SESI
CONSULTING
ENGINEERS

REMEDIAL INVESTIGATION REPORT

For:

247 North Avenue
New Rochelle, Westchester County, New York
BCP Site No. C360200

Prepared for:

247 North Avenue Associates, LLC

7 Renaissance Square, 4th Floor

White Plains, NY, 10601

Prepared by:

SESI CONSULTING ENGINEERS, D.P.C.
12A Maple Avenue
Pine Brook, NJ 07058

November 2021
Revised March 31, 2022

CERTIFICATIONS

I, Fuad Dahan, certify that I am currently a NYS registered professional engineer as defined in 6 NYCRR Part 375 and that this Report was prepared in accordance with all applicable statutes and regulations and in substantial conformance with the DER Technical Guidance for Site Investigation and Remediation (DER-10) and that all activities were performed in full accordance with the DER-approved work plan and any DER-approved modifications.

Fuad Dahan

NYS Professional Engineer (# 090531)	Date	Signature

It is a violation of Article 130 of New York State Education Law for any person to alter this document in any way without the express written verification of adoption by any New York State licensed engineer in accordance with Section 7209(2), Article 130, New York State Education Law.

TABLE OF CONTENTS

1.0 INTRODUCTION 3
2.0 BACKGROUND 4
2.1 SITE DESCRIPTION AND PROPOSED DEVELOPMENT 4
2.2 DESCRIPTION OF SURROUNDING PROPERTIES 4
2.3 PREVIOUS ENVIRONMENTAL INVESTIGATIONS 5
2.3.1 PHASE II ESA REPORT FOR 247 NORTH AVENUE (NOVEMBER 2019) 5
2.3.2 PHASE I ESA REPORT FOR 247 NORTH AVENUE (FEBRUARY 2020) 6
2.3.3 INDOOR AIR QUALITY REPORT FOR 247 NORTH AVENUE (FEBRUARY 2020) 7
2.3.4 SUPPLEMENTAL PHASE II ESA FOR 247 NORTH AVENUE (APRIL 2020) 7
3.0 SITE SETTING 8
3.1 TOPOGRAPHY 8
3.2 SURFACE WATER AND DRAINAGE 8
3.3 GEOLOGY 8
3.4 HYDROGEOLOGY 8
4.0 REMEDIAL INVESTIGATION ACTIVITIES 9
4.1 RI SAMPLING SUMMARY 9
4.2 INVESTIGATION METHODOLOGY 9
4.3 SOIL BORINGS AND SAMPLING 10
4.4 MONITORING WELL INSTALLATIONS 11
4.5 GROUNDWATER SAMPLING 11
4.6 SOIL GAS INVESTIGATION 12
4.6.1 SOIL VAPOR SAMPLING 12
4.6.2 SAMPLING PROCEDURE 12
5.0 REMEDIAL INVESTIGATION RESULTS 13
5.1 SOIL RESULTS 13
5.1.1 IMPACTED SOIL DELINEATION (RI-SB-9) 15
5.2 GROUNDWATER RESULTS 15
5.3 SOIL AND VAPOR AMBIENT AIR RESULTS 16
5.4 SUMMARY OF RESULTS 18
6.0 REMEDIAL INVESTIGATION FINDINGS AND SUMMARY 20
6.1 CONCEPTUAL SITE MODEL 20

6.2 HUMAN HEALTH EXPOSURE ASSESSMENT 21
6.3 FISH AND WILDLIFE IMPACT ANALYSIS....23
6.4 DATA USABILITY SUMMARY REPORT....23
6.5 RECOMMENDATIONS....25
6.5.1 CLEANUP ALTERNATIVES 25
6.5.2 DATA LIMITATIONS AND RECOMMENDATIONS FOR FUTURE WORK 25
6.5.3 RECOMMENDED REMEDIAL ACTION OBJECTIVES....25
7.0 DEVIATIONS FROM THE RIWP 26
8.0 REFERENCES 27

FIGURES

FIGURE 1.1 SITE LOCATION MAP
FIGURE 2.1 SITE PLAN
FIGURE 2.2 REC LOCATION MAP
FIGURE 4.1 SOIL SAMPLE LOCATIONS AND RESULTS MAP
FIGURE 4.1A IMPACTED SOIL DELINEATIONS
FIGURE 4.2 GROUNDWATER SAMPLE LOCATIONS AND RESULTS MAP
FIGURE 4.3 SOIL VAPOR & AMBIENT AIR SAMPLE LOCATIONS & RESULTS MAP
FIGURE 4.4 GROUNDWATER CONTOUR MAP

EMBEDDED TABLES

TABLE 2.1 ADJACENT PROPERTIES
TABLE 2.2 SUMMARY OF SOIL SAMPLE EXCEEDANCES (PHASE II)
TABLE 5.1 SUMMARY OF PAH EXCEEDANCES IN SOIL
TABLE 5.2 SUMMARY OF METALS EXCEEDANCES IN SOIL
TABLE 5.3 SUMMARY OF EXCEEDANCES OF THE NYSDEC AWQS IN GROUNDWATER
TABLE 5.4 SUMMARY OF PFAS EXCEEDANCES IN GROUNDWATER
TABLE 5.5 SUMMARY SOIL VAPOR VOC DETECTIONS
TABLE 6.1 POTENTIAL EXPOSURES

SUMMARY TABLES (ATTACHED)

TABLE 1 SAMPLE SUMMARY TABLE

TABLE 2 GROUNDWATER ELEVATION DATA
TABLE 3 SOIL ANALYTICAL SUMMARY TABLE
TABLE 4 GROUNDWATER ANALYTICAL SUMMARY TABLE
TABLE 5 SOIL VAPOR AND AMBIENT AIR ANALYTICAL SUMMARY TABLE

APPENDICES

APPENDIX A COMMUNITY AIR MONITORING PLAN DATA
APPENDIX B SOIL BORING/MONITORING WELL CONSTRUCTION LOGS
APPENDIX C WASTE CLASSIFICATION SAMPLING DATA
APPENDIX D GROUNDWATER MONITORING WELL PURGE DATA
APPENDIX E MONITORING WELL SURVEY MAP
APPENDIX F LABORATORY ANALYTICAL REPORTS
APPENDIX G DATA USABILITY SUMMARY REPORT

Acronym List

Acronym	Definition
1,1,1-TCA	1,1,1-Trichloroethane
AOC	Area of Concern
AST	Aboveground Storage Tank
AWQS	Ambient Water Quality Standards
BCA	Brownfield Cleanup Agreement
BCP	Brownfield Cleanup Program
bgs	Below ground surface
CAMP	Community Air Monitoring Plan
CVOC	Chlorinated Volatile Organic Compound
DER	Division of Environmental Remediation
DER-10	NYSDEC Technical Guidance for Site Investigation & Remediation Division of Environmental Remediation
DUSR	Data Usability Summary Report
ECs	Engineering Controls
EM	Electromagnetic
EPH	Extractable Petroleum Hydrocarbons
ESA	Environmental Site Assessment
FWRIA	Fish and Wildlife Resources Impact Analysis
GPR	Ground Penetrating Radar
IRMWP	Interim Remedial Measure Workplan
MCL	Maximum Contaminant Level
MW	Monitoring Well
NYSDEC	New York State Department of Environmental Conservation
NYSDOH	New York State Department of Health
ORP	Oxidation/Reduction Potential
PAHs	Polycyclic Aromatic Hydrocarbons
PCB	Polychlorinated Biphenyls
PCE	Tetrachloroethene
PFAS	Per and Polyfluoroalkyl Substances

Acronym	Definition
PFOA	Perfluorooctanoic Acid
PFOS	Perfluorooctanesulfonic Acid
PHC	Petroleum Hydrocarbon
PID	Photoionization Detector
QAPP	Quality Assurance Project Plan
QA/QC	Quality Assurance/Quality Control
RAWP	Remedial Action Work Plan
REC	Recognized Environmental Concern
RI	Remedial Investigation
RIR	Remedial Investigation Report
RIWP	Remedial Investigation Work Plan
RIWP-RMW	Remedial Investigation Work Plan/Interim Remedial Measures Workplan
RRSCOs	Restricted Residential Soil Cleanup Objectives
SCG	Standards, Criteria, and Guidance
SCO	Soil Cleanup Objectives
SESI	SESI Consulting Engineers, DPC
SVOC	Semi Volatile Organic Compounds
TAL	Target Analyte List
TCE	Trichloroethene
TCL	Target Compound List
TOGS	Technical and Operations Guidance Series
TPH	Total Petroleum Hydrocarbons
USCO	Unrestricted Use Soil Cleanup Objectives
USEPA	United States Environmental Protection Agency
VOCs	Volatile Organic Compounds

EXECUTIVE SUMMARY

The New York State Department of Environmental Conservation (NYSDEC) entered into a Brownfield Cleanup Agreement (BCA) Site No. C360200 on July 7, 2020 for the property located at 247 North Avenue in New Rochelle, Westchester County, New York (the "Site"). The Site consists of a 0.57-acre property containing a partially occupied one (1) story building with a basement and an asphalt-paved parking lot. The Site is bound to the west by North Avenue followed by retail buildings, to the north by a commercial building and a new residential apartment building, to the east by LeCount Place followed by a multi-story parking and residential structure and hotel, and to the south by a one (1)-story commercial building occupied by the Creative Learning Center, and a four (4)-story residential building with ground-floor retail.

This Remedial Investigation Report (RIR) summarizes the results of prior investigations and the Remedial Investigation (RI) performed on the Site. The RI was conducted in general accordance with the Remedial Investigation-Interim Remedial Measures Work Plan (RI-IRMWP) for the Site, which was last revised in May 2021, and subsequently approved by the NYSDEC on June 11, 2021.

The RI consisted of collecting 37 soil samples, four (4) groundwater samples, and six (6) soil vapor samples. Soil samples were collected in a grid pattern approximately every 50 feet in order to systematically investigate soil contamination across the Site. The samples were analyzed for a combination of full target compound list (TCL) and target analyte list (TAL) analytes – which include volatile organic compounds (VOCs) (USEPA Method 8260), metals (USEPA Methods 6010/7471), semi-volatile organic compounds (SVOCs) (USEPA Method 8270), polychlorinated biphenyls (PCBs) and pesticides (USEPA Methods 8081/8082), per and polyfluoroalkyl substances (PFAS) (USEPA Method 573), and 1,4 dioxane (USEPA Method 8270). Duplicates and field blanks were collected for quality assurance/quality control (QA/QC) purposes.

The overall maximum depth of impacted soils was seven (7) ft-bgs within the northern and southeast portions of the Site. Soil samples collected beneath the building slab during this RI did not exhibit exceedances above applicable soil cleanup objectives; however, soil impacts were observed via field screening methods (i.e., visual, olfactory, and/or photoionization detector [PID]) and delineated in the field. Contaminants of concern in soil consist of polycyclic aromatic hydrocarbons (PAHs) (i.e., benzo(a)anthracene, benzo(a)pyrene, benzo(b)fluoranthene,

benzo(k)fluoranthene, chrysene, dibenzo(a,h)anthracene, and/or indeno(1,2,3-cd)pyrene) and metals (i.e., copper, lead, mercury, nickel, and/or zinc), which were identified exceeding both the Unrestricted Use Soil Cleanup Objectives (USCOs) and the Restricted Residential Soil Cleanup Objectives (RRSCOs) in soils down to seven (7) ft-bgs. Groundwater is impacted under the entire Site as described below.

The contaminants of concern identified in the Site's groundwater include metals (i.e., antimony, iron, magnesium, manganese and sodium) above NYSDEC Technical and Operations Guidance Series (TOGS) Ambient Water Quality Standards (AQWS) across the entire Site. Site groundwater is also impacted by perfluorooctanoic acid (PFOA) and perfluorooctanesulfonic acid (PFOS) exceeding the NYSDEC guidance value in the six (6) groundwater monitoring wells, which may be indicative of regional background contamination of PFOS/PFOA that has also been identified at nearby BCP sites (33 Centre Avenue, 14 LeCount Place, 329 Huguenot Street). No VOCs, SVOCs, pesticides, or PCB compounds were identified in groundwater samples above the NYSDEC TOGS AQWS during this investigation.

Finally, several petroleum hydrocarbon (PHC) VOCs and chlorinated volatile organic compound (CVOCs) were detected in soil vapor and may have the potential to result in soil vapor intrusion into the future on-Site buildings. A vapor intrusion evaluation may be needed for any proposed enclosed areas.

1.0 INTRODUCTION

The NYSDEC entered into a BCA with 247 North Avenue Associates, LLC on July 7, 2020 for the property located at 247 North Avenue in New Rochelle, Westchester County, New York (the "Site", Site No. C360200). A USGS Site Location Map is presented as **Figure 1.1.** This document presents the investigative work that was performed in accordance with the Remedial Investigation-Interim Remedial Measures Workplan, which was last revised in May 2021, and subsequently approved by the NYSDEC on June 11, 2021.

The RIR was completed in accordance with the NYSDEC DER-10, to provide a systematic assessment of environmental conditions on the Site. The RI defines the nature and extent of contamination on-Site, identifying contaminant source areas, and producing data of sufficient quantity and quality to complete an on-Site exposure assessment and a qualitative off-Site exposure assessment for purposes of designing the remedial action for the Site. The results of this investigation will also be utilized to conduct the IRM. The IRM will include removal of soils which exceed USCOs.

2.0 BACKGROUND

2.1 SITE DESCRIPTION AND PROPOSED DEVELOPMENT

The Site is a 0.57-acre property located at 247 North Avenue in New Rochelle, Westchester County, New York. The Site comprises one (1) parcel and is identified on the Westchester County Clerk's map as tax parcel 1-231-0019. The Site is improved with a largely vacant one (1)-story commercial building with a basement, and an associated asphalt parking lot. A small portion of the building facing North Avenue is currently occupied by an employment assistance center. The remainder of the building was formerly occupied by Planned Parenthood.

The Site is located in a dense commercial and residential area in downtown New Rochelle, and is bound to the west by North Avenue followed by retail buildings, to the north by a commercial building and a new residential apartment building, to the east by LeCount Place followed by a multi-story parking and residential structure and hotel, and to the south by a one (1)-story commercial building occupied by the Creative Learning Center, and a four (4)-story residential building with ground-floor retail. **Figure 2.1** presents a Site Plan.

The Site has been developed with various structures since at least 1887 including a coal and wood yard, tenements, laundry, and storage buildings. A garage is depicted on the 1911 Sanborn map, with a potential 120-gallon gasoline aboveground storage tank (AST). The 1931 Sanborn map depicts a miniature golf course on the Site, and the current Site building is first depicted on the 1951 Sanborn map. The building was renovated in the mid-1990s and was occupied by Planned Parenthood from 1996 to 2019, and the employment assistance center has occupied the storefront portion of the building since 2016.

The proposed Site development includes an apartment building with 244 residences, approximately 3,000 square feet of ground floor retail space and a 210-car structured parking garage beneath the building.

2.2 DESCRIPTION OF SURROUNDING PROPERTIES

The surrounding properties consist of multiple commercial and residential properties:

Table 2.1—Adjacent Properties

Direction	Adjacent Property
North	Commercial building, residential apartment building
South	Four (4)-story residential building with ground-floor retail, preschool
East	Residential and hotel building
West	Retail properties

2.3 PREVIOUS ENVIRONMENTAL INVESTIGATIONS

Prior Site investigations have been conducted. A list of the reports prepared as part of these activities is presented below. The documents were attached to the previously-submitted RI-IRMWP. A brief summary of each of the documents is also included.

- Phase II ESA for 247 North Avenue, prepared for 247 North Avenue Associates, LLC, prepared by SESI, November 2019.
- Phase I ESA for 247 North Avenue, prepared for 247 North Avenue Associates LLC, prepared by SESI, February 2020.
- Indoor Air Quality Report, 247 North Avenue, prepared for 247 North Avenue Associates, LLC, prepared by AKRF, Inc. (AKRF), February 2020.
- Supplemental Phase II ESA Sampling for 247 North Avenue, conducted for 247 North Avenue Associates, LLC by SESI in April 2020.

2.3.1 PHASE II ESA REPORT FOR 247 NORTH AVENUE (NOVEMBER 2019)

SESI conducted a Phase II Environmental Site Assessment Report in November 2019 for the subject Site. Field work for the Phase II ESA was completed on October 3 and 4, 2019 and included 11 soil borings advanced to depths ranging from 10-21 feet below ground surface (ft-bgs), and four (4) soil vapor points using a direct push Geoprobe® rig. Eleven soil samples were collected, one (1) from each boring, and four (4) soil vapor samples were collected from each soil vapor point at approximately 10 ft-bgs. The soil samples were collected from various depths based on field screening using a Photo Ionization Detector (PID), visual and olfactory observations.

Soil Results

Laboratory results of the soil samples indicated several exceedances of SVOCs in three (3) of the samples by as much as 48 times the NYSDEC USCOs to depths of up to six (6) ft-bgs. Metals, including lead, mercury, and selenium, exceeded USCOs in four (4) samples to depths of up to six (6) ft-bgs. No pesticides or PCBs were detected, and no VOCs exceeded NYSDEC USCOs in any soil samples.

Soil Vapor Results

Analytical results of the soil vapor samples indicated detectable concentrations of 1,1-dichloroethene, 1,1,1-trichloroethane (1,1,1-TCA), and trichloroethene (TCE). The elevated concentration of 1,1,1-TCA required additional investigation as part of the remedial investigation of the Site.

2.3.2 PHASE I ESA REPORT FOR 247 NORTH AVENUE (FEBRUARY 2020)

SESI conducted a Phase I ESA for the Site in February 2020. As part of this work, two (2) Recognized Environmental Conditions (RECs) were identified at the Site.

- REC 1 – Soil and Soil Vapor Contamination: SESI performed a Phase II ESA in October 2019, which was documented in the November 2019 Phase II Report, and which included the collection of soil and soil vapor samples. Based on the sampling results indicating the presence of SVOCs and metals in soil exceeding applicable soil standards and the presence of VOCs in soil vapor exceeding applicable screening levels at the Site, these findings constituted an REC.
- REC 2 – Potential Former Gasoline Tank: The potential former on-Site presence of a 120-gallon gasoline storage tank on the 1911 Sanborn map represented a REC in connection with the Site based on the presumed tank contents and the age of operation, which predates legislated environmental regulations, and lack of any closure documentation associated with the tank. This finding constituted an REC.

A REC location map is presented as **Figure 2.2**.

2.3.3 INDOOR AIR QUALITY REPORT FOR 247 NORTH AVENUE (FEBRUARY 2020)

An indoor air quality assessment was performed in the current on-Site building by AKRF in February 2020. Six (6) indoor air samples and one (1) outdoor (ambient) air sample were collected as part of the assessment. The indoor air samples were collected in the basement, crawl space, and first floor of the building over an eight (8)-hour sampling period.

Three (3) compounds (isopropanol, ethanol, and chloroform) were detected in the indoor air samples above New York State Department of Health (NYSDOH) background levels. These compounds were not detected in the soil vapor samples from SESI's Phase II ESA described in Section 2.3.1, and AKRF concluded that the compounds were not likely attributable to soil vapor intrusion but were more likely derived from the use of sterilization and disinfection products in the building, or in the case of chloroform, the interaction of bleach with other compounds or with indoor air. No other compounds were detected in the indoor air samples above NYSDOH background levels.

2.3.4 SUPPLEMENTAL PHASE II ESA FOR 247 NORTH AVENUE (APRIL 2020)

SESI conducted a Supplemental Phase II ESA in April 2020 within accessible areas of the basement and crawlspace of the current on-Site building. The purpose of the supplemental Phase II ESA was to collect additional soil and sub-slab soil vapor data to support application to the New York BCP. The field work was conducted on April 18, 2020 and included the advancement of five (5) soil borings to a maximum depth of 5.5 feet beneath the basement slab using a direct push Geoprobe® rig and placement of four (4) sub-slab soil vapor points to a depth of approximately six (6) inches beneath the slab. Two (2) soil samples were collected from each soil boring, one (1) soil vapor sample was collected from each sub-slab soil vapor point, three (3) indoor air samples were collected from within the basement, crawlspace, and first floor tenant space, and one (1) outdoor ambient air sample was collected during the indoor air sampling activities. The soil samples were collected from various depths based on field screening using a PID, visual and olfactory observations and were analyzed for VOCs, SVOCs, pesticides, PCBs, metals, and cyanide.

Analytical results from the soil samples did not indicate any exceedances of their respective USCOs. Analytical results of the soil vapor samples indicated detectable concentrations of several PHC VOCs and CVOCs.

3.0 SITE SETTING

3.1 TOPOGRAPHY

The Site is generally flat with artificial grade. Regional surface topography slopes downward to the southeast. Based on the U.S. Geological Survey – Mount Vernon Quadrangle map, the Site is approximately 95 feet above the North American Datum.

3.2 SURFACE WATER AND DRAINAGE

There are no surface water bodies or streams on or directly adjacent to the Site. SESI did not observe any areas suspected to be wetlands on the Site. Echo Bay is located approximately 2,000 ft to the east. Storm water drainage patterns are generally over paved surfaces into storm drains.

3.3 GEOLOGY

During SESI's 2019 and 2020 Phase II ESA and 2021 RI, uncontrolled fill material consisting of brown sand with varying amount of clay, silt, and gravel was encountered from the surface to depths ranging from two (2) to seven (7) ft-bgs across the Site. The fill material was observed to be underlain by medium-fine sand, silt, and clay with some gravel. Refusal on weathered rock was encountered at depths ranging between 14 to 20 ft-bgs. Bedrock was identified to be Schist.

In 2017, SESI conducted a geotechnical investigation on an adjacent property to the north (251 North Avenue). From the surface grade (down), the stratigraphy at the adjacent property consisted of fill material to a depth of 9-10 ft-bgs, followed by gray-brown coarse to fine sand with some silt and gravel. Refusal on weathered rock was encountered at depths ranging between 14 to 20 ft-bgs. The depth to bedrock was estimated to range from 21 to 35 ft-bgs.

3.4 HYDROGEOLOGY

Groundwater was encountered during this RI at depths ranging from 12.5 to 14.5 ft bsg (below surface grade). Groundwater was determined to flow in an east-southeast direction across the Site. However, local groundwater flow direction can be affected by subsurface openings or obstructions such as basements and utilities, groundwater pumping and other factors.

4.0 REMEDIAL INVESTIGATION ACTIVITIES

The RI was conducted in general accordance with the NYSDEC DER-10 and with the RI-IRMWP for the Site, which was last revised in May 2021, and subsequently approved by the NYSDEC on June 11, 2021. The objective of the RI was to complete the investigation of soil, soil vapor, and groundwater on the Site and to delineate the nature and extent of the contamination on Site. The applicable standards criteria and guidance (SCGs) for the Site soil are the USCOs and RRSCOs, and NYSDEC guidance values for 21 PFAS compounds. There are no currently applicable standards for soil vapor. The applicable SCGs for the Site groundwater are the TOGS AWQS Class GA standards (cf. Section 703.6), the NYS drinking water maximum contaminant levels (MCLs) for PFOA, PFOS, and 1-4-dioxane.

4.1 RI SAMPLING SUMMARY

Field activities were completed from June 29 through August 26, 2021. A total of 17 soil borings, six (6) permanent groundwater monitoring wells, and six (6) soil vapor points were installed and sampled to investigate the presence of contamination across the Site. **Table 1** includes a summary of the samples collected, depths, rationale, and their corresponding analyses. **Figures 4.1, 4.2, and 4.3** present the sample locations for soil, groundwater, and soil vapor, respectively.

The soil samples were analyzed for various compounds, as depicted in the sampling plan (**Table 1**), including TCL/TAL+30 including metals (USEPA Methods 6010/7471), SVOCs (USEPA Method 8270), VOCs (USEPA Method 8270), PCBs, pesticides (USEPA Methods 8081/8082), PFAS (USEPA Method 537), and 1,4 dioxane (USEPA Method 8760). The groundwater samples were all analyzed for TCL/TAL+30, PFAS, and 1,4-dioxane. Field blanks were collected each day sampling was conducted, and trip blanks accompanied all samples analyzed for VOCs. The soil vapor samples were analyzed for VOCs in accordance with EPA method TO-15.

4.2 INVESTIGATION METHODOLOGY

All the field work was completed under the on-Site observation of a SESI field engineer under the supervision of an environmental professional engineer. The field work involved performing a geophysical survey, advancing borings, installing permanent monitoring wells, and placing temporary soil vapor points. Disposable field equipment was utilized to collect soil and groundwater samples. A Community Air Monitoring Plan (CAMP) was implemented during all intrusive field work in accordance with the RI-IRMWP. This included monitoring for VOCs and

dust. There were no exceedances for VOCs or dust during the CAMP monitoring. All CAMP monitoring data is included in **Appendix A**. SESI observed the work completed by the following subcontractors:

- AARCO Drilling – Performed a geophysical survey across the Site to pre-clear boring locations as well as to identify subsurface utilities and/or anomalies. AARCO Advanced 17 soil borings, installed of six (6) monitoring wells, and placed six (6) soil vapor points utilizing direct-push, and/or modular air rotary drilling techniques. A 7822DT Geoprobe® drill rig was used to advance soil borings and install monitoring wells in the exterior portions of Site (i.e., soil borings RI-SB-1 through RI-SB-7, RI-SB-11, RI-SB-12, RI-SB-17, and RI-SB-18 and monitoring wells RI-MW-1, RI-MW-2, RI-MW-3, and RI-MW-6) and a limited access 420M Geoprobe® drill rig was used to advance soil borings in the interior basement of the Site (i.e., soil borings RI-SB-8 through RI-SB-10 and RI-SB-14 through RI-SB-16). A modular air rotary drill rig was used to install bedrock monitoring wells RI-MW-4 and RI-MW-5 in the interior basement.
- SGS Laboratories (SGS) – Analyzed soil, groundwater, and soil vapor/ ambient air samples as per requested analytical methods.

4.3 SOIL BORINGS AND SAMPLING

A total of 37 soil samples were collected from 17 soil borings (RI-SB-1 through RI-SB-12 and RI-SB-14 through RI-SB-18) as shown on **Table 1**. The borings were advanced utilizing direct-push drilling techniques. Borings were advanced to depths of 14 ft-bgs. Soil samples were collected utilizing a macro-core sampler. Samples for laboratory chemical analyses were collected based on field screening, which includes visual and olfactory observations and screening with photo-ionization detector. QA/QC samples consisting of field rinsate blanks and duplicate samples were collected each day or one for every 20 samples. All borings were logged continuously from grade to completion by the SESI field inspector and sampling activities were also conducted by the inspector. The boring logs are provided in **Appendix B.**

In addition to the remedial investigation grab samples, composite samples were collected from select borings for waste characterization purposes. The waste characterization samples were collected at an approximate frequency of one (1) composite per 750 cubic yards (CY) of soils based on a site grid of 50 foot-wide by 50 foot-long and 20-feet deep. The waste classification sampling data and Site grids are included in **Appendix C**.

4.4 MONITORING WELL INSTALLATIONS

Six (6) permanent groundwater monitoring wells were installed to investigate groundwater across the Site, as detailed on **Table 1**. Groundwater samples were analyzed for TCL/TAL +30, PFAS, and 1-4 dioxane. The depth of the wells ranged from 15 to 30 ft bgs. The depth of water table ranged from approximately 12.5 to 14.5 ft below street grade. Monitoring wells RI-MW-1, RI-MW-2, RI-MW-3, and RI-MW-6 were installed in the asphalt-paved portions of the Site. Monitoring wells RI-MW-4 and RI-MW-5 were installed in the basement floor of the Site building, which is approximately 8 ft-bgs. Individual well depth details are provided in **Table 1**. All the wells were constructed utilizing two (2)-inch PVC pipe with 10 feet of 10-slot (0.010 inch) screen. The PVC screen was surrounded by #2 filter sand. The filter sand was extended at least approximately 1 foot above the screen. Bentonite approximately 1 foot thick was then placed on top of the filter sand and the remaining annular space around the PVC riser was grouted with cement/bentonite mix. The wells were subsequently completed with protective steel manholes as flush mount.

The monitoring wells were developed until the purge water being pumped was free of sediment, or the well no longer had groundwater present, whichever was encountered first. The development water was collected in drums for disposal off-site. **Appendix C** includes the monitoring well construction logs.

4.5 GROUNDWATER SAMPLING

Monitoring wells MW-1, MW-2, MW-3, and MW-6 were sampled on July 13, 2021 and monitoring wells MW-4 and MW-5 were sampled on August 26, 2021. The monitoring wells were sampled in accordance with USEPA low flow sampling procedures. The low flow purge water was piped to a “flow cell,” where groundwater geochemical parameters such as pH, redox potential, specific conductance, dissolved oxygen, salinity and turbidity were measured at three (3) minute intervals. Drawdown during the well sampling was also measured. Field parameters including pH, dissolved oxygen, turbidity, specific conductance and oxidation/reduction potential (ORP) were measured. “Redi-flow” purging techniques were implemented to achieve stabilization. Groundwater samples were collected once the geochemical parameters stabilized for three consecutive readings. **Appendix D** includes the purge data for the groundwater monitoring wells. QA/QC samples including field blanks were collected each day or one per 20 samples. Trip blanks were included in each cooler shipment when VOCs were to be analyzed.

A groundwater contour map was developed using well gauging and surveying data (**Figure 4.4**). The map depicts groundwater flow to the east-southeast across the site. The well gauging and survey data is presented on **Table 2** (attached)**.** The monitoring well survey completed by Line & Grade Surveyors D.P.C, dated September 16, 2021, is included as **Appendix E** to this report.

4.6 SOIL GAS INVESTIGATION

4.6.1 SOIL VAPOR SAMPLING

SESI collected six (6) soil vapor samples (RI-SV-1 through RI-SV-6) across the Site. Two (2) of the samples (RI-SV-4 and RI-SV-5) were collected from beneath the sub-slab of the current Site building (at a depth of approximately five [5] feet beneath the slab floor) and four (4) of the samples (RI-SV-1, RI-SV-2, RI-SV-3, and RI-SV-6) were collected beneath the asphalt parking lot at a depth of approximately 5 ft-bgs. Soil vapor samples were collected in accordance with the Guidance for Evaluating Soil Vapor Intrusion in the State of New York.

4.6.2 SAMPLING PROCEDURE

Semi-permanent soil vapor probes were installed with an adequate surface seal to prevent outdoor air infiltration at each sampling location. Soil vapor implants were installed using a direct push Geoprobe® to attain the depths as noted in **Table 1** (attached). Porous, inert backfill packer sand was used to create a sampling column. The implants were fitted with inert Teflon® tubing to the surface. Soil vapor probes were sealed above the sampling zone with a bentonite slurry for a minimum distance of three (3) feet. The remainder of the borehole was backfilled with clean material.

Prior to sampling, the soil vapor points were purged three (3) times the volume of the sample probe and tube. Flow rates for both purging and collecting were maintained below 0.2 liters per minute to minimize outdoor air infiltration during sampling. Samples were collected in certified 1-L Summa ® canisters provided by the laboratory. Helium tracer tests were conducted at each vapor sample location. All the samples were sent to SGS (an ELAP-accredited) laboratory for EPA TO-15 analysis.

5.0 REMEDIAL INVESTIGATION RESULTS

For purposes of evaluating the remedial alternatives associated with the proposed Site redevelopment, the analytical results of the soil samples were compared to the NYSDEC USCOs and RRSCOs, and January 2021 guidance values for 21 PFAS compounds. The constituent concentrations in groundwater were compared to the applicable NYSDEC TOGS Class GA AWQS or MCLs. The laboratory analytical reports for soil, soil vapor and groundwater results are included as **Appendix F**. The Data Usability Summary Report (DUSR) are included in **Appendix G** of this report.

5.1 SOIL RESULTS

Seven (7) PAHs and five (5) metals were detected in excess of their respective USCOs and/or RRSCOs. Exceedances were limited to three (3) locations for PAHs, and nine (9) locations for metals. Exceedances are detailed in **Tables 5.1** and **5.2** below. The soil sample depth intervals in each sample name represent depth below the ground surface of each boring.

PAHs including benzo(a)anthracene, benzo(a)pyrene, benzo(b)fluoranthene, benzo(k)fluoranthene, chrysene, dibenzo(a,h)anthracene, and/or indeno(1,2,3-cd)pyrene were identified in three (3) samples from three (3) soil borings (RI-SB-4 (4-4.5), RI-SB-17 (2.5-3), RI-SB-18 (6.5-7) at concentrations that exceed their USCOs and/or RRSCOs. The maximum depth of PAH impacts is 7 ft-bgs based on the soil samples.

Table 5.1 - Summary of PAH Exceedances in Soil

Client Sample ID:		USCO	RRSCO	RI-SB-4 (4-4.5)	RI-SB-17 (2.5-3.0)	RI-SB-18 (6.5-7.0)
Lab Sample ID:				JD27540-9	JD27605-1	JD27605-3
Date Sampled:				6/29/2021	6/30/2021	6/30/2021
Matrix:	Units			Soil	Soil	Soil
SVOCs (SW846 8270E)						
Benzo(a)anthracene	mg/kg	1	1	**1.51**	**1.18**	**7.62**
Benzo(a)pyrene	mg/kg	1	1	**1.73**	**1.15**	**7.09**
Benzo(b)fluoranthene	mg/kg	1	1	**2.25**	**1.42**	**8.02**
Benzo(k)fluoranthene	mg/kg	0.8	3.9	0.747	0.512	**3.41**
Chrysene	mg/kg	1	3.9	**1.76**	**1.29**	**7.61**
Dibenzo(a,h)anthracene	mg/kg	0.33	0.33	0.336	0.186	**1.13**
Indeno(1,2,3-cd)pyrene	mg/kg	0.5	0.5	**1.07**	**0.834**	**4.62**

Notes:

mg/kg = Miligrams per kilogram
USCO = NY Unrestricted Use Soil Cleanup Objectives (6 NYCRR 375-6 12/06)
RRSCO = NY Restricted Residential Use Soil Cleanup Objectives w/CP-51 (10/10) (6 NYCRR 375-6 1
= Concentration exceeds USCOs
= Concentration exceeds RRSCOs

Metals including copper, lead, mercury, nickel, and/or zinc were detected in ten (10) samples from eight (8) soil borings at concentrations exceeding their USCO and/or RRSCO. The depth of metals impacts extended as deep as seven (7) ft bgs across the Site exceeding their USCOs and/or RRSCO. The soil samples with metals exceeding the USCOs and/or RRSCOs are presented in **Table 5.2** below.

Table 5.2 - Summary of Metals Exceedances in Soil

Client Sample ID:		USCO	RRSCO	R1-SB-2 (3-3.5)	R1-SB-3 (1-1.5)	R1-SB-4 (4-4.5)	R1-SB-6 (3.5-4.0)	R1-SB-11 (6-6.5)	R1-SB-12 (6.5-7.0)	RI-SB-17 (2.5-3.0)	DUP-1	RI-SB-18 (3.0-3.5)	RI-SB-18 (6.5-7.0)
Lab Sample ID:				JD27540-4	JD27540-6	JD27540-9	JD27540-13	JD27540-18	JD27540-16	JD27605-1	JD27605-13	JD27605-2	JD27605-3
Date Sampled:				6/29/2021	6/29/2021	6/29/2021	6/29/2021	6/29/2021	6/29/2021	6/30/2021	6/30/2021	6/30/2021	6/30/2021
Matrix:	Units			Soil	Soil	Soil	Soil	Soil	Soil	Soil	Soil	Soil	Soil
Metals													
Copper	mg/kg	50	270	13.7	25.8	**51.7**	**198**	44.5	38.3 [j]	46.3 [j]	15.5	**106**	**444** [j]
Lead	mg/kg	63	400	**409**	**180**	**134**	**383**	**851**	4.2	**135**	**83**	10.1	**314**
Mercury	mg/kg	0.18	0.81	0.047	0.038	**0.45**	**0.28**	0.091	<0.025	**0.94**	**0.31**	<0.032	**0.35**
Nickel	mg/kg	30	310	16.2	17.4	15.6	14.2	21.3	**61.4**	12.6	16.3	25.2	18
Zinc	mg/kg	109	10000	59.6	**387**	73.2	**135**	**200**	43.5	**261**	72.7	44.5	**151**

Notes:

mg/kg = Miligrams per kilogram
USCO = NY Unrestricted Use Soil Cleanup Objectives (6 NYCRR 375-6 12/06)
RRSCO = NY Restricted Residential Use Soil Cleanup Objectives w/CP-51 (10/10) (6 NYCRR 375-6 12/06
= Concentration exceeds USCOs
= Concentration exceeds RRSCOs

No exceedances of VOCs, pesticides, PCBs, or cyanide were identified in any of the soil samples collected above their respective USCOs. PFOA and PFOS were not detected in any samples above their respective NYSDEC guidance values (October 2020).

Sampling locations and concentrations of the USCO and RRSCO exceedances are identified in **Figure 4.1**. All soil analytical data is presented in **Table 3** (attached).

5.1.1 IMPACTED SOIL DELINEATION (RI-SB-9)

Impacted soil was identified during the advancement of boring RI-SB-9, located in the basement of the on-site building. Strong odors were identified beginning at approximately three (3) ft-bgs, and staining was noted between 5-6 ft-bgs with a maximum PID reading of 429 ppm (parts per million) in this interval. Refusal was encountered at six (6) ft-bgs. An additional soil sample was collected from 5.5-6 ft-bgs and analyzed for VOCs. No VOCs were detected in the sample.

SESI notified the NYSDEC project manager to the discovery of impacted soil, and performed a series of delineation borings in the basement on June 30 and July 1, 2021. The NYSDEC project manager, Mr. Gerald Pratt, visited the Site on July 2, 2021 in response to the impacted soil discovery. A total of 12 delineation borings were completed in the vicinity of RI-SB-9 as shown on **Figure 4.1A** to a depth of six (6) ft-bgs. Soil from each delineation boring was field screened for impacts using a PID and visual/olfactory methods. Two (2) of the initial delineation borings located to the east and southeast exhibited similar impacts to RI-SB-9, and three (3) additional borings further to the southeast exhibited soil with moderate odors but no measurable PID readings. The seven (7) additional delineation borings done to the west and further to the east and southeast did not exhibit any impacts, thus completing delineation of the impacted soil area within the basement. In the northerly direction, beyond the basement wall, RI-SB-3 (located in the parking lot approximately 50 feet to the north of RI-SB-9) serves as the delineation boring in this direction as no impacts were noted in this boring.

Based on the presence of impacted soil underneath the building, demolition and removal of the existing Site building and its foundation are required in order to excavate the impacted soils and complete the remediation of the Site. All impacted soil will be addressed during the planned IRM via excavation, segregation and disposal at an appropriate offsite facility in accordance with the approved RI-IRMWP.

5.2 GROUNDWATER RESULTS

Six (6) monitoring wells (MW-1 through MW-6) were sampled for TCL/TAL+30 (including VOCs, SVOCs, PCBs, pesticides, and metals), PFAS, and 1,4-dioxane. There were no VOCs, SVOCs, PCBs, or pesticides detected in exceedance of the NYSDEC AWQS in the groundwater samples. One non-naturally occurring metal (antimony) was detected exceeding the AWQS in one sample (MW-2). There were no additional metals exceedances of the AWQS with the exception of several naturally occurring metals including iron, magnesium, manganese and sodium, as shown in **Table 5.3** below.

Table 5.3 Summary of Exceedances of the NYSDEC AWQS in Groundwater

Client Sample	Units	NYSDEC AWQS	MW-1	MW-2	MW-3	MW-4	MW-5	MW-6	DUP-1
Lab Sample ID:			JD28208-1 & JD28208-1A	JD28208-2 & JD28208-2A	JD28208-3 & JD28208-3A	JD30616-1 & JD30616-1A	JD30616-2 & JD30616-2A	JD28208-4 & JD28208-4A	JD28208-7 & JD28208-7A
Date Sampled:			7/13/2021	7/13/2021	7/13/2021	8/26/2021	8/26/2021	7/13/2021	7/13/2021
Matrix:			Ground Water	Ground Water	Ground Water	Ground Water	Ground Water	Ground Water	Ground Water
Metals									
Antimony	ug/l	3	<6.0	**6.7**	<6.0	<6.0	<6.0	<6.0	<6.0
Iron	ug/l	300	**817**	**1350**	**1480**	**1670**	**5250**	**16100**	**1070**
Magnesium	ug/l	35000	25600	**36700**	**45200**	**65000**	9030	**46600**	**48700**
Manganese	ug/l	300	230	**735**	**764**	**567**	285	**1980**	**2210**
Sodium	ug/l	20000	**299000**	**88700**	**118000**	**317000**	**323000**	**296000**	**289000**

Notes:

NYSDEC = New York State Departmnet of Environmental Conservation
AWQS = New York TOGS 1.1.1 Ambient Water Quality Standards
- = No AWQS established
ug/l = Micrograms per liter
= Compound was detected
= Concentration of analyte exceeds the AWQS

As shown in **Table 5.4** below, PFOA and PFOS were detected in all wells exceeding the NYSDEC guidance value of 10 ng/l (parts per trillion). 1,4-dioxane was not detected in excess of the NYS maximum contaminant level of 1 part per billion. DUP-1 was a duplicate groundwater sample from MW-6.

Table 5.4 Summary of PFAS Exceedances in Groundwater

Client Sample ID:	Units	NYSDEC GV	MW-1	MW-2	MW-3	MW-4	MW-5	MW-6	DUP-1
Lab Sample ID:			JD28208-1 & JD28208-1A	JD28208-2 & JD28208-2A	JD28208-3 & JD28208-3A	JD30616-1 & JD30616-1A	JD30616-2 & JD30616-2A	JD28208-4 & JD28208-4A	JD28208-7 & JD28208-7A
Date Sampled:			7/13/2021	7/13/2021	7/13/2021	8/26/2021	8/26/2021	7/13/2021	7/13/2021
Matrix:			Ground Water	Ground Water	Ground Water	Ground Water	Ground Water	Ground Water	Ground Water
PFAS									
PFOA	ng/l	10	**16.8**	**30.9**	**29.7**	**33**	**30.9**	**30.5**	**35.5**
PFOS	ng/l	10	**60.3**	**48.4**	**19.8**	**43.9**	**55.9**	**22.9**	**24.9**

Notes:

NYSDEC = New York State Departmnet of Environmental Conservation
GV = Guidance Values
- = No AWQS established
ng/l = Nanograms per liter
= Compound was detected
= Concentration of analyte exceeds the GV

Sampling locations and concentrations of the AWQS and GV exceedances are identified on **Figure 4.2**. All groundwater results are summarized in **Table 4** (attached).

5.3 SOIL AND VAPOR AMBIENT AIR RESULTS

Several chlorinated VOCs and PHC VOCs were detected in the sub-slab soil vapor and soil vapor samples collected. Currently, there are no standards specific to soil vapor in New York State; however, a summary of the detected compounds is discussed below.

Several PHC VOCs, including benzene, toluene, ethylbenzene, xylenes (BTEX), ethanol, propylene, and tertiary butyl alcohol (TBA), among others, were detected in soil vapor samples at the Site. The highest concentration of PHC VOCs were detected in soil vapor sample RI-SV-2. Benzene was detected in soil vapor samples at concentrations ranging from 9.9 ug/m^3 in RI-SV-5 to 50.2 ug/m^3 in RI-SV-2. Ethanol was detected in soil vapor samples at concentrations ranging from 61 ug/m^3 in RI-SV-4 to 448 ug/m^3 in RI-SV-2. Propylene was detected in soil vapor samples at concentrations ranging from 1,890 ug/m^3 in RI-SV-6 to 4,810 ug/m^3 in RI-SV-2. Additional PHC VOC detections are summarized in **Table 5.5 below**.

Additionally, several CVOCs and solvents including cis-1,2-Dichloroethylene, TCE, TCA, tetrachloroethene (PCE), chloromethane, and hexane, among others, were detected in soil vapor samples at the Site. Cis-1,2-Dichloroethene was detected in sub-slab soil vapor sample RI-SV-4 at 10 ug/m^3. Chloromethane was detected in soil vapor samples at concentrations ranging from 9.3 ug/m^3 in RI-SV-5 and RI-SV-6 to 19 ug/m^3 in RI-SV-1. Hexane was detected in soil vapor samples at concentrations ranging from 33 ug/m^3 in RI-SV-4 to 497 ug/m^3 in RI-SV-6. TCA was detected in soil vapor samples at concentrations ranging from 8.7 ug/m^3 in RI-SV-2 to 26 ug/m^3 in RI-SV-3. PCE and TCE were detected in sub-slab soil vapor sample RI-SV-5 at concentrations of 24 ug/m^3 and 74.2 ug/m^3, respectively.

Sampling locations and a summary of the detected VOCs for each sample are identified in **Figure 4.3**. Soil vapor VOC detections are summarized in **Table 5.5** below and all soil vapor results are presented in **Table 5** (attached).

Table 5.5 - Summary Soil Vapor VOC Detections

Client Sample ID:	RI-SV-1	RI-SV-2	RI-SV-3	RI-SV-4	RI-SV-5	RI-SV-6	AA-1
Lab Sample ID:	JD27584-1	JD27584-2	JD27584-3	JD27706-1	JD27706-2	JD27584-4	JD27584-5
Date Sampled:	6/30/2021	6/30/2021	6/30/2021	7/1/2021	7/1/2021	6/30/2021	6/30/2021
Matrix:	Soil Vapor	Soil Vapor	Soil Vapor	Sub-Slab Soil Vapor	Sub-Slab Soil Vapor	Soil Vapor	Ambient Air
VOCs (TO-15) - ug/m3							
Acetone	11800	14800	14000	1380	1740	13900	19
1,3-Butadiene	ND (2.0)	ND (2.0)	ND (2.0)	142	88	ND (2.0)	ND (0.082)
Benzene	26	50.2	41.5	17	9.9 J	45.7	0.54
Carbon disulfide	ND (1.5)	ND (1.5)	56.4	42	102	339	ND (0.059)
Chloroethane	28.2	ND (2.6)	ND (2.6)	ND (2.6)	ND (2.6)	ND (2.6)	ND (0.10)
Chloroform	ND (2.0)	ND (2.0)	ND (2.0)	9.3 J	76.2	ND (2.0)	ND (0.078)
Chloromethane	19	ND (0.64)	ND (0.64)	17	9.3	9.3	1.3
Carbon tetrachloride	ND (3.0)	ND (3.0)	ND (3.0)	ND (3.0)	ND (3.0)	ND (3.0)	0.39 J
Cyclohexane	ND (1.5)	ND (1.5)	ND (1.5)	21	25	102	0.41 J
Dichlorodifluoromethane	ND (1.6)	ND (1.6)	ND (1.6)	ND (1.6)	ND (1.6)	ND (1.6)	2.3
cis-1,2-Dichloroethylene	ND (0.91)	ND (0.91)	ND (0.91)	10 J	ND (0.91)	ND (0.91)	ND (0.037)
m-Dichlorobenzene	32	57	77.6	ND (2.3)	ND (2.3)	70.3	ND (0.090)
Ethanol	164	448	300	61	67.5	294	14
Ethylbenzene	ND (1.3)	ND (1.3)	ND (1.3)	ND (1.3)	ND (1.3)	36	0.56 J
Ethyl Acetate	29	ND (2.7)	23	ND (2.7)	ND (2.7)	ND (2.7)	8.6
Heptane	32	14 J	19	ND (1.4)	ND (1.4)	301	1.5
Hexane	164	ND (0.74)	45.8	33	130	497	1.4
2-Hexanone	35	15 J	22	ND (3.0)	ND (3.0)	ND (3.0)	0.53 J
Isopropyl Alcohol	66.4	225	160	ND (3.2)	ND (3.2)	160	3.9
Methylene chloride	ND (1.0)	ND (1.0)	ND (1.0)	ND (1.0)	ND (1.0)	ND (1.0)	0.76
Methyl ethyl ketone	293	240	242	29.8	37.5	273	13
Methyl Isobutyl Ketone	ND (3.0)	ND (3.0)	ND (3.0)	ND (3.0)	ND (3.0)	ND (3.0)	5.3
Propylene	3970	4810	2100	2530	2040	1890	ND (0.022)
1,1,1-Trichloroethane	ND (3.6)	8.7 J	26	ND (3.6)	ND (3.6)	19 J	ND (0.15)
2,2,4-Trimethylpentane	ND (2.1)	ND (2.1)	21	ND (2.1)	ND (2.1)	85.5	0.79
Tertiary Butyl Alcohol	64.9	87.3	84.3	ND (0.85)	12 J	95.8	ND (0.033)
Tetrachloroethylene	ND (4.2)	ND (4.2)	ND (4.2)	ND (4.2)	24	ND (4.2)	0.21 J
Toluene	7.2 J	7.5 J	ND (1.1)	28	ND (1.1)	11 J	2.5
Trichloroethylene	ND (2.0)	ND (2.0)	ND (2.0)	ND (2.0)	74.2	ND (2.0)	ND (0.081)
Trichlorofluoromethane	139	ND (3.1)	ND (3.1)	72.5	ND (3.1)	ND (3.1)	1.3
m,p-Xylene	ND (3.0)	8.7 J	ND (3.0)	15 J	23	22	1.2
o-Xylene	ND (1.5)	ND (1.5)	ND (1.5)	ND (1.5)	ND (1.5)	ND (1.5)	0.39 J
Xylenes (total)	ND (1.5)	8.7 J	ND (1.5)	15 J	23	22	1.6

Notes:

J - Estimate value

ND - Compound not detected (Reporting Limit)

ug/m3 - Micrograms per cubic meter

Compound was detected

5.4 SUMMARY OF RESULTS

Based on the geotechnical investigation conducted by SESI in 2017 on 251 North Avenue, which adjoins the Site to the north, the stratigraphy of the Site, from the surface down, consists of fill

material down to 9-10 ft-bgs, followed by grey-brown coarse to fine sand with some silt and gravel. Refusal on weathered rock was encountered at depths ranging between 14 and 20 ft-bgs. The geotechnical investigation on the adjacent property estimated the range of bedrock depths to be from 21 ft-bgs to 35 ft-bgs. During SESI's 2019 and 2020 Phase II ESA and 2021 RI, uncontrolled fill was encountered from the surface to depths of 7 ft-bgs across the Site, and was underlain by medium-fine sand, silt, and clay with some gravel. Groundwater was observed at approximately 12.5 to 14.5 feet ft-bgs during this RI.

PAHs were identified in three (3) soil samples from three (3) soil borings at concentrations that exceed their RRSCOs. The exceedances extended to a depth of seven (7) feet and were identified at a boring along the northcentral portion of the Site (RI-SB-4) and two (2) borings in the southeast portion of the Site (RI-SB-17 and RI-SB-18). Metals were identified in ten (10) soil samples from eight (8) soil borings at concentrations exceeding their USCO and/or RRSCO. The depth of metals impacts extended to a maximum depth of seven (7) ft-bgs and extend across the outdoor portions of the Site. VOCs, pesticides, and PCBs were not identified in excess of the soil cleanup objectives in any of the samples.

There were no VOCs, SVOCs, PCBs, or pesticides detected in exceedance of the NYSDEC AWQS in the groundwater samples. One non-naturally occurring metal (antimony) was detected exceeding the AWQS in one sample (MW-2). There were no additional metals exceedances of the AWQS with the exception of several naturally occurring metals including iron, magnesium, manganese and sodium. PFOA and PFOS were detected in all wells exceeding the NYSDEC MCL of 10 ng/l. 1,4-dioxane was not detected in any wells exceeding the NYS MCL of 1 ppb.

Several PHC VOCs including benzene, toluene, ethylbenzene, xylenes (BTEX), ethanol, propylene, and TBA, among others, were detected in soil vapor samples across the Site. Additionally, several CVOCs and solvents including cis-1,2-Dichloroethene, TCE, TCA, PCE, chloromethane, and hexane, among others, were detected in soil vapor samples across the Site.

6.0 REMEDIAL INVESTIGATION FINDINGS AND SUMMARY

6.1 CONCEPTUAL SITE MODEL

The overall maximum depth of impacted soils was seven (7) ft-bgs within the northern and southeast portions of the Site. Soil samples collected beneath the building slab during this RI did not exhibit exceedances above applicable soil cleanup objectives; however, soil impacts were observed via field screening methods (i.e., visual, olfactory, and/or photoionization detector [PID]) and delineated in the field. Polycyclic aromatic hydrocarbon (PAH) impacts exceeding both the USCOs and the RRSCOs were identified in soils to a depth of seven (7) ft-bgs. Metals contaminated soils exceeding the USCOs and the RRSCOs were identified in soils down to a depth of seven (7) ft-bgs.

The Site's groundwater has been impacted with metals above NYSDEC TOGS AQWS groundwater standards across the entire Site. However, the metals are likely naturally occurring and not the result of historical land uses, with the possible exception of antimony. Site groundwater is also impacted by PFOA and PFOS exceeding the NYSDEC guidance value in all wells, which may be indicative of regional background contamination of PFOS/PFOA that has also been identified at nearby BCP sites (33 Centre Avenue, 14 LeCount Place, 329 Huguenot Street). No VOCs, SVOCs, pesticides, or PCB compounds were identified above the NYSDEC TOGS AQWS during this investigation.

The Site groundwater flow direction is to the east-southeast. The groundwater table was measured at 12.5 to 14.5 ft bgs during this RIR. Groundwater was encountered approximately seven (7) feet below the basement slab. Basement slabs are located approximately nine (9) ft-bgs. The groundwater depth and flow direction may vary as a result of the time of the year and nearby pumping or dewatering operations.

Finally, the PHC VOCs and CVOCs detected in soil vapor may have the potential to result in soil vapor intrusion into the future on-Site buildings. A vapor intrusion evaluation will be needed for any proposed enclosed areas as these PHC VOCs and CVOCs have the potential to result in soil vapor intrusion into the future on-Site buildings.

6.2 HUMAN HEALTH EXPOSURE ASSESSMENT

This exposure assessment discusses potential migration routes by which chemicals in the environment may be able to reach human receptors in accordance with NYSDEC DER-10 sections 3.14(c)17, 3.3(c)4 and Appendix 3B. This discussion is based on current and hypothetical future Site conditions at the investigation area.

An exposure assessment must evaluate five (5) elements that comprise an exposure pathway. A complete exposure pathway includes the following:

1. A description of the contaminant source. If the original source is unknown, then a description of the contaminated environmental medium at the point of exposure;
2. An explanation of the transport mechanism;
3. An identification of all potential exposure points;
4. A description of the exposure route at the contact point; and
5. A receptor population.

During this investigation, contaminated soil, soil vapor, and groundwater were identified.

SVOCs and metals were identified in the Site's soil at concentrations exceeding the NYSDEC USCOs and/or RRSCOs down to seven (7) ft-bgs.

Metals were identified in the Site's groundwater at concentrations exceeding the NYSDEC TOGS AQWS. In addition, PFOA and PFOS were identified in the Site's groundwater at concentrations exceeding the NYSDEC guidance value.

The Site soil vapor has been impacted by various VOCs including PHC VOCs and CVOCs.

The proposed Site development for the Site includes an apartment building with 244 residences, approximately 3,000 square feet of ground floor retail space and a 210-car structured parking garage beneath the building. The planned building construction will occupy the entire Site leaving no unpaved surfaces.

The surrounding properties consist of commercial and residential properties. Additionally, one (1) sensitive receptor (i.e., preschool) is identified within close proximity to the Site (located south-adjacent to the Site).

<u>Groundwater</u>

The pathway of the contaminated groundwater to human receptors is limited to the direct

ingestion of the groundwater or direct exposure during dewatering activities that may be conducted during excavation work. However, groundwater in this area in New Rochelle is not used for drinking water and once the Site is redeveloped, excavation to the depths at which groundwater is present (between 12.5-14.5 ft bgs) is unlikely. Groundwater does not contain VOCs at concentrations that would be a source of harmful vapors to residents or visitors. Naturally occurring metals and PFOS/PFOA may still be present in Site groundwater following site development, but as stated above, exposure to contaminated groundwater following development is unlikely. Therefore, groundwater is not anticipated to be a pathway for human heath exposure. In addition, the impacted Site groundwater is not likely to have an ecological pathway since there are no ecological receptors in the vicinity of the Site.

Surface Water

Surface water is not present on the Site. Thus, this exposure pathway may be eliminated from further evaluation.

Soils

Potential routes of exposure to subsurface and surface soils include dermal contact, ingestion and inhalation of soil particulates. This exposure pathway will be addressed as part of the soil excavation IRM.

Soil Vapor

Finally, the PHC VOCs and CVOCs detected in soil vapor have no applicable State standards, and the indoor air results to date did not pose a significant risk to the current building tenant. The future exposure route for soil vapor may be through the inhalation of the contaminated soil vapor that may intrude into the enclosed spaces of any planned Site development. This exposure pathway will be addressed in the RAWP through the implementation of precautionary soil vapor controls such as a sealing layer vapor barrier. In addition, the proposed sub-grade parking garage will provide a ventilated space.

The off-Site exposure potential of Site contaminant sources includes groundwater, soil vapor, and soil dust. Because groundwater is not used in New Rochelle for drinking water, a potential exposure pathway does not exist for this source. An on-Site source of soil vapor has not been determined during this RI, therefore off-Site exposure to soil vapor contamination from the Site is not a concern at this time. The future potential exposure of soil gas will be addressed in the RAWP through the installation of a vapor barrier, as well as the proposed sub-grade ventilated

parking. Off-site exposure to soil dust will be addressed in the RAWP through the implementation of a Community Air Mentoring Plan (CAMP) until the installation of the building foundation is completed across the Site.

The following summary table provides an overview of the current and potential exposures for the Site:

Table 6.1 – Potential Exposures

Environmental Media & Exposure Route	Human Exposure Route
Direct Contact with Surface Soils	This exposure pathway will be addressed as part of the soil excavation IRM.
Inhalation of Soil Dust	
Direct Contact with Soil Dust	
Direct Contact with Subsurface Soils	
Ingestion of Groundwater	Groundwater is not used for dinking. New Rochelle is serviced by public water supply.
Direct Contact with Groundwater	This exposure pathway will be addressed as part of the RAWP (i.e., installation of a building slab and waterproofing membrane).
Inhalation of Contaminated Soil Vapor	This exposure pathway will be addressed in the RAWP (i.e., installation of a vapor barrier and sub-grade parking ventilation).

6.3 FISH AND WILDLIFE IMPACT ANALYSIS

The Site does not contain any ecologically sensitive resources and hence the contaminated soils are not expected to have any impacts on any ecological resources.

6.4 DATA USABILITY SUMMARY REPORT

To validate laboratory analytical data, Data Usability Summary Reports (DUSR) for each laboratory analytical data package have been prepared. To ensure that the field sampling and laboratory analytical practices were acceptable, the data associated with all the samples were validated by a third party (in accordance with requirements of DER-10). The validation approach and results are presented in the DUSRs and are included in this RIR. The DUSR results are presented in **Appendix G** of this report.

The DUSR includes data sets from this phase of the remedial investigation. The DUSR was carried out as specified in DER-10 to evaluate the quality control measures that were implemented during the field and laboratory analytical programs, with the objective of determining whether the reported analytical data are representative and usable for decision making. The DUSR evaluated whether the data are technically defensible (i.e. were all analytical data

requirements met and documented?). Data usability analysis reviews the Site data to determine whether they are adequate to draw conclusions regarding the nature and extent of contamination.

The items that were reviewed as part of the DUSR include the following:

- Completeness (number of samples collected and analyzed compared to plans)
- Chains of custody are complete and accurate
- Holding times
- Instrument calibration
- Relative percent difference between field duplicates
- Reasonableness of data (e.g. relationships between total and soluble analytes)
- Blank contamination

The DUSRs for the soil, groundwater and soil vapor samples analyzed by SGS showed that the overall performances of the analyses are acceptable and did fulfill the requirements of the analytical methods. The samples were analyzed within the USEPA SW-846 holding times. The data packages were identified to be complete as defined under the requirements for the NYSDEC ASP category B laboratory deliverables. None of the relevant analytical data changed based on the DUSR. All results are usable as reported or usable with minor modification due to sample matrix or laboratory quality control outliers, with a few exceptions identified with lab package JD27540, which are listed below.

- The SVOC nondetect result for 2,4-dinitrophenol in sample RI-SB-1 (1.5-2.0) was rejected (R) due to low MS/MSD recoveries. The result is not usable for project objectives, which may have a major impact on the data usability. However, this compound is not a COC for this Site.
- The SVOC nondetect result for 2,4-dinitrophenol in samples RI-SB-1 (1.5-2.0), RI-SB-1 (5.0- 5.5), RI-SB-1 (11-11.5), RI-SB-2 (3-3.5), RI-SB-2 (6-6.5), RI-SB-3 (1-1.5), RI-SB-3 (7-7.5), RISB- 3 (12-12.5), RI-SB-4 (4-4.5), RI-SB-4 (8-8.5), RI-SB-5 (3.5-4.0), RI-SB-5 (7.5-8.0), RI-SB-6 (3.5-4.0), RI-SB-6 (5.5-6.0), RI-SB-12 (3.5-4.0), RI-SB-12 (6.5-7.0), RI-SB-11 (1.5-2.0), and RI-SB-11 (6-6.5) was rejected (R) due to low LCS recovery. The result is not usable for project objectives, which may have a major impact on the data usability. However, this compound is not a COC for this Site.

6.5 RECOMMENDATIONS

6.5.1 CLEANUP ALTERNATIVES

The data obtained as part of the RI activities provided information to complete the Site characterization initiated during the prior investigations and completed the nature and extent delineation in all on-Site media of contamination at the Site to the extent required to determine a remedial action for the Site. Track 1 through 4 cleanup remedies will be evaluated in the RAWP.

In order to render the Site usable for future development, the soils will be removed as an interim remedial measure (IRM), and the RAWP will address the remedial alternatives to eliminate exposure from impacted groundwater from on-Site sources, if any. It will also address alternatives to mitigate exposures to any VOC vapor intrusion into the proposed development.

6.5.2 DATA LIMITATIONS AND RECOMMENDATIONS FOR FUTURE WORK

The RI results provide sufficient data to develop a feasible, conceptual remedy for the impacted groundwater, soil vapor, and soils.

6.5.3 RECOMMENDED REMEDIAL ACTION OBJECTIVES

The RI has determined that remedial action needs to be implemented to remediate the contaminated soil and groundwater and mitigate potential vapor intrusion risks. The specific alternatives proposed will be fully evaluated in the RAWP. As stated above, removal of the contaminated soils has been proposed to be conducted as an IRM.

7.0 DEVIATIONS FROM THE RIWP

The RIWP proposed that 18 soil borings would be advanced across the Site; however, due to tenant operations in the southern corner of the Site building rendering that portion of the building inaccessible, SESI was unable to advance one (1) proposed soil boring (RI-SB-13).

8.0 REFERENCES

- Geotechnical Investigation Report for 251 North Avenue, prepared for New Rochelle Revitalization, LLC, prepared by SESI, September 2017.
- Phase II ESA for 247 North Avenue, prepared for 247 North Avenue Associates, LLC, prepared by SESI, November 2019.
- Phase I ESA for 247 North Avenue, prepared for 247 North Avenue Associates LLC, prepared by SESI, February 2020.
- Indoor Air Quality Report, 247 North Avenue, prepared for 247 North Avenue Associates, LLC, prepared by AKRF, Inc. (AKRF), February 2020.
- Supplemental Phase II ESA sampling for 247 North Avenue, conducted for 247 North Avenue Associates, LLC by SESI in April 2020.

Figures



FIG-1.1

247 NORTH AVENUE ASSOCIATES LLC
247 NORTH AVENUE
NEW ROCHELLE, WESTCHESTER COUNTY, NEW YORK

SITE LOCATION MAP

SESI CONSULTING ENGINEERS D.P.C.

SOILS / FOUNDATIONS
SITE DESIGN
ENVIRONMENTAL

12A MAPLE AVE. PINE BROOK, N.J. 07058 PH: 973-808-9050

DRAWN BY: yy
CHECKED BY: JM
SCALE: N.T.S.
DATE: 07/09/2020
JOB NO.: 10908

N:\ACAD\10908\RIWP\10908 – FIG-1 – SITE LOCATION MAP.DWG 07/09/20 05:12:47PM, aas, LAYOUT:FIG-1

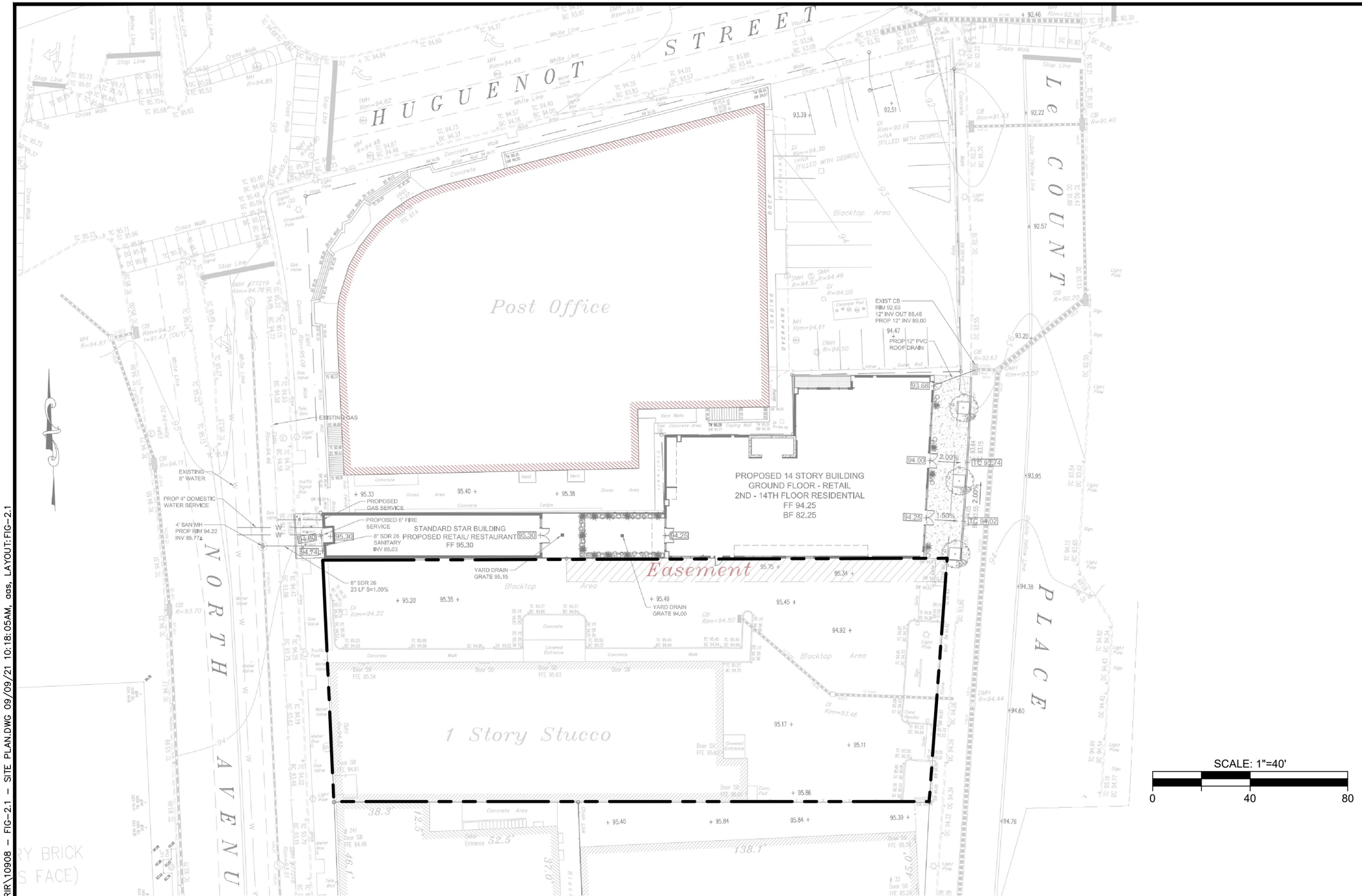

© SESI CONSULTING ENGINEERS D.P.C. 2021
This drawing and all information contained hereon is proprietary information of SESI CONSULTING ENGINEERS D.P.C. and may not be copied or reproduced, either in whole or in part, by any method, without written permission of SESI CONSULTING ENGINEERS D.P.C.

LEGEND:

- - - - - PROPERTY LINE

REFERENCE
SITE INFORMATION TAKEN FROM "GRADING AND UTILITY PLAN" PREPARED BY SESI CONSULTING ENGINEERS D.P.C.. DATED 4/13/17.

SESI CONSULTING ENGINEERS D.P.C.
SOILS / FOUNDATIONS
SITE DESIGN
ENVIRONMENTAL
12A MAPLE AVE. PINE BROOK, N.J. 07058 PH: 973-808-9050

dwg by: aas
chk by: MKN
scale: 1" = 40'
date: 09/09/2021

project:
247 NORTH AVENUE ASSOCIATES LLC
247 NORTH AVENUE
NEW ROCHELLE, WESTCHESTER COUNTY, NEW YORK

drawing title:
SITE PLAN

job no: 10908
drawing no:

FIG-2.1

N:\ACAD\10908\RIR\10908 – FIG-2.1 – SITE PLAN.DWG 09/09/21 10:18:05AM, aas, LAYOUT:FIG-2.1

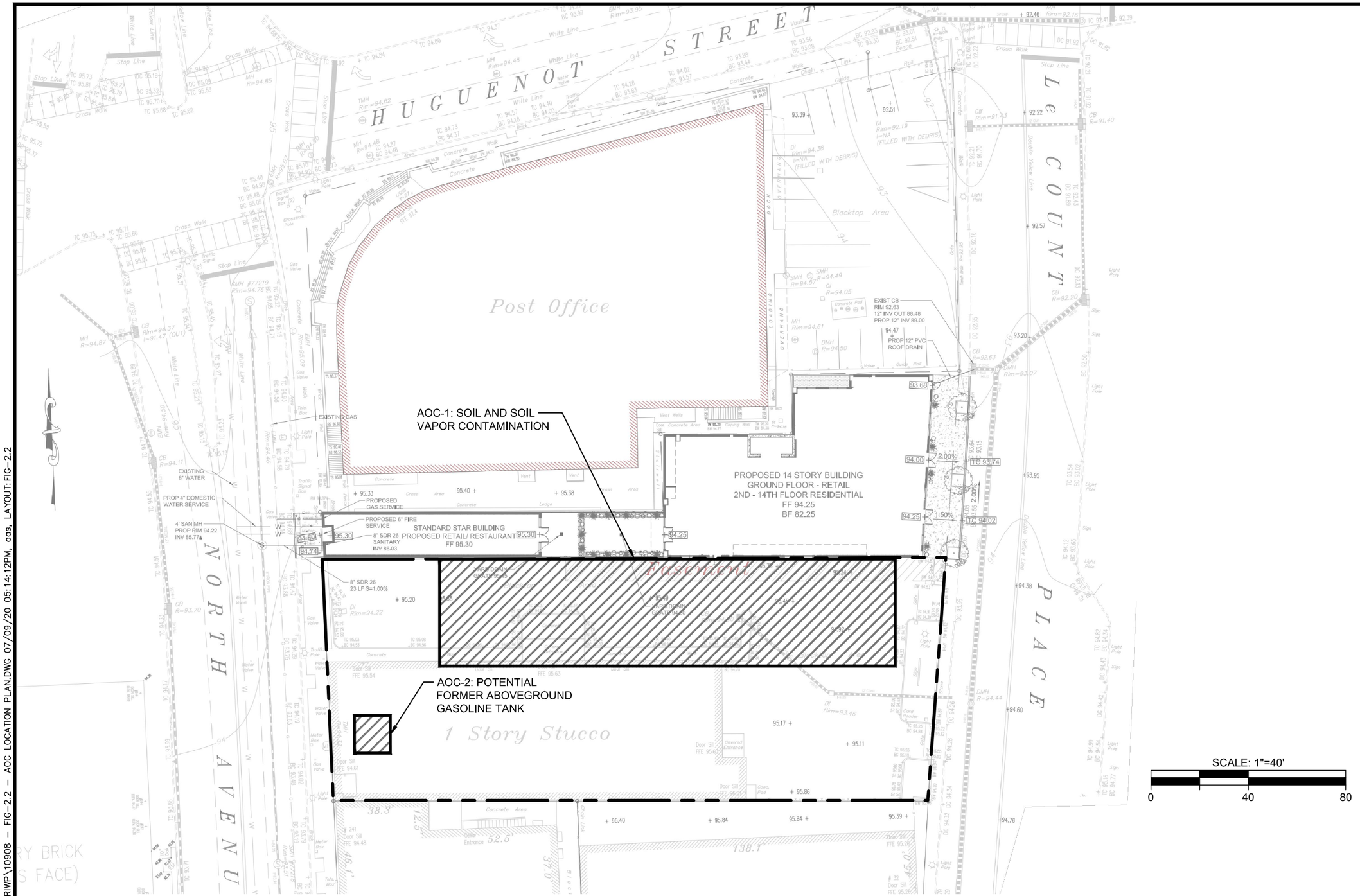

© SESI CONSULTING ENGINEERS D.P.C. 2020
This drawing and all information contained hereon is proprietary information of SESI CONSULTING ENGINEERS D.P.C. and may not be copied or reproduced, either in whole or in part, by any method, without written permission of SESI CONSULTING ENGINEERS D.P.C.

LEGEND:

- - - - - PROPERTY LINE

REFERENCE
SITE INFORMATION TAKEN FROM "GRADING AND UTILITY PLAN" PREPARED BY SESI CONSULTING ENGINEERS D.P.C.. DATED 4/13/17.

SESI CONSULTING ENGINEERS D.P.C.
SOILS / FOUNDATIONS
SITE DESIGN
ENVIRONMENTAL
12A MAPLE AVE. PINE BROOK, N.J. 07058 PH: 973-808-9050

dwg by: yy
chk by: JM
scale: 1" = 40'
date: 07/09/2020

project:
247 NORTH AVENUE ASSOCIATES LLC
247 NORTH AVENUE
NEW ROCHELLE, WESTCHESTER COUNTY, NEW YORK

drawing title:
AOC LOCATION PLAN

job no: 10908
drawing no:

FIG-2.2

N:\ACAD\10908\RIWP\10908 - FIG-2.2 - AOC LOCATION PLAN.DWG 07/09/20 05:14:12PM, gas, LAYOUT:FIG-2.2

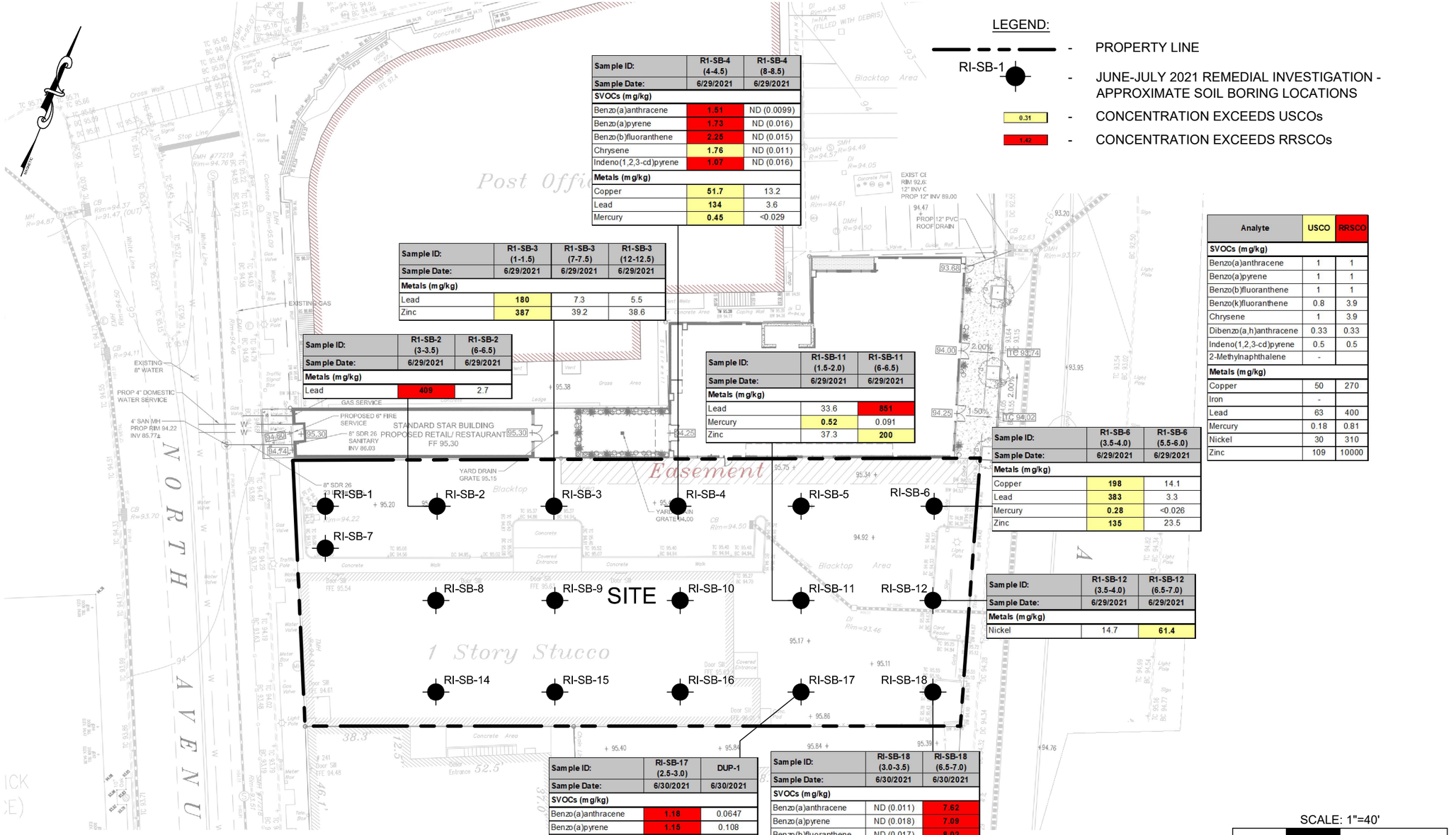

Sample ID:	R1-SB-4 (4-4.5)	R1-SB-4 (8-8.5)
Sample Date:	6/29/2021	6/29/2021
SVOCs (mg/kg)		
Benzo(a)anthracene	**1.51**	ND (0.0099)
Benzo(a)pyrene	**1.73**	ND (0.016)
Benzo(b)fluoranthene	**2.25**	ND (0.015)
Chrysene	**1.76**	ND (0.011)
Indeno(1,2,3-cd)pyrene	**1.07**	ND (0.016)
Metals (mg/kg)		
Copper	**51.7**	13.2
Lead	**134**	3.6
Mercury	**0.45**	<0.029

Sample ID:	R1-SB-3 (1-1.5)	R1-SB-3 (7-7.5)	R1-SB-3 (12-12.5)
Sample Date:	6/29/2021	6/29/2021	6/29/2021
Metals (mg/kg)			
Lead	**180**	7.3	5.5
Zinc	**387**	39.2	38.6

Sample ID:	R1-SB-2 (3-3.5)	R1-SB-2 (6-6.5)
Sample Date:	6/29/2021	6/29/2021
Metals (mg/kg)		
Lead	**409**	2.7

Sample ID:	R1-SB-11 (1.5-2.0)	R1-SB-11 (6-6.5)
Sample Date:	6/29/2021	6/29/2021
Metals (mg/kg)		
Lead	33.6	**851**
Mercury	**0.52**	0.091
Zinc	37.3	**200**

Analyte	USCO	RRSCO
SVOCs (mg/kg)		
Benzo(a)anthracene	1	1
Benzo(a)pyrene	1	1
Benzo(b)fluoranthene	1	1
Benzo(k)fluoranthene	0.8	3.9
Chrysene	1	3.9
Dibenzo(a,h)anthracene	0.33	0.33
Indeno(1,2,3-cd)pyrene	0.5	0.5
2-Methylnaphthalene	-	
Metals (mg/kg)		
Copper	50	270
Iron	-	
Lead	63	400
Mercury	0.18	0.81
Nickel	30	310
Zinc	109	10000

Sample ID:	R1-SB-6 (3.5-4.0)	R1-SB-6 (5.5-6.0)
Sample Date:	6/29/2021	6/29/2021
Metals (mg/kg)		
Copper	**198**	14.1
Lead	**383**	3.3
Mercury	**0.28**	<0.026
Zinc	**135**	23.5

Sample ID:	R1-SB-12 (3.5-4.0)	R1-SB-12 (6.5-7.0)
Sample Date:	6/29/2021	6/29/2021
Metals (mg/kg)		
Nickel	14.7	**61.4**

Sample ID:	RI-SB-17 (2.5-3.0)	DUP-1
Sample Date:	6/30/2021	6/30/2021
SVOCs (mg/kg)		
Benzo(a)anthracene	**1.18**	0.0647
Benzo(a)pyrene	**1.15**	0.108
Benzo(b)fluoranthene	**1.42**	0.175
Chrysene	**1.29**	0.153
Indeno(1,2,3-cd)pyrene	**0.834**	0.0909
Metals (mg/kg)		
Lead	**135**	**83**
Mercury	**0.94**	**0.31**
Zinc	**261**	72.7

Sample ID:	RI-SB-18 (3.0-3.5)	RI-SB-18 (6.5-7.0)
Sample Date:	6/30/2021	6/30/2021
SVOCs (mg/kg)		
Benzo(a)anthracene	ND (0.011)	**7.62**
Benzo(a)pyrene	ND (0.018)	**7.09**
Benzo(b)fluoranthene	ND (0.017)	**8.02**
Benzo(k)fluoranthene	ND (0.018)	**3.41**
Chrysene	ND (0.012)	**7.61**
Dibenzo(a,h)anthracene	ND (0.017)	**1.13**
Indeno(1,2,3-cd)pyrene	ND (0.018)	**4.62**
Metals (mg/kg)		
Copper	**106**	**444 J**
Lead	10.1	**314**
Mercury	<0.032	**0.35**
Zinc	44.5	**151**

NOTES
mg/kg = MILIGRAMS PER KILOGRAM
ND = NOT DETECTED
- = NO SOIL CLEANUP OBJECTIVE ESTABLISHED
J = ELEVATED DETECTION LIMIT DUE TO DILUTION REQURIED FOR HIGH INTERFERING ELEMENT
USCO = NY UNRESTRICTED USE SOIL CLEANUP OBJECTIVES 96 NY CRR 375-6 12/06)
RRSCO - NY RESTRICTED RESIDENTIAL USE SOIL CLEANUP OBJECTIVES w/CP-51 (10/10) (6 NYCRR 375-6 12/06)

REFERENCE
SITE INFORMATION TAKEN FROM "GRADING AND UTILITY PLAN" PREPARED BY SESI CONSULTING ENGINEERS D.P.C.. DATED 4/13/17.

© SESI CONSULTING ENGINEERS D.P.C. 2022
This drawing and all information contained hereon is proprietary information of SESI CONSULTING ENGINEERS D.P.C. and may not be copied or reproduced, either in whole or in part, by any method, without written permission of SESI CONSULTING ENGINEERS D.P.C.

dwg by: aas
chk by: MKN
scale: 1" = 40'
date: 03/24/2022

SESI CONSULTING ENGINEERS D.P.C.
SOILS / FOUNDATIONS
SITE DESIGN
ENVIRONMENTAL
12A MAPLE AVE. PINE BROOK, N.J. 07058 PH: 973-808-9050

project:
247 NORTH AVENUE ASSOCIATES LLC
247 NORTH AVENUE
NEW ROCHELLE, WESTCHESTER COUNTY, NEW YORK

drawing title:
SOIL SAMPLE LOCATIONS & RESULTS MAP

job no: 10908
drawing no:
FIG-4.1

N:\ACAD\10908\RIR\10908 – FIG-4.1 – SOIL SAMPLE LOCATIONS & RESULTS MAP.DWG 03/24/22 09:53:28AM, yelena.zolotova, LAYOUT:FIG-4.1

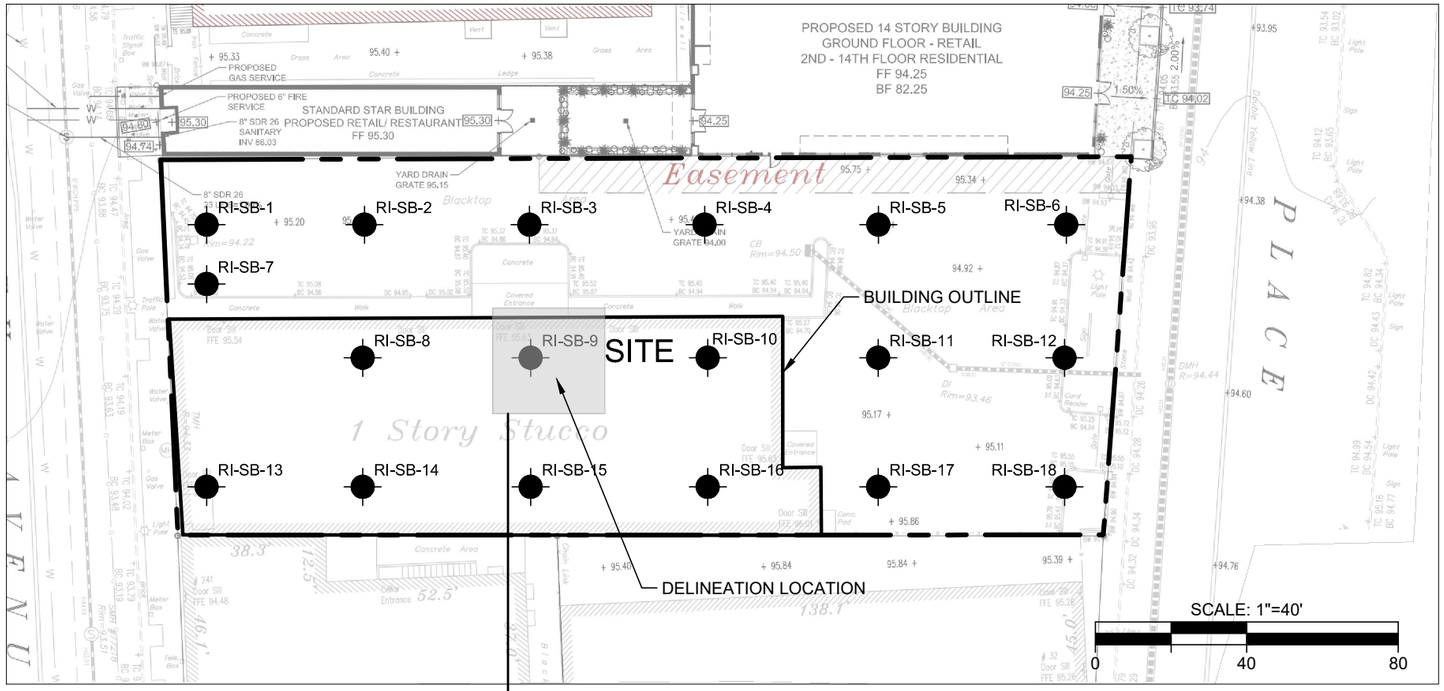

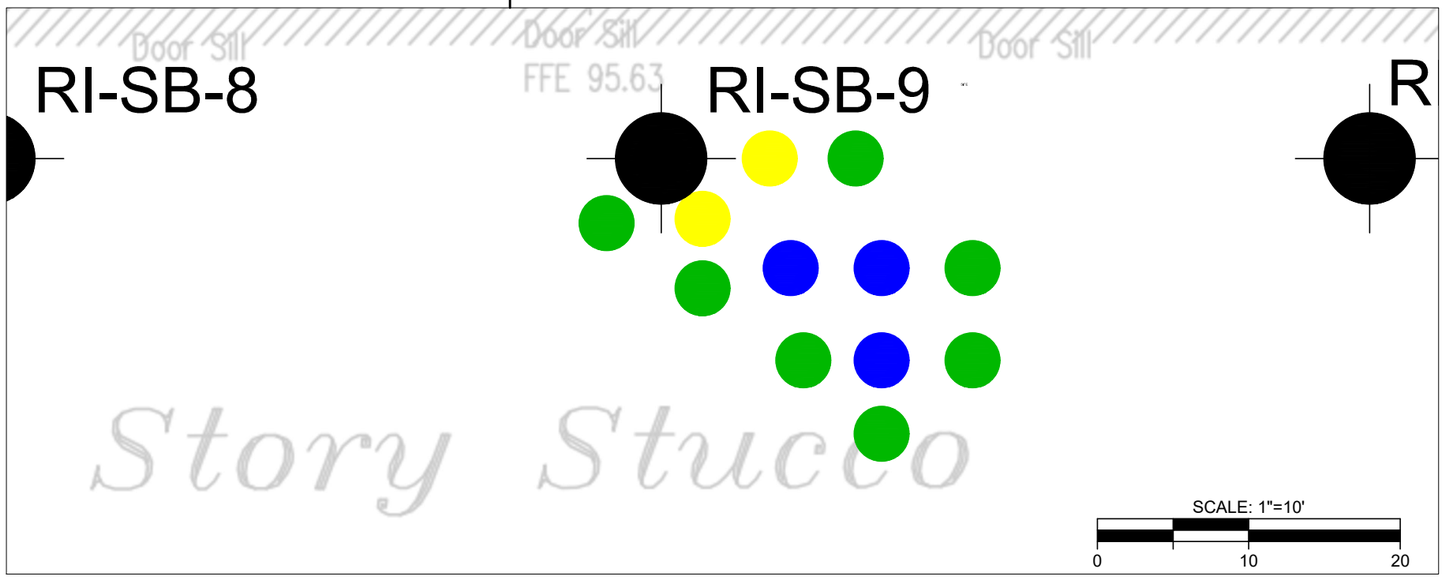

LEGEND:

- PROPERTY LINE
- RI-SB-1 - RI BORING LOCATION
- DELINEATION BORING - HIGH PID READING & STRONG ODOR
- DELINEATION BORING - NO PID READING & MODERATE ODOR
- DELINEATION BORING - NO PID READING & NO ODOR

© SESI CONSULTING ENGINEERS D.P.C. 2022
This drawing and all information contained hereon is proprietary information of SESI CONSULTING ENGINEERS D.P.C. and may not be copied or reproduced, either in whole or in part, by any method, without written permission of SESI CONSULTING ENGINEERS D.P.C.

REFERENCE
SITE INFORMATION TAKEN FROM "GRADING AND UTILITY PLAN" PREPARED BY SESI CONSULTING ENGINEERS D.P.C.. DATED 4/13/17.

dwg by: aas
chk by: JM
scale: 1" = 40'
date: 03/24/2022

SESI CONSULTING ENGINEERS D.P.C.
SOILS / FOUNDATIONS
SITE DESIGN
ENVIRONMENTAL
12A MAPLE AVE. PINE BROOK, N.J. 07058 PH: 973-808-9050

project: 247 NORTH AVENUE ASSOCIATES LLC
247 NORTH AVENUE
NEW ROCHELLE, WESTCHESTER COUNTY, NEW YORK

drawing title: RI-SB-9 IMPACTED SOIL DELINEATIONS

job no: 10908
drawing no:

FIG-4.1A

N:\ACAD\10908\WC\10908 – FIG-4.1A – IMPACTED SOIL DELINEATIONS.DWG 03/24/22 10:05:19AM, yelena.zolotova, LAYOUT:FIG-4.1A

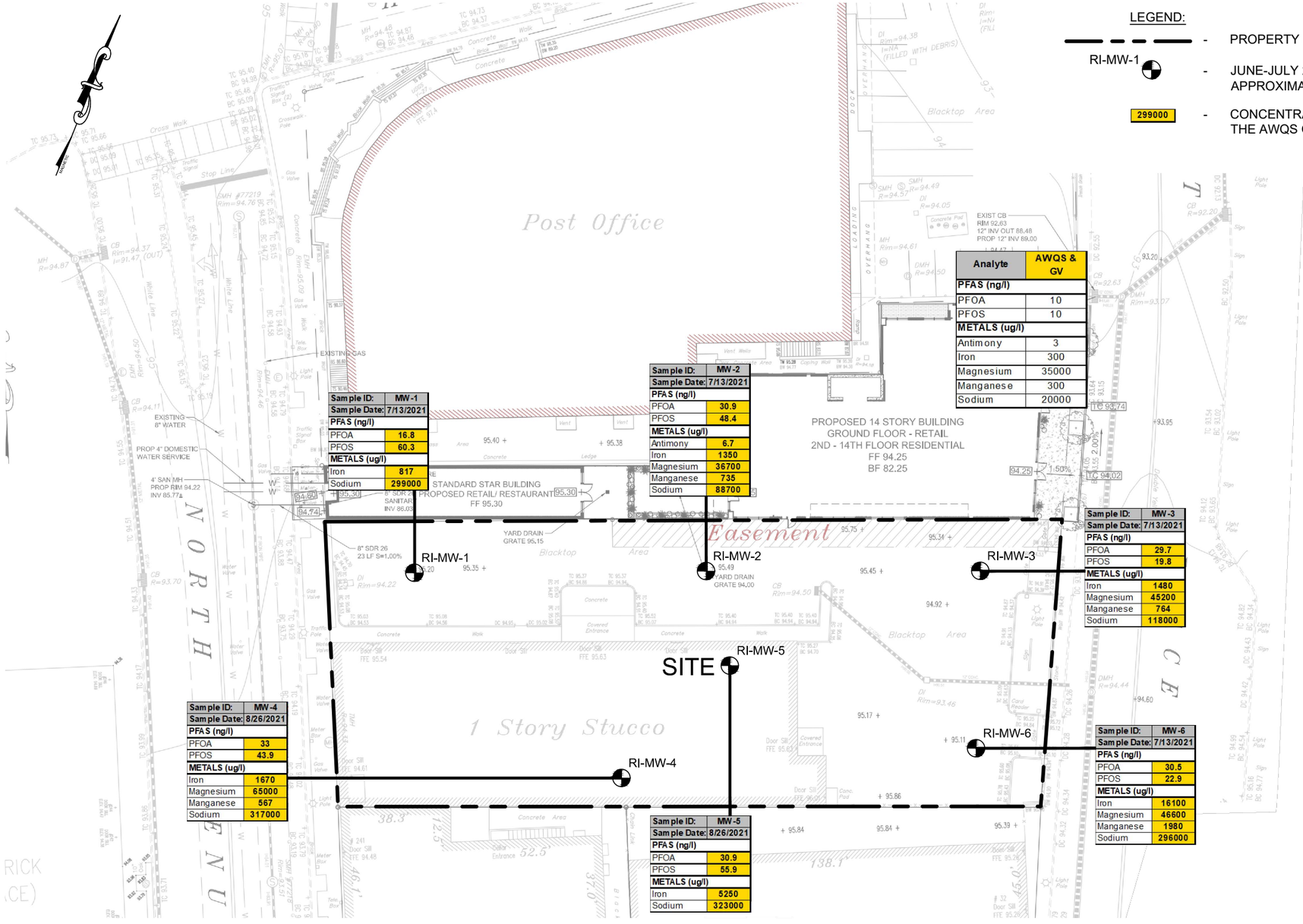

SCALE: 1"=40'

0 40 80

© SESI CONSULTING ENGINEERS D.P.C. 2021
This drawing and all information contained hereon is proprietary information of SESI CONSULTING ENGINEERS D.P.C. and may not be copied or reproduced, either in whole or in part, by any method, without written permission of SESI CONSULTING ENGINEERS D.P.C.

NOTES
1. NYSDEC = NEW YORK STATE DEPARTMENT OF ENVIRONMENTAL CONSERVATION
2. AWQS = NEW YORK TOGS 1.1.1. AMBIENT WATER QUALITY STANDARDS
3. GV = GUIDANCE VALUES
4. - = NO AWQS ESTABLISHED
5. ug/l = MICROGRAMS PER LITER
6. ng/l - NANOGRAMS PER LITER

REFERENCE
SITE INFORMATION TAKEN FROM "GRADING AND UTILITY PLAN" PREPARED BY SESI CONSULTING ENGINEERS D.P.C.. DATED 4/13/17.

dwg by: aas
chk by: MKN
scale: 1" = 40'
date: 09/15/2021

SESI CONSULTING ENGINEERS D.P.C.
SOILS / FOUNDATIONS
SITE DESIGN
ENVIRONMENTAL
12A MAPLE AVE. PINE BROOK, N.J. 07058 PH: 973-808-9050

project: 247 NORTH AVENUE ASSOCIATES LLC
247 NORTH AVENUE
NEW ROCHELLE, WESTCHESTER COUNTY, NEW YORK

drawing title: GROUNDWATER SAMPLE LOCATIONS & RESULTS MAP

job no: 10908
drawing no: FIG-4.2

N:\ACAD\10908\RIR\10908 – FIG-4.2 – GROUNDWATER SAMPLE LOCATIONS & RESULTS MAP.DWG 09/16/21 11:30:47AM, aas, LAYOUT:FIG-4.2

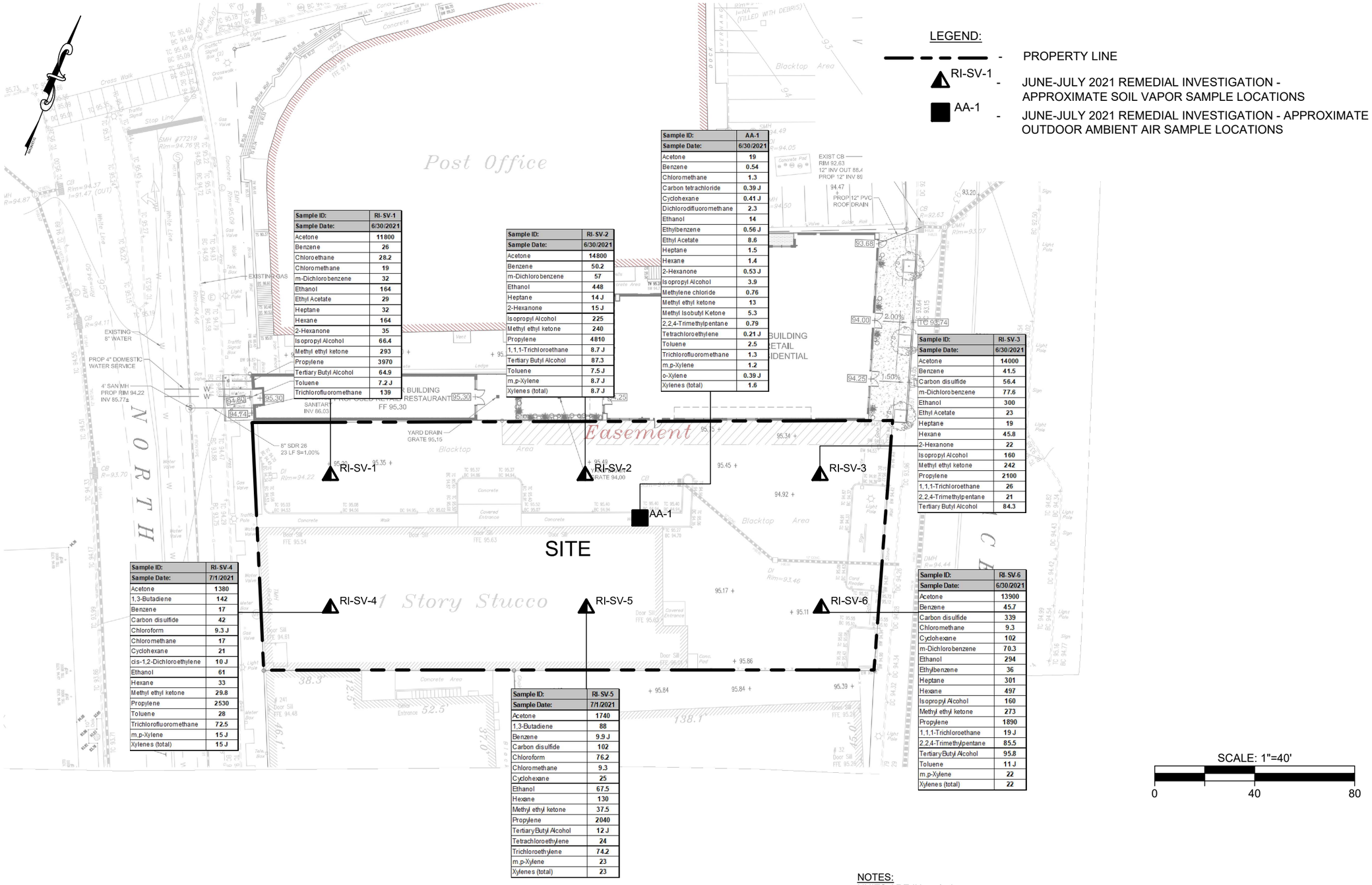

Sample ID:	RI-SV-1
Sample Date:	6/30/2021
Acetone	11800
Benzene	26
Chloroethane	28.2
Chloromethane	19
m-Dichlorobenzene	32
Ethanol	164
Ethyl Acetate	29
Heptane	32
Hexane	164
2-Hexanone	35
Isopropyl Alcohol	66.4
Methyl ethyl ketone	293
Propylene	3970
Tertiary Butyl Alcohol	64.9
Toluene	7.2 J
Trichlorofluoromethane	139

Sample ID:	RI-SV-2
Sample Date:	6/30/2021
Acetone	14800
Benzene	50.2
m-Dichlorobenzene	57
Ethanol	448
Heptane	14 J
2-Hexanone	15 J
Isopropyl Alcohol	225
Methyl ethyl ketone	240
Propylene	4810
1,1,1-Trichloroethane	8.7 J
Tertiary Butyl Alcohol	87.3
Toluene	7.5 J
m,p-Xylene	8.7 J
Xylenes (total)	8.7 J

Sample ID:	AA-1
Sample Date:	6/30/2021
Acetone	19
Benzene	0.54
Chloromethane	1.3
Carbon tetrachloride	0.39 J
Cyclohexane	0.41 J
Dichlorodifluoromethane	2.3
Ethanol	14
Ethylbenzene	0.56 J
Ethyl Acetate	8.6
Heptane	1.5
Hexane	1.4
2-Hexanone	0.53 J
Isopropyl Alcohol	3.9
Methylene chloride	0.76
Methyl ethyl ketone	13
Methyl Isobutyl Ketone	5.3
2,2,4-Trimethylpentane	0.79
Tetrachloroethylene	0.21 J
Toluene	2.5
Trichlorofluoromethane	1.3
m,p-Xylene	1.2
o-Xylene	0.39 J
Xylenes (total)	1.6

Sample ID:	RI-SV-3
Sample Date:	6/30/2021
Acetone	14000
Benzene	41.5
Carbon disulfide	56.4
m-Dichlorobenzene	77.6
Ethanol	300
Ethyl Acetate	23
Heptane	19
Hexane	45.8
2-Hexanone	22
Isopropyl Alcohol	160
Methyl ethyl ketone	242
Propylene	2100
1,1,1-Trichloroethane	26
2,2,4-Trimethylpentane	21
Tertiary Butyl Alcohol	84.3

Sample ID:	RI-SV-4
Sample Date:	7/1/2021
Acetone	1380
1,3-Butadiene	142
Benzene	17
Carbon disulfide	42
Chloroform	9.3 J
Chloromethane	17
Cyclohexane	21
cis-1,2-Dichloroethylene	10 J
Ethanol	61
Hexane	33
Methyl ethyl ketone	29.8
Propylene	2530
Toluene	28
Trichlorofluoromethane	72.5
m,p-Xylene	15 J
Xylenes (total)	15 J

Sample ID:	RI-SV-5
Sample Date:	7/1/2021
Acetone	1740
1,3-Butadiene	88
Benzene	9.9 J
Carbon disulfide	102
Chloroform	76.2
Chloromethane	9.3
Cyclohexane	25
Ethanol	67.5
Hexane	130
Methyl ethyl ketone	37.5
Propylene	2040
Tertiary Butyl Alcohol	12 J
Tetrachloroethylene	24
Trichloroethylene	74.2
m,p-Xylene	23
Xylenes (total)	23

Sample ID:	RI-SV-6
Sample Date:	6/30/2021
Acetone	13900
Benzene	45.7
Carbon disulfide	339
Chloromethane	9.3
Cyclohexane	102
m-Dichlorobenzene	70.3
Ethanol	294
Ethylbenzene	36
Heptane	301
Hexane	497
Isopropyl Alcohol	160
Methyl ethyl ketone	273
Propylene	1890
1,1,1-Trichloroethane	19 J
2,2,4-Trimethylpentane	85.5
Tertiary Butyl Alcohol	95.8
Toluene	11 J
m,p-Xylene	22
Xylenes (total)	22

© SESI CONSULTING ENGINEERS D.P.C. 2021
This drawing and all information contained hereon is proprietary information of SESI CONSULTING ENGINEERS D.P.C. and may not be copied or reproduced, either in whole or in part, by any method, without written permission of SESI CONSULTING ENGINEERS D.P.C.

NOTES:
UNITS ARE IN mg/m3
ug/m3 = MICROGRAMS PER CUBIC METER
J = ESTIMATED VALUE
BOLDED = COMPOUND WAS DETECTED

REFERENCE
SITE INFORMATION TAKEN FROM "GRADING AND UTILITY PLAN" PREPARED BY SESI CONSULTING ENGINEERS D.P.C.. DATED 4/13/17.

dwg by: aas
chk by: MKN
scale: 1" = 40'
date: 09/13/2021

SESI CONSULTING ENGINEERS D.P.C.
SOILS / FOUNDATIONS
SITE DESIGN
ENVIRONMENTAL
12A MAPLE AVE. PINE BROOK, N.J. 07058 PH: 973-808-9050

project:
247 NORTH AVENUE ASSOCIATES LLC
247 NORTH AVENUE
NEW ROCHELLE, WESTCHESTER COUNTY, NEW YORK

drawing title:
SOIL VAPOR AND AMBIENT AIR SAMPLE LOCATIONS & RESULTS MAP

job no: 10908
drawing no:
FIG-4.3

N:\ACAD\10908\RIR\10908 – FIG-4.3 – SOIL VAPOR & AMBIENT AIR SAMPLE LOCATIONS & RESULTS MAP.DWG 09/13/21 12:42:25PM, aas, LAYOUT:FIG-4.3

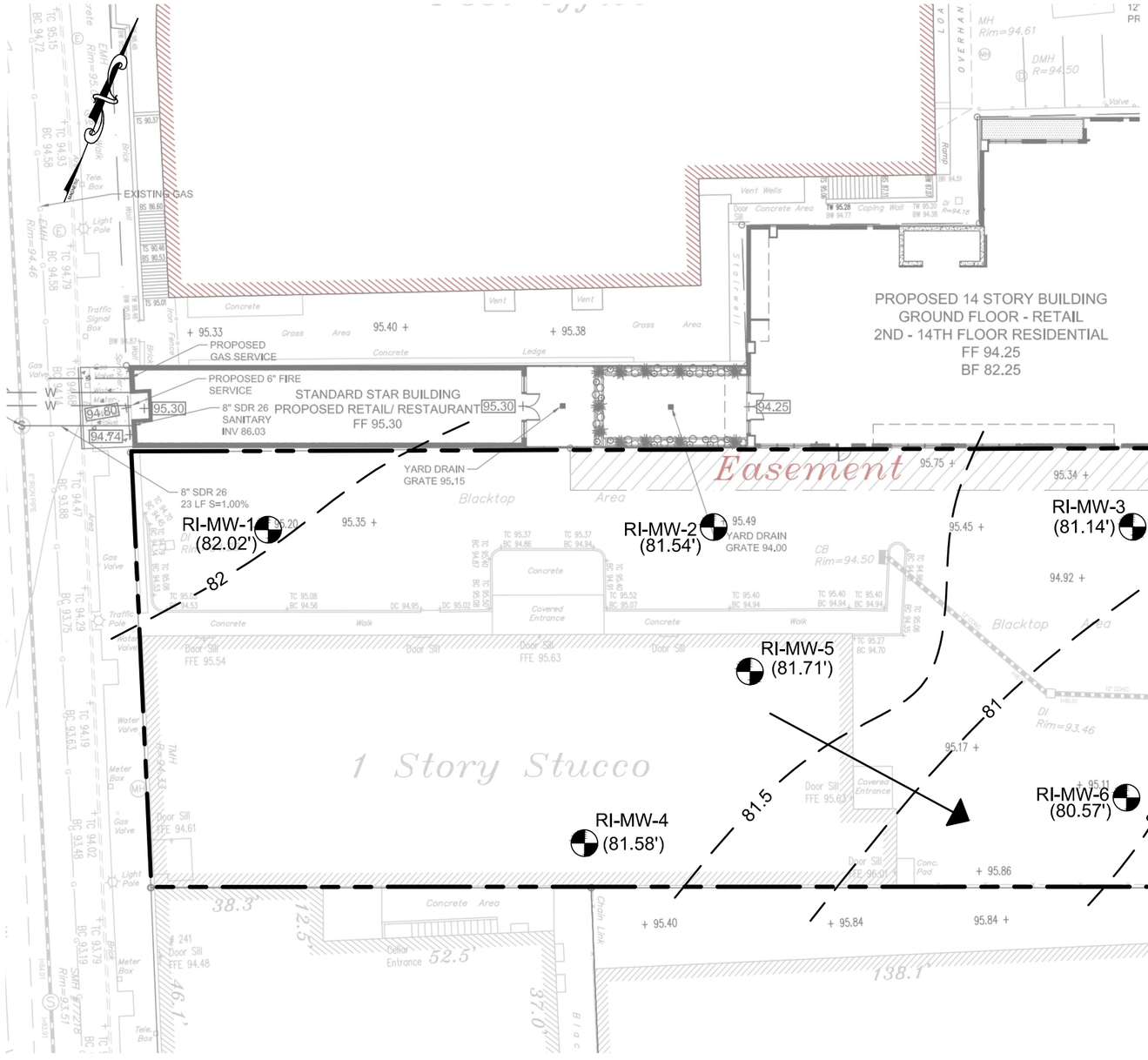

SCALE: 1"=30'

0 30 60

LEGEND:

- PROPERTY LINE
- RI-MW-1 - JUNE-JULY 2021 REMEDIAL INVESTIGATION - APPROXIMATE MONITORING WELL LOCATIONS
- (86.89') - GROUNDWATER ELEVATION (FT-AMS 1)
- –80– - GROUNDWATER ELEVATION CONTOUR
- GROUNDWATER FLOW DIRECTION

NOTES:

- MONITORING WELL LOCATIONS AND ELEVATIONS WERE OBTAINED FROM THE "MONITORING WELL LOCATION SKETCH" PREPARED BY LINE & GRADE SURVEYORS D.P.C., DATED SEPTEMBER 17, 2021.
- GROUNDWATER MEASUREMENTS COLLECTED ON SEPTEMBER 27, 2021.
- THIS PLAN IS FOR SHOWING GROUNDWATER FLOW ONLY. OTHER SITE WORK SHOWN HERE IS NOT INTENDED FOR CONSTRUCTION.
- CONTOUR INTERVAL = 0.5 FEET

REFERENCE

SITE INFORMATION TAKEN FROM "GRADING AND UTILITY PLAN" PREPARED BY SESI CONSULTING ENGINEERS D.P.C.. DATED 4/13/17.

© SESI CONSULTING ENGINEERS D.P.C. 2021
This drawing and all information contained hereon is proprietary information of SESI CONSULTING ENGINEERS D.P.C. and may not be copied or reproduced, either in whole or in part, by any method, without written permission of SESI CONSULTING ENGINEERS D.P.C.

dwg by: aas
chk by: MKN
scale: 1" = 40'
date: 09/28/2021

SESI CONSULTING ENGINEERS D.P.C.
SOILS / FOUNDATIONS
SITE DESIGN
ENVIRONMENTAL
12A MAPLE AVE. PINE BROOK, N.J. 07058 PH: 973-808-9050

project:
247 NORTH AVENUE ASSOCIATES LLC
247 NORTH AVENUE
NEW ROCHELLE, WESTCHESTER COUNTY, NEW YORK

drawing title:
GROUNDWATER CONTOUR MAP

job no: 10908
drawing no:
FIG-4.4

N:\ACAD\10908\RIR\10908 – FIG-4.4 – GROUNDWATER CONTOUR MAP – 09-28-2021.DWG 09/28/21 03:20:32PM, aas, LAYOUT:FIG-4.4

Tables

Table 1- Sampling Summary Table
June 29 through August 26, 2021
247 North Avenue, New Rochelle, NY
Project No. 10908
SESI Consulting Engineers

Soil Samples								
Boring Name	**Boring Depth (ft bg)**	**Sample Depth (feet bgs)**	**Sample Media**	**Sample Type**	**Analysis**	**Date Sampled**	**Sample Rationale**	**Notes/Duplicates**
RI-SB-1	12	1.5-2.0	Soil	Grab	TCL+30/TAL, PFAS and 1,4-Dioxane	6/29/2021	side-wide Investigation	Refusal at 12
		5.0-5.5						
		11.0-11.5						
RI-SB-2	10	3.0-3.5	Soil	Grab	TCL SVOCs, TAL Metals	6/29/2021	PAHs, and metals detected at SB-3	Refusal at 10
		6.0-6.5						
RI-SB-3	14	1.0-1.5	Soil	Grab	TCL SVOCs, TAL Metals	6/29/2021	side-wide Investigation	Refusal at 14
		7.0-7.5						
		12.0-12.5						
RI-SB-4	9	4.0-4.5	Soil	Grab	TCL SVOCs, TAL Metals	6/29/2021	PAHs, and metals detected at SB-4	Refusal at 9
		8.0-8.5						
RI-SB-5	10	3.5-4.0	Soil	Grab	TCL SVOCs, TAL Metals	6/29/2021	PAHs, and metals detected at SB-5	Refusal at 10
		7.5-8.0						
RI-SB-6	6	3.5-4.0	Soil	Grab	TCL+30/TAL, PFAS and 1,4-Dioxane	6/29/2021	PAHs, and metals detected at SB-5	Refusal at 6
		5.5-6.0						
RI-SB-7	13	3.5-4.0	Soil	Grab	TCL SVOCs, TAL Metals	7/1/2021	side-wide Investigation	Refusal at 13
		9.0-9.5						
		12.0-12.5						
RI-SB-8	6	1.5-2.0	Soil	Grab	TCL SVOCs, TAL Metals	6/30/2021	side-wide Investigation	Refusal at 6
		5.0-5.5						
RI-SB-9	6	1.5-2.0	Soil	Grab	TCL SVOCs, TAL Metals	6/30/2021	side-wide Investigation	Strong odors, high PID readings observed: ~500ppm, slight sheen
		3.5-4.0						
		5.5-6.0						
RI-SB-10	6	1.5-2.0	Soil	Grab	TCL SVOCs, TAL Metals	6/30/2021	side-wide Investigation	Refusal at 6
		3.0-3.5						
		5.5-6.0						
RI-SB-11	7	1.5-2.0	Soil	Grab	TCL+30/TAL, PFAS and 1,4-Dioxane	6/29/2021	PAHs, and metals detected at SB-6	Refusal at 7
		6.0-6.5						
RI-SB-12	7	3.5-4.0	Soil	Grab	TCL SVOCs, TAL Metals	6/29/2021	side-wide Investigation	Refusal at 7
		6.5-7.0						
RI-SB-14	5	2.5-3.0	Soil	Grab	TCL SVOCs, TAL Metals	7/1/2021	side-wide Investigation	Refusal at 5
		3.5-4.0						
RI-SB-15	5	2.5-3.0	Soil	Grab	TCL SVOCs, TAL Metals	7/1/2021	side-wide Investigation	Refusal at 5
		4.5-5.0						
RI-SB-16	3	2.5-3.0	Soil	Grab	TCL+30/TAL, PFAS and 1,4-Dioxane	7/1/2021	side-wide Investigation	Refusal at 3
RI-SB-17	5	2.5-3.0	Soil	Grab	TCL SVOCs, TAL Metals	6/30/2021	side-wide Investigation	DUP-1 from SB-17
RI-SB-18	8	6.5-7.0	Soil	Grab	TCL SVOCs, TAL Metals	6/30/2021	side-wide Investigation	Refusal at 8
		3.0-3.5						

Table 1- Sampling Summary Table
June 29 through August 26, 2021
247 North Avenue, New Rochelle, NY
Project No. 10908
SESI Consulting Engineers

Groundwater Samples								
Well Name	**Well Depth (ft bgs)**	**Well Screen (ft bgs)**	**Sample Media**	**Sample Type**	**Analysis**	**Date Sampled**	**Sample Rationale**	**Notes/Duplicates**
MW-1	28	18-28	Groundwater	Low Flow / Grab	TCL+30/TAL, PFAS and 1,4-Dioxane	7/13/2021	Evaluate potential upgradient groundwater impacts	
MW-2	30	20-30	Groundwater	Low Flow / Grab	TCL+30/TAL, PFAS and 1,4-Dioxane	7/13/2021	Evaluate groundwater at northcentral portion of site	
MW-3	30	20-30	Groundwater	Low Flow / Grab	TCL+30/TAL, PFAS and 1,4-Dioxane	7/13/2021	Evaluate potential downgradient groundwater impacts	
MW-4	15	10-15	Groundwater	Low Flow / Grab	TCL+30/TAL, PFAS and 1,4-Dioxane	8/26/2021	Evaluate potential upgradient groundwater impacts	
MW-5	19	9-19	Groundwater	Low Flow / Grab	TCL+30/TAL, PFAS and 1,4-Dioxane	8/26/2021	Evaluate groundwater at northcentral portion of site	
MW-6	30	20-30	Groundwater	Low Flow / Grab	TCL+30/TAL, PFAS and 1,4-Dioxane	7/13/2021	Evaluate potential downgradient groundwater impacts	Duplicate sample collected
Soil Vapor and Ambient Air Samples								
Sample Name	**Boring Depth (ft bgs)**	**Sample Depth (feet bgs)**	**Sample Media**	**Sample Type**	**Analysis**	**Date Sampled**	**Sample Rationale**	**Notes/Duplicates**
RI-SV-1	5	4.5-5	Soil Vapor	Grab / (2hr)	TO-15	6/30/2021	Soil vapor impacts at SV-1	
RI-SV-2	5	4.5-5	Soil Vapor	Grab / (2hr)	TO-15	6/30/2021	Soil vapor impacts at SV-2	
RI-SV-3	5	4.5-5	Soil Vapor	Grab / (2hr)	TO-15	6/30/2021	Soil vapor impacts at SV-3	
RI-SV-4	5	4.5-5	Soil Vapor	Grab / (2hr)	TO-15	7/1/2021	Beneath the current site building	
RI-SV-5	5	4.5-5	Soil Vapor	Grab / (2hr)	TO-15	7/1/2021	Beneath the current site building	
RI-SV-6	5	4.5-5	Soil Vapor	Grab / (2hr)	TO-15	6/30/2021	Soil vapor impacts at SV-4	
AA-1	NA	N/A	Ambient air	8 hr	TO-15	6/30/2021	Cooresponding outdoor air sample for RISV-1, RISV-2, RISV-3, AND RISV-6	

Table 2
Groundwater Elevations
247 North Avenue, New Rochelle, NY
SESI Consulting Engineers

Well ID	Surveyed Elevation (ft amsl)	Measured DTW (ft bgs)	Date DTW measured	GWE (ft amsl)
MW-1	94.62	12.6	9/27/2021	82.02
MW-2	95.06	13.42	9/27/2021	81.64
MW-3	94.74	13.6	9/27/2021	81.14
MW-4	85.78	4.1	9/27/2021	81.68
MW-5	85.66	3.95	9/27/2021	81.71
MW-6	95.12	14.55	9/27/2021	80.57

Table 3 Soil Analytical Table
June 29 - July 1, 2021
247 North Avenue, New Rochelle, NY
Project No. 10908
SESI Consulting Engineers

Client Sample ID:		USCO	RRSCO	R1-SB-1 (1.5-2.0)	R1-SB-1 (5.0-5.5)	R1-SB-1 (11-11.5)	R1-SB-2 (3-3.5)	R1-SB-2 (6-6.5)	R1-SB-3 (1-1.5)	R1-SB-3 (7-7.5)	R1-SB-3 (12-12.5)	R1-SB-4 (4-4.5)	R1-SB-4 (8-8.5)
Lab Sample ID:				JD27540-1 & JD27540-1A	JD27540-2 & JD27540-2A	JD27540-3 & JD27540-3A	JD27540-4	JD27540-5	JD27540-6	JD27540-7	JD27540-8	JD27540-9	JD27540-10
Date Sampled:				6/29/2021	6/29/2021	6/29/2021	6/29/2021	6/29/2021	6/29/2021	6/29/2021	6/29/2021	6/29/2021	6/29/2021
Matrix:	Units			Soil	Soil	Soil	Soil	Soil	Soil	Soil	Soil	Soil	Soil
VOCs (SW846 8260D)													
Acetone	mg/kg	0.05	100	0.0056 J	ND (0.0037)	0.0045 J	-	-	-	-	-	-	-
Benzene	mg/kg	0.06	4.8	ND (0.00060)	ND (0.00041)	ND (0.00043)	-	-	-	-	-	-	-
Bromochloromethane	mg/kg	-	-	ND (0.00073)	ND (0.00050)	ND (0.00052)	-	-	-	-	-	-	-
Bromodichloromethane	mg/kg	-	-	ND (0.00056)	ND (0.00039)	ND (0.00040)	-	-	-	-	-	-	-
Bromoform	mg/kg	-	-	ND (0.0018)	ND (0.0012)	ND (0.0013)	-	-	-	-	-	-	-
Bromomethane	mg/kg	-	-	ND (0.0010)	ND (0.00069)	ND (0.00071)	-	-	-	-	-	-	-
2-Butanone (MEK)	mg/kg	0.12	100	ND (0.0032)	ND (0.0022)	ND (0.0023)	-	-	-	-	-	-	-
Carbon disulfide	mg/kg	-		ND (0.00070)	ND (0.00048)	ND (0.00050)	-	-	-	-	-	-	-
Carbon tetrachloride	mg/kg	0.76	2.4	ND (0.00081)	ND (0.00056)	ND (0.00058)	-	-	-	-	-	-	-
Chlorobenzene	mg/kg	1.1	100	ND (0.00060)	ND (0.00041)	ND (0.00043)	-	-	-	-	-	-	-
Chloroethane	mg/kg	-		ND (0.00077)	ND (0.00053)	ND (0.00055)	-	-	-	-	-	-	-
Chloroform	mg/kg	0.37	49	ND (0.00068)	ND (0.00047)	ND (0.00048)	-	-	-	-	-	-	-
Chloromethane	mg/kg	-	-	ND (0.0026)	ND (0.0018)	ND (0.0018)	-	-	-	-	-	-	-
Cyclohexane	mg/kg	-	-	ND (0.00086)	ND (0.00059)	ND (0.00061)	-	-	-	-	-	-	-
1,2-Dibromo-3-chloropropane	mg/kg	-	-	ND (0.00091)	ND (0.00062)	ND (0.00065)	-	-	-	-	-	-	-
Dibromochloromethane	mg/kg	-		ND (0.00073)	ND (0.00050)	ND (0.00052)	-	-	-	-	-	-	-
1,2-Dibromoethane	mg/kg	-	-	ND (0.00055)	ND (0.00038)	ND (0.00039)	-	-	-	-	-	-	-
1,2-Dichlorobenzene	mg/kg	1.1	100	ND (0.00072)	ND (0.00049)	ND (0.00051)	-	-	-	-	-	-	-
1,3-Dichlorobenzene	mg/kg	2.4	49	ND (0.00065)	ND (0.00045)	ND (0.00046)	-	-	-	-	-	-	-
1,4-Dichlorobenzene	mg/kg	1.8	13	ND (0.00065)	ND (0.00044)	ND (0.00046)	-	-	-	-	-	-	-
Dichlorodifluoromethane	mg/kg	-	-	ND (0.00095)	ND (0.00065)	ND (0.00068)	-	-	-	-	-	-	-
1,1-Dichloroethane	mg/kg	0.27	26	ND (0.00065)	ND (0.00045)	ND (0.00046)	-	-	-	-	-	-	-
1,2-Dichloroethane	mg/kg	0.02	3.1	ND (0.00062)	ND (0.00042)	ND (0.00044)	-	-	-	-	-	-	-
1,1-Dichloroethene	mg/kg	0.33	100	ND (0.00086)	ND (0.00059)	ND (0.00061)	-	-	-	-	-	-	-
cis-1,2-Dichloroethene	mg/kg	0.25	100	ND (0.0011)	ND (0.00076)	ND (0.00078)	-	-	-	-	-	-	-
trans-1,2-Dichloroethene	mg/kg	0.19	100	ND (0.00080)	ND (0.00055)	ND (0.00057)	-	-	-	-	-	-	-
1,2-Dichloropropane	mg/kg	-		ND (0.00062)	ND (0.00043)	ND (0.00044)	-	-	-	-	-	-	-
cis-1,3-Dichloropropene	mg/kg	-	-	ND (0.00062)	ND (0.00043)	ND (0.00044)	-	-	-	-	-	-	-
trans-1,3-Dichloropropene	mg/kg	-	-	ND (0.00060)	ND (0.00041)	ND (0.00043)	-	-	-	-	-	-	-
Ethylbenzene	mg/kg	1	41	ND (0.00059)	ND (0.00041)	ND (0.00042)	-	-	-	-	-	-	-
Freon 113	mg/kg	-		ND (0.0035)	ND (0.0024)	ND (0.0025)	-	-	-	-	-	-	-
2-Hexanone	mg/kg	-	-	ND (0.0028)	ND (0.0019)	ND (0.0020)	-	-	-	-	-	-	-
Isopropylbenzene	mg/kg	-		ND (0.0019)	ND (0.0013)	ND (0.0013)	-	-	-	-	-	-	-
Methyl Acetate	mg/kg	-	-	ND (0.0018) [a]	ND (0.0013) [a]	ND (0.0013)	-	-	-	-	-	-	-
Methylcyclohexane	mg/kg	-	-	ND (0.0011)	ND (0.00079)	ND (0.00082)	-	-	-	-	-	-	-
Methyl Tert Butyl Ether	mg/kg	0.93	100	ND (0.00061)	ND (0.00042)	ND (0.00044)	-	-	-	-	-	-	-
4-Methyl-2-pentanone(MIBK)	mg/kg	-		ND (0.0030)	ND (0.0020)	ND (0.0021)	-	-	-	-	-	-	-
Methylene chloride	mg/kg	0.05	100	ND (0.0034)	ND (0.0023)	ND (0.0024)	-	-	-	-	-	-	-
Styrene	mg/kg	-		ND (0.00053)	ND (0.00036)	ND (0.00038)	-	-	-	-	-	-	-
1,1,2,2-Tetrachloroethane	mg/kg	-		ND (0.00079)	ND (0.00054)	ND (0.00056)	-	-	-	-	-	-	-
Tetrachloroethene	mg/kg	1.3	19	ND (0.00076)	ND (0.00052)	ND (0.00054)	-	-	-	-	-	-	-
Toluene	mg/kg	0.7	100	ND (0.00069)	ND (0.00047)	ND (0.00049)	-	-	-	-	-	-	-
1,2,3-Trichlorobenzene	mg/kg	-		ND (0.0033)	ND (0.0023)	ND (0.0023)	-	-	-	-	-	-	-
1,2,4-Trichlorobenzene	mg/kg	-		ND (0.0033)	ND (0.0023)	ND (0.0023)	-	-	-	-	-	-	-
1,1,1-Trichloroethane	mg/kg	0.68	100	ND (0.00063)	ND (0.00043)	ND (0.00045)	-	-	-	-	-	-	-

Table 3 Soil Analytical Table
June 29 - July 1, 2021
247 North Avenue, New Rochelle, NY
Project No. 10908
SESI Consulting Engineers

Client Sample ID:		USCO	RRSCO	R1-SB-1 (1.5-2.0)	R1-SB-1 (5.0-5.5)	R1-SB-1 (11-11.5)	R1-SB-2 (3-3.5)	R1-SB-2 (6-6.5)	R1-SB-3 (1-1.5)	R1-SB-3 (7-7.5)	R1-SB-3 (12-12.5)	R1-SB-4 (4-4.5)	R1-SB-4 (8-8.5)
Lab Sample ID:				JD27540-1 & JD27540-1A	JD27540-2 & JD27540-2A	JD27540-3 & JD27540-3A	JD27540-4	JD27540-5	JD27540-6	JD27540-7	JD27540-8	JD27540-9	JD27540-10
Date Sampled:				6/29/2021	6/29/2021	6/29/2021	6/29/2021	6/29/2021	6/29/2021	6/29/2021	6/29/2021	6/29/2021	6/29/2021
Matrix:	Units			Soil	Soil	Soil	Soil	Soil	Soil	Soil	Soil	Soil	Soil
1,1,2-Trichloroethane	mg/kg	-	-	ND (0.00073)	ND (0.00050)	ND (0.00052)	-	-	-	-	-	-	-
Trichloroethene	mg/kg	0.47	21	ND (0.0010)	ND (0.00069)	ND (0.00071)	-	-	-	-	-	-	-
Trichlorofluoromethane	mg/kg	-	-	ND (0.00090)	ND (0.00062)	ND (0.00064)	-	-	-	-	-	-	-
Vinyl chloride	mg/kg	0.02	0.9	ND (0.00063)	ND (0.00043)	ND (0.00045)	-	-	-	-	-	-	-
m,p-Xylene	mg/kg	0.26	100	ND (0.0012)	ND (0.00081)	ND (0.00084)	-	-	-	-	-	-	-
o-Xylene	mg/kg	0.26	100	ND (0.00060)	ND (0.00041)	ND (0.00043)	-	-	-	-	-	-	-
Xylene (total)	mg/kg	0.26	100	ND (0.00060)	ND (0.00041)	ND (0.00043)	-	-	-	-	-	-	-
VOCs TIC													
Total TIC, Volatile	mg/kg	-	-	0	0	0	-	-	-	-	-	-	-
PFAs (EPA 537M BY ID)													
Perfluorobutanoic acid	mg/kg	-	-	ND (0.00048)	ND (0.00043)	ND (0.00039)	-	-	-	-	-	-	-
Perfluoropentanoic acid	mg/kg	-	-	ND (0.00032)	ND (0.00028)	ND (0.00026)	-	-	-	-	-	-	-
Perfluorohexanoic acid	mg/kg	-	-	ND (0.00032)	ND (0.00028)	ND (0.00026)	-	-	-	-	-	-	-
Perfluoroheptanoic acid	mg/kg	-	-	ND (0.00032)	ND (0.00028)	ND (0.00026)	-	-	-	-	-	-	-
Perfluorooctanoic acid (PFOA)	mg/kg	0.00066	0.033	ND (0.00032)	ND (0.00028)	ND (0.00026)	-	-	-	-	-	-	-
Perfluorononanoic acid	mg/kg	-	-	ND (0.00032)	ND (0.00028)	ND (0.00026)	-	-	-	-	-	-	-
Perfluorodecanoic acid	mg/kg	-	-	ND (0.00032)	ND (0.00028)	ND (0.00026)	-	-	-	-	-	-	-
Perfluoroundecanoic acid	mg/kg	-	-	ND (0.00032)	ND (0.00028)	ND (0.00026)	-	-	-	-	-	-	-
Perfluorododecanoic acid	mg/kg	-	-	ND (0.00032)	ND (0.00028)	ND (0.00026)	-	-	-	-	-	-	-
Perfluorotridecanoic acid	mg/kg	-	-	ND (0.00034)	ND (0.00030)	ND (0.00028)	-	-	-	-	-	-	-
Perfluorotetradecanoic acid	mg/kg	-	-	ND (0.00032)	ND (0.00028)	ND (0.00026)	-	-	-	-	-	-	-
Perfluorobutanesulfonic acid	mg/kg	-	-	ND (0.00032)	ND (0.00028)	ND (0.00026)	-	-	-	-	-	-	-
Perfluorohexanesulfonic acid	mg/kg	-	-	ND (0.00032)	ND (0.00028)	ND (0.00026)	-	-	-	-	-	-	-
Perfluoroheptanesulfonic acid	mg/kg	-	-	ND (0.00032)	ND (0.00028)	ND (0.00026)	-	-	-	-	-	-	-
Perfluorooctanesulfonic acid (PFOS)	mg/kg	0.00088	0.044	ND (0.00032)	ND (0.00028)	ND (0.00026)	-	-	-	-	-	-	-
Perfluorodecanesulfonic acid	mg/kg	-	-	ND (0.00032)	ND (0.00028)	ND (0.00026)	-	-	-	-	-	-	-
PFOSA	mg/kg	-	-	ND (0.00032)	ND (0.00028)	ND (0.00026)	-	-	-	-	-	-	-
MeFOSAA	mg/kg	-	-	ND (0.00064)	ND (0.00056)	ND (0.00052)	-	-	-	-	-	-	-
EtFOSAA	mg/kg	-	-	ND (0.00064)	ND (0.00056)	ND (0.00052)	-	-	-	-	-	-	-
6:2 Fluorotelomer sulfonate	mg/kg	-	-	ND (0.00032)	ND (0.00028)	ND (0.00026)	-	-	-	-	-	-	-
8:2 Fluorotelomer sulfonate	mg/kg	-	-	ND (0.00032)	ND (0.00028)	ND (0.00026)	-	-	-	-	-	-	-
SVOCs (SW846 8270E)													
2-Chlorophenol	mg/kg	-		ND (0.022)	ND (0.018)	ND (0.017)	ND (0.017)	ND (0.017)	ND (0.020)	ND (0.018)	ND (0.018)	ND (0.035)	ND (0.017)
4-Chloro-3-methyl phenol	mg/kg	-	-	ND (0.027)	ND (0.023)	ND (0.021)	ND (0.022)	ND (0.021)	ND (0.025)	ND (0.023)	ND (0.022)	ND (0.044)	ND (0.021)
2,4-Dichlorophenol	mg/kg	-		ND (0.037)	ND (0.032)	ND (0.030)	ND (0.030)	ND (0.029)	ND (0.034)	ND (0.032)	ND (0.031)	ND (0.061)	ND (0.030)
2,4-Dimethylphenol	mg/kg	-	-	ND (0.078)	ND (0.066)	ND (0.062)	ND (0.063)	ND (0.060)	ND (0.072)	ND (0.066)	ND (0.064)	ND (0.13)	ND (0.062)
2,4-Dinitrophenol	mg/kg	-		ND (0.16) [f]	ND (0.14) [f]	ND (0.13) [f]	ND (0.13) [f]	ND (0.13) [f]	ND (0.15) [f]	ND (0.14) [f]	ND (0.14) [f]	ND (0.27) [f]	ND (0.13) [f]
4,6-Dinitro-o-cresol	mg/kg	-	-	ND (0.047) [e]	ND (0.040) [e]	ND (0.037) [e]	ND (0.038) [e]	ND (0.036) [e]	ND (0.043) [e]	ND (0.040) [e]	ND (0.039) [e]	ND (0.077) [e]	ND (0.037) [e]
2-Methylphenol	mg/kg	0.33	100	ND (0.028)	ND (0.024)	ND (0.022)	ND (0.022)	ND (0.022)	ND (0.026)	ND (0.024)	ND (0.023)	ND (0.046)	ND (0.022)
3&4-Methylphenol	mg/kg	-	-	ND (0.036)	ND (0.030)	ND (0.029)	ND (0.029)	ND (0.028)	ND (0.033)	ND (0.030)	ND (0.030)	ND (0.059)	ND (0.029)
2-Nitrophenol	mg/kg	-		ND (0.029)	ND (0.024)	ND (0.023)	ND (0.023)	ND (0.022)	ND (0.027)	ND (0.025)	ND (0.024)	ND (0.047)	ND (0.023)

Table 3 Soil Analytical Table
June 29 - July 1, 2021
247 North Avenue, New Rochelle, NY
Project No. 10908
SESI Consulting Engineers

Client Sample ID:		USCO	RRSCO	R1-SB-1 (1.5-2.0)	R1-SB-1 (5.0-5.5)	R1-SB-1 (11-11.5)	R1-SB-2 (3-3.5)	R1-SB-2 (6-6.5)	R1-SB-3 (1-1.5)	R1-SB-3 (7-7.5)	R1-SB-3 (12-12.5)	R1-SB-4 (4-4.5)	R1-SB-4 (8-8.5)
Lab Sample ID:				JD27540-1 & JD27540-1A	JD27540-2 & JD27540-2A	JD27540-3 & JD27540-3A	JD27540-4	JD27540-5	JD27540-6	JD27540-7	JD27540-8	JD27540-9	JD27540-10
Date Sampled:				6/29/2021	6/29/2021	6/29/2021	6/29/2021	6/29/2021	6/29/2021	6/29/2021	6/29/2021	6/29/2021	6/29/2021
Matrix:	Units			Soil	Soil	Soil	Soil	Soil	Soil	Soil	Soil	Soil	Soil
4-Nitrophenol	mg/kg	-		ND (0.12)	ND (0.099)	ND (0.094)	ND (0.094)	ND (0.091)	ND (0.11)	ND (0.099)	ND (0.096)	ND (0.19)	ND (0.093)
Pentachlorophenol	mg/kg	0.8	6.7	ND (0.041)	ND (0.035)	ND (0.033)	ND (0.033)	ND (0.032)	ND (0.038)	ND (0.035)	ND (0.034)	ND (0.067)	ND (0.033)
Phenol	mg/kg	0.33	100	ND (0.023)	ND (0.019)	ND (0.018)	ND (0.018)	ND (0.018)	ND (0.021)	ND (0.019)	ND (0.019)	ND (0.037)	ND (0.018)
2,3,4,6-Tetrachlorophenol	mg/kg	-	-	ND (0.029)	ND (0.024)	ND (0.023)	ND (0.023)	ND (0.022)	ND (0.027)	ND (0.025)	ND (0.024)	ND (0.047)	ND (0.023)
2,4,5-Trichlorophenol	mg/kg	-		ND (0.033)	ND (0.028)	ND (0.026)	ND (0.026)	ND (0.025)	ND (0.030)	ND (0.028)	ND (0.027)	ND (0.054)	ND (0.026)
2,4,6-Trichlorophenol	mg/kg	-		ND (0.026)	ND (0.022)	ND (0.021)	ND (0.021)	ND (0.020)	ND (0.024)	ND (0.022)	ND (0.022)	ND (0.043)	ND (0.021)
Acenaphthene	mg/kg	20	100	ND (0.015)	ND (0.013)	ND (0.012)	ND (0.012)	ND (0.012)	ND (0.014)	ND (0.013)	ND (0.012)	0.0501 J	ND (0.012)
Acenaphthylene	mg/kg	100	100	ND (0.022)	ND (0.019)	ND (0.018)	ND (0.018)	ND (0.017)	ND (0.020)	ND (0.019)	ND (0.018)	0.316	ND (0.018)
Acetophenone	mg/kg	-	-	ND (0.0094)	ND (0.0079)	ND (0.0075)	ND (0.0076)	ND (0.0073)	ND (0.0087)	ND (0.0080)	ND (0.0078)	ND (0.015)	ND (0.0075)
Anthracene	mg/kg	100	100	ND (0.027)	ND (0.023)	ND (0.021)	ND (0.022)	ND (0.021)	ND (0.025)	ND (0.023)	ND (0.022)	0.338	ND (0.021)
Atrazine	mg/kg	-	-	ND (0.019)	ND (0.016)	ND (0.015)	ND (0.015)	ND (0.015)	ND (0.017)	ND (0.016)	ND (0.015)	ND (0.031)	ND (0.015)
Benzo(a)anthracene	mg/kg	1	1	ND (0.012)	ND (0.010)	ND (0.0099)	ND (0.0099)	ND (0.0096)	0.0175 J	ND (0.010)	ND (0.010)	**1.51**	ND (0.0099)
Benzo(a)pyrene	mg/kg	1	1	ND (0.020)	ND (0.017)	ND (0.016)	ND (0.016)	ND (0.015)	ND (0.018)	ND (0.017)	ND (0.016)	**1.73**	ND (0.016)
Benzo(b)fluoranthene	mg/kg	1	1	ND (0.019)	ND (0.016)	ND (0.015)	ND (0.016)	ND (0.015)	0.0190 J	ND (0.016)	ND (0.016)	**2.25**	ND (0.015)
Benzo(g,h,i)perylene	mg/kg	100	100	ND (0.022)	ND (0.018)	ND (0.018)	ND (0.018)	ND (0.017)	ND (0.020)	ND (0.019)	ND (0.018)	1.2	ND (0.017)
Benzo(k)fluoranthene	mg/kg	0.8	3.9	ND (0.020)	ND (0.017)	ND (0.016)	ND (0.016)	ND (0.016)	ND (0.019)	ND (0.017)	ND (0.017)	0.747	ND (0.016)
4-Bromophenyl phenyl ether	mg/kg	-	-	ND (0.017)	ND (0.014)	ND (0.014)	ND (0.014)	ND (0.013)	ND (0.016)	ND (0.014)	ND (0.014)	ND (0.028)	ND (0.013)
Butyl benzyl phthalate	mg/kg	-		ND (0.011)	ND (0.0090)	ND (0.0085)	ND (0.0086)	ND (0.0083)	ND (0.0098)	ND (0.0090)	ND (0.0088)	ND (0.017)	ND (0.0085)
1,1'-Biphenyl	mg/kg	-		ND (0.0060)	ND (0.0051)	ND (0.0048)	ND (0.0048)	ND (0.0046)	ND (0.0055)	ND (0.0051)	ND (0.0049)	0.0106 J	ND (0.0048)
Benzaldehyde	mg/kg	-	-	ND (0.011)	ND (0.0092)	ND (0.0087)	ND (0.0087)	ND (0.0084)	ND (0.010)	ND (0.0092)	ND (0.0089)	ND (0.018)	ND (0.0087)
2-Chloronaphthalene	mg/kg	-	-	ND (0.010)	ND (0.0088)	ND (0.0083)	ND (0.0084)	ND (0.0081)	ND (0.0096)	ND (0.0088)	ND (0.0086)	ND (0.017)	ND (0.0083)
4-Chloroaniline	mg/kg	-		ND (0.016)	ND (0.013)	ND (0.013)	ND (0.013)	ND (0.012)	ND (0.015)	ND (0.013)	ND (0.013)	ND (0.026)	ND (0.013)
Carbazole	mg/kg	-	-	ND (0.0064)	ND (0.0054)	ND (0.0051)	ND (0.0051)	ND (0.0049)	ND (0.0058)	ND (0.0054)	ND (0.0052)	0.144	ND (0.0051)
Caprolactam	mg/kg	-	-	ND (0.017)	ND (0.015)	ND (0.014)	ND (0.014)	ND (0.013)	ND (0.016)	ND (0.015)	ND (0.014)	ND (0.028)	ND (0.014)
Chrysene	mg/kg	1	3.9	ND (0.014)	ND (0.012)	ND (0.011)	ND (0.011)	ND (0.011)	0.0163 J	ND (0.012)	ND (0.011)	**1.76**	ND (0.011)
bis(2-Chloroethoxy)methane	mg/kg	-	-	ND (0.0094)	ND (0.0079)	ND (0.0075)	ND (0.0075)	ND (0.0073)	ND (0.0086)	ND (0.0079)	ND (0.0077)	ND (0.015)	ND (0.0075)
bis(2-Chloroethyl)ether	mg/kg	-	-	ND (0.019)	ND (0.016)	ND (0.015)	ND (0.015)	ND (0.015)	ND (0.017)	ND (0.016)	ND (0.016)	ND (0.031)	ND (0.015)
2,2'-Oxybis(1-chloropropane)	mg/kg	-	-	ND (0.016)	ND (0.013)	ND (0.013)	ND (0.013)	ND (0.012)	ND (0.014)	ND (0.013)	ND (0.013)	ND (0.026)	ND (0.013)
4-Chlorophenyl phenyl ether	mg/kg	-	-	ND (0.014)	ND (0.012)	ND (0.011)	ND (0.011)	ND (0.011)	ND (0.013)	ND (0.012)	ND (0.012)	ND (0.023)	ND (0.011)
2,4-Dinitrotoluene	mg/kg	-	-	ND (0.014)	ND (0.011)	ND (0.011)	ND (0.011)	ND (0.011)	ND (0.012)	ND (0.011)	ND (0.011)	ND (0.022)	ND (0.011)
2,6-Dinitrotoluene	mg/kg	-		ND (0.022)	ND (0.019)	ND (0.018)	ND (0.018)	ND (0.017)	ND (0.020)	ND (0.019)	ND (0.018)	ND (0.036)	ND (0.018)
3,3'-Dichlorobenzidine	mg/kg	-	-	ND (0.037)	ND (0.031)	ND (0.029)	ND (0.029)	ND (0.028)	ND (0.034)	ND (0.031)	ND (0.030)	ND (0.060)	ND (0.029)
1,4-Dioxane	mg/kg	0.1	13	ND (0.029) [a]	ND (0.024) [a]	ND (0.023) [a]	ND (0.023) [a]	ND (0.022) [a]	ND (0.027) [a]	ND (0.025) [a]	ND (0.024) [a]	ND (0.047) [a]	ND (0.023) [a]
Dibenzo(a,h)anthracene	mg/kg	0.33	0.33	ND (0.019)	ND (0.016)	ND (0.015)	ND (0.016)	ND (0.015)	ND (0.018)	ND (0.016)	ND (0.016)	0.336	ND (0.015)
Dibenzofuran	mg/kg	7	59	ND (0.018)	ND (0.015)	ND (0.014)	ND (0.014)	ND (0.014)	ND (0.016)	ND (0.015)	ND (0.015)	0.0389 J	ND (0.014)
Di-n-butyl phthalate	mg/kg	-		ND (0.0071)	ND (0.0060)	ND (0.0057)	ND (0.0057)	ND (0.0055)	ND (0.0066)	ND (0.0060)	ND (0.0059)	ND (0.012)	ND (0.0057)
Di-n-octyl phthalate	mg/kg	-		ND (0.011)	ND (0.0092)	ND (0.0087)	ND (0.0088)	ND (0.0084)	ND (0.010)	ND (0.0092)	ND (0.0090)	ND (0.018)	ND (0.0087)
Diethyl phthalate	mg/kg	-		ND (0.0093)	ND (0.0079)	ND (0.0075)	ND (0.0075)	ND (0.0072)	ND (0.0086)	ND (0.0079)	ND (0.0077)	ND (0.015)	ND (0.0074)
Dimethyl phthalate	mg/kg	-		ND (0.0078)	ND (0.0066)	ND (0.0062)	ND (0.0063)	ND (0.0060)	ND (0.0072)	ND (0.0066)	ND (0.0064)	ND (0.013)	ND (0.0062)
bis(2-Ethylhexyl)phthalate	mg/kg	-		ND (0.010)	ND (0.0086)	ND (0.0082)	ND (0.0082)	ND (0.0079)	ND (0.0094)	ND (0.0087)	ND (0.0084)	ND (0.017)	ND (0.0082)
Fluoranthene	mg/kg	100	100	ND (0.020)	ND (0.016)	ND (0.016)	ND (0.016)	ND (0.015)	0.0341 J	ND (0.017)	ND (0.016)	2.58	ND (0.016)
Fluorene	mg/kg	30	100	ND (0.020)	ND (0.017)	ND (0.016)	ND (0.016)	ND (0.016)	ND (0.018)	ND (0.017)	ND (0.017)	0.075	ND (0.016)
Hexachlorobenzene	mg/kg	0.33	1.2	ND (0.011)	ND (0.0093)	ND (0.0089)	ND (0.0089)	ND (0.0086)	ND (0.010)	ND (0.0094)	ND (0.0091)	ND (0.018)	ND (0.0088)
Hexachlorobutadiene	mg/kg	-	-	ND (0.018)	ND (0.015)	ND (0.014)	ND (0.014)	ND (0.014)	ND (0.016)	ND (0.015)	ND (0.015)	ND (0.029)	ND (0.014)
Hexachlorocyclopentadiene	mg/kg	-		ND (0.017)	ND (0.015)	ND (0.014)	ND (0.014)	ND (0.013)	ND (0.016)	ND (0.015)	ND (0.014)	ND (0.028)	ND (0.014)
Hexachloroethane	mg/kg	-	-	ND (0.022)	ND (0.018)	ND (0.017)	ND (0.017)	ND (0.017)	ND (0.020)	ND (0.018)	ND (0.018)	ND (0.035)	ND (0.017)
Indeno(1,2,3-cd)pyrene	mg/kg	0.5	0.5	ND (0.021)	ND (0.017)	ND (0.016)	ND (0.016)	ND (0.016)	ND (0.019)	ND (0.017)	ND (0.017)	**1.07**	ND (0.016)

Table 3 Soil Analytical Table
June 29 - July 1, 2021
247 North Avenue, New Rochelle, NY
Project No. 10908
SESI Consulting Engineers

Client Sample ID:		USCO	RRSCO	R1-SB-1 (1.5-2.0)	R1-SB-1 (5.0-5.5)	R1-SB-1 (11-11.5)	R1-SB-2 (3-3.5)	R1-SB-2 (6-6.5)	R1-SB-3 (1-1.5)	R1-SB-3 (7-7.5)	R1-SB-3 (12-12.5)	R1-SB-4 (4-4.5)	R1-SB-4 (8-8.5)
Lab Sample ID:				JD27540-1 & JD27540-1A	JD27540-2 & JD27540-2A	JD27540-3 & JD27540-3A	JD27540-4	JD27540-5	JD27540-6	JD27540-7	JD27540-8	JD27540-9	JD27540-10
Date Sampled:				6/29/2021	6/29/2021	6/29/2021	6/29/2021	6/29/2021	6/29/2021	6/29/2021	6/29/2021	6/29/2021	6/29/2021
Matrix:	Units			Soil	Soil	Soil	Soil	Soil	Soil	Soil	Soil	Soil	Soil
Isophorone	mg/kg	-		ND (0.0094)	ND (0.0079)	ND (0.0075)	ND (0.0075)	ND (0.0073)	ND (0.0086)	ND (0.0079)	ND (0.0077)	ND (0.015)	ND (0.0075)
2-Methylnaphthalene	mg/kg	-		ND (0.0099)	ND (0.0084)	ND (0.0079)	ND (0.0079)	ND (0.0077)	ND (0.0091)	ND (0.0084)	ND (0.0082)	0.0204 J	ND (0.0079)
2-Nitroaniline	mg/kg	-		ND (0.010)	ND (0.0087)	ND (0.0083)	ND (0.0083)	ND (0.0080)	ND (0.0095)	ND (0.0088)	ND (0.0085)	ND (0.017)	ND (0.0082)
3-Nitroaniline	mg/kg	-		ND (0.011)	ND (0.0092)	ND (0.0088)	ND (0.0088)	ND (0.0085)	ND (0.010)	ND (0.0093)	ND (0.0090)	ND (0.018)	ND (0.0087)
4-Nitroaniline	mg/kg	-	-	ND (0.011)	ND (0.0096)	ND (0.0091)	ND (0.0091)	ND (0.0088)	ND (0.010)	ND (0.0096)	ND (0.0093)	ND (0.019)	ND (0.0090)
Naphthalene	mg/kg	12	100	ND (0.012)	ND (0.010)	ND (0.0099)	ND (0.0099)	ND (0.0096)	ND (0.011)	ND (0.010)	ND (0.010)	0.0338 J	ND (0.0098)
Nitrobenzene	mg/kg	-	15	ND (0.017)	ND (0.014)	ND (0.014)	ND (0.014)	ND (0.013)	ND (0.016)	ND (0.014)	ND (0.014)	ND (0.028)	ND (0.013)
N-Nitroso-di-n-propylamine	mg/kg	-	-	ND (0.013)	ND (0.011)	ND (0.010)	ND (0.010)	ND (0.0098)	ND (0.012)	ND (0.011)	ND (0.010)	ND (0.021)	ND (0.010)
N-Nitrosodiphenylamine	mg/kg	-		ND (0.016)	ND (0.014)	ND (0.013)	ND (0.013)	ND (0.012)	ND (0.015)	ND (0.014)	ND (0.013)	ND (0.026)	ND (0.013)
Phenanthrene	mg/kg	100	100	ND (0.015)	ND (0.012)	ND (0.012)	ND (0.012)	ND (0.011)	0.0261 J	ND (0.012)	ND (0.012)	1.3	ND (0.012)
Pyrene	mg/kg	100	100	ND (0.014)	ND (0.012)	ND (0.011)	ND (0.011)	ND (0.011)	0.0435	ND (0.012)	ND (0.012)	2.94	ND (0.011)
1,2,4,5-Tetrachlorobenzene	mg/kg	-	-	ND (0.011)	ND (0.0094)	ND (0.0089)	ND (0.0089)	ND (0.0086)	ND (0.010)	ND (0.0094)	ND (0.0092)	ND (0.018)	ND (0.0089)
MS Semi-volatiles (SW846 8270E BY SIM)													
1,4-Dioxane	mg/kg	0.1	13	ND (0.0022)	ND (0.0018)	ND (0.0018)	-	-	-	-	-	-	-
MS Semi-volatile TIC													
Total TIC, Semi-Volatile	mg/kg	-	-	0	0	0	0	0	0	0	0	8.26 J	0
GC/LC Semi-volatiles (NJDEP EPH)													
EPH (C9-C28)	mg/kg	-	-	-	-	-	-	-	-	-	-	-	-
EPH (>C28-C40)	mg/kg	-	-	-	-	-	-	-	-	-	-	-	-
Total EPH (C9-C40)	mg/kg	-	-	-	-	-	-	-	-	-	-	-	-
GC/LC Semi-volatiles (SW846 8081B)													
Aldrin	mg/kg	0.005	0.097	ND (0.00073)	ND (0.00061)	ND (0.00058)	-	-	-	-	-	-	-
alpha-BHC	mg/kg	0.02	0.48	ND (0.00072)	ND (0.00060)	ND (0.00057)	-	-	-	-	-	-	-
beta-BHC	mg/kg	0.036	0.36	ND (0.00080)	ND (0.00067)	ND (0.00064)	-	-	-	-	-	-	-
delta-BHC	mg/kg	0.04	100	ND (0.00085)	ND (0.00071)	ND (0.00068)	-	-	-	-	-	-	-
gamma-BHC (Lindane)	mg/kg	0.1	1.3	ND (0.00065)	ND (0.00055)	ND (0.00052)	-	-	-	-	-	-	-
alpha-Chlordane	mg/kg	0.094	4.2	ND (0.00071)	ND (0.00060)	ND (0.00057)	-	-	-	-	-	-	-
gamma-Chlordane	mg/kg	-		ND (0.00040)	ND (0.00034)	ND (0.00032)	-	-	-	-	-	-	-
Chlordane (alpha and gamma)	mg/kg	-	-	ND (0.00040)	ND (0.00034)	ND (0.00032)	-	-	-	-	-	-	-
Dieldrin	mg/kg	0.005	0.2	ND (0.00061)	ND (0.00051)	ND (0.00048)	-	-	-	-	-	-	-
4,4'-DDD	mg/kg	0.0033	13	ND (0.00081)	ND (0.00068)	ND (0.00065)	-	-	-	-	-	-	-
4,4'-DDE	mg/kg	0.0033	8.9	ND (0.00078)	ND (0.00065)	ND (0.00062)	-	-	-	-	-	-	-
4,4'-DDT	mg/kg	0.0033	7.9	ND (0.00078)	ND (0.00066)	ND (0.00062)	-	-	-	-	-	-	-
Endrin	mg/kg	0.014	11	ND (0.00069)	ND (0.00058)	ND (0.00055)	-	-	-	-	-	-	-
Endosulfan sulfate	mg/kg	2.4	24	ND (0.00069)	ND (0.00058)	ND (0.00055)	-	-	-	-	-	-	-
Endrin aldehyde	mg/kg	-	-	ND (0.00050)	ND (0.00042)	ND (0.00040)	-	-	-	-	-	-	-
Endosulfan-I	mg/kg	2.4	24	ND (0.00051)	ND (0.00043)	ND (0.00041)	-	-	-	-	-	-	-
Endosulfan-II	mg/kg	2.4	24	ND (0.00055)	ND (0.00046)	ND (0.00044)	-	-	-	-	-	-	-
Heptachlor	mg/kg	0.042	2.1	ND (0.00076)	ND (0.00064)	ND (0.00061)	-	-	-	-	-	-	-

Table 3 Soil Analytical Table
June 29 - July 1, 2021
247 North Avenue, New Rochelle, NY
Project No. 10908
SESI Consulting Engineers

Client Sample ID:		USCO	RRSCO	R1-SB-1 (1.5-2.0)	R1-SB-1 (5.0-5.5)	R1-SB-1 (11-11.5)	R1-SB-2 (3-3.5)	R1-SB-2 (6-6.5)	R1-SB-3 (1-1.5)	R1-SB-3 (7-7.5)	R1-SB-3 (12-12.5)	R1-SB-4 (4-4.5)	R1-SB-4 (8-8.5)
Lab Sample ID:				JD27540-1 & JD27540-1A	JD27540-2 & JD27540-2A	JD27540-3 & JD27540-3A	JD27540-4	JD27540-5	JD27540-6	JD27540-7	JD27540-8	JD27540-9	JD27540-10
Date Sampled:				6/29/2021	6/29/2021	6/29/2021	6/29/2021	6/29/2021	6/29/2021	6/29/2021	6/29/2021	6/29/2021	6/29/2021
Matrix:	Units			Soil	Soil	Soil	Soil	Soil	Soil	Soil	Soil	Soil	Soil
Heptachlor epoxide	mg/kg	-		ND (0.00062)	ND (0.00052)	ND (0.00049)	-	-	-	-	-	-	-
Methoxychlor	mg/kg	-		ND (0.00070)	ND (0.00059)	ND (0.00056)	-	-	-	-	-	-	-
Endrin ketone	mg/kg	-	-	ND (0.00064)	ND (0.00054)	ND (0.00051)	-	-	-	-	-	-	-
Toxaphene	mg/kg	-	-	ND (0.021)	ND (0.017)	ND (0.016)	-	-	-	-	-	-	-
GC/LC Semi-volatiles (SW846 8082A)													
Aroclor 1016	mg/kg	0.1	1	ND (0.021)	ND (0.017)	ND (0.016)	-	-	-	-	-	-	-
Aroclor 1221	mg/kg	0.1	1	ND (0.027)	ND (0.023)	ND (0.022)	-	-	-	-	-	-	-
Aroclor 1232	mg/kg	0.1	1	ND (0.028)	ND (0.024)	ND (0.022)	-	-	-	-	-	-	-
Aroclor 1242	mg/kg	0.1	1	ND (0.018)	ND (0.015)	ND (0.014)	-	-	-	-	-	-	-
Aroclor 1248	mg/kg	0.1	1	ND (0.039)	ND (0.033)	ND (0.031)	-	-	-	-	-	-	-
Aroclor 1254	mg/kg	0.1	1	ND (0.024)	ND (0.020)	ND (0.019)	-	-	-	-	-	-	-
Aroclor 1260	mg/kg	0.1	1	ND (0.019)	ND (0.016)	ND (0.015)	-	-	-	-	-	-	-
Aroclor 1268	mg/kg	0.1	1	ND (0.019)	ND (0.016)	ND (0.015)	-	-	-	-	-	-	-
Aroclor 1262	mg/kg	0.1	1	ND (0.029)	ND (0.024)	ND (0.023)	-	-	-	-	-	-	-
Metals													
Aluminum	mg/kg	-		14800	10800	5760	12100	4790	11600	17100	12700	6470	8280
Antimony	mg/kg	-		<2.7	<2.3	<2.2	<2.1	<2.1	<2.4	<2.4	<2.2	<2.1	<2.2
Arsenic	mg/kg	13	16	<2.7	<2.3	<2.2	5.7	<2.1	2.9	<12 [j]	<11 [j]	3.6	<2.2
Barium	mg/kg	350	400	120	88	100	91.5	34.7	149	102	112	55.9	52.5
Beryllium	mg/kg	7.2	72	0.94 [j]	0.4	0.27	0.52	<0.21	0.51	<1.2 [j]	<1.1 [j]	0.37	0.33
Cadmium	mg/kg	2.5	4.3	<0.66	<0.57	<0.55	<0.53	<0.52	<0.59	<3.0 [j]	<2.7 [j]	<0.53	<0.54
Calcium	mg/kg	-		2060	6670	4470	4400	1550	4740	1820	7660	13600	2750
Chromium	mg/kg	-	-	26.5	22.6	13.6	18.3	10.1	19.4	27	28.3	8	16.2
Cobalt	mg/kg	-		<13 [j]	8.4	5.7	5.6	<5.2	<5.9	<30 [j]	<27 [j]	6.9	6
Copper	mg/kg	50	270	18.8	18.2	12.7	13.7	8.7	25.8	27.5 [j]	27.2 [j]	**51.7**	13.2
Iron	mg/kg	-		19700	18100	9950	12800	8470	13600	28500	25100	14600	11700
Lead	mg/kg	63	400	7.8	4.7	2.5	**409**	2.7	**180**	7.3	5.5	**134**	3.6
Magnesium	mg/kg	-	-	4230	5990	3560	2230	1380	3060	3520	7410	6270	2750
Manganese	mg/kg	1600	2000	327	256	488	151	127	157	400 [j]	604 [j]	162	265
Mercury	mg/kg	0.18	0.81	<0.036	<0.033	<0.026	0.047	<0.032	0.038	<0.032	<0.024	**0.45**	<0.029
Nickel	mg/kg	30	310	22.6	22.4	13.1	16.2	8.5	17.4	20.6	25.7	15.6	12.1
Potassium	mg/kg	-	-	4260	3610	2650	1290	1580	1860	4320	5480	<1100	2050
Selenium	mg/kg	3.9	180	<2.7	<2.3	<2.2	<2.1	<2.1	<2.4	<12 [j]	<11 [j]	<2.1	<2.2
Silver	mg/kg	2	180	<0.66	<0.57	<0.55	<0.53	<0.52	<0.59	<3.0 [j]	<2.7 [j]	<0.53	<0.54
Sodium	mg/kg	-	-	<1300	<1100	<1100	<1100	<1000	<1200	<1200	<1100	<1100	<1100
Thallium	mg/kg	-		<2.7 [j]	<1.1	<1.1	<1.1	<1.0	<1.2	<5.9 [j]	<5.5 [j]	<1.1	<1.1
Vanadium	mg/kg	-		33.6	25.2	16.5	25.9	13.6	22.4	37.3	35.7	60.7	19.5
Zinc	mg/kg	109	10000	48.9	34.1	20.3	59.6	16.2	**387**	39.2	38.6	73.2	25.7
General Chemistry													
Cyanide	mg/kg	27	27	<0.28	<0.28	<0.27	-	-	-	-	-	-	-

Table 3 Soil Analytical Table
June 29 - July 1, 2021
247 North Avenue, New Rochelle, NY
Project No. 10908
SESI Consulting Engineers

Client Sample ID:		USCO	RRSCO	R1-SB-1 (1.5-2.0)	R1-SB-1 (5.0-5.5)	R1-SB-1 (11-11.5)	R1-SB-2 (3-3.5)	R1-SB-2 (6-6.5)	R1-SB-3 (1-1.5)	R1-SB-3 (7-7.5)	R1-SB-3 (12-12.5)	R1-SB-4 (4-4.5)	R1-SB-4 (8-8.5)
Lab Sample ID:				JD27540-1 & JD27540-1A	JD27540-2 & JD27540-2A	JD27540-3 & JD27540-3A	JD27540-4	JD27540-5	JD27540-6	JD27540-7	JD27540-8	JD27540-9	JD27540-10
Date Sampled:				6/29/2021	6/29/2021	6/29/2021	6/29/2021	6/29/2021	6/29/2021	6/29/2021	6/29/2021	6/29/2021	6/29/2021
Matrix:	Units			Soil	Soil	Soil	Soil	Soil	Soil	Soil	Soil	Soil	Soil
Solids, Percent	%	-	-	74.8	89.6	93.9	94.5	96.4	81.1	88.4	92.4	91.1	91.8

Table 3 Soil Analytical Table
June 29 - July 1, 2021
247 North Avenue, New Rochelle, NY
Project No. 10908
SESI Consulting Engineers

Client Sample ID:		USCO	RRSCO	R1-SB-1 (1.5-2.0)	R1-SB-1 (5.0-5.5)	R1-SB-1 (11-11.5)	R1-SB-2 (3-3.5)	R1-SB-2 (6-6.5)	R1-SB-3 (1-1.5)	R1-SB-3 (7-7.5)	R1-SB-3 (12-12.5)	R1-SB-4 (4-4.5)	R1-SB-4 (8-8.5)
Lab Sample ID:				JD27540-1 & JD27540-1A	JD27540-2 & JD27540-2A	JD27540-3 & JD27540-3A	JD27540-4	JD27540-5	JD27540-6	JD27540-7	JD27540-8	JD27540-9	JD27540-10
Date Sampled:				6/29/2021	6/29/2021	6/29/2021	6/29/2021	6/29/2021	6/29/2021	6/29/2021	6/29/2021	6/29/2021	6/29/2021
Matrix:	Units			Soil	Soil	Soil	Soil	Soil	Soil	Soil	Soil	Soil	Soil

Footnotes:

[a] Associated CCV outside of control limits high, sample was ND.

[b] Associated CCV outside of control limits low.

[c] This compound in blank spike is outside in house QC limits bias high.

[d] This compound in BS is outside in house QC limits bias low.

[e] This compound is outside the control limits biased low in the associated BS.

[f] Associated CCV outside of control limits low. Low-level verification was analyzed to demonstrate system suitability to detect affected analytes. Sample was ND. This compound is outside the control limits biased low in the associated BS.

[g] Associated CCV outside of control limits low. Low-level verification was analyzed to demonstrate system suitability to detect affected analytes. Sample was ND.

[h] Associated CCV outside of control limits high. Estimated value, due to corresponding failure in the batch associated CCV.

[i] More than 40 % RPD for detected concentrations between the two GC columns.

[j] Elevated detection limit due to dilution required for high interfering element.

Regulatory limits listed in this document have been obtained from the latest version of the regulations cited and are used for advisory purposes only. SGS assumes no responsibility for errors in regulatory documents or changes to criteria detailed in later versions of the referenced regulation. It is the responsibility of the user to verify these limits before using or reporting any data.

Additional Notes:

mg/kg = Miligrams per kilogram
ND = Not Detected
- = No soil cleanup objective established
USCO = NY Unrestricted Use Soil Cleanup Objectives (6 NYCRR 375-6 12/06)
RRSCO = NY Restricted Residential Use Soil Cleanup Objectives w/CP-51 (10/10) (6 NYCRR 375-6 12/06)
= Concentration exceeds USCOs
= Concentration exceeds RRSCOs

Table 3 Soil Analytical Table
June 29 - July 1, 2021
247 North Avenue, New Rochelle, NY
Project No. 10908
SESI Consulting Engineers

Client Sample ID:		USCO	RRSCO	R1-SB-5 (3.5-4.0)	R1-SB-5 (7.5-8.0)	R1-SB-6 (3.5-4.0)	R1-SB-6 (5.5-6.0)	RI-SB-7 (3.5-4.0)	RI-SB-7 (9-9.5)	RI-SB-7 (12-12.5)	RI-SB-8 (1.5-2.0)	RI-SB-8 (2.5-3.0)	RI-SB-8 (5-5.5)
Lab Sample ID:				JD27540-11	JD27540-12	JD27540-13 & JD27540-13A	JD27540-14 & JD27540-14A	JD27719-6	JD27719-7	JD27719-8	JD27605-4	JD27605-5	JD27605-6
Date Sampled:				6/29/2021	6/29/2021	6/29/2021	6/29/2021	7/1/2021	7/1/2021	7/1/2021	6/30/2021	6/30/2021	6/30/2021
Matrix:	Units			Soil	Soil	Soil	Soil	Soil	Soil	Soil	Soil	Soil	Soil
VOCs (SW846 8260D)													
Acetone	mg/kg	0.05	100	-	-	0.0089 J	ND (0.0044)	-	-	-	-	-	-
Benzene	mg/kg	0.06	4.8	-	-	ND (0.00050)	ND (0.00048)	-	-	-	-	-	-
Bromochloromethane	mg/kg	-	-	-	-	ND (0.00061)	ND (0.00060)	-	-	-	-	-	-
Bromodichloromethane	mg/kg	-	-	-	-	ND (0.00047)	ND (0.00046)	-	-	-	-	-	-
Bromoform	mg/kg	-	-	-	-	ND (0.0015)	ND (0.0014)	-	-	-	-	-	-
Bromomethane	mg/kg	-	-	-	-	ND (0.00083)	ND (0.00081)	-	-	-	-	-	-
2-Butanone (MEK)	mg/kg	0.12	100	-	-	ND (0.0026)	ND (0.0026)	-	-	-	-	-	-
Carbon disulfide	mg/kg	-		-	-	ND (0.00058)	ND (0.00057)	-	-	-	-	-	-
Carbon tetrachloride	mg/kg	0.76	2.4	-	-	ND (0.00067)	ND (0.00066)	-	-	-	-	-	-
Chlorobenzene	mg/kg	1.1	100	-	-	ND (0.00050)	ND (0.00049)	-	-	-	-	-	-
Chloroethane	mg/kg	-		-	-	ND (0.00064)	ND (0.00063)	-	-	-	-	-	-
Chloroform	mg/kg	0.37	49	-	-	ND (0.00057)	ND (0.00055)	-	-	-	-	-	-
Chloromethane	mg/kg	-	-	-	-	ND (0.0021)	ND (0.0021)	-	-	-	-	-	-
Cyclohexane	mg/kg	-	-	-	-	ND (0.00072)	ND (0.00070)	-	-	-	-	-	-
1,2-Dibromo-3-chloropropane	mg/kg	-	-	-	-	ND (0.00076)	ND (0.00074)	-	-	-	-	-	-
Dibromochloromethane	mg/kg	-		-	-	ND (0.00061)	ND (0.00060)	-	-	-	-	-	-
1,2-Dibromoethane	mg/kg	-	-	-	-	ND (0.00046)	ND (0.00045)	-	-	-	-	-	-
1,2-Dichlorobenzene	mg/kg	1.1	100	-	-	ND (0.00059)	ND (0.00058)	-	-	-	-	-	-
1,3-Dichlorobenzene	mg/kg	2.4	49	-	-	ND (0.00054)	ND (0.00053)	-	-	-	-	-	-
1,4-Dichlorobenzene	mg/kg	1.8	13	-	-	ND (0.00054)	ND (0.00053)	-	-	-	-	-	-
Dichlorodifluoromethane	mg/kg	-	-	-	-	ND (0.00079)	ND (0.00077)	-	-	-	-	-	-
1,1-Dichloroethane	mg/kg	0.27	26	-	-	ND (0.00054)	ND (0.00053)	-	-	-	-	-	-
1,2-Dichloroethane	mg/kg	0.02	3.1	-	-	ND (0.00051)	ND (0.00050)	-	-	-	-	-	-
1,1-Dichloroethene	mg/kg	0.33	100	-	-	ND (0.00071)	ND (0.00070)	-	-	-	-	-	-
cis-1,2-Dichloroethene	mg/kg	0.25	100	-	-	ND (0.00091)	ND (0.00089)	-	-	-	-	-	-
trans-1,2-Dichloroethene	mg/kg	0.19	100	-	-	ND (0.00067)	ND (0.00065)	-	-	-	-	-	-
1,2-Dichloropropane	mg/kg	-		-	-	ND (0.00052)	ND (0.00050)	-	-	-	-	-	-
cis-1,3-Dichloropropene	mg/kg	-	-	-	-	ND (0.00052)	ND (0.00051)	-	-	-	-	-	-
trans-1,3-Dichloropropene	mg/kg	-	-	-	-	ND (0.00050)	ND (0.00049)	-	-	-	-	-	-
Ethylbenzene	mg/kg	1	41	-	-	ND (0.00049)	ND (0.00048)	-	-	-	-	-	-
Freon 113	mg/kg	-		-	-	ND (0.0029)	ND (0.0028)	-	-	-	-	-	-
2-Hexanone	mg/kg	-	-	-	-	ND (0.0023)	ND (0.0023)	-	-	-	-	-	-
Isopropylbenzene	mg/kg	-		-	-	ND (0.0015)	ND (0.0015)	-	-	-	-	-	-
Methyl Acetate	mg/kg	-	-	-	-	ND (0.0015)	ND (0.0015)	-	-	-	-	-	-
Methylcyclohexane	mg/kg	-	-	-	-	ND (0.00095)	ND (0.00093)	-	-	-	-	-	-
Methyl Tert Butyl Ether	mg/kg	0.93	100	-	-	ND (0.00051)	ND (0.00050)	-	-	-	-	-	-
4-Methyl-2-pentanone(MIBK)	mg/kg	-		-	-	ND (0.0025)	ND (0.0024)	-	-	-	-	-	-
Methylene chloride	mg/kg	0.05	100	-	-	ND (0.0028)	ND (0.0028)	-	-	-	-	-	-
Styrene	mg/kg	-		-	-	ND (0.00044)	ND (0.00043)	-	-	-	-	-	-
1,1,2,2-Tetrachloroethane	mg/kg	-		-	-	ND (0.00065)	ND (0.00064)	-	-	-	-	-	-
Tetrachloroethene	mg/kg	1.3	19	-	-	ND (0.00063)	ND (0.00062)	-	-	-	-	-	-
Toluene	mg/kg	0.7	100	-	-	ND (0.00057)	ND (0.00056)	-	-	-	-	-	-
1,2,3-Trichlorobenzene	mg/kg	-		-	-	ND (0.0027)	ND (0.0027)	-	-	-	-	-	-
1,2,4-Trichlorobenzene	mg/kg	-		-	-	ND (0.0027)	ND (0.0027)	-	-	-	-	-	-
1,1,1-Trichloroethane	mg/kg	0.68	100	-	-	ND (0.00053)	ND (0.00051)	-	-	-	-	-	-

Table 3 Soil Analytical Table
June 29 - July 1, 2021
247 North Avenue, New Rochelle, NY
Project No. 10908
SESI Consulting Engineers

Client Sample ID:		USCO	RRSCO	R1-SB-5 (3.5-4.0)	R1-SB-5 (7.5-8.0)	R1-SB-6 (3.5-4.0)	R1-SB-6 (5.5-6.0)	RI-SB-7 (3.5-4.0)	RI-SB-7 (9-9.5)	RI-SB-7 (12-12.5)	RI-SB-8 (1.5-2.0)	RI-SB-8 (2.5-3.0)	RI-SB-8 (5-5.5)
Lab Sample ID:				JD27540-11	JD27540-12	JD27540-13 & JD27540-13A	JD27540-14 & JD27540-14A	JD27719-6	JD27719-7	JD27719-8	JD27605-4	JD27605-5	JD27605-6
Date Sampled:				6/29/2021	6/29/2021	6/29/2021	6/29/2021	7/1/2021	7/1/2021	7/1/2021	6/30/2021	6/30/2021	6/30/2021
Matrix:	Units			Soil	Soil	Soil	Soil	Soil	Soil	Soil	Soil	Soil	Soil
1,1,2-Trichloroethane	mg/kg	-	-	-	-	ND (0.00060)	ND (0.00059)	-	-	-	-	-	-
Trichloroethene	mg/kg	0.47	21	-	-	ND (0.00083)	ND (0.00081)	-	-	-	-	-	-
Trichlorofluoromethane	mg/kg	-	-	-	-	ND (0.00074)	ND (0.00073)	-	-	-	-	-	-
Vinyl chloride	mg/kg	0.02	0.9	-	-	ND (0.00052)	ND (0.00051)	-	-	-	-	-	-
m,p-Xylene	mg/kg	0.26	100	-	-	ND (0.00098)	ND (0.00095)	-	-	-	-	-	-
o-Xylene	mg/kg	0.26	100	-	-	ND (0.00050)	ND (0.00049)	-	-	-	-	-	-
Xylene (total)	mg/kg	0.26	100	-	-	ND (0.00050)	ND (0.00049)	-	-	-	-	-	-
VOCs TIC													
Total TIC, Volatile	mg/kg	-	-	-	-	0	0	-	-	-	-	-	-
PFAs (EPA 537M BY ID)													
Perfluorobutanoic acid	mg/kg	-	-	-	-	ND (0.00037)	ND (0.00039)	-	-	-	-	-	-
Perfluoropentanoic acid	mg/kg	-	-	-	-	ND (0.00024)	ND (0.00026)	-	-	-	-	-	-
Perfluorohexanoic acid	mg/kg	-	-	-	-	ND (0.00024)	ND (0.00026)	-	-	-	-	-	-
Perfluoroheptanoic acid	mg/kg	-	-	-	-	ND (0.00024)	ND (0.00026)	-	-	-	-	-	-
Perfluorooctanoic acid (PFOA)	mg/kg	0.00066	0.033	-	-	ND (0.00024)	ND (0.00026)	-	-	-	-	-	-
Perfluorononanoic acid	mg/kg	-	-	-	-	ND (0.00024)	ND (0.00026)	-	-	-	-	-	-
Perfluorodecanoic acid	mg/kg	-	-	-	-	ND (0.00024)	ND (0.00026)	-	-	-	-	-	-
Perfluoroundecanoic acid	mg/kg	-	-	-	-	ND (0.00024)	ND (0.00026)	-	-	-	-	-	-
Perfluorododecanoic acid	mg/kg	-	-	-	-	ND (0.00024)	ND (0.00026)	-	-	-	-	-	-
Perfluorotridecanoic acid	mg/kg	-	-	-	-	ND (0.00026)	ND (0.00027)	-	-	-	-	-	-
Perfluorotetradecanoic acid	mg/kg	-	-	-	-	ND (0.00024)	ND (0.00026)	-	-	-	-	-	-
Perfluorobutanesulfonic acid	mg/kg	-	-	-	-	ND (0.00024)	ND (0.00026)	-	-	-	-	-	-
Perfluorohexanesulfonic acid	mg/kg	-	-	-	-	ND (0.00024)	ND (0.00026)	-	-	-	-	-	-
Perfluoroheptanesulfonic acid	mg/kg	-	-	-	-	ND (0.00024)	ND (0.00026)	-	-	-	-	-	-
Perfluorooctanesulfonic acid (PFOS)	mg/kg	0.00088	0.044	-	-	ND (0.00024)	ND (0.00026)	-	-	-	-	-	-
Perfluorodecanesulfonic acid	mg/kg	-	-	-	-	ND (0.00024)	ND (0.00026)	-	-	-	-	-	-
PFOSA	mg/kg	-	-	-	-	ND (0.00024)	ND (0.00026)	-	-	-	-	-	-
MeFOSAA	mg/kg	-	-	-	-	ND (0.00049)	ND (0.00051)	-	-	-	-	-	-
EtFOSAA	mg/kg	-	-	-	-	ND (0.00049)	ND (0.00051)	-	-	-	-	-	-
6:2 Fluorotelomer sulfonate	mg/kg	-	-	-	-	ND (0.00024)	ND (0.00026)	-	-	-	-	-	-
8:2 Fluorotelomer sulfonate	mg/kg	-	-	-	-	ND (0.00024)	ND (0.00026)	-	-	-	-	-	-
SVOCs (SW846 8270E)													
2-Chlorophenol	mg/kg	-		ND (0.020)	ND (0.017)	ND (0.083)	ND (0.017)	ND (0.017)	ND (0.020)	ND (0.017)	ND (0.017)	ND (0.017)	ND (0.018)
4-Chloro-3-methyl phenol	mg/kg	-	-	ND (0.025)	ND (0.022)	ND (0.10)	ND (0.021)	ND (0.021)	ND (0.025)	ND (0.022)	ND (0.022)	ND (0.021)	ND (0.023)
2,4-Dichlorophenol	mg/kg	-		ND (0.034)	ND (0.030)	ND (0.14)	ND (0.029)	ND (0.030)	ND (0.035)	ND (0.030)	ND (0.030) [a]	ND (0.030) [a]	ND (0.032) [a]
2,4-Dimethylphenol	mg/kg	-	-	ND (0.072)	ND (0.063)	ND (0.30)	ND (0.061)	ND (0.062)	ND (0.072)	ND (0.063)	ND (0.062)	ND (0.062)	ND (0.067)
2,4-Dinitrophenol	mg/kg	-		ND (0.15) [f]	ND (0.13) [f]	ND (0.63) [f]	ND (0.13) [f]	ND (0.13)	ND (0.15)	ND (0.13)	ND (0.13)	ND (0.13)	ND (0.14)
4,6-Dinitro-o-cresol	mg/kg	-	-	ND (0.043) [e]	ND (0.038) [e]	ND (0.18) [e]	ND (0.036) [e]	ND (0.037)	ND (0.043)	ND (0.038)	ND (0.038)	ND (0.037)	ND (0.040)
2-Methylphenol	mg/kg	0.33	100	ND (0.026)	ND (0.023)	ND (0.11)	ND (0.022)	ND (0.022)	ND (0.026)	ND (0.023)	ND (0.022)	ND (0.022)	ND (0.024)
3&4-Methylphenol	mg/kg	-	-	ND (0.033)	ND (0.029)	ND (0.14)	ND (0.028)	ND (0.029)	ND (0.033)	ND (0.029)	ND (0.029)	ND (0.029)	ND (0.031)
2-Nitrophenol	mg/kg	-		ND (0.027)	ND (0.023)	ND (0.11)	ND (0.023)	ND (0.023)	ND (0.027)	ND (0.023)	ND (0.023)	ND (0.023)	ND (0.025)

Table 3 Soil Analytical Table
June 29 - July 1, 2021
247 North Avenue, New Rochelle, NY
Project No. 10908
SESI Consulting Engineers

Client Sample ID:		USCO	RRSCO	R1-SB-5 (3.5-4.0)	R1-SB-5 (7.5-8.0)	R1-SB-6 (3.5-4.0)	R1-SB-6 (5.5-6.0)	RI-SB-7 (3.5-4.0)	RI-SB-7 (9-9.5)	RI-SB-7 (12-12.5)	RI-SB-8 (1.5-2.0)	RI-SB-8 (2.5-3.0)	RI-SB-8 (5-5.5)
Lab Sample ID:				JD27540-11	JD27540-12	JD27540-13 & JD27540-13A	JD27540-14 & JD27540-14A	JD27719-6	JD27719-7	JD27719-8	JD27605-4	JD27605-5	JD27605-6
Date Sampled:				6/29/2021	6/29/2021	6/29/2021	6/29/2021	7/1/2021	7/1/2021	7/1/2021	6/30/2021	6/30/2021	6/30/2021
Matrix:	Units			Soil	Soil	Soil	Soil	Soil	Soil	Soil	Soil	Soil	Soil
4-Nitrophenol	mg/kg	-		ND (0.11)	ND (0.094)	ND (0.45)	ND (0.091)	ND (0.093)	ND (0.11)	ND (0.094)	ND (0.094) [g]	ND (0.093) [g]	ND (0.10) [g]
Pentachlorophenol	mg/kg	0.8	6.7	ND (0.038)	ND (0.033)	ND (0.16)	ND (0.032)	ND (0.033)	ND (0.038)	ND (0.033)	ND (0.033)	ND (0.033)	ND (0.035)
Phenol	mg/kg	0.33	100	ND (0.021)	ND (0.018)	ND (0.088)	ND (0.018)	ND (0.018)	ND (0.021)	ND (0.018)	ND (0.018)	ND (0.018)	ND (0.020)
2,3,4,6-Tetrachlorophenol	mg/kg	-	-	ND (0.027)	ND (0.023)	ND (0.11)	ND (0.023)	ND (0.023)	ND (0.027)	ND (0.023)	ND (0.023)	ND (0.023)	ND (0.025)
2,4,5-Trichlorophenol	mg/kg	-		ND (0.030)	ND (0.026)	ND (0.13)	ND (0.026)	ND (0.026)	ND (0.030)	ND (0.026)	ND (0.026)	ND (0.026)	ND (0.028)
2,4,6-Trichlorophenol	mg/kg	-		ND (0.024)	ND (0.021)	ND (0.10)	ND (0.020)	ND (0.021)	ND (0.024)	ND (0.021)	ND (0.021)	ND (0.021)	ND (0.022)
Acenaphthene	mg/kg	20	100	ND (0.014)	ND (0.012)	ND (0.058)	0.119	ND (0.012)	ND (0.014)	ND (0.012)	ND (0.012)	ND (0.012)	ND (0.013)
Acenaphthylene	mg/kg	100	100	ND (0.020)	ND (0.018)	ND (0.085)	0.141	ND (0.018)	ND (0.021)	ND (0.018)	ND (0.018)	ND (0.018)	ND (0.019)
Acetophenone	mg/kg	-	-	ND (0.0086)	ND (0.0076)	ND (0.036)	ND (0.0073)	ND (0.0075)	ND (0.0087)	ND (0.0076)	ND (0.0075)	ND (0.0075)	ND (0.0080)
Anthracene	mg/kg	100	100	ND (0.025)	ND (0.022)	0.119 J	0.0274 J	ND (0.021)	ND (0.025)	ND (0.022)	ND (0.022)	ND (0.021)	ND (0.023)
Atrazine	mg/kg	-	-	ND (0.017)	ND (0.015)	ND (0.072)	ND (0.015)	ND (0.015)	ND (0.017)	ND (0.015)	ND (0.015)	ND (0.015)	ND (0.016)
Benzo(a)anthracene	mg/kg	1	1	ND (0.011)	ND (0.010)	0.633	0.0096 J	ND (0.0098)	ND (0.011)	ND (0.010)	0.0187 J	ND (0.0098)	ND (0.011)
Benzo(a)pyrene	mg/kg	1	1	ND (0.018)	ND (0.016)	0.702	ND (0.016)	ND (0.016)	ND (0.018)	ND (0.016)	0.0217 J	ND (0.016)	ND (0.017)
Benzo(b)fluoranthene	mg/kg	1	1	ND (0.018)	ND (0.016)	0.804	ND (0.015)	ND (0.015)	ND (0.018)	ND (0.016)	0.0268 J	ND (0.015)	ND (0.017)
Benzo(g,h,i)perylene	mg/kg	100	100	ND (0.020)	ND (0.018)	0.484	ND (0.017)	ND (0.017)	ND (0.020)	ND (0.018)	ND (0.018)	ND (0.017)	ND (0.019)
Benzo(k)fluoranthene	mg/kg	0.8	3.9	ND (0.019)	ND (0.016)	0.285	ND (0.016)	ND (0.016)	ND (0.019)	ND (0.017)	ND (0.016)	ND (0.016)	ND (0.017)
4-Bromophenyl phenyl ether	mg/kg	-	-	ND (0.016)	ND (0.014)	ND (0.065)	ND (0.013)	ND (0.013)	ND (0.016)	ND (0.014)	ND (0.014)	ND (0.013)	ND (0.014)
Butyl benzyl phthalate	mg/kg	-		ND (0.0098)	ND (0.0086)	ND (0.041)	ND (0.0083)	ND (0.0085)	ND (0.0099)	ND (0.0086)	ND (0.0086) [a]	ND (0.0085) [a]	ND (0.0091) [a]
1,1'-Biphenyl	mg/kg	-		ND (0.0055)	ND (0.0048)	ND (0.023)	0.321	ND (0.0048)	ND (0.0056)	ND (0.0048)	ND (0.0048)	ND (0.0048)	ND (0.0051)
Benzaldehyde	mg/kg	-	-	ND (0.010)	ND (0.0088)	ND (0.042)	ND (0.0085)	ND (0.0086)	ND (0.010)	ND (0.0088)	ND (0.0087)	ND (0.0086)	ND (0.0093)
2-Chloronaphthalene	mg/kg	-	-	ND (0.0096)	ND (0.0084)	ND (0.040)	ND (0.0081)	ND (0.0083)	ND (0.0097)	ND (0.0084)	ND (0.0084)	ND (0.0083)	ND (0.0089)
4-Chloroaniline	mg/kg	-		ND (0.014)	ND (0.013)	ND (0.060)	ND (0.012)	ND (0.013)	ND (0.015)	ND (0.013)	ND (0.013)	ND (0.012)	ND (0.013)
Carbazole	mg/kg	-	-	ND (0.0058)	ND (0.0051)	0.0336 J	ND (0.0049)	ND (0.0050)	ND (0.0059)	ND (0.0051)	ND (0.0051)	ND (0.0050)	ND (0.0054)
Caprolactam	mg/kg	-	-	ND (0.016)	ND (0.014)	ND (0.066)	ND (0.013)	ND (0.014)	ND (0.016)	ND (0.014)	ND (0.014)	ND (0.014)	ND (0.015)
Chrysene	mg/kg	1	3.9	ND (0.013)	ND (0.011)	0.689	0.0211 J	ND (0.011)	ND (0.013)	ND (0.011)	0.0164 J	ND (0.011)	ND (0.012)
bis(2-Chloroethoxy)methane	mg/kg	-	-	ND (0.0086)	ND (0.0076)	ND (0.036)	ND (0.0073)	ND (0.0074)	ND (0.0087)	ND (0.0076)	ND (0.0075)	ND (0.0074)	ND (0.0080)
bis(2-Chloroethyl)ether	mg/kg	-	-	ND (0.017)	ND (0.015)	ND (0.072)	ND (0.015)	ND (0.015)	ND (0.017)	ND (0.015)	ND (0.015)	ND (0.015)	ND (0.016)
2,2'-Oxybis(1-chloropropane)	mg/kg	-	-	ND (0.014)	ND (0.013)	ND (0.060)	ND (0.012)	ND (0.012)	ND (0.015)	ND (0.013)	ND (0.013)	ND (0.012)	ND (0.013)
4-Chlorophenyl phenyl ether	mg/kg	-	-	ND (0.013)	ND (0.011)	ND (0.054)	ND (0.011)	ND (0.011)	ND (0.013)	ND (0.011)	ND (0.011)	ND (0.011)	ND (0.012)
2,4-Dinitrotoluene	mg/kg	-	-	ND (0.012)	ND (0.011)	ND (0.052)	ND (0.011)	ND (0.011)	ND (0.013)	ND (0.011)	ND (0.011)	ND (0.011)	ND (0.012)
2,6-Dinitrotoluene	mg/kg	-		ND (0.020)	ND (0.018)	ND (0.084)	ND (0.017)	ND (0.017)	ND (0.020)	ND (0.018)	ND (0.018)	ND (0.017)	ND (0.019)
3,3'-Dichlorobenzidine	mg/kg	-	-	ND (0.034)	ND (0.029)	ND (0.14)	ND (0.028)	ND (0.029)	ND (0.034)	ND (0.029)	ND (0.029)	ND (0.029)	ND (0.031)
1,4-Dioxane	mg/kg	0.1	13	ND (0.027) [a]	ND (0.023) [a]	ND (0.11) [a]	ND (0.023) [a]	ND (0.023)	ND (0.027)	ND (0.023)	ND (0.023)	ND (0.023)	ND (0.025)
Dibenzo(a,h)anthracene	mg/kg	0.33	0.33	ND (0.018)	ND (0.016)	0.188	ND (0.015)	ND (0.015)	ND (0.018)	ND (0.016)	ND (0.016)	ND (0.015)	ND (0.017)
Dibenzofuran	mg/kg	7	59	ND (0.016)	ND (0.014)	ND (0.068)	0.144	ND (0.014)	ND (0.017)	ND (0.014)	ND (0.014)	ND (0.014)	ND (0.015)
Di-n-butyl phthalate	mg/kg	-		ND (0.0066)	ND (0.0058)	ND (0.027)	ND (0.0056)	ND (0.0057)	ND (0.0066)	ND (0.0058)	ND (0.0057)	ND (0.0057)	ND (0.0061)
Di-n-octyl phthalate	mg/kg	-		ND (0.010)	ND (0.0088)	ND (0.042)	ND (0.0085)	ND (0.0087)	ND (0.010)	ND (0.0088)	ND (0.0087)	ND (0.0086)	ND (0.0093)
Diethyl phthalate	mg/kg	-		ND (0.0086)	ND (0.0075)	ND (0.036)	ND (0.0073)	ND (0.0074)	ND (0.0086)	ND (0.0075)	ND (0.0075)	ND (0.0074)	ND (0.0080)
Dimethyl phthalate	mg/kg	-		ND (0.0072)	ND (0.0063)	ND (0.030)	ND (0.0061)	ND (0.0062)	ND (0.0072)	ND (0.0063)	ND (0.0062)	ND (0.0062)	ND (0.0067)
bis(2-Ethylhexyl)phthalate	mg/kg	-		ND (0.0094)	ND (0.0083)	ND (0.039)	ND (0.0080)	ND (0.0081)	ND (0.0095)	ND (0.0083)	ND (0.0082)	ND (0.0081)	0.0185 J
Fluoranthene	mg/kg	100	100	ND (0.018)	ND (0.016)	1.14	0.0257 J	ND (0.016)	ND (0.018)	ND (0.016)	0.0173 J	ND (0.015)	ND (0.017)
Fluorene	mg/kg	30	100	ND (0.018)	ND (0.016)	ND (0.077)	0.162	ND (0.016)	ND (0.019)	ND (0.016)	ND (0.016)	ND (0.016)	ND (0.017)
Hexachlorobenzene	mg/kg	0.33	1.2	ND (0.010)	ND (0.0089)	ND (0.042)	ND (0.0086)	ND (0.0088)	ND (0.010)	ND (0.0089)	ND (0.0089)	ND (0.0088)	ND (0.0095)
Hexachlorobutadiene	mg/kg	-	-	ND (0.016)	ND (0.014)	ND (0.067)	ND (0.014)	ND (0.014)	ND (0.016)	ND (0.014)	ND (0.014)	ND (0.014)	ND (0.015)
Hexachlorocyclopentadiene	mg/kg	-		ND (0.016)	ND (0.014)	ND (0.067)	ND (0.014)	ND (0.014)	ND (0.016)	ND (0.014)	ND (0.014) [g]	ND (0.014) [g]	ND (0.015) [g]
Hexachloroethane	mg/kg	-	-	ND (0.020)	ND (0.017)	ND (0.083)	ND (0.017)	ND (0.017)	ND (0.020)	ND (0.018)	ND (0.018)	ND (0.017)	ND (0.019)
Indeno(1,2,3-cd)pyrene	mg/kg	0.5	0.5	ND (0.019)	ND (0.017)	0.418	ND (0.016)	ND (0.016)	ND (0.019)	ND (0.017)	0.0231 J	ND (0.016)	ND (0.018)

Table 3 Soil Analytical Table
June 29 - July 1, 2021
247 North Avenue, New Rochelle, NY
Project No. 10908
SESI Consulting Engineers

Client Sample ID:		USCO	RRSCO	R1-SB-5 (3.5-4.0)	R1-SB-5 (7.5-8.0)	R1-SB-6 (3.5-4.0)	R1-SB-6 (5.5-6.0)	RI-SB-7 (3.5-4.0)	RI-SB-7 (9-9.5)	RI-SB-7 (12-12.5)	RI-SB-8 (1.5-2.0)	RI-SB-8 (2.5-3.0)	RI-SB-8 (5-5.5)
Lab Sample ID:				JD27540-11	JD27540-12	JD27540-13 & JD27540-13A	JD27540-14 & JD27540-14A	JD27719-6	JD27719-7	JD27719-8	JD27605-4	JD27605-5	JD27605-6
Date Sampled:				6/29/2021	6/29/2021	6/29/2021	6/29/2021	7/1/2021	7/1/2021	7/1/2021	6/30/2021	6/30/2021	6/30/2021
Matrix:	Units			Soil	Soil	Soil	Soil	Soil	Soil	Soil	Soil	Soil	Soil
Isophorone	mg/kg	-		ND (0.0086)	ND (0.0076)	ND (0.036)	ND (0.0073)	ND (0.0074)	ND (0.0087)	ND (0.0076)	ND (0.0075)	ND (0.0074)	ND (0.0080)
2-Methylnaphthalene	mg/kg	-		ND (0.0091)	ND (0.0080)	ND (0.038)	3.14	ND (0.0079)	ND (0.0092)	ND (0.0080)	ND (0.0079)	ND (0.0078)	ND (0.0084)
2-Nitroaniline	mg/kg	-		ND (0.0095)	ND (0.0083)	ND (0.040)	ND (0.0080)	ND (0.0082)	ND (0.0096)	ND (0.0083)	ND (0.0083)	ND (0.0082)	ND (0.0088)
3-Nitroaniline	mg/kg	-		ND (0.010)	ND (0.0088)	ND (0.042)	ND (0.0085)	ND (0.0087)	ND (0.010)	ND (0.0088)	ND (0.0088)	ND (0.0087)	ND (0.0093)
4-Nitroaniline	mg/kg	-	-	ND (0.010)	ND (0.0092)	ND (0.043)	ND (0.0088)	ND (0.0090)	ND (0.011)	ND (0.0092)	ND (0.0091)	ND (0.0090)	ND (0.0097)
Naphthalene	mg/kg	12	100	ND (0.011)	ND (0.010)	ND (0.047)	1.06	ND (0.0098)	ND (0.011)	ND (0.010)	ND (0.0099)	ND (0.0098)	ND (0.011)
Nitrobenzene	mg/kg	-	15	ND (0.016)	ND (0.014)	ND (0.065)	ND (0.013)	ND (0.013)	ND (0.016)	ND (0.014)	ND (0.014)	ND (0.013)	ND (0.014)
N-Nitroso-di-n-propylamine	mg/kg	-	-	ND (0.012)	ND (0.010)	ND (0.048)	ND (0.0099)	ND (0.010)	ND (0.012)	ND (0.010)	ND (0.010)	ND (0.010)	ND (0.011)
N-Nitrosodiphenylamine	mg/kg	-		ND (0.015)	ND (0.013)	ND (0.061)	ND (0.012)	ND (0.013)	ND (0.015)	ND (0.013)	ND (0.013) [a]	ND (0.013) [a]	ND (0.014) [a]
Phenanthrene	mg/kg	100	100	ND (0.014)	ND (0.012)	0.425	0.271	ND (0.012)	ND (0.014)	ND (0.012)	ND (0.012)	ND (0.012)	ND (0.013)
Pyrene	mg/kg	100	100	ND (0.013)	ND (0.011)	1.08	0.0635	ND (0.011)	ND (0.013)	ND (0.011)	0.0224 J	ND (0.011)	ND (0.012)
1,2,4,5-Tetrachlorobenzene	mg/kg	-	-	ND (0.010)	ND (0.0090)	ND (0.043)	ND (0.0087)	ND (0.0088)	ND (0.010)	ND (0.0090)	ND (0.0089)	ND (0.0088)	ND (0.0095)
MS Semi-volatiles (SW846 8270E BY SIM)													
1,4-Dioxane	mg/kg	0.1	13	-	-	ND (0.0084)	ND (0.0017)	-	-	-	-	-	-
MS Semi-volatile TIC													
Total TIC, Semi-Volatile	mg/kg	-	-	0.99 J	0	32.98 J	54.6 J	0	0	0.32 J	0	0	0
GC/LC Semi-volatiles (NJDEP EPH)													
EPH (C9-C28)	mg/kg	-	-	-	-	-	-	-	-	-	-	-	-
EPH (>C28-C40)	mg/kg	-	-	-	-	-	-	-	-	-	-	-	-
Total EPH (C9-C40)	mg/kg	-	-	-	-	-	-	-	-	-	-	-	-
GC/LC Semi-volatiles (SW846 8081B)													
Aldrin	mg/kg	0.005	0.097	-	-	ND (0.00056)	0.00094 [i]	-	-	-	-	-	-
alpha-BHC	mg/kg	0.02	0.48	-	-	ND (0.00055)	ND (0.00055)	-	-	-	-	-	-
beta-BHC	mg/kg	0.036	0.36	-	-	ND (0.00062)	ND (0.00061)	-	-	-	-	-	-
delta-BHC	mg/kg	0.04	100	-	-	ND (0.00066)	ND (0.00065)	-	-	-	-	-	-
gamma-BHC (Lindane)	mg/kg	0.1	1.3	-	-	ND (0.00050)	ND (0.00050)	-	-	-	-	-	-
alpha-Chlordane	mg/kg	0.094	4.2	-	-	ND (0.00055)	ND (0.00055)	-	-	-	-	-	-
gamma-Chlordane	mg/kg	-		-	-	ND (0.00031)	ND (0.00031)	-	-	-	-	-	-
Chlordane (alpha and gamma)	mg/kg	-	-	-	-	-	ND (0.00031)	-	-	-	-	-	-
Dieldrin	mg/kg	0.005	0.2	-	-	ND (0.00047)	0.00087 [i]	-	-	-	-	-	-
4,4'-DDD	mg/kg	0.0033	13	-	-	ND (0.00063)	ND (0.00062)	-	-	-	-	-	-
4,4'-DDE	mg/kg	0.0033	8.9	-	-	ND (0.00060)	ND (0.00059)	-	-	-	-	-	-
4,4'-DDT	mg/kg	0.0033	7.9	-	-	ND (0.00060)	ND (0.00060)	-	-	-	-	-	-
Endrin	mg/kg	0.014	11	-	-	ND (0.00053)	ND (0.00053)	-	-	-	-	-	-
Endosulfan sulfate	mg/kg	2.4	24	-	-	ND (0.00053)	ND (0.00053)	-	-	-	-	-	-
Endrin aldehyde	mg/kg	-	-	-	-	ND (0.00039)	ND (0.00038)	-	-	-	-	-	-
Endosulfan-I	mg/kg	2.4	24	-	-	ND (0.00039)	ND (0.00039)	-	-	-	-	-	-
Endosulfan-II	mg/kg	2.4	24	-	-	ND (0.00043)	ND (0.00042)	-	-	-	-	-	-
Heptachlor	mg/kg	0.042	2.1	-	-	ND (0.00059)	ND (0.00058)	-	-	-	-	-	-

Table 3 Soil Analytical Table
June 29 - July 1, 2021
247 North Avenue, New Rochelle, NY
Project No. 10908
SESI Consulting Engineers

Client Sample ID:		USCO	RRSCO	R1-SB-5 (3.5-4.0)	R1-SB-5 (7.5-8.0)	R1-SB-6 (3.5-4.0)	R1-SB-6 (5.5-6.0)	RI-SB-7 (3.5-4.0)	RI-SB-7 (9-9.5)	RI-SB-7 (12-12.5)	RI-SB-8 (1.5-2.0)	RI-SB-8 (2.5-3.0)	RI-SB-8 (5-5.5)
Lab Sample ID:				JD27540-11	JD27540-12	JD27540-13 & JD27540-13A	JD27540-14 & JD27540-14A	JD27719-6	JD27719-7	JD27719-8	JD27605-4	JD27605-5	JD27605-6
Date Sampled:				6/29/2021	6/29/2021	6/29/2021	6/29/2021	7/1/2021	7/1/2021	7/1/2021	6/30/2021	6/30/2021	6/30/2021
Matrix:	Units			Soil	Soil	Soil	Soil	Soil	Soil	Soil	Soil	Soil	Soil
Heptachlor epoxide	mg/kg	-		-	-	ND (0.00048)	ND (0.00047)	-	-	-	-	-	-
Methoxychlor	mg/kg	-		-	-	ND (0.00054)	ND (0.00054)	-	-	-	-	-	-
Endrin ketone	mg/kg	-	-	-	-	ND (0.00049)	ND (0.00049)	-	-	-	-	-	-
Toxaphene	mg/kg	-	-	-	-	ND (0.016)	ND (0.016)	-	-	-	-	-	-
GC/LC Semi-volatiles (SW846 8082A)													
Aroclor 1016	mg/kg	0.1	1	-	-	ND (0.016)	ND (0.016)	-	-	-	-	-	-
Aroclor 1221	mg/kg	0.1	1	-	-	ND (0.021)	ND (0.021)	-	-	-	-	-	-
Aroclor 1232	mg/kg	0.1	1	-	-	ND (0.022)	ND (0.022)	-	-	-	-	-	-
Aroclor 1242	mg/kg	0.1	1	-	-	ND (0.014)	ND (0.014)	-	-	-	-	-	-
Aroclor 1248	mg/kg	0.1	1	-	-	ND (0.030)	ND (0.030)	-	-	-	-	-	-
Aroclor 1254	mg/kg	0.1	1	-	-	ND (0.018)	ND (0.018)	-	-	-	-	-	-
Aroclor 1260	mg/kg	0.1	1	-	-	ND (0.015)	ND (0.014)	-	-	-	-	-	-
Aroclor 1268	mg/kg	0.1	1	-	-	ND (0.014)	ND (0.014)	-	-	-	-	-	-
Aroclor 1262	mg/kg	0.1	1	-	-	ND (0.022)	ND (0.022)	-	-	-	-	-	-
Metals													
Aluminum	mg/kg	-		1810	11400	9490	7650	7280	15600	8220	7940	6710	8030
Antimony	mg/kg	-		<0.24	<2.1	6	<2.1	<2.2	<2.5	<4.4 [j]	<2.1	<2.1	<2.2
Arsenic	mg/kg	13	16	0.3	<10 [j]	5.2	<2.1	<2.2	6.1	<2.2	<2.1	<2.1	<2.2
Barium	mg/kg	350	400	12.3	71.3	116	67.9	63.2	73.6	82.1	68.8	63.6	74.8
Beryllium	mg/kg	7.2	72	0.073	<1.0 [j]	0.56	0.39	0.27	0.73	<0.44 [j]	0.36	0.3	<0.45 [j]
Cadmium	mg/kg	2.5	4.3	<0.061	<2.6 [j]	<0.54	<0.53	<0.56	<0.62	<0.55	<0.53	<0.53	<0.56
Calcium	mg/kg	-		91.2	2340	20300	1550	2020	3050	4860	5060	5480	7570
Chromium	mg/kg	-	-	2.3	25.2	18.2	16.1	15.9	25	20.8	20.6	19.1	20.6
Cobalt	mg/kg	-		<0.61	<26 [j]	10.2	6	<5.6	<6.2	<11 [j]	6.2	5.8	<11 [j]
Copper	mg/kg	50	270	0.96	19.6 [j]	**198**	14.1	11.7	29	14.9	13.1	15.4	14.6
Iron	mg/kg	-		1500	21000	13100	12700	11700	21500	14300	12800	11600	12800
Lead	mg/kg	63	400	1.2	4.8	**383**	3.3	2.8	15.2	3.5	4.1	2.8	2.9
Magnesium	mg/kg	-	-	242	4520	10700	2570	2480	3670	5090	4330	4880	5750
Manganese	mg/kg	1600	2000	8.1	218 [j]	682	218	144	96.3	328	249	250	202
Mercury	mg/kg	0.18	0.81	<0.037	<0.027	**0.28**	<0.026	<0.028	0.043	<0.026	<0.028	<0.029	<0.021
Nickel	mg/kg	30	310	2	24.8	14.2	14.3	13.1	17.8	16.2	15.2	24	15.5
Potassium	mg/kg	-	-	266	3520	1210	3330	2480	1540	3820	3210	2860	3990
Selenium	mg/kg	3.9	180	<0.24	<10 [j]	<2.2	<2.1	<2.2	<2.5	<2.2	<2.1	<2.1	<2.2
Silver	mg/kg	2	180	<0.061	<2.6 [j]	1.9	<0.53	<0.56	<0.62	<0.55	<0.53	<0.53	<0.56
Sodium	mg/kg	-	-	<120	<1000	<1100	<1100	<1100	<1200	<1100	<1100	<1100	<1100
Thallium	mg/kg	-		<0.12	<5.2 [j]	<1.1	<1.1	<1.1	<1.2	<2.2 [j]	<1.1	<1.1	<2.2 [j]
Vanadium	mg/kg	-		3.3	34.1	26.5	23	20.3	42.9	24.1	20.9	18.3	24.4
Zinc	mg/kg	109	10000	3.1	37.1	**135**	23.5	21.4	41.9	26.9	22.7	21.6	35.3
General Chemistry													
Cyanide	mg/kg	27	27	-	-	<0.28	<0.26	-	-	-	-	-	-

Table 3 Soil Analytical Table
June 29 - July 1, 2021
247 North Avenue, New Rochelle, NY
Project No. 10908
SESI Consulting Engineers

Client Sample ID:		USCO	RRSCO	R1-SB-5 (3.5-4.0)	R1-SB-5 (7.5-8.0)	R1-SB-6 (3.5-4.0)	R1-SB-6 (5.5-6.0)	RI-SB-7 (3.5-4.0)	RI-SB-7 (9-9.5)	RI-SB-7 (12-12.5)	RI-SB-8 (1.5-2.0)	RI-SB-8 (2.5-3.0)	RI-SB-8 (5-5.5)
Lab Sample ID:				JD27540-11	JD27540-12	JD27540-13 & JD27540-13A	JD27540-14 & JD27540-14A	JD27719-6	JD27719-7	JD27719-8	JD27605-4	JD27605-5	JD27605-6
Date Sampled:				6/29/2021	6/29/2021	6/29/2021	6/29/2021	7/1/2021	7/1/2021	7/1/2021	6/30/2021	6/30/2021	6/30/2021
Matrix:	Units			Soil	Soil	Soil	Soil	Soil	Soil	Soil	Soil	Soil	Soil
Solids, Percent	%	-	-	82.6	92.2	97.7	97.8	91.8	79.3 p	91.8	92.5	93	88

Table 3 Soil Analytical Table
June 29 - July 1, 2021
247 North Avenue, New Rochelle, NY
Project No. 10908
SESI Consulting Engineers

Client Sample ID:		USCO	RRSCO	R1-SB-5 (3.5-4.0)	R1-SB-5 (7.5-8.0)	R1-SB-6 (3.5-4.0)	R1-SB-6 (5.5-6.0)	RI-SB-7 (3.5-4.0)	RI-SB-7 (9-9.5)	RI-SB-7 (12-12.5)	RI-SB-8 (1.5-2.0)	RI-SB-8 (2.5-3.0)	RI-SB-8 (5-5.5)
Lab Sample ID:				JD27540-11	JD27540-12	JD27540-13 & JD27540-13A	JD27540-14 & JD27540-14A	JD27719-6	JD27719-7	JD27719-8	JD27605-4	JD27605-5	JD27605-6
Date Sampled:				6/29/2021	6/29/2021	6/29/2021	6/29/2021	7/1/2021	7/1/2021	7/1/2021	6/30/2021	6/30/2021	6/30/2021
Matrix:	Units			Soil	Soil	Soil	Soil	Soil	Soil	Soil	Soil	Soil	Soil

Footnotes:

[a] Associated CCV outside of control limits high, sample was ND.
[b] Associated CCV outside of control limits low.
[c] This compound in blank spike is outside in house QC limits bias high.
[d] This compound in BS is outside in house QC limits bias low.
[e] This compound is outside the control limits biased low in the associated E
[f] Associated CCV outside of control limits low. Low-level verification was ar
the control limits biased low in the associated BS.
[g] Associated CCV outside of control limits low. Low-level verification was ar
[h] Associated CCV outside of control limits high. Estimated value, due to cor
[i] More than 40 % RPD for detected concentrations between the two GC col
[j] Elevated detection limit due to dilution required for high interfering elemen

Regulatory limits listed in this document have been obtained from the regulatory documents or changes to criteria detailed in later versions

Additional Notes:

mg/kg = Miligrams per kilogram
ND = Not Detected
- = No soil cleanup objective establish
USCO = NY Unrestricted Use Soil Cleanup
RRSCO = NY Restricted Residential Use So
= Concentration exceeds USCOs
= Concentration exceeds RRSCOs

Table 3 Soil Analytical Table
June 29 - July 1, 2021
247 North Avenue, New Rochelle, NY
Project No. 10908
SESI Consulting Engineers

Client Sample ID:		USCO	RRSCO	RI-SB-9 (1.5-2.0)	RI-SB-9 (3.5-4.0)	RI-SB-9 (5.5-6.0)	RI-SB-10 (1.5-2.0)	RI-SB-10 (3.0-3.5)	RI-SB-10 (5.5-6.0)	R1-SB-11 (1.5-2.0)	R1-SB-11 (6-6.5)	R1-SB-12 (3.5-4.0)	R1-SB-12 (6.5-7.0)	RI-SB-14 (2.5-3.0)
Lab Sample ID:				JD27605-7	JD27605-8	JD27605-12	JD27605-9	JD27605-10	JD27605-11	JD27540-17 & JD27540-17A	JD27540-18 & JD27540-18A	JD27540-15	JD27540-16	JD27719-1
Date Sampled:				6/30/2021	6/30/2021	6/30/2021	6/30/2021	6/30/2021	6/30/2021	6/29/2021	6/29/2021	6/29/2021	6/29/2021	7/1/2021
Matrix:	Units			Soil	Soil	Soil	Soil	Soil	Soil	Soil	Soil	Soil	Soil	Soil
VOCs (SW846 8260D)														
Acetone	mg/kg	0.05	100	-	-	ND (0.18) [a]	-	-	-	0.0219	0.0284	-	-	-
Benzene	mg/kg	0.06	4.8	-	-	ND (0.019)	-	-	-	ND (0.00049)	ND (0.00059)	-	-	-
Bromochloromethane	mg/kg	-	-	-	-	ND (0.024)	-	-	-	ND (0.00061)	ND (0.00072)	-	-	-
Bromodichloromethane	mg/kg	-	-	-	-	ND (0.018)	-	-	-	ND (0.00046)	ND (0.00055)	-	-	-
Bromoform	mg/kg	-	-	-	-	ND (0.058)	-	-	-	ND (0.0015)	ND (0.0018)	-	-	-
Bromomethane	mg/kg	-	-	-	-	ND (0.032)	-	-	-	ND (0.00083)	ND (0.00099)	-	-	-
2-Butanone (MEK)	mg/kg	0.12	100	-	-	ND (0.10) [a]	-	-	-	ND (0.0026)	ND (0.0031)	-	-	-
Carbon disulfide	mg/kg	-		-	-	ND (0.023)	-	-	-	0.00095 J	0.0016 J	-	-	-
Carbon tetrachloride	mg/kg	0.76	2.4	-	-	ND (0.026)	-	-	-	ND (0.00067)	ND (0.00080)	-	-	-
Chlorobenzene	mg/kg	1.1	100	-	-	ND (0.019)	-	-	-	ND (0.00050)	ND (0.00059)	-	-	-
Chloroethane	mg/kg	-		-	-	ND (0.025)	-	-	-	ND (0.00064)	ND (0.00076)	-	-	-
Chloroform	mg/kg	0.37	49	-	-	ND (0.022)	-	-	-	ND (0.00056)	ND (0.00067)	-	-	-
Chloromethane	mg/kg	-	-	-	-	ND (0.083)	-	-	-	ND (0.0021)	ND (0.0025)	-	-	-
Cyclohexane	mg/kg	-	-	-	-	ND (0.028)	-	-	-	ND (0.00071)	ND (0.00085)	-	-	-
1,2-Dibromo-3-chloropropane	mg/kg	-	-	-	-	ND (0.029)	-	-	-	ND (0.00075)	ND (0.00090)	-	-	-
Dibromochloromethane	mg/kg	-		-	-	ND (0.024)	-	-	-	ND (0.00061)	ND (0.00072)	-	-	-
1,2-Dibromoethane	mg/kg	-	-	-	-	ND (0.018)	-	-	-	ND (0.00046)	ND (0.00054)	-	-	-
1,2-Dichlorobenzene	mg/kg	1.1	100	-	-	ND (0.023)	-	-	-	ND (0.00059)	ND (0.00071)	-	-	-
1,3-Dichlorobenzene	mg/kg	2.4	49	-	-	ND (0.021)	-	-	-	ND (0.00054)	ND (0.00064)	-	-	-
1,4-Dichlorobenzene	mg/kg	1.8	13	-	-	ND (0.021)	-	-	-	ND (0.00053)	ND (0.00064)	-	-	-
Dichlorodifluoromethane	mg/kg	-	-	-	-	ND (0.031)	-	-	-	ND (0.00079)	ND (0.00094)	-	-	-
1,1-Dichloroethane	mg/kg	0.27	26	-	-	ND (0.021)	-	-	-	ND (0.00054)	ND (0.00064)	-	-	-
1,2-Dichloroethane	mg/kg	0.02	3.1	-	-	ND (0.020)	-	-	-	ND (0.00051)	ND (0.00061)	-	-	-
1,1-Dichloroethene	mg/kg	0.33	100	-	-	ND (0.028)	-	-	-	ND (0.00071)	ND (0.00085)	-	-	-
cis-1,2-Dichloroethene	mg/kg	0.25	100	-	-	ND (0.036)	-	-	-	ND (0.00091)	ND (0.0011)	-	-	-
trans-1,2-Dichloroethene	mg/kg	0.19	100	-	-	ND (0.026)	-	-	-	ND (0.00066)	ND (0.00079)	-	-	-
1,2-Dichloropropane	mg/kg	-		-	-	ND (0.020)	-	-	-	ND (0.00051)	ND (0.00061)	-	-	-
cis-1,3-Dichloropropene	mg/kg	-	-	-	-	ND (0.020)	-	-	-	ND (0.00051)	ND (0.00061)	-	-	-
trans-1,3-Dichloropropene	mg/kg	-	-	-	-	ND (0.019)	-	-	-	ND (0.00049)	ND (0.00059)	-	-	-
Ethylbenzene	mg/kg	1	41	-	-	ND (0.019)	-	-	-	ND (0.00049)	ND (0.00059)	-	-	-
Freon 113	mg/kg	-		-	-	ND (0.11)	-	-	-	ND (0.0029)	ND (0.0034)	-	-	-
2-Hexanone	mg/kg	-	-	-	-	ND (0.090)	-	-	-	ND (0.0023)	ND (0.0027)	-	-	-
Isopropylbenzene	mg/kg	-		-	-	0.0660 J	-	-	-	ND (0.0015)	ND (0.0018)	-	-	-
Methyl Acetate	mg/kg	-	-	-	-	ND (0.059)	-	-	-	ND (0.0015)	ND (0.0018)	-	-	-
Methylcyclohexane	mg/kg	-	-	-	-	ND (0.037)	-	-	-	ND (0.00095)	ND (0.0011)	-	-	-
Methyl Tert Butyl Ether	mg/kg	0.93	100	-	-	ND (0.020)	-	-	-	ND (0.00051)	ND (0.00061)	-	-	-
4-Methyl-2-pentanone(MIBK)	mg/kg	-		-	-	ND (0.096)	-	-	-	ND (0.0025)	ND (0.0029)	-	-	-
Methylene chloride	mg/kg	0.05	100	-	-	ND (0.11)	-	-	-	ND (0.0028)	ND (0.0034)	-	-	-
Styrene	mg/kg	-		-	-	ND (0.017)	-	-	-	ND (0.00044)	ND (0.00052)	-	-	-
1,1,2,2-Tetrachloroethane	mg/kg	-		-	-	ND (0.025)	-	-	-	ND (0.00065)	ND (0.00077)	-	-	-
Tetrachloroethene	mg/kg	1.3	19	-	-	ND (0.025)	-	-	-	ND (0.00063)	ND (0.00075)	-	-	-
Toluene	mg/kg	0.7	100	-	-	ND (0.022)	-	-	-	ND (0.00057)	ND (0.00068)	-	-	-
1,2,3-Trichlorobenzene	mg/kg	-		-	-	ND (0.11)	-	-	-	ND (0.0027)	ND (0.0032)	-	-	-
1,2,4-Trichlorobenzene	mg/kg	-		-	-	ND (0.11)	-	-	-	ND (0.0027)	ND (0.0032)	-	-	-
1,1,1-Trichloroethane	mg/kg	0.68	100	-	-	ND (0.020)	-	-	-	ND (0.00052)	ND (0.00062)	-	-	-

Table 3 Soil Analytical Table
June 29 - July 1, 2021
247 North Avenue, New Rochelle, NY
Project No. 10908
SESI Consulting Engineers

Client Sample ID:		USCO	RRSCO	RI-SB-9 (1.5-2.0)	RI-SB-9 (3.5-4.0)	RI-SB-9 (5.5-6.0)	RI-SB-10 (1.5-2.0)	RI-SB-10 (3.0-3.5)	RI-SB-10 (5.5-6.0)	R1-SB-11 (1.5-2.0)	R1-SB-11 (6-6.5)	R1-SB-12 (3.5-4.0)	R1-SB-12 (6.5-7.0)	RI-SB-14 (2.5-3.0)
Lab Sample ID:				JD27605-7	JD27605-8	JD27605-12	JD27605-9	JD27605-10	JD27605-11	JD27540-17 & JD27540-17A	JD27540-18 & JD27540-18A	JD27540-15	JD27540-16	JD27719-1
Date Sampled:				6/30/2021	6/30/2021	6/30/2021	6/30/2021	6/30/2021	6/30/2021	6/29/2021	6/29/2021	6/29/2021	6/29/2021	7/1/2021
Matrix:	Units			Soil	Soil	Soil	Soil	Soil	Soil	Soil	Soil	Soil	Soil	Soil
1,1,2-Trichloroethane	mg/kg	-	-	-	-	ND (0.024)	-	-	-	ND (0.00060)	ND (0.00072)	-	-	-
Trichloroethene	mg/kg	0.47	21	-	-	ND (0.032)	-	-	-	ND (0.00082)	ND (0.00098)	-	-	-
Trichlorofluoromethane	mg/kg	-	-	-	-	ND (0.029)	-	-	-	ND (0.00074)	ND (0.00088)	-	-	-
Vinyl chloride	mg/kg	0.02	0.9	-	-	ND (0.020)	-	-	-	ND (0.00052)	ND (0.00062)	-	-	-
m,p-Xylene	mg/kg	0.26	100	-	-	ND (0.038)	-	-	-	ND (0.00097)	ND (0.0012)	-	-	-
o-Xylene	mg/kg	0.26	100	-	-	ND (0.019)	-	-	-	ND (0.00050)	ND (0.00059)	-	-	-
Xylene (total)	mg/kg	0.26	100	-	-	ND (0.019)	-	-	-	ND (0.00050)	ND (0.00059)	-	-	-
VOCs TIC														
Total TIC, Volatile	mg/kg	-	-	-	-	25.2 J	-	-	-	0	0	-	-	-
PFAs (EPA 537M BY ID)														
Perfluorobutanoic acid	mg/kg	-	-	-	-	-	-	-	-	ND (0.00044)	ND (0.00048)	-	-	-
Perfluoropentanoic acid	mg/kg	-	-	-	-	-	-	-	-	ND (0.00029)	ND (0.00032)	-	-	-
Perfluorohexanoic acid	mg/kg	-	-	-	-	-	-	-	-	ND (0.00029)	ND (0.00032)	-	-	-
Perfluoroheptanoic acid	mg/kg	-	-	-	-	-	-	-	-	ND (0.00029)	ND (0.00032)	-	-	-
Perfluorooctanoic acid (PFOA)	mg/kg	0.00066	0.033	-	-	-	-	-	-	ND (0.00029)	ND (0.00032)	-	-	-
Perfluorononanoic acid	mg/kg	-	-	-	-	-	-	-	-	ND (0.00029)	ND (0.00032)	-	-	-
Perfluorodecanoic acid	mg/kg	-	-	-	-	-	-	-	-	ND (0.00029)	ND (0.00032)	-	-	-
Perfluoroundecanoic acid	mg/kg	-	-	-	-	-	-	-	-	ND (0.00029)	ND (0.00032)	-	-	-
Perfluorododecanoic acid	mg/kg	-	-	-	-	-	-	-	-	ND (0.00029)	ND (0.00032)	-	-	-
Perfluorotridecanoic acid	mg/kg	-	-	-	-	-	-	-	-	ND (0.00031)	ND (0.00034)	-	-	-
Perfluorotetradecanoic acid	mg/kg	-	-	-	-	-	-	-	-	ND (0.00029)	ND (0.00032)	-	-	-
Perfluorobutanesulfonic acid	mg/kg	-	-	-	-	-	-	-	-	ND (0.00029)	ND (0.00032)	-	-	-
Perfluorohexanesulfonic acid	mg/kg	-	-	-	-	-	-	-	-	ND (0.00029)	ND (0.00032)	-	-	-
Perfluoroheptanesulfonic acid	mg/kg	-	-	-	-	-	-	-	-	ND (0.00029)	ND (0.00032)	-	-	-
Perfluorooctanesulfonic acid (PFOS)	mg/kg	0.00088	0.044	-	-	-	-	-	-	ND (0.00029)	ND (0.00032)	-	-	-
Perfluorodecanesulfonic acid	mg/kg	-	-	-	-	-	-	-	-	ND (0.00029)	ND (0.00032)	-	-	-
PFOSA	mg/kg	-	-	-	-	-	-	-	-	ND (0.00029)	ND (0.00032)	-	-	-
MeFOSAA	mg/kg	-	-	-	-	-	-	-	-	ND (0.00058)	ND (0.00064)	-	-	-
EtFOSAA	mg/kg	-	-	-	-	-	-	-	-	ND (0.00058)	ND (0.00064)	-	-	-
6:2 Fluorotelomer sulfonate	mg/kg	-	-	-	-	-	-	-	-	ND (0.00029)	ND (0.00032)	-	-	-
8:2 Fluorotelomer sulfonate	mg/kg	-	-	-	-	-	-	-	-	ND (0.00029)	ND (0.00032)	-	-	-
SVOCs (SW846 8270E)														
2-Chlorophenol	mg/kg	-		ND (0.018)	ND (0.021)	ND (0.017)	ND (0.018)	ND (0.018)	ND (0.018)	ND (0.020)	ND (0.021)	ND (0.019)	ND (0.017)	ND (0.018)
4-Chloro-3-methyl phenol	mg/kg	-	-	ND (0.022)	ND (0.026)	ND (0.022)	ND (0.022)	ND (0.022)	ND (0.022)	ND (0.024)	ND (0.027)	ND (0.023)	ND (0.022)	ND (0.022)
2,4-Dichlorophenol	mg/kg	-		ND (0.031) [a]	ND (0.036) [a]	ND (0.030) [a]	ND (0.031) [a]	ND (0.030) [a]	ND (0.031) [a]	ND (0.034)	ND (0.037)	ND (0.032)	ND (0.030)	ND (0.031)
2,4-Dimethylphenol	mg/kg	-	-	ND (0.064)	ND (0.075)	ND (0.063)	ND (0.065)	ND (0.064)	ND (0.065)	ND (0.070)	ND (0.077)	ND (0.067)	ND (0.063)	ND (0.065)
2,4-Dinitrophenol	mg/kg	-		ND (0.14)	ND (0.16)	ND (0.13)	ND (0.14)	ND (0.13)	ND (0.14)	ND (0.15)	ND (0.16) [f]	ND (0.14) [f]	ND (0.13) [f]	ND (0.14)
4,6-Dinitro-o-cresol	mg/kg	-	-	ND (0.039)	ND (0.045)	ND (0.038)	ND (0.039)	ND (0.038)	ND (0.039)	ND (0.042)	ND (0.047) [e]	ND (0.040) [e]	ND (0.038) [e]	ND (0.039)
2-Methylphenol	mg/kg	0.33	100	ND (0.023)	ND (0.027)	ND (0.023)	ND (0.023)	ND (0.023)	ND (0.023)	ND (0.025)	ND (0.028)	ND (0.024)	ND (0.023)	ND (0.023)
3&4-Methylphenol	mg/kg	-	-	ND (0.030)	ND (0.035)	ND (0.029)	ND (0.030)	ND (0.029)	ND (0.030)	ND (0.033)	0.919	ND (0.031)	ND (0.029)	ND (0.030)
2-Nitrophenol	mg/kg	-		ND (0.024)	ND (0.028)	ND (0.023)	ND (0.024)	ND (0.024)	ND (0.024)	ND (0.026)	ND (0.029)	ND (0.025)	ND (0.023)	ND (0.024)

Table 3 Soil Analytical Table
June 29 - July 1, 2021
247 North Avenue, New Rochelle, NY
Project No. 10908
SESI Consulting Engineers

Client Sample ID:		USCO	RRSCO	RI-SB-9 (1.5-2.0)	RI-SB-9 (3.5-4.0)	RI-SB-9 (5.5-6.0)	RI-SB-10 (1.5-2.0)	RI-SB-10 (3.0-3.5)	RI-SB-10 (5.5-6.0)	R1-SB-11 (1.5-2.0)	R1-SB-11 (6-6.5)	R1-SB-12 (3.5-4.0)	R1-SB-12 (6.5-7.0)	RI-SB-14 (2.5-3.0)
Lab Sample ID:				JD27605-7	JD27605-8	JD27605-12	JD27605-9	JD27605-10	JD27605-11	JD27540-17 & JD27540-17A	JD27540-18 & JD27540-18A	JD27540-15	JD27540-16	JD27719-1
Date Sampled:				6/30/2021	6/30/2021	6/30/2021	6/30/2021	6/30/2021	6/30/2021	6/29/2021	6/29/2021	6/29/2021	6/29/2021	7/1/2021
Matrix:	**Units**			Soil	Soil	Soil	Soil	Soil	Soil	Soil	Soil	Soil	Soil	Soil
4-Nitrophenol	mg/kg	-		ND (0.097) [g]	ND (0.11) [g]	ND (0.094) [g]	ND (0.097) [g]	ND (0.095) [g]	ND (0.098) [g]	ND (0.11)	ND (0.12)	ND (0.10)	ND (0.094)	ND (0.098)
Pentachlorophenol	mg/kg	0.8	6.7	ND (0.034)	ND (0.040)	ND (0.033)	ND (0.034)	ND (0.034)	ND (0.034)	ND (0.037)	ND (0.041)	ND (0.035)	ND (0.033)	ND (0.034)
Phenol	mg/kg	0.33	100	ND (0.019)	ND (0.022)	ND (0.018)	ND (0.019)	ND (0.019)	ND (0.019)	ND (0.021)	0.0397 J	ND (0.020)	ND (0.018)	ND (0.019)
2,3,4,6-Tetrachlorophenol	mg/kg	-	-	ND (0.024)	ND (0.028)	ND (0.023)	ND (0.024)	ND (0.024)	ND (0.024)	ND (0.026)	ND (0.029)	ND (0.025)	ND (0.023)	ND (0.024)
2,4,5-Trichlorophenol	mg/kg	-		ND (0.027)	ND (0.032)	ND (0.026)	ND (0.027)	ND (0.027)	ND (0.027)	ND (0.030)	ND (0.033)	ND (0.028)	ND (0.026)	ND (0.027)
2,4,6-Trichlorophenol	mg/kg	-		ND (0.022)	ND (0.025)	ND (0.021)	ND (0.022)	ND (0.021)	ND (0.022)	ND (0.024)	ND (0.026)	ND (0.022)	ND (0.021)	ND (0.022)
Acenaphthene	mg/kg	20	100	ND (0.012)	0.203	ND (0.012)	0.143	ND (0.012)	ND (0.013)	ND (0.014)	0.0954	ND (0.013)	ND (0.012)	ND (0.013)
Acenaphthylene	mg/kg	100	100	ND (0.018)	0.0965	ND (0.018)	0.045	ND (0.018)	ND (0.019)	0.0223 J	ND (0.022)	ND (0.019)	ND (0.018)	ND (0.019)
Acetophenone	mg/kg	-	-	ND (0.0078)	ND (0.0091)	ND (0.0076)	ND (0.0078)	ND (0.0077)	ND (0.0079)	ND (0.0085)	ND (0.0093)	ND (0.0081)	ND (0.0076)	ND (0.0079)
Anthracene	mg/kg	100	100	ND (0.022)	0.103	ND (0.022)	0.285	ND (0.022)	ND (0.022)	0.0313 J	0.0776	ND (0.023)	ND (0.022)	ND (0.022)
Atrazine	mg/kg	-	-	ND (0.015)	ND (0.018)	ND (0.015)	ND (0.016)	ND (0.015)	ND (0.016)	ND (0.017)	ND (0.019)	ND (0.016)	ND (0.015)	ND (0.016)
Benzo(a)anthracene	mg/kg	1	1	0.0196 J	ND (0.012)	ND (0.010)	0.706	ND (0.010)	ND (0.010)	0.161	0.116	ND (0.011)	ND (0.010)	ND (0.010)
Benzo(a)pyrene	mg/kg	1	1	0.0399	ND (0.019)	ND (0.016)	0.634	ND (0.016)	ND (0.017)	0.155	0.107	ND (0.017)	ND (0.016)	ND (0.017)
Benzo(b)fluoranthene	mg/kg	1	1	0.0491	ND (0.019)	ND (0.016)	0.828	ND (0.016)	ND (0.016)	0.177	0.151	ND (0.017)	ND (0.016)	ND (0.016)
Benzo(g,h,i)perylene	mg/kg	100	100	0.0463	ND (0.021)	ND (0.018)	0.462	ND (0.018)	ND (0.018)	0.1	0.06	ND (0.019)	ND (0.018)	ND (0.018)
Benzo(k)fluoranthene	mg/kg	0.8	3.9	0.0224 J	ND (0.020)	ND (0.017)	0.322	ND (0.017)	ND (0.017)	0.0748	0.058	ND (0.018)	ND (0.016)	ND (0.017)
4-Bromophenyl phenyl ether	mg/kg	-	-	ND (0.014)	ND (0.016)	ND (0.014)	ND (0.014)	ND (0.014)	ND (0.014)	ND (0.015)	ND (0.017)	ND (0.014)	ND (0.014)	ND (0.014)
Butyl benzyl phthalate	mg/kg	-		ND (0.0088) [a]	ND (0.010) [a]	ND (0.0086) [a]	ND (0.0089) [a]	ND (0.0087) [a]	ND (0.0089) [a]	ND (0.0097)	ND (0.011)	ND (0.0092)	ND (0.0086)	ND (0.0089)
1,1'-Biphenyl	mg/kg	-		ND (0.0050)	ND (0.0058)	ND (0.0048)	0.0227 J	ND (0.0049)	ND (0.0050)	ND (0.0054)	0.0816 J	ND (0.0051)	ND (0.0048)	ND (0.0050)
Benzaldehyde	mg/kg	-	-	ND (0.0090)	ND (0.011)	ND (0.0088)	ND (0.0090)	ND (0.0089)	ND (0.0091)	ND (0.0098)	0.0220 J	ND (0.0093)	ND (0.0087)	ND (0.0091)
2-Chloronaphthalene	mg/kg	-	-	ND (0.0086)	ND (0.010)	ND (0.0084)	ND (0.0087)	ND (0.0085)	ND (0.0087)	ND (0.0094)	ND (0.010)	ND (0.0089)	ND (0.0084)	ND (0.0087)
4-Chloroaniline	mg/kg	-		ND (0.013)	ND (0.015)	ND (0.013)	ND (0.013)	ND (0.013)	ND (0.013)	ND (0.014)	ND (0.016)	ND (0.014)	ND (0.013)	ND (0.013)
Carbazole	mg/kg	-	-	ND (0.0052)	ND (0.0061)	ND (0.0051)	0.184	ND (0.0052)	ND (0.0053)	0.0093 J	0.0206 J	ND (0.0054)	ND (0.0051)	ND (0.0053)
Caprolactam	mg/kg	-	-	ND (0.014)	ND (0.017)	ND (0.014)	ND (0.014)	ND (0.014)	ND (0.014)	ND (0.016)	ND (0.017)	ND (0.015)	ND (0.014)	ND (0.014)
Chrysene	mg/kg	1	3.9	0.0361	ND (0.013)	ND (0.011)	0.78	ND (0.011)	ND (0.012)	0.174	0.135	ND (0.012)	ND (0.011)	ND (0.012)
bis(2-Chloroethoxy)methane	mg/kg	-	-	ND (0.0077)	ND (0.0091)	ND (0.0076)	ND (0.0078)	ND (0.0076)	ND (0.0078)	ND (0.0085)	ND (0.0093)	ND (0.0080)	ND (0.0075)	ND (0.0078)
bis(2-Chloroethyl)ether	mg/kg	-	-	ND (0.016)	ND (0.018)	ND (0.015)	ND (0.016)	ND (0.015)	ND (0.016)	ND (0.017)	ND (0.019)	ND (0.016)	ND (0.015)	ND (0.016)
2,2'-Oxybis(1-chloropropane)	mg/kg	-	-	ND (0.013)	ND (0.015)	ND (0.013)	ND (0.013)	ND (0.013)	ND (0.013)	ND (0.014)	ND (0.016)	ND (0.013)	ND (0.013)	ND (0.013)
4-Chlorophenyl phenyl ether	mg/kg	-	-	ND (0.012)	ND (0.014)	ND (0.011)	ND (0.012)	ND (0.012)	ND (0.012)	ND (0.013)	ND (0.014)	ND (0.012)	ND (0.011)	ND (0.012)
2,4-Dinitrotoluene	mg/kg	-	-	ND (0.011)	ND (0.013)	ND (0.011)	ND (0.011)	ND (0.011)	ND (0.011)	ND (0.012)	ND (0.013)	ND (0.012)	ND (0.011)	ND (0.011)
2,6-Dinitrotoluene	mg/kg	-		ND (0.018)	ND (0.021)	ND (0.018)	ND (0.018)	ND (0.018)	ND (0.018)	ND (0.020)	ND (0.022)	ND (0.019)	ND (0.018)	ND (0.018)
3,3'-Dichlorobenzidine	mg/kg	-	-	ND (0.030)	ND (0.035)	ND (0.030)	ND (0.030)	ND (0.030)	ND (0.031)	ND (0.033)	ND (0.036)	ND (0.031)	ND (0.029)	ND (0.031)
1,4-Dioxane	mg/kg	0.1	13	ND (0.024)	ND (0.028)	ND (0.023)	ND (0.024)	ND (0.024)	ND (0.024)	ND (0.026)	ND (0.029) [a]	ND (0.025) [a]	ND (0.023) [a]	ND (0.024)
Dibenzo(a,h)anthracene	mg/kg	0.33	0.33	ND (0.016)	ND (0.019)	ND (0.016)	0.122	ND (0.016)	ND (0.016)	0.0249 J	0.0249 J	ND (0.017)	ND (0.016)	ND (0.016)
Dibenzofuran	mg/kg	7	59	ND (0.015)	0.224	ND (0.014)	0.104	ND (0.015)	ND (0.015)	ND (0.016)	0.14	ND (0.015)	ND (0.014)	ND (0.015)
Di-n-butyl phthalate	mg/kg	-		ND (0.0059)	ND (0.0069)	ND (0.0058)	ND (0.0059)	ND (0.0058)	ND (0.0060)	ND (0.0064)	ND (0.0071)	ND (0.0061)	ND (0.0057)	ND (0.0060)
Di-n-octyl phthalate	mg/kg	-		ND (0.0090)	ND (0.011)	ND (0.0088)	ND (0.0091)	ND (0.0089)	ND (0.0091)	ND (0.0098)	ND (0.011)	ND (0.0093)	ND (0.0088)	ND (0.0091)
Diethyl phthalate	mg/kg	-		ND (0.0077)	ND (0.0090)	ND (0.0075)	ND (0.0078)	ND (0.0076)	ND (0.0078)	ND (0.0084)	ND (0.0093)	ND (0.0080)	ND (0.0075)	ND (0.0078)
Dimethyl phthalate	mg/kg	-		ND (0.0064)	ND (0.0075)	ND (0.0063)	ND (0.0065)	ND (0.0064)	ND (0.0065)	ND (0.0070)	ND (0.0077)	ND (0.0067)	ND (0.0063)	ND (0.0065)
bis(2-Ethylhexyl)phthalate	mg/kg	-		ND (0.0085)	ND (0.0099)	ND (0.0083)	0.0425 J	ND (0.0084)	ND (0.0086)	ND (0.0093)	0.0134 J	ND (0.0088)	ND (0.0082)	ND (0.0086)
Fluoranthene	mg/kg	100	100	0.0222 J	ND (0.019)	ND (0.016)	1.48	ND (0.016)	ND (0.016)	0.298	0.261	ND (0.017)	ND (0.016)	ND (0.016)
Fluorene	mg/kg	30	100	ND (0.017)	0.308	ND (0.016)	0.19	ND (0.016)	ND (0.017)	ND (0.018)	0.112	ND (0.017)	ND (0.016)	ND (0.017)
Hexachlorobenzene	mg/kg	0.33	1.2	ND (0.0092)	ND (0.011)	ND (0.0089)	ND (0.0092)	ND (0.0090)	ND (0.0093)	ND (0.010)	ND (0.011)	ND (0.0095)	ND (0.0089)	ND (0.0093)
Hexachlorobutadiene	mg/kg	-	-	ND (0.015)	ND (0.017)	ND (0.014)	ND (0.015)	ND (0.014)	ND (0.015)	ND (0.016)	ND (0.017)	ND (0.015)	ND (0.014)	ND (0.015)
Hexachlorocyclopentadiene	mg/kg	-		ND (0.014) [g]	ND (0.017) [g]	ND (0.014) [g]	ND (0.015) [g]	ND (0.014) [g]	ND (0.015) [g]	ND (0.016)	ND (0.017)	ND (0.015)	ND (0.014)	ND (0.015)
Hexachloroethane	mg/kg	-	-	ND (0.018)	ND (0.021)	ND (0.018)	ND (0.018)	ND (0.018)	ND (0.018)	ND (0.020)	ND (0.022)	ND (0.019)	ND (0.017)	ND (0.018)
Indeno(1,2,3-cd)pyrene	mg/kg	0.5	0.5	0.0433	ND (0.020)	ND (0.017)	0.515	ND (0.017)	ND (0.017)	0.104	0.068	ND (0.018)	ND (0.017)	ND (0.017)

Table 3 Soil Analytical Table
June 29 - July 1, 2021
247 North Avenue, New Rochelle, NY
Project No. 10908
SESI Consulting Engineers

Client Sample ID:		USCO	RRSCO	RI-SB-9 (1.5-2.0)	RI-SB-9 (3.5-4.0)	RI-SB-9 (5.5-6.0)	RI-SB-10 (1.5-2.0)	RI-SB-10 (3.0-3.5)	RI-SB-10 (5.5-6.0)	R1-SB-11 (1.5-2.0)	R1-SB-11 (6-6.5)	R1-SB-12 (3.5-4.0)	R1-SB-12 (6.5-7.0)	RI-SB-14 (2.5-3.0)
Lab Sample ID:				JD27605-7	JD27605-8	JD27605-12	JD27605-9	JD27605-10	JD27605-11	JD27540-17 & JD27540-17A	JD27540-18 & JD27540-18A	JD27540-15	JD27540-16	JD27719-1
Date Sampled:				6/30/2021	6/30/2021	6/30/2021	6/30/2021	6/30/2021	6/30/2021	6/29/2021	6/29/2021	6/29/2021	6/29/2021	7/1/2021
Matrix:	**Units**			Soil	Soil	Soil	Soil	Soil	Soil	Soil	Soil	Soil	Soil	Soil
Isophorone	mg/kg	-		ND (0.0077)	ND (0.0091)	ND (0.0076)	ND (0.0078)	ND (0.0076)	ND (0.0078)	ND (0.0085)	ND (0.0093)	ND (0.0080)	ND (0.0075)	ND (0.0078)
2-Methylnaphthalene	mg/kg	-		ND (0.0082)	ND (0.0096)	ND (0.0080)	0.0451	ND (0.0081)	ND (0.0083)	ND (0.0089)	0.216	ND (0.0085)	ND (0.0080)	0.0111 J
2-Nitroaniline	mg/kg	-		ND (0.0085)	ND (0.010)	ND (0.0083)	ND (0.0086)	ND (0.0084)	ND (0.0086)	ND (0.0093) [a]	ND (0.010)	ND (0.0089)	ND (0.0083)	ND (0.0087)
3-Nitroaniline	mg/kg	-		ND (0.0090)	ND (0.011)	ND (0.0088)	ND (0.0091)	ND (0.0089)	ND (0.0092)	ND (0.0099)	ND (0.011)	ND (0.0094)	ND (0.0088)	ND (0.0092)
4-Nitroaniline	mg/kg	-	-	ND (0.0094)	ND (0.011)	ND (0.0092)	ND (0.0094)	ND (0.0093)	ND (0.0095)	ND (0.010)	ND (0.011)	ND (0.0097)	ND (0.0091)	ND (0.0095)
Naphthalene	mg/kg	12	100	ND (0.010)	ND (0.012)	ND (0.010)	0.0821	ND (0.010)	ND (0.010)	ND (0.011)	0.259	ND (0.011)	ND (0.0099)	ND (0.010)
Nitrobenzene	mg/kg	-	15	ND (0.014)	ND (0.016)	ND (0.014)	ND (0.014)	ND (0.014)	ND (0.014)	ND (0.015)	ND (0.017)	ND (0.014)	ND (0.014)	ND (0.014)
N-Nitroso-di-n-propylamine	mg/kg	-	-	ND (0.010)	ND (0.012)	ND (0.010)	ND (0.011)	ND (0.010)	ND (0.011)	ND (0.011)	ND (0.013)	ND (0.011)	ND (0.010)	ND (0.011)
N-Nitrosodiphenylamine	mg/kg	-		ND (0.013) [a]	0.878 [h]	ND (0.013) [a]	ND (0.013) [a]	ND (0.013) [a]	ND (0.013) [a]	ND (0.014)	ND (0.016)	ND (0.014)	ND (0.013)	ND (0.013)
Phenanthrene	mg/kg	100	100	ND (0.012)	0.0649	ND (0.012)	1.54	ND (0.012)	ND (0.012)	0.159	0.245	ND (0.013)	ND (0.012)	ND (0.012)
Pyrene	mg/kg	100	100	0.0264 J	0.0236 J	ND (0.011)	1.66	ND (0.011)	ND (0.012)	0.34	0.327	ND (0.012)	ND (0.011)	ND (0.012)
1,2,4,5-Tetrachlorobenzene	mg/kg	-	-	ND (0.0092)	ND (0.011)	ND (0.0090)	ND (0.0093)	ND (0.0091)	ND (0.0093)	ND (0.010)	ND (0.011)	ND (0.0095)	ND (0.0089)	ND (0.0093)
MS Semi-volatiles (SW846 8270E BY SIM)														
1,4-Dioxane	mg/kg	0.1	13	-	-	-	-	-	-	ND (0.0020)	ND (0.0022)	-	-	-
MS Semi-volatile TIC														
Total TIC, Semi-Volatile	mg/kg	-	-	0.25 J	28.24 J	0.32 J	4.29 J	0	0	0.34 J	6.11 J	0	0	0.21 J
GC/LC Semi-volatiles (NJDEP EPH)														
EPH (C9-C28)	mg/kg	-	-	-	-	-	-	-	-	-	-	-	-	-
EPH (>C28-C40)	mg/kg	-	-	-	-	-	-	-	-	-	-	-	-	-
Total EPH (C9-C40)	mg/kg	-	-	-	-	-	-	-	-	-	-	-	-	-
GC/LC Semi-volatiles (SW846 8081B)														
Aldrin	mg/kg	0.005	0.097	-	-	-	-	-	-	ND (0.00065)	ND (0.00071)	-	-	-
alpha-BHC	mg/kg	0.02	0.48	-	-	-	-	-	-	ND (0.00065)	ND (0.00070)	-	-	-
beta-BHC	mg/kg	0.036	0.36	-	-	-	-	-	-	ND (0.00072)	ND (0.00078)	-	-	-
delta-BHC	mg/kg	0.04	100	-	-	-	-	-	-	ND (0.00076)	ND (0.00083)	-	-	-
gamma-BHC (Lindane)	mg/kg	0.1	1.3	-	-	-	-	-	-	ND (0.00058)	ND (0.00064)	-	-	-
alpha-Chlordane	mg/kg	0.094	4.2	-	-	-	-	-	-	ND (0.00064)	ND (0.00070)	-	-	-
gamma-Chlordane	mg/kg	-		-	-	-	-	-	-	ND (0.00036)	ND (0.00039)	-	-	-
Chlordane (alpha and gamma)	mg/kg	-	-	-	-	-	-	-	-	-	-	-	-	-
Dieldrin	mg/kg	0.005	0.2	-	-	-	-	-	-	ND (0.00055)	ND (0.00060)	-	-	-
4,4'-DDD	mg/kg	0.0033	13	-	-	-	-	-	-	ND (0.00073)	ND (0.00080)	-	-	-
4,4'-DDE	mg/kg	0.0033	8.9	-	-	-	-	-	-	ND (0.00070)	ND (0.00076)	-	-	-
4,4'-DDT	mg/kg	0.0033	7.9	-	-	-	-	-	-	ND (0.00070)	ND (0.00077)	-	-	-
Endrin	mg/kg	0.014	11	-	-	-	-	-	-	ND (0.00062)	ND (0.00067)	-	-	-
Endosulfan sulfate	mg/kg	2.4	24	-	-	-	-	-	-	ND (0.00062)	ND (0.00068)	-	-	-
Endrin aldehyde	mg/kg	-	-	-	-	-	-	-	-	ND (0.00045)	ND (0.00049)	-	-	-
Endosulfan-I	mg/kg	2.4	24	-	-	-	-	-	-	ND (0.00046)	ND (0.00050)	-	-	-
Endosulfan-II	mg/kg	2.4	24	-	-	-	-	-	-	ND (0.00050)	ND (0.00054)	-	-	-
Heptachlor	mg/kg	0.042	2.1	-	-	-	-	-	-	ND (0.00068)	ND (0.00075)	-	-	-

Table 3 Soil Analytical Table
June 29 - July 1, 2021
247 North Avenue, New Rochelle, NY
Project No. 10908
SESI Consulting Engineers

Client Sample ID:		USCO	RRSCO	RI-SB-9 (1.5-2.0)	RI-SB-9 (3.5-4.0)	RI-SB-9 (5.5-6.0)	RI-SB-10 (1.5-2.0)	RI-SB-10 (3.0-3.5)	RI-SB-10 (5.5-6.0)	R1-SB-11 (1.5-2.0)	R1-SB-11 (6-6.5)	R1-SB-12 (3.5-4.0)	R1-SB-12 (6.5-7.0)	RI-SB-14 (2.5-3.0)
Lab Sample ID:				JD27605-7	JD27605-8	JD27605-12	JD27605-9	JD27605-10	JD27605-11	JD27540-17 & JD27540-17A	JD27540-18 & JD27540-18A	JD27540-15	JD27540-16	JD27719-1
Date Sampled:				6/30/2021	6/30/2021	6/30/2021	6/30/2021	6/30/2021	6/30/2021	6/29/2021	6/29/2021	6/29/2021	6/29/2021	7/1/2021
Matrix:	Units			Soil	Soil	Soil	Soil	Soil	Soil	Soil	Soil	Soil	Soil	Soil
Heptachlor epoxide	mg/kg	-		-	-	-	-	-	-	ND (0.00056)	ND (0.00061)	-	-	-
Methoxychlor	mg/kg	-		-	-	-	-	-	-	ND (0.00063)	ND (0.00069)	-	-	-
Endrin ketone	mg/kg	-	-	-	-	-	-	-	-	ND (0.00057)	ND (0.00063)	-	-	-
Toxaphene	mg/kg	-	-	-	-	-	-	-	-	ND (0.018)	ND (0.020)	-	-	-
GC/LC Semi-volatiles (SW846 8082A)														
Aroclor 1016	mg/kg	0.1	1	-	-	-	-	-	-	ND (0.018)	ND (0.020)	-	-	-
Aroclor 1221	mg/kg	0.1	1	-	-	-	-	-	-	ND (0.025)	ND (0.027)	-	-	-
Aroclor 1232	mg/kg	0.1	1	-	-	-	-	-	-	ND (0.025)	ND (0.028)	-	-	-
Aroclor 1242	mg/kg	0.1	1	-	-	-	-	-	-	ND (0.016)	ND (0.018)	-	-	-
Aroclor 1248	mg/kg	0.1	1	-	-	-	-	-	-	ND (0.035)	ND (0.039)	-	-	-
Aroclor 1254	mg/kg	0.1	1	-	-	-	-	-	-	ND (0.021)	ND (0.023)	-	-	-
Aroclor 1260	mg/kg	0.1	1	-	-	-	-	-	-	ND (0.017)	ND (0.018)	-	-	-
Aroclor 1268	mg/kg	0.1	1	-	-	-	-	-	-	ND (0.017)	ND (0.018)	-	-	-
Aroclor 1262	mg/kg	0.1	1	-	-	-	-	-	-	ND (0.026)	ND (0.028)	-	-	-
Metals														
Aluminum	mg/kg	-		6690	6010	7300	8340	7800	6560	9990	13700	11300	13000	7320
Antimony	mg/kg	-		<2.2	<1.3	<2.1	<2.3	<2.2	<2.2	<2.3	<2.5	<2.2	<2.1	<2.2
Arsenic	mg/kg	13	16	<2.2	<1.3	<2.1	<2.3	<2.2	<2.2	2.4	9.6	<2.2	<10 [j]	<2.2
Barium	mg/kg	350	400	57.9	56.2	66.9	77.5	74.6	59	71	183	73.8	97.6	73.3
Beryllium	mg/kg	7.2	72	0.31	<0.26 [j]	0.32	0.37	0.28	0.3	0.54	0.58	0.57	<1.0 [j]	0.22
Cadmium	mg/kg	2.5	4.3	<0.55	0.36	<0.53	<0.58	<0.56	<0.56	<0.58	<0.63	<0.55	<2.6 [j]	<0.55
Calcium	mg/kg	-		5000	5960	5280	6560	5050	3840	14200	20800	1800	2570	4860
Chromium	mg/kg	-	-	25.9	14.8	18.5	17.3	19.8	15.9	20.1	25.7	23.8	75.6	19.1
Cobalt	mg/kg	-		<5.5	<6.5 [j]	6	6.1	6.2	<5.6	8.6	7.1	<5.5	<26 [j]	6
Copper	mg/kg	50	270	17.1	12.7	13.8	15.3	15.8	11.3	21.2	44.5	18.4	38.3 [j]	13.5
Iron	mg/kg	-		11000	11000	11900	12400	10400	12100	14900	19800	12500	22600	12400
Lead	mg/kg	63	400	7.6	2.8	2.6	30.6	2.9	2.5	33.6	**851**	5.8	4.2	2.3
Magnesium	mg/kg	-	-	3760	4410	4450	3560	3600	3700	9870	5310	2870	8730	5020
Manganese	mg/kg	1600	2000	198	169	211	272	189	192	188	283	189	533 [j]	216
Mercury	mg/kg	0.18	0.81	<0.031	<0.018	<0.034	0.037	<0.032	<0.029	**0.52**	0.091	<0.033	<0.025	<0.029
Nickel	mg/kg	30	310	13.4	12.7	15.9	14.7	15.6	14.4	17.4	21.3	14.7	**61.4**	13.9
Potassium	mg/kg	-	-	2620	2850	3570	3150	2900	3400	3220	2550	2900	3960	3460
Selenium	mg/kg	3.9	180	<2.2	<1.3	<2.1	<2.3	<2.2	<2.2	<2.3	<2.5	<2.2	<10 [j]	<2.2
Silver	mg/kg	2	180	<0.55	<0.33	<0.53	<0.58	<0.56	<0.56	<0.58	<0.63	<0.55	<2.6 [j]	<0.55
Sodium	mg/kg	-	-	<1100	<650	<1100	<1200	<1100	<1100	<1200	<1300	<1100	<1000	<1100
Thallium	mg/kg	-		<1.1	<1.3 [j]	<1.1	<1.2	<1.1	<1.1	<1.2	<1.3	<1.1	<5.2 [j]	<1.1
Vanadium	mg/kg	-		19.1	18	21.5	22.4	18.4	19.4	29.8	29.3	25.2	40.2	20.8
Zinc	mg/kg	109	10000	24.1	20.2	22.3	46.3	27.9	24.3	37.3	**200**	27.8	43.5	24.1
General Chemistry														
Cyanide	mg/kg	27	27	-	-	-	-	-	-	<0.31	<0.27	-	-	-

Table 3 Soil Analytical Table
June 29 - July 1, 2021
247 North Avenue, New Rochelle, NY
Project No. 10908
SESI Consulting Engineers

Client Sample ID:		USCO	RRSCO	RI-SB-9 (1.5-2.0)	RI-SB-9 (3.5-4.0)	RI-SB-9 (5.5-6.0)	RI-SB-10 (1.5-2.0)	RI-SB-10 (3.0-3.5)	RI-SB-10 (5.5-6.0)	R1-SB-11 (1.5-2.0)	R1-SB-11 (6-6.5)	R1-SB-12 (3.5-4.0)	R1-SB-12 (6.5-7.0)	RI-SB-14 (2.5-3.0)
Lab Sample ID:				JD27605-7	JD27605-8	JD27605-12	JD27605-9	JD27605-10	JD27605-11	JD27540-17 & JD27540-17A	JD27540-18 & JD27540-18A	JD27540-15	JD27540-16	JD27719-1
Date Sampled:				6/30/2021	6/30/2021	6/30/2021	6/30/2021	6/30/2021	6/30/2021	6/29/2021	6/29/2021	6/29/2021	6/29/2021	7/1/2021
Matrix:	Units			Soil	Soil	Soil	Soil	Soil	Soil	Soil	Soil	Soil	Soil	Soil
Solids, Percent	%	-	-	90.3	78.7	93.3	90.2	92.7	90.7	84	75.9	88.3	94	90.9

Table 3 Soil Analytical Table
June 29 - July 1, 2021
247 North Avenue, New Rochelle, NY
Project No. 10908
SESI Consulting Engineers

Client Sample ID:		USCO	RRSCO	RI-SB-9 (1.5-2.0)	RI-SB-9 (3.5-4.0)	RI-SB-9 (5.5-6.0)	RI-SB-10 (1.5-2.0)	RI-SB-10 (3.0-3.5)	RI-SB-10 (5.5-6.0)	R1-SB-11 (1.5-2.0)	R1-SB-11 (6-6.5)	R1-SB-12 (3.5-4.0)	R1-SB-12 (6.5-7.0)	RI-SB-14 (2.5-3.0)
Lab Sample ID:				JD27605-7	JD27605-8	JD27605-12	JD27605-9	JD27605-10	JD27605-11	JD27540-17 & JD27540-17A	JD27540-18 & JD27540-18A	JD27540-15	JD27540-16	JD27719-1
Date Sampled:				6/30/2021	6/30/2021	6/30/2021	6/30/2021	6/30/2021	6/30/2021	6/29/2021	6/29/2021	6/29/2021	6/29/2021	7/1/2021
Matrix:	Units			Soil	Soil	Soil	Soil	Soil	Soil	Soil	Soil	Soil	Soil	Soil

Footnotes:

[a] Associated CCV outside of control limits high, sample was ND.

[b] Associated CCV outside of control limits low.

[c] This compound in blank spike is outside in house QC limits bias high.

[d] This compound in BS is outside in house QC limits bias low.

[e] This compound is outside the control limits biased low in the associated E

[f] Associated CCV outside of control limits low. Low-level verification was ar the control limits biased low in the associated BS.

[g] Associated CCV outside of control limits low. Low-level verification was a

[h] Associated CCV outside of control limits high. Estimated value, due to co

[i] More than 40 % RPD for detected concentrations between the two GC col

[j] Elevated detection limit due to dilution required for high interfering elemen

Regulatory limits listed in this document have been obtained from the regulatory documents or changes to criteria detailed in later versions

Additional Notes:

mg/kg = Miligrams per kilogram
ND = Not Detected
- = No soil cleanup objective establis
USCO = NY Unrestricted Use Soil Cleanup
RRSCO = NY Restricted Residential Use So
= Concentration exceeds USCOs
= Concentration exceeds RRSCOs

Table 3 Soil Analytical Table
June 29 - July 1, 2021
247 North Avenue, New Rochelle, NY
Project No. 10908
SESI Consulting Engineers

Client Sample ID:		USCO	RRSCO	RI-SB-14 (3.5-4.0)	RI-SB-15 (2.5-3.0)	RI-SB-15 (4.5-5.0)	RI-SB-16 (2.5-3.0)	RI-SB-17 (2.5-3.0)	DUP-1	RI-SB-18 (3.0-3.5)	RI-SB-18 (6.5-7.0)
Lab Sample ID:				JD27719-2	JD27719-3	JD27719-4	JD27719-5	JD27605-1	JD27605-13	JD27605-2	JD27605-3
Date Sampled:				7/1/2021	7/1/2021	7/1/2021	7/1/2021	6/30/2021	6/30/2021	6/30/2021	6/30/2021
Matrix:	Units			Soil	Soil	Soil	Soil	Soil	Soil	Soil	Soil
VOCs (SW846 8260D)											
Acetone	mg/kg	0.05	100	-	-	-	ND (0.0048)	-	-	-	-
Benzene	mg/kg	0.06	4.8	-	-	-	ND (0.00052)	-	-	-	-
Bromochloromethane	mg/kg	-	-	-	-	-	ND (0.00065)	-	-	-	-
Bromodichloromethane	mg/kg	-	-	-	-	-	ND (0.00049)	-	-	-	-
Bromoform	mg/kg	-	-	-	-	-	ND (0.0016)	-	-	-	-
Bromomethane	mg/kg	-	-	-	-	-	ND (0.00088)	-	-	-	-
2-Butanone (MEK)	mg/kg	0.12	100	-	-	-	ND (0.0028)	-	-	-	-
Carbon disulfide	mg/kg	-		-	-	-	ND (0.00062)	-	-	-	-
Carbon tetrachloride	mg/kg	0.76	2.4	-	-	-	ND (0.00071)	-	-	-	-
Chlorobenzene	mg/kg	1.1	100	-	-	-	ND (0.00053)	-	-	-	-
Chloroethane	mg/kg	-		-	-	-	ND (0.00068)	-	-	-	-
Chloroform	mg/kg	0.37	49	-	-	-	ND (0.00060)	-	-	-	-
Chloromethane	mg/kg	-	-	-	-	-	ND (0.0023)	-	-	-	-
Cyclohexane	mg/kg	-	-	-	-	-	ND (0.00076)	-	-	-	-
1,2-Dibromo-3-chloropropane	mg/kg	-	-	-	-	-	ND (0.00080)	-	-	-	-
Dibromochloromethane	mg/kg	-		-	-	-	ND (0.00065)	-	-	-	-
1,2-Dibromoethane	mg/kg	-	-	-	-	-	ND (0.00049)	-	-	-	-
1,2-Dichlorobenzene	mg/kg	1.1	100	-	-	-	ND (0.00063)	-	-	-	-
1,3-Dichlorobenzene	mg/kg	2.4	49	-	-	-	ND (0.00057)	-	-	-	-
1,4-Dichlorobenzene	mg/kg	1.8	13	-	-	-	ND (0.00057)	-	-	-	-
Dichlorodifluoromethane	mg/kg	-	-	-	-	-	ND (0.00084)	-	-	-	-
1,1-Dichloroethane	mg/kg	0.27	26	-	-	-	ND (0.00057)	-	-	-	-
1,2-Dichloroethane	mg/kg	0.02	3.1	-	-	-	ND (0.00054)	-	-	-	-
1,1-Dichloroethene	mg/kg	0.33	100	-	-	-	ND (0.00075)	-	-	-	-
cis-1,2-Dichloroethene	mg/kg	0.25	100	-	-	-	ND (0.00097)	-	-	-	-
trans-1,2-Dichloroethene	mg/kg	0.19	100	-	-	-	ND (0.00070)	-	-	-	-
1,2-Dichloropropane	mg/kg	-		-	-	-	ND (0.00055)	-	-	-	-
cis-1,3-Dichloropropene	mg/kg	-	-	-	-	-	ND (0.00055)	-	-	-	-
trans-1,3-Dichloropropene	mg/kg	-	-	-	-	-	ND (0.00053)	-	-	-	-
Ethylbenzene	mg/kg	1	41	-	-	-	ND (0.00052)	-	-	-	-
Freon 113	mg/kg	-		-	-	-	ND (0.0031)	-	-	-	-
2-Hexanone	mg/kg	-	-	-	-	-	ND (0.0024)	-	-	-	-
Isopropylbenzene	mg/kg	-		-	-	-	ND (0.0016)	-	-	-	-
Methyl Acetate	mg/kg	-	-	-	-	-	ND (0.0016) [c]	-	-	-	-
Methylcyclohexane	mg/kg	-	-	-	-	-	ND (0.0010)	-	-	-	-
Methyl Tert Butyl Ether	mg/kg	0.93	100	-	-	-	ND (0.00054)	-	-	-	-
4-Methyl-2-pentanone(MIBK)	mg/kg	-		-	-	-	ND (0.0026)	-	-	-	-
Methylene chloride	mg/kg	0.05	100	-	-	-	ND (0.0030)	-	-	-	-
Styrene	mg/kg	-		-	-	-	ND (0.00046)	-	-	-	-
1,1,2,2-Tetrachloroethane	mg/kg	-		-	-	-	ND (0.00069)	-	-	-	-
Tetrachloroethene	mg/kg	1.3	19	-	-	-	ND (0.00067)	-	-	-	-
Toluene	mg/kg	0.7	100	-	-	-	ND (0.00061)	-	-	-	-
1,2,3-Trichlorobenzene	mg/kg	-		-	-	-	ND (0.0029)	-	-	-	-
1,2,4-Trichlorobenzene	mg/kg	-		-	-	-	ND (0.0029)	-	-	-	-
1,1,1-Trichloroethane	mg/kg	0.68	100	-	-	-	ND (0.00056)	-	-	-	-

Table 3 Soil Analytical Table
June 29 - July 1, 2021
247 North Avenue, New Rochelle, NY
Project No. 10908
SESI Consulting Engineers

Client Sample ID:		USCO	RRSCO	RI-SB-14 (3.5-4.0)	RI-SB-15 (2.5-3.0)	RI-SB-15 (4.5-5.0)	RI-SB-16 (2.5-3.0)	RI-SB-17 (2.5-3.0)	DUP-1	RI-SB-18 (3.0-3.5)	RI-SB-18 (6.5-7.0)
Lab Sample ID:				JD27719-2	JD27719-3	JD27719-4	JD27719-5	JD27605-1	JD27605-13	JD27605-2	JD27605-3
Date Sampled:				7/1/2021	7/1/2021	7/1/2021	7/1/2021	6/30/2021	6/30/2021	6/30/2021	6/30/2021
Matrix:	**Units**			Soil	Soil	Soil	Soil	Soil	Soil	Soil	Soil
1,1,2-Trichloroethane	mg/kg	-	-	-	-	-	ND (0.00064)	-	-	-	-
Trichloroethene	mg/kg	0.47	21	-	-	-	ND (0.00088)	-	-	-	-
Trichlorofluoromethane	mg/kg	-	-	-	-	-	ND (0.00079)	-	-	-	-
Vinyl chloride	mg/kg	0.02	0.9	-	-	-	ND (0.00055)	-	-	-	-
m,p-Xylene	mg/kg	0.26	100	-	-	-	ND (0.0010)	-	-	-	-
o-Xylene	mg/kg	0.26	100	-	-	-	ND (0.00053)	-	-	-	-
Xylene (total)	mg/kg	0.26	100	-	-	-	ND (0.00053)	-	-	-	-
VOCs TIC											
Total TIC, Volatile	mg/kg	-	-	-	-	-	0	-	-	-	-
PFAs (EPA 537M BY ID)											
Perfluorobutanoic acid	mg/kg	-	-	-	-	-	ND (0.00040)	-	-	-	-
Perfluoropentanoic acid	mg/kg	-	-	-	-	-	ND (0.00026)	-	-	-	-
Perfluorohexanoic acid	mg/kg	-	-	-	-	-	ND (0.00026)	-	-	-	-
Perfluoroheptanoic acid	mg/kg	-	-	-	-	-	ND (0.00026)	-	-	-	-
Perfluorooctanoic acid (PFOA)	mg/kg	0.00066	0.033	-	-	-	ND (0.00026)	-	-	-	-
Perfluorononanoic acid	mg/kg	-	-	-	-	-	ND (0.00026)	-	-	-	-
Perfluorodecanoic acid	mg/kg	-	-	-	-	-	ND (0.00026)	-	-	-	-
Perfluoroundecanoic acid	mg/kg	-	-	-	-	-	ND (0.00026)	-	-	-	-
Perfluorododecanoic acid	mg/kg	-	-	-	-	-	ND (0.00026)	-	-	-	-
Perfluorotridecanoic acid	mg/kg	-	-	-	-	-	ND (0.00028)	-	-	-	-
Perfluorotetradecanoic acid	mg/kg	-	-	-	-	-	ND (0.00026)	-	-	-	-
Perfluorobutanesulfonic acid	mg/kg	-	-	-	-	-	ND (0.00026)	-	-	-	-
Perfluorohexanesulfonic acid	mg/kg	-	-	-	-	-	ND (0.00026)	-	-	-	-
Perfluoroheptanesulfonic acid	mg/kg	-	-	-	-	-	ND (0.00026)	-	-	-	-
Perfluorooctanesulfonic acid (PFOS)	mg/kg	0.00088	0.044	-	-	-	ND (0.00026)	-	-	-	-
Perfluorodecanesulfonic acid	mg/kg	-	-	-	-	-	ND (0.00026)	-	-	-	-
PFOSA	mg/kg	-	-	-	-	-	ND (0.00026)	-	-	-	-
MeFOSAA	mg/kg	-	-	-	-	-	ND (0.00052)	-	-	-	-
EtFOSAA	mg/kg	-	-	-	-	-	ND (0.00052)	-	-	-	-
6:2 Fluorotelomer sulfonate	mg/kg	-	-	-	-	-	ND (0.00026)	-	-	-	-
8:2 Fluorotelomer sulfonate	mg/kg	-	-	-	-	-	ND (0.00026)	-	-	-	-
SVOCs (SW846 8270E)											
2-Chlorophenol	mg/kg	-		ND (0.017)	ND (0.018)	ND (0.018)	ND (0.017)	ND (0.021)	ND (0.019)	ND (0.019)	ND (0.023)
4-Chloro-3-methyl phenol	mg/kg	-	-	ND (0.021)	ND (0.022)	ND (0.023)	ND (0.021)	ND (0.026)	ND (0.024)	ND (0.024)	ND (0.029)
2,4-Dichlorophenol	mg/kg	-		ND (0.030)	ND (0.030)	ND (0.032)	ND (0.030)	ND (0.036)	ND (0.033) [a]	ND (0.033) [a]	ND (0.040)
2,4-Dimethylphenol	mg/kg	-	-	ND (0.062)	ND (0.063)	ND (0.066)	ND (0.062)	ND (0.076)	ND (0.070)	ND (0.069)	ND (0.084)
2,4-Dinitrophenol	mg/kg	-		ND (0.13)	ND (0.13)	ND (0.14)	ND (0.13)	ND (0.16)	ND (0.15)	ND (0.15)	ND (0.18)
4,6-Dinitro-o-cresol	mg/kg	-	-	ND (0.037)	ND (0.038)	ND (0.040)	ND (0.037)	ND (0.046)	ND (0.042)	ND (0.041)	ND (0.050)
2-Methylphenol	mg/kg	0.33	100	ND (0.022)	ND (0.023)	ND (0.024)	ND (0.022)	ND (0.027)	ND (0.025)	ND (0.025)	ND (0.030)
3&4-Methylphenol	mg/kg	-	-	ND (0.029)	ND (0.029)	ND (0.030)	ND (0.028)	ND (0.035)	ND (0.032)	ND (0.032)	0.0481 J
2-Nitrophenol	mg/kg	-		ND (0.023)	ND (0.023)	ND (0.024)	ND (0.023)	ND (0.028)	ND (0.026)	ND (0.026)	ND (0.031)

Table 3 Soil Analytical Table
June 29 - July 1, 2021
247 North Avenue, New Rochelle, NY
Project No. 10908
SESI Consulting Engineers

Client Sample ID:		USCO	RRSCO	RI-SB-14 (3.5-4.0)	RI-SB-15 (2.5-3.0)	RI-SB-15 (4.5-5.0)	RI-SB-16 (2.5-3.0)	RI-SB-17 (2.5-3.0)	DUP-1	RI-SB-18 (3.0-3.5)	RI-SB-18 (6.5-7.0)
Lab Sample ID:				JD27719-2	JD27719-3	JD27719-4	JD27719-5	JD27605-1	JD27605-13	JD27605-2	JD27605-3
Date Sampled:				7/1/2021	7/1/2021	7/1/2021	7/1/2021	6/30/2021	6/30/2021	6/30/2021	6/30/2021
Matrix:	Units			Soil	Soil	Soil	Soil	Soil	Soil	Soil	Soil
4-Nitrophenol	mg/kg	-		ND (0.093)	ND (0.095)	ND (0.099)	ND (0.092)	ND (0.11)	ND (0.10) [g]	ND (0.10) [g]	ND (0.13)
Pentachlorophenol	mg/kg	0.8	6.7	ND (0.033)	ND (0.033)	ND (0.035)	ND (0.033)	ND (0.040)	ND (0.037)	ND (0.036)	ND (0.044)
Phenol	mg/kg	0.33	100	ND (0.018)	ND (0.019)	ND (0.019)	ND (0.018)	ND (0.022)	ND (0.020)	ND (0.020)	ND (0.025)
2,3,4,6-Tetrachlorophenol	mg/kg	-	-	ND (0.023)	ND (0.023)	ND (0.025)	ND (0.023)	ND (0.028)	ND (0.026)	ND (0.026)	ND (0.031)
2,4,5-Trichlorophenol	mg/kg	-		ND (0.026)	ND (0.027)	ND (0.028)	ND (0.026)	ND (0.032)	ND (0.029)	ND (0.029)	ND (0.035)
2,4,6-Trichlorophenol	mg/kg	-		ND (0.021)	ND (0.021)	ND (0.022)	ND (0.021)	ND (0.025)	ND (0.023)	ND (0.023)	ND (0.028)
Acenaphthene	mg/kg	20	100	ND (0.012)	ND (0.012)	ND (0.013)	ND (0.012)	0.166	ND (0.014)	ND (0.013)	1.24
Acenaphthylene	mg/kg	100	100	ND (0.018)	ND (0.018)	ND (0.019)	ND (0.018)	0.0867	ND (0.020)	ND (0.020)	0.733
Acetophenone	mg/kg	-	-	ND (0.0075)	ND (0.0076)	ND (0.0080)	ND (0.0074)	ND (0.0091)	ND (0.0084)	ND (0.0083)	ND (0.010)
Anthracene	mg/kg	100	100	ND (0.021)	ND (0.022)	ND (0.023)	ND (0.021)	0.344	ND (0.024)	ND (0.024)	3.04
Atrazine	mg/kg	-	-	ND (0.015)	ND (0.015)	ND (0.016)	ND (0.015)	ND (0.018)	ND (0.017)	ND (0.017)	ND (0.020)
Benzo(a)anthracene	mg/kg	1	1	ND (0.0099)	ND (0.010)	ND (0.010)	ND (0.0098)	**1.18**	0.0647	ND (0.011)	**7.62**
Benzo(a)pyrene	mg/kg	1	1	ND (0.016)	ND (0.016)	ND (0.017)	ND (0.016)	**1.15**	0.108	ND (0.018)	**7.09**
Benzo(b)fluoranthene	mg/kg	1	1	ND (0.015)	ND (0.016)	ND (0.016)	ND (0.015)	**1.42**	0.175	ND (0.017)	**8.02**
Benzo(g,h,i)perylene	mg/kg	100	100	ND (0.017)	ND (0.018)	ND (0.019)	ND (0.017)	0.746	0.0677	ND (0.019)	4.5
Benzo(k)fluoranthene	mg/kg	0.8	3.9	ND (0.016)	ND (0.017)	ND (0.017)	ND (0.016)	0.512	0.0664	ND (0.018)	**3.41**
4-Bromophenyl phenyl ether	mg/kg	-	-	ND (0.014)	ND (0.014)	ND (0.014)	ND (0.013)	ND (0.016)	ND (0.015)	ND (0.015)	ND (0.018)
Butyl benzyl phthalate	mg/kg	-		ND (0.0085)	ND (0.0086)	ND (0.0090)	ND (0.0084)	ND (0.010)	ND (0.0096) [a]	ND (0.0094) [a]	ND (0.012)
1,1'-Biphenyl	mg/kg	-		ND (0.0048)	ND (0.0049)	ND (0.0051)	ND (0.0047)	0.0325 J	ND (0.0054)	ND (0.0053)	0.119
Benzaldehyde	mg/kg	-	-	ND (0.0087)	ND (0.0088)	ND (0.0092)	ND (0.0086)	0.0171 J	ND (0.0097)	ND (0.0096)	ND (0.012)
2-Chloronaphthalene	mg/kg	-	-	ND (0.0083)	ND (0.0084)	ND (0.0088)	ND (0.0082)	ND (0.010)	ND (0.0093)	ND (0.0092)	ND (0.011)
4-Chloroaniline	mg/kg	-		ND (0.013)	ND (0.013)	ND (0.013)	ND (0.012)	ND (0.015)	ND (0.014)	ND (0.014)	ND (0.017)
Carbazole	mg/kg	-	-	ND (0.0051)	ND (0.0051)	ND (0.0054)	ND (0.0050)	0.313	0.0329 J	ND (0.0056)	1.45
Caprolactam	mg/kg	-	-	ND (0.014)	ND (0.014)	ND (0.015)	ND (0.014)	ND (0.017) [a]	ND (0.015)	ND (0.015)	ND (0.019) [a]
Chrysene	mg/kg	1	3.9	ND (0.011)	ND (0.011)	ND (0.012)	ND (0.011)	**1.29**	0.153	ND (0.012)	**7.61**
bis(2-Chloroethoxy)methane	mg/kg	-	-	ND (0.0075)	ND (0.0076)	ND (0.0079)	ND (0.0074)	ND (0.0091)	ND (0.0084)	ND (0.0083)	ND (0.010)
bis(2-Chloroethyl)ether	mg/kg	-	-	ND (0.015)	ND (0.015)	ND (0.016)	ND (0.015)	ND (0.018)	ND (0.017)	ND (0.017)	ND (0.020)
2,2'-Oxybis(1-chloropropane)	mg/kg	-	-	ND (0.013)	ND (0.013)	ND (0.013)	ND (0.012)	ND (0.015)	ND (0.014)	ND (0.014)	ND (0.017)
4-Chlorophenyl phenyl ether	mg/kg	-	-	ND (0.011)	ND (0.011)	ND (0.012)	ND (0.011)	ND (0.014)	ND (0.013)	ND (0.013)	ND (0.015)
2,4-Dinitrotoluene	mg/kg	-	-	ND (0.011)	ND (0.011)	ND (0.011)	ND (0.011)	ND (0.013)	ND (0.012)	ND (0.012)	ND (0.015)
2,6-Dinitrotoluene	mg/kg	-		ND (0.018)	ND (0.018)	ND (0.019)	ND (0.017)	ND (0.021)	ND (0.020)	ND (0.019)	ND (0.024)
3,3'-Dichlorobenzidine	mg/kg	-	-	ND (0.029)	ND (0.030)	ND (0.031)	ND (0.029)	ND (0.035)	ND (0.033)	ND (0.032)	ND (0.039)
1,4-Dioxane	mg/kg	0.1	13	ND (0.023)	ND (0.023)	ND (0.024)	ND (0.023)	ND (0.028)	ND (0.026)	ND (0.026)	ND (0.031)
Dibenzo(a,h)anthracene	mg/kg	0.33	0.33	ND (0.015)	ND (0.016)	ND (0.016)	ND (0.015)	0.186	0.0176 J	ND (0.017)	**1.13**
Dibenzofuran	mg/kg	7	59	ND (0.014)	ND (0.014)	ND (0.015)	ND (0.014)	0.182	ND (0.016)	ND (0.016)	0.906
Di-n-butyl phthalate	mg/kg	-		ND (0.0057)	ND (0.0058)	ND (0.0060)	ND (0.0056)	ND (0.0069)	ND (0.0064)	ND (0.0063)	ND (0.0077)
Di-n-octyl phthalate	mg/kg	-		ND (0.0087)	ND (0.0088)	ND (0.0092)	ND (0.0086)	ND (0.011)	ND (0.0098)	ND (0.0096)	ND (0.012)
Diethyl phthalate	mg/kg	-		ND (0.0075)	ND (0.0075)	ND (0.0079)	ND (0.0074)	ND (0.0091)	ND (0.0083)	ND (0.0082)	ND (0.010)
Dimethyl phthalate	mg/kg	-		ND (0.0062)	ND (0.0063)	ND (0.0066)	ND (0.0062)	ND (0.0076)	ND (0.0070)	ND (0.0069)	ND (0.0084)
bis(2-Ethylhexyl)phthalate	mg/kg	-		ND (0.0082)	ND (0.0083)	ND (0.0087)	ND (0.0081)	ND (0.010)	ND (0.0092)	ND (0.0090)	ND (0.011)
Fluoranthene	mg/kg	100	100	ND (0.016)	ND (0.016)	ND (0.017)	ND (0.015)	3.05	0.265	ND (0.017)	19
Fluorene	mg/kg	30	100	ND (0.016)	ND (0.016)	ND (0.017)	ND (0.016)	0.177	ND (0.018)	ND (0.018)	1.44
Hexachlorobenzene	mg/kg	0.33	1.2	ND (0.0089)	ND (0.0090)	ND (0.0094)	ND (0.0088)	ND (0.011)	ND (0.0099)	ND (0.0098)	ND (0.012)
Hexachlorobutadiene	mg/kg	-	-	ND (0.014)	ND (0.014)	ND (0.015)	ND (0.014)	ND (0.017)	ND (0.016)	ND (0.016)	ND (0.019)
Hexachlorocyclopentadiene	mg/kg	-		ND (0.014)	ND (0.014)	ND (0.015)	ND (0.014)	ND (0.017)	ND (0.016) [g]	ND (0.015) [g]	ND (0.019)
Hexachloroethane	mg/kg	-	-	ND (0.017)	ND (0.018)	ND (0.018)	ND (0.017)	ND (0.021)	ND (0.019)	ND (0.019)	ND (0.023)
Indeno(1,2,3-cd)pyrene	mg/kg	0.5	0.5	ND (0.016)	ND (0.017)	ND (0.017)	ND (0.016)	**0.834**	0.0909	ND (0.018)	**4.62**

Table 3 Soil Analytical Table
June 29 - July 1, 2021
247 North Avenue, New Rochelle, NY
Project No. 10908
SESI Consulting Engineers

Client Sample ID:		USCO	RRSCO	RI-SB-14 (3.5-4.0)	RI-SB-15 (2.5-3.0)	RI-SB-15 (4.5-5.0)	RI-SB-16 (2.5-3.0)	RI-SB-17 (2.5-3.0)	DUP-1	RI-SB-18 (3.0-3.5)	RI-SB-18 (6.5-7.0)
Lab Sample ID:				JD27719-2	JD27719-3	JD27719-4	JD27719-5	JD27605-1	JD27605-13	JD27605-2	JD27605-3
Date Sampled:				7/1/2021	7/1/2021	7/1/2021	7/1/2021	6/30/2021	6/30/2021	6/30/2021	6/30/2021
Matrix:	**Units**			Soil	Soil	Soil	Soil	Soil	Soil	Soil	Soil
Isophorone	mg/kg	-		ND (0.0075)	ND (0.0076)	ND (0.0079)	ND (0.0074)	ND (0.0091)	ND (0.0084)	ND (0.0083)	ND (0.010)
2-Methylnaphthalene	mg/kg	-		ND (0.0079)	ND (0.0080)	ND (0.0084)	ND (0.0078)	0.106	ND (0.0089)	ND (0.0087)	0.325
2-Nitroaniline	mg/kg	-		ND (0.0083)	ND (0.0084)	ND (0.0087)	ND (0.0082)	ND (0.010)	ND (0.0092)	ND (0.0091)	ND (0.011)
3-Nitroaniline	mg/kg	-		ND (0.0087)	ND (0.0089)	ND (0.0093)	ND (0.0087)	ND (0.011)	ND (0.0098)	ND (0.0097)	ND (0.012)
4-Nitroaniline	mg/kg	-	-	ND (0.0091)	ND (0.0092)	ND (0.0096)	ND (0.0090)	ND (0.011)	ND (0.010)	ND (0.010)	ND (0.012)
Naphthalene	mg/kg	12	100	ND (0.0099)	ND (0.010)	ND (0.010)	ND (0.0098)	0.259	ND (0.011)	ND (0.011)	0.645
Nitrobenzene	mg/kg	-	15	ND (0.014)	ND (0.014)	ND (0.014)	ND (0.013)	ND (0.016)	ND (0.015)	ND (0.015)	ND (0.018)
N-Nitroso-di-n-propylamine	mg/kg	-	-	ND (0.010)	ND (0.010)	ND (0.011)	ND (0.010)	ND (0.012)	ND (0.011)	ND (0.011)	ND (0.014)
N-Nitrosodiphenylamine	mg/kg	-		ND (0.013)	ND (0.013)	ND (0.014)	ND (0.013)	ND (0.016)	ND (0.014) [a]	ND (0.014) [a]	ND (0.017)
Phenanthrene	mg/kg	100	100	ND (0.012)	ND (0.012)	ND (0.012)	ND (0.012)	2.64	0.133	ND (0.013)	15.8
Pyrene	mg/kg	100	100	ND (0.011)	ND (0.011)	ND (0.012)	ND (0.011)	2.72	0.228	ND (0.012)	16.3
1,2,4,5-Tetrachlorobenzene	mg/kg	-	-	ND (0.0089)	ND (0.0090)	ND (0.0094)	ND (0.0088)	ND (0.011)	ND (0.0099)	ND (0.0098)	ND (0.012)
MS Semi-volatiles (SW846 8270E BY SIM)											
1,4-Dioxane	mg/kg	0.1	13	-	-	-	-	-	-	-	-
MS Semi-volatile TIC											
Total TIC, Semi-Volatile	mg/kg	-	-	0.15 J	0.14 J	0.23 J	0.19 J	5.51 J	1.06 J	0.25 J	35.82 J
GC/LC Semi-volatiles (NJDEP EPH)											
EPH (C9-C28)	mg/kg	-	-	-	-	-	-	-	-	-	-
EPH (>C28-C40)	mg/kg	-	-	-	-	-	-	-	-	-	-
Total EPH (C9-C40)	mg/kg	-	-	-	-	-	-	-	-	-	-
GC/LC Semi-volatiles (SW846 8081B)											
Aldrin	mg/kg	0.005	0.097	-	-	-	ND (0.00058)	-	-	-	-
alpha-BHC	mg/kg	0.02	0.48	-	-	-	ND (0.00058)	-	-	-	-
beta-BHC	mg/kg	0.036	0.36	-	-	-	ND (0.00064)	-	-	-	-
delta-BHC	mg/kg	0.04	100	-	-	-	ND (0.00068)	-	-	-	-
gamma-BHC (Lindane)	mg/kg	0.1	1.3	-	-	-	ND (0.00052)	-	-	-	-
alpha-Chlordane	mg/kg	0.094	4.2	-	-	-	ND (0.00057)	-	-	-	-
gamma-Chlordane	mg/kg	-		-	-	-	ND (0.00032)	-	-	-	-
Chlordane (alpha and gamma)	mg/kg	-	-	-	-	-	-	-	-	-	-
Dieldrin	mg/kg	0.005	0.2	-	-	-	ND (0.00049)	-	-	-	-
4,4'-DDD	mg/kg	0.0033	13	-	-	-	ND (0.00065)	-	-	-	-
4,4'-DDE	mg/kg	0.0033	8.9	-	-	-	ND (0.00062)	-	-	-	-
4,4'-DDT	mg/kg	0.0033	7.9	-	-	-	ND (0.00063)	-	-	-	-
Endrin	mg/kg	0.014	11	-	-	-	ND (0.00055)	-	-	-	-
Endosulfan sulfate	mg/kg	2.4	24	-	-	-	ND (0.00055)	-	-	-	-
Endrin aldehyde	mg/kg	-	-	-	-	-	ND (0.00040)	-	-	-	-
Endosulfan-I	mg/kg	2.4	24	-	-	-	ND (0.00041)	-	-	-	-
Endosulfan-II	mg/kg	2.4	24	-	-	-	ND (0.00044)	-	-	-	-
Heptachlor	mg/kg	0.042	2.1	-	-	-	ND (0.00061)	-	-	-	-

Table 3 Soil Analytical Table
June 29 - July 1, 2021
247 North Avenue, New Rochelle, NY
Project No. 10908
SESI Consulting Engineers

Client Sample ID:		USCO	RRSCO	RI-SB-14 (3.5-4.0)	RI-SB-15 (2.5-3.0)	RI-SB-15 (4.5-5.0)	RI-SB-16 (2.5-3.0)	RI-SB-17 (2.5-3.0)	DUP-1	RI-SB-18 (3.0-3.5)	RI-SB-18 (6.5-7.0)
Lab Sample ID:				JD27719-2	JD27719-3	JD27719-4	JD27719-5	JD27605-1	JD27605-13	JD27605-2	JD27605-3
Date Sampled:				7/1/2021	7/1/2021	7/1/2021	7/1/2021	6/30/2021	6/30/2021	6/30/2021	6/30/2021
Matrix:	**Units**			Soil	Soil	Soil	Soil	Soil	Soil	Soil	Soil
Heptachlor epoxide	mg/kg	-		-	-	-	ND (0.00050)	-	-	-	-
Methoxychlor	mg/kg	-		-	-	-	ND (0.00056)	-	-	-	-
Endrin ketone	mg/kg	-	-	-	-	-	ND (0.00051)	-	-	-	-
Toxaphene	mg/kg	-	-	-	-	-	ND (0.016)	-	-	-	-
GC/LC Semi-volatiles (SW846 8082A)											
Aroclor 1016	mg/kg	0.1	1	-	-	-	ND (0.016)	-	-	-	-
Aroclor 1221	mg/kg	0.1	1	-	-	-	ND (0.022)	-	-	-	-
Aroclor 1232	mg/kg	0.1	1	-	-	-	ND (0.023)	-	-	-	-
Aroclor 1242	mg/kg	0.1	1	-	-	-	ND (0.015)	-	-	-	-
Aroclor 1248	mg/kg	0.1	1	-	-	-	ND (0.032)	-	-	-	-
Aroclor 1254	mg/kg	0.1	1	-	-	-	ND (0.019)	-	-	-	-
Aroclor 1260	mg/kg	0.1	1	-	-	-	ND (0.015)	-	-	-	-
Aroclor 1268	mg/kg	0.1	1	-	-	-	ND (0.015)	-	-	-	-
Aroclor 1262	mg/kg	0.1	1	-	-	-	ND (0.023)	-	-	-	-
Metals											
Aluminum	mg/kg	-		7130	6230	6130	7510	8460	18800	15800	9160
Antimony	mg/kg	-		<2.1	<2.3	<2.1	<2.2	<1.5	<2.2	<2.3	2.1
Arsenic	mg/kg	13	16	<2.1	<2.3	<2.1	<2.2	<7.5 [j]	4.7	2.5	4.3 [j]
Barium	mg/kg	350	400	63.3	71.8	59.3	74.9	86	126	145	117
Beryllium	mg/kg	7.2	72	0.22	<0.23	<0.21	0.25	<0.75 [j]	0.77	0.73 [j]	0.42
Cadmium	mg/kg	2.5	4.3	<0.53	<0.56	<0.53	<0.56	<1.9 [j]	<0.56	<0.58	<0.81 [j]
Calcium	mg/kg	-		8070	4740	8800	5160	66000 [j]	2090	2640	7870
Chromium	mg/kg	-	-	22.4	15.8	15.2	19.8	12.9	26.4	31.4	16.8
Cobalt	mg/kg	-		5.6	5.8	5.8	6.4	<19 [j]	6.2	20.5 [j]	7.1
Copper	mg/kg	50	270	13.4	11.4	11.8	14.3	46.3 [j]	15.5	**106**	**444 [j]**
Iron	mg/kg	-		13500	11500	11100	13300	26900	21700	17400	17000
Lead	mg/kg	63	400	2.3	<2.3	2.1	2.5	**135**	**83**	10.1	**314**
Magnesium	mg/kg	-	-	4880	4350	6640	4950	28700 [j]	2470	4080	2500
Manganese	mg/kg	1600	2000	243	413	205	310	193 [j]	234	438	202 [j]
Mercury	mg/kg	0.18	0.81	<0.030	<0.030	<0.034	<0.028	**0.94**	**0.31**	<0.032	**0.35**
Nickel	mg/kg	30	310	14.8	12.8	12	15.5	12.6	16.3	25.2	18
Potassium	mg/kg	-	-	3060	2760	2880	3580	2060	1590	3320	1890
Selenium	mg/kg	3.9	180	<2.1	<2.3	<2.1	<2.2	<7.5 [j]	<2.2	<2.3	<3.2 [j]
Silver	mg/kg	2	180	<0.53	<0.56	<0.53	<0.56	<1.9 [j]	<0.56	<0.58	<0.81 [j]
Sodium	mg/kg	-	-	<1100	<1100	<1100	<1100	<750	<1100	<1200	<810
Thallium	mg/kg	-		<1.1	<1.1	<1.1	<1.1	<3.8 [j]	<1.1	<2.3 [j]	<1.6 [j]
Vanadium	mg/kg	-		21.1	17.4	18	22.1	40.2	35.3	36	21.5
Zinc	mg/kg	109	10000	23.2	20.9	19.9	25.8	**261**	72.7	44.5	**151**
General Chemistry											
Cyanide	mg/kg	27	27	-	-	-	<0.22	-	-	-	-

Table 3 Soil Analytical Table
June 29 - July 1, 2021
247 North Avenue, New Rochelle, NY
Project No. 10908
SESI Consulting Engineers

Client Sample ID:		USCO	RRSCO	RI-SB-14 (3.5-4.0)	RI-SB-15 (2.5-3.0)	RI-SB-15 (4.5-5.0)	RI-SB-16 (2.5-3.0)	RI-SB-17 (2.5-3.0)	DUP-1	RI-SB-18 (3.0-3.5)	RI-SB-18 (6.5-7.0)
Lab Sample ID:				JD27719-2	JD27719-3	JD27719-4	JD27719-5	JD27605-1	JD27605-13	JD27605-2	JD27605-3
Date Sampled:				7/1/2021	7/1/2021	7/1/2021	7/1/2021	6/30/2021	6/30/2021	6/30/2021	6/30/2021
Matrix:	Units			Soil	Soil	Soil	Soil	Soil	Soil	Soil	Soil
Solids, Percent	%	-	-	92.5	92.5	89.7	92.3	74.4	85.1	84.9	69.7

Table 3 Soil Analytical Table
June 29 - July 1, 2021
247 North Avenue, New Rochelle, NY
Project No. 10908
SESI Consulting Engineers

Client Sample ID:		USCO	RRSCO	RI-SB-14 (3.5-4.0)	RI-SB-15 (2.5-3.0)	RI-SB-15 (4.5-5.0)	RI-SB-16 (2.5-3.0)	RI-SB-17 (2.5-3.0)	DUP-1	RI-SB-18 (3.0-3.5)	RI-SB-18 (6.5-7.0)
Lab Sample ID:				JD27719-2	JD27719-3	JD27719-4	JD27719-5	JD27605-1	JD27605-13	JD27605-2	JD27605-3
Date Sampled:				7/1/2021	7/1/2021	7/1/2021	7/1/2021	6/30/2021	6/30/2021	6/30/2021	6/30/2021
Matrix:	Units			Soil	Soil	Soil	Soil	Soil	Soil	Soil	Soil

Footnotes:
[a] Associated CCV outside of control limits high, sample was ND.
[b] Associated CCV outside of control limits low.
[c] This compound in blank spike is outside in house QC limits bias high.
[d] This compound in BS is outside in house QC limits bias low.
[e] This compound is outside the control limits biased low in the associated E
[f] Associated CCV outside of control limits low. Low-level verification was ar
the control limits biased low in the associated BS.
[g] Associated CCV outside of control limits low. Low-level verification was ar
[h] Associated CCV outside of control limits high. Estimated value, due to co
[i] More than 40 % RPD for detected concentrations between the two GC col
[j] Elevated detection limit due to dilution required for high interfering elemen

Regulatory limits listed in this document have been obtained from the regulatory documents or changes to criteria detailed in later versions

Additional Notes:

mg/kg = Miligrams per kilogram
ND = Not Detected
- = No soil cleanup objective establis
USCO = NY Unrestricted Use Soil Cleanup
RRSCO = NY Restricted Residential Use So
= Concentration exceeds USCOs
= Concentration exceeds RRSCOs

Table 4 Groundwater Analytical Table
July 13 August 26, 2021
247 North Avenue, New Rochelle, NY
Project No. 10908
SESI Consulting Engineers

Client Sample ID:	Units	NYSDEC AWQS & GV	MW-1	MW-2	MW-3	MW-4	MW-5	MW-6	MW-6 DUP
Lab Sample ID:			JD28208-1 & JD28208-1A	JD28208-2 & JD28208-2A	JD28208-3 & JD28208-3A	JD30616-1 & JD30616-1A	JD30616-2 & JD30616-2A	JD28208-4 & JD28208-4A	JD28208-7 & JD28208-7A
Date Sampled:			7/13/2021	7/13/2021	7/13/2021	8/26/2021	8/26/2021	7/13/2021	7/13/2021
Matrix:			Groundwater	Groundwater	Groundwater	Groundwater	Groundwater	Groundwater	Groundwater
VOCs (SW846 8260D)									
Acetone	ug/l	50	ND (3.1)	ND (3.1)	ND (3.1)	ND (3.1)	3.4 J	ND (3.1)	ND (3.1) [a]
Benzene	ug/l	1	ND (0.43)	ND (0.43)	ND (0.43)	ND (0.43)	ND (0.43)	ND (0.43)	ND (0.43)
Bromochloromethane	ug/l	5	ND (0.48)	ND (0.48)	ND (0.48)	ND (0.48)	ND (0.48)	ND (0.48)	ND (0.48)
Bromodichloromethane	ug/l	50	ND (0.45)	ND (0.45)	ND (0.45)	ND (0.45)	ND (0.45)	ND (0.45)	ND (0.45)
Bromoform	ug/l	50	ND (0.63)	ND (0.63)	ND (0.63)	ND (0.63)	ND (0.63)	ND (0.63)	ND (0.63)
Bromomethane	ug/l	5	ND (1.6)	ND (1.6)	ND (1.6)	ND (1.6)	ND (1.6)	ND (1.6)	ND (1.6)
2-Butanone (MEK)	ug/l	50	ND (6.9)	ND (6.9)	ND (6.9)	ND (6.9)	ND (6.9)	ND (6.9)	ND (6.9)
Carbon disulfide	ug/l	60	ND (0.46)	ND (0.46)	ND (0.46)	ND (0.46)	0.77 J	ND (0.46)	ND (0.46)
Carbon tetrachloride	ug/l	5	ND (0.55)	ND (0.55)	ND (0.55)	ND (0.55)	ND (0.55)	ND (0.55)	ND (0.55)
Chlorobenzene	ug/l	5	ND (0.56)	ND (0.56)	ND (0.56)	ND (0.56)	ND (0.56)	ND (0.56)	ND (0.56)
Chloroethane	ug/l	5	ND (0.73)	ND (0.73)	ND (0.73)	ND (0.73)	ND (0.73)	ND (0.73)	ND (0.73)
Chloroform	ug/l	7	ND (0.50)	ND (0.50)	ND (0.50)	ND (0.50)	4.1	ND (0.50)	ND (0.50)
Chloromethane	ug/l	5	ND (0.76)	ND (0.76)	ND (0.76)	ND (0.76)	ND (0.76)	ND (0.76)	ND (0.76)
Cyclohexane	ug/l	-	ND (0.78)	ND (0.78)	ND (0.78)	ND (0.78)	ND (0.78)	ND (0.78)	ND (0.78)
1,2-Dibromo-3-chloropropane	ug/l	0.04	ND (0.53)	ND (0.53)	ND (0.53)	ND (0.53)	ND (0.53)	ND (0.53)	ND (0.53)
Dibromochloromethane	ug/l	50	ND (0.56)	ND (0.56)	ND (0.56)	ND (0.56)	ND (0.56)	ND (0.56)	ND (0.56)
1,2-Dibromoethane	ug/l	0.0006	ND (0.48) [b]	ND (0.48) [b]	ND (0.48) [b]	ND (0.48)	ND (0.48)	ND (0.48) [b]	ND (0.48)
1,2-Dichlorobenzene	ug/l	3	ND (0.53)	ND (0.53)	ND (0.53)	ND (0.53)	ND (0.53)	ND (0.53)	ND (0.53)
1,3-Dichlorobenzene	ug/l	3	ND (0.54)	ND (0.54)	ND (0.54)	ND (0.54)	ND (0.54)	ND (0.54)	ND (0.54)
1,4-Dichlorobenzene	ug/l	3	ND (0.51)	ND (0.51)	ND (0.51)	ND (0.51)	ND (0.51)	ND (0.51)	ND (0.51)
Dichlorodifluoromethane	ug/l	5	ND (0.56)	ND (0.56)	ND (0.56)	ND (0.56)	ND (0.56)	ND (0.56)	ND (0.56)
1,1-Dichloroethane	ug/l	5	ND (0.57)	ND (0.57)	ND (0.57)	ND (0.57)	ND (0.57)	ND (0.57)	ND (0.57)
1,2-Dichloroethane	ug/l	0.6	ND (0.60)	ND (0.60)	ND (0.60)	ND (0.60)	ND (0.60)	ND (0.60)	ND (0.60)
1,1-Dichloroethene	ug/l	5	ND (0.59)	ND (0.59)	ND (0.59)	ND (0.59)	ND (0.59)	ND (0.59)	ND (0.59)
cis-1,2-Dichloroethene	ug/l	5	ND (0.51)	ND (0.51)	ND (0.51)	1.2	ND (0.51)	ND (0.51)	ND (0.51)
trans-1,2-Dichloroethene	ug/l	5	ND (0.54)	ND (0.54)	ND (0.54)	ND (0.54)	ND (0.54)	ND (0.54)	ND (0.54)
1,2-Dichloropropane	ug/l	1	ND (0.51)	ND (0.51)	ND (0.51)	ND (0.51)	ND (0.51)	ND (0.51)	ND (0.51)
cis-1,3-Dichloropropene	ug/l	-	ND (0.47)	ND (0.47)	ND (0.47)	ND (0.47)	ND (0.47)	ND (0.47)	ND (0.47)
trans-1,3-Dichloropropene	ug/l	-	ND (0.43)	ND (0.43)	ND (0.43)	ND (0.43)	ND (0.43)	ND (0.43)	ND (0.43)
Ethylbenzene	ug/l	5	ND (0.60)	ND (0.60)	ND (0.60)	ND (0.60)	ND (0.60)	ND (0.60)	ND (0.60)
Freon 113	ug/l	5	ND (0.58)	ND (0.58)	ND (0.58)	ND (0.58)	ND (0.58)	ND (0.58)	ND (0.58)
2-Hexanone	ug/l	50	ND (2.0)	ND (2.0)	ND (2.0)	ND (2.0)	ND (2.0)	ND (2.0)	ND (2.0)
Isopropylbenzene	ug/l	5	ND (0.65)	ND (0.65)	ND (0.65)	ND (0.65)	ND (0.65)	ND (0.65)	ND (0.65)
Methyl Acetate	ug/l	-	ND (0.80)	ND (0.80)	ND (0.80)	ND (0.80)	ND (0.80)	ND (0.80)	ND (0.80)
Methylcyclohexane	ug/l	-	ND (0.60)	ND (0.60)	ND (0.60)	ND (0.60)	ND (0.60)	ND (0.60)	ND (0.60)
Methyl Tert Butyl Ether	ug/l	10	ND (0.51)	ND (0.51)	ND (0.51)	ND (0.51)	ND (0.51)	ND (0.51)	ND (0.51)
4-Methyl-2-pentanone(MIBK)	ug/l	-	ND (1.9)	ND (1.9)	ND (1.9)	ND (1.9)	ND (1.9)	ND (1.9)	ND (1.9)
Methylene chloride	ug/l	5	ND (1.0)	ND (1.0)	ND (1.0)	ND (1.0)	ND (1.0)	ND (1.0)	ND (1.0)
Styrene	ug/l	5	ND (0.49)	ND (0.49)	ND (0.49)	ND (0.49)	ND (0.49)	ND (0.49)	ND (0.49)
1,1,2,2-Tetrachloroethane	ug/l	5	ND (0.65)	ND (0.65)	ND (0.65)	ND (0.65)	ND (0.65)	ND (0.65)	ND (0.65)
Tetrachloroethene	ug/l	5	ND (0.90)	ND (0.90)	ND (0.90)	ND (0.90)	ND (0.90)	ND (0.90)	ND (0.90)
Toluene	ug/l	5	ND (0.53)	ND (0.53)	ND (0.53)	ND (0.53)	ND (0.53)	ND (0.53)	ND (0.53)
1,2,3-Trichlorobenzene	ug/l	5	ND (0.50)	ND (0.50)	ND (0.50)	ND (0.50)	ND (0.50)	ND (0.50)	ND (0.50)
1,2,4-Trichlorobenzene	ug/l	5	ND (0.50) [b]	ND (0.50) [b]	ND (0.50) [b]	ND (0.50)	ND (0.50)	ND (0.50) [b]	ND (0.50)
1,1,1-Trichloroethane	ug/l	5	ND (0.54)	ND (0.54)	ND (0.54)	ND (0.54)	ND (0.54)	ND (0.54)	ND (0.54)
1,1,2-Trichloroethane	ug/l	1	ND (0.53)	ND (0.53)	ND (0.53)	ND (0.53)	ND (0.53)	ND (0.53)	ND (0.53)
Trichloroethene	ug/l	5	ND (0.53)	ND (0.53)	ND (0.53)	1.1	ND (0.53)	ND (0.53)	ND (0.53)
Trichlorofluoromethane	ug/l	5	ND (0.40)	ND (0.40)	ND (0.40)	ND (0.40)	ND (0.40)	ND (0.40)	ND (0.40)
Vinyl chloride	ug/l	2	ND (0.79)	ND (0.79)	ND (0.79)	ND (0.79)	ND (0.79)	ND (0.79)	ND (0.79)
m,p-Xylene	ug/l	-	ND (0.78)	ND (0.78)	ND (0.78)	ND (0.78)	ND (0.78)	ND (0.78)	ND (0.78)
o-Xylene	ug/l	5	ND (0.59)	ND (0.59)	ND (0.59)	ND (0.59)	ND (0.59)	ND (0.59)	ND (0.59)
Xylene (total)	ug/l	5	ND (0.59)	ND (0.59)	ND (0.59)	ND (0.59)	ND (0.59)	ND (0.59)	ND (0.59)
VOCs TIC									
Total TIC, Volatile	ug/l	-	0	6.5 J	7.7 J	0	285 J	0	5.8 J
PFAS (EPA 537M BY ID)									
Perfluorobutanoic acid	ng/l	100	12.4	24.1	26.2	13.7	14.5	9.8	10.3
Perfluoropentanoic acid	ng/l	100	17.7	23.3	23.1	20.8	24.2	17.9	21.2
Perfluorohexanoic acid	ng/l	100	13	23.8	21.9	17	18.1	12.7	14.5
Perfluoroheptanoic acid	ng/l	100	5.8	15.5	13.8	10.7	20.1	15.9	16.7
Perfluorooctanoic acid	ng/l	10	**16.8**	**30.9**	**29.7**	**33**	**30.9**	**30.5**	**35.5**
Perfluorononanoic acid	ng/l	100	4.4	2	2.3	4.2	12	2.3	2.7
Perfluorodecanoic acid	ng/l	100	ND (0.89)	ND (0.89)	ND (0.98)	ND (0.89)	ND (0.89)	ND (0.89)	ND (0.89)
Perfluoroundecanoic acid	ng/l	100	ND (0.89)	ND (0.89)	ND (0.98)	ND (0.89)	ND (0.89)	ND (0.89)	ND (0.89)
Perfluorododecanoic acid	ng/l	100	ND (0.89)	ND (0.89)	ND (0.98)	ND (0.89)	ND (0.89)	ND (0.89)	ND (0.89)
Perfluorotridecanoic acid	ng/l	100	ND (0.89)	ND (0.89)	ND (0.98)	ND (0.89)	ND (0.89)	ND (0.89)	ND (0.89)
Perfluorotetradecanoic acid	ng/l	100	ND (0.89)	ND (0.89)	ND (0.98)	ND (0.89)	ND (0.89)	ND (0.89)	ND (0.89)
Perfluorobutanesulfonic acid	ng/l	100	8.7	23.3	30.5	14.1	5.7	6.9	6.5
Perfluorohexanesulfonic acid	ng/l	100	3.7	4.8	6.3	6.5	4.7	3.3	3.4
Perfluoroheptanesulfonic acid	ng/l	100	ND (0.89)	1.4 J	ND (0.98)	ND (0.89)	ND (0.89)	ND (0.89)	ND (0.89)
Perfluorooctanesulfonic acid	ng/l	10	**60.3**	**48.4**	**19.8**	**43.9**	**55.9**	**22.9**	**24.9**
Perfluorodecanesulfonic acid	ng/l	100	ND (0.89)	ND (0.89)	ND (0.98)	ND (0.89)	ND (0.89)	ND (0.89)	ND (0.89)
PFOSA	ng/l	100	ND (1.8)	2.6 J	ND (2.0)	ND (1.8)	ND (1.8)	ND (1.8)	ND (1.8)
MeFOSAA	ng/l	100	ND (1.8)	ND (1.8)	ND (2.0)	ND (1.8)	ND (1.8)	ND (1.8)	ND (1.8)
EtFOSAA	ng/l	100	ND (1.8)	ND (1.8)	ND (2.0)	ND (1.8)	ND (1.8)	ND (1.8)	ND (1.8)
6:2 Fluorotelomer sulfonate	ng/l	100	ND (1.8)	ND (1.8)	ND (2.0)	ND (1.8)	ND (1.8)	ND (1.8)	ND (1.8)
8:2 Fluorotelomer sulfonate	ng/l	100	ND (1.8)	ND (1.8)	ND (2.0)	ND (1.8)	ND (1.8)	ND (1.8)	ND (1.8)
Total PFAS	ng/l	500	142.8	200.1	173.6	163.9	186.1	122.2	135.7

Table 4 Groundwater Analytical Table
July 13 August 26, 2021
247 North Avenue, New Rochelle, NY
Project No. 10908
SESI Consulting Engineers

Client Sample ID:	Units	NYSDEC AWQS & GV	MW-1	MW-2	MW-3	MW-4	MW-5	MW-6	MW-6 DUP
Lab Sample ID:			JD28208-1 & JD28208-1A	JD28208-2 & JD28208-2A	JD28208-3 & JD28208-3A	JD30616-1 & JD30616-1A	JD30616-2 & JD30616-2A	JD28208-4 & JD28208-4A	JD28208-7 & JD28208-7A
Date Sampled:			7/13/2021	7/13/2021	7/13/2021	8/26/2021	8/26/2021	7/13/2021	7/13/2021
Matrix:			Groundwater	Groundwater	Groundwater	Groundwater	Groundwater	Groundwater	Groundwater
SVOCs (SW846 8270E)									
2-Chlorophenol	ug/l	-	ND (0.82)	ND (0.82)	ND (0.82)	ND (0.81)	ND (0.82)	ND (0.78)	ND (0.82)
4-Chloro-3-methyl phenol	ug/l	-	ND (0.89)	ND (0.89)	ND (0.89)	ND (0.88)	ND (0.89)	ND (0.85)	ND (0.89)
2,4-Dichlorophenol	ug/l	1	ND (1.3)	ND (1.3)	ND (1.3)	ND (1.3)	ND (1.3)	ND (1.2)	ND (1.3)
2,4-Dimethylphenol	ug/l	1	ND (2.4)	ND (2.4)	ND (2.4)	ND (2.4)	ND (2.4)	ND (2.3)	ND (2.4)
2,4-Dinitrophenol	ug/l	1	ND (1.6)	ND (1.6)	ND (1.6)	ND (1.5)	ND (1.6)	ND (1.5)	ND (1.6)
4,6-Dinitro-o-cresol	ug/l	-	ND (1.3)	ND (1.3)	ND (1.3)	ND (1.3)	ND (1.3)	ND (1.2)	ND (1.3)
2-Methylphenol	ug/l	-	ND (0.89)	ND (0.89)	ND (0.89)	ND (0.88) [b]	ND (0.89) [b]	ND (0.85)	ND (0.89)
3&4-Methylphenol	ug/l	-	ND (0.88)	ND (0.88)	ND (0.88)	ND (0.87)	ND (0.88)	ND (0.84)	ND (0.88)
2-Nitrophenol	ug/l	-	ND (0.96)	ND (0.96)	ND (0.96)	ND (0.95)	ND (0.96)	ND (0.91)	ND (0.96)
4-Nitrophenol	ug/l	-	ND (1.2)	ND (1.2)	ND (1.2)	ND (1.1)	ND (1.2)	ND (1.1)	ND (1.2)
Pentachlorophenol	ug/l	1	ND (1.4)	ND (1.4)	ND (1.4)	ND (1.4)	ND (1.4)	ND (1.3)	ND (1.4)
Phenol	ug/l	1	ND (0.39)	ND (0.39)	ND (0.39)	ND (0.39)	ND (0.39)	ND (0.37)	ND (0.39)
2,3,4,6-Tetrachlorophenol	ug/l	-	ND (1.5)	ND (1.5)	ND (1.5)	ND (1.4)	ND (1.5)	ND (1.4)	ND (1.5)
2,4,5-Trichlorophenol	ug/l	-	ND (1.3)	ND (1.3)	ND (1.3)	ND (1.3)	ND (1.3)	ND (1.3)	ND (1.3)
2,4,6-Trichlorophenol	ug/l	-	ND (0.92)	ND (0.92)	ND (0.92)	ND (0.91)	ND (0.92)	ND (0.88)	ND (0.92)
Acenaphthene	ug/l	20	ND (0.19)	ND (0.19)	ND (0.19)	ND (0.19)	6.3	ND (0.18)	ND (0.19)
Acenaphthylene	ug/l	-	ND (0.14)	ND (0.14)	ND (0.14)	ND (0.13)	ND (0.14)	ND (0.13)	ND (0.14)
Acetophenone	ug/l	-	ND (0.21)	ND (0.21)	ND (0.21)	ND (0.21)	ND (0.21)	ND (0.20)	ND (0.21)
Anthracene	ug/l	50	ND (0.21)	ND (0.21)	ND (0.21)	ND (0.21)	1.1	ND (0.20)	ND (0.21)
Atrazine	ug/l	7.5	ND (0.45)	ND (0.45)	ND (0.45)	ND (0.44)	ND (0.45)	ND (0.43)	ND (0.45)
Benzaldehyde	ug/l	-	ND (0.29)	ND (0.29)	ND (0.29)	ND (0.29)	ND (0.29)	ND (0.28)	ND (0.29)
Benzo(a)anthracene	ug/l	0.002	ND (0.20)	ND (0.20)	ND (0.20)	ND (0.20)	ND (0.20)	ND (0.19)	ND (0.20)
Benzo(a)pyrene	ug/l	ND	ND (0.21)	ND (0.21)	ND (0.21)	ND (0.21)	ND (0.21)	ND (0.20)	ND (0.21)
Benzo(b)fluoranthene	ug/l	0.002	ND (0.21)	ND (0.21)	ND (0.21)	ND (0.20)	ND (0.21)	ND (0.20)	ND (0.21)
Benzo(g,h,i)perylene	ug/l	-	ND (0.34)	ND (0.34)	ND (0.34)	ND (0.34)	ND (0.34)	ND (0.32)	ND (0.34)
Benzo(k)fluoranthene	ug/l	0.002	ND (0.21)	ND (0.21)	ND (0.21)	ND (0.20)	ND (0.21)	ND (0.20)	ND (0.21)
4-Bromophenyl phenyl ether	ug/l	-	ND (0.40)	ND (0.40)	ND (0.40)	ND (0.40)	ND (0.40)	ND (0.38)	ND (0.40)
Butyl benzyl phthalate	ug/l	50	ND (0.46)	ND (0.46)	ND (0.46)	ND (0.45)	ND (0.46)	ND (0.44)	ND (0.46)
1,1'-Biphenyl	ug/l	5	ND (0.21)	ND (0.21)	ND (0.21)	ND (0.21)	ND (0.21)	ND (0.20)	ND (0.21)
2-Chloronaphthalene	ug/l	-	ND (0.24)	ND (0.24)	ND (0.24)	ND (0.23)	ND (0.24)	ND (0.22)	ND (0.24)
4-Chloroaniline	ug/l	5	ND (0.34)	ND (0.34)	ND (0.34)	ND (0.34)	ND (0.34)	ND (0.32)	ND (0.34)
Carbazole	ug/l	-	ND (0.23)	ND (0.23)	ND (0.23)	ND (0.23)	ND (0.23)	ND (0.22)	ND (0.23)
Caprolactam	ug/l	-	ND (0.65) [b]	ND (0.65) [b]	ND (0.65) [b]	11.4	ND (0.65)	ND (0.62) [b]	ND (0.65) [b]
Chrysene	ug/l	0.002	ND (0.18)	ND (0.18)	ND (0.18)	ND (0.17)	ND (0.18)	ND (0.17)	ND (0.18)
bis(2-Chloroethoxy)methane	ug/l	5	ND (0.28)	ND (0.28)	ND (0.28)	ND (0.28)	ND (0.28)	ND (0.26)	ND (0.28)
bis(2-Chloroethyl)ether	ug/l	1	ND (0.25)	ND (0.25)	ND (0.25)	ND (0.25)	ND (0.25)	ND (0.24)	ND (0.25)
2,2'-Oxybis(1-chloropropane)	ug/l	5	ND (0.40)	ND (0.40)	ND (0.40)	ND (0.40)	ND (0.40)	ND (0.38)	ND (0.40)
4-Chlorophenyl phenyl ether	ug/l	-	ND (0.37)	ND (0.37)	ND (0.37)	ND (0.36)	ND (0.37)	ND (0.35)	ND (0.37)
2,4-Dinitrotoluene	ug/l	5	ND (0.55)	ND (0.55)	ND (0.55)	ND (0.55)	ND (0.55)	ND (0.53)	ND (0.55)
2,6-Dinitrotoluene	ug/l	5	ND (0.48)	ND (0.48)	ND (0.48)	ND (0.47) [b]	ND (0.48) [b]	ND (0.45)	ND (0.48)
3,3'-Dichlorobenzidine	ug/l	5	ND (0.51)	ND (0.51)	ND (0.51)	ND (0.50)	ND (0.51)	ND (0.48)	ND (0.51)
1,4-Dioxane	ug/l	-	-	-	-	ND (0.65) [c]	ND (0.66) [c]	-	-
Dibenzo(a,h)anthracene	ug/l	-	ND (0.33)	ND (0.33)	ND (0.33)	ND (0.33)	ND (0.33)	ND (0.32)	ND (0.33)
Dibenzofuran	ug/l	-	ND (0.22)	ND (0.22)	ND (0.22)	ND (0.22)	5.4	ND (0.21)	ND (0.22)
Di-n-butyl phthalate	ug/l	50	ND (0.50)	ND (0.50)	ND (0.50)	ND (0.49)	ND (0.50)	ND (0.47)	ND (0.50)
Di-n-octyl phthalate	ug/l	50	ND (0.23)	ND (0.23)	ND (0.23)	ND (0.23)	ND (0.23)	ND (0.22)	ND (0.23)
Diethyl phthalate	ug/l	50	ND (0.26)	ND (0.26)	ND (0.26)	ND (0.26)	ND (0.26)	ND (0.25)	ND (0.26)
Dimethyl phthalate	ug/l	-	ND (0.22)	ND (0.22)	ND (0.22)	ND (0.22)	ND (0.22)	ND (0.21)	ND (0.22)
bis(2-Ethylhexyl)phthalate	ug/l	5	ND (1.7)	ND (1.7)	ND (1.7)	ND (1.6)	ND (1.7)	ND (1.6)	ND (1.7)
Fluoranthene	ug/l	50	ND (0.17)	ND (0.17)	ND (0.17)	ND (0.17)	ND (0.17)	ND (0.16)	ND (0.17)
Fluorene	ug/l	50	ND (0.17)	ND (0.17)	ND (0.17)	ND (0.17)	6.3	ND (0.16)	ND (0.17)
Hexachlorobenzene	ug/l	0.04	ND (0.33)	ND (0.33)	ND (0.33)	ND (0.32)	ND (0.33)	ND (0.31)	ND (0.33)
Hexachlorobutadiene	ug/l	0.5	ND (0.49)	ND (0.49)	ND (0.49)	ND (0.49)	ND (0.49)	ND (0.47)	ND (0.49)
Hexachlorocyclopentadiene	ug/l	5	ND (2.8)	ND (2.8)	ND (2.8)	ND (2.8)	ND (2.8)	ND (2.6)	ND (2.8)
Hexachloroethane	ug/l	5	ND (0.39)	ND (0.39)	ND (0.39)	ND (0.39)	ND (0.39)	ND (0.37)	ND (0.39)
Indeno(1,2,3-cd)pyrene	ug/l	0.002	ND (0.33)	ND (0.33)	ND (0.33)	ND (0.33)	ND (0.33)	ND (0.32)	ND (0.33)
Isophorone	ug/l	50	ND (0.28)	ND (0.28)	ND (0.28)	ND (0.27)	ND (0.28)	ND (0.26)	ND (0.28)
2-Methylnaphthalene	ug/l	-	ND (0.21)	ND (0.21)	ND (0.21)	ND (0.21)	ND (0.21)	ND (0.20)	ND (0.21)
2-Nitroaniline	ug/l	5	ND (0.28)	ND (0.28)	ND (0.28)	ND (0.27)	ND (0.28)	ND (0.26)	ND (0.28)
3-Nitroaniline	ug/l	5	ND (0.39)	ND (0.39)	ND (0.39)	ND (0.38)	ND (0.39)	ND (0.37)	ND (0.39)
4-Nitroaniline	ug/l	5	ND (0.44)	ND (0.44)	ND (0.44)	ND (0.44)	ND (0.44)	ND (0.42)	ND (0.44)
Naphthalene	ug/l	10	ND (0.23)	ND (0.23)	ND (0.23)	ND (0.23)	ND (0.23)	ND (0.22)	ND (0.23)
Nitrobenzene	ug/l	0.4	ND (0.64)	ND (0.64)	ND (0.64)	ND (0.64)	ND (0.64)	ND (0.61)	ND (0.64)
N-Nitroso-di-n-propylamine	ug/l	-	ND (0.48)	ND (0.48)	ND (0.48)	ND (0.48)	ND (0.48)	ND (0.46)	ND (0.48)
N-Nitrosodiphenylamine	ug/l	50	ND (0.22)	ND (0.22)	ND (0.22)	0.41 J	ND (0.22)	ND (0.21)	ND (0.22)
Phenanthrene	ug/l	50	ND (0.18)	ND (0.18)	ND (0.18)	ND (0.17)	3.2	ND (0.17)	ND (0.18)
Pyrene	ug/l	50	ND (0.22)	ND (0.22)	ND (0.22)	ND (0.22)	0.36 J	ND (0.21)	ND (0.22)
1,2,4,5-Tetrachlorobenzene	ug/l	5	ND (0.37)	ND (0.37)	ND (0.37)	ND (0.37)	ND (0.37)	ND (0.35)	ND (0.37)
1,4-Dioxane (SW846 8270E BY SIM)									
1,4-Dioxane	ug/l	-	ND (0.050)	0.195	0.134	ND (0.050)	ND (0.050)	ND (0.048)	ND (0.050)
SVOCs TIC									
Total TIC, Semi-Volatile	ug/l	-	0	0	0	26 J	481 J	0	0

Table 4 Groundwater Analytical Table
July 13 August 26, 2021
247 North Avenue, New Rochelle, NY
Project No. 10908
SESI Consulting Engineers

Client Sample ID:	Units	NYSDEC AWQS & GV	MW-1	MW-2	MW-3	MW-4	MW-5	MW-6	MW-6 DUP
Lab Sample ID:			JD28208-1 & JD28208-1A	JD28208-2 & JD28208-2A	JD28208-3 & JD28208-3A	JD30616-1 & JD30616-1A	JD30616-2 & JD30616-2A	JD28208-4 & JD28208-4A	JD28208-7 & JD28208-7A
Date Sampled:			7/13/2021	7/13/2021	7/13/2021	8/26/2021	8/26/2021	7/13/2021	7/13/2021
Matrix:			Groundwater	Groundwater	Groundwater	Groundwater	Groundwater	Groundwater	Groundwater
Pesticides (SW846 8081B)									
Aldrin	ug/l	ND	ND (0.0037)	ND (0.0033)	ND (0.0033)	ND (0.0043)	ND (0.0038)	ND (0.0034)	ND (0.0034)
alpha-BHC	ug/l	0.01	ND (0.0037)	ND (0.0034)	ND (0.0034)	ND (0.0043)	ND (0.0039)	ND (0.0035)	ND (0.0035)
beta-BHC	ug/l	0.04	ND (0.0057)	ND (0.0052)	ND (0.0052)	ND (0.0067)	ND (0.0059)	ND (0.0053)	ND (0.0053)
delta-BHC	ug/l	0.04	ND (0.0047)	ND (0.0042)	ND (0.0042)	ND (0.0055)	ND (0.0049)	ND (0.0044)	ND (0.0044)
gamma-BHC (Lindane)	ug/l	0.05	ND (0.0043)	ND (0.0039)	ND (0.0039)	ND (0.0050)	ND (0.0044)	ND (0.0040)	ND (0.0040)
alpha-Chlordane	ug/l	-	ND (0.0035)	ND (0.0032)	ND (0.0032)	ND (0.0041)	ND (0.0037)	ND (0.0033)	ND (0.0033)
gamma-Chlordane	ug/l	-	ND (0.0030)	ND (0.0027)	ND (0.0027)	ND (0.0035)	ND (0.0032)	ND (0.0028)	ND (0.0028)
Dieldrin	ug/l	0.004	ND (0.0055)	ND (0.0049)	ND (0.0049)	ND (0.0064)	ND (0.0057)	ND (0.0051)	ND (0.0051)
4,4'-DDD	ug/l	0.3	ND (0.0041)	ND (0.0037)	ND (0.0037)	ND (0.0048)	ND (0.0043)	ND (0.0038)	ND (0.0038)
4,4'-DDE	ug/l	0.2	ND (0.0036)	ND (0.0033)	ND (0.0033)	0.014 [d]	0.071	ND (0.0034)	ND (0.0034)
4,4'-DDT	ug/l	0.2	ND (0.0049)	ND (0.0044)	ND (0.0044)	0.0074 J [d]	0.23	ND (0.0046)	ND (0.0046)
Endrin	ug/l	ND	ND (0.0043)	ND (0.0039)	ND (0.0039)	ND (0.0050)	ND (0.0045)	ND (0.0040)	ND (0.0040)
Endosulfan sulfate	ug/l	-	ND (0.0039)	ND (0.0035)	ND (0.0035)	ND (0.0045)	ND (0.0040)	ND (0.0036)	ND (0.0036)
Endrin aldehyde	ug/l	5	ND (0.0048)	ND (0.0043)	ND (0.0043)	ND (0.0056)	ND (0.0050)	ND (0.0045)	ND (0.0045)
Endrin ketone	ug/l	5	ND (0.0044)	ND (0.0040)	ND (0.0040)	ND (0.0052)	ND (0.0046)	ND (0.0041)	ND (0.0041)
Endosulfan-I	ug/l	-	ND (0.0038)	ND (0.0034)	ND (0.0034)	ND (0.0044)	ND (0.0039)	ND (0.0035)	ND (0.0035)
Endosulfan-II	ug/l	-	ND (0.0035)	ND (0.0031)	ND (0.0031)	ND (0.0041)	ND (0.0036)	ND (0.0033)	ND (0.0033)
Heptachlor	ug/l	0.04	ND (0.0032)	ND (0.0029)	ND (0.0029)	ND (0.0037)	ND (0.0033)	ND (0.0030)	ND (0.0030)
Heptachlor epoxide	ug/l	0.03	ND (0.0043)	ND (0.0039)	ND (0.0039)	ND (0.0050)	ND (0.0044)	ND (0.0040)	ND (0.0040)
Methoxychlor	ug/l	35	ND (0.0048)	ND (0.0043)	ND (0.0043)	ND (0.0056)	ND (0.0050)	ND (0.0045)	ND (0.0045)
Toxaphene	ug/l	0.06	ND (0.12)	ND (0.11)	ND (0.11)	ND (0.14)	ND (0.12)	ND (0.11)	ND (0.11)
PCBs (SW846 8082A)									
Aroclor 1016	ug/l	0.09	ND (0.14)	ND (0.13)	ND (0.13)	ND (0.16)	ND (0.15)	ND (0.13)	ND (0.13)
Aroclor 1221	ug/l	0.09	ND (0.30)	ND (0.27)	ND (0.27)	ND (0.35)	ND (0.31)	ND (0.28)	ND (0.28)
Aroclor 1232	ug/l	0.09	ND (0.19)	ND (0.17)	ND (0.17)	ND (0.22)	ND (0.19)	ND (0.17)	ND (0.17)
Aroclor 1242	ug/l	0.09	ND (0.16)	ND (0.15)	ND (0.15)	ND (0.19)	ND (0.17)	ND (0.15)	ND (0.15)
Aroclor 1248	ug/l	0.09	ND (0.090)	ND (0.081)	ND (0.081)	ND (0.10)	ND (0.093)	ND (0.084)	ND (0.084)
Aroclor 1254	ug/l	0.09	ND (0.30)	ND (0.27)	ND (0.27)	ND (0.34)	ND (0.31)	ND (0.28)	ND (0.28)
Aroclor 1260	ug/l	0.09	ND (0.11)	ND (0.098)	ND (0.098)	ND (0.13)	ND (0.11)	ND (0.10)	ND (0.10)
Aroclor 1268	ug/l	0.09	ND (0.12)	ND (0.11)	ND (0.11)	ND (0.14)	ND (0.13)	ND (0.12)	ND (0.12)
Aroclor 1262	ug/l	0.09	ND (0.14)	ND (0.12)	ND (0.12)	ND (0.16)	ND (0.14)	ND (0.13)	ND (0.13)
Metals									
Aluminum	ug/l	-	587	1280	1100	1190	3490	10200	791
Antimony	ug/l	3	<6.0	**6.7**	<6.0	<6.0	<6.0	<6.0	<6.0
Arsenic	ug/l	25	<3.0	<3.0	<3.0	<3.0	<3.0	<3.0	<3.0
Barium	ug/l	1000	<200	<200	<200	<200	<200	224	<200
Beryllium	ug/l	-	<1.0	<5.0 [e]	<1.0	<1.0	<1.0	<1.0	<1.0
Cadmium	ug/l	5	<3.0	<3.0	<3.0	<3.0	<3.0	<3.0	<3.0
Calcium	ug/l	-	120000	141000	122000	166000	52000	130000	146000
Chromium	ug/l	50	<10	<10	<10	<10	<10	25.5	<10
Cobalt	ug/l	-	<50	<50	<50	<50	<50	<50	<50
Copper	ug/l	200	<10	<10	<10	<10	11	27.1	<10
Iron	ug/l	300	**817**	**1350**	**1480**	**1670**	**5250**	**16100**	**1070**
Lead	ug/l	25	<3.0	<3.0	<3.0	<3.0	3.1	4.6	<3.0
Magnesium	ug/l	35000	25600	**36700**	**45200**	**65000**	9030	**46600**	**48700**
Manganese	ug/l	300	230	**735**	**764**	**567**	285	**1980**	**2210**
Mercury	ug/l	0.7	<0.20	<0.20	<0.20	<0.20	<0.20	<0.20	<0.20
Nickel	ug/l	100	<10	15.7	<10	<10	<10	20.9	<10
Potassium	ug/l	-	10000	10700	11900	21000	23300	35700	27900
Selenium	ug/l	10	<10	<10	<10	<10	<10	<10	<10
Silver	ug/l	50	<10	<10	<10	<10	<10	<10	<10
Sodium	ug/l	20000	**299000**	**88700**	**118000**	**317000**	**323000**	**296000**	**289000**
Thallium	ug/l	-	<10	<10	<10	<10	<10	<10	<10
Vanadium	ug/l	-	<50	<50	<50	<50	<50	<50	<50
Zinc	ug/l	2000	<20	<20	<20	23	28.7	36.3	<20
General Chemistry									
Cyanide	ug/l	200	<10	<10	<10	28	19	<10	<10

Footnotes:

[a] Associated CCV outside of control limits high, sample was ND. This compound in blank spike is outside in house QC limits bias high.

[b] Associated CCV outside of control limits high, sample was ND.

[c] Associated CCV outside of control limits low. Low-level verification was analyzed to demonstrate system suitability to detect affected analytes. Sample was ND.

[d] More than 40 % RPD for detected concentrations between the two GC columns.

[e] Elevated detection limit due to dilution required for high interfering element.

Additional Notes:

NYSDEC = New York State Departmnet of Environmental Conservation
AWQS = New York TOGS 1.1.1 Ambient Water Quality Standards
GV = Guidance Values
- = No AWQS established
ug/l = Micrograms per liter
ng/l = Nanograms per liter
= Compound was detected
= Concentration of analyte exceeds the AWQS or GV

Table 5 Soil Vapor and Outdoor Ambient Air Analytical Table
June 30 and July 1, 2021
247 North Avenue, New Rochelle, NY
Project No. 10908
SESI Consulting Engineers

Client Sample ID:	RI-SV-1	RI-SV-2	RI-SV-3	RI-SV-4	RI-SV-5	RI-SV-6	AA-1
Lab Sample ID:	JD27584-1	JD27584-2	JD27584-3	JD27706-1	JD27706-2	JD27584-4	JD27584-5
Date Sampled:	6/30/2021	6/30/2021	6/30/2021	7/1/2021	7/1/2021	6/30/2021	6/30/2021
Matrix:	Soil Vapor	Soil Vapor	Soil Vapor	Sub-Slab Soil Vapor	Sub-Slab Soil Vapor	Soil Vapor	Ambient Air
VOCs (TO-15) - ug/m3							
Acetone	11800	14800	14000	1380	1740	13900	19
1,3-Butadiene	ND (2.0)	ND (2.0)	ND (2.0)	142	88	ND (2.0)	ND (0.082)
Benzene	26	50.2	41.5	17	9.9 J	45.7	0.54
Bromodichloromethane	ND (3.6)	ND (3.6)	ND (3.6)	ND (3.6)	ND (3.6)	ND (3.6)	ND (0.14)
Bromoform	ND (7.8)	ND (7.8)	ND (7.8)	ND (7.8)	ND (7.8)	ND (7.8)	ND (0.31)
Bromomethane	ND (1.7)	ND (1.7)	ND (1.7)	ND (1.7)	ND (1.7)	ND (1.7)	ND (0.070)
Bromoethene	ND (1.9)	ND (1.9)	ND (1.9)	ND (1.9)	ND (1.9)	ND (1.9)	ND (0.079)
Benzyl Chloride	ND (5.7)	ND (5.7)	ND (5.7)	ND (5.7)	ND (5.7)	ND (5.7)	ND (0.23)
Carbon disulfide	ND (1.5)	ND (1.5)	56.4	42	102	339	ND (0.059)
Chlorobenzene	ND (2.4)	ND (2.4)	ND (2.4)	ND (2.4)	ND (2.4)	ND (2.4)	ND (0.097)
Chloroethane	28.2	ND (2.6)	ND (2.6)	ND (2.6)	ND (2.6)	ND (2.6)	ND (0.10)
Chloroform	ND (2.0)	ND (2.0)	ND (2.0)	9.3 J	76.2	ND (2.0)	ND (0.078)
Chloromethane	19	ND (0.64)	ND (0.64)	17	9.3	9.3	1.3
3-Chloropropene	ND (2.5)	ND (2.5)	ND (2.5)	ND (2.5)	ND (2.5)	ND (2.5)	ND (0.10)
2-Chlorotoluene	ND (2.6)	ND (2.6)	ND (2.6)	ND (2.6)	ND (2.6)	ND (2.6)	ND (0.10)
Carbon tetrachloride	ND (3.0)	ND (3.0)	ND (3.0)	ND (3.0)	ND (3.0)	ND (3.0)	0.39 J
Cyclohexane	ND (1.5)	ND (1.5)	ND (1.5)	21	25	102	0.41 J
1,1-Dichloroethane	ND (0.93)	ND (0.93)	ND (0.93)	ND (0.93)	ND (0.93)	ND (0.93)	ND (0.038)
1,1-Dichloroethylene	ND (1.3)	ND (1.3)	ND (1.3)	ND (1.3)	ND (1.3)	ND (1.3)	ND (0.052)
1,2-Dibromoethane	ND (2.8)	ND (2.8)	ND (2.8)	ND (2.8)	ND (2.8)	ND (2.8)	ND (0.11)
1,2-Dichloroethane	ND (1.7)	ND (1.7)	ND (1.7)	ND (1.7)	ND (1.7)	ND (1.7)	ND (0.069)
1,2-Dichloropropane	ND (1.8)	ND (1.8)	ND (1.8)	ND (1.8)	ND (1.8)	ND (1.8)	ND (0.069)
1,4-Dioxane	ND (3.6)	ND (3.6)	ND (3.6)	ND (3.6)	ND (3.6)	ND (3.6)	ND (0.15)
Dichlorodifluoromethane	ND (1.6)	ND (1.6)	ND (1.6)	ND (1.6)	ND (1.6)	ND (1.6)	2.3
Dibromochloromethane	ND (5.7)	ND (5.7)	ND (5.7)	ND (5.7)	ND (5.7)	ND (5.7)	ND (0.23)
trans-1,2-Dichloroethylene	ND (0.59)	ND (0.59)	ND (0.59)	ND (0.59)	ND (0.59)	ND (0.59)	ND (0.023)
cis-1,2-Dichloroethylene	ND (0.91)	ND (0.91)	ND (0.91)	10 J	ND (0.91)	ND (0.91)	ND (0.037)
cis-1,3-Dichloropropene	ND (1.8)	ND (1.8)	ND (1.8)	ND (1.8)	ND (1.8)	ND (1.8)	ND (0.073)
m-Dichlorobenzene	32	57	77.6	ND (2.3)	ND (2.3)	70.3	ND (0.090)
o-Dichlorobenzene	ND (2.6)	ND (2.6)	ND (2.6)	ND (2.6)	ND (2.6)	ND (2.6)	ND (0.10)
p-Dichlorobenzene	ND (2.1)	ND (2.1)	ND (2.1)	ND (2.1)	ND (2.1)	ND (2.1)	ND (0.084)
trans-1,3-Dichloropropene	ND (1.8)	ND (1.8)	ND (1.8)	ND (1.8)	ND (1.8)	ND (1.8)	ND (0.073)
Ethanol	164	448	300	61	67.5	294	14
Ethylbenzene	ND (1.3)	ND (1.3)	ND (1.3)	ND (1.3)	ND (1.3)	36	0.56 J
Ethyl Acetate	29	ND (2.7)	23	ND (2.7)	ND (2.7)	ND (2.7)	8.6
4-Ethyltoluene	ND (2.9)	ND (2.9)	ND (2.9)	ND (2.9)	ND (2.9)	ND (2.9)	ND (0.12)
Freon 113	ND (2.6)	ND (2.6)	ND (2.6)	ND (2.6)	ND (2.6)	ND (2.6)	ND (0.11)
Freon 114	ND (2.7)	ND (2.7)	ND (2.7)	ND (2.7)	ND (2.7)	ND (2.7)	ND (0.10)
Heptane	32	14 J	19	ND (1.4)	ND (1.4)	301	1.5
Hexachlorobutadiene	ND (9.7)	ND (9.7)	ND (9.7)	ND (9.7)	ND (9.7)	ND (9.7)	ND (0.38)
Hexane	164	ND (0.74)	45.8	33	130	497	1.4
2-Hexanone	35	15 J	22	ND (3.0)	ND (3.0)	ND (3.0)	0.53 J
Isopropyl Alcohol	66.4	225	160	ND (3.2)	ND (3.2)	160	3.9
Methylene chloride	ND (1.0)	ND (1.0)	ND (1.0)	ND (1.0)	ND (1.0)	ND (1.0)	0.76
Methyl ethyl ketone	293	240	242	29.8	37.5	273	13
Methyl Isobutyl Ketone	ND (3.0)	ND (3.0)	ND (3.0)	ND (3.0)	ND (3.0)	ND (3.0)	5.3
Methyl Tert Butyl Ether	ND (1.4)	ND (1.4)	ND (1.4)	ND (1.4)	ND (1.4)	ND (1.4)	ND (0.054)
Methylmethacrylate	ND (2.7)	ND (2.7)	ND (2.7)	ND (2.7)	ND (2.7)	ND (2.7)	ND (0.11)
Propylene	3970	4810	2100	2530	2040	1890	ND (0.022)
Styrene	ND (1.6)	ND (1.6)	ND (1.6)	ND (1.6)	ND (1.6)	ND (1.6)	ND (0.064)
1,1,1-Trichloroethane	ND (3.6)	8.7 J	26	ND (3.6)	ND (3.6)	19 J	ND (0.15)
1,1,2,2-Tetrachloroethane	ND (3.7)	ND (3.7)	ND (3.7)	ND (3.7)	ND (3.7)	ND (3.7)	ND (0.15)
1,1,2-Trichloroethane	ND (3.3)	ND (3.3)	ND (3.3)	ND (3.3)	ND (3.3)	ND (3.3)	ND (0.13)
1,2,4-Trichlorobenzene	ND (13)	ND (13)	ND (13)	ND (13)	ND (13)	ND (13)	ND (0.53)
1,2,4-Trimethylbenzene	ND (3.2)	ND (3.2)	ND (3.2)	ND (3.2)	ND (3.2)	ND (3.2)	ND (0.13)
1,3,5-Trimethylbenzene	ND (3.3)	ND (3.3)	ND (3.3)	ND (3.3)	ND (3.3)	ND (3.3)	ND (0.13)
2,2,4-Trimethylpentane	ND (2.1)	ND (2.1)	21	ND (2.1)	ND (2.1)	85.5	0.79
Tertiary Butyl Alcohol	64.9	87.3	84.3	ND (0.85)	12 J	95.8	ND (0.033)
Tetrachloroethylene	ND (4.2)	ND (4.2)	ND (4.2)	ND (4.2)	24	ND (4.2)	0.21 J
Tetrahydrofuran	ND (2.9)	ND (2.9)	ND (2.9)	ND (2.9)	ND (2.9)	ND (2.9)	ND (0.12)
Toluene	7.2 J	7.5 J	ND (1.1)	28	ND (1.1)	11 J	2.5
Trichloroethylene	ND (2.0)	ND (2.0)	ND (2.0)	ND (2.0)	74.2	ND (2.0)	ND (0.081)
Trichlorofluoromethane	139	ND (3.1)	ND (3.1)	72.5	ND (3.1)	ND (3.1)	1.3
Vinyl chloride	ND (1.2)	ND (1.2)	ND (1.2)	ND (1.2)	ND (1.2)	ND (1.2)	ND (0.046)
Vinyl Acetate	ND (2.4)	ND (2.4)	ND (2.4)	ND (2.4)	ND (2.4)	ND (2.4)	ND (0.095)
m,p-Xylene	ND (3.0)	8.7 J	ND (3.0)	15 J	23	22	1.2
o-Xylene	ND (1.5)	ND (1.5)	ND (1.5)	ND (1.5)	ND (1.5)	ND (1.5)	0.39 J
Xylenes (total)	ND (1.5)	8.7 J	ND (1.5)	15 J	23	22	1.6

Notes:

J - An Estimated Value
ND - Compound Not Detected
ug/m^3 - All concentrations in micrograms per cubic meter
Compound Detected

APPENDIX A

COMMUNITY AIR MONITORING PLAN DATA

Instrument Name	DustTrak II		
Model Number	8530		
Serial Number	8530102710		
Firmware Version	3.1		
Calibration Date	6/2/2021		
Test Name	MANUAL_001		
Test Start Time	6:54:47 AM		
Test Start Date	6/29/2021		
Test Length [D:H:M]	0:06:22		
Test Interval [M:S]	1:00		
Mass Average [mg/m3]	0.014		
Mass Minimum [mg/m3]	0.006		
Mass Maximum [mg/m3]	0.032		
Mass TWA [mg/m3]	0.011		
Photometric User Cal	1		
Flow User Cal	0		
Errors			
Number of Samples	382		
Elapsed Time [s]	Mass [mg/m3]	Alarms	Errors
60	0.018		
120	0.017		
180	0.015		
240	0.014		
300	0.015		
360	0.015		
420	0.015		
480	0.016		
540	0.018		
600	0.015		
660	0.016		
720	0.02		
780	0.015		
840	0.014		
900	0.014		
960	0.015		
1020	0.015		
1080	0.014		
1140	0.014		
1200	0.015		
1260	0.015		
1320	0.015		
1380	0.014		
1440	0.013		
1500	0.014		
1560	0.014		
1620	0.014		

1680	0.015		
1740	0.015		
1800	0.014		
1860	0.013		
1920	0.012		
1980	0.012		
2040	0.013		
2100	0.013		
2160	0.013		
2220	0.014		
2280	0.013		
2340	0.012		
2400	0.012		
2460	0.012		
2520	0.012		
2580	0.013		
2640	0.013		
2700	0.012		
2760	0.012		
2820	0.011		
2880	0.011		
2940	0.011		
3000	0.011		
3060	0.012		
3120	0.012		
3180	0.012		
3240	0.012		
3300	0.012		
3360	0.011		
3420	0.011		
3480	0.012		
3540	0.012		
3600	0.013		
3660	0.012		
3720	0.012		
3780	0.012		
3840	0.012		
3900	0.011		
3960	0.011		
4020	0.011		
4080	0.011		
4140	0.011		
4200	0.011		
4260	0.011		
4320	0.01		
4380	0.011		
4440	0.011		

4500	0.011		
4560	0.012		
4620	0.012		
4680	0.012		
4740	0.012		
4800	0.012		
4860	0.012		
4920	0.012		
4980	0.012		
5040	0.012		
5100	0.011		
5160	0.013		
5220	0.013		
5280	0.012		
5340	0.011		
5400	0.012		
5460	0.012		
5520	0.011		
5580	0.011		
5640	0.011		
5700	0.01		
5760	0.01		
5820	0.009		
5880	0.009		
5940	0.009		
6000	0.009		
6060	0.008		
6120	0.009		
6180	0.009		
6240	0.01		
6300	0.01		
6360	0.01		
6420	0.01		
6480	0.011		
6540	0.011		
6600	0.011		
6660	0.011		
6720	0.011		
6780	0.012		
6840	0.012		
6900	0.012		
6960	0.012		
7020	0.012		
7080	0.012		
7140	0.012		
7200	0.013		
7260	0.011		

7320	0.01		
7380	0.011		
7440	0.01		
7500	0.01		
7560	0.01		
7620	0.01		
7680	0.009		
7740	0.01		
7800	0.01		
7860	0.009		
7920	0.01		
7980	0.01		
8040	0.01		
8100	0.01		
8160	0.01		
8220	0.009		
8280	0.01		
8340	0.009		
8400	0.009		
8460	0.009		
8520	0.009		
8580	0.009		
8640	0.009		
8700	0.01		
8760	0.011		
8820	0.01		
8880	0.011		
8940	0.011		
9000	0.01		
9060	0.009		
9120	0.009		
9180	0.009		
9240	0.009		
9300	0.008		
9360	0.012		
9420	0.009		
9480	0.013		
9540	0.011		
9600	0.015		
9660	0.011		
9720	0.011		
9780	0.01		
9840	0.009		
9900	0.009		
9960	0.009		
10020	0.009		
10080	0.009		

10140	0.009		
10200	0.009		
10260	0.009		
10320	0.01		
10380	0.009		
10440	0.01		
10500	0.01		
10560	0.011		
10620	0.009		
10680	0.008		
10740	0.008		
10800	0.008		
10860	0.009		
10920	0.009		
10980	0.009		
11040	0.009		
11100	0.008		
11160	0.008		
11220	0.008		
11280	0.01		
11340	0.006		
11400	0.007		
11460	0.006		
11520	0.006		
11580	0.006		
11640	0.006		
11700	0.006		
11760	0.007		
11820	0.007		
11880	0.008		
11940	0.008		
12000	0.008		
12060	0.007		
12120	0.022		
12180	0.015		
12240	0.01		
12300	0.012		
12360	0.015		
12420	0.009		
12480	0.011		
12540	0.011		
12600	0.01		
12660	0.008		
12720	0.008		
12780	0.008		
12840	0.009		
12900	0.009		

12960	0.009		
13020	0.009		
13080	0.009		
13140	0.009		
13200	0.01		
13260	0.01		
13320	0.009		
13380	0.01		
13440	0.01		
13500	0.01		
13560	0.01		
13620	0.011		
13680	0.01		
13740	0.01		
13800	0.01		
13860	0.011		
13920	0.017		
13980	0.011		
14040	0.032		
14100	0.024		
14160	0.015		
14220	0.014		
14280	0.011		
14340	0.01		
14400	0.011		
14460	0.012		
14520	0.018		
14580	0.022		
14640	0.017		
14700	0.022		
14760	0.021		
14820	0.016		
14880	0.012		
14940	0.011		
15000	0.011		
15060	0.01		
15120	0.01		
15180	0.011		
15240	0.012		
15300	0.013		
15360	0.018		
15420	0.014		
15480	0.015		
15540	0.011		
15600	0.011		
15660	0.014		
15720	0.011		

15780	0.011		
15840	0.013		
15900	0.021		
15960	0.027		
16020	0.014		
16080	0.011		
16140	0.011		
16200	0.011		
16260	0.013		
16320	0.017		
16380	0.014		
16440	0.025		
16500	0.012		
16560	0.014		
16620	0.014		
16680	0.012		
16740	0.017		
16800	0.014		
16860	0.02		
16920	0.015		
16980	0.018		
17040	0.016		
17100	0.014		
17160	0.014		
17220	0.014		
17280	0.015		
17340	0.02		
17400	0.028		
17460	0.019		
17520	0.016		
17580	0.015		
17640	0.017		
17700	0.024		
17760	0.018		
17820	0.016		
17880	0.016		
17940	0.015		
18000	0.014		
18060	0.015		
18120	0.015		
18180	0.015		
18240	0.018		
18300	0.02		
18360	0.019		
18420	0.017		
18480	0.016		
18540	0.016		

18600	0.015		
18660	0.015		
18720	0.016		
18780	0.016		
18840	0.017		
18900	0.017		
18960	0.017		
19020	0.019		
19080	0.019		
19140	0.019		
19200	0.019		
19260	0.019		
19320	0.023		
19380	0.019		
19440	0.019		
19500	0.018		
19560	0.018		
19620	0.018		
19680	0.016		
19740	0.017		
19800	0.018		
19860	0.018		
19920	0.017		
19980	0.019		
20040	0.018		
20100	0.018		
20160	0.018		
20220	0.017		
20280	0.022		
20340	0.017		
20400	0.016		
20460	0.016		
20520	0.017		
20580	0.018		
20640	0.021		
20700	0.019		
20760	0.019		
20820	0.019		
20880	0.021		
20940	0.022		
21000	0.019		
21060	0.022		
21120	0.019		
21180	0.019		
21240	0.02		
21300	0.02		
21360	0.02		

21420	0.021		
21480	0.022		
21540	0.022		
21600	0.021		
21660	0.022		
21720	0.021		
21780	0.022		
21840	0.021		
21900	0.02		
21960	0.021		
22020	0.021		
22080	0.021		
22140	0.021		
22200	0.021		
22260	0.021		
22320	0.021		
22380	0.021		
22440	0.021		
22500	0.02		
22560	0.021		
22620	0.022		
22680	0.021		
22740	0.021		
22800	0.023		
22860	0.022		
22920	0.022		

Instrument Name	DustTrak II		
Model Number	8530		
Serial Number	8530123320		
Firmware Version	3.1		
Calibration Date	6/2/2021		
Test Name	MANUAL_001		
Test Start Time	6:51:09 AM		
Test Start Date	6/29/2021		
Test Length [D:H:M]	0:06:28		
Test Interval [M:S]	1:00		
Mass Average [mg/m3]	0.015		
Mass Minimum [mg/m3]	0.006		
Mass Maximum [mg/m3]	0.045		
Mass TWA [mg/m3]	0.012		
Photometric User Cal	1		
Flow User Cal	0		
Errors			
Number of Samples	388		
Elapsed Time [s]	Mass [mg/m3]	Alarms	Errors
60	0.02		
120	0.034		
180	0.02		
240	0.019		
300	0.019		
360	0.019		
420	0.019		
480	0.019		
540	0.019		
600	0.019		
660	0.018		
720	0.022		
780	0.018		
840	0.019		
900	0.018		
960	0.018		
1020	0.016		
1080	0.015		
1140	0.015		
1200	0.017		
1260	0.017		
1320	0.018		
1380	0.017		
1440	0.018		
1500	0.016		
1560	0.017		
1620	0.017		

1680	0.016		
1740	0.018		
1800	0.016		
1860	0.015		
1920	0.016		
1980	0.015		
2040	0.02		
2100	0.015		
2160	0.014		
2220	0.014		
2280	0.014		
2340	0.012		
2400	0.012		
2460	0.015		
2520	0.016		
2580	0.013		
2640	0.014		
2700	0.014		
2760	0.013		
2820	0.014		
2880	0.014		
2940	0.014		
3000	0.014		
3060	0.014		
3120	0.015		
3180	0.014		
3240	0.014		
3300	0.014		
3360	0.014		
3420	0.014		
3480	0.014		
3540	0.013		
3600	0.014		
3660	0.013		
3720	0.013		
3780	0.013		
3840	0.014		
3900	0.013		
3960	0.012		
4020	0.011		
4080	0.012		
4140	0.012		
4200	0.013		
4260	0.013		
4320	0.012		
4380	0.012		
4440	0.013		

4500	0.012		
4560	0.012		
4620	0.025		
4680	0.012		
4740	0.012		
4800	0.013		
4860	0.012		
4920	0.012		
4980	0.012		
5040	0.012		
5100	0.012		
5160	0.012		
5220	0.014		
5280	0.014		
5340	0.014		
5400	0.014		
5460	0.013		
5520	0.012		
5580	0.012		
5640	0.011		
5700	0.012		
5760	0.013		
5820	0.013		
5880	0.014		
5940	0.013		
6000	0.012		
6060	0.013		
6120	0.013		
6180	0.012		
6240	0.013		
6300	0.013		
6360	0.014		
6420	0.015		
6480	0.015		
6540	0.015		
6600	0.02		
6660	0.017		
6720	0.015		
6780	0.014		
6840	0.014		
6900	0.014		
6960	0.014		
7020	0.013		
7080	0.013		
7140	0.014		
7200	0.014		
7260	0.014		

7320	0.014		
7380	0.019		
7440	0.018		
7500	0.013		
7560	0.012		
7620	0.012		
7680	0.013		
7740	0.013		
7800	0.012		
7860	0.012		
7920	0.013		
7980	0.014		
8040	0.013		
8100	0.013		
8160	0.013		
8220	0.013		
8280	0.014		
8340	0.014		
8400	0.016		
8460	0.014		
8520	0.017		
8580	0.017		
8640	0.016		
8700	0.016		
8760	0.016		
8820	0.017		
8880	0.017		
8940	0.017		
9000	0.02		
9060	0.024		
9120	0.019		
9180	0.02		
9240	0.019		
9300	0.021		
9360	0.02		
9420	0.02		
9480	0.02		
9540	0.02		
9600	0.019		
9660	0.02		
9720	0.021		
9780	0.021		
9840	0.021		
9900	0.021		
9960	0.022		
10020	0.023		
10080	0.022		

10140	0.023		
10200	0.023		
10260	0.022		
10320	0.022		
10380	0.018		
10440	0.02		
10500	0.018		
10560	0.032		
10620	0.021		
10680	0.045		
10740	0.033		
10800	0.019		
10860	0.024		
10920	0.017		
10980	0.013		
11040	0.013		
11100	0.014		
11160	0.014		
11220	0.014		
11280	0.013		
11340	0.014		
11400	0.013		
11460	0.011		
11520	0.013		
11580	0.014		
11640	0.02		
11700	0.012		
11760	0.013		
11820	0.012		
11880	0.013		
11940	0.012		
12000	0.012		
12060	0.011		
12120	0.01		
12180	0.011		
12240	0.01		
12300	0.009		
12360	0.024		
12420	0.012		
12480	0.011		
12540	0.011		
12600	0.016		
12660	0.009		
12720	0.008		
12780	0.01		
12840	0.012		
12900	0.009		

12960	0.007		
13020	0.008		
13080	0.008		
13140	0.008		
13200	0.009		
13260	0.007		
13320	0.007		
13380	0.006		
13440	0.009		
13500	0.007		
13560	0.007		
13620	0.007		
13680	0.007		
13740	0.008		
13800	0.008		
13860	0.008		
13920	0.009		
13980	0.009		
14040	0.009		
14100	0.009		
14160	0.013		
14220	0.009		
14280	0.017		
14340	0.013		
14400	0.011		
14460	0.013		
14520	0.01		
14580	0.007		
14640	0.007		
14700	0.009		
14760	0.012		
14820	0.014		
14880	0.01		
14940	0.014		
15000	0.018		
15060	0.012		
15120	0.01		
15180	0.008		
15240	0.008		
15300	0.008		
15360	0.007		
15420	0.008		
15480	0.009		
15540	0.011		
15600	0.01		
15660	0.015		
15720	0.013		

15780	0.009		
15840	0.011		
15900	0.011		
15960	0.011		
16020	0.01		
16080	0.01		
16140	0.013		
16200	0.021		
16260	0.015		
16320	0.01		
16380	0.011		
16440	0.009		
16500	0.011		
16560	0.015		
16620	0.013		
16680	0.025		
16740	0.012		
16800	0.013		
16860	0.013		
16920	0.011		
16980	0.013		
17040	0.012		
17100	0.015		
17160	0.015		
17220	0.02		
17280	0.014		
17340	0.012		
17400	0.012		
17460	0.012		
17520	0.014		
17580	0.016		
17640	0.018		
17700	0.019		
17760	0.017		
17820	0.017		
17880	0.015		
17940	0.024		
18000	0.017		
18060	0.018		
18120	0.017		
18180	0.017		
18240	0.016		
18300	0.014		
18360	0.015		
18420	0.014		
18480	0.016		
18540	0.019		

18600	0.021		
18660	0.018		
18720	0.017		
18780	0.017		
18840	0.015		
18900	0.014		
18960	0.015		
19020	0.015		
19080	0.014		
19140	0.014		
19200	0.015		
19260	0.015		
19320	0.016		
19380	0.015		
19440	0.015		
19500	0.014		
19560	0.015		
19620	0.014		
19680	0.014		
19740	0.014		
19800	0.014		
19860	0.017		
19920	0.014		
19980	0.015		
20040	0.015		
20100	0.016		
20160	0.015		
20220	0.016		
20280	0.016		
20340	0.017		
20400	0.017		
20460	0.017		
20520	0.017		
20580	0.016		
20640	0.015		
20700	0.015		
20760	0.016		
20820	0.016		
20880	0.017		
20940	0.018		
21000	0.018		
21060	0.017		
21120	0.017		
21180	0.016		
21240	0.016		
21300	0.016		
21360	0.016		

21420	0.017		
21480	0.019		
21540	0.018		
21600	0.019		
21660	0.019		
21720	0.02		
21780	0.02		
21840	0.019		
21900	0.021		
21960	0.02		
22020	0.02		
22080	0.02		
22140	0.02		
22200	0.02		
22260	0.02		
22320	0.02		
22380	0.02		
22440	0.02		
22500	0.021		
22560	0.021		
22620	0.021		
22680	0.021		
22740	0.02		
22800	0.021		
22860	0.02		
22920	0.019		
22980	0.019		
23040	0.021		
23100	0.02		
23160	0.02		
23220	0.02		
23280	0.021		

Instrument Name	DustTrak II		
Model Number	8530		
Serial Number	8530102710		
Firmware Version	3.1		
Calibration Date	6/2/2021		
Test Name	MANUAL_002		
Test Start Time	6:28:50 AM		
Test Start Date	6/30/2021		
Test Length [D:H:M]	0:15:21		
Test Interval [M:S]	1:00		
Mass Average [mg/m3]	0.014		
Mass Minimum [mg/m3]	-0.01		
Mass Maximum [mg/m3]	0.027		
Mass TWA [mg/m3]	0.01		
Photometric User Cal	1		
Flow User Cal	0		
Errors	Flow Error		
Number of Samples	329		
Elapsed Time [s]	Mass [mg/m3]	Alarms	Errors
60	0.025		
120	0.022		
180	0.022		
240	0.022		
300	0.022		
360	0.024		
420	0.024		
480	0.024		
540	0.024		
600	0.024		
660	0.024		
720	0.023		
780	0.022		
840	0.023		
900	0.024		
960	0.024		
1020	0.025		
1080	0.026		
1140	0.026		
1200	0.025		
1260	0.025		
1320	0.026		
1380	0.027		
1440	0.025		
1500	0.024		
1560	0.024		
1620	0.024		

1680	0.024		
1740	0.024		
1800	0.024		
1860	0.025		
1920	0.025		
1980	0.025		
2040	0.025		
2100	0.025		
2160	0.025		
2220	0.024		
2280	0.024		
2340	0.023		
2400	0.023		
2460	0.023		
2520	0.022		
2580	0.023		
2640	0.023		
2700	0.023		
2760	0.023		
2820	0.023		
2880	0.022		
2940	0.022		
3000	0.023		
3060	0.023		
3120	0.023		
3180	0.022		
3240	0.022		
3300	0.022		
3360	0.022		
3420	0.021		
3480	0.021		
3540	0.022		
3600	0.023		
3660	0.02		
3720	0.019		
3780	0.019		
3840	0.019		
3900	0.02		
3960	0.019		
4020	0.02		
4080	0.02		
4140	0.021		
4200	0.021		
4260	0.02		
4320	0.019		
4380	0.02		
4440	0.019		

4500	0.019		
4560	0.019		
4620	0.02		
4680	0.019		
4740	0.019		
4800	0.019		
4860	0.018		
4920	0.019		
4980	0.019		
5040	0.019		
5100	0.019		
5160	0.019		
5220	0.019		
5280	0.02		
5340	0.019		
5400	0.018		
5460	0.018		
5520	0.017		
5580	0.018		
5640	0.017		
5700	0.018		
5760	0.018		
5820	0.017		
5880	0.016		
5940	0.015		
6000	0.015		
6060	0.016		
6120	0.015		
6180	0.016		
6240	0.015		
6300	0.014		
6360	0.015		
6420	0.014		
6480	0.014		
6540	0.015		
6600	0.016		
6660	0.016		
6720	0.016		
6780	0.015		
6840	0.015		
6900	0.016		
6960	0.015		
7020	0.015		
7080	0.014		
7140	0.015		
7200	0.016		
7260	0.016		

7320	0.016		
7380	0.016		
7440	0.016		
7500	0.016		
7560	0.015		
7620	0.015		
7680	0.014		
7740	0.015		
7800	0.015		
7860	0.014		
7920	0.014		
7980	0.014		
8040	0.014		
8100	0.014		
8160	0.014		
8220	0.013		
8280	0.014		
8340	0.014		
8400	0.014		
8460	0.014		
8520	0.014		
8580	0.014		
8640	0.014		
8700	0.014		
8760	0.015		
8820	0.015		
8880	0.015		
8940	0.015		
9000	0.015		
9060	0.015		
9120	0.014		
9180	0.014		
9240	0.014		
9300	0.014		
9360	0.014		
9420	0.013		
9480	0.013		
9540	0.013		
9600	0.012		
9660	0.013		
9720	0.012		
9780	0.013		
9840	0.015		
9900	0.016		
9960	0.014		
10020	0.016		
10080	0.014		

10140	0.013		
10200	0.012		
10260	0.012		
10320	0.015		
10380	0.016		
10440	0.012		
10500	0.012		
10560	0.012		
10620	0.012		
10680	0.012		
10740	0.013		
10800	0.012		
10860	0.012		
10920	0.013		
10980	0.013		
11040	0.012		
11100	0.011		
11160	0.011		
11220	0.012		
11280	0.012		
11340	0.012		
11400	0.011		
11460	0.012		
11520	0.011		
11580	0.011		
11640	0.011		
11700	0.012		
11760	0.011		
11820	0.011		
11880	0.01		
11940	0.011		
12000	0.011		
12060	0.011		
12120	0.01		
12180	0.01		
12240	0.01		
12300	0.011		
12360	0.01		
12420	0.01		
12480	0.01		
12540	0.011		
12600	0.01		
12660	0.01		
12720	0.01		
12780	0.009		
12840	0.009		
12900	0.008		

12960	0.009		
13020	0.009		
13080	0.008		
13140	0.008		
13200	0.007		
13260	0.008		
13320	0.008		
13380	0.009		
13440	0.009		
13500	0.009		
13560	0.009		
13620	0.009		
13680	0.008		
13740	0.009		
13800	0.009		
13860	0.009		
13920	0.009		
13980	0.009		
14040	0.009		
14100	0.009		
14160	0.008		
14220	0.008		
14280	0.009		
14340	0.009		
14400	0.009		
14460	0.009		
14520	0.009		
14580	0.008		
14640	0.008		
14700	0.008		
14760	0.009		
14820	0.008		
14880	0.008		
14940	0.008		
15000	0.009		
15060	0.009		
15120	0.009		
15180	0.008		
15240	0.008		
15300	0.008		
15360	0.008		
15420	0.008		
15480	0.009		
15540	0.009		
15600	0.009		
15660	0.009		
15720	0.009		

15780	0.009		
15840	0.009		
15900	0.009		
15960	0.009		
16020	0.009		
16080	0.009		
16140	0.009		
16200	0.01		
16260	0.01		
16320	0.009		
16380	0.01		
16440	0.009		
16500	0.009		
16560	0.01		
16620	0.01		
16680	0.01		
16740	0.01		
16800	0.01		
16860	0.01		
16920	0.01		
16980	0.01		
17040	0.01		
17100	0.01		
17160	0.011		
17220	0.011		
17280	0.011		
17340	0.011		
17400	0.011		
17460	0.011		
17520	0.011		
17580	0.012		
17640	0.011		
17700	0.012		
17760	0.012		
17820	0.011		
17880	0.011		
17940	0.012		
18000	0.012		
18060	0.011		
18120	0.011		
18180	0.012		
18240	0.011		
18300	0.011		
18360	0.011		
18420	0.011		
18480	0.011		
18540	0.011		

18600	0.011		
18660	0.011		
18720	0.012		
18780	0.012		
18840	0.011		
18900	0.012		
18960	0.012		
19020	0.012		
19080	0.013		
19140	0.015		
19200	0.011		Flow Error
19260	0.024		Flow Error
19320	0.008		Flow Error
19380	0.02		Flow Error
19440	-0.001		Flow Error
19500	-0.006		Flow Error
19560	-0.002		Flow Error
19620	-0.01		Flow Error
19680	-0.01		Flow Error
55288	0		

Instrument Name	DustTrak II		
Model Number	8530		
Serial Number	8530123320		
Firmware Version	3.1		
Calibration Date	6/2/2021		
Test Name	MANUAL_002		
Test Start Time	6:29:45 AM		
Test Start Date	6/30/2021		
Test Length [D:H:M]	0:07:24		
Test Interval [M:S]	1:00		
Mass Average [mg/m3]	0.007		
Mass Minimum [mg/m3]	0.002		
Mass Maximum [mg/m3]	0.031		
Mass TWA [mg/m3]	0.006		
Photometric User Cal	1		
Flow User Cal	0		
Errors			
Number of Samples	444		
Elapsed Time [s]	Mass [mg/m3]	Alarms	Errors
60	0.019		
120	0.007		
180	0.008		
240	0.007		
300	0.008		
360	0.01		
420	0.01		
480	0.01		
540	0.01		
600	0.01		
660	0.009		
720	0.008		
780	0.009		
840	0.01		
900	0.009		
960	0.01		
1020	0.012		
1080	0.014		
1140	0.014		
1200	0.014		
1260	0.013		
1320	0.014		
1380	0.013		
1440	0.013		
1500	0.012		
1560	0.012		
1620	0.012		

1680	0.012		
1740	0.013		
1800	0.012		
1860	0.013		
1920	0.013		
1980	0.012		
2040	0.012		
2100	0.013		
2160	0.012		
2220	0.012		
2280	0.011		
2340	0.011		
2400	0.011		
2460	0.011		
2520	0.011		
2580	0.01		
2640	0.01		
2700	0.01		
2760	0.01		
2820	0.01		
2880	0.01		
2940	0.009		
3000	0.009		
3060	0.009		
3120	0.008		
3180	0.008		
3240	0.008		
3300	0.009		
3360	0.009		
3420	0.009		
3480	0.009		
3540	0.008		
3600	0.008		
3660	0.007		
3720	0.007		
3780	0.007		
3840	0.008		
3900	0.009		
3960	0.009		
4020	0.01		
4080	0.01		
4140	0.012		
4200	0.011		
4260	0.01		
4320	0.011		
4380	0.01		
4440	0.01		

4500	0.011		
4560	0.011		
4620	0.011		
4680	0.011		
4740	0.011		
4800	0.01		
4860	0.011		
4920	0.011		
4980	0.01		
5040	0.01		
5100	0.01		
5160	0.009		
5220	0.009		
5280	0.009		
5340	0.01		
5400	0.009		
5460	0.008		
5520	0.008		
5580	0.009		
5640	0.009		
5700	0.009		
5760	0.009		
5820	0.008		
5880	0.008		
5940	0.007		
6000	0.006		
6060	0.007		
6120	0.007		
6180	0.007		
6240	0.006		
6300	0.007		
6360	0.007		
6420	0.007		
6480	0.007		
6540	0.007		
6600	0.008		
6660	0.008		
6720	0.007		
6780	0.007		
6840	0.007		
6900	0.007		
6960	0.007		
7020	0.007		
7080	0.008		
7140	0.008		
7200	0.009		
7260	0.009		

7320	0.008		
7380	0.006		
7440	0.006		
7500	0.005		
7560	0.005		
7620	0.005		
7680	0.004		
7740	0.004		
7800	0.004		
7860	0.004		
7920	0.005		
7980	0.005		
8040	0.005		
8100	0.005		
8160	0.005		
8220	0.005		
8280	0.005		
8340	0.005		
8400	0.004		
8460	0.005		
8520	0.004		
8580	0.005		
8640	0.005		
8700	0.005		
8760	0.005		
8820	0.005		
8880	0.006		
8940	0.006		
9000	0.006		
9060	0.005		
9120	0.005		
9180	0.005		
9240	0.004		
9300	0.005		
9360	0.005		
9420	0.005		
9480	0.005		
9540	0.004		
9600	0.004		
9660	0.004		
9720	0.004		
9780	0.006		
9840	0.008		
9900	0.007		
9960	0.007		
10020	0.006		
10080	0.006		

10140	0.006		
10200	0.005		
10260	0.005		
10320	0.009		
10380	0.02		
10440	0.004		
10500	0.006		
10560	0.005		
10620	0.004		
10680	0.004		
10740	0.004		
10800	0.004		
10860	0.004		
10920	0.005		
10980	0.004		
11040	0.004		
11100	0.005		
11160	0.005		
11220	0.005		
11280	0.005		
11340	0.005		
11400	0.005		
11460	0.004		
11520	0.005		
11580	0.004		
11640	0.004		
11700	0.005		
11760	0.005		
11820	0.004		
11880	0.004		
11940	0.004		
12000	0.005		
12060	0.004		
12120	0.004		
12180	0.005		
12240	0.005		
12300	0.005		
12360	0.005		
12420	0.003		
12480	0.003		
12540	0.003		
12600	0.003		
12660	0.004		
12720	0.003		
12780	0.002		
12840	0.002		
12900	0.002		

12960	0.003		
13020	0.002		
13080	0.002		
13140	0.003		
13200	0.003		
13260	0.003		
13320	0.003		
13380	0.004		
13440	0.004		
13500	0.005		
13560	0.004		
13620	0.004		
13680	0.003		
13740	0.002		
13800	0.003		
13860	0.003		
13920	0.004		
13980	0.004		
14040	0.004		
14100	0.003		
14160	0.003		
14220	0.002		
14280	0.003		
14340	0.003		
14400	0.003		
14460	0.004		
14520	0.004		
14580	0.003		
14640	0.002		
14700	0.002		
14760	0.003		
14820	0.003		
14880	0.003		
14940	0.004		
15000	0.005		
15060	0.005		
15120	0.005		
15180	0.004		
15240	0.004		
15300	0.004		
15360	0.004		
15420	0.004		
15480	0.004		
15540	0.004		
15600	0.005		
15660	0.006		
15720	0.006		

15780	0.007		
15840	0.007		
15900	0.007		
15960	0.007		
16020	0.007		
16080	0.013		
16140	0.006		
16200	0.007		
16260	0.007		
16320	0.006		
16380	0.006		
16440	0.007		
16500	0.006		
16560	0.006		
16620	0.006		
16680	0.007		
16740	0.006		
16800	0.007		
16860	0.007		
16920	0.007		
16980	0.007		
17040	0.007		
17100	0.007		
17160	0.007		
17220	0.007		
17280	0.007		
17340	0.007		
17400	0.007		
17460	0.007		
17520	0.006		
17580	0.007		
17640	0.007		
17700	0.007		
17760	0.007		
17820	0.007		
17880	0.007		
17940	0.007		
18000	0.007		
18060	0.01		
18120	0.031		
18180	0.007		
18240	0.007		
18300	0.006		
18360	0.006		
18420	0.007		
18480	0.006		
18540	0.006		

18600	0.006		
18660	0.007		
18720	0.006		
18780	0.006		
18840	0.006		
18900	0.008		
18960	0.007		
19020	0.007		
19080	0.008		
19140	0.008		
19200	0.007		
19260	0.006		
19320	0.006		
19380	0.01		
19440	0.006		
19500	0.006		
19560	0.006		
19620	0.006		
19680	0.006		
19740	0.006		
19800	0.005		
19860	0.005		
19920	0.005		
19980	0.004		
20040	0.004		
20100	0.005		
20160	0.005		
20220	0.005		
20280	0.006		
20340	0.006		
20400	0.006		
20460	0.006		
20520	0.006		
20580	0.005		
20640	0.005		
20700	0.005		
20760	0.005		
20820	0.005		
20880	0.005		
20940	0.005		
21000	0.005		
21060	0.005		
21120	0.006		
21180	0.006		
21240	0.007		
21300	0.006		
21360	0.006		

21420	0.006		
21480	0.007		
21540	0.006		
21600	0.005		
21660	0.003		
21720	0.003		
21780	0.003		
21840	0.005		
21900	0.005		
21960	0.005		
22020	0.004		
22080	0.003		
22140	0.004		
22200	0.003		
22260	0.004		
22320	0.004		
22380	0.004		
22440	0.005		
22500	0.006		
22560	0.006		
22620	0.006		
22680	0.006		
22740	0.006		
22800	0.006		
22860	0.006		
22920	0.006		
22980	0.007		
23040	0.006		
23100	0.006		
23160	0.006		
23220	0.005		
23280	0.005		
23340	0.004		
23400	0.004		
23460	0.005		
23520	0.007		
23580	0.005		
23640	0.006		
23700	0.005		
23760	0.006		
23820	0.005		
23880	0.004		
23940	0.004		
24000	0.003		
24060	0.004		
24120	0.005		
24180	0.007		

24240	0.007		
24300	0.009		
24360	0.004		
24420	0.005		
24480	0.004		
24540	0.008		
24600	0.005		
24660	0.004		
24720	0.02		
24780	0.015		
24840	0.006		
24900	0.005		
24960	0.005		
25020	0.005		
25080	0.005		
25140	0.005		
25200	0.005		
25260	0.004		
25320	0.005		
25380	0.005		
25440	0.005		
25500	0.005		
25560	0.005		
25620	0.006		
25680	0.005		
25740	0.005		
25800	0.005		
25860	0.005		
25920	0.006		
25980	0.007		
26040	0.007		
26100	0.006		
26160	0.006		
26220	0.007		
26280	0.006		
26340	0.01		
26400	0.01		
26460	0.007		
26520	0.005		
26580	0.004		
26640	0.004		

Instrument Name	DustTrak II		
Model Number	8530		
Serial Number	8530102710		
Firmware Version	3.1		
Calibration Date	6/2/2021		
Test Name	MANUAL_003		
Test Start Time	6:17:20 AM		
Test Start Date	7/1/2021		
Test Length [D:H:M]	0:07:00		
Test Interval [M:S]	1:00		
Mass Average [mg/m3]	0.006		
Mass Minimum [mg/m3]	0		
Mass Maximum [mg/m3]	0.027		
Mass TWA [mg/m3]	0.005		
Photometric User Cal	1		
Flow User Cal	0		
Errors			
Number of Samples	420		
Elapsed Time [s]	Mass [mg/m3]	Alarms	Errors
60	0.016		
120	0.016		
180	0.016		
240	0.015		
300	0.017		
360	0.017		
420	0.016		
480	0.017		
540	0.017		
600	0.016		
660	0.016		
720	0.015		
780	0.014		
840	0.015		
900	0.015		
960	0.014		
1020	0.015		
1080	0.015		
1140	0.015		
1200	0.015		
1260	0.015		
1320	0.016		
1380	0.017		
1440	0.018		
1500	0.016		
1560	0.015		
1620	0.014		

1680	0.013		
1740	0.012		
1800	0.012		
1860	0.016		
1920	0.015		
1980	0.013		
2040	0.014		
2100	0.013		
2160	0.014		
2220	0.013		
2280	0.012		
2340	0.012		
2400	0.012		
2460	0.012		
2520	0.012		
2580	0.012		
2640	0.012		
2700	0.014		
2760	0.012		
2820	0.027		
2880	0.012		
2940	0.01		
3000	0.013		
3060	0.01		
3120	0.011		
3180	0.01		
3240	0.011		
3300	0.011		
3360	0.011		
3420	0.011		
3480	0.01		
3540	0.01		
3600	0.009		
3660	0.01		
3720	0.01		
3780	0.011		
3840	0.013		
3900	0.01		
3960	0.01		
4020	0.011		
4080	0.011		
4140	0.01		
4200	0.01		
4260	0.01		
4320	0.009		
4380	0.009		
4440	0.009		

4500	0.009		
4560	0.011		
4620	0.008		
4680	0.008		
4740	0.008		
4800	0.009		
4860	0.013		
4920	0.011		
4980	0.008		
5040	0.008		
5100	0.013		
5160	0.009		
5220	0.008		
5280	0.008		
5340	0.01		
5400	0.009		
5460	0.009		
5520	0.008		
5580	0.008		
5640	0.008		
5700	0.008		
5760	0.008		
5820	0.008		
5880	0.008		
5940	0.008		
6000	0.008		
6060	0.007		
6120	0.008		
6180	0.008		
6240	0.008		
6300	0.008		
6360	0.008		
6420	0.007		
6480	0.007		
6540	0.007		
6600	0.007		
6660	0.007		
6720	0.009		
6780	0.008		
6840	0.007		
6900	0.008		
6960	0.006		
7020	0.006		
7080	0.006		
7140	0.008		
7200	0.008		
7260	0.007		

7320	0.007		
7380	0.006		
7440	0.006		
7500	0.005		
7560	0.005		
7620	0.005		
7680	0.006		
7740	0.006		
7800	0.005		
7860	0.005		
7920	0.005		
7980	0.006		
8040	0.007		
8100	0.005		
8160	0.005		
8220	0.005		
8280	0.005		
8340	0.006		
8400	0.006		
8460	0.005		
8520	0.005		
8580	0.005		
8640	0.005		
8700	0.005		
8760	0.004		
8820	0.004		
8880	0.005		
8940	0.004		
9000	0.003		
9060	0.003		
9120	0.003		
9180	0.003		
9240	0.004		
9300	0.003		
9360	0.004		
9420	0.006		
9480	0.003		
9540	0.002		
9600	0.002		
9660	0.003		
9720	0.003		
9780	0.003		
9840	0.003		
9900	0.003		
9960	0.003		
10020	0.003		
10080	0.002		

10140	0.002		
10200	0.002		
10260	0.002		
10320	0.002		
10380	0.002		
10440	0.002		
10500	0.002		
10560	0.002		
10620	0.002		
10680	0.001		
10740	0.001		
10800	0.001		
10860	0.001		
10920	0.001		
10980	0.001		
11040	0.001		
11100	0.001		
11160	0.002		
11220	0.001		
11280	0.004		
11340	0.001		
11400	0		
11460	0.001		
11520	0.001		
11580	0.001		
11640	0.001		
11700	0		
11760	0.001		
11820	0.001		
11880	0.001		
11940	0		
12000	0.001		
12060	0.001		
12120	0.001		
12180	0		
12240	0		
12300	0		
12360	0		
12420	0		
12480	0		
12540	0		
12600	0		
12660	0		
12720	0		
12780	0		
12840	0.012		
12900	0.001		

12960	0.001		
13020	0		
13080	0		
13140	0		
13200	0		
13260	0		
13320	0		
13380	0		
13440	0		
13500	0		
13560	0		
13620	0		
13680	0		
13740	0		
13800	0		
13860	0		
13920	0		
13980	0		
14040	0		
14100	0.001		
14160	0		
14220	0		
14280	0		
14340	0.001		
14400	0		
14460	0		
14520	0.001		
14580	0		
14640	0		
14700	0.001		
14760	0.002		
14820	0.001		
14880	0		
14940	0		
15000	0		
15060	0		
15120	0.001		
15180	0.001		
15240	0.001		
15300	0.002		
15360	0.002		
15420	0.002		
15480	0.003		
15540	0.003		
15600	0.002		
15660	0.001		
15720	0.001		

15780	0.003		
15840	0.002		
15900	0.002		
15960	0.003		
16020	0.004		
16080	0.003		
16140	0.004		
16200	0.003		
16260	0.002		
16320	0.003		
16380	0.003		
16440	0.004		
16500	0.005		
16560	0.005		
16620	0.006		
16680	0.007		
16740	0.004		
16800	0.005		
16860	0.006		
16920	0.008		
16980	0.007		
17040	0.007		
17100	0.008		
17160	0.009		
17220	0.009		
17280	0.008		
17340	0.007		
17400	0.004		
17460	0.006		
17520	0.005		
17580	0.007		
17640	0.005		
17700	0.006		
17760	0.006		
17820	0.005		
17880	0.005		
17940	0.005		
18000	0.005		
18060	0.005		
18120	0.005		
18180	0.006		
18240	0.007		
18300	0.007		
18360	0.006		
18420	0.006		
18480	0.006		
18540	0.006		

18600	0.009		
18660	0.008		
18720	0.012		
18780	0.011		
18840	0.009		
18900	0.007		
18960	0.007		
19020	0.006		
19080	0.007		
19140	0.008		
19200	0.01		
19260	0.008		
19320	0.007		
19380	0.005		
19440	0.003		
19500	0.002		
19560	0		
19620	0		
19680	0		
19740	0		
19800	0		
19860	0		
19920	0		
19980	0		
20040	0		
20100	0		
20160	0		
20220	0		
20280	0		
20340	0		
20400	0		
20460	0		
20520	0		
20580	0		
20640	0		
20700	0		
20760	0.001		
20820	0.003		
20880	0.005		
20940	0.005		
21000	0		
21060	0.002		
21120	0.003		
21180	0.006		
21240	0.004		
21300	0.004		
21360	0.001		

21420	0.001		
21480	0.001		
21540	0.001		
21600	0.002		
21660	0.001		
21720	0.001		
21780	0		
21840	0.001		
21900	0.002		
21960	0.002		
22020	0.001		
22080	0.001		
22140	0		
22200	0		
22260	0.002		
22320	0.003		
22380	0.003		
22440	0.004		
22500	0.003		
22560	0.003		
22620	0.002		
22680	0.002		
22740	0.003		
22800	0.004		
22860	0.003		
22920	0.002		
22980	0.002		
23040	0.001		
23100	0.002		
23160	0.003		
23220	0.003		
23280	0.004		
23340	0.005		
23400	0.005		
23460	0.006		
23520	0.006		
23580	0.007		
23640	0.006		
23700	0.005		
23760	0.005		
23820	0.005		
23880	0.005		
23940	0.005		
24000	0.005		
24060	0.006		
24120	0.007		
24180	0.006		

24240	0.005		
24300	0.004		
24360	0.004		
24420	0.004		
24480	0.004		
24540	0.004		
24600	0.005		
24660	0.01		
24720	0.019		
24780	0.019		
24840	0.015		
24900	0.008		
24960	0.01		
25020	0.006		
25080	0.007		
25140	0.006		
25200	0.006		

Instrument Name	DustTrak II		
Model Number	8530		
Serial Number	8530123320		
Firmware Version	3.1		
Calibration Date	6/2/2021		
Test Name	MANUAL_003		
Test Start Time	6:20:07 AM		
Test Start Date	7/1/2021		
Test Length [D:H:M]	0:07:03		
Test Interval [M:S]	1:00		
Mass Average [mg/m3]	0		
Mass Minimum [mg/m3]	-0.006		
Mass Maximum [mg/m3]	0.046		
Mass TWA [mg/m3]	0		
Photometric User Cal	1		
Flow User Cal	0		
Errors			
Number of Samples	423		
Elapsed Time [s]	Mass [mg/m3]	Alarms	Errors
60	0.006		
120	0.004		
180	0.004		
240	0.003		
300	0.003		
360	0.003		
420	0.002		
480	0.002		
540	0.003		
600	0.001		
660	0.001		
720	0		
780	0		
840	0		
900	0		
960	0		
1020	0		
1080	0		
1140	0		
1200	0		
1260	0.008		
1320	0.003		
1380	0.001		
1440	0.001		
1500	0.001		
1560	0.001		
1620	0.001		

1680	0		
1740	0.001		
1800	0		
1860	0		
1920	0		
1980	0		
2040	0		
2100	0		
2160	0		
2220	0		
2280	0		
2340	0		
2400	0.001		
2460	0		
2520	0.002		
2580	0.001		
2640	0.001		
2700	0.001		
2760	0		
2820	0		
2880	0		
2940	0		
3000	0.001		
3060	0.001		
3120	0.001		
3180	0		
3240	0		
3300	0		
3360	0		
3420	0		
3480	0		
3540	0		
3600	0		
3660	0.005		
3720	0.001		
3780	0		
3840	0		
3900	0		
3960	0		
4020	0		
4080	0		
4140	0		
4200	0		
4260	0		
4320	0		
4380	0		
4440	0		

4500	0		
4560	0		
4620	0		
4680	0		
4740	0		
4800	0		
4860	-0.001		
4920	0		
4980	0		
5040	0		
5100	0		
5160	0		
5220	0		
5280	0		
5340	0		
5400	0		
5460	0		
5520	0		
5580	0		
5640	0		
5700	0		
5760	0		
5820	0		
5880	0		
5940	0		
6000	0		
6060	0		
6120	0		
6180	0		
6240	0		
6300	0		
6360	0		
6420	0		
6480	0		
6540	-0.001		
6600	0		
6660	0		
6720	-0.001		
6780	-0.001		
6840	-0.001		
6900	-0.001		
6960	-0.001		
7020	0		
7080	0		
7140	0		
7200	-0.001		
7260	-0.001		

7320	-0.001		
7380	-0.001		
7440	-0.001		
7500	-0.001		
7560	-0.001		
7620	-0.001		
7680	-0.001		
7740	0		
7800	-0.001		
7860	0		
7920	-0.001		
7980	-0.001		
8040	0		
8100	0		
8160	0		
8220	0		
8280	0		
8340	0		
8400	0		
8460	0		
8520	0		
8580	0		
8640	0		
8700	0		
8760	0		
8820	0		
8880	0		
8940	0		
9000	0		
9060	0		
9120	0		
9180	0		
9240	0		
9300	0		
9360	0		
9420	0		
9480	0		
9540	0		
9600	0		
9660	0		
9720	0		
9780	0		
9840	0		
9900	0		
9960	0		
10020	0		
10080	0		

10140	0		
10200	0		
10260	0		
10320	0		
10380	0		
10440	0		
10500	0		
10560	0		
10620	0		
10680	0		
10740	0		
10800	0		
10860	0		
10920	0		
10980	0		
11040	0		
11100	0		
11160	0		
11220	0		
11280	0		
11340	0		
11400	0		
11460	0		
11520	0		
11580	0		
11640	0		
11700	0		
11760	0		
11820	0		
11880	0		
11940	0		
12000	0		
12060	0		
12120	0		
12180	0		
12240	0		
12300	0		
12360	0		
12420	0		
12480	0		
12540	0		
12600	0		
12660	0		
12720	0		
12780	0		
12840	0		
12900	0		

12960	0		
13020	0		
13080	0		
13140	0		
13200	0		
13260	0		
13320	0		
13380	0		
13440	0		
13500	0		
13560	0		
13620	0		
13680	0		
13740	0		
13800	0		
13860	0		
13920	0		
13980	0		
14040	0		
14100	0		
14160	0		
14220	0		
14280	0		
14340	0		
14400	0		
14460	0		
14520	0		
14580	0		
14640	0.001		
14700	0		
14760	0		
14820	0		
14880	0		
14940	0		
15000	0		
15060	0		
15120	0		
15180	0		
15240	0		
15300	0		
15360	0.001		
15420	0		
15480	0		
15540	0		
15600	0		
15660	0		
15720	0		

15780	0		
15840	0.001		
15900	0.012		
15960	0.046		
16020	0.001		
16080	0		
16140	0		
16200	0		
16260	0.001		
16320	0.001		
16380	0.001		
16440	0.002		
16500	0.005		
16560	0.003		
16620	0.002		
16680	0.002		
16740	0.004		
16800	0.005		
16860	0.005		
16920	0.006		
16980	0.007		
17040	0.006		
17100	0.006		
17160	0.003		
17220	0.002		
17280	0.002		
17340	0.002		
17400	0.002		
17460	0.005		
17520	0.005		
17580	0.005		
17640	0.007		
17700	0.005		
17760	0.003		
17820	0.003		
17880	0.003		
17940	0.002		
18000	0.002		
18060	0.002		
18120	0.002		
18180	0.003		
18240	0.003		
18300	0.003		
18360	0.004		
18420	0.004		
18480	0.005		
18540	0.009		

18600	0.01		
18660	0.008		
18720	0.006		
18780	0.005		
18840	0.004		
18900	0.006		
18960	0.005		
19020	0.007		
19080	0.007		
19140	0.005		
19200	0.003		
19260	0.001		
19320	0		
19380	0		
19440	-0.001		
19500	-0.002		
19560	-0.001		
19620	0.003		
19680	-0.003		
19740	-0.003		
19800	-0.003		
19860	-0.003		
19920	-0.003		
19980	-0.005		
20040	-0.005		
20100	-0.005		
20160	-0.005		
20220	-0.006		
20280	-0.006		
20340	-0.006		
20400	-0.006		
20460	-0.006		
20520	-0.006		
20580	-0.004		
20640	-0.004		
20700	-0.004		
20760	-0.005		
20820	-0.004		
20880	-0.005		
20940	-0.005		
21000	-0.004		
21060	0		
21120	-0.001		
21180	-0.001		
21240	-0.003		
21300	-0.002		
21360	-0.004		

21420	-0.003		
21480	-0.002		
21540	-0.002		
21600	-0.003		
21660	-0.004		
21720	-0.002		
21780	-0.003		
21840	-0.003		
21900	-0.004		
21960	-0.004		
22020	-0.005		
22080	-0.005		
22140	-0.004		
22200	-0.003		
22260	-0.003		
22320	-0.002		
22380	-0.002		
22440	-0.003		
22500	-0.003		
22560	-0.004		
22620	-0.004		
22680	-0.003		
22740	-0.005		
22800	-0.005		
22860	-0.005		
22920	-0.002		
22980	-0.001		
23040	-0.002		
23100	-0.001		
23160	0		
23220	0		
23280	0		
23340	0		
23400	0		
23460	-0.001		
23520	-0.002		
23580	-0.003		
23640	-0.003		
23700	-0.002		
23760	-0.002		
23820	-0.003		
23880	-0.002		
23940	-0.001		
24000	-0.001		
24060	-0.002		
24120	-0.003		
24180	-0.002		

24240	-0.002		
24300	-0.002		
24360	-0.001		
24420	-0.001		
24480	0		
24540	0.002		
24600	0.014		
24660	0.012		
24720	0.006		
24780	0.002		
24840	0.001		
24900	0.001		
24960	0		
25020	0		
25080	-0.001		
25140	-0.002		
25200	-0.001		
25260	-0.001		
25320	-0.001		
25380	-0.001		

Instrument Name	DustTrak II		
Model Number	8530		
Serial Number	8530102710		
Firmware Version	3.1		
Calibration Date	6/2/2021		
Test Name	MANUAL_004		
Test Start Time	10:05:58 AM		
Test Start Date	7/2/2021		
Test Length [D:H:M]	0:02:09		
Test Interval [M:S]	1:00		
Mass Average [mg/m3]	0.055		
Mass Minimum [mg/m3]	0.01		
Mass Maximum [mg/m3]	0.991		
Mass TWA [mg/m3]	0.015		
Photometric User Cal	1		
Flow User Cal	0		
Errors	Flow Error		
Number of Samples	129		
Elapsed Time [s]	Mass [mg/m3]	Alarms	Errors
60	0.013		
120	0.013		
180	0.013		
240	0.014		
300	0.013		
360	0.012		
420	0.013		
480	0.013		
540	0.014		
600	0.015		
660	0.014		
720	0.016		
780	0.016		
840	0.014		
900	0.014		
960	0.014		
1020	0.014		
1080	0.013		
1140	0.013		
1200	0.012		
1260	0.012		
1320	0.014		
1380	0.014		
1440	0.015		
1500	0.014		
1560	0.014		
1620	0.016		

1680	0.015		
1740	0.016		
1800	0.015		
1860	0.017		
1920	0.016		
1980	0.029		
2040	0.021		
2100	0.024		
2160	0.024		
2220	0.017		
2280	0.02		
2340	0.026		
2400	0.022		
2460	0.047		
2520	0.029		
2580	0.019		
2640	0.017		
2700	0.017		
2760	0.017		
2820	0.016		
2880	0.017		
2940	0.017		
3000	0.017		
3060	0.991	1	
3120	0.464	1	
3180	0.271	1	
3240	0.394	1	
3300	0.52	1	
3360	0.421	1	
3420	0.357	1	
3480	0.399	1	
3540	0.09		
3600	0.048		
3660	0.032		
3720	0.034		
3780	0.028		
3840	0.046		
3900	0.031		
3960	0.026		
4020	0.022		
4080	0.024		
4140	0.046		
4200	0.04		
4260	0.036		
4320	0.027		
4380	0.039		
4440	0.038		

4500	0.038		
4560	0.022		
4620	0.019		
4680	0.018		
4740	0.018		
4800	0.019		
4860	0.02		
4920	0.066		
4980	0.04		
5040	0.022		
5100	0.029		
5160	0.029		
5220	0.019		
5280	0.019		
5340	0.018		
5400	0.018		
5460	0.032		
5520	0.046		
5580	0.051		
5640	0.059		
5700	0.045		
5760	0.072		
5820	0.048		
5880	0.033		
5940	0.025		
6000	0.02		
6060	0.019		
6120	0.019		
6180	0.018		
6240	0.045		
6300	0.059		
6360	0.042		
6420	0.068		
6480	0.038		
6540	0.045		
6600	0.044		
6660	0.041		
6720	0.042		
6780	0.038		
6840	0.074		
6900	0.042		
6960	0.052		
7020	0.05		
7080	0.033		
7140	0.03		
7200	0.044		
7260	0.037		Flow Error

7320	0.031		Flow Error
7380	0.012		Flow Error
7440	0.018		Flow Error
7500	0.02		Flow Error
7560	0.013		Flow Error
7620	0.026		Flow Error
7680	0.016		Flow Error
7740	0.01		Flow Error

Instrument Name	DustTrak II		
Model Number	8530		
Serial Number	8530123320		
Firmware Version	3.1		
Calibration Date	6/2/2021		
Test Name	MANUAL_004		
Test Start Time	7:16:32 AM		
Test Start Date	7/2/2021		
Test Length [D:H:M]	0:06:40		
Test Interval [M:S]	1:00		
Mass Average [mg/m3]	0.009		
Mass Minimum [mg/m3]	0		
Mass Maximum [mg/m3]	0.188		
Mass TWA [mg/m3]	0.008		
Photometric User Cal	1		
Flow User Cal	0		
Errors			
Number of Samples	400		
Elapsed Time [s]	Mass [mg/m3]	Alarms	Errors
60	0.01		
120	0.009		
180	0.008		
240	0.007		
300	0.004		
360	0.007		
420	0.008		
480	0.008		
540	0.009		
600	0.009		
660	0.008		
720	0.008		
780	0.009		
840	0.007		
900	0.006		
960	0.006		
1020	0.006		
1080	0.007		
1140	0.008		
1200	0.008		
1260	0.008		
1320	0.006		
1380	0.006		
1440	0.006		
1500	0.006		
1560	0.005		
1620	0.004		

1680	0.004		
1740	0.004		
1800	0.004		
1860	0.004		
1920	0.004		
1980	0.005		
2040	0.005		
2100	0.006		
2160	0.007		
2220	0.007		
2280	0.009		
2340	0.009		
2400	0.01		
2460	0.01		
2520	0.01		
2580	0.01		
2640	0.009		
2700	0.008		
2760	0.009		
2820	0.01		
2880	0.009		
2940	0.008		
3000	0.008		
3060	0.007		
3120	0.008		
3180	0.009		
3240	0.009		
3300	0.009		
3360	0.009		
3420	0.02		
3480	0.009		
3540	0.01		
3600	0.009		
3660	0.009		
3720	0.01		
3780	0.01		
3840	0.009		
3900	0.009		
3960	0.008		
4020	0.01		
4080	0.01		
4140	0.013		
4200	0.024		
4260	0.015		
4320	0.018		
4380	0.017		
4440	0.017		

4500	0.018		
4560	0.018		
4620	0.01		
4680	0.011		
4740	0.009		
4800	0.008		
4860	0.006		
4920	0.006		
4980	0.006		
5040	0.006		
5100	0.005		
5160	0.004		
5220	0.004		
5280	0.003		
5340	0.003		
5400	0.002		
5460	0.002		
5520	0.002		
5580	0.002		
5640	0.003		
5700	0.003		
5760	0.003		
5820	0.003		
5880	0.003		
5940	0.004		
6000	0.005		
6060	0.005		
6120	0.005		
6180	0.004		
6240	0.004		
6300	0.003		
6360	0.004		
6420	0.004		
6480	0.004		
6540	0.008		
6600	0.005		
6660	0.009		
6720	0.013		
6780	0.007		
6840	0.007		
6900	0.006		
6960	0.005		
7020	0.004		
7080	0.029		
7140	0.188		
7200	0.054		
7260	0.02		

7320	0.013		
7380	0.023		
7440	0.072		
7500	0.051		
7560	0.015		
7620	0.014		
7680	0.028		
7740	0.026		
7800	0.017		
7860	0.012		
7920	0.019		
7980	0.008		
8040	0.007		
8100	0.008		
8160	0.007		
8220	0.007		
8280	0.007		
8340	0.007		
8400	0.007		
8460	0.006		
8520	0.007		
8580	0.005		
8640	0.005		
8700	0.006		
8760	0.006		
8820	0.006		
8880	0.005		
8940	0.003		
9000	0.002		
9060	0.002		
9120	0.004		
9180	0.002		
9240	0.002		
9300	0.002		
9360	0.002		
9420	0.002		
9480	0.012		
9540	0.002		
9600	0.005		
9660	0.003		
9720	0.002		
9780	0.003		
9840	0.001		
9900	0.001		
9960	0.001		
10020	0.002		
10080	0.001		

10140	0.001		
10200	0.001		
10260	0.001		
10320	0.002		
10380	0.001		
10440	0.001		
10500	0.001		
10560	0.001		
10620	0.001		
10680	0.002		
10740	0.002		
10800	0.003		
10860	0.003		
10920	0.005		
10980	0.004		
11040	0.004		
11100	0.003		
11160	0.003		
11220	0.004		
11280	0.004		
11340	0.003		
11400	0.003		
11460	0.003		
11520	0.004		
11580	0.004		
11640	0.005		
11700	0.005		
11760	0.005		
11820	0.007		
11880	0.007		
11940	0.006		
12000	0.007		
12060	0.007		
12120	0.008		
12180	0.022		
12240	0.015		
12300	0.021		
12360	0.018		
12420	0.009		
12480	0.016		
12540	0.023		
12600	0.016		
12660	0.051		
12720	0.027		
12780	0.014		
12840	0.009		
12900	0.011		

12960	0.01		
13020	0.009		
13080	0.01		
13140	0.01		
13200	0.01		
13260	0.01		
13320	0.016		
13380	0.011		
13440	0.012		
13500	0.012		
13560	0.012		
13620	0.011		
13680	0.01		
13740	0.01		
13800	0.009		
13860	0.01		
13920	0.009		
13980	0.01		
14040	0.011		
14100	0.011		
14160	0.011		
14220	0.012		
14280	0.011		
14340	0.009		
14400	0.009		
14460	0.01		
14520	0.01		
14580	0.01		
14640	0.01		
14700	0.01		
14760	0.01		
14820	0.01		
14880	0.01		
14940	0.01		
15000	0.015		
15060	0.012		
15120	0.01		
15180	0.011		
15240	0.013		
15300	0.011		
15360	0.01		
15420	0.015		
15480	0.013		
15540	0.012		
15600	0.011		
15660	0.009		
15720	0.01		

15780	0.015		
15840	0.015		
15900	0.022		
15960	0.049		
16020	0.041		
16080	0.014		
16140	0.012		
16200	0.015		
16260	0.02		
16320	0.02		
16380	0.013		
16440	0.033		
16500	0.024		
16560	0.019		
16620	0.012		
16680	0.013		
16740	0.013		
16800	0.013		
16860	0.01		
16920	0.01		
16980	0.011		
17040	0.011		
17100	0.011		
17160	0.01		
17220	0.011		
17280	0.012		
17340	0.013		
17400	0.013		
17460	0.015		
17520	0.013		
17580	0.011		
17640	0.01		
17700	0.01		
17760	0.012		
17820	0.013		
17880	0.013		
17940	0.012		
18000	0.012		
18060	0.01		
18120	0.011		
18180	0.011		
18240	0.011		
18300	0.011		
18360	0.01		
18420	0.037		
18480	0.017		
18540	0.017		

18600	0.011		
18660	0.008		
18720	0.013		
18780	0.007		
18840	0.007		
18900	0.006		
18960	0.007		
19020	0.011		
19080	0.017		
19140	0.008		
19200	0.007		
19260	0.008		
19320	0.006		
19380	0.006		
19440	0.007		
19500	0.006		
19560	0.007		
19620	0.007		
19680	0.006		
19740	0.006		
19800	0.006		
19860	0.006		
19920	0.008		
19980	0.008		
20040	0.007		
20100	0.007		
20160	0.007		
20220	0.006		
20280	0.006		
20340	0.008		
20400	0.007		
20460	0.005		
20520	0.008		
20580	0.005		
20640	0.005		
20700	0.003		
20760	0.004		
20820	0.017		
20880	0.015		
20940	0.002		
21000	0		
21060	0		
21120	0.025		
21180	0.012		
21240	0.005		
21300	0.002		
21360	0.004		

21420	0.002		
21480	0.002		
21540	0.001		
21600	0.003		
21660	0.008		
21720	0.002		
21780	0.001		
21840	0.002		
21900	0		
21960	0		
22020	0		
22080	0.002		
22140	0.001		
22200	0.001		
22260	0		
22320	0		
22380	0.005		
22440	0.027		
22500	0.016		
22560	0.007		
22620	0.001		
22680	0		
22740	0.002		
22800	0.001		
22860	0.001		
22920	0.002		
22980	0.001		
23040	0.002		
23100	0.002		
23160	0.001		
23220	0.001		
23280	0		
23340	0.001		
23400	0.003		
23460	0.004		
23520	0.003		
23580	0.005		
23640	0.007		
23700	0.008		
23760	0.006		
23820	0.003		
23880	0.005		
23940	0.005		
24000	0.005		

Instrument Name	DustTrak II		
Model Number	8530		
Serial Number	8530102710		
Firmware Version	3.1		
Calibration Date	6/2/2021		
Test Name	MANUAL_005		
Test Start Time	7:41:19 AM		
Test Start Date	7/6/2021		
Test Length [D:H:M]	0:06:32		
Test Interval [M:S]	1:00		
Mass Average [mg/m3]	0.041		
Mass Minimum [mg/m3]	0.029		
Mass Maximum [mg/m3]	0.223		
Mass TWA [mg/m3]	0.033		
Photometric User Cal	1		
Flow User Cal	0		
Errors			
Number of Samples	392		
Elapsed Time [s]	Mass [mg/m3]	Alarms	Errors
60	0.041		
120	0.04		
180	0.039		
240	0.039		
300	0.038		
360	0.039		
420	0.04		
480	0.04		
540	0.04		
600	0.04		
660	0.04		
720	0.039		
780	0.038		
840	0.038		
900	0.039		
960	0.038		
1020	0.038		
1080	0.037		
1140	0.037		
1200	0.037		
1260	0.036		
1320	0.038		
1380	0.037		
1440	0.037		
1500	0.041		
1560	0.038		
1620	0.035		

1680	0.034		
1740	0.034		
1800	0.035		
1860	0.035		
1920	0.034		
1980	0.035		
2040	0.035		
2100	0.035		
2160	0.036		
2220	0.034		
2280	0.033		
2340	0.033		
2400	0.033		
2460	0.033		
2520	0.033		
2580	0.033		
2640	0.034		
2700	0.032		
2760	0.031		
2820	0.032		
2880	0.032		
2940	0.033		
3000	0.033		
3060	0.036		
3120	0.034		
3180	0.033		
3240	0.034		
3300	0.127		
3360	0.049		
3420	0.03		
3480	0.03		
3540	0.03		
3600	0.03		
3660	0.031		
3720	0.031		
3780	0.03		
3840	0.03		
3900	0.029		
3960	0.03		
4020	0.03		
4080	0.031		
4140	0.031		
4200	0.031		
4260	0.031		
4320	0.03		
4380	0.03		
4440	0.03		

4500	0.03		
4560	0.03		
4620	0.032		
4680	0.056		
4740	0.035		
4800	0.032		
4860	0.031		
4920	0.03		
4980	0.031		
5040	0.04		
5100	0.069		
5160	0.1		
5220	0.044		
5280	0.036		
5340	0.033		
5400	0.032		
5460	0.033		
5520	0.032		
5580	0.032		
5640	0.032		
5700	0.031		
5760	0.031		
5820	0.031		
5880	0.041		
5940	0.035		
6000	0.038		
6060	0.223	1	
6120	0.038		
6180	0.03		
6240	0.03		
6300	0.03		
6360	0.03		
6420	0.03		
6480	0.03		
6540	0.03		
6600	0.031		
6660	0.03		
6720	0.03		
6780	0.03		
6840	0.03		
6900	0.031		
6960	0.031		
7020	0.03		
7080	0.031		
7140	0.033		
7200	0.032		
7260	0.031		

7320	0.031		
7380	0.031		
7440	0.032		
7500	0.032		
7560	0.031		
7620	0.031		
7680	0.031		
7740	0.032		
7800	0.031		
7860	0.031		
7920	0.031		
7980	0.031		
8040	0.031		
8100	0.033		
8160	0.032		
8220	0.032		
8280	0.032		
8340	0.032		
8400	0.031		
8460	0.032		
8520	0.031		
8580	0.032		
8640	0.032		
8700	0.031		
8760	0.031		
8820	0.031		
8880	0.031		
8940	0.031		
9000	0.031		
9060	0.032		
9120	0.032		
9180	0.032		
9240	0.031		
9300	0.031		
9360	0.031		
9420	0.032		
9480	0.032		
9540	0.032		
9600	0.031		
9660	0.032		
9720	0.032		
9780	0.032		
9840	0.032		
9900	0.032		
9960	0.032		
10020	0.033		
10080	0.034		

10140	0.033		
10200	0.033		
10260	0.033		
10320	0.033		
10380	0.034		
10440	0.034		
10500	0.033		
10560	0.034		
10620	0.034		
10680	0.034		
10740	0.034		
10800	0.034		
10860	0.035		
10920	0.034		
10980	0.036		
11040	0.036		
11100	0.035		
11160	0.036		
11220	0.035		
11280	0.035		
11340	0.035		
11400	0.035		
11460	0.036		
11520	0.036		
11580	0.036		
11640	0.036		
11700	0.036		
11760	0.036		
11820	0.036		
11880	0.036		
11940	0.037		
12000	0.037		
12060	0.037		
12120	0.037		
12180	0.037		
12240	0.036		
12300	0.037		
12360	0.037		
12420	0.037		
12480	0.037		
12540	0.038		
12600	0.037		
12660	0.038		
12720	0.038		
12780	0.037		
12840	0.038		
12900	0.038		

12960	0.039		
13020	0.039		
13080	0.04		
13140	0.038		
13200	0.044		
13260	0.04		
13320	0.039		
13380	0.038		
13440	0.037		
13500	0.037		
13560	0.037		
13620	0.037		
13680	0.038		
13740	0.038		
13800	0.038		
13860	0.04		
13920	0.038		
13980	0.038		
14040	0.039		
14100	0.039		
14160	0.039		
14220	0.04		
14280	0.039		
14340	0.039		
14400	0.038		
14460	0.038		
14520	0.039		
14580	0.039		
14640	0.039		
14700	0.038		
14760	0.038		
14820	0.039		
14880	0.039		
14940	0.039		
15000	0.042		
15060	0.041		
15120	0.04		
15180	0.04		
15240	0.04		
15300	0.041		
15360	0.041		
15420	0.044		
15480	0.042		
15540	0.042		
15600	0.042		
15660	0.043		
15720	0.043		

15780	0.044		
15840	0.043		
15900	0.049		
15960	0.048		
16020	0.046		
16080	0.042		
16140	0.042		
16200	0.041		
16260	0.054		
16320	0.06		
16380	0.042		
16440	0.042		
16500	0.042		
16560	0.042		
16620	0.043		
16680	0.042		
16740	0.043		
16800	0.072		
16860	0.06		
16920	0.046		
16980	0.044		
17040	0.045		
17100	0.046		
17160	0.044		
17220	0.044		
17280	0.216	1	
17340	0.102		
17400	0.052		
17460	0.068		
17520	0.048		
17580	0.045		
17640	0.047		
17700	0.045		
17760	0.046		
17820	0.045		
17880	0.044		
17940	0.044		
18000	0.045		
18060	0.044		
18120	0.044		
18180	0.044		
18240	0.044		
18300	0.044		
18360	0.045		
18420	0.045		
18480	0.045		
18540	0.045		

18600	0.045		
18660	0.045		
18720	0.045		
18780	0.045		
18840	0.045		
18900	0.046		
18960	0.046		
19020	0.046		
19080	0.047		
19140	0.046		
19200	0.046		
19260	0.046		
19320	0.046		
19380	0.046		
19440	0.047		
19500	0.046		
19560	0.048		
19620	0.047		
19680	0.046		
19740	0.048		
19800	0.047		
19860	0.047		
19920	0.048		
19980	0.049		
20040	0.048		
20100	0.048		
20160	0.048		
20220	0.05		
20280	0.048		
20340	0.052		
20400	0.051		
20460	0.052		
20520	0.051		
20580	0.05		
20640	0.05		
20700	0.051		
20760	0.051		
20820	0.052		
20880	0.051		
20940	0.052		
21000	0.052		
21060	0.052		
21120	0.051		
21180	0.049		
21240	0.049		
21300	0.05		
21360	0.051		

21420	0.047		
21480	0.048		
21540	0.048		
21600	0.048		
21660	0.048		
21720	0.048		
21780	0.048		
21840	0.049		
21900	0.048		
21960	0.048		
22020	0.048		
22080	0.048		
22140	0.048		
22200	0.048		
22260	0.048		
22320	0.048		
22380	0.049		
22440	0.05		
22500	0.054		
22560	0.052		
22620	0.052		
22680	0.052		
22740	0.05		
22800	0.051		
22860	0.05		
22920	0.049		
22980	0.048		
23040	0.048		
23100	0.049		
23160	0.048		
23220	0.049		
23280	0.048		
23340	0.049		
23400	0.048		
23460	0.048		
23520	0.048		

Instrument Name	DustTrak II		
Model Number	8530		
Serial Number	8530123320		
Firmware Version	3.1		
Calibration Date	6/2/2021		
Test Name	MANUAL_005		
Test Start Time	7:39:30 AM		
Test Start Date	7/6/2021		
Test Length [D:H:M]	0:06:36		
Test Interval [M:S]	1:00		
Mass Average [mg/m3]	0.046		
Mass Minimum [mg/m3]	0.023		
Mass Maximum [mg/m3]	0.368		
Mass TWA [mg/m3]	0.038		
Photometric User Cal	1		
Flow User Cal	0		
Errors			
Number of Samples	396		
Elapsed Time [s]	Mass [mg/m3]	Alarms	Errors
60	0.028		
120	0.028		
180	0.027		
240	0.026		
300	0.026		
360	0.027		
420	0.027		
480	0.026		
540	0.027		
600	0.027		
660	0.029		
720	0.028		
780	0.027		
840	0.027		
900	0.026		
960	0.026		
1020	0.027		
1080	0.027		
1140	0.025		
1200	0.025		
1260	0.025		
1320	0.025		
1380	0.025		
1440	0.025		
1500	0.029		
1560	0.025		
1620	0.029		

1680	0.028		
1740	0.026		
1800	0.026		
1860	0.025		
1920	0.025		
1980	0.025		
2040	0.026		
2100	0.027		
2160	0.028		
2220	0.027		
2280	0.033		
2340	0.045		
2400	0.027		
2460	0.027		
2520	0.025		
2580	0.026		
2640	0.026		
2700	0.027		
2760	0.031		
2820	0.026		
2880	0.025		
2940	0.025		
3000	0.026		
3060	0.026		
3120	0.029		
3180	0.027		
3240	0.048		
3300	0.033		
3360	0.052		
3420	0.088		
3480	0.205		
3540	0.025		
3600	0.023		
3660	0.024		
3720	0.024		
3780	0.025		
3840	0.025		
3900	0.024		
3960	0.025		
4020	0.023		
4080	0.024		
4140	0.023		
4200	0.023		
4260	0.024		
4320	0.024		
4380	0.025		
4440	0.023		

4500	0.024		
4560	0.023		
4620	0.024		
4680	0.024		
4740	0.024		
4800	0.069		
4860	0.033		
4920	0.026		
4980	0.025		
5040	0.026		
5100	0.03		
5160	0.029		
5220	0.075		
5280	0.105		
5340	0.119		
5400	0.047		
5460	0.027		
5520	0.028		
5580	0.027		
5640	0.027		
5700	0.026		
5760	0.027		
5820	0.028		
5880	0.027		
5940	0.027		
6000	0.052		
6060	0.042		
6120	0.027		
6180	0.072		
6240	0.069		
6300	0.027		
6360	0.026		
6420	0.039		
6480	0.027		
6540	0.026		
6600	0.027		
6660	0.027		
6720	0.027		
6780	0.027		
6840	0.028		
6900	0.028		
6960	0.028		
7020	0.029		
7080	0.031		
7140	0.029		
7200	0.029		
7260	0.03		

7320	0.029		
7380	0.029		
7440	0.029		
7500	0.029		
7560	0.03		
7620	0.031		
7680	0.031		
7740	0.031		
7800	0.031		
7860	0.032		
7920	0.031		
7980	0.031		
8040	0.031		
8100	0.03		
8160	0.03		
8220	0.033		
8280	0.033		
8340	0.033		
8400	0.033		
8460	0.031		
8520	0.031		
8580	0.031		
8640	0.032		
8700	0.032		
8760	0.032		
8820	0.032		
8880	0.032		
8940	0.033		
9000	0.034		
9060	0.034		
9120	0.034		
9180	0.034		
9240	0.033		
9300	0.034		
9360	0.034		
9420	0.034		
9480	0.034		
9540	0.033		
9600	0.034		
9660	0.034		
9720	0.035		
9780	0.036		
9840	0.035		
9900	0.035		
9960	0.035		
10020	0.036		
10080	0.036		

10140	0.037		
10200	0.038		
10260	0.038		
10320	0.037		
10380	0.037		
10440	0.037		
10500	0.038		
10560	0.038		
10620	0.037		
10680	0.038		
10740	0.038		
10800	0.038		
10860	0.038		
10920	0.038		
10980	0.038		
11040	0.038		
11100	0.039		
11160	0.039		
11220	0.039		
11280	0.039		
11340	0.039		
11400	0.039		
11460	0.039		
11520	0.04		
11580	0.04		
11640	0.04		
11700	0.04		
11760	0.04		
11820	0.041		
11880	0.041		
11940	0.041		
12000	0.041		
12060	0.041		
12120	0.041		
12180	0.042		
12240	0.042		
12300	0.042		
12360	0.042		
12420	0.044		
12480	0.046		
12540	0.042		
12600	0.045		
12660	0.043		
12720	0.043		
12780	0.051		
12840	0.044		
12900	0.044		

12960	0.051		
13020	0.058		
13080	0.045		
13140	0.047		
13200	0.051		
13260	0.05		
13320	0.054		
13380	0.048		
13440	0.046		
13500	0.045		
13560	0.045		
13620	0.044		
13680	0.045		
13740	0.046		
13800	0.046		
13860	0.046		
13920	0.046		
13980	0.052		
14040	0.05		
14100	0.047		
14160	0.05		
14220	0.049		
14280	0.049		
14340	0.048		
14400	0.048		
14460	0.048		
14520	0.047		
14580	0.047		
14640	0.047		
14700	0.047		
14760	0.047		
14820	0.047		
14880	0.047		
14940	0.047		
15000	0.047		
15060	0.048		
15120	0.062		
15180	0.053		
15240	0.048		
15300	0.049		
15360	0.049		
15420	0.048		
15480	0.049		
15540	0.052		
15600	0.05		
15660	0.051		
15720	0.051		

15780	0.051		
15840	0.052		
15900	0.051		
15960	0.052		
16020	0.066		
16080	0.057		
16140	0.062		
16200	0.052		
16260	0.051		
16320	0.052		
16380	0.051		
16440	0.064		
16500	0.051		
16560	0.05		
16620	0.051		
16680	0.051		
16740	0.054		
16800	0.051		
16860	0.052		
16920	0.065		
16980	0.092		
17040	0.058		
17100	0.053		
17160	0.054		
17220	0.055		
17280	0.054		
17340	0.054		
17400	0.054		
17460	0.258		
17520	0.331		
17580	0.336		
17640	0.067		
17700	0.063		
17760	0.057		
17820	0.057		
17880	0.368		
17940	0.056		
18000	0.055		
18060	0.054		
18120	0.054		
18180	0.053		
18240	0.054		
18300	0.054		
18360	0.054		
18420	0.054		
18480	0.054		
18540	0.054		

18600	0.055		
18660	0.054		
18720	0.054		
18780	0.054		
18840	0.055		
18900	0.055		
18960	0.054		
19020	0.055		
19080	0.055		
19140	0.055		
19200	0.055		
19260	0.056		
19320	0.055		
19380	0.055		
19440	0.055		
19500	0.055		
19560	0.055		
19620	0.055		
19680	0.058		
19740	0.059		
19800	0.056		
19860	0.056		
19920	0.058		
19980	0.057		
20040	0.058		
20100	0.059		
20160	0.059		
20220	0.058		
20280	0.058		
20340	0.06		
20400	0.058		
20460	0.058		
20520	0.058		
20580	0.057		
20640	0.057		
20700	0.056		
20760	0.057		
20820	0.057		
20880	0.06		
20940	0.061		
21000	0.061		
21060	0.061		
21120	0.063		
21180	0.061		
21240	0.062		
21300	0.059		
21360	0.059		

21420	0.059		
21480	0.059		
21540	0.058		
21600	0.057		
21660	0.058		
21720	0.058		
21780	0.059		
21840	0.059		
21900	0.06		
21960	0.059		
22020	0.059		
22080	0.059		
22140	0.058		
22200	0.058		
22260	0.059		
22320	0.059		
22380	0.06		
22440	0.06		
22500	0.06		
22560	0.06		
22620	0.061		
22680	0.061		
22740	0.06		
22800	0.061		
22860	0.059		
22920	0.059		
22980	0.059		
23040	0.058		
23100	0.058		
23160	0.058		
23220	0.058		
23280	0.058		
23340	0.058		
23400	0.057		
23460	0.057		
23520	0.056		
23580	0.056		
23640	0.056		
23700	0.056		
23760	0.057		

APPENDIX B

SOIL BORING AND MONITORING WELL LOGS

SESI CONSULTING ENGINEERS

PROJECT NAME:	247 North Ave	GEOPROBE NO.	**SB-1**
LOCATION:	New Rochelle, NY	JOB NO.	10908
METHOD:	HSA	GROUND ELEVATION:	
GEOPROBE BY: AARCO	DATE STARTED:	6/29/2021	GROUNDWATER TABLE DEPTH:
INSPECTOR: DA	DATE COMPLETED:	6/29/2021	0 Hr. ___ 24 Hr. ___ Date

DEPTH (ft)	RECOVERY (in)	SAMPLE TUBE No.	DEPTH FROM (ft)	DEPTH TO (ft)	ENVIRONMENTAL SOIL SAMPLE NAME	SOIL DESCRIPTION AND STRATIFICATION	PID
0	41	1	0			6" asphalt	0
					SB-1(1.5-2.0)	Fill: Brown fine SAND, some Silt	0
						Fill: Light Brown Clayey SILT, some fine Sand	0
							0
5				5			0
	42	2	5		SB-1(5.0-5.5)		0
						Light Brown medium to fine SAND, little Silt	0
							0
							0
10				10			0
	34	3	10		SB-1(11-11.5)	Gray/Brown medium to fine SAND, little Silt with decomposed rock	0
						and dark brown medium to fine Gravel	0
						BORING COMPLETED AT ± 12 FEET	
15							
20							
25							
30							
35							
40							

Nominal I.D. of Hole	in.
Nominal I.D. of Barrel Sampler	1⅜ in

The subsurface information shown hereon was obtained for the design and estimating purposes for our client. It is made available to authorized users only that they may have access to the same information available to our client. It is presented in good faith, but it is not intended as a substitute for investigations, interpretations or judgment of such authorized users. Information on the logs should not be relied upon without the geotechnical engineers recommendations contained in the report from which these logs were extracted.

Pp: Pocket Penetrometer; DP: Direct Push

Approximate Change in Strata: _____ Inferred Change in Strata: _ _ _ _ _ _ _ _ _ _ _ _

Soil descriptions represent a field identification after D. M. Burmister unless otherwise noted.

FIGURE #

SESI CONSULTING ENGINEERS

PROJECT NAME:	247 North Ave	GEOPROBE NO.	**SB-2**
LOCATION:	New Rochelle, NY	JOB NO.	10908
METHOD:	HSA	GROUND ELEVATION:	
GEOPROBE BY: AARCO	DATE STARTED:	6/29/2021	GROUNDWATER TABLE DEPTH:
INSPECTOR: DA	DATE COMPLETED:	6/29/2021	0 Hr. ____ 24 Hr. Date

DEPTH (ft)	RECOVERY (in)	SAMPLE TUBE No.	DEPTH FROM (ft)	DEPTH TO (ft)	ENVIRONMENTAL SOIL SAMPLE NAME	SOIL DESCRIPTION AND STRATIFICATION	PID
0	41	1	0			6" asphalt	0
						Fill: Brown fine SAND, some Silt	0
					SB-2(3.0-3.5)	Fill: Light Brown Clayey SILT, some fine Sand	0
							0
5				5			0
	42	2	5			Gray/Brown medium to fine SAND, little Silt with decomposed rock	0
					SB-2(6.0-6.5)	and dark brown medium to fine Gravel	0
				7			0
						BORING COMPLETED AT ± 7 FEET DUE TO REFUSAL	
10							
15							
20							
25							
30							
35							
40							

Nominal I.D. of Hole	in.
Nominal I.D. of Barrel Sampler	1⅜ in

The subsurface information shown hereon was obtained for the design and estimating purposes for our client. It is made available to authorized users only that they may have access to the same information available to our client. It is presented in good faith, but it is not intended as a substitute for investigations, interpretations or judgment of such authorized users. Information on the logs should not be relied upon without the geotechnical engineers recommendations contained in the report from which these logs were extracted.

Pp: Pocket Penetrometer; DP: Direct Push

Approximate Change in Strata: _____ Inferred Change in Strata: _ _ _ _ _ _ _ _ _ _ _ _

Soil descriptions represent a field identification after D. M. Burmister unless otherwise noted.

FIGURE #

SESI CONSULTING ENGINEERS

PROJECT NAME:	247 North Ave	GEOPROBE NO.	**SB-3**
LOCATION:	New Rochelle, NY	JOB NO.	10908
METHOD:	HSA	GROUND ELEVATION:	
GEOPROBE BY: AARCO	DATE STARTED:	6/29/2021	GROUNDWATER TABLE DEPTH:
INSPECTOR: DA	DATE COMPLETED:	6/29/2021	0 Hr. ____ 24 Hr. Date

DEPTH (ft)	RECOVERY (in)	SAMPLE TUBE No.	DEPTH FROM (ft)	DEPTH TO (ft)	ENVIRONMENTAL SOIL SAMPLE NAME	SOIL DESCRIPTION AND STRATIFICATION	PID
0							
	38	1	0			6" asphalt	0
					SB-3(1.0-1.5)	Fill: Brown fine SAND, some Silt	0
							0
							0
5				5			0
	40	2	5				0
						Light Brown medium to fine SAND, some Clay, little Silt	0
					SB-3(7.0-7.5)		0
							0
10				10			0
	39	3	10			Red-brown medium to fine SAND, little Silt with decomposed rock	0
					SB-3(12.0-12.5)	and dark brown medium to fine Gravel	0
							0
				14			0
15						BORING COMPLETED AT ± 14 FEET DUE TO REFUSAL	
20							
25							
30							
35							
40							

Nominal I.D. of Hole	in.
Nominal I.D. of Barrel Sampler	1⅜ in

The subsurface information shown hereon was obtained for the design and estimating purposes for our client. It is made available to authorized users only that they may have access to the same information available to our client. It is presented in good faith, but it is not intended as a substitute for investigations, interpretations or judgment of such authorized users. Information on the logs should not be relied upon without the geotechnical engineers recommendations contained in the report from which these logs were extracted.

Pp: Pocket Penetrometer; DP: Direct Push

Approximate Change in Strata: _____ Inferred Change in Strata: _ _ _ _ _ _ _ _ _ _ _ _

Soil descriptions represent a field identification after D. M. Burmister unless otherwise noted.

FIGURE #

SESI CONSULTING ENGINEERS

PROJECT NAME:	247 North Ave	GEOPROBE NO.	**SB-4**
LOCATION:	New Rochelle, NY	JOB NO.	10908
METHOD:	HSA	GROUND ELEVATION:	
GEOPROBE BY: AARCO	DATE STARTED:	6/29/2021	GROUNDWATER TABLE DEPTH:
INSPECTOR: DA	DATE COMPLETED:	6/29/2021	0 Hr. ___ 24 Hr. Date

DEPTH (ft)	RECOVERY (in)	SAMPLE TUBE No.	DEPTH FROM (ft)	DEPTH TO (ft)	ENVIRONMENTAL SOIL SAMPLE NAME	SOIL DESCRIPTION AND STRATIFICATION	PID
0	18	1	0			6" asphalt	0
						Fill: Brown fine SAND, some Silt	0
							0
					SB-4(4.0-4.5)		0
5				5			0
	33	2	5				0
						Brown medium to fine SAND with clay, weathered rock (mica schist)	0
					SB-4(8.0-8.5)		0
				9			0
10						BORING COMPLETED AT ± 9 FEET DUE TO REFUSAL	
15							
20							
25							
30							
35							
40							

Nominal I.D. of Hole	in.
Nominal I.D. of Barrel Sampler	1⅜ in

The subsurface information shown hereon was obtained for the design and estimating purposes for our client. It is made available to authorized users only that they may have access to the same information available to our client. It is presented in good faith, but it is not intended as a substitute for investigations, interpretations or judgment of such authorized users. Information on the logs should not be relied upon without the geotechnical engineers recommendations contained in the report from which these logs were extracted.

Pp: Pocket Penetrometer; DP: Direct Push

Approximate Change in Strata: _____ Inferred Change in Strata: _ _ _ _ _ _ _ _ _ _ _ _

Soil descriptions represent a field identification after D. M. Burmister unless otherwise noted.

FIGURE #

SESI CONSULTING ENGINEERS

PROJECT NAME:	247 North Ave	GEOPROBE NO.	**SB-5**
LOCATION:	New Rochelle, NY	JOB NO.	10908
METHOD:	HSA	GROUND ELEVATION:	
GEOPROBE BY: AARCO	DATE STARTED:	6/29/2021	GROUNDWATER TABLE DEPTH:
INSPECTOR: DA	DATE COMPLETED:	6/29/2021	0 Hr. ___ 24 Hr. Date

DEPTH (ft)	RECOVERY (in)	SAMPLE TUBE No.	DEPTH FROM (ft)	DEPTH TO (ft)	ENVIRONMENTAL SOIL SAMPLE NAME	SOIL DESCRIPTION AND STRATIFICATION	PID
0	45	1	0			6" asphalt	0
						Fill: Brown fine SAND, some Silt, little coarse to fine gravel	0
							0
					SB-5(3.5-4.0)		0
5				5			0
	45	2	5				0
						Light Brown medium to fine SAND, some Clay, little Silt, coarse to fine gravel	0
							0
					SB-5(7.5-8.0)		0
10				10			0
						BORING COMPLETED AT ± 10 FEET	
15							
20							
25							
30							
35							
40							

Nominal I.D. of Hole	in.
Nominal I.D. of Barrel Sampler	1⅜ in

The subsurface information shown hereon was obtained for the design and estimating purposes for our client. It is made available to authorized users only that they may have access to the same information available to our client. It is presented in good faith, but it is not intended as a substitute for investigations, interpretations or judgment of such authorized users. Information on the logs should not be relied upon without the geotechnical engineers recommendations contained in the report from which these logs were extracted.

Pp: Pocket Penetrometer; DP: Direct Push

Approximate Change in Strata: _____ Inferred Change in Strata: _ _ _ _ _ _ _ _ _ _ _ _

Soil descriptions represent a field identification after D. M. Burmister unless otherwise noted.

FIGURE #

SESI CONSULTING ENGINEERS

PROJECT NAME:	247 North Ave	GEOPROBE NO.	**SB-6**
LOCATION:	New Rochelle, NY	JOB NO.	10908
METHOD:	HSA	GROUND ELEVATION:	
GEOPROBE BY: AARCO	DATE STARTED:	6/29/2021	GROUNDWATER TABLE DEPTH:
INSPECTOR: DA	DATE COMPLETED:	6/29/2021	0 Hr. ___ 24 Hr. ___ Date

DEPTH (ft)	RECOVERY (in)	SAMPLE TUBE No.	DEPTH FROM (ft)	DEPTH TO (ft)	ENVIRONMENTAL SOIL SAMPLE NAME	SOIL DESCRIPTION AND STRATIFICATION	PID
0	24	1	0			6" asphalt	0
						Fill: Brown fine SAND, some Silt	0
						Fill: Light Brown Clayey SILT, some fine Sand	0
					SB-6(3.5-4.0)		0
5				5			0
	10	2	5				0
				6	SB-6(5.5-6.0)	BORING COMPLETED AT ± 6 FEET DUE TO REFUSAL	
10							
15							
20							
25							
30							
35							
40							

Nominal I.D. of Hole	in.
Nominal I.D. of Barrel Sampler	1⅜ in

The subsurface information shown hereon was obtained for the design and estimating purposes for our client. It is made available to authorized users only that they may have access to the same information available to our client. It is presented in good faith, but it is not intended as a substitute for investigations, interpretations or judgment of such authorized users. Information on the logs should not be relied upon without the geotechnical engineers recommendations contained in the report from which these logs were extracted.

Pp: Pocket Penetrometer; DP: Direct Push

Approximate Change in Strata: _____ Inferred Change in Strata: _ _ _ _ _ _ _ _ _ _ _ _

Soil descriptions represent a field identification after D. M. Burmister unless otherwise noted.

FIGURE #

SESI CONSULTING ENGINEERS

PROJECT NAME:	247 North Ave	GEOPROBE NO.	**SB-7**
LOCATION:	New Rochelle, NY	JOB NO.	10908
METHOD:	HSA	GROUND ELEVATION:	
GEOPROBE BY: AARCO	DATE STARTED:	7/1/2021	GROUNDWATER TABLE DEPTH:
INSPECTOR: DA	DATE COMPLETED:	7/1/2021	0 Hr. / 24 Hr. / Date

DEPTH (ft)	RECOVERY (in)	SAMPLE TUBE No.	DEPTH FROM (ft)	DEPTH TO (ft)	ENVIRONMENTAL SOIL SAMPLE NAME	SOIL DESCRIPTION AND STRATIFICATION	PID
0	45	1	0			6" asphalt	0
						Fill: Brown fine SAND, some Silt	0
						Fill: Light Brown Clayey SILT, some fine Sand	0
					SB-7(3.5-4.)		0
5				5			0
	47	2	5				0
						Light Brown medium to fine SAND, little Silt	0
							0
					SB-7(9.0-0.5)		0
10				10			0
	32	3	10			Gray/Brown medium to fine SAND, little Silt with decomposed rock	0
					SB-7(12.0-12.5)	and dark brown medium to fine Gravel	0
				13			0
						BORING COMPLETED AT ± 13 FEET DUE TO REFUSAL	
15							
20							
25							
30							
35							
40							

Nominal I.D. of Hole	in.
Nominal I.D. of Barrel Sampler	1⅜ in

The subsurface information shown hereon was obtained for the design and estimating purposes for our client. It is made available to authorized users only that they may have access to the same information available to our client. It is presented in good faith, but it is not intended as a substitute for investigations, interpretations or judgment of such authorized users. Information on the logs should not be relied upon without the geotechnical engineers recommendations contained in the report from which these logs were extracted.

Pp: Pocket Penetrometer; DP: Direct Push

Approximate Change in Strata: _____ Inferred Change in Strata: _ _ _ _ _ _ _ _ _ _ _ _

Soil descriptions represent a field identification after D. M. Burmister unless otherwise noted.

FIGURE #

SESI CONSULTING ENGINEERS

PROJECT NAME:	247 North Ave	GEOPROBE NO.	**SB-8**
LOCATION:	New Rochelle, NY	JOB NO.	10908
METHOD:	HSA	GROUND ELEVATION:	
GEOPROBE BY: AARCO	DATE STARTED:	6/30/2021	GROUNDWATER TABLE DEPTH:
INSPECTOR: DA	DATE COMPLETED:	6/30/2021	0 Hr. | 24 Hr. | Date

DEPTH (ft)	RECOVERY (in)	SAMPLE TUBE No.	DEPTH FROM (ft)	DEPTH TO (ft)	ENVIRONMENTAL SOIL SAMPLE NAME	SOIL DESCRIPTION AND STRATIFICATION	PID
0	22	1	0			3" concrete	0
				2	SB-8(1.5-2.0)		0
	15	2	2				0
				4	SB-8(2.5-3.0)	Fill: Gray/Brown medium to fine SAND, with crushed debris	0
5	18	3	4				0
				6	SB-8(5.0-5.5)		0
						Fill: Gray/Brown medium to fine SAND with gravel	0
						BORING COMPLETED AT ± 6 FEET	
10							
15							
20							
25							
30							
35							
40							

Nominal I.D. of Hole	in.
Nominal I.D. of Barrel Sampler	1⅜ in

The subsurface information shown hereon was obtained for the design and estimating purposes for our client. It is made available to authorized users only that they may have access to the same information available to our client. It is presented in good faith, but it is not intended as a substitute for investigations, interpretations or judgment of such authorized users. Information on the logs should not be relied upon without the geotechnical engineers recommendations contained in the report from which these logs were extracted.

Pp: Pocket Penetrometer; DP: Direct Push

Approximate Change in Strata: _____ Inferred Change in Strata: _ _ _ _ _ _ _ _ _ _ _ _ _

Soil descriptions represent a field identification after D. M. Burmister unless otherwise noted.

FIGURE #

SESI CONSULTING ENGINEERS

PROJECT NAME:	247 North Ave	GEOPROBE NO.	**SB-9**
LOCATION:	New Rochelle, NY	JOB NO.	10908
METHOD:	HSA	GROUND ELEVATION:	
GEOPROBE BY: AARCO	DATE STARTED:	6/30/2021	GROUNDWATER TABLE DEPTH:
INSPECTOR: DA	DATE COMPLETED:	6/30/2021	0 Hr. | 24 Hr. | Date

DEPTH (ft)	RECOVERY (in)	SAMPLE TUBE No.	DEPTH FROM (ft)	DEPTH TO (ft)	ENVIRONMENTAL SOIL SAMPLE NAME	SOIL DESCRIPTION AND STRATIFICATION	PID
0	22	1	0			3" concrete	0
				2	SB-9(1.5-2.0)		5
	20	2	2				11
				4	SB-9(3.5-4.0)	Fill: Gray/Brown medium to fine SAND with clay, strong odors	58
5	20	3	4				104
				6	SB-9(5.5-6.0)		244
						Fill: Gray medium to fine SAND with clay, stained and strong odors	429
						BORING COMPLETED AT ± 6 FEET	
10							
15							
20							
25							
30							
35							
40							

Nominal I.D. of Hole	in.
Nominal I.D. of Barrel Sampler	1⅜ in

The subsurface information shown hereon was obtained for the design and estimating purposes for our client. It is made available to authorized users only that they may have access to the same information available to our client. It is presented in good faith, but it is not intended as a substitute for investigations, interpretations or judgment of such authorized users. Information on the logs should not be relied upon without the geotechnical engineers recommendations contained in the report from which these logs were extracted.

Pp: Pocket Penetrometer; DP: Direct Push

Approximate Change in Strata: _____ Inferred Change in Strata: _ _ _ _ _ _ _ _ _ _ _ _ _

Soil descriptions represent a field identification after D. M. Burmister unless otherwise noted.

FIGURE #

SESI CONSULTING ENGINEERS

PROJECT NAME:	247 North Ave	GEOPROBE NO.	**SB-10**
LOCATION:	New Rochelle, NY	JOB NO.	10908
METHOD:	HSA	GROUND ELEVATION:	
GEOPROBE BY: AARCO	DATE STARTED:	6/30/2021	GROUNDWATER TABLE DEPTH:
INSPECTOR: DA	DATE COMPLETED:	6/30/2021	0 Hr. | 24 Hr. | Date

DEPTH (ft)	RECOVERY (in)	SAMPLE TUBE No.	DEPTH FROM (ft)	DEPTH TO (ft)	ENVIRONMENTAL SOIL SAMPLE NAME	SOIL DESCRIPTION AND STRATIFICATION	PID
0	24	1	0			3" concrete	0
				2	SB-10(1.5-2.0)		0
	21	2	2				0
				4	SB-10(3.0-3.5)	Fill: Gray/Brown medium to fine SAND with clay, some medium to fine	0
5	23	3	4			gravel	0
				6	SB-10(5.5-6.0)		0
						Same as above	0
						BORING COMPLETED AT ± 6 FEET	
10							
15							
20							
25							
30							
35							
40							

Nominal I.D. of Hole	in.
Nominal I.D. of Barrel Sampler	1⅜ in

The subsurface information shown hereon was obtained for the design and estimating purposes for our client. It is made available to authorized users only that they may have access to the same information available to our client. It is presented in good faith, but it is not intended as a substitute for investigations, interpretations or judgment of such authorized users. Information on the logs should not be relied upon without the geotechnical engineers recommendations contained in the report from which these logs were extracted.

Pp: Pocket Penetrometer; DP: Direct Push

Approximate Change in Strata: _____ Inferred Change in Strata: _ _ _ _ _ _ _ _ _ _ _ _ _

Soil descriptions represent a field identification after D. M. Burmister unless otherwise noted.

FIGURE #

SESI CONSULTING ENGINEERS

PROJECT NAME:	247 North Ave	GEOPROBE NO.	**SB-11**
LOCATION:	New Rochelle, NY	JOB NO.	10908
METHOD:	HSA	GROUND ELEVATION:	
GEOPROBE BY: AARCO	DATE STARTED:	6/29/2021	GROUNDWATER TABLE DEPTH:
INSPECTOR: DA	DATE COMPLETED:	6/29/2021	0 Hr. | 24 Hr. | Date

DEPTH (ft)	RECOVERY (in)	SAMPLE TUBE No.	DEPTH FROM (ft)	DEPTH TO (ft)	ENVIRONMENTAL SOIL SAMPLE NAME	SOIL DESCRIPTION AND STRATIFICATION	PID
0	39	1	0			6" asphalt	0
					SB-11(11.5-2.0)	Fill: Brown fine SAND, some Silt	0
						Fill: Light Brown Clayey SILT, some fine Sand	0
							0
5				5			0
	19	2	5				0
					SB-11(6.0-6.5)	Light Brown medium to fine SAND, little Silt, weathered rock	0
				7			0
						BORING COMPLETED AT 7± FEET	
10							
15							
20							
25							
30							
35							
40							

Nominal I.D. of Hole	in.
Nominal I.D. of Barrel Sampler	1⅜ in

The subsurface information shown hereon was obtained for the design and estimating purposes for our client. It is made available to authorized users only that they may have access to the same information available to our client. It is presented in good faith, but it is not intended as a substitute for investigations, interpretations or judgment of such authorized users. Information on the logs should not be relied upon without the geotechnical engineers recommendations contained in the report from which these logs were extracted.

Pp: Pocket Penetrometer; DP: Direct Push

Approximate Change in Strata: _____ Inferred Change in Strata: _ _ _ _ _ _ _ _ _ _ _ _

Soil descriptions represent a field identification after D. M. Burmister unless otherwise noted.

FIGURE #

SESI CONSULTING ENGINEERS

PROJECT NAME:	247 North Ave	GEOPROBE NO.	**SB-12**
LOCATION:	New Rochelle, NY	JOB NO.	10908
METHOD:	HSA	GROUND ELEVATION:	
GEOPROBE BY: AARCO	DATE STARTED:	6/29/2021	GROUNDWATER TABLE DEPTH:
INSPECTOR: DA	DATE COMPLETED:	6/29/2021	0 Hr. ___ 24 Hr. Date

DEPTH (ft)	RECOVERY (in)	SAMPLE TUBE No.	DEPTH FROM (ft)	DEPTH TO (ft)	ENVIRONMENTAL SOIL SAMPLE NAME	SOIL DESCRIPTION AND STRATIFICATION	PID
0	34	1	0			6" asphalt	0
						Fill: Brown fine SAND, some Silt	0
					SB-12(3.5-4.0)	Fill: Light Brown Clayey SILT, some fine Sand	0
							0
5				5			0
	21	2	5				0
						Light Brown medium to fine SAND, little Silt	0
					SB-12(6.5.-7.0)		0
						BORING COMPLETED AT 7 ± FEET	
10							
15							
20							
25							
30							
35							
40							

Nominal I.D. of Hole	in.
Nominal I.D. of Barrel Sampler	1⅜ in

The subsurface information shown hereon was obtained for the design and estimating purposes for our client. It is made available to authorized users only that they may have access to the same information available to our client. It is presented in good faith, but it is not intended as a substitute for investigations, interpretations or judgment of such authorized users. Information on the logs should not be relied upon without the geotechnical engineers recommendations contained in the report from which these logs were extracted.

Pp: Pocket Penetrometer; DP: Direct Push

Approximate Change in Strata: _____ Inferred Change in Strata: _ _ _ _ _ _ _ _ _ _ _ _

Soil descriptions represent a field identification after D. M. Burmister unless otherwise noted.

FIGURE #

SESI CONSULTING ENGINEERS

PROJECT NAME:	247 North Ave	GEOPROBE NO.	**SB-14**
LOCATION:	New Rochelle, NY	JOB NO.	10908
METHOD:	HSA	GROUND ELEVATION:	
GEOPROBE BY:	AARCO	DATE STARTED:	7/1/2021
INSPECTOR:	DA	DATE COMPLETED:	7/1/2021

GROUNDWATER TABLE DEPTH: 0 Hr. | 24 Hr. | Date

DEPTH (ft)	RECOVERY (in)	SAMPLE TUBE No.	DEPTH FROM (ft)	DEPTH TO (ft)	ENVIRONMENTAL SOIL SAMPLE NAME	SOIL DESCRIPTION AND STRATIFICATION	PID
0							
	20	1	0			3" concrete	0
				2	SB-14(2.5-3.0)		0
	18	2	2			Fill: Gray/Brown medium to fine SAND with clay, some medium to fine	0
				4	SB-14(3.5-4.0)	gravel	0
5						BORING COMPLETED AT 4 ± FEET	
10							
15							
20							
25							
30							
35							
40							

Nominal I.D. of Hole	in.
Nominal I.D. of Barrel Sampler	1⅜ in

The subsurface information shown hereon was obtained for the design and estimating purposes for our client. It is made available to authorized users only that they may have access to the same information available to our client. It is presented in good faith, but it is not intended as a substitute for investigations, interpretations or judgment of such authorized users. Information on the logs should not be relied upon without the geotechnical engineers recommendations contained in the report from which these logs were extracted.

Pp: Pocket Penetrometer; DP: Direct Push

Approximate Change in Strata: _____ Inferred Change in Strata: _ _ _ _ _ _ _ _ _ _ _ _ _

Soil descriptions represent a field identification after D. M. Burmister unless otherwise noted.

FIGURE #

SESI CONSULTING ENGINEERS

PROJECT NAME:	247 North Ave	GEOPROBE NO.	**SB-15**
LOCATION:	New Rochelle, NY	JOB NO.	10908
METHOD:	HSA	GROUND ELEVATION:	
GEOPROBE BY: AARCO	DATE STARTED:	7/1/2021	GROUNDWATER TABLE DEPTH:
INSPECTOR: DA	DATE COMPLETED:	7/1/2021	0 Hr. / 24 Hr. / Date

DEPTH (ft)	RECOVERY (in)	SAMPLE TUBE No.	DEPTH FROM (ft)	DEPTH TO (ft)	ENVIRONMENTAL SOIL SAMPLE NAME	SOIL DESCRIPTION AND STRATIFICATION	PID
0	18	1	0			3" concrete	0
				2	SB-15(2.5-3.0)		0
	15	2	2			Fill: Gray/Brown medium to fine SAND with clay, some medium to fine	0
				4		gravel	0
5			4	5	SB-15(4.5-5.0)		0
						BORING COMPLETED AT ± 5 FEET	
10							
15							
20							
25							
30							
35							
40							

Nominal I.D. of Hole	in.
Nominal I.D. of Barrel Sampler	1⅜ in

The subsurface information shown hereon was obtained for the design and estimating purposes for our client. It is made available to authorized users only that they may have access to the same information available to our client. It is presented in good faith, but it is not intended as a substitute for investigations, interpretations or judgment of such authorized users. Information on the logs should not be relied upon without the geotechnical engineers recommendations contained in the report from which these logs were extracted.

Pp: Pocket Penetrometer; DP: Direct Push

Approximate Change in Strata: _____ Inferred Change in Strata: _ _ _ _ _ _ _ _ _ _ _ _ _

Soil descriptions represent a field identification after D. M. Burmister unless otherwise noted.

FIGURE #

SESI CONSULTING ENGINEERS

PROJECT NAME:	247 North Ave	GEOPROBE NO.	**SB-16**
LOCATION:	New Rochelle, NY	JOB NO.	10908
METHOD:	HSA	GROUND ELEVATION:	
GEOPROBE BY: AARCO	DATE STARTED:	7/1/2021	GROUNDWATER TABLE DEPTH:
INSPECTOR: DA	DATE COMPLETED:	7/1/2021	0 Hr. / 24 Hr. / Date

DEPTH (ft)	RECOVERY (in)	SAMPLE TUBE No.	DEPTH FROM (ft)	DEPTH TO (ft)	ENVIRONMENTAL SOIL SAMPLE NAME	SOIL DESCRIPTION AND STRATIFICATION	PID
0	14	1	0			3" concrete	0
				2	SB-16(2.5-3.0)		0
	10	2	2			Fill: Gray/Brown medium to fine SAND with clay, some medium to fine	0
				3		gravel	0
5						BORING COMPLETED AT 3 ± FEET	
10							
15							
20							
25							
30							
35							
40							

Nominal I.D. of Hole	in.
Nominal I.D. of Barrel Sampler	1⅜ in

The subsurface information shown hereon was obtained for the design and estimating purposes for our client. It is made available to authorized users only that they may have access to the same information available to our client. It is presented in good faith, but it is not intended as a substitute for investigations, interpretations or judgment of such authorized users. Information on the logs should not be relied upon without the geotechnical engineers recommendations contained in the report from which these logs were extracted.

Pp: Pocket Penetrometer; DP: Direct Push

Approximate Change in Strata: _____ Inferred Change in Strata: _ _ _ _ _ _ _ _ _ _ _ _ _

Soil descriptions represent a field identification after D. M. Burmister unless otherwise noted.

FIGURE #

SESI CONSULTING ENGINEERS

PROJECT NAME:	247 North Ave	GEOPROBE NO.	**SB-17**
LOCATION:	New Rochelle, NY	JOB NO.	10908
METHOD:	HSA	GROUND ELEVATION:	
GEOPROBE BY: AARCO	DATE STARTED:	6/30/2021	GROUNDWATER TABLE DEPTH:
INSPECTOR: DA	DATE COMPLETED:	6/30/2021	0 Hr. | 24 Hr. | Date

DEPTH (ft)	RECOVERY (in)	SAMPLE TUBE No.	DEPTH FROM (ft)	DEPTH TO (ft)	ENVIRONMENTAL SOIL SAMPLE NAME	SOIL DESCRIPTION AND STRATIFICATION	PID
0	34	1	0			6" asphalt	0
						Fill: Brown fine SAND, some Silt	0
				3	SB-17(2.5-3.0)	Fill: Light Brown Clayey SILT, some fine Sand	0
						BORING COMPLETED AT ± 3 FEET DUE TO REFUSAL	0
5							
10							
15							
20							
25							
30							
35							
40							

Nominal I.D. of Hole	in.
Nominal I.D. of Barrel Sampler	1⅜ in

The subsurface information shown hereon was obtained for the design and estimating purposes for our client. It is made available to authorized users only that they may have access to the same information available to our client. It is presented in good faith, but it is not intended as a substitute for investigations, interpretations or judgment of such authorized users. Information on the logs should not be relied upon without the geotechnical engineers recommendations contained in the report from which these logs were extracted.

Pp: Pocket Penetrometer; DP: Direct Push

Approximate Change in Strata: _____ Inferred Change in Strata: _ _ _ _ _ _ _ _ _ _ _ _

Soil descriptions represent a field identification after D. M. Burmister unless otherwise noted.

FIGURE #

SESI CONSULTING ENGINEERS

PROJECT NAME:	247 North Ave	GEOPROBE NO.	**SB-18**
LOCATION:	New Rochelle, NY	JOB NO.	10908
METHOD:	HSA	GROUND ELEVATION:	
GEOPROBE BY: AARCO	DATE STARTED:	6/30/2021	GROUNDWATER TABLE DEPTH:
INSPECTOR: DA	DATE COMPLETED:	6/30/2021	0 Hr. | 24 Hr. | Date

DEPTH (ft)	RECOVERY (in)	SAMPLE TUBE No.	DEPTH FROM (ft)	DEPTH TO (ft)	ENVIRONMENTAL SOIL SAMPLE NAME	SOIL DESCRIPTION AND STRATIFICATION	PID
0	38	1	0			6" asphalt	0
						Fill: Brown fine SAND, some Silt	0
					SB-18(3.0-3.5)	Fill: Light Brown Clayey SILT, some fine Sand	0
							0
5				5			0
	35	2	5				0
					SB-18(6.5-7.0)	Light Brown medium to fine SAND, little Silt, weathered rock	0
				8			0
						BORING COMPLETED AT ± 8 FEET DUE TO REFUSAL	
10							
15							
20							
25							
30							
35							
40							

Nominal I.D. of Hole	in.
Nominal I.D. of Barrel Sampler	1⅜ in

The subsurface information shown hereon was obtained for the design and estimating purposes for our client. It is made available to authorized users only that they may have access to the same information available to our client. It is presented in good faith, but it is not intended as a substitute for investigations, interpretations or judgment of such authorized users. Information on the logs should not be relied upon without the geotechnical engineers recommendations contained in the report from which these logs were extracted.

Pp: Pocket Penetrometer; DP: Direct Push

Approximate Change in Strata: _____ Inferred Change in Strata: _ _ _ _ _ _ _ _ _ _ _ _

Soil descriptions represent a field identification after D. M. Burmister unless otherwise noted.

FIGURE #

SESI CONSULTING ENGINEERS	PROJECT NAME:	247 North Ave	MONITORING WELL NO.	**MW-1**
	PROJECT LOCATION:	New Rochelle, NY	JOB NO.	10908
			GROUND ELEVATION:	NA

BORING BY: Aarco	DATE STARTED	7/2/21	DEVELOPMENT PERIOD	1 Hour	INSIDE CASING DIAMETER (in)	2
INSPECTOR: DA	DATE COMPLETED	7/2/21	DEVELOPMENT METHOD	Sub pump	BOREHOLE DIAMETER (in)	2
NJ DEP PERMIT NO.:	DATE DEVELOPED	7/2/21	DEVELOPMENT RATE	NA	INITIAL WATER LEVEL (ft):	17.2

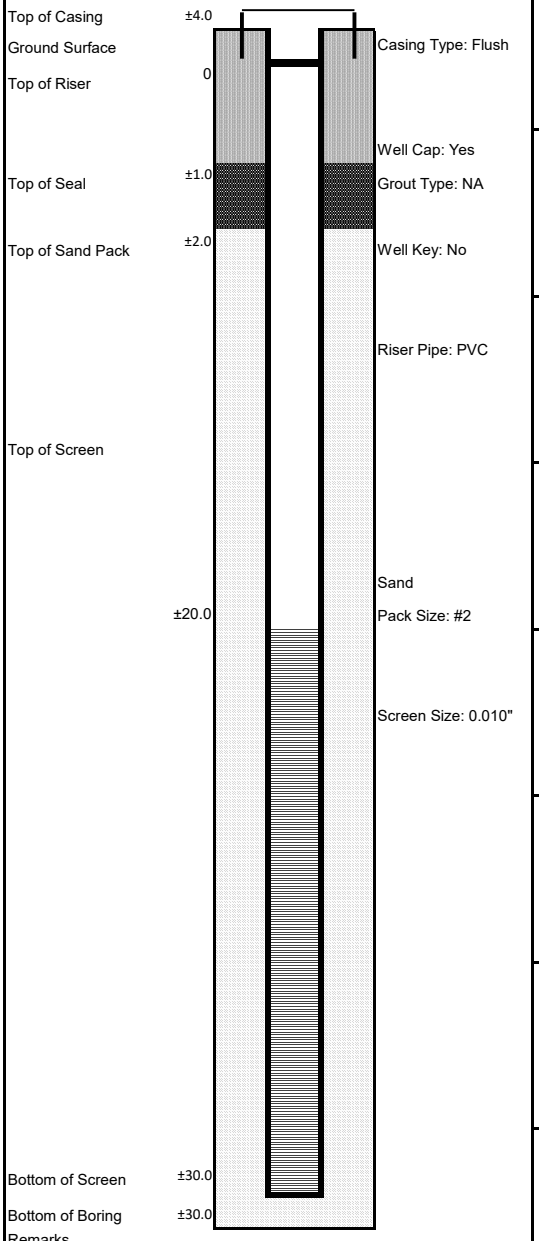

WELL CONSTRUCTION	DEPTH (ft)	Sample	Blows on Spoon 0/6	6/12	12/18	18/24	REC (in)	SOIL DESCRIPTION AND STRATIFICATION	P.I.D.
	0								0
									0
									0
									0
	5								0
									0
									0
									0
	10							Brown coarse to fine SAND, some Silt, trace coarse to fine Gravel	0
								Encountered refusal (bedrock) at ±10 feet, switched to air rotary. Bedrock identified to be schist.	0
									0
									0
									0
	15								0
									0
								Hit a fracture in the rock at ±17 feet	0
									0
									0
	20								0
									0
									0
									0
									0
	25								0
									0
									0
									0
									0
	30							Monitoring well complete at ±30.0 feet B.G.S	
	35								
	40								

Approximate Change in Strata: _____ Inferred Change in Strata: _ _ _ _ _ _ _ _ _ _ _ _ _

The subsurface information shown hereon was obtained for the design and estimating purposes for our client. It is made available to authorized users only that they may have access to the same information available to our client. It is presented in good faith, but it is not intended as a substitute for investigations, interpretations or judgment of such authorized users. Information on the logs should not be relied upon without the geotechnical engineers recommendations contained in the report from which these logs were extracted. Soil descriptions represent a field identification after D. M. Burmister unless otherwise noted.

SESI CONSULTING ENGINEERS	PROJECT NAME:	247 North Ave	MONITORING WELL NO.	**MW-2**	
	PROJECT LOCATION:	New Rochelle, NY	JOB NO.	10908	
			GROUND ELEVATION:	NA	

BORING BY: Aarco	DATE STARTED	7/2/21	DEVELOPMENT PERIOD	1 Hour	INSIDE CASING DIAMETER (in)	2
INSPECTOR: DA	DATE COMPLETED	7/2/21	DEVELOPMENT METHOD	Sub pump	BOREHOLE DIAMETER (in)	2
NJ DEP PERMIT NO.:	DATE DEVELOPED	7/2/21	DEVELOPMENT RATE	NA	INITIAL WATER LEVEL (ft):	14.49

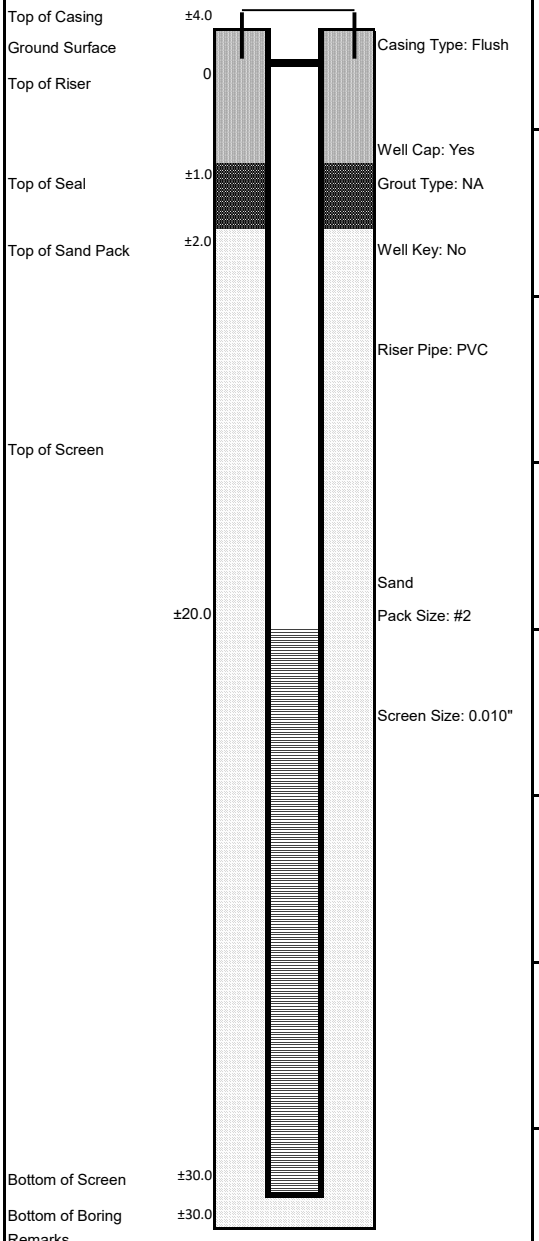

WELL CONSTRUCTION	DEPTH (ft)	Sample	Blows on Spoon 0/6	6/12	12/18	18/24	REC (in)	SOIL DESCRIPTION AND STRATIFICATION	P.I.D.
	0								0
									0
									0
									0
	5								0
									0
									0
									0
	10							Brown coarse to fine SAND, some Silt, trace coarse to fine Gravel	0
								Encountered refusal (bedrock) at ±10 feet, switched to air rotary. Bedrock identified to be schist.	0
									0
									0
								Hit a fracture in the rock at approximately ±14 feet	0
	15								0
									0
									0
									0
									0
	20								0
									0
									0
									0
									0
	25								0
									0
									0
									0
									0
	30							Monitoring well complete at ±30.0 feet B.G.S	
	35								
	40								

Approximate Change in Strata: _____ Inferred Change in Strata: _ _ _ _ _ _ _ _ _ _ _ _ _

The subsurface information shown hereon was obtained for the design and estimating purposes for our client. It is made available to authorized users only that they may have access to the same information available to our client. It is presented in good faith, but it is not intended as a substitute for investigations, interpretations or judgment of such authorized users. Information on the logs should not be relied upon without the geotechnical engineers recommendations contained in the report from which these logs were extracted. Soil descriptions represent a field identification after D. M. Burmister unless otherwise noted.

SESI CONSULTING ENGINEERS	PROJECT NAME:	247 North Ave	MONITORING WELL NO.	**MW-3**
	PROJECT LOCATION:	New Rochelle, NY	JOB NO.	10908
			GROUND ELEVATION:	NA

BORING BY: Aarco	DATE STARTED	7/6/21	DEVELOPMENT PERIOD	1 Hour	INSIDE CASING DIAMETER (in)	2
INSPECTOR: DA	DATE COMPLETED	7/6/21	DEVELOPMENT METHOD	Sub pump	BOREHOLE DIAMETER (in)	2
NJ DEP PERMIT NO.:	DATE DEVELOPED	7/6/21	DEVELOPMENT RATE	NA	INITIAL WATER LEVEL (ft):	17.44

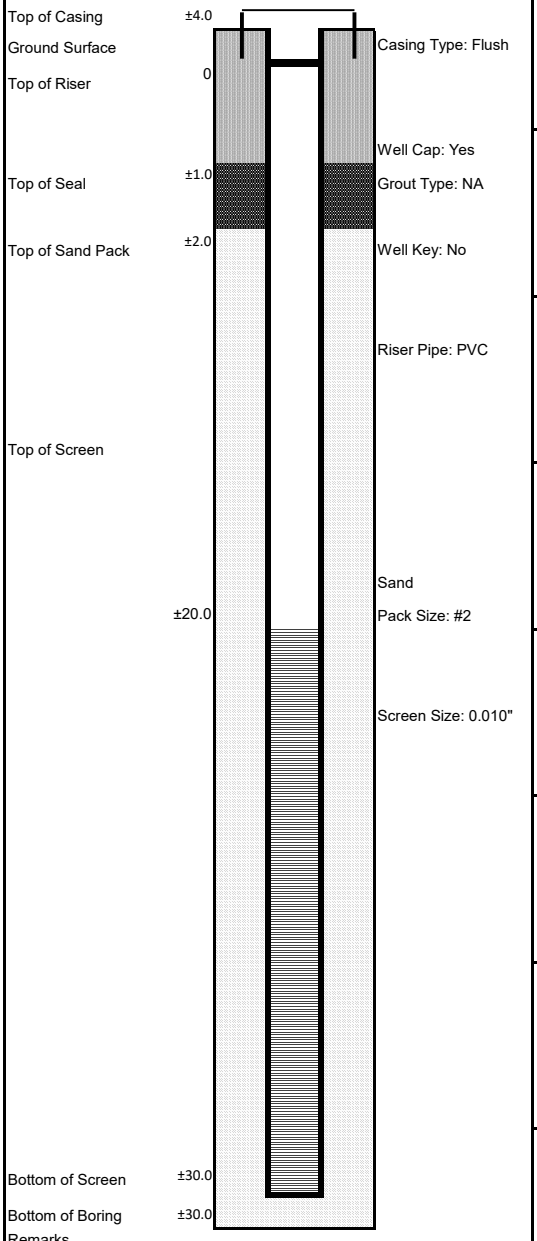

WELL CONSTRUCTION	DEPTH (ft)	Sample	Blows on Spoon 0/6	6/12	12/18	18/24	REC (in)	SOIL DESCRIPTION AND STRATIFICATION	P.I.D.
	0								0
									0
									0
									0
	5								0
									0
									0
									0
	10							Brown coarse to fine SAND, some Silt, trace coarse to fine Gravel	0
								Encountered refusal (bedrock) at ±10 feet, switched to air rotary. Bedrock identified to be schist.	0
									0
									0
									0
	15								0
									0
								Hit a fracture in the rock at approximately ±17 feet	0
									0
									0
	20								0
									0
									0
									0
									0
	25								0
									0
									0
									0
									0
	30							Monitoring well complete at ±30.0 feet B.G.S	
	35								
	40								

Approximate Change in Strata: _____ Inferred Change in Strata: _ _ _ _ _ _ _ _ _ _ _ _ _

The subsurface information shown hereon was obtained for the design and estimating purposes for our client. It is made available to authorized users only that they may have access to the same information available to our client. It is presented in good faith, but it is not intended as a substitute for investigations, interpretations or judgment of such authorized users. Information on the logs should not be relied upon without the geotechnical engineers recommendations contained in the report from which these logs were extracted. Soil descriptions represent a field identification after D. M. Burmister unless otherwise noted.

SESI CONSULTING ENGINEERS	PROJECT NAME:	247 North Ave	MONITORING WELL NO.	MW-4
	PROJECT LOCATION:	New Rochelle, NY	JOB NO.	10908
			GROUND ELEVATION:	NA

BORING BY: Aarco	DATE STARTED	8/18/21	DEVELOPMENT PERIOD	1 Hour	INSIDE CASING DIAMETER (in)	2
INSPECTOR: DA	DATE COMPLETED	8/18/21	DEVELOPMENT METHOD	Sub pump	BOREHOLE DIAMETER (in)	2
NJ DEP PERMIT NO.:	DATE DEVELOPED	8/18/21	DEVELOPMENT RATE	NA	INITIAL WATER LEVEL (ft):	11



WELL CONSTRUCTION	DEPTH (ft)	Sample	Blows on Spoon 0/6	6/12	12/18	18/24	REC (in)	SOIL DESCRIPTION AND STRATIFICATION	P.I.D.
	0							6" Concrete	0
									0
									0
									0
	5							Brown coarse to fine SAND, some Silt, trace coarse to fine Gravel	0
								Encountered refusal (bedrock) at ±5 feet. Bedrock identified to be schist.	155
									254
									398
									500
	10								1502
								Groundwater approximately 11.0 feet	498
									152
									145
									136
	15							Monitoring well complete at ±15.0 feet B.G.S	
	20								
	25								
	30								
	35								
	40								

Approximate Change in Strata: _____ Inferred Change in Strata: _ _ _ _ _ _ _ _ _ _ _ _ _

The subsurface information shown hereon was obtained for the design and estimating purposes for our client. It is made available to authorized users only that they may have access to the same information available to our client. It is presented in good faith, but it is not intended as a substitute for investigations, interpretations or judgment of such authorized users. Information on the logs should not be relied upon without the geotechnical engineers recommendations contained in the report from which these logs were extracted. Soil descriptions represent a field identification after D. M. Burmister unless otherwise noted.

SESI CONSULTING ENGINEERS	PROJECT NAME:	247 North Ave	MONITORING WELL NO.	**MW-5**
	PROJECT LOCATION:	New Rochelle, NY	JOB NO.	10908
			GROUND ELEVATION:	NA

BORING BY: Aarco	DATE STARTED	8/19/21	DEVELOPMENT PERIOD	1 Hour	INSIDE CASING DIAMETER (in)	2
INSPECTOR: DA	DATE COMPLETED	8/19/21	DEVELOPMENT METHOD	Sub pump	BOREHOLE DIAMETER (in)	2
NJ DEP PERMIT NO.:	DATE DEVELOPED	8/19/21	DEVELOPMENT RATE	NA	INITIAL WATER LEVEL (ft):	10

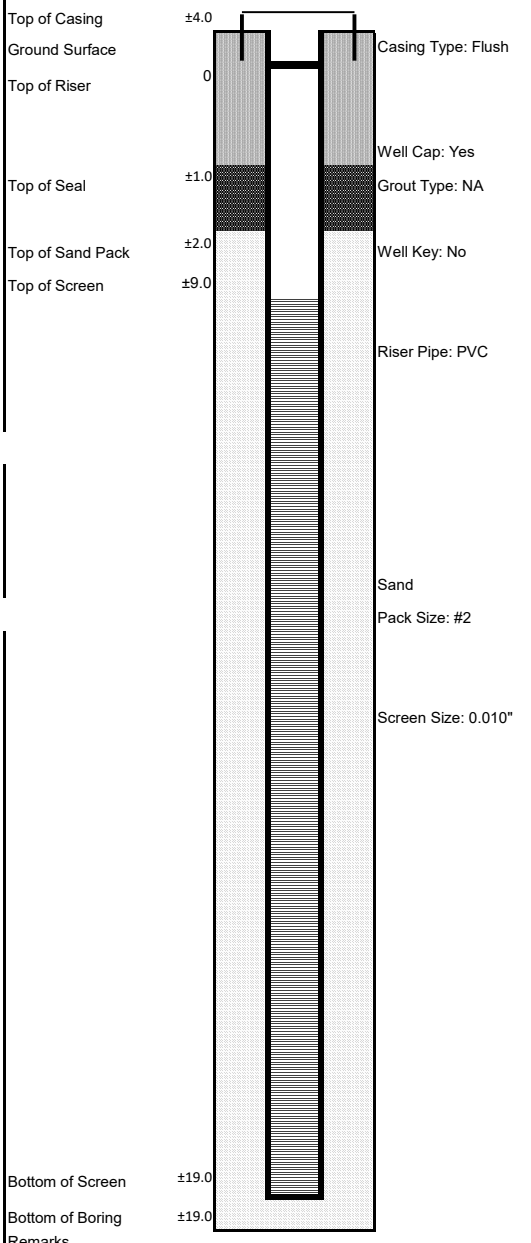

DEPTH (ft)	Sample	Blows on Spoon 0/6	6/12	12/18	18/24	REC (in)	SOIL DESCRIPTION AND STRATIFICATION	P.I.D.
0							6" Concrete	0
								0
								0
								0
5							Brown coarse to fine SAND, some Silt, trace coarse to fine Gravel	0
							Encountered refusal (bedrock) at ±6 feet. Bedrock identified to be schist.	0
								0
								0
								0
10							Groundwater approximately 10.0 feet	0
								0
								0
								0
								0
15								0
								0
								0
								0
20							Monitoring well complete at ±19.0 feet B.G.S	
25								
30								
35								
40								

Approximate Change in Strata: _____ Inferred Change in Strata: _ _ _ _ _ _ _ _ _ _ _ _ _

The subsurface information shown hereon was obtained for the design and estimating purposes for our client. It is made available to authorized users only that they may have access to the same information available to our client. It is presented in good faith, but it is not intended as a substitute for investigations, interpretations or judgment of such authorized users. Information on the logs should not be relied upon without the geotechnical engineers recommendations contained in the report from which these logs were extracted. Soil descriptions represent a field identification after D. M. Burmister unless otherwise noted.

SESI CONSULTING ENGINEERS	PROJECT NAME:	247 North Ave	MONITORING WELL NO.	**MW-6**
	PROJECT LOCATION:	New Rochelle, NY	JOB NO.	10908
			GROUND ELEVATION:	NA

BORING BY: Aarco	DATE STARTED	7/6/21	DEVELOPMENT PERIOD	1 Hour	INSIDE CASING DIAMETER (in)	2
INSPECTOR: DA	DATE COMPLETED	7/6/21	DEVELOPMENT METHOD	Sub pump	BOREHOLE DIAMETER (in)	2
NJ DEP PERMIT NO.:	DATE DEVELOPED	7/6/21	DEVELOPMENT RATE	NA	INITIAL WATER LEVEL (ft):	23.35

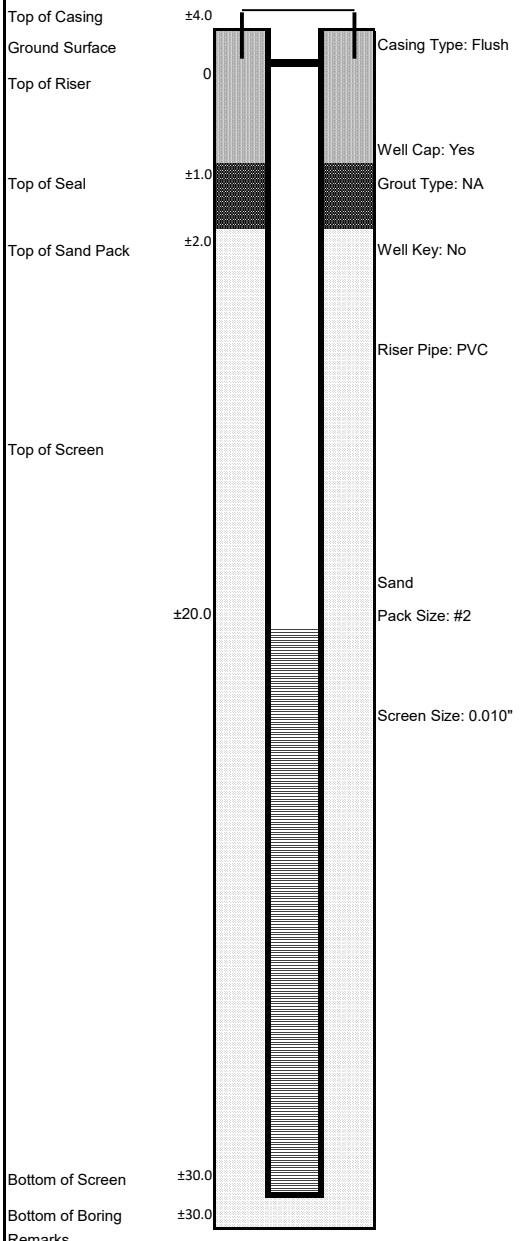

DEPTH (ft)	Sample	Blows on Spoon 0/6	6/12	12/18	18/24	REC (in)	SOIL DESCRIPTION AND STRATIFICATION	P.I.D.
0								0
								0
								0
								0
5								0
								0
								0
								0
							Brown coarse to fine SAND, some Silt, trace coarse to fine Gravel	0
10								0
							Encountered refusal (bedrock) at ±10 feet, switched to air rotary	0
								0
								0
								0
15								0
								0
								0
								0
								0
20							Hit a fracture in the rock at approximately ±20 feet	0
								0
								0
								0
								0
25								0
								0
								0
								0
								0
30							Monitoring well complete at ±30.0 feet B.G.S	
35								
40								

Approximate Change in Strata: _____ Inferred Change in Strata: _ _ _ _ _ _ _ _ _ _ _ _ _

The subsurface information shown hereon was obtained for the design and estimating purposes for our client. It is made available to authorized users only that they may have access to the same information available to our client. It is presented in good faith, but it is not intended as a substitute for investigations, interpretations or judgment of such authorized users. Information on the logs should not be relied upon without the geotechnical engineers recommendations contained in the report from which these logs were extracted. Soil descriptions represent a field identification after D. M. Burmister unless otherwise noted.

APPENDIX C

WASTE CLASSIFICATION DATA

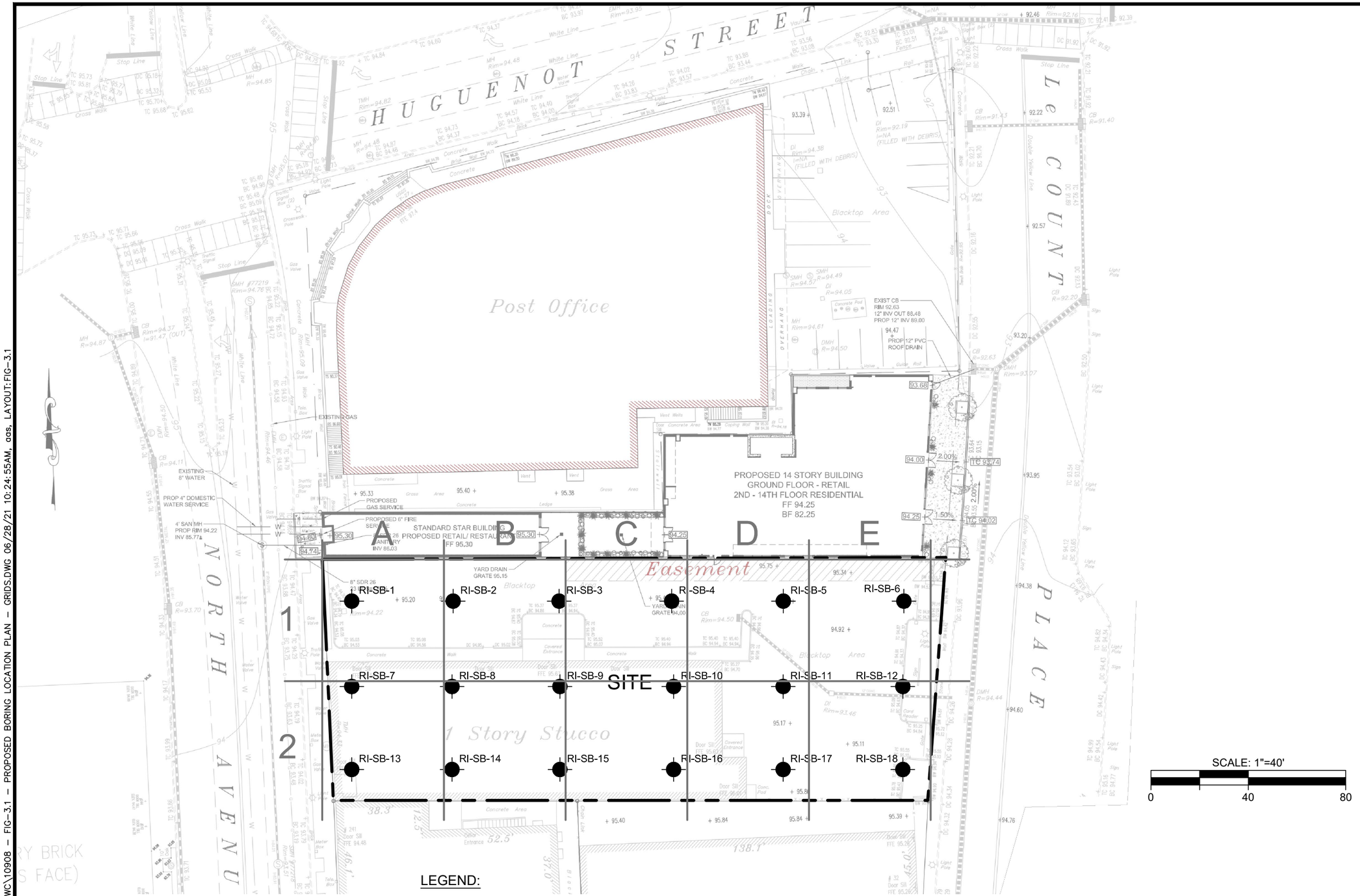

LEGEND:

- PROPERTY LINE

RI-SB-1 - PROPOSED BORING NUMBER & APPROX. LOCATION

© SESI CONSULTING ENGINEERS D.P.C. 2021
This drawing and all information contained hereon is proprietary information of SESI CONSULTING ENGINEERS D.P.C. and may not be copied or reproduced, either in whole or in part, by any method, without written permission of SESI CONSULTING ENGINEERS D.P.C.

REFERENCE
SITE INFORMATION TAKEN FROM "GRADING AND UTILITY PLAN" PREPARED BY SESI CONSULTING ENGINEERS D.P.C.. DATED 4/13/17.

SESI CONSULTING ENGINEERS D.P.C.
SOILS / FOUNDATIONS
SITE DESIGN
ENVIRONMENTAL
12A MAPLE AVE. PINE BROOK, N.J. 07058 PH: 973-808-9050

dwg by: yy
chk by: JM
scale: 1" = 40'
date: 06/28/2021

project: 247 NORTH AVENUE ASSOCIATES LLC
247 NORTH AVENUE
NEW ROCHELLE, WESTCHESTER COUNTY, NEW YORK

drawing title: PROPOSED BORING LOCATION PLAN

job no: 10908
drawing no:

FIG-3.1

N:\ACAD\10908\WC\10908 – FIG–3.1 – PROPOSED BORING LOCATION PLAN – GRIDS.DWG 06/28/21 10:24:55AM, aas, LAYOUT:FIG–3.1

Waste Class Data
247 North Avenue
New Rochelle, NY

Client Sample ID:		NY SCO - Unrestricted Use (6 NYCRR 375-6 12/06)	NJ Non-Residential Direct Contact Soil (NJAC 7: 26D 9/18/17)	NJ Residential Direct Contact Soil (NJAC 7: 26D 9/18/17)	PA Clean Fill Guidance - Tables FP-1a,1b (PADEP 12/2007)	PA Regulated Fill Guidance - Tables GP-1a,1b (PADEP 7/2005)	WC-A1(0-7)GRAB	WC-A1(7-13)GRAB	WC-A1(0-7)	WC-A1(7-13)	WC-B1(0-7)GRAB
Lab Sample ID:							JD27495-1	JD27495-2	JD27495-3	JD27495-4	JD27495-5
Date Sampled:							6/29/2021	6/29/2021	6/29/2021	6/29/2021	6/29/2021
Matrix:							Soil	Soil	Soil	Soil	Soil
MS Volatiles (SW846 8260D)											
Acetone	ug/kg	50	NA	70000000	41000	110000	ND (4.9)	15	-	-	12.2
Benzene	ug/kg	60	5000	2000	130	130	ND (0.53)	ND (0.44)	-	-	ND (0.50)
Bromochloromethane	ug/kg	-	-	-	1600	1600	ND (0.66)	ND (0.54)	-	-	ND (0.61)
Bromodichloromethane	ug/kg	-	3000	1000	3400	3400	ND (0.50)	ND (0.41)	-	-	ND (0.47)
Bromoform	ug/kg	-	280000	81000	4400	4400	ND (1.6)	ND (1.3)	-	-	ND (1.5)
Bromomethane	ug/kg	-	59000	25000	540	540	ND (0.90)	ND (0.74)	-	-	ND (0.83)
2-Butanone (MEK)	ug/kg	120	44000000	3100000	54000	110000	ND (2.8)	ND (2.3)	-	-	ND (2.7)
Carbon disulfide	ug/kg	-	110000000	7800000	160000	350000	ND (0.63)	ND (0.52)	-	-	ND (0.58)
Carbon tetrachloride	ug/kg	760	4000	2000	260	260	ND (0.72)	ND (0.60)	-	-	ND (0.67)
Chlorobenzene	ug/kg	1100	7400000	510000	6100	6100	ND (0.54)	ND (0.44)	-	-	ND (0.50)
Chloroethane	ug/kg	-	1100000	220000	5000	19000	ND (0.69)	ND (0.57)	-	-	ND (0.64)
Chloroform	ug/kg	370	2000	600	2500	2500	ND (0.61)	ND (0.50)	-	-	ND (0.57)
Chloromethane	ug/kg	-	12000	4000	38	38	ND (2.3)	ND (1.9)	-	-	ND (2.1)
Cyclohexane	ug/kg	-	-	-	-	-	ND (0.77)	ND (0.63)	-	-	ND (0.72)
1,2-Dibromo-3-chloropropane	ug/kg	-	200	80	9.2	9.2	ND (0.81)	ND (0.67)	-	-	ND (0.76)
Dibromochloromethane	ug/kg	-	8000	3000	3200	3200	ND (0.66)	ND (0.54)	-	-	ND (0.61)
1,2-Dibromoethane	ug/kg	-	40	8	1.2	1.2	ND (0.49)	ND (0.41)	-	-	ND (0.46)
1,2-Dichlorobenzene	ug/kg	1100	59000000	5300000	59000	59000	ND (0.64)	ND (0.53)	-	-	ND (0.60)
1,3-Dichlorobenzene	ug/kg	2400	59000000	5300000	61000	61000	ND (0.58)	ND (0.48)	-	-	ND (0.54)
1,4-Dichlorobenzene	ug/kg	1800	13000	5000	10000	10000	ND (0.58)	ND (0.48)	-	-	ND (0.54)
Dichlorodifluoromethane	ug/kg	-	230000000	490000	100000	100000	ND (0.85)	ND (0.70)	-	-	ND (0.79)
1,1-Dichloroethane	ug/kg	270	24000	8000	650	2700	ND (0.58)	ND (0.48)	-	-	ND (0.54)
1,2-Dichloroethane	ug/kg	20	3000	900	100	100	ND (0.55)	ND (0.45)	-	-	ND (0.51)
1,1-Dichloroethene	ug/kg	330	150000	11000	190	190	ND (0.77)	ND (0.63)	-	-	ND (0.71)
cis-1,2-Dichloroethene	ug/kg	250	560000	230000	1600	1600	ND (0.98)	ND (0.81)	-	-	ND (0.92)
trans-1,2-Dichloroethene	ug/kg	190	720000	300000	2300	2300	ND (0.72)	ND (0.59)	-	-	ND (0.67)
1,2-Dichloropropane	ug/kg	-	5000	2000	110	110	ND (0.55)	ND (0.46)	-	-	ND (0.52)
cis-1,3-Dichloropropene	ug/kg	-	7000	2000	-	-	ND (0.56)	ND (0.46)	-	-	ND (0.52)
trans-1,3-Dichloropropene	ug/kg	-	7000	2000	-	-	ND (0.54)	ND (0.44)	-	-	ND (0.50)
Ethylbenzene	ug/kg	1000	110000000	7800000	46000	46000	ND (0.53)	ND (0.44)	-	-	ND (0.49)
Freon 113	ug/kg	-	-	-	26000000	53000000	ND (3.1)	ND (2.6)	-	-	ND (2.9)
2-Hexanone	ug/kg	-	-	-	-	-	ND (2.5)	ND (2.0)	-	-	ND (2.3)
Isopropylbenzene	ug/kg	-	-	-	780000	1600000	ND (1.7)	ND (1.4)	-	-	ND (1.5)
Methyl Acetate	ug/kg	-	NA	78000000	690000	1900000	ND (1.6) [a]	ND (1.3) [a]	-	-	ND (1.5) [a]
Methylcyclohexane	ug/kg	-	-	-	-	-	ND (1.0)	ND (0.85)	-	-	ND (0.95)
Methyl Tert Butyl Ether	ug/kg	930	320000	110000	280	280	ND (0.55)	ND (0.45)	-	-	ND (0.51)
4-Methyl-2-pentanone(MIBK)	ug/kg	-	-	-	2900	6300	ND (2.7)	ND (2.2)	-	-	ND (2.5)
Methylene chloride	ug/kg	50	230000	46000	76	76	ND (3.1)	ND (2.5)	-	-	ND (2.8)
Styrene	ug/kg	-	260000	90000	24000	24000	ND (0.47)	ND (0.39)	-	-	ND (0.44)
1,1,2,2-Tetrachloroethane	ug/kg	-	3000	1000	9.3	9.3	ND (0.70)	ND (0.58)	-	-	ND (0.65)
Tetrachloroethene	ug/kg	1300	1500000	43000	430	430	ND (0.68)	ND (0.56)	-	-	ND (0.63)
Toluene	ug/kg	700	91000000	6300000	44000	44000	ND (0.62)	ND (0.51)	-	-	ND (0.57)
1,2,3-Trichlorobenzene	ug/kg	-	-	-	-	-	ND (2.9)	ND (2.4)	-	-	ND (2.7)
1,2,4-Trichlorobenzene	ug/kg	-	820000	73000	27000	27000	ND (2.9)	ND (2.4)	-	-	ND (2.7)
1,1,1-Trichloroethane	ug/kg	680	NA	160000000	7200	7200	ND (0.57)	ND (0.47)	-	-	ND (0.53)
1,1,2-Trichloroethane	ug/kg	-	6000	2000	150	150	ND (0.65)	ND (0.54)	-	-	ND (0.60)
Trichloroethene	ug/kg	470	10000	3000	170	170	ND (0.89)	ND (0.74)	-	-	ND (0.83)
Trichlorofluoromethane	ug/kg	-	340000000	23000000	87000	87000	ND (0.80)	ND (0.66)	-	-	ND (0.75)
Vinyl chloride	ug/kg	20	2000	700	30	27	ND (0.56)	ND (0.46)	-	-	ND (0.52)
m,p-Xylene	ug/kg	260	170000000	12000000	990000	990000	ND (1.1)	ND (0.87)	-	-	ND (0.98)
o-Xylene	ug/kg	260	170000000	12000000	990000	990000	ND (0.54)	ND (0.44)	-	-	ND (0.50)
Xylene (total)	ug/kg	260	170000000	12000000	990000	990000	ND (0.54)	ND (0.44)	-	-	ND (0.50)
MS Volatile TIC											
Total TIC, Volatile	ug/kg	-	-	-	-	-	0	0	-	-	0

Waste Class Data
247 North Avenue
New Rochelle, NY

Client Sample ID:		NY SCO - Unrestricted Use (6 NYCRR 375-6 12/06)	NJ Non-Residential Direct Contact Soil (NJAC 7: 26D 9/18/17)	NJ Residential Direct Contact Soil (NJAC 7: 26D 9/18/17)	PA Clean Fill Guidance - Tables FP-1a,1b (PADEP 12/2007)	PA Regulated Fill Guidance - Tables GP-1a,1b (PADEP 7/2005)	WC-A1(0-7)GRAB	WC-A1(7-13)GRAB	WC-A1(0-7)	WC-A1(7-13)	WC-B1(0-7)GRAB
Lab Sample ID:							JD27495-1	JD27495-2	JD27495-3	JD27495-4	JD27495-5
Date Sampled:							6/29/2021	6/29/2021	6/29/2021	6/29/2021	6/29/2021
Matrix:							Soil	Soil	Soil	Soil	Soil
MS Semi-volatiles (SW846 8270E)											
2-Chlorophenol	ug/kg	-	2200000	310000	4400	4400	-	-	ND (20)	ND (20)	-
4-Chloro-3-methyl phenol	ug/kg	-	-	-	37000	110000	-	-	ND (25)	ND (25)	-
2,4-Dichlorophenol	ug/kg	-	2100000	180000	1000	1000	-	-	ND (35)	ND (34)	-
2,4-Dimethylphenol	ug/kg	-	14000000	1200000	32000	87000	-	-	ND (73)	ND (71)	-
2,4-Dinitrophenol	ug/kg	-	1400000	120000	210	460	-	-	ND (150) [b]	ND (150) [b]	-
4,6-Dinitro-o-cresol	ug/kg	-	68000	6000	-	-	-	-	ND (44) [b]	ND (43) [b]	-
2-Methylphenol	ug/kg	330	3400000	310000	64000	180000	-	-	ND (26)	ND (26)	-
3&4-Methylphenol	ug/kg	-	-	-	-	-	-	-	ND (34)	ND (33)	-
2-Nitrophenol	ug/kg	-	-	-	5900	17000	-	-	ND (27)	ND (27)	-
4-Nitrophenol	ug/kg	-	-	-	4100	4100	-	-	ND (110)	ND (110)	-
Pentachlorophenol	ug/kg	800	3000	900	5000	5000	-	-	ND (38)	ND (38)	-
Phenol	ug/kg	330	210000000	18000000	66000	66000	-	-	ND (21)	ND (21)	-
2,3,4,6-Tetrachlorophenol	ug/kg	-	-	-	450000	950000	-	-	ND (27)	ND (27)	-
2,4,5-Trichlorophenol	ug/kg	-	68000000	6100000	2300000	6100000	-	-	ND (31)	ND (30)	-
2,4,6-Trichlorophenol	ug/kg	-	74000	19000	3100	8900	-	-	ND (24)	ND (24)	-
Acenaphthene	ug/kg	20000	37000000	3400000	2700000	4700000	-	-	ND (14)	ND (14)	-
Acenaphthylene	ug/kg	100000	300000000	NA	2500000	6900000	-	-	ND (21)	ND (20)	-
Acetophenone	ug/kg	-	5000	2000	200000	540000	-	-	ND (8.8)	ND (8.6)	-
Anthracene	ug/kg	100000	30000000	17000000	350000	350000	-	-	ND (25)	ND (25)	-
Atrazine	ug/kg	-	2400000	210000	130	130	-	-	ND (17)	ND (17)	-
Benzo(a)anthracene	ug/kg	1000	17000	5000	25000	110000	-	-	ND (12)	ND (11)	-
Benzo(a)pyrene	ug/kg	1000	2000	500	2500	11000	-	-	ND (19)	ND (18)	-
Benzo(b)fluoranthene	ug/kg	1000	17000	5000	25000	110000	-	-	ND (18)	ND (18)	-
Benzo(g,h,i)perylene	ug/kg	100000	30000000	380000000	180000	180000	-	-	ND (20)	ND (20)	-
Benzo(k)fluoranthene	ug/kg	800	170000	45000	250000	610000	-	-	ND (19)	ND (19)	-
4-Bromophenyl phenyl ether	ug/kg	-	-	-	-	-	-	-	ND (16)	ND (15)	-
Butyl benzyl phthalate	ug/kg	-	14000000	1200000	10000000	10000000	-	-	ND (9.9)	ND (9.8)	-
1,1'-Biphenyl	ug/kg	-	240000	61000	790000	2200000	-	-	ND (5.6)	ND (5.5)	-
Benzaldehyde	ug/kg	-	68000000	6100000	-	-	-	-	ND (10)	ND (10)	-
2-Chloronaphthalene	ug/kg	-	-	-	6200000	18000000	-	-	ND (9.7)	ND (9.6)	-
4-Chloroaniline	ug/kg	-	-	-	19000	52000	-	-	ND (15)	ND (14)	-
Carbazole	ug/kg	-	96000	24000	21000	83000	-	-	ND (5.9)	ND (5.8)	-
Caprolactam	ug/kg	-	340000000	31000000	-	-	-	-	ND (16) [a]	ND (16) [a]	-
Chrysene	ug/kg	1000	1700000	450000	230000	230000	-	-	ND (13)	ND (13)	-
bis(2-Chloroethoxy)methane	ug/kg	-	-	-	-	-	-	-	ND (8.7)	ND (8.6)	-
bis(2-Chloroethyl)ether	ug/kg	-	2000	400	3.9	17	-	-	ND (18)	ND (17)	-
2,2'-Oxybis(1-chloropropane)	ug/kg	-	67000	23000	8000	8000	-	-	ND (15)	ND (14)	-
4-Chlorophenyl phenyl ether	ug/kg	-	-	-	-	-	-	-	ND (13)	ND (13)	-
2,4-Dinitrotoluene	ug/kg	-	3000	700	50	200	-	-	ND (13)	ND (12)	-
2,6-Dinitrotoluene	ug/kg	-	3000	700	1100	3000	-	-	ND (20)	ND (20)	-
3,3'-Dichlorobenzidine	ug/kg	-	4000	1000	8300	32000	-	-	ND (34)	ND (33)	-
1,4-Dioxane	ug/kg	100	-	-	73	310	-	-	ND (27)	ND (27)	-
Dibenzo(a,h)anthracene	ug/kg	330	2000	500	2500	11000	-	-	ND (18)	ND (18)	-
Dibenzofuran	ug/kg	7000	-	-	-	-	-	-	ND (17)	ND (16)	-
Di-n-butyl phthalate	ug/kg	-	68000000	6100000	1500000	4100000	-	-	ND (6.6)	ND (6.5)	-
Di-n-octyl phthalate	ug/kg	-	27000000	2400000	4400000	10000000	-	-	ND (10)	ND (10)	-
Diethyl phthalate	ug/kg	-	550000000	49000000	160000	160000	-	-	ND (8.7)	ND (8.5)	-
Dimethyl phthalate	ug/kg	-	-	-	-	-	-	-	ND (7.3)	ND (7.1)	-
bis(2-Ethylhexyl)phthalate	ug/kg	-	140000	35000	130000	130000	-	-	ND (9.5)	ND (9.4)	-
Fluoranthene	ug/kg	100000	24000000	2300000	3200000	3200000	-	-	ND (18)	ND (18)	-
Fluorene	ug/kg	30000	24000000	2300000	3000000	3800000	-	-	ND (19)	ND (18)	-
Hexachlorobenzene	ug/kg	330	1000	300	960	960	-	-	ND (10)	ND (10)	-
Hexachlorobutadiene	ug/kg	-	25000	6000	1200	1200	-	-	ND (16)	ND (16)	-
Hexachlorocyclopentadiene	ug/kg	-	110000	45000	91000	91000	-	-	ND (16)	ND (16)	-
Hexachloroethane	ug/kg	-	48000	12000	560	560	-	-	ND (20)	ND (20)	-
Indeno(1,2,3-cd)pyrene	ug/kg	500	17000	5000	25000	110000	-	-	ND (19)	ND (19)	-
Isophorone	ug/kg	-	2000000	510000	1900	1900	-	-	ND (8.7)	ND (8.6)	-
2-Methylnaphthalene	ug/kg	-	2400000	230000	2900000	8000000	-	-	ND (9.2)	ND (9.1)	-
2-Nitroaniline	ug/kg	-	23000000	39000	38	100	-	-	ND (9.6)	ND (9.5)	-
3-Nitroaniline	ug/kg	-	-	-	33	91	-	-	ND (10)	ND (10)	-
4-Nitroaniline	ug/kg	-	-	-	31	86	-	-	ND (11)	ND (10)	-
Naphthalene	ug/kg	12000	17000	6000	25000	25000	-	-	ND (11)	ND (11)	-
Nitrobenzene	ug/kg	-	14000	5000	790	2200	-	-	ND (16)	ND (15)	-
N-Nitroso-di-n-propylamine	ug/kg	-	300	200	1.3	5.1	-	-	ND (12)	ND (12)	-
N-Nitrosodiphenylamine	ug/kg	-	390000	99000	20000	83000	-	-	ND (15)	ND (15)	-
Phenanthrene	ug/kg	100000	300000000	NA	10000000	10000000	-	-	ND (14)	ND (13)	-
Pyrene	ug/kg	100000	18000000	1700000	2200000	2200000	-	-	ND (13)	ND (13)	-
1,2,4,5-Tetrachlorobenzene	ug/kg	-	-	-	5100	14000	-	-	ND (10)	ND (10)	-

Waste Class Data
247 North Avenue
New Rochelle, NY

Client Sample ID:		NY SCO - Unrestricted Use (6 NYCRR 375-6 12/06)	NJ Non-Residential Direct Contact Soil (NJAC 7: 26D 9/18/17)	NJ Residential Direct Contact Soil (NJAC 7: 26D 9/18/17)	PA Clean Fill Guidance - Tables FP-1a,1b (PADEP 12/2007)	PA Regulated Fill Guidance - Tables GP-1a,1b (PADEP 7/2005)	WC-A1(0-7)GRAB	WC-A1(7-13)GRAB	WC-A1(0-7)	WC-A1(7-13)	WC-B1(0-7)GRAB
Lab Sample ID:							JD27495-1	JD27495-2	JD27495-3	JD27495-4	JD27495-5
Date Sampled:							6/29/2021	6/29/2021	6/29/2021	6/29/2021	6/29/2021
Matrix:							Soil	Soil	Soil	Soil	Soil
MS Semi-volatile TIC											
Total TIC, Semi-Volatile	ug/kg	-	-	-	-	-	-	-	0	0	-
GC/LC Semi-volatiles (NJDEP EPH)											
EPH (C9-C28)	mg/kg	-	-	-	-	-	-	-	9.48	ND (2.4)	-
EPH (>C28-C40)	mg/kg	-	-	-	-	-	-	-	32.5	26.1	-
Total EPH (C9-C40)	mg/kg	-	-	-	-	-	-	-	42	26.1	-
GC/LC Semi-volatiles (SW846 8081B)											
Aldrin	ug/kg	5	200	40	100	440	-	-	ND (0.68)	ND (0.67)	-
alpha-BHC	ug/kg	20	500	100	46	190	-	-	ND (0.67)	ND (0.66)	-
beta-BHC	ug/kg	36	2000	400	220	820	-	-	ND (0.75)	ND (0.73)	-
delta-BHC	ug/kg	40	-	-	11000	30000	-	-	ND (0.79)	ND (0.78)	-
gamma-BHC (Lindane)	ug/kg	100	2000	400	72	72	-	-	ND (0.61)	ND (0.60)	-
alpha-Chlordane	ug/kg	94	1000	200	-	-	-	-	ND (0.67)	ND (0.65)	-
gamma-Chlordane	ug/kg	-	1000	200	-	-	-	-	ND (0.37)	ND (0.37)	-
Chlordane (alpha and gamma)	ug/kg	-	1000	200	-	-	-	-	ND (0.37)	ND (0.37)	-
Dieldrin	ug/kg	5	200	40	110	440	-	-	ND (0.57)	ND (0.56)	-
4,4'-DDD	ug/kg	3.3	13000	3000	6800	30000	-	-	ND (0.76)	ND (0.74)	-
4,4'-DDE	ug/kg	3.3	9000	2000	41000	170000	-	-	ND (0.72)	ND (0.71)	-
4,4'-DDT	ug/kg	3.3	8000	2000	53000	230000	-	-	ND (0.73)	ND (0.72)	-
Endrin	ug/kg	14	340000	23000	5500	5500	-	-	ND (0.64)	ND (0.63)	-
Endosulfan sulfate	ug/kg	2400	6800000	470000	70000	70000	-	-	ND (0.65)	ND (0.63)	-
Endrin aldehyde	ug/kg	-	-	-	-	-	-	-	ND (0.47)	ND (0.46)	-
Endosulfan-I	ug/kg	2400	6800000	470000	110000	260000	-	-	ND (0.48)	ND (0.47)	-
Endosulfan-II	ug/kg	2400	6800000	470000	130000	260000	-	-	ND (0.52)	ND (0.50)	-
Heptachlor	ug/kg	42	700	100	680	680	-	-	ND (0.71)	ND (0.70)	-
Heptachlor epoxide	ug/kg	-	300	70	1100	1100	-	-	ND (0.58)	ND (0.57)	-
Methoxychlor	ug/kg	-	5700000	390000	630000	630000	-	-	ND (0.66)	ND (0.64)	-
Endrin ketone	ug/kg	-	-	-	-	-	-	-	ND (0.60)	ND (0.58)	-
Toxaphene	ug/kg	-	3000	600	1200	1200	-	-	ND (19)	ND (19)	-
GC/LC Semi-volatiles (SW846 8082A)											
Aroclor 1016	ug/kg	100	1000	200	15000	200000	-	-	ND (19)	ND (19)	-
Aroclor 1221	ug/kg	100	1000	200	630	2500	-	-	ND (26)	ND (25)	-
Aroclor 1232	ug/kg	100	1000	200	500	2000	-	-	ND (26)	ND (26)	-
Aroclor 1242	ug/kg	100	1000	200	16000	62000	-	-	ND (17)	ND (17)	-
Aroclor 1248	ug/kg	100	1000	200	9900	44000	-	-	ND (37)	ND (36)	-
Aroclor 1254	ug/kg	100	1000	200	4400	44000	-	-	ND (22)	ND (22)	-
Aroclor 1260	ug/kg	100	1000	200	30000	130000	-	-	ND (18)	ND (17)	-
Aroclor 1268	ug/kg	100	1000	200	-	-	-	-	ND (17)	ND (17)	-
Aroclor 1262	ug/kg	100	1000	200	-	-	-	-	ND (27)	ND (26)	-
Metals Analysis											
Aluminum	mg/kg	-	NA	78000	-	190000	-	-	12000	9070	-
Antimony	mg/kg	-	450	31	27	27	-	-	-	<2.3	-
Arsenic	mg/kg	13	19	19	12	53	-	-	1.8	<2.3	-
Barium	mg/kg	350	59000	16000	8200	8200	-	-	60.8	71	-
Beryllium	mg/kg	7.2	140	16	320	320	-	-	-	0.37	-
Cadmium	mg/kg	2.5	78	78	38	38	-	-	<0.40	<0.58	-
Calcium	mg/kg	-	-	-	-	-	-	-	1810	3620	-
Chromium	mg/kg	-	-	-	-	-	-	-	18.3	20.7	-
Cobalt	mg/kg	-	590	1600	8.1	22	-	-	4.8	7.5	-
Copper	mg/kg	50	45000	3100	8200	36000	-	-	10.2	14.6	-
Iron	mg/kg	-	-	-	-	190000	-	-	12300	12800	-
Lead	mg/kg	63	800	400	450	450	-	-	10.8	12.1	-
Magnesium	mg/kg	-	-	-	-	-	-	-	2580	3520	-
Manganese	mg/kg	1600	5900	11000	31000	190000	-	-	165	367	-
Mercury	mg/kg	0.18	65	23	10	10	-	-	<0.018	0.14	-
Nickel	mg/kg	30	23000	1600	650	650	-	-	12.6	16.4	-
Potassium	mg/kg	-	-	-	-	-	-	-	1840	2900	-
Selenium	mg/kg	3.9	5700	390	26	26	-	-	<1.6	<2.3	-
Silver	mg/kg	2	5700	390	84	84	-	-	<0.40	<0.58	-
Sodium	mg/kg	-	-	-	-	-	-	-	<790	<1200	-
Thallium	mg/kg	-	-	-	14	14	-	-	-	<1.2	-
Vanadium	mg/kg	-	1100	78	1500	72000	-	-	23.4	21.5	-
Zinc	mg/kg	109	110000	23000	12000	12000	-	-	26.1	23.8	-
General Chemistry											
Cyanide	mg/kg	27	680	47	200	200	-	-	<0.26	<0.30	-
Solids, Percent	%	-	-	-	-	-	79	90.8	80.7	82.5	83.3

Waste Class Data
247 North Avenue
New Rochelle, NY

Client Sample ID:		NY SCO - Unrestricted Use (6 NYCRR 375-6 12/06)	NJ Non-Residential Direct Contact Soil (NJAC 7: 26D 9/18/17)	NJ Residential Direct Contact Soil (NJAC 7: 26D 9/18/17)	PA Clean Fill Guidance - Tables FP-1a,1b (PADEP 12/2007)	PA Regulated Fill Guidance - Tables GP-1a,1b (PADEP 7/2005)	WC-A1(0-7)GRAB	WC-A1(7-13)GRAB	WC-A1(0-7)	WC-A1(7-13)	WC-B1(0-7)GRAB
Lab Sample ID:							JD27495-1	JD27495-2	JD27495-3	JD27495-4	JD27495-5
Date Sampled:							6/29/2021	6/29/2021	6/29/2021	6/29/2021	6/29/2021
Matrix:							Soil	Soil	Soil	Soil	Soil
Client Sample ID:		NY SCO - Unrestricted Use (6 NYCRR 375-6 12/06)	NJ Non-Residential Direct Contact Soil (NJAC 7: 26D 9/18/17)	NJ Residential Direct Contact Soil (NJAC 7: 26D 9/18/17)	PA Clean Fill Guidance - Tables FP-1a,1b (PADEP 12/2007)	PA Regulated Fill Guidance - Tables GP-1a,1b (PADEP 7/2005)	WC-B1(7-10)GRAB	WC-B1(0-7)	WC-B1(7-10)	WC-B1(0-7)GRAB	WC-B1(7-14)GRAB
Lab Sample ID:							JD27495-6	JD27495-7	JD27495-8	JD27495-9	JD27495-10
Date Sampled:							6/29/2021	6/29/2021	6/29/2021	6/29/2021	6/29/2021
Matrix:							Soil	Soil	Soil	Soil	Soil
MS Volatiles (SW846 8260D)											
Acetone	ug/kg	50	NA	70000000	41000	110000	14.8	-	-	15.1	ND (4.2)
Benzene	ug/kg	60	5000	2000	130	130	ND (0.41)	-	-	ND (0.50)	ND (0.46)
Bromochloromethane	ug/kg	-	-	-	1600	1600	ND (0.51)	-	-	ND (0.61)	ND (0.57)
Bromodichloromethane	ug/kg	-	3000	1000	3400	3400	ND (0.39)	-	-	ND (0.47)	ND (0.43)
Bromoform	ug/kg	-	280000	81000	4400	4400	ND (1.2)	-	-	ND (1.5)	ND (1.4)
Bromomethane	ug/kg	-	59000	25000	540	540	ND (0.69)	-	-	ND (0.84)	ND (0.77)
2-Butanone (MEK)	ug/kg	120	44000000	3100000	54000	110000	ND (2.2)	-	-	ND (2.7)	ND (2.5)
Carbon disulfide	ug/kg	-	110000000	7800000	160000	350000	ND (0.48)	-	-	ND (0.59)	ND (0.54)
Carbon tetrachloride	ug/kg	760	4000	2000	260	260	ND (0.56)	-	-	ND (0.68)	ND (0.62)
Chlorobenzene	ug/kg	1100	7400000	510000	6100	6100	ND (0.41)	-	-	ND (0.50)	ND (0.46)
Chloroethane	ug/kg	-	1100000	220000	5000	19000	ND (0.53)	-	-	ND (0.65)	ND (0.60)
Chloroform	ug/kg	370	2000	600	2500	2500	ND (0.47)	-	-	ND (0.57)	ND (0.52)
Chloromethane	ug/kg	-	12000	4000	38	38	ND (1.8)	-	-	ND (2.1)	ND (2.0)
Cyclohexane	ug/kg	-	-	-	-	-	ND (0.59)	-	-	ND (0.72)	ND (0.66)
1,2-Dibromo-3-chloropropane	ug/kg	-	200	80	9.2	9.2	ND (0.63)	-	-	ND (0.76)	ND (0.70)
Dibromochloromethane	ug/kg	-	8000	3000	3200	3200	ND (0.51)	-	-	ND (0.61)	ND (0.57)
1,2-Dibromoethane	ug/kg	-	40	8	1.2	1.2	ND (0.38)	-	-	ND (0.46)	ND (0.43)
1,2-Dichlorobenzene	ug/kg	1100	59000000	5300000	59000	59000	ND (0.49)	-	-	ND (0.60)	ND (0.55)
1,3-Dichlorobenzene	ug/kg	2400	59000000	5300000	61000	61000	ND (0.45)	-	-	ND (0.54)	ND (0.50)
1,4-Dichlorobenzene	ug/kg	1800	13000	5000	10000	10000	ND (0.45)	-	-	ND (0.54)	ND (0.50)
Dichlorodifluoromethane	ug/kg	-	230000000	490000	100000	100000	ND (0.66)	-	-	ND (0.80)	ND (0.74)
1,1-Dichloroethane	ug/kg	270	24000	8000	650	2700	ND (0.45)	-	-	ND (0.54)	ND (0.50)
1,2-Dichloroethane	ug/kg	20	3000	900	100	100	ND (0.42)	-	-	ND (0.52)	ND (0.48)
1,1-Dichloroethene	ug/kg	330	150000	11000	190	190	ND (0.59)	-	-	ND (0.72)	ND (0.66)
cis-1,2-Dichloroethene	ug/kg	250	560000	230000	1600	1600	ND (0.76)	-	-	ND (0.92)	ND (0.85)
trans-1,2-Dichloroethene	ug/kg	190	720000	300000	2300	2300	ND (0.55)	-	-	ND (0.67)	ND (0.62)
1,2-Dichloropropane	ug/kg	-	5000	2000	110	110	ND (0.43)	-	-	ND (0.52)	ND (0.48)
cis-1,3-Dichloropropene	ug/kg	-	7000	2000	-	-	ND (0.43)	-	-	ND (0.52)	ND (0.48)
trans-1,3-Dichloropropene	ug/kg	-	7000	2000	-	-	ND (0.41)	-	-	ND (0.50)	ND (0.46)
Ethylbenzene	ug/kg	1000	110000000	7800000	46000	46000	ND (0.41)	-	-	ND (0.50)	ND (0.46)
Freon 113	ug/kg	-	-	-	26000000	53000000	ND (2.4)	-	-	ND (2.9)	ND (2.7)
2-Hexanone	ug/kg	-	-	-	-	-	ND (1.9)	-	-	ND (2.3)	ND (2.1)
Isopropylbenzene	ug/kg	-	-	-	780000	1600000	ND (1.3)	-	-	ND (1.6)	ND (1.4)
Methyl Acetate	ug/kg	-	NA	78000000	690000	1900000	ND (1.3) [a]	-	-	ND (1.5) [a]	ND (1.4) [a]
Methylcyclohexane	ug/kg	-	-	-	-	-	ND (0.79)	-	-	ND (0.96)	ND (0.88)
Methyl Tert Butyl Ether	ug/kg	930	320000	110000	280	280	ND (0.42)	-	-	ND (0.51)	ND (0.47)
4-Methyl-2-pentanone(MIBK)	ug/kg	-	-	-	2900	6300	ND (2.1)	-	-	ND (2.5)	ND (2.3)
Methylene chloride	ug/kg	50	230000	46000	76	76	ND (2.4)	-	-	ND (2.9)	ND (2.6)
Styrene	ug/kg	-	260000	90000	24000	24000	ND (0.36)	-	-	ND (0.44)	ND (0.41)
1,1,2,2-Tetrachloroethane	ug/kg	-	3000	1000	9.3	9.3	ND (0.54)	-	-	ND (0.66)	ND (0.61)
Tetrachloroethene	ug/kg	1300	1500000	43000	430	430	ND (0.52)	-	-	ND (0.64)	ND (0.59)
Toluene	ug/kg	700	91000000	6300000	44000	44000	ND (0.47)	-	-	ND (0.58)	ND (0.53)
1,2,3-Trichlorobenzene	ug/kg	-	-	-	-	-	ND (2.3)	-	-	ND (2.7)	ND (2.5)
1,2,4-Trichlorobenzene	ug/kg	-	820000	73000	27000	27000	ND (2.3)	-	-	ND (2.7)	ND (2.5)
1,1,1-Trichloroethane	ug/kg	680	NA	160000000	7200	7200	ND (0.44)	-	-	ND (0.53)	ND (0.49)
1,1,2-Trichloroethane	ug/kg	-	6000	2000	150	150	ND (0.50)	-	-	ND (0.61)	ND (0.56)
Trichloroethene	ug/kg	470	10000	3000	170	170	ND (0.69)	-	-	ND (0.84)	ND (0.77)
Trichlorofluoromethane	ug/kg	-	340000000	23000000	87000	87000	ND (0.62)	-	-	ND (0.75)	ND (0.69)
Vinyl chloride	ug/kg	20	2000	700	30	27	ND (0.43)	-	-	ND (0.53)	ND (0.49)
m,p-Xylene	ug/kg	260	170000000	12000000	990000	990000	ND (0.81)	-	-	ND (0.98)	ND (0.91)
o-Xylene	ug/kg	260	170000000	12000000	990000	990000	ND (0.41)	-	-	ND (0.50)	ND (0.46)
Xylene (total)	ug/kg	260	170000000	12000000	990000	990000	ND (0.41)	-	-	ND (0.50)	ND (0.46)
MS Volatile TIC											
Total TIC, Volatile	ug/kg	-	-	-	-	-	0	-	-	0	0

Client Sample ID:		NY SCO - Unrestricted Use (6 NYCRR 375-6 12/06)	NJ Non-Residential Direct Contact Soil (NJAC 7: 26D 9/18/17)	NJ Residential Direct Contact Soil (NJAC 7: 26D 9/18/17)	PA Clean Fill Guidance - Tables FP-1a,1b (PADEP 12/2007)	PA Regulated Fill Guidance - Tables GP-1a,1b (PADEP 7/2005)	WC-A1(0-7)GRAB	WC-A1(7-13)GRAB	WC-A1(0-7)	WC-A1(7-13)	WC-B1(0-7)GRAB
Lab Sample ID:							JD27495-1	JD27495-2	JD27495-3	JD27495-4	JD27495-5
Date Sampled:							6/29/2021	6/29/2021	6/29/2021	6/29/2021	6/29/2021
Matrix:							Soil	Soil	Soil	Soil	Soil
MS Semi-volatiles (SW846 8270E)											
2-Chlorophenol	ug/kg	-	2200000	310000	4400	4400	-	ND (20)	ND (21)	-	-
4-Chloro-3-methyl phenol	ug/kg	-	-	-	37000	110000	-	ND (24)	ND (26)	-	-
2,4-Dichlorophenol	ug/kg	-	2100000	180000	1000	1000	-	ND (34)	ND (37)	-	-
2,4-Dimethylphenol	ug/kg	-	14000000	1200000	32000	87000	-	ND (71)	ND (76)	-	-
2,4-Dinitrophenol	ug/kg	-	1400000	120000	210	460	-	ND (150) [b]	ND (160) [c]	-	-
4,6-Dinitro-o-cresol	ug/kg	-	68000	6000	-	-	-	ND (43) [b]	ND (46) [c]	-	-
2-Methylphenol	ug/kg	330	3400000	310000	64000	180000	-	ND (26)	ND (27)	-	-
3&4-Methylphenol	ug/kg	-	-	-	-	-	-	ND (33)	ND (35)	-	-
2-Nitrophenol	ug/kg	-	-	-	5900	17000	-	ND (26)	ND (28)	-	-
4-Nitrophenol	ug/kg	-	-	-	4100	4100	-	ND (110)	ND (110)	-	-
Pentachlorophenol	ug/kg	800	3000	900	5000	5000	-	ND (37)	ND (40)	-	-
Phenol	ug/kg	330	210000000	18000000	66000	66000	-	ND (21)	ND (22)	-	-
2,3,4,6-Tetrachlorophenol	ug/kg	-	-	-	450000	950000	-	ND (26)	ND (28)	-	-
2,4,5-Trichlorophenol	ug/kg	-	68000000	6100000	2300000	6100000	-	ND (30)	ND (32)	-	-
2,4,6-Trichlorophenol	ug/kg	-	74000	19000	3100	8900	-	ND (24)	ND (26)	-	-
Acenaphthene	ug/kg	20000	37000000	3400000	2700000	4700000	-	ND (14)	ND (15)	-	-
Acenaphthylene	ug/kg	100000	300000000	NA	2500000	6900000	-	ND (20)	ND (22)	-	-
Acetophenone	ug/kg	-	5000	2000	200000	540000	-	ND (8.6)	ND (9.2)	-	-
Anthracene	ug/kg	100000	30000000	17000000	350000	350000	-	ND (24)	ND (26)	-	-
Atrazine	ug/kg	-	2400000	210000	130	130	-	ND (17)	ND (18)	-	-
Benzo(a)anthracene	ug/kg	1000	17000	5000	25000	110000	-	ND (11)	ND (12)	-	-
Benzo(a)pyrene	ug/kg	1000	2000	500	2500	11000	-	ND (18)	ND (19)	-	-
Benzo(b)fluoranthene	ug/kg	1000	17000	5000	25000	110000	-	ND (18)	ND (19)	-	-
Benzo(g,h,i)perylene	ug/kg	100000	30000000	380000000	180000	180000	-	ND (20)	ND (21)	-	-
Benzo(k)fluoranthene	ug/kg	800	170000	45000	250000	610000	-	ND (19)	ND (20)	-	-
4-Bromophenyl phenyl ether	ug/kg	-	-	-	-	-	-	ND (15)	ND (17)	-	-
Butyl benzyl phthalate	ug/kg	-	14000000	1200000	10000000	10000000	-	ND (9.7)	ND (10)	-	-
1,1'-Biphenyl	ug/kg	-	240000	61000	790000	2200000	-	ND (5.5)	ND (5.9)	-	-
Benzaldehyde	ug/kg	-	68000000	6100000	-	-	-	ND (9.9)	ND (11)	-	-
2-Chloronaphthalene	ug/kg	-	-	-	6200000	18000000	-	ND (9.5)	ND (10)	-	-
4-Chloroaniline	ug/kg	-	-	-	19000	52000	-	ND (14)	ND (15)	-	-
Carbazole	ug/kg	-	96000	24000	21000	83000	-	ND (5.8)	ND (6.2)	-	-
Caprolactam	ug/kg	-	340000000	31000000	-	-	-	ND (16) [a]	ND (17) [a]	-	-
Chrysene	ug/kg	1000	1700000	450000	230000	230000	-	ND (13)	ND (13)	-	-
bis(2-Chloroethoxy)methane	ug/kg	-	-	-	-	-	-	ND (8.5)	ND (9.2)	-	-
bis(2-Chloroethyl)ether	ug/kg	-	2000	400	3.9	17	-	ND (17)	ND (18)	-	-
2,2'-Oxybis(1-chloropropane)	ug/kg	-	67000	23000	8000	8000	-	ND (14)	ND (15)	-	-
4-Chlorophenyl phenyl ether	ug/kg	-	-	-	-	-	-	ND (13)	ND (14)	-	-
2,4-Dinitrotoluene	ug/kg	-	3000	700	50	200	-	ND (12)	ND (13)	-	-
2,6-Dinitrotoluene	ug/kg	-	3000	700	1100	3000	-	ND (20)	ND (22)	-	-
3,3'-Dichlorobenzidine	ug/kg	-	4000	1000	8300	32000	-	ND (33)	ND (36)	-	-
1,4-Dioxane	ug/kg	100	-	-	73	310	-	ND (26)	ND (28)	-	-
Dibenzo(a,h)anthracene	ug/kg	330	2000	500	2500	11000	-	ND (18)	ND (19)	-	-
Dibenzofuran	ug/kg	7000	-	-	-	-	-	ND (16)	ND (17)	-	-
Di-n-butyl phthalate	ug/kg	-	68000000	6100000	1500000	4100000	-	ND (6.5)	ND (7.0)	-	-
Di-n-octyl phthalate	ug/kg	-	27000000	2400000	4400000	10000000	-	ND (9.9)	ND (11)	-	-
Diethyl phthalate	ug/kg	-	550000000	49000000	160000	160000	-	ND (8.5)	ND (9.1)	-	-
Dimethyl phthalate	ug/kg	-	-	-	-	-	-	ND (7.1)	ND (7.6)	-	-
bis(2-Ethylhexyl)phthalate	ug/kg	-	140000	35000	130000	130000	-	ND (9.3)	ND (10)	-	-
Fluoranthene	ug/kg	100000	24000000	2300000	3200000	3200000	-	ND (18)	ND (19)	-	-
Fluorene	ug/kg	30000	24000000	2300000	3000000	3800000	-	ND (18)	ND (20)	-	-
Hexachlorobenzene	ug/kg	330	1000	300	960	960	-	ND (10)	ND (11)	-	-
Hexachlorobutadiene	ug/kg	-	25000	6000	1200	1200	-	ND (16)	ND (17)	-	-
Hexachlorocyclopentadiene	ug/kg	-	110000	45000	91000	91000	-	ND (16)	ND (17)	-	-
Hexachloroethane	ug/kg	-	48000	12000	560	560	-	ND (20)	ND (21)	-	-
Indeno(1,2,3-cd)pyrene	ug/kg	500	17000	5000	25000	110000	-	ND (19)	ND (20)	-	-
Isophorone	ug/kg	-	2000000	510000	1900	1900	-	ND (8.5)	ND (9.2)	-	-
2-Methylnaphthalene	ug/kg	-	2400000	230000	2900000	8000000	-	ND (9.0)	ND (9.7)	-	-
2-Nitroaniline	ug/kg	-	23000000	39000	38	100	-	ND (9.4)	ND (10)	-	-
3-Nitroaniline	ug/kg	-	-	-	33	91	-	ND (10)	ND (11)	-	-
4-Nitroaniline	ug/kg	-	-	-	31	86	-	ND (10)	ND (11)	-	-
Naphthalene	ug/kg	12000	17000	6000	25000	25000	-	ND (11)	ND (12)	-	-
Nitrobenzene	ug/kg	-	14000	5000	790	2200	-	ND (15)	ND (17)	-	-
N-Nitroso-di-n-propylamine	ug/kg	-	300	200	1.3	5.1	-	ND (12)	ND (12)	-	-
N-Nitrosodiphenylamine	ug/kg	-	390000	99000	20000	83000	-	ND (15)	ND (16)	-	-
Phenanthrene	ug/kg	100000	300000000	NA	10000000	10000000	-	ND (13)	ND (14)	-	-
Pyrene	ug/kg	100000	18000000	1700000	2200000	2200000	-	ND (13)	ND (14)	-	-
1,2,4,5-Tetrachlorobenzene	ug/kg	-	-	-	5100	14000	-	ND (10)	ND (11)	-	-
MS Semi-volatile TIC											
Total TIC, Semi-Volatile	ug/kg	-	-	-	-	-	-	0	0	-	-
GC/LC Semi-volatiles (NJDEP EPH)											
EPH (C9-C28)	mg/kg	-	-	-	-	-	-	ND (2.3)	ND (2.5)	-	-
EPH (>C28-C40)	mg/kg	-	-	-	-	-	-	23.9	25.5	-	-
Total EPH (C9-C40)	mg/kg	-	-	-	-	-	-	23.9	25.5	-	-

Waste Class Data
247 North Avenue
New Rochelle, NY

Client Sample ID:		NY SCO - Unrestricted Use (6 NYCRR 375-6 12/06)	NJ Non-Residential Direct Contact Soil (NJAC 7: 26D 9/18/17)	NJ Residential Direct Contact Soil (NJAC 7: 26D 9/18/17)	PA Clean Fill Guidance - Tables FP-1a,1b (PADEP 12/2007)	PA Regulated Fill Guidance - Tables GP-1a,1b (PADEP 7/2005)	WC-A1(0-7)GRAB	WC-A1(7-13)GRAB	WC-A1(0-7)	WC-A1(7-13)	WC-B1(0-7)GRAB
Lab Sample ID:							JD27495-1	JD27495-2	JD27495-3	JD27495-4	JD27495-5
Date Sampled:							6/29/2021	6/29/2021	6/29/2021	6/29/2021	6/29/2021
Matrix:							Soil	Soil	Soil	Soil	Soil
GC/LC Semi-volatiles (SW846 8081B)											
Aldrin	ug/kg	5	200	40	100	440	-	ND (0.66)	ND (0.67)	-	-
alpha-BHC	ug/kg	20	500	100	46	190	-	ND (0.65)	ND (0.67)	-	-
beta-BHC	ug/kg	36	2000	400	220	820	-	ND (0.72)	ND (0.74)	-	-
delta-BHC	ug/kg	40	-	-	11000	30000	-	ND (0.77)	ND (0.79)	-	-
gamma-BHC (Lindane)	ug/kg	100	2000	400	72	72	-	ND (0.59)	ND (0.60)	-	-
alpha-Chlordane	ug/kg	94	1000	200	-	-	-	ND (0.65)	ND (0.66)	-	-
gamma-Chlordane	ug/kg	-	1000	200	-	-	-	ND (0.36)	ND (0.37)	-	-
Chlordane (alpha and gamma)	ug/kg	-	1000	200	-	-	-	ND (0.36)	ND (0.37)	-	-
Dieldrin	ug/kg	5	200	40	110	440	-	ND (0.55)	ND (0.56)	-	-
4,4'-DDD	ug/kg	3.3	13000	3000	6800	30000	-	ND (0.74)	ND (0.75)	-	-
4,4'-DDE	ug/kg	3.3	9000	2000	41000	170000	-	ND (0.70)	ND (0.72)	-	-
4,4'-DDT	ug/kg	3.3	8000	2000	53000	230000	-	ND (0.71)	ND (0.73)	-	-
Endrin	ug/kg	14	340000	23000	5500	5500	-	ND (0.62)	ND (0.64)	-	-
Endosulfan sulfate	ug/kg	2400	6800000	470000	70000	70000	-	ND (0.63)	ND (0.64)	-	-
Endrin aldehyde	ug/kg	-	-	-	-	-	-	ND (0.45)	ND (0.46)	-	-
Endosulfan-I	ug/kg	2400	6800000	470000	110000	260000	-	ND (0.46)	ND (0.47)	-	-
Endosulfan-II	ug/kg	2400	6800000	470000	130000	260000	-	ND (0.50)	ND (0.51)	-	-
Heptachlor	ug/kg	42	700	100	680	680	-	ND (0.69)	ND (0.71)	-	-
Heptachlor epoxide	ug/kg	-	300	70	1100	1100	-	ND (0.56)	ND (0.57)	-	-
Methoxychlor	ug/kg	-	5700000	390000	630000	630000	-	ND (0.64)	ND (0.65)	-	-
Endrin ketone	ug/kg	-	-	-	-	-	-	ND (0.58)	ND (0.59)	-	-
Toxaphene	ug/kg	-	3000	600	1200	1200	-	ND (19)	ND (19)	-	-
GC/LC Semi-volatiles (SW846 8082A)											
Aroclor 1016	ug/kg	100	1000	200	15000	200000	-	ND (19)	ND (19)	-	-
Aroclor 1221	ug/kg	100	1000	200	630	2500	-	ND (25)	ND (25)	-	-
Aroclor 1232	ug/kg	100	1000	200	500	2000	-	ND (26)	ND (26)	-	-
Aroclor 1242	ug/kg	100	1000	200	16000	62000	-	ND (16)	ND (17)	-	-
Aroclor 1248	ug/kg	100	1000	200	9900	44000	-	ND (36)	ND (37)	-	-
Aroclor 1254	ug/kg	100	1000	200	4400	44000	-	ND (22)	ND (22)	-	-
Aroclor 1260	ug/kg	100	1000	200	30000	130000	-	ND (17)	ND (17)	-	-
Aroclor 1268	ug/kg	100	1000	200	-	-	-	ND (17)	ND (17)	-	-
Aroclor 1262	ug/kg	100	1000	200	-	-	-	ND (26)	ND (27)	-	-
Metals Analysis											
Aluminum	mg/kg	-	NA	78000	-	190000	-	16800	10000	-	-
Antimony	mg/kg	-	450	31	27	27	-	<2.4	-	-	-
Arsenic	mg/kg	13	19	19	12	53	-	2.9	1.7	-	-
Barium	mg/kg	350	59000	16000	8200	8200	-	68.5	69.1	-	-
Beryllium	mg/kg	7.2	140	16	320	320	-	0.54	-	-	-
Cadmium	mg/kg	2.5	78	78	38	38	-	<0.60	<0.41	-	-
Calcium	mg/kg	-	-	-	-	-	-	2070	1680	-	-
Chromium	mg/kg	-	-	-	-	-	-	23.8	17.5	-	-
Cobalt	mg/kg	-	590	1600	8.1	22	-	<6.0	5.8	-	-
Copper	mg/kg	50	45000	3100	8200	36000	-	9.3	13.7	-	-
Iron	mg/kg	-	-	-	-	190000	-	14800	12900	-	-
Lead	mg/kg	63	800	400	450	450	-	38.9	12.3	-	-
Magnesium	mg/kg	-	-	-	-	-	-	2350	2410	-	-
Manganese	mg/kg	1600	5900	11000	31000	190000	-	94.1	143	-	-
Mercury	mg/kg	0.18	65	23	10	10	-	<0.036	<0.026	-	-
Nickel	mg/kg	30	23000	1600	650	650	-	13.5	14.7	-	-
Potassium	mg/kg	-	-	-	-	-	-	1280	2850	-	-
Selenium	mg/kg	3.9	5700	390	26	26	-	<2.4	<1.7	-	-
Silver	mg/kg	2	5700	390	84	84	-	<0.60	<0.41	-	-
Sodium	mg/kg	-	-	-	-	-	-	<1200	<830	-	-
Thallium	mg/kg	-	-	-	14	14	-	<1.2	-	-	-
Vanadium	mg/kg	-	1100	78	1500	72000	-	32.2	24.5	-	-
Zinc	mg/kg	109	110000	23000	12000	12000	-	35.1	30	-	-
General Chemistry											
Cyanide	mg/kg	27	680	47	200	200	-	<0.27	<0.28	-	-
Solids, Percent	%	-	-	-	-	-	92.2	82.1	77.3	77.3	89.9

Waste Class Data
247 North Avenue
New Rochelle, NY

Client Sample ID:		NY SCO - Unrestricted Use (6 NYCRR 375-6 12/06)	NJ Non-Residential Direct Contact Soil (NJAC 7: 26D 9/18/17)	NJ Residential Direct Contact Soil (NJAC 7: 26D 9/18/17)	PA Clean Fill Guidance - Tables FP-1a,1b (PADEP 12/2007)	PA Regulated Fill Guidance - Tables GP-1a,1b (PADEP 7/2005)	WC-A1(0-7)GRAB	WC-A1(7-13)GRAB	WC-A1(0-7)	WC-A1(7-13)	WC-B1(0-7)GRAB
Lab Sample ID:							JD27495-1	JD27495-2	JD27495-3	JD27495-4	JD27495-5
Date Sampled:							6/29/2021	6/29/2021	6/29/2021	6/29/2021	6/29/2021
Matrix:							Soil	Soil	Soil	Soil	Soil
Client Sample ID:		NY SCO - Unrestricted Use (6 NYCRR 375-6 12/06)	NJ Non-Residential Direct Contact Soil (NJAC 7: 26D 9/18/17)	NJ Residential Direct Contact Soil (NJAC 7: 26D 9/18/17)	PA Clean Fill Guidance - Tables FP-1a,1b (PADEP 12/2007)	PA Regulated Fill Guidance - Tables GP-1a,1b (PADEP 7/2005)	WC-B1(0-7)	WC-B1(7-14)	WC-C1(0-7)GRAB	WC-C1(7-9)GRAB	WC-C1(0-7)
Lab Sample ID:							JD27495-11	JD27495-12	JD27495-13	JD27495-14	JD27495-15
Date Sampled:							6/29/2021	6/29/2021	6/29/2021	6/29/2021	6/29/2021
Matrix:							Soil	Soil	Soil	Soil	Soil
MS Volatiles (SW846 8260D)											
Acetone	ug/kg	50	NA	70000000	41000	110000	-	-	ND (4.8)	16.8	-
Benzene	ug/kg	60	5000	2000	130	130	-	-	ND (0.52)	ND (0.40)	-
Bromochloromethane	ug/kg	-	-	-	1600	1600	-	-	ND (0.64)	ND (0.49)	-
Bromodichloromethane	ug/kg	-	3000	1000	3400	3400	-	-	ND (0.49)	ND (0.37)	-
Bromoform	ug/kg	-	280000	81000	4400	4400	-	-	ND (1.6)	ND (1.2)	-
Bromomethane	ug/kg	-	59000	25000	540	540	-	-	ND (0.88)	ND (0.66)	-
2-Butanone (MEK)	ug/kg	120	44000000	3100000	54000	110000	-	-	ND (2.8)	ND (2.1)	-
Carbon disulfide	ug/kg	-	110000000	7800000	160000	350000	-	-	ND (0.61)	ND (0.46)	-
Carbon tetrachloride	ug/kg	760	4000	2000	260	260	-	-	ND (0.71)	ND (0.54)	-
Chlorobenzene	ug/kg	1100	7400000	510000	6100	6100	-	-	ND (0.53)	ND (0.40)	-
Chloroethane	ug/kg	-	1100000	220000	5000	19000	-	-	ND (0.68)	ND (0.51)	-
Chloroform	ug/kg	370	2000	600	2500	2500	-	-	ND (0.60)	ND (0.45)	-
Chloromethane	ug/kg	-	12000	4000	38	38	-	-	ND (2.2)	ND (1.7)	-
Cyclohexane	ug/kg	-	-	-	-	-	-	-	ND (0.75)	ND (0.57)	-
1,2-Dibromo-3-chloropropane	ug/kg	-	200	80	9.2	9.2	-	-	ND (0.80)	ND (0.60)	-
Dibromochloromethane	ug/kg	-	8000	3000	3200	3200	-	-	ND (0.64)	ND (0.49)	-
1,2-Dibromoethane	ug/kg	-	40	8	1.2	1.2	-	-	ND (0.48)	ND (0.37)	-
1,2-Dichlorobenzene	ug/kg	1100	59000000	5300000	59000	59000	-	-	ND (0.63)	ND (0.47)	-
1,3-Dichlorobenzene	ug/kg	2400	59000000	5300000	61000	61000	-	-	ND (0.57)	ND (0.43)	-
1,4-Dichlorobenzene	ug/kg	1800	13000	5000	10000	10000	-	-	ND (0.57)	ND (0.43)	-
Dichlorodifluoromethane	ug/kg	-	230000000	490000	100000	100000	-	-	ND (0.83)	ND (0.63)	-
1,1-Dichloroethane	ug/kg	270	24000	8000	650	2700	-	-	ND (0.57)	ND (0.43)	-
1,2-Dichloroethane	ug/kg	20	3000	900	100	100	-	-	ND (0.54)	ND (0.41)	-
1,1-Dichloroethene	ug/kg	330	150000	11000	190	190	-	-	ND (0.75)	ND (0.57)	-
cis-1,2-Dichloroethene	ug/kg	250	560000	230000	1600	1600	-	-	ND (0.96)	ND (0.73)	-
trans-1,2-Dichloroethene	ug/kg	190	720000	300000	2300	2300	-	-	ND (0.70)	ND (0.53)	-
1,2-Dichloropropane	ug/kg	-	5000	2000	110	110	-	-	ND (0.54)	ND (0.41)	-
cis-1,3-Dichloropropene	ug/kg	-	7000	2000	-	-	-	-	ND (0.55)	ND (0.41)	-
trans-1,3-Dichloropropene	ug/kg	-	7000	2000	-	-	-	-	ND (0.52)	ND (0.40)	-
Ethylbenzene	ug/kg	1000	110000000	7800000	46000	46000	-	-	ND (0.52)	ND (0.39)	-
Freon 113	ug/kg	-	-	-	26000000	53000000	-	-	ND (3.1)	ND (2.3)	-
2-Hexanone	ug/kg	-	-	-	-	-	-	-	ND (2.4)	ND (1.8)	-
Isopropylbenzene	ug/kg	-	-	-	780000	1600000	-	-	ND (1.6)	ND (1.2)	-
Methyl Acetate	ug/kg	-	NA	78000000	690000	1900000	-	-	ND (1.6)	ND (1.2)	-
Methylcyclohexane	ug/kg	-	-	-	-	-	-	-	ND (1.0)	ND (0.76)	-
Methyl Tert Butyl Ether	ug/kg	930	320000	110000	280	280	-	-	ND (0.54)	ND (0.41)	-
4-Methyl-2-pentanone(MIBK)	ug/kg	-	-	-	2900	6300	-	-	ND (2.6)	ND (2.0)	-
Methylene chloride	ug/kg	50	230000	46000	76	76	-	-	ND (3.0)	ND (2.3)	-
Styrene	ug/kg	-	260000	90000	24000	24000	-	-	ND (0.46)	ND (0.35)	-
1,1,2,2-Tetrachloroethane	ug/kg	-	3000	1000	9.3	9.3	-	-	ND (0.69)	ND (0.52)	-
Tetrachloroethene	ug/kg	1300	1500000	43000	430	430	-	-	ND (0.67)	ND (0.50)	-
Toluene	ug/kg	700	91000000	6300000	44000	44000	-	-	ND (0.60)	ND (0.46)	-
1,2,3-Trichlorobenzene	ug/kg	-	-	-	-	-	-	-	ND (2.9)	ND (2.2)	-
1,2,4-Trichlorobenzene	ug/kg	-	820000	73000	27000	27000	-	-	ND (2.9)	ND (2.2)	-
1,1,1-Trichloroethane	ug/kg	680	NA	160000000	7200	7200	-	-	ND (0.55)	ND (0.42)	-
1,1,2-Trichloroethane	ug/kg	-	6000	2000	150	150	-	-	ND (0.64)	ND (0.48)	-
Trichloroethene	ug/kg	470	10000	3000	170	170	-	-	ND (0.87)	ND (0.66)	-
Trichlorofluoromethane	ug/kg	-	340000000	23000000	87000	87000	-	-	ND (0.79)	ND (0.59)	-
Vinyl chloride	ug/kg	20	2000	700	30	27	-	-	ND (0.55)	ND (0.42)	-
m,p-Xylene	ug/kg	260	170000000	12000000	990000	990000	-	-	ND (1.0)	ND (0.78)	-
o-Xylene	ug/kg	260	170000000	12000000	990000	990000	-	-	ND (0.53)	ND (0.40)	-
Xylene (total)	ug/kg	260	170000000	12000000	990000	990000	-	-	ND (0.53)	ND (0.40)	-
MS Volatile TIC											
Total TIC, Volatile	ug/kg	-	-	-	-	-	-	-	0	0	-

Client Sample ID:		NY SCO - Unrestricted Use (6 NYCRR 375-6 12/06)	NJ Non-Residential Direct Contact Soil (NJAC 7: 26D 9/18/17)	NJ Residential Direct Contact Soil (NJAC 7: 26D 9/18/17)	PA Clean Fill Guidance - Tables FP-1a,1b (PADEP 12/2007)	PA Regulated Fill Guidance - Tables GP-1a,1b (PADEP 7/2005)	WC-A1(0-7)GRAB	WC-A1(7-13)GRAB	WC-A1(0-7)	WC-A1(7-13)	WC-B1(0-7)GRAB
Lab Sample ID:							JD27495-1	JD27495-2	JD27495-3	JD27495-4	JD27495-5
Date Sampled:							6/29/2021	6/29/2021	6/29/2021	6/29/2021	6/29/2021
Matrix:							Soil	Soil	Soil	Soil	Soil
MS Semi-volatiles (SW846 8270E)											
2-Chlorophenol	ug/kg	-	2200000	310000	4400	4400	ND (20)	ND (18)	-	-	ND (19)
4-Chloro-3-methyl phenol	ug/kg	-	-	-	37000	110000	ND (25)	ND (22)	-	-	ND (24)
2,4-Dichlorophenol	ug/kg	-	2100000	180000	1000	1000	ND (34)	ND (30)	-	-	ND (33)
2,4-Dimethylphenol	ug/kg	-	14000000	1200000	32000	87000	ND (72)	ND (63)	-	-	ND (70)
2,4-Dinitrophenol	ug/kg	-	1400000	120000	210	460	ND (150) [c]	ND (130) [c]	-	-	ND (150) [c]
4,6-Dinitro-o-cresol	ug/kg	-	68000	6000	-	-	ND (43) [c]	ND (38) [c]	-	-	ND (42) [c]
2-Methylphenol	ug/kg	330	3400000	310000	64000	180000	ND (26)	ND (23)	-	-	ND (25)
3&4-Methylphenol	ug/kg	-	-	-	-	-	ND (33)	ND (29)	-	-	ND (32)
2-Nitrophenol	ug/kg	-	-	-	5900	17000	ND (27)	ND (24)	-	-	ND (26)
4-Nitrophenol	ug/kg	-	-	-	4100	4100	ND (110)	ND (95)	-	-	ND (100)
Pentachlorophenol	ug/kg	800	3000	900	5000	5000	ND (38)	ND (33)	-	-	ND (37)
Phenol	ug/kg	330	210000000	18000000	66000	66000	ND (21)	ND (19)	-	-	ND (20)
2,3,4,6-Tetrachlorophenol	ug/kg	-	-	-	450000	950000	ND (27)	ND (24)	-	-	ND (26)
2,4,5-Trichlorophenol	ug/kg	-	68000000	6100000	2300000	6100000	ND (30)	ND (27)	-	-	ND (29)
2,4,6-Trichlorophenol	ug/kg	-	74000	19000	3100	8900	ND (24)	ND (21)	-	-	ND (23)
Acenaphthene	ug/kg	20000	37000000	3400000	2700000	4700000	ND (14)	ND (12)	-	-	ND (14)
Acenaphthylene	ug/kg	100000	300000000	NA	2500000	6900000	ND (20)	ND (18)	-	-	ND (20)
Acetophenone	ug/kg	-	5000	2000	200000	540000	ND (8.6)	ND (7.7)	-	-	ND (8.4)
Anthracene	ug/kg	100000	300000000	17000000	350000	350000	ND (25)	ND (22)	-	-	ND (24)
Atrazine	ug/kg	-	2400000	210000	130	130	ND (17)	ND (15)	-	-	ND (17)
Benzo(a)anthracene	ug/kg	1000	17000	5000	25000	110000	55	ND (10)	-	-	ND (11)
Benzo(a)pyrene	ug/kg	1000	2000	500	2500	11000	48.8	ND (16)	-	-	ND (18)
Benzo(b)fluoranthene	ug/kg	1000	17000	5000	25000	110000	51.9	ND (16)	-	-	ND (17)
Benzo(g,h,i)perylene	ug/kg	100000	30000000	380000000	180000	180000	31.4 J	ND (18)	-	-	ND (20)
Benzo(k)fluoranthene	ug/kg	800	170000	45000	250000	610000	20.4 J	ND (17)	-	-	ND (18)
4-Bromophenyl phenyl ether	ug/kg	-	-	-	-	-	ND (16)	ND (14)	-	-	ND (15)
Butyl benzyl phthalate	ug/kg	-	14000000	1200000	10000000	10000000	ND (9.8)	ND (8.7)	-	-	ND (9.6)
1,1'-Biphenyl	ug/kg	-	240000	61000	790000	2200000	ND (5.5)	ND (4.9)	-	-	ND (5.4)
Benzaldehyde	ug/kg	-	68000000	6100000	-	-	ND (10)	ND (8.8)	-	-	ND (9.7)
2-Chloronaphthalene	ug/kg	-	-	-	6200000	18000000	ND (9.6)	ND (8.5)	-	-	ND (9.3)
4-Chloroaniline	ug/kg	-	-	-	19000	52000	ND (14)	ND (13)	-	-	ND (14)
Carbazole	ug/kg	-	96000	24000	21000	83000	6.4 J	ND (5.2)	-	-	ND (5.7)
Caprolactam	ug/kg	-	340000000	31000000	-	-	ND (16) [a]	ND (14) [a]	-	-	ND (15) [a]
Chrysene	ug/kg	1000	1700000	450000	230000	230000	51.8	ND (11)	-	-	ND (12)
bis(2-Chloroethoxy)methane	ug/kg	-	-	-	-	-	ND (8.6)	ND (7.6)	-	-	ND (8.4)
bis(2-Chloroethyl)ether	ug/kg	-	2000	400	3.9	17	ND (17)	ND (15)	-	-	ND (17)
2,2'-Oxybis(1-chloropropane)	ug/kg	-	67000	23000	8000	8000	ND (14)	ND (13)	-	-	ND (14)
4-Chlorophenyl phenyl ether	ug/kg	-	-	-	-	-	ND (13)	ND (12)	-	-	ND (13)
2,4-Dinitrotoluene	ug/kg	-	3000	700	50	200	ND (12)	ND (11)	-	-	ND (12)
2,6-Dinitrotoluene	ug/kg	-	3000	700	1100	3000	ND (20)	ND (18)	-	-	ND (20)
3,3'-Dichlorobenzidine	ug/kg	-	4000	1000	8300	32000	ND (34)	ND (30)	-	-	ND (33)
1,4-Dioxane	ug/kg	100	-	-	73	310	ND (27)	ND (24)	-	-	ND (26)
Dibenzo(a,h)anthracene	ug/kg	330	2000	500	2500	11000	ND (18)	ND (16)	-	-	ND (17)
Dibenzofuran	ug/kg	7000	-	-	-	-	ND (16)	ND (14)	-	-	ND (16)
Di-n-butyl phthalate	ug/kg	-	68000000	6100000	1500000	4100000	ND (6.6)	ND (5.8)	-	-	ND (6.4)
Di-n-octyl phthalate	ug/kg	-	27000000	2400000	4400000	10000000	ND (10)	ND (8.9)	-	-	ND (9.8)
Diethyl phthalate	ug/kg	-	550000000	49000000	160000	160000	ND (8.6)	ND (7.6)	-	-	ND (8.4)
Dimethyl phthalate	ug/kg	-	-	-	-	-	ND (7.2)	ND (6.3)	-	-	ND (7.0)
bis(2-Ethylhexyl)phthalate	ug/kg	-	140000	35000	130000	130000	ND (9.4)	ND (8.3)	-	-	ND (9.2)
Fluoranthene	ug/kg	100000	24000000	2300000	3200000	3200000	116	ND (16)	-	-	ND (17)
Fluorene	ug/kg	30000	24000000	2300000	3000000	3800000	ND (18)	ND (16)	-	-	ND (18)
Hexachlorobenzene	ug/kg	330	1000	300	960	960	ND (10)	ND (9.0)	-	-	ND (9.9)
Hexachlorobutadiene	ug/kg	-	25000	6000	1200	1200	ND (16)	ND (14)	-	-	ND (16)
Hexachlorocyclopentadiene	ug/kg	-	110000	45000	91000	91000	ND (16)	ND (14)	-	-	ND (16)
Hexachloroethane	ug/kg	-	48000	12000	560	560	ND (20)	ND (18)	-	-	ND (19)
Indeno(1,2,3-cd)pyrene	ug/kg	500	17000	5000	25000	110000	35.7 J	ND (17)	-	-	ND (18)
Isophorone	ug/kg	-	2000000	510000	1900	1900	ND (8.6)	ND (7.6)	-	-	ND (8.4)
2-Methylnaphthalene	ug/kg	-	2400000	230000	2900000	8000000	ND (9.1)	ND (8.0)	-	-	ND (8.9)
2-Nitroaniline	ug/kg	-	23000000	39000	38	100	ND (9.5)	ND (8.4)	-	-	ND (9.3)
3-Nitroaniline	ug/kg	-	-	-	33	91	ND (10)	ND (8.9)	-	-	ND (9.8)
4-Nitroaniline	ug/kg	-	-	-	31	86	ND (10)	ND (9.2)	-	-	ND (10)
Naphthalene	ug/kg	12000	17000	6000	25000	25000	ND (11)	ND (10)	-	-	ND (11)
Nitrobenzene	ug/kg	-	14000	5000	790	2200	ND (16)	ND (14)	-	-	ND (15)
N-Nitroso-di-n-propylamine	ug/kg	-	300	200	1.3	5.1	ND (12)	ND (10)	-	-	ND (11)
N-Nitrosodiphenylamine	ug/kg	-	390000	99000	20000	83000	ND (15)	ND (13)	-	-	ND (14)
Phenanthrene	ug/kg	100000	300000000	NA	10000000	10000000	89.5	ND (12)	-	-	ND (13)
Pyrene	ug/kg	100000	18000000	1700000	2200000	2200000	136	ND (11)	-	-	ND (13)
1,2,4,5-Tetrachlorobenzene	ug/kg	-	-	-	5100	14000	ND (10)	ND (9.0)	-	-	ND (10)
MS Semi-volatile TIC											
Total TIC, Semi-Volatile	ug/kg	-	-	-	-	-	0	0	-	-	10820 J

Waste Class Data
247 North Avenue
New Rochelle, NY

Client Sample ID:		NY SCO - Unrestricted Use (6 NYCRR 375-6 12/06)	NJ Non-Residential Direct Contact Soil (NJAC 7: 26D 9/18/17)	NJ Residential Direct Contact Soil (NJAC 7: 26D 9/18/17)	PA Clean Fill Guidance - Tables FP-1a,1b (PADEP 12/2007)	PA Regulated Fill Guidance - Tables GP-1a,1b (PADEP 7/2005)	WC-A1(0-7)GRAB	WC-A1(7-13)GRAB	WC-A1(0-7)	WC-A1(7-13)	WC-B1(0-7)GRAB
Lab Sample ID:							JD27495-1	JD27495-2	JD27495-3	JD27495-4	JD27495-5
Date Sampled:							6/29/2021	6/29/2021	6/29/2021	6/29/2021	6/29/2021
Matrix:							Soil	Soil	Soil	Soil	Soil
GC/LC Semi-volatiles (NJDEP EPH)											
EPH (C9-C28)	mg/kg	-	-	-	-	-	ND (2.2)	ND (2.0)	-	-	ND (2.2)
EPH (>C28-C40)	mg/kg	-	-	-	-	-	18	21.6	-	-	16.6
Total EPH (C9-C40)	mg/kg	-	-	-	-	-	18	21.6	-	-	16.6
GC/LC Semi-volatiles (SW846 8081B)											
Aldrin	ug/kg	5	200	40	100	440	ND (0.66)	ND (0.58)	-	-	ND (0.65)
alpha-BHC	ug/kg	20	500	100	46	190	ND (0.65)	ND (0.58)	-	-	ND (0.64)
beta-BHC	ug/kg	36	2000	400	220	820	ND (0.72)	ND (0.64)	-	-	ND (0.71)
delta-BHC	ug/kg	40	-	-	11000	30000	ND (0.76)	ND (0.68)	-	-	ND (0.75)
gamma-BHC (Lindane)	ug/kg	100	2000	400	72	72	ND (0.59)	ND (0.52)	-	-	ND (0.58)
alpha-Chlordane	ug/kg	94	1000	200	-	-	ND (0.64)	ND (0.57)	-	-	ND (0.63)
gamma-Chlordane	ug/kg	-	1000	200	-	-	ND (0.36)	ND (0.32)	-	-	ND (0.36)
Chlordane (alpha and gamma)	ug/kg	-	1000	200	-	-	ND (0.36)	ND (0.32)	-	-	-
Dieldrin	ug/kg	5	200	40	110	440	ND (0.55)	ND (0.49)	-	-	ND (0.54)
4,4'-DDD	ug/kg	3.3	13000	3000	6800	30000	ND (0.73)	ND (0.65)	-	-	ND (0.72)
4,4'-DDE	ug/kg	3.3	9000	2000	41000	170000	ND (0.70)	ND (0.62)	-	-	ND (0.69)
4,4'-DDT	ug/kg	3.3	8000	2000	53000	230000	ND (0.71)	ND (0.63)	-	-	ND (0.69)
Endrin	ug/kg	14	340000	23000	5500	5500	ND (0.62)	ND (0.55)	-	-	ND (0.61)
Endosulfan sulfate	ug/kg	2400	6800000	470000	70000	70000	ND (0.62)	ND (0.55)	-	-	ND (0.61)
Endrin aldehyde	ug/kg	-	-	-	-	-	ND (0.45)	ND (0.40)	-	-	ND (0.44)
Endosulfan-I	ug/kg	2400	6800000	470000	110000	260000	ND (0.46)	ND (0.41)	-	-	ND (0.45)
Endosulfan-II	ug/kg	2400	6800000	470000	130000	260000	ND (0.50)	ND (0.44)	-	-	ND (0.49)
Heptachlor	ug/kg	42	700	100	680	680	ND (0.69)	ND (0.61)	-	-	ND (0.68)
Heptachlor epoxide	ug/kg	-	300	70	1100	1100	ND (0.56)	ND (0.50)	-	-	ND (0.55)
Methoxychlor	ug/kg	-	5700000	390000	630000	630000	ND (0.63)	ND (0.56)	-	-	ND (0.62)
Endrin ketone	ug/kg	-	-	-	-	-	ND (0.58)	ND (0.51)	-	-	ND (0.57)
Toxaphene	ug/kg	-	3000	600	1200	1200	ND (19)	ND (17)	-	-	ND (18)
GC/LC Semi-volatiles (SW846 8082A)											
Aroclor 1016	ug/kg	100	1000	200	15000	200000	ND (19)	ND (17)	-	-	ND (18)
Aroclor 1221	ug/kg	100	1000	200	630	2500	ND (25)	ND (22)	-	-	ND (24)
Aroclor 1232	ug/kg	100	1000	200	500	2000	ND (25)	ND (23)	-	-	ND (25)
Aroclor 1242	ug/kg	100	1000	200	16000	62000	ND (16)	ND (15)	-	-	ND (16)
Aroclor 1248	ug/kg	100	1000	200	9900	44000	ND (36)	ND (32)	-	-	ND (35)
Aroclor 1254	ug/kg	100	1000	200	4400	44000	ND (21)	ND (19)	-	-	ND (21)
Aroclor 1260	ug/kg	100	1000	200	30000	130000	ND (17)	ND (15)	-	-	ND (17)
Aroclor 1268	ug/kg	100	1000	200	-	-	ND (17)	ND (15)	-	-	ND (17)
Aroclor 1262	ug/kg	100	1000	200	-	-	ND (26)	ND (23)	-	-	ND (26)
Metals Analysis											
Aluminum	mg/kg	-	NA	78000	-	190000	14500	9870	-	-	15400
Antimony	mg/kg	-	450	31	27	27	<1.3	<2.2	-	-	<2.5
Arsenic	mg/kg	13	19	19	12	53	<2.5 [d]	<2.2	-	-	<2.5
Barium	mg/kg	350	59000	16000	8200	8200	53.1	61.3	-	-	75.5
Beryllium	mg/kg	7.2	140	16	320	320	0.60 [d]	0.45	-	-	0.62
Cadmium	mg/kg	2.5	78	78	38	38	<0.32	<0.56	-	-	<0.62
Calcium	mg/kg	-	-	-	-	-	1410	1290	-	-	1610
Chromium	mg/kg	-	-	-	-	-	21.4	20.4	-	-	20.2
Cobalt	mg/kg	-	590	1600	8.1	22	6.6	<5.6	-	-	<6.2
Copper	mg/kg	50	45000	3100	8200	36000	13.8 [d]	12.3	-	-	10
Iron	mg/kg	-	-	-	-	190000	16000	13900	-	-	13600
Lead	mg/kg	63	800	400	450	450	13.9	5.6	-	-	41.2
Magnesium	mg/kg	-	-	-	-	-	2650	2300	-	-	2160
Manganese	mg/kg	1600	5900	11000	31000	190000	197	238	-	-	148
Mercury	mg/kg	0.18	65	23	10	10	<0.022	<0.029	-	-	0.099
Nickel	mg/kg	30	23000	1600	650	650	16.6	12.8	-	-	13.4
Potassium	mg/kg	-	-	-	-	-	1300	2010	-	-	<1200
Selenium	mg/kg	3.9	5700	390	26	26	<2.5 [d]	<2.2	-	-	<2.5
Silver	mg/kg	2	5700	390	84	84	<0.63 [d]	<0.56	-	-	<0.62
Sodium	mg/kg	-	-	-	-	-	<630	<1100	-	-	<1200
Thallium	mg/kg	-	-	-	14	14	<1.3 [d]	<1.1	-	-	<1.2
Vanadium	mg/kg	-	1100	78	1500	72000	29.1	21.4	-	-	27.5
Zinc	mg/kg	109	110000	23000	12000	12000	29.4	27.1	-	-	30.7
General Chemistry											
Cyanide	mg/kg	27	680	47	200	200	<0.25	<0.32	-	-	<0.29
Solids, Percent	%	-	-	-	-	-	81.5	93.3	82.2	89.9	83.9

Client Sample ID:		NY SCO - Unrestricted Use (6 NYCRR 375-6 12/06)	NJ Non-Residential Direct Contact Soil (NJAC 7: 26D 9/18/17)	NJ Residential Direct Contact Soil (NJAC 7: 26D 9/18/17)	PA Clean Fill Guidance - Tables FP-1a,1b (PADEP 12/2007)	PA Regulated Fill Guidance - Tables GP-1a,1b (PADEP 7/2005)	WC-A1(0-7)GRAB	WC-A1(7-13)GRAB	WC-A1(0-7)	WC-A1(7-13)	WC-B1(0-7)GRAB
Lab Sample ID:							JD27495-1	JD27495-2	JD27495-3	JD27495-4	JD27495-5
Date Sampled:							6/29/2021	6/29/2021	6/29/2021	6/29/2021	6/29/2021
Matrix:							Soil	Soil	Soil	Soil	Soil
Client Sample ID:		NY SCO - Unrestricted Use (6 NYCRR 375-6 12/06)	NJ Non-Residential Direct Contact Soil (NJAC 7: 26D 9/18/17)	NJ Residential Direct Contact Soil (NJAC 7: 26D 9/18/17)	PA Clean Fill Guidance - Tables FP-1a,1b (PADEP 12/2007)	PA Regulated Fill Guidance - Tables GP-1a,1b (PADEP 7/2005)	WC-C1(7-9)	WC-D1(0-8)GRAB	WC-D1(0-8)	WC-E1(0-6)GRAB	WC-E1(0-6)
Lab Sample ID:							JD27495-16	JD27495-17	JD27495-18	JD27495-19	JD27495-20
Date Sampled:							6/29/2021	6/29/2021	6/29/2021	6/29/2021	6/29/2021
Matrix:							Soil	Soil	Soil	Soil	Soil
MS Volatiles (SW846 8260D)											
Acetone	ug/kg	50	NA	70000000	41000	110000	-	30.5	-	**56.6**	-
Benzene	ug/kg	60	5000	2000	130	130	-	ND (0.60)	-	ND (0.43)	-
Bromochloromethane	ug/kg	-	-	-	1600	1600	-	ND (0.74)	-	ND (0.53)	-
Bromodichloromethane	ug/kg	-	3000	1000	3400	3400	-	ND (0.57)	-	ND (0.40)	-
Bromoform	ug/kg	-	280000	81000	4400	4400	-	ND (1.8)	-	ND (1.3)	-
Bromomethane	ug/kg	-	59000	25000	540	540	-	ND (1.0)	-	ND (0.72)	-
2-Butanone (MEK)	ug/kg	120	44000000	3100000	54000	110000	-	ND (3.2)	-	6.0 J	-
Carbon disulfide	ug/kg	-	110000000	7800000	160000	350000	-	ND (0.71)	-	ND (0.50)	-
Carbon tetrachloride	ug/kg	760	4000	2000	260	260	-	ND (0.82)	-	ND (0.58)	-
Chlorobenzene	ug/kg	1100	7400000	510000	6100	6100	-	ND (0.61)	-	ND (0.43)	-
Chloroethane	ug/kg	-	1100000	220000	5000	19000	-	ND (0.78)	-	ND (0.56)	-
Chloroform	ug/kg	370	2000	600	2500	2500	-	ND (0.69)	-	ND (0.49)	-
Chloromethane	ug/kg	-	12000	4000	38	38	-	ND (2.6)	-	ND (1.8)	-
Cyclohexane	ug/kg	-	-	-	-	-	-	ND (0.87)	-	ND (0.62)	-
1,2-Dibromo-3-chloropropane	ug/kg	-	200	80	9.2	9.2	-	ND (0.92)	-	ND (0.65)	-
Dibromochloromethane	ug/kg	-	8000	3000	3200	3200	-	ND (0.74)	-	ND (0.53)	-
1,2-Dibromoethane	ug/kg	-	40	8	1.2	1.2	-	ND (0.56)	-	ND (0.40)	-
1,2-Dichlorobenzene	ug/kg	1100	59000000	5300000	59000	59000	-	ND (0.73)	-	ND (0.51)	-
1,3-Dichlorobenzene	ug/kg	2400	59000000	5300000	61000	61000	-	ND (0.66)	-	ND (0.47)	-
1,4-Dichlorobenzene	ug/kg	1800	13000	5000	10000	10000	-	ND (0.66)	-	ND (0.46)	-
Dichlorodifluoromethane	ug/kg	-	230000000	490000	100000	100000	-	ND (0.97)	-	ND (0.68)	-
1,1-Dichloroethane	ug/kg	270	24000	8000	650	2700	-	ND (0.66)	-	ND (0.47)	-
1,2-Dichloroethane	ug/kg	20	3000	900	100	100	-	ND (0.62)	-	ND (0.44)	-
1,1-Dichloroethene	ug/kg	330	150000	11000	190	190	-	ND (0.87)	-	ND (0.62)	-
cis-1,2-Dichloroethene	ug/kg	250	560000	230000	1600	1600	-	ND (1.1)	-	ND (0.79)	-
trans-1,2-Dichloroethene	ug/kg	190	720000	300000	2300	2300	-	ND (0.81)	-	ND (0.57)	-
1,2-Dichloropropane	ug/kg	-	5000	2000	110	110	-	ND (0.63)	-	ND (0.44)	-
cis-1,3-Dichloropropene	ug/kg	-	7000	2000	-	-	-	ND (0.63)	-	ND (0.45)	-
trans-1,3-Dichloropropene	ug/kg	-	7000	2000	-	-	-	ND (0.61)	-	ND (0.43)	-
Ethylbenzene	ug/kg	1000	110000000	7800000	46000	46000	-	ND (0.60)	-	ND (0.43)	-
Freon 113	ug/kg	-	-	-	26000000	53000000	-	ND (3.5)	-	ND (2.5)	-
2-Hexanone	ug/kg	-	-	-	-	-	-	ND (2.8)	-	ND (2.0)	-
Isopropylbenzene	ug/kg	-	-	-	780000	1600000	-	ND (1.9)	-	ND (1.3)	-
Methyl Acetate	ug/kg	-	NA	78000000	690000	1900000	-	ND (1.8) [a]	-	ND (1.3) [a]	-
Methylcyclohexane	ug/kg	-	-	-	-	-	-	ND (1.2)	-	ND (0.82)	-
Methyl Tert Butyl Ether	ug/kg	930	320000	110000	280	280	-	ND (0.62)	-	ND (0.44)	-
4-Methyl-2-pentanone(MIBK)	ug/kg	-	-	-	2900	6300	-	ND (3.0)	-	ND (2.1)	-
Methylene chloride	ug/kg	50	230000	46000	76	76	-	ND (3.5)	-	ND (2.5)	-
Styrene	ug/kg	-	260000	90000	24000	24000	-	ND (0.53)	-	ND (0.38)	-
1,1,2,2-Tetrachloroethane	ug/kg	-	3000	1000	9.3	9.3	-	ND (0.80)	-	ND (0.56)	-
Tetrachloroethene	ug/kg	1300	1500000	43000	430	430	-	ND (0.77)	-	ND (0.55)	-
Toluene	ug/kg	700	91000000	6300000	44000	44000	-	ND (0.70)	-	ND (0.49)	-
1,2,3-Trichlorobenzene	ug/kg	-	-	-	-	-	-	ND (3.3)	-	ND (2.4)	-
1,2,4-Trichlorobenzene	ug/kg	-	820000	73000	27000	27000	-	ND (3.3)	-	ND (2.4)	-
1,1,1-Trichloroethane	ug/kg	680	NA	160000000	7200	7200	-	ND (0.64)	-	ND (0.45)	-
1,1,2-Trichloroethane	ug/kg	-	6000	2000	150	150	-	ND (0.74)	-	ND (0.52)	-
Trichloroethene	ug/kg	470	10000	3000	170	170	-	ND (1.0)	-	ND (0.72)	-
Trichlorofluoromethane	ug/kg	-	340000000	23000000	87000	87000	-	ND (0.91)	-	ND (0.64)	-
Vinyl chloride	ug/kg	20	2000	700	30	27	-	ND (0.64)	-	ND (0.45)	-
m,p-Xylene	ug/kg	260	170000000	12000000	990000	990000	-	ND (1.2)	-	ND (0.84)	-
o-Xylene	ug/kg	260	170000000	12000000	990000	990000	-	ND (0.61)	-	ND (0.43)	-
Xylene (total)	ug/kg	260	170000000	12000000	990000	990000	-	ND (0.61)	-	ND (0.43)	-
MS Volatile TIC											
Total TIC, Volatile	ug/kg	-	-	-	-	-	-	0	-	0	-

Waste Class Data
247 North Avenue
New Rochelle, NY

Client Sample ID:		NY SCO - Unrestricted Use (6 NYCRR 375-6 12/06)	NJ Non-Residential Direct Contact Soil (NJAC 7: 26D 9/18/17)	NJ Residential Direct Contact Soil (NJAC 7: 26D 9/18/17)	PA Clean Fill Guidance - Tables FP-1a,1b (PADEP 12/2007)	PA Regulated Fill Guidance - Tables GP-1a,1b (PADEP 7/2005)	WC-A1(0-7)GRAB	WC-A1(7-13)GRAB	WC-A1(0-7)	WC-A1(7-13)	WC-B1(0-7)GRAB
Lab Sample ID:							JD27495-1	JD27495-2	JD27495-3	JD27495-4	JD27495-5
Date Sampled:							6/29/2021	6/29/2021	6/29/2021	6/29/2021	6/29/2021
Matrix:							Soil	Soil	Soil	Soil	Soil
MS Semi-volatiles (SW846 8270E)											
2-Chlorophenol	ug/kg	-	2200000	310000	4400	4400	ND (17)	-	ND (21)	-	ND (17)
4-Chloro-3-methyl phenol	ug/kg	-	-	-	37000	110000	ND (21)	-	ND (26)	-	ND (21)
2,4-Dichlorophenol	ug/kg	-	2100000	180000	1000	1000	ND (29)	-	ND (36)	-	ND (30)
2,4-Dimethylphenol	ug/kg	-	14000000	1200000	32000	87000	ND (61)	-	ND (75)	-	ND (62)
2,4-Dinitrophenol	ug/kg	-	1400000	120000	210	460	ND (130) [b]	-	ND (160) [b]	-	ND (130) [c]
4,6-Dinitro-o-cresol	ug/kg	-	68000	6000	-	-	ND (37) [b]	-	ND (45) [b]	-	ND (37) [c]
2-Methylphenol	ug/kg	330	3400000	310000	64000	180000	ND (22)	-	ND (27)	-	ND (22)
3&4-Methylphenol	ug/kg	-	-	-	-	-	ND (28)	-	ND (35)	-	ND (29)
2-Nitrophenol	ug/kg	-	-	-	5900	17000	ND (23)	-	ND (28)	-	ND (23)
4-Nitrophenol	ug/kg	-	-	-	4100	4100	ND (92)	-	ND (110)	-	ND (93)
Pentachlorophenol	ug/kg	800	3000	900	5000	5000	ND (32)	-	ND (40)	-	ND (33)
Phenol	ug/kg	330	210000000	18000000	66000	66000	ND (18)	-	ND (22)	-	ND (18)
2,3,4,6-Tetrachlorophenol	ug/kg	-	-	-	450000	950000	ND (23)	-	ND (28)	-	ND (23)
2,4,5-Trichlorophenol	ug/kg	-	68000000	6100000	2300000	6100000	ND (26)	-	ND (32)	-	ND (26)
2,4,6-Trichlorophenol	ug/kg	-	74000	19000	3100	8900	ND (21)	-	ND (25)	-	ND (21)
Acenaphthene	ug/kg	20000	37000000	3400000	2700000	4700000	ND (12)	-	ND (15)	-	232
Acenaphthylene	ug/kg	100000	300000000	NA	2500000	6900000	ND (18)	-	ND (21)	-	ND (18)
Acetophenone	ug/kg	-	5000	2000	200000	540000	ND (7.4)	-	ND (9.1)	-	ND (7.5)
Anthracene	ug/kg	100000	30000000	17000000	350000	350000	ND (21)	-	ND (26)	-	57.3
Atrazine	ug/kg	-	2400000	210000	130	130	ND (15)	-	ND (18)	-	ND (15)
Benzo(a)anthracene	ug/kg	1000	17000	5000	25000	110000	ND (9.8)	-	ND (12)	-	ND (9.9)
Benzo(a)pyrene	ug/kg	1000	2000	500	2500	11000	ND (16)	-	ND (19)	-	ND (16)
Benzo(b)fluoranthene	ug/kg	1000	17000	5000	25000	110000	ND (15)	-	ND (19)	-	ND (15)
Benzo(g,h,i)perylene	ug/kg	100000	30000000	380000000	180000	180000	ND (17)	-	ND (21)	-	ND (17)
Benzo(k)fluoranthene	ug/kg	800	170000	45000	250000	610000	ND (16)	-	ND (20)	-	ND (16)
4-Bromophenyl phenyl ether	ug/kg	-	-	-	-	-	ND (13)	-	ND (16)	-	ND (13)
Butyl benzyl phthalate	ug/kg	-	14000000	1200000	10000000	10000000	ND (8.4)	-	ND (10)	-	ND (8.5)
1,1'-Biphenyl	ug/kg	-	240000	61000	790000	2200000	ND (4.7)	-	ND (5.8)	-	647
Benzaldehyde	ug/kg	-	68000000	6100000	-	-	ND (8.6)	-	ND (10)	-	ND (8.6)
2-Chloronaphthalene	ug/kg	-	-	-	6200000	18000000	ND (8.2)	-	ND (10)	-	ND (8.3)
4-Chloroaniline	ug/kg	-	-	-	19000	52000	ND (12)	-	ND (15)	-	ND (13)
Carbazole	ug/kg	-	96000	24000	21000	83000	ND (5.0)	-	ND (6.1)	-	ND (5.1)
Caprolactam	ug/kg	-	340000000	31000000	-	-	ND (14) [a]	-	ND (17) [a]	-	ND (14) [a]
Chrysene	ug/kg	1000	1700000	450000	230000	230000	ND (11)	-	ND (13)	-	ND (11)
bis(2-Chloroethoxy)methane	ug/kg	-	-	-	-	-	ND (7.4)	-	ND (9.0)	-	ND (7.5)
bis(2-Chloroethyl)ether	ug/kg	-	2000	400	3.9	17	ND (15)	-	ND (18)	-	ND (15)
2,2'-Oxybis(1-chloropropane)	ug/kg	-	67000	23000	8000	8000	ND (12)	-	ND (15)	-	ND (13)
4-Chlorophenyl phenyl ether	ug/kg	-	-	-	-	-	ND (11)	-	ND (14)	-	ND (11)
2,4-Dinitrotoluene	ug/kg	-	3000	700	50	200	ND (11)	-	ND (13)	-	ND (11)
2,6-Dinitrotoluene	ug/kg	-	3000	700	1100	3000	ND (17)	-	ND (21)	-	ND (18)
3,3'-Dichlorobenzidine	ug/kg	-	4000	1000	8300	32000	ND (29)	-	ND (35)	-	ND (29)
1,4-Dioxane	ug/kg	100	-	-	73	310	ND (23)	-	ND (28)	-	ND (23)
Dibenzo(a,h)anthracene	ug/kg	330	2000	500	2500	11000	ND (15)	-	ND (19)	-	ND (15)
Dibenzofuran	ug/kg	7000	-	-	-	-	ND (14)	-	ND (17)	-	ND (14)
Di-n-butyl phthalate	ug/kg	-	68000000	6100000	1500000	4100000	ND (5.6)	-	ND (6.9)	-	ND (5.7)
Di-n-octyl phthalate	ug/kg	-	27000000	2400000	4400000	10000000	ND (8.6)	-	ND (10)	-	ND (8.7)
Diethyl phthalate	ug/kg	-	550000000	49000000	160000	160000	ND (7.4)	-	ND (9.0)	-	ND (7.4)
Dimethyl phthalate	ug/kg	-	-	-	-	-	ND (6.1)	-	ND (7.5)	-	ND (6.2)
bis(2-Ethylhexyl)phthalate	ug/kg	-	140000	35000	130000	130000	ND (8.1)	-	ND (9.9)	-	ND (8.2)
Fluoranthene	ug/kg	100000	24000000	2300000	3200000	3200000	ND (15)	-	ND (19)	-	53.2
Fluorene	ug/kg	30000	24000000	2300000	3000000	3800000	ND (16)	-	ND (19)	-	291
Hexachlorobenzene	ug/kg	330	1000	300	960	960	ND (8.7)	-	ND (11)	-	ND (8.8)
Hexachlorobutadiene	ug/kg	-	25000	6000	1200	1200	ND (14)	-	ND (17)	-	ND (14)
Hexachlorocyclopentadiene	ug/kg	-	110000	45000	91000	91000	ND (14)	-	ND (17)	-	ND (14)
Hexachloroethane	ug/kg	-	48000	12000	560	560	ND (17)	-	ND (21)	-	ND (17)
Indeno(1,2,3-cd)pyrene	ug/kg	500	17000	5000	25000	110000	ND (16)	-	ND (20)	-	ND (16)
Isophorone	ug/kg	-	2000000	510000	1900	1900	ND (7.4)	-	ND (9.0)	-	ND (7.5)
2-Methylnaphthalene	ug/kg	-	2400000	230000	2900000	8000000	ND (7.8)	-	ND (9.5)	-	5220
2-Nitroaniline	ug/kg	-	23000000	39000	38	100	ND (8.2)	-	ND (9.9)	-	ND (8.2)
3-Nitroaniline	ug/kg	-	-	-	33	91	ND (8.6)	-	ND (11)	-	ND (8.7)
4-Nitroaniline	ug/kg	-	-	-	31	86	ND (8.9)	-	ND (11)	-	ND (9.0)
Naphthalene	ug/kg	12000	17000	6000	25000	25000	ND (9.7)	-	ND (12)	-	1420
Nitrobenzene	ug/kg	-	14000	5000	790	2200	ND (13)	-	ND (16)	-	ND (13)
N-Nitroso-di-n-propylamine	ug/kg	-	300	200	1.3	5.1	ND (10)	-	ND (12)	-	ND (10)
N-Nitrosodiphenylamine	ug/kg	-	390000	99000	20000	83000	ND (13)	-	ND (15)	-	ND (13)
Phenanthrene	ug/kg	100000	300000000	NA	10000000	10000000	ND (12)	-	ND (14)	-	470
Pyrene	ug/kg	100000	18000000	1700000	2200000	2200000	ND (11)	-	ND (13)	-	92.5
1,2,4,5-Tetrachlorobenzene	ug/kg	-	-	-	5100	14000	ND (8.8)	-	ND (11)	-	ND (8.9)
MS Semi-volatile TIC											
Total TIC, Semi-Volatile	ug/kg	-	-	-	-	-	0	-	1770 J	-	39380 J

Waste Class Data
247 North Avenue
New Rochelle, NY

Client Sample ID:		NY SCO - Unrestricted Use (6 NYCRR 375-6 12/06)	NJ Non-Residential Direct Contact Soil (NJAC 7: 26D 9/18/17)	NJ Residential Direct Contact Soil (NJAC 7: 26D 9/18/17)	PA Clean Fill Guidance - Tables FP-1a,1b (PADEP 12/2007)	PA Regulated Fill Guidance - Tables GP-1a,1b (PADEP 7/2005)	WC-A1(0-7)GRAB	WC-A1(7-13)GRAB	WC-A1(0-7)	WC-A1(7-13)	WC-B1(0-7)GRAB
Lab Sample ID:							JD27495-1	JD27495-2	JD27495-3	JD27495-4	JD27495-5
Date Sampled:							6/29/2021	6/29/2021	6/29/2021	6/29/2021	6/29/2021
Matrix:							Soil	Soil	Soil	Soil	Soil
GC/LC Semi-volatiles (NJDEP EPH)											
EPH (C9-C28)	mg/kg	-	-	-	-	-	ND (2.0)	-	ND (2.5)	-	2360
EPH (>C28-C40)	mg/kg	-	-	-	-	-	12	-	ND (2.5)	-	706
Total EPH (C9-C40)	mg/kg	-	-	-	-	-	12	-	ND (2.5)	-	3070
GC/LC Semi-volatiles (SW846 8081B)											
Aldrin	ug/kg	5	200	40	100	440	ND (0.59)	-	ND (0.69)	-	ND (0.59)
alpha-BHC	ug/kg	20	500	100	46	190	ND (0.58)	-	ND (0.68)	-	ND (0.58)
beta-BHC	ug/kg	36	2000	400	220	820	ND (0.64)	-	ND (0.76)	-	ND (0.64)
delta-BHC	ug/kg	40	-	-	11000	30000	ND (0.68)	-	ND (0.81)	-	ND (0.68)
gamma-BHC (Lindane)	ug/kg	100	2000	400	72	72	ND (0.52)	-	ND (0.62)	-	ND (0.52)
alpha-Chlordane	ug/kg	94	1000	200	-	-	ND (0.57)	-	ND (0.68)	-	ND (0.57)
gamma-Chlordane	ug/kg	-	1000	200	-	-	ND (0.32)	-	ND (0.38)	-	ND (0.32)
Chlordane (alpha and gamma)	ug/kg	-	1000	200	-	-	ND (0.32)	-	-	-	ND (0.32)
Dieldrin	ug/kg	5	200	40	110	440	ND (0.49)	-	ND (0.58)	-	ND (0.49)
4,4'-DDD	ug/kg	3.3	13000	3000	6800	30000	ND (0.65)	-	ND (0.77)	-	ND (0.65)
4,4'-DDE	ug/kg	3.3	9000	2000	41000	170000	ND (0.62)	-	ND (0.74)	-	ND (0.62)
4,4'-DDT	ug/kg	3.3	8000	2000	53000	230000	ND (0.63)	-	ND (0.74)	-	ND (0.63)
Endrin	ug/kg	14	340000	23000	5500	5500	ND (0.55)	-	ND (0.65)	-	ND (0.55)
Endosulfan sulfate	ug/kg	2400	6800000	470000	70000	70000	ND (0.56)	-	ND (0.66)	-	ND (0.56)
Endrin aldehyde	ug/kg	-	-	-	-	-	ND (0.40)	-	ND (0.48)	-	ND (0.40)
Endosulfan-I	ug/kg	2400	6800000	470000	110000	260000	ND (0.41)	-	ND (0.48)	-	ND (0.41)
Endosulfan-II	ug/kg	2400	6800000	470000	130000	260000	ND (0.44)	-	ND (0.52)	-	ND (0.44)
Heptachlor	ug/kg	42	700	100	680	680	ND (0.61)	-	ND (0.72)	-	ND (0.61)
Heptachlor epoxide	ug/kg	-	300	70	1100	1100	ND (0.50)	-	ND (0.59)	-	ND (0.50)
Methoxychlor	ug/kg	-	5700000	390000	630000	630000	ND (0.57)	-	ND (0.67)	-	ND (0.57)
Endrin ketone	ug/kg	-	-	-	-	-	ND (0.51)	-	ND (0.61)	-	ND (0.51)
Toxaphene	ug/kg	-	3000	600	1200	1200	ND (17)	-	ND (20)	-	ND (17)
GC/LC Semi-volatiles (SW846 8082A)											
Aroclor 1016	ug/kg	100	1000	200	15000	200000	ND (17)	-	ND (20)	-	ND (17)
Aroclor 1221	ug/kg	100	1000	200	630	2500	ND (22)	-	ND (26)	-	ND (22)
Aroclor 1232	ug/kg	100	1000	200	500	2000	ND (23)	-	ND (27)	-	ND (23)
Aroclor 1242	ug/kg	100	1000	200	16000	62000	ND (15)	-	ND (17)	-	ND (15)
Aroclor 1248	ug/kg	100	1000	200	9900	44000	ND (32)	-	ND (37)	-	ND (32)
Aroclor 1254	ug/kg	100	1000	200	4400	44000	ND (19)	-	ND (23)	-	ND (19)
Aroclor 1260	ug/kg	100	1000	200	30000	130000	ND (15)	-	ND (18)	-	ND (15)
Aroclor 1268	ug/kg	100	1000	200	-	-	ND (15)	-	ND (18)	-	ND (15)
Aroclor 1262	ug/kg	100	1000	200	-	-	ND (23)	-	ND (27)	-	ND (23)
Metals Analysis											
Aluminum	mg/kg	-	NA	78000	-	190000	8930	-	11300	-	10000
Antimony	mg/kg	-	450	31	27	27	-	-	<1.3	-	-
Arsenic	mg/kg	13	19	19	12	53	<2.1	-	2.1	-	<2.1
Barium	mg/kg	350	59000	16000	8200	8200	71.1	-	75.8	-	83.6
Beryllium	mg/kg	7.2	140	16	320	320	-	-	0.43	-	-
Cadmium	mg/kg	2.5	78	78	38	38	<0.51	-	<0.33	-	<0.53
Calcium	mg/kg	-	-	-	-	-	1730	-	1040	-	1670
Chromium	mg/kg	-	-	-	-	-	15.9	-	15.7	-	19.3
Cobalt	mg/kg	-	590	1600	8.1	22	7.5	-	4.4	-	6.4
Copper	mg/kg	50	45000	3100	8200	36000	15.9	-	11.3	-	14.6
Iron	mg/kg	-	-	-	-	190000	14300	-	11300	-	14000
Lead	mg/kg	63	800	400	450	450	4	-	15.6	-	4
Magnesium	mg/kg	-	-	-	-	-	2800	-	1990	-	2930
Manganese	mg/kg	1600	5900	11000	31000	190000	214	-	82	-	186
Mercury	mg/kg	0.18	65	23	10	10	<0.026	-	<0.022	-	<0.031
Nickel	mg/kg	30	23000	1600	650	650	17.2	-	14	-	14.9
Potassium	mg/kg	-	-	-	-	-	2990	-	2160	-	3460
Selenium	mg/kg	3.9	5700	390	26	26	<2.1	-	<1.3	-	<2.1
Silver	mg/kg	2	5700	390	84	84	<0.51	-	<0.33	-	<0.53
Sodium	mg/kg	-	-	-	-	-	<1000	-	<660	-	<1100
Thallium	mg/kg	-	-	-	14	14	-	-	<0.66	-	-
Vanadium	mg/kg	-	1100	78	1500	72000	21.9	-	21.3	-	24.7
Zinc	mg/kg	109	110000	23000	12000	12000	28.4	-	22.8	-	29.9
General Chemistry											
Cyanide	mg/kg	27	680	47	200	200	<0.24	-	<0.32	-	<0.28
Solids, Percent	%	-	-	-	-	-	93.7	75.3	78.9	93.3	93.1

Client Sample ID:		NY SCO - Unrestricted Use (6 NYCRR 375-6 12/06)	NJ Non-Residential Direct Contact Soil (NJAC 7: 26D 9/18/17)	NJ Residential Direct Contact Soil (NJAC 7: 26D 9/18/17)	PA Clean Fill Guidance - Tables FP-1a,1b (PADEP 12/2007)	PA Regulated Fill Guidance - Tables GP-1a,1b (PADEP 7/2005)	WC-A1(0-7)GRAB	WC-A1(7-13)GRAB	WC-A1(0-7)	WC-A1(7-13)	WC-B1(0-7)GRAB
Lab Sample ID:							JD27495-1	JD27495-2	JD27495-3	JD27495-4	JD27495-5
Date Sampled:							6/29/2021	6/29/2021	6/29/2021	6/29/2021	6/29/2021
Matrix:							Soil	Soil	Soil	Soil	Soil
Client Sample ID:		NY SCO - Unrestricted Use (6 NYCRR 375-6 12/06)	NJ Non-Residential Direct Contact Soil (NJAC 7: 26D 9/18/17)	NJ Residential Direct Contact Soil (NJAC 7: 26D 9/18/17)	PA Clean Fill Guidance - Tables FP-1a,1b (PADEP 12/2007)	PA Regulated Fill Guidance - Tables GP-1a,1b (PADEP 7/2005)	WC-D2(0-8)GRAB	WC-D2(0-8)	WC-E2(0-7)GRAB	WC-E2(0-7)	WC-E2(0-8)GRAB
Lab Sample ID:							JD27495-21	JD27495-22	JD27495-23	JD27495-24	JD27600-1
Date Sampled:							6/29/2021	6/29/2021	6/29/2021	6/29/2021	6/30/2021
Matrix:							Soil	Soil	Soil	Soil	Soil
MS Volatiles (SW846 8260D)											
Acetone	ug/kg	50	NA	70000000	41000	110000	21.7	-	11.1	-	7.5 J
Benzene	ug/kg	60	5000	2000	130	130	0.45	-	ND (0.45)	-	ND (0.47)
Bromochloromethane	ug/kg	-	-	-	1600	1600	ND (0.49)	-	ND (0.56)	-	ND (0.58)
Bromodichloromethane	ug/kg	-	3000	1000	3400	3400	ND (0.38)	-	ND (0.43)	-	ND (0.45)
Bromoform	ug/kg	-	280000	81000	4400	4400	ND (1.2)	-	ND (1.4)	-	ND (1.4)
Bromomethane	ug/kg	-	59000	25000	540	540	ND (0.67)	-	ND (0.76)	-	ND (0.79) [e]
2-Butanone (MEK)	ug/kg	120	44000000	3100000	54000	110000	ND (2.1)	-	ND (2.4)	-	ND (2.5)
Carbon disulfide	ug/kg	-	110000000	7800000	160000	350000	ND (0.47)	-	ND (0.53)	-	ND (0.56)
Carbon tetrachloride	ug/kg	760	4000	2000	260	260	ND (0.55)	-	ND (0.62)	-	ND (0.64)
Chlorobenzene	ug/kg	1100	7400000	510000	6100	6100	ND (0.41)	-	ND (0.46)	-	ND (0.48)
Chloroethane	ug/kg	-	1100000	220000	5000	19000	ND (0.52)	-	ND (0.59)	-	ND (0.61)
Chloroform	ug/kg	370	2000	600	2500	2500	ND (0.46)	-	ND (0.52)	-	ND (0.54)
Chloromethane	ug/kg	-	12000	4000	38	38	ND (1.7)	-	ND (2.0)	-	ND (2.0)
Cyclohexane	ug/kg	-	-	-	-	-	ND (0.58)	-	ND (0.65)	-	ND (0.68)
1,2-Dibromo-3-chloropropane	ug/kg	-	200	80	9.2	9.2	ND (0.61)	-	ND (0.69)	-	ND (0.72)
Dibromochloromethane	ug/kg	-	8000	3000	3200	3200	ND (0.49)	-	ND (0.56)	-	ND (0.58)
1,2-Dibromoethane	ug/kg	-	40	8	1.2	1.2	ND (0.37)	-	ND (0.42)	-	ND (0.44)
1,2-Dichlorobenzene	ug/kg	1100	59000000	5300000	59000	59000	ND (0.48)	-	ND (0.54)	-	ND (0.57)
1,3-Dichlorobenzene	ug/kg	2400	59000000	5300000	61000	61000	ND (0.44)	-	ND (0.49)	-	ND (0.52)
1,4-Dichlorobenzene	ug/kg	1800	13000	5000	10000	10000	ND (0.44)	-	ND (0.49)	-	ND (0.51)
Dichlorodifluoromethane	ug/kg	-	230000000	490000	100000	100000	ND (0.64)	-	ND (0.72)	-	ND (0.76) [e]
1,1-Dichloroethane	ug/kg	270	24000	8000	650	2700	ND (0.44)	-	ND (0.49)	-	ND (0.51)
1,2-Dichloroethane	ug/kg	20	3000	900	100	100	ND (0.42)	-	ND (0.47)	-	ND (0.49)
1,1-Dichloroethene	ug/kg	330	150000	11000	190	190	ND (0.58)	-	ND (0.65)	-	ND (0.68)
cis-1,2-Dichloroethene	ug/kg	250	560000	230000	1600	1600	ND (0.74)	-	ND (0.84)	-	ND (0.87)
trans-1,2-Dichloroethene	ug/kg	190	720000	300000	2300	2300	ND (0.54)	-	ND (0.61)	-	ND (0.64)
1,2-Dichloropropane	ug/kg	-	5000	2000	110	110	ND (0.42)	-	ND (0.47)	-	ND (0.49)
cis-1,3-Dichloropropene	ug/kg	-	7000	2000	-	-	ND (0.42)	-	ND (0.47)	-	ND (0.49)
trans-1,3-Dichloropropene	ug/kg	-	7000	2000	-	-	ND (0.40)	-	ND (0.46)	-	ND (0.47)
Ethylbenzene	ug/kg	1000	110000000	7800000	46000	46000	ND (0.40)	-	ND (0.45)	-	ND (0.47)
Freon 113	ug/kg	-	-	-	26000000	53000000	ND (2.4)	-	ND (2.7)	-	ND (2.8)
2-Hexanone	ug/kg	-	-	-	-	-	ND (1.9)	-	ND (2.1)	-	ND (2.2)
Isopropylbenzene	ug/kg	-	-	-	780000	1600000	ND (1.3)	-	ND (1.4)	-	ND (1.5)
Methyl Acetate	ug/kg	-	NA	78000000	690000	1900000	ND (1.2) [a]	-	ND (1.4) [a]	-	ND (1.4)
Methylcyclohexane	ug/kg	-	-	-	-	-	ND (0.77)	-	ND (0.87)	-	ND (0.91)
Methyl Tert Butyl Ether	ug/kg	930	320000	110000	280	280	ND (0.41)	-	ND (0.47)	-	ND (0.49)
4-Methyl-2-pentanone(MIBK)	ug/kg	-	-	-	2900	6300	ND (2.0)	-	ND (2.3)	-	ND (2.4)
Methylene chloride	ug/kg	50	230000	46000	76	76	ND (2.3)	-	ND (2.6)	-	ND (2.7)
Styrene	ug/kg	-	260000	90000	24000	24000	ND (0.36)	-	ND (0.40)	-	ND (0.42)
1,1,2,2-Tetrachloroethane	ug/kg	-	3000	1000	9.3	9.3	ND (0.53)	-	ND (0.60)	-	ND (0.62)
Tetrachloroethene	ug/kg	1300	1500000	43000	430	430	ND (0.51)	-	ND (0.58)	-	ND (0.60)
Toluene	ug/kg	700	91000000	6300000	44000	44000	ND (0.46)	-	ND (0.52)	-	ND (0.55)
1,2,3-Trichlorobenzene	ug/kg	-	-	-	-	-	ND (2.2)	-	ND (2.5)	-	ND (2.6)
1,2,4-Trichlorobenzene	ug/kg	-	820000	73000	27000	27000	ND (2.2)	-	ND (2.5)	-	ND (2.6)
1,1,1-Trichloroethane	ug/kg	680	NA	160000000	7200	7200	ND (0.43)	-	ND (0.48)	-	ND (0.50)
1,1,2-Trichloroethane	ug/kg	-	6000	2000	150	150	ND (0.49)	-	ND (0.55)	-	ND (0.58)
Trichloroethene	ug/kg	470	10000	3000	170	170	ND (0.67)	-	ND (0.76)	-	ND (0.79)
Trichlorofluoromethane	ug/kg	-	340000000	23000000	87000	87000	ND (0.60)	-	ND (0.68)	-	ND (0.71)
Vinyl chloride	ug/kg	20	2000	700	30	27	ND (0.42)	-	ND (0.48)	-	ND (0.50)
m,p-Xylene	ug/kg	260	170000000	12000000	990000	990000	ND (0.79)	-	ND (0.89)	-	ND (0.93)
o-Xylene	ug/kg	260	170000000	12000000	990000	990000	ND (0.40)	-	ND (0.46)	-	ND (0.48)
Xylene (total)	ug/kg	260	170000000	12000000	990000	990000	ND (0.40)	-	ND (0.46)	-	ND (0.48)
MS Volatile TIC											
Total TIC, Volatile	ug/kg	-	-	-	-	-	55.9 J	-	0	-	0

Client Sample ID:		NY SCO - Unrestricted Use (6 NYCRR 375-6 12/06)	NJ Non-Residential Direct Contact Soil (NJAC 7: 26D 9/18/17)	NJ Residential Direct Contact Soil (NJAC 7: 26D 9/18/17)	PA Clean Fill Guidance - Tables FP-1a,1b (PADEP 12/2007)	PA Regulated Fill Guidance - Tables GP-1a,1b (PADEP 7/2005)	WC-A1(0-7)GRAB	WC-A1(7-13)GRAB	WC-A1(0-7)	WC-A1(7-13)	WC-B1(0-7)GRAB
Lab Sample ID:							JD27495-1	JD27495-2	JD27495-3	JD27495-4	JD27495-5
Date Sampled:							6/29/2021	6/29/2021	6/29/2021	6/29/2021	6/29/2021
Matrix:							Soil	Soil	Soil	Soil	Soil
MS Semi-volatiles (SW846 8270E)											
2-Chlorophenol	ug/kg	-	2200000	310000	4400	4400	-	ND (17)	-	ND (18)	-
4-Chloro-3-methyl phenol	ug/kg	-	-	-	37000	110000	-	ND (22)	-	ND (22)	-
2,4-Dichlorophenol	ug/kg	-	2100000	180000	1000	1000	-	ND (30)	-	ND (31)	-
2,4-Dimethylphenol	ug/kg	-	14000000	1200000	32000	87000	-	ND (63)	-	ND (65)	-
2,4-Dinitrophenol	ug/kg	-	1400000	120000	210	460	-	ND (130) [c]	-	ND (140) [c]	-
4,6-Dinitro-o-cresol	ug/kg	-	68000	6000	-	-	-	ND (38) [c]	-	ND (39) [c]	-
2-Methylphenol	ug/kg	330	3400000	310000	64000	180000	-	ND (23)	-	ND (23)	-
3&4-Methylphenol	ug/kg	-	-	-	-	-	-	ND (29)	-	ND (30)	-
2-Nitrophenol	ug/kg	-	-	-	5900	17000	-	ND (23)	-	ND (24)	-
4-Nitrophenol	ug/kg	-	-	-	4100	4100	-	ND (94)	-	ND (97)	-
Pentachlorophenol	ug/kg	800	3000	900	5000	5000	-	ND (33)	-	ND (34)	-
Phenol	ug/kg	330	210000000	18000000	66000	66000	-	ND (18)	-	ND (19)	-
2,3,4,6-Tetrachlorophenol	ug/kg	-	-	-	450000	950000	-	ND (23)	-	ND (24)	-
2,4,5-Trichlorophenol	ug/kg	-	68000000	6100000	2300000	6100000	-	ND (26)	-	ND (27)	-
2,4,6-Trichlorophenol	ug/kg	-	74000	19000	3100	8900	-	ND (21)	-	ND (22)	-
Acenaphthene	ug/kg	20000	37000000	3400000	2700000	4700000	-	63.8	-	ND (13)	-
Acenaphthylene	ug/kg	100000	300000000	NA	2500000	6900000	-	58.6	-	ND (18)	-
Acetophenone	ug/kg	-	5000	2000	200000	540000	-	ND (7.6)	-	ND (7.8)	-
Anthracene	ug/kg	100000	30000000	17000000	350000	350000	-	156	-	ND (22)	-
Atrazine	ug/kg	-	2400000	210000	130	130	-	ND (15)	-	ND (16)	-
Benzo(a)anthracene	ug/kg	1000	17000	5000	25000	110000	-	622	-	50.6	-
Benzo(a)pyrene	ug/kg	1000	2000	500	2500	11000	-	**643**	-	40.3	-
Benzo(b)fluoranthene	ug/kg	1000	17000	5000	25000	110000	-	729	-	54.6	-
Benzo(g,h,i)perylene	ug/kg	100000	30000000	380000000	180000	180000	-	440	-	30.0 J	-
Benzo(k)fluoranthene	ug/kg	800	170000	45000	250000	610000	-	283	-	20.0 J	-
4-Bromophenyl phenyl ether	ug/kg	-	-	-	-	-	-	ND (14)	-	ND (14)	-
Butyl benzyl phthalate	ug/kg	-	14000000	1200000	10000000	10000000	-	ND (8.6)	-	ND (8.9)	-
1,1'-Biphenyl	ug/kg	-	240000	61000	790000	2200000	-	6.7 J	-	ND (5.0)	-
Benzaldehyde	ug/kg	-	68000000	6100000	-	-	-	ND (8.8)	-	ND (9.0)	-
2-Chloronaphthalene	ug/kg	-	-	-	6200000	18000000	-	ND (8.4)	-	ND (8.7)	-
4-Chloroaniline	ug/kg	-	-	-	19000	52000	-	ND (13)	-	ND (13)	-
Carbazole	ug/kg	-	96000	24000	21000	83000	-	63.5 J	-	5.4 J	-
Caprolactam	ug/kg	-	340000000	31000000	-	-	-	ND (14) [a]	-	ND (14) [a]	-
Chrysene	ug/kg	1000	1700000	450000	230000	230000	-	652	-	49.5	-
bis(2-Chloroethoxy)methane	ug/kg	-	-	-	-	-	-	ND (7.6)	-	ND (7.8)	-
bis(2-Chloroethyl)ether	ug/kg	-	2000	400	3.9	17	-	ND (15)	-	ND (16)	-
2,2'-Oxybis(1-chloropropane)	ug/kg	-	67000	23000	8000	8000	-	ND (13)	-	ND (13)	-
4-Chlorophenyl phenyl ether	ug/kg	-	-	-	-	-	-	ND (11)	-	ND (12)	-
2,4-Dinitrotoluene	ug/kg	-	3000	700	50	200	-	ND (11)	-	ND (11)	-
2,6-Dinitrotoluene	ug/kg	-	3000	700	1100	3000	-	ND (18)	-	ND (18)	-
3,3'-Dichlorobenzidine	ug/kg	-	4000	1000	8300	32000	-	ND (29)	-	ND (30)	-
1,4-Dioxane	ug/kg	100	-	-	73	310	-	ND (23)	-	ND (24)	-
Dibenzo(a,h)anthracene	ug/kg	330	2000	500	2500	11000	-	100	-	ND (16)	-
Dibenzofuran	ug/kg	7000	-	-	-	-	-	36.3 J	-	ND (15)	-
Di-n-butyl phthalate	ug/kg	-	68000000	6100000	1500000	4100000	-	ND (5.8)	-	ND (5.9)	-
Di-n-octyl phthalate	ug/kg	-	27000000	2400000	4400000	10000000	-	ND (8.8)	-	ND (9.1)	-
Diethyl phthalate	ug/kg	-	550000000	49000000	160000	160000	-	ND (7.5)	-	ND (7.7)	-
Dimethyl phthalate	ug/kg	-	-	-	-	-	-	ND (6.3)	-	ND (6.5)	-
bis(2-Ethylhexyl)phthalate	ug/kg	-	140000	35000	130000	130000	-	ND (8.3)	-	ND (8.5)	-
Fluoranthene	ug/kg	100000	24000000	2300000	3200000	3200000	-	1330	-	114	-
Fluorene	ug/kg	30000	24000000	2300000	3000000	3800000	-	56.1	-	ND (17)	-
Hexachlorobenzene	ug/kg	330	1000	300	960	960	-	ND (8.9)	-	ND (9.2)	-
Hexachlorobutadiene	ug/kg	-	25000	6000	1200	1200	-	ND (14)	-	ND (15)	-
Hexachlorocyclopentadiene	ug/kg	-	110000	45000	91000	91000	-	ND (14)	-	ND (14)	-
Hexachloroethane	ug/kg	-	48000	12000	560	560	-	ND (18)	-	ND (18)	-
Indeno(1,2,3-cd)pyrene	ug/kg	500	17000	5000	25000	110000	-	484	-	32.3 J	-
Isophorone	ug/kg	-	2000000	510000	1900	1900	-	ND (7.6)	-	ND (7.8)	-
2-Methylnaphthalene	ug/kg	-	2400000	230000	2900000	8000000	-	14.5 J	-	ND (8.2)	-
2-Nitroaniline	ug/kg	-	23000000	39000	38	100	-	ND (8.3)	-	ND (8.6)	-
3-Nitroaniline	ug/kg	-	-	-	33	91	-	ND (8.8)	-	ND (9.1)	-
4-Nitroaniline	ug/kg	-	-	-	31	86	-	ND (9.2)	-	ND (9.4)	-
Naphthalene	ug/kg	12000	17000	6000	25000	25000	-	24.5 J	-	ND (10)	-
Nitrobenzene	ug/kg	-	14000	5000	790	2200	-	ND (14)	-	ND (14)	-
N-Nitroso-di-n-propylamine	ug/kg	-	300	200	1.3	5.1	-	ND (10)	-	ND (11)	-
N-Nitrosodiphenylamine	ug/kg	-	390000	99000	20000	83000	-	ND (13)	-	ND (13)	-
Phenanthrene	ug/kg	100000	300000000	NA	10000000	10000000	-	854	-	75.5	-
Pyrene	ug/kg	100000	18000000	1700000	2200000	2200000	-	1330	-	133	-
1,2,4,5-Tetrachlorobenzene	ug/kg	-	-	-	5100	14000	-	ND (9.0)	-	ND (9.2)	-
MS Semi-volatile TIC											
Total TIC, Semi-Volatile	ug/kg	-	-	-	-	-	-	1020 J	-	0	-
GC/LC Semi-volatiles (NJDEP EPH)											
EPH (C9-C28)	mg/kg	-	-	-	-	-	-	19	-	ND (2.2)	-
EPH (>C28-C40)	mg/kg	-	-	-	-	-	-	47.6	-	ND (2.2)	-
Total EPH (C9-C40)	mg/kg	-	-	-	-	-	-	66.5	-	ND (2.2)	-

Waste Class Data
247 North Avenue
New Rochelle, NY

Client Sample ID:		NY SCO - Unrestricted Use (6 NYCRR 375-6 12/06)	NJ Non-Residential Direct Contact Soil (NJAC 7: 26D 9/18/17)	NJ Residential Direct Contact Soil (NJAC 7: 26D 9/18/17)	PA Clean Fill Guidance - Tables FP-1a,1b (PADEP 12/2007)	PA Regulated Fill Guidance - Tables GP-1a,1b (PADEP 7/2005)	WC-A1(0-7)GRAB	WC-A1(7-13)GRAB	WC-A1(0-7)	WC-A1(7-13)	WC-B1(0-7)GRAB
Lab Sample ID:							JD27495-1	JD27495-2	JD27495-3	JD27495-4	JD27495-5
Date Sampled:							6/29/2021	6/29/2021	6/29/2021	6/29/2021	6/29/2021
Matrix:							Soil	Soil	Soil	Soil	Soil
GC/LC Semi-volatiles (SW846 8081B)											
Aldrin	ug/kg	5	200	40	100	440	-	ND (0.59)	-	ND (0.61)	-
alpha-BHC	ug/kg	20	500	100	46	190	-	ND (0.58)	-	ND (0.60)	-
beta-BHC	ug/kg	36	2000	400	220	820	-	ND (0.65)	-	ND (0.67)	-
delta-BHC	ug/kg	40	-	-	11000	30000	-	ND (0.69)	-	ND (0.71)	-
gamma-BHC (Lindane)	ug/kg	100	2000	400	72	72	-	ND (0.53)	-	ND (0.55)	-
alpha-Chlordane	ug/kg	94	1000	200	-	-	-	ND (0.58)	-	ND (0.60)	-
gamma-Chlordane	ug/kg	-	1000	200	-	-	-	ND (0.32)	-	ND (0.34)	-
Chlordane (alpha and gamma)	ug/kg	-	1000	200	-	-	-	ND (0.32)	-	ND (0.34)	-
Dieldrin	ug/kg	5	200	40	110	440	-	1.9 [f]	-	ND (0.51)	-
4,4'-DDD	ug/kg	3.3	13000	3000	6800	30000	-	ND (0.66)	-	ND (0.68)	-
4,4'-DDE	ug/kg	3.3	9000	2000	41000	170000	-	ND (0.63)	-	ND (0.65)	-
4,4'-DDT	ug/kg	3.3	8000	2000	53000	230000	-	ND (0.64)	-	ND (0.66)	-
Endrin	ug/kg	14	340000	23000	5500	5500	-	ND (0.56)	-	ND (0.58)	-
Endosulfan sulfate	ug/kg	2400	6800000	470000	70000	70000	-	ND (0.56)	-	ND (0.58)	-
Endrin aldehyde	ug/kg	-	-	-	-	-	-	ND (0.41)	-	ND (0.42)	-
Endosulfan-I	ug/kg	2400	6800000	470000	110000	260000	-	ND (0.41)	-	ND (0.43)	-
Endosulfan-II	ug/kg	2400	6800000	470000	130000	260000	-	ND (0.45)	-	ND (0.46)	-
Heptachlor	ug/kg	42	700	100	680	680	-	ND (0.62)	-	ND (0.64)	-
Heptachlor epoxide	ug/kg	-	300	70	1100	1100	-	ND (0.50)	-	ND (0.52)	-
Methoxychlor	ug/kg	-	5700000	390000	630000	630000	-	ND (0.57)	-	ND (0.59)	-
Endrin ketone	ug/kg	-	-	-	-	-	-	ND (0.52)	-	ND (0.54)	-
Toxaphene	ug/kg	-	3000	600	1200	1200	-	ND (17)	-	ND (17)	-
GC/LC Semi-volatiles (SW846 8082A)											
Aroclor 1016	ug/kg	100	1000	200	15000	200000	-	ND (17)	-	ND (17)	-
Aroclor 1221	ug/kg	100	1000	200	630	2500	-	ND (22)	-	ND (23)	-
Aroclor 1232	ug/kg	100	1000	200	500	2000	-	ND (23)	-	ND (24)	-
Aroclor 1242	ug/kg	100	1000	200	16000	62000	-	ND (15)	-	ND (15)	-
Aroclor 1248	ug/kg	100	1000	200	9900	44000	-	ND (32)	-	ND (33)	-
Aroclor 1254	ug/kg	100	1000	200	4400	44000	-	ND (19)	-	ND (20)	-
Aroclor 1260	ug/kg	100	1000	200	30000	130000	-	ND (15)	-	ND (16)	-
Aroclor 1268	ug/kg	100	1000	200	-	-	-	ND (15)	-	ND (16)	-
Aroclor 1262	ug/kg	100	1000	200	-	-	-	ND (23)	-	ND (24)	-
Metals Analysis											
Aluminum	mg/kg	-	NA	78000	-	190000	-	7540	-	9510	-
Antimony	mg/kg	-	450	31	27	27	-	<2.2	-	<4.2 [d]	-
Arsenic	mg/kg	13	19	19	12	53	-	3.6	-	<2.1	-
Barium	mg/kg	350	59000	16000	8200	8200	-	65.3	-	84	-
Beryllium	mg/kg	7.2	140	16	320	320	-	0.31	-	0.44 [d]	-
Cadmium	mg/kg	2.5	78	78	38	38	-	<0.54	-	<0.53	-
Calcium	mg/kg	-	-	-	-	-	-	3110	-	1870	-
Chromium	mg/kg	-	-	-	-	-	-	15.5	-	17.2	-
Cobalt	mg/kg	-	590	1600	8.1	22	-	6	-	7.7	-
Copper	mg/kg	50	45000	3100	8200	36000	-	18.5	-	17.1	-
Iron	mg/kg	-	-	-	-	190000	-	17000	-	14800	-
Lead	mg/kg	63	800	400	450	450	-	44.1	-	5.2	-
Magnesium	mg/kg	-	-	-	-	-	-	2780	-	2990	-
Manganese	mg/kg	1600	5900	11000	31000	190000	-	257	-	234	-
Mercury	mg/kg	0.18	65	23	10	10	-	<0.027	-	<0.030	-
Nickel	mg/kg	30	23000	1600	650	650	-	13.5	-	16.1	-
Potassium	mg/kg	-	-	-	-	-	-	2450	-	3630	-
Selenium	mg/kg	3.9	5700	390	26	26	-	<2.2	-	<2.1	-
Silver	mg/kg	2	5700	390	84	84	-	<0.54	-	<0.53	-
Sodium	mg/kg	-	-	-	-	-	-	<1100	-	<1100	-
Thallium	mg/kg	-	-	-	14	14	-	<1.1	-	<2.1 [d]	-
Vanadium	mg/kg	-	1100	78	1500	72000	-	18.1	-	25.5	-
Zinc	mg/kg	109	110000	23000	12000	12000	-	39.2	-	33	-
General Chemistry											
Cyanide	mg/kg	27	680	47	200	200	-	<0.25	-	<0.27	-
Solids, Percent	%	-	-	-	-	-	91.3	93	82.3	89.9	84.4

Client Sample ID:		NY SCO - Unrestricted Use (6 NYCRR 375-6 12/06)	NJ Non-Residential Direct Contact Soil (NJAC 7: 26D 9/18/17)	NJ Residential Direct Contact Soil (NJAC 7: 26D 9/18/17)	PA Clean Fill Guidance - Tables FP-1a,1b (PADEP 12/2007)	PA Regulated Fill Guidance - Tables GP-1a,1b (PADEP 7/2005)	WC-A1(0-7)GRAB	WC-A1(7-13)GRAB	WC-A1(0-7)	WC-A1(7-13)	WC-B1(0-7)GRAB
Lab Sample ID:							JD27495-1	JD27495-2	JD27495-3	JD27495-4	JD27495-5
Date Sampled:							6/29/2021	6/29/2021	6/29/2021	6/29/2021	6/29/2021
Matrix:							Soil	Soil	Soil	Soil	Soil
Client Sample ID:		NY SCO - Unrestricted Use (6 NYCRR 375-6 12/06)	NJ Non-Residential Direct Contact Soil (NJAC 7: 26D 9/18/17)	NJ Residential Direct Contact Soil (NJAC 7: 26D 9/18/17)	PA Clean Fill Guidance - Tables FP-1a,1b (PADEP 12/2007)	PA Regulated Fill Guidance - Tables GP-1a,1b (PADEP 7/2005)	WC-D2(0-7)GRAB	WC-D2(7-9)GRAB	WC-B2(0-6)GRAB	WC-B2(0-6)GRAB	WC-C2(0-6)GRAB
Lab Sample ID:							JD27600-2	JD27600-3	JD27600-4	JD27600-5	JD27600-6
Date Sampled:							6/30/2021	6/30/2021	6/30/2021	6/30/2021	6/30/2021
Matrix:							Soil	Soil	Soil	Soil	Soil
MS Volatiles (SW846 8260D)											
Acetone	ug/kg	50	NA	70000000	41000	110000	38.3	17.8	ND (240) [a]	14.4	ND (3.9)
Benzene	ug/kg	60	5000	2000	130	130	ND (0.45)	ND (0.45)	ND (27)	ND (0.47)	ND (0.43)
Bromochloromethane	ug/kg	-	-	-	1600	1600	ND (0.55)	ND (0.55)	ND (33)	ND (0.57)	ND (0.53)
Bromodichloromethane	ug/kg	-	3000	1000	3400	3400	ND (0.42)	ND (0.42)	ND (25)	ND (0.44)	ND (0.40)
Bromoform	ug/kg	-	280000	81000	4400	4400	ND (1.3)	ND (1.3)	ND (80)	ND (1.4)	ND (1.3)
Bromomethane	ug/kg	-	59000	25000	540	540	ND (0.75) [e]	ND (0.75) [e]	ND (45)	ND (0.78) [e]	ND (0.72) [e]
2-Butanone (MEK)	ug/kg	120	44000000	3100000	54000	110000	ND (2.4)	ND (2.4)	ND (140) [a]	ND (2.5)	ND (2.3)
Carbon disulfide	ug/kg	-	110000000	7800000	160000	350000	ND (0.52)	ND (0.52)	ND (32)	ND (0.55)	ND (0.50)
Carbon tetrachloride	ug/kg	760	4000	2000	260	260	ND (0.61)	ND (0.60)	ND (36)	ND (0.63)	ND (0.58)
Chlorobenzene	ug/kg	1100	7400000	510000	6100	6100	ND (0.45)	ND (0.45)	ND (27)	ND (0.47)	ND (0.43)
Chloroethane	ug/kg	-	1100000	220000	5000	19000	ND (0.58)	ND (0.58)	ND (35)	ND (0.60)	ND (0.56)
Chloroform	ug/kg	370	2000	600	2500	2500	ND (0.51)	ND (0.51)	ND (31)	ND (0.53)	ND (0.49)
Chloromethane	ug/kg	-	12000	4000	38	38	ND (1.9)	ND (1.9)	ND (120)	ND (2.0)	ND (1.8)
Cyclohexane	ug/kg	-	-	-	-	-	ND (0.64)	ND (0.64)	ND (39)	ND (0.67)	ND (0.62)
1,2-Dibromo-3-chloropropane	ug/kg	-	200	80	9.2	9.2	ND (0.68)	ND (0.68)	ND (41)	ND (0.71)	ND (0.65)
Dibromochloromethane	ug/kg	-	8000	3000	3200	3200	ND (0.55)	ND (0.55)	ND (33)	ND (0.57)	ND (0.53)
1,2-Dibromoethane	ug/kg	-	40	8	1.2	1.2	ND (0.41)	ND (0.41)	ND (25)	ND (0.43)	ND (0.40)
1,2-Dichlorobenzene	ug/kg	1100	59000000	5300000	59000	59000	ND (0.53)	ND (0.53)	ND (32)	ND (0.56)	ND (0.51)
1,3-Dichlorobenzene	ug/kg	2400	59000000	5300000	61000	61000	ND (0.49)	ND (0.49)	ND (29)	ND (0.51)	ND (0.47)
1,4-Dichlorobenzene	ug/kg	1800	13000	5000	10000	10000	ND (0.48)	ND (0.48)	ND (29)	ND (0.51)	ND (0.46)
Dichlorodifluoromethane	ug/kg	-	230000000	490000	100000	100000	ND (0.71) [e]	ND (0.71) [e]	ND (43)	ND (0.74) [e]	ND (0.68) [e]
1,1-Dichloroethane	ug/kg	270	24000	8000	650	2700	ND (0.48)	ND (0.48)	ND (29)	ND (0.51)	ND (0.47)
1,2-Dichloroethane	ug/kg	20	3000	900	100	100	ND (0.46)	ND (0.46)	ND (28)	ND (0.48)	ND (0.44)
1,1-Dichloroethene	ug/kg	330	150000	11000	190	190	ND (0.64)	ND (0.64)	ND (39)	ND (0.67)	ND (0.62)
cis-1,2-Dichloroethene	ug/kg	250	560000	230000	1600	1600	ND (0.82)	ND (0.82)	ND (50)	ND (0.86)	ND (0.79)
trans-1,2-Dichloroethene	ug/kg	190	720000	300000	2300	2300	ND (0.60)	ND (0.60)	ND (36)	ND (0.62)	ND (0.57)
1,2-Dichloropropane	ug/kg	-	5000	2000	110	110	ND (0.46)	ND (0.46)	ND (28)	ND (0.48)	ND (0.44)
cis-1,3-Dichloropropene	ug/kg	-	7000	2000	-	-	ND (0.47)	ND (0.46)	ND (28)	ND (0.49)	ND (0.45)
trans-1,3-Dichloropropene	ug/kg	-	7000	2000	-	-	ND (0.45)	ND (0.45)	ND (27)	ND (0.47)	ND (0.43)
Ethylbenzene	ug/kg	1000	110000000	7800000	46000	46000	ND (0.44)	ND (0.44)	ND (27)	ND (0.46)	ND (0.43)
Freon 113	ug/kg	-	-	-	26000000	53000000	ND (2.6)	ND (2.6)	ND (160)	ND (2.7)	ND (2.5)
2-Hexanone	ug/kg	-	-	-	-	-	ND (2.1)	ND (2.1)	ND (120)	ND (2.2)	ND (2.0)
Isopropylbenzene	ug/kg	-	-	-	780000	1600000	ND (1.4)	ND (1.4)	ND (84)	ND (1.5)	ND (1.3)
Methyl Acetate	ug/kg	-	NA	78000000	690000	1900000	ND (1.4)	ND (1.4)	ND (82)	ND (1.4)	ND (1.3)
Methylcyclohexane	ug/kg	-	-	-	-	-	ND (0.86)	ND (0.86)	ND (52)	ND (0.89)	ND (0.82)
Methyl Tert Butyl Ether	ug/kg	930	320000	110000	280	280	ND (0.46)	ND (0.46)	ND (28)	ND (0.48)	ND (0.44)
4-Methyl-2-pentanone(MIBK)	ug/kg	-	-	-	2900	6300	ND (2.2)	ND (2.2)	ND (130)	ND (2.3)	ND (2.1)
Methylene chloride	ug/kg	50	230000	46000	76	76	ND (2.6)	ND (2.6)	ND (150)	ND (2.7)	ND (2.5)
Styrene	ug/kg	-	260000	90000	24000	24000	ND (0.39)	ND (0.39)	ND (24)	ND (0.41)	ND (0.38)
1,1,2,2-Tetrachloroethane	ug/kg	-	3000	1000	9.3	9.3	ND (0.59)	ND (0.59)	ND (35)	ND (0.61)	ND (0.56)
Tetrachloroethene	ug/kg	1300	1500000	43000	430	430	ND (0.57)	ND (0.57)	ND (34)	ND (0.59)	ND (0.55)
Toluene	ug/kg	700	91000000	6300000	44000	44000	ND (0.51)	ND (0.51)	ND (31)	ND (0.54)	ND (0.49)
1,2,3-Trichlorobenzene	ug/kg	-	-	-	-	-	ND (2.4)	ND (2.4)	ND (150)	ND (2.6)	ND (2.3)
1,2,4-Trichlorobenzene	ug/kg	-	820000	73000	27000	27000	ND (2.4)	ND (2.4)	ND (150)	ND (2.6)	ND (2.3)
1,1,1-Trichloroethane	ug/kg	680	NA	160000000	7200	7200	ND (0.47)	ND (0.47)	ND (28)	ND (0.49)	ND (0.45)
1,1,2-Trichloroethane	ug/kg	-	6000	2000	150	150	ND (0.54)	ND (0.54)	ND (33)	ND (0.57)	ND (0.52)
Trichloroethene	ug/kg	470	10000	3000	170	170	ND (0.75)	ND (0.75)	ND (45)	ND (0.78)	ND (0.72)
Trichlorofluoromethane	ug/kg	-	340000000	23000000	87000	87000	ND (0.67)	ND (0.67)	ND (40)	ND (0.70)	ND (0.64)
Vinyl chloride	ug/kg	20	2000	700	30	27	ND (0.47)	ND (0.47)	ND (28)	ND (0.49)	ND (0.45)
m,p-Xylene	ug/kg	260	170000000	12000000	990000	990000	ND (0.88)	ND (0.88)	ND (53)	ND (0.92)	ND (0.84)
o-Xylene	ug/kg	260	170000000	12000000	990000	990000	ND (0.45)	ND (0.45)	ND (27)	ND (0.47)	ND (0.43)
Xylene (total)	ug/kg	260	170000000	12000000	990000	990000	ND (0.45)	ND (0.45)	ND (27)	ND (0.47)	ND (0.43)
MS Volatile TIC											
Total TIC, Volatile	ug/kg	-	-	-	-	-	0	0	18970 J	0	0
General Chemistry											
Solids, Percent	%	-	-	-	-	-	89.6	92.9	82.9	84.3	80.6

Client Sample ID:		NY SCO - Unrestricted Use (6 NYCRR 375-6 12/06)	NJ Non-Residential Direct Contact Soil (NJAC 7: 26D 9/18/17)	NJ Residential Direct Contact Soil (NJAC 7: 26D 9/18/17)	PA Clean Fill Guidance - Tables FP-1a,1b (PADEP 12/2007)	PA Regulated Fill Guidance - Tables GP-1a,1b (PADEP 7/2005)	WC-A1(0-7)GRAB	WC-A1(7-13)GRAB	WC-A1(0-7)	WC-A1(7-13)	WC-B1(0-7)GRAB
Lab Sample ID:							JD27495-1	JD27495-2	JD27495-3	JD27495-4	JD27495-5
Date Sampled:							6/29/2021	6/29/2021	6/29/2021	6/29/2021	6/29/2021
Matrix:							Soil	Soil	Soil	Soil	Soil
Client Sample ID:		NY SCO - Unrestricted Use (6 NYCRR 375-6 12/06)	NJ Non-Residential Direct Contact Soil (NJAC 7: 26D 9/18/17)	NJ Residential Direct Contact Soil (NJAC 7: 26D 9/18/17)	PA Clean Fill Guidance - Tables FP-1a,1b (PADEP 12/2007)	PA Regulated Fill Guidance - Tables GP-1a,1b (PADEP 7/2005)	WC-E2(0-8)	WC-D2(0-7)	WC-D2(7-9)	WC-B2(0-6)	WC-B2(0-6)
Lab Sample ID:							JD27600-7	JD27600-8	JD27600-9	JD27600-10	JD27600-11
Date Sampled:							6/30/2021	6/30/2021	6/30/2021	6/30/2021	6/30/2021
Matrix:							Soil	Soil	Soil	Soil	Soil
MS Semi-volatiles (SW846 8270E)											
2-Chlorophenol	ug/kg	-	2200000	310000	4400	4400	ND (19)	ND (20)	ND (21)	ND (17)	ND (17)
4-Chloro-3-methyl phenol	ug/kg	-	-	-	37000	110000	ND (24)	ND (25)	ND (26)	ND (21)	ND (22)
2,4-Dichlorophenol	ug/kg	-	2100000	180000	1000	1000	ND (34)	ND (34)	ND (36) [a]	ND (30) [a]	ND (30) [a]
2,4-Dimethylphenol	ug/kg	-	14000000	1200000	32000	87000	ND (70)	ND (71)	ND (76)	ND (62)	ND (63)
2,4-Dinitrophenol	ug/kg	-	1400000	120000	210	460	ND (150)	ND (150)	ND (160)	ND (130)	ND (130)
4,6-Dinitro-o-cresol	ug/kg	-	68000	6000	-	-	ND (42)	ND (43)	ND (46)	ND (37)	ND (38)
2-Methylphenol	ug/kg	330	3400000	310000	64000	180000	ND (25)	ND (26)	ND (27)	ND (22)	ND (23)
3&4-Methylphenol	ug/kg	-	-	-	-	-	ND (32)	ND (33)	ND (35)	ND (29)	ND (29)
2-Nitrophenol	ug/kg	-	-	-	5900	17000	ND (26)	ND (26)	ND (28)	ND (23)	ND (23)
4-Nitrophenol	ug/kg	-	-	-	4100	4100	ND (100)	ND (110)	ND (110) [g]	ND (94) [g]	ND (95) [g]
Pentachlorophenol	ug/kg	800	3000	900	5000	5000	ND (37)	ND (38)	ND (40)	ND (33)	ND (33)
Phenol	ug/kg	330	210000000	18000000	66000	66000	ND (21)	ND (21)	ND (22)	ND (18)	ND (18)
2,3,4,6-Tetrachlorophenol	ug/kg	-	-	-	450000	950000	ND (26)	ND (26)	ND (28)	ND (23)	ND (23)
2,4,5-Trichlorophenol	ug/kg	-	68000000	6100000	2300000	6100000	ND (29)	ND (30)	ND (32)	ND (26)	ND (27)
2,4,6-Trichlorophenol	ug/kg	-	74000	19000	3100	8900	ND (23)	ND (24)	ND (25)	ND (21)	ND (21)
Acenaphthene	ug/kg	20000	37000000	3400000	2700000	4700000	48.4	275	ND (15)	ND (12)	26.2 J
Acenaphthylene	ug/kg	100000	300000000	NA	2500000	6900000	34.8 J	362	ND (22)	ND (18)	ND (18)
Acetophenone	ug/kg	-	5000	2000	200000	540000	ND (8.4)	ND (8.6)	ND (9.2)	ND (7.5)	ND (7.6)
Anthracene	ug/kg	100000	30000000	17000000	350000	350000	126	778	ND (26)	ND (21)	ND (22)
Atrazine	ug/kg	-	2400000	210000	130	130	ND (17)	ND (17)	ND (18)	ND (15)	ND (15)
Benzo(a)anthracene	ug/kg	1000	17000	5000	25000	110000	355	**3020**	ND (12)	ND (9.9)	ND (10)
Benzo(a)pyrene	ug/kg	1000	2000	500	2500	11000	334	**2960**	ND (19)	ND (16)	ND (16)
Benzo(b)fluoranthene	ug/kg	1000	17000	5000	25000	110000	390	**3550**	ND (19)	ND (15)	ND (16)
Benzo(g,h,i)perylene	ug/kg	100000	30000000	380000000	180000	180000	214	1870	ND (21)	ND (18)	ND (18)
Benzo(k)fluoranthene	ug/kg	800	170000	45000	250000	610000	154	**1230**	ND (20)	ND (16)	ND (17)
4-Bromophenyl phenyl ether	ug/kg	-	-	-	-	-	ND (15)	ND (15)	ND (17)	ND (14)	ND (14)
Butyl benzyl phthalate	ug/kg	-	14000000	1200000	10000000	10000000	ND (9.6)	ND (9.8)	ND (10) [a]	ND (8.5) [a]	ND (8.6) [a]
1,1'-Biphenyl	ug/kg	-	240000	61000	790000	2200000	6.1 J	20.9 J	ND (5.9)	ND (4.8)	ND (4.9)
Benzaldehyde	ug/kg	-	68000000	6100000	-	-	ND (9.7)	ND (9.9)	ND (11)	ND (8.7)	ND (8.8)
2-Chloronaphthalene	ug/kg	-	-	-	6200000	18000000	ND (9.3)	ND (9.5)	ND (10)	ND (8.3)	ND (8.4)
4-Chloroaniline	ug/kg	-	-	-	19000	52000	ND (14)	ND (14)	ND (15)	ND (13)	ND (13)
Carbazole	ug/kg	-	96000	24000	21000	83000	60.7 J	388	ND (6.2)	ND (5.1)	ND (5.1)
Caprolactam	ug/kg	-	340000000	31000000	-	-	ND (16) [a]	ND (16) [a]	ND (17)	ND (14)	ND (14)
Chrysene	ug/kg	1000	1700000	450000	230000	230000	359	**3180**	ND (13)	ND (11)	ND (11)
bis(2-Chloroethoxy)methane	ug/kg	-	-	-	-	-	ND (8.4)	ND (8.6)	ND (9.2)	ND (7.5)	ND (7.6)
bis(2-Chloroethyl)ether	ug/kg	-	2000	400	3.9	17	ND (17)	ND (17)	ND (18)	ND (15)	ND (15)
2,2'-Oxybis(1-chloropropane)	ug/kg	-	67000	23000	8000	8000	ND (14)	ND (14)	ND (15)	ND (13)	ND (13)
4-Chlorophenyl phenyl ether	ug/kg	-	-	-	-	-	ND (13)	ND (13)	ND (14)	ND (11)	ND (11)
2,4-Dinitrotoluene	ug/kg	-	3000	700	50	200	ND (12)	ND (12)	ND (13)	ND (11)	ND (11)
2,6-Dinitrotoluene	ug/kg	-	3000	700	1100	3000	ND (20)	ND (20)	ND (21)	ND (18)	ND (18)
3,3'-Dichlorobenzidine	ug/kg	-	4000	1000	8300	32000	ND (33)	ND (33)	ND (36)	ND (29)	ND (30)
1,4-Dioxane	ug/kg	100	-	-	73	310	ND (26)	ND (26)	ND (28)	ND (23)	ND (23)
Dibenzo(a,h)anthracene	ug/kg	330	2000	500	2500	11000	46.5	**448**	ND (19)	ND (15)	ND (16)
Dibenzofuran	ug/kg	7000	-	-	-	-	27.1 J	155	ND (17)	ND (14)	24.7 J
Di-n-butyl phthalate	ug/kg	-	68000000	6100000	1500000	4100000	7.0 J	11.6 J	ND (7.0)	ND (5.7)	ND (5.8)
Di-n-octyl phthalate	ug/kg	-	27000000	2400000	4400000	10000000	ND (9.8)	ND (10)	ND (11)	ND (8.7)	ND (8.8)
Diethyl phthalate	ug/kg	-	550000000	49000000	160000	160000	ND (8.4)	ND (8.5)	ND (9.1)	ND (7.5)	ND (7.5)
Dimethyl phthalate	ug/kg	-	-	-	-	-	ND (7.0)	ND (7.1)	ND (7.6)	ND (6.2)	ND (6.3)
bis(2-Ethylhexyl)phthalate	ug/kg	-	140000	35000	130000	130000	ND (9.2)	ND (9.4)	ND (10)	ND (8.2)	ND (8.3)
Fluoranthene	ug/kg	100000	24000000	2300000	3200000	3200000	835	7090	ND (19)	ND (16)	ND (16)
Fluorene	ug/kg	30000	24000000	2300000	3000000	3800000	50.8	284	ND (20)	ND (16)	36
Hexachlorobenzene	ug/kg	330	1000	300	960	960	ND (9.9)	ND (10)	ND (11)	ND (8.9)	ND (9.0)
Hexachlorobutadiene	ug/kg	-	25000	6000	1200	1200	ND (16)	ND (16)	ND (17)	ND (14)	ND (14)
Hexachlorocyclopentadiene	ug/kg	-	110000	45000	91000	91000	ND (16)	ND (16)	ND (17) [g]	ND (14) [g]	ND (14) [g]
Hexachloroethane	ug/kg	-	48000	12000	560	560	ND (19)	ND (20)	ND (21)	ND (17)	ND (18)
Indeno(1,2,3-cd)pyrene	ug/kg	500	17000	5000	25000	110000	245	**2160**	ND (20)	ND (16)	ND (17)
Isophorone	ug/kg	-	2000000	510000	1900	1900	ND (8.4)	ND (8.6)	ND (9.2)	ND (7.5)	ND (7.6)
2-Methylnaphthalene	ug/kg	-	2400000	230000	2900000	8000000	ND (8.9)	43.3	ND (9.7)	ND (7.9)	ND (8.0)
2-Nitroaniline	ug/kg	-	23000000	39000	38	100	ND (9.3)	ND (9.4)	ND (10)	ND (8.3)	ND (8.4)
3-Nitroaniline	ug/kg	-	-	-	33	91	ND (9.8)	ND (10)	ND (11)	ND (8.8)	ND (8.9)
4-Nitroaniline	ug/kg	-	-	-	31	86	ND (10)	ND (10)	ND (11)	ND (9.1)	ND (9.2)
Naphthalene	ug/kg	12000	17000	6000	25000	25000	ND (11)	64.2	ND (12)	ND (9.9)	ND (10)
Nitrobenzene	ug/kg	-	14000	5000	790	2200	ND (15)	ND (15)	ND (17)	ND (14)	ND (14)
N-Nitroso-di-n-propylamine	ug/kg	-	300	200	1.3	5.1	ND (11)	ND (12)	ND (12)	ND (10)	ND (10)
N-Nitrosodiphenylamine	ug/kg	-	390000	99000	20000	83000	ND (14)	ND (15)	ND (16) [a]	ND (13) [a]	ND (13) [a]
Phenanthrene	ug/kg	100000	300000000	NA	10000000	10000000	654	4590	ND (14)	ND (12)	ND (12)
Pyrene	ug/kg	100000	18000000	1700000	2200000	2200000	786	6140	ND (14)	ND (11)	ND (11)
1,2,4,5-Tetrachlorobenzene	ug/kg	-	-	-	5100	14000	ND (10)	ND (10)	ND (11)	ND (8.9)	ND (9.0)
MS Semi-volatile TIC											
Total TIC, Semi-Volatile	ug/kg	-	-	-	-	-	1950 J	12730 J	0	0	3000 J
GC/LC Semi-volatiles (NJDEP EPH)											
EPH (C9-C28)	mg/kg	-	-	-	-	-	11.6	188	ND (2.5)	ND (2.1)	24.3
EPH (>C28-C40)	mg/kg	-	-	-	-	-	15.4	137	ND (2.5)	ND (2.1)	ND (1.9)
Total EPH (C9-C40)	mg/kg	-	-	-	-	-	27	325	ND (2.5)	ND (2.1)	24.3

Client Sample ID:		NY SCO - Unrestricted Use (6 NYCRR 375-6 12/06)	NJ Non-Residential Direct Contact Soil (NJAC 7: 26D 9/18/17)	NJ Residential Direct Contact Soil (NJAC 7: 26D 9/18/17)	PA Clean Fill Guidance - Tables FP-1a,1b (PADEP 12/2007)	PA Regulated Fill Guidance - Tables GP-1a,1b (PADEP 7/2005)	WC-A1(0-7)GRAB	WC-A1(7-13)GRAB	WC-A1(0-7)	WC-A1(7-13)	WC-B1(0-7)GRAB
Lab Sample ID:							JD27495-1	JD27495-2	JD27495-3	JD27495-4	JD27495-5
Date Sampled:							6/29/2021	6/29/2021	6/29/2021	6/29/2021	6/29/2021
Matrix:							Soil	Soil	Soil	Soil	Soil
GC/LC Semi-volatiles (SW846 8081B)											
Aldrin	ug/kg	5	200	40	100	440	ND (0.62)	ND (0.62)	ND (0.67)	ND (0.55)	ND (0.60)
alpha-BHC	ug/kg	20	500	100	46	190	ND (0.61)	ND (0.61)	ND (0.67)	ND (0.54)	ND (0.59)
beta-BHC	ug/kg	36	2000	400	220	820	ND (0.68)	ND (0.68)	ND (0.74)	ND (0.60)	ND (0.66)
delta-BHC	ug/kg	40	-	-	11000	30000	ND (0.72)	ND (0.72)	ND (0.79)	ND (0.64)	ND (0.70)
gamma-BHC (Lindane)	ug/kg	100	2000	400	72	72	ND (0.55)	ND (0.55)	ND (0.60)	ND (0.49)	ND (0.54)
alpha-Chlordane	ug/kg	94	1000	200	-	-	ND (0.61)	ND (0.61)	ND (0.66)	ND (0.54)	ND (0.59)
gamma-Chlordane	ug/kg	-	1000	200	-	-	ND (0.34)	ND (0.34)	ND (0.37)	ND (0.30)	ND (0.33)
Dieldrin	ug/kg	5	200	40	110	440	ND (0.52)	ND (0.52)	ND (0.56)	ND (0.46)	ND (0.50)
4,4'-DDD	ug/kg	3.3	13000	3000	6800	30000	ND (0.69)	ND (0.69)	ND (0.75)	ND (0.61)	ND (0.67)
4,4'-DDE	ug/kg	3.3	9000	2000	41000	170000	ND (0.66)	**3.6**	ND (0.72)	1.6	1.5
4,4'-DDT	ug/kg	3.3	8000	2000	53000	230000	ND (0.67)	ND (0.67)	ND (0.73)	0.86	1.4
Endrin	ug/kg	14	340000	23000	5500	5500	ND (0.58)	ND (0.58)	ND (0.64)	ND (0.52)	ND (0.56)
Endosulfan sulfate	ug/kg	2400	6800000	470000	70000	70000	ND (0.59)	ND (0.59)	ND (0.64)	ND (0.52)	ND (0.57)
Endrin aldehyde	ug/kg	-	-	-	-	-	ND (0.43)	ND (0.43)	ND (0.46)	ND (0.38)	ND (0.41)
Endosulfan-I	ug/kg	2400	6800000	470000	110000	260000	ND (0.43)	ND (0.43)	ND (0.47)	ND (0.38)	ND (0.42)
Endosulfan-II	ug/kg	2400	6800000	470000	130000	260000	ND (0.47)	ND (0.47)	ND (0.51)	ND (0.42)	ND (0.45)
Heptachlor	ug/kg	42	700	100	680	680	ND (0.65)	ND (0.65)	ND (0.71)	ND (0.58)	ND (0.63)
Heptachlor epoxide	ug/kg	-	300	70	1100	1100	ND (0.53)	ND (0.53)	ND (0.57)	ND (0.47)	ND (0.51)
Methoxychlor	ug/kg	-	5700000	390000	630000	630000	ND (0.60)	ND (0.60)	ND (0.65)	ND (0.53)	ND (0.58)
Endrin ketone	ug/kg	-	-	-	-	-	ND (0.54)	ND (0.54)	ND (0.59)	ND (0.48)	ND (0.53)
Toxaphene	ug/kg	-	3000	600	1200	1200	ND (18)	ND (18)	ND (19)	ND (16)	ND (17)
GC/LC Semi-volatiles (SW846 8082A)											
Aroclor 1016	ug/kg	100	1000	200	15000	200000	ND (18)	ND (18)	ND (19)	ND (16)	ND (17)
Aroclor 1221	ug/kg	100	1000	200	630	2500	ND (23)	ND (23)	ND (25)	ND (21)	ND (23)
Aroclor 1232	ug/kg	100	1000	200	500	2000	ND (24)	ND (24)	ND (26)	ND (21)	ND (23)
Aroclor 1242	ug/kg	100	1000	200	16000	62000	ND (15)	ND (15)	ND (17)	ND (14)	ND (15)
Aroclor 1248	ug/kg	100	1000	200	9900	44000	ND (34)	ND (34)	ND (36)	ND (30)	ND (32)
Aroclor 1254	ug/kg	100	1000	200	4400	44000	ND (20)	ND (20)	ND (22)	ND (18)	ND (20)
Aroclor 1260	ug/kg	100	1000	200	30000	130000	ND (16)	ND (16)	ND (17)	ND (14)	ND (15)
Aroclor 1268	ug/kg	100	1000	200	-	-	ND (16)	ND (16)	ND (17)	ND (14)	ND (15)
Aroclor 1262	ug/kg	100	1000	200	-	-	ND (25)	ND (25)	ND (27)	ND (22)	ND (24)
Metals Analysis											
Aluminum	mg/kg	-	NA	78000	-	190000	10200	12500	10100	8910	6570
Antimony	mg/kg	-	450	31	27	27	<2.3	<2.5	<1.5	<2.2	<2.3
Arsenic	mg/kg	13	19	19	12	53	<2.3	6.5	2	<2.2	<2.3
Barium	mg/kg	350	59000	16000	8200	8200	62	184	82.8	68.6	64.8
Beryllium	mg/kg	7.2	140	16	320	320	0.44	0.63	0.35 [d]	0.56	0.33
Cadmium	mg/kg	2.5	78	78	38	38	<0.58	<0.62	<0.37	<0.54	<0.59
Calcium	mg/kg	-	-	-	-	-	1950	2970	2570	6930	6110
Chromium	mg/kg	-	-	-	-	-	19.2	25.1	19.5	19.7	17.3
Cobalt	mg/kg	-	590	1600	8.1	22	6.5	**8.4**	<7.4 [d]	7	<5.9
Copper	mg/kg	50	45000	3100	8200	36000	19.4	**217**	16.4	21	12
Iron	mg/kg	-	-	-	-	190000	13000	18800	14000	12800	10800
Lead	mg/kg	63	800	400	450	450	29	**593**	6.2	3.6	3.2
Magnesium	mg/kg	-	-	-	-	-	2880	3010	3190	4190	4290
Manganese	mg/kg	1600	5900	11000	31000	190000	211	472	243	246	287
Mercury	mg/kg	0.18	65	23	10	10	<0.036	**0.54**	<0.033	<0.032	<0.030
Nickel	mg/kg	30	23000	1600	650	650	13.6	21.8	17.9	18.4	13.8
Potassium	mg/kg	-	-	-	-	-	2060	2610	3030	2880	2690
Selenium	mg/kg	3.9	5700	390	26	26	<2.3	<2.5	<1.5	<2.2	<2.3
Silver	mg/kg	2	5700	390	84	84	<0.58	<0.62	<0.37	<0.54	<0.59
Sodium	mg/kg	-	-	-	-	-	<1200	<1200	<740	<1100	<1200
Thallium	mg/kg	-	-	-	14	14	<1.2	<1.2	<1.5 [d]	<1.1	<1.2
Vanadium	mg/kg	-	1100	78	1500	72000	29	31	26.3	21.5	18.1
Zinc	mg/kg	109	110000	23000	12000	12000	43.2	**241**	30.3	23	<24
General Chemistry											
Cyanide	mg/kg	27	680	47	200	200	<0.31	<0.30	<0.28	<0.28	<0.26
Solids, Percent	%	-	-	-	-	-	83.2	83.1	75.9	91.8	89.9

Client Sample ID:		NY SCO - Unrestricted Use (6 NYCRR 375-6 12/06)	NJ Non-Residential Direct Contact Soil (NJAC 7: 26D 9/18/17)	NJ Residential Direct Contact Soil (NJAC 7: 26D 9/18/17)	PA Clean Fill Guidance - Tables FP-1a,1b (PADEP 12/2007)	PA Regulated Fill Guidance - Tables GP-1a,1b (PADEP 7/2005)	WC-A1(0-7)GRAB	WC-A1(7-13)GRAB	WC-A1(0-7)	WC-A1(7-13)	WC-B1(0-7)GRAB
Lab Sample ID:							JD27495-1	JD27495-2	JD27495-3	JD27495-4	JD27495-5
Date Sampled:							6/29/2021	6/29/2021	6/29/2021	6/29/2021	6/29/2021
Matrix:							Soil	Soil	Soil	Soil	Soil
Client Sample ID:		NY SCO - Unrestricted Use (6 NYCRR 375-6 12/06)	NJ Non-Residential Direct Contact Soil (NJAC 7: 26D 9/18/17)	NJ Residential Direct Contact Soil (NJAC 7: 26D 9/18/17)	PA Clean Fill Guidance - Tables FP-1a,1b (PADEP 12/2007)	PA Regulated Fill Guidance - Tables GP-1a,1b (PADEP 7/2005)	WC-C2(0-6)	WC-B2(0-5)GRAB	WC-B2(0-5)GRAB	WC-C2(0-5)GRAB	WC-A2(0-7)GRAB
Lab Sample ID:							JD27600-12	JD27716-1	JD27716-2	JD27716-3	JD27716-4
Date Sampled:							6/30/2021	7/1/2021	7/1/2021	7/1/2021	7/1/2021
Matrix:							Soil	Soil	Soil	Soil	Soil
MS Volatiles (SW846 8260D)											
Acetone	ug/kg	50	NA	70000000	41000	110000	-	7.6 J	ND (4.5)	ND (4.3)	ND (4.1)
Benzene	ug/kg	60	5000	2000	130	130	-	ND (0.40)	ND (0.49)	ND (0.48)	ND (0.45)
Bromochloromethane	ug/kg	-	-	-	1600	1600	-	ND (0.49)	ND (0.61)	ND (0.59)	ND (0.56)
Bromodichloromethane	ug/kg	-	3000	1000	3400	3400	-	ND (0.38)	ND (0.46)	ND (0.45)	ND (0.43)
Bromoform	ug/kg	-	280000	81000	4400	4400	-	ND (1.2)	ND (1.5)	ND (1.4)	ND (1.3)
Bromomethane	ug/kg	-	59000	25000	540	540	-	ND (0.67)	ND (0.83)	ND (0.80)	ND (0.76)
2-Butanone (MEK)	ug/kg	120	44000000	3100000	54000	110000	-	ND (2.1)	ND (2.6)	ND (2.6)	ND (2.4)
Carbon disulfide	ug/kg	-	110000000	7800000	160000	350000	-	ND (0.47)	ND (0.58)	ND (0.56)	ND (0.53)
Carbon tetrachloride	ug/kg	760	4000	2000	260	260	-	ND (0.54)	ND (0.67)	ND (0.65)	ND (0.61)
Chlorobenzene	ug/kg	1100	7400000	510000	6100	6100	-	ND (0.40)	ND (0.50)	ND (0.48)	ND (0.46)
Chloroethane	ug/kg	-	1100000	220000	5000	19000	-	ND (0.52)	ND (0.64)	ND (0.62)	ND (0.59)
Chloroform	ug/kg	370	2000	600	2500	2500	-	ND (0.45)	ND (0.56)	ND (0.54)	ND (0.52)
Chloromethane	ug/kg	-	12000	4000	38	38	-	ND (1.7)	ND (2.1)	ND (2.1)	ND (1.9)
Cyclohexane	ug/kg	-	-	-	-	-	-	ND (0.58)	ND (0.71)	ND (0.69)	ND (0.65)
1,2-Dibromo-3-chloropropane	ug/kg	-	200	80	9.2	9.2	-	ND (0.61)	ND (0.75)	ND (0.73)	ND (0.69)
Dibromochloromethane	ug/kg	-	8000	3000	3200	3200	-	ND (0.49)	ND (0.61)	ND (0.59)	ND (0.56)
1,2-Dibromoethane	ug/kg	-	40	8	1.2	1.2	-	ND (0.37)	ND (0.46)	ND (0.44)	ND (0.42)
1,2-Dichlorobenzene	ug/kg	1100	59000000	5300000	59000	59000	-	ND (0.48)	ND (0.59)	ND (0.57)	ND (0.54)
1,3-Dichlorobenzene	ug/kg	2400	59000000	5300000	61000	61000	-	ND (0.43)	ND (0.54)	ND (0.52)	ND (0.49)
1,4-Dichlorobenzene	ug/kg	1800	13000	5000	10000	10000	-	ND (0.43)	ND (0.53)	ND (0.52)	ND (0.49)
Dichlorodifluoromethane	ug/kg	-	230000000	490000	100000	100000	-	ND (0.64)	ND (0.79)	ND (0.76)	ND (0.72)
1,1-Dichloroethane	ug/kg	270	24000	8000	650	2700	-	ND (0.43)	ND (0.54)	ND (0.52)	ND (0.49)
1,2-Dichloroethane	ug/kg	20	3000	900	100	100	-	ND (0.41)	ND (0.51)	ND (0.49)	ND (0.47)
1,1-Dichloroethene	ug/kg	330	150000	11000	190	190	-	ND (0.57)	ND (0.71)	ND (0.69)	ND (0.65)
cis-1,2-Dichloroethene	ug/kg	250	560000	230000	1600	1600	-	ND (0.74)	ND (0.91)	ND (0.88)	ND (0.83)
trans-1,2-Dichloroethene	ug/kg	190	720000	300000	2300	2300	-	ND (0.54)	ND (0.66)	ND (0.64)	ND (0.61)
1,2-Dichloropropane	ug/kg	-	5000	2000	110	110	-	ND (0.41)	ND (0.51)	ND (0.50)	ND (0.47)
cis-1,3-Dichloropropene	ug/kg	-	7000	2000	-	-	-	ND (0.42)	ND (0.51)	ND (0.50)	ND (0.47)
trans-1,3-Dichloropropene	ug/kg	-	7000	2000	-	-	-	ND (0.40)	ND (0.49)	ND (0.48)	ND (0.45)
Ethylbenzene	ug/kg	1000	110000000	7800000	46000	46000	-	ND (0.40)	ND (0.49)	ND (0.48)	ND (0.45)
Freon 113	ug/kg	-	-	-	26000000	53000000	-	ND (2.3)	ND (2.9)	ND (2.8)	ND (2.6)
2-Hexanone	ug/kg	-	-	-	-	-	-	ND (1.9)	ND (2.3)	ND (2.2)	ND (2.1)
Isopropylbenzene	ug/kg	-	-	-	780000	1600000	-	ND (1.2)	ND (1.5)	ND (1.5)	ND (1.4)
Methyl Acetate	ug/kg	-	NA	78000000	690000	1900000	-	ND (1.2) [h]	ND (1.5) [h]	ND (1.5) [h]	ND (1.4) [h]
Methylcyclohexane	ug/kg	-	-	-	-	-	-	ND (0.77)	ND (0.95)	ND (0.92)	ND (0.87)
Methyl Tert Butyl Ether	ug/kg	930	320000	110000	280	280	-	ND (0.41)	ND (0.51)	ND (0.49)	ND (0.47)
4-Methyl-2-pentanone(MIBK)	ug/kg	-	-	-	2900	6300	-	ND (2.0)	ND (2.5)	ND (2.4)	ND (2.3)
Methylene chloride	ug/kg	50	230000	46000	76	76	-	ND (2.3)	ND (2.8)	ND (2.7)	ND (2.6)
Styrene	ug/kg	-	260000	90000	24000	24000	-	ND (0.35)	ND (0.43)	ND (0.42)	ND (0.40)
1,1,2,2-Tetrachloroethane	ug/kg	-	3000	1000	9.3	9.3	-	ND (0.52)	ND (0.65)	ND (0.63)	ND (0.59)
Tetrachloroethene	ug/kg	1300	1500000	43000	430	430	-	ND (0.51)	ND (0.63)	ND (0.61)	ND (0.58)
Toluene	ug/kg	700	91000000	6300000	44000	44000	-	ND (0.46)	ND (0.57)	ND (0.55)	ND (0.52)
1,2,3-Trichlorobenzene	ug/kg	-	-	-	-	-	-	ND (2.2)	ND (2.7)	ND (2.6)	ND (2.5)
1,2,4-Trichlorobenzene	ug/kg	-	820000	73000	27000	27000	-	ND (2.2)	ND (2.7)	ND (2.6)	ND (2.5)
1,1,1-Trichloroethane	ug/kg	680	NA	160000000	7200	7200	-	ND (0.42)	ND (0.52)	ND (0.51)	ND (0.48)
1,1,2-Trichloroethane	ug/kg	-	6000	2000	150	150	-	ND (0.49)	ND (0.60)	ND (0.58)	ND (0.55)
Trichloroethene	ug/kg	470	10000	3000	170	170	-	ND (0.67)	ND (0.82)	ND (0.80)	ND (0.76)
Trichlorofluoromethane	ug/kg	-	340000000	23000000	87000	87000	-	ND (0.60)	ND (0.74)	ND (0.72)	ND (0.68)
Vinyl chloride	ug/kg	20	2000	700	30	27	-	ND (0.42)	ND (0.52)	ND (0.50)	ND (0.48)
m,p-Xylene	ug/kg	260	170000000	12000000	990000	990000	-	ND (0.78)	ND (0.97)	ND (0.94)	ND (0.89)
o-Xylene	ug/kg	260	170000000	12000000	990000	990000	-	ND (0.40)	ND (0.50)	ND (0.48)	ND (0.45)
Xylene (total)	ug/kg	260	170000000	12000000	990000	990000	-	ND (0.40)	ND (0.50)	ND (0.48)	ND (0.45)
MS Volatile TIC											
Total TIC, Volatile	ug/kg	-	-	-	-	-	-	0	0	0	0

Client Sample ID:		NY SCO - Unrestricted Use (6 NYCRR 375-6 12/06)	NJ Non-Residential Direct Contact Soil (NJAC 7: 26D 9/18/17)	NJ Residential Direct Contact Soil (NJAC 7: 26D 9/18/17)	PA Clean Fill Guidance - Tables FP-1a,1b (PADEP 12/2007)	PA Regulated Fill Guidance - Tables GP-1a,1b (PADEP 7/2005)	WC-A1(0-7)GRAB	WC-A1(7-13)GRAB	WC-A1(0-7)	WC-A1(7-13)	WC-B1(0-7)GRAB
Lab Sample ID:							JD27495-1	JD27495-2	JD27495-3	JD27495-4	JD27495-5
Date Sampled:							6/29/2021	6/29/2021	6/29/2021	6/29/2021	6/29/2021
Matrix:							Soil	Soil	Soil	Soil	Soil
MS Semi-volatiles (SW846 8270E)											
2-Chlorophenol	ug/kg	-	2200000	310000	4400	4400	ND (20)	-	-	-	-
4-Chloro-3-methyl phenol	ug/kg	-	-	-	37000	110000	ND (25)	-	-	-	-
2,4-Dichlorophenol	ug/kg	-	2100000	180000	1000	1000	ND (35) [a]	-	-	-	-
2,4-Dimethylphenol	ug/kg	-	14000000	1200000	32000	87000	ND (73)	-	-	-	-
2,4-Dinitrophenol	ug/kg	-	1400000	120000	210	460	ND (150)	-	-	-	-
4,6-Dinitro-o-cresol	ug/kg	-	68000	6000	-	-	ND (44)	-	-	-	-
2-Methylphenol	ug/kg	330	3400000	310000	64000	180000	ND (26)	-	-	-	-
3&4-Methylphenol	ug/kg	-	-	-	-	-	ND (34)	-	-	-	-
2-Nitrophenol	ug/kg	-	-	-	5900	17000	ND (27)	-	-	-	-
4-Nitrophenol	ug/kg	-	-	-	4100	4100	ND (110) [g]	-	-	-	-
Pentachlorophenol	ug/kg	800	3000	900	5000	5000	ND (39)	-	-	-	-
Phenol	ug/kg	330	210000000	18000000	66000	66000	ND (21)	-	-	-	-
2,3,4,6-Tetrachlorophenol	ug/kg	-	-	-	450000	950000	ND (27)	-	-	-	-
2,4,5-Trichlorophenol	ug/kg	-	68000000	6100000	2300000	6100000	ND (31)	-	-	-	-
2,4,6-Trichlorophenol	ug/kg	-	74000	19000	3100	8900	ND (25)	-	-	-	-
Acenaphthene	ug/kg	20000	37000000	3400000	2700000	4700000	ND (14)	-	-	-	-
Acenaphthylene	ug/kg	100000	300000000	NA	2500000	6900000	ND (21)	-	-	-	-
Acetophenone	ug/kg	-	5000	2000	200000	540000	ND (8.8)	-	-	-	-
Anthracene	ug/kg	100000	30000000	17000000	350000	350000	ND (25)	-	-	-	-
Atrazine	ug/kg	-	2400000	210000	130	130	ND (18)	-	-	-	-
Benzo(a)anthracene	ug/kg	1000	17000	5000	25000	110000	ND (12)	-	-	-	-
Benzo(a)pyrene	ug/kg	1000	2000	500	2500	11000	ND (19)	-	-	-	-
Benzo(b)fluoranthene	ug/kg	1000	17000	5000	25000	110000	ND (18)	-	-	-	-
Benzo(g,h,i)perylene	ug/kg	100000	30000000	380000000	180000	180000	ND (21)	-	-	-	-
Benzo(k)fluoranthene	ug/kg	800	170000	45000	250000	610000	ND (19)	-	-	-	-
4-Bromophenyl phenyl ether	ug/kg	-	-	-	-	-	ND (16)	-	-	-	-
Butyl benzyl phthalate	ug/kg	-	14000000	1200000	10000000	10000000	ND (10) [a]	-	-	-	-
1,1'-Biphenyl	ug/kg	-	240000	61000	790000	2200000	ND (5.6)	-	-	-	-
Benzaldehyde	ug/kg	-	68000000	6100000	-	-	ND (10)	-	-	-	-
2-Chloronaphthalene	ug/kg	-	-	-	6200000	18000000	ND (9.8)	-	-	-	-
4-Chloroaniline	ug/kg	-	-	-	19000	52000	ND (15)	-	-	-	-
Carbazole	ug/kg	-	96000	24000	21000	83000	ND (6.0)	-	-	-	-
Caprolactam	ug/kg	-	340000000	31000000	-	-	ND (16)	-	-	-	-
Chrysene	ug/kg	1000	1700000	450000	230000	230000	ND (13)	-	-	-	-
bis(2-Chloroethoxy)methane	ug/kg	-	-	-	-	-	ND (8.8)	-	-	-	-
bis(2-Chloroethyl)ether	ug/kg	-	2000	400	3.9	17	ND (18)	-	-	-	-
2,2'-Oxybis(1-chloropropane)	ug/kg	-	67000	23000	8000	8000	ND (15)	-	-	-	-
4-Chlorophenyl phenyl ether	ug/kg	-	-	-	-	-	ND (13)	-	-	-	-
2,4-Dinitrotoluene	ug/kg	-	3000	700	50	200	ND (13)	-	-	-	-
2,6-Dinitrotoluene	ug/kg	-	3000	700	1100	3000	ND (21)	-	-	-	-
3,3'-Dichlorobenzidine	ug/kg	-	4000	1000	8300	32000	ND (34)	-	-	-	-
1,4-Dioxane	ug/kg	100	-	-	73	310	ND (27)	-	-	-	-
Dibenzo(a,h)anthracene	ug/kg	330	2000	500	2500	11000	ND (18)	-	-	-	-
Dibenzofuran	ug/kg	7000	-	-	-	-	ND (17)	-	-	-	-
Di-n-butyl phthalate	ug/kg	-	68000000	6100000	1500000	4100000	ND (6.7)	-	-	-	-
Di-n-octyl phthalate	ug/kg	-	27000000	2400000	4400000	10000000	ND (10)	-	-	-	-
Diethyl phthalate	ug/kg	-	550000000	49000000	160000	160000	ND (8.8)	-	-	-	-
Dimethyl phthalate	ug/kg	-	-	-	-	-	ND (7.3)	-	-	-	-
bis(2-Ethylhexyl)phthalate	ug/kg	-	140000	35000	130000	130000	23.1 J	-	-	-	-
Fluoranthene	ug/kg	100000	24000000	2300000	3200000	3200000	ND (18)	-	-	-	-
Fluorene	ug/kg	30000	24000000	2300000	3000000	3800000	ND (19)	-	-	-	-
Hexachlorobenzene	ug/kg	330	1000	300	960	960	ND (10)	-	-	-	-
Hexachlorobutadiene	ug/kg	-	25000	6000	1200	1200	ND (17)	-	-	-	-
Hexachlorocyclopentadiene	ug/kg	-	110000	45000	91000	91000	ND (16) [g]	-	-	-	-
Hexachloroethane	ug/kg	-	48000	12000	560	560	ND (20)	-	-	-	-
Indeno(1,2,3-cd)pyrene	ug/kg	500	17000	5000	25000	110000	ND (19)	-	-	-	-
Isophorone	ug/kg	-	2000000	510000	1900	1900	ND (8.8)	-	-	-	-
2-Methylnaphthalene	ug/kg	-	2400000	230000	2900000	8000000	ND (9.3)	-	-	-	-
2-Nitroaniline	ug/kg	-	23000000	39000	38	100	ND (9.7)	-	-	-	-
3-Nitroaniline	ug/kg	-	-	-	33	91	ND (10)	-	-	-	-
4-Nitroaniline	ug/kg	-	-	-	31	86	ND (11)	-	-	-	-
Naphthalene	ug/kg	12000	17000	6000	25000	25000	ND (12)	-	-	-	-
Nitrobenzene	ug/kg	-	14000	5000	790	2200	ND (16)	-	-	-	-
N-Nitroso-di-n-propylamine	ug/kg	-	300	200	1.3	5.1	ND (12)	-	-	-	-
N-Nitrosodiphenylamine	ug/kg	-	390000	99000	20000	83000	ND (15) [a]	-	-	-	-
Phenanthrene	ug/kg	100000	300000000	NA	10000000	10000000	ND (14)	-	-	-	-
Pyrene	ug/kg	100000	18000000	1700000	2200000	2200000	ND (13)	-	-	-	-
1,2,4,5-Tetrachlorobenzene	ug/kg	-	-	-	5100	14000	ND (10)	-	-	-	-
MS Semi-volatile TIC											
Total TIC, Semi-Volatile	ug/kg	-	-	-	-	-	200 J	-	-	-	-

Waste Class Data
247 North Avenue
New Rochelle, NY

Client Sample ID:		NY SCO - Unrestricted Use (6 NYCRR 375-6 12/06)	NJ Non-Residential Direct Contact Soil (NJAC 7: 26D 9/18/17)	NJ Residential Direct Contact Soil (NJAC 7: 26D 9/18/17)	PA Clean Fill Guidance - Tables FP-1a,1b (PADEP 12/2007)	PA Regulated Fill Guidance - Tables GP-1a,1b (PADEP 7/2005)	WC-A1(0-7)GRAB	WC-A1(7-13)GRAB	WC-A1(0-7)	WC-A1(7-13)	WC-B1(0-7)GRAB
Lab Sample ID:							JD27495-1	JD27495-2	JD27495-3	JD27495-4	JD27495-5
Date Sampled:							6/29/2021	6/29/2021	6/29/2021	6/29/2021	6/29/2021
Matrix:							Soil	Soil	Soil	Soil	Soil
GC/LC Semi-volatiles (NJDEP EPH)											
EPH (C9-C28)	mg/kg	-	-	-	-	-	ND (2.2)	-	-	-	-
EPH (>C28-C40)	mg/kg	-	-	-	-	-	ND (2.2)	-	-	-	-
Total EPH (C9-C40)	mg/kg	-	-	-	-	-	ND (2.2)	-	-	-	-
GC/LC Semi-volatiles (SW846 8081B)											
Aldrin	ug/kg	5	200	40	100	440	ND (0.62)	-	-	-	-
alpha-BHC	ug/kg	20	500	100	46	190	ND (0.61)	-	-	-	-
beta-BHC	ug/kg	36	2000	400	220	820	ND (0.68)	-	-	-	-
delta-BHC	ug/kg	40	-	-	11000	30000	ND (0.72)	-	-	-	-
gamma-BHC (Lindane)	ug/kg	100	2000	400	72	72	ND (0.55)	-	-	-	-
alpha-Chlordane	ug/kg	94	1000	200	-	-	ND (0.61)	-	-	-	-
gamma-Chlordane	ug/kg	-	1000	200	-	-	ND (0.34)	-	-	-	-
Dieldrin	ug/kg	5	200	40	110	440	ND (0.52)	-	-	-	-
4,4'-DDD	ug/kg	3.3	13000	3000	6800	30000	ND (0.69)	-	-	-	-
4,4'-DDE	ug/kg	3.3	9000	2000	41000	170000	1.2	-	-	-	-
4,4'-DDT	ug/kg	3.3	8000	2000	53000	230000	0.75	-	-	-	-
Endrin	ug/kg	14	340000	23000	5500	5500	ND (0.58)	-	-	-	-
Endosulfan sulfate	ug/kg	2400	6800000	470000	70000	70000	ND (0.59)	-	-	-	-
Endrin aldehyde	ug/kg	-	-	-	-	-	ND (0.43)	-	-	-	-
Endosulfan-I	ug/kg	2400	6800000	470000	110000	260000	ND (0.43)	-	-	-	-
Endosulfan-II	ug/kg	2400	6800000	470000	130000	260000	ND (0.47)	-	-	-	-
Heptachlor	ug/kg	42	700	100	680	680	ND (0.65)	-	-	-	-
Heptachlor epoxide	ug/kg	-	300	70	1100	1100	ND (0.53)	-	-	-	-
Methoxychlor	ug/kg	-	5700000	390000	630000	630000	ND (0.60)	-	-	-	-
Endrin ketone	ug/kg	-	-	-	-	-	ND (0.54)	-	-	-	-
Toxaphene	ug/kg	-	3000	600	1200	1200	ND (18)	-	-	-	-
GC/LC Semi-volatiles (SW846 8082A)											
Aroclor 1016	ug/kg	100	1000	200	15000	200000	ND (18)	-	-	-	-
Aroclor 1221	ug/kg	100	1000	200	630	2500	ND (23)	-	-	-	-
Aroclor 1232	ug/kg	100	1000	200	500	2000	ND (24)	-	-	-	-
Aroclor 1242	ug/kg	100	1000	200	16000	62000	ND (15)	-	-	-	-
Aroclor 1248	ug/kg	100	1000	200	9900	44000	ND (34)	-	-	-	-
Aroclor 1254	ug/kg	100	1000	200	4400	44000	ND (20)	-	-	-	-
Aroclor 1260	ug/kg	100	1000	200	30000	130000	ND (16)	-	-	-	-
Aroclor 1268	ug/kg	100	1000	200	-	-	ND (16)	-	-	-	-
Aroclor 1262	ug/kg	100	1000	200	-	-	ND (25)	-	-	-	-
Metals Analysis											
Aluminum	mg/kg	-	NA	78000	-	190000	6730	-	-	-	-
Antimony	mg/kg	-	450	31	27	27	<1.5	-	-	-	-
Arsenic	mg/kg	13	19	19	12	53	<1.5	-	-	-	-
Barium	mg/kg	350	59000	16000	8200	8200	63.2	-	-	-	-
Beryllium	mg/kg	7.2	140	16	320	320	0.29	-	-	-	-
Cadmium	mg/kg	2.5	78	78	38	38	<0.39	-	-	-	-
Calcium	mg/kg	-	-	-	-	-	6560	-	-	-	-
Chromium	mg/kg	-	-	-	-	-	13.2	-	-	-	-
Cobalt	mg/kg	-	590	1600	8.1	22	5.2	-	-	-	-
Copper	mg/kg	50	45000	3100	8200	36000	11.3	-	-	-	-
Iron	mg/kg	-	-	-	-	190000	9960	-	-	-	-
Lead	mg/kg	63	800	400	450	450	4.8	-	-	-	-
Magnesium	mg/kg	-	-	-	-	-	3740	-	-	-	-
Manganese	mg/kg	1600	5900	11000	31000	190000	190	-	-	-	-
Mercury	mg/kg	0.18	65	23	10	10	<0.031	-	-	-	-
Nickel	mg/kg	30	23000	1600	650	650	12.9	-	-	-	-
Potassium	mg/kg	-	-	-	-	-	2520	-	-	-	-
Selenium	mg/kg	3.9	5700	390	26	26	<1.5	-	-	-	-
Silver	mg/kg	2	5700	390	84	84	<0.39	-	-	-	-
Sodium	mg/kg	-	-	-	-	-	<770	-	-	-	-
Thallium	mg/kg	-	-	-	14	14	<0.77	-	-	-	-
Vanadium	mg/kg	-	1100	78	1500	72000	17.1	-	-	-	-
Zinc	mg/kg	109	110000	23000	12000	12000	19	-	-	-	-
General Chemistry											
Cyanide	mg/kg	27	680	47	200	200	<0.34	-	-	-	-
Solids, Percent	%	-	-	-	-	-	80.5	93.6	92.5	93.4	93.3

Client Sample ID:		NY SCO - Unrestricted Use (6 NYCRR 375-6 12/06)	NJ Non-Residential Direct Contact Soil (NJAC 7: 26D 9/18/17)	NJ Residential Direct Contact Soil (NJAC 7: 26D 9/18/17)	PA Clean Fill Guidance - Tables FP-1a,1b (PADEP 12/2007)	PA Regulated Fill Guidance - Tables GP-1a,1b (PADEP 7/2005)	WC-A1(0-7)GRAB	WC-A1(7-13)GRAB	WC-A1(0-7)	WC-A1(7-13)	WC-B1(0-7)GRAB
Lab Sample ID:							JD27495-1	JD27495-2	JD27495-3	JD27495-4	JD27495-5
Date Sampled:							6/29/2021	6/29/2021	6/29/2021	6/29/2021	6/29/2021
Matrix:							Soil	Soil	Soil	Soil	Soil
Client Sample ID:		NY SCO - Unrestricted Use (6 NYCRR 375-6 12/06)	NJ Non-Residential Direct Contact Soil (NJAC 7: 26D 9/18/17)	NJ Residential Direct Contact Soil (NJAC 7: 26D 9/18/17)	PA Clean Fill Guidance - Tables FP-1a,1b (PADEP 12/2007)	PA Regulated Fill Guidance - Tables GP-1a,1b (PADEP 7/2005)	WC-A2(7-13)GRAB	WC-B2(0-5)	WC-B2(0-5)	WC-C2(0-5)	WC-A2(0-7)
Lab Sample ID:							JD27716-5	JD27716-6	JD27716-7	JD27716-8	JD27716-9
Date Sampled:							7/1/2021	7/1/2021	7/1/2021	7/1/2021	7/1/2021
Matrix:							Soil	Soil	Soil	Soil	Soil
MS Volatiles (SW846 8260D)											
Acetone	ug/kg	50	NA	70000000	41000	110000	7.1 J	-	-	-	-
Benzene	ug/kg	60	5000	2000	130	130	ND (0.40)	-	-	-	-
Bromochloromethane	ug/kg	-	-	-	1600	1600	ND (0.49)	-	-	-	-
Bromodichloromethane	ug/kg	-	3000	1000	3400	3400	ND (0.38)	-	-	-	-
Bromoform	ug/kg	-	280000	81000	4400	4400	ND (1.2)	-	-	-	-
Bromomethane	ug/kg	-	59000	25000	540	540	ND (0.67)	-	-	-	-
2-Butanone (MEK)	ug/kg	120	44000000	3100000	54000	110000	ND (2.1)	-	-	-	-
Carbon disulfide	ug/kg	-	110000000	7800000	160000	350000	ND (0.47)	-	-	-	-
Carbon tetrachloride	ug/kg	760	4000	2000	260	260	ND (0.54)	-	-	-	-
Chlorobenzene	ug/kg	1100	7400000	510000	6100	6100	ND (0.40)	-	-	-	-
Chloroethane	ug/kg	-	1100000	220000	5000	19000	ND (0.52)	-	-	-	-
Chloroform	ug/kg	370	2000	600	2500	2500	ND (0.45)	-	-	-	-
Chloromethane	ug/kg	-	12000	4000	38	38	ND (1.7)	-	-	-	-
Cyclohexane	ug/kg	-	-	-	-	-	ND (0.57)	-	-	-	-
1,2-Dibromo-3-chloropropane	ug/kg	-	200	80	9.2	9.2	ND (0.61)	-	-	-	-
Dibromochloromethane	ug/kg	-	8000	3000	3200	3200	ND (0.49)	-	-	-	-
1,2-Dibromoethane	ug/kg	-	40	8	1.2	1.2	ND (0.37)	-	-	-	-
1,2-Dichlorobenzene	ug/kg	1100	59000000	5300000	59000	59000	ND (0.48)	-	-	-	-
1,3-Dichlorobenzene	ug/kg	2400	59000000	5300000	61000	61000	ND (0.43)	-	-	-	-
1,4-Dichlorobenzene	ug/kg	1800	13000	5000	10000	10000	ND (0.43)	-	-	-	-
Dichlorodifluoromethane	ug/kg	-	230000000	490000	100000	100000	ND (0.64)	-	-	-	-
1,1-Dichloroethane	ug/kg	270	24000	8000	650	2700	ND (0.43)	-	-	-	-
1,2-Dichloroethane	ug/kg	20	3000	900	100	100	ND (0.41)	-	-	-	-
1,1-Dichloroethene	ug/kg	330	150000	11000	190	190	ND (0.57)	-	-	-	-
cis-1,2-Dichloroethene	ug/kg	250	560000	230000	1600	1600	ND (0.73)	-	-	-	-
trans-1,2-Dichloroethene	ug/kg	190	720000	300000	2300	2300	ND (0.53)	-	-	-	-
1,2-Dichloropropane	ug/kg	-	5000	2000	110	110	ND (0.41)	-	-	-	-
cis-1,3-Dichloropropene	ug/kg	-	7000	2000	-	-	ND (0.42)	-	-	-	-
trans-1,3-Dichloropropene	ug/kg	-	7000	2000	-	-	ND (0.40)	-	-	-	-
Ethylbenzene	ug/kg	1000	110000000	7800000	46000	46000	ND (0.40)	-	-	-	-
Freon 113	ug/kg	-	-	-	26000000	53000000	ND (2.3)	-	-	-	-
2-Hexanone	ug/kg	-	-	-	-	-	ND (1.9)	-	-	-	-
Isopropylbenzene	ug/kg	-	-	-	780000	1600000	ND (1.2)	-	-	-	-
Methyl Acetate	ug/kg	-	NA	78000000	690000	1900000	ND (1.2) [h]	-	-	-	-
Methylcyclohexane	ug/kg	-	-	-	-	-	ND (0.77)	-	-	-	-
Methyl Tert Butyl Ether	ug/kg	930	320000	110000	280	280	ND (0.41)	-	-	-	-
4-Methyl-2-pentanone(MIBK)	ug/kg	-	-	-	2900	6300	ND (2.0)	-	-	-	-
Methylene chloride	ug/kg	50	230000	46000	76	76	ND (2.3)	-	-	-	-
Styrene	ug/kg	-	260000	90000	24000	24000	ND (0.35)	-	-	-	-
1,1,2,2-Tetrachloroethane	ug/kg	-	3000	1000	9.3	9.3	ND (0.52)	-	-	-	-
Tetrachloroethene	ug/kg	1300	1500000	43000	430	430	ND (0.51)	-	-	-	-
Toluene	ug/kg	700	91000000	6300000	44000	44000	ND (0.46)	-	-	-	-
1,2,3-Trichlorobenzene	ug/kg	-	-	-	-	-	ND (2.2)	-	-	-	-
1,2,4-Trichlorobenzene	ug/kg	-	820000	73000	27000	27000	ND (2.2)	-	-	-	-
1,1,1-Trichloroethane	ug/kg	680	NA	160000000	7200	7200	ND (0.42)	-	-	-	-
1,1,2-Trichloroethane	ug/kg	-	6000	2000	150	150	ND (0.48)	-	-	-	-
Trichloroethene	ug/kg	470	10000	3000	170	170	ND (0.67)	-	-	-	-
Trichlorofluoromethane	ug/kg	-	340000000	23000000	87000	87000	ND (0.60)	-	-	-	-
Vinyl chloride	ug/kg	20	2000	700	30	27	ND (0.42)	-	-	-	-
m,p-Xylene	ug/kg	260	170000000	12000000	990000	990000	ND (0.78)	-	-	-	-
o-Xylene	ug/kg	260	170000000	12000000	990000	990000	ND (0.40)	-	-	-	-
Xylene (total)	ug/kg	260	170000000	12000000	990000	990000	ND (0.40)	-	-	-	-
MS Volatile TIC											
Total TIC, Volatile	ug/kg	-	-	-	-	-	0	-	-	-	-

Client Sample ID:		NY SCO - Unrestricted Use (6 NYCRR 375-6 12/06)	NJ Non-Residential Direct Contact Soil (NJAC 7: 26D 9/18/17)	NJ Residential Direct Contact Soil (NJAC 7: 26D 9/18/17)	PA Clean Fill Guidance - Tables FP-1a,1b (PADEP 12/2007)	PA Regulated Fill Guidance - Tables GP-1a,1b (PADEP 7/2005)	WC-A1(0-7)GRAB	WC-A1(7-13)GRAB	WC-A1(0-7)	WC-A1(7-13)	WC-B1(0-7)GRAB
Lab Sample ID:							JD27495-1	JD27495-2	JD27495-3	JD27495-4	JD27495-5
Date Sampled:							6/29/2021	6/29/2021	6/29/2021	6/29/2021	6/29/2021
Matrix:							Soil	Soil	Soil	Soil	Soil
MS Semi-volatiles (SW846 8270E)											
2-Chlorophenol	ug/kg	-	2200000	310000	4400	4400	-	ND (18)	ND (18)	ND (17)	ND (18)
4-Chloro-3-methyl phenol	ug/kg	-	-	-	37000	110000	-	ND (22)	ND (22)	ND (22)	ND (22)
2,4-Dichlorophenol	ug/kg	-	2100000	180000	1000	1000	-	ND (31)	ND (31)	ND (30)	ND (31)
2,4-Dimethylphenol	ug/kg	-	14000000	1200000	32000	87000	-	ND (64)	ND (64)	ND (63)	ND (64)
2,4-Dinitrophenol	ug/kg	-	1400000	120000	210	460	-	ND (140)	ND (140)	ND (130)	ND (140)
4,6-Dinitro-o-cresol	ug/kg	-	68000	6000	-	-	-	ND (38)	ND (39)	ND (38)	ND (39)
2-Methylphenol	ug/kg	330	3400000	310000	64000	180000	-	ND (23)	ND (23)	ND (23)	ND (23)
3&4-Methylphenol	ug/kg	-	-	-	-	-	-	ND (30)	ND (30)	ND (29)	ND (30)
2-Nitrophenol	ug/kg	-	-	-	5900	17000	-	ND (24) [a]	ND (24) [a]	ND (23) [a]	ND (24) [a]
4-Nitrophenol	ug/kg	-	-	-	4100	4100	-	ND (96)	ND (97)	ND (95)	ND (97)
Pentachlorophenol	ug/kg	800	3000	900	5000	5000	-	ND (34)	ND (34)	ND (33)	ND (34)
Phenol	ug/kg	330	210000000	18000000	66000	66000	-	ND (19)	ND (19)	ND (18)	ND (19)
2,3,4,6-Tetrachlorophenol	ug/kg	-	-	-	450000	950000	-	ND (24)	ND (24)	ND (23)	ND (24)
2,4,5-Trichlorophenol	ug/kg	-	68000000	6100000	2300000	6100000	-	ND (27)	ND (27)	ND (27)	ND (27)
2,4,6-Trichlorophenol	ug/kg	-	74000	19000	3100	8900	-	ND (21)	ND (22)	ND (21)	ND (22)
Acenaphthene	ug/kg	20000	37000000	3400000	2700000	4700000	-	ND (12)	ND (12)	ND (12)	ND (12)
Acenaphthylene	ug/kg	100000	300000000	NA	2500000	6900000	-	ND (18)	ND (18)	ND (18)	ND (18)
Acetophenone	ug/kg	-	5000	2000	200000	540000	-	ND (7.7)	ND (7.8)	ND (7.6)	ND (7.8)
Anthracene	ug/kg	100000	30000000	17000000	350000	350000	-	ND (22)	ND (22)	ND (22)	ND (22)
Atrazine	ug/kg	-	2400000	210000	130	130	-	ND (15)	ND (15)	ND (15)	ND (15)
Benzo(a)anthracene	ug/kg	1000	17000	5000	25000	110000	-	ND (10)	ND (10)	ND (10)	ND (10)
Benzo(a)pyrene	ug/kg	1000	2000	500	2500	11000	-	ND (16)	ND (16)	ND (16)	ND (16)
Benzo(b)fluoranthene	ug/kg	1000	17000	5000	25000	110000	-	ND (16)	ND (16)	ND (16)	ND (16)
Benzo(g,h,i)perylene	ug/kg	100000	30000000	380000000	180000	180000	-	ND (18)	ND (18)	ND (18)	ND (18)
Benzo(k)fluoranthene	ug/kg	800	170000	45000	250000	610000	-	ND (17)	ND (17)	ND (17)	ND (17)
4-Bromophenyl phenyl ether	ug/kg	-	-	-	-	-	-	ND (14)	ND (14)	ND (14)	ND (14)
Butyl benzyl phthalate	ug/kg	-	14000000	1200000	10000000	10000000	-	ND (8.8)	ND (8.8)	ND (8.6)	ND (8.8)
1,1'-Biphenyl	ug/kg	-	240000	61000	790000	2200000	-	ND (4.9)	ND (5.0)	ND (4.9)	ND (5.0)
Benzaldehyde	ug/kg	-	68000000	6100000	-	-	-	ND (8.9)	ND (9.0)	ND (8.8)	ND (9.0)
2-Chloronaphthalene	ug/kg	-	-	-	6200000	18000000	-	ND (8.6)	ND (8.6)	ND (8.4)	ND (8.6)
4-Chloroaniline	ug/kg	-	-	-	19000	52000	-	ND (13)	ND (13)	ND (13)	ND (13)
Carbazole	ug/kg	-	96000	24000	21000	83000	-	ND (5.2)	ND (5.2)	ND (5.1)	ND (5.2)
Caprolactam	ug/kg	-	340000000	31000000	-	-	-	ND (14)	ND (14)	ND (14)	ND (14)
Chrysene	ug/kg	1000	1700000	450000	230000	230000	-	ND (11)	ND (11)	ND (11)	ND (11)
bis(2-Chloroethoxy)methane	ug/kg	-	-	-	-	-	-	ND (7.7)	ND (7.7)	ND (7.6)	ND (7.7)
bis(2-Chloroethyl)ether	ug/kg	-	2000	400	3.9	17	-	ND (15)	ND (16)	ND (15)	ND (16)
2,2'-Oxybis(1-chloropropane)	ug/kg	-	67000	23000	8000	8000	-	ND (13)	ND (13)	ND (13)	ND (13)
4-Chlorophenyl phenyl ether	ug/kg	-	-	-	-	-	-	ND (12)	ND (12)	ND (11)	ND (12)
2,4-Dinitrotoluene	ug/kg	-	3000	700	50	200	-	ND (11) [a]	ND (11) [a]	ND (11) [a]	ND (11) [a]
2,6-Dinitrotoluene	ug/kg	-	3000	700	1100	3000	-	ND (18) [a]	ND (18) [a]	ND (18) [a]	ND (18) [a]
3,3'-Dichlorobenzidine	ug/kg	-	4000	1000	8300	32000	-	ND (30)	ND (30)	ND (30)	ND (30)
1,4-Dioxane	ug/kg	100	-	-	73	310	-	ND (24)	ND (24)	ND (23)	ND (24)
Dibenzo(a,h)anthracene	ug/kg	330	2000	500	2500	11000	-	ND (16)	ND (16)	ND (16)	ND (16)
Dibenzofuran	ug/kg	7000	-	-	-	-	-	ND (15)	ND (15)	ND (14)	ND (15)
Di-n-butyl phthalate	ug/kg	-	68000000	6100000	1500000	4100000	-	ND (5.9)	6.3 J	ND (5.8)	ND (5.9)
Di-n-octyl phthalate	ug/kg	-	27000000	2400000	4400000	10000000	-	ND (9.0)	ND (9.0)	ND (8.8)	ND (9.0)
Diethyl phthalate	ug/kg	-	550000000	49000000	160000	160000	-	ND (7.7)	ND (7.7)	ND (7.5)	ND (7.7)
Dimethyl phthalate	ug/kg	-	-	-	-	-	-	ND (6.4)	ND (6.4)	ND (6.3)	ND (6.4)
bis(2-Ethylhexyl)phthalate	ug/kg	-	140000	35000	130000	130000	-	ND (8.4)	ND (8.5)	ND (8.3)	ND (8.5)
Fluoranthene	ug/kg	100000	24000000	2300000	3200000	3200000	-	ND (16)	ND (16)	ND (16)	ND (16)
Fluorene	ug/kg	30000	24000000	2300000	3000000	3800000	-	ND (17)	ND (17)	ND (16)	ND (17)
Hexachlorobenzene	ug/kg	330	1000	300	960	960	-	ND (9.1)	ND (9.1)	ND (9.0)	ND (9.2)
Hexachlorobutadiene	ug/kg	-	25000	6000	1200	1200	-	ND (14)	ND (15)	ND (14)	ND (15)
Hexachlorocyclopentadiene	ug/kg	-	110000	45000	91000	91000	-	ND (14)	ND (14)	ND (14)	ND (14)
Hexachloroethane	ug/kg	-	48000	12000	560	560	-	ND (18)	ND (18)	ND (18)	ND (18)
Indeno(1,2,3-cd)pyrene	ug/kg	500	17000	5000	25000	110000	-	ND (17)	ND (17)	ND (17)	ND (17)
Isophorone	ug/kg	-	2000000	510000	1900	1900	-	ND (7.7)	ND (7.7)	ND (7.6)	ND (7.7)
2-Methylnaphthalene	ug/kg	-	2400000	230000	2900000	8000000	-	ND (8.1)	ND (8.2)	ND (8.0)	ND (8.2)
2-Nitroaniline	ug/kg	-	23000000	39000	38	100	-	ND (8.5) [a]	ND (8.5) [a]	ND (8.4) [a]	ND (8.5) [a]
3-Nitroaniline	ug/kg	-	-	-	33	91	-	ND (9.0) [a]	ND (9.0) [a]	ND (8.9) [a]	ND (9.0) [a]
4-Nitroaniline	ug/kg	-	-	-	31	86	-	ND (9.3)	ND (9.4)	ND (9.2)	ND (9.4)
Naphthalene	ug/kg	12000	17000	6000	25000	25000	-	ND (10)	ND (10)	ND (10)	ND (10)
Nitrobenzene	ug/kg	-	14000	5000	790	2200	-	ND (14)	ND (14)	ND (14)	ND (14)
N-Nitroso-di-n-propylamine	ug/kg	-	300	200	1.3	5.1	-	ND (10)	ND (10)	ND (10)	ND (10)
N-Nitrosodiphenylamine	ug/kg	-	390000	99000	20000	83000	-	ND (13)	ND (13)	ND (13)	ND (13)
Phenanthrene	ug/kg	100000	300000000	NA	10000000	10000000	-	ND (12)	ND (12)	ND (12)	ND (12)
Pyrene	ug/kg	100000	18000000	1700000	2200000	2200000	-	ND (12)	ND (12)	ND (11)	ND (12)
1,2,4,5-Tetrachlorobenzene	ug/kg	-	-	-	5100	14000	-	ND (9.1)	ND (9.2)	ND (9.0)	ND (9.2)
MS Semi-volatile TIC											
Total TIC, Semi-Volatile	ug/kg	-	-	-	-	-	-	0	0	0	0
GC/LC Semi-volatiles (NJDEP EPH)											
EPH (C9-C28)	mg/kg	-	-	-	-	-	-	ND (2.1)	ND (2.1)	ND (2.0)	ND (2.1)
EPH (>C28-C40)	mg/kg	-	-	-	-	-	-	ND (2.1)	ND (2.1)	ND (2.0)	ND (2.1)
Total EPH (C9-C40)	mg/kg	-	-	-	-	-	-	ND (2.1)	ND (2.1)	ND (2.0)	ND (2.1)

Waste Class Data
247 North Avenue
New Rochelle, NY

Client Sample ID:		NY SCO - Unrestricted Use (6 NYCRR 375-6 12/06)	NJ Non-Residential Direct Contact Soil (NJAC 7: 26D 9/18/17)	NJ Residential Direct Contact Soil (NJAC 7: 26D 9/18/17)	PA Clean Fill Guidance - Tables FP-1a,1b (PADEP 12/2007)	PA Regulated Fill Guidance - Tables GP-1a,1b (PADEP 7/2005)	WC-A1(0-7)GRAB	WC-A1(7-13)GRAB	WC-A1(0-7)	WC-A1(7-13)	WC-B1(0-7)GRAB
Lab Sample ID:							JD27495-1	JD27495-2	JD27495-3	JD27495-4	JD27495-5
Date Sampled:							6/29/2021	6/29/2021	6/29/2021	6/29/2021	6/29/2021
Matrix:							Soil	Soil	Soil	Soil	Soil
GC/LC Semi-volatiles (SW846 8081B)											
Aldrin	ug/kg	5	200	40	100	440	-	ND (0.59)	ND (0.59)	ND (0.58)	ND (0.56)
alpha-BHC	ug/kg	20	500	100	46	190	-	ND (0.58)	ND (0.58)	ND (0.57)	ND (0.56)
beta-BHC	ug/kg	36	2000	400	220	820	-	ND (0.65)	ND (0.65)	ND (0.63)	ND (0.62)
delta-BHC	ug/kg	40	-	-	11000	30000	-	ND (0.69)	ND (0.69)	ND (0.67)	ND (0.66)
gamma-BHC (Lindane)	ug/kg	100	2000	400	72	72	-	ND (0.53)	ND (0.53)	ND (0.52)	ND (0.50)
alpha-Chlordane	ug/kg	94	1000	200	-	-	-	ND (0.58)	ND (0.58)	ND (0.57)	ND (0.55)
gamma-Chlordane	ug/kg	-	1000	200	-	-	-	ND (0.32)	ND (0.33)	ND (0.32)	ND (0.31)
Dieldrin	ug/kg	5	200	40	110	440	-	ND (0.49)	ND (0.49)	ND (0.48)	ND (0.47)
4,4'-DDD	ug/kg	3.3	13000	3000	6800	30000	-	ND (0.66)	ND (0.66)	ND (0.64)	ND (0.63)
4,4'-DDE	ug/kg	3.3	9000	2000	41000	170000	-	ND (0.63)	ND (0.63)	ND (0.62)	ND (0.60)
4,4'-DDT	ug/kg	3.3	8000	2000	53000	230000	-	ND (0.63)	ND (0.64)	ND (0.62)	ND (0.61)
Endrin	ug/kg	14	340000	23000	5500	5500	-	ND (0.56)	ND (0.56)	ND (0.54)	ND (0.53)
Endosulfan sulfate	ug/kg	2400	6800000	470000	70000	70000	-	ND (0.56)	ND (0.56)	ND (0.55)	ND (0.53)
Endrin aldehyde	ug/kg	-	-	-	-	-	-	ND (0.41)	ND (0.41)	ND (0.40)	ND (0.39)
Endosulfan-I	ug/kg	2400	6800000	470000	110000	260000	-	ND (0.41)	ND (0.41)	ND (0.40)	ND (0.39)
Endosulfan-II	ug/kg	2400	6800000	470000	130000	260000	-	ND (0.45)	ND (0.45)	ND (0.44)	ND (0.43)
Heptachlor	ug/kg	42	700	100	680	680	-	ND (0.62)	ND (0.62)	ND (0.60)	ND (0.59)
Heptachlor epoxide	ug/kg	-	300	70	1100	1100	-	ND (0.50)	ND (0.50)	ND (0.49)	ND (0.48)
Methoxychlor	ug/kg	-	5700000	390000	630000	630000	-	ND (0.57)	ND (0.57)	ND (0.56)	ND (0.54)
Endrin ketone	ug/kg	-	-	-	-	-	-	ND (0.52)	ND (0.52)	ND (0.51)	ND (0.49)
Toxaphene	ug/kg	-	3000	600	1200	1200	-	ND (17)	ND (17)	ND (16)	ND (16)
GC/LC Semi-volatiles (SW846 8082A)											
Aroclor 1016	ug/kg	100	1000	200	15000	200000	-	ND (17)	ND (17)	ND (16)	ND (16)
Aroclor 1221	ug/kg	100	1000	200	630	2500	-	ND (22)	ND (22)	ND (22)	ND (21)
Aroclor 1232	ug/kg	100	1000	200	500	2000	-	ND (23)	ND (23)	ND (22)	ND (22)
Aroclor 1242	ug/kg	100	1000	200	16000	62000	-	ND (15)	ND (15)	ND (14)	ND (14)
Aroclor 1248	ug/kg	100	1000	200	9900	44000	-	ND (32)	ND (32)	ND (31)	ND (30)
Aroclor 1254	ug/kg	100	1000	200	4400	44000	-	ND (19)	ND (19)	ND (19)	ND (18)
Aroclor 1260	ug/kg	100	1000	200	30000	130000	-	ND (15)	ND (15)	ND (15)	ND (15)
Aroclor 1268	ug/kg	100	1000	200	-	-	-	ND (15)	ND (15)	ND (15)	ND (14)
Aroclor 1262	ug/kg	100	1000	200	-	-	-	ND (23)	ND (23)	ND (23)	ND (22)
Metals Analysis											
Aluminum	mg/kg	-	NA	78000	-	190000	-	5570	6100	7470	8790
Antimony	mg/kg	-	450	31	27	27	-	<2.1	<2.1	<2.1	<4.3 [d]
Arsenic	mg/kg	13	19	19	12	53	-	<2.1	<2.1	<2.1	<2.2
Barium	mg/kg	350	59000	16000	8200	8200	-	50.8	58.9	74.7	83.1
Beryllium	mg/kg	7.2	140	16	320	320	-	<0.21	0.21	0.23	<0.43 [d]
Cadmium	mg/kg	2.5	78	78	38	38	-	<0.52	<0.53	<0.53	<0.54
Calcium	mg/kg	-	-	-	-	-	-	4550	6030	4920	7030
Chromium	mg/kg	-	-	-	-	-	-	15.4	16.2	19.7	23.6
Cobalt	mg/kg	-	590	1600	8.1	22	-	<5.2	<5.3	6.4	<11 [d]
Copper	mg/kg	50	45000	3100	8200	36000	-	10.1	12	15.7	14.5
Iron	mg/kg	-	-	-	-	190000	-	11500	11300	12700	14700
Lead	mg/kg	63	800	400	450	450	-	<2.1	2.1	2.1	3.1
Magnesium	mg/kg	-	-	-	-	-	-	3870	4660	5180	6750
Manganese	mg/kg	1600	5900	11000	31000	190000	-	175	207	266	266
Mercury	mg/kg	0.18	65	23	10	10	-	<0.031	<0.029	<0.028	<0.032
Nickel	mg/kg	30	23000	1600	650	650	-	11.2	12.6	19.9	16.3
Potassium	mg/kg	-	-	-	-	-	-	2420	2710	3460	3610
Selenium	mg/kg	3.9	5700	390	26	26	-	<2.1	<2.1	<2.1	<2.2
Silver	mg/kg	2	5700	390	84	84	-	<0.52	<0.53	<0.53	0.55
Sodium	mg/kg	-	-	-	-	-	-	<1000	<1100	<1100	<1100
Thallium	mg/kg	-	-	-	14	14	-	<1.0	<1.1	<1.1	<2.2 [d]
Vanadium	mg/kg	-	1100	78	1500	72000	-	17.6	18.1	21.3	25.1
Zinc	mg/kg	109	110000	23000	12000	12000	-	19.1	23.6	24.6	27.5
General Chemistry											
Cyanide	mg/kg	27	680	47	200	200	-	<0.25	<0.30	<0.29	<0.30
Solids, Percent	%	-	-	-	-	-	92.2	92.7	92.2	93.2	92.1

Client Sample ID:		NY SCO - Unrestricted Use (6 NYCRR 375-6 12/06)	NJ Non-Residential Direct Contact Soil (NJAC 7: 26D 9/18/17)	NJ Residential Direct Contact Soil (NJAC 7: 26D 9/18/17)	PA Clean Fill Guidance - Tables FP-1a,1b (PADEP 12/2007)	PA Regulated Fill Guidance - Tables GP-1a,1b (PADEP 7/2005)	WC-A1(0-7)GRAB	WC-A1(7-13)GRAB	WC-A1(0-7)	WC-A1(7-13)	WC-B1(0-7)GRAB
Lab Sample ID:							JD27495-1	JD27495-2	JD27495-3	JD27495-4	JD27495-5
Date Sampled:							6/29/2021	6/29/2021	6/29/2021	6/29/2021	6/29/2021
Matrix:							Soil	Soil	Soil	Soil	Soil
Client Sample ID:		NY SCO - Unrestricted Use (6 NYCRR 375-6 12/06)	NJ Non-Residential Direct Contact Soil (NJAC 7: 26D 9/18/17)	NJ Residential Direct Contact Soil (NJAC 7: 26D 9/18/17)	PA Clean Fill Guidance - Tables FP-1a,1b (PADEP 12/2007)	PA Regulated Fill Guidance - Tables GP-1a,1b (PADEP 7/2005)	WC-A2(7-13)				
Lab Sample ID:							JD27716-10				
Date Sampled:							7/1/2021				
Matrix:							Soil				
MS Semi-volatiles (SW846 8270E)											
2-Chlorophenol	ug/kg	-	2200000	310000	4400	4400	ND (36)				
4-Chloro-3-methyl phenol	ug/kg	-	-	-	37000	110000	ND (44)				
2,4-Dichlorophenol	ug/kg	-	2100000	180000	1000	1000	ND (62)				
2,4-Dimethylphenol	ug/kg	-	14000000	1200000	32000	87000	ND (130)				
2,4-Dinitrophenol	ug/kg	-	1400000	120000	210	460	ND (270)				
4,6-Dinitro-o-cresol	ug/kg	-	68000	6000	-	-	ND (77)				
2-Methylphenol	ug/kg	330	3400000	310000	64000	180000	ND (46)				
3&4-Methylphenol	ug/kg	-	-	-	-	-	ND (59)				
2-Nitrophenol	ug/kg	-	-	-	5900	17000	ND (48) [a]				
4-Nitrophenol	ug/kg	-	-	-	4100	4100	ND (190)				
Pentachlorophenol	ug/kg	800	3000	900	5000	5000	ND (68)				
Phenol	ug/kg	330	210000000	18000000	66000	66000	ND (38)				
2,3,4,6-Tetrachlorophenol	ug/kg	-	-	-	450000	950000	ND (48)				
2,4,5-Trichlorophenol	ug/kg	-	68000000	6100000	2300000	6100000	ND (54)				
2,4,6-Trichlorophenol	ug/kg	-	74000	19000	3100	8900	ND (43)				
Acenaphthene	ug/kg	20000	37000000	3400000	2700000	4700000	ND (25)				
Acenaphthylene	ug/kg	100000	300000000	NA	2500000	6900000	ND (37)				
Acetophenone	ug/kg	-	5000	2000	200000	540000	ND (16)				
Anthracene	ug/kg	100000	30000000	17000000	350000	350000	ND (44)				
Atrazine	ug/kg	-	2400000	210000	130	130	ND (31)				
Benzo(a)anthracene	ug/kg	1000	17000	5000	25000	110000	65.1 J				
Benzo(a)pyrene	ug/kg	1000	2000	500	2500	11000	58.6 J				
Benzo(b)fluoranthene	ug/kg	1000	17000	5000	25000	110000	66.5 J				
Benzo(g,h,i)perylene	ug/kg	100000	30000000	380000000	180000	180000	ND (36)				
Benzo(k)fluoranthene	ug/kg	800	170000	45000	250000	610000	ND (34)				
4-Bromophenyl phenyl ether	ug/kg	-	-	-	-	-	ND (28)				
Butyl benzyl phthalate	ug/kg	-	14000000	1200000	10000000	10000000	ND (18)				
1,1'-Biphenyl	ug/kg	-	240000	61000	790000	2200000	ND (9.9)				
Benzaldehyde	ug/kg	-	68000000	6100000	-	-	ND (18)				
2-Chloronaphthalene	ug/kg	-	-	-	6200000	18000000	ND (17)				
4-Chloroaniline	ug/kg	-	-	-	19000	52000	ND (26)				
Carbazole	ug/kg	-	96000	24000	21000	83000	ND (10)				
Caprolactam	ug/kg	-	340000000	31000000	-	-	ND (29)				
Chrysene	ug/kg	1000	1700000	450000	230000	230000	77.4				
bis(2-Chloroethoxy)methane	ug/kg	-	-	-	-	-	ND (15)				
bis(2-Chloroethyl)ether	ug/kg	-	2000	400	3.9	17	ND (31)				
2,2'-Oxybis(1-chloropropane)	ug/kg	-	67000	23000	8000	8000	ND (26)				
4-Chlorophenyl phenyl ether	ug/kg	-	-	-	-	-	ND (23)				
2,4-Dinitrotoluene	ug/kg	-	3000	700	50	200	ND (22) [a]				
2,6-Dinitrotoluene	ug/kg	-	3000	700	1100	3000	ND (36) [a]				
3,3'-Dichlorobenzidine	ug/kg	-	4000	1000	8300	32000	ND (60)				
1,4-Dioxane	ug/kg	100	-	-	73	310	ND (48)				
Dibenzo(a,h)anthracene	ug/kg	330	2000	500	2500	11000	ND (32)				
Dibenzofuran	ug/kg	7000	-	-	-	-	ND (29)				
Di-n-butyl phthalate	ug/kg	-	68000000	6100000	1500000	4100000	ND (12)				
Di-n-octyl phthalate	ug/kg	-	27000000	2400000	4400000	10000000	ND (18)				
Diethyl phthalate	ug/kg	-	550000000	49000000	160000	160000	ND (15)				
Dimethyl phthalate	ug/kg	-	-	-	-	-	ND (13)				
bis(2-Ethylhexyl)phthalate	ug/kg	-	140000	35000	130000	130000	ND (17)				
Fluoranthene	ug/kg	100000	24000000	2300000	3200000	3200000	117				
Fluorene	ug/kg	30000	24000000	2300000	3000000	3800000	ND (33)				
Hexachlorobenzene	ug/kg	330	1000	300	960	960	ND (18)				
Hexachlorobutadiene	ug/kg	-	25000	6000	1200	1200	ND (29)				
Hexachlorocyclopentadiene	ug/kg	-	110000	45000	91000	91000	ND (29)				
Hexachloroethane	ug/kg	-	48000	12000	560	560	ND (36)				
Indeno(1,2,3-cd)pyrene	ug/kg	500	17000	5000	25000	110000	35.1 J				
Isophorone	ug/kg	-	2000000	510000	1900	1900	ND (15)				
2-Methylnaphthalene	ug/kg	-	2400000	230000	2900000	8000000	ND (16)				
2-Nitroaniline	ug/kg	-	23000000	39000	38	100	ND (17) [a]				
3-Nitroaniline	ug/kg	-	-	-	33	91	ND (18) [a]				
4-Nitroaniline	ug/kg	-	-	-	31	86	ND (19)				
Naphthalene	ug/kg	12000	17000	6000	25000	25000	ND (20)				
Nitrobenzene	ug/kg	-	14000	5000	790	2200	ND (28)				
N-Nitroso-di-n-propylamine	ug/kg	-	300	200	1.3	5.1	ND (21)				
N-Nitrosodiphenylamine	ug/kg	-	390000	99000	20000	83000	ND (26)				
Phenanthrene	ug/kg	100000	300000000	NA	10000000	10000000	70.3 J				
Pyrene	ug/kg	100000	18000000	1700000	2200000	2200000	112				
1,2,4,5-Tetrachlorobenzene	ug/kg	-	-	-	5100	14000	ND (18)				
MS Semi-volatile TIC											
Total TIC, Semi-Volatile	ug/kg	-	-	-	-	-	480 J				
GC/LC Semi-volatiles (NJDEP EPH)											
EPH (C9-C28)	mg/kg	-	-	-	-	-	69.5				
EPH (>C28-C40)	mg/kg	-	-	-	-	-	205				
Total EPH (C9-C40)	mg/kg	-	-	-	-	-	274				

Waste Class Data
247 North Avenue
New Rochelle, NY

Client Sample ID:		NY SCO - Unrestricted Use (6 NYCRR 375-6 12/06)	NJ Non-Residential Direct Contact Soil (NJAC 7: 26D 9/18/17)	NJ Residential Direct Contact Soil (NJAC 7: 26D 9/18/17)	PA Clean Fill Guidance - Tables FP-1a,1b (PADEP 12/2007)	PA Regulated Fill Guidance - Tables GP-1a,1b (PADEP 7/2005)	WC-A1(0-7)GRAB	WC-A1(7-13)GRAB	WC-A1(0-7)	WC-A1(7-13)	WC-B1(0-7)GRAB
Lab Sample ID:							JD27495-1	JD27495-2	JD27495-3	JD27495-4	JD27495-5
Date Sampled:							6/29/2021	6/29/2021	6/29/2021	6/29/2021	6/29/2021
Matrix:							Soil	Soil	Soil	Soil	Soil
GC/LC Semi-volatiles (SW846 8081B)											
Aldrin	ug/kg	5	200	40	100	440	ND (0.58)				
alpha-BHC	ug/kg	20	500	100	46	190	ND (0.58)				
beta-BHC	ug/kg	36	2000	400	220	820	ND (0.64)				
delta-BHC	ug/kg	40	-	-	11000	30000	ND (0.68)				
gamma-BHC (Lindane)	ug/kg	100	2000	400	72	72	ND (0.52)				
alpha-Chlordane	ug/kg	94	1000	200	-	-	ND (0.57)				
gamma-Chlordane	ug/kg	-	1000	200	-	-	ND (0.32)				
Dieldrin	ug/kg	5	200	40	110	440	ND (0.49)				
4,4'-DDD	ug/kg	3.3	13000	3000	6800	30000	ND (0.65)				
4,4'-DDE	ug/kg	3.3	9000	2000	41000	170000	ND (0.62)				
4,4'-DDT	ug/kg	3.3	8000	2000	53000	230000	ND (0.63)				
Endrin	ug/kg	14	340000	23000	5500	5500	ND (0.55)				
Endosulfan sulfate	ug/kg	2400	6800000	470000	70000	70000	ND (0.55)				
Endrin aldehyde	ug/kg	-	-	-	-	-	ND (0.40)				
Endosulfan-I	ug/kg	2400	6800000	470000	110000	260000	ND (0.41)				
Endosulfan-II	ug/kg	2400	6800000	470000	130000	260000	ND (0.44)				
Heptachlor	ug/kg	42	700	100	680	680	ND (0.61)				
Heptachlor epoxide	ug/kg	-	300	70	1100	1100	ND (0.50)				
Methoxychlor	ug/kg	-	5700000	390000	630000	630000	ND (0.56)				
Endrin ketone	ug/kg	-	-	-	-	-	ND (0.51)				
Toxaphene	ug/kg	-	3000	600	1200	1200	ND (17)				
GC/LC Semi-volatiles (SW846 8082A)											
Aroclor 1016	ug/kg	100	1000	200	15000	200000	ND (17)				
Aroclor 1221	ug/kg	100	1000	200	630	2500	ND (22)				
Aroclor 1232	ug/kg	100	1000	200	500	2000	ND (23)				
Aroclor 1242	ug/kg	100	1000	200	16000	62000	ND (15)				
Aroclor 1248	ug/kg	100	1000	200	9900	44000	ND (32)				
Aroclor 1254	ug/kg	100	1000	200	4400	44000	ND (19)				
Aroclor 1260	ug/kg	100	1000	200	30000	130000	ND (15)				
Aroclor 1268	ug/kg	100	1000	200	-	-	ND (15)				
Aroclor 1262	ug/kg	100	1000	200	-	-	ND (23)				
Metals Analysis											
Aluminum	mg/kg	-	NA	78000	-	190000	12500				
Antimony	mg/kg	-	450	31	27	27	<4.5 [d]				
Arsenic	mg/kg	13	19	19	12	53	2.5				
Barium	mg/kg	350	59000	16000	8200	8200	81.8				
Beryllium	mg/kg	7.2	140	16	320	320	<0.45 [d]				
Cadmium	mg/kg	2.5	78	78	38	38	<0.56				
Calcium	mg/kg	-	-	-	-	-	4990				
Chromium	mg/kg	-	-	-	-	-	30.7				
Cobalt	mg/kg	-	590	1600	8.1	22	<11 [d]				
Copper	mg/kg	50	45000	3100	8200	36000	21.2				
Iron	mg/kg	-	-	-	-	190000	20000				
Lead	mg/kg	63	800	400	450	450	12.9				
Magnesium	mg/kg	-	-	-	-	-	6430				
Manganese	mg/kg	1600	5900	11000	31000	190000	245				
Mercury	mg/kg	0.18	65	23	10	10	<0.027				
Nickel	mg/kg	30	23000	1600	650	650	22.4				
Potassium	mg/kg	-	-	-	-	-	5160				
Selenium	mg/kg	3.9	5700	390	26	26	<2.3				
Silver	mg/kg	2	5700	390	84	84	<0.56				
Sodium	mg/kg	-	-	-	-	-	<1100				
Thallium	mg/kg	-	-	-	14	14	<2.3 [d]				
Vanadium	mg/kg	-	1100	78	1500	72000	44.4				
Zinc	mg/kg	109	110000	23000	12000	12000	46.9				
General Chemistry											
Cyanide	mg/kg	27	680	47	200	200	<0.22				
Solids, Percent	%	-	-	-	-	-	92.2				

Footnotes:

[a] Associated CCV outside of control limits high, sample was ND.

[b] This compound in BS is outside in house QC limits bias low.

[c] This compound is outside the control limits biased low in the associated BS.

[d] Elevated detection limit due to dilution required for high interfering element.

[e] Associated CCV outside of control limits low.

[f] More than 40 % RPD for detected concentrations between the two GC columns.

[g] Associated CCV outside of control limits low. Low-level verification was analyzed to demonstrate system suitability to detect affected analytes. Sample was ND.

[h] This compound in blank spike is outside in house QC limits bias high.

Regulatory limits listed in this document have been obtained from the latest version of the regulations cited and are used for advisory purposes only. SGS assumes no responsibility for errors in regulatory documents or changes to criteria detailed in later versions of the referenced regulation. It is the responsibility of the user to verify these limits before using or reporting any data.

15 results exceeded regulatory criteria.

APPENDIX D

MONITORING WELL PURGE DATA

LOW-FLOW GROUNDWATER SAMPLING LOG

Location:	New Rochelle			Job Number:	10908	WELL I.D. : MW-1			
Personnel:	DA			Date:	7/13/2021	SESI CONSULTING ENGINEERS			
				PID:	0				
Stickup? Y/N Distance ground to Stickup Rim/PVC	Distance From Rim to PVC	Total Depth of Well Rim/PVC	Depth to Product Rim/PVC	Depth to Water (Rim/PVC)	Standing Water Column (feet)	Middle of Saturated Zone (feet)	Depth to Sample Tube (feet)	TOV @ Well Head (ppmv)	Pump Peristaltic or Bladder
		28.00	N/E	12.73			22		Peristaltic
Turbidity at collection (NTU):		0	(Less than 5 NTU is desirable)		Duplicate Collected? Y/N			Filtered Sample Y/N	
Stabilization Parameters		+/- 0.5 deg C.	+/- 0.1 Unit	+/- 10 umhos/cm or within 3% if >300umho	1 ppm	+/- 10 mV	No Limit	<.3 feet drawdown desirable	No Limit

Volume Purged (gallons)	Time (actual Time) 5 minute Intervals	TEMP. (Deg. C)	pH	Specific Conductivity uS/cm	Dissolved Oxygen (mg/L)	ORP mV millivolts	Turbidity NTUs	DTW (feet)	Odors Y/N
	8:00	21.95	9.21	1.87	0	146	109	12.73	N
	8:05	21.53	8.87	1.89	0	154	99.8	12.73	N
	8:10	21.77	8.79	1.9	0	153	107	12.73	N
	8:15	20.86	8.66	1.91	0	156	110	12.73	N
	8:20	18.52	8.21	2.36	0	162	85.2	12.73	N
	8:25	18.15	8.14	2.41	0	166	75.6	12.73	N
	8:30	17.45	7.98	2.45	0	169	51.2	12.73	N
	8:35	17.32	7.65	2.48	0	172	46.4	12.73	N
	8:40	16.85	7.41	2.51	0	175	38.7	12.73	N
	8:45	16.23	7.33	2.53	0	179	21.4	12.73	N
	8:50	16.15	7.32	2.52	0	182	15.3	12.73	N
	8:55	16.12	7.33	2.52	0	183	12.5	12.73	N
	9:00								

Well Condition Summary

Cover: Y / N	Bolts: Y / N		Concrete Pad OK: Y / N	Gripper: Y / N	

Sample Collection Information

Sample Time:	9:00	Appearance: Clear	Filtered Sample Turbidity:	OTHER:

Desired purge flow rate <100mL/min (slow drip) & turbidity <10 if possible. If turbidity > 10 collect filtered and unfiltered samples. Notify PM of high turbidity and collection of filtered samples prior to lab submittal. Minimum 20 minute purge to establish stabilization.

Notes/ Calculations:

Volume? Linear Ft of well casing; 1"=0.041 gal. 2"= 0.163 gal. 4"=0.653 gal.

ABSORBENT SOCK

Sock Length (ft) =		Capacity (Qt.) =		Present:	Y / N	Product Measured (Inches) :	
Sock Installation Date:			Sock Changed :		Y / N		
Sock Depth (Depth to sock mid point):							

LOW-FLOW GROUNDWATER SAMPLING LOG

Location:	New Rochelle			Job Number:	10908	WELL I.D. : MW-2			
Personnel:	DA			Date:	7/13/2021	SESI CONSULTING ENGINEERS			
				PID:					
Stickup? Y/N Distance ground to Stickup Rim/PVC	Distance From Rim to PVC	Total Depth of Well Rim/PVC	Depth to Product Rim/PVC	Depth to Water (Rim/PVC)	Standing Water Column (feet)	Middle of Saturated Zone (feet)	Depth to Sample Tube (feet)	TOV @ Well Head (ppmv)	Pump Peristaltic or Bladder
		30.00	N/E	13.05			28		Bladder
Turbidity at collection (NTU):		0	(Less than 5 NTU is desirable)		Duplicate Collected? Y/N			Filtered Sample Y/N	
Stabilization Parameters		+/- 0.5 deg C.	+/- 0.1 Unit	+/- 10 umhos/cm or within 3% if >300umho	1 ppm	+/- 10 mV	No Limit	<.3 feet drawdown desirable	No Limit

Volume Purged (gallons)	Time (actual Time) 5 minute Intervals	TEMP. (Deg. C)	pH	Specific Conductivity uS/cm	Dissolved Oxygen (mg/L)	ORP mV millivolts	Turbidity NTUs	DTW (feet)	Odors Y/N
	9:00	19.43	8.02	1.64	0	188	39.74	13.05	N
	9:05	19.18	7.97	1.46	0	186	27.4	13.05	N
	9:10	18.95	8.01	1.4	0	180	23.2	13.05	N
	9:15	18.59	7.99	1.37	0	178	19.6	13.05	N
	9:20	18.23	7.98	1.36	0	176	35.7	13.05	N
	9:25	17.99	7.99	1.35	0	173	41.2	13.05	N
	9:30	17.3	7.96	1.35	0	173	24.6	13.05	N
	9:35	17.61	7.96	1.4	0	171	18.2	13.05	N
	9:40	16.85	7.9	1.12	0	169	11.7	13.05	N
	9:45	16.51	7.89	1.48	0	164	5.6	13.05	N
	9:50	16.48	7.9	1.51	0	162	4.5	13.05	N
	9:55	16.43	7.91	1.51	0	163	3.5	13.05	N
	10:00	16.41	7.93	1.52	0	165	2.4	13.05	N

Well Condition Summary

Cover: Y / N	Bolts: Y / N		Concrete Pad OK: Y / N	Gripper: Y / N	

Sample Collection Information

Sample Time:	10:00	Appearance: Clear	Filtered Sample Turbidity:	OTHER:

Desired purge flow rate <100mL/min (slow drip) & turbidity <10 if possible. If turbidity > 10 collect filtered and unfiltered samples. Notify PM of high turbidity and collection of filtered samples prior to lab submittal. Minimum 20 minute purge to establish stabilization.

Notes/ Calculations:

Volume? Linear Ft of well casing; 1"=0.041 gal. 2"= 0.163 gal. 4"=0.653 gal.

ABSORBENT SOCK

Sock Length (ft) =		Capacity (Qt.) =		Present:	Y / N	Product Measured (Inches) :	
Sock Installation Date:			Sock Changed :		Y / N		
Sock Depth (Depth to sock mid point):							

LOW-FLOW GROUNDWATER SAMPLING LOG

Location:	**New Rochelle**			**Job Number:**	**10908**	**WELL I.D. :**	**MW-3**		
Personnel:	**DA**			**Date:**	**7/13/2021**	SESI CONSULTING ENGINEERS			
				PID:					
Stickup? Y/N **Distance ground to Stickup Rim/PVC**	**Distance From Rim to PVC**	**Total Depth of Well Rim/PVC**	**Depth to Product Rim/PVC**	**Depth to Water (Rim/PVC)**	**Standing Water Column (feet)**	**Middle of Saturated Zone (feet)**	**Depth to Sample Tube (feet)**	**TOV @ Well Head (ppmv)**	**Pump Peristaltic or Bladder**
		26.00	**N/E**	**13.41**			**28**		**Bladder**
Turbidity at collection (NTU):		**0**	**(Less than 5 NTU is desirable)**		**Duplicate Collected? Y/N**			**Filtered Sample Y/N**	
Stabilization Parameters		**+/- 0.5 deg C.**	**+/- 0.1 Unit**	**+/- 10 umhos/cm or within 3% if >300umho**	**1 ppm**	**+/- 10 mV**	**No Limit**	**<.3 feet drawdown desirable**	**No Limit**

Volume Purged (gallons)	**Time (actual Time) 5 minute Intervals**	**TEMP. (Deg. C)**	**pH**	**Specific Conductivity uS/cm**	**Dissolved Oxygen (mg/L)**	**ORP mV millivolts**	**Turbidity NTUs**	**DTW (feet)**	**Odors Y/N**
	10:00	**18.43**	**7.9**	**0.992**	**0**	**179**	**52.3**	**13.41**	
	10:05	**18.25**	**7.89**	**0.995**	**0**	**177**	**101.2**	**13.41**	
	10:10	**18.18**	**7.88**	**0.994**	**0**	**179**	**90.7**	**13.41**	
	10:15	**18.12**	**7.87**	**1.21**	**0**	**182**	**52.3**	**13.41**	
	10:20	**18.05**	**7.86**	**1.24**	**0**	**180**	**45.6**	**13.41**	
	10:25	**17.56**	**7.8**	**1.26**	**0**	**182**	**32.6**	**13.41**	
	10:30	**17.51**	**7.79**	**1.27**	**0**	**181**	**25.5**	**13.41**	
	10:35	**17.48**	**7.85**	**1.24**	**0**	**185**	**21.4**	**13.41**	
	10:40	**17.45**	**7.82**	**1.28**	**0**	**184**	**15.6**	**13.41**	
	10:45	**17.42**	**7.81**	**1.25**	**0**	**184**	**12.4**	**13.41**	
	10:50	**17.34**	**7.81**	**1.23**	**0**	**182**	**4.5**	**13.41**	
	10:55	**17.32**	**7.81**	**1.23**	**0**	**181**	**2.3**	**13.41**	
	11:00	**17.35**	**7.82**	**1.22**	**0**	**181**	**2.1**	**13.41**	

Well Condition Summary

Cover: Y / N	**Bolts: Y / N**		**Concrete Pad OK: Y / N**	**Gripper: Y / N**	

Sample Collection Information

Sample Time:	**11:00**	**Appearance: Clear**	**Filtered Sample Turbidity:**	**OTHER:**

Desired purge flow rate <100mL/min (slow drip) & turbidity <10 if possible. If turbidity > 10 collect filtered and unfiltered samples. Notify PM of high turbidity and collection of filtered samples prior to lab submittal. Minimum 20 minute purge to establish stabilization.

Notes/ Calculations:

Volume? Linear Ft of well casing; 1"=0.041 gal. 2"= 0.163 gal. 4"=0.653 gal.

ABSORBENT SOCK

Sock Length (ft) =		**Capacity (Qt.) =**		**Present:**	**Y / N**	**Product Measured (Inches) :**	
Sock Installation Date:			**Sock Changed :**		**Y / N**		
Sock Depth (Depth to sock mid point):							

LOW-FLOW GROUNDWATER SAMPLING LOG

Location:	**New Rochelle**			**Job Number:**	**10908**	**WELL I.D. :**	**MW-4**		
Personnel:	**DA**			**Date:**	**8/26/2021**	SESI CONSULTING ENGINEERS			
				PID:					
Stickup? Y/N Distance ground to Stickup Rim/PVC	**Distance From Rim to PVC**	**Total Depth of Well Rim/PVC**	**Depth to Product Rim/PVC**	**Depth to Water (Rim/PVC)**	**Standing Water Column (feet)**	**Middle of Saturated Zone (feet)**	**Depth to Sample Tube (feet)**	**TOV @ Well Head (ppmv)**	**Pump Peristaltic or Bladder**
		14.00	**N/E**	**7.25**			**10**		**Bladder**
Turbidity at collection (NTU):		**0**	**(Less than 5 NTU is desirable)**		**Duplicate Collected? Y/N**			**Filtered Sample Y/N**	
Stabilization Parameters		**+/- 0.5 deg C.**	**+/- 0.1 Unit**	**+/- 10 umhos/cm or within 3% if >300umho**	**1 ppm**	**+/- 10 mV**	**No Limit**	**<.3 feet drawdown desirable**	**No Limit**

Volume Purged (gallons)	Time (actual Time) 5 minute Intervals	TEMP. (Deg. C)	pH	Specific Conductivity uS/cm	Dissolved Oxygen (mg/L)	ORP mV millivolts	Turbidity NTUs	DTW (feet)	Odors Y/N
	10:15	**14.25**	**7.81**	**1.45**	**0**	**174**	**95.2**	**7.25**	
	10:20	**13.75**	**7.79**	**1.58**	**0**	**173**	**64.3**	**7.25**	
	10:25	**13.45**	**7.65**	**1.56**	**0**	**173**	**51.2**	**7.25**	
	10:30	**13.37**	**7.69**	**1.67**	**0**	**175**	**45.7**	**7.25**	
	10:35	**13.28**	**7.71**	**1.8**	**0**	**180**	**32.1**	**7.25**	
	10:40	**13.24**	**7.71**	**1.82**	**0**	**180**	**28.5**	**7.25**	
	10:45	**13.24**	**7.72**	**1.84**	**0**	**182**	**17.4**	**7.25**	
	10:50	**13.26**	**7.72**	**1.83**	**0**	**182**	**10.1**	**7.25**	
	10:55	**13.3**	**7.72**	**1.83**	**0**	**183**	**4.5**	**7.25**	
	11:00	**13.3**	**7.72**	**1.83**	**0**	**185**	**4.8**	**7.25**	

Well Condition Summary

Cover: Y / N	**Bolts: Y / N**		**Concrete Pad OK: Y / N**	**Gripper: Y / N**	

Sample Collection Information

Sample Time:	**11:00**	**Appearance: Clear**	**Filtered Sample Turbidity:**	**OTHER:**

Desired purge flow rate <100mL/min (slow drip) & turbidity <10 if possible. If turbidity > 10 collect filtered and unfiltered samples. Notify PM of high turbidity and collection of filtered samples prior to lab submittal. Minimum 20 minute purge to establish stabilization.

Notes/ Calculations:

Volume? Linear Ft of well casing; 1"=0.041 gal. 2"= 0.163 gal. 4"=0.653 gal.

ABSORBENT SOCK

Sock Length (ft) =		**Capacity (Qt.) =**		**Present:**	**Y / N**	**Product Measured (Inches) :**	
Sock Installation Date:			**Sock Changed :**		**Y / N**		
Sock Depth (Depth to sock mid point):							

LOW-FLOW GROUNDWATER SAMPLING LOG

Location:	**New Rochelle**			**Job Number:**	**10908**	**WELL I.D. :**	**MW-5**		
Personnel:	**DA**			**Date:**	**8/26/2021**	SESI CONSULTING ENGINEERS			
				PID:					
Stickup? Y/N **Distance ground to Stickup Rim/PVC**	**Distance From Rim to PVC**	**Total Depth of Well Rim/PVC**	**Depth to Product Rim/PVC**	**Depth to Water (Rim/PVC)**	**Standing Water Column (feet)**	**Middle of Saturated Zone (feet)**	**Depth to Sample Tube (feet)**	**TOV @ Well Head (ppmv)**	**Pump Peristaltic or Bladder**
		7.04	**N/E**	**19.1**			**10**		**Bladder**
Turbidity at collection (NTU):		**0**	**(Less than 5 NTU is desirable)**		**Duplicate Collected? Y/N**			**Filtered Sample Y/N**	
Stabilization Parameters		**+/- 0.5 deg C.**	**+/- 0.1 Unit**	**+/- 10 umhos/cm or within 3% if >300umho**	**1 ppm**	**+/- 10 mV**	**No Limit**	**<.3 feet drawdown desirable**	**No Limit**

Volume Purged (gallons)	**Time (actual Time) 5 minute Intervals**	**TEMP. (Deg. C)**	**pH**	**Specific Conductivity uS/cm**	**Dissolved Oxygen (mg/L)**	**ORP mV millivolts**	**Turbidity NTUs**	**DTW (feet)**	**Odors Y/N**
	11:45	**15.27**	**7.45**	**1.24**	**0**	**145**	**112**	**7.04**	
	11:50	**14.52**	**7.56**	**1.25**	**0**	**156**	**74.3**	**7.04**	
	11:55	**14.12**	**7.59**	**1.1**	**0**	**142**	**65.1**	**7.04**	
	12:00	**14.35**	**7.61**	**1.12**	**0**	**142**	**42.1**	**7.04**	
	12:05	**14.47**	**7.62**	**1.14**	**0**	**143**	**28.9**	**7.04**	
	12:10	**13.41**	**7.63**	**1.13**	**0**	**145**	**25.3**	**7.04**	
	12:15	**13.42**	**7.63**	**1.12**	**0**	**145**	**21.3**	**7.04**	
	12:20	**13.44**	**7.63**	**1.13**	**0**	**145**	**14.8**	**7.04**	
	12:25	**13.42**	**7.63**	**1.13**	**0**	**145**	**12.3**	**7.04**	
	12:30	**13.42**	**7.63**	**1.13**	**0**	**145**	**13.4**	**7.25**	

Well Condition Summary

Cover: Y / N	**Bolts: Y / N**		**Concrete Pad OK: Y / N**	**Gripper: Y / N**	

Sample Collection Information

Sample Time:	**12:30**	**Appearance: Clear**	**Filtered Sample Turbidity:**	**OTHER:**

Desired purge flow rate <100mL/min (slow drip) & turbidity <10 if possible. If turbidity > 10 collect filtered and unfiltered samples. Notify PM of high turbidity and collection of filtered samples prior to lab submittal. Minimum 20 minute purge to establish stabilization.

Notes/ Calculations:

Volume? Linear Ft of well casing; 1"=0.041 gal. 2"= 0.163 gal. 4"=0.653 gal.

ABSORBENT SOCK

Sock Length (ft) =		**Capacity (Qt.) =**		**Present:**	**Y / N**	**Product Measured (Inches) :**	
Sock Installation Date:			**Sock Changed :**		**Y / N**		
Sock Depth (Depth to sock mid point):							

LOW-FLOW GROUNDWATER SAMPLING LOG

Location:	**New Rochelle**			**Job Number:**	**10908**	**WELL I.D. : MW-6**			
Personnel:	**DA**			**Date:**	**7/13/2021**	SESI CONSULTING ENGINEERS			
				PID:					
Stickup? Y/N **Distance ground to Stickup Rim/PVC**	**Distance From Rim to PVC**	**Total Depth of Well Rim/PVC**	**Depth to Product Rim/PVC**	**Depth to Water (Rim/PVC)**	**Standing Water Column (feet)**	**Middle of Saturated Zone (feet)**	**Depth to Sample Tube (feet)**	**TOV @ Well Head (ppmv)**	**Pump Peristaltic or Bladder**
		30.00	**N/E**	**6.5**			**28**		**Bladder**
Turbidity at collection (NTU):		**0**	**(Less than 5 NTU is desirable)**		**Duplicate Collected? Y/N**			**Filtered Sample Y/N**	
Stabilization Parameters		**+/- 0.5 deg C.**	**+/- 0.1 Unit**	**+/- 10 umhos/cm or within 3% if >300umho**	**1 ppm**	**+/- 10 mV**	**No Limit**	**<.3 feet drawdown desirable**	**No Limit**

Volume Purged (gallons)	**Time (actual Time) 5 minute Intervals**	**TEMP. (Deg. C)**	**pH**	**Specific Conductivity uS/cm**	**Dissolved Oxygen (mg/L)**	**ORP mV millivolts**	**Turbidity NTUs**	**DTW (feet)**	**Odors Y/N**
	12:10	**17.52**	**7.64**	**2.75**	**0**	**79**	**90**	**6.5**	**N**
	12:15	**17.5**	**7.43**	**2.7**	**0**	**70**	**84.2**	**6.5**	**N**
	12:20	**17.48**	**7.41**	**2.64**	**0**	**65**	**71.6**	**6.5**	**N**
	12:25	**17.45**	**7.36**	**2.61**	**0**	**64**	**42.3**	**6.5**	**N**
	12:30	**17.4**	**7.34**	**2.55**	**0**	**61**	**32.6**	**6.5**	**N**
	12:35	**17.36**	**7.35**	**2.51**	**0**	**68**	**24.5**	**6.5**	**N**
	12:40	**17.38**	**7.36**	**2.5**	**0**	**70**	**28.6**	**6.5**	**N**
	12:45	**17.4**	**7.36**	**2.53**	**0**	**70**	**30.2**	**6.5**	**N**
	12:50	**17.41**	**7.36**	**2.52**	**0**	**71**	**21.2**	**6.5**	**N**
	12:55	**17.39**	**7.35**	**2.52**	**0**	**74**	**19.5**	**6.5**	**N**
	13:00	**17.4**	**7.36**	**2.53**	**0**	**72**	**19.4**	**6.5**	**N**

Well Condition Summary

Cover: Y / N	**Bolts: Y / N**		**Concrete Pad OK: Y / N**	**Gripper: Y / N**	

Sample Collection Information

Sample Time:	**13:00**	**Appearance: Clear**	**Filtered Sample Turbidity:**	**OTHER:**

Desired purge flow rate <100mL/min (slow drip) & turbidity <10 if possible. If turbidity > 10 collect filtered and unfiltered samples. Notify PM of high turbidity and collection of filtered samples prior to lab submittal. Minimum 20 minute purge to establish stabilization.

Notes/ Calculations:

Volume? Linear Ft of well casing; 1"=0.041 gal. 2"= 0.163 gal. 4"=0.653 gal.

ABSORBENT SOCK

Sock Length (ft) =		**Capacity (Qt.) =**		**Present:**	**Y / N**	**Product Measured (Inches) :**
Sock Installation Date:			**Sock Changed :**		**Y / N**	
Sock Depth (Depth to sock mid point):						

APPENDIX E

MONITORING WELL SURVEY MAP

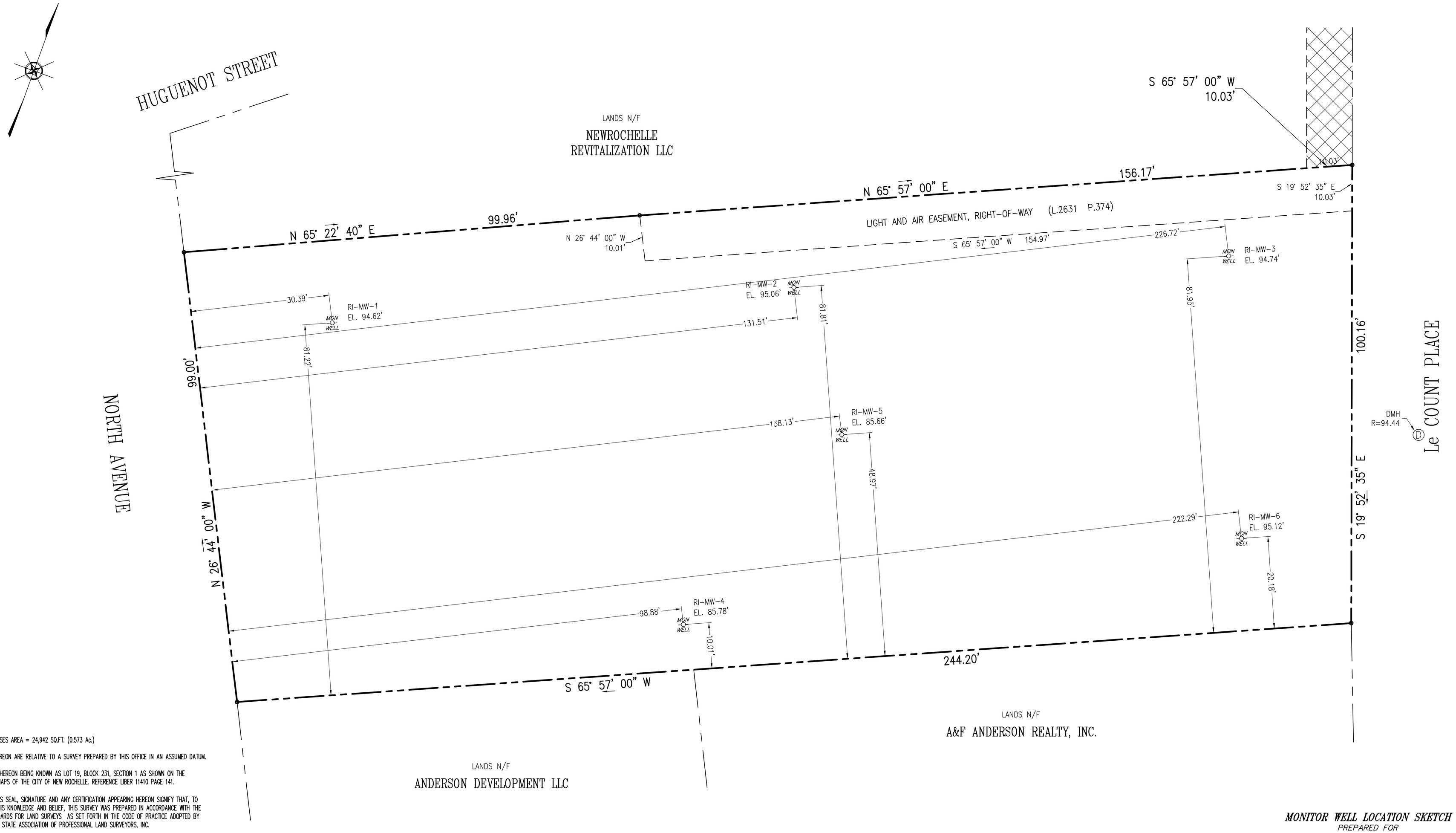

SUBJECT PREMISES AREA = 24,942 SQ.FT. (0.573 Ac.)

ELEVATIONS HEREON ARE RELATIVE TO A SURVEY PREPARED BY THIS OFFICE IN AN ASSUMED DATUM.

THE PREMISES HEREON BEING KNOWN AS LOT 19, BLOCK 231, SECTION 1 AS SHOWN ON THE OFFICIAL TAX MAPS OF THE CITY OF NEW ROCHELLE. REFERENCE LIBER 11410 PAGE 141.

THE SURVEYOR'S SEAL, SIGNATURE AND ANY CERTIFICATION APPEARING HEREON SIGNIFY THAT, TO THE BEST OF HIS KNOWLEDGE AND BELIEF, THIS SURVEY WAS PREPARED IN ACCORDANCE WITH THE MINIMUM STANDARDS FOR LAND SURVEYS AS SET FORTH IN THE CODE OF PRACTICE ADOPTED BY THE NEW YORK STATE ASSOCIATION OF PROFESSIONAL LAND SURVEYORS, INC.

UNDERGROUND IMPROVEMENTS, STRUCTURES, UTILITIES OR ENCROACHMENTS, AND ANY EASEMENTS RELATED THERETO, ARE NOT SHOWN HEREON UNLESS OTHERWISE NOTED. ANY UNDERGROUND UTILITIES SHOWN HAVE BEEN LOCATED FROM FIELD SURVEY INFORMATION AND IS NOT CERTIFIED TO ACCURACY OR COMPLETENESS.

UNAUTHORIZED ALTERATION OR ADDITION TO A SURVEY MAP BEARING A LICENSED LAND SURVEYOR'S SEAL IS A VIOLATION OF SECTION 7209, SUB-DIVISION 2 OF THE NEW YORK STATE EDUCATION LAW.

LINE & GRADE SURVEYORS D.P.C.
23 Nepperhan Avenue
Elmsford, New York 10523
Phone: (914) 347-3141 Fax : (914) 347-3120
email: Office@LineAndGrade.net

Copyright (c) 2021 LINE & GRADE SURVEYORS D.P.C. All Rights Reserved.

STATE OF NEW YORK
STEVEN J. WILLARD
050054
LICENSED LAND SURVEYOR

MONITOR WELL LOCATION SKETCH
PREPARED FOR
247 NORTH AVENUE
PROPERTY SITUATE IN THE
CITY OF NEW ROCHELLE
COUNTY OF WESTCHESTER
STATE OF NEW YORK

0 10 20 Feet

DATE: SEPTEMBER 16, 2021
REV: SEPTEMBER 17, 2021 (ELEVATIONS)

CADD FILE: /C30/19-3469_CAPPELLI 247 NORTH AVE/3469 NORTH AVENUE BASE.DWG

APPENDIX F

LABORATORY ANALYTICAL REPORTS

The results set forth herein are provided by SGS North America Inc.

e-Hardcopy 2.0
Automated Report

Technical Report for

SESI Consulting Engineers

Remedial Investigation, 247 North Avenue, New Rochelle, NY

10908 PHASE 6

SGS Job Number: JD27495

Sampling Date: 06/29/21



Report to:

SESI Consulting Engineers

monica.norton@sesi.org

ATTN: Monica Norton

Total number of pages in report: **143**

Test results contained within this data package meet the requirements of the National Environmental Laboratory Accreditation Program and/or state specific certification programs as applicable.

Mike Earp
General Manager

Client Service contact: Kelly Ramos 732-329-0200

Certifications: NJ(12129), NY(10983), CA, CT, FL, IL, IN, KS, KY, LA, MA, MD, ME, MN, NC, OH VAP (CL0056), AK (UST-103), AZ (AZ0786), PA, RI, SC, TX, UT, VA, WV, DoD ELAP (ANAB L2248)

This report shall not be reproduced, except in its entirety, without the written approval of SGS.
Test results relate only to samples analyzed.

SGS is the sole authority for authorizing edits or modifications to this document.
Unauthorized modification of this report is strictly prohibited.
Review standard terms at: http://www.sgs.com/en/terms-and-conditions

Please share your ideas about how we can serve you better at:
EHS.US.CustomerCare@sgs.com

Table of Contents

Section 1: Sample Summary 3
Section 2: Case Narrative/Conformance Summary 5
Section 3: Summary of Hits 10
Section 4: Sample Results 18
4.1: JD27495-1: WC-A1(0-7)GRAB 19
4.2: JD27495-2: WC-A1(7-13)GRAB 21
4.3: JD27495-3: WC-A1(0-7) 23
4.4: JD27495-4: WC-A1(7-13) 31
4.5: JD27495-5: WC-B1(0-7)GRAB 39
4.6: JD27495-6: WC-B1(7-10)GRAB 41
4.7: JD27495-7: WC-B1(0-7) 43
4.8: JD27495-8: WC-B1(7-10) 51
4.9: JD27495-9: WC-B1(0-7)GRAB 59
4.10: JD27495-10: WC-B1(7-14)GRAB 61
4.11: JD27495-11: WC-B1(0-7) 63
4.12: JD27495-12: WC-B1(7-14) 71
4.13: JD27495-13: WC-C1(0-7)GRAB 79
4.14: JD27495-14: WC-C1(7-9)GRAB 81
4.15: JD27495-15: WC-C1(0-7) 83
4.16: JD27495-16: WC-C1(7-9) 91
4.17: JD27495-17: WC-D1(0-8)GRAB 99
4.18: JD27495-18: WC-D1(0-8) 101
4.19: JD27495-19: WC-E1(0-6)GRAB 109
4.20: JD27495-20: WC-E1(0-6) 111
4.21: JD27495-21: WC-D2(0-8)GRAB 119
4.22: JD27495-22: WC-D2(0-8) 121
4.23: JD27495-23: WC-E2(0-7)GRAB 129
4.24: JD27495-24: WC-E2(0-7) 131
Section 5: Misc. Forms 139
5.1: Chain of Custody 140

Sample Summary

SESI Consulting Engineers

Job No: JD27495

Remedial Investigation, 247 North Avenue, New Rochelle, NY
Project No: 10908 PHASE 6

This report contains results reported as ND = Not detected. The following applies:
Organics ND = Not detected above the MDL

Sample Number	Collected Date	Time	By	Received	Matrix Code	Matrix Type	Client Sample ID
JD27495-1	06/29/21	09:00	DA	06/30/21	SO	Soil	WC-A1(0-7)GRAB
JD27495-2	06/29/21	09:05	DA	06/30/21	SO	Soil	WC-A1(7-13)GRAB
JD27495-3	06/29/21	09:00	DA	06/30/21	SO	Soil	WC-A1(0-7)
JD27495-4	06/29/21	09:05	DA	06/30/21	SO	Soil	WC-A1(7-13)
JD27495-5	06/29/21	09:45	DA	06/30/21	SO	Soil	WC-B1(0-7)GRAB
JD27495-6	06/29/21	10:00	DA	06/30/21	SO	Soil	WC-B1(7-10)GRAB
JD27495-7	06/29/21	09:45	DA	06/30/21	SO	Soil	WC-B1(0-7)
JD27495-8	06/29/21	10:00	DA	06/30/21	SO	Soil	WC-B1(7-10)
JD27495-9	06/29/21	10:40	DA	06/30/21	SO	Soil	WC-B1(0-7)GRAB
JD27495-10	06/29/21	10:45	DA	06/30/21	SO	Soil	WC-B1(7-14)GRAB
JD27495-11	06/29/21	10:40	DA	06/30/21	SO	Soil	WC-B1(0-7)
JD27495-12	06/29/21	10:45	DA	06/30/21	SO	Soil	WC-B1(7-14)

Soil samples reported on a dry weight basis unless otherwise indicated on result page.

Sample Summary
(continued)

SESI Consulting Engineers

Job No: JD27495

Remedial Investigation, 247 North Avenue, New Rochelle, NY
Project No: 10908 PHASE 6

Sample Number	Collected Date	Time	By	Received	Matrix Code	Type	Client Sample ID
JD27495-13	06/29/21	11:05	DA	06/30/21	SO	Soil	WC-C1(0-7)GRAB
JD27495-14	06/29/21	11:10	DA	06/30/21	SO	Soil	WC-C1(7-9)GRAB
JD27495-15	06/29/21	11:05	DA	06/30/21	SO	Soil	WC-C1(0-7)
JD27495-16	06/29/21	11:10	DA	06/30/21	SO	Soil	WC-C1(7-9)
JD27495-17	06/29/21	12:00	DA	06/30/21	SO	Soil	WC-D1(0-8)GRAB
JD27495-18	06/29/21	12:00	DA	06/30/21	SO	Soil	WC-D1(0-8)
JD27495-19	06/29/21	13:00	DA	06/30/21	SO	Soil	WC-E1(0-6)GRAB
JD27495-20	06/29/21	13:00	DA	06/30/21	SO	Soil	WC-E1(0-6)
JD27495-21	06/29/21	15:00	DA	06/30/21	SO	Soil	WC-D2(0-8)GRAB
JD27495-22	06/29/21	15:00	DA	06/30/21	SO	Soil	WC-D2(0-8)
JD27495-23	06/29/21	14:30	DA	06/30/21	SO	Soil	WC-E2(0-7)GRAB
JD27495-24	06/29/21	14:30	DA	06/30/21	SO	Soil	WC-E2(0-7)

Soil samples reported on a dry weight basis unless otherwise indicated on result page.

CASE NARRATIVE / CONFORMANCE SUMMARY

Client:	SESI Consulting Engineers	**Job No**	JD27495
Site:	Remedial Investigation, 247 North Avenue, New Rochelle, NY	**Report Date**	7/13/2021 9:24:45 AM

On 06/30/2021, 24 Sample(s), 0 Trip Blank(s) and 0 Field Blank(s) were received at SGS North America Inc. at a maximum corrected temperature of 3 C. Samples were intact and chemically preserved, unless noted below. A SGS North America Inc. Job Number of JD27495 was assigned to the project. Laboratory sample ID, client sample ID and dates of sample collection are detailed in the report's Results Summary Section.

Specified quality control criteria were achieved for this job except as noted below. For more information, please refer to the analytical results and QC summary pages.

Compounds qualified as out of range in the continuing calibration summary report are acceptable as per method requirements when there is a high bias but the sample result is non-detect.

MS Volatiles By Method SW846 8260D

Matrix: SO **Batch ID:** V1C7814

- All samples were analyzed within the recommended method holding time.
- All method blanks for this batch meet method specific criteria.
- Sample(s) JD27495-1MS, JD27495-2DUP were used as the QC samples indicated.
- JD27495-19 for Methyl Acetate: Associated CCV outside of control limits high, sample was ND.
- JD27495-21 for Methyl Acetate: Associated CCV outside of control limits high, sample was ND.
- JD27495-9 for Methyl Acetate: Associated CCV outside of control limits high, sample was ND.
- JD27495-23 for Methyl Acetate: Associated CCV outside of control limits high, sample was ND.
- JD27495-17 for Methyl Acetate: Associated CCV outside of control limits high, sample was ND.
- JD27495-2 for Methyl Acetate: Associated CCV outside of control limits high, sample was ND.
- JD27495-6 for Methyl Acetate: Associated CCV outside of control limits high, sample was ND.
- JD27495-5 for Methyl Acetate: Associated CCV outside of control limits high, sample was ND.
- JD27495-10 for Methyl Acetate: Associated CCV outside of control limits high, sample was ND.
- JD27495-1 for Methyl Acetate: Associated CCV outside of control limits high, sample was ND.

Matrix: SO **Batch ID:** V1C7815

- All samples were analyzed within the recommended method holding time.
- All method blanks for this batch meet method specific criteria.
- Sample(s) JD27614-1MS, JD27614-2DUP were used as the QC samples indicated.

MS Semi-volatiles By Method SW846 8270E

Matrix: SO **Batch ID:** OP34108

- All samples were extracted within the recommended method holding time.
- Sample(s) JD27495-4MS, JD27495-4MSD were used as the QC samples indicated.
- All method blanks for this batch meet method specific criteria.
- JD27495-4 for 2,4-Dinitrophenol: This compound in BS is outside in house QC limits bias low.
- JD27495-4 for 4,6-Dinitro-o-cresol: This compound in BS is outside in house QC limits bias low.
- JD27495-7 for Caprolactam: Associated CCV outside of control limits high, sample was ND.
- JD27495-3 for Caprolactam: Associated CCV outside of control limits high, sample was ND.
- JD27495-22 for 4,6-Dinitro-o-cresol: This compound is outside the control limits biased low in the associated BS.
- OP34108-BS1 for 2,4-Dinitrophenol: Outside of in house control limits, but within the marginal exceedance limits.
- JD27495-8 for 2,4-Dinitrophenol: This compound is outside the control limits biased low in the associated BS.
- JD27495-4 for Caprolactam: Associated CCV outside of control limits high, sample was ND.
- OP34108-BS1 for 4,6-Dinitro-o-cresol: Outside of in house control limits, but within the marginal exceedance limits.
- JD27495-11 for 4,6-Dinitro-o-cresol: This compound is outside the control limits biased low in the associated BS.
- JD27495-7 for 4,6-Dinitro-o-cresol: This compound in BS is outside in house QC limits bias low.
- JD27495-22 for 2,4-Dinitrophenol: This compound is outside the control limits biased low in the associated BS.
- JD27495-18 for 4,6-Dinitro-o-cresol: This compound in BS is outside in house QC limits bias low.
- JD27495-8 for Caprolactam: Associated CCV outside of control limits high, sample was ND.
- JD27495-18 for Caprolactam: Associated CCV outside of control limits high, sample was ND.
- JD27495-22 for Caprolactam: Associated CCV outside of control limits high, sample was ND.
- JD27495-20 for 4,6-Dinitro-o-cresol: This compound is outside the control limits biased low in the associated BS.
- JD27495-20 for 2,4-Dinitrophenol: This compound is outside the control limits biased low in the associated BS.
- JD27495-20 for Caprolactam: Associated CCV outside of control limits high, sample was ND.
- JD27495-12 for 4,6-Dinitro-o-cresol: This compound is outside the control limits biased low in the associated BS.
- JD27495-12 for 2,4-Dinitrophenol: This compound is outside the control limits biased low in the associated BS.
- JD27495-11 for Caprolactam: Associated CCV outside of control limits high, sample was ND.
- JD27495-15 for Caprolactam: Associated CCV outside of control limits high, sample was ND.
- JD27495-16 for Caprolactam: Associated CCV outside of control limits high, sample was ND.
- JD27495-11 for 2,4-Dinitrophenol: This compound is outside the control limits biased low in the associated BS.
- JD27495-7 for 2,4-Dinitrophenol: This compound in BS is outside in house QC limits bias low.
- JD27495-15 for 4,6-Dinitro-o-cresol: This compound is outside the control limits biased low in the associated BS.
- JD27495-15 for 2,4-Dinitrophenol: This compound is outside the control limits biased low in the associated BS.
- JD27495-12 for Caprolactam: Associated CCV outside of control limits high, sample was ND.
- JD27495-8 for 4,6-Dinitro-o-cresol: This compound is outside the control limits biased low in the associated BS.
- JD27495-24 for Caprolactam: Associated CCV outside of control limits high, sample was ND.
- JD27495-16 for 2,4-Dinitrophenol: This compound in BS is outside in house QC limits bias low.
- JD27495-16 for 4,6-Dinitro-o-cresol: This compound in BS is outside in house QC limits bias low.
- JD27495-3 for 2,4-Dinitrophenol: This compound in BS is outside in house QC limits bias low.
- JD27495-18 for 2,4-Dinitrophenol: This compound in BS is outside in house QC limits bias low.
- JD27495-24 for 2,4-Dinitrophenol: This compound is outside the control limits biased low in the associated BS.
- JD27495-24 for 4,6-Dinitro-o-cresol: This compound is outside the control limits biased low in the associated BS.
- JD27495-3 for 4,6-Dinitro-o-cresol: This compound in BS is outside in house QC limits bias low.

GC/LC Semi-volatiles By Method NJDEP EPH

Matrix: SO **Batch ID:** OP34106

- All samples were extracted within the recommended method holding time.
- All method blanks for this batch meet method specific criteria.
- Sample(s) JD27489-1DUP, JD27495-3MS, JD27495-3MSD were used as the QC samples indicated.
- Matrix Spike Recovery(s) for EPH (>C28-C40) are outside in house control limits.

Matrix: SO **Batch ID:** OP34192

- All samples were extracted within the recommended method holding time.
- Sample(s) JD27700-1MS, JD27700-1MSD, JD27700-2DUP were used as the QC samples indicated.
- All method blanks for this batch meet method specific criteria.

GC/LC Semi-volatiles By Method SW846 8081B

Matrix: SO **Batch ID:** OP34113

- All samples were extracted within the recommended method holding time.
- Sample(s) JD27449-2MS, JD27449-2MSD, OP34113-MSMSD were used as the QC samples indicated.
- All method blanks for this batch meet method specific criteria.
- JD27495-22: Confirmation run.
- JD27495-15: Had TBA cleanup.
- JD27495-18: Had TBA cleanup.
- JD27495-22 for Dieldrin: More than 40 % RPD for detected concentrations between the two GC columns.

GC/LC Semi-volatiles By Method SW846 8082A

Matrix: SO **Batch ID:** OP34114

- All samples were extracted within the recommended method holding time.
- Sample(s) JD27540-1MS, JD27540-1MSD, OP34114-MSMSD were used as the QC samples indicated.
- All method blanks for this batch meet method specific criteria.

Metals Analysis By Method SW846 6010D

Matrix: SO	Batch ID: MP27286

- All samples were digested within the recommended method holding time.
- All method blanks for this batch meet method specific criteria.
- Sample(s) JD27449-1MSD, JD27449-1PS, JD27449-1SDL, JD27449-1MSD were used as the QC samples for metals.
- Matrix Spike Recovery(s) for Aluminum, Antimony, Arsenic, Barium, Beryllium, Cadmium, Chromium, Cobalt, Copper, Lead, Magnesium, Nickel, Potassium, Selenium, Silver, Sodium, Thallium, Vanadium, Zinc are outside control limits. Spike recovery indicates possible matrix interference.
- Matrix Spike/Matrix Spike Duplicate Recovery(s) for Calcium, Iron, Manganese are outside control limits. Spike amount low relative to the sample amount. Refer to lab control or spike blank for recovery information.
- RPD(s) for MSD for Aluminum, Barium, Chromium, Iron, Magnesium, Potassium, Sodium, Vanadium, Antimony, Arsenic, Beryllium, Cadmium, Calcium, Cobalt, Copper, Lead, Manganese, Nickel, Selenium, Silver, Thallium are outside control limits for sample MP27286-S2. High rpd due to possible sample nonhomogeneity.
- RPD(s) for Serial Dilution for Beryllium, Cadmium, Lead, Nickel, Potassium, Silver, Vanadium are outside control limits for sample MP27286-SD1. Percent difference acceptable due to low initial sample concentration (< 50 times IDL).
- JD27495-24 for Antimony: Elevated detection limit due to dilution required for high interfering element.
- JD27495-24 for Beryllium: Elevated detection limit due to dilution required for high interfering element.
- JD27495-11 for Copper: Elevated detection limit due to dilution required for high interfering element.
- JD27495-11 for Silver: Elevated detection limit due to dilution required for high interfering element.
- JD27495-11 for Selenium: Elevated detection limit due to dilution required for high interfering element.
- JD27495-11 for Beryllium: Elevated detection limit due to dilution required for high interfering element.
- JD27495-11 for Arsenic: Elevated detection limit due to dilution required for high interfering element.
- MP27286-SD1 for Zinc: Serial dilution indicates possible matrix interference.
- JD27495-24 for Thallium: Elevated detection limit due to dilution required for high interfering element.
- JD27495-11 for Thallium: Elevated detection limit due to dilution required for high interfering element.

Metals Analysis By Method SW846 7471B

Matrix: SO	Batch ID: MP27325

- All samples were digested within the recommended method holding time.
- All method blanks for this batch meet method specific criteria.
- Sample(s) JD27540-5MS, JD27540-5MSD were used as the QC samples for metals.

General Chemistry By Method SM2540 G 18TH ED MOD

Matrix: SO	Batch ID: GN19614

- Sample(s) JD26983-12RTDUP were used as the QC samples for Solids, Percent.

Matrix: SO	Batch ID: GN19617

- Sample(s) JD27495-22DUP were used as the QC samples for Solids, Percent.

General Chemistry By Method SW846 9012B/LACHAT

Matrix: SO	Batch ID: GP34640

- All samples were prepared within the recommended method holding time.
- All method blanks for this batch meet method specific criteria.
- Sample(s) JD27495-3DUP, JD27495-3MS, JD27495-4MS were used as the QC samples for Cyanide.

SGS North America Inc. certifies that data reported for samples received, listed on the associated custody chain or analytical task order, were produced to specifications meeting the Quality System precision, accuracy and completeness objectives except as noted.

Estimated non-standard method measurement uncertainty data is available on request, based on quality control bias and implicit for standard methods. Acceptable uncertainty requires tested parameter quality control data to meet method criteria.

SGS North America Inc. is not responsible for data quality assumptions if partial reports are used and recommends that this report be used in its entirety. Data release is authorized by SGS North America Inc indicated via signature on the report cover

Summary of Hits

Job Number: JD27495
Account: SESI Consulting Engineers
Project: Remedial Investigation, 247 North Avenue, New Rochelle, NY
Collected: 06/29/21

Lab Sample ID / Analyte	Client Sample ID	Result/ Qual	RL	MDL	Units	Method
JD27495-1	**WC-A1(0-7)GRAB**					
No hits reported in this sample.						
JD27495-2	**WC-A1(7-13)GRAB**					
Acetone		15.0	9.7	4.0	ug/kg	SW846 8260D
JD27495-3	**WC-A1(0-7)**					
EPH (C9-C28)		9.48	7.9	2.4	mg/kg	NJDEP EPH
EPH (> C28-C40)		32.5	7.9	2.4	mg/kg	NJDEP EPH
Total EPH (C9-C40)		42.0	7.9	2.4	mg/kg	NJDEP EPH
Aluminum		12000	40		mg/kg	SW846 6010D
Arsenic		1.8	1.6		mg/kg	SW846 6010D
Barium		60.8	16		mg/kg	SW846 6010D
Calcium		1810	400		mg/kg	SW846 6010D
Chromium		18.3	0.79		mg/kg	SW846 6010D
Cobalt		4.8	4.0		mg/kg	SW846 6010D
Copper		10.2	2.0		mg/kg	SW846 6010D
Iron		12300	40		mg/kg	SW846 6010D
Lead		10.8	1.6		mg/kg	SW846 6010D
Magnesium		2580	400		mg/kg	SW846 6010D
Manganese		165	1.2		mg/kg	SW846 6010D
Nickel		12.6	3.2		mg/kg	SW846 6010D
Potassium		1840	790		mg/kg	SW846 6010D
Vanadium		23.4	4.0		mg/kg	SW846 6010D
Zinc		26.1	4.0		mg/kg	SW846 6010D
JD27495-4	**WC-A1(7-13)**					
EPH (> C28-C40)		26.1	8.1	2.4	mg/kg	NJDEP EPH
Total EPH (C9-C40)		26.1	8.1	2.4	mg/kg	NJDEP EPH
Aluminum		9070	58		mg/kg	SW846 6010D
Barium		71.0	23		mg/kg	SW846 6010D
Beryllium		0.37	0.23		mg/kg	SW846 6010D
Calcium		3620	580		mg/kg	SW846 6010D
Chromium		20.7	1.2		mg/kg	SW846 6010D
Cobalt		7.5	5.8		mg/kg	SW846 6010D
Copper		14.6	2.9		mg/kg	SW846 6010D
Iron		12800	58		mg/kg	SW846 6010D
Lead		12.1	2.3		mg/kg	SW846 6010D
Magnesium		3520	580		mg/kg	SW846 6010D
Manganese		367	1.7		mg/kg	SW846 6010D
Mercury		0.14	0.035		mg/kg	SW846 7471B

Summary of Hits

Job Number: JD27495
Account: SESI Consulting Engineers
Project: Remedial Investigation, 247 North Avenue, New Rochelle, NY
Collected: 06/29/21

Lab Sample ID / Analyte	Client Sample ID	Result/ Qual	RL	MDL	Units	Method
Nickel		16.4	4.7		mg/kg	SW846 6010D
Potassium		2900	1200		mg/kg	SW846 6010D
Vanadium		21.5	5.8		mg/kg	SW846 6010D
Zinc		23.8	5.8		mg/kg	SW846 6010D
JD27495-5	**WC-B1(0-7)GRAB**					
Acetone		12.2	11	4.5	ug/kg	SW846 8260D
JD27495-6	**WC-B1(7-10)GRAB**					
Acetone		14.8	9.0	3.7	ug/kg	SW846 8260D
JD27495-7	**WC-B1(0-7)**					
EPH (> C28-C40)		23.9	7.8	2.3	mg/kg	NJDEP EPH
Total EPH (C9-C40)		23.9	7.8	2.3	mg/kg	NJDEP EPH
Aluminum		16800	60		mg/kg	SW846 6010D
Arsenic		2.9	2.4		mg/kg	SW846 6010D
Barium		68.5	24		mg/kg	SW846 6010D
Beryllium		0.54	0.24		mg/kg	SW846 6010D
Calcium		2070	600		mg/kg	SW846 6010D
Chromium		23.8	1.2		mg/kg	SW846 6010D
Copper		9.3	3.0		mg/kg	SW846 6010D
Iron		14800	60		mg/kg	SW846 6010D
Lead		38.9	2.4		mg/kg	SW846 6010D
Magnesium		2350	600		mg/kg	SW846 6010D
Manganese		94.1	1.8		mg/kg	SW846 6010D
Nickel		13.5	4.8		mg/kg	SW846 6010D
Potassium		1280	1200		mg/kg	SW846 6010D
Vanadium		32.2	6.0		mg/kg	SW846 6010D
Zinc		35.1	6.0		mg/kg	SW846 6010D
JD27495-8	**WC-B1(7-10)**					
EPH (> C28-C40)		25.5	8.3	2.5	mg/kg	NJDEP EPH
Total EPH (C9-C40)		25.5	8.3	2.5	mg/kg	NJDEP EPH
Aluminum		10000	41		mg/kg	SW846 6010D
Arsenic		1.7	1.7		mg/kg	SW846 6010D
Barium		69.1	17		mg/kg	SW846 6010D
Calcium		1680	410		mg/kg	SW846 6010D
Chromium		17.5	0.83		mg/kg	SW846 6010D
Cobalt		5.8	4.1		mg/kg	SW846 6010D
Copper		13.7	2.1		mg/kg	SW846 6010D
Iron		12900	41		mg/kg	SW846 6010D

Summary of Hits

Job Number: JD27495
Account: SESI Consulting Engineers
Project: Remedial Investigation, 247 North Avenue, New Rochelle, NY
Collected: 06/29/21

Lab Sample ID / Analyte	Client Sample ID	Result/ Qual	RL	MDL	Units	Method
Lead		12.3	1.7		mg/kg	SW846 6010D
Magnesium		2410	410		mg/kg	SW846 6010D
Manganese		143	1.2		mg/kg	SW846 6010D
Nickel		14.7	3.3		mg/kg	SW846 6010D
Potassium		2850	830		mg/kg	SW846 6010D
Vanadium		24.5	4.1		mg/kg	SW846 6010D
Zinc		30.0	4.1		mg/kg	SW846 6010D
JD27495-9	**WC-B1(0-7)GRAB**					
Acetone		15.1	11	4.5	ug/kg	SW846 8260D
JD27495-10	**WC-B1(7-14)GRAB**					
No hits reported in this sample.						
JD27495-11	**WC-B1(0-7)**					
Benzo(a)anthracene		55.0	40	11	ug/kg	SW846 8270E
Benzo(a)pyrene		48.8	40	18	ug/kg	SW846 8270E
Benzo(b)fluoranthene		51.9	40	18	ug/kg	SW846 8270E
Benzo(g,h,i)perylene		31.4 J	40	20	ug/kg	SW846 8270E
Benzo(k)fluoranthene		20.4 J	40	19	ug/kg	SW846 8270E
Carbazole		6.4 J	80	5.8	ug/kg	SW846 8270E
Chrysene		51.8	40	13	ug/kg	SW846 8270E
Fluoranthene		116	40	18	ug/kg	SW846 8270E
Indeno(1,2,3-cd)pyrene		35.7 J	40	19	ug/kg	SW846 8270E
Phenanthrene		89.5	40	14	ug/kg	SW846 8270E
Pyrene		136	40	13	ug/kg	SW846 8270E
EPH (> C28-C40)		18.0	7.3	2.2	mg/kg	NJDEP EPH
Total EPH (C9-C40)		18.0	7.3	2.2	mg/kg	NJDEP EPH
Aluminum		14500	32		mg/kg	SW846 6010D
Barium		53.1	13		mg/kg	SW846 6010D
Beryllium [a]		0.60	0.25		mg/kg	SW846 6010D
Calcium		1410	320		mg/kg	SW846 6010D
Chromium		21.4	0.63		mg/kg	SW846 6010D
Cobalt		6.6	3.2		mg/kg	SW846 6010D
Copper [a]		13.8	3.2		mg/kg	SW846 6010D
Iron		16000	63		mg/kg	SW846 6010D
Lead		13.9	1.3		mg/kg	SW846 6010D
Magnesium		2650	320		mg/kg	SW846 6010D
Manganese		197	0.95		mg/kg	SW846 6010D
Nickel		16.6	2.5		mg/kg	SW846 6010D
Potassium		1300	630		mg/kg	SW846 6010D
Vanadium		29.1	3.2		mg/kg	SW846 6010D

Summary of Hits

Job Number: JD27495
Account: SESI Consulting Engineers
Project: Remedial Investigation, 247 North Avenue, New Rochelle, NY
Collected: 06/29/21

Lab Sample ID / Analyte	Client Sample ID	Result/ Qual	RL	MDL	Units	Method
Zinc		29.4	3.2		mg/kg	SW846 6010D
JD27495-12	**WC-B1(7-14)**					
EPH (> C28-C40)		21.6	6.8	2.0	mg/kg	NJDEP EPH
Total EPH (C9-C40)		21.6	6.8	2.0	mg/kg	NJDEP EPH
Aluminum		9870	56		mg/kg	SW846 6010D
Barium		61.3	22		mg/kg	SW846 6010D
Beryllium		0.45	0.22		mg/kg	SW846 6010D
Calcium		1290	560		mg/kg	SW846 6010D
Chromium		20.4	1.1		mg/kg	SW846 6010D
Copper		12.3	2.8		mg/kg	SW846 6010D
Iron		13900	56		mg/kg	SW846 6010D
Lead		5.6	2.2		mg/kg	SW846 6010D
Magnesium		2300	560		mg/kg	SW846 6010D
Manganese		238	1.7		mg/kg	SW846 6010D
Nickel		12.8	4.5		mg/kg	SW846 6010D
Potassium		2010	1100		mg/kg	SW846 6010D
Vanadium		21.4	5.6		mg/kg	SW846 6010D
Zinc		27.1	5.6		mg/kg	SW846 6010D
JD27495-13	**WC-C1(0-7)GRAB**					
No hits reported in this sample.						
JD27495-14	**WC-C1(7-9)GRAB**					
Acetone		16.8	8.7	3.6	ug/kg	SW846 8260D
JD27495-15	**WC-C1(0-7)**					
Total TIC, Semi-Volatile		10820 J			ug/kg	
EPH (> C28-C40)		16.6	7.4	2.2	mg/kg	NJDEP EPH
Total EPH (C9-C40)		16.6	7.4	2.2	mg/kg	NJDEP EPH
Aluminum		15400	62		mg/kg	SW846 6010D
Barium		75.5	25		mg/kg	SW846 6010D
Beryllium		0.62	0.25		mg/kg	SW846 6010D
Calcium		1610	620		mg/kg	SW846 6010D
Chromium		20.2	1.2		mg/kg	SW846 6010D
Copper		10.0	3.1		mg/kg	SW846 6010D
Iron		13600	62		mg/kg	SW846 6010D
Lead		41.2	2.5		mg/kg	SW846 6010D
Magnesium		2160	620		mg/kg	SW846 6010D
Manganese		148	1.9		mg/kg	SW846 6010D
Mercury		0.099	0.036		mg/kg	SW846 7471B

Summary of Hits

Job Number: JD27495
Account: SESI Consulting Engineers
Project: Remedial Investigation, 247 North Avenue, New Rochelle, NY
Collected: 06/29/21

Lab Sample ID / Analyte	Client Sample ID	Result/ Qual	RL	MDL	Units	Method
Nickel		13.4	5.0		mg/kg	SW846 6010D
Vanadium		27.5	6.2		mg/kg	SW846 6010D
Zinc		30.7	6.2		mg/kg	SW846 6010D
JD27495-16	**WC-C1(7-9)**					
EPH (> C28-C40)		12.0	6.6	2.0	mg/kg	NJDEP EPH
Total EPH (C9-C40)		12.0	6.6	2.0	mg/kg	NJDEP EPH
Aluminum		8930	51		mg/kg	SW846 6010D
Barium		71.1	21		mg/kg	SW846 6010D
Calcium		1730	510		mg/kg	SW846 6010D
Chromium		15.9	1.0		mg/kg	SW846 6010D
Cobalt		7.5	5.1		mg/kg	SW846 6010D
Copper		15.9	2.6		mg/kg	SW846 6010D
Iron		14300	51		mg/kg	SW846 6010D
Lead		4.0	2.1		mg/kg	SW846 6010D
Magnesium		2800	510		mg/kg	SW846 6010D
Manganese		214	1.5		mg/kg	SW846 6010D
Nickel		17.2	4.1		mg/kg	SW846 6010D
Potassium		2990	1000		mg/kg	SW846 6010D
Vanadium		21.9	5.1		mg/kg	SW846 6010D
Zinc		28.4	5.1		mg/kg	SW846 6010D
JD27495-17	**WC-D1(0-8)GRAB**					
Acetone		30.5	13	5.5	ug/kg	SW846 8260D
JD27495-18	**WC-D1(0-8)**					
Total TIC, Semi-Volatile		1770 J			ug/kg	
Aluminum		11300	33		mg/kg	SW846 6010D
Arsenic		2.1	1.3		mg/kg	SW846 6010D
Barium		75.8	13		mg/kg	SW846 6010D
Beryllium		0.43	0.13		mg/kg	SW846 6010D
Calcium		1040	330		mg/kg	SW846 6010D
Chromium		15.7	0.66		mg/kg	SW846 6010D
Cobalt		4.4	3.3		mg/kg	SW846 6010D
Copper		11.3	1.7		mg/kg	SW846 6010D
Iron		11300	33		mg/kg	SW846 6010D
Lead		15.6	1.3		mg/kg	SW846 6010D
Magnesium		1990	330		mg/kg	SW846 6010D
Manganese		82.0	0.99		mg/kg	SW846 6010D
Nickel		14.0	2.6		mg/kg	SW846 6010D
Potassium		2160	660		mg/kg	SW846 6010D
Vanadium		21.3	3.3		mg/kg	SW846 6010D

Summary of Hits

Job Number: JD27495
Account: SESI Consulting Engineers
Project: Remedial Investigation, 247 North Avenue, New Rochelle, NY
Collected: 06/29/21

Lab Sample ID / Analyte	Client Sample ID	Result/ Qual	RL	MDL	Units	Method
Zinc		22.8	3.3		mg/kg	SW846 6010D
JD27495-19	**WC-E1(0-6)GRAB**					
Acetone		56.6	9.4	3.9	ug/kg	SW846 8260D
2-Butanone (MEK)		6.0 J	9.4	2.3	ug/kg	SW846 8260D
JD27495-20	**WC-E1(0-6)**					
Acenaphthene		232	170	60	ug/kg	SW846 8270E
Anthracene		57.3	35	21	ug/kg	SW846 8270E
1,1'-Biphenyl		647	70	4.8	ug/kg	SW846 8270E
Fluoranthene		53.2	35	16	ug/kg	SW846 8270E
Fluorene		291	35	16	ug/kg	SW846 8270E
2-Methylnaphthalene		5220	170	39	ug/kg	SW846 8270E
Naphthalene		1420	35	9.8	ug/kg	SW846 8270E
Phenanthrene		470	35	12	ug/kg	SW846 8270E
Pyrene		92.5	35	11	ug/kg	SW846 8270E
Total TIC, Semi-Volatile		39380 J			ug/kg	
EPH (C9-C28)		2360	7.1	2.1	mg/kg	NJDEP EPH
EPH (> C28-C40)		706	7.1	2.1	mg/kg	NJDEP EPH
Total EPH (C9-C40)		3070	7.1	2.1	mg/kg	NJDEP EPH
Aluminum		10000	53		mg/kg	SW846 6010D
Barium		83.6	21		mg/kg	SW846 6010D
Calcium		1670	530		mg/kg	SW846 6010D
Chromium		19.3	1.1		mg/kg	SW846 6010D
Cobalt		6.4	5.3		mg/kg	SW846 6010D
Copper		14.6	2.6		mg/kg	SW846 6010D
Iron		14000	53		mg/kg	SW846 6010D
Lead		4.0	2.1		mg/kg	SW846 6010D
Magnesium		2930	530		mg/kg	SW846 6010D
Manganese		186	1.6		mg/kg	SW846 6010D
Nickel		14.9	4.2		mg/kg	SW846 6010D
Potassium		3460	1100		mg/kg	SW846 6010D
Vanadium		24.7	5.3		mg/kg	SW846 6010D
Zinc		29.9	5.3		mg/kg	SW846 6010D
JD27495-21	**WC-D2(0-8)GRAB**					
Acetone		21.7	8.8	3.7	ug/kg	SW846 8260D
Benzene		0.45	0.44	0.40	ug/kg	SW846 8260D
Total TIC, Volatile		55.9 J			ug/kg	

Summary of Hits

Job Number: JD27495
Account: SESI Consulting Engineers
Project: Remedial Investigation, 247 North Avenue, New Rochelle, NY
Collected: 06/29/21

Lab Sample ID / Analyte	Client Sample ID	Result/ Qual	RL	MDL	Units	Method
JD27495-22	**WC-D2(0-8)**					
Acenaphthene		63.8	35	12	ug/kg	SW846 8270E
Acenaphthylene		58.6	35	18	ug/kg	SW846 8270E
Anthracene		156	35	22	ug/kg	SW846 8270E
Benzo(a)anthracene		622	35	10	ug/kg	SW846 8270E
Benzo(a)pyrene		643	35	16	ug/kg	SW846 8270E
Benzo(b)fluoranthene		729	35	16	ug/kg	SW846 8270E
Benzo(g,h,i)perylene		440	35	18	ug/kg	SW846 8270E
Benzo(k)fluoranthene		283	35	17	ug/kg	SW846 8270E
1,1'-Biphenyl		6.7 J	71	4.8	ug/kg	SW846 8270E
Carbazole		63.5 J	71	5.1	ug/kg	SW846 8270E
Chrysene		652	35	11	ug/kg	SW846 8270E
Dibenzo(a,h)anthracene		100	35	16	ug/kg	SW846 8270E
Dibenzofuran		36.3 J	71	14	ug/kg	SW846 8270E
Fluoranthene		1330	35	16	ug/kg	SW846 8270E
Fluorene		56.1	35	16	ug/kg	SW846 8270E
Indeno(1,2,3-cd)pyrene		484	35	17	ug/kg	SW846 8270E
2-Methylnaphthalene		14.5 J	35	8.0	ug/kg	SW846 8270E
Naphthalene		24.5 J	35	10	ug/kg	SW846 8270E
Phenanthrene		854	35	12	ug/kg	SW846 8270E
Pyrene		1330	35	11	ug/kg	SW846 8270E
Total TIC, Semi-Volatile		1020 J			ug/kg	
EPH (C9-C28)		19.0	6.8	2.0	mg/kg	NJDEP EPH
EPH (> C28-C40)		47.6	6.8	2.0	mg/kg	NJDEP EPH
Total EPH (C9-C40)		66.5	6.8	2.0	mg/kg	NJDEP EPH
Dieldrin [b]		1.9	0.72	0.49	ug/kg	SW846 8081B
Aluminum		7540	54		mg/kg	SW846 6010D
Arsenic		3.6	2.2		mg/kg	SW846 6010D
Barium		65.3	22		mg/kg	SW846 6010D
Beryllium		0.31	0.22		mg/kg	SW846 6010D
Calcium		3110	540		mg/kg	SW846 6010D
Chromium		15.5	1.1		mg/kg	SW846 6010D
Cobalt		6.0	5.4		mg/kg	SW846 6010D
Copper		18.5	2.7		mg/kg	SW846 6010D
Iron		17000	54		mg/kg	SW846 6010D
Lead		44.1	2.2		mg/kg	SW846 6010D
Magnesium		2780	540		mg/kg	SW846 6010D
Manganese		257	1.6		mg/kg	SW846 6010D
Nickel		13.5	4.3		mg/kg	SW846 6010D
Potassium		2450	1100		mg/kg	SW846 6010D
Vanadium		18.1	5.4		mg/kg	SW846 6010D
Zinc		39.2	5.4		mg/kg	SW846 6010D

Summary of Hits

Job Number: JD27495
Account: SESI Consulting Engineers
Project: Remedial Investigation, 247 North Avenue, New Rochelle, NY
Collected: 06/29/21

Lab Sample ID / Analyte	Client Sample ID	Result/ Qual	RL	MDL	Units	Method
JD27495-23	**WC-E2(0-7)GRAB**					
Acetone		11.1	10	4.1	ug/kg	SW846 8260D
JD27495-24	**WC-E2(0-7)**					
Benzo(a)anthracene		50.6	36	10	ug/kg	SW846 8270E
Benzo(a)pyrene		40.3	36	17	ug/kg	SW846 8270E
Benzo(b)fluoranthene		54.6	36	16	ug/kg	SW846 8270E
Benzo(g,h,i)perylene		30.0 J	36	18	ug/kg	SW846 8270E
Benzo(k)fluoranthene		20.0 J	36	17	ug/kg	SW846 8270E
Carbazole		5.4 J	73	5.3	ug/kg	SW846 8270E
Chrysene		49.5	36	11	ug/kg	SW846 8270E
Fluoranthene		114	36	16	ug/kg	SW846 8270E
Indeno(1,2,3-cd)pyrene		32.3 J	36	17	ug/kg	SW846 8270E
Phenanthrene		75.5	36	12	ug/kg	SW846 8270E
Pyrene		133	36	12	ug/kg	SW846 8270E
Aluminum		9510	53		mg/kg	SW846 6010D
Barium		84.0	21		mg/kg	SW846 6010D
Beryllium [a]		0.44	0.42		mg/kg	SW846 6010D
Calcium		1870	530		mg/kg	SW846 6010D
Chromium		17.2	1.1		mg/kg	SW846 6010D
Cobalt		7.7	5.3		mg/kg	SW846 6010D
Copper		17.1	2.6		mg/kg	SW846 6010D
Iron		14800	53		mg/kg	SW846 6010D
Lead		5.2	2.1		mg/kg	SW846 6010D
Magnesium		2990	530		mg/kg	SW846 6010D
Manganese		234	1.6		mg/kg	SW846 6010D
Nickel		16.1	4.2		mg/kg	SW846 6010D
Potassium		3630	1100		mg/kg	SW846 6010D
Vanadium		25.5	5.3		mg/kg	SW846 6010D
Zinc		33.0	5.3		mg/kg	SW846 6010D

(a) Elevated detection limit due to dilution required for high interfering element.
(b) More than 40 % RPD for detected concentrations between the two GC columns.

Sample Results

Report of Analysis

Report of Analysis

Client Sample ID: WC-A1(0-7)GRAB
Lab Sample ID: JD27495-1 **Date Sampled:** 06/29/21
Matrix: SO - Soil **Date Received:** 06/30/21
Method: SW846 8260D SW846 5035 **Percent Solids:** 79.0
Project: Remedial Investigation, 247 North Avenue, New Rochelle, NY

	File ID	DF	Analyzed	By	Prep Date	Prep Batch	Analytical Batch
Run #1	1C179161.D	1	07/01/21 13:41	PS	07/01/21 08:00	n/a	V1C7814
Run #2							

	Initial Weight
Run #1	5.4 g
Run #2	

VOA TCL List

CAS No.	Compound	Result	RL	MDL	Units	Q
67-64-1	Acetone	ND	12	4.9	ug/kg	
71-43-2	Benzene	ND	0.59	0.53	ug/kg	
74-97-5	Bromochloromethane	ND	5.9	0.66	ug/kg	
75-27-4	Bromodichloromethane	ND	2.3	0.50	ug/kg	
75-25-2	Bromoform	ND	5.9	1.6	ug/kg	
74-83-9	Bromomethane	ND	5.9	0.90	ug/kg	
78-93-3	2-Butanone (MEK)	ND	12	2.8	ug/kg	
75-15-0	Carbon disulfide	ND	2.3	0.63	ug/kg	
56-23-5	Carbon tetrachloride	ND	2.3	0.72	ug/kg	
108-90-7	Chlorobenzene	ND	2.3	0.54	ug/kg	
75-00-3	Chloroethane	ND	5.9	0.69	ug/kg	
67-66-3	Chloroform	ND	2.3	0.61	ug/kg	
74-87-3	Chloromethane	ND	5.9	2.3	ug/kg	
110-82-7	Cyclohexane	ND	2.3	0.77	ug/kg	
96-12-8	1,2-Dibromo-3-chloropropane	ND	2.3	0.81	ug/kg	
124-48-1	Dibromochloromethane	ND	2.3	0.66	ug/kg	
106-93-4	1,2-Dibromoethane	ND	1.2	0.49	ug/kg	
95-50-1	1,2-Dichlorobenzene	ND	1.2	0.64	ug/kg	
541-73-1	1,3-Dichlorobenzene	ND	1.2	0.58	ug/kg	
106-46-7	1,4-Dichlorobenzene	ND	1.2	0.58	ug/kg	
75-71-8	Dichlorodifluoromethane	ND	5.9	0.85	ug/kg	
75-34-3	1,1-Dichloroethane	ND	1.2	0.58	ug/kg	
107-06-2	1,2-Dichloroethane	ND	1.2	0.55	ug/kg	
75-35-4	1,1-Dichloroethene	ND	1.2	0.77	ug/kg	
156-59-2	cis-1,2-Dichloroethene	ND	1.2	0.98	ug/kg	
156-60-5	trans-1,2-Dichloroethene	ND	1.2	0.72	ug/kg	
78-87-5	1,2-Dichloropropane	ND	2.3	0.55	ug/kg	
10061-01-5	cis-1,3-Dichloropropene	ND	2.3	0.56	ug/kg	
10061-02-6	trans-1,3-Dichloropropene	ND	2.3	0.54	ug/kg	
100-41-4	Ethylbenzene	ND	1.2	0.53	ug/kg	
76-13-1	Freon 113	ND	5.9	3.1	ug/kg	
591-78-6	2-Hexanone	ND	5.9	2.5	ug/kg	

ND = Not detected MDL = Method Detection Limit
RL = Reporting Limit
E = Indicates value exceeds calibration range
J = Indicates an estimated value
B = Indicates analyte found in associated method blank
N = Indicates presumptive evidence of a compound

Report of Analysis

Client Sample ID:	WC-A1(0-7)GRAB		
Lab Sample ID:	JD27495-1	**Date Sampled:**	06/29/21
Matrix:	SO - Soil	**Date Received:**	06/30/21
Method:	SW846 8260D SW846 5035	**Percent Solids:**	79.0
Project:	Remedial Investigation, 247 North Avenue, New Rochelle, NY		

VOA TCL List

CAS No.	Compound	Result	RL	MDL	Units	Q
98-82-8	Isopropylbenzene	ND	2.3	1.7	ug/kg	
79-20-9	Methyl Acetate [a]	ND	5.9	1.6	ug/kg	
108-87-2	Methylcyclohexane	ND	2.3	1.0	ug/kg	
1634-04-4	Methyl Tert Butyl Ether	ND	1.2	0.55	ug/kg	
108-10-1	4-Methyl-2-pentanone(MIBK)	ND	5.9	2.7	ug/kg	
75-09-2	Methylene chloride	ND	5.9	3.1	ug/kg	
100-42-5	Styrene	ND	2.3	0.47	ug/kg	
79-34-5	1,1,2,2-Tetrachloroethane	ND	2.3	0.70	ug/kg	
127-18-4	Tetrachloroethene	ND	2.3	0.68	ug/kg	
108-88-3	Toluene	ND	1.2	0.62	ug/kg	
87-61-6	1,2,3-Trichlorobenzene	ND	5.9	2.9	ug/kg	
120-82-1	1,2,4-Trichlorobenzene	ND	5.9	2.9	ug/kg	
71-55-6	1,1,1-Trichloroethane	ND	2.3	0.57	ug/kg	
79-00-5	1,1,2-Trichloroethane	ND	2.3	0.65	ug/kg	
79-01-6	Trichloroethene	ND	1.2	0.89	ug/kg	
75-69-4	Trichlorofluoromethane	ND	5.9	0.80	ug/kg	
75-01-4	Vinyl chloride	ND	2.3	0.56	ug/kg	
	m,p-Xylene	ND	1.2	1.1	ug/kg	
95-47-6	o-Xylene	ND	1.2	0.54	ug/kg	
1330-20-7	Xylene (total)	ND	1.2	0.54	ug/kg	

CAS No.	Surrogate Recoveries	Run# 1	Run# 2	Limits
1868-53-7	Dibromofluoromethane	104%		72-130%
17060-07-0	1,2-Dichloroethane-D4	109%		75-131%
2037-26-5	Toluene-D8	103%		81-121%
460-00-4	4-Bromofluorobenzene	103%		60-141%

CAS No.	Tentatively Identified Compounds	R.T.	Est. Conc.	Units	Q
	Total TIC, Volatile		0	ug/kg	

(a) Associated CCV outside of control limits high, sample was ND.

ND = Not detected MDL = Method Detection Limit
RL = Reporting Limit
E = Indicates value exceeds calibration range
J = Indicates an estimated value
B = Indicates analyte found in associated method blank
N = Indicates presumptive evidence of a compound

Report of Analysis

Client Sample ID: WC-A1(7-13)GRAB
Lab Sample ID: JD27495-2 **Date Sampled:** 06/29/21
Matrix: SO - Soil **Date Received:** 06/30/21
Method: SW846 8260D SW846 5035 **Percent Solids:** 90.8
Project: Remedial Investigation, 247 North Avenue, New Rochelle, NY

	File ID	DF	Analyzed	By	Prep Date	Prep Batch	Analytical Batch
Run #1	1C179162.D	1	07/01/21 14:08	PS	07/01/21 08:00	n/a	V1C7814
Run #2							

	Initial Weight
Run #1	5.7 g
Run #2	

VOA TCL List

CAS No.	Compound	Result	RL	MDL	Units	Q
67-64-1	Acetone	15.0	9.7	4.0	ug/kg	
71-43-2	Benzene	ND	0.48	0.44	ug/kg	
74-97-5	Bromochloromethane	ND	4.8	0.54	ug/kg	
75-27-4	Bromodichloromethane	ND	1.9	0.41	ug/kg	
75-25-2	Bromoform	ND	4.8	1.3	ug/kg	
74-83-9	Bromomethane	ND	4.8	0.74	ug/kg	
78-93-3	2-Butanone (MEK)	ND	9.7	2.3	ug/kg	
75-15-0	Carbon disulfide	ND	1.9	0.52	ug/kg	
56-23-5	Carbon tetrachloride	ND	1.9	0.60	ug/kg	
108-90-7	Chlorobenzene	ND	1.9	0.44	ug/kg	
75-00-3	Chloroethane	ND	4.8	0.57	ug/kg	
67-66-3	Chloroform	ND	1.9	0.50	ug/kg	
74-87-3	Chloromethane	ND	4.8	1.9	ug/kg	
110-82-7	Cyclohexane	ND	1.9	0.63	ug/kg	
96-12-8	1,2-Dibromo-3-chloropropane	ND	1.9	0.67	ug/kg	
124-48-1	Dibromochloromethane	ND	1.9	0.54	ug/kg	
106-93-4	1,2-Dibromoethane	ND	0.97	0.41	ug/kg	
95-50-1	1,2-Dichlorobenzene	ND	0.97	0.53	ug/kg	
541-73-1	1,3-Dichlorobenzene	ND	0.97	0.48	ug/kg	
106-46-7	1,4-Dichlorobenzene	ND	0.97	0.48	ug/kg	
75-71-8	Dichlorodifluoromethane	ND	4.8	0.70	ug/kg	
75-34-3	1,1-Dichloroethane	ND	0.97	0.48	ug/kg	
107-06-2	1,2-Dichloroethane	ND	0.97	0.45	ug/kg	
75-35-4	1,1-Dichloroethene	ND	0.97	0.63	ug/kg	
156-59-2	cis-1,2-Dichloroethene	ND	0.97	0.81	ug/kg	
156-60-5	trans-1,2-Dichloroethene	ND	0.97	0.59	ug/kg	
78-87-5	1,2-Dichloropropane	ND	1.9	0.46	ug/kg	
10061-01-5	cis-1,3-Dichloropropene	ND	1.9	0.46	ug/kg	
10061-02-6	trans-1,3-Dichloropropene	ND	1.9	0.44	ug/kg	
100-41-4	Ethylbenzene	ND	0.97	0.44	ug/kg	
76-13-1	Freon 113	ND	4.8	2.6	ug/kg	
591-78-6	2-Hexanone	ND	4.8	2.0	ug/kg	

ND = Not detected MDL = Method Detection Limit
RL = Reporting Limit
E = Indicates value exceeds calibration range
J = Indicates an estimated value
B = Indicates analyte found in associated method blank
N = Indicates presumptive evidence of a compound

Report of Analysis

Client Sample ID:	WC-A1(7-13)GRAB		
Lab Sample ID:	JD27495-2	**Date Sampled:**	06/29/21
Matrix:	SO - Soil	**Date Received:**	06/30/21
Method:	SW846 8260D SW846 5035	**Percent Solids:**	90.8
Project:	Remedial Investigation, 247 North Avenue, New Rochelle, NY		

VOA TCL List

CAS No.	Compound	Result	RL	MDL	Units	Q
98-82-8	Isopropylbenzene	ND	1.9	1.4	ug/kg	
79-20-9	Methyl Acetate [a]	ND	4.8	1.3	ug/kg	
108-87-2	Methylcyclohexane	ND	1.9	0.85	ug/kg	
1634-04-4	Methyl Tert Butyl Ether	ND	0.97	0.45	ug/kg	
108-10-1	4-Methyl-2-pentanone(MIBK)	ND	4.8	2.2	ug/kg	
75-09-2	Methylene chloride	ND	4.8	2.5	ug/kg	
100-42-5	Styrene	ND	1.9	0.39	ug/kg	
79-34-5	1,1,2,2-Tetrachloroethane	ND	1.9	0.58	ug/kg	
127-18-4	Tetrachloroethene	ND	1.9	0.56	ug/kg	
108-88-3	Toluene	ND	0.97	0.51	ug/kg	
87-61-6	1,2,3-Trichlorobenzene	ND	4.8	2.4	ug/kg	
120-82-1	1,2,4-Trichlorobenzene	ND	4.8	2.4	ug/kg	
71-55-6	1,1,1-Trichloroethane	ND	1.9	0.47	ug/kg	
79-00-5	1,1,2-Trichloroethane	ND	1.9	0.54	ug/kg	
79-01-6	Trichloroethene	ND	0.97	0.74	ug/kg	
75-69-4	Trichlorofluoromethane	ND	4.8	0.66	ug/kg	
75-01-4	Vinyl chloride	ND	1.9	0.46	ug/kg	
	m,p-Xylene	ND	0.97	0.87	ug/kg	
95-47-6	o-Xylene	ND	0.97	0.44	ug/kg	
1330-20-7	Xylene (total)	ND	0.97	0.44	ug/kg	

CAS No.	Surrogate Recoveries	Run# 1	Run# 2	Limits
1868-53-7	Dibromofluoromethane	104%		72-130%
17060-07-0	1,2-Dichloroethane-D4	110%		75-131%
2037-26-5	Toluene-D8	102%		81-121%
460-00-4	4-Bromofluorobenzene	103%		60-141%

CAS No.	Tentatively Identified Compounds	R.T.	Est. Conc.	Units	Q
	Total TIC, Volatile		0	ug/kg	

(a) Associated CCV outside of control limits high, sample was ND.

ND = Not detected MDL = Method Detection Limit
RL = Reporting Limit
E = Indicates value exceeds calibration range
J = Indicates an estimated value
B = Indicates analyte found in associated method blank
N = Indicates presumptive evidence of a compound

Report of Analysis

Client Sample ID: WC-A1(0-7)
Lab Sample ID: JD27495-3 **Date Sampled:** 06/29/21
Matrix: SO - Soil **Date Received:** 06/30/21
Method: SW846 8270E SW846 3546 **Percent Solids:** 80.7
Project: Remedial Investigation, 247 North Avenue, New Rochelle, NY

	File ID	DF	Analyzed	By	Prep Date	Prep Batch	Analytical Batch
Run #1	F200340.D	1	07/06/21 20:56	CS	07/02/21 10:10	OP34108	EF8757
Run #2							

	Initial Weight	Final Volume
Run #1	30.4 g	1.0 ml
Run #2		

ABN TCL List (SOM0 2.0)

CAS No.	Compound	Result	RL	MDL	Units	Q
95-57-8	2-Chlorophenol	ND	82	20	ug/kg	
59-50-7	4-Chloro-3-methyl phenol	ND	200	25	ug/kg	
120-83-2	2,4-Dichlorophenol	ND	200	35	ug/kg	
105-67-9	2,4-Dimethylphenol	ND	200	73	ug/kg	
51-28-5	2,4-Dinitrophenol [a]	ND	200	150	ug/kg	
534-52-1	4,6-Dinitro-o-cresol [a]	ND	200	44	ug/kg	
95-48-7	2-Methylphenol	ND	82	26	ug/kg	
	3&4-Methylphenol	ND	82	34	ug/kg	
88-75-5	2-Nitrophenol	ND	200	27	ug/kg	
100-02-7	4-Nitrophenol	ND	410	110	ug/kg	
87-86-5	Pentachlorophenol	ND	160	38	ug/kg	
108-95-2	Phenol	ND	82	21	ug/kg	
58-90-2	2,3,4,6-Tetrachlorophenol	ND	200	27	ug/kg	
95-95-4	2,4,5-Trichlorophenol	ND	200	31	ug/kg	
88-06-2	2,4,6-Trichlorophenol	ND	200	24	ug/kg	
83-32-9	Acenaphthene	ND	41	14	ug/kg	
208-96-8	Acenaphthylene	ND	41	21	ug/kg	
98-86-2	Acetophenone	ND	200	8.8	ug/kg	
120-12-7	Anthracene	ND	41	25	ug/kg	
1912-24-9	Atrazine	ND	82	17	ug/kg	
56-55-3	Benzo(a)anthracene	ND	41	12	ug/kg	
50-32-8	Benzo(a)pyrene	ND	41	19	ug/kg	
205-99-2	Benzo(b)fluoranthene	ND	41	18	ug/kg	
191-24-2	Benzo(g,h,i)perylene	ND	41	20	ug/kg	
207-08-9	Benzo(k)fluoranthene	ND	41	19	ug/kg	
101-55-3	4-Bromophenyl phenyl ether	ND	82	16	ug/kg	
85-68-7	Butyl benzyl phthalate	ND	82	9.9	ug/kg	
92-52-4	1,1'-Biphenyl	ND	82	5.6	ug/kg	
100-52-7	Benzaldehyde	ND	200	10	ug/kg	
91-58-7	2-Chloronaphthalene	ND	82	9.7	ug/kg	
106-47-8	4-Chloroaniline	ND	200	15	ug/kg	
86-74-8	Carbazole	ND	82	5.9	ug/kg	

ND = Not detected MDL = Method Detection Limit
RL = Reporting Limit
E = Indicates value exceeds calibration range
J = Indicates an estimated value
B = Indicates analyte found in associated method blank
N = Indicates presumptive evidence of a compound

Report of Analysis

Client Sample ID:	WC-A1(0-7)		
Lab Sample ID:	JD27495-3	**Date Sampled:**	06/29/21
Matrix:	SO - Soil	**Date Received:**	06/30/21
Method:	SW846 8270E SW846 3546	**Percent Solids:**	80.7
Project:	Remedial Investigation, 247 North Avenue, New Rochelle, NY		

ABN TCL List (SOM0 2.0)

CAS No.	Compound	Result	RL	MDL	Units	Q
105-60-2	Caprolactam [b]	ND	82	16	ug/kg	
218-01-9	Chrysene	ND	41	13	ug/kg	
111-91-1	bis(2-Chloroethoxy)methane	ND	82	8.7	ug/kg	
111-44-4	bis(2-Chloroethyl)ether	ND	82	18	ug/kg	
108-60-1	2,2'-Oxybis(1-chloropropane)	ND	82	15	ug/kg	
7005-72-3	4-Chlorophenyl phenyl ether	ND	82	13	ug/kg	
121-14-2	2,4-Dinitrotoluene	ND	41	13	ug/kg	
606-20-2	2,6-Dinitrotoluene	ND	41	20	ug/kg	
91-94-1	3,3'-Dichlorobenzidine	ND	82	34	ug/kg	
123-91-1	1,4-Dioxane	ND	41	27	ug/kg	
53-70-3	Dibenzo(a,h)anthracene	ND	41	18	ug/kg	
132-64-9	Dibenzofuran	ND	82	17	ug/kg	
84-74-2	Di-n-butyl phthalate	ND	82	6.6	ug/kg	
117-84-0	Di-n-octyl phthalate	ND	82	10	ug/kg	
84-66-2	Diethyl phthalate	ND	82	8.7	ug/kg	
131-11-3	Dimethyl phthalate	ND	82	7.3	ug/kg	
117-81-7	bis(2-Ethylhexyl)phthalate	ND	82	9.5	ug/kg	
206-44-0	Fluoranthene	ND	41	18	ug/kg	
86-73-7	Fluorene	ND	41	19	ug/kg	
118-74-1	Hexachlorobenzene	ND	82	10	ug/kg	
87-68-3	Hexachlorobutadiene	ND	41	16	ug/kg	
77-47-4	Hexachlorocyclopentadiene	ND	410	16	ug/kg	
67-72-1	Hexachloroethane	ND	200	20	ug/kg	
193-39-5	Indeno(1,2,3-cd)pyrene	ND	41	19	ug/kg	
78-59-1	Isophorone	ND	82	8.7	ug/kg	
91-57-6	2-Methylnaphthalene	ND	41	9.2	ug/kg	
88-74-4	2-Nitroaniline	ND	200	9.6	ug/kg	
99-09-2	3-Nitroaniline	ND	200	10	ug/kg	
100-01-6	4-Nitroaniline	ND	200	11	ug/kg	
91-20-3	Naphthalene	ND	41	11	ug/kg	
98-95-3	Nitrobenzene	ND	82	16	ug/kg	
621-64-7	N-Nitroso-di-n-propylamine	ND	82	12	ug/kg	
86-30-6	N-Nitrosodiphenylamine	ND	200	15	ug/kg	
85-01-8	Phenanthrene	ND	41	14	ug/kg	
129-00-0	Pyrene	ND	41	13	ug/kg	
95-94-3	1,2,4,5-Tetrachlorobenzene	ND	200	10	ug/kg	

CAS No.	Surrogate Recoveries	Run# 1	Run# 2	Limits
367-12-4	2-Fluorophenol	72%		7-101%

ND = Not detected MDL = Method Detection Limit
RL = Reporting Limit
E = Indicates value exceeds calibration range
J = Indicates an estimated value
B = Indicates analyte found in associated method blank
N = Indicates presumptive evidence of a compound

Report of Analysis

Client Sample ID:	WC-A1(0-7)		
Lab Sample ID:	JD27495-3	**Date Sampled:**	06/29/21
Matrix:	SO - Soil	**Date Received:**	06/30/21
Method:	SW846 8270E SW846 3546	**Percent Solids:**	80.7
Project:	Remedial Investigation, 247 North Avenue, New Rochelle, NY		

ABN TCL List (SOM0 2.0)

CAS No.	Surrogate Recoveries	Run# 1	Run# 2	Limits
4165-62-2	Phenol-d5	68%		12-101%
118-79-6	2,4,6-Tribromophenol	54%		10-127%
4165-60-0	Nitrobenzene-d5	73%		15-114%
321-60-8	2-Fluorobiphenyl	70%		22-104%
1718-51-0	Terphenyl-d14	77%		23-121%

CAS No.	Tentatively Identified Compounds	R.T.	Est. Conc.	Units	Q
	Total TIC, Semi-Volatile		0	ug/kg	

(a) This compound in BS is outside in house QC limits bias low.
(b) Associated CCV outside of control limits high, sample was ND.

ND = Not detected MDL = Method Detection Limit
RL = Reporting Limit
E = Indicates value exceeds calibration range
J = Indicates an estimated value
B = Indicates analyte found in associated method blank
N = Indicates presumptive evidence of a compound

Report of Analysis

Client Sample ID: WC-A1(0-7)
Lab Sample ID: JD27495-3 **Date Sampled:** 06/29/21
Matrix: SO - Soil **Date Received:** 06/30/21
Method: SW846 8081B SW846 3546 **Percent Solids:** 80.7
Project: Remedial Investigation, 247 North Avenue, New Rochelle, NY

	File ID	DF	Analyzed	By	Prep Date	Prep Batch	Analytical Batch
Run #1	1G167684.D	1	07/06/21 16:44	TC	07/02/21 11:15	OP34113	G1G5715
Run #2							

	Initial Weight	Final Volume
Run #1	15.0 g	10.0 ml
Run #2		

Pesticide TCL List

CAS No.	Compound	Result	RL	MDL	Units	Q
309-00-2	Aldrin	ND	0.83	0.68	ug/kg	
319-84-6	alpha-BHC	ND	0.83	0.67	ug/kg	
319-85-7	beta-BHC	ND	0.83	0.75	ug/kg	
319-86-8	delta-BHC	ND	0.83	0.79	ug/kg	
58-89-9	gamma-BHC (Lindane)	ND	0.83	0.61	ug/kg	
5103-71-9	alpha-Chlordane	ND	0.83	0.67	ug/kg	
5103-74-2	gamma-Chlordane	ND	0.83	0.37	ug/kg	
57-74-9	Chlordane (alpha and gamma)	ND	0.83	0.37	ug/kg	
60-57-1	Dieldrin	ND	0.83	0.57	ug/kg	
72-54-8	4,4'-DDD	ND	0.83	0.76	ug/kg	
72-55-9	4,4'-DDE	ND	0.83	0.72	ug/kg	
50-29-3	4,4'-DDT	ND	0.83	0.73	ug/kg	
72-20-8	Endrin	ND	0.83	0.64	ug/kg	
1031-07-8	Endosulfan sulfate	ND	0.83	0.65	ug/kg	
7421-93-4	Endrin aldehyde	ND	0.83	0.47	ug/kg	
959-98-8	Endosulfan-I	ND	0.83	0.48	ug/kg	
33213-65-9	Endosulfan-II	ND	0.83	0.52	ug/kg	
76-44-8	Heptachlor	ND	0.83	0.71	ug/kg	
1024-57-3	Heptachlor epoxide	ND	0.83	0.58	ug/kg	
72-43-5	Methoxychlor	ND	1.7	0.66	ug/kg	
53494-70-5	Endrin ketone	ND	0.83	0.60	ug/kg	
8001-35-2	Toxaphene	ND	21	19	ug/kg	

CAS No.	Surrogate Recoveries	Run# 1	Run# 2	Limits
877-09-8	Tetrachloro-m-xylene	73%		27-138%
877-09-8	Tetrachloro-m-xylene	77%		27-138%
2051-24-3	Decachlorobiphenyl	80%		10-179%
2051-24-3	Decachlorobiphenyl	79%		10-179%

ND = Not detected MDL = Method Detection Limit
RL = Reporting Limit
E = Indicates value exceeds calibration range
J = Indicates an estimated value
B = Indicates analyte found in associated method blank
N = Indicates presumptive evidence of a compound

Report of Analysis

Client Sample ID:	WC-A1(0-7)		
Lab Sample ID:	JD27495-3	**Date Sampled:**	06/29/21
Matrix:	SO - Soil	**Date Received:**	06/30/21
Method:	SW846 8082A SW846 3546	**Percent Solids:**	80.7
Project:	Remedial Investigation, 247 North Avenue, New Rochelle, NY		

	File ID	DF	Analyzed	By	Prep Date	Prep Batch	Analytical Batch
Run #1	RK1168.D	1	07/06/21 02:44	CP	07/02/21 11:15	OP34114	GRK30
Run #2							

	Initial Weight	Final Volume
Run #1	15.0 g	10.0 ml
Run #2		

PCB List

CAS No.	Compound	Result	RL	MDL	Units	Q
12674-11-2	Aroclor 1016	ND	41	19	ug/kg	
11104-28-2	Aroclor 1221	ND	41	26	ug/kg	
11141-16-5	Aroclor 1232	ND	41	26	ug/kg	
53469-21-9	Aroclor 1242	ND	41	17	ug/kg	
12672-29-6	Aroclor 1248	ND	41	37	ug/kg	
11097-69-1	Aroclor 1254	ND	41	22	ug/kg	
11096-82-5	Aroclor 1260	ND	41	18	ug/kg	
11100-14-4	Aroclor 1268	ND	41	17	ug/kg	
37324-23-5	Aroclor 1262	ND	41	27	ug/kg	

CAS No.	Surrogate Recoveries	Run# 1	Run# 2	Limits
877-09-8	Tetrachloro-m-xylene	83%		24-152%
877-09-8	Tetrachloro-m-xylene	101%		24-152%
2051-24-3	Decachlorobiphenyl	79%		10-172%
2051-24-3	Decachlorobiphenyl	78%		10-172%

ND = Not detected MDL = Method Detection Limit
RL = Reporting Limit
E = Indicates value exceeds calibration range

J = Indicates an estimated value
B = Indicates analyte found in associated method blank
N = Indicates presumptive evidence of a compound

Report of Analysis

Client Sample ID: WC-A1(0-7)
Lab Sample ID: JD27495-3 **Date Sampled:** 06/29/21
Matrix: SO - Soil **Date Received:** 06/30/21
Method: NJDEP EPH SW846 3546 **Percent Solids:** 80.7
Project: Remedial Investigation, 247 North Avenue, New Rochelle, NY

	File ID	DF	Analyzed	By	Prep Date	Prep Batch	Analytical Batch
Run #1	5Y63606.D	1	07/02/21 22:05	TL	07/02/21 10:30	OP34106	G5Y3269
Run #2							

	Initial Weight	Final Volume
Run #1	15.6 g	2.0 ml
Run #2		

NJDEP EPH List

CAS No.	Compound	Result	RL	MDL	Units	Q
	EPH (C9-C28)	9.48	7.9	2.4	mg/kg	
	EPH (> C28-C40)	32.5	7.9	2.4	mg/kg	
	Total EPH (C9-C40)	42.0	7.9	2.4	mg/kg	

CAS No.	Surrogate Recoveries	Run# 1	Run# 2	Limits
84-15-1	o-Terphenyl	57%		40-140%
3386-33-2	1-Chlorooctadecane	55%		40-140%

ND = Not detected MDL = Method Detection Limit
RL = Reporting Limit
E = Indicates value exceeds calibration range
J = Indicates an estimated value
B = Indicates analyte found in associated method blank
N = Indicates presumptive evidence of a compound

Report of Analysis

Client Sample ID: WC-A1(0-7)
Lab Sample ID: JD27495-3
Matrix: SO - Soil
Date Sampled: 06/29/21
Date Received: 06/30/21
Percent Solids: 80.7
Project: Remedial Investigation, 247 North Avenue, New Rochelle, NY

Metals Analysis

Analyte	Result	RL	Units	DF	Prep	Analyzed	By	Method	Prep Method
Aluminum	12000	40	mg/kg	1	07/06/21	07/06/21	ND	SW846 6010D [2]	SW846 3050B [3]
Arsenic	1.8	1.6	mg/kg	1	07/06/21	07/06/21	ND	SW846 6010D [2]	SW846 3050B [3]
Barium	60.8	16	mg/kg	1	07/06/21	07/06/21	ND	SW846 6010D [2]	SW846 3050B [3]
Cadmium	< 0.40	0.40	mg/kg	1	07/06/21	07/06/21	ND	SW846 6010D [2]	SW846 3050B [3]
Calcium	1810	400	mg/kg	1	07/06/21	07/06/21	ND	SW846 6010D [2]	SW846 3050B [3]
Chromium	18.3	0.79	mg/kg	1	07/06/21	07/06/21	ND	SW846 6010D [2]	SW846 3050B [3]
Cobalt	4.8	4.0	mg/kg	1	07/06/21	07/06/21	ND	SW846 6010D [2]	SW846 3050B [3]
Copper	10.2	2.0	mg/kg	1	07/06/21	07/06/21	ND	SW846 6010D [2]	SW846 3050B [3]
Iron	12300	40	mg/kg	1	07/06/21	07/06/21	ND	SW846 6010D [2]	SW846 3050B [3]
Lead	10.8	1.6	mg/kg	1	07/06/21	07/06/21	ND	SW846 6010D [2]	SW846 3050B [3]
Magnesium	2580	400	mg/kg	1	07/06/21	07/06/21	ND	SW846 6010D [2]	SW846 3050B [3]
Manganese	165	1.2	mg/kg	1	07/06/21	07/06/21	ND	SW846 6010D [2]	SW846 3050B [3]
Mercury	< 0.018	0.018	mg/kg	1	07/06/21	07/06/21	MS	SW846 7471B [1]	SW846 7471B [4]
Nickel	12.6	3.2	mg/kg	1	07/06/21	07/06/21	ND	SW846 6010D [2]	SW846 3050B [3]
Potassium	1840	790	mg/kg	1	07/06/21	07/06/21	ND	SW846 6010D [2]	SW846 3050B [3]
Selenium	< 1.6	1.6	mg/kg	1	07/06/21	07/06/21	ND	SW846 6010D [2]	SW846 3050B [3]
Silver	< 0.40	0.40	mg/kg	1	07/06/21	07/06/21	ND	SW846 6010D [2]	SW846 3050B [3]
Sodium	< 790	790	mg/kg	1	07/06/21	07/06/21	ND	SW846 6010D [2]	SW846 3050B [3]
Vanadium	23.4	4.0	mg/kg	1	07/06/21	07/06/21	ND	SW846 6010D [2]	SW846 3050B [3]
Zinc	26.1	4.0	mg/kg	1	07/06/21	07/06/21	ND	SW846 6010D [2]	SW846 3050B [3]

(1) Instrument QC Batch: MA50767
(2) Instrument QC Batch: MA50799
(3) Prep QC Batch: MP27286
(4) Prep QC Batch: MP27325

RL = Reporting Limit

Report of Analysis

Client Sample ID:	WC-A1(0-7)		
Lab Sample ID:	JD27495-3	**Date Sampled:**	06/29/21
Matrix:	SO - Soil	**Date Received:**	06/30/21
		Percent Solids:	80.7
Project:	Remedial Investigation, 247 North Avenue, New Rochelle, NY		

General Chemistry

Analyte	Result	RL	Units	DF	Analyzed	By	Method
Cyanide	< 0.26	0.26	mg/kg	1	07/06/21 14:17	LV	SW846 9012B/LACHAT
Solids, Percent	80.7		%	1	07/01/21 16:13	BG	SM2540 G 18TH ED MOD

RL = Reporting Limit

Report of Analysis

Client Sample ID: WC-A1(7-13)
Lab Sample ID: JD27495-4 **Date Sampled:** 06/29/21
Matrix: SO - Soil **Date Received:** 06/30/21
Method: SW846 8270E SW846 3546 **Percent Solids:** 82.5
Project: Remedial Investigation, 247 North Avenue, New Rochelle, NY

	File ID	DF	Analyzed	By	Prep Date	Prep Batch	Analytical Batch
Run #1	F200343.D	1	07/06/21 19:05	CS	07/02/21 10:10	OP34108	EF8757
Run #2							

	Initial Weight	Final Volume
Run #1	30.2 g	1.0 ml
Run #2		

ABN TCL List (SOM0 2.0)

CAS No.	Compound	Result	RL	MDL	Units	Q
95-57-8	2-Chlorophenol	ND	80	20	ug/kg	
59-50-7	4-Chloro-3-methyl phenol	ND	200	25	ug/kg	
120-83-2	2,4-Dichlorophenol	ND	200	34	ug/kg	
105-67-9	2,4-Dimethylphenol	ND	200	71	ug/kg	
51-28-5	2,4-Dinitrophenol [a]	ND	200	150	ug/kg	
534-52-1	4,6-Dinitro-o-cresol [a]	ND	200	43	ug/kg	
95-48-7	2-Methylphenol	ND	80	26	ug/kg	
	3&4-Methylphenol	ND	80	33	ug/kg	
88-75-5	2-Nitrophenol	ND	200	27	ug/kg	
100-02-7	4-Nitrophenol	ND	400	110	ug/kg	
87-86-5	Pentachlorophenol	ND	160	38	ug/kg	
108-95-2	Phenol	ND	80	21	ug/kg	
58-90-2	2,3,4,6-Tetrachlorophenol	ND	200	27	ug/kg	
95-95-4	2,4,5-Trichlorophenol	ND	200	30	ug/kg	
88-06-2	2,4,6-Trichlorophenol	ND	200	24	ug/kg	
83-32-9	Acenaphthene	ND	40	14	ug/kg	
208-96-8	Acenaphthylene	ND	40	20	ug/kg	
98-86-2	Acetophenone	ND	200	8.6	ug/kg	
120-12-7	Anthracene	ND	40	25	ug/kg	
1912-24-9	Atrazine	ND	80	17	ug/kg	
56-55-3	Benzo(a)anthracene	ND	40	11	ug/kg	
50-32-8	Benzo(a)pyrene	ND	40	18	ug/kg	
205-99-2	Benzo(b)fluoranthene	ND	40	18	ug/kg	
191-24-2	Benzo(g,h,i)perylene	ND	40	20	ug/kg	
207-08-9	Benzo(k)fluoranthene	ND	40	19	ug/kg	
101-55-3	4-Bromophenyl phenyl ether	ND	80	15	ug/kg	
85-68-7	Butyl benzyl phthalate	ND	80	9.8	ug/kg	
92-52-4	1,1'-Biphenyl	ND	80	5.5	ug/kg	
100-52-7	Benzaldehyde	ND	200	10	ug/kg	
91-58-7	2-Chloronaphthalene	ND	80	9.6	ug/kg	
106-47-8	4-Chloroaniline	ND	200	14	ug/kg	
86-74-8	Carbazole	ND	80	5.8	ug/kg	

ND = Not detected MDL = Method Detection Limit
RL = Reporting Limit
E = Indicates value exceeds calibration range
J = Indicates an estimated value
B = Indicates analyte found in associated method blank
N = Indicates presumptive evidence of a compound

Report of Analysis

Client Sample ID:	WC-A1(7-13)		
Lab Sample ID:	JD27495-4	**Date Sampled:**	06/29/21
Matrix:	SO - Soil	**Date Received:**	06/30/21
Method:	SW846 8270E SW846 3546	**Percent Solids:**	82.5
Project:	Remedial Investigation, 247 North Avenue, New Rochelle, NY		

ABN TCL List (SOM0 2.0)

CAS No.	Compound	Result	RL	MDL	Units	Q
105-60-2	Caprolactam [b]	ND	80	16	ug/kg	
218-01-9	Chrysene	ND	40	13	ug/kg	
111-91-1	bis(2-Chloroethoxy)methane	ND	80	8.6	ug/kg	
111-44-4	bis(2-Chloroethyl)ether	ND	80	17	ug/kg	
108-60-1	2,2'-Oxybis(1-chloropropane)	ND	80	14	ug/kg	
7005-72-3	4-Chlorophenyl phenyl ether	ND	80	13	ug/kg	
121-14-2	2,4-Dinitrotoluene	ND	40	12	ug/kg	
606-20-2	2,6-Dinitrotoluene	ND	40	20	ug/kg	
91-94-1	3,3'-Dichlorobenzidine	ND	80	33	ug/kg	
123-91-1	1,4-Dioxane	ND	40	27	ug/kg	
53-70-3	Dibenzo(a,h)anthracene	ND	40	18	ug/kg	
132-64-9	Dibenzofuran	ND	80	16	ug/kg	
84-74-2	Di-n-butyl phthalate	ND	80	6.5	ug/kg	
117-84-0	Di-n-octyl phthalate	ND	80	10	ug/kg	
84-66-2	Diethyl phthalate	ND	80	8.5	ug/kg	
131-11-3	Dimethyl phthalate	ND	80	7.1	ug/kg	
117-81-7	bis(2-Ethylhexyl)phthalate	ND	80	9.4	ug/kg	
206-44-0	Fluoranthene	ND	40	18	ug/kg	
86-73-7	Fluorene	ND	40	18	ug/kg	
118-74-1	Hexachlorobenzene	ND	80	10	ug/kg	
87-68-3	Hexachlorobutadiene	ND	40	16	ug/kg	
77-47-4	Hexachlorocyclopentadiene	ND	400	16	ug/kg	
67-72-1	Hexachloroethane	ND	200	20	ug/kg	
193-39-5	Indeno(1,2,3-cd)pyrene	ND	40	19	ug/kg	
78-59-1	Isophorone	ND	80	8.6	ug/kg	
91-57-6	2-Methylnaphthalene	ND	40	9.1	ug/kg	
88-74-4	2-Nitroaniline	ND	200	9.5	ug/kg	
99-09-2	3-Nitroaniline	ND	200	10	ug/kg	
100-01-6	4-Nitroaniline	ND	200	10	ug/kg	
91-20-3	Naphthalene	ND	40	11	ug/kg	
98-95-3	Nitrobenzene	ND	80	15	ug/kg	
621-64-7	N-Nitroso-di-n-propylamine	ND	80	12	ug/kg	
86-30-6	N-Nitrosodiphenylamine	ND	200	15	ug/kg	
85-01-8	Phenanthrene	ND	40	13	ug/kg	
129-00-0	Pyrene	ND	40	13	ug/kg	
95-94-3	1,2,4,5-Tetrachlorobenzene	ND	200	10	ug/kg	

CAS No.	Surrogate Recoveries	Run# 1	Run# 2	Limits
367-12-4	2-Fluorophenol	79%		7-101%

ND = Not detected MDL = Method Detection Limit
RL = Reporting Limit
E = Indicates value exceeds calibration range
J = Indicates an estimated value
B = Indicates analyte found in associated method blank
N = Indicates presumptive evidence of a compound

Report of Analysis

Client Sample ID:	WC-A1(7-13)		
Lab Sample ID:	JD27495-4	**Date Sampled:**	06/29/21
Matrix:	SO - Soil	**Date Received:**	06/30/21
Method:	SW846 8270E SW846 3546	**Percent Solids:**	82.5
Project:	Remedial Investigation, 247 North Avenue, New Rochelle, NY		

ABN TCL List (SOM0 2.0)

CAS No.	Surrogate Recoveries	Run# 1	Run# 2	Limits
4165-62-2	Phenol-d5	75%		12-101%
118-79-6	2,4,6-Tribromophenol	72%		10-127%
4165-60-0	Nitrobenzene-d5	84%		15-114%
321-60-8	2-Fluorobiphenyl	79%		22-104%
1718-51-0	Terphenyl-d14	88%		23-121%

CAS No.	Tentatively Identified Compounds	R.T.	Est. Conc.	Units	Q
	Total TIC, Semi-Volatile		0	ug/kg	

(a) This compound in BS is outside in house QC limits bias low.
(b) Associated CCV outside of control limits high, sample was ND.

Report of Analysis

Client Sample ID: WC-A1(7-13)
Lab Sample ID: JD27495-4 **Date Sampled:** 06/29/21
Matrix: SO - Soil **Date Received:** 06/30/21
Method: SW846 8081B SW846 3546 **Percent Solids:** 82.5
Project: Remedial Investigation, 247 North Avenue, New Rochelle, NY

	File ID	DF	Analyzed	By	Prep Date	Prep Batch	Analytical Batch
Run #1	1G167685.D	1	07/06/21 17:02	TC	07/02/21 11:15	OP34113	G1G5715
Run #2							

	Initial Weight	Final Volume
Run #1	15.0 g	10.0 ml
Run #2		

Pesticide TCL List

CAS No.	Compound	Result	RL	MDL	Units	Q
309-00-2	Aldrin	ND	0.81	0.67	ug/kg	
319-84-6	alpha-BHC	ND	0.81	0.66	ug/kg	
319-85-7	beta-BHC	ND	0.81	0.73	ug/kg	
319-86-8	delta-BHC	ND	0.81	0.78	ug/kg	
58-89-9	gamma-BHC (Lindane)	ND	0.81	0.60	ug/kg	
5103-71-9	alpha-Chlordane	ND	0.81	0.65	ug/kg	
5103-74-2	gamma-Chlordane	ND	0.81	0.37	ug/kg	
57-74-9	Chlordane (alpha and gamma)	ND	0.81	0.37	ug/kg	
60-57-1	Dieldrin	ND	0.81	0.56	ug/kg	
72-54-8	4,4'-DDD	ND	0.81	0.74	ug/kg	
72-55-9	4,4'-DDE	ND	0.81	0.71	ug/kg	
50-29-3	4,4'-DDT	ND	0.81	0.72	ug/kg	
72-20-8	Endrin	ND	0.81	0.63	ug/kg	
1031-07-8	Endosulfan sulfate	ND	0.81	0.63	ug/kg	
7421-93-4	Endrin aldehyde	ND	0.81	0.46	ug/kg	
959-98-8	Endosulfan-I	ND	0.81	0.47	ug/kg	
33213-65-9	Endosulfan-II	ND	0.81	0.50	ug/kg	
76-44-8	Heptachlor	ND	0.81	0.70	ug/kg	
1024-57-3	Heptachlor epoxide	ND	0.81	0.57	ug/kg	
72-43-5	Methoxychlor	ND	1.6	0.64	ug/kg	
53494-70-5	Endrin ketone	ND	0.81	0.58	ug/kg	
8001-35-2	Toxaphene	ND	20	19	ug/kg	

CAS No.	Surrogate Recoveries	Run# 1	Run# 2	Limits
877-09-8	Tetrachloro-m-xylene	74%		27-138%
877-09-8	Tetrachloro-m-xylene	83%		27-138%
2051-24-3	Decachlorobiphenyl	80%		10-179%
2051-24-3	Decachlorobiphenyl	83%		10-179%

ND = Not detected MDL = Method Detection Limit
RL = Reporting Limit
E = Indicates value exceeds calibration range
J = Indicates an estimated value
B = Indicates analyte found in associated method blank
N = Indicates presumptive evidence of a compound

Report of Analysis

Client Sample ID:	WC-A1(7-13)		
Lab Sample ID:	JD27495-4	**Date Sampled:**	06/29/21
Matrix:	SO - Soil	**Date Received:**	06/30/21
Method:	SW846 8082A SW846 3546	**Percent Solids:**	82.5
Project:	Remedial Investigation, 247 North Avenue, New Rochelle, NY		

	File ID	DF	Analyzed	By	Prep Date	Prep Batch	Analytical Batch
Run #1	RK1173.D	1	07/06/21 04:09	CP	07/02/21 11:15	OP34114	GRK30
Run #2							

	Initial Weight	Final Volume
Run #1	15.0 g	10.0 ml
Run #2		

PCB List

CAS No.	Compound	Result	RL	MDL	Units	Q
12674-11-2	Aroclor 1016	ND	40	19	ug/kg	
11104-28-2	Aroclor 1221	ND	40	25	ug/kg	
11141-16-5	Aroclor 1232	ND	40	26	ug/kg	
53469-21-9	Aroclor 1242	ND	40	17	ug/kg	
12672-29-6	Aroclor 1248	ND	40	36	ug/kg	
11097-69-1	Aroclor 1254	ND	40	22	ug/kg	
11096-82-5	Aroclor 1260	ND	40	17	ug/kg	
11100-14-4	Aroclor 1268	ND	40	17	ug/kg	
37324-23-5	Aroclor 1262	ND	40	26	ug/kg	

CAS No.	Surrogate Recoveries	Run# 1	Run# 2	Limits
877-09-8	Tetrachloro-m-xylene	91%		24-152%
877-09-8	Tetrachloro-m-xylene	112%		24-152%
2051-24-3	Decachlorobiphenyl	92%		10-172%
2051-24-3	Decachlorobiphenyl	86%		10-172%

ND = Not detected MDL = Method Detection Limit
RL = Reporting Limit
E = Indicates value exceeds calibration range

J = Indicates an estimated value
B = Indicates analyte found in associated method blank
N = Indicates presumptive evidence of a compound

Report of Analysis

Client Sample ID: WC-A1(7-13)
Lab Sample ID: JD27495-4 **Date Sampled:** 06/29/21
Matrix: SO - Soil **Date Received:** 06/30/21
Method: NJDEP EPH SW846 3546 **Percent Solids:** 82.5
Project: Remedial Investigation, 247 North Avenue, New Rochelle, NY

	File ID	DF	Analyzed	By	Prep Date	Prep Batch	Analytical Batch
Run #1	5Y63609.D	1	07/02/21 23:48	TL	07/02/21 10:30	OP34106	G5Y3269
Run #2							

	Initial Weight	Final Volume
Run #1	15.0 g	2.0 ml
Run #2		

NJDEP EPH List

CAS No.	Compound	Result	RL	MDL	Units	Q
	EPH (C9-C28)	ND	8.1	2.4	mg/kg	
	EPH (> C28-C40)	26.1	8.1	2.4	mg/kg	
	Total EPH (C9-C40)	26.1	8.1	2.4	mg/kg	

CAS No.	Surrogate Recoveries	Run# 1	Run# 2	Limits
84-15-1	o-Terphenyl	54%		40-140%
3386-33-2	1-Chlorooctadecane	51%		40-140%

ND = Not detected MDL = Method Detection Limit
RL = Reporting Limit
E = Indicates value exceeds calibration range
J = Indicates an estimated value
B = Indicates analyte found in associated method blank
N = Indicates presumptive evidence of a compound

Report of Analysis

Client Sample ID: WC-A1(7-13)
Lab Sample ID: JD27495-4
Matrix: SO - Soil
Project: Remedial Investigation, 247 North Avenue, New Rochelle, NY

Date Sampled: 06/29/21
Date Received: 06/30/21
Percent Solids: 82.5

Metals Analysis

Analyte	Result	RL	Units	DF	Prep	Analyzed	By	Method	Prep Method
Aluminum	9070	58	mg/kg	1	07/06/21	07/06/21	ND	SW846 6010D [2]	SW846 3050B [3]
Antimony	< 2.3	2.3	mg/kg	1	07/06/21	07/06/21	ND	SW846 6010D [2]	SW846 3050B [3]
Arsenic	< 2.3	2.3	mg/kg	1	07/06/21	07/06/21	ND	SW846 6010D [2]	SW846 3050B [3]
Barium	71.0	23	mg/kg	1	07/06/21	07/06/21	ND	SW846 6010D [2]	SW846 3050B [3]
Beryllium	0.37	0.23	mg/kg	1	07/06/21	07/06/21	ND	SW846 6010D [2]	SW846 3050B [3]
Cadmium	< 0.58	0.58	mg/kg	1	07/06/21	07/06/21	ND	SW846 6010D [2]	SW846 3050B [3]
Calcium	3620	580	mg/kg	1	07/06/21	07/06/21	ND	SW846 6010D [2]	SW846 3050B [3]
Chromium	20.7	1.2	mg/kg	1	07/06/21	07/06/21	ND	SW846 6010D [2]	SW846 3050B [3]
Cobalt	7.5	5.8	mg/kg	1	07/06/21	07/06/21	ND	SW846 6010D [2]	SW846 3050B [3]
Copper	14.6	2.9	mg/kg	1	07/06/21	07/06/21	ND	SW846 6010D [2]	SW846 3050B [3]
Iron	12800	58	mg/kg	1	07/06/21	07/06/21	ND	SW846 6010D [2]	SW846 3050B [3]
Lead	12.1	2.3	mg/kg	1	07/06/21	07/06/21	ND	SW846 6010D [2]	SW846 3050B [3]
Magnesium	3520	580	mg/kg	1	07/06/21	07/06/21	ND	SW846 6010D [2]	SW846 3050B [3]
Manganese	367	1.7	mg/kg	1	07/06/21	07/06/21	ND	SW846 6010D [2]	SW846 3050B [3]
Mercury	0.14	0.035	mg/kg	1	07/06/21	07/06/21	MS	SW846 7471B [1]	SW846 7471B [4]
Nickel	16.4	4.7	mg/kg	1	07/06/21	07/06/21	ND	SW846 6010D [2]	SW846 3050B [3]
Potassium	2900	1200	mg/kg	1	07/06/21	07/06/21	ND	SW846 6010D [2]	SW846 3050B [3]
Selenium	< 2.3	2.3	mg/kg	1	07/06/21	07/06/21	ND	SW846 6010D [2]	SW846 3050B [3]
Silver	< 0.58	0.58	mg/kg	1	07/06/21	07/06/21	ND	SW846 6010D [2]	SW846 3050B [3]
Sodium	< 1200	1200	mg/kg	1	07/06/21	07/06/21	ND	SW846 6010D [2]	SW846 3050B [3]
Thallium	< 1.2	1.2	mg/kg	1	07/06/21	07/06/21	ND	SW846 6010D [2]	SW846 3050B [3]
Vanadium	21.5	5.8	mg/kg	1	07/06/21	07/06/21	ND	SW846 6010D [2]	SW846 3050B [3]
Zinc	23.8	5.8	mg/kg	1	07/06/21	07/06/21	ND	SW846 6010D [2]	SW846 3050B [3]

(1) Instrument QC Batch: MA50767
(2) Instrument QC Batch: MA50799
(3) Prep QC Batch: MP27286
(4) Prep QC Batch: MP27325

RL = Reporting Limit

Report of Analysis

Client Sample ID:	WC-A1(7-13)		
Lab Sample ID:	JD27495-4	**Date Sampled:**	06/29/21
Matrix:	SO - Soil	**Date Received:**	06/30/21
		Percent Solids:	82.5
Project:	Remedial Investigation, 247 North Avenue, New Rochelle, NY		

General Chemistry

Analyte	Result	RL	Units	DF	Analyzed	By	Method
Cyanide	< 0.30	0.30	mg/kg	1	07/06/21 14:18	LV	SW846 9012B/LACHAT
Solids, Percent	82.5		%	1	07/01/21 16:13	BG	SM2540 G 18TH ED MOD

RL = Reporting Limit

Report of Analysis

Client Sample ID: WC-B1(0-7)GRAB
Lab Sample ID: JD27495-5 **Date Sampled:** 06/29/21
Matrix: SO - Soil **Date Received:** 06/30/21
Method: SW846 8260D SW846 5035 **Percent Solids:** 83.3
Project: Remedial Investigation, 247 North Avenue, New Rochelle, NY

	File ID	DF	Analyzed	By	Prep Date	Prep Batch	Analytical Batch
Run #1	1C179163.D	1	07/01/21 14:34	PS	07/01/21 08:00	n/a	V1C7814
Run #2							

	Initial Weight
Run #1	5.5 g
Run #2	

VOA TCL List

CAS No.	Compound	Result	RL	MDL	Units	Q
67-64-1	Acetone	12.2	11	4.5	ug/kg	
71-43-2	Benzene	ND	0.55	0.50	ug/kg	
74-97-5	Bromochloromethane	ND	5.5	0.61	ug/kg	
75-27-4	Bromodichloromethane	ND	2.2	0.47	ug/kg	
75-25-2	Bromoform	ND	5.5	1.5	ug/kg	
74-83-9	Bromomethane	ND	5.5	0.83	ug/kg	
78-93-3	2-Butanone (MEK)	ND	11	2.7	ug/kg	
75-15-0	Carbon disulfide	ND	2.2	0.58	ug/kg	
56-23-5	Carbon tetrachloride	ND	2.2	0.67	ug/kg	
108-90-7	Chlorobenzene	ND	2.2	0.50	ug/kg	
75-00-3	Chloroethane	ND	5.5	0.64	ug/kg	
67-66-3	Chloroform	ND	2.2	0.57	ug/kg	
74-87-3	Chloromethane	ND	5.5	2.1	ug/kg	
110-82-7	Cyclohexane	ND	2.2	0.72	ug/kg	
96-12-8	1,2-Dibromo-3-chloropropane	ND	2.2	0.76	ug/kg	
124-48-1	Dibromochloromethane	ND	2.2	0.61	ug/kg	
106-93-4	1,2-Dibromoethane	ND	1.1	0.46	ug/kg	
95-50-1	1,2-Dichlorobenzene	ND	1.1	0.60	ug/kg	
541-73-1	1,3-Dichlorobenzene	ND	1.1	0.54	ug/kg	
106-46-7	1,4-Dichlorobenzene	ND	1.1	0.54	ug/kg	
75-71-8	Dichlorodifluoromethane	ND	5.5	0.79	ug/kg	
75-34-3	1,1-Dichloroethane	ND	1.1	0.54	ug/kg	
107-06-2	1,2-Dichloroethane	ND	1.1	0.51	ug/kg	
75-35-4	1,1-Dichloroethene	ND	1.1	0.71	ug/kg	
156-59-2	cis-1,2-Dichloroethene	ND	1.1	0.92	ug/kg	
156-60-5	trans-1,2-Dichloroethene	ND	1.1	0.67	ug/kg	
78-87-5	1,2-Dichloropropane	ND	2.2	0.52	ug/kg	
10061-01-5	cis-1,3-Dichloropropene	ND	2.2	0.52	ug/kg	
10061-02-6	trans-1,3-Dichloropropene	ND	2.2	0.50	ug/kg	
100-41-4	Ethylbenzene	ND	1.1	0.49	ug/kg	
76-13-1	Freon 113	ND	5.5	2.9	ug/kg	
591-78-6	2-Hexanone	ND	5.5	2.3	ug/kg	

ND = Not detected MDL = Method Detection Limit
RL = Reporting Limit
E = Indicates value exceeds calibration range

J = Indicates an estimated value
B = Indicates analyte found in associated method blank
N = Indicates presumptive evidence of a compound

Report of Analysis

Client Sample ID:	WC-B1(0-7)GRAB		
Lab Sample ID:	JD27495-5	**Date Sampled:**	06/29/21
Matrix:	SO - Soil	**Date Received:**	06/30/21
Method:	SW846 8260D SW846 5035	**Percent Solids:**	83.3
Project:	Remedial Investigation, 247 North Avenue, New Rochelle, NY		

VOA TCL List

CAS No.	Compound	Result	RL	MDL	Units	Q
98-82-8	Isopropylbenzene	ND	2.2	1.5	ug/kg	
79-20-9	Methyl Acetate [a]	ND	5.5	1.5	ug/kg	
108-87-2	Methylcyclohexane	ND	2.2	0.95	ug/kg	
1634-04-4	Methyl Tert Butyl Ether	ND	1.1	0.51	ug/kg	
108-10-1	4-Methyl-2-pentanone(MIBK)	ND	5.5	2.5	ug/kg	
75-09-2	Methylene chloride	ND	5.5	2.8	ug/kg	
100-42-5	Styrene	ND	2.2	0.44	ug/kg	
79-34-5	1,1,2,2-Tetrachloroethane	ND	2.2	0.65	ug/kg	
127-18-4	Tetrachloroethene	ND	2.2	0.63	ug/kg	
108-88-3	Toluene	ND	1.1	0.57	ug/kg	
87-61-6	1,2,3-Trichlorobenzene	ND	5.5	2.7	ug/kg	
120-82-1	1,2,4-Trichlorobenzene	ND	5.5	2.7	ug/kg	
71-55-6	1,1,1-Trichloroethane	ND	2.2	0.53	ug/kg	
79-00-5	1,1,2-Trichloroethane	ND	2.2	0.60	ug/kg	
79-01-6	Trichloroethene	ND	1.1	0.83	ug/kg	
75-69-4	Trichlorofluoromethane	ND	5.5	0.75	ug/kg	
75-01-4	Vinyl chloride	ND	2.2	0.52	ug/kg	
	m,p-Xylene	ND	1.1	0.98	ug/kg	
95-47-6	o-Xylene	ND	1.1	0.50	ug/kg	
1330-20-7	Xylene (total)	ND	1.1	0.50	ug/kg	

CAS No.	Surrogate Recoveries	Run# 1	Run# 2	Limits
1868-53-7	Dibromofluoromethane	104%		72-130%
17060-07-0	1,2-Dichloroethane-D4	110%		75-131%
2037-26-5	Toluene-D8	102%		81-121%
460-00-4	4-Bromofluorobenzene	103%		60-141%

CAS No.	Tentatively Identified Compounds	R.T.	Est. Conc.	Units	Q
	Total TIC, Volatile		0	ug/kg	

(a) Associated CCV outside of control limits high, sample was ND.

ND = Not detected MDL = Method Detection Limit
RL = Reporting Limit
E = Indicates value exceeds calibration range
J = Indicates an estimated value
B = Indicates analyte found in associated method blank
N = Indicates presumptive evidence of a compound

Report of Analysis

Client Sample ID: WC-B1(7-10)GRAB
Lab Sample ID: JD27495-6 **Date Sampled:** 06/29/21
Matrix: SO - Soil **Date Received:** 06/30/21
Method: SW846 8260D SW846 5035 **Percent Solids:** 92.2
Project: Remedial Investigation, 247 North Avenue, New Rochelle, NY

	File ID	DF	Analyzed	By	Prep Date	Prep Batch	Analytical Batch
Run #1	1C179164.D	1	07/01/21 15:01	PS	07/01/21 08:00	n/a	V1C7814
Run #2							

	Initial Weight
Run #1	6.0 g
Run #2	

VOA TCL List

CAS No.	Compound	Result	RL	MDL	Units	Q
67-64-1	Acetone	14.8	9.0	3.7	ug/kg	
71-43-2	Benzene	ND	0.45	0.41	ug/kg	
74-97-5	Bromochloromethane	ND	4.5	0.51	ug/kg	
75-27-4	Bromodichloromethane	ND	1.8	0.39	ug/kg	
75-25-2	Bromoform	ND	4.5	1.2	ug/kg	
74-83-9	Bromomethane	ND	4.5	0.69	ug/kg	
78-93-3	2-Butanone (MEK)	ND	9.0	2.2	ug/kg	
75-15-0	Carbon disulfide	ND	1.8	0.48	ug/kg	
56-23-5	Carbon tetrachloride	ND	1.8	0.56	ug/kg	
108-90-7	Chlorobenzene	ND	1.8	0.41	ug/kg	
75-00-3	Chloroethane	ND	4.5	0.53	ug/kg	
67-66-3	Chloroform	ND	1.8	0.47	ug/kg	
74-87-3	Chloromethane	ND	4.5	1.8	ug/kg	
110-82-7	Cyclohexane	ND	1.8	0.59	ug/kg	
96-12-8	1,2-Dibromo-3-chloropropane	ND	1.8	0.63	ug/kg	
124-48-1	Dibromochloromethane	ND	1.8	0.51	ug/kg	
106-93-4	1,2-Dibromoethane	ND	0.90	0.38	ug/kg	
95-50-1	1,2-Dichlorobenzene	ND	0.90	0.49	ug/kg	
541-73-1	1,3-Dichlorobenzene	ND	0.90	0.45	ug/kg	
106-46-7	1,4-Dichlorobenzene	ND	0.90	0.45	ug/kg	
75-71-8	Dichlorodifluoromethane	ND	4.5	0.66	ug/kg	
75-34-3	1,1-Dichloroethane	ND	0.90	0.45	ug/kg	
107-06-2	1,2-Dichloroethane	ND	0.90	0.42	ug/kg	
75-35-4	1,1-Dichloroethene	ND	0.90	0.59	ug/kg	
156-59-2	cis-1,2-Dichloroethene	ND	0.90	0.76	ug/kg	
156-60-5	trans-1,2-Dichloroethene	ND	0.90	0.55	ug/kg	
78-87-5	1,2-Dichloropropane	ND	1.8	0.43	ug/kg	
10061-01-5	cis-1,3-Dichloropropene	ND	1.8	0.43	ug/kg	
10061-02-6	trans-1,3-Dichloropropene	ND	1.8	0.41	ug/kg	
100-41-4	Ethylbenzene	ND	0.90	0.41	ug/kg	
76-13-1	Freon 113	ND	4.5	2.4	ug/kg	
591-78-6	2-Hexanone	ND	4.5	1.9	ug/kg	

ND = Not detected MDL = Method Detection Limit
RL = Reporting Limit
E = Indicates value exceeds calibration range
J = Indicates an estimated value
B = Indicates analyte found in associated method blank
N = Indicates presumptive evidence of a compound

Report of Analysis

Client Sample ID:	WC-B1(7-10)GRAB		
Lab Sample ID:	JD27495-6	**Date Sampled:**	06/29/21
Matrix:	SO - Soil	**Date Received:**	06/30/21
Method:	SW846 8260D SW846 5035	**Percent Solids:**	92.2
Project:	Remedial Investigation, 247 North Avenue, New Rochelle, NY		

VOA TCL List

CAS No.	Compound	Result	RL	MDL	Units	Q
98-82-8	Isopropylbenzene	ND	1.8	1.3	ug/kg	
79-20-9	Methyl Acetate [a]	ND	4.5	1.3	ug/kg	
108-87-2	Methylcyclohexane	ND	1.8	0.79	ug/kg	
1634-04-4	Methyl Tert Butyl Ether	ND	0.90	0.42	ug/kg	
108-10-1	4-Methyl-2-pentanone(MIBK)	ND	4.5	2.1	ug/kg	
75-09-2	Methylene chloride	ND	4.5	2.4	ug/kg	
100-42-5	Styrene	ND	1.8	0.36	ug/kg	
79-34-5	1,1,2,2-Tetrachloroethane	ND	1.8	0.54	ug/kg	
127-18-4	Tetrachloroethene	ND	1.8	0.52	ug/kg	
108-88-3	Toluene	ND	0.90	0.47	ug/kg	
87-61-6	1,2,3-Trichlorobenzene	ND	4.5	2.3	ug/kg	
120-82-1	1,2,4-Trichlorobenzene	ND	4.5	2.3	ug/kg	
71-55-6	1,1,1-Trichloroethane	ND	1.8	0.44	ug/kg	
79-00-5	1,1,2-Trichloroethane	ND	1.8	0.50	ug/kg	
79-01-6	Trichloroethene	ND	0.90	0.69	ug/kg	
75-69-4	Trichlorofluoromethane	ND	4.5	0.62	ug/kg	
75-01-4	Vinyl chloride	ND	1.8	0.43	ug/kg	
	m,p-Xylene	ND	0.90	0.81	ug/kg	
95-47-6	o-Xylene	ND	0.90	0.41	ug/kg	
1330-20-7	Xylene (total)	ND	0.90	0.41	ug/kg	

CAS No.	Surrogate Recoveries	Run# 1	Run# 2	Limits
1868-53-7	Dibromofluoromethane	105%		72-130%
17060-07-0	1,2-Dichloroethane-D4	111%		75-131%
2037-26-5	Toluene-D8	102%		81-121%
460-00-4	4-Bromofluorobenzene	102%		60-141%

CAS No.	Tentatively Identified Compounds	R.T.	Est. Conc.	Units	Q
	Total TIC, Volatile		0	ug/kg	

(a) Associated CCV outside of control limits high, sample was ND.

ND = Not detected MDL = Method Detection Limit
RL = Reporting Limit
E = Indicates value exceeds calibration range
J = Indicates an estimated value
B = Indicates analyte found in associated method blank
N = Indicates presumptive evidence of a compound

Report of Analysis

Client Sample ID:	WC-B1(0-7)		
Lab Sample ID:	JD27495-7	**Date Sampled:**	06/29/21
Matrix:	SO - Soil	**Date Received:**	06/30/21
Method:	SW846 8270E SW846 3546	**Percent Solids:**	82.1
Project:	Remedial Investigation, 247 North Avenue, New Rochelle, NY		

	File ID	DF	Analyzed	By	Prep Date	Prep Batch	Analytical Batch
Run #1	F200338.D	1	07/06/21 20:00	CS	07/02/21 10:10	OP34108	EF8757
Run #2							

	Initial Weight	Final Volume
Run #1	30.5 g	1.0 ml
Run #2		

ABN TCL List (SOM0 2.0)

CAS No.	Compound	Result	RL	MDL	Units	Q
95-57-8	2-Chlorophenol	ND	80	20	ug/kg	
59-50-7	4-Chloro-3-methyl phenol	ND	200	24	ug/kg	
120-83-2	2,4-Dichlorophenol	ND	200	34	ug/kg	
105-67-9	2,4-Dimethylphenol	ND	200	71	ug/kg	
51-28-5	2,4-Dinitrophenol [a]	ND	200	150	ug/kg	
534-52-1	4,6-Dinitro-o-cresol [a]	ND	200	43	ug/kg	
95-48-7	2-Methylphenol	ND	80	26	ug/kg	
	3&4-Methylphenol	ND	80	33	ug/kg	
88-75-5	2-Nitrophenol	ND	200	26	ug/kg	
100-02-7	4-Nitrophenol	ND	400	110	ug/kg	
87-86-5	Pentachlorophenol	ND	160	37	ug/kg	
108-95-2	Phenol	ND	80	21	ug/kg	
58-90-2	2,3,4,6-Tetrachlorophenol	ND	200	26	ug/kg	
95-95-4	2,4,5-Trichlorophenol	ND	200	30	ug/kg	
88-06-2	2,4,6-Trichlorophenol	ND	200	24	ug/kg	
83-32-9	Acenaphthene	ND	40	14	ug/kg	
208-96-8	Acenaphthylene	ND	40	20	ug/kg	
98-86-2	Acetophenone	ND	200	8.6	ug/kg	
120-12-7	Anthracene	ND	40	24	ug/kg	
1912-24-9	Atrazine	ND	80	17	ug/kg	
56-55-3	Benzo(a)anthracene	ND	40	11	ug/kg	
50-32-8	Benzo(a)pyrene	ND	40	18	ug/kg	
205-99-2	Benzo(b)fluoranthene	ND	40	18	ug/kg	
191-24-2	Benzo(g,h,i)perylene	ND	40	20	ug/kg	
207-08-9	Benzo(k)fluoranthene	ND	40	19	ug/kg	
101-55-3	4-Bromophenyl phenyl ether	ND	80	15	ug/kg	
85-68-7	Butyl benzyl phthalate	ND	80	9.7	ug/kg	
92-52-4	1,1'-Biphenyl	ND	80	5.5	ug/kg	
100-52-7	Benzaldehyde	ND	200	9.9	ug/kg	
91-58-7	2-Chloronaphthalene	ND	80	9.5	ug/kg	
106-47-8	4-Chloroaniline	ND	200	14	ug/kg	
86-74-8	Carbazole	ND	80	5.8	ug/kg	

ND = Not detected MDL = Method Detection Limit
RL = Reporting Limit
E = Indicates value exceeds calibration range
J = Indicates an estimated value
B = Indicates analyte found in associated method blank
N = Indicates presumptive evidence of a compound

Report of Analysis

Client Sample ID:	WC-B1(0-7)		
Lab Sample ID:	JD27495-7	**Date Sampled:**	06/29/21
Matrix:	SO - Soil	**Date Received:**	06/30/21
Method:	SW846 8270E SW846 3546	**Percent Solids:**	82.1
Project:	Remedial Investigation, 247 North Avenue, New Rochelle, NY		

ABN TCL List (SOM0 2.0)

CAS No.	Compound	Result	RL	MDL	Units	Q
105-60-2	Caprolactam [b]	ND	80	16	ug/kg	
218-01-9	Chrysene	ND	40	13	ug/kg	
111-91-1	bis(2-Chloroethoxy)methane	ND	80	8.5	ug/kg	
111-44-4	bis(2-Chloroethyl)ether	ND	80	17	ug/kg	
108-60-1	2,2'-Oxybis(1-chloropropane)	ND	80	14	ug/kg	
7005-72-3	4-Chlorophenyl phenyl ether	ND	80	13	ug/kg	
121-14-2	2,4-Dinitrotoluene	ND	40	12	ug/kg	
606-20-2	2,6-Dinitrotoluene	ND	40	20	ug/kg	
91-94-1	3,3'-Dichlorobenzidine	ND	80	33	ug/kg	
123-91-1	1,4-Dioxane	ND	40	26	ug/kg	
53-70-3	Dibenzo(a,h)anthracene	ND	40	18	ug/kg	
132-64-9	Dibenzofuran	ND	80	16	ug/kg	
84-74-2	Di-n-butyl phthalate	ND	80	6.5	ug/kg	
117-84-0	Di-n-octyl phthalate	ND	80	9.9	ug/kg	
84-66-2	Diethyl phthalate	ND	80	8.5	ug/kg	
131-11-3	Dimethyl phthalate	ND	80	7.1	ug/kg	
117-81-7	bis(2-Ethylhexyl)phthalate	ND	80	9.3	ug/kg	
206-44-0	Fluoranthene	ND	40	18	ug/kg	
86-73-7	Fluorene	ND	40	18	ug/kg	
118-74-1	Hexachlorobenzene	ND	80	10	ug/kg	
87-68-3	Hexachlorobutadiene	ND	40	16	ug/kg	
77-47-4	Hexachlorocyclopentadiene	ND	400	16	ug/kg	
67-72-1	Hexachloroethane	ND	200	20	ug/kg	
193-39-5	Indeno(1,2,3-cd)pyrene	ND	40	19	ug/kg	
78-59-1	Isophorone	ND	80	8.5	ug/kg	
91-57-6	2-Methylnaphthalene	ND	40	9.0	ug/kg	
88-74-4	2-Nitroaniline	ND	200	9.4	ug/kg	
99-09-2	3-Nitroaniline	ND	200	10	ug/kg	
100-01-6	4-Nitroaniline	ND	200	10	ug/kg	
91-20-3	Naphthalene	ND	40	11	ug/kg	
98-95-3	Nitrobenzene	ND	80	15	ug/kg	
621-64-7	N-Nitroso-di-n-propylamine	ND	80	12	ug/kg	
86-30-6	N-Nitrosodiphenylamine	ND	200	15	ug/kg	
85-01-8	Phenanthrene	ND	40	13	ug/kg	
129-00-0	Pyrene	ND	40	13	ug/kg	
95-94-3	1,2,4,5-Tetrachlorobenzene	ND	200	10	ug/kg	

CAS No.	Surrogate Recoveries	Run# 1	Run# 2	Limits
367-12-4	2-Fluorophenol	80%		7-101%

ND = Not detected MDL = Method Detection Limit
RL = Reporting Limit
E = Indicates value exceeds calibration range
J = Indicates an estimated value
B = Indicates analyte found in associated method blank
N = Indicates presumptive evidence of a compound

Report of Analysis

Client Sample ID:	WC-B1(0-7)		
Lab Sample ID:	JD27495-7	**Date Sampled:**	06/29/21
Matrix:	SO - Soil	**Date Received:**	06/30/21
Method:	SW846 8270E SW846 3546	**Percent Solids:**	82.1
Project:	Remedial Investigation, 247 North Avenue, New Rochelle, NY		

ABN TCL List (SOM0 2.0)

CAS No.	Surrogate Recoveries	Run# 1	Run# 2	Limits
4165-62-2	Phenol-d5	75%		12-101%
118-79-6	2,4,6-Tribromophenol	81%		10-127%
4165-60-0	Nitrobenzene-d5	82%		15-114%
321-60-8	2-Fluorobiphenyl	79%		22-104%
1718-51-0	Terphenyl-d14	90%		23-121%

CAS No.	Tentatively Identified Compounds	R.T.	Est. Conc.	Units	Q
	Total TIC, Semi-Volatile		0	ug/kg	

(a) This compound in BS is outside in house QC limits bias low.
(b) Associated CCV outside of control limits high, sample was ND.

ND = Not detected MDL = Method Detection Limit
RL = Reporting Limit
E = Indicates value exceeds calibration range
J = Indicates an estimated value
B = Indicates analyte found in associated method blank
N = Indicates presumptive evidence of a compound

Report of Analysis

Client Sample ID:	WC-B1(0-7)		
Lab Sample ID:	JD27495-7	**Date Sampled:**	06/29/21
Matrix:	SO - Soil	**Date Received:**	06/30/21
Method:	SW846 8081B SW846 3546	**Percent Solids:**	82.1
Project:	Remedial Investigation, 247 North Avenue, New Rochelle, NY		

	File ID	DF	Analyzed	By	Prep Date	Prep Batch	Analytical Batch
Run #1	1G167686.D	1	07/06/21 17:21	TC	07/02/21 11:15	OP34113	G1G5715
Run #2							

	Initial Weight	Final Volume
Run #1	15.2 g	10.0 ml
Run #2		

Pesticide TCL List

CAS No.	Compound	Result	RL	MDL	Units	Q
309-00-2	Aldrin	ND	0.80	0.66	ug/kg	
319-84-6	alpha-BHC	ND	0.80	0.65	ug/kg	
319-85-7	beta-BHC	ND	0.80	0.72	ug/kg	
319-86-8	delta-BHC	ND	0.80	0.77	ug/kg	
58-89-9	gamma-BHC (Lindane)	ND	0.80	0.59	ug/kg	
5103-71-9	alpha-Chlordane	ND	0.80	0.65	ug/kg	
5103-74-2	gamma-Chlordane	ND	0.80	0.36	ug/kg	
57-74-9	Chlordane (alpha and gamma)	ND	0.80	0.36	ug/kg	
60-57-1	Dieldrin	ND	0.80	0.55	ug/kg	
72-54-8	4,4'-DDD	ND	0.80	0.74	ug/kg	
72-55-9	4,4'-DDE	ND	0.80	0.70	ug/kg	
50-29-3	4,4'-DDT	ND	0.80	0.71	ug/kg	
72-20-8	Endrin	ND	0.80	0.62	ug/kg	
1031-07-8	Endosulfan sulfate	ND	0.80	0.63	ug/kg	
7421-93-4	Endrin aldehyde	ND	0.80	0.45	ug/kg	
959-98-8	Endosulfan-I	ND	0.80	0.46	ug/kg	
33213-65-9	Endosulfan-II	ND	0.80	0.50	ug/kg	
76-44-8	Heptachlor	ND	0.80	0.69	ug/kg	
1024-57-3	Heptachlor epoxide	ND	0.80	0.56	ug/kg	
72-43-5	Methoxychlor	ND	1.6	0.64	ug/kg	
53494-70-5	Endrin ketone	ND	0.80	0.58	ug/kg	
8001-35-2	Toxaphene	ND	20	19	ug/kg	

CAS No.	Surrogate Recoveries	Run# 1	Run# 2	Limits
877-09-8	Tetrachloro-m-xylene	97%		27-138%
877-09-8	Tetrachloro-m-xylene	106%		27-138%
2051-24-3	Decachlorobiphenyl	101%		10-179%
2051-24-3	Decachlorobiphenyl	106%		10-179%

ND = Not detected MDL = Method Detection Limit
RL = Reporting Limit
E = Indicates value exceeds calibration range
J = Indicates an estimated value
B = Indicates analyte found in associated method blank
N = Indicates presumptive evidence of a compound

Report of Analysis

Client Sample ID:	WC-B1(0-7)		
Lab Sample ID:	JD27495-7	**Date Sampled:**	06/29/21
Matrix:	SO - Soil	**Date Received:**	06/30/21
Method:	SW846 8082A SW846 3546	**Percent Solids:**	82.1
Project:	Remedial Investigation, 247 North Avenue, New Rochelle, NY		

	File ID	DF	Analyzed	By	Prep Date	Prep Batch	Analytical Batch
Run #1	RK1174.D	1	07/06/21 04:25	CP	07/02/21 11:15	OP34114	GRK30
Run #2							

	Initial Weight	Final Volume
Run #1	15.2 g	10.0 ml
Run #2		

PCB List

CAS No.	Compound	Result	RL	MDL	Units	Q
12674-11-2	Aroclor 1016	ND	40	19	ug/kg	
11104-28-2	Aroclor 1221	ND	40	25	ug/kg	
11141-16-5	Aroclor 1232	ND	40	26	ug/kg	
53469-21-9	Aroclor 1242	ND	40	16	ug/kg	
12672-29-6	Aroclor 1248	ND	40	36	ug/kg	
11097-69-1	Aroclor 1254	ND	40	22	ug/kg	
11096-82-5	Aroclor 1260	ND	40	17	ug/kg	
11100-14-4	Aroclor 1268	ND	40	17	ug/kg	
37324-23-5	Aroclor 1262	ND	40	26	ug/kg	

CAS No.	Surrogate Recoveries	Run# 1	Run# 2	Limits
877-09-8	Tetrachloro-m-xylene	111%		24-152%
877-09-8	Tetrachloro-m-xylene	138%		24-152%
2051-24-3	Decachlorobiphenyl	106%		10-172%
2051-24-3	Decachlorobiphenyl	107%		10-172%

ND = Not detected MDL = Method Detection Limit
RL = Reporting Limit
E = Indicates value exceeds calibration range

J = Indicates an estimated value
B = Indicates analyte found in associated method blank
N = Indicates presumptive evidence of a compound

Report of Analysis

Client Sample ID: WC-B1(0-7)
Lab Sample ID: JD27495-7 **Date Sampled:** 06/29/21
Matrix: SO - Soil **Date Received:** 06/30/21
Method: NJDEP EPH SW846 3546 **Percent Solids:** 82.1
Project: Remedial Investigation, 247 North Avenue, New Rochelle, NY

	File ID	DF	Analyzed	By	Prep Date	Prep Batch	Analytical Batch
Run #1	5Y63610.D	1	07/03/21 00:23	TL	07/02/21 10:30	OP34106	G5Y3269
Run #2							

	Initial Weight	Final Volume
Run #1	15.6 g	2.0 ml
Run #2		

NJDEP EPH List

CAS No.	Compound	Result	RL	MDL	Units	Q
	EPH (C9-C28)	ND	7.8	2.3	mg/kg	
	EPH (> C28-C40)	23.9	7.8	2.3	mg/kg	
	Total EPH (C9-C40)	23.9	7.8	2.3	mg/kg	

CAS No.	Surrogate Recoveries	Run# 1	Run# 2	Limits
84-15-1	o-Terphenyl	57%		40-140%
3386-33-2	1-Chlorooctadecane	55%		40-140%

ND = Not detected MDL = Method Detection Limit
RL = Reporting Limit
E = Indicates value exceeds calibration range
J = Indicates an estimated value
B = Indicates analyte found in associated method blank
N = Indicates presumptive evidence of a compound

Report of Analysis

Client Sample ID: WC-B1(0-7)
Lab Sample ID: JD27495-7
Matrix: SO - Soil
Project: Remedial Investigation, 247 North Avenue, New Rochelle, NY

Date Sampled: 06/29/21
Date Received: 06/30/21
Percent Solids: 82.1

Metals Analysis

Analyte	Result	RL	Units	DF	Prep	Analyzed	By	Method	Prep Method
Aluminum	16800	60	mg/kg	1	07/06/21	07/06/21	ND	SW846 6010D [2]	SW846 3050B [3]
Antimony	< 2.4	2.4	mg/kg	1	07/06/21	07/06/21	ND	SW846 6010D [2]	SW846 3050B [3]
Arsenic	2.9	2.4	mg/kg	1	07/06/21	07/06/21	ND	SW846 6010D [2]	SW846 3050B [3]
Barium	68.5	24	mg/kg	1	07/06/21	07/06/21	ND	SW846 6010D [2]	SW846 3050B [3]
Beryllium	0.54	0.24	mg/kg	1	07/06/21	07/06/21	ND	SW846 6010D [2]	SW846 3050B [3]
Cadmium	< 0.60	0.60	mg/kg	1	07/06/21	07/06/21	ND	SW846 6010D [2]	SW846 3050B [3]
Calcium	2070	600	mg/kg	1	07/06/21	07/06/21	ND	SW846 6010D [2]	SW846 3050B [3]
Chromium	23.8	1.2	mg/kg	1	07/06/21	07/06/21	ND	SW846 6010D [2]	SW846 3050B [3]
Cobalt	< 6.0	6.0	mg/kg	1	07/06/21	07/06/21	ND	SW846 6010D [2]	SW846 3050B [3]
Copper	9.3	3.0	mg/kg	1	07/06/21	07/06/21	ND	SW846 6010D [2]	SW846 3050B [3]
Iron	14800	60	mg/kg	1	07/06/21	07/06/21	ND	SW846 6010D [2]	SW846 3050B [3]
Lead	38.9	2.4	mg/kg	1	07/06/21	07/06/21	ND	SW846 6010D [2]	SW846 3050B [3]
Magnesium	2350	600	mg/kg	1	07/06/21	07/06/21	ND	SW846 6010D [2]	SW846 3050B [3]
Manganese	94.1	1.8	mg/kg	1	07/06/21	07/06/21	ND	SW846 6010D [2]	SW846 3050B [3]
Mercury	< 0.036	0.036	mg/kg	1	07/06/21	07/06/21	MS	SW846 7471B [1]	SW846 7471B [4]
Nickel	13.5	4.8	mg/kg	1	07/06/21	07/06/21	ND	SW846 6010D [2]	SW846 3050B [3]
Potassium	1280	1200	mg/kg	1	07/06/21	07/06/21	ND	SW846 6010D [2]	SW846 3050B [3]
Selenium	< 2.4	2.4	mg/kg	1	07/06/21	07/06/21	ND	SW846 6010D [2]	SW846 3050B [3]
Silver	< 0.60	0.60	mg/kg	1	07/06/21	07/06/21	ND	SW846 6010D [2]	SW846 3050B [3]
Sodium	< 1200	1200	mg/kg	1	07/06/21	07/06/21	ND	SW846 6010D [2]	SW846 3050B [3]
Thallium	< 1.2	1.2	mg/kg	1	07/06/21	07/06/21	ND	SW846 6010D [2]	SW846 3050B [3]
Vanadium	32.2	6.0	mg/kg	1	07/06/21	07/06/21	ND	SW846 6010D [2]	SW846 3050B [3]
Zinc	35.1	6.0	mg/kg	1	07/06/21	07/06/21	ND	SW846 6010D [2]	SW846 3050B [3]

(1) Instrument QC Batch: MA50767
(2) Instrument QC Batch: MA50799
(3) Prep QC Batch: MP27286
(4) Prep QC Batch: MP27325

RL = Reporting Limit

Report of Analysis

Client Sample ID:	WC-B1(0-7)		
Lab Sample ID:	JD27495-7	**Date Sampled:**	06/29/21
Matrix:	SO - Soil	**Date Received:**	06/30/21
		Percent Solids:	82.1
Project:	Remedial Investigation, 247 North Avenue, New Rochelle, NY		

General Chemistry

Analyte	Result	RL	Units	DF	Analyzed	By	Method
Cyanide	< 0.27	0.27	mg/kg	1	07/06/21 14:19	LV	SW846 9012B/LACHAT
Solids, Percent	82.1		%	1	07/01/21 16:13	BG	SM2540 G 18TH ED MOD

RL = Reporting Limit

Report of Analysis

Client Sample ID: WC-B1(7-10)
Lab Sample ID: JD27495-8 **Date Sampled:** 06/29/21
Matrix: SO - Soil **Date Received:** 06/30/21
Method: SW846 8270E SW846 3546 **Percent Solids:** 77.3
Project: Remedial Investigation, 247 North Avenue, New Rochelle, NY

	File ID	DF	Analyzed	By	Prep Date	Prep Batch	Analytical Batch
Run #1	F200385.D	1	07/09/21 00:03	CS	07/02/21 10:10	OP34108	EF8760
Run #2							

	Initial Weight	Final Volume
Run #1	30.2 g	1.0 ml
Run #2		

ABN TCL List (SOM0 2.0)

CAS No.	Compound	Result	RL	MDL	Units	Q
95-57-8	2-Chlorophenol	ND	86	21	ug/kg	
59-50-7	4-Chloro-3-methyl phenol	ND	210	26	ug/kg	
120-83-2	2,4-Dichlorophenol	ND	210	37	ug/kg	
105-67-9	2,4-Dimethylphenol	ND	210	76	ug/kg	
51-28-5	2,4-Dinitrophenol [a]	ND	210	160	ug/kg	
534-52-1	4,6-Dinitro-o-cresol [a]	ND	210	46	ug/kg	
95-48-7	2-Methylphenol	ND	86	27	ug/kg	
	3&4-Methylphenol	ND	86	35	ug/kg	
88-75-5	2-Nitrophenol	ND	210	28	ug/kg	
100-02-7	4-Nitrophenol	ND	430	110	ug/kg	
87-86-5	Pentachlorophenol	ND	170	40	ug/kg	
108-95-2	Phenol	ND	86	22	ug/kg	
58-90-2	2,3,4,6-Tetrachlorophenol	ND	210	28	ug/kg	
95-95-4	2,4,5-Trichlorophenol	ND	210	32	ug/kg	
88-06-2	2,4,6-Trichlorophenol	ND	210	26	ug/kg	
83-32-9	Acenaphthene	ND	43	15	ug/kg	
208-96-8	Acenaphthylene	ND	43	22	ug/kg	
98-86-2	Acetophenone	ND	210	9.2	ug/kg	
120-12-7	Anthracene	ND	43	26	ug/kg	
1912-24-9	Atrazine	ND	86	18	ug/kg	
56-55-3	Benzo(a)anthracene	ND	43	12	ug/kg	
50-32-8	Benzo(a)pyrene	ND	43	19	ug/kg	
205-99-2	Benzo(b)fluoranthene	ND	43	19	ug/kg	
191-24-2	Benzo(g,h,i)perylene	ND	43	21	ug/kg	
207-08-9	Benzo(k)fluoranthene	ND	43	20	ug/kg	
101-55-3	4-Bromophenyl phenyl ether	ND	86	17	ug/kg	
85-68-7	Butyl benzyl phthalate	ND	86	10	ug/kg	
92-52-4	1,1'-Biphenyl	ND	86	5.9	ug/kg	
100-52-7	Benzaldehyde	ND	210	11	ug/kg	
91-58-7	2-Chloronaphthalene	ND	86	10	ug/kg	
106-47-8	4-Chloroaniline	ND	210	15	ug/kg	
86-74-8	Carbazole	ND	86	6.2	ug/kg	

ND = Not detected MDL = Method Detection Limit
RL = Reporting Limit
E = Indicates value exceeds calibration range
J = Indicates an estimated value
B = Indicates analyte found in associated method blank
N = Indicates presumptive evidence of a compound

Report of Analysis

Client Sample ID:	WC-B1(7-10)		
Lab Sample ID:	JD27495-8	**Date Sampled:**	06/29/21
Matrix:	SO - Soil	**Date Received:**	06/30/21
Method:	SW846 8270E SW846 3546	**Percent Solids:**	77.3
Project:	Remedial Investigation, 247 North Avenue, New Rochelle, NY		

ABN TCL List (SOM0 2.0)

CAS No.	Compound	Result	RL	MDL	Units	Q
105-60-2	Caprolactam [b]	ND	86	17	ug/kg	
218-01-9	Chrysene	ND	43	13	ug/kg	
111-91-1	bis(2-Chloroethoxy)methane	ND	86	9.2	ug/kg	
111-44-4	bis(2-Chloroethyl)ether	ND	86	18	ug/kg	
108-60-1	2,2'-Oxybis(1-chloropropane)	ND	86	15	ug/kg	
7005-72-3	4-Chlorophenyl phenyl ether	ND	86	14	ug/kg	
121-14-2	2,4-Dinitrotoluene	ND	43	13	ug/kg	
606-20-2	2,6-Dinitrotoluene	ND	43	22	ug/kg	
91-94-1	3,3'-Dichlorobenzidine	ND	86	36	ug/kg	
123-91-1	1,4-Dioxane	ND	43	28	ug/kg	
53-70-3	Dibenzo(a,h)anthracene	ND	43	19	ug/kg	
132-64-9	Dibenzofuran	ND	86	17	ug/kg	
84-74-2	Di-n-butyl phthalate	ND	86	7.0	ug/kg	
117-84-0	Di-n-octyl phthalate	ND	86	11	ug/kg	
84-66-2	Diethyl phthalate	ND	86	9.1	ug/kg	
131-11-3	Dimethyl phthalate	ND	86	7.6	ug/kg	
117-81-7	bis(2-Ethylhexyl)phthalate	ND	86	10	ug/kg	
206-44-0	Fluoranthene	ND	43	19	ug/kg	
86-73-7	Fluorene	ND	43	20	ug/kg	
118-74-1	Hexachlorobenzene	ND	86	11	ug/kg	
87-68-3	Hexachlorobutadiene	ND	43	17	ug/kg	
77-47-4	Hexachlorocyclopentadiene	ND	430	17	ug/kg	
67-72-1	Hexachloroethane	ND	210	21	ug/kg	
193-39-5	Indeno(1,2,3-cd)pyrene	ND	43	20	ug/kg	
78-59-1	Isophorone	ND	86	9.2	ug/kg	
91-57-6	2-Methylnaphthalene	ND	43	9.7	ug/kg	
88-74-4	2-Nitroaniline	ND	210	10	ug/kg	
99-09-2	3-Nitroaniline	ND	210	11	ug/kg	
100-01-6	4-Nitroaniline	ND	210	11	ug/kg	
91-20-3	Naphthalene	ND	43	12	ug/kg	
98-95-3	Nitrobenzene	ND	86	17	ug/kg	
621-64-7	N-Nitroso-di-n-propylamine	ND	86	12	ug/kg	
86-30-6	N-Nitrosodiphenylamine	ND	210	16	ug/kg	
85-01-8	Phenanthrene	ND	43	14	ug/kg	
129-00-0	Pyrene	ND	43	14	ug/kg	
95-94-3	1,2,4,5-Tetrachlorobenzene	ND	210	11	ug/kg	

CAS No.	Surrogate Recoveries	Run# 1	Run# 2	Limits
367-12-4	2-Fluorophenol	61%		7-101%

ND = Not detected MDL = Method Detection Limit
RL = Reporting Limit
E = Indicates value exceeds calibration range
J = Indicates an estimated value
B = Indicates analyte found in associated method blank
N = Indicates presumptive evidence of a compound

Report of Analysis

Client Sample ID:	WC-B1(7-10)		
Lab Sample ID:	JD27495-8	**Date Sampled:**	06/29/21
Matrix:	SO - Soil	**Date Received:**	06/30/21
Method:	SW846 8270E SW846 3546	**Percent Solids:**	77.3
Project:	Remedial Investigation, 247 North Avenue, New Rochelle, NY		

ABN TCL List (SOM0 2.0)

CAS No.	Surrogate Recoveries	Run# 1	Run# 2	Limits
4165-62-2	Phenol-d5	59%		12-101%
118-79-6	2,4,6-Tribromophenol	36%		10-127%
4165-60-0	Nitrobenzene-d5	71%		15-114%
321-60-8	2-Fluorobiphenyl	68%		22-104%
1718-51-0	Terphenyl-d14	80%		23-121%

CAS No.	Tentatively Identified Compounds	R.T.	Est. Conc.	Units	Q
	Total TIC, Semi-Volatile		0	ug/kg	

(a) This compound is outside the control limits biased low in the associated BS.
(b) Associated CCV outside of control limits high, sample was ND.

ND = Not detected MDL = Method Detection Limit
RL = Reporting Limit
E = Indicates value exceeds calibration range
J = Indicates an estimated value
B = Indicates analyte found in associated method blank
N = Indicates presumptive evidence of a compound

Report of Analysis

Client Sample ID: WC-B1(7-10)
Lab Sample ID: JD27495-8 **Date Sampled:** 06/29/21
Matrix: SO - Soil **Date Received:** 06/30/21
Method: SW846 8081B SW846 3546 **Percent Solids:** 77.3
Project: Remedial Investigation, 247 North Avenue, New Rochelle, NY

	File ID	DF	Analyzed	By	Prep Date	Prep Batch	Analytical Batch
Run #1	1G167687.D	1	07/06/21 17:39	TC	07/02/21 11:15	OP34113	G1G5715
Run #2							

	Initial Weight	Final Volume
Run #1	15.8 g	10.0 ml
Run #2		

Pesticide TCL List

CAS No.	Compound	Result	RL	MDL	Units	Q
309-00-2	Aldrin	ND	0.82	0.67	ug/kg	
319-84-6	alpha-BHC	ND	0.82	0.67	ug/kg	
319-85-7	beta-BHC	ND	0.82	0.74	ug/kg	
319-86-8	delta-BHC	ND	0.82	0.79	ug/kg	
58-89-9	gamma-BHC (Lindane)	ND	0.82	0.60	ug/kg	
5103-71-9	alpha-Chlordane	ND	0.82	0.66	ug/kg	
5103-74-2	gamma-Chlordane	ND	0.82	0.37	ug/kg	
57-74-9	Chlordane (alpha and gamma)	ND	0.82	0.37	ug/kg	
60-57-1	Dieldrin	ND	0.82	0.56	ug/kg	
72-54-8	4,4'-DDD	ND	0.82	0.75	ug/kg	
72-55-9	4,4'-DDE	ND	0.82	0.72	ug/kg	
50-29-3	4,4'-DDT	ND	0.82	0.73	ug/kg	
72-20-8	Endrin	ND	0.82	0.64	ug/kg	
1031-07-8	Endosulfan sulfate	ND	0.82	0.64	ug/kg	
7421-93-4	Endrin aldehyde	ND	0.82	0.46	ug/kg	
959-98-8	Endosulfan-I	ND	0.82	0.47	ug/kg	
33213-65-9	Endosulfan-II	ND	0.82	0.51	ug/kg	
76-44-8	Heptachlor	ND	0.82	0.71	ug/kg	
1024-57-3	Heptachlor epoxide	ND	0.82	0.57	ug/kg	
72-43-5	Methoxychlor	ND	1.6	0.65	ug/kg	
53494-70-5	Endrin ketone	ND	0.82	0.59	ug/kg	
8001-35-2	Toxaphene	ND	20	19	ug/kg	

CAS No.	Surrogate Recoveries	Run# 1	Run# 2	Limits
877-09-8	Tetrachloro-m-xylene	79%		27-138%
877-09-8	Tetrachloro-m-xylene	89%		27-138%
2051-24-3	Decachlorobiphenyl	78%		10-179%
2051-24-3	Decachlorobiphenyl	86%		10-179%

ND = Not detected MDL = Method Detection Limit
RL = Reporting Limit
E = Indicates value exceeds calibration range
J = Indicates an estimated value
B = Indicates analyte found in associated method blank
N = Indicates presumptive evidence of a compound

Report of Analysis

Client Sample ID:	WC-B1(7-10)		
Lab Sample ID:	JD27495-8	**Date Sampled:**	06/29/21
Matrix:	SO - Soil	**Date Received:**	06/30/21
Method:	SW846 8082A SW846 3546	**Percent Solids:**	77.3
Project:	Remedial Investigation, 247 North Avenue, New Rochelle, NY		

	File ID	DF	Analyzed	By	Prep Date	Prep Batch	Analytical Batch
Run #1	RK1175.D	1	07/06/21 04:42	CP	07/02/21 11:15	OP34114	GRK30
Run #2							

	Initial Weight	Final Volume
Run #1	15.8 g	10.0 ml
Run #2		

PCB List

CAS No.	Compound	Result	RL	MDL	Units	Q
12674-11-2	Aroclor 1016	ND	41	19	ug/kg	
11104-28-2	Aroclor 1221	ND	41	25	ug/kg	
11141-16-5	Aroclor 1232	ND	41	26	ug/kg	
53469-21-9	Aroclor 1242	ND	41	17	ug/kg	
12672-29-6	Aroclor 1248	ND	41	37	ug/kg	
11097-69-1	Aroclor 1254	ND	41	22	ug/kg	
11096-82-5	Aroclor 1260	ND	41	17	ug/kg	
11100-14-4	Aroclor 1268	ND	41	17	ug/kg	
37324-23-5	Aroclor 1262	ND	41	27	ug/kg	

CAS No.	Surrogate Recoveries	Run# 1	Run# 2	Limits
877-09-8	Tetrachloro-m-xylene	91%		24-152%
877-09-8	Tetrachloro-m-xylene	113%		24-152%
2051-24-3	Decachlorobiphenyl	78%		10-172%
2051-24-3	Decachlorobiphenyl	89%		10-172%

ND = Not detected MDL = Method Detection Limit
RL = Reporting Limit
E = Indicates value exceeds calibration range

J = Indicates an estimated value
B = Indicates analyte found in associated method blank
N = Indicates presumptive evidence of a compound

Report of Analysis

Client Sample ID:	WC-B1(7-10)		
Lab Sample ID:	JD27495-8	**Date Sampled:**	06/29/21
Matrix:	SO - Soil	**Date Received:**	06/30/21
Method:	NJDEP EPH SW846 3546	**Percent Solids:**	77.3
Project:	Remedial Investigation, 247 North Avenue, New Rochelle, NY		

	File ID	DF	Analyzed	By	Prep Date	Prep Batch	Analytical Batch
Run #1	5Y63611.D	1	07/03/21 00:57	TL	07/02/21 10:30	OP34106	G5Y3269
Run #2							

	Initial Weight	Final Volume
Run #1	15.6 g	2.0 ml
Run #2		

NJDEP EPH List

CAS No.	Compound	Result	RL	MDL	Units	Q
	EPH (C9-C28)	ND	8.3	2.5	mg/kg	
	EPH (> C28-C40)	25.5	8.3	2.5	mg/kg	
	Total EPH (C9-C40)	25.5	8.3	2.5	mg/kg	

CAS No.	Surrogate Recoveries	Run# 1	Run# 2	Limits
84-15-1	o-Terphenyl	46%		40-140%
3386-33-2	1-Chlorooctadecane	44%		40-140%

ND = Not detected MDL = Method Detection Limit
RL = Reporting Limit
E = Indicates value exceeds calibration range

J = Indicates an estimated value
B = Indicates analyte found in associated method blank
N = Indicates presumptive evidence of a compound

Report of Analysis

Client Sample ID: WC-B1(7-10)
Lab Sample ID: JD27495-8
Matrix: SO - Soil
Date Sampled: 06/29/21
Date Received: 06/30/21
Percent Solids: 77.3
Project: Remedial Investigation, 247 North Avenue, New Rochelle, NY

Metals Analysis

Analyte	Result	RL	Units	DF	Prep	Analyzed	By	Method	Prep Method
Aluminum	10000	41	mg/kg	1	07/06/21	07/06/21	ND	SW846 6010D [2]	SW846 3050B [3]
Arsenic	1.7	1.7	mg/kg	1	07/06/21	07/06/21	ND	SW846 6010D [2]	SW846 3050B [3]
Barium	69.1	17	mg/kg	1	07/06/21	07/06/21	ND	SW846 6010D [2]	SW846 3050B [3]
Cadmium	< 0.41	0.41	mg/kg	1	07/06/21	07/06/21	ND	SW846 6010D [2]	SW846 3050B [3]
Calcium	1680	410	mg/kg	1	07/06/21	07/06/21	ND	SW846 6010D [2]	SW846 3050B [3]
Chromium	17.5	0.83	mg/kg	1	07/06/21	07/06/21	ND	SW846 6010D [2]	SW846 3050B [3]
Cobalt	5.8	4.1	mg/kg	1	07/06/21	07/06/21	ND	SW846 6010D [2]	SW846 3050B [3]
Copper	13.7	2.1	mg/kg	1	07/06/21	07/06/21	ND	SW846 6010D [2]	SW846 3050B [3]
Iron	12900	41	mg/kg	1	07/06/21	07/06/21	ND	SW846 6010D [2]	SW846 3050B [3]
Lead	12.3	1.7	mg/kg	1	07/06/21	07/06/21	ND	SW846 6010D [2]	SW846 3050B [3]
Magnesium	2410	410	mg/kg	1	07/06/21	07/06/21	ND	SW846 6010D [2]	SW846 3050B [3]
Manganese	143	1.2	mg/kg	1	07/06/21	07/06/21	ND	SW846 6010D [2]	SW846 3050B [3]
Mercury	< 0.026	0.026	mg/kg	1	07/06/21	07/06/21	MS	SW846 7471B [1]	SW846 7471B [4]
Nickel	14.7	3.3	mg/kg	1	07/06/21	07/06/21	ND	SW846 6010D [2]	SW846 3050B [3]
Potassium	2850	830	mg/kg	1	07/06/21	07/06/21	ND	SW846 6010D [2]	SW846 3050B [3]
Selenium	< 1.7	1.7	mg/kg	1	07/06/21	07/06/21	ND	SW846 6010D [2]	SW846 3050B [3]
Silver	< 0.41	0.41	mg/kg	1	07/06/21	07/06/21	ND	SW846 6010D [2]	SW846 3050B [3]
Sodium	< 830	830	mg/kg	1	07/06/21	07/06/21	ND	SW846 6010D [2]	SW846 3050B [3]
Vanadium	24.5	4.1	mg/kg	1	07/06/21	07/06/21	ND	SW846 6010D [2]	SW846 3050B [3]
Zinc	30.0	4.1	mg/kg	1	07/06/21	07/06/21	ND	SW846 6010D [2]	SW846 3050B [3]

(1) Instrument QC Batch: MA50767
(2) Instrument QC Batch: MA50799
(3) Prep QC Batch: MP27286
(4) Prep QC Batch: MP27325

RL = Reporting Limit

Report of Analysis

Client Sample ID:	WC-B1(7-10)		
Lab Sample ID:	JD27495-8	**Date Sampled:**	06/29/21
Matrix:	SO - Soil	**Date Received:**	06/30/21
		Percent Solids:	77.3
Project:	Remedial Investigation, 247 North Avenue, New Rochelle, NY		

General Chemistry

Analyte	Result	RL	Units	DF	Analyzed	By	Method
Cyanide	< 0.28	0.28	mg/kg	1	07/06/21 14:20	LV	SW846 9012B/LACHAT
Solids, Percent	77.3		%	1	07/01/21 16:13	BG	SM2540 G 18TH ED MOD

RL = Reporting Limit

Report of Analysis

Client Sample ID:	WC-B1(0-7)GRAB		
Lab Sample ID:	JD27495-9	**Date Sampled:**	06/29/21
Matrix:	SO - Soil	**Date Received:**	06/30/21
Method:	SW846 8260D SW846 5035	**Percent Solids:**	77.3
Project:	Remedial Investigation, 247 North Avenue, New Rochelle, NY		

	File ID	DF	Analyzed	By	Prep Date	Prep Batch	Analytical Batch
Run #1	1C179165.D	1	07/01/21 15:28	PS	07/01/21 08:00	n/a	V1C7814
Run #2							

	Initial Weight
Run #1	5.9 g
Run #2	

VOA TCL List

CAS No.	Compound	Result	RL	MDL	Units	Q
67-64-1	Acetone	15.1	11	4.5	ug/kg	
71-43-2	Benzene	ND	0.55	0.50	ug/kg	
74-97-5	Bromochloromethane	ND	5.5	0.61	ug/kg	
75-27-4	Bromodichloromethane	ND	2.2	0.47	ug/kg	
75-25-2	Bromoform	ND	5.5	1.5	ug/kg	
74-83-9	Bromomethane	ND	5.5	0.84	ug/kg	
78-93-3	2-Butanone (MEK)	ND	11	2.7	ug/kg	
75-15-0	Carbon disulfide	ND	2.2	0.59	ug/kg	
56-23-5	Carbon tetrachloride	ND	2.2	0.68	ug/kg	
108-90-7	Chlorobenzene	ND	2.2	0.50	ug/kg	
75-00-3	Chloroethane	ND	5.5	0.65	ug/kg	
67-66-3	Chloroform	ND	2.2	0.57	ug/kg	
74-87-3	Chloromethane	ND	5.5	2.1	ug/kg	
110-82-7	Cyclohexane	ND	2.2	0.72	ug/kg	
96-12-8	1,2-Dibromo-3-chloropropane	ND	2.2	0.76	ug/kg	
124-48-1	Dibromochloromethane	ND	2.2	0.61	ug/kg	
106-93-4	1,2-Dibromoethane	ND	1.1	0.46	ug/kg	
95-50-1	1,2-Dichlorobenzene	ND	1.1	0.60	ug/kg	
541-73-1	1,3-Dichlorobenzene	ND	1.1	0.54	ug/kg	
106-46-7	1,4-Dichlorobenzene	ND	1.1	0.54	ug/kg	
75-71-8	Dichlorodifluoromethane	ND	5.5	0.80	ug/kg	
75-34-3	1,1-Dichloroethane	ND	1.1	0.54	ug/kg	
107-06-2	1,2-Dichloroethane	ND	1.1	0.52	ug/kg	
75-35-4	1,1-Dichloroethene	ND	1.1	0.72	ug/kg	
156-59-2	cis-1,2-Dichloroethene	ND	1.1	0.92	ug/kg	
156-60-5	trans-1,2-Dichloroethene	ND	1.1	0.67	ug/kg	
78-87-5	1,2-Dichloropropane	ND	2.2	0.52	ug/kg	
10061-01-5	cis-1,3-Dichloropropene	ND	2.2	0.52	ug/kg	
10061-02-6	trans-1,3-Dichloropropene	ND	2.2	0.50	ug/kg	
100-41-4	Ethylbenzene	ND	1.1	0.50	ug/kg	
76-13-1	Freon 113	ND	5.5	2.9	ug/kg	
591-78-6	2-Hexanone	ND	5.5	2.3	ug/kg	

ND = Not detected MDL = Method Detection Limit
RL = Reporting Limit
E = Indicates value exceeds calibration range

J = Indicates an estimated value
B = Indicates analyte found in associated method blank
N = Indicates presumptive evidence of a compound

Report of Analysis

Client Sample ID:	WC-B1(0-7)GRAB		
Lab Sample ID:	JD27495-9	**Date Sampled:**	06/29/21
Matrix:	SO - Soil	**Date Received:**	06/30/21
Method:	SW846 8260D SW846 5035	**Percent Solids:**	77.3
Project:	Remedial Investigation, 247 North Avenue, New Rochelle, NY		

VOA TCL List

CAS No.	Compound	Result	RL	MDL	Units	Q
98-82-8	Isopropylbenzene	ND	2.2	1.6	ug/kg	
79-20-9	Methyl Acetate [a]	ND	5.5	1.5	ug/kg	
108-87-2	Methylcyclohexane	ND	2.2	0.96	ug/kg	
1634-04-4	Methyl Tert Butyl Ether	ND	1.1	0.51	ug/kg	
108-10-1	4-Methyl-2-pentanone(MIBK)	ND	5.5	2.5	ug/kg	
75-09-2	Methylene chloride	ND	5.5	2.9	ug/kg	
100-42-5	Styrene	ND	2.2	0.44	ug/kg	
79-34-5	1,1,2,2-Tetrachloroethane	ND	2.2	0.66	ug/kg	
127-18-4	Tetrachloroethene	ND	2.2	0.64	ug/kg	
108-88-3	Toluene	ND	1.1	0.58	ug/kg	
87-61-6	1,2,3-Trichlorobenzene	ND	5.5	2.7	ug/kg	
120-82-1	1,2,4-Trichlorobenzene	ND	5.5	2.7	ug/kg	
71-55-6	1,1,1-Trichloroethane	ND	2.2	0.53	ug/kg	
79-00-5	1,1,2-Trichloroethane	ND	2.2	0.61	ug/kg	
79-01-6	Trichloroethene	ND	1.1	0.84	ug/kg	
75-69-4	Trichlorofluoromethane	ND	5.5	0.75	ug/kg	
75-01-4	Vinyl chloride	ND	2.2	0.53	ug/kg	
	m,p-Xylene	ND	1.1	0.98	ug/kg	
95-47-6	o-Xylene	ND	1.1	0.50	ug/kg	
1330-20-7	Xylene (total)	ND	1.1	0.50	ug/kg	

CAS No.	Surrogate Recoveries	Run# 1	Run# 2	Limits
1868-53-7	Dibromofluoromethane	103%		72-130%
17060-07-0	1,2-Dichloroethane-D4	109%		75-131%
2037-26-5	Toluene-D8	102%		81-121%
460-00-4	4-Bromofluorobenzene	103%		60-141%

CAS No.	Tentatively Identified Compounds	R.T.	Est. Conc.	Units	Q
	Total TIC, Volatile		0	ug/kg	

(a) Associated CCV outside of control limits high, sample was ND.

ND = Not detected MDL = Method Detection Limit
RL = Reporting Limit
E = Indicates value exceeds calibration range
J = Indicates an estimated value
B = Indicates analyte found in associated method blank
N = Indicates presumptive evidence of a compound

Report of Analysis

Client Sample ID:	WC-B1(7-14)GRAB		
Lab Sample ID:	JD27495-10	**Date Sampled:**	06/29/21
Matrix:	SO - Soil	**Date Received:**	06/30/21
Method:	SW846 8260D SW846 5035	**Percent Solids:**	89.9
Project:	Remedial Investigation, 247 North Avenue, New Rochelle, NY		

	File ID	DF	Analyzed	By	Prep Date	Prep Batch	Analytical Batch
Run #1	1C179166.D	1	07/01/21 15:56	PS	07/01/21 08:00	n/a	V1C7814
Run #2							

	Initial Weight
Run #1	5.5 g
Run #2	

VOA TCL List

CAS No.	Compound	Result	RL	MDL	Units	Q
67-64-1	Acetone	ND	10	4.2	ug/kg	
71-43-2	Benzene	ND	0.51	0.46	ug/kg	
74-97-5	Bromochloromethane	ND	5.1	0.57	ug/kg	
75-27-4	Bromodichloromethane	ND	2.0	0.43	ug/kg	
75-25-2	Bromoform	ND	5.1	1.4	ug/kg	
74-83-9	Bromomethane	ND	5.1	0.77	ug/kg	
78-93-3	2-Butanone (MEK)	ND	10	2.5	ug/kg	
75-15-0	Carbon disulfide	ND	2.0	0.54	ug/kg	
56-23-5	Carbon tetrachloride	ND	2.0	0.62	ug/kg	
108-90-7	Chlorobenzene	ND	2.0	0.46	ug/kg	
75-00-3	Chloroethane	ND	5.1	0.60	ug/kg	
67-66-3	Chloroform	ND	2.0	0.52	ug/kg	
74-87-3	Chloromethane	ND	5.1	2.0	ug/kg	
110-82-7	Cyclohexane	ND	2.0	0.66	ug/kg	
96-12-8	1,2-Dibromo-3-chloropropane	ND	2.0	0.70	ug/kg	
124-48-1	Dibromochloromethane	ND	2.0	0.57	ug/kg	
106-93-4	1,2-Dibromoethane	ND	1.0	0.43	ug/kg	
95-50-1	1,2-Dichlorobenzene	ND	1.0	0.55	ug/kg	
541-73-1	1,3-Dichlorobenzene	ND	1.0	0.50	ug/kg	
106-46-7	1,4-Dichlorobenzene	ND	1.0	0.50	ug/kg	
75-71-8	Dichlorodifluoromethane	ND	5.1	0.74	ug/kg	
75-34-3	1,1-Dichloroethane	ND	1.0	0.50	ug/kg	
107-06-2	1,2-Dichloroethane	ND	1.0	0.48	ug/kg	
75-35-4	1,1-Dichloroethene	ND	1.0	0.66	ug/kg	
156-59-2	cis-1,2-Dichloroethene	ND	1.0	0.85	ug/kg	
156-60-5	trans-1,2-Dichloroethene	ND	1.0	0.62	ug/kg	
78-87-5	1,2-Dichloropropane	ND	2.0	0.48	ug/kg	
10061-01-5	cis-1,3-Dichloropropene	ND	2.0	0.48	ug/kg	
10061-02-6	trans-1,3-Dichloropropene	ND	2.0	0.46	ug/kg	
100-41-4	Ethylbenzene	ND	1.0	0.46	ug/kg	
76-13-1	Freon 113	ND	5.1	2.7	ug/kg	
591-78-6	2-Hexanone	ND	5.1	2.1	ug/kg	

ND = Not detected MDL = Method Detection Limit
RL = Reporting Limit
E = Indicates value exceeds calibration range

J = Indicates an estimated value
B = Indicates analyte found in associated method blank
N = Indicates presumptive evidence of a compound

Report of Analysis

Client Sample ID:	WC-B1(7-14)GRAB		
Lab Sample ID:	JD27495-10	**Date Sampled:**	06/29/21
Matrix:	SO - Soil	**Date Received:**	06/30/21
Method:	SW846 8260D SW846 5035	**Percent Solids:**	89.9
Project:	Remedial Investigation, 247 North Avenue, New Rochelle, NY		

VOA TCL List

CAS No.	Compound	Result	RL	MDL	Units	Q
98-82-8	Isopropylbenzene	ND	2.0	1.4	ug/kg	
79-20-9	Methyl Acetate [a]	ND	5.1	1.4	ug/kg	
108-87-2	Methylcyclohexane	ND	2.0	0.88	ug/kg	
1634-04-4	Methyl Tert Butyl Ether	ND	1.0	0.47	ug/kg	
108-10-1	4-Methyl-2-pentanone(MIBK)	ND	5.1	2.3	ug/kg	
75-09-2	Methylene chloride	ND	5.1	2.6	ug/kg	
100-42-5	Styrene	ND	2.0	0.41	ug/kg	
79-34-5	1,1,2,2-Tetrachloroethane	ND	2.0	0.61	ug/kg	
127-18-4	Tetrachloroethene	ND	2.0	0.59	ug/kg	
108-88-3	Toluene	ND	1.0	0.53	ug/kg	
87-61-6	1,2,3-Trichlorobenzene	ND	5.1	2.5	ug/kg	
120-82-1	1,2,4-Trichlorobenzene	ND	5.1	2.5	ug/kg	
71-55-6	1,1,1-Trichloroethane	ND	2.0	0.49	ug/kg	
79-00-5	1,1,2-Trichloroethane	ND	2.0	0.56	ug/kg	
79-01-6	Trichloroethene	ND	1.0	0.77	ug/kg	
75-69-4	Trichlorofluoromethane	ND	5.1	0.69	ug/kg	
75-01-4	Vinyl chloride	ND	2.0	0.49	ug/kg	
	m,p-Xylene	ND	1.0	0.91	ug/kg	
95-47-6	o-Xylene	ND	1.0	0.46	ug/kg	
1330-20-7	Xylene (total)	ND	1.0	0.46	ug/kg	

CAS No.	Surrogate Recoveries	Run# 1	Run# 2	Limits
1868-53-7	Dibromofluoromethane	103%		72-130%
17060-07-0	1,2-Dichloroethane-D4	110%		75-131%
2037-26-5	Toluene-D8	101%		81-121%
460-00-4	4-Bromofluorobenzene	102%		60-141%

CAS No.	Tentatively Identified Compounds	R.T.	Est. Conc.	Units	Q
	Total TIC, Volatile		0	ug/kg	

(a) Associated CCV outside of control limits high, sample was ND.

ND = Not detected MDL = Method Detection Limit
RL = Reporting Limit
E = Indicates value exceeds calibration range
J = Indicates an estimated value
B = Indicates analyte found in associated method blank
N = Indicates presumptive evidence of a compound

Report of Analysis

Client Sample ID:	WC-B1(0-7)		
Lab Sample ID:	JD27495-11	**Date Sampled:**	06/29/21
Matrix:	SO - Soil	**Date Received:**	06/30/21
Method:	SW846 8270E SW846 3546	**Percent Solids:**	81.5
Project:	Remedial Investigation, 247 North Avenue, New Rochelle, NY		

	File ID	DF	Analyzed	By	Prep Date	Prep Batch	Analytical Batch
Run #1	F200384.D	1	07/08/21 21:18	CS	07/02/21 10:10	OP34108	EF8760
Run #2							

	Initial Weight	Final Volume
Run #1	30.5 g	1.0 ml
Run #2		

ABN TCL List (SOM0 2.0)

CAS No.	Compound	Result	RL	MDL	Units	Q
95-57-8	2-Chlorophenol	ND	80	20	ug/kg	
59-50-7	4-Chloro-3-methyl phenol	ND	200	25	ug/kg	
120-83-2	2,4-Dichlorophenol	ND	200	34	ug/kg	
105-67-9	2,4-Dimethylphenol	ND	200	72	ug/kg	
51-28-5	2,4-Dinitrophenol [a]	ND	200	150	ug/kg	
534-52-1	4,6-Dinitro-o-cresol [a]	ND	200	43	ug/kg	
95-48-7	2-Methylphenol	ND	80	26	ug/kg	
	3&4-Methylphenol	ND	80	33	ug/kg	
88-75-5	2-Nitrophenol	ND	200	27	ug/kg	
100-02-7	4-Nitrophenol	ND	400	110	ug/kg	
87-86-5	Pentachlorophenol	ND	160	38	ug/kg	
108-95-2	Phenol	ND	80	21	ug/kg	
58-90-2	2,3,4,6-Tetrachlorophenol	ND	200	27	ug/kg	
95-95-4	2,4,5-Trichlorophenol	ND	200	30	ug/kg	
88-06-2	2,4,6-Trichlorophenol	ND	200	24	ug/kg	
83-32-9	Acenaphthene	ND	40	14	ug/kg	
208-96-8	Acenaphthylene	ND	40	20	ug/kg	
98-86-2	Acetophenone	ND	200	8.6	ug/kg	
120-12-7	Anthracene	ND	40	25	ug/kg	
1912-24-9	Atrazine	ND	80	17	ug/kg	
56-55-3	Benzo(a)anthracene	55.0	40	11	ug/kg	
50-32-8	Benzo(a)pyrene	48.8	40	18	ug/kg	
205-99-2	Benzo(b)fluoranthene	51.9	40	18	ug/kg	
191-24-2	Benzo(g,h,i)perylene	31.4	40	20	ug/kg	J
207-08-9	Benzo(k)fluoranthene	20.4	40	19	ug/kg	J
101-55-3	4-Bromophenyl phenyl ether	ND	80	16	ug/kg	
85-68-7	Butyl benzyl phthalate	ND	80	9.8	ug/kg	
92-52-4	1,1'-Biphenyl	ND	80	5.5	ug/kg	
100-52-7	Benzaldehyde	ND	200	10	ug/kg	
91-58-7	2-Chloronaphthalene	ND	80	9.6	ug/kg	
106-47-8	4-Chloroaniline	ND	200	14	ug/kg	
86-74-8	Carbazole	6.4	80	5.8	ug/kg	J

ND = Not detected MDL = Method Detection Limit
RL = Reporting Limit
E = Indicates value exceeds calibration range
J = Indicates an estimated value
B = Indicates analyte found in associated method blank
N = Indicates presumptive evidence of a compound

Report of Analysis

Client Sample ID:	WC-B1(0-7)		
Lab Sample ID:	JD27495-11	**Date Sampled:**	06/29/21
Matrix:	SO - Soil	**Date Received:**	06/30/21
Method:	SW846 8270E SW846 3546	**Percent Solids:**	81.5
Project:	Remedial Investigation, 247 North Avenue, New Rochelle, NY		

ABN TCL List (SOM0 2.0)

CAS No.	Compound	Result	RL	MDL	Units	Q
105-60-2	Caprolactam [b]	ND	80	16	ug/kg	
218-01-9	Chrysene	51.8	40	13	ug/kg	
111-91-1	bis(2-Chloroethoxy)methane	ND	80	8.6	ug/kg	
111-44-4	bis(2-Chloroethyl)ether	ND	80	17	ug/kg	
108-60-1	2,2'-Oxybis(1-chloropropane)	ND	80	14	ug/kg	
7005-72-3	4-Chlorophenyl phenyl ether	ND	80	13	ug/kg	
121-14-2	2,4-Dinitrotoluene	ND	40	12	ug/kg	
606-20-2	2,6-Dinitrotoluene	ND	40	20	ug/kg	
91-94-1	3,3'-Dichlorobenzidine	ND	80	34	ug/kg	
123-91-1	1,4-Dioxane	ND	40	27	ug/kg	
53-70-3	Dibenzo(a,h)anthracene	ND	40	18	ug/kg	
132-64-9	Dibenzofuran	ND	80	16	ug/kg	
84-74-2	Di-n-butyl phthalate	ND	80	6.6	ug/kg	
117-84-0	Di-n-octyl phthalate	ND	80	10	ug/kg	
84-66-2	Diethyl phthalate	ND	80	8.6	ug/kg	
131-11-3	Dimethyl phthalate	ND	80	7.2	ug/kg	
117-81-7	bis(2-Ethylhexyl)phthalate	ND	80	9.4	ug/kg	
206-44-0	Fluoranthene	116	40	18	ug/kg	
86-73-7	Fluorene	ND	40	18	ug/kg	
118-74-1	Hexachlorobenzene	ND	80	10	ug/kg	
87-68-3	Hexachlorobutadiene	ND	40	16	ug/kg	
77-47-4	Hexachlorocyclopentadiene	ND	400	16	ug/kg	
67-72-1	Hexachloroethane	ND	200	20	ug/kg	
193-39-5	Indeno(1,2,3-cd)pyrene	35.7	40	19	ug/kg	J
78-59-1	Isophorone	ND	80	8.6	ug/kg	
91-57-6	2-Methylnaphthalene	ND	40	9.1	ug/kg	
88-74-4	2-Nitroaniline	ND	200	9.5	ug/kg	
99-09-2	3-Nitroaniline	ND	200	10	ug/kg	
100-01-6	4-Nitroaniline	ND	200	10	ug/kg	
91-20-3	Naphthalene	ND	40	11	ug/kg	
98-95-3	Nitrobenzene	ND	80	16	ug/kg	
621-64-7	N-Nitroso-di-n-propylamine	ND	80	12	ug/kg	
86-30-6	N-Nitrosodiphenylamine	ND	200	15	ug/kg	
85-01-8	Phenanthrene	89.5	40	14	ug/kg	
129-00-0	Pyrene	136	40	13	ug/kg	
95-94-3	1,2,4,5-Tetrachlorobenzene	ND	200	10	ug/kg	

CAS No.	Surrogate Recoveries	Run# 1	Run# 2	Limits
367-12-4	2-Fluorophenol	76%		7-101%

ND = Not detected MDL = Method Detection Limit
RL = Reporting Limit
E = Indicates value exceeds calibration range
J = Indicates an estimated value
B = Indicates analyte found in associated method blank
N = Indicates presumptive evidence of a compound

Report of Analysis

Client Sample ID:	WC-B1(0-7)		
Lab Sample ID:	JD27495-11	**Date Sampled:**	06/29/21
Matrix:	SO - Soil	**Date Received:**	06/30/21
Method:	SW846 8270E SW846 3546	**Percent Solids:**	81.5
Project:	Remedial Investigation, 247 North Avenue, New Rochelle, NY		

ABN TCL List (SOM0 2.0)

CAS No.	Surrogate Recoveries	Run# 1	Run# 2	Limits
4165-62-2	Phenol-d5	72%		12-101%
118-79-6	2,4,6-Tribromophenol	79%		10-127%
4165-60-0	Nitrobenzene-d5	85%		15-114%
321-60-8	2-Fluorobiphenyl	82%		22-104%
1718-51-0	Terphenyl-d14	100%		23-121%

CAS No.	Tentatively Identified Compounds	R.T.	Est. Conc.	Units	Q
	Total TIC, Semi-Volatile		0	ug/kg	

(a) This compound is outside the control limits biased low in the associated BS.
(b) Associated CCV outside of control limits high, sample was ND.

Report of Analysis

Client Sample ID:	WC-B1(0-7)		
Lab Sample ID:	JD27495-11	**Date Sampled:**	06/29/21
Matrix:	SO - Soil	**Date Received:**	06/30/21
Method:	SW846 8081B SW846 3546	**Percent Solids:**	81.5
Project:	Remedial Investigation, 247 North Avenue, New Rochelle, NY		

	File ID	DF	Analyzed	By	Prep Date	Prep Batch	Analytical Batch
Run #1	1G167688.D	1	07/06/21 17:57	TC	07/02/21 11:15	OP34113	G1G5715
Run #2							

	Initial Weight	Final Volume
Run #1	15.4 g	10.0 ml
Run #2		

Pesticide TCL List

CAS No.	Compound	Result	RL	MDL	Units	Q
309-00-2	Aldrin	ND	0.80	0.66	ug/kg	
319-84-6	alpha-BHC	ND	0.80	0.65	ug/kg	
319-85-7	beta-BHC	ND	0.80	0.72	ug/kg	
319-86-8	delta-BHC	ND	0.80	0.76	ug/kg	
58-89-9	gamma-BHC (Lindane)	ND	0.80	0.59	ug/kg	
5103-71-9	alpha-Chlordane	ND	0.80	0.64	ug/kg	
5103-74-2	gamma-Chlordane	ND	0.80	0.36	ug/kg	
57-74-9	Chlordane (alpha and gamma)	ND	0.80	0.36	ug/kg	
60-57-1	Dieldrin	ND	0.80	0.55	ug/kg	
72-54-8	4,4'-DDD	ND	0.80	0.73	ug/kg	
72-55-9	4,4'-DDE	ND	0.80	0.70	ug/kg	
50-29-3	4,4'-DDT	ND	0.80	0.71	ug/kg	
72-20-8	Endrin	ND	0.80	0.62	ug/kg	
1031-07-8	Endosulfan sulfate	ND	0.80	0.62	ug/kg	
7421-93-4	Endrin aldehyde	ND	0.80	0.45	ug/kg	
959-98-8	Endosulfan-I	ND	0.80	0.46	ug/kg	
33213-65-9	Endosulfan-II	ND	0.80	0.50	ug/kg	
76-44-8	Heptachlor	ND	0.80	0.69	ug/kg	
1024-57-3	Heptachlor epoxide	ND	0.80	0.56	ug/kg	
72-43-5	Methoxychlor	ND	1.6	0.63	ug/kg	
53494-70-5	Endrin ketone	ND	0.80	0.58	ug/kg	
8001-35-2	Toxaphene	ND	20	19	ug/kg	

CAS No.	Surrogate Recoveries	Run# 1	Run# 2	Limits
877-09-8	Tetrachloro-m-xylene	107%		27-138%
877-09-8	Tetrachloro-m-xylene	119%		27-138%
2051-24-3	Decachlorobiphenyl	112%		10-179%
2051-24-3	Decachlorobiphenyl	123%		10-179%

ND = Not detected MDL = Method Detection Limit
RL = Reporting Limit
E = Indicates value exceeds calibration range
J = Indicates an estimated value
B = Indicates analyte found in associated method blank
N = Indicates presumptive evidence of a compound

Report of Analysis

Client Sample ID:	WC-B1(0-7)		
Lab Sample ID:	JD27495-11	**Date Sampled:**	06/29/21
Matrix:	SO - Soil	**Date Received:**	06/30/21
Method:	SW846 8082A SW846 3546	**Percent Solids:**	81.5
Project:	Remedial Investigation, 247 North Avenue, New Rochelle, NY		

	File ID	DF	Analyzed	By	Prep Date	Prep Batch	Analytical Batch
Run #1	RK1176.D	1	07/06/21 04:58	CP	07/02/21 11:15	OP34114	GRK30
Run #2							

	Initial Weight	Final Volume
Run #1	15.4 g	10.0 ml
Run #2		

PCB List

CAS No.	Compound	Result	RL	MDL	Units	Q
12674-11-2	Aroclor 1016	ND	40	19	ug/kg	
11104-28-2	Aroclor 1221	ND	40	25	ug/kg	
11141-16-5	Aroclor 1232	ND	40	25	ug/kg	
53469-21-9	Aroclor 1242	ND	40	16	ug/kg	
12672-29-6	Aroclor 1248	ND	40	36	ug/kg	
11097-69-1	Aroclor 1254	ND	40	21	ug/kg	
11096-82-5	Aroclor 1260	ND	40	17	ug/kg	
11100-14-4	Aroclor 1268	ND	40	17	ug/kg	
37324-23-5	Aroclor 1262	ND	40	26	ug/kg	

CAS No.	Surrogate Recoveries	Run# 1	Run# 2	Limits
877-09-8	Tetrachloro-m-xylene	119%		24-152%
877-09-8	Tetrachloro-m-xylene	146%		24-152%
2051-24-3	Decachlorobiphenyl	113%		10-172%
2051-24-3	Decachlorobiphenyl	117%		10-172%

ND = Not detected MDL = Method Detection Limit
RL = Reporting Limit
E = Indicates value exceeds calibration range

J = Indicates an estimated value
B = Indicates analyte found in associated method blank
N = Indicates presumptive evidence of a compound

Report of Analysis

Client Sample ID:	WC-B1(0-7)		
Lab Sample ID:	JD27495-11	**Date Sampled:**	06/29/21
Matrix:	SO - Soil	**Date Received:**	06/30/21
Method:	NJDEP EPH SW846 3546	**Percent Solids:**	81.5
Project:	Remedial Investigation, 247 North Avenue, New Rochelle, NY		

	File ID	DF	Analyzed	By	Prep Date	Prep Batch	Analytical Batch
Run #1	5Y63612.D	1	07/03/21 01:33	TL	07/02/21 10:30	OP34106	G5Y3269
Run #2							

	Initial Weight	Final Volume
Run #1	16.8 g	2.0 ml
Run #2		

NJDEP EPH List

CAS No.	Compound	Result	RL	MDL	Units	Q
	EPH (C9-C28)	ND	7.3	2.2	mg/kg	
	EPH (> C28-C40)	18.0	7.3	2.2	mg/kg	
	Total EPH (C9-C40)	18.0	7.3	2.2	mg/kg	

CAS No.	Surrogate Recoveries	Run# 1	Run# 2	Limits
84-15-1	o-Terphenyl	48%		40-140%
3386-33-2	1-Chlorooctadecane	46%		40-140%

ND = Not detected MDL = Method Detection Limit
RL = Reporting Limit
E = Indicates value exceeds calibration range
J = Indicates an estimated value
B = Indicates analyte found in associated method blank
N = Indicates presumptive evidence of a compound

Report of Analysis

Client Sample ID: WC-B1(0-7)
Lab Sample ID: JD27495-11
Matrix: SO - Soil
Date Sampled: 06/29/21
Date Received: 06/30/21
Percent Solids: 81.5
Project: Remedial Investigation, 247 North Avenue, New Rochelle, NY

Metals Analysis

Analyte	Result	RL	Units	DF	Prep	Analyzed	By	Method	Prep Method
Aluminum	14500	32	mg/kg	1	07/06/21	07/06/21	ND	SW846 6010D [2]	SW846 3050B [4]
Antimony	< 1.3	1.3	mg/kg	1	07/06/21	07/06/21	ND	SW846 6010D [2]	SW846 3050B [4]
Arsenic [a]	< 2.5	2.5	mg/kg	2	07/06/21	07/07/21	ND	SW846 6010D [3]	SW846 3050B [4]
Barium	53.1	13	mg/kg	1	07/06/21	07/06/21	ND	SW846 6010D [2]	SW846 3050B [4]
Beryllium [a]	0.60	0.25	mg/kg	2	07/06/21	07/07/21	ND	SW846 6010D [3]	SW846 3050B [4]
Cadmium	< 0.32	0.32	mg/kg	1	07/06/21	07/06/21	ND	SW846 6010D [2]	SW846 3050B [4]
Calcium	1410	320	mg/kg	1	07/06/21	07/06/21	ND	SW846 6010D [2]	SW846 3050B [4]
Chromium	21.4	0.63	mg/kg	1	07/06/21	07/06/21	ND	SW846 6010D [2]	SW846 3050B [4]
Cobalt	6.6	3.2	mg/kg	1	07/06/21	07/06/21	ND	SW846 6010D [2]	SW846 3050B [4]
Copper [a]	13.8	3.2	mg/kg	2	07/06/21	07/07/21	ND	SW846 6010D [3]	SW846 3050B [4]
Iron	16000	63	mg/kg	2	07/06/21	07/07/21	ND	SW846 6010D [3]	SW846 3050B [4]
Lead	13.9	1.3	mg/kg	1	07/06/21	07/06/21	ND	SW846 6010D [2]	SW846 3050B [4]
Magnesium	2650	320	mg/kg	1	07/06/21	07/06/21	ND	SW846 6010D [2]	SW846 3050B [4]
Manganese	197	0.95	mg/kg	1	07/06/21	07/06/21	ND	SW846 6010D [2]	SW846 3050B [4]
Mercury	< 0.022	0.022	mg/kg	1	07/06/21	07/06/21	MS	SW846 7471B [1]	SW846 7471B [5]
Nickel	16.6	2.5	mg/kg	1	07/06/21	07/06/21	ND	SW846 6010D [2]	SW846 3050B [4]
Potassium	1300	630	mg/kg	1	07/06/21	07/06/21	ND	SW846 6010D [2]	SW846 3050B [4]
Selenium [a]	< 2.5	2.5	mg/kg	2	07/06/21	07/07/21	ND	SW846 6010D [3]	SW846 3050B [4]
Silver [a]	< 0.63	0.63	mg/kg	2	07/06/21	07/07/21	ND	SW846 6010D [3]	SW846 3050B [4]
Sodium	< 630	630	mg/kg	1	07/06/21	07/06/21	ND	SW846 6010D [2]	SW846 3050B [4]
Thallium [a]	< 1.3	1.3	mg/kg	2	07/06/21	07/07/21	ND	SW846 6010D [3]	SW846 3050B [4]
Vanadium	29.1	3.2	mg/kg	1	07/06/21	07/06/21	ND	SW846 6010D [2]	SW846 3050B [4]
Zinc	29.4	3.2	mg/kg	1	07/06/21	07/06/21	ND	SW846 6010D [2]	SW846 3050B [4]

(1) Instrument QC Batch: MA50767
(2) Instrument QC Batch: MA50799
(3) Instrument QC Batch: MA50802
(4) Prep QC Batch: MP27286
(5) Prep QC Batch: MP27325

(a) Elevated detection limit due to dilution required for high interfering element.

RL = Reporting Limit

Report of Analysis

Client Sample ID:	WC-B1(0-7)		
Lab Sample ID:	JD27495-11	**Date Sampled:**	06/29/21
Matrix:	SO - Soil	**Date Received:**	06/30/21
		Percent Solids:	81.5
Project:	Remedial Investigation, 247 North Avenue, New Rochelle, NY		

General Chemistry

Analyte	Result	RL	Units	DF	Analyzed	By	Method
Cyanide	< 0.25	0.25	mg/kg	1	07/06/21 14:21	LV	SW846 9012B/LACHAT
Solids, Percent	81.5		%	1	07/01/21 16:13	BG	SM2540 G 18TH ED MOD

RL = Reporting Limit

Report of Analysis

Client Sample ID:	WC-B1(7-14)		
Lab Sample ID:	JD27495-12	**Date Sampled:**	06/29/21
Matrix:	SO - Soil	**Date Received:**	06/30/21
Method:	SW846 8270E SW846 3546	**Percent Solids:**	93.3
Project:	Remedial Investigation, 247 North Avenue, New Rochelle, NY		

	File ID	DF	Analyzed	By	Prep Date	Prep Batch	Analytical Batch
Run #1	F200386.D	1	07/09/21 00:30	CS	07/02/21 10:10	OP34108	EF8760
Run #2							

	Initial Weight	Final Volume
Run #1	30.1 g	1.0 ml
Run #2		

ABN TCL List (SOM0 2.0)

CAS No.	Compound	Result	RL	MDL	Units	Q
95-57-8	2-Chlorophenol	ND	71	18	ug/kg	
59-50-7	4-Chloro-3-methyl phenol	ND	180	22	ug/kg	
120-83-2	2,4-Dichlorophenol	ND	180	30	ug/kg	
105-67-9	2,4-Dimethylphenol	ND	180	63	ug/kg	
51-28-5	2,4-Dinitrophenol [a]	ND	180	130	ug/kg	
534-52-1	4,6-Dinitro-o-cresol [a]	ND	180	38	ug/kg	
95-48-7	2-Methylphenol	ND	71	23	ug/kg	
	3&4-Methylphenol	ND	71	29	ug/kg	
88-75-5	2-Nitrophenol	ND	180	24	ug/kg	
100-02-7	4-Nitrophenol	ND	360	95	ug/kg	
87-86-5	Pentachlorophenol	ND	140	33	ug/kg	
108-95-2	Phenol	ND	71	19	ug/kg	
58-90-2	2,3,4,6-Tetrachlorophenol	ND	180	24	ug/kg	
95-95-4	2,4,5-Trichlorophenol	ND	180	27	ug/kg	
88-06-2	2,4,6-Trichlorophenol	ND	180	21	ug/kg	
83-32-9	Acenaphthene	ND	36	12	ug/kg	
208-96-8	Acenaphthylene	ND	36	18	ug/kg	
98-86-2	Acetophenone	ND	180	7.7	ug/kg	
120-12-7	Anthracene	ND	36	22	ug/kg	
1912-24-9	Atrazine	ND	71	15	ug/kg	
56-55-3	Benzo(a)anthracene	ND	36	10	ug/kg	
50-32-8	Benzo(a)pyrene	ND	36	16	ug/kg	
205-99-2	Benzo(b)fluoranthene	ND	36	16	ug/kg	
191-24-2	Benzo(g,h,i)perylene	ND	36	18	ug/kg	
207-08-9	Benzo(k)fluoranthene	ND	36	17	ug/kg	
101-55-3	4-Bromophenyl phenyl ether	ND	71	14	ug/kg	
85-68-7	Butyl benzyl phthalate	ND	71	8.7	ug/kg	
92-52-4	1,1'-Biphenyl	ND	71	4.9	ug/kg	
100-52-7	Benzaldehyde	ND	180	8.8	ug/kg	
91-58-7	2-Chloronaphthalene	ND	71	8.5	ug/kg	
106-47-8	4-Chloroaniline	ND	180	13	ug/kg	
86-74-8	Carbazole	ND	71	5.2	ug/kg	

ND = Not detected MDL = Method Detection Limit
RL = Reporting Limit
E = Indicates value exceeds calibration range
J = Indicates an estimated value
B = Indicates analyte found in associated method blank
N = Indicates presumptive evidence of a compound

Report of Analysis

Client Sample ID:	WC-B1(7-14)		
Lab Sample ID:	JD27495-12	**Date Sampled:**	06/29/21
Matrix:	SO - Soil	**Date Received:**	06/30/21
Method:	SW846 8270E SW846 3546	**Percent Solids:**	93.3
Project:	Remedial Investigation, 247 North Avenue, New Rochelle, NY		

ABN TCL List (SOM0 2.0)

CAS No.	Compound	Result	RL	MDL	Units	Q
105-60-2	Caprolactam [b]	ND	71	14	ug/kg	
218-01-9	Chrysene	ND	36	11	ug/kg	
111-91-1	bis(2-Chloroethoxy)methane	ND	71	7.6	ug/kg	
111-44-4	bis(2-Chloroethyl)ether	ND	71	15	ug/kg	
108-60-1	2,2'-Oxybis(1-chloropropane)	ND	71	13	ug/kg	
7005-72-3	4-Chlorophenyl phenyl ether	ND	71	12	ug/kg	
121-14-2	2,4-Dinitrotoluene	ND	36	11	ug/kg	
606-20-2	2,6-Dinitrotoluene	ND	36	18	ug/kg	
91-94-1	3,3'-Dichlorobenzidine	ND	71	30	ug/kg	
123-91-1	1,4-Dioxane	ND	36	24	ug/kg	
53-70-3	Dibenzo(a,h)anthracene	ND	36	16	ug/kg	
132-64-9	Dibenzofuran	ND	71	14	ug/kg	
84-74-2	Di-n-butyl phthalate	ND	71	5.8	ug/kg	
117-84-0	Di-n-octyl phthalate	ND	71	8.9	ug/kg	
84-66-2	Diethyl phthalate	ND	71	7.6	ug/kg	
131-11-3	Dimethyl phthalate	ND	71	6.3	ug/kg	
117-81-7	bis(2-Ethylhexyl)phthalate	ND	71	8.3	ug/kg	
206-44-0	Fluoranthene	ND	36	16	ug/kg	
86-73-7	Fluorene	ND	36	16	ug/kg	
118-74-1	Hexachlorobenzene	ND	71	9.0	ug/kg	
87-68-3	Hexachlorobutadiene	ND	36	14	ug/kg	
77-47-4	Hexachlorocyclopentadiene	ND	360	14	ug/kg	
67-72-1	Hexachloroethane	ND	180	18	ug/kg	
193-39-5	Indeno(1,2,3-cd)pyrene	ND	36	17	ug/kg	
78-59-1	Isophorone	ND	71	7.6	ug/kg	
91-57-6	2-Methylnaphthalene	ND	36	8.0	ug/kg	
88-74-4	2-Nitroaniline	ND	180	8.4	ug/kg	
99-09-2	3-Nitroaniline	ND	180	8.9	ug/kg	
100-01-6	4-Nitroaniline	ND	180	9.2	ug/kg	
91-20-3	Naphthalene	ND	36	10	ug/kg	
98-95-3	Nitrobenzene	ND	71	14	ug/kg	
621-64-7	N-Nitroso-di-n-propylamine	ND	71	10	ug/kg	
86-30-6	N-Nitrosodiphenylamine	ND	180	13	ug/kg	
85-01-8	Phenanthrene	ND	36	12	ug/kg	
129-00-0	Pyrene	ND	36	11	ug/kg	
95-94-3	1,2,4,5-Tetrachlorobenzene	ND	180	9.0	ug/kg	

CAS No.	Surrogate Recoveries	Run# 1	Run# 2	Limits
367-12-4	2-Fluorophenol	78%		7-101%

ND = Not detected MDL = Method Detection Limit
RL = Reporting Limit
E = Indicates value exceeds calibration range
J = Indicates an estimated value
B = Indicates analyte found in associated method blank
N = Indicates presumptive evidence of a compound

Report of Analysis

Client Sample ID:	WC-B1(7-14)		
Lab Sample ID:	JD27495-12	**Date Sampled:**	06/29/21
Matrix:	SO - Soil	**Date Received:**	06/30/21
Method:	SW846 8270E SW846 3546	**Percent Solids:**	93.3
Project:	Remedial Investigation, 247 North Avenue, New Rochelle, NY		

ABN TCL List (SOM0 2.0)

CAS No.	Surrogate Recoveries	Run# 1	Run# 2	Limits
4165-62-2	Phenol-d5	75%		12-101%
118-79-6	2,4,6-Tribromophenol	71%		10-127%
4165-60-0	Nitrobenzene-d5	83%		15-114%
321-60-8	2-Fluorobiphenyl	82%		22-104%
1718-51-0	Terphenyl-d14	98%		23-121%

CAS No.	Tentatively Identified Compounds	R.T.	Est. Conc.	Units	Q
	Total TIC, Semi-Volatile		0	ug/kg	

(a) This compound is outside the control limits biased low in the associated BS.
(b) Associated CCV outside of control limits high, sample was ND.

Report of Analysis

Client Sample ID:	WC-B1(7-14)		
Lab Sample ID:	JD27495-12	**Date Sampled:**	06/29/21
Matrix:	SO - Soil	**Date Received:**	06/30/21
Method:	SW846 8081B SW846 3546	**Percent Solids:**	93.3
Project:	Remedial Investigation, 247 North Avenue, New Rochelle, NY		

	File ID	DF	Analyzed	By	Prep Date	Prep Batch	Analytical Batch
Run #1	1G167689.D	1	07/06/21 18:15	TC	07/02/21 11:15	OP34113	G1G5715
Run #2							

	Initial Weight	Final Volume
Run #1	15.1 g	10.0 ml
Run #2		

Pesticide TCL List

CAS No.	Compound	Result	RL	MDL	Units	Q
309-00-2	Aldrin	ND	0.71	0.58	ug/kg	
319-84-6	alpha-BHC	ND	0.71	0.58	ug/kg	
319-85-7	beta-BHC	ND	0.71	0.64	ug/kg	
319-86-8	delta-BHC	ND	0.71	0.68	ug/kg	
58-89-9	gamma-BHC (Lindane)	ND	0.71	0.52	ug/kg	
5103-71-9	alpha-Chlordane	ND	0.71	0.57	ug/kg	
5103-74-2	gamma-Chlordane	ND	0.71	0.32	ug/kg	
57-74-9	Chlordane (alpha and gamma)	ND	0.71	0.32	ug/kg	
60-57-1	Dieldrin	ND	0.71	0.49	ug/kg	
72-54-8	4,4'-DDD	ND	0.71	0.65	ug/kg	
72-55-9	4,4'-DDE	ND	0.71	0.62	ug/kg	
50-29-3	4,4'-DDT	ND	0.71	0.63	ug/kg	
72-20-8	Endrin	ND	0.71	0.55	ug/kg	
1031-07-8	Endosulfan sulfate	ND	0.71	0.55	ug/kg	
7421-93-4	Endrin aldehyde	ND	0.71	0.40	ug/kg	
959-98-8	Endosulfan-I	ND	0.71	0.41	ug/kg	
33213-65-9	Endosulfan-II	ND	0.71	0.44	ug/kg	
76-44-8	Heptachlor	ND	0.71	0.61	ug/kg	
1024-57-3	Heptachlor epoxide	ND	0.71	0.50	ug/kg	
72-43-5	Methoxychlor	ND	1.4	0.56	ug/kg	
53494-70-5	Endrin ketone	ND	0.71	0.51	ug/kg	
8001-35-2	Toxaphene	ND	18	17	ug/kg	

CAS No.	Surrogate Recoveries	Run# 1	Run# 2	Limits
877-09-8	Tetrachloro-m-xylene	67%		27-138%
877-09-8	Tetrachloro-m-xylene	75%		27-138%
2051-24-3	Decachlorobiphenyl	69%		10-179%
2051-24-3	Decachlorobiphenyl	73%		10-179%

ND = Not detected MDL = Method Detection Limit
RL = Reporting Limit
E = Indicates value exceeds calibration range
J = Indicates an estimated value
B = Indicates analyte found in associated method blank
N = Indicates presumptive evidence of a compound

Report of Analysis

Client Sample ID:	WC-B1(7-14)		
Lab Sample ID:	JD27495-12	**Date Sampled:**	06/29/21
Matrix:	SO - Soil	**Date Received:**	06/30/21
Method:	SW846 8082A SW846 3546	**Percent Solids:**	93.3
Project:	Remedial Investigation, 247 North Avenue, New Rochelle, NY		

	File ID	DF	Analyzed	By	Prep Date	Prep Batch	Analytical Batch
Run #1	RK1177.D	1	07/06/21 05:14	CP	07/02/21 11:15	OP34114	GRK30
Run #2							

	Initial Weight	Final Volume
Run #1	15.1 g	10.0 ml
Run #2		

PCB List

CAS No.	Compound	Result	RL	MDL	Units	Q
12674-11-2	Aroclor 1016	ND	35	17	ug/kg	
11104-28-2	Aroclor 1221	ND	35	22	ug/kg	
11141-16-5	Aroclor 1232	ND	35	23	ug/kg	
53469-21-9	Aroclor 1242	ND	35	15	ug/kg	
12672-29-6	Aroclor 1248	ND	35	32	ug/kg	
11097-69-1	Aroclor 1254	ND	35	19	ug/kg	
11096-82-5	Aroclor 1260	ND	35	15	ug/kg	
11100-14-4	Aroclor 1268	ND	35	15	ug/kg	
37324-23-5	Aroclor 1262	ND	35	23	ug/kg	

CAS No.	Surrogate Recoveries	Run# 1	Run# 2	Limits
877-09-8	Tetrachloro-m-xylene	88%		24-152%
877-09-8	Tetrachloro-m-xylene	95%		24-152%
2051-24-3	Decachlorobiphenyl	75%		10-172%
2051-24-3	Decachlorobiphenyl	77%		10-172%

ND = Not detected MDL = Method Detection Limit
RL = Reporting Limit
E = Indicates value exceeds calibration range

J = Indicates an estimated value
B = Indicates analyte found in associated method blank
N = Indicates presumptive evidence of a compound

Report of Analysis

Client Sample ID:	WC-B1(7-14)		
Lab Sample ID:	JD27495-12	**Date Sampled:**	06/29/21
Matrix:	SO - Soil	**Date Received:**	06/30/21
Method:	NJDEP EPH SW846 3546	**Percent Solids:**	93.3
Project:	Remedial Investigation, 247 North Avenue, New Rochelle, NY		

	File ID	DF	Analyzed	By	Prep Date	Prep Batch	Analytical Batch
Run #1	5Y63717.D	1	07/08/21 17:09	TL	07/08/21 09:50	OP34192	G5Y3273
Run #2							

	Initial Weight	Final Volume
Run #1	15.7 g	2.0 ml
Run #2		

NJDEP EPH List

CAS No.	Compound	Result	RL	MDL	Units	Q
	EPH (C9-C28)	ND	6.8	2.0	mg/kg	
	EPH (> C28-C40)	21.6	6.8	2.0	mg/kg	
	Total EPH (C9-C40)	21.6	6.8	2.0	mg/kg	

CAS No.	Surrogate Recoveries	Run# 1	Run# 2	Limits
84-15-1	o-Terphenyl	56%		40-140%
3386-33-2	1-Chlorooctadecane	55%		40-140%

ND = Not detected MDL = Method Detection Limit
RL = Reporting Limit
E = Indicates value exceeds calibration range

J = Indicates an estimated value
B = Indicates analyte found in associated method blank
N = Indicates presumptive evidence of a compound

Report of Analysis

Client Sample ID: WC-B1(7-14)
Lab Sample ID: JD27495-12
Matrix: SO - Soil
Date Sampled: 06/29/21
Date Received: 06/30/21
Percent Solids: 93.3
Project: Remedial Investigation, 247 North Avenue, New Rochelle, NY

Metals Analysis

Analyte	Result	RL	Units	DF	Prep	Analyzed	By	Method	Prep Method
Aluminum	9870	56	mg/kg	1	07/06/21	07/06/21	ND	SW846 6010D [2]	SW846 3050B [3]
Antimony	< 2.2	2.2	mg/kg	1	07/06/21	07/06/21	ND	SW846 6010D [2]	SW846 3050B [3]
Arsenic	< 2.2	2.2	mg/kg	1	07/06/21	07/06/21	ND	SW846 6010D [2]	SW846 3050B [3]
Barium	61.3	22	mg/kg	1	07/06/21	07/06/21	ND	SW846 6010D [2]	SW846 3050B [3]
Beryllium	0.45	0.22	mg/kg	1	07/06/21	07/06/21	ND	SW846 6010D [2]	SW846 3050B [3]
Cadmium	< 0.56	0.56	mg/kg	1	07/06/21	07/06/21	ND	SW846 6010D [2]	SW846 3050B [3]
Calcium	1290	560	mg/kg	1	07/06/21	07/06/21	ND	SW846 6010D [2]	SW846 3050B [3]
Chromium	20.4	1.1	mg/kg	1	07/06/21	07/06/21	ND	SW846 6010D [2]	SW846 3050B [3]
Cobalt	< 5.6	5.6	mg/kg	1	07/06/21	07/06/21	ND	SW846 6010D [2]	SW846 3050B [3]
Copper	12.3	2.8	mg/kg	1	07/06/21	07/06/21	ND	SW846 6010D [2]	SW846 3050B [3]
Iron	13900	56	mg/kg	1	07/06/21	07/06/21	ND	SW846 6010D [2]	SW846 3050B [3]
Lead	5.6	2.2	mg/kg	1	07/06/21	07/06/21	ND	SW846 6010D [2]	SW846 3050B [3]
Magnesium	2300	560	mg/kg	1	07/06/21	07/06/21	ND	SW846 6010D [2]	SW846 3050B [3]
Manganese	238	1.7	mg/kg	1	07/06/21	07/06/21	ND	SW846 6010D [2]	SW846 3050B [3]
Mercury	< 0.029	0.029	mg/kg	1	07/06/21	07/06/21	MS	SW846 7471B [1]	SW846 7471B [4]
Nickel	12.8	4.5	mg/kg	1	07/06/21	07/06/21	ND	SW846 6010D [2]	SW846 3050B [3]
Potassium	2010	1100	mg/kg	1	07/06/21	07/06/21	ND	SW846 6010D [2]	SW846 3050B [3]
Selenium	< 2.2	2.2	mg/kg	1	07/06/21	07/06/21	ND	SW846 6010D [2]	SW846 3050B [3]
Silver	< 0.56	0.56	mg/kg	1	07/06/21	07/06/21	ND	SW846 6010D [2]	SW846 3050B [3]
Sodium	< 1100	1100	mg/kg	1	07/06/21	07/06/21	ND	SW846 6010D [2]	SW846 3050B [3]
Thallium	< 1.1	1.1	mg/kg	1	07/06/21	07/06/21	ND	SW846 6010D [2]	SW846 3050B [3]
Vanadium	21.4	5.6	mg/kg	1	07/06/21	07/06/21	ND	SW846 6010D [2]	SW846 3050B [3]
Zinc	27.1	5.6	mg/kg	1	07/06/21	07/06/21	ND	SW846 6010D [2]	SW846 3050B [3]

(1) Instrument QC Batch: MA50767
(2) Instrument QC Batch: MA50799
(3) Prep QC Batch: MP27286
(4) Prep QC Batch: MP27325

RL = Reporting Limit

Report of Analysis

Client Sample ID:	WC-B1(7-14)		
Lab Sample ID:	JD27495-12	**Date Sampled:**	06/29/21
Matrix:	SO - Soil	**Date Received:**	06/30/21
		Percent Solids:	93.3
Project:	Remedial Investigation, 247 North Avenue, New Rochelle, NY		

General Chemistry

Analyte	Result	RL	Units	DF	Analyzed	By	Method
Cyanide	< 0.32	0.32	mg/kg	1	07/06/21 14:24	LV	SW846 9012B/LACHAT
Solids, Percent	93.3		%	1	07/01/21 16:13	BG	SM2540 G 18TH ED MOD

RL = Reporting Limit

Report of Analysis

Client Sample ID:	WC-C1(0-7)GRAB		
Lab Sample ID:	JD27495-13	**Date Sampled:**	06/29/21
Matrix:	SO - Soil	**Date Received:**	06/30/21
Method:	SW846 8260D SW846 5035	**Percent Solids:**	82.2
Project:	Remedial Investigation, 247 North Avenue, New Rochelle, NY		

	File ID	DF	Analyzed	By	Prep Date	Prep Batch	Analytical Batch
Run #1	1C179199.D	1	07/02/21 17:26	PS	07/01/21 10:00	n/a	V1C7815
Run #2							

	Initial Weight
Run #1	5.3 g
Run #2	

VOA TCL List

CAS No.	Compound	Result	RL	MDL	Units	Q
67-64-1	Acetone	ND	11	4.8	ug/kg	
71-43-2	Benzene	ND	0.57	0.52	ug/kg	
74-97-5	Bromochloromethane	ND	5.7	0.64	ug/kg	
75-27-4	Bromodichloromethane	ND	2.3	0.49	ug/kg	
75-25-2	Bromoform	ND	5.7	1.6	ug/kg	
74-83-9	Bromomethane	ND	5.7	0.88	ug/kg	
78-93-3	2-Butanone (MEK)	ND	11	2.8	ug/kg	
75-15-0	Carbon disulfide	ND	2.3	0.61	ug/kg	
56-23-5	Carbon tetrachloride	ND	2.3	0.71	ug/kg	
108-90-7	Chlorobenzene	ND	2.3	0.53	ug/kg	
75-00-3	Chloroethane	ND	5.7	0.68	ug/kg	
67-66-3	Chloroform	ND	2.3	0.60	ug/kg	
74-87-3	Chloromethane	ND	5.7	2.2	ug/kg	
110-82-7	Cyclohexane	ND	2.3	0.75	ug/kg	
96-12-8	1,2-Dibromo-3-chloropropane	ND	2.3	0.80	ug/kg	
124-48-1	Dibromochloromethane	ND	2.3	0.64	ug/kg	
106-93-4	1,2-Dibromoethane	ND	1.1	0.48	ug/kg	
95-50-1	1,2-Dichlorobenzene	ND	1.1	0.63	ug/kg	
541-73-1	1,3-Dichlorobenzene	ND	1.1	0.57	ug/kg	
106-46-7	1,4-Dichlorobenzene	ND	1.1	0.57	ug/kg	
75-71-8	Dichlorodifluoromethane	ND	5.7	0.83	ug/kg	
75-34-3	1,1-Dichloroethane	ND	1.1	0.57	ug/kg	
107-06-2	1,2-Dichloroethane	ND	1.1	0.54	ug/kg	
75-35-4	1,1-Dichloroethene	ND	1.1	0.75	ug/kg	
156-59-2	cis-1,2-Dichloroethene	ND	1.1	0.96	ug/kg	
156-60-5	trans-1,2-Dichloroethene	ND	1.1	0.70	ug/kg	
78-87-5	1,2-Dichloropropane	ND	2.3	0.54	ug/kg	
10061-01-5	cis-1,3-Dichloropropene	ND	2.3	0.55	ug/kg	
10061-02-6	trans-1,3-Dichloropropene	ND	2.3	0.52	ug/kg	
100-41-4	Ethylbenzene	ND	1.1	0.52	ug/kg	
76-13-1	Freon 113	ND	5.7	3.1	ug/kg	
591-78-6	2-Hexanone	ND	5.7	2.4	ug/kg	

ND = Not detected MDL = Method Detection Limit
RL = Reporting Limit
E = Indicates value exceeds calibration range

J = Indicates an estimated value
B = Indicates analyte found in associated method blank
N = Indicates presumptive evidence of a compound

Report of Analysis

Client Sample ID:	WC-C1(0-7)GRAB		
Lab Sample ID:	JD27495-13	**Date Sampled:**	06/29/21
Matrix:	SO - Soil	**Date Received:**	06/30/21
Method:	SW846 8260D SW846 5035	**Percent Solids:**	82.2
Project:	Remedial Investigation, 247 North Avenue, New Rochelle, NY		

VOA TCL List

CAS No.	Compound	Result	RL	MDL	Units	Q
98-82-8	Isopropylbenzene	ND	2.3	1.6	ug/kg	
79-20-9	Methyl Acetate	ND	5.7	1.6	ug/kg	
108-87-2	Methylcyclohexane	ND	2.3	1.0	ug/kg	
1634-04-4	Methyl Tert Butyl Ether	ND	1.1	0.54	ug/kg	
108-10-1	4-Methyl-2-pentanone(MIBK)	ND	5.7	2.6	ug/kg	
75-09-2	Methylene chloride	ND	5.7	3.0	ug/kg	
100-42-5	Styrene	ND	2.3	0.46	ug/kg	
79-34-5	1,1,2,2-Tetrachloroethane	ND	2.3	0.69	ug/kg	
127-18-4	Tetrachloroethene	ND	2.3	0.67	ug/kg	
108-88-3	Toluene	ND	1.1	0.60	ug/kg	
87-61-6	1,2,3-Trichlorobenzene	ND	5.7	2.9	ug/kg	
120-82-1	1,2,4-Trichlorobenzene	ND	5.7	2.9	ug/kg	
71-55-6	1,1,1-Trichloroethane	ND	2.3	0.55	ug/kg	
79-00-5	1,1,2-Trichloroethane	ND	2.3	0.64	ug/kg	
79-01-6	Trichloroethene	ND	1.1	0.87	ug/kg	
75-69-4	Trichlorofluoromethane	ND	5.7	0.79	ug/kg	
75-01-4	Vinyl chloride	ND	2.3	0.55	ug/kg	
	m,p-Xylene	ND	1.1	1.0	ug/kg	
95-47-6	o-Xylene	ND	1.1	0.53	ug/kg	
1330-20-7	Xylene (total)	ND	1.1	0.53	ug/kg	

CAS No.	Surrogate Recoveries	Run# 1	Run# 2	Limits
1868-53-7	Dibromofluoromethane	107%		72-130%
17060-07-0	1,2-Dichloroethane-D4	111%		75-131%
2037-26-5	Toluene-D8	102%		81-121%
460-00-4	4-Bromofluorobenzene	105%		60-141%

CAS No.	Tentatively Identified Compounds	R.T.	Est. Conc.	Units	Q
	Total TIC, Volatile		0	ug/kg	

ND = Not detected MDL = Method Detection Limit
RL = Reporting Limit
E = Indicates value exceeds calibration range
J = Indicates an estimated value
B = Indicates analyte found in associated method blank
N = Indicates presumptive evidence of a compound

Report of Analysis

Client Sample ID:	WC-C1(7-9)GRAB		
Lab Sample ID:	JD27495-14	**Date Sampled:**	06/29/21
Matrix:	SO - Soil	**Date Received:**	06/30/21
Method:	SW846 8260D SW846 5035	**Percent Solids:**	89.9
Project:	Remedial Investigation, 247 North Avenue, New Rochelle, NY		

	File ID	DF	Analyzed	By	Prep Date	Prep Batch	Analytical Batch
Run #1	1C179200.D	1	07/02/21 17:53	PS	07/01/21 10:00	n/a	V1C7815
Run #2							

	Initial Weight
Run #1	6.4 g
Run #2	

VOA TCL List

CAS No.	Compound	Result	RL	MDL	Units	Q
67-64-1	Acetone	16.8	8.7	3.6	ug/kg	
71-43-2	Benzene	ND	0.43	0.40	ug/kg	
74-97-5	Bromochloromethane	ND	4.3	0.49	ug/kg	
75-27-4	Bromodichloromethane	ND	1.7	0.37	ug/kg	
75-25-2	Bromoform	ND	4.3	1.2	ug/kg	
74-83-9	Bromomethane	ND	4.3	0.66	ug/kg	
78-93-3	2-Butanone (MEK)	ND	8.7	2.1	ug/kg	
75-15-0	Carbon disulfide	ND	1.7	0.46	ug/kg	
56-23-5	Carbon tetrachloride	ND	1.7	0.54	ug/kg	
108-90-7	Chlorobenzene	ND	1.7	0.40	ug/kg	
75-00-3	Chloroethane	ND	4.3	0.51	ug/kg	
67-66-3	Chloroform	ND	1.7	0.45	ug/kg	
74-87-3	Chloromethane	ND	4.3	1.7	ug/kg	
110-82-7	Cyclohexane	ND	1.7	0.57	ug/kg	
96-12-8	1,2-Dibromo-3-chloropropane	ND	1.7	0.60	ug/kg	
124-48-1	Dibromochloromethane	ND	1.7	0.49	ug/kg	
106-93-4	1,2-Dibromoethane	ND	0.87	0.37	ug/kg	
95-50-1	1,2-Dichlorobenzene	ND	0.87	0.47	ug/kg	
541-73-1	1,3-Dichlorobenzene	ND	0.87	0.43	ug/kg	
106-46-7	1,4-Dichlorobenzene	ND	0.87	0.43	ug/kg	
75-71-8	Dichlorodifluoromethane	ND	4.3	0.63	ug/kg	
75-34-3	1,1-Dichloroethane	ND	0.87	0.43	ug/kg	
107-06-2	1,2-Dichloroethane	ND	0.87	0.41	ug/kg	
75-35-4	1,1-Dichloroethene	ND	0.87	0.57	ug/kg	
156-59-2	cis-1,2-Dichloroethene	ND	0.87	0.73	ug/kg	
156-60-5	trans-1,2-Dichloroethene	ND	0.87	0.53	ug/kg	
78-87-5	1,2-Dichloropropane	ND	1.7	0.41	ug/kg	
10061-01-5	cis-1,3-Dichloropropene	ND	1.7	0.41	ug/kg	
10061-02-6	trans-1,3-Dichloropropene	ND	1.7	0.40	ug/kg	
100-41-4	Ethylbenzene	ND	0.87	0.39	ug/kg	
76-13-1	Freon 113	ND	4.3	2.3	ug/kg	
591-78-6	2-Hexanone	ND	4.3	1.8	ug/kg	

ND = Not detected MDL = Method Detection Limit
RL = Reporting Limit
E = Indicates value exceeds calibration range
J = Indicates an estimated value
B = Indicates analyte found in associated method blank
N = Indicates presumptive evidence of a compound

Report of Analysis

Client Sample ID:	WC-C1(7-9)GRAB		
Lab Sample ID:	JD27495-14	**Date Sampled:**	06/29/21
Matrix:	SO - Soil	**Date Received:**	06/30/21
Method:	SW846 8260D SW846 5035	**Percent Solids:**	89.9
Project:	Remedial Investigation, 247 North Avenue, New Rochelle, NY		

VOA TCL List

CAS No.	Compound	Result	RL	MDL	Units	Q
98-82-8	Isopropylbenzene	ND	1.7	1.2	ug/kg	
79-20-9	Methyl Acetate	ND	4.3	1.2	ug/kg	
108-87-2	Methylcyclohexane	ND	1.7	0.76	ug/kg	
1634-04-4	Methyl Tert Butyl Ether	ND	0.87	0.41	ug/kg	
108-10-1	4-Methyl-2-pentanone(MIBK)	ND	4.3	2.0	ug/kg	
75-09-2	Methylene chloride	ND	4.3	2.3	ug/kg	
100-42-5	Styrene	ND	1.7	0.35	ug/kg	
79-34-5	1,1,2,2-Tetrachloroethane	ND	1.7	0.52	ug/kg	
127-18-4	Tetrachloroethene	ND	1.7	0.50	ug/kg	
108-88-3	Toluene	ND	0.87	0.46	ug/kg	
87-61-6	1,2,3-Trichlorobenzene	ND	4.3	2.2	ug/kg	
120-82-1	1,2,4-Trichlorobenzene	ND	4.3	2.2	ug/kg	
71-55-6	1,1,1-Trichloroethane	ND	1.7	0.42	ug/kg	
79-00-5	1,1,2-Trichloroethane	ND	1.7	0.48	ug/kg	
79-01-6	Trichloroethene	ND	0.87	0.66	ug/kg	
75-69-4	Trichlorofluoromethane	ND	4.3	0.59	ug/kg	
75-01-4	Vinyl chloride	ND	1.7	0.42	ug/kg	
	m,p-Xylene	ND	0.87	0.78	ug/kg	
95-47-6	o-Xylene	ND	0.87	0.40	ug/kg	
1330-20-7	Xylene (total)	ND	0.87	0.40	ug/kg	

CAS No.	Surrogate Recoveries	Run# 1	Run# 2	Limits
1868-53-7	Dibromofluoromethane	105%		72-130%
17060-07-0	1,2-Dichloroethane-D4	113%		75-131%
2037-26-5	Toluene-D8	101%		81-121%
460-00-4	4-Bromofluorobenzene	106%		60-141%

CAS No.	Tentatively Identified Compounds	R.T.	Est. Conc.	Units	Q
	Total TIC, Volatile		0	ug/kg	

ND = Not detected MDL = Method Detection Limit
RL = Reporting Limit
E = Indicates value exceeds calibration range
J = Indicates an estimated value
B = Indicates analyte found in associated method blank
N = Indicates presumptive evidence of a compound

Report of Analysis

Client Sample ID: WC-C1(0-7)
Lab Sample ID: JD27495-15 **Date Sampled:** 06/29/21
Matrix: SO - Soil **Date Received:** 06/30/21
Method: SW846 8270E SW846 3546 **Percent Solids:** 83.9
Project: Remedial Investigation, 247 North Avenue, New Rochelle, NY

	File ID	DF	Analyzed	By	Prep Date	Prep Batch	Analytical Batch
Run #1	F200383.D	1	07/08/21 20:50	CS	07/02/21 10:10	OP34108	EF8760
Run #2							

	Initial Weight	Final Volume
Run #1	30.4 g	1.0 ml
Run #2		

ABN TCL List (SOM0 2.0)

CAS No.	Compound	Result	RL	MDL	Units	Q
95-57-8	2-Chlorophenol	ND	78	19	ug/kg	
59-50-7	4-Chloro-3-methyl phenol	ND	200	24	ug/kg	
120-83-2	2,4-Dichlorophenol	ND	200	33	ug/kg	
105-67-9	2,4-Dimethylphenol	ND	200	70	ug/kg	
51-28-5	2,4-Dinitrophenol [a]	ND	200	150	ug/kg	
534-52-1	4,6-Dinitro-o-cresol [a]	ND	200	42	ug/kg	
95-48-7	2-Methylphenol	ND	78	25	ug/kg	
	3&4-Methylphenol	ND	78	32	ug/kg	
88-75-5	2-Nitrophenol	ND	200	26	ug/kg	
100-02-7	4-Nitrophenol	ND	390	100	ug/kg	
87-86-5	Pentachlorophenol	ND	160	37	ug/kg	
108-95-2	Phenol	ND	78	20	ug/kg	
58-90-2	2,3,4,6-Tetrachlorophenol	ND	200	26	ug/kg	
95-95-4	2,4,5-Trichlorophenol	ND	200	29	ug/kg	
88-06-2	2,4,6-Trichlorophenol	ND	200	23	ug/kg	
83-32-9	Acenaphthene	ND	39	14	ug/kg	
208-96-8	Acenaphthylene	ND	39	20	ug/kg	
98-86-2	Acetophenone	ND	200	8.4	ug/kg	
120-12-7	Anthracene	ND	39	24	ug/kg	
1912-24-9	Atrazine	ND	78	17	ug/kg	
56-55-3	Benzo(a)anthracene	ND	39	11	ug/kg	
50-32-8	Benzo(a)pyrene	ND	39	18	ug/kg	
205-99-2	Benzo(b)fluoranthene	ND	39	17	ug/kg	
191-24-2	Benzo(g,h,i)perylene	ND	39	20	ug/kg	
207-08-9	Benzo(k)fluoranthene	ND	39	18	ug/kg	
101-55-3	4-Bromophenyl phenyl ether	ND	78	15	ug/kg	
85-68-7	Butyl benzyl phthalate	ND	78	9.6	ug/kg	
92-52-4	1,1'-Biphenyl	ND	78	5.4	ug/kg	
100-52-7	Benzaldehyde	ND	200	9.7	ug/kg	
91-58-7	2-Chloronaphthalene	ND	78	9.3	ug/kg	
106-47-8	4-Chloroaniline	ND	200	14	ug/kg	
86-74-8	Carbazole	ND	78	5.7	ug/kg	

ND = Not detected MDL = Method Detection Limit
RL = Reporting Limit
E = Indicates value exceeds calibration range
J = Indicates an estimated value
B = Indicates analyte found in associated method blank
N = Indicates presumptive evidence of a compound

Report of Analysis

Client Sample ID:	WC-C1(0-7)		
Lab Sample ID:	JD27495-15	**Date Sampled:**	06/29/21
Matrix:	SO - Soil	**Date Received:**	06/30/21
Method:	SW846 8270E SW846 3546	**Percent Solids:**	83.9
Project:	Remedial Investigation, 247 North Avenue, New Rochelle, NY		

ABN TCL List (SOM0 2.0)

CAS No.	Compound	Result	RL	MDL	Units	Q
105-60-2	Caprolactam [b]	ND	78	15	ug/kg	
218-01-9	Chrysene	ND	39	12	ug/kg	
111-91-1	bis(2-Chloroethoxy)methane	ND	78	8.4	ug/kg	
111-44-4	bis(2-Chloroethyl)ether	ND	78	17	ug/kg	
108-60-1	2,2'-Oxybis(1-chloropropane)	ND	78	14	ug/kg	
7005-72-3	4-Chlorophenyl phenyl ether	ND	78	13	ug/kg	
121-14-2	2,4-Dinitrotoluene	ND	39	12	ug/kg	
606-20-2	2,6-Dinitrotoluene	ND	39	20	ug/kg	
91-94-1	3,3'-Dichlorobenzidine	ND	78	33	ug/kg	
123-91-1	1,4-Dioxane	ND	39	26	ug/kg	
53-70-3	Dibenzo(a,h)anthracene	ND	39	17	ug/kg	
132-64-9	Dibenzofuran	ND	78	16	ug/kg	
84-74-2	Di-n-butyl phthalate	ND	78	6.4	ug/kg	
117-84-0	Di-n-octyl phthalate	ND	78	9.8	ug/kg	
84-66-2	Diethyl phthalate	ND	78	8.4	ug/kg	
131-11-3	Dimethyl phthalate	ND	78	7.0	ug/kg	
117-81-7	bis(2-Ethylhexyl)phthalate	ND	78	9.2	ug/kg	
206-44-0	Fluoranthene	ND	39	17	ug/kg	
86-73-7	Fluorene	ND	39	18	ug/kg	
118-74-1	Hexachlorobenzene	ND	78	9.9	ug/kg	
87-68-3	Hexachlorobutadiene	ND	39	16	ug/kg	
77-47-4	Hexachlorocyclopentadiene	ND	390	16	ug/kg	
67-72-1	Hexachloroethane	ND	200	19	ug/kg	
193-39-5	Indeno(1,2,3-cd)pyrene	ND	39	18	ug/kg	
78-59-1	Isophorone	ND	78	8.4	ug/kg	
91-57-6	2-Methylnaphthalene	ND	39	8.9	ug/kg	
88-74-4	2-Nitroaniline	ND	200	9.3	ug/kg	
99-09-2	3-Nitroaniline	ND	200	9.8	ug/kg	
100-01-6	4-Nitroaniline	ND	200	10	ug/kg	
91-20-3	Naphthalene	ND	39	11	ug/kg	
98-95-3	Nitrobenzene	ND	78	15	ug/kg	
621-64-7	N-Nitroso-di-n-propylamine	ND	78	11	ug/kg	
86-30-6	N-Nitrosodiphenylamine	ND	200	14	ug/kg	
85-01-8	Phenanthrene	ND	39	13	ug/kg	
129-00-0	Pyrene	ND	39	13	ug/kg	
95-94-3	1,2,4,5-Tetrachlorobenzene	ND	200	10	ug/kg	

CAS No.	Surrogate Recoveries	Run# 1	Run# 2	Limits
367-12-4	2-Fluorophenol	75%		7-101%

ND = Not detected MDL = Method Detection Limit
RL = Reporting Limit
E = Indicates value exceeds calibration range
J = Indicates an estimated value
B = Indicates analyte found in associated method blank
N = Indicates presumptive evidence of a compound

Report of Analysis

Client Sample ID:	WC-C1(0-7)		
Lab Sample ID:	JD27495-15	**Date Sampled:**	06/29/21
Matrix:	SO - Soil	**Date Received:**	06/30/21
Method:	SW846 8270E SW846 3546	**Percent Solids:**	83.9
Project:	Remedial Investigation, 247 North Avenue, New Rochelle, NY		

ABN TCL List (SOM0 2.0)

CAS No.	Surrogate Recoveries	Run# 1	Run# 2	Limits
4165-62-2	Phenol-d5	71%		12-101%
118-79-6	2,4,6-Tribromophenol	84%		10-127%
4165-60-0	Nitrobenzene-d5	83%		15-114%
321-60-8	2-Fluorobiphenyl	80%		22-104%
1718-51-0	Terphenyl-d14	97%		23-121%

CAS No.	Tentatively Identified Compounds	R.T.	Est. Conc.	Units	Q
13798-23-7	Sulfur	7.25	280	ug/kg	JN
	Unknown	8.36	190	ug/kg	J
	Unknown	9.09	200	ug/kg	J
10544-50-0	Cyclic octaatomic sulfur	11.07	3300	ug/kg	JN
	Unknown	14.23	430	ug/kg	J
112-85-6	Docosanoic acid	14.76	930	ug/kg	JN
	Unknown alcohols	15.75	490	ug/kg	J
557-59-5	Tetracosanoic acid	16.26	1100	ug/kg	JN
	Unknown	17.64	220	ug/kg	J
	Unknown	19.35	220	ug/kg	J
	Unknown	19.66	240	ug/kg	J
	Sitosterol	19.89	1100	ug/kg	J
	Unknown alcohols	19.96	700	ug/kg	J
	Unknown	20.19	420	ug/kg	J
	Unknown	20.28	1000	ug/kg	J
	Total TIC, Semi-Volatile		10820	ug/kg	J

(a) This compound is outside the control limits biased low in the associated BS.
(b) Associated CCV outside of control limits high, sample was ND.

Report of Analysis

Client Sample ID:	WC-C1(0-7)		
Lab Sample ID:	JD27495-15	**Date Sampled:**	06/29/21
Matrix:	SO - Soil	**Date Received:**	06/30/21
Method:	SW846 8081B SW846 3546	**Percent Solids:**	83.9
Project:	Remedial Investigation, 247 North Avenue, New Rochelle, NY		

	File ID	DF	Analyzed	By	Prep Date	Prep Batch	Analytical Batch
Run #1 [a]	1G167742.D	1	07/07/21 13:49	TC	07/02/21 11:15	OP34113	G1G5717
Run #2							

	Initial Weight	Final Volume
Run #1	15.2 g	10.0 ml
Run #2		

Pesticide TCL List

CAS No.	Compound	Result	RL	MDL	Units	Q
309-00-2	Aldrin	ND	0.78	0.65	ug/kg	
319-84-6	alpha-BHC	ND	0.78	0.64	ug/kg	
319-85-7	beta-BHC	ND	0.78	0.71	ug/kg	
319-86-8	delta-BHC	ND	0.78	0.75	ug/kg	
58-89-9	gamma-BHC (Lindane)	ND	0.78	0.58	ug/kg	
5103-71-9	alpha-Chlordane	ND	0.78	0.63	ug/kg	
5103-74-2	gamma-Chlordane	ND	0.78	0.36	ug/kg	
60-57-1	Dieldrin	ND	0.78	0.54	ug/kg	
72-54-8	4,4'-DDD	ND	0.78	0.72	ug/kg	
72-55-9	4,4'-DDE	ND	0.78	0.69	ug/kg	
50-29-3	4,4'-DDT	ND	0.78	0.69	ug/kg	
72-20-8	Endrin	ND	0.78	0.61	ug/kg	
1031-07-8	Endosulfan sulfate	ND	0.78	0.61	ug/kg	
7421-93-4	Endrin aldehyde	ND	0.78	0.44	ug/kg	
959-98-8	Endosulfan-I	ND	0.78	0.45	ug/kg	
33213-65-9	Endosulfan-II	ND	0.78	0.49	ug/kg	
76-44-8	Heptachlor	ND	0.78	0.68	ug/kg	
1024-57-3	Heptachlor epoxide	ND	0.78	0.55	ug/kg	
72-43-5	Methoxychlor	ND	1.6	0.62	ug/kg	
53494-70-5	Endrin ketone	ND	0.78	0.57	ug/kg	
8001-35-2	Toxaphene	ND	20	18	ug/kg	

CAS No.	Surrogate Recoveries	Run# 1	Run# 2	Limits
877-09-8	Tetrachloro-m-xylene	83%		27-138%
877-09-8	Tetrachloro-m-xylene	86%		27-138%
2051-24-3	Decachlorobiphenyl	95%		10-179%
2051-24-3	Decachlorobiphenyl	90%		10-179%

(a) Had TBA cleanup.

ND = Not detected MDL = Method Detection Limit
RL = Reporting Limit
E = Indicates value exceeds calibration range
J = Indicates an estimated value
B = Indicates analyte found in associated method blank
N = Indicates presumptive evidence of a compound

Report of Analysis

Client Sample ID:	WC-C1(0-7)		
Lab Sample ID:	JD27495-15	**Date Sampled:**	06/29/21
Matrix:	SO - Soil	**Date Received:**	06/30/21
Method:	SW846 8082A SW846 3546	**Percent Solids:**	83.9
Project:	Remedial Investigation, 247 North Avenue, New Rochelle, NY		

	File ID	DF	Analyzed	By	Prep Date	Prep Batch	Analytical Batch
Run #1	RK1178.D	1	07/06/21 05:31	CP	07/02/21 11:15	OP34114	GRK30
Run #2							

	Initial Weight	Final Volume
Run #1	15.2 g	10.0 ml
Run #2		

PCB List

CAS No.	Compound	Result	RL	MDL	Units	Q
12674-11-2	Aroclor 1016	ND	39	18	ug/kg	
11104-28-2	Aroclor 1221	ND	39	24	ug/kg	
11141-16-5	Aroclor 1232	ND	39	25	ug/kg	
53469-21-9	Aroclor 1242	ND	39	16	ug/kg	
12672-29-6	Aroclor 1248	ND	39	35	ug/kg	
11097-69-1	Aroclor 1254	ND	39	21	ug/kg	
11096-82-5	Aroclor 1260	ND	39	17	ug/kg	
11100-14-4	Aroclor 1268	ND	39	17	ug/kg	
37324-23-5	Aroclor 1262	ND	39	26	ug/kg	

CAS No.	Surrogate Recoveries	Run# 1	Run# 2	Limits
877-09-8	Tetrachloro-m-xylene	96%		24-152%
877-09-8	Tetrachloro-m-xylene	116%		24-152%
2051-24-3	Decachlorobiphenyl	94%		10-172%
2051-24-3	Decachlorobiphenyl	93%		10-172%

ND = Not detected MDL = Method Detection Limit
RL = Reporting Limit
E = Indicates value exceeds calibration range

J = Indicates an estimated value
B = Indicates analyte found in associated method blank
N = Indicates presumptive evidence of a compound

Report of Analysis

Client Sample ID:	WC-C1(0-7)		
Lab Sample ID:	JD27495-15	**Date Sampled:**	06/29/21
Matrix:	SO - Soil	**Date Received:**	06/30/21
Method:	NJDEP EPH SW846 3546	**Percent Solids:**	83.9
Project:	Remedial Investigation, 247 North Avenue, New Rochelle, NY		

	File ID	DF	Analyzed	By	Prep Date	Prep Batch	Analytical Batch
Run #1	5Y63614.D	1	07/03/21 02:43	TL	07/02/21 10:30	OP34106	G5Y3269
Run #2							

	Initial Weight	Final Volume
Run #1	16.1 g	2.0 ml
Run #2		

NJDEP EPH List

CAS No.	Compound	Result	RL	MDL	Units	Q
	EPH (C9-C28)	ND	7.4	2.2	mg/kg	
	EPH (> C28-C40)	16.6	7.4	2.2	mg/kg	
	Total EPH (C9-C40)	16.6	7.4	2.2	mg/kg	

CAS No.	Surrogate Recoveries	Run# 1	Run# 2	Limits
84-15-1	o-Terphenyl	42%		40-140%
3386-33-2	1-Chlorooctadecane	40%		40-140%

ND = Not detected MDL = Method Detection Limit
RL = Reporting Limit
E = Indicates value exceeds calibration range

J = Indicates an estimated value
B = Indicates analyte found in associated method blank
N = Indicates presumptive evidence of a compound

Report of Analysis

Client Sample ID: WC-C1(0-7)
Lab Sample ID: JD27495-15
Matrix: SO - Soil
Project: Remedial Investigation, 247 North Avenue, New Rochelle, NY

Date Sampled: 06/29/21
Date Received: 06/30/21
Percent Solids: 83.9

Metals Analysis

Analyte	Result	RL	Units	DF	Prep	Analyzed	By	Method	Prep Method
Aluminum	15400	62	mg/kg	1	07/06/21	07/06/21	ND	SW846 6010D [2]	SW846 3050B [3]
Antimony	< 2.5	2.5	mg/kg	1	07/06/21	07/06/21	ND	SW846 6010D [2]	SW846 3050B [3]
Arsenic	< 2.5	2.5	mg/kg	1	07/06/21	07/06/21	ND	SW846 6010D [2]	SW846 3050B [3]
Barium	75.5	25	mg/kg	1	07/06/21	07/06/21	ND	SW846 6010D [2]	SW846 3050B [3]
Beryllium	0.62	0.25	mg/kg	1	07/06/21	07/06/21	ND	SW846 6010D [2]	SW846 3050B [3]
Cadmium	< 0.62	0.62	mg/kg	1	07/06/21	07/06/21	ND	SW846 6010D [2]	SW846 3050B [3]
Calcium	1610	620	mg/kg	1	07/06/21	07/06/21	ND	SW846 6010D [2]	SW846 3050B [3]
Chromium	20.2	1.2	mg/kg	1	07/06/21	07/06/21	ND	SW846 6010D [2]	SW846 3050B [3]
Cobalt	< 6.2	6.2	mg/kg	1	07/06/21	07/06/21	ND	SW846 6010D [2]	SW846 3050B [3]
Copper	10.0	3.1	mg/kg	1	07/06/21	07/06/21	ND	SW846 6010D [2]	SW846 3050B [3]
Iron	13600	62	mg/kg	1	07/06/21	07/06/21	ND	SW846 6010D [2]	SW846 3050B [3]
Lead	41.2	2.5	mg/kg	1	07/06/21	07/06/21	ND	SW846 6010D [2]	SW846 3050B [3]
Magnesium	2160	620	mg/kg	1	07/06/21	07/06/21	ND	SW846 6010D [2]	SW846 3050B [3]
Manganese	148	1.9	mg/kg	1	07/06/21	07/06/21	ND	SW846 6010D [2]	SW846 3050B [3]
Mercury	0.099	0.036	mg/kg	1	07/06/21	07/06/21	MS	SW846 7471B [1]	SW846 7471B [4]
Nickel	13.4	5.0	mg/kg	1	07/06/21	07/06/21	ND	SW846 6010D [2]	SW846 3050B [3]
Potassium	< 1200	1200	mg/kg	1	07/06/21	07/06/21	ND	SW846 6010D [2]	SW846 3050B [3]
Selenium	< 2.5	2.5	mg/kg	1	07/06/21	07/06/21	ND	SW846 6010D [2]	SW846 3050B [3]
Silver	< 0.62	0.62	mg/kg	1	07/06/21	07/06/21	ND	SW846 6010D [2]	SW846 3050B [3]
Sodium	< 1200	1200	mg/kg	1	07/06/21	07/06/21	ND	SW846 6010D [2]	SW846 3050B [3]
Thallium	< 1.2	1.2	mg/kg	1	07/06/21	07/06/21	ND	SW846 6010D [2]	SW846 3050B [3]
Vanadium	27.5	6.2	mg/kg	1	07/06/21	07/06/21	ND	SW846 6010D [2]	SW846 3050B [3]
Zinc	30.7	6.2	mg/kg	1	07/06/21	07/06/21	ND	SW846 6010D [2]	SW846 3050B [3]

(1) Instrument QC Batch: MA50767
(2) Instrument QC Batch: MA50799
(3) Prep QC Batch: MP27286
(4) Prep QC Batch: MP27325

RL = Reporting Limit

Report of Analysis

Client Sample ID:	WC-C1(0-7)		
Lab Sample ID:	JD27495-15	**Date Sampled:**	06/29/21
Matrix:	SO - Soil	**Date Received:**	06/30/21
		Percent Solids:	83.9
Project:	Remedial Investigation, 247 North Avenue, New Rochelle, NY		

General Chemistry

Analyte	Result	RL	Units	DF	Analyzed	By	Method
Cyanide	< 0.29	0.29	mg/kg	1	07/06/21 14:25	LV	SW846 9012B/LACHAT
Solids, Percent	83.9		%	1	07/01/21 16:13	BG	SM2540 G 18TH ED MOD

RL = Reporting Limit

Report of Analysis

Client Sample ID: WC-C1(7-9)
Lab Sample ID: JD27495-16 **Date Sampled:** 06/29/21
Matrix: SO - Soil **Date Received:** 06/30/21
Method: SW846 8270E SW846 3546 **Percent Solids:** 93.7
Project: Remedial Investigation, 247 North Avenue, New Rochelle, NY

	File ID	DF	Analyzed	By	Prep Date	Prep Batch	Analytical Batch
Run #1	F200341B.D	1	07/06/21 21:54	CS	07/02/21 10:10	OP34108	EF8757
Run #2							

	Initial Weight	Final Volume
Run #1	30.9 g	1.0 ml
Run #2		

ABN TCL List (SOM0 2.0)

CAS No.	Compound	Result	RL	MDL	Units	Q
95-57-8	2-Chlorophenol	ND	69	17	ug/kg	
59-50-7	4-Chloro-3-methyl phenol	ND	170	21	ug/kg	
120-83-2	2,4-Dichlorophenol	ND	170	29	ug/kg	
105-67-9	2,4-Dimethylphenol	ND	170	61	ug/kg	
51-28-5	2,4-Dinitrophenol [a]	ND	170	130	ug/kg	
534-52-1	4,6-Dinitro-o-cresol [a]	ND	170	37	ug/kg	
95-48-7	2-Methylphenol	ND	69	22	ug/kg	
	3&4-Methylphenol	ND	69	28	ug/kg	
88-75-5	2-Nitrophenol	ND	170	23	ug/kg	
100-02-7	4-Nitrophenol	ND	350	92	ug/kg	
87-86-5	Pentachlorophenol	ND	140	32	ug/kg	
108-95-2	Phenol	ND	69	18	ug/kg	
58-90-2	2,3,4,6-Tetrachlorophenol	ND	170	23	ug/kg	
95-95-4	2,4,5-Trichlorophenol	ND	170	26	ug/kg	
88-06-2	2,4,6-Trichlorophenol	ND	170	21	ug/kg	
83-32-9	Acenaphthene	ND	35	12	ug/kg	
208-96-8	Acenaphthylene	ND	35	18	ug/kg	
98-86-2	Acetophenone	ND	170	7.4	ug/kg	
120-12-7	Anthracene	ND	35	21	ug/kg	
1912-24-9	Atrazine	ND	69	15	ug/kg	
56-55-3	Benzo(a)anthracene	ND	35	9.8	ug/kg	
50-32-8	Benzo(a)pyrene	ND	35	16	ug/kg	
205-99-2	Benzo(b)fluoranthene	ND	35	15	ug/kg	
191-24-2	Benzo(g,h,i)perylene	ND	35	17	ug/kg	
207-08-9	Benzo(k)fluoranthene	ND	35	16	ug/kg	
101-55-3	4-Bromophenyl phenyl ether	ND	69	13	ug/kg	
85-68-7	Butyl benzyl phthalate	ND	69	8.4	ug/kg	
92-52-4	1,1'-Biphenyl	ND	69	4.7	ug/kg	
100-52-7	Benzaldehyde	ND	170	8.6	ug/kg	
91-58-7	2-Chloronaphthalene	ND	69	8.2	ug/kg	
106-47-8	4-Chloroaniline	ND	170	12	ug/kg	
86-74-8	Carbazole	ND	69	5.0	ug/kg	

ND = Not detected MDL = Method Detection Limit
RL = Reporting Limit
E = Indicates value exceeds calibration range
J = Indicates an estimated value
B = Indicates analyte found in associated method blank
N = Indicates presumptive evidence of a compound

Report of Analysis

Client Sample ID:	WC-C1(7-9)		
Lab Sample ID:	JD27495-16	**Date Sampled:**	06/29/21
Matrix:	SO - Soil	**Date Received:**	06/30/21
Method:	SW846 8270E SW846 3546	**Percent Solids:**	93.7
Project:	Remedial Investigation, 247 North Avenue, New Rochelle, NY		

ABN TCL List (SOM0 2.0)

CAS No.	Compound	Result	RL	MDL	Units	Q
105-60-2	Caprolactam [b]	ND	69	14	ug/kg	
218-01-9	Chrysene	ND	35	11	ug/kg	
111-91-1	bis(2-Chloroethoxy)methane	ND	69	7.4	ug/kg	
111-44-4	bis(2-Chloroethyl)ether	ND	69	15	ug/kg	
108-60-1	2,2'-Oxybis(1-chloropropane)	ND	69	12	ug/kg	
7005-72-3	4-Chlorophenyl phenyl ether	ND	69	11	ug/kg	
121-14-2	2,4-Dinitrotoluene	ND	35	11	ug/kg	
606-20-2	2,6-Dinitrotoluene	ND	35	17	ug/kg	
91-94-1	3,3'-Dichlorobenzidine	ND	69	29	ug/kg	
123-91-1	1,4-Dioxane	ND	35	23	ug/kg	
53-70-3	Dibenzo(a,h)anthracene	ND	35	15	ug/kg	
132-64-9	Dibenzofuran	ND	69	14	ug/kg	
84-74-2	Di-n-butyl phthalate	ND	69	5.6	ug/kg	
117-84-0	Di-n-octyl phthalate	ND	69	8.6	ug/kg	
84-66-2	Diethyl phthalate	ND	69	7.4	ug/kg	
131-11-3	Dimethyl phthalate	ND	69	6.1	ug/kg	
117-81-7	bis(2-Ethylhexyl)phthalate	ND	69	8.1	ug/kg	
206-44-0	Fluoranthene	ND	35	15	ug/kg	
86-73-7	Fluorene	ND	35	16	ug/kg	
118-74-1	Hexachlorobenzene	ND	69	8.7	ug/kg	
87-68-3	Hexachlorobutadiene	ND	35	14	ug/kg	
77-47-4	Hexachlorocyclopentadiene	ND	350	14	ug/kg	
67-72-1	Hexachloroethane	ND	170	17	ug/kg	
193-39-5	Indeno(1,2,3-cd)pyrene	ND	35	16	ug/kg	
78-59-1	Isophorone	ND	69	7.4	ug/kg	
91-57-6	2-Methylnaphthalene	ND	35	7.8	ug/kg	
88-74-4	2-Nitroaniline	ND	170	8.2	ug/kg	
99-09-2	3-Nitroaniline	ND	170	8.6	ug/kg	
100-01-6	4-Nitroaniline	ND	170	8.9	ug/kg	
91-20-3	Naphthalene	ND	35	9.7	ug/kg	
98-95-3	Nitrobenzene	ND	69	13	ug/kg	
621-64-7	N-Nitroso-di-n-propylamine	ND	69	10	ug/kg	
86-30-6	N-Nitrosodiphenylamine	ND	170	13	ug/kg	
85-01-8	Phenanthrene	ND	35	12	ug/kg	
129-00-0	Pyrene	ND	35	11	ug/kg	
95-94-3	1,2,4,5-Tetrachlorobenzene	ND	170	8.8	ug/kg	

CAS No.	Surrogate Recoveries	Run# 1	Run# 2	Limits
367-12-4	2-Fluorophenol	72%		7-101%

ND = Not detected MDL = Method Detection Limit
RL = Reporting Limit
E = Indicates value exceeds calibration range
J = Indicates an estimated value
B = Indicates analyte found in associated method blank
N = Indicates presumptive evidence of a compound

Report of Analysis

Client Sample ID:	WC-C1(7-9)		
Lab Sample ID:	JD27495-16	**Date Sampled:**	06/29/21
Matrix:	SO - Soil	**Date Received:**	06/30/21
Method:	SW846 8270E SW846 3546	**Percent Solids:**	93.7
Project:	Remedial Investigation, 247 North Avenue, New Rochelle, NY		

ABN TCL List (SOM0 2.0)

CAS No.	Surrogate Recoveries	Run# 1	Run# 2	Limits
4165-62-2	Phenol-d5	68%		12-101%
118-79-6	2,4,6-Tribromophenol	50%		10-127%
4165-60-0	Nitrobenzene-d5	72%		15-114%
321-60-8	2-Fluorobiphenyl	70%		22-104%
1718-51-0	Terphenyl-d14	79%		23-121%

CAS No.	Tentatively Identified Compounds	R.T.	Est. Conc.	Units	Q
	System artifact/aldol-condensation	3.34	140	ug/kg	J
	Total TIC, Semi-Volatile		0	ug/kg	

(a) This compound in BS is outside in house QC limits bias low.
(b) Associated CCV outside of control limits high, sample was ND.

ND = Not detected MDL = Method Detection Limit
RL = Reporting Limit
E = Indicates value exceeds calibration range
J = Indicates an estimated value
B = Indicates analyte found in associated method blank
N = Indicates presumptive evidence of a compound

Report of Analysis

Client Sample ID:	WC-C1(7-9)		
Lab Sample ID:	JD27495-16	**Date Sampled:**	06/29/21
Matrix:	SO - Soil	**Date Received:**	06/30/21
Method:	SW846 8081B SW846 3546	**Percent Solids:**	93.7
Project:	Remedial Investigation, 247 North Avenue, New Rochelle, NY		

	File ID	DF	Analyzed	By	Prep Date	Prep Batch	Analytical Batch
Run #1	1G167691.D	1	07/06/21 18:52	TC	07/02/21 11:15	OP34113	G1G5715
Run #2							

	Initial Weight	Final Volume
Run #1	15.0 g	10.0 ml
Run #2		

Pesticide TCL List

CAS No.	Compound	Result	RL	MDL	Units	Q
309-00-2	Aldrin	ND	0.71	0.59	ug/kg	
319-84-6	alpha-BHC	ND	0.71	0.58	ug/kg	
319-85-7	beta-BHC	ND	0.71	0.64	ug/kg	
319-86-8	delta-BHC	ND	0.71	0.68	ug/kg	
58-89-9	gamma-BHC (Lindane)	ND	0.71	0.52	ug/kg	
5103-71-9	alpha-Chlordane	ND	0.71	0.57	ug/kg	
5103-74-2	gamma-Chlordane	ND	0.71	0.32	ug/kg	
57-74-9	Chlordane (alpha and gamma)	ND	0.71	0.32	ug/kg	
60-57-1	Dieldrin	ND	0.71	0.49	ug/kg	
72-54-8	4,4'-DDD	ND	0.71	0.65	ug/kg	
72-55-9	4,4'-DDE	ND	0.71	0.62	ug/kg	
50-29-3	4,4'-DDT	ND	0.71	0.63	ug/kg	
72-20-8	Endrin	ND	0.71	0.55	ug/kg	
1031-07-8	Endosulfan sulfate	ND	0.71	0.56	ug/kg	
7421-93-4	Endrin aldehyde	ND	0.71	0.40	ug/kg	
959-98-8	Endosulfan-I	ND	0.71	0.41	ug/kg	
33213-65-9	Endosulfan-II	ND	0.71	0.44	ug/kg	
76-44-8	Heptachlor	ND	0.71	0.61	ug/kg	
1024-57-3	Heptachlor epoxide	ND	0.71	0.50	ug/kg	
72-43-5	Methoxychlor	ND	1.4	0.57	ug/kg	
53494-70-5	Endrin ketone	ND	0.71	0.51	ug/kg	
8001-35-2	Toxaphene	ND	18	17	ug/kg	

CAS No.	Surrogate Recoveries	Run# 1	Run# 2	Limits
877-09-8	Tetrachloro-m-xylene	67%		27-138%
877-09-8	Tetrachloro-m-xylene	73%		27-138%
2051-24-3	Decachlorobiphenyl	74%		10-179%
2051-24-3	Decachlorobiphenyl	74%		10-179%

ND = Not detected MDL = Method Detection Limit
RL = Reporting Limit
E = Indicates value exceeds calibration range
J = Indicates an estimated value
B = Indicates analyte found in associated method blank
N = Indicates presumptive evidence of a compound

Report of Analysis

Client Sample ID:	WC-C1(7-9)		
Lab Sample ID:	JD27495-16	**Date Sampled:**	06/29/21
Matrix:	SO - Soil	**Date Received:**	06/30/21
Method:	SW846 8082A SW846 3546	**Percent Solids:**	93.7
Project:	Remedial Investigation, 247 North Avenue, New Rochelle, NY		

	File ID	DF	Analyzed	By	Prep Date	Prep Batch	Analytical Batch
Run #1	RK1179.D	1	07/06/21 05:47	CP	07/02/21 11:15	OP34114	GRK30
Run #2							

	Initial Weight	Final Volume
Run #1	15.0 g	10.0 ml
Run #2		

PCB List

CAS No.	Compound	Result	RL	MDL	Units	Q
12674-11-2	Aroclor 1016	ND	36	17	ug/kg	
11104-28-2	Aroclor 1221	ND	36	22	ug/kg	
11141-16-5	Aroclor 1232	ND	36	23	ug/kg	
53469-21-9	Aroclor 1242	ND	36	15	ug/kg	
12672-29-6	Aroclor 1248	ND	36	32	ug/kg	
11097-69-1	Aroclor 1254	ND	36	19	ug/kg	
11096-82-5	Aroclor 1260	ND	36	15	ug/kg	
11100-14-4	Aroclor 1268	ND	36	15	ug/kg	
37324-23-5	Aroclor 1262	ND	36	23	ug/kg	

CAS No.	Surrogate Recoveries	Run# 1	Run# 2	Limits
877-09-8	Tetrachloro-m-xylene	78%		24-152%
877-09-8	Tetrachloro-m-xylene	95%		24-152%
2051-24-3	Decachlorobiphenyl	77%		10-172%
2051-24-3	Decachlorobiphenyl	73%		10-172%

ND = Not detected MDL = Method Detection Limit
RL = Reporting Limit
E = Indicates value exceeds calibration range

J = Indicates an estimated value
B = Indicates analyte found in associated method blank
N = Indicates presumptive evidence of a compound

Report of Analysis

Client Sample ID:	WC-C1(7-9)		
Lab Sample ID:	JD27495-16	**Date Sampled:**	06/29/21
Matrix:	SO - Soil	**Date Received:**	06/30/21
Method:	NJDEP EPH SW846 3546	**Percent Solids:**	93.7
Project:	Remedial Investigation, 247 North Avenue, New Rochelle, NY		

	File ID	DF	Analyzed	By	Prep Date	Prep Batch	Analytical Batch
Run #1	5Y63615.D	1	07/03/21 03:18	TL	07/02/21 10:30	OP34106	G5Y3269
Run #2							

	Initial Weight	Final Volume
Run #1	16.1 g	2.0 ml
Run #2		

NJDEP EPH List

CAS No.	Compound	Result	RL	MDL	Units	Q
	EPH (C9-C28)	ND	6.6	2.0	mg/kg	
	EPH (> C28-C40)	12.0	6.6	2.0	mg/kg	
	Total EPH (C9-C40)	12.0	6.6	2.0	mg/kg	

CAS No.	Surrogate Recoveries	Run# 1	Run# 2	Limits
84-15-1	o-Terphenyl	55%		40-140%
3386-33-2	1-Chlorooctadecane	54%		40-140%

ND = Not detected MDL = Method Detection Limit
RL = Reporting Limit
E = Indicates value exceeds calibration range

J = Indicates an estimated value
B = Indicates analyte found in associated method blank
N = Indicates presumptive evidence of a compound

Report of Analysis

Client Sample ID: WC-C1(7-9)
Lab Sample ID: JD27495-16
Matrix: SO - Soil
Project: Remedial Investigation, 247 North Avenue, New Rochelle, NY

Date Sampled: 06/29/21
Date Received: 06/30/21
Percent Solids: 93.7

Metals Analysis

Analyte	Result	RL	Units	DF	Prep	Analyzed	By	Method	Prep Method
Aluminum	8930	51	mg/kg	1	07/06/21	07/06/21	ND	SW846 6010D [2]	SW846 3050B [3]
Arsenic	< 2.1	2.1	mg/kg	1	07/06/21	07/06/21	ND	SW846 6010D [2]	SW846 3050B [3]
Barium	71.1	21	mg/kg	1	07/06/21	07/06/21	ND	SW846 6010D [2]	SW846 3050B [3]
Cadmium	< 0.51	0.51	mg/kg	1	07/06/21	07/06/21	ND	SW846 6010D [2]	SW846 3050B [3]
Calcium	1730	510	mg/kg	1	07/06/21	07/06/21	ND	SW846 6010D [2]	SW846 3050B [3]
Chromium	15.9	1.0	mg/kg	1	07/06/21	07/06/21	ND	SW846 6010D [2]	SW846 3050B [3]
Cobalt	7.5	5.1	mg/kg	1	07/06/21	07/06/21	ND	SW846 6010D [2]	SW846 3050B [3]
Copper	15.9	2.6	mg/kg	1	07/06/21	07/06/21	ND	SW846 6010D [2]	SW846 3050B [3]
Iron	14300	51	mg/kg	1	07/06/21	07/06/21	ND	SW846 6010D [2]	SW846 3050B [3]
Lead	4.0	2.1	mg/kg	1	07/06/21	07/06/21	ND	SW846 6010D [2]	SW846 3050B [3]
Magnesium	2800	510	mg/kg	1	07/06/21	07/06/21	ND	SW846 6010D [2]	SW846 3050B [3]
Manganese	214	1.5	mg/kg	1	07/06/21	07/06/21	ND	SW846 6010D [2]	SW846 3050B [3]
Mercury	< 0.026	0.026	mg/kg	1	07/06/21	07/06/21	MS	SW846 7471B [1]	SW846 7471B [4]
Nickel	17.2	4.1	mg/kg	1	07/06/21	07/06/21	ND	SW846 6010D [2]	SW846 3050B [3]
Potassium	2990	1000	mg/kg	1	07/06/21	07/06/21	ND	SW846 6010D [2]	SW846 3050B [3]
Selenium	< 2.1	2.1	mg/kg	1	07/06/21	07/06/21	ND	SW846 6010D [2]	SW846 3050B [3]
Silver	< 0.51	0.51	mg/kg	1	07/06/21	07/06/21	ND	SW846 6010D [2]	SW846 3050B [3]
Sodium	< 1000	1000	mg/kg	1	07/06/21	07/06/21	ND	SW846 6010D [2]	SW846 3050B [3]
Vanadium	21.9	5.1	mg/kg	1	07/06/21	07/06/21	ND	SW846 6010D [2]	SW846 3050B [3]
Zinc	28.4	5.1	mg/kg	1	07/06/21	07/06/21	ND	SW846 6010D [2]	SW846 3050B [3]

(1) Instrument QC Batch: MA50767
(2) Instrument QC Batch: MA50799
(3) Prep QC Batch: MP27286
(4) Prep QC Batch: MP27325

RL = Reporting Limit

Report of Analysis

Client Sample ID:	WC-C1(7-9)		
Lab Sample ID:	JD27495-16	**Date Sampled:**	06/29/21
Matrix:	SO - Soil	**Date Received:**	06/30/21
		Percent Solids:	93.7
Project:	Remedial Investigation, 247 North Avenue, New Rochelle, NY		

General Chemistry

Analyte	Result	RL	Units	DF	Analyzed	By	Method
Cyanide	< 0.24	0.24	mg/kg	1	07/06/21 14:26	LV	SW846 9012B/LACHAT
Solids, Percent	93.7		%	1	07/01/21 16:13	BG	SM2540 G 18TH ED MOD

RL = Reporting Limit

Report of Analysis

Client Sample ID:	WC-D1(0-8)GRAB		
Lab Sample ID:	JD27495-17	**Date Sampled:**	06/29/21
Matrix:	SO - Soil	**Date Received:**	06/30/21
Method:	SW846 8260D SW846 5035	**Percent Solids:**	75.3
Project:	Remedial Investigation, 247 North Avenue, New Rochelle, NY		

	File ID	DF	Analyzed	By	Prep Date	Prep Batch	Analytical Batch
Run #1	1C179172.D	1	07/01/21 19:32	PS	07/01/21 10:00	n/a	V1C7814
Run #2							

	Initial Weight
Run #1	5.0 g
Run #2	

VOA TCL List

CAS No.	Compound	Result	RL	MDL	Units	Q
67-64-1	Acetone	30.5	13	5.5	ug/kg	
71-43-2	Benzene	ND	0.66	0.60	ug/kg	
74-97-5	Bromochloromethane	ND	6.6	0.74	ug/kg	
75-27-4	Bromodichloromethane	ND	2.7	0.57	ug/kg	
75-25-2	Bromoform	ND	6.6	1.8	ug/kg	
74-83-9	Bromomethane	ND	6.6	1.0	ug/kg	
78-93-3	2-Butanone (MEK)	ND	13	3.2	ug/kg	
75-15-0	Carbon disulfide	ND	2.7	0.71	ug/kg	
56-23-5	Carbon tetrachloride	ND	2.7	0.82	ug/kg	
108-90-7	Chlorobenzene	ND	2.7	0.61	ug/kg	
75-00-3	Chloroethane	ND	6.6	0.78	ug/kg	
67-66-3	Chloroform	ND	2.7	0.69	ug/kg	
74-87-3	Chloromethane	ND	6.6	2.6	ug/kg	
110-82-7	Cyclohexane	ND	2.7	0.87	ug/kg	
96-12-8	1,2-Dibromo-3-chloropropane	ND	2.7	0.92	ug/kg	
124-48-1	Dibromochloromethane	ND	2.7	0.74	ug/kg	
106-93-4	1,2-Dibromoethane	ND	1.3	0.56	ug/kg	
95-50-1	1,2-Dichlorobenzene	ND	1.3	0.73	ug/kg	
541-73-1	1,3-Dichlorobenzene	ND	1.3	0.66	ug/kg	
106-46-7	1,4-Dichlorobenzene	ND	1.3	0.66	ug/kg	
75-71-8	Dichlorodifluoromethane	ND	6.6	0.97	ug/kg	
75-34-3	1,1-Dichloroethane	ND	1.3	0.66	ug/kg	
107-06-2	1,2-Dichloroethane	ND	1.3	0.62	ug/kg	
75-35-4	1,1-Dichloroethene	ND	1.3	0.87	ug/kg	
156-59-2	cis-1,2-Dichloroethene	ND	1.3	1.1	ug/kg	
156-60-5	trans-1,2-Dichloroethene	ND	1.3	0.81	ug/kg	
78-87-5	1,2-Dichloropropane	ND	2.7	0.63	ug/kg	
10061-01-5	cis-1,3-Dichloropropene	ND	2.7	0.63	ug/kg	
10061-02-6	trans-1,3-Dichloropropene	ND	2.7	0.61	ug/kg	
100-41-4	Ethylbenzene	ND	1.3	0.60	ug/kg	
76-13-1	Freon 113	ND	6.6	3.5	ug/kg	
591-78-6	2-Hexanone	ND	6.6	2.8	ug/kg	

ND = Not detected MDL = Method Detection Limit
RL = Reporting Limit
E = Indicates value exceeds calibration range

J = Indicates an estimated value
B = Indicates analyte found in associated method blank
N = Indicates presumptive evidence of a compound

Report of Analysis

Client Sample ID:	WC-D1(0-8)GRAB		
Lab Sample ID:	JD27495-17	**Date Sampled:**	06/29/21
Matrix:	SO - Soil	**Date Received:**	06/30/21
Method:	SW846 8260D SW846 5035	**Percent Solids:**	75.3
Project:	Remedial Investigation, 247 North Avenue, New Rochelle, NY		

VOA TCL List

CAS No.	Compound	Result	RL	MDL	Units	Q
98-82-8	Isopropylbenzene	ND	2.7	1.9	ug/kg	
79-20-9	Methyl Acetate [a]	ND	6.6	1.8	ug/kg	
108-87-2	Methylcyclohexane	ND	2.7	1.2	ug/kg	
1634-04-4	Methyl Tert Butyl Ether	ND	1.3	0.62	ug/kg	
108-10-1	4-Methyl-2-pentanone(MIBK)	ND	6.6	3.0	ug/kg	
75-09-2	Methylene chloride	ND	6.6	3.5	ug/kg	
100-42-5	Styrene	ND	2.7	0.53	ug/kg	
79-34-5	1,1,2,2-Tetrachloroethane	ND	2.7	0.80	ug/kg	
127-18-4	Tetrachloroethene	ND	2.7	0.77	ug/kg	
108-88-3	Toluene	ND	1.3	0.70	ug/kg	
87-61-6	1,2,3-Trichlorobenzene	ND	6.6	3.3	ug/kg	
120-82-1	1,2,4-Trichlorobenzene	ND	6.6	3.3	ug/kg	
71-55-6	1,1,1-Trichloroethane	ND	2.7	0.64	ug/kg	
79-00-5	1,1,2-Trichloroethane	ND	2.7	0.74	ug/kg	
79-01-6	Trichloroethene	ND	1.3	1.0	ug/kg	
75-69-4	Trichlorofluoromethane	ND	6.6	0.91	ug/kg	
75-01-4	Vinyl chloride	ND	2.7	0.64	ug/kg	
	m,p-Xylene	ND	1.3	1.2	ug/kg	
95-47-6	o-Xylene	ND	1.3	0.61	ug/kg	
1330-20-7	Xylene (total)	ND	1.3	0.61	ug/kg	

CAS No.	Surrogate Recoveries	Run# 1	Run# 2	Limits
1868-53-7	Dibromofluoromethane	108%		72-130%
17060-07-0	1,2-Dichloroethane-D4	111%		75-131%
2037-26-5	Toluene-D8	103%		81-121%
460-00-4	4-Bromofluorobenzene	103%		60-141%

CAS No.	Tentatively Identified Compounds	R.T.	Est. Conc.	Units	Q
	Total TIC, Volatile		0	ug/kg	

(a) Associated CCV outside of control limits high, sample was ND.

ND = Not detected MDL = Method Detection Limit
RL = Reporting Limit
E = Indicates value exceeds calibration range
J = Indicates an estimated value
B = Indicates analyte found in associated method blank
N = Indicates presumptive evidence of a compound

Report of Analysis

Client Sample ID:	WC-D1(0-8)		
Lab Sample ID:	JD27495-18	**Date Sampled:**	06/29/21
Matrix:	SO - Soil	**Date Received:**	06/30/21
Method:	SW846 8270E SW846 3546	**Percent Solids:**	78.9
Project:	Remedial Investigation, 247 North Avenue, New Rochelle, NY		

	File ID	DF	Analyzed	By	Prep Date	Prep Batch	Analytical Batch
Run #1	F200339.D	1	07/06/21 20:28	CS	07/02/21 10:10	OP34108	EF8757
Run #2							

	Initial Weight	Final Volume
Run #1	30.1 g	1.0 ml
Run #2		

ABN TCL List (SOM0 2.0)

CAS No.	Compound	Result	RL	MDL	Units	Q
95-57-8	2-Chlorophenol	ND	84	21	ug/kg	
59-50-7	4-Chloro-3-methyl phenol	ND	210	26	ug/kg	
120-83-2	2,4-Dichlorophenol	ND	210	36	ug/kg	
105-67-9	2,4-Dimethylphenol	ND	210	75	ug/kg	
51-28-5	2,4-Dinitrophenol [a]	ND	210	160	ug/kg	
534-52-1	4,6-Dinitro-o-cresol [a]	ND	210	45	ug/kg	
95-48-7	2-Methylphenol	ND	84	27	ug/kg	
	3&4-Methylphenol	ND	84	35	ug/kg	
88-75-5	2-Nitrophenol	ND	210	28	ug/kg	
100-02-7	4-Nitrophenol	ND	420	110	ug/kg	
87-86-5	Pentachlorophenol	ND	170	40	ug/kg	
108-95-2	Phenol	ND	84	22	ug/kg	
58-90-2	2,3,4,6-Tetrachlorophenol	ND	210	28	ug/kg	
95-95-4	2,4,5-Trichlorophenol	ND	210	32	ug/kg	
88-06-2	2,4,6-Trichlorophenol	ND	210	25	ug/kg	
83-32-9	Acenaphthene	ND	42	15	ug/kg	
208-96-8	Acenaphthylene	ND	42	21	ug/kg	
98-86-2	Acetophenone	ND	210	9.1	ug/kg	
120-12-7	Anthracene	ND	42	26	ug/kg	
1912-24-9	Atrazine	ND	84	18	ug/kg	
56-55-3	Benzo(a)anthracene	ND	42	12	ug/kg	
50-32-8	Benzo(a)pyrene	ND	42	19	ug/kg	
205-99-2	Benzo(b)fluoranthene	ND	42	19	ug/kg	
191-24-2	Benzo(g,h,i)perylene	ND	42	21	ug/kg	
207-08-9	Benzo(k)fluoranthene	ND	42	20	ug/kg	
101-55-3	4-Bromophenyl phenyl ether	ND	84	16	ug/kg	
85-68-7	Butyl benzyl phthalate	ND	84	10	ug/kg	
92-52-4	1,1'-Biphenyl	ND	84	5.8	ug/kg	
100-52-7	Benzaldehyde	ND	210	10	ug/kg	
91-58-7	2-Chloronaphthalene	ND	84	10	ug/kg	
106-47-8	4-Chloroaniline	ND	210	15	ug/kg	
86-74-8	Carbazole	ND	84	6.1	ug/kg	

ND = Not detected MDL = Method Detection Limit
RL = Reporting Limit
E = Indicates value exceeds calibration range
J = Indicates an estimated value
B = Indicates analyte found in associated method blank
N = Indicates presumptive evidence of a compound

Report of Analysis

Client Sample ID:	WC-D1(0-8)		
Lab Sample ID:	JD27495-18	**Date Sampled:**	06/29/21
Matrix:	SO - Soil	**Date Received:**	06/30/21
Method:	SW846 8270E SW846 3546	**Percent Solids:**	78.9
Project:	Remedial Investigation, 247 North Avenue, New Rochelle, NY		

ABN TCL List (SOM0 2.0)

CAS No.	Compound	Result	RL	MDL	Units	Q
105-60-2	Caprolactam [b]	ND	84	17	ug/kg	
218-01-9	Chrysene	ND	42	13	ug/kg	
111-91-1	bis(2-Chloroethoxy)methane	ND	84	9.0	ug/kg	
111-44-4	bis(2-Chloroethyl)ether	ND	84	18	ug/kg	
108-60-1	2,2'-Oxybis(1-chloropropane)	ND	84	15	ug/kg	
7005-72-3	4-Chlorophenyl phenyl ether	ND	84	14	ug/kg	
121-14-2	2,4-Dinitrotoluene	ND	42	13	ug/kg	
606-20-2	2,6-Dinitrotoluene	ND	42	21	ug/kg	
91-94-1	3,3'-Dichlorobenzidine	ND	84	35	ug/kg	
123-91-1	1,4-Dioxane	ND	42	28	ug/kg	
53-70-3	Dibenzo(a,h)anthracene	ND	42	19	ug/kg	
132-64-9	Dibenzofuran	ND	84	17	ug/kg	
84-74-2	Di-n-butyl phthalate	ND	84	6.9	ug/kg	
117-84-0	Di-n-octyl phthalate	ND	84	10	ug/kg	
84-66-2	Diethyl phthalate	ND	84	9.0	ug/kg	
131-11-3	Dimethyl phthalate	ND	84	7.5	ug/kg	
117-81-7	bis(2-Ethylhexyl)phthalate	ND	84	9.9	ug/kg	
206-44-0	Fluoranthene	ND	42	19	ug/kg	
86-73-7	Fluorene	ND	42	19	ug/kg	
118-74-1	Hexachlorobenzene	ND	84	11	ug/kg	
87-68-3	Hexachlorobutadiene	ND	42	17	ug/kg	
77-47-4	Hexachlorocyclopentadiene	ND	420	17	ug/kg	
67-72-1	Hexachloroethane	ND	210	21	ug/kg	
193-39-5	Indeno(1,2,3-cd)pyrene	ND	42	20	ug/kg	
78-59-1	Isophorone	ND	84	9.0	ug/kg	
91-57-6	2-Methylnaphthalene	ND	42	9.5	ug/kg	
88-74-4	2-Nitroaniline	ND	210	9.9	ug/kg	
99-09-2	3-Nitroaniline	ND	210	11	ug/kg	
100-01-6	4-Nitroaniline	ND	210	11	ug/kg	
91-20-3	Naphthalene	ND	42	12	ug/kg	
98-95-3	Nitrobenzene	ND	84	16	ug/kg	
621-64-7	N-Nitroso-di-n-propylamine	ND	84	12	ug/kg	
86-30-6	N-Nitrosodiphenylamine	ND	210	15	ug/kg	
85-01-8	Phenanthrene	ND	42	14	ug/kg	
129-00-0	Pyrene	ND	42	13	ug/kg	
95-94-3	1,2,4,5-Tetrachlorobenzene	ND	210	11	ug/kg	

CAS No.	Surrogate Recoveries	Run# 1	Run# 2	Limits
367-12-4	2-Fluorophenol	80%		7-101%

ND = Not detected MDL = Method Detection Limit
RL = Reporting Limit
E = Indicates value exceeds calibration range
J = Indicates an estimated value
B = Indicates analyte found in associated method blank
N = Indicates presumptive evidence of a compound

Report of Analysis

Client Sample ID:	WC-D1(0-8)		
Lab Sample ID:	JD27495-18	**Date Sampled:**	06/29/21
Matrix:	SO - Soil	**Date Received:**	06/30/21
Method:	SW846 8270E SW846 3546	**Percent Solids:**	78.9
Project:	Remedial Investigation, 247 North Avenue, New Rochelle, NY		

ABN TCL List (SOM0 2.0)

CAS No.	Surrogate Recoveries	Run# 1	Run# 2	Limits
4165-62-2	Phenol-d5	75%		12-101%
118-79-6	2,4,6-Tribromophenol	81%		10-127%
4165-60-0	Nitrobenzene-d5	83%		15-114%
321-60-8	2-Fluorobiphenyl	78%		22-104%
1718-51-0	Terphenyl-d14	88%		23-121%

CAS No.	Tentatively Identified Compounds	R.T.	Est. Conc.	Units	Q
	System artifact/aldol-condensation	3.34	230	ug/kg	J
13798-23-7	Sulfur	7.20	170	ug/kg	JN
10544-50-0	Cyclic octaatomic sulfur	10.98	1600	ug/kg	JN
	Total TIC, Semi-Volatile		1770	ug/kg	J

(a) This compound in BS is outside in house QC limits bias low.
(b) Associated CCV outside of control limits high, sample was ND.

ND = Not detected MDL = Method Detection Limit
RL = Reporting Limit
E = Indicates value exceeds calibration range
J = Indicates an estimated value
B = Indicates analyte found in associated method blank
N = Indicates presumptive evidence of a compound

Report of Analysis

Client Sample ID:	WC-D1(0-8)		
Lab Sample ID:	JD27495-18	**Date Sampled:**	06/29/21
Matrix:	SO - Soil	**Date Received:**	06/30/21
Method:	SW846 8081B SW846 3546	**Percent Solids:**	78.9
Project:	Remedial Investigation, 247 North Avenue, New Rochelle, NY		

	File ID	DF	Analyzed	By	Prep Date	Prep Batch	Analytical Batch
Run #1 [a]	1G167743.D	1	07/07/21 14:07	TC	07/02/21 11:15	OP34113	G1G5717
Run #2							

	Initial Weight	Final Volume
Run #1	15.1 g	10.0 ml
Run #2		

Pesticide TCL List

CAS No.	Compound	Result	RL	MDL	Units	Q
309-00-2	Aldrin	ND	0.84	0.69	ug/kg	
319-84-6	alpha-BHC	ND	0.84	0.68	ug/kg	
319-85-7	beta-BHC	ND	0.84	0.76	ug/kg	
319-86-8	delta-BHC	ND	0.84	0.81	ug/kg	
58-89-9	gamma-BHC (Lindane)	ND	0.84	0.62	ug/kg	
5103-71-9	alpha-Chlordane	ND	0.84	0.68	ug/kg	
5103-74-2	gamma-Chlordane	ND	0.84	0.38	ug/kg	
60-57-1	Dieldrin	ND	0.84	0.58	ug/kg	
72-54-8	4,4'-DDD	ND	0.84	0.77	ug/kg	
72-55-9	4,4'-DDE	ND	0.84	0.74	ug/kg	
50-29-3	4,4'-DDT	ND	0.84	0.74	ug/kg	
72-20-8	Endrin	ND	0.84	0.65	ug/kg	
1031-07-8	Endosulfan sulfate	ND	0.84	0.66	ug/kg	
7421-93-4	Endrin aldehyde	ND	0.84	0.48	ug/kg	
959-98-8	Endosulfan-I	ND	0.84	0.48	ug/kg	
33213-65-9	Endosulfan-II	ND	0.84	0.52	ug/kg	
76-44-8	Heptachlor	ND	0.84	0.72	ug/kg	
1024-57-3	Heptachlor epoxide	ND	0.84	0.59	ug/kg	
72-43-5	Methoxychlor	ND	1.7	0.67	ug/kg	
53494-70-5	Endrin ketone	ND	0.84	0.61	ug/kg	
8001-35-2	Toxaphene	ND	21	20	ug/kg	

CAS No.	Surrogate Recoveries	Run# 1	Run# 2	Limits
877-09-8	Tetrachloro-m-xylene	70%		27-138%
877-09-8	Tetrachloro-m-xylene	80%		27-138%
2051-24-3	Decachlorobiphenyl	81%		10-179%
2051-24-3	Decachlorobiphenyl	85%		10-179%

(a) Had TBA cleanup.

ND = Not detected MDL = Method Detection Limit
RL = Reporting Limit
E = Indicates value exceeds calibration range
J = Indicates an estimated value
B = Indicates analyte found in associated method blank
N = Indicates presumptive evidence of a compound

Report of Analysis

Client Sample ID:	WC-D1(0-8)		
Lab Sample ID:	JD27495-18	**Date Sampled:**	06/29/21
Matrix:	SO - Soil	**Date Received:**	06/30/21
Method:	SW846 8082A SW846 3546	**Percent Solids:**	78.9
Project:	Remedial Investigation, 247 North Avenue, New Rochelle, NY		

	File ID	DF	Analyzed	By	Prep Date	Prep Batch	Analytical Batch
Run #1	RK1184.D	1	07/06/21 07:09	CP	07/02/21 11:15	OP34114	GRK30
Run #2							

	Initial Weight	Final Volume
Run #1	15.1 g	10.0 ml
Run #2		

PCB List

CAS No.	Compound	Result	RL	MDL	Units	Q
12674-11-2	Aroclor 1016	ND	42	20	ug/kg	
11104-28-2	Aroclor 1221	ND	42	26	ug/kg	
11141-16-5	Aroclor 1232	ND	42	27	ug/kg	
53469-21-9	Aroclor 1242	ND	42	17	ug/kg	
12672-29-6	Aroclor 1248	ND	42	37	ug/kg	
11097-69-1	Aroclor 1254	ND	42	23	ug/kg	
11096-82-5	Aroclor 1260	ND	42	18	ug/kg	
11100-14-4	Aroclor 1268	ND	42	18	ug/kg	
37324-23-5	Aroclor 1262	ND	42	27	ug/kg	

CAS No.	Surrogate Recoveries	Run# 1	Run# 2	Limits
877-09-8	Tetrachloro-m-xylene	80%		24-152%
877-09-8	Tetrachloro-m-xylene	97%		24-152%
2051-24-3	Decachlorobiphenyl	84%		10-172%
2051-24-3	Decachlorobiphenyl	77%		10-172%

ND = Not detected MDL = Method Detection Limit
RL = Reporting Limit
E = Indicates value exceeds calibration range

J = Indicates an estimated value
B = Indicates analyte found in associated method blank
N = Indicates presumptive evidence of a compound

Report of Analysis

Client Sample ID:	WC-D1(0-8)		
Lab Sample ID:	JD27495-18	**Date Sampled:**	06/29/21
Matrix:	SO - Soil	**Date Received:**	06/30/21
Method:	NJDEP EPH SW846 3546	**Percent Solids:**	78.9
Project:	Remedial Investigation, 247 North Avenue, New Rochelle, NY		

	File ID	DF	Analyzed	By	Prep Date	Prep Batch	Analytical Batch
Run #1	5Y63616.D	1	07/03/21 03:52	TL	07/02/21 10:30	OP34106	G5Y3269
Run #2							

	Initial Weight	Final Volume
Run #1	15.0 g	2.0 ml
Run #2		

NJDEP EPH List

CAS No.	Compound	Result	RL	MDL	Units	Q
	EPH (C9-C28)	ND	8.4	2.5	mg/kg	
	EPH (> C28-C40)	ND	8.4	2.5	mg/kg	
	Total EPH (C9-C40)	ND	8.4	2.5	mg/kg	

CAS No.	Surrogate Recoveries	Run# 1	Run# 2	Limits
84-15-1	o-Terphenyl	51%		40-140%
3386-33-2	1-Chlorooctadecane	49%		40-140%

ND = Not detected MDL = Method Detection Limit
RL = Reporting Limit
E = Indicates value exceeds calibration range

J = Indicates an estimated value
B = Indicates analyte found in associated method blank
N = Indicates presumptive evidence of a compound

Report of Analysis

Client Sample ID: WC-D1(0-8)
Lab Sample ID: JD27495-18
Matrix: SO - Soil
Project: Remedial Investigation, 247 North Avenue, New Rochelle, NY

Date Sampled: 06/29/21
Date Received: 06/30/21
Percent Solids: 78.9

Metals Analysis

Analyte	Result	RL	Units	DF	Prep	Analyzed	By	Method	Prep Method
Aluminum	11300	33	mg/kg	1	07/06/21	07/06/21	ND	SW846 6010D [2]	SW846 3050B [3]
Antimony	< 1.3	1.3	mg/kg	1	07/06/21	07/06/21	ND	SW846 6010D [2]	SW846 3050B [3]
Arsenic	2.1	1.3	mg/kg	1	07/06/21	07/06/21	ND	SW846 6010D [2]	SW846 3050B [3]
Barium	75.8	13	mg/kg	1	07/06/21	07/06/21	ND	SW846 6010D [2]	SW846 3050B [3]
Beryllium	0.43	0.13	mg/kg	1	07/06/21	07/06/21	ND	SW846 6010D [2]	SW846 3050B [3]
Cadmium	< 0.33	0.33	mg/kg	1	07/06/21	07/06/21	ND	SW846 6010D [2]	SW846 3050B [3]
Calcium	1040	330	mg/kg	1	07/06/21	07/06/21	ND	SW846 6010D [2]	SW846 3050B [3]
Chromium	15.7	0.66	mg/kg	1	07/06/21	07/06/21	ND	SW846 6010D [2]	SW846 3050B [3]
Cobalt	4.4	3.3	mg/kg	1	07/06/21	07/06/21	ND	SW846 6010D [2]	SW846 3050B [3]
Copper	11.3	1.7	mg/kg	1	07/06/21	07/06/21	ND	SW846 6010D [2]	SW846 3050B [3]
Iron	11300	33	mg/kg	1	07/06/21	07/06/21	ND	SW846 6010D [2]	SW846 3050B [3]
Lead	15.6	1.3	mg/kg	1	07/06/21	07/06/21	ND	SW846 6010D [2]	SW846 3050B [3]
Magnesium	1990	330	mg/kg	1	07/06/21	07/06/21	ND	SW846 6010D [2]	SW846 3050B [3]
Manganese	82.0	0.99	mg/kg	1	07/06/21	07/06/21	ND	SW846 6010D [2]	SW846 3050B [3]
Mercury	< 0.022	0.022	mg/kg	1	07/06/21	07/06/21	MS	SW846 7471B [1]	SW846 7471B [4]
Nickel	14.0	2.6	mg/kg	1	07/06/21	07/06/21	ND	SW846 6010D [2]	SW846 3050B [3]
Potassium	2160	660	mg/kg	1	07/06/21	07/06/21	ND	SW846 6010D [2]	SW846 3050B [3]
Selenium	< 1.3	1.3	mg/kg	1	07/06/21	07/06/21	ND	SW846 6010D [2]	SW846 3050B [3]
Silver	< 0.33	0.33	mg/kg	1	07/06/21	07/06/21	ND	SW846 6010D [2]	SW846 3050B [3]
Sodium	< 660	660	mg/kg	1	07/06/21	07/06/21	ND	SW846 6010D [2]	SW846 3050B [3]
Thallium	< 0.66	0.66	mg/kg	1	07/06/21	07/06/21	ND	SW846 6010D [2]	SW846 3050B [3]
Vanadium	21.3	3.3	mg/kg	1	07/06/21	07/06/21	ND	SW846 6010D [2]	SW846 3050B [3]
Zinc	22.8	3.3	mg/kg	1	07/06/21	07/06/21	ND	SW846 6010D [2]	SW846 3050B [3]

(1) Instrument QC Batch: MA50767
(2) Instrument QC Batch: MA50799
(3) Prep QC Batch: MP27286
(4) Prep QC Batch: MP27325

RL = Reporting Limit

Report of Analysis

Client Sample ID:	WC-D1(0-8)		
Lab Sample ID:	JD27495-18	**Date Sampled:**	06/29/21
Matrix:	SO - Soil	**Date Received:**	06/30/21
		Percent Solids:	78.9
Project:	Remedial Investigation, 247 North Avenue, New Rochelle, NY		

General Chemistry

Analyte	Result	RL	Units	DF	Analyzed	By	Method
Cyanide	< 0.32	0.32	mg/kg	1	07/06/21 14:27	LV	SW846 9012B/LACHAT
Solids, Percent	78.9		%	1	07/01/21 16:13	BG	SM2540 G 18TH ED MOD

RL = Reporting Limit

Report of Analysis

Client Sample ID:	WC-E1(0-6)GRAB		
Lab Sample ID:	JD27495-19	**Date Sampled:**	06/29/21
Matrix:	SO - Soil	**Date Received:**	06/30/21
Method:	SW846 8260D SW846 5035	**Percent Solids:**	93.3
Project:	Remedial Investigation, 247 North Avenue, New Rochelle, NY		

	File ID	DF	Analyzed	By	Prep Date	Prep Batch	Analytical Batch
Run #1	1C179173.D	1	07/01/21 19:59	PS	07/01/21 10:00	n/a	V1C7814
Run #2							

	Initial Weight
Run #1	5.7 g
Run #2	

VOA TCL List

CAS No.	Compound	Result	RL	MDL	Units	Q
67-64-1	Acetone	56.6	9.4	3.9	ug/kg	
71-43-2	Benzene	ND	0.47	0.43	ug/kg	
74-97-5	Bromochloromethane	ND	4.7	0.53	ug/kg	
75-27-4	Bromodichloromethane	ND	1.9	0.40	ug/kg	
75-25-2	Bromoform	ND	4.7	1.3	ug/kg	
74-83-9	Bromomethane	ND	4.7	0.72	ug/kg	
78-93-3	2-Butanone (MEK)	6.0	9.4	2.3	ug/kg	J
75-15-0	Carbon disulfide	ND	1.9	0.50	ug/kg	
56-23-5	Carbon tetrachloride	ND	1.9	0.58	ug/kg	
108-90-7	Chlorobenzene	ND	1.9	0.43	ug/kg	
75-00-3	Chloroethane	ND	4.7	0.56	ug/kg	
67-66-3	Chloroform	ND	1.9	0.49	ug/kg	
74-87-3	Chloromethane	ND	4.7	1.8	ug/kg	
110-82-7	Cyclohexane	ND	1.9	0.62	ug/kg	
96-12-8	1,2-Dibromo-3-chloropropane	ND	1.9	0.65	ug/kg	
124-48-1	Dibromochloromethane	ND	1.9	0.53	ug/kg	
106-93-4	1,2-Dibromoethane	ND	0.94	0.40	ug/kg	
95-50-1	1,2-Dichlorobenzene	ND	0.94	0.51	ug/kg	
541-73-1	1,3-Dichlorobenzene	ND	0.94	0.47	ug/kg	
106-46-7	1,4-Dichlorobenzene	ND	0.94	0.46	ug/kg	
75-71-8	Dichlorodifluoromethane	ND	4.7	0.68	ug/kg	
75-34-3	1,1-Dichloroethane	ND	0.94	0.47	ug/kg	
107-06-2	1,2-Dichloroethane	ND	0.94	0.44	ug/kg	
75-35-4	1,1-Dichloroethene	ND	0.94	0.62	ug/kg	
156-59-2	cis-1,2-Dichloroethene	ND	0.94	0.79	ug/kg	
156-60-5	trans-1,2-Dichloroethene	ND	0.94	0.57	ug/kg	
78-87-5	1,2-Dichloropropane	ND	1.9	0.44	ug/kg	
10061-01-5	cis-1,3-Dichloropropene	ND	1.9	0.45	ug/kg	
10061-02-6	trans-1,3-Dichloropropene	ND	1.9	0.43	ug/kg	
100-41-4	Ethylbenzene	ND	0.94	0.43	ug/kg	
76-13-1	Freon 113	ND	4.7	2.5	ug/kg	
591-78-6	2-Hexanone	ND	4.7	2.0	ug/kg	

ND = Not detected MDL = Method Detection Limit
RL = Reporting Limit
E = Indicates value exceeds calibration range

J = Indicates an estimated value
B = Indicates analyte found in associated method blank
N = Indicates presumptive evidence of a compound

Report of Analysis

Client Sample ID:	WC-E1(0-6)GRAB		
Lab Sample ID:	JD27495-19	**Date Sampled:**	06/29/21
Matrix:	SO - Soil	**Date Received:**	06/30/21
Method:	SW846 8260D SW846 5035	**Percent Solids:**	93.3
Project:	Remedial Investigation, 247 North Avenue, New Rochelle, NY		

VOA TCL List

CAS No.	Compound	Result	RL	MDL	Units	Q
98-82-8	Isopropylbenzene	ND	1.9	1.3	ug/kg	
79-20-9	Methyl Acetate [a]	ND	4.7	1.3	ug/kg	
108-87-2	Methylcyclohexane	ND	1.9	0.82	ug/kg	
1634-04-4	Methyl Tert Butyl Ether	ND	0.94	0.44	ug/kg	
108-10-1	4-Methyl-2-pentanone(MIBK)	ND	4.7	2.1	ug/kg	
75-09-2	Methylene chloride	ND	4.7	2.5	ug/kg	
100-42-5	Styrene	ND	1.9	0.38	ug/kg	
79-34-5	1,1,2,2-Tetrachloroethane	ND	1.9	0.56	ug/kg	
127-18-4	Tetrachloroethene	ND	1.9	0.55	ug/kg	
108-88-3	Toluene	ND	0.94	0.49	ug/kg	
87-61-6	1,2,3-Trichlorobenzene	ND	4.7	2.4	ug/kg	
120-82-1	1,2,4-Trichlorobenzene	ND	4.7	2.4	ug/kg	
71-55-6	1,1,1-Trichloroethane	ND	1.9	0.45	ug/kg	
79-00-5	1,1,2-Trichloroethane	ND	1.9	0.52	ug/kg	
79-01-6	Trichloroethene	ND	0.94	0.72	ug/kg	
75-69-4	Trichlorofluoromethane	ND	4.7	0.64	ug/kg	
75-01-4	Vinyl chloride	ND	1.9	0.45	ug/kg	
	m,p-Xylene	ND	0.94	0.84	ug/kg	
95-47-6	o-Xylene	ND	0.94	0.43	ug/kg	
1330-20-7	Xylene (total)	ND	0.94	0.43	ug/kg	

CAS No.	Surrogate Recoveries	Run# 1	Run# 2	Limits
1868-53-7	Dibromofluoromethane	105%		72-130%
17060-07-0	1,2-Dichloroethane-D4	112%		75-131%
2037-26-5	Toluene-D8	103%		81-121%
460-00-4	4-Bromofluorobenzene	103%		60-141%

CAS No.	Tentatively Identified Compounds	R.T.	Est. Conc.	Units	Q
	Total TIC, Volatile		0	ug/kg	

(a) Associated CCV outside of control limits high, sample was ND.

ND = Not detected MDL = Method Detection Limit
RL = Reporting Limit
E = Indicates value exceeds calibration range
J = Indicates an estimated value
B = Indicates analyte found in associated method blank
N = Indicates presumptive evidence of a compound

Report of Analysis

Client Sample ID:	WC-E1(0-6)		
Lab Sample ID:	JD27495-20	**Date Sampled:**	06/29/21
Matrix:	SO - Soil	**Date Received:**	06/30/21
Method:	SW846 8270E SW846 3546	**Percent Solids:**	93.1
Project:	Remedial Investigation, 247 North Avenue, New Rochelle, NY		

	File ID	DF	Analyzed	By	Prep Date	Prep Batch	Analytical Batch
Run #1	F200402.D	1	07/09/21 15:40	CS	07/02/21 10:10	OP34108	EF8761
Run #2	F200434.D	5	07/12/21 13:31	KLS	07/02/21 10:10	OP34108	EF8762

	Initial Weight	Final Volume
Run #1	30.8 g	1.0 ml
Run #2	30.8 g	1.0 ml

ABN TCL List (SOM0 2.0)

CAS No.	Compound	Result	RL	MDL	Units	Q
95-57-8	2-Chlorophenol	ND	70	17	ug/kg	
59-50-7	4-Chloro-3-methyl phenol	ND	170	21	ug/kg	
120-83-2	2,4-Dichlorophenol	ND	170	30	ug/kg	
105-67-9	2,4-Dimethylphenol	ND	170	62	ug/kg	
51-28-5	2,4-Dinitrophenol [a]	ND	170	130	ug/kg	
534-52-1	4,6-Dinitro-o-cresol [a]	ND	170	37	ug/kg	
95-48-7	2-Methylphenol	ND	70	22	ug/kg	
	3&4-Methylphenol	ND	70	29	ug/kg	
88-75-5	2-Nitrophenol	ND	170	23	ug/kg	
100-02-7	4-Nitrophenol	ND	350	93	ug/kg	
87-86-5	Pentachlorophenol	ND	140	33	ug/kg	
108-95-2	Phenol	ND	70	18	ug/kg	
58-90-2	2,3,4,6-Tetrachlorophenol	ND	170	23	ug/kg	
95-95-4	2,4,5-Trichlorophenol	ND	170	26	ug/kg	
88-06-2	2,4,6-Trichlorophenol	ND	170	21	ug/kg	
83-32-9	Acenaphthene	ND	35	12	ug/kg	
83-32-9	Acenaphthene	232 [b]	170	60	ug/kg	
208-96-8	Acenaphthylene	ND	35	18	ug/kg	
98-86-2	Acetophenone	ND	170	7.5	ug/kg	
120-12-7	Anthracene	57.3	35	21	ug/kg	
1912-24-9	Atrazine	ND	70	15	ug/kg	
56-55-3	Benzo(a)anthracene	ND	35	9.9	ug/kg	
50-32-8	Benzo(a)pyrene	ND	35	16	ug/kg	
205-99-2	Benzo(b)fluoranthene	ND	35	15	ug/kg	
191-24-2	Benzo(g,h,i)perylene	ND	35	17	ug/kg	
207-08-9	Benzo(k)fluoranthene	ND	35	16	ug/kg	
101-55-3	4-Bromophenyl phenyl ether	ND	70	13	ug/kg	
85-68-7	Butyl benzyl phthalate	ND	70	8.5	ug/kg	
92-52-4	1,1'-Biphenyl	647	70	4.8	ug/kg	
100-52-7	Benzaldehyde	ND	170	8.6	ug/kg	
91-58-7	2-Chloronaphthalene	ND	70	8.3	ug/kg	
106-47-8	4-Chloroaniline	ND	170	13	ug/kg	

ND = Not detected MDL = Method Detection Limit
RL = Reporting Limit
E = Indicates value exceeds calibration range
J = Indicates an estimated value
B = Indicates analyte found in associated method blank
N = Indicates presumptive evidence of a compound

Report of Analysis

Client Sample ID:	WC-E1(0-6)		
Lab Sample ID:	JD27495-20	**Date Sampled:**	06/29/21
Matrix:	SO - Soil	**Date Received:**	06/30/21
Method:	SW846 8270E SW846 3546	**Percent Solids:**	93.1
Project:	Remedial Investigation, 247 North Avenue, New Rochelle, NY		

ABN TCL List (SOM0 2.0)

CAS No.	Compound	Result	RL	MDL	Units	Q
86-74-8	Carbazole	ND	70	5.1	ug/kg	
105-60-2	Caprolactam [c]	ND	70	14	ug/kg	
218-01-9	Chrysene	ND	35	11	ug/kg	
111-91-1	bis(2-Chloroethoxy)methane	ND	70	7.5	ug/kg	
111-44-4	bis(2-Chloroethyl)ether	ND	70	15	ug/kg	
108-60-1	2,2'-Oxybis(1-chloropropane)	ND	70	13	ug/kg	
7005-72-3	4-Chlorophenyl phenyl ether	ND	70	11	ug/kg	
121-14-2	2,4-Dinitrotoluene	ND	35	11	ug/kg	
606-20-2	2,6-Dinitrotoluene	ND	35	18	ug/kg	
91-94-1	3,3'-Dichlorobenzidine	ND	70	29	ug/kg	
123-91-1	1,4-Dioxane	ND	35	23	ug/kg	
53-70-3	Dibenzo(a,h)anthracene	ND	35	15	ug/kg	
132-64-9	Dibenzofuran	ND	70	14	ug/kg	
84-74-2	Di-n-butyl phthalate	ND	70	5.7	ug/kg	
117-84-0	Di-n-octyl phthalate	ND	70	8.7	ug/kg	
84-66-2	Diethyl phthalate	ND	70	7.4	ug/kg	
131-11-3	Dimethyl phthalate	ND	70	6.2	ug/kg	
117-81-7	bis(2-Ethylhexyl)phthalate	ND	70	8.2	ug/kg	
206-44-0	Fluoranthene	53.2	35	16	ug/kg	
86-73-7	Fluorene	291	35	16	ug/kg	
118-74-1	Hexachlorobenzene	ND	70	8.8	ug/kg	
87-68-3	Hexachlorobutadiene	ND	35	14	ug/kg	
77-47-4	Hexachlorocyclopentadiene	ND	350	14	ug/kg	
67-72-1	Hexachloroethane	ND	170	17	ug/kg	
193-39-5	Indeno(1,2,3-cd)pyrene	ND	35	16	ug/kg	
78-59-1	Isophorone	ND	70	7.5	ug/kg	
91-57-6	2-Methylnaphthalene	5220 [b]	170	39	ug/kg	
88-74-4	2-Nitroaniline	ND	170	8.2	ug/kg	
99-09-2	3-Nitroaniline	ND	170	8.7	ug/kg	
100-01-6	4-Nitroaniline	ND	170	9.0	ug/kg	
91-20-3	Naphthalene	1420	35	9.8	ug/kg	
98-95-3	Nitrobenzene	ND	70	13	ug/kg	
621-64-7	N-Nitroso-di-n-propylamine	ND	70	10	ug/kg	
86-30-6	N-Nitrosodiphenylamine	ND	170	13	ug/kg	
85-01-8	Phenanthrene	470	35	12	ug/kg	
129-00-0	Pyrene	92.5	35	11	ug/kg	
95-94-3	1,2,4,5-Tetrachlorobenzene	ND	170	8.9	ug/kg	

ND = Not detected MDL = Method Detection Limit
RL = Reporting Limit
E = Indicates value exceeds calibration range
J = Indicates an estimated value
B = Indicates analyte found in associated method blank
N = Indicates presumptive evidence of a compound

Report of Analysis

Client Sample ID: WC-E1(0-6)
Lab Sample ID: JD27495-20 **Date Sampled:** 06/29/21
Matrix: SO - Soil **Date Received:** 06/30/21
Method: SW846 8270E SW846 3546 **Percent Solids:** 93.1
Project: Remedial Investigation, 247 North Avenue, New Rochelle, NY

ABN TCL List (SOM0 2.0)

CAS No.	Surrogate Recoveries	Run# 1	Run# 2	Limits
367-12-4	2-Fluorophenol	61%	60%	7-101%
4165-62-2	Phenol-d5	58%	58%	12-101%
118-79-6	2,4,6-Tribromophenol	59%	51%	10-127%
4165-60-0	Nitrobenzene-d5	79%	82%	15-114%
321-60-8	2-Fluorobiphenyl	67%	67%	22-104%
1718-51-0	Terphenyl-d14	72%	73%	23-121%

CAS No.	Tentatively Identified Compounds	R.T.	Est. Conc.	Units	Q
	alkane	4.51	1300	ug/kg	J
	alkane	5.86	1000	ug/kg	J
	alkane	5.99	1200	ug/kg	J
	Naphthalene dimethyl	6.57	1000	ug/kg	J
	Naphthalene dimethyl	6.64	1500	ug/kg	J
	unknown	6.69	3100	ug/kg	J
	Naphthalene dimethyl	6.75	1000	ug/kg	J
	unknown	6.88	1200	ug/kg	J
	Naphthalene trimethyl	7.40	980	ug/kg	J
	alkane	7.46	1200	ug/kg	J
	unknown	8.03	1600	ug/kg	J
	alkane	8.07	3100	ug/kg	J
	alkane	8.09	3000	ug/kg	J
	Naphthalene, -tetramethyl-	8.47	1300	ug/kg	J
	alkane	8.75	2200	ug/kg	J
	alkane	9.50	2000	ug/kg	J
	unknown	9.75	1100	ug/kg	J
	alkane	10.29	1800	ug/kg	J
	alkane	11.10	1400	ug/kg	J
	alkane	12.73	1400	ug/kg	J
	alkane	13.53	1800	ug/kg	J
	alkane	14.31	1100	ug/kg	J
	alkane	15.06	1200	ug/kg	J
	unknown	18.35	1300	ug/kg	J
	unknown	18.89	1600	ug/kg	J
	Total TIC, Semi-Volatile		39380	ug/kg	J

(a) This compound is outside the control limits biased low in the associated BS.
(b) Result is from Run# 2
(c) Associated CCV outside of control limits high, sample was ND.

ND = Not detected MDL = Method Detection Limit
RL = Reporting Limit
E = Indicates value exceeds calibration range
J = Indicates an estimated value
B = Indicates analyte found in associated method blank
N = Indicates presumptive evidence of a compound

Report of Analysis

Client Sample ID:	WC-E1(0-6)		
Lab Sample ID:	JD27495-20	**Date Sampled:**	06/29/21
Matrix:	SO - Soil	**Date Received:**	06/30/21
Method:	SW846 8081B SW846 3546	**Percent Solids:**	93.1
Project:	Remedial Investigation, 247 North Avenue, New Rochelle, NY		

	File ID	DF	Analyzed	By	Prep Date	Prep Batch	Analytical Batch
Run #1	1G167693.D	1	07/06/21 19:29	TC	07/02/21 11:15	OP34113	G1G5715
Run #2							

	Initial Weight	Final Volume
Run #1	15.1 g	10.0 ml
Run #2		

Pesticide TCL List

CAS No.	Compound	Result	RL	MDL	Units	Q
309-00-2	Aldrin	ND	0.71	0.59	ug/kg	
319-84-6	alpha-BHC	ND	0.71	0.58	ug/kg	
319-85-7	beta-BHC	ND	0.71	0.64	ug/kg	
319-86-8	delta-BHC	ND	0.71	0.68	ug/kg	
58-89-9	gamma-BHC (Lindane)	ND	0.71	0.52	ug/kg	
5103-71-9	alpha-Chlordane	ND	0.71	0.57	ug/kg	
5103-74-2	gamma-Chlordane	ND	0.71	0.32	ug/kg	
57-74-9	Chlordane (alpha and gamma)	ND	0.71	0.32	ug/kg	
60-57-1	Dieldrin	ND	0.71	0.49	ug/kg	
72-54-8	4,4'-DDD	ND	0.71	0.65	ug/kg	
72-55-9	4,4'-DDE	ND	0.71	0.62	ug/kg	
50-29-3	4,4'-DDT	ND	0.71	0.63	ug/kg	
72-20-8	Endrin	ND	0.71	0.55	ug/kg	
1031-07-8	Endosulfan sulfate	ND	0.71	0.56	ug/kg	
7421-93-4	Endrin aldehyde	ND	0.71	0.40	ug/kg	
959-98-8	Endosulfan-I	ND	0.71	0.41	ug/kg	
33213-65-9	Endosulfan-II	ND	0.71	0.44	ug/kg	
76-44-8	Heptachlor	ND	0.71	0.61	ug/kg	
1024-57-3	Heptachlor epoxide	ND	0.71	0.50	ug/kg	
72-43-5	Methoxychlor	ND	1.4	0.57	ug/kg	
53494-70-5	Endrin ketone	ND	0.71	0.51	ug/kg	
8001-35-2	Toxaphene	ND	18	17	ug/kg	

CAS No.	Surrogate Recoveries	Run# 1	Run# 2	Limits
877-09-8	Tetrachloro-m-xylene	91%		27-138%
877-09-8	Tetrachloro-m-xylene	98%		27-138%
2051-24-3	Decachlorobiphenyl	93%		10-179%
2051-24-3	Decachlorobiphenyl	90%		10-179%

ND = Not detected MDL = Method Detection Limit
RL = Reporting Limit
E = Indicates value exceeds calibration range
J = Indicates an estimated value
B = Indicates analyte found in associated method blank
N = Indicates presumptive evidence of a compound

Report of Analysis

Client Sample ID:	WC-E1(0-6)		
Lab Sample ID:	JD27495-20	**Date Sampled:**	06/29/21
Matrix:	SO - Soil	**Date Received:**	06/30/21
Method:	SW846 8082A SW846 3546	**Percent Solids:**	93.1
Project:	Remedial Investigation, 247 North Avenue, New Rochelle, NY		

	File ID	DF	Analyzed	By	Prep Date	Prep Batch	Analytical Batch
Run #1	RK1185.D	1	07/06/21 07:26	CP	07/02/21 11:15	OP34114	GRK30
Run #2							

	Initial Weight	Final Volume
Run #1	15.1 g	10.0 ml
Run #2		

PCB List

CAS No.	Compound	Result	RL	MDL	Units	Q
12674-11-2	Aroclor 1016	ND	36	17	ug/kg	
11104-28-2	Aroclor 1221	ND	36	22	ug/kg	
11141-16-5	Aroclor 1232	ND	36	23	ug/kg	
53469-21-9	Aroclor 1242	ND	36	15	ug/kg	
12672-29-6	Aroclor 1248	ND	36	32	ug/kg	
11097-69-1	Aroclor 1254	ND	36	19	ug/kg	
11096-82-5	Aroclor 1260	ND	36	15	ug/kg	
11100-14-4	Aroclor 1268	ND	36	15	ug/kg	
37324-23-5	Aroclor 1262	ND	36	23	ug/kg	

CAS No.	Surrogate Recoveries	Run# 1	Run# 2	Limits
877-09-8	Tetrachloro-m-xylene	57%		24-152%
877-09-8	Tetrachloro-m-xylene	81%		24-152%
2051-24-3	Decachlorobiphenyl	59%		10-172%
2051-24-3	Decachlorobiphenyl	82%		10-172%

ND = Not detected MDL = Method Detection Limit
RL = Reporting Limit
E = Indicates value exceeds calibration range
J = Indicates an estimated value
B = Indicates analyte found in associated method blank
N = Indicates presumptive evidence of a compound

Report of Analysis

Client Sample ID:	WC-E1(0-6)		
Lab Sample ID:	JD27495-20	**Date Sampled:**	06/29/21
Matrix:	SO - Soil	**Date Received:**	06/30/21
Method:	NJDEP EPH SW846 3546	**Percent Solids:**	93.1
Project:	Remedial Investigation, 247 North Avenue, New Rochelle, NY		

	File ID	DF	Analyzed	By	Prep Date	Prep Batch	Analytical Batch
Run #1	5Z63608.D	1	07/02/21 23:14	TL	07/02/21 10:30	OP34106	G5Z2144
Run #2							

	Initial Weight	Final Volume
Run #1	15.1 g	2.0 ml
Run #2		

NJDEP EPH List

CAS No.	Compound	Result	RL	MDL	Units	Q
	EPH (C9-C28)	2360	7.1	2.1	mg/kg	
	EPH (> C28-C40)	706	7.1	2.1	mg/kg	
	Total EPH (C9-C40)	3070	7.1	2.1	mg/kg	

CAS No.	Surrogate Recoveries	Run# 1	Run# 2	Limits
84-15-1	o-Terphenyl	92%		40-140%
3386-33-2	1-Chlorooctadecane	64%		40-140%

ND = Not detected MDL = Method Detection Limit
RL = Reporting Limit
E = Indicates value exceeds calibration range
J = Indicates an estimated value
B = Indicates analyte found in associated method blank
N = Indicates presumptive evidence of a compound

Report of Analysis

Client Sample ID: WC-E1(0-6)
Lab Sample ID: JD27495-20
Matrix: SO - Soil
Date Sampled: 06/29/21
Date Received: 06/30/21
Percent Solids: 93.1
Project: Remedial Investigation, 247 North Avenue, New Rochelle, NY

Metals Analysis

Analyte	Result	RL	Units	DF	Prep	Analyzed	By	Method	Prep Method
Aluminum	10000	53	mg/kg	1	07/06/21	07/06/21	ND	SW846 6010D [2]	SW846 3050B [3]
Arsenic	< 2.1	2.1	mg/kg	1	07/06/21	07/06/21	ND	SW846 6010D [2]	SW846 3050B [3]
Barium	83.6	21	mg/kg	1	07/06/21	07/06/21	ND	SW846 6010D [2]	SW846 3050B [3]
Cadmium	< 0.53	0.53	mg/kg	1	07/06/21	07/06/21	ND	SW846 6010D [2]	SW846 3050B [3]
Calcium	1670	530	mg/kg	1	07/06/21	07/06/21	ND	SW846 6010D [2]	SW846 3050B [3]
Chromium	19.3	1.1	mg/kg	1	07/06/21	07/06/21	ND	SW846 6010D [2]	SW846 3050B [3]
Cobalt	6.4	5.3	mg/kg	1	07/06/21	07/06/21	ND	SW846 6010D [2]	SW846 3050B [3]
Copper	14.6	2.6	mg/kg	1	07/06/21	07/06/21	ND	SW846 6010D [2]	SW846 3050B [3]
Iron	14000	53	mg/kg	1	07/06/21	07/06/21	ND	SW846 6010D [2]	SW846 3050B [3]
Lead	4.0	2.1	mg/kg	1	07/06/21	07/06/21	ND	SW846 6010D [2]	SW846 3050B [3]
Magnesium	2930	530	mg/kg	1	07/06/21	07/06/21	ND	SW846 6010D [2]	SW846 3050B [3]
Manganese	186	1.6	mg/kg	1	07/06/21	07/06/21	ND	SW846 6010D [2]	SW846 3050B [3]
Mercury	< 0.031	0.031	mg/kg	1	07/06/21	07/06/21	MS	SW846 7471B [1]	SW846 7471B [4]
Nickel	14.9	4.2	mg/kg	1	07/06/21	07/06/21	ND	SW846 6010D [2]	SW846 3050B [3]
Potassium	3460	1100	mg/kg	1	07/06/21	07/06/21	ND	SW846 6010D [2]	SW846 3050B [3]
Selenium	< 2.1	2.1	mg/kg	1	07/06/21	07/06/21	ND	SW846 6010D [2]	SW846 3050B [3]
Silver	< 0.53	0.53	mg/kg	1	07/06/21	07/06/21	ND	SW846 6010D [2]	SW846 3050B [3]
Sodium	< 1100	1100	mg/kg	1	07/06/21	07/06/21	ND	SW846 6010D [2]	SW846 3050B [3]
Vanadium	24.7	5.3	mg/kg	1	07/06/21	07/06/21	ND	SW846 6010D [2]	SW846 3050B [3]
Zinc	29.9	5.3	mg/kg	1	07/06/21	07/06/21	ND	SW846 6010D [2]	SW846 3050B [3]

(1) Instrument QC Batch: MA50767
(2) Instrument QC Batch: MA50799
(3) Prep QC Batch: MP27286
(4) Prep QC Batch: MP27325

RL = Reporting Limit

Report of Analysis

Client Sample ID:	WC-E1(0-6)		
Lab Sample ID:	JD27495-20	**Date Sampled:**	06/29/21
Matrix:	SO - Soil	**Date Received:**	06/30/21
		Percent Solids:	93.1
Project:	Remedial Investigation, 247 North Avenue, New Rochelle, NY		

General Chemistry

Analyte	Result	RL	Units	DF	Analyzed	By	Method
Cyanide	< 0.28	0.28	mg/kg	1	07/06/21 14:28	LV	SW846 9012B/LACHAT
Solids, Percent	93.1		%	1	07/01/21 16:13	BG	SM2540 G 18TH ED MOD

RL = Reporting Limit

Report of Analysis

Client Sample ID:	WC-D2(0-8)GRAB		
Lab Sample ID:	JD27495-21	**Date Sampled:**	06/29/21
Matrix:	SO - Soil	**Date Received:**	06/30/21
Method:	SW846 8260D SW846 5035	**Percent Solids:**	91.3
Project:	Remedial Investigation, 247 North Avenue, New Rochelle, NY		

	File ID	DF	Analyzed	By	Prep Date	Prep Batch	Analytical Batch
Run #1	1C179174.D	1	07/01/21 20:26	PS	07/01/21 10:00	n/a	V1C7814
Run #2							

	Initial Weight
Run #1	6.2 g
Run #2	

VOA TCL List

CAS No.	Compound	Result	RL	MDL	Units	Q
67-64-1	Acetone	21.7	8.8	3.7	ug/kg	
71-43-2	Benzene	0.45	0.44	0.40	ug/kg	
74-97-5	Bromochloromethane	ND	4.4	0.49	ug/kg	
75-27-4	Bromodichloromethane	ND	1.8	0.38	ug/kg	
75-25-2	Bromoform	ND	4.4	1.2	ug/kg	
74-83-9	Bromomethane	ND	4.4	0.67	ug/kg	
78-93-3	2-Butanone (MEK)	ND	8.8	2.1	ug/kg	
75-15-0	Carbon disulfide	ND	1.8	0.47	ug/kg	
56-23-5	Carbon tetrachloride	ND	1.8	0.55	ug/kg	
108-90-7	Chlorobenzene	ND	1.8	0.41	ug/kg	
75-00-3	Chloroethane	ND	4.4	0.52	ug/kg	
67-66-3	Chloroform	ND	1.8	0.46	ug/kg	
74-87-3	Chloromethane	ND	4.4	1.7	ug/kg	
110-82-7	Cyclohexane	ND	1.8	0.58	ug/kg	
96-12-8	1,2-Dibromo-3-chloropropane	ND	1.8	0.61	ug/kg	
124-48-1	Dibromochloromethane	ND	1.8	0.49	ug/kg	
106-93-4	1,2-Dibromoethane	ND	0.88	0.37	ug/kg	
95-50-1	1,2-Dichlorobenzene	ND	0.88	0.48	ug/kg	
541-73-1	1,3-Dichlorobenzene	ND	0.88	0.44	ug/kg	
106-46-7	1,4-Dichlorobenzene	ND	0.88	0.44	ug/kg	
75-71-8	Dichlorodifluoromethane	ND	4.4	0.64	ug/kg	
75-34-3	1,1-Dichloroethane	ND	0.88	0.44	ug/kg	
107-06-2	1,2-Dichloroethane	ND	0.88	0.42	ug/kg	
75-35-4	1,1-Dichloroethene	ND	0.88	0.58	ug/kg	
156-59-2	cis-1,2-Dichloroethene	ND	0.88	0.74	ug/kg	
156-60-5	trans-1,2-Dichloroethene	ND	0.88	0.54	ug/kg	
78-87-5	1,2-Dichloropropane	ND	1.8	0.42	ug/kg	
10061-01-5	cis-1,3-Dichloropropene	ND	1.8	0.42	ug/kg	
10061-02-6	trans-1,3-Dichloropropene	ND	1.8	0.40	ug/kg	
100-41-4	Ethylbenzene	ND	0.88	0.40	ug/kg	
76-13-1	Freon 113	ND	4.4	2.4	ug/kg	
591-78-6	2-Hexanone	ND	4.4	1.9	ug/kg	

ND = Not detected MDL = Method Detection Limit
RL = Reporting Limit
E = Indicates value exceeds calibration range

J = Indicates an estimated value
B = Indicates analyte found in associated method blank
N = Indicates presumptive evidence of a compound

Report of Analysis

Client Sample ID:	WC-D2(0-8)GRAB		
Lab Sample ID:	JD27495-21	**Date Sampled:**	06/29/21
Matrix:	SO - Soil	**Date Received:**	06/30/21
Method:	SW846 8260D SW846 5035	**Percent Solids:**	91.3
Project:	Remedial Investigation, 247 North Avenue, New Rochelle, NY		

VOA TCL List

CAS No.	Compound	Result	RL	MDL	Units	Q
98-82-8	Isopropylbenzene	ND	1.8	1.3	ug/kg	
79-20-9	Methyl Acetate [a]	ND	4.4	1.2	ug/kg	
108-87-2	Methylcyclohexane	ND	1.8	0.77	ug/kg	
1634-04-4	Methyl Tert Butyl Ether	ND	0.88	0.41	ug/kg	
108-10-1	4-Methyl-2-pentanone(MIBK)	ND	4.4	2.0	ug/kg	
75-09-2	Methylene chloride	ND	4.4	2.3	ug/kg	
100-42-5	Styrene	ND	1.8	0.36	ug/kg	
79-34-5	1,1,2,2-Tetrachloroethane	ND	1.8	0.53	ug/kg	
127-18-4	Tetrachloroethene	ND	1.8	0.51	ug/kg	
108-88-3	Toluene	ND	0.88	0.46	ug/kg	
87-61-6	1,2,3-Trichlorobenzene	ND	4.4	2.2	ug/kg	
120-82-1	1,2,4-Trichlorobenzene	ND	4.4	2.2	ug/kg	
71-55-6	1,1,1-Trichloroethane	ND	1.8	0.43	ug/kg	
79-00-5	1,1,2-Trichloroethane	ND	1.8	0.49	ug/kg	
79-01-6	Trichloroethene	ND	0.88	0.67	ug/kg	
75-69-4	Trichlorofluoromethane	ND	4.4	0.60	ug/kg	
75-01-4	Vinyl chloride	ND	1.8	0.42	ug/kg	
	m,p-Xylene	ND	0.88	0.79	ug/kg	
95-47-6	o-Xylene	ND	0.88	0.40	ug/kg	
1330-20-7	Xylene (total)	ND	0.88	0.40	ug/kg	

CAS No.	Surrogate Recoveries	Run# 1	Run# 2	Limits
1868-53-7	Dibromofluoromethane	107%		72-130%
17060-07-0	1,2-Dichloroethane-D4	112%		75-131%
2037-26-5	Toluene-D8	103%		81-121%
460-00-4	4-Bromofluorobenzene	103%		60-141%

CAS No.	Tentatively Identified Compounds	R.T.	Est. Conc.	Units	Q
	alkene	3.72	14	ug/kg	J
	alkane	4.40	20	ug/kg	J
	alkane	5.37	6.6	ug/kg	J
	alkane	5.82	10	ug/kg	J
110-54-3	Hexane	7.95	5.3	ug/kg	JN
	Total TIC, Volatile		55.9	ug/kg	J

(a) Associated CCV outside of control limits high, sample was ND.

ND = Not detected MDL = Method Detection Limit
RL = Reporting Limit
E = Indicates value exceeds calibration range
J = Indicates an estimated value
B = Indicates analyte found in associated method blank
N = Indicates presumptive evidence of a compound

Report of Analysis

Client Sample ID:	WC-D2(0-8)		
Lab Sample ID:	JD27495-22	**Date Sampled:**	06/29/21
Matrix:	SO - Soil	**Date Received:**	06/30/21
Method:	SW846 8270E SW846 3546	**Percent Solids:**	93.0
Project:	Remedial Investigation, 247 North Avenue, New Rochelle, NY		

	File ID	DF	Analyzed	By	Prep Date	Prep Batch	Analytical Batch
Run #1	F200403.D	1	07/09/21 16:08	CS	07/02/21 10:10	OP34108	EF8761
Run #2							

	Initial Weight	Final Volume
Run #1	30.4 g	1.0 ml
Run #2		

ABN TCL List (SOM0 2.0)

CAS No.	Compound	Result	RL	MDL	Units	Q
95-57-8	2-Chlorophenol	ND	71	17	ug/kg	
59-50-7	4-Chloro-3-methyl phenol	ND	180	22	ug/kg	
120-83-2	2,4-Dichlorophenol	ND	180	30	ug/kg	
105-67-9	2,4-Dimethylphenol	ND	180	63	ug/kg	
51-28-5	2,4-Dinitrophenol [a]	ND	180	130	ug/kg	
534-52-1	4,6-Dinitro-o-cresol [a]	ND	180	38	ug/kg	
95-48-7	2-Methylphenol	ND	71	23	ug/kg	
	3&4-Methylphenol	ND	71	29	ug/kg	
88-75-5	2-Nitrophenol	ND	180	23	ug/kg	
100-02-7	4-Nitrophenol	ND	350	94	ug/kg	
87-86-5	Pentachlorophenol	ND	140	33	ug/kg	
108-95-2	Phenol	ND	71	18	ug/kg	
58-90-2	2,3,4,6-Tetrachlorophenol	ND	180	23	ug/kg	
95-95-4	2,4,5-Trichlorophenol	ND	180	26	ug/kg	
88-06-2	2,4,6-Trichlorophenol	ND	180	21	ug/kg	
83-32-9	Acenaphthene	63.8	35	12	ug/kg	
208-96-8	Acenaphthylene	58.6	35	18	ug/kg	
98-86-2	Acetophenone	ND	180	7.6	ug/kg	
120-12-7	Anthracene	156	35	22	ug/kg	
1912-24-9	Atrazine	ND	71	15	ug/kg	
56-55-3	Benzo(a)anthracene	622	35	10	ug/kg	
50-32-8	Benzo(a)pyrene	643	35	16	ug/kg	
205-99-2	Benzo(b)fluoranthene	729	35	16	ug/kg	
191-24-2	Benzo(g,h,i)perylene	440	35	18	ug/kg	
207-08-9	Benzo(k)fluoranthene	283	35	17	ug/kg	
101-55-3	4-Bromophenyl phenyl ether	ND	71	14	ug/kg	
85-68-7	Butyl benzyl phthalate	ND	71	8.6	ug/kg	
92-52-4	1,1'-Biphenyl	6.7	71	4.8	ug/kg	J
100-52-7	Benzaldehyde	ND	180	8.8	ug/kg	
91-58-7	2-Chloronaphthalene	ND	71	8.4	ug/kg	
106-47-8	4-Chloroaniline	ND	180	13	ug/kg	
86-74-8	Carbazole	63.5	71	5.1	ug/kg	J

ND = Not detected MDL = Method Detection Limit
RL = Reporting Limit
E = Indicates value exceeds calibration range
J = Indicates an estimated value
B = Indicates analyte found in associated method blank
N = Indicates presumptive evidence of a compound

Report of Analysis

Client Sample ID: WC-D2(0-8)
Lab Sample ID: JD27495-22 **Date Sampled:** 06/29/21
Matrix: SO - Soil **Date Received:** 06/30/21
Method: SW846 8270E SW846 3546 **Percent Solids:** 93.0
Project: Remedial Investigation, 247 North Avenue, New Rochelle, NY

ABN TCL List (SOM0 2.0)

CAS No.	Compound	Result	RL	MDL	Units	Q
105-60-2	Caprolactam [b]	ND	71	14	ug/kg	
218-01-9	Chrysene	652	35	11	ug/kg	
111-91-1	bis(2-Chloroethoxy)methane	ND	71	7.6	ug/kg	
111-44-4	bis(2-Chloroethyl)ether	ND	71	15	ug/kg	
108-60-1	2,2'-Oxybis(1-chloropropane)	ND	71	13	ug/kg	
7005-72-3	4-Chlorophenyl phenyl ether	ND	71	11	ug/kg	
121-14-2	2,4-Dinitrotoluene	ND	35	11	ug/kg	
606-20-2	2,6-Dinitrotoluene	ND	35	18	ug/kg	
91-94-1	3,3'-Dichlorobenzidine	ND	71	29	ug/kg	
123-91-1	1,4-Dioxane	ND	35	23	ug/kg	
53-70-3	Dibenzo(a,h)anthracene	100	35	16	ug/kg	
132-64-9	Dibenzofuran	36.3	71	14	ug/kg	J
84-74-2	Di-n-butyl phthalate	ND	71	5.8	ug/kg	
117-84-0	Di-n-octyl phthalate	ND	71	8.8	ug/kg	
84-66-2	Diethyl phthalate	ND	71	7.5	ug/kg	
131-11-3	Dimethyl phthalate	ND	71	6.3	ug/kg	
117-81-7	bis(2-Ethylhexyl)phthalate	ND	71	8.3	ug/kg	
206-44-0	Fluoranthene	1330	35	16	ug/kg	
86-73-7	Fluorene	56.1	35	16	ug/kg	
118-74-1	Hexachlorobenzene	ND	71	8.9	ug/kg	
87-68-3	Hexachlorobutadiene	ND	35	14	ug/kg	
77-47-4	Hexachlorocyclopentadiene	ND	350	14	ug/kg	
67-72-1	Hexachloroethane	ND	180	18	ug/kg	
193-39-5	Indeno(1,2,3-cd)pyrene	484	35	17	ug/kg	
78-59-1	Isophorone	ND	71	7.6	ug/kg	
91-57-6	2-Methylnaphthalene	14.5	35	8.0	ug/kg	J
88-74-4	2-Nitroaniline	ND	180	8.3	ug/kg	
99-09-2	3-Nitroaniline	ND	180	8.8	ug/kg	
100-01-6	4-Nitroaniline	ND	180	9.2	ug/kg	
91-20-3	Naphthalene	24.5	35	10	ug/kg	J
98-95-3	Nitrobenzene	ND	71	14	ug/kg	
621-64-7	N-Nitroso-di-n-propylamine	ND	71	10	ug/kg	
86-30-6	N-Nitrosodiphenylamine	ND	180	13	ug/kg	
85-01-8	Phenanthrene	854	35	12	ug/kg	
129-00-0	Pyrene	1330	35	11	ug/kg	
95-94-3	1,2,4,5-Tetrachlorobenzene	ND	180	9.0	ug/kg	

CAS No.	Surrogate Recoveries	Run# 1	Run# 2	Limits
367-12-4	2-Fluorophenol	54%		7-101%

ND = Not detected MDL = Method Detection Limit
RL = Reporting Limit
E = Indicates value exceeds calibration range
J = Indicates an estimated value
B = Indicates analyte found in associated method blank
N = Indicates presumptive evidence of a compound

Report of Analysis

Client Sample ID:	WC-D2(0-8)		
Lab Sample ID:	JD27495-22	**Date Sampled:**	06/29/21
Matrix:	SO - Soil	**Date Received:**	06/30/21
Method:	SW846 8270E SW846 3546	**Percent Solids:**	93.0
Project:	Remedial Investigation, 247 North Avenue, New Rochelle, NY		

ABN TCL List (SOM0 2.0)

CAS No.	Surrogate Recoveries	Run# 1	Run# 2	Limits
4165-62-2	Phenol-d5	52%		12-101%
118-79-6	2,4,6-Tribromophenol	37%		10-127%
4165-60-0	Nitrobenzene-d5	56%		15-114%
321-60-8	2-Fluorobiphenyl	56%		22-104%
1718-51-0	Terphenyl-d14	64%		23-121%

CAS No.	Tentatively Identified Compounds	R.T.	Est. Conc.	Units	Q
	Phenanthrene methyl	9.71	170	ug/kg	J
	unknown	9.84	200	ug/kg	J
	unknown	10.23	230	ug/kg	J
	unknown PAH substance	16.90	420	ug/kg	J
	Total TIC, Semi-Volatile		1020	ug/kg	J

(a) This compound is outside the control limits biased low in the associated BS.
(b) Associated CCV outside of control limits high, sample was ND.

ND = Not detected MDL = Method Detection Limit
RL = Reporting Limit
E = Indicates value exceeds calibration range
J = Indicates an estimated value
B = Indicates analyte found in associated method blank
N = Indicates presumptive evidence of a compound

Report of Analysis

Client Sample ID:	WC-D2(0-8)		
Lab Sample ID:	JD27495-22	**Date Sampled:**	06/29/21
Matrix:	SO - Soil	**Date Received:**	06/30/21
Method:	SW846 8081B SW846 3546	**Percent Solids:**	93.0
Project:	Remedial Investigation, 247 North Avenue, New Rochelle, NY		

	File ID	DF	Analyzed	By	Prep Date	Prep Batch	Analytical Batch
Run #1	1G167694.D	1	07/06/21 19:47	TC	07/02/21 11:15	OP34113	G1G5715
Run #2 [a]	1G167741.D	5	07/07/21 13:31	TC	07/02/21 11:15	OP34113	G1G5717

	Initial Weight	Final Volume
Run #1	15.0 g	10.0 ml
Run #2	15.0 g	10.0 ml

Pesticide TCL List

CAS No.	Compound	Result	RL	MDL	Units	Q
309-00-2	Aldrin	ND	0.72	0.59	ug/kg	
319-84-6	alpha-BHC	ND	0.72	0.58	ug/kg	
319-85-7	beta-BHC	ND	0.72	0.65	ug/kg	
319-86-8	delta-BHC	ND	0.72	0.69	ug/kg	
58-89-9	gamma-BHC (Lindane)	ND	0.72	0.53	ug/kg	
5103-71-9	alpha-Chlordane	ND	0.72	0.58	ug/kg	
5103-74-2	gamma-Chlordane	ND	0.72	0.32	ug/kg	
57-74-9	Chlordane (alpha and gamma)	ND	0.72	0.32	ug/kg	
60-57-1	Dieldrin [b]	1.9	0.72	0.49	ug/kg	
72-54-8	4,4'-DDD	ND	0.72	0.66	ug/kg	
72-55-9	4,4'-DDE	ND	0.72	0.63	ug/kg	
50-29-3	4,4'-DDT	ND	0.72	0.64	ug/kg	
72-20-8	Endrin	ND	0.72	0.56	ug/kg	
1031-07-8	Endosulfan sulfate	ND	0.72	0.56	ug/kg	
7421-93-4	Endrin aldehyde	ND	0.72	0.41	ug/kg	
959-98-8	Endosulfan-I	ND	0.72	0.41	ug/kg	
33213-65-9	Endosulfan-II	ND	0.72	0.45	ug/kg	
76-44-8	Heptachlor	ND	0.72	0.62	ug/kg	
1024-57-3	Heptachlor epoxide	ND	0.72	0.50	ug/kg	
72-43-5	Methoxychlor	ND	1.4	0.57	ug/kg	
53494-70-5	Endrin ketone	ND	0.72	0.52	ug/kg	
8001-35-2	Toxaphene	ND	18	17	ug/kg	

CAS No.	Surrogate Recoveries	Run# 1	Run# 2	Limits
877-09-8	Tetrachloro-m-xylene	82%	78%	27-138%
877-09-8	Tetrachloro-m-xylene	90%	88%	27-138%
2051-24-3	Decachlorobiphenyl	74%	130%	10-179%
2051-24-3	Decachlorobiphenyl	163%	179%	10-179%

(a) Confirmation run.
(b) More than 40 % RPD for detected concentrations between the two GC columns.

ND = Not detected MDL = Method Detection Limit
RL = Reporting Limit
E = Indicates value exceeds calibration range
J = Indicates an estimated value
B = Indicates analyte found in associated method blank
N = Indicates presumptive evidence of a compound

Report of Analysis

Client Sample ID:	WC-D2(0-8)		
Lab Sample ID:	JD27495-22	**Date Sampled:**	06/29/21
Matrix:	SO - Soil	**Date Received:**	06/30/21
Method:	SW846 8082A SW846 3546	**Percent Solids:**	93.0
Project:	Remedial Investigation, 247 North Avenue, New Rochelle, NY		

	File ID	DF	Analyzed	By	Prep Date	Prep Batch	Analytical Batch
Run #1	RK1186.D	1	07/06/21 07:42	CP	07/02/21 11:15	OP34114	GRK30
Run #2							

	Initial Weight	Final Volume
Run #1	15.0 g	10.0 ml
Run #2		

PCB List

CAS No.	Compound	Result	RL	MDL	Units	Q
12674-11-2	Aroclor 1016	ND	36	17	ug/kg	
11104-28-2	Aroclor 1221	ND	36	22	ug/kg	
11141-16-5	Aroclor 1232	ND	36	23	ug/kg	
53469-21-9	Aroclor 1242	ND	36	15	ug/kg	
12672-29-6	Aroclor 1248	ND	36	32	ug/kg	
11097-69-1	Aroclor 1254	ND	36	19	ug/kg	
11096-82-5	Aroclor 1260	ND	36	15	ug/kg	
11100-14-4	Aroclor 1268	ND	36	15	ug/kg	
37324-23-5	Aroclor 1262	ND	36	23	ug/kg	

CAS No.	Surrogate Recoveries	Run# 1	Run# 2	Limits
877-09-8	Tetrachloro-m-xylene	87%		24-152%
877-09-8	Tetrachloro-m-xylene	103%		24-152%
2051-24-3	Decachlorobiphenyl	79%		10-172%
2051-24-3	Decachlorobiphenyl	134%		10-172%

ND = Not detected MDL = Method Detection Limit
RL = Reporting Limit
E = Indicates value exceeds calibration range

J = Indicates an estimated value
B = Indicates analyte found in associated method blank
N = Indicates presumptive evidence of a compound

Report of Analysis

Client Sample ID:	WC-D2(0-8)		
Lab Sample ID:	JD27495-22	**Date Sampled:**	06/29/21
Matrix:	SO - Soil	**Date Received:**	06/30/21
Method:	NJDEP EPH SW846 3546	**Percent Solids:**	93.0
Project:	Remedial Investigation, 247 North Avenue, New Rochelle, NY		

	File ID	DF	Analyzed	By	Prep Date	Prep Batch	Analytical Batch
Run #1	5Z63609.D	1	07/02/21 23:48	TL	07/02/21 10:30	OP34106	G5Z2144
Run #2							

	Initial Weight	Final Volume
Run #1	15.7 g	2.0 ml
Run #2		

NJDEP EPH List

CAS No.	Compound	Result	RL	MDL	Units	Q
	EPH (C9-C28)	19.0	6.8	2.0	mg/kg	
	EPH (> C28-C40)	47.6	6.8	2.0	mg/kg	
	Total EPH (C9-C40)	66.5	6.8	2.0	mg/kg	

CAS No.	Surrogate Recoveries	Run# 1	Run# 2	Limits
84-15-1	o-Terphenyl	61%		40-140%
3386-33-2	1-Chlorooctadecane	59%		40-140%

ND = Not detected MDL = Method Detection Limit
RL = Reporting Limit
E = Indicates value exceeds calibration range

J = Indicates an estimated value
B = Indicates analyte found in associated method blank
N = Indicates presumptive evidence of a compound

Report of Analysis

Client Sample ID: WC-D2(0-8)
Lab Sample ID: JD27495-22
Matrix: SO - Soil
Project: Remedial Investigation, 247 North Avenue, New Rochelle, NY

Date Sampled: 06/29/21
Date Received: 06/30/21
Percent Solids: 93.0

Metals Analysis

Analyte	Result	RL	Units	DF	Prep	Analyzed	By	Method	Prep Method
Aluminum	7540	54	mg/kg	1	07/06/21	07/06/21	ND	SW846 6010D [2]	SW846 3050B [3]
Antimony	< 2.2	2.2	mg/kg	1	07/06/21	07/06/21	ND	SW846 6010D [2]	SW846 3050B [3]
Arsenic	3.6	2.2	mg/kg	1	07/06/21	07/06/21	ND	SW846 6010D [2]	SW846 3050B [3]
Barium	65.3	22	mg/kg	1	07/06/21	07/06/21	ND	SW846 6010D [2]	SW846 3050B [3]
Beryllium	0.31	0.22	mg/kg	1	07/06/21	07/06/21	ND	SW846 6010D [2]	SW846 3050B [3]
Cadmium	< 0.54	0.54	mg/kg	1	07/06/21	07/06/21	ND	SW846 6010D [2]	SW846 3050B [3]
Calcium	3110	540	mg/kg	1	07/06/21	07/06/21	ND	SW846 6010D [2]	SW846 3050B [3]
Chromium	15.5	1.1	mg/kg	1	07/06/21	07/06/21	ND	SW846 6010D [2]	SW846 3050B [3]
Cobalt	6.0	5.4	mg/kg	1	07/06/21	07/06/21	ND	SW846 6010D [2]	SW846 3050B [3]
Copper	18.5	2.7	mg/kg	1	07/06/21	07/06/21	ND	SW846 6010D [2]	SW846 3050B [3]
Iron	17000	54	mg/kg	1	07/06/21	07/06/21	ND	SW846 6010D [2]	SW846 3050B [3]
Lead	44.1	2.2	mg/kg	1	07/06/21	07/06/21	ND	SW846 6010D [2]	SW846 3050B [3]
Magnesium	2780	540	mg/kg	1	07/06/21	07/06/21	ND	SW846 6010D [2]	SW846 3050B [3]
Manganese	257	1.6	mg/kg	1	07/06/21	07/06/21	ND	SW846 6010D [2]	SW846 3050B [3]
Mercury	< 0.027	0.027	mg/kg	1	07/06/21	07/06/21	MS	SW846 7471B [1]	SW846 7471B [4]
Nickel	13.5	4.3	mg/kg	1	07/06/21	07/06/21	ND	SW846 6010D [2]	SW846 3050B [3]
Potassium	2450	1100	mg/kg	1	07/06/21	07/06/21	ND	SW846 6010D [2]	SW846 3050B [3]
Selenium	< 2.2	2.2	mg/kg	1	07/06/21	07/06/21	ND	SW846 6010D [2]	SW846 3050B [3]
Silver	< 0.54	0.54	mg/kg	1	07/06/21	07/06/21	ND	SW846 6010D [2]	SW846 3050B [3]
Sodium	< 1100	1100	mg/kg	1	07/06/21	07/06/21	ND	SW846 6010D [2]	SW846 3050B [3]
Thallium	< 1.1	1.1	mg/kg	1	07/06/21	07/06/21	ND	SW846 6010D [2]	SW846 3050B [3]
Vanadium	18.1	5.4	mg/kg	1	07/06/21	07/06/21	ND	SW846 6010D [2]	SW846 3050B [3]
Zinc	39.2	5.4	mg/kg	1	07/06/21	07/06/21	ND	SW846 6010D [2]	SW846 3050B [3]

(1) Instrument QC Batch: MA50767
(2) Instrument QC Batch: MA50799
(3) Prep QC Batch: MP27286
(4) Prep QC Batch: MP27325

RL = Reporting Limit

Report of Analysis

Client Sample ID:	WC-D2(0-8)		
Lab Sample ID:	JD27495-22	**Date Sampled:**	06/29/21
Matrix:	SO - Soil	**Date Received:**	06/30/21
		Percent Solids:	93.0
Project:	Remedial Investigation, 247 North Avenue, New Rochelle, NY		

General Chemistry

Analyte	Result	RL	Units	DF	Analyzed	By	Method
Cyanide	< 0.25	0.25	mg/kg	1	07/06/21 14:29	LV	SW846 9012B/LACHAT
Solids, Percent	93		%	1	07/01/21 16:13	BG	SM2540 G 18TH ED MOD

RL = Reporting Limit

Report of Analysis

Client Sample ID:	WC-E2(0-7)GRAB		
Lab Sample ID:	JD27495-23	**Date Sampled:**	06/29/21
Matrix:	SO - Soil	**Date Received:**	06/30/21
Method:	SW846 8260D SW846 5035	**Percent Solids:**	82.3
Project:	Remedial Investigation, 247 North Avenue, New Rochelle, NY		

	File ID	DF	Analyzed	By	Prep Date	Prep Batch	Analytical Batch
Run #1	1C179175.D	1	07/01/21 20:53	PS	07/01/21 10:00	n/a	V1C7814
Run #2							

	Initial Weight
Run #1	6.1 g
Run #2	

VOA TCL List

CAS No.	Compound	Result	RL	MDL	Units	Q
67-64-1	Acetone	11.1	10	4.1	ug/kg	
71-43-2	Benzene	ND	0.50	0.45	ug/kg	
74-97-5	Bromochloromethane	ND	5.0	0.56	ug/kg	
75-27-4	Bromodichloromethane	ND	2.0	0.43	ug/kg	
75-25-2	Bromoform	ND	5.0	1.4	ug/kg	
74-83-9	Bromomethane	ND	5.0	0.76	ug/kg	
78-93-3	2-Butanone (MEK)	ND	10	2.4	ug/kg	
75-15-0	Carbon disulfide	ND	2.0	0.53	ug/kg	
56-23-5	Carbon tetrachloride	ND	2.0	0.62	ug/kg	
108-90-7	Chlorobenzene	ND	2.0	0.46	ug/kg	
75-00-3	Chloroethane	ND	5.0	0.59	ug/kg	
67-66-3	Chloroform	ND	2.0	0.52	ug/kg	
74-87-3	Chloromethane	ND	5.0	2.0	ug/kg	
110-82-7	Cyclohexane	ND	2.0	0.65	ug/kg	
96-12-8	1,2-Dibromo-3-chloropropane	ND	2.0	0.69	ug/kg	
124-48-1	Dibromochloromethane	ND	2.0	0.56	ug/kg	
106-93-4	1,2-Dibromoethane	ND	1.0	0.42	ug/kg	
95-50-1	1,2-Dichlorobenzene	ND	1.0	0.54	ug/kg	
541-73-1	1,3-Dichlorobenzene	ND	1.0	0.49	ug/kg	
106-46-7	1,4-Dichlorobenzene	ND	1.0	0.49	ug/kg	
75-71-8	Dichlorodifluoromethane	ND	5.0	0.72	ug/kg	
75-34-3	1,1-Dichloroethane	ND	1.0	0.49	ug/kg	
107-06-2	1,2-Dichloroethane	ND	1.0	0.47	ug/kg	
75-35-4	1,1-Dichloroethene	ND	1.0	0.65	ug/kg	
156-59-2	cis-1,2-Dichloroethene	ND	1.0	0.84	ug/kg	
156-60-5	trans-1,2-Dichloroethene	ND	1.0	0.61	ug/kg	
78-87-5	1,2-Dichloropropane	ND	2.0	0.47	ug/kg	
10061-01-5	cis-1,3-Dichloropropene	ND	2.0	0.47	ug/kg	
10061-02-6	trans-1,3-Dichloropropene	ND	2.0	0.46	ug/kg	
100-41-4	Ethylbenzene	ND	1.0	0.45	ug/kg	
76-13-1	Freon 113	ND	5.0	2.7	ug/kg	
591-78-6	2-Hexanone	ND	5.0	2.1	ug/kg	

ND = Not detected MDL = Method Detection Limit
RL = Reporting Limit
E = Indicates value exceeds calibration range

J = Indicates an estimated value
B = Indicates analyte found in associated method blank
N = Indicates presumptive evidence of a compound

Report of Analysis

Client Sample ID:	WC-E2(0-7)GRAB		
Lab Sample ID:	JD27495-23	**Date Sampled:**	06/29/21
Matrix:	SO - Soil	**Date Received:**	06/30/21
Method:	SW846 8260D SW846 5035	**Percent Solids:**	82.3
Project:	Remedial Investigation, 247 North Avenue, New Rochelle, NY		

VOA TCL List

CAS No.	Compound	Result	RL	MDL	Units	Q
98-82-8	Isopropylbenzene	ND	2.0	1.4	ug/kg	
79-20-9	Methyl Acetate [a]	ND	5.0	1.4	ug/kg	
108-87-2	Methylcyclohexane	ND	2.0	0.87	ug/kg	
1634-04-4	Methyl Tert Butyl Ether	ND	1.0	0.47	ug/kg	
108-10-1	4-Methyl-2-pentanone(MIBK)	ND	5.0	2.3	ug/kg	
75-09-2	Methylene chloride	ND	5.0	2.6	ug/kg	
100-42-5	Styrene	ND	2.0	0.40	ug/kg	
79-34-5	1,1,2,2-Tetrachloroethane	ND	2.0	0.60	ug/kg	
127-18-4	Tetrachloroethene	ND	2.0	0.58	ug/kg	
108-88-3	Toluene	ND	1.0	0.52	ug/kg	
87-61-6	1,2,3-Trichlorobenzene	ND	5.0	2.5	ug/kg	
120-82-1	1,2,4-Trichlorobenzene	ND	5.0	2.5	ug/kg	
71-55-6	1,1,1-Trichloroethane	ND	2.0	0.48	ug/kg	
79-00-5	1,1,2-Trichloroethane	ND	2.0	0.55	ug/kg	
79-01-6	Trichloroethene	ND	1.0	0.76	ug/kg	
75-69-4	Trichlorofluoromethane	ND	5.0	0.68	ug/kg	
75-01-4	Vinyl chloride	ND	2.0	0.48	ug/kg	
	m,p-Xylene	ND	1.0	0.89	ug/kg	
95-47-6	o-Xylene	ND	1.0	0.46	ug/kg	
1330-20-7	Xylene (total)	ND	1.0	0.46	ug/kg	

CAS No.	Surrogate Recoveries	Run# 1	Run# 2	Limits
1868-53-7	Dibromofluoromethane	105%		72-130%
17060-07-0	1,2-Dichloroethane-D4	112%		75-131%
2037-26-5	Toluene-D8	102%		81-121%
460-00-4	4-Bromofluorobenzene	102%		60-141%

CAS No.	Tentatively Identified Compounds	R.T.	Est. Conc.	Units	Q
	Total TIC, Volatile		0	ug/kg	

(a) Associated CCV outside of control limits high, sample was ND.

ND = Not detected MDL = Method Detection Limit
RL = Reporting Limit
E = Indicates value exceeds calibration range
J = Indicates an estimated value
B = Indicates analyte found in associated method blank
N = Indicates presumptive evidence of a compound

Report of Analysis

Client Sample ID:	WC-E2(0-7)		
Lab Sample ID:	JD27495-24	**Date Sampled:**	06/29/21
Matrix:	SO - Soil	**Date Received:**	06/30/21
Method:	SW846 8270E SW846 3546	**Percent Solids:**	89.9
Project:	Remedial Investigation, 247 North Avenue, New Rochelle, NY		

	File ID	DF	Analyzed	By	Prep Date	Prep Batch	Analytical Batch
Run #1	F200382.D	1	07/08/21 20:23	CS	07/02/21 10:10	OP34108	EF8760
Run #2							

	Initial Weight	Final Volume
Run #1	30.6 g	1.0 ml
Run #2		

ABN TCL List (SOM0 2.0)

CAS No.	Compound	Result	RL	MDL	Units	Q
95-57-8	2-Chlorophenol	ND	73	18	ug/kg	
59-50-7	4-Chloro-3-methyl phenol	ND	180	22	ug/kg	
120-83-2	2,4-Dichlorophenol	ND	180	31	ug/kg	
105-67-9	2,4-Dimethylphenol	ND	180	65	ug/kg	
51-28-5	2,4-Dinitrophenol [a]	ND	180	140	ug/kg	
534-52-1	4,6-Dinitro-o-cresol [a]	ND	180	39	ug/kg	
95-48-7	2-Methylphenol	ND	73	23	ug/kg	
	3&4-Methylphenol	ND	73	30	ug/kg	
88-75-5	2-Nitrophenol	ND	180	24	ug/kg	
100-02-7	4-Nitrophenol	ND	360	97	ug/kg	
87-86-5	Pentachlorophenol	ND	150	34	ug/kg	
108-95-2	Phenol	ND	73	19	ug/kg	
58-90-2	2,3,4,6-Tetrachlorophenol	ND	180	24	ug/kg	
95-95-4	2,4,5-Trichlorophenol	ND	180	27	ug/kg	
88-06-2	2,4,6-Trichlorophenol	ND	180	22	ug/kg	
83-32-9	Acenaphthene	ND	36	13	ug/kg	
208-96-8	Acenaphthylene	ND	36	18	ug/kg	
98-86-2	Acetophenone	ND	180	7.8	ug/kg	
120-12-7	Anthracene	ND	36	22	ug/kg	
1912-24-9	Atrazine	ND	73	16	ug/kg	
56-55-3	Benzo(a)anthracene	50.6	36	10	ug/kg	
50-32-8	Benzo(a)pyrene	40.3	36	17	ug/kg	
205-99-2	Benzo(b)fluoranthene	54.6	36	16	ug/kg	
191-24-2	Benzo(g,h,i)perylene	30.0	36	18	ug/kg	J
207-08-9	Benzo(k)fluoranthene	20.0	36	17	ug/kg	J
101-55-3	4-Bromophenyl phenyl ether	ND	73	14	ug/kg	
85-68-7	Butyl benzyl phthalate	ND	73	8.9	ug/kg	
92-52-4	1,1'-Biphenyl	ND	73	5.0	ug/kg	
100-52-7	Benzaldehyde	ND	180	9.0	ug/kg	
91-58-7	2-Chloronaphthalene	ND	73	8.7	ug/kg	
106-47-8	4-Chloroaniline	ND	180	13	ug/kg	
86-74-8	Carbazole	5.4	73	5.3	ug/kg	J

ND = Not detected MDL = Method Detection Limit
RL = Reporting Limit
E = Indicates value exceeds calibration range
J = Indicates an estimated value
B = Indicates analyte found in associated method blank
N = Indicates presumptive evidence of a compound

Report of Analysis

Client Sample ID: WC-E2(0-7)
Lab Sample ID: JD27495-24 **Date Sampled:** 06/29/21
Matrix: SO - Soil **Date Received:** 06/30/21
Method: SW846 8270E SW846 3546 **Percent Solids:** 89.9
Project: Remedial Investigation, 247 North Avenue, New Rochelle, NY

ABN TCL List (SOM0 2.0)

CAS No.	Compound	Result	RL	MDL	Units	Q
105-60-2	Caprolactam [b]	ND	73	14	ug/kg	
218-01-9	Chrysene	49.5	36	11	ug/kg	
111-91-1	bis(2-Chloroethoxy)methane	ND	73	7.8	ug/kg	
111-44-4	bis(2-Chloroethyl)ether	ND	73	16	ug/kg	
108-60-1	2,2'-Oxybis(1-chloropropane)	ND	73	13	ug/kg	
7005-72-3	4-Chlorophenyl phenyl ether	ND	73	12	ug/kg	
121-14-2	2,4-Dinitrotoluene	ND	36	11	ug/kg	
606-20-2	2,6-Dinitrotoluene	ND	36	18	ug/kg	
91-94-1	3,3'-Dichlorobenzidine	ND	73	30	ug/kg	
123-91-1	1,4-Dioxane	ND	36	24	ug/kg	
53-70-3	Dibenzo(a,h)anthracene	ND	36	16	ug/kg	
132-64-9	Dibenzofuran	ND	73	15	ug/kg	
84-74-2	Di-n-butyl phthalate	ND	73	5.9	ug/kg	
117-84-0	Di-n-octyl phthalate	ND	73	9.1	ug/kg	
84-66-2	Diethyl phthalate	ND	73	7.7	ug/kg	
131-11-3	Dimethyl phthalate	ND	73	6.5	ug/kg	
117-81-7	bis(2-Ethylhexyl)phthalate	ND	73	8.5	ug/kg	
206-44-0	Fluoranthene	114	36	16	ug/kg	
86-73-7	Fluorene	ND	36	17	ug/kg	
118-74-1	Hexachlorobenzene	ND	73	9.2	ug/kg	
87-68-3	Hexachlorobutadiene	ND	36	15	ug/kg	
77-47-4	Hexachlorocyclopentadiene	ND	360	14	ug/kg	
67-72-1	Hexachloroethane	ND	180	18	ug/kg	
193-39-5	Indeno(1,2,3-cd)pyrene	32.3	36	17	ug/kg	J
78-59-1	Isophorone	ND	73	7.8	ug/kg	
91-57-6	2-Methylnaphthalene	ND	36	8.2	ug/kg	
88-74-4	2-Nitroaniline	ND	180	8.6	ug/kg	
99-09-2	3-Nitroaniline	ND	180	9.1	ug/kg	
100-01-6	4-Nitroaniline	ND	180	9.4	ug/kg	
91-20-3	Naphthalene	ND	36	10	ug/kg	
98-95-3	Nitrobenzene	ND	73	14	ug/kg	
621-64-7	N-Nitroso-di-n-propylamine	ND	73	11	ug/kg	
86-30-6	N-Nitrosodiphenylamine	ND	180	13	ug/kg	
85-01-8	Phenanthrene	75.5	36	12	ug/kg	
129-00-0	Pyrene	133	36	12	ug/kg	
95-94-3	1,2,4,5-Tetrachlorobenzene	ND	180	9.2	ug/kg	

CAS No.	Surrogate Recoveries	Run# 1	Run# 2	Limits
367-12-4	2-Fluorophenol	79%		7-101%

ND = Not detected MDL = Method Detection Limit
RL = Reporting Limit
E = Indicates value exceeds calibration range
J = Indicates an estimated value
B = Indicates analyte found in associated method blank
N = Indicates presumptive evidence of a compound

Report of Analysis

Client Sample ID:	WC-E2(0-7)		
Lab Sample ID:	JD27495-24	**Date Sampled:**	06/29/21
Matrix:	SO - Soil	**Date Received:**	06/30/21
Method:	SW846 8270E SW846 3546	**Percent Solids:**	89.9
Project:	Remedial Investigation, 247 North Avenue, New Rochelle, NY		

ABN TCL List (SOM0 2.0)

CAS No.	Surrogate Recoveries	Run# 1	Run# 2	Limits
4165-62-2	Phenol-d5	76%		12-101%
118-79-6	2,4,6-Tribromophenol	84%		10-127%
4165-60-0	Nitrobenzene-d5	84%		15-114%
321-60-8	2-Fluorobiphenyl	82%		22-104%
1718-51-0	Terphenyl-d14	96%		23-121%

CAS No.	Tentatively Identified Compounds	R.T.	Est. Conc.	Units	Q
	Total TIC, Semi-Volatile		0	ug/kg	

(a) This compound is outside the control limits biased low in the associated BS.
(b) Associated CCV outside of control limits high, sample was ND.

Report of Analysis

Client Sample ID:	WC-E2(0-7)		
Lab Sample ID:	JD27495-24	**Date Sampled:**	06/29/21
Matrix:	SO - Soil	**Date Received:**	06/30/21
Method:	SW846 8081B SW846 3546	**Percent Solids:**	89.9
Project:	Remedial Investigation, 247 North Avenue, New Rochelle, NY		

	File ID	DF	Analyzed	By	Prep Date	Prep Batch	Analytical Batch
Run #1	1G167695.D	1	07/06/21 20:05	TC	07/02/21 11:15	OP34113	G1G5715
Run #2							

	Initial Weight	Final Volume
Run #1	15.0 g	10.0 ml
Run #2		

Pesticide TCL List

CAS No.	Compound	Result	RL	MDL	Units	Q
309-00-2	Aldrin	ND	0.74	0.61	ug/kg	
319-84-6	alpha-BHC	ND	0.74	0.60	ug/kg	
319-85-7	beta-BHC	ND	0.74	0.67	ug/kg	
319-86-8	delta-BHC	ND	0.74	0.71	ug/kg	
58-89-9	gamma-BHC (Lindane)	ND	0.74	0.55	ug/kg	
5103-71-9	alpha-Chlordane	ND	0.74	0.60	ug/kg	
5103-74-2	gamma-Chlordane	ND	0.74	0.34	ug/kg	
57-74-9	Chlordane (alpha and gamma)	ND	0.74	0.34	ug/kg	
60-57-1	Dieldrin	ND	0.74	0.51	ug/kg	
72-54-8	4,4'-DDD	ND	0.74	0.68	ug/kg	
72-55-9	4,4'-DDE	ND	0.74	0.65	ug/kg	
50-29-3	4,4'-DDT	ND	0.74	0.66	ug/kg	
72-20-8	Endrin	ND	0.74	0.58	ug/kg	
1031-07-8	Endosulfan sulfate	ND	0.74	0.58	ug/kg	
7421-93-4	Endrin aldehyde	ND	0.74	0.42	ug/kg	
959-98-8	Endosulfan-I	ND	0.74	0.43	ug/kg	
33213-65-9	Endosulfan-II	ND	0.74	0.46	ug/kg	
76-44-8	Heptachlor	ND	0.74	0.64	ug/kg	
1024-57-3	Heptachlor epoxide	ND	0.74	0.52	ug/kg	
72-43-5	Methoxychlor	ND	1.5	0.59	ug/kg	
53494-70-5	Endrin ketone	ND	0.74	0.54	ug/kg	
8001-35-2	Toxaphene	ND	19	17	ug/kg	

CAS No.	Surrogate Recoveries	Run# 1	Run# 2	Limits
877-09-8	Tetrachloro-m-xylene	74%		27-138%
877-09-8	Tetrachloro-m-xylene	81%		27-138%
2051-24-3	Decachlorobiphenyl	78%		10-179%
2051-24-3	Decachlorobiphenyl	88%		10-179%

ND = Not detected MDL = Method Detection Limit
RL = Reporting Limit
E = Indicates value exceeds calibration range
J = Indicates an estimated value
B = Indicates analyte found in associated method blank
N = Indicates presumptive evidence of a compound

Report of Analysis

Client Sample ID:	WC-E2(0-7)		
Lab Sample ID:	JD27495-24	**Date Sampled:**	06/29/21
Matrix:	SO - Soil	**Date Received:**	06/30/21
Method:	SW846 8082A SW846 3546	**Percent Solids:**	89.9
Project:	Remedial Investigation, 247 North Avenue, New Rochelle, NY		

	File ID	DF	Analyzed	By	Prep Date	Prep Batch	Analytical Batch
Run #1	RK1187.D	1	07/06/21 07:59	CP	07/02/21 11:15	OP34114	GRK30
Run #2							

	Initial Weight	Final Volume
Run #1	15.0 g	10.0 ml
Run #2		

PCB List

CAS No.	Compound	Result	RL	MDL	Units	Q
12674-11-2	Aroclor 1016	ND	37	17	ug/kg	
11104-28-2	Aroclor 1221	ND	37	23	ug/kg	
11141-16-5	Aroclor 1232	ND	37	24	ug/kg	
53469-21-9	Aroclor 1242	ND	37	15	ug/kg	
12672-29-6	Aroclor 1248	ND	37	33	ug/kg	
11097-69-1	Aroclor 1254	ND	37	20	ug/kg	
11096-82-5	Aroclor 1260	ND	37	16	ug/kg	
11100-14-4	Aroclor 1268	ND	37	16	ug/kg	
37324-23-5	Aroclor 1262	ND	37	24	ug/kg	

CAS No.	Surrogate Recoveries	Run# 1	Run# 2	Limits
877-09-8	Tetrachloro-m-xylene	84%		24-152%
877-09-8	Tetrachloro-m-xylene	99%		24-152%
2051-24-3	Decachlorobiphenyl	78%		10-172%
2051-24-3	Decachlorobiphenyl	91%		10-172%

ND = Not detected MDL = Method Detection Limit
RL = Reporting Limit
E = Indicates value exceeds calibration range

J = Indicates an estimated value
B = Indicates analyte found in associated method blank
N = Indicates presumptive evidence of a compound

Report of Analysis

Client Sample ID:	WC-E2(0-7)		
Lab Sample ID:	JD27495-24	**Date Sampled:**	06/29/21
Matrix:	SO - Soil	**Date Received:**	06/30/21
Method:	NJDEP EPH SW846 3546	**Percent Solids:**	89.9
Project:	Remedial Investigation, 247 North Avenue, New Rochelle, NY		

	File ID	DF	Analyzed	By	Prep Date	Prep Batch	Analytical Batch
Run #1	5Z63610.D	1	07/03/21 00:23	TL	07/02/21 10:30	OP34106	G5Z2144
Run #2							

	Initial Weight	Final Volume
Run #1	15.1 g	2.0 ml
Run #2		

NJDEP EPH List

CAS No.	Compound	Result	RL	MDL	Units	Q
	EPH (C9-C28)	ND	7.4	2.2	mg/kg	
	EPH (> C28-C40)	ND	7.4	2.2	mg/kg	
	Total EPH (C9-C40)	ND	7.4	2.2	mg/kg	

CAS No.	Surrogate Recoveries	Run# 1	Run# 2	Limits
84-15-1	o-Terphenyl	68%		40-140%
3386-33-2	1-Chlorooctadecane	65%		40-140%

ND = Not detected MDL = Method Detection Limit
RL = Reporting Limit
E = Indicates value exceeds calibration range

J = Indicates an estimated value
B = Indicates analyte found in associated method blank
N = Indicates presumptive evidence of a compound

Report of Analysis

Client Sample ID: WC-E2(0-7)
Lab Sample ID: JD27495-24
Matrix: SO - Soil
Date Sampled: 06/29/21
Date Received: 06/30/21
Percent Solids: 89.9
Project: Remedial Investigation, 247 North Avenue, New Rochelle, NY

Metals Analysis

Analyte	Result	RL	Units	DF	Prep	Analyzed	By	Method	Prep Method
Aluminum	9510	53	mg/kg	1	07/06/21	07/06/21	ND	SW846 6010D [2]	SW846 3050B [4]
Antimony [a]	< 4.2	4.2	mg/kg	2	07/06/21	07/07/21	ND	SW846 6010D [3]	SW846 3050B [4]
Arsenic	< 2.1	2.1	mg/kg	1	07/06/21	07/06/21	ND	SW846 6010D [2]	SW846 3050B [4]
Barium	84.0	21	mg/kg	1	07/06/21	07/06/21	ND	SW846 6010D [2]	SW846 3050B [4]
Beryllium [a]	0.44	0.42	mg/kg	2	07/06/21	07/07/21	ND	SW846 6010D [3]	SW846 3050B [4]
Cadmium	< 0.53	0.53	mg/kg	1	07/06/21	07/06/21	ND	SW846 6010D [2]	SW846 3050B [4]
Calcium	1870	530	mg/kg	1	07/06/21	07/06/21	ND	SW846 6010D [2]	SW846 3050B [4]
Chromium	17.2	1.1	mg/kg	1	07/06/21	07/06/21	ND	SW846 6010D [2]	SW846 3050B [4]
Cobalt	7.7	5.3	mg/kg	1	07/06/21	07/06/21	ND	SW846 6010D [2]	SW846 3050B [4]
Copper	17.1	2.6	mg/kg	1	07/06/21	07/06/21	ND	SW846 6010D [2]	SW846 3050B [4]
Iron	14800	53	mg/kg	1	07/06/21	07/06/21	ND	SW846 6010D [2]	SW846 3050B [4]
Lead	5.2	2.1	mg/kg	1	07/06/21	07/06/21	ND	SW846 6010D [2]	SW846 3050B [4]
Magnesium	2990	530	mg/kg	1	07/06/21	07/06/21	ND	SW846 6010D [2]	SW846 3050B [4]
Manganese	234	1.6	mg/kg	1	07/06/21	07/06/21	ND	SW846 6010D [2]	SW846 3050B [4]
Mercury	< 0.030	0.030	mg/kg	1	07/06/21	07/06/21	MS	SW846 7471B [1]	SW846 7471B [5]
Nickel	16.1	4.2	mg/kg	1	07/06/21	07/06/21	ND	SW846 6010D [2]	SW846 3050B [4]
Potassium	3630	1100	mg/kg	1	07/06/21	07/06/21	ND	SW846 6010D [2]	SW846 3050B [4]
Selenium	< 2.1	2.1	mg/kg	1	07/06/21	07/06/21	ND	SW846 6010D [2]	SW846 3050B [4]
Silver	< 0.53	0.53	mg/kg	1	07/06/21	07/06/21	ND	SW846 6010D [2]	SW846 3050B [4]
Sodium	< 1100	1100	mg/kg	1	07/06/21	07/06/21	ND	SW846 6010D [2]	SW846 3050B [4]
Thallium [a]	< 2.1	2.1	mg/kg	2	07/06/21	07/07/21	ND	SW846 6010D [3]	SW846 3050B [4]
Vanadium	25.5	5.3	mg/kg	1	07/06/21	07/06/21	ND	SW846 6010D [2]	SW846 3050B [4]
Zinc	33.0	5.3	mg/kg	1	07/06/21	07/06/21	ND	SW846 6010D [2]	SW846 3050B [4]

(1) Instrument QC Batch: MA50767
(2) Instrument QC Batch: MA50799
(3) Instrument QC Batch: MA50802
(4) Prep QC Batch: MP27286
(5) Prep QC Batch: MP27325

(a) Elevated detection limit due to dilution required for high interfering element.

RL = Reporting Limit

Report of Analysis

Client Sample ID:	WC-E2(0-7)		
Lab Sample ID:	JD27495-24	**Date Sampled:**	06/29/21
Matrix:	SO - Soil	**Date Received:**	06/30/21
		Percent Solids:	89.9
Project:	Remedial Investigation, 247 North Avenue, New Rochelle, NY		

General Chemistry

Analyte	Result	RL	Units	DF	Analyzed	By	Method
Cyanide	< 0.27	0.27	mg/kg	1	07/06/21 14:30	LV	SW846 9012B/LACHAT
Solids, Percent	89.9		%	1	07/01/21 16:13	BG	SM2540 G 18TH ED MOD

RL = Reporting Limit

Misc. Forms

Custody Documents and Other Forms

Includes the following where applicable:

- Chain of Custody

SO
SLL

CHAIN OF CUSTODY

SGS North America Inc. - Dayton
2235 Route 130, Dayton, NJ 08810
TEL. 732-329-0200 FAX: 732-329-3499/3480
www.sgs.com/ehsusa

Page 1 of 2

EHSA-QAC-0023-02-FORM-Standard COC

FED-EX Tracking #:
SGS Quote #:
Bottle Order Control #: KR-062421-100
SGS Job #: JD 27495

Client / Reporting Information

Company Name: SESI CONSULTING
Street Address: DA MAPLE AVE
City / State / Zip: PINEBROOK NJ
Project Contact / E-mail: Jesse M JAM@sesi.org
Phone #: 973-800-9050
Sampler(s) Name(s) / Phone #: Denisse A 973-768-6251

Project Information

Project Name: R1 (Remedial Investigation)
Street: 247 NORTH AVE
City / State: New Rochelle, NY
Project #: 10908 phase 6
Client Purchase Order #:
Project Manager: Jesse M

Billing Information (if different from Report to)
Company Name: ~~R1 (Remedial Investi~~ Cappelli
Street Address:
City / State / Zip:
Attention: Kevin McManus

Requested Analysis

SGS Sample #	Field ID / Point of Collection	MEOH/DI Vial #	Collection Date	Collection Time	Sampled by	Grab (G) Comp (C)	Matrix	# of bottles	HCl	NaOH	HNO_3	H_2SO_4	NONE	DI Water	MEOH	ENCORE	VOC+15	TAL/TCL+30, Total EPH	LAB USE ONLY
1	WC-A1 (0-7) GRAB	•	06/29/2021	0900	DA	G	SO	4								B	X		PY
2	WC-A1 (7-13) GRAB	•		0905		G		4								B	X		14C1
3	WC-A1 (0-7)			0900		C		1					1					X	4989
4	WC-A1 (7-13)			0905		C		1					1					X	B24
5	WC-B1 (0-7) GRAB	•		0945		G		4								B	X		
6	WC-B1 (7-10) GRAB	•		1000		G		4								B	X		
7	WC-B1 (0-7)			0945		C		1					1					X	
8	WC-B1 (7-10)			1000		C		1					1					X	
9	WC-B1 (0-7) GRAB	•		1040		G		4								B	X		
10	WC-B1 (7-14) GRAB	•		1045		G		4								B	X		
11	WC-B1 (0-7)			1040		C		1					1					X	
12	WC-B1 (7-14)			1045		C		1					1					X	

Matrix Codes: DW - Drinking Water; GW - Ground Water; WW - Water; SW - Surface Water; SO - Soil; SL - Sludge; SED - Sediment; OI - Oil; LIQ - Other Liquid; AIR - Air; SOL - Other Solid; WP - Wipe; FB - Field Blank; EB - Equipment Blank; RB - Rinse Blank; TB - Trip Blank

Turn Around Time (Business Days)

Approved By (SGS PM): / Date:

- [ ] 10 Business Days
- [ ] 5 Business Days
- [ ] 3 Business Days*
- [ ] 2 Business Days*
- [ ] 1 Business Day*
- [x] Other 4 DAYS

All data available via Lablink

* Approval needed for 1-3 Business Day TAT

Deliverable

- [ ] Commercial "A" (Level 1)
- [ ] Commercial "B" (Level 2)
- [ ] NJ Reduced (Level 3)
- [ ] Full Tier I (Level 4)
- [ ] Commercial "C"
- [ ] NJ DKQP
- [ ] NYASP Category A
- [x] NYASP Category B
- [ ] MA MCP Criteria
- [ ] CT RCP Criteria
- [ ] State Forms
- [ ] EDD Format
- [ ] DOD-QSM5

Commercial "A" = Results only; Commercial "B" = Results + QC Summary
Commercial "C" = Results + QC Summary + Partial Raw data

Comments / Special Instructions

• 3x 5 Grams Encore
INITIAL ASESSMENT BB-3B
LABEL VERIFICATION

http://www.sgs.com/en/terms-and-conditions

Sample Custody must be documented below each time samples change possession, including courier delivery.

Relinquished by:	Date / Time:	Received By:	Relinquished By:	Date / Time:	Received By:
1 [signature]	06/29/2021	10615 Joseph A. 6/30/21 9am	2 Joseph A. 6/30/21	17:42	2 Jeremy Pater
3		3	4		4
5		5	Custody Seal #	☐ Intact ☐ Not intact	Preserved where applicable ☐ Absent ☐ Therm. ID: On Ice ☑ Cooler Temp. °C 3.7°C

JD27495: Chain of Custody
Page 1 of 4

SGS

CHAIN OF CUSTODY

SGS North America Inc. - Dayton
2235 Route 130, Dayton, NJ 08810
TEL. 732-329-0200 FAX: 732-329-3499/3480
www.sgs.com/ehsusa

EHSA-QAC-0023-02-FORM-Standard COC

Page 2 of 2

FED-EX Tracking #
Bottle Order Control #
SGS Quote #
SGS Job # ~~JD4~~ JD 27495

Client / Reporting Information

Company Name: SESI CONSULTING
Street Address: 12 A MAPLE AVE
City / State / Zip: PINEBROOK NJ
Project Contact / E-mail: Jesse M JAM@sesi.org
Phone #: 973-800-9050
Sampler(s) Name(s) / Phone #: Denisse A 973-768-6251

Project Information

Project Name: RI (Remedial Investigation)
Street: 247 NORTH AVE
City / State: New Rochelle NY
Project #: 10908, phase 6
Client Purchase Order #:
Project Manager: Jesse M

Billing Information (if different from Report to)
Company Name: Capelli
Street Address:
City / State / Zip:
Attention: Kevin McManus

Requested Analysis

SGS Sample #	Field ID / Point of Collection	MEOH/DI Vial #	Date	Time	Sampled by	Grab (G) Comp (C)	Matrix	# of bottles	HCl	NaOH	HNO_3	H_2SO_4	NONE	DI Water	MEOH	ENCORE	VOC+15	TAL/TCL+30, Total EPH	LAB USE ONLY
13	WC-C1 (0-7) GRAB	•	06/29/2021	1105	DA	G	S	4								X	X		
14	WC-C1 (7-9) GRAB	•		1110		G		4								X	X		
15	WC-C1 (0-7)			1105		C							1					X	
16	WC-C1 (7-9)			1110		C							1					X	
17	WC-D1 (0-8) GRAB	•		1200		G		4								X	X		
18	WC-D1 (0-8)			1200		C							1					X	
19	WC-E1 (0-6) GRAB	•		1300		G		4								X	X		
20	WC-E1 (0-6)			1300		C							1					X	
21	WC-D2 (0-8) GRAB	•		1500		G		4								X	X		
22	WC-D2 (0-8)			1500		C							1					X	
23	WC-E2 (0-7) GRAB	•		1430		G		4								X	X		
24	WC-E2 (0-7)			1430		C							1					X	

Matrix Codes

DW - Drinking Water
GW - Ground Water
WW - Water
SW - Surface Water
SO - Soil
SL- Sludge
SED-Sediment
OI - Oil
LIQ - Other Liquid
AIR - Air
SOL - Other Solid
WP - Wipe
FB - Field Blank
EB-Equipment Blank
RB - Rinse Blank
TB - Trip Blank

Turn Around Time (Business Days)

Approved By (SGS PM): / Date:

- [ ] 10 Business Days
- [ ] 5 Business Days
- [ ] 3 Business Days*
- [ ] 2 Business Days*
- [ ] 1 Business Day*
- [x] Other 4 DAYS

All data available via Lablink

* Approval needed for 1-3 Business Day TAT

Deliverable

- [ ] Commercial "A" (Level 1)
- [ ] Commercial "B" (Level 2)
- [ ] NJ Reduced (Level 3)
- [ ] Full Tier I (Level 4)
- [ ] Commercial "C"
- [ ] NJ DKQP
- [ ] NYASP Category A
- [x] NYASP Category B
- [ ] MA MCP Criteria____
- [ ] CT RCP Criteria____
- [ ] State Forms
- [ ] EDD Format ____
- [ ] DOD-QSM5

Commercial "A" = Results only; Commercial "B" = Results + QC Summary
Commercial "C" = Results + QC Summary + Partial Raw data

Comments / Special Instructions

http://www.sgs.com/en/terms-and-conditions

Sample Custody must be documented below each time samples change possession, including courier delivery.

Relinquished by:	Date / Time:	Received By:	Relinquished By:	Date / Time:	Received By:
1 [signature]	06/29/2021 0615	Joseph A. 6/30/21 9am	2 Joseph A. 6/30/21	17:42	2 Jeemit [signature]
3		3	4		4
5		5	Custody Seal #	☐ Intact ☐ Not intact	Preserved where applicable Absent ☐ Therm. ID: On Ice ☑ Cooler Temp. °C 3.7°C

JD27495: Chain of Custody
Page 2 of 4

SGS Sample Receipt Summary

Job Number: JD27495 **Client:** SESI CONSULTING ENGINEERS **Project:** 247 NORTH AVENUE, NEW ROCHELLE, NY

Date / Time Received: 6/30/2021 5:42:00 PM **Delivery Method:** **Airbill #'s:**

Cooler Temps (Raw Measured) °C: Cooler 1: (3.7);

Cooler Temps (Corrected) °C: Cooler 1: (3.0);

Cooler Security	Y	or	N		Y	or	N
1. Custody Seals Present:	☑		☐	3. COC Present:	☑		☐
2. Custody Seals Intact:	☑		☐	4. Smpl Dates/Time OK	☑		☐

Cooler Temperature	Y	or	N
1. Temp criteria achieved:	☑		☐
2. Cooler temp verification:	IR Gun		
3. Cooler media:	Ice (Bag)		
4. No. Coolers:	1		

Quality Control Preservation	Y	or	N	N/A
1. Trip Blank present / cooler:	☐		☐	☑
2. Trip Blank listed on COC:	☐		☐	☑
3. Samples preserved properly:	☑		☐	
4. VOCs headspace free:	☐		☐	☑

Sample Integrity - Documentation	Y	or	N
1. Sample labels present on bottles:	☑		☐
2. Container labeling complete:	☑		☐
3. Sample container label / COC agree:	☑		☐

Sample Integrity - Condition	Y	or	N
1. Sample recvd within HT:	☑		☐
2. All containers accounted for:	☑		☐
3. Condition of sample:	Intact		

Sample Integrity - Instructions	Y	or	N	N/A
1. Analysis requested is clear:	☑		☐	
2. Bottles received for unspecified tests	☐		☑	
3. Sufficient volume recvd for analysis:	☑		☐	
4. Compositing instructions clear:	☐		☐	☑
5. Filtering instructions clear:	☐		☐	☑

Test Strip Lot #s: pH 1-12: 212820 pH 12+: 203117A Other: (Specify)

Comments

SM089-03
Rev. Date 12/7/17

JD27495: Chain of Custody
Page 3 of 4

Job Change Order: JD27495

Requested Date:	7/1/2021	**Received Date:**	6/30/2021
Account Name:	SESI Consulting Engineers	**Due Date:**	7/7/2021
Project Description:	247 North Avenue, New Rochelle, NY	**Deliverable:**	NYASPB
C/O Initiated By:	MICHELLD **PM:** KR	**TAT (Days):**	4

==========

Sample #: JD27495-3,4,7,8,11,12,15,16,18,20,22,24

Change: Cancel VOA analysis, being run on GRAB samples

Dept:

TAT: 4

==========

Above Changes Per:

Date/Time: 7/1/2021 2:37:42 PM

To Client: This Change Order is confirmation of the revisions, previously discussed with the Client Service Representative.

JD27495: Chain of Custody
Page 4 of 4

The results set forth herein are provided by SGS North America Inc.

e-Hardcopy 2.0
Automated Report

Technical Report for

SESI Consulting Engineers

Remedial Investigation, 247 North Avenue, New Rochelle, NY 10908, PHASE6

SGS Job Number: JD27540

Sampling Date: 06/29/21



Report to:

SESI Consulting Engineers

monica.norton@sesi.org

ATTN: Monica Norton

Total number of pages in report: **158**

Test results contained within this data package meet the requirements of the National Environmental Laboratory Accreditation Program and/or state specific certification programs as applicable.

Mike Earp
General Manager

Client Service contact: Kelly Ramos 732-329-0200

Certifications: NJ(12129), NY(10983), CA, CT, FL, IL, IN, KS, KY, LA, MA, MD, ME, MN, NC, OH VAP (CL0056), AK (UST-103), AZ (AZ0786), PA, RI, SC, TX, UT, VA, WV, DoD ELAP (ANAB L2248)

This report shall not be reproduced, except in its entirety, without the written approval of SGS.
Test results relate only to samples analyzed.

SGS is the sole authority for authorizing edits or modifications to this document.
Unauthorized modification of this report is strictly prohibited.
Review standard terms at: http://www.sgs.com/en/terms-and-conditions

Please share your ideas about how we can serve you better at:
EHS.US.CustomerCare@sgs.com

Sections: 1 2 3 4 5

Table of Contents

Section 1: Sample Summary **3**
Section 2: Case Narrative/Conformance Summary **5**
Section 3: Summary of Hits **12**
Section 4: Sample Results **23**
4.1: JD27540-1: R1-SB-1(1.5-2.0) 24
4.2: JD27540-1A: R1-SB-1(1.5-2.0) 34
4.3: JD27540-2: R1-SB-1(5.0-5.5) 36
4.4: JD27540-2A: R1-SB-1(5.0-5.5) 46
4.5: JD27540-3: R1-SB-1(11-11.5) 48
4.6: JD27540-3A: R1-SB-1(11-11.5) 58
4.7: JD27540-4: R1-SB-2(3-3.5) 60
4.8: JD27540-5: R1-SB-2(6-6.5) 64
4.9: JD27540-6: R1-SB-3(1-1.5) 68
4.10: JD27540-7: R1-SB-3(7-7.5) 72
4.11: JD27540-8: R1-SB-3(12-12.5) 76
4.12: JD27540-9: R1-SB-4(4-4.5) 80
4.13: JD27540-10: R1-SB-4(8-8.5) 84
4.14: JD27540-11: R1-SB-5(3.5-4.0) 88
4.15: JD27540-12: R1-SB-5(7.5-8.0) 92
4.16: JD27540-13: R1-SB-6(3.5-4.0) 96
4.17: JD27540-13A: R1-SB-6(3.5-4.0) 106
4.18: JD27540-14: R1-SB-6(5.5-6.0) 108
4.19: JD27540-14A: R1-SB-6(5.5-6.0) 118
4.20: JD27540-15: R1-SB-12(3.5-4.0) 120
4.21: JD27540-16: R1-SB-12(6.5-7.0) 124
4.22: JD27540-17: R1-SB-11(1.5-2.0) 128
4.23: JD27540-17A: R1-SB-11(1.5-2.0) 138
4.24: JD27540-18: R1-SB-11(6-6.5) 140
4.25: JD27540-18A: R1-SB-11(6-6.5) 150
Section 5: Misc. Forms **152**
5.1: Chain of Custody 153
5.2: Chain of Custody (SGS Orlando, FL) 157

Sample Summary

SESI Consulting Engineers

Job No: JD27540

Remedial Investigation, 247 North Avenue, New Rochelle, NY
Project No: 10908,PHASE6

Sample Number	Collected Date	Time	By	Received	Matrix Code	Type	Client Sample ID
This report contains results reported as ND = Not detected. The following applies: Organics ND = Not detected above the MDL							
JD27540-1	06/29/21	08:30	DA	06/30/21	SO	Soil	R1-SB-1(1.5-2.0)
JD27540-1A	06/29/21	08:30	DA	06/30/21	SO	Soil	R1-SB-1(1.5-2.0)
JD27540-2	06/29/21	08:45	DA	06/30/21	SO	Soil	R1-SB-1(5.0-5.5)
JD27540-2A	06/29/21	08:45	DA	06/30/21	SO	Soil	R1-SB-1(5.0-5.5)
JD27540-3	06/29/21	08:50	DA	06/30/21	SO	Soil	R1-SB-1(11-11.5)
JD27540-3A	06/29/21	08:50	DA	06/30/21	SO	Soil	R1-SB-1(11-11.5)
JD27540-4	06/29/21	09:30	DA	06/30/21	SO	Soil	R1-SB-2(3-3.5)
JD27540-5	06/29/21	09:35	DA	06/30/21	SO	Soil	R1-SB-2(6-6.5)
JD27540-6	06/29/21	10:15	DA	06/30/21	SO	Soil	R1-SB-3(1-1.5)
JD27540-7	06/29/21	10:30	DA	06/30/21	SO	Soil	R1-SB-3(7-7.5)
JD27540-8	06/29/21	10:45	DA	06/30/21	SO	Soil	R1-SB-3(12-12.5)
JD27540-9	06/29/21	10:50	DA	06/30/21	SO	Soil	R1-SB-4(4-4.5)

Soil samples reported on a dry weight basis unless otherwise indicated on result page.

Sample Summary
(continued)

SESI Consulting Engineers

Job No: JD27540

Remedial Investigation, 247 North Avenue, New Rochelle, NY
Project No: 10908,PHASE6

Sample Number	Collected Date	Time	By	Received	Matrix Code	Type	Client Sample ID
JD27540-10	06/29/21	10:55	DA	06/30/21	SO	Soil	R1-SB-4(8-8.5)
JD27540-11	06/29/21	11:30	DA	06/30/21	SO	Soil	R1-SB-5(3.5-4.0)
JD27540-12	06/29/21	11:35	DA	06/30/21	SO	Soil	R1-SB-5(7.5-8.0)
JD27540-13	06/29/21	12:30	DA	06/30/21	SO	Soil	R1-SB-6(3.5-4.0)
JD27540-13A	06/29/21	12:30	DA	06/30/21	SO	Soil	R1-SB-6(3.5-4.0)
JD27540-14	06/29/21	12:45	DA	06/30/21	SO	Soil	R1-SB-6(5.5-6.0)
JD27540-14A	06/29/21	12:45	DA	06/30/21	SO	Soil	R1-SB-6(5.5-6.0)
JD27540-15	06/29/21	13:30	DA	06/30/21	SO	Soil	R1-SB-12(3.5-4.0)
JD27540-16	06/29/21	14:00	DA	06/30/21	SO	Soil	R1-SB-12(6.5-7.0)
JD27540-17	06/29/21	14:45	DA	06/30/21	SO	Soil	R1-SB-11(1.5-2.0)
JD27540-17A	06/29/21	14:45	DA	06/30/21	SO	Soil	R1-SB-11(1.5-2.0)
JD27540-18	06/29/21	14:50	DA	06/30/21	SO	Soil	R1-SB-11(6-6.5)
JD27540-18A	06/29/21	14:50	DA	06/30/21	SO	Soil	R1-SB-11(6-6.5)

Soil samples reported on a dry weight basis unless otherwise indicated on result page.

CASE NARRATIVE / CONFORMANCE SUMMARY

Client:	SESI Consulting Engineers	**Job No**	JD27540
Site:	Remedial Investigation, 247 North Avenue, New Rochelle, NY	**Report Date**	7/13/2021 9:14:57 AM

On 06/30/2021, 25 Sample(s), 0 Trip Blank(s) and 0 Field Blank(s) were received at SGS North America Inc. at a maximum corrected temperature of 3.9 C. Samples were intact and chemically preserved, unless noted below. A SGS North America Inc. Job Number of JD27540 was assigned to the project. Laboratory sample ID, client sample ID and dates of sample collection are detailed in the report's Results Summary Section.

Specified quality control criteria were achieved for this job except as noted below. For more information, please refer to the analytical results and QC summary pages.

Compounds qualified as out of range in the continuing calibration summary report are acceptable as per method requirements when there is a high bias but the sample result is non-detect.

MS Volatiles By Method SW846 8260D

Matrix: SO **Batch ID:** V1C7814

- All samples were analyzed within the recommended method holding time.
- Sample(s) JD27495-1MS, JD27495-2DUP were used as the QC samples indicated.
- All method blanks for this batch meet method specific criteria.
- JD27540-2 for Methyl Acetate: Associated CCV outside of control limits high, sample was ND.
- JD27540-1 for Methyl Acetate: Associated CCV outside of control limits high, sample was ND.

Matrix: SO **Batch ID:** V1C7815

- All samples were analyzed within the recommended method holding time.
- Sample(s) JD27614-1MS, JD27614-2DUP were used as the QC samples indicated.
- All method blanks for this batch meet method specific criteria.

Matrix: SO **Batch ID:** V3C7419

- All samples were analyzed within the recommended method holding time.
- Sample(s) JD27437-2MS, JD27437-2MSD were used as the QC samples indicated.
- All method blanks for this batch meet method specific criteria.

MS Semi-volatiles By Method EPA 537M BY ID

Matrix: SO **Batch ID:** F:OP86217

- The data for EPA 537M BY ID meets quality control requirements.
- JD27540-3A: Analysis performed at SGS Orlando, FL.
- JD27540-18A: Analysis performed at SGS Orlando, FL.
- JD27540-14A: Analysis performed at SGS Orlando, FL.
- JD27540-13A: Analysis performed at SGS Orlando, FL.
- JD27540-17A: Analysis performed at SGS Orlando, FL.
- JD27540-2A: Analysis performed at SGS Orlando, FL.
- JD27540-1A: Analysis performed at SGS Orlando, FL.

MS Semi-volatiles By Method SW846 8270E

Matrix: SO **Batch ID:** OP34109

- All samples were extracted within the recommended method holding time.
- All method blanks for this batch meet method specific criteria.
- Sample(s) JD27540-1MS, JD27540-1MSD were used as the QC samples indicated.
- Matrix Spike Recovery(s) for 2,4-Dinitrophenol, 4,6-Dinitro-o-cresol are outside control limits. Outside of in house control limits.
- Matrix Spike Duplicate Recovery(s) for 2,4-Dinitrophenol are outside control limits. Outside of in house control limits.
- JD27540-8 for 1,4-Dioxane: Associated CCV outside of control limits high, sample was ND.
- JD27540-12 for 1,4-Dioxane: Associated CCV outside of control limits high, sample was ND.
- JD27540-11 for 4,6-Dinitro-o-cresol: This compound is outside the control limits biased low in the associated BS.
- JD27540-9 for 1,4-Dioxane: Associated CCV outside of control limits high, sample was ND.
- JD27540-11 for 1,4-Dioxane: Associated CCV outside of control limits high, sample was ND.
- JD27540-9 for 2,4-Dinitrophenol: Associated CCV outside of control limits low. Low-level verification was analyzed to demonstrate system suitability to detect affected analytes. Sample was ND. This compound is outside the control limits biased low in the associated BS.
- JD27540-10 for 2,4-Dinitrophenol: Associated CCV outside of control limits low. Low-level verification was analyzed to demonstrate system suitability to detect affected analytes. Sample was ND. This compound is outside the control limits biased low in the associated BS.
- JD27540-9 for 4,6-Dinitro-o-cresol: This compound is outside the control limits biased low in the associated BS.
- JD27540-17 for 2-Nitroaniline: Associated CCV outside of control limits high, sample was ND.
- JD27540-4 for 4,6-Dinitro-o-cresol: This compound is outside the control limits biased low in the associated BS.
- JD27540-6 for 1,4-Dioxane: Associated CCV outside of control limits high, sample was ND.
- JD27540-7 for 2,4-Dinitrophenol: Associated CCV outside of control limits low. Low-level verification was analyzed to demonstrate system suitability to detect affected analytes. Sample was ND. This compound is outside the control limits biased low in the associated BS.
- JD27540-7 for 4,6-Dinitro-o-cresol: This compound is outside the control limits biased low in the associated BS.
- JD27540-6 for 4,6-Dinitro-o-cresol: This compound is outside the control limits biased low in the associated BS.
- JD27540-8 for 4,6-Dinitro-o-cresol: This compound is outside the control limits biased low in the associated BS.
- JD27540-10 for 1,4-Dioxane: Associated CCV outside of control limits high, sample was ND.
- JD27540-6 for 2,4-Dinitrophenol: Associated CCV outside of control limits low. Low-level verification was analyzed to demonstrate system suitability to detect affected analytes. Sample was ND. This compound is outside the control limits biased low in the associated BS.
- JD27540-7 for 1,4-Dioxane: Associated CCV outside of control limits high, sample was ND.
- JD27540-18 for 2,4-Dinitrophenol: Associated CCV outside of control limits low. Low-level verification was analyzed to demonstrate system suitability to detect affected analytes. Sample was ND. This compound is outside the control limits biased low in the associated BS.
- JD27540-5 for 2,4-Dinitrophenol: Associated CCV outside of control limits low. Low-level verification was analyzed to demonstrate system suitability to detect affected analytes. Sample was ND. This compound is outside the control limits biased low in the associated BS.
- JD27540-5 for 4,6-Dinitro-o-cresol: This compound is outside the control limits biased low in the associated BS.
- JD27540-16 for 1,4-Dioxane: Associated CCV outside of control limits high, sample was ND.
- JD27540-4 for 2,4-Dinitrophenol: Associated CCV outside of control limits low. Low-level verification was analyzed to demonstrate system suitability to detect affected analytes. Sample was ND. This compound is outside the control limits biased low in the associated BS.
- JD27540-16 for 4,6-Dinitro-o-cresol: This compound is outside the control limits biased low in the associated BS.
- JD27540-2 for 4,6-Dinitro-o-cresol: This compound is outside the control limits biased low in the associated BS.
- JD27540-2 for 2,4-Dinitrophenol: Associated CCV outside of control limits low. Low-level verification was analyzed to demonstrate system suitability to detect affected analytes. Sample was ND. This compound is outside the control limits biased low in the associated BS.

MS Semi-volatiles By Method SW846 8270E

Matrix: SO **Batch ID:** OP34109

- JD27540-3 for 4,6-Dinitro-o-cresol: This compound is outside the control limits biased low in the associated BS.
- JD27540-3 for 1,4-Dioxane: Associated CCV outside of control limits high, sample was ND.
- OP34109-BS1 for 4,6-Dinitro-o-cresol: Outside of in house control limits, but within the marginal exceedance limits.
- JD27540-3 for 2,4-Dinitrophenol: Associated CCV outside of control limits low. Low-level verification was analyzed to demonstrate system suitability to detect affected analytes. Sample was ND. This compound is outside the control limits biased low in the associated BS.
- JD27540-1 for 4,6-Dinitro-o-cresol: This compound is outside the control limits biased low in the associated BS.
- JD27540-1 for 2,4-Dinitrophenol: Associated CCV outside of control limits low. Low-level verification was analyzed to demonstrate system suitability to detect affected analytes. Sample was ND. This compound is outside the control limits biased low in the associated BS.
- JD27540-1 for 1,4-Dioxane: Associated CCV outside of control limits high, sample was ND.
- JD27540-2 for 1,4-Dioxane: Associated CCV outside of control limits high, sample was ND.
- JD27540-13 for 1,4-Dioxane: Associated CCV outside of control limits high, sample was ND.
- JD27540-8 for 2,4-Dinitrophenol: Associated CCV outside of control limits low. Low-level verification was analyzed to demonstrate system suitability to detect affected analytes. Sample was ND. This compound is outside the control limits biased low in the associated BS.
- JD27540-14 for 4,6-Dinitro-o-cresol: This compound is outside the control limits biased low in the associated BS.
- JD27540-14 for 1,4-Dioxane: Associated CCV outside of control limits high, sample was ND.
- JD27540-14 for 2,4-Dinitrophenol: Associated CCV outside of control limits low. Low-level verification was analyzed to demonstrate system suitability to detect affected analytes. Sample was ND. This compound is outside the control limits biased low in the associated BS.
- JD27540-4 for 1,4-Dioxane: Associated CCV outside of control limits high, sample was ND.
- JD27540-18 for 1,4-Dioxane: Associated CCV outside of control limits high, sample was ND.
- JD27540-11 for 2,4-Dinitrophenol: Associated CCV outside of control limits low. Low-level verification was analyzed to demonstrate system suitability to detect affected analytes. Sample was ND. This compound is outside the control limits biased low in the associated BS.
- JD27540-18 for 4,6-Dinitro-o-cresol: This compound is outside the control limits biased low in the associated BS.
- JD27540-12 for 2,4-Dinitrophenol: Associated CCV outside of control limits low. Low-level verification was analyzed to demonstrate system suitability to detect affected analytes. Sample was ND. This compound is outside the control limits biased low in the associated BS.
- JD27540-13 for 2,4-Dinitrophenol: Associated CCV outside of control limits low. Low-level verification was analyzed to demonstrate system suitability to detect affected analytes. Sample was ND. This compound is outside the control limits biased low in the associated BS.
- JD27540-13 for 4,6-Dinitro-o-cresol: This compound is outside the control limits biased low in the associated BS.
- JD27540-16 for 2,4-Dinitrophenol: Associated CCV outside of control limits low. Low-level verification was analyzed to demonstrate system suitability to detect affected analytes. Sample was ND. This compound is outside the control limits biased low in the associated BS.
- OP34109-BS1 for 2,4-Dinitrophenol: Outside of in house control limits, but within the marginal exceedance limits.
- JD27540-15 for 1,4-Dioxane: Associated CCV outside of control limits high, sample was ND.
- JD27540-15 for 2,4-Dinitrophenol: Associated CCV outside of control limits low. Low-level verification was analyzed to demonstrate system suitability to detect affected analytes. Sample was ND. This compound is outside the control limits biased low in the associated BS.
- JD27540-15 for 4,6-Dinitro-o-cresol: This compound is outside the control limits biased low in the associated BS.
- JD27540-5 for 1,4-Dioxane: Associated CCV outside of control limits high, sample was ND.
- JD27540-10 for 4,6-Dinitro-o-cresol: This compound is outside the control limits biased low in the associated BS.
- JD27540-12 for 4,6-Dinitro-o-cresol: This compound is outside the control limits biased low in the associated BS.

MS Semi-volatiles By Method SW846 8270E BY SIM

Matrix: SO **Batch ID:** OP34109A

- All samples were extracted within the recommended method holding time.
- All method blanks for this batch meet method specific criteria.
- Sample(s) JD27540-2MS, JD27540-2MSD were used as the QC samples indicated.
- OP34109A-BSD12 for Nitrobenzene-d5: Outside of in house control limits, but within reasonable method recovery limits.
- OP34109A-BS12 for Nitrobenzene-d5: Outside of in house control limits, but within reasonable method recovery limits.
- JD27540-2 for Nitrobenzene-d5: Outside of in house control limits, but within reasonable method recovery limits.
- OP34109A-MB1 for Nitrobenzene-d5: Outside of in house control limits, but within reasonable method recovery limits.

GC/LC Semi-volatiles By Method SW846 8081B

Matrix: SO **Batch ID:** OP34113

- All samples were extracted within the recommended method holding time.
- All method blanks for this batch meet method specific criteria.
- Sample(s) JD27449-2MS, JD27449-2MSD were used as the QC samples indicated.
- JD27540-13: Had TBA cleanup.
- JD27540-18: Had TBA cleanup.
- JD27540-17: Had TBA cleanup.
- JD27540-14 for Aldrin: More than 40 % RPD for detected concentrations between the two GC columns.
- JD27540-14 for Dieldrin: More than 40 % RPD for detected concentrations between the two GC columns.

GC/LC Semi-volatiles By Method SW846 8082A

Matrix: SO **Batch ID:** OP34114

- All samples were extracted within the recommended method holding time.
- All method blanks for this batch meet method specific criteria.
- Sample(s) JD27540-1MS, JD27540-1MSD were used as the QC samples indicated.

Metals Analysis By Method SW846 6010D

Matrix: SO **Batch ID:** MP27287

- All samples were digested within the recommended method holding time.
- All method blanks for this batch meet method specific criteria.
- Sample(s) JD27540-5MSD, JD27540-5PS, JD27540-5SDL, JD27540-5MS were used as the QC samples for metals.
- Matrix Spike Recovery(s) for Aluminum, Antimony are outside control limits. Spike recovery indicates possible matrix interference and/or sample nonhomogeneity.
- Matrix Spike Duplicate Recovery(s) for Aluminum, Antimony are outside control limits. Spike recovery indicates possible matrix interference and/or sample nonhomogeneity.
- RPD(s) for Serial Dilution for Antimony, Arsenic, Beryllium, Lead, Silver, Thallium are outside control limits for sample MP27287-SD1. Percent difference acceptable due to low initial sample concentration (< 50 times IDL).
- JD27540-8 for Copper: Elevated detection limit due to dilution required for high interfering element.
- JD27540-7 for Cadmium: Elevated detection limit due to dilution required for high interfering element.
- JD27540-7 for Beryllium: Elevated detection limit due to dilution required for high interfering element.
- JD27540-7 for Arsenic: Elevated detection limit due to dilution required for high interfering element.
- JD27540-8 for Arsenic: Elevated detection limit due to dilution required for high interfering element.
- JD27540-1 for Cobalt: Elevated detection limit due to dilution required for high interfering element.
- JD27540-1 for Beryllium: Elevated detection limit due to dilution required for high interfering element.
- JD27540-8 for Cadmium: Elevated detection limit due to dilution required for high interfering element.
- JD27540-8 for Cobalt: Elevated detection limit due to dilution required for high interfering element.
- JD27540-7 for Copper: Elevated detection limit due to dilution required for high interfering element.
- JD27540-1 for Thallium: Elevated detection limit due to dilution required for high interfering element.
- JD27540-7 for Thallium: Elevated detection limit due to dilution required for high interfering element.
- JD27540-8 for Selenium: Elevated detection limit due to dilution required for high interfering element.
- JD27540-8 for Silver: Elevated detection limit due to dilution required for high interfering element.
- JD27540-7 for Silver: Elevated detection limit due to dilution required for high interfering element.
- JD27540-7 for Cobalt: Elevated detection limit due to dilution required for high interfering element.
- JD27540-8 for Beryllium: Elevated detection limit due to dilution required for high interfering element.
- JD27540-12 for Silver: Elevated detection limit due to dilution required for high interfering element.
- JD27540-16 for Selenium: Elevated detection limit due to dilution required for high interfering element.
- JD27540-8 for Thallium: Elevated detection limit due to dilution required for high interfering element.
- JD27540-12 for Arsenic: Elevated detection limit due to dilution required for high interfering element.
- JD27540-12 for Copper: Elevated detection limit due to dilution required for high interfering element.
- JD27540-16 for Arsenic: Elevated detection limit due to dilution required for high interfering element.
- JD27540-12 for Manganese: Elevated detection limit due to dilution required for high interfering element.
- JD27540-16 for Silver: Elevated detection limit due to dilution required for high interfering element.
- JD27540-7 for Selenium: Elevated detection limit due to dilution required for high interfering element.
- JD27540-16 for Manganese: Elevated detection limit due to dilution required for high interfering element.
- JD27540-16 for Copper: Elevated detection limit due to dilution required for high interfering element.
- JD27540-16 for Cobalt: Elevated detection limit due to dilution required for high interfering element.
- JD27540-16 for Cadmium: Elevated detection limit due to dilution required for high interfering element.
- JD27540-7 for Manganese: Elevated detection limit due to dilution required for high interfering element.
- JD27540-16 for Beryllium: Elevated detection limit due to dilution required for high interfering element.
- JD27540-12 for Beryllium: Elevated detection limit due to dilution required for high interfering element.
- JD27540-12 for Thallium: Elevated detection limit due to dilution required for high interfering element.

Metals Analysis By Method SW846 6010D

Matrix: SO	Batch ID: MP27287

- JD27540-12 for Selenium: Elevated detection limit due to dilution required for high interfering element.
- JD27540-12 for Cobalt: Elevated detection limit due to dilution required for high interfering element.
- JD27540-8 for Manganese: Elevated detection limit due to dilution required for high interfering element.
- JD27540-12 for Cadmium: Elevated detection limit due to dilution required for high interfering element.
- JD27540-16 for Thallium: Elevated detection limit due to dilution required for high interfering element.

Metals Analysis By Method SW846 7471B

Matrix: SO	Batch ID: MP27325

- All samples were digested within the recommended method holding time.
- All method blanks for this batch meet method specific criteria.
- Sample(s) JD27540-5MS, JD27540-5MSD were used as the QC samples for metals.

Matrix: SO	Batch ID: MP27326

- All samples were digested within the recommended method holding time.
- All method blanks for this batch meet method specific criteria.
- Sample(s) JD27493-1MS, JD27493-1MSD were used as the QC samples for metals.

General Chemistry By Method SM2540 G 18TH ED MOD

Matrix: SO	Batch ID: GN19617

- Sample(s) JD27495-22DUP were used as the QC samples for Solids, Percent.

Matrix: SO	Batch ID: GN19618

- Sample(s) JD27540-14DUP were used as the QC samples for Solids, Percent.

General Chemistry By Method SW846 9012B/LACHAT

Matrix: SO	Batch ID: GP34640

- All samples were prepared within the recommended method holding time.
- All method blanks for this batch meet method specific criteria.
- Sample(s) JD27495-3DUP, JD27495-3MS were used as the QC samples for Cyanide.

SGS North America Inc. certifies that data reported for samples received, listed on the associated custody chain or analytical task order, were produced to specifications meeting the Quality System precision, accuracy and completeness objectives except as noted.

Estimated non-standard method measurement uncertainty data is available on request, based on quality control bias and implicit for standard methods. Acceptable uncertainty requires tested parameter quality control data to meet method criteria.

SGS North America Inc. is not responsible for data quality assumptions if partial reports are used and recommends that this report be used in its entirety. Data release is authorized by SGS North America Inc indicated via signature on the report cover

SAMPLE DELIVERY GROUP CASE NARRATIVE

Client: SGS Dayton, NJ **Job No:** JD27540

Site: SESINJPB: 247 North Avenue, New Rochelle, NY **Report Date** 7/9/2021 4:56:13 PM

7 Sample(s), 0 Trip Blank(s) and 0 Field Blank(s) were collected on 06/29/2021 and were received at SGS North America Inc - Orlando on 06/30/2021 properly preserved, at 2.8 Deg. C and intact. These Samples received an SGS Orlando job number of JD27540. A listing of the Laboratory Sample ID, Client Sample ID and dates of collection are presented in the Results Summary Section. Except as noted below, all method specified calibrations and quality control performance criteria were met for this job. For more information, please refer to QC summary pages.

MS Semi-volatiles By Method EPA 537M BY ID

Matrix: SO **Batch ID:** OP86217

Sample(s) FA86975-1MS, FA86975-1MSD were used as the QC samples indicated.

SGS Orlando certifies that this report meets the project requirements for analytical data produced for the samples as received at SGS Orlando and as stated on the COC. SGS Orlando certifies that the data meets the Data Quality Objectives for precision, accuracy and completeness as specified in the SGS Orlando Quality Manual except as noted above. This report is to be used in its entirety. SGS Orlando is not responsible for any assumptions of data quality if partial data packages are used.

Narrative prepared by:

_____

Ariel Hartney, Client Services (signature on file)

Summary of Hits

Job Number: JD27540
Account: SESI Consulting Engineers
Project: Remedial Investigation, 247 North Avenue, New Rochelle, NY
Collected: 06/29/21

Lab Sample ID / Analyte	Client Sample ID	Result/ Qual	RL	MDL	Units	Method
JD27540-1	**R1-SB-1(1.5-2.0)**					
Acetone		5.6 J	13	5.4	ug/kg	SW846 8260D
Aluminum		14800	66		mg/kg	SW846 6010D
Barium		120	27		mg/kg	SW846 6010D
Beryllium [a]		0.94	0.53		mg/kg	SW846 6010D
Calcium		2060	660		mg/kg	SW846 6010D
Chromium		26.5	1.3		mg/kg	SW846 6010D
Copper		18.8	3.3		mg/kg	SW846 6010D
Iron		19700	66		mg/kg	SW846 6010D
Lead		7.8	2.7		mg/kg	SW846 6010D
Magnesium		4230	660		mg/kg	SW846 6010D
Manganese		327	2.0		mg/kg	SW846 6010D
Nickel		22.6	5.3		mg/kg	SW846 6010D
Potassium		4260	1300		mg/kg	SW846 6010D
Vanadium		33.6	6.6		mg/kg	SW846 6010D
Zinc		48.9	6.6		mg/kg	SW846 6010D
JD27540-1A	**R1-SB-1(1.5-2.0)**					
No hits reported in this sample.						
JD27540-2	**R1-SB-1(5.0-5.5)**					
Aluminum		10800	57		mg/kg	SW846 6010D
Barium		88.0	23		mg/kg	SW846 6010D
Beryllium		0.40	0.23		mg/kg	SW846 6010D
Calcium		6670	570		mg/kg	SW846 6010D
Chromium		22.6	1.1		mg/kg	SW846 6010D
Cobalt		8.4	5.7		mg/kg	SW846 6010D
Copper		18.2	2.9		mg/kg	SW846 6010D
Iron		18100	57		mg/kg	SW846 6010D
Lead		4.7	2.3		mg/kg	SW846 6010D
Magnesium		5990	570		mg/kg	SW846 6010D
Manganese		256	1.7		mg/kg	SW846 6010D
Nickel		22.4	4.6		mg/kg	SW846 6010D
Potassium		3610	1100		mg/kg	SW846 6010D
Vanadium		25.2	5.7		mg/kg	SW846 6010D
Zinc		34.1	5.7		mg/kg	SW846 6010D
JD27540-2A	**R1-SB-1(5.0-5.5)**					
No hits reported in this sample.						

Summary of Hits

Job Number: JD27540
Account: SESI Consulting Engineers
Project: Remedial Investigation, 247 North Avenue, New Rochelle, NY
Collected: 06/29/21

Lab Sample ID / Analyte	Client Sample ID	Result/ Qual	RL	MDL	Units	Method
JD27540-3	**R1-SB-1(11-11.5)**					
Acetone		4.5 J	9.3	3.9	ug/kg	SW846 8260D
Aluminum		5760	55		mg/kg	SW846 6010D
Barium		100	22		mg/kg	SW846 6010D
Beryllium		0.27	0.22		mg/kg	SW846 6010D
Calcium		4470	550		mg/kg	SW846 6010D
Chromium		13.6	1.1		mg/kg	SW846 6010D
Cobalt		5.7	5.5		mg/kg	SW846 6010D
Copper		12.7	2.7		mg/kg	SW846 6010D
Iron		9950	55		mg/kg	SW846 6010D
Lead		2.5	2.2		mg/kg	SW846 6010D
Magnesium		3560	550		mg/kg	SW846 6010D
Manganese		488	1.6		mg/kg	SW846 6010D
Nickel		13.1	4.4		mg/kg	SW846 6010D
Potassium		2650	1100		mg/kg	SW846 6010D
Vanadium		16.5	5.5		mg/kg	SW846 6010D
Zinc		20.3	5.5		mg/kg	SW846 6010D
JD27540-3A	**R1-SB-1(11-11.5)**					
No hits reported in this sample.						
JD27540-4	**R1-SB-2(3-3.5)**					
Aluminum		12100	53		mg/kg	SW846 6010D
Arsenic		5.7	2.1		mg/kg	SW846 6010D
Barium		91.5	21		mg/kg	SW846 6010D
Beryllium		0.52	0.21		mg/kg	SW846 6010D
Calcium		4400	530		mg/kg	SW846 6010D
Chromium		18.3	1.1		mg/kg	SW846 6010D
Cobalt		5.6	5.3		mg/kg	SW846 6010D
Copper		13.7	2.6		mg/kg	SW846 6010D
Iron		12800	53		mg/kg	SW846 6010D
Lead		409	2.1		mg/kg	SW846 6010D
Magnesium		2230	530		mg/kg	SW846 6010D
Manganese		151	1.6		mg/kg	SW846 6010D
Mercury		0.047	0.032		mg/kg	SW846 7471B
Nickel		16.2	4.2		mg/kg	SW846 6010D
Potassium		1290	1100		mg/kg	SW846 6010D
Vanadium		25.9	5.3		mg/kg	SW846 6010D
Zinc		59.6	5.3		mg/kg	SW846 6010D

Summary of Hits

Job Number: JD27540
Account: SESI Consulting Engineers
Project: Remedial Investigation, 247 North Avenue, New Rochelle, NY
Collected: 06/29/21

Lab Sample ID / Analyte	Client Sample ID	Result/ Qual	RL	MDL	Units	Method
JD27540-5	**R1-SB-2(6-6.5)**					
Aluminum		4790	52		mg/kg	SW846 6010D
Barium		34.7	21		mg/kg	SW846 6010D
Calcium		1550	520		mg/kg	SW846 6010D
Chromium		10.1	1.0		mg/kg	SW846 6010D
Copper		8.7	2.6		mg/kg	SW846 6010D
Iron		8470	52		mg/kg	SW846 6010D
Lead		2.7	2.1		mg/kg	SW846 6010D
Magnesium		1380	520		mg/kg	SW846 6010D
Manganese		127	1.6		mg/kg	SW846 6010D
Nickel		8.5	4.1		mg/kg	SW846 6010D
Potassium		1580	1000		mg/kg	SW846 6010D
Vanadium		13.6	5.2		mg/kg	SW846 6010D
Zinc		16.2	5.2		mg/kg	SW846 6010D
JD27540-6	**R1-SB-3(1-1.5)**					
Benzo(a)anthracene		17.5 J	40	11	ug/kg	SW846 8270E
Benzo(b)fluoranthene		19.0 J	40	18	ug/kg	SW846 8270E
Chrysene		16.3 J	40	13	ug/kg	SW846 8270E
Fluoranthene		34.1 J	40	18	ug/kg	SW846 8270E
Phenanthrene		26.1 J	40	14	ug/kg	SW846 8270E
Pyrene		43.5	40	13	ug/kg	SW846 8270E
Aluminum		11600	59		mg/kg	SW846 6010D
Arsenic		2.9	2.4		mg/kg	SW846 6010D
Barium		149	24		mg/kg	SW846 6010D
Beryllium		0.51	0.24		mg/kg	SW846 6010D
Calcium		4740	590		mg/kg	SW846 6010D
Chromium		19.4	1.2		mg/kg	SW846 6010D
Copper		25.8	3.0		mg/kg	SW846 6010D
Iron		13600	59		mg/kg	SW846 6010D
Lead		180	2.4		mg/kg	SW846 6010D
Magnesium		3060	590		mg/kg	SW846 6010D
Manganese		157	1.8		mg/kg	SW846 6010D
Mercury		0.038	0.031		mg/kg	SW846 7471B
Nickel		17.4	4.7		mg/kg	SW846 6010D
Potassium		1860	1200		mg/kg	SW846 6010D
Vanadium		22.4	5.9		mg/kg	SW846 6010D
Zinc		387	5.9		mg/kg	SW846 6010D
JD27540-7	**R1-SB-3(7-7.5)**					
Aluminum		17100	59		mg/kg	SW846 6010D
Barium		102	24		mg/kg	SW846 6010D

Summary of Hits

Job Number: JD27540
Account: SESI Consulting Engineers
Project: Remedial Investigation, 247 North Avenue, New Rochelle, NY
Collected: 06/29/21

Lab Sample ID / Analyte	Client Sample ID	Result/ Qual	RL	MDL	Units	Method
Calcium		1820	590		mg/kg	SW846 6010D
Chromium		27.0	1.2		mg/kg	SW846 6010D
Copper [a]		27.5	15		mg/kg	SW846 6010D
Iron		28500	300		mg/kg	SW846 6010D
Lead		7.3	2.4		mg/kg	SW846 6010D
Magnesium		3520	590		mg/kg	SW846 6010D
Manganese [a]		400	8.9		mg/kg	SW846 6010D
Nickel		20.6	4.7		mg/kg	SW846 6010D
Potassium		4320	1200		mg/kg	SW846 6010D
Vanadium		37.3	5.9		mg/kg	SW846 6010D
Zinc		39.2	5.9		mg/kg	SW846 6010D
JD27540-8	**R1-SB-3(12-12.5)**					
Aluminum		12700	55		mg/kg	SW846 6010D
Barium		112	22		mg/kg	SW846 6010D
Calcium		7660	550		mg/kg	SW846 6010D
Chromium		28.3	1.1		mg/kg	SW846 6010D
Copper [a]		27.2	14		mg/kg	SW846 6010D
Iron		25100	270		mg/kg	SW846 6010D
Lead		5.5	2.2		mg/kg	SW846 6010D
Magnesium		7410	550		mg/kg	SW846 6010D
Manganese [a]		604	8.2		mg/kg	SW846 6010D
Nickel		25.7	4.4		mg/kg	SW846 6010D
Potassium		5480	1100		mg/kg	SW846 6010D
Vanadium		35.7	5.5		mg/kg	SW846 6010D
Zinc		38.6	5.5		mg/kg	SW846 6010D
JD27540-9	**R1-SB-4(4-4.5)**					
Acenaphthene		50.1 J	72	25	ug/kg	SW846 8270E
Acenaphthylene		316	72	36	ug/kg	SW846 8270E
Anthracene		338	72	44	ug/kg	SW846 8270E
Benzo(a)anthracene		1510	72	20	ug/kg	SW846 8270E
Benzo(a)pyrene		1730	72	33	ug/kg	SW846 8270E
Benzo(b)fluoranthene		2250	72	32	ug/kg	SW846 8270E
Benzo(g,h,i)perylene		1200	72	36	ug/kg	SW846 8270E
Benzo(k)fluoranthene		747	72	33	ug/kg	SW846 8270E
1,1'-Biphenyl		10.6 J	140	9.8	ug/kg	SW846 8270E
Carbazole		144	140	10	ug/kg	SW846 8270E
Chrysene		1760	72	23	ug/kg	SW846 8270E
Dibenzo(a,h)anthracene		336	72	32	ug/kg	SW846 8270E
Dibenzofuran		38.9 J	140	29	ug/kg	SW846 8270E
Fluoranthene		2580	72	32	ug/kg	SW846 8270E
Fluorene		75.0	72	33	ug/kg	SW846 8270E

Summary of Hits

Job Number: JD27540
Account: SESI Consulting Engineers
Project: Remedial Investigation, 247 North Avenue, New Rochelle, NY
Collected: 06/29/21

Lab Sample ID / Analyte	Client Sample ID	Result/ Qual	RL	MDL	Units	Method
Indeno(1,2,3-cd)pyrene		1070	72	34	ug/kg	SW846 8270E
2-Methylnaphthalene		20.4 J	72	16	ug/kg	SW846 8270E
Naphthalene		33.8 J	72	20	ug/kg	SW846 8270E
Phenanthrene		1300	72	24	ug/kg	SW846 8270E
Pyrene		2940	72	23	ug/kg	SW846 8270E
Total TIC, Semi-Volatile		8260 J			ug/kg	
Aluminum		6470	53		mg/kg	SW846 6010D
Arsenic		3.6	2.1		mg/kg	SW846 6010D
Barium		55.9	21		mg/kg	SW846 6010D
Beryllium		0.37	0.21		mg/kg	SW846 6010D
Calcium		13600	530		mg/kg	SW846 6010D
Chromium		8.0	1.1		mg/kg	SW846 6010D
Cobalt		6.9	5.3		mg/kg	SW846 6010D
Copper		51.7	2.6		mg/kg	SW846 6010D
Iron		14600	53		mg/kg	SW846 6010D
Lead		134	2.1		mg/kg	SW846 6010D
Magnesium		6270	530		mg/kg	SW846 6010D
Manganese		162	1.6		mg/kg	SW846 6010D
Mercury		0.45	0.028		mg/kg	SW846 7471B
Nickel		15.6	4.2		mg/kg	SW846 6010D
Vanadium		60.7	5.3		mg/kg	SW846 6010D
Zinc		73.2	5.3		mg/kg	SW846 6010D
JD27540-10	**R1-SB-4(8-8.5)**					
Aluminum		8280	54		mg/kg	SW846 6010D
Barium		52.5	22		mg/kg	SW846 6010D
Beryllium		0.33	0.22		mg/kg	SW846 6010D
Calcium		2750	540		mg/kg	SW846 6010D
Chromium		16.2	1.1		mg/kg	SW846 6010D
Cobalt		6.0	5.4		mg/kg	SW846 6010D
Copper		13.2	2.7		mg/kg	SW846 6010D
Iron		11700	54		mg/kg	SW846 6010D
Lead		3.6	2.2		mg/kg	SW846 6010D
Magnesium		2750	540		mg/kg	SW846 6010D
Manganese		265	1.6		mg/kg	SW846 6010D
Nickel		12.1	4.3		mg/kg	SW846 6010D
Potassium		2050	1100		mg/kg	SW846 6010D
Vanadium		19.5	5.4		mg/kg	SW846 6010D
Zinc		25.7	5.4		mg/kg	SW846 6010D
JD27540-11	**R1-SB-5(3.5-4.0)**					
Total TIC, Semi-Volatile		990 J			ug/kg	
Aluminum		1810	6.1		mg/kg	SW846 6010D

Summary of Hits

Job Number: JD27540
Account: SESI Consulting Engineers
Project: Remedial Investigation, 247 North Avenue, New Rochelle, NY
Collected: 06/29/21

Lab Sample ID / Analyte	Client Sample ID	Result/ Qual	RL	MDL	Units	Method
Arsenic		0.30	0.24		mg/kg	SW846 6010D
Barium		12.3	2.4		mg/kg	SW846 6010D
Beryllium		0.073	0.024		mg/kg	SW846 6010D
Calcium		91.2	61		mg/kg	SW846 6010D
Chromium		2.3	0.12		mg/kg	SW846 6010D
Copper		0.96	0.30		mg/kg	SW846 6010D
Iron		1500	6.1		mg/kg	SW846 6010D
Lead		1.2	0.24		mg/kg	SW846 6010D
Magnesium		242	61		mg/kg	SW846 6010D
Manganese		8.1	0.18		mg/kg	SW846 6010D
Nickel		2.0	0.48		mg/kg	SW846 6010D
Potassium		266	120		mg/kg	SW846 6010D
Vanadium		3.3	0.61		mg/kg	SW846 6010D
Zinc		3.1	0.61		mg/kg	SW846 6010D
JD27540-12	**R1-SB-5(7.5-8.0)**					
Aluminum		11400	52		mg/kg	SW846 6010D
Barium		71.3	21		mg/kg	SW846 6010D
Calcium		2340	520		mg/kg	SW846 6010D
Chromium		25.2	1.0		mg/kg	SW846 6010D
Copper [a]		19.6	13		mg/kg	SW846 6010D
Iron		21000	260		mg/kg	SW846 6010D
Lead		4.8	2.1		mg/kg	SW846 6010D
Magnesium		4520	520		mg/kg	SW846 6010D
Manganese [a]		218	7.8		mg/kg	SW846 6010D
Nickel		24.8	4.2		mg/kg	SW846 6010D
Potassium		3520	1000		mg/kg	SW846 6010D
Vanadium		34.1	5.2		mg/kg	SW846 6010D
Zinc		37.1	5.2		mg/kg	SW846 6010D
JD27540-13	**R1-SB-6(3.5-4.0)**					
Acetone		8.9 J	11	4.5	ug/kg	SW846 8260D
Anthracene		119 J	170	100	ug/kg	SW846 8270E
Benzo(a)anthracene		633	170	47	ug/kg	SW846 8270E
Benzo(a)pyrene		702	170	76	ug/kg	SW846 8270E
Benzo(b)fluoranthene		804	170	74	ug/kg	SW846 8270E
Benzo(g,h,i)perylene		484	170	84	ug/kg	SW846 8270E
Benzo(k)fluoranthene		285	170	78	ug/kg	SW846 8270E
Carbazole		33.6 J	340	24	ug/kg	SW846 8270E
Chrysene		689	170	53	ug/kg	SW846 8270E
Dibenzo(a,h)anthracene		188	170	74	ug/kg	SW846 8270E
Fluoranthene		1140	170	75	ug/kg	SW846 8270E
Indeno(1,2,3-cd)pyrene		418	170	79	ug/kg	SW846 8270E

Summary of Hits

Job Number: JD27540
Account: SESI Consulting Engineers
Project: Remedial Investigation, 247 North Avenue, New Rochelle, NY
Collected: 06/29/21

Lab Sample ID / Analyte	Client Sample ID	Result/ Qual	RL	MDL	Units	Method
Phenanthrene		425	170	56	ug/kg	SW846 8270E
Pyrene		1080	170	54	ug/kg	SW846 8270E
Total TIC, Semi-Volatile		32980 J			ug/kg	
Aluminum		9490	54		mg/kg	SW846 6010D
Antimony		6.0	2.2		mg/kg	SW846 6010D
Arsenic		5.2	2.2		mg/kg	SW846 6010D
Barium		116	22		mg/kg	SW846 6010D
Beryllium		0.56	0.22		mg/kg	SW846 6010D
Calcium		20300	540		mg/kg	SW846 6010D
Chromium		18.2	1.1		mg/kg	SW846 6010D
Cobalt		10.2	5.4		mg/kg	SW846 6010D
Copper		198	2.7		mg/kg	SW846 6010D
Iron		13100	54		mg/kg	SW846 6010D
Lead		383	2.2		mg/kg	SW846 6010D
Magnesium		10700	540		mg/kg	SW846 6010D
Manganese		682	1.6		mg/kg	SW846 6010D
Mercury		0.28	0.031		mg/kg	SW846 7471B
Nickel		14.2	4.3		mg/kg	SW846 6010D
Potassium		1210	1100		mg/kg	SW846 6010D
Silver		1.9	0.54		mg/kg	SW846 6010D
Vanadium		26.5	5.4		mg/kg	SW846 6010D
Zinc		135	5.4		mg/kg	SW846 6010D
JD27540-13A	**R1-SB-6(3.5-4.0)**					
No hits reported in this sample.						
JD27540-14	**R1-SB-6(5.5-6.0)**					
Acenaphthene		119	34	12	ug/kg	SW846 8270E
Acenaphthylene		141	34	17	ug/kg	SW846 8270E
Anthracene		27.4 J	34	21	ug/kg	SW846 8270E
Benzo(a)anthracene		9.6 J	34	9.6	ug/kg	SW846 8270E
1,1'-Biphenyl		321	68	4.7	ug/kg	SW846 8270E
Chrysene		21.1 J	34	11	ug/kg	SW846 8270E
Dibenzofuran		144	68	14	ug/kg	SW846 8270E
Fluoranthene		25.7 J	34	15	ug/kg	SW846 8270E
Fluorene		162	34	16	ug/kg	SW846 8270E
2-Methylnaphthalene		3140	34	7.7	ug/kg	SW846 8270E
Naphthalene		1060	34	9.6	ug/kg	SW846 8270E
Phenanthrene		271	34	11	ug/kg	SW846 8270E
Pyrene		63.5	34	11	ug/kg	SW846 8270E
Total TIC, Semi-Volatile		54600 J			ug/kg	
Aldrin [b]		0.94	0.68	0.56	ug/kg	SW846 8081B
Dieldrin [b]		0.87	0.68	0.47	ug/kg	SW846 8081B

Summary of Hits

Job Number: JD27540
Account: SESI Consulting Engineers
Project: Remedial Investigation, 247 North Avenue, New Rochelle, NY
Collected: 06/29/21

Lab Sample ID / Analyte	Client Sample ID	Result/ Qual	RL	MDL	Units	Method
Aluminum		7650	53		mg/kg	SW846 6010D
Barium		67.9	21		mg/kg	SW846 6010D
Beryllium		0.39	0.21		mg/kg	SW846 6010D
Calcium		1550	530		mg/kg	SW846 6010D
Chromium		16.1	1.1		mg/kg	SW846 6010D
Cobalt		6.0	5.3		mg/kg	SW846 6010D
Copper		14.1	2.6		mg/kg	SW846 6010D
Iron		12700	53		mg/kg	SW846 6010D
Lead		3.3	2.1		mg/kg	SW846 6010D
Magnesium		2570	530		mg/kg	SW846 6010D
Manganese		218	1.6		mg/kg	SW846 6010D
Nickel		14.3	4.2		mg/kg	SW846 6010D
Potassium		3330	1100		mg/kg	SW846 6010D
Vanadium		23.0	5.3		mg/kg	SW846 6010D
Zinc		23.5	5.3		mg/kg	SW846 6010D
JD27540-14A	**R1-SB-6(5.5-6.0)**					
No hits reported in this sample.						
JD27540-15	**R1-SB-12(3.5-4.0)**					
Aluminum		11300	55		mg/kg	SW846 6010D
Barium		73.8	22		mg/kg	SW846 6010D
Beryllium		0.57	0.22		mg/kg	SW846 6010D
Calcium		1800	550		mg/kg	SW846 6010D
Chromium		23.8	1.1		mg/kg	SW846 6010D
Copper		18.4	2.7		mg/kg	SW846 6010D
Iron		12500	55		mg/kg	SW846 6010D
Lead		5.8	2.2		mg/kg	SW846 6010D
Magnesium		2870	550		mg/kg	SW846 6010D
Manganese		189	1.6		mg/kg	SW846 6010D
Nickel		14.7	4.4		mg/kg	SW846 6010D
Potassium		2900	1100		mg/kg	SW846 6010D
Vanadium		25.2	5.5		mg/kg	SW846 6010D
Zinc		27.8	5.5		mg/kg	SW846 6010D
JD27540-16	**R1-SB-12(6.5-7.0)**					
Aluminum		13000	52		mg/kg	SW846 6010D
Barium		97.6	21		mg/kg	SW846 6010D
Calcium		2570	520		mg/kg	SW846 6010D
Chromium		75.6	1.0		mg/kg	SW846 6010D
Copper [a]		38.3	13		mg/kg	SW846 6010D
Iron		22600	260		mg/kg	SW846 6010D

Summary of Hits

Job Number: JD27540
Account: SESI Consulting Engineers
Project: Remedial Investigation, 247 North Avenue, New Rochelle, NY
Collected: 06/29/21

Lab Sample ID / Analyte	Client Sample ID	Result/ Qual	RL	MDL	Units	Method
Lead		4.2	2.1		mg/kg	SW846 6010D
Magnesium		8730	520		mg/kg	SW846 6010D
Manganese [a]		533	7.9		mg/kg	SW846 6010D
Nickel		61.4	4.2		mg/kg	SW846 6010D
Potassium		3960	1000		mg/kg	SW846 6010D
Vanadium		40.2	5.2		mg/kg	SW846 6010D
Zinc		43.5	5.2		mg/kg	SW846 6010D
JD27540-17	**R1-SB-11(1.5-2.0)**					
Acetone		21.9	11	4.5	ug/kg	SW846 8260D
Carbon disulfide		0.95 J	2.2	0.58	ug/kg	SW846 8260D
Acenaphthylene		22.3 J	40	20	ug/kg	SW846 8270E
Anthracene		31.3 J	40	24	ug/kg	SW846 8270E
Benzo(a)anthracene		161	40	11	ug/kg	SW846 8270E
Benzo(a)pyrene		155	40	18	ug/kg	SW846 8270E
Benzo(b)fluoranthene		177	40	17	ug/kg	SW846 8270E
Benzo(g,h,i)perylene		100	40	20	ug/kg	SW846 8270E
Benzo(k)fluoranthene		74.8	40	18	ug/kg	SW846 8270E
Carbazole		9.3 J	79	5.7	ug/kg	SW846 8270E
Chrysene		174	40	12	ug/kg	SW846 8270E
Dibenzo(a,h)anthracene		24.9 J	40	17	ug/kg	SW846 8270E
Fluoranthene		298	40	18	ug/kg	SW846 8270E
Indeno(1,2,3-cd)pyrene		104	40	19	ug/kg	SW846 8270E
Phenanthrene		159	40	13	ug/kg	SW846 8270E
Pyrene		340	40	13	ug/kg	SW846 8270E
Total TIC, Semi-Volatile		340 J			ug/kg	
Aluminum		9990	58		mg/kg	SW846 6010D
Arsenic		2.4	2.3		mg/kg	SW846 6010D
Barium		71.0	23		mg/kg	SW846 6010D
Beryllium		0.54	0.23		mg/kg	SW846 6010D
Calcium		14200	580		mg/kg	SW846 6010D
Chromium		20.1	1.2		mg/kg	SW846 6010D
Cobalt		8.6	5.8		mg/kg	SW846 6010D
Copper		21.2	2.9		mg/kg	SW846 6010D
Iron		14900	58		mg/kg	SW846 6010D
Lead		33.6	2.3		mg/kg	SW846 6010D
Magnesium		9870	580		mg/kg	SW846 6010D
Manganese		188	1.7		mg/kg	SW846 6010D
Mercury		0.52	0.030		mg/kg	SW846 7471B
Nickel		17.4	4.6		mg/kg	SW846 6010D
Potassium		3220	1200		mg/kg	SW846 6010D
Vanadium		29.8	5.8		mg/kg	SW846 6010D
Zinc		37.3	5.8		mg/kg	SW846 6010D

Summary of Hits

Job Number: JD27540
Account: SESI Consulting Engineers
Project: Remedial Investigation, 247 North Avenue, New Rochelle, NY
Collected: 06/29/21

Lab Sample ID / Analyte	Client Sample ID	Result/ Qual	RL	MDL	Units	Method
JD27540-17A	**R1-SB-11(1.5-2.0)**					
No hits reported in this sample.						
JD27540-18	**R1-SB-11(6-6.5)**					
Acetone		28.4	13	5.3	ug/kg	SW846 8260D
Carbon disulfide		1.6 J	2.6	0.69	ug/kg	SW846 8260D
3&4-Methylphenol		919	87	36	ug/kg	SW846 8270E
Phenol		39.7 J	87	23	ug/kg	SW846 8270E
Acenaphthene		95.4	43	15	ug/kg	SW846 8270E
Anthracene		77.6	43	27	ug/kg	SW846 8270E
Benzo(a)anthracene		116	43	12	ug/kg	SW846 8270E
Benzo(a)pyrene		107	43	20	ug/kg	SW846 8270E
Benzo(b)fluoranthene		151	43	19	ug/kg	SW846 8270E
Benzo(g,h,i)perylene		60.0	43	22	ug/kg	SW846 8270E
Benzo(k)fluoranthene		58.0	43	20	ug/kg	SW846 8270E
1,1'-Biphenyl		81.6 J	87	6.0	ug/kg	SW846 8270E
Benzaldehyde		22.0 J	220	11	ug/kg	SW846 8270E
Carbazole		20.6 J	87	6.3	ug/kg	SW846 8270E
Chrysene		135	43	14	ug/kg	SW846 8270E
Dibenzo(a,h)anthracene		24.9 J	43	19	ug/kg	SW846 8270E
Dibenzofuran		140	87	18	ug/kg	SW846 8270E
bis(2-Ethylhexyl)phthalate		13.4 J	87	10	ug/kg	SW846 8270E
Fluoranthene		261	43	19	ug/kg	SW846 8270E
Fluorene		112	43	20	ug/kg	SW846 8270E
Indeno(1,2,3-cd)pyrene		68.0	43	20	ug/kg	SW846 8270E
2-Methylnaphthalene		216	43	9.8	ug/kg	SW846 8270E
Naphthalene		259	43	12	ug/kg	SW846 8270E
Phenanthrene		245	43	15	ug/kg	SW846 8270E
Pyrene		327	43	14	ug/kg	SW846 8270E
Total TIC, Semi-Volatile		6110 J			ug/kg	
Aluminum		13700	63		mg/kg	SW846 6010D
Arsenic		9.6	2.5		mg/kg	SW846 6010D
Barium		183	25		mg/kg	SW846 6010D
Beryllium		0.58	0.25		mg/kg	SW846 6010D
Calcium		20800	630		mg/kg	SW846 6010D
Chromium		25.7	1.3		mg/kg	SW846 6010D
Cobalt		7.1	6.3		mg/kg	SW846 6010D
Copper		44.5	3.2		mg/kg	SW846 6010D
Iron		19800	63		mg/kg	SW846 6010D
Lead		851	2.5		mg/kg	SW846 6010D
Magnesium		5310	630		mg/kg	SW846 6010D
Manganese		283	1.9		mg/kg	SW846 6010D
Mercury		0.091	0.043		mg/kg	SW846 7471B

Summary of Hits

Job Number: JD27540
Account: SESI Consulting Engineers
Project: Remedial Investigation, 247 North Avenue, New Rochelle, NY
Collected: 06/29/21

Lab Sample ID / Analyte	Client Sample ID	Result/ Qual	RL	MDL	Units	Method
Nickel		21.3	5.0		mg/kg	SW846 6010D
Potassium		2550	1300		mg/kg	SW846 6010D
Vanadium		29.3	6.3		mg/kg	SW846 6010D
Zinc		200	6.3		mg/kg	SW846 6010D

JD27540-18A R1-SB-11(6-6.5)

No hits reported in this sample.

(a) Elevated detection limit due to dilution required for high interfering element.
(b) More than 40 % RPD for detected concentrations between the two GC columns.

Sample Results

Report of Analysis

Report of Analysis

Client Sample ID: R1-SB-1(1.5-2.0)
Lab Sample ID: JD27540-1 **Date Sampled:** 06/29/21
Matrix: SO - Soil **Date Received:** 06/30/21
Method: SW846 8260D SW846 5035 **Percent Solids:** 74.8
Project: Remedial Investigation, 247 North Avenue, New Rochelle, NY

	File ID	DF	Analyzed	By	Prep Date	Prep Batch	Analytical Batch
Run #1	1C179176.D	1	07/01/21 21:20	PS	07/01/21 07:54	n/a	V1C7814
Run #2							

	Initial Weight
Run #1	5.1 g
Run #2	

VOA TCL List

CAS No.	Compound	Result	RL	MDL	Units	Q
67-64-1	Acetone	5.6	13	5.4	ug/kg	J
71-43-2	Benzene	ND	0.66	0.60	ug/kg	
74-97-5	Bromochloromethane	ND	6.6	0.73	ug/kg	
75-27-4	Bromodichloromethane	ND	2.6	0.56	ug/kg	
75-25-2	Bromoform	ND	6.6	1.8	ug/kg	
74-83-9	Bromomethane	ND	6.6	1.0	ug/kg	
78-93-3	2-Butanone (MEK)	ND	13	3.2	ug/kg	
75-15-0	Carbon disulfide	ND	2.6	0.70	ug/kg	
56-23-5	Carbon tetrachloride	ND	2.6	0.81	ug/kg	
108-90-7	Chlorobenzene	ND	2.6	0.60	ug/kg	
75-00-3	Chloroethane	ND	6.6	0.77	ug/kg	
67-66-3	Chloroform	ND	2.6	0.68	ug/kg	
74-87-3	Chloromethane	ND	6.6	2.6	ug/kg	
110-82-7	Cyclohexane	ND	2.6	0.86	ug/kg	
96-12-8	1,2-Dibromo-3-chloropropane	ND	2.6	0.91	ug/kg	
124-48-1	Dibromochloromethane	ND	2.6	0.73	ug/kg	
106-93-4	1,2-Dibromoethane	ND	1.3	0.55	ug/kg	
95-50-1	1,2-Dichlorobenzene	ND	1.3	0.72	ug/kg	
541-73-1	1,3-Dichlorobenzene	ND	1.3	0.65	ug/kg	
106-46-7	1,4-Dichlorobenzene	ND	1.3	0.65	ug/kg	
75-71-8	Dichlorodifluoromethane	ND	6.6	0.95	ug/kg	
75-34-3	1,1-Dichloroethane	ND	1.3	0.65	ug/kg	
107-06-2	1,2-Dichloroethane	ND	1.3	0.62	ug/kg	
75-35-4	1,1-Dichloroethene	ND	1.3	0.86	ug/kg	
156-59-2	cis-1,2-Dichloroethene	ND	1.3	1.1	ug/kg	
156-60-5	trans-1,2-Dichloroethene	ND	1.3	0.80	ug/kg	
78-87-5	1,2-Dichloropropane	ND	2.6	0.62	ug/kg	
10061-01-5	cis-1,3-Dichloropropene	ND	2.6	0.62	ug/kg	
10061-02-6	trans-1,3-Dichloropropene	ND	2.6	0.60	ug/kg	
100-41-4	Ethylbenzene	ND	1.3	0.59	ug/kg	
76-13-1	Freon 113	ND	6.6	3.5	ug/kg	
591-78-6	2-Hexanone	ND	6.6	2.8	ug/kg	

ND = Not detected MDL = Method Detection Limit
RL = Reporting Limit
E = Indicates value exceeds calibration range
J = Indicates an estimated value
B = Indicates analyte found in associated method blank
N = Indicates presumptive evidence of a compound

Report of Analysis

Client Sample ID: R1-SB-1(1.5-2.0)
Lab Sample ID: JD27540-1 **Date Sampled:** 06/29/21
Matrix: SO - Soil **Date Received:** 06/30/21
Method: SW846 8260D SW846 5035 **Percent Solids:** 74.8
Project: Remedial Investigation, 247 North Avenue, New Rochelle, NY

VOA TCL List

CAS No.	Compound	Result	RL	MDL	Units	Q
98-82-8	Isopropylbenzene	ND	2.6	1.9	ug/kg	
79-20-9	Methyl Acetate [a]	ND	6.6	1.8	ug/kg	
108-87-2	Methylcyclohexane	ND	2.6	1.1	ug/kg	
1634-04-4	Methyl Tert Butyl Ether	ND	1.3	0.61	ug/kg	
108-10-1	4-Methyl-2-pentanone(MIBK)	ND	6.6	3.0	ug/kg	
75-09-2	Methylene chloride	ND	6.6	3.4	ug/kg	
100-42-5	Styrene	ND	2.6	0.53	ug/kg	
79-34-5	1,1,2,2-Tetrachloroethane	ND	2.6	0.79	ug/kg	
127-18-4	Tetrachloroethene	ND	2.6	0.76	ug/kg	
108-88-3	Toluene	ND	1.3	0.69	ug/kg	
87-61-6	1,2,3-Trichlorobenzene	ND	6.6	3.3	ug/kg	
120-82-1	1,2,4-Trichlorobenzene	ND	6.6	3.3	ug/kg	
71-55-6	1,1,1-Trichloroethane	ND	2.6	0.63	ug/kg	
79-00-5	1,1,2-Trichloroethane	ND	2.6	0.73	ug/kg	
79-01-6	Trichloroethene	ND	1.3	1.0	ug/kg	
75-69-4	Trichlorofluoromethane	ND	6.6	0.90	ug/kg	
75-01-4	Vinyl chloride	ND	2.6	0.63	ug/kg	
	m,p-Xylene	ND	1.3	1.2	ug/kg	
95-47-6	o-Xylene	ND	1.3	0.60	ug/kg	
1330-20-7	Xylene (total)	ND	1.3	0.60	ug/kg	

CAS No.	Surrogate Recoveries	Run# 1	Run# 2	Limits
1868-53-7	Dibromofluoromethane	107%		72-130%
17060-07-0	1,2-Dichloroethane-D4	113%		75-131%
2037-26-5	Toluene-D8	103%		81-121%
460-00-4	4-Bromofluorobenzene	104%		60-141%

CAS No.	Tentatively Identified Compounds	R.T.	Est. Conc.	Units	Q
	Total TIC, Volatile		0	ug/kg	

(a) Associated CCV outside of control limits high, sample was ND.

ND = Not detected MDL = Method Detection Limit
RL = Reporting Limit
E = Indicates value exceeds calibration range
J = Indicates an estimated value
B = Indicates analyte found in associated method blank
N = Indicates presumptive evidence of a compound

Report of Analysis

Client Sample ID: R1-SB-1(1.5-2.0)
Lab Sample ID: JD27540-1 **Date Sampled:** 06/29/21
Matrix: SO - Soil **Date Received:** 06/30/21
Method: SW846 8270E SW846 3546 **Percent Solids:** 74.8
Project: Remedial Investigation, 247 North Avenue, New Rochelle, NY

	File ID	DF	Analyzed	By	Prep Date	Prep Batch	Analytical Batch
Run #1	6P499167.D	1	07/02/21 21:07	BL	07/02/21 10:10	OP34109	E6P3394
Run #2							

	Initial Weight	Final Volume
Run #1	30.5 g	1.0 ml
Run #2		

ABN TCL List (SOM0 2.0)

CAS No.	Compound	Result	RL	MDL	Units	Q
95-57-8	2-Chlorophenol	ND	88	22	ug/kg	
59-50-7	4-Chloro-3-methyl phenol	ND	220	27	ug/kg	
120-83-2	2,4-Dichlorophenol	ND	220	37	ug/kg	
105-67-9	2,4-Dimethylphenol	ND	220	78	ug/kg	
51-28-5	2,4-Dinitrophenol [a]	ND	220	160	ug/kg	
534-52-1	4,6-Dinitro-o-cresol [b]	ND	220	47	ug/kg	
95-48-7	2-Methylphenol	ND	88	28	ug/kg	
	3&4-Methylphenol	ND	88	36	ug/kg	
88-75-5	2-Nitrophenol	ND	220	29	ug/kg	
100-02-7	4-Nitrophenol	ND	440	120	ug/kg	
87-86-5	Pentachlorophenol	ND	180	41	ug/kg	
108-95-2	Phenol	ND	88	23	ug/kg	
58-90-2	2,3,4,6-Tetrachlorophenol	ND	220	29	ug/kg	
95-95-4	2,4,5-Trichlorophenol	ND	220	33	ug/kg	
88-06-2	2,4,6-Trichlorophenol	ND	220	26	ug/kg	
83-32-9	Acenaphthene	ND	44	15	ug/kg	
208-96-8	Acenaphthylene	ND	44	22	ug/kg	
98-86-2	Acetophenone	ND	220	9.4	ug/kg	
120-12-7	Anthracene	ND	44	27	ug/kg	
1912-24-9	Atrazine	ND	88	19	ug/kg	
56-55-3	Benzo(a)anthracene	ND	44	12	ug/kg	
50-32-8	Benzo(a)pyrene	ND	44	20	ug/kg	
205-99-2	Benzo(b)fluoranthene	ND	44	19	ug/kg	
191-24-2	Benzo(g,h,i)perylene	ND	44	22	ug/kg	
207-08-9	Benzo(k)fluoranthene	ND	44	20	ug/kg	
101-55-3	4-Bromophenyl phenyl ether	ND	88	17	ug/kg	
85-68-7	Butyl benzyl phthalate	ND	88	11	ug/kg	
92-52-4	1,1'-Biphenyl	ND	88	6.0	ug/kg	
100-52-7	Benzaldehyde	ND	220	11	ug/kg	
91-58-7	2-Chloronaphthalene	ND	88	10	ug/kg	
106-47-8	4-Chloroaniline	ND	220	16	ug/kg	
86-74-8	Carbazole	ND	88	6.4	ug/kg	

ND = Not detected MDL = Method Detection Limit
RL = Reporting Limit
E = Indicates value exceeds calibration range
J = Indicates an estimated value
B = Indicates analyte found in associated method blank
N = Indicates presumptive evidence of a compound

Report of Analysis

Client Sample ID: R1-SB-1(1.5-2.0)
Lab Sample ID: JD27540-1 **Date Sampled:** 06/29/21
Matrix: SO - Soil **Date Received:** 06/30/21
Method: SW846 8270E SW846 3546 **Percent Solids:** 74.8
Project: Remedial Investigation, 247 North Avenue, New Rochelle, NY

ABN TCL List (SOM0 2.0)

CAS No.	Compound	Result	RL	MDL	Units	Q
105-60-2	Caprolactam	ND	88	17	ug/kg	
218-01-9	Chrysene	ND	44	14	ug/kg	
111-91-1	bis(2-Chloroethoxy)methane	ND	88	9.4	ug/kg	
111-44-4	bis(2-Chloroethyl)ether	ND	88	19	ug/kg	
108-60-1	2,2'-Oxybis(1-chloropropane)	ND	88	16	ug/kg	
7005-72-3	4-Chlorophenyl phenyl ether	ND	88	14	ug/kg	
121-14-2	2,4-Dinitrotoluene	ND	44	14	ug/kg	
606-20-2	2,6-Dinitrotoluene	ND	44	22	ug/kg	
91-94-1	3,3'-Dichlorobenzidine	ND	88	37	ug/kg	
123-91-1	1,4-Dioxane [c]	ND	44	29	ug/kg	
53-70-3	Dibenzo(a,h)anthracene	ND	44	19	ug/kg	
132-64-9	Dibenzofuran	ND	88	18	ug/kg	
84-74-2	Di-n-butyl phthalate	ND	88	7.1	ug/kg	
117-84-0	Di-n-octyl phthalate	ND	88	11	ug/kg	
84-66-2	Diethyl phthalate	ND	88	9.3	ug/kg	
131-11-3	Dimethyl phthalate	ND	88	7.8	ug/kg	
117-81-7	bis(2-Ethylhexyl)phthalate	ND	88	10	ug/kg	
206-44-0	Fluoranthene	ND	44	20	ug/kg	
86-73-7	Fluorene	ND	44	20	ug/kg	
118-74-1	Hexachlorobenzene	ND	88	11	ug/kg	
87-68-3	Hexachlorobutadiene	ND	44	18	ug/kg	
77-47-4	Hexachlorocyclopentadiene	ND	440	17	ug/kg	
67-72-1	Hexachloroethane	ND	220	22	ug/kg	
193-39-5	Indeno(1,2,3-cd)pyrene	ND	44	21	ug/kg	
78-59-1	Isophorone	ND	88	9.4	ug/kg	
91-57-6	2-Methylnaphthalene	ND	44	9.9	ug/kg	
88-74-4	2-Nitroaniline	ND	220	10	ug/kg	
99-09-2	3-Nitroaniline	ND	220	11	ug/kg	
100-01-6	4-Nitroaniline	ND	220	11	ug/kg	
91-20-3	Naphthalene	ND	44	12	ug/kg	
98-95-3	Nitrobenzene	ND	88	17	ug/kg	
621-64-7	N-Nitroso-di-n-propylamine	ND	88	13	ug/kg	
86-30-6	N-Nitrosodiphenylamine	ND	220	16	ug/kg	
85-01-8	Phenanthrene	ND	44	15	ug/kg	
129-00-0	Pyrene	ND	44	14	ug/kg	
95-94-3	1,2,4,5-Tetrachlorobenzene	ND	220	11	ug/kg	

CAS No.	Surrogate Recoveries	Run# 1	Run# 2	Limits
367-12-4	2-Fluorophenol	53%		7-101%

ND = Not detected MDL = Method Detection Limit
RL = Reporting Limit
E = Indicates value exceeds calibration range
J = Indicates an estimated value
B = Indicates analyte found in associated method blank
N = Indicates presumptive evidence of a compound

Report of Analysis

Client Sample ID:	R1-SB-1(1.5-2.0)		
Lab Sample ID:	JD27540-1	**Date Sampled:**	06/29/21
Matrix:	SO - Soil	**Date Received:**	06/30/21
Method:	SW846 8270E SW846 3546	**Percent Solids:**	74.8
Project:	Remedial Investigation, 247 North Avenue, New Rochelle, NY		

ABN TCL List (SOM0 2.0)

CAS No.	Surrogate Recoveries	Run# 1	Run# 2	Limits
4165-62-2	Phenol-d5	47%		12-101%
118-79-6	2,4,6-Tribromophenol	52%		10-127%
4165-60-0	Nitrobenzene-d5	57%		15-114%
321-60-8	2-Fluorobiphenyl	52%		22-104%
1718-51-0	Terphenyl-d14	62%		23-121%

CAS No.	Tentatively Identified Compounds	R.T.	Est. Conc.	Units	Q
	Total TIC, Semi-Volatile		0	ug/kg	

(a) Associated CCV outside of control limits low. Low-level verification was analyzed to demonstrate system suitability to detect affected analytes. Sample was ND. This compound is outside the control limits biased low in the associated BS.
(b) This compound is outside the control limits biased low in the associated BS.
(c) Associated CCV outside of control limits high, sample was ND.

Report of Analysis

Client Sample ID: R1-SB-1(1.5-2.0)
Lab Sample ID: JD27540-1 **Date Sampled:** 06/29/21
Matrix: SO - Soil **Date Received:** 06/30/21
Method: SW846 8270E BY SIM SW846 3546 **Percent Solids:** 74.8
Project: Remedial Investigation, 247 North Avenue, New Rochelle, NY

	File ID	DF	Analyzed	By	Prep Date	Prep Batch	Analytical Batch
Run #1	4P46383.D	1	07/03/21 06:59	CS	07/01/21 09:00	OP34109A	E4P2431
Run #2							

	Initial Weight	Final Volume
Run #1	30.5 g	1.0 ml
Run #2		

CAS No.	Compound	Result	RL	MDL	Units	Q
123-91-1	1,4-Dioxane	ND	4.4	2.2	ug/kg	

CAS No.	Surrogate Recoveries	Run# 1	Run# 2	Limits
4165-60-0	Nitrobenzene-d5	61%		39-90%
321-60-8	2-Fluorobiphenyl	44%		35-84%
1718-51-0	Terphenyl-d14	45%		42-95%

ND = Not detected MDL = Method Detection Limit J = Indicates an estimated value
RL = Reporting Limit B = Indicates analyte found in associated method blank
E = Indicates value exceeds calibration range N = Indicates presumptive evidence of a compound

Report of Analysis

Client Sample ID: R1-SB-1(1.5-2.0)
Lab Sample ID: JD27540-1 **Date Sampled:** 06/29/21
Matrix: SO - Soil **Date Received:** 06/30/21
Method: SW846 8081B SW846 3546 **Percent Solids:** 74.8
Project: Remedial Investigation, 247 North Avenue, New Rochelle, NY

	File ID	DF	Analyzed	By	Prep Date	Prep Batch	Analytical Batch
Run #1	1G167700.D	1	07/06/21 21:54	TC	07/02/21 11:15	OP34113	G1G5715
Run #2							

	Initial Weight	Final Volume
Run #1	15.1 g	10.0 ml
Run #2		

Pesticide TCL List

CAS No.	Compound	Result	RL	MDL	Units	Q
309-00-2	Aldrin	ND	0.89	0.73	ug/kg	
319-84-6	alpha-BHC	ND	0.89	0.72	ug/kg	
319-85-7	beta-BHC	ND	0.89	0.80	ug/kg	
319-86-8	delta-BHC	ND	0.89	0.85	ug/kg	
58-89-9	gamma-BHC (Lindane)	ND	0.89	0.65	ug/kg	
5103-71-9	alpha-Chlordane	ND	0.89	0.71	ug/kg	
5103-74-2	gamma-Chlordane	ND	0.89	0.40	ug/kg	
57-74-9	Chlordane (alpha and gamma)	ND	0.89	0.40	ug/kg	
60-57-1	Dieldrin	ND	0.89	0.61	ug/kg	
72-54-8	4,4'-DDD	ND	0.89	0.81	ug/kg	
72-55-9	4,4'-DDE	ND	0.89	0.78	ug/kg	
50-29-3	4,4'-DDT	ND	0.89	0.78	ug/kg	
72-20-8	Endrin	ND	0.89	0.69	ug/kg	
1031-07-8	Endosulfan sulfate	ND	0.89	0.69	ug/kg	
7421-93-4	Endrin aldehyde	ND	0.89	0.50	ug/kg	
959-98-8	Endosulfan-I	ND	0.89	0.51	ug/kg	
33213-65-9	Endosulfan-II	ND	0.89	0.55	ug/kg	
76-44-8	Heptachlor	ND	0.89	0.76	ug/kg	
1024-57-3	Heptachlor epoxide	ND	0.89	0.62	ug/kg	
72-43-5	Methoxychlor	ND	1.8	0.70	ug/kg	
53494-70-5	Endrin ketone	ND	0.89	0.64	ug/kg	
8001-35-2	Toxaphene	ND	22	21	ug/kg	

CAS No.	Surrogate Recoveries	Run# 1	Run# 2	Limits
877-09-8	Tetrachloro-m-xylene	65%		27-138%
877-09-8	Tetrachloro-m-xylene	71%		27-138%
2051-24-3	Decachlorobiphenyl	68%		10-179%
2051-24-3	Decachlorobiphenyl	70%		10-179%

ND = Not detected MDL = Method Detection Limit
RL = Reporting Limit
E = Indicates value exceeds calibration range
J = Indicates an estimated value
B = Indicates analyte found in associated method blank
N = Indicates presumptive evidence of a compound

Report of Analysis

Client Sample ID: R1-SB-1(1.5-2.0)
Lab Sample ID: JD27540-1 **Date Sampled:** 06/29/21
Matrix: SO - Soil **Date Received:** 06/30/21
Method: SW846 8082A SW846 3546 **Percent Solids:** 74.8
Project: Remedial Investigation, 247 North Avenue, New Rochelle, NY

	File ID	DF	Analyzed	By	Prep Date	Prep Batch	Analytical Batch
Run #1	RK1164.D	1	07/06/21 01:38	CP	07/02/21 11:15	OP34114	GRK30
Run #2							

	Initial Weight	Final Volume
Run #1	15.1 g	10.0 ml
Run #2		

PCB List

CAS No.	Compound	Result	RL	MDL	Units	Q
12674-11-2	Aroclor 1016	ND	44	21	ug/kg	
11104-28-2	Aroclor 1221	ND	44	27	ug/kg	
11141-16-5	Aroclor 1232	ND	44	28	ug/kg	
53469-21-9	Aroclor 1242	ND	44	18	ug/kg	
12672-29-6	Aroclor 1248	ND	44	39	ug/kg	
11097-69-1	Aroclor 1254	ND	44	24	ug/kg	
11096-82-5	Aroclor 1260	ND	44	19	ug/kg	
11100-14-4	Aroclor 1268	ND	44	19	ug/kg	
37324-23-5	Aroclor 1262	ND	44	29	ug/kg	

CAS No.	Surrogate Recoveries	Run# 1	Run# 2	Limits
877-09-8	Tetrachloro-m-xylene	78%		24-152%
877-09-8	Tetrachloro-m-xylene	95%		24-152%
2051-24-3	Decachlorobiphenyl	81%		10-172%
2051-24-3	Decachlorobiphenyl	73%		10-172%

ND = Not detected MDL = Method Detection Limit
RL = Reporting Limit
E = Indicates value exceeds calibration range
J = Indicates an estimated value
B = Indicates analyte found in associated method blank
N = Indicates presumptive evidence of a compound

Report of Analysis

Client Sample ID: R1-SB-1(1.5-2.0)
Lab Sample ID: JD27540-1
Matrix: SO - Soil
Date Sampled: 06/29/21
Date Received: 06/30/21
Percent Solids: 74.8
Project: Remedial Investigation, 247 North Avenue, New Rochelle, NY

Metals Analysis

Analyte	Result	RL	Units	DF	Prep	Analyzed	By	Method	Prep Method
Aluminum	14800	66	mg/kg	1	07/06/21	07/06/21	ND	SW846 6010D [2]	SW846 3050B [4]
Antimony	< 2.7	2.7	mg/kg	1	07/06/21	07/06/21	ND	SW846 6010D [2]	SW846 3050B [4]
Arsenic	< 2.7	2.7	mg/kg	1	07/06/21	07/06/21	ND	SW846 6010D [2]	SW846 3050B [4]
Barium	120	27	mg/kg	1	07/06/21	07/06/21	ND	SW846 6010D [2]	SW846 3050B [4]
Beryllium [a]	0.94	0.53	mg/kg	2	07/06/21	07/07/21	ND	SW846 6010D [3]	SW846 3050B [4]
Cadmium	< 0.66	0.66	mg/kg	1	07/06/21	07/06/21	ND	SW846 6010D [2]	SW846 3050B [4]
Calcium	2060	660	mg/kg	1	07/06/21	07/06/21	ND	SW846 6010D [2]	SW846 3050B [4]
Chromium	26.5	1.3	mg/kg	1	07/06/21	07/06/21	ND	SW846 6010D [2]	SW846 3050B [4]
Cobalt [a]	< 13	13	mg/kg	2	07/06/21	07/07/21	ND	SW846 6010D [3]	SW846 3050B [4]
Copper	18.8	3.3	mg/kg	1	07/06/21	07/06/21	ND	SW846 6010D [2]	SW846 3050B [4]
Iron	19700	66	mg/kg	1	07/06/21	07/06/21	ND	SW846 6010D [2]	SW846 3050B [4]
Lead	7.8	2.7	mg/kg	1	07/06/21	07/06/21	ND	SW846 6010D [2]	SW846 3050B [4]
Magnesium	4230	660	mg/kg	1	07/06/21	07/06/21	ND	SW846 6010D [2]	SW846 3050B [4]
Manganese	327	2.0	mg/kg	1	07/06/21	07/06/21	ND	SW846 6010D [2]	SW846 3050B [4]
Mercury	< 0.036	0.036	mg/kg	1	07/06/21	07/06/21	MS	SW846 7471B [1]	SW846 7471B [5]
Nickel	22.6	5.3	mg/kg	1	07/06/21	07/06/21	ND	SW846 6010D [2]	SW846 3050B [4]
Potassium	4260	1300	mg/kg	1	07/06/21	07/06/21	ND	SW846 6010D [2]	SW846 3050B [4]
Selenium	< 2.7	2.7	mg/kg	1	07/06/21	07/06/21	ND	SW846 6010D [2]	SW846 3050B [4]
Silver	< 0.66	0.66	mg/kg	1	07/06/21	07/06/21	ND	SW846 6010D [2]	SW846 3050B [4]
Sodium	< 1300	1300	mg/kg	1	07/06/21	07/06/21	ND	SW846 6010D [2]	SW846 3050B [4]
Thallium [a]	< 2.7	2.7	mg/kg	2	07/06/21	07/07/21	ND	SW846 6010D [3]	SW846 3050B [4]
Vanadium	33.6	6.6	mg/kg	1	07/06/21	07/06/21	ND	SW846 6010D [2]	SW846 3050B [4]
Zinc	48.9	6.6	mg/kg	1	07/06/21	07/06/21	ND	SW846 6010D [2]	SW846 3050B [4]

(1) Instrument QC Batch: MA50767
(2) Instrument QC Batch: MA50799
(3) Instrument QC Batch: MA50802
(4) Prep QC Batch: MP27287
(5) Prep QC Batch: MP27325

(a) Elevated detection limit due to dilution required for high interfering element.

RL = Reporting Limit

Report of Analysis

Client Sample ID:	R1-SB-1(1.5-2.0)		
Lab Sample ID:	JD27540-1	**Date Sampled:**	06/29/21
Matrix:	SO - Soil	**Date Received:**	06/30/21
		Percent Solids:	74.8
Project:	Remedial Investigation, 247 North Avenue, New Rochelle, NY		

General Chemistry

Analyte	Result	RL	Units	DF	Analyzed	By	Method
Cyanide	< 0.28	0.28	mg/kg	1	07/06/21 14:31	LV	SW846 9012B/LACHAT
Solids, Percent	74.8		%	1	07/01/21 16:13	BG	SM2540 G 18TH ED MOD

RL = Reporting Limit

Report of Analysis

Client Sample ID: R1-SB-1(1.5-2.0)
Lab Sample ID: JD27540-1A
Matrix: SO - Soil
Method: EPA 537M BY ID IN HOUSE
Project: Remedial Investigation, 247 North Avenue, New Rochelle, NY

Date Sampled: 06/29/21
Date Received: 06/30/21
Percent Solids: 74.8

	File ID	DF	Analyzed	By	Prep Date	Prep Batch	Analytical Batch
Run #1 [a]	2Q71459.D	1	07/07/21 18:28	AFL	07/06/21 07:00	F:OP86217	F:S2Q1025
Run #2							

	Initial Weight	Final Volume
Run #1	2.10 g	1.0 ml
Run #2		

PFAS List

CAS No.	Compound	Result	RL	MDL	Units	Q
PERFLUOROALKYLCARBOXYLIC ACIDS						
375-22-4	Perfluorobutanoic acid	ND	1.3	0.48	ug/kg	
2706-90-3	Perfluoropentanoic acid	ND	0.64	0.32	ug/kg	
307-24-4	Perfluorohexanoic acid	ND	0.64	0.32	ug/kg	
375-85-9	Perfluoroheptanoic acid	ND	0.64	0.32	ug/kg	
335-67-1	Perfluorooctanoic acid	ND	0.64	0.32	ug/kg	
375-95-1	Perfluorononanoic acid	ND	0.64	0.32	ug/kg	
335-76-2	Perfluorodecanoic acid	ND	0.64	0.32	ug/kg	
2058-94-8	Perfluoroundecanoic acid	ND	0.64	0.32	ug/kg	
307-55-1	Perfluorododecanoic acid	ND	0.64	0.32	ug/kg	
72629-94-8	Perfluorotridecanoic acid	ND	0.64	0.34	ug/kg	
376-06-7	Perfluorotetradecanoic acid	ND	0.64	0.32	ug/kg	
PERFLUOROALKYLSULFONIC ACIDS						
375-73-5	Perfluorobutanesulfonic acid	ND	0.64	0.32	ug/kg	
355-46-4	Perfluorohexanesulfonic acid	ND	0.64	0.32	ug/kg	
375-92-8	Perfluoroheptanesulfonic acid	ND	0.64	0.32	ug/kg	
1763-23-1	Perfluorooctanesulfonic acid	ND	0.64	0.32	ug/kg	
335-77-3	Perfluorodecanesulfonic acid	ND	0.64	0.32	ug/kg	
PERFLUOROOCTANESULFONAMIDES						
754-91-6	PFOSA	ND	0.64	0.32	ug/kg	
PERFLUOROOCTANESULFONAMIDOACETIC ACIDS						
2355-31-9	MeFOSAA	ND	1.3	0.64	ug/kg	
2991-50-6	EtFOSAA	ND	1.3	0.64	ug/kg	
FLUOROTELOMER SULFONATES						
27619-97-2	6:2 Fluorotelomer sulfonate	ND	1.3	0.32	ug/kg	
39108-34-4	8:2 Fluorotelomer sulfonate	ND	1.3	0.32	ug/kg	

ND = Not detected MDL = Method Detection Limit
RL = Reporting Limit
E = Indicates value exceeds calibration range
J = Indicates an estimated value
B = Indicates analyte found in associated method blank
N = Indicates presumptive evidence of a compound

Report of Analysis

Client Sample ID:	R1-SB-1(1.5-2.0)		
Lab Sample ID:	JD27540-1A	**Date Sampled:**	06/29/21
Matrix:	SO - Soil	**Date Received:**	06/30/21
Method:	EPA 537M BY ID IN HOUSE	**Percent Solids:**	74.8
Project:	Remedial Investigation, 247 North Avenue, New Rochelle, NY		

PFAS List

CAS No.	ID Standard Recoveries	Run# 1	Run# 2	Limits
	13C4-PFBA	103%		40-140%
	13C5-PFPeA	105%		50-150%
	13C5-PFHxA	105%		50-150%
	13C4-PFHpA	105%		50-150%
	13C8-PFOA	107%		50-150%
	13C9-PFNA	107%		50-150%
	13C6-PFDA	108%		50-150%
	13C7-PFUnDA	109%		40-140%
	13C2-PFDoDA	105%		40-140%
	13C2-PFTeDA	105%		30-130%
	13C3-PFBS	99%		50-150%
	13C3-PFHxS	98%		50-150%
	13C8-PFOS	96%		50-150%
	13C8-FOSA	108%		30-130%
	d3-MeFOSAA	101%		40-140%
	d5-EtFOSAA	101%		40-140%
	13C2-6:2FTS	101%		50-150%
	13C2-8:2FTS	99%		50-150%

(a) Analysis performed at SGS Orlando, FL.

ND = Not detected MDL = Method Detection Limit
RL = Reporting Limit
E = Indicates value exceeds calibration range

J = Indicates an estimated value
B = Indicates analyte found in associated method blank
N = Indicates presumptive evidence of a compound

Report of Analysis

Client Sample ID: R1-SB-1(5.0-5.5)
Lab Sample ID: JD27540-2 **Date Sampled:** 06/29/21
Matrix: SO - Soil **Date Received:** 06/30/21
Method: SW846 8260D SW846 5035 **Percent Solids:** 89.6
Project: Remedial Investigation, 247 North Avenue, New Rochelle, NY

	File ID	DF	Analyzed	By	Prep Date	Prep Batch	Analytical Batch
Run #1	1C179177.D	1	07/01/21 21:47	PS	07/01/21 07:54	n/a	V1C7814
Run #2							

	Initial Weight
Run #1	6.2 g
Run #2	

VOA TCL List

CAS No.	Compound	Result	RL	MDL	Units	Q
67-64-1	Acetone	ND	9.0	3.7	ug/kg	
71-43-2	Benzene	ND	0.45	0.41	ug/kg	
74-97-5	Bromochloromethane	ND	4.5	0.50	ug/kg	
75-27-4	Bromodichloromethane	ND	1.8	0.39	ug/kg	
75-25-2	Bromoform	ND	4.5	1.2	ug/kg	
74-83-9	Bromomethane	ND	4.5	0.69	ug/kg	
78-93-3	2-Butanone (MEK)	ND	9.0	2.2	ug/kg	
75-15-0	Carbon disulfide	ND	1.8	0.48	ug/kg	
56-23-5	Carbon tetrachloride	ND	1.8	0.56	ug/kg	
108-90-7	Chlorobenzene	ND	1.8	0.41	ug/kg	
75-00-3	Chloroethane	ND	4.5	0.53	ug/kg	
67-66-3	Chloroform	ND	1.8	0.47	ug/kg	
74-87-3	Chloromethane	ND	4.5	1.8	ug/kg	
110-82-7	Cyclohexane	ND	1.8	0.59	ug/kg	
96-12-8	1,2-Dibromo-3-chloropropane	ND	1.8	0.62	ug/kg	
124-48-1	Dibromochloromethane	ND	1.8	0.50	ug/kg	
106-93-4	1,2-Dibromoethane	ND	0.90	0.38	ug/kg	
95-50-1	1,2-Dichlorobenzene	ND	0.90	0.49	ug/kg	
541-73-1	1,3-Dichlorobenzene	ND	0.90	0.45	ug/kg	
106-46-7	1,4-Dichlorobenzene	ND	0.90	0.44	ug/kg	
75-71-8	Dichlorodifluoromethane	ND	4.5	0.65	ug/kg	
75-34-3	1,1-Dichloroethane	ND	0.90	0.45	ug/kg	
107-06-2	1,2-Dichloroethane	ND	0.90	0.42	ug/kg	
75-35-4	1,1-Dichloroethene	ND	0.90	0.59	ug/kg	
156-59-2	cis-1,2-Dichloroethene	ND	0.90	0.76	ug/kg	
156-60-5	trans-1,2-Dichloroethene	ND	0.90	0.55	ug/kg	
78-87-5	1,2-Dichloropropane	ND	1.8	0.43	ug/kg	
10061-01-5	cis-1,3-Dichloropropene	ND	1.8	0.43	ug/kg	
10061-02-6	trans-1,3-Dichloropropene	ND	1.8	0.41	ug/kg	
100-41-4	Ethylbenzene	ND	0.90	0.41	ug/kg	
76-13-1	Freon 113	ND	4.5	2.4	ug/kg	
591-78-6	2-Hexanone	ND	4.5	1.9	ug/kg	

ND = Not detected MDL = Method Detection Limit
RL = Reporting Limit
E = Indicates value exceeds calibration range
J = Indicates an estimated value
B = Indicates analyte found in associated method blank
N = Indicates presumptive evidence of a compound

Report of Analysis

Client Sample ID:	R1-SB-1(5.0-5.5)		
Lab Sample ID:	JD27540-2	**Date Sampled:**	06/29/21
Matrix:	SO - Soil	**Date Received:**	06/30/21
Method:	SW846 8260D SW846 5035	**Percent Solids:**	89.6
Project:	Remedial Investigation, 247 North Avenue, New Rochelle, NY		

VOA TCL List

CAS No.	Compound	Result	RL	MDL	Units	Q
98-82-8	Isopropylbenzene	ND	1.8	1.3	ug/kg	
79-20-9	Methyl Acetate [a]	ND	4.5	1.3	ug/kg	
108-87-2	Methylcyclohexane	ND	1.8	0.79	ug/kg	
1634-04-4	Methyl Tert Butyl Ether	ND	0.90	0.42	ug/kg	
108-10-1	4-Methyl-2-pentanone(MIBK)	ND	4.5	2.0	ug/kg	
75-09-2	Methylene chloride	ND	4.5	2.3	ug/kg	
100-42-5	Styrene	ND	1.8	0.36	ug/kg	
79-34-5	1,1,2,2-Tetrachloroethane	ND	1.8	0.54	ug/kg	
127-18-4	Tetrachloroethene	ND	1.8	0.52	ug/kg	
108-88-3	Toluene	ND	0.90	0.47	ug/kg	
87-61-6	1,2,3-Trichlorobenzene	ND	4.5	2.3	ug/kg	
120-82-1	1,2,4-Trichlorobenzene	ND	4.5	2.3	ug/kg	
71-55-6	1,1,1-Trichloroethane	ND	1.8	0.43	ug/kg	
79-00-5	1,1,2-Trichloroethane	ND	1.8	0.50	ug/kg	
79-01-6	Trichloroethene	ND	0.90	0.69	ug/kg	
75-69-4	Trichlorofluoromethane	ND	4.5	0.62	ug/kg	
75-01-4	Vinyl chloride	ND	1.8	0.43	ug/kg	
	m,p-Xylene	ND	0.90	0.81	ug/kg	
95-47-6	o-Xylene	ND	0.90	0.41	ug/kg	
1330-20-7	Xylene (total)	ND	0.90	0.41	ug/kg	

CAS No.	Surrogate Recoveries	Run# 1	Run# 2	Limits
1868-53-7	Dibromofluoromethane	106%		72-130%
17060-07-0	1,2-Dichloroethane-D4	112%		75-131%
2037-26-5	Toluene-D8	104%		81-121%
460-00-4	4-Bromofluorobenzene	105%		60-141%

CAS No.	Tentatively Identified Compounds	R.T.	Est. Conc.	Units	Q
	Total TIC, Volatile		0	ug/kg	

(a) Associated CCV outside of control limits high, sample was ND.

ND = Not detected MDL = Method Detection Limit
RL = Reporting Limit
E = Indicates value exceeds calibration range
J = Indicates an estimated value
B = Indicates analyte found in associated method blank
N = Indicates presumptive evidence of a compound

Report of Analysis

Client Sample ID: R1-SB-1(5.0-5.5)
Lab Sample ID: JD27540-2 **Date Sampled:** 06/29/21
Matrix: SO - Soil **Date Received:** 06/30/21
Method: SW846 8270E SW846 3546 **Percent Solids:** 89.6
Project: Remedial Investigation, 247 North Avenue, New Rochelle, NY

	File ID	DF	Analyzed	By	Prep Date	Prep Batch	Analytical Batch
Run #1	6P499168.D	1	07/02/21 21:29	BL	07/02/21 10:10	OP34109	E6P3394
Run #2							

	Initial Weight	Final Volume
Run #1	30.2 g	1.0 ml
Run #2		

ABN TCL List (SOM0 2.0)

CAS No.	Compound	Result	RL	MDL	Units	Q
95-57-8	2-Chlorophenol	ND	74	18	ug/kg	
59-50-7	4-Chloro-3-methyl phenol	ND	180	23	ug/kg	
120-83-2	2,4-Dichlorophenol	ND	180	32	ug/kg	
105-67-9	2,4-Dimethylphenol	ND	180	66	ug/kg	
51-28-5	2,4-Dinitrophenol [a]	ND	180	140	ug/kg	
534-52-1	4,6-Dinitro-o-cresol [b]	ND	180	40	ug/kg	
95-48-7	2-Methylphenol	ND	74	24	ug/kg	
	3&4-Methylphenol	ND	74	30	ug/kg	
88-75-5	2-Nitrophenol	ND	180	24	ug/kg	
100-02-7	4-Nitrophenol	ND	370	99	ug/kg	
87-86-5	Pentachlorophenol	ND	150	35	ug/kg	
108-95-2	Phenol	ND	74	19	ug/kg	
58-90-2	2,3,4,6-Tetrachlorophenol	ND	180	24	ug/kg	
95-95-4	2,4,5-Trichlorophenol	ND	180	28	ug/kg	
88-06-2	2,4,6-Trichlorophenol	ND	180	22	ug/kg	
83-32-9	Acenaphthene	ND	37	13	ug/kg	
208-96-8	Acenaphthylene	ND	37	19	ug/kg	
98-86-2	Acetophenone	ND	180	7.9	ug/kg	
120-12-7	Anthracene	ND	37	23	ug/kg	
1912-24-9	Atrazine	ND	74	16	ug/kg	
56-55-3	Benzo(a)anthracene	ND	37	10	ug/kg	
50-32-8	Benzo(a)pyrene	ND	37	17	ug/kg	
205-99-2	Benzo(b)fluoranthene	ND	37	16	ug/kg	
191-24-2	Benzo(g,h,i)perylene	ND	37	18	ug/kg	
207-08-9	Benzo(k)fluoranthene	ND	37	17	ug/kg	
101-55-3	4-Bromophenyl phenyl ether	ND	74	14	ug/kg	
85-68-7	Butyl benzyl phthalate	ND	74	9.0	ug/kg	
92-52-4	1,1'-Biphenyl	ND	74	5.1	ug/kg	
100-52-7	Benzaldehyde	ND	180	9.2	ug/kg	
91-58-7	2-Chloronaphthalene	ND	74	8.8	ug/kg	
106-47-8	4-Chloroaniline	ND	180	13	ug/kg	
86-74-8	Carbazole	ND	74	5.4	ug/kg	

ND = Not detected MDL = Method Detection Limit
RL = Reporting Limit
E = Indicates value exceeds calibration range
J = Indicates an estimated value
B = Indicates analyte found in associated method blank
N = Indicates presumptive evidence of a compound

Report of Analysis

Client Sample ID: R1-SB-1(5.0-5.5)
Lab Sample ID: JD27540-2 **Date Sampled:** 06/29/21
Matrix: SO - Soil **Date Received:** 06/30/21
Method: SW846 8270E SW846 3546 **Percent Solids:** 89.6
Project: Remedial Investigation, 247 North Avenue, New Rochelle, NY

ABN TCL List (SOM0 2.0)

CAS No.	Compound	Result	RL	MDL	Units	Q
105-60-2	Caprolactam	ND	74	15	ug/kg	
218-01-9	Chrysene	ND	37	12	ug/kg	
111-91-1	bis(2-Chloroethoxy)methane	ND	74	7.9	ug/kg	
111-44-4	bis(2-Chloroethyl)ether	ND	74	16	ug/kg	
108-60-1	2,2'-Oxybis(1-chloropropane)	ND	74	13	ug/kg	
7005-72-3	4-Chlorophenyl phenyl ether	ND	74	12	ug/kg	
121-14-2	2,4-Dinitrotoluene	ND	37	11	ug/kg	
606-20-2	2,6-Dinitrotoluene	ND	37	19	ug/kg	
91-94-1	3,3'-Dichlorobenzidine	ND	74	31	ug/kg	
123-91-1	1,4-Dioxane [c]	ND	37	24	ug/kg	
53-70-3	Dibenzo(a,h)anthracene	ND	37	16	ug/kg	
132-64-9	Dibenzofuran	ND	74	15	ug/kg	
84-74-2	Di-n-butyl phthalate	ND	74	6.0	ug/kg	
117-84-0	Di-n-octyl phthalate	ND	74	9.2	ug/kg	
84-66-2	Diethyl phthalate	ND	74	7.9	ug/kg	
131-11-3	Dimethyl phthalate	ND	74	6.6	ug/kg	
117-81-7	bis(2-Ethylhexyl)phthalate	ND	74	8.6	ug/kg	
206-44-0	Fluoranthene	ND	37	16	ug/kg	
86-73-7	Fluorene	ND	37	17	ug/kg	
118-74-1	Hexachlorobenzene	ND	74	9.3	ug/kg	
87-68-3	Hexachlorobutadiene	ND	37	15	ug/kg	
77-47-4	Hexachlorocyclopentadiene	ND	370	15	ug/kg	
67-72-1	Hexachloroethane	ND	180	18	ug/kg	
193-39-5	Indeno(1,2,3-cd)pyrene	ND	37	17	ug/kg	
78-59-1	Isophorone	ND	74	7.9	ug/kg	
91-57-6	2-Methylnaphthalene	ND	37	8.4	ug/kg	
88-74-4	2-Nitroaniline	ND	180	8.7	ug/kg	
99-09-2	3-Nitroaniline	ND	180	9.2	ug/kg	
100-01-6	4-Nitroaniline	ND	180	9.6	ug/kg	
91-20-3	Naphthalene	ND	37	10	ug/kg	
98-95-3	Nitrobenzene	ND	74	14	ug/kg	
621-64-7	N-Nitroso-di-n-propylamine	ND	74	11	ug/kg	
86-30-6	N-Nitrosodiphenylamine	ND	180	14	ug/kg	
85-01-8	Phenanthrene	ND	37	12	ug/kg	
129-00-0	Pyrene	ND	37	12	ug/kg	
95-94-3	1,2,4,5-Tetrachlorobenzene	ND	180	9.4	ug/kg	

CAS No.	Surrogate Recoveries	Run# 1	Run# 2	Limits
367-12-4	2-Fluorophenol	76%		7-101%

ND = Not detected MDL = Method Detection Limit
RL = Reporting Limit
E = Indicates value exceeds calibration range
J = Indicates an estimated value
B = Indicates analyte found in associated method blank
N = Indicates presumptive evidence of a compound

Report of Analysis

Client Sample ID:	R1-SB-1(5.0-5.5)		
Lab Sample ID:	JD27540-2	**Date Sampled:**	06/29/21
Matrix:	SO - Soil	**Date Received:**	06/30/21
Method:	SW846 8270E SW846 3546	**Percent Solids:**	89.6
Project:	Remedial Investigation, 247 North Avenue, New Rochelle, NY		

ABN TCL List (SOM0 2.0)

CAS No.	Surrogate Recoveries	Run# 1	Run# 2	Limits
4165-62-2	Phenol-d5	70%		12-101%
118-79-6	2,4,6-Tribromophenol	76%		10-127%
4165-60-0	Nitrobenzene-d5	78%		15-114%
321-60-8	2-Fluorobiphenyl	78%		22-104%
1718-51-0	Terphenyl-d14	109%		23-121%

CAS No.	Tentatively Identified Compounds	R.T.	Est. Conc.	Units	Q
	Total TIC, Semi-Volatile		0	ug/kg	

(a) Associated CCV outside of control limits low. Low-level verification was analyzed to demonstrate system suitability to detect affected analytes. Sample was ND. This compound is outside the control limits biased low in the associated BS.
(b) This compound is outside the control limits biased low in the associated BS.
(c) Associated CCV outside of control limits high, sample was ND.

ND = Not detected MDL = Method Detection Limit
RL = Reporting Limit
E = Indicates value exceeds calibration range
J = Indicates an estimated value
B = Indicates analyte found in associated method blank
N = Indicates presumptive evidence of a compound

Report of Analysis

Client Sample ID: R1-SB-1(5.0-5.5)
Lab Sample ID: JD27540-2 **Date Sampled:** 06/29/21
Matrix: SO - Soil **Date Received:** 06/30/21
Method: SW846 8270E BY SIM SW846 3546 **Percent Solids:** 89.6
Project: Remedial Investigation, 247 North Avenue, New Rochelle, NY

	File ID	DF	Analyzed	By	Prep Date	Prep Batch	Analytical Batch
Run #1	4P46382.D	1	07/03/21 06:38	CS	07/01/21 09:00	OP34109A	E4P2431
Run #2							

	Initial Weight	Final Volume
Run #1	30.2 g	1.0 ml
Run #2		

CAS No.	Compound	Result	RL	MDL	Units	Q
123-91-1	1,4-Dioxane	ND	3.7	1.8	ug/kg	

CAS No.	Surrogate Recoveries	Run# 1	Run# 2	Limits
4165-60-0	Nitrobenzene-d5	92% [a]		39-90%
321-60-8	2-Fluorobiphenyl	64%		35-84%
1718-51-0	Terphenyl-d14	70%		42-95%

(a) Outside of in house control limits, but within reasonable method recovery limits.

ND = Not detected MDL = Method Detection Limit
RL = Reporting Limit
E = Indicates value exceeds calibration range
J = Indicates an estimated value
B = Indicates analyte found in associated method blank
N = Indicates presumptive evidence of a compound

Report of Analysis

Client Sample ID: R1-SB-1(5.0-5.5)
Lab Sample ID: JD27540-2 **Date Sampled:** 06/29/21
Matrix: SO - Soil **Date Received:** 06/30/21
Method: SW846 8081B SW846 3546 **Percent Solids:** 89.6
Project: Remedial Investigation, 247 North Avenue, New Rochelle, NY

	File ID	DF	Analyzed	By	Prep Date	Prep Batch	Analytical Batch
Run #1	1G167701.D	1	07/06/21 22:13	TC	07/02/21 11:15	OP34113	G1G5715
Run #2							

	Initial Weight	Final Volume
Run #1	15.0 g	10.0 ml
Run #2		

Pesticide TCL List

CAS No.	Compound	Result	RL	MDL	Units	Q
309-00-2	Aldrin	ND	0.74	0.61	ug/kg	
319-84-6	alpha-BHC	ND	0.74	0.60	ug/kg	
319-85-7	beta-BHC	ND	0.74	0.67	ug/kg	
319-86-8	delta-BHC	ND	0.74	0.71	ug/kg	
58-89-9	gamma-BHC (Lindane)	ND	0.74	0.55	ug/kg	
5103-71-9	alpha-Chlordane	ND	0.74	0.60	ug/kg	
5103-74-2	gamma-Chlordane	ND	0.74	0.34	ug/kg	
57-74-9	Chlordane (alpha and gamma)	ND	0.74	0.34	ug/kg	
60-57-1	Dieldrin	ND	0.74	0.51	ug/kg	
72-54-8	4,4'-DDD	ND	0.74	0.68	ug/kg	
72-55-9	4,4'-DDE	ND	0.74	0.65	ug/kg	
50-29-3	4,4'-DDT	ND	0.74	0.66	ug/kg	
72-20-8	Endrin	ND	0.74	0.58	ug/kg	
1031-07-8	Endosulfan sulfate	ND	0.74	0.58	ug/kg	
7421-93-4	Endrin aldehyde	ND	0.74	0.42	ug/kg	
959-98-8	Endosulfan-I	ND	0.74	0.43	ug/kg	
33213-65-9	Endosulfan-II	ND	0.74	0.46	ug/kg	
76-44-8	Heptachlor	ND	0.74	0.64	ug/kg	
1024-57-3	Heptachlor epoxide	ND	0.74	0.52	ug/kg	
72-43-5	Methoxychlor	ND	1.5	0.59	ug/kg	
53494-70-5	Endrin ketone	ND	0.74	0.54	ug/kg	
8001-35-2	Toxaphene	ND	19	17	ug/kg	

CAS No.	Surrogate Recoveries	Run# 1	Run# 2	Limits
877-09-8	Tetrachloro-m-xylene	79%		27-138%
877-09-8	Tetrachloro-m-xylene	88%		27-138%
2051-24-3	Decachlorobiphenyl	89%		10-179%
2051-24-3	Decachlorobiphenyl	91%		10-179%

ND = Not detected MDL = Method Detection Limit
RL = Reporting Limit
E = Indicates value exceeds calibration range
J = Indicates an estimated value
B = Indicates analyte found in associated method blank
N = Indicates presumptive evidence of a compound

Report of Analysis

Client Sample ID:	R1-SB-1(5.0-5.5)		
Lab Sample ID:	JD27540-2	**Date Sampled:**	06/29/21
Matrix:	SO - Soil	**Date Received:**	06/30/21
Method:	SW846 8082A SW846 3546	**Percent Solids:**	89.6
Project:	Remedial Investigation, 247 North Avenue, New Rochelle, NY		

	File ID	DF	Analyzed	By	Prep Date	Prep Batch	Analytical Batch
Run #1	RK1188.D	1	07/06/21 08:15	CP	07/02/21 11:15	OP34114	GRK30
Run #2							

	Initial Weight	Final Volume
Run #1	15.0 g	10.0 ml
Run #2		

PCB List

CAS No.	Compound	Result	RL	MDL	Units	Q
12674-11-2	Aroclor 1016	ND	37	17	ug/kg	
11104-28-2	Aroclor 1221	ND	37	23	ug/kg	
11141-16-5	Aroclor 1232	ND	37	24	ug/kg	
53469-21-9	Aroclor 1242	ND	37	15	ug/kg	
12672-29-6	Aroclor 1248	ND	37	33	ug/kg	
11097-69-1	Aroclor 1254	ND	37	20	ug/kg	
11096-82-5	Aroclor 1260	ND	37	16	ug/kg	
11100-14-4	Aroclor 1268	ND	37	16	ug/kg	
37324-23-5	Aroclor 1262	ND	37	24	ug/kg	

CAS No.	Surrogate Recoveries	Run# 1	Run# 2	Limits
877-09-8	Tetrachloro-m-xylene	92%		24-152%
877-09-8	Tetrachloro-m-xylene	113%		24-152%
2051-24-3	Decachlorobiphenyl	99%		10-172%
2051-24-3	Decachlorobiphenyl	107%		10-172%

ND = Not detected MDL = Method Detection Limit
RL = Reporting Limit
E = Indicates value exceeds calibration range
J = Indicates an estimated value
B = Indicates analyte found in associated method blank
N = Indicates presumptive evidence of a compound

Report of Analysis

Client Sample ID: R1-SB-1(5.0-5.5)
Lab Sample ID: JD27540-2
Matrix: SO - Soil
Date Sampled: 06/29/21
Date Received: 06/30/21
Percent Solids: 89.6
Project: Remedial Investigation, 247 North Avenue, New Rochelle, NY

Metals Analysis

Analyte	Result	RL	Units	DF	Prep	Analyzed	By	Method	Prep Method
Aluminum	10800	57	mg/kg	1	07/06/21	07/06/21	ND	SW846 6010D [2]	SW846 3050B [3]
Antimony	< 2.3	2.3	mg/kg	1	07/06/21	07/06/21	ND	SW846 6010D [2]	SW846 3050B [3]
Arsenic	< 2.3	2.3	mg/kg	1	07/06/21	07/06/21	ND	SW846 6010D [2]	SW846 3050B [3]
Barium	88.0	23	mg/kg	1	07/06/21	07/06/21	ND	SW846 6010D [2]	SW846 3050B [3]
Beryllium	0.40	0.23	mg/kg	1	07/06/21	07/06/21	ND	SW846 6010D [2]	SW846 3050B [3]
Cadmium	< 0.57	0.57	mg/kg	1	07/06/21	07/06/21	ND	SW846 6010D [2]	SW846 3050B [3]
Calcium	6670	570	mg/kg	1	07/06/21	07/06/21	ND	SW846 6010D [2]	SW846 3050B [3]
Chromium	22.6	1.1	mg/kg	1	07/06/21	07/06/21	ND	SW846 6010D [2]	SW846 3050B [3]
Cobalt	8.4	5.7	mg/kg	1	07/06/21	07/06/21	ND	SW846 6010D [2]	SW846 3050B [3]
Copper	18.2	2.9	mg/kg	1	07/06/21	07/06/21	ND	SW846 6010D [2]	SW846 3050B [3]
Iron	18100	57	mg/kg	1	07/06/21	07/06/21	ND	SW846 6010D [2]	SW846 3050B [3]
Lead	4.7	2.3	mg/kg	1	07/06/21	07/06/21	ND	SW846 6010D [2]	SW846 3050B [3]
Magnesium	5990	570	mg/kg	1	07/06/21	07/06/21	ND	SW846 6010D [2]	SW846 3050B [3]
Manganese	256	1.7	mg/kg	1	07/06/21	07/06/21	ND	SW846 6010D [2]	SW846 3050B [3]
Mercury	< 0.033	0.033	mg/kg	1	07/06/21	07/06/21	MS	SW846 7471B [1]	SW846 7471B [4]
Nickel	22.4	4.6	mg/kg	1	07/06/21	07/06/21	ND	SW846 6010D [2]	SW846 3050B [3]
Potassium	3610	1100	mg/kg	1	07/06/21	07/06/21	ND	SW846 6010D [2]	SW846 3050B [3]
Selenium	< 2.3	2.3	mg/kg	1	07/06/21	07/06/21	ND	SW846 6010D [2]	SW846 3050B [3]
Silver	< 0.57	0.57	mg/kg	1	07/06/21	07/06/21	ND	SW846 6010D [2]	SW846 3050B [3]
Sodium	< 1100	1100	mg/kg	1	07/06/21	07/06/21	ND	SW846 6010D [2]	SW846 3050B [3]
Thallium	< 1.1	1.1	mg/kg	1	07/06/21	07/06/21	ND	SW846 6010D [2]	SW846 3050B [3]
Vanadium	25.2	5.7	mg/kg	1	07/06/21	07/06/21	ND	SW846 6010D [2]	SW846 3050B [3]
Zinc	34.1	5.7	mg/kg	1	07/06/21	07/06/21	ND	SW846 6010D [2]	SW846 3050B [3]

(1) Instrument QC Batch: MA50767
(2) Instrument QC Batch: MA50799
(3) Prep QC Batch: MP27287
(4) Prep QC Batch: MP27325

RL = Reporting Limit

Report of Analysis

Client Sample ID:	R1-SB-1(5.0-5.5)		
Lab Sample ID:	JD27540-2	**Date Sampled:**	06/29/21
Matrix:	SO - Soil	**Date Received:**	06/30/21
		Percent Solids:	89.6
Project:	Remedial Investigation, 247 North Avenue, New Rochelle, NY		

General Chemistry

Analyte	Result	RL	Units	DF	Analyzed	By	Method
Cyanide	< 0.28	0.28	mg/kg	1	07/06/21 14:32	LV	SW846 9012B/LACHAT
Solids, Percent	89.6		%	1	07/01/21 16:13	BG	SM2540 G 18TH ED MOD

RL = Reporting Limit

Report of Analysis

Client Sample ID:	R1-SB-1(5.0-5.5)		
Lab Sample ID:	JD27540-2A	**Date Sampled:**	06/29/21
Matrix:	SO - Soil	**Date Received:**	06/30/21
Method:	EPA 537M BY ID IN HOUSE	**Percent Solids:**	89.6
Project:	Remedial Investigation, 247 North Avenue, New Rochelle, NY		

	File ID	DF	Analyzed	By	Prep Date	Prep Batch	Analytical Batch
Run #1 [a]	2Q71460.D	1	07/07/21 18:45	AFL	07/06/21 07:00	F:OP86217	F:S2Q1025
Run #2							

	Initial Weight	Final Volume
Run #1	1.99 g	1.0 ml
Run #2		

PFAS List

CAS No.	Compound	Result	RL	MDL	Units	Q
PERFLUOROALKYLCARBOXYLIC ACIDS						
375-22-4	Perfluorobutanoic acid	ND	1.1	0.43	ug/kg	
2706-90-3	Perfluoropentanoic acid	ND	0.56	0.28	ug/kg	
307-24-4	Perfluorohexanoic acid	ND	0.56	0.28	ug/kg	
375-85-9	Perfluoroheptanoic acid	ND	0.56	0.28	ug/kg	
335-67-1	Perfluorooctanoic acid	ND	0.56	0.28	ug/kg	
375-95-1	Perfluorononanoic acid	ND	0.56	0.28	ug/kg	
335-76-2	Perfluorodecanoic acid	ND	0.56	0.28	ug/kg	
2058-94-8	Perfluoroundecanoic acid	ND	0.56	0.28	ug/kg	
307-55-1	Perfluorododecanoic acid	ND	0.56	0.28	ug/kg	
72629-94-8	Perfluorotridecanoic acid	ND	0.56	0.30	ug/kg	
376-06-7	Perfluorotetradecanoic acid	ND	0.56	0.28	ug/kg	
PERFLUOROALKYLSULFONIC ACIDS						
375-73-5	Perfluorobutanesulfonic acid	ND	0.56	0.28	ug/kg	
355-46-4	Perfluorohexanesulfonic acid	ND	0.56	0.28	ug/kg	
375-92-8	Perfluoroheptanesulfonic acid	ND	0.56	0.28	ug/kg	
1763-23-1	Perfluorooctanesulfonic acid	ND	0.56	0.28	ug/kg	
335-77-3	Perfluorodecanesulfonic acid	ND	0.56	0.28	ug/kg	
PERFLUOROOCTANESULFONAMIDES						
754-91-6	PFOSA	ND	0.56	0.28	ug/kg	
PERFLUOROOCTANESULFONAMIDOACETIC ACIDS						
2355-31-9	MeFOSAA	ND	1.1	0.56	ug/kg	
2991-50-6	EtFOSAA	ND	1.1	0.56	ug/kg	
FLUOROTELOMER SULFONATES						
27619-97-2	6:2 Fluorotelomer sulfonate	ND	1.1	0.28	ug/kg	
39108-34-4	8:2 Fluorotelomer sulfonate	ND	1.1	0.28	ug/kg	

ND = Not detected MDL = Method Detection Limit
RL = Reporting Limit
E = Indicates value exceeds calibration range
J = Indicates an estimated value
B = Indicates analyte found in associated method blank
N = Indicates presumptive evidence of a compound

Report of Analysis

Client Sample ID:	R1-SB-1(5.0-5.5)		
Lab Sample ID:	JD27540-2A	**Date Sampled:**	06/29/21
Matrix:	SO - Soil	**Date Received:**	06/30/21
Method:	EPA 537M BY ID IN HOUSE	**Percent Solids:**	89.6
Project:	Remedial Investigation, 247 North Avenue, New Rochelle, NY		

PFAS List

CAS No.	ID Standard Recoveries	Run# 1	Run# 2	Limits
	13C4-PFBA	99%		40-140%
	13C5-PFPeA	100%		50-150%
	13C5-PFHxA	100%		50-150%
	13C4-PFHpA	100%		50-150%
	13C8-PFOA	102%		50-150%
	13C9-PFNA	102%		50-150%
	13C6-PFDA	103%		50-150%
	13C7-PFUnDA	104%		40-140%
	13C2-PFDoDA	101%		40-140%
	13C2-PFTeDA	101%		30-130%
	13C3-PFBS	94%		50-150%
	13C3-PFHxS	91%		50-150%
	13C8-PFOS	91%		50-150%
	13C8-FOSA	102%		30-130%
	d3-MeFOSAA	95%		40-140%
	d5-EtFOSAA	95%		40-140%
	13C2-6:2FTS	97%		50-150%
	13C2-8:2FTS	96%		50-150%

(a) Analysis performed at SGS Orlando, FL.

ND = Not detected MDL = Method Detection Limit
RL = Reporting Limit
E = Indicates value exceeds calibration range

J = Indicates an estimated value
B = Indicates analyte found in associated method blank
N = Indicates presumptive evidence of a compound

Report of Analysis

Client Sample ID: R1-SB-1(11-11.5)
Lab Sample ID: JD27540-3 **Date Sampled:** 06/29/21
Matrix: SO - Soil **Date Received:** 06/30/21
Method: SW846 8260D SW846 5035 **Percent Solids:** 93.9
Project: Remedial Investigation, 247 North Avenue, New Rochelle, NY

	File ID	DF	Analyzed	By	Prep Date	Prep Batch	Analytical Batch
Run #1	1C179197.D	1	07/02/21 16:32	PS	07/01/21 07:54	n/a	V1C7815
Run #2							

	Initial Weight
Run #1	5.7 g
Run #2	

VOA TCL List

CAS No.	Compound	Result	RL	MDL	Units	Q
67-64-1	Acetone	4.5	9.3	3.9	ug/kg	J
71-43-2	Benzene	ND	0.47	0.43	ug/kg	
74-97-5	Bromochloromethane	ND	4.7	0.52	ug/kg	
75-27-4	Bromodichloromethane	ND	1.9	0.40	ug/kg	
75-25-2	Bromoform	ND	4.7	1.3	ug/kg	
74-83-9	Bromomethane	ND	4.7	0.71	ug/kg	
78-93-3	2-Butanone (MEK)	ND	9.3	2.3	ug/kg	
75-15-0	Carbon disulfide	ND	1.9	0.50	ug/kg	
56-23-5	Carbon tetrachloride	ND	1.9	0.58	ug/kg	
108-90-7	Chlorobenzene	ND	1.9	0.43	ug/kg	
75-00-3	Chloroethane	ND	4.7	0.55	ug/kg	
67-66-3	Chloroform	ND	1.9	0.48	ug/kg	
74-87-3	Chloromethane	ND	4.7	1.8	ug/kg	
110-82-7	Cyclohexane	ND	1.9	0.61	ug/kg	
96-12-8	1,2-Dibromo-3-chloropropane	ND	1.9	0.65	ug/kg	
124-48-1	Dibromochloromethane	ND	1.9	0.52	ug/kg	
106-93-4	1,2-Dibromoethane	ND	0.93	0.39	ug/kg	
95-50-1	1,2-Dichlorobenzene	ND	0.93	0.51	ug/kg	
541-73-1	1,3-Dichlorobenzene	ND	0.93	0.46	ug/kg	
106-46-7	1,4-Dichlorobenzene	ND	0.93	0.46	ug/kg	
75-71-8	Dichlorodifluoromethane	ND	4.7	0.68	ug/kg	
75-34-3	1,1-Dichloroethane	ND	0.93	0.46	ug/kg	
107-06-2	1,2-Dichloroethane	ND	0.93	0.44	ug/kg	
75-35-4	1,1-Dichloroethene	ND	0.93	0.61	ug/kg	
156-59-2	cis-1,2-Dichloroethene	ND	0.93	0.78	ug/kg	
156-60-5	trans-1,2-Dichloroethene	ND	0.93	0.57	ug/kg	
78-87-5	1,2-Dichloropropane	ND	1.9	0.44	ug/kg	
10061-01-5	cis-1,3-Dichloropropene	ND	1.9	0.44	ug/kg	
10061-02-6	trans-1,3-Dichloropropene	ND	1.9	0.43	ug/kg	
100-41-4	Ethylbenzene	ND	0.93	0.42	ug/kg	
76-13-1	Freon 113	ND	4.7	2.5	ug/kg	
591-78-6	2-Hexanone	ND	4.7	2.0	ug/kg	

ND = Not detected MDL = Method Detection Limit
RL = Reporting Limit
E = Indicates value exceeds calibration range
J = Indicates an estimated value
B = Indicates analyte found in associated method blank
N = Indicates presumptive evidence of a compound

Report of Analysis

Client Sample ID: R1-SB-1(11-11.5)
Lab Sample ID: JD27540-3 **Date Sampled:** 06/29/21
Matrix: SO - Soil **Date Received:** 06/30/21
Method: SW846 8260D SW846 5035 **Percent Solids:** 93.9
Project: Remedial Investigation, 247 North Avenue, New Rochelle, NY

VOA TCL List

CAS No.	Compound	Result	RL	MDL	Units	Q
98-82-8	Isopropylbenzene	ND	1.9	1.3	ug/kg	
79-20-9	Methyl Acetate	ND	4.7	1.3	ug/kg	
108-87-2	Methylcyclohexane	ND	1.9	0.82	ug/kg	
1634-04-4	Methyl Tert Butyl Ether	ND	0.93	0.44	ug/kg	
108-10-1	4-Methyl-2-pentanone(MIBK)	ND	4.7	2.1	ug/kg	
75-09-2	Methylene chloride	ND	4.7	2.4	ug/kg	
100-42-5	Styrene	ND	1.9	0.38	ug/kg	
79-34-5	1,1,2,2-Tetrachloroethane	ND	1.9	0.56	ug/kg	
127-18-4	Tetrachloroethene	ND	1.9	0.54	ug/kg	
108-88-3	Toluene	ND	0.93	0.49	ug/kg	
87-61-6	1,2,3-Trichlorobenzene	ND	4.7	2.3	ug/kg	
120-82-1	1,2,4-Trichlorobenzene	ND	4.7	2.3	ug/kg	
71-55-6	1,1,1-Trichloroethane	ND	1.9	0.45	ug/kg	
79-00-5	1,1,2-Trichloroethane	ND	1.9	0.52	ug/kg	
79-01-6	Trichloroethene	ND	0.93	0.71	ug/kg	
75-69-4	Trichlorofluoromethane	ND	4.7	0.64	ug/kg	
75-01-4	Vinyl chloride	ND	1.9	0.45	ug/kg	
	m,p-Xylene	ND	0.93	0.84	ug/kg	
95-47-6	o-Xylene	ND	0.93	0.43	ug/kg	
1330-20-7	Xylene (total)	ND	0.93	0.43	ug/kg	

CAS No.	Surrogate Recoveries	Run# 1	Run# 2	Limits
1868-53-7	Dibromofluoromethane	104%		72-130%
17060-07-0	1,2-Dichloroethane-D4	110%		75-131%
2037-26-5	Toluene-D8	101%		81-121%
460-00-4	4-Bromofluorobenzene	108%		60-141%

CAS No.	Tentatively Identified Compounds	R.T.	Est. Conc.	Units	Q
	Total TIC, Volatile		0	ug/kg	

ND = Not detected MDL = Method Detection Limit
RL = Reporting Limit
E = Indicates value exceeds calibration range
J = Indicates an estimated value
B = Indicates analyte found in associated method blank
N = Indicates presumptive evidence of a compound

Report of Analysis

Client Sample ID: R1-SB-1(11-11.5)
Lab Sample ID: JD27540-3 **Date Sampled:** 06/29/21
Matrix: SO - Soil **Date Received:** 06/30/21
Method: SW846 8270E SW846 3546 **Percent Solids:** 93.9
Project: Remedial Investigation, 247 North Avenue, New Rochelle, NY

	File ID	DF	Analyzed	By	Prep Date	Prep Batch	Analytical Batch
Run #1	6P499169.D	1	07/02/21 21:51	BL	07/02/21 10:10	OP34109	E6P3394
Run #2							

	Initial Weight	Final Volume
Run #1	30.4 g	1.0 ml
Run #2		

ABN TCL List (SOM0 2.0)

CAS No.	Compound	Result	RL	MDL	Units	Q
95-57-8	2-Chlorophenol	ND	70	17	ug/kg	
59-50-7	4-Chloro-3-methyl phenol	ND	180	21	ug/kg	
120-83-2	2,4-Dichlorophenol	ND	180	30	ug/kg	
105-67-9	2,4-Dimethylphenol	ND	180	62	ug/kg	
51-28-5	2,4-Dinitrophenol [a]	ND	180	130	ug/kg	
534-52-1	4,6-Dinitro-o-cresol [b]	ND	180	37	ug/kg	
95-48-7	2-Methylphenol	ND	70	22	ug/kg	
	3&4-Methylphenol	ND	70	29	ug/kg	
88-75-5	2-Nitrophenol	ND	180	23	ug/kg	
100-02-7	4-Nitrophenol	ND	350	94	ug/kg	
87-86-5	Pentachlorophenol	ND	140	33	ug/kg	
108-95-2	Phenol	ND	70	18	ug/kg	
58-90-2	2,3,4,6-Tetrachlorophenol	ND	180	23	ug/kg	
95-95-4	2,4,5-Trichlorophenol	ND	180	26	ug/kg	
88-06-2	2,4,6-Trichlorophenol	ND	180	21	ug/kg	
83-32-9	Acenaphthene	ND	35	12	ug/kg	
208-96-8	Acenaphthylene	ND	35	18	ug/kg	
98-86-2	Acetophenone	ND	180	7.5	ug/kg	
120-12-7	Anthracene	ND	35	21	ug/kg	
1912-24-9	Atrazine	ND	70	15	ug/kg	
56-55-3	Benzo(a)anthracene	ND	35	9.9	ug/kg	
50-32-8	Benzo(a)pyrene	ND	35	16	ug/kg	
205-99-2	Benzo(b)fluoranthene	ND	35	15	ug/kg	
191-24-2	Benzo(g,h,i)perylene	ND	35	18	ug/kg	
207-08-9	Benzo(k)fluoranthene	ND	35	16	ug/kg	
101-55-3	4-Bromophenyl phenyl ether	ND	70	14	ug/kg	
85-68-7	Butyl benzyl phthalate	ND	70	8.5	ug/kg	
92-52-4	1,1'-Biphenyl	ND	70	4.8	ug/kg	
100-52-7	Benzaldehyde	ND	180	8.7	ug/kg	
91-58-7	2-Chloronaphthalene	ND	70	8.3	ug/kg	
106-47-8	4-Chloroaniline	ND	180	13	ug/kg	
86-74-8	Carbazole	ND	70	5.1	ug/kg	

ND = Not detected MDL = Method Detection Limit
RL = Reporting Limit
E = Indicates value exceeds calibration range
J = Indicates an estimated value
B = Indicates analyte found in associated method blank
N = Indicates presumptive evidence of a compound

Report of Analysis

Client Sample ID: R1-SB-1(11-11.5)
Lab Sample ID: JD27540-3 **Date Sampled:** 06/29/21
Matrix: SO - Soil **Date Received:** 06/30/21
Method: SW846 8270E SW846 3546 **Percent Solids:** 93.9
Project: Remedial Investigation, 247 North Avenue, New Rochelle, NY

ABN TCL List (SOM0 2.0)

CAS No.	Compound	Result	RL	MDL	Units	Q
105-60-2	Caprolactam	ND	70	14	ug/kg	
218-01-9	Chrysene	ND	35	11	ug/kg	
111-91-1	bis(2-Chloroethoxy)methane	ND	70	7.5	ug/kg	
111-44-4	bis(2-Chloroethyl)ether	ND	70	15	ug/kg	
108-60-1	2,2'-Oxybis(1-chloropropane)	ND	70	13	ug/kg	
7005-72-3	4-Chlorophenyl phenyl ether	ND	70	11	ug/kg	
121-14-2	2,4-Dinitrotoluene	ND	35	11	ug/kg	
606-20-2	2,6-Dinitrotoluene	ND	35	18	ug/kg	
91-94-1	3,3'-Dichlorobenzidine	ND	70	29	ug/kg	
123-91-1	1,4-Dioxane [c]	ND	35	23	ug/kg	
53-70-3	Dibenzo(a,h)anthracene	ND	35	15	ug/kg	
132-64-9	Dibenzofuran	ND	70	14	ug/kg	
84-74-2	Di-n-butyl phthalate	ND	70	5.7	ug/kg	
117-84-0	Di-n-octyl phthalate	ND	70	8.7	ug/kg	
84-66-2	Diethyl phthalate	ND	70	7.5	ug/kg	
131-11-3	Dimethyl phthalate	ND	70	6.2	ug/kg	
117-81-7	bis(2-Ethylhexyl)phthalate	ND	70	8.2	ug/kg	
206-44-0	Fluoranthene	ND	35	16	ug/kg	
86-73-7	Fluorene	ND	35	16	ug/kg	
118-74-1	Hexachlorobenzene	ND	70	8.9	ug/kg	
87-68-3	Hexachlorobutadiene	ND	35	14	ug/kg	
77-47-4	Hexachlorocyclopentadiene	ND	350	14	ug/kg	
67-72-1	Hexachloroethane	ND	180	17	ug/kg	
193-39-5	Indeno(1,2,3-cd)pyrene	ND	35	16	ug/kg	
78-59-1	Isophorone	ND	70	7.5	ug/kg	
91-57-6	2-Methylnaphthalene	ND	35	7.9	ug/kg	
88-74-4	2-Nitroaniline	ND	180	8.3	ug/kg	
99-09-2	3-Nitroaniline	ND	180	8.8	ug/kg	
100-01-6	4-Nitroaniline	ND	180	9.1	ug/kg	
91-20-3	Naphthalene	ND	35	9.9	ug/kg	
98-95-3	Nitrobenzene	ND	70	14	ug/kg	
621-64-7	N-Nitroso-di-n-propylamine	ND	70	10	ug/kg	
86-30-6	N-Nitrosodiphenylamine	ND	180	13	ug/kg	
85-01-8	Phenanthrene	ND	35	12	ug/kg	
129-00-0	Pyrene	ND	35	11	ug/kg	
95-94-3	1,2,4,5-Tetrachlorobenzene	ND	180	8.9	ug/kg	

CAS No.	Surrogate Recoveries	Run# 1	Run# 2	Limits
367-12-4	2-Fluorophenol	70%		7-101%

ND = Not detected MDL = Method Detection Limit
RL = Reporting Limit
E = Indicates value exceeds calibration range
J = Indicates an estimated value
B = Indicates analyte found in associated method blank
N = Indicates presumptive evidence of a compound

Report of Analysis

Client Sample ID:	R1-SB-1(11-11.5)		
Lab Sample ID:	JD27540-3	**Date Sampled:**	06/29/21
Matrix:	SO - Soil	**Date Received:**	06/30/21
Method:	SW846 8270E SW846 3546	**Percent Solids:**	93.9
Project:	Remedial Investigation, 247 North Avenue, New Rochelle, NY		

ABN TCL List (SOM0 2.0)

CAS No.	Surrogate Recoveries	Run# 1	Run# 2	Limits
4165-62-2	Phenol-d5	64%		12-101%
118-79-6	2,4,6-Tribromophenol	67%		10-127%
4165-60-0	Nitrobenzene-d5	73%		15-114%
321-60-8	2-Fluorobiphenyl	74%		22-104%
1718-51-0	Terphenyl-d14	87%		23-121%

CAS No.	Tentatively Identified Compounds	R.T.	Est. Conc.	Units	Q
	Total TIC, Semi-Volatile		0	ug/kg	

(a) Associated CCV outside of control limits low. Low-level verification was analyzed to demonstrate system suitability to detect affected analytes. Sample was ND. This compound is outside the control limits biased low in the associated BS.
(b) This compound is outside the control limits biased low in the associated BS.
(c) Associated CCV outside of control limits high, sample was ND.

ND = Not detected MDL = Method Detection Limit
RL = Reporting Limit
E = Indicates value exceeds calibration range
J = Indicates an estimated value
B = Indicates analyte found in associated method blank
N = Indicates presumptive evidence of a compound

Report of Analysis

Client Sample ID: R1-SB-1(11-11.5)
Lab Sample ID: JD27540-3 **Date Sampled:** 06/29/21
Matrix: SO - Soil **Date Received:** 06/30/21
Method: SW846 8270E BY SIM SW846 3546 **Percent Solids:** 93.9
Project: Remedial Investigation, 247 North Avenue, New Rochelle, NY

	File ID	DF	Analyzed	By	Prep Date	Prep Batch	Analytical Batch
Run #1	4P46384.D	1	07/03/21 07:19	CS	07/01/21 09:00	OP34109A	E4P2431
Run #2							

	Initial Weight	Final Volume
Run #1	30.4 g	1.0 ml
Run #2		

CAS No.	Compound	Result	RL	MDL	Units	Q
123-91-1	1,4-Dioxane	ND	3.5	1.8	ug/kg	

CAS No.	Surrogate Recoveries	Run# 1	Run# 2	Limits
4165-60-0	Nitrobenzene-d5	82%		39-90%
321-60-8	2-Fluorobiphenyl	57%		35-84%
1718-51-0	Terphenyl-d14	61%		42-95%

ND = Not detected MDL = Method Detection Limit
RL = Reporting Limit
E = Indicates value exceeds calibration range
J = Indicates an estimated value
B = Indicates analyte found in associated method blank
N = Indicates presumptive evidence of a compound

Report of Analysis

Client Sample ID: R1-SB-1(11-11.5)
Lab Sample ID: JD27540-3 **Date Sampled:** 06/29/21
Matrix: SO - Soil **Date Received:** 06/30/21
Method: SW846 8081B SW846 3546 **Percent Solids:** 93.9
Project: Remedial Investigation, 247 North Avenue, New Rochelle, NY

	File ID	DF	Analyzed	By	Prep Date	Prep Batch	Analytical Batch
Run #1	1G167702.D	1	07/06/21 22:31	TC	07/02/21 11:15	OP34113	G1G5715
Run #2							

	Initial Weight	Final Volume
Run #1	15.1 g	10.0 ml
Run #2		

Pesticide TCL List

CAS No.	Compound	Result	RL	MDL	Units	Q
309-00-2	Aldrin	ND	0.71	0.58	ug/kg	
319-84-6	alpha-BHC	ND	0.71	0.57	ug/kg	
319-85-7	beta-BHC	ND	0.71	0.64	ug/kg	
319-86-8	delta-BHC	ND	0.71	0.68	ug/kg	
58-89-9	gamma-BHC (Lindane)	ND	0.71	0.52	ug/kg	
5103-71-9	alpha-Chlordane	ND	0.71	0.57	ug/kg	
5103-74-2	gamma-Chlordane	ND	0.71	0.32	ug/kg	
57-74-9	Chlordane (alpha and gamma)	ND	0.71	0.32	ug/kg	
60-57-1	Dieldrin	ND	0.71	0.48	ug/kg	
72-54-8	4,4'-DDD	ND	0.71	0.65	ug/kg	
72-55-9	4,4'-DDE	ND	0.71	0.62	ug/kg	
50-29-3	4,4'-DDT	ND	0.71	0.62	ug/kg	
72-20-8	Endrin	ND	0.71	0.55	ug/kg	
1031-07-8	Endosulfan sulfate	ND	0.71	0.55	ug/kg	
7421-93-4	Endrin aldehyde	ND	0.71	0.40	ug/kg	
959-98-8	Endosulfan-I	ND	0.71	0.41	ug/kg	
33213-65-9	Endosulfan-II	ND	0.71	0.44	ug/kg	
76-44-8	Heptachlor	ND	0.71	0.61	ug/kg	
1024-57-3	Heptachlor epoxide	ND	0.71	0.49	ug/kg	
72-43-5	Methoxychlor	ND	1.4	0.56	ug/kg	
53494-70-5	Endrin ketone	ND	0.71	0.51	ug/kg	
8001-35-2	Toxaphene	ND	18	16	ug/kg	

CAS No.	Surrogate Recoveries	Run# 1	Run# 2	Limits
877-09-8	Tetrachloro-m-xylene	61%		27-138%
877-09-8	Tetrachloro-m-xylene	67%		27-138%
2051-24-3	Decachlorobiphenyl	64%		10-179%
2051-24-3	Decachlorobiphenyl	65%		10-179%

ND = Not detected MDL = Method Detection Limit
RL = Reporting Limit
E = Indicates value exceeds calibration range
J = Indicates an estimated value
B = Indicates analyte found in associated method blank
N = Indicates presumptive evidence of a compound

Report of Analysis

Client Sample ID: R1-SB-1(11-11.5)
Lab Sample ID: JD27540-3 **Date Sampled:** 06/29/21
Matrix: SO - Soil **Date Received:** 06/30/21
Method: SW846 8082A SW846 3546 **Percent Solids:** 93.9
Project: Remedial Investigation, 247 North Avenue, New Rochelle, NY

	File ID	DF	Analyzed	By	Prep Date	Prep Batch	Analytical Batch
Run #1	RK1189.D	1	07/06/21 08:31	CP	07/02/21 11:15	OP34114	GRK30
Run #2							

	Initial Weight	Final Volume
Run #1	15.1 g	10.0 ml
Run #2		

PCB List

CAS No.	Compound	Result	RL	MDL	Units	Q
12674-11-2	Aroclor 1016	ND	35	16	ug/kg	
11104-28-2	Aroclor 1221	ND	35	22	ug/kg	
11141-16-5	Aroclor 1232	ND	35	22	ug/kg	
53469-21-9	Aroclor 1242	ND	35	14	ug/kg	
12672-29-6	Aroclor 1248	ND	35	31	ug/kg	
11097-69-1	Aroclor 1254	ND	35	19	ug/kg	
11096-82-5	Aroclor 1260	ND	35	15	ug/kg	
11100-14-4	Aroclor 1268	ND	35	15	ug/kg	
37324-23-5	Aroclor 1262	ND	35	23	ug/kg	

CAS No.	Surrogate Recoveries	Run# 1	Run# 2	Limits
877-09-8	Tetrachloro-m-xylene	66%		24-152%
877-09-8	Tetrachloro-m-xylene	80%		24-152%
2051-24-3	Decachlorobiphenyl	69%		10-172%
2051-24-3	Decachlorobiphenyl	66%		10-172%

ND = Not detected MDL = Method Detection Limit
RL = Reporting Limit
E = Indicates value exceeds calibration range
J = Indicates an estimated value
B = Indicates analyte found in associated method blank
N = Indicates presumptive evidence of a compound

Report of Analysis

Client Sample ID: R1-SB-1(11-11.5)
Lab Sample ID: JD27540-3
Matrix: SO - Soil
Date Sampled: 06/29/21
Date Received: 06/30/21
Percent Solids: 93.9
Project: Remedial Investigation, 247 North Avenue, New Rochelle, NY

Metals Analysis

Analyte	Result	RL	Units	DF	Prep	Analyzed	By	Method	Prep Method
Aluminum	5760	55	mg/kg	1	07/06/21	07/07/21	ND	SW846 6010D [2]	SW846 3050B [3]
Antimony	< 2.2	2.2	mg/kg	1	07/06/21	07/07/21	ND	SW846 6010D [2]	SW846 3050B [3]
Arsenic	< 2.2	2.2	mg/kg	1	07/06/21	07/07/21	ND	SW846 6010D [2]	SW846 3050B [3]
Barium	100	22	mg/kg	1	07/06/21	07/07/21	ND	SW846 6010D [2]	SW846 3050B [3]
Beryllium	0.27	0.22	mg/kg	1	07/06/21	07/07/21	ND	SW846 6010D [2]	SW846 3050B [3]
Cadmium	< 0.55	0.55	mg/kg	1	07/06/21	07/07/21	ND	SW846 6010D [2]	SW846 3050B [3]
Calcium	4470	550	mg/kg	1	07/06/21	07/07/21	ND	SW846 6010D [2]	SW846 3050B [3]
Chromium	13.6	1.1	mg/kg	1	07/06/21	07/07/21	ND	SW846 6010D [2]	SW846 3050B [3]
Cobalt	5.7	5.5	mg/kg	1	07/06/21	07/07/21	ND	SW846 6010D [2]	SW846 3050B [3]
Copper	12.7	2.7	mg/kg	1	07/06/21	07/07/21	ND	SW846 6010D [2]	SW846 3050B [3]
Iron	9950	55	mg/kg	1	07/06/21	07/07/21	ND	SW846 6010D [2]	SW846 3050B [3]
Lead	2.5	2.2	mg/kg	1	07/06/21	07/07/21	ND	SW846 6010D [2]	SW846 3050B [3]
Magnesium	3560	550	mg/kg	1	07/06/21	07/07/21	ND	SW846 6010D [2]	SW846 3050B [3]
Manganese	488	1.6	mg/kg	1	07/06/21	07/07/21	ND	SW846 6010D [2]	SW846 3050B [3]
Mercury	< 0.026	0.026	mg/kg	1	07/06/21	07/06/21	MS	SW846 7471B [1]	SW846 7471B [4]
Nickel	13.1	4.4	mg/kg	1	07/06/21	07/07/21	ND	SW846 6010D [2]	SW846 3050B [3]
Potassium	2650	1100	mg/kg	1	07/06/21	07/07/21	ND	SW846 6010D [2]	SW846 3050B [3]
Selenium	< 2.2	2.2	mg/kg	1	07/06/21	07/07/21	ND	SW846 6010D [2]	SW846 3050B [3]
Silver	< 0.55	0.55	mg/kg	1	07/06/21	07/07/21	ND	SW846 6010D [2]	SW846 3050B [3]
Sodium	< 1100	1100	mg/kg	1	07/06/21	07/07/21	ND	SW846 6010D [2]	SW846 3050B [3]
Thallium	< 1.1	1.1	mg/kg	1	07/06/21	07/07/21	ND	SW846 6010D [2]	SW846 3050B [3]
Vanadium	16.5	5.5	mg/kg	1	07/06/21	07/07/21	ND	SW846 6010D [2]	SW846 3050B [3]
Zinc	20.3	5.5	mg/kg	1	07/06/21	07/07/21	ND	SW846 6010D [2]	SW846 3050B [3]

(1) Instrument QC Batch: MA50767
(2) Instrument QC Batch: MA50802
(3) Prep QC Batch: MP27287
(4) Prep QC Batch: MP27325

RL = Reporting Limit

Report of Analysis

Client Sample ID:	R1-SB-1(11-11.5)		
Lab Sample ID:	JD27540-3	**Date Sampled:**	06/29/21
Matrix:	SO - Soil	**Date Received:**	06/30/21
		Percent Solids:	93.9
Project:	Remedial Investigation, 247 North Avenue, New Rochelle, NY		

General Chemistry

Analyte	Result	RL	Units	DF	Analyzed	By	Method
Cyanide	< 0.27	0.27	mg/kg	1	07/06/21 14:33	LV	SW846 9012B/LACHAT
Solids, Percent	93.9		%	1	07/01/21 16:13	BG	SM2540 G 18TH ED MOD

RL = Reporting Limit

Report of Analysis

Client Sample ID:	R1-SB-1(11-11.5)		
Lab Sample ID:	JD27540-3A	**Date Sampled:**	06/29/21
Matrix:	SO - Soil	**Date Received:**	06/30/21
Method:	EPA 537M BY ID IN HOUSE	**Percent Solids:**	93.9
Project:	Remedial Investigation, 247 North Avenue, New Rochelle, NY		

	File ID	DF	Analyzed	By	Prep Date	Prep Batch	Analytical Batch
Run #1 [a]	2Q71461.D	1	07/07/21 19:01	AFL	07/06/21 07:00	F:OP86217	F:S2Q1025
Run #2							

	Initial Weight	Final Volume
Run #1	2.05 g	1.0 ml
Run #2		

PFAS List

CAS No.	Compound	Result	RL	MDL	Units	Q
PERFLUOROALKYLCARBOXYLIC ACIDS						
375-22-4	Perfluorobutanoic acid	ND	1.0	0.39	ug/kg	
2706-90-3	Perfluoropentanoic acid	ND	0.52	0.26	ug/kg	
307-24-4	Perfluorohexanoic acid	ND	0.52	0.26	ug/kg	
375-85-9	Perfluoroheptanoic acid	ND	0.52	0.26	ug/kg	
335-67-1	Perfluorooctanoic acid	ND	0.52	0.26	ug/kg	
375-95-1	Perfluorononanoic acid	ND	0.52	0.26	ug/kg	
335-76-2	Perfluorodecanoic acid	ND	0.52	0.26	ug/kg	
2058-94-8	Perfluoroundecanoic acid	ND	0.52	0.26	ug/kg	
307-55-1	Perfluorododecanoic acid	ND	0.52	0.26	ug/kg	
72629-94-8	Perfluorotridecanoic acid	ND	0.52	0.28	ug/kg	
376-06-7	Perfluorotetradecanoic acid	ND	0.52	0.26	ug/kg	
PERFLUOROALKYLSULFONIC ACIDS						
375-73-5	Perfluorobutanesulfonic acid	ND	0.52	0.26	ug/kg	
355-46-4	Perfluorohexanesulfonic acid	ND	0.52	0.26	ug/kg	
375-92-8	Perfluoroheptanesulfonic acid	ND	0.52	0.26	ug/kg	
1763-23-1	Perfluorooctanesulfonic acid	ND	0.52	0.26	ug/kg	
335-77-3	Perfluorodecanesulfonic acid	ND	0.52	0.26	ug/kg	
PERFLUOROOCTANESULFONAMIDES						
754-91-6	PFOSA	ND	0.52	0.26	ug/kg	
PERFLUOROOCTANESULFONAMIDOACETIC ACIDS						
2355-31-9	MeFOSAA	ND	1.0	0.52	ug/kg	
2991-50-6	EtFOSAA	ND	1.0	0.52	ug/kg	
FLUOROTELOMER SULFONATES						
27619-97-2	6:2 Fluorotelomer sulfonate	ND	1.0	0.26	ug/kg	
39108-34-4	8:2 Fluorotelomer sulfonate	ND	1.0	0.26	ug/kg	

ND = Not detected MDL = Method Detection Limit
RL = Reporting Limit
E = Indicates value exceeds calibration range
J = Indicates an estimated value
B = Indicates analyte found in associated method blank
N = Indicates presumptive evidence of a compound

Report of Analysis

Client Sample ID:	R1-SB-1(11-11.5)		
Lab Sample ID:	JD27540-3A	**Date Sampled:**	06/29/21
Matrix:	SO - Soil	**Date Received:**	06/30/21
Method:	EPA 537M BY ID IN HOUSE	**Percent Solids:**	93.9
Project:	Remedial Investigation, 247 North Avenue, New Rochelle, NY		

PFAS List

CAS No.	ID Standard Recoveries	Run# 1	Run# 2	Limits
	13C4-PFBA	96%		40-140%
	13C5-PFPeA	97%		50-150%
	13C5-PFHxA	97%		50-150%
	13C4-PFHpA	97%		50-150%
	13C8-PFOA	100%		50-150%
	13C9-PFNA	101%		50-150%
	13C6-PFDA	100%		50-150%
	13C7-PFUnDA	102%		40-140%
	13C2-PFDoDA	100%		40-140%
	13C2-PFTeDA	100%		30-130%
	13C3-PFBS	93%		50-150%
	13C3-PFHxS	90%		50-150%
	13C8-PFOS	91%		50-150%
	13C8-FOSA	94%		30-130%
	d3-MeFOSAA	94%		40-140%
	d5-EtFOSAA	93%		40-140%
	13C2-6:2FTS	95%		50-150%
	13C2-8:2FTS	94%		50-150%

(a) Analysis performed at SGS Orlando, FL.

ND = Not detected MDL = Method Detection Limit
RL = Reporting Limit
E = Indicates value exceeds calibration range

J = Indicates an estimated value
B = Indicates analyte found in associated method blank
N = Indicates presumptive evidence of a compound

Report of Analysis

Client Sample ID: R1-SB-2(3-3.5)
Lab Sample ID: JD27540-4 **Date Sampled:** 06/29/21
Matrix: SO - Soil **Date Received:** 06/30/21
Method: SW846 8270E SW846 3546 **Percent Solids:** 94.5
Project: Remedial Investigation, 247 North Avenue, New Rochelle, NY

	File ID	DF	Analyzed	By	Prep Date	Prep Batch	Analytical Batch
Run #1	6P499170.D	1	07/02/21 22:13	BL	07/02/21 10:10	OP34109	E6P3394
Run #2							

	Initial Weight	Final Volume
Run #1	30.1 g	1.0 ml
Run #2		

ABN TCL List (SOM0 2.0)

CAS No.	Compound	Result	RL	MDL	Units	Q
95-57-8	2-Chlorophenol	ND	70	17	ug/kg	
59-50-7	4-Chloro-3-methyl phenol	ND	180	22	ug/kg	
120-83-2	2,4-Dichlorophenol	ND	180	30	ug/kg	
105-67-9	2,4-Dimethylphenol	ND	180	63	ug/kg	
51-28-5	2,4-Dinitrophenol [a]	ND	180	130	ug/kg	
534-52-1	4,6-Dinitro-o-cresol [b]	ND	180	38	ug/kg	
95-48-7	2-Methylphenol	ND	70	22	ug/kg	
	3&4-Methylphenol	ND	70	29	ug/kg	
88-75-5	2-Nitrophenol	ND	180	23	ug/kg	
100-02-7	4-Nitrophenol	ND	350	94	ug/kg	
87-86-5	Pentachlorophenol	ND	140	33	ug/kg	
108-95-2	Phenol	ND	70	18	ug/kg	
58-90-2	2,3,4,6-Tetrachlorophenol	ND	180	23	ug/kg	
95-95-4	2,4,5-Trichlorophenol	ND	180	26	ug/kg	
88-06-2	2,4,6-Trichlorophenol	ND	180	21	ug/kg	
83-32-9	Acenaphthene	ND	35	12	ug/kg	
208-96-8	Acenaphthylene	ND	35	18	ug/kg	
98-86-2	Acetophenone	ND	180	7.6	ug/kg	
120-12-7	Anthracene	ND	35	22	ug/kg	
1912-24-9	Atrazine	ND	70	15	ug/kg	
56-55-3	Benzo(a)anthracene	ND	35	9.9	ug/kg	
50-32-8	Benzo(a)pyrene	ND	35	16	ug/kg	
205-99-2	Benzo(b)fluoranthene	ND	35	16	ug/kg	
191-24-2	Benzo(g,h,i)perylene	ND	35	18	ug/kg	
207-08-9	Benzo(k)fluoranthene	ND	35	16	ug/kg	
101-55-3	4-Bromophenyl phenyl ether	ND	70	14	ug/kg	
85-68-7	Butyl benzyl phthalate	ND	70	8.6	ug/kg	
92-52-4	1,1'-Biphenyl	ND	70	4.8	ug/kg	
100-52-7	Benzaldehyde	ND	180	8.7	ug/kg	
91-58-7	2-Chloronaphthalene	ND	70	8.4	ug/kg	
106-47-8	4-Chloroaniline	ND	180	13	ug/kg	
86-74-8	Carbazole	ND	70	5.1	ug/kg	

ND = Not detected MDL = Method Detection Limit
RL = Reporting Limit
E = Indicates value exceeds calibration range
J = Indicates an estimated value
B = Indicates analyte found in associated method blank
N = Indicates presumptive evidence of a compound

Report of Analysis

Client Sample ID: R1-SB-2(3-3.5)
Lab Sample ID: JD27540-4 **Date Sampled:** 06/29/21
Matrix: SO - Soil **Date Received:** 06/30/21
Method: SW846 8270E SW846 3546 **Percent Solids:** 94.5
Project: Remedial Investigation, 247 North Avenue, New Rochelle, NY

ABN TCL List (SOM0 2.0)

CAS No.	Compound	Result	RL	MDL	Units	Q
105-60-2	Caprolactam	ND	70	14	ug/kg	
218-01-9	Chrysene	ND	35	11	ug/kg	
111-91-1	bis(2-Chloroethoxy)methane	ND	70	7.5	ug/kg	
111-44-4	bis(2-Chloroethyl)ether	ND	70	15	ug/kg	
108-60-1	2,2'-Oxybis(1-chloropropane)	ND	70	13	ug/kg	
7005-72-3	4-Chlorophenyl phenyl ether	ND	70	11	ug/kg	
121-14-2	2,4-Dinitrotoluene	ND	35	11	ug/kg	
606-20-2	2,6-Dinitrotoluene	ND	35	18	ug/kg	
91-94-1	3,3'-Dichlorobenzidine	ND	70	29	ug/kg	
123-91-1	1,4-Dioxane [c]	ND	35	23	ug/kg	
53-70-3	Dibenzo(a,h)anthracene	ND	35	16	ug/kg	
132-64-9	Dibenzofuran	ND	70	14	ug/kg	
84-74-2	Di-n-butyl phthalate	ND	70	5.7	ug/kg	
117-84-0	Di-n-octyl phthalate	ND	70	8.8	ug/kg	
84-66-2	Diethyl phthalate	ND	70	7.5	ug/kg	
131-11-3	Dimethyl phthalate	ND	70	6.3	ug/kg	
117-81-7	bis(2-Ethylhexyl)phthalate	ND	70	8.2	ug/kg	
206-44-0	Fluoranthene	ND	35	16	ug/kg	
86-73-7	Fluorene	ND	35	16	ug/kg	
118-74-1	Hexachlorobenzene	ND	70	8.9	ug/kg	
87-68-3	Hexachlorobutadiene	ND	35	14	ug/kg	
77-47-4	Hexachlorocyclopentadiene	ND	350	14	ug/kg	
67-72-1	Hexachloroethane	ND	180	17	ug/kg	
193-39-5	Indeno(1,2,3-cd)pyrene	ND	35	16	ug/kg	
78-59-1	Isophorone	ND	70	7.5	ug/kg	
91-57-6	2-Methylnaphthalene	ND	35	7.9	ug/kg	
88-74-4	2-Nitroaniline	ND	180	8.3	ug/kg	
99-09-2	3-Nitroaniline	ND	180	8.8	ug/kg	
100-01-6	4-Nitroaniline	ND	180	9.1	ug/kg	
91-20-3	Naphthalene	ND	35	9.9	ug/kg	
98-95-3	Nitrobenzene	ND	70	14	ug/kg	
621-64-7	N-Nitroso-di-n-propylamine	ND	70	10	ug/kg	
86-30-6	N-Nitrosodiphenylamine	ND	180	13	ug/kg	
85-01-8	Phenanthrene	ND	35	12	ug/kg	
129-00-0	Pyrene	ND	35	11	ug/kg	
95-94-3	1,2,4,5-Tetrachlorobenzene	ND	180	8.9	ug/kg	

CAS No.	Surrogate Recoveries	Run# 1	Run# 2	Limits
367-12-4	2-Fluorophenol	69%		7-101%

ND = Not detected MDL = Method Detection Limit
RL = Reporting Limit
E = Indicates value exceeds calibration range
J = Indicates an estimated value
B = Indicates analyte found in associated method blank
N = Indicates presumptive evidence of a compound

Report of Analysis

Client Sample ID:	R1-SB-2(3-3.5)		
Lab Sample ID:	JD27540-4	**Date Sampled:**	06/29/21
Matrix:	SO - Soil	**Date Received:**	06/30/21
Method:	SW846 8270E SW846 3546	**Percent Solids:**	94.5
Project:	Remedial Investigation, 247 North Avenue, New Rochelle, NY		

ABN TCL List (SOM0 2.0)

CAS No.	Surrogate Recoveries	Run# 1	Run# 2	Limits
4165-62-2	Phenol-d5	64%		12-101%
118-79-6	2,4,6-Tribromophenol	79%		10-127%
4165-60-0	Nitrobenzene-d5	75%		15-114%
321-60-8	2-Fluorobiphenyl	79%		22-104%
1718-51-0	Terphenyl-d14	91%		23-121%

CAS No.	Tentatively Identified Compounds	R.T.	Est. Conc.	Units	Q
	Total TIC, Semi-Volatile		0	ug/kg	

(a) Associated CCV outside of control limits low. Low-level verification was analyzed to demonstrate system suitability to detect affected analytes. Sample was ND. This compound is outside the control limits biased low in the associated BS.
(b) This compound is outside the control limits biased low in the associated BS.
(c) Associated CCV outside of control limits high, sample was ND.

ND = Not detected MDL = Method Detection Limit
RL = Reporting Limit
E = Indicates value exceeds calibration range
J = Indicates an estimated value
B = Indicates analyte found in associated method blank
N = Indicates presumptive evidence of a compound

Report of Analysis

Client Sample ID: R1-SB-2(3-3.5)
Lab Sample ID: JD27540-4
Matrix: SO - Soil
Date Sampled: 06/29/21
Date Received: 06/30/21
Percent Solids: 94.5
Project: Remedial Investigation, 247 North Avenue, New Rochelle, NY

Metals Analysis

Analyte	Result	RL	Units	DF	Prep	Analyzed	By	Method	Prep Method
Aluminum	12100	53	mg/kg	1	07/06/21	07/07/21	ND	SW846 6010D [2]	SW846 3050B [3]
Antimony	< 2.1	2.1	mg/kg	1	07/06/21	07/07/21	ND	SW846 6010D [2]	SW846 3050B [3]
Arsenic	5.7	2.1	mg/kg	1	07/06/21	07/07/21	ND	SW846 6010D [2]	SW846 3050B [3]
Barium	91.5	21	mg/kg	1	07/06/21	07/07/21	ND	SW846 6010D [2]	SW846 3050B [3]
Beryllium	0.52	0.21	mg/kg	1	07/06/21	07/07/21	ND	SW846 6010D [2]	SW846 3050B [3]
Cadmium	< 0.53	0.53	mg/kg	1	07/06/21	07/07/21	ND	SW846 6010D [2]	SW846 3050B [3]
Calcium	4400	530	mg/kg	1	07/06/21	07/07/21	ND	SW846 6010D [2]	SW846 3050B [3]
Chromium	18.3	1.1	mg/kg	1	07/06/21	07/07/21	ND	SW846 6010D [2]	SW846 3050B [3]
Cobalt	5.6	5.3	mg/kg	1	07/06/21	07/07/21	ND	SW846 6010D [2]	SW846 3050B [3]
Copper	13.7	2.6	mg/kg	1	07/06/21	07/07/21	ND	SW846 6010D [2]	SW846 3050B [3]
Iron	12800	53	mg/kg	1	07/06/21	07/07/21	ND	SW846 6010D [2]	SW846 3050B [3]
Lead	409	2.1	mg/kg	1	07/06/21	07/07/21	ND	SW846 6010D [2]	SW846 3050B [3]
Magnesium	2230	530	mg/kg	1	07/06/21	07/07/21	ND	SW846 6010D [2]	SW846 3050B [3]
Manganese	151	1.6	mg/kg	1	07/06/21	07/07/21	ND	SW846 6010D [2]	SW846 3050B [3]
Mercury	0.047	0.032	mg/kg	1	07/06/21	07/06/21	MS	SW846 7471B [1]	SW846 7471B [4]
Nickel	16.2	4.2	mg/kg	1	07/06/21	07/07/21	ND	SW846 6010D [2]	SW846 3050B [3]
Potassium	1290	1100	mg/kg	1	07/06/21	07/07/21	ND	SW846 6010D [2]	SW846 3050B [3]
Selenium	< 2.1	2.1	mg/kg	1	07/06/21	07/07/21	ND	SW846 6010D [2]	SW846 3050B [3]
Silver	< 0.53	0.53	mg/kg	1	07/06/21	07/07/21	ND	SW846 6010D [2]	SW846 3050B [3]
Sodium	< 1100	1100	mg/kg	1	07/06/21	07/07/21	ND	SW846 6010D [2]	SW846 3050B [3]
Thallium	< 1.1	1.1	mg/kg	1	07/06/21	07/07/21	ND	SW846 6010D [2]	SW846 3050B [3]
Vanadium	25.9	5.3	mg/kg	1	07/06/21	07/07/21	ND	SW846 6010D [2]	SW846 3050B [3]
Zinc	59.6	5.3	mg/kg	1	07/06/21	07/07/21	ND	SW846 6010D [2]	SW846 3050B [3]

(1) Instrument QC Batch: MA50767
(2) Instrument QC Batch: MA50802
(3) Prep QC Batch: MP27287
(4) Prep QC Batch: MP27325

RL = Reporting Limit

Report of Analysis

Client Sample ID: R1-SB-2(6-6.5)
Lab Sample ID: JD27540-5 **Date Sampled:** 06/29/21
Matrix: SO - Soil **Date Received:** 06/30/21
Method: SW846 8270E SW846 3546 **Percent Solids:** 96.4
Project: Remedial Investigation, 247 North Avenue, New Rochelle, NY

	File ID	DF	Analyzed	By	Prep Date	Prep Batch	Analytical Batch
Run #1	6P499171.D	1	07/02/21 22:35	BL	07/02/21 10:10	OP34109	E6P3394
Run #2							

	Initial Weight	Final Volume
Run #1	30.6 g	1.0 ml
Run #2		

ABN TCL List (SOM0 2.0)

CAS No.	Compound	Result	RL	MDL	Units	Q
95-57-8	2-Chlorophenol	ND	68	17	ug/kg	
59-50-7	4-Chloro-3-methyl phenol	ND	170	21	ug/kg	
120-83-2	2,4-Dichlorophenol	ND	170	29	ug/kg	
105-67-9	2,4-Dimethylphenol	ND	170	60	ug/kg	
51-28-5	2,4-Dinitrophenol [a]	ND	170	130	ug/kg	
534-52-1	4,6-Dinitro-o-cresol [b]	ND	170	36	ug/kg	
95-48-7	2-Methylphenol	ND	68	22	ug/kg	
	3&4-Methylphenol	ND	68	28	ug/kg	
88-75-5	2-Nitrophenol	ND	170	22	ug/kg	
100-02-7	4-Nitrophenol	ND	340	91	ug/kg	
87-86-5	Pentachlorophenol	ND	140	32	ug/kg	
108-95-2	Phenol	ND	68	18	ug/kg	
58-90-2	2,3,4,6-Tetrachlorophenol	ND	170	22	ug/kg	
95-95-4	2,4,5-Trichlorophenol	ND	170	25	ug/kg	
88-06-2	2,4,6-Trichlorophenol	ND	170	20	ug/kg	
83-32-9	Acenaphthene	ND	34	12	ug/kg	
208-96-8	Acenaphthylene	ND	34	17	ug/kg	
98-86-2	Acetophenone	ND	170	7.3	ug/kg	
120-12-7	Anthracene	ND	34	21	ug/kg	
1912-24-9	Atrazine	ND	68	15	ug/kg	
56-55-3	Benzo(a)anthracene	ND	34	9.6	ug/kg	
50-32-8	Benzo(a)pyrene	ND	34	15	ug/kg	
205-99-2	Benzo(b)fluoranthene	ND	34	15	ug/kg	
191-24-2	Benzo(g,h,i)perylene	ND	34	17	ug/kg	
207-08-9	Benzo(k)fluoranthene	ND	34	16	ug/kg	
101-55-3	4-Bromophenyl phenyl ether	ND	68	13	ug/kg	
85-68-7	Butyl benzyl phthalate	ND	68	8.3	ug/kg	
92-52-4	1,1'-Biphenyl	ND	68	4.6	ug/kg	
100-52-7	Benzaldehyde	ND	170	8.4	ug/kg	
91-58-7	2-Chloronaphthalene	ND	68	8.1	ug/kg	
106-47-8	4-Chloroaniline	ND	170	12	ug/kg	
86-74-8	Carbazole	ND	68	4.9	ug/kg	

ND = Not detected MDL = Method Detection Limit
RL = Reporting Limit
E = Indicates value exceeds calibration range
J = Indicates an estimated value
B = Indicates analyte found in associated method blank
N = Indicates presumptive evidence of a compound

Report of Analysis

Client Sample ID: R1-SB-2(6-6.5)
Lab Sample ID: JD27540-5 **Date Sampled:** 06/29/21
Matrix: SO - Soil **Date Received:** 06/30/21
Method: SW846 8270E SW846 3546 **Percent Solids:** 96.4
Project: Remedial Investigation, 247 North Avenue, New Rochelle, NY

ABN TCL List (SOM0 2.0)

CAS No.	Compound	Result	RL	MDL	Units	Q
105-60-2	Caprolactam	ND	68	13	ug/kg	
218-01-9	Chrysene	ND	34	11	ug/kg	
111-91-1	bis(2-Chloroethoxy)methane	ND	68	7.3	ug/kg	
111-44-4	bis(2-Chloroethyl)ether	ND	68	15	ug/kg	
108-60-1	2,2'-Oxybis(1-chloropropane)	ND	68	12	ug/kg	
7005-72-3	4-Chlorophenyl phenyl ether	ND	68	11	ug/kg	
121-14-2	2,4-Dinitrotoluene	ND	34	11	ug/kg	
606-20-2	2,6-Dinitrotoluene	ND	34	17	ug/kg	
91-94-1	3,3'-Dichlorobenzidine	ND	68	28	ug/kg	
123-91-1	1,4-Dioxane [c]	ND	34	22	ug/kg	
53-70-3	Dibenzo(a,h)anthracene	ND	34	15	ug/kg	
132-64-9	Dibenzofuran	ND	68	14	ug/kg	
84-74-2	Di-n-butyl phthalate	ND	68	5.5	ug/kg	
117-84-0	Di-n-octyl phthalate	ND	68	8.4	ug/kg	
84-66-2	Diethyl phthalate	ND	68	7.2	ug/kg	
131-11-3	Dimethyl phthalate	ND	68	6.0	ug/kg	
117-81-7	bis(2-Ethylhexyl)phthalate	ND	68	7.9	ug/kg	
206-44-0	Fluoranthene	ND	34	15	ug/kg	
86-73-7	Fluorene	ND	34	16	ug/kg	
118-74-1	Hexachlorobenzene	ND	68	8.6	ug/kg	
87-68-3	Hexachlorobutadiene	ND	34	14	ug/kg	
77-47-4	Hexachlorocyclopentadiene	ND	340	13	ug/kg	
67-72-1	Hexachloroethane	ND	170	17	ug/kg	
193-39-5	Indeno(1,2,3-cd)pyrene	ND	34	16	ug/kg	
78-59-1	Isophorone	ND	68	7.3	ug/kg	
91-57-6	2-Methylnaphthalene	ND	34	7.7	ug/kg	
88-74-4	2-Nitroaniline	ND	170	8.0	ug/kg	
99-09-2	3-Nitroaniline	ND	170	8.5	ug/kg	
100-01-6	4-Nitroaniline	ND	170	8.8	ug/kg	
91-20-3	Naphthalene	ND	34	9.6	ug/kg	
98-95-3	Nitrobenzene	ND	68	13	ug/kg	
621-64-7	N-Nitroso-di-n-propylamine	ND	68	9.8	ug/kg	
86-30-6	N-Nitrosodiphenylamine	ND	170	12	ug/kg	
85-01-8	Phenanthrene	ND	34	11	ug/kg	
129-00-0	Pyrene	ND	34	11	ug/kg	
95-94-3	1,2,4,5-Tetrachlorobenzene	ND	170	8.6	ug/kg	

CAS No.	Surrogate Recoveries	Run# 1	Run# 2	Limits
367-12-4	2-Fluorophenol	61%		7-101%

ND = Not detected MDL = Method Detection Limit
RL = Reporting Limit
E = Indicates value exceeds calibration range
J = Indicates an estimated value
B = Indicates analyte found in associated method blank
N = Indicates presumptive evidence of a compound

Report of Analysis

Client Sample ID:	R1-SB-2(6-6.5)		
Lab Sample ID:	JD27540-5	**Date Sampled:**	06/29/21
Matrix:	SO - Soil	**Date Received:**	06/30/21
Method:	SW846 8270E SW846 3546	**Percent Solids:**	96.4
Project:	Remedial Investigation, 247 North Avenue, New Rochelle, NY		

ABN TCL List (SOM0 2.0)

CAS No.	Surrogate Recoveries	Run# 1	Run# 2	Limits
4165-62-2	Phenol-d5	56%		12-101%
118-79-6	2,4,6-Tribromophenol	63%		10-127%
4165-60-0	Nitrobenzene-d5	64%		15-114%
321-60-8	2-Fluorobiphenyl	65%		22-104%
1718-51-0	Terphenyl-d14	78%		23-121%

CAS No.	Tentatively Identified Compounds	R.T.	Est. Conc.	Units	Q
	Total TIC, Semi-Volatile		0	ug/kg	

(a) Associated CCV outside of control limits low. Low-level verification was analyzed to demonstrate system suitability to detect affected analytes. Sample was ND. This compound is outside the control limits biased low in the associated BS.
(b) This compound is outside the control limits biased low in the associated BS.
(c) Associated CCV outside of control limits high, sample was ND.

ND = Not detected MDL = Method Detection Limit
RL = Reporting Limit
E = Indicates value exceeds calibration range
J = Indicates an estimated value
B = Indicates analyte found in associated method blank
N = Indicates presumptive evidence of a compound

Report of Analysis

Client Sample ID: R1-SB-2(6-6.5)
Lab Sample ID: JD27540-5
Matrix: SO - Soil
Date Sampled: 06/29/21
Date Received: 06/30/21
Percent Solids: 96.4
Project: Remedial Investigation, 247 North Avenue, New Rochelle, NY

Metals Analysis

Analyte	Result	RL	Units	DF	Prep	Analyzed	By	Method	Prep Method
Aluminum	4790	52	mg/kg	1	07/06/21	07/06/21	ND	SW846 6010D [2]	SW846 3050B [3]
Antimony	< 2.1	2.1	mg/kg	1	07/06/21	07/06/21	ND	SW846 6010D [2]	SW846 3050B [3]
Arsenic	< 2.1	2.1	mg/kg	1	07/06/21	07/06/21	ND	SW846 6010D [2]	SW846 3050B [3]
Barium	34.7	21	mg/kg	1	07/06/21	07/06/21	ND	SW846 6010D [2]	SW846 3050B [3]
Beryllium	< 0.21	0.21	mg/kg	1	07/06/21	07/06/21	ND	SW846 6010D [2]	SW846 3050B [3]
Cadmium	< 0.52	0.52	mg/kg	1	07/06/21	07/06/21	ND	SW846 6010D [2]	SW846 3050B [3]
Calcium	1550	520	mg/kg	1	07/06/21	07/06/21	ND	SW846 6010D [2]	SW846 3050B [3]
Chromium	10.1	1.0	mg/kg	1	07/06/21	07/06/21	ND	SW846 6010D [2]	SW846 3050B [3]
Cobalt	< 5.2	5.2	mg/kg	1	07/06/21	07/06/21	ND	SW846 6010D [2]	SW846 3050B [3]
Copper	8.7	2.6	mg/kg	1	07/06/21	07/06/21	ND	SW846 6010D [2]	SW846 3050B [3]
Iron	8470	52	mg/kg	1	07/06/21	07/06/21	ND	SW846 6010D [2]	SW846 3050B [3]
Lead	2.7	2.1	mg/kg	1	07/06/21	07/06/21	ND	SW846 6010D [2]	SW846 3050B [3]
Magnesium	1380	520	mg/kg	1	07/06/21	07/06/21	ND	SW846 6010D [2]	SW846 3050B [3]
Manganese	127	1.6	mg/kg	1	07/06/21	07/06/21	ND	SW846 6010D [2]	SW846 3050B [3]
Mercury	< 0.032	0.032	mg/kg	1	07/06/21	07/06/21	MS	SW846 7471B [1]	SW846 7471B [4]
Nickel	8.5	4.1	mg/kg	1	07/06/21	07/06/21	ND	SW846 6010D [2]	SW846 3050B [3]
Potassium	1580	1000	mg/kg	1	07/06/21	07/06/21	ND	SW846 6010D [2]	SW846 3050B [3]
Selenium	< 2.1	2.1	mg/kg	1	07/06/21	07/06/21	ND	SW846 6010D [2]	SW846 3050B [3]
Silver	< 0.52	0.52	mg/kg	1	07/06/21	07/06/21	ND	SW846 6010D [2]	SW846 3050B [3]
Sodium	< 1000	1000	mg/kg	1	07/06/21	07/06/21	ND	SW846 6010D [2]	SW846 3050B [3]
Thallium	< 1.0	1.0	mg/kg	1	07/06/21	07/06/21	ND	SW846 6010D [2]	SW846 3050B [3]
Vanadium	13.6	5.2	mg/kg	1	07/06/21	07/06/21	ND	SW846 6010D [2]	SW846 3050B [3]
Zinc	16.2	5.2	mg/kg	1	07/06/21	07/06/21	ND	SW846 6010D [2]	SW846 3050B [3]

(1) Instrument QC Batch: MA50767
(2) Instrument QC Batch: MA50799
(3) Prep QC Batch: MP27287
(4) Prep QC Batch: MP27325

RL = Reporting Limit

Report of Analysis

Client Sample ID: R1-SB-3(1-1.5)
Lab Sample ID: JD27540-6 **Date Sampled:** 06/29/21
Matrix: SO - Soil **Date Received:** 06/30/21
Method: SW846 8270E SW846 3546 **Percent Solids:** 81.1
Project: Remedial Investigation, 247 North Avenue, New Rochelle, NY

	File ID	DF	Analyzed	By	Prep Date	Prep Batch	Analytical Batch
Run #1	6P499172.D	1	07/02/21 22:56	BL	07/02/21 10:10	OP34109	E6P3394
Run #2							

	Initial Weight	Final Volume
Run #1	30.6 g	1.0 ml
Run #2		

ABN TCL List (SOM0 2.0)

CAS No.	Compound	Result	RL	MDL	Units	Q
95-57-8	2-Chlorophenol	ND	81	20	ug/kg	
59-50-7	4-Chloro-3-methyl phenol	ND	200	25	ug/kg	
120-83-2	2,4-Dichlorophenol	ND	200	34	ug/kg	
105-67-9	2,4-Dimethylphenol	ND	200	72	ug/kg	
51-28-5	2,4-Dinitrophenol [a]	ND	200	150	ug/kg	
534-52-1	4,6-Dinitro-o-cresol [b]	ND	200	43	ug/kg	
95-48-7	2-Methylphenol	ND	81	26	ug/kg	
	3&4-Methylphenol	ND	81	33	ug/kg	
88-75-5	2-Nitrophenol	ND	200	27	ug/kg	
100-02-7	4-Nitrophenol	ND	400	110	ug/kg	
87-86-5	Pentachlorophenol	ND	160	38	ug/kg	
108-95-2	Phenol	ND	81	21	ug/kg	
58-90-2	2,3,4,6-Tetrachlorophenol	ND	200	27	ug/kg	
95-95-4	2,4,5-Trichlorophenol	ND	200	30	ug/kg	
88-06-2	2,4,6-Trichlorophenol	ND	200	24	ug/kg	
83-32-9	Acenaphthene	ND	40	14	ug/kg	
208-96-8	Acenaphthylene	ND	40	20	ug/kg	
98-86-2	Acetophenone	ND	200	8.7	ug/kg	
120-12-7	Anthracene	ND	40	25	ug/kg	
1912-24-9	Atrazine	ND	81	17	ug/kg	
56-55-3	Benzo(a)anthracene	17.5	40	11	ug/kg	J
50-32-8	Benzo(a)pyrene	ND	40	18	ug/kg	
205-99-2	Benzo(b)fluoranthene	19.0	40	18	ug/kg	J
191-24-2	Benzo(g,h,i)perylene	ND	40	20	ug/kg	
207-08-9	Benzo(k)fluoranthene	ND	40	19	ug/kg	
101-55-3	4-Bromophenyl phenyl ether	ND	81	16	ug/kg	
85-68-7	Butyl benzyl phthalate	ND	81	9.8	ug/kg	
92-52-4	1,1'-Biphenyl	ND	81	5.5	ug/kg	
100-52-7	Benzaldehyde	ND	200	10	ug/kg	
91-58-7	2-Chloronaphthalene	ND	81	9.6	ug/kg	
106-47-8	4-Chloroaniline	ND	200	15	ug/kg	
86-74-8	Carbazole	ND	81	5.8	ug/kg	

ND = Not detected MDL = Method Detection Limit
RL = Reporting Limit
E = Indicates value exceeds calibration range
J = Indicates an estimated value
B = Indicates analyte found in associated method blank
N = Indicates presumptive evidence of a compound

Report of Analysis

Client Sample ID: R1-SB-3(1-1.5)
Lab Sample ID: JD27540-6 **Date Sampled:** 06/29/21
Matrix: SO - Soil **Date Received:** 06/30/21
Method: SW846 8270E SW846 3546 **Percent Solids:** 81.1
Project: Remedial Investigation, 247 North Avenue, New Rochelle, NY

ABN TCL List (SOM0 2.0)

CAS No.	Compound	Result	RL	MDL	Units	Q
105-60-2	Caprolactam	ND	81	16	ug/kg	
218-01-9	Chrysene	16.3	40	13	ug/kg	J
111-91-1	bis(2-Chloroethoxy)methane	ND	81	8.6	ug/kg	
111-44-4	bis(2-Chloroethyl)ether	ND	81	17	ug/kg	
108-60-1	2,2'-Oxybis(1-chloropropane)	ND	81	14	ug/kg	
7005-72-3	4-Chlorophenyl phenyl ether	ND	81	13	ug/kg	
121-14-2	2,4-Dinitrotoluene	ND	40	12	ug/kg	
606-20-2	2,6-Dinitrotoluene	ND	40	20	ug/kg	
91-94-1	3,3'-Dichlorobenzidine	ND	81	34	ug/kg	
123-91-1	1,4-Dioxane [c]	ND	40	27	ug/kg	
53-70-3	Dibenzo(a,h)anthracene	ND	40	18	ug/kg	
132-64-9	Dibenzofuran	ND	81	16	ug/kg	
84-74-2	Di-n-butyl phthalate	ND	81	6.6	ug/kg	
117-84-0	Di-n-octyl phthalate	ND	81	10	ug/kg	
84-66-2	Diethyl phthalate	ND	81	8.6	ug/kg	
131-11-3	Dimethyl phthalate	ND	81	7.2	ug/kg	
117-81-7	bis(2-Ethylhexyl)phthalate	ND	81	9.4	ug/kg	
206-44-0	Fluoranthene	34.1	40	18	ug/kg	J
86-73-7	Fluorene	ND	40	18	ug/kg	
118-74-1	Hexachlorobenzene	ND	81	10	ug/kg	
87-68-3	Hexachlorobutadiene	ND	40	16	ug/kg	
77-47-4	Hexachlorocyclopentadiene	ND	400	16	ug/kg	
67-72-1	Hexachloroethane	ND	200	20	ug/kg	
193-39-5	Indeno(1,2,3-cd)pyrene	ND	40	19	ug/kg	
78-59-1	Isophorone	ND	81	8.6	ug/kg	
91-57-6	2-Methylnaphthalene	ND	40	9.1	ug/kg	
88-74-4	2-Nitroaniline	ND	200	9.5	ug/kg	
99-09-2	3-Nitroaniline	ND	200	10	ug/kg	
100-01-6	4-Nitroaniline	ND	200	10	ug/kg	
91-20-3	Naphthalene	ND	40	11	ug/kg	
98-95-3	Nitrobenzene	ND	81	16	ug/kg	
621-64-7	N-Nitroso-di-n-propylamine	ND	81	12	ug/kg	
86-30-6	N-Nitrosodiphenylamine	ND	200	15	ug/kg	
85-01-8	Phenanthrene	26.1	40	14	ug/kg	J
129-00-0	Pyrene	43.5	40	13	ug/kg	
95-94-3	1,2,4,5-Tetrachlorobenzene	ND	200	10	ug/kg	

CAS No.	Surrogate Recoveries	Run# 1	Run# 2	Limits
367-12-4	2-Fluorophenol	79%		7-101%

ND = Not detected MDL = Method Detection Limit
RL = Reporting Limit
E = Indicates value exceeds calibration range
J = Indicates an estimated value
B = Indicates analyte found in associated method blank
N = Indicates presumptive evidence of a compound

Report of Analysis

Client Sample ID:	R1-SB-3(1-1.5)		
Lab Sample ID:	JD27540-6	**Date Sampled:**	06/29/21
Matrix:	SO - Soil	**Date Received:**	06/30/21
Method:	SW846 8270E SW846 3546	**Percent Solids:**	81.1
Project:	Remedial Investigation, 247 North Avenue, New Rochelle, NY		

ABN TCL List (SOM0 2.0)

CAS No.	Surrogate Recoveries	Run# 1	Run# 2	Limits
4165-62-2	Phenol-d5	74%		12-101%
118-79-6	2,4,6-Tribromophenol	81%		10-127%
4165-60-0	Nitrobenzene-d5	85%		15-114%
321-60-8	2-Fluorobiphenyl	81%		22-104%
1718-51-0	Terphenyl-d14	114%		23-121%

CAS No.	Tentatively Identified Compounds	R.T.	Est. Conc.	Units	Q
	Total TIC, Semi-Volatile		0	ug/kg	

(a) Associated CCV outside of control limits low. Low-level verification was analyzed to demonstrate system suitability to detect affected analytes. Sample was ND. This compound is outside the control limits biased low in the associated BS.
(b) This compound is outside the control limits biased low in the associated BS.
(c) Associated CCV outside of control limits high, sample was ND.

ND = Not detected MDL = Method Detection Limit
RL = Reporting Limit
E = Indicates value exceeds calibration range
J = Indicates an estimated value
B = Indicates analyte found in associated method blank
N = Indicates presumptive evidence of a compound

Report of Analysis

Client Sample ID: R1-SB-3(1-1.5)
Lab Sample ID: JD27540-6
Matrix: SO - Soil
Date Sampled: 06/29/21
Date Received: 06/30/21
Percent Solids: 81.1
Project: Remedial Investigation, 247 North Avenue, New Rochelle, NY

Metals Analysis

Analyte	Result	RL	Units	DF	Prep	Analyzed	By	Method	Prep Method
Aluminum	11600	59	mg/kg	1	07/06/21	07/07/21	ND	SW846 6010D [2]	SW846 3050B [3]
Antimony	< 2.4	2.4	mg/kg	1	07/06/21	07/07/21	ND	SW846 6010D [2]	SW846 3050B [3]
Arsenic	2.9	2.4	mg/kg	1	07/06/21	07/07/21	ND	SW846 6010D [2]	SW846 3050B [3]
Barium	149	24	mg/kg	1	07/06/21	07/07/21	ND	SW846 6010D [2]	SW846 3050B [3]
Beryllium	0.51	0.24	mg/kg	1	07/06/21	07/07/21	ND	SW846 6010D [2]	SW846 3050B [3]
Cadmium	< 0.59	0.59	mg/kg	1	07/06/21	07/07/21	ND	SW846 6010D [2]	SW846 3050B [3]
Calcium	4740	590	mg/kg	1	07/06/21	07/07/21	ND	SW846 6010D [2]	SW846 3050B [3]
Chromium	19.4	1.2	mg/kg	1	07/06/21	07/07/21	ND	SW846 6010D [2]	SW846 3050B [3]
Cobalt	< 5.9	5.9	mg/kg	1	07/06/21	07/07/21	ND	SW846 6010D [2]	SW846 3050B [3]
Copper	25.8	3.0	mg/kg	1	07/06/21	07/07/21	ND	SW846 6010D [2]	SW846 3050B [3]
Iron	13600	59	mg/kg	1	07/06/21	07/07/21	ND	SW846 6010D [2]	SW846 3050B [3]
Lead	180	2.4	mg/kg	1	07/06/21	07/07/21	ND	SW846 6010D [2]	SW846 3050B [3]
Magnesium	3060	590	mg/kg	1	07/06/21	07/07/21	ND	SW846 6010D [2]	SW846 3050B [3]
Manganese	157	1.8	mg/kg	1	07/06/21	07/07/21	ND	SW846 6010D [2]	SW846 3050B [3]
Mercury	0.038	0.031	mg/kg	1	07/06/21	07/06/21	MS	SW846 7471B [1]	SW846 7471B [4]
Nickel	17.4	4.7	mg/kg	1	07/06/21	07/07/21	ND	SW846 6010D [2]	SW846 3050B [3]
Potassium	1860	1200	mg/kg	1	07/06/21	07/07/21	ND	SW846 6010D [2]	SW846 3050B [3]
Selenium	< 2.4	2.4	mg/kg	1	07/06/21	07/07/21	ND	SW846 6010D [2]	SW846 3050B [3]
Silver	< 0.59	0.59	mg/kg	1	07/06/21	07/07/21	ND	SW846 6010D [2]	SW846 3050B [3]
Sodium	< 1200	1200	mg/kg	1	07/06/21	07/07/21	ND	SW846 6010D [2]	SW846 3050B [3]
Thallium	< 1.2	1.2	mg/kg	1	07/06/21	07/07/21	ND	SW846 6010D [2]	SW846 3050B [3]
Vanadium	22.4	5.9	mg/kg	1	07/06/21	07/07/21	ND	SW846 6010D [2]	SW846 3050B [3]
Zinc	387	5.9	mg/kg	1	07/06/21	07/07/21	ND	SW846 6010D [2]	SW846 3050B [3]

(1) Instrument QC Batch: MA50767
(2) Instrument QC Batch: MA50802
(3) Prep QC Batch: MP27287
(4) Prep QC Batch: MP27325

RL = Reporting Limit

Report of Analysis

Client Sample ID:	R1-SB-3(7-7.5)		
Lab Sample ID:	JD27540-7	**Date Sampled:**	06/29/21
Matrix:	SO - Soil	**Date Received:**	06/30/21
Method:	SW846 8270E SW846 3546	**Percent Solids:**	88.4
Project:	Remedial Investigation, 247 North Avenue, New Rochelle, NY		

	File ID	DF	Analyzed	By	Prep Date	Prep Batch	Analytical Batch
Run #1	6P499173.D	1	07/02/21 23:18	BL	07/02/21 10:10	OP34109	E6P3394
Run #2							

	Initial Weight	Final Volume
Run #1	30.5 g	1.0 ml
Run #2		

ABN TCL List (SOM0 2.0)

CAS No.	Compound	Result	RL	MDL	Units	Q
95-57-8	2-Chlorophenol	ND	74	18	ug/kg	
59-50-7	4-Chloro-3-methyl phenol	ND	190	23	ug/kg	
120-83-2	2,4-Dichlorophenol	ND	190	32	ug/kg	
105-67-9	2,4-Dimethylphenol	ND	190	66	ug/kg	
51-28-5	2,4-Dinitrophenol [a]	ND	190	140	ug/kg	
534-52-1	4,6-Dinitro-o-cresol [b]	ND	190	40	ug/kg	
95-48-7	2-Methylphenol	ND	74	24	ug/kg	
	3&4-Methylphenol	ND	74	30	ug/kg	
88-75-5	2-Nitrophenol	ND	190	25	ug/kg	
100-02-7	4-Nitrophenol	ND	370	99	ug/kg	
87-86-5	Pentachlorophenol	ND	150	35	ug/kg	
108-95-2	Phenol	ND	74	19	ug/kg	
58-90-2	2,3,4,6-Tetrachlorophenol	ND	190	25	ug/kg	
95-95-4	2,4,5-Trichlorophenol	ND	190	28	ug/kg	
88-06-2	2,4,6-Trichlorophenol	ND	190	22	ug/kg	
83-32-9	Acenaphthene	ND	37	13	ug/kg	
208-96-8	Acenaphthylene	ND	37	19	ug/kg	
98-86-2	Acetophenone	ND	190	8.0	ug/kg	
120-12-7	Anthracene	ND	37	23	ug/kg	
1912-24-9	Atrazine	ND	74	16	ug/kg	
56-55-3	Benzo(a)anthracene	ND	37	10	ug/kg	
50-32-8	Benzo(a)pyrene	ND	37	17	ug/kg	
205-99-2	Benzo(b)fluoranthene	ND	37	16	ug/kg	
191-24-2	Benzo(g,h,i)perylene	ND	37	19	ug/kg	
207-08-9	Benzo(k)fluoranthene	ND	37	17	ug/kg	
101-55-3	4-Bromophenyl phenyl ether	ND	74	14	ug/kg	
85-68-7	Butyl benzyl phthalate	ND	74	9.0	ug/kg	
92-52-4	1,1'-Biphenyl	ND	74	5.1	ug/kg	
100-52-7	Benzaldehyde	ND	190	9.2	ug/kg	
91-58-7	2-Chloronaphthalene	ND	74	8.8	ug/kg	
106-47-8	4-Chloroaniline	ND	190	13	ug/kg	
86-74-8	Carbazole	ND	74	5.4	ug/kg	

ND = Not detected MDL = Method Detection Limit
RL = Reporting Limit
E = Indicates value exceeds calibration range
J = Indicates an estimated value
B = Indicates analyte found in associated method blank
N = Indicates presumptive evidence of a compound

Report of Analysis

Client Sample ID: R1-SB-3(7-7.5)
Lab Sample ID: JD27540-7 **Date Sampled:** 06/29/21
Matrix: SO - Soil **Date Received:** 06/30/21
Method: SW846 8270E SW846 3546 **Percent Solids:** 88.4
Project: Remedial Investigation, 247 North Avenue, New Rochelle, NY

ABN TCL List (SOM0 2.0)

CAS No.	Compound	Result	RL	MDL	Units	Q
105-60-2	Caprolactam	ND	74	15	ug/kg	
218-01-9	Chrysene	ND	37	12	ug/kg	
111-91-1	bis(2-Chloroethoxy)methane	ND	74	7.9	ug/kg	
111-44-4	bis(2-Chloroethyl)ether	ND	74	16	ug/kg	
108-60-1	2,2'-Oxybis(1-chloropropane)	ND	74	13	ug/kg	
7005-72-3	4-Chlorophenyl phenyl ether	ND	74	12	ug/kg	
121-14-2	2,4-Dinitrotoluene	ND	37	11	ug/kg	
606-20-2	2,6-Dinitrotoluene	ND	37	19	ug/kg	
91-94-1	3,3'-Dichlorobenzidine	ND	74	31	ug/kg	
123-91-1	1,4-Dioxane [c]	ND	37	25	ug/kg	
53-70-3	Dibenzo(a,h)anthracene	ND	37	16	ug/kg	
132-64-9	Dibenzofuran	ND	74	15	ug/kg	
84-74-2	Di-n-butyl phthalate	ND	74	6.0	ug/kg	
117-84-0	Di-n-octyl phthalate	ND	74	9.2	ug/kg	
84-66-2	Diethyl phthalate	ND	74	7.9	ug/kg	
131-11-3	Dimethyl phthalate	ND	74	6.6	ug/kg	
117-81-7	bis(2-Ethylhexyl)phthalate	ND	74	8.7	ug/kg	
206-44-0	Fluoranthene	ND	37	17	ug/kg	
86-73-7	Fluorene	ND	37	17	ug/kg	
118-74-1	Hexachlorobenzene	ND	74	9.4	ug/kg	
87-68-3	Hexachlorobutadiene	ND	37	15	ug/kg	
77-47-4	Hexachlorocyclopentadiene	ND	370	15	ug/kg	
67-72-1	Hexachloroethane	ND	190	18	ug/kg	
193-39-5	Indeno(1,2,3-cd)pyrene	ND	37	17	ug/kg	
78-59-1	Isophorone	ND	74	7.9	ug/kg	
91-57-6	2-Methylnaphthalene	ND	37	8.4	ug/kg	
88-74-4	2-Nitroaniline	ND	190	8.8	ug/kg	
99-09-2	3-Nitroaniline	ND	190	9.3	ug/kg	
100-01-6	4-Nitroaniline	ND	190	9.6	ug/kg	
91-20-3	Naphthalene	ND	37	10	ug/kg	
98-95-3	Nitrobenzene	ND	74	14	ug/kg	
621-64-7	N-Nitroso-di-n-propylamine	ND	74	11	ug/kg	
86-30-6	N-Nitrosodiphenylamine	ND	190	14	ug/kg	
85-01-8	Phenanthrene	ND	37	12	ug/kg	
129-00-0	Pyrene	ND	37	12	ug/kg	
95-94-3	1,2,4,5-Tetrachlorobenzene	ND	190	9.4	ug/kg	

CAS No.	Surrogate Recoveries	Run# 1	Run# 2	Limits
367-12-4	2-Fluorophenol	74%		7-101%

ND = Not detected MDL = Method Detection Limit
RL = Reporting Limit
E = Indicates value exceeds calibration range
J = Indicates an estimated value
B = Indicates analyte found in associated method blank
N = Indicates presumptive evidence of a compound

Report of Analysis

Client Sample ID:	R1-SB-3(7-7.5)		
Lab Sample ID:	JD27540-7	**Date Sampled:**	06/29/21
Matrix:	SO - Soil	**Date Received:**	06/30/21
Method:	SW846 8270E SW846 3546	**Percent Solids:**	88.4
Project:	Remedial Investigation, 247 North Avenue, New Rochelle, NY		

ABN TCL List (SOM0 2.0)

CAS No.	Surrogate Recoveries	Run# 1	Run# 2	Limits
4165-62-2	Phenol-d5	68%		12-101%
118-79-6	2,4,6-Tribromophenol	77%		10-127%
4165-60-0	Nitrobenzene-d5	78%		15-114%
321-60-8	2-Fluorobiphenyl	79%		22-104%
1718-51-0	Terphenyl-d14	91%		23-121%

CAS No.	Tentatively Identified Compounds	R.T.	Est. Conc.	Units	Q
	Total TIC, Semi-Volatile		0	ug/kg	

(a) Associated CCV outside of control limits low. Low-level verification was analyzed to demonstrate system suitability to detect affected analytes. Sample was ND. This compound is outside the control limits biased low in the associated BS.
(b) This compound is outside the control limits biased low in the associated BS.
(c) Associated CCV outside of control limits high, sample was ND.

ND = Not detected MDL = Method Detection Limit
RL = Reporting Limit
E = Indicates value exceeds calibration range
J = Indicates an estimated value
B = Indicates analyte found in associated method blank
N = Indicates presumptive evidence of a compound

Report of Analysis

Client Sample ID: R1-SB-3(7-7.5)
Lab Sample ID: JD27540-7
Matrix: SO - Soil
Date Sampled: 06/29/21
Date Received: 06/30/21
Percent Solids: 88.4
Project: Remedial Investigation, 247 North Avenue, New Rochelle, NY

Metals Analysis

Analyte	Result	RL	Units	DF	Prep	Analyzed	By	Method	Prep Method
Aluminum	17100	59	mg/kg	1	07/06/21	07/07/21	ND	SW846 6010D [2]	SW846 3050B [3]
Antimony	< 2.4	2.4	mg/kg	1	07/06/21	07/07/21	ND	SW846 6010D [2]	SW846 3050B [3]
Arsenic [a]	< 12	12	mg/kg	5	07/06/21	07/07/21	ND	SW846 6010D [2]	SW846 3050B [3]
Barium	102	24	mg/kg	1	07/06/21	07/07/21	ND	SW846 6010D [2]	SW846 3050B [3]
Beryllium [a]	< 1.2	1.2	mg/kg	5	07/06/21	07/07/21	ND	SW846 6010D [2]	SW846 3050B [3]
Cadmium [a]	< 3.0	3.0	mg/kg	5	07/06/21	07/07/21	ND	SW846 6010D [2]	SW846 3050B [3]
Calcium	1820	590	mg/kg	1	07/06/21	07/07/21	ND	SW846 6010D [2]	SW846 3050B [3]
Chromium	27.0	1.2	mg/kg	1	07/06/21	07/07/21	ND	SW846 6010D [2]	SW846 3050B [3]
Cobalt [a]	< 30	30	mg/kg	5	07/06/21	07/07/21	ND	SW846 6010D [2]	SW846 3050B [3]
Copper [a]	27.5	15	mg/kg	5	07/06/21	07/07/21	ND	SW846 6010D [2]	SW846 3050B [3]
Iron	28500	300	mg/kg	5	07/06/21	07/07/21	ND	SW846 6010D [2]	SW846 3050B [3]
Lead	7.3	2.4	mg/kg	1	07/06/21	07/07/21	ND	SW846 6010D [2]	SW846 3050B [3]
Magnesium	3520	590	mg/kg	1	07/06/21	07/07/21	ND	SW846 6010D [2]	SW846 3050B [3]
Manganese [a]	400	8.9	mg/kg	5	07/06/21	07/07/21	ND	SW846 6010D [2]	SW846 3050B [3]
Mercury	< 0.032	0.032	mg/kg	1	07/06/21	07/06/21	MS	SW846 7471B [1]	SW846 7471B [4]
Nickel	20.6	4.7	mg/kg	1	07/06/21	07/07/21	ND	SW846 6010D [2]	SW846 3050B [3]
Potassium	4320	1200	mg/kg	1	07/06/21	07/07/21	ND	SW846 6010D [2]	SW846 3050B [3]
Selenium [a]	< 12	12	mg/kg	5	07/06/21	07/07/21	ND	SW846 6010D [2]	SW846 3050B [3]
Silver [a]	< 3.0	3.0	mg/kg	5	07/06/21	07/07/21	ND	SW846 6010D [2]	SW846 3050B [3]
Sodium	< 1200	1200	mg/kg	1	07/06/21	07/07/21	ND	SW846 6010D [2]	SW846 3050B [3]
Thallium [a]	< 5.9	5.9	mg/kg	5	07/06/21	07/07/21	ND	SW846 6010D [2]	SW846 3050B [3]
Vanadium	37.3	5.9	mg/kg	1	07/06/21	07/07/21	ND	SW846 6010D [2]	SW846 3050B [3]
Zinc	39.2	5.9	mg/kg	1	07/06/21	07/07/21	ND	SW846 6010D [2]	SW846 3050B [3]

(1) Instrument QC Batch: MA50767
(2) Instrument QC Batch: MA50802
(3) Prep QC Batch: MP27287
(4) Prep QC Batch: MP27325

(a) Elevated detection limit due to dilution required for high interfering element.

RL = Reporting Limit

Report of Analysis

Client Sample ID: R1-SB-3(12-12.5)
Lab Sample ID: JD27540-8 **Date Sampled:** 06/29/21
Matrix: SO - Soil **Date Received:** 06/30/21
Method: SW846 8270E SW846 3546 **Percent Solids:** 92.4
Project: Remedial Investigation, 247 North Avenue, New Rochelle, NY

	File ID	DF	Analyzed	By	Prep Date	Prep Batch	Analytical Batch
Run #1	6P499174.D	1	07/02/21 23:40	BL	07/02/21 10:10	OP34109	E6P3394
Run #2							

	Initial Weight	Final Volume
Run #1	30.0 g	1.0 ml
Run #2		

ABN TCL List (SOM0 2.0)

CAS No.	Compound	Result	RL	MDL	Units	Q
95-57-8	2-Chlorophenol	ND	72	18	ug/kg	
59-50-7	4-Chloro-3-methyl phenol	ND	180	22	ug/kg	
120-83-2	2,4-Dichlorophenol	ND	180	31	ug/kg	
105-67-9	2,4-Dimethylphenol	ND	180	64	ug/kg	
51-28-5	2,4-Dinitrophenol [a]	ND	180	140	ug/kg	
534-52-1	4,6-Dinitro-o-cresol [b]	ND	180	39	ug/kg	
95-48-7	2-Methylphenol	ND	72	23	ug/kg	
	3&4-Methylphenol	ND	72	30	ug/kg	
88-75-5	2-Nitrophenol	ND	180	24	ug/kg	
100-02-7	4-Nitrophenol	ND	360	96	ug/kg	
87-86-5	Pentachlorophenol	ND	140	34	ug/kg	
108-95-2	Phenol	ND	72	19	ug/kg	
58-90-2	2,3,4,6-Tetrachlorophenol	ND	180	24	ug/kg	
95-95-4	2,4,5-Trichlorophenol	ND	180	27	ug/kg	
88-06-2	2,4,6-Trichlorophenol	ND	180	22	ug/kg	
83-32-9	Acenaphthene	ND	36	12	ug/kg	
208-96-8	Acenaphthylene	ND	36	18	ug/kg	
98-86-2	Acetophenone	ND	180	7.8	ug/kg	
120-12-7	Anthracene	ND	36	22	ug/kg	
1912-24-9	Atrazine	ND	72	15	ug/kg	
56-55-3	Benzo(a)anthracene	ND	36	10	ug/kg	
50-32-8	Benzo(a)pyrene	ND	36	16	ug/kg	
205-99-2	Benzo(b)fluoranthene	ND	36	16	ug/kg	
191-24-2	Benzo(g,h,i)perylene	ND	36	18	ug/kg	
207-08-9	Benzo(k)fluoranthene	ND	36	17	ug/kg	
101-55-3	4-Bromophenyl phenyl ether	ND	72	14	ug/kg	
85-68-7	Butyl benzyl phthalate	ND	72	8.8	ug/kg	
92-52-4	1,1'-Biphenyl	ND	72	4.9	ug/kg	
100-52-7	Benzaldehyde	ND	180	8.9	ug/kg	
91-58-7	2-Chloronaphthalene	ND	72	8.6	ug/kg	
106-47-8	4-Chloroaniline	ND	180	13	ug/kg	
86-74-8	Carbazole	ND	72	5.2	ug/kg	

ND = Not detected MDL = Method Detection Limit
RL = Reporting Limit
E = Indicates value exceeds calibration range
J = Indicates an estimated value
B = Indicates analyte found in associated method blank
N = Indicates presumptive evidence of a compound

Report of Analysis

Client Sample ID: R1-SB-3(12-12.5)
Lab Sample ID: JD27540-8 **Date Sampled:** 06/29/21
Matrix: SO - Soil **Date Received:** 06/30/21
Method: SW846 8270E SW846 3546 **Percent Solids:** 92.4
Project: Remedial Investigation, 247 North Avenue, New Rochelle, NY

ABN TCL List (SOM0 2.0)

CAS No.	Compound	Result	RL	MDL	Units	Q
105-60-2	Caprolactam	ND	72	14	ug/kg	
218-01-9	Chrysene	ND	36	11	ug/kg	
111-91-1	bis(2-Chloroethoxy)methane	ND	72	7.7	ug/kg	
111-44-4	bis(2-Chloroethyl)ether	ND	72	16	ug/kg	
108-60-1	2,2'-Oxybis(1-chloropropane)	ND	72	13	ug/kg	
7005-72-3	4-Chlorophenyl phenyl ether	ND	72	12	ug/kg	
121-14-2	2,4-Dinitrotoluene	ND	36	11	ug/kg	
606-20-2	2,6-Dinitrotoluene	ND	36	18	ug/kg	
91-94-1	3,3'-Dichlorobenzidine	ND	72	30	ug/kg	
123-91-1	1,4-Dioxane [c]	ND	36	24	ug/kg	
53-70-3	Dibenzo(a,h)anthracene	ND	36	16	ug/kg	
132-64-9	Dibenzofuran	ND	72	15	ug/kg	
84-74-2	Di-n-butyl phthalate	ND	72	5.9	ug/kg	
117-84-0	Di-n-octyl phthalate	ND	72	9.0	ug/kg	
84-66-2	Diethyl phthalate	ND	72	7.7	ug/kg	
131-11-3	Dimethyl phthalate	ND	72	6.4	ug/kg	
117-81-7	bis(2-Ethylhexyl)phthalate	ND	72	8.4	ug/kg	
206-44-0	Fluoranthene	ND	36	16	ug/kg	
86-73-7	Fluorene	ND	36	17	ug/kg	
118-74-1	Hexachlorobenzene	ND	72	9.1	ug/kg	
87-68-3	Hexachlorobutadiene	ND	36	15	ug/kg	
77-47-4	Hexachlorocyclopentadiene	ND	360	14	ug/kg	
67-72-1	Hexachloroethane	ND	180	18	ug/kg	
193-39-5	Indeno(1,2,3-cd)pyrene	ND	36	17	ug/kg	
78-59-1	Isophorone	ND	72	7.7	ug/kg	
91-57-6	2-Methylnaphthalene	ND	36	8.2	ug/kg	
88-74-4	2-Nitroaniline	ND	180	8.5	ug/kg	
99-09-2	3-Nitroaniline	ND	180	9.0	ug/kg	
100-01-6	4-Nitroaniline	ND	180	9.3	ug/kg	
91-20-3	Naphthalene	ND	36	10	ug/kg	
98-95-3	Nitrobenzene	ND	72	14	ug/kg	
621-64-7	N-Nitroso-di-n-propylamine	ND	72	10	ug/kg	
86-30-6	N-Nitrosodiphenylamine	ND	180	13	ug/kg	
85-01-8	Phenanthrene	ND	36	12	ug/kg	
129-00-0	Pyrene	ND	36	12	ug/kg	
95-94-3	1,2,4,5-Tetrachlorobenzene	ND	180	9.2	ug/kg	

CAS No.	Surrogate Recoveries	Run# 1	Run# 2	Limits
367-12-4	2-Fluorophenol	61%		7-101%

ND = Not detected MDL = Method Detection Limit
RL = Reporting Limit
E = Indicates value exceeds calibration range
J = Indicates an estimated value
B = Indicates analyte found in associated method blank
N = Indicates presumptive evidence of a compound

Report of Analysis

Client Sample ID:	R1-SB-3(12-12.5)		
Lab Sample ID:	JD27540-8	**Date Sampled:**	06/29/21
Matrix:	SO - Soil	**Date Received:**	06/30/21
Method:	SW846 8270E SW846 3546	**Percent Solids:**	92.4
Project:	Remedial Investigation, 247 North Avenue, New Rochelle, NY		

ABN TCL List (SOM0 2.0)

CAS No.	Surrogate Recoveries	Run# 1	Run# 2	Limits
4165-62-2	Phenol-d5	55%		12-101%
118-79-6	2,4,6-Tribromophenol	63%		10-127%
4165-60-0	Nitrobenzene-d5	65%		15-114%
321-60-8	2-Fluorobiphenyl	65%		22-104%
1718-51-0	Terphenyl-d14	77%		23-121%

CAS No.	Tentatively Identified Compounds	R.T.	Est. Conc.	Units	Q
	Total TIC, Semi-Volatile		0	ug/kg	

(a) Associated CCV outside of control limits low. Low-level verification was analyzed to demonstrate system suitability to detect affected analytes. Sample was ND. This compound is outside the control limits biased low in the associated BS.
(b) This compound is outside the control limits biased low in the associated BS.
(c) Associated CCV outside of control limits high, sample was ND.

Report of Analysis

Client Sample ID: R1-SB-3(12-12.5)
Lab Sample ID: JD27540-8
Matrix: SO - Soil
Date Sampled: 06/29/21
Date Received: 06/30/21
Percent Solids: 92.4
Project: Remedial Investigation, 247 North Avenue, New Rochelle, NY

Metals Analysis

Analyte	Result	RL	Units	DF	Prep	Analyzed	By	Method	Prep Method
Aluminum	12700	55	mg/kg	1	07/06/21	07/07/21	ND	SW846 6010D [2]	SW846 3050B [3]
Antimony	< 2.2	2.2	mg/kg	1	07/06/21	07/07/21	ND	SW846 6010D [2]	SW846 3050B [3]
Arsenic [a]	< 11	11	mg/kg	5	07/06/21	07/07/21	ND	SW846 6010D [2]	SW846 3050B [3]
Barium	112	22	mg/kg	1	07/06/21	07/07/21	ND	SW846 6010D [2]	SW846 3050B [3]
Beryllium [a]	< 1.1	1.1	mg/kg	5	07/06/21	07/07/21	ND	SW846 6010D [2]	SW846 3050B [3]
Cadmium [a]	< 2.7	2.7	mg/kg	5	07/06/21	07/07/21	ND	SW846 6010D [2]	SW846 3050B [3]
Calcium	7660	550	mg/kg	1	07/06/21	07/07/21	ND	SW846 6010D [2]	SW846 3050B [3]
Chromium	28.3	1.1	mg/kg	1	07/06/21	07/07/21	ND	SW846 6010D [2]	SW846 3050B [3]
Cobalt [a]	< 27	27	mg/kg	5	07/06/21	07/07/21	ND	SW846 6010D [2]	SW846 3050B [3]
Copper [a]	27.2	14	mg/kg	5	07/06/21	07/07/21	ND	SW846 6010D [2]	SW846 3050B [3]
Iron	25100	270	mg/kg	5	07/06/21	07/07/21	ND	SW846 6010D [2]	SW846 3050B [3]
Lead	5.5	2.2	mg/kg	1	07/06/21	07/07/21	ND	SW846 6010D [2]	SW846 3050B [3]
Magnesium	7410	550	mg/kg	1	07/06/21	07/07/21	ND	SW846 6010D [2]	SW846 3050B [3]
Manganese [a]	604	8.2	mg/kg	5	07/06/21	07/07/21	ND	SW846 6010D [2]	SW846 3050B [3]
Mercury	< 0.024	0.024	mg/kg	1	07/06/21	07/06/21	MS	SW846 7471B [1]	SW846 7471B [4]
Nickel	25.7	4.4	mg/kg	1	07/06/21	07/07/21	ND	SW846 6010D [2]	SW846 3050B [3]
Potassium	5480	1100	mg/kg	1	07/06/21	07/07/21	ND	SW846 6010D [2]	SW846 3050B [3]
Selenium [a]	< 11	11	mg/kg	5	07/06/21	07/07/21	ND	SW846 6010D [2]	SW846 3050B [3]
Silver [a]	< 2.7	2.7	mg/kg	5	07/06/21	07/07/21	ND	SW846 6010D [2]	SW846 3050B [3]
Sodium	< 1100	1100	mg/kg	1	07/06/21	07/07/21	ND	SW846 6010D [2]	SW846 3050B [3]
Thallium [a]	< 5.5	5.5	mg/kg	5	07/06/21	07/07/21	ND	SW846 6010D [2]	SW846 3050B [3]
Vanadium	35.7	5.5	mg/kg	1	07/06/21	07/07/21	ND	SW846 6010D [2]	SW846 3050B [3]
Zinc	38.6	5.5	mg/kg	1	07/06/21	07/07/21	ND	SW846 6010D [2]	SW846 3050B [3]

(1) Instrument QC Batch: MA50767
(2) Instrument QC Batch: MA50802
(3) Prep QC Batch: MP27287
(4) Prep QC Batch: MP27326

(a) Elevated detection limit due to dilution required for high interfering element.

RL = Reporting Limit

Report of Analysis

Client Sample ID: R1-SB-4(4-4.5)
Lab Sample ID: JD27540-9 **Date Sampled:** 06/29/21
Matrix: SO - Soil **Date Received:** 06/30/21
Method: SW846 8270E SW846 3546 **Percent Solids:** 91.1
Project: Remedial Investigation, 247 North Avenue, New Rochelle, NY

	File ID	DF	Analyzed	By	Prep Date	Prep Batch	Analytical Batch
Run #1	6P499184.D	2	07/03/21 03:37	BL	07/02/21 10:10	OP34109	E6P3394
Run #2							

	Initial Weight	Final Volume
Run #1	30.7 g	1.0 ml
Run #2		

ABN TCL List (SOM0 2.0)

CAS No.	Compound	Result	RL	MDL	Units	Q
95-57-8	2-Chlorophenol	ND	140	35	ug/kg	
59-50-7	4-Chloro-3-methyl phenol	ND	360	44	ug/kg	
120-83-2	2,4-Dichlorophenol	ND	360	61	ug/kg	
105-67-9	2,4-Dimethylphenol	ND	360	130	ug/kg	
51-28-5	2,4-Dinitrophenol [a]	ND	360	270	ug/kg	
534-52-1	4,6-Dinitro-o-cresol [b]	ND	360	77	ug/kg	
95-48-7	2-Methylphenol	ND	140	46	ug/kg	
	3&4-Methylphenol	ND	140	59	ug/kg	
88-75-5	2-Nitrophenol	ND	360	47	ug/kg	
100-02-7	4-Nitrophenol	ND	720	190	ug/kg	
87-86-5	Pentachlorophenol	ND	290	67	ug/kg	
108-95-2	Phenol	ND	140	37	ug/kg	
58-90-2	2,3,4,6-Tetrachlorophenol	ND	360	47	ug/kg	
95-95-4	2,4,5-Trichlorophenol	ND	360	54	ug/kg	
88-06-2	2,4,6-Trichlorophenol	ND	360	43	ug/kg	
83-32-9	Acenaphthene	50.1	72	25	ug/kg	J
208-96-8	Acenaphthylene	316	72	36	ug/kg	
98-86-2	Acetophenone	ND	360	15	ug/kg	
120-12-7	Anthracene	338	72	44	ug/kg	
1912-24-9	Atrazine	ND	140	31	ug/kg	
56-55-3	Benzo(a)anthracene	1510	72	20	ug/kg	
50-32-8	Benzo(a)pyrene	1730	72	33	ug/kg	
205-99-2	Benzo(b)fluoranthene	2250	72	32	ug/kg	
191-24-2	Benzo(g,h,i)perylene	1200	72	36	ug/kg	
207-08-9	Benzo(k)fluoranthene	747	72	33	ug/kg	
101-55-3	4-Bromophenyl phenyl ether	ND	140	28	ug/kg	
85-68-7	Butyl benzyl phthalate	ND	140	17	ug/kg	
92-52-4	1,1'-Biphenyl	10.6	140	9.8	ug/kg	J
100-52-7	Benzaldehyde	ND	360	18	ug/kg	
91-58-7	2-Chloronaphthalene	ND	140	17	ug/kg	
106-47-8	4-Chloroaniline	ND	360	26	ug/kg	
86-74-8	Carbazole	144	140	10	ug/kg	

ND = Not detected MDL = Method Detection Limit
RL = Reporting Limit
E = Indicates value exceeds calibration range
J = Indicates an estimated value
B = Indicates analyte found in associated method blank
N = Indicates presumptive evidence of a compound

Report of Analysis

Client Sample ID: R1-SB-4(4-4.5)
Lab Sample ID: JD27540-9 **Date Sampled:** 06/29/21
Matrix: SO - Soil **Date Received:** 06/30/21
Method: SW846 8270E SW846 3546 **Percent Solids:** 91.1
Project: Remedial Investigation, 247 North Avenue, New Rochelle, NY

ABN TCL List (SOM0 2.0)

CAS No.	Compound	Result	RL	MDL	Units	Q
105-60-2	Caprolactam	ND	140	28	ug/kg	
218-01-9	Chrysene	1760	72	23	ug/kg	
111-91-1	bis(2-Chloroethoxy)methane	ND	140	15	ug/kg	
111-44-4	bis(2-Chloroethyl)ether	ND	140	31	ug/kg	
108-60-1	2,2'-Oxybis(1-chloropropane)	ND	140	26	ug/kg	
7005-72-3	4-Chlorophenyl phenyl ether	ND	140	23	ug/kg	
121-14-2	2,4-Dinitrotoluene	ND	72	22	ug/kg	
606-20-2	2,6-Dinitrotoluene	ND	72	36	ug/kg	
91-94-1	3,3'-Dichlorobenzidine	ND	140	60	ug/kg	
123-91-1	1,4-Dioxane [c]	ND	72	47	ug/kg	
53-70-3	Dibenzo(a,h)anthracene	336	72	32	ug/kg	
132-64-9	Dibenzofuran	38.9	140	29	ug/kg	J
84-74-2	Di-n-butyl phthalate	ND	140	12	ug/kg	
117-84-0	Di-n-octyl phthalate	ND	140	18	ug/kg	
84-66-2	Diethyl phthalate	ND	140	15	ug/kg	
131-11-3	Dimethyl phthalate	ND	140	13	ug/kg	
117-81-7	bis(2-Ethylhexyl)phthalate	ND	140	17	ug/kg	
206-44-0	Fluoranthene	2580	72	32	ug/kg	
86-73-7	Fluorene	75.0	72	33	ug/kg	
118-74-1	Hexachlorobenzene	ND	140	18	ug/kg	
87-68-3	Hexachlorobutadiene	ND	72	29	ug/kg	
77-47-4	Hexachlorocyclopentadiene	ND	720	28	ug/kg	
67-72-1	Hexachloroethane	ND	360	35	ug/kg	
193-39-5	Indeno(1,2,3-cd)pyrene	1070	72	34	ug/kg	
78-59-1	Isophorone	ND	140	15	ug/kg	
91-57-6	2-Methylnaphthalene	20.4	72	16	ug/kg	J
88-74-4	2-Nitroaniline	ND	360	17	ug/kg	
99-09-2	3-Nitroaniline	ND	360	18	ug/kg	
100-01-6	4-Nitroaniline	ND	360	19	ug/kg	
91-20-3	Naphthalene	33.8	72	20	ug/kg	J
98-95-3	Nitrobenzene	ND	140	28	ug/kg	
621-64-7	N-Nitroso-di-n-propylamine	ND	140	21	ug/kg	
86-30-6	N-Nitrosodiphenylamine	ND	360	26	ug/kg	
85-01-8	Phenanthrene	1300	72	24	ug/kg	
129-00-0	Pyrene	2940	72	23	ug/kg	
95-94-3	1,2,4,5-Tetrachlorobenzene	ND	360	18	ug/kg	

CAS No.	Surrogate Recoveries	Run# 1	Run# 2	Limits
367-12-4	2-Fluorophenol	56%		7-101%

ND = Not detected MDL = Method Detection Limit
RL = Reporting Limit
E = Indicates value exceeds calibration range
J = Indicates an estimated value
B = Indicates analyte found in associated method blank
N = Indicates presumptive evidence of a compound

Report of Analysis

Client Sample ID:	R1-SB-4(4-4.5)		
Lab Sample ID:	JD27540-9	**Date Sampled:**	06/29/21
Matrix:	SO - Soil	**Date Received:**	06/30/21
Method:	SW846 8270E SW846 3546	**Percent Solids:**	91.1
Project:	Remedial Investigation, 247 North Avenue, New Rochelle, NY		

ABN TCL List (SOM0 2.0)

CAS No.	Surrogate Recoveries	Run# 1	Run# 2	Limits
4165-62-2	Phenol-d5	54%		12-101%
118-79-6	2,4,6-Tribromophenol	56%		10-127%
4165-60-0	Nitrobenzene-d5	65%		15-114%
321-60-8	2-Fluorobiphenyl	67%		22-104%
1718-51-0	Terphenyl-d14	71%		23-121%

CAS No.	Tentatively Identified Compounds	R.T.	Est. Conc.	Units	Q
	Phenanthrene methyl	8.88	350	ug/kg	J
	unknown	8.98	480	ug/kg	J
	Phenanthrene dimethyl	9.60	310	ug/kg	J
	Pyrene -methyl	10.62	470	ug/kg	J
	unknown	11.60	370	ug/kg	J
	Chrysene -methyl	12.56	440	ug/kg	J
	Unknown	13.41	370	ug/kg	J
	Unknown PAH substance	13.64	600	ug/kg	J
	Unknown	13.82	1000	ug/kg	J
	Unknown PAH substance	13.87	1900	ug/kg	J
	Unknown	14.75	800	ug/kg	J
	Unknown	15.11	420	ug/kg	J
	Unknown PAH substance	15.22	310	ug/kg	J
	Unknown	15.42	440	ug/kg	J
	Total TIC, Semi-Volatile		8260	ug/kg	J

(a) Associated CCV outside of control limits low. Low-level verification was analyzed to demonstrate system suitability to detect affected analytes. Sample was ND. This compound is outside the control limits biased low in the associated BS.
(b) This compound is outside the control limits biased low in the associated BS.
(c) Associated CCV outside of control limits high, sample was ND.

Report of Analysis

Client Sample ID: R1-SB-4(4-4.5)
Lab Sample ID: JD27540-9
Matrix: SO - Soil
Date Sampled: 06/29/21
Date Received: 06/30/21
Percent Solids: 91.1
Project: Remedial Investigation, 247 North Avenue, New Rochelle, NY

Metals Analysis

Analyte	Result	RL	Units	DF	Prep	Analyzed	By	Method	Prep Method
Aluminum	6470	53	mg/kg	1	07/06/21	07/07/21	ND	SW846 6010D [2]	SW846 3050B [3]
Antimony	< 2.1	2.1	mg/kg	1	07/06/21	07/07/21	ND	SW846 6010D [2]	SW846 3050B [3]
Arsenic	3.6	2.1	mg/kg	1	07/06/21	07/07/21	ND	SW846 6010D [2]	SW846 3050B [3]
Barium	55.9	21	mg/kg	1	07/06/21	07/07/21	ND	SW846 6010D [2]	SW846 3050B [3]
Beryllium	0.37	0.21	mg/kg	1	07/06/21	07/07/21	ND	SW846 6010D [2]	SW846 3050B [3]
Cadmium	< 0.53	0.53	mg/kg	1	07/06/21	07/07/21	ND	SW846 6010D [2]	SW846 3050B [3]
Calcium	13600	530	mg/kg	1	07/06/21	07/07/21	ND	SW846 6010D [2]	SW846 3050B [3]
Chromium	8.0	1.1	mg/kg	1	07/06/21	07/07/21	ND	SW846 6010D [2]	SW846 3050B [3]
Cobalt	6.9	5.3	mg/kg	1	07/06/21	07/07/21	ND	SW846 6010D [2]	SW846 3050B [3]
Copper	51.7	2.6	mg/kg	1	07/06/21	07/07/21	ND	SW846 6010D [2]	SW846 3050B [3]
Iron	14600	53	mg/kg	1	07/06/21	07/07/21	ND	SW846 6010D [2]	SW846 3050B [3]
Lead	134	2.1	mg/kg	1	07/06/21	07/07/21	ND	SW846 6010D [2]	SW846 3050B [3]
Magnesium	6270	530	mg/kg	1	07/06/21	07/07/21	ND	SW846 6010D [2]	SW846 3050B [3]
Manganese	162	1.6	mg/kg	1	07/06/21	07/07/21	ND	SW846 6010D [2]	SW846 3050B [3]
Mercury	0.45	0.028	mg/kg	1	07/06/21	07/06/21	MS	SW846 7471B [1]	SW846 7471B [4]
Nickel	15.6	4.2	mg/kg	1	07/06/21	07/07/21	ND	SW846 6010D [2]	SW846 3050B [3]
Potassium	< 1100	1100	mg/kg	1	07/06/21	07/07/21	ND	SW846 6010D [2]	SW846 3050B [3]
Selenium	< 2.1	2.1	mg/kg	1	07/06/21	07/07/21	ND	SW846 6010D [2]	SW846 3050B [3]
Silver	< 0.53	0.53	mg/kg	1	07/06/21	07/07/21	ND	SW846 6010D [2]	SW846 3050B [3]
Sodium	< 1100	1100	mg/kg	1	07/06/21	07/07/21	ND	SW846 6010D [2]	SW846 3050B [3]
Thallium	< 1.1	1.1	mg/kg	1	07/06/21	07/07/21	ND	SW846 6010D [2]	SW846 3050B [3]
Vanadium	60.7	5.3	mg/kg	1	07/06/21	07/07/21	ND	SW846 6010D [2]	SW846 3050B [3]
Zinc	73.2	5.3	mg/kg	1	07/06/21	07/07/21	ND	SW846 6010D [2]	SW846 3050B [3]

(1) Instrument QC Batch: MA50767
(2) Instrument QC Batch: MA50802
(3) Prep QC Batch: MP27287
(4) Prep QC Batch: MP27326

RL = Reporting Limit

Report of Analysis

Client Sample ID: R1-SB-4(8-8.5)
Lab Sample ID: JD27540-10 **Date Sampled:** 06/29/21
Matrix: SO - Soil **Date Received:** 06/30/21
Method: SW846 8270E SW846 3546 **Percent Solids:** 91.8
Project: Remedial Investigation, 247 North Avenue, New Rochelle, NY

	File ID	DF	Analyzed	By	Prep Date	Prep Batch	Analytical Batch
Run #1	6P499175.D	1	07/03/21 00:16	BL	07/02/21 10:10	OP34109	E6P3394
Run #2							

	Initial Weight	Final Volume
Run #1	31.2 g	1.0 ml
Run #2		

ABN TCL List (SOM0 2.0)

CAS No.	Compound	Result	RL	MDL	Units	Q
95-57-8	2-Chlorophenol	ND	70	17	ug/kg	
59-50-7	4-Chloro-3-methyl phenol	ND	170	21	ug/kg	
120-83-2	2,4-Dichlorophenol	ND	170	30	ug/kg	
105-67-9	2,4-Dimethylphenol	ND	170	62	ug/kg	
51-28-5	2,4-Dinitrophenol [a]	ND	170	130	ug/kg	
534-52-1	4,6-Dinitro-o-cresol [b]	ND	170	37	ug/kg	
95-48-7	2-Methylphenol	ND	70	22	ug/kg	
	3&4-Methylphenol	ND	70	29	ug/kg	
88-75-5	2-Nitrophenol	ND	170	23	ug/kg	
100-02-7	4-Nitrophenol	ND	350	93	ug/kg	
87-86-5	Pentachlorophenol	ND	140	33	ug/kg	
108-95-2	Phenol	ND	70	18	ug/kg	
58-90-2	2,3,4,6-Tetrachlorophenol	ND	170	23	ug/kg	
95-95-4	2,4,5-Trichlorophenol	ND	170	26	ug/kg	
88-06-2	2,4,6-Trichlorophenol	ND	170	21	ug/kg	
83-32-9	Acenaphthene	ND	35	12	ug/kg	
208-96-8	Acenaphthylene	ND	35	18	ug/kg	
98-86-2	Acetophenone	ND	170	7.5	ug/kg	
120-12-7	Anthracene	ND	35	21	ug/kg	
1912-24-9	Atrazine	ND	70	15	ug/kg	
56-55-3	Benzo(a)anthracene	ND	35	9.9	ug/kg	
50-32-8	Benzo(a)pyrene	ND	35	16	ug/kg	
205-99-2	Benzo(b)fluoranthene	ND	35	15	ug/kg	
191-24-2	Benzo(g,h,i)perylene	ND	35	17	ug/kg	
207-08-9	Benzo(k)fluoranthene	ND	35	16	ug/kg	
101-55-3	4-Bromophenyl phenyl ether	ND	70	13	ug/kg	
85-68-7	Butyl benzyl phthalate	ND	70	8.5	ug/kg	
92-52-4	1,1'-Biphenyl	ND	70	4.8	ug/kg	
100-52-7	Benzaldehyde	ND	170	8.7	ug/kg	
91-58-7	2-Chloronaphthalene	ND	70	8.3	ug/kg	
106-47-8	4-Chloroaniline	ND	170	13	ug/kg	
86-74-8	Carbazole	ND	70	5.1	ug/kg	

ND = Not detected MDL = Method Detection Limit
RL = Reporting Limit
E = Indicates value exceeds calibration range
J = Indicates an estimated value
B = Indicates analyte found in associated method blank
N = Indicates presumptive evidence of a compound

Report of Analysis

Client Sample ID:	R1-SB-4(8-8.5)		
Lab Sample ID:	JD27540-10	**Date Sampled:**	06/29/21
Matrix:	SO - Soil	**Date Received:**	06/30/21
Method:	SW846 8270E SW846 3546	**Percent Solids:**	91.8
Project:	Remedial Investigation, 247 North Avenue, New Rochelle, NY		

ABN TCL List (SOM0 2.0)

CAS No.	Compound	Result	RL	MDL	Units	Q
105-60-2	Caprolactam	ND	70	14	ug/kg	
218-01-9	Chrysene	ND	35	11	ug/kg	
111-91-1	bis(2-Chloroethoxy)methane	ND	70	7.5	ug/kg	
111-44-4	bis(2-Chloroethyl)ether	ND	70	15	ug/kg	
108-60-1	2,2'-Oxybis(1-chloropropane)	ND	70	13	ug/kg	
7005-72-3	4-Chlorophenyl phenyl ether	ND	70	11	ug/kg	
121-14-2	2,4-Dinitrotoluene	ND	35	11	ug/kg	
606-20-2	2,6-Dinitrotoluene	ND	35	18	ug/kg	
91-94-1	3,3'-Dichlorobenzidine	ND	70	29	ug/kg	
123-91-1	1,4-Dioxane [c]	ND	35	23	ug/kg	
53-70-3	Dibenzo(a,h)anthracene	ND	35	15	ug/kg	
132-64-9	Dibenzofuran	ND	70	14	ug/kg	
84-74-2	Di-n-butyl phthalate	ND	70	5.7	ug/kg	
117-84-0	Di-n-octyl phthalate	ND	70	8.7	ug/kg	
84-66-2	Diethyl phthalate	ND	70	7.4	ug/kg	
131-11-3	Dimethyl phthalate	ND	70	6.2	ug/kg	
117-81-7	bis(2-Ethylhexyl)phthalate	ND	70	8.2	ug/kg	
206-44-0	Fluoranthene	ND	35	16	ug/kg	
86-73-7	Fluorene	ND	35	16	ug/kg	
118-74-1	Hexachlorobenzene	ND	70	8.8	ug/kg	
87-68-3	Hexachlorobutadiene	ND	35	14	ug/kg	
77-47-4	Hexachlorocyclopentadiene	ND	350	14	ug/kg	
67-72-1	Hexachloroethane	ND	170	17	ug/kg	
193-39-5	Indeno(1,2,3-cd)pyrene	ND	35	16	ug/kg	
78-59-1	Isophorone	ND	70	7.5	ug/kg	
91-57-6	2-Methylnaphthalene	ND	35	7.9	ug/kg	
88-74-4	2-Nitroaniline	ND	170	8.2	ug/kg	
99-09-2	3-Nitroaniline	ND	170	8.7	ug/kg	
100-01-6	4-Nitroaniline	ND	170	9.0	ug/kg	
91-20-3	Naphthalene	ND	35	9.8	ug/kg	
98-95-3	Nitrobenzene	ND	70	13	ug/kg	
621-64-7	N-Nitroso-di-n-propylamine	ND	70	10	ug/kg	
86-30-6	N-Nitrosodiphenylamine	ND	170	13	ug/kg	
85-01-8	Phenanthrene	ND	35	12	ug/kg	
129-00-0	Pyrene	ND	35	11	ug/kg	
95-94-3	1,2,4,5-Tetrachlorobenzene	ND	170	8.9	ug/kg	

CAS No.	Surrogate Recoveries	Run# 1	Run# 2	Limits
367-12-4	2-Fluorophenol	75%		7-101%

ND = Not detected MDL = Method Detection Limit
RL = Reporting Limit
E = Indicates value exceeds calibration range
J = Indicates an estimated value
B = Indicates analyte found in associated method blank
N = Indicates presumptive evidence of a compound

Report of Analysis

Client Sample ID:	R1-SB-4(8-8.5)		
Lab Sample ID:	JD27540-10	**Date Sampled:**	06/29/21
Matrix:	SO - Soil	**Date Received:**	06/30/21
Method:	SW846 8270E SW846 3546	**Percent Solids:**	91.8
Project:	Remedial Investigation, 247 North Avenue, New Rochelle, NY		

ABN TCL List (SOM0 2.0)

CAS No.	Surrogate Recoveries	Run# 1	Run# 2	Limits
4165-62-2	Phenol-d5	73%		12-101%
118-79-6	2,4,6-Tribromophenol	67%		10-127%
4165-60-0	Nitrobenzene-d5	85%		15-114%
321-60-8	2-Fluorobiphenyl	77%		22-104%
1718-51-0	Terphenyl-d14	80%		23-121%

CAS No.	Tentatively Identified Compounds	R.T.	Est. Conc.	Units	Q
	System artifact	1.57	150	ug/kg	J
	Total TIC, Semi-Volatile		0	ug/kg	

(a) Associated CCV outside of control limits low. Low-level verification was analyzed to demonstrate system suitability to detect affected analytes. Sample was ND. This compound is outside the control limits biased low in the associated BS.
(b) This compound is outside the control limits biased low in the associated BS.
(c) Associated CCV outside of control limits high, sample was ND.

Report of Analysis

Client Sample ID: R1-SB-4(8-8.5)
Lab Sample ID: JD27540-10
Matrix: SO - Soil
Date Sampled: 06/29/21
Date Received: 06/30/21
Percent Solids: 91.8
Project: Remedial Investigation, 247 North Avenue, New Rochelle, NY

Metals Analysis

Analyte	Result	RL	Units	DF	Prep	Analyzed	By	Method	Prep Method
Aluminum	8280	54	mg/kg	1	07/06/21	07/07/21	ND	SW846 6010D [2]	SW846 3050B [3]
Antimony	< 2.2	2.2	mg/kg	1	07/06/21	07/07/21	ND	SW846 6010D [2]	SW846 3050B [3]
Arsenic	< 2.2	2.2	mg/kg	1	07/06/21	07/07/21	ND	SW846 6010D [2]	SW846 3050B [3]
Barium	52.5	22	mg/kg	1	07/06/21	07/07/21	ND	SW846 6010D [2]	SW846 3050B [3]
Beryllium	0.33	0.22	mg/kg	1	07/06/21	07/07/21	ND	SW846 6010D [2]	SW846 3050B [3]
Cadmium	< 0.54	0.54	mg/kg	1	07/06/21	07/07/21	ND	SW846 6010D [2]	SW846 3050B [3]
Calcium	2750	540	mg/kg	1	07/06/21	07/07/21	ND	SW846 6010D [2]	SW846 3050B [3]
Chromium	16.2	1.1	mg/kg	1	07/06/21	07/07/21	ND	SW846 6010D [2]	SW846 3050B [3]
Cobalt	6.0	5.4	mg/kg	1	07/06/21	07/07/21	ND	SW846 6010D [2]	SW846 3050B [3]
Copper	13.2	2.7	mg/kg	1	07/06/21	07/07/21	ND	SW846 6010D [2]	SW846 3050B [3]
Iron	11700	54	mg/kg	1	07/06/21	07/07/21	ND	SW846 6010D [2]	SW846 3050B [3]
Lead	3.6	2.2	mg/kg	1	07/06/21	07/07/21	ND	SW846 6010D [2]	SW846 3050B [3]
Magnesium	2750	540	mg/kg	1	07/06/21	07/07/21	ND	SW846 6010D [2]	SW846 3050B [3]
Manganese	265	1.6	mg/kg	1	07/06/21	07/07/21	ND	SW846 6010D [2]	SW846 3050B [3]
Mercury	< 0.029	0.029	mg/kg	1	07/06/21	07/06/21	MS	SW846 7471B [1]	SW846 7471B [4]
Nickel	12.1	4.3	mg/kg	1	07/06/21	07/07/21	ND	SW846 6010D [2]	SW846 3050B [3]
Potassium	2050	1100	mg/kg	1	07/06/21	07/07/21	ND	SW846 6010D [2]	SW846 3050B [3]
Selenium	< 2.2	2.2	mg/kg	1	07/06/21	07/07/21	ND	SW846 6010D [2]	SW846 3050B [3]
Silver	< 0.54	0.54	mg/kg	1	07/06/21	07/07/21	ND	SW846 6010D [2]	SW846 3050B [3]
Sodium	< 1100	1100	mg/kg	1	07/06/21	07/07/21	ND	SW846 6010D [2]	SW846 3050B [3]
Thallium	< 1.1	1.1	mg/kg	1	07/06/21	07/07/21	ND	SW846 6010D [2]	SW846 3050B [3]
Vanadium	19.5	5.4	mg/kg	1	07/06/21	07/07/21	ND	SW846 6010D [2]	SW846 3050B [3]
Zinc	25.7	5.4	mg/kg	1	07/06/21	07/07/21	ND	SW846 6010D [2]	SW846 3050B [3]

(1) Instrument QC Batch: MA50767
(2) Instrument QC Batch: MA50802
(3) Prep QC Batch: MP27287
(4) Prep QC Batch: MP27326

RL = Reporting Limit

Report of Analysis

Client Sample ID: R1-SB-5(3.5-4.0)
Lab Sample ID: JD27540-11 **Date Sampled:** 06/29/21
Matrix: SO - Soil **Date Received:** 06/30/21
Method: SW846 8270E SW846 3546 **Percent Solids:** 82.6
Project: Remedial Investigation, 247 North Avenue, New Rochelle, NY

	File ID	DF	Analyzed	By	Prep Date	Prep Batch	Analytical Batch
Run #1	6P499176.D	1	07/03/21 00:37	BL	07/02/21 10:10	OP34109	E6P3394
Run #2							

	Initial Weight	Final Volume
Run #1	30.1 g	1.0 ml
Run #2		

ABN TCL List (SOM0 2.0)

CAS No.	Compound	Result	RL	MDL	Units	Q
95-57-8	2-Chlorophenol	ND	80	20	ug/kg	
59-50-7	4-Chloro-3-methyl phenol	ND	200	25	ug/kg	
120-83-2	2,4-Dichlorophenol	ND	200	34	ug/kg	
105-67-9	2,4-Dimethylphenol	ND	200	72	ug/kg	
51-28-5	2,4-Dinitrophenol [a]	ND	200	150	ug/kg	
534-52-1	4,6-Dinitro-o-cresol [b]	ND	200	43	ug/kg	
95-48-7	2-Methylphenol	ND	80	26	ug/kg	
	3&4-Methylphenol	ND	80	33	ug/kg	
88-75-5	2-Nitrophenol	ND	200	27	ug/kg	
100-02-7	4-Nitrophenol	ND	400	110	ug/kg	
87-86-5	Pentachlorophenol	ND	160	38	ug/kg	
108-95-2	Phenol	ND	80	21	ug/kg	
58-90-2	2,3,4,6-Tetrachlorophenol	ND	200	27	ug/kg	
95-95-4	2,4,5-Trichlorophenol	ND	200	30	ug/kg	
88-06-2	2,4,6-Trichlorophenol	ND	200	24	ug/kg	
83-32-9	Acenaphthene	ND	40	14	ug/kg	
208-96-8	Acenaphthylene	ND	40	20	ug/kg	
98-86-2	Acetophenone	ND	200	8.6	ug/kg	
120-12-7	Anthracene	ND	40	25	ug/kg	
1912-24-9	Atrazine	ND	80	17	ug/kg	
56-55-3	Benzo(a)anthracene	ND	40	11	ug/kg	
50-32-8	Benzo(a)pyrene	ND	40	18	ug/kg	
205-99-2	Benzo(b)fluoranthene	ND	40	18	ug/kg	
191-24-2	Benzo(g,h,i)perylene	ND	40	20	ug/kg	
207-08-9	Benzo(k)fluoranthene	ND	40	19	ug/kg	
101-55-3	4-Bromophenyl phenyl ether	ND	80	16	ug/kg	
85-68-7	Butyl benzyl phthalate	ND	80	9.8	ug/kg	
92-52-4	1,1'-Biphenyl	ND	80	5.5	ug/kg	
100-52-7	Benzaldehyde	ND	200	10	ug/kg	
91-58-7	2-Chloronaphthalene	ND	80	9.6	ug/kg	
106-47-8	4-Chloroaniline	ND	200	14	ug/kg	
86-74-8	Carbazole	ND	80	5.8	ug/kg	

ND = Not detected MDL = Method Detection Limit
RL = Reporting Limit
E = Indicates value exceeds calibration range
J = Indicates an estimated value
B = Indicates analyte found in associated method blank
N = Indicates presumptive evidence of a compound

Report of Analysis

Client Sample ID: R1-SB-5(3.5-4.0)
Lab Sample ID: JD27540-11 **Date Sampled:** 06/29/21
Matrix: SO - Soil **Date Received:** 06/30/21
Method: SW846 8270E SW846 3546 **Percent Solids:** 82.6
Project: Remedial Investigation, 247 North Avenue, New Rochelle, NY

ABN TCL List (SOM0 2.0)

CAS No.	Compound	Result	RL	MDL	Units	Q
105-60-2	Caprolactam	ND	80	16	ug/kg	
218-01-9	Chrysene	ND	40	13	ug/kg	
111-91-1	bis(2-Chloroethoxy)methane	ND	80	8.6	ug/kg	
111-44-4	bis(2-Chloroethyl)ether	ND	80	17	ug/kg	
108-60-1	2,2'-Oxybis(1-chloropropane)	ND	80	14	ug/kg	
7005-72-3	4-Chlorophenyl phenyl ether	ND	80	13	ug/kg	
121-14-2	2,4-Dinitrotoluene	ND	40	12	ug/kg	
606-20-2	2,6-Dinitrotoluene	ND	40	20	ug/kg	
91-94-1	3,3'-Dichlorobenzidine	ND	80	34	ug/kg	
123-91-1	1,4-Dioxane [c]	ND	40	27	ug/kg	
53-70-3	Dibenzo(a,h)anthracene	ND	40	18	ug/kg	
132-64-9	Dibenzofuran	ND	80	16	ug/kg	
84-74-2	Di-n-butyl phthalate	ND	80	6.6	ug/kg	
117-84-0	Di-n-octyl phthalate	ND	80	10	ug/kg	
84-66-2	Diethyl phthalate	ND	80	8.6	ug/kg	
131-11-3	Dimethyl phthalate	ND	80	7.2	ug/kg	
117-81-7	bis(2-Ethylhexyl)phthalate	ND	80	9.4	ug/kg	
206-44-0	Fluoranthene	ND	40	18	ug/kg	
86-73-7	Fluorene	ND	40	18	ug/kg	
118-74-1	Hexachlorobenzene	ND	80	10	ug/kg	
87-68-3	Hexachlorobutadiene	ND	40	16	ug/kg	
77-47-4	Hexachlorocyclopentadiene	ND	400	16	ug/kg	
67-72-1	Hexachloroethane	ND	200	20	ug/kg	
193-39-5	Indeno(1,2,3-cd)pyrene	ND	40	19	ug/kg	
78-59-1	Isophorone	ND	80	8.6	ug/kg	
91-57-6	2-Methylnaphthalene	ND	40	9.1	ug/kg	
88-74-4	2-Nitroaniline	ND	200	9.5	ug/kg	
99-09-2	3-Nitroaniline	ND	200	10	ug/kg	
100-01-6	4-Nitroaniline	ND	200	10	ug/kg	
91-20-3	Naphthalene	ND	40	11	ug/kg	
98-95-3	Nitrobenzene	ND	80	16	ug/kg	
621-64-7	N-Nitroso-di-n-propylamine	ND	80	12	ug/kg	
86-30-6	N-Nitrosodiphenylamine	ND	200	15	ug/kg	
85-01-8	Phenanthrene	ND	40	14	ug/kg	
129-00-0	Pyrene	ND	40	13	ug/kg	
95-94-3	1,2,4,5-Tetrachlorobenzene	ND	200	10	ug/kg	

CAS No.	Surrogate Recoveries	Run# 1	Run# 2	Limits
367-12-4	2-Fluorophenol	64%		7-101%

ND = Not detected MDL = Method Detection Limit
RL = Reporting Limit
E = Indicates value exceeds calibration range
J = Indicates an estimated value
B = Indicates analyte found in associated method blank
N = Indicates presumptive evidence of a compound

Report of Analysis

Client Sample ID:	R1-SB-5(3.5-4.0)		
Lab Sample ID:	JD27540-11	**Date Sampled:**	06/29/21
Matrix:	SO - Soil	**Date Received:**	06/30/21
Method:	SW846 8270E SW846 3546	**Percent Solids:**	82.6
Project:	Remedial Investigation, 247 North Avenue, New Rochelle, NY		

ABN TCL List (SOM0 2.0)

CAS No.	Surrogate Recoveries	Run# 1	Run# 2	Limits
4165-62-2	Phenol-d5	59%		12-101%
118-79-6	2,4,6-Tribromophenol	68%		10-127%
4165-60-0	Nitrobenzene-d5	71%		15-114%
321-60-8	2-Fluorobiphenyl	70%		22-104%
1718-51-0	Terphenyl-d14	74%		23-121%

CAS No.	Tentatively Identified Compounds	R.T.	Est. Conc.	Units	Q
10544-50-0	Cyclic octaatomic sulfur	9.83	990	ug/kg	JN
	Total TIC, Semi-Volatile		990	ug/kg	J

(a) Associated CCV outside of control limits low. Low-level verification was analyzed to demonstrate system suitability to detect affected analytes. Sample was ND. This compound is outside the control limits biased low in the associated BS.
(b) This compound is outside the control limits biased low in the associated BS.
(c) Associated CCV outside of control limits high, sample was ND.

ND = Not detected MDL = Method Detection Limit
RL = Reporting Limit
E = Indicates value exceeds calibration range
J = Indicates an estimated value
B = Indicates analyte found in associated method blank
N = Indicates presumptive evidence of a compound

Report of Analysis

Client Sample ID: R1-SB-5(3.5-4.0)
Lab Sample ID: JD27540-11
Matrix: SO - Soil
Date Sampled: 06/29/21
Date Received: 06/30/21
Percent Solids: 82.6
Project: Remedial Investigation, 247 North Avenue, New Rochelle, NY

Metals Analysis

Analyte	Result	RL	Units	DF	Prep	Analyzed	By	Method	Prep Method
Aluminum	1810	6.1	mg/kg	1	07/06/21	07/07/21	ND	SW846 6010D [2]	SW846 3050B [3]
Antimony	< 0.24	0.24	mg/kg	1	07/06/21	07/07/21	ND	SW846 6010D [2]	SW846 3050B [3]
Arsenic	0.30	0.24	mg/kg	1	07/06/21	07/07/21	ND	SW846 6010D [2]	SW846 3050B [3]
Barium	12.3	2.4	mg/kg	1	07/06/21	07/07/21	ND	SW846 6010D [2]	SW846 3050B [3]
Beryllium	0.073	0.024	mg/kg	1	07/06/21	07/07/21	ND	SW846 6010D [2]	SW846 3050B [3]
Cadmium	< 0.061	0.061	mg/kg	1	07/06/21	07/07/21	ND	SW846 6010D [2]	SW846 3050B [3]
Calcium	91.2	61	mg/kg	1	07/06/21	07/07/21	ND	SW846 6010D [2]	SW846 3050B [3]
Chromium	2.3	0.12	mg/kg	1	07/06/21	07/07/21	ND	SW846 6010D [2]	SW846 3050B [3]
Cobalt	< 0.61	0.61	mg/kg	1	07/06/21	07/07/21	ND	SW846 6010D [2]	SW846 3050B [3]
Copper	0.96	0.30	mg/kg	1	07/06/21	07/07/21	ND	SW846 6010D [2]	SW846 3050B [3]
Iron	1500	6.1	mg/kg	1	07/06/21	07/07/21	ND	SW846 6010D [2]	SW846 3050B [3]
Lead	1.2	0.24	mg/kg	1	07/06/21	07/07/21	ND	SW846 6010D [2]	SW846 3050B [3]
Magnesium	242	61	mg/kg	1	07/06/21	07/07/21	ND	SW846 6010D [2]	SW846 3050B [3]
Manganese	8.1	0.18	mg/kg	1	07/06/21	07/07/21	ND	SW846 6010D [2]	SW846 3050B [3]
Mercury	< 0.037	0.037	mg/kg	1	07/06/21	07/06/21	MS	SW846 7471B [1]	SW846 7471B [4]
Nickel	2.0	0.48	mg/kg	1	07/06/21	07/07/21	ND	SW846 6010D [2]	SW846 3050B [3]
Potassium	266	120	mg/kg	1	07/06/21	07/07/21	ND	SW846 6010D [2]	SW846 3050B [3]
Selenium	< 0.24	0.24	mg/kg	1	07/06/21	07/07/21	ND	SW846 6010D [2]	SW846 3050B [3]
Silver	< 0.061	0.061	mg/kg	1	07/06/21	07/07/21	ND	SW846 6010D [2]	SW846 3050B [3]
Sodium	< 120	120	mg/kg	1	07/06/21	07/07/21	ND	SW846 6010D [2]	SW846 3050B [3]
Thallium	< 0.12	0.12	mg/kg	1	07/06/21	07/07/21	ND	SW846 6010D [2]	SW846 3050B [3]
Vanadium	3.3	0.61	mg/kg	1	07/06/21	07/07/21	ND	SW846 6010D [2]	SW846 3050B [3]
Zinc	3.1	0.61	mg/kg	1	07/06/21	07/07/21	ND	SW846 6010D [2]	SW846 3050B [3]

(1) Instrument QC Batch: MA50767
(2) Instrument QC Batch: MA50802
(3) Prep QC Batch: MP27287
(4) Prep QC Batch: MP27326

RL = Reporting Limit

Report of Analysis

Client Sample ID: R1-SB-5(7.5-8.0)
Lab Sample ID: JD27540-12 **Date Sampled:** 06/29/21
Matrix: SO - Soil **Date Received:** 06/30/21
Method: SW846 8270E SW846 3546 **Percent Solids:** 92.2
Project: Remedial Investigation, 247 North Avenue, New Rochelle, NY

	File ID	DF	Analyzed	By	Prep Date	Prep Batch	Analytical Batch
Run #1	6P499177.D	1	07/03/21 00:59	BL	07/02/21 10:10	OP34109	E6P3394
Run #2							

	Initial Weight	Final Volume
Run #1	30.7 g	1.0 ml
Run #2		

ABN TCL List (SOM0 2.0)

CAS No.	Compound	Result	RL	MDL	Units	Q
95-57-8	2-Chlorophenol	ND	71	17	ug/kg	
59-50-7	4-Chloro-3-methyl phenol	ND	180	22	ug/kg	
120-83-2	2,4-Dichlorophenol	ND	180	30	ug/kg	
105-67-9	2,4-Dimethylphenol	ND	180	63	ug/kg	
51-28-5	2,4-Dinitrophenol [a]	ND	180	130	ug/kg	
534-52-1	4,6-Dinitro-o-cresol [b]	ND	180	38	ug/kg	
95-48-7	2-Methylphenol	ND	71	23	ug/kg	
	3&4-Methylphenol	ND	71	29	ug/kg	
88-75-5	2-Nitrophenol	ND	180	23	ug/kg	
100-02-7	4-Nitrophenol	ND	350	94	ug/kg	
87-86-5	Pentachlorophenol	ND	140	33	ug/kg	
108-95-2	Phenol	ND	71	18	ug/kg	
58-90-2	2,3,4,6-Tetrachlorophenol	ND	180	23	ug/kg	
95-95-4	2,4,5-Trichlorophenol	ND	180	26	ug/kg	
88-06-2	2,4,6-Trichlorophenol	ND	180	21	ug/kg	
83-32-9	Acenaphthene	ND	35	12	ug/kg	
208-96-8	Acenaphthylene	ND	35	18	ug/kg	
98-86-2	Acetophenone	ND	180	7.6	ug/kg	
120-12-7	Anthracene	ND	35	22	ug/kg	
1912-24-9	Atrazine	ND	71	15	ug/kg	
56-55-3	Benzo(a)anthracene	ND	35	10	ug/kg	
50-32-8	Benzo(a)pyrene	ND	35	16	ug/kg	
205-99-2	Benzo(b)fluoranthene	ND	35	16	ug/kg	
191-24-2	Benzo(g,h,i)perylene	ND	35	18	ug/kg	
207-08-9	Benzo(k)fluoranthene	ND	35	16	ug/kg	
101-55-3	4-Bromophenyl phenyl ether	ND	71	14	ug/kg	
85-68-7	Butyl benzyl phthalate	ND	71	8.6	ug/kg	
92-52-4	1,1'-Biphenyl	ND	71	4.8	ug/kg	
100-52-7	Benzaldehyde	ND	180	8.8	ug/kg	
91-58-7	2-Chloronaphthalene	ND	71	8.4	ug/kg	
106-47-8	4-Chloroaniline	ND	180	13	ug/kg	
86-74-8	Carbazole	ND	71	5.1	ug/kg	

ND = Not detected MDL = Method Detection Limit
RL = Reporting Limit
E = Indicates value exceeds calibration range
J = Indicates an estimated value
B = Indicates analyte found in associated method blank
N = Indicates presumptive evidence of a compound

Report of Analysis

Client Sample ID: R1-SB-5(7.5-8.0)
Lab Sample ID: JD27540-12 **Date Sampled:** 06/29/21
Matrix: SO - Soil **Date Received:** 06/30/21
Method: SW846 8270E SW846 3546 **Percent Solids:** 92.2
Project: Remedial Investigation, 247 North Avenue, New Rochelle, NY

ABN TCL List (SOM0 2.0)

CAS No.	Compound	Result	RL	MDL	Units	Q
105-60-2	Caprolactam	ND	71	14	ug/kg	
218-01-9	Chrysene	ND	35	11	ug/kg	
111-91-1	bis(2-Chloroethoxy)methane	ND	71	7.6	ug/kg	
111-44-4	bis(2-Chloroethyl)ether	ND	71	15	ug/kg	
108-60-1	2,2'-Oxybis(1-chloropropane)	ND	71	13	ug/kg	
7005-72-3	4-Chlorophenyl phenyl ether	ND	71	11	ug/kg	
121-14-2	2,4-Dinitrotoluene	ND	35	11	ug/kg	
606-20-2	2,6-Dinitrotoluene	ND	35	18	ug/kg	
91-94-1	3,3'-Dichlorobenzidine	ND	71	29	ug/kg	
123-91-1	1,4-Dioxane [c]	ND	35	23	ug/kg	
53-70-3	Dibenzo(a,h)anthracene	ND	35	16	ug/kg	
132-64-9	Dibenzofuran	ND	71	14	ug/kg	
84-74-2	Di-n-butyl phthalate	ND	71	5.8	ug/kg	
117-84-0	Di-n-octyl phthalate	ND	71	8.8	ug/kg	
84-66-2	Diethyl phthalate	ND	71	7.5	ug/kg	
131-11-3	Dimethyl phthalate	ND	71	6.3	ug/kg	
117-81-7	bis(2-Ethylhexyl)phthalate	ND	71	8.3	ug/kg	
206-44-0	Fluoranthene	ND	35	16	ug/kg	
86-73-7	Fluorene	ND	35	16	ug/kg	
118-74-1	Hexachlorobenzene	ND	71	8.9	ug/kg	
87-68-3	Hexachlorobutadiene	ND	35	14	ug/kg	
77-47-4	Hexachlorocyclopentadiene	ND	350	14	ug/kg	
67-72-1	Hexachloroethane	ND	180	17	ug/kg	
193-39-5	Indeno(1,2,3-cd)pyrene	ND	35	17	ug/kg	
78-59-1	Isophorone	ND	71	7.6	ug/kg	
91-57-6	2-Methylnaphthalene	ND	35	8.0	ug/kg	
88-74-4	2-Nitroaniline	ND	180	8.3	ug/kg	
99-09-2	3-Nitroaniline	ND	180	8.8	ug/kg	
100-01-6	4-Nitroaniline	ND	180	9.2	ug/kg	
91-20-3	Naphthalene	ND	35	10	ug/kg	
98-95-3	Nitrobenzene	ND	71	14	ug/kg	
621-64-7	N-Nitroso-di-n-propylamine	ND	71	10	ug/kg	
86-30-6	N-Nitrosodiphenylamine	ND	180	13	ug/kg	
85-01-8	Phenanthrene	ND	35	12	ug/kg	
129-00-0	Pyrene	ND	35	11	ug/kg	
95-94-3	1,2,4,5-Tetrachlorobenzene	ND	180	9.0	ug/kg	

CAS No.	Surrogate Recoveries	Run# 1	Run# 2	Limits
367-12-4	2-Fluorophenol	63%		7-101%

ND = Not detected MDL = Method Detection Limit
RL = Reporting Limit
E = Indicates value exceeds calibration range
J = Indicates an estimated value
B = Indicates analyte found in associated method blank
N = Indicates presumptive evidence of a compound

Report of Analysis

Client Sample ID:	R1-SB-5(7.5-8.0)		
Lab Sample ID:	JD27540-12	**Date Sampled:**	06/29/21
Matrix:	SO - Soil	**Date Received:**	06/30/21
Method:	SW846 8270E SW846 3546	**Percent Solids:**	92.2
Project:	Remedial Investigation, 247 North Avenue, New Rochelle, NY		

ABN TCL List (SOM0 2.0)

CAS No.	Surrogate Recoveries	Run# 1	Run# 2	Limits
4165-62-2	Phenol-d5	59%		12-101%
118-79-6	2,4,6-Tribromophenol	64%		10-127%
4165-60-0	Nitrobenzene-d5	77%		15-114%
321-60-8	2-Fluorobiphenyl	65%		22-104%
1718-51-0	Terphenyl-d14	91%		23-121%

CAS No.	Tentatively Identified Compounds	R.T.	Est. Conc.	Units	Q
	Total TIC, Semi-Volatile		0	ug/kg	

(a) Associated CCV outside of control limits low. Low-level verification was analyzed to demonstrate system suitability to detect affected analytes. Sample was ND. This compound is outside the control limits biased low in the associated BS.
(b) This compound is outside the control limits biased low in the associated BS.
(c) Associated CCV outside of control limits high, sample was ND.

Report of Analysis

Client Sample ID: R1-SB-5(7.5-8.0)
Lab Sample ID: JD27540-12
Matrix: SO - Soil
Date Sampled: 06/29/21
Date Received: 06/30/21
Percent Solids: 92.2
Project: Remedial Investigation, 247 North Avenue, New Rochelle, NY

Metals Analysis

Analyte	Result	RL	Units	DF	Prep	Analyzed	By	Method	Prep Method
Aluminum	11400	52	mg/kg	1	07/06/21	07/07/21	ND	SW846 6010D [2]	SW846 3050B [3]
Antimony	< 2.1	2.1	mg/kg	1	07/06/21	07/07/21	ND	SW846 6010D [2]	SW846 3050B [3]
Arsenic [a]	< 10	10	mg/kg	5	07/06/21	07/08/21	ND	SW846 6010D [2]	SW846 3050B [3]
Barium	71.3	21	mg/kg	1	07/06/21	07/07/21	ND	SW846 6010D [2]	SW846 3050B [3]
Beryllium [a]	< 1.0	1.0	mg/kg	5	07/06/21	07/08/21	ND	SW846 6010D [2]	SW846 3050B [3]
Cadmium [a]	< 2.6	2.6	mg/kg	5	07/06/21	07/08/21	ND	SW846 6010D [2]	SW846 3050B [3]
Calcium	2340	520	mg/kg	1	07/06/21	07/07/21	ND	SW846 6010D [2]	SW846 3050B [3]
Chromium	25.2	1.0	mg/kg	1	07/06/21	07/07/21	ND	SW846 6010D [2]	SW846 3050B [3]
Cobalt [a]	< 26	26	mg/kg	5	07/06/21	07/08/21	ND	SW846 6010D [2]	SW846 3050B [3]
Copper [a]	19.6	13	mg/kg	5	07/06/21	07/08/21	ND	SW846 6010D [2]	SW846 3050B [3]
Iron	21000	260	mg/kg	5	07/06/21	07/08/21	ND	SW846 6010D [2]	SW846 3050B [3]
Lead	4.8	2.1	mg/kg	1	07/06/21	07/07/21	ND	SW846 6010D [2]	SW846 3050B [3]
Magnesium	4520	520	mg/kg	1	07/06/21	07/07/21	ND	SW846 6010D [2]	SW846 3050B [3]
Manganese [a]	218	7.8	mg/kg	5	07/06/21	07/08/21	ND	SW846 6010D [2]	SW846 3050B [3]
Mercury	< 0.027	0.027	mg/kg	1	07/06/21	07/06/21	MS	SW846 7471B [1]	SW846 7471B [4]
Nickel	24.8	4.2	mg/kg	1	07/06/21	07/07/21	ND	SW846 6010D [2]	SW846 3050B [3]
Potassium	3520	1000	mg/kg	1	07/06/21	07/07/21	ND	SW846 6010D [2]	SW846 3050B [3]
Selenium [a]	< 10	10	mg/kg	5	07/06/21	07/08/21	ND	SW846 6010D [2]	SW846 3050B [3]
Silver [a]	< 2.6	2.6	mg/kg	5	07/06/21	07/08/21	ND	SW846 6010D [2]	SW846 3050B [3]
Sodium	< 1000	1000	mg/kg	1	07/06/21	07/07/21	ND	SW846 6010D [2]	SW846 3050B [3]
Thallium [a]	< 5.2	5.2	mg/kg	5	07/06/21	07/08/21	ND	SW846 6010D [2]	SW846 3050B [3]
Vanadium	34.1	5.2	mg/kg	1	07/06/21	07/07/21	ND	SW846 6010D [2]	SW846 3050B [3]
Zinc	37.1	5.2	mg/kg	1	07/06/21	07/07/21	ND	SW846 6010D [2]	SW846 3050B [3]

(1) Instrument QC Batch: MA50767
(2) Instrument QC Batch: MA50802
(3) Prep QC Batch: MP27287
(4) Prep QC Batch: MP27326

(a) Elevated detection limit due to dilution required for high interfering element.

RL = Reporting Limit

Report of Analysis

Client Sample ID: R1-SB-6(3.5-4.0)
Lab Sample ID: JD27540-13 **Date Sampled:** 06/29/21
Matrix: SO - Soil **Date Received:** 06/30/21
Method: SW846 8260D SW846 5035 **Percent Solids:** 97.7
Project: Remedial Investigation, 247 North Avenue, New Rochelle, NY

	File ID	DF	Analyzed	By	Prep Date	Prep Batch	Analytical Batch
Run #1	1C179198.D	1	07/02/21 16:59	PS	07/01/21 07:54	n/a	V1C7815
Run #2							

	Initial Weight
Run #1	4.7 g
Run #2	

VOA TCL List

CAS No.	Compound	Result	RL	MDL	Units	Q
67-64-1	Acetone	8.9	11	4.5	ug/kg	J
71-43-2	Benzene	ND	0.54	0.50	ug/kg	
74-97-5	Bromochloromethane	ND	5.4	0.61	ug/kg	
75-27-4	Bromodichloromethane	ND	2.2	0.47	ug/kg	
75-25-2	Bromoform	ND	5.4	1.5	ug/kg	
74-83-9	Bromomethane	ND	5.4	0.83	ug/kg	
78-93-3	2-Butanone (MEK)	ND	11	2.6	ug/kg	
75-15-0	Carbon disulfide	ND	2.2	0.58	ug/kg	
56-23-5	Carbon tetrachloride	ND	2.2	0.67	ug/kg	
108-90-7	Chlorobenzene	ND	2.2	0.50	ug/kg	
75-00-3	Chloroethane	ND	5.4	0.64	ug/kg	
67-66-3	Chloroform	ND	2.2	0.57	ug/kg	
74-87-3	Chloromethane	ND	5.4	2.1	ug/kg	
110-82-7	Cyclohexane	ND	2.2	0.72	ug/kg	
96-12-8	1,2-Dibromo-3-chloropropane	ND	2.2	0.76	ug/kg	
124-48-1	Dibromochloromethane	ND	2.2	0.61	ug/kg	
106-93-4	1,2-Dibromoethane	ND	1.1	0.46	ug/kg	
95-50-1	1,2-Dichlorobenzene	ND	1.1	0.59	ug/kg	
541-73-1	1,3-Dichlorobenzene	ND	1.1	0.54	ug/kg	
106-46-7	1,4-Dichlorobenzene	ND	1.1	0.54	ug/kg	
75-71-8	Dichlorodifluoromethane	ND	5.4	0.79	ug/kg	
75-34-3	1,1-Dichloroethane	ND	1.1	0.54	ug/kg	
107-06-2	1,2-Dichloroethane	ND	1.1	0.51	ug/kg	
75-35-4	1,1-Dichloroethene	ND	1.1	0.71	ug/kg	
156-59-2	cis-1,2-Dichloroethene	ND	1.1	0.91	ug/kg	
156-60-5	trans-1,2-Dichloroethene	ND	1.1	0.67	ug/kg	
78-87-5	1,2-Dichloropropane	ND	2.2	0.52	ug/kg	
10061-01-5	cis-1,3-Dichloropropene	ND	2.2	0.52	ug/kg	
10061-02-6	trans-1,3-Dichloropropene	ND	2.2	0.50	ug/kg	
100-41-4	Ethylbenzene	ND	1.1	0.49	ug/kg	
76-13-1	Freon 113	ND	5.4	2.9	ug/kg	
591-78-6	2-Hexanone	ND	5.4	2.3	ug/kg	

ND = Not detected MDL = Method Detection Limit
RL = Reporting Limit
E = Indicates value exceeds calibration range
J = Indicates an estimated value
B = Indicates analyte found in associated method blank
N = Indicates presumptive evidence of a compound

Report of Analysis

Client Sample ID: R1-SB-6(3.5-4.0)
Lab Sample ID: JD27540-13 **Date Sampled:** 06/29/21
Matrix: SO - Soil **Date Received:** 06/30/21
Method: SW846 8260D SW846 5035 **Percent Solids:** 97.7
Project: Remedial Investigation, 247 North Avenue, New Rochelle, NY

VOA TCL List

CAS No.	Compound	Result	RL	MDL	Units	Q
98-82-8	Isopropylbenzene	ND	2.2	1.5	ug/kg	
79-20-9	Methyl Acetate	ND	5.4	1.5	ug/kg	
108-87-2	Methylcyclohexane	ND	2.2	0.95	ug/kg	
1634-04-4	Methyl Tert Butyl Ether	ND	1.1	0.51	ug/kg	
108-10-1	4-Methyl-2-pentanone(MIBK)	ND	5.4	2.5	ug/kg	
75-09-2	Methylene chloride	ND	5.4	2.8	ug/kg	
100-42-5	Styrene	ND	2.2	0.44	ug/kg	
79-34-5	1,1,2,2-Tetrachloroethane	ND	2.2	0.65	ug/kg	
127-18-4	Tetrachloroethene	ND	2.2	0.63	ug/kg	
108-88-3	Toluene	ND	1.1	0.57	ug/kg	
87-61-6	1,2,3-Trichlorobenzene	ND	5.4	2.7	ug/kg	
120-82-1	1,2,4-Trichlorobenzene	ND	5.4	2.7	ug/kg	
71-55-6	1,1,1-Trichloroethane	ND	2.2	0.53	ug/kg	
79-00-5	1,1,2-Trichloroethane	ND	2.2	0.60	ug/kg	
79-01-6	Trichloroethene	ND	1.1	0.83	ug/kg	
75-69-4	Trichlorofluoromethane	ND	5.4	0.74	ug/kg	
75-01-4	Vinyl chloride	ND	2.2	0.52	ug/kg	
	m,p-Xylene	ND	1.1	0.98	ug/kg	
95-47-6	o-Xylene	ND	1.1	0.50	ug/kg	
1330-20-7	Xylene (total)	ND	1.1	0.50	ug/kg	

CAS No.	Surrogate Recoveries	Run# 1	Run# 2	Limits
1868-53-7	Dibromofluoromethane	105%		72-130%
17060-07-0	1,2-Dichloroethane-D4	112%		75-131%
2037-26-5	Toluene-D8	104%		81-121%
460-00-4	4-Bromofluorobenzene	113%		60-141%

CAS No.	Tentatively Identified Compounds	R.T.	Est. Conc.	Units	Q
	Total TIC, Volatile		0	ug/kg	

ND = Not detected MDL = Method Detection Limit
RL = Reporting Limit
E = Indicates value exceeds calibration range
J = Indicates an estimated value
B = Indicates analyte found in associated method blank
N = Indicates presumptive evidence of a compound

Report of Analysis

Client Sample ID: R1-SB-6(3.5-4.0)
Lab Sample ID: JD27540-13 **Date Sampled:** 06/29/21
Matrix: SO - Soil **Date Received:** 06/30/21
Method: SW846 8270E SW846 3546 **Percent Solids:** 97.7
Project: Remedial Investigation, 247 North Avenue, New Rochelle, NY

	File ID	DF	Analyzed	By	Prep Date	Prep Batch	Analytical Batch
Run #1	6P499183.D	5	07/03/21 03:15	BL	07/02/21 10:10	OP34109	E6P3394
Run #2							

	Initial Weight	Final Volume
Run #1	30.5 g	1.0 ml
Run #2		

ABN TCL List (SOM0 2.0)

CAS No.	Compound	Result	RL	MDL	Units	Q
95-57-8	2-Chlorophenol	ND	340	83	ug/kg	
59-50-7	4-Chloro-3-methyl phenol	ND	840	100	ug/kg	
120-83-2	2,4-Dichlorophenol	ND	840	140	ug/kg	
105-67-9	2,4-Dimethylphenol	ND	840	300	ug/kg	
51-28-5	2,4-Dinitrophenol [a]	ND	840	630	ug/kg	
534-52-1	4,6-Dinitro-o-cresol [b]	ND	840	180	ug/kg	
95-48-7	2-Methylphenol	ND	340	110	ug/kg	
	3&4-Methylphenol	ND	340	140	ug/kg	
88-75-5	2-Nitrophenol	ND	840	110	ug/kg	
100-02-7	4-Nitrophenol	ND	1700	450	ug/kg	
87-86-5	Pentachlorophenol	ND	670	160	ug/kg	
108-95-2	Phenol	ND	340	88	ug/kg	
58-90-2	2,3,4,6-Tetrachlorophenol	ND	840	110	ug/kg	
95-95-4	2,4,5-Trichlorophenol	ND	840	130	ug/kg	
88-06-2	2,4,6-Trichlorophenol	ND	840	100	ug/kg	
83-32-9	Acenaphthene	ND	170	58	ug/kg	
208-96-8	Acenaphthylene	ND	170	85	ug/kg	
98-86-2	Acetophenone	ND	840	36	ug/kg	
120-12-7	Anthracene	119	170	100	ug/kg	J
1912-24-9	Atrazine	ND	340	72	ug/kg	
56-55-3	Benzo(a)anthracene	633	170	47	ug/kg	
50-32-8	Benzo(a)pyrene	702	170	76	ug/kg	
205-99-2	Benzo(b)fluoranthene	804	170	74	ug/kg	
191-24-2	Benzo(g,h,i)perylene	484	170	84	ug/kg	
207-08-9	Benzo(k)fluoranthene	285	170	78	ug/kg	
101-55-3	4-Bromophenyl phenyl ether	ND	340	65	ug/kg	
85-68-7	Butyl benzyl phthalate	ND	340	41	ug/kg	
92-52-4	1,1'-Biphenyl	ND	340	23	ug/kg	
100-52-7	Benzaldehyde	ND	840	42	ug/kg	
91-58-7	2-Chloronaphthalene	ND	340	40	ug/kg	
106-47-8	4-Chloroaniline	ND	840	60	ug/kg	
86-74-8	Carbazole	33.6	340	24	ug/kg	J

ND = Not detected MDL = Method Detection Limit
RL = Reporting Limit
E = Indicates value exceeds calibration range
J = Indicates an estimated value
B = Indicates analyte found in associated method blank
N = Indicates presumptive evidence of a compound

Report of Analysis

Client Sample ID:	R1-SB-6(3.5-4.0)		
Lab Sample ID:	JD27540-13	**Date Sampled:**	06/29/21
Matrix:	SO - Soil	**Date Received:**	06/30/21
Method:	SW846 8270E SW846 3546	**Percent Solids:**	97.7
Project:	Remedial Investigation, 247 North Avenue, New Rochelle, NY		

ABN TCL List (SOM0 2.0)

CAS No.	Compound	Result	RL	MDL	Units	Q
105-60-2	Caprolactam	ND	340	66	ug/kg	
218-01-9	Chrysene	689	170	53	ug/kg	
111-91-1	bis(2-Chloroethoxy)methane	ND	340	36	ug/kg	
111-44-4	bis(2-Chloroethyl)ether	ND	340	72	ug/kg	
108-60-1	2,2'-Oxybis(1-chloropropane)	ND	340	60	ug/kg	
7005-72-3	4-Chlorophenyl phenyl ether	ND	340	54	ug/kg	
121-14-2	2,4-Dinitrotoluene	ND	170	52	ug/kg	
606-20-2	2,6-Dinitrotoluene	ND	170	84	ug/kg	
91-94-1	3,3'-Dichlorobenzidine	ND	340	140	ug/kg	
123-91-1	1,4-Dioxane [c]	ND	170	110	ug/kg	
53-70-3	Dibenzo(a,h)anthracene	188	170	74	ug/kg	
132-64-9	Dibenzofuran	ND	340	68	ug/kg	
84-74-2	Di-n-butyl phthalate	ND	340	27	ug/kg	
117-84-0	Di-n-octyl phthalate	ND	340	42	ug/kg	
84-66-2	Diethyl phthalate	ND	340	36	ug/kg	
131-11-3	Dimethyl phthalate	ND	340	30	ug/kg	
117-81-7	bis(2-Ethylhexyl)phthalate	ND	340	39	ug/kg	
206-44-0	Fluoranthene	1140	170	75	ug/kg	
86-73-7	Fluorene	ND	170	77	ug/kg	
118-74-1	Hexachlorobenzene	ND	340	42	ug/kg	
87-68-3	Hexachlorobutadiene	ND	170	67	ug/kg	
77-47-4	Hexachlorocyclopentadiene	ND	1700	67	ug/kg	
67-72-1	Hexachloroethane	ND	840	83	ug/kg	
193-39-5	Indeno(1,2,3-cd)pyrene	418	170	79	ug/kg	
78-59-1	Isophorone	ND	340	36	ug/kg	
91-57-6	2-Methylnaphthalene	ND	170	38	ug/kg	
88-74-4	2-Nitroaniline	ND	840	40	ug/kg	
99-09-2	3-Nitroaniline	ND	840	42	ug/kg	
100-01-6	4-Nitroaniline	ND	840	43	ug/kg	
91-20-3	Naphthalene	ND	170	47	ug/kg	
98-95-3	Nitrobenzene	ND	340	65	ug/kg	
621-64-7	N-Nitroso-di-n-propylamine	ND	340	48	ug/kg	
86-30-6	N-Nitrosodiphenylamine	ND	840	61	ug/kg	
85-01-8	Phenanthrene	425	170	56	ug/kg	
129-00-0	Pyrene	1080	170	54	ug/kg	
95-94-3	1,2,4,5-Tetrachlorobenzene	ND	840	43	ug/kg	

CAS No.	Surrogate Recoveries	Run# 1	Run# 2	Limits
367-12-4	2-Fluorophenol	51%		7-101%

ND = Not detected MDL = Method Detection Limit
RL = Reporting Limit
E = Indicates value exceeds calibration range
J = Indicates an estimated value
B = Indicates analyte found in associated method blank
N = Indicates presumptive evidence of a compound

Report of Analysis

Client Sample ID:	R1-SB-6(3.5-4.0)		
Lab Sample ID:	JD27540-13	**Date Sampled:**	06/29/21
Matrix:	SO - Soil	**Date Received:**	06/30/21
Method:	SW846 8270E SW846 3546	**Percent Solids:**	97.7
Project:	Remedial Investigation, 247 North Avenue, New Rochelle, NY		

ABN TCL List (SOM0 2.0)

CAS No.	Surrogate Recoveries	Run# 1	Run# 2	Limits
4165-62-2	Phenol-d5	46%		12-101%
118-79-6	2,4,6-Tribromophenol	48%		10-127%
4165-60-0	Nitrobenzene-d5	57%		15-114%
321-60-8	2-Fluorobiphenyl	55%		22-104%
1718-51-0	Terphenyl-d14	59%		23-121%

CAS No.	Tentatively Identified Compounds	R.T.	Est. Conc.	Units	Q
	Benz(a)anthracene, -dimethyl	13.21	730	ug/kg	J
	Unknown	13.80	1100	ug/kg	J
	Unknown PAH substance	13.85	840	ug/kg	J
	Unknown	14.17	1300	ug/kg	J
	Unknown	14.21	880	ug/kg	J
	Unknown	14.58	2100	ug/kg	J
	Unknown	14.74	6100	ug/kg	J
	Unknown	14.89	1500	ug/kg	J
	Unknown	14.97	920	ug/kg	J
	Unknown	15.05	1200	ug/kg	J
	Unknown	15.11	5600	ug/kg	J
	Unknown	15.53	1400	ug/kg	J
	Unknown	15.76	1400	ug/kg	J
	Unknown	15.90	1700	ug/kg	J
	Unknown	15.97	3000	ug/kg	J
	Unknown	16.38	880	ug/kg	J
	Unknown	16.98	930	ug/kg	J
	Unknown	17.05	1400	ug/kg	J
	Total TIC, Semi-Volatile		32980	ug/kg	J

(a) Associated CCV outside of control limits low. Low-level verification was analyzed to demonstrate system suitability to detect affected analytes. Sample was ND. This compound is outside the control limits biased low in the associated BS.
(b) This compound is outside the control limits biased low in the associated BS.
(c) Associated CCV outside of control limits high, sample was ND.

ND = Not detected MDL = Method Detection Limit
RL = Reporting Limit
E = Indicates value exceeds calibration range
J = Indicates an estimated value
B = Indicates analyte found in associated method blank
N = Indicates presumptive evidence of a compound

Report of Analysis

Client Sample ID:	R1-SB-6(3.5-4.0)
Lab Sample ID:	JD27540-13
Matrix:	SO - Soil
Method:	SW846 8270E BY SIM SW846 3546
Project:	Remedial Investigation, 247 North Avenue, New Rochelle, NY
Date Sampled:	06/29/21
Date Received:	06/30/21
Percent Solids:	97.7

	File ID	DF	Analyzed	By	Prep Date	Prep Batch	Analytical Batch
Run #1	4P46385.D	5	07/03/21 09:04	CS	07/01/21 09:00	OP34109A	E4P2431
Run #2							

	Initial Weight	Final Volume
Run #1	30.5 g	1.0 ml
Run #2		

CAS No.	Compound	Result	RL	MDL	Units	Q
123-91-1	1,4-Dioxane	ND	17	8.4	ug/kg	

CAS No.	Surrogate Recoveries	Run# 1	Run# 2	Limits
4165-60-0	Nitrobenzene-d5	52%		39-90%
321-60-8	2-Fluorobiphenyl	42%		35-84%
1718-51-0	Terphenyl-d14	45%		42-95%

ND = Not detected MDL = Method Detection Limit
RL = Reporting Limit
E = Indicates value exceeds calibration range
J = Indicates an estimated value
B = Indicates analyte found in associated method blank
N = Indicates presumptive evidence of a compound

Report of Analysis

Client Sample ID: R1-SB-6(3.5-4.0)
Lab Sample ID: JD27540-13 **Date Sampled:** 06/29/21
Matrix: SO - Soil **Date Received:** 06/30/21
Method: SW846 8081B SW846 3546 **Percent Solids:** 97.7
Project: Remedial Investigation, 247 North Avenue, New Rochelle, NY

	File ID	DF	Analyzed	By	Prep Date	Prep Batch	Analytical Batch
Run #1 [a]	1G167746.D	1	07/07/21 15:02	TC	07/02/21 11:15	OP34113	G1G5717
Run #2							

	Initial Weight	Final Volume
Run #1	15.0 g	10.0 ml
Run #2		

Pesticide TCL List

CAS No.	Compound	Result	RL	MDL	Units	Q
309-00-2	Aldrin	ND	0.68	0.56	ug/kg	
319-84-6	alpha-BHC	ND	0.68	0.55	ug/kg	
319-85-7	beta-BHC	ND	0.68	0.62	ug/kg	
319-86-8	delta-BHC	ND	0.68	0.66	ug/kg	
58-89-9	gamma-BHC (Lindane)	ND	0.68	0.50	ug/kg	
5103-71-9	alpha-Chlordane	ND	0.68	0.55	ug/kg	
5103-74-2	gamma-Chlordane	ND	0.68	0.31	ug/kg	
60-57-1	Dieldrin	ND	0.68	0.47	ug/kg	
72-54-8	4,4'-DDD	ND	0.68	0.63	ug/kg	
72-55-9	4,4'-DDE	ND	0.68	0.60	ug/kg	
50-29-3	4,4'-DDT	ND	0.68	0.60	ug/kg	
72-20-8	Endrin	ND	0.68	0.53	ug/kg	
1031-07-8	Endosulfan sulfate	ND	0.68	0.53	ug/kg	
7421-93-4	Endrin aldehyde	ND	0.68	0.39	ug/kg	
959-98-8	Endosulfan-I	ND	0.68	0.39	ug/kg	
33213-65-9	Endosulfan-II	ND	0.68	0.43	ug/kg	
76-44-8	Heptachlor	ND	0.68	0.59	ug/kg	
1024-57-3	Heptachlor epoxide	ND	0.68	0.48	ug/kg	
72-43-5	Methoxychlor	ND	1.4	0.54	ug/kg	
53494-70-5	Endrin ketone	ND	0.68	0.49	ug/kg	
8001-35-2	Toxaphene	ND	17	16	ug/kg	

CAS No.	Surrogate Recoveries	Run# 1	Run# 2	Limits
877-09-8	Tetrachloro-m-xylene	65%		27-138%
877-09-8	Tetrachloro-m-xylene	68%		27-138%
2051-24-3	Decachlorobiphenyl	43%		10-179%
2051-24-3	Decachlorobiphenyl	83%		10-179%

(a) Had TBA cleanup.

ND = Not detected MDL = Method Detection Limit
RL = Reporting Limit
E = Indicates value exceeds calibration range
J = Indicates an estimated value
B = Indicates analyte found in associated method blank
N = Indicates presumptive evidence of a compound

Report of Analysis

Client Sample ID:	R1-SB-6(3.5-4.0)		
Lab Sample ID:	JD27540-13	**Date Sampled:**	06/29/21
Matrix:	SO - Soil	**Date Received:**	06/30/21
Method:	SW846 8082A SW846 3546	**Percent Solids:**	97.7
Project:	Remedial Investigation, 247 North Avenue, New Rochelle, NY		

	File ID	DF	Analyzed	By	Prep Date	Prep Batch	Analytical Batch
Run #1	RK1197.D	1	07/06/21 10:43	CP	07/02/21 11:15	OP34114	GRK30
Run #2							

	Initial Weight	Final Volume
Run #1	15.0 g	10.0 ml
Run #2		

PCB List

CAS No.	Compound	Result	RL	MDL	Units	Q
12674-11-2	Aroclor 1016	ND	34	16	ug/kg	
11104-28-2	Aroclor 1221	ND	34	21	ug/kg	
11141-16-5	Aroclor 1232	ND	34	22	ug/kg	
53469-21-9	Aroclor 1242	ND	34	14	ug/kg	
12672-29-6	Aroclor 1248	ND	34	30	ug/kg	
11097-69-1	Aroclor 1254	ND	34	18	ug/kg	
11096-82-5	Aroclor 1260	ND	34	15	ug/kg	
11100-14-4	Aroclor 1268	ND	34	14	ug/kg	
37324-23-5	Aroclor 1262	ND	34	22	ug/kg	

CAS No.	Surrogate Recoveries	Run# 1	Run# 2	Limits
877-09-8	Tetrachloro-m-xylene	61%		24-152%
877-09-8	Tetrachloro-m-xylene	70%		24-152%
2051-24-3	Decachlorobiphenyl	35%		10-172%
2051-24-3	Decachlorobiphenyl	115%		10-172%

ND = Not detected MDL = Method Detection Limit
RL = Reporting Limit
E = Indicates value exceeds calibration range
J = Indicates an estimated value
B = Indicates analyte found in associated method blank
N = Indicates presumptive evidence of a compound

Report of Analysis

Client Sample ID: R1-SB-6(3.5-4.0)
Lab Sample ID: JD27540-13
Matrix: SO - Soil
Date Sampled: 06/29/21
Date Received: 06/30/21
Percent Solids: 97.7
Project: Remedial Investigation, 247 North Avenue, New Rochelle, NY

Metals Analysis

Analyte	Result	RL	Units	DF	Prep	Analyzed	By	Method	Prep Method
Aluminum	9490	54	mg/kg	1	07/06/21	07/07/21	ND	SW846 6010D [2]	SW846 3050B [3]
Antimony	6.0	2.2	mg/kg	1	07/06/21	07/07/21	ND	SW846 6010D [2]	SW846 3050B [3]
Arsenic	5.2	2.2	mg/kg	1	07/06/21	07/07/21	ND	SW846 6010D [2]	SW846 3050B [3]
Barium	116	22	mg/kg	1	07/06/21	07/07/21	ND	SW846 6010D [2]	SW846 3050B [3]
Beryllium	0.56	0.22	mg/kg	1	07/06/21	07/07/21	ND	SW846 6010D [2]	SW846 3050B [3]
Cadmium	< 0.54	0.54	mg/kg	1	07/06/21	07/07/21	ND	SW846 6010D [2]	SW846 3050B [3]
Calcium	20300	540	mg/kg	1	07/06/21	07/07/21	ND	SW846 6010D [2]	SW846 3050B [3]
Chromium	18.2	1.1	mg/kg	1	07/06/21	07/07/21	ND	SW846 6010D [2]	SW846 3050B [3]
Cobalt	10.2	5.4	mg/kg	1	07/06/21	07/07/21	ND	SW846 6010D [2]	SW846 3050B [3]
Copper	198	2.7	mg/kg	1	07/06/21	07/07/21	ND	SW846 6010D [2]	SW846 3050B [3]
Iron	13100	54	mg/kg	1	07/06/21	07/07/21	ND	SW846 6010D [2]	SW846 3050B [3]
Lead	383	2.2	mg/kg	1	07/06/21	07/07/21	ND	SW846 6010D [2]	SW846 3050B [3]
Magnesium	10700	540	mg/kg	1	07/06/21	07/07/21	ND	SW846 6010D [2]	SW846 3050B [3]
Manganese	682	1.6	mg/kg	1	07/06/21	07/07/21	ND	SW846 6010D [2]	SW846 3050B [3]
Mercury	0.28	0.031	mg/kg	1	07/06/21	07/06/21	MS	SW846 7471B [1]	SW846 7471B [4]
Nickel	14.2	4.3	mg/kg	1	07/06/21	07/07/21	ND	SW846 6010D [2]	SW846 3050B [3]
Potassium	1210	1100	mg/kg	1	07/06/21	07/07/21	ND	SW846 6010D [2]	SW846 3050B [3]
Selenium	< 2.2	2.2	mg/kg	1	07/06/21	07/07/21	ND	SW846 6010D [2]	SW846 3050B [3]
Silver	1.9	0.54	mg/kg	1	07/06/21	07/07/21	ND	SW846 6010D [2]	SW846 3050B [3]
Sodium	< 1100	1100	mg/kg	1	07/06/21	07/07/21	ND	SW846 6010D [2]	SW846 3050B [3]
Thallium	< 1.1	1.1	mg/kg	1	07/06/21	07/07/21	ND	SW846 6010D [2]	SW846 3050B [3]
Vanadium	26.5	5.4	mg/kg	1	07/06/21	07/07/21	ND	SW846 6010D [2]	SW846 3050B [3]
Zinc	135	5.4	mg/kg	1	07/06/21	07/07/21	ND	SW846 6010D [2]	SW846 3050B [3]

(1) Instrument QC Batch: MA50767
(2) Instrument QC Batch: MA50802
(3) Prep QC Batch: MP27287
(4) Prep QC Batch: MP27326

RL = Reporting Limit

Report of Analysis

Client Sample ID:	R1-SB-6(3.5-4.0)		
Lab Sample ID:	JD27540-13	**Date Sampled:**	06/29/21
Matrix:	SO - Soil	**Date Received:**	06/30/21
		Percent Solids:	97.7
Project:	Remedial Investigation, 247 North Avenue, New Rochelle, NY		

General Chemistry

Analyte	Result	RL	Units	DF	Analyzed	By	Method
Cyanide	< 0.28	0.28	mg/kg	1	07/06/21 14:36	LV	SW846 9012B/LACHAT
Solids, Percent	97.7		%	1	07/01/21 16:13	BG	SM2540 G 18TH ED MOD

RL = Reporting Limit

Report of Analysis

Client Sample ID:	R1-SB-6(3.5-4.0)		
Lab Sample ID:	JD27540-13A	**Date Sampled:**	06/29/21
Matrix:	SO - Soil	**Date Received:**	06/30/21
Method:	EPA 537M BY ID IN HOUSE	**Percent Solids:**	97.7
Project:	Remedial Investigation, 247 North Avenue, New Rochelle, NY		

	File ID	DF	Analyzed	By	Prep Date	Prep Batch	Analytical Batch
Run #1 [a]	2Q71462.D	1	07/07/21 19:18	AFL	07/06/21 07:00	F:OP86217	F:S2Q1025
Run #2							

	Initial Weight	Final Volume
Run #1	2.10 g	1.0 ml
Run #2		

PFAS List

CAS No.	Compound	Result	RL	MDL	Units	Q
PERFLUOROALKYLCARBOXYLIC ACIDS						
375-22-4	Perfluorobutanoic acid	ND	0.97	0.37	ug/kg	
2706-90-3	Perfluoropentanoic acid	ND	0.49	0.24	ug/kg	
307-24-4	Perfluorohexanoic acid	ND	0.49	0.24	ug/kg	
375-85-9	Perfluoroheptanoic acid	ND	0.49	0.24	ug/kg	
335-67-1	Perfluorooctanoic acid	ND	0.49	0.24	ug/kg	
375-95-1	Perfluorononanoic acid	ND	0.49	0.24	ug/kg	
335-76-2	Perfluorodecanoic acid	ND	0.49	0.24	ug/kg	
2058-94-8	Perfluoroundecanoic acid	ND	0.49	0.24	ug/kg	
307-55-1	Perfluorododecanoic acid	ND	0.49	0.24	ug/kg	
72629-94-8	Perfluorotridecanoic acid	ND	0.49	0.26	ug/kg	
376-06-7	Perfluorotetradecanoic acid	ND	0.49	0.24	ug/kg	
PERFLUOROALKYLSULFONIC ACIDS						
375-73-5	Perfluorobutanesulfonic acid	ND	0.49	0.24	ug/kg	
355-46-4	Perfluorohexanesulfonic acid	ND	0.49	0.24	ug/kg	
375-92-8	Perfluoroheptanesulfonic acid	ND	0.49	0.24	ug/kg	
1763-23-1	Perfluorooctanesulfonic acid	ND	0.49	0.24	ug/kg	
335-77-3	Perfluorodecanesulfonic acid	ND	0.49	0.24	ug/kg	
PERFLUOROOCTANESULFONAMIDES						
754-91-6	PFOSA	ND	0.49	0.24	ug/kg	
PERFLUOROOCTANESULFONAMIDOACETIC ACIDS						
2355-31-9	MeFOSAA	ND	0.97	0.49	ug/kg	
2991-50-6	EtFOSAA	ND	0.97	0.49	ug/kg	
FLUOROTELOMER SULFONATES						
27619-97-2	6:2 Fluorotelomer sulfonate	ND	0.97	0.24	ug/kg	
39108-34-4	8:2 Fluorotelomer sulfonate	ND	0.97	0.24	ug/kg	

ND = Not detected MDL = Method Detection Limit
RL = Reporting Limit
E = Indicates value exceeds calibration range

J = Indicates an estimated value
B = Indicates analyte found in associated method blank
N = Indicates presumptive evidence of a compound

Report of Analysis

Client Sample ID:	R1-SB-6(3.5-4.0)		
Lab Sample ID:	JD27540-13A	**Date Sampled:**	06/29/21
Matrix:	SO - Soil	**Date Received:**	06/30/21
Method:	EPA 537M BY ID IN HOUSE	**Percent Solids:**	97.7
Project:	Remedial Investigation, 247 North Avenue, New Rochelle, NY		

PFAS List

CAS No.	ID Standard Recoveries	Run# 1	Run# 2	Limits
	13C4-PFBA	104%		40-140%
	13C5-PFPeA	105%		50-150%
	13C5-PFHxA	104%		50-150%
	13C4-PFHpA	105%		50-150%
	13C8-PFOA	107%		50-150%
	13C9-PFNA	107%		50-150%
	13C6-PFDA	106%		50-150%
	13C7-PFUnDA	99%		40-140%
	13C2-PFDoDA	82%		40-140%
	13C2-PFTeDA	84%		30-130%
	13C3-PFBS	99%		50-150%
	13C3-PFHxS	98%		50-150%
	13C8-PFOS	95%		50-150%
	13C8-FOSA	86%		30-130%
	d3-MeFOSAA	139%		40-140%
	d5-EtFOSAA	134%		40-140%
	13C2-6:2FTS	101%		50-150%
	13C2-8:2FTS	118%		50-150%

(a) Analysis performed at SGS Orlando, FL.

ND = Not detected MDL = Method Detection Limit
RL = Reporting Limit
E = Indicates value exceeds calibration range
J = Indicates an estimated value
B = Indicates analyte found in associated method blank
N = Indicates presumptive evidence of a compound

Report of Analysis

Client Sample ID: R1-SB-6(5.5-6.0)
Lab Sample ID: JD27540-14 **Date Sampled:** 06/29/21
Matrix: SO - Soil **Date Received:** 06/30/21
Method: SW846 8260D SW846 5035 **Percent Solids:** 97.8
Project: Remedial Investigation, 247 North Avenue, New Rochelle, NY

	File ID	DF	Analyzed	By	Prep Date	Prep Batch	Analytical Batch
Run #1	3C167361.D	1	07/01/21 18:58	PS	07/01/21 07:54	n/a	V3C7419
Run #2							

	Initial Weight
Run #1	4.8 g
Run #2	

VOA TCL List

CAS No.	Compound	Result	RL	MDL	Units	Q
67-64-1	Acetone	ND	11	4.4	ug/kg	
71-43-2	Benzene	ND	0.53	0.48	ug/kg	
74-97-5	Bromochloromethane	ND	5.3	0.60	ug/kg	
75-27-4	Bromodichloromethane	ND	2.1	0.46	ug/kg	
75-25-2	Bromoform	ND	5.3	1.4	ug/kg	
74-83-9	Bromomethane	ND	5.3	0.81	ug/kg	
78-93-3	2-Butanone (MEK)	ND	11	2.6	ug/kg	
75-15-0	Carbon disulfide	ND	2.1	0.57	ug/kg	
56-23-5	Carbon tetrachloride	ND	2.1	0.66	ug/kg	
108-90-7	Chlorobenzene	ND	2.1	0.49	ug/kg	
75-00-3	Chloroethane	ND	5.3	0.63	ug/kg	
67-66-3	Chloroform	ND	2.1	0.55	ug/kg	
74-87-3	Chloromethane	ND	5.3	2.1	ug/kg	
110-82-7	Cyclohexane	ND	2.1	0.70	ug/kg	
96-12-8	1,2-Dibromo-3-chloropropane	ND	2.1	0.74	ug/kg	
124-48-1	Dibromochloromethane	ND	2.1	0.60	ug/kg	
106-93-4	1,2-Dibromoethane	ND	1.1	0.45	ug/kg	
95-50-1	1,2-Dichlorobenzene	ND	1.1	0.58	ug/kg	
541-73-1	1,3-Dichlorobenzene	ND	1.1	0.53	ug/kg	
106-46-7	1,4-Dichlorobenzene	ND	1.1	0.53	ug/kg	
75-71-8	Dichlorodifluoromethane	ND	5.3	0.77	ug/kg	
75-34-3	1,1-Dichloroethane	ND	1.1	0.53	ug/kg	
107-06-2	1,2-Dichloroethane	ND	1.1	0.50	ug/kg	
75-35-4	1,1-Dichloroethene	ND	1.1	0.70	ug/kg	
156-59-2	cis-1,2-Dichloroethene	ND	1.1	0.89	ug/kg	
156-60-5	trans-1,2-Dichloroethene	ND	1.1	0.65	ug/kg	
78-87-5	1,2-Dichloropropane	ND	2.1	0.50	ug/kg	
10061-01-5	cis-1,3-Dichloropropene	ND	2.1	0.51	ug/kg	
10061-02-6	trans-1,3-Dichloropropene	ND	2.1	0.49	ug/kg	
100-41-4	Ethylbenzene	ND	1.1	0.48	ug/kg	
76-13-1	Freon 113	ND	5.3	2.8	ug/kg	
591-78-6	2-Hexanone	ND	5.3	2.3	ug/kg	

ND = Not detected MDL = Method Detection Limit
RL = Reporting Limit
E = Indicates value exceeds calibration range
J = Indicates an estimated value
B = Indicates analyte found in associated method blank
N = Indicates presumptive evidence of a compound

Report of Analysis

Client Sample ID: R1-SB-6(5.5-6.0)
Lab Sample ID: JD27540-14 **Date Sampled:** 06/29/21
Matrix: SO - Soil **Date Received:** 06/30/21
Method: SW846 8260D SW846 5035 **Percent Solids:** 97.8
Project: Remedial Investigation, 247 North Avenue, New Rochelle, NY

VOA TCL List

CAS No.	Compound	Result	RL	MDL	Units	Q
98-82-8	Isopropylbenzene	ND	2.1	1.5	ug/kg	
79-20-9	Methyl Acetate	ND	5.3	1.5	ug/kg	
108-87-2	Methylcyclohexane	ND	2.1	0.93	ug/kg	
1634-04-4	Methyl Tert Butyl Ether	ND	1.1	0.50	ug/kg	
108-10-1	4-Methyl-2-pentanone(MIBK)	ND	5.3	2.4	ug/kg	
75-09-2	Methylene chloride	ND	5.3	2.8	ug/kg	
100-42-5	Styrene	ND	2.1	0.43	ug/kg	
79-34-5	1,1,2,2-Tetrachloroethane	ND	2.1	0.64	ug/kg	
127-18-4	Tetrachloroethene	ND	2.1	0.62	ug/kg	
108-88-3	Toluene	ND	1.1	0.56	ug/kg	
87-61-6	1,2,3-Trichlorobenzene	ND	5.3	2.7	ug/kg	
120-82-1	1,2,4-Trichlorobenzene	ND	5.3	2.7	ug/kg	
71-55-6	1,1,1-Trichloroethane	ND	2.1	0.51	ug/kg	
79-00-5	1,1,2-Trichloroethane	ND	2.1	0.59	ug/kg	
79-01-6	Trichloroethene	ND	1.1	0.81	ug/kg	
75-69-4	Trichlorofluoromethane	ND	5.3	0.73	ug/kg	
75-01-4	Vinyl chloride	ND	2.1	0.51	ug/kg	
	m,p-Xylene	ND	1.1	0.95	ug/kg	
95-47-6	o-Xylene	ND	1.1	0.49	ug/kg	
1330-20-7	Xylene (total)	ND	1.1	0.49	ug/kg	

CAS No.	Surrogate Recoveries	Run# 1	Run# 2	Limits
1868-53-7	Dibromofluoromethane	102%		72-130%
17060-07-0	1,2-Dichloroethane-D4	106%		75-131%
2037-26-5	Toluene-D8	100%		81-121%
460-00-4	4-Bromofluorobenzene	105%		60-141%

CAS No.	Tentatively Identified Compounds	R.T.	Est. Conc.	Units	Q
	Total TIC, Volatile		0	ug/kg	

ND = Not detected MDL = Method Detection Limit
RL = Reporting Limit
E = Indicates value exceeds calibration range
J = Indicates an estimated value
B = Indicates analyte found in associated method blank
N = Indicates presumptive evidence of a compound

Report of Analysis

Client Sample ID: R1-SB-6(5.5-6.0)
Lab Sample ID: JD27540-14 **Date Sampled:** 06/29/21
Matrix: SO - Soil **Date Received:** 06/30/21
Method: SW846 8270E SW846 3546 **Percent Solids:** 97.8
Project: Remedial Investigation, 247 North Avenue, New Rochelle, NY

	File ID	DF	Analyzed	By	Prep Date	Prep Batch	Analytical Batch
Run #1	6P499180.D	1	07/03/21 02:05	BL	07/02/21 10:10	OP34109	E6P3394
Run #2							

	Initial Weight	Final Volume
Run #1	30.0 g	1.0 ml
Run #2		

ABN TCL List (SOM0 2.0)

CAS No.	Compound	Result	RL	MDL	Units	Q
95-57-8	2-Chlorophenol	ND	68	17	ug/kg	
59-50-7	4-Chloro-3-methyl phenol	ND	170	21	ug/kg	
120-83-2	2,4-Dichlorophenol	ND	170	29	ug/kg	
105-67-9	2,4-Dimethylphenol	ND	170	61	ug/kg	
51-28-5	2,4-Dinitrophenol [a]	ND	170	130	ug/kg	
534-52-1	4,6-Dinitro-o-cresol [b]	ND	170	36	ug/kg	
95-48-7	2-Methylphenol	ND	68	22	ug/kg	
	3&4-Methylphenol	ND	68	28	ug/kg	
88-75-5	2-Nitrophenol	ND	170	23	ug/kg	
100-02-7	4-Nitrophenol	ND	340	91	ug/kg	
87-86-5	Pentachlorophenol	ND	140	32	ug/kg	
108-95-2	Phenol	ND	68	18	ug/kg	
58-90-2	2,3,4,6-Tetrachlorophenol	ND	170	23	ug/kg	
95-95-4	2,4,5-Trichlorophenol	ND	170	26	ug/kg	
88-06-2	2,4,6-Trichlorophenol	ND	170	20	ug/kg	
83-32-9	Acenaphthene	119	34	12	ug/kg	
208-96-8	Acenaphthylene	141	34	17	ug/kg	
98-86-2	Acetophenone	ND	170	7.3	ug/kg	
120-12-7	Anthracene	27.4	34	21	ug/kg	J
1912-24-9	Atrazine	ND	68	15	ug/kg	
56-55-3	Benzo(a)anthracene	9.6	34	9.6	ug/kg	J
50-32-8	Benzo(a)pyrene	ND	34	16	ug/kg	
205-99-2	Benzo(b)fluoranthene	ND	34	15	ug/kg	
191-24-2	Benzo(g,h,i)perylene	ND	34	17	ug/kg	
207-08-9	Benzo(k)fluoranthene	ND	34	16	ug/kg	
101-55-3	4-Bromophenyl phenyl ether	ND	68	13	ug/kg	
85-68-7	Butyl benzyl phthalate	ND	68	8.3	ug/kg	
92-52-4	1,1'-Biphenyl	321	68	4.7	ug/kg	
100-52-7	Benzaldehyde	ND	170	8.5	ug/kg	
91-58-7	2-Chloronaphthalene	ND	68	8.1	ug/kg	
106-47-8	4-Chloroaniline	ND	170	12	ug/kg	
86-74-8	Carbazole	ND	68	4.9	ug/kg	

ND = Not detected MDL = Method Detection Limit
RL = Reporting Limit
E = Indicates value exceeds calibration range
J = Indicates an estimated value
B = Indicates analyte found in associated method blank
N = Indicates presumptive evidence of a compound

Report of Analysis

Client Sample ID: R1-SB-6(5.5-6.0)
Lab Sample ID: JD27540-14 **Date Sampled:** 06/29/21
Matrix: SO - Soil **Date Received:** 06/30/21
Method: SW846 8270E SW846 3546 **Percent Solids:** 97.8
Project: Remedial Investigation, 247 North Avenue, New Rochelle, NY

ABN TCL List (SOM0 2.0)

CAS No.	Compound	Result	RL	MDL	Units	Q
105-60-2	Caprolactam	ND	68	13	ug/kg	
218-01-9	Chrysene	21.1	34	11	ug/kg	J
111-91-1	bis(2-Chloroethoxy)methane	ND	68	7.3	ug/kg	
111-44-4	bis(2-Chloroethyl)ether	ND	68	15	ug/kg	
108-60-1	2,2'-Oxybis(1-chloropropane)	ND	68	12	ug/kg	
7005-72-3	4-Chlorophenyl phenyl ether	ND	68	11	ug/kg	
121-14-2	2,4-Dinitrotoluene	ND	34	11	ug/kg	
606-20-2	2,6-Dinitrotoluene	ND	34	17	ug/kg	
91-94-1	3,3'-Dichlorobenzidine	ND	68	28	ug/kg	
123-91-1	1,4-Dioxane [c]	ND	34	23	ug/kg	
53-70-3	Dibenzo(a,h)anthracene	ND	34	15	ug/kg	
132-64-9	Dibenzofuran	144	68	14	ug/kg	
84-74-2	Di-n-butyl phthalate	ND	68	5.6	ug/kg	
117-84-0	Di-n-octyl phthalate	ND	68	8.5	ug/kg	
84-66-2	Diethyl phthalate	ND	68	7.3	ug/kg	
131-11-3	Dimethyl phthalate	ND	68	6.1	ug/kg	
117-81-7	bis(2-Ethylhexyl)phthalate	ND	68	8.0	ug/kg	
206-44-0	Fluoranthene	25.7	34	15	ug/kg	J
86-73-7	Fluorene	162	34	16	ug/kg	
118-74-1	Hexachlorobenzene	ND	68	8.6	ug/kg	
87-68-3	Hexachlorobutadiene	ND	34	14	ug/kg	
77-47-4	Hexachlorocyclopentadiene	ND	340	14	ug/kg	
67-72-1	Hexachloroethane	ND	170	17	ug/kg	
193-39-5	Indeno(1,2,3-cd)pyrene	ND	34	16	ug/kg	
78-59-1	Isophorone	ND	68	7.3	ug/kg	
91-57-6	2-Methylnaphthalene	3140	34	7.7	ug/kg	
88-74-4	2-Nitroaniline	ND	170	8.0	ug/kg	
99-09-2	3-Nitroaniline	ND	170	8.5	ug/kg	
100-01-6	4-Nitroaniline	ND	170	8.8	ug/kg	
91-20-3	Naphthalene	1060	34	9.6	ug/kg	
98-95-3	Nitrobenzene	ND	68	13	ug/kg	
621-64-7	N-Nitroso-di-n-propylamine	ND	68	9.9	ug/kg	
86-30-6	N-Nitrosodiphenylamine	ND	170	12	ug/kg	
85-01-8	Phenanthrene	271	34	11	ug/kg	
129-00-0	Pyrene	63.5	34	11	ug/kg	
95-94-3	1,2,4,5-Tetrachlorobenzene	ND	170	8.7	ug/kg	

CAS No.	Surrogate Recoveries	Run# 1	Run# 2	Limits
367-12-4	2-Fluorophenol	54%		7-101%

ND = Not detected MDL = Method Detection Limit
RL = Reporting Limit
E = Indicates value exceeds calibration range
J = Indicates an estimated value
B = Indicates analyte found in associated method blank
N = Indicates presumptive evidence of a compound

Report of Analysis

Client Sample ID: R1-SB-6(5.5-6.0)
Lab Sample ID: JD27540-14 **Date Sampled:** 06/29/21
Matrix: SO - Soil **Date Received:** 06/30/21
Method: SW846 8270E SW846 3546 **Percent Solids:** 97.8
Project: Remedial Investigation, 247 North Avenue, New Rochelle, NY

ABN TCL List (SOM0 2.0)

CAS No.	Surrogate Recoveries	Run# 1	Run# 2	Limits
4165-62-2	Phenol-d5	49%		12-101%
118-79-6	2,4,6-Tribromophenol	61%		10-127%
4165-60-0	Nitrobenzene-d5	77%		15-114%
321-60-8	2-Fluorobiphenyl	57%		22-104%
1718-51-0	Terphenyl-d14	63%		23-121%

CAS No.	Tentatively Identified Compounds	R.T.	Est. Conc.	Units	Q
	alkane	4.35	1300	ug/kg	J
	Naphthalene dimethyl	6.41	1200	ug/kg	J
	Unknown	6.46	2100	ug/kg	J
	Naphthalene dimethyl-methylethyl	7.58	2500	ug/kg	J
	Alkane	7.62	6000	ug/kg	J
	Naphthalene tetramethyl	7.77	1100	ug/kg	J
	Naphthalene tetramethyl	7.93	1100	ug/kg	J
	alkane	8.12	2000	ug/kg	J
	Alkane	8.16	1400	ug/kg	J
	Alkane	8.67	1300	ug/kg	J
	Alkane	9.22	1200	ug/kg	J
	unknown	13.09	1400	ug/kg	J
	Alkane	13.40	1300	ug/kg	J
	Unknown	13.94	2600	ug/kg	J
	Unknown	14.18	1800	ug/kg	J
	Unknown	14.35	1200	ug/kg	J
	Unknown	14.75	8500	ug/kg	J
	Unknown	14.89	1200	ug/kg	J
	Unknown	14.97	1200	ug/kg	J
	Unknown	15.05	1200	ug/kg	J
	Unknown	15.11	7200	ug/kg	J
	Unknown	15.28	1300	ug/kg	J
	Unknown	15.53	1400	ug/kg	J
	Unknown	15.58	1700	ug/kg	J
	Unknown	15.97	1400	ug/kg	J
	Total TIC, Semi-Volatile		54600	ug/kg	J

(a) Associated CCV outside of control limits low. Low-level verification was analyzed to demonstrate system suitability to detect affected analytes. Sample was ND. This compound is outside the control limits biased low in the associated BS.
(b) This compound is outside the control limits biased low in the associated BS.
(c) Associated CCV outside of control limits high, sample was ND.

ND = Not detected MDL = Method Detection Limit
RL = Reporting Limit
E = Indicates value exceeds calibration range
J = Indicates an estimated value
B = Indicates analyte found in associated method blank
N = Indicates presumptive evidence of a compound

Report of Analysis

Client Sample ID: R1-SB-6(5.5-6.0)
Lab Sample ID: JD27540-14 **Date Sampled:** 06/29/21
Matrix: SO - Soil **Date Received:** 06/30/21
Method: SW846 8270E BY SIM SW846 3546 **Percent Solids:** 97.8
Project: Remedial Investigation, 247 North Avenue, New Rochelle, NY

	File ID	DF	Analyzed	By	Prep Date	Prep Batch	Analytical Batch
Run #1	4M100982.D	1	07/12/21 17:20	KLS	07/02/21 10:10	OP34109A	E4M4704
Run #2							

	Initial Weight	Final Volume
Run #1	30.0 g	1.0 ml
Run #2		

CAS No.	Compound	Result	RL	MDL	Units	Q
123-91-1	1,4-Dioxane	ND	3.4	1.7	ug/kg	

CAS No.	Surrogate Recoveries	Run# 1	Run# 2	Limits
4165-60-0	Nitrobenzene-d5	52%		39-90%
321-60-8	2-Fluorobiphenyl	43%		35-84%
1718-51-0	Terphenyl-d14	46%		42-95%

ND = Not detected MDL = Method Detection Limit
RL = Reporting Limit
E = Indicates value exceeds calibration range
J = Indicates an estimated value
B = Indicates analyte found in associated method blank
N = Indicates presumptive evidence of a compound

Report of Analysis

Client Sample ID: R1-SB-6(5.5-6.0)
Lab Sample ID: JD27540-14 **Date Sampled:** 06/29/21
Matrix: SO - Soil **Date Received:** 06/30/21
Method: SW846 8081B SW846 3546 **Percent Solids:** 97.8
Project: Remedial Investigation, 247 North Avenue, New Rochelle, NY

	File ID	DF	Analyzed	By	Prep Date	Prep Batch	Analytical Batch
Run #1	1G167703.D	1	07/06/21 22:49	TC	07/02/21 11:15	OP34113	G1G5715
Run #2							

	Initial Weight	Final Volume
Run #1	15.1 g	10.0 ml
Run #2		

Pesticide TCL List

CAS No.	Compound	Result	RL	MDL	Units	Q
309-00-2	Aldrin [a]	0.94	0.68	0.56	ug/kg	
319-84-6	alpha-BHC	ND	0.68	0.55	ug/kg	
319-85-7	beta-BHC	ND	0.68	0.61	ug/kg	
319-86-8	delta-BHC	ND	0.68	0.65	ug/kg	
58-89-9	gamma-BHC (Lindane)	ND	0.68	0.50	ug/kg	
5103-71-9	alpha-Chlordane	ND	0.68	0.55	ug/kg	
5103-74-2	gamma-Chlordane	ND	0.68	0.31	ug/kg	
57-74-9	Chlordane (alpha and gamma)	ND	0.68	0.31	ug/kg	
60-57-1	Dieldrin [a]	0.87	0.68	0.47	ug/kg	
72-54-8	4,4'-DDD	ND	0.68	0.62	ug/kg	
72-55-9	4,4'-DDE	ND	0.68	0.59	ug/kg	
50-29-3	4,4'-DDT	ND	0.68	0.60	ug/kg	
72-20-8	Endrin	ND	0.68	0.53	ug/kg	
1031-07-8	Endosulfan sulfate	ND	0.68	0.53	ug/kg	
7421-93-4	Endrin aldehyde	ND	0.68	0.38	ug/kg	
959-98-8	Endosulfan-I	ND	0.68	0.39	ug/kg	
33213-65-9	Endosulfan-II	ND	0.68	0.42	ug/kg	
76-44-8	Heptachlor	ND	0.68	0.58	ug/kg	
1024-57-3	Heptachlor epoxide	ND	0.68	0.47	ug/kg	
72-43-5	Methoxychlor	ND	1.4	0.54	ug/kg	
53494-70-5	Endrin ketone	ND	0.68	0.49	ug/kg	
8001-35-2	Toxaphene	ND	17	16	ug/kg	

CAS No.	Surrogate Recoveries	Run# 1	Run# 2	Limits
877-09-8	Tetrachloro-m-xylene	88%		27-138%
877-09-8	Tetrachloro-m-xylene	84%		27-138%
2051-24-3	Decachlorobiphenyl	82%		10-179%
2051-24-3	Decachlorobiphenyl	83%		10-179%

(a) More than 40 % RPD for detected concentrations between the two GC columns.

ND = Not detected MDL = Method Detection Limit
RL = Reporting Limit
E = Indicates value exceeds calibration range
J = Indicates an estimated value
B = Indicates analyte found in associated method blank
N = Indicates presumptive evidence of a compound

Report of Analysis

Client Sample ID:	R1-SB-6(5.5-6.0)		
Lab Sample ID:	JD27540-14	**Date Sampled:**	06/29/21
Matrix:	SO - Soil	**Date Received:**	06/30/21
Method:	SW846 8082A SW846 3546	**Percent Solids:**	97.8
Project:	Remedial Investigation, 247 North Avenue, New Rochelle, NY		

	File ID	DF	Analyzed	By	Prep Date	Prep Batch	Analytical Batch
Run #1	RK1190.D	1	07/06/21 08:48	CP	07/02/21 11:15	OP34114	GRK30
Run #2							

	Initial Weight	Final Volume
Run #1	15.1 g	10.0 ml
Run #2		

PCB List

CAS No.	Compound	Result	RL	MDL	Units	Q
12674-11-2	Aroclor 1016	ND	34	16	ug/kg	
11104-28-2	Aroclor 1221	ND	34	21	ug/kg	
11141-16-5	Aroclor 1232	ND	34	22	ug/kg	
53469-21-9	Aroclor 1242	ND	34	14	ug/kg	
12672-29-6	Aroclor 1248	ND	34	30	ug/kg	
11097-69-1	Aroclor 1254	ND	34	18	ug/kg	
11096-82-5	Aroclor 1260	ND	34	14	ug/kg	
11100-14-4	Aroclor 1268	ND	34	14	ug/kg	
37324-23-5	Aroclor 1262	ND	34	22	ug/kg	

CAS No.	Surrogate Recoveries	Run# 1	Run# 2	Limits
877-09-8	Tetrachloro-m-xylene	60%		24-152%
877-09-8	Tetrachloro-m-xylene	89%		24-152%
2051-24-3	Decachlorobiphenyl	60%		10-172%
2051-24-3	Decachlorobiphenyl	101%		10-172%

ND = Not detected MDL = Method Detection Limit
RL = Reporting Limit
E = Indicates value exceeds calibration range
J = Indicates an estimated value
B = Indicates analyte found in associated method blank
N = Indicates presumptive evidence of a compound

Report of Analysis

Client Sample ID: R1-SB-6(5.5-6.0)
Lab Sample ID: JD27540-14
Matrix: SO - Soil
Date Sampled: 06/29/21
Date Received: 06/30/21
Percent Solids: 97.8
Project: Remedial Investigation, 247 North Avenue, New Rochelle, NY

Metals Analysis

Analyte	Result	RL	Units	DF	Prep	Analyzed	By	Method	Prep Method
Aluminum	7650	53	mg/kg	1	07/06/21	07/07/21	ND	SW846 6010D [2]	SW846 3050B [3]
Antimony	< 2.1	2.1	mg/kg	1	07/06/21	07/07/21	ND	SW846 6010D [2]	SW846 3050B [3]
Arsenic	< 2.1	2.1	mg/kg	1	07/06/21	07/07/21	ND	SW846 6010D [2]	SW846 3050B [3]
Barium	67.9	21	mg/kg	1	07/06/21	07/07/21	ND	SW846 6010D [2]	SW846 3050B [3]
Beryllium	0.39	0.21	mg/kg	1	07/06/21	07/07/21	ND	SW846 6010D [2]	SW846 3050B [3]
Cadmium	< 0.53	0.53	mg/kg	1	07/06/21	07/07/21	ND	SW846 6010D [2]	SW846 3050B [3]
Calcium	1550	530	mg/kg	1	07/06/21	07/07/21	ND	SW846 6010D [2]	SW846 3050B [3]
Chromium	16.1	1.1	mg/kg	1	07/06/21	07/07/21	ND	SW846 6010D [2]	SW846 3050B [3]
Cobalt	6.0	5.3	mg/kg	1	07/06/21	07/07/21	ND	SW846 6010D [2]	SW846 3050B [3]
Copper	14.1	2.6	mg/kg	1	07/06/21	07/07/21	ND	SW846 6010D [2]	SW846 3050B [3]
Iron	12700	53	mg/kg	1	07/06/21	07/07/21	ND	SW846 6010D [2]	SW846 3050B [3]
Lead	3.3	2.1	mg/kg	1	07/06/21	07/07/21	ND	SW846 6010D [2]	SW846 3050B [3]
Magnesium	2570	530	mg/kg	1	07/06/21	07/07/21	ND	SW846 6010D [2]	SW846 3050B [3]
Manganese	218	1.6	mg/kg	1	07/06/21	07/07/21	ND	SW846 6010D [2]	SW846 3050B [3]
Mercury	< 0.026	0.026	mg/kg	1	07/06/21	07/06/21	MS	SW846 7471B [1]	SW846 7471B [4]
Nickel	14.3	4.2	mg/kg	1	07/06/21	07/07/21	ND	SW846 6010D [2]	SW846 3050B [3]
Potassium	3330	1100	mg/kg	1	07/06/21	07/07/21	ND	SW846 6010D [2]	SW846 3050B [3]
Selenium	< 2.1	2.1	mg/kg	1	07/06/21	07/07/21	ND	SW846 6010D [2]	SW846 3050B [3]
Silver	< 0.53	0.53	mg/kg	1	07/06/21	07/07/21	ND	SW846 6010D [2]	SW846 3050B [3]
Sodium	< 1100	1100	mg/kg	1	07/06/21	07/07/21	ND	SW846 6010D [2]	SW846 3050B [3]
Thallium	< 1.1	1.1	mg/kg	1	07/06/21	07/07/21	ND	SW846 6010D [2]	SW846 3050B [3]
Vanadium	23.0	5.3	mg/kg	1	07/06/21	07/07/21	ND	SW846 6010D [2]	SW846 3050B [3]
Zinc	23.5	5.3	mg/kg	1	07/06/21	07/07/21	ND	SW846 6010D [2]	SW846 3050B [3]

(1) Instrument QC Batch: MA50767
(2) Instrument QC Batch: MA50802
(3) Prep QC Batch: MP27287
(4) Prep QC Batch: MP27326

RL = Reporting Limit

Report of Analysis

Client Sample ID:	R1-SB-6(5.5-6.0)		
Lab Sample ID:	JD27540-14	**Date Sampled:**	06/29/21
Matrix:	SO - Soil	**Date Received:**	06/30/21
		Percent Solids:	97.8
Project:	Remedial Investigation, 247 North Avenue, New Rochelle, NY		

General Chemistry

Analyte	Result	RL	Units	DF	Analyzed	By	Method
Cyanide	< 0.26	0.26	mg/kg	1	07/06/21 14:37	LV	SW846 9012B/LACHAT
Solids, Percent	97.8		%	1	07/01/21 16:13	BG	SM2540 G 18TH ED MOD

RL = Reporting Limit

Report of Analysis

Client Sample ID: R1-SB-6(5.5-6.0)
Lab Sample ID: JD27540-14A **Date Sampled:** 06/29/21
Matrix: SO - Soil **Date Received:** 06/30/21
Method: EPA 537M BY ID IN HOUSE **Percent Solids:** 97.8
Project: Remedial Investigation, 247 North Avenue, New Rochelle, NY

	File ID	DF	Analyzed	By	Prep Date	Prep Batch	Analytical Batch
Run #1 [a]	2Q71463.D	1	07/07/21 19:35	AFL	07/06/21 07:00	F:OP86217	F:S2Q1025
Run #2							

	Initial Weight	Final Volume
Run #1	2.00 g	1.0 ml
Run #2		

PFAS List

CAS No.	Compound	Result	RL	MDL	Units	Q
PERFLUOROALKYLCARBOXYLIC ACIDS						
375-22-4	Perfluorobutanoic acid	ND	1.0	0.39	ug/kg	
2706-90-3	Perfluoropentanoic acid	ND	0.51	0.26	ug/kg	
307-24-4	Perfluorohexanoic acid	ND	0.51	0.26	ug/kg	
375-85-9	Perfluoroheptanoic acid	ND	0.51	0.26	ug/kg	
335-67-1	Perfluorooctanoic acid	ND	0.51	0.26	ug/kg	
375-95-1	Perfluorononanoic acid	ND	0.51	0.26	ug/kg	
335-76-2	Perfluorodecanoic acid	ND	0.51	0.26	ug/kg	
2058-94-8	Perfluoroundecanoic acid	ND	0.51	0.26	ug/kg	
307-55-1	Perfluorododecanoic acid	ND	0.51	0.26	ug/kg	
72629-94-8	Perfluorotridecanoic acid	ND	0.51	0.27	ug/kg	
376-06-7	Perfluorotetradecanoic acid	ND	0.51	0.26	ug/kg	
PERFLUOROALKYLSULFONIC ACIDS						
375-73-5	Perfluorobutanesulfonic acid	ND	0.51	0.26	ug/kg	
355-46-4	Perfluorohexanesulfonic acid	ND	0.51	0.26	ug/kg	
375-92-8	Perfluoroheptanesulfonic acid	ND	0.51	0.26	ug/kg	
1763-23-1	Perfluorooctanesulfonic acid	ND	0.51	0.26	ug/kg	
335-77-3	Perfluorodecanesulfonic acid	ND	0.51	0.26	ug/kg	
PERFLUOROOCTANESULFONAMIDES						
754-91-6	PFOSA	ND	0.51	0.26	ug/kg	
PERFLUOROOCTANESULFONAMIDOACETIC ACIDS						
2355-31-9	MeFOSAA	ND	1.0	0.51	ug/kg	
2991-50-6	EtFOSAA	ND	1.0	0.51	ug/kg	
FLUOROTELOMER SULFONATES						
27619-97-2	6:2 Fluorotelomer sulfonate	ND	1.0	0.26	ug/kg	
39108-34-4	8:2 Fluorotelomer sulfonate	ND	1.0	0.26	ug/kg	

ND = Not detected MDL = Method Detection Limit
RL = Reporting Limit
E = Indicates value exceeds calibration range
J = Indicates an estimated value
B = Indicates analyte found in associated method blank
N = Indicates presumptive evidence of a compound

Report of Analysis

Client Sample ID:	R1-SB-6(5.5-6.0)		
Lab Sample ID:	JD27540-14A	**Date Sampled:**	06/29/21
Matrix:	SO - Soil	**Date Received:**	06/30/21
Method:	EPA 537M BY ID IN HOUSE	**Percent Solids:**	97.8
Project:	Remedial Investigation, 247 North Avenue, New Rochelle, NY		

PFAS List

CAS No.	ID Standard Recoveries	Run# 1	Run# 2	Limits
	13C4-PFBA	91%		40-140%
	13C5-PFPeA	92%		50-150%
	13C5-PFHxA	93%		50-150%
	13C4-PFHpA	93%		50-150%
	13C8-PFOA	95%		50-150%
	13C9-PFNA	95%		50-150%
	13C6-PFDA	96%		50-150%
	13C7-PFUnDA	97%		40-140%
	13C2-PFDoDA	91%		40-140%
	13C2-PFTeDA	95%		30-130%
	13C3-PFBS	88%		50-150%
	13C3-PFHxS	85%		50-150%
	13C8-PFOS	87%		50-150%
	13C8-FOSA	89%		30-130%
	d3-MeFOSAA	85%		40-140%
	d5-EtFOSAA	87%		40-140%
	13C2-6:2FTS	90%		50-150%
	13C2-8:2FTS	90%		50-150%

(a) Analysis performed at SGS Orlando, FL.

ND = Not detected MDL = Method Detection Limit
RL = Reporting Limit
E = Indicates value exceeds calibration range

J = Indicates an estimated value
B = Indicates analyte found in associated method blank
N = Indicates presumptive evidence of a compound

Report of Analysis

Client Sample ID: R1-SB-12(3.5-4.0)
Lab Sample ID: JD27540-15 **Date Sampled:** 06/29/21
Matrix: SO - Soil **Date Received:** 06/30/21
Method: SW846 8270E SW846 3546 **Percent Solids:** 88.3
Project: Remedial Investigation, 247 North Avenue, New Rochelle, NY

	File ID	DF	Analyzed	By	Prep Date	Prep Batch	Analytical Batch
Run #1	6P499178.D	1	07/03/21 01:21	BL	07/02/21 10:10	OP34109	E6P3394
Run #2							

	Initial Weight	Final Volume
Run #1	30.2 g	1.0 ml
Run #2		

ABN TCL List (SOM0 2.0)

CAS No.	Compound	Result	RL	MDL	Units	Q
95-57-8	2-Chlorophenol	ND	75	19	ug/kg	
59-50-7	4-Chloro-3-methyl phenol	ND	190	23	ug/kg	
120-83-2	2,4-Dichlorophenol	ND	190	32	ug/kg	
105-67-9	2,4-Dimethylphenol	ND	190	67	ug/kg	
51-28-5	2,4-Dinitrophenol [a]	ND	190	140	ug/kg	
534-52-1	4,6-Dinitro-o-cresol [b]	ND	190	40	ug/kg	
95-48-7	2-Methylphenol	ND	75	24	ug/kg	
	3&4-Methylphenol	ND	75	31	ug/kg	
88-75-5	2-Nitrophenol	ND	190	25	ug/kg	
100-02-7	4-Nitrophenol	ND	380	100	ug/kg	
87-86-5	Pentachlorophenol	ND	150	35	ug/kg	
108-95-2	Phenol	ND	75	20	ug/kg	
58-90-2	2,3,4,6-Tetrachlorophenol	ND	190	25	ug/kg	
95-95-4	2,4,5-Trichlorophenol	ND	190	28	ug/kg	
88-06-2	2,4,6-Trichlorophenol	ND	190	22	ug/kg	
83-32-9	Acenaphthene	ND	38	13	ug/kg	
208-96-8	Acenaphthylene	ND	38	19	ug/kg	
98-86-2	Acetophenone	ND	190	8.1	ug/kg	
120-12-7	Anthracene	ND	38	23	ug/kg	
1912-24-9	Atrazine	ND	75	16	ug/kg	
56-55-3	Benzo(a)anthracene	ND	38	11	ug/kg	
50-32-8	Benzo(a)pyrene	ND	38	17	ug/kg	
205-99-2	Benzo(b)fluoranthene	ND	38	17	ug/kg	
191-24-2	Benzo(g,h,i)perylene	ND	38	19	ug/kg	
207-08-9	Benzo(k)fluoranthene	ND	38	18	ug/kg	
101-55-3	4-Bromophenyl phenyl ether	ND	75	14	ug/kg	
85-68-7	Butyl benzyl phthalate	ND	75	9.2	ug/kg	
92-52-4	1,1'-Biphenyl	ND	75	5.1	ug/kg	
100-52-7	Benzaldehyde	ND	190	9.3	ug/kg	
91-58-7	2-Chloronaphthalene	ND	75	8.9	ug/kg	
106-47-8	4-Chloroaniline	ND	190	14	ug/kg	
86-74-8	Carbazole	ND	75	5.4	ug/kg	

ND = Not detected MDL = Method Detection Limit
RL = Reporting Limit
E = Indicates value exceeds calibration range
J = Indicates an estimated value
B = Indicates analyte found in associated method blank
N = Indicates presumptive evidence of a compound

Report of Analysis

Client Sample ID:	R1-SB-12(3.5-4.0)		
Lab Sample ID:	JD27540-15	**Date Sampled:**	06/29/21
Matrix:	SO - Soil	**Date Received:**	06/30/21
Method:	SW846 8270E SW846 3546	**Percent Solids:**	88.3
Project:	Remedial Investigation, 247 North Avenue, New Rochelle, NY		

ABN TCL List (SOM0 2.0)

CAS No.	Compound	Result	RL	MDL	Units	Q
105-60-2	Caprolactam	ND	75	15	ug/kg	
218-01-9	Chrysene	ND	38	12	ug/kg	
111-91-1	bis(2-Chloroethoxy)methane	ND	75	8.0	ug/kg	
111-44-4	bis(2-Chloroethyl)ether	ND	75	16	ug/kg	
108-60-1	2,2'-Oxybis(1-chloropropane)	ND	75	13	ug/kg	
7005-72-3	4-Chlorophenyl phenyl ether	ND	75	12	ug/kg	
121-14-2	2,4-Dinitrotoluene	ND	38	12	ug/kg	
606-20-2	2,6-Dinitrotoluene	ND	38	19	ug/kg	
91-94-1	3,3'-Dichlorobenzidine	ND	75	31	ug/kg	
123-91-1	1,4-Dioxane [c]	ND	38	25	ug/kg	
53-70-3	Dibenzo(a,h)anthracene	ND	38	17	ug/kg	
132-64-9	Dibenzofuran	ND	75	15	ug/kg	
84-74-2	Di-n-butyl phthalate	ND	75	6.1	ug/kg	
117-84-0	Di-n-octyl phthalate	ND	75	9.3	ug/kg	
84-66-2	Diethyl phthalate	ND	75	8.0	ug/kg	
131-11-3	Dimethyl phthalate	ND	75	6.7	ug/kg	
117-81-7	bis(2-Ethylhexyl)phthalate	ND	75	8.8	ug/kg	
206-44-0	Fluoranthene	ND	38	17	ug/kg	
86-73-7	Fluorene	ND	38	17	ug/kg	
118-74-1	Hexachlorobenzene	ND	75	9.5	ug/kg	
87-68-3	Hexachlorobutadiene	ND	38	15	ug/kg	
77-47-4	Hexachlorocyclopentadiene	ND	380	15	ug/kg	
67-72-1	Hexachloroethane	ND	190	19	ug/kg	
193-39-5	Indeno(1,2,3-cd)pyrene	ND	38	18	ug/kg	
78-59-1	Isophorone	ND	75	8.0	ug/kg	
91-57-6	2-Methylnaphthalene	ND	38	8.5	ug/kg	
88-74-4	2-Nitroaniline	ND	190	8.9	ug/kg	
99-09-2	3-Nitroaniline	ND	190	9.4	ug/kg	
100-01-6	4-Nitroaniline	ND	190	9.7	ug/kg	
91-20-3	Naphthalene	ND	38	11	ug/kg	
98-95-3	Nitrobenzene	ND	75	14	ug/kg	
621-64-7	N-Nitroso-di-n-propylamine	ND	75	11	ug/kg	
86-30-6	N-Nitrosodiphenylamine	ND	190	14	ug/kg	
85-01-8	Phenanthrene	ND	38	13	ug/kg	
129-00-0	Pyrene	ND	38	12	ug/kg	
95-94-3	1,2,4,5-Tetrachlorobenzene	ND	190	9.5	ug/kg	

CAS No.	Surrogate Recoveries	Run# 1	Run# 2	Limits
367-12-4	2-Fluorophenol	84%		7-101%

ND = Not detected MDL = Method Detection Limit
RL = Reporting Limit
E = Indicates value exceeds calibration range
J = Indicates an estimated value
B = Indicates analyte found in associated method blank
N = Indicates presumptive evidence of a compound

Report of Analysis

Client Sample ID:	R1-SB-12(3.5-4.0)		
Lab Sample ID:	JD27540-15	**Date Sampled:**	06/29/21
Matrix:	SO - Soil	**Date Received:**	06/30/21
Method:	SW846 8270E SW846 3546	**Percent Solids:**	88.3
Project:	Remedial Investigation, 247 North Avenue, New Rochelle, NY		

ABN TCL List (SOM0 2.0)

CAS No.	Surrogate Recoveries	Run# 1	Run# 2	Limits
4165-62-2	Phenol-d5	67%		12-101%
118-79-6	2,4,6-Tribromophenol	75%		10-127%
4165-60-0	Nitrobenzene-d5	80%		15-114%
321-60-8	2-Fluorobiphenyl	81%		22-104%
1718-51-0	Terphenyl-d14	82%		23-121%

CAS No.	Tentatively Identified Compounds	R.T.	Est. Conc.	Units	Q
	Total TIC, Semi-Volatile		0	ug/kg	

(a) Associated CCV outside of control limits low. Low-level verification was analyzed to demonstrate system suitability to detect affected analytes. Sample was ND. This compound is outside the control limits biased low in the associated BS.
(b) This compound is outside the control limits biased low in the associated BS.
(c) Associated CCV outside of control limits high, sample was ND.

Report of Analysis

Client Sample ID: R1-SB-12(3.5-4.0)
Lab Sample ID: JD27540-15
Matrix: SO - Soil
Date Sampled: 06/29/21
Date Received: 06/30/21
Percent Solids: 88.3
Project: Remedial Investigation, 247 North Avenue, New Rochelle, NY

Metals Analysis

Analyte	Result	RL	Units	DF	Prep	Analyzed	By	Method	Prep Method
Aluminum	11300	55	mg/kg	1	07/06/21	07/07/21	ND	SW846 6010D [2]	SW846 3050B [3]
Antimony	< 2.2	2.2	mg/kg	1	07/06/21	07/07/21	ND	SW846 6010D [2]	SW846 3050B [3]
Arsenic	< 2.2	2.2	mg/kg	1	07/06/21	07/07/21	ND	SW846 6010D [2]	SW846 3050B [3]
Barium	73.8	22	mg/kg	1	07/06/21	07/07/21	ND	SW846 6010D [2]	SW846 3050B [3]
Beryllium	0.57	0.22	mg/kg	1	07/06/21	07/07/21	ND	SW846 6010D [2]	SW846 3050B [3]
Cadmium	< 0.55	0.55	mg/kg	1	07/06/21	07/07/21	ND	SW846 6010D [2]	SW846 3050B [3]
Calcium	1800	550	mg/kg	1	07/06/21	07/07/21	ND	SW846 6010D [2]	SW846 3050B [3]
Chromium	23.8	1.1	mg/kg	1	07/06/21	07/07/21	ND	SW846 6010D [2]	SW846 3050B [3]
Cobalt	< 5.5	5.5	mg/kg	1	07/06/21	07/07/21	ND	SW846 6010D [2]	SW846 3050B [3]
Copper	18.4	2.7	mg/kg	1	07/06/21	07/07/21	ND	SW846 6010D [2]	SW846 3050B [3]
Iron	12500	55	mg/kg	1	07/06/21	07/07/21	ND	SW846 6010D [2]	SW846 3050B [3]
Lead	5.8	2.2	mg/kg	1	07/06/21	07/07/21	ND	SW846 6010D [2]	SW846 3050B [3]
Magnesium	2870	550	mg/kg	1	07/06/21	07/07/21	ND	SW846 6010D [2]	SW846 3050B [3]
Manganese	189	1.6	mg/kg	1	07/06/21	07/07/21	ND	SW846 6010D [2]	SW846 3050B [3]
Mercury	< 0.033	0.033	mg/kg	1	07/06/21	07/06/21	MS	SW846 7471B [1]	SW846 7471B [4]
Nickel	14.7	4.4	mg/kg	1	07/06/21	07/07/21	ND	SW846 6010D [2]	SW846 3050B [3]
Potassium	2900	1100	mg/kg	1	07/06/21	07/07/21	ND	SW846 6010D [2]	SW846 3050B [3]
Selenium	< 2.2	2.2	mg/kg	1	07/06/21	07/07/21	ND	SW846 6010D [2]	SW846 3050B [3]
Silver	< 0.55	0.55	mg/kg	1	07/06/21	07/07/21	ND	SW846 6010D [2]	SW846 3050B [3]
Sodium	< 1100	1100	mg/kg	1	07/06/21	07/07/21	ND	SW846 6010D [2]	SW846 3050B [3]
Thallium	< 1.1	1.1	mg/kg	1	07/06/21	07/07/21	ND	SW846 6010D [2]	SW846 3050B [3]
Vanadium	25.2	5.5	mg/kg	1	07/06/21	07/07/21	ND	SW846 6010D [2]	SW846 3050B [3]
Zinc	27.8	5.5	mg/kg	1	07/06/21	07/07/21	ND	SW846 6010D [2]	SW846 3050B [3]

(1) Instrument QC Batch: MA50767
(2) Instrument QC Batch: MA50802
(3) Prep QC Batch: MP27287
(4) Prep QC Batch: MP27326

RL = Reporting Limit

Report of Analysis

Client Sample ID:	R1-SB-12(6.5-7.0)		
Lab Sample ID:	JD27540-16	**Date Sampled:**	06/29/21
Matrix:	SO - Soil	**Date Received:**	06/30/21
Method:	SW846 8270E SW846 3546	**Percent Solids:**	94.0
Project:	Remedial Investigation, 247 North Avenue, New Rochelle, NY		

	File ID	DF	Analyzed	By	Prep Date	Prep Batch	Analytical Batch
Run #1	6P499179.D	1	07/03/21 01:43	BL	07/02/21 10:10	OP34109	E6P3394
Run #2							

	Initial Weight	Final Volume
Run #1	30.2 g	1.0 ml
Run #2		

ABN TCL List (SOM0 2.0)

CAS No.	Compound	Result	RL	MDL	Units	Q
95-57-8	2-Chlorophenol	ND	70	17	ug/kg	
59-50-7	4-Chloro-3-methyl phenol	ND	180	22	ug/kg	
120-83-2	2,4-Dichlorophenol	ND	180	30	ug/kg	
105-67-9	2,4-Dimethylphenol	ND	180	63	ug/kg	
51-28-5	2,4-Dinitrophenol [a]	ND	180	130	ug/kg	
534-52-1	4,6-Dinitro-o-cresol [b]	ND	180	38	ug/kg	
95-48-7	2-Methylphenol	ND	70	23	ug/kg	
	3&4-Methylphenol	ND	70	29	ug/kg	
88-75-5	2-Nitrophenol	ND	180	23	ug/kg	
100-02-7	4-Nitrophenol	ND	350	94	ug/kg	
87-86-5	Pentachlorophenol	ND	140	33	ug/kg	
108-95-2	Phenol	ND	70	18	ug/kg	
58-90-2	2,3,4,6-Tetrachlorophenol	ND	180	23	ug/kg	
95-95-4	2,4,5-Trichlorophenol	ND	180	26	ug/kg	
88-06-2	2,4,6-Trichlorophenol	ND	180	21	ug/kg	
83-32-9	Acenaphthene	ND	35	12	ug/kg	
208-96-8	Acenaphthylene	ND	35	18	ug/kg	
98-86-2	Acetophenone	ND	180	7.6	ug/kg	
120-12-7	Anthracene	ND	35	22	ug/kg	
1912-24-9	Atrazine	ND	70	15	ug/kg	
56-55-3	Benzo(a)anthracene	ND	35	10	ug/kg	
50-32-8	Benzo(a)pyrene	ND	35	16	ug/kg	
205-99-2	Benzo(b)fluoranthene	ND	35	16	ug/kg	
191-24-2	Benzo(g,h,i)perylene	ND	35	18	ug/kg	
207-08-9	Benzo(k)fluoranthene	ND	35	16	ug/kg	
101-55-3	4-Bromophenyl phenyl ether	ND	70	14	ug/kg	
85-68-7	Butyl benzyl phthalate	ND	70	8.6	ug/kg	
92-52-4	1,1'-Biphenyl	ND	70	4.8	ug/kg	
100-52-7	Benzaldehyde	ND	180	8.7	ug/kg	
91-58-7	2-Chloronaphthalene	ND	70	8.4	ug/kg	
106-47-8	4-Chloroaniline	ND	180	13	ug/kg	
86-74-8	Carbazole	ND	70	5.1	ug/kg	

ND = Not detected MDL = Method Detection Limit
RL = Reporting Limit
E = Indicates value exceeds calibration range
J = Indicates an estimated value
B = Indicates analyte found in associated method blank
N = Indicates presumptive evidence of a compound

Report of Analysis

Client Sample ID: R1-SB-12(6.5-7.0)
Lab Sample ID: JD27540-16 **Date Sampled:** 06/29/21
Matrix: SO - Soil **Date Received:** 06/30/21
Method: SW846 8270E SW846 3546 **Percent Solids:** 94.0
Project: Remedial Investigation, 247 North Avenue, New Rochelle, NY

ABN TCL List (SOM0 2.0)

CAS No.	Compound	Result	RL	MDL	Units	Q
105-60-2	Caprolactam	ND	70	14	ug/kg	
218-01-9	Chrysene	ND	35	11	ug/kg	
111-91-1	bis(2-Chloroethoxy)methane	ND	70	7.5	ug/kg	
111-44-4	bis(2-Chloroethyl)ether	ND	70	15	ug/kg	
108-60-1	2,2'-Oxybis(1-chloropropane)	ND	70	13	ug/kg	
7005-72-3	4-Chlorophenyl phenyl ether	ND	70	11	ug/kg	
121-14-2	2,4-Dinitrotoluene	ND	35	11	ug/kg	
606-20-2	2,6-Dinitrotoluene	ND	35	18	ug/kg	
91-94-1	3,3'-Dichlorobenzidine	ND	70	29	ug/kg	
123-91-1	1,4-Dioxane [c]	ND	35	23	ug/kg	
53-70-3	Dibenzo(a,h)anthracene	ND	35	16	ug/kg	
132-64-9	Dibenzofuran	ND	70	14	ug/kg	
84-74-2	Di-n-butyl phthalate	ND	70	5.7	ug/kg	
117-84-0	Di-n-octyl phthalate	ND	70	8.8	ug/kg	
84-66-2	Diethyl phthalate	ND	70	7.5	ug/kg	
131-11-3	Dimethyl phthalate	ND	70	6.3	ug/kg	
117-81-7	bis(2-Ethylhexyl)phthalate	ND	70	8.2	ug/kg	
206-44-0	Fluoranthene	ND	35	16	ug/kg	
86-73-7	Fluorene	ND	35	16	ug/kg	
118-74-1	Hexachlorobenzene	ND	70	8.9	ug/kg	
87-68-3	Hexachlorobutadiene	ND	35	14	ug/kg	
77-47-4	Hexachlorocyclopentadiene	ND	350	14	ug/kg	
67-72-1	Hexachloroethane	ND	180	17	ug/kg	
193-39-5	Indeno(1,2,3-cd)pyrene	ND	35	17	ug/kg	
78-59-1	Isophorone	ND	70	7.5	ug/kg	
91-57-6	2-Methylnaphthalene	ND	35	8.0	ug/kg	
88-74-4	2-Nitroaniline	ND	180	8.3	ug/kg	
99-09-2	3-Nitroaniline	ND	180	8.8	ug/kg	
100-01-6	4-Nitroaniline	ND	180	9.1	ug/kg	
91-20-3	Naphthalene	ND	35	9.9	ug/kg	
98-95-3	Nitrobenzene	ND	70	14	ug/kg	
621-64-7	N-Nitroso-di-n-propylamine	ND	70	10	ug/kg	
86-30-6	N-Nitrosodiphenylamine	ND	180	13	ug/kg	
85-01-8	Phenanthrene	ND	35	12	ug/kg	
129-00-0	Pyrene	ND	35	11	ug/kg	
95-94-3	1,2,4,5-Tetrachlorobenzene	ND	180	8.9	ug/kg	

CAS No.	Surrogate Recoveries	Run# 1	Run# 2	Limits
367-12-4	2-Fluorophenol	61%		7-101%

ND = Not detected MDL = Method Detection Limit
RL = Reporting Limit
E = Indicates value exceeds calibration range
J = Indicates an estimated value
B = Indicates analyte found in associated method blank
N = Indicates presumptive evidence of a compound

Report of Analysis

Client Sample ID:	R1-SB-12(6.5-7.0)		
Lab Sample ID:	JD27540-16	**Date Sampled:**	06/29/21
Matrix:	SO - Soil	**Date Received:**	06/30/21
Method:	SW846 8270E SW846 3546	**Percent Solids:**	94.0
Project:	Remedial Investigation, 247 North Avenue, New Rochelle, NY		

ABN TCL List (SOM0 2.0)

CAS No.	Surrogate Recoveries	Run# 1	Run# 2	Limits
4165-62-2	Phenol-d5	56%		12-101%
118-79-6	2,4,6-Tribromophenol	53%		10-127%
4165-60-0	Nitrobenzene-d5	67%		15-114%
321-60-8	2-Fluorobiphenyl	65%		22-104%
1718-51-0	Terphenyl-d14	74%		23-121%

CAS No.	Tentatively Identified Compounds	R.T.	Est. Conc.	Units	Q
	Total TIC, Semi-Volatile		0	ug/kg	

(a) Associated CCV outside of control limits low. Low-level verification was analyzed to demonstrate system suitability to detect affected analytes. Sample was ND. This compound is outside the control limits biased low in the associated BS.
(b) This compound is outside the control limits biased low in the associated BS.
(c) Associated CCV outside of control limits high, sample was ND.

ND = Not detected MDL = Method Detection Limit
RL = Reporting Limit
E = Indicates value exceeds calibration range
J = Indicates an estimated value
B = Indicates analyte found in associated method blank
N = Indicates presumptive evidence of a compound

Report of Analysis

Client Sample ID: R1-SB-12(6.5-7.0)
Lab Sample ID: JD27540-16
Matrix: SO - Soil
Date Sampled: 06/29/21
Date Received: 06/30/21
Percent Solids: 94.0
Project: Remedial Investigation, 247 North Avenue, New Rochelle, NY

Metals Analysis

Analyte	Result	RL	Units	DF	Prep	Analyzed	By	Method	Prep Method
Aluminum	13000	52	mg/kg	1	07/06/21	07/07/21	ND	SW846 6010D [2]	SW846 3050B [3]
Antimony	< 2.1	2.1	mg/kg	1	07/06/21	07/07/21	ND	SW846 6010D [2]	SW846 3050B [3]
Arsenic [a]	< 10	10	mg/kg	5	07/06/21	07/08/21	ND	SW846 6010D [2]	SW846 3050B [3]
Barium	97.6	21	mg/kg	1	07/06/21	07/07/21	ND	SW846 6010D [2]	SW846 3050B [3]
Beryllium [a]	< 1.0	1.0	mg/kg	5	07/06/21	07/08/21	ND	SW846 6010D [2]	SW846 3050B [3]
Cadmium [a]	< 2.6	2.6	mg/kg	5	07/06/21	07/08/21	ND	SW846 6010D [2]	SW846 3050B [3]
Calcium	2570	520	mg/kg	1	07/06/21	07/07/21	ND	SW846 6010D [2]	SW846 3050B [3]
Chromium	75.6	1.0	mg/kg	1	07/06/21	07/07/21	ND	SW846 6010D [2]	SW846 3050B [3]
Cobalt [a]	< 26	26	mg/kg	5	07/06/21	07/08/21	ND	SW846 6010D [2]	SW846 3050B [3]
Copper [a]	38.3	13	mg/kg	5	07/06/21	07/08/21	ND	SW846 6010D [2]	SW846 3050B [3]
Iron	22600	260	mg/kg	5	07/06/21	07/08/21	ND	SW846 6010D [2]	SW846 3050B [3]
Lead	4.2	2.1	mg/kg	1	07/06/21	07/07/21	ND	SW846 6010D [2]	SW846 3050B [3]
Magnesium	8730	520	mg/kg	1	07/06/21	07/07/21	ND	SW846 6010D [2]	SW846 3050B [3]
Manganese [a]	533	7.9	mg/kg	5	07/06/21	07/08/21	ND	SW846 6010D [2]	SW846 3050B [3]
Mercury	< 0.025	0.025	mg/kg	1	07/06/21	07/06/21	MS	SW846 7471B [1]	SW846 7471B [4]
Nickel	61.4	4.2	mg/kg	1	07/06/21	07/07/21	ND	SW846 6010D [2]	SW846 3050B [3]
Potassium	3960	1000	mg/kg	1	07/06/21	07/07/21	ND	SW846 6010D [2]	SW846 3050B [3]
Selenium [a]	< 10	10	mg/kg	5	07/06/21	07/08/21	ND	SW846 6010D [2]	SW846 3050B [3]
Silver [a]	< 2.6	2.6	mg/kg	5	07/06/21	07/08/21	ND	SW846 6010D [2]	SW846 3050B [3]
Sodium	< 1000	1000	mg/kg	1	07/06/21	07/07/21	ND	SW846 6010D [2]	SW846 3050B [3]
Thallium [a]	< 5.2	5.2	mg/kg	5	07/06/21	07/08/21	ND	SW846 6010D [2]	SW846 3050B [3]
Vanadium	40.2	5.2	mg/kg	1	07/06/21	07/07/21	ND	SW846 6010D [2]	SW846 3050B [3]
Zinc	43.5	5.2	mg/kg	1	07/06/21	07/07/21	ND	SW846 6010D [2]	SW846 3050B [3]

(1) Instrument QC Batch: MA50767
(2) Instrument QC Batch: MA50802
(3) Prep QC Batch: MP27287
(4) Prep QC Batch: MP27326

(a) Elevated detection limit due to dilution required for high interfering element.

RL = Reporting Limit

Report of Analysis

Client Sample ID: R1-SB-11(1.5-2.0)
Lab Sample ID: JD27540-17 **Date Sampled:** 06/29/21
Matrix: SO - Soil **Date Received:** 06/30/21
Method: SW846 8260D SW846 5035 **Percent Solids:** 84.0
Project: Remedial Investigation, 247 North Avenue, New Rochelle, NY

	File ID	DF	Analyzed	By	Prep Date	Prep Batch	Analytical Batch
Run #1	3C167362.D	1	07/01/21 19:23	PS	07/01/21 07:54	n/a	V3C7419
Run #2							

	Initial Weight
Run #1	5.5 g
Run #2	

VOA TCL List

CAS No.	Compound	Result	RL	MDL	Units	Q
67-64-1	Acetone	21.9	11	4.5	ug/kg	
71-43-2	Benzene	ND	0.54	0.49	ug/kg	
74-97-5	Bromochloromethane	ND	5.4	0.61	ug/kg	
75-27-4	Bromodichloromethane	ND	2.2	0.46	ug/kg	
75-25-2	Bromoform	ND	5.4	1.5	ug/kg	
74-83-9	Bromomethane	ND	5.4	0.83	ug/kg	
78-93-3	2-Butanone (MEK)	ND	11	2.6	ug/kg	
75-15-0	Carbon disulfide	0.95	2.2	0.58	ug/kg	J
56-23-5	Carbon tetrachloride	ND	2.2	0.67	ug/kg	
108-90-7	Chlorobenzene	ND	2.2	0.50	ug/kg	
75-00-3	Chloroethane	ND	5.4	0.64	ug/kg	
67-66-3	Chloroform	ND	2.2	0.56	ug/kg	
74-87-3	Chloromethane	ND	5.4	2.1	ug/kg	
110-82-7	Cyclohexane	ND	2.2	0.71	ug/kg	
96-12-8	1,2-Dibromo-3-chloropropane	ND	2.2	0.75	ug/kg	
124-48-1	Dibromochloromethane	ND	2.2	0.61	ug/kg	
106-93-4	1,2-Dibromoethane	ND	1.1	0.46	ug/kg	
95-50-1	1,2-Dichlorobenzene	ND	1.1	0.59	ug/kg	
541-73-1	1,3-Dichlorobenzene	ND	1.1	0.54	ug/kg	
106-46-7	1,4-Dichlorobenzene	ND	1.1	0.53	ug/kg	
75-71-8	Dichlorodifluoromethane	ND	5.4	0.79	ug/kg	
75-34-3	1,1-Dichloroethane	ND	1.1	0.54	ug/kg	
107-06-2	1,2-Dichloroethane	ND	1.1	0.51	ug/kg	
75-35-4	1,1-Dichloroethene	ND	1.1	0.71	ug/kg	
156-59-2	cis-1,2-Dichloroethene	ND	1.1	0.91	ug/kg	
156-60-5	trans-1,2-Dichloroethene	ND	1.1	0.66	ug/kg	
78-87-5	1,2-Dichloropropane	ND	2.2	0.51	ug/kg	
10061-01-5	cis-1,3-Dichloropropene	ND	2.2	0.51	ug/kg	
10061-02-6	trans-1,3-Dichloropropene	ND	2.2	0.49	ug/kg	
100-41-4	Ethylbenzene	ND	1.1	0.49	ug/kg	
76-13-1	Freon 113	ND	5.4	2.9	ug/kg	
591-78-6	2-Hexanone	ND	5.4	2.3	ug/kg	

ND = Not detected MDL = Method Detection Limit
RL = Reporting Limit
E = Indicates value exceeds calibration range

J = Indicates an estimated value
B = Indicates analyte found in associated method blank
N = Indicates presumptive evidence of a compound

Report of Analysis

Client Sample ID: R1-SB-11(1.5-2.0)
Lab Sample ID: JD27540-17 **Date Sampled:** 06/29/21
Matrix: SO - Soil **Date Received:** 06/30/21
Method: SW846 8260D SW846 5035 **Percent Solids:** 84.0
Project: Remedial Investigation, 247 North Avenue, New Rochelle, NY

VOA TCL List

CAS No.	Compound	Result	RL	MDL	Units	Q
98-82-8	Isopropylbenzene	ND	2.2	1.5	ug/kg	
79-20-9	Methyl Acetate	ND	5.4	1.5	ug/kg	
108-87-2	Methylcyclohexane	ND	2.2	0.95	ug/kg	
1634-04-4	Methyl Tert Butyl Ether	ND	1.1	0.51	ug/kg	
108-10-1	4-Methyl-2-pentanone(MIBK)	ND	5.4	2.5	ug/kg	
75-09-2	Methylene chloride	ND	5.4	2.8	ug/kg	
100-42-5	Styrene	ND	2.2	0.44	ug/kg	
79-34-5	1,1,2,2-Tetrachloroethane	ND	2.2	0.65	ug/kg	
127-18-4	Tetrachloroethene	ND	2.2	0.63	ug/kg	
108-88-3	Toluene	ND	1.1	0.57	ug/kg	
87-61-6	1,2,3-Trichlorobenzene	ND	5.4	2.7	ug/kg	
120-82-1	1,2,4-Trichlorobenzene	ND	5.4	2.7	ug/kg	
71-55-6	1,1,1-Trichloroethane	ND	2.2	0.52	ug/kg	
79-00-5	1,1,2-Trichloroethane	ND	2.2	0.60	ug/kg	
79-01-6	Trichloroethene	ND	1.1	0.82	ug/kg	
75-69-4	Trichlorofluoromethane	ND	5.4	0.74	ug/kg	
75-01-4	Vinyl chloride	ND	2.2	0.52	ug/kg	
	m,p-Xylene	ND	1.1	0.97	ug/kg	
95-47-6	o-Xylene	ND	1.1	0.50	ug/kg	
1330-20-7	Xylene (total)	ND	1.1	0.50	ug/kg	

CAS No.	Surrogate Recoveries	Run# 1	Run# 2	Limits
1868-53-7	Dibromofluoromethane	104%		72-130%
17060-07-0	1,2-Dichloroethane-D4	106%		75-131%
2037-26-5	Toluene-D8	102%		81-121%
460-00-4	4-Bromofluorobenzene	104%		60-141%

CAS No.	Tentatively Identified Compounds	R.T.	Est. Conc.	Units	Q
	Total TIC, Volatile		0	ug/kg	

ND = Not detected MDL = Method Detection Limit
RL = Reporting Limit
E = Indicates value exceeds calibration range
J = Indicates an estimated value
B = Indicates analyte found in associated method blank
N = Indicates presumptive evidence of a compound

Report of Analysis

Client Sample ID: R1-SB-11(1.5-2.0)
Lab Sample ID: JD27540-17 **Date Sampled:** 06/29/21
Matrix: SO - Soil **Date Received:** 06/30/21
Method: SW846 8270E SW846 3546 **Percent Solids:** 84.0
Project: Remedial Investigation, 247 North Avenue, New Rochelle, NY

	File ID	DF	Analyzed	By	Prep Date	Prep Batch	Analytical Batch
Run #1	6P499349.D	1	07/10/21 01:05	CS	07/02/21 10:10	OP34109	E6P3401
Run #2							

	Initial Weight	Final Volume
Run #1	30.1 g	1.0 ml
Run #2		

ABN TCL List (SOM0 2.0)

CAS No.	Compound	Result	RL	MDL	Units	Q
95-57-8	2-Chlorophenol	ND	79	20	ug/kg	
59-50-7	4-Chloro-3-methyl phenol	ND	200	24	ug/kg	
120-83-2	2,4-Dichlorophenol	ND	200	34	ug/kg	
105-67-9	2,4-Dimethylphenol	ND	200	70	ug/kg	
51-28-5	2,4-Dinitrophenol	ND	200	150	ug/kg	
534-52-1	4,6-Dinitro-o-cresol	ND	200	42	ug/kg	
95-48-7	2-Methylphenol	ND	79	25	ug/kg	
	3&4-Methylphenol	ND	79	33	ug/kg	
88-75-5	2-Nitrophenol	ND	200	26	ug/kg	
100-02-7	4-Nitrophenol	ND	400	110	ug/kg	
87-86-5	Pentachlorophenol	ND	160	37	ug/kg	
108-95-2	Phenol	ND	79	21	ug/kg	
58-90-2	2,3,4,6-Tetrachlorophenol	ND	200	26	ug/kg	
95-95-4	2,4,5-Trichlorophenol	ND	200	30	ug/kg	
88-06-2	2,4,6-Trichlorophenol	ND	200	24	ug/kg	
83-32-9	Acenaphthene	ND	40	14	ug/kg	
208-96-8	Acenaphthylene	22.3	40	20	ug/kg	J
98-86-2	Acetophenone	ND	200	8.5	ug/kg	
120-12-7	Anthracene	31.3	40	24	ug/kg	J
1912-24-9	Atrazine	ND	79	17	ug/kg	
56-55-3	Benzo(a)anthracene	161	40	11	ug/kg	
50-32-8	Benzo(a)pyrene	155	40	18	ug/kg	
205-99-2	Benzo(b)fluoranthene	177	40	17	ug/kg	
191-24-2	Benzo(g,h,i)perylene	100	40	20	ug/kg	
207-08-9	Benzo(k)fluoranthene	74.8	40	18	ug/kg	
101-55-3	4-Bromophenyl phenyl ether	ND	79	15	ug/kg	
85-68-7	Butyl benzyl phthalate	ND	79	9.7	ug/kg	
92-52-4	1,1'-Biphenyl	ND	79	5.4	ug/kg	
100-52-7	Benzaldehyde	ND	200	9.8	ug/kg	
91-58-7	2-Chloronaphthalene	ND	79	9.4	ug/kg	
106-47-8	4-Chloroaniline	ND	200	14	ug/kg	
86-74-8	Carbazole	9.3	79	5.7	ug/kg	J

ND = Not detected MDL = Method Detection Limit
RL = Reporting Limit
E = Indicates value exceeds calibration range
J = Indicates an estimated value
B = Indicates analyte found in associated method blank
N = Indicates presumptive evidence of a compound

Report of Analysis

Client Sample ID: R1-SB-11(1.5-2.0)
Lab Sample ID: JD27540-17 **Date Sampled:** 06/29/21
Matrix: SO - Soil **Date Received:** 06/30/21
Method: SW846 8270E SW846 3546 **Percent Solids:** 84.0
Project: Remedial Investigation, 247 North Avenue, New Rochelle, NY

ABN TCL List (SOM0 2.0)

CAS No.	Compound	Result	RL	MDL	Units	Q
105-60-2	Caprolactam	ND	79	16	ug/kg	
218-01-9	Chrysene	174	40	12	ug/kg	
111-91-1	bis(2-Chloroethoxy)methane	ND	79	8.5	ug/kg	
111-44-4	bis(2-Chloroethyl)ether	ND	79	17	ug/kg	
108-60-1	2,2'-Oxybis(1-chloropropane)	ND	79	14	ug/kg	
7005-72-3	4-Chlorophenyl phenyl ether	ND	79	13	ug/kg	
121-14-2	2,4-Dinitrotoluene	ND	40	12	ug/kg	
606-20-2	2,6-Dinitrotoluene	ND	40	20	ug/kg	
91-94-1	3,3'-Dichlorobenzidine	ND	79	33	ug/kg	
123-91-1	1,4-Dioxane	ND	40	26	ug/kg	
53-70-3	Dibenzo(a,h)anthracene	24.9	40	17	ug/kg	J
132-64-9	Dibenzofuran	ND	79	16	ug/kg	
84-74-2	Di-n-butyl phthalate	ND	79	6.4	ug/kg	
117-84-0	Di-n-octyl phthalate	ND	79	9.8	ug/kg	
84-66-2	Diethyl phthalate	ND	79	8.4	ug/kg	
131-11-3	Dimethyl phthalate	ND	79	7.0	ug/kg	
117-81-7	bis(2-Ethylhexyl)phthalate	ND	79	9.3	ug/kg	
206-44-0	Fluoranthene	298	40	18	ug/kg	
86-73-7	Fluorene	ND	40	18	ug/kg	
118-74-1	Hexachlorobenzene	ND	79	10	ug/kg	
87-68-3	Hexachlorobutadiene	ND	40	16	ug/kg	
77-47-4	Hexachlorocyclopentadiene	ND	400	16	ug/kg	
67-72-1	Hexachloroethane	ND	200	20	ug/kg	
193-39-5	Indeno(1,2,3-cd)pyrene	104	40	19	ug/kg	
78-59-1	Isophorone	ND	79	8.5	ug/kg	
91-57-6	2-Methylnaphthalene	ND	40	8.9	ug/kg	
88-74-4	2-Nitroaniline [a]	ND	200	9.3	ug/kg	
99-09-2	3-Nitroaniline	ND	200	9.9	ug/kg	
100-01-6	4-Nitroaniline	ND	200	10	ug/kg	
91-20-3	Naphthalene	ND	40	11	ug/kg	
98-95-3	Nitrobenzene	ND	79	15	ug/kg	
621-64-7	N-Nitroso-di-n-propylamine	ND	79	11	ug/kg	
86-30-6	N-Nitrosodiphenylamine	ND	200	14	ug/kg	
85-01-8	Phenanthrene	159	40	13	ug/kg	
129-00-0	Pyrene	340	40	13	ug/kg	
95-94-3	1,2,4,5-Tetrachlorobenzene	ND	200	10	ug/kg	

CAS No.	Surrogate Recoveries	Run# 1	Run# 2	Limits
367-12-4	2-Fluorophenol	64%		7-101%

ND = Not detected MDL = Method Detection Limit
RL = Reporting Limit
E = Indicates value exceeds calibration range
J = Indicates an estimated value
B = Indicates analyte found in associated method blank
N = Indicates presumptive evidence of a compound

Report of Analysis

Client Sample ID:	R1-SB-11(1.5-2.0)		
Lab Sample ID:	JD27540-17	**Date Sampled:**	06/29/21
Matrix:	SO - Soil	**Date Received:**	06/30/21
Method:	SW846 8270E SW846 3546	**Percent Solids:**	84.0
Project:	Remedial Investigation, 247 North Avenue, New Rochelle, NY		

ABN TCL List (SOM0 2.0)

CAS No.	Surrogate Recoveries	Run# 1	Run# 2	Limits
4165-62-2	Phenol-d5	58%		12-101%
118-79-6	2,4,6-Tribromophenol	64%		10-127%
4165-60-0	Nitrobenzene-d5	74%		15-114%
321-60-8	2-Fluorobiphenyl	69%		22-104%
1718-51-0	Terphenyl-d14	76%		23-121%

CAS No.	Tentatively Identified Compounds	R.T.	Est. Conc.	Units	Q
	Internal standard added for SIM test	4.48	170	ug/kg	J
	System artifact	4.94	170	ug/kg	J
	System artifact	5.69	180	ug/kg	J
	Unknown	15.52	340	ug/kg	J
	Total TIC, Semi-Volatile		340	ug/kg	J

(a) Associated CCV outside of control limits high, sample was ND.

ND = Not detected MDL = Method Detection Limit
RL = Reporting Limit
E = Indicates value exceeds calibration range
J = Indicates an estimated value
B = Indicates analyte found in associated method blank
N = Indicates presumptive evidence of a compound

Report of Analysis

Client Sample ID: R1-SB-11(1.5-2.0)
Lab Sample ID: JD27540-17 **Date Sampled:** 06/29/21
Matrix: SO - Soil **Date Received:** 06/30/21
Method: SW846 8270E BY SIM SW846 3546 **Percent Solids:** 84.0
Project: Remedial Investigation, 247 North Avenue, New Rochelle, NY

	File ID	DF	Analyzed	By	Prep Date	Prep Batch	Analytical Batch
Run #1	4P46387.D	1	07/03/21 08:01	CS	07/01/21 09:00	OP34109A	E4P2431
Run #2							

	Initial Weight	Final Volume
Run #1	30.1 g	1.0 ml
Run #2		

CAS No.	Compound	Result	RL	MDL	Units	Q
123-91-1	1,4-Dioxane	ND	4.0	2.0	ug/kg	

CAS No.	Surrogate Recoveries	Run# 1	Run# 2	Limits
4165-60-0	Nitrobenzene-d5	72%		39-90%
321-60-8	2-Fluorobiphenyl	57%		35-84%
1718-51-0	Terphenyl-d14	59%		42-95%

ND = Not detected MDL = Method Detection Limit
RL = Reporting Limit
E = Indicates value exceeds calibration range
J = Indicates an estimated value
B = Indicates analyte found in associated method blank
N = Indicates presumptive evidence of a compound

Report of Analysis

Client Sample ID:	R1-SB-11(1.5-2.0)		
Lab Sample ID:	JD27540-17	**Date Sampled:**	06/29/21
Matrix:	SO - Soil	**Date Received:**	06/30/21
Method:	SW846 8081B SW846 3546	**Percent Solids:**	84.0
Project:	Remedial Investigation, 247 North Avenue, New Rochelle, NY		

	File ID	DF	Analyzed	By	Prep Date	Prep Batch	Analytical Batch
Run #1 [a]	1G167744.D	1	07/07/21 14:26	TC	07/02/21 11:15	OP34113	G1G5717
Run #2							

	Initial Weight	Final Volume
Run #1	15.0 g	10.0 ml
Run #2		

Pesticide TCL List

CAS No.	Compound	Result	RL	MDL	Units	Q
309-00-2	Aldrin	ND	0.79	0.65	ug/kg	
319-84-6	alpha-BHC	ND	0.79	0.65	ug/kg	
319-85-7	beta-BHC	ND	0.79	0.72	ug/kg	
319-86-8	delta-BHC	ND	0.79	0.76	ug/kg	
58-89-9	gamma-BHC (Lindane)	ND	0.79	0.58	ug/kg	
5103-71-9	alpha-Chlordane	ND	0.79	0.64	ug/kg	
5103-74-2	gamma-Chlordane	ND	0.79	0.36	ug/kg	
60-57-1	Dieldrin	ND	0.79	0.55	ug/kg	
72-54-8	4,4'-DDD	ND	0.79	0.73	ug/kg	
72-55-9	4,4'-DDE	ND	0.79	0.70	ug/kg	
50-29-3	4,4'-DDT	ND	0.79	0.70	ug/kg	
72-20-8	Endrin	ND	0.79	0.62	ug/kg	
1031-07-8	Endosulfan sulfate	ND	0.79	0.62	ug/kg	
7421-93-4	Endrin aldehyde	ND	0.79	0.45	ug/kg	
959-98-8	Endosulfan-I	ND	0.79	0.46	ug/kg	
33213-65-9	Endosulfan-II	ND	0.79	0.50	ug/kg	
76-44-8	Heptachlor	ND	0.79	0.68	ug/kg	
1024-57-3	Heptachlor epoxide	ND	0.79	0.56	ug/kg	
72-43-5	Methoxychlor	ND	1.6	0.63	ug/kg	
53494-70-5	Endrin ketone	ND	0.79	0.57	ug/kg	
8001-35-2	Toxaphene	ND	20	18	ug/kg	

CAS No.	Surrogate Recoveries	Run# 1	Run# 2	Limits
877-09-8	Tetrachloro-m-xylene	89%		27-138%
877-09-8	Tetrachloro-m-xylene	93%		27-138%
2051-24-3	Decachlorobiphenyl	65%		10-179%
2051-24-3	Decachlorobiphenyl	110%		10-179%

(a) Had TBA cleanup.

ND = Not detected MDL = Method Detection Limit
RL = Reporting Limit
E = Indicates value exceeds calibration range
J = Indicates an estimated value
B = Indicates analyte found in associated method blank
N = Indicates presumptive evidence of a compound

Report of Analysis

Client Sample ID: R1-SB-11(1.5-2.0)
Lab Sample ID: JD27540-17 **Date Sampled:** 06/29/21
Matrix: SO - Soil **Date Received:** 06/30/21
Method: SW846 8082A SW846 3546 **Percent Solids:** 84.0
Project: Remedial Investigation, 247 North Avenue, New Rochelle, NY

	File ID	DF	Analyzed	By	Prep Date	Prep Batch	Analytical Batch
Run #1	RK1195.D	1	07/06/21 10:10	CP	07/02/21 11:15	OP34114	GRK30
Run #2							

	Initial Weight	Final Volume
Run #1	15.0 g	10.0 ml
Run #2		

PCB List

CAS No.	Compound	Result	RL	MDL	Units	Q
12674-11-2	Aroclor 1016	ND	40	18	ug/kg	
11104-28-2	Aroclor 1221	ND	40	25	ug/kg	
11141-16-5	Aroclor 1232	ND	40	25	ug/kg	
53469-21-9	Aroclor 1242	ND	40	16	ug/kg	
12672-29-6	Aroclor 1248	ND	40	35	ug/kg	
11097-69-1	Aroclor 1254	ND	40	21	ug/kg	
11096-82-5	Aroclor 1260	ND	40	17	ug/kg	
11100-14-4	Aroclor 1268	ND	40	17	ug/kg	
37324-23-5	Aroclor 1262	ND	40	26	ug/kg	

CAS No.	Surrogate Recoveries	Run# 1	Run# 2	Limits
877-09-8	Tetrachloro-m-xylene	87%		24-152%
877-09-8	Tetrachloro-m-xylene	107%		24-152%
2051-24-3	Decachlorobiphenyl	64%		10-172%
2051-24-3	Decachlorobiphenyl	104%		10-172%

ND = Not detected MDL = Method Detection Limit
RL = Reporting Limit
E = Indicates value exceeds calibration range
J = Indicates an estimated value
B = Indicates analyte found in associated method blank
N = Indicates presumptive evidence of a compound

Report of Analysis

Client Sample ID: R1-SB-11(1.5-2.0)
Lab Sample ID: JD27540-17
Matrix: SO - Soil
Date Sampled: 06/29/21
Date Received: 06/30/21
Percent Solids: 84.0
Project: Remedial Investigation, 247 North Avenue, New Rochelle, NY

Metals Analysis

Analyte	Result	RL	Units	DF	Prep	Analyzed	By	Method	Prep Method
Aluminum	9990	58	mg/kg	1	07/06/21	07/07/21	ND	SW846 6010D [2]	SW846 3050B [3]
Antimony	< 2.3	2.3	mg/kg	1	07/06/21	07/07/21	ND	SW846 6010D [2]	SW846 3050B [3]
Arsenic	2.4	2.3	mg/kg	1	07/06/21	07/07/21	ND	SW846 6010D [2]	SW846 3050B [3]
Barium	71.0	23	mg/kg	1	07/06/21	07/07/21	ND	SW846 6010D [2]	SW846 3050B [3]
Beryllium	0.54	0.23	mg/kg	1	07/06/21	07/07/21	ND	SW846 6010D [2]	SW846 3050B [3]
Cadmium	< 0.58	0.58	mg/kg	1	07/06/21	07/07/21	ND	SW846 6010D [2]	SW846 3050B [3]
Calcium	14200	580	mg/kg	1	07/06/21	07/07/21	ND	SW846 6010D [2]	SW846 3050B [3]
Chromium	20.1	1.2	mg/kg	1	07/06/21	07/07/21	ND	SW846 6010D [2]	SW846 3050B [3]
Cobalt	8.6	5.8	mg/kg	1	07/06/21	07/07/21	ND	SW846 6010D [2]	SW846 3050B [3]
Copper	21.2	2.9	mg/kg	1	07/06/21	07/07/21	ND	SW846 6010D [2]	SW846 3050B [3]
Iron	14900	58	mg/kg	1	07/06/21	07/07/21	ND	SW846 6010D [2]	SW846 3050B [3]
Lead	33.6	2.3	mg/kg	1	07/06/21	07/07/21	ND	SW846 6010D [2]	SW846 3050B [3]
Magnesium	9870	580	mg/kg	1	07/06/21	07/07/21	ND	SW846 6010D [2]	SW846 3050B [3]
Manganese	188	1.7	mg/kg	1	07/06/21	07/07/21	ND	SW846 6010D [2]	SW846 3050B [3]
Mercury	0.52	0.030	mg/kg	1	07/06/21	07/06/21	MS	SW846 7471B [1]	SW846 7471B [4]
Nickel	17.4	4.6	mg/kg	1	07/06/21	07/07/21	ND	SW846 6010D [2]	SW846 3050B [3]
Potassium	3220	1200	mg/kg	1	07/06/21	07/07/21	ND	SW846 6010D [2]	SW846 3050B [3]
Selenium	< 2.3	2.3	mg/kg	1	07/06/21	07/07/21	ND	SW846 6010D [2]	SW846 3050B [3]
Silver	< 0.58	0.58	mg/kg	1	07/06/21	07/07/21	ND	SW846 6010D [2]	SW846 3050B [3]
Sodium	< 1200	1200	mg/kg	1	07/06/21	07/07/21	ND	SW846 6010D [2]	SW846 3050B [3]
Thallium	< 1.2	1.2	mg/kg	1	07/06/21	07/07/21	ND	SW846 6010D [2]	SW846 3050B [3]
Vanadium	29.8	5.8	mg/kg	1	07/06/21	07/07/21	ND	SW846 6010D [2]	SW846 3050B [3]
Zinc	37.3	5.8	mg/kg	1	07/06/21	07/07/21	ND	SW846 6010D [2]	SW846 3050B [3]

(1) Instrument QC Batch: MA50767
(2) Instrument QC Batch: MA50802
(3) Prep QC Batch: MP27287
(4) Prep QC Batch: MP27326

RL = Reporting Limit

Report of Analysis

Client Sample ID:	R1-SB-11(1.5-2.0)		
Lab Sample ID:	JD27540-17	**Date Sampled:**	06/29/21
Matrix:	SO - Soil	**Date Received:**	06/30/21
		Percent Solids:	84.0
Project:	Remedial Investigation, 247 North Avenue, New Rochelle, NY		

General Chemistry

Analyte	Result	RL	Units	DF	Analyzed	By	Method
Cyanide	< 0.31	0.31	mg/kg	1	07/06/21 14:38	LV	SW846 9012B/LACHAT
Solids, Percent	84		%	1	07/01/21 16:13	BG	SM2540 G 18TH ED MOD

RL = Reporting Limit

Report of Analysis

Client Sample ID:	R1-SB-11(1.5-2.0)		
Lab Sample ID:	JD27540-17A	**Date Sampled:**	06/29/21
Matrix:	SO - Soil	**Date Received:**	06/30/21
Method:	EPA 537M BY ID IN HOUSE	**Percent Solids:**	84.0
Project:	Remedial Investigation, 247 North Avenue, New Rochelle, NY		

	File ID	DF	Analyzed	By	Prep Date	Prep Batch	Analytical Batch
Run #1 [a]	2Q71464.D	1	07/07/21 19:51	AFL	07/06/21 07:00	F:OP86217	F:S2Q1025
Run #2							

	Initial Weight	Final Volume
Run #1	2.06 g	1.0 ml
Run #2		

PFAS List

CAS No.	Compound	Result	RL	MDL	Units	Q
PERFLUOROALKYLCARBOXYLIC ACIDS						
375-22-4	Perfluorobutanoic acid	ND	1.2	0.44	ug/kg	
2706-90-3	Perfluoropentanoic acid	ND	0.58	0.29	ug/kg	
307-24-4	Perfluorohexanoic acid	ND	0.58	0.29	ug/kg	
375-85-9	Perfluoroheptanoic acid	ND	0.58	0.29	ug/kg	
335-67-1	Perfluorooctanoic acid	ND	0.58	0.29	ug/kg	
375-95-1	Perfluorononanoic acid	ND	0.58	0.29	ug/kg	
335-76-2	Perfluorodecanoic acid	ND	0.58	0.29	ug/kg	
2058-94-8	Perfluoroundecanoic acid	ND	0.58	0.29	ug/kg	
307-55-1	Perfluorododecanoic acid	ND	0.58	0.29	ug/kg	
72629-94-8	Perfluorotridecanoic acid	ND	0.58	0.31	ug/kg	
376-06-7	Perfluorotetradecanoic acid	ND	0.58	0.29	ug/kg	
PERFLUOROALKYLSULFONIC ACIDS						
375-73-5	Perfluorobutanesulfonic acid	ND	0.58	0.29	ug/kg	
355-46-4	Perfluorohexanesulfonic acid	ND	0.58	0.29	ug/kg	
375-92-8	Perfluoroheptanesulfonic acid	ND	0.58	0.29	ug/kg	
1763-23-1	Perfluorooctanesulfonic acid	ND	0.58	0.29	ug/kg	
335-77-3	Perfluorodecanesulfonic acid	ND	0.58	0.29	ug/kg	
PERFLUOROOCTANESULFONAMIDES						
754-91-6	PFOSA	ND	0.58	0.29	ug/kg	
PERFLUOROOCTANESULFONAMIDOACETIC ACIDS						
2355-31-9	MeFOSAA	ND	1.2	0.58	ug/kg	
2991-50-6	EtFOSAA	ND	1.2	0.58	ug/kg	
FLUOROTELOMER SULFONATES						
27619-97-2	6:2 Fluorotelomer sulfonate	ND	1.2	0.29	ug/kg	
39108-34-4	8:2 Fluorotelomer sulfonate	ND	1.2	0.29	ug/kg	

ND = Not detected MDL = Method Detection Limit
RL = Reporting Limit
E = Indicates value exceeds calibration range
J = Indicates an estimated value
B = Indicates analyte found in associated method blank
N = Indicates presumptive evidence of a compound

Report of Analysis

Client Sample ID:	R1-SB-11(1.5-2.0)		
Lab Sample ID:	JD27540-17A	**Date Sampled:**	06/29/21
Matrix:	SO - Soil	**Date Received:**	06/30/21
Method:	EPA 537M BY ID IN HOUSE	**Percent Solids:**	84.0
Project:	Remedial Investigation, 247 North Avenue, New Rochelle, NY		

PFAS List

CAS No.	ID Standard Recoveries	Run# 1	Run# 2	Limits
	13C4-PFBA	87%		40-140%
	13C5-PFPeA	87%		50-150%
	13C5-PFHxA	88%		50-150%
	13C4-PFHpA	88%		50-150%
	13C8-PFOA	90%		50-150%
	13C9-PFNA	90%		50-150%
	13C6-PFDA	92%		50-150%
	13C7-PFUnDA	93%		40-140%
	13C2-PFDoDA	89%		40-140%
	13C2-PFTeDA	90%		30-130%
	13C3-PFBS	84%		50-150%
	13C3-PFHxS	80%		50-150%
	13C8-PFOS	82%		50-150%
	13C8-FOSA	87%		30-130%
	d3-MeFOSAA	79%		40-140%
	d5-EtFOSAA	81%		40-140%
	13C2-6:2FTS	86%		50-150%
	13C2-8:2FTS	83%		50-150%

(a) Analysis performed at SGS Orlando, FL.

ND = Not detected MDL = Method Detection Limit
RL = Reporting Limit
E = Indicates value exceeds calibration range
J = Indicates an estimated value
B = Indicates analyte found in associated method blank
N = Indicates presumptive evidence of a compound

Report of Analysis

Client Sample ID: R1-SB-11(6-6.5)
Lab Sample ID: JD27540-18 **Date Sampled:** 06/29/21
Matrix: SO - Soil **Date Received:** 06/30/21
Method: SW846 8260D SW846 5035 **Percent Solids:** 75.9
Project: Remedial Investigation, 247 North Avenue, New Rochelle, NY

	File ID	DF	Analyzed	By	Prep Date	Prep Batch	Analytical Batch
Run #1	3C167363.D	1	07/01/21 19:48	PS	07/01/21 07:54	n/a	V3C7419
Run #2							

	Initial Weight
Run #1	5.1 g
Run #2	

VOA TCL List

CAS No.	Compound	Result	RL	MDL	Units	Q
67-64-1	Acetone	28.4	13	5.3	ug/kg	
71-43-2	Benzene	ND	0.65	0.59	ug/kg	
74-97-5	Bromochloromethane	ND	6.5	0.72	ug/kg	
75-27-4	Bromodichloromethane	ND	2.6	0.55	ug/kg	
75-25-2	Bromoform	ND	6.5	1.8	ug/kg	
74-83-9	Bromomethane	ND	6.5	0.99	ug/kg	
78-93-3	2-Butanone (MEK)	ND	13	3.1	ug/kg	
75-15-0	Carbon disulfide	1.6	2.6	0.69	ug/kg	J
56-23-5	Carbon tetrachloride	ND	2.6	0.80	ug/kg	
108-90-7	Chlorobenzene	ND	2.6	0.59	ug/kg	
75-00-3	Chloroethane	ND	6.5	0.76	ug/kg	
67-66-3	Chloroform	ND	2.6	0.67	ug/kg	
74-87-3	Chloromethane	ND	6.5	2.5	ug/kg	
110-82-7	Cyclohexane	ND	2.6	0.85	ug/kg	
96-12-8	1,2-Dibromo-3-chloropropane	ND	2.6	0.90	ug/kg	
124-48-1	Dibromochloromethane	ND	2.6	0.72	ug/kg	
106-93-4	1,2-Dibromoethane	ND	1.3	0.54	ug/kg	
95-50-1	1,2-Dichlorobenzene	ND	1.3	0.71	ug/kg	
541-73-1	1,3-Dichlorobenzene	ND	1.3	0.64	ug/kg	
106-46-7	1,4-Dichlorobenzene	ND	1.3	0.64	ug/kg	
75-71-8	Dichlorodifluoromethane	ND	6.5	0.94	ug/kg	
75-34-3	1,1-Dichloroethane	ND	1.3	0.64	ug/kg	
107-06-2	1,2-Dichloroethane	ND	1.3	0.61	ug/kg	
75-35-4	1,1-Dichloroethene	ND	1.3	0.85	ug/kg	
156-59-2	cis-1,2-Dichloroethene	ND	1.3	1.1	ug/kg	
156-60-5	trans-1,2-Dichloroethene	ND	1.3	0.79	ug/kg	
78-87-5	1,2-Dichloropropane	ND	2.6	0.61	ug/kg	
10061-01-5	cis-1,3-Dichloropropene	ND	2.6	0.61	ug/kg	
10061-02-6	trans-1,3-Dichloropropene	ND	2.6	0.59	ug/kg	
100-41-4	Ethylbenzene	ND	1.3	0.59	ug/kg	
76-13-1	Freon 113	ND	6.5	3.4	ug/kg	
591-78-6	2-Hexanone	ND	6.5	2.7	ug/kg	

ND = Not detected MDL = Method Detection Limit
RL = Reporting Limit
E = Indicates value exceeds calibration range
J = Indicates an estimated value
B = Indicates analyte found in associated method blank
N = Indicates presumptive evidence of a compound

Report of Analysis

Client Sample ID: R1-SB-11(6-6.5)
Lab Sample ID: JD27540-18 **Date Sampled:** 06/29/21
Matrix: SO - Soil **Date Received:** 06/30/21
Method: SW846 8260D SW846 5035 **Percent Solids:** 75.9
Project: Remedial Investigation, 247 North Avenue, New Rochelle, NY

VOA TCL List

CAS No.	Compound	Result	RL	MDL	Units	Q
98-82-8	Isopropylbenzene	ND	2.6	1.8	ug/kg	
79-20-9	Methyl Acetate	ND	6.5	1.8	ug/kg	
108-87-2	Methylcyclohexane	ND	2.6	1.1	ug/kg	
1634-04-4	Methyl Tert Butyl Ether	ND	1.3	0.61	ug/kg	
108-10-1	4-Methyl-2-pentanone(MIBK)	ND	6.5	2.9	ug/kg	
75-09-2	Methylene chloride	ND	6.5	3.4	ug/kg	
100-42-5	Styrene	ND	2.6	0.52	ug/kg	
79-34-5	1,1,2,2-Tetrachloroethane	ND	2.6	0.77	ug/kg	
127-18-4	Tetrachloroethene	ND	2.6	0.75	ug/kg	
108-88-3	Toluene	ND	1.3	0.68	ug/kg	
87-61-6	1,2,3-Trichlorobenzene	ND	6.5	3.2	ug/kg	
120-82-1	1,2,4-Trichlorobenzene	ND	6.5	3.2	ug/kg	
71-55-6	1,1,1-Trichloroethane	ND	2.6	0.62	ug/kg	
79-00-5	1,1,2-Trichloroethane	ND	2.6	0.72	ug/kg	
79-01-6	Trichloroethene	ND	1.3	0.98	ug/kg	
75-69-4	Trichlorofluoromethane	ND	6.5	0.88	ug/kg	
75-01-4	Vinyl chloride	ND	2.6	0.62	ug/kg	
	m,p-Xylene	ND	1.3	1.2	ug/kg	
95-47-6	o-Xylene	ND	1.3	0.59	ug/kg	
1330-20-7	Xylene (total)	ND	1.3	0.59	ug/kg	

CAS No.	Surrogate Recoveries	Run# 1	Run# 2	Limits
1868-53-7	Dibromofluoromethane	103%		72-130%
17060-07-0	1,2-Dichloroethane-D4	107%		75-131%
2037-26-5	Toluene-D8	102%		81-121%
460-00-4	4-Bromofluorobenzene	104%		60-141%

CAS No.	Tentatively Identified Compounds	R.T.	Est. Conc.	Units	Q
	Total TIC, Volatile		0	ug/kg	

ND = Not detected MDL = Method Detection Limit
RL = Reporting Limit
E = Indicates value exceeds calibration range
J = Indicates an estimated value
B = Indicates analyte found in associated method blank
N = Indicates presumptive evidence of a compound

Report of Analysis

Client Sample ID: R1-SB-11(6-6.5)
Lab Sample ID: JD27540-18 **Date Sampled:** 06/29/21
Matrix: SO - Soil **Date Received:** 06/30/21
Method: SW846 8270E SW846 3546 **Percent Solids:** 75.9
Project: Remedial Investigation, 247 North Avenue, New Rochelle, NY

	File ID	DF	Analyzed	By	Prep Date	Prep Batch	Analytical Batch
Run #1	6P499182.D	1	07/03/21 02:54	BL	07/02/21 10:10	OP34109	E6P3394
Run #2							

	Initial Weight	Final Volume
Run #1	30.3 g	1.0 ml
Run #2		

ABN TCL List (SOM0 2.0)

CAS No.	Compound	Result	RL	MDL	Units	Q
95-57-8	2-Chlorophenol	ND	87	21	ug/kg	
59-50-7	4-Chloro-3-methyl phenol	ND	220	27	ug/kg	
120-83-2	2,4-Dichlorophenol	ND	220	37	ug/kg	
105-67-9	2,4-Dimethylphenol	ND	220	77	ug/kg	
51-28-5	2,4-Dinitrophenol [a]	ND	220	160	ug/kg	
534-52-1	4,6-Dinitro-o-cresol [b]	ND	220	47	ug/kg	
95-48-7	2-Methylphenol	ND	87	28	ug/kg	
	3&4-Methylphenol	919	87	36	ug/kg	
88-75-5	2-Nitrophenol	ND	220	29	ug/kg	
100-02-7	4-Nitrophenol	ND	430	120	ug/kg	
87-86-5	Pentachlorophenol	ND	170	41	ug/kg	
108-95-2	Phenol	39.7	87	23	ug/kg	J
58-90-2	2,3,4,6-Tetrachlorophenol	ND	220	29	ug/kg	
95-95-4	2,4,5-Trichlorophenol	ND	220	33	ug/kg	
88-06-2	2,4,6-Trichlorophenol	ND	220	26	ug/kg	
83-32-9	Acenaphthene	95.4	43	15	ug/kg	
208-96-8	Acenaphthylene	ND	43	22	ug/kg	
98-86-2	Acetophenone	ND	220	9.3	ug/kg	
120-12-7	Anthracene	77.6	43	27	ug/kg	
1912-24-9	Atrazine	ND	87	19	ug/kg	
56-55-3	Benzo(a)anthracene	116	43	12	ug/kg	
50-32-8	Benzo(a)pyrene	107	43	20	ug/kg	
205-99-2	Benzo(b)fluoranthene	151	43	19	ug/kg	
191-24-2	Benzo(g,h,i)perylene	60.0	43	22	ug/kg	
207-08-9	Benzo(k)fluoranthene	58.0	43	20	ug/kg	
101-55-3	4-Bromophenyl phenyl ether	ND	87	17	ug/kg	
85-68-7	Butyl benzyl phthalate	ND	87	11	ug/kg	
92-52-4	1,1'-Biphenyl	81.6	87	6.0	ug/kg	J
100-52-7	Benzaldehyde	22.0	220	11	ug/kg	J
91-58-7	2-Chloronaphthalene	ND	87	10	ug/kg	
106-47-8	4-Chloroaniline	ND	220	16	ug/kg	
86-74-8	Carbazole	20.6	87	6.3	ug/kg	J

ND = Not detected MDL = Method Detection Limit
RL = Reporting Limit
E = Indicates value exceeds calibration range
J = Indicates an estimated value
B = Indicates analyte found in associated method blank
N = Indicates presumptive evidence of a compound

Report of Analysis

Client Sample ID: R1-SB-11(6-6.5)
Lab Sample ID: JD27540-18 **Date Sampled:** 06/29/21
Matrix: SO - Soil **Date Received:** 06/30/21
Method: SW846 8270E SW846 3546 **Percent Solids:** 75.9
Project: Remedial Investigation, 247 North Avenue, New Rochelle, NY

ABN TCL List (SOM0 2.0)

CAS No.	Compound	Result	RL	MDL	Units	Q
105-60-2	Caprolactam	ND	87	17	ug/kg	
218-01-9	Chrysene	135	43	14	ug/kg	
111-91-1	bis(2-Chloroethoxy)methane	ND	87	9.3	ug/kg	
111-44-4	bis(2-Chloroethyl)ether	ND	87	19	ug/kg	
108-60-1	2,2'-Oxybis(1-chloropropane)	ND	87	16	ug/kg	
7005-72-3	4-Chlorophenyl phenyl ether	ND	87	14	ug/kg	
121-14-2	2,4-Dinitrotoluene	ND	43	13	ug/kg	
606-20-2	2,6-Dinitrotoluene	ND	43	22	ug/kg	
91-94-1	3,3'-Dichlorobenzidine	ND	87	36	ug/kg	
123-91-1	1,4-Dioxane [c]	ND	43	29	ug/kg	
53-70-3	Dibenzo(a,h)anthracene	24.9	43	19	ug/kg	J
132-64-9	Dibenzofuran	140	87	18	ug/kg	
84-74-2	Di-n-butyl phthalate	ND	87	7.1	ug/kg	
117-84-0	Di-n-octyl phthalate	ND	87	11	ug/kg	
84-66-2	Diethyl phthalate	ND	87	9.3	ug/kg	
131-11-3	Dimethyl phthalate	ND	87	7.7	ug/kg	
117-81-7	bis(2-Ethylhexyl)phthalate	13.4	87	10	ug/kg	J
206-44-0	Fluoranthene	261	43	19	ug/kg	
86-73-7	Fluorene	112	43	20	ug/kg	
118-74-1	Hexachlorobenzene	ND	87	11	ug/kg	
87-68-3	Hexachlorobutadiene	ND	43	17	ug/kg	
77-47-4	Hexachlorocyclopentadiene	ND	430	17	ug/kg	
67-72-1	Hexachloroethane	ND	220	22	ug/kg	
193-39-5	Indeno(1,2,3-cd)pyrene	68.0	43	20	ug/kg	
78-59-1	Isophorone	ND	87	9.3	ug/kg	
91-57-6	2-Methylnaphthalene	216	43	9.8	ug/kg	
88-74-4	2-Nitroaniline	ND	220	10	ug/kg	
99-09-2	3-Nitroaniline	ND	220	11	ug/kg	
100-01-6	4-Nitroaniline	ND	220	11	ug/kg	
91-20-3	Naphthalene	259	43	12	ug/kg	
98-95-3	Nitrobenzene	ND	87	17	ug/kg	
621-64-7	N-Nitroso-di-n-propylamine	ND	87	13	ug/kg	
86-30-6	N-Nitrosodiphenylamine	ND	220	16	ug/kg	
85-01-8	Phenanthrene	245	43	15	ug/kg	
129-00-0	Pyrene	327	43	14	ug/kg	
95-94-3	1,2,4,5-Tetrachlorobenzene	ND	220	11	ug/kg	

CAS No.	Surrogate Recoveries	Run# 1	Run# 2	Limits
367-12-4	2-Fluorophenol	71%		7-101%

ND = Not detected MDL = Method Detection Limit
RL = Reporting Limit
E = Indicates value exceeds calibration range
J = Indicates an estimated value
B = Indicates analyte found in associated method blank
N = Indicates presumptive evidence of a compound

Report of Analysis

Client Sample ID:	R1-SB-11(6-6.5)		
Lab Sample ID:	JD27540-18	**Date Sampled:**	06/29/21
Matrix:	SO - Soil	**Date Received:**	06/30/21
Method:	SW846 8270E SW846 3546	**Percent Solids:**	75.9
Project:	Remedial Investigation, 247 North Avenue, New Rochelle, NY		

ABN TCL List (SOM0 2.0)

CAS No.	Surrogate Recoveries	Run# 1	Run# 2	Limits
4165-62-2	Phenol-d5	65%		12-101%
118-79-6	2,4,6-Tribromophenol	79%		10-127%
4165-60-0	Nitrobenzene-d5	79%		15-114%
321-60-8	2-Fluorobiphenyl	81%		22-104%
1718-51-0	Terphenyl-d14	96%		23-121%

CAS No.	Tentatively Identified Compounds	R.T.	Est. Conc.	Units	Q
	System artifact/aldol-condensation	3.20	190	ug/kg	J
13798-23-7	Sulfur	6.93	180	ug/kg	JN
	Alkane	7.60	190	ug/kg	J
	Unknown	8.98	280	ug/kg	J
	Unknown	9.24	260	ug/kg	J
	Unknown	12.47	240	ug/kg	J
	Unknown	13.58	630	ug/kg	J
	Alkane	13.85	340	ug/kg	J
	Unknown	14.48	700	ug/kg	J
	Alkane	14.72	510	ug/kg	J
	Unknown	14.82	200	ug/kg	J
	Unknown	15.68	260	ug/kg	J
	Unknown	15.90	970	ug/kg	J
	Unknown	16.14	1100	ug/kg	J
	Unknown	16.35	250	ug/kg	J
	Total TIC, Semi-Volatile		6110	ug/kg	J

(a) Associated CCV outside of control limits low. Low-level verification was analyzed to demonstrate system suitability to detect affected analytes. Sample was ND. This compound is outside the control limits biased low in the associated BS.
(b) This compound is outside the control limits biased low in the associated BS.
(c) Associated CCV outside of control limits high, sample was ND.

Report of Analysis

Client Sample ID:	R1-SB-11(6-6.5)		
Lab Sample ID:	JD27540-18	**Date Sampled:**	06/29/21
Matrix:	SO - Soil	**Date Received:**	06/30/21
Method:	SW846 8270E BY SIM SW846 3546	**Percent Solids:**	75.9
Project:	Remedial Investigation, 247 North Avenue, New Rochelle, NY		

	File ID	DF	Analyzed	By	Prep Date	Prep Batch	Analytical Batch
Run #1	4P46388.D	1	07/03/21 08:22	CS	07/01/21 09:00	OP34109A	E4P2431
Run #2							

	Initial Weight	Final Volume
Run #1	30.3 g	1.0 ml
Run #2		

CAS No.	Compound	Result	RL	MDL	Units	Q
123-91-1	1,4-Dioxane	ND	4.3	2.2	ug/kg	

CAS No.	Surrogate Recoveries	Run# 1	Run# 2	Limits
4165-60-0	Nitrobenzene-d5	81%		39-90%
321-60-8	2-Fluorobiphenyl	64%		35-84%
1718-51-0	Terphenyl-d14	67%		42-95%

ND = Not detected MDL = Method Detection Limit
RL = Reporting Limit
E = Indicates value exceeds calibration range
J = Indicates an estimated value
B = Indicates analyte found in associated method blank
N = Indicates presumptive evidence of a compound

Report of Analysis

Client Sample ID: R1-SB-11(6-6.5)
Lab Sample ID: JD27540-18 **Date Sampled:** 06/29/21
Matrix: SO - Soil **Date Received:** 06/30/21
Method: SW846 8081B SW846 3546 **Percent Solids:** 75.9
Project: Remedial Investigation, 247 North Avenue, New Rochelle, NY

	File ID	DF	Analyzed	By	Prep Date	Prep Batch	Analytical Batch
Run #1 [a]	1G167745.D	1	07/07/21 14:44	TC	07/02/21 11:15	OP34113	G1G5717
Run #2							

	Initial Weight	Final Volume
Run #1	15.2 g	10.0 ml
Run #2		

Pesticide TCL List

CAS No.	Compound	Result	RL	MDL	Units	Q
309-00-2	Aldrin	ND	0.87	0.71	ug/kg	
319-84-6	alpha-BHC	ND	0.87	0.70	ug/kg	
319-85-7	beta-BHC	ND	0.87	0.78	ug/kg	
319-86-8	delta-BHC	ND	0.87	0.83	ug/kg	
58-89-9	gamma-BHC (Lindane)	ND	0.87	0.64	ug/kg	
5103-71-9	alpha-Chlordane	ND	0.87	0.70	ug/kg	
5103-74-2	gamma-Chlordane	ND	0.87	0.39	ug/kg	
60-57-1	Dieldrin	ND	0.87	0.60	ug/kg	
72-54-8	4,4'-DDD	ND	0.87	0.80	ug/kg	
72-55-9	4,4'-DDE	ND	0.87	0.76	ug/kg	
50-29-3	4,4'-DDT	ND	0.87	0.77	ug/kg	
72-20-8	Endrin	ND	0.87	0.67	ug/kg	
1031-07-8	Endosulfan sulfate	ND	0.87	0.68	ug/kg	
7421-93-4	Endrin aldehyde	ND	0.87	0.49	ug/kg	
959-98-8	Endosulfan-I	ND	0.87	0.50	ug/kg	
33213-65-9	Endosulfan-II	ND	0.87	0.54	ug/kg	
76-44-8	Heptachlor	ND	0.87	0.75	ug/kg	
1024-57-3	Heptachlor epoxide	ND	0.87	0.61	ug/kg	
72-43-5	Methoxychlor	ND	1.7	0.69	ug/kg	
53494-70-5	Endrin ketone	ND	0.87	0.63	ug/kg	
8001-35-2	Toxaphene	ND	22	20	ug/kg	

CAS No.	Surrogate Recoveries	Run# 1	Run# 2	Limits
877-09-8	Tetrachloro-m-xylene	71%		27-138%
877-09-8	Tetrachloro-m-xylene	75%		27-138%
2051-24-3	Decachlorobiphenyl	52%		10-179%
2051-24-3	Decachlorobiphenyl	68%		10-179%

(a) Had TBA cleanup.

ND = Not detected MDL = Method Detection Limit
RL = Reporting Limit
E = Indicates value exceeds calibration range
J = Indicates an estimated value
B = Indicates analyte found in associated method blank
N = Indicates presumptive evidence of a compound

Report of Analysis

Client Sample ID: R1-SB-11(6-6.5)
Lab Sample ID: JD27540-18 **Date Sampled:** 06/29/21
Matrix: SO - Soil **Date Received:** 06/30/21
Method: SW846 8082A SW846 3546 **Percent Solids:** 75.9
Project: Remedial Investigation, 247 North Avenue, New Rochelle, NY

	File ID	DF	Analyzed	By	Prep Date	Prep Batch	Analytical Batch
Run #1	RK1196.D	1	07/06/21 10:26	CP	07/02/21 11:15	OP34114	GRK30
Run #2							

	Initial Weight	Final Volume
Run #1	15.2 g	10.0 ml
Run #2		

PCB List

CAS No.	Compound	Result	RL	MDL	Units	Q
12674-11-2	Aroclor 1016	ND	43	20	ug/kg	
11104-28-2	Aroclor 1221	ND	43	27	ug/kg	
11141-16-5	Aroclor 1232	ND	43	28	ug/kg	
53469-21-9	Aroclor 1242	ND	43	18	ug/kg	
12672-29-6	Aroclor 1248	ND	43	39	ug/kg	
11097-69-1	Aroclor 1254	ND	43	23	ug/kg	
11096-82-5	Aroclor 1260	ND	43	18	ug/kg	
11100-14-4	Aroclor 1268	ND	43	18	ug/kg	
37324-23-5	Aroclor 1262	ND	43	28	ug/kg	

CAS No.	Surrogate Recoveries	Run# 1	Run# 2	Limits
877-09-8	Tetrachloro-m-xylene	63%		24-152%
877-09-8	Tetrachloro-m-xylene	79%		24-152%
2051-24-3	Decachlorobiphenyl	45%		10-172%
2051-24-3	Decachlorobiphenyl	89%		10-172%

ND = Not detected MDL = Method Detection Limit
RL = Reporting Limit
E = Indicates value exceeds calibration range
J = Indicates an estimated value
B = Indicates analyte found in associated method blank
N = Indicates presumptive evidence of a compound

Report of Analysis

Client Sample ID: R1-SB-11(6-6.5)
Lab Sample ID: JD27540-18
Matrix: SO - Soil
Date Sampled: 06/29/21
Date Received: 06/30/21
Percent Solids: 75.9
Project: Remedial Investigation, 247 North Avenue, New Rochelle, NY

Metals Analysis

Analyte	Result	RL	Units	DF	Prep	Analyzed	By	Method	Prep Method
Aluminum	13700	63	mg/kg	1	07/06/21	07/07/21	ND	SW846 6010D [2]	SW846 3050B [3]
Antimony	< 2.5	2.5	mg/kg	1	07/06/21	07/07/21	ND	SW846 6010D [2]	SW846 3050B [3]
Arsenic	9.6	2.5	mg/kg	1	07/06/21	07/07/21	ND	SW846 6010D [2]	SW846 3050B [3]
Barium	183	25	mg/kg	1	07/06/21	07/07/21	ND	SW846 6010D [2]	SW846 3050B [3]
Beryllium	0.58	0.25	mg/kg	1	07/06/21	07/07/21	ND	SW846 6010D [2]	SW846 3050B [3]
Cadmium	< 0.63	0.63	mg/kg	1	07/06/21	07/07/21	ND	SW846 6010D [2]	SW846 3050B [3]
Calcium	20800	630	mg/kg	1	07/06/21	07/07/21	ND	SW846 6010D [2]	SW846 3050B [3]
Chromium	25.7	1.3	mg/kg	1	07/06/21	07/07/21	ND	SW846 6010D [2]	SW846 3050B [3]
Cobalt	7.1	6.3	mg/kg	1	07/06/21	07/07/21	ND	SW846 6010D [2]	SW846 3050B [3]
Copper	44.5	3.2	mg/kg	1	07/06/21	07/07/21	ND	SW846 6010D [2]	SW846 3050B [3]
Iron	19800	63	mg/kg	1	07/06/21	07/07/21	ND	SW846 6010D [2]	SW846 3050B [3]
Lead	851	2.5	mg/kg	1	07/06/21	07/07/21	ND	SW846 6010D [2]	SW846 3050B [3]
Magnesium	5310	630	mg/kg	1	07/06/21	07/07/21	ND	SW846 6010D [2]	SW846 3050B [3]
Manganese	283	1.9	mg/kg	1	07/06/21	07/07/21	ND	SW846 6010D [2]	SW846 3050B [3]
Mercury	0.091	0.043	mg/kg	1	07/06/21	07/06/21	MS	SW846 7471B [1]	SW846 7471B [4]
Nickel	21.3	5.0	mg/kg	1	07/06/21	07/07/21	ND	SW846 6010D [2]	SW846 3050B [3]
Potassium	2550	1300	mg/kg	1	07/06/21	07/07/21	ND	SW846 6010D [2]	SW846 3050B [3]
Selenium	< 2.5	2.5	mg/kg	1	07/06/21	07/07/21	ND	SW846 6010D [2]	SW846 3050B [3]
Silver	< 0.63	0.63	mg/kg	1	07/06/21	07/07/21	ND	SW846 6010D [2]	SW846 3050B [3]
Sodium	< 1300	1300	mg/kg	1	07/06/21	07/07/21	ND	SW846 6010D [2]	SW846 3050B [3]
Thallium	< 1.3	1.3	mg/kg	1	07/06/21	07/07/21	ND	SW846 6010D [2]	SW846 3050B [3]
Vanadium	29.3	6.3	mg/kg	1	07/06/21	07/07/21	ND	SW846 6010D [2]	SW846 3050B [3]
Zinc	200	6.3	mg/kg	1	07/06/21	07/07/21	ND	SW846 6010D [2]	SW846 3050B [3]

(1) Instrument QC Batch: MA50767
(2) Instrument QC Batch: MA50802
(3) Prep QC Batch: MP27287
(4) Prep QC Batch: MP27326

RL = Reporting Limit

Report of Analysis

Client Sample ID:	R1-SB-11(6-6.5)		
Lab Sample ID:	JD27540-18	**Date Sampled:**	06/29/21
Matrix:	SO - Soil	**Date Received:**	06/30/21
		Percent Solids:	75.9
Project:	Remedial Investigation, 247 North Avenue, New Rochelle, NY		

General Chemistry

Analyte	Result	RL	Units	DF	Analyzed	By	Method
Cyanide	< 0.27	0.27	mg/kg	1	07/06/21 14:39	LV	SW846 9012B/LACHAT
Solids, Percent	75.9		%	1	07/01/21 16:13	BG	SM2540 G 18TH ED MOD

RL = Reporting Limit

Report of Analysis

Client Sample ID:	R1-SB-11(6-6.5)		
Lab Sample ID:	JD27540-18A	**Date Sampled:**	06/29/21
Matrix:	SO - Soil	**Date Received:**	06/30/21
Method:	EPA 537M BY ID IN HOUSE	**Percent Solids:**	75.9
Project:	Remedial Investigation, 247 North Avenue, New Rochelle, NY		

	File ID	DF	Analyzed	By	Prep Date	Prep Batch	Analytical Batch
Run #1 [a]	2Q71467.D	1	07/07/21 20:41	AFL	07/06/21 07:00	F:OP86217	F:S2Q1025
Run #2							

	Initial Weight	Final Volume
Run #1	2.07 g	1.0 ml
Run #2		

PFAS List

CAS No.	Compound	Result	RL	MDL	Units	Q
PERFLUOROALKYLCARBOXYLIC ACIDS						
375-22-4	Perfluorobutanoic acid	ND	1.3	0.48	ug/kg	
2706-90-3	Perfluoropentanoic acid	ND	0.64	0.32	ug/kg	
307-24-4	Perfluorohexanoic acid	ND	0.64	0.32	ug/kg	
375-85-9	Perfluoroheptanoic acid	ND	0.64	0.32	ug/kg	
335-67-1	Perfluorooctanoic acid	ND	0.64	0.32	ug/kg	
375-95-1	Perfluorononanoic acid	ND	0.64	0.32	ug/kg	
335-76-2	Perfluorodecanoic acid	ND	0.64	0.32	ug/kg	
2058-94-8	Perfluoroundecanoic acid	ND	0.64	0.32	ug/kg	
307-55-1	Perfluorododecanoic acid	ND	0.64	0.32	ug/kg	
72629-94-8	Perfluorotridecanoic acid	ND	0.64	0.34	ug/kg	
376-06-7	Perfluorotetradecanoic acid	ND	0.64	0.32	ug/kg	
PERFLUOROALKYLSULFONIC ACIDS						
375-73-5	Perfluorobutanesulfonic acid	ND	0.64	0.32	ug/kg	
355-46-4	Perfluorohexanesulfonic acid	ND	0.64	0.32	ug/kg	
375-92-8	Perfluoroheptanesulfonic acid	ND	0.64	0.32	ug/kg	
1763-23-1	Perfluorooctanesulfonic acid	ND	0.64	0.32	ug/kg	
335-77-3	Perfluorodecanesulfonic acid	ND	0.64	0.32	ug/kg	
PERFLUOROOCTANESULFONAMIDES						
754-91-6	PFOSA	ND	0.64	0.32	ug/kg	
PERFLUOROOCTANESULFONAMIDOACETIC ACIDS						
2355-31-9	MeFOSAA	ND	1.3	0.64	ug/kg	
2991-50-6	EtFOSAA	ND	1.3	0.64	ug/kg	
FLUOROTELOMER SULFONATES						
27619-97-2	6:2 Fluorotelomer sulfonate	ND	1.3	0.32	ug/kg	
39108-34-4	8:2 Fluorotelomer sulfonate	ND	1.3	0.32	ug/kg	

ND = Not detected MDL = Method Detection Limit
RL = Reporting Limit
E = Indicates value exceeds calibration range
J = Indicates an estimated value
B = Indicates analyte found in associated method blank
N = Indicates presumptive evidence of a compound

Report of Analysis

Client Sample ID:	R1-SB-11(6-6.5)		
Lab Sample ID:	JD27540-18A	**Date Sampled:**	06/29/21
Matrix:	SO - Soil	**Date Received:**	06/30/21
Method:	EPA 537M BY ID IN HOUSE	**Percent Solids:**	75.9
Project:	Remedial Investigation, 247 North Avenue, New Rochelle, NY		

PFAS List

CAS No.	ID Standard Recoveries	Run# 1	Run# 2	Limits
	13C4-PFBA	98%		40-140%
	13C5-PFPeA	98%		50-150%
	13C5-PFHxA	98%		50-150%
	13C4-PFHpA	98%		50-150%
	13C8-PFOA	101%		50-150%
	13C9-PFNA	102%		50-150%
	13C6-PFDA	103%		50-150%
	13C7-PFUnDA	102%		40-140%
	13C2-PFDoDA	96%		40-140%
	13C2-PFTeDA	100%		30-130%
	13C3-PFBS	95%		50-150%
	13C3-PFHxS	91%		50-150%
	13C8-PFOS	95%		50-150%
	13C8-FOSA	99%		30-130%
	d3-MeFOSAA	95%		40-140%
	d5-EtFOSAA	97%		40-140%
	13C2-6:2FTS	94%		50-150%
	13C2-8:2FTS	96%		50-150%

(a) Analysis performed at SGS Orlando, FL.

ND = Not detected MDL = Method Detection Limit
RL = Reporting Limit
E = Indicates value exceeds calibration range

J = Indicates an estimated value
B = Indicates analyte found in associated method blank
N = Indicates presumptive evidence of a compound

Misc. Forms

Custody Documents and Other Forms

Includes the following where applicable:

- Chain of Custody
- Chain of Custody (SGS Orlando, FL)

SGS

SO
SLL

CHAIN OF CUSTODY

SGS North America Inc. - Dayton
2235 Route 130, Dayton, NJ 08810
TEL. 732-329-0200 FAX: 732-329-3499/3480
www.sgs.com/ehsusa

EHSA-QAC-0023-02-FORM-Standard COC

Page 1 of 2 PH

FED-EX Tracking #
SGS Quote #
Bottle Order Control # KR-062421-98
SGS Job # JD 27540

Client / Reporting Information

Company Name: SESI CONSULTING
Street Address: 12 A MAPLE AVE
City / State / Zip: PINEBROOK NJ
Project Contact: Jesse M
E-mail: JAM@sesi.org
Phone #: 973-800-9050
Sampler(s) Name(s): Denisse A
Phone #: 973-768-6251

Project Information

Project Name: R1 (Remedial Investigation)
Street: 247 North Ave
City / State: New Rochelle NY
Project #: 10908, phase 6
Client Purchase Order #:
Project Manager: Jesse M

Billing Information (if different from Report to)
Company Name: Capelli
Street Address:
City / State / Zip:
Attention: Kevin McManus

Requested Analysis

SGS Sample #	Field ID / Point of Collection	MEOH/DI Vial #	Collection Date	Collection Time	Sampled by	Grab (G) Comp (C)	Matrix	# of bottles	HCl	NaOH	HNO_3	H_2SO_4	NONE	DI Water	MEOH	ENCORE	TAL/TCL+30	PFAS	1,4-Dioxane	TCLSVOCs, TAL Metals	LAB USE ONLY
1	R1-SB-1 (1.5-2.0)	•	06/29/2021	0830	DA		SO	6								3	X	X	X		B24
2	R1-SB-1 (5.0-5.5)	•		0845				6								3	X	X	X		P9
3	R1-SB-1 (11-11.5)	•		0850				6								3	X	X	X		SUB
4	R1-SB-2 (3-3.5)			0930				1					1							X	1462
5	R1-SB-2 (6-6.5)			0935				1					1							X	4991
6	R1-SB-3 (1-1.5)			1015				1					1							X	
7	R1-SB-3 (7-7.5)			1030				1					1							X	
8	R1-SB-3 (12-12.5)			1045				1					1							X	
9	R1-SB-4 (4-4.5)			1050				1					1							X	
10	R1-SB-4 (8-8.5)			1055				1					1							X	
11	R1-SB-5 (3.5-4.0)			1130				1					1							X	
12	R1-SB-5 (7.5-8.0)			1135				1					1							X	

Matrix Codes

DW - Drinking Water
GW - Ground Water
WW - Water
SW - Surface Water
SO - Soil
SL - Sludge
SED - Sediment
OI - Oil
LIQ - Other Liquid
AIR - Air
SOL - Other Solid
WP - Wipe
FB - Field Blank
EB - Equipment Blank
RB - Rinse Blank
TB - Trip Blank

Turn Around Time (Business Days)

Approved By (SGS PM): / Date:

- [ ] 10 Business Days
- [ ] 5 Business Days
- [ ] 3 Business Days*
- [ ] 2 Business Days*
- [ ] 1 Business Day*
- [x] Other 4 DAYS

All data available via Lablink

* Approval needed for 1-3 Business Day TAT

Deliverable

- [ ] Commercial "A" (Level 1)
- [ ] Commercial "B" (Level 2)
- [ ] NJ Reduced (Level 3)
- [ ] Full Tier I (Level 4)
- [ ] Commercial "C"
- [ ] NJ DKQP
- [ ] NYASP Category A
- [x] NYASP Category B
- [ ] MA MCP Criteria
- [ ] CT RCP Criteria
- [ ] State Forms
- [ ] EDD Format
- [ ] DOD-QSM5

Commercial "A" = Results only; Commercial "B" = Results + QC Summary
Commercial "C" = Results + QC Summary + Partial Raw data

Comments / Special Instructions

• 3 x 5g Encore

INITIAL ASESSMENT TS 2B

LABEL VERIFICATION

http://www.sgs.com/en/terms-and-conditions

Sample Custody must be documented below each time samples change possession, including courier delivery.

Relinquished by:	Date / Time:	Received By:	Relinquished By:	Date / Time:	Received By:
1 Denisse	06/29/2021	1 Joseph A. 6/30/21 9am	2 Joseph A. 6/30/21	17:42	2 Jeemit Pate
3		3	4		4
5		5	Custody Seal #		

☐ Intact ☐ Not intact | Preserved where applicable Absent ☐ Therm. ID: | On Ice ☑ | Cooler Temp. °C 4.6 dp

JD27540: Chain of Custody
Page 1 of 4

CHAIN OF CUSTODY

SGS North America Inc. - Dayton
2235 Route 130, Dayton, NJ 08810
TEL. 732-329-0200 FAX: 732-329-3499/3480
www.sgs.com/ehsusa

EHSA-QAC-0023-02-FORM-Standard COC

Page 2 of 2

FED-EX Tracking #: | Bottle Order Control #:
SGS Quote #: | SGS Job #: JD 27540

Client / Reporting Information

Company Name: JESI CONSULTING
Street Address: 12A MAPLE AVE
City State Zip: PINEBROOK NJ
Project Contact E-mail: Jesse M JAMesesi.org
Phone #: 973-800-9050
Sampler(s) Name(s) Phone #: Denise A 973-768-6251

Project Information

Project Name: R1 (Remedial Investigation)
Street: 247 North Ave
City State: New Rochelle, NY
Project #: 10908, phase 6
Client Purchase Order #:
Project Manager: Jesse M

Billing Information (if different from Report to)

Company Name: Capelli
Street Address:
City State Zip:
Attention: Kevin McManus

Requested Analysis

SGS Sample #	Field ID / Point of Collection	MEOH/DI Vial #	Collection Date	Collection Time	Sampled by	Grab (G) Comp (C)	Matrix	# of bottles	HCl	NaOH	HNO_3	H_2SO_4	NONE	DI Water	MEOH	ENCORE	TAL/TCL+30	PFAS	1,4-Dioxane	TCL SVOCs, TAL Metals	VOC+15
13	R1-SB-6 (3.5-4.0)	•	04/29/2021	1230	DA	G	SO	6								3	x	x	x		
14	R1-SB-6 (5.5-6.0)	•		1245				6								3	x	x	x		
15	R1-SB-12 (3.5-4.0)			1330				1					1							x	
16	R1-SB-12 (6.5-7.0)			1400				1					1							x	
17	R1-SB-11 (1.5-2.0)	•		1445				6								3	x	x	x		
18	R1-SB-11 (6-6.5)	•		1450				6								3	x	x	x		
19	TRIP BLANK		04/29/2021	—		G	DI	3	3												x

Matrix Codes: DW - Drinking Water; GW - Ground Water; WW - Water; SW - Surface Water; SO - Soil; SL- Sludge; SED- Sediment; OI - Oil; LIQ - Other Liquid; AIR - Air; SOL - Other Solid; WP - Wipe; FB - Field Blank; EB-Equipment Blank; RB - Rinse Blank; TB - Trip Blank

LAB USE ONLY

Turn Around Time (Business Days)

Approved By (SGS PM): / Date:

- [ ] 10 Business Days
- [ ] 5 Business Days
- [ ] 3 Business Days*
- [ ] 2 Business Days*
- [ ] 1 Business Day*
- [x] Other 4 DAYS

All data available via Lablink
* Approval needed for 1-3 Business Day TAT

Deliverable

- [ ] Commercial "A" (Level 1)
- [ ] Commercial "B" (Level 2)
- [ ] NJ Reduced (Level 3)
- [ ] Full Tier I (Level 4)
- [ ] Commercial "C"
- [ ] NJ DKQP
- [ ] NYASP Category A
- [x] NYASP Category B
- [ ] MA MCP Criteria
- [ ] CT RCP Criteria
- [ ] State Forms
- [ ] EDD Format
- [ ] DOD-QSM5

Commercial "A" = Results only; Commercial "B" = Results + QC Summary
Commercial "C" = Results + QC Summary + Partial Raw data

Comments / Special Instructions

• 3 x 5g Encore

http://www.sgs.com/en/terms-and-conditions

Sample Custody must be documented below each time samples change possession, including courier delivery.

	Relinquished by:	Date / Time:	Received By:	Relinquished By:	Date / Time:	Received By:
1		04/29/2021 06	Joseph H.	2 Joseph H. 6/30/21 9am	17:42	2 Jeemit Patel
3		Date / Time:	Received By:	Relinquished By: 4	Date / Time:	Received By: 4
5		Date / Time:	Received By: 5	Custody Seal #	Intact / Not intact	Preserved where applicable / Absent / Therm. ID:	On Ice ✓	Cooler Temp. °C 3.9

SGS Sample Receipt Summary

Job Number: JD27540 **Client:** SESI CONSULTING ENGINEERS **Project:** 247 NORTH AVENUE, NEW ROCHELLE, NY

Date / Time Received: 6/30/2021 5:42:00 PM **Delivery Method:** **Airbill #'s:**

Cooler Temps (Raw Measured) °C: Cooler 1: (4.6);

Cooler Temps (Corrected) °C: Cooler 1: (3.9);

Cooler Security	Y	or	N		Y	or	N
1. Custody Seals Present:	☑		☐	3. COC Present:	☑		☐
2. Custody Seals Intact:	☑		☐	4. Smpl Dates/Time OK	☑		☐

Cooler Temperature	Y	or	N
1. Temp criteria achieved:	☑		☐
2. Cooler temp verification:	IR Gun		
3. Cooler media:	Ice (Bag)		
4. No. Coolers:	1		

Quality Control Preservation	Y	or	N	N/A
1. Trip Blank present / cooler:	☑		☐	☐
2. Trip Blank listed on COC:	☑		☐	☐
3. Samples preserved properly:	☑		☐	
4. VOCs headspace free:	☑		☐	☐

Sample Integrity - Documentation	Y	or	N
1. Sample labels present on bottles:	☑		☐
2. Container labeling complete:	☑		☐
3. Sample container label / COC agree:	☑		☐

Sample Integrity - Condition	Y	or	N
1. Sample recvd within HT:	☑		☐
2. All containers accounted for:	☑		☐
3. Condition of sample:	Intact		

Sample Integrity - Instructions	Y	or	N	N/A
1. Analysis requested is clear:	☑		☐	
2. Bottles received for unspecified tests	☐		☑	
3. Sufficient volume recvd for analysis:	☑		☐	
4. Compositing instructions clear:	☐		☐	☑
5. Filtering instructions clear:	☐		☐	☑

Test Strip Lot #s: pH 1-12: 212820 pH 12+: 203117A Other: (Specify)

Comments: 1). Did not received Trip Bank. Please confirm

SM089-02 Rev. Date 12/1/16

Responded to by: Michelle

Response Date: 7/1

Please proceed per Jesse Mausner

JD27540: Chain of Custody
Page 4 of 4

CHAIN OF CUSTODY

SGS

2235 Route 130, Dayton, NJ 08810
TEL. 732-329-0200 FAX: 732-329-3499/3480

FED-EX Tracking #: | Bottle Order Control #:
SGS Quote #: | SGS Job #: JD27540

Client / Reporting Information

Company Name: SGS North America Inc.
Street Address: 2235 Route 130
City: Dayton State: NJ Zip: 08810
Project Contact: Kelly.Ramos@sgs.com E-mail:
Phone #: 732-329-0200 Fax #:
Sampler(s) Name(s): DA Phone:

Project Information

Project Name: 247 North Avenue, New Rochelle, NY
Street:
City: State:
Project #:
Client Purchase Order #:
Project Manager:

Billing Information (if different from Report to)

Company Name:
Street Address:
City: State: Zip:
Attention:

Requested Analysis (see TEST CODE sheet)

LCID537NY21

Matrix Codes

DW - Drinking Water
GW - Ground Water
WW - Water
SW - Surface Water
SO - Soil
SL- Sludge
SED-Sediment
OI - Oil
LIQ - Other Liquid
AIR - Air
SOL - Other Solid
WP - Wipe
FB-Field Blank
EB-Equipment Blank
RB- Rinse Blank
TB-Trip Blank

SGS Sample #	Field ID / Point of Collection	MEOH/DI Vial #	Collection Date	Collection Time	Sampled by	Matrix	# of bottles	Number of preserved Bottles: HCl	NaOH	HNO3	H2SO4	NONE	DI Water	MEOH	ENCORE	LAB USE ONLY
1A	R1-SB-1(1.5-2.0)		6/29/21	8:30:00 AM	DA	SO										X
2A	R1-SB-1(5.0-5.5)		6/29/21	8:45:00 AM	DA	SO										X
3A	R1-SB-1(11-11.5)		6/29/21	8:50:00 AM	DA	SO										X
13A	R1-SB-6(3.5-4.0)		6/29/21	12:30:00 PM	DA	SO										X
14A	R1-SB-6(5.5-6.0)		6/29/21	12:45:00 PM	DA	SO										X
17A	R1-SB-11(1.5-2.0)		6/29/21	2:45:00 PM	DA	SO										X
18A	R1-SB-11(6-6.5)		6/29/21	2:50:00 PM	DA	SO										X

Turnaround Time (Business days)

Approved By (SGS PM): / Date:

- [ ] Std. 10 Business Days
- [ ] 5 Day RUSH
- [ ] 3 Day EMERGENCY
- [ ] 2 Day EMERGENCY
- [ ] 1 Day EMERGENCY
- [X] other 9

Emergency & Rush T/A data available VIA Lablink

Data Deliverable Information

- [ ] Commercial "A" (Level 1)
- [ ] Commercial "B" (Level 2)
- [ ] FULLT1 (Level 3+4)
- [ ] NJ Reduced
- [ ] Commercial "C"
- [ ] NYASP Category A
- [ ] NYASP Category B
- [ ] State Forms
- [ ] EDD Format
- [X] Other NYASPB

Commercial "A" = Results Only
Commercial "B" = Results + QC Summary
NJ Reduced = Results + QC Summary + Partial Raw data

Comments / Special Instructions

INITIAL ASSESSMENT
LABEL VERIFICATION

Sample Custody must be documented below each time samples change possession, including courier delivery.

Relinquished by Sampler: 1	Date Time: 7/1/21 19:00	Received By: 1 FedEx	Relinquished By: 2 FX	Date Time: 7/2/21 1910	Received By: 2		
Relinquished by Sampler: 3	Date Time:	Received By: 3	Relinquished By: 4	Date Time:	Received By: 4		
Relinquished by: 5	Date Time:	Received By: 5	Custody Seal #	Intact / Not intact	Preserved where applicable	On Ice	Cooler Temp. 2.6 -0.1

SGS Sample Receipt Summary

Job Number: JD27540 **Client:** DAYTON **Project:** 247 NOTH AVENUE, NEW ROCHELLE, NY

Date / Time Received: 7/2/2021 2:10:00 PM **Delivery Method:** FED EX **Airbill #'s:** 925109042450

Therm ID: IR 1; **Therm CF:** 0.2; **# of Coolers:** 1

Cooler Temps (Raw Measured) °C: Cooler 1: (2.6);

Cooler Temps (Corrected) °C: Cooler 1: (2.8);

Cooler Information	Y	or	N
1. Custody Seals Present	☑		☐
2. Custody Seals Intact	☑		☐
3. Temp criteria achieved	☑		☐
4. Cooler temp verification	IR Gun		
5. Cooler media	Ice (Bag)		

Trip Blank Information	Y	or	N	N/A
1. Trip Blank present / cooler	☐		☐	☑
2. Trip Blank listed on COC	☐		☐	☑

	W	or	S	N/A
3. Type Of TB Received	☐		☐	☑

Sample Information	Y	or	N	N/A
1. Sample labels present on bottles	☑		☐	
2. Samples preserved properly	☑		☐	
3. Sufficient volume/containers recvd for analysis:	☑		☐	
4. Condition of sample	Intact			
5. Sample recvd within HT	☑		☐	
6. Dates/Times/IDs on COC match Sample Label	☑		☐	
7. VOCs have headspace	☐		☐	☑
8. Bottles received for unspecified tests	☐		☑	
9. Compositing instructions clear	☐		☐	☑
10. Voa Soil Kits/Jars received past 48hrs?	☐		☐	☑
11. % Solids Jar received?	☐		☐	☑
12. Residual Chlorine Present?	☐		☐	☑

Misc. Information

Number of Encores: 25-Gram _____ 5-Gram _____ Number of 5035 Field Kits: _____ Number of Lab Filtered Metals: _____

Test Strip Lot #s: pH 0-3 230315 pH 10-12 219813A Other: (Specify) _____ _____

Residual Chlorine Test Strip Lot #: _____

Comments

SM001
Rev. Date 05/24/17

Technician: CARLOSD Date: 7/2/2021 2:10:00 PM Reviewer: _____ Date: _____

The results set forth herein are provided by SGS North America Inc.

e-Hardcopy 2.0
Automated Report

Technical Report for

SESI Consulting Engineers

Remedial Investigation, 247 North Avenue, New Rochelle, NY 10908, PHASE6

SGS Job Number: JD27540

Sampling Date: 06/29/21



Report to:

SESI Consulting Engineers
12 Maple Avenue Building A
Pine Brook, NJ 07058
jam@sesi.org

ATTN: Jesse Mausner

Total number of pages in report: **2602**

Test results contained within this data package meet the requirements of the National Environmental Laboratory Accreditation Program and/or state specific certification programs as applicable.

Mike Earp
General Manager

Client Service contact: Kelly Ramos 732-329-0200

Certifications: NJ(12129), NY(10983), CA, CT, FL, IL, IN, KS, KY, LA, MA, MD, ME, MN, NC, OH VAP (CL0056), AK (UST-103), AZ (AZ0786), PA, RI, SC, TX, UT, VA, WV, DoD ELAP (ANAB L2248)

This report shall not be reproduced, except in its entirety, without the written approval of SGS.
Test results relate only to samples analyzed.

SGS is the sole authority for authorizing edits or modifications to this document.
Unauthorized modification of this report is strictly prohibited.
Review standard terms at: http://www.sgs.com/en/terms-and-conditions

Please share your ideas about how we can serve you better at:
EHS.US.CustomerCare@sgs.com

October 26, 2021

Mr. Jesse Mausner
SESI Consulting Engineers
12 Maple Avenue Building A
Pin Brook, NJ 07058

RE: SGS – Dayton, Job # JD27540 – Reissues

Dear Mr. Mausner,

The final report for SGS job number JD27540 has been edited to reflect corrections to the results. These edits have been incorporated into the revised report which is attached.

Specifically, the electronic document for prep file MP27287 which covered JD27540-11 has been updated and re-submitted. The initial wet weight for JD27540-11 was 0.986 not 9.986. The attached revised report incorporates these revisions.

SGS apologizes for this occurrence and for any inconvenience this situation may have caused. Please contact me if I can be of further assistance in this matter.

Sincerely,

Kelly P. Ramos

Project Manager

SGS North America Inc.



CONTINUOUS SERVICE IMPROVEMENT!

Our goal is to continuously improve our service to you. Please share your ideas about how we can serve you better at EHS.US.CustomerCare@sgs.com. Your feedback is appreciated!

Sections:

Table of Contents

Section 1: Sample Summary 7
Section 2: Case Narrative/Conformance Summary 9
Section 3: Summary of Hits 16
Section 4: Sample Results 27
4.1: JD27540-1: R1-SB-1(1.5-2.0) 28
4.2: JD27540-1A: R1-SB-1(1.5-2.0) 38
4.3: JD27540-2: R1-SB-1(5.0-5.5) 40
4.4: JD27540-2A: R1-SB-1(5.0-5.5) 50
4.5: JD27540-3: R1-SB-1(11-11.5) 52
4.6: JD27540-3A: R1-SB-1(11-11.5) 62
4.7: JD27540-4: R1-SB-2(3-3.5) 64
4.8: JD27540-5: R1-SB-2(6-6.5) 68
4.9: JD27540-6: R1-SB-3(1-1.5) 72
4.10: JD27540-7: R1-SB-3(7-7.5) 76
4.11: JD27540-8: R1-SB-3(12-12.5) 80
4.12: JD27540-9: R1-SB-4(4-4.5) 84
4.13: JD27540-10: R1-SB-4(8-8.5) 88
4.14: JD27540-11: R1-SB-5(3.5-4.0) 92
4.15: JD27540-12: R1-SB-5(7.5-8.0) 96
4.16: JD27540-13: R1-SB-6(3.5-4.0) 100
4.17: JD27540-13A: R1-SB-6(3.5-4.0) 110
4.18: JD27540-14: R1-SB-6(5.5-6.0) 112
4.19: JD27540-14A: R1-SB-6(5.5-6.0) 122
4.20: JD27540-15: R1-SB-12(3.5-4.0) 124
4.21: JD27540-16: R1-SB-12(6.5-7.0) 128
4.22: JD27540-17: R1-SB-11(1.5-2.0) 132
4.23: JD27540-17A: R1-SB-11(1.5-2.0) 142
4.24: JD27540-18: R1-SB-11(6-6.5) 144
4.25: JD27540-18A: R1-SB-11(6-6.5) 154
Section 5: Misc. Forms 156
5.1: Chain of Custody 157
5.2: Sample Tracking Chronicle 161
5.3: Internal Chain of Custody 168
Section 6: MS Volatiles - QC Data Summaries 187
6.1: Method Blank Summary 188
6.2: Blank Spike Summary 194
6.3: Matrix Spike Summary 200
6.4: Matrix Spike/Matrix Spike Duplicate Summary 204
6.5: Duplicate Summary 206
6.6: Instrument Performance Checks (BFB) 210
6.7: Internal Standard Area Summaries 218
6.8: Surrogate Recovery Summaries 221

Table of Contents

6.9: Initial and Continuing Calibration Summaries 222
6.10: Run Sequence Reports 256
Section 7: MS Volatiles - Raw Data 261
7.1: Samples 262
7.2: Method Blanks 318
7.3: Blank Spikes 345
7.4: Matrix Spike/Matrix Spike Duplicates 357
7.5: Duplicates 373
7.6: Instrument Performance Checks (BFB) 379
7.7: Initial and Continuing Calibrations 391
7.8: Instrument Run Logs 490
Section 8: MS Semi-volatiles - QC Data Summaries 503
8.1: Method Blank Summary 504
8.2: Blank Spike Summary 509
8.3: Blank Spike/Blank Spike Duplicate Summary 512
8.4: Matrix Spike/Matrix Spike Duplicate Summary 513
8.5: Instrument Performance Checks (DFTPP) 517
8.6: Injection/Internal Standard Area Summaries 527
8.7: Isotope Dilution Standard/Surrogate Recovery Summaries 532
8.8: Initial and Continuing Calibration Summaries 534
8.9: Run Sequence Reports 565
Section 9: MS Semi-volatiles - Raw Data 573
9.1: Samples 574
9.2: Method Blanks 874
9.3: Blank Spike/Blank Spike Duplicates 902
9.4: Matrix Spike/Matrix Spike Duplicates 918
9.5: Instrument Performance Checks (DFTPP) 946
9.6: Initial and Continuing Calibrations 996
9.7: Instrument Run Logs 1176
9.8: Prep Logs 1195
Section 10: GC/LC Semi-volatiles - QC Data Summaries 1197
10.1: Method Blank Summary 1198
10.2: Blank Spike Summary 1200
10.3: Matrix Spike/Matrix Spike Duplicate Summary 1202
10.4: Internal Standard Area Summaries 1204
10.5: DDT/Endrin Breakdown Checks 1207
10.6: GC Identification Summaries (Hits) 1211
10.7: Surrogate Recovery Summaries 1221
10.8: GC Surrogate Retention Time Summaries 1223
10.9: Initial and Continuing Calibration Summaries 1229
10.10: Run Sequence Reports 1274
Section 11: GC/LC Semi-volatiles - Raw Data 1281

Table of Contents

11.1: Samples 1282
11.2: Method Blanks 1388
11.3: Blank Spikes 1404
11.4: Matrix Spike/Matrix Spike Duplicates 1430
11.5: DDT/Endrin Breakdown Checks 1480
11.6: Initial and Continuing Calibrations 1526
11.7: Instrument Run Logs 1829
11.8: Prep Logs 1842
Section 12: Metals Analysis - QC Data Summaries 1844
12.1: Inst QC MA50767: Hg 1845
12.2: Inst QC MA50799: Al,Sb,As,Ba,Be,Cd,Ca,Cr,Co,Cu,Fe,Pb,Mg,Mn,Ni,K,Se,Ag, Na,Tl,V,Zn 1866
12.3: Inst QC MA50802: Al,Sb,As,Ba,Be,Cd,Ca,Cr,Co,Cu,Fe,Pb,Mg,Mn,Ni,K,Se,Ag, Na,Tl,V,Zn 1891
12.4: Prep QC MP27287: Al,Sb,As,Ba,Be,Cd,Ca,Cr,Co,Cu,Fe,Pb,Mg,Mn,Ni,K,Se,Ag, Na,Tl,V,Zn 1940
12.5: Prep QC MP27325: Hg 1952
12.6: Prep QC MP27326: Hg 1956
12.7: IDL and Linear Range Summaries 1960
Section 13: Metals Analysis - Raw Data 1964
13.1: Raw Data MA50767 1965
13.2: Raw Data MA50799 1968
13.3: Raw Data MA50802 2009
13.4: Prep Logs 2105
Section 14: General Chemistry - QC Data Summaries 2112
14.1: Method Blank and Spike Results Summary 2113
14.2: Duplicate Results Summary 2114
14.3: Matrix Spike Results Summary 2115
14.4: Inst QC GN19707: Cyanide 2116
14.5: Percent Solids Raw Data Summary 2124
Section 15: General Chemistry - Raw Data 2127
15.1: Raw Data GN19707: Cyanide 2128
Section 16: Misc. Forms (SGS Orlando, FL) 2167
16.1: Chain of Custody 2168
16.2: Sample Tracking Chronicle 2170
Section 17: MS Semi-volatiles - QC Data (SGS Orlando, FL) 2171
17.1: Method Blank Summary 2172
17.2: Blank Spike Summary 2176
17.3: Matrix Spike/Matrix Spike Duplicate Summary 2178
17.4: Isotope Dilution Standard Recovery Summaries 2180
17.5: Initial and Continuing Calibration Summaries 2183
17.6: Run Sequence Reports 2202

Sections:

Table of Contents

Section 18: MS Semi-volatiles - Raw Data (SGS Orlando, FL) 2206
18.1: Samples 2207
18.2: Method Blanks 2263
18.3: Blank Spikes 2281
18.4: Matrix Spike/Matrix Spike Duplicates 2297
18.5: Initial and Continuing Calibrations 2329
18.6: Instrument Run Logs 2593
18.7: Prep Logs 2598
Section 19: Misc. Raw Data 2600
19.1: VOA Soil Prep Log 2601

SGS North America Inc.

Sample Summary

SESI Consulting Engineers

Job No: JD27540

Remedial Investigation, 247 North Avenue, New Rochelle, NY
Project No: 10908,PHASE6

Sample Number	Collected Date	Time	By	Received	Matrix Code	Type	Client Sample ID
This report contains results reported as ND = Not detected. The following applies: Organics ND = Not detected above the MDL							
JD27540-1	06/29/21	08:30	DA	06/30/21	SO	Soil	R1-SB-1(1.5-2.0)
JD27540-1A	06/29/21	08:30	DA	06/30/21	SO	Soil	R1-SB-1(1.5-2.0)
JD27540-2	06/29/21	08:45	DA	06/30/21	SO	Soil	R1-SB-1(5.0-5.5)
JD27540-2A	06/29/21	08:45	DA	06/30/21	SO	Soil	R1-SB-1(5.0-5.5)
JD27540-3	06/29/21	08:50	DA	06/30/21	SO	Soil	R1-SB-1(11-11.5)
JD27540-3A	06/29/21	08:50	DA	06/30/21	SO	Soil	R1-SB-1(11-11.5)
JD27540-4	06/29/21	09:30	DA	06/30/21	SO	Soil	R1-SB-2(3-3.5)
JD27540-5	06/29/21	09:35	DA	06/30/21	SO	Soil	R1-SB-2(6-6.5)
JD27540-6	06/29/21	10:15	DA	06/30/21	SO	Soil	R1-SB-3(1-1.5)
JD27540-7	06/29/21	10:30	DA	06/30/21	SO	Soil	R1-SB-3(7-7.5)
JD27540-8	06/29/21	10:45	DA	06/30/21	SO	Soil	R1-SB-3(12-12.5)
JD27540-9	06/29/21	10:50	DA	06/30/21	SO	Soil	R1-SB-4(4-4.5)

Soil samples reported on a dry weight basis unless otherwise indicated on result page.

Sample Summary
(continued)

SESI Consulting Engineers

Job No: JD27540

Remedial Investigation, 247 North Avenue, New Rochelle, NY
Project No: 10908,PHASE6

Sample Number	Collected Date	Time	By	Received	Matrix Code	Type	Client Sample ID
JD27540-10	06/29/21	10:55	DA	06/30/21	SO	Soil	R1-SB-4(8-8.5)
JD27540-11	06/29/21	11:30	DA	06/30/21	SO	Soil	R1-SB-5(3.5-4.0)
JD27540-12	06/29/21	11:35	DA	06/30/21	SO	Soil	R1-SB-5(7.5-8.0)
JD27540-13	06/29/21	12:30	DA	06/30/21	SO	Soil	R1-SB-6(3.5-4.0)
JD27540-13A	06/29/21	12:30	DA	06/30/21	SO	Soil	R1-SB-6(3.5-4.0)
JD27540-14	06/29/21	12:45	DA	06/30/21	SO	Soil	R1-SB-6(5.5-6.0)
JD27540-14A	06/29/21	12:45	DA	06/30/21	SO	Soil	R1-SB-6(5.5-6.0)
JD27540-15	06/29/21	13:30	DA	06/30/21	SO	Soil	R1-SB-12(3.5-4.0)
JD27540-16	06/29/21	14:00	DA	06/30/21	SO	Soil	R1-SB-12(6.5-7.0)
JD27540-17	06/29/21	14:45	DA	06/30/21	SO	Soil	R1-SB-11(1.5-2.0)
JD27540-17A	06/29/21	14:45	DA	06/30/21	SO	Soil	R1-SB-11(1.5-2.0)
JD27540-18	06/29/21	14:50	DA	06/30/21	SO	Soil	R1-SB-11(6-6.5)
JD27540-18A	06/29/21	14:50	DA	06/30/21	SO	Soil	R1-SB-11(6-6.5)

Soil samples reported on a dry weight basis unless otherwise indicated on result page.

CASE NARRATIVE / CONFORMANCE SUMMARY

Client:	SESI Consulting Engineers	**Job No**	JD27540
Site:	Remedial Investigation, 247 North Avenue, New Rochelle, NY	**Report Date**	7/13/2021 9:14:57 AM

On 06/30/2021, 25 Sample(s), 0 Trip Blank(s) and 0 Field Blank(s) were received at SGS North America Inc. at a maximum corrected temperature of 3.9 C. Samples were intact and chemically preserved, unless noted below. A SGS North America Inc. Job Number of JD27540 was assigned to the project. Laboratory sample ID, client sample ID and dates of sample collection are detailed in the report's Results Summary Section.

Specified quality control criteria were achieved for this job except as noted below. For more information, please refer to the analytical results and QC summary pages.

Compounds qualified as out of range in the continuing calibration summary report are acceptable as per method requirements when there is a high bias but the sample result is non-detect.

MS Volatiles By Method SW846 8260D

Matrix: SO **Batch ID:** V1C7814

- All samples were analyzed within the recommended method holding time.
- Sample(s) JD27495-1MS, JD27495-2DUP were used as the QC samples indicated.
- All method blanks for this batch meet method specific criteria.
- JD27540-2 for Methyl Acetate: Associated CCV outside of control limits high, sample was ND.
- JD27540-1 for Methyl Acetate: Associated CCV outside of control limits high, sample was ND.

Matrix: SO **Batch ID:** V1C7815

- All samples were analyzed within the recommended method holding time.
- Sample(s) JD27614-1MS, JD27614-2DUP were used as the QC samples indicated.
- All method blanks for this batch meet method specific criteria.

Matrix: SO **Batch ID:** V3C7419

- All samples were analyzed within the recommended method holding time.
- Sample(s) JD27437-2MS, JD27437-2MSD were used as the QC samples indicated.
- All method blanks for this batch meet method specific criteria.

MS Semi-volatiles By Method EPA 537M BY ID

Matrix: SO **Batch ID:** F:OP86217

- The data for EPA 537M BY ID meets quality control requirements.
- JD27540-3A: Analysis performed at SGS Orlando, FL.
- JD27540-18A: Analysis performed at SGS Orlando, FL.
- JD27540-14A: Analysis performed at SGS Orlando, FL.
- JD27540-13A: Analysis performed at SGS Orlando, FL.
- JD27540-17A: Analysis performed at SGS Orlando, FL.
- JD27540-2A: Analysis performed at SGS Orlando, FL.
- JD27540-1A: Analysis performed at SGS Orlando, FL.

MS Semi-volatiles By Method SW846 8270E

Matrix: SO **Batch ID:** OP34109

- All samples were extracted within the recommended method holding time.
- All method blanks for this batch meet method specific criteria.
- Sample(s) JD27540-1MS, JD27540-1MSD were used as the QC samples indicated.
- Matrix Spike Recovery(s) for 2,4-Dinitrophenol, 4,6-Dinitro-o-cresol are outside control limits. Outside of in house control limits.
- Matrix Spike Duplicate Recovery(s) for 2,4-Dinitrophenol are outside control limits. Outside of in house control limits.
- JD27540-8 for 1,4-Dioxane: Associated CCV outside of control limits high, sample was ND.
- JD27540-12 for 1,4-Dioxane: Associated CCV outside of control limits high, sample was ND.
- JD27540-11 for 4,6-Dinitro-o-cresol: This compound is outside the control limits biased low in the associated BS.
- JD27540-9 for 1,4-Dioxane: Associated CCV outside of control limits high, sample was ND.
- JD27540-11 for 1,4-Dioxane: Associated CCV outside of control limits high, sample was ND.
- JD27540-9 for 2,4-Dinitrophenol: Associated CCV outside of control limits low. Low-level verification was analyzed to demonstrate system suitability to detect affected analytes. Sample was ND. This compound is outside the control limits biased low in the associated BS.
- JD27540-10 for 2,4-Dinitrophenol: Associated CCV outside of control limits low. Low-level verification was analyzed to demonstrate system suitability to detect affected analytes. Sample was ND. This compound is outside the control limits biased low in the associated BS.
- JD27540-9 for 4,6-Dinitro-o-cresol: This compound is outside the control limits biased low in the associated BS.
- JD27540-17 for 2-Nitroaniline: Associated CCV outside of control limits high, sample was ND.
- JD27540-4 for 4,6-Dinitro-o-cresol: This compound is outside the control limits biased low in the associated BS.
- JD27540-6 for 1,4-Dioxane: Associated CCV outside of control limits high, sample was ND.
- JD27540-7 for 2,4-Dinitrophenol: Associated CCV outside of control limits low. Low-level verification was analyzed to demonstrate system suitability to detect affected analytes. Sample was ND. This compound is outside the control limits biased low in the associated BS.
- JD27540-7 for 4,6-Dinitro-o-cresol: This compound is outside the control limits biased low in the associated BS.
- JD27540-6 for 4,6-Dinitro-o-cresol: This compound is outside the control limits biased low in the associated BS.
- JD27540-8 for 4,6-Dinitro-o-cresol: This compound is outside the control limits biased low in the associated BS.
- JD27540-10 for 1,4-Dioxane: Associated CCV outside of control limits high, sample was ND.
- JD27540-6 for 2,4-Dinitrophenol: Associated CCV outside of control limits low. Low-level verification was analyzed to demonstrate system suitability to detect affected analytes. Sample was ND. This compound is outside the control limits biased low in the associated BS.
- JD27540-7 for 1,4-Dioxane: Associated CCV outside of control limits high, sample was ND.
- JD27540-18 for 2,4-Dinitrophenol: Associated CCV outside of control limits low. Low-level verification was analyzed to demonstrate system suitability to detect affected analytes. Sample was ND. This compound is outside the control limits biased low in the associated BS.
- JD27540-5 for 2,4-Dinitrophenol: Associated CCV outside of control limits low. Low-level verification was analyzed to demonstrate system suitability to detect affected analytes. Sample was ND. This compound is outside the control limits biased low in the associated BS.
- JD27540-5 for 4,6-Dinitro-o-cresol: This compound is outside the control limits biased low in the associated BS.
- JD27540-16 for 1,4-Dioxane: Associated CCV outside of control limits high, sample was ND.
- JD27540-4 for 2,4-Dinitrophenol: Associated CCV outside of control limits low. Low-level verification was analyzed to demonstrate system suitability to detect affected analytes. Sample was ND. This compound is outside the control limits biased low in the associated BS.
- JD27540-16 for 4,6-Dinitro-o-cresol: This compound is outside the control limits biased low in the associated BS.
- JD27540-2 for 4,6-Dinitro-o-cresol: This compound is outside the control limits biased low in the associated BS.
- JD27540-2 for 2,4-Dinitrophenol: Associated CCV outside of control limits low. Low-level verification was analyzed to demonstrate system suitability to detect affected analytes. Sample was ND. This compound is outside the control limits biased low in the associated BS.

MS Semi-volatiles By Method SW846 8270E

Matrix: SO **Batch ID:** OP34109

- JD27540-3 for 4,6-Dinitro-o-cresol: This compound is outside the control limits biased low in the associated BS.
- JD27540-3 for 1,4-Dioxane: Associated CCV outside of control limits high, sample was ND.
- OP34109-BS1 for 4,6-Dinitro-o-cresol: Outside of in house control limits, but within the marginal exceedance limits.
- JD27540-3 for 2,4-Dinitrophenol: Associated CCV outside of control limits low. Low-level verification was analyzed to demonstrate system suitability to detect affected analytes. Sample was ND. This compound is outside the control limits biased low in the associated BS.
- JD27540-1 for 4,6-Dinitro-o-cresol: This compound is outside the control limits biased low in the associated BS.
- JD27540-1 for 2,4-Dinitrophenol: Associated CCV outside of control limits low. Low-level verification was analyzed to demonstrate system suitability to detect affected analytes. Sample was ND. This compound is outside the control limits biased low in the associated BS.
- JD27540-1 for 1,4-Dioxane: Associated CCV outside of control limits high, sample was ND.
- JD27540-2 for 1,4-Dioxane: Associated CCV outside of control limits high, sample was ND.
- JD27540-13 for 1,4-Dioxane: Associated CCV outside of control limits high, sample was ND.
- JD27540-8 for 2,4-Dinitrophenol: Associated CCV outside of control limits low. Low-level verification was analyzed to demonstrate system suitability to detect affected analytes. Sample was ND. This compound is outside the control limits biased low in the associated BS.
- JD27540-14 for 4,6-Dinitro-o-cresol: This compound is outside the control limits biased low in the associated BS.
- JD27540-14 for 1,4-Dioxane: Associated CCV outside of control limits high, sample was ND.
- JD27540-14 for 2,4-Dinitrophenol: Associated CCV outside of control limits low. Low-level verification was analyzed to demonstrate system suitability to detect affected analytes. Sample was ND. This compound is outside the control limits biased low in the associated BS.
- JD27540-4 for 1,4-Dioxane: Associated CCV outside of control limits high, sample was ND.
- JD27540-18 for 1,4-Dioxane: Associated CCV outside of control limits high, sample was ND.
- JD27540-11 for 2,4-Dinitrophenol: Associated CCV outside of control limits low. Low-level verification was analyzed to demonstrate system suitability to detect affected analytes. Sample was ND. This compound is outside the control limits biased low in the associated BS.
- JD27540-18 for 4,6-Dinitro-o-cresol: This compound is outside the control limits biased low in the associated BS.
- JD27540-12 for 2,4-Dinitrophenol: Associated CCV outside of control limits low. Low-level verification was analyzed to demonstrate system suitability to detect affected analytes. Sample was ND. This compound is outside the control limits biased low in the associated BS.
- JD27540-13 for 2,4-Dinitrophenol: Associated CCV outside of control limits low. Low-level verification was analyzed to demonstrate system suitability to detect affected analytes. Sample was ND. This compound is outside the control limits biased low in the associated BS.
- JD27540-13 for 4,6-Dinitro-o-cresol: This compound is outside the control limits biased low in the associated BS.
- JD27540-16 for 2,4-Dinitrophenol: Associated CCV outside of control limits low. Low-level verification was analyzed to demonstrate system suitability to detect affected analytes. Sample was ND. This compound is outside the control limits biased low in the associated BS.
- OP34109-BS1 for 2,4-Dinitrophenol: Outside of in house control limits, but within the marginal exceedance limits.
- JD27540-15 for 1,4-Dioxane: Associated CCV outside of control limits high, sample was ND.
- JD27540-15 for 2,4-Dinitrophenol: Associated CCV outside of control limits low. Low-level verification was analyzed to demonstrate system suitability to detect affected analytes. Sample was ND. This compound is outside the control limits biased low in the associated BS.
- JD27540-15 for 4,6-Dinitro-o-cresol: This compound is outside the control limits biased low in the associated BS.
- JD27540-5 for 1,4-Dioxane: Associated CCV outside of control limits high, sample was ND.
- JD27540-10 for 4,6-Dinitro-o-cresol: This compound is outside the control limits biased low in the associated BS.
- JD27540-12 for 4,6-Dinitro-o-cresol: This compound is outside the control limits biased low in the associated BS.

MS Semi-volatiles By Method SW846 8270E BY SIM

Matrix: SO **Batch ID:** OP34109A

- All samples were extracted within the recommended method holding time.
- All method blanks for this batch meet method specific criteria.
- Sample(s) JD27540-2MS, JD27540-2MSD were used as the QC samples indicated.
- OP34109A-BSD12 for Nitrobenzene-d5: Outside of in house control limits, but within reasonable method recovery limits.
- OP34109A-BS12 for Nitrobenzene-d5: Outside of in house control limits, but within reasonable method recovery limits.
- JD27540-2 for Nitrobenzene-d5: Outside of in house control limits, but within reasonable method recovery limits.
- OP34109A-MB1 for Nitrobenzene-d5: Outside of in house control limits, but within reasonable method recovery limits.

GC/LC Semi-volatiles By Method SW846 8081B

Matrix: SO **Batch ID:** OP34113

- All samples were extracted within the recommended method holding time.
- All method blanks for this batch meet method specific criteria.
- Sample(s) JD27449-2MS, JD27449-2MSD were used as the QC samples indicated.
- JD27540-13: Had TBA cleanup.
- JD27540-18: Had TBA cleanup.
- JD27540-17: Had TBA cleanup.
- JD27540-14 for Aldrin: More than 40 % RPD for detected concentrations between the two GC columns.
- JD27540-14 for Dieldrin: More than 40 % RPD for detected concentrations between the two GC columns.

GC/LC Semi-volatiles By Method SW846 8082A

Matrix: SO **Batch ID:** OP34114

- All samples were extracted within the recommended method holding time.
- All method blanks for this batch meet method specific criteria.
- Sample(s) JD27540-1MS, JD27540-1MSD were used as the QC samples indicated.

Metals Analysis By Method SW846 6010D

Matrix: SO **Batch ID:** MP27287

- All samples were digested within the recommended method holding time.
- All method blanks for this batch meet method specific criteria.
- Sample(s) JD27540-5MSD, JD27540-5PS, JD27540-5SDL, JD27540-5MS were used as the QC samples for metals.
- Matrix Spike Recovery(s) for Aluminum, Antimony are outside control limits. Spike recovery indicates possible matrix interference and/or sample nonhomogeneity.
- Matrix Spike Duplicate Recovery(s) for Aluminum, Antimony are outside control limits. Spike recovery indicates possible matrix interference and/or sample nonhomogeneity.
- RPD(s) for Serial Dilution for Antimony, Arsenic, Beryllium, Lead, Silver, Thallium are outside control limits for sample MP27287-SD1. Percent difference acceptable due to low initial sample concentration (< 50 times IDL).
- JD27540-8 for Copper: Elevated detection limit due to dilution required for high interfering element.
- JD27540-7 for Cadmium: Elevated detection limit due to dilution required for high interfering element.
- JD27540-7 for Beryllium: Elevated detection limit due to dilution required for high interfering element.
- JD27540-7 for Arsenic: Elevated detection limit due to dilution required for high interfering element.
- JD27540-8 for Arsenic: Elevated detection limit due to dilution required for high interfering element.
- JD27540-1 for Cobalt: Elevated detection limit due to dilution required for high interfering element.
- JD27540-1 for Beryllium: Elevated detection limit due to dilution required for high interfering element.
- JD27540-8 for Cadmium: Elevated detection limit due to dilution required for high interfering element.
- JD27540-8 for Cobalt: Elevated detection limit due to dilution required for high interfering element.
- JD27540-7 for Copper: Elevated detection limit due to dilution required for high interfering element.
- JD27540-1 for Thallium: Elevated detection limit due to dilution required for high interfering element.
- JD27540-7 for Thallium: Elevated detection limit due to dilution required for high interfering element.
- JD27540-8 for Selenium: Elevated detection limit due to dilution required for high interfering element.
- JD27540-8 for Silver: Elevated detection limit due to dilution required for high interfering element.
- JD27540-7 for Silver: Elevated detection limit due to dilution required for high interfering element.
- JD27540-7 for Cobalt: Elevated detection limit due to dilution required for high interfering element.
- JD27540-8 for Beryllium: Elevated detection limit due to dilution required for high interfering element.
- JD27540-12 for Silver: Elevated detection limit due to dilution required for high interfering element.
- JD27540-16 for Selenium: Elevated detection limit due to dilution required for high interfering element.
- JD27540-8 for Thallium: Elevated detection limit due to dilution required for high interfering element.
- JD27540-12 for Arsenic: Elevated detection limit due to dilution required for high interfering element.
- JD27540-12 for Copper: Elevated detection limit due to dilution required for high interfering element.
- JD27540-16 for Arsenic: Elevated detection limit due to dilution required for high interfering element.
- JD27540-12 for Manganese: Elevated detection limit due to dilution required for high interfering element.
- JD27540-16 for Silver: Elevated detection limit due to dilution required for high interfering element.
- JD27540-7 for Selenium: Elevated detection limit due to dilution required for high interfering element.
- JD27540-16 for Manganese: Elevated detection limit due to dilution required for high interfering element.
- JD27540-16 for Copper: Elevated detection limit due to dilution required for high interfering element.
- JD27540-16 for Cobalt: Elevated detection limit due to dilution required for high interfering element.
- JD27540-16 for Cadmium: Elevated detection limit due to dilution required for high interfering element.
- JD27540-7 for Manganese: Elevated detection limit due to dilution required for high interfering element.
- JD27540-16 for Beryllium: Elevated detection limit due to dilution required for high interfering element.
- JD27540-12 for Beryllium: Elevated detection limit due to dilution required for high interfering element.
- JD27540-12 for Thallium: Elevated detection limit due to dilution required for high interfering element.

Metals Analysis By Method SW846 6010D

Matrix: SO	Batch ID: MP27287

- JD27540-12 for Selenium: Elevated detection limit due to dilution required for high interfering element.
- JD27540-12 for Cobalt: Elevated detection limit due to dilution required for high interfering element.
- JD27540-8 for Manganese: Elevated detection limit due to dilution required for high interfering element.
- JD27540-12 for Cadmium: Elevated detection limit due to dilution required for high interfering element.
- JD27540-16 for Thallium: Elevated detection limit due to dilution required for high interfering element.

Metals Analysis By Method SW846 7471B

Matrix: SO	Batch ID: MP27325

- All samples were digested within the recommended method holding time.
- All method blanks for this batch meet method specific criteria.
- Sample(s) JD27540-5MS, JD27540-5MSD were used as the QC samples for metals.

Matrix: SO	Batch ID: MP27326

- All samples were digested within the recommended method holding time.
- All method blanks for this batch meet method specific criteria.
- Sample(s) JD27493-1MS, JD27493-1MSD were used as the QC samples for metals.

General Chemistry By Method SM2540 G 18TH ED MOD

Matrix: SO	Batch ID: GN19617

- Sample(s) JD27495-22DUP were used as the QC samples for Solids, Percent.

Matrix: SO	Batch ID: GN19618

- Sample(s) JD27540-14DUP were used as the QC samples for Solids, Percent.

General Chemistry By Method SW846 9012B/LACHAT

Matrix: SO	Batch ID: GP34640

- All samples were prepared within the recommended method holding time.
- All method blanks for this batch meet method specific criteria.
- Sample(s) JD27495-3DUP, JD27495-3MS were used as the QC samples for Cyanide.

SGS North America Inc. certifies that data reported for samples received, listed on the associated custody chain or analytical task order, were produced to specifications meeting the Quality System precision, accuracy and completeness objectives except as noted.

Estimated non-standard method measurement uncertainty data is available on request, based on quality control bias and implicit for standard methods. Acceptable uncertainty requires tested parameter quality control data to meet method criteria.

SGS North America Inc. is not responsible for data quality assumptions if partial reports are used and recommends that this report be used in its entirety. Data release is authorized by SGS North America Inc indicated via signature on the report cover

SAMPLE DELIVERY GROUP CASE NARRATIVE

Client: SGS Dayton, NJ **Job No:** JD27540

Site: SESINJPB: 247 North Avenue, New Rochelle, NY **Report Date** 7/9/2021 4:56:13 PM

7 Sample(s), 0 Trip Blank(s) and 0 Field Blank(s) were collected on 06/29/2021 and were received at SGS North America Inc - Orlando on 06/30/2021 properly preserved, at 2.8 Deg. C and intact. These Samples received an SGS Orlando job number of JD27540. A listing of the Laboratory Sample ID, Client Sample ID and dates of collection are presented in the Results Summary Section. Except as noted below, all method specified calibrations and quality control performance criteria were met for this job. For more information, please refer to QC summary pages.

MS Semi-volatiles By Method EPA 537M BY ID

Matrix: SO **Batch ID:** OP86217

Sample(s) FA86975-1MS, FA86975-1MSD were used as the QC samples indicated.

SGS Orlando certifies that this report meets the project requirements for analytical data produced for the samples as received at SGS Orlando and as stated on the COC. SGS Orlando certifies that the data meets the Data Quality Objectives for precision, accuracy and completeness as specified in the SGS Orlando Quality Manual except as noted above. This report is to be used in its entirety. SGS Orlando is not responsible for any assumptions of data quality if partial data packages are used.

Narrative prepared by:

_____

Ariel Hartney, Client Services (signature on file)

Summary of Hits

Job Number: JD27540
Account: SESI Consulting Engineers
Project: Remedial Investigation, 247 North Avenue, New Rochelle, NY
Collected: 06/29/21

Lab Sample ID / Analyte	Client Sample ID	Result/ Qual	RL	MDL	Units	Method
JD27540-1	**R1-SB-1(1.5-2.0)**					
Acetone		5.6 J	13	5.4	ug/kg	SW846 8260D
Aluminum		14800	66		mg/kg	SW846 6010D
Barium		120	27		mg/kg	SW846 6010D
Beryllium [a]		0.94	0.53		mg/kg	SW846 6010D
Calcium		2060	660		mg/kg	SW846 6010D
Chromium		26.5	1.3		mg/kg	SW846 6010D
Copper		18.8	3.3		mg/kg	SW846 6010D
Iron		19700	66		mg/kg	SW846 6010D
Lead		7.8	2.7		mg/kg	SW846 6010D
Magnesium		4230	660		mg/kg	SW846 6010D
Manganese		327	2.0		mg/kg	SW846 6010D
Nickel		22.6	5.3		mg/kg	SW846 6010D
Potassium		4260	1300		mg/kg	SW846 6010D
Vanadium		33.6	6.6		mg/kg	SW846 6010D
Zinc		48.9	6.6		mg/kg	SW846 6010D
JD27540-1A	**R1-SB-1(1.5-2.0)**					
No hits reported in this sample.						
JD27540-2	**R1-SB-1(5.0-5.5)**					
Aluminum		10800	57		mg/kg	SW846 6010D
Barium		88.0	23		mg/kg	SW846 6010D
Beryllium		0.40	0.23		mg/kg	SW846 6010D
Calcium		6670	570		mg/kg	SW846 6010D
Chromium		22.6	1.1		mg/kg	SW846 6010D
Cobalt		8.4	5.7		mg/kg	SW846 6010D
Copper		18.2	2.9		mg/kg	SW846 6010D
Iron		18100	57		mg/kg	SW846 6010D
Lead		4.7	2.3		mg/kg	SW846 6010D
Magnesium		5990	570		mg/kg	SW846 6010D
Manganese		256	1.7		mg/kg	SW846 6010D
Nickel		22.4	4.6		mg/kg	SW846 6010D
Potassium		3610	1100		mg/kg	SW846 6010D
Vanadium		25.2	5.7		mg/kg	SW846 6010D
Zinc		34.1	5.7		mg/kg	SW846 6010D
JD27540-2A	**R1-SB-1(5.0-5.5)**					
No hits reported in this sample.						

Summary of Hits

Job Number: JD27540
Account: SESI Consulting Engineers
Project: Remedial Investigation, 247 North Avenue, New Rochelle, NY
Collected: 06/29/21

Lab Sample ID / Analyte	Client Sample ID	Result/ Qual	RL	MDL	Units	Method
JD27540-3	**R1-SB-1(11-11.5)**					
Acetone		4.5 J	9.3	3.9	ug/kg	SW846 8260D
Aluminum		5760	55		mg/kg	SW846 6010D
Barium		100	22		mg/kg	SW846 6010D
Beryllium		0.27	0.22		mg/kg	SW846 6010D
Calcium		4470	550		mg/kg	SW846 6010D
Chromium		13.6	1.1		mg/kg	SW846 6010D
Cobalt		5.7	5.5		mg/kg	SW846 6010D
Copper		12.7	2.7		mg/kg	SW846 6010D
Iron		9950	55		mg/kg	SW846 6010D
Lead		2.5	2.2		mg/kg	SW846 6010D
Magnesium		3560	550		mg/kg	SW846 6010D
Manganese		488	1.6		mg/kg	SW846 6010D
Nickel		13.1	4.4		mg/kg	SW846 6010D
Potassium		2650	1100		mg/kg	SW846 6010D
Vanadium		16.5	5.5		mg/kg	SW846 6010D
Zinc		20.3	5.5		mg/kg	SW846 6010D
JD27540-3A	**R1-SB-1(11-11.5)**					
No hits reported in this sample.						
JD27540-4	**R1-SB-2(3-3.5)**					
Aluminum		12100	53		mg/kg	SW846 6010D
Arsenic		5.7	2.1		mg/kg	SW846 6010D
Barium		91.5	21		mg/kg	SW846 6010D
Beryllium		0.52	0.21		mg/kg	SW846 6010D
Calcium		4400	530		mg/kg	SW846 6010D
Chromium		18.3	1.1		mg/kg	SW846 6010D
Cobalt		5.6	5.3		mg/kg	SW846 6010D
Copper		13.7	2.6		mg/kg	SW846 6010D
Iron		12800	53		mg/kg	SW846 6010D
Lead		409	2.1		mg/kg	SW846 6010D
Magnesium		2230	530		mg/kg	SW846 6010D
Manganese		151	1.6		mg/kg	SW846 6010D
Mercury		0.047	0.032		mg/kg	SW846 7471B
Nickel		16.2	4.2		mg/kg	SW846 6010D
Potassium		1290	1100		mg/kg	SW846 6010D
Vanadium		25.9	5.3		mg/kg	SW846 6010D
Zinc		59.6	5.3		mg/kg	SW846 6010D

Summary of Hits

Job Number: JD27540
Account: SESI Consulting Engineers
Project: Remedial Investigation, 247 North Avenue, New Rochelle, NY
Collected: 06/29/21

Lab Sample ID / Analyte	Client Sample ID	Result/ Qual	RL	MDL	Units	Method
JD27540-5	**R1-SB-2(6-6.5)**					
Aluminum		4790	52		mg/kg	SW846 6010D
Barium		34.7	21		mg/kg	SW846 6010D
Calcium		1550	520		mg/kg	SW846 6010D
Chromium		10.1	1.0		mg/kg	SW846 6010D
Copper		8.7	2.6		mg/kg	SW846 6010D
Iron		8470	52		mg/kg	SW846 6010D
Lead		2.7	2.1		mg/kg	SW846 6010D
Magnesium		1380	520		mg/kg	SW846 6010D
Manganese		127	1.6		mg/kg	SW846 6010D
Nickel		8.5	4.1		mg/kg	SW846 6010D
Potassium		1580	1000		mg/kg	SW846 6010D
Vanadium		13.6	5.2		mg/kg	SW846 6010D
Zinc		16.2	5.2		mg/kg	SW846 6010D
JD27540-6	**R1-SB-3(1-1.5)**					
Benzo(a)anthracene		17.5 J	40	11	ug/kg	SW846 8270E
Benzo(b)fluoranthene		19.0 J	40	18	ug/kg	SW846 8270E
Chrysene		16.3 J	40	13	ug/kg	SW846 8270E
Fluoranthene		34.1 J	40	18	ug/kg	SW846 8270E
Phenanthrene		26.1 J	40	14	ug/kg	SW846 8270E
Pyrene		43.5	40	13	ug/kg	SW846 8270E
Aluminum		11600	59		mg/kg	SW846 6010D
Arsenic		2.9	2.4		mg/kg	SW846 6010D
Barium		149	24		mg/kg	SW846 6010D
Beryllium		0.51	0.24		mg/kg	SW846 6010D
Calcium		4740	590		mg/kg	SW846 6010D
Chromium		19.4	1.2		mg/kg	SW846 6010D
Copper		25.8	3.0		mg/kg	SW846 6010D
Iron		13600	59		mg/kg	SW846 6010D
Lead		180	2.4		mg/kg	SW846 6010D
Magnesium		3060	590		mg/kg	SW846 6010D
Manganese		157	1.8		mg/kg	SW846 6010D
Mercury		0.038	0.031		mg/kg	SW846 7471B
Nickel		17.4	4.7		mg/kg	SW846 6010D
Potassium		1860	1200		mg/kg	SW846 6010D
Vanadium		22.4	5.9		mg/kg	SW846 6010D
Zinc		387	5.9		mg/kg	SW846 6010D
JD27540-7	**R1-SB-3(7-7.5)**					
Aluminum		17100	59		mg/kg	SW846 6010D
Barium		102	24		mg/kg	SW846 6010D

Summary of Hits

Job Number: JD27540
Account: SESI Consulting Engineers
Project: Remedial Investigation, 247 North Avenue, New Rochelle, NY
Collected: 06/29/21

Lab Sample ID / Analyte	Client Sample ID	Result/ Qual	RL	MDL	Units	Method
Calcium		1820	590		mg/kg	SW846 6010D
Chromium		27.0	1.2		mg/kg	SW846 6010D
Copper [a]		27.5	15		mg/kg	SW846 6010D
Iron		28500	300		mg/kg	SW846 6010D
Lead		7.3	2.4		mg/kg	SW846 6010D
Magnesium		3520	590		mg/kg	SW846 6010D
Manganese [a]		400	8.9		mg/kg	SW846 6010D
Nickel		20.6	4.7		mg/kg	SW846 6010D
Potassium		4320	1200		mg/kg	SW846 6010D
Vanadium		37.3	5.9		mg/kg	SW846 6010D
Zinc		39.2	5.9		mg/kg	SW846 6010D
JD27540-8	**R1-SB-3(12-12.5)**					
Aluminum		12700	55		mg/kg	SW846 6010D
Barium		112	22		mg/kg	SW846 6010D
Calcium		7660	550		mg/kg	SW846 6010D
Chromium		28.3	1.1		mg/kg	SW846 6010D
Copper [a]		27.2	14		mg/kg	SW846 6010D
Iron		25100	270		mg/kg	SW846 6010D
Lead		5.5	2.2		mg/kg	SW846 6010D
Magnesium		7410	550		mg/kg	SW846 6010D
Manganese [a]		604	8.2		mg/kg	SW846 6010D
Nickel		25.7	4.4		mg/kg	SW846 6010D
Potassium		5480	1100		mg/kg	SW846 6010D
Vanadium		35.7	5.5		mg/kg	SW846 6010D
Zinc		38.6	5.5		mg/kg	SW846 6010D
JD27540-9	**R1-SB-4(4-4.5)**					
Acenaphthene		50.1 J	72	25	ug/kg	SW846 8270E
Acenaphthylene		316	72	36	ug/kg	SW846 8270E
Anthracene		338	72	44	ug/kg	SW846 8270E
Benzo(a)anthracene		1510	72	20	ug/kg	SW846 8270E
Benzo(a)pyrene		1730	72	33	ug/kg	SW846 8270E
Benzo(b)fluoranthene		2250	72	32	ug/kg	SW846 8270E
Benzo(g,h,i)perylene		1200	72	36	ug/kg	SW846 8270E
Benzo(k)fluoranthene		747	72	33	ug/kg	SW846 8270E
1,1'-Biphenyl		10.6 J	140	9.8	ug/kg	SW846 8270E
Carbazole		144	140	10	ug/kg	SW846 8270E
Chrysene		1760	72	23	ug/kg	SW846 8270E
Dibenzo(a,h)anthracene		336	72	32	ug/kg	SW846 8270E
Dibenzofuran		38.9 J	140	29	ug/kg	SW846 8270E
Fluoranthene		2580	72	32	ug/kg	SW846 8270E
Fluorene		75.0	72	33	ug/kg	SW846 8270E

Summary of Hits

Job Number: JD27540
Account: SESI Consulting Engineers
Project: Remedial Investigation, 247 North Avenue, New Rochelle, NY
Collected: 06/29/21

Lab Sample ID / Analyte	Client Sample ID	Result/ Qual	RL	MDL	Units	Method
Indeno(1,2,3-cd)pyrene		1070	72	34	ug/kg	SW846 8270E
2-Methylnaphthalene		20.4 J	72	16	ug/kg	SW846 8270E
Naphthalene		33.8 J	72	20	ug/kg	SW846 8270E
Phenanthrene		1300	72	24	ug/kg	SW846 8270E
Pyrene		2940	72	23	ug/kg	SW846 8270E
Total TIC, Semi-Volatile		8260 J			ug/kg	
Aluminum		6470	53		mg/kg	SW846 6010D
Arsenic		3.6	2.1		mg/kg	SW846 6010D
Barium		55.9	21		mg/kg	SW846 6010D
Beryllium		0.37	0.21		mg/kg	SW846 6010D
Calcium		13600	530		mg/kg	SW846 6010D
Chromium		8.0	1.1		mg/kg	SW846 6010D
Cobalt		6.9	5.3		mg/kg	SW846 6010D
Copper		51.7	2.6		mg/kg	SW846 6010D
Iron		14600	53		mg/kg	SW846 6010D
Lead		134	2.1		mg/kg	SW846 6010D
Magnesium		6270	530		mg/kg	SW846 6010D
Manganese		162	1.6		mg/kg	SW846 6010D
Mercury		0.45	0.028		mg/kg	SW846 7471B
Nickel		15.6	4.2		mg/kg	SW846 6010D
Vanadium		60.7	5.3		mg/kg	SW846 6010D
Zinc		73.2	5.3		mg/kg	SW846 6010D
JD27540-10	**R1-SB-4(8-8.5)**					
Aluminum		8280	54		mg/kg	SW846 6010D
Barium		52.5	22		mg/kg	SW846 6010D
Beryllium		0.33	0.22		mg/kg	SW846 6010D
Calcium		2750	540		mg/kg	SW846 6010D
Chromium		16.2	1.1		mg/kg	SW846 6010D
Cobalt		6.0	5.4		mg/kg	SW846 6010D
Copper		13.2	2.7		mg/kg	SW846 6010D
Iron		11700	54		mg/kg	SW846 6010D
Lead		3.6	2.2		mg/kg	SW846 6010D
Magnesium		2750	540		mg/kg	SW846 6010D
Manganese		265	1.6		mg/kg	SW846 6010D
Nickel		12.1	4.3		mg/kg	SW846 6010D
Potassium		2050	1100		mg/kg	SW846 6010D
Vanadium		19.5	5.4		mg/kg	SW846 6010D
Zinc		25.7	5.4		mg/kg	SW846 6010D
JD27540-11	**R1-SB-5(3.5-4.0)**					
Total TIC, Semi-Volatile		990 J			ug/kg	
Aluminum		1810	6.1		mg/kg	SW846 6010D

Summary of Hits

Job Number: JD27540
Account: SESI Consulting Engineers
Project: Remedial Investigation, 247 North Avenue, New Rochelle, NY
Collected: 06/29/21

Lab Sample ID / Analyte	Client Sample ID	Result/ Qual	RL	MDL	Units	Method
Arsenic		0.30	0.24		mg/kg	SW846 6010D
Barium		12.3	2.4		mg/kg	SW846 6010D
Beryllium		0.073	0.024		mg/kg	SW846 6010D
Calcium		91.2	61		mg/kg	SW846 6010D
Chromium		2.3	0.12		mg/kg	SW846 6010D
Copper		0.96	0.30		mg/kg	SW846 6010D
Iron		1500	6.1		mg/kg	SW846 6010D
Lead		1.2	0.24		mg/kg	SW846 6010D
Magnesium		242	61		mg/kg	SW846 6010D
Manganese		8.1	0.18		mg/kg	SW846 6010D
Nickel		2.0	0.48		mg/kg	SW846 6010D
Potassium		266	120		mg/kg	SW846 6010D
Vanadium		3.3	0.61		mg/kg	SW846 6010D
Zinc		3.1	0.61		mg/kg	SW846 6010D
JD27540-12	**R1-SB-5(7.5-8.0)**					
Aluminum		11400	52		mg/kg	SW846 6010D
Barium		71.3	21		mg/kg	SW846 6010D
Calcium		2340	520		mg/kg	SW846 6010D
Chromium		25.2	1.0		mg/kg	SW846 6010D
Copper [a]		19.6	13		mg/kg	SW846 6010D
Iron		21000	260		mg/kg	SW846 6010D
Lead		4.8	2.1		mg/kg	SW846 6010D
Magnesium		4520	520		mg/kg	SW846 6010D
Manganese [a]		218	7.8		mg/kg	SW846 6010D
Nickel		24.8	4.2		mg/kg	SW846 6010D
Potassium		3520	1000		mg/kg	SW846 6010D
Vanadium		34.1	5.2		mg/kg	SW846 6010D
Zinc		37.1	5.2		mg/kg	SW846 6010D
JD27540-13	**R1-SB-6(3.5-4.0)**					
Acetone		8.9 J	11	4.5	ug/kg	SW846 8260D
Anthracene		119 J	170	100	ug/kg	SW846 8270E
Benzo(a)anthracene		633	170	47	ug/kg	SW846 8270E
Benzo(a)pyrene		702	170	76	ug/kg	SW846 8270E
Benzo(b)fluoranthene		804	170	74	ug/kg	SW846 8270E
Benzo(g,h,i)perylene		484	170	84	ug/kg	SW846 8270E
Benzo(k)fluoranthene		285	170	78	ug/kg	SW846 8270E
Carbazole		33.6 J	340	24	ug/kg	SW846 8270E
Chrysene		689	170	53	ug/kg	SW846 8270E
Dibenzo(a,h)anthracene		188	170	74	ug/kg	SW846 8270E
Fluoranthene		1140	170	75	ug/kg	SW846 8270E
Indeno(1,2,3-cd)pyrene		418	170	79	ug/kg	SW846 8270E

Summary of Hits

Job Number: JD27540
Account: SESI Consulting Engineers
Project: Remedial Investigation, 247 North Avenue, New Rochelle, NY
Collected: 06/29/21

Lab Sample ID / Analyte	Client Sample ID	Result/ Qual	RL	MDL	Units	Method
Phenanthrene		425	170	56	ug/kg	SW846 8270E
Pyrene		1080	170	54	ug/kg	SW846 8270E
Total TIC, Semi-Volatile		32980 J			ug/kg	
Aluminum		9490	54		mg/kg	SW846 6010D
Antimony		6.0	2.2		mg/kg	SW846 6010D
Arsenic		5.2	2.2		mg/kg	SW846 6010D
Barium		116	22		mg/kg	SW846 6010D
Beryllium		0.56	0.22		mg/kg	SW846 6010D
Calcium		20300	540		mg/kg	SW846 6010D
Chromium		18.2	1.1		mg/kg	SW846 6010D
Cobalt		10.2	5.4		mg/kg	SW846 6010D
Copper		198	2.7		mg/kg	SW846 6010D
Iron		13100	54		mg/kg	SW846 6010D
Lead		383	2.2		mg/kg	SW846 6010D
Magnesium		10700	540		mg/kg	SW846 6010D
Manganese		682	1.6		mg/kg	SW846 6010D
Mercury		0.28	0.031		mg/kg	SW846 7471B
Nickel		14.2	4.3		mg/kg	SW846 6010D
Potassium		1210	1100		mg/kg	SW846 6010D
Silver		1.9	0.54		mg/kg	SW846 6010D
Vanadium		26.5	5.4		mg/kg	SW846 6010D
Zinc		135	5.4		mg/kg	SW846 6010D
JD27540-13A	**R1-SB-6(3.5-4.0)**					
No hits reported in this sample.						
JD27540-14	**R1-SB-6(5.5-6.0)**					
Acenaphthene		119	34	12	ug/kg	SW846 8270E
Acenaphthylene		141	34	17	ug/kg	SW846 8270E
Anthracene		27.4 J	34	21	ug/kg	SW846 8270E
Benzo(a)anthracene		9.6 J	34	9.6	ug/kg	SW846 8270E
1,1'-Biphenyl		321	68	4.7	ug/kg	SW846 8270E
Chrysene		21.1 J	34	11	ug/kg	SW846 8270E
Dibenzofuran		144	68	14	ug/kg	SW846 8270E
Fluoranthene		25.7 J	34	15	ug/kg	SW846 8270E
Fluorene		162	34	16	ug/kg	SW846 8270E
2-Methylnaphthalene		3140	34	7.7	ug/kg	SW846 8270E
Naphthalene		1060	34	9.6	ug/kg	SW846 8270E
Phenanthrene		271	34	11	ug/kg	SW846 8270E
Pyrene		63.5	34	11	ug/kg	SW846 8270E
Total TIC, Semi-Volatile		54600 J			ug/kg	
Aldrin [b]		0.94	0.68	0.56	ug/kg	SW846 8081B
Dieldrin [b]		0.87	0.68	0.47	ug/kg	SW846 8081B

Summary of Hits

Job Number: JD27540
Account: SESI Consulting Engineers
Project: Remedial Investigation, 247 North Avenue, New Rochelle, NY
Collected: 06/29/21

Lab Sample ID / Analyte	Client Sample ID	Result/ Qual	RL	MDL	Units	Method
Aluminum		7650	53		mg/kg	SW846 6010D
Barium		67.9	21		mg/kg	SW846 6010D
Beryllium		0.39	0.21		mg/kg	SW846 6010D
Calcium		1550	530		mg/kg	SW846 6010D
Chromium		16.1	1.1		mg/kg	SW846 6010D
Cobalt		6.0	5.3		mg/kg	SW846 6010D
Copper		14.1	2.6		mg/kg	SW846 6010D
Iron		12700	53		mg/kg	SW846 6010D
Lead		3.3	2.1		mg/kg	SW846 6010D
Magnesium		2570	530		mg/kg	SW846 6010D
Manganese		218	1.6		mg/kg	SW846 6010D
Nickel		14.3	4.2		mg/kg	SW846 6010D
Potassium		3330	1100		mg/kg	SW846 6010D
Vanadium		23.0	5.3		mg/kg	SW846 6010D
Zinc		23.5	5.3		mg/kg	SW846 6010D
JD27540-14A	**R1-SB-6(5.5-6.0)**					
No hits reported in this sample.						
JD27540-15	**R1-SB-12(3.5-4.0)**					
Aluminum		11300	55		mg/kg	SW846 6010D
Barium		73.8	22		mg/kg	SW846 6010D
Beryllium		0.57	0.22		mg/kg	SW846 6010D
Calcium		1800	550		mg/kg	SW846 6010D
Chromium		23.8	1.1		mg/kg	SW846 6010D
Copper		18.4	2.7		mg/kg	SW846 6010D
Iron		12500	55		mg/kg	SW846 6010D
Lead		5.8	2.2		mg/kg	SW846 6010D
Magnesium		2870	550		mg/kg	SW846 6010D
Manganese		189	1.6		mg/kg	SW846 6010D
Nickel		14.7	4.4		mg/kg	SW846 6010D
Potassium		2900	1100		mg/kg	SW846 6010D
Vanadium		25.2	5.5		mg/kg	SW846 6010D
Zinc		27.8	5.5		mg/kg	SW846 6010D
JD27540-16	**R1-SB-12(6.5-7.0)**					
Aluminum		13000	52		mg/kg	SW846 6010D
Barium		97.6	21		mg/kg	SW846 6010D
Calcium		2570	520		mg/kg	SW846 6010D
Chromium		75.6	1.0		mg/kg	SW846 6010D
Copper [a]		38.3	13		mg/kg	SW846 6010D
Iron		22600	260		mg/kg	SW846 6010D

Summary of Hits

Job Number: JD27540
Account: SESI Consulting Engineers
Project: Remedial Investigation, 247 North Avenue, New Rochelle, NY
Collected: 06/29/21

Lab Sample ID / Analyte	Client Sample ID	Result/ Qual	RL	MDL	Units	Method
Lead		4.2	2.1		mg/kg	SW846 6010D
Magnesium		8730	520		mg/kg	SW846 6010D
Manganese [a]		533	7.9		mg/kg	SW846 6010D
Nickel		61.4	4.2		mg/kg	SW846 6010D
Potassium		3960	1000		mg/kg	SW846 6010D
Vanadium		40.2	5.2		mg/kg	SW846 6010D
Zinc		43.5	5.2		mg/kg	SW846 6010D
JD27540-17	**R1-SB-11(1.5-2.0)**					
Acetone		21.9	11	4.5	ug/kg	SW846 8260D
Carbon disulfide		0.95 J	2.2	0.58	ug/kg	SW846 8260D
Acenaphthylene		22.3 J	40	20	ug/kg	SW846 8270E
Anthracene		31.3 J	40	24	ug/kg	SW846 8270E
Benzo(a)anthracene		161	40	11	ug/kg	SW846 8270E
Benzo(a)pyrene		155	40	18	ug/kg	SW846 8270E
Benzo(b)fluoranthene		177	40	17	ug/kg	SW846 8270E
Benzo(g,h,i)perylene		100	40	20	ug/kg	SW846 8270E
Benzo(k)fluoranthene		74.8	40	18	ug/kg	SW846 8270E
Carbazole		9.3 J	79	5.7	ug/kg	SW846 8270E
Chrysene		174	40	12	ug/kg	SW846 8270E
Dibenzo(a,h)anthracene		24.9 J	40	17	ug/kg	SW846 8270E
Fluoranthene		298	40	18	ug/kg	SW846 8270E
Indeno(1,2,3-cd)pyrene		104	40	19	ug/kg	SW846 8270E
Phenanthrene		159	40	13	ug/kg	SW846 8270E
Pyrene		340	40	13	ug/kg	SW846 8270E
Total TIC, Semi-Volatile		340 J			ug/kg	
Aluminum		9990	58		mg/kg	SW846 6010D
Arsenic		2.4	2.3		mg/kg	SW846 6010D
Barium		71.0	23		mg/kg	SW846 6010D
Beryllium		0.54	0.23		mg/kg	SW846 6010D
Calcium		14200	580		mg/kg	SW846 6010D
Chromium		20.1	1.2		mg/kg	SW846 6010D
Cobalt		8.6	5.8		mg/kg	SW846 6010D
Copper		21.2	2.9		mg/kg	SW846 6010D
Iron		14900	58		mg/kg	SW846 6010D
Lead		33.6	2.3		mg/kg	SW846 6010D
Magnesium		9870	580		mg/kg	SW846 6010D
Manganese		188	1.7		mg/kg	SW846 6010D
Mercury		0.52	0.030		mg/kg	SW846 7471B
Nickel		17.4	4.6		mg/kg	SW846 6010D
Potassium		3220	1200		mg/kg	SW846 6010D
Vanadium		29.8	5.8		mg/kg	SW846 6010D
Zinc		37.3	5.8		mg/kg	SW846 6010D

Summary of Hits

Job Number: JD27540
Account: SESI Consulting Engineers
Project: Remedial Investigation, 247 North Avenue, New Rochelle, NY
Collected: 06/29/21

Lab Sample ID / Analyte	Client Sample ID	Result/ Qual	RL	MDL	Units	Method
JD27540-17A	**R1-SB-11(1.5-2.0)**					
No hits reported in this sample.						
JD27540-18	**R1-SB-11(6-6.5)**					
Acetone		28.4	13	5.3	ug/kg	SW846 8260D
Carbon disulfide		1.6 J	2.6	0.69	ug/kg	SW846 8260D
3&4-Methylphenol		919	87	36	ug/kg	SW846 8270E
Phenol		39.7 J	87	23	ug/kg	SW846 8270E
Acenaphthene		95.4	43	15	ug/kg	SW846 8270E
Anthracene		77.6	43	27	ug/kg	SW846 8270E
Benzo(a)anthracene		116	43	12	ug/kg	SW846 8270E
Benzo(a)pyrene		107	43	20	ug/kg	SW846 8270E
Benzo(b)fluoranthene		151	43	19	ug/kg	SW846 8270E
Benzo(g,h,i)perylene		60.0	43	22	ug/kg	SW846 8270E
Benzo(k)fluoranthene		58.0	43	20	ug/kg	SW846 8270E
1,1'-Biphenyl		81.6 J	87	6.0	ug/kg	SW846 8270E
Benzaldehyde		22.0 J	220	11	ug/kg	SW846 8270E
Carbazole		20.6 J	87	6.3	ug/kg	SW846 8270E
Chrysene		135	43	14	ug/kg	SW846 8270E
Dibenzo(a,h)anthracene		24.9 J	43	19	ug/kg	SW846 8270E
Dibenzofuran		140	87	18	ug/kg	SW846 8270E
bis(2-Ethylhexyl)phthalate		13.4 J	87	10	ug/kg	SW846 8270E
Fluoranthene		261	43	19	ug/kg	SW846 8270E
Fluorene		112	43	20	ug/kg	SW846 8270E
Indeno(1,2,3-cd)pyrene		68.0	43	20	ug/kg	SW846 8270E
2-Methylnaphthalene		216	43	9.8	ug/kg	SW846 8270E
Naphthalene		259	43	12	ug/kg	SW846 8270E
Phenanthrene		245	43	15	ug/kg	SW846 8270E
Pyrene		327	43	14	ug/kg	SW846 8270E
Total TIC, Semi-Volatile		6110 J			ug/kg	
Aluminum		13700	63		mg/kg	SW846 6010D
Arsenic		9.6	2.5		mg/kg	SW846 6010D
Barium		183	25		mg/kg	SW846 6010D
Beryllium		0.58	0.25		mg/kg	SW846 6010D
Calcium		20800	630		mg/kg	SW846 6010D
Chromium		25.7	1.3		mg/kg	SW846 6010D
Cobalt		7.1	6.3		mg/kg	SW846 6010D
Copper		44.5	3.2		mg/kg	SW846 6010D
Iron		19800	63		mg/kg	SW846 6010D
Lead		851	2.5		mg/kg	SW846 6010D
Magnesium		5310	630		mg/kg	SW846 6010D
Manganese		283	1.9		mg/kg	SW846 6010D
Mercury		0.091	0.043		mg/kg	SW846 7471B

Summary of Hits

Job Number: JD27540
Account: SESI Consulting Engineers
Project: Remedial Investigation, 247 North Avenue, New Rochelle, NY
Collected: 06/29/21

Lab Sample ID / Analyte	Client Sample ID	Result/ Qual	RL	MDL	Units	Method
Nickel		21.3	5.0		mg/kg	SW846 6010D
Potassium		2550	1300		mg/kg	SW846 6010D
Vanadium		29.3	6.3		mg/kg	SW846 6010D
Zinc		200	6.3		mg/kg	SW846 6010D

JD27540-18A R1-SB-11(6-6.5)

No hits reported in this sample.

(a) Elevated detection limit due to dilution required for high interfering element.
(b) More than 40 % RPD for detected concentrations between the two GC columns.

Sample Results

Report of Analysis

SGS North America Inc.

Report of Analysis

Client Sample ID: R1-SB-1(1.5-2.0)
Lab Sample ID: JD27540-1 **Date Sampled:** 06/29/21
Matrix: SO - Soil **Date Received:** 06/30/21
Method: SW846 8260D SW846 5035 **Percent Solids:** 74.8
Project: Remedial Investigation, 247 North Avenue, New Rochelle, NY

	File ID	DF	Analyzed	By	Prep Date	Prep Batch	Analytical Batch
Run #1	1C179176.D	1	07/01/21 21:20	PS	07/01/21 07:54	n/a	V1C7814
Run #2							

	Initial Weight
Run #1	5.1 g
Run #2	

VOA TCL List

CAS No.	Compound	Result	RL	MDL	Units	Q
67-64-1	Acetone	5.6	13	5.4	ug/kg	J
71-43-2	Benzene	ND	0.66	0.60	ug/kg	
74-97-5	Bromochloromethane	ND	6.6	0.73	ug/kg	
75-27-4	Bromodichloromethane	ND	2.6	0.56	ug/kg	
75-25-2	Bromoform	ND	6.6	1.8	ug/kg	
74-83-9	Bromomethane	ND	6.6	1.0	ug/kg	
78-93-3	2-Butanone (MEK)	ND	13	3.2	ug/kg	
75-15-0	Carbon disulfide	ND	2.6	0.70	ug/kg	
56-23-5	Carbon tetrachloride	ND	2.6	0.81	ug/kg	
108-90-7	Chlorobenzene	ND	2.6	0.60	ug/kg	
75-00-3	Chloroethane	ND	6.6	0.77	ug/kg	
67-66-3	Chloroform	ND	2.6	0.68	ug/kg	
74-87-3	Chloromethane	ND	6.6	2.6	ug/kg	
110-82-7	Cyclohexane	ND	2.6	0.86	ug/kg	
96-12-8	1,2-Dibromo-3-chloropropane	ND	2.6	0.91	ug/kg	
124-48-1	Dibromochloromethane	ND	2.6	0.73	ug/kg	
106-93-4	1,2-Dibromoethane	ND	1.3	0.55	ug/kg	
95-50-1	1,2-Dichlorobenzene	ND	1.3	0.72	ug/kg	
541-73-1	1,3-Dichlorobenzene	ND	1.3	0.65	ug/kg	
106-46-7	1,4-Dichlorobenzene	ND	1.3	0.65	ug/kg	
75-71-8	Dichlorodifluoromethane	ND	6.6	0.95	ug/kg	
75-34-3	1,1-Dichloroethane	ND	1.3	0.65	ug/kg	
107-06-2	1,2-Dichloroethane	ND	1.3	0.62	ug/kg	
75-35-4	1,1-Dichloroethene	ND	1.3	0.86	ug/kg	
156-59-2	cis-1,2-Dichloroethene	ND	1.3	1.1	ug/kg	
156-60-5	trans-1,2-Dichloroethene	ND	1.3	0.80	ug/kg	
78-87-5	1,2-Dichloropropane	ND	2.6	0.62	ug/kg	
10061-01-5	cis-1,3-Dichloropropene	ND	2.6	0.62	ug/kg	
10061-02-6	trans-1,3-Dichloropropene	ND	2.6	0.60	ug/kg	
100-41-4	Ethylbenzene	ND	1.3	0.59	ug/kg	
76-13-1	Freon 113	ND	6.6	3.5	ug/kg	
591-78-6	2-Hexanone	ND	6.6	2.8	ug/kg	

ND = Not detected MDL = Method Detection Limit
RL = Reporting Limit
E = Indicates value exceeds calibration range
J = Indicates an estimated value
B = Indicates analyte found in associated method blank
N = Indicates presumptive evidence of a compound

Report of Analysis

Client Sample ID: R1-SB-1(1.5-2.0)
Lab Sample ID: JD27540-1 **Date Sampled:** 06/29/21
Matrix: SO - Soil **Date Received:** 06/30/21
Method: SW846 8260D SW846 5035 **Percent Solids:** 74.8
Project: Remedial Investigation, 247 North Avenue, New Rochelle, NY

VOA TCL List

CAS No.	Compound	Result	RL	MDL	Units	Q
98-82-8	Isopropylbenzene	ND	2.6	1.9	ug/kg	
79-20-9	Methyl Acetate [a]	ND	6.6	1.8	ug/kg	
108-87-2	Methylcyclohexane	ND	2.6	1.1	ug/kg	
1634-04-4	Methyl Tert Butyl Ether	ND	1.3	0.61	ug/kg	
108-10-1	4-Methyl-2-pentanone(MIBK)	ND	6.6	3.0	ug/kg	
75-09-2	Methylene chloride	ND	6.6	3.4	ug/kg	
100-42-5	Styrene	ND	2.6	0.53	ug/kg	
79-34-5	1,1,2,2-Tetrachloroethane	ND	2.6	0.79	ug/kg	
127-18-4	Tetrachloroethene	ND	2.6	0.76	ug/kg	
108-88-3	Toluene	ND	1.3	0.69	ug/kg	
87-61-6	1,2,3-Trichlorobenzene	ND	6.6	3.3	ug/kg	
120-82-1	1,2,4-Trichlorobenzene	ND	6.6	3.3	ug/kg	
71-55-6	1,1,1-Trichloroethane	ND	2.6	0.63	ug/kg	
79-00-5	1,1,2-Trichloroethane	ND	2.6	0.73	ug/kg	
79-01-6	Trichloroethene	ND	1.3	1.0	ug/kg	
75-69-4	Trichlorofluoromethane	ND	6.6	0.90	ug/kg	
75-01-4	Vinyl chloride	ND	2.6	0.63	ug/kg	
	m,p-Xylene	ND	1.3	1.2	ug/kg	
95-47-6	o-Xylene	ND	1.3	0.60	ug/kg	
1330-20-7	Xylene (total)	ND	1.3	0.60	ug/kg	

CAS No.	Surrogate Recoveries	Run# 1	Run# 2	Limits
1868-53-7	Dibromofluoromethane	107%		72-130%
17060-07-0	1,2-Dichloroethane-D4	113%		75-131%
2037-26-5	Toluene-D8	103%		81-121%
460-00-4	4-Bromofluorobenzene	104%		60-141%

CAS No.	Tentatively Identified Compounds	R.T.	Est. Conc.	Units	Q
	Total TIC, Volatile		0	ug/kg	

(a) Associated CCV outside of control limits high, sample was ND.

ND = Not detected MDL = Method Detection Limit
RL = Reporting Limit
E = Indicates value exceeds calibration range
J = Indicates an estimated value
B = Indicates analyte found in associated method blank
N = Indicates presumptive evidence of a compound

SGS North America Inc.

Report of Analysis

Client Sample ID: R1-SB-1(1.5-2.0)
Lab Sample ID: JD27540-1 **Date Sampled:** 06/29/21
Matrix: SO - Soil **Date Received:** 06/30/21
Method: SW846 8270E SW846 3546 **Percent Solids:** 74.8
Project: Remedial Investigation, 247 North Avenue, New Rochelle, NY

	File ID	DF	Analyzed	By	Prep Date	Prep Batch	Analytical Batch
Run #1	6P499167.D	1	07/02/21 21:07	BL	07/02/21 10:10	OP34109	E6P3394
Run #2							

	Initial Weight	Final Volume
Run #1	30.5 g	1.0 ml
Run #2		

ABN TCL List (SOM0 2.0)

CAS No.	Compound	Result	RL	MDL	Units	Q
95-57-8	2-Chlorophenol	ND	88	22	ug/kg	
59-50-7	4-Chloro-3-methyl phenol	ND	220	27	ug/kg	
120-83-2	2,4-Dichlorophenol	ND	220	37	ug/kg	
105-67-9	2,4-Dimethylphenol	ND	220	78	ug/kg	
51-28-5	2,4-Dinitrophenol [a]	ND	220	160	ug/kg	
534-52-1	4,6-Dinitro-o-cresol [b]	ND	220	47	ug/kg	
95-48-7	2-Methylphenol	ND	88	28	ug/kg	
	3&4-Methylphenol	ND	88	36	ug/kg	
88-75-5	2-Nitrophenol	ND	220	29	ug/kg	
100-02-7	4-Nitrophenol	ND	440	120	ug/kg	
87-86-5	Pentachlorophenol	ND	180	41	ug/kg	
108-95-2	Phenol	ND	88	23	ug/kg	
58-90-2	2,3,4,6-Tetrachlorophenol	ND	220	29	ug/kg	
95-95-4	2,4,5-Trichlorophenol	ND	220	33	ug/kg	
88-06-2	2,4,6-Trichlorophenol	ND	220	26	ug/kg	
83-32-9	Acenaphthene	ND	44	15	ug/kg	
208-96-8	Acenaphthylene	ND	44	22	ug/kg	
98-86-2	Acetophenone	ND	220	9.4	ug/kg	
120-12-7	Anthracene	ND	44	27	ug/kg	
1912-24-9	Atrazine	ND	88	19	ug/kg	
56-55-3	Benzo(a)anthracene	ND	44	12	ug/kg	
50-32-8	Benzo(a)pyrene	ND	44	20	ug/kg	
205-99-2	Benzo(b)fluoranthene	ND	44	19	ug/kg	
191-24-2	Benzo(g,h,i)perylene	ND	44	22	ug/kg	
207-08-9	Benzo(k)fluoranthene	ND	44	20	ug/kg	
101-55-3	4-Bromophenyl phenyl ether	ND	88	17	ug/kg	
85-68-7	Butyl benzyl phthalate	ND	88	11	ug/kg	
92-52-4	1,1'-Biphenyl	ND	88	6.0	ug/kg	
100-52-7	Benzaldehyde	ND	220	11	ug/kg	
91-58-7	2-Chloronaphthalene	ND	88	10	ug/kg	
106-47-8	4-Chloroaniline	ND	220	16	ug/kg	
86-74-8	Carbazole	ND	88	6.4	ug/kg	

ND = Not detected MDL = Method Detection Limit
RL = Reporting Limit
E = Indicates value exceeds calibration range
J = Indicates an estimated value
B = Indicates analyte found in associated method blank
N = Indicates presumptive evidence of a compound

Report of Analysis

Client Sample ID: R1-SB-1(1.5-2.0)
Lab Sample ID: JD27540-1 **Date Sampled:** 06/29/21
Matrix: SO - Soil **Date Received:** 06/30/21
Method: SW846 8270E SW846 3546 **Percent Solids:** 74.8
Project: Remedial Investigation, 247 North Avenue, New Rochelle, NY

ABN TCL List (SOM0 2.0)

CAS No.	Compound	Result	RL	MDL	Units	Q
105-60-2	Caprolactam	ND	88	17	ug/kg	
218-01-9	Chrysene	ND	44	14	ug/kg	
111-91-1	bis(2-Chloroethoxy)methane	ND	88	9.4	ug/kg	
111-44-4	bis(2-Chloroethyl)ether	ND	88	19	ug/kg	
108-60-1	2,2'-Oxybis(1-chloropropane)	ND	88	16	ug/kg	
7005-72-3	4-Chlorophenyl phenyl ether	ND	88	14	ug/kg	
121-14-2	2,4-Dinitrotoluene	ND	44	14	ug/kg	
606-20-2	2,6-Dinitrotoluene	ND	44	22	ug/kg	
91-94-1	3,3'-Dichlorobenzidine	ND	88	37	ug/kg	
123-91-1	1,4-Dioxane [c]	ND	44	29	ug/kg	
53-70-3	Dibenzo(a,h)anthracene	ND	44	19	ug/kg	
132-64-9	Dibenzofuran	ND	88	18	ug/kg	
84-74-2	Di-n-butyl phthalate	ND	88	7.1	ug/kg	
117-84-0	Di-n-octyl phthalate	ND	88	11	ug/kg	
84-66-2	Diethyl phthalate	ND	88	9.3	ug/kg	
131-11-3	Dimethyl phthalate	ND	88	7.8	ug/kg	
117-81-7	bis(2-Ethylhexyl)phthalate	ND	88	10	ug/kg	
206-44-0	Fluoranthene	ND	44	20	ug/kg	
86-73-7	Fluorene	ND	44	20	ug/kg	
118-74-1	Hexachlorobenzene	ND	88	11	ug/kg	
87-68-3	Hexachlorobutadiene	ND	44	18	ug/kg	
77-47-4	Hexachlorocyclopentadiene	ND	440	17	ug/kg	
67-72-1	Hexachloroethane	ND	220	22	ug/kg	
193-39-5	Indeno(1,2,3-cd)pyrene	ND	44	21	ug/kg	
78-59-1	Isophorone	ND	88	9.4	ug/kg	
91-57-6	2-Methylnaphthalene	ND	44	9.9	ug/kg	
88-74-4	2-Nitroaniline	ND	220	10	ug/kg	
99-09-2	3-Nitroaniline	ND	220	11	ug/kg	
100-01-6	4-Nitroaniline	ND	220	11	ug/kg	
91-20-3	Naphthalene	ND	44	12	ug/kg	
98-95-3	Nitrobenzene	ND	88	17	ug/kg	
621-64-7	N-Nitroso-di-n-propylamine	ND	88	13	ug/kg	
86-30-6	N-Nitrosodiphenylamine	ND	220	16	ug/kg	
85-01-8	Phenanthrene	ND	44	15	ug/kg	
129-00-0	Pyrene	ND	44	14	ug/kg	
95-94-3	1,2,4,5-Tetrachlorobenzene	ND	220	11	ug/kg	

CAS No.	Surrogate Recoveries	Run# 1	Run# 2	Limits
367-12-4	2-Fluorophenol	53%		7-101%

ND = Not detected MDL = Method Detection Limit
RL = Reporting Limit
E = Indicates value exceeds calibration range
J = Indicates an estimated value
B = Indicates analyte found in associated method blank
N = Indicates presumptive evidence of a compound

Report of Analysis

Client Sample ID:	R1-SB-1(1.5-2.0)		
Lab Sample ID:	JD27540-1	**Date Sampled:**	06/29/21
Matrix:	SO - Soil	**Date Received:**	06/30/21
Method:	SW846 8270E SW846 3546	**Percent Solids:**	74.8
Project:	Remedial Investigation, 247 North Avenue, New Rochelle, NY		

ABN TCL List (SOM0 2.0)

CAS No.	Surrogate Recoveries	Run# 1	Run# 2	Limits
4165-62-2	Phenol-d5	47%		12-101%
118-79-6	2,4,6-Tribromophenol	52%		10-127%
4165-60-0	Nitrobenzene-d5	57%		15-114%
321-60-8	2-Fluorobiphenyl	52%		22-104%
1718-51-0	Terphenyl-d14	62%		23-121%

CAS No.	Tentatively Identified Compounds	R.T.	Est. Conc.	Units	Q
	Total TIC, Semi-Volatile		0	ug/kg	

(a) Associated CCV outside of control limits low. Low-level verification was analyzed to demonstrate system suitability to detect affected analytes. Sample was ND. This compound is outside the control limits biased low in the associated BS.
(b) This compound is outside the control limits biased low in the associated BS.
(c) Associated CCV outside of control limits high, sample was ND.

ND = Not detected MDL = Method Detection Limit
RL = Reporting Limit
E = Indicates value exceeds calibration range
J = Indicates an estimated value
B = Indicates analyte found in associated method blank
N = Indicates presumptive evidence of a compound

SGS North America Inc.

Report of Analysis

Client Sample ID: R1-SB-1(1.5-2.0)
Lab Sample ID: JD27540-1 **Date Sampled:** 06/29/21
Matrix: SO - Soil **Date Received:** 06/30/21
Method: SW846 8270E BY SIM SW846 3546 **Percent Solids:** 74.8
Project: Remedial Investigation, 247 North Avenue, New Rochelle, NY

	File ID	DF	Analyzed	By	Prep Date	Prep Batch	Analytical Batch
Run #1	4P46383.D	1	07/03/21 06:59	CS	07/01/21 09:00	OP34109A	E4P2431
Run #2							

	Initial Weight	Final Volume
Run #1	30.5 g	1.0 ml
Run #2		

CAS No.	Compound	Result	RL	MDL	Units	Q
123-91-1	1,4-Dioxane	ND	4.4	2.2	ug/kg	

CAS No.	Surrogate Recoveries	Run# 1	Run# 2	Limits
4165-60-0	Nitrobenzene-d5	61%		39-90%
321-60-8	2-Fluorobiphenyl	44%		35-84%
1718-51-0	Terphenyl-d14	45%		42-95%

ND = Not detected MDL = Method Detection Limit
RL = Reporting Limit
E = Indicates value exceeds calibration range
J = Indicates an estimated value
B = Indicates analyte found in associated method blank
N = Indicates presumptive evidence of a compound

SGS North America Inc.

Report of Analysis

Client Sample ID:	R1-SB-1(1.5-2.0)		
Lab Sample ID:	JD27540-1	**Date Sampled:**	06/29/21
Matrix:	SO - Soil	**Date Received:**	06/30/21
Method:	SW846 8081B SW846 3546	**Percent Solids:**	74.8
Project:	Remedial Investigation, 247 North Avenue, New Rochelle, NY		

	File ID	DF	Analyzed	By	Prep Date	Prep Batch	Analytical Batch
Run #1	1G167700.D	1	07/06/21 21:54	TC	07/02/21 11:15	OP34113	G1G5715
Run #2							

	Initial Weight	Final Volume
Run #1	15.1 g	10.0 ml
Run #2		

Pesticide TCL List

CAS No.	Compound	Result	RL	MDL	Units	Q
309-00-2	Aldrin	ND	0.89	0.73	ug/kg	
319-84-6	alpha-BHC	ND	0.89	0.72	ug/kg	
319-85-7	beta-BHC	ND	0.89	0.80	ug/kg	
319-86-8	delta-BHC	ND	0.89	0.85	ug/kg	
58-89-9	gamma-BHC (Lindane)	ND	0.89	0.65	ug/kg	
5103-71-9	alpha-Chlordane	ND	0.89	0.71	ug/kg	
5103-74-2	gamma-Chlordane	ND	0.89	0.40	ug/kg	
57-74-9	Chlordane (alpha and gamma)	ND	0.89	0.40	ug/kg	
60-57-1	Dieldrin	ND	0.89	0.61	ug/kg	
72-54-8	4,4'-DDD	ND	0.89	0.81	ug/kg	
72-55-9	4,4'-DDE	ND	0.89	0.78	ug/kg	
50-29-3	4,4'-DDT	ND	0.89	0.78	ug/kg	
72-20-8	Endrin	ND	0.89	0.69	ug/kg	
1031-07-8	Endosulfan sulfate	ND	0.89	0.69	ug/kg	
7421-93-4	Endrin aldehyde	ND	0.89	0.50	ug/kg	
959-98-8	Endosulfan-I	ND	0.89	0.51	ug/kg	
33213-65-9	Endosulfan-II	ND	0.89	0.55	ug/kg	
76-44-8	Heptachlor	ND	0.89	0.76	ug/kg	
1024-57-3	Heptachlor epoxide	ND	0.89	0.62	ug/kg	
72-43-5	Methoxychlor	ND	1.8	0.70	ug/kg	
53494-70-5	Endrin ketone	ND	0.89	0.64	ug/kg	
8001-35-2	Toxaphene	ND	22	21	ug/kg	

CAS No.	Surrogate Recoveries	Run# 1	Run# 2	Limits
877-09-8	Tetrachloro-m-xylene	65%		27-138%
877-09-8	Tetrachloro-m-xylene	71%		27-138%
2051-24-3	Decachlorobiphenyl	68%		10-179%
2051-24-3	Decachlorobiphenyl	70%		10-179%

ND = Not detected MDL = Method Detection Limit
RL = Reporting Limit
E = Indicates value exceeds calibration range
J = Indicates an estimated value
B = Indicates analyte found in associated method blank
N = Indicates presumptive evidence of a compound

SGS North America Inc.

Report of Analysis

Client Sample ID: R1-SB-1(1.5-2.0)
Lab Sample ID: JD27540-1 **Date Sampled:** 06/29/21
Matrix: SO - Soil **Date Received:** 06/30/21
Method: SW846 8082A SW846 3546 **Percent Solids:** 74.8
Project: Remedial Investigation, 247 North Avenue, New Rochelle, NY

	File ID	DF	Analyzed	By	Prep Date	Prep Batch	Analytical Batch
Run #1	RK1164.D	1	07/06/21 01:38	CP	07/02/21 11:15	OP34114	GRK30
Run #2							

	Initial Weight	Final Volume
Run #1	15.1 g	10.0 ml
Run #2		

PCB List

CAS No.	Compound	Result	RL	MDL	Units	Q
12674-11-2	Aroclor 1016	ND	44	21	ug/kg	
11104-28-2	Aroclor 1221	ND	44	27	ug/kg	
11141-16-5	Aroclor 1232	ND	44	28	ug/kg	
53469-21-9	Aroclor 1242	ND	44	18	ug/kg	
12672-29-6	Aroclor 1248	ND	44	39	ug/kg	
11097-69-1	Aroclor 1254	ND	44	24	ug/kg	
11096-82-5	Aroclor 1260	ND	44	19	ug/kg	
11100-14-4	Aroclor 1268	ND	44	19	ug/kg	
37324-23-5	Aroclor 1262	ND	44	29	ug/kg	

CAS No.	Surrogate Recoveries	Run# 1	Run# 2	Limits
877-09-8	Tetrachloro-m-xylene	78%		24-152%
877-09-8	Tetrachloro-m-xylene	95%		24-152%
2051-24-3	Decachlorobiphenyl	81%		10-172%
2051-24-3	Decachlorobiphenyl	73%		10-172%

ND = Not detected MDL = Method Detection Limit
RL = Reporting Limit
E = Indicates value exceeds calibration range
J = Indicates an estimated value
B = Indicates analyte found in associated method blank
N = Indicates presumptive evidence of a compound

Report of Analysis

Client Sample ID: R1-SB-1(1.5-2.0)
Lab Sample ID: JD27540-1
Matrix: SO - Soil
Date Sampled: 06/29/21
Date Received: 06/30/21
Percent Solids: 74.8
Project: Remedial Investigation, 247 North Avenue, New Rochelle, NY

Metals Analysis

Analyte	Result	RL	Units	DF	Prep	Analyzed	By	Method	Prep Method
Aluminum	14800	66	mg/kg	1	07/06/21	07/06/21	ND	SW846 6010D [2]	SW846 3050B [4]
Antimony	< 2.7	2.7	mg/kg	1	07/06/21	07/06/21	ND	SW846 6010D [2]	SW846 3050B [4]
Arsenic	< 2.7	2.7	mg/kg	1	07/06/21	07/06/21	ND	SW846 6010D [2]	SW846 3050B [4]
Barium	120	27	mg/kg	1	07/06/21	07/06/21	ND	SW846 6010D [2]	SW846 3050B [4]
Beryllium [a]	0.94	0.53	mg/kg	2	07/06/21	07/07/21	ND	SW846 6010D [3]	SW846 3050B [4]
Cadmium	< 0.66	0.66	mg/kg	1	07/06/21	07/06/21	ND	SW846 6010D [2]	SW846 3050B [4]
Calcium	2060	660	mg/kg	1	07/06/21	07/06/21	ND	SW846 6010D [2]	SW846 3050B [4]
Chromium	26.5	1.3	mg/kg	1	07/06/21	07/06/21	ND	SW846 6010D [2]	SW846 3050B [4]
Cobalt [a]	< 13	13	mg/kg	2	07/06/21	07/07/21	ND	SW846 6010D [3]	SW846 3050B [4]
Copper	18.8	3.3	mg/kg	1	07/06/21	07/06/21	ND	SW846 6010D [2]	SW846 3050B [4]
Iron	19700	66	mg/kg	1	07/06/21	07/06/21	ND	SW846 6010D [2]	SW846 3050B [4]
Lead	7.8	2.7	mg/kg	1	07/06/21	07/06/21	ND	SW846 6010D [2]	SW846 3050B [4]
Magnesium	4230	660	mg/kg	1	07/06/21	07/06/21	ND	SW846 6010D [2]	SW846 3050B [4]
Manganese	327	2.0	mg/kg	1	07/06/21	07/06/21	ND	SW846 6010D [2]	SW846 3050B [4]
Mercury	< 0.036	0.036	mg/kg	1	07/06/21	07/06/21	MS	SW846 7471B [1]	SW846 7471B [5]
Nickel	22.6	5.3	mg/kg	1	07/06/21	07/06/21	ND	SW846 6010D [2]	SW846 3050B [4]
Potassium	4260	1300	mg/kg	1	07/06/21	07/06/21	ND	SW846 6010D [2]	SW846 3050B [4]
Selenium	< 2.7	2.7	mg/kg	1	07/06/21	07/06/21	ND	SW846 6010D [2]	SW846 3050B [4]
Silver	< 0.66	0.66	mg/kg	1	07/06/21	07/06/21	ND	SW846 6010D [2]	SW846 3050B [4]
Sodium	< 1300	1300	mg/kg	1	07/06/21	07/06/21	ND	SW846 6010D [2]	SW846 3050B [4]
Thallium [a]	< 2.7	2.7	mg/kg	2	07/06/21	07/07/21	ND	SW846 6010D [3]	SW846 3050B [4]
Vanadium	33.6	6.6	mg/kg	1	07/06/21	07/06/21	ND	SW846 6010D [2]	SW846 3050B [4]
Zinc	48.9	6.6	mg/kg	1	07/06/21	07/06/21	ND	SW846 6010D [2]	SW846 3050B [4]

(1) Instrument QC Batch: MA50767
(2) Instrument QC Batch: MA50799
(3) Instrument QC Batch: MA50802
(4) Prep QC Batch: MP27287
(5) Prep QC Batch: MP27325

(a) Elevated detection limit due to dilution required for high interfering element.

RL = Reporting Limit

Report of Analysis

Client Sample ID: R1-SB-1(1.5-2.0)
Lab Sample ID: JD27540-1
Matrix: SO - Soil
Project: Remedial Investigation, 247 North Avenue, New Rochelle, NY

Date Sampled: 06/29/21
Date Received: 06/30/21
Percent Solids: 74.8

General Chemistry

Analyte	Result	RL	Units	DF	Analyzed	By	Method
Cyanide	< 0.28	0.28	mg/kg	1	07/06/21 14:31	LV	SW846 9012B/LACHAT
Solids, Percent	74.8		%	1	07/01/21 16:13	BG	SM2540 G 18TH ED MOD

RL = Reporting Limit

SGS North America Inc.

Report of Analysis

Client Sample ID: R1-SB-1(1.5-2.0)
Lab Sample ID: JD27540-1A **Date Sampled:** 06/29/21
Matrix: SO - Soil **Date Received:** 06/30/21
Method: EPA 537M BY ID IN HOUSE **Percent Solids:** 74.8
Project: Remedial Investigation, 247 North Avenue, New Rochelle, NY

	File ID	DF	Analyzed	By	Prep Date	Prep Batch	Analytical Batch
Run #1 [a]	2Q71459.D	1	07/07/21 18:28	AFL	07/06/21 07:00	F:OP86217	F:S2Q1025
Run #2							

	Initial Weight	Final Volume
Run #1	2.10 g	1.0 ml
Run #2		

PFAS List

CAS No.	Compound	Result	RL	MDL	Units	Q
PERFLUOROALKYLCARBOXYLIC ACIDS						
375-22-4	Perfluorobutanoic acid	ND	1.3	0.48	ug/kg	
2706-90-3	Perfluoropentanoic acid	ND	0.64	0.32	ug/kg	
307-24-4	Perfluorohexanoic acid	ND	0.64	0.32	ug/kg	
375-85-9	Perfluoroheptanoic acid	ND	0.64	0.32	ug/kg	
335-67-1	Perfluorooctanoic acid	ND	0.64	0.32	ug/kg	
375-95-1	Perfluorononanoic acid	ND	0.64	0.32	ug/kg	
335-76-2	Perfluorodecanoic acid	ND	0.64	0.32	ug/kg	
2058-94-8	Perfluoroundecanoic acid	ND	0.64	0.32	ug/kg	
307-55-1	Perfluorododecanoic acid	ND	0.64	0.32	ug/kg	
72629-94-8	Perfluorotridecanoic acid	ND	0.64	0.34	ug/kg	
376-06-7	Perfluorotetradecanoic acid	ND	0.64	0.32	ug/kg	
PERFLUOROALKYLSULFONIC ACIDS						
375-73-5	Perfluorobutanesulfonic acid	ND	0.64	0.32	ug/kg	
355-46-4	Perfluorohexanesulfonic acid	ND	0.64	0.32	ug/kg	
375-92-8	Perfluoroheptanesulfonic acid	ND	0.64	0.32	ug/kg	
1763-23-1	Perfluorooctanesulfonic acid	ND	0.64	0.32	ug/kg	
335-77-3	Perfluorodecanesulfonic acid	ND	0.64	0.32	ug/kg	
PERFLUOROOCTANESULFONAMIDES						
754-91-6	PFOSA	ND	0.64	0.32	ug/kg	
PERFLUOROOCTANESULFONAMIDOACETIC ACIDS						
2355-31-9	MeFOSAA	ND	1.3	0.64	ug/kg	
2991-50-6	EtFOSAA	ND	1.3	0.64	ug/kg	
FLUOROTELOMER SULFONATES						
27619-97-2	6:2 Fluorotelomer sulfonate	ND	1.3	0.32	ug/kg	
39108-34-4	8:2 Fluorotelomer sulfonate	ND	1.3	0.32	ug/kg	

ND = Not detected MDL = Method Detection Limit
RL = Reporting Limit
E = Indicates value exceeds calibration range
J = Indicates an estimated value
B = Indicates analyte found in associated method blank
N = Indicates presumptive evidence of a compound

Report of Analysis

Client Sample ID:	R1-SB-1(1.5-2.0)		
Lab Sample ID:	JD27540-1A	**Date Sampled:**	06/29/21
Matrix:	SO - Soil	**Date Received:**	06/30/21
Method:	EPA 537M BY ID IN HOUSE	**Percent Solids:**	74.8
Project:	Remedial Investigation, 247 North Avenue, New Rochelle, NY		

PFAS List

CAS No.	ID Standard Recoveries	Run# 1	Run# 2	Limits
	13C4-PFBA	103%		40-140%
	13C5-PFPeA	105%		50-150%
	13C5-PFHxA	105%		50-150%
	13C4-PFHpA	105%		50-150%
	13C8-PFOA	107%		50-150%
	13C9-PFNA	107%		50-150%
	13C6-PFDA	108%		50-150%
	13C7-PFUnDA	109%		40-140%
	13C2-PFDoDA	105%		40-140%
	13C2-PFTeDA	105%		30-130%
	13C3-PFBS	99%		50-150%
	13C3-PFHxS	98%		50-150%
	13C8-PFOS	96%		50-150%
	13C8-FOSA	108%		30-130%
	d3-MeFOSAA	101%		40-140%
	d5-EtFOSAA	101%		40-140%
	13C2-6:2FTS	101%		50-150%
	13C2-8:2FTS	99%		50-150%

(a) Analysis performed at SGS Orlando, FL.

ND = Not detected MDL = Method Detection Limit
RL = Reporting Limit
E = Indicates value exceeds calibration range

J = Indicates an estimated value
B = Indicates analyte found in associated method blank
N = Indicates presumptive evidence of a compound

SGS North America Inc.

Report of Analysis

Client Sample ID: R1-SB-1(5.0-5.5)
Lab Sample ID: JD27540-2 **Date Sampled:** 06/29/21
Matrix: SO - Soil **Date Received:** 06/30/21
Method: SW846 8260D SW846 5035 **Percent Solids:** 89.6
Project: Remedial Investigation, 247 North Avenue, New Rochelle, NY

	File ID	DF	Analyzed	By	Prep Date	Prep Batch	Analytical Batch
Run #1	1C179177.D	1	07/01/21 21:47	PS	07/01/21 07:54	n/a	V1C7814
Run #2							

	Initial Weight
Run #1	6.2 g
Run #2	

VOA TCL List

CAS No.	Compound	Result	RL	MDL	Units	Q
67-64-1	Acetone	ND	9.0	3.7	ug/kg	
71-43-2	Benzene	ND	0.45	0.41	ug/kg	
74-97-5	Bromochloromethane	ND	4.5	0.50	ug/kg	
75-27-4	Bromodichloromethane	ND	1.8	0.39	ug/kg	
75-25-2	Bromoform	ND	4.5	1.2	ug/kg	
74-83-9	Bromomethane	ND	4.5	0.69	ug/kg	
78-93-3	2-Butanone (MEK)	ND	9.0	2.2	ug/kg	
75-15-0	Carbon disulfide	ND	1.8	0.48	ug/kg	
56-23-5	Carbon tetrachloride	ND	1.8	0.56	ug/kg	
108-90-7	Chlorobenzene	ND	1.8	0.41	ug/kg	
75-00-3	Chloroethane	ND	4.5	0.53	ug/kg	
67-66-3	Chloroform	ND	1.8	0.47	ug/kg	
74-87-3	Chloromethane	ND	4.5	1.8	ug/kg	
110-82-7	Cyclohexane	ND	1.8	0.59	ug/kg	
96-12-8	1,2-Dibromo-3-chloropropane	ND	1.8	0.62	ug/kg	
124-48-1	Dibromochloromethane	ND	1.8	0.50	ug/kg	
106-93-4	1,2-Dibromoethane	ND	0.90	0.38	ug/kg	
95-50-1	1,2-Dichlorobenzene	ND	0.90	0.49	ug/kg	
541-73-1	1,3-Dichlorobenzene	ND	0.90	0.45	ug/kg	
106-46-7	1,4-Dichlorobenzene	ND	0.90	0.44	ug/kg	
75-71-8	Dichlorodifluoromethane	ND	4.5	0.65	ug/kg	
75-34-3	1,1-Dichloroethane	ND	0.90	0.45	ug/kg	
107-06-2	1,2-Dichloroethane	ND	0.90	0.42	ug/kg	
75-35-4	1,1-Dichloroethene	ND	0.90	0.59	ug/kg	
156-59-2	cis-1,2-Dichloroethene	ND	0.90	0.76	ug/kg	
156-60-5	trans-1,2-Dichloroethene	ND	0.90	0.55	ug/kg	
78-87-5	1,2-Dichloropropane	ND	1.8	0.43	ug/kg	
10061-01-5	cis-1,3-Dichloropropene	ND	1.8	0.43	ug/kg	
10061-02-6	trans-1,3-Dichloropropene	ND	1.8	0.41	ug/kg	
100-41-4	Ethylbenzene	ND	0.90	0.41	ug/kg	
76-13-1	Freon 113	ND	4.5	2.4	ug/kg	
591-78-6	2-Hexanone	ND	4.5	1.9	ug/kg	

ND = Not detected MDL = Method Detection Limit
RL = Reporting Limit
E = Indicates value exceeds calibration range
J = Indicates an estimated value
B = Indicates analyte found in associated method blank
N = Indicates presumptive evidence of a compound

Report of Analysis

Client Sample ID:	R1-SB-1(5.0-5.5)		
Lab Sample ID:	JD27540-2	**Date Sampled:**	06/29/21
Matrix:	SO - Soil	**Date Received:**	06/30/21
Method:	SW846 8260D SW846 5035	**Percent Solids:**	89.6
Project:	Remedial Investigation, 247 North Avenue, New Rochelle, NY		

VOA TCL List

CAS No.	Compound	Result	RL	MDL	Units	Q
98-82-8	Isopropylbenzene	ND	1.8	1.3	ug/kg	
79-20-9	Methyl Acetate [a]	ND	4.5	1.3	ug/kg	
108-87-2	Methylcyclohexane	ND	1.8	0.79	ug/kg	
1634-04-4	Methyl Tert Butyl Ether	ND	0.90	0.42	ug/kg	
108-10-1	4-Methyl-2-pentanone(MIBK)	ND	4.5	2.0	ug/kg	
75-09-2	Methylene chloride	ND	4.5	2.3	ug/kg	
100-42-5	Styrene	ND	1.8	0.36	ug/kg	
79-34-5	1,1,2,2-Tetrachloroethane	ND	1.8	0.54	ug/kg	
127-18-4	Tetrachloroethene	ND	1.8	0.52	ug/kg	
108-88-3	Toluene	ND	0.90	0.47	ug/kg	
87-61-6	1,2,3-Trichlorobenzene	ND	4.5	2.3	ug/kg	
120-82-1	1,2,4-Trichlorobenzene	ND	4.5	2.3	ug/kg	
71-55-6	1,1,1-Trichloroethane	ND	1.8	0.43	ug/kg	
79-00-5	1,1,2-Trichloroethane	ND	1.8	0.50	ug/kg	
79-01-6	Trichloroethene	ND	0.90	0.69	ug/kg	
75-69-4	Trichlorofluoromethane	ND	4.5	0.62	ug/kg	
75-01-4	Vinyl chloride	ND	1.8	0.43	ug/kg	
	m,p-Xylene	ND	0.90	0.81	ug/kg	
95-47-6	o-Xylene	ND	0.90	0.41	ug/kg	
1330-20-7	Xylene (total)	ND	0.90	0.41	ug/kg	

CAS No.	Surrogate Recoveries	Run# 1	Run# 2	Limits
1868-53-7	Dibromofluoromethane	106%		72-130%
17060-07-0	1,2-Dichloroethane-D4	112%		75-131%
2037-26-5	Toluene-D8	104%		81-121%
460-00-4	4-Bromofluorobenzene	105%		60-141%

CAS No.	Tentatively Identified Compounds	R.T.	Est. Conc.	Units	Q
	Total TIC, Volatile		0	ug/kg	

(a) Associated CCV outside of control limits high, sample was ND.

ND = Not detected MDL = Method Detection Limit
RL = Reporting Limit
E = Indicates value exceeds calibration range
J = Indicates an estimated value
B = Indicates analyte found in associated method blank
N = Indicates presumptive evidence of a compound

SGS North America Inc.

Report of Analysis

Client Sample ID: R1-SB-1(5.0-5.5)
Lab Sample ID: JD27540-2 **Date Sampled:** 06/29/21
Matrix: SO - Soil **Date Received:** 06/30/21
Method: SW846 8270E SW846 3546 **Percent Solids:** 89.6
Project: Remedial Investigation, 247 North Avenue, New Rochelle, NY

	File ID	DF	Analyzed	By	Prep Date	Prep Batch	Analytical Batch
Run #1	6P499168.D	1	07/02/21 21:29	BL	07/02/21 10:10	OP34109	E6P3394
Run #2							

	Initial Weight	Final Volume
Run #1	30.2 g	1.0 ml
Run #2		

ABN TCL List (SOM0 2.0)

CAS No.	Compound	Result	RL	MDL	Units	Q
95-57-8	2-Chlorophenol	ND	74	18	ug/kg	
59-50-7	4-Chloro-3-methyl phenol	ND	180	23	ug/kg	
120-83-2	2,4-Dichlorophenol	ND	180	32	ug/kg	
105-67-9	2,4-Dimethylphenol	ND	180	66	ug/kg	
51-28-5	2,4-Dinitrophenol [a]	ND	180	140	ug/kg	
534-52-1	4,6-Dinitro-o-cresol [b]	ND	180	40	ug/kg	
95-48-7	2-Methylphenol	ND	74	24	ug/kg	
	3&4-Methylphenol	ND	74	30	ug/kg	
88-75-5	2-Nitrophenol	ND	180	24	ug/kg	
100-02-7	4-Nitrophenol	ND	370	99	ug/kg	
87-86-5	Pentachlorophenol	ND	150	35	ug/kg	
108-95-2	Phenol	ND	74	19	ug/kg	
58-90-2	2,3,4,6-Tetrachlorophenol	ND	180	24	ug/kg	
95-95-4	2,4,5-Trichlorophenol	ND	180	28	ug/kg	
88-06-2	2,4,6-Trichlorophenol	ND	180	22	ug/kg	
83-32-9	Acenaphthene	ND	37	13	ug/kg	
208-96-8	Acenaphthylene	ND	37	19	ug/kg	
98-86-2	Acetophenone	ND	180	7.9	ug/kg	
120-12-7	Anthracene	ND	37	23	ug/kg	
1912-24-9	Atrazine	ND	74	16	ug/kg	
56-55-3	Benzo(a)anthracene	ND	37	10	ug/kg	
50-32-8	Benzo(a)pyrene	ND	37	17	ug/kg	
205-99-2	Benzo(b)fluoranthene	ND	37	16	ug/kg	
191-24-2	Benzo(g,h,i)perylene	ND	37	18	ug/kg	
207-08-9	Benzo(k)fluoranthene	ND	37	17	ug/kg	
101-55-3	4-Bromophenyl phenyl ether	ND	74	14	ug/kg	
85-68-7	Butyl benzyl phthalate	ND	74	9.0	ug/kg	
92-52-4	1,1'-Biphenyl	ND	74	5.1	ug/kg	
100-52-7	Benzaldehyde	ND	180	9.2	ug/kg	
91-58-7	2-Chloronaphthalene	ND	74	8.8	ug/kg	
106-47-8	4-Chloroaniline	ND	180	13	ug/kg	
86-74-8	Carbazole	ND	74	5.4	ug/kg	

ND = Not detected MDL = Method Detection Limit
RL = Reporting Limit
E = Indicates value exceeds calibration range
J = Indicates an estimated value
B = Indicates analyte found in associated method blank
N = Indicates presumptive evidence of a compound

Report of Analysis

Client Sample ID: R1-SB-1(5.0-5.5)
Lab Sample ID: JD27540-2 **Date Sampled:** 06/29/21
Matrix: SO - Soil **Date Received:** 06/30/21
Method: SW846 8270E SW846 3546 **Percent Solids:** 89.6
Project: Remedial Investigation, 247 North Avenue, New Rochelle, NY

ABN TCL List (SOM0 2.0)

CAS No.	Compound	Result	RL	MDL	Units	Q
105-60-2	Caprolactam	ND	74	15	ug/kg	
218-01-9	Chrysene	ND	37	12	ug/kg	
111-91-1	bis(2-Chloroethoxy)methane	ND	74	7.9	ug/kg	
111-44-4	bis(2-Chloroethyl)ether	ND	74	16	ug/kg	
108-60-1	2,2'-Oxybis(1-chloropropane)	ND	74	13	ug/kg	
7005-72-3	4-Chlorophenyl phenyl ether	ND	74	12	ug/kg	
121-14-2	2,4-Dinitrotoluene	ND	37	11	ug/kg	
606-20-2	2,6-Dinitrotoluene	ND	37	19	ug/kg	
91-94-1	3,3'-Dichlorobenzidine	ND	74	31	ug/kg	
123-91-1	1,4-Dioxane [c]	ND	37	24	ug/kg	
53-70-3	Dibenzo(a,h)anthracene	ND	37	16	ug/kg	
132-64-9	Dibenzofuran	ND	74	15	ug/kg	
84-74-2	Di-n-butyl phthalate	ND	74	6.0	ug/kg	
117-84-0	Di-n-octyl phthalate	ND	74	9.2	ug/kg	
84-66-2	Diethyl phthalate	ND	74	7.9	ug/kg	
131-11-3	Dimethyl phthalate	ND	74	6.6	ug/kg	
117-81-7	bis(2-Ethylhexyl)phthalate	ND	74	8.6	ug/kg	
206-44-0	Fluoranthene	ND	37	16	ug/kg	
86-73-7	Fluorene	ND	37	17	ug/kg	
118-74-1	Hexachlorobenzene	ND	74	9.3	ug/kg	
87-68-3	Hexachlorobutadiene	ND	37	15	ug/kg	
77-47-4	Hexachlorocyclopentadiene	ND	370	15	ug/kg	
67-72-1	Hexachloroethane	ND	180	18	ug/kg	
193-39-5	Indeno(1,2,3-cd)pyrene	ND	37	17	ug/kg	
78-59-1	Isophorone	ND	74	7.9	ug/kg	
91-57-6	2-Methylnaphthalene	ND	37	8.4	ug/kg	
88-74-4	2-Nitroaniline	ND	180	8.7	ug/kg	
99-09-2	3-Nitroaniline	ND	180	9.2	ug/kg	
100-01-6	4-Nitroaniline	ND	180	9.6	ug/kg	
91-20-3	Naphthalene	ND	37	10	ug/kg	
98-95-3	Nitrobenzene	ND	74	14	ug/kg	
621-64-7	N-Nitroso-di-n-propylamine	ND	74	11	ug/kg	
86-30-6	N-Nitrosodiphenylamine	ND	180	14	ug/kg	
85-01-8	Phenanthrene	ND	37	12	ug/kg	
129-00-0	Pyrene	ND	37	12	ug/kg	
95-94-3	1,2,4,5-Tetrachlorobenzene	ND	180	9.4	ug/kg	

CAS No.	Surrogate Recoveries	Run# 1	Run# 2	Limits
367-12-4	2-Fluorophenol	76%		7-101%

ND = Not detected MDL = Method Detection Limit
RL = Reporting Limit
E = Indicates value exceeds calibration range
J = Indicates an estimated value
B = Indicates analyte found in associated method blank
N = Indicates presumptive evidence of a compound

Report of Analysis

Client Sample ID:	R1-SB-1(5.0-5.5)		
Lab Sample ID:	JD27540-2	**Date Sampled:**	06/29/21
Matrix:	SO - Soil	**Date Received:**	06/30/21
Method:	SW846 8270E SW846 3546	**Percent Solids:**	89.6
Project:	Remedial Investigation, 247 North Avenue, New Rochelle, NY		

ABN TCL List (SOM0 2.0)

CAS No.	Surrogate Recoveries	Run# 1	Run# 2	Limits
4165-62-2	Phenol-d5	70%		12-101%
118-79-6	2,4,6-Tribromophenol	76%		10-127%
4165-60-0	Nitrobenzene-d5	78%		15-114%
321-60-8	2-Fluorobiphenyl	78%		22-104%
1718-51-0	Terphenyl-d14	109%		23-121%

CAS No.	Tentatively Identified Compounds	R.T.	Est. Conc.	Units	Q
	Total TIC, Semi-Volatile		0	ug/kg	

(a) Associated CCV outside of control limits low. Low-level verification was analyzed to demonstrate system suitability to detect affected analytes. Sample was ND. This compound is outside the control limits biased low in the associated BS.
(b) This compound is outside the control limits biased low in the associated BS.
(c) Associated CCV outside of control limits high, sample was ND.

ND = Not detected MDL = Method Detection Limit
RL = Reporting Limit
E = Indicates value exceeds calibration range
J = Indicates an estimated value
B = Indicates analyte found in associated method blank
N = Indicates presumptive evidence of a compound

SGS North America Inc.

Report of Analysis

Client Sample ID: R1-SB-1(5.0-5.5)
Lab Sample ID: JD27540-2 **Date Sampled:** 06/29/21
Matrix: SO - Soil **Date Received:** 06/30/21
Method: SW846 8270E BY SIM SW846 3546 **Percent Solids:** 89.6
Project: Remedial Investigation, 247 North Avenue, New Rochelle, NY

	File ID	DF	Analyzed	By	Prep Date	Prep Batch	Analytical Batch
Run #1	4P46382.D	1	07/03/21 06:38	CS	07/01/21 09:00	OP34109A	E4P2431
Run #2							

	Initial Weight	Final Volume
Run #1	30.2 g	1.0 ml
Run #2		

CAS No.	Compound	Result	RL	MDL	Units	Q
123-91-1	1,4-Dioxane	ND	3.7	1.8	ug/kg	

CAS No.	Surrogate Recoveries	Run# 1	Run# 2	Limits
4165-60-0	Nitrobenzene-d5	92% [a]		39-90%
321-60-8	2-Fluorobiphenyl	64%		35-84%
1718-51-0	Terphenyl-d14	70%		42-95%

(a) Outside of in house control limits, but within reasonable method recovery limits.

ND = Not detected MDL = Method Detection Limit J = Indicates an estimated value
RL = Reporting Limit B = Indicates analyte found in associated method blank
E = Indicates value exceeds calibration range N = Indicates presumptive evidence of a compound

SGS North America Inc.

Report of Analysis

Client Sample ID:	R1-SB-1(5.0-5.5)		
Lab Sample ID:	JD27540-2	**Date Sampled:**	06/29/21
Matrix:	SO - Soil	**Date Received:**	06/30/21
Method:	SW846 8081B SW846 3546	**Percent Solids:**	89.6
Project:	Remedial Investigation, 247 North Avenue, New Rochelle, NY		

	File ID	DF	Analyzed	By	Prep Date	Prep Batch	Analytical Batch
Run #1	1G167701.D	1	07/06/21 22:13	TC	07/02/21 11:15	OP34113	G1G5715
Run #2							

	Initial Weight	Final Volume
Run #1	15.0 g	10.0 ml
Run #2		

Pesticide TCL List

CAS No.	Compound	Result	RL	MDL	Units	Q
309-00-2	Aldrin	ND	0.74	0.61	ug/kg	
319-84-6	alpha-BHC	ND	0.74	0.60	ug/kg	
319-85-7	beta-BHC	ND	0.74	0.67	ug/kg	
319-86-8	delta-BHC	ND	0.74	0.71	ug/kg	
58-89-9	gamma-BHC (Lindane)	ND	0.74	0.55	ug/kg	
5103-71-9	alpha-Chlordane	ND	0.74	0.60	ug/kg	
5103-74-2	gamma-Chlordane	ND	0.74	0.34	ug/kg	
57-74-9	Chlordane (alpha and gamma)	ND	0.74	0.34	ug/kg	
60-57-1	Dieldrin	ND	0.74	0.51	ug/kg	
72-54-8	4,4'-DDD	ND	0.74	0.68	ug/kg	
72-55-9	4,4'-DDE	ND	0.74	0.65	ug/kg	
50-29-3	4,4'-DDT	ND	0.74	0.66	ug/kg	
72-20-8	Endrin	ND	0.74	0.58	ug/kg	
1031-07-8	Endosulfan sulfate	ND	0.74	0.58	ug/kg	
7421-93-4	Endrin aldehyde	ND	0.74	0.42	ug/kg	
959-98-8	Endosulfan-I	ND	0.74	0.43	ug/kg	
33213-65-9	Endosulfan-II	ND	0.74	0.46	ug/kg	
76-44-8	Heptachlor	ND	0.74	0.64	ug/kg	
1024-57-3	Heptachlor epoxide	ND	0.74	0.52	ug/kg	
72-43-5	Methoxychlor	ND	1.5	0.59	ug/kg	
53494-70-5	Endrin ketone	ND	0.74	0.54	ug/kg	
8001-35-2	Toxaphene	ND	19	17	ug/kg	

CAS No.	Surrogate Recoveries	Run# 1	Run# 2	Limits
877-09-8	Tetrachloro-m-xylene	79%		27-138%
877-09-8	Tetrachloro-m-xylene	88%		27-138%
2051-24-3	Decachlorobiphenyl	89%		10-179%
2051-24-3	Decachlorobiphenyl	91%		10-179%

ND = Not detected MDL = Method Detection Limit
RL = Reporting Limit
E = Indicates value exceeds calibration range
J = Indicates an estimated value
B = Indicates analyte found in associated method blank
N = Indicates presumptive evidence of a compound

SGS North America Inc.

Report of Analysis

Client Sample ID:	R1-SB-1(5.0-5.5)		
Lab Sample ID:	JD27540-2	**Date Sampled:**	06/29/21
Matrix:	SO - Soil	**Date Received:**	06/30/21
Method:	SW846 8082A SW846 3546	**Percent Solids:**	89.6
Project:	Remedial Investigation, 247 North Avenue, New Rochelle, NY		

	File ID	DF	Analyzed	By	Prep Date	Prep Batch	Analytical Batch
Run #1	RK1188.D	1	07/06/21 08:15	CP	07/02/21 11:15	OP34114	GRK30
Run #2							

	Initial Weight	Final Volume
Run #1	15.0 g	10.0 ml
Run #2		

PCB List

CAS No.	Compound	Result	RL	MDL	Units	Q
12674-11-2	Aroclor 1016	ND	37	17	ug/kg	
11104-28-2	Aroclor 1221	ND	37	23	ug/kg	
11141-16-5	Aroclor 1232	ND	37	24	ug/kg	
53469-21-9	Aroclor 1242	ND	37	15	ug/kg	
12672-29-6	Aroclor 1248	ND	37	33	ug/kg	
11097-69-1	Aroclor 1254	ND	37	20	ug/kg	
11096-82-5	Aroclor 1260	ND	37	16	ug/kg	
11100-14-4	Aroclor 1268	ND	37	16	ug/kg	
37324-23-5	Aroclor 1262	ND	37	24	ug/kg	

CAS No.	Surrogate Recoveries	Run# 1	Run# 2	Limits
877-09-8	Tetrachloro-m-xylene	92%		24-152%
877-09-8	Tetrachloro-m-xylene	113%		24-152%
2051-24-3	Decachlorobiphenyl	99%		10-172%
2051-24-3	Decachlorobiphenyl	107%		10-172%

ND = Not detected MDL = Method Detection Limit
RL = Reporting Limit
E = Indicates value exceeds calibration range

J = Indicates an estimated value
B = Indicates analyte found in associated method blank
N = Indicates presumptive evidence of a compound

Report of Analysis

Client Sample ID: R1-SB-1(5.0-5.5)
Lab Sample ID: JD27540-2
Matrix: SO - Soil
Project: Remedial Investigation, 247 North Avenue, New Rochelle, NY

Date Sampled: 06/29/21
Date Received: 06/30/21
Percent Solids: 89.6

Metals Analysis

Analyte	Result	RL	Units	DF	Prep	Analyzed	By	Method	Prep Method
Aluminum	10800	57	mg/kg	1	07/06/21	07/06/21	ND	SW846 6010D [2]	SW846 3050B [3]
Antimony	< 2.3	2.3	mg/kg	1	07/06/21	07/06/21	ND	SW846 6010D [2]	SW846 3050B [3]
Arsenic	< 2.3	2.3	mg/kg	1	07/06/21	07/06/21	ND	SW846 6010D [2]	SW846 3050B [3]
Barium	88.0	23	mg/kg	1	07/06/21	07/06/21	ND	SW846 6010D [2]	SW846 3050B [3]
Beryllium	0.40	0.23	mg/kg	1	07/06/21	07/06/21	ND	SW846 6010D [2]	SW846 3050B [3]
Cadmium	< 0.57	0.57	mg/kg	1	07/06/21	07/06/21	ND	SW846 6010D [2]	SW846 3050B [3]
Calcium	6670	570	mg/kg	1	07/06/21	07/06/21	ND	SW846 6010D [2]	SW846 3050B [3]
Chromium	22.6	1.1	mg/kg	1	07/06/21	07/06/21	ND	SW846 6010D [2]	SW846 3050B [3]
Cobalt	8.4	5.7	mg/kg	1	07/06/21	07/06/21	ND	SW846 6010D [2]	SW846 3050B [3]
Copper	18.2	2.9	mg/kg	1	07/06/21	07/06/21	ND	SW846 6010D [2]	SW846 3050B [3]
Iron	18100	57	mg/kg	1	07/06/21	07/06/21	ND	SW846 6010D [2]	SW846 3050B [3]
Lead	4.7	2.3	mg/kg	1	07/06/21	07/06/21	ND	SW846 6010D [2]	SW846 3050B [3]
Magnesium	5990	570	mg/kg	1	07/06/21	07/06/21	ND	SW846 6010D [2]	SW846 3050B [3]
Manganese	256	1.7	mg/kg	1	07/06/21	07/06/21	ND	SW846 6010D [2]	SW846 3050B [3]
Mercury	< 0.033	0.033	mg/kg	1	07/06/21	07/06/21	MS	SW846 7471B [1]	SW846 7471B [4]
Nickel	22.4	4.6	mg/kg	1	07/06/21	07/06/21	ND	SW846 6010D [2]	SW846 3050B [3]
Potassium	3610	1100	mg/kg	1	07/06/21	07/06/21	ND	SW846 6010D [2]	SW846 3050B [3]
Selenium	< 2.3	2.3	mg/kg	1	07/06/21	07/06/21	ND	SW846 6010D [2]	SW846 3050B [3]
Silver	< 0.57	0.57	mg/kg	1	07/06/21	07/06/21	ND	SW846 6010D [2]	SW846 3050B [3]
Sodium	< 1100	1100	mg/kg	1	07/06/21	07/06/21	ND	SW846 6010D [2]	SW846 3050B [3]
Thallium	< 1.1	1.1	mg/kg	1	07/06/21	07/06/21	ND	SW846 6010D [2]	SW846 3050B [3]
Vanadium	25.2	5.7	mg/kg	1	07/06/21	07/06/21	ND	SW846 6010D [2]	SW846 3050B [3]
Zinc	34.1	5.7	mg/kg	1	07/06/21	07/06/21	ND	SW846 6010D [2]	SW846 3050B [3]

(1) Instrument QC Batch: MA50767
(2) Instrument QC Batch: MA50799
(3) Prep QC Batch: MP27287
(4) Prep QC Batch: MP27325

RL = Reporting Limit

Report of Analysis

Client Sample ID: R1-SB-1(5.0-5.5)
Lab Sample ID: JD27540-2 **Date Sampled:** 06/29/21
Matrix: SO - Soil **Date Received:** 06/30/21
Percent Solids: 89.6
Project: Remedial Investigation, 247 North Avenue, New Rochelle, NY

General Chemistry

Analyte	Result	RL	Units	DF	Analyzed	By	Method
Cyanide	< 0.28	0.28	mg/kg	1	07/06/21 14:32	LV	SW846 9012B/LACHAT
Solids, Percent	89.6		%	1	07/01/21 16:13	BG	SM2540 G 18TH ED MOD

RL = Reporting Limit

SGS North America Inc.

Report of Analysis

Client Sample ID:	R1-SB-1(5.0-5.5)		
Lab Sample ID:	JD27540-2A	**Date Sampled:**	06/29/21
Matrix:	SO - Soil	**Date Received:**	06/30/21
Method:	EPA 537M BY ID IN HOUSE	**Percent Solids:**	89.6
Project:	Remedial Investigation, 247 North Avenue, New Rochelle, NY		

	File ID	DF	Analyzed	By	Prep Date	Prep Batch	Analytical Batch
Run #1 [a]	2Q71460.D	1	07/07/21 18:45	AFL	07/06/21 07:00	F:OP86217	F:S2Q1025
Run #2							

	Initial Weight	Final Volume
Run #1	1.99 g	1.0 ml
Run #2		

PFAS List

CAS No.	Compound	Result	RL	MDL	Units	Q
PERFLUOROALKYLCARBOXYLIC ACIDS						
375-22-4	Perfluorobutanoic acid	ND	1.1	0.43	ug/kg	
2706-90-3	Perfluoropentanoic acid	ND	0.56	0.28	ug/kg	
307-24-4	Perfluorohexanoic acid	ND	0.56	0.28	ug/kg	
375-85-9	Perfluoroheptanoic acid	ND	0.56	0.28	ug/kg	
335-67-1	Perfluorooctanoic acid	ND	0.56	0.28	ug/kg	
375-95-1	Perfluorononanoic acid	ND	0.56	0.28	ug/kg	
335-76-2	Perfluorodecanoic acid	ND	0.56	0.28	ug/kg	
2058-94-8	Perfluoroundecanoic acid	ND	0.56	0.28	ug/kg	
307-55-1	Perfluorododecanoic acid	ND	0.56	0.28	ug/kg	
72629-94-8	Perfluorotridecanoic acid	ND	0.56	0.30	ug/kg	
376-06-7	Perfluorotetradecanoic acid	ND	0.56	0.28	ug/kg	
PERFLUOROALKYLSULFONIC ACIDS						
375-73-5	Perfluorobutanesulfonic acid	ND	0.56	0.28	ug/kg	
355-46-4	Perfluorohexanesulfonic acid	ND	0.56	0.28	ug/kg	
375-92-8	Perfluoroheptanesulfonic acid	ND	0.56	0.28	ug/kg	
1763-23-1	Perfluorooctanesulfonic acid	ND	0.56	0.28	ug/kg	
335-77-3	Perfluorodecanesulfonic acid	ND	0.56	0.28	ug/kg	
PERFLUOROOCTANESULFONAMIDES						
754-91-6	PFOSA	ND	0.56	0.28	ug/kg	
PERFLUOROOCTANESULFONAMIDOACETIC ACIDS						
2355-31-9	MeFOSAA	ND	1.1	0.56	ug/kg	
2991-50-6	EtFOSAA	ND	1.1	0.56	ug/kg	
FLUOROTELOMER SULFONATES						
27619-97-2	6:2 Fluorotelomer sulfonate	ND	1.1	0.28	ug/kg	
39108-34-4	8:2 Fluorotelomer sulfonate	ND	1.1	0.28	ug/kg	

ND = Not detected MDL = Method Detection Limit
RL = Reporting Limit
E = Indicates value exceeds calibration range
J = Indicates an estimated value
B = Indicates analyte found in associated method blank
N = Indicates presumptive evidence of a compound

Report of Analysis

Client Sample ID:	R1-SB-1(5.0-5.5)		
Lab Sample ID:	JD27540-2A	**Date Sampled:**	06/29/21
Matrix:	SO - Soil	**Date Received:**	06/30/21
Method:	EPA 537M BY ID IN HOUSE	**Percent Solids:**	89.6
Project:	Remedial Investigation, 247 North Avenue, New Rochelle, NY		

PFAS List

CAS No.	ID Standard Recoveries	Run# 1	Run# 2	Limits
	13C4-PFBA	99%		40-140%
	13C5-PFPeA	100%		50-150%
	13C5-PFHxA	100%		50-150%
	13C4-PFHpA	100%		50-150%
	13C8-PFOA	102%		50-150%
	13C9-PFNA	102%		50-150%
	13C6-PFDA	103%		50-150%
	13C7-PFUnDA	104%		40-140%
	13C2-PFDoDA	101%		40-140%
	13C2-PFTeDA	101%		30-130%
	13C3-PFBS	94%		50-150%
	13C3-PFHxS	91%		50-150%
	13C8-PFOS	91%		50-150%
	13C8-FOSA	102%		30-130%
	d3-MeFOSAA	95%		40-140%
	d5-EtFOSAA	95%		40-140%
	13C2-6:2FTS	97%		50-150%
	13C2-8:2FTS	96%		50-150%

(a) Analysis performed at SGS Orlando, FL.

ND = Not detected MDL = Method Detection Limit
RL = Reporting Limit
E = Indicates value exceeds calibration range

J = Indicates an estimated value
B = Indicates analyte found in associated method blank
N = Indicates presumptive evidence of a compound

SGS North America Inc.

Report of Analysis

Client Sample ID: R1-SB-1(11-11.5)
Lab Sample ID: JD27540-3 **Date Sampled:** 06/29/21
Matrix: SO - Soil **Date Received:** 06/30/21
Method: SW846 8260D SW846 5035 **Percent Solids:** 93.9
Project: Remedial Investigation, 247 North Avenue, New Rochelle, NY

	File ID	DF	Analyzed	By	Prep Date	Prep Batch	Analytical Batch
Run #1	1C179197.D	1	07/02/21 16:32	PS	07/01/21 07:54	n/a	V1C7815
Run #2							

	Initial Weight
Run #1	5.7 g
Run #2	

VOA TCL List

CAS No.	Compound	Result	RL	MDL	Units	Q
67-64-1	Acetone	4.5	9.3	3.9	ug/kg	J
71-43-2	Benzene	ND	0.47	0.43	ug/kg	
74-97-5	Bromochloromethane	ND	4.7	0.52	ug/kg	
75-27-4	Bromodichloromethane	ND	1.9	0.40	ug/kg	
75-25-2	Bromoform	ND	4.7	1.3	ug/kg	
74-83-9	Bromomethane	ND	4.7	0.71	ug/kg	
78-93-3	2-Butanone (MEK)	ND	9.3	2.3	ug/kg	
75-15-0	Carbon disulfide	ND	1.9	0.50	ug/kg	
56-23-5	Carbon tetrachloride	ND	1.9	0.58	ug/kg	
108-90-7	Chlorobenzene	ND	1.9	0.43	ug/kg	
75-00-3	Chloroethane	ND	4.7	0.55	ug/kg	
67-66-3	Chloroform	ND	1.9	0.48	ug/kg	
74-87-3	Chloromethane	ND	4.7	1.8	ug/kg	
110-82-7	Cyclohexane	ND	1.9	0.61	ug/kg	
96-12-8	1,2-Dibromo-3-chloropropane	ND	1.9	0.65	ug/kg	
124-48-1	Dibromochloromethane	ND	1.9	0.52	ug/kg	
106-93-4	1,2-Dibromoethane	ND	0.93	0.39	ug/kg	
95-50-1	1,2-Dichlorobenzene	ND	0.93	0.51	ug/kg	
541-73-1	1,3-Dichlorobenzene	ND	0.93	0.46	ug/kg	
106-46-7	1,4-Dichlorobenzene	ND	0.93	0.46	ug/kg	
75-71-8	Dichlorodifluoromethane	ND	4.7	0.68	ug/kg	
75-34-3	1,1-Dichloroethane	ND	0.93	0.46	ug/kg	
107-06-2	1,2-Dichloroethane	ND	0.93	0.44	ug/kg	
75-35-4	1,1-Dichloroethene	ND	0.93	0.61	ug/kg	
156-59-2	cis-1,2-Dichloroethene	ND	0.93	0.78	ug/kg	
156-60-5	trans-1,2-Dichloroethene	ND	0.93	0.57	ug/kg	
78-87-5	1,2-Dichloropropane	ND	1.9	0.44	ug/kg	
10061-01-5	cis-1,3-Dichloropropene	ND	1.9	0.44	ug/kg	
10061-02-6	trans-1,3-Dichloropropene	ND	1.9	0.43	ug/kg	
100-41-4	Ethylbenzene	ND	0.93	0.42	ug/kg	
76-13-1	Freon 113	ND	4.7	2.5	ug/kg	
591-78-6	2-Hexanone	ND	4.7	2.0	ug/kg	

ND = Not detected MDL = Method Detection Limit
RL = Reporting Limit
E = Indicates value exceeds calibration range
J = Indicates an estimated value
B = Indicates analyte found in associated method blank
N = Indicates presumptive evidence of a compound

Report of Analysis

Client Sample ID:	R1-SB-1(11-11.5)		
Lab Sample ID:	JD27540-3	**Date Sampled:**	06/29/21
Matrix:	SO - Soil	**Date Received:**	06/30/21
Method:	SW846 8260D SW846 5035	**Percent Solids:**	93.9
Project:	Remedial Investigation, 247 North Avenue, New Rochelle, NY		

VOA TCL List

CAS No.	Compound	Result	RL	MDL	Units	Q
98-82-8	Isopropylbenzene	ND	1.9	1.3	ug/kg	
79-20-9	Methyl Acetate	ND	4.7	1.3	ug/kg	
108-87-2	Methylcyclohexane	ND	1.9	0.82	ug/kg	
1634-04-4	Methyl Tert Butyl Ether	ND	0.93	0.44	ug/kg	
108-10-1	4-Methyl-2-pentanone(MIBK)	ND	4.7	2.1	ug/kg	
75-09-2	Methylene chloride	ND	4.7	2.4	ug/kg	
100-42-5	Styrene	ND	1.9	0.38	ug/kg	
79-34-5	1,1,2,2-Tetrachloroethane	ND	1.9	0.56	ug/kg	
127-18-4	Tetrachloroethene	ND	1.9	0.54	ug/kg	
108-88-3	Toluene	ND	0.93	0.49	ug/kg	
87-61-6	1,2,3-Trichlorobenzene	ND	4.7	2.3	ug/kg	
120-82-1	1,2,4-Trichlorobenzene	ND	4.7	2.3	ug/kg	
71-55-6	1,1,1-Trichloroethane	ND	1.9	0.45	ug/kg	
79-00-5	1,1,2-Trichloroethane	ND	1.9	0.52	ug/kg	
79-01-6	Trichloroethene	ND	0.93	0.71	ug/kg	
75-69-4	Trichlorofluoromethane	ND	4.7	0.64	ug/kg	
75-01-4	Vinyl chloride	ND	1.9	0.45	ug/kg	
	m,p-Xylene	ND	0.93	0.84	ug/kg	
95-47-6	o-Xylene	ND	0.93	0.43	ug/kg	
1330-20-7	Xylene (total)	ND	0.93	0.43	ug/kg	

CAS No.	Surrogate Recoveries	Run# 1	Run# 2	Limits
1868-53-7	Dibromofluoromethane	104%		72-130%
17060-07-0	1,2-Dichloroethane-D4	110%		75-131%
2037-26-5	Toluene-D8	101%		81-121%
460-00-4	4-Bromofluorobenzene	108%		60-141%

CAS No.	Tentatively Identified Compounds	R.T.	Est. Conc.	Units	Q
	Total TIC, Volatile		0	ug/kg	

ND = Not detected MDL = Method Detection Limit
RL = Reporting Limit
E = Indicates value exceeds calibration range
J = Indicates an estimated value
B = Indicates analyte found in associated method blank
N = Indicates presumptive evidence of a compound

SGS North America Inc.

Report of Analysis

Client Sample ID:	R1-SB-1(11-11.5)		
Lab Sample ID:	JD27540-3	**Date Sampled:**	06/29/21
Matrix:	SO - Soil	**Date Received:**	06/30/21
Method:	SW846 8270E SW846 3546	**Percent Solids:**	93.9
Project:	Remedial Investigation, 247 North Avenue, New Rochelle, NY		

	File ID	DF	Analyzed	By	Prep Date	Prep Batch	Analytical Batch
Run #1	6P499169.D	1	07/02/21 21:51	BL	07/02/21 10:10	OP34109	E6P3394
Run #2							

	Initial Weight	Final Volume
Run #1	30.4 g	1.0 ml
Run #2		

ABN TCL List (SOM0 2.0)

CAS No.	Compound	Result	RL	MDL	Units	Q
95-57-8	2-Chlorophenol	ND	70	17	ug/kg	
59-50-7	4-Chloro-3-methyl phenol	ND	180	21	ug/kg	
120-83-2	2,4-Dichlorophenol	ND	180	30	ug/kg	
105-67-9	2,4-Dimethylphenol	ND	180	62	ug/kg	
51-28-5	2,4-Dinitrophenol [a]	ND	180	130	ug/kg	
534-52-1	4,6-Dinitro-o-cresol [b]	ND	180	37	ug/kg	
95-48-7	2-Methylphenol	ND	70	22	ug/kg	
	3&4-Methylphenol	ND	70	29	ug/kg	
88-75-5	2-Nitrophenol	ND	180	23	ug/kg	
100-02-7	4-Nitrophenol	ND	350	94	ug/kg	
87-86-5	Pentachlorophenol	ND	140	33	ug/kg	
108-95-2	Phenol	ND	70	18	ug/kg	
58-90-2	2,3,4,6-Tetrachlorophenol	ND	180	23	ug/kg	
95-95-4	2,4,5-Trichlorophenol	ND	180	26	ug/kg	
88-06-2	2,4,6-Trichlorophenol	ND	180	21	ug/kg	
83-32-9	Acenaphthene	ND	35	12	ug/kg	
208-96-8	Acenaphthylene	ND	35	18	ug/kg	
98-86-2	Acetophenone	ND	180	7.5	ug/kg	
120-12-7	Anthracene	ND	35	21	ug/kg	
1912-24-9	Atrazine	ND	70	15	ug/kg	
56-55-3	Benzo(a)anthracene	ND	35	9.9	ug/kg	
50-32-8	Benzo(a)pyrene	ND	35	16	ug/kg	
205-99-2	Benzo(b)fluoranthene	ND	35	15	ug/kg	
191-24-2	Benzo(g,h,i)perylene	ND	35	18	ug/kg	
207-08-9	Benzo(k)fluoranthene	ND	35	16	ug/kg	
101-55-3	4-Bromophenyl phenyl ether	ND	70	14	ug/kg	
85-68-7	Butyl benzyl phthalate	ND	70	8.5	ug/kg	
92-52-4	1,1'-Biphenyl	ND	70	4.8	ug/kg	
100-52-7	Benzaldehyde	ND	180	8.7	ug/kg	
91-58-7	2-Chloronaphthalene	ND	70	8.3	ug/kg	
106-47-8	4-Chloroaniline	ND	180	13	ug/kg	
86-74-8	Carbazole	ND	70	5.1	ug/kg	

ND = Not detected MDL = Method Detection Limit
RL = Reporting Limit
E = Indicates value exceeds calibration range
J = Indicates an estimated value
B = Indicates analyte found in associated method blank
N = Indicates presumptive evidence of a compound

Report of Analysis

Client Sample ID: R1-SB-1(11-11.5)
Lab Sample ID: JD27540-3 **Date Sampled:** 06/29/21
Matrix: SO - Soil **Date Received:** 06/30/21
Method: SW846 8270E SW846 3546 **Percent Solids:** 93.9
Project: Remedial Investigation, 247 North Avenue, New Rochelle, NY

ABN TCL List (SOM0 2.0)

CAS No.	Compound	Result	RL	MDL	Units	Q
105-60-2	Caprolactam	ND	70	14	ug/kg	
218-01-9	Chrysene	ND	35	11	ug/kg	
111-91-1	bis(2-Chloroethoxy)methane	ND	70	7.5	ug/kg	
111-44-4	bis(2-Chloroethyl)ether	ND	70	15	ug/kg	
108-60-1	2,2'-Oxybis(1-chloropropane)	ND	70	13	ug/kg	
7005-72-3	4-Chlorophenyl phenyl ether	ND	70	11	ug/kg	
121-14-2	2,4-Dinitrotoluene	ND	35	11	ug/kg	
606-20-2	2,6-Dinitrotoluene	ND	35	18	ug/kg	
91-94-1	3,3'-Dichlorobenzidine	ND	70	29	ug/kg	
123-91-1	1,4-Dioxane [c]	ND	35	23	ug/kg	
53-70-3	Dibenzo(a,h)anthracene	ND	35	15	ug/kg	
132-64-9	Dibenzofuran	ND	70	14	ug/kg	
84-74-2	Di-n-butyl phthalate	ND	70	5.7	ug/kg	
117-84-0	Di-n-octyl phthalate	ND	70	8.7	ug/kg	
84-66-2	Diethyl phthalate	ND	70	7.5	ug/kg	
131-11-3	Dimethyl phthalate	ND	70	6.2	ug/kg	
117-81-7	bis(2-Ethylhexyl)phthalate	ND	70	8.2	ug/kg	
206-44-0	Fluoranthene	ND	35	16	ug/kg	
86-73-7	Fluorene	ND	35	16	ug/kg	
118-74-1	Hexachlorobenzene	ND	70	8.9	ug/kg	
87-68-3	Hexachlorobutadiene	ND	35	14	ug/kg	
77-47-4	Hexachlorocyclopentadiene	ND	350	14	ug/kg	
67-72-1	Hexachloroethane	ND	180	17	ug/kg	
193-39-5	Indeno(1,2,3-cd)pyrene	ND	35	16	ug/kg	
78-59-1	Isophorone	ND	70	7.5	ug/kg	
91-57-6	2-Methylnaphthalene	ND	35	7.9	ug/kg	
88-74-4	2-Nitroaniline	ND	180	8.3	ug/kg	
99-09-2	3-Nitroaniline	ND	180	8.8	ug/kg	
100-01-6	4-Nitroaniline	ND	180	9.1	ug/kg	
91-20-3	Naphthalene	ND	35	9.9	ug/kg	
98-95-3	Nitrobenzene	ND	70	14	ug/kg	
621-64-7	N-Nitroso-di-n-propylamine	ND	70	10	ug/kg	
86-30-6	N-Nitrosodiphenylamine	ND	180	13	ug/kg	
85-01-8	Phenanthrene	ND	35	12	ug/kg	
129-00-0	Pyrene	ND	35	11	ug/kg	
95-94-3	1,2,4,5-Tetrachlorobenzene	ND	180	8.9	ug/kg	

CAS No.	Surrogate Recoveries	Run# 1	Run# 2	Limits
367-12-4	2-Fluorophenol	70%		7-101%

ND = Not detected MDL = Method Detection Limit
RL = Reporting Limit
E = Indicates value exceeds calibration range
J = Indicates an estimated value
B = Indicates analyte found in associated method blank
N = Indicates presumptive evidence of a compound

Report of Analysis

Client Sample ID:	R1-SB-1(11-11.5)		
Lab Sample ID:	JD27540-3	**Date Sampled:**	06/29/21
Matrix:	SO - Soil	**Date Received:**	06/30/21
Method:	SW846 8270E SW846 3546	**Percent Solids:**	93.9
Project:	Remedial Investigation, 247 North Avenue, New Rochelle, NY		

ABN TCL List (SOM0 2.0)

CAS No.	Surrogate Recoveries	Run# 1	Run# 2	Limits
4165-62-2	Phenol-d5	64%		12-101%
118-79-6	2,4,6-Tribromophenol	67%		10-127%
4165-60-0	Nitrobenzene-d5	73%		15-114%
321-60-8	2-Fluorobiphenyl	74%		22-104%
1718-51-0	Terphenyl-d14	87%		23-121%

CAS No.	Tentatively Identified Compounds	R.T.	Est. Conc.	Units	Q
	Total TIC, Semi-Volatile		0	ug/kg	

(a) Associated CCV outside of control limits low. Low-level verification was analyzed to demonstrate system suitability to detect affected analytes. Sample was ND. This compound is outside the control limits biased low in the associated BS.
(b) This compound is outside the control limits biased low in the associated BS.
(c) Associated CCV outside of control limits high, sample was ND.

ND = Not detected MDL = Method Detection Limit
RL = Reporting Limit
E = Indicates value exceeds calibration range
J = Indicates an estimated value
B = Indicates analyte found in associated method blank
N = Indicates presumptive evidence of a compound

SGS North America Inc.

Report of Analysis

Client Sample ID: R1-SB-1(11-11.5)
Lab Sample ID: JD27540-3 **Date Sampled:** 06/29/21
Matrix: SO - Soil **Date Received:** 06/30/21
Method: SW846 8270E BY SIM SW846 3546 **Percent Solids:** 93.9
Project: Remedial Investigation, 247 North Avenue, New Rochelle, NY

	File ID	DF	Analyzed	By	Prep Date	Prep Batch	Analytical Batch
Run #1	4P46384.D	1	07/03/21 07:19	CS	07/01/21 09:00	OP34109A	E4P2431
Run #2							

	Initial Weight	Final Volume
Run #1	30.4 g	1.0 ml
Run #2		

CAS No.	Compound	Result	RL	MDL	Units	Q
123-91-1	1,4-Dioxane	ND	3.5	1.8	ug/kg	

CAS No.	Surrogate Recoveries	Run# 1	Run# 2	Limits
4165-60-0	Nitrobenzene-d5	82%		39-90%
321-60-8	2-Fluorobiphenyl	57%		35-84%
1718-51-0	Terphenyl-d14	61%		42-95%

ND = Not detected MDL = Method Detection Limit
RL = Reporting Limit
E = Indicates value exceeds calibration range
J = Indicates an estimated value
B = Indicates analyte found in associated method blank
N = Indicates presumptive evidence of a compound

SGS North America Inc.

Report of Analysis

Client Sample ID:	R1-SB-1(11-11.5)		
Lab Sample ID:	JD27540-3	**Date Sampled:**	06/29/21
Matrix:	SO - Soil	**Date Received:**	06/30/21
Method:	SW846 8081B SW846 3546	**Percent Solids:**	93.9
Project:	Remedial Investigation, 247 North Avenue, New Rochelle, NY		

	File ID	DF	Analyzed	By	Prep Date	Prep Batch	Analytical Batch
Run #1	1G167702.D	1	07/06/21 22:31	TC	07/02/21 11:15	OP34113	G1G5715
Run #2							

	Initial Weight	Final Volume
Run #1	15.1 g	10.0 ml
Run #2		

Pesticide TCL List

CAS No.	Compound	Result	RL	MDL	Units	Q
309-00-2	Aldrin	ND	0.71	0.58	ug/kg	
319-84-6	alpha-BHC	ND	0.71	0.57	ug/kg	
319-85-7	beta-BHC	ND	0.71	0.64	ug/kg	
319-86-8	delta-BHC	ND	0.71	0.68	ug/kg	
58-89-9	gamma-BHC (Lindane)	ND	0.71	0.52	ug/kg	
5103-71-9	alpha-Chlordane	ND	0.71	0.57	ug/kg	
5103-74-2	gamma-Chlordane	ND	0.71	0.32	ug/kg	
57-74-9	Chlordane (alpha and gamma)	ND	0.71	0.32	ug/kg	
60-57-1	Dieldrin	ND	0.71	0.48	ug/kg	
72-54-8	4,4'-DDD	ND	0.71	0.65	ug/kg	
72-55-9	4,4'-DDE	ND	0.71	0.62	ug/kg	
50-29-3	4,4'-DDT	ND	0.71	0.62	ug/kg	
72-20-8	Endrin	ND	0.71	0.55	ug/kg	
1031-07-8	Endosulfan sulfate	ND	0.71	0.55	ug/kg	
7421-93-4	Endrin aldehyde	ND	0.71	0.40	ug/kg	
959-98-8	Endosulfan-I	ND	0.71	0.41	ug/kg	
33213-65-9	Endosulfan-II	ND	0.71	0.44	ug/kg	
76-44-8	Heptachlor	ND	0.71	0.61	ug/kg	
1024-57-3	Heptachlor epoxide	ND	0.71	0.49	ug/kg	
72-43-5	Methoxychlor	ND	1.4	0.56	ug/kg	
53494-70-5	Endrin ketone	ND	0.71	0.51	ug/kg	
8001-35-2	Toxaphene	ND	18	16	ug/kg	

CAS No.	Surrogate Recoveries	Run# 1	Run# 2	Limits
877-09-8	Tetrachloro-m-xylene	61%		27-138%
877-09-8	Tetrachloro-m-xylene	67%		27-138%
2051-24-3	Decachlorobiphenyl	64%		10-179%
2051-24-3	Decachlorobiphenyl	65%		10-179%

ND = Not detected MDL = Method Detection Limit
RL = Reporting Limit
E = Indicates value exceeds calibration range
J = Indicates an estimated value
B = Indicates analyte found in associated method blank
N = Indicates presumptive evidence of a compound

SGS North America Inc.

Report of Analysis

Client Sample ID: R1-SB-1(11-11.5)
Lab Sample ID: JD27540-3 **Date Sampled:** 06/29/21
Matrix: SO - Soil **Date Received:** 06/30/21
Method: SW846 8082A SW846 3546 **Percent Solids:** 93.9
Project: Remedial Investigation, 247 North Avenue, New Rochelle, NY

	File ID	DF	Analyzed	By	Prep Date	Prep Batch	Analytical Batch
Run #1	RK1189.D	1	07/06/21 08:31	CP	07/02/21 11:15	OP34114	GRK30
Run #2							

	Initial Weight	Final Volume
Run #1	15.1 g	10.0 ml
Run #2		

PCB List

CAS No.	Compound	Result	RL	MDL	Units	Q
12674-11-2	Aroclor 1016	ND	35	16	ug/kg	
11104-28-2	Aroclor 1221	ND	35	22	ug/kg	
11141-16-5	Aroclor 1232	ND	35	22	ug/kg	
53469-21-9	Aroclor 1242	ND	35	14	ug/kg	
12672-29-6	Aroclor 1248	ND	35	31	ug/kg	
11097-69-1	Aroclor 1254	ND	35	19	ug/kg	
11096-82-5	Aroclor 1260	ND	35	15	ug/kg	
11100-14-4	Aroclor 1268	ND	35	15	ug/kg	
37324-23-5	Aroclor 1262	ND	35	23	ug/kg	

CAS No.	Surrogate Recoveries	Run# 1	Run# 2	Limits
877-09-8	Tetrachloro-m-xylene	66%		24-152%
877-09-8	Tetrachloro-m-xylene	80%		24-152%
2051-24-3	Decachlorobiphenyl	69%		10-172%
2051-24-3	Decachlorobiphenyl	66%		10-172%

ND = Not detected MDL = Method Detection Limit
RL = Reporting Limit
E = Indicates value exceeds calibration range
J = Indicates an estimated value
B = Indicates analyte found in associated method blank
N = Indicates presumptive evidence of a compound

Report of Analysis

Client Sample ID: R1-SB-1(11-11.5)
Lab Sample ID: JD27540-3
Matrix: SO - Soil
Date Sampled: 06/29/21
Date Received: 06/30/21
Percent Solids: 93.9
Project: Remedial Investigation, 247 North Avenue, New Rochelle, NY

Metals Analysis

Analyte	Result	RL	Units	DF	Prep	Analyzed	By	Method	Prep Method
Aluminum	5760	55	mg/kg	1	07/06/21	07/07/21	ND	SW846 6010D [2]	SW846 3050B [3]
Antimony	< 2.2	2.2	mg/kg	1	07/06/21	07/07/21	ND	SW846 6010D [2]	SW846 3050B [3]
Arsenic	< 2.2	2.2	mg/kg	1	07/06/21	07/07/21	ND	SW846 6010D [2]	SW846 3050B [3]
Barium	100	22	mg/kg	1	07/06/21	07/07/21	ND	SW846 6010D [2]	SW846 3050B [3]
Beryllium	0.27	0.22	mg/kg	1	07/06/21	07/07/21	ND	SW846 6010D [2]	SW846 3050B [3]
Cadmium	< 0.55	0.55	mg/kg	1	07/06/21	07/07/21	ND	SW846 6010D [2]	SW846 3050B [3]
Calcium	4470	550	mg/kg	1	07/06/21	07/07/21	ND	SW846 6010D [2]	SW846 3050B [3]
Chromium	13.6	1.1	mg/kg	1	07/06/21	07/07/21	ND	SW846 6010D [2]	SW846 3050B [3]
Cobalt	5.7	5.5	mg/kg	1	07/06/21	07/07/21	ND	SW846 6010D [2]	SW846 3050B [3]
Copper	12.7	2.7	mg/kg	1	07/06/21	07/07/21	ND	SW846 6010D [2]	SW846 3050B [3]
Iron	9950	55	mg/kg	1	07/06/21	07/07/21	ND	SW846 6010D [2]	SW846 3050B [3]
Lead	2.5	2.2	mg/kg	1	07/06/21	07/07/21	ND	SW846 6010D [2]	SW846 3050B [3]
Magnesium	3560	550	mg/kg	1	07/06/21	07/07/21	ND	SW846 6010D [2]	SW846 3050B [3]
Manganese	488	1.6	mg/kg	1	07/06/21	07/07/21	ND	SW846 6010D [2]	SW846 3050B [3]
Mercury	< 0.026	0.026	mg/kg	1	07/06/21	07/06/21	MS	SW846 7471B [1]	SW846 7471B [4]
Nickel	13.1	4.4	mg/kg	1	07/06/21	07/07/21	ND	SW846 6010D [2]	SW846 3050B [3]
Potassium	2650	1100	mg/kg	1	07/06/21	07/07/21	ND	SW846 6010D [2]	SW846 3050B [3]
Selenium	< 2.2	2.2	mg/kg	1	07/06/21	07/07/21	ND	SW846 6010D [2]	SW846 3050B [3]
Silver	< 0.55	0.55	mg/kg	1	07/06/21	07/07/21	ND	SW846 6010D [2]	SW846 3050B [3]
Sodium	< 1100	1100	mg/kg	1	07/06/21	07/07/21	ND	SW846 6010D [2]	SW846 3050B [3]
Thallium	< 1.1	1.1	mg/kg	1	07/06/21	07/07/21	ND	SW846 6010D [2]	SW846 3050B [3]
Vanadium	16.5	5.5	mg/kg	1	07/06/21	07/07/21	ND	SW846 6010D [2]	SW846 3050B [3]
Zinc	20.3	5.5	mg/kg	1	07/06/21	07/07/21	ND	SW846 6010D [2]	SW846 3050B [3]

(1) Instrument QC Batch: MA50767
(2) Instrument QC Batch: MA50802
(3) Prep QC Batch: MP27287
(4) Prep QC Batch: MP27325

RL = Reporting Limit

Report of Analysis

Client Sample ID: R1-SB-1(11-11.5)
Lab Sample ID: JD27540-3
Matrix: SO - Soil
Date Sampled: 06/29/21
Date Received: 06/30/21
Percent Solids: 93.9
Project: Remedial Investigation, 247 North Avenue, New Rochelle, NY

General Chemistry

Analyte	Result	RL	Units	DF	Analyzed	By	Method
Cyanide	< 0.27	0.27	mg/kg	1	07/06/21 14:33	LV	SW846 9012B/LACHAT
Solids, Percent	93.9		%	1	07/01/21 16:13	BG	SM2540 G 18TH ED MOD

RL = Reporting Limit

SGS North America Inc.

Report of Analysis

Client Sample ID:	R1-SB-1(11-11.5)		
Lab Sample ID:	JD27540-3A	**Date Sampled:**	06/29/21
Matrix:	SO - Soil	**Date Received:**	06/30/21
Method:	EPA 537M BY ID IN HOUSE	**Percent Solids:**	93.9
Project:	Remedial Investigation, 247 North Avenue, New Rochelle, NY		

	File ID	DF	Analyzed	By	Prep Date	Prep Batch	Analytical Batch
Run #1 [a]	2Q71461.D	1	07/07/21 19:01	AFL	07/06/21 07:00	F:OP86217	F:S2Q1025
Run #2							

	Initial Weight	Final Volume
Run #1	2.05 g	1.0 ml
Run #2		

PFAS List

CAS No.	Compound	Result	RL	MDL	Units	Q
PERFLUOROALKYLCARBOXYLIC ACIDS						
375-22-4	Perfluorobutanoic acid	ND	1.0	0.39	ug/kg	
2706-90-3	Perfluoropentanoic acid	ND	0.52	0.26	ug/kg	
307-24-4	Perfluorohexanoic acid	ND	0.52	0.26	ug/kg	
375-85-9	Perfluoroheptanoic acid	ND	0.52	0.26	ug/kg	
335-67-1	Perfluorooctanoic acid	ND	0.52	0.26	ug/kg	
375-95-1	Perfluorononanoic acid	ND	0.52	0.26	ug/kg	
335-76-2	Perfluorodecanoic acid	ND	0.52	0.26	ug/kg	
2058-94-8	Perfluoroundecanoic acid	ND	0.52	0.26	ug/kg	
307-55-1	Perfluorododecanoic acid	ND	0.52	0.26	ug/kg	
72629-94-8	Perfluorotridecanoic acid	ND	0.52	0.28	ug/kg	
376-06-7	Perfluorotetradecanoic acid	ND	0.52	0.26	ug/kg	
PERFLUOROALKYLSULFONIC ACIDS						
375-73-5	Perfluorobutanesulfonic acid	ND	0.52	0.26	ug/kg	
355-46-4	Perfluorohexanesulfonic acid	ND	0.52	0.26	ug/kg	
375-92-8	Perfluoroheptanesulfonic acid	ND	0.52	0.26	ug/kg	
1763-23-1	Perfluorooctanesulfonic acid	ND	0.52	0.26	ug/kg	
335-77-3	Perfluorodecanesulfonic acid	ND	0.52	0.26	ug/kg	
PERFLUOROOCTANESULFONAMIDES						
754-91-6	PFOSA	ND	0.52	0.26	ug/kg	
PERFLUOROOCTANESULFONAMIDOACETIC ACIDS						
2355-31-9	MeFOSAA	ND	1.0	0.52	ug/kg	
2991-50-6	EtFOSAA	ND	1.0	0.52	ug/kg	
FLUOROTELOMER SULFONATES						
27619-97-2	6:2 Fluorotelomer sulfonate	ND	1.0	0.26	ug/kg	
39108-34-4	8:2 Fluorotelomer sulfonate	ND	1.0	0.26	ug/kg	

ND = Not detected MDL = Method Detection Limit
RL = Reporting Limit
E = Indicates value exceeds calibration range
J = Indicates an estimated value
B = Indicates analyte found in associated method blank
N = Indicates presumptive evidence of a compound

Report of Analysis

Client Sample ID:	R1-SB-1(11-11.5)		
Lab Sample ID:	JD27540-3A	**Date Sampled:**	06/29/21
Matrix:	SO - Soil	**Date Received:**	06/30/21
Method:	EPA 537M BY ID IN HOUSE	**Percent Solids:**	93.9
Project:	Remedial Investigation, 247 North Avenue, New Rochelle, NY		

PFAS List

CAS No.	ID Standard Recoveries	Run# 1	Run# 2	Limits
	13C4-PFBA	96%		40-140%
	13C5-PFPeA	97%		50-150%
	13C5-PFHxA	97%		50-150%
	13C4-PFHpA	97%		50-150%
	13C8-PFOA	100%		50-150%
	13C9-PFNA	101%		50-150%
	13C6-PFDA	100%		50-150%
	13C7-PFUnDA	102%		40-140%
	13C2-PFDoDA	100%		40-140%
	13C2-PFTeDA	100%		30-130%
	13C3-PFBS	93%		50-150%
	13C3-PFHxS	90%		50-150%
	13C8-PFOS	91%		50-150%
	13C8-FOSA	94%		30-130%
	d3-MeFOSAA	94%		40-140%
	d5-EtFOSAA	93%		40-140%
	13C2-6:2FTS	95%		50-150%
	13C2-8:2FTS	94%		50-150%

(a) Analysis performed at SGS Orlando, FL.

ND = Not detected MDL = Method Detection Limit
RL = Reporting Limit
E = Indicates value exceeds calibration range

J = Indicates an estimated value
B = Indicates analyte found in associated method blank
N = Indicates presumptive evidence of a compound

SGS North America Inc.

Report of Analysis

Client Sample ID:	R1-SB-2(3-3.5)		
Lab Sample ID:	JD27540-4	**Date Sampled:**	06/29/21
Matrix:	SO - Soil	**Date Received:**	06/30/21
Method:	SW846 8270E SW846 3546	**Percent Solids:**	94.5
Project:	Remedial Investigation, 247 North Avenue, New Rochelle, NY		

	File ID	DF	Analyzed	By	Prep Date	Prep Batch	Analytical Batch
Run #1	6P499170.D	1	07/02/21 22:13	BL	07/02/21 10:10	OP34109	E6P3394
Run #2							

	Initial Weight	Final Volume
Run #1	30.1 g	1.0 ml
Run #2		

ABN TCL List (SOM0 2.0)

CAS No.	Compound	Result	RL	MDL	Units	Q
95-57-8	2-Chlorophenol	ND	70	17	ug/kg	
59-50-7	4-Chloro-3-methyl phenol	ND	180	22	ug/kg	
120-83-2	2,4-Dichlorophenol	ND	180	30	ug/kg	
105-67-9	2,4-Dimethylphenol	ND	180	63	ug/kg	
51-28-5	2,4-Dinitrophenol [a]	ND	180	130	ug/kg	
534-52-1	4,6-Dinitro-o-cresol [b]	ND	180	38	ug/kg	
95-48-7	2-Methylphenol	ND	70	22	ug/kg	
	3&4-Methylphenol	ND	70	29	ug/kg	
88-75-5	2-Nitrophenol	ND	180	23	ug/kg	
100-02-7	4-Nitrophenol	ND	350	94	ug/kg	
87-86-5	Pentachlorophenol	ND	140	33	ug/kg	
108-95-2	Phenol	ND	70	18	ug/kg	
58-90-2	2,3,4,6-Tetrachlorophenol	ND	180	23	ug/kg	
95-95-4	2,4,5-Trichlorophenol	ND	180	26	ug/kg	
88-06-2	2,4,6-Trichlorophenol	ND	180	21	ug/kg	
83-32-9	Acenaphthene	ND	35	12	ug/kg	
208-96-8	Acenaphthylene	ND	35	18	ug/kg	
98-86-2	Acetophenone	ND	180	7.6	ug/kg	
120-12-7	Anthracene	ND	35	22	ug/kg	
1912-24-9	Atrazine	ND	70	15	ug/kg	
56-55-3	Benzo(a)anthracene	ND	35	9.9	ug/kg	
50-32-8	Benzo(a)pyrene	ND	35	16	ug/kg	
205-99-2	Benzo(b)fluoranthene	ND	35	16	ug/kg	
191-24-2	Benzo(g,h,i)perylene	ND	35	18	ug/kg	
207-08-9	Benzo(k)fluoranthene	ND	35	16	ug/kg	
101-55-3	4-Bromophenyl phenyl ether	ND	70	14	ug/kg	
85-68-7	Butyl benzyl phthalate	ND	70	8.6	ug/kg	
92-52-4	1,1'-Biphenyl	ND	70	4.8	ug/kg	
100-52-7	Benzaldehyde	ND	180	8.7	ug/kg	
91-58-7	2-Chloronaphthalene	ND	70	8.4	ug/kg	
106-47-8	4-Chloroaniline	ND	180	13	ug/kg	
86-74-8	Carbazole	ND	70	5.1	ug/kg	

ND = Not detected MDL = Method Detection Limit
RL = Reporting Limit
E = Indicates value exceeds calibration range
J = Indicates an estimated value
B = Indicates analyte found in associated method blank
N = Indicates presumptive evidence of a compound

Report of Analysis

Client Sample ID: R1-SB-2(3-3.5)
Lab Sample ID: JD27540-4 **Date Sampled:** 06/29/21
Matrix: SO - Soil **Date Received:** 06/30/21
Method: SW846 8270E SW846 3546 **Percent Solids:** 94.5
Project: Remedial Investigation, 247 North Avenue, New Rochelle, NY

ABN TCL List (SOM0 2.0)

CAS No.	Compound	Result	RL	MDL	Units	Q
105-60-2	Caprolactam	ND	70	14	ug/kg	
218-01-9	Chrysene	ND	35	11	ug/kg	
111-91-1	bis(2-Chloroethoxy)methane	ND	70	7.5	ug/kg	
111-44-4	bis(2-Chloroethyl)ether	ND	70	15	ug/kg	
108-60-1	2,2'-Oxybis(1-chloropropane)	ND	70	13	ug/kg	
7005-72-3	4-Chlorophenyl phenyl ether	ND	70	11	ug/kg	
121-14-2	2,4-Dinitrotoluene	ND	35	11	ug/kg	
606-20-2	2,6-Dinitrotoluene	ND	35	18	ug/kg	
91-94-1	3,3'-Dichlorobenzidine	ND	70	29	ug/kg	
123-91-1	1,4-Dioxane [c]	ND	35	23	ug/kg	
53-70-3	Dibenzo(a,h)anthracene	ND	35	16	ug/kg	
132-64-9	Dibenzofuran	ND	70	14	ug/kg	
84-74-2	Di-n-butyl phthalate	ND	70	5.7	ug/kg	
117-84-0	Di-n-octyl phthalate	ND	70	8.8	ug/kg	
84-66-2	Diethyl phthalate	ND	70	7.5	ug/kg	
131-11-3	Dimethyl phthalate	ND	70	6.3	ug/kg	
117-81-7	bis(2-Ethylhexyl)phthalate	ND	70	8.2	ug/kg	
206-44-0	Fluoranthene	ND	35	16	ug/kg	
86-73-7	Fluorene	ND	35	16	ug/kg	
118-74-1	Hexachlorobenzene	ND	70	8.9	ug/kg	
87-68-3	Hexachlorobutadiene	ND	35	14	ug/kg	
77-47-4	Hexachlorocyclopentadiene	ND	350	14	ug/kg	
67-72-1	Hexachloroethane	ND	180	17	ug/kg	
193-39-5	Indeno(1,2,3-cd)pyrene	ND	35	16	ug/kg	
78-59-1	Isophorone	ND	70	7.5	ug/kg	
91-57-6	2-Methylnaphthalene	ND	35	7.9	ug/kg	
88-74-4	2-Nitroaniline	ND	180	8.3	ug/kg	
99-09-2	3-Nitroaniline	ND	180	8.8	ug/kg	
100-01-6	4-Nitroaniline	ND	180	9.1	ug/kg	
91-20-3	Naphthalene	ND	35	9.9	ug/kg	
98-95-3	Nitrobenzene	ND	70	14	ug/kg	
621-64-7	N-Nitroso-di-n-propylamine	ND	70	10	ug/kg	
86-30-6	N-Nitrosodiphenylamine	ND	180	13	ug/kg	
85-01-8	Phenanthrene	ND	35	12	ug/kg	
129-00-0	Pyrene	ND	35	11	ug/kg	
95-94-3	1,2,4,5-Tetrachlorobenzene	ND	180	8.9	ug/kg	

CAS No.	Surrogate Recoveries	Run# 1	Run# 2	Limits
367-12-4	2-Fluorophenol	69%		7-101%

ND = Not detected MDL = Method Detection Limit
RL = Reporting Limit
E = Indicates value exceeds calibration range
J = Indicates an estimated value
B = Indicates analyte found in associated method blank
N = Indicates presumptive evidence of a compound

Report of Analysis

Client Sample ID:	R1-SB-2(3-3.5)		
Lab Sample ID:	JD27540-4	**Date Sampled:**	06/29/21
Matrix:	SO - Soil	**Date Received:**	06/30/21
Method:	SW846 8270E SW846 3546	**Percent Solids:**	94.5
Project:	Remedial Investigation, 247 North Avenue, New Rochelle, NY		

ABN TCL List (SOM0 2.0)

CAS No.	Surrogate Recoveries	Run# 1	Run# 2	Limits
4165-62-2	Phenol-d5	64%		12-101%
118-79-6	2,4,6-Tribromophenol	79%		10-127%
4165-60-0	Nitrobenzene-d5	75%		15-114%
321-60-8	2-Fluorobiphenyl	79%		22-104%
1718-51-0	Terphenyl-d14	91%		23-121%

CAS No.	Tentatively Identified Compounds	R.T.	Est. Conc.	Units	Q
	Total TIC, Semi-Volatile		0	ug/kg	

(a) Associated CCV outside of control limits low. Low-level verification was analyzed to demonstrate system suitability to detect affected analytes. Sample was ND. This compound is outside the control limits biased low in the associated BS.
(b) This compound is outside the control limits biased low in the associated BS.
(c) Associated CCV outside of control limits high, sample was ND.

ND = Not detected MDL = Method Detection Limit
RL = Reporting Limit
E = Indicates value exceeds calibration range
J = Indicates an estimated value
B = Indicates analyte found in associated method blank
N = Indicates presumptive evidence of a compound

Report of Analysis

Client Sample ID: R1-SB-2(3-3.5)
Lab Sample ID: JD27540-4
Matrix: SO - Soil
Date Sampled: 06/29/21
Date Received: 06/30/21
Percent Solids: 94.5
Project: Remedial Investigation, 247 North Avenue, New Rochelle, NY

Metals Analysis

Analyte	Result	RL	Units	DF	Prep	Analyzed	By	Method	Prep Method
Aluminum	12100	53	mg/kg	1	07/06/21	07/07/21	ND	SW846 6010D [2]	SW846 3050B [3]
Antimony	< 2.1	2.1	mg/kg	1	07/06/21	07/07/21	ND	SW846 6010D [2]	SW846 3050B [3]
Arsenic	5.7	2.1	mg/kg	1	07/06/21	07/07/21	ND	SW846 6010D [2]	SW846 3050B [3]
Barium	91.5	21	mg/kg	1	07/06/21	07/07/21	ND	SW846 6010D [2]	SW846 3050B [3]
Beryllium	0.52	0.21	mg/kg	1	07/06/21	07/07/21	ND	SW846 6010D [2]	SW846 3050B [3]
Cadmium	< 0.53	0.53	mg/kg	1	07/06/21	07/07/21	ND	SW846 6010D [2]	SW846 3050B [3]
Calcium	4400	530	mg/kg	1	07/06/21	07/07/21	ND	SW846 6010D [2]	SW846 3050B [3]
Chromium	18.3	1.1	mg/kg	1	07/06/21	07/07/21	ND	SW846 6010D [2]	SW846 3050B [3]
Cobalt	5.6	5.3	mg/kg	1	07/06/21	07/07/21	ND	SW846 6010D [2]	SW846 3050B [3]
Copper	13.7	2.6	mg/kg	1	07/06/21	07/07/21	ND	SW846 6010D [2]	SW846 3050B [3]
Iron	12800	53	mg/kg	1	07/06/21	07/07/21	ND	SW846 6010D [2]	SW846 3050B [3]
Lead	409	2.1	mg/kg	1	07/06/21	07/07/21	ND	SW846 6010D [2]	SW846 3050B [3]
Magnesium	2230	530	mg/kg	1	07/06/21	07/07/21	ND	SW846 6010D [2]	SW846 3050B [3]
Manganese	151	1.6	mg/kg	1	07/06/21	07/07/21	ND	SW846 6010D [2]	SW846 3050B [3]
Mercury	0.047	0.032	mg/kg	1	07/06/21	07/06/21	MS	SW846 7471B [1]	SW846 7471B [4]
Nickel	16.2	4.2	mg/kg	1	07/06/21	07/07/21	ND	SW846 6010D [2]	SW846 3050B [3]
Potassium	1290	1100	mg/kg	1	07/06/21	07/07/21	ND	SW846 6010D [2]	SW846 3050B [3]
Selenium	< 2.1	2.1	mg/kg	1	07/06/21	07/07/21	ND	SW846 6010D [2]	SW846 3050B [3]
Silver	< 0.53	0.53	mg/kg	1	07/06/21	07/07/21	ND	SW846 6010D [2]	SW846 3050B [3]
Sodium	< 1100	1100	mg/kg	1	07/06/21	07/07/21	ND	SW846 6010D [2]	SW846 3050B [3]
Thallium	< 1.1	1.1	mg/kg	1	07/06/21	07/07/21	ND	SW846 6010D [2]	SW846 3050B [3]
Vanadium	25.9	5.3	mg/kg	1	07/06/21	07/07/21	ND	SW846 6010D [2]	SW846 3050B [3]
Zinc	59.6	5.3	mg/kg	1	07/06/21	07/07/21	ND	SW846 6010D [2]	SW846 3050B [3]

(1) Instrument QC Batch: MA50767
(2) Instrument QC Batch: MA50802
(3) Prep QC Batch: MP27287
(4) Prep QC Batch: MP27325

RL = Reporting Limit

SGS North America Inc.

Report of Analysis

Client Sample ID: R1-SB-2(6-6.5)
Lab Sample ID: JD27540-5 **Date Sampled:** 06/29/21
Matrix: SO - Soil **Date Received:** 06/30/21
Method: SW846 8270E SW846 3546 **Percent Solids:** 96.4
Project: Remedial Investigation, 247 North Avenue, New Rochelle, NY

	File ID	DF	Analyzed	By	Prep Date	Prep Batch	Analytical Batch
Run #1	6P499171.D	1	07/02/21 22:35	BL	07/02/21 10:10	OP34109	E6P3394
Run #2							

	Initial Weight	Final Volume
Run #1	30.6 g	1.0 ml
Run #2		

ABN TCL List (SOM0 2.0)

CAS No.	Compound	Result	RL	MDL	Units	Q
95-57-8	2-Chlorophenol	ND	68	17	ug/kg	
59-50-7	4-Chloro-3-methyl phenol	ND	170	21	ug/kg	
120-83-2	2,4-Dichlorophenol	ND	170	29	ug/kg	
105-67-9	2,4-Dimethylphenol	ND	170	60	ug/kg	
51-28-5	2,4-Dinitrophenol [a]	ND	170	130	ug/kg	
534-52-1	4,6-Dinitro-o-cresol [b]	ND	170	36	ug/kg	
95-48-7	2-Methylphenol	ND	68	22	ug/kg	
	3&4-Methylphenol	ND	68	28	ug/kg	
88-75-5	2-Nitrophenol	ND	170	22	ug/kg	
100-02-7	4-Nitrophenol	ND	340	91	ug/kg	
87-86-5	Pentachlorophenol	ND	140	32	ug/kg	
108-95-2	Phenol	ND	68	18	ug/kg	
58-90-2	2,3,4,6-Tetrachlorophenol	ND	170	22	ug/kg	
95-95-4	2,4,5-Trichlorophenol	ND	170	25	ug/kg	
88-06-2	2,4,6-Trichlorophenol	ND	170	20	ug/kg	
83-32-9	Acenaphthene	ND	34	12	ug/kg	
208-96-8	Acenaphthylene	ND	34	17	ug/kg	
98-86-2	Acetophenone	ND	170	7.3	ug/kg	
120-12-7	Anthracene	ND	34	21	ug/kg	
1912-24-9	Atrazine	ND	68	15	ug/kg	
56-55-3	Benzo(a)anthracene	ND	34	9.6	ug/kg	
50-32-8	Benzo(a)pyrene	ND	34	15	ug/kg	
205-99-2	Benzo(b)fluoranthene	ND	34	15	ug/kg	
191-24-2	Benzo(g,h,i)perylene	ND	34	17	ug/kg	
207-08-9	Benzo(k)fluoranthene	ND	34	16	ug/kg	
101-55-3	4-Bromophenyl phenyl ether	ND	68	13	ug/kg	
85-68-7	Butyl benzyl phthalate	ND	68	8.3	ug/kg	
92-52-4	1,1'-Biphenyl	ND	68	4.6	ug/kg	
100-52-7	Benzaldehyde	ND	170	8.4	ug/kg	
91-58-7	2-Chloronaphthalene	ND	68	8.1	ug/kg	
106-47-8	4-Chloroaniline	ND	170	12	ug/kg	
86-74-8	Carbazole	ND	68	4.9	ug/kg	

ND = Not detected MDL = Method Detection Limit
RL = Reporting Limit
E = Indicates value exceeds calibration range
J = Indicates an estimated value
B = Indicates analyte found in associated method blank
N = Indicates presumptive evidence of a compound

Report of Analysis

Client Sample ID: R1-SB-2(6-6.5)
Lab Sample ID: JD27540-5 **Date Sampled:** 06/29/21
Matrix: SO - Soil **Date Received:** 06/30/21
Method: SW846 8270E SW846 3546 **Percent Solids:** 96.4
Project: Remedial Investigation, 247 North Avenue, New Rochelle, NY

ABN TCL List (SOM0 2.0)

CAS No.	Compound	Result	RL	MDL	Units	Q
105-60-2	Caprolactam	ND	68	13	ug/kg	
218-01-9	Chrysene	ND	34	11	ug/kg	
111-91-1	bis(2-Chloroethoxy)methane	ND	68	7.3	ug/kg	
111-44-4	bis(2-Chloroethyl)ether	ND	68	15	ug/kg	
108-60-1	2,2'-Oxybis(1-chloropropane)	ND	68	12	ug/kg	
7005-72-3	4-Chlorophenyl phenyl ether	ND	68	11	ug/kg	
121-14-2	2,4-Dinitrotoluene	ND	34	11	ug/kg	
606-20-2	2,6-Dinitrotoluene	ND	34	17	ug/kg	
91-94-1	3,3'-Dichlorobenzidine	ND	68	28	ug/kg	
123-91-1	1,4-Dioxane [c]	ND	34	22	ug/kg	
53-70-3	Dibenzo(a,h)anthracene	ND	34	15	ug/kg	
132-64-9	Dibenzofuran	ND	68	14	ug/kg	
84-74-2	Di-n-butyl phthalate	ND	68	5.5	ug/kg	
117-84-0	Di-n-octyl phthalate	ND	68	8.4	ug/kg	
84-66-2	Diethyl phthalate	ND	68	7.2	ug/kg	
131-11-3	Dimethyl phthalate	ND	68	6.0	ug/kg	
117-81-7	bis(2-Ethylhexyl)phthalate	ND	68	7.9	ug/kg	
206-44-0	Fluoranthene	ND	34	15	ug/kg	
86-73-7	Fluorene	ND	34	16	ug/kg	
118-74-1	Hexachlorobenzene	ND	68	8.6	ug/kg	
87-68-3	Hexachlorobutadiene	ND	34	14	ug/kg	
77-47-4	Hexachlorocyclopentadiene	ND	340	13	ug/kg	
67-72-1	Hexachloroethane	ND	170	17	ug/kg	
193-39-5	Indeno(1,2,3-cd)pyrene	ND	34	16	ug/kg	
78-59-1	Isophorone	ND	68	7.3	ug/kg	
91-57-6	2-Methylnaphthalene	ND	34	7.7	ug/kg	
88-74-4	2-Nitroaniline	ND	170	8.0	ug/kg	
99-09-2	3-Nitroaniline	ND	170	8.5	ug/kg	
100-01-6	4-Nitroaniline	ND	170	8.8	ug/kg	
91-20-3	Naphthalene	ND	34	9.6	ug/kg	
98-95-3	Nitrobenzene	ND	68	13	ug/kg	
621-64-7	N-Nitroso-di-n-propylamine	ND	68	9.8	ug/kg	
86-30-6	N-Nitrosodiphenylamine	ND	170	12	ug/kg	
85-01-8	Phenanthrene	ND	34	11	ug/kg	
129-00-0	Pyrene	ND	34	11	ug/kg	
95-94-3	1,2,4,5-Tetrachlorobenzene	ND	170	8.6	ug/kg	

CAS No.	Surrogate Recoveries	Run# 1	Run# 2	Limits
367-12-4	2-Fluorophenol	61%		7-101%

ND = Not detected MDL = Method Detection Limit
RL = Reporting Limit
E = Indicates value exceeds calibration range
J = Indicates an estimated value
B = Indicates analyte found in associated method blank
N = Indicates presumptive evidence of a compound

Report of Analysis

Client Sample ID:	R1-SB-2(6-6.5)		
Lab Sample ID:	JD27540-5	**Date Sampled:**	06/29/21
Matrix:	SO - Soil	**Date Received:**	06/30/21
Method:	SW846 8270E SW846 3546	**Percent Solids:**	96.4
Project:	Remedial Investigation, 247 North Avenue, New Rochelle, NY		

ABN TCL List (SOM0 2.0)

CAS No.	Surrogate Recoveries	Run# 1	Run# 2	Limits
4165-62-2	Phenol-d5	56%		12-101%
118-79-6	2,4,6-Tribromophenol	63%		10-127%
4165-60-0	Nitrobenzene-d5	64%		15-114%
321-60-8	2-Fluorobiphenyl	65%		22-104%
1718-51-0	Terphenyl-d14	78%		23-121%

CAS No.	Tentatively Identified Compounds	R.T.	Est. Conc.	Units	Q
	Total TIC, Semi-Volatile		0	ug/kg	

(a) Associated CCV outside of control limits low. Low-level verification was analyzed to demonstrate system suitability to detect affected analytes. Sample was ND. This compound is outside the control limits biased low in the associated BS.
(b) This compound is outside the control limits biased low in the associated BS.
(c) Associated CCV outside of control limits high, sample was ND.

ND = Not detected MDL = Method Detection Limit
RL = Reporting Limit
E = Indicates value exceeds calibration range
J = Indicates an estimated value
B = Indicates analyte found in associated method blank
N = Indicates presumptive evidence of a compound

Report of Analysis

Client Sample ID: R1-SB-2(6-6.5)
Lab Sample ID: JD27540-5
Matrix: SO - Soil
Date Sampled: 06/29/21
Date Received: 06/30/21
Percent Solids: 96.4
Project: Remedial Investigation, 247 North Avenue, New Rochelle, NY

Metals Analysis

Analyte	Result	RL	Units	DF	Prep	Analyzed	By	Method	Prep Method
Aluminum	4790	52	mg/kg	1	07/06/21	07/06/21	ND	SW846 6010D [2]	SW846 3050B [3]
Antimony	< 2.1	2.1	mg/kg	1	07/06/21	07/06/21	ND	SW846 6010D [2]	SW846 3050B [3]
Arsenic	< 2.1	2.1	mg/kg	1	07/06/21	07/06/21	ND	SW846 6010D [2]	SW846 3050B [3]
Barium	34.7	21	mg/kg	1	07/06/21	07/06/21	ND	SW846 6010D [2]	SW846 3050B [3]
Beryllium	< 0.21	0.21	mg/kg	1	07/06/21	07/06/21	ND	SW846 6010D [2]	SW846 3050B [3]
Cadmium	< 0.52	0.52	mg/kg	1	07/06/21	07/06/21	ND	SW846 6010D [2]	SW846 3050B [3]
Calcium	1550	520	mg/kg	1	07/06/21	07/06/21	ND	SW846 6010D [2]	SW846 3050B [3]
Chromium	10.1	1.0	mg/kg	1	07/06/21	07/06/21	ND	SW846 6010D [2]	SW846 3050B [3]
Cobalt	< 5.2	5.2	mg/kg	1	07/06/21	07/06/21	ND	SW846 6010D [2]	SW846 3050B [3]
Copper	8.7	2.6	mg/kg	1	07/06/21	07/06/21	ND	SW846 6010D [2]	SW846 3050B [3]
Iron	8470	52	mg/kg	1	07/06/21	07/06/21	ND	SW846 6010D [2]	SW846 3050B [3]
Lead	2.7	2.1	mg/kg	1	07/06/21	07/06/21	ND	SW846 6010D [2]	SW846 3050B [3]
Magnesium	1380	520	mg/kg	1	07/06/21	07/06/21	ND	SW846 6010D [2]	SW846 3050B [3]
Manganese	127	1.6	mg/kg	1	07/06/21	07/06/21	ND	SW846 6010D [2]	SW846 3050B [3]
Mercury	< 0.032	0.032	mg/kg	1	07/06/21	07/06/21	MS	SW846 7471B [1]	SW846 7471B [4]
Nickel	8.5	4.1	mg/kg	1	07/06/21	07/06/21	ND	SW846 6010D [2]	SW846 3050B [3]
Potassium	1580	1000	mg/kg	1	07/06/21	07/06/21	ND	SW846 6010D [2]	SW846 3050B [3]
Selenium	< 2.1	2.1	mg/kg	1	07/06/21	07/06/21	ND	SW846 6010D [2]	SW846 3050B [3]
Silver	< 0.52	0.52	mg/kg	1	07/06/21	07/06/21	ND	SW846 6010D [2]	SW846 3050B [3]
Sodium	< 1000	1000	mg/kg	1	07/06/21	07/06/21	ND	SW846 6010D [2]	SW846 3050B [3]
Thallium	< 1.0	1.0	mg/kg	1	07/06/21	07/06/21	ND	SW846 6010D [2]	SW846 3050B [3]
Vanadium	13.6	5.2	mg/kg	1	07/06/21	07/06/21	ND	SW846 6010D [2]	SW846 3050B [3]
Zinc	16.2	5.2	mg/kg	1	07/06/21	07/06/21	ND	SW846 6010D [2]	SW846 3050B [3]

(1) Instrument QC Batch: MA50767
(2) Instrument QC Batch: MA50799
(3) Prep QC Batch: MP27287
(4) Prep QC Batch: MP27325

RL = Reporting Limit

SGS North America Inc.

Report of Analysis

Client Sample ID:	R1-SB-3(1-1.5)		
Lab Sample ID:	JD27540-6	**Date Sampled:**	06/29/21
Matrix:	SO - Soil	**Date Received:**	06/30/21
Method:	SW846 8270E SW846 3546	**Percent Solids:**	81.1
Project:	Remedial Investigation, 247 North Avenue, New Rochelle, NY		

	File ID	DF	Analyzed	By	Prep Date	Prep Batch	Analytical Batch
Run #1	6P499172.D	1	07/02/21 22:56	BL	07/02/21 10:10	OP34109	E6P3394
Run #2							

	Initial Weight	Final Volume
Run #1	30.6 g	1.0 ml
Run #2		

ABN TCL List (SOM0 2.0)

CAS No.	Compound	Result	RL	MDL	Units	Q
95-57-8	2-Chlorophenol	ND	81	20	ug/kg	
59-50-7	4-Chloro-3-methyl phenol	ND	200	25	ug/kg	
120-83-2	2,4-Dichlorophenol	ND	200	34	ug/kg	
105-67-9	2,4-Dimethylphenol	ND	200	72	ug/kg	
51-28-5	2,4-Dinitrophenol [a]	ND	200	150	ug/kg	
534-52-1	4,6-Dinitro-o-cresol [b]	ND	200	43	ug/kg	
95-48-7	2-Methylphenol	ND	81	26	ug/kg	
	3&4-Methylphenol	ND	81	33	ug/kg	
88-75-5	2-Nitrophenol	ND	200	27	ug/kg	
100-02-7	4-Nitrophenol	ND	400	110	ug/kg	
87-86-5	Pentachlorophenol	ND	160	38	ug/kg	
108-95-2	Phenol	ND	81	21	ug/kg	
58-90-2	2,3,4,6-Tetrachlorophenol	ND	200	27	ug/kg	
95-95-4	2,4,5-Trichlorophenol	ND	200	30	ug/kg	
88-06-2	2,4,6-Trichlorophenol	ND	200	24	ug/kg	
83-32-9	Acenaphthene	ND	40	14	ug/kg	
208-96-8	Acenaphthylene	ND	40	20	ug/kg	
98-86-2	Acetophenone	ND	200	8.7	ug/kg	
120-12-7	Anthracene	ND	40	25	ug/kg	
1912-24-9	Atrazine	ND	81	17	ug/kg	
56-55-3	Benzo(a)anthracene	17.5	40	11	ug/kg	J
50-32-8	Benzo(a)pyrene	ND	40	18	ug/kg	
205-99-2	Benzo(b)fluoranthene	19.0	40	18	ug/kg	J
191-24-2	Benzo(g,h,i)perylene	ND	40	20	ug/kg	
207-08-9	Benzo(k)fluoranthene	ND	40	19	ug/kg	
101-55-3	4-Bromophenyl phenyl ether	ND	81	16	ug/kg	
85-68-7	Butyl benzyl phthalate	ND	81	9.8	ug/kg	
92-52-4	1,1'-Biphenyl	ND	81	5.5	ug/kg	
100-52-7	Benzaldehyde	ND	200	10	ug/kg	
91-58-7	2-Chloronaphthalene	ND	81	9.6	ug/kg	
106-47-8	4-Chloroaniline	ND	200	15	ug/kg	
86-74-8	Carbazole	ND	81	5.8	ug/kg	

ND = Not detected MDL = Method Detection Limit
RL = Reporting Limit
E = Indicates value exceeds calibration range
J = Indicates an estimated value
B = Indicates analyte found in associated method blank
N = Indicates presumptive evidence of a compound

Report of Analysis

Client Sample ID: R1-SB-3(1-1.5)
Lab Sample ID: JD27540-6 **Date Sampled:** 06/29/21
Matrix: SO - Soil **Date Received:** 06/30/21
Method: SW846 8270E SW846 3546 **Percent Solids:** 81.1
Project: Remedial Investigation, 247 North Avenue, New Rochelle, NY

ABN TCL List (SOM0 2.0)

CAS No.	Compound	Result	RL	MDL	Units	Q
105-60-2	Caprolactam	ND	81	16	ug/kg	
218-01-9	Chrysene	16.3	40	13	ug/kg	J
111-91-1	bis(2-Chloroethoxy)methane	ND	81	8.6	ug/kg	
111-44-4	bis(2-Chloroethyl)ether	ND	81	17	ug/kg	
108-60-1	2,2'-Oxybis(1-chloropropane)	ND	81	14	ug/kg	
7005-72-3	4-Chlorophenyl phenyl ether	ND	81	13	ug/kg	
121-14-2	2,4-Dinitrotoluene	ND	40	12	ug/kg	
606-20-2	2,6-Dinitrotoluene	ND	40	20	ug/kg	
91-94-1	3,3'-Dichlorobenzidine	ND	81	34	ug/kg	
123-91-1	1,4-Dioxane [c]	ND	40	27	ug/kg	
53-70-3	Dibenzo(a,h)anthracene	ND	40	18	ug/kg	
132-64-9	Dibenzofuran	ND	81	16	ug/kg	
84-74-2	Di-n-butyl phthalate	ND	81	6.6	ug/kg	
117-84-0	Di-n-octyl phthalate	ND	81	10	ug/kg	
84-66-2	Diethyl phthalate	ND	81	8.6	ug/kg	
131-11-3	Dimethyl phthalate	ND	81	7.2	ug/kg	
117-81-7	bis(2-Ethylhexyl)phthalate	ND	81	9.4	ug/kg	
206-44-0	Fluoranthene	34.1	40	18	ug/kg	J
86-73-7	Fluorene	ND	40	18	ug/kg	
118-74-1	Hexachlorobenzene	ND	81	10	ug/kg	
87-68-3	Hexachlorobutadiene	ND	40	16	ug/kg	
77-47-4	Hexachlorocyclopentadiene	ND	400	16	ug/kg	
67-72-1	Hexachloroethane	ND	200	20	ug/kg	
193-39-5	Indeno(1,2,3-cd)pyrene	ND	40	19	ug/kg	
78-59-1	Isophorone	ND	81	8.6	ug/kg	
91-57-6	2-Methylnaphthalene	ND	40	9.1	ug/kg	
88-74-4	2-Nitroaniline	ND	200	9.5	ug/kg	
99-09-2	3-Nitroaniline	ND	200	10	ug/kg	
100-01-6	4-Nitroaniline	ND	200	10	ug/kg	
91-20-3	Naphthalene	ND	40	11	ug/kg	
98-95-3	Nitrobenzene	ND	81	16	ug/kg	
621-64-7	N-Nitroso-di-n-propylamine	ND	81	12	ug/kg	
86-30-6	N-Nitrosodiphenylamine	ND	200	15	ug/kg	
85-01-8	Phenanthrene	26.1	40	14	ug/kg	J
129-00-0	Pyrene	43.5	40	13	ug/kg	
95-94-3	1,2,4,5-Tetrachlorobenzene	ND	200	10	ug/kg	

CAS No.	Surrogate Recoveries	Run# 1	Run# 2	Limits
367-12-4	2-Fluorophenol	79%		7-101%

ND = Not detected MDL = Method Detection Limit
RL = Reporting Limit
E = Indicates value exceeds calibration range
J = Indicates an estimated value
B = Indicates analyte found in associated method blank
N = Indicates presumptive evidence of a compound

Report of Analysis

Client Sample ID:	R1-SB-3(1-1.5)		
Lab Sample ID:	JD27540-6	**Date Sampled:**	06/29/21
Matrix:	SO - Soil	**Date Received:**	06/30/21
Method:	SW846 8270E SW846 3546	**Percent Solids:**	81.1
Project:	Remedial Investigation, 247 North Avenue, New Rochelle, NY		

ABN TCL List (SOM0 2.0)

CAS No.	Surrogate Recoveries	Run# 1	Run# 2	Limits
4165-62-2	Phenol-d5	74%		12-101%
118-79-6	2,4,6-Tribromophenol	81%		10-127%
4165-60-0	Nitrobenzene-d5	85%		15-114%
321-60-8	2-Fluorobiphenyl	81%		22-104%
1718-51-0	Terphenyl-d14	114%		23-121%

CAS No.	Tentatively Identified Compounds	R.T.	Est. Conc.	Units	Q
	Total TIC, Semi-Volatile		0	ug/kg	

(a) Associated CCV outside of control limits low. Low-level verification was analyzed to demonstrate system suitability to detect affected analytes. Sample was ND. This compound is outside the control limits biased low in the associated BS.
(b) This compound is outside the control limits biased low in the associated BS.
(c) Associated CCV outside of control limits high, sample was ND.

ND = Not detected MDL = Method Detection Limit
RL = Reporting Limit
E = Indicates value exceeds calibration range
J = Indicates an estimated value
B = Indicates analyte found in associated method blank
N = Indicates presumptive evidence of a compound

Report of Analysis

Client Sample ID: R1-SB-3(1-1.5)
Lab Sample ID: JD27540-6
Matrix: SO - Soil
Date Sampled: 06/29/21
Date Received: 06/30/21
Percent Solids: 81.1
Project: Remedial Investigation, 247 North Avenue, New Rochelle, NY

Metals Analysis

Analyte	Result	RL	Units	DF	Prep	Analyzed	By	Method	Prep Method
Aluminum	11600	59	mg/kg	1	07/06/21	07/07/21	ND	SW846 6010D [2]	SW846 3050B [3]
Antimony	< 2.4	2.4	mg/kg	1	07/06/21	07/07/21	ND	SW846 6010D [2]	SW846 3050B [3]
Arsenic	2.9	2.4	mg/kg	1	07/06/21	07/07/21	ND	SW846 6010D [2]	SW846 3050B [3]
Barium	149	24	mg/kg	1	07/06/21	07/07/21	ND	SW846 6010D [2]	SW846 3050B [3]
Beryllium	0.51	0.24	mg/kg	1	07/06/21	07/07/21	ND	SW846 6010D [2]	SW846 3050B [3]
Cadmium	< 0.59	0.59	mg/kg	1	07/06/21	07/07/21	ND	SW846 6010D [2]	SW846 3050B [3]
Calcium	4740	590	mg/kg	1	07/06/21	07/07/21	ND	SW846 6010D [2]	SW846 3050B [3]
Chromium	19.4	1.2	mg/kg	1	07/06/21	07/07/21	ND	SW846 6010D [2]	SW846 3050B [3]
Cobalt	< 5.9	5.9	mg/kg	1	07/06/21	07/07/21	ND	SW846 6010D [2]	SW846 3050B [3]
Copper	25.8	3.0	mg/kg	1	07/06/21	07/07/21	ND	SW846 6010D [2]	SW846 3050B [3]
Iron	13600	59	mg/kg	1	07/06/21	07/07/21	ND	SW846 6010D [2]	SW846 3050B [3]
Lead	180	2.4	mg/kg	1	07/06/21	07/07/21	ND	SW846 6010D [2]	SW846 3050B [3]
Magnesium	3060	590	mg/kg	1	07/06/21	07/07/21	ND	SW846 6010D [2]	SW846 3050B [3]
Manganese	157	1.8	mg/kg	1	07/06/21	07/07/21	ND	SW846 6010D [2]	SW846 3050B [3]
Mercury	0.038	0.031	mg/kg	1	07/06/21	07/06/21	MS	SW846 7471B [1]	SW846 7471B [4]
Nickel	17.4	4.7	mg/kg	1	07/06/21	07/07/21	ND	SW846 6010D [2]	SW846 3050B [3]
Potassium	1860	1200	mg/kg	1	07/06/21	07/07/21	ND	SW846 6010D [2]	SW846 3050B [3]
Selenium	< 2.4	2.4	mg/kg	1	07/06/21	07/07/21	ND	SW846 6010D [2]	SW846 3050B [3]
Silver	< 0.59	0.59	mg/kg	1	07/06/21	07/07/21	ND	SW846 6010D [2]	SW846 3050B [3]
Sodium	< 1200	1200	mg/kg	1	07/06/21	07/07/21	ND	SW846 6010D [2]	SW846 3050B [3]
Thallium	< 1.2	1.2	mg/kg	1	07/06/21	07/07/21	ND	SW846 6010D [2]	SW846 3050B [3]
Vanadium	22.4	5.9	mg/kg	1	07/06/21	07/07/21	ND	SW846 6010D [2]	SW846 3050B [3]
Zinc	387	5.9	mg/kg	1	07/06/21	07/07/21	ND	SW846 6010D [2]	SW846 3050B [3]

(1) Instrument QC Batch: MA50767
(2) Instrument QC Batch: MA50802
(3) Prep QC Batch: MP27287
(4) Prep QC Batch: MP27325

RL = Reporting Limit

SGS North America Inc.

Report of Analysis

Client Sample ID:	R1-SB-3(7-7.5)		
Lab Sample ID:	JD27540-7	**Date Sampled:**	06/29/21
Matrix:	SO - Soil	**Date Received:**	06/30/21
Method:	SW846 8270E SW846 3546	**Percent Solids:**	88.4
Project:	Remedial Investigation, 247 North Avenue, New Rochelle, NY		

	File ID	DF	Analyzed	By	Prep Date	Prep Batch	Analytical Batch
Run #1	6P499173.D	1	07/02/21 23:18	BL	07/02/21 10:10	OP34109	E6P3394
Run #2							

	Initial Weight	Final Volume
Run #1	30.5 g	1.0 ml
Run #2		

ABN TCL List (SOM0 2.0)

CAS No.	Compound	Result	RL	MDL	Units	Q
95-57-8	2-Chlorophenol	ND	74	18	ug/kg	
59-50-7	4-Chloro-3-methyl phenol	ND	190	23	ug/kg	
120-83-2	2,4-Dichlorophenol	ND	190	32	ug/kg	
105-67-9	2,4-Dimethylphenol	ND	190	66	ug/kg	
51-28-5	2,4-Dinitrophenol [a]	ND	190	140	ug/kg	
534-52-1	4,6-Dinitro-o-cresol [b]	ND	190	40	ug/kg	
95-48-7	2-Methylphenol	ND	74	24	ug/kg	
	3&4-Methylphenol	ND	74	30	ug/kg	
88-75-5	2-Nitrophenol	ND	190	25	ug/kg	
100-02-7	4-Nitrophenol	ND	370	99	ug/kg	
87-86-5	Pentachlorophenol	ND	150	35	ug/kg	
108-95-2	Phenol	ND	74	19	ug/kg	
58-90-2	2,3,4,6-Tetrachlorophenol	ND	190	25	ug/kg	
95-95-4	2,4,5-Trichlorophenol	ND	190	28	ug/kg	
88-06-2	2,4,6-Trichlorophenol	ND	190	22	ug/kg	
83-32-9	Acenaphthene	ND	37	13	ug/kg	
208-96-8	Acenaphthylene	ND	37	19	ug/kg	
98-86-2	Acetophenone	ND	190	8.0	ug/kg	
120-12-7	Anthracene	ND	37	23	ug/kg	
1912-24-9	Atrazine	ND	74	16	ug/kg	
56-55-3	Benzo(a)anthracene	ND	37	10	ug/kg	
50-32-8	Benzo(a)pyrene	ND	37	17	ug/kg	
205-99-2	Benzo(b)fluoranthene	ND	37	16	ug/kg	
191-24-2	Benzo(g,h,i)perylene	ND	37	19	ug/kg	
207-08-9	Benzo(k)fluoranthene	ND	37	17	ug/kg	
101-55-3	4-Bromophenyl phenyl ether	ND	74	14	ug/kg	
85-68-7	Butyl benzyl phthalate	ND	74	9.0	ug/kg	
92-52-4	1,1'-Biphenyl	ND	74	5.1	ug/kg	
100-52-7	Benzaldehyde	ND	190	9.2	ug/kg	
91-58-7	2-Chloronaphthalene	ND	74	8.8	ug/kg	
106-47-8	4-Chloroaniline	ND	190	13	ug/kg	
86-74-8	Carbazole	ND	74	5.4	ug/kg	

ND = Not detected MDL = Method Detection Limit
RL = Reporting Limit
E = Indicates value exceeds calibration range
J = Indicates an estimated value
B = Indicates analyte found in associated method blank
N = Indicates presumptive evidence of a compound

Report of Analysis

Client Sample ID: R1-SB-3(7-7.5)
Lab Sample ID: JD27540-7 **Date Sampled:** 06/29/21
Matrix: SO - Soil **Date Received:** 06/30/21
Method: SW846 8270E SW846 3546 **Percent Solids:** 88.4
Project: Remedial Investigation, 247 North Avenue, New Rochelle, NY

ABN TCL List (SOM0 2.0)

CAS No.	Compound	Result	RL	MDL	Units	Q
105-60-2	Caprolactam	ND	74	15	ug/kg	
218-01-9	Chrysene	ND	37	12	ug/kg	
111-91-1	bis(2-Chloroethoxy)methane	ND	74	7.9	ug/kg	
111-44-4	bis(2-Chloroethyl)ether	ND	74	16	ug/kg	
108-60-1	2,2'-Oxybis(1-chloropropane)	ND	74	13	ug/kg	
7005-72-3	4-Chlorophenyl phenyl ether	ND	74	12	ug/kg	
121-14-2	2,4-Dinitrotoluene	ND	37	11	ug/kg	
606-20-2	2,6-Dinitrotoluene	ND	37	19	ug/kg	
91-94-1	3,3'-Dichlorobenzidine	ND	74	31	ug/kg	
123-91-1	1,4-Dioxane [c]	ND	37	25	ug/kg	
53-70-3	Dibenzo(a,h)anthracene	ND	37	16	ug/kg	
132-64-9	Dibenzofuran	ND	74	15	ug/kg	
84-74-2	Di-n-butyl phthalate	ND	74	6.0	ug/kg	
117-84-0	Di-n-octyl phthalate	ND	74	9.2	ug/kg	
84-66-2	Diethyl phthalate	ND	74	7.9	ug/kg	
131-11-3	Dimethyl phthalate	ND	74	6.6	ug/kg	
117-81-7	bis(2-Ethylhexyl)phthalate	ND	74	8.7	ug/kg	
206-44-0	Fluoranthene	ND	37	17	ug/kg	
86-73-7	Fluorene	ND	37	17	ug/kg	
118-74-1	Hexachlorobenzene	ND	74	9.4	ug/kg	
87-68-3	Hexachlorobutadiene	ND	37	15	ug/kg	
77-47-4	Hexachlorocyclopentadiene	ND	370	15	ug/kg	
67-72-1	Hexachloroethane	ND	190	18	ug/kg	
193-39-5	Indeno(1,2,3-cd)pyrene	ND	37	17	ug/kg	
78-59-1	Isophorone	ND	74	7.9	ug/kg	
91-57-6	2-Methylnaphthalene	ND	37	8.4	ug/kg	
88-74-4	2-Nitroaniline	ND	190	8.8	ug/kg	
99-09-2	3-Nitroaniline	ND	190	9.3	ug/kg	
100-01-6	4-Nitroaniline	ND	190	9.6	ug/kg	
91-20-3	Naphthalene	ND	37	10	ug/kg	
98-95-3	Nitrobenzene	ND	74	14	ug/kg	
621-64-7	N-Nitroso-di-n-propylamine	ND	74	11	ug/kg	
86-30-6	N-Nitrosodiphenylamine	ND	190	14	ug/kg	
85-01-8	Phenanthrene	ND	37	12	ug/kg	
129-00-0	Pyrene	ND	37	12	ug/kg	
95-94-3	1,2,4,5-Tetrachlorobenzene	ND	190	9.4	ug/kg	

CAS No.	Surrogate Recoveries	Run# 1	Run# 2	Limits
367-12-4	2-Fluorophenol	74%		7-101%

ND = Not detected MDL = Method Detection Limit
RL = Reporting Limit
E = Indicates value exceeds calibration range
J = Indicates an estimated value
B = Indicates analyte found in associated method blank
N = Indicates presumptive evidence of a compound

Report of Analysis

Client Sample ID:	R1-SB-3(7-7.5)		
Lab Sample ID:	JD27540-7	**Date Sampled:**	06/29/21
Matrix:	SO - Soil	**Date Received:**	06/30/21
Method:	SW846 8270E SW846 3546	**Percent Solids:**	88.4
Project:	Remedial Investigation, 247 North Avenue, New Rochelle, NY		

ABN TCL List (SOM0 2.0)

CAS No.	Surrogate Recoveries	Run# 1	Run# 2	Limits
4165-62-2	Phenol-d5	68%		12-101%
118-79-6	2,4,6-Tribromophenol	77%		10-127%
4165-60-0	Nitrobenzene-d5	78%		15-114%
321-60-8	2-Fluorobiphenyl	79%		22-104%
1718-51-0	Terphenyl-d14	91%		23-121%

CAS No.	Tentatively Identified Compounds	R.T.	Est. Conc.	Units	Q
	Total TIC, Semi-Volatile		0	ug/kg	

(a) Associated CCV outside of control limits low. Low-level verification was analyzed to demonstrate system suitability to detect affected analytes. Sample was ND. This compound is outside the control limits biased low in the associated BS.
(b) This compound is outside the control limits biased low in the associated BS.
(c) Associated CCV outside of control limits high, sample was ND.

ND = Not detected MDL = Method Detection Limit
RL = Reporting Limit
E = Indicates value exceeds calibration range
J = Indicates an estimated value
B = Indicates analyte found in associated method blank
N = Indicates presumptive evidence of a compound

Report of Analysis

Client Sample ID: R1-SB-3(7-7.5)
Lab Sample ID: JD27540-7
Matrix: SO - Soil
Date Sampled: 06/29/21
Date Received: 06/30/21
Percent Solids: 88.4
Project: Remedial Investigation, 247 North Avenue, New Rochelle, NY

Metals Analysis

Analyte	Result	RL	Units	DF	Prep	Analyzed	By	Method	Prep Method
Aluminum	17100	59	mg/kg	1	07/06/21	07/07/21	ND	SW846 6010D [2]	SW846 3050B [3]
Antimony	< 2.4	2.4	mg/kg	1	07/06/21	07/07/21	ND	SW846 6010D [2]	SW846 3050B [3]
Arsenic [a]	< 12	12	mg/kg	5	07/06/21	07/07/21	ND	SW846 6010D [2]	SW846 3050B [3]
Barium	102	24	mg/kg	1	07/06/21	07/07/21	ND	SW846 6010D [2]	SW846 3050B [3]
Beryllium [a]	< 1.2	1.2	mg/kg	5	07/06/21	07/07/21	ND	SW846 6010D [2]	SW846 3050B [3]
Cadmium [a]	< 3.0	3.0	mg/kg	5	07/06/21	07/07/21	ND	SW846 6010D [2]	SW846 3050B [3]
Calcium	1820	590	mg/kg	1	07/06/21	07/07/21	ND	SW846 6010D [2]	SW846 3050B [3]
Chromium	27.0	1.2	mg/kg	1	07/06/21	07/07/21	ND	SW846 6010D [2]	SW846 3050B [3]
Cobalt [a]	< 30	30	mg/kg	5	07/06/21	07/07/21	ND	SW846 6010D [2]	SW846 3050B [3]
Copper [a]	27.5	15	mg/kg	5	07/06/21	07/07/21	ND	SW846 6010D [2]	SW846 3050B [3]
Iron	28500	300	mg/kg	5	07/06/21	07/07/21	ND	SW846 6010D [2]	SW846 3050B [3]
Lead	7.3	2.4	mg/kg	1	07/06/21	07/07/21	ND	SW846 6010D [2]	SW846 3050B [3]
Magnesium	3520	590	mg/kg	1	07/06/21	07/07/21	ND	SW846 6010D [2]	SW846 3050B [3]
Manganese [a]	400	8.9	mg/kg	5	07/06/21	07/07/21	ND	SW846 6010D [2]	SW846 3050B [3]
Mercury	< 0.032	0.032	mg/kg	1	07/06/21	07/06/21	MS	SW846 7471B [1]	SW846 7471B [4]
Nickel	20.6	4.7	mg/kg	1	07/06/21	07/07/21	ND	SW846 6010D [2]	SW846 3050B [3]
Potassium	4320	1200	mg/kg	1	07/06/21	07/07/21	ND	SW846 6010D [2]	SW846 3050B [3]
Selenium [a]	< 12	12	mg/kg	5	07/06/21	07/07/21	ND	SW846 6010D [2]	SW846 3050B [3]
Silver [a]	< 3.0	3.0	mg/kg	5	07/06/21	07/07/21	ND	SW846 6010D [2]	SW846 3050B [3]
Sodium	< 1200	1200	mg/kg	1	07/06/21	07/07/21	ND	SW846 6010D [2]	SW846 3050B [3]
Thallium [a]	< 5.9	5.9	mg/kg	5	07/06/21	07/07/21	ND	SW846 6010D [2]	SW846 3050B [3]
Vanadium	37.3	5.9	mg/kg	1	07/06/21	07/07/21	ND	SW846 6010D [2]	SW846 3050B [3]
Zinc	39.2	5.9	mg/kg	1	07/06/21	07/07/21	ND	SW846 6010D [2]	SW846 3050B [3]

(1) Instrument QC Batch: MA50767
(2) Instrument QC Batch: MA50802
(3) Prep QC Batch: MP27287
(4) Prep QC Batch: MP27325

(a) Elevated detection limit due to dilution required for high interfering element.

RL = Reporting Limit

SGS North America Inc.

Report of Analysis

Client Sample ID:	R1-SB-3(12-12.5)		
Lab Sample ID:	JD27540-8	**Date Sampled:**	06/29/21
Matrix:	SO - Soil	**Date Received:**	06/30/21
Method:	SW846 8270E SW846 3546	**Percent Solids:**	92.4
Project:	Remedial Investigation, 247 North Avenue, New Rochelle, NY		

	File ID	DF	Analyzed	By	Prep Date	Prep Batch	Analytical Batch
Run #1	6P499174.D	1	07/02/21 23:40	BL	07/02/21 10:10	OP34109	E6P3394
Run #2							

	Initial Weight	Final Volume
Run #1	30.0 g	1.0 ml
Run #2		

ABN TCL List (SOM0 2.0)

CAS No.	Compound	Result	RL	MDL	Units	Q
95-57-8	2-Chlorophenol	ND	72	18	ug/kg	
59-50-7	4-Chloro-3-methyl phenol	ND	180	22	ug/kg	
120-83-2	2,4-Dichlorophenol	ND	180	31	ug/kg	
105-67-9	2,4-Dimethylphenol	ND	180	64	ug/kg	
51-28-5	2,4-Dinitrophenol [a]	ND	180	140	ug/kg	
534-52-1	4,6-Dinitro-o-cresol [b]	ND	180	39	ug/kg	
95-48-7	2-Methylphenol	ND	72	23	ug/kg	
	3&4-Methylphenol	ND	72	30	ug/kg	
88-75-5	2-Nitrophenol	ND	180	24	ug/kg	
100-02-7	4-Nitrophenol	ND	360	96	ug/kg	
87-86-5	Pentachlorophenol	ND	140	34	ug/kg	
108-95-2	Phenol	ND	72	19	ug/kg	
58-90-2	2,3,4,6-Tetrachlorophenol	ND	180	24	ug/kg	
95-95-4	2,4,5-Trichlorophenol	ND	180	27	ug/kg	
88-06-2	2,4,6-Trichlorophenol	ND	180	22	ug/kg	
83-32-9	Acenaphthene	ND	36	12	ug/kg	
208-96-8	Acenaphthylene	ND	36	18	ug/kg	
98-86-2	Acetophenone	ND	180	7.8	ug/kg	
120-12-7	Anthracene	ND	36	22	ug/kg	
1912-24-9	Atrazine	ND	72	15	ug/kg	
56-55-3	Benzo(a)anthracene	ND	36	10	ug/kg	
50-32-8	Benzo(a)pyrene	ND	36	16	ug/kg	
205-99-2	Benzo(b)fluoranthene	ND	36	16	ug/kg	
191-24-2	Benzo(g,h,i)perylene	ND	36	18	ug/kg	
207-08-9	Benzo(k)fluoranthene	ND	36	17	ug/kg	
101-55-3	4-Bromophenyl phenyl ether	ND	72	14	ug/kg	
85-68-7	Butyl benzyl phthalate	ND	72	8.8	ug/kg	
92-52-4	1,1'-Biphenyl	ND	72	4.9	ug/kg	
100-52-7	Benzaldehyde	ND	180	8.9	ug/kg	
91-58-7	2-Chloronaphthalene	ND	72	8.6	ug/kg	
106-47-8	4-Chloroaniline	ND	180	13	ug/kg	
86-74-8	Carbazole	ND	72	5.2	ug/kg	

ND = Not detected MDL = Method Detection Limit
RL = Reporting Limit
E = Indicates value exceeds calibration range
J = Indicates an estimated value
B = Indicates analyte found in associated method blank
N = Indicates presumptive evidence of a compound

Report of Analysis

Client Sample ID: R1-SB-3(12-12.5)
Lab Sample ID: JD27540-8 **Date Sampled:** 06/29/21
Matrix: SO - Soil **Date Received:** 06/30/21
Method: SW846 8270E SW846 3546 **Percent Solids:** 92.4
Project: Remedial Investigation, 247 North Avenue, New Rochelle, NY

ABN TCL List (SOM0 2.0)

CAS No.	Compound	Result	RL	MDL	Units	Q
105-60-2	Caprolactam	ND	72	14	ug/kg	
218-01-9	Chrysene	ND	36	11	ug/kg	
111-91-1	bis(2-Chloroethoxy)methane	ND	72	7.7	ug/kg	
111-44-4	bis(2-Chloroethyl)ether	ND	72	16	ug/kg	
108-60-1	2,2'-Oxybis(1-chloropropane)	ND	72	13	ug/kg	
7005-72-3	4-Chlorophenyl phenyl ether	ND	72	12	ug/kg	
121-14-2	2,4-Dinitrotoluene	ND	36	11	ug/kg	
606-20-2	2,6-Dinitrotoluene	ND	36	18	ug/kg	
91-94-1	3,3'-Dichlorobenzidine	ND	72	30	ug/kg	
123-91-1	1,4-Dioxane [c]	ND	36	24	ug/kg	
53-70-3	Dibenzo(a,h)anthracene	ND	36	16	ug/kg	
132-64-9	Dibenzofuran	ND	72	15	ug/kg	
84-74-2	Di-n-butyl phthalate	ND	72	5.9	ug/kg	
117-84-0	Di-n-octyl phthalate	ND	72	9.0	ug/kg	
84-66-2	Diethyl phthalate	ND	72	7.7	ug/kg	
131-11-3	Dimethyl phthalate	ND	72	6.4	ug/kg	
117-81-7	bis(2-Ethylhexyl)phthalate	ND	72	8.4	ug/kg	
206-44-0	Fluoranthene	ND	36	16	ug/kg	
86-73-7	Fluorene	ND	36	17	ug/kg	
118-74-1	Hexachlorobenzene	ND	72	9.1	ug/kg	
87-68-3	Hexachlorobutadiene	ND	36	15	ug/kg	
77-47-4	Hexachlorocyclopentadiene	ND	360	14	ug/kg	
67-72-1	Hexachloroethane	ND	180	18	ug/kg	
193-39-5	Indeno(1,2,3-cd)pyrene	ND	36	17	ug/kg	
78-59-1	Isophorone	ND	72	7.7	ug/kg	
91-57-6	2-Methylnaphthalene	ND	36	8.2	ug/kg	
88-74-4	2-Nitroaniline	ND	180	8.5	ug/kg	
99-09-2	3-Nitroaniline	ND	180	9.0	ug/kg	
100-01-6	4-Nitroaniline	ND	180	9.3	ug/kg	
91-20-3	Naphthalene	ND	36	10	ug/kg	
98-95-3	Nitrobenzene	ND	72	14	ug/kg	
621-64-7	N-Nitroso-di-n-propylamine	ND	72	10	ug/kg	
86-30-6	N-Nitrosodiphenylamine	ND	180	13	ug/kg	
85-01-8	Phenanthrene	ND	36	12	ug/kg	
129-00-0	Pyrene	ND	36	12	ug/kg	
95-94-3	1,2,4,5-Tetrachlorobenzene	ND	180	9.2	ug/kg	

CAS No.	Surrogate Recoveries	Run# 1	Run# 2	Limits
367-12-4	2-Fluorophenol	61%		7-101%

ND = Not detected MDL = Method Detection Limit
RL = Reporting Limit
E = Indicates value exceeds calibration range
J = Indicates an estimated value
B = Indicates analyte found in associated method blank
N = Indicates presumptive evidence of a compound

Report of Analysis

Client Sample ID:	R1-SB-3(12-12.5)		
Lab Sample ID:	JD27540-8	**Date Sampled:**	06/29/21
Matrix:	SO - Soil	**Date Received:**	06/30/21
Method:	SW846 8270E SW846 3546	**Percent Solids:**	92.4
Project:	Remedial Investigation, 247 North Avenue, New Rochelle, NY		

ABN TCL List (SOM0 2.0)

CAS No.	Surrogate Recoveries	Run# 1	Run# 2	Limits
4165-62-2	Phenol-d5	55%		12-101%
118-79-6	2,4,6-Tribromophenol	63%		10-127%
4165-60-0	Nitrobenzene-d5	65%		15-114%
321-60-8	2-Fluorobiphenyl	65%		22-104%
1718-51-0	Terphenyl-d14	77%		23-121%

CAS No.	Tentatively Identified Compounds	R.T.	Est. Conc.	Units	Q
	Total TIC, Semi-Volatile		0	ug/kg	

(a) Associated CCV outside of control limits low. Low-level verification was analyzed to demonstrate system suitability to detect affected analytes. Sample was ND. This compound is outside the control limits biased low in the associated BS.
(b) This compound is outside the control limits biased low in the associated BS.
(c) Associated CCV outside of control limits high, sample was ND.

ND = Not detected MDL = Method Detection Limit
RL = Reporting Limit
E = Indicates value exceeds calibration range
J = Indicates an estimated value
B = Indicates analyte found in associated method blank
N = Indicates presumptive evidence of a compound

Report of Analysis

Client Sample ID: R1-SB-3(12-12.5)
Lab Sample ID: JD27540-8
Matrix: SO - Soil
Date Sampled: 06/29/21
Date Received: 06/30/21
Percent Solids: 92.4
Project: Remedial Investigation, 247 North Avenue, New Rochelle, NY

Metals Analysis

Analyte	Result	RL	Units	DF	Prep	Analyzed	By	Method	Prep Method
Aluminum	12700	55	mg/kg	1	07/06/21	07/07/21	ND	SW846 6010D [2]	SW846 3050B [3]
Antimony	< 2.2	2.2	mg/kg	1	07/06/21	07/07/21	ND	SW846 6010D [2]	SW846 3050B [3]
Arsenic [a]	< 11	11	mg/kg	5	07/06/21	07/07/21	ND	SW846 6010D [2]	SW846 3050B [3]
Barium	112	22	mg/kg	1	07/06/21	07/07/21	ND	SW846 6010D [2]	SW846 3050B [3]
Beryllium [a]	< 1.1	1.1	mg/kg	5	07/06/21	07/07/21	ND	SW846 6010D [2]	SW846 3050B [3]
Cadmium [a]	< 2.7	2.7	mg/kg	5	07/06/21	07/07/21	ND	SW846 6010D [2]	SW846 3050B [3]
Calcium	7660	550	mg/kg	1	07/06/21	07/07/21	ND	SW846 6010D [2]	SW846 3050B [3]
Chromium	28.3	1.1	mg/kg	1	07/06/21	07/07/21	ND	SW846 6010D [2]	SW846 3050B [3]
Cobalt [a]	< 27	27	mg/kg	5	07/06/21	07/07/21	ND	SW846 6010D [2]	SW846 3050B [3]
Copper [a]	27.2	14	mg/kg	5	07/06/21	07/07/21	ND	SW846 6010D [2]	SW846 3050B [3]
Iron	25100	270	mg/kg	5	07/06/21	07/07/21	ND	SW846 6010D [2]	SW846 3050B [3]
Lead	5.5	2.2	mg/kg	1	07/06/21	07/07/21	ND	SW846 6010D [2]	SW846 3050B [3]
Magnesium	7410	550	mg/kg	1	07/06/21	07/07/21	ND	SW846 6010D [2]	SW846 3050B [3]
Manganese [a]	604	8.2	mg/kg	5	07/06/21	07/07/21	ND	SW846 6010D [2]	SW846 3050B [3]
Mercury	< 0.024	0.024	mg/kg	1	07/06/21	07/06/21	MS	SW846 7471B [1]	SW846 7471B [4]
Nickel	25.7	4.4	mg/kg	1	07/06/21	07/07/21	ND	SW846 6010D [2]	SW846 3050B [3]
Potassium	5480	1100	mg/kg	1	07/06/21	07/07/21	ND	SW846 6010D [2]	SW846 3050B [3]
Selenium [a]	< 11	11	mg/kg	5	07/06/21	07/07/21	ND	SW846 6010D [2]	SW846 3050B [3]
Silver [a]	< 2.7	2.7	mg/kg	5	07/06/21	07/07/21	ND	SW846 6010D [2]	SW846 3050B [3]
Sodium	< 1100	1100	mg/kg	1	07/06/21	07/07/21	ND	SW846 6010D [2]	SW846 3050B [3]
Thallium [a]	< 5.5	5.5	mg/kg	5	07/06/21	07/07/21	ND	SW846 6010D [2]	SW846 3050B [3]
Vanadium	35.7	5.5	mg/kg	1	07/06/21	07/07/21	ND	SW846 6010D [2]	SW846 3050B [3]
Zinc	38.6	5.5	mg/kg	1	07/06/21	07/07/21	ND	SW846 6010D [2]	SW846 3050B [3]

(1) Instrument QC Batch: MA50767
(2) Instrument QC Batch: MA50802
(3) Prep QC Batch: MP27287
(4) Prep QC Batch: MP27326

(a) Elevated detection limit due to dilution required for high interfering element.

RL = Reporting Limit

SGS North America Inc.

Report of Analysis

Client Sample ID: R1-SB-4(4-4.5)
Lab Sample ID: JD27540-9 **Date Sampled:** 06/29/21
Matrix: SO - Soil **Date Received:** 06/30/21
Method: SW846 8270E SW846 3546 **Percent Solids:** 91.1
Project: Remedial Investigation, 247 North Avenue, New Rochelle, NY

	File ID	DF	Analyzed	By	Prep Date	Prep Batch	Analytical Batch
Run #1	6P499184.D	2	07/03/21 03:37	BL	07/02/21 10:10	OP34109	E6P3394
Run #2							

	Initial Weight	Final Volume
Run #1	30.7 g	1.0 ml
Run #2		

ABN TCL List (SOM0 2.0)

CAS No.	Compound	Result	RL	MDL	Units	Q
95-57-8	2-Chlorophenol	ND	140	35	ug/kg	
59-50-7	4-Chloro-3-methyl phenol	ND	360	44	ug/kg	
120-83-2	2,4-Dichlorophenol	ND	360	61	ug/kg	
105-67-9	2,4-Dimethylphenol	ND	360	130	ug/kg	
51-28-5	2,4-Dinitrophenol [a]	ND	360	270	ug/kg	
534-52-1	4,6-Dinitro-o-cresol [b]	ND	360	77	ug/kg	
95-48-7	2-Methylphenol	ND	140	46	ug/kg	
	3&4-Methylphenol	ND	140	59	ug/kg	
88-75-5	2-Nitrophenol	ND	360	47	ug/kg	
100-02-7	4-Nitrophenol	ND	720	190	ug/kg	
87-86-5	Pentachlorophenol	ND	290	67	ug/kg	
108-95-2	Phenol	ND	140	37	ug/kg	
58-90-2	2,3,4,6-Tetrachlorophenol	ND	360	47	ug/kg	
95-95-4	2,4,5-Trichlorophenol	ND	360	54	ug/kg	
88-06-2	2,4,6-Trichlorophenol	ND	360	43	ug/kg	
83-32-9	Acenaphthene	50.1	72	25	ug/kg	J
208-96-8	Acenaphthylene	316	72	36	ug/kg	
98-86-2	Acetophenone	ND	360	15	ug/kg	
120-12-7	Anthracene	338	72	44	ug/kg	
1912-24-9	Atrazine	ND	140	31	ug/kg	
56-55-3	Benzo(a)anthracene	1510	72	20	ug/kg	
50-32-8	Benzo(a)pyrene	1730	72	33	ug/kg	
205-99-2	Benzo(b)fluoranthene	2250	72	32	ug/kg	
191-24-2	Benzo(g,h,i)perylene	1200	72	36	ug/kg	
207-08-9	Benzo(k)fluoranthene	747	72	33	ug/kg	
101-55-3	4-Bromophenyl phenyl ether	ND	140	28	ug/kg	
85-68-7	Butyl benzyl phthalate	ND	140	17	ug/kg	
92-52-4	1,1'-Biphenyl	10.6	140	9.8	ug/kg	J
100-52-7	Benzaldehyde	ND	360	18	ug/kg	
91-58-7	2-Chloronaphthalene	ND	140	17	ug/kg	
106-47-8	4-Chloroaniline	ND	360	26	ug/kg	
86-74-8	Carbazole	144	140	10	ug/kg	

ND = Not detected MDL = Method Detection Limit
RL = Reporting Limit
E = Indicates value exceeds calibration range
J = Indicates an estimated value
B = Indicates analyte found in associated method blank
N = Indicates presumptive evidence of a compound

Report of Analysis

Client Sample ID: R1-SB-4(4-4.5)
Lab Sample ID: JD27540-9 **Date Sampled:** 06/29/21
Matrix: SO - Soil **Date Received:** 06/30/21
Method: SW846 8270E SW846 3546 **Percent Solids:** 91.1
Project: Remedial Investigation, 247 North Avenue, New Rochelle, NY

ABN TCL List (SOM0 2.0)

CAS No.	Compound	Result	RL	MDL	Units	Q
105-60-2	Caprolactam	ND	140	28	ug/kg	
218-01-9	Chrysene	1760	72	23	ug/kg	
111-91-1	bis(2-Chloroethoxy)methane	ND	140	15	ug/kg	
111-44-4	bis(2-Chloroethyl)ether	ND	140	31	ug/kg	
108-60-1	2,2'-Oxybis(1-chloropropane)	ND	140	26	ug/kg	
7005-72-3	4-Chlorophenyl phenyl ether	ND	140	23	ug/kg	
121-14-2	2,4-Dinitrotoluene	ND	72	22	ug/kg	
606-20-2	2,6-Dinitrotoluene	ND	72	36	ug/kg	
91-94-1	3,3'-Dichlorobenzidine	ND	140	60	ug/kg	
123-91-1	1,4-Dioxane [c]	ND	72	47	ug/kg	
53-70-3	Dibenzo(a,h)anthracene	336	72	32	ug/kg	
132-64-9	Dibenzofuran	38.9	140	29	ug/kg	J
84-74-2	Di-n-butyl phthalate	ND	140	12	ug/kg	
117-84-0	Di-n-octyl phthalate	ND	140	18	ug/kg	
84-66-2	Diethyl phthalate	ND	140	15	ug/kg	
131-11-3	Dimethyl phthalate	ND	140	13	ug/kg	
117-81-7	bis(2-Ethylhexyl)phthalate	ND	140	17	ug/kg	
206-44-0	Fluoranthene	2580	72	32	ug/kg	
86-73-7	Fluorene	75.0	72	33	ug/kg	
118-74-1	Hexachlorobenzene	ND	140	18	ug/kg	
87-68-3	Hexachlorobutadiene	ND	72	29	ug/kg	
77-47-4	Hexachlorocyclopentadiene	ND	720	28	ug/kg	
67-72-1	Hexachloroethane	ND	360	35	ug/kg	
193-39-5	Indeno(1,2,3-cd)pyrene	1070	72	34	ug/kg	
78-59-1	Isophorone	ND	140	15	ug/kg	
91-57-6	2-Methylnaphthalene	20.4	72	16	ug/kg	J
88-74-4	2-Nitroaniline	ND	360	17	ug/kg	
99-09-2	3-Nitroaniline	ND	360	18	ug/kg	
100-01-6	4-Nitroaniline	ND	360	19	ug/kg	
91-20-3	Naphthalene	33.8	72	20	ug/kg	J
98-95-3	Nitrobenzene	ND	140	28	ug/kg	
621-64-7	N-Nitroso-di-n-propylamine	ND	140	21	ug/kg	
86-30-6	N-Nitrosodiphenylamine	ND	360	26	ug/kg	
85-01-8	Phenanthrene	1300	72	24	ug/kg	
129-00-0	Pyrene	2940	72	23	ug/kg	
95-94-3	1,2,4,5-Tetrachlorobenzene	ND	360	18	ug/kg	

CAS No.	Surrogate Recoveries	Run# 1	Run# 2	Limits
367-12-4	2-Fluorophenol	56%		7-101%

ND = Not detected MDL = Method Detection Limit
RL = Reporting Limit
E = Indicates value exceeds calibration range
J = Indicates an estimated value
B = Indicates analyte found in associated method blank
N = Indicates presumptive evidence of a compound

Report of Analysis

Client Sample ID:	R1-SB-4(4-4.5)		
Lab Sample ID:	JD27540-9	**Date Sampled:**	06/29/21
Matrix:	SO - Soil	**Date Received:**	06/30/21
Method:	SW846 8270E SW846 3546	**Percent Solids:**	91.1
Project:	Remedial Investigation, 247 North Avenue, New Rochelle, NY		

ABN TCL List (SOM0 2.0)

CAS No.	Surrogate Recoveries	Run# 1	Run# 2	Limits
4165-62-2	Phenol-d5	54%		12-101%
118-79-6	2,4,6-Tribromophenol	56%		10-127%
4165-60-0	Nitrobenzene-d5	65%		15-114%
321-60-8	2-Fluorobiphenyl	67%		22-104%
1718-51-0	Terphenyl-d14	71%		23-121%

CAS No.	Tentatively Identified Compounds	R.T.	Est. Conc.	Units	Q
	Phenanthrene methyl	8.88	350	ug/kg	J
	unknown	8.98	480	ug/kg	J
	Phenanthrene dimethyl	9.60	310	ug/kg	J
	Pyrene -methyl	10.62	470	ug/kg	J
	unknown	11.60	370	ug/kg	J
	Chrysene -methyl	12.56	440	ug/kg	J
	Unknown	13.41	370	ug/kg	J
	Unknown PAH substance	13.64	600	ug/kg	J
	Unknown	13.82	1000	ug/kg	J
	Unknown PAH substance	13.87	1900	ug/kg	J
	Unknown	14.75	800	ug/kg	J
	Unknown	15.11	420	ug/kg	J
	Unknown PAH substance	15.22	310	ug/kg	J
	Unknown	15.42	440	ug/kg	J
	Total TIC, Semi-Volatile		8260	ug/kg	J

(a) Associated CCV outside of control limits low. Low-level verification was analyzed to demonstrate system suitability to detect affected analytes. Sample was ND. This compound is outside the control limits biased low in the associated BS.
(b) This compound is outside the control limits biased low in the associated BS.
(c) Associated CCV outside of control limits high, sample was ND.

ND = Not detected MDL = Method Detection Limit
RL = Reporting Limit
E = Indicates value exceeds calibration range
J = Indicates an estimated value
B = Indicates analyte found in associated method blank
N = Indicates presumptive evidence of a compound

Report of Analysis

Client Sample ID: R1-SB-4(4-4.5)
Lab Sample ID: JD27540-9
Matrix: SO - Soil
Date Sampled: 06/29/21
Date Received: 06/30/21
Percent Solids: 91.1
Project: Remedial Investigation, 247 North Avenue, New Rochelle, NY

Metals Analysis

Analyte	Result	RL	Units	DF	Prep	Analyzed	By	Method	Prep Method
Aluminum	6470	53	mg/kg	1	07/06/21	07/07/21	ND	SW846 6010D [2]	SW846 3050B [3]
Antimony	< 2.1	2.1	mg/kg	1	07/06/21	07/07/21	ND	SW846 6010D [2]	SW846 3050B [3]
Arsenic	3.6	2.1	mg/kg	1	07/06/21	07/07/21	ND	SW846 6010D [2]	SW846 3050B [3]
Barium	55.9	21	mg/kg	1	07/06/21	07/07/21	ND	SW846 6010D [2]	SW846 3050B [3]
Beryllium	0.37	0.21	mg/kg	1	07/06/21	07/07/21	ND	SW846 6010D [2]	SW846 3050B [3]
Cadmium	< 0.53	0.53	mg/kg	1	07/06/21	07/07/21	ND	SW846 6010D [2]	SW846 3050B [3]
Calcium	13600	530	mg/kg	1	07/06/21	07/07/21	ND	SW846 6010D [2]	SW846 3050B [3]
Chromium	8.0	1.1	mg/kg	1	07/06/21	07/07/21	ND	SW846 6010D [2]	SW846 3050B [3]
Cobalt	6.9	5.3	mg/kg	1	07/06/21	07/07/21	ND	SW846 6010D [2]	SW846 3050B [3]
Copper	51.7	2.6	mg/kg	1	07/06/21	07/07/21	ND	SW846 6010D [2]	SW846 3050B [3]
Iron	14600	53	mg/kg	1	07/06/21	07/07/21	ND	SW846 6010D [2]	SW846 3050B [3]
Lead	134	2.1	mg/kg	1	07/06/21	07/07/21	ND	SW846 6010D [2]	SW846 3050B [3]
Magnesium	6270	530	mg/kg	1	07/06/21	07/07/21	ND	SW846 6010D [2]	SW846 3050B [3]
Manganese	162	1.6	mg/kg	1	07/06/21	07/07/21	ND	SW846 6010D [2]	SW846 3050B [3]
Mercury	0.45	0.028	mg/kg	1	07/06/21	07/06/21	MS	SW846 7471B [1]	SW846 7471B [4]
Nickel	15.6	4.2	mg/kg	1	07/06/21	07/07/21	ND	SW846 6010D [2]	SW846 3050B [3]
Potassium	< 1100	1100	mg/kg	1	07/06/21	07/07/21	ND	SW846 6010D [2]	SW846 3050B [3]
Selenium	< 2.1	2.1	mg/kg	1	07/06/21	07/07/21	ND	SW846 6010D [2]	SW846 3050B [3]
Silver	< 0.53	0.53	mg/kg	1	07/06/21	07/07/21	ND	SW846 6010D [2]	SW846 3050B [3]
Sodium	< 1100	1100	mg/kg	1	07/06/21	07/07/21	ND	SW846 6010D [2]	SW846 3050B [3]
Thallium	< 1.1	1.1	mg/kg	1	07/06/21	07/07/21	ND	SW846 6010D [2]	SW846 3050B [3]
Vanadium	60.7	5.3	mg/kg	1	07/06/21	07/07/21	ND	SW846 6010D [2]	SW846 3050B [3]
Zinc	73.2	5.3	mg/kg	1	07/06/21	07/07/21	ND	SW846 6010D [2]	SW846 3050B [3]

(1) Instrument QC Batch: MA50767
(2) Instrument QC Batch: MA50802
(3) Prep QC Batch: MP27287
(4) Prep QC Batch: MP27326

RL = Reporting Limit

SGS North America Inc.

Report of Analysis

Client Sample ID:	R1-SB-4(8-8.5)		
Lab Sample ID:	JD27540-10	**Date Sampled:**	06/29/21
Matrix:	SO - Soil	**Date Received:**	06/30/21
Method:	SW846 8270E SW846 3546	**Percent Solids:**	91.8
Project:	Remedial Investigation, 247 North Avenue, New Rochelle, NY		

	File ID	DF	Analyzed	By	Prep Date	Prep Batch	Analytical Batch
Run #1	6P499175.D	1	07/03/21 00:16	BL	07/02/21 10:10	OP34109	E6P3394
Run #2							

	Initial Weight	Final Volume
Run #1	31.2 g	1.0 ml
Run #2		

ABN TCL List (SOM0 2.0)

CAS No.	Compound	Result	RL	MDL	Units	Q
95-57-8	2-Chlorophenol	ND	70	17	ug/kg	
59-50-7	4-Chloro-3-methyl phenol	ND	170	21	ug/kg	
120-83-2	2,4-Dichlorophenol	ND	170	30	ug/kg	
105-67-9	2,4-Dimethylphenol	ND	170	62	ug/kg	
51-28-5	2,4-Dinitrophenol [a]	ND	170	130	ug/kg	
534-52-1	4,6-Dinitro-o-cresol [b]	ND	170	37	ug/kg	
95-48-7	2-Methylphenol	ND	70	22	ug/kg	
	3&4-Methylphenol	ND	70	29	ug/kg	
88-75-5	2-Nitrophenol	ND	170	23	ug/kg	
100-02-7	4-Nitrophenol	ND	350	93	ug/kg	
87-86-5	Pentachlorophenol	ND	140	33	ug/kg	
108-95-2	Phenol	ND	70	18	ug/kg	
58-90-2	2,3,4,6-Tetrachlorophenol	ND	170	23	ug/kg	
95-95-4	2,4,5-Trichlorophenol	ND	170	26	ug/kg	
88-06-2	2,4,6-Trichlorophenol	ND	170	21	ug/kg	
83-32-9	Acenaphthene	ND	35	12	ug/kg	
208-96-8	Acenaphthylene	ND	35	18	ug/kg	
98-86-2	Acetophenone	ND	170	7.5	ug/kg	
120-12-7	Anthracene	ND	35	21	ug/kg	
1912-24-9	Atrazine	ND	70	15	ug/kg	
56-55-3	Benzo(a)anthracene	ND	35	9.9	ug/kg	
50-32-8	Benzo(a)pyrene	ND	35	16	ug/kg	
205-99-2	Benzo(b)fluoranthene	ND	35	15	ug/kg	
191-24-2	Benzo(g,h,i)perylene	ND	35	17	ug/kg	
207-08-9	Benzo(k)fluoranthene	ND	35	16	ug/kg	
101-55-3	4-Bromophenyl phenyl ether	ND	70	13	ug/kg	
85-68-7	Butyl benzyl phthalate	ND	70	8.5	ug/kg	
92-52-4	1,1'-Biphenyl	ND	70	4.8	ug/kg	
100-52-7	Benzaldehyde	ND	170	8.7	ug/kg	
91-58-7	2-Chloronaphthalene	ND	70	8.3	ug/kg	
106-47-8	4-Chloroaniline	ND	170	13	ug/kg	
86-74-8	Carbazole	ND	70	5.1	ug/kg	

ND = Not detected MDL = Method Detection Limit
RL = Reporting Limit
E = Indicates value exceeds calibration range
J = Indicates an estimated value
B = Indicates analyte found in associated method blank
N = Indicates presumptive evidence of a compound

Report of Analysis

Client Sample ID: R1-SB-4(8-8.5)
Lab Sample ID: JD27540-10 **Date Sampled:** 06/29/21
Matrix: SO - Soil **Date Received:** 06/30/21
Method: SW846 8270E SW846 3546 **Percent Solids:** 91.8
Project: Remedial Investigation, 247 North Avenue, New Rochelle, NY

ABN TCL List (SOM0 2.0)

CAS No.	Compound	Result	RL	MDL	Units	Q
105-60-2	Caprolactam	ND	70	14	ug/kg	
218-01-9	Chrysene	ND	35	11	ug/kg	
111-91-1	bis(2-Chloroethoxy)methane	ND	70	7.5	ug/kg	
111-44-4	bis(2-Chloroethyl)ether	ND	70	15	ug/kg	
108-60-1	2,2'-Oxybis(1-chloropropane)	ND	70	13	ug/kg	
7005-72-3	4-Chlorophenyl phenyl ether	ND	70	11	ug/kg	
121-14-2	2,4-Dinitrotoluene	ND	35	11	ug/kg	
606-20-2	2,6-Dinitrotoluene	ND	35	18	ug/kg	
91-94-1	3,3'-Dichlorobenzidine	ND	70	29	ug/kg	
123-91-1	1,4-Dioxane [c]	ND	35	23	ug/kg	
53-70-3	Dibenzo(a,h)anthracene	ND	35	15	ug/kg	
132-64-9	Dibenzofuran	ND	70	14	ug/kg	
84-74-2	Di-n-butyl phthalate	ND	70	5.7	ug/kg	
117-84-0	Di-n-octyl phthalate	ND	70	8.7	ug/kg	
84-66-2	Diethyl phthalate	ND	70	7.4	ug/kg	
131-11-3	Dimethyl phthalate	ND	70	6.2	ug/kg	
117-81-7	bis(2-Ethylhexyl)phthalate	ND	70	8.2	ug/kg	
206-44-0	Fluoranthene	ND	35	16	ug/kg	
86-73-7	Fluorene	ND	35	16	ug/kg	
118-74-1	Hexachlorobenzene	ND	70	8.8	ug/kg	
87-68-3	Hexachlorobutadiene	ND	35	14	ug/kg	
77-47-4	Hexachlorocyclopentadiene	ND	350	14	ug/kg	
67-72-1	Hexachloroethane	ND	170	17	ug/kg	
193-39-5	Indeno(1,2,3-cd)pyrene	ND	35	16	ug/kg	
78-59-1	Isophorone	ND	70	7.5	ug/kg	
91-57-6	2-Methylnaphthalene	ND	35	7.9	ug/kg	
88-74-4	2-Nitroaniline	ND	170	8.2	ug/kg	
99-09-2	3-Nitroaniline	ND	170	8.7	ug/kg	
100-01-6	4-Nitroaniline	ND	170	9.0	ug/kg	
91-20-3	Naphthalene	ND	35	9.8	ug/kg	
98-95-3	Nitrobenzene	ND	70	13	ug/kg	
621-64-7	N-Nitroso-di-n-propylamine	ND	70	10	ug/kg	
86-30-6	N-Nitrosodiphenylamine	ND	170	13	ug/kg	
85-01-8	Phenanthrene	ND	35	12	ug/kg	
129-00-0	Pyrene	ND	35	11	ug/kg	
95-94-3	1,2,4,5-Tetrachlorobenzene	ND	170	8.9	ug/kg	

CAS No.	Surrogate Recoveries	Run# 1	Run# 2	Limits
367-12-4	2-Fluorophenol	75%		7-101%

ND = Not detected MDL = Method Detection Limit
RL = Reporting Limit
E = Indicates value exceeds calibration range
J = Indicates an estimated value
B = Indicates analyte found in associated method blank
N = Indicates presumptive evidence of a compound

Report of Analysis

Client Sample ID:	R1-SB-4(8-8.5)		
Lab Sample ID:	JD27540-10	**Date Sampled:**	06/29/21
Matrix:	SO - Soil	**Date Received:**	06/30/21
Method:	SW846 8270E SW846 3546	**Percent Solids:**	91.8
Project:	Remedial Investigation, 247 North Avenue, New Rochelle, NY		

ABN TCL List (SOM0 2.0)

CAS No.	Surrogate Recoveries	Run# 1	Run# 2	Limits
4165-62-2	Phenol-d5	73%		12-101%
118-79-6	2,4,6-Tribromophenol	67%		10-127%
4165-60-0	Nitrobenzene-d5	85%		15-114%
321-60-8	2-Fluorobiphenyl	77%		22-104%
1718-51-0	Terphenyl-d14	80%		23-121%

CAS No.	Tentatively Identified Compounds	R.T.	Est. Conc.	Units	Q
	System artifact	1.57	150	ug/kg	J
	Total TIC, Semi-Volatile		0	ug/kg	

(a) Associated CCV outside of control limits low. Low-level verification was analyzed to demonstrate system suitability to detect affected analytes. Sample was ND. This compound is outside the control limits biased low in the associated BS.
(b) This compound is outside the control limits biased low in the associated BS.
(c) Associated CCV outside of control limits high, sample was ND.

ND = Not detected MDL = Method Detection Limit
RL = Reporting Limit
E = Indicates value exceeds calibration range
J = Indicates an estimated value
B = Indicates analyte found in associated method blank
N = Indicates presumptive evidence of a compound

Report of Analysis

Client Sample ID: R1-SB-4(8-8.5)
Lab Sample ID: JD27540-10
Matrix: SO - Soil
Date Sampled: 06/29/21
Date Received: 06/30/21
Percent Solids: 91.8
Project: Remedial Investigation, 247 North Avenue, New Rochelle, NY

Metals Analysis

Analyte	Result	RL	Units	DF	Prep	Analyzed	By	Method	Prep Method
Aluminum	8280	54	mg/kg	1	07/06/21	07/07/21	ND	SW846 6010D [2]	SW846 3050B [3]
Antimony	< 2.2	2.2	mg/kg	1	07/06/21	07/07/21	ND	SW846 6010D [2]	SW846 3050B [3]
Arsenic	< 2.2	2.2	mg/kg	1	07/06/21	07/07/21	ND	SW846 6010D [2]	SW846 3050B [3]
Barium	52.5	22	mg/kg	1	07/06/21	07/07/21	ND	SW846 6010D [2]	SW846 3050B [3]
Beryllium	0.33	0.22	mg/kg	1	07/06/21	07/07/21	ND	SW846 6010D [2]	SW846 3050B [3]
Cadmium	< 0.54	0.54	mg/kg	1	07/06/21	07/07/21	ND	SW846 6010D [2]	SW846 3050B [3]
Calcium	2750	540	mg/kg	1	07/06/21	07/07/21	ND	SW846 6010D [2]	SW846 3050B [3]
Chromium	16.2	1.1	mg/kg	1	07/06/21	07/07/21	ND	SW846 6010D [2]	SW846 3050B [3]
Cobalt	6.0	5.4	mg/kg	1	07/06/21	07/07/21	ND	SW846 6010D [2]	SW846 3050B [3]
Copper	13.2	2.7	mg/kg	1	07/06/21	07/07/21	ND	SW846 6010D [2]	SW846 3050B [3]
Iron	11700	54	mg/kg	1	07/06/21	07/07/21	ND	SW846 6010D [2]	SW846 3050B [3]
Lead	3.6	2.2	mg/kg	1	07/06/21	07/07/21	ND	SW846 6010D [2]	SW846 3050B [3]
Magnesium	2750	540	mg/kg	1	07/06/21	07/07/21	ND	SW846 6010D [2]	SW846 3050B [3]
Manganese	265	1.6	mg/kg	1	07/06/21	07/07/21	ND	SW846 6010D [2]	SW846 3050B [3]
Mercury	< 0.029	0.029	mg/kg	1	07/06/21	07/06/21	MS	SW846 7471B [1]	SW846 7471B [4]
Nickel	12.1	4.3	mg/kg	1	07/06/21	07/07/21	ND	SW846 6010D [2]	SW846 3050B [3]
Potassium	2050	1100	mg/kg	1	07/06/21	07/07/21	ND	SW846 6010D [2]	SW846 3050B [3]
Selenium	< 2.2	2.2	mg/kg	1	07/06/21	07/07/21	ND	SW846 6010D [2]	SW846 3050B [3]
Silver	< 0.54	0.54	mg/kg	1	07/06/21	07/07/21	ND	SW846 6010D [2]	SW846 3050B [3]
Sodium	< 1100	1100	mg/kg	1	07/06/21	07/07/21	ND	SW846 6010D [2]	SW846 3050B [3]
Thallium	< 1.1	1.1	mg/kg	1	07/06/21	07/07/21	ND	SW846 6010D [2]	SW846 3050B [3]
Vanadium	19.5	5.4	mg/kg	1	07/06/21	07/07/21	ND	SW846 6010D [2]	SW846 3050B [3]
Zinc	25.7	5.4	mg/kg	1	07/06/21	07/07/21	ND	SW846 6010D [2]	SW846 3050B [3]

(1) Instrument QC Batch: MA50767
(2) Instrument QC Batch: MA50802
(3) Prep QC Batch: MP27287
(4) Prep QC Batch: MP27326

RL = Reporting Limit

SGS North America Inc.

Report of Analysis

Client Sample ID:	R1-SB-5(3.5-4.0)		
Lab Sample ID:	JD27540-11	**Date Sampled:**	06/29/21
Matrix:	SO - Soil	**Date Received:**	06/30/21
Method:	SW846 8270E SW846 3546	**Percent Solids:**	82.6
Project:	Remedial Investigation, 247 North Avenue, New Rochelle, NY		

	File ID	DF	Analyzed	By	Prep Date	Prep Batch	Analytical Batch
Run #1	6P499176.D	1	07/03/21 00:37	BL	07/02/21 10:10	OP34109	E6P3394
Run #2							

	Initial Weight	Final Volume
Run #1	30.1 g	1.0 ml
Run #2		

ABN TCL List (SOM0 2.0)

CAS No.	Compound	Result	RL	MDL	Units	Q
95-57-8	2-Chlorophenol	ND	80	20	ug/kg	
59-50-7	4-Chloro-3-methyl phenol	ND	200	25	ug/kg	
120-83-2	2,4-Dichlorophenol	ND	200	34	ug/kg	
105-67-9	2,4-Dimethylphenol	ND	200	72	ug/kg	
51-28-5	2,4-Dinitrophenol [a]	ND	200	150	ug/kg	
534-52-1	4,6-Dinitro-o-cresol [b]	ND	200	43	ug/kg	
95-48-7	2-Methylphenol	ND	80	26	ug/kg	
	3&4-Methylphenol	ND	80	33	ug/kg	
88-75-5	2-Nitrophenol	ND	200	27	ug/kg	
100-02-7	4-Nitrophenol	ND	400	110	ug/kg	
87-86-5	Pentachlorophenol	ND	160	38	ug/kg	
108-95-2	Phenol	ND	80	21	ug/kg	
58-90-2	2,3,4,6-Tetrachlorophenol	ND	200	27	ug/kg	
95-95-4	2,4,5-Trichlorophenol	ND	200	30	ug/kg	
88-06-2	2,4,6-Trichlorophenol	ND	200	24	ug/kg	
83-32-9	Acenaphthene	ND	40	14	ug/kg	
208-96-8	Acenaphthylene	ND	40	20	ug/kg	
98-86-2	Acetophenone	ND	200	8.6	ug/kg	
120-12-7	Anthracene	ND	40	25	ug/kg	
1912-24-9	Atrazine	ND	80	17	ug/kg	
56-55-3	Benzo(a)anthracene	ND	40	11	ug/kg	
50-32-8	Benzo(a)pyrene	ND	40	18	ug/kg	
205-99-2	Benzo(b)fluoranthene	ND	40	18	ug/kg	
191-24-2	Benzo(g,h,i)perylene	ND	40	20	ug/kg	
207-08-9	Benzo(k)fluoranthene	ND	40	19	ug/kg	
101-55-3	4-Bromophenyl phenyl ether	ND	80	16	ug/kg	
85-68-7	Butyl benzyl phthalate	ND	80	9.8	ug/kg	
92-52-4	1,1'-Biphenyl	ND	80	5.5	ug/kg	
100-52-7	Benzaldehyde	ND	200	10	ug/kg	
91-58-7	2-Chloronaphthalene	ND	80	9.6	ug/kg	
106-47-8	4-Chloroaniline	ND	200	14	ug/kg	
86-74-8	Carbazole	ND	80	5.8	ug/kg	

ND = Not detected MDL = Method Detection Limit
RL = Reporting Limit
E = Indicates value exceeds calibration range
J = Indicates an estimated value
B = Indicates analyte found in associated method blank
N = Indicates presumptive evidence of a compound

Report of Analysis

Client Sample ID: R1-SB-5(3.5-4.0)
Lab Sample ID: JD27540-11 **Date Sampled:** 06/29/21
Matrix: SO - Soil **Date Received:** 06/30/21
Method: SW846 8270E SW846 3546 **Percent Solids:** 82.6
Project: Remedial Investigation, 247 North Avenue, New Rochelle, NY

ABN TCL List (SOM0 2.0)

CAS No.	Compound	Result	RL	MDL	Units	Q
105-60-2	Caprolactam	ND	80	16	ug/kg	
218-01-9	Chrysene	ND	40	13	ug/kg	
111-91-1	bis(2-Chloroethoxy)methane	ND	80	8.6	ug/kg	
111-44-4	bis(2-Chloroethyl)ether	ND	80	17	ug/kg	
108-60-1	2,2'-Oxybis(1-chloropropane)	ND	80	14	ug/kg	
7005-72-3	4-Chlorophenyl phenyl ether	ND	80	13	ug/kg	
121-14-2	2,4-Dinitrotoluene	ND	40	12	ug/kg	
606-20-2	2,6-Dinitrotoluene	ND	40	20	ug/kg	
91-94-1	3,3'-Dichlorobenzidine	ND	80	34	ug/kg	
123-91-1	1,4-Dioxane [c]	ND	40	27	ug/kg	
53-70-3	Dibenzo(a,h)anthracene	ND	40	18	ug/kg	
132-64-9	Dibenzofuran	ND	80	16	ug/kg	
84-74-2	Di-n-butyl phthalate	ND	80	6.6	ug/kg	
117-84-0	Di-n-octyl phthalate	ND	80	10	ug/kg	
84-66-2	Diethyl phthalate	ND	80	8.6	ug/kg	
131-11-3	Dimethyl phthalate	ND	80	7.2	ug/kg	
117-81-7	bis(2-Ethylhexyl)phthalate	ND	80	9.4	ug/kg	
206-44-0	Fluoranthene	ND	40	18	ug/kg	
86-73-7	Fluorene	ND	40	18	ug/kg	
118-74-1	Hexachlorobenzene	ND	80	10	ug/kg	
87-68-3	Hexachlorobutadiene	ND	40	16	ug/kg	
77-47-4	Hexachlorocyclopentadiene	ND	400	16	ug/kg	
67-72-1	Hexachloroethane	ND	200	20	ug/kg	
193-39-5	Indeno(1,2,3-cd)pyrene	ND	40	19	ug/kg	
78-59-1	Isophorone	ND	80	8.6	ug/kg	
91-57-6	2-Methylnaphthalene	ND	40	9.1	ug/kg	
88-74-4	2-Nitroaniline	ND	200	9.5	ug/kg	
99-09-2	3-Nitroaniline	ND	200	10	ug/kg	
100-01-6	4-Nitroaniline	ND	200	10	ug/kg	
91-20-3	Naphthalene	ND	40	11	ug/kg	
98-95-3	Nitrobenzene	ND	80	16	ug/kg	
621-64-7	N-Nitroso-di-n-propylamine	ND	80	12	ug/kg	
86-30-6	N-Nitrosodiphenylamine	ND	200	15	ug/kg	
85-01-8	Phenanthrene	ND	40	14	ug/kg	
129-00-0	Pyrene	ND	40	13	ug/kg	
95-94-3	1,2,4,5-Tetrachlorobenzene	ND	200	10	ug/kg	

CAS No.	Surrogate Recoveries	Run# 1	Run# 2	Limits
367-12-4	2-Fluorophenol	64%		7-101%

ND = Not detected MDL = Method Detection Limit
RL = Reporting Limit
E = Indicates value exceeds calibration range
J = Indicates an estimated value
B = Indicates analyte found in associated method blank
N = Indicates presumptive evidence of a compound

Report of Analysis

Client Sample ID:	R1-SB-5(3.5-4.0)		
Lab Sample ID:	JD27540-11	**Date Sampled:**	06/29/21
Matrix:	SO - Soil	**Date Received:**	06/30/21
Method:	SW846 8270E SW846 3546	**Percent Solids:**	82.6
Project:	Remedial Investigation, 247 North Avenue, New Rochelle, NY		

ABN TCL List (SOM0 2.0)

CAS No.	Surrogate Recoveries	Run# 1	Run# 2	Limits
4165-62-2	Phenol-d5	59%		12-101%
118-79-6	2,4,6-Tribromophenol	68%		10-127%
4165-60-0	Nitrobenzene-d5	71%		15-114%
321-60-8	2-Fluorobiphenyl	70%		22-104%
1718-51-0	Terphenyl-d14	74%		23-121%

CAS No.	Tentatively Identified Compounds	R.T.	Est. Conc.	Units	Q
10544-50-0	Cyclic octaatomic sulfur	9.83	990	ug/kg	JN
	Total TIC, Semi-Volatile		990	ug/kg	J

(a) Associated CCV outside of control limits low. Low-level verification was analyzed to demonstrate system suitability to detect affected analytes. Sample was ND. This compound is outside the control limits biased low in the associated BS.
(b) This compound is outside the control limits biased low in the associated BS.
(c) Associated CCV outside of control limits high, sample was ND.

ND = Not detected MDL = Method Detection Limit
RL = Reporting Limit
E = Indicates value exceeds calibration range
J = Indicates an estimated value
B = Indicates analyte found in associated method blank
N = Indicates presumptive evidence of a compound

Report of Analysis

Client Sample ID: R1-SB-5(3.5-4.0)
Lab Sample ID: JD27540-11
Matrix: SO - Soil
Date Sampled: 06/29/21
Date Received: 06/30/21
Percent Solids: 82.6
Project: Remedial Investigation, 247 North Avenue, New Rochelle, NY

Metals Analysis

Analyte	Result	RL	Units	DF	Prep	Analyzed	By	Method	Prep Method
Aluminum	1810	6.1	mg/kg	1	07/06/21	07/07/21	ND	SW846 6010D [2]	SW846 3050B [3]
Antimony	< 0.24	0.24	mg/kg	1	07/06/21	07/07/21	ND	SW846 6010D [2]	SW846 3050B [3]
Arsenic	0.30	0.24	mg/kg	1	07/06/21	07/07/21	ND	SW846 6010D [2]	SW846 3050B [3]
Barium	12.3	2.4	mg/kg	1	07/06/21	07/07/21	ND	SW846 6010D [2]	SW846 3050B [3]
Beryllium	0.073	0.024	mg/kg	1	07/06/21	07/07/21	ND	SW846 6010D [2]	SW846 3050B [3]
Cadmium	< 0.061	0.061	mg/kg	1	07/06/21	07/07/21	ND	SW846 6010D [2]	SW846 3050B [3]
Calcium	91.2	61	mg/kg	1	07/06/21	07/07/21	ND	SW846 6010D [2]	SW846 3050B [3]
Chromium	2.3	0.12	mg/kg	1	07/06/21	07/07/21	ND	SW846 6010D [2]	SW846 3050B [3]
Cobalt	< 0.61	0.61	mg/kg	1	07/06/21	07/07/21	ND	SW846 6010D [2]	SW846 3050B [3]
Copper	0.96	0.30	mg/kg	1	07/06/21	07/07/21	ND	SW846 6010D [2]	SW846 3050B [3]
Iron	1500	6.1	mg/kg	1	07/06/21	07/07/21	ND	SW846 6010D [2]	SW846 3050B [3]
Lead	1.2	0.24	mg/kg	1	07/06/21	07/07/21	ND	SW846 6010D [2]	SW846 3050B [3]
Magnesium	242	61	mg/kg	1	07/06/21	07/07/21	ND	SW846 6010D [2]	SW846 3050B [3]
Manganese	8.1	0.18	mg/kg	1	07/06/21	07/07/21	ND	SW846 6010D [2]	SW846 3050B [3]
Mercury	< 0.037	0.037	mg/kg	1	07/06/21	07/06/21	MS	SW846 7471B [1]	SW846 7471B [4]
Nickel	2.0	0.48	mg/kg	1	07/06/21	07/07/21	ND	SW846 6010D [2]	SW846 3050B [3]
Potassium	266	120	mg/kg	1	07/06/21	07/07/21	ND	SW846 6010D [2]	SW846 3050B [3]
Selenium	< 0.24	0.24	mg/kg	1	07/06/21	07/07/21	ND	SW846 6010D [2]	SW846 3050B [3]
Silver	< 0.061	0.061	mg/kg	1	07/06/21	07/07/21	ND	SW846 6010D [2]	SW846 3050B [3]
Sodium	< 120	120	mg/kg	1	07/06/21	07/07/21	ND	SW846 6010D [2]	SW846 3050B [3]
Thallium	< 0.12	0.12	mg/kg	1	07/06/21	07/07/21	ND	SW846 6010D [2]	SW846 3050B [3]
Vanadium	3.3	0.61	mg/kg	1	07/06/21	07/07/21	ND	SW846 6010D [2]	SW846 3050B [3]
Zinc	3.1	0.61	mg/kg	1	07/06/21	07/07/21	ND	SW846 6010D [2]	SW846 3050B [3]

(1) Instrument QC Batch: MA50767
(2) Instrument QC Batch: MA50802
(3) Prep QC Batch: MP27287
(4) Prep QC Batch: MP27326

RL = Reporting Limit

SGS North America Inc.

Report of Analysis

Client Sample ID:	R1-SB-5(7.5-8.0)		
Lab Sample ID:	JD27540-12	**Date Sampled:**	06/29/21
Matrix:	SO - Soil	**Date Received:**	06/30/21
Method:	SW846 8270E SW846 3546	**Percent Solids:**	92.2
Project:	Remedial Investigation, 247 North Avenue, New Rochelle, NY		

	File ID	DF	Analyzed	By	Prep Date	Prep Batch	Analytical Batch
Run #1	6P499177.D	1	07/03/21 00:59	BL	07/02/21 10:10	OP34109	E6P3394
Run #2							

	Initial Weight	Final Volume
Run #1	30.7 g	1.0 ml
Run #2		

ABN TCL List (SOM0 2.0)

CAS No.	Compound	Result	RL	MDL	Units	Q
95-57-8	2-Chlorophenol	ND	71	17	ug/kg	
59-50-7	4-Chloro-3-methyl phenol	ND	180	22	ug/kg	
120-83-2	2,4-Dichlorophenol	ND	180	30	ug/kg	
105-67-9	2,4-Dimethylphenol	ND	180	63	ug/kg	
51-28-5	2,4-Dinitrophenol [a]	ND	180	130	ug/kg	
534-52-1	4,6-Dinitro-o-cresol [b]	ND	180	38	ug/kg	
95-48-7	2-Methylphenol	ND	71	23	ug/kg	
	3&4-Methylphenol	ND	71	29	ug/kg	
88-75-5	2-Nitrophenol	ND	180	23	ug/kg	
100-02-7	4-Nitrophenol	ND	350	94	ug/kg	
87-86-5	Pentachlorophenol	ND	140	33	ug/kg	
108-95-2	Phenol	ND	71	18	ug/kg	
58-90-2	2,3,4,6-Tetrachlorophenol	ND	180	23	ug/kg	
95-95-4	2,4,5-Trichlorophenol	ND	180	26	ug/kg	
88-06-2	2,4,6-Trichlorophenol	ND	180	21	ug/kg	
83-32-9	Acenaphthene	ND	35	12	ug/kg	
208-96-8	Acenaphthylene	ND	35	18	ug/kg	
98-86-2	Acetophenone	ND	180	7.6	ug/kg	
120-12-7	Anthracene	ND	35	22	ug/kg	
1912-24-9	Atrazine	ND	71	15	ug/kg	
56-55-3	Benzo(a)anthracene	ND	35	10	ug/kg	
50-32-8	Benzo(a)pyrene	ND	35	16	ug/kg	
205-99-2	Benzo(b)fluoranthene	ND	35	16	ug/kg	
191-24-2	Benzo(g,h,i)perylene	ND	35	18	ug/kg	
207-08-9	Benzo(k)fluoranthene	ND	35	16	ug/kg	
101-55-3	4-Bromophenyl phenyl ether	ND	71	14	ug/kg	
85-68-7	Butyl benzyl phthalate	ND	71	8.6	ug/kg	
92-52-4	1,1'-Biphenyl	ND	71	4.8	ug/kg	
100-52-7	Benzaldehyde	ND	180	8.8	ug/kg	
91-58-7	2-Chloronaphthalene	ND	71	8.4	ug/kg	
106-47-8	4-Chloroaniline	ND	180	13	ug/kg	
86-74-8	Carbazole	ND	71	5.1	ug/kg	

ND = Not detected MDL = Method Detection Limit
RL = Reporting Limit
E = Indicates value exceeds calibration range
J = Indicates an estimated value
B = Indicates analyte found in associated method blank
N = Indicates presumptive evidence of a compound

Report of Analysis

Client Sample ID: R1-SB-5(7.5-8.0)
Lab Sample ID: JD27540-12 **Date Sampled:** 06/29/21
Matrix: SO - Soil **Date Received:** 06/30/21
Method: SW846 8270E SW846 3546 **Percent Solids:** 92.2
Project: Remedial Investigation, 247 North Avenue, New Rochelle, NY

ABN TCL List (SOM0 2.0)

CAS No.	Compound	Result	RL	MDL	Units	Q
105-60-2	Caprolactam	ND	71	14	ug/kg	
218-01-9	Chrysene	ND	35	11	ug/kg	
111-91-1	bis(2-Chloroethoxy)methane	ND	71	7.6	ug/kg	
111-44-4	bis(2-Chloroethyl)ether	ND	71	15	ug/kg	
108-60-1	2,2'-Oxybis(1-chloropropane)	ND	71	13	ug/kg	
7005-72-3	4-Chlorophenyl phenyl ether	ND	71	11	ug/kg	
121-14-2	2,4-Dinitrotoluene	ND	35	11	ug/kg	
606-20-2	2,6-Dinitrotoluene	ND	35	18	ug/kg	
91-94-1	3,3'-Dichlorobenzidine	ND	71	29	ug/kg	
123-91-1	1,4-Dioxane [c]	ND	35	23	ug/kg	
53-70-3	Dibenzo(a,h)anthracene	ND	35	16	ug/kg	
132-64-9	Dibenzofuran	ND	71	14	ug/kg	
84-74-2	Di-n-butyl phthalate	ND	71	5.8	ug/kg	
117-84-0	Di-n-octyl phthalate	ND	71	8.8	ug/kg	
84-66-2	Diethyl phthalate	ND	71	7.5	ug/kg	
131-11-3	Dimethyl phthalate	ND	71	6.3	ug/kg	
117-81-7	bis(2-Ethylhexyl)phthalate	ND	71	8.3	ug/kg	
206-44-0	Fluoranthene	ND	35	16	ug/kg	
86-73-7	Fluorene	ND	35	16	ug/kg	
118-74-1	Hexachlorobenzene	ND	71	8.9	ug/kg	
87-68-3	Hexachlorobutadiene	ND	35	14	ug/kg	
77-47-4	Hexachlorocyclopentadiene	ND	350	14	ug/kg	
67-72-1	Hexachloroethane	ND	180	17	ug/kg	
193-39-5	Indeno(1,2,3-cd)pyrene	ND	35	17	ug/kg	
78-59-1	Isophorone	ND	71	7.6	ug/kg	
91-57-6	2-Methylnaphthalene	ND	35	8.0	ug/kg	
88-74-4	2-Nitroaniline	ND	180	8.3	ug/kg	
99-09-2	3-Nitroaniline	ND	180	8.8	ug/kg	
100-01-6	4-Nitroaniline	ND	180	9.2	ug/kg	
91-20-3	Naphthalene	ND	35	10	ug/kg	
98-95-3	Nitrobenzene	ND	71	14	ug/kg	
621-64-7	N-Nitroso-di-n-propylamine	ND	71	10	ug/kg	
86-30-6	N-Nitrosodiphenylamine	ND	180	13	ug/kg	
85-01-8	Phenanthrene	ND	35	12	ug/kg	
129-00-0	Pyrene	ND	35	11	ug/kg	
95-94-3	1,2,4,5-Tetrachlorobenzene	ND	180	9.0	ug/kg	

CAS No.	Surrogate Recoveries	Run# 1	Run# 2	Limits
367-12-4	2-Fluorophenol	63%		7-101%

ND = Not detected MDL = Method Detection Limit
RL = Reporting Limit
E = Indicates value exceeds calibration range
J = Indicates an estimated value
B = Indicates analyte found in associated method blank
N = Indicates presumptive evidence of a compound

Report of Analysis

Client Sample ID:	R1-SB-5(7.5-8.0)		
Lab Sample ID:	JD27540-12	**Date Sampled:**	06/29/21
Matrix:	SO - Soil	**Date Received:**	06/30/21
Method:	SW846 8270E SW846 3546	**Percent Solids:**	92.2
Project:	Remedial Investigation, 247 North Avenue, New Rochelle, NY		

ABN TCL List (SOM0 2.0)

CAS No.	Surrogate Recoveries	Run# 1	Run# 2	Limits
4165-62-2	Phenol-d5	59%		12-101%
118-79-6	2,4,6-Tribromophenol	64%		10-127%
4165-60-0	Nitrobenzene-d5	77%		15-114%
321-60-8	2-Fluorobiphenyl	65%		22-104%
1718-51-0	Terphenyl-d14	91%		23-121%

CAS No.	Tentatively Identified Compounds	R.T.	Est. Conc.	Units	Q
	Total TIC, Semi-Volatile		0	ug/kg	

(a) Associated CCV outside of control limits low. Low-level verification was analyzed to demonstrate system suitability to detect affected analytes. Sample was ND. This compound is outside the control limits biased low in the associated BS.
(b) This compound is outside the control limits biased low in the associated BS.
(c) Associated CCV outside of control limits high, sample was ND.

ND = Not detected MDL = Method Detection Limit
RL = Reporting Limit
E = Indicates value exceeds calibration range
J = Indicates an estimated value
B = Indicates analyte found in associated method blank
N = Indicates presumptive evidence of a compound

Report of Analysis

Client Sample ID: R1-SB-5(7.5-8.0)
Lab Sample ID: JD27540-12
Matrix: SO - Soil
Project: Remedial Investigation, 247 North Avenue, New Rochelle, NY

Date Sampled: 06/29/21
Date Received: 06/30/21
Percent Solids: 92.2

Metals Analysis

Analyte	Result	RL	Units	DF	Prep	Analyzed	By	Method	Prep Method
Aluminum	11400	52	mg/kg	1	07/06/21	07/07/21	ND	SW846 6010D [2]	SW846 3050B [3]
Antimony	< 2.1	2.1	mg/kg	1	07/06/21	07/07/21	ND	SW846 6010D [2]	SW846 3050B [3]
Arsenic [a]	< 10	10	mg/kg	5	07/06/21	07/08/21	ND	SW846 6010D [2]	SW846 3050B [3]
Barium	71.3	21	mg/kg	1	07/06/21	07/07/21	ND	SW846 6010D [2]	SW846 3050B [3]
Beryllium [a]	< 1.0	1.0	mg/kg	5	07/06/21	07/08/21	ND	SW846 6010D [2]	SW846 3050B [3]
Cadmium [a]	< 2.6	2.6	mg/kg	5	07/06/21	07/08/21	ND	SW846 6010D [2]	SW846 3050B [3]
Calcium	2340	520	mg/kg	1	07/06/21	07/07/21	ND	SW846 6010D [2]	SW846 3050B [3]
Chromium	25.2	1.0	mg/kg	1	07/06/21	07/07/21	ND	SW846 6010D [2]	SW846 3050B [3]
Cobalt [a]	< 26	26	mg/kg	5	07/06/21	07/08/21	ND	SW846 6010D [2]	SW846 3050B [3]
Copper [a]	19.6	13	mg/kg	5	07/06/21	07/08/21	ND	SW846 6010D [2]	SW846 3050B [3]
Iron	21000	260	mg/kg	5	07/06/21	07/08/21	ND	SW846 6010D [2]	SW846 3050B [3]
Lead	4.8	2.1	mg/kg	1	07/06/21	07/07/21	ND	SW846 6010D [2]	SW846 3050B [3]
Magnesium	4520	520	mg/kg	1	07/06/21	07/07/21	ND	SW846 6010D [2]	SW846 3050B [3]
Manganese [a]	218	7.8	mg/kg	5	07/06/21	07/08/21	ND	SW846 6010D [2]	SW846 3050B [3]
Mercury	< 0.027	0.027	mg/kg	1	07/06/21	07/06/21	MS	SW846 7471B [1]	SW846 7471B [4]
Nickel	24.8	4.2	mg/kg	1	07/06/21	07/07/21	ND	SW846 6010D [2]	SW846 3050B [3]
Potassium	3520	1000	mg/kg	1	07/06/21	07/07/21	ND	SW846 6010D [2]	SW846 3050B [3]
Selenium [a]	< 10	10	mg/kg	5	07/06/21	07/08/21	ND	SW846 6010D [2]	SW846 3050B [3]
Silver [a]	< 2.6	2.6	mg/kg	5	07/06/21	07/08/21	ND	SW846 6010D [2]	SW846 3050B [3]
Sodium	< 1000	1000	mg/kg	1	07/06/21	07/07/21	ND	SW846 6010D [2]	SW846 3050B [3]
Thallium [a]	< 5.2	5.2	mg/kg	5	07/06/21	07/08/21	ND	SW846 6010D [2]	SW846 3050B [3]
Vanadium	34.1	5.2	mg/kg	1	07/06/21	07/07/21	ND	SW846 6010D [2]	SW846 3050B [3]
Zinc	37.1	5.2	mg/kg	1	07/06/21	07/07/21	ND	SW846 6010D [2]	SW846 3050B [3]

(1) Instrument QC Batch: MA50767
(2) Instrument QC Batch: MA50802
(3) Prep QC Batch: MP27287
(4) Prep QC Batch: MP27326

(a) Elevated detection limit due to dilution required for high interfering element.

RL = Reporting Limit

SGS North America Inc.

Report of Analysis

Client Sample ID: R1-SB-6(3.5-4.0)
Lab Sample ID: JD27540-13 **Date Sampled:** 06/29/21
Matrix: SO - Soil **Date Received:** 06/30/21
Method: SW846 8260D SW846 5035 **Percent Solids:** 97.7
Project: Remedial Investigation, 247 North Avenue, New Rochelle, NY

	File ID	DF	Analyzed	By	Prep Date	Prep Batch	Analytical Batch
Run #1	1C179198.D	1	07/02/21 16:59	PS	07/01/21 07:54	n/a	V1C7815
Run #2							

	Initial Weight
Run #1	4.7 g
Run #2	

VOA TCL List

CAS No.	Compound	Result	RL	MDL	Units	Q
67-64-1	Acetone	8.9	11	4.5	ug/kg	J
71-43-2	Benzene	ND	0.54	0.50	ug/kg	
74-97-5	Bromochloromethane	ND	5.4	0.61	ug/kg	
75-27-4	Bromodichloromethane	ND	2.2	0.47	ug/kg	
75-25-2	Bromoform	ND	5.4	1.5	ug/kg	
74-83-9	Bromomethane	ND	5.4	0.83	ug/kg	
78-93-3	2-Butanone (MEK)	ND	11	2.6	ug/kg	
75-15-0	Carbon disulfide	ND	2.2	0.58	ug/kg	
56-23-5	Carbon tetrachloride	ND	2.2	0.67	ug/kg	
108-90-7	Chlorobenzene	ND	2.2	0.50	ug/kg	
75-00-3	Chloroethane	ND	5.4	0.64	ug/kg	
67-66-3	Chloroform	ND	2.2	0.57	ug/kg	
74-87-3	Chloromethane	ND	5.4	2.1	ug/kg	
110-82-7	Cyclohexane	ND	2.2	0.72	ug/kg	
96-12-8	1,2-Dibromo-3-chloropropane	ND	2.2	0.76	ug/kg	
124-48-1	Dibromochloromethane	ND	2.2	0.61	ug/kg	
106-93-4	1,2-Dibromoethane	ND	1.1	0.46	ug/kg	
95-50-1	1,2-Dichlorobenzene	ND	1.1	0.59	ug/kg	
541-73-1	1,3-Dichlorobenzene	ND	1.1	0.54	ug/kg	
106-46-7	1,4-Dichlorobenzene	ND	1.1	0.54	ug/kg	
75-71-8	Dichlorodifluoromethane	ND	5.4	0.79	ug/kg	
75-34-3	1,1-Dichloroethane	ND	1.1	0.54	ug/kg	
107-06-2	1,2-Dichloroethane	ND	1.1	0.51	ug/kg	
75-35-4	1,1-Dichloroethene	ND	1.1	0.71	ug/kg	
156-59-2	cis-1,2-Dichloroethene	ND	1.1	0.91	ug/kg	
156-60-5	trans-1,2-Dichloroethene	ND	1.1	0.67	ug/kg	
78-87-5	1,2-Dichloropropane	ND	2.2	0.52	ug/kg	
10061-01-5	cis-1,3-Dichloropropene	ND	2.2	0.52	ug/kg	
10061-02-6	trans-1,3-Dichloropropene	ND	2.2	0.50	ug/kg	
100-41-4	Ethylbenzene	ND	1.1	0.49	ug/kg	
76-13-1	Freon 113	ND	5.4	2.9	ug/kg	
591-78-6	2-Hexanone	ND	5.4	2.3	ug/kg	

ND = Not detected MDL = Method Detection Limit
RL = Reporting Limit
E = Indicates value exceeds calibration range
J = Indicates an estimated value
B = Indicates analyte found in associated method blank
N = Indicates presumptive evidence of a compound

Report of Analysis

Client Sample ID: R1-SB-6(3.5-4.0)
Lab Sample ID: JD27540-13 **Date Sampled:** 06/29/21
Matrix: SO - Soil **Date Received:** 06/30/21
Method: SW846 8260D SW846 5035 **Percent Solids:** 97.7
Project: Remedial Investigation, 247 North Avenue, New Rochelle, NY

VOA TCL List

CAS No.	Compound	Result	RL	MDL	Units	Q
98-82-8	Isopropylbenzene	ND	2.2	1.5	ug/kg	
79-20-9	Methyl Acetate	ND	5.4	1.5	ug/kg	
108-87-2	Methylcyclohexane	ND	2.2	0.95	ug/kg	
1634-04-4	Methyl Tert Butyl Ether	ND	1.1	0.51	ug/kg	
108-10-1	4-Methyl-2-pentanone(MIBK)	ND	5.4	2.5	ug/kg	
75-09-2	Methylene chloride	ND	5.4	2.8	ug/kg	
100-42-5	Styrene	ND	2.2	0.44	ug/kg	
79-34-5	1,1,2,2-Tetrachloroethane	ND	2.2	0.65	ug/kg	
127-18-4	Tetrachloroethene	ND	2.2	0.63	ug/kg	
108-88-3	Toluene	ND	1.1	0.57	ug/kg	
87-61-6	1,2,3-Trichlorobenzene	ND	5.4	2.7	ug/kg	
120-82-1	1,2,4-Trichlorobenzene	ND	5.4	2.7	ug/kg	
71-55-6	1,1,1-Trichloroethane	ND	2.2	0.53	ug/kg	
79-00-5	1,1,2-Trichloroethane	ND	2.2	0.60	ug/kg	
79-01-6	Trichloroethene	ND	1.1	0.83	ug/kg	
75-69-4	Trichlorofluoromethane	ND	5.4	0.74	ug/kg	
75-01-4	Vinyl chloride	ND	2.2	0.52	ug/kg	
	m,p-Xylene	ND	1.1	0.98	ug/kg	
95-47-6	o-Xylene	ND	1.1	0.50	ug/kg	
1330-20-7	Xylene (total)	ND	1.1	0.50	ug/kg	

CAS No.	Surrogate Recoveries	Run# 1	Run# 2	Limits
1868-53-7	Dibromofluoromethane	105%		72-130%
17060-07-0	1,2-Dichloroethane-D4	112%		75-131%
2037-26-5	Toluene-D8	104%		81-121%
460-00-4	4-Bromofluorobenzene	113%		60-141%

CAS No.	Tentatively Identified Compounds	R.T.	Est. Conc.	Units	Q
	Total TIC, Volatile		0	ug/kg	

ND = Not detected MDL = Method Detection Limit
RL = Reporting Limit
E = Indicates value exceeds calibration range
J = Indicates an estimated value
B = Indicates analyte found in associated method blank
N = Indicates presumptive evidence of a compound

SGS North America Inc.

Report of Analysis

Client Sample ID:	R1-SB-6(3.5-4.0)		
Lab Sample ID:	JD27540-13	**Date Sampled:**	06/29/21
Matrix:	SO - Soil	**Date Received:**	06/30/21
Method:	SW846 8270E SW846 3546	**Percent Solids:**	97.7
Project:	Remedial Investigation, 247 North Avenue, New Rochelle, NY		

	File ID	DF	Analyzed	By	Prep Date	Prep Batch	Analytical Batch
Run #1	6P499183.D	5	07/03/21 03:15	BL	07/02/21 10:10	OP34109	E6P3394
Run #2							

	Initial Weight	Final Volume
Run #1	30.5 g	1.0 ml
Run #2		

ABN TCL List (SOM0 2.0)

CAS No.	Compound	Result	RL	MDL	Units	Q
95-57-8	2-Chlorophenol	ND	340	83	ug/kg	
59-50-7	4-Chloro-3-methyl phenol	ND	840	100	ug/kg	
120-83-2	2,4-Dichlorophenol	ND	840	140	ug/kg	
105-67-9	2,4-Dimethylphenol	ND	840	300	ug/kg	
51-28-5	2,4-Dinitrophenol [a]	ND	840	630	ug/kg	
534-52-1	4,6-Dinitro-o-cresol [b]	ND	840	180	ug/kg	
95-48-7	2-Methylphenol	ND	340	110	ug/kg	
	3&4-Methylphenol	ND	340	140	ug/kg	
88-75-5	2-Nitrophenol	ND	840	110	ug/kg	
100-02-7	4-Nitrophenol	ND	1700	450	ug/kg	
87-86-5	Pentachlorophenol	ND	670	160	ug/kg	
108-95-2	Phenol	ND	340	88	ug/kg	
58-90-2	2,3,4,6-Tetrachlorophenol	ND	840	110	ug/kg	
95-95-4	2,4,5-Trichlorophenol	ND	840	130	ug/kg	
88-06-2	2,4,6-Trichlorophenol	ND	840	100	ug/kg	
83-32-9	Acenaphthene	ND	170	58	ug/kg	
208-96-8	Acenaphthylene	ND	170	85	ug/kg	
98-86-2	Acetophenone	ND	840	36	ug/kg	
120-12-7	Anthracene	119	170	100	ug/kg	J
1912-24-9	Atrazine	ND	340	72	ug/kg	
56-55-3	Benzo(a)anthracene	633	170	47	ug/kg	
50-32-8	Benzo(a)pyrene	702	170	76	ug/kg	
205-99-2	Benzo(b)fluoranthene	804	170	74	ug/kg	
191-24-2	Benzo(g,h,i)perylene	484	170	84	ug/kg	
207-08-9	Benzo(k)fluoranthene	285	170	78	ug/kg	
101-55-3	4-Bromophenyl phenyl ether	ND	340	65	ug/kg	
85-68-7	Butyl benzyl phthalate	ND	340	41	ug/kg	
92-52-4	1,1'-Biphenyl	ND	340	23	ug/kg	
100-52-7	Benzaldehyde	ND	840	42	ug/kg	
91-58-7	2-Chloronaphthalene	ND	340	40	ug/kg	
106-47-8	4-Chloroaniline	ND	840	60	ug/kg	
86-74-8	Carbazole	33.6	340	24	ug/kg	J

ND = Not detected MDL = Method Detection Limit
RL = Reporting Limit
E = Indicates value exceeds calibration range
J = Indicates an estimated value
B = Indicates analyte found in associated method blank
N = Indicates presumptive evidence of a compound

Report of Analysis

Client Sample ID: R1-SB-6(3.5-4.0)
Lab Sample ID: JD27540-13 **Date Sampled:** 06/29/21
Matrix: SO - Soil **Date Received:** 06/30/21
Method: SW846 8270E SW846 3546 **Percent Solids:** 97.7
Project: Remedial Investigation, 247 North Avenue, New Rochelle, NY

ABN TCL List (SOM0 2.0)

CAS No.	Compound	Result	RL	MDL	Units	Q
105-60-2	Caprolactam	ND	340	66	ug/kg	
218-01-9	Chrysene	689	170	53	ug/kg	
111-91-1	bis(2-Chloroethoxy)methane	ND	340	36	ug/kg	
111-44-4	bis(2-Chloroethyl)ether	ND	340	72	ug/kg	
108-60-1	2,2'-Oxybis(1-chloropropane)	ND	340	60	ug/kg	
7005-72-3	4-Chlorophenyl phenyl ether	ND	340	54	ug/kg	
121-14-2	2,4-Dinitrotoluene	ND	170	52	ug/kg	
606-20-2	2,6-Dinitrotoluene	ND	170	84	ug/kg	
91-94-1	3,3'-Dichlorobenzidine	ND	340	140	ug/kg	
123-91-1	1,4-Dioxane [c]	ND	170	110	ug/kg	
53-70-3	Dibenzo(a,h)anthracene	188	170	74	ug/kg	
132-64-9	Dibenzofuran	ND	340	68	ug/kg	
84-74-2	Di-n-butyl phthalate	ND	340	27	ug/kg	
117-84-0	Di-n-octyl phthalate	ND	340	42	ug/kg	
84-66-2	Diethyl phthalate	ND	340	36	ug/kg	
131-11-3	Dimethyl phthalate	ND	340	30	ug/kg	
117-81-7	bis(2-Ethylhexyl)phthalate	ND	340	39	ug/kg	
206-44-0	Fluoranthene	1140	170	75	ug/kg	
86-73-7	Fluorene	ND	170	77	ug/kg	
118-74-1	Hexachlorobenzene	ND	340	42	ug/kg	
87-68-3	Hexachlorobutadiene	ND	170	67	ug/kg	
77-47-4	Hexachlorocyclopentadiene	ND	1700	67	ug/kg	
67-72-1	Hexachloroethane	ND	840	83	ug/kg	
193-39-5	Indeno(1,2,3-cd)pyrene	418	170	79	ug/kg	
78-59-1	Isophorone	ND	340	36	ug/kg	
91-57-6	2-Methylnaphthalene	ND	170	38	ug/kg	
88-74-4	2-Nitroaniline	ND	840	40	ug/kg	
99-09-2	3-Nitroaniline	ND	840	42	ug/kg	
100-01-6	4-Nitroaniline	ND	840	43	ug/kg	
91-20-3	Naphthalene	ND	170	47	ug/kg	
98-95-3	Nitrobenzene	ND	340	65	ug/kg	
621-64-7	N-Nitroso-di-n-propylamine	ND	340	48	ug/kg	
86-30-6	N-Nitrosodiphenylamine	ND	840	61	ug/kg	
85-01-8	Phenanthrene	425	170	56	ug/kg	
129-00-0	Pyrene	1080	170	54	ug/kg	
95-94-3	1,2,4,5-Tetrachlorobenzene	ND	840	43	ug/kg	

CAS No.	Surrogate Recoveries	Run# 1	Run# 2	Limits
367-12-4	2-Fluorophenol	51%		7-101%

ND = Not detected MDL = Method Detection Limit
RL = Reporting Limit
E = Indicates value exceeds calibration range
J = Indicates an estimated value
B = Indicates analyte found in associated method blank
N = Indicates presumptive evidence of a compound

Report of Analysis

Client Sample ID:	R1-SB-6(3.5-4.0)		
Lab Sample ID:	JD27540-13	**Date Sampled:**	06/29/21
Matrix:	SO - Soil	**Date Received:**	06/30/21
Method:	SW846 8270E SW846 3546	**Percent Solids:**	97.7
Project:	Remedial Investigation, 247 North Avenue, New Rochelle, NY		

ABN TCL List (SOM0 2.0)

CAS No.	Surrogate Recoveries	Run# 1	Run# 2	Limits
4165-62-2	Phenol-d5	46%		12-101%
118-79-6	2,4,6-Tribromophenol	48%		10-127%
4165-60-0	Nitrobenzene-d5	57%		15-114%
321-60-8	2-Fluorobiphenyl	55%		22-104%
1718-51-0	Terphenyl-d14	59%		23-121%

CAS No.	Tentatively Identified Compounds	R.T.	Est. Conc.	Units	Q
	Benz(a)anthracene, -dimethyl	13.21	730	ug/kg	J
	Unknown	13.80	1100	ug/kg	J
	Unknown PAH substance	13.85	840	ug/kg	J
	Unknown	14.17	1300	ug/kg	J
	Unknown	14.21	880	ug/kg	J
	Unknown	14.58	2100	ug/kg	J
	Unknown	14.74	6100	ug/kg	J
	Unknown	14.89	1500	ug/kg	J
	Unknown	14.97	920	ug/kg	J
	Unknown	15.05	1200	ug/kg	J
	Unknown	15.11	5600	ug/kg	J
	Unknown	15.53	1400	ug/kg	J
	Unknown	15.76	1400	ug/kg	J
	Unknown	15.90	1700	ug/kg	J
	Unknown	15.97	3000	ug/kg	J
	Unknown	16.38	880	ug/kg	J
	Unknown	16.98	930	ug/kg	J
	Unknown	17.05	1400	ug/kg	J
	Total TIC, Semi-Volatile		32980	ug/kg	J

(a) Associated CCV outside of control limits low. Low-level verification was analyzed to demonstrate system suitability to detect affected analytes. Sample was ND. This compound is outside the control limits biased low in the associated BS.
(b) This compound is outside the control limits biased low in the associated BS.
(c) Associated CCV outside of control limits high, sample was ND.

ND = Not detected MDL = Method Detection Limit
RL = Reporting Limit
E = Indicates value exceeds calibration range
J = Indicates an estimated value
B = Indicates analyte found in associated method blank
N = Indicates presumptive evidence of a compound

SGS North America Inc.

Report of Analysis

Client Sample ID: R1-SB-6(3.5-4.0)
Lab Sample ID: JD27540-13 **Date Sampled:** 06/29/21
Matrix: SO - Soil **Date Received:** 06/30/21
Method: SW846 8270E BY SIM SW846 3546 **Percent Solids:** 97.7
Project: Remedial Investigation, 247 North Avenue, New Rochelle, NY

	File ID	DF	Analyzed	By	Prep Date	Prep Batch	Analytical Batch
Run #1	4P46385.D	5	07/03/21 09:04	CS	07/01/21 09:00	OP34109A	E4P2431
Run #2							

	Initial Weight	Final Volume
Run #1	30.5 g	1.0 ml
Run #2		

CAS No.	Compound	Result	RL	MDL	Units	Q
123-91-1	1,4-Dioxane	ND	17	8.4	ug/kg	

CAS No.	Surrogate Recoveries	Run# 1	Run# 2	Limits
4165-60-0	Nitrobenzene-d5	52%		39-90%
321-60-8	2-Fluorobiphenyl	42%		35-84%
1718-51-0	Terphenyl-d14	45%		42-95%

ND = Not detected MDL = Method Detection Limit
RL = Reporting Limit
E = Indicates value exceeds calibration range
J = Indicates an estimated value
B = Indicates analyte found in associated method blank
N = Indicates presumptive evidence of a compound

SGS North America Inc.

Report of Analysis

Client Sample ID:	R1-SB-6(3.5-4.0)		
Lab Sample ID:	JD27540-13	**Date Sampled:**	06/29/21
Matrix:	SO - Soil	**Date Received:**	06/30/21
Method:	SW846 8081B SW846 3546	**Percent Solids:**	97.7
Project:	Remedial Investigation, 247 North Avenue, New Rochelle, NY		

	File ID	DF	Analyzed	By	Prep Date	Prep Batch	Analytical Batch
Run #1 [a]	1G167746.D	1	07/07/21 15:02	TC	07/02/21 11:15	OP34113	G1G5717
Run #2							

	Initial Weight	Final Volume
Run #1	15.0 g	10.0 ml
Run #2		

Pesticide TCL List

CAS No.	Compound	Result	RL	MDL	Units	Q
309-00-2	Aldrin	ND	0.68	0.56	ug/kg	
319-84-6	alpha-BHC	ND	0.68	0.55	ug/kg	
319-85-7	beta-BHC	ND	0.68	0.62	ug/kg	
319-86-8	delta-BHC	ND	0.68	0.66	ug/kg	
58-89-9	gamma-BHC (Lindane)	ND	0.68	0.50	ug/kg	
5103-71-9	alpha-Chlordane	ND	0.68	0.55	ug/kg	
5103-74-2	gamma-Chlordane	ND	0.68	0.31	ug/kg	
60-57-1	Dieldrin	ND	0.68	0.47	ug/kg	
72-54-8	4,4'-DDD	ND	0.68	0.63	ug/kg	
72-55-9	4,4'-DDE	ND	0.68	0.60	ug/kg	
50-29-3	4,4'-DDT	ND	0.68	0.60	ug/kg	
72-20-8	Endrin	ND	0.68	0.53	ug/kg	
1031-07-8	Endosulfan sulfate	ND	0.68	0.53	ug/kg	
7421-93-4	Endrin aldehyde	ND	0.68	0.39	ug/kg	
959-98-8	Endosulfan-I	ND	0.68	0.39	ug/kg	
33213-65-9	Endosulfan-II	ND	0.68	0.43	ug/kg	
76-44-8	Heptachlor	ND	0.68	0.59	ug/kg	
1024-57-3	Heptachlor epoxide	ND	0.68	0.48	ug/kg	
72-43-5	Methoxychlor	ND	1.4	0.54	ug/kg	
53494-70-5	Endrin ketone	ND	0.68	0.49	ug/kg	
8001-35-2	Toxaphene	ND	17	16	ug/kg	

CAS No.	Surrogate Recoveries	Run# 1	Run# 2	Limits
877-09-8	Tetrachloro-m-xylene	65%		27-138%
877-09-8	Tetrachloro-m-xylene	68%		27-138%
2051-24-3	Decachlorobiphenyl	43%		10-179%
2051-24-3	Decachlorobiphenyl	83%		10-179%

(a) Had TBA cleanup.

ND = Not detected MDL = Method Detection Limit
RL = Reporting Limit
E = Indicates value exceeds calibration range
J = Indicates an estimated value
B = Indicates analyte found in associated method blank
N = Indicates presumptive evidence of a compound

SGS North America Inc.

Report of Analysis

Client Sample ID:	R1-SB-6(3.5-4.0)		
Lab Sample ID:	JD27540-13	**Date Sampled:**	06/29/21
Matrix:	SO - Soil	**Date Received:**	06/30/21
Method:	SW846 8082A SW846 3546	**Percent Solids:**	97.7
Project:	Remedial Investigation, 247 North Avenue, New Rochelle, NY		

	File ID	DF	Analyzed	By	Prep Date	Prep Batch	Analytical Batch
Run #1	RK1197.D	1	07/06/21 10:43	CP	07/02/21 11:15	OP34114	GRK30
Run #2							

	Initial Weight	Final Volume
Run #1	15.0 g	10.0 ml
Run #2		

PCB List

CAS No.	Compound	Result	RL	MDL	Units	Q
12674-11-2	Aroclor 1016	ND	34	16	ug/kg	
11104-28-2	Aroclor 1221	ND	34	21	ug/kg	
11141-16-5	Aroclor 1232	ND	34	22	ug/kg	
53469-21-9	Aroclor 1242	ND	34	14	ug/kg	
12672-29-6	Aroclor 1248	ND	34	30	ug/kg	
11097-69-1	Aroclor 1254	ND	34	18	ug/kg	
11096-82-5	Aroclor 1260	ND	34	15	ug/kg	
11100-14-4	Aroclor 1268	ND	34	14	ug/kg	
37324-23-5	Aroclor 1262	ND	34	22	ug/kg	

CAS No.	Surrogate Recoveries	Run# 1	Run# 2	Limits
877-09-8	Tetrachloro-m-xylene	61%		24-152%
877-09-8	Tetrachloro-m-xylene	70%		24-152%
2051-24-3	Decachlorobiphenyl	35%		10-172%
2051-24-3	Decachlorobiphenyl	115%		10-172%

ND = Not detected MDL = Method Detection Limit
RL = Reporting Limit
E = Indicates value exceeds calibration range
J = Indicates an estimated value
B = Indicates analyte found in associated method blank
N = Indicates presumptive evidence of a compound

Report of Analysis

Client Sample ID: R1-SB-6(3.5-4.0)
Lab Sample ID: JD27540-13
Matrix: SO - Soil
Project: Remedial Investigation, 247 North Avenue, New Rochelle, NY

Date Sampled: 06/29/21
Date Received: 06/30/21
Percent Solids: 97.7

Metals Analysis

Analyte	Result	RL	Units	DF	Prep	Analyzed	By	Method	Prep Method
Aluminum	9490	54	mg/kg	1	07/06/21	07/07/21	ND	SW846 6010D [2]	SW846 3050B [3]
Antimony	6.0	2.2	mg/kg	1	07/06/21	07/07/21	ND	SW846 6010D [2]	SW846 3050B [3]
Arsenic	5.2	2.2	mg/kg	1	07/06/21	07/07/21	ND	SW846 6010D [2]	SW846 3050B [3]
Barium	116	22	mg/kg	1	07/06/21	07/07/21	ND	SW846 6010D [2]	SW846 3050B [3]
Beryllium	0.56	0.22	mg/kg	1	07/06/21	07/07/21	ND	SW846 6010D [2]	SW846 3050B [3]
Cadmium	< 0.54	0.54	mg/kg	1	07/06/21	07/07/21	ND	SW846 6010D [2]	SW846 3050B [3]
Calcium	20300	540	mg/kg	1	07/06/21	07/07/21	ND	SW846 6010D [2]	SW846 3050B [3]
Chromium	18.2	1.1	mg/kg	1	07/06/21	07/07/21	ND	SW846 6010D [2]	SW846 3050B [3]
Cobalt	10.2	5.4	mg/kg	1	07/06/21	07/07/21	ND	SW846 6010D [2]	SW846 3050B [3]
Copper	198	2.7	mg/kg	1	07/06/21	07/07/21	ND	SW846 6010D [2]	SW846 3050B [3]
Iron	13100	54	mg/kg	1	07/06/21	07/07/21	ND	SW846 6010D [2]	SW846 3050B [3]
Lead	383	2.2	mg/kg	1	07/06/21	07/07/21	ND	SW846 6010D [2]	SW846 3050B [3]
Magnesium	10700	540	mg/kg	1	07/06/21	07/07/21	ND	SW846 6010D [2]	SW846 3050B [3]
Manganese	682	1.6	mg/kg	1	07/06/21	07/07/21	ND	SW846 6010D [2]	SW846 3050B [3]
Mercury	0.28	0.031	mg/kg	1	07/06/21	07/06/21	MS	SW846 7471B [1]	SW846 7471B [4]
Nickel	14.2	4.3	mg/kg	1	07/06/21	07/07/21	ND	SW846 6010D [2]	SW846 3050B [3]
Potassium	1210	1100	mg/kg	1	07/06/21	07/07/21	ND	SW846 6010D [2]	SW846 3050B [3]
Selenium	< 2.2	2.2	mg/kg	1	07/06/21	07/07/21	ND	SW846 6010D [2]	SW846 3050B [3]
Silver	1.9	0.54	mg/kg	1	07/06/21	07/07/21	ND	SW846 6010D [2]	SW846 3050B [3]
Sodium	< 1100	1100	mg/kg	1	07/06/21	07/07/21	ND	SW846 6010D [2]	SW846 3050B [3]
Thallium	< 1.1	1.1	mg/kg	1	07/06/21	07/07/21	ND	SW846 6010D [2]	SW846 3050B [3]
Vanadium	26.5	5.4	mg/kg	1	07/06/21	07/07/21	ND	SW846 6010D [2]	SW846 3050B [3]
Zinc	135	5.4	mg/kg	1	07/06/21	07/07/21	ND	SW846 6010D [2]	SW846 3050B [3]

(1) Instrument QC Batch: MA50767
(2) Instrument QC Batch: MA50802
(3) Prep QC Batch: MP27287
(4) Prep QC Batch: MP27326

RL = Reporting Limit

Report of Analysis

Client Sample ID: R1-SB-6(3.5-4.0)
Lab Sample ID: JD27540-13
Matrix: SO - Soil
Project: Remedial Investigation, 247 North Avenue, New Rochelle, NY

Date Sampled: 06/29/21
Date Received: 06/30/21
Percent Solids: 97.7

General Chemistry

Analyte	Result	RL	Units	DF	Analyzed	By	Method
Cyanide	< 0.28	0.28	mg/kg	1	07/06/21 14:36	LV	SW846 9012B/LACHAT
Solids, Percent	97.7		%	1	07/01/21 16:13	BG	SM2540 G 18TH ED MOD

RL = Reporting Limit

SGS North America Inc.

Report of Analysis

Client Sample ID:	R1-SB-6(3.5-4.0)		
Lab Sample ID:	JD27540-13A	**Date Sampled:**	06/29/21
Matrix:	SO - Soil	**Date Received:**	06/30/21
Method:	EPA 537M BY ID IN HOUSE	**Percent Solids:**	97.7
Project:	Remedial Investigation, 247 North Avenue, New Rochelle, NY		

	File ID	DF	Analyzed	By	Prep Date	Prep Batch	Analytical Batch
Run #1 [a]	2Q71462.D	1	07/07/21 19:18	AFL	07/06/21 07:00	F:OP86217	F:S2Q1025
Run #2							

	Initial Weight	Final Volume
Run #1	2.10 g	1.0 ml
Run #2		

PFAS List

CAS No.	Compound	Result	RL	MDL	Units	Q
PERFLUOROALKYLCARBOXYLIC ACIDS						
375-22-4	Perfluorobutanoic acid	ND	0.97	0.37	ug/kg	
2706-90-3	Perfluoropentanoic acid	ND	0.49	0.24	ug/kg	
307-24-4	Perfluorohexanoic acid	ND	0.49	0.24	ug/kg	
375-85-9	Perfluoroheptanoic acid	ND	0.49	0.24	ug/kg	
335-67-1	Perfluorooctanoic acid	ND	0.49	0.24	ug/kg	
375-95-1	Perfluorononanoic acid	ND	0.49	0.24	ug/kg	
335-76-2	Perfluorodecanoic acid	ND	0.49	0.24	ug/kg	
2058-94-8	Perfluoroundecanoic acid	ND	0.49	0.24	ug/kg	
307-55-1	Perfluorododecanoic acid	ND	0.49	0.24	ug/kg	
72629-94-8	Perfluorotridecanoic acid	ND	0.49	0.26	ug/kg	
376-06-7	Perfluorotetradecanoic acid	ND	0.49	0.24	ug/kg	
PERFLUOROALKYLSULFONIC ACIDS						
375-73-5	Perfluorobutanesulfonic acid	ND	0.49	0.24	ug/kg	
355-46-4	Perfluorohexanesulfonic acid	ND	0.49	0.24	ug/kg	
375-92-8	Perfluoroheptanesulfonic acid	ND	0.49	0.24	ug/kg	
1763-23-1	Perfluorooctanesulfonic acid	ND	0.49	0.24	ug/kg	
335-77-3	Perfluorodecanesulfonic acid	ND	0.49	0.24	ug/kg	
PERFLUOROOCTANESULFONAMIDES						
754-91-6	PFOSA	ND	0.49	0.24	ug/kg	
PERFLUOROOCTANESULFONAMIDOACETIC ACIDS						
2355-31-9	MeFOSAA	ND	0.97	0.49	ug/kg	
2991-50-6	EtFOSAA	ND	0.97	0.49	ug/kg	
FLUOROTELOMER SULFONATES						
27619-97-2	6:2 Fluorotelomer sulfonate	ND	0.97	0.24	ug/kg	
39108-34-4	8:2 Fluorotelomer sulfonate	ND	0.97	0.24	ug/kg	

ND = Not detected MDL = Method Detection Limit
RL = Reporting Limit
E = Indicates value exceeds calibration range
J = Indicates an estimated value
B = Indicates analyte found in associated method blank
N = Indicates presumptive evidence of a compound

Report of Analysis

Client Sample ID:	R1-SB-6(3.5-4.0)		
Lab Sample ID:	JD27540-13A	**Date Sampled:**	06/29/21
Matrix:	SO - Soil	**Date Received:**	06/30/21
Method:	EPA 537M BY ID IN HOUSE	**Percent Solids:**	97.7
Project:	Remedial Investigation, 247 North Avenue, New Rochelle, NY		

PFAS List

CAS No.	ID Standard Recoveries	Run# 1	Run# 2	Limits
	13C4-PFBA	104%		40-140%
	13C5-PFPeA	105%		50-150%
	13C5-PFHxA	104%		50-150%
	13C4-PFHpA	105%		50-150%
	13C8-PFOA	107%		50-150%
	13C9-PFNA	107%		50-150%
	13C6-PFDA	106%		50-150%
	13C7-PFUnDA	99%		40-140%
	13C2-PFDoDA	82%		40-140%
	13C2-PFTeDA	84%		30-130%
	13C3-PFBS	99%		50-150%
	13C3-PFHxS	98%		50-150%
	13C8-PFOS	95%		50-150%
	13C8-FOSA	86%		30-130%
	d3-MeFOSAA	139%		40-140%
	d5-EtFOSAA	134%		40-140%
	13C2-6:2FTS	101%		50-150%
	13C2-8:2FTS	118%		50-150%

(a) Analysis performed at SGS Orlando, FL.

ND = Not detected MDL = Method Detection Limit
RL = Reporting Limit
E = Indicates value exceeds calibration range

J = Indicates an estimated value
B = Indicates analyte found in associated method blank
N = Indicates presumptive evidence of a compound

SGS North America Inc.

Report of Analysis

Client Sample ID: R1-SB-6(5.5-6.0)
Lab Sample ID: JD27540-14 **Date Sampled:** 06/29/21
Matrix: SO - Soil **Date Received:** 06/30/21
Method: SW846 8260D SW846 5035 **Percent Solids:** 97.8
Project: Remedial Investigation, 247 North Avenue, New Rochelle, NY

	File ID	DF	Analyzed	By	Prep Date	Prep Batch	Analytical Batch
Run #1	3C167361.D	1	07/01/21 18:58	PS	07/01/21 07:54	n/a	V3C7419
Run #2							

	Initial Weight
Run #1	4.8 g
Run #2	

VOA TCL List

CAS No.	Compound	Result	RL	MDL	Units	Q
67-64-1	Acetone	ND	11	4.4	ug/kg	
71-43-2	Benzene	ND	0.53	0.48	ug/kg	
74-97-5	Bromochloromethane	ND	5.3	0.60	ug/kg	
75-27-4	Bromodichloromethane	ND	2.1	0.46	ug/kg	
75-25-2	Bromoform	ND	5.3	1.4	ug/kg	
74-83-9	Bromomethane	ND	5.3	0.81	ug/kg	
78-93-3	2-Butanone (MEK)	ND	11	2.6	ug/kg	
75-15-0	Carbon disulfide	ND	2.1	0.57	ug/kg	
56-23-5	Carbon tetrachloride	ND	2.1	0.66	ug/kg	
108-90-7	Chlorobenzene	ND	2.1	0.49	ug/kg	
75-00-3	Chloroethane	ND	5.3	0.63	ug/kg	
67-66-3	Chloroform	ND	2.1	0.55	ug/kg	
74-87-3	Chloromethane	ND	5.3	2.1	ug/kg	
110-82-7	Cyclohexane	ND	2.1	0.70	ug/kg	
96-12-8	1,2-Dibromo-3-chloropropane	ND	2.1	0.74	ug/kg	
124-48-1	Dibromochloromethane	ND	2.1	0.60	ug/kg	
106-93-4	1,2-Dibromoethane	ND	1.1	0.45	ug/kg	
95-50-1	1,2-Dichlorobenzene	ND	1.1	0.58	ug/kg	
541-73-1	1,3-Dichlorobenzene	ND	1.1	0.53	ug/kg	
106-46-7	1,4-Dichlorobenzene	ND	1.1	0.53	ug/kg	
75-71-8	Dichlorodifluoromethane	ND	5.3	0.77	ug/kg	
75-34-3	1,1-Dichloroethane	ND	1.1	0.53	ug/kg	
107-06-2	1,2-Dichloroethane	ND	1.1	0.50	ug/kg	
75-35-4	1,1-Dichloroethene	ND	1.1	0.70	ug/kg	
156-59-2	cis-1,2-Dichloroethene	ND	1.1	0.89	ug/kg	
156-60-5	trans-1,2-Dichloroethene	ND	1.1	0.65	ug/kg	
78-87-5	1,2-Dichloropropane	ND	2.1	0.50	ug/kg	
10061-01-5	cis-1,3-Dichloropropene	ND	2.1	0.51	ug/kg	
10061-02-6	trans-1,3-Dichloropropene	ND	2.1	0.49	ug/kg	
100-41-4	Ethylbenzene	ND	1.1	0.48	ug/kg	
76-13-1	Freon 113	ND	5.3	2.8	ug/kg	
591-78-6	2-Hexanone	ND	5.3	2.3	ug/kg	

ND = Not detected MDL = Method Detection Limit
RL = Reporting Limit
E = Indicates value exceeds calibration range
J = Indicates an estimated value
B = Indicates analyte found in associated method blank
N = Indicates presumptive evidence of a compound

Report of Analysis

Client Sample ID:	R1-SB-6(5.5-6.0)		
Lab Sample ID:	JD27540-14	**Date Sampled:**	06/29/21
Matrix:	SO - Soil	**Date Received:**	06/30/21
Method:	SW846 8260D SW846 5035	**Percent Solids:**	97.8
Project:	Remedial Investigation, 247 North Avenue, New Rochelle, NY		

VOA TCL List

CAS No.	Compound	Result	RL	MDL	Units	Q
98-82-8	Isopropylbenzene	ND	2.1	1.5	ug/kg	
79-20-9	Methyl Acetate	ND	5.3	1.5	ug/kg	
108-87-2	Methylcyclohexane	ND	2.1	0.93	ug/kg	
1634-04-4	Methyl Tert Butyl Ether	ND	1.1	0.50	ug/kg	
108-10-1	4-Methyl-2-pentanone(MIBK)	ND	5.3	2.4	ug/kg	
75-09-2	Methylene chloride	ND	5.3	2.8	ug/kg	
100-42-5	Styrene	ND	2.1	0.43	ug/kg	
79-34-5	1,1,2,2-Tetrachloroethane	ND	2.1	0.64	ug/kg	
127-18-4	Tetrachloroethene	ND	2.1	0.62	ug/kg	
108-88-3	Toluene	ND	1.1	0.56	ug/kg	
87-61-6	1,2,3-Trichlorobenzene	ND	5.3	2.7	ug/kg	
120-82-1	1,2,4-Trichlorobenzene	ND	5.3	2.7	ug/kg	
71-55-6	1,1,1-Trichloroethane	ND	2.1	0.51	ug/kg	
79-00-5	1,1,2-Trichloroethane	ND	2.1	0.59	ug/kg	
79-01-6	Trichloroethene	ND	1.1	0.81	ug/kg	
75-69-4	Trichlorofluoromethane	ND	5.3	0.73	ug/kg	
75-01-4	Vinyl chloride	ND	2.1	0.51	ug/kg	
	m,p-Xylene	ND	1.1	0.95	ug/kg	
95-47-6	o-Xylene	ND	1.1	0.49	ug/kg	
1330-20-7	Xylene (total)	ND	1.1	0.49	ug/kg	

CAS No.	Surrogate Recoveries	Run# 1	Run# 2	Limits
1868-53-7	Dibromofluoromethane	102%		72-130%
17060-07-0	1,2-Dichloroethane-D4	106%		75-131%
2037-26-5	Toluene-D8	100%		81-121%
460-00-4	4-Bromofluorobenzene	105%		60-141%

CAS No.	Tentatively Identified Compounds	R.T.	Est. Conc.	Units	Q
	Total TIC, Volatile		0	ug/kg	

ND = Not detected MDL = Method Detection Limit
RL = Reporting Limit
E = Indicates value exceeds calibration range
J = Indicates an estimated value
B = Indicates analyte found in associated method blank
N = Indicates presumptive evidence of a compound

SGS North America Inc.

Report of Analysis

Client Sample ID:	R1-SB-6(5.5-6.0)		
Lab Sample ID:	JD27540-14	**Date Sampled:**	06/29/21
Matrix:	SO - Soil	**Date Received:**	06/30/21
Method:	SW846 8270E SW846 3546	**Percent Solids:**	97.8
Project:	Remedial Investigation, 247 North Avenue, New Rochelle, NY		

	File ID	DF	Analyzed	By	Prep Date	Prep Batch	Analytical Batch
Run #1	6P499180.D	1	07/03/21 02:05	BL	07/02/21 10:10	OP34109	E6P3394
Run #2							

	Initial Weight	Final Volume
Run #1	30.0 g	1.0 ml
Run #2		

ABN TCL List (SOM0 2.0)

CAS No.	Compound	Result	RL	MDL	Units	Q
95-57-8	2-Chlorophenol	ND	68	17	ug/kg	
59-50-7	4-Chloro-3-methyl phenol	ND	170	21	ug/kg	
120-83-2	2,4-Dichlorophenol	ND	170	29	ug/kg	
105-67-9	2,4-Dimethylphenol	ND	170	61	ug/kg	
51-28-5	2,4-Dinitrophenol [a]	ND	170	130	ug/kg	
534-52-1	4,6-Dinitro-o-cresol [b]	ND	170	36	ug/kg	
95-48-7	2-Methylphenol	ND	68	22	ug/kg	
	3&4-Methylphenol	ND	68	28	ug/kg	
88-75-5	2-Nitrophenol	ND	170	23	ug/kg	
100-02-7	4-Nitrophenol	ND	340	91	ug/kg	
87-86-5	Pentachlorophenol	ND	140	32	ug/kg	
108-95-2	Phenol	ND	68	18	ug/kg	
58-90-2	2,3,4,6-Tetrachlorophenol	ND	170	23	ug/kg	
95-95-4	2,4,5-Trichlorophenol	ND	170	26	ug/kg	
88-06-2	2,4,6-Trichlorophenol	ND	170	20	ug/kg	
83-32-9	Acenaphthene	119	34	12	ug/kg	
208-96-8	Acenaphthylene	141	34	17	ug/kg	
98-86-2	Acetophenone	ND	170	7.3	ug/kg	
120-12-7	Anthracene	27.4	34	21	ug/kg	J
1912-24-9	Atrazine	ND	68	15	ug/kg	
56-55-3	Benzo(a)anthracene	9.6	34	9.6	ug/kg	J
50-32-8	Benzo(a)pyrene	ND	34	16	ug/kg	
205-99-2	Benzo(b)fluoranthene	ND	34	15	ug/kg	
191-24-2	Benzo(g,h,i)perylene	ND	34	17	ug/kg	
207-08-9	Benzo(k)fluoranthene	ND	34	16	ug/kg	
101-55-3	4-Bromophenyl phenyl ether	ND	68	13	ug/kg	
85-68-7	Butyl benzyl phthalate	ND	68	8.3	ug/kg	
92-52-4	1,1'-Biphenyl	321	68	4.7	ug/kg	
100-52-7	Benzaldehyde	ND	170	8.5	ug/kg	
91-58-7	2-Chloronaphthalene	ND	68	8.1	ug/kg	
106-47-8	4-Chloroaniline	ND	170	12	ug/kg	
86-74-8	Carbazole	ND	68	4.9	ug/kg	

ND = Not detected MDL = Method Detection Limit
RL = Reporting Limit
E = Indicates value exceeds calibration range
J = Indicates an estimated value
B = Indicates analyte found in associated method blank
N = Indicates presumptive evidence of a compound

Report of Analysis

Client Sample ID: R1-SB-6(5.5-6.0)
Lab Sample ID: JD27540-14 **Date Sampled:** 06/29/21
Matrix: SO - Soil **Date Received:** 06/30/21
Method: SW846 8270E SW846 3546 **Percent Solids:** 97.8
Project: Remedial Investigation, 247 North Avenue, New Rochelle, NY

ABN TCL List (SOM0 2.0)

CAS No.	Compound	Result	RL	MDL	Units	Q
105-60-2	Caprolactam	ND	68	13	ug/kg	
218-01-9	Chrysene	21.1	34	11	ug/kg	J
111-91-1	bis(2-Chloroethoxy)methane	ND	68	7.3	ug/kg	
111-44-4	bis(2-Chloroethyl)ether	ND	68	15	ug/kg	
108-60-1	2,2'-Oxybis(1-chloropropane)	ND	68	12	ug/kg	
7005-72-3	4-Chlorophenyl phenyl ether	ND	68	11	ug/kg	
121-14-2	2,4-Dinitrotoluene	ND	34	11	ug/kg	
606-20-2	2,6-Dinitrotoluene	ND	34	17	ug/kg	
91-94-1	3,3'-Dichlorobenzidine	ND	68	28	ug/kg	
123-91-1	1,4-Dioxane [c]	ND	34	23	ug/kg	
53-70-3	Dibenzo(a,h)anthracene	ND	34	15	ug/kg	
132-64-9	Dibenzofuran	144	68	14	ug/kg	
84-74-2	Di-n-butyl phthalate	ND	68	5.6	ug/kg	
117-84-0	Di-n-octyl phthalate	ND	68	8.5	ug/kg	
84-66-2	Diethyl phthalate	ND	68	7.3	ug/kg	
131-11-3	Dimethyl phthalate	ND	68	6.1	ug/kg	
117-81-7	bis(2-Ethylhexyl)phthalate	ND	68	8.0	ug/kg	
206-44-0	Fluoranthene	25.7	34	15	ug/kg	J
86-73-7	Fluorene	162	34	16	ug/kg	
118-74-1	Hexachlorobenzene	ND	68	8.6	ug/kg	
87-68-3	Hexachlorobutadiene	ND	34	14	ug/kg	
77-47-4	Hexachlorocyclopentadiene	ND	340	14	ug/kg	
67-72-1	Hexachloroethane	ND	170	17	ug/kg	
193-39-5	Indeno(1,2,3-cd)pyrene	ND	34	16	ug/kg	
78-59-1	Isophorone	ND	68	7.3	ug/kg	
91-57-6	2-Methylnaphthalene	3140	34	7.7	ug/kg	
88-74-4	2-Nitroaniline	ND	170	8.0	ug/kg	
99-09-2	3-Nitroaniline	ND	170	8.5	ug/kg	
100-01-6	4-Nitroaniline	ND	170	8.8	ug/kg	
91-20-3	Naphthalene	1060	34	9.6	ug/kg	
98-95-3	Nitrobenzene	ND	68	13	ug/kg	
621-64-7	N-Nitroso-di-n-propylamine	ND	68	9.9	ug/kg	
86-30-6	N-Nitrosodiphenylamine	ND	170	12	ug/kg	
85-01-8	Phenanthrene	271	34	11	ug/kg	
129-00-0	Pyrene	63.5	34	11	ug/kg	
95-94-3	1,2,4,5-Tetrachlorobenzene	ND	170	8.7	ug/kg	

CAS No.	Surrogate Recoveries	Run# 1	Run# 2	Limits
367-12-4	2-Fluorophenol	54%		7-101%

ND = Not detected MDL = Method Detection Limit
RL = Reporting Limit
E = Indicates value exceeds calibration range
J = Indicates an estimated value
B = Indicates analyte found in associated method blank
N = Indicates presumptive evidence of a compound

Report of Analysis

Client Sample ID:	R1-SB-6(5.5-6.0)		
Lab Sample ID:	JD27540-14	**Date Sampled:**	06/29/21
Matrix:	SO - Soil	**Date Received:**	06/30/21
Method:	SW846 8270E SW846 3546	**Percent Solids:**	97.8
Project:	Remedial Investigation, 247 North Avenue, New Rochelle, NY		

ABN TCL List (SOM0 2.0)

CAS No.	Surrogate Recoveries	Run# 1	Run# 2	Limits
4165-62-2	Phenol-d5	49%		12-101%
118-79-6	2,4,6-Tribromophenol	61%		10-127%
4165-60-0	Nitrobenzene-d5	77%		15-114%
321-60-8	2-Fluorobiphenyl	57%		22-104%
1718-51-0	Terphenyl-d14	63%		23-121%

CAS No.	Tentatively Identified Compounds	R.T.	Est. Conc.	Units	Q
	alkane	4.35	1300	ug/kg	J
	Naphthalene dimethyl	6.41	1200	ug/kg	J
	Unknown	6.46	2100	ug/kg	J
	Naphthalene dimethyl-methylethyl	7.58	2500	ug/kg	J
	Alkane	7.62	6000	ug/kg	J
	Naphthalene tetramethyl	7.77	1100	ug/kg	J
	Naphthalene tetramethyl	7.93	1100	ug/kg	J
	alkane	8.12	2000	ug/kg	J
	Alkane	8.16	1400	ug/kg	J
	Alkane	8.67	1300	ug/kg	J
	Alkane	9.22	1200	ug/kg	J
	unknown	13.09	1400	ug/kg	J
	Alkane	13.40	1300	ug/kg	J
	Unknown	13.94	2600	ug/kg	J
	Unknown	14.18	1800	ug/kg	J
	Unknown	14.35	1200	ug/kg	J
	Unknown	14.75	8500	ug/kg	J
	Unknown	14.89	1200	ug/kg	J
	Unknown	14.97	1200	ug/kg	J
	Unknown	15.05	1200	ug/kg	J
	Unknown	15.11	7200	ug/kg	J
	Unknown	15.28	1300	ug/kg	J
	Unknown	15.53	1400	ug/kg	J
	Unknown	15.58	1700	ug/kg	J
	Unknown	15.97	1400	ug/kg	J
	Total TIC, Semi-Volatile		54600	ug/kg	J

(a) Associated CCV outside of control limits low. Low-level verification was analyzed to demonstrate system suitability to detect affected analytes. Sample was ND. This compound is outside the control limits biased low in the associated BS.
(b) This compound is outside the control limits biased low in the associated BS.
(c) Associated CCV outside of control limits high, sample was ND.

ND = Not detected MDL = Method Detection Limit
RL = Reporting Limit
E = Indicates value exceeds calibration range
J = Indicates an estimated value
B = Indicates analyte found in associated method blank
N = Indicates presumptive evidence of a compound

SGS North America Inc.

Report of Analysis

Client Sample ID:	R1-SB-6(5.5-6.0)		
Lab Sample ID:	JD27540-14	**Date Sampled:**	06/29/21
Matrix:	SO - Soil	**Date Received:**	06/30/21
Method:	SW846 8270E BY SIM SW846 3546	**Percent Solids:**	97.8
Project:	Remedial Investigation, 247 North Avenue, New Rochelle, NY		

	File ID	DF	Analyzed	By	Prep Date	Prep Batch	Analytical Batch
Run #1	4M100982.D	1	07/12/21 17:20	KLS	07/02/21 10:10	OP34109A	E4M4704
Run #2							

	Initial Weight	Final Volume
Run #1	30.0 g	1.0 ml
Run #2		

CAS No.	Compound	Result	RL	MDL	Units	Q
123-91-1	1,4-Dioxane	ND	3.4	1.7	ug/kg	

CAS No.	Surrogate Recoveries	Run# 1	Run# 2	Limits
4165-60-0	Nitrobenzene-d5	52%		39-90%
321-60-8	2-Fluorobiphenyl	43%		35-84%
1718-51-0	Terphenyl-d14	46%		42-95%

ND = Not detected MDL = Method Detection Limit
RL = Reporting Limit
E = Indicates value exceeds calibration range
J = Indicates an estimated value
B = Indicates analyte found in associated method blank
N = Indicates presumptive evidence of a compound

SGS North America Inc.

Report of Analysis

Client Sample ID:	R1-SB-6(5.5-6.0)		
Lab Sample ID:	JD27540-14	**Date Sampled:**	06/29/21
Matrix:	SO - Soil	**Date Received:**	06/30/21
Method:	SW846 8081B SW846 3546	**Percent Solids:**	97.8
Project:	Remedial Investigation, 247 North Avenue, New Rochelle, NY		

	File ID	DF	Analyzed	By	Prep Date	Prep Batch	Analytical Batch
Run #1	1G167703.D	1	07/06/21 22:49	TC	07/02/21 11:15	OP34113	G1G5715
Run #2							

	Initial Weight	Final Volume
Run #1	15.1 g	10.0 ml
Run #2		

Pesticide TCL List

CAS No.	Compound	Result	RL	MDL	Units	Q
309-00-2	Aldrin [a]	0.94	0.68	0.56	ug/kg	
319-84-6	alpha-BHC	ND	0.68	0.55	ug/kg	
319-85-7	beta-BHC	ND	0.68	0.61	ug/kg	
319-86-8	delta-BHC	ND	0.68	0.65	ug/kg	
58-89-9	gamma-BHC (Lindane)	ND	0.68	0.50	ug/kg	
5103-71-9	alpha-Chlordane	ND	0.68	0.55	ug/kg	
5103-74-2	gamma-Chlordane	ND	0.68	0.31	ug/kg	
57-74-9	Chlordane (alpha and gamma)	ND	0.68	0.31	ug/kg	
60-57-1	Dieldrin [a]	0.87	0.68	0.47	ug/kg	
72-54-8	4,4'-DDD	ND	0.68	0.62	ug/kg	
72-55-9	4,4'-DDE	ND	0.68	0.59	ug/kg	
50-29-3	4,4'-DDT	ND	0.68	0.60	ug/kg	
72-20-8	Endrin	ND	0.68	0.53	ug/kg	
1031-07-8	Endosulfan sulfate	ND	0.68	0.53	ug/kg	
7421-93-4	Endrin aldehyde	ND	0.68	0.38	ug/kg	
959-98-8	Endosulfan-I	ND	0.68	0.39	ug/kg	
33213-65-9	Endosulfan-II	ND	0.68	0.42	ug/kg	
76-44-8	Heptachlor	ND	0.68	0.58	ug/kg	
1024-57-3	Heptachlor epoxide	ND	0.68	0.47	ug/kg	
72-43-5	Methoxychlor	ND	1.4	0.54	ug/kg	
53494-70-5	Endrin ketone	ND	0.68	0.49	ug/kg	
8001-35-2	Toxaphene	ND	17	16	ug/kg	

CAS No.	Surrogate Recoveries	Run# 1	Run# 2	Limits
877-09-8	Tetrachloro-m-xylene	88%		27-138%
877-09-8	Tetrachloro-m-xylene	84%		27-138%
2051-24-3	Decachlorobiphenyl	82%		10-179%
2051-24-3	Decachlorobiphenyl	83%		10-179%

(a) More than 40 % RPD for detected concentrations between the two GC columns.

ND = Not detected MDL = Method Detection Limit
RL = Reporting Limit
E = Indicates value exceeds calibration range
J = Indicates an estimated value
B = Indicates analyte found in associated method blank
N = Indicates presumptive evidence of a compound

SGS North America Inc.

Report of Analysis

Client Sample ID:	R1-SB-6(5.5-6.0)		
Lab Sample ID:	JD27540-14	**Date Sampled:**	06/29/21
Matrix:	SO - Soil	**Date Received:**	06/30/21
Method:	SW846 8082A SW846 3546	**Percent Solids:**	97.8
Project:	Remedial Investigation, 247 North Avenue, New Rochelle, NY		

	File ID	DF	Analyzed	By	Prep Date	Prep Batch	Analytical Batch
Run #1	RK1190.D	1	07/06/21 08:48	CP	07/02/21 11:15	OP34114	GRK30
Run #2							

	Initial Weight	Final Volume
Run #1	15.1 g	10.0 ml
Run #2		

PCB List

CAS No.	Compound	Result	RL	MDL	Units	Q
12674-11-2	Aroclor 1016	ND	34	16	ug/kg	
11104-28-2	Aroclor 1221	ND	34	21	ug/kg	
11141-16-5	Aroclor 1232	ND	34	22	ug/kg	
53469-21-9	Aroclor 1242	ND	34	14	ug/kg	
12672-29-6	Aroclor 1248	ND	34	30	ug/kg	
11097-69-1	Aroclor 1254	ND	34	18	ug/kg	
11096-82-5	Aroclor 1260	ND	34	14	ug/kg	
11100-14-4	Aroclor 1268	ND	34	14	ug/kg	
37324-23-5	Aroclor 1262	ND	34	22	ug/kg	

CAS No.	Surrogate Recoveries	Run# 1	Run# 2	Limits
877-09-8	Tetrachloro-m-xylene	60%		24-152%
877-09-8	Tetrachloro-m-xylene	89%		24-152%
2051-24-3	Decachlorobiphenyl	60%		10-172%
2051-24-3	Decachlorobiphenyl	101%		10-172%

ND = Not detected MDL = Method Detection Limit
RL = Reporting Limit
E = Indicates value exceeds calibration range
J = Indicates an estimated value
B = Indicates analyte found in associated method blank
N = Indicates presumptive evidence of a compound

Report of Analysis

Client Sample ID: R1-SB-6(5.5-6.0)
Lab Sample ID: JD27540-14
Matrix: SO - Soil
Date Sampled: 06/29/21
Date Received: 06/30/21
Percent Solids: 97.8
Project: Remedial Investigation, 247 North Avenue, New Rochelle, NY

Metals Analysis

Analyte	Result	RL	Units	DF	Prep	Analyzed	By	Method	Prep Method
Aluminum	7650	53	mg/kg	1	07/06/21	07/07/21	ND	SW846 6010D [2]	SW846 3050B [3]
Antimony	< 2.1	2.1	mg/kg	1	07/06/21	07/07/21	ND	SW846 6010D [2]	SW846 3050B [3]
Arsenic	< 2.1	2.1	mg/kg	1	07/06/21	07/07/21	ND	SW846 6010D [2]	SW846 3050B [3]
Barium	67.9	21	mg/kg	1	07/06/21	07/07/21	ND	SW846 6010D [2]	SW846 3050B [3]
Beryllium	0.39	0.21	mg/kg	1	07/06/21	07/07/21	ND	SW846 6010D [2]	SW846 3050B [3]
Cadmium	< 0.53	0.53	mg/kg	1	07/06/21	07/07/21	ND	SW846 6010D [2]	SW846 3050B [3]
Calcium	1550	530	mg/kg	1	07/06/21	07/07/21	ND	SW846 6010D [2]	SW846 3050B [3]
Chromium	16.1	1.1	mg/kg	1	07/06/21	07/07/21	ND	SW846 6010D [2]	SW846 3050B [3]
Cobalt	6.0	5.3	mg/kg	1	07/06/21	07/07/21	ND	SW846 6010D [2]	SW846 3050B [3]
Copper	14.1	2.6	mg/kg	1	07/06/21	07/07/21	ND	SW846 6010D [2]	SW846 3050B [3]
Iron	12700	53	mg/kg	1	07/06/21	07/07/21	ND	SW846 6010D [2]	SW846 3050B [3]
Lead	3.3	2.1	mg/kg	1	07/06/21	07/07/21	ND	SW846 6010D [2]	SW846 3050B [3]
Magnesium	2570	530	mg/kg	1	07/06/21	07/07/21	ND	SW846 6010D [2]	SW846 3050B [3]
Manganese	218	1.6	mg/kg	1	07/06/21	07/07/21	ND	SW846 6010D [2]	SW846 3050B [3]
Mercury	< 0.026	0.026	mg/kg	1	07/06/21	07/06/21	MS	SW846 7471B [1]	SW846 7471B [4]
Nickel	14.3	4.2	mg/kg	1	07/06/21	07/07/21	ND	SW846 6010D [2]	SW846 3050B [3]
Potassium	3330	1100	mg/kg	1	07/06/21	07/07/21	ND	SW846 6010D [2]	SW846 3050B [3]
Selenium	< 2.1	2.1	mg/kg	1	07/06/21	07/07/21	ND	SW846 6010D [2]	SW846 3050B [3]
Silver	< 0.53	0.53	mg/kg	1	07/06/21	07/07/21	ND	SW846 6010D [2]	SW846 3050B [3]
Sodium	< 1100	1100	mg/kg	1	07/06/21	07/07/21	ND	SW846 6010D [2]	SW846 3050B [3]
Thallium	< 1.1	1.1	mg/kg	1	07/06/21	07/07/21	ND	SW846 6010D [2]	SW846 3050B [3]
Vanadium	23.0	5.3	mg/kg	1	07/06/21	07/07/21	ND	SW846 6010D [2]	SW846 3050B [3]
Zinc	23.5	5.3	mg/kg	1	07/06/21	07/07/21	ND	SW846 6010D [2]	SW846 3050B [3]

(1) Instrument QC Batch: MA50767
(2) Instrument QC Batch: MA50802
(3) Prep QC Batch: MP27287
(4) Prep QC Batch: MP27326

RL = Reporting Limit

Report of Analysis

Client Sample ID:	R1-SB-6(5.5-6.0)		
Lab Sample ID:	JD27540-14	**Date Sampled:**	06/29/21
Matrix:	SO - Soil	**Date Received:**	06/30/21
		Percent Solids:	97.8
Project:	Remedial Investigation, 247 North Avenue, New Rochelle, NY		

General Chemistry

Analyte	Result	RL	Units	DF	Analyzed	By	Method
Cyanide	< 0.26	0.26	mg/kg	1	07/06/21 14:37	LV	SW846 9012B/LACHAT
Solids, Percent	97.8		%	1	07/01/21 16:13	BG	SM2540 G 18TH ED MOD

RL = Reporting Limit

SGS North America Inc.

Report of Analysis

Client Sample ID:	R1-SB-6(5.5-6.0)		
Lab Sample ID:	JD27540-14A	**Date Sampled:**	06/29/21
Matrix:	SO - Soil	**Date Received:**	06/30/21
Method:	EPA 537M BY ID IN HOUSE	**Percent Solids:**	97.8
Project:	Remedial Investigation, 247 North Avenue, New Rochelle, NY		

	File ID	DF	Analyzed	By	Prep Date	Prep Batch	Analytical Batch
Run #1 [a]	2Q71463.D	1	07/07/21 19:35	AFL	07/06/21 07:00	F:OP86217	F:S2Q1025
Run #2							

	Initial Weight	Final Volume
Run #1	2.00 g	1.0 ml
Run #2		

PFAS List

CAS No.	Compound	Result	RL	MDL	Units	Q
PERFLUOROALKYLCARBOXYLIC ACIDS						
375-22-4	Perfluorobutanoic acid	ND	1.0	0.39	ug/kg	
2706-90-3	Perfluoropentanoic acid	ND	0.51	0.26	ug/kg	
307-24-4	Perfluorohexanoic acid	ND	0.51	0.26	ug/kg	
375-85-9	Perfluoroheptanoic acid	ND	0.51	0.26	ug/kg	
335-67-1	Perfluorooctanoic acid	ND	0.51	0.26	ug/kg	
375-95-1	Perfluorononanoic acid	ND	0.51	0.26	ug/kg	
335-76-2	Perfluorodecanoic acid	ND	0.51	0.26	ug/kg	
2058-94-8	Perfluoroundecanoic acid	ND	0.51	0.26	ug/kg	
307-55-1	Perfluorododecanoic acid	ND	0.51	0.26	ug/kg	
72629-94-8	Perfluorotridecanoic acid	ND	0.51	0.27	ug/kg	
376-06-7	Perfluorotetradecanoic acid	ND	0.51	0.26	ug/kg	
PERFLUOROALKYLSULFONIC ACIDS						
375-73-5	Perfluorobutanesulfonic acid	ND	0.51	0.26	ug/kg	
355-46-4	Perfluorohexanesulfonic acid	ND	0.51	0.26	ug/kg	
375-92-8	Perfluoroheptanesulfonic acid	ND	0.51	0.26	ug/kg	
1763-23-1	Perfluorooctanesulfonic acid	ND	0.51	0.26	ug/kg	
335-77-3	Perfluorodecanesulfonic acid	ND	0.51	0.26	ug/kg	
PERFLUOROOCTANESULFONAMIDES						
754-91-6	PFOSA	ND	0.51	0.26	ug/kg	
PERFLUOROOCTANESULFONAMIDOACETIC ACIDS						
2355-31-9	MeFOSAA	ND	1.0	0.51	ug/kg	
2991-50-6	EtFOSAA	ND	1.0	0.51	ug/kg	
FLUOROTELOMER SULFONATES						
27619-97-2	6:2 Fluorotelomer sulfonate	ND	1.0	0.26	ug/kg	
39108-34-4	8:2 Fluorotelomer sulfonate	ND	1.0	0.26	ug/kg	

ND = Not detected MDL = Method Detection Limit
RL = Reporting Limit
E = Indicates value exceeds calibration range
J = Indicates an estimated value
B = Indicates analyte found in associated method blank
N = Indicates presumptive evidence of a compound

Report of Analysis

Client Sample ID:	R1-SB-6(5.5-6.0)		
Lab Sample ID:	JD27540-14A	**Date Sampled:**	06/29/21
Matrix:	SO - Soil	**Date Received:**	06/30/21
Method:	EPA 537M BY ID IN HOUSE	**Percent Solids:**	97.8
Project:	Remedial Investigation, 247 North Avenue, New Rochelle, NY		

PFAS List

CAS No.	ID Standard Recoveries	Run# 1	Run# 2	Limits
	13C4-PFBA	91%		40-140%
	13C5-PFPeA	92%		50-150%
	13C5-PFHxA	93%		50-150%
	13C4-PFHpA	93%		50-150%
	13C8-PFOA	95%		50-150%
	13C9-PFNA	95%		50-150%
	13C6-PFDA	96%		50-150%
	13C7-PFUnDA	97%		40-140%
	13C2-PFDoDA	91%		40-140%
	13C2-PFTeDA	95%		30-130%
	13C3-PFBS	88%		50-150%
	13C3-PFHxS	85%		50-150%
	13C8-PFOS	87%		50-150%
	13C8-FOSA	89%		30-130%
	d3-MeFOSAA	85%		40-140%
	d5-EtFOSAA	87%		40-140%
	13C2-6:2FTS	90%		50-150%
	13C2-8:2FTS	90%		50-150%

(a) Analysis performed at SGS Orlando, FL.

ND = Not detected MDL = Method Detection Limit
RL = Reporting Limit
E = Indicates value exceeds calibration range

J = Indicates an estimated value
B = Indicates analyte found in associated method blank
N = Indicates presumptive evidence of a compound

SGS North America Inc.

Report of Analysis

Client Sample ID:	R1-SB-12(3.5-4.0)		
Lab Sample ID:	JD27540-15	**Date Sampled:**	06/29/21
Matrix:	SO - Soil	**Date Received:**	06/30/21
Method:	SW846 8270E SW846 3546	**Percent Solids:**	88.3
Project:	Remedial Investigation, 247 North Avenue, New Rochelle, NY		

	File ID	DF	Analyzed	By	Prep Date	Prep Batch	Analytical Batch
Run #1	6P499178.D	1	07/03/21 01:21	BL	07/02/21 10:10	OP34109	E6P3394
Run #2							

	Initial Weight	Final Volume
Run #1	30.2 g	1.0 ml
Run #2		

ABN TCL List (SOM0 2.0)

CAS No.	Compound	Result	RL	MDL	Units	Q
95-57-8	2-Chlorophenol	ND	75	19	ug/kg	
59-50-7	4-Chloro-3-methyl phenol	ND	190	23	ug/kg	
120-83-2	2,4-Dichlorophenol	ND	190	32	ug/kg	
105-67-9	2,4-Dimethylphenol	ND	190	67	ug/kg	
51-28-5	2,4-Dinitrophenol [a]	ND	190	140	ug/kg	
534-52-1	4,6-Dinitro-o-cresol [b]	ND	190	40	ug/kg	
95-48-7	2-Methylphenol	ND	75	24	ug/kg	
	3&4-Methylphenol	ND	75	31	ug/kg	
88-75-5	2-Nitrophenol	ND	190	25	ug/kg	
100-02-7	4-Nitrophenol	ND	380	100	ug/kg	
87-86-5	Pentachlorophenol	ND	150	35	ug/kg	
108-95-2	Phenol	ND	75	20	ug/kg	
58-90-2	2,3,4,6-Tetrachlorophenol	ND	190	25	ug/kg	
95-95-4	2,4,5-Trichlorophenol	ND	190	28	ug/kg	
88-06-2	2,4,6-Trichlorophenol	ND	190	22	ug/kg	
83-32-9	Acenaphthene	ND	38	13	ug/kg	
208-96-8	Acenaphthylene	ND	38	19	ug/kg	
98-86-2	Acetophenone	ND	190	8.1	ug/kg	
120-12-7	Anthracene	ND	38	23	ug/kg	
1912-24-9	Atrazine	ND	75	16	ug/kg	
56-55-3	Benzo(a)anthracene	ND	38	11	ug/kg	
50-32-8	Benzo(a)pyrene	ND	38	17	ug/kg	
205-99-2	Benzo(b)fluoranthene	ND	38	17	ug/kg	
191-24-2	Benzo(g,h,i)perylene	ND	38	19	ug/kg	
207-08-9	Benzo(k)fluoranthene	ND	38	18	ug/kg	
101-55-3	4-Bromophenyl phenyl ether	ND	75	14	ug/kg	
85-68-7	Butyl benzyl phthalate	ND	75	9.2	ug/kg	
92-52-4	1,1'-Biphenyl	ND	75	5.1	ug/kg	
100-52-7	Benzaldehyde	ND	190	9.3	ug/kg	
91-58-7	2-Chloronaphthalene	ND	75	8.9	ug/kg	
106-47-8	4-Chloroaniline	ND	190	14	ug/kg	
86-74-8	Carbazole	ND	75	5.4	ug/kg	

ND = Not detected MDL = Method Detection Limit
RL = Reporting Limit
E = Indicates value exceeds calibration range
J = Indicates an estimated value
B = Indicates analyte found in associated method blank
N = Indicates presumptive evidence of a compound

Report of Analysis

Client Sample ID: R1-SB-12(3.5-4.0)
Lab Sample ID: JD27540-15 **Date Sampled:** 06/29/21
Matrix: SO - Soil **Date Received:** 06/30/21
Method: SW846 8270E SW846 3546 **Percent Solids:** 88.3
Project: Remedial Investigation, 247 North Avenue, New Rochelle, NY

ABN TCL List (SOM0 2.0)

CAS No.	Compound	Result	RL	MDL	Units	Q
105-60-2	Caprolactam	ND	75	15	ug/kg	
218-01-9	Chrysene	ND	38	12	ug/kg	
111-91-1	bis(2-Chloroethoxy)methane	ND	75	8.0	ug/kg	
111-44-4	bis(2-Chloroethyl)ether	ND	75	16	ug/kg	
108-60-1	2,2'-Oxybis(1-chloropropane)	ND	75	13	ug/kg	
7005-72-3	4-Chlorophenyl phenyl ether	ND	75	12	ug/kg	
121-14-2	2,4-Dinitrotoluene	ND	38	12	ug/kg	
606-20-2	2,6-Dinitrotoluene	ND	38	19	ug/kg	
91-94-1	3,3'-Dichlorobenzidine	ND	75	31	ug/kg	
123-91-1	1,4-Dioxane [c]	ND	38	25	ug/kg	
53-70-3	Dibenzo(a,h)anthracene	ND	38	17	ug/kg	
132-64-9	Dibenzofuran	ND	75	15	ug/kg	
84-74-2	Di-n-butyl phthalate	ND	75	6.1	ug/kg	
117-84-0	Di-n-octyl phthalate	ND	75	9.3	ug/kg	
84-66-2	Diethyl phthalate	ND	75	8.0	ug/kg	
131-11-3	Dimethyl phthalate	ND	75	6.7	ug/kg	
117-81-7	bis(2-Ethylhexyl)phthalate	ND	75	8.8	ug/kg	
206-44-0	Fluoranthene	ND	38	17	ug/kg	
86-73-7	Fluorene	ND	38	17	ug/kg	
118-74-1	Hexachlorobenzene	ND	75	9.5	ug/kg	
87-68-3	Hexachlorobutadiene	ND	38	15	ug/kg	
77-47-4	Hexachlorocyclopentadiene	ND	380	15	ug/kg	
67-72-1	Hexachloroethane	ND	190	19	ug/kg	
193-39-5	Indeno(1,2,3-cd)pyrene	ND	38	18	ug/kg	
78-59-1	Isophorone	ND	75	8.0	ug/kg	
91-57-6	2-Methylnaphthalene	ND	38	8.5	ug/kg	
88-74-4	2-Nitroaniline	ND	190	8.9	ug/kg	
99-09-2	3-Nitroaniline	ND	190	9.4	ug/kg	
100-01-6	4-Nitroaniline	ND	190	9.7	ug/kg	
91-20-3	Naphthalene	ND	38	11	ug/kg	
98-95-3	Nitrobenzene	ND	75	14	ug/kg	
621-64-7	N-Nitroso-di-n-propylamine	ND	75	11	ug/kg	
86-30-6	N-Nitrosodiphenylamine	ND	190	14	ug/kg	
85-01-8	Phenanthrene	ND	38	13	ug/kg	
129-00-0	Pyrene	ND	38	12	ug/kg	
95-94-3	1,2,4,5-Tetrachlorobenzene	ND	190	9.5	ug/kg	

CAS No.	Surrogate Recoveries	Run# 1	Run# 2	Limits
367-12-4	2-Fluorophenol	84%		7-101%

ND = Not detected MDL = Method Detection Limit
RL = Reporting Limit
E = Indicates value exceeds calibration range
J = Indicates an estimated value
B = Indicates analyte found in associated method blank
N = Indicates presumptive evidence of a compound

Report of Analysis

Client Sample ID:	R1-SB-12(3.5-4.0)		
Lab Sample ID:	JD27540-15	**Date Sampled:**	06/29/21
Matrix:	SO - Soil	**Date Received:**	06/30/21
Method:	SW846 8270E SW846 3546	**Percent Solids:**	88.3
Project:	Remedial Investigation, 247 North Avenue, New Rochelle, NY		

ABN TCL List (SOM0 2.0)

CAS No.	Surrogate Recoveries	Run# 1	Run# 2	Limits
4165-62-2	Phenol-d5	67%		12-101%
118-79-6	2,4,6-Tribromophenol	75%		10-127%
4165-60-0	Nitrobenzene-d5	80%		15-114%
321-60-8	2-Fluorobiphenyl	81%		22-104%
1718-51-0	Terphenyl-d14	82%		23-121%

CAS No.	Tentatively Identified Compounds	R.T.	Est. Conc.	Units	Q
	Total TIC, Semi-Volatile		0	ug/kg	

(a) Associated CCV outside of control limits low. Low-level verification was analyzed to demonstrate system suitability to detect affected analytes. Sample was ND. This compound is outside the control limits biased low in the associated BS.
(b) This compound is outside the control limits biased low in the associated BS.
(c) Associated CCV outside of control limits high, sample was ND.

ND = Not detected MDL = Method Detection Limit
RL = Reporting Limit
E = Indicates value exceeds calibration range
J = Indicates an estimated value
B = Indicates analyte found in associated method blank
N = Indicates presumptive evidence of a compound

Report of Analysis

Client Sample ID: R1-SB-12(3.5-4.0)
Lab Sample ID: JD27540-15
Matrix: SO - Soil
Date Sampled: 06/29/21
Date Received: 06/30/21
Percent Solids: 88.3
Project: Remedial Investigation, 247 North Avenue, New Rochelle, NY

Metals Analysis

Analyte	Result	RL	Units	DF	Prep	Analyzed	By	Method	Prep Method
Aluminum	11300	55	mg/kg	1	07/06/21	07/07/21	ND	SW846 6010D [2]	SW846 3050B [3]
Antimony	< 2.2	2.2	mg/kg	1	07/06/21	07/07/21	ND	SW846 6010D [2]	SW846 3050B [3]
Arsenic	< 2.2	2.2	mg/kg	1	07/06/21	07/07/21	ND	SW846 6010D [2]	SW846 3050B [3]
Barium	73.8	22	mg/kg	1	07/06/21	07/07/21	ND	SW846 6010D [2]	SW846 3050B [3]
Beryllium	0.57	0.22	mg/kg	1	07/06/21	07/07/21	ND	SW846 6010D [2]	SW846 3050B [3]
Cadmium	< 0.55	0.55	mg/kg	1	07/06/21	07/07/21	ND	SW846 6010D [2]	SW846 3050B [3]
Calcium	1800	550	mg/kg	1	07/06/21	07/07/21	ND	SW846 6010D [2]	SW846 3050B [3]
Chromium	23.8	1.1	mg/kg	1	07/06/21	07/07/21	ND	SW846 6010D [2]	SW846 3050B [3]
Cobalt	< 5.5	5.5	mg/kg	1	07/06/21	07/07/21	ND	SW846 6010D [2]	SW846 3050B [3]
Copper	18.4	2.7	mg/kg	1	07/06/21	07/07/21	ND	SW846 6010D [2]	SW846 3050B [3]
Iron	12500	55	mg/kg	1	07/06/21	07/07/21	ND	SW846 6010D [2]	SW846 3050B [3]
Lead	5.8	2.2	mg/kg	1	07/06/21	07/07/21	ND	SW846 6010D [2]	SW846 3050B [3]
Magnesium	2870	550	mg/kg	1	07/06/21	07/07/21	ND	SW846 6010D [2]	SW846 3050B [3]
Manganese	189	1.6	mg/kg	1	07/06/21	07/07/21	ND	SW846 6010D [2]	SW846 3050B [3]
Mercury	< 0.033	0.033	mg/kg	1	07/06/21	07/06/21	MS	SW846 7471B [1]	SW846 7471B [4]
Nickel	14.7	4.4	mg/kg	1	07/06/21	07/07/21	ND	SW846 6010D [2]	SW846 3050B [3]
Potassium	2900	1100	mg/kg	1	07/06/21	07/07/21	ND	SW846 6010D [2]	SW846 3050B [3]
Selenium	< 2.2	2.2	mg/kg	1	07/06/21	07/07/21	ND	SW846 6010D [2]	SW846 3050B [3]
Silver	< 0.55	0.55	mg/kg	1	07/06/21	07/07/21	ND	SW846 6010D [2]	SW846 3050B [3]
Sodium	< 1100	1100	mg/kg	1	07/06/21	07/07/21	ND	SW846 6010D [2]	SW846 3050B [3]
Thallium	< 1.1	1.1	mg/kg	1	07/06/21	07/07/21	ND	SW846 6010D [2]	SW846 3050B [3]
Vanadium	25.2	5.5	mg/kg	1	07/06/21	07/07/21	ND	SW846 6010D [2]	SW846 3050B [3]
Zinc	27.8	5.5	mg/kg	1	07/06/21	07/07/21	ND	SW846 6010D [2]	SW846 3050B [3]

(1) Instrument QC Batch: MA50767
(2) Instrument QC Batch: MA50802
(3) Prep QC Batch: MP27287
(4) Prep QC Batch: MP27326

RL = Reporting Limit

SGS North America Inc.

Report of Analysis

Client Sample ID:	R1-SB-12(6.5-7.0)		
Lab Sample ID:	JD27540-16	**Date Sampled:**	06/29/21
Matrix:	SO - Soil	**Date Received:**	06/30/21
Method:	SW846 8270E SW846 3546	**Percent Solids:**	94.0
Project:	Remedial Investigation, 247 North Avenue, New Rochelle, NY		

	File ID	DF	Analyzed	By	Prep Date	Prep Batch	Analytical Batch
Run #1	6P499179.D	1	07/03/21 01:43	BL	07/02/21 10:10	OP34109	E6P3394
Run #2							

	Initial Weight	Final Volume
Run #1	30.2 g	1.0 ml
Run #2		

ABN TCL List (SOM0 2.0)

CAS No.	Compound	Result	RL	MDL	Units	Q
95-57-8	2-Chlorophenol	ND	70	17	ug/kg	
59-50-7	4-Chloro-3-methyl phenol	ND	180	22	ug/kg	
120-83-2	2,4-Dichlorophenol	ND	180	30	ug/kg	
105-67-9	2,4-Dimethylphenol	ND	180	63	ug/kg	
51-28-5	2,4-Dinitrophenol [a]	ND	180	130	ug/kg	
534-52-1	4,6-Dinitro-o-cresol [b]	ND	180	38	ug/kg	
95-48-7	2-Methylphenol	ND	70	23	ug/kg	
	3&4-Methylphenol	ND	70	29	ug/kg	
88-75-5	2-Nitrophenol	ND	180	23	ug/kg	
100-02-7	4-Nitrophenol	ND	350	94	ug/kg	
87-86-5	Pentachlorophenol	ND	140	33	ug/kg	
108-95-2	Phenol	ND	70	18	ug/kg	
58-90-2	2,3,4,6-Tetrachlorophenol	ND	180	23	ug/kg	
95-95-4	2,4,5-Trichlorophenol	ND	180	26	ug/kg	
88-06-2	2,4,6-Trichlorophenol	ND	180	21	ug/kg	
83-32-9	Acenaphthene	ND	35	12	ug/kg	
208-96-8	Acenaphthylene	ND	35	18	ug/kg	
98-86-2	Acetophenone	ND	180	7.6	ug/kg	
120-12-7	Anthracene	ND	35	22	ug/kg	
1912-24-9	Atrazine	ND	70	15	ug/kg	
56-55-3	Benzo(a)anthracene	ND	35	10	ug/kg	
50-32-8	Benzo(a)pyrene	ND	35	16	ug/kg	
205-99-2	Benzo(b)fluoranthene	ND	35	16	ug/kg	
191-24-2	Benzo(g,h,i)perylene	ND	35	18	ug/kg	
207-08-9	Benzo(k)fluoranthene	ND	35	16	ug/kg	
101-55-3	4-Bromophenyl phenyl ether	ND	70	14	ug/kg	
85-68-7	Butyl benzyl phthalate	ND	70	8.6	ug/kg	
92-52-4	1,1'-Biphenyl	ND	70	4.8	ug/kg	
100-52-7	Benzaldehyde	ND	180	8.7	ug/kg	
91-58-7	2-Chloronaphthalene	ND	70	8.4	ug/kg	
106-47-8	4-Chloroaniline	ND	180	13	ug/kg	
86-74-8	Carbazole	ND	70	5.1	ug/kg	

ND = Not detected MDL = Method Detection Limit
RL = Reporting Limit
E = Indicates value exceeds calibration range
J = Indicates an estimated value
B = Indicates analyte found in associated method blank
N = Indicates presumptive evidence of a compound

Report of Analysis

Client Sample ID: R1-SB-12(6.5-7.0)
Lab Sample ID: JD27540-16 **Date Sampled:** 06/29/21
Matrix: SO - Soil **Date Received:** 06/30/21
Method: SW846 8270E SW846 3546 **Percent Solids:** 94.0
Project: Remedial Investigation, 247 North Avenue, New Rochelle, NY

ABN TCL List (SOM0 2.0)

CAS No.	Compound	Result	RL	MDL	Units	Q
105-60-2	Caprolactam	ND	70	14	ug/kg	
218-01-9	Chrysene	ND	35	11	ug/kg	
111-91-1	bis(2-Chloroethoxy)methane	ND	70	7.5	ug/kg	
111-44-4	bis(2-Chloroethyl)ether	ND	70	15	ug/kg	
108-60-1	2,2'-Oxybis(1-chloropropane)	ND	70	13	ug/kg	
7005-72-3	4-Chlorophenyl phenyl ether	ND	70	11	ug/kg	
121-14-2	2,4-Dinitrotoluene	ND	35	11	ug/kg	
606-20-2	2,6-Dinitrotoluene	ND	35	18	ug/kg	
91-94-1	3,3'-Dichlorobenzidine	ND	70	29	ug/kg	
123-91-1	1,4-Dioxane [c]	ND	35	23	ug/kg	
53-70-3	Dibenzo(a,h)anthracene	ND	35	16	ug/kg	
132-64-9	Dibenzofuran	ND	70	14	ug/kg	
84-74-2	Di-n-butyl phthalate	ND	70	5.7	ug/kg	
117-84-0	Di-n-octyl phthalate	ND	70	8.8	ug/kg	
84-66-2	Diethyl phthalate	ND	70	7.5	ug/kg	
131-11-3	Dimethyl phthalate	ND	70	6.3	ug/kg	
117-81-7	bis(2-Ethylhexyl)phthalate	ND	70	8.2	ug/kg	
206-44-0	Fluoranthene	ND	35	16	ug/kg	
86-73-7	Fluorene	ND	35	16	ug/kg	
118-74-1	Hexachlorobenzene	ND	70	8.9	ug/kg	
87-68-3	Hexachlorobutadiene	ND	35	14	ug/kg	
77-47-4	Hexachlorocyclopentadiene	ND	350	14	ug/kg	
67-72-1	Hexachloroethane	ND	180	17	ug/kg	
193-39-5	Indeno(1,2,3-cd)pyrene	ND	35	17	ug/kg	
78-59-1	Isophorone	ND	70	7.5	ug/kg	
91-57-6	2-Methylnaphthalene	ND	35	8.0	ug/kg	
88-74-4	2-Nitroaniline	ND	180	8.3	ug/kg	
99-09-2	3-Nitroaniline	ND	180	8.8	ug/kg	
100-01-6	4-Nitroaniline	ND	180	9.1	ug/kg	
91-20-3	Naphthalene	ND	35	9.9	ug/kg	
98-95-3	Nitrobenzene	ND	70	14	ug/kg	
621-64-7	N-Nitroso-di-n-propylamine	ND	70	10	ug/kg	
86-30-6	N-Nitrosodiphenylamine	ND	180	13	ug/kg	
85-01-8	Phenanthrene	ND	35	12	ug/kg	
129-00-0	Pyrene	ND	35	11	ug/kg	
95-94-3	1,2,4,5-Tetrachlorobenzene	ND	180	8.9	ug/kg	

CAS No.	Surrogate Recoveries	Run# 1	Run# 2	Limits
367-12-4	2-Fluorophenol	61%		7-101%

ND = Not detected MDL = Method Detection Limit
RL = Reporting Limit
E = Indicates value exceeds calibration range
J = Indicates an estimated value
B = Indicates analyte found in associated method blank
N = Indicates presumptive evidence of a compound

Report of Analysis

Client Sample ID:	R1-SB-12(6.5-7.0)		
Lab Sample ID:	JD27540-16	**Date Sampled:**	06/29/21
Matrix:	SO - Soil	**Date Received:**	06/30/21
Method:	SW846 8270E SW846 3546	**Percent Solids:**	94.0
Project:	Remedial Investigation, 247 North Avenue, New Rochelle, NY		

ABN TCL List (SOM0 2.0)

CAS No.	Surrogate Recoveries	Run# 1	Run# 2	Limits
4165-62-2	Phenol-d5	56%		12-101%
118-79-6	2,4,6-Tribromophenol	53%		10-127%
4165-60-0	Nitrobenzene-d5	67%		15-114%
321-60-8	2-Fluorobiphenyl	65%		22-104%
1718-51-0	Terphenyl-d14	74%		23-121%

CAS No.	Tentatively Identified Compounds	R.T.	Est. Conc.	Units	Q
	Total TIC, Semi-Volatile		0	ug/kg	

(a) Associated CCV outside of control limits low. Low-level verification was analyzed to demonstrate system suitability to detect affected analytes. Sample was ND. This compound is outside the control limits biased low in the associated BS.
(b) This compound is outside the control limits biased low in the associated BS.
(c) Associated CCV outside of control limits high, sample was ND.

ND = Not detected MDL = Method Detection Limit
RL = Reporting Limit
E = Indicates value exceeds calibration range
J = Indicates an estimated value
B = Indicates analyte found in associated method blank
N = Indicates presumptive evidence of a compound

Report of Analysis

Client Sample ID: R1-SB-12(6.5-7.0)
Lab Sample ID: JD27540-16
Matrix: SO - Soil
Date Sampled: 06/29/21
Date Received: 06/30/21
Percent Solids: 94.0
Project: Remedial Investigation, 247 North Avenue, New Rochelle, NY

Metals Analysis

Analyte	Result	RL	Units	DF	Prep	Analyzed	By	Method	Prep Method
Aluminum	13000	52	mg/kg	1	07/06/21	07/07/21	ND	SW846 6010D [2]	SW846 3050B [3]
Antimony	< 2.1	2.1	mg/kg	1	07/06/21	07/07/21	ND	SW846 6010D [2]	SW846 3050B [3]
Arsenic [a]	< 10	10	mg/kg	5	07/06/21	07/08/21	ND	SW846 6010D [2]	SW846 3050B [3]
Barium	97.6	21	mg/kg	1	07/06/21	07/07/21	ND	SW846 6010D [2]	SW846 3050B [3]
Beryllium [a]	< 1.0	1.0	mg/kg	5	07/06/21	07/08/21	ND	SW846 6010D [2]	SW846 3050B [3]
Cadmium [a]	< 2.6	2.6	mg/kg	5	07/06/21	07/08/21	ND	SW846 6010D [2]	SW846 3050B [3]
Calcium	2570	520	mg/kg	1	07/06/21	07/07/21	ND	SW846 6010D [2]	SW846 3050B [3]
Chromium	75.6	1.0	mg/kg	1	07/06/21	07/07/21	ND	SW846 6010D [2]	SW846 3050B [3]
Cobalt [a]	< 26	26	mg/kg	5	07/06/21	07/08/21	ND	SW846 6010D [2]	SW846 3050B [3]
Copper [a]	38.3	13	mg/kg	5	07/06/21	07/08/21	ND	SW846 6010D [2]	SW846 3050B [3]
Iron	22600	260	mg/kg	5	07/06/21	07/08/21	ND	SW846 6010D [2]	SW846 3050B [3]
Lead	4.2	2.1	mg/kg	1	07/06/21	07/07/21	ND	SW846 6010D [2]	SW846 3050B [3]
Magnesium	8730	520	mg/kg	1	07/06/21	07/07/21	ND	SW846 6010D [2]	SW846 3050B [3]
Manganese [a]	533	7.9	mg/kg	5	07/06/21	07/08/21	ND	SW846 6010D [2]	SW846 3050B [3]
Mercury	< 0.025	0.025	mg/kg	1	07/06/21	07/06/21	MS	SW846 7471B [1]	SW846 7471B [4]
Nickel	61.4	4.2	mg/kg	1	07/06/21	07/07/21	ND	SW846 6010D [2]	SW846 3050B [3]
Potassium	3960	1000	mg/kg	1	07/06/21	07/07/21	ND	SW846 6010D [2]	SW846 3050B [3]
Selenium [a]	< 10	10	mg/kg	5	07/06/21	07/08/21	ND	SW846 6010D [2]	SW846 3050B [3]
Silver [a]	< 2.6	2.6	mg/kg	5	07/06/21	07/08/21	ND	SW846 6010D [2]	SW846 3050B [3]
Sodium	< 1000	1000	mg/kg	1	07/06/21	07/07/21	ND	SW846 6010D [2]	SW846 3050B [3]
Thallium [a]	< 5.2	5.2	mg/kg	5	07/06/21	07/08/21	ND	SW846 6010D [2]	SW846 3050B [3]
Vanadium	40.2	5.2	mg/kg	1	07/06/21	07/07/21	ND	SW846 6010D [2]	SW846 3050B [3]
Zinc	43.5	5.2	mg/kg	1	07/06/21	07/07/21	ND	SW846 6010D [2]	SW846 3050B [3]

(1) Instrument QC Batch: MA50767
(2) Instrument QC Batch: MA50802
(3) Prep QC Batch: MP27287
(4) Prep QC Batch: MP27326

(a) Elevated detection limit due to dilution required for high interfering element.

RL = Reporting Limit

SGS North America Inc.

Report of Analysis

Client Sample ID: R1-SB-11(1.5-2.0)
Lab Sample ID: JD27540-17 **Date Sampled:** 06/29/21
Matrix: SO - Soil **Date Received:** 06/30/21
Method: SW846 8260D SW846 5035 **Percent Solids:** 84.0
Project: Remedial Investigation, 247 North Avenue, New Rochelle, NY

	File ID	DF	Analyzed	By	Prep Date	Prep Batch	Analytical Batch
Run #1	3C167362.D	1	07/01/21 19:23	PS	07/01/21 07:54	n/a	V3C7419
Run #2							

	Initial Weight
Run #1	5.5 g
Run #2	

VOA TCL List

CAS No.	Compound	Result	RL	MDL	Units	Q
67-64-1	Acetone	21.9	11	4.5	ug/kg	
71-43-2	Benzene	ND	0.54	0.49	ug/kg	
74-97-5	Bromochloromethane	ND	5.4	0.61	ug/kg	
75-27-4	Bromodichloromethane	ND	2.2	0.46	ug/kg	
75-25-2	Bromoform	ND	5.4	1.5	ug/kg	
74-83-9	Bromomethane	ND	5.4	0.83	ug/kg	
78-93-3	2-Butanone (MEK)	ND	11	2.6	ug/kg	
75-15-0	Carbon disulfide	0.95	2.2	0.58	ug/kg	J
56-23-5	Carbon tetrachloride	ND	2.2	0.67	ug/kg	
108-90-7	Chlorobenzene	ND	2.2	0.50	ug/kg	
75-00-3	Chloroethane	ND	5.4	0.64	ug/kg	
67-66-3	Chloroform	ND	2.2	0.56	ug/kg	
74-87-3	Chloromethane	ND	5.4	2.1	ug/kg	
110-82-7	Cyclohexane	ND	2.2	0.71	ug/kg	
96-12-8	1,2-Dibromo-3-chloropropane	ND	2.2	0.75	ug/kg	
124-48-1	Dibromochloromethane	ND	2.2	0.61	ug/kg	
106-93-4	1,2-Dibromoethane	ND	1.1	0.46	ug/kg	
95-50-1	1,2-Dichlorobenzene	ND	1.1	0.59	ug/kg	
541-73-1	1,3-Dichlorobenzene	ND	1.1	0.54	ug/kg	
106-46-7	1,4-Dichlorobenzene	ND	1.1	0.53	ug/kg	
75-71-8	Dichlorodifluoromethane	ND	5.4	0.79	ug/kg	
75-34-3	1,1-Dichloroethane	ND	1.1	0.54	ug/kg	
107-06-2	1,2-Dichloroethane	ND	1.1	0.51	ug/kg	
75-35-4	1,1-Dichloroethene	ND	1.1	0.71	ug/kg	
156-59-2	cis-1,2-Dichloroethene	ND	1.1	0.91	ug/kg	
156-60-5	trans-1,2-Dichloroethene	ND	1.1	0.66	ug/kg	
78-87-5	1,2-Dichloropropane	ND	2.2	0.51	ug/kg	
10061-01-5	cis-1,3-Dichloropropene	ND	2.2	0.51	ug/kg	
10061-02-6	trans-1,3-Dichloropropene	ND	2.2	0.49	ug/kg	
100-41-4	Ethylbenzene	ND	1.1	0.49	ug/kg	
76-13-1	Freon 113	ND	5.4	2.9	ug/kg	
591-78-6	2-Hexanone	ND	5.4	2.3	ug/kg	

ND = Not detected MDL = Method Detection Limit
RL = Reporting Limit
E = Indicates value exceeds calibration range
J = Indicates an estimated value
B = Indicates analyte found in associated method blank
N = Indicates presumptive evidence of a compound

Report of Analysis

Client Sample ID:	R1-SB-11(1.5-2.0)		
Lab Sample ID:	JD27540-17	**Date Sampled:**	06/29/21
Matrix:	SO - Soil	**Date Received:**	06/30/21
Method:	SW846 8260D SW846 5035	**Percent Solids:**	84.0
Project:	Remedial Investigation, 247 North Avenue, New Rochelle, NY		

VOA TCL List

CAS No.	Compound	Result	RL	MDL	Units	Q
98-82-8	Isopropylbenzene	ND	2.2	1.5	ug/kg	
79-20-9	Methyl Acetate	ND	5.4	1.5	ug/kg	
108-87-2	Methylcyclohexane	ND	2.2	0.95	ug/kg	
1634-04-4	Methyl Tert Butyl Ether	ND	1.1	0.51	ug/kg	
108-10-1	4-Methyl-2-pentanone(MIBK)	ND	5.4	2.5	ug/kg	
75-09-2	Methylene chloride	ND	5.4	2.8	ug/kg	
100-42-5	Styrene	ND	2.2	0.44	ug/kg	
79-34-5	1,1,2,2-Tetrachloroethane	ND	2.2	0.65	ug/kg	
127-18-4	Tetrachloroethene	ND	2.2	0.63	ug/kg	
108-88-3	Toluene	ND	1.1	0.57	ug/kg	
87-61-6	1,2,3-Trichlorobenzene	ND	5.4	2.7	ug/kg	
120-82-1	1,2,4-Trichlorobenzene	ND	5.4	2.7	ug/kg	
71-55-6	1,1,1-Trichloroethane	ND	2.2	0.52	ug/kg	
79-00-5	1,1,2-Trichloroethane	ND	2.2	0.60	ug/kg	
79-01-6	Trichloroethene	ND	1.1	0.82	ug/kg	
75-69-4	Trichlorofluoromethane	ND	5.4	0.74	ug/kg	
75-01-4	Vinyl chloride	ND	2.2	0.52	ug/kg	
	m,p-Xylene	ND	1.1	0.97	ug/kg	
95-47-6	o-Xylene	ND	1.1	0.50	ug/kg	
1330-20-7	Xylene (total)	ND	1.1	0.50	ug/kg	

CAS No.	Surrogate Recoveries	Run# 1	Run# 2	Limits
1868-53-7	Dibromofluoromethane	104%		72-130%
17060-07-0	1,2-Dichloroethane-D4	106%		75-131%
2037-26-5	Toluene-D8	102%		81-121%
460-00-4	4-Bromofluorobenzene	104%		60-141%

CAS No.	Tentatively Identified Compounds	R.T.	Est. Conc.	Units	Q
	Total TIC, Volatile		0	ug/kg	

ND = Not detected MDL = Method Detection Limit
RL = Reporting Limit
E = Indicates value exceeds calibration range
J = Indicates an estimated value
B = Indicates analyte found in associated method blank
N = Indicates presumptive evidence of a compound

SGS North America Inc.

Report of Analysis

Client Sample ID: R1-SB-11(1.5-2.0)
Lab Sample ID: JD27540-17 **Date Sampled:** 06/29/21
Matrix: SO - Soil **Date Received:** 06/30/21
Method: SW846 8270E SW846 3546 **Percent Solids:** 84.0
Project: Remedial Investigation, 247 North Avenue, New Rochelle, NY

	File ID	DF	Analyzed	By	Prep Date	Prep Batch	Analytical Batch
Run #1	6P499349.D	1	07/10/21 01:05	CS	07/02/21 10:10	OP34109	E6P3401
Run #2							

	Initial Weight	Final Volume
Run #1	30.1 g	1.0 ml
Run #2		

ABN TCL List (SOM0 2.0)

CAS No.	Compound	Result	RL	MDL	Units	Q
95-57-8	2-Chlorophenol	ND	79	20	ug/kg	
59-50-7	4-Chloro-3-methyl phenol	ND	200	24	ug/kg	
120-83-2	2,4-Dichlorophenol	ND	200	34	ug/kg	
105-67-9	2,4-Dimethylphenol	ND	200	70	ug/kg	
51-28-5	2,4-Dinitrophenol	ND	200	150	ug/kg	
534-52-1	4,6-Dinitro-o-cresol	ND	200	42	ug/kg	
95-48-7	2-Methylphenol	ND	79	25	ug/kg	
	3&4-Methylphenol	ND	79	33	ug/kg	
88-75-5	2-Nitrophenol	ND	200	26	ug/kg	
100-02-7	4-Nitrophenol	ND	400	110	ug/kg	
87-86-5	Pentachlorophenol	ND	160	37	ug/kg	
108-95-2	Phenol	ND	79	21	ug/kg	
58-90-2	2,3,4,6-Tetrachlorophenol	ND	200	26	ug/kg	
95-95-4	2,4,5-Trichlorophenol	ND	200	30	ug/kg	
88-06-2	2,4,6-Trichlorophenol	ND	200	24	ug/kg	
83-32-9	Acenaphthene	ND	40	14	ug/kg	
208-96-8	Acenaphthylene	22.3	40	20	ug/kg	J
98-86-2	Acetophenone	ND	200	8.5	ug/kg	
120-12-7	Anthracene	31.3	40	24	ug/kg	J
1912-24-9	Atrazine	ND	79	17	ug/kg	
56-55-3	Benzo(a)anthracene	161	40	11	ug/kg	
50-32-8	Benzo(a)pyrene	155	40	18	ug/kg	
205-99-2	Benzo(b)fluoranthene	177	40	17	ug/kg	
191-24-2	Benzo(g,h,i)perylene	100	40	20	ug/kg	
207-08-9	Benzo(k)fluoranthene	74.8	40	18	ug/kg	
101-55-3	4-Bromophenyl phenyl ether	ND	79	15	ug/kg	
85-68-7	Butyl benzyl phthalate	ND	79	9.7	ug/kg	
92-52-4	1,1'-Biphenyl	ND	79	5.4	ug/kg	
100-52-7	Benzaldehyde	ND	200	9.8	ug/kg	
91-58-7	2-Chloronaphthalene	ND	79	9.4	ug/kg	
106-47-8	4-Chloroaniline	ND	200	14	ug/kg	
86-74-8	Carbazole	9.3	79	5.7	ug/kg	J

ND = Not detected MDL = Method Detection Limit
RL = Reporting Limit
E = Indicates value exceeds calibration range
J = Indicates an estimated value
B = Indicates analyte found in associated method blank
N = Indicates presumptive evidence of a compound

Report of Analysis

Client Sample ID: R1-SB-11(1.5-2.0)
Lab Sample ID: JD27540-17 **Date Sampled:** 06/29/21
Matrix: SO - Soil **Date Received:** 06/30/21
Method: SW846 8270E SW846 3546 **Percent Solids:** 84.0
Project: Remedial Investigation, 247 North Avenue, New Rochelle, NY

ABN TCL List (SOM0 2.0)

CAS No.	Compound	Result	RL	MDL	Units	Q
105-60-2	Caprolactam	ND	79	16	ug/kg	
218-01-9	Chrysene	174	40	12	ug/kg	
111-91-1	bis(2-Chloroethoxy)methane	ND	79	8.5	ug/kg	
111-44-4	bis(2-Chloroethyl)ether	ND	79	17	ug/kg	
108-60-1	2,2'-Oxybis(1-chloropropane)	ND	79	14	ug/kg	
7005-72-3	4-Chlorophenyl phenyl ether	ND	79	13	ug/kg	
121-14-2	2,4-Dinitrotoluene	ND	40	12	ug/kg	
606-20-2	2,6-Dinitrotoluene	ND	40	20	ug/kg	
91-94-1	3,3'-Dichlorobenzidine	ND	79	33	ug/kg	
123-91-1	1,4-Dioxane	ND	40	26	ug/kg	
53-70-3	Dibenzo(a,h)anthracene	24.9	40	17	ug/kg	J
132-64-9	Dibenzofuran	ND	79	16	ug/kg	
84-74-2	Di-n-butyl phthalate	ND	79	6.4	ug/kg	
117-84-0	Di-n-octyl phthalate	ND	79	9.8	ug/kg	
84-66-2	Diethyl phthalate	ND	79	8.4	ug/kg	
131-11-3	Dimethyl phthalate	ND	79	7.0	ug/kg	
117-81-7	bis(2-Ethylhexyl)phthalate	ND	79	9.3	ug/kg	
206-44-0	Fluoranthene	298	40	18	ug/kg	
86-73-7	Fluorene	ND	40	18	ug/kg	
118-74-1	Hexachlorobenzene	ND	79	10	ug/kg	
87-68-3	Hexachlorobutadiene	ND	40	16	ug/kg	
77-47-4	Hexachlorocyclopentadiene	ND	400	16	ug/kg	
67-72-1	Hexachloroethane	ND	200	20	ug/kg	
193-39-5	Indeno(1,2,3-cd)pyrene	104	40	19	ug/kg	
78-59-1	Isophorone	ND	79	8.5	ug/kg	
91-57-6	2-Methylnaphthalene	ND	40	8.9	ug/kg	
88-74-4	2-Nitroaniline [a]	ND	200	9.3	ug/kg	
99-09-2	3-Nitroaniline	ND	200	9.9	ug/kg	
100-01-6	4-Nitroaniline	ND	200	10	ug/kg	
91-20-3	Naphthalene	ND	40	11	ug/kg	
98-95-3	Nitrobenzene	ND	79	15	ug/kg	
621-64-7	N-Nitroso-di-n-propylamine	ND	79	11	ug/kg	
86-30-6	N-Nitrosodiphenylamine	ND	200	14	ug/kg	
85-01-8	Phenanthrene	159	40	13	ug/kg	
129-00-0	Pyrene	340	40	13	ug/kg	
95-94-3	1,2,4,5-Tetrachlorobenzene	ND	200	10	ug/kg	

CAS No.	Surrogate Recoveries	Run# 1	Run# 2	Limits
367-12-4	2-Fluorophenol	64%		7-101%

ND = Not detected MDL = Method Detection Limit
RL = Reporting Limit
E = Indicates value exceeds calibration range
J = Indicates an estimated value
B = Indicates analyte found in associated method blank
N = Indicates presumptive evidence of a compound

Report of Analysis

Client Sample ID:	R1-SB-11(1.5-2.0)		
Lab Sample ID:	JD27540-17	**Date Sampled:**	06/29/21
Matrix:	SO - Soil	**Date Received:**	06/30/21
Method:	SW846 8270E SW846 3546	**Percent Solids:**	84.0
Project:	Remedial Investigation, 247 North Avenue, New Rochelle, NY		

ABN TCL List (SOM0 2.0)

CAS No.	Surrogate Recoveries	Run# 1	Run# 2	Limits
4165-62-2	Phenol-d5	58%		12-101%
118-79-6	2,4,6-Tribromophenol	64%		10-127%
4165-60-0	Nitrobenzene-d5	74%		15-114%
321-60-8	2-Fluorobiphenyl	69%		22-104%
1718-51-0	Terphenyl-d14	76%		23-121%

CAS No.	Tentatively Identified Compounds	R.T.	Est. Conc.	Units	Q
	Internal standard added for SIM test	4.48	170	ug/kg	J
	System artifact	4.94	170	ug/kg	J
	System artifact	5.69	180	ug/kg	J
	Unknown	15.52	340	ug/kg	J
	Total TIC, Semi-Volatile		340	ug/kg	J

(a) Associated CCV outside of control limits high, sample was ND.

ND = Not detected MDL = Method Detection Limit
RL = Reporting Limit
E = Indicates value exceeds calibration range
J = Indicates an estimated value
B = Indicates analyte found in associated method blank
N = Indicates presumptive evidence of a compound

SGS North America Inc.

Report of Analysis

Client Sample ID: R1-SB-11(1.5-2.0)
Lab Sample ID: JD27540-17 **Date Sampled:** 06/29/21
Matrix: SO - Soil **Date Received:** 06/30/21
Method: SW846 8270E BY SIM SW846 3546 **Percent Solids:** 84.0
Project: Remedial Investigation, 247 North Avenue, New Rochelle, NY

	File ID	DF	Analyzed	By	Prep Date	Prep Batch	Analytical Batch
Run #1	4P46387.D	1	07/03/21 08:01	CS	07/01/21 09:00	OP34109A	E4P2431
Run #2							

	Initial Weight	Final Volume
Run #1	30.1 g	1.0 ml
Run #2		

CAS No.	Compound	Result	RL	MDL	Units	Q
123-91-1	1,4-Dioxane	ND	4.0	2.0	ug/kg	

CAS No.	Surrogate Recoveries	Run# 1	Run# 2	Limits
4165-60-0	Nitrobenzene-d5	72%		39-90%
321-60-8	2-Fluorobiphenyl	57%		35-84%
1718-51-0	Terphenyl-d14	59%		42-95%

ND = Not detected MDL = Method Detection Limit
RL = Reporting Limit
E = Indicates value exceeds calibration range
J = Indicates an estimated value
B = Indicates analyte found in associated method blank
N = Indicates presumptive evidence of a compound

SGS North America Inc.

Report of Analysis

Client Sample ID:	R1-SB-11(1.5-2.0)		
Lab Sample ID:	JD27540-17	**Date Sampled:**	06/29/21
Matrix:	SO - Soil	**Date Received:**	06/30/21
Method:	SW846 8081B SW846 3546	**Percent Solids:**	84.0
Project:	Remedial Investigation, 247 North Avenue, New Rochelle, NY		

	File ID	DF	Analyzed	By	Prep Date	Prep Batch	Analytical Batch
Run #1 [a]	1G167744.D	1	07/07/21 14:26	TC	07/02/21 11:15	OP34113	G1G5717
Run #2							

	Initial Weight	Final Volume
Run #1	15.0 g	10.0 ml
Run #2		

Pesticide TCL List

CAS No.	Compound	Result	RL	MDL	Units	Q
309-00-2	Aldrin	ND	0.79	0.65	ug/kg	
319-84-6	alpha-BHC	ND	0.79	0.65	ug/kg	
319-85-7	beta-BHC	ND	0.79	0.72	ug/kg	
319-86-8	delta-BHC	ND	0.79	0.76	ug/kg	
58-89-9	gamma-BHC (Lindane)	ND	0.79	0.58	ug/kg	
5103-71-9	alpha-Chlordane	ND	0.79	0.64	ug/kg	
5103-74-2	gamma-Chlordane	ND	0.79	0.36	ug/kg	
60-57-1	Dieldrin	ND	0.79	0.55	ug/kg	
72-54-8	4,4'-DDD	ND	0.79	0.73	ug/kg	
72-55-9	4,4'-DDE	ND	0.79	0.70	ug/kg	
50-29-3	4,4'-DDT	ND	0.79	0.70	ug/kg	
72-20-8	Endrin	ND	0.79	0.62	ug/kg	
1031-07-8	Endosulfan sulfate	ND	0.79	0.62	ug/kg	
7421-93-4	Endrin aldehyde	ND	0.79	0.45	ug/kg	
959-98-8	Endosulfan-I	ND	0.79	0.46	ug/kg	
33213-65-9	Endosulfan-II	ND	0.79	0.50	ug/kg	
76-44-8	Heptachlor	ND	0.79	0.68	ug/kg	
1024-57-3	Heptachlor epoxide	ND	0.79	0.56	ug/kg	
72-43-5	Methoxychlor	ND	1.6	0.63	ug/kg	
53494-70-5	Endrin ketone	ND	0.79	0.57	ug/kg	
8001-35-2	Toxaphene	ND	20	18	ug/kg	

CAS No.	Surrogate Recoveries	Run# 1	Run# 2	Limits
877-09-8	Tetrachloro-m-xylene	89%		27-138%
877-09-8	Tetrachloro-m-xylene	93%		27-138%
2051-24-3	Decachlorobiphenyl	65%		10-179%
2051-24-3	Decachlorobiphenyl	110%		10-179%

(a) Had TBA cleanup.

ND = Not detected MDL = Method Detection Limit
RL = Reporting Limit
E = Indicates value exceeds calibration range
J = Indicates an estimated value
B = Indicates analyte found in associated method blank
N = Indicates presumptive evidence of a compound

SGS North America Inc.

Report of Analysis

Client Sample ID:	R1-SB-11(1.5-2.0)		
Lab Sample ID:	JD27540-17	**Date Sampled:**	06/29/21
Matrix:	SO - Soil	**Date Received:**	06/30/21
Method:	SW846 8082A SW846 3546	**Percent Solids:**	84.0
Project:	Remedial Investigation, 247 North Avenue, New Rochelle, NY		

	File ID	DF	Analyzed	By	Prep Date	Prep Batch	Analytical Batch
Run #1	RK1195.D	1	07/06/21 10:10	CP	07/02/21 11:15	OP34114	GRK30
Run #2							

	Initial Weight	Final Volume
Run #1	15.0 g	10.0 ml
Run #2		

PCB List

CAS No.	Compound	Result	RL	MDL	Units	Q
12674-11-2	Aroclor 1016	ND	40	18	ug/kg	
11104-28-2	Aroclor 1221	ND	40	25	ug/kg	
11141-16-5	Aroclor 1232	ND	40	25	ug/kg	
53469-21-9	Aroclor 1242	ND	40	16	ug/kg	
12672-29-6	Aroclor 1248	ND	40	35	ug/kg	
11097-69-1	Aroclor 1254	ND	40	21	ug/kg	
11096-82-5	Aroclor 1260	ND	40	17	ug/kg	
11100-14-4	Aroclor 1268	ND	40	17	ug/kg	
37324-23-5	Aroclor 1262	ND	40	26	ug/kg	

CAS No.	Surrogate Recoveries	Run# 1	Run# 2	Limits
877-09-8	Tetrachloro-m-xylene	87%		24-152%
877-09-8	Tetrachloro-m-xylene	107%		24-152%
2051-24-3	Decachlorobiphenyl	64%		10-172%
2051-24-3	Decachlorobiphenyl	104%		10-172%

ND = Not detected MDL = Method Detection Limit
RL = Reporting Limit
E = Indicates value exceeds calibration range
J = Indicates an estimated value
B = Indicates analyte found in associated method blank
N = Indicates presumptive evidence of a compound

Report of Analysis

Client Sample ID: R1-SB-11(1.5-2.0)
Lab Sample ID: JD27540-17
Matrix: SO - Soil
Date Sampled: 06/29/21
Date Received: 06/30/21
Percent Solids: 84.0
Project: Remedial Investigation, 247 North Avenue, New Rochelle, NY

Metals Analysis

Analyte	Result	RL	Units	DF	Prep	Analyzed	By	Method	Prep Method
Aluminum	9990	58	mg/kg	1	07/06/21	07/07/21	ND	SW846 6010D [2]	SW846 3050B [3]
Antimony	< 2.3	2.3	mg/kg	1	07/06/21	07/07/21	ND	SW846 6010D [2]	SW846 3050B [3]
Arsenic	2.4	2.3	mg/kg	1	07/06/21	07/07/21	ND	SW846 6010D [2]	SW846 3050B [3]
Barium	71.0	23	mg/kg	1	07/06/21	07/07/21	ND	SW846 6010D [2]	SW846 3050B [3]
Beryllium	0.54	0.23	mg/kg	1	07/06/21	07/07/21	ND	SW846 6010D [2]	SW846 3050B [3]
Cadmium	< 0.58	0.58	mg/kg	1	07/06/21	07/07/21	ND	SW846 6010D [2]	SW846 3050B [3]
Calcium	14200	580	mg/kg	1	07/06/21	07/07/21	ND	SW846 6010D [2]	SW846 3050B [3]
Chromium	20.1	1.2	mg/kg	1	07/06/21	07/07/21	ND	SW846 6010D [2]	SW846 3050B [3]
Cobalt	8.6	5.8	mg/kg	1	07/06/21	07/07/21	ND	SW846 6010D [2]	SW846 3050B [3]
Copper	21.2	2.9	mg/kg	1	07/06/21	07/07/21	ND	SW846 6010D [2]	SW846 3050B [3]
Iron	14900	58	mg/kg	1	07/06/21	07/07/21	ND	SW846 6010D [2]	SW846 3050B [3]
Lead	33.6	2.3	mg/kg	1	07/06/21	07/07/21	ND	SW846 6010D [2]	SW846 3050B [3]
Magnesium	9870	580	mg/kg	1	07/06/21	07/07/21	ND	SW846 6010D [2]	SW846 3050B [3]
Manganese	188	1.7	mg/kg	1	07/06/21	07/07/21	ND	SW846 6010D [2]	SW846 3050B [3]
Mercury	0.52	0.030	mg/kg	1	07/06/21	07/06/21	MS	SW846 7471B [1]	SW846 7471B [4]
Nickel	17.4	4.6	mg/kg	1	07/06/21	07/07/21	ND	SW846 6010D [2]	SW846 3050B [3]
Potassium	3220	1200	mg/kg	1	07/06/21	07/07/21	ND	SW846 6010D [2]	SW846 3050B [3]
Selenium	< 2.3	2.3	mg/kg	1	07/06/21	07/07/21	ND	SW846 6010D [2]	SW846 3050B [3]
Silver	< 0.58	0.58	mg/kg	1	07/06/21	07/07/21	ND	SW846 6010D [2]	SW846 3050B [3]
Sodium	< 1200	1200	mg/kg	1	07/06/21	07/07/21	ND	SW846 6010D [2]	SW846 3050B [3]
Thallium	< 1.2	1.2	mg/kg	1	07/06/21	07/07/21	ND	SW846 6010D [2]	SW846 3050B [3]
Vanadium	29.8	5.8	mg/kg	1	07/06/21	07/07/21	ND	SW846 6010D [2]	SW846 3050B [3]
Zinc	37.3	5.8	mg/kg	1	07/06/21	07/07/21	ND	SW846 6010D [2]	SW846 3050B [3]

(1) Instrument QC Batch: MA50767
(2) Instrument QC Batch: MA50802
(3) Prep QC Batch: MP27287
(4) Prep QC Batch: MP27326

RL = Reporting Limit

Report of Analysis

Client Sample ID:	R1-SB-11(1.5-2.0)		
Lab Sample ID:	JD27540-17	**Date Sampled:**	06/29/21
Matrix:	SO - Soil	**Date Received:**	06/30/21
		Percent Solids:	84.0
Project:	Remedial Investigation, 247 North Avenue, New Rochelle, NY		

General Chemistry

Analyte	Result	RL	Units	DF	Analyzed	By	Method
Cyanide	< 0.31	0.31	mg/kg	1	07/06/21 14:38	LV	SW846 9012B/LACHAT
Solids, Percent	84		%	1	07/01/21 16:13	BG	SM2540 G 18TH ED MOD

RL = Reporting Limit

SGS North America Inc.

Report of Analysis

Client Sample ID:	R1-SB-11(1.5-2.0)		
Lab Sample ID:	JD27540-17A	**Date Sampled:**	06/29/21
Matrix:	SO - Soil	**Date Received:**	06/30/21
Method:	EPA 537M BY ID IN HOUSE	**Percent Solids:**	84.0
Project:	Remedial Investigation, 247 North Avenue, New Rochelle, NY		

	File ID	DF	Analyzed	By	Prep Date	Prep Batch	Analytical Batch
Run #1 [a]	2Q71464.D	1	07/07/21 19:51	AFL	07/06/21 07:00	F:OP86217	F:S2Q1025
Run #2							

	Initial Weight	Final Volume
Run #1	2.06 g	1.0 ml
Run #2		

PFAS List

CAS No.	Compound	Result	RL	MDL	Units	Q
PERFLUOROALKYLCARBOXYLIC ACIDS						
375-22-4	Perfluorobutanoic acid	ND	1.2	0.44	ug/kg	
2706-90-3	Perfluoropentanoic acid	ND	0.58	0.29	ug/kg	
307-24-4	Perfluorohexanoic acid	ND	0.58	0.29	ug/kg	
375-85-9	Perfluoroheptanoic acid	ND	0.58	0.29	ug/kg	
335-67-1	Perfluorooctanoic acid	ND	0.58	0.29	ug/kg	
375-95-1	Perfluorononanoic acid	ND	0.58	0.29	ug/kg	
335-76-2	Perfluorodecanoic acid	ND	0.58	0.29	ug/kg	
2058-94-8	Perfluoroundecanoic acid	ND	0.58	0.29	ug/kg	
307-55-1	Perfluorododecanoic acid	ND	0.58	0.29	ug/kg	
72629-94-8	Perfluorotridecanoic acid	ND	0.58	0.31	ug/kg	
376-06-7	Perfluorotetradecanoic acid	ND	0.58	0.29	ug/kg	
PERFLUOROALKYLSULFONIC ACIDS						
375-73-5	Perfluorobutanesulfonic acid	ND	0.58	0.29	ug/kg	
355-46-4	Perfluorohexanesulfonic acid	ND	0.58	0.29	ug/kg	
375-92-8	Perfluoroheptanesulfonic acid	ND	0.58	0.29	ug/kg	
1763-23-1	Perfluorooctanesulfonic acid	ND	0.58	0.29	ug/kg	
335-77-3	Perfluorodecanesulfonic acid	ND	0.58	0.29	ug/kg	
PERFLUOROOCTANESULFONAMIDES						
754-91-6	PFOSA	ND	0.58	0.29	ug/kg	
PERFLUOROOCTANESULFONAMIDOACETIC ACIDS						
2355-31-9	MeFOSAA	ND	1.2	0.58	ug/kg	
2991-50-6	EtFOSAA	ND	1.2	0.58	ug/kg	
FLUOROTELOMER SULFONATES						
27619-97-2	6:2 Fluorotelomer sulfonate	ND	1.2	0.29	ug/kg	
39108-34-4	8:2 Fluorotelomer sulfonate	ND	1.2	0.29	ug/kg	

ND = Not detected MDL = Method Detection Limit
RL = Reporting Limit
E = Indicates value exceeds calibration range
J = Indicates an estimated value
B = Indicates analyte found in associated method blank
N = Indicates presumptive evidence of a compound

Report of Analysis

Client Sample ID:	R1-SB-11(1.5-2.0)		
Lab Sample ID:	JD27540-17A	**Date Sampled:**	06/29/21
Matrix:	SO - Soil	**Date Received:**	06/30/21
Method:	EPA 537M BY ID IN HOUSE	**Percent Solids:**	84.0
Project:	Remedial Investigation, 247 North Avenue, New Rochelle, NY		

PFAS List

CAS No.	ID Standard Recoveries	Run# 1	Run# 2	Limits
	13C4-PFBA	87%		40-140%
	13C5-PFPeA	87%		50-150%
	13C5-PFHxA	88%		50-150%
	13C4-PFHpA	88%		50-150%
	13C8-PFOA	90%		50-150%
	13C9-PFNA	90%		50-150%
	13C6-PFDA	92%		50-150%
	13C7-PFUnDA	93%		40-140%
	13C2-PFDoDA	89%		40-140%
	13C2-PFTeDA	90%		30-130%
	13C3-PFBS	84%		50-150%
	13C3-PFHxS	80%		50-150%
	13C8-PFOS	82%		50-150%
	13C8-FOSA	87%		30-130%
	d3-MeFOSAA	79%		40-140%
	d5-EtFOSAA	81%		40-140%
	13C2-6:2FTS	86%		50-150%
	13C2-8:2FTS	83%		50-150%

(a) Analysis performed at SGS Orlando, FL.

ND = Not detected MDL = Method Detection Limit
RL = Reporting Limit
E = Indicates value exceeds calibration range

J = Indicates an estimated value
B = Indicates analyte found in associated method blank
N = Indicates presumptive evidence of a compound

SGS North America Inc.

Report of Analysis

Client Sample ID:	R1-SB-11(6-6.5)		
Lab Sample ID:	JD27540-18	**Date Sampled:**	06/29/21
Matrix:	SO - Soil	**Date Received:**	06/30/21
Method:	SW846 8260D SW846 5035	**Percent Solids:**	75.9
Project:	Remedial Investigation, 247 North Avenue, New Rochelle, NY		

	File ID	DF	Analyzed	By	Prep Date	Prep Batch	Analytical Batch
Run #1	3C167363.D	1	07/01/21 19:48	PS	07/01/21 07:54	n/a	V3C7419
Run #2							

	Initial Weight
Run #1	5.1 g
Run #2	

VOA TCL List

CAS No.	Compound	Result	RL	MDL	Units	Q
67-64-1	Acetone	28.4	13	5.3	ug/kg	
71-43-2	Benzene	ND	0.65	0.59	ug/kg	
74-97-5	Bromochloromethane	ND	6.5	0.72	ug/kg	
75-27-4	Bromodichloromethane	ND	2.6	0.55	ug/kg	
75-25-2	Bromoform	ND	6.5	1.8	ug/kg	
74-83-9	Bromomethane	ND	6.5	0.99	ug/kg	
78-93-3	2-Butanone (MEK)	ND	13	3.1	ug/kg	
75-15-0	Carbon disulfide	1.6	2.6	0.69	ug/kg	J
56-23-5	Carbon tetrachloride	ND	2.6	0.80	ug/kg	
108-90-7	Chlorobenzene	ND	2.6	0.59	ug/kg	
75-00-3	Chloroethane	ND	6.5	0.76	ug/kg	
67-66-3	Chloroform	ND	2.6	0.67	ug/kg	
74-87-3	Chloromethane	ND	6.5	2.5	ug/kg	
110-82-7	Cyclohexane	ND	2.6	0.85	ug/kg	
96-12-8	1,2-Dibromo-3-chloropropane	ND	2.6	0.90	ug/kg	
124-48-1	Dibromochloromethane	ND	2.6	0.72	ug/kg	
106-93-4	1,2-Dibromoethane	ND	1.3	0.54	ug/kg	
95-50-1	1,2-Dichlorobenzene	ND	1.3	0.71	ug/kg	
541-73-1	1,3-Dichlorobenzene	ND	1.3	0.64	ug/kg	
106-46-7	1,4-Dichlorobenzene	ND	1.3	0.64	ug/kg	
75-71-8	Dichlorodifluoromethane	ND	6.5	0.94	ug/kg	
75-34-3	1,1-Dichloroethane	ND	1.3	0.64	ug/kg	
107-06-2	1,2-Dichloroethane	ND	1.3	0.61	ug/kg	
75-35-4	1,1-Dichloroethene	ND	1.3	0.85	ug/kg	
156-59-2	cis-1,2-Dichloroethene	ND	1.3	1.1	ug/kg	
156-60-5	trans-1,2-Dichloroethene	ND	1.3	0.79	ug/kg	
78-87-5	1,2-Dichloropropane	ND	2.6	0.61	ug/kg	
10061-01-5	cis-1,3-Dichloropropene	ND	2.6	0.61	ug/kg	
10061-02-6	trans-1,3-Dichloropropene	ND	2.6	0.59	ug/kg	
100-41-4	Ethylbenzene	ND	1.3	0.59	ug/kg	
76-13-1	Freon 113	ND	6.5	3.4	ug/kg	
591-78-6	2-Hexanone	ND	6.5	2.7	ug/kg	

ND = Not detected MDL = Method Detection Limit
RL = Reporting Limit
E = Indicates value exceeds calibration range

J = Indicates an estimated value
B = Indicates analyte found in associated method blank
N = Indicates presumptive evidence of a compound

Report of Analysis

Client Sample ID:	R1-SB-11(6-6.5)		
Lab Sample ID:	JD27540-18	**Date Sampled:**	06/29/21
Matrix:	SO - Soil	**Date Received:**	06/30/21
Method:	SW846 8260D SW846 5035	**Percent Solids:**	75.9
Project:	Remedial Investigation, 247 North Avenue, New Rochelle, NY		

VOA TCL List

CAS No.	Compound	Result	RL	MDL	Units	Q
98-82-8	Isopropylbenzene	ND	2.6	1.8	ug/kg	
79-20-9	Methyl Acetate	ND	6.5	1.8	ug/kg	
108-87-2	Methylcyclohexane	ND	2.6	1.1	ug/kg	
1634-04-4	Methyl Tert Butyl Ether	ND	1.3	0.61	ug/kg	
108-10-1	4-Methyl-2-pentanone(MIBK)	ND	6.5	2.9	ug/kg	
75-09-2	Methylene chloride	ND	6.5	3.4	ug/kg	
100-42-5	Styrene	ND	2.6	0.52	ug/kg	
79-34-5	1,1,2,2-Tetrachloroethane	ND	2.6	0.77	ug/kg	
127-18-4	Tetrachloroethene	ND	2.6	0.75	ug/kg	
108-88-3	Toluene	ND	1.3	0.68	ug/kg	
87-61-6	1,2,3-Trichlorobenzene	ND	6.5	3.2	ug/kg	
120-82-1	1,2,4-Trichlorobenzene	ND	6.5	3.2	ug/kg	
71-55-6	1,1,1-Trichloroethane	ND	2.6	0.62	ug/kg	
79-00-5	1,1,2-Trichloroethane	ND	2.6	0.72	ug/kg	
79-01-6	Trichloroethene	ND	1.3	0.98	ug/kg	
75-69-4	Trichlorofluoromethane	ND	6.5	0.88	ug/kg	
75-01-4	Vinyl chloride	ND	2.6	0.62	ug/kg	
	m,p-Xylene	ND	1.3	1.2	ug/kg	
95-47-6	o-Xylene	ND	1.3	0.59	ug/kg	
1330-20-7	Xylene (total)	ND	1.3	0.59	ug/kg	

CAS No.	Surrogate Recoveries	Run# 1	Run# 2	Limits
1868-53-7	Dibromofluoromethane	103%		72-130%
17060-07-0	1,2-Dichloroethane-D4	107%		75-131%
2037-26-5	Toluene-D8	102%		81-121%
460-00-4	4-Bromofluorobenzene	104%		60-141%

CAS No.	Tentatively Identified Compounds	R.T.	Est. Conc.	Units	Q
	Total TIC, Volatile		0	ug/kg	

ND = Not detected MDL = Method Detection Limit
RL = Reporting Limit
E = Indicates value exceeds calibration range
J = Indicates an estimated value
B = Indicates analyte found in associated method blank
N = Indicates presumptive evidence of a compound

SGS North America Inc.

Report of Analysis

Client Sample ID:	R1-SB-11(6-6.5)		
Lab Sample ID:	JD27540-18	**Date Sampled:**	06/29/21
Matrix:	SO - Soil	**Date Received:**	06/30/21
Method:	SW846 8270E SW846 3546	**Percent Solids:**	75.9
Project:	Remedial Investigation, 247 North Avenue, New Rochelle, NY		

	File ID	DF	Analyzed	By	Prep Date	Prep Batch	Analytical Batch
Run #1	6P499182.D	1	07/03/21 02:54	BL	07/02/21 10:10	OP34109	E6P3394
Run #2							

	Initial Weight	Final Volume
Run #1	30.3 g	1.0 ml
Run #2		

ABN TCL List (SOM0 2.0)

CAS No.	Compound	Result	RL	MDL	Units	Q
95-57-8	2-Chlorophenol	ND	87	21	ug/kg	
59-50-7	4-Chloro-3-methyl phenol	ND	220	27	ug/kg	
120-83-2	2,4-Dichlorophenol	ND	220	37	ug/kg	
105-67-9	2,4-Dimethylphenol	ND	220	77	ug/kg	
51-28-5	2,4-Dinitrophenol [a]	ND	220	160	ug/kg	
534-52-1	4,6-Dinitro-o-cresol [b]	ND	220	47	ug/kg	
95-48-7	2-Methylphenol	ND	87	28	ug/kg	
	3&4-Methylphenol	919	87	36	ug/kg	
88-75-5	2-Nitrophenol	ND	220	29	ug/kg	
100-02-7	4-Nitrophenol	ND	430	120	ug/kg	
87-86-5	Pentachlorophenol	ND	170	41	ug/kg	
108-95-2	Phenol	39.7	87	23	ug/kg	J
58-90-2	2,3,4,6-Tetrachlorophenol	ND	220	29	ug/kg	
95-95-4	2,4,5-Trichlorophenol	ND	220	33	ug/kg	
88-06-2	2,4,6-Trichlorophenol	ND	220	26	ug/kg	
83-32-9	Acenaphthene	95.4	43	15	ug/kg	
208-96-8	Acenaphthylene	ND	43	22	ug/kg	
98-86-2	Acetophenone	ND	220	9.3	ug/kg	
120-12-7	Anthracene	77.6	43	27	ug/kg	
1912-24-9	Atrazine	ND	87	19	ug/kg	
56-55-3	Benzo(a)anthracene	116	43	12	ug/kg	
50-32-8	Benzo(a)pyrene	107	43	20	ug/kg	
205-99-2	Benzo(b)fluoranthene	151	43	19	ug/kg	
191-24-2	Benzo(g,h,i)perylene	60.0	43	22	ug/kg	
207-08-9	Benzo(k)fluoranthene	58.0	43	20	ug/kg	
101-55-3	4-Bromophenyl phenyl ether	ND	87	17	ug/kg	
85-68-7	Butyl benzyl phthalate	ND	87	11	ug/kg	
92-52-4	1,1'-Biphenyl	81.6	87	6.0	ug/kg	J
100-52-7	Benzaldehyde	22.0	220	11	ug/kg	J
91-58-7	2-Chloronaphthalene	ND	87	10	ug/kg	
106-47-8	4-Chloroaniline	ND	220	16	ug/kg	
86-74-8	Carbazole	20.6	87	6.3	ug/kg	J

ND = Not detected MDL = Method Detection Limit
RL = Reporting Limit
E = Indicates value exceeds calibration range
J = Indicates an estimated value
B = Indicates analyte found in associated method blank
N = Indicates presumptive evidence of a compound

Report of Analysis

Client Sample ID: R1-SB-11(6-6.5)
Lab Sample ID: JD27540-18 **Date Sampled:** 06/29/21
Matrix: SO - Soil **Date Received:** 06/30/21
Method: SW846 8270E SW846 3546 **Percent Solids:** 75.9
Project: Remedial Investigation, 247 North Avenue, New Rochelle, NY

ABN TCL List (SOM0 2.0)

CAS No.	Compound	Result	RL	MDL	Units	Q
105-60-2	Caprolactam	ND	87	17	ug/kg	
218-01-9	Chrysene	135	43	14	ug/kg	
111-91-1	bis(2-Chloroethoxy)methane	ND	87	9.3	ug/kg	
111-44-4	bis(2-Chloroethyl)ether	ND	87	19	ug/kg	
108-60-1	2,2'-Oxybis(1-chloropropane)	ND	87	16	ug/kg	
7005-72-3	4-Chlorophenyl phenyl ether	ND	87	14	ug/kg	
121-14-2	2,4-Dinitrotoluene	ND	43	13	ug/kg	
606-20-2	2,6-Dinitrotoluene	ND	43	22	ug/kg	
91-94-1	3,3'-Dichlorobenzidine	ND	87	36	ug/kg	
123-91-1	1,4-Dioxane [c]	ND	43	29	ug/kg	
53-70-3	Dibenzo(a,h)anthracene	24.9	43	19	ug/kg	J
132-64-9	Dibenzofuran	140	87	18	ug/kg	
84-74-2	Di-n-butyl phthalate	ND	87	7.1	ug/kg	
117-84-0	Di-n-octyl phthalate	ND	87	11	ug/kg	
84-66-2	Diethyl phthalate	ND	87	9.3	ug/kg	
131-11-3	Dimethyl phthalate	ND	87	7.7	ug/kg	
117-81-7	bis(2-Ethylhexyl)phthalate	13.4	87	10	ug/kg	J
206-44-0	Fluoranthene	261	43	19	ug/kg	
86-73-7	Fluorene	112	43	20	ug/kg	
118-74-1	Hexachlorobenzene	ND	87	11	ug/kg	
87-68-3	Hexachlorobutadiene	ND	43	17	ug/kg	
77-47-4	Hexachlorocyclopentadiene	ND	430	17	ug/kg	
67-72-1	Hexachloroethane	ND	220	22	ug/kg	
193-39-5	Indeno(1,2,3-cd)pyrene	68.0	43	20	ug/kg	
78-59-1	Isophorone	ND	87	9.3	ug/kg	
91-57-6	2-Methylnaphthalene	216	43	9.8	ug/kg	
88-74-4	2-Nitroaniline	ND	220	10	ug/kg	
99-09-2	3-Nitroaniline	ND	220	11	ug/kg	
100-01-6	4-Nitroaniline	ND	220	11	ug/kg	
91-20-3	Naphthalene	259	43	12	ug/kg	
98-95-3	Nitrobenzene	ND	87	17	ug/kg	
621-64-7	N-Nitroso-di-n-propylamine	ND	87	13	ug/kg	
86-30-6	N-Nitrosodiphenylamine	ND	220	16	ug/kg	
85-01-8	Phenanthrene	245	43	15	ug/kg	
129-00-0	Pyrene	327	43	14	ug/kg	
95-94-3	1,2,4,5-Tetrachlorobenzene	ND	220	11	ug/kg	

CAS No.	Surrogate Recoveries	Run# 1	Run# 2	Limits
367-12-4	2-Fluorophenol	71%		7-101%

ND = Not detected MDL = Method Detection Limit
RL = Reporting Limit
E = Indicates value exceeds calibration range
J = Indicates an estimated value
B = Indicates analyte found in associated method blank
N = Indicates presumptive evidence of a compound

Report of Analysis

Client Sample ID:	R1-SB-11(6-6.5)		
Lab Sample ID:	JD27540-18	**Date Sampled:**	06/29/21
Matrix:	SO - Soil	**Date Received:**	06/30/21
Method:	SW846 8270E SW846 3546	**Percent Solids:**	75.9
Project:	Remedial Investigation, 247 North Avenue, New Rochelle, NY		

ABN TCL List (SOM0 2.0)

CAS No.	Surrogate Recoveries	Run# 1	Run# 2	Limits
4165-62-2	Phenol-d5	65%		12-101%
118-79-6	2,4,6-Tribromophenol	79%		10-127%
4165-60-0	Nitrobenzene-d5	79%		15-114%
321-60-8	2-Fluorobiphenyl	81%		22-104%
1718-51-0	Terphenyl-d14	96%		23-121%

CAS No.	Tentatively Identified Compounds	R.T.	Est. Conc.	Units	Q
	System artifact/aldol-condensation	3.20	190	ug/kg	J
13798-23-7	Sulfur	6.93	180	ug/kg	JN
	Alkane	7.60	190	ug/kg	J
	Unknown	8.98	280	ug/kg	J
	Unknown	9.24	260	ug/kg	J
	Unknown	12.47	240	ug/kg	J
	Unknown	13.58	630	ug/kg	J
	Alkane	13.85	340	ug/kg	J
	Unknown	14.48	700	ug/kg	J
	Alkane	14.72	510	ug/kg	J
	Unknown	14.82	200	ug/kg	J
	Unknown	15.68	260	ug/kg	J
	Unknown	15.90	970	ug/kg	J
	Unknown	16.14	1100	ug/kg	J
	Unknown	16.35	250	ug/kg	J
	Total TIC, Semi-Volatile		6110	ug/kg	J

(a) Associated CCV outside of control limits low. Low-level verification was analyzed to demonstrate system suitability to detect affected analytes. Sample was ND. This compound is outside the control limits biased low in the associated BS.
(b) This compound is outside the control limits biased low in the associated BS.
(c) Associated CCV outside of control limits high, sample was ND.

SGS North America Inc.

Report of Analysis

Client Sample ID: R1-SB-11(6-6.5)
Lab Sample ID: JD27540-18 **Date Sampled:** 06/29/21
Matrix: SO - Soil **Date Received:** 06/30/21
Method: SW846 8270E BY SIM SW846 3546 **Percent Solids:** 75.9
Project: Remedial Investigation, 247 North Avenue, New Rochelle, NY

	File ID	DF	Analyzed	By	Prep Date	Prep Batch	Analytical Batch
Run #1	4P46388.D	1	07/03/21 08:22	CS	07/01/21 09:00	OP34109A	E4P2431
Run #2							

	Initial Weight	Final Volume
Run #1	30.3 g	1.0 ml
Run #2		

CAS No.	Compound	Result	RL	MDL	Units	Q
123-91-1	1,4-Dioxane	ND	4.3	2.2	ug/kg	

CAS No.	Surrogate Recoveries	Run# 1	Run# 2	Limits
4165-60-0	Nitrobenzene-d5	81%		39-90%
321-60-8	2-Fluorobiphenyl	64%		35-84%
1718-51-0	Terphenyl-d14	67%		42-95%

ND = Not detected MDL = Method Detection Limit
RL = Reporting Limit
E = Indicates value exceeds calibration range
J = Indicates an estimated value
B = Indicates analyte found in associated method blank
N = Indicates presumptive evidence of a compound

SGS North America Inc.

Report of Analysis

Client Sample ID:	R1-SB-11(6-6.5)		
Lab Sample ID:	JD27540-18	**Date Sampled:**	06/29/21
Matrix:	SO - Soil	**Date Received:**	06/30/21
Method:	SW846 8081B SW846 3546	**Percent Solids:**	75.9
Project:	Remedial Investigation, 247 North Avenue, New Rochelle, NY		

	File ID	DF	Analyzed	By	Prep Date	Prep Batch	Analytical Batch
Run #1 [a]	1G167745.D	1	07/07/21 14:44	TC	07/02/21 11:15	OP34113	G1G5717
Run #2							

	Initial Weight	Final Volume
Run #1	15.2 g	10.0 ml
Run #2		

Pesticide TCL List

CAS No.	Compound	Result	RL	MDL	Units	Q
309-00-2	Aldrin	ND	0.87	0.71	ug/kg	
319-84-6	alpha-BHC	ND	0.87	0.70	ug/kg	
319-85-7	beta-BHC	ND	0.87	0.78	ug/kg	
319-86-8	delta-BHC	ND	0.87	0.83	ug/kg	
58-89-9	gamma-BHC (Lindane)	ND	0.87	0.64	ug/kg	
5103-71-9	alpha-Chlordane	ND	0.87	0.70	ug/kg	
5103-74-2	gamma-Chlordane	ND	0.87	0.39	ug/kg	
60-57-1	Dieldrin	ND	0.87	0.60	ug/kg	
72-54-8	4,4'-DDD	ND	0.87	0.80	ug/kg	
72-55-9	4,4'-DDE	ND	0.87	0.76	ug/kg	
50-29-3	4,4'-DDT	ND	0.87	0.77	ug/kg	
72-20-8	Endrin	ND	0.87	0.67	ug/kg	
1031-07-8	Endosulfan sulfate	ND	0.87	0.68	ug/kg	
7421-93-4	Endrin aldehyde	ND	0.87	0.49	ug/kg	
959-98-8	Endosulfan-I	ND	0.87	0.50	ug/kg	
33213-65-9	Endosulfan-II	ND	0.87	0.54	ug/kg	
76-44-8	Heptachlor	ND	0.87	0.75	ug/kg	
1024-57-3	Heptachlor epoxide	ND	0.87	0.61	ug/kg	
72-43-5	Methoxychlor	ND	1.7	0.69	ug/kg	
53494-70-5	Endrin ketone	ND	0.87	0.63	ug/kg	
8001-35-2	Toxaphene	ND	22	20	ug/kg	

CAS No.	Surrogate Recoveries	Run# 1	Run# 2	Limits
877-09-8	Tetrachloro-m-xylene	71%		27-138%
877-09-8	Tetrachloro-m-xylene	75%		27-138%
2051-24-3	Decachlorobiphenyl	52%		10-179%
2051-24-3	Decachlorobiphenyl	68%		10-179%

(a) Had TBA cleanup.

ND = Not detected MDL = Method Detection Limit
RL = Reporting Limit
E = Indicates value exceeds calibration range
J = Indicates an estimated value
B = Indicates analyte found in associated method blank
N = Indicates presumptive evidence of a compound

SGS North America Inc.

Report of Analysis

Client Sample ID:	R1-SB-11(6-6.5)		
Lab Sample ID:	JD27540-18	**Date Sampled:**	06/29/21
Matrix:	SO - Soil	**Date Received:**	06/30/21
Method:	SW846 8082A SW846 3546	**Percent Solids:**	75.9
Project:	Remedial Investigation, 247 North Avenue, New Rochelle, NY		

	File ID	DF	Analyzed	By	Prep Date	Prep Batch	Analytical Batch
Run #1	RK1196.D	1	07/06/21 10:26	CP	07/02/21 11:15	OP34114	GRK30
Run #2							

	Initial Weight	Final Volume
Run #1	15.2 g	10.0 ml
Run #2		

PCB List

CAS No.	Compound	Result	RL	MDL	Units	Q
12674-11-2	Aroclor 1016	ND	43	20	ug/kg	
11104-28-2	Aroclor 1221	ND	43	27	ug/kg	
11141-16-5	Aroclor 1232	ND	43	28	ug/kg	
53469-21-9	Aroclor 1242	ND	43	18	ug/kg	
12672-29-6	Aroclor 1248	ND	43	39	ug/kg	
11097-69-1	Aroclor 1254	ND	43	23	ug/kg	
11096-82-5	Aroclor 1260	ND	43	18	ug/kg	
11100-14-4	Aroclor 1268	ND	43	18	ug/kg	
37324-23-5	Aroclor 1262	ND	43	28	ug/kg	

CAS No.	Surrogate Recoveries	Run# 1	Run# 2	Limits
877-09-8	Tetrachloro-m-xylene	63%		24-152%
877-09-8	Tetrachloro-m-xylene	79%		24-152%
2051-24-3	Decachlorobiphenyl	45%		10-172%
2051-24-3	Decachlorobiphenyl	89%		10-172%

ND = Not detected MDL = Method Detection Limit
RL = Reporting Limit
E = Indicates value exceeds calibration range
J = Indicates an estimated value
B = Indicates analyte found in associated method blank
N = Indicates presumptive evidence of a compound

Report of Analysis

Client Sample ID: R1-SB-11(6-6.5)
Lab Sample ID: JD27540-18
Matrix: SO - Soil
Date Sampled: 06/29/21
Date Received: 06/30/21
Percent Solids: 75.9
Project: Remedial Investigation, 247 North Avenue, New Rochelle, NY

Metals Analysis

Analyte	Result	RL	Units	DF	Prep	Analyzed	By	Method	Prep Method
Aluminum	13700	63	mg/kg	1	07/06/21	07/07/21	ND	SW846 6010D [2]	SW846 3050B [3]
Antimony	< 2.5	2.5	mg/kg	1	07/06/21	07/07/21	ND	SW846 6010D [2]	SW846 3050B [3]
Arsenic	9.6	2.5	mg/kg	1	07/06/21	07/07/21	ND	SW846 6010D [2]	SW846 3050B [3]
Barium	183	25	mg/kg	1	07/06/21	07/07/21	ND	SW846 6010D [2]	SW846 3050B [3]
Beryllium	0.58	0.25	mg/kg	1	07/06/21	07/07/21	ND	SW846 6010D [2]	SW846 3050B [3]
Cadmium	< 0.63	0.63	mg/kg	1	07/06/21	07/07/21	ND	SW846 6010D [2]	SW846 3050B [3]
Calcium	20800	630	mg/kg	1	07/06/21	07/07/21	ND	SW846 6010D [2]	SW846 3050B [3]
Chromium	25.7	1.3	mg/kg	1	07/06/21	07/07/21	ND	SW846 6010D [2]	SW846 3050B [3]
Cobalt	7.1	6.3	mg/kg	1	07/06/21	07/07/21	ND	SW846 6010D [2]	SW846 3050B [3]
Copper	44.5	3.2	mg/kg	1	07/06/21	07/07/21	ND	SW846 6010D [2]	SW846 3050B [3]
Iron	19800	63	mg/kg	1	07/06/21	07/07/21	ND	SW846 6010D [2]	SW846 3050B [3]
Lead	851	2.5	mg/kg	1	07/06/21	07/07/21	ND	SW846 6010D [2]	SW846 3050B [3]
Magnesium	5310	630	mg/kg	1	07/06/21	07/07/21	ND	SW846 6010D [2]	SW846 3050B [3]
Manganese	283	1.9	mg/kg	1	07/06/21	07/07/21	ND	SW846 6010D [2]	SW846 3050B [3]
Mercury	0.091	0.043	mg/kg	1	07/06/21	07/06/21	MS	SW846 7471B [1]	SW846 7471B [4]
Nickel	21.3	5.0	mg/kg	1	07/06/21	07/07/21	ND	SW846 6010D [2]	SW846 3050B [3]
Potassium	2550	1300	mg/kg	1	07/06/21	07/07/21	ND	SW846 6010D [2]	SW846 3050B [3]
Selenium	< 2.5	2.5	mg/kg	1	07/06/21	07/07/21	ND	SW846 6010D [2]	SW846 3050B [3]
Silver	< 0.63	0.63	mg/kg	1	07/06/21	07/07/21	ND	SW846 6010D [2]	SW846 3050B [3]
Sodium	< 1300	1300	mg/kg	1	07/06/21	07/07/21	ND	SW846 6010D [2]	SW846 3050B [3]
Thallium	< 1.3	1.3	mg/kg	1	07/06/21	07/07/21	ND	SW846 6010D [2]	SW846 3050B [3]
Vanadium	29.3	6.3	mg/kg	1	07/06/21	07/07/21	ND	SW846 6010D [2]	SW846 3050B [3]
Zinc	200	6.3	mg/kg	1	07/06/21	07/07/21	ND	SW846 6010D [2]	SW846 3050B [3]

(1) Instrument QC Batch: MA50767
(2) Instrument QC Batch: MA50802
(3) Prep QC Batch: MP27287
(4) Prep QC Batch: MP27326

RL = Reporting Limit

Report of Analysis

Client Sample ID:	R1-SB-11(6-6.5)		
Lab Sample ID:	JD27540-18	**Date Sampled:**	06/29/21
Matrix:	SO - Soil	**Date Received:**	06/30/21
		Percent Solids:	75.9
Project:	Remedial Investigation, 247 North Avenue, New Rochelle, NY		

General Chemistry

Analyte	Result	RL	Units	DF	Analyzed	By	Method
Cyanide	< 0.27	0.27	mg/kg	1	07/06/21 14:39	LV	SW846 9012B/LACHAT
Solids, Percent	75.9		%	1	07/01/21 16:13	BG	SM2540 G 18TH ED MOD

RL = Reporting Limit

SGS North America Inc.

Report of Analysis

Client Sample ID:	R1-SB-11(6-6.5)		
Lab Sample ID:	JD27540-18A	**Date Sampled:**	06/29/21
Matrix:	SO - Soil	**Date Received:**	06/30/21
Method:	EPA 537M BY ID IN HOUSE	**Percent Solids:**	75.9
Project:	Remedial Investigation, 247 North Avenue, New Rochelle, NY		

	File ID	DF	Analyzed	By	Prep Date	Prep Batch	Analytical Batch
Run #1 [a]	2Q71467.D	1	07/07/21 20:41	AFL	07/06/21 07:00	F:OP86217	F:S2Q1025
Run #2							

	Initial Weight	Final Volume
Run #1	2.07 g	1.0 ml
Run #2		

PFAS List

CAS No.	Compound	Result	RL	MDL	Units	Q
PERFLUOROALKYLCARBOXYLIC ACIDS						
375-22-4	Perfluorobutanoic acid	ND	1.3	0.48	ug/kg	
2706-90-3	Perfluoropentanoic acid	ND	0.64	0.32	ug/kg	
307-24-4	Perfluorohexanoic acid	ND	0.64	0.32	ug/kg	
375-85-9	Perfluoroheptanoic acid	ND	0.64	0.32	ug/kg	
335-67-1	Perfluorooctanoic acid	ND	0.64	0.32	ug/kg	
375-95-1	Perfluorononanoic acid	ND	0.64	0.32	ug/kg	
335-76-2	Perfluorodecanoic acid	ND	0.64	0.32	ug/kg	
2058-94-8	Perfluoroundecanoic acid	ND	0.64	0.32	ug/kg	
307-55-1	Perfluorododecanoic acid	ND	0.64	0.32	ug/kg	
72629-94-8	Perfluorotridecanoic acid	ND	0.64	0.34	ug/kg	
376-06-7	Perfluorotetradecanoic acid	ND	0.64	0.32	ug/kg	
PERFLUOROALKYLSULFONIC ACIDS						
375-73-5	Perfluorobutanesulfonic acid	ND	0.64	0.32	ug/kg	
355-46-4	Perfluorohexanesulfonic acid	ND	0.64	0.32	ug/kg	
375-92-8	Perfluoroheptanesulfonic acid	ND	0.64	0.32	ug/kg	
1763-23-1	Perfluorooctanesulfonic acid	ND	0.64	0.32	ug/kg	
335-77-3	Perfluorodecanesulfonic acid	ND	0.64	0.32	ug/kg	
PERFLUOROOCTANESULFONAMIDES						
754-91-6	PFOSA	ND	0.64	0.32	ug/kg	
PERFLUOROOCTANESULFONAMIDOACETIC ACIDS						
2355-31-9	MeFOSAA	ND	1.3	0.64	ug/kg	
2991-50-6	EtFOSAA	ND	1.3	0.64	ug/kg	
FLUOROTELOMER SULFONATES						
27619-97-2	6:2 Fluorotelomer sulfonate	ND	1.3	0.32	ug/kg	
39108-34-4	8:2 Fluorotelomer sulfonate	ND	1.3	0.32	ug/kg	

ND = Not detected MDL = Method Detection Limit
RL = Reporting Limit
E = Indicates value exceeds calibration range
J = Indicates an estimated value
B = Indicates analyte found in associated method blank
N = Indicates presumptive evidence of a compound

Report of Analysis

Client Sample ID:	R1-SB-11(6-6.5)		
Lab Sample ID:	JD27540-18A	**Date Sampled:**	06/29/21
Matrix:	SO - Soil	**Date Received:**	06/30/21
Method:	EPA 537M BY ID IN HOUSE	**Percent Solids:**	75.9
Project:	Remedial Investigation, 247 North Avenue, New Rochelle, NY		

PFAS List

CAS No.	ID Standard Recoveries	Run# 1	Run# 2	Limits
	13C4-PFBA	98%		40-140%
	13C5-PFPeA	98%		50-150%
	13C5-PFHxA	98%		50-150%
	13C4-PFHpA	98%		50-150%
	13C8-PFOA	101%		50-150%
	13C9-PFNA	102%		50-150%
	13C6-PFDA	103%		50-150%
	13C7-PFUnDA	102%		40-140%
	13C2-PFDoDA	96%		40-140%
	13C2-PFTeDA	100%		30-130%
	13C3-PFBS	95%		50-150%
	13C3-PFHxS	91%		50-150%
	13C8-PFOS	95%		50-150%
	13C8-FOSA	99%		30-130%
	d3-MeFOSAA	95%		40-140%
	d5-EtFOSAA	97%		40-140%
	13C2-6:2FTS	94%		50-150%
	13C2-8:2FTS	96%		50-150%

(a) Analysis performed at SGS Orlando, FL.

ND = Not detected MDL = Method Detection Limit
RL = Reporting Limit
E = Indicates value exceeds calibration range

J = Indicates an estimated value
B = Indicates analyte found in associated method blank
N = Indicates presumptive evidence of a compound

Misc. Forms

Custody Documents and Other Forms

Includes the following where applicable:

- Chain of Custody
- Sample Tracking Chronicle
- Internal Chain of Custody

SO
SLL

CHAIN OF CUSTODY

SGS North America Inc. - Dayton
2235 Route 130, Dayton, NJ 08810
TEL. 732-329-0200 FAX: 732-329-3499/3480
www.sgs.com/ehsusa

Page 1 of 2 PH

EHSA-QAC-0023-02-FORM-Standard COC

FED-EX Tracking #
SGS Quote #
Bottle Order Control # KR-062421-98
SGS Job # JD 27540

Client / Reporting Information

Company Name: SESI CONSULTING
Street Address: 12 A MAPLE AVE
City / State / Zip: PINEBROOK NJ
Project Contact: Jesse M
E-mail: JAM@sesi.org
Phone #: 973-800-9050
Sampler(s) Name(s): Denisse A
Phone #: 973-768-6251

Project Information

Project Name: R1 (Remedial Investigation)
Street: 247 North Ave
City / State: New Rochelle NY
Project #: 10908, phase 6
Client Purchase Order #:
Project Manager: Jesse M

Billing Information (if different from Report to)
Company Name: Capelli
Street Address:
City / State / Zip:
Attention: Kevin McManus

Requested Analysis

SGS Sample #	Field ID / Point of Collection	MEOH/DI Vial #	Collection Date	Collection Time	Sampled by	Grab (G) Comp (C)	Matrix	# of bottles	HCl	NaOH	HNO_3	H_2SO_4	NONE	DI Water	MEOH	ENCORE	TAL/TCL+30	PFAS	1,4-Dioxane	TCLSVOCs, TAL Metals	LAB USE ONLY
1	R1-SB-1 (1.5-2.0)	•	06/29/2021	0830	DA		SO	6								3	X	X	X		B24
2	R1-SB-1 (5.0-5.5)	•		0845				6								3	X	X	X		P9
3	R1-SB-1 (11-11.5)	•		0850				6								3	X	X	X		SUB
4	R1-SB-2 (3-3.5)			0930				1					1							X	1462
5	R1-SB-2 (6-6.5)			0935				1					1							X	4991
6	R1-SB-3 (1-1.5)			1015				1					1							X	
7	R1-SB-3 (7-7.5)			1030				1					1							X	
8	R1-SB-3 (12-12.5)			1045				1					1							X	
9	R1-SB-4 (4-4.5)			1050				1					1							X	
10	R1-SB-4 (8-8.5)			1055				1					1							X	
11	R1-SB-5 (3.5-4.0)			1130				1					1							X	
12	R1-SB-5 (7.5-8.0)			1135				1					1							X	

Matrix Codes

DW - Drinking Water
GW - Ground Water
WW - Water
SW - Surface Water
SO - Soil
SL - Sludge
SED - Sediment
OI - Oil
LIQ - Other Liquid
AIR - Air
SOL - Other Solid
WP - Wipe
FB - Field Blank
EB - Equipment Blank
RB - Rinse Blank
TB - Trip Blank

Turn Around Time (Business Days)

Approved By (SGS PM): / Date:

- [ ] 10 Business Days
- [ ] 5 Business Days
- [ ] 3 Business Days*
- [ ] 2 Business Days*
- [ ] 1 Business Day*
- [x] Other 4 DAYS

All data available via Lablink
* Approval needed for 1-3 Business Day TAT

Deliverable

- [ ] Commercial "A" (Level 1)
- [ ] Commercial "B" (Level 2)
- [ ] NJ Reduced (Level 3)
- [ ] Full Tier I (Level 4)
- [ ] Commercial "C"
- [ ] NJ DKQP
- [ ] NYASP Category A
- [x] NYASP Category B
- [ ] MA MCP Criteria
- [ ] CT RCP Criteria
- [ ] State Forms
- [ ] EDD Format
- [ ] DOD-QSM5

Commercial "A" = Results only; Commercial "B" = Results + QC Summary
Commercial "C" = Results + QC Summary + Partial Raw data

Comments / Special Instructions

• 3 x 5g Encore
INITIAL ASESSMENT TS 2B
LABEL VERIFICATION

http://www.sgs.com/en/terms-and-conditions

Sample Custody must be documented below each time samples change possession, including courier delivery.

Relinquished by:	Date / Time:	Received By:	Relinquished By:	Date / Time:	Received By:
1 [signature]	06/29/2021	1 Joseph A. 6/30/21 9am	2 Joseph A. 6/30/21	17:42	2 Jeemit Pate
3		3	4		4
5		5	Custody Seal #		

☐ Intact ☐ Not intact
Preserved where applicable: Absent ☐ Therm. ID:
On Ice ☑
Cooler Temp. °C 4.6 dp

JD27540: Chain of Custody
Page 1 of 4

CHAIN OF CUSTODY

SGS North America Inc. - Dayton
2235 Route 130, Dayton, NJ 08810
TEL. 732-329-0200 FAX: 732-329-3499/3480
www.sgs.com/ehsusa

EHSA-QAC-0023-02-FORM-Standard COC

Page 2 of 2

FED-EX Tracking #: | Bottle Order Control #:
SGS Quote #: | SGS Job #: JD 27540

Client / Reporting Information

Company Name: JESI CONSULTING
Street Address: 12A MAPLE AVE
City State Zip: PINEBROOK NJ
Project Contact E-mail: Jesse M JAMesesi.org
Phone #: 973-800-9050
Sampler(s) Name(s) Phone #: Denise A 973-768-6251

Project Information

Project Name: R1 (Remedial Investigation)
Street: 247 North Ave
City State: New Rochelle, NY
Project #: 10908, phase 6
Client Purchase Order #:
Project Manager: Jesse M

Billing Information (if different from Report to)

Company Name: Capelli
Street Address:
City State Zip:
Attention: Kevin McManus

Requested Analysis

SGS Sample #	Field ID / Point of Collection	MEOH/DI Vial #	Collection Date	Collection Time	Sampled by	Grab (G) Comp (C)	Matrix	# of bottles	HCl	NaOH	HNO_3	H_2SO_4	NONE	DI Water	MEOH	ENCORE	TAL/TCL+30	PFAS	1,4-Dioxane	TCL SVOCs, TAL Metals	VOC+15
13	R1-SB-6 (3.5-4.0)	•	04/29/2021	1230	DA	G	SO	6								3	X	X	X		
14	R1-SB-6 (5.5-6.0)	•		1245				6								3	X	X	X		
15	R1-SB-12 (3.5-4.0)			1330				1					1							X	
16	R1-SB-12 (6.5-7.0)			1400				1					1							X	
17	R1-SB-11 (1.5-2.0)	•		1445				6								3	X	X	X		
18	R1-SB-11 (6-6.5)	•		1450				6								3	X	X	X		
19	TRIP BLANK		04/29/2021	—		G	DI	3	3												X

Matrix Codes: DW - Drinking Water; GW - Ground Water; WW - Water; SW - Surface Water; SO - Soil; SL- Sludge; SED- Sediment; OI - Oil; LIQ - Other Liquid; AIR - Air; SOL - Other Solid; WP - Wipe; FB - Field Blank; EB-Equipment Blank; RB - Rinse Blank; TB - Trip Blank

LAB USE ONLY

Turn Around Time (Business Days)

Approved By (SGS PM): / Date:

- [ ] 10 Business Days
- [ ] 5 Business Days
- [ ] 3 Business Days*
- [ ] 2 Business Days*
- [ ] 1 Business Day*
- [x] Other 4 DAYS

All data available via Lablink

* Approval needed for 1-3 Business Day TAT

Deliverable

- [ ] Commercial "A" (Level 1)
- [ ] Commercial "B" (Level 2)
- [ ] NJ Reduced (Level 3)
- [ ] Full Tier I (Level 4)
- [ ] Commercial "C"
- [ ] NJ DKQP
- [ ] NYASP Category A
- [x] NYASP Category B
- [ ] MA MCP Criteria
- [ ] CT RCP Criteria
- [ ] State Forms
- [ ] EDD Format
- [ ] DOD-QSM5

Commercial "A" = Results only; Commercial "B" = Results + QC Summary
Commercial "C" = Results + QC Summary + Partial Raw data

Comments / Special Instructions

• 3 x 5g Encore

http://www.sgs.com/en/terms-and-conditions

Sample Custody must be documented below each time samples change possession, including courier delivery.

	Relinquished by:	Date / Time:	Received By:	Date / Time:
1		04/29/2021 06	Joseph H.	6/30/21 9am
2	Joseph H.	6/30/21		17:42
3				
4				
5				

Received By 2: Jeemit Patel

Custody Seal #: | Intact / Not Intact | Preserved where applicable / Absent | Therm. ID: | On Ice | Cooler Temp. °C: 3.9

SGS Sample Receipt Summary

Job Number: JD27540 **Client:** SESI CONSULTING ENGINEERS **Project:** 247 NORTH AVENUE, NEW ROCHELLE, NY

Date / Time Received: 6/30/2021 5:42:00 PM **Delivery Method:** **Airbill #'s:**

Cooler Temps (Raw Measured) °C: Cooler 1: (4.6);

Cooler Temps (Corrected) °C: Cooler 1: (3.9);

Cooler Security	Y	or	N		Y	or	N
1. Custody Seals Present:	☑		☐	3. COC Present:	☑		☐
2. Custody Seals Intact:	☑		☐	4. Smpl Dates/Time OK	☑		☐

Cooler Temperature	Y	or	N
1. Temp criteria achieved:	☑		☐
2. Cooler temp verification:	IR Gun		
3. Cooler media:	Ice (Bag)		
4. No. Coolers:	1		

Quality Control Preservation	Y	or	N	N/A
1. Trip Blank present / cooler:	☑		☐	☐
2. Trip Blank listed on COC:	☑		☐	☐
3. Samples preserved properly:	☑		☐	
4. VOCs headspace free:	☑		☐	☐

Sample Integrity - Documentation	Y	or	N
1. Sample labels present on bottles:	☑		☐
2. Container labeling complete:	☑		☐
3. Sample container label / COC agree:	☑		☐

Sample Integrity - Condition	Y	or	N
1. Sample recvd within HT:	☑		☐
2. All containers accounted for:	☑		☐
3. Condition of sample:	Intact		

Sample Integrity - Instructions	Y	or	N	N/A
1. Analysis requested is clear:	☑		☐	
2. Bottles received for unspecified tests	☐		☑	
3. Sufficient volume recvd for analysis:	☑		☐	
4. Compositing instructions clear:	☐		☐	☑
5. Filtering instructions clear:	☐		☐	☑

Test Strip Lot #s: pH 1-12: 212820 pH 12+: 203117A Other: (Specify)

Comments: 1). Did not received Trip Bank. Please confirm

SM089-02 Rev. Date 12/1/16

Responded to by: Michelle

Response Date: 7/1

Please proceed per Jesse Mausner

JD27540: Chain of Custody
Page 4 of 4

Internal Sample Tracking Chronicle

SESI Consulting Engineers

Job No: JD27540

Remedial Investigation, 247 North Avenue, New Rochelle, NY
Project No: 10908,PHASE6

Sample Number	Method	Analyzed	By	Prepped	By	Test Codes
JD27540-1 Collected: 29-JUN-21 08:30 By: DA Received: 30-JUN-21 By: JP R1-SB-1(1.5-2.0)						
JD27540-1	SM2540 G 18TH ED MOD	01-JUL-21 16:13	BG			SOL104
JD27540-1	SW846 8260D	01-JUL-21 21:20	PS			V8260TCL20+
JD27540-1	SW846 8270E	02-JUL-21 21:07	BL	02-JUL-21	CC	AB8270TCL20+
JD27540-1	SW846 8270E BY SIM	03-JUL-21 06:59	CS	01-JUL-21	EAL	B8270SIM14DIOX
JD27540-1	SW846 8082A	06-JUL-21 01:38	CP	02-JUL-21	JH	P8082PCB11AO
JD27540-1	SW846 9012B/LACHAT	06-JUL-21 14:31	LV	02-JUL-21	NA	CN
JD27540-1	SW846 7471B	06-JUL-21 15:55	MS	06-JUL-21	MS	HG
JD27540-1	SW846 6010D	06-JUL-21 20:24	ND	06-JUL-21	SF	AG,AL,AS,BA,CA,CD,CR,CU,FE,K,MG,MN,NA,NI,PB,SB,SE,V,ZN
JD27540-1	SW846 8081B	06-JUL-21 21:54	TC	02-JUL-21	JH	P8081PESTTCL
JD27540-1	SW846 6010D	07-JUL-21 21:39	ND	06-JUL-21	SF	BE,CO,TL
JD27540-2 Collected: 29-JUN-21 08:45 By: DA Received: 30-JUN-21 By: JP R1-SB-1(5.0-5.5)						
JD27540-2	SM2540 G 18TH ED MOD	01-JUL-21 16:13	BG			SOL104
JD27540-2	SW846 8260D	01-JUL-21 21:47	PS			V8260TCL20+
JD27540-2	SW846 8270E	02-JUL-21 21:29	BL	02-JUL-21	CC	AB8270TCL20+
JD27540-2	SW846 8270E BY SIM	03-JUL-21 06:38	CS	01-JUL-21	EAL	B8270SIM14DIOX
JD27540-2	SW846 8082A	06-JUL-21 08:15	CP	02-JUL-21	JH	P8082PCB11AO
JD27540-2	SW846 9012B/LACHAT	06-JUL-21 14:32	LV	02-JUL-21	NA	CN
JD27540-2	SW846 7471B	06-JUL-21 15:56	MS	06-JUL-21	MS	HG
JD27540-2	SW846 6010D	06-JUL-21 20:29	ND	06-JUL-21	SF	AG,AL,AS,BA,BE,CA,CD,CO,CR,CU,FE,K,MG,MN,NA,NI,PB,SB,SE,TL,V,ZN
JD27540-2	SW846 8081B	06-JUL-21 22:13	TC	02-JUL-21	JH	P8081PESTTCL
JD27540-3 Collected: 29-JUN-21 08:50 By: DA Received: 30-JUN-21 By: JP R1-SB-1(11-11.5)						
JD27540-3	SM2540 G 18TH ED MOD	01-JUL-21 16:13	BG			SOL104
JD27540-3	SW846 8260D	02-JUL-21 16:32	PS			V8260TCL20+
JD27540-3	SW846 8270E	02-JUL-21 21:51	BL	02-JUL-21	CC	AB8270TCL20+
JD27540-3	SW846 8270E BY SIM	03-JUL-21 07:19	CS	01-JUL-21	EAL	B8270SIM14DIOX
JD27540-3	SW846 8082A	06-JUL-21 08:31	CP	02-JUL-21	JH	P8082PCB11AO
JD27540-3	SW846 9012B/LACHAT	06-JUL-21 14:33	LV	02-JUL-21	NA	CN
JD27540-3	SW846 7471B	06-JUL-21 15:58	MS	06-JUL-21	MS	HG

Internal Sample Tracking Chronicle

SESI Consulting Engineers

Job No: JD27540

Remedial Investigation, 247 North Avenue, New Rochelle, NY
Project No: 10908,PHASE6

Sample Number	Method	Analyzed	By	Prepped	By	Test Codes
JD27540-3	SW846 8081B	06-JUL-21 22:31	TC	02-JUL-21	JH	P8081PESTTCL
JD27540-3	SW846 6010D	07-JUL-21 21:44	ND	06-JUL-21	SF	AG,AL,AS,BA,BE,CA,CD,CO,CR,CU,FE,K,MG,MN,NA,NI,PB,SB,SE,TL,V,ZN
JD27540-4 Collected: 29-JUN-21 09:30 By: DA Received: 30-JUN-21 By: JP R1-SB-2(3-3.5)						
JD27540-4	SM2540 G 18TH ED MOD	01-JUL-21 16:13	BG			SOL104
JD27540-4	SW846 8270E	02-JUL-21 22:13	BL	02-JUL-21	CC	AB8270TCL20+
JD27540-4	SW846 7471B	06-JUL-21 16:04	MS	06-JUL-21	MS	HG
JD27540-4	SW846 6010D	07-JUL-21 21:49	ND	06-JUL-21	SF	AG,AL,AS,BA,BE,CA,CD,CO,CR,CU,FE,K,MG,MN,NA,NI,PB,SB,SE,TL,V,ZN
JD27540-5 Collected: 29-JUN-21 09:35 By: DA Received: 30-JUN-21 By: JP R1-SB-2(6-6.5)						
JD27540-5	SM2540 G 18TH ED MOD	01-JUL-21 16:13	BG			SOL104
JD27540-5	SW846 8270E	02-JUL-21 22:35	BL	02-JUL-21	CC	AB8270TCL20+
JD27540-5	SW846 7471B	06-JUL-21 15:29	MS	06-JUL-21	MS	HG
JD27540-5	SW846 6010D	06-JUL-21 20:09	ND	06-JUL-21	SF	AG,AL,AS,BA,BE,CA,CD,CO,CR,CU,FE,K,MG,MN,NA,NI,PB,SB,SE,TL,V,ZN
JD27540-6 Collected: 29-JUN-21 10:15 By: DA Received: 30-JUN-21 By: JP R1-SB-3(1-1.5)						
JD27540-6	SM2540 G 18TH ED MOD	01-JUL-21 16:13	BG			SOL104
JD27540-6	SW846 8270E	02-JUL-21 22:56	BL	02-JUL-21	CC	AB8270TCL20+
JD27540-6	SW846 7471B	06-JUL-21 16:06	MS	06-JUL-21	MS	HG
JD27540-6	SW846 6010D	07-JUL-21 21:54	ND	06-JUL-21	SF	AG,AL,AS,BA,BE,CA,CD,CO,CR,CU,FE,K,MG,MN,NA,NI,PB,SB,SE,TL,V,ZN
JD27540-7 Collected: 29-JUN-21 10:30 By: DA Received: 30-JUN-21 By: JP R1-SB-3(7-7.5)						
JD27540-7	SM2540 G 18TH ED MOD	01-JUL-21 16:13	BG			SOL104
JD27540-7	SW846 8270E	02-JUL-21 23:18	BL	02-JUL-21	CC	AB8270TCL20+

Internal Sample Tracking Chronicle

SESI Consulting Engineers

Job No: JD27540

Remedial Investigation, 247 North Avenue, New Rochelle, NY
Project No: 10908,PHASE6

Sample Number	Method	Analyzed	By	Prepped	By	Test Codes
JD27540-7	SW846 7471B	06-JUL-21 16:07	MS	06-JUL-21	MS	HG
JD27540-7	SW846 6010D	07-JUL-21 22:09	ND	06-JUL-21	SF	AL,BA,CA,CR,K,MG,NA,NI,PB,SB,V,ZN
JD27540-7	SW846 6010D	07-JUL-21 22:14	ND	06-JUL-21	SF	AG,AS,BE,CD,CO,CU,FE,MN,SE,TL
JD27540-8	Collected: 29-JUN-21 10:45 By: DA R1-SB-3(12-12.5)			Received: 30-JUN-21 By: JP		
JD27540-8	SM2540 G 18TH ED MOD	01-JUL-21 16:13	BG			SOL104
JD27540-8	SW846 8270E	02-JUL-21 23:40	BL	02-JUL-21	CC	AB8270TCL20+
JD27540-8	SW846 7471B	06-JUL-21 16:41	MS	06-JUL-21	MS	HG
JD27540-8	SW846 6010D	07-JUL-21 22:19	ND	06-JUL-21	SF	AL,BA,CA,CR,K,MG,NA,NI,PB,SB,V,ZN
JD27540-8	SW846 6010D	07-JUL-21 22:24	ND	06-JUL-21	SF	AG,AS,BE,CD,CO,CU,FE,MN,SE,TL
JD27540-9	Collected: 29-JUN-21 10:50 By: DA R1-SB-4(4-4.5)			Received: 30-JUN-21 By: JP		
JD27540-9	SM2540 G 18TH ED MOD	01-JUL-21 16:13	BG			SOL104
JD27540-9	SW846 8270E	03-JUL-21 03:37	BL	02-JUL-21	CC	AB8270TCL20+
JD27540-9	SW846 7471B	06-JUL-21 16:21	MS	06-JUL-21	MS	HG
JD27540-9	SW846 6010D	07-JUL-21 22:29	ND	06-JUL-21	SF	AG,AL,AS,BA,BE,CA,CD,CO,CR,CU,FE,K,MG,MN,NA,NI,PB,SB,SE,TL,V,ZN
JD27540-10	Collected: 29-JUN-21 10:55 By: DA R1-SB-4(8-8.5)			Received: 30-JUN-21 By: JP		
JD27540-10	SM2540 G 18TH ED MOD	01-JUL-21 16:13	BG			SOL104
JD27540-10	SW846 8270E	03-JUL-21 00:16	BL	02-JUL-21	CC	AB8270TCL20+
JD27540-10	SW846 7471B	06-JUL-21 16:23	MS	06-JUL-21	MS	HG
JD27540-10	SW846 6010D	07-JUL-21 22:34	ND	06-JUL-21	SF	AG,AL,AS,BA,BE,CA,CD,CO,CR,CU,FE,K,MG,MN,NA,NI,PB,SB,SE,TL,V,ZN
JD27540-11	Collected: 29-JUN-21 11:30 By: DA R1-SB-5(3.5-4.0)			Received: 30-JUN-21 By: JP		

Internal Sample Tracking Chronicle

SESI Consulting Engineers

Job No: JD27540

Remedial Investigation, 247 North Avenue, New Rochelle, NY
Project No: 10908,PHASE6

Sample Number	Method	Analyzed	By	Prepped	By	Test Codes
JD27540-11	SM2540 G 18TH ED MOD	01-JUL-21 16:13	BG			SOL104
JD27540-11	SW846 8270E	03-JUL-21 00:37	BL	02-JUL-21	CC	AB8270TCL20+
JD27540-11	SW846 7471B	06-JUL-21 16:24	MS	06-JUL-21	MS	HG
JD27540-11	SW846 6010D	07-JUL-21 22:39	ND	06-JUL-21	SF	AG,AL,AS,BA,BE,CA,CD,CO,CR,CU,FE,K,MG,MN,NA,NI,PB,SB,SE,TL,V,ZN
JD27540-12	Collected: 29-JUN-21 11:35 By: DA R1-SB-5(7.5-8.0)		Received: 30-JUN-21 By: JP			
JD27540-12	SM2540 G 18TH ED MOD	01-JUL-21 16:13	BG			SOL104
JD27540-12	SW846 8270E	03-JUL-21 00:59	BL	02-JUL-21	CC	AB8270TCL20+
JD27540-12	SW846 7471B	06-JUL-21 16:26	MS	06-JUL-21	MS	HG
JD27540-12	SW846 6010D	07-JUL-21 22:45	ND	06-JUL-21	SF	AL,BA,CA,CR,K,MG,NA,NI,PB,SB,V,ZN
JD27540-12	SW846 6010D	08-JUL-21 04:59	ND	06-JUL-21	SF	AG,AS,BE,CD,CO,CU,FE,MN,SE,TL
JD27540-13	Collected: 29-JUN-21 12:30 By: DA R1-SB-6(3.5-4.0)		Received: 30-JUN-21 By: JP			
JD27540-13	SM2540 G 18TH ED MOD	01-JUL-21 16:13	BG			SOL104
JD27540-13	SW846 8260D	02-JUL-21 16:59	PS			V8260TCL20+
JD27540-13	SW846 8270E	03-JUL-21 03:15	BL	02-JUL-21	CC	AB8270TCL20+
JD27540-13	SW846 8270E BY SIM	03-JUL-21 09:04	CS	01-JUL-21	EAL	B8270SIM14DIOX
JD27540-13	SW846 8082A	06-JUL-21 10:43	CP	02-JUL-21	JH	P8082PCB11AO
JD27540-13	SW846 9012B/LACHAT	06-JUL-21 14:36	LV	02-JUL-21	NA	CN
JD27540-13	SW846 7471B	06-JUL-21 16:28	MS	06-JUL-21	MS	HG
JD27540-13	SW846 8081B	07-JUL-21 15:02	TC	02-JUL-21	JH	P8081PESTTCL
JD27540-13	SW846 6010D	07-JUL-21 23:00	ND	06-JUL-21	SF	AG,AL,AS,BA,BE,CA,CD,CO,CR,CU,FE,K,MG,MN,NA,NI,PB,SB,SE,TL,V,ZN
JD27540-14	Collected: 29-JUN-21 12:45 By: DA R1-SB-6(5.5-6.0)		Received: 30-JUN-21 By: JP			
JD27540-14	SM2540 G 18TH ED MOD	01-JUL-21 16:13	BG			SOL104
JD27540-14	SW846 8260D	01-JUL-21 18:58	PS			V8260TCL20+
JD27540-14	SW846 8270E	03-JUL-21 02:05	BL	02-JUL-21	CC	AB8270TCL20+
JD27540-14	SW846 8082A	06-JUL-21 08:48	CP	02-JUL-21	JH	P8082PCB11AO

Internal Sample Tracking Chronicle

SESI Consulting Engineers

Job No: JD27540

Remedial Investigation, 247 North Avenue, New Rochelle, NY
Project No: 10908,PHASE6

Sample Number	Method	Analyzed	By	Prepped	By	Test Codes
JD27540-14	SW846 9012B/LACHAT	06-JUL-21 14:37	LV	02-JUL-21	NA	CN
JD27540-14	SW846 7471B	06-JUL-21 16:29	MS	06-JUL-21	MS	HG
JD27540-14	SW846 8081B	06-JUL-21 22:49	TC	02-JUL-21	JH	P8081PESTTCL
JD27540-14	SW846 6010D	07-JUL-21 23:05	ND	06-JUL-21	SF	AG,AL,AS,BA,BE,CA,CD,CO,CR,CU,FE,K,MG,MN,NA,NI,PB,SB,SE,TL,V,ZN
JD27540-14	SW846 8270E BY SIM	12-JUL-21 17:20	KLS	02-JUL-21	NT	B8270SIM14DIOX
JD27540-15	Collected: 29-JUN-21 13:30 By: DA R1-SB-12(3.5-4.0)			Received: 30-JUN-21 By: JP		
JD27540-15	SM2540 G 18TH ED MOD	01-JUL-21 16:13	BG			SOL104
JD27540-15	SW846 8270E	03-JUL-21 01:21	BL	02-JUL-21	CC	AB8270TCL20+
JD27540-15	SW846 7471B	06-JUL-21 16:34	MS	06-JUL-21	MS	HG
JD27540-15	SW846 6010D	07-JUL-21 23:10	ND	06-JUL-21	SF	AG,AL,AS,BA,BE,CA,CD,CO,CR,CU,FE,K,MG,MN,NA,NI,PB,SB,SE,TL,V,ZN
JD27540-16	Collected: 29-JUN-21 14:00 By: DA R1-SB-12(6.5-7.0)			Received: 30-JUN-21 By: JP		
JD27540-16	SM2540 G 18TH ED MOD	01-JUL-21 16:13	BG			SOL104
JD27540-16	SW846 8270E	03-JUL-21 01:43	BL	02-JUL-21	CC	AB8270TCL20+
JD27540-16	SW846 7471B	06-JUL-21 16:36	MS	06-JUL-21	MS	HG
JD27540-16	SW846 6010D	07-JUL-21 23:15	ND	06-JUL-21	SF	AL,BA,CA,CR,K,MG,NA,NI,PB,SB,V,ZN
JD27540-16	SW846 6010D	08-JUL-21 05:20	ND	06-JUL-21	SF	AG,AS,BE,CD,CO,CU,FE,MN,SE,TL
JD27540-17	Collected: 29-JUN-21 14:45 By: DA R1-SB-11(1.5-2.0)			Received: 30-JUN-21 By: JP		
JD27540-17	SM2540 G 18TH ED MOD	01-JUL-21 16:13	BG			SOL104
JD27540-17	SW846 8260D	01-JUL-21 19:23	PS			V8260TCL20+
JD27540-17	SW846 8270E BY SIM	03-JUL-21 08:01	CS	01-JUL-21	EAL	B8270SIM14DIOX
JD27540-17	SW846 8082A	06-JUL-21 10:10	CP	02-JUL-21	JH	P8082PCB11AO
JD27540-17	SW846 9012B/LACHAT	06-JUL-21 14:38	LV	02-JUL-21	NA	CN
JD27540-17	SW846 7471B	06-JUL-21 16:37	MS	06-JUL-21	MS	HG
JD27540-17	SW846 8081B	07-JUL-21 14:26	TC	02-JUL-21	JH	P8081PESTTCL

Internal Sample Tracking Chronicle

SESI Consulting Engineers

Job No: JD27540

Remedial Investigation, 247 North Avenue, New Rochelle, NY
Project No: 10908,PHASE6

Sample Number	Method	Analyzed	By	Prepped	By	Test Codes
JD27540-17	SW846 6010D	07-JUL-21 23:20	ND	06-JUL-21	SF	AG,AL,AS,BA,BE,CA,CD,CO,CR,CU,FE,K,MG,MN,NA,NI,PB,SB,SE,TL,V,ZN
JD27540-17	SW846 8270E	10-JUL-21 01:05	CS	02-JUL-21	CC	AB8270TCL20+
JD27540-18	Collected: 29-JUN-21 14:50 By: DA R1-SB-11(6-6.5)			Received: 30-JUN-21	By: JP	
JD27540-18	SM2540 G 18TH ED MOD	01-JUL-21 16:13	BG			SOL104
JD27540-18	SW846 8260D	01-JUL-21 19:48	PS			V8260TCL20+
JD27540-18	SW846 8270E	03-JUL-21 02:54	BL	02-JUL-21	CC	AB8270TCL20+
JD27540-18	SW846 8270E BY SIM	03-JUL-21 08:22	CS	01-JUL-21	EAL	B8270SIM14DIOX
JD27540-18	SW846 8082A	06-JUL-21 10:26	CP	02-JUL-21	JH	P8082PCB11AO
JD27540-18	SW846 9012B/LACHAT	06-JUL-21 14:39	LV	02-JUL-21	NA	CN
JD27540-18	SW846 7471B	06-JUL-21 16:39	MS	06-JUL-21	MS	HG
JD27540-18	SW846 8081B	07-JUL-21 14:44	TC	02-JUL-21	JH	P8081PESTTCL
JD27540-18	SW846 6010D	07-JUL-21 23:25	ND	06-JUL-21	SF	AG,AL,AS,BA,BE,CA,CD,CO,CR,CU,FE,K,MG,MN,NA,NI,PB,SB,SE,TL,V,ZN
JD27540-1A	Collected: 29-JUN-21 08:30 By: DA R1-SB-1(1.5-2.0)			Received: 30-JUN-21	By: JP	
JD27540-1A	EPA 537M BY ID	07-JUL-21 18:28	AFL	06-JUL-21		LCID537NY21
JD27540-2A	Collected: 29-JUN-21 08:45 By: DA R1-SB-1(5.0-5.5)			Received: 30-JUN-21	By: JP	
JD27540-2A	EPA 537M BY ID	07-JUL-21 18:45	AFL	06-JUL-21		LCID537NY21
JD27540-3A	Collected: 29-JUN-21 08:50 By: DA R1-SB-1(11-11.5)			Received: 30-JUN-21	By: JP	
JD27540-3A	EPA 537M BY ID	07-JUL-21 19:01	AFL	06-JUL-21		LCID537NY21
JD27540-13A	Collected: 29-JUN-21 12:30 By: DA R1-SB-6(3.5-4.0)			Received: 30-JUN-21	By: JP	
JD27540-13A	EPA 537M BY ID	07-JUL-21 19:18	AFL	06-JUL-21		LCID537NY21

Internal Sample Tracking Chronicle

SESI Consulting Engineers

Job No: JD27540

Remedial Investigation, 247 North Avenue, New Rochelle, NY
Project No: 10908,PHASE6

Sample Number	Method	Analyzed	By	Prepped	By	Test Codes
JD27540-14A	Collected: 29-JUN-21 12:45 By: DA			Received: 30-JUN-21	By: JP	
R1-SB-6(5.5-6.0)						
JD27540-14A	EPA 537M BY ID	07-JUL-21 19:35	AFL	06-JUL-21		LCID537NY21
JD27540-17A	Collected: 29-JUN-21 14:45 By: DA			Received: 30-JUN-21	By: JP	
R1-SB-11(1.5-2.0)						
JD27540-17A	EPA 537M BY ID	07-JUL-21 19:51	AFL	06-JUL-21		LCID537NY21
JD27540-18A	Collected: 29-JUN-21 14:50 By: DA			Received: 30-JUN-21	By: JP	
R1-SB-11(6-6.5)						
JD27540-18A	EPA 537M BY ID	07-JUL-21 20:41	AFL	06-JUL-21		LCID537NY21

SGS Internal Chain of Custody

Job Number: JD27540
Account: SESINJPB SESI Consulting Engineers
Project: Remedial Investigation, 247 North Avenue, New Rochelle, NY
Received: 06/30/21

Sample.Bottle Number	Transfer FROM	Transfer TO	Date/Time	Reason
JD27540-1.1	Tyler Strong	Secured Storage	07/01/21 00:00	Return to Storage
JD27540-1.1	Secured Storage	Dave Hunkele	07/01/21 13:01	Retrieve from Storage
JD27540-1.1	Dave Hunkele	Secured Staging Area	07/01/21 13:02	Return to Storage
JD27540-1.1	Secured Staging Area	Madellyne Sanchez@sgs	07/01/21 13:57	Retrieve from Storage
JD27540-1.1	Madellyne Sanchez@sgs	Secured Storage	07/01/21 17:36	Return to Storage
JD27540-1.1	Secured Storage	Joshua Reitan	07/01/21 23:28	Retrieve from Storage
JD27540-1.1	Joshua Reitan	Secured Staging Area	07/01/21 23:28	Return to Storage
JD27540-1.1	Secured Staging Area	Chatiyah Canaday	07/02/21 07:04	Retrieve from Storage
JD27540-1.1	Chatiyah Canaday	Secured Storage	07/02/21 15:35	Return to Storage
JD27540-1.1	Secured Storage	Todd Shoemaker	07/06/21 09:01	Retrieve from Storage
JD27540-1.1	Todd Shoemaker	Secured Staging Area	07/06/21 09:01	Return to Storage
JD27540-1.1	Secured Staging Area	Sarah Fichot	07/06/21 09:03	Retrieve from Storage
JD27540-1.1	Sarah Fichot	Secured Storage	07/06/21 11:28	Return to Storage
JD27540-1.1	Dave Hunkele		08/12/21 06:52	Disposed
JD27540-1.1.1	Chatiyah Canaday	Organics Prep	07/02/21 07:14	Extract from JD27540-1.1
JD27540-1.1.1	Chatiyah Canaday	Extract Storage	07/02/21 15:37	Return to Storage
JD27540-1.1.1	Organics Prep	Chatiyah Canaday	07/02/21 15:37	Extract from JD27540-1.1
JD27540-1.1.1	Extract Storage	Christopher Sowa	07/03/21 01:03	Retrieve from Storage
JD27540-1.1.1	Christopher Sowa	GCMS4P	07/03/21 01:03	Load on Instrument
JD27540-1.1.1	GCMS4P	Kristi Schollenberger	07/16/21 12:39	Unload from Instrument
JD27540-1.1.1	Kristi Schollenberger	Extract Freezer	07/16/21 12:39	Return to Storage
JD27540-1.1.1	Extract Freezer		08/12/21 09:00	Disposed
JD27540-1.1.2	Chatiyah Canaday	Organics Prep	07/02/21 07:18	Extract from JD27540-1.1
JD27540-1.1.2	Organics Prep	Jack Hennigan	07/02/21 22:32	Extract from JD27540-1.1
JD27540-1.1.2	Jack Hennigan	Extract Storage	07/02/21 22:32	Return to Storage
JD27540-1.1.2	Extract Storage	Taylor Cavanaugh	07/06/21 17:07	Retrieve from Storage
JD27540-1.1.2	Taylor Cavanaugh	GC1G	07/06/21 17:07	Load on Instrument
JD27540-1.1.3	Chatiyah Canaday	Organics Prep	07/02/21 07:19	Extract from JD27540-1.1
JD27540-1.1.3	Organics Prep	Jack Hennigan	07/02/21 22:34	Extract from JD27540-1.1
JD27540-1.1.3	Jack Hennigan	Extract Storage	07/02/21 22:34	Return to Storage
JD27540-1.1.3	Extract Storage	Christine Phillips	07/06/21 03:38	Retrieve from Storage
JD27540-1.1.3	Christine Phillips	GCRK	07/06/21 03:38	Load on Instrument
JD27540-1.1.3	GCRK	Rebecca Krug	07/19/21 23:22	Unload from Instrument
JD27540-1.1.3	Rebecca Krug	Extract Freezer	07/19/21 23:22	Return to Storage
JD27540-1.1.3	Extract Freezer		08/12/21 09:00	Disposed
JD27540-1.1.4	Chatiyah Canaday	Naomi Altenbur	07/02/21 11:32	Aliquot from JD27540-1.1
JD27540-1.1.4	Naomi Altenbur		07/02/21 17:54	Depleted
JD27540-1.1.5	Sarah Fichot	Metals Digestion	07/06/21 11:04	Digestate from JD27540-1.1
JD27540-1.1.5	Metals Digestion	Sarah Fichot	07/06/21 11:04	Digestate from JD27540-1.1

SGS Internal Chain of Custody

Job Number: JD27540
Account: SESINJPB SESI Consulting Engineers
Project: Remedial Investigation, 247 North Avenue, New Rochelle, NY
Received: 06/30/21

Sample.Bottle Number	Transfer FROM	Transfer TO	Date/Time	Reason
JD27540-1.1.5	Sarah Fichot	Metals Digestate Storage	07/06/21 11:04	Return to Storage
JD27540-1.1.5	Metals Digestate Storage		09/13/21 09:00	Disposed
JD27540-1.2	Tyler Strong	Secured Storage	07/01/21 00:01	Return to Storage
JD27540-1.2	Secured Storage	Benjamin Gaines	07/01/21 09:45	Retrieve from Storage
JD27540-1.2	Benjamin Gaines	Secured Staging Area	07/01/21 09:45	Return to Storage
JD27540-1.2	Secured Staging Area	Benjamin Gaines	07/01/21 09:46	Retrieve from Storage
JD27540-1.2	Benjamin Gaines	Madellyne Sanchez@sgs	07/01/21 14:06	Custody Transfer
JD27540-1.2	Madellyne Sanchez@sgs	Secured Storage	07/01/21 17:36	Return to Storage
JD27540-1.2	Secured Storage	Joshua Reitan	07/01/21 23:28	Retrieve from Storage
JD27540-1.2	Joshua Reitan	Secured Staging Area	07/01/21 23:28	Return to Storage
JD27540-1.2	Secured Staging Area	Chatiyah Canaday	07/02/21 07:04	Retrieve from Storage
JD27540-1.2	Chatiyah Canaday	Secured Storage	07/02/21 15:35	Return to Storage
JD27540-1.2	Dave Hunkele		08/12/21 06:52	Disposed
JD27540-1.2.1	Chatiyah Canaday	Naomi Altenbur	07/02/21 11:32	Aliquot from JD27540-1.2
JD27540-1.2.1	Naomi Altenbur		07/02/21 17:54	Depleted
JD27540-1.3	Tyler Strong	Secured Storage	07/01/21 00:01	Return to Storage
JD27540-1.3 SUB	Tyler Strong		07/01/21 17:22	Subcontract
JD27540-1.4	Secured Storage	Jayna Patel	07/01/21 07:55	Retrieve from Storage
JD27540-1.4	Jayna Patel	Secured Storage	07/01/21 07:55	Return to Storage
JD27540-1.4	Dave Hunkele		08/12/21 06:52	Disposed
JD27540-1.6	Secured Storage	Prashant Shukla	07/01/21 15:34	Retrieve from Storage
JD27540-1.6	Prashant Shukla	GCMS1C	07/01/21 15:34	Load on Instrument
JD27540-1.6	GCMS1C	Prashant Shukla	07/02/21 09:30	Unload from Instrument
JD27540-1.6	Prashant Shukla		07/02/21 09:31	Depleted
JD27540-2.1	Tyler Strong	Secured Storage	07/01/21 00:00	Return to Storage
JD27540-2.1	Secured Storage	Dave Hunkele	07/01/21 13:01	Retrieve from Storage
JD27540-2.1	Dave Hunkele	Secured Staging Area	07/01/21 13:02	Return to Storage
JD27540-2.1	Secured Staging Area	Madellyne Sanchez@sgs	07/01/21 13:57	Retrieve from Storage
JD27540-2.1	Madellyne Sanchez@sgs	Secured Storage	07/01/21 17:36	Return to Storage
JD27540-2.1	Secured Storage	Joshua Reitan	07/01/21 23:28	Retrieve from Storage
JD27540-2.1	Joshua Reitan	Secured Staging Area	07/01/21 23:28	Return to Storage
JD27540-2.1	Secured Staging Area	Chatiyah Canaday	07/02/21 07:04	Retrieve from Storage
JD27540-2.1	Chatiyah Canaday	Secured Storage	07/02/21 15:35	Return to Storage
JD27540-2.1	Secured Storage	Todd Shoemaker	07/06/21 09:01	Retrieve from Storage
JD27540-2.1	Todd Shoemaker	Secured Staging Area	07/06/21 09:01	Return to Storage
JD27540-2.1	Secured Staging Area	Sarah Fichot	07/06/21 09:03	Retrieve from Storage
JD27540-2.1	Sarah Fichot	Secured Storage	07/06/21 11:28	Return to Storage

SGS Internal Chain of Custody

Job Number: JD27540
Account: SESINJPB SESI Consulting Engineers
Project: Remedial Investigation, 247 North Avenue, New Rochelle, NY
Received: 06/30/21

Sample.Bottle Number	Transfer FROM	Transfer TO	Date/Time	Reason
JD27540-2.1	Dave Hunkele		08/12/21 06:52	Disposed
JD27540-2.1.1	Chatiyah Canaday	Organics Prep	07/02/21 07:14	Extract from JD27540-2.1
JD27540-2.1.1	Chatiyah Canaday	Extract Storage	07/02/21 15:37	Return to Storage
JD27540-2.1.1	Organics Prep	Chatiyah Canaday	07/02/21 15:37	Extract from JD27540-2.1
JD27540-2.1.1	Extract Storage	Christopher Sowa	07/03/21 01:03	Retrieve from Storage
JD27540-2.1.1	Christopher Sowa	GCMS4P	07/03/21 01:03	Load on Instrument
JD27540-2.1.1	GCMS4P	Kristi Schollenberger	07/16/21 12:39	Unload from Instrument
JD27540-2.1.1	Kristi Schollenberger	Extract Freezer	07/16/21 12:39	Return to Storage
JD27540-2.1.1	Extract Freezer		08/12/21 09:00	Disposed
JD27540-2.1.2	Chatiyah Canaday	Organics Prep	07/02/21 07:18	Extract from JD27540-2.1
JD27540-2.1.2	Organics Prep	Jack Hennigan	07/02/21 22:32	Extract from JD27540-2.1
JD27540-2.1.2	Jack Hennigan	Extract Storage	07/02/21 22:32	Return to Storage
JD27540-2.1.2	Extract Storage	Taylor Cavanaugh	07/06/21 17:07	Retrieve from Storage
JD27540-2.1.2	Taylor Cavanaugh	GC1G	07/06/21 17:07	Load on Instrument
JD27540-2.1.3	Chatiyah Canaday	Organics Prep	07/02/21 07:19	Extract from JD27540-2.1
JD27540-2.1.3	Organics Prep	Jack Hennigan	07/02/21 22:34	Extract from JD27540-2.1
JD27540-2.1.3	Jack Hennigan	Extract Storage	07/02/21 22:34	Return to Storage
JD27540-2.1.3	Extract Storage	Christine Phillips	07/06/21 03:38	Retrieve from Storage
JD27540-2.1.3	Christine Phillips	GCRK	07/06/21 03:38	Load on Instrument
JD27540-2.1.3	GCRK	Rebecca Krug	07/19/21 23:22	Unload from Instrument
JD27540-2.1.3	Rebecca Krug	Extract Freezer	07/19/21 23:22	Return to Storage
JD27540-2.1.3	Extract Freezer		08/12/21 09:00	Disposed
JD27540-2.1.4	Chatiyah Canaday	Naomi Altenbur	07/02/21 11:32	Aliquot from JD27540-2.1
JD27540-2.1.4	Naomi Altenbur		07/02/21 17:54	Depleted
JD27540-2.1.5	Sarah Fichot	Metals Digestion	07/06/21 11:04	Digestate from JD27540-2.1
JD27540-2.1.5	Metals Digestion	Sarah Fichot	07/06/21 11:04	Digestate from JD27540-2.1
JD27540-2.1.5	Sarah Fichot	Metals Digestate Storage	07/06/21 11:04	Return to Storage
JD27540-2.1.5	Metals Digestate Storage		09/13/21 09:00	Disposed
JD27540-2.2	Tyler Strong	Secured Storage	07/01/21 00:01	Return to Storage
JD27540-2.2	Secured Storage	Benjamin Gaines	07/01/21 09:45	Retrieve from Storage
JD27540-2.2	Benjamin Gaines	Secured Staging Area	07/01/21 09:45	Return to Storage
JD27540-2.2	Secured Staging Area	Benjamin Gaines	07/01/21 09:46	Retrieve from Storage
JD27540-2.2	Benjamin Gaines	Madellyne Sanchez@sgs	07/01/21 14:06	Custody Transfer
JD27540-2.2	Madellyne Sanchez@sgs	Secured Storage	07/01/21 17:36	Return to Storage
JD27540-2.2	Secured Storage	Joshua Reitan	07/01/21 23:28	Retrieve from Storage
JD27540-2.2	Joshua Reitan	Secured Staging Area	07/01/21 23:28	Return to Storage
JD27540-2.2	Secured Staging Area	Chatiyah Canaday	07/02/21 07:04	Retrieve from Storage
JD27540-2.2	Chatiyah Canaday	Secured Storage	07/02/21 15:35	Return to Storage

SGS Internal Chain of Custody

Job Number: JD27540
Account: SESINJPB SESI Consulting Engineers
Project: Remedial Investigation, 247 North Avenue, New Rochelle, NY
Received: 06/30/21

Sample.Bottle Number	Transfer FROM	Transfer TO	Date/Time	Reason
JD27540-2.2	Dave Hunkele		08/12/21 06:52	Disposed
JD27540-2.2.1	Chatiyah Canaday	Naomi Altenbur	07/02/21 11:32	Aliquot from JD27540-2.2
JD27540-2.2.1	Naomi Altenbur		07/02/21 17:54	Depleted
JD27540-2.3	Tyler Strong	Secured Storage	07/01/21 00:01	Return to Storage
JD27540-2.3 SUB	Tyler Strong		07/01/21 17:22	Subcontract
JD27540-2.4	Secured Storage	Jayna Patel	07/01/21 07:55	Retrieve from Storage
JD27540-2.4	Jayna Patel	Secured Storage	07/01/21 07:55	Return to Storage
JD27540-2.4	Dave Hunkele		08/12/21 06:52	Disposed
JD27540-2.6	Secured Storage	Prashant Shukla	07/01/21 15:34	Retrieve from Storage
JD27540-2.6	Prashant Shukla	GCMS1C	07/01/21 15:34	Load on Instrument
JD27540-2.6	GCMS1C	Prashant Shukla	07/02/21 09:30	Unload from Instrument
JD27540-2.6	Prashant Shukla		07/02/21 09:31	Depleted
JD27540-3.1	Tyler Strong	Secured Storage	07/01/21 00:00	Return to Storage
JD27540-3.1	Secured Storage	Dave Hunkele	07/01/21 13:01	Retrieve from Storage
JD27540-3.1	Dave Hunkele	Secured Staging Area	07/01/21 13:02	Return to Storage
JD27540-3.1	Secured Staging Area	Madellyne Sanchez@sgs	07/01/21 13:57	Retrieve from Storage
JD27540-3.1	Madellyne Sanchez@sgs	Secured Storage	07/01/21 17:36	Return to Storage
JD27540-3.1	Secured Storage	Joshua Reitan	07/01/21 23:28	Retrieve from Storage
JD27540-3.1	Joshua Reitan	Secured Staging Area	07/01/21 23:28	Return to Storage
JD27540-3.1	Secured Staging Area	Chatiyah Canaday	07/02/21 07:04	Retrieve from Storage
JD27540-3.1	Chatiyah Canaday	Secured Storage	07/02/21 15:35	Return to Storage
JD27540-3.1	Secured Storage	Todd Shoemaker	07/06/21 09:01	Retrieve from Storage
JD27540-3.1	Todd Shoemaker	Secured Staging Area	07/06/21 09:01	Return to Storage
JD27540-3.1	Secured Staging Area	Sarah Fichot	07/06/21 09:03	Retrieve from Storage
JD27540-3.1	Sarah Fichot	Secured Storage	07/06/21 11:28	Return to Storage
JD27540-3.1	Dave Hunkele		08/12/21 06:52	Disposed
JD27540-3.1.1	Chatiyah Canaday	Organics Prep	07/02/21 07:14	Extract from JD27540-3.1
JD27540-3.1.1	Chatiyah Canaday	Extract Storage	07/02/21 15:37	Return to Storage
JD27540-3.1.1	Organics Prep	Chatiyah Canaday	07/02/21 15:37	Extract from JD27540-3.1
JD27540-3.1.1	Extract Storage	Christopher Sowa	07/03/21 01:03	Retrieve from Storage
JD27540-3.1.1	Christopher Sowa	GCMS4P	07/03/21 01:03	Load on Instrument
JD27540-3.1.1	GCMS4P	Kristi Schollenberger	07/16/21 12:39	Unload from Instrument
JD27540-3.1.1	Kristi Schollenberger	Extract Freezer	07/16/21 12:39	Return to Storage
JD27540-3.1.1	Extract Freezer		08/12/21 09:00	Disposed
JD27540-3.1.2	Chatiyah Canaday	Organics Prep	07/02/21 07:19	Extract from JD27540-3.1
JD27540-3.1.2	Organics Prep	Jack Hennigan	07/02/21 22:34	Extract from JD27540-3.1

SGS Internal Chain of Custody

Job Number: JD27540
Account: SESINJPB SESI Consulting Engineers
Project: Remedial Investigation, 247 North Avenue, New Rochelle, NY
Received: 06/30/21

Sample.Bottle Number	Transfer FROM	Transfer TO	Date/Time	Reason
JD27540-3.1.2	Jack Hennigan	Extract Storage	07/02/21 22:34	Return to Storage
JD27540-3.1.2	Extract Storage	Christine Phillips	07/06/21 03:38	Retrieve from Storage
JD27540-3.1.2	Christine Phillips	GCRK	07/06/21 03:38	Load on Instrument
JD27540-3.1.2	GCRK	Rebecca Krug	07/19/21 23:22	Unload from Instrument
JD27540-3.1.2	Rebecca Krug	Extract Freezer	07/19/21 23:22	Return to Storage
JD27540-3.1.2	Extract Freezer		08/12/21 09:00	Disposed
JD27540-3.1.3	Chatiyah Canaday	Naomi Altenbur	07/02/21 11:32	Aliquot from JD27540-3.1
JD27540-3.1.3	Naomi Altenbur		07/02/21 17:54	Depleted
JD27540-3.1.4	Sarah Fichot	Metals Digestion	07/06/21 11:04	Digestate from JD27540-3.1
JD27540-3.1.4	Metals Digestion	Sarah Fichot	07/06/21 11:04	Digestate from JD27540-3.1
JD27540-3.1.4	Sarah Fichot	Metals Digestate Storage	07/06/21 11:04	Return to Storage
JD27540-3.1.4	Metals Digestate Storage		09/13/21 09:00	Disposed
JD27540-3.2	Tyler Strong	Secured Storage	07/01/21 00:01	Return to Storage
JD27540-3.2	Secured Storage	Benjamin Gaines	07/01/21 09:45	Retrieve from Storage
JD27540-3.2	Benjamin Gaines	Secured Staging Area	07/01/21 09:45	Return to Storage
JD27540-3.2	Secured Staging Area	Benjamin Gaines	07/01/21 09:46	Retrieve from Storage
JD27540-3.2	Benjamin Gaines	Madellyne Sanchez@sgs	07/01/21 14:06	Custody Transfer
JD27540-3.2	Madellyne Sanchez@sgs	Secured Storage	07/01/21 17:36	Return to Storage
JD27540-3.2	Secured Storage	Joshua Reitan	07/01/21 23:28	Retrieve from Storage
JD27540-3.2	Joshua Reitan	Secured Staging Area	07/01/21 23:28	Return to Storage
JD27540-3.2	Secured Staging Area	Chatiyah Canaday	07/02/21 07:04	Retrieve from Storage
JD27540-3.2	Chatiyah Canaday	Secured Storage	07/02/21 15:35	Return to Storage
JD27540-3.2	Dave Hunkele		08/12/21 06:52	Disposed
JD27540-3.2.1	Chatiyah Canaday	Organics Prep	07/02/21 07:18	Extract from JD27540-3.2
JD27540-3.2.1	Organics Prep	Jack Hennigan	07/02/21 22:32	Extract from JD27540-3.2
JD27540-3.2.1	Jack Hennigan	Extract Storage	07/02/21 22:32	Return to Storage
JD27540-3.2.1	Extract Storage	Taylor Cavanaugh	07/06/21 17:07	Retrieve from Storage
JD27540-3.2.1	Taylor Cavanaugh	GC1G	07/06/21 17:07	Load on Instrument
JD27540-3.2.2	Chatiyah Canaday	Naomi Altenbur	07/02/21 11:32	Aliquot from JD27540-3.2
JD27540-3.2.2	Naomi Altenbur		07/02/21 17:54	Depleted
JD27540-3.3	Tyler Strong	Secured Storage	07/01/21 00:01	Return to Storage
JD27540-3.3 SUB	Tyler Strong		07/01/21 17:22	Subcontract
JD27540-3.4	Secured Storage	Jayna Patel	07/01/21 07:55	Retrieve from Storage
JD27540-3.4	Jayna Patel	Secured Storage	07/01/21 07:55	Return to Storage
JD27540-3.4	Dave Hunkele		08/12/21 06:52	Disposed

SGS Internal Chain of Custody

Job Number: JD27540
Account: SESINJPB SESI Consulting Engineers
Project: Remedial Investigation, 247 North Avenue, New Rochelle, NY
Received: 06/30/21

Sample.Bottle Number	Transfer FROM	Transfer TO	Date/Time	Reason
JD27540-3.6	Secured Storage	Prashant Shukla	07/01/21 15:34	Retrieve from Storage
JD27540-3.6	Prashant Shukla	GCMS1C	07/01/21 15:34	Load on Instrument
JD27540-3.6	GCMS1C	Prashant Shukla	07/02/21 09:30	Unload from Instrument
JD27540-3.6	Prashant Shukla		07/02/21 09:31	Depleted
JD27540-3.7	Secured Storage	Prashant Shukla	07/02/21 14:29	Retrieve from Storage
JD27540-3.7	Prashant Shukla	GCMS1C	07/02/21 14:29	Load on Instrument
JD27540-3.7	GCMS1C	Prashant Shukla	07/03/21 08:55	Unload from Instrument
JD27540-3.7	Prashant Shukla		07/03/21 08:56	Depleted
JD27540-4.1	Tyler Strong	Secured Storage	07/01/21 00:00	Return to Storage
JD27540-4.1	Secured Storage	Benjamin Gaines	07/01/21 09:45	Retrieve from Storage
JD27540-4.1	Benjamin Gaines	Secured Staging Area	07/01/21 09:45	Return to Storage
JD27540-4.1	Secured Staging Area	Benjamin Gaines	07/01/21 09:46	Retrieve from Storage
JD27540-4.1	Benjamin Gaines	Madellyne Sanchez@sgs	07/01/21 14:06	Custody Transfer
JD27540-4.1	Madellyne Sanchez@sgs	Secured Storage	07/01/21 17:36	Return to Storage
JD27540-4.1	Secured Storage	Joshua Reitan	07/01/21 23:28	Retrieve from Storage
JD27540-4.1	Joshua Reitan	Secured Staging Area	07/01/21 23:28	Return to Storage
JD27540-4.1	Secured Staging Area	Chatiyah Canaday	07/02/21 07:04	Retrieve from Storage
JD27540-4.1	Chatiyah Canaday	Secured Storage	07/02/21 15:35	Return to Storage
JD27540-4.1	Secured Storage	Todd Shoemaker	07/06/21 09:01	Retrieve from Storage
JD27540-4.1	Todd Shoemaker	Secured Staging Area	07/06/21 09:01	Return to Storage
JD27540-4.1	Secured Staging Area	Sarah Fichot	07/06/21 09:03	Retrieve from Storage
JD27540-4.1	Sarah Fichot	Secured Storage	07/06/21 11:28	Return to Storage
JD27540-4.1	Dave Hunkele		08/12/21 06:52	Disposed
JD27540-4.1.1	Chatiyah Canaday	Organics Prep	07/02/21 07:14	Extract from JD27540-4.1
JD27540-4.1.1	Chatiyah Canaday	Extract Storage	07/02/21 15:37	Return to Storage
JD27540-4.1.1	Organics Prep	Chatiyah Canaday	07/02/21 15:37	Extract from JD27540-4.1
JD27540-4.1.1	Extract Storage		08/12/21 09:00	Disposed
JD27540-4.1.2	Sarah Fichot	Metals Digestion	07/06/21 11:04	Digestate from JD27540-4.1
JD27540-4.1.2	Metals Digestion	Sarah Fichot	07/06/21 11:04	Digestate from JD27540-4.1
JD27540-4.1.2	Sarah Fichot	Metals Digestate Storage	07/06/21 11:04	Return to Storage
JD27540-4.1.2	Metals Digestate Storage		09/13/21 09:00	Disposed
JD27540-5.1	Tyler Strong	Secured Storage	07/01/21 00:00	Return to Storage
JD27540-5.1	Secured Storage	Benjamin Gaines	07/01/21 09:45	Retrieve from Storage
JD27540-5.1	Benjamin Gaines	Secured Staging Area	07/01/21 09:45	Return to Storage
JD27540-5.1	Secured Staging Area	Benjamin Gaines	07/01/21 09:46	Retrieve from Storage
JD27540-5.1	Benjamin Gaines	Madellyne Sanchez@sgs	07/01/21 14:06	Custody Transfer
JD27540-5.1	Madellyne Sanchez@sgs	Secured Storage	07/01/21 17:36	Return to Storage
JD27540-5.1	Secured Storage	Joshua Reitan	07/01/21 23:28	Retrieve from Storage
JD27540-5.1	Joshua Reitan	Secured Staging Area	07/01/21 23:28	Return to Storage

SGS Internal Chain of Custody

Job Number: JD27540
Account: SESINJPB SESI Consulting Engineers
Project: Remedial Investigation, 247 North Avenue, New Rochelle, NY
Received: 06/30/21

Sample.Bottle Number	Transfer FROM	Transfer TO	Date/Time	Reason
JD27540-5.1	Secured Staging Area	Chatiyah Canaday	07/02/21 07:04	Retrieve from Storage
JD27540-5.1	Chatiyah Canaday	Secured Storage	07/02/21 15:35	Return to Storage
JD27540-5.1	Secured Storage	Todd Shoemaker	07/06/21 09:01	Retrieve from Storage
JD27540-5.1	Todd Shoemaker	Secured Staging Area	07/06/21 09:01	Return to Storage
JD27540-5.1	Secured Staging Area	Sarah Fichot	07/06/21 09:03	Retrieve from Storage
JD27540-5.1	Sarah Fichot	Secured Storage	07/06/21 11:28	Return to Storage
JD27540-5.1	Dave Hunkele		08/12/21 06:52	Disposed
JD27540-5.1.1	Chatiyah Canaday	Organics Prep	07/02/21 07:14	Extract from JD27540-5.1
JD27540-5.1.1	Chatiyah Canaday	Extract Storage	07/02/21 15:37	Return to Storage
JD27540-5.1.1	Organics Prep	Chatiyah Canaday	07/02/21 15:37	Extract from JD27540-5.1
JD27540-5.1.1	Extract Storage		08/12/21 09:00	Disposed
JD27540-5.1.2	Sarah Fichot	Metals Digestion	07/06/21 11:04	Digestate from JD27540-5.1
JD27540-5.1.2	Metals Digestion	Sarah Fichot	07/06/21 11:04	Digestate from JD27540-5.1
JD27540-5.1.2	Sarah Fichot	Metals Digestate Storage	07/06/21 11:04	Return to Storage
JD27540-5.1.2	Metals Digestate Storage		09/13/21 09:00	Disposed
JD27540-6.1	Tyler Strong	Secured Storage	07/01/21 00:00	Return to Storage
JD27540-6.1	Secured Storage	Benjamin Gaines	07/01/21 09:45	Retrieve from Storage
JD27540-6.1	Benjamin Gaines	Secured Staging Area	07/01/21 09:45	Return to Storage
JD27540-6.1	Secured Staging Area	Benjamin Gaines	07/01/21 09:46	Retrieve from Storage
JD27540-6.1	Benjamin Gaines	Madellyne Sanchez@sgs	07/01/21 14:06	Custody Transfer
JD27540-6.1	Madellyne Sanchez@sgs	Secured Storage	07/01/21 17:36	Return to Storage
JD27540-6.1	Secured Storage	Joshua Reitan	07/01/21 23:28	Retrieve from Storage
JD27540-6.1	Joshua Reitan	Secured Staging Area	07/01/21 23:28	Return to Storage
JD27540-6.1	Secured Staging Area	Chatiyah Canaday	07/02/21 07:04	Retrieve from Storage
JD27540-6.1	Chatiyah Canaday	Secured Storage	07/02/21 15:35	Return to Storage
JD27540-6.1	Secured Storage	Todd Shoemaker	07/06/21 09:01	Retrieve from Storage
JD27540-6.1	Todd Shoemaker	Secured Staging Area	07/06/21 09:01	Return to Storage
JD27540-6.1	Secured Staging Area	Sarah Fichot	07/06/21 09:03	Retrieve from Storage
JD27540-6.1	Sarah Fichot	Secured Storage	07/06/21 11:28	Return to Storage
JD27540-6.1	Dave Hunkele		08/12/21 06:52	Disposed
JD27540-6.1.1	Chatiyah Canaday	Organics Prep	07/02/21 07:14	Extract from JD27540-6.1
JD27540-6.1.1	Chatiyah Canaday	Extract Storage	07/02/21 15:37	Return to Storage
JD27540-6.1.1	Organics Prep	Chatiyah Canaday	07/02/21 15:37	Extract from JD27540-6.1
JD27540-6.1.1	Extract Storage		08/12/21 09:00	Disposed
JD27540-6.1.2	Sarah Fichot	Metals Digestion	07/06/21 11:04	Digestate from JD27540-6.1
JD27540-6.1.2	Metals Digestion	Sarah Fichot	07/06/21 11:04	Digestate from JD27540-6.1
JD27540-6.1.2	Sarah Fichot	Metals Digestate Storage	07/06/21 11:04	Return to Storage
JD27540-6.1.2	Metals Digestate Storage		09/13/21 09:00	Disposed

SGS Internal Chain of Custody

Job Number: JD27540
Account: SESINJPB SESI Consulting Engineers
Project: Remedial Investigation, 247 North Avenue, New Rochelle, NY
Received: 06/30/21

Sample.Bottle Number	Transfer FROM	Transfer TO	Date/Time	Reason
JD27540-7.1	Tyler Strong	Secured Storage	07/01/21 00:00	Return to Storage
JD27540-7.1	Secured Storage	Benjamin Gaines	07/01/21 09:45	Retrieve from Storage
JD27540-7.1	Benjamin Gaines	Secured Staging Area	07/01/21 09:45	Return to Storage
JD27540-7.1	Secured Staging Area	Benjamin Gaines	07/01/21 09:46	Retrieve from Storage
JD27540-7.1	Benjamin Gaines	Madellyne Sanchez@sgs	07/01/21 14:06	Custody Transfer
JD27540-7.1	Madellyne Sanchez@sgs	Secured Storage	07/01/21 17:36	Return to Storage
JD27540-7.1	Secured Storage	Joshua Reitan	07/01/21 23:28	Retrieve from Storage
JD27540-7.1	Joshua Reitan	Secured Staging Area	07/01/21 23:28	Return to Storage
JD27540-7.1	Secured Staging Area	Chatiyah Canaday	07/02/21 07:04	Retrieve from Storage
JD27540-7.1	Chatiyah Canaday	Secured Storage	07/02/21 15:35	Return to Storage
JD27540-7.1	Secured Storage	Todd Shoemaker	07/06/21 09:01	Retrieve from Storage
JD27540-7.1	Todd Shoemaker	Secured Staging Area	07/06/21 09:01	Return to Storage
JD27540-7.1	Secured Staging Area	Sarah Fichot	07/06/21 09:03	Retrieve from Storage
JD27540-7.1	Sarah Fichot	Secured Storage	07/06/21 11:28	Return to Storage
JD27540-7.1	Dave Hunkele		08/12/21 06:52	Disposed
JD27540-7.1.1	Chatiyah Canaday	Organics Prep	07/02/21 07:14	Extract from JD27540-7.1
JD27540-7.1.1	Chatiyah Canaday	Extract Storage	07/02/21 15:37	Return to Storage
JD27540-7.1.1	Organics Prep	Chatiyah Canaday	07/02/21 15:37	Extract from JD27540-7.1
JD27540-7.1.1	Extract Storage		08/12/21 09:00	Disposed
JD27540-7.1.2	Sarah Fichot	Metals Digestion	07/06/21 11:04	Digestate from JD27540-7.1
JD27540-7.1.2	Metals Digestion	Sarah Fichot	07/06/21 11:04	Digestate from JD27540-7.1
JD27540-7.1.2	Sarah Fichot	Metals Digestate Storage	07/06/21 11:04	Return to Storage
JD27540-7.1.2	Metals Digestate Storage		09/13/21 09:00	Disposed
JD27540-8.1	Tyler Strong	Secured Storage	07/01/21 00:00	Return to Storage
JD27540-8.1	Secured Storage	Benjamin Gaines	07/01/21 09:45	Retrieve from Storage
JD27540-8.1	Benjamin Gaines	Secured Staging Area	07/01/21 09:45	Return to Storage
JD27540-8.1	Secured Staging Area	Benjamin Gaines	07/01/21 09:46	Retrieve from Storage
JD27540-8.1	Benjamin Gaines	Madellyne Sanchez@sgs	07/01/21 14:06	Custody Transfer
JD27540-8.1	Madellyne Sanchez@sgs	Secured Storage	07/01/21 17:36	Return to Storage
JD27540-8.1	Secured Storage	Joshua Reitan	07/01/21 23:28	Retrieve from Storage
JD27540-8.1	Joshua Reitan	Secured Staging Area	07/01/21 23:28	Return to Storage
JD27540-8.1	Secured Staging Area	Chatiyah Canaday	07/02/21 07:04	Retrieve from Storage
JD27540-8.1	Chatiyah Canaday	Secured Storage	07/02/21 15:35	Return to Storage
JD27540-8.1	Secured Storage	Todd Shoemaker	07/06/21 09:01	Retrieve from Storage
JD27540-8.1	Todd Shoemaker	Secured Staging Area	07/06/21 09:01	Return to Storage
JD27540-8.1	Secured Staging Area	Sarah Fichot	07/06/21 09:03	Retrieve from Storage
JD27540-8.1	Sarah Fichot	Secured Storage	07/06/21 11:28	Return to Storage
JD27540-8.1	Dave Hunkele		08/12/21 06:52	Disposed
JD27540-8.1.1	Chatiyah Canaday	Organics Prep	07/02/21 07:14	Extract from JD27540-8.1
JD27540-8.1.1	Chatiyah Canaday	Extract Storage	07/02/21 15:37	Return to Storage

SGS Internal Chain of Custody

Job Number: JD27540
Account: SESINJPB SESI Consulting Engineers
Project: Remedial Investigation, 247 North Avenue, New Rochelle, NY
Received: 06/30/21

Sample.Bottle Number	Transfer FROM	Transfer TO	Date/Time	Reason
JD27540-8.1.1	Organics Prep	Chatiyah Canaday	07/02/21 15:37	Extract from JD27540-8.1
JD27540-8.1.1	Extract Storage		08/12/21 09:00	Disposed
JD27540-8.1.2	Sarah Fichot	Metals Digestion	07/06/21 11:04	Digestate from JD27540-8.1
JD27540-8.1.2	Metals Digestion	Sarah Fichot	07/06/21 11:04	Digestate from JD27540-8.1
JD27540-8.1.2	Sarah Fichot	Metals Digestate Storage	07/06/21 11:04	Return to Storage
JD27540-8.1.2	Metals Digestate Storage		09/13/21 09:00	Disposed
JD27540-9.1	Tyler Strong	Secured Storage	07/01/21 00:00	Return to Storage
JD27540-9.1	Secured Storage	Benjamin Gaines	07/01/21 09:45	Retrieve from Storage
JD27540-9.1	Benjamin Gaines	Secured Staging Area	07/01/21 09:45	Return to Storage
JD27540-9.1	Secured Staging Area	Benjamin Gaines	07/01/21 09:46	Retrieve from Storage
JD27540-9.1	Benjamin Gaines	Madellyne Sanchez@sgs	07/01/21 14:06	Custody Transfer
JD27540-9.1	Madellyne Sanchez@sgs	Secured Storage	07/01/21 17:36	Return to Storage
JD27540-9.1	Secured Storage	Joshua Reitan	07/01/21 23:28	Retrieve from Storage
JD27540-9.1	Joshua Reitan	Secured Staging Area	07/01/21 23:28	Return to Storage
JD27540-9.1	Secured Staging Area	Chatiyah Canaday	07/02/21 07:04	Retrieve from Storage
JD27540-9.1	Chatiyah Canaday	Secured Storage	07/02/21 15:35	Return to Storage
JD27540-9.1	Secured Storage	Todd Shoemaker	07/06/21 09:01	Retrieve from Storage
JD27540-9.1	Todd Shoemaker	Secured Staging Area	07/06/21 09:01	Return to Storage
JD27540-9.1	Secured Staging Area	Sarah Fichot	07/06/21 09:03	Retrieve from Storage
JD27540-9.1	Sarah Fichot	Secured Storage	07/06/21 11:28	Return to Storage
JD27540-9.1	Dave Hunkele		08/12/21 06:52	Disposed
JD27540-9.1.1	Chatiyah Canaday	Organics Prep	07/02/21 07:14	Extract from JD27540-9.1
JD27540-9.1.1	Organics Prep	Chatiyah Canaday	07/02/21 15:37	Extract from JD27540-9.1
JD27540-9.1.1	Chatiyah Canaday	Extract Storage	07/02/21 15:37	Return to Storage
JD27540-9.1.1	Extract Storage		08/12/21 09:00	Disposed
JD27540-9.1.2	Sarah Fichot	Metals Digestion	07/06/21 11:04	Digestate from JD27540-9.1
JD27540-9.1.2	Metals Digestion	Sarah Fichot	07/06/21 11:04	Digestate from JD27540-9.1
JD27540-9.1.2	Sarah Fichot	Metals Digestate Storage	07/06/21 11:04	Return to Storage
JD27540-9.1.2	Metals Digestate Storage		09/13/21 09:00	Disposed
JD27540-10.1	Tyler Strong	Secured Storage	07/01/21 00:00	Return to Storage
JD27540-10.1	Secured Storage	Benjamin Gaines	07/01/21 09:45	Retrieve from Storage
JD27540-10.1	Benjamin Gaines	Secured Staging Area	07/01/21 09:45	Return to Storage
JD27540-10.1	Secured Staging Area	Benjamin Gaines	07/01/21 09:46	Retrieve from Storage
JD27540-10.1	Benjamin Gaines	Madellyne Sanchez@sgs	07/01/21 14:06	Custody Transfer
JD27540-10.1	Madellyne Sanchez@sgs	Secured Storage	07/01/21 17:36	Return to Storage
JD27540-10.1	Secured Storage	Joshua Reitan	07/01/21 23:28	Retrieve from Storage
JD27540-10.1	Joshua Reitan	Secured Staging Area	07/01/21 23:28	Return to Storage
JD27540-10.1	Secured Staging Area	Chatiyah Canaday	07/02/21 07:04	Retrieve from Storage
JD27540-10.1	Chatiyah Canaday	Secured Storage	07/02/21 15:35	Return to Storage

SGS Internal Chain of Custody

Job Number: JD27540
Account: SESINJPB SESI Consulting Engineers
Project: Remedial Investigation, 247 North Avenue, New Rochelle, NY
Received: 06/30/21

Sample.Bottle Number	Transfer FROM	Transfer TO	Date/Time	Reason
JD27540-10.1	Secured Storage	Todd Shoemaker	07/06/21 09:01	Retrieve from Storage
JD27540-10.1	Todd Shoemaker	Secured Staging Area	07/06/21 09:01	Return to Storage
JD27540-10.1	Secured Staging Area	Sarah Fichot	07/06/21 09:03	Retrieve from Storage
JD27540-10.1	Sarah Fichot	Secured Storage	07/06/21 11:28	Return to Storage
JD27540-10.1	Dave Hunkele		08/12/21 06:52	Disposed
JD27540-10.1.1	Chatiyah Canaday	Organics Prep	07/02/21 07:14	Extract from JD27540-10.1
JD27540-10.1.1	Chatiyah Canaday	Extract Storage	07/02/21 15:37	Return to Storage
JD27540-10.1.1	Organics Prep	Chatiyah Canaday	07/02/21 15:37	Extract from JD27540-10.1
JD27540-10.1.1	Extract Storage		08/12/21 09:00	Disposed
JD27540-10.1.2	Sarah Fichot	Metals Digestion	07/06/21 11:04	Digestate from JD27540-10.1
JD27540-10.1.2	Metals Digestion	Sarah Fichot	07/06/21 11:04	Digestate from JD27540-10.1
JD27540-10.1.2	Sarah Fichot	Metals Digestate Storage	07/06/21 11:04	Return to Storage
JD27540-10.1.2	Metals Digestate Storage		09/13/21 09:00	Disposed
JD27540-11.1	Tyler Strong	Secured Storage	07/01/21 00:00	Return to Storage
JD27540-11.1	Secured Storage	Benjamin Gaines	07/01/21 09:45	Retrieve from Storage
JD27540-11.1	Benjamin Gaines	Secured Staging Area	07/01/21 09:45	Return to Storage
JD27540-11.1	Secured Staging Area	Benjamin Gaines	07/01/21 09:46	Retrieve from Storage
JD27540-11.1	Benjamin Gaines	Madellyne Sanchez@sgs	07/01/21 14:06	Custody Transfer
JD27540-11.1	Madellyne Sanchez@sgs	Secured Storage	07/01/21 17:36	Return to Storage
JD27540-11.1	Secured Storage	Joshua Reitan	07/01/21 23:28	Retrieve from Storage
JD27540-11.1	Joshua Reitan	Secured Staging Area	07/01/21 23:28	Return to Storage
JD27540-11.1	Secured Staging Area	Chatiyah Canaday	07/02/21 07:04	Retrieve from Storage
JD27540-11.1	Chatiyah Canaday	Secured Storage	07/02/21 15:35	Return to Storage
JD27540-11.1	Secured Storage	Todd Shoemaker	07/06/21 09:01	Retrieve from Storage
JD27540-11.1	Todd Shoemaker	Secured Staging Area	07/06/21 09:01	Return to Storage
JD27540-11.1	Secured Staging Area	Sarah Fichot	07/06/21 09:03	Retrieve from Storage
JD27540-11.1	Sarah Fichot	Secured Storage	07/06/21 11:28	Return to Storage
JD27540-11.1	Dave Hunkele		08/12/21 06:52	Disposed
JD27540-11.1.1	Chatiyah Canaday	Organics Prep	07/02/21 07:14	Extract from JD27540-11.1
JD27540-11.1.1	Chatiyah Canaday	Extract Storage	07/02/21 15:37	Return to Storage
JD27540-11.1.1	Organics Prep	Chatiyah Canaday	07/02/21 15:37	Extract from JD27540-11.1
JD27540-11.1.1	Extract Storage		08/12/21 09:00	Disposed
JD27540-11.1.2	Sarah Fichot	Metals Digestion	07/06/21 11:04	Digestate from JD27540-11.1
JD27540-11.1.2	Metals Digestion	Sarah Fichot	07/06/21 11:04	Digestate from JD27540-11.1
JD27540-11.1.2	Sarah Fichot	Metals Digestate Storage	07/06/21 11:04	Return to Storage
JD27540-11.1.2	Metals Digestate Storage		09/13/21 09:00	Disposed
JD27540-12.1	Tyler Strong	Secured Storage	07/01/21 00:00	Return to Storage
JD27540-12.1	Secured Storage	Benjamin Gaines	07/01/21 09:45	Retrieve from Storage

SGS Internal Chain of Custody

Job Number: JD27540
Account: SESINJPB SESI Consulting Engineers
Project: Remedial Investigation, 247 North Avenue, New Rochelle, NY
Received: 06/30/21

Sample.Bottle Number	Transfer FROM	Transfer TO	Date/Time	Reason
JD27540-12.1	Benjamin Gaines	Secured Staging Area	07/01/21 09:45	Return to Storage
JD27540-12.1	Secured Staging Area	Benjamin Gaines	07/01/21 09:46	Retrieve from Storage
JD27540-12.1	Benjamin Gaines	Madellyne Sanchez@sgs	07/01/21 14:06	Custody Transfer
JD27540-12.1	Madellyne Sanchez@sgs	Secured Storage	07/01/21 17:36	Return to Storage
JD27540-12.1	Secured Storage	Joshua Reitan	07/01/21 23:28	Retrieve from Storage
JD27540-12.1	Joshua Reitan	Secured Staging Area	07/01/21 23:28	Return to Storage
JD27540-12.1	Secured Staging Area	Chatiyah Canaday	07/02/21 07:04	Retrieve from Storage
JD27540-12.1	Chatiyah Canaday	Secured Storage	07/02/21 15:35	Return to Storage
JD27540-12.1	Secured Storage	Todd Shoemaker	07/06/21 09:01	Retrieve from Storage
JD27540-12.1	Todd Shoemaker	Secured Staging Area	07/06/21 09:01	Return to Storage
JD27540-12.1	Secured Staging Area	Sarah Fichot	07/06/21 09:03	Retrieve from Storage
JD27540-12.1	Sarah Fichot	Secured Storage	07/06/21 11:28	Return to Storage
JD27540-12.1	Dave Hunkele		08/12/21 06:52	Disposed
JD27540-12.1.1	Chatiyah Canaday	Organics Prep	07/02/21 07:14	Extract from JD27540-12.1
JD27540-12.1.1	Chatiyah Canaday	Extract Storage	07/02/21 15:37	Return to Storage
JD27540-12.1.1	Organics Prep	Chatiyah Canaday	07/02/21 15:37	Extract from JD27540-12.1
JD27540-12.1.1	Extract Storage		08/12/21 09:00	Disposed
JD27540-12.1.2	Sarah Fichot	Metals Digestion	07/06/21 11:04	Digestate from JD27540-12.1
JD27540-12.1.2	Metals Digestion	Sarah Fichot	07/06/21 11:04	Digestate from JD27540-12.1
JD27540-12.1.2	Sarah Fichot	Metals Digestate Storage	07/06/21 11:04	Return to Storage
JD27540-12.1.2	Metals Digestate Storage		09/13/21 09:00	Disposed
JD27540-13.1	Tyler Strong	Secured Storage	07/01/21 00:00	Return to Storage
JD27540-13.1	Secured Storage	Dave Hunkele	07/01/21 13:01	Retrieve from Storage
JD27540-13.1	Dave Hunkele	Secured Staging Area	07/01/21 13:02	Return to Storage
JD27540-13.1	Secured Staging Area	Madellyne Sanchez@sgs	07/01/21 13:57	Retrieve from Storage
JD27540-13.1	Madellyne Sanchez@sgs	Secured Storage	07/01/21 17:36	Return to Storage
JD27540-13.1	Secured Storage	Joshua Reitan	07/01/21 23:28	Retrieve from Storage
JD27540-13.1	Joshua Reitan	Secured Staging Area	07/01/21 23:28	Return to Storage
JD27540-13.1	Secured Staging Area	Chatiyah Canaday	07/02/21 07:04	Retrieve from Storage
JD27540-13.1	Chatiyah Canaday	Secured Storage	07/02/21 15:35	Return to Storage
JD27540-13.1	Secured Storage	Todd Shoemaker	07/06/21 09:01	Retrieve from Storage
JD27540-13.1	Todd Shoemaker	Secured Staging Area	07/06/21 09:01	Return to Storage
JD27540-13.1	Secured Staging Area	Sarah Fichot	07/06/21 09:03	Retrieve from Storage
JD27540-13.1	Sarah Fichot	Secured Storage	07/06/21 11:28	Return to Storage
JD27540-13.1	Dave Hunkele		08/12/21 06:52	Disposed
JD27540-13.1.1	Chatiyah Canaday	Organics Prep	07/02/21 07:14	Extract from JD27540-13.1
JD27540-13.1.1	Chatiyah Canaday	Extract Storage	07/02/21 15:37	Return to Storage
JD27540-13.1.1	Organics Prep	Chatiyah Canaday	07/02/21 15:37	Extract from JD27540-13.1
JD27540-13.1.1	Extract Storage		08/12/21 09:00	Disposed

SGS Internal Chain of Custody

Job Number: JD27540
Account: SESINJPB SESI Consulting Engineers
Project: Remedial Investigation, 247 North Avenue, New Rochelle, NY
Received: 06/30/21

Sample.Bottle Number	Transfer FROM	Transfer TO	Date/Time	Reason
JD27540-13.1.2	Chatiyah Canaday	Naomi Altenbur	07/02/21 11:32	Aliquot from JD27540-13.1
JD27540-13.1.2	Naomi Altenbur		07/02/21 17:54	Depleted
JD27540-13.1.3	Sarah Fichot	Metals Digestion	07/06/21 11:04	Digestate from JD27540-13.1
JD27540-13.1.3	Metals Digestion	Sarah Fichot	07/06/21 11:04	Digestate from JD27540-13.1
JD27540-13.1.3	Sarah Fichot	Metals Digestate Storage	07/06/21 11:04	Return to Storage
JD27540-13.1.3	Metals Digestate Storage		09/13/21 09:00	Disposed
JD27540-13.2	Tyler Strong	Secured Storage	07/01/21 00:01	Return to Storage
JD27540-13.2	Secured Storage	Benjamin Gaines	07/01/21 09:45	Retrieve from Storage
JD27540-13.2	Benjamin Gaines	Secured Staging Area	07/01/21 09:45	Return to Storage
JD27540-13.2	Secured Staging Area	Benjamin Gaines	07/01/21 09:46	Retrieve from Storage
JD27540-13.2	Benjamin Gaines	Madellyne Sanchez@sgs	07/01/21 14:06	Custody Transfer
JD27540-13.2	Madellyne Sanchez@sgs	Secured Storage	07/01/21 17:36	Return to Storage
JD27540-13.2	Secured Storage	Joshua Reitan	07/01/21 23:28	Retrieve from Storage
JD27540-13.2	Joshua Reitan	Secured Staging Area	07/01/21 23:28	Return to Storage
JD27540-13.2	Secured Staging Area	Chatiyah Canaday	07/02/21 07:04	Retrieve from Storage
JD27540-13.2	Chatiyah Canaday	Secured Storage	07/02/21 15:35	Return to Storage
JD27540-13.2	Dave Hunkele		08/12/21 06:52	Disposed
JD27540-13.2.1	Chatiyah Canaday	Organics Prep	07/02/21 07:18	Extract from JD27540-13.2
JD27540-13.2.1	Organics Prep	Jack Hennigan	07/02/21 22:32	Extract from JD27540-13.2
JD27540-13.2.1	Jack Hennigan	Extract Storage	07/02/21 22:32	Return to Storage
JD27540-13.2.1	Extract Storage	Taylor Cavanaugh	07/06/21 17:07	Retrieve from Storage
JD27540-13.2.1	Taylor Cavanaugh	GC1G	07/06/21 17:07	Load on Instrument
JD27540-13.2.2	Chatiyah Canaday	Organics Prep	07/02/21 07:19	Extract from JD27540-13.2
JD27540-13.2.2	Organics Prep	Jack Hennigan	07/02/21 22:34	Extract from JD27540-13.2
JD27540-13.2.2	Jack Hennigan	Extract Storage	07/02/21 22:34	Return to Storage
JD27540-13.2.2	Extract Storage	Christine Phillips	07/06/21 03:38	Retrieve from Storage
JD27540-13.2.2	Christine Phillips	GCRK	07/06/21 03:38	Load on Instrument
JD27540-13.2.2	GCRK	Rebecca Krug	07/19/21 23:22	Unload from Instrument
JD27540-13.2.2	Rebecca Krug	Extract Freezer	07/19/21 23:22	Return to Storage
JD27540-13.2.2	Extract Freezer		08/12/21 09:00	Disposed
JD27540-13.3	Tyler Strong	Secured Storage	07/01/21 00:01	Return to Storage
JD27540-13.3 SUB	Tyler Strong		07/01/21 17:22	Subcontract
JD27540-13.4	Secured Storage	Jayna Patel	07/01/21 07:55	Retrieve from Storage
JD27540-13.4	Jayna Patel	Secured Storage	07/01/21 07:55	Return to Storage
JD27540-13.4	Dave Hunkele		08/12/21 06:52	Disposed
JD27540-13.6	Secured Storage	Prashant Shukla	07/01/21 15:34	Retrieve from Storage

SGS Internal Chain of Custody

Job Number: JD27540
Account: SESINJPB SESI Consulting Engineers
Project: Remedial Investigation, 247 North Avenue, New Rochelle, NY
Received: 06/30/21

Sample.Bottle Number	Transfer FROM	Transfer TO	Date/Time	Reason
JD27540-13.6	Prashant Shukla	GCMS1C	07/01/21 15:34	Load on Instrument
JD27540-13.6	GCMS1C	Prashant Shukla	07/02/21 09:30	Unload from Instrument
JD27540-13.6	Prashant Shukla		07/02/21 09:31	Depleted
JD27540-13.7	Secured Storage	Prashant Shukla	07/02/21 14:29	Retrieve from Storage
JD27540-13.7	Prashant Shukla	GCMS1C	07/02/21 14:29	Load on Instrument
JD27540-13.7	GCMS1C	Prashant Shukla	07/03/21 08:55	Unload from Instrument
JD27540-13.7	Prashant Shukla		07/03/21 08:56	Depleted
JD27540-14.1	Tyler Strong	Secured Storage	07/01/21 00:00	Return to Storage
JD27540-14.1	Secured Storage	Dave Hunkele	07/01/21 13:01	Retrieve from Storage
JD27540-14.1	Dave Hunkele	Secured Staging Area	07/01/21 13:02	Return to Storage
JD27540-14.1	Secured Staging Area	Madellyne Sanchez@sgs	07/01/21 13:57	Retrieve from Storage
JD27540-14.1	Madellyne Sanchez@sgs	Secured Storage	07/01/21 17:36	Return to Storage
JD27540-14.1	Secured Storage	Joshua Reitan	07/01/21 23:28	Retrieve from Storage
JD27540-14.1	Joshua Reitan	Secured Staging Area	07/01/21 23:28	Return to Storage
JD27540-14.1	Secured Staging Area	Chatiyah Canaday	07/02/21 07:04	Retrieve from Storage
JD27540-14.1	Chatiyah Canaday	Secured Storage	07/02/21 15:35	Return to Storage
JD27540-14.1	Secured Storage	Todd Shoemaker	07/06/21 09:01	Retrieve from Storage
JD27540-14.1	Todd Shoemaker	Secured Staging Area	07/06/21 09:01	Return to Storage
JD27540-14.1	Secured Staging Area	Sarah Fichot	07/06/21 09:03	Retrieve from Storage
JD27540-14.1	Sarah Fichot	Secured Storage	07/06/21 11:28	Return to Storage
JD27540-14.1	Dave Hunkele		08/12/21 06:52	Disposed
JD27540-14.1.1	Chatiyah Canaday	Organics Prep	07/02/21 07:14	Extract from JD27540-14.1
JD27540-14.1.1	Chatiyah Canaday	Extract Storage	07/02/21 15:37	Return to Storage
JD27540-14.1.1	Organics Prep	Chatiyah Canaday	07/02/21 15:37	Extract from JD27540-14.1
JD27540-14.1.1	Extract Storage	Kristi Schollenberger	07/12/21 15:59	Retrieve from Storage
JD27540-14.1.1	Kristi Schollenberger	GCMS4M	07/12/21 15:59	Load on Instrument
JD27540-14.1.1	GCMS4M	Brandon Loch	07/15/21 17:13	Unload from Instrument
JD27540-14.1.1	Brandon Loch	Extract Freezer	07/15/21 17:13	Return to Storage
JD27540-14.1.1	Extract Freezer		08/12/21 09:00	Disposed
JD27540-14.1.2	Chatiyah Canaday	Organics Prep	07/02/21 07:18	Extract from JD27540-14.1
JD27540-14.1.2	Organics Prep	Jack Hennigan	07/02/21 22:32	Extract from JD27540-14.1
JD27540-14.1.2	Jack Hennigan	Extract Storage	07/02/21 22:32	Return to Storage
JD27540-14.1.2	Extract Storage	Taylor Cavanaugh	07/06/21 17:07	Retrieve from Storage
JD27540-14.1.2	Taylor Cavanaugh	GC1G	07/06/21 17:07	Load on Instrument
JD27540-14.1.3	Chatiyah Canaday	Organics Prep	07/02/21 07:19	Extract from JD27540-14.1
JD27540-14.1.3	Organics Prep	Jack Hennigan	07/02/21 22:34	Extract from JD27540-14.1
JD27540-14.1.3	Jack Hennigan	Extract Storage	07/02/21 22:34	Return to Storage
JD27540-14.1.3	Extract Storage	Christine Phillips	07/06/21 03:38	Retrieve from Storage
JD27540-14.1.3	Christine Phillips	GCRK	07/06/21 03:38	Load on Instrument

SGS Internal Chain of Custody

Job Number: JD27540
Account: SESINJPB SESI Consulting Engineers
Project: Remedial Investigation, 247 North Avenue, New Rochelle, NY
Received: 06/30/21

Sample.Bottle Number	Transfer FROM	Transfer TO	Date/Time	Reason
JD27540-14.1.3	GCRK	Rebecca Krug	07/19/21 23:22	Unload from Instrument
JD27540-14.1.3	Rebecca Krug	Extract Freezer	07/19/21 23:22	Return to Storage
JD27540-14.1.3	Extract Freezer		08/12/21 09:00	Disposed
JD27540-14.1.4	Chatiyah Canaday	Naomi Altenbur	07/02/21 11:32	Aliquot from JD27540-14.1
JD27540-14.1.4	Naomi Altenbur		07/02/21 17:54	Depleted
JD27540-14.1.5	Sarah Fichot	Metals Digestion	07/06/21 11:04	Digestate from JD27540-14.1
JD27540-14.1.5	Metals Digestion	Sarah Fichot	07/06/21 11:04	Digestate from JD27540-14.1
JD27540-14.1.5	Sarah Fichot	Metals Digestate Storage	07/06/21 11:04	Return to Storage
JD27540-14.1.5	Metals Digestate Storage		09/13/21 09:00	Disposed
JD27540-14.2	Tyler Strong	Secured Storage	07/01/21 00:01	Return to Storage
JD27540-14.2	Secured Storage	Benjamin Gaines	07/01/21 09:45	Retrieve from Storage
JD27540-14.2	Benjamin Gaines	Secured Staging Area	07/01/21 09:45	Return to Storage
JD27540-14.2	Secured Staging Area	Benjamin Gaines	07/01/21 09:46	Retrieve from Storage
JD27540-14.2	Benjamin Gaines	Madellyne Sanchez@sgs	07/01/21 14:06	Custody Transfer
JD27540-14.2	Madellyne Sanchez@sgs	Secured Storage	07/01/21 17:36	Return to Storage
JD27540-14.2	Secured Storage	Joshua Reitan	07/01/21 23:28	Retrieve from Storage
JD27540-14.2	Joshua Reitan	Secured Staging Area	07/01/21 23:28	Return to Storage
JD27540-14.2	Secured Staging Area	Chatiyah Canaday	07/02/21 07:04	Retrieve from Storage
JD27540-14.2	Chatiyah Canaday	Secured Storage	07/02/21 15:35	Return to Storage
JD27540-14.2	Dave Hunkele		08/12/21 06:52	Disposed
JD27540-14.3	Tyler Strong	Secured Storage	07/01/21 00:01	Return to Storage
JD27540-14.3 SUB	Tyler Strong		07/01/21 17:22	Subcontract
JD27540-14.4	Secured Storage	Jayna Patel	07/01/21 07:55	Retrieve from Storage
JD27540-14.4	Jayna Patel	Secured Storage	07/01/21 07:55	Return to Storage
JD27540-14.4	Dave Hunkele		08/12/21 06:52	Disposed
JD27540-14.6	Secured Storage	Prashant Shukla	07/01/21 16:00	Retrieve from Storage
JD27540-14.6	Prashant Shukla	GCMS3C	07/01/21 16:00	Load on Instrument
JD27540-14.6	GCMS3C	Prashant Shukla	07/02/21 09:30	Unload from Instrument
JD27540-14.6	Prashant Shukla		07/02/21 09:31	Depleted
JD27540-15.1	Tyler Strong	Secured Storage	07/01/21 00:00	Return to Storage
JD27540-15.1	Secured Storage	Benjamin Gaines	07/01/21 09:45	Retrieve from Storage
JD27540-15.1	Benjamin Gaines	Secured Staging Area	07/01/21 09:45	Return to Storage
JD27540-15.1	Secured Staging Area	Benjamin Gaines	07/01/21 09:46	Retrieve from Storage
JD27540-15.1	Benjamin Gaines	Madellyne Sanchez@sgs	07/01/21 14:06	Custody Transfer
JD27540-15.1	Madellyne Sanchez@sgs	Secured Storage	07/01/21 17:36	Return to Storage
JD27540-15.1	Secured Storage	Joshua Reitan	07/01/21 23:28	Retrieve from Storage

SGS Internal Chain of Custody

Job Number: JD27540
Account: SESINJPB SESI Consulting Engineers
Project: Remedial Investigation, 247 North Avenue, New Rochelle, NY
Received: 06/30/21

Sample.Bottle Number	Transfer FROM	Transfer TO	Date/Time	Reason
JD27540-15.1	Joshua Reitan	Secured Staging Area	07/01/21 23:28	Return to Storage
JD27540-15.1	Secured Staging Area	Chatiyah Canaday	07/02/21 07:04	Retrieve from Storage
JD27540-15.1	Chatiyah Canaday	Secured Storage	07/02/21 15:35	Return to Storage
JD27540-15.1	Secured Storage	Todd Shoemaker	07/06/21 09:01	Retrieve from Storage
JD27540-15.1	Todd Shoemaker	Secured Staging Area	07/06/21 09:01	Return to Storage
JD27540-15.1	Secured Staging Area	Sarah Fichot	07/06/21 09:03	Retrieve from Storage
JD27540-15.1	Sarah Fichot	Secured Storage	07/06/21 11:28	Return to Storage
JD27540-15.1	Dave Hunkele		08/12/21 06:52	Disposed
JD27540-15.1.1	Chatiyah Canaday	Organics Prep	07/02/21 07:14	Extract from JD27540-15.1
JD27540-15.1.1	Chatiyah Canaday	Extract Storage	07/02/21 15:37	Return to Storage
JD27540-15.1.1	Organics Prep	Chatiyah Canaday	07/02/21 15:37	Extract from JD27540-15.1
JD27540-15.1.1	Extract Storage		08/12/21 09:00	Disposed
JD27540-15.1.2	Sarah Fichot	Metals Digestion	07/06/21 11:04	Digestate from JD27540-15.1
JD27540-15.1.2	Metals Digestion	Sarah Fichot	07/06/21 11:04	Digestate from JD27540-15.1
JD27540-15.1.2	Sarah Fichot	Metals Digestate Storage	07/06/21 11:04	Return to Storage
JD27540-15.1.2	Metals Digestate Storage		09/13/21 09:00	Disposed
JD27540-16.1	Tyler Strong	Secured Storage	07/01/21 00:00	Return to Storage
JD27540-16.1	Secured Storage	Benjamin Gaines	07/01/21 09:45	Retrieve from Storage
JD27540-16.1	Benjamin Gaines	Secured Staging Area	07/01/21 09:45	Return to Storage
JD27540-16.1	Secured Staging Area	Benjamin Gaines	07/01/21 09:46	Retrieve from Storage
JD27540-16.1	Benjamin Gaines	Madellyne Sanchez@sgs	07/01/21 14:06	Custody Transfer
JD27540-16.1	Madellyne Sanchez@sgs	Secured Storage	07/01/21 17:36	Return to Storage
JD27540-16.1	Secured Storage	Joshua Reitan	07/01/21 23:28	Retrieve from Storage
JD27540-16.1	Joshua Reitan	Secured Staging Area	07/01/21 23:28	Return to Storage
JD27540-16.1	Secured Staging Area	Chatiyah Canaday	07/02/21 07:04	Retrieve from Storage
JD27540-16.1	Chatiyah Canaday	Secured Storage	07/02/21 15:35	Return to Storage
JD27540-16.1	Secured Storage	Todd Shoemaker	07/06/21 09:01	Retrieve from Storage
JD27540-16.1	Todd Shoemaker	Secured Staging Area	07/06/21 09:01	Return to Storage
JD27540-16.1	Secured Staging Area	Sarah Fichot	07/06/21 09:03	Retrieve from Storage
JD27540-16.1	Sarah Fichot	Secured Storage	07/06/21 11:28	Return to Storage
JD27540-16.1	Dave Hunkele		08/12/21 06:52	Disposed
JD27540-16.1.1	Chatiyah Canaday	Organics Prep	07/02/21 07:14	Extract from JD27540-16.1
JD27540-16.1.1	Chatiyah Canaday	Extract Storage	07/02/21 15:37	Return to Storage
JD27540-16.1.1	Organics Prep	Chatiyah Canaday	07/02/21 15:37	Extract from JD27540-16.1
JD27540-16.1.1	Extract Storage		08/12/21 09:00	Disposed
JD27540-16.1.2	Sarah Fichot	Metals Digestion	07/06/21 11:04	Digestate from JD27540-16.1
JD27540-16.1.2	Metals Digestion	Sarah Fichot	07/06/21 11:04	Digestate from JD27540-16.1
JD27540-16.1.2	Sarah Fichot	Metals Digestate Storage	07/06/21 11:04	Return to Storage
JD27540-16.1.2	Metals Digestate Storage		09/13/21 09:00	Disposed

SGS Internal Chain of Custody

Job Number: JD27540
Account: SESINJPB SESI Consulting Engineers
Project: Remedial Investigation, 247 North Avenue, New Rochelle, NY
Received: 06/30/21

Sample.Bottle Number	Transfer FROM	Transfer TO	Date/Time	Reason
JD27540-17.1	Tyler Strong	Secured Storage	07/01/21 00:00	Return to Storage
JD27540-17.1	Secured Storage	Dave Hunkele	07/01/21 13:01	Retrieve from Storage
JD27540-17.1	Dave Hunkele	Secured Staging Area	07/01/21 13:02	Return to Storage
JD27540-17.1	Secured Staging Area	Madellyne Sanchez@sgs	07/01/21 13:57	Retrieve from Storage
JD27540-17.1	Madellyne Sanchez@sgs	Secured Storage	07/01/21 17:36	Return to Storage
JD27540-17.1	Secured Storage	Joshua Reitan	07/01/21 23:28	Retrieve from Storage
JD27540-17.1	Joshua Reitan	Secured Staging Area	07/01/21 23:28	Return to Storage
JD27540-17.1	Secured Staging Area	Chatiyah Canaday	07/02/21 07:04	Retrieve from Storage
JD27540-17.1	Chatiyah Canaday	Secured Storage	07/02/21 15:35	Return to Storage
JD27540-17.1	Secured Storage	Todd Shoemaker	07/06/21 09:01	Retrieve from Storage
JD27540-17.1	Todd Shoemaker	Secured Staging Area	07/06/21 09:01	Return to Storage
JD27540-17.1	Secured Staging Area	Sarah Fichot	07/06/21 09:03	Retrieve from Storage
JD27540-17.1	Sarah Fichot	Secured Storage	07/06/21 11:28	Return to Storage
JD27540-17.1	Dave Hunkele		08/12/21 06:52	Disposed
JD27540-17.1.1	Chatiyah Canaday	Organics Prep	07/02/21 07:14	Extract from JD27540-17.1
JD27540-17.1.1	Organics Prep	Chatiyah Canaday	07/02/21 15:37	Extract from JD27540-17.1
JD27540-17.1.1	Chatiyah Canaday	Extract Storage	07/02/21 15:37	Return to Storage
JD27540-17.1.1	Extract Storage	Christopher Sowa	07/09/21 21:37	Retrieve from Storage
JD27540-17.1.1	Christopher Sowa	GCMS6P	07/09/21 21:37	Load on Instrument
JD27540-17.1.1	GCMS6P	Kristi Schollenberger	07/11/21 12:39	Unload from Instrument
JD27540-17.1.1	Kristi Schollenberger	Extract Freezer	07/11/21 12:39	Return to Storage
JD27540-17.1.1	Extract Freezer		08/12/21 09:00	Disposed
JD27540-17.1.2	Chatiyah Canaday	Organics Prep	07/02/21 07:18	Extract from JD27540-17.1
JD27540-17.1.2	Organics Prep	Jack Hennigan	07/02/21 22:32	Extract from JD27540-17.1
JD27540-17.1.2	Jack Hennigan	Extract Storage	07/02/21 22:32	Return to Storage
JD27540-17.1.2	Extract Storage	Taylor Cavanaugh	07/06/21 17:07	Retrieve from Storage
JD27540-17.1.2	Taylor Cavanaugh	GC1G	07/06/21 17:07	Load on Instrument
JD27540-17.1.3	Chatiyah Canaday	Organics Prep	07/02/21 07:19	Extract from JD27540-17.1
JD27540-17.1.3	Organics Prep	Jack Hennigan	07/02/21 22:34	Extract from JD27540-17.1
JD27540-17.1.3	Jack Hennigan	Extract Storage	07/02/21 22:34	Return to Storage
JD27540-17.1.3	Extract Storage	Christine Phillips	07/06/21 03:38	Retrieve from Storage
JD27540-17.1.3	Christine Phillips	GCRK	07/06/21 03:38	Load on Instrument
JD27540-17.1.3	GCRK	Rebecca Krug	07/19/21 23:22	Unload from Instrument
JD27540-17.1.3	Rebecca Krug	Extract Freezer	07/19/21 23:22	Return to Storage
JD27540-17.1.3	Extract Freezer		08/12/21 09:00	Disposed
JD27540-17.1.4	Chatiyah Canaday	Naomi Altenbur	07/02/21 11:32	Aliquot from JD27540-17.1
JD27540-17.1.4	Naomi Altenbur		07/02/21 17:54	Depleted
JD27540-17.1.5	Sarah Fichot	Metals Digestion	07/06/21 11:04	Digestate from JD27540-17.1

SGS Internal Chain of Custody

Job Number: JD27540
Account: SESINJPB SESI Consulting Engineers
Project: Remedial Investigation, 247 North Avenue, New Rochelle, NY
Received: 06/30/21

Sample.Bottle Number	Transfer FROM	Transfer TO	Date/Time	Reason
JD27540-17.1.5	Metals Digestion	Sarah Fichot	07/06/21 11:04	Digestate from JD27540-17.1
JD27540-17.1.5	Sarah Fichot	Metals Digestate Storage	07/06/21 11:04	Return to Storage
JD27540-17.1.5	Metals Digestate Storage		09/13/21 09:00	Disposed
JD27540-17.2	Tyler Strong	Secured Storage	07/01/21 00:01	Return to Storage
JD27540-17.2	Secured Storage	Benjamin Gaines	07/01/21 09:45	Retrieve from Storage
JD27540-17.2	Benjamin Gaines	Secured Staging Area	07/01/21 09:45	Return to Storage
JD27540-17.2	Secured Staging Area	Benjamin Gaines	07/01/21 09:46	Retrieve from Storage
JD27540-17.2	Benjamin Gaines	Madellyne Sanchez@sgs	07/01/21 14:06	Custody Transfer
JD27540-17.2	Madellyne Sanchez@sgs	Secured Storage	07/01/21 17:36	Return to Storage
JD27540-17.2	Secured Storage	Joshua Reitan	07/01/21 23:28	Retrieve from Storage
JD27540-17.2	Joshua Reitan	Secured Staging Area	07/01/21 23:28	Return to Storage
JD27540-17.2	Secured Staging Area	Chatiyah Canaday	07/02/21 07:04	Retrieve from Storage
JD27540-17.2	Chatiyah Canaday	Secured Storage	07/02/21 15:35	Return to Storage
JD27540-17.2	Dave Hunkele		08/12/21 06:52	Disposed
JD27540-17.3	Tyler Strong		07/01/21 17:22	Subcontract
JD27540-17.4	Secured Storage	Jayna Patel	07/01/21 07:55	Retrieve from Storage
JD27540-17.4	Jayna Patel	Secured Storage	07/01/21 07:55	Return to Storage
JD27540-17.4	Dave Hunkele		08/12/21 06:52	Disposed
JD27540-17.6	Secured Storage	Prashant Shukla	07/01/21 16:00	Retrieve from Storage
JD27540-17.6	Prashant Shukla	GCMS3C	07/01/21 16:00	Load on Instrument
JD27540-17.6	GCMS3C	Prashant Shukla	07/02/21 09:30	Unload from Instrument
JD27540-17.6	Prashant Shukla		07/02/21 09:31	Depleted
JD27540-18.1	Tyler Strong	Secured Storage	07/01/21 00:00	Return to Storage
JD27540-18.1	Secured Storage	Dave Hunkele	07/01/21 13:01	Retrieve from Storage
JD27540-18.1	Dave Hunkele	Secured Staging Area	07/01/21 13:02	Return to Storage
JD27540-18.1	Secured Staging Area	Madellyne Sanchez@sgs	07/01/21 13:57	Retrieve from Storage
JD27540-18.1	Madellyne Sanchez@sgs	Secured Storage	07/01/21 17:36	Return to Storage
JD27540-18.1	Secured Storage	Joshua Reitan	07/01/21 23:28	Retrieve from Storage
JD27540-18.1	Joshua Reitan	Secured Staging Area	07/01/21 23:28	Return to Storage
JD27540-18.1	Secured Staging Area	Chatiyah Canaday	07/02/21 07:04	Retrieve from Storage
JD27540-18.1	Chatiyah Canaday	Secured Storage	07/02/21 15:35	Return to Storage
JD27540-18.1	Secured Storage	Todd Shoemaker	07/06/21 09:01	Retrieve from Storage
JD27540-18.1	Todd Shoemaker	Secured Staging Area	07/06/21 09:01	Return to Storage
JD27540-18.1	Secured Staging Area	Sarah Fichot	07/06/21 09:03	Retrieve from Storage
JD27540-18.1	Sarah Fichot	Secured Storage	07/06/21 11:28	Return to Storage
JD27540-18.1	Dave Hunkele		08/12/21 06:52	Disposed
JD27540-18.1.1	Chatiyah Canaday	Organics Prep	07/02/21 07:18	Extract from JD27540-18.1
JD27540-18.1.1	Organics Prep	Jack Hennigan	07/02/21 22:32	Extract from JD27540-18.1

SGS Internal Chain of Custody

Job Number: JD27540
Account: SESINJPB SESI Consulting Engineers
Project: Remedial Investigation, 247 North Avenue, New Rochelle, NY
Received: 06/30/21

Sample.Bottle Number	Transfer FROM	Transfer TO	Date/Time	Reason
JD27540-18.1.1	Jack Hennigan	Extract Storage	07/02/21 22:32	Return to Storage
JD27540-18.1.1	Extract Storage	Taylor Cavanaugh	07/06/21 17:07	Retrieve from Storage
JD27540-18.1.1	Taylor Cavanaugh	GC1G	07/06/21 17:07	Load on Instrument
JD27540-18.1.2	Chatiyah Canaday	Naomi Altenbur	07/02/21 11:32	Aliquot from JD27540-18.1
JD27540-18.1.2	Naomi Altenbur		07/02/21 17:54	Depleted
JD27540-18.1.3	Sarah Fichot	Metals Digestion	07/06/21 11:04	Digestate from JD27540-18.1
JD27540-18.1.3	Metals Digestion	Sarah Fichot	07/06/21 11:04	Digestate from JD27540-18.1
JD27540-18.1.3	Sarah Fichot	Metals Digestate Storage	07/06/21 11:04	Return to Storage
JD27540-18.1.3	Metals Digestate Storage		09/13/21 09:00	Disposed
JD27540-18.2	Tyler Strong	Secured Storage	07/01/21 00:01	Return to Storage
JD27540-18.2	Secured Storage	Benjamin Gaines	07/01/21 09:45	Retrieve from Storage
JD27540-18.2	Benjamin Gaines	Secured Staging Area	07/01/21 09:45	Return to Storage
JD27540-18.2	Secured Staging Area	Benjamin Gaines	07/01/21 09:46	Retrieve from Storage
JD27540-18.2	Benjamin Gaines	Madellyne Sanchez@sgs	07/01/21 14:06	Custody Transfer
JD27540-18.2	Madellyne Sanchez@sgs	Secured Storage	07/01/21 17:36	Return to Storage
JD27540-18.2	Secured Storage	Joshua Reitan	07/01/21 23:28	Retrieve from Storage
JD27540-18.2	Joshua Reitan	Secured Staging Area	07/01/21 23:28	Return to Storage
JD27540-18.2	Secured Staging Area	Chatiyah Canaday	07/02/21 07:04	Retrieve from Storage
JD27540-18.2	Chatiyah Canaday	Secured Storage	07/02/21 15:35	Return to Storage
JD27540-18.2	Dave Hunkele		08/12/21 06:52	Disposed
JD27540-18.2.1	Chatiyah Canaday	Organics Prep	07/02/21 07:14	Extract from JD27540-18.2
JD27540-18.2.1	Organics Prep	Chatiyah Canaday	07/02/21 15:37	Extract from JD27540-18.2
JD27540-18.2.1	Chatiyah Canaday	Extract Storage	07/02/21 15:37	Return to Storage
JD27540-18.2.1	Extract Storage		08/12/21 09:00	Disposed
JD27540-18.2.2	Chatiyah Canaday	Organics Prep	07/02/21 07:19	Extract from JD27540-18.2
JD27540-18.2.2	Organics Prep	Jack Hennigan	07/02/21 22:34	Extract from JD27540-18.2
JD27540-18.2.2	Jack Hennigan	Extract Storage	07/02/21 22:34	Return to Storage
JD27540-18.2.2	Extract Storage	Christine Phillips	07/06/21 03:38	Retrieve from Storage
JD27540-18.2.2	Christine Phillips	GCRK	07/06/21 03:38	Load on Instrument
JD27540-18.2.2	GCRK	Rebecca Krug	07/19/21 23:22	Unload from Instrument
JD27540-18.2.2	Rebecca Krug	Extract Freezer	07/19/21 23:22	Return to Storage
JD27540-18.2.2	Extract Freezer		08/12/21 09:00	Disposed
JD27540-18.3	Tyler Strong	Secured Storage	07/01/21 00:01	Return to Storage
JD27540-18.3 SUB	Tyler Strong		07/01/21 17:22	Subcontract
JD27540-18.4	Secured Storage	Jayna Patel	07/01/21 07:55	Retrieve from Storage
JD27540-18.4	Jayna Patel	Secured Storage	07/01/21 07:55	Return to Storage

SGS Internal Chain of Custody

Job Number: JD27540
Account: SESINJPB SESI Consulting Engineers
Project: Remedial Investigation, 247 North Avenue, New Rochelle, NY
Received: 06/30/21

Sample.Bottle Number	Transfer FROM	Transfer TO	Date/Time	Reason
JD27540-18.4	Dave Hunkele		08/12/21 06:52	Disposed
JD27540-18.6	Secured Storage	Prashant Shukla	07/01/21 16:00	Retrieve from Storage
JD27540-18.6	Prashant Shukla	GCMS3C	07/01/21 16:00	Load on Instrument
JD27540-18.6	GCMS3C	Prashant Shukla	07/02/21 09:30	Unload from Instrument
JD27540-18.6	Prashant Shukla		07/02/21 09:31	Depleted

MS Volatiles

QC Data Summaries

Includes the following where applicable:

- Method Blank Summaries
- Blank Spike Summaries
- Matrix Spike and Duplicate Summaries
- Instrument Performance Checks (BFB)
- Internal Standard Area Summaries
- Surrogate Recovery Summaries
- Initial and Continuing Calibration Summaries
- Run Sequence Reports

Method Blank Summary

Job Number: JD27540
Account: SESINJPB SESI Consulting Engineers
Project: Remedial Investigation, 247 North Avenue, New Rochelle, NY

Sample	File ID	DF	Analyzed	By	Prep Date	Prep Batch	Analytical Batch
V1C7814-MB	1C179157.D	1	07/01/21	PS	n/a	n/a	V1C7814

The QC reported here applies to the following samples: **Method:** SW846 8260D

JD27540-1, JD27540-2

CAS No.	Compound	Result	RL	MDL	Units	Q
67-64-1	Acetone	ND	10	4.1	ug/kg	
71-43-2	Benzene	ND	0.50	0.46	ug/kg	
74-97-5	Bromochloromethane	ND	5.0	0.56	ug/kg	
75-27-4	Bromodichloromethane	ND	2.0	0.43	ug/kg	
75-25-2	Bromoform	ND	5.0	1.4	ug/kg	
74-83-9	Bromomethane	ND	5.0	0.76	ug/kg	
78-93-3	2-Butanone (MEK)	ND	10	2.4	ug/kg	
75-15-0	Carbon disulfide	ND	2.0	0.54	ug/kg	
56-23-5	Carbon tetrachloride	ND	2.0	0.62	ug/kg	
108-90-7	Chlorobenzene	ND	2.0	0.46	ug/kg	
75-00-3	Chloroethane	ND	5.0	0.59	ug/kg	
67-66-3	Chloroform	ND	2.0	0.52	ug/kg	
74-87-3	Chloromethane	ND	5.0	2.0	ug/kg	
110-82-7	Cyclohexane	ND	2.0	0.66	ug/kg	
96-12-8	1,2-Dibromo-3-chloropropane	ND	2.0	0.69	ug/kg	
124-48-1	Dibromochloromethane	ND	2.0	0.56	ug/kg	
106-93-4	1,2-Dibromoethane	ND	1.0	0.42	ug/kg	
95-50-1	1,2-Dichlorobenzene	ND	1.0	0.55	ug/kg	
541-73-1	1,3-Dichlorobenzene	ND	1.0	0.50	ug/kg	
106-46-7	1,4-Dichlorobenzene	ND	1.0	0.49	ug/kg	
75-71-8	Dichlorodifluoromethane	ND	5.0	0.73	ug/kg	
75-34-3	1,1-Dichloroethane	ND	1.0	0.50	ug/kg	
107-06-2	1,2-Dichloroethane	ND	1.0	0.47	ug/kg	
75-35-4	1,1-Dichloroethene	ND	1.0	0.66	ug/kg	
156-59-2	cis-1,2-Dichloroethene	ND	1.0	0.84	ug/kg	
156-60-5	trans-1,2-Dichloroethene	ND	1.0	0.61	ug/kg	
78-87-5	1,2-Dichloropropane	ND	2.0	0.47	ug/kg	
10061-01-5	cis-1,3-Dichloropropene	ND	2.0	0.48	ug/kg	
10061-02-6	trans-1,3-Dichloropropene	ND	2.0	0.46	ug/kg	
100-41-4	Ethylbenzene	ND	1.0	0.45	ug/kg	
76-13-1	Freon 113	ND	5.0	2.7	ug/kg	
591-78-6	2-Hexanone	ND	5.0	2.1	ug/kg	
98-82-8	Isopropylbenzene	ND	2.0	1.4	ug/kg	
79-20-9	Methyl Acetate	ND	5.0	1.4	ug/kg	
108-87-2	Methylcyclohexane	ND	2.0	0.88	ug/kg	
1634-04-4	Methyl Tert Butyl Ether	ND	1.0	0.47	ug/kg	

Method Blank Summary

Job Number: JD27540
Account: SESINJPB SESI Consulting Engineers
Project: Remedial Investigation, 247 North Avenue, New Rochelle, NY

Sample	File ID	DF	Analyzed	By	Prep Date	Prep Batch	Analytical Batch
V1C7814-MB	1C179157.D	1	07/01/21	PS	n/a	n/a	V1C7814

The QC reported here applies to the following samples: **Method:** SW846 8260D

JD27540-1, JD27540-2

CAS No.	Compound	Result	RL	MDL	Units	Q
108-10-1	4-Methyl-2-pentanone(MIBK)	ND	5.0	2.3	ug/kg	
75-09-2	Methylene chloride	ND	5.0	2.6	ug/kg	
100-42-5	Styrene	ND	2.0	0.40	ug/kg	
79-34-5	1,1,2,2-Tetrachloroethane	ND	2.0	0.60	ug/kg	
127-18-4	Tetrachloroethene	ND	2.0	0.58	ug/kg	
108-88-3	Toluene	ND	1.0	0.53	ug/kg	
87-61-6	1,2,3-Trichlorobenzene	ND	5.0	2.5	ug/kg	
120-82-1	1,2,4-Trichlorobenzene	ND	5.0	2.5	ug/kg	
71-55-6	1,1,1-Trichloroethane	ND	2.0	0.48	ug/kg	
79-00-5	1,1,2-Trichloroethane	ND	2.0	0.55	ug/kg	
79-01-6	Trichloroethene	ND	1.0	0.76	ug/kg	
75-69-4	Trichlorofluoromethane	ND	5.0	0.68	ug/kg	
75-01-4	Vinyl chloride	ND	2.0	0.48	ug/kg	
	m,p-Xylene	ND	1.0	0.90	ug/kg	
95-47-6	o-Xylene	ND	1.0	0.46	ug/kg	
1330-20-7	Xylene (total)	ND	1.0	0.46	ug/kg	

CAS No.	Surrogate Recoveries		Limits
1868-53-7	Dibromofluoromethane	102%	72-130%
17060-07-0	1,2-Dichloroethane-D4	106%	75-131%
2037-26-5	Toluene-D8	104%	81-121%
460-00-4	4-Bromofluorobenzene	103%	60-141%

CAS No.	Tentatively Identified Compounds	R.T.	Est. Conc.	Units	Q
	Total TIC, Volatile		0	ug/kg	

Method Blank Summary

Job Number: JD27540
Account: SESINJPB SESI Consulting Engineers
Project: Remedial Investigation, 247 North Avenue, New Rochelle, NY

Sample	File ID	DF	Analyzed	By	Prep Date	Prep Batch	Analytical Batch
V3C7419-MB	3C167348.D	1	07/01/21	PS	n/a	n/a	V3C7419

The QC reported here applies to the following samples: **Method:** SW846 8260D

JD27540-14, JD27540-17, JD27540-18

CAS No.	Compound	Result	RL	MDL	Units	Q
67-64-1	Acetone	ND	10	4.1	ug/kg	
71-43-2	Benzene	ND	0.50	0.46	ug/kg	
74-97-5	Bromochloromethane	ND	5.0	0.56	ug/kg	
75-27-4	Bromodichloromethane	ND	2.0	0.43	ug/kg	
75-25-2	Bromoform	ND	5.0	1.4	ug/kg	
74-83-9	Bromomethane	ND	5.0	0.76	ug/kg	
78-93-3	2-Butanone (MEK)	ND	10	2.4	ug/kg	
75-15-0	Carbon disulfide	ND	2.0	0.54	ug/kg	
56-23-5	Carbon tetrachloride	ND	2.0	0.62	ug/kg	
108-90-7	Chlorobenzene	ND	2.0	0.46	ug/kg	
75-00-3	Chloroethane	ND	5.0	0.59	ug/kg	
67-66-3	Chloroform	ND	2.0	0.52	ug/kg	
74-87-3	Chloromethane	ND	5.0	2.0	ug/kg	
110-82-7	Cyclohexane	ND	2.0	0.66	ug/kg	
96-12-8	1,2-Dibromo-3-chloropropane	ND	2.0	0.69	ug/kg	
124-48-1	Dibromochloromethane	ND	2.0	0.56	ug/kg	
106-93-4	1,2-Dibromoethane	ND	1.0	0.42	ug/kg	
95-50-1	1,2-Dichlorobenzene	ND	1.0	0.55	ug/kg	
541-73-1	1,3-Dichlorobenzene	ND	1.0	0.50	ug/kg	
106-46-7	1,4-Dichlorobenzene	ND	1.0	0.49	ug/kg	
75-71-8	Dichlorodifluoromethane	ND	5.0	0.73	ug/kg	
75-34-3	1,1-Dichloroethane	ND	1.0	0.50	ug/kg	
107-06-2	1,2-Dichloroethane	ND	1.0	0.47	ug/kg	
75-35-4	1,1-Dichloroethene	ND	1.0	0.66	ug/kg	
156-59-2	cis-1,2-Dichloroethene	ND	1.0	0.84	ug/kg	
156-60-5	trans-1,2-Dichloroethene	ND	1.0	0.61	ug/kg	
78-87-5	1,2-Dichloropropane	ND	2.0	0.47	ug/kg	
10061-01-5	cis-1,3-Dichloropropene	ND	2.0	0.48	ug/kg	
10061-02-6	trans-1,3-Dichloropropene	ND	2.0	0.46	ug/kg	
100-41-4	Ethylbenzene	ND	1.0	0.45	ug/kg	
76-13-1	Freon 113	ND	5.0	2.7	ug/kg	
591-78-6	2-Hexanone	ND	5.0	2.1	ug/kg	
98-82-8	Isopropylbenzene	ND	2.0	1.4	ug/kg	
79-20-9	Methyl Acetate	ND	5.0	1.4	ug/kg	
108-87-2	Methylcyclohexane	ND	2.0	0.88	ug/kg	
1634-04-4	Methyl Tert Butyl Ether	ND	1.0	0.47	ug/kg	

Method Blank Summary

Job Number: JD27540
Account: SESINJPB SESI Consulting Engineers
Project: Remedial Investigation, 247 North Avenue, New Rochelle, NY

Sample	File ID	DF	Analyzed	By	Prep Date	Prep Batch	Analytical Batch
V3C7419-MB	3C167348.D	1	07/01/21	PS	n/a	n/a	V3C7419

The QC reported here applies to the following samples: **Method:** SW846 8260D

JD27540-14, JD27540-17, JD27540-18

CAS No.	Compound	Result	RL	MDL	Units	Q
108-10-1	4-Methyl-2-pentanone(MIBK)	ND	5.0	2.3	ug/kg	
75-09-2	Methylene chloride	ND	5.0	2.6	ug/kg	
100-42-5	Styrene	ND	2.0	0.40	ug/kg	
79-34-5	1,1,2,2-Tetrachloroethane	ND	2.0	0.60	ug/kg	
127-18-4	Tetrachloroethene	ND	2.0	0.58	ug/kg	
108-88-3	Toluene	ND	1.0	0.53	ug/kg	
87-61-6	1,2,3-Trichlorobenzene	ND	5.0	2.5	ug/kg	
120-82-1	1,2,4-Trichlorobenzene	ND	5.0	2.5	ug/kg	
71-55-6	1,1,1-Trichloroethane	ND	2.0	0.48	ug/kg	
79-00-5	1,1,2-Trichloroethane	ND	2.0	0.55	ug/kg	
79-01-6	Trichloroethene	ND	1.0	0.76	ug/kg	
75-69-4	Trichlorofluoromethane	ND	5.0	0.68	ug/kg	
75-01-4	Vinyl chloride	ND	2.0	0.48	ug/kg	
	m,p-Xylene	ND	1.0	0.90	ug/kg	
95-47-6	o-Xylene	ND	1.0	0.46	ug/kg	
1330-20-7	Xylene (total)	ND	1.0	0.46	ug/kg	

CAS No.	Surrogate Recoveries		Limits
1868-53-7	Dibromofluoromethane	101%	72-130%
17060-07-0	1,2-Dichloroethane-D4	105%	75-131%
2037-26-5	Toluene-D8	102%	81-121%
460-00-4	4-Bromofluorobenzene	106%	60-141%

CAS No.	Tentatively Identified Compounds	R.T.	Est. Conc.	Units	Q
	Total TIC, Volatile		0	ug/kg	

Method Blank Summary

Job Number: JD27540
Account: SESINJPB SESI Consulting Engineers
Project: Remedial Investigation, 247 North Avenue, New Rochelle, NY

Sample	File ID	DF	Analyzed	By	Prep Date	Prep Batch	Analytical Batch
V1C7815-MB	1C179189.D	1	07/02/21	PS	n/a	n/a	V1C7815

The QC reported here applies to the following samples: **Method:** SW846 8260D

JD27540-3, JD27540-13

CAS No.	Compound	Result	RL	MDL	Units	Q
67-64-1	Acetone	ND	10	4.1	ug/kg	
71-43-2	Benzene	ND	0.50	0.46	ug/kg	
74-97-5	Bromochloromethane	ND	5.0	0.56	ug/kg	
75-27-4	Bromodichloromethane	ND	2.0	0.43	ug/kg	
75-25-2	Bromoform	ND	5.0	1.4	ug/kg	
74-83-9	Bromomethane	ND	5.0	0.76	ug/kg	
78-93-3	2-Butanone (MEK)	ND	10	2.4	ug/kg	
75-15-0	Carbon disulfide	ND	2.0	0.54	ug/kg	
56-23-5	Carbon tetrachloride	ND	2.0	0.62	ug/kg	
108-90-7	Chlorobenzene	ND	2.0	0.46	ug/kg	
75-00-3	Chloroethane	ND	5.0	0.59	ug/kg	
67-66-3	Chloroform	ND	2.0	0.52	ug/kg	
74-87-3	Chloromethane	ND	5.0	2.0	ug/kg	
110-82-7	Cyclohexane	ND	2.0	0.66	ug/kg	
96-12-8	1,2-Dibromo-3-chloropropane	ND	2.0	0.69	ug/kg	
124-48-1	Dibromochloromethane	ND	2.0	0.56	ug/kg	
106-93-4	1,2-Dibromoethane	ND	1.0	0.42	ug/kg	
95-50-1	1,2-Dichlorobenzene	ND	1.0	0.55	ug/kg	
541-73-1	1,3-Dichlorobenzene	ND	1.0	0.50	ug/kg	
106-46-7	1,4-Dichlorobenzene	ND	1.0	0.49	ug/kg	
75-71-8	Dichlorodifluoromethane	ND	5.0	0.73	ug/kg	
75-34-3	1,1-Dichloroethane	ND	1.0	0.50	ug/kg	
107-06-2	1,2-Dichloroethane	ND	1.0	0.47	ug/kg	
75-35-4	1,1-Dichloroethene	ND	1.0	0.66	ug/kg	
156-59-2	cis-1,2-Dichloroethene	ND	1.0	0.84	ug/kg	
156-60-5	trans-1,2-Dichloroethene	ND	1.0	0.61	ug/kg	
78-87-5	1,2-Dichloropropane	ND	2.0	0.47	ug/kg	
10061-01-5	cis-1,3-Dichloropropene	ND	2.0	0.48	ug/kg	
10061-02-6	trans-1,3-Dichloropropene	ND	2.0	0.46	ug/kg	
100-41-4	Ethylbenzene	ND	1.0	0.45	ug/kg	
76-13-1	Freon 113	ND	5.0	2.7	ug/kg	
591-78-6	2-Hexanone	ND	5.0	2.1	ug/kg	
98-82-8	Isopropylbenzene	ND	2.0	1.4	ug/kg	
79-20-9	Methyl Acetate	ND	5.0	1.4	ug/kg	
108-87-2	Methylcyclohexane	ND	2.0	0.88	ug/kg	
1634-04-4	Methyl Tert Butyl Ether	ND	1.0	0.47	ug/kg	

Method Blank Summary

Job Number: JD27540
Account: SESINJPB SESI Consulting Engineers
Project: Remedial Investigation, 247 North Avenue, New Rochelle, NY

Sample	File ID	DF	Analyzed	By	Prep Date	Prep Batch	Analytical Batch
V1C7815-MB	1C179189.D	1	07/02/21	PS	n/a	n/a	V1C7815

The QC reported here applies to the following samples: **Method:** SW846 8260D

JD27540-3, JD27540-13

CAS No.	Compound	Result	RL	MDL	Units	Q
108-10-1	4-Methyl-2-pentanone(MIBK)	ND	5.0	2.3	ug/kg	
75-09-2	Methylene chloride	ND	5.0	2.6	ug/kg	
100-42-5	Styrene	ND	2.0	0.40	ug/kg	
79-34-5	1,1,2,2-Tetrachloroethane	ND	2.0	0.60	ug/kg	
127-18-4	Tetrachloroethene	ND	2.0	0.58	ug/kg	
108-88-3	Toluene	ND	1.0	0.53	ug/kg	
87-61-6	1,2,3-Trichlorobenzene	ND	5.0	2.5	ug/kg	
120-82-1	1,2,4-Trichlorobenzene	ND	5.0	2.5	ug/kg	
71-55-6	1,1,1-Trichloroethane	ND	2.0	0.48	ug/kg	
79-00-5	1,1,2-Trichloroethane	ND	2.0	0.55	ug/kg	
79-01-6	Trichloroethene	ND	1.0	0.76	ug/kg	
75-69-4	Trichlorofluoromethane	ND	5.0	0.68	ug/kg	
75-01-4	Vinyl chloride	ND	2.0	0.48	ug/kg	
	m,p-Xylene	ND	1.0	0.90	ug/kg	
95-47-6	o-Xylene	ND	1.0	0.46	ug/kg	
1330-20-7	Xylene (total)	ND	1.0	0.46	ug/kg	

CAS No.	Surrogate Recoveries		Limits
1868-53-7	Dibromofluoromethane	100%	72-130%
17060-07-0	1,2-Dichloroethane-D4	106%	75-131%
2037-26-5	Toluene-D8	104%	81-121%
460-00-4	4-Bromofluorobenzene	105%	60-141%

CAS No.	Tentatively Identified Compounds	R.T.	Est. Conc.	Units	Q
	Total TIC, Volatile		0	ug/kg	

Blank Spike Summary

Job Number: JD27540
Account: SESINJPB SESI Consulting Engineers
Project: Remedial Investigation, 247 North Avenue, New Rochelle, NY

Sample	File ID	DF	Analyzed	By	Prep Date	Prep Batch	Analytical Batch
V1C7814-BS	1C179155.D	1	07/01/21	PS	n/a	n/a	V1C7814

The QC reported here applies to the following samples: **Method:** SW846 8260D

JD27540-1, JD27540-2

CAS No.	Compound	Spike ug/kg	BSP ug/kg	BSP %	Limits
67-64-1	Acetone	200	187	94	67-130
71-43-2	Benzene	50	48.5	97	80-115
74-97-5	Bromochloromethane	50	49.0	98	82-121
75-27-4	Bromodichloromethane	50	50.1	100	83-121
75-25-2	Bromoform	50	47.5	95	80-141
74-83-9	Bromomethane	50	45.6	91	56-146
78-93-3	2-Butanone (MEK)	200	228	114	72-134
75-15-0	Carbon disulfide	50	45.6	91	65-125
56-23-5	Carbon tetrachloride	50	48.9	98	75-126
108-90-7	Chlorobenzene	50	46.3	93	81-115
75-00-3	Chloroethane	50	52.7	105	72-133
67-66-3	Chloroform	50	46.7	93	75-114
74-87-3	Chloromethane	50	53.0	106	57-135
110-82-7	Cyclohexane	50	49.2	98	73-126
96-12-8	1,2-Dibromo-3-chloropropane	50	54.7	109	72-129
124-48-1	Dibromochloromethane	50	48.5	97	82-133
106-93-4	1,2-Dibromoethane	50	50.6	101	81-126
95-50-1	1,2-Dichlorobenzene	50	47.8	96	83-114
541-73-1	1,3-Dichlorobenzene	50	47.8	96	81-112
106-46-7	1,4-Dichlorobenzene	50	45.7	91	79-113
75-71-8	Dichlorodifluoromethane	50	44.7	89	50-150
75-34-3	1,1-Dichloroethane	50	51.2	102	75-120
107-06-2	1,2-Dichloroethane	50	47.5	95	72-117
75-35-4	1,1-Dichloroethene	50	46.1	92	69-124
156-59-2	cis-1,2-Dichloroethene	50	48.2	96	73-119
156-60-5	trans-1,2-Dichloroethene	50	45.8	92	70-123
78-87-5	1,2-Dichloropropane	50	52.1	104	80-118
10061-01-5	cis-1,3-Dichloropropene	50	53.5	107	83-121
10061-02-6	trans-1,3-Dichloropropene	50	53.9	108	83-125
100-41-4	Ethylbenzene	50	48.1	96	80-114
76-13-1	Freon 113	50	44.3	89	69-130
591-78-6	2-Hexanone	200	226	113	77-126
98-82-8	Isopropylbenzene	50	49.2	98	76-121
79-20-9	Methyl Acetate	50	61.6	123	63-132
108-87-2	Methylcyclohexane	50	47.5	95	73-125
1634-04-4	Methyl Tert Butyl Ether	50	53.4	107	76-127

* = Outside of Control Limits.

Blank Spike Summary

Job Number: JD27540
Account: SESINJPB SESI Consulting Engineers
Project: Remedial Investigation, 247 North Avenue, New Rochelle, NY

Sample	File ID	DF	Analyzed	By	Prep Date	Prep Batch	Analytical Batch
V1C7814-BS	1C179155.D	1	07/01/21	PS	n/a	n/a	V1C7814

The QC reported here applies to the following samples: **Method:** SW846 8260D

JD27540-1, JD27540-2

CAS No.	Compound	Spike ug/kg	BSP ug/kg	BSP %	Limits
108-10-1	4-Methyl-2-pentanone(MIBK)	200	235	118	75-129
75-09-2	Methylene chloride	50	47.5	95	71-120
100-42-5	Styrene	50	50.5	101	83-118
79-34-5	1,1,2,2-Tetrachloroethane	50	53.4	107	76-120
127-18-4	Tetrachloroethene	50	44.7	89	75-125
108-88-3	Toluene	50	47.6	95	79-115
87-61-6	1,2,3-Trichlorobenzene	50	49.3	99	75-131
120-82-1	1,2,4-Trichlorobenzene	50	49.4	99	76-130
71-55-6	1,1,1-Trichloroethane	50	49.1	98	77-122
79-00-5	1,1,2-Trichloroethane	50	52.2	104	82-119
79-01-6	Trichloroethene	50	45.6	91	82-119
75-69-4	Trichlorofluoromethane	50	47.3	95	70-134
75-01-4	Vinyl chloride	50	52.8	106	60-139
	m,p-Xylene	100	94.8	95	81-115
95-47-6	o-Xylene	50	50.0	100	82-117
1330-20-7	Xylene (total)	150	145	97	81-116

CAS No.	Surrogate Recoveries	BSP	Limits
1868-53-7	Dibromofluoromethane	104%	72-130%
17060-07-0	1,2-Dichloroethane-D4	108%	75-131%
2037-26-5	Toluene-D8	102%	81-121%
460-00-4	4-Bromofluorobenzene	106%	60-141%

* = Outside of Control Limits.

Blank Spike Summary

Job Number: JD27540
Account: SESINJPB SESI Consulting Engineers
Project: Remedial Investigation, 247 North Avenue, New Rochelle, NY

Sample	File ID	DF	Analyzed	By	Prep Date	Prep Batch	Analytical Batch
V3C7419-BS	3C167346.D	1	07/01/21	PS	n/a	n/a	V3C7419

The QC reported here applies to the following samples: **Method:** SW846 8260D

JD27540-14, JD27540-17, JD27540-18

CAS No.	Compound	Spike ug/kg	BSP ug/kg	BSP %	Limits
67-64-1	Acetone	200	219	110	67-130
71-43-2	Benzene	50	52.6	105	80-115
74-97-5	Bromochloromethane	50	50.4	101	82-121
75-27-4	Bromodichloromethane	50	52.5	105	83-121
75-25-2	Bromoform	50	48.3	97	80-141
74-83-9	Bromomethane	50	46.4	93	56-146
78-93-3	2-Butanone (MEK)	200	234	117	72-134
75-15-0	Carbon disulfide	50	48.5	97	65-125
56-23-5	Carbon tetrachloride	50	48.2	96	75-126
108-90-7	Chlorobenzene	50	49.5	99	81-115
75-00-3	Chloroethane	50	53.1	106	72-133
67-66-3	Chloroform	50	49.5	99	75-114
74-87-3	Chloromethane	50	54.1	108	57-135
110-82-7	Cyclohexane	50	51.5	103	73-126
96-12-8	1,2-Dibromo-3-chloropropane	50	50.3	101	72-129
124-48-1	Dibromochloromethane	50	49.8	100	82-133
106-93-4	1,2-Dibromoethane	50	50.7	101	81-126
95-50-1	1,2-Dichlorobenzene	50	48.9	98	83-114
541-73-1	1,3-Dichlorobenzene	50	47.4	95	81-112
106-46-7	1,4-Dichlorobenzene	50	47.4	95	79-113
75-71-8	Dichlorodifluoromethane	50	46.2	92	50-150
75-34-3	1,1-Dichloroethane	50	56.2	112	75-120
107-06-2	1,2-Dichloroethane	50	50.4	101	72-117
75-35-4	1,1-Dichloroethene	50	52.2	104	69-124
156-59-2	cis-1,2-Dichloroethene	50	52.4	105	73-119
156-60-5	trans-1,2-Dichloroethene	50	52.1	104	70-123
78-87-5	1,2-Dichloropropane	50	56.0	112	80-118
10061-01-5	cis-1,3-Dichloropropene	50	55.4	111	83-121
10061-02-6	trans-1,3-Dichloropropene	50	52.1	104	83-125
100-41-4	Ethylbenzene	50	51.2	102	80-114
76-13-1	Freon 113	50	45.9	92	69-130
591-78-6	2-Hexanone	200	235	118	77-126
98-82-8	Isopropylbenzene	50	50.6	101	76-121
79-20-9	Methyl Acetate	50	53.7	107	63-132
108-87-2	Methylcyclohexane	50	50.2	100	73-125
1634-04-4	Methyl Tert Butyl Ether	50	51.0	102	76-127

* = Outside of Control Limits.

Blank Spike Summary

Job Number: JD27540
Account: SESINJPB SESI Consulting Engineers
Project: Remedial Investigation, 247 North Avenue, New Rochelle, NY

Sample	File ID	DF	Analyzed	By	Prep Date	Prep Batch	Analytical Batch
V3C7419-BS	3C167346.D	1	07/01/21	PS	n/a	n/a	V3C7419

The QC reported here applies to the following samples: **Method:** SW846 8260D

JD27540-14, JD27540-17, JD27540-18

CAS No.	Compound	Spike ug/kg	BSP ug/kg	BSP %	Limits
108-10-1	4-Methyl-2-pentanone(MIBK)	200	231	116	75-129
75-09-2	Methylene chloride	50	49.2	98	71-120
100-42-5	Styrene	50	51.1	102	83-118
79-34-5	1,1,2,2-Tetrachloroethane	50	53.3	107	76-120
127-18-4	Tetrachloroethene	50	49.2	98	75-125
108-88-3	Toluene	50	51.8	104	79-115
87-61-6	1,2,3-Trichlorobenzene	50	49.5	99	75-131
120-82-1	1,2,4-Trichlorobenzene	50	49.0	98	76-130
71-55-6	1,1,1-Trichloroethane	50	52.2	104	77-122
79-00-5	1,1,2-Trichloroethane	50	52.8	106	82-119
79-01-6	Trichloroethene	50	50.0	100	82-119
75-69-4	Trichlorofluoromethane	50	48.5	97	70-134
75-01-4	Vinyl chloride	50	53.5	107	60-139
	m,p-Xylene	100	103	103	81-115
95-47-6	o-Xylene	50	51.8	104	82-117
1330-20-7	Xylene (total)	150	155	103	81-116

CAS No.	Surrogate Recoveries	BSP	Limits
1868-53-7	Dibromofluoromethane	101%	72-130%
17060-07-0	1,2-Dichloroethane-D4	108%	75-131%
2037-26-5	Toluene-D8	102%	81-121%
460-00-4	4-Bromofluorobenzene	104%	60-141%

* = Outside of Control Limits.

Blank Spike Summary

Job Number: JD27540
Account: SESINJPB SESI Consulting Engineers
Project: Remedial Investigation, 247 North Avenue, New Rochelle, NY

Sample	File ID	DF	Analyzed	By	Prep Date	Prep Batch	Analytical Batch
V1C7815-BS	1C179187.D	1	07/02/21	PS	n/a	n/a	V1C7815

The QC reported here applies to the following samples: **Method:** SW846 8260D

JD27540-3, JD27540-13

CAS No.	Compound	Spike ug/kg	BSP ug/kg	BSP %	Limits
67-64-1	Acetone	200	180	90	67-130
71-43-2	Benzene	50	48.9	98	80-115
74-97-5	Bromochloromethane	50	47.1	94	82-121
75-27-4	Bromodichloromethane	50	49.2	98	83-121
75-25-2	Bromoform	50	45.0	90	80-141
74-83-9	Bromomethane	50	44.9	90	56-146
78-93-3	2-Butanone (MEK)	200	216	108	72-134
75-15-0	Carbon disulfide	50	46.4	93	65-125
56-23-5	Carbon tetrachloride	50	48.7	97	75-126
108-90-7	Chlorobenzene	50	46.9	94	81-115
75-00-3	Chloroethane	50	54.9	110	72-133
67-66-3	Chloroform	50	47.8	96	75-114
74-87-3	Chloromethane	50	54.1	108	57-135
110-82-7	Cyclohexane	50	54.0	108	73-126
96-12-8	1,2-Dibromo-3-chloropropane	50	52.8	106	72-129
124-48-1	Dibromochloromethane	50	46.8	94	82-133
106-93-4	1,2-Dibromoethane	50	48.8	98	81-126
95-50-1	1,2-Dichlorobenzene	50	47.0	94	83-114
541-73-1	1,3-Dichlorobenzene	50	47.9	96	81-112
106-46-7	1,4-Dichlorobenzene	50	45.3	91	79-113
75-71-8	Dichlorodifluoromethane	50	45.6	91	50-150
75-34-3	1,1-Dichloroethane	50	53.1	106	75-120
107-06-2	1,2-Dichloroethane	50	46.6	93	72-117
75-35-4	1,1-Dichloroethene	50	46.5	93	69-124
156-59-2	cis-1,2-Dichloroethene	50	49.2	98	73-119
156-60-5	trans-1,2-Dichloroethene	50	46.5	93	70-123
78-87-5	1,2-Dichloropropane	50	52.9	106	80-118
10061-01-5	cis-1,3-Dichloropropene	50	52.9	106	83-121
10061-02-6	trans-1,3-Dichloropropene	50	53.4	107	83-125
100-41-4	Ethylbenzene	50	48.7	97	80-114
76-13-1	Freon 113	50	42.5	85	69-130
591-78-6	2-Hexanone	200	215	108	77-126
98-82-8	Isopropylbenzene	50	50.1	100	76-121
79-20-9	Methyl Acetate	50	59.9	120	63-132
108-87-2	Methylcyclohexane	50	45.9	92	73-125
1634-04-4	Methyl Tert Butyl Ether	50	51.8	104	76-127

* = Outside of Control Limits.

Blank Spike Summary

Job Number: JD27540
Account: SESINJPB SESI Consulting Engineers
Project: Remedial Investigation, 247 North Avenue, New Rochelle, NY

Sample	File ID	DF	Analyzed	By	Prep Date	Prep Batch	Analytical Batch
V1C7815-BS	1C179187.D	1	07/02/21	PS	n/a	n/a	V1C7815

The QC reported here applies to the following samples: **Method:** SW846 8260D

JD27540-3, JD27540-13

CAS No.	Compound	Spike ug/kg	BSP ug/kg	BSP %	Limits
108-10-1	4-Methyl-2-pentanone(MIBK)	200	222	111	75-129
75-09-2	Methylene chloride	50	48.8	98	71-120
100-42-5	Styrene	50	49.9	100	83-118
79-34-5	1,1,2,2-Tetrachloroethane	50	51.7	103	76-120
127-18-4	Tetrachloroethene	50	44.2	88	75-125
108-88-3	Toluene	50	47.9	96	79-115
87-61-6	1,2,3-Trichlorobenzene	50	47.7	95	75-131
120-82-1	1,2,4-Trichlorobenzene	50	48.4	97	76-130
71-55-6	1,1,1-Trichloroethane	50	50.6	101	77-122
79-00-5	1,1,2-Trichloroethane	50	50.4	101	82-119
79-01-6	Trichloroethene	50	45.2	90	82-119
75-69-4	Trichlorofluoromethane	50	51.1	102	70-134
75-01-4	Vinyl chloride	50	56.2	112	60-139
	m,p-Xylene	100	95.2	95	81-115
95-47-6	o-Xylene	50	50.1	100	82-117
1330-20-7	Xylene (total)	150	145	97	81-116

CAS No.	Surrogate Recoveries	BSP	Limits
1868-53-7	Dibromofluoromethane	103%	72-130%
17060-07-0	1,2-Dichloroethane-D4	109%	75-131%
2037-26-5	Toluene-D8	104%	81-121%
460-00-4	4-Bromofluorobenzene	109%	60-141%

* = Outside of Control Limits.

Matrix Spike Summary

Job Number: JD27540
Account: SESINJPB SESI Consulting Engineers
Project: Remedial Investigation, 247 North Avenue, New Rochelle, NY

Sample	File ID	DF	Analyzed	By	Prep Date	Prep Batch	Analytical Batch
JD27495-1MS	1C179167.D	1	07/01/21	PS	n/a	n/a	V1C7814
JD27495-1	1C179161.D	1	07/01/21	PS	n/a	n/a	V1C7814

The QC reported here applies to the following samples: **Method:** SW846 8260D

JD27540-1, JD27540-2

CAS No.	Compound	JD27495-1 ug/kg	Q	Spike ug/kg	MS ug/kg	MS %	Limits
67-64-1	Acetone	ND		234	278	119	31-142
71-43-2	Benzene	ND		58.6	57.4	98	62-126
74-97-5	Bromochloromethane	ND		58.6	56.3	96	68-125
75-27-4	Bromodichloromethane	ND		58.6	57.8	99	63-132
75-25-2	Bromoform	ND		58.6	51.3	88	59-138
74-83-9	Bromomethane	ND		58.6	52.8	90	13-164
78-93-3	2-Butanone (MEK)	ND		234	259	110	51-135
75-15-0	Carbon disulfide	ND		58.6	54.4	93	49-134
56-23-5	Carbon tetrachloride	ND		58.6	57.4	98	60-133
108-90-7	Chlorobenzene	ND		58.6	53.9	92	58-126
75-00-3	Chloroethane	ND		58.6	61.9	106	18-165
67-66-3	Chloroform	ND		58.6	56.7	97	60-125
74-87-3	Chloromethane	ND		58.6	62.1	106	43-145
110-82-7	Cyclohexane	ND		58.6	59.0	101	50-136
96-12-8	1,2-Dibromo-3-chloropropane	ND		58.6	54.7	93	43-133
124-48-1	Dibromochloromethane	ND		58.6	54.4	93	68-131
106-93-4	1,2-Dibromoethane	ND		58.6	54.8	94	63-127
95-50-1	1,2-Dichlorobenzene	ND		58.6	54.4	93	46-130
541-73-1	1,3-Dichlorobenzene	ND		58.6	55.9	95	45-129
106-46-7	1,4-Dichlorobenzene	ND		58.6	53.2	91	43-129
75-71-8	Dichlorodifluoromethane	ND		58.6	53.2	91	35-157
75-34-3	1,1-Dichloroethane	ND		58.6	60.6	103	63-130
107-06-2	1,2-Dichloroethane	ND		58.6	53.9	92	61-118
75-35-4	1,1-Dichloroethene	ND		58.6	54.8	94	55-135
156-59-2	cis-1,2-Dichloroethene	ND		58.6	57.4	98	55-131
156-60-5	trans-1,2-Dichloroethene	ND		58.6	54.5	93	54-135
78-87-5	1,2-Dichloropropane	ND		58.6	60.9	104	68-123
10061-01-5	cis-1,3-Dichloropropene	ND		58.6	60.5	103	65-123
10061-02-6	trans-1,3-Dichloropropene	ND		58.6	59.2	101	63-128
100-41-4	Ethylbenzene	ND		58.6	56.2	96	48-135
76-13-1	Freon 113	ND		58.6	49.1	84	51-138
591-78-6	2-Hexanone	ND		234	248	106	55-127
98-82-8	Isopropylbenzene	ND		58.6	57.7	98	46-139
79-20-9	Methyl Acetate	ND		58.6	61.8	105	28-170
108-87-2	Methylcyclohexane	ND		58.6	51.6	88	33-145
1634-04-4	Methyl Tert Butyl Ether	ND		58.6	57.2	98	62-128

* = Outside of Control Limits.

Matrix Spike Summary

Job Number: JD27540
Account: SESINJPB SESI Consulting Engineers
Project: Remedial Investigation, 247 North Avenue, New Rochelle, NY

Sample	File ID	DF	Analyzed	By	Prep Date	Prep Batch	Analytical Batch
JD27495-1MS	1C179167.D	1	07/01/21	PS	n/a	n/a	V1C7814
JD27495-1	1C179161.D	1	07/01/21	PS	n/a	n/a	V1C7814

The QC reported here applies to the following samples: **Method:** SW846 8260D

JD27540-1, JD27540-2

CAS No.	Compound	JD27495-1 ug/kg	Q	Spike ug/kg	MS ug/kg	MS %	Limits
108-10-1	4-Methyl-2-pentanone(MIBK)	ND		234	239	102	59-125
75-09-2	Methylene chloride	ND		58.6	55.5	95	59-127
100-42-5	Styrene	ND		58.6	58.0	99	52-136
79-34-5	1,1,2,2-Tetrachloroethane	ND		58.6	53.8	92	53-127
127-18-4	Tetrachloroethene	ND		58.6	51.6	88	50-138
108-88-3	Toluene	ND		58.6	56.5	96	57-129
87-61-6	1,2,3-Trichlorobenzene	ND		58.6	56.3	96	13-152
120-82-1	1,2,4-Trichlorobenzene	ND		58.6	57.1	97	15-153
71-55-6	1,1,1-Trichloroethane	ND		58.6	57.9	99	60-134
79-00-5	1,1,2-Trichloroethane	ND		58.6	56.6	97	56-137
79-01-6	Trichloroethene	ND		58.6	56.3	96	52-144
75-69-4	Trichlorofluoromethane	ND		58.6	57.4	98	48-144
75-01-4	Vinyl chloride	ND		58.6	63.4	108	44-152
	m,p-Xylene	ND		117	111	95	53-130
95-47-6	o-Xylene	ND		58.6	58.2	99	52-135
1330-20-7	Xylene (total)	ND		176	170	97	54-131

CAS No.	Surrogate Recoveries	MS	JD27495-1	Limits
1868-53-7	Dibromofluoromethane	104%	104%	72-130%
17060-07-0	1,2-Dichloroethane-D4	105%	109%	75-131%
2037-26-5	Toluene-D8	102%	103%	81-121%
460-00-4	4-Bromofluorobenzene	104%	103%	60-141%

* = Outside of Control Limits.

Matrix Spike Summary

Job Number: JD27540
Account: SESINJPB SESI Consulting Engineers
Project: Remedial Investigation, 247 North Avenue, New Rochelle, NY

Sample	File ID	DF	Analyzed	By	Prep Date	Prep Batch	Analytical Batch
JD27614-1MS	1C179195.D	1	07/02/21	PS	n/a	n/a	V1C7815
JD27614-1	1C179190.D	1	07/02/21	PS	n/a	n/a	V1C7815

The QC reported here applies to the following samples: **Method:** SW846 8260D

JD27540-3, JD27540-13

CAS No.	Compound	JD27614-1 ug/kg	Q	Spike ug/kg	MS ug/kg	MS %	Limits
67-64-1	Acetone	5.3	J	230	198	84	31-142
71-43-2	Benzene	ND		57.5	45.2	79	62-126
74-97-5	Bromochloromethane	ND		57.5	45.1	78	68-125
75-27-4	Bromodichloromethane	ND		57.5	46.6	81	63-132
75-25-2	Bromoform	ND		57.5	41.4	72	59-138
74-83-9	Bromomethane	ND		57.5	42.9	75	13-164
78-93-3	2-Butanone (MEK)	ND		230	202	88	51-135
75-15-0	Carbon disulfide	ND		57.5	39.1	68	49-134
56-23-5	Carbon tetrachloride	ND		57.5	44.7	78	60-133
108-90-7	Chlorobenzene	ND		57.5	41.2	72	58-126
75-00-3	Chloroethane	ND		57.5	52.2	91	18-165
67-66-3	Chloroform	ND		57.5	46.0	80	60-125
74-87-3	Chloromethane	ND		57.5	49.0	85	43-145
110-82-7	Cyclohexane	ND		57.5	47.1	82	50-136
96-12-8	1,2-Dibromo-3-chloropropane	ND		57.5	46.8	81	43-133
124-48-1	Dibromochloromethane	ND		57.5	44.0	77	68-131
106-93-4	1,2-Dibromoethane	ND		57.5	44.5	77	63-127
95-50-1	1,2-Dichlorobenzene	ND		57.5	40.1	70	46-130
541-73-1	1,3-Dichlorobenzene	ND		57.5	39.5	69	45-129
106-46-7	1,4-Dichlorobenzene	ND		57.5	37.1	65	43-129
75-71-8	Dichlorodifluoromethane	ND		57.5	41.4	72	35-157
75-34-3	1,1-Dichloroethane	ND		57.5	48.3	84	63-130
107-06-2	1,2-Dichloroethane	ND		57.5	43.7	76	61-118
75-35-4	1,1-Dichloroethene	ND		57.5	41.7	73	55-135
156-59-2	cis-1,2-Dichloroethene	ND		57.5	44.9	78	55-131
156-60-5	trans-1,2-Dichloroethene	ND		57.5	42.1	73	54-135
78-87-5	1,2-Dichloropropane	ND		57.5	49.0	85	68-123
10061-01-5	cis-1,3-Dichloropropene	ND		57.5	48.1	84	65-123
10061-02-6	trans-1,3-Dichloropropene	ND		57.5	46.6	81	63-128
100-41-4	Ethylbenzene	ND		57.5	42.6	74	48-135
76-13-1	Freon 113	ND		57.5	36.1	63	51-138
591-78-6	2-Hexanone	ND		230	195	85	55-127
98-82-8	Isopropylbenzene	ND		57.5	42.2	73	46-139
79-20-9	Methyl Acetate	ND		57.5	55.5	97	28-170
108-87-2	Methylcyclohexane	ND		57.5	35.5	62	33-145
1634-04-4	Methyl Tert Butyl Ether	ND		57.5	48.3	84	62-128

* = Outside of Control Limits.

Matrix Spike Summary

Job Number: JD27540
Account: SESINJPB SESI Consulting Engineers
Project: Remedial Investigation, 247 North Avenue, New Rochelle, NY

Sample	File ID	DF	Analyzed	By	Prep Date	Prep Batch	Analytical Batch
JD27614-1MS	1C179195.D	1	07/02/21	PS	n/a	n/a	V1C7815
JD27614-1	1C179190.D	1	07/02/21	PS	n/a	n/a	V1C7815

The QC reported here applies to the following samples: **Method:** SW846 8260D

JD27540-3, JD27540-13

CAS No.	Compound	JD27614-1 ug/kg	Q	Spike ug/kg	MS ug/kg	MS %	Limits
108-10-1	4-Methyl-2-pentanone(MIBK)	ND		230	203	88	59-125
75-09-2	Methylene chloride	ND		57.5	43.8	76	59-127
100-42-5	Styrene	ND		57.5	43.1	75	52-136
79-34-5	1,1,2,2-Tetrachloroethane	ND		57.5	43.6	76	53-127
127-18-4	Tetrachloroethene	ND		57.5	37.3	65	50-138
108-88-3	Toluene	ND		57.5	42.5	74	57-129
87-61-6	1,2,3-Trichlorobenzene	ND		57.5	33.5	58	13-152
120-82-1	1,2,4-Trichlorobenzene	ND		57.5	34.7	60	15-153
71-55-6	1,1,1-Trichloroethane	ND		57.5	46.0	80	60-134
79-00-5	1,1,2-Trichloroethane	ND		57.5	46.5	81	56-137
79-01-6	Trichloroethene	ND		57.5	44.0	77	52-144
75-69-4	Trichlorofluoromethane	ND		57.5	46.6	81	48-144
75-01-4	Vinyl chloride	ND		57.5	51.0	89	44-152
	m,p-Xylene	ND		115	82.0	71	53-130
95-47-6	o-Xylene	ND		57.5	43.8	76	52-135
1330-20-7	Xylene (total)	ND		173	126	73	54-131

CAS No.	Surrogate Recoveries	MS	JD27614-1	Limits
1868-53-7	Dibromofluoromethane	105%	106%	72-130%
17060-07-0	1,2-Dichloroethane-D4	107%	113%	75-131%
2037-26-5	Toluene-D8	101%	102%	81-121%
460-00-4	4-Bromofluorobenzene	109%	104%	60-141%

* = Outside of Control Limits.

Matrix Spike/Matrix Spike Duplicate Summary

Job Number: JD27540
Account: SESINJPB SESI Consulting Engineers
Project: Remedial Investigation, 247 North Avenue, New Rochelle, NY

Sample	File ID	DF	Analyzed	By	Prep Date	Prep Batch	Analytical Batch
JD27437-2MS	3C167352.D	1	07/01/21	PS	n/a	n/a	V3C7419
JD27437-2MSD	3C167353.D	1	07/01/21	PS	n/a	n/a	V3C7419
JD27437-2	3C167349.D	1	07/01/21	PS	n/a	n/a	V3C7419

The QC reported here applies to the following samples: **Method:** SW846 8260D

JD27540-14, JD27540-17, JD27540-18

CAS No.	Compound	JD27437-2 ug/kg	Q	Spike ug/kg	MS ug/kg	MS %	Spike ug/kg	MSD ug/kg	MSD %	RPD	Limits Rec/RPD
67-64-1	Acetone	90.5		241	269	74	246	273	74	1	31-142/24
71-43-2	Benzene	ND		60.3	58.2	96	61.5	58.6	95	1	62-126/15
74-97-5	Bromochloromethane	ND		60.3	52.6	87	61.5	53.6	87	2	68-125/14
75-27-4	Bromodichloromethane	ND		60.3	55.8	93	61.5	56.6	92	1	63-132/15
75-25-2	Bromoform	ND		60.3	45.8	76	61.5	48.3	79	5	59-138/17
74-83-9	Bromomethane	ND		60.3	53.4	89	61.5	55.1	90	3	13-164/34
78-93-3	2-Butanone (MEK)	ND		241	227	94	246	234	95	3	51-135/20
75-15-0	Carbon disulfide	ND		60.3	48.9	81	61.5	50.8	83	4	49-134/22
56-23-5	Carbon tetrachloride	ND		60.3	49.9	83	61.5	51.0	83	2	60-133/16
108-90-7	Chlorobenzene	ND		60.3	50.0	83	61.5	50.3	82	1	58-126/17
75-00-3	Chloroethane	ND		60.3	60.8	101	61.5	61.8	101	2	18-165/38
67-66-3	Chloroform	ND		60.3	56.3	93	61.5	57.7	94	2	60-125/14
74-87-3	Chloromethane	ND		60.3	62.3	103	61.5	62.8	102	1	43-145/16
110-82-7	Cyclohexane	ND		60.3	57.3	95	61.5	58.5	95	2	50-136/20
96-12-8	1,2-Dibromo-3-chloropropane	ND		60.3	45.3	75	61.5	48.4	79	7	43-133/18
124-48-1	Dibromochloromethane	ND		60.3	50.4	84	61.5	52.2	85	4	68-131/14
106-93-4	1,2-Dibromoethane	ND		60.3	49.2	82	61.5	50.6	82	3	63-127/14
95-50-1	1,2-Dichlorobenzene	ND		60.3	44.9	74	61.5	46.2	75	3	46-130/18
541-73-1	1,3-Dichlorobenzene	ND		60.3	42.3	70	61.5	43.0	70	2	45-129/19
106-46-7	1,4-Dichlorobenzene	ND		60.3	40.5	67	61.5	42.2	69	4	43-129/19
75-71-8	Dichlorodifluoromethane	ND		60.3	52.5	87	61.5	54.3	88	3	35-157/16
75-34-3	1,1-Dichloroethane	ND		60.3	64.1	106	61.5	65.4	106	2	63-130/14
107-06-2	1,2-Dichloroethane	ND		60.3	53.4	89	61.5	54.0	88	1	61-118/14
75-35-4	1,1-Dichloroethene	ND		60.3	55.5	92	61.5	57.3	93	3	55-135/15
156-59-2	cis-1,2-Dichloroethene	ND		60.3	55.1	91	61.5	56.8	92	3	55-131/15
156-60-5	trans-1,2-Dichloroethene	ND		60.3	53.5	89	61.5	55.1	90	3	54-135/16
78-87-5	1,2-Dichloropropane	ND		60.3	61.3	102	61.5	62.2	101	1	68-123/14
10061-01-5	cis-1,3-Dichloropropene	ND		60.3	55.1	91	61.5	56.2	91	2	65-123/16
10061-02-6	trans-1,3-Dichloropropene	ND		60.3	48.9	81	61.5	49.6	81	1	63-128/15
100-41-4	Ethylbenzene	ND		60.3	53.1	88	61.5	54.3	88	2	48-135/17
76-13-1	Freon 113	ND		60.3	47.6	79	61.5	48.5	79	2	51-138/17
591-78-6	2-Hexanone	ND		241	249	103	246	255	104	2	55-127/16
98-82-8	Isopropylbenzene	ND		60.3	52.4	87	61.5	54.2	88	3	46-139/19
79-20-9	Methyl Acetate	ND		60.3	58.9	98	61.5	63.4	103	7	28-170/21
108-87-2	Methylcyclohexane	ND		60.3	47.0	78	61.5	48.3	79	3	33-145/23
1634-04-4	Methyl Tert Butyl Ether	ND		60.3	54.6	91	61.5	56.1	91	3	62-128/13

* = Outside of Control Limits.

Matrix Spike/Matrix Spike Duplicate Summary

Job Number: JD27540
Account: SESINJPB SESI Consulting Engineers
Project: Remedial Investigation, 247 North Avenue, New Rochelle, NY

Sample	File ID	DF	Analyzed	By	Prep Date	Prep Batch	Analytical Batch
JD27437-2MS	3C167352.D	1	07/01/21	PS	n/a	n/a	V3C7419
JD27437-2MSD	3C167353.D	1	07/01/21	PS	n/a	n/a	V3C7419
JD27437-2	3C167349.D	1	07/01/21	PS	n/a	n/a	V3C7419

The QC reported here applies to the following samples: **Method:** SW846 8260D

JD27540-14, JD27540-17, JD27540-18

CAS No.	Compound	JD27437-2 ug/kg	Q	Spike ug/kg	MS ug/kg	MS %	Spike ug/kg	MSD ug/kg	MSD %	RPD	Limits Rec/RPD
108-10-1	4-Methyl-2-pentanone(MIBK)	ND		241	225	93	246	236	96	5	59-125/18
75-09-2	Methylene chloride	ND		60.3	55.2	92	61.5	56.6	92	3	59-127/14
100-42-5	Styrene	ND		60.3	50.3	83	61.5	51.4	84	2	52-136/18
79-34-5	1,1,2,2-Tetrachloroethane	ND		60.3	52.7	87	61.5	53.4	87	1	53-127/20
127-18-4	Tetrachloroethene	ND		60.3	51.0	85	61.5	51.2	83	0	50-138/19
108-88-3	Toluene	ND		60.3	55.8	93	61.5	55.9	91	0	57-129/16
87-61-6	1,2,3-Trichlorobenzene	ND		60.3	34.6	57	61.5	36.6	60	6	13-152/29
120-82-1	1,2,4-Trichlorobenzene	ND		60.3	33.0	55	61.5	34.9	57	6	15-153/27
71-55-6	1,1,1-Trichloroethane	ND		60.3	58.5	97	61.5	59.6	97	2	60-134/15
79-00-5	1,1,2-Trichloroethane	ND		60.3	54.8	91	61.5	57.1	93	4	56-137/14
79-01-6	Trichloroethene	ND		60.3	52.6	87	61.5	53.5	87	2	52-144/19
75-69-4	Trichlorofluoromethane	ND		60.3	55.5	92	61.5	56.6	92	2	48-144/27
75-01-4	Vinyl chloride	ND		60.3	61.3	102	61.5	62.7	102	2	44-152/15
	m,p-Xylene	ND		121	107	89	123	109	89	2	53-130/17
95-47-6	o-Xylene	ND		60.3	55.1	91	61.5	55.9	91	1	52-135/16
1330-20-7	Xylene (total)	ND		181	162	90	184	165	89	2	54-131/16

CAS No.	Surrogate Recoveries	MS	MSD	JD27437-2	Limits
1868-53-7	Dibromofluoromethane	100%	101%	104%	72-130%
17060-07-0	1,2-Dichloroethane-D4	103%	102%	111%	75-131%
2037-26-5	Toluene-D8	103%	103%	99%	81-121%
460-00-4	4-Bromofluorobenzene	106%	107%	105%	60-141%

* = Outside of Control Limits.

Duplicate Summary

Job Number: JD27540
Account: SESINJPB SESI Consulting Engineers
Project: Remedial Investigation, 247 North Avenue, New Rochelle, NY

Sample	File ID	DF	Analyzed	By	Prep Date	Prep Batch	Analytical Batch
JD27495-2DUP	1C179169.D	1	07/01/21	PS	n/a	n/a	V1C7814
JD27495-2	1C179162.D	1	07/01/21	PS	n/a	n/a	V1C7814

The QC reported here applies to the following samples: **Method:** SW846 8260D

JD27540-1, JD27540-2

CAS No.	Compound	JD27495-2 ug/kg	Q	DUP ug/kg	Q	RPD	Limits
67-64-1	Acetone	15.0		17.3		14	108
71-43-2	Benzene	ND		ND		nc	27
74-97-5	Bromochloromethane	ND		ND		nc	30
75-27-4	Bromodichloromethane	ND		ND		nc	22
75-25-2	Bromoform	ND		ND		nc	30
74-83-9	Bromomethane	ND		ND		nc	6
78-93-3	2-Butanone (MEK)	ND		ND		nc	32
75-15-0	Carbon disulfide	ND		ND		nc	31
56-23-5	Carbon tetrachloride	ND		ND		nc	30
108-90-7	Chlorobenzene	ND		ND		nc	30
75-00-3	Chloroethane	ND		ND		nc	0
67-66-3	Chloroform	ND		ND		nc	30
74-87-3	Chloromethane	ND		ND		nc	30
110-82-7	Cyclohexane	ND		ND		nc	24
96-12-8	1,2-Dibromo-3-chloropropane	ND		ND		nc	30
124-48-1	Dibromochloromethane	ND		ND		nc	1
106-93-4	1,2-Dibromoethane	ND		ND		nc	30
95-50-1	1,2-Dichlorobenzene	ND		ND		nc	30
541-73-1	1,3-Dichlorobenzene	ND		ND		nc	30
106-46-7	1,4-Dichlorobenzene	ND		ND		nc	2
75-71-8	Dichlorodifluoromethane	ND		ND		nc	30
75-34-3	1,1-Dichloroethane	ND		ND		nc	7
107-06-2	1,2-Dichloroethane	ND		ND		nc	7
75-35-4	1,1-Dichloroethene	ND		ND		nc	10
156-59-2	cis-1,2-Dichloroethene	ND		ND		nc	27
156-60-5	trans-1,2-Dichloroethene	ND		ND		nc	16
78-87-5	1,2-Dichloropropane	ND		ND		nc	30
10061-01-5	cis-1,3-Dichloropropene	ND		ND		nc	30
10061-02-6	trans-1,3-Dichloropropene	ND		ND		nc	30
100-41-4	Ethylbenzene	ND		ND		nc	36
76-13-1	Freon 113	ND		ND		nc	1
591-78-6	2-Hexanone	ND		ND		nc	30
98-82-8	Isopropylbenzene	ND		ND		nc	13
79-20-9	Methyl Acetate	ND		ND		nc	15
108-87-2	Methylcyclohexane	ND		ND		nc	28
1634-04-4	Methyl Tert Butyl Ether	ND		ND		nc	11

* = Outside of Control Limits.

Duplicate Summary

Job Number: JD27540
Account: SESINJPB SESI Consulting Engineers
Project: Remedial Investigation, 247 North Avenue, New Rochelle, NY

Sample	File ID	DF	Analyzed	By	Prep Date	Prep Batch	Analytical Batch
JD27495-2DUP	1C179169.D	1	07/01/21	PS	n/a	n/a	V1C7814
JD27495-2	1C179162.D	1	07/01/21	PS	n/a	n/a	V1C7814

The QC reported here applies to the following samples: **Method:** SW846 8260D

JD27540-1, JD27540-2

CAS No.	Compound	JD27495-2 ug/kg	Q	DUP ug/kg	Q	RPD	Limits
108-10-1	4-Methyl-2-pentanone(MIBK)	ND		ND		nc	30
75-09-2	Methylene chloride	ND		ND		nc	31
100-42-5	Styrene	ND		ND		nc	30
79-34-5	1,1,2,2-Tetrachloroethane	ND		ND		nc	30
127-18-4	Tetrachloroethene	ND		ND		nc	44
108-88-3	Toluene	ND		ND		nc	39
87-61-6	1,2,3-Trichlorobenzene	ND		ND		nc	30
120-82-1	1,2,4-Trichlorobenzene	ND		ND		nc	30
71-55-6	1,1,1-Trichloroethane	ND		ND		nc	9
79-00-5	1,1,2-Trichloroethane	ND		ND		nc	30
79-01-6	Trichloroethene	ND		ND		nc	29
75-69-4	Trichlorofluoromethane	ND		ND		nc	30
75-01-4	Vinyl chloride	ND		ND		nc	14
	m,p-Xylene	ND		ND		nc	39
95-47-6	o-Xylene	ND		ND		nc	36
1330-20-7	Xylene (total)	ND		ND		nc	44

CAS No.	Surrogate Recoveries	DUP	JD27495-2	Limits
1868-53-7	Dibromofluoromethane	104%	104%	72-130%
17060-07-0	1,2-Dichloroethane-D4	111%	110%	75-131%
2037-26-5	Toluene-D8	103%	102%	81-121%
460-00-4	4-Bromofluorobenzene	104%	103%	60-141%

* = Outside of Control Limits.

Duplicate Summary

Job Number: JD27540
Account: SESINJPB SESI Consulting Engineers
Project: Remedial Investigation, 247 North Avenue, New Rochelle, NY

Sample	File ID	DF	Analyzed	By	Prep Date	Prep Batch	Analytical Batch
JD27614-2DUP	1C179196.D	1	07/02/21	PS	n/a	n/a	V1C7815
JD27614-2	1C179191.D	1	07/02/21	PS	n/a	n/a	V1C7815

The QC reported here applies to the following samples: **Method:** SW846 8260D

JD27540-3, JD27540-13

CAS No.	Compound	JD27614-2 ug/kg	Q	DUP ug/kg	Q	RPD	Limits
67-64-1	Acetone	8.8		16.1		59	108
71-43-2	Benzene	ND		ND		nc	27
74-97-5	Bromochloromethane	ND		ND		nc	30
75-27-4	Bromodichloromethane	ND		ND		nc	22
75-25-2	Bromoform	ND		ND		nc	30
74-83-9	Bromomethane	ND		ND		nc	6
78-93-3	2-Butanone (MEK)	ND		ND		nc	32
75-15-0	Carbon disulfide	ND		ND		nc	31
56-23-5	Carbon tetrachloride	ND		ND		nc	30
108-90-7	Chlorobenzene	ND		ND		nc	30
75-00-3	Chloroethane	ND		ND		nc	0
67-66-3	Chloroform	ND		ND		nc	30
74-87-3	Chloromethane	ND		ND		nc	30
110-82-7	Cyclohexane	ND		ND		nc	24
96-12-8	1,2-Dibromo-3-chloropropane	ND		ND		nc	30
124-48-1	Dibromochloromethane	ND		ND		nc	1
106-93-4	1,2-Dibromoethane	ND		ND		nc	30
95-50-1	1,2-Dichlorobenzene	ND		ND		nc	30
541-73-1	1,3-Dichlorobenzene	ND		ND		nc	30
106-46-7	1,4-Dichlorobenzene	ND		ND		nc	2
75-71-8	Dichlorodifluoromethane	ND		ND		nc	30
75-34-3	1,1-Dichloroethane	ND		ND		nc	7
107-06-2	1,2-Dichloroethane	ND		ND		nc	7
75-35-4	1,1-Dichloroethene	ND		ND		nc	10
156-59-2	cis-1,2-Dichloroethene	ND		ND		nc	27
156-60-5	trans-1,2-Dichloroethene	ND		ND		nc	16
78-87-5	1,2-Dichloropropane	ND		ND		nc	30
10061-01-5	cis-1,3-Dichloropropene	ND		ND		nc	30
10061-02-6	trans-1,3-Dichloropropene	ND		ND		nc	30
100-41-4	Ethylbenzene	ND		ND		nc	36
76-13-1	Freon 113	ND		ND		nc	1
591-78-6	2-Hexanone	ND		ND		nc	30
98-82-8	Isopropylbenzene	ND		ND		nc	13
79-20-9	Methyl Acetate	ND		ND		nc	15
108-87-2	Methylcyclohexane	ND		ND		nc	28
1634-04-4	Methyl Tert Butyl Ether	ND		ND		nc	11

* = Outside of Control Limits.

Duplicate Summary

Job Number: JD27540
Account: SESINJPB SESI Consulting Engineers
Project: Remedial Investigation, 247 North Avenue, New Rochelle, NY

Sample	File ID	DF	Analyzed	By	Prep Date	Prep Batch	Analytical Batch
JD27614-2DUP	1C179196.D	1	07/02/21	PS	n/a	n/a	V1C7815
JD27614-2	1C179191.D	1	07/02/21	PS	n/a	n/a	V1C7815

The QC reported here applies to the following samples: **Method:** SW846 8260D

JD27540-3, JD27540-13

CAS No.	Compound	JD27614-2 ug/kg	Q	DUP ug/kg	Q	RPD	Limits
108-10-1	4-Methyl-2-pentanone(MIBK)	ND		ND		nc	30
75-09-2	Methylene chloride	ND		ND		nc	31
100-42-5	Styrene	ND		ND		nc	30
79-34-5	1,1,2,2-Tetrachloroethane	ND		ND		nc	30
127-18-4	Tetrachloroethene	ND		ND		nc	44
108-88-3	Toluene	ND		ND		nc	39
87-61-6	1,2,3-Trichlorobenzene	ND		ND		nc	30
120-82-1	1,2,4-Trichlorobenzene	ND		ND		nc	30
71-55-6	1,1,1-Trichloroethane	ND		ND		nc	9
79-00-5	1,1,2-Trichloroethane	ND		ND		nc	30
79-01-6	Trichloroethene	ND		ND		nc	29
75-69-4	Trichlorofluoromethane	ND		ND		nc	30
75-01-4	Vinyl chloride	ND		ND		nc	14
	m,p-Xylene	ND		ND		nc	39
95-47-6	o-Xylene	ND		ND		nc	36
1330-20-7	Xylene (total)	ND		ND		nc	44

CAS No.	Surrogate Recoveries	DUP	JD27614-2	Limits
1868-53-7	Dibromofluoromethane	105%	105%	72-130%
17060-07-0	1,2-Dichloroethane-D4	110%	113%	75-131%
2037-26-5	Toluene-D8	101%	101%	81-121%
460-00-4	4-Bromofluorobenzene	107%	104%	60-141%

* = Outside of Control Limits.

Instrument Performance Check (BFB)

Job Number: JD27540
Account: SESINJPB SESI Consulting Engineers
Project: Remedial Investigation, 247 North Avenue, New Rochelle, NY

Sample: V1C7786-BFB
Lab File ID: 1C178404.D
Instrument ID: GCMS1C
Injection Date: 05/27/21
Injection Time: 16:59

m/e	Ion Abundance Criteria	Raw Abundance	% Relative Abundance		Pass/Fail
50	14.99 - 40.0% of mass 95	17994	23.0		Pass
75	30.0 - 60.0% of mass 95	38810	49.6		Pass
95	Base peak, 100% relative abundance	78168	100.0		Pass
96	5.0 - 9.0% of mass 95	5247	6.71		Pass
173	Less than 2.0% of mass 174	0	0.00	(0.00) [a]	Pass
174	50.0 - 120.0% of mass 95	73210	93.7		Pass
175	5.0 - 9.0% of mass 174	5882	7.52	(8.03) [a]	Pass
176	95.0 - 101.0% of mass 174	70269	89.9	(96.0) [a]	Pass
177	5.0 - 9.0% of mass 176	4618	5.91	(6.57) [b]	Pass

(a) Value is % of mass 174
(b) Value is % of mass 176

This check applies to the following Samples, MS, MSD, Blanks, and Standards:

Lab Sample ID	Lab File ID	Date Analyzed	Time Analyzed	Hours Lapsed	Client Sample ID
V1C7786-IC7786	1C178405.D	05/27/21	17:32	00:33	Initial cal 0.2
V1C7786-IC7786	1C178406.D	05/27/21	17:59	01:00	Initial cal 0.5
V1C7786-IC7786	1C178407.D	05/27/21	18:26	01:27	Initial cal 1
V1C7786-IC7786	1C178408.D	05/27/21	18:53	01:54	Initial cal 2
V1C7786-IC7786	1C178409.D	05/27/21	19:19	02:20	Initial cal 4
V1C7786-IC7786	1C178410.D	05/27/21	19:47	02:48	Initial cal 8
V1C7786-IC7786	1C178411.D	05/27/21	20:13	03:14	Initial cal 20
V1C7786-ICC7786	1C178412.D	05/27/21	20:40	03:41	Initial cal 50
V1C7786-IC7786	1C178413.D	05/27/21	21:07	04:08	Initial cal 100
V1C7786-IC7786	1C178414.D	05/27/21	21:34	04:35	Initial cal 200
V1C7786-ICV7786	1C178417.D	05/27/21	22:54	05:55	Initial cal verification 50
V1C7786-ICV7786	1C178418.D	05/27/21	23:21	06:22	Initial cal verification 50

Instrument Performance Check (BFB)

Job Number: JD27540
Account: SESINJPB SESI Consulting Engineers
Project: Remedial Investigation, 247 North Avenue, New Rochelle, NY

Sample: V1C7786-BFB2
Lab File ID: 1C178421.D
Instrument ID: GCMS1C
Injection Date: 05/29/21
Injection Time: 15:41

m/e	Ion Abundance Criteria	Raw Abundance	% Relative Abundance		Pass/Fail
50	14.99 - 40.0% of mass 95	20034	22.5		Pass
75	30.0 - 60.0% of mass 95	45496	51.1		Pass
95	Base peak, 100% relative abundance	88970	100.0		Pass
96	5.0 - 9.0% of mass 95	6044	6.79		Pass
173	Less than 2.0% of mass 174	0	0.00	(0.00) [a]	Pass
174	50.0 - 120.0% of mass 95	82066	92.2		Pass
175	5.0 - 9.0% of mass 174	6727	7.56	(8.20) [a]	Pass
176	95.0 - 101.0% of mass 174	79170	89.0	(96.5) [a]	Pass
177	5.0 - 9.0% of mass 176	5250	5.90	(6.63) [b]	Pass

(a) Value is % of mass 174
(b) Value is % of mass 176

This check applies to the following Samples, MS, MSD, Blanks, and Standards:

Lab Sample ID	Lab File ID	Date Analyzed	Time Analyzed	Hours Lapsed	Client Sample ID
V1C7786-ICV7786	1C178422.D	05/29/21	16:08	00:27	Initial cal verification 50

Instrument Performance Check (BFB)

Job Number: JD27540
Account: SESINJPB SESI Consulting Engineers
Project: Remedial Investigation, 247 North Avenue, New Rochelle, NY

Sample: V1C7814-BFB
Lab File ID: 1C179154.D
Instrument ID: GCMS1C
Injection Date: 07/01/21
Injection Time: 10:10

m/e	Ion Abundance Criteria	Raw Abundance	% Relative Abundance		Pass/Fail
50	14.99 - 40.0% of mass 95	23637	24.8		Pass
75	30.0 - 60.0% of mass 95	49691	52.2		Pass
95	Base peak, 100% relative abundance	95133	100.0		Pass
96	5.0 - 9.0% of mass 95	6212	6.53		Pass
173	Less than 2.0% of mass 174	0	0.00	(0.00) [a]	Pass
174	50.0 - 120.0% of mass 95	83467	87.7		Pass
175	5.0 - 9.0% of mass 174	6681	7.02	(8.00) [a]	Pass
176	95.0 - 101.0% of mass 174	79707	83.8	(95.5) [a]	Pass
177	5.0 - 9.0% of mass 176	5385	5.66	(6.76) [b]	Pass

(a) Value is % of mass 174
(b) Value is % of mass 176

This check applies to the following Samples, MS, MSD, Blanks, and Standards:

Lab Sample ID	Lab File ID	Date Analyzed	Time Analyzed	Hours Lapsed	Client Sample ID
V1C7814-CC7786	1C179154.D	07/01/21	10:10	00:00	Continuing cal 50
V1C7814-BS	1C179155.D	07/01/21	10:46	00:36	Blank Spike
V1C7814-MB	1C179157.D	07/01/21	11:54	01:44	Method Blank
ZZZZZZ	1C179157A.D	07/01/21	11:54	01:44	(unrelated sample)
JD27495-1	1C179161.D	07/01/21	13:41	03:31	(used for QC only; not part of job JD27540)
JD27495-2	1C179162.D	07/01/21	14:08	03:58	(used for QC only; not part of job JD27540)
ZZZZZZ	1C179163.D	07/01/21	14:34	04:24	(unrelated sample)
ZZZZZZ	1C179164.D	07/01/21	15:01	04:51	(unrelated sample)
ZZZZZZ	1C179165.D	07/01/21	15:28	05:18	(unrelated sample)
ZZZZZZ	1C179166.D	07/01/21	15:56	05:46	(unrelated sample)
JD27495-1MS	1C179167.D	07/01/21	16:23	06:13	Matrix Spike
JD27495-2DUP	1C179169.D	07/01/21	17:16	07:06	Duplicate
ZZZZZZ	1C179172.D	07/01/21	19:32	09:22	(unrelated sample)
ZZZZZZ	1C179173.D	07/01/21	19:59	09:49	(unrelated sample)
ZZZZZZ	1C179174.D	07/01/21	20:26	10:16	(unrelated sample)
ZZZZZZ	1C179175.D	07/01/21	20:53	10:43	(unrelated sample)
JD27540-1	1C179176.D	07/01/21	21:20	11:10	R1-SB-1(1.5-2.0)
JD27540-2	1C179177.D	07/01/21	21:47	11:37	R1-SB-1(5.0-5.5)

Instrument Performance Check (BFB)

Job Number: JD27540
Account: SESINJPB SESI Consulting Engineers
Project: Remedial Investigation, 247 North Avenue, New Rochelle, NY

Sample: V1C7815-BFB
Lab File ID: 1C179186.D
Instrument ID: GCMS1C
Injection Date: 07/02/21
Injection Time: 11:18

m/e	Ion Abundance Criteria	Raw Abundance	% Relative Abundance		Pass/Fail
50	14.99 - 40.0% of mass 95	23083	25.4		Pass
75	30.0 - 60.0% of mass 95	48224	53.0		Pass
95	Base peak, 100% relative abundance	91027	100.0		Pass
96	5.0 - 9.0% of mass 95	6116	6.72		Pass
173	Less than 2.0% of mass 174	0	0.00	(0.00) [a]	Pass
174	50.0 - 120.0% of mass 95	78365	86.1		Pass
175	5.0 - 9.0% of mass 174	6361	6.99	(8.12) [a]	Pass
176	95.0 - 101.0% of mass 174	76219	83.7	(97.3) [a]	Pass
177	5.0 - 9.0% of mass 176	5232	5.75	(6.86) [b]	Pass

(a) Value is % of mass 174
(b) Value is % of mass 176

This check applies to the following Samples, MS, MSD, Blanks, and Standards:

Lab Sample ID	Lab File ID	Date Analyzed	Time Analyzed	Hours Lapsed	Client Sample ID
V1C7815-CC7786	1C179186.D	07/02/21	11:18	00:00	Continuing cal 50
V1C7815-BS	1C179187.D	07/02/21	11:55	00:37	Blank Spike
V1C7815-MB	1C179189.D	07/02/21	13:00	01:42	Method Blank
JD27614-1	1C179190.D	07/02/21	13:24	02:06	(used for QC only; not part of job JD27540)
JD27614-2	1C179191.D	07/02/21	13:51	02:33	(used for QC only; not part of job JD27540)
ZZZZZZ	1C179192.D	07/02/21	14:17	02:59	(unrelated sample)
ZZZZZZ	1C179193.D	07/02/21	14:45	03:27	(unrelated sample)
ZZZZZZ	1C179194.D	07/02/21	15:12	03:54	(unrelated sample)
JD27614-1MS	1C179195.D	07/02/21	15:39	04:21	Matrix Spike
JD27614-2DUP	1C179196.D	07/02/21	16:06	04:48	Duplicate
JD27540-3	1C179197.D	07/02/21	16:32	05:14	R1-SB-1(11-11.5)
JD27540-13	1C179198.D	07/02/21	16:59	05:41	R1-SB-6(3.5-4.0)
ZZZZZZ	1C179199.D	07/02/21	17:26	06:08	(unrelated sample)
ZZZZZZ	1C179200.D	07/02/21	17:53	06:35	(unrelated sample)
ZZZZZZ	1C179201.D	07/02/21	18:20	07:02	(unrelated sample)
ZZZZZZ	1C179202.D	07/02/21	18:47	07:29	(unrelated sample)
ZZZZZZ	1C179203.D	07/02/21	19:13	07:55	(unrelated sample)
ZZZZZZ	1C179204.D	07/02/21	19:40	08:22	(unrelated sample)
ZZZZZZ	1C179205.D	07/02/21	20:07	08:49	(unrelated sample)
ZZZZZZ	1C179206.D	07/02/21	20:34	09:16	(unrelated sample)
ZZZZZZ	1C179207.D	07/02/21	21:01	09:43	(unrelated sample)
ZZZZZZ	1C179208.D	07/02/21	21:27	10:09	(unrelated sample)
ZZZZZZ	1C179209.D	07/02/21	21:54	10:36	(unrelated sample)
ZZZZZZ	1C179210.D	07/02/21	22:21	11:03	(unrelated sample)

Instrument Performance Check (BFB)

Job Number: JD27540
Account: SESINJPB SESI Consulting Engineers
Project: Remedial Investigation, 247 North Avenue, New Rochelle, NY

Sample:	V1C7815-BFB	**Injection Date:**	07/02/21
Lab File ID:	1C179186.D	**Injection Time:**	11:18
Instrument ID:	GCMS1C		

Lab Sample ID	Lab File ID	Date Analyzed	Time Analyzed	Hours Lapsed	Client Sample ID
ZZZZZZ	1C179211.D	07/02/21	22:48	11:30	(unrelated sample)

Instrument Performance Check (BFB)

Job Number: JD27540
Account: SESINJPB SESI Consulting Engineers
Project: Remedial Investigation, 247 North Avenue, New Rochelle, NY

Sample: V3C7415-BFB
Lab File ID: 3C167223.D
Instrument ID: GCMS3C
Injection Date: 06/16/21
Injection Time: 16:55

m/e	Ion Abundance Criteria	Raw Abundance	% Relative Abundance		Pass/Fail
50	15.0 - 40.0% of mass 95	25957	19.2		Pass
75	30.0 - 60.0% of mass 95	66661	49.3		Pass
95	Base peak, 100% relative abundance	135109	100.0		Pass
96	5.0 - 9.0% of mass 95	9191	6.80		Pass
173	Less than 2.0% of mass 174	0	0.00	(0.00) [a]	Pass
174	50.0 - 120.0% of mass 95	118200	87.5		Pass
175	5.0 - 9.0% of mass 174	9185	6.80	(7.77) [a]	Pass
176	95.0 - 101.0% of mass 174	116005	85.9	(98.1) [a]	Pass
177	5.0 - 9.0% of mass 176	7690	5.69	(6.63) [b]	Pass

(a) Value is % of mass 174
(b) Value is % of mass 176

This check applies to the following Samples, MS, MSD, Blanks, and Standards:

Lab Sample ID	Lab File ID	Date Analyzed	Time Analyzed	Hours Lapsed	Client Sample ID
V3C7415-IC7415	3C167224.D	06/16/21	17:21	00:26	Initial cal 0.2
V3C7415-IC7415	3C167225.D	06/16/21	17:46	00:51	Initial cal 0.5
V3C7415-IC7415	3C167226.D	06/16/21	18:12	01:17	Initial cal 1
V3C7415-IC7415	3C167227.D	06/16/21	18:37	01:42	Initial cal 2
V3C7415-IC7415	3C167228.D	06/16/21	19:02	02:07	Initial cal 4
V3C7415-IC7415	3C167229.D	06/16/21	19:27	02:32	Initial cal 8
V3C7415-IC7415	3C167230.D	06/16/21	19:52	02:57	Initial cal 20
V3C7415-ICC7415	3C167231.D	06/16/21	20:18	03:23	Initial cal 50
V3C7415-IC7415	3C167232.D	06/16/21	20:43	03:48	Initial cal 100
V3C7415-IC7415	3C167233.D	06/16/21	21:08	04:13	Initial cal 200
V3C7415-ICV7415	3C167236.D	06/16/21	22:23	05:28	Initial cal verification 50
V3C7415-ICV7415	3C167237.D	06/16/21	22:49	05:54	Initial cal verification 50

Instrument Performance Check (BFB)

Job Number: JD27540
Account: SESINJPB SESI Consulting Engineers
Project: Remedial Investigation, 247 North Avenue, New Rochelle, NY

Sample: V3C7419-BFB
Lab File ID: 3C167345.D
Instrument ID: GCMS3C
Injection Date: 07/01/21
Injection Time: 12:05

m/e	Ion Abundance Criteria	Raw Abundance	% Relative Abundance		Pass/Fail
50	15.0 - 40.0% of mass 95	21513	16.0		Pass
75	30.0 - 60.0% of mass 95	44883	33.5		Pass
95	Base peak, 100% relative abundance	134083	100.0		Pass
96	5.0 - 9.0% of mass 95	9449	7.05		Pass
173	Less than 2.0% of mass 174	0	0.00	(0.00) [a]	Pass
174	50.0 - 120.0% of mass 95	106205	79.2		Pass
175	5.0 - 9.0% of mass 174	8278	6.17	(7.79) [a]	Pass
176	95.0 - 101.0% of mass 174	102112	76.2	(96.1) [a]	Pass
177	5.0 - 9.0% of mass 176	7445	5.55	(7.29) [b]	Pass

(a) Value is % of mass 174
(b) Value is % of mass 176

This check applies to the following Samples, MS, MSD, Blanks, and Standards:

Lab Sample ID	Lab File ID	Date Analyzed	Time Analyzed	Hours Lapsed	Client Sample ID
V3C7419-CC7415	3C167345.D	07/01/21	12:05	00:00	Continuing cal 50
V3C7419-BS	3C167346.D	07/01/21	12:34	00:29	Blank Spike
V3C7419-MB	3C167348.D	07/01/21	13:30	01:25	Method Blank
JD27437-2	3C167349.D	07/01/21	13:55	01:50	(used for QC only; not part of job JD27540)
ZZZZZZ	3C167350.D	07/01/21	14:20	02:15	(unrelated sample)
ZZZZZZ	3C167351.D	07/01/21	14:45	02:40	(unrelated sample)
JD27437-2MS	3C167352.D	07/01/21	15:11	03:06	Matrix Spike
JD27437-2MSD	3C167353.D	07/01/21	15:36	03:31	Matrix Spike Duplicate
ZZZZZZ	3C167355.D	07/01/21	16:26	04:21	(unrelated sample)
ZZZZZZ	3C167356.D	07/01/21	16:52	04:47	(unrelated sample)
ZZZZZZ	3C167357.D	07/01/21	17:17	05:12	(unrelated sample)
ZZZZZZ	3C167358.D	07/01/21	17:42	05:37	(unrelated sample)
ZZZZZZ	3C167359.D	07/01/21	18:07	06:02	(unrelated sample)
ZZZZZZ	3C167360.D	07/01/21	18:33	06:28	(unrelated sample)
JD27540-14	3C167361.D	07/01/21	18:58	06:53	R1-SB-6(5.5-6.0)
JD27540-17	3C167362.D	07/01/21	19:23	07:18	R1-SB-11(1.5-2.0)
JD27540-18	3C167363.D	07/01/21	19:48	07:43	R1-SB-11(6-6.5)
ZZZZZZ	3C167364.D	07/01/21	20:14	08:09	(unrelated sample)
ZZZZZZ	3C167365.D	07/01/21	20:39	08:34	(unrelated sample)
ZZZZZZ	3C167366.D	07/01/21	21:04	08:59	(unrelated sample)
ZZZZZZ	3C167367.D	07/01/21	21:29	09:24	(unrelated sample)
ZZZZZZ	3C167368.D	07/01/21	21:55	09:50	(unrelated sample)
ZZZZZZ	3C167369.D	07/01/21	22:20	10:15	(unrelated sample)
ZZZZZZ	3C167370.D	07/01/21	22:45	10:40	(unrelated sample)

Instrument Performance Check (BFB)

Job Number: JD27540
Account: SESINJPB SESI Consulting Engineers
Project: Remedial Investigation, 247 North Avenue, New Rochelle, NY

Sample:	V3C7419-BFB	**Injection Date:**	07/01/21
Lab File ID:	3C167345.D	**Injection Time:**	12:05
Instrument ID:	GCMS3C		

Lab Sample ID	Lab File ID	Date Analyzed	Time Analyzed	Hours Lapsed	Client Sample ID
ZZZZZZ	3C167371.D	07/01/21	23:10	11:05	(unrelated sample)

Internal Standard Area Summary

Job Number: JD27540
Account: SESINJPB SESI Consulting Engineers
Project: Remedial Investigation, 247 North Avenue, New Rochelle, NY

Check Std:	V1C7814-CC7786	**Injection Date:**	07/01/21
Lab File ID:	1C179154.D	**Injection Time:**	10:10
Instrument ID:	GCMS1C	**Method:**	SW846 8260D

	IS 1 AREA	RT	IS 2 AREA	RT	IS 3 AREA	RT	IS 4 AREA	RT	IS 5 AREA	RT
Check Std	87632	7.24	257875	9.48	381569	10.40	327050	13.55	165454	15.87
Upper Limit [a]	175264	7.74	515750	9.98	763138	10.90	654100	14.05	330908	16.37
Lower Limit [b]	43816	6.74	128938	8.98	190785	9.90	163525	13.05	82727	15.37

Lab Sample ID	IS 1 AREA	RT	IS 2 AREA	RT	IS 3 AREA	RT	IS 4 AREA	RT	IS 5 AREA	RT
V1C7814-BS	89882	7.24	264117	9.48	396539	10.40	335216	13.55	169572	15.87
ZZZZZZ	80736	7.24	273426	9.48	392325	10.40	337179	13.55	168843	15.87
V1C7814-MB	80736	7.24	273426	9.48	392325	10.40	337179	13.55	168843	15.87
JD27495-1	80878	7.24	259320	9.48	373131	10.40	322905	13.55	162104	15.87
JD27495-2	79712	7.25	259737	9.49	369865	10.40	323073	13.55	160053	15.87
ZZZZZZ	84578	7.24	260641	9.48	372744	10.40	322885	13.55	160052	15.87
ZZZZZZ	80576	7.24	257719	9.48	369953	10.40	322713	13.55	161023	15.87
ZZZZZZ	75493	7.24	260785	9.48	372484	10.40	324130	13.55	158631	15.87
ZZZZZZ	78641	7.24	257864	9.49	366095	10.40	318804	13.55	158285	15.87
JD27495-1MS	72049	7.24	253141	9.48	375874	10.40	319390	13.55	160036	15.87
JD27495-2DUP	82350	7.24	262504	9.48	376762	10.40	325979	13.55	161635	15.87
ZZZZZZ	81434	7.24	237500	9.48	352000	10.40	306491	13.55	150709	15.87
ZZZZZZ	81365	7.24	249006	9.48	360224	10.40	313225	13.55	151708	15.87
ZZZZZZ	81158	7.24	246223	9.49	361203	10.40	310769	13.55	153781	15.87
ZZZZZZ	79213	7.24	245335	9.49	355197	10.40	308977	13.55	153061	15.87
JD27540-1	82565	7.24	248070	9.49	360343	10.40	314877	13.55	155495	15.87
JD27540-2	79804	7.24	244681	9.48	358758	10.40	309706	13.55	152196	15.87

IS 1 = Tert Butyl Alcohol-D9
IS 2 = Pentafluorobenzene
IS 3 = 1,4-Difluorobenzene
IS 4 = Chlorobenzene-D5
IS 5 = 1,4-Dichlorobenzene-d4

(a) Upper Limit = + 100% of check standard area; Retention time + 0.5 minutes.
(b) Lower Limit = -50% of check standard area; Retention time -0.5 minutes.

Internal Standard Area Summary

Job Number: JD27540
Account: SESINJPB SESI Consulting Engineers
Project: Remedial Investigation, 247 North Avenue, New Rochelle, NY

Check Std:	V1C7815-CC7786	**Injection Date:**	07/02/21
Lab File ID:	1C179186.D	**Injection Time:**	11:18
Instrument ID:	GCMS1C	**Method:**	SW846 8260D

	IS 1 AREA	RT	IS 2 AREA	RT	IS 3 AREA	RT	IS 4 AREA	RT	IS 5 AREA	RT
Check Std	77592	7.24	249344	9.48	381284	10.40	317009	13.55	155352	15.87
Upper Limit [a]	155184	7.74	498688	9.98	762568	10.90	634018	14.05	310704	16.37
Lower Limit [b]	38796	6.74	124672	8.98	190642	9.90	158505	13.05	77676	15.37

Lab Sample ID	IS 1 AREA	RT	IS 2 AREA	RT	IS 3 AREA	RT	IS 4 AREA	RT	IS 5 AREA	RT
V1C7815-BS	82519	7.24	254233	9.48	384936	10.40	321995	13.55	159097	15.87
V1C7815-MB	77561	7.24	257518	9.48	366904	10.40	317193	13.55	155006	15.87
JD27614-1	82791	7.24	262779	9.48	381031	10.40	331692	13.55	161837	15.87
JD27614-2	86659	7.24	260775	9.48	378697	10.40	333224	13.55	165836	15.87
ZZZZZZ	80312	7.24	259171	9.49	374104	10.40	327770	13.55	160267	15.87
ZZZZZZ	86614	7.24	259034	9.48	376426	10.40	331197	13.55	164588	15.87
ZZZZZZ	81469	7.24	255569	9.48	380346	10.40	309170	13.55	160295	15.87
JD27614-1MS	78109	7.24	270843	9.48	406648	10.40	353081	13.55	174497	15.87
JD27614-2DUP	94065	7.24	295513	9.49	427192	10.40	375661	13.55	183280	15.87
JD27540-3	94135	7.24	292007	9.48	419783	10.40	371177	13.55	180947	15.87
JD27540-13	85326	7.24	274157	9.48	396880	10.40	340629	13.55	153527	15.87
ZZZZZZ	91307	7.24	272061	9.48	396267	10.40	346884	13.55	172670	15.87
ZZZZZZ	90359	7.24	265233	9.48	385572	10.40	340954	13.55	168783	15.87
ZZZZZZ	74298	7.24	253888	9.48	366539	10.40	316791	13.55	157441	15.87
ZZZZZZ	76299	7.24	252690	9.49	368375	10.40	324623	13.55	161492	15.87
ZZZZZZ	85863	7.24	255750	9.49	379311	10.40	328290	13.55	163173	15.87
ZZZZZZ	84971	7.24	256623	9.48	377098	10.40	332555	13.55	162936	15.87
ZZZZZZ	82957	7.24	252552	9.48	371369	10.40	326369	13.55	164048	15.87
ZZZZZZ	81296	7.24	251651	9.48	367835	10.40	324015	13.55	158725	15.87
ZZZZZZ	81782	7.24	244247	9.48	357621	10.40	313142	13.55	154792	15.87
ZZZZZZ	81055	7.24	255923	9.48	372211	10.40	328968	13.55	160541	15.87
ZZZZZZ	85285	7.24	255206	9.48	376278	10.40	333356	13.55	165315	15.87
ZZZZZZ	81729	7.24	252824	9.48	371244	10.40	327453	13.55	163334	15.87
ZZZZZZ	82973	7.24	245889	9.48	374036	10.40	311479	13.55	159369	15.87

IS 1 = Tert Butyl Alcohol-D9
IS 2 = Pentafluorobenzene
IS 3 = 1,4-Difluorobenzene
IS 4 = Chlorobenzene-D5
IS 5 = 1,4-Dichlorobenzene-d4

(a) Upper Limit = + 100% of check standard area; Retention time + 0.5 minutes.
(b) Lower Limit = -50% of check standard area; Retention time -0.5 minutes.

Internal Standard Area Summary

Job Number: JD27540
Account: SESINJPB SESI Consulting Engineers
Project: Remedial Investigation, 247 North Avenue, New Rochelle, NY

Check Std:	V3C7419-CC7415	**Injection Date:**	07/01/21
Lab File ID:	3C167345.D	**Injection Time:**	12:05
Instrument ID:	GCMS3C	**Method:**	SW846 8260D

	IS 1 AREA	RT	IS 2 AREA	RT	IS 3 AREA	RT	IS 4 AREA	RT	IS 5 AREA	RT
Check Std	64751	2.56	294226	4.00	454991	4.66	397248	7.37	197020	9.30
Upper Limit [a]	129502	3.06	588452	4.50	909982	5.16	794496	7.87	394040	9.80
Lower Limit [b]	32376	2.06	147113	3.50	227496	4.16	198624	6.87	98510	8.80

Lab Sample ID	IS 1 AREA	RT	IS 2 AREA	RT	IS 3 AREA	RT	IS 4 AREA	RT	IS 5 AREA	RT
V3C7419-BS	71421	2.56	298384	4.00	463108	4.66	404179	7.37	202749	9.30
V3C7419-MB	62618	2.56	280726	4.00	436685	4.66	376428	7.37	183068	9.30
JD27437-2	68546	2.56	283369	4.00	444838	4.66	391999	7.37	195689	9.30
ZZZZZZ	62377	2.56	273687	4.00	435220	4.66	380846	7.37	186636	9.30
ZZZZZZ	61614	2.56	281972	4.00	442581	4.66	387886	7.37	190940	9.30
JD27437-2MS	49617	2.56	278802	4.00	432476	4.66	373778	7.37	184264	9.30
JD27437-2MSD	52893	2.56	282567	4.00	444209	4.66	381834	7.37	188383	9.30
ZZZZZZ	62898	2.56	272558	4.00	425939	4.66	372340	7.37	182323	9.30
ZZZZZZ	56147	2.56	277719	4.01	436066	4.66	375009	7.37	185372	9.30
ZZZZZZ	58782	2.56	259858	4.01	413737	4.66	346809	7.37	142891	9.30
ZZZZZZ	61597	2.56	274860	4.00	434692	4.66	378815	7.37	183926	9.30
ZZZZZZ	59617	2.56	264215	4.01	417724	4.66	362846	7.37	175553	9.30
ZZZZZZ	51921	2.56	271334	4.01	434999	4.66	370618	7.37	178583	9.30
JD27540-14	58418	2.56	259959	4.00	409322	4.66	357516	7.37	176131	9.30
JD27540-17	56548	2.56	262828	4.01	416445	4.66	359129	7.37	178968	9.30
JD27540-18	55642	2.56	262509	4.00	409855	4.66	358643	7.37	176035	9.30
ZZZZZZ	46575	2.56	262317	4.00	410804	4.66	352926	7.37	174074	9.30
ZZZZZZ	55766	2.56	255966	4.00	405196	4.66	350844	7.37	174068	9.30
ZZZZZZ	53526	2.56	257123	4.00	402522	4.66	349301	7.37	168266	9.30
ZZZZZZ	53309	2.56	257534	4.00	405270	4.66	353166	7.37	171737	9.30
ZZZZZZ	54028	2.56	256196	4.00	402580	4.66	351724	7.37	175919	9.30
ZZZZZZ	55629	2.56	267671	4.01	424253	4.66	367354	7.37	180506	9.30
ZZZZZZ	55542	2.56	257123	4.01	404164	4.66	349632	7.37	182547	9.30
ZZZZZZ	62806	2.56	273297	4.00	437384	4.66	375951	7.37	198966	9.30

IS 1 = Tert Butyl Alcohol-D9
IS 2 = Pentafluorobenzene
IS 3 = 1,4-Difluorobenzene
IS 4 = Chlorobenzene-D5
IS 5 = 1,4-Dichlorobenzene-d4

(a) Upper Limit = + 100% of check standard area; Retention time + 0.5 minutes.
(b) Lower Limit = -50% of check standard area; Retention time -0.5 minutes.

Surrogate Recovery Summary

Job Number: JD27540
Account: SESINJPB SESI Consulting Engineers
Project: Remedial Investigation, 247 North Avenue, New Rochelle, NY

Method: SW846 8260D **Matrix:** SO

Samples and QC shown here apply to the above method

Lab Sample ID	Lab File ID	S1	S2	S3	S4
JD27540-1	1C179176.D	107	113	103	104
JD27540-2	1C179177.D	106	112	104	105
JD27540-3	1C179197.D	104	110	101	108
JD27540-13	1C179198.D	105	112	104	113
JD27540-14	3C167361.D	102	106	100	105
JD27540-17	3C167362.D	104	106	102	104
JD27540-18	3C167363.D	103	107	102	104
JD27437-2MS	3C167352.D	100	103	103	106
JD27437-2MSD	3C167353.D	101	102	103	107
JD27495-1MS	1C179167.D	104	105	102	104
JD27495-2DUP	1C179169.D	104	111	103	104
JD27614-1MS	1C179195.D	105	107	101	109
JD27614-2DUP	1C179196.D	105	110	101	107
V1C7814-BS	1C179155.D	104	108	102	106
V1C7814-MB	1C179157.D	102	106	104	103
V1C7815-BS	1C179187.D	103	109	104	109
V1C7815-MB	1C179189.D	100	106	104	105
V3C7419-BS	3C167346.D	101	108	102	104
V3C7419-MB	3C167348.D	101	105	102	106

Surrogate Compounds	Recovery Limits
S1 = Dibromofluoromethane	72-130%
S2 = 1,2-Dichloroethane-D4	75-131%
S3 = Toluene-D8	81-121%
S4 = 4-Bromofluorobenzene	60-141%

Initial Calibration Summary

Job Number: JD27540 **Sample:** V1C7786-ICC7786
Account: SESINJPB SESI Consulting Engineers **Lab FileID:** 1C178412.D
Project: Remedial Investigation, 247 North Avenue, New Rochelle, NY

Response Factor Report GCMS1C

Method : C:\MSDCHEM\1\METHODS\M1CS7786.M (RTE Integrator)
Title : SW846 8260C/D, DB-624 60 m x 0.25 mm x 1.4 um
Last Update : Wed Jun 02 17:21:51 2021
Response via : Initial Calibration

Calibration Files
1 =1C178407.D 0.5 =1C178406.D 100 =1C178413.D 50 =1C178412.D
20 =1C178411.D 200 =1C178414.D 4 =1C178409.D 2 =1C178408.D
8 =1C178410.D 0.2 =1C178405.D = =

Compound	1	0.5	100	50	20	200	4	2	8	0.2	Avg	%RSD
1) tert butyl alcohol-d9	----------ISTD----------											
2) tertiary butyl alcohol		1.226	1.291	1.250	1.225	1.213	1.234	1.202			1.234	2.36
3) ethanol		0.140	0.148	0.141	0.152	0.126	0.134	0.128			0.138	7.03
4) 1,4-dioxane		0.122	0.130	0.129	0.127	0.119	0.102	0.112			0.120	8.43
5) I pentafluorobenzene	----------ISTD----------											
6) dichlorodifluoromethane	0.724	0.716	0.704	0.708	0.688	0.693	0.666	0.682	0.690	0.684	0.695	2.51
7) chlorodifluoromethane	0.655	0.582	0.578	0.610	0.600	0.560	0.558	0.603	0.590	0.659	0.599	5.78
8) chloromethane	0.911	1.009	0.786	0.813	0.816	0.755	0.807	0.857	0.849		0.845	9.00
9) vinyl chloride	0.732	0.756	0.772	0.773	0.741	0.763	0.702	0.739	0.730	0.701	0.741	3.47
10) 1,3-butadiene	0.583	0.553	0.579	0.605	0.577	0.559	0.548	0.570	0.553		0.570	3.24
11) bromomethane		0.401	0.383	0.384	0.414	0.446	0.483	0.427			0.420	8.57
12) chloroethane	0.298	0.265	0.311	0.315	0.301	0.312	0.296	0.313	0.307		0.302	5.09
13) trichlorofluoromethane	0.654	0.698	0.715	0.706	0.686	0.709	0.637	0.676	0.690		0.686	3.82
14) ethyl ether	0.172		0.194	0.201	0.189	0.196	0.175	0.181	0.176		0.186	6.00
15) acrolein		0.045	0.047	0.041	0.047			0.035			0.043	12.17
16) freon 113	0.362	0.323	0.351	0.365	0.361	0.344	0.355	0.344	0.341		0.349	3.80
17) 1,1-dichloroethene	0.423	0.418	0.352	0.370	0.360	0.343	0.346	0.367	0.343		0.369	8.31
18) acetone	0.135	0.119	0.127	0.134	0.122	0.123	0.121	0.124	0.124		0.125	4.58
19) acetonitrile	0.049		0.045	0.048	0.047	0.045	0.046	0.043	0.048		0.046	4.47
20) iodomethane	*This compound fails Initial Calibration criteria*											
		0.574	0.546	0.408	0.567	0.188		0.275			0.426	38.67
21) carbon disulfide	1.704		1.333	1.393	1.352	1.318	1.343	1.436	1.321		1.400	9.22
22) methylene chloride	0.540		0.402	0.418	0.414	0.399	0.417	0.460	0.416		0.433	10.88
23) methyl acetate												

```
                0.275 0.283 0.265 0.274 0.245 0.224 0.260        0.261    7.80
24)  methyl tert butyl ether
      0.913 0.847 0.937 0.962 0.898 0.949 0.846 0.854 0.862        0.897    5.13
25)  trans-1,2-dichloroethene
      0.510 0.492 0.401 0.415 0.411 0.390 0.401 0.424 0.419        0.429    9.83
26)  di-isopropyl ether
      1.397 1.240 1.441 1.474 1.380 1.466 1.267 1.230 1.296        1.355    7.21
27)  2-butanone
                0.037 0.038 0.033 0.038 0.029 0.027 0.035        0.034   13.34
28)  1,1-dichloroethane
      0.815 0.768 0.736 0.764 0.747 0.730 0.742 0.765 0.746        0.757    3.38
29)  chloroprene
      0.555       0.608 0.626 0.593 0.612 0.532 0.503 0.553        0.573    7.59
30)  acrylonitrile
                0.111 0.110 0.096 0.112             0.092        0.104    8.88
31)  hexane
      0.901       0.706 0.727 0.693 0.705 0.692 0.726 0.663        0.726   10.12
32)  vinyl acetate
                0.046 0.046 0.046 0.054             0.032        0.045   17.92
33)  ethyl tert-butyl ether
      1.145 0.931 1.229 1.248 1.152 1.250 1.046 1.015 1.074        1.121   10.04
34)  ethyl acetate
                0.054 0.056 0.050 0.056 0.043       0.050        0.052    9.96
35)  2,2-dichloropropane
      0.658 0.538 0.607 0.624 0.599 0.620 0.568 0.587 0.574        0.597    5.91
36)  cis-1,2-dichloroethene
      0.503 0.509 0.423 0.444 0.441 0.421 0.429 0.441 0.426 0.386  0.442    8.45
37)  methyl acrylate
                0.046 0.048 0.046 0.047 0.025       0.038        0.042   21.45
             ----- Linear regression -----  Coefficient =  0.9994
               Response Ratio = -0.00157 + 0.04777 *A

38)  propionitrile
      0.044       0.046 0.049 0.046 0.047 0.045 0.043 0.045        0.046    3.94
39)  bromochloromethane
      0.215       0.202 0.211 0.207 0.194 0.200 0.198 0.207        0.204    3.42
40)  tetrahydrofuran
      0.150       0.117 0.123 0.119 0.121 0.129 0.125 0.114        0.125    8.92
41)  chloroform
      0.624       0.477 0.496 0.485 0.471 0.492 0.529 0.497        0.509    9.75
42)  t-butyl formate
      0.235       0.280 0.278 0.262 0.324 0.232 0.213 0.232        0.257   14.01
43)  dibromofluoromethane (s)
      0.440 0.439 0.449 0.447 0.445 0.456 0.446 0.438 0.444 0.441  0.444    1.25
44)  methacrylonitrile
                0.130 0.136 0.123 0.134 0.108       0.114        0.124    8.91
45)  1,1,1-trichloroethane
      0.685 0.593 0.622 0.635 0.617 0.618 0.596 0.594 0.595        0.617    4.80
46)  cyclohexane
      0.525 0.585 0.570 0.565 0.566 0.570 0.532 0.509 0.565 0.463  0.545    6.89
47)  1,1-dichloropropene
      0.560 0.483 0.568 0.576 0.557 0.578 0.518 0.528 0.527 0.509  0.540    5.93
48)  iso-butyl alcohol
                0.014 0.015 0.014 0.016 0.012       0.013        0.014    8.81
49)  carbon tetrachloride
      0.595 0.519 0.549 0.565 0.550 0.551 0.538 0.538 0.535        0.549    3.89
50)  tert amyl alcohol
                0.013 0.013 0.012 0.013 0.010       0.012        0.012    8.70

51) I   1,4-difluorobenzene   ----------------ISTD---------------------
```

Initial Calibration Summary

Job Number: JD27540 **Sample:** V1C7786-ICC7786
Account: SESINJPB SESI Consulting Engineers **Lab FileID:** 1C178412.D
Project: Remedial Investigation, 247 North Avenue, New Rochelle, NY

52) 1,2-dichloroethane-d4 (s)
0.315 0.318 0.319 0.320 0.319 0.324 0.318 0.315 0.322 0.312 0.318 1.09
53) n-butyl alcohol
0.007 0.007 0.006 0.007 0.005 0.006 0.006# 12.70
54) 2,2,4-trimethylpentane
1.350 1.429 1.165 1.208 1.196 1.171 1.171 1.181 1.166 1.227 7.80
55) benzene
1.204 1.149 1.065 1.116 1.105 1.086 1.080 1.141 1.089 1.078 1.111 3.85
56) tert-amyl methyl ether
0.153 0.159 0.165 0.155 0.165 0.143 0.146 0.152 0.155 5.23
57) heptane
0.272 0.292 0.247 0.257 0.256 0.246 0.244 0.249 0.253 0.312 0.263 8.60
58) isopropyl acetate
0.043 0.045 0.042 0.043 0.037 0.036 0.041 9.24
59) 1,2-dichloroethane
0.401 0.401 0.337 0.353 0.354 0.351 0.359 0.379 0.348 0.443 0.373 8.85
60) trichloroethene
0.334 0.312 0.312 0.331 0.325 0.300 0.310 0.316 0.320 0.318 3.42
61) ethyl acrylate
0.284 0.297 0.273 0.296 0.246 0.218 0.263 0.268 10.69
62) 2-nitropropane
0.000# -1.00
63) 2-chloroethyl vinyl ether
0.156 0.170 0.173 0.161 0.186 0.144 0.141 0.147 0.160 9.98
64) methyl methacrylate
0.048 0.051 0.047 0.049 0.043 0.044 0.047 6.57
65) 1,2-dichloropropane
0.310 0.248 0.290 0.304 0.295 0.291 0.286 0.284 0.295 0.289 6.03
66) dibromomethane
0.183 0.170 0.159 0.168 0.163 0.159 0.158 0.163 0.163 0.165 4.70
67) methylcyclohexane
0.503 0.510 0.478 0.503 0.490 0.479 0.455 0.452 0.467 0.482 4.42
68) bromodichloromethane
0.438 0.344 0.376 0.394 0.385 0.381 0.378 0.356 0.371 0.332 0.375 7.76
69) epichlorohydrin
0.018 0.023 0.024 0.023 0.024 0.021 0.021 0.022 0.022 8.76
70) cis-1,3-dichloropropene
0.420 0.394 0.452 0.472 0.450 0.459 0.411 0.400 0.429 0.432 6.40
71) 4-methyl-2-pentanone
0.073 0.085 0.089 0.085 0.087 0.078 0.076 0.083 0.082 6.95
72) 3-methyl-1-butanol
0.011 0.011 0.010 0.011 0.009 0.008 0.010 0.010 11.55

73) I chlorobenzene-d5 ----------ISTD----------
74) toluene-d8 (s)
1.317 1.311 1.290 1.289 1.302 1.299 1.324 1.321 1.304 1.315 1.307 0.94
75) toluene
0.880 0.814 0.744 0.763 0.757 0.764 0.734 0.778 0.738 0.804 0.778 5.75
76) trans-1,3-dichloropropene
0.424 0.396 0.461 0.468 0.443 0.480 0.415 0.402 0.415 0.434 7.02
77) ethyl methacrylate
0.337 0.344 0.318 0.355 0.276 0.280 0.295 0.315 10.09
78) 1,1,2-trichloroethane
0.235 0.188 0.231 0.235 0.227 0.238 0.218 0.230 0.215 0.224 6.87
79) tetrachloroethene
0.326 0.351 0.292 0.301 0.306 0.298 0.289 0.307 0.293 0.313 0.308 6.20
80) 1,3-dichloropropane
0.442 0.387 0.418 0.427 0.421 0.438 0.401 0.387 0.400 0.413 5.02
81) 2-hexanone
0.090 0.105 0.107 0.098 0.115 0.095 0.089 0.094 0.099 9.21

Initial Calibration Summary

Job Number: JD27540 **Sample:** V1C7786-ICC7786
Account: SESINJPB SESI Consulting Engineers **Lab FileID:** 1C178412.D
Project: Remedial Investigation, 247 North Avenue, New Rochelle, NY

82) butyl acetate
0.158 0.170 0.180 0.172 0.174 0.154 0.145 0.167 0.165 7.13
83) dibromochloromethane
0.341 0.295 0.330 0.337 0.320 0.339 0.295 0.291 0.307 0.317 6.53
84) 1,2-dibromoethane
0.256 0.237 0.270 0.276 0.264 0.277 0.244 0.247 0.249 0.258 5.61
85) n-butyl ether
1.282 1.453 1.457 1.359 1.567 1.209 1.191 1.272 1.349 9.91
86) chlorobenzene
0.935 0.851 0.826 0.858 0.837 0.846 0.845 0.860 0.834 0.869 0.856 3.56
87) 1,1,1,2-tetrachloroethane
0.303 0.295 0.309 0.313 0.297 0.335 0.302 0.301 0.286 0.304 4.56
88) ethylbenzene
1.627 1.450 1.504 1.505 1.468 1.608 1.400 1.466 1.417 1.620 1.507 5.57
89) m,p-xylene
0.595 0.523 0.557 0.554 0.544 0.605 0.532 0.543 0.525 0.631 0.561 6.59
90) o-xylene
0.528 0.512 0.564 0.553 0.535 0.619 0.503 0.502 0.506 0.473 0.530 7.76
91) styrene
0.874 0.832 0.948 0.936 0.898 1.031 0.822 0.841 0.846 0.892 7.74
92) bromoform
0.235 0.238 0.239 0.223 0.250 0.211 0.210 0.206 0.227 7.18
93) butyl acrylate
0.627 0.623 0.566 0.668 0.494 0.511 0.581 11.93
94) isopropylbenzene
1.485 1.330 1.463 1.452 1.407 1.492 1.293 1.344 1.327 1.513 1.411 5.72
95) cis-1,4-dichloro-2-butene
0.121 0.120 0.115 0.130 0.097 0.099 0.114 11.68

96) I 1,4-dichlorobenzene-d ----------ISTD----------
97) 4-bromofluorobenzene (s)
0.923 0.910 0.946 0.927 0.935 0.956 0.902 0.901 0.915 0.903 0.922 2.09
98) bromobenzene
0.839 0.743 0.755 0.783 0.780 0.790 0.775 0.777 0.750 0.693 0.768 4.90
99) 1,1,2,2-tetrachloroethane
0.691 0.581 0.660 0.678 0.643 0.682 0.644 0.631 0.623 0.648 5.33
100) trans-1,4-dichloro-2-butene
0.179 0.214 0.220 0.201 0.219 0.176 0.195 0.186 0.199 8.83
101) 1,2,3-trichloropropane
0.148 0.152 0.154 0.151 0.164 0.149 0.141 0.149 0.151 4.32
102) n-propylbenzene
3.860 3.595 3.658 3.680 3.565 3.800 3.315 3.444 3.388 3.589 5.10
103) 2-chlorotoluene
0.712 0.747 0.707 0.712 0.706 0.740 0.664 0.671 0.665 0.733 0.706 4.29
104) 4-chlorotoluene
2.292 1.969 2.081 2.093 2.047 2.115 1.946 1.937 1.965 2.049 5.53
105) 1,3,5-trimethylbenzene
2.386 2.100 2.374 2.350 2.260 2.448 2.015 2.082 2.117 2.838 2.297 10.57
106) tert-butylbenzene
0.429 0.435 0.439 0.426 0.438 0.376 0.372 0.396 0.414 6.80
107) 1,2,4-trimethylbenzene
2.330 2.095 2.316 2.372 2.286 2.324 2.125 2.096 2.215 2.782 2.294 8.72
108) sec-butylbenzene
3.166 3.024 3.181 3.206 3.074 3.187 2.825 2.881 2.892 3.048 4.91
109) 1,3-dichlorobenzene
1.633 1.375 1.362 1.413 1.400 1.348 1.386 1.437 1.359 1.412 6.18
110) p-isopropyltoluene
2.570 2.559 2.556 2.571 2.529 2.570 2.307 2.317 2.332 2.479 4.89
111) 1,2,3-trimethylbenzene
2.490 2.388 2.407 2.413 2.277 2.468 2.146 2.137 2.202 2.779 2.371 8.15

Initial Calibration Summary

Job Number: JD27540 **Sample:** V1C7786-ICC7786
Account: SESINJPB SESI Consulting Engineers **Lab FileID:** 1C178412.D
Project: Remedial Investigation, 247 North Avenue, New Rochelle, NY

```
112)  1,4-dichlorobenzene
       1.734 1.670 1.396 1.429 1.390 1.438 1.409 1.456 1.386        1.479    8.78
113)  benzyl chloride
       1.266 1.136 1.291 1.315 1.202 1.314 1.101 1.126 1.129        1.209    7.32
114)  1,2-dichlorobenzene
       1.486 1.349 1.300 1.355 1.338 1.278 1.280 1.296 1.267 1.584  1.353    7.62
115)  n-butylbenzene
       1.437 1.558 1.460 1.435 1.386 1.468 1.279 1.269 1.280        1.397    7.25
116)  1,2-dibromo-3-chloropropane
       0.150       0.140 0.144 0.137 0.139 0.138 0.119 0.123        0.136    7.66
117)  1,3,5-trichlorobenzene
       1.261 1.316 1.096 1.144 1.120 1.069 1.077 1.119 1.043        1.138    8.04
118)  2-ethylhexyl acrylate
                                                                    0.000#  -1.00
119)  1,2,4-trichlorobenzene
       1.086 1.261 0.996 1.045 1.019 0.978 0.951 0.980 0.958        1.030    9.36
120)  hexachlorobutadiene
       0.708       0.611 0.644 0.661 0.566 0.605 0.657 0.612        0.633    6.88
121)  naphthalene
       1.954 1.910 1.955 2.092 2.053 1.960 1.786 1.866 1.894        1.941    4.80
122)  1,2,3-trichlorobenzene
       0.970 1.124 0.920 0.953 0.927 0.905 0.864 0.872 0.862        0.933    8.70
123)  hexachloroethane
       0.496 0.431 0.526 0.526 0.496 0.522 0.446 0.454 0.460 0.456  0.481    7.50
124)  2-methylnaphthalene
                  1.245 1.249 1.113 1.197             0.939        1.149   11.25
 ---------------------------------------------------------------------------
 (#) = Out of Range  ###  Number of calibration levels exceeded format  ###

           M1CS7786.M        Wed Jun 02 17:36:50 2021
```

Initial Calibration Verification

Job Number: JD27540 **Sample:** V1C7786-ICV7786
Account: SESINJPB SESI Consulting Engineers **Lab FileID:** 1C178417.D
Project: Remedial Investigation, 247 North Avenue, New Rochelle, NY

Evaluate Continuing Calibration Report

Data File : C:\msdchem\1\DATA\V1C7786\1C178417.D Vial: 14
Acq On : 27 May 2021 10:54 pm Operator: PrashanS
Sample : ICV7786-50 Inst : GCMS1C
Misc : MS51209,V1C7786,5.0,,,,1 Multiplr: 1.00
MS Integration Params: rteint.p

Method : C:\MSDCHEM\1\METHODS\M1CS7786.M (RTE Integrator)
Title : SW846 8260C/D, DB-624 60 m x 0.25 mm x 1.4 um
Last Update : Wed Jun 02 17:21:51 2021
Response via : Multiple Level Calibration

Min. RRF : 0.010 Min. Rel. Area : 50% Max. R.T. Dev 0.50min
Max. RRF Dev : 30% Max. Rel. Area : 200%

		Compound	AvgRF	CCRF	%Dev	Area%	Dev(min)	R.T.
1		tert butyl alcohol-d9	1.000	1.000	0.0	108	0.00	7.24
2	M	tertiary butyl alcohol	1.234	1.242	-0.6	104	0.00	7.36
3		ethanol	0.138	0.146	-5.8	106	-0.01	6.00
4	M	1,4-dioxane	0.120	0.132	-10.0	109	0.00	11.13
5	I	pentafluorobenzene	1.000	1.000	0.0	109	0.00	9.48
6	M	dichlorodifluoromethane	0.695	0.588	15.4	91	0.00	3.79
7		chlorodifluoromethane		----------NA----------				
8	M	chloromethane	0.845	0.699	17.3	94	0.00	4.20
9	M	vinyl chloride	0.741	0.684	7.7	97	0.00	4.43
10		1,3-butadiene	0.570	0.639	-12.1	116	0.00	4.50
11	M	bromomethane	0.420	0.389	7.4	111	0.02	5.10
12	M	chloroethane	0.302	0.286	5.3	99	0.01	5.28
13	M	trichlorofluoromethane	0.686	0.663	3.4	103	0.00	5.71
14	M	ethyl ether	0.186	0.204	-9.7	111	0.00	6.14
15	M	acrolein		----------NA----------				
16		freon 113	0.349	0.333	4.6	100	0.00	6.51
17	M	1,1-dichloroethene	0.369	0.364	1.4	108	0.00	6.57
18	M	acetone	0.125	0.108	13.6	88	0.00	6.63
19	M	acetonitrile		----------NA----------				
20	M	iodomethane	0.426	0.446	-4.7	89	0.00	6.85
21	M	carbon disulfide	1.400	1.362	2.7	107	0.00	6.97
22	M	methylene chloride	0.433	0.412	4.8	108	0.00	7.30
23	M	methyl acetate	0.261	0.265	-1.5	102	0.00	7.09
24	M	methyl tert butyl ether	0.897	0.972	-8.4	111	0.00	7.60
25	M	trans-1,2-dichloroethene	0.429	0.407	5.1	107	0.00	7.66
26	M	di-isopropyl ether	1.355	1.343	0.9	100	0.00	8.19
27	M	2-butanone	0.034	0.039	-14.7	111	0.00	8.94
28	M	1,1-dichloroethane	0.757	0.752	0.7	108	0.00	8.24
29	M	chloroprene	0.573	0.667	-16.4	117	0.00	8.34
30	M	acrylonitrile		----------NA----------				
31		hexane	0.726	0.705	2.9	106	0.00	7.95
32	M	vinyl acetate	0.045	0.050	-11.1	120	0.00	8.22
33	M	ethyl tert-butyl ether	1.121	1.166	-4.0	102	0.00	8.65
34	M	ethyl acetate	0.052	0.057	-9.6	111	0.00	8.95
35	M	2,2-dichloropropane	0.597	0.617	-3.4	108	0.00	8.96
36	M	cis-1,2-dichloroethene	0.442	0.450	-1.8	111	0.00	8.97
		----------	True	Calc.	% Drift	----------		
37		methyl acrylate	50.000	54.331	-8.7	114	0.00	9.04
		----------	AvgRF	CCRF	% Dev	----------		

Initial Calibration Verification

Job Number: JD27540 **Sample:** V1C7786-ICV7786
Account: SESINJPB SESI Consulting Engineers **Lab FileID:** 1C178417.D
Project: Remedial Investigation, 247 North Avenue, New Rochelle, NY

38	M	propionitrile	0.046	0.049	-6.5	109	0.00	9.05
39	M	bromochloromethane	0.204	0.218	-6.9	113	0.00	9.29
40	M	tetrahydrofuran	0.125	0.120	4.0	107	0.00	9.32
41	M	chloroform	0.509	0.486	4.5	107	0.00	9.34
42	M	t-butyl formate	0.257	0.245	4.7	96	0.00	9.36
43	S	dibromofluoromethane (s)	0.444	0.453	-2.0	111	0.00	9.54
44	M	methacrylonitrile	0.124	0.135	-8.9	109	0.00	9.23
45	M	1,1,1-trichloroethane	0.617	0.624	-1.1	108	0.00	9.58
46		cyclohexane	0.545	0.576	-5.7	112	0.00	9.64
47		1,1-dichloropropene	0.540	0.570	-5.6	108	0.00	9.76
48		iso-butyl alcohol	0.014	0.014	0.0	103	0.00	9.78
49		carbon tetrachloride	0.549	0.560	-2.0	109	0.00	9.78
50		tert amyl alcohol	0.012	0.013	-8.3	108	0.00	9.90
51	I	1,4-difluorobenzene	1.000	1.000	0.0	110	0.00	10.40
52	S	1,2-dichloroethane-d4 (s)	0.318	0.317	0.3	109	0.00	9.96
53	M	n-butyl alcohol	0.006	0.007#	-16.7	104	0.00	10.53
54		2,2,4-trimethylpentane	1.227	1.114	9.2	101	0.00	10.00
55	M	benzene	1.111	1.115	-0.4	110	0.00	10.03
56	M	tert-amyl methyl ether	0.155	0.148	4.5	99	0.00	10.04
57	M	heptane	0.263	0.249	5.3	107	0.00	10.18
58	M	isopropyl acetate	0.041	0.043	-4.9	106	0.00	9.95
59	M	1,2-dichloroethane	0.373	0.350	6.2	109	0.00	10.06
60	M	trichloroethene	0.318	0.323	-1.6	107	0.00	10.74
61		ethyl acrylate	0.268	0.292	-9.0	108	0.00	10.74
62	M	2-nitropropane		----------NA----------				
63	M	2-chloroethyl vinyl ether	0.160	0.179	-11.9	114	0.00	11.54
64	M	methyl methacrylate	0.047	0.052	-10.6	113	0.00	11.01
65	M	1,2-dichloropropane	0.289	0.300	-3.8	109	0.00	11.01
66	M	dibromomethane	0.165	0.169	-2.4	110	0.00	11.18
67	M	methylcyclohexane	0.482	0.481	0.2	105	0.00	10.94
68	M	bromodichloromethane	0.375	0.383	-2.1	107	0.00	11.31
69		epichlorohydrin	0.022	0.025	-13.6	113	0.00	11.67
70	M	cis-1,3-dichloropropene	0.432	0.456	-5.6	106	0.00	11.76
71	M	4-methyl-2-pentanone	0.082	0.089	-8.5	109	0.00	11.85
72	M	3-methyl-1-butanol	0.010	0.011	-10.0	101	0.00	11.87
73	I	chlorobenzene-d5	1.000	1.000	0.0	109	0.00	13.55
74	S	toluene-d8 (s)	1.307	1.291	1.2	110	0.00	12.04
75		toluene	0.778	0.767	1.4	110	0.00	12.11
76		trans-1,3-dichloropropene	0.434	0.480	-10.6	112	0.00	12.32
77		ethyl methacrylate	0.315	0.342	-8.6	109	0.00	12.30
78		1,1,2-trichloroethane	0.224	0.240	-7.1	112	0.00	12.54
79	M	tetrachloroethene		----------NA----------				
80	M	1,3-dichloropropane	0.413	0.435	-5.3	112	0.00	12.71
81		2-hexanone	0.099	0.104	-5.1	107	0.00	12.69
82	M	butyl acetate	0.165	0.177	-7.3	108	0.00	12.77
83	M	dibromochloromethane	0.317	0.346	-9.1	112	0.00	12.98
84	M	1,2-dibromoethane	0.258	0.284	-10.1	112	0.00	13.13
85		n-butyl ether	1.349	1.459	-8.2	110	0.00	13.48
86	M	chlorobenzene	0.856	0.852	0.5	109	0.00	13.58
87	M	1,1,1,2-tetrachloroethane	0.304	0.321	-5.6	112	0.00	13.64
88	M	ethylbenzene	1.507	1.516	-0.6	110	0.00	13.63
89	M	m,p-xylene	0.561	0.564	-0.5	111	0.00	13.73
90	M	o-xylene	0.530	0.563	-6.2	111	0.00	14.15
91	M	styrene	0.892	0.947	-6.2	111	0.00	14.17
92	M	bromoform	0.227	0.245	-7.9	112	0.00	14.44
93		butyl acrylate	0.581	0.611	-5.2	107	0.00	13.97
94		isopropylbenzene	1.411	1.461	-3.5	110	0.00	14.49
95		cis-1,4-dichloro-2-butene	0.114	0.120	-5.3	109	0.00	14.58

Initial Calibration Verification

Job Number: JD27540 **Sample:** V1C7786-ICV7786
Account: SESINJPB SESI Consulting Engineers **Lab FileID:** 1C178417.D
Project: Remedial Investigation, 247 North Avenue, New Rochelle, NY

96	I	1,4-dichlorobenzene-d4	1.000	1.000	0.0	110	0.00	15.87
97	S	4-bromofluorobenzene (s)	0.922	0.961	-4.2	114	0.00	14.70
98	M	bromobenzene	0.768	0.800	-4.2	112	0.00	14.90
99	M	1,1,2,2-tetrachloroethane	0.648	0.683	-5.4	111	0.00	14.81
100	M	trans-1,4-dichloro-2-bute	0.199	0.223	-12.1	111	0.00	14.85
101	M	1,2,3-trichloropropane	0.151	0.158	-4.6	113	0.00	14.88
102	M	n-propylbenzene	3.589	3.715	-3.5	111	0.00	14.90
103	M	2-chlorotoluene	0.706	0.715	-1.3	110	0.00	15.05
104	M	4-chlorotoluene	2.049	2.108	-2.9	111	0.00	15.15
105	M	1,3,5-trimethylbenzene	2.297	2.377	-3.5	111	0.00	15.05
106	M	tert-butylbenzene	0.414	0.447	-8.0	112	0.00	15.39
107	M	1,2,4-trimethylbenzene	2.294	2.394	-4.4	111	0.00	15.44
108	M	sec-butylbenzene	3.048	3.198	-4.9	110	0.00	15.61
109	M	1,3-dichlorobenzene	1.412	1.419	-0.5	110	0.00	15.81
110	M	p-isopropyltoluene	2.479	2.540	-2.5	108	0.00	15.73
111		1,2,3-trimethylbenzene		----------NA----------				
112	M	1,4-dichlorobenzene	1.479	1.386	6.3	107	0.00	15.89
113		benzyl chloride	1.209	1.255	-3.8	105	0.00	16.01
114	M	1,2-dichlorobenzene	1.353	1.351	0.1	109	0.00	16.30
115	M	n-butylbenzene	1.397	1.430	-2.4	109	0.00	16.15
116	M	1,2-dibromo-3-chloropropa	0.136	0.152	-11.8	116	0.00	17.09
117		1,3,5-trichlorobenzene	1.138	1.157	-1.7	111	0.00	17.25
118		2-ethylhexyl acrylate		----------NA----------				
119	M	1,2,4-trichlorobenzene	1.030	1.030	0.0	108	0.00	17.83
120	M	hexachlorobutadiene	0.633	0.629	0.6	107	0.00	17.92
121	M	naphthalene	1.941	2.061	-6.2	108	0.00	18.08
122	M	1,2,3-trichlorobenzene	0.933	0.958	-2.7	110	0.00	18.28
123	m	hexachloroethane	0.481	0.532	-10.6	111	0.00	16.55
124		2-methylnaphthalene	1.149	1.223	-6.4	108	0.00	19.04

(#) = Out of Range SPCC's out = 0 CCC's out = 0
1C178412.D M1CS7786.M Wed Jun 02 17:36:26 2021

Initial Calibration Verification

Job Number: JD27540 **Sample:** V1C7786-ICV7786
Account: SESINJPB SESI Consulting Engineers **Lab FileID:** 1C178418.D
Project: Remedial Investigation, 247 North Avenue, New Rochelle, NY

Evaluate Continuing Calibration Report

Data File : C:\msdchem\1\DATA\V1C7786\1C178418.D Vial: 15
Acq On : 27 May 2021 11:21 pm Operator: PrashanS
Sample : ICV7786-50 Inst : GCMS1C
Misc : MS51209,V1C7786,5.0,,,,1 Multiplr: 1.00
MS Integration Params: rteint.p

Method : C:\MSDCHEM\1\METHODS\M1CS7786.M (RTE Integrator)
Title : SW846 8260C/D, DB-624 60 m x 0.25 mm x 1.4 um
Last Update : Wed Jun 02 17:21:51 2021
Response via : Multiple Level Calibration

Min. RRF : 0.010 Min. Rel. Area : 50% Max. R.T. Dev 0.50min
Max. RRF Dev : 30% Max. Rel. Area : 200%

		Compound	AvgRF	CCRF	%Dev	Area%	Dev(min)	R.T.
1		tert butyl alcohol-d9	1.000	1.000	0.0	96	-0.01	7.24
2	M	tertiary butyl alcohol		----------NA----------				
3		ethanol		----------NA----------				
4	M	1,4-dioxane		----------NA----------				
5	I	pentafluorobenzene	1.000	1.000	0.0	110	0.00	9.49
6	M	dichlorodifluoromethane		----------NA----------				
7		chlorodifluoromethane	0.599	0.710	-18.5	128	0.00	3.82
8	M	chloromethane		----------NA----------				
9	M	vinyl chloride		----------NA----------				
10		1,3-butadiene		----------NA----------				
11	M	bromomethane		----------NA----------				
12	M	chloroethane		----------NA----------				
13	M	trichlorofluoromethane		----------NA----------				
14	M	ethyl ether		----------NA----------				
15	M	acrolein		----------NA----------				
16		freon 113		----------NA----------				
17	M	1,1-dichloroethene		----------NA----------				
18	M	acetone		----------NA----------				
19	M	acetonitrile	0.046	0.047	-2.2	107	0.00	7.09
20	M	iodomethane		----------NA----------				
21	M	carbon disulfide		----------NA----------				
22	M	methylene chloride		----------NA----------				
23	M	methyl acetate		----------NA----------				
24	M	methyl tert butyl ether		----------NA----------				
25	M	trans-1,2-dichloroethene		----------NA----------				
26	M	di-isopropyl ether		----------NA----------				
27	M	2-butanone		----------NA----------				
28	M	1,1-dichloroethane		----------NA----------				
29	M	chloroprene		----------NA----------				
30	M	acrylonitrile	0.104	0.124	-19.2	124	0.01	7.65
31		hexane		----------NA----------				
32	M	vinyl acetate		----------NA----------				
33	M	ethyl tert-butyl ether		----------NA----------				
34	M	ethyl acetate		----------NA----------				
35	M	2,2-dichloropropane		----------NA----------				
36	M	cis-1,2-dichloroethene		----------NA----------				
		----------	True	Calc.	% Drift		----------	
37		methyl acrylate		----------NA----------				
		----------	AvgRF	CCRF	% Dev		----------	

Initial Calibration Verification

Job Number: JD27540 **Sample:** V1C7786-ICV7786
Account: SESINJPB SESI Consulting Engineers **Lab FileID:** 1C178418.D
Project: Remedial Investigation, 247 North Avenue, New Rochelle, NY

38	M	propionitrile			----------NA----------				
39	M	bromochloromethane			----------NA----------				
40	M	tetrahydrofuran			----------NA----------				
41	M	chloroform			----------NA----------				
42	M	t-butyl formate			----------NA----------				
43	S	dibromofluoromethane (s)	0.444	0.437	1.6	107	0.00	9.54	
44	M	methacrylonitrile			----------NA----------				
45	M	1,1,1-trichloroethane			----------NA----------				
46		cyclohexane			----------NA----------				
47		1,1-dichloropropene			----------NA----------				
48		iso-butyl alcohol			----------NA----------				
49		carbon tetrachloride			----------NA----------				
50		tert amyl alcohol			----------NA----------				
51	I	1,4-difluorobenzene	1.000	1.000	0.0	105	0.00	10.40	
52	S	1,2-dichloroethane-d4 (s)	0.318	0.310	2.5	102	0.00	9.97	
53	M	n-butyl alcohol			----------NA----------				
54		2,2,4-trimethylpentane			----------NA----------				
55	M	benzene			----------NA----------				
56	M	tert-amyl methyl ether			----------NA----------				
57	M	heptane			----------NA----------				
58	M	isopropyl acetate			----------NA----------				
59	M	1,2-dichloroethane			----------NA----------				
60	M	trichloroethene			----------NA----------				
61		ethyl acrylate			----------NA----------				
62	M	2-nitropropane			----------NA----------				
63	M	2-chloroethyl vinyl ether			----------NA----------				
64	M	methyl methacrylate			----------NA----------				
65	M	1,2-dichloropropane			----------NA----------				
66	M	dibromomethane			----------NA----------				
67	M	methylcyclohexane			----------NA----------				
68	M	bromodichloromethane			----------NA----------				
69		epichlorohydrin			----------NA----------				
70	M	cis-1,3-dichloropropene			----------NA----------				
71	M	4-methyl-2-pentanone			----------NA----------				
72	M	3-methyl-1-butanol			----------NA----------				
73	I	chlorobenzene-d5	1.000	1.000	0.0	106	0.00	13.55	
74	S	toluene-d8 (s)	1.307	1.310	-0.2	108	0.00	12.04	
75		toluene			----------NA----------				
76		trans-1,3-dichloropropene			----------NA----------				
77		ethyl methacrylate			----------NA----------				
78		1,1,2-trichloroethane			----------NA----------				
79	M	tetrachloroethene	0.308	0.308	0.0	109	0.00	12.69	
80	M	1,3-dichloropropane			----------NA----------				
81		2-hexanone			----------NA----------				
82	M	butyl acetate			----------NA----------				
83	M	dibromochloromethane			----------NA----------				
84	M	1,2-dibromoethane			----------NA----------				
85		n-butyl ether			----------NA----------				
86	M	chlorobenzene			----------NA----------				
87	M	1,1,1,2-tetrachloroethane			----------NA----------				
88	M	ethylbenzene			----------NA----------				
89	M	m,p-xylene			----------NA----------				
90	M	o-xylene			----------NA----------				
91	M	styrene			----------NA----------				
92	M	bromoform			----------NA----------				
93		butyl acrylate			----------NA----------				
94		isopropylbenzene			----------NA----------				
95		cis-1,4-dichloro-2-butene			----------NA----------				

Initial Calibration Verification

Job Number: JD27540 **Sample:** V1C7786-ICV7786
Account: SESINJPB SESI Consulting Engineers **Lab FileID:** 1C178418.D
Project: Remedial Investigation, 247 North Avenue, New Rochelle, NY

96	I	1,4-dichlorobenzene-d4	1.000	1.000	0.0	107	0.00	15.87
97	S	4-bromofluorobenzene (s)	0.922	0.919	0.3	106	0.00	14.70
98	M	bromobenzene	----------NA----------					
99	M	1,1,2,2-tetrachloroethane	----------NA----------					
100	M	trans-1,4-dichloro-2-bute	----------NA----------					
101	M	1,2,3-trichloropropane	----------NA----------					
102	M	n-propylbenzene	----------NA----------					
103	M	2-chlorotoluene	----------NA----------					
104	M	4-chlorotoluene	----------NA----------					
105	M	1,3,5-trimethylbenzene	----------NA----------					
106	M	tert-butylbenzene	----------NA----------					
107	M	1,2,4-trimethylbenzene	----------NA----------					
108	M	sec-butylbenzene	----------NA----------					
109	M	1,3-dichlorobenzene	----------NA----------					
110	M	p-isopropyltoluene	----------NA----------					
111		1,2,3-trimethylbenzene	2.371	2.031	14.3	90	0.00	15.89
112	M	1,4-dichlorobenzene	----------NA----------					
113		benzyl chloride	----------NA----------					
114	M	1,2-dichlorobenzene	----------NA----------					
115	M	n-butylbenzene	----------NA----------					
116	M	1,2-dibromo-3-chloropropa	----------NA----------					
117		1,3,5-trichlorobenzene	----------NA----------					
118		2-ethylhexyl acrylate	----------NA----------					
119	M	1,2,4-trichlorobenzene	----------NA----------					
120	M	hexachlorobutadiene	----------NA----------					
121	M	naphthalene	----------NA----------					
122	M	1,2,3-trichlorobenzene	----------NA----------					
123	m	hexachloroethane	----------NA----------					
124		2-methylnaphthalene	----------NA----------					

(#) = Out of Range SPCC's out = 0 CCC's out = 0
1C178412.D M1CS7786.M Wed Jun 02 17:36:29 2021

Initial Calibration Verification

Job Number: JD27540 **Sample:** V1C7786-ICV7786
Account: SESINJPB SESI Consulting Engineers **Lab FileID:** 1C178422.D
Project: Remedial Investigation, 247 North Avenue, New Rochelle, NY

Evaluate Continuing Calibration Report

Data File : C:\msdchem\1\DATA\V1C7786\1C178422.D Vial: 19
Acq On : 29 May 2021 4:08 pm Operator: PrashanS
Sample : ICV7786-50 Inst : GCMS1C
Misc : MS51209,V1C7786,5.0,,,,1 Multiplr: 1.00
MS Integration Params: rteint.p

Method : C:\MSDCHEM\1\METHODS\M1CS7786.M (RTE Integrator)
Title : SW846 8260C/D, DB-624 60 m x 0.25 mm x 1.4 um
Last Update : Wed Jun 02 17:21:51 2021
Response via : Multiple Level Calibration

Min. RRF : 0.010 Min. Rel. Area : 50% Max. R.T. Dev 0.50min
Max. RRF Dev : 30% Max. Rel. Area : 200%

		Compound	AvgRF	CCRF	%Dev	Area%	Dev(min)	R.T.
1		tert butyl alcohol-d9	1.000	1.000	0.0	105	0.00	7.24
2	M	tertiary butyl alcohol		----------NA----------				
3		ethanol		----------NA----------				
4	M	1,4-dioxane		----------NA----------				
5	I	pentafluorobenzene	1.000	1.000	0.0	109	0.00	9.49
6	M	dichlorodifluoromethane		----------NA----------				
7		chlorodifluoromethane		----------NA----------				
8	M	chloromethane		----------NA----------				
9	M	vinyl chloride		----------NA----------				
10		1,3-butadiene		----------NA----------				
11	M	bromomethane		----------NA----------				
12	M	chloroethane		----------NA----------				
13	M	trichlorofluoromethane		----------NA----------				
14	M	ethyl ether		----------NA----------				
15	M	acrolein	0.043	0.046	-7.0	106	0.00	6.42
16		freon 113		----------NA----------				
17	M	1,1-dichloroethene		----------NA----------				
18	M	acetone		----------NA----------				
19	M	acetonitrile		----------NA----------				
20	M	iodomethane		----------NA----------				
21	M	carbon disulfide		----------NA----------				
22	M	methylene chloride		----------NA----------				
23	M	methyl acetate		----------NA----------				
24	M	methyl tert butyl ether		----------NA----------				
25	M	trans-1,2-dichloroethene		----------NA----------				
26	M	di-isopropyl ether		----------NA----------				
27	M	2-butanone		----------NA----------				
28	M	1,1-dichloroethane		----------NA----------				
29	M	chloroprene		----------NA----------				
30	M	acrylonitrile		----------NA----------				
31		hexane		----------NA----------				
32	M	vinyl acetate		----------NA----------				
33	M	ethyl tert-butyl ether		----------NA----------				
34	M	ethyl acetate		----------NA----------				
35	M	2,2-dichloropropane		----------NA----------				
36	M	cis-1,2-dichloroethene		----------NA----------				
		----------	True	Calc.	% Drift	----------		
37		methyl acrylate		----------NA----------				
		----------	AvgRF	CCRF	% Dev	----------		

Initial Calibration Verification

Job Number: JD27540 **Sample:** V1C7786-ICV7786
Account: SESINJPB SESI Consulting Engineers **Lab FileID:** 1C178422.D
Project: Remedial Investigation, 247 North Avenue, New Rochelle, NY

38	M	propionitrile			----------NA----------				
39	M	bromochloromethane			----------NA----------				
40	M	tetrahydrofuran			----------NA----------				
41	M	chloroform			----------NA----------				
42	M	t-butyl formate			----------NA----------				
43	S	dibromofluoromethane (s)	0.444	0.429	3.4	104	0.00	9.54	
44	M	methacrylonitrile			----------NA----------				
45	M	1,1,1-trichloroethane			----------NA----------				
46		cyclohexane			----------NA----------				
47		1,1-dichloropropene			----------NA----------				
48		iso-butyl alcohol			----------NA----------				
49		carbon tetrachloride			----------NA----------				
50		tert amyl alcohol			----------NA----------				
51	I	1,4-difluorobenzene	1.000	1.000	0.0	102	0.00	10.40	
52	S	1,2-dichloroethane-d4 (s)	0.318	0.312	1.9	99	0.00	9.96	
53	M	n-butyl alcohol			----------NA----------				
54		2,2,4-trimethylpentane			----------NA----------				
55	M	benzene			----------NA----------				
56	M	tert-amyl methyl ether			----------NA----------				
57	M	heptane			----------NA----------				
58	M	isopropyl acetate			----------NA----------				
59	M	1,2-dichloroethane			----------NA----------				
60	M	trichloroethene			----------NA----------				
61		ethyl acrylate			----------NA----------				
62	M	2-nitropropane			----------NA----------				
63	M	2-chloroethyl vinyl ether			----------NA----------				
64	M	methyl methacrylate			----------NA----------				
65	M	1,2-dichloropropane			----------NA----------				
66	M	dibromomethane			----------NA----------				
67	M	methylcyclohexane			----------NA----------				
68	M	bromodichloromethane			----------NA----------				
69		epichlorohydrin			----------NA----------				
70	M	cis-1,3-dichloropropene			----------NA----------				
71	M	4-methyl-2-pentanone			----------NA----------				
72	M	3-methyl-1-butanol			----------NA----------				
73	I	chlorobenzene-d5	1.000	1.000	0.0	103	0.00	13.55	
74	S	toluene-d8 (s)	1.307	1.320	-1.0	105	0.00	12.04	
75		toluene			----------NA----------				
76		trans-1,3-dichloropropene			----------NA----------				
77		ethyl methacrylate			----------NA----------				
78		1,1,2-trichloroethane			----------NA----------				
79	M	tetrachloroethene			----------NA----------				
80	M	1,3-dichloropropane			----------NA----------				
81		2-hexanone			----------NA----------				
82	M	butyl acetate			----------NA----------				
83	M	dibromochloromethane			----------NA----------				
84	M	1,2-dibromoethane			----------NA----------				
85		n-butyl ether			----------NA----------				
86	M	chlorobenzene			----------NA----------				
87	M	1,1,1,2-tetrachloroethane			----------NA----------				
88	M	ethylbenzene			----------NA----------				
89	M	m,p-xylene			----------NA----------				
90	M	o-xylene			----------NA----------				
91	M	styrene			----------NA----------				
92	M	bromoform			----------NA----------				
93		butyl acrylate			----------NA----------				
94		isopropylbenzene			----------NA----------				
95		cis-1,4-dichloro-2-butene			----------NA----------				

Initial Calibration Verification

Job Number: JD27540 **Sample:** V1C7786-ICV7786
Account: SESINJPB SESI Consulting Engineers **Lab FileID:** 1C178422.D
Project: Remedial Investigation, 247 North Avenue, New Rochelle, NY

96	I	1,4-dichlorobenzene-d4	1.000	1.000	0.0	100	0.00	15.87
97	S	4-bromofluorobenzene (s)	0.922	0.947	-2.7	102	0.00	14.70
98	M	bromobenzene	----------NA----------					
99	M	1,1,2,2-tetrachloroethane	----------NA----------					
100	M	trans-1,4-dichloro-2-bute	----------NA----------					
101	M	1,2,3-trichloropropane	----------NA----------					
102	M	n-propylbenzene	----------NA----------					
103	M	2-chlorotoluene	----------NA----------					
104	M	4-chlorotoluene	----------NA----------					
105	M	1,3,5-trimethylbenzene	----------NA----------					
106	M	tert-butylbenzene	----------NA----------					
107	M	1,2,4-trimethylbenzene	----------NA----------					
108	M	sec-butylbenzene	----------NA----------					
109	M	1,3-dichlorobenzene	----------NA----------					
110	M	p-isopropyltoluene	----------NA----------					
111		1,2,3-trimethylbenzene	----------NA----------					
112	M	1,4-dichlorobenzene	----------NA----------					
113		benzyl chloride	----------NA----------					
114	M	1,2-dichlorobenzene	----------NA----------					
115	M	n-butylbenzene	----------NA----------					
116	M	1,2-dibromo-3-chloropropa	----------NA----------					
117		1,3,5-trichlorobenzene	----------NA----------					
118		2-ethylhexyl acrylate	----------NA----------					
119	M	1,2,4-trichlorobenzene	----------NA----------					
120	M	hexachlorobutadiene	----------NA----------					
121	M	naphthalene	----------NA----------					
122	M	1,2,3-trichlorobenzene	----------NA----------					
123	m	hexachloroethane	----------NA----------					
124		2-methylnaphthalene	----------NA----------					

(#) = Out of Range SPCC's out = 0 CCC's out = 0
1C178412.D M1CS7786.M Wed Jun 02 17:33:56 2021

Continuing Calibration Summary

Job Number: JD27540 **Sample:** V1C7814-CC7786
Account: SESINJPB SESI Consulting Engineers **Lab FileID:** 1C179154.D
Project: Remedial Investigation, 247 North Avenue, New Rochelle, NY

Evaluate Continuing Calibration Report

Data File : C:\msdchem\1\data\ni...21\v1c7814\1c179154.d Vial: 1
Acq On : 1 Jul 2021 10:10 am Operator: PrashanS
Sample : cc7786-50 Inst : GCMS1C
Misc : MS51924,V1C7814,5.0,,,,1 Multiplr: 1.00
MS Integration Params: rteint.p

Method : C:\MSDCHEM\1\METHODS\M1CS7786.M (RTE Integrator)
Title : SW846 8260C/D, DB-624 60 m x 0.25 mm x 1.4 um
Last Update : Wed Jun 02 17:21:51 2021
Response via : Multiple Level Calibration

Min. RRF : 0.010 Min. Rel. Area : 50% Max. R.T. Dev 0.50min
Max. RRF Dev : 20% Max. Rel. Area : 200%

		Compound	AvgRF	CCRF	%Dev	Area%	Dev(min)	R.T.
1		tert butyl alcohol-d9	1.000	1.000	0.0	114	0.00	7.24
2	M	tertiary butyl alcohol	1.234	1.187	3.8	105	0.00	7.36
3		ethanol	0.138	0.147	-6.5	114	0.00	6.01
4	M	1,4-dioxane	0.120	0.111	7.5	98	0.00	11.13
5	I	pentafluorobenzene	1.000	1.000	0.0	103	0.00	9.48
6	M	dichlorodifluoromethane	0.695	0.606	12.8	88	0.00	3.79
7		chlorodifluoromethane	0.599	0.539	10.0	91	0.00	3.82
8	M	chloromethane	0.845	0.867	-2.6	110	0.00	4.20
9	M	vinyl chloride	0.741	0.761	-2.7	101	0.00	4.43
10		1,3-butadiene	0.570	0.557	2.3	95	0.00	4.50
11	M	bromomethane	0.420	0.370	11.9	99	0.01	5.09
12	M	chloroethane	0.302	0.314	-4.0	102	0.00	5.27
13	M	trichlorofluoromethane	0.686	0.637	7.1	93	0.00	5.71
14	M	ethyl ether	0.186	0.186	0.0	95	0.00	6.14
15	M	acrolein	0.043	0.057	-32.6#	124	0.00	6.42
16		freon 113	0.349	0.305	12.6	86	0.00	6.51
17	M	1,1-dichloroethene	0.369	0.336	8.9	93	0.00	6.56
18	M	acetone	0.125	0.118	5.6	91	0.00	6.64
19	M	acetonitrile	0.046	0.054	-17.4	115	0.00	7.09
20	M	iodomethane	0.426	0.391	8.2	74	0.00	6.85
21	M	carbon disulfide	1.400	1.256	10.3	93	0.00	6.97
22	M	methylene chloride	0.433	0.402	7.2	99	0.00	7.30
23	M	methyl acetate	0.261	0.316	-21.1#	115	0.00	7.09
24	M	methyl tert butyl ether	0.897	0.927	-3.3	99	0.00	7.59
25	M	trans-1,2-dichloroethene	0.429	0.391	8.9	97	0.00	7.66
26	M	di-isopropyl ether	1.355	1.597	-17.9	111	0.00	8.19
27	M	2-butanone	0.034	0.038	-11.8	103	0.00	8.94
28	M	1,1-dichloroethane	0.757	0.768	-1.5	103	0.00	8.24
29	M	chloroprene	0.573	0.656	-14.5	108	0.00	8.34
30	M	acrylonitrile	0.104	0.123	-18.3	115	0.00	7.64
31		hexane	0.726	0.674	7.2	95	0.00	7.95
32	M	vinyl acetate	0.045	0.058	-28.9#	129	0.00	8.22
33	M	ethyl tert-butyl ether	1.121	1.308	-16.7	108	0.00	8.65
34	M	ethyl acetate	0.052	0.064	-23.1#	117	0.00	8.95
35	M	2,2-dichloropropane	0.597	0.614	-2.8	101	0.00	8.96
36	M	cis-1,2-dichloroethene	0.442	0.424	4.1	98	0.00	8.97
		----------	True	Calc.	% Drift	----------		
37		methyl acrylate	50.000	50.927	-1.9	100	0.00	9.03
		----------	AvgRF	CCRF	% Dev	----------		

Continuing Calibration Summary

Job Number: JD27540 **Sample:** V1C7814-CC7786
Account: SESINJPB SESI Consulting Engineers **Lab FileID:** 1C179154.D
Project: Remedial Investigation, 247 North Avenue, New Rochelle, NY

38	M	propionitrile	0.046	0.052	-13.0	108	0.00	9.05
39	M	bromochloromethane	0.204	0.197	3.4	96	0.00	9.29
40	M	tetrahydrofuran	0.125	0.137	-9.6	115	0.00	9.32
41	M	chloroform	0.509	0.470	7.7	97	0.00	9.34
42	M	t-butyl formate	0.257	0.355	-38.1#	131	0.00	9.36
43	S	dibromofluoromethane (s)	0.444	0.461	-3.8	106	0.00	9.54
44	M	methacrylonitrile	0.124	0.136	-9.7	103	0.00	9.23
45	M	1,1,1-trichloroethane	0.617	0.601	2.6	97	0.00	9.58
46		cyclohexane	0.545	0.534	2.0	97	0.00	9.64
47		1,1-dichloropropene	0.540	0.559	-3.5	100	0.00	9.76
48		iso-butyl alcohol	0.014	0.016	-14.3	114	0.00	9.77
49		carbon tetrachloride	0.549	0.524	4.6	95	0.00	9.78
50		tert amyl alcohol	0.012	0.014	-16.7	106	0.00	9.90
51	I	1,4-difluorobenzene	1.000	1.000	0.0	105	0.00	10.40
52	S	1,2-dichloroethane-d4 (s)	0.318	0.348	-9.4	114	0.00	9.96
53	M	n-butyl alcohol	0.006	0.007#	-16.7	109	0.00	10.53
54		2,2,4-trimethylpentane	1.227	1.186	3.3	103	0.00	9.99
55	M	benzene	1.111	1.069	3.8	100	0.00	10.03
56	M	tert-amyl methyl ether	0.155	0.159	-2.6	101	0.00	10.04
57	M	heptane	0.263	0.234	11.0	95	0.00	10.17
58	M	isopropyl acetate	0.041	0.043	-4.9	99	0.00	9.94
59	M	1,2-dichloroethane	0.373	0.353	5.4	105	0.00	10.06
60	M	trichloroethene	0.318	0.287	9.7	91	0.00	10.74
61		ethyl acrylate	0.268	0.307	-14.6	108	0.00	10.74
62	M	2-nitropropane		----------NA----------				
63	M	2-chloroethyl vinyl ether	0.160	0.172	-7.5	104	0.00	11.54
64	M	methyl methacrylate	0.047	0.048	-2.1	99	0.00	11.01
65	M	1,2-dichloropropane	0.289	0.304	-5.2	105	0.00	11.01
66	M	dibromomethane	0.165	0.160	3.0	100	0.00	11.18
67	M	methylcyclohexane	0.482	0.457	5.2	95	0.00	10.94
68	M	bromodichloromethane	0.375	0.374	0.3	99	0.00	11.31
69		epichlorohydrin	0.022	0.025	-13.6	108	0.00	11.67
70	M	cis-1,3-dichloropropene	0.432	0.460	-6.5	102	0.00	11.76
71	M	4-methyl-2-pentanone	0.082	0.095	-15.9	111	0.00	11.85
72	M	3-methyl-1-butanol	0.010	0.012	-20.0	109	0.00	11.87
73	I	chlorobenzene-d5	1.000	1.000	0.0	103	0.00	13.55
74	S	toluene-d8 (s)	1.307	1.330	-1.8	107	0.00	12.04
75		toluene	0.778	0.726	6.7	98	0.00	12.11
76		trans-1,3-dichloropropene	0.434	0.459	-5.8	101	0.00	12.32
77		ethyl methacrylate	0.315	0.346	-9.8	104	0.00	12.30
78		1,1,2-trichloroethane	0.224	0.226	-0.9	99	0.00	12.54
79	M	tetrachloroethene	0.308	0.273	11.4	94	0.00	12.69
80	M	1,3-dichloropropane	0.413	0.418	-1.2	101	0.00	12.71
81		2-hexanone	0.099	0.111	-12.1	107	0.00	12.69
82	M	butyl acetate	0.165	0.182	-10.3	105	0.00	12.76
83	M	dibromochloromethane	0.317	0.307	3.2	94	0.00	12.98
84	M	1,2-dibromoethane	0.258	0.257	0.4	96	0.00	13.13
85		n-butyl ether	1.349	1.581	-17.2	112	0.00	13.47
86	M	chlorobenzene	0.856	0.791	7.6	95	0.00	13.58
87	M	1,1,1,2-tetrachloroethane	0.304	0.286	5.9	94	0.00	13.64
88	M	ethylbenzene	1.507	1.440	4.4	99	0.00	13.63
89	M	m,p-xylene	0.561	0.524	6.6	98	0.00	13.73
90	M	o-xylene	0.530	0.523	1.3	98	0.00	14.15
91	M	styrene	0.892	0.889	0.3	98	0.00	14.16
92	M	bromoform	0.227	0.215	5.3	93	0.00	14.45
93		butyl acrylate	0.581	0.635	-9.3	105	0.00	13.97
94		isopropylbenzene	1.411	1.373	2.7	98	0.00	14.49
95		cis-1,4-dichloro-2-butene	0.114	0.114	0.0	98	0.00	14.58

Continuing Calibration Summary

Job Number: JD27540 **Sample:** V1C7814-CC7786
Account: SESINJPB SESI Consulting Engineers **Lab FileID:** 1C179154.D
Project: Remedial Investigation, 247 North Avenue, New Rochelle, NY

96	I	1,4-dichlorobenzene-d4	1.000	1.000	0.0	102	0.00	15.87
97	S	4-bromofluorobenzene (s)	0.922	0.967	-4.9	107	0.00	14.70
98	M	bromobenzene	0.768	0.726	5.5	95	0.00	14.89
99	M	1,1,2,2-tetrachloroethane	0.648	0.678	-4.6	102	0.00	14.81
100	M	trans-1,4-dichloro-2-bute	0.199	0.231	-16.1	107	0.00	14.85
101	M	1,2,3-trichloropropane	0.151	0.147	2.6	97	0.00	14.88
102	M	n-propylbenzene	3.589	3.575	0.4	99	0.00	14.89
103	M	2-chlorotoluene	0.706	0.676	4.2	97	0.00	15.05
104	M	4-chlorotoluene	2.049	2.069	-1.0	101	0.00	15.15
105	M	1,3,5-trimethylbenzene	2.297	2.280	0.7	99	0.00	15.05
106	M	tert-butylbenzene	0.414	0.406	1.9	94	0.00	15.39
107	M	1,2,4-trimethylbenzene	2.294	2.304	-0.4	99	0.00	15.44
108	M	sec-butylbenzene	3.048	3.091	-1.4	99	0.00	15.61
109	M	1,3-dichlorobenzene	1.412	1.345	4.7	97	0.00	15.81
110	M	p-isopropyltoluene	2.479	2.503	-1.0	100	0.00	15.73
111		1,2,3-trimethylbenzene	2.371	2.382	-0.5	101	0.00	15.89
112	M	1,4-dichlorobenzene	1.479	1.339	9.5	96	0.00	15.89
113		benzyl chloride	1.209	1.387	-14.7	108	0.00	16.01
114	M	1,2-dichlorobenzene	1.353	1.277	5.6	96	0.00	16.30
115	M	n-butylbenzene	1.397	1.462	-4.7	104	0.00	16.15
116	M	1,2-dibromo-3-chloropropa	0.136	0.144	-5.9	102	0.00	17.09
117		1,3,5-trichlorobenzene	1.138	1.200	-5.4	107	0.00	17.25
118		2-ethylhexyl acrylate		----------NA----------				
119	M	1,2,4-trichlorobenzene	1.030	1.017	1.3	99	0.00	17.83
120	M	hexachlorobutadiene	0.633	0.588	7.1	93	0.00	17.92
121	M	naphthalene	1.941	1.927	0.7	94	0.00	18.07
122	M	1,2,3-trichlorobenzene	0.933	0.904	3.1	97	0.00	18.28
123	m	hexachloroethane	0.481	0.490	-1.9	95	0.00	16.55
124		2-methylnaphthalene	1.149	1.085	5.6	89	0.00	19.04

(#) = Out of Range SPCC's out = 0 CCC's out = 0
1C178412.D M1CS7786.M Mon Jul 05 02:46:16 2021

Continuing Calibration Summary

Job Number: JD27540 **Sample:** V1C7815-CC7786
Account: SESINJPB SESI Consulting Engineers **Lab FileID:** 1C179186.D
Project: Remedial Investigation, 247 North Avenue, New Rochelle, NY

Evaluate Continuing Calibration Report

Data File : C:\msdchem\1\data\ni...21\v1c7815\1c179186.d Vial: 2
Acq On : 2 Jul 2021 11:18 am Operator: PrashanS
Sample : cc7786-50 Inst : GCMS1C
Misc : MS51965,V1C7815,5.0,,,,1 Multiplr: 1.00
MS Integration Params: rteint.p

Method : C:\MSDCHEM\1\METHODS\M1CS7786.M (RTE Integrator)
Title : SW846 8260C/D, DB-624 60 m x 0.25 mm x 1.4 um
Last Update : Wed Jun 02 17:21:51 2021
Response via : Multiple Level Calibration

Min. RRF : 0.010 Min. Rel. Area : 50% Max. R.T. Dev 0.50min
Max. RRF Dev : 20% Max. Rel. Area : 200%

		Compound	AvgRF	CCRF	%Dev	Area%	Dev(min)	R.T.
1		tert butyl alcohol-d9	1.000	1.000	0.0	101	-0.01	7.24
2	M	tertiary butyl alcohol	1.234	1.186	3.9	93	0.00	7.36
3		ethanol	0.138	0.155	-12.3	106	-0.01	6.00
4	M	1,4-dioxane	0.120	0.116	3.3	90	0.00	11.13
5	I	pentafluorobenzene	1.000	1.000	0.0	99	0.00	9.48
6	M	dichlorodifluoromethane	0.695	0.612	11.9	86	0.00	3.79
7		chlorodifluoromethane	0.599	0.556	7.2	91	0.00	3.82
8	M	chloromethane	0.845	0.911	-7.8	111	0.00	4.20
9	M	vinyl chloride	0.741	0.821	-10.8	105	0.00	4.42
10		1,3-butadiene	0.570	0.569	0.2	93	0.00	4.49
11	M	bromomethane	0.420	0.357	15.0	93	0.01	5.09
12	M	chloroethane	0.302	0.326	-7.9	103	0.00	5.27
13	M	trichlorofluoromethane	0.686	0.683	0.4	96	0.00	5.70
14	M	ethyl ether	0.186	0.183	1.6	90	0.00	6.14
15	M	acrolein	0.043	0.050	-16.3	105	0.00	6.42
16		freon 113	0.349	0.287	17.8	78	0.00	6.50
17	M	1,1-dichloroethene	0.369	0.331	10.3	89	0.00	6.56
18	M	acetone	0.125	0.109	12.8	80	0.00	6.63
19	M	acetonitrile	0.046	0.053	-15.2	109	0.00	7.08
20	M	iodomethane	0.426	0.446	-4.7	81	0.00	6.85
21	M	carbon disulfide	1.400	1.270	9.3	91	0.00	6.97
22	M	methylene chloride	0.433	0.414	4.4	98	0.00	7.30
23	M	methyl acetate	0.261	0.301	-15.3	106	0.00	7.09
24	M	methyl tert butyl ether	0.897	0.886	1.2	91	0.00	7.59
25	M	trans-1,2-dichloroethene	0.429	0.385	10.3	92	0.00	7.66
26	M	di-isopropyl ether	1.355	1.640	-21.0#	110	0.00	8.18
27	M	2-butanone	0.034	0.034	0.0	89	0.00	8.94
28	M	1,1-dichloroethane	0.757	0.787	-4.0	102	0.00	8.23
29	M	chloroprene	0.573	0.675	-17.8	107	0.00	8.34
30	M	acrylonitrile	0.104	0.099	4.8	90	0.00	7.64
31		hexane	0.726	0.656	9.6	90	0.00	7.94
32	M	vinyl acetate	0.045	0.054	-20.0#	118	0.00	8.22
33	M	ethyl tert-butyl ether	1.121	1.280	-14.2	102	0.00	8.65
34	M	ethyl acetate	0.052	0.060	-15.4	105	0.00	8.95
35	M	2,2-dichloropropane	0.597	0.627	-5.0	100	0.00	8.96
36	M	cis-1,2-dichloroethene	0.442	0.420	5.0	94	0.00	8.97
		----------	True	Calc.	% Drift		----------	
37		methyl acrylate	50.000	47.974	4.1	91	0.00	9.03
		----------	AvgRF	CCRF	% Dev		----------	

Continuing Calibration Summary

Job Number: JD27540 **Sample:** V1C7815-CC7786
Account: SESINJPB SESI Consulting Engineers **Lab FileID:** 1C179186.D
Project: Remedial Investigation, 247 North Avenue, New Rochelle, NY

38	M	propionitrile	0.046	0.049	-6.5	99	0.00	9.05
39	M	bromochloromethane	0.204	0.189	7.4	89	0.00	9.29
40	M	tetrahydrofuran	0.125	0.132	-5.6	107	0.00	9.32
41	M	chloroform	0.509	0.477	6.3	95	0.00	9.34
42	M	t-butyl formate	0.257	0.339	-31.9#	121	0.00	9.36
43	S	dibromofluoromethane (s)	0.444	0.464	-4.5	103	0.00	9.54
44	M	methacrylonitrile	0.124	0.127	-2.4	93	0.00	9.23
45	M	1,1,1-trichloroethane	0.617	0.607	1.6	95	0.00	9.58
46		cyclohexane	0.545	0.575	-5.5	101	0.00	9.64
47		1,1-dichloropropene	0.540	0.571	-5.7	98	0.00	9.76
48		iso-butyl alcohol	0.014	0.015	-7.1	102	0.00	9.77
49		carbon tetrachloride	0.549	0.523	4.7	92	0.00	9.78
50		tert amyl alcohol	0.012	0.013	-8.3	94	0.00	9.90
51	I	1,4-difluorobenzene	1.000	1.000	0.0	105	0.00	10.40
52	S	1,2-dichloroethane-d4 (s)	0.318	0.342	-7.5	112	0.00	9.96
53	M	n-butyl alcohol	0.006	0.006#	0.0	96	0.00	10.53
54		2,2,4-trimethylpentane	1.227	1.125	8.3	97	0.00	9.99
55	M	benzene	1.111	1.050	5.5	98	0.00	10.03
56	M	tert-amyl methyl ether	0.155	0.147	5.2	94	0.00	10.04
57	M	heptane	0.263	0.220	16.3	89	0.00	10.17
58	M	isopropyl acetate	0.041	0.039	4.9	91	0.00	9.94
59	M	1,2-dichloroethane	0.373	0.337	9.7	100	0.00	10.05
60	M	trichloroethene	0.318	0.277	12.9	88	0.00	10.74
61		ethyl acrylate	0.268	0.284	-6.0	100	0.00	10.74
62	M	2-nitropropane	----------NA----------					
63	M	2-chloroethyl vinyl ether	0.160	0.159	0.6	96	0.00	11.54
64	M	methyl methacrylate	0.047	0.044	6.4	90	0.00	11.01
65	M	1,2-dichloropropane	0.289	0.292	-1.0	100	0.00	11.01
66	M	dibromomethane	0.165	0.148	10.3	92	0.00	11.18
67	M	methylcyclohexane	0.482	0.425	11.8	89	0.00	10.94
68	M	bromodichloromethane	0.375	0.359	4.3	95	0.00	11.31
69		epichlorohydrin	0.022	0.023	-4.5	99	0.00	11.67
70	M	cis-1,3-dichloropropene	0.432	0.441	-2.1	98	0.00	11.76
71	M	4-methyl-2-pentanone	0.082	0.086	-4.9	100	0.00	11.85
72	M	3-methyl-1-butanol	0.010	0.010	0.0	95	0.00	11.87
73	I	chlorobenzene-d5	1.000	1.000	0.0	100	0.00	13.55
74	S	toluene-d8 (s)	1.307	1.345	-2.9	104	0.00	12.04
75		toluene	0.778	0.733	5.8	96	0.00	12.11
76		trans-1,3-dichloropropene	0.434	0.446	-2.8	95	0.00	12.32
77		ethyl methacrylate	0.315	0.317	-0.6	92	0.00	12.30
78		1,1,2-trichloroethane	0.224	0.219	2.2	93	0.00	12.53
79	M	tetrachloroethene	0.308	0.267	13.3	89	0.00	12.69
80	M	1,3-dichloropropane	0.413	0.401	2.9	94	0.00	12.71
81		2-hexanone	0.099	0.100	-1.0	94	0.00	12.69
82	M	butyl acetate	0.165	0.170	-3.0	94	0.00	12.76
83	M	dibromochloromethane	0.317	0.294	7.3	87	0.00	12.98
84	M	1,2-dibromoethane	0.258	0.239	7.4	87	0.00	13.13
85		n-butyl ether	1.349	1.567	-16.2	108	0.00	13.47
86	M	chlorobenzene	0.856	0.779	9.0	91	0.00	13.58
87	M	1,1,1,2-tetrachloroethane	0.304	0.280	7.9	90	0.00	13.64
88	M	ethylbenzene	1.507	1.425	5.4	95	0.00	13.63
89	M	m,p-xylene	0.561	0.522	7.0	94	0.00	13.73
90	M	o-xylene	0.530	0.517	2.5	94	0.00	14.15
91	M	styrene	0.892	0.864	3.1	92	0.00	14.16
92	M	bromoform	0.227	0.194	14.5	81	0.00	14.44
93		butyl acrylate	0.581	0.597	-2.8	96	0.00	13.97
94		isopropylbenzene	1.411	1.367	3.1	94	0.00	14.49
95		cis-1,4-dichloro-2-butene	0.114	0.103	9.6	86	0.00	14.58

Continuing Calibration Summary

Job Number: JD27540 **Sample:** V1C7815-CC7786
Account: SESINJPB SESI Consulting Engineers **Lab FileID:** 1C179186.D
Project: Remedial Investigation, 247 North Avenue, New Rochelle, NY

96	I	1,4-dichlorobenzene-d4	1.000	1.000	0.0	96	0.00	15.87
97	S	4-bromofluorobenzene (s)	0.922	0.993	-7.7	103	0.00	14.70
98	M	bromobenzene	0.768	0.715	6.9	88	0.00	14.90
99	M	1,1,2,2-tetrachloroethane	0.648	0.644	0.6	91	0.00	14.81
100	M	trans-1,4-dichloro-2-bute	0.199	0.225	-13.1	98	0.00	14.85
101	M	1,2,3-trichloropropane	0.151	0.139	7.9	86	0.00	14.88
102	M	n-propylbenzene	3.589	3.654	-1.8	95	0.00	14.90
103	M	2-chlorotoluene	0.706	0.688	2.5	93	0.00	15.05
104	M	4-chlorotoluene	2.049	2.091	-2.0	96	0.00	15.15
105	M	1,3,5-trimethylbenzene	2.297	2.312	-0.7	94	0.00	15.05
106	M	tert-butylbenzene	0.414	0.416	-0.5	91	0.00	15.39
107	M	1,2,4-trimethylbenzene	2.294	2.318	-1.0	94	0.00	15.44
108	M	sec-butylbenzene	3.048	3.114	-2.2	93	0.00	15.61
109	M	1,3-dichlorobenzene	1.412	1.333	5.6	91	0.00	15.81
110	M	p-isopropyltoluene	2.479	2.491	-0.5	93	0.00	15.73
111		1,2,3-trimethylbenzene	2.371	2.382	-0.5	95	0.00	15.89
112	M	1,4-dichlorobenzene	1.479	1.311	11.4	88	0.00	15.89
113		benzyl chloride	1.209	1.299	-7.4	95	0.00	16.01
114	M	1,2-dichlorobenzene	1.353	1.239	8.4	88	0.00	16.30
115	M	n-butylbenzene	1.397	1.462	-4.7	98	0.00	16.15
116	M	1,2-dibromo-3-chloropropa	0.136	0.135	0.7	90	0.00	17.09
117		1,3,5-trichlorobenzene	1.138	1.158	-1.8	97	0.00	17.25
118		2-ethylhexyl acrylate		----------NA----------				
119	M	1,2,4-trichlorobenzene	1.030	0.987	4.2	91	0.00	17.83
120	M	hexachlorobutadiene	0.633	0.597	5.7	89	0.00	17.92
121	M	naphthalene	1.941	1.843	5.0	85	0.00	18.08
122	M	1,2,3-trichlorobenzene	0.933	0.870	6.8	88	0.00	18.28
123	m	hexachloroethane	0.481	0.475	1.2	87	0.00	16.55
124		2-methylnaphthalene	1.149	1.080	6.0	83	0.00	19.04

(#) = Out of Range SPCC's out = 0 CCC's out = 0
1C178412.D M1CS7786.M Mon Jul 05 03:52:22 2021

Initial Calibration Summary

Job Number: JD27540 **Sample:** V3C7415-ICC7415
Account: SESINJPB SESI Consulting Engineers **Lab FileID:** 3C167231.D
Project: Remedial Investigation, 247 North Avenue, New Rochelle, NY

Response Factor Report MS3C

Method : C:\MSDCHEM\1\METHODS\M3C7415.M (RTE Integrator)
Title : Method SW846 8260C/D, Rxi624 20m x 0.18mm x 1.0um
Last Update : Mon Jun 28 17:56:55 2021
Response via : Initial Calibration

Calibration Files
4 =3C167228.D 8 =3C167229.D 0.5 =3C167225.D 50 =3C167231.D
100 =3C167232.D 1 =3C167226.D 200 =3C167233.D 20 =3C167230.D
2 =3C167227.D 0.2 =3C167224.D = =

Compound	4	8	0.5	50	100	1	200	20	2	0.2	Avg	%RSD
1) I tert butyl alcohol-d9	----------ISTD----------											
2) ethanol											0.000	-1.00
3) tertiary butyl alcohol	0.951	0.878		1.157	1.008	0.852	1.043	1.093	1.086		1.008	10.69
4) 1,4-dioxane	0.109	0.126		0.168	0.142		0.146	0.153			0.141	14.74
5) I pentafluorobenzene	----------ISTD----------											
6) dichlorodifluoromethane	0.430	0.406		0.579	0.459	0.454	0.450	0.549	0.536		0.483	13.03
7) chloromethane	0.472	0.440	0.522	0.568	0.482	0.528	0.477	0.544	0.571		0.512	9.02
8) 1,3-butadiene	0.300	0.301		0.423	0.344		0.357	0.378			0.351	13.43
9) vinyl chloride	0.397	0.390		0.534	0.450	0.407	0.445	0.505	0.453		0.448	11.42
10) bromomethane	0.261	0.253	0.256	0.291	0.225	0.254	0.198	0.294	0.333	0.291	0.265	14.46
11) chloroethane	0.225	0.248		0.327	0.283	0.260	0.285	0.306	0.290		0.278	11.75
12) trichlorofluoromethane	0.489	0.483	0.576	0.688	0.550	0.495	0.547	0.635	0.606		0.563	12.52
13) ethyl ether	0.169	0.163		0.211	0.183	0.149	0.186	0.196	0.197		0.182	11.14
14) acrolein		0.028		0.048	0.044		0.043	0.042			0.041	18.19
15) freon 113	0.256	0.252		0.340	0.274		0.280	0.309	0.311		0.289	11.21
16) 1,1-dichloroethene	0.262	0.274		0.365	0.298	0.249	0.309	0.328	0.331		0.302	12.91
17) acetone	0.089	0.070		0.082	0.069		0.071	0.082	0.140		0.086	28.92
----- Linear regression ----- Coefficient = 0.9956												
Response Ratio = 0.00878 + 0.07086 *A												
18) acetonitrile	0.029	0.027		0.034	0.028		0.029	0.034			0.030	9.92
19) iodomethane	0.215	0.243		0.495	0.452		0.464	0.392			0.377	31.72
----- Linear regression ----- Coefficient = 0.9974												
Response Ratio = -0.02527 + 0.47351 *A												
20) carbon disulfide												

Initial Calibration Summary

Job Number: JD27540 **Sample:** V3C7415-ICC7415
Account: SESINJPB SESI Consulting Engineers **Lab FileID:** 3C167231.D
Project: Remedial Investigation, 247 North Avenue, New Rochelle, NY

```
      1.003 0.993 1.125 1.257 1.044 1.110 1.055 1.170 1.189 1.216  1.116    8.18
21)  methylene chloride
      0.321 0.324       0.388 0.334       0.336 0.373 0.418        0.356   10.48
22)  methyl acetate
      0.235 0.191       0.220 0.192       0.186 0.225              0.208   10.02
23)  methyl tert butyl ether
      0.726 0.742       0.935 0.824 0.830 0.823 0.886 0.939        0.838    9.48
24)  trans-1,2-dichloroethene
      0.314 0.328       0.424 0.360 0.317 0.367 0.395 0.389        0.362   11.06
25)  hexane
      0.596 0.580       0.781 0.626       0.655 0.711 0.819        0.681   13.56
26)  di-isopropyl ether
      1.034 1.026 0.990 1.341 1.177 1.067 1.197 1.270 1.216        1.146   10.63
27)  ethyl tert-butyl ether
      0.927 0.901 0.989 1.192 1.050 0.952 1.069 1.114 1.072 1.164  1.043    9.49
28)  2-butanone
      0.022 0.026       0.033 0.029       0.028 0.031 0.028        0.028   13.11
29)  1,1-dichloroethane
      0.600 0.591 0.536 0.756 0.643 0.552 0.655 0.707 0.678        0.635   11.43
30)  chloroprene     *This compound fails Initial Calibration criteria*
      0.489 0.480       0.658 0.550 0.500 0.562 0.595 0.557        0.549   10.85
31)  acrylonitrile       *This compound fails Initial Calibration criteria*
      0.063 0.069       0.088 0.075       0.073 0.083              0.075   12.25
32)  vinyl acetate
      0.048 0.053       0.075 0.066       0.065 0.069              0.063   16.34
33)  ethyl acetate
      0.031 0.033       0.050 0.042       0.041 0.046              0.041   17.88
34)  2,2-dichloropropane
      0.420 0.425       0.587 0.505 0.542 0.534 0.527 0.540        0.510   11.51
35)  cis-1,2-dichloroethene
      0.342 0.342       0.453 0.387 0.351 0.390 0.432 0.424        0.390   11.03
36)  propionitrile
      0.031 0.030       0.039 0.033 0.031 0.032 0.037 0.037        0.034    9.46
37)  bromochloromethane
      0.212 0.197       0.249 0.216 0.181 0.211 0.238 0.250        0.219   11.25
38)  tetrahydrofuran
      0.081 0.078 0.072 0.088 0.077 0.075 0.076 0.086 0.094 0.091  0.082    9.27
39)  chloroform
      0.632 0.607 0.693 0.737 0.628 0.728 0.634 0.697 0.755        0.679    8.09
40)  tert-butyl formate
      0.094 0.097       0.143 0.132       0.146 0.128 0.108        0.121   17.60
41)  isobutyl alcohol
      0.047 0.044       0.062 0.051       0.053 0.056 0.056        0.053   11.42
42)  dibromofluoromethane (s)
      0.431 0.435 0.426 0.434 0.440 0.426 0.428 0.432 0.431 0.421  0.430    1.22
43)  methacrylonitrile
      0.096 0.097       0.120 0.105       0.105 0.117 0.110        0.107    8.58
44)  1,1,1-trichloroethane
      0.481 0.491       0.669 0.558       0.567 0.612 0.575        0.565   11.62
45)  cyclohexane
      0.510 0.484 0.531 0.702 0.567 0.528 0.562 0.645 0.652        0.576   12.86
46)  1,1-dichloropropene
      0.171 0.170       0.223 0.181 0.136 0.186 0.200 0.203        0.184   14.29
47)  tert-amyl alcohol
      0.014 0.014       0.020 0.017       0.020 0.019              0.017   15.54
48)  carbon tetrachloride
      0.467 0.438       0.562 0.460 0.531 0.472 0.519 0.524        0.497    8.66

49) I   1,4-difluorobenzene   ----------------ISTD---------------------
50)  1,2-dichloroethane-d4 (s)
```

```
      0.297 0.299 0.302 0.298 0.290 0.298 0.285 0.293 0.299 0.303  0.296    1.83
51)  2,2,4-trimethylpentane
      0.934 0.923 0.993 1.270 1.052 1.065 1.078 1.142 1.185 1.101  1.074   10.07
52)  tert-amyl methyl ether
      0.164 0.158       0.221 0.197       0.202 0.202 0.177        0.189   12.19
53)  n-butyl alcohol
      0.003 0.003       0.005 0.005       0.005 0.004              0.004   21.46
            ----- Linear regression -----  Coefficient =  0.9972
              Response Ratio = -0.01144 + 0.00528 *A

54)  benzene
      0.911 0.876 0.897 1.108 0.942 0.950 0.941 1.022 1.086        0.970    8.52
55)  heptane
      0.197 0.190       0.274 0.224 0.210 0.235 0.242 0.255        0.228   12.57
56)  isopropyl acetate
      0.164 0.158       0.221 0.197       0.202 0.202 0.177        0.189   12.19
57)  1,2-dichloroethane
      0.279 0.278 0.325 0.328 0.279 0.275 0.280 0.316 0.350 0.341  0.305    9.81
58)  trichloroethene
      0.238 0.229       0.294 0.248 0.247 0.250 0.266 0.289        0.258    9.04
59)  ethyl acrylate
                                                                   0.000   -1.00
60)  2-nitropropane
      0.062 0.059       0.077 0.068       0.068 0.073 0.067        0.068    8.88
61)  2-chloroethyl vinyl ether
      0.105 0.108       0.142 0.122 0.110 0.123 0.132 0.132        0.122   10.90
62)  methyl methacrylate
            0.037       0.057 0.050       0.051 0.051              0.049   15.22
63)  1,2-dichloropropane
      0.212 0.216       0.270 0.235 0.201 0.238 0.252 0.245        0.234    9.82
64)  methylcyclohexane
      0.402 0.408       0.548 0.440       0.454 0.494 0.504        0.464   11.55
65)  dibromomethane
      0.109 0.112       0.138 0.118 0.094 0.118 0.130 0.138        0.120   12.58
66)  bromodichloromethane
      0.279 0.279 0.256 0.351 0.303 0.302 0.304 0.325 0.337        0.304    9.99
67)  epichlorohydrin
      0.012 0.014       0.019 0.017       0.017 0.017 0.017        0.016   13.47
68)  cis-1,3-dichloropropene
      0.313 0.326       0.439 0.383 0.319 0.386 0.390 0.374        0.366   11.89
69)  4-methyl-2-pentanone
      0.023 0.024       0.034 0.029 0.026 0.029 0.031 0.029        0.028   12.53
70)  3-methyl-1-butanol
      0.004 0.004       0.007 0.007       0.007 0.006              0.006   26.75
            ----- Linear regression -----  Coefficient =  0.9982
              Response Ratio = -0.00717 + 0.00743 *A


71) I   chlorobenzene-d5      ----------------ISTD---------------------
72)  toluene-d8 (s)
      1.319 1.327 1.290 1.331 1.341 1.321 1.352 1.321 1.318 1.280  1.320    1.63
73)  toluene
      0.669 0.647 0.600 0.814 0.693 0.724 0.710 0.754 0.760 0.690  0.706    8.68
74)  trans-1,3-dichloropropene
      0.294 0.298       0.407 0.362 0.367 0.376 0.367 0.369        0.355   11.05
75)  ethyl methacrylate
            0.228       0.320 0.285       0.294 0.289              0.283   11.80
76)  1,1,2-trichloroethane
      0.165 0.158       0.201 0.171 0.151 0.174 0.190 0.187        0.175    9.84
77)  2-hexanone
```

```
      0.058 0.062       0.085 0.074 0.056 0.075 0.079 0.071        0.070   14.85
 78)  tetrachloroethene
      0.298 0.293 0.290 0.375 0.310 0.304 0.317 0.345 0.346        0.320    9.14
 79)  1,3-dichloropropane
      0.334 0.337       0.409 0.359 0.344 0.358 0.390 0.401        0.367    8.05
 80)  butyl acetate
      0.117 0.109       0.153 0.135       0.139 0.143 0.162        0.137   13.70
 81)  dibromochloromethane
      0.216 0.222       0.276 0.243 0.242 0.245 0.258 0.258        0.245    7.97
 82)  1,2-dibromoethane
      0.180 0.182       0.228 0.197 0.186 0.198 0.217 0.228        0.202    9.88
 83)  n-butyl ether
      0.978 1.004       1.365 1.191 0.973 1.234 1.247 1.145        1.142   12.65
 84)  chlorobenzene
      0.722 0.698 0.685 0.852 0.726 0.744 0.737 0.806 0.837 0.722  0.753    7.71
 85)  1,1,1,2-tetrachloroethane
      0.234 0.230       0.301 0.263 0.251 0.267 0.277 0.268        0.261    8.84
 86)  ethylbenzene
      1.256 1.251 1.279 1.554 1.302 1.316 1.315 1.457 1.538 1.353  1.362    8.31
 87)  m,p-xylene
      0.478 0.483 0.450 0.600 0.512 0.525 0.516 0.562 0.577 0.458  0.516    9.85
 88)  o-xylene
      0.950 0.960 0.915 1.204 1.028 0.979 1.048 1.141 1.134        1.040    9.60
 89)  styrene
      0.766 0.787       0.991 0.863 0.739 0.874 0.932 0.884        0.855   10.06
 90)  bromoform
      0.137 0.143       0.184 0.162 0.145 0.168 0.167 0.179        0.161   10.75
 91)  butyl acrylate
      0.273 0.296       0.466 0.423       0.456 0.396              0.385   21.33
           ----- Linear regression -----  Coefficient =  0.9980
             Response Ratio = -0.01815 + 0.45442 *A

 92)  isopropylbenzene
      1.263 1.222       1.549 1.302 1.251 1.326 1.454 1.432        1.350    8.58
 93)  cis-1,4-dichloro-2-butene
      0.070 0.071       0.094 0.083       0.088 0.085 0.073        0.080   11.77

 94) I   1,4-dichlorobenzene-d ----------------ISTD---------------------
 95)  4-bromofluorobenzene (s)
      0.910 0.922 0.917 0.925 0.908 0.910 0.879 0.938 0.915 0.911  0.913    1.66
 96)  bromobenzene
      0.604 0.588       0.725 0.611 0.662 0.597 0.691 0.742        0.653    9.35
 97)  1,1,2,2-tetrachloroethane
      0.426 0.430       0.547 0.462 0.476 0.464 0.526 0.493        0.478    8.94
 98)  trans-1,4-dichloro-2-butene
      0.051 0.052       0.079 0.070       0.073 0.071              0.066   17.41
 99)  1,2,3-trichloropropane
      0.121 0.125       0.162 0.139       0.137 0.160 0.152        0.142   11.56
100)  n-propylbenzene
      2.926 2.882 2.764 3.667 3.034 3.120 2.891 3.447 3.460 2.858  3.105   10.00
101)  2-chlorotoluene
      0.572 0.571 0.566 0.710 0.603 0.581 0.596 0.682 0.711 0.632  0.622    9.31
102)  4-chlorotoluene
      0.627 0.594 0.604 0.737 0.632 0.627 0.623 0.701 0.700        0.650    7.72
103)  1,3,5-trimethylbenzene
      1.960 1.978 1.852 2.476 2.124 2.007 2.070 2.336 2.372        2.130   10.07
104)  tert-butylbenzene
      1.741 1.762 1.799 2.269 1.881 1.864 1.863 2.124 2.178 1.851  1.933    9.63
105)  1,2,4-trimethylbenzene
      1.983 1.970 1.842 2.547 2.197 2.068 2.136 2.405 2.316        2.163   10.50
```

Initial Calibration Summary

Job Number: JD27540 **Sample:** V3C7415-ICC7415
Account: SESINJPB SESI Consulting Engineers **Lab FileID:** 3C167231.D
Project: Remedial Investigation, 247 North Avenue, New Rochelle, NY

```
106)  sec-butylbenzene
       2.632 2.610 2.493 3.408 2.840 2.726 2.761 3.207 3.187 2.741  2.860   10.55
107)  1,3-dichlorobenzene
       1.191 1.179 1.233 1.424 1.243 1.245 1.209 1.379 1.446 1.410  1.296    8.15
108)  p-isopropyltoluene
       2.255 2.305 2.198 2.956 2.524 2.280 2.449 2.776 2.642 2.645  2.503   10.02
109)  1,4-dichlorobenzene
       1.234 1.182 1.372 1.440 1.252 1.320 1.227 1.379 1.417        1.314    7.09
110)  1,2,3-trimethylbenzene
       1.988 2.021 1.836 2.532 2.196 2.026 2.138 2.378 2.354 2.089  2.156    9.80
111)  1,2-dichlorobenzene
       1.071 1.079 1.147 1.305 1.151 1.160 1.132 1.257 1.294 1.050  1.165    7.88
112)  n-butylbenzene
       1.138 1.172       1.524 1.307 1.161 1.312 1.401 1.301        1.289   10.24
113)  1,2-dibromo-3-chloropropane
       0.093 0.095       0.129 0.113       0.112 0.112 0.111        0.109   11.20
114)  1,3,5-trichlorobenzene
       0.961 0.950 1.006 1.197 1.036 1.035 1.002 1.110 1.151 1.149  1.060    8.14
115)  1,2,4-trichlorobenzene
       0.902 0.852 0.855 1.083 0.939 0.932 0.888 1.007 1.053        0.946    8.88
116)  hexachlorobutadiene
       0.527 0.527 0.604 0.692 0.577 0.631 0.565 0.651 0.669 0.644  0.609    9.55
117)  naphthalene
       1.506 1.507 1.568 2.051 1.750 1.619 1.629 1.923 1.803        1.706   11.15
118)  1,2,3-trichlorobenzene
       0.797 0.802 0.883 0.977 0.837 0.780 0.790 0.916 0.965        0.861    8.94
119)  hexachloroethane
       0.310 0.302       0.452 0.398       0.416 0.400 0.327        0.372   15.68
120)  benzyl chloride
       0.534 0.557       0.961 0.910       0.971 0.788              0.787   25.20
             ----- Linear regression -----  Coefficient =  0.9982
               Response Ratio = -0.04733 + 0.96828 *A

121)  2-methylnaphthalene
             0.903       1.324 1.156       1.053 1.198              1.127   14.05
 ---------------------------------------------------------------------------
 (#) = Out of Range  ###  Number of calibration levels exceeded format  ###

           M3C7415.M         Thu Jul 01 19:23:09 2021   MS3C
```

Initial Calibration Verification

Job Number: JD27540 **Sample:** V3C7415-ICV7415
Account: SESINJPB SESI Consulting Engineers **Lab FileID:** 3C167236.D
Project: Remedial Investigation, 247 North Avenue, New Rochelle, NY

Evaluate Continuing Calibration Report

Data File : C:\MSDCHEM\1\DATA\V3C7415\3C167236.D Vial: 14
Acq On : 16 Jun 2021 10:23 pm Operator: PrashanS
Sample : ICV7415-50 Inst : MS3C
Misc : MS50065,V3C7415,5.0,,,,1 Multiplr: 1.00
MS Integration Params: rteint.p

Method : C:\MSDCHEM\1\METHODS\M3C7415.M (RTE Integrator)
Title : Method SW846 8260C/D, Rxi624 20m x 0.18mm x 1.0um
Last Update : Mon Jun 28 17:56:55 2021
Response via : Multiple Level Calibration

Min. RRF : 0.000 Min. Rel. Area : 50% Max. R.T. Dev 0.50min
Max. RRF Dev : 30% Max. Rel. Area : 200%

	Compound	AvgRF	CCRF	%Dev	Area%	Dev(min)	R.T.
1 I	tert butyl alcohol-d9	1.000	1.000	0.0	96	0.00	2.56
2	ethanol		----------NA----------				
3	tertiary butyl alcohol	1.008	1.157	-14.8	96	0.00	2.62
4	1,4-dioxane	0.141	0.163	-15.6	93	0.00	5.26
5 I	pentafluorobenzene	1.000	1.000	0.0	98	0.00	4.00
6	dichlorodifluoromethane	0.483	0.608	-25.9	103	0.00	1.08
7	chloromethane	0.512	0.536	-4.7	93	-0.01	1.22
8	1,3-butadiene	0.351	0.437	-24.5	102	0.00	1.31
9	vinyl chloride	0.448	0.531	-18.5	98	0.00	1.29
10	bromomethane	0.265	0.314	-18.5	106	0.00	1.53
11	chloroethane	0.278	0.325	-16.9	98	0.00	1.61
12	trichlorofluoromethane	0.563	0.681	-21.0	97	0.00	1.76
13	ethyl ether	0.182	0.205	-12.6	96	0.00	1.98
14	acrolein	0.041	0.051	-24.4	103	0.00	2.12
15	freon 113	0.289	0.306	-5.9	88	0.00	2.12
16	1,1-dichloroethene	0.302	0.357	-18.2	96	0.00	2.15
	----------	True	Calc.	% Drift	----------		
17	acetone	200.000	212.043	-6.0	93	0.00	2.23
	----------	AvgRF	CCRF	% Dev	----------		
18	acetonitrile		----------NA----------				
	----------	True	Calc.	% Drift	----------		
19	iodomethane	50.000	50.871	-1.7	91	0.00	2.27
	----------	AvgRF	CCRF	% Dev	----------		
20	carbon disulfide	1.116	1.244	-11.5	97	0.00	2.30
21	methylene chloride	0.356	0.391	-9.8	99	0.00	2.55
22	methyl acetate	0.208	0.213	-2.4	95	0.00	2.45
23	methyl tert butyl ether	0.838	0.946	-12.9	99	0.00	2.69
24	trans-1,2-dichloroethene	0.362	0.422	-16.6	98	0.00	2.72
25	hexane	0.681	0.804	-18.1	101	0.00	2.86
26	di-isopropyl ether	1.146	1.310	-14.3	96	0.00	3.05
27	ethyl tert-butyl ether	1.043	1.143	-9.6	94	0.00	3.34
28	2-butanone	0.028	0.034	-21.4	99	0.00	3.57
29	1,1-dichloroethane	0.635	0.761	-19.8	99	0.00	3.07
30	chloroprene	0.549	0.743	-35.3#	111	0.00	3.11
31	acrylonitrile		----------NA----------				
32	vinyl acetate	0.063	0.080	-27.0	105	0.00	3.10
33	ethyl acetate	0.041	0.048	-17.1	94	0.00	3.58

Initial Calibration Verification

Job Number: JD27540 **Sample:** V3C7415-ICV7415
Account: SESINJPB SESI Consulting Engineers **Lab FileID:** 3C167236.D
Project: Remedial Investigation, 247 North Avenue, New Rochelle, NY

34		2,2-dichloropropane	0.510	0.605	-18.6	101	0.00	3.52
35		cis-1,2-dichloroethene	0.390	0.467	-19.7	101	0.00	3.55
36		propionitrile	0.034	0.038	-11.8	96	0.00	3.68
37		bromochloromethane	0.219	0.251	-14.6	99	0.00	3.76
38		tetrahydrofuran	0.082	0.090	-9.8	100	0.00	3.76
39		chloroform	0.679	0.739	-8.8	99	0.00	3.82
40		tert-butyl formate	0.121	0.111	8.3	77	0.00	3.82
41		isobutyl alcohol	0.053	0.058	-9.4	93	0.00	4.23
42	S	dibromofluoromethane (s)	0.430	0.437	-1.6	99	0.00	3.96
43		methacrylonitrile	0.107	0.121	-13.1	99	0.00	3.78
44		1,1,1-trichloroethane	0.565	0.666	-17.9	98	0.00	3.93
45		cyclohexane	0.576	0.731	-26.9	102	0.00	3.91
46		1,1-dichloropropene	0.184	0.220	-19.6	97	0.00	4.08
47		tert-amyl alcohol	0.017	0.021	-23.5	103	0.00	4.29
48		carbon tetrachloride	0.497	0.560	-12.7	98	0.00	4.04
49	I	1,4-difluorobenzene	1.000	1.000	0.0	101	0.00	4.66
50	S	1,2-dichloroethane-d4 (s)	0.296	0.292	1.4	99	0.00	4.28
51		2,2,4-trimethylpentane	1.074	1.182	-10.1	94	0.00	4.23
52		tert-amyl methyl ether	0.189	0.201	-6.3	91	0.00	4.33
			True	Calc.	% Drift			
53		n-butyl alcohol	2500.000	2403.917	3.8	93	0.00	4.87
			AvgRF	CCRF	% Dev			
54		benzene	0.970	1.109	-14.3	101	0.00	4.26
55		heptane	0.228	0.263	-15.4	97	0.00	4.42
56		isopropyl acetate	0.189	0.201	-6.3	91	0.00	4.33
57		1,2-dichloroethane	0.305	0.323	-5.9	99	0.00	4.35
58		trichloroethene	0.258	0.292	-13.2	100	0.00	4.87
59		ethyl acrylate		----------NA----------				
60		2-nitropropane	0.068	0.076	-11.8	99	0.00	5.72
61		2-chloroethyl vinyl ether	0.122	0.141	-15.6	100	0.00	5.73
62		methyl methacrylate	0.049	0.056	-14.3	99	0.00	5.24
63		1,2-dichloropropane	0.234	0.273	-16.7	102	0.00	5.14
64		methylcyclohexane	0.464	0.530	-14.2	97	0.00	4.97
65		dibromomethane	0.120	0.134	-11.7	98	0.00	5.26
66		bromodichloromethane	0.304	0.342	-12.5	98	0.00	5.42
67		epichlorohydrin	0.016	0.019	-18.7	98	0.00	5.81
68		cis-1,3-dichloropropene	0.366	0.425	-16.1	97	0.00	5.86
69		4-methyl-2-pentanone	0.028	0.032	-14.3	95	0.00	5.99
			True	Calc.	% Drift			
70		3-methyl-1-butanol	1000.000	982.917	1.7	94	0.00	6.08
			AvgRF	CCRF	% Dev			
71	I	chlorobenzene-d5	1.000	1.000	0.0	98	0.00	7.37
72	S	toluene-d8 (s)	1.320	1.359	-3.0	100	0.00	6.05
73		toluene	0.706	0.839	-18.8	101	0.00	6.11
74		trans-1,3-dichloropropene	0.355	0.420	-18.3	101	0.00	6.41
75		ethyl methacrylate	0.283	0.326	-15.2	100	0.00	6.43
76		1,1,2-trichloroethane	0.175	0.204	-16.6	100	0.00	6.57
77		2-hexanone	0.070	0.081	-15.7	94	0.00	6.77
78		tetrachloroethene		----------NA----------				
79		1,3-dichloropropane	0.367	0.416	-13.4	100	0.00	6.72
80		butyl acetate	0.137	0.157	-14.6	100	0.00	6.86
81		dibromochloromethane	0.245	0.284	-15.9	101	0.00	6.89
82		1,2-dibromoethane	0.202	0.229	-13.4	98	0.00	6.99
83		n-butyl ether	1.142	1.437	-25.8	103	0.00	7.44

Initial Calibration Verification

Job Number: JD27540 **Sample:** V3C7415-ICV7415
Account: SESINJPB SESI Consulting Engineers **Lab FileID:** 3C167236.D
Project: Remedial Investigation, 247 North Avenue, New Rochelle, NY

			True	Calc.	% Drift			
84		chlorobenzene	0.753	0.854	-13.4	98	0.00	7.39
85		1,1,1,2-tetrachloroethane	0.261	0.305	-16.9	99	0.00	7.48
86		ethylbenzene	1.362	1.585	-16.4	100	0.00	7.46
87		m,p-xylene	0.516	0.615	-19.2	101	0.00	7.57
88		o-xylene	1.040	1.215	-16.8	99	0.00	7.90
89		styrene	0.855	0.989	-15.7	98	0.00	7.93
90		bromoform	0.161	0.181	-12.4	96	0.00	8.11
			True	Calc.	% Drift			
91		butyl acrylate	50.000	51.482	-3.0	95	0.00	7.90
			AvgRF	CCRF	% Dev			
92		isopropylbenzene	1.350	1.576	-16.7	100	0.00	8.20
93		cis-1,4-dichloro-2-butene	0.080	0.089	-11.2	92	0.00	8.33
94	I	1,4-dichlorobenzene-d4	1.000	1.000	0.0	98	0.00	9.30
95	S	4-bromofluorobenzene (s)	0.913	0.938	-2.7	99	0.00	8.37
96		bromobenzene	0.653	0.730	-11.8	98	0.00	8.48
97		1,1,2,2-tetrachloroethane	0.478	0.538	-12.6	96	0.00	8.53
98		trans-1,4-dichloro-2-bute	0.066	0.078	-18.2	97	0.00	8.58
99		1,2,3-trichloropropane	0.142	0.163	-14.8	98	0.00	8.56
100		n-propylbenzene	3.105	3.729	-20.1	99	0.00	8.54
101		2-chlorotoluene	0.622	0.712	-14.5	98	0.00	8.63
102		4-chlorotoluene	0.650	0.740	-13.8	98	0.00	8.72
103		1,3,5-trimethylbenzene	2.130	2.558	-20.1	101	0.00	8.69
104		tert-butylbenzene	1.933	2.301	-19.0	99	0.00	8.94
105		1,2,4-trimethylbenzene	2.163	2.610	-20.7	100	0.00	8.99
106		sec-butylbenzene	2.860	3.453	-20.7	99	0.00	9.12
107		1,3-dichlorobenzene	1.296	1.433	-10.6	98	0.00	9.24
108		p-isopropyltoluene	2.503	2.964	-18.4	98	0.00	9.24
109		1,4-dichlorobenzene	1.314	1.404	-6.8	95	0.00	9.32
110		1,2,3-trimethylbenzene		----------NA----------				
111		1,2-dichlorobenzene	1.165	1.321	-13.4	99	0.00	9.61
112		n-butylbenzene	1.289	1.526	-18.4	98	0.00	9.56
113		1,2-dibromo-3-chloropropa	0.109	0.124	-13.8	94	0.00	10.25
114		1,3,5-trichlorobenzene	1.060	1.204	-13.6	98	0.00	10.36
115		1,2,4-trichlorobenzene	0.946	1.034	-9.3	93	0.00	10.86
116		hexachlorobutadiene	0.609	0.673	-10.5	95	0.00	10.95
117		naphthalene	1.706	1.989	-16.6	95	0.00	11.05
118		1,2,3-trichlorobenzene	0.861	0.954	-10.8	95	0.00	11.24
119		hexachloroethane	0.372	0.460	-23.7	100	0.00	9.77
			True	Calc.	% Drift			
120		benzyl chloride	50.000	49.771	0.5	93	0.00	9.44
			AvgRF	CCRF	% Dev			
121		2-methylnaphthalene	1.127	1.262	-12.0	93	0.00	11.91

(#) = Out of Range SPCC's out = 0 CCC's out = 0
3C167231.D M3C7415.M Mon Jun 28 17:57:39 2021 MS3C

Initial Calibration Verification

Job Number: JD27540 **Sample:** V3C7415-ICV7415
Account: SESINJPB SESI Consulting Engineers **Lab FileID:** 3C167237.D
Project: Remedial Investigation, 247 North Avenue, New Rochelle, NY

Evaluate Continuing Calibration Report

Data File : C:\MSDCHEM\1\DATA\V3C7415\3C167237.D Vial: 15
Acq On : 16 Jun 2021 10:49 pm Operator: PrashanS
Sample : ICV7415-50 Inst : MS3C
Misc : MS50065,V3C7415,5.0,,,,1 Multiplr: 1.00
MS Integration Params: rteint.p

Method : C:\MSDCHEM\1\METHODS\M3C7415.M (RTE Integrator)
Title : Method SW846 8260C/D, Rxi624 20m x 0.18mm x 1.0um
Last Update : Mon Jun 28 17:56:55 2021
Response via : Multiple Level Calibration

Min. RRF : 0.000 Min. Rel. Area : 50% Max. R.T. Dev 0.50min
Max. RRF Dev : 30% Max. Rel. Area : 200%

	Compound	AvgRF	CCRF	%Dev	Area%	Dev(min)	R.T.
1 I	tert butyl alcohol-d9	1.000	1.000	0.0	100	0.00	2.56
2	ethanol		----------NA----------				
3	tertiary butyl alcohol		----------NA----------				
4	1,4-dioxane		----------NA----------				
5 I	pentafluorobenzene	1.000	1.000	0.0	94	0.00	4.00
6	dichlorodifluoromethane		----------NA----------				
7	chloromethane		----------NA----------				
8	1,3-butadiene		----------NA----------				
9	vinyl chloride		----------NA----------				
10	bromomethane		----------NA----------				
11	chloroethane		----------NA----------				
12	trichlorofluoromethane		----------NA----------				
13	ethyl ether		----------NA----------				
14	acrolein		----------NA----------				
15	freon 113		----------NA----------				
16	1,1-dichloroethene		----------NA----------				
	----------	True	Calc.	% Drift	----------		
17	acetone		----------NA----------				
	----------	AvgRF	CCRF	% Dev	----------		
18	acetonitrile	0.030	0.033	-10.0	92	0.00	2.49
	----------	True	Calc.	% Drift	----------		
19	iodomethane		----------NA----------				
	----------	AvgRF	CCRF	% Dev	----------		
20	carbon disulfide		----------NA----------				
21	methylene chloride		----------NA----------				
22	methyl acetate		----------NA----------				
23	methyl tert butyl ether		----------NA----------				
24	trans-1,2-dichloroethene		----------NA----------				
25	hexane		----------NA----------				
26	di-isopropyl ether		----------NA----------				
27	ethyl tert-butyl ether		----------NA----------				
28	2-butanone		----------NA----------				
29	1,1-dichloroethane		----------NA----------				
30	chloroprene		----------NA----------				
31	acrylonitrile	0.075	0.101	-34.7#	108	0.00	2.78
32	vinyl acetate		----------NA----------				
33	ethyl acetate		----------NA----------				

Initial Calibration Verification

Job Number: JD27540 **Sample:** V3C7415-ICV7415
Account: SESINJPB SESI Consulting Engineers **Lab FileID:** 3C167237.D
Project: Remedial Investigation, 247 North Avenue, New Rochelle, NY

34		2,2-dichloropropane		----------NA----------				
35		cis-1,2-dichloroethene		----------NA----------				
36		propionitrile		----------NA----------				
37		bromochloromethane		----------NA----------				
38		tetrahydrofuran		----------NA----------				
39		chloroform		----------NA----------				
40		tert-butyl formate		----------NA----------				
41		isobutyl alcohol		----------NA----------				
42	S	dibromofluoromethane (s)	0.430	0.441	-2.6	95	0.00	3.96
43		methacrylonitrile		----------NA----------				
44		1,1,1-trichloroethane		----------NA----------				
45		cyclohexane		----------NA----------				
46		1,1-dichloropropene		----------NA----------				
47		tert-amyl alcohol		----------NA----------				
48		carbon tetrachloride		----------NA----------				
49	I	1,4-difluorobenzene	1.000	1.000	0.0	96	0.00	4.66
50	S	1,2-dichloroethane-d4 (s)	0.296	0.296	0.0	95	0.00	4.28
51		2,2,4-trimethylpentane		----------NA----------				
52		tert-amyl methyl ether		----------NA----------				
		----------	True	Calc.	% Drift	----------		
53		n-butyl alcohol		----------NA----------				
		----------	AvgRF	CCRF	% Dev	----------		
54		benzene		----------NA----------				
55		heptane		----------NA----------				
56		isopropyl acetate		----------NA----------				
57		1,2-dichloroethane		----------NA----------				
58		trichloroethene		----------NA----------				
59		ethyl acrylate		----------NA----------				
60		2-nitropropane		----------NA----------				
61		2-chloroethyl vinyl ether		----------NA----------				
62		methyl methacrylate		----------NA----------				
63		1,2-dichloropropane		----------NA----------				
64		methylcyclohexane		----------NA----------				
65		dibromomethane		----------NA----------				
66		bromodichloromethane		----------NA----------				
67		epichlorohydrin		----------NA----------				
68		cis-1,3-dichloropropene		----------NA----------				
69		4-methyl-2-pentanone		----------NA----------				
		----------	True	Calc.	% Drift	----------		
70		3-methyl-1-butanol		----------NA----------				
		----------	AvgRF	CCRF	% Dev	----------		
71	I	chlorobenzene-d5	1.000	1.000	0.0	94	0.00	7.37
72	S	toluene-d8 (s)	1.320	1.344	-1.8	95	0.00	6.05
73		toluene		----------NA----------				
74		trans-1,3-dichloropropene		----------NA----------				
75		ethyl methacrylate		----------NA----------				
76		1,1,2-trichloroethane		----------NA----------				
77		2-hexanone		----------NA----------				
78		tetrachloroethene	0.320	0.365	-14.1	92	0.00	6.59
79		1,3-dichloropropane		----------NA----------				
80		butyl acetate		----------NA----------				
81		dibromochloromethane		----------NA----------				
82		1,2-dibromoethane		----------NA----------				
83		n-butyl ether		----------NA----------				

Initial Calibration Verification

Job Number: JD27540 **Sample:** V3C7415-ICV7415
Account: SESINJPB SESI Consulting Engineers **Lab FileID:** 3C167237.D
Project: Remedial Investigation, 247 North Avenue, New Rochelle, NY

84		chlorobenzene			----------NA----------			
85		1,1,1,2-tetrachloroethane			----------NA----------			
86		ethylbenzene			----------NA----------			
87		m,p-xylene			----------NA----------			
88		o-xylene			----------NA----------			
89		styrene			----------NA----------			
90		bromoform			----------NA----------			
		----------	True	Calc.	% Drift ----------			
91		butyl acrylate			----------NA----------			
		----------	AvgRF	CCRF	% Dev ----------			
92		isopropylbenzene			----------NA----------			
93		cis-1,4-dichloro-2-butene			----------NA----------			
94	I	1,4-dichlorobenzene-d4	1.000	1.000	0.0	94	0.00	9.30
95	S	4-bromofluorobenzene (s)	0.913	0.930	-1.9	94	0.00	8.37
96		bromobenzene			----------NA----------			
97		1,1,2,2-tetrachloroethane			----------NA----------			
98		trans-1,4-dichloro-2-bute			----------NA----------			
99		1,2,3-trichloropropane			----------NA----------			
100		n-propylbenzene			----------NA----------			
101		2-chlorotoluene			----------NA----------			
102		4-chlorotoluene			----------NA----------			
103		1,3,5-trimethylbenzene			----------NA----------			
104		tert-butylbenzene			----------NA----------			
105		1,2,4-trimethylbenzene			----------NA----------			
106		sec-butylbenzene			----------NA----------			
107		1,3-dichlorobenzene			----------NA----------			
108		p-isopropyltoluene			----------NA----------			
109		1,4-dichlorobenzene			----------NA----------			
110		1,2,3-trimethylbenzene	2.156	2.497	-15.8	92	0.00	9.33
111		1,2-dichlorobenzene			----------NA----------			
112		n-butylbenzene			----------NA----------			
113		1,2-dibromo-3-chloropropa			----------NA----------			
114		1,3,5-trichlorobenzene			----------NA----------			
115		1,2,4-trichlorobenzene			----------NA----------			
116		hexachlorobutadiene			----------NA----------			
117		naphthalene			----------NA----------			
118		1,2,3-trichlorobenzene			----------NA----------			
119		hexachloroethane			----------NA----------			
		----------	True	Calc.	% Drift ----------			
120		benzyl chloride			----------NA----------			
		----------	AvgRF	CCRF	% Dev ----------			
121		2-methylnaphthalene			----------NA----------			

(#) = Out of Range SPCC's out = 0 CCC's out = 0
3C167231.D M3C7415.M Mon Jun 28 17:57:53 2021 MS3C

Continuing Calibration Summary

Job Number: JD27540 **Sample:** V3C7419-CC7415
Account: SESINJPB SESI Consulting Engineers **Lab FileID:** 3C167345.D
Project: Remedial Investigation, 247 North Avenue, New Rochelle, NY

Evaluate Continuing Calibration Report

Data File : C:\msdchem\1\data\ni...21\v3c7419\3c167345.d Vial: 2
Acq On : 1 Jul 2021 12:05 pm Operator: PrashanS
Sample : cc7415-50 Inst : MS3C
Misc : MS51905,V3C7419,5.0,,,,1 Multiplr: 1.00
MS Integration Params: rteint.p

Method : C:\MSDCHEM\1\METHODS\M3C7415.M (RTE Integrator)
Title : Method SW846 8260C/D, Rxi624 20m x 0.18mm x 1.0um
Last Update : Mon Sep 13 11:48:20 2010
Response via : Multiple Level Calibration

Min. RRF : 0.000 Min. Rel. Area : 50% Max. R.T. Dev 0.50min
Max. RRF Dev : 20% Max. Rel. Area : 200%

		Compound	AvgRF	CCRF	%Dev	Area%	Dev(min)	R.T.
1	I	tert butyl alcohol-d9	1.000	1.000	0.0	106	0.00	2.56
2		ethanol		----------NA----------				
3		tertiary butyl alcohol	1.008	1.065	-5.7	97	0.00	2.62
4		1,4-dioxane	0.141	0.150	-6.4	94	0.00	5.26
5	I	pentafluorobenzene	1.000	1.000	0.0	103	0.00	4.00
6		dichlorodifluoromethane	0.483	0.445	7.9	79	0.00	1.08
7		chloromethane	0.512	0.547	-6.8	99	0.00	1.23
8		1,3-butadiene	0.351	0.349	0.6	85	0.00	1.31
9		vinyl chloride	0.448	0.473	-5.6	92	0.00	1.29
10		bromomethane	0.265	0.246	7.2	87	0.00	1.53
11		chloroethane	0.278	0.297	-6.8	94	0.00	1.61
12		trichlorofluoromethane	0.563	0.540	4.1	81	0.00	1.76
13		ethyl ether	0.182	0.184	-1.1	90	0.00	1.98
14		acrolein	0.041	0.042	-2.4	90	0.00	2.12
15		freon 113	0.289	0.262	9.3	79	0.00	2.12
16		1,1-dichloroethene	0.302	0.306	-1.3	87	0.00	2.15
		----------	True	Calc.	% Drift	----------		
17		acetone	200.000	225.913	-13.0	104	0.00	2.23
		----------	AvgRF	CCRF	% Dev	----------		
18		acetonitrile	0.030	0.034	-13.3	103	0.00	2.49
		----------	True	Calc.	% Drift	----------		
19		iodomethane	50.000	43.084	13.8	80	0.00	2.28
		----------	AvgRF	CCRF	% Dev	----------		
20		carbon disulfide	1.116	1.076	3.6	88	0.00	2.30
21		methylene chloride	0.356	0.353	0.8	94	0.00	2.55
22		methyl acetate	0.208	0.224	-7.7	105	0.00	2.45
23		methyl tert butyl ether	0.838	0.848	-1.2	94	0.00	2.69
24		trans-1,2-dichloroethene	0.362	0.371	-2.5	90	0.00	2.72
25		hexane	0.681	0.660	3.1	87	0.00	2.86
26		di-isopropyl ether	1.146	1.373	-19.8	106	0.00	3.05
27		ethyl tert-butyl ether	1.043	1.141	-9.4	99	0.00	3.34
28		2-butanone	0.028	0.033	-17.9	101	0.00	3.57
29		1,1-dichloroethane	0.635	0.717	-12.9	98	0.00	3.07
30		chloroprene	0.549	0.643	-17.1	101	0.00	3.11
31		acrylonitrile	0.075	0.084	-12.0	99	0.00	2.78
32		vinyl acetate	0.063	0.065	-3.2	90	0.00	3.10
33		ethyl acetate	0.041	0.050	-22.0#	103	0.00	3.58

Continuing Calibration Summary

Job Number: JD27540 **Sample:** V3C7419-CC7415
Account: SESINJPB SESI Consulting Engineers **Lab FileID:** 3C167345.D
Project: Remedial Investigation, 247 North Avenue, New Rochelle, NY

34		2,2-dichloropropane	0.510	0.520	-2.0	91	0.00	3.52
35		cis-1,2-dichloroethene	0.390	0.403	-3.3	92	0.00	3.55
36		propionitrile	0.034	0.039	-14.7	105	0.00	3.69
37		bromochloromethane	0.219	0.218	0.5	91	0.00	3.76
38		tetrahydrofuran	0.082	0.094	-14.6	110	0.00	3.76
39		chloroform	0.679	0.679	0.0	95	0.00	3.82
40		tert-butyl formate	0.121	0.138	-14.0	100	0.00	3.82
41		isobutyl alcohol	0.053	0.058	-9.4	97	0.00	4.24
42	S	dibromofluoromethane (s)	0.430	0.436	-1.4	104	0.00	3.97
43		methacrylonitrile	0.107	0.117	-9.3	101	0.00	3.78
44		1,1,1-trichloroethane	0.565	0.588	-4.1	91	0.00	3.93
45		cyclohexane	0.576	0.595	-3.3	88	0.00	3.92
46		1,1-dichloropropene	0.184	0.190	-3.3	88	0.00	4.08
47		tert-amyl alcohol	0.017	0.019	-11.8	98	0.00	4.30
48		carbon tetrachloride	0.497	0.474	4.6	87	0.00	4.04
49	I	1,4-difluorobenzene	1.000	1.000	0.0	104	0.00	4.66
50	S	1,2-dichloroethane-d4 (s)	0.296	0.316	-6.8	110	0.00	4.28
51		2,2,4-trimethylpentane	1.074	1.166	-8.6	95	0.00	4.24
52		tert-amyl methyl ether	0.189	0.203	-7.4	95	0.00	4.33
			True	Calc.	% Drift			
53		n-butyl alcohol	2500.000	2483.804	0.6	99	0.00	4.87
			AvgRF	CCRF	% Dev			
54		benzene	0.970	1.026	-5.8	96	0.00	4.26
55		heptane	0.228	0.236	-3.5	89	0.00	4.42
56		isopropyl acetate	0.189	0.203	-7.4	95	0.00	4.33
57		1,2-dichloroethane	0.305	0.307	-0.7	97	0.00	4.35
58		trichloroethene	0.258	0.258	0.0	91	0.00	4.88
59		ethyl acrylate		NA				
60		2-nitropropane	0.068	0.077	-13.2	104	0.00	5.72
61		2-chloroethyl vinyl ether	0.122	0.141	-15.6	103	0.00	5.73
62		methyl methacrylate	0.049	0.051	-4.1	92	0.00	5.24
63		1,2-dichloropropane	0.234	0.262	-12.0	101	0.00	5.14
64		methylcyclohexane	0.464	0.466	-0.4	88	0.00	4.97
65		dibromomethane	0.120	0.125	-4.2	94	0.00	5.27
66		bromodichloromethane	0.304	0.319	-4.9	94	0.00	5.42
67		epichlorohydrin	0.016	0.018	-12.5	101	0.00	5.81
68		cis-1,3-dichloropropene	0.366	0.408	-11.5	96	0.00	5.86
69		4-methyl-2-pentanone	0.028	0.032	-14.3	99	0.00	5.99
			True	Calc.	% Drift			
70		3-methyl-1-butanol	1000.000	1034.566	-3.5	102	0.00	6.08
			AvgRF	CCRF	% Dev			
71	I	chlorobenzene-d5	1.000	1.000	0.0	104	0.00	7.37
72	S	toluene-d8 (s)	1.320	1.344	-1.8	105	0.00	6.05
73		toluene	0.706	0.730	-3.4	93	0.00	6.11
74		trans-1,3-dichloropropene	0.355	0.369	-3.9	94	0.00	6.41
75		ethyl methacrylate	0.283	0.306	-8.1	99	0.00	6.43
76		1,1,2-trichloroethane	0.175	0.185	-5.7	95	0.00	6.57
77		2-hexanone	0.070	0.080	-14.3	98	0.00	6.77
78		tetrachloroethene	0.320	0.310	3.1	86	0.00	6.60
79		1,3-dichloropropane	0.367	0.388	-5.7	98	0.00	6.72
80		butyl acetate	0.137	0.150	-9.5	102	0.00	6.86
81		dibromochloromethane	0.245	0.242	1.2	91	0.00	6.89
82		1,2-dibromoethane	0.202	0.202	0.0	92	0.00	6.99
83		n-butyl ether	1.142	1.382	-21.0#	105	0.00	7.44

Continuing Calibration Summary

Job Number: JD27540 **Sample:** V3C7419-CC7415
Account: SESINJPB SESI Consulting Engineers **Lab FileID:** 3C167345.D
Project: Remedial Investigation, 247 North Avenue, New Rochelle, NY

84		chlorobenzene	0.753	0.735	2.4	89	0.00	7.40
85		1,1,1,2-tetrachloroethane	0.261	0.261	0.0	90	0.00	7.48
86		ethylbenzene	1.362	1.379	-1.2	92	0.00	7.46
87		m,p-xylene	0.516	0.530	-2.7	92	0.00	7.57
88		o-xylene	1.040	1.068	-2.7	92	0.00	7.90
89		styrene	0.855	0.871	-1.9	91	0.00	7.93
90		bromoform	0.161	0.152	5.6	86	0.00	8.11
		----------	True	Calc.	% Drift	----------		
91		butyl acrylate	50.000	50.158	-0.3	97	0.00	7.90
		----------	AvgRF	CCRF	% Dev	----------		
92		isopropylbenzene	1.350	1.368	-1.3	92	0.00	8.20
93		cis-1,4-dichloro-2-butene	0.080	0.086	-7.5	95	0.00	8.34
94	I	1,4-dichlorobenzene-d4	1.000	1.000	0.0	102	0.00	9.30
95	S	4-bromofluorobenzene (s)	0.913	0.959	-5.0	105	0.00	8.37
96		bromobenzene	0.653	0.636	2.6	89	0.00	8.48
97		1,1,2,2-tetrachloroethane	0.478	0.510	-6.7	95	0.00	8.53
98		trans-1,4-dichloro-2-bute	0.066	0.071	-7.6	91	0.00	8.58
99		1,2,3-trichloropropane	0.142	0.148	-4.2	93	0.00	8.56
100		n-propylbenzene	3.105	3.300	-6.3	92	0.00	8.54
101		2-chlorotoluene	0.622	0.628	-1.0	90	0.00	8.63
102		4-chlorotoluene	0.650	0.662	-1.8	91	0.00	8.73
103		1,3,5-trimethylbenzene	2.130	2.242	-5.3	92	0.00	8.69
104		tert-butylbenzene	1.933	2.003	-3.6	90	0.00	8.94
105		1,2,4-trimethylbenzene	2.163	2.262	-4.6	90	0.00	9.00
106		sec-butylbenzene	2.860	3.005	-5.1	90	0.00	9.12
107		1,3-dichlorobenzene	1.296	1.252	3.4	89	0.00	9.24
108		p-isopropyltoluene	2.503	2.573	-2.8	89	0.00	9.24
109		1,4-dichlorobenzene	1.314	1.216	7.5	86	0.00	9.32
110		1,2,3-trimethylbenzene	2.156	2.330	-8.1	94	0.00	9.34
111		1,2-dichlorobenzene	1.165	1.131	2.9	88	0.00	9.62
112		n-butylbenzene	1.289	1.347	-4.5	90	0.00	9.56
113		1,2-dibromo-3-chloropropa	0.109	0.111	-1.8	88	0.00	10.25
114		1,3,5-trichlorobenzene	1.060	1.045	1.4	89	0.00	10.37
115		1,2,4-trichlorobenzene	0.946	0.913	3.5	86	0.00	10.86
116		hexachlorobutadiene	0.609	0.573	5.9	84	0.00	10.95
117		naphthalene	1.706	1.811	-6.2	90	0.00	11.05
118		1,2,3-trichlorobenzene	0.861	0.839	2.6	87	0.00	11.25
119		hexachloroethane	0.372	0.376	-1.1	85	0.00	9.78
		----------	True	Calc.	% Drift	----------		
120		benzyl chloride	50.000	46.257	7.5	90	0.00	9.44
		----------	AvgRF	CCRF	% Dev	----------		
121		2-methylnaphthalene	1.127	1.104	2.0	85	0.00	11.91

(#) = Out of Range SPCC's out = 0 CCC's out = 0
3C167231.D M3C7415.M Fri Jul 02 04:02:25 2021

Run Sequence Report

Job Number: JD27540
Account: SESINJPB SESI Consulting Engineers
Project: Remedial Investigation, 247 North Avenue, New Rochelle, NY

Run ID: V1C7786 **Method:** SW846 8260D **Instrument ID:** GCMS1C

Lab Sample ID	Lab File ID	Date/Time Analyzed	Prep QC Batch	Client Sample ID
V1C7786-BFB	1C178404.D	05/27/21 16:59	n/a	BFB Tune
V1C7786-IC7786	1C178405.D	05/27/21 17:32	n/a	Initial cal 0.2
V1C7786-IC7786	1C178406.D	05/27/21 17:59	n/a	Initial cal 0.5
V1C7786-IC7786	1C178407.D	05/27/21 18:26	n/a	Initial cal 1
V1C7786-IC7786	1C178408.D	05/27/21 18:53	n/a	Initial cal 2
V1C7786-IC7786	1C178409.D	05/27/21 19:19	n/a	Initial cal 4
V1C7786-IC7786	1C178410.D	05/27/21 19:47	n/a	Initial cal 8
V1C7786-IC7786	1C178411.D	05/27/21 20:13	n/a	Initial cal 20
V1C7786-ICC7786	1C178412.D	05/27/21 20:40	n/a	Initial cal 50
V1C7786-IC7786	1C178413.D	05/27/21 21:07	n/a	Initial cal 100
V1C7786-IC7786	1C178414.D	05/27/21 21:34	n/a	Initial cal 200
V1C7786-ICV7786	1C178417.D	05/27/21 22:54	n/a	Initial cal verification 50
V1C7786-ICV7786	1C178418.D	05/27/21 23:21	n/a	Initial cal verification 50
V1C7786-BFB2	1C178421.D	05/29/21 15:41	n/a	BFB Tune
V1C7786-ICV7786	1C178422.D	05/29/21 16:08	n/a	Initial cal verification 50

Run Sequence Report

Job Number: JD27540
Account: SESINJPB SESI Consulting Engineers
Project: Remedial Investigation, 247 North Avenue, New Rochelle, NY

Run ID: V1C7814	**Method:** SW846 8260D	**Instrument ID:** GCMS1C

Lab Sample ID	Lab File ID	Date/Time Analyzed	Prep QC Batch	Client Sample ID
V1C7814-BFB	1C179154.D	07/01/21 10:10	n/a	BFB Tune
V1C7814-CC7786	1C179154.D	07/01/21 10:10	n/a	Continuing cal 50
V1C7814-BS	1C179155.D	07/01/21 10:46	n/a	Blank Spike
ZZZZZZ	1C179157A.D	07/01/21 11:54	n/a	(unrelated sample)
V1C7814-MB	1C179157.D	07/01/21 11:54	n/a	Method Blank
JD27495-1	1C179161.D	07/01/21 13:41	n/a	(used for QC only; not part of job JD27540)
JD27495-2	1C179162.D	07/01/21 14:08	n/a	(used for QC only; not part of job JD27540)
ZZZZZZ	1C179163.D	07/01/21 14:34	n/a	(unrelated sample)
ZZZZZZ	1C179164.D	07/01/21 15:01	n/a	(unrelated sample)
ZZZZZZ	1C179165.D	07/01/21 15:28	n/a	(unrelated sample)
ZZZZZZ	1C179166.D	07/01/21 15:56	n/a	(unrelated sample)
JD27495-1MS	1C179167.D	07/01/21 16:23	n/a	Matrix Spike
JD27495-2DUP	1C179169.D	07/01/21 17:16	n/a	Duplicate
ZZZZZZ	1C179172.D	07/01/21 19:32	n/a	(unrelated sample)
ZZZZZZ	1C179173.D	07/01/21 19:59	n/a	(unrelated sample)
ZZZZZZ	1C179174.D	07/01/21 20:26	n/a	(unrelated sample)
ZZZZZZ	1C179175.D	07/01/21 20:53	n/a	(unrelated sample)
JD27540-1	1C179176.D	07/01/21 21:20	n/a	R1-SB-1(1.5-2.0)
JD27540-2	1C179177.D	07/01/21 21:47	n/a	R1-SB-1(5.0-5.5)

Run Sequence Report

Job Number: JD27540
Account: SESINJPB SESI Consulting Engineers
Project: Remedial Investigation, 247 North Avenue, New Rochelle, NY

Run ID: V1C7815 **Method:** SW846 8260D **Instrument ID:** GCMS1C

Lab Sample ID	Lab File ID	Date/Time Analyzed	Prep QC Batch	Client Sample ID
V1C7815-BFB	1C179186.D	07/02/21 11:18	n/a	BFB Tune
V1C7815-CC7786	1C179186.D	07/02/21 11:18	n/a	Continuing cal 50
V1C7815-BS	1C179187.D	07/02/21 11:55	n/a	Blank Spike
V1C7815-MB	1C179189.D	07/02/21 13:00	n/a	Method Blank
JD27614-1	1C179190.D	07/02/21 13:24	n/a	(used for QC only; not part of job JD27540)
JD27614-2	1C179191.D	07/02/21 13:51	n/a	(used for QC only; not part of job JD27540)
ZZZZZZ	1C179192.D	07/02/21 14:17	n/a	(unrelated sample)
ZZZZZZ	1C179193.D	07/02/21 14:45	n/a	(unrelated sample)
ZZZZZZ	1C179194.D	07/02/21 15:12	n/a	(unrelated sample)
JD27614-1MS	1C179195.D	07/02/21 15:39	n/a	Matrix Spike
JD27614-2DUP	1C179196.D	07/02/21 16:06	n/a	Duplicate
JD27540-3	1C179197.D	07/02/21 16:32	n/a	R1-SB-1(11-11.5)
JD27540-13	1C179198.D	07/02/21 16:59	n/a	R1-SB-6(3.5-4.0)
ZZZZZZ	1C179199.D	07/02/21 17:26	n/a	(unrelated sample)
ZZZZZZ	1C179200.D	07/02/21 17:53	n/a	(unrelated sample)
ZZZZZZ	1C179201.D	07/02/21 18:20	n/a	(unrelated sample)
ZZZZZZ	1C179202.D	07/02/21 18:47	n/a	(unrelated sample)
ZZZZZZ	1C179203.D	07/02/21 19:13	n/a	(unrelated sample)
ZZZZZZ	1C179204.D	07/02/21 19:40	n/a	(unrelated sample)
ZZZZZZ	1C179205.D	07/02/21 20:07	n/a	(unrelated sample)
ZZZZZZ	1C179206.D	07/02/21 20:34	n/a	(unrelated sample)
ZZZZZZ	1C179207.D	07/02/21 21:01	n/a	(unrelated sample)
ZZZZZZ	1C179208.D	07/02/21 21:27	n/a	(unrelated sample)
ZZZZZZ	1C179209.D	07/02/21 21:54	n/a	(unrelated sample)
ZZZZZZ	1C179210.D	07/02/21 22:21	n/a	(unrelated sample)
ZZZZZZ	1C179211.D	07/02/21 22:48	n/a	(unrelated sample)

Run Sequence Report

Job Number: JD27540
Account: SESINJPB SESI Consulting Engineers
Project: Remedial Investigation, 247 North Avenue, New Rochelle, NY

Run ID: V3C7415	**Method:** SW846 8260D	**Instrument ID:** GCMS3C

Lab Sample ID	Lab File ID	Date/Time Analyzed	Prep QC Batch	Client Sample ID
V3C7415-BFB	3C167223.D	06/16/21 16:55	n/a	BFB Tune
V3C7415-IC7415	3C167224.D	06/16/21 17:21	n/a	Initial cal 0.2
V3C7415-IC7415	3C167225.D	06/16/21 17:46	n/a	Initial cal 0.5
V3C7415-IC7415	3C167226.D	06/16/21 18:12	n/a	Initial cal 1
V3C7415-IC7415	3C167227.D	06/16/21 18:37	n/a	Initial cal 2
V3C7415-IC7415	3C167228.D	06/16/21 19:02	n/a	Initial cal 4
V3C7415-IC7415	3C167229.D	06/16/21 19:27	n/a	Initial cal 8
V3C7415-IC7415	3C167230.D	06/16/21 19:52	n/a	Initial cal 20
V3C7415-ICC7415	3C167231.D	06/16/21 20:18	n/a	Initial cal 50
V3C7415-IC7415	3C167232.D	06/16/21 20:43	n/a	Initial cal 100
V3C7415-IC7415	3C167233.D	06/16/21 21:08	n/a	Initial cal 200
V3C7415-ICV7415	3C167236.D	06/16/21 22:23	n/a	Initial cal verification 50
V3C7415-ICV7415	3C167237.D	06/16/21 22:49	n/a	Initial cal verification 50

Run Sequence Report

Job Number: JD27540
Account: SESINJPB SESI Consulting Engineers
Project: Remedial Investigation, 247 North Avenue, New Rochelle, NY

Run ID: V3C7419 **Method:** SW846 8260D **Instrument ID:** GCMS3C

Lab Sample ID	Lab File ID	Date/Time Analyzed	Prep QC Batch	Client Sample ID
V3C7419-BFB	3C167345.D	07/01/21 12:05	n/a	BFB Tune
V3C7419-CC7415	3C167345.D	07/01/21 12:05	n/a	Continuing cal 50
V3C7419-BS	3C167346.D	07/01/21 12:34	n/a	Blank Spike
V3C7419-MB	3C167348.D	07/01/21 13:30	n/a	Method Blank
JD27437-2	3C167349.D	07/01/21 13:55	n/a	(used for QC only; not part of job JD27540)
ZZZZZZ	3C167350.D	07/01/21 14:20	n/a	(unrelated sample)
ZZZZZZ	3C167351.D	07/01/21 14:45	n/a	(unrelated sample)
JD27437-2MS	3C167352.D	07/01/21 15:11	n/a	Matrix Spike
JD27437-2MSD	3C167353.D	07/01/21 15:36	n/a	Matrix Spike Duplicate
ZZZZZZ	3C167355.D	07/01/21 16:26	n/a	(unrelated sample)
ZZZZZZ	3C167356.D	07/01/21 16:52	n/a	(unrelated sample)
ZZZZZZ	3C167357.D	07/01/21 17:17	n/a	(unrelated sample)
ZZZZZZ	3C167358.D	07/01/21 17:42	n/a	(unrelated sample)
ZZZZZZ	3C167359.D	07/01/21 18:07	n/a	(unrelated sample)
ZZZZZZ	3C167360.D	07/01/21 18:33	n/a	(unrelated sample)
JD27540-14	3C167361.D	07/01/21 18:58	n/a	R1-SB-6(5.5-6.0)
JD27540-17	3C167362.D	07/01/21 19:23	n/a	R1-SB-11(1.5-2.0)
JD27540-18	3C167363.D	07/01/21 19:48	n/a	R1-SB-11(6-6.5)
ZZZZZZ	3C167364.D	07/01/21 20:14	n/a	(unrelated sample)
ZZZZZZ	3C167365.D	07/01/21 20:39	n/a	(unrelated sample)
ZZZZZZ	3C167366.D	07/01/21 21:04	n/a	(unrelated sample)
ZZZZZZ	3C167367.D	07/01/21 21:29	n/a	(unrelated sample)
ZZZZZZ	3C167368.D	07/01/21 21:55	n/a	(unrelated sample)
ZZZZZZ	3C167369.D	07/01/21 22:20	n/a	(unrelated sample)
ZZZZZZ	3C167370.D	07/01/21 22:45	n/a	(unrelated sample)
ZZZZZZ	3C167371.D	07/01/21 23:10	n/a	(unrelated sample)

MS Volatiles

Raw Data

Quantitation Report (QT Reviewed)

Data Path : C:\msdchem\1\data\nizele\2021\7_july\7-05-2021\v1c7814\
Data File : 1c179176.d
Acq On : 1 Jul 2021 9:20 pm
Operator : PrashanS
Sample : JD27540-1 Inst : GCMS1C
Misc : MS51995,V1C7814,5.1,,,,1
ALS Vial : 8 Sample Multiplier: 1

Quant Method : C:\MSDCHEM\1\METHODS\M1CS7786.M
Quant Results File: M1CS7786.RES
Quant Time: Jul 05 03:09:53 2021
Quant Title : SW846 8260C/D, DB-624 60 m x 0.25 mm x 1.4 um
QLast Update : Wed Jun 02 17:21:51 2021
Response via : Initial Calibration

Compound	R.T.	QIon	Response	Conc	Units	Dev(Min)
Internal Standards						
1) tert butyl alcohol-d9	7.238	65	82565	500.00	ug/L	-0.01
5) pentafluorobenzene	9.487	168	248070	50.00	ug/L	0.00
51) 1,4-difluorobenzene	10.402	114	360343	50.00	ug/L	0.00
73) chlorobenzene-d5	13.551	117	314877	50.00	ug/L	0.00
96) 1,4-dichlorobenzene-d4	15.868	152	155495	50.00	ug/L	0.00
System Monitoring Compounds						
43) dibromofluoromethane (s)	9.545	113	117439	53.25	ug/L	0.00
Spiked Amount 50.000	Range 72 - 130		Recovery = 106.50%			
52) 1,2-dichloroethane-d4 (s)	9.963	65	129427	56.44	ug/L	0.00
Spiked Amount 50.000	Range 75 - 131		Recovery = 112.88%			
74) toluene-d8 (s)	12.039	98	423747	51.48	ug/L	0.00
Spiked Amount 50.000	Range 81 - 121		Recovery = 102.96%			
97) 4-bromofluorobenzene (s)	14.702	95	148876	51.94	ug/L	0.00
Spiked Amount 50.000	Range 60 - 141		Recovery = 103.88%			
Target Compounds						Qvalue
18) acetone	6.657	43	2680	4.31	ug/L	82

(#) = qualifier out of range (m) = manual integration (+) = signals summed

Quantitation Report (QT Reviewed)

Data Path : C:\msdchem\1\data\nizele\2021\7_july\7-05-2021\v1c7814\
Data File : 1c179176.d
Acq On : 1 Jul 2021 9:20 pm
Operator : PrashanS
Sample : JD27540-1 Inst : GCMS1C
Misc : MS51995,V1C7814,5.1,,,,1
ALS Vial : 8 Sample Multiplier: 1

Quant Method : C:\MSDCHEM\1\METHODS\M1CS7786.M
Quant Results File: M1CS7786.RES
Quant Time: Jul 05 03:09:53 2021
Quant Title : SW846 8260C/D, DB-624 60 m x 0.25 mm x 1.4 um
QLast Update : Wed Jun 02 17:21:51 2021
Response via : Initial Calibration

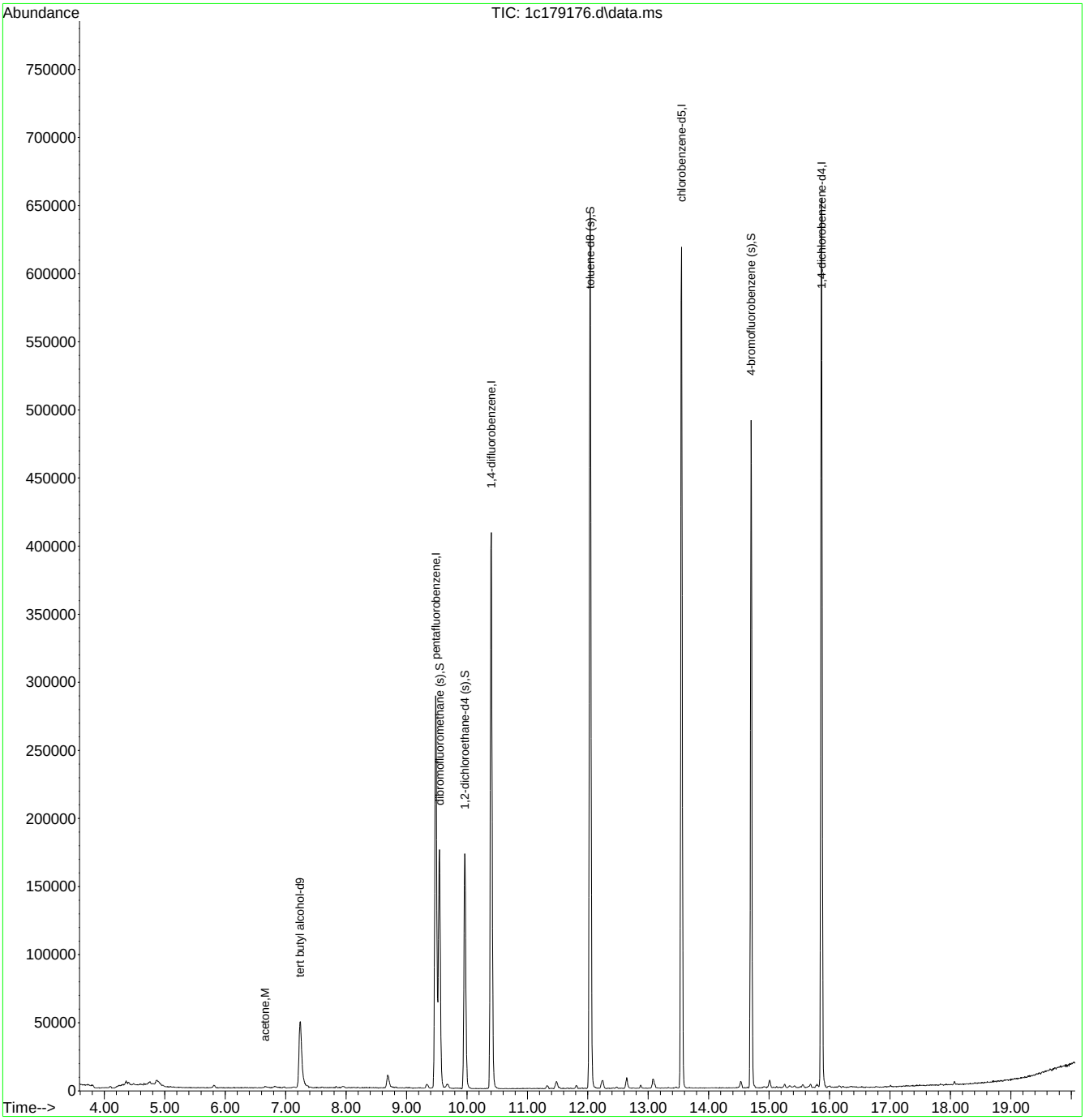

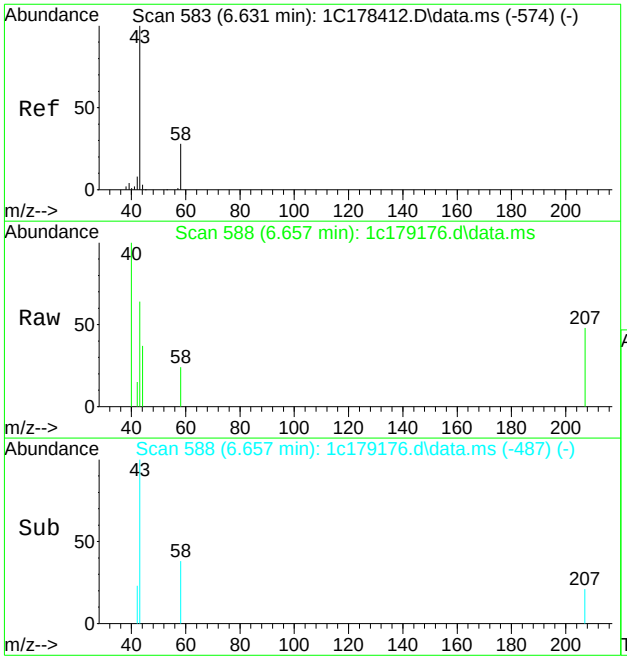

#18
acetone
Concen: 4.31 ug/L
RT: 6.657 min Scan# 588
Delta R.T. 0.026 min
Lab File: 1c179176.d
Acq: 1 Jul 2021 9:20 pm

Tgt Ion: 43 Resp: 2680

Ion	Ratio	Lower	Upper
43	100		
58	37.7	0.0	58.2

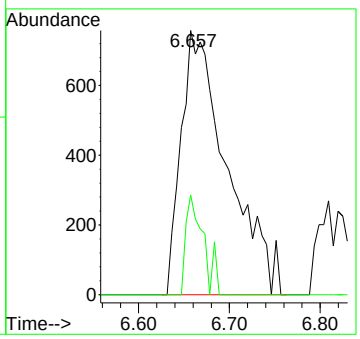

LSC Area Percent Report

Data Path : C:\msdchem\1\data\nizele\2021\7_july\7-05-2021\v1c7814\
Data File : 1c179176.d
Acq On : 1 Jul 2021 9:20 pm
Operator : PrashanS
Sample : JD27540-1
Misc : MS51995,V1C7814,5.1,,,,1
ALS Vial : 8 Sample Multiplier: 1

Integration Parameters: rteint.p
Integrator: RTE
Smoothing : ON Filtering: 5
Sampling : 1 Min Area: 100 Area counts
Start Thrs: 0.1 Max Peaks: 100
Stop Thrs : 0.1 Peak Location: TOP

If leading or trailing edge < 100 prefer < Baseline drop else tangent >
Peak separation: 5

Method : C:\MSDCHEM\1\METHODS\M1CS7786.M
Title : SW846 8260C/D, DB-624 60 m x 0.25 mm x 1.4 um

Signal : TIC: 1c179176.d\data.ms

peak #	R.T. min	first scan	max scan	last scan	PK TY	peak height	corr. area	corr. % max.	% of total
1	3.697	20	22	26	rVV3	501	730	0.06%	0.011%
2	3.723	26	27	37	rVB3	1314	2282	0.20%	0.034%
3	4.100	94	99	105	rVB4	1270	2463	0.21%	0.036%
4	4.204	110	119	120	rBV2	1243	1916	0.16%	0.028%
5	4.246	120	127	129	rVV2	1306	2034	0.17%	0.030%
6	4.278	132	133	135	rVV2	1042	797	0.07%	0.012%
7	4.314	135	140	141	rVV3	1325	1713	0.15%	0.025%
8	4.361	142	149	154	rVV4	3378	7250	0.62%	0.107%
9	4.403	154	157	162	rVB4	2053	3350	0.29%	0.049%
10	4.487	168	173	179	rBV5	1213	2127	0.18%	0.031%
11	4.586	190	192	199	rBV3	780	1162	0.10%	0.017%
12	4.654	203	205	208	rBV2	1404	1178	0.10%	0.017%
13	4.759	216	225	230	rBV4	1910	4809	0.41%	0.071%
14	4.874	238	247	262	rVB6	4146	18002	1.54%	0.265%
15	4.963	262	264	279	rVB3	1407	2887	0.25%	0.043%
16	5.099	285	290	292	rBV3	677	733	0.06%	0.011%
17	5.256	318	320	327	rVB2	478	755	0.06%	0.011%
18	5.810	417	426	436	rVB3	2162	5367	0.46%	0.079%
19	6.448	543	548	551	rVB3	625	1024	0.09%	0.015%
20	6.485	551	555	556	rBV2	553	714	0.06%	0.011%
21	6.657	580	588	597	rBV4	1227	3106	0.27%	0.046%
22	6.820	609	619	629	rBV4	1484	5052	0.43%	0.074%
23	6.961	643	646	648	rBV2	749	828	0.07%	0.012%
24	7.133	673	679	686	rBV4	591	1524	0.13%	0.022%
25	7.243	686	700	729	rVV	48363	165698	14.17%	2.442%
26	7.834	810	813	819	rVB4	1231	1328	0.11%	0.020%
27	7.944	827	834	847	rVB5	1433	4574	0.39%	0.067%
28	8.043	847	853	855	rBV3	607	877	0.08%	0.013%
29	8.117	864	867	873	rVB3	479	751	0.06%	0.011%
30	8.190	879	881	888	rVB3	723	1175	0.10%	0.017%
31	8.556	947	951	952	rBV2	632	845	0.07%	0.012%
32	8.572	952	954	963	rVV3	688	1446	0.12%	0.021%
33	8.687	968	976	991	rVV2	9585	28684	2.45%	0.423%
34	8.776	991	993	999	rVV3	864	1128	0.10%	0.017%
35	8.823	999	1002	1004	rVB4	775	758	0.06%	0.011%
36	9.335	1094	1100	1111	rVB4	3069	7676	0.66%	0.113%
37	9.482	1117	1128	1135	rBV	288159	663345	56.73%	9.776%
38	9.545	1135	1140	1154	rVV	175324	380877	32.58%	5.613%
39	9.681	1158	1166	1178	rVB4	3222	9593	0.82%	0.141%
40	9.895	1204	1207	1211	rVB2	622	761	0.07%	0.011%

LSC Area Percent Report

Data Path : C:\msdchem\1\data\nizele\2021\7_july\7-05-2021\v1c7814\
Data File : 1c179176.d
Acq On : 1 Jul 2021 9:20 pm
Operator : PrashanS
Sample : JD27540-1
Misc : MS51995,V1C7814,5.1,,,,1
ALS Vial : 8 Sample Multiplier: 1

Integration Parameters: rteint.p
Integrator: RTE
Smoothing : ON Filtering: 5
Sampling : 1 Min Area: 100 Area counts
Start Thrs: 0.1 Max Peaks: 100
Stop Thrs : 0.1 Peak Location: TOP

If leading or trailing edge < 100 prefer < Baseline drop else tangent >
Peak separation: 5

Method : C:\MSDCHEM\1\METHODS\M1CS7786.M
Title : SW846 8260C/D, DB-624 60 m x 0.25 mm x 1.4 um

41	9.963	1211	1220	1243	rBV	172743	372601	31.87%	5.491%
42	10.334	1285	1291	1293	rBV3	505	717	0.06%	0.011%
43	10.402	1293	1304	1327	rVV	408442	846502	72.40%	12.476%
44	11.323	1470	1480	1487	rVB3	2517	5770	0.49%	0.085%
45	11.480	1500	1510	1517	rBV4	5359	13477	1.15%	0.199%
46	11.532	1517	1520	1525	rVB4	1156	1433	0.12%	0.021%
47	11.652	1537	1543	1549	rBV2	610	1141	0.10%	0.017%
48	11.809	1564	1573	1579	rVV3	2476	4584	0.39%	0.068%
49	12.039	1605	1617	1640	rBV	643732	1169202	100.00%	17.232%
50	12.243	1645	1656	1668	rVB3	6074	17248	1.48%	0.254%
51	12.421	1686	1690	1694	rVB3	560	749	0.06%	0.011%
52	12.473	1694	1700	1708	rBV4	1140	2106	0.18%	0.031%
53	12.646	1723	1733	1744	rBV3	7885	16765	1.43%	0.247%
54	12.876	1769	1777	1787	rBV3	2374	3947	0.34%	0.058%
55	13.080	1806	1816	1827	rVV4	6999	18165	1.55%	0.268%
56	13.221	1839	1843	1849	rBV2	469	688	0.06%	0.010%
57	13.331	1859	1864	1873	rBV2	720	1190	0.10%	0.018%
58	13.457	1881	1888	1896	rBV2	1167	2794	0.24%	0.041%
59	13.551	1896	1906	1923	rVV	617765	1038976	88.86%	15.312%
60	13.682	1926	1931	1936	rBV3	758	1028	0.09%	0.015%
61	14.529	2083	2093	2102	rBV5	4864	10145	0.87%	0.150%
62	14.702	2117	2126	2140	rVB	490172	787947	67.39%	11.613%
63	14.911	2162	2166	2175	rVB3	957	2321	0.20%	0.034%
64	15.010	2175	2185	2195	rBV4	5791	12534	1.07%	0.185%
65	15.068	2195	2196	2202	rVV2	591	802	0.07%	0.012%
66	15.125	2204	2207	2209	rVV2	970	761	0.07%	0.011%
67	15.177	2212	2217	2220	rBV	638	750	0.06%	0.011%
68	15.256	2223	2232	2240	rBV4	2658	5190	0.44%	0.076%
69	15.334	2240	2247	2254	rVV3	1391	3453	0.30%	0.051%
70	15.418	2257	2263	2269	rVB3	1309	2826	0.24%	0.042%
71	15.517	2277	2282	2285	rBV2	955	1289	0.11%	0.019%
72	15.559	2285	2290	2296	rVB5	2309	4285	0.37%	0.063%
73	15.685	2303	2314	2321	rVB6	2493	5356	0.46%	0.079%
74	15.732	2321	2323	2328	rVB3	605	692	0.06%	0.010%
75	15.789	2328	2334	2340	rBV5	2616	5655	0.48%	0.083%
76	15.868	2340	2349	2366	rVB	652352	1041924	89.11%	15.356%
77	16.004	2366	2375	2380	rBV5	1223	3283	0.28%	0.048%
78	16.161	2400	2405	2412	rVB5	1470	3664	0.31%	0.054%
79	16.224	2412	2417	2426	rBV3	1217	2886	0.25%	0.043%
80	16.354	2434	2442	2447	rBV4	1008	2337	0.20%	0.034%
81	16.600	2488	2489	2496	rBV2	682	1166	0.10%	0.017%
82	16.767	2517	2521	2532	rBV3	820	2438	0.21%	0.036%
83	17.008	2563	2567	2575	rVB4	1481	2392	0.20%	0.035%
84	17.060	2575	2577	2582	rBV2	528	918	0.08%	0.014%
85	17.411	2642	2644	2647	rBV2	737	764	0.07%	0.011%

LSC Area Percent Report

Data Path : C:\msdchem\1\data\nizele\2021\7_july\7-05-2021\v1c7814\
Data File : 1c179176.d
Acq On : 1 Jul 2021 9:20 pm
Operator : PrashanS
Sample : JD27540-1
Misc : MS51995,V1C7814,5.1,,,,1
ALS Vial : 8 Sample Multiplier: 1

Integration Parameters: rteint.p
Integrator: RTE
Smoothing : ON Filtering: 5
Sampling : 1 Min Area: 100 Area counts
Start Thrs: 0.1 Max Peaks: 100
Stop Thrs : 0.1 Peak Location: TOP

If leading or trailing edge < 100 prefer < Baseline drop else tangent >
Peak separation: 5

Method : C:\MSDCHEM\1\METHODS\M1CS7786.M
Title : SW846 8260C/D, DB-624 60 m x 0.25 mm x 1.4 um

86	17.447	2647	2651	2655	rBV4	939	1177	0.10%	0.017%
87	17.604	2679	2681	2688	rBV3	523	1023	0.09%	0.015%
88	17.772	2709	2713	2719	rVB4	638	1164	0.10%	0.017%
89	17.834	2722	2725	2730	rBV2	1094	1105	0.09%	0.016%
90	17.902	2735	2738	2741	rBV4	645	780	0.07%	0.011%
91	17.929	2742	2743	2748	rVV2	1039	701	0.06%	0.010%
92	18.065	2763	2769	2774	rBV5	2669	4244	0.36%	0.063%
93	18.206	2792	2796	2798	rVB4	1009	1353	0.12%	0.020%
94	18.227	2798	2800	2802	rBV	993	1011	0.09%	0.015%
95	18.279	2805	2810	2814	rVB5	671	1335	0.11%	0.020%
96	18.771	2903	2904	2907	rBV3	1090	991	0.08%	0.015%
97	18.828	2911	2915	2916	rBV3	1044	1087	0.09%	0.016%
98	18.891	2923	2927	2929	rBV2	1130	1218	0.10%	0.018%
99	18.912	2929	2931	2933	rBV3	815	715	0.06%	0.011%
100	19.001	2947	2948	2951	rBV3	1413	1168	0.10%	0.017%

Sum of corrected areas: 6785252

LSC Report - Integrated Chromatogram

Data Path : C:\msdchem\1\data\nizele\2021\7_july\7-05-2021\v1c7814\
Data File : 1c179176.d
Acq On : 1 Jul 2021 9:20 pm
Operator : PrashanS
Sample : JD27540-1
Misc : MS51995,V1C7814,5.1,,,,1
ALS Vial : 8 Sample Multiplier: 1

Quant Method : C:\MSDCHEM\1\METHODS\M1CS7786.M
Quant Title : SW846 8260C/D, DB-624 60 m x 0.25 mm x 1.4 um

TIC Library : C:\DATABASE\NIST08.L
TIC Integration Parameters: lscint.p

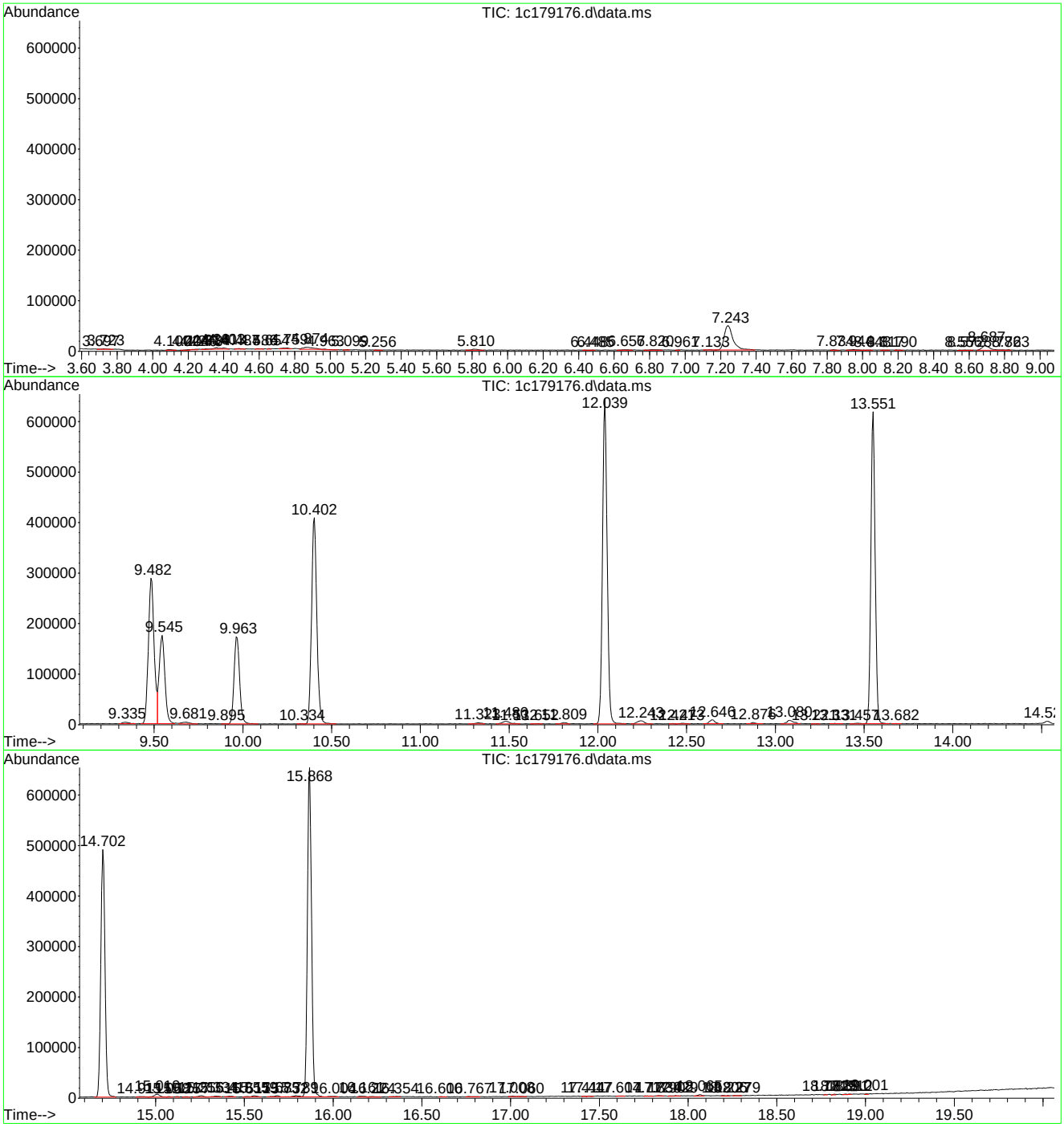

Tentatively Identified Compound (LSC) summary

Data Path : C:\msdchem\1\data\nizele\2021\7_july\7-05-2021\v1c7814\
Data File : 1c179176.d
Acq On : 1 Jul 2021 9:20 pm
Operator : PrashanS
Sample : JD27540-1
Misc : MS51995,V1C7814,5.1,,,,1
ALS Vial : 8 Sample Multiplier: 1

Quant Method : C:\MSDCHEM\1\METHODS\M1CS7786.M
Quant Title : SW846 8260C/D, DB-624 60 m x 0.25 mm x 1.4 um

TIC Library : C:\DATABASE\NIST08.L
TIC Integration Parameters: lscint.p

TIC Top Hit name	RT	EstConc	Units	Response	Internal Standard #	Internal Standard RT	Internal Standard Resp	Internal Standard Conc

No Library Search Compounds Detected
****

Quantitation Report (QT Reviewed)

Data Path : C:\msdchem\1\data\nizele\2021\7_july\7-05-2021\v1c7814\
Data File : 1c179177.d
Acq On : 1 Jul 2021 9:47 pm
Operator : PrashanS
Sample : JD27540-2 Inst : GCMS1C
Misc : MS51995,V1C7814,6.2,,,,1
ALS Vial : 9 Sample Multiplier: 1

Quant Method : C:\MSDCHEM\1\METHODS\M1CS7786.M
Quant Results File: M1CS7786.RES
Quant Time: Jul 05 03:10:53 2021
Quant Title : SW846 8260C/D, DB-624 60 m x 0.25 mm x 1.4 um
QLast Update : Wed Jun 02 17:21:51 2021
Response via : Initial Calibration

Compound	R.T.	QIon	Response	Conc	Units	Dev(Min)
Internal Standards						
1) tert butyl alcohol-d9	7.238	65	79804	500.00	ug/L	-0.01
5) pentafluorobenzene	9.482	168	244681	50.00	ug/L	0.00
51) 1,4-difluorobenzene	10.402	114	358758	50.00	ug/L	0.00
73) chlorobenzene-d5	13.551	117	309706	50.00	ug/L	0.00
96) 1,4-dichlorobenzene-d4	15.868	152	152196	50.00	ug/L	0.00
System Monitoring Compounds						
43) dibromofluoromethane (s)	9.545	113	115719	53.20	ug/L	0.00
Spiked Amount 50.000	Range 72 - 130		Recovery = 106.40%			
52) 1,2-dichloroethane-d4 (s)	9.963	65	128356	56.22	ug/L	0.00
Spiked Amount 50.000	Range 75 - 131		Recovery = 112.44%			
74) toluene-d8 (s)	12.039	98	419514	51.82	ug/L	0.00
Spiked Amount 50.000	Range 81 - 121		Recovery = 103.64%			
97) 4-bromofluorobenzene (s)	14.702	95	146598	52.25	ug/L	0.00
Spiked Amount 50.000	Range 60 - 141		Recovery = 104.50%			
Target Compounds						Qvalue
21) carbon disulfide	6.971	76	3200	0.47	ug/L	81

(#) = qualifier out of range (m) = manual integration (+) = signals summed

Quantitation Report (QT Reviewed)

Data Path : C:\msdchem\1\data\nizele\2021\7_july\7-05-2021\v1c7814\
Data File : 1c179177.d
Acq On : 1 Jul 2021 9:47 pm
Operator : PrashanS
Sample : JD27540-2 Inst : GCMS1C
Misc : MS51995,V1C7814,6.2,,,,1
ALS Vial : 9 Sample Multiplier: 1

Quant Method : C:\MSDCHEM\1\METHODS\M1CS7786.M
Quant Results File: M1CS7786.RES
Quant Time: Jul 05 03:10:53 2021
Quant Title : SW846 8260C/D, DB-624 60 m x 0.25 mm x 1.4 um
QLast Update : Wed Jun 02 17:21:51 2021
Response via : Initial Calibration

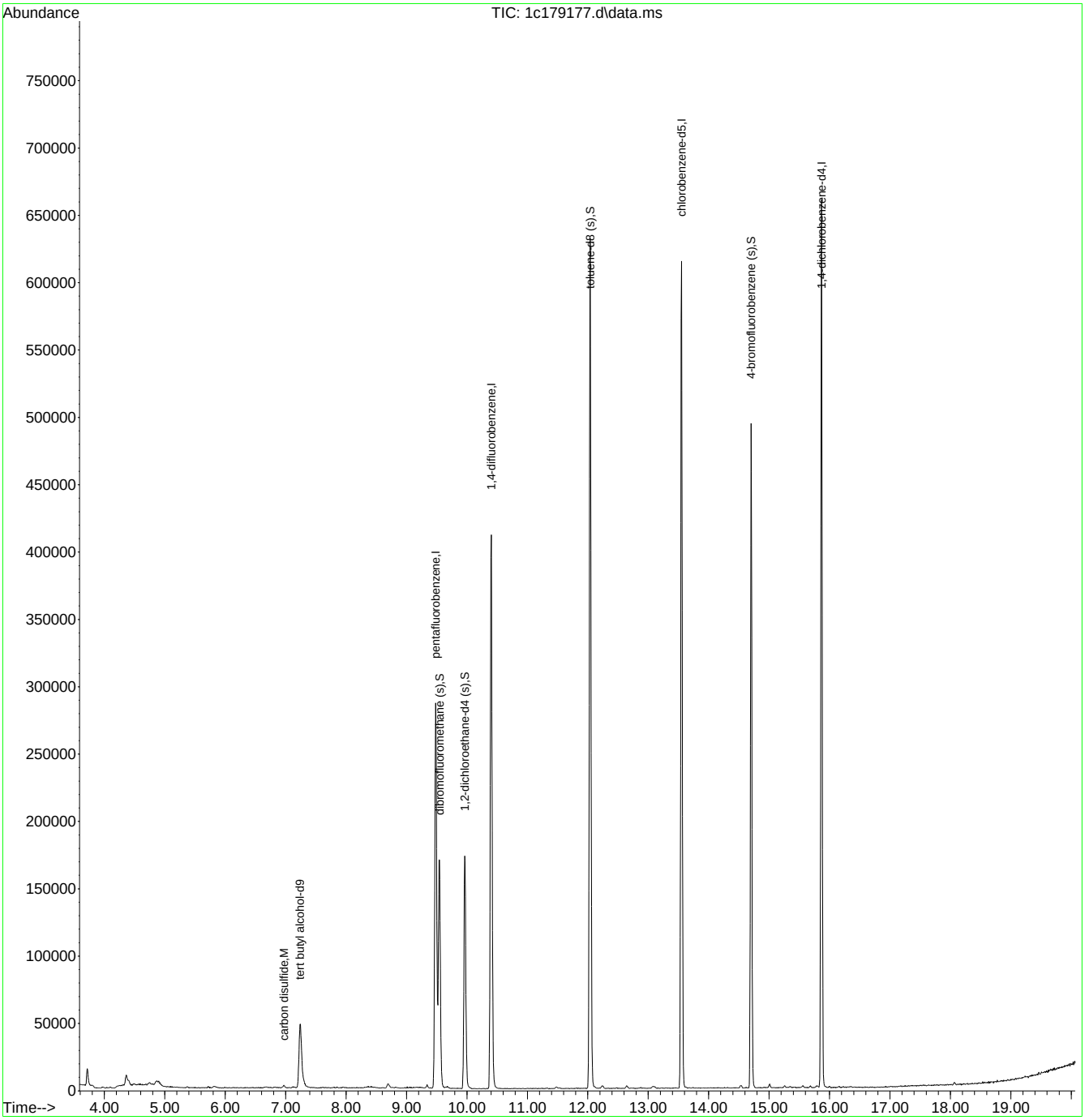

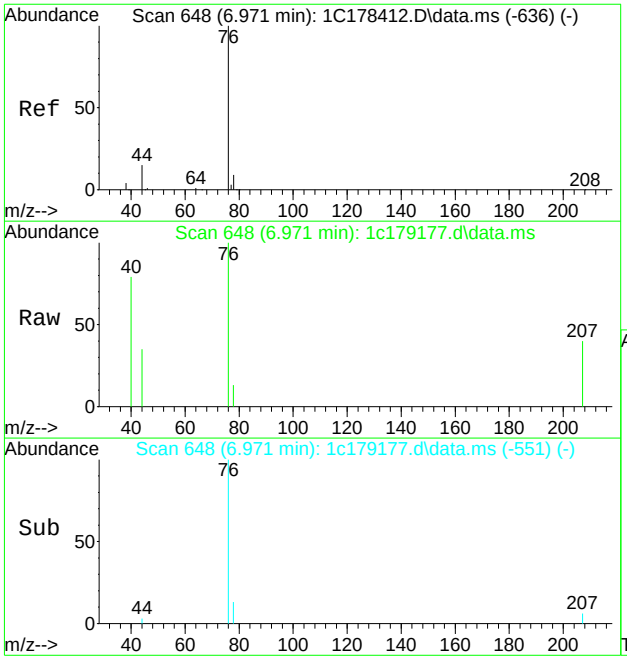

#21
carbon disulfide
Concen: 0.47 ug/L
RT: 6.971 min Scan# 648
Delta R.T. 0.006 min
Lab File: 1c179177.d
Acq: 1 Jul 2021 9:47 pm

Tgt Ion: 76 Resp: 3200

Ion	Ratio	Lower	Upper
76	100		
78	13.3	0.0	38.7
44	5.2	0.0	44.6

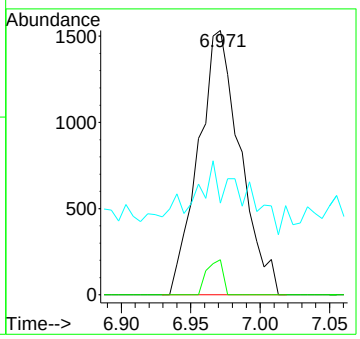

LSC Area Percent Report

Data Path : C:\msdchem\1\data\nizele\2021\7_july\7-05-2021\v1c7814\
Data File : 1c179177.d
Acq On : 1 Jul 2021 9:47 pm
Operator : PrashanS
Sample : JD27540-2
Misc : MS51995,V1C7814,6.2,,,,1
ALS Vial : 9 Sample Multiplier: 1

Integration Parameters: rteint.p
Integrator: RTE
Smoothing : ON Filtering: 5
Sampling : 1 Min Area: 100 Area counts
Start Thrs: 0.1 Max Peaks: 100
Stop Thrs : 0.1 Peak Location: TOP

If leading or trailing edge < 100 prefer < Baseline drop else tangent >
Peak separation: 5

Method : C:\MSDCHEM\1\METHODS\M1CS7786.M
Title : SW846 8260C/D, DB-624 60 m x 0.25 mm x 1.4 um

Signal : TIC: 1c179177.d\data.ms

peak #	R.T. min	first scan	max scan	last scan	PK TY	peak height	corr. area	corr. % max.	% of total
1	3.718	20	26	36	rVB2	12531	23192	2.01%	0.351%
2	3.964	66	73	74	rBV3	777	668	0.06%	0.010%
3	4.037	83	87	95	rBV3	799	1452	0.13%	0.022%
4	4.100	95	99	104	rVB5	877	1279	0.11%	0.019%
5	4.257	112	129	131	rBV3	2276	8406	0.73%	0.127%
6	4.283	131	134	136	rVV	1360	1420	0.12%	0.022%
7	4.314	136	140	142	rVV4	1603	2184	0.19%	0.033%
8	4.361	142	149	168	rVV4	8158	28690	2.48%	0.434%
9	4.497	168	175	181	rVV5	1291	3869	0.34%	0.059%
10	4.565	185	188	190	rVB3	890	860	0.07%	0.013%
11	4.686	209	211	214	rVB2	950	750	0.06%	0.011%
12	4.748	215	223	230	rBV5	1888	5033	0.44%	0.076%
13	4.869	237	246	249	rBV4	2853	6625	0.57%	0.100%
14	5.094	287	289	293	rBV2	847	723	0.06%	0.011%
15	5.209	307	311	316	rVB3	380	684	0.06%	0.010%
16	5.371	337	342	350	rBV2	975	1884	0.16%	0.029%
17	5.559	375	378	383	rVB2	475	668	0.06%	0.010%
18	5.721	405	409	413	rVB4	1326	1810	0.16%	0.027%
19	5.810	419	426	440	rVV5	1236	4577	0.40%	0.069%
20	5.993	456	461	464	rBV3	775	771	0.07%	0.012%
21	6.689	587	594	599	rVB3	679	1798	0.16%	0.027%
22	6.809	610	617	618	rBV4	599	789	0.07%	0.012%
23	6.820	618	619	625	rVV2	617	908	0.08%	0.014%
24	6.966	638	647	657	rBV3	1955	4829	0.42%	0.073%
25	7.118	670	676	680	rBV3	1097	1910	0.17%	0.029%
26	7.238	687	699	727	rBV2	47294	156766	13.58%	2.374%
27	7.620	767	772	775	rVB3	679	1008	0.09%	0.015%
28	7.803	800	807	809	rVB2	782	925	0.08%	0.014%
29	7.845	813	815	821	rVB3	906	1002	0.09%	0.015%
30	7.939	831	833	842	rBV4	996	1874	0.16%	0.028%
31	8.174	875	878	882	rVB2	628	815	0.07%	0.012%
32	8.368	911	915	919	rBV3	1024	1335	0.12%	0.020%
33	8.462	931	933	943	rVB4	702	990	0.09%	0.015%
34	8.692	968	977	987	rBV2	3313	9366	0.81%	0.142%
35	8.760	989	990	998	rVB3	622	997	0.09%	0.015%
36	8.975	1025	1031	1035	rBV3	672	875	0.08%	0.013%
37	9.011	1035	1038	1042	rBV3	1153	1026	0.09%	0.016%
38	9.341	1094	1101	1110	rVB6	2593	4386	0.38%	0.066%
39	9.482	1117	1128	1135	rBV	286157	657492	56.94%	9.957%
40	9.545	1135	1140	1156	rVV	169622	374584	32.44%	5.673%

LSC Area Percent Report

Data Path : C:\msdchem\1\data\nizele\2021\7_july\7-05-2021\v1c7814\
Data File : 1c179177.d
Acq On : 1 Jul 2021 9:47 pm
Operator : PrashanS
Sample : JD27540-2
Misc : MS51995,V1C7814,6.2,,,,1
ALS Vial : 9 Sample Multiplier: 1

Integration Parameters: rteint.p
Integrator: RTE
Smoothing : ON Filtering: 5
Sampling : 1 Min Area: 100 Area counts
Start Thrs: 0.1 Max Peaks: 100
Stop Thrs : 0.1 Peak Location: TOP

If leading or trailing edge < 100 prefer < Baseline drop else tangent >
Peak separation: 5

Method : C:\MSDCHEM\1\METHODS\M1CS7786.M
Title : SW846 8260C/D, DB-624 60 m x 0.25 mm x 1.4 um

41	9.649	1156	1160	1161	rVV3	1026	1244	0.11%	0.019%
42	9.675	1164	1165	1176	rVB3	1587	2041	0.18%	0.031%
43	9.963	1210	1220	1244	rBV	173035	369981	32.04%	5.603%
44	10.282	1272	1281	1285	rBV2	359	880	0.08%	0.013%
45	10.402	1294	1304	1329	rBV	411413	846369	73.29%	12.818%
46	10.925	1398	1404	1409	rVV2	306	722	0.06%	0.011%
47	11.318	1476	1479	1487	rVB2	728	1307	0.11%	0.020%
48	11.480	1502	1510	1517	rBV4	1457	3378	0.29%	0.051%
49	11.731	1551	1558	1562	rBV2	464	987	0.09%	0.015%
50	11.815	1568	1574	1578	rBV2	547	840	0.07%	0.013%
51	12.039	1605	1617	1638	rBV	631095	1154763	100.00%	17.488%
52	12.191	1641	1646	1648	rVV2	630	858	0.07%	0.013%
53	12.238	1648	1655	1667	rVB3	2233	5562	0.48%	0.084%
54	12.474	1694	1700	1704	rVB3	985	1508	0.13%	0.023%
55	12.510	1704	1707	1712	rBV2	650	863	0.07%	0.013%
56	12.646	1725	1733	1741	rBV2	2136	4622	0.40%	0.070%
57	12.882	1774	1778	1781	rVB3	719	724	0.06%	0.011%
58	13.075	1809	1815	1820	rBV3	1592	3975	0.34%	0.060%
59	13.221	1838	1843	1847	rVB2	450	895	0.08%	0.014%
60	13.551	1896	1906	1925	rVB	614280	1023003	88.59%	15.493%
61	13.745	1937	1943	1945	rBV3	696	957	0.08%	0.014%
62	14.534	2086	2094	2103	rVB5	2011	4792	0.41%	0.073%
63	14.702	2118	2126	2139	rVB	493215	774326	67.05%	11.727%
64	14.953	2172	2174	2178	rBV2	491	699	0.06%	0.011%
65	15.010	2178	2185	2192	rVB4	2901	4699	0.41%	0.071%
66	15.261	2227	2233	2238	rBV3	1573	2677	0.23%	0.041%
67	15.345	2244	2249	2254	rVB2	1033	1781	0.15%	0.027%
68	15.559	2280	2290	2296	rVB3	1751	3627	0.31%	0.055%
69	15.685	2306	2314	2320	rVB3	1477	2189	0.19%	0.033%
70	15.790	2326	2334	2341	rBV5	1494	4224	0.37%	0.064%
71	15.868	2341	2349	2367	rVV	659743	1016665	88.04%	15.397%
72	16.004	2367	2375	2379	rVB3	1134	2203	0.19%	0.033%
73	16.161	2397	2405	2410	rVB3	1068	1943	0.17%	0.029%
74	16.229	2412	2418	2422	rBV2	966	1591	0.14%	0.024%
75	16.349	2435	2441	2448	rVB2	851	1743	0.15%	0.026%
76	16.972	2558	2560	2563	rBV2	607	701	0.06%	0.011%
77	17.008	2564	2567	2574	rVB4	812	1470	0.13%	0.022%
78	17.155	2590	2595	2598	rBV2	616	1235	0.11%	0.019%
79	17.176	2598	2599	2603	rVB2	811	911	0.08%	0.014%
80	17.212	2603	2606	2609	rBV2	684	818	0.07%	0.012%
81	17.500	2657	2661	2662	rBV3	911	876	0.08%	0.013%
82	17.578	2675	2676	2681	rVB2	728	797	0.07%	0.012%
83	17.641	2681	2688	2693	rBV4	895	2021	0.18%	0.031%
84	17.835	2720	2725	2731	rVV5	691	1346	0.12%	0.020%
85	17.960	2744	2749	2750	rBV	843	1120	0.10%	0.017%

LSC Area Percent Report

Data Path : C:\msdchem\1\data\nizele\2021\7_july\7-05-2021\v1c7814\
Data File : 1c179177.d
Acq On : 1 Jul 2021 9:47 pm
Operator : PrashanS
Sample : JD27540-2
Misc : MS51995,V1C7814,6.2,,,,1
ALS Vial : 9 Sample Multiplier: 1

Integration Parameters: rteint.p
Integrator: RTE
Smoothing : ON Filtering: 5
Sampling : 1 Min Area: 100 Area counts
Start Thrs: 0.1 Max Peaks: 100
Stop Thrs : 0.1 Peak Location: TOP

If leading or trailing edge < 100 prefer < Baseline drop else tangent >
Peak separation: 5

Method : C:\MSDCHEM\1\METHODS\M1CS7786.M
Title : SW846 8260C/D, DB-624 60 m x 0.25 mm x 1.4 um

86	17.976	2751	2752	2757	rVV2	556	680	0.06%	0.010%
87	18.065	2763	2769	2776	rBV5	2234	4433	0.38%	0.067%
88	18.112	2776	2778	2783	rBV3	717	1016	0.09%	0.015%
89	18.222	2794	2799	2804	rBV3	888	1498	0.13%	0.023%
90	18.284	2804	2811	2813	rVB5	978	1475	0.13%	0.022%
91	18.311	2813	2816	2818	rBV4	560	710	0.06%	0.011%
92	18.405	2832	2834	2838	rVB3	630	685	0.06%	0.010%
93	18.535	2856	2859	2861	rBV3	1404	869	0.08%	0.013%
94	18.635	2875	2878	2882	rVB3	1285	1371	0.12%	0.021%
95	18.687	2882	2888	2893	rBV5	1214	2960	0.26%	0.045%
96	18.718	2893	2894	2896	rBV2	1304	1027	0.09%	0.016%
97	18.776	2904	2905	2909	rBV3	1576	1073	0.09%	0.016%
98	19.079	2961	2963	2965	rVB4	1222	911	0.08%	0.014%
99	19.461	3034	3036	3040	rBV4	2029	1622	0.14%	0.025%
100	19.508	3042	3045	3052	rBV6	1673	3596	0.31%	0.054%

Sum of corrected areas: 6603079

LSC Report - Integrated Chromatogram

```
Data Path : C:\msdchem\1\data\nizele\2021\7_july\7-05-2021\v1c7814\
Data File : 1c179177.d
Acq On    :  1 Jul 2021    9:47 pm
Operator  : PrashanS
Sample    : JD27540-2
Misc      : MS51995,V1C7814,6.2,,,,1
ALS Vial  : 9   Sample Multiplier: 1

Quant Method : C:\MSDCHEM\1\METHODS\M1CS7786.M
Quant Title  : SW846 8260C/D, DB-624 60 m x 0.25 mm x 1.4 um

TIC Library   : C:\DATABASE\NIST08.L
TIC Integration Parameters: lscint.p
```

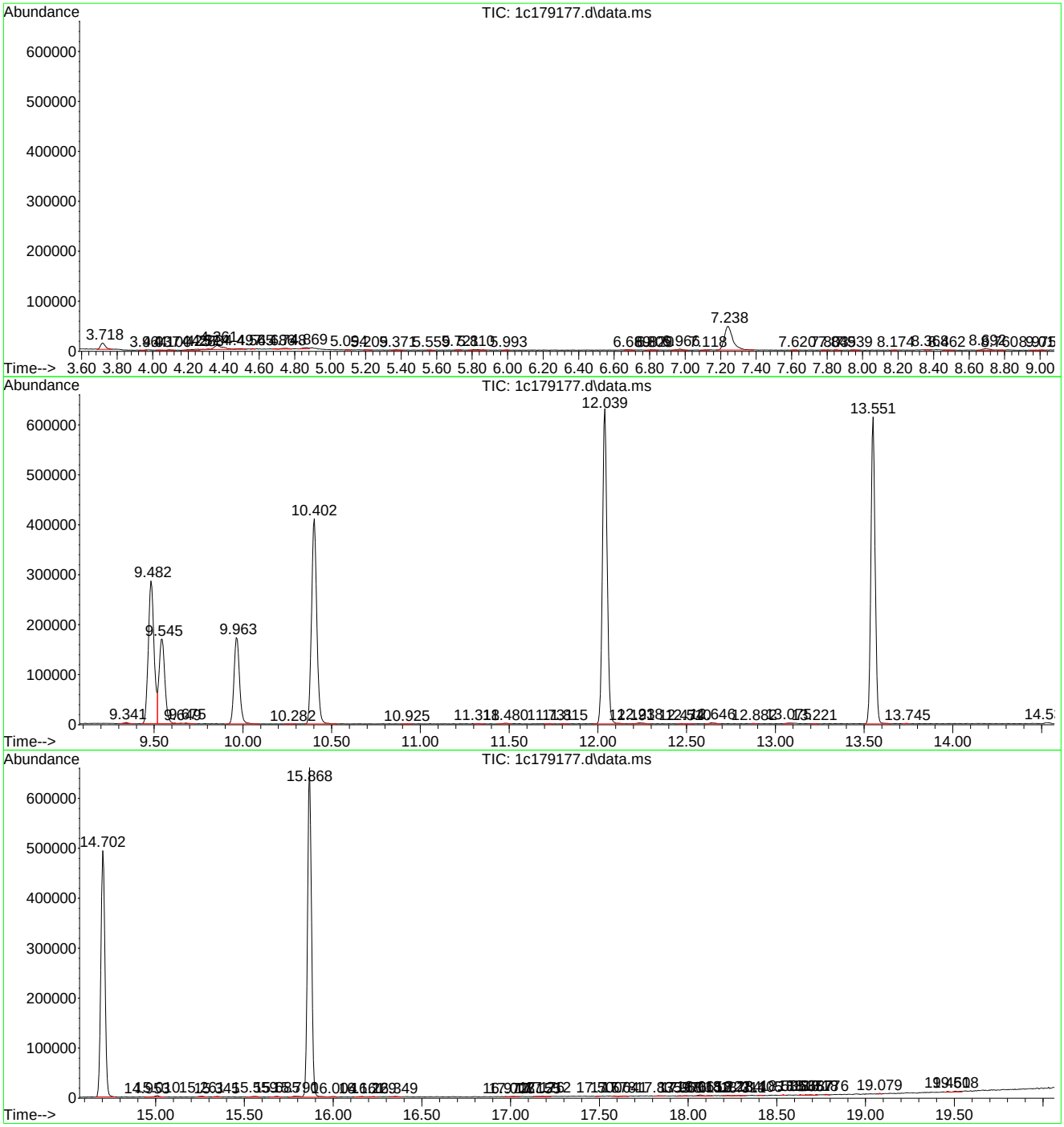

Tentatively Identified Compound (LSC) summary

Data Path : C:\msdchem\1\data\nizele\2021\7_july\7-05-2021\v1c7814\
Data File : 1c179177.d
Acq On : 1 Jul 2021 9:47 pm
Operator : PrashanS
Sample : JD27540-2
Misc : MS51995,V1C7814,6.2,,,,1
ALS Vial : 9 Sample Multiplier: 1

Quant Method : C:\MSDCHEM\1\METHODS\M1CS7786.M
Quant Title : SW846 8260C/D, DB-624 60 m x 0.25 mm x 1.4 um

TIC Library : C:\DATABASE\NIST08.L
TIC Integration Parameters: lscint.p

TIC Top Hit name	RT	EstConc	Units	Response	Internal Standard #	Internal Standard RT	Internal Standard Resp	Internal Standard Conc

No Library Search Compounds Detected
****

Quantitation Report (QT Reviewed)

Data Path : C:\msdchem\1\data\nizele\2021\7_july\7-05-2021\v1c7815\
Data File : 1c179197.d
Acq On : 2 Jul 2021 4:32 pm
Operator : PrashanS
Sample : JD27540-3 Inst : GCMS1C
Misc : MS51995,V1C7815,5.7,,,,1
ALS Vial : 13 Sample Multiplier: 1

Quant Method : C:\MSDCHEM\1\METHODS\M1CS7786.M
Quant Results File: M1CS7786.RES
Quant Time: Jul 05 04:12:02 2021
Quant Title : SW846 8260C/D, DB-624 60 m x 0.25 mm x 1.4 um
QLast Update : Wed Jun 02 17:21:51 2021
Response via : Initial Calibration

Compound	R.T.	QIon	Response	Conc	Units	Dev(Min)
Internal Standards						
1) tert butyl alcohol-d9	7.238	65	94135	500.00	ug/L	-0.01
5) pentafluorobenzene	9.482	168	292007	50.00	ug/L	0.00
51) 1,4-difluorobenzene	10.402	114	419783	50.00	ug/L	0.00
73) chlorobenzene-d5	13.551	117	371177	50.00	ug/L	0.00
96) 1,4-dichlorobenzene-d4	15.868	152	180947	50.00	ug/L	0.00
System Monitoring Compounds						
43) dibromofluoromethane (s)	9.544	113	135514	52.20	ug/L	0.00
Spiked Amount 50.000	Range 72 - 130		Recovery = 104.40%			
52) 1,2-dichloroethane-d4 (s)	9.968	65	146651	54.90	ug/L	0.00
Spiked Amount 50.000	Range 75 - 131		Recovery = 109.80%			
74) toluene-d8 (s)	12.039	98	492306	50.74	ug/L	0.00
Spiked Amount 50.000	Range 81 - 121		Recovery = 101.48%			
97) 4-bromofluorobenzene (s)	14.701	95	180835	54.21	ug/L	0.00
Spiked Amount 50.000	Range 60 - 141		Recovery = 108.42%			
Target Compounds						Qvalue
18) acetone	6.668	43	3527	4.81	ug/L	92

(#) = qualifier out of range (m) = manual integration (+) = signals summed

Quantitation Report (QT Reviewed)

Data Path : C:\msdchem\1\data\nizele\2021\7_july\7-05-2021\v1c7815\
Data File : 1c179197.d
Acq On : 2 Jul 2021 4:32 pm
Operator : PrashanS
Sample : JD27540-3 Inst : GCMS1C
Misc : MS51995,V1C7815,5.7,,,,1
ALS Vial : 13 Sample Multiplier: 1

Quant Method : C:\MSDCHEM\1\METHODS\M1CS7786.M
Quant Results File: M1CS7786.RES
Quant Time: Jul 05 04:12:02 2021
Quant Title : SW846 8260C/D, DB-624 60 m x 0.25 mm x 1.4 um
QLast Update : Wed Jun 02 17:21:51 2021
Response via : Initial Calibration

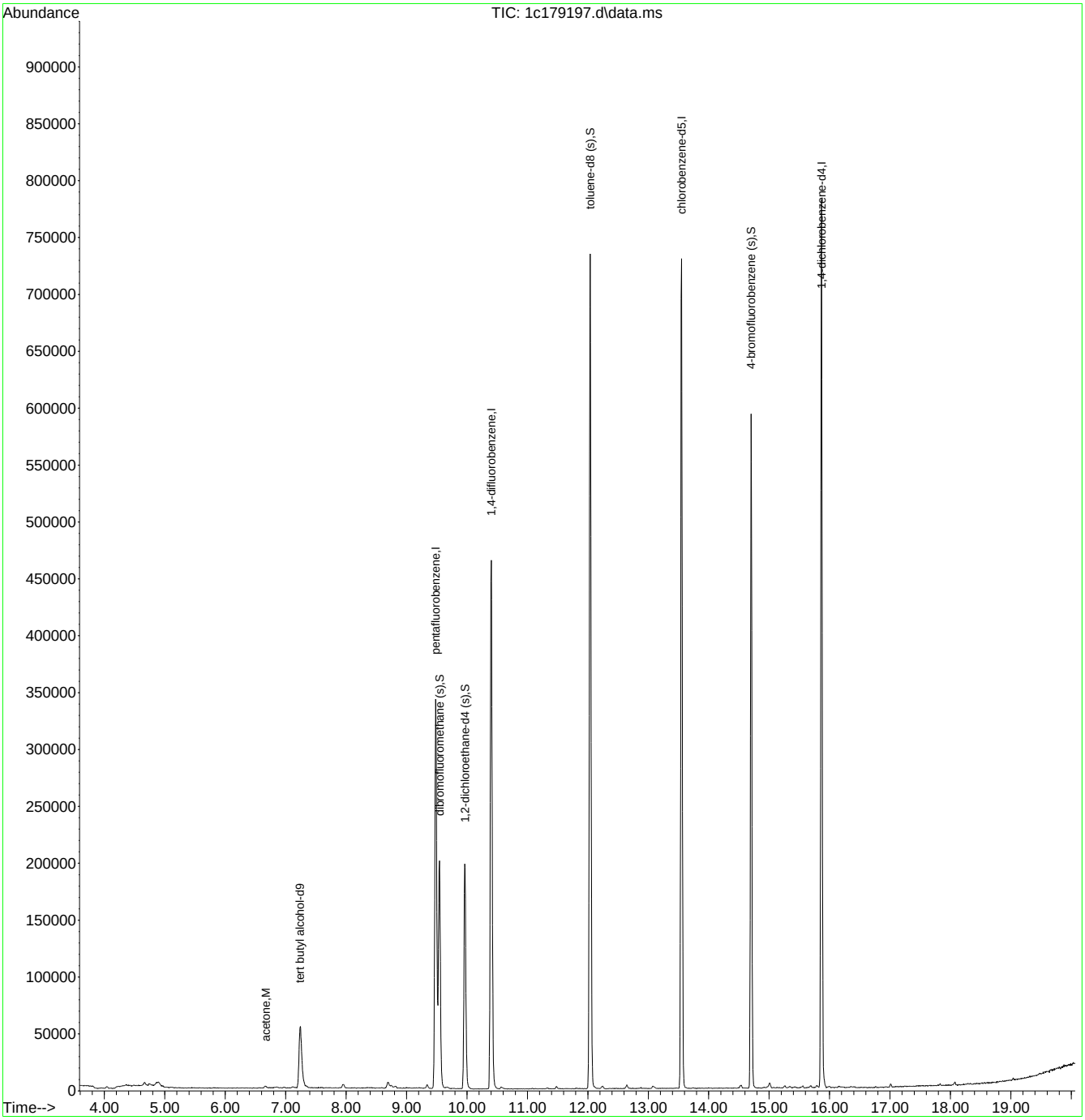

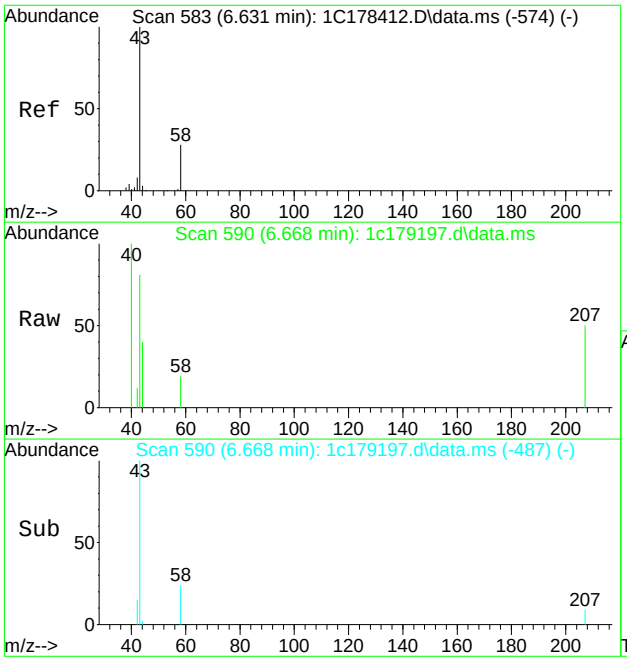

#18
acetone
Concen: 4.81 ug/L
RT: 6.668 min Scan# 590
Delta R.T. 0.037 min
Lab File: 1c179197.d
Acq: 2 Jul 2021 4:32 pm

Tgt Ion: 43 Resp: 3527

Ion	Ratio	Lower	Upper
43	100		
58	24.0	0.0	58.2

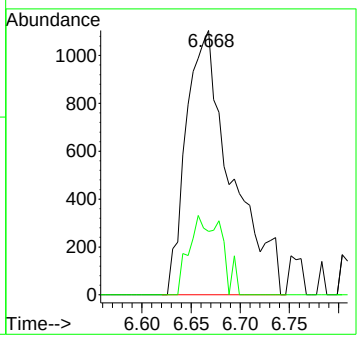

LSC Area Percent Report

Data Path : C:\msdchem\1\data\nizele\2021\7_july\7-05-2021\v1c7815\
Data File : 1c179197.d
Acq On : 2 Jul 2021 4:32 pm
Operator : PrashanS
Sample : JD27540-3
Misc : MS51995,V1C7815,5.7,,,,1
ALS Vial : 13 Sample Multiplier: 1

Integration Parameters: rteint.p
Integrator: RTE
Smoothing : ON Filtering: 5
Sampling : 1 Min Area: 100 Area counts
Start Thrs: 0.1 Max Peaks: 100
Stop Thrs : 0.1 Peak Location: TOP

If leading or trailing edge < 100 prefer < Baseline drop else tangent >
Peak separation: 5

Method : C:\MSDCHEM\1\METHODS\M1CS7786.M
Title : SW846 8260C/D, DB-624 60 m x 0.25 mm x 1.4 um

Signal : TIC: 1c179197.d\data.ms

peak #	R.T. min	first scan	max scan	last scan	PK TY	peak height	corr. area	corr. % max.	% of total
1	3.765	33	35	40	rVB2	810	804	0.06%	0.010%
2	4.042	79	88	94	rVB4	1706	3576	0.26%	0.046%
3	4.110	98	101	106	rVB3	551	936	0.07%	0.012%
4	4.157	106	110	112	rBV2	572	721	0.05%	0.009%
5	4.199	112	118	120	rBV3	1629	2474	0.18%	0.032%
6	4.236	120	125	130	rBV4	715	1268	0.09%	0.016%
7	4.304	130	138	140	rBV4	989	1741	0.13%	0.022%
8	4.372	141	151	153	rVV4	1193	2409	0.18%	0.031%
9	4.414	158	159	166	rVB4	934	1740	0.13%	0.022%
10	4.487	170	173	180	rVB4	807	1644	0.12%	0.021%
11	4.665	197	207	215	rBV4	3151	8059	0.59%	0.104%
12	4.738	218	221	229	rBV6	1806	3615	0.27%	0.047%
13	4.869	236	246	249	rBV7	3268	8018	0.59%	0.103%
14	4.952	261	262	274	rVB3	1778	2990	0.22%	0.038%
15	5.036	275	278	284	rVB3	713	1422	0.10%	0.018%
16	5.564	377	379	386	rBV3	521	948	0.07%	0.012%
17	6.668	581	590	596	rBV4	1885	5238	0.39%	0.067%
18	6.851	624	625	633	rVB3	1058	1657	0.12%	0.021%
19	6.919	633	638	642	rVB3	594	821	0.06%	0.011%
20	6.971	642	648	656	rBV3	864	1883	0.14%	0.024%
21	7.118	669	676	683	rBV3	1185	2662	0.20%	0.034%
22	7.243	689	700	726	rBV	53988	180339	13.29%	2.321%
23	7.437	733	737	740	rVB4	684	897	0.07%	0.012%
24	7.489	740	747	749	rBV4	510	1099	0.08%	0.014%
25	7.609	768	770	773	rVB3	960	867	0.06%	0.011%
26	7.635	773	775	778	rBV	616	775	0.06%	0.010%
27	7.724	790	792	802	rBV3	458	832	0.06%	0.011%
28	7.944	828	834	845	rVB5	3149	7726	0.57%	0.099%
29	8.143	871	872	878	rVB2	702	713	0.05%	0.009%
30	8.195	881	882	889	rVV3	582	1058	0.08%	0.014%
31	8.509	937	942	945	rBV3	673	1048	0.08%	0.013%
32	8.692	966	977	985	rBV2	5534	15973	1.18%	0.206%
33	8.749	985	988	993	rVV5	2787	5025	0.37%	0.065%
34	8.823	996	1002	1007	rVB6	1880	4210	0.31%	0.054%
35	8.870	1007	1011	1016	rBV2	566	766	0.06%	0.010%
36	9.340	1090	1101	1110	rBV4	3278	7296	0.54%	0.094%
37	9.482	1117	1128	1135	rBV	342120	776443	57.22%	9.994%
38	9.544	1135	1140	1158	rVV	200300	439270	32.37%	5.654%
39	9.680	1158	1166	1174	rVB4	1532	4602	0.34%	0.059%
40	9.863	1192	1201	1202	rVB2	409	768	0.06%	0.010%

LSC Area Percent Report

Data Path : C:\msdchem\1\data\nizele\2021\7_july\7-05-2021\v1c7815\
Data File : 1c179197.d
Acq On : 2 Jul 2021 4:32 pm
Operator : PrashanS
Sample : JD27540-3
Misc : MS51995,V1C7815,5.7,,,,1
ALS Vial : 13 Sample Multiplier: 1

Integration Parameters: rteint.p
Integrator: RTE
Smoothing : ON Filtering: 5
Sampling : 1 Min Area: 100 Area counts
Start Thrs: 0.1 Max Peaks: 100
Stop Thrs : 0.1 Peak Location: TOP

If leading or trailing edge < 100 prefer < Baseline drop else tangent >
Peak separation: 5

Method : C:\MSDCHEM\1\METHODS\M1CS7786.M
Title : SW846 8260C/D, DB-624 60 m x 0.25 mm x 1.4 um

41	9.963	1210	1220	1240	rBV	197889	422742	31.15%	5.441%
42	10.402	1292	1304	1331	rVB	464691	978870	72.14%	12.599%
43	10.564	1331	1335	1351	rVB4	1808	4514	0.33%	0.058%
44	10.732	1359	1367	1373	rVB	490	770	0.06%	0.010%
45	11.082	1431	1434	1437	rVB	581	699	0.05%	0.009%
46	11.328	1475	1481	1486	rVB3	980	1694	0.12%	0.022%
47	11.480	1504	1510	1517	rBV4	2075	3662	0.27%	0.047%
48	11.814	1571	1574	1578	rBV	736	827	0.06%	0.011%
49	11.950	1596	1600	1604	rVB2	538	801	0.06%	0.010%
50	12.039	1604	1617	1638	rBV	734060	1356943	100.00%	17.465%
51	12.248	1647	1657	1667	rVB4	2377	5789	0.43%	0.075%
52	12.646	1724	1733	1741	rBV4	3401	7163	0.53%	0.092%
53	12.881	1770	1778	1781	rBV3	1017	1035	0.08%	0.013%
54	13.075	1804	1815	1828	rBV4	2244	6196	0.46%	0.080%
55	13.462	1888	1889	1896	rVB2	483	793	0.06%	0.010%
56	13.551	1896	1906	1927	rBV	729411	1220955	89.98%	15.715%
57	13.744	1937	1943	1947	rVB	701	906	0.07%	0.012%
58	14.539	2087	2095	2100	rBV5	2678	5321	0.39%	0.068%
59	14.701	2118	2126	2144	rBV	592910	934028	68.83%	12.022%
60	14.905	2162	2165	2167	rBV	716	919	0.07%	0.012%
61	14.921	2167	2168	2173	rVV2	1020	1194	0.09%	0.015%
62	15.010	2173	2185	2193	rVV4	4675	11215	0.83%	0.144%
63	15.078	2193	2198	2202	rVV2	638	957	0.07%	0.012%
64	15.130	2206	2208	2213	rVB2	768	702	0.05%	0.009%
65	15.266	2225	2234	2239	rBV4	1860	3569	0.26%	0.046%
66	15.340	2239	2248	2255	rVB3	1453	3847	0.28%	0.050%
67	15.428	2255	2265	2274	rBV3	1407	3548	0.26%	0.046%
68	15.559	2282	2290	2295	rVB4	2026	3665	0.27%	0.047%
69	15.648	2302	2307	2308	rBV2	798	755	0.06%	0.010%
70	15.685	2309	2314	2319	rVB6	1699	2858	0.21%	0.037%
71	15.784	2328	2333	2340	rBV4	1947	4363	0.32%	0.056%
72	15.868	2340	2349	2364	rVB	781031	1221682	90.03%	15.724%
73	15.988	2367	2372	2380	rVB6	1331	3244	0.24%	0.042%
74	16.161	2399	2405	2408	rBV4	1443	2173	0.16%	0.028%
75	16.349	2439	2441	2448	rBV4	852	1457	0.11%	0.019%
76	16.762	2517	2520	2524	rBV4	1285	1563	0.12%	0.020%
77	17.008	2563	2567	2573	rVV3	3079	4786	0.35%	0.062%
78	17.191	2601	2602	2607	rBV	727	843	0.06%	0.011%
79	17.243	2607	2612	2614	rBV	914	1419	0.10%	0.018%
80	17.594	2678	2679	2683	rVB2	899	831	0.06%	0.011%
81	17.662	2686	2692	2695	rVV2	850	1424	0.10%	0.018%
82	17.798	2713	2718	2719	rBV3	1129	1084	0.08%	0.014%
83	17.829	2721	2724	2729	rVB3	2205	2331	0.17%	0.030%
84	17.876	2729	2733	2737	rBV	755	1169	0.09%	0.015%
85	17.976	2749	2752	2756	rBV3	949	936	0.07%	0.012%

LSC Area Percent Report

Data Path : C:\msdchem\1\data\nizele\2021\7_july\7-05-2021\v1c7815\
Data File : 1c179197.d
Acq On : 2 Jul 2021 4:32 pm
Operator : PrashanS
Sample : JD27540-3
Misc : MS51995,V1C7815,5.7,,,,1
ALS Vial : 13 Sample Multiplier: 1

Integration Parameters: rteint.p
Integrator: RTE
Smoothing : ON Filtering: 5
Sampling : 1 Min Area: 100 Area counts
Start Thrs: 0.1 Max Peaks: 100
Stop Thrs : 0.1 Peak Location: TOP

If leading or trailing edge < 100 prefer < Baseline drop else tangent >
Peak separation: 5

Method : C:\MSDCHEM\1\METHODS\M1CS7786.M
Title : SW846 8260C/D, DB-624 60 m x 0.25 mm x 1.4 um

86	18.033	2759	2763	2764	rBV2	990	1215	0.09%	0.016%
87	18.075	2764	2771	2775	rBV6	2787	4407	0.32%	0.057%
88	18.148	2782	2785	2789	rBV4	674	755	0.06%	0.010%
89	18.295	2809	2813	2816	rVB3	963	1309	0.10%	0.017%
90	18.331	2816	2820	2827	rBV6	1058	1384	0.10%	0.018%
91	18.389	2830	2831	2836	rBV4	894	1110	0.08%	0.014%
92	18.431	2836	2839	2841	rBV3	1215	1208	0.09%	0.016%
93	18.499	2849	2852	2855	rBV4	1076	1589	0.12%	0.020%
94	18.525	2855	2857	2860	rVB3	1096	873	0.06%	0.011%
95	18.619	2868	2875	2877	rBV4	1339	2224	0.16%	0.029%
96	18.640	2877	2879	2882	rBV4	1100	1110	0.08%	0.014%
97	18.687	2887	2888	2893	rBV3	1368	1752	0.13%	0.023%
98	18.776	2903	2905	2908	rBV3	1444	1421	0.10%	0.018%
99	19.037	2950	2955	2958	rBV6	2700	3485	0.26%	0.045%
100	19.654	3070	3073	3077	rBV5	2827	5010	0.37%	0.064%

Sum of corrected areas: 7769427

LSC Report - Integrated Chromatogram

Data Path : C:\msdchem\1\data\nizele\2021\7_july\7-05-2021\v1c7815\
Data File : 1c179197.d
Acq On : 2 Jul 2021 4:32 pm
Operator : PrashanS
Sample : JD27540-3
Misc : MS51995,V1C7815,5.7,,,,1
ALS Vial : 13 Sample Multiplier: 1

Quant Method : C:\MSDCHEM\1\METHODS\M1CS7786.M
Quant Title : SW846 8260C/D, DB-624 60 m x 0.25 mm x 1.4 um

TIC Library : C:\DATABASE\NIST08.L
TIC Integration Parameters: lscint.p

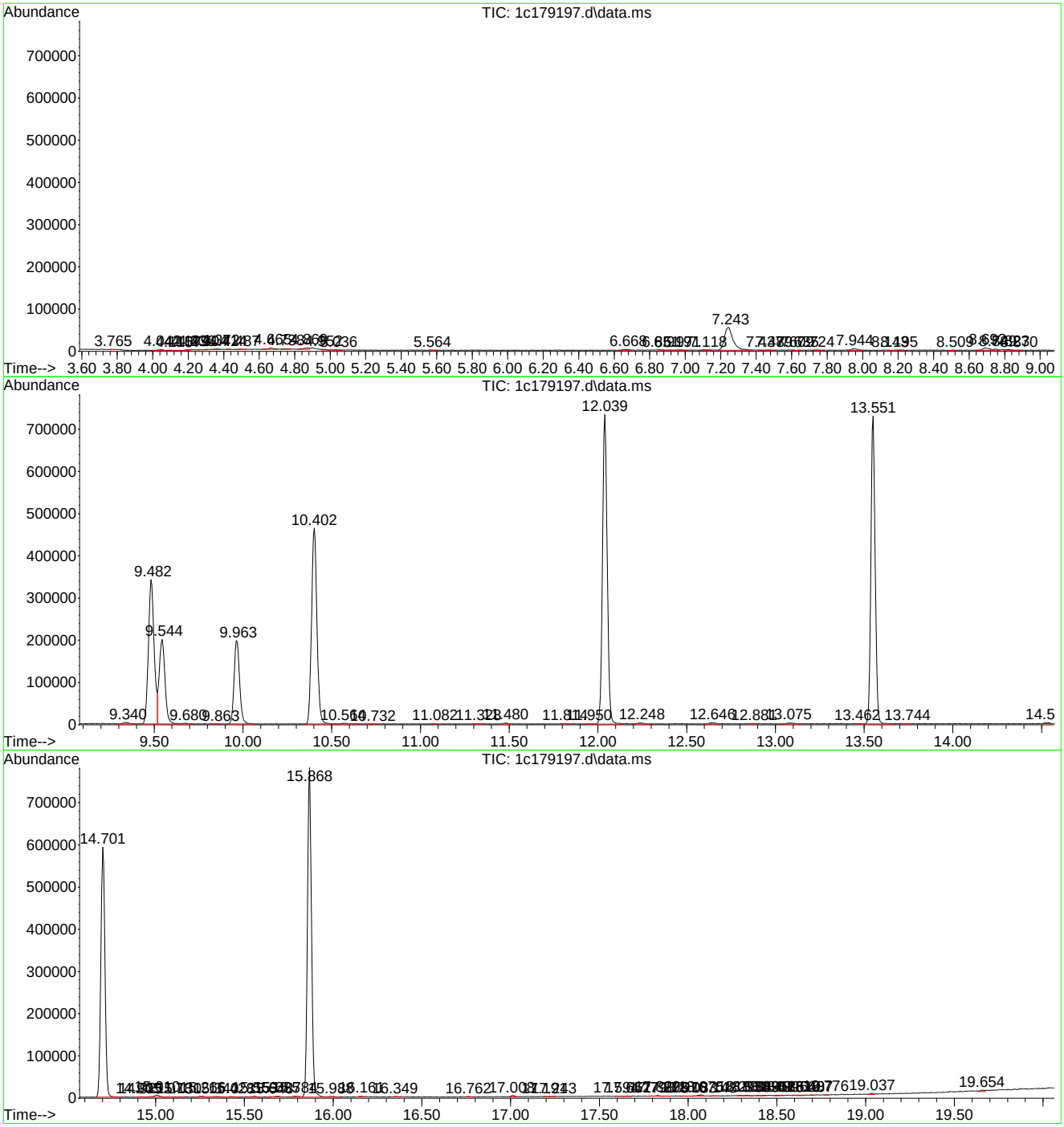

Tentatively Identified Compound (LSC) summary

Data Path : C:\msdchem\1\data\nizele\2021\7_july\7-05-2021\v1c7815\
Data File : 1c179197.d
Acq On : 2 Jul 2021 4:32 pm
Operator : PrashanS
Sample : JD27540-3
Misc : MS51995,V1C7815,5.7,,,,1
ALS Vial : 13 Sample Multiplier: 1

Quant Method : C:\MSDCHEM\1\METHODS\M1CS7786.M
Quant Title : SW846 8260C/D, DB-624 60 m x 0.25 mm x 1.4 um

TIC Library : C:\DATABASE\NIST08.L
TIC Integration Parameters: lscint.p

TIC Top Hit name	RT	EstConc	Units	Response	Internal Standard #	Internal Standard RT	Internal Standard Resp	Internal Standard Conc

No Library Search Compounds Detected

Quantitation Report (QT Reviewed)

Data Path : C:\msdchem\1\data\nizele\2021\7_july\7-05-2021\v1c7815\
Data File : 1c179198.d
Acq On : 2 Jul 2021 4:59 pm
Operator : PrashanS
Sample : JD27540-13 Inst : GCMS1C
Misc : MS51995,V1C7815,4.7,,,,1
ALS Vial : 14 Sample Multiplier: 1

Quant Method : C:\MSDCHEM\1\METHODS\M1CS7786.M
Quant Results File: M1CS7786.RES
Quant Time: Jul 05 04:21:50 2021
Quant Title : SW846 8260C/D, DB-624 60 m x 0.25 mm x 1.4 um
QLast Update : Wed Jun 02 17:21:51 2021
Response via : Initial Calibration

Compound	R.T.	QIon	Response	Conc	Units	Dev(Min)
Internal Standards						
1) tert butyl alcohol-d9	7.238	65	85326	500.00	ug/L	-0.01
5) pentafluorobenzene	9.482	168	274157	50.00	ug/L	0.00
51) 1,4-difluorobenzene	10.402	114	396880	50.00	ug/L	0.00
73) chlorobenzene-d5	13.551	117	340629	50.00	ug/L	0.00
96) 1,4-dichlorobenzene-d4	15.868	152	153527	50.00	ug/L	0.00
System Monitoring Compounds						
43) dibromofluoromethane (s)	9.545	113	127997	52.52	ug/L	0.00
Spiked Amount 50.000	Range 72 - 130		Recovery = 105.04%			
52) 1,2-dichloroethane-d4 (s)	9.963	65	141018	55.84	ug/L	0.00
Spiked Amount 50.000	Range 75 - 131		Recovery = 111.68%			
74) toluene-d8 (s)	12.039	98	462825	51.98	ug/L	0.00
Spiked Amount 50.000	Range 81 - 121		Recovery = 103.96%			
97) 4-bromofluorobenzene (s)	14.702	95	159307	56.29	ug/L	0.00
Spiked Amount 50.000	Range 60 - 141		Recovery = 112.58%			
Target Compounds						Qvalue
18) acetone	6.658	43	5609	8.15	ug/L	98

(#) = qualifier out of range (m) = manual integration (+) = signals summed

Quantitation Report (QT Reviewed)

Data Path : C:\msdchem\1\data\nizele\2021\7_july\7-05-2021\v1c7815\
Data File : 1c179198.d
Acq On : 2 Jul 2021 4:59 pm
Operator : PrashanS
Sample : JD27540-13 Inst : GCMS1C
Misc : MS51995,V1C7815,4.7,,,,1
ALS Vial : 14 Sample Multiplier: 1

Quant Method : C:\MSDCHEM\1\METHODS\M1CS7786.M
Quant Results File: M1CS7786.RES
Quant Time: Jul 05 04:21:50 2021
Quant Title : SW846 8260C/D, DB-624 60 m x 0.25 mm x 1.4 um
QLast Update : Wed Jun 02 17:21:51 2021
Response via : Initial Calibration

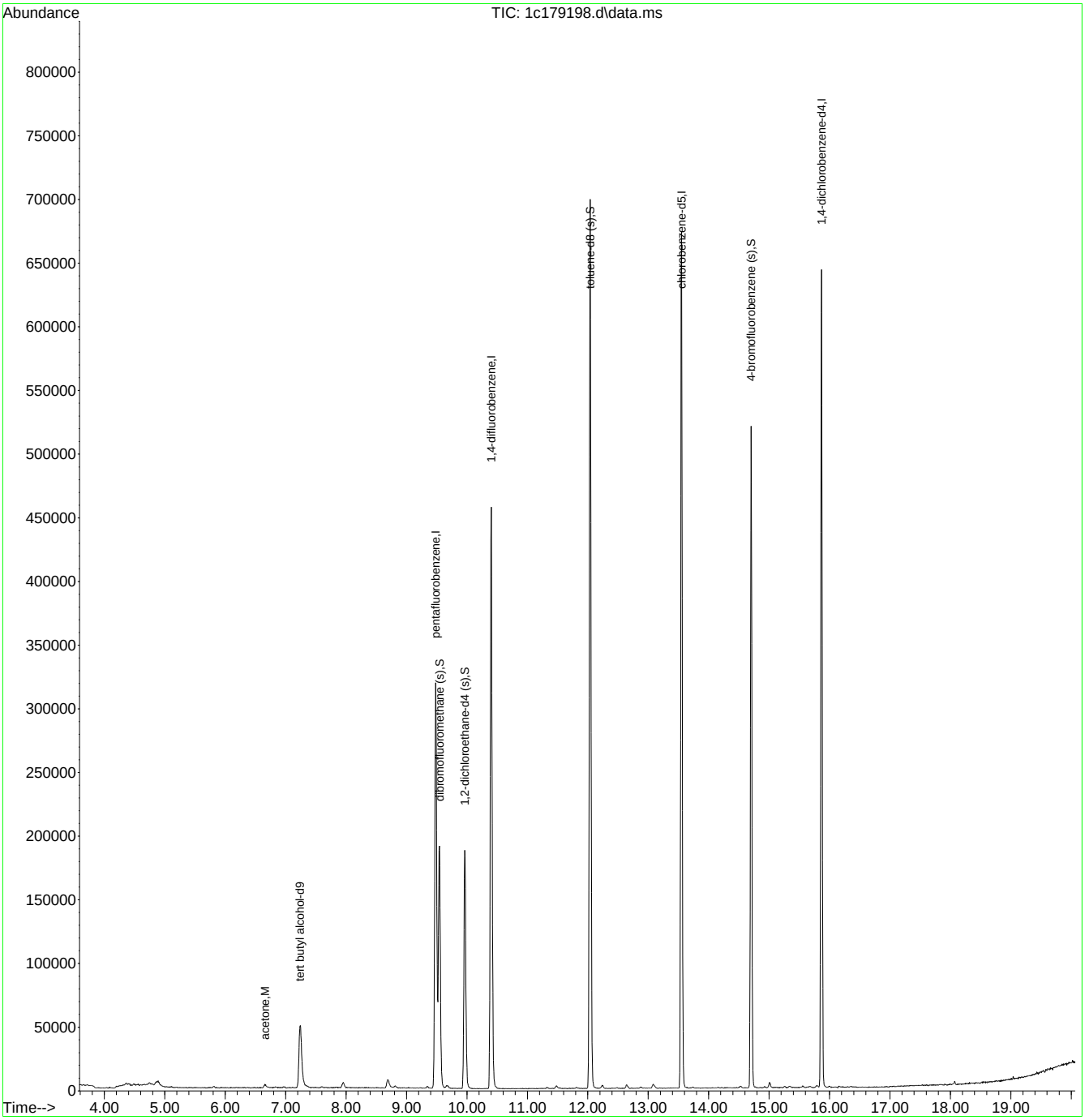

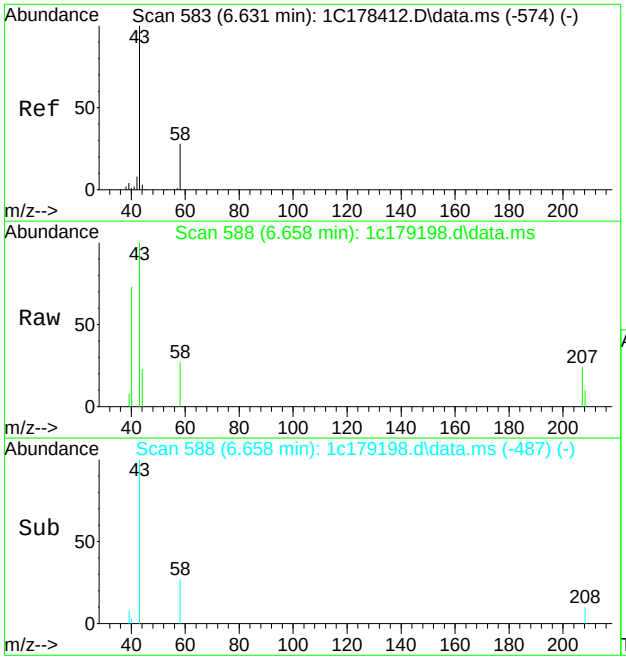

#18
acetone
Concen: 8.15 ug/L
RT: 6.658 min Scan# 588
Delta R.T. 0.026 min
Lab File: 1c179198.d
Acq: 2 Jul 2021 4:59 pm

Tgt Ion: 43 Resp: 5609

Ion	Ratio	Lower	Upper
43	100		
58	27.4	0.0	58.2

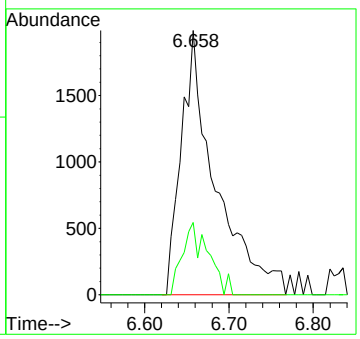

LSC Area Percent Report

Data Path : C:\msdchem\1\data\nizele\2021\7_july\7-05-2021\v1c7815\
Data File : 1c179198.d
Acq On : 2 Jul 2021 4:59 pm
Operator : PrashanS
Sample : JD27540-13
Misc : MS51995,V1C7815,4.7,,,,1
ALS Vial : 14 Sample Multiplier: 1

Integration Parameters: rteint.p
Integrator: RTE
Smoothing : ON Filtering: 5
Sampling : 1 Min Area: 100 Area counts
Start Thrs: 0.1 Max Peaks: 100
Stop Thrs : 0.1 Peak Location: TOP

If leading or trailing edge < 100 prefer < Baseline drop else tangent >
Peak separation: 5

Method : C:\MSDCHEM\1\METHODS\M1CS7786.M
Title : SW846 8260C/D, DB-624 60 m x 0.25 mm x 1.4 um

Signal : TIC: 1c179198.d\data.ms

peak #	R.T. min	first scan	max scan	last scan	PK TY	peak height	corr. area	corr. % max.	% of total
1	3.655	10	14	19	rVB2	1004	1451	0.11%	0.020%
2	3.718	23	26	31	rVB3	971	1243	0.10%	0.017%
3	4.042	82	88	90	rBV4	515	754	0.06%	0.011%
4	4.084	94	96	99	rBV2	1240	1060	0.08%	0.015%
5	4.199	111	118	119	rBV	1643	1813	0.14%	0.025%
6	4.262	120	130	133	rVV2	1200	3168	0.25%	0.045%
7	4.320	137	141	142	rVV2	803	1046	0.08%	0.015%
8	4.367	143	150	153	rVV5	1806	3502	0.28%	0.049%
9	4.403	153	157	159	rVV4	979	1128	0.09%	0.016%
10	4.482	168	172	179	rVB4	1352	2779	0.22%	0.039%
11	4.560	182	187	191	rVB3	1325	2064	0.16%	0.029%
12	4.597	191	194	200	rBV2	869	1591	0.13%	0.022%
13	4.644	200	203	204	rBV2	802	738	0.06%	0.010%
14	4.743	211	222	227	rBV4	1655	3692	0.29%	0.052%
15	4.864	237	245	247	rBV4	2949	5693	0.45%	0.080%
16	5.036	274	278	283	rVB3	637	1080	0.09%	0.015%
17	5.115	288	293	299	rVB5	946	1513	0.12%	0.021%
18	5.810	421	426	432	rVB5	1354	2742	0.22%	0.039%
19	6.182	493	497	502	rBB2	523	813	0.06%	0.011%
20	6.454	542	549	551	rBV2	643	977	0.08%	0.014%
21	6.537	560	565	568	rVB2	746	853	0.07%	0.012%
22	6.658	580	588	597	rBV3	3012	7449	0.59%	0.105%
23	6.830	616	621	629	rVB4	1245	2745	0.22%	0.039%
24	6.882	629	631	635	rBV2	927	885	0.07%	0.012%
25	6.961	642	646	650	rBV4	782	1177	0.09%	0.017%
26	7.243	683	700	732	rVB2	49201	169708	13.39%	2.384%
27	7.589	759	766	768	rBV3	904	1046	0.08%	0.015%
28	7.683	778	784	786	rVB2	545	948	0.07%	0.013%
29	7.751	791	797	801	rVB2	610	1194	0.09%	0.017%
30	7.955	828	836	844	rVB2	4335	10842	0.86%	0.152%
31	8.326	904	907	912	rBV3	575	687	0.05%	0.010%
32	8.446	925	930	933	rVB2	436	739	0.06%	0.010%
33	8.493	933	939	941	rBV3	461	777	0.06%	0.011%
34	8.530	945	946	955	rVB3	461	745	0.06%	0.010%
35	8.692	965	977	990	rBV2	6809	22156	1.75%	0.311%
36	8.812	994	1000	1011	rVB4	1823	4805	0.38%	0.068%
37	8.964	1024	1029	1034	rBV3	637	1029	0.08%	0.014%
38	9.032	1034	1042	1045	rVB3	602	870	0.07%	0.012%
39	9.341	1093	1101	1108	rBV5	1536	2827	0.22%	0.040%
40	9.482	1114	1128	1135	rBV	318483	731017	57.66%	10.269%

LSC Area Percent Report

Data Path : C:\msdchem\1\data\nizele\2021\7_july\7-05-2021\v1c7815\
Data File : 1c179198.d
Acq On : 2 Jul 2021 4:59 pm
Operator : PrashanS
Sample : JD27540-13
Misc : MS51995,V1C7815,4.7,,,,1
ALS Vial : 14 Sample Multiplier: 1

Integration Parameters: rteint.p
Integrator: RTE
Smoothing : ON Filtering: 5
Sampling : 1 Min Area: 100 Area counts
Start Thrs: 0.1 Max Peaks: 100
Stop Thrs : 0.1 Peak Location: TOP

If leading or trailing edge < 100 prefer < Baseline drop else tangent >
Peak separation: 5

Method : C:\MSDCHEM\1\METHODS\M1CS7786.M
Title : SW846 8260C/D, DB-624 60 m x 0.25 mm x 1.4 um

41	9.545	1135	1140	1155	rVV	190318	417094	32.90%	5.859%
42	9.660	1159	1162	1177	rVB3	2287	6159	0.49%	0.087%
43	9.963	1211	1220	1242	rBV	187233	402746	31.77%	5.658%
44	10.402	1294	1304	1328	rBV	456799	932320	73.54%	13.097%
45	10.596	1339	1341	1345	rVB2	751	679	0.05%	0.010%
46	11.318	1475	1479	1487	rBV4	1003	1969	0.16%	0.028%
47	11.480	1501	1510	1520	rBV4	2423	6253	0.49%	0.088%
48	11.537	1520	1521	1528	rVB3	911	951	0.08%	0.013%
49	11.616	1534	1536	1544	rVB2	428	872	0.07%	0.012%
50	11.815	1568	1574	1579	rVB3	866	1602	0.13%	0.023%
51	12.039	1605	1617	1639	rBV	698417	1267790	100.00%	17.810%
52	12.238	1646	1655	1665	rVV3	2791	6235	0.49%	0.088%
53	12.489	1696	1703	1708	rVB3	757	1549	0.12%	0.022%
54	12.636	1725	1731	1743	rVB4	3000	7151	0.56%	0.100%
55	12.725	1743	1748	1753	rBV2	624	950	0.07%	0.013%
56	12.876	1771	1777	1784	rVB4	1257	2226	0.18%	0.031%
57	13.080	1810	1816	1829	rVB4	3392	9218	0.73%	0.129%
58	13.452	1884	1887	1896	rVB2	363	719	0.06%	0.010%
59	13.551	1896	1906	1922	rBV	673045	1126561	88.86%	15.826%
60	13.739	1935	1942	1948	rBV2	1206	2336	0.18%	0.033%
61	14.158	2017	2022	2027	rVV2	685	1162	0.09%	0.016%
62	14.215	2029	2033	2041	rVB	660	1017	0.08%	0.014%
63	14.461	2075	2080	2084	rBV3	679	1066	0.08%	0.015%
64	14.503	2084	2088	2089	rVV3	934	849	0.07%	0.012%
65	14.534	2089	2094	2103	rVB5	1515	3023	0.24%	0.042%
66	14.702	2115	2126	2138	rBV	519819	827720	65.29%	11.628%
67	14.859	2149	2156	2159	rBV2	512	934	0.07%	0.013%
68	14.927	2162	2169	2175	rVV3	1241	2373	0.19%	0.033%
69	15.005	2177	2184	2195	rVV3	4452	9717	0.77%	0.137%
70	15.078	2195	2198	2202	rVV2	829	1045	0.08%	0.015%
71	15.131	2206	2208	2211	rVB2	702	681	0.05%	0.010%
72	15.183	2217	2218	2225	rBV2	532	895	0.07%	0.013%
73	15.261	2227	2233	2238	rVB4	1426	2493	0.20%	0.035%
74	15.345	2242	2249	2257	rVB3	1259	2997	0.24%	0.042%
75	15.507	2278	2280	2283	rBV3	665	913	0.07%	0.013%
76	15.554	2285	2289	2297	rVV4	1661	2783	0.22%	0.039%
77	15.622	2300	2302	2305	rVV3	717	794	0.06%	0.011%
78	15.685	2305	2314	2320	rVB5	1081	3088	0.24%	0.043%
79	15.784	2326	2333	2341	rBV5	1843	4678	0.37%	0.066%
80	15.868	2341	2349	2367	rVV	642472	1020478	80.49%	14.336%
81	15.993	2368	2373	2380	rVB5	1529	2960	0.23%	0.042%
82	16.035	2380	2381	2384	rBV	774	735	0.06%	0.010%
83	16.156	2401	2404	2409	rBV5	1553	2703	0.21%	0.038%
84	16.302	2428	2432	2436	rBV2	671	943	0.07%	0.013%
85	16.354	2436	2442	2450	rBV2	877	2489	0.20%	0.035%

LSC Area Percent Report

Data Path : C:\msdchem\1\data\nizele\2021\7_july\7-05-2021\v1c7815\
Data File : 1c179198.d
Acq On : 2 Jul 2021 4:59 pm
Operator : PrashanS
Sample : JD27540-13
Misc : MS51995,V1C7815,4.7,,,,1
ALS Vial : 14 Sample Multiplier: 1

Integration Parameters: rteint.p
Integrator: RTE
Smoothing : ON Filtering: 5
Sampling : 1 Min Area: 100 Area counts
Start Thrs: 0.1 Max Peaks: 100
Stop Thrs : 0.1 Peak Location: TOP

If leading or trailing edge < 100 prefer < Baseline drop else tangent >
Peak separation: 5

Method : C:\MSDCHEM\1\METHODS\M1CS7786.M
Title : SW846 8260C/D, DB-624 60 m x 0.25 mm x 1.4 um

86	17.013	2562	2568	2572	rBV2	728	1397	0.11%	0.020%
87	17.427	2642	2647	2655	rBV4	640	1772	0.14%	0.025%
88	17.610	2679	2682	2686	rVB4	985	1081	0.09%	0.015%
89	17.819	2719	2722	2723	rBV2	705	683	0.05%	0.010%
90	17.908	2736	2739	2746	rVB3	1125	1663	0.13%	0.023%
91	18.070	2761	2770	2775	rVB4	2929	4769	0.38%	0.067%
92	18.316	2814	2817	2819	rBV4	1417	1060	0.08%	0.015%
93	18.342	2819	2822	2825	rVV3	696	807	0.06%	0.011%
94	18.415	2833	2836	2837	rBV3	1095	948	0.07%	0.013%
95	18.546	2859	2861	2864	rBV3	1247	698	0.06%	0.010%
96	18.572	2864	2866	2868	rVB3	1210	905	0.07%	0.013%
97	18.619	2873	2875	2878	rBV3	1313	1139	0.09%	0.016%
98	18.839	2914	2917	2918	rBV3	1556	1224	0.10%	0.017%
99	19.037	2953	2955	2959	rBV4	2427	2244	0.18%	0.032%
100	19.576	3056	3058	3062	rBV5	2146	2732	0.22%	0.038%

Sum of corrected areas: 7118384

LSC Report - Integrated Chromatogram

Data Path : C:\msdchem\1\data\nizele\2021\7_july\7-05-2021\v1c7815\
Data File : 1c179198.d
Acq On : 2 Jul 2021 4:59 pm
Operator : PrashanS
Sample : JD27540-13
Misc : MS51995,V1C7815,4.7,,,,1
ALS Vial : 14 Sample Multiplier: 1

Quant Method : C:\MSDCHEM\1\METHODS\M1CS7786.M
Quant Title : SW846 8260C/D, DB-624 60 m x 0.25 mm x 1.4 um

TIC Library : C:\DATABASE\NIST08.L
TIC Integration Parameters: lscint.p

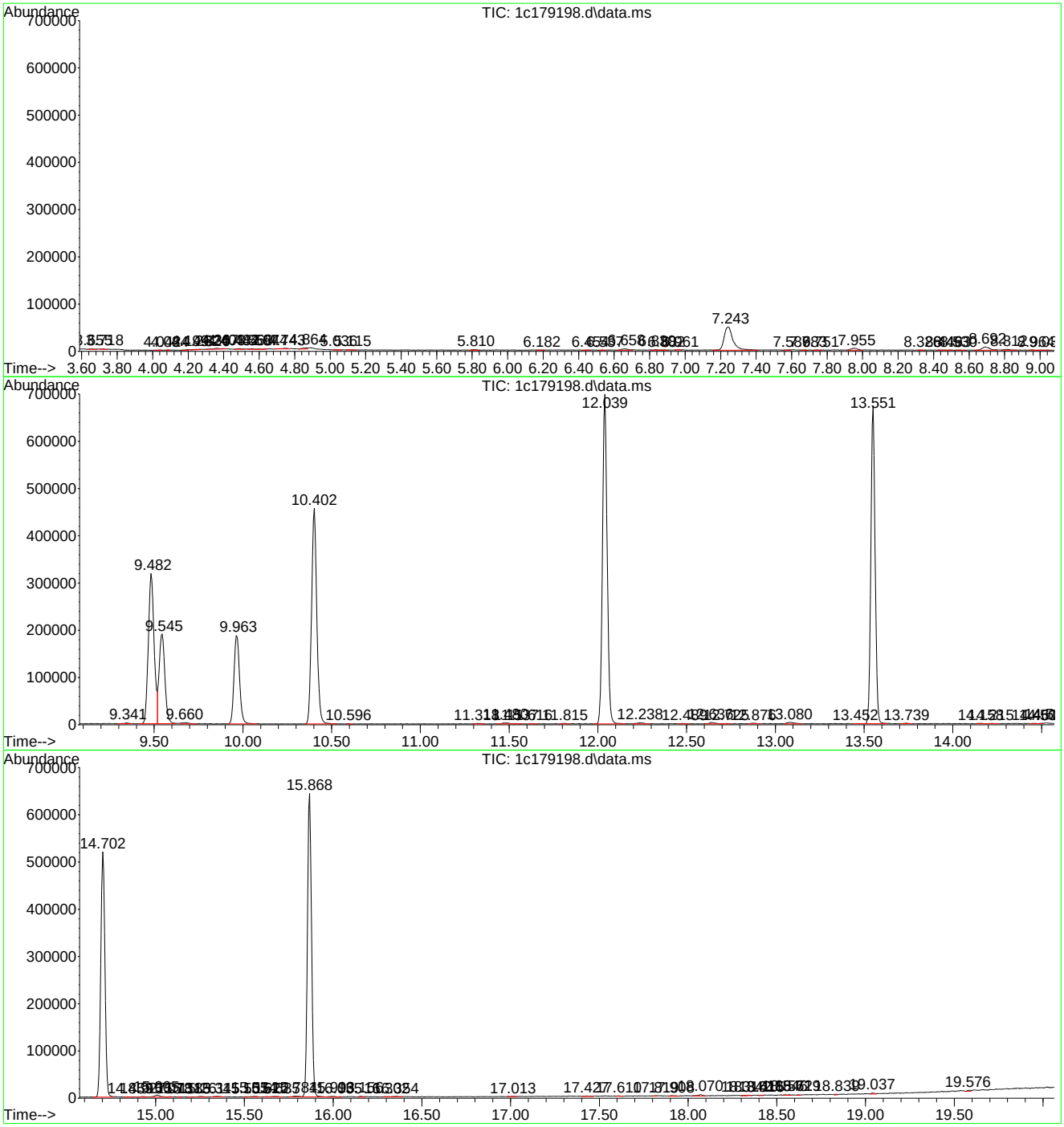

M1CS7786.M Mon Jul 05 04:22:02 2021 Page: 4

Tentatively Identified Compound (LSC) summary

Data Path : C:\msdchem\1\data\nizele\2021\7_july\7-05-2021\v1c7815\
Data File : 1c179198.d
Acq On : 2 Jul 2021 4:59 pm
Operator : PrashanS
Sample : JD27540-13
Misc : MS51995,V1C7815,4.7,,,,1
ALS Vial : 14 Sample Multiplier: 1

Quant Method : C:\MSDCHEM\1\METHODS\M1CS7786.M
Quant Title : SW846 8260C/D, DB-624 60 m x 0.25 mm x 1.4 um

TIC Library : C:\DATABASE\NIST08.L
TIC Integration Parameters: lscint.p

TIC Top Hit name	RT	EstConc	Units	Response	Internal Standard #	Internal Standard RT	Internal Standard Resp	Internal Standard Conc

No Library Search Compounds Detected

Quantitation Report (QT Reviewed)

Data Path : R:\voa-gcms\complete\2021\dayton 202107\07-05-2021\lotusa\v3c7419\
Data File : 3c167361.d
Acq On : 1 Jul 2021 6:58 pm
Operator : PrashanS
Sample : JD27540-14
Misc : MS51995,V3C7419,4.8,,,,1
ALS Vial : 18 Sample Multiplier: 1

Quant Time: Jul 07 16:51:37 2021
Quant Method : C:\MSDCHEM\1\METHODS\M3C7415.M
Quant Title : Method SW846 8260C/D, Rxi624 20m x 0.18mm x 1.0um
QLast Update : Mon Jun 28 17:56:55 2021
Response via : Initial Calibration

Compound	R.T.	QIon	Response	Conc	Units	Dev(Min)
Internal Standards						
1) tert butyl alcohol-d9	2.559	65	58418	500.00	ug/L	0.00
5) pentafluorobenzene	4.002	168	259959	50.00	ug/L	0.00
49) 1,4-difluorobenzene	4.661	114	409322	50.00	ug/L	0.00
71) chlorobenzene-d5	7.370	117	357516	50.00	ug/L	0.00
94) 1,4-dichlorobenzene-d4	9.300	152	176131	50.00	ug/L	0.00
System Monitoring Compounds						
42) dibromofluoromethane (s)	3.965	113	113871	50.89	ug/L	0.00
Spiked Amount 50.000	Range 72 - 130		Recovery = 101.78%			
50) 1,2-dichloroethane-d4 (s)	4.279	65	128985	53.14	ug/L	0.00
Spiked Amount 50.000	Range 75 - 131		Recovery = 106.28%			
72) toluene-d8 (s)	6.052	98	473298	50.14	ug/L	0.00
Spiked Amount 50.000	Range 81 - 121		Recovery = 100.28%			
95) 4-bromofluorobenzene (s)	8.369	95	168475	52.36	ug/L	0.00
Spiked Amount 50.000	Range 60 - 141		Recovery = 104.72%			
Target Compounds						Qvalue

(#) = qualifier out of range (m) = manual integration (+) = signals summed

Quantitation Report (QT Reviewed)

Data Path : R:\voa-gcms\complete\2021\dayton 202107\07-05-2021\lotusa\v3c7419\
Data File : 3c167361.d
Acq On : 1 Jul 2021 6:58 pm
Operator : PrashanS
Sample : JD27540-14
Misc : MS51995,V3C7419,4.8,,,,1
ALS Vial : 18 Sample Multiplier: 1

Quant Time: Jul 07 16:51:37 2021
Quant Method : C:\MSDCHEM\1\METHODS\M3C7415.M
Quant Title : Method SW846 8260C/D, Rxi624 20m x 0.18mm x 1.0um
QLast Update : Mon Jun 28 17:56:55 2021
Response via : Initial Calibration



LSC Area Percent Report

Data Path : C:\msdchem\1\data\lotusa\VOA-SVOA\Jul-21\7-5\v3c7419\
Data File : 3c167361.d
Acq On : 1 Jul 2021 6:58 pm
Operator : PrashanS
Sample : JD27540-14
Misc : MS51995,V3C7419,4.8,,,,1
ALS Vial : 18 Sample Multiplier: 1

Integration Parameters: rteint.p
Integrator: RTE
Smoothing : ON Filtering: 5
Sampling : 1 Min Area: 100 Area counts
Start Thrs: 0.1 Max Peaks: 100
Stop Thrs : 0.4 Peak Location: TOP

If leading or trailing edge < 100 prefer < Baseline drop else tangent >
Peak separation: 5

Method : C:\MSDCHEM\1\METHODS\M3C7415.M
Title : Method SW846 8260C/D, Rxi624 20m x 0.18mm x 1.0um

Signal : TIC: 3c167361.d\data.ms

peak #	R.T. min	first scan	max scan	last scan	PK TY	peak height	corr. area	corr. % max.	% of total
1	1.167	37	39	45	rVB3	1037	1213	0.09%	0.017%
2	1.267	45	58	77	rVV2	3705	10167	0.79%	0.144%
3	1.392	77	82	87	rVB2	2071	2060	0.16%	0.029%
4	1.507	91	104	119	rBV2	797	2054	0.16%	0.029%
5	1.805	153	161	169	rVB2	2007	2514	0.20%	0.036%
6	1.983	189	195	201	rVB2	686	884	0.07%	0.013%
7	2.234	237	243	251	rVV	2656	3598	0.28%	0.051%
8	2.302	251	256	259	rVV	1656	2182	0.17%	0.031%
9	2.334	259	262	269	rVB2	1587	2117	0.16%	0.030%
10	2.396	269	274	281	rBV	584	840	0.07%	0.012%
11	2.496	281	293	297	rBV2	1027	2103	0.16%	0.030%
12	2.559	297	305	331	rVB	69954	127836	9.93%	1.809%
13	2.726	331	337	339	rBV	367	499	0.04%	0.007%
14	2.857	355	362	367	rVV	1274	1324	0.10%	0.019%
15	2.956	375	381	383	rVB	560	564	0.04%	0.008%
16	3.008	383	391	399	rBV	445	1110	0.09%	0.016%
17	3.123	405	413	417	rBV	591	599	0.05%	0.008%
18	3.364	451	459	465	rBV2	839	2454	0.19%	0.035%
19	3.416	465	469	477	rVV2	909	1392	0.11%	0.020%
20	3.500	477	485	493	rVV	4504	7739	0.60%	0.110%
21	3.573	493	499	507	rVB2	1051	2242	0.17%	0.032%
22	3.641	507	512	519	rBV	435	950	0.07%	0.013%
23	3.767	529	536	543	rBV2	2073	3105	0.24%	0.044%
24	3.819	543	546	553	rVV	665	622	0.05%	0.009%
25	4.002	561	581	607	rVV2	443850	1106530	85.96%	15.660%
26	4.279	621	634	655	rBV	216675	356563	27.70%	5.046%
27	4.536	675	683	689	rVV	567	791	0.06%	0.011%
28	4.661	689	707	733	rVB	576326	960717	74.63%	13.596%
29	4.802	733	734	741	rVB	400	567	0.04%	0.008%
30	4.870	741	747	757	rBV	976	1746	0.14%	0.025%
31	5.263	815	822	827	rVB	299	634	0.05%	0.009%
32	5.325	827	834	841	rBV	278	777	0.06%	0.011%
33	5.388	841	846	853	rVB2	972	1286	0.10%	0.018%
34	5.456	853	859	861	rBV	272	431	0.03%	0.006%
35	5.503	861	868	875	rVV2	2595	3243	0.25%	0.046%
36	5.644	883	895	901	rVB	860	1129	0.09%	0.016%
37	5.880	935	940	955	rVB2	984	1650	0.13%	0.023%
38	6.052	955	973	993	rVB	853884	1287276	100.00%	18.218%
39	6.162	993	994	1005	rBV	233	610	0.05%	0.009%
40	6.272	1013	1015	1029	rVB	304	547	0.04%	0.008%

LSC Area Percent Report

Data Path : C:\msdchem\1\data\lotusa\VOA-SVOA\Jul-21\7-5\v3c7419\
Data File : 3c167361.d
Acq On : 1 Jul 2021 6:58 pm
Operator : PrashanS
Sample : JD27540-14
Misc : MS51995,V3C7419,4.8,,,,1
ALS Vial : 18 Sample Multiplier: 1

Integration Parameters: rteint.p
Integrator: RTE
Smoothing : ON Filtering: 5
Sampling : 1 Min Area: 100 Area counts
Start Thrs: 0.1 Max Peaks: 100
Stop Thrs : 0.4 Peak Location: TOP

If leading or trailing edge < 100 prefer < Baseline drop else tangent >
Peak separation: 5

Method : C:\MSDCHEM\1\METHODS\M3C7415.M
Title : Method SW846 8260C/D, Rxi624 20m x 0.18mm x 1.0um

41	6.361	1029	1032	1037	rBV	334	452	0.04%	0.006%
42	6.434	1037	1046	1055	rVB	5048	8710	0.68%	0.123%
43	6.507	1055	1060	1067	rBV	825	802	0.06%	0.011%
44	6.690	1085	1095	1105	rBV	576	1173	0.09%	0.017%
45	6.868	1123	1129	1133	rBV2	1620	1484	0.12%	0.021%
46	6.931	1133	1141	1151	rVB2	2647	3444	0.27%	0.049%
47	7.004	1151	1155	1165	rBV	331	739	0.06%	0.010%
48	7.088	1165	1171	1175	rBV2	1301	1207	0.09%	0.017%
49	7.187	1183	1190	1203	rVB2	5152	7593	0.59%	0.107%
50	7.287	1203	1209	1215	rBV	549	947	0.07%	0.013%
51	7.370	1215	1225	1241	rBV	858706	1115293	86.64%	15.784%
52	7.491	1241	1248	1253	rVV	299	620	0.05%	0.009%
53	7.569	1257	1263	1273	rVB	790	1046	0.08%	0.015%
54	7.731	1285	1294	1295	rVB	312	523	0.04%	0.007%
55	7.977	1333	1341	1345	rVV	648	547	0.04%	0.008%
56	8.280	1379	1399	1407	rBV3	4698	7533	0.59%	0.107%
57	8.375	1407	1417	1425	rVV	666185	828997	64.40%	11.732%
58	8.432	1425	1428	1433	rVV3	2374	3101	0.24%	0.044%
59	8.579	1445	1456	1457	rVB	324	558	0.04%	0.008%
60	8.641	1457	1468	1485	rVB2	6871	10719	0.83%	0.152%
61	8.798	1485	1498	1499	rBV	486	904	0.07%	0.013%
62	8.835	1499	1505	1509	rVV	1067	982	0.08%	0.014%
63	8.903	1509	1518	1525	rVB2	2344	3239	0.25%	0.046%
64	8.950	1525	1527	1533	rBV	713	548	0.04%	0.008%
65	8.997	1533	1536	1543	rVB2	722	920	0.07%	0.013%
66	9.091	1543	1554	1565	rBV4	4803	7611	0.59%	0.108%
67	9.180	1565	1571	1575	rVB2	1970	1968	0.15%	0.028%
68	9.227	1575	1580	1587	rBV2	1320	1378	0.11%	0.020%
69	9.300	1587	1594	1605	rVV	946515	1106574	85.96%	15.660%
70	9.379	1605	1609	1617	rVB	375	565	0.04%	0.008%
71	9.468	1617	1626	1635	rVB4	5499	7387	0.57%	0.105%
72	9.536	1635	1639	1645	rBV	468	788	0.06%	0.011%
73	9.588	1645	1649	1651	rBV	954	675	0.05%	0.010%
74	9.630	1651	1657	1667	rVV2	1759	2993	0.23%	0.042%
75	9.750	1675	1680	1681	rBV	1061	771	0.06%	0.011%
76	9.829	1681	1695	1697	rVV	621	787	0.06%	0.011%
77	9.876	1697	1704	1715	rVV2	1871	2812	0.22%	0.040%
78	10.111	1739	1749	1757	rBV	527	798	0.06%	0.011%
79	10.216	1757	1769	1779	rBV	453	962	0.07%	0.014%
80	10.320	1783	1789	1797	rBV	226	783	0.06%	0.011%
81	10.571	1831	1837	1841	rBV	320	507	0.04%	0.007%
82	10.613	1841	1845	1851	rVB	382	471	0.04%	0.007%
83	10.770	1871	1875	1881	rVV	467	657	0.05%	0.009%
84	10.833	1881	1887	1893	rVB	513	548	0.04%	0.008%
85	10.895	1893	1899	1905	rVB	588	886	0.07%	0.013%

LSC Area Percent Report

Data Path : C:\msdchem\1\data\lotusa\VOA-SVOA\Jul-21\7-5\v3c7419\
Data File : 3c167361.d
Acq On : 1 Jul 2021 6:58 pm
Operator : PrashanS
Sample : JD27540-14
Misc : MS51995,V3C7419,4.8,,,,1
ALS Vial : 18 Sample Multiplier: 1

Integration Parameters: rteint.p
Integrator: RTE
Smoothing : ON Filtering: 5
Sampling : 1 Min Area: 100 Area counts
Start Thrs: 0.1 Max Peaks: 100
Stop Thrs : 0.4 Peak Location: TOP

If leading or trailing edge < 100 prefer < Baseline drop else tangent >
Peak separation: 5

Method : C:\MSDCHEM\1\METHODS\M3C7415.M
Title : Method SW846 8260C/D, Rxi624 20m x 0.18mm x 1.0um

86	10.974	1905	1914	1919	rBV	618	1150	0.09%	0.016%
87	11.052	1919	1929	1937	rVB	654	1241	0.10%	0.018%
88	11.141	1937	1946	1953	rBV2	5725	6318	0.49%	0.089%
89	11.262	1961	1969	1975	rVV	487	723	0.06%	0.010%
90	11.413	1991	1998	2001	rBV	500	636	0.05%	0.009%
91	11.445	2001	2004	2011	rVV	502	707	0.05%	0.010%
92	11.654	2035	2044	2045	rVB	484	781	0.06%	0.011%
93	11.711	2045	2055	2061	rBV	380	756	0.06%	0.011%
94	11.806	2067	2073	2077	rVB	497	627	0.05%	0.009%
95	11.900	2089	2091	2099	rVB	483	643	0.05%	0.009%
96	11.957	2099	2102	2113	rBV2	663	1152	0.09%	0.016%
97	12.057	2113	2121	2127	rVB	612	1123	0.09%	0.016%
98	12.140	2127	2137	2139	rBV	539	967	0.08%	0.014%
99	12.297	2161	2167	2177	rBV2	548	1442	0.11%	0.020%
100	12.417	2177	2190	2191	rBV	614	1169	0.09%	0.017%

Sum of corrected areas: 7066102

LSC Report - Integrated Chromatogram

```
Data Path : C:\msdchem\1\data\lotusa\VOA-SVOA\Jul-21\7-5\v3c7419\
Data File : 3c167361.d
Acq On    :  1 Jul 2021   6:58 pm
Operator  : PrashanS
Sample    : JD27540-14
Misc      : MS51995,V3C7419,4.8,,,,1
ALS Vial  : 18   Sample Multiplier: 1

Quant Method : C:\MSDCHEM\1\METHODS\M3C7415.M
Quant Title  : Method SW846 8260C/D, Rxi624 20m x 0.18mm x 1.0um

TIC Library   : C:\DATABASE\NIST08.L
TIC Integration Parameters: lscint.p
```

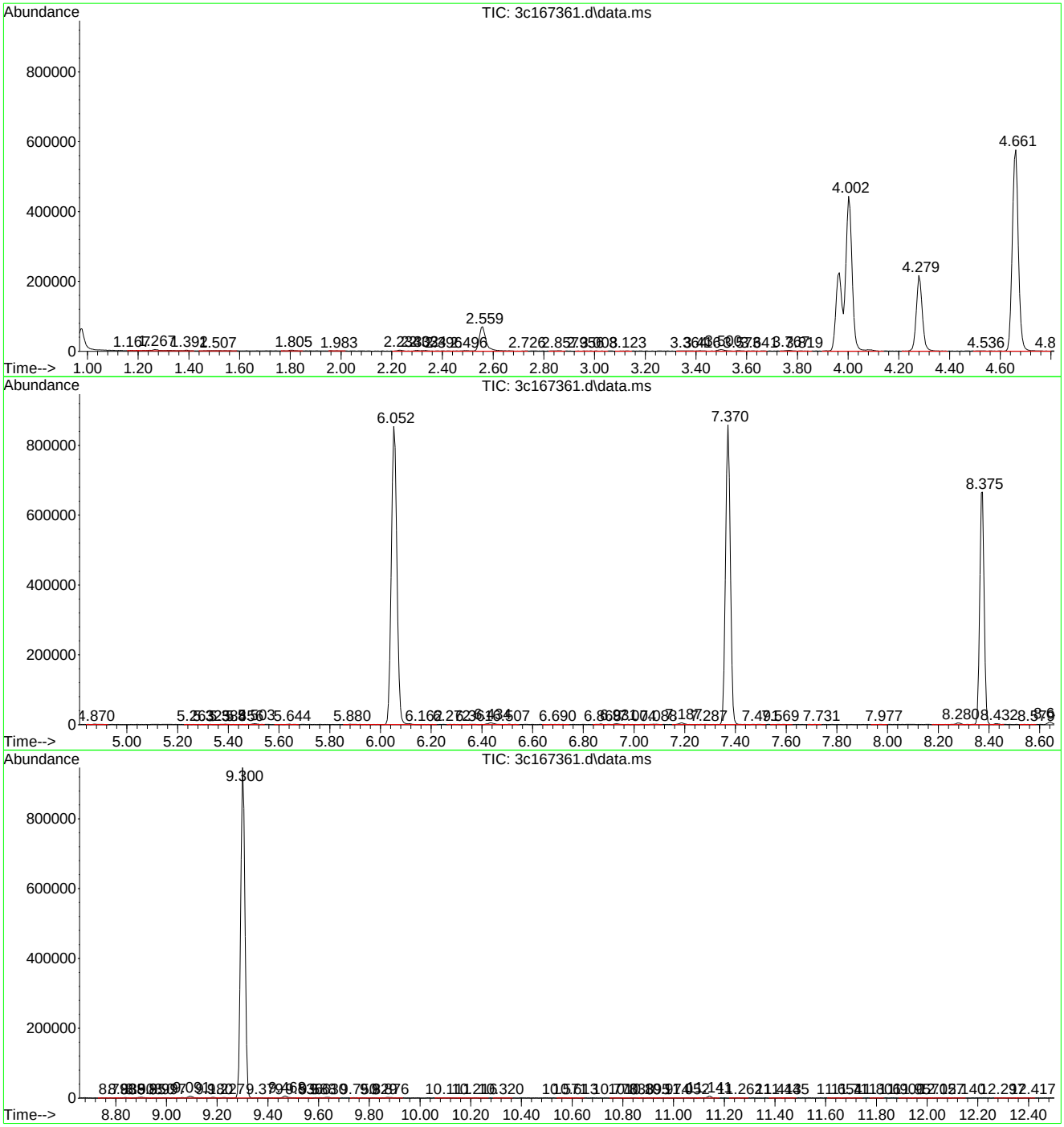

Tentatively Identified Compound (LSC) summary

Data Path : C:\msdchem\1\data\lotusa\VOA-SVOA\Jul-21\7-5\v3c7419\
Data File : 3c167361.d
Acq On : 1 Jul 2021 6:58 pm
Operator : PrashanS
Sample : JD27540-14
Misc : MS51995,V3C7419,4.8,,,,1
ALS Vial : 18 Sample Multiplier: 1

Quant Method : C:\MSDCHEM\1\METHODS\M3C7415.M
Quant Title : Method SW846 8260C/D, Rxi624 20m x 0.18mm x 1.0um

TIC Library : C:\DATABASE\NIST08.L
TIC Integration Parameters: lscint.p

TIC Top Hit name	RT	EstConc	Units	Response	Internal Standard #	Internal Standard RT	Internal Standard Resp	Internal Standard Conc

No Library Search Compounds Detected
****

Quantitation Report (QT Reviewed)

Data Path : C:\msdchem\1\data\lotusa\VOA-SVOA\Jul-21\7-5\v3c7419\
Data File : 3c167362.d
Acq On : 1 Jul 2021 7:23 pm
Operator : PrashanS
Sample : JD27540-17 Inst : MS3C
Misc : MS51995,V3C7419,5.5,,,,1
ALS Vial : 19 Sample Multiplier: 1

Quant Method : C:\MSDCHEM\1\METHODS\M3C7415.M
Quant Results File: M3C7415.RES
Quant Time: Jul 05 08:18:51 2021
Quant Title : Method SW846 8260C/D, Rxi624 20m x 0.18mm x 1.0um
QLast Update : Mon Jun 28 17:56:55 2021
Response via : Initial Calibration

Compound	R.T.	QIon	Response	Conc	Units	Dev(Min)
Internal Standards						
1) tert butyl alcohol-d9	2.558	65	56548	500.00	ug/L	0.00
5) pentafluorobenzene	4.007	168	262828	50.00	ug/L	0.00
49) 1,4-difluorobenzene	4.661	114	416445	50.00	ug/L	0.00
71) chlorobenzene-d5	7.370	117	359129	50.00	ug/L	0.00
94) 1,4-dichlorobenzene-d4	9.300	152	178968	50.00	ug/L	0.00
System Monitoring Compounds						
42) dibromofluoromethane (s)	3.965	113	117143	51.78	ug/L	0.00
Spiked Amount 50.000	Range 72 - 130		Recovery = 103.56%			
50) 1,2-dichloroethane-d4 (s)	4.279	65	130594	52.88	ug/L	0.00
Spiked Amount 50.000	Range 75 - 131		Recovery = 105.76%			
72) toluene-d8 (s)	6.052	98	482993	50.94	ug/L	0.00
Spiked Amount 50.000	Range 81 - 121		Recovery = 101.88%			
95) 4-bromofluorobenzene (s)	8.369	95	170524	52.16	ug/L	0.00
Spiked Amount 50.000	Range 60 - 141		Recovery = 104.32%			
Target Compounds						Qvalue
17) acetone	2.234	43	9852	20.25	ug/L	91
20) carbon disulfide	2.297	76	5175	0.88	ug/L	89

(#) = qualifier out of range (m) = manual integration (+) = signals summed

Quantitation Report (QT Reviewed)

Data Path : C:\msdchem\1\data\lotusa\VOA-SVOA\Jul-21\7-5\v3c7419\
Data File : 3c167362.d
Acq On : 1 Jul 2021 7:23 pm
Operator : PrashanS
Sample : JD27540-17 Inst : MS3C
Misc : MS51995,V3C7419,5.5,,,,1
ALS Vial : 19 Sample Multiplier: 1

Quant Method : C:\MSDCHEM\1\METHODS\M3C7415.M
Quant Results File: M3C7415.RES
Quant Time: Jul 05 08:18:51 2021
Quant Title : Method SW846 8260C/D, Rxi624 20m x 0.18mm x 1.0um
QLast Update : Mon Jun 28 17:56:55 2021
Response via : Initial Calibration

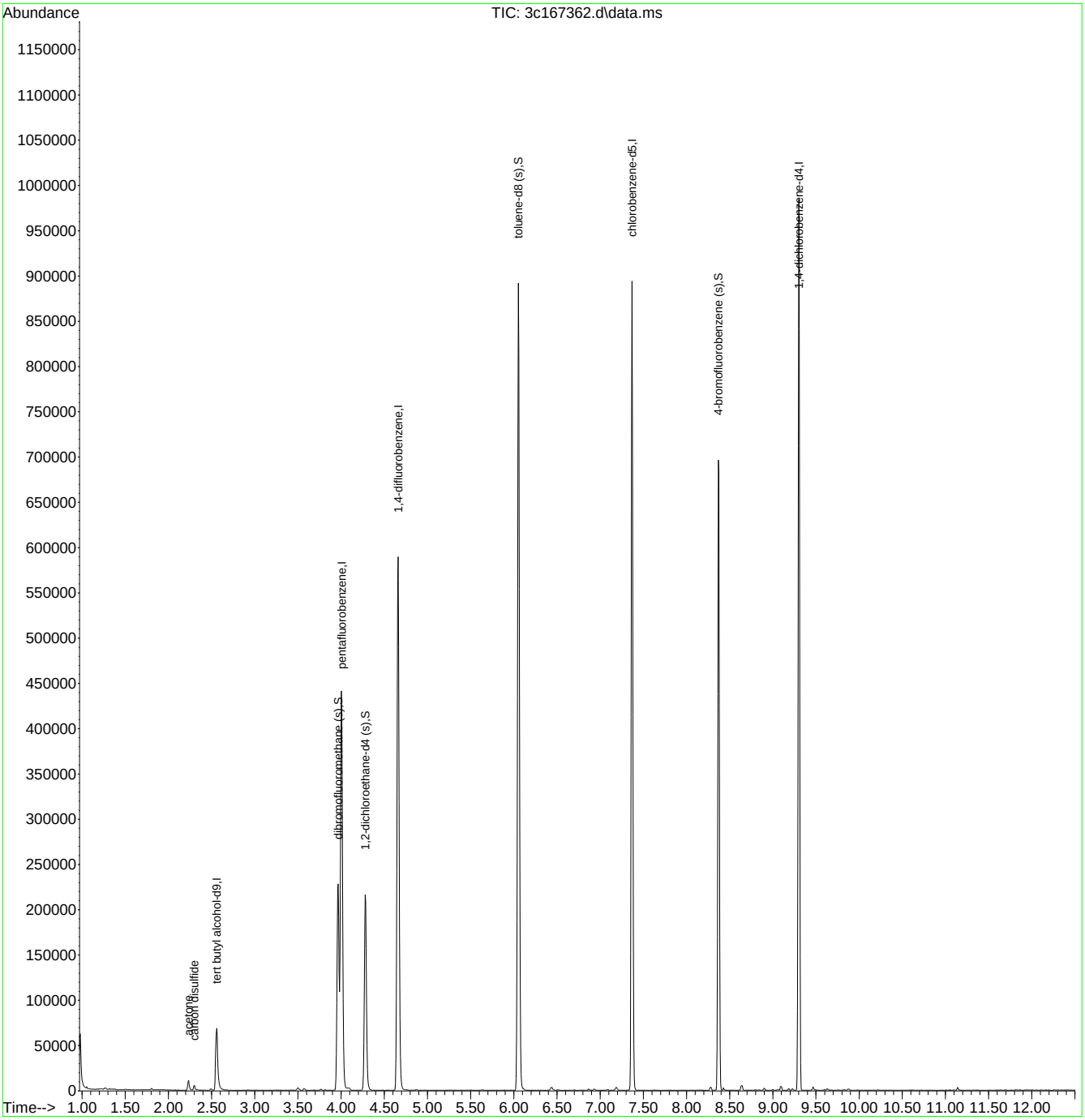

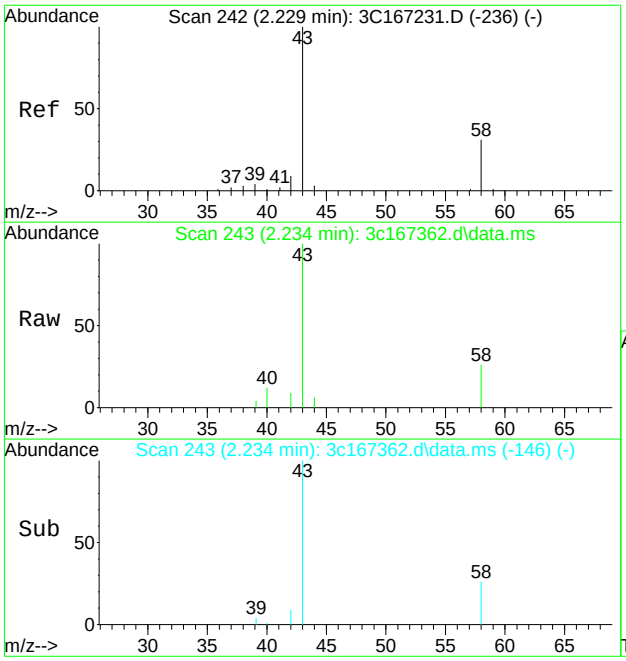

#17
acetone
Concen: 20.25 ug/L
RT: 2.234 min Scan# 243
Delta R.T. 0.006 min
Lab File: 3c167362.d
Acq: 1 Jul 2021 7:23 pm

Tgt Ion: 43 Resp: 9852

Ion	Ratio	Lower	Upper
43	100		
58	26.3	1.3	61.3

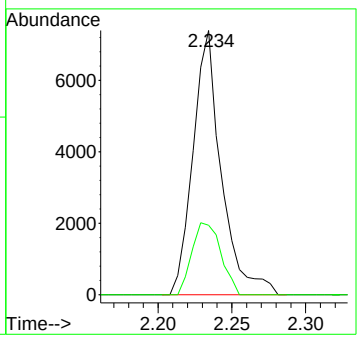

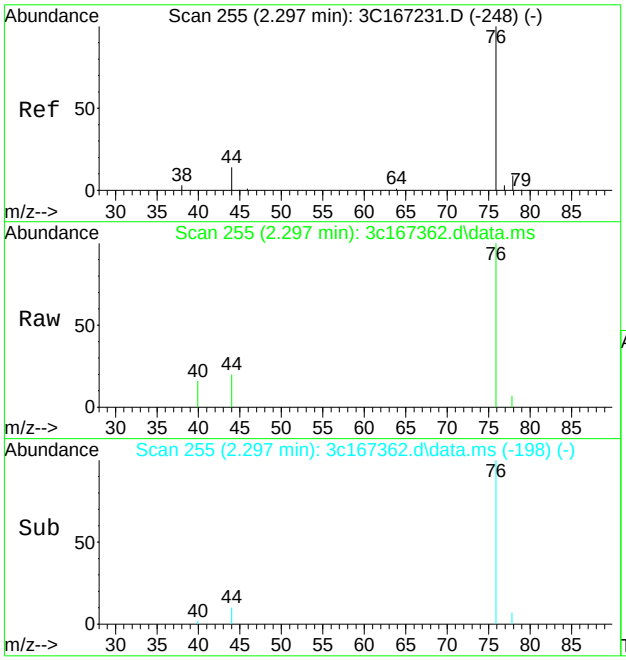

#20
carbon disulfide
Concen: 0.88 ug/L
RT: 2.297 min Scan# 255
Delta R.T. 0.000 min
Lab File: 3c167362.d
Acq: 1 Jul 2021 7:23 pm

Tgt Ion: 76 Resp: 5175

Ion	Ratio	Lower	Upper
76	100		
78	7.4	0.0	39.0
44	19.6	0.0	43.6

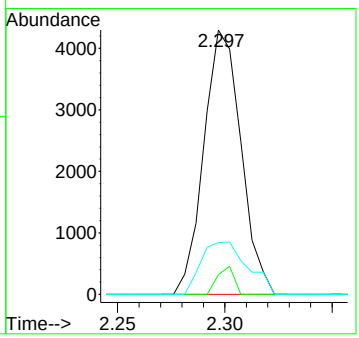

LSC Area Percent Report

Data Path : C:\msdchem\1\data\lotusa\VOA-SVOA\Jul-21\7-5\v3c7419\
Data File : 3c167362.d
Acq On : 1 Jul 2021 7:23 pm
Operator : PrashanS
Sample : JD27540-17
Misc : MS51995,V3C7419,5.5,,,,1
ALS Vial : 19 Sample Multiplier: 1

Integration Parameters: rteint.p
Integrator: RTE
Smoothing : ON Filtering: 5
Sampling : 1 Min Area: 100 Area counts
Start Thrs: 0.1 Max Peaks: 100
Stop Thrs : 0.4 Peak Location: TOP

If leading or trailing edge < 100 prefer < Baseline drop else tangent >
Peak separation: 5

Method : C:\MSDCHEM\1\METHODS\M3C7415.M
Title : Method SW846 8260C/D, Rxi624 20m x 0.18mm x 1.0um

Signal : TIC: 3c167362.d\data.ms

peak #	R.T. min	first scan	max scan	last scan	PK TY	peak height	corr. area	corr. % max.	% of total
1	1.225	39	50	53	rBV2	745	2140	0.16%	0.030%
2	1.267	53	58	63	rVV4	2005	3040	0.23%	0.042%
3	1.314	63	67	75	rVV2	934	2001	0.15%	0.028%
4	1.376	75	79	91	rVB2	1018	2266	0.17%	0.032%
5	1.497	91	102	109	rBV2	740	2116	0.16%	0.030%
6	1.575	115	117	123	rVB2	498	591	0.04%	0.008%
7	1.701	139	141	147	rBV	378	516	0.04%	0.007%
8	1.805	151	161	169	rBV3	1809	2385	0.18%	0.033%
9	2.083	201	214	215	rVB2	609	1196	0.09%	0.017%
10	2.234	233	243	251	rBV	10882	14080	1.07%	0.197%
11	2.297	251	255	267	rVB2	5537	8050	0.61%	0.112%
12	2.490	281	292	297	rBV	1963	2731	0.21%	0.038%
13	2.558	297	305	333	rVB	68595	124186	9.42%	1.734%
14	2.820	351	355	361	rVB	330	638	0.05%	0.009%
15	2.872	361	365	369	rBV	384	786	0.06%	0.011%
16	3.176	411	423	427	rBV	241	566	0.04%	0.008%
17	3.223	427	432	443	rVB	296	506	0.04%	0.007%
18	3.348	455	456	465	rBV	261	531	0.04%	0.007%
19	3.421	465	470	477	rVB	314	602	0.05%	0.008%
20	3.500	477	485	491	rBV	3076	4437	0.34%	0.062%
21	3.568	491	498	505	rVB	1977	2820	0.21%	0.039%
22	3.767	529	536	541	rBV2	1259	1618	0.12%	0.023%
23	3.819	541	546	549	rVB	858	966	0.07%	0.013%
24	3.866	549	555	563	rBV	361	1015	0.08%	0.014%
25	4.002	563	581	593	rBV2	441251	1114366	84.56%	15.559%
26	4.279	623	634	651	rVV	216144	356445	27.05%	4.977%
27	4.483	669	673	677	rVB	340	520	0.04%	0.007%
28	4.541	677	684	693	rBV	783	1073	0.08%	0.015%
29	4.661	693	707	735	rBV	589274	977578	74.18%	13.649%
30	4.870	739	747	759	rBV	887	1485	0.11%	0.021%
31	5.226	811	815	825	rVB	439	596	0.05%	0.008%
32	5.320	825	833	837	rBV	308	545	0.04%	0.008%
33	5.404	845	849	859	rVB	267	565	0.04%	0.008%
34	5.503	859	868	877	rVB	667	1144	0.09%	0.016%
35	5.597	877	886	887	rBV	261	565	0.04%	0.008%
36	5.634	887	893	901	rVV	568	863	0.07%	0.012%
37	5.780	909	921	925	rBV	442	714	0.05%	0.010%
38	5.890	925	942	945	rBV	663	885	0.07%	0.012%
39	6.052	961	973	1003	rVB	891655	1317883	100.00%	18.400%
40	6.241	1003	1009	1013	rBV	379	726	0.06%	0.010%

LSC Area Percent Report

Data Path : C:\msdchem\1\data\lotusa\VOA-SVOA\Jul-21\7-5\v3c7419\
Data File : 3c167362.d
Acq On : 1 Jul 2021 7:23 pm
Operator : PrashanS
Sample : JD27540-17
Misc : MS51995,V3C7419,5.5,,,,1
ALS Vial : 19 Sample Multiplier: 1

Integration Parameters: rteint.p
Integrator: RTE
Smoothing : ON Filtering: 5
Sampling : 1 Min Area: 100 Area counts
Start Thrs: 0.1 Max Peaks: 100
Stop Thrs : 0.4 Peak Location: TOP

If leading or trailing edge < 100 prefer < Baseline drop else tangent >
Peak separation: 5

Method : C:\MSDCHEM\1\METHODS\M3C7415.M
Title : Method SW846 8260C/D, Rxi624 20m x 0.18mm x 1.0um

41	6.439	1035	1047	1055	rBV2	3276	6556	0.50%	0.092%
42	6.507	1055	1060	1073	rVB2	826	1408	0.11%	0.020%
43	6.779	1105	1112	1115	rBV	300	583	0.04%	0.008%
44	6.863	1121	1128	1133	rBV2	1471	1398	0.11%	0.020%
45	6.931	1133	1141	1147	rVB2	1686	1887	0.14%	0.026%
46	7.093	1159	1172	1177	rBV2	926	1911	0.15%	0.027%
47	7.187	1183	1190	1199	rVV2	3135	4809	0.36%	0.067%
48	7.370	1209	1225	1239	rVB	893878	1134100	86.05%	15.834%
49	7.632	1261	1275	1279	rVB	536	599	0.05%	0.008%
50	7.668	1279	1282	1289	rVB	220	509	0.04%	0.007%
51	7.757	1295	1299	1305	rBV	403	508	0.04%	0.007%
52	7.804	1305	1308	1315	rVB	367	650	0.05%	0.009%
53	7.987	1339	1343	1351	rVB	342	520	0.04%	0.007%
54	8.280	1391	1399	1405	rVB2	3666	5131	0.39%	0.072%
55	8.369	1405	1416	1425	rBV	696293	844730	64.10%	11.794%
56	8.427	1425	1427	1439	rBV2	2725	2517	0.19%	0.035%
57	8.636	1459	1467	1475	rBV2	5485	8204	0.62%	0.115%
58	8.798	1489	1498	1503	rBV	730	883	0.07%	0.012%
59	8.898	1509	1517	1529	rBV3	2284	2813	0.21%	0.039%
60	9.002	1529	1537	1543	rVV	1067	1035	0.08%	0.014%
61	9.096	1543	1555	1563	rVV3	4418	7208	0.55%	0.101%
62	9.185	1565	1572	1575	rVV2	2204	1979	0.15%	0.028%
63	9.227	1575	1580	1585	rVV2	1891	1872	0.14%	0.026%
64	9.300	1585	1594	1609	rVB	984264	1126670	85.49%	15.731%
65	9.468	1619	1626	1647	rVV2	3957	5688	0.43%	0.079%
66	9.630	1647	1657	1663	rVV2	2030	3305	0.25%	0.046%
67	9.682	1663	1667	1673	rVB	583	812	0.06%	0.011%
68	9.755	1673	1681	1689	rBV	725	1460	0.11%	0.020%
69	9.834	1689	1696	1699	rVV	794	1102	0.08%	0.015%
70	9.881	1699	1705	1715	rVV2	1731	3099	0.24%	0.043%
71	9.985	1715	1725	1729	rVV	657	979	0.07%	0.014%
72	10.022	1729	1732	1743	rVV	303	832	0.06%	0.012%
73	10.090	1743	1745	1755	rVV	340	741	0.06%	0.010%
74	10.174	1755	1761	1765	rVV	380	749	0.06%	0.010%
75	10.210	1765	1768	1779	rVV	720	1510	0.11%	0.021%
76	10.284	1779	1782	1787	rVV	420	619	0.05%	0.009%
77	10.341	1787	1793	1803	rVV	519	1245	0.09%	0.017%
78	10.440	1809	1812	1817	rVV	323	605	0.05%	0.008%
79	10.488	1817	1821	1827	rVV	518	796	0.06%	0.011%
80	10.603	1827	1843	1845	rVB	673	1556	0.12%	0.022%
81	10.728	1863	1867	1877	rVB	517	902	0.07%	0.013%
82	10.833	1877	1887	1899	rVB	557	1661	0.13%	0.023%
83	10.974	1905	1914	1915	rVB	366	831	0.06%	0.012%
84	11.047	1915	1928	1929	rBV	664	1358	0.10%	0.019%
85	11.094	1929	1937	1939	rBV	605	1118	0.08%	0.016%

LSC Area Percent Report

Data Path : C:\msdchem\1\data\lotusa\VOA-SVOA\Jul-21\7-5\v3c7419\
Data File : 3c167362.d
Acq On : 1 Jul 2021 7:23 pm
Operator : PrashanS
Sample : JD27540-17
Misc : MS51995,V3C7419,5.5,,,,1
ALS Vial : 19 Sample Multiplier: 1

Integration Parameters: rteint.p
Integrator: RTE
Smoothing : ON Filtering: 5
Sampling : 1 Min Area: 100 Area counts
Start Thrs: 0.1 Max Peaks: 100
Stop Thrs : 0.4 Peak Location: TOP

If leading or trailing edge < 100 prefer < Baseline drop else tangent >
Peak separation: 5

Method : C:\MSDCHEM\1\METHODS\M3C7415.M
Title : Method SW846 8260C/D, Rxi624 20m x 0.18mm x 1.0um

86	11.141	1939	1946	1959	rVV2	3453	4082	0.31%	0.057%
87	11.277	1963	1972	1975	rVV	474	782	0.06%	0.011%
88	11.335	1975	1983	1987	rVV	482	896	0.07%	0.013%
89	11.366	1987	1989	1995	rVB	584	639	0.05%	0.009%
90	11.502	2005	2015	2021	rBV	456	943	0.07%	0.013%
91	11.633	2037	2040	2051	rVV	540	1210	0.09%	0.017%
92	11.701	2051	2053	2057	rVB	693	612	0.05%	0.009%
93	11.837	2069	2079	2081	rVB2	683	1301	0.10%	0.018%
94	11.942	2093	2099	2101	rBV2	453	726	0.06%	0.010%
95	12.004	2107	2111	2117	rVV	533	576	0.04%	0.008%
96	12.109	2125	2131	2135	rVV	419	566	0.04%	0.008%
97	12.198	2135	2148	2155	rVB	670	1722	0.13%	0.024%
98	12.261	2155	2160	2165	rBV	677	1243	0.09%	0.017%
99	12.344	2173	2176	2181	rVB	674	662	0.05%	0.009%
100	12.417	2181	2190	2193	rBV2	543	1177	0.09%	0.016%

Sum of corrected areas: 7162321

LSC Report - Integrated Chromatogram

```
Data Path : C:\msdchem\1\data\lotusa\VOA-SVOA\Jul-21\7-5\v3c7419\
Data File : 3c167362.d
Acq On    :  1 Jul 2021   7:23 pm
Operator  : PrashanS
Sample    : JD27540-17
Misc      : MS51995,V3C7419,5.5,,,,1
ALS Vial  : 19   Sample Multiplier: 1

Quant Method : C:\MSDCHEM\1\METHODS\M3C7415.M
Quant Title  : Method SW846 8260C/D, Rxi624 20m x 0.18mm x 1.0um

TIC Library   : C:\DATABASE\NIST08.L
TIC Integration Parameters: lscint.p
```

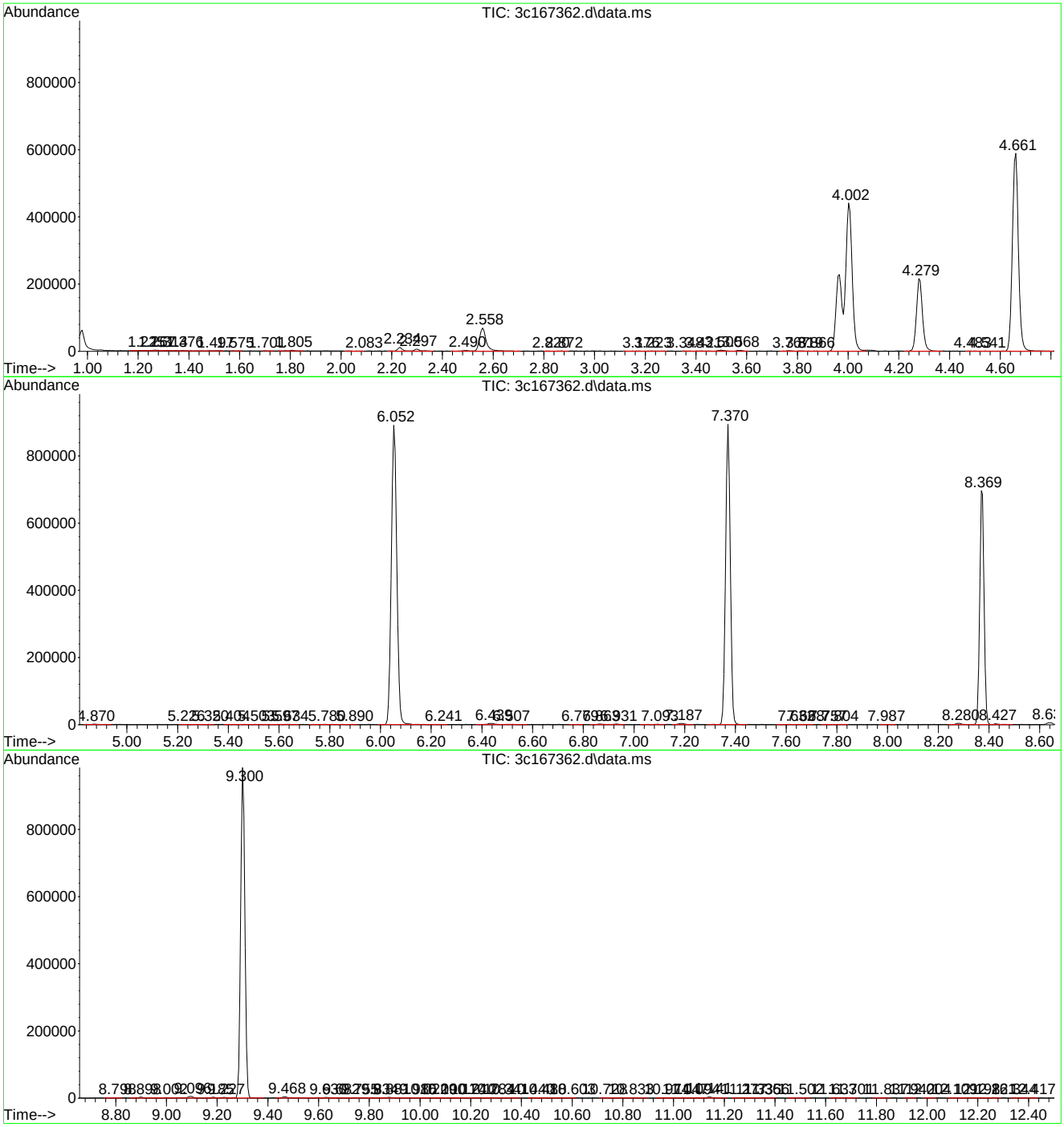

Tentatively Identified Compound (LSC) summary

Data Path : C:\msdchem\1\data\lotusa\VOA-SVOA\Jul-21\7-5\v3c7419\
Data File : 3c167362.d
Acq On : 1 Jul 2021 7:23 pm
Operator : PrashanS
Sample : JD27540-17
Misc : MS51995,V3C7419,5.5,,,,1
ALS Vial : 19 Sample Multiplier: 1

Quant Method : C:\MSDCHEM\1\METHODS\M3C7415.M
Quant Title : Method SW846 8260C/D, Rxi624 20m x 0.18mm x 1.0um

TIC Library : C:\DATABASE\NIST08.L
TIC Integration Parameters: lscint.p

TIC Top Hit name	RT	EstConc	Units	Response	Internal Standard #	Internal Standard RT	Internal Standard Resp	Internal Standard Conc

No Library Search Compounds Detected

Quantitation Report (QT Reviewed)

Data Path : C:\msdchem\1\data\lotusa\VOA-SVOA\Jul-21\7-5\v3c7419\
Data File : 3c167363.d
Acq On : 1 Jul 2021 7:48 pm
Operator : PrashanS
Sample : JD27540-18 Inst : MS3C
Misc : MS51995,V3C7419,5.1,,,,1
ALS Vial : 20 Sample Multiplier: 1

Quant Method : C:\MSDCHEM\1\METHODS\M3C7415.M
Quant Results File: M3C7415.RES
Quant Time: Jul 05 08:20:48 2021
Quant Title : Method SW846 8260C/D, Rxi624 20m x 0.18mm x 1.0um
QLast Update : Mon Jun 28 17:56:55 2021
Response via : Initial Calibration

Compound	R.T.	QIon	Response	Conc	Units	Dev(Min)
Internal Standards						
1) tert butyl alcohol-d9	2.558	65	55642	500.00	ug/L	0.00
5) pentafluorobenzene	4.002	168	262509	50.00	ug/L	0.00
49) 1,4-difluorobenzene	4.661	114	409855	50.00	ug/L	0.00
71) chlorobenzene-d5	7.370	117	358643	50.00	ug/L	0.00
94) 1,4-dichlorobenzene-d4	9.300	152	176035	50.00	ug/L	0.00
System Monitoring Compounds						
42) dibromofluoromethane (s)	3.965	113	116321	51.48	ug/L	0.00
Spiked Amount 50.000	Range 72 - 130		Recovery = 102.96%			
50) 1,2-dichloroethane-d4 (s)	4.279	65	130137	53.55	ug/L	0.00
Spiked Amount 50.000	Range 75 - 131		Recovery = 107.10%			
72) toluene-d8 (s)	6.052	98	480658	50.76	ug/L	0.00
Spiked Amount 50.000	Range 81 - 121		Recovery = 101.52%			
95) 4-bromofluorobenzene (s)	8.369	95	167877	52.21	ug/L	0.00
Spiked Amount 50.000	Range 60 - 141		Recovery = 104.42%			
Target Compounds						Qvalue
17) acetone	2.234	43	10498	22.02	ug/L	94
20) carbon disulfide	2.297	76	7182	1.23	ug/L	95
21) methylene chloride	2.548	84	1129	0.60	ug/L	87

(#) = qualifier out of range (m) = manual integration (+) = signals summed

Quantitation Report (QT Reviewed)

Data Path : C:\msdchem\1\data\lotusa\VOA-SVOA\Jul-21\7-5\v3c7419\
Data File : 3c167363.d
Acq On : 1 Jul 2021 7:48 pm
Operator : PrashanS
Sample : JD27540-18 Inst : MS3C
Misc : MS51995,V3C7419,5.1,,,,1
ALS Vial : 20 Sample Multiplier: 1

Quant Method : C:\MSDCHEM\1\METHODS\M3C7415.M
Quant Results File: M3C7415.RES
Quant Time: Jul 05 08:20:48 2021
Quant Title : Method SW846 8260C/D, Rxi624 20m x 0.18mm x 1.0um
QLast Update : Mon Jun 28 17:56:55 2021
Response via : Initial Calibration

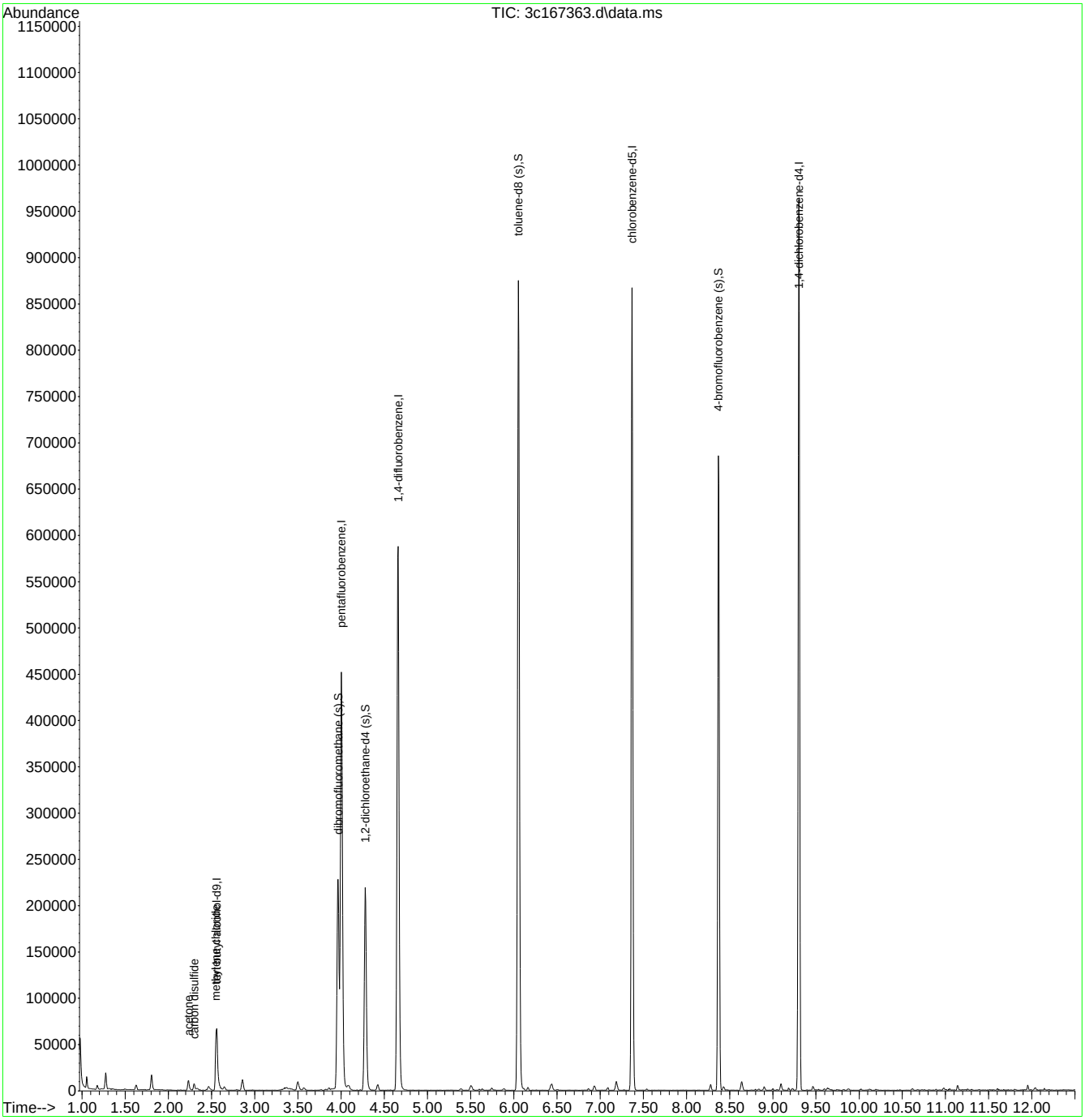

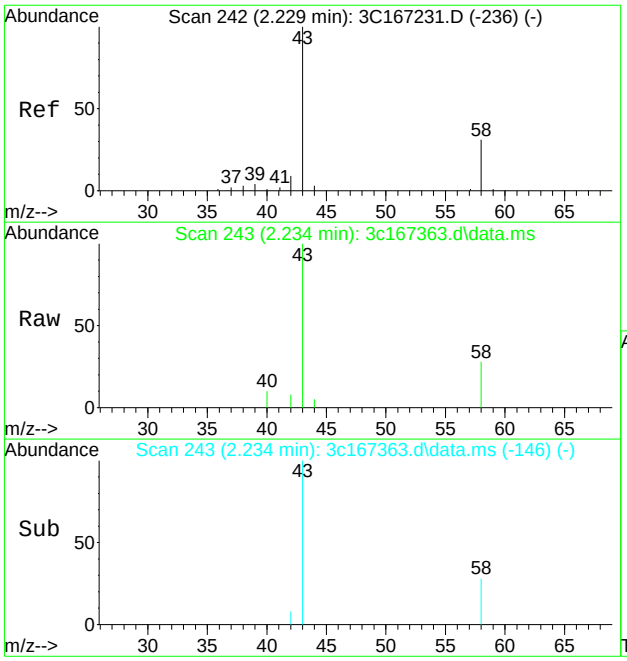

#17
acetone
Concen: 22.02 ug/L
RT: 2.234 min Scan# 243
Delta R.T. 0.006 min
Lab File: 3c167363.d
Acq: 1 Jul 2021 7:48 pm

Tgt Ion: 43 Resp: 10498

Ion	Ratio	Lower	Upper
43	100		
58	27.9	1.3	61.3

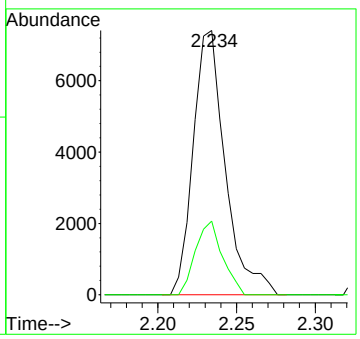

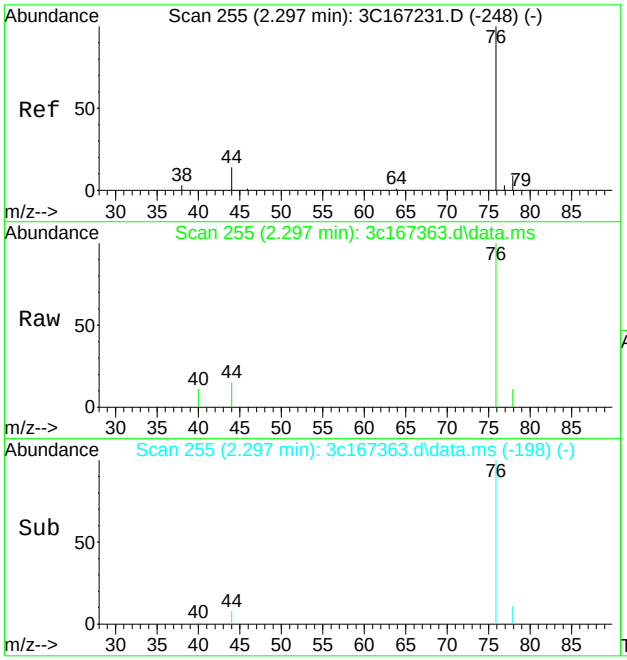

#20
carbon disulfide
Concen: 1.23 ug/L
RT: 2.297 min Scan# 255
Delta R.T. 0.000 min
Lab File: 3c167363.d
Acq: 1 Jul 2021 7:48 pm

Tgt Ion: 76 Resp: 7182

Ion	Ratio	Lower	Upper
76	100		
78	11.1	0.0	39.0
44	15.4	0.0	43.6

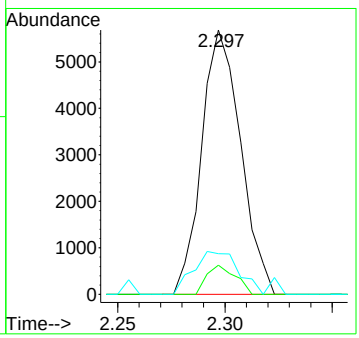

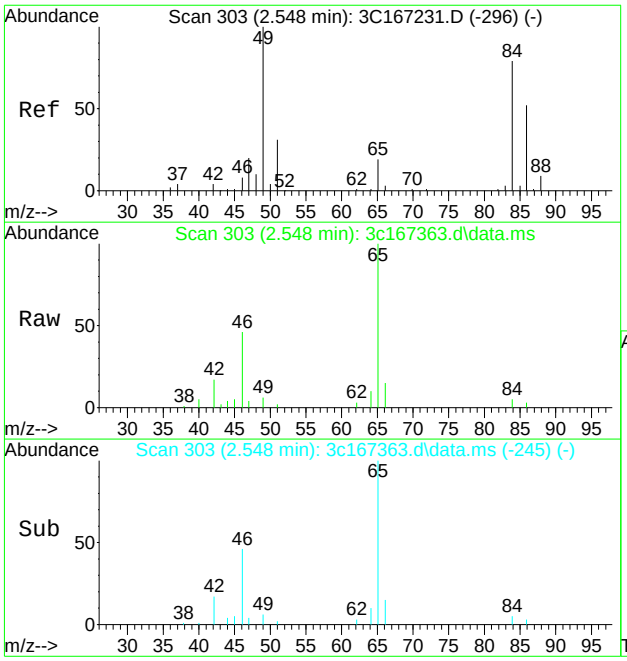

#21
methylene chloride
Concen: 0.60 ug/L
RT: 2.548 min Scan# 303
Delta R.T. 0.001 min
Lab File: 3c167363.d
Acq: 1 Jul 2021 7:48 pm

Tgt Ion: 84 Resp: 1129

Ion	Ratio	Lower	Upper
84	100		
49	109.8	96.3	156.3
86	58.4	35.7	95.7

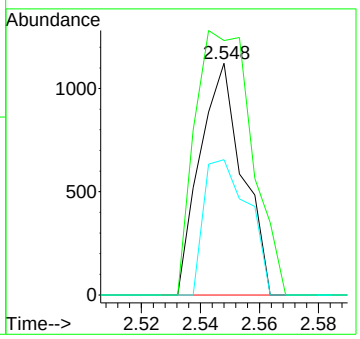

LSC Area Percent Report

Data Path : C:\msdchem\1\data\lotusa\VOA-SVOA\Jul-21\7-5\v3c7419\
Data File : 3c167363.d
Acq On : 1 Jul 2021 7:48 pm
Operator : PrashanS
Sample : JD27540-18
Misc : MS51995,V3C7419,5.1,,,,1
ALS Vial : 20 Sample Multiplier: 1

Integration Parameters: rteint.p
Integrator: RTE
Smoothing : ON Filtering: 5
Sampling : 1 Min Area: 100 Area counts
Start Thrs: 0.1 Max Peaks: 100
Stop Thrs : 0.4 Peak Location: TOP

If leading or trailing edge < 100 prefer < Baseline drop else tangent >
Peak separation: 5

Method : C:\MSDCHEM\1\METHODS\M3C7415.M
Title : Method SW846 8260C/D, Rxi624 20m x 0.18mm x 1.0um

Signal : TIC: 3c167363.d\data.ms

peak #	R.T. min	first scan	max scan	last scan	PK TY	peak height	corr. area	corr. % max.	% of total
1	1.052	13	17	35	rVB	13656	15332	1.18%	0.207%
2	1.172	37	40	47	rBV3	4559	4842	0.37%	0.066%
3	1.272	47	59	71	rVB	18122	23197	1.78%	0.314%
4	1.345	71	73	93	rVB2	1471	3376	0.26%	0.046%
5	1.491	93	101	107	rBV2	1003	2159	0.17%	0.029%
6	1.627	121	127	139	rVB4	5249	7154	0.55%	0.097%
7	1.732	139	147	149	rVB2	581	712	0.05%	0.010%
8	1.805	149	161	177	rBV	16272	22003	1.69%	0.298%
9	1.920	177	183	191	rVB2	764	2019	0.15%	0.027%
10	1.994	191	197	205	rBV2	520	1146	0.09%	0.016%
11	2.234	229	243	251	rBV	10711	15576	1.19%	0.211%
12	2.297	251	255	271	rVB3	7317	13630	1.05%	0.184%
13	2.464	279	287	297	rBV4	4389	8491	0.65%	0.115%
14	2.558	297	305	317	rBV	67013	121341	9.31%	1.642%
15	2.647	317	322	331	rVB3	3997	6311	0.48%	0.085%
16	2.789	341	349	355	rBV2	783	900	0.07%	0.012%
17	2.857	355	362	371	rVB2	11668	16895	1.30%	0.229%
18	2.972	371	384	395	rBV	656	1346	0.10%	0.018%
19	3.055	395	400	411	rVB	336	744	0.06%	0.010%
20	3.353	439	457	479	rBV4	3165	17443	1.34%	0.236%
21	3.500	479	485	493	rVV	9422	16682	1.28%	0.226%
22	3.563	493	497	509	rVV2	2941	5162	0.40%	0.070%
23	3.772	527	537	541	rVV2	902	1499	0.11%	0.020%
24	3.861	541	554	559	rVV3	2938	6643	0.51%	0.090%
25	4.002	559	581	593	rVV2	451996	1135012	87.06%	15.356%
26	4.086	593	597	613	rVB3	5330	12066	0.93%	0.163%
27	4.279	613	634	651	rBV	219248	359566	27.58%	4.865%
28	4.426	651	662	669	rVB2	6461	9889	0.76%	0.134%
29	4.515	675	679	687	rVV	455	653	0.05%	0.009%
30	4.661	695	707	739	rBV	587746	970214	74.42%	13.127%
31	4.891	739	751	755	rBV	359	834	0.06%	0.011%
32	5.038	777	779	791	rBV	414	767	0.06%	0.010%
33	5.147	791	800	805	rVB	341	744	0.06%	0.010%
34	5.226	805	815	817	rBV	341	811	0.06%	0.011%
35	5.388	841	846	853	rBV3	1888	3160	0.24%	0.043%
36	5.503	853	868	881	rBV4	5183	9828	0.75%	0.133%
37	5.602	881	887	889	rVV2	1186	1205	0.09%	0.016%
38	5.634	889	893	905	rVB2	1743	2132	0.16%	0.029%
39	5.744	905	914	927	rBV2	2512	4175	0.32%	0.056%
40	5.890	927	942	955	rVB2	1823	3577	0.27%	0.048%

LSC Area Percent Report

Data Path : C:\msdchem\1\data\lotusa\VOA-SVOA\Jul-21\7-5\v3c7419\
Data File : 3c167363.d
Acq On : 1 Jul 2021 7:48 pm
Operator : PrashanS
Sample : JD27540-18
Misc : MS51995,V3C7419,5.1,,,,1
ALS Vial : 20 Sample Multiplier: 1

Integration Parameters: rteint.p
Integrator: RTE
Smoothing : ON Filtering: 5
Sampling : 1 Min Area: 100 Area counts
Start Thrs: 0.1 Max Peaks: 100
Stop Thrs : 0.4 Peak Location: TOP

If leading or trailing edge < 100 prefer < Baseline drop else tangent >
Peak separation: 5

Method : C:\MSDCHEM\1\METHODS\M3C7415.M
Title : Method SW846 8260C/D, Rxi624 20m x 0.18mm x 1.0um

41	6.052	963	973	989	rBV	874975	1303708	100.00%	17.639%
42	6.162	989	994	1001	rVV	3299	3832	0.29%	0.052%
43	6.439	1037	1047	1055	rBV2	7158	13330	1.02%	0.180%
44	6.507	1055	1060	1073	rVB2	862	1302	0.10%	0.018%
45	6.722	1095	1101	1107	rVB	589	914	0.07%	0.012%
46	6.863	1115	1128	1133	rVB2	2255	2922	0.22%	0.040%
47	6.931	1133	1141	1149	rBV2	4933	7283	0.56%	0.099%
48	7.093	1161	1172	1179	rVV	3009	3324	0.25%	0.045%
49	7.187	1183	1190	1203	rBV3	9647	14600	1.12%	0.198%
50	7.271	1203	1206	1217	rVB	689	1021	0.08%	0.014%
51	7.370	1217	1225	1241	rBV	866977	1127849	86.51%	15.259%
52	7.538	1249	1257	1267	rBV2	1598	2017	0.15%	0.027%
53	7.679	1273	1284	1287	rBV	232	638	0.05%	0.009%
54	8.129	1367	1370	1377	rBV	563	931	0.07%	0.013%
55	8.280	1391	1399	1409	rBV2	6359	7250	0.56%	0.098%
56	8.369	1409	1416	1425	rBV	685413	838177	64.29%	11.340%
57	8.427	1425	1427	1433	rVB3	3489	3508	0.27%	0.047%
58	8.641	1455	1468	1477	rBV	9425	14008	1.07%	0.190%
59	8.798	1493	1498	1501	rVV	1161	718	0.06%	0.010%
60	8.840	1501	1506	1513	rVB3	1342	1650	0.13%	0.022%
61	8.897	1513	1517	1523	rBV	4048	4380	0.34%	0.059%
62	9.002	1531	1537	1541	rVB2	1971	1575	0.12%	0.021%
63	9.096	1541	1555	1567	rBV3	7151	10743	0.82%	0.145%
64	9.180	1567	1571	1575	rVB2	2528	2211	0.17%	0.030%
65	9.227	1575	1580	1585	rBV3	2100	2596	0.20%	0.035%
66	9.300	1585	1594	1609	rVB	962474	1113000	85.37%	15.059%
67	9.400	1611	1613	1619	rBV	596	654	0.05%	0.009%
68	9.462	1619	1625	1633	rBV2	4280	5681	0.44%	0.077%
69	9.598	1645	1651	1653	rBV2	1935	1897	0.15%	0.026%
70	9.635	1653	1658	1671	rVV5	2697	5535	0.42%	0.075%
71	9.740	1671	1678	1685	rVB	917	1607	0.12%	0.022%
72	9.818	1689	1693	1697	rBV	880	1091	0.08%	0.015%
73	9.881	1697	1705	1713	rVB2	1705	2987	0.23%	0.040%
74	10.022	1727	1732	1737	rBV2	1460	1695	0.13%	0.023%
75	10.121	1741	1751	1757	rVB3	1384	2494	0.19%	0.034%
76	10.195	1757	1765	1775	rVB2	1240	1697	0.13%	0.023%
77	10.618	1839	1846	1853	rBV	1960	2454	0.19%	0.033%
78	10.676	1853	1857	1861	rBV2	725	873	0.07%	0.012%
79	10.728	1861	1867	1869	rBV	674	629	0.05%	0.009%
80	10.801	1877	1881	1887	rBV	518	802	0.06%	0.011%
81	10.890	1893	1898	1903	rBV2	1177	1120	0.09%	0.015%
82	10.979	1903	1915	1925	rVB5	2457	5000	0.38%	0.068%
83	11.047	1925	1928	1933	rBV2	1677	1873	0.14%	0.025%
84	11.141	1933	1946	1953	rVB2	5088	7091	0.54%	0.096%
85	11.204	1953	1958	1961	rBV	921	1141	0.09%	0.015%

LSC Area Percent Report

Data Path : C:\msdchem\1\data\lotusa\VOA-SVOA\Jul-21\7-5\v3c7419\
Data File : 3c167363.d
Acq On : 1 Jul 2021 7:48 pm
Operator : PrashanS
Sample : JD27540-18
Misc : MS51995,V3C7419,5.1,,,,1
ALS Vial : 20 Sample Multiplier: 1

Integration Parameters: rteint.p
Integrator: RTE
Smoothing : ON Filtering: 5
Sampling : 1 Min Area: 100 Area counts
Start Thrs: 0.1 Max Peaks: 100
Stop Thrs : 0.4 Peak Location: TOP

If leading or trailing edge < 100 prefer < Baseline drop else tangent >
Peak separation: 5

Method : C:\MSDCHEM\1\METHODS\M3C7415.M
Title : Method SW846 8260C/D, Rxi624 20m x 0.18mm x 1.0um

86	11.256	1961	1968	1973	rVB	1454	2401	0.18%	0.032%
87	11.303	1973	1977	1987	rBV	1244	1886	0.14%	0.026%
88	11.392	1987	1994	2001	rVV2	1050	1427	0.11%	0.019%
89	11.518	2011	2018	2023	rVB2	951	1896	0.15%	0.026%
90	11.560	2023	2026	2029	rBV	839	845	0.06%	0.011%
91	11.602	2029	2034	2043	rVV	1948	2504	0.19%	0.034%
92	11.727	2057	2058	2069	rVB	801	860	0.07%	0.012%
93	11.800	2069	2072	2081	rBV	1126	1568	0.12%	0.021%
94	11.952	2089	2101	2111	rVB4	5758	7742	0.59%	0.105%
95	12.041	2111	2118	2129	rBV2	3151	4909	0.38%	0.066%
96	12.145	2129	2138	2143	rVB	2285	2494	0.19%	0.034%
97	12.198	2143	2148	2151	rVB	887	1121	0.09%	0.015%
98	12.229	2151	2154	2159	rVB2	464	640	0.05%	0.009%
99	12.329	2167	2173	2179	rVB	508	777	0.06%	0.011%
100	12.370	2179	2181	2187	rBV	773	1049	0.08%	0.014%

Sum of corrected areas: 7391163

LSC Report - Integrated Chromatogram

```
Data Path : C:\msdchem\1\data\lotusa\VOA-SVOA\Jul-21\7-5\v3c7419\
Data File : 3c167363.d
Acq On    :  1 Jul 2021   7:48 pm
Operator  : PrashanS
Sample    : JD27540-18
Misc      : MS51995,V3C7419,5.1,,,,1
ALS Vial  : 20   Sample Multiplier: 1

Quant Method : C:\MSDCHEM\1\METHODS\M3C7415.M
Quant Title  : Method SW846 8260C/D, Rxi624 20m x 0.18mm x 1.0um

TIC Library   : C:\DATABASE\NIST08.L
TIC Integration Parameters: lscint.p
```

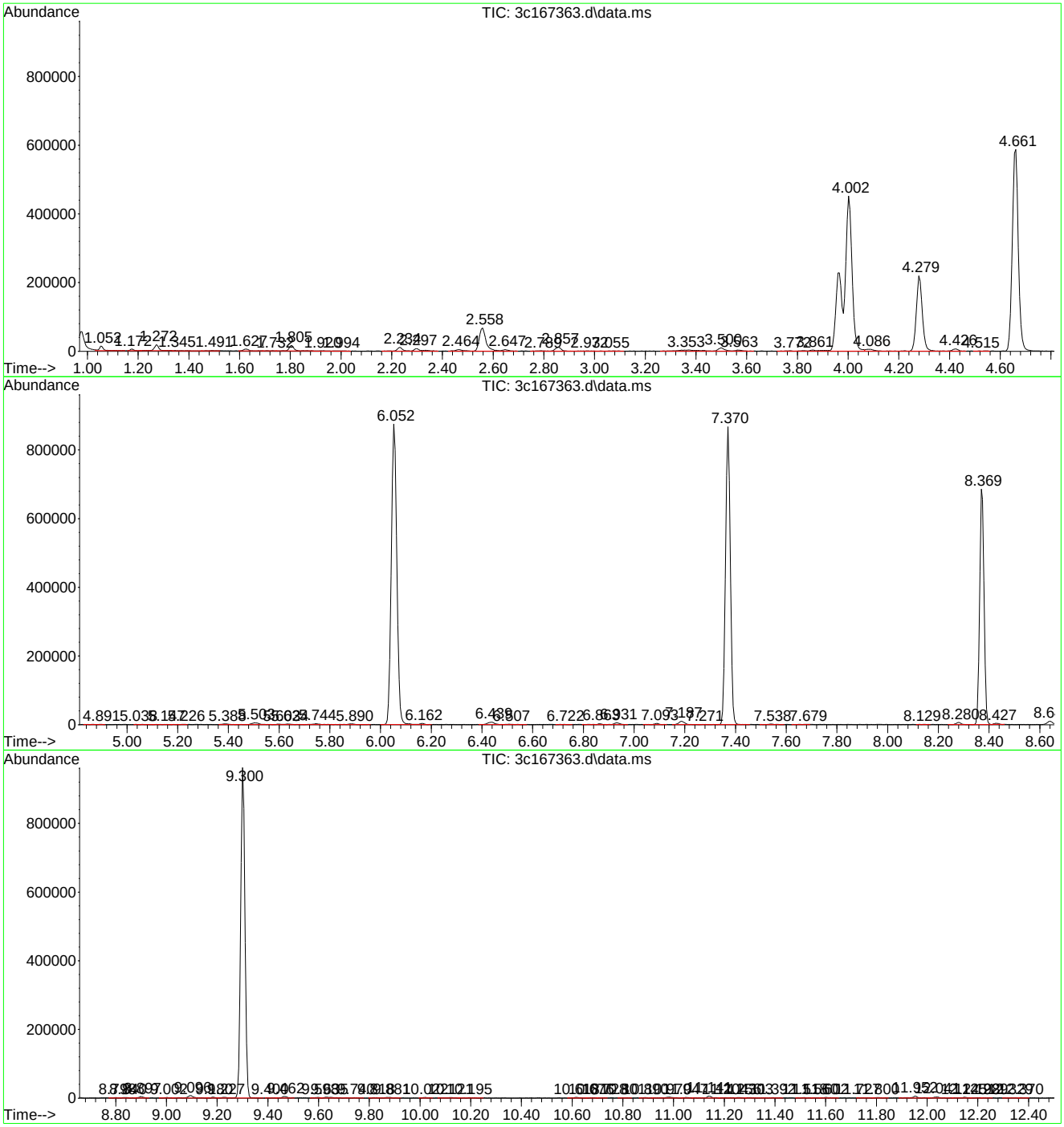

Tentatively Identified Compound (LSC) summary

Data Path : C:\msdchem\1\data\lotusa\VOA-SVOA\Jul-21\7-5\v3c7419\
Data File : 3c167363.d
Acq On : 1 Jul 2021 7:48 pm
Operator : PrashanS
Sample : JD27540-18
Misc : MS51995,V3C7419,5.1,,,,1
ALS Vial : 20 Sample Multiplier: 1

Quant Method : C:\MSDCHEM\1\METHODS\M3C7415.M
Quant Title : Method SW846 8260C/D, Rxi624 20m x 0.18mm x 1.0um

TIC Library : C:\DATABASE\NIST08.L
TIC Integration Parameters: lscint.p

					Internal Standard			
TIC Top Hit name	RT	EstConc	Units	Response	#	RT	Resp	Conc

No Library Search Compounds Detected
****

Quantitation Report (QT Reviewed)

Data Path : C:\msdchem\1\data\nizele\2021\7_july\7-05-2021\v1c7814\
Data File : 1c179157.d
Acq On : 1 Jul 2021 11:54 am
Operator : PrashanS
Sample : MB Inst : GCMS1C
Misc : MS51990,V1C7814,5.0,,,,1
ALS Vial : 4 Sample Multiplier: 1

Quant Method : C:\MSDCHEM\1\METHODS\M1CS7786.M
Quant Results File: M1CS7786.RES
Quant Time: Jul 05 02:49:32 2021
Quant Title : SW846 8260C/D, DB-624 60 m x 0.25 mm x 1.4 um
QLast Update : Wed Jun 02 17:21:51 2021
Response via : Initial Calibration

Compound	R.T.	QIon	Response	Conc	Units	Dev(Min)
Internal Standards						
1) tert butyl alcohol-d9	7.243	65	80736	500.00	ug/L	0.00
5) pentafluorobenzene	9.482	168	273426	50.00	ug/L	0.00
51) 1,4-difluorobenzene	10.402	114	392325	50.00	ug/L	0.00
73) chlorobenzene-d5	13.551	117	337179	50.00	ug/L	0.00
96) 1,4-dichlorobenzene-d4	15.868	152	168843	50.00	ug/L	0.00
System Monitoring Compounds						
43) dibromofluoromethane (s)	9.545	113	123936	50.99	ug/L	0.00
Spiked Amount 50.000	Range 72 - 130		Recovery = 101.98%			
52) 1,2-dichloroethane-d4 (s)	9.963	65	132392	53.03	ug/L	0.00
Spiked Amount 50.000	Range 75 - 131		Recovery = 106.06%			
74) toluene-d8 (s)	12.039	98	457089	51.86	ug/L	0.00
Spiked Amount 50.000	Range 81 - 121		Recovery = 103.72%			
97) 4-bromofluorobenzene (s)	14.702	95	160591	51.59	ug/L	0.00
Spiked Amount 50.000	Range 60 - 141		Recovery = 103.18%			
Target Compounds						Qvalue
22) methylene chloride	7.301	84	1042	0.44	ug/L	80
41) chloroform	9.341	85	678	0.24	ug/L	97
121) naphthalene	18.080	128	1712	0.26	ug/L	80
124) 2-methylnaphthalene	19.043	142	1287	0.33	ug/L	98

(#) = qualifier out of range (m) = manual integration (+) = signals summed

Quantitation Report (QT Reviewed)

Data Path : C:\msdchem\1\data\nizele\2021\7_july\7-05-2021\v1c7814\
Data File : 1c179157.d
Acq On : 1 Jul 2021 11:54 am
Operator : PrashanS
Sample : MB Inst : GCMS1C
Misc : MS51990,V1C7814,5.0,,,,1
ALS Vial : 4 Sample Multiplier: 1

Quant Method : C:\MSDCHEM\1\METHODS\M1CS7786.M
Quant Results File: M1CS7786.RES
Quant Time: Jul 05 02:49:32 2021
Quant Title : SW846 8260C/D, DB-624 60 m x 0.25 mm x 1.4 um
QLast Update : Wed Jun 02 17:21:51 2021
Response via : Initial Calibration

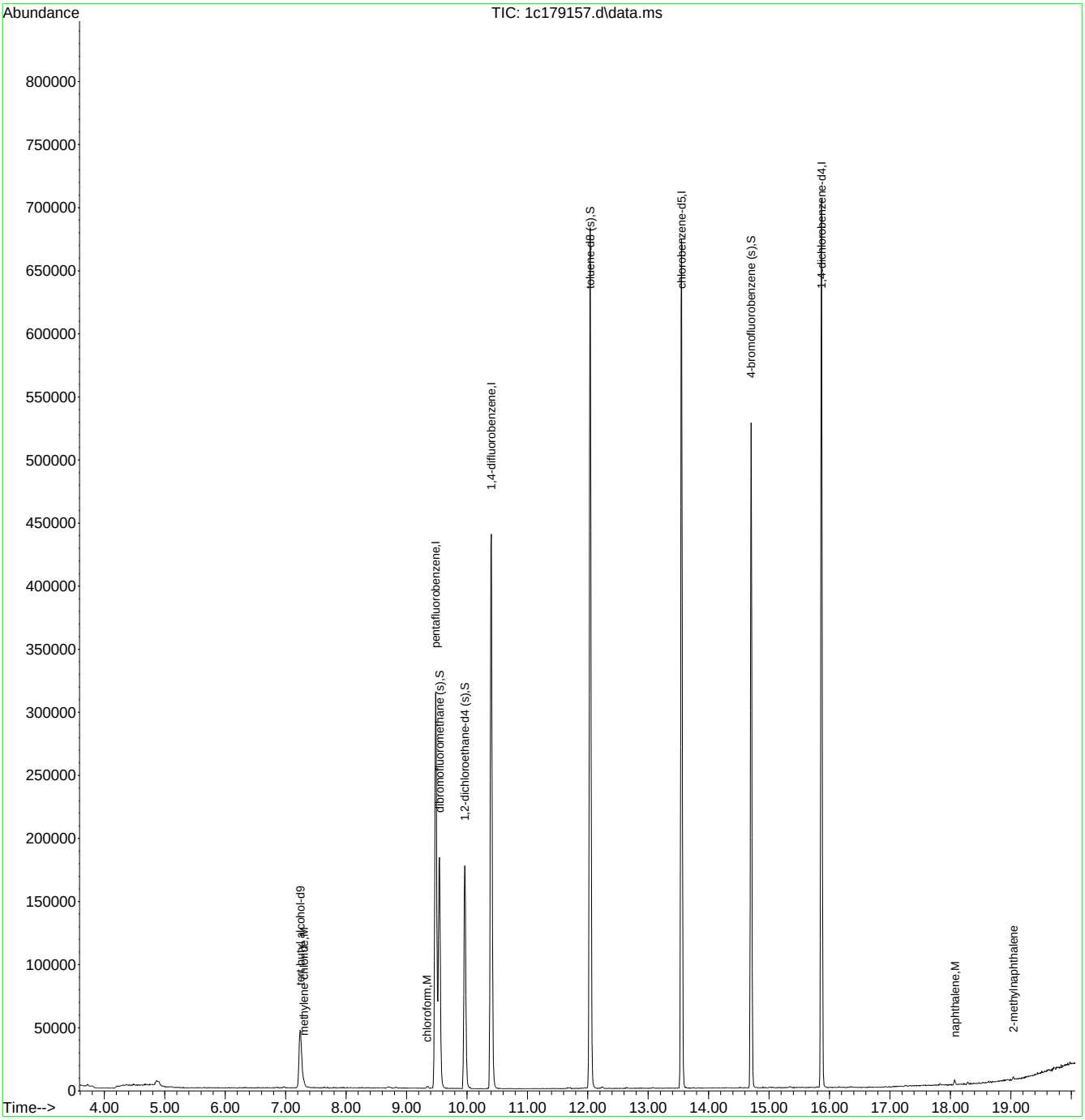

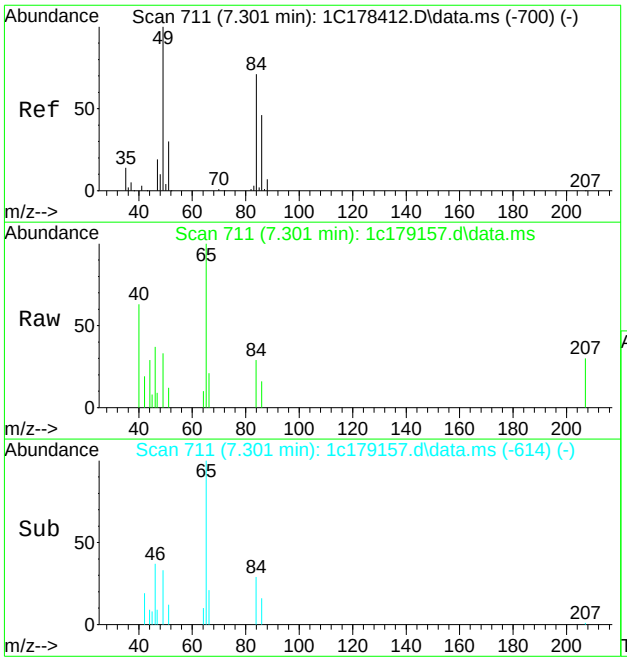

#22
methylene chloride
Concen: 0.44 ug/L
RT: 7.301 min Scan# 711
Delta R.T. 0.005 min
Lab File: 1c179157.d
Acq: 1 Jul 2021 11:54 am

Tgt Ion: 84 Resp: 1042

Ion	Ratio	Lower	Upper
84	100		
86	56.1	34.5	94.5
49	112.6	111.9	171.9

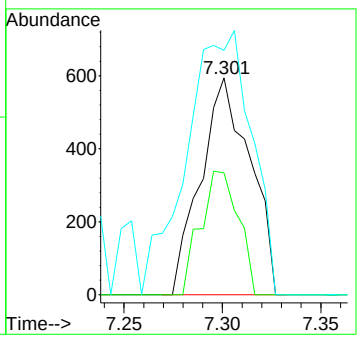

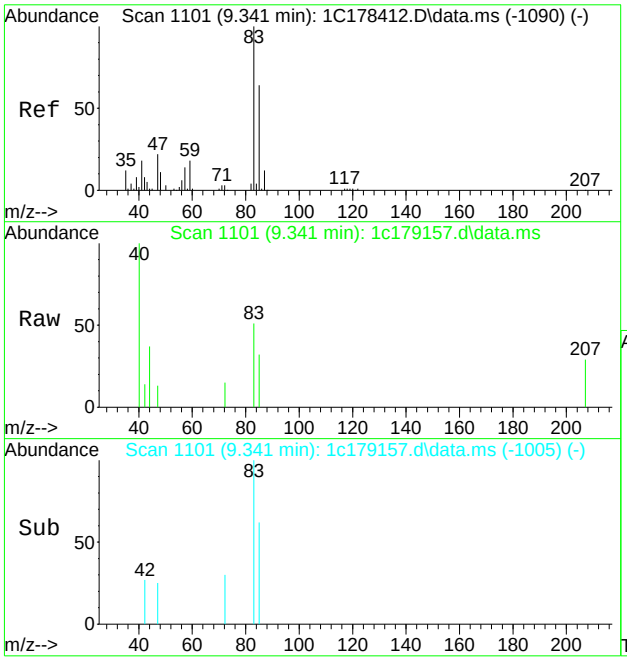

#41
chloroform
Concen: 0.24 ug/L
RT: 9.341 min Scan# 1101
Delta R.T. 0.000 min
Lab File: 1c179157.d
Acq: 1 Jul 2021 11:54 am

Tgt Ion: 85 Resp: 678

Ion	Ratio	Lower	Upper
85	100		
83	160.4	126.5	186.5
47	39.9	11.6	71.6

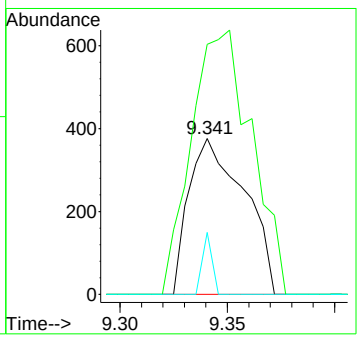

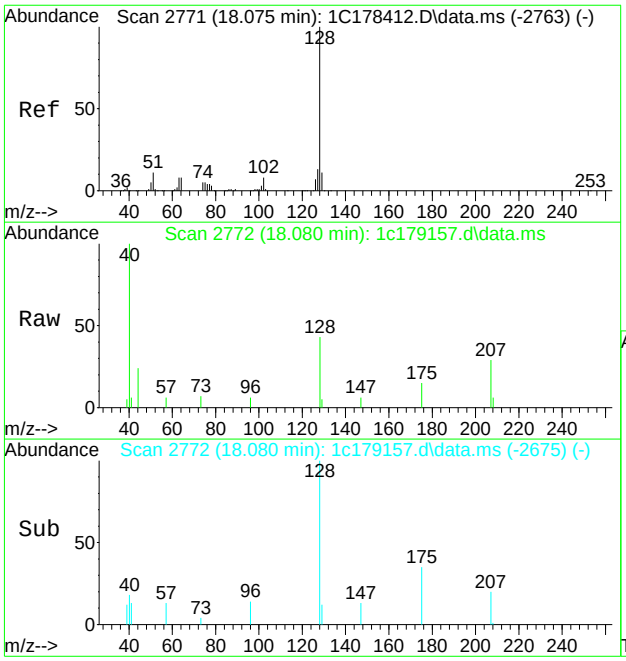

#121
naphthalene
Concen: 0.26 ug/L
RT: 18.080 min Scan# 2772
Delta R.T. 0.006 min
Lab File: 1c179157.d
Acq: 1 Jul 2021 11:54 am

Tgt Ion:128 Resp: 1712

Ion	Ratio	Lower	Upper
128	100		
127	0.0	0.0	42.9
129	12.0	0.0	40.6

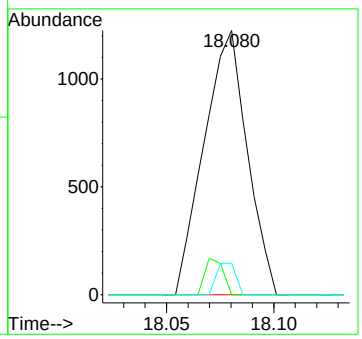

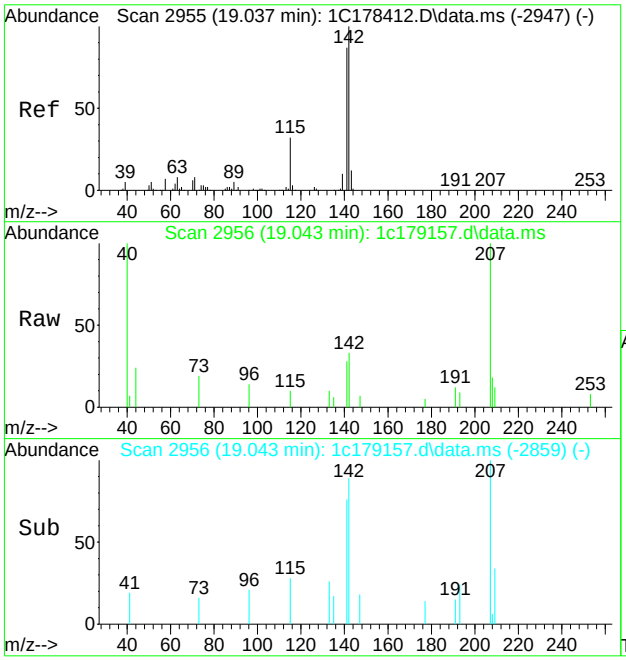

#124
2-methylnaphthalene
Concen: 0.33 ug/L
RT: 19.043 min Scan# 2956
Delta R.T. 0.006 min
Lab File: 1c179157.d
Acq: 1 Jul 2021 11:54 am

Tgt Ion:142 Resp: 1287

Ion	Ratio	Lower	Upper
142	100		
141	85.4	66.5	106.5
115	31.1	12.4	52.4

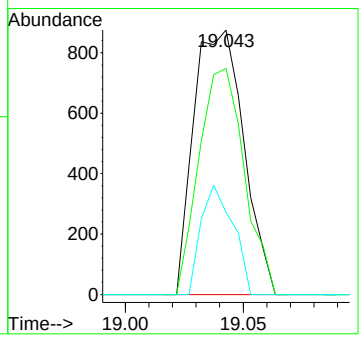

LSC Area Percent Report

Data Path : C:\msdchem\1\data\nizele\2021\7_july\7-05-2021\v1c7814\
Data File : 1c179157.d
Acq On : 1 Jul 2021 11:54 am
Operator : PrashanS
Sample : MB
Misc : MS51990,V1C7814,5.0,,,,1
ALS Vial : 4 Sample Multiplier: 1

Integration Parameters: rteint.p
Integrator: RTE
Smoothing : ON Filtering: 5
Sampling : 1 Min Area: 100 Area counts
Start Thrs: 0.1 Max Peaks: 100
Stop Thrs : 0.1 Peak Location: TOP

If leading or trailing edge < 100 prefer < Baseline drop else tangent >
Peak separation: 5

Method : C:\MSDCHEM\1\METHODS\M1CS7786.M
Title : SW846 8260C/D, DB-624 60 m x 0.25 mm x 1.4 um

Signal : TIC: 1c179157.d\data.ms

peak #	R.T. min	first scan	max scan	last scan	PK TY	peak height	corr. area	corr. % max.	% of total
1	3.723	24	27	33	rVB5	1554	1961	0.16%	0.028%
2	3.791	38	40	50	rVB3	1612	3609	0.29%	0.051%
3	4.210	109	120	122	rBV2	1924	3684	0.29%	0.052%
4	4.241	125	126	130	rVV	521	698	0.06%	0.010%
5	4.314	136	140	143	rBV2	986	1177	0.09%	0.017%
6	4.367	146	150	156	rVV4	1128	2051	0.16%	0.029%
7	4.487	168	173	179	rVV2	1376	2173	0.17%	0.031%
8	4.539	180	183	184	rVB	899	667	0.05%	0.009%
9	4.607	194	196	202	rVB4	663	1022	0.08%	0.014%
10	4.665	202	207	208	rBV3	1333	1225	0.10%	0.017%
11	4.754	221	224	230	rBV3	1141	1471	0.12%	0.021%
12	4.864	237	245	264	rVB7	4591	20255	1.61%	0.287%
13	5.465	354	360	364	rVB3	390	786	0.06%	0.011%
14	5.580	378	382	390	rBV3	559	1146	0.09%	0.016%
15	5.653	390	396	402	rVV3	677	1178	0.09%	0.017%
16	5.998	459	462	468	rVB3	500	881	0.07%	0.012%
17	6.061	468	474	476	rBV2	818	854	0.07%	0.012%
18	6.218	502	504	513	rBV2	387	865	0.07%	0.012%
19	6.736	598	603	609	rVB3	467	870	0.07%	0.012%
20	6.778	609	611	617	rVB4	668	1040	0.08%	0.015%
21	6.841	617	623	625	rBV3	836	1622	0.13%	0.023%
22	6.971	642	648	654	rVV4	1015	1784	0.14%	0.025%
23	7.243	686	700	719	rBV	45807	156981	12.51%	2.223%
24	7.604	764	769	772	rBV4	482	713	0.06%	0.010%
25	7.630	772	774	781	rVV3	790	1147	0.09%	0.016%
26	7.693	781	786	789	rVB3	974	1182	0.09%	0.017%
27	7.735	789	794	796	rBV3	626	831	0.07%	0.012%
28	7.787	800	804	805	rBV3	671	772	0.06%	0.011%
29	8.075	852	859	863	rVB3	503	880	0.07%	0.012%
30	8.336	904	909	911	rBV3	550	815	0.06%	0.012%
31	8.488	936	938	944	rVV4	497	722	0.06%	0.010%
32	8.546	944	949	952	rVV3	471	735	0.06%	0.010%
33	8.708	971	980	991	rVB5	1340	4265	0.34%	0.060%
34	8.823	997	1002	1009	rVB3	1048	2272	0.18%	0.032%
35	9.022	1038	1040	1047	rBV3	567	739	0.06%	0.010%
36	9.335	1095	1100	1109	rVB4	1584	3884	0.31%	0.055%
37	9.482	1116	1128	1135	rBV	313286	728582	58.05%	10.316%
38	9.545	1135	1140	1162	rVB	183200	402616	32.08%	5.701%
39	9.963	1211	1220	1236	rBV	176862	378894	30.19%	5.365%
40	10.402	1293	1304	1327	rVV	439714	918367	73.17%	13.003%

LSC Area Percent Report

Data Path : C:\msdchem\1\data\nizele\2021\7_july\7-05-2021\v1c7814\
Data File : 1c179157.d
Acq On : 1 Jul 2021 11:54 am
Operator : PrashanS
Sample : MB
Misc : MS51990,V1C7814,5.0,,,,1
ALS Vial : 4 Sample Multiplier: 1

Integration Parameters: rteint.p
Integrator: RTE
Smoothing : ON Filtering: 5
Sampling : 1 Min Area: 100 Area counts
Start Thrs: 0.1 Max Peaks: 100
Stop Thrs : 0.1 Peak Location: TOP

If leading or trailing edge < 100 prefer < Baseline drop else tangent >
Peak separation: 5

Method : C:\MSDCHEM\1\METHODS\M1CS7786.M
Title : SW846 8260C/D, DB-624 60 m x 0.25 mm x 1.4 um

41	10.538	1327	1330	1338	rVB2	492	675	0.05%	0.010%
42	11.124	1433	1442	1444	rBV2	409	863	0.07%	0.012%
43	11.244	1461	1465	1472	rBV2	616	746	0.06%	0.011%
44	11.668	1544	1546	1550	rBV	957	1198	0.10%	0.017%
45	11.705	1550	1553	1559	rVB2	951	1503	0.12%	0.021%
46	11.804	1568	1572	1575	rBV2	583	756	0.06%	0.011%
47	11.898	1587	1590	1594	rBV2	796	1020	0.08%	0.014%
48	11.945	1594	1599	1603	rVV2	803	1428	0.11%	0.020%
49	12.039	1607	1617	1635	rVB	682289	1255116	100.00%	17.771%
50	12.238	1650	1655	1663	rVB4	1398	3080	0.25%	0.044%
51	12.348	1670	1676	1680	rBV2	426	745	0.06%	0.011%
52	13.033	1803	1807	1811	rVV	505	668	0.05%	0.009%
53	13.085	1811	1817	1825	rVV4	678	1910	0.15%	0.027%
54	13.551	1897	1906	1918	rBV	672733	1112521	88.64%	15.752%
55	13.619	1918	1919	1924	rVB2	990	759	0.06%	0.011%
56	13.750	1939	1944	1948	rBV3	700	929	0.07%	0.013%
57	13.828	1954	1959	1964	rBV2	597	994	0.08%	0.014%
58	14.283	2045	2046	2052	rBV2	479	731	0.06%	0.010%
59	14.524	2088	2092	2096	rVB	781	846	0.07%	0.012%
60	14.702	2116	2126	2149	rVB	527352	848385	67.59%	12.012%
61	14.848	2149	2154	2157	rVV2	412	727	0.06%	0.010%
62	14.900	2157	2164	2168	rVB2	1115	1390	0.11%	0.020%
63	15.010	2179	2185	2189	rBV2	1066	1861	0.15%	0.026%
64	15.047	2191	2192	2201	rVB2	815	775	0.06%	0.011%
65	15.157	2211	2213	2219	rBV2	621	910	0.07%	0.013%
66	15.345	2240	2249	2255	rVB4	1002	2450	0.20%	0.035%
67	15.544	2285	2287	2296	rVV	668	837	0.07%	0.012%
68	15.727	2318	2322	2327	rVB	425	703	0.06%	0.010%
69	15.784	2328	2333	2338	rVV4	850	1576	0.13%	0.022%
70	15.868	2341	2349	2365	rVV	704260	1113986	88.76%	15.773%
71	16.156	2398	2404	2407	rBV3	766	1140	0.09%	0.016%
72	16.229	2415	2418	2424	rVB3	632	680	0.05%	0.010%
73	16.302	2427	2432	2436	rBV3	748	1077	0.09%	0.015%
74	16.344	2436	2440	2442	rBV3	828	995	0.08%	0.014%
75	16.496	2466	2469	2474	rVB2	626	834	0.07%	0.012%
76	16.543	2476	2478	2487	rBV3	518	1116	0.09%	0.016%
77	16.919	2546	2550	2558	rVB3	755	1156	0.09%	0.016%
78	17.102	2582	2585	2586	rBV2	841	676	0.05%	0.010%
79	17.254	2610	2614	2619	rBV5	1112	2072	0.17%	0.029%
80	17.400	2637	2642	2643	rVB3	567	667	0.05%	0.009%
81	17.447	2650	2651	2656	rBV2	886	982	0.08%	0.014%
82	17.526	2661	2666	2669	rBV3	638	1292	0.10%	0.018%
83	17.735	2703	2706	2709	rBV4	647	747	0.06%	0.011%
84	17.798	2713	2718	2720	rVB3	1008	1384	0.11%	0.020%
85	17.829	2720	2724	2731	rBV4	1664	3259	0.26%	0.046%

LSC Area Percent Report

Data Path : C:\msdchem\1\data\nizele\2021\7_july\7-05-2021\v1c7814\
Data File : 1c179157.d
Acq On : 1 Jul 2021 11:54 am
Operator : PrashanS
Sample : MB
Misc : MS51990,V1C7814,5.0,,,,1
ALS Vial : 4 Sample Multiplier: 1

Integration Parameters: rteint.p
Integrator: RTE
Smoothing : ON Filtering: 5
Sampling : 1 Min Area: 100 Area counts
Start Thrs: 0.1 Max Peaks: 100
Stop Thrs : 0.1 Peak Location: TOP

If leading or trailing edge < 100 prefer < Baseline drop else tangent >
Peak separation: 5

Method : C:\MSDCHEM\1\METHODS\M1CS7786.M
Title : SW846 8260C/D, DB-624 60 m x 0.25 mm x 1.4 um

86	17.929	2739	2743	2746	rVB4	907	1180	0.09%	0.017%
87	18.070	2765	2770	2778	rBV5	4261	7145	0.57%	0.101%
88	18.216	2795	2798	2800	rVB2	1219	742	0.06%	0.011%
89	18.237	2800	2802	2807	rVB3	1135	1232	0.10%	0.017%
90	18.290	2807	2812	2816	rBV7	2517	3893	0.31%	0.055%
91	18.326	2818	2819	2822	rVB2	1330	953	0.08%	0.013%
92	18.389	2828	2831	2837	rBV4	701	1281	0.10%	0.018%
93	18.473	2845	2847	2853	rVB4	964	1109	0.09%	0.016%
94	18.535	2856	2859	2864	rVB3	1013	1316	0.10%	0.019%
95	18.614	2871	2874	2877	rBV5	705	762	0.06%	0.011%
96	18.666	2881	2884	2887	rVB3	1409	1214	0.10%	0.017%
97	18.692	2887	2889	2893	rBV3	1410	1865	0.15%	0.026%
98	18.901	2927	2929	2931	rBV2	1190	824	0.07%	0.012%
99	18.922	2931	2933	2935	rBV2	1087	960	0.08%	0.014%
100	19.043	2950	2956	2960	rBV4	2779	4478	0.36%	0.063%

Sum of corrected areas: 7062535

LSC Report - Integrated Chromatogram

Data Path : C:\msdchem\1\data\nizele\2021\7_july\7-05-2021\v1c7814\
Data File : 1c179157.d
Acq On : 1 Jul 2021 11:54 am
Operator : PrashanS
Sample : MB
Misc : MS51990,V1C7814,5.0,,,,1
ALS Vial : 4 Sample Multiplier: 1

Quant Method : C:\MSDCHEM\1\METHODS\M1CS7786.M
Quant Title : SW846 8260C/D, DB-624 60 m x 0.25 mm x 1.4 um

TIC Library : C:\DATABASE\NIST08.L
TIC Integration Parameters: lscint.p

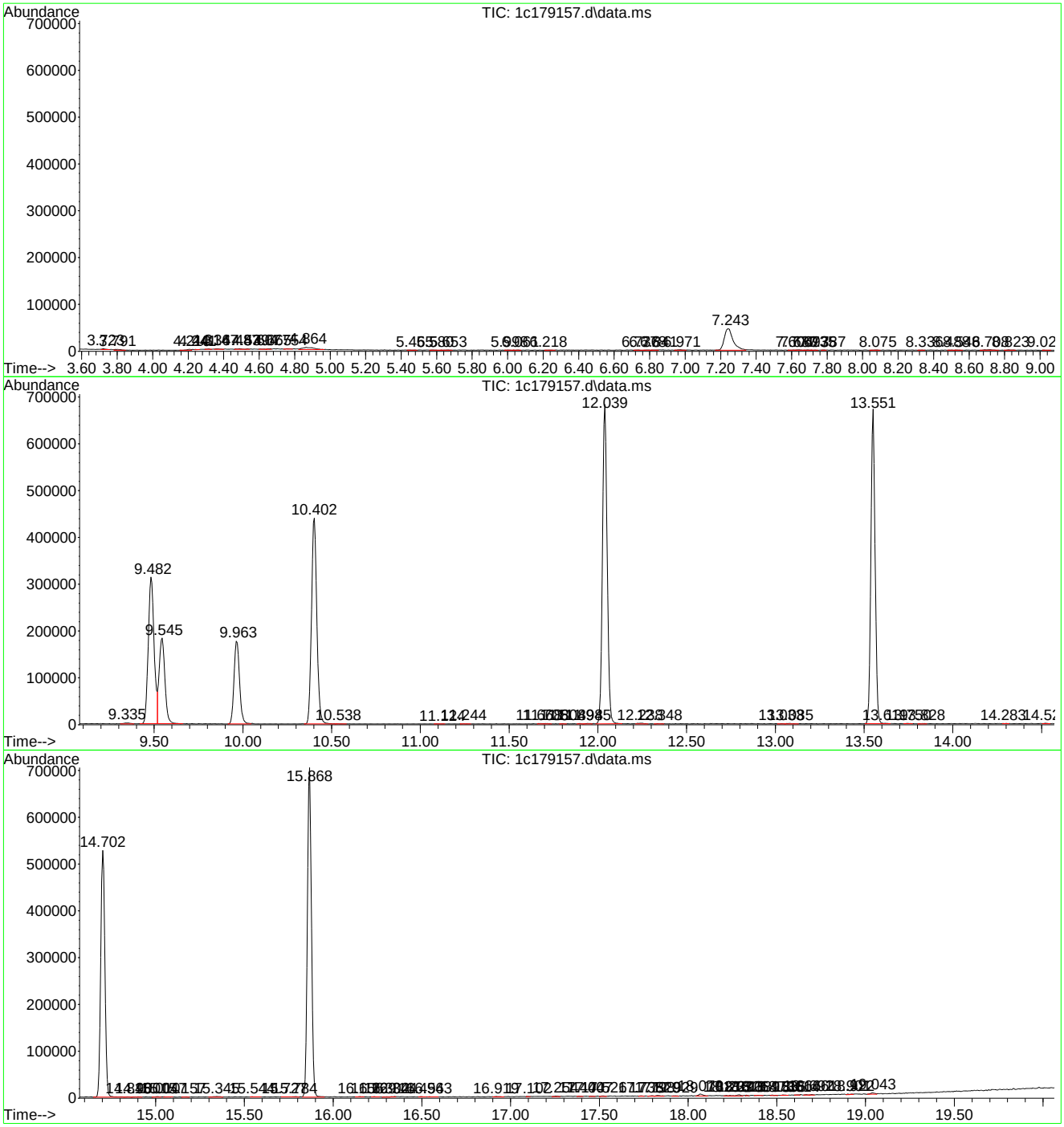

Tentatively Identified Compound (LSC) summary

Data Path : C:\msdchem\1\data\nizele\2021\7_july\7-05-2021\v1c7814\
Data File : 1c179157.d
Acq On : 1 Jul 2021 11:54 am
Operator : PrashanS
Sample : MB
Misc : MS51990,V1C7814,5.0,,,,1
ALS Vial : 4 Sample Multiplier: 1

Quant Method : C:\MSDCHEM\1\METHODS\M1CS7786.M
Quant Title : SW846 8260C/D, DB-624 60 m x 0.25 mm x 1.4 um

TIC Library : C:\DATABASE\NIST08.L
TIC Integration Parameters: lscint.p

					Internal Standard			
TIC Top Hit name	RT	EstConc	Units	Response	#	RT	Resp	Conc

No Library Search Compounds Detected
****

Quantitation Report (QT Reviewed)

Data Path : C:\msdchem\1\data\nizele\2021\7_july\7-02-2021\v3c7419\
Data File : 3c167348.d
Acq On : 1 Jul 2021 1:30 pm
Operator : PrashanS
Sample : MB Inst : MS3C
Misc : MS51965,V3C7419,5.0,,,,1
ALS Vial : 5 Sample Multiplier: 1

Quant Method : C:\MSDCHEM\1\METHODS\M3C7415.M
Quant Results File: M3C7415.RES
Quant Time: Jul 02 04:04:44 2021
Quant Title : Method SW846 8260C/D, Rxi624 20m x 0.18mm x 1.0um
QLast Update : Mon Jun 28 17:56:55 2021
Response via : Initial Calibration

Compound	R.T.	QIon	Response	Conc	Units	Dev(Min)
Internal Standards						
1) tert butyl alcohol-d9	2.558	65	62618	500.00	ug/L	0.00
5) pentafluorobenzene	4.002	168	280726	50.00	ug/L	0.00
49) 1,4-difluorobenzene	4.661	114	436685	50.00	ug/L	0.00
71) chlorobenzene-d5	7.370	117	376428	50.00	ug/L	0.00
94) 1,4-dichlorobenzene-d4	9.300	152	183068	50.00	ug/L	0.00
System Monitoring Compounds						
42) dibromofluoromethane (s)	3.960	113	121917	50.46	ug/L	0.00
Spiked Amount 50.000	Range 72 - 130		Recovery = 100.92%			
50) 1,2-dichloroethane-d4 (s)	4.279	65	136268	52.62	ug/L	0.00
Spiked Amount 50.000	Range 75 - 131		Recovery = 105.24%			
72) toluene-d8 (s)	6.052	98	506034	50.91	ug/L	0.00
Spiked Amount 50.000	Range 81 - 121		Recovery = 101.82%			
95) 4-bromofluorobenzene (s)	8.369	95	177484	53.07	ug/L	0.00
Spiked Amount 50.000	Range 60 - 141		Recovery = 106.14%			
Target Compounds						Qvalue
20) carbon disulfide	2.297	76	1471	0.23	ug/L	67
39) chloroform	3.819	83	1026	0.27	ug/L	88

(#) = qualifier out of range (m) = manual integration (+) = signals summed

Quantitation Report (QT Reviewed)

Data Path : C:\msdchem\1\data\nizele\2021\7_july\7-02-2021\v3c7419\
Data File : 3c167348.d
Acq On : 1 Jul 2021 1:30 pm
Operator : PrashanS
Sample : MB Inst : MS3C
Misc : MS51965,V3C7419,5.0,,,,1
ALS Vial : 5 Sample Multiplier: 1

Quant Method : C:\MSDCHEM\1\METHODS\M3C7415.M
Quant Results File: M3C7415.RES
Quant Time: Jul 02 04:04:44 2021
Quant Title : Method SW846 8260C/D, Rxi624 20m x 0.18mm x 1.0um
QLast Update : Mon Jun 28 17:56:55 2021
Response via : Initial Calibration

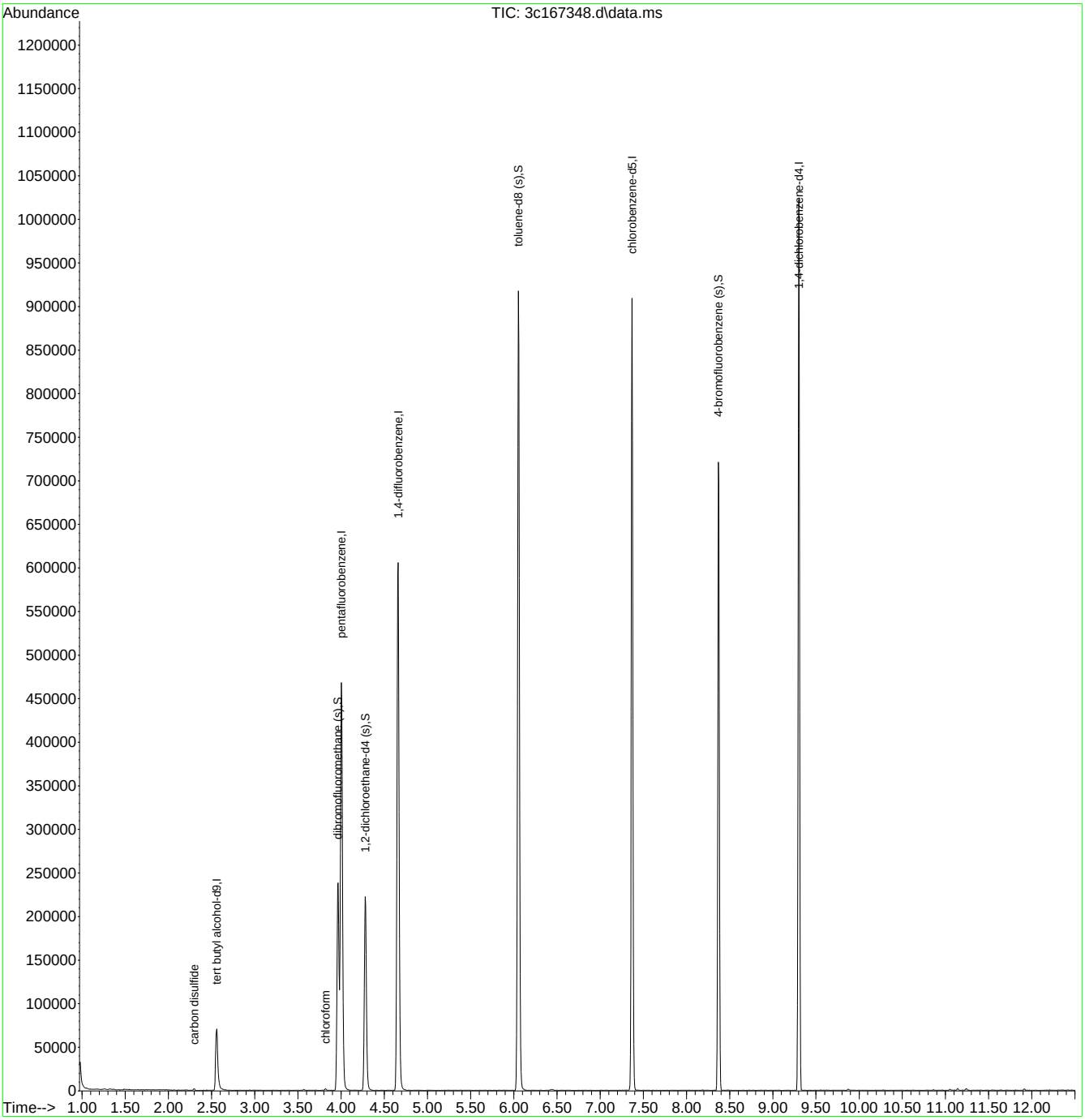

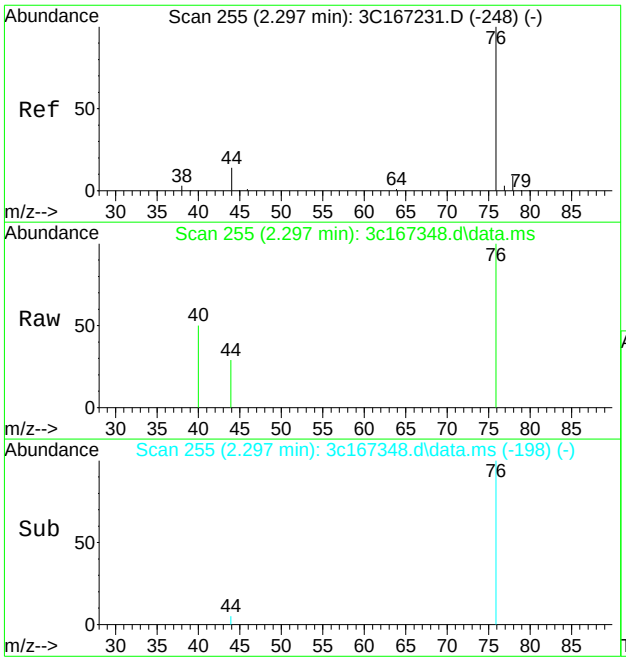

#20
carbon disulfide
Concen: 0.23 ug/L
RT: 2.297 min Scan# 255
Delta R.T. 0.000 min
Lab File: 3c167348.d
Acq: 1 Jul 2021 1:30 pm

Tgt Ion: 76 Resp: 1471

Ion	Ratio	Lower	Upper
76	100		
78	0.0	0.0	39.0
44	28.9	0.0	43.6

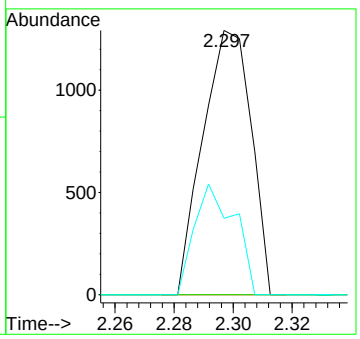

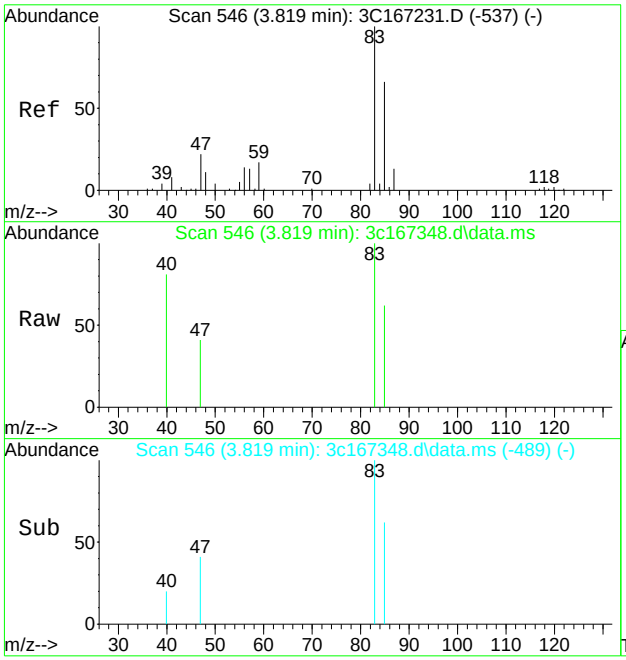

#39
chloroform
Concen: 0.27 ug/L
RT: 3.819 min Scan# 546
Delta R.T. 0.000 min
Lab File: 3c167348.d
Acq: 1 Jul 2021 1:30 pm

Tgt Ion: 83 Resp: 1026

Ion	Ratio	Lower	Upper
83	100		
85	62.4	35.7	95.7
47	41.2	0.0	54.2

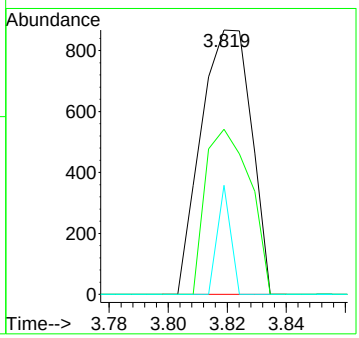

LSC Area Percent Report

Data Path : C:\msdchem\1\data\nizele\2021\7_july\7-02-2021\v3c7419\
Data File : 3c167348.d
Acq On : 1 Jul 2021 1:30 pm
Operator : PrashanS
Sample : MB
Misc : MS51965,V3C7419,5.0,,,,1
ALS Vial : 5 Sample Multiplier: 1

Integration Parameters: rteint.p
Integrator: RTE
Smoothing : ON Filtering: 5
Sampling : 1 Min Area: 100 Area counts
Start Thrs: 0.1 Max Peaks: 100
Stop Thrs : 0.4 Peak Location: TOP

If leading or trailing edge < 100 prefer < Baseline drop else tangent >
Peak separation: 5

Method : C:\MSDCHEM\1\METHODS\M3C7415.M
Title : Method SW846 8260C/D, Rxi624 20m x 0.18mm x 1.0um

Signal : TIC: 3c167348.d\data.ms

peak #	R.T. min	first scan	max scan	last scan	PK TY	peak height	corr. area	corr. % max.	% of total
1	1.162	35	38	49	rVB2	653	1426	0.10%	0.019%
2	1.261	49	57	61	rBV2	955	1443	0.11%	0.020%
3	1.319	61	68	73	rBV2	1081	1462	0.11%	0.020%
4	1.418	83	87	97	rVB2	339	471	0.03%	0.006%
5	1.486	97	100	109	rBV3	1062	1967	0.14%	0.027%
6	1.544	109	111	121	rVV2	807	976	0.07%	0.013%
7	1.648	121	131	135	rVV2	579	657	0.05%	0.009%
8	1.680	135	137	145	rVB2	493	779	0.06%	0.011%
9	1.774	147	155	159	rBV2	473	863	0.06%	0.012%
10	1.910	175	181	185	rVV2	429	864	0.06%	0.012%
11	1.941	185	187	193	rVV2	434	665	0.05%	0.009%
12	1.983	193	195	203	rVB2	616	1389	0.10%	0.019%
13	2.062	207	210	215	rVB	499	649	0.05%	0.009%
14	2.119	215	221	225	rBV	542	649	0.05%	0.009%
15	2.213	225	239	243	rBV2	550	1433	0.10%	0.020%
16	2.302	251	256	261	rVB3	1837	2235	0.16%	0.030%
17	2.402	261	275	279	rBV	378	505	0.04%	0.007%
18	2.558	291	305	333	rVV	70477	131856	9.63%	1.795%
19	2.794	347	350	361	rVV	411	869	0.06%	0.012%
20	2.940	375	378	385	rBV	593	760	0.06%	0.010%
21	3.040	391	397	411	rVB	434	1224	0.09%	0.017%
22	3.129	411	414	417	rBV	357	438	0.03%	0.006%
23	3.165	417	421	427	rBV	319	514	0.04%	0.007%
24	3.228	427	433	437	rBV	194	452	0.03%	0.006%
25	3.338	445	454	457	rVB	349	722	0.05%	0.010%
26	3.385	457	463	469	rBV	386	713	0.05%	0.010%
27	3.568	489	498	507	rBV2	1121	1747	0.13%	0.024%
28	3.620	507	508	521	rVV	390	729	0.05%	0.010%
29	3.709	521	525	531	rVB	443	453	0.03%	0.006%
30	3.819	539	546	551	rVV2	1938	2336	0.17%	0.032%
31	3.887	551	559	563	rVV	388	512	0.04%	0.007%
32	4.002	563	581	607	rVV2	468039	1172642	85.68%	15.961%
33	4.159	607	611	621	rVB	432	817	0.06%	0.011%
34	4.279	621	634	657	rBV	222409	366820	26.80%	4.993%
35	4.467	665	670	677	rVB	430	873	0.06%	0.012%
36	4.535	677	683	687	rBV	600	850	0.06%	0.012%
37	4.661	691	707	727	rVV	605670	1018667	74.43%	13.866%
38	4.902	747	753	755	rVB	367	505	0.04%	0.007%
39	4.933	755	759	767	rBV	260	450	0.03%	0.006%
40	5.022	767	776	789	rVB	460	696	0.05%	0.009%

LSC Area Percent Report

Data Path : C:\msdchem\1\data\nizele\2021\7_july\7-02-2021\v3c7419\
Data File : 3c167348.d
Acq On : 1 Jul 2021 1:30 pm
Operator : PrashanS
Sample : MB
Misc : MS51965,V3C7419,5.0,,,,1
ALS Vial : 5 Sample Multiplier: 1

Integration Parameters: rteint.p
Integrator: RTE
Smoothing : ON Filtering: 5
Sampling : 1 Min Area: 100 Area counts
Start Thrs: 0.1 Max Peaks: 100
Stop Thrs : 0.4 Peak Location: TOP

If leading or trailing edge < 100 prefer < Baseline drop else tangent >
Peak separation: 5

Method : C:\MSDCHEM\1\METHODS\M3C7415.M
Title : Method SW846 8260C/D, Rxi624 20m x 0.18mm x 1.0um

41	5.325	829	834	839	rVB	316	565	0.04%	0.008%
42	5.383	839	845	849	rBV	379	642	0.05%	0.009%
43	5.461	849	860	861	rBV	269	643	0.05%	0.009%
44	5.555	875	878	887	rBV	345	530	0.04%	0.007%
45	5.665	891	899	905	rVB	504	975	0.07%	0.013%
46	5.707	905	907	915	rBV	393	675	0.05%	0.009%
47	5.953	943	954	957	rVB	319	820	0.06%	0.011%
48	6.052	963	973	999	rVB	917451	1368661	100.00%	18.630%
49	6.230	999	1007	1015	rBV	334	957	0.07%	0.013%
50	6.314	1015	1023	1029	rVB	434	602	0.04%	0.008%
51	6.444	1029	1048	1063	rVB2	1245	4619	0.34%	0.063%
52	6.533	1063	1065	1075	rBV	379	954	0.07%	0.013%
53	6.795	1113	1115	1129	rVB	450	1050	0.08%	0.014%
54	6.884	1129	1132	1151	rBV	330	1155	0.08%	0.016%
55	7.015	1151	1157	1161	rBV	380	515	0.04%	0.007%
56	7.219	1193	1196	1205	rBV	498	646	0.05%	0.009%
57	7.297	1205	1211	1217	rVV	353	680	0.05%	0.009%
58	7.370	1217	1225	1239	rVV	909056	1172107	85.64%	15.954%
59	7.501	1247	1250	1259	rBV	309	463	0.03%	0.006%
60	7.689	1283	1286	1297	rBV	271	689	0.05%	0.009%
61	7.799	1303	1307	1311	rBV	333	481	0.04%	0.007%
62	8.186	1375	1381	1389	rBV	619	871	0.06%	0.012%
63	8.244	1389	1392	1397	rVB	396	547	0.04%	0.007%
64	8.369	1405	1416	1425	rBV	721122	873329	63.81%	11.887%
65	8.730	1477	1485	1489	rBV	432	550	0.04%	0.007%
66	8.772	1489	1493	1499	rVB	423	609	0.04%	0.008%
67	8.856	1499	1509	1511	rBV	368	795	0.06%	0.011%
68	9.070	1543	1550	1559	rVB	429	823	0.06%	0.011%
69	9.169	1559	1569	1579	rBV	383	1114	0.08%	0.015%
70	9.300	1585	1594	1605	rVV	1022514	1153150	84.25%	15.696%
71	9.499	1625	1632	1633	rVB	454	601	0.04%	0.008%
72	9.556	1633	1643	1649	rBV	623	1064	0.08%	0.014%
73	9.593	1649	1650	1663	rVB	440	1107	0.08%	0.015%
74	9.755	1663	1681	1685	rBV	323	1335	0.10%	0.018%
75	9.828	1685	1695	1697	rVB	430	706	0.05%	0.010%
76	9.870	1697	1703	1713	rBV	1567	2579	0.19%	0.035%
77	9.991	1721	1726	1739	rBV	268	591	0.04%	0.008%
78	10.278	1775	1781	1789	rVB	735	989	0.07%	0.013%
79	10.362	1789	1797	1801	rBV	282	678	0.05%	0.009%
80	10.545	1823	1832	1833	rVB	318	533	0.04%	0.007%
81	10.791	1871	1879	1887	rBV	518	724	0.05%	0.010%
82	10.859	1887	1892	1901	rVB	956	1040	0.08%	0.014%
83	11.052	1921	1929	1935	rBV2	1503	1794	0.13%	0.024%
84	11.105	1935	1939	1941	rVB	247	504	0.04%	0.007%
85	11.141	1941	1946	1951	rVB2	2319	2721	0.20%	0.037%

LSC Area Percent Report

Data Path : C:\msdchem\1\data\nizele\2021\7_july\7-02-2021\v3c7419\
Data File : 3c167348.d
Acq On : 1 Jul 2021 1:30 pm
Operator : PrashanS
Sample : MB
Misc : MS51965,V3C7419,5.0,,,,1
ALS Vial : 5 Sample Multiplier: 1

Integration Parameters: rteint.p
Integrator: RTE
Smoothing : ON Filtering: 5
Sampling : 1 Min Area: 100 Area counts
Start Thrs: 0.1 Max Peaks: 100
Stop Thrs : 0.4 Peak Location: TOP

If leading or trailing edge < 100 prefer < Baseline drop else tangent >
Peak separation: 5

Method : C:\MSDCHEM\1\METHODS\M3C7415.M
Title : Method SW846 8260C/D, Rxi624 20m x 0.18mm x 1.0um

86	11.241	1951	1965	1975	rBV2	2339	3903	0.29%	0.053%
87	11.398	1975	1995	2003	rVV2	409	1170	0.09%	0.016%
88	11.492	2009	2013	2019	rBV	349	504	0.04%	0.007%
89	11.539	2019	2022	2029	rVB2	595	945	0.07%	0.013%
90	11.638	2037	2041	2047	rBV	651	736	0.05%	0.010%
91	11.717	2047	2056	2065	rVB	481	1168	0.09%	0.016%
92	11.785	2065	2069	2075	rVB	319	659	0.05%	0.009%
93	11.832	2075	2078	2081	rBV	495	463	0.03%	0.006%
94	11.910	2087	2093	2101	rVV2	1578	2223	0.16%	0.030%
95	12.046	2117	2119	2125	rVB	381	533	0.04%	0.007%
96	12.098	2125	2129	2135	rBV	354	583	0.04%	0.008%
97	12.203	2145	2149	2153	rVV	598	573	0.04%	0.008%
98	12.245	2153	2157	2165	rVV	363	529	0.04%	0.007%
99	12.302	2165	2168	2173	rVV	374	564	0.04%	0.008%
100	12.360	2173	2179	2183	rVB2	639	897	0.07%	0.012%

Sum of corrected areas: 7346711

LSC Report - Integrated Chromatogram

Data Path : C:\msdchem\1\data\nizele\2021\7_july\7-02-2021\v3c7419\
Data File : 3c167348.d
Acq On : 1 Jul 2021 1:30 pm
Operator : PrashanS
Sample : MB
Misc : MS51965,V3C7419,5.0,,,,1
ALS Vial : 5 Sample Multiplier: 1

Quant Method : C:\MSDCHEM\1\METHODS\M3C7415.M
Quant Title : Method SW846 8260C/D, Rxi624 20m x 0.18mm x 1.0um

TIC Library : C:\DATABASE\NIST08.L
TIC Integration Parameters: lscint.p

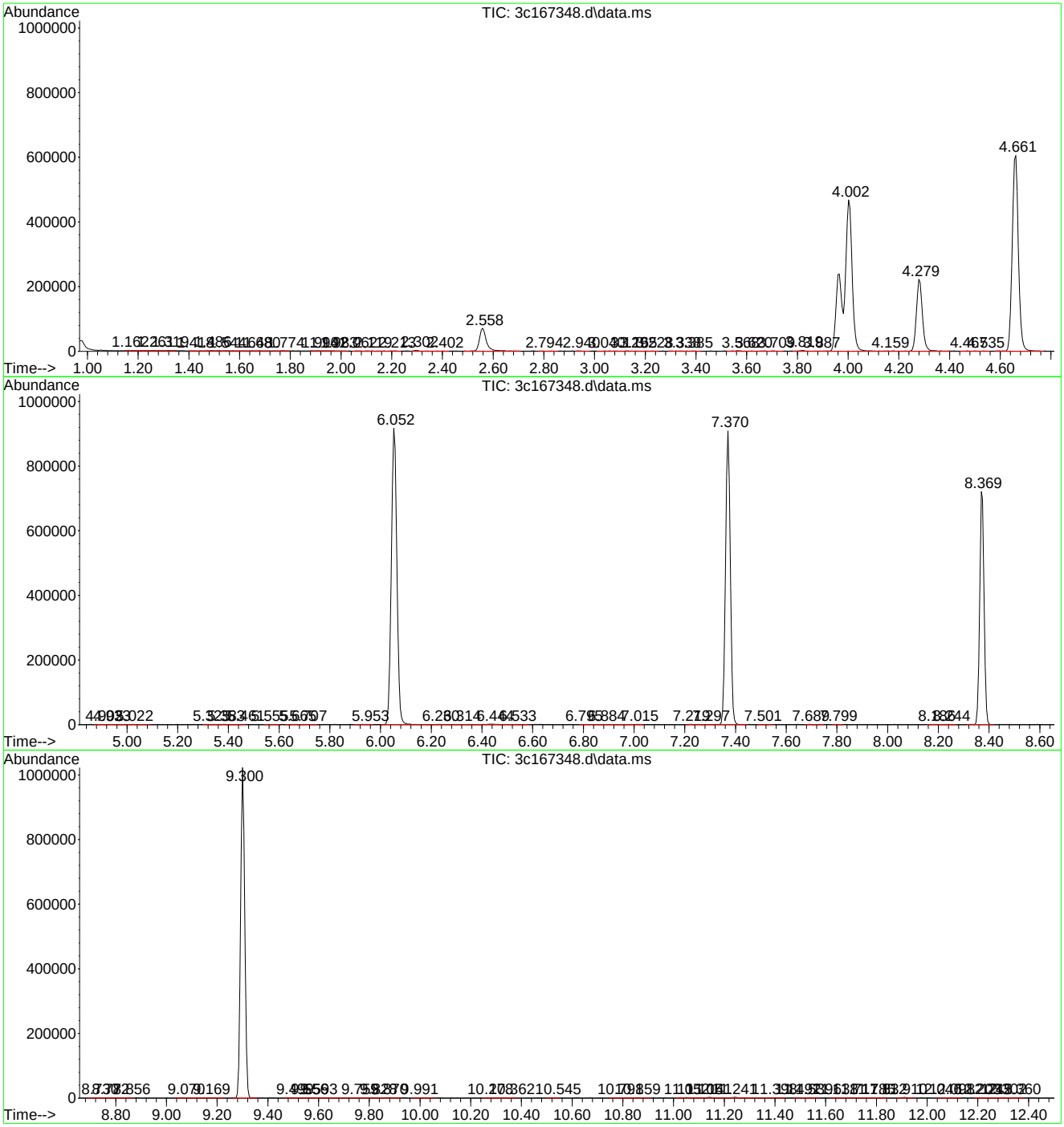

Tentatively Identified Compound (LSC) summary

Data Path : C:\msdchem\1\data\nizele\2021\7_july\7-02-2021\v3c7419\
Data File : 3c167348.d
Acq On : 1 Jul 2021 1:30 pm
Operator : PrashanS
Sample : MB
Misc : MS51965,V3C7419,5.0,,,,1
ALS Vial : 5 Sample Multiplier: 1

Quant Method : C:\MSDCHEM\1\METHODS\M3C7415.M
Quant Title : Method SW846 8260C/D, Rxi624 20m x 0.18mm x 1.0um

TIC Library : C:\DATABASE\NIST08.L
TIC Integration Parameters: lscint.p

TIC Top Hit name	RT	EstConc	Units	Response	Internal Standard #	Internal Standard RT	Internal Standard Resp	Internal Standard Conc

No Library Search Compounds Detected
****

Quantitation Report (QT Reviewed)

Data Path : C:\msdchem\1\data\nizele\2021\7_july\7-05-2021\v1c7815\
Data File : 1c179189.d
Acq On : 2 Jul 2021 1:00 pm
Operator : PrashanS
Sample : MB Inst : GCMS1C
Misc : MS52030,V1C7815,5.0,,,,1
ALS Vial : 5 Sample Multiplier: 1

Quant Method : C:\MSDCHEM\1\METHODS\M1CS7786.M
Quant Results File: M1CS7786.RES
Quant Time: Jul 05 03:55:21 2021
Quant Title : SW846 8260C/D, DB-624 60 m x 0.25 mm x 1.4 um
QLast Update : Wed Jun 02 17:21:51 2021
Response via : Initial Calibration

Compound	R.T.	QIon	Response	Conc	Units	Dev(Min)
Internal Standards						
1) tert butyl alcohol-d9	7.243	65	77561	500.00	ug/L	0.00
5) pentafluorobenzene	9.482	168	257518	50.00	ug/L	0.00
51) 1,4-difluorobenzene	10.402	114	366904	50.00	ug/L	0.00
73) chlorobenzene-d5	13.551	117	317193	50.00	ug/L	0.00
96) 1,4-dichlorobenzene-d4	15.868	152	155006	50.00	ug/L	0.00
System Monitoring Compounds						
43) dibromofluoromethane (s)	9.544	113	114480	50.01	ug/L	0.00
Spiked Amount 50.000	Range 72 - 130		Recovery = 100.02%			
52) 1,2-dichloroethane-d4 (s)	9.963	65	123728	52.99	ug/L	0.00
Spiked Amount 50.000	Range 75 - 131		Recovery = 105.98%			
74) toluene-d8 (s)	12.039	98	430851	51.96	ug/L	0.00
Spiked Amount 50.000	Range 81 - 121		Recovery = 103.92%			
97) 4-bromofluorobenzene (s)	14.701	95	150671	52.73	ug/L	0.00
Spiked Amount 50.000	Range 60 - 141		Recovery = 105.46%			
Target Compounds						Qvalue
22) methylene chloride	7.311	84	754	0.34	ug/L	83
41) chloroform	9.346	85	586	0.22	ug/L	94
121) naphthalene	18.080	128	1681	0.28	ug/L	92
122) 1,2,3-trichlorobenzene	18.284	180	635	0.22	ug/L	91
124) 2-methylnaphthalene	19.037	142	1223	0.34	ug/L	78

(#) = qualifier out of range (m) = manual integration (+) = signals summed

Quantitation Report (QT Reviewed)

Data Path : C:\msdchem\1\data\nizele\2021\7_july\7-05-2021\v1c7815\
Data File : 1c179189.d
Acq On : 2 Jul 2021 1:00 pm
Operator : PrashanS
Sample : MB Inst : GCMS1C
Misc : MS52030,V1C7815,5.0,,,,1
ALS Vial : 5 Sample Multiplier: 1

Quant Method : C:\MSDCHEM\1\METHODS\M1CS7786.M
Quant Results File: M1CS7786.RES
Quant Time: Jul 05 03:55:21 2021
Quant Title : SW846 8260C/D, DB-624 60 m x 0.25 mm x 1.4 um
QLast Update : Wed Jun 02 17:21:51 2021
Response via : Initial Calibration

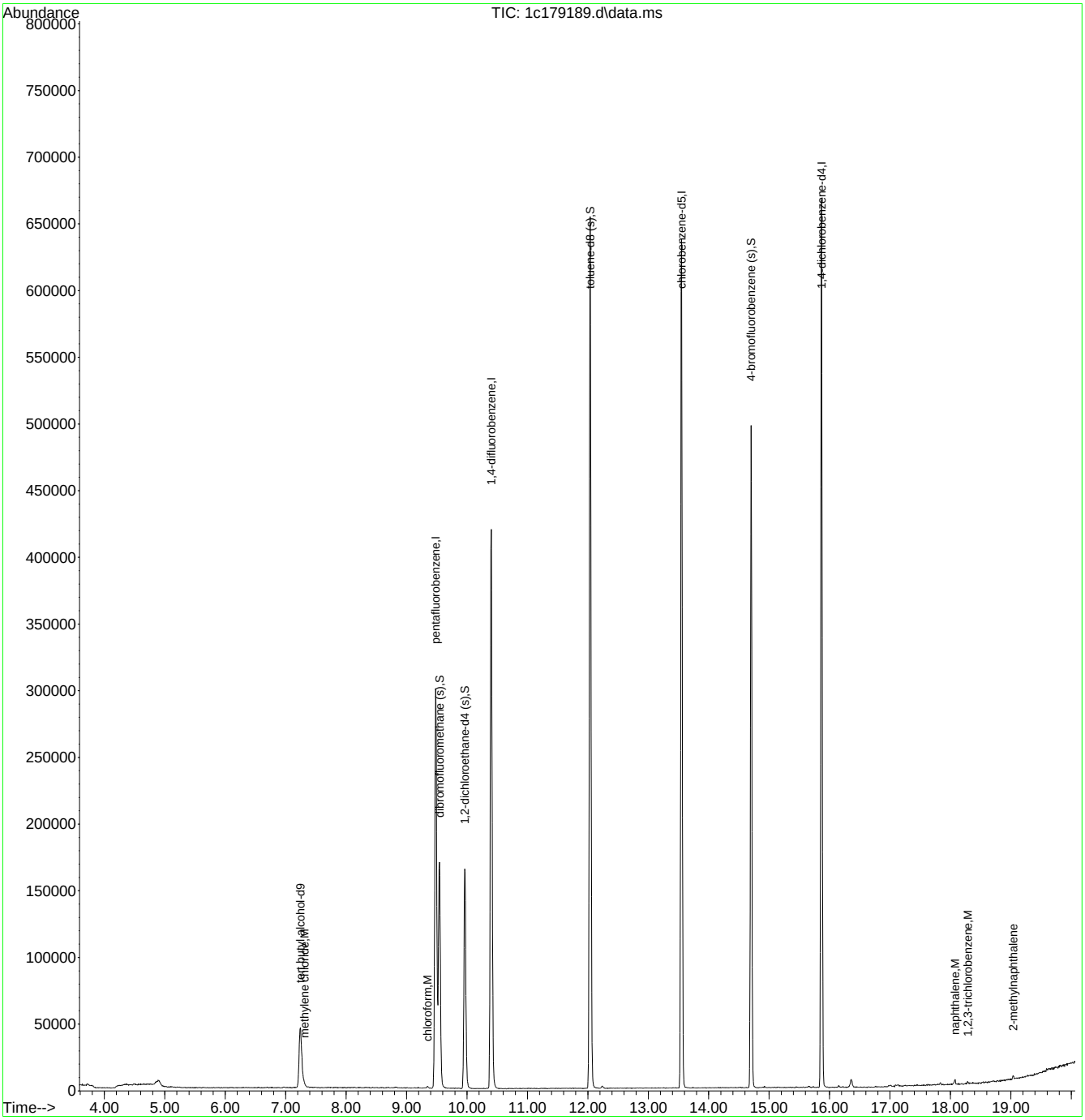

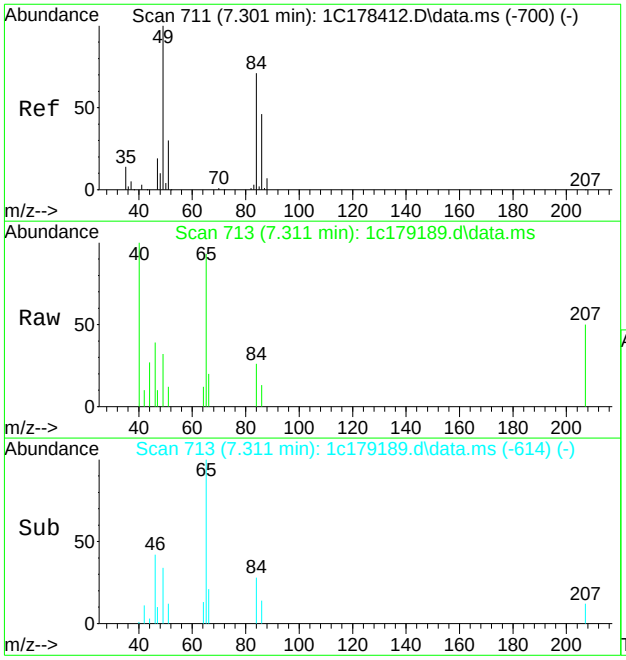

#22
methylene chloride
Concen: 0.34 ug/L
RT: 7.311 min Scan# 713
Delta R.T. 0.016 min
Lab File: 1c179189.d
Acq: 2 Jul 2021 1:00 pm

Tgt Ion: 84 Resp: 754

Ion	Ratio	Lower	Upper
84	100		
86	50.8	34.5	94.5
49	120.9	111.9	171.9

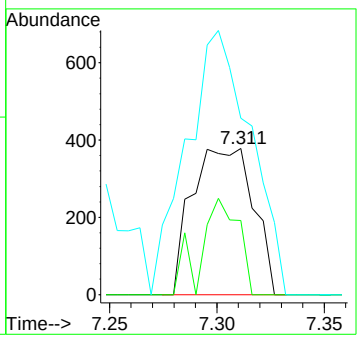

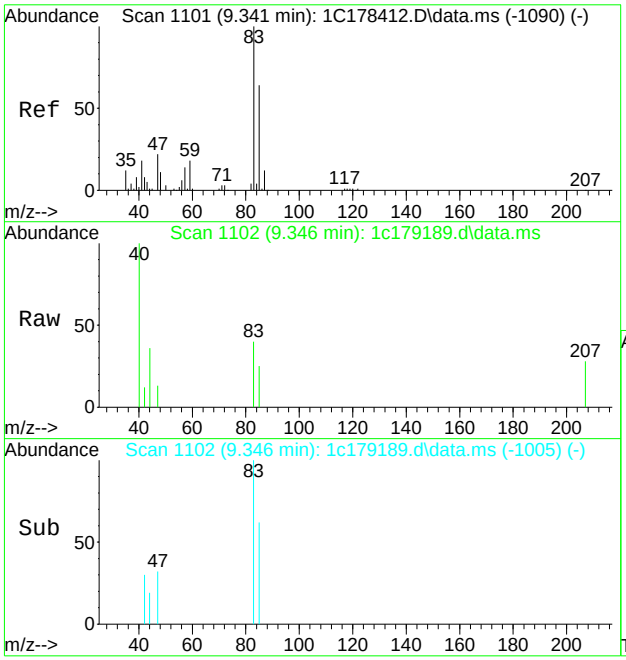

#41
chloroform
Concen: 0.22 ug/L
RT: 9.346 min Scan# 1102
Delta R.T. 0.005 min
Lab File: 1c179189.d
Acq: 2 Jul 2021 1:00 pm

Tgt Ion: 85 Resp: 586

Ion	Ratio	Lower	Upper
85	100		
83	160.4	126.5	186.5
47	51.2	11.6	71.6

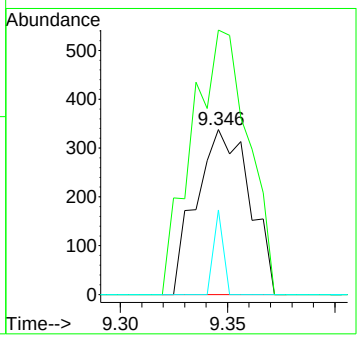

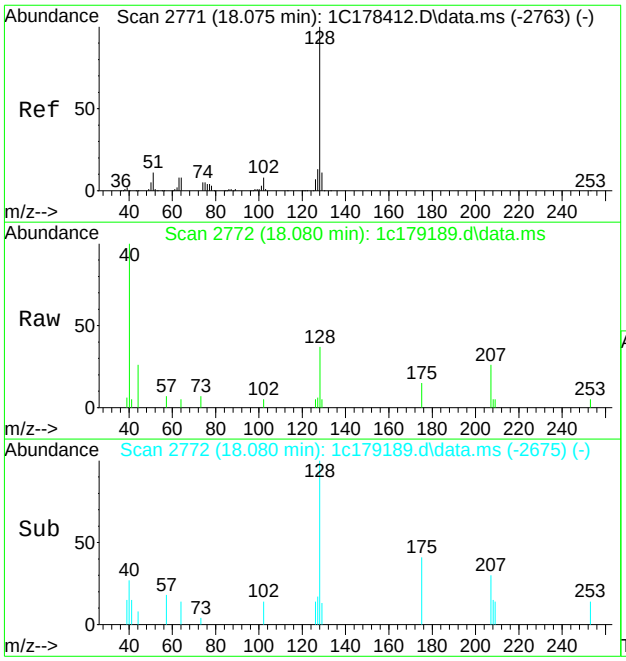

#121
naphthalene
Concen: 0.28 ug/L
RT: 18.080 min Scan# 2772
Delta R.T. 0.006 min
Lab File: 1c179189.d
Acq: 2 Jul 2021 1:00 pm

Tgt Ion:128 Resp: 1681

Ion	Ratio	Lower	Upper
128	100		
127	16.9	0.0	42.9
129	12.8	0.0	40.6

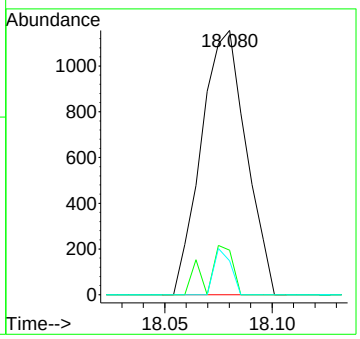

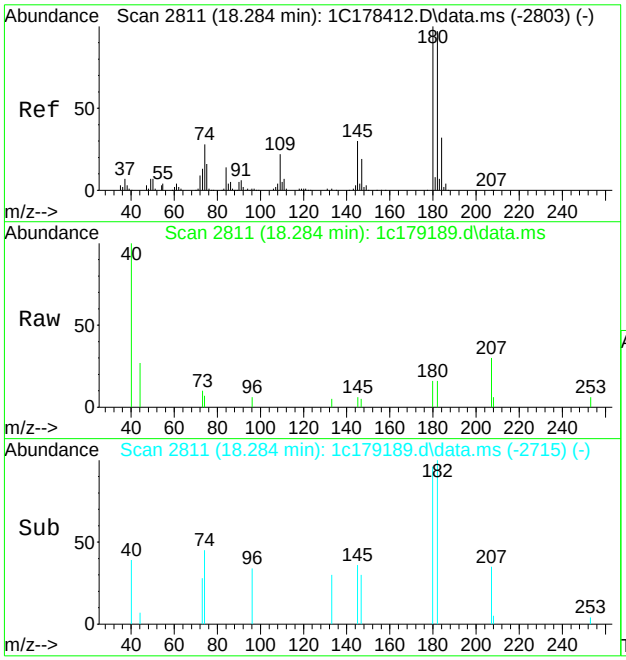

#122
1,2,3-trichlorobenzene
Concen: 0.22 ug/L
RT: 18.284 min Scan# 2811
Delta R.T. 0.000 min
Lab File: 1c179189.d
Acq: 2 Jul 2021 1:00 pm

Tgt Ion:180 Resp: 635

Ion	Ratio	Lower	Upper
180	100		
182	104.5	67.4	127.4
145	37.3	0.1	60.1

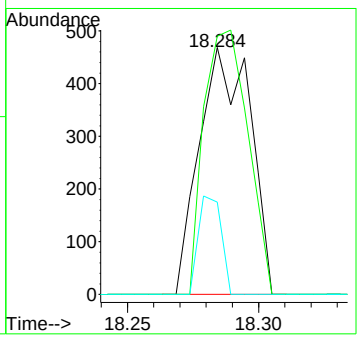

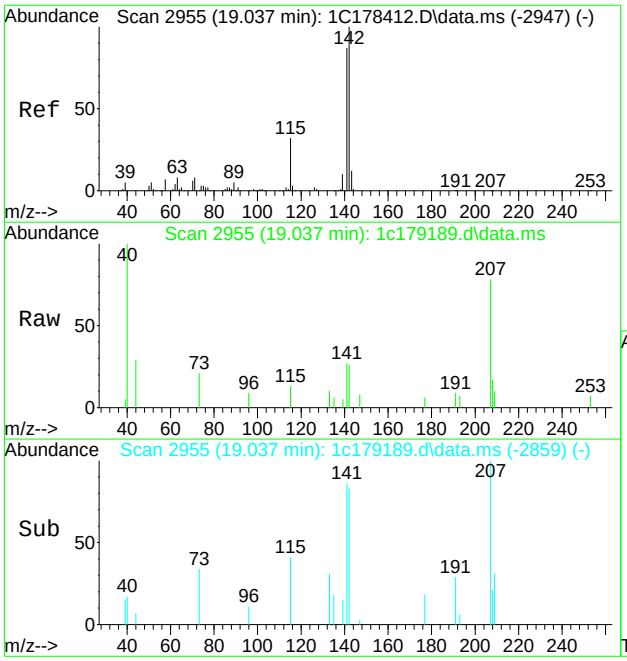

#124
2-methylnaphthalene
Concen: 0.34 ug/L
RT: 19.037 min Scan# 2955
Delta R.T. 0.000 min
Lab File: 1c179189.d
Acq: 2 Jul 2021 1:00 pm

Tgt Ion:142 Resp: 1223

Ion	Ratio	Lower	Upper
142	100		
141	103.0	66.5	106.5
115	49.9	12.4	52.4

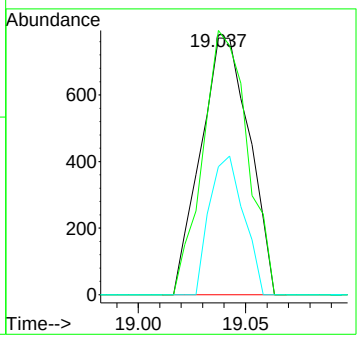

LSC Area Percent Report

Data Path : C:\msdchem\1\data\nizele\2021\7_july\7-05-2021\v1c7815\
Data File : 1c179189.d
Acq On : 2 Jul 2021 1:00 pm
Operator : PrashanS
Sample : MB
Misc : MS52030,V1C7815,5.0,,,,1
ALS Vial : 5 Sample Multiplier: 1

Integration Parameters: rteint.p
Integrator: RTE
Smoothing : ON Filtering: 5
Sampling : 1 Min Area: 100 Area counts
Start Thrs: 0.1 Max Peaks: 100
Stop Thrs : 0.1 Peak Location: TOP

If leading or trailing edge < 100 prefer < Baseline drop else tangent >
Peak separation: 5

Method : C:\MSDCHEM\1\METHODS\M1CS7786.M
Title : SW846 8260C/D, DB-624 60 m x 0.25 mm x 1.4 um

Signal : TIC: 1c179189.d\data.ms

peak #	R.T. min	first scan	max scan	last scan	PK TY	peak height	corr. area	corr. % max.	% of total
1	3.723	23	27	36	rBV4	1442	2755	0.23%	0.041%
2	4.225	113	123	126	rBV3	1951	5434	0.46%	0.081%
3	4.283	131	134	135	rVV	716	636	0.05%	0.010%
4	4.330	136	143	145	rVV4	1038	1828	0.15%	0.027%
5	4.372	150	151	157	rVB4	1524	1560	0.13%	0.023%
6	4.408	157	158	161	rBV3	725	668	0.06%	0.010%
7	4.487	169	173	186	rVB4	1226	3757	0.32%	0.056%
8	4.560	186	187	191	rBV3	1259	1212	0.10%	0.018%
9	4.863	237	245	248	rBV2	2406	6051	0.51%	0.091%
10	4.890	248	250	263	rVV4	4535	12097	1.02%	0.181%
11	5.099	288	290	302	rVV3	883	1970	0.17%	0.030%
12	5.203	306	310	313	rVV3	579	777	0.07%	0.012%
13	5.245	313	318	324	rVB3	797	1386	0.12%	0.021%
14	5.324	329	333	338	rVB3	377	706	0.06%	0.011%
15	5.569	378	380	388	rVB2	700	1202	0.10%	0.018%
16	5.643	388	394	396	rBV3	683	1180	0.10%	0.018%
17	5.700	402	405	412	rVB2	473	796	0.07%	0.012%
18	5.815	421	427	429	rBV2	669	871	0.07%	0.013%
19	5.847	429	433	438	rVV2	463	922	0.08%	0.014%
20	5.894	439	442	446	rVB2	677	701	0.06%	0.011%
21	6.296	515	519	525	rBV3	701	960	0.08%	0.014%
22	6.694	592	595	601	rVB2	800	825	0.07%	0.012%
23	6.778	610	611	617	rBV2	682	649	0.05%	0.010%
24	6.961	643	646	648	rBV2	944	963	0.08%	0.014%
25	6.976	648	649	655	rVB3	770	829	0.07%	0.012%
26	7.133	676	679	683	rVB3	641	824	0.07%	0.012%
27	7.243	687	700	721	rVV2	45129	148450	12.51%	2.226%
28	7.421	729	734	737	rBV3	550	630	0.05%	0.009%
29	7.473	743	744	753	rVB3	545	1031	0.09%	0.015%
30	7.547	753	758	760	rVB3	601	760	0.06%	0.011%
31	7.594	763	767	773	rBV2	469	633	0.05%	0.009%
32	7.698	784	787	790	rBV2	760	671	0.06%	0.010%
33	7.845	813	815	819	rVB2	701	869	0.07%	0.013%
34	7.960	835	837	842	rBV2	784	1141	0.10%	0.017%
35	8.028	847	850	854	rBV3	651	909	0.08%	0.014%
36	8.143	868	872	878	rVB2	676	809	0.07%	0.012%
37	8.200	878	883	885	rVB3	619	790	0.07%	0.012%
38	8.436	924	928	933	rBV3	660	886	0.07%	0.013%
39	8.593	956	958	962	rVB3	679	853	0.07%	0.013%
40	8.702	976	979	984	rVV3	734	849	0.07%	0.013%

LSC Area Percent Report

Data Path : C:\msdchem\1\data\nizele\2021\7_july\7-05-2021\v1c7815\
Data File : 1c179189.d
Acq On : 2 Jul 2021 1:00 pm
Operator : PrashanS
Sample : MB
Misc : MS52030,V1C7815,5.0,,,,1
ALS Vial : 5 Sample Multiplier: 1

Integration Parameters: rteint.p
Integrator: RTE
Smoothing : ON Filtering: 5
Sampling : 1 Min Area: 100 Area counts
Start Thrs: 0.1 Max Peaks: 100
Stop Thrs : 0.1 Peak Location: TOP

If leading or trailing edge < 100 prefer < Baseline drop else tangent >
Peak separation: 5

Method : C:\MSDCHEM\1\METHODS\M1CS7786.M
Title : SW846 8260C/D, DB-624 60 m x 0.25 mm x 1.4 um

41	8.755	984	989	993	rVV3	369	683	0.06%	0.010%
42	8.812	993	1000	1002	rVV3	734	1074	0.09%	0.016%
43	8.828	1002	1003	1010	rVB3	865	731	0.06%	0.011%
44	9.136	1058	1062	1065	rVB2	605	749	0.06%	0.011%
45	9.346	1094	1102	1109	rVB3	1606	3276	0.28%	0.049%
46	9.482	1115	1128	1135	rBV	299986	690250	58.17%	10.352%
47	9.544	1135	1140	1159	rVB	169551	375782	31.67%	5.636%
48	9.963	1208	1220	1241	rBV	164924	355730	29.98%	5.335%
49	10.339	1285	1292	1293	rBV2	491	856	0.07%	0.013%
50	10.402	1293	1304	1328	rVB	419637	870388	73.36%	13.053%
51	10.690	1356	1359	1367	rVB2	358	646	0.05%	0.010%
52	11.705	1548	1553	1557	rVB2	467	757	0.06%	0.011%
53	12.039	1603	1617	1638	rBV	653526	1186514	100.00%	17.794%
54	12.238	1644	1655	1665	rVB3	1962	4723	0.40%	0.071%
55	12.316	1665	1670	1672	rVB	516	732	0.06%	0.011%
56	13.258	1847	1850	1855	rVB2	690	1057	0.09%	0.016%
57	13.551	1894	1906	1924	rBV	636359	1053310	88.77%	15.796%
58	13.729	1936	1940	1942	rBV2	599	666	0.06%	0.010%
59	14.701	2114	2126	2145	rVV	496675	788146	66.43%	11.820%
60	14.843	2148	2153	2157	rBV2	580	1126	0.09%	0.017%
61	14.921	2167	2168	2175	rBV2	1132	1224	0.10%	0.018%
62	15.449	2264	2269	2271	rBV2	860	1001	0.08%	0.015%
63	15.653	2303	2308	2316	rVB3	1385	2506	0.21%	0.038%
64	15.732	2316	2323	2326	rBV2	945	1303	0.11%	0.020%
65	15.868	2340	2349	2365	rBV	666040	1041201	87.75%	15.615%
66	15.957	2365	2366	2372	rVB	601	639	0.05%	0.010%
67	16.009	2375	2376	2381	rBV	509	687	0.06%	0.010%
68	16.150	2400	2403	2410	rBV3	1425	1939	0.16%	0.029%
69	16.223	2414	2417	2421	rVB2	803	652	0.05%	0.010%
70	16.359	2433	2443	2451	rBV	5979	14034	1.18%	0.210%
71	16.631	2493	2495	2497	rBV2	561	634	0.05%	0.010%
72	16.673	2497	2503	2505	rVB3	436	783	0.07%	0.012%
73	16.762	2515	2520	2524	rBV4	1041	1272	0.11%	0.019%
74	16.799	2524	2527	2535	rBV3	457	1095	0.09%	0.016%
75	16.977	2557	2561	2564	rBV2	1161	1417	0.12%	0.021%
76	17.008	2564	2567	2573	rVB3	1042	1564	0.13%	0.023%
77	17.092	2580	2583	2587	rBV2	1573	2626	0.22%	0.039%
78	17.134	2588	2591	2602	rVB3	1291	2909	0.25%	0.044%
79	17.254	2607	2614	2619	rBV4	1002	2266	0.19%	0.034%
80	17.296	2619	2622	2624	rBV3	586	737	0.06%	0.011%
81	17.447	2646	2651	2656	rBV3	942	880	0.07%	0.013%
82	17.730	2704	2705	2709	rVB2	751	668	0.06%	0.010%
83	17.834	2721	2725	2729	rVB3	1855	2457	0.21%	0.037%
84	17.997	2752	2756	2757	rBV3	709	751	0.06%	0.011%
85	18.080	2763	2772	2777	rBV5	3875	6560	0.55%	0.098%

LSC Area Percent Report

Data Path : C:\msdchem\1\data\nizele\2021\7_july\7-05-2021\v1c7815\
Data File : 1c179189.d
Acq On : 2 Jul 2021 1:00 pm
Operator : PrashanS
Sample : MB
Misc : MS52030,V1C7815,5.0,,,,1
ALS Vial : 5 Sample Multiplier: 1

Integration Parameters: rteint.p
Integrator: RTE
Smoothing : ON Filtering: 5
Sampling : 1 Min Area: 100 Area counts
Start Thrs: 0.1 Max Peaks: 100
Stop Thrs : 0.1 Peak Location: TOP

If leading or trailing edge < 100 prefer < Baseline drop else tangent >
Peak separation: 5

Method : C:\MSDCHEM\1\METHODS\M1CS7786.M
Title : SW846 8260C/D, DB-624 60 m x 0.25 mm x 1.4 um

86	18.138	2781	2783	2785	rVB3	1160	864	0.07%	0.013%
87	18.185	2789	2792	2797	rVB5	768	1049	0.09%	0.016%
88	18.253	2803	2805	2807	rVB2	944	692	0.06%	0.010%
89	18.284	2807	2811	2816	rBV4	2283	3329	0.28%	0.050%
90	18.321	2816	2818	2820	rBV2	1006	690	0.06%	0.010%
91	18.368	2824	2827	2828	rVB3	938	666	0.06%	0.010%
92	18.467	2845	2846	2853	rBV4	970	1672	0.14%	0.025%
93	18.546	2853	2861	2863	rBV6	1534	2574	0.22%	0.039%
94	18.588	2863	2869	2872	rBV4	1273	2315	0.20%	0.035%
95	18.624	2874	2876	2879	rBV3	1101	956	0.08%	0.014%
96	18.776	2902	2905	2910	rBV5	1427	2066	0.17%	0.031%
97	18.839	2915	2917	2920	rBV4	1381	1549	0.13%	0.023%
98	19.037	2951	2955	2961	rBV6	3167	5771	0.49%	0.087%
99	19.388	3021	3022	3026	rBV4	1528	1651	0.14%	0.025%
100	19.592	3059	3061	3063	rBV3	2536	2336	0.20%	0.035%

Sum of corrected areas: 6668021

LSC Report - Integrated Chromatogram

Data Path : C:\msdchem\1\data\nizele\2021\7_july\7-05-2021\v1c7815\
Data File : 1c179189.d
Acq On : 2 Jul 2021 1:00 pm
Operator : PrashanS
Sample : MB
Misc : MS52030,V1C7815,5.0,,,,1
ALS Vial : 5 Sample Multiplier: 1

Quant Method : C:\MSDCHEM\1\METHODS\M1CS7786.M
Quant Title : SW846 8260C/D, DB-624 60 m x 0.25 mm x 1.4 um

TIC Library : C:\DATABASE\NIST08.L
TIC Integration Parameters: lscint.p

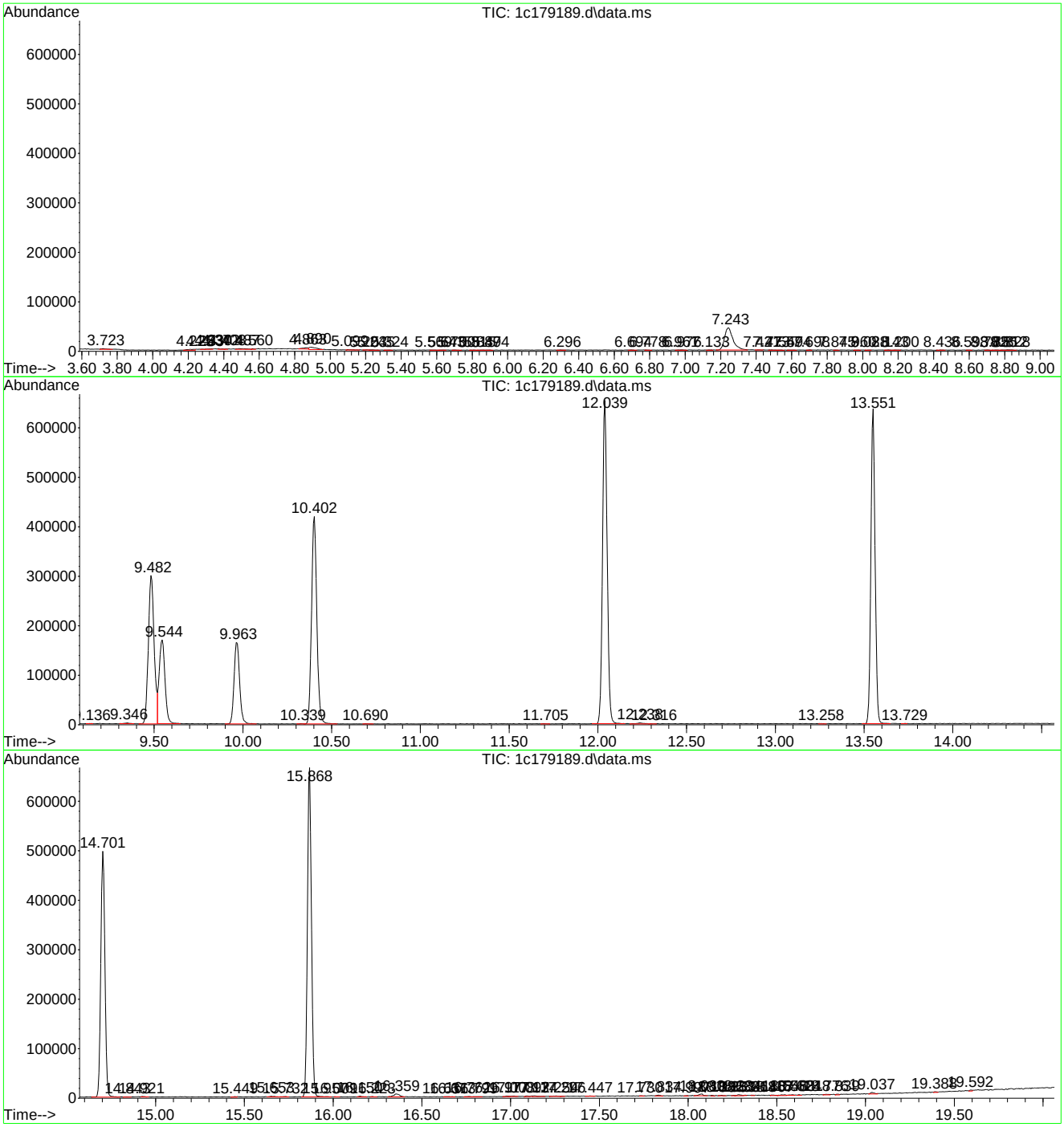

Tentatively Identified Compound (LSC) summary

Data Path : C:\msdchem\1\data\nizele\2021\7_july\7-05-2021\v1c7815\
Data File : 1c179189.d
Acq On : 2 Jul 2021 1:00 pm
Operator : PrashanS
Sample : MB
Misc : MS52030,V1C7815,5.0,,,,1
ALS Vial : 5 Sample Multiplier: 1

Quant Method : C:\MSDCHEM\1\METHODS\M1CS7786.M
Quant Title : SW846 8260C/D, DB-624 60 m x 0.25 mm x 1.4 um

TIC Library : C:\DATABASE\NIST08.L
TIC Integration Parameters: lscint.p

					Internal Standard			
TIC Top Hit name	RT	EstConc	Units	Response	#	RT	Resp	Conc

No Library Search Compounds Detected
****

Quantitation Report (QT Reviewed)

Data Path : C:\msdchem\1\data\nizele\2021\7_july\7-05-2021\v1c7814\
Data File : 1c179155.d
Acq On : 1 Jul 2021 10:46 am
Operator : PrashanS
Sample : BS Inst : GCMS1C
Misc : MS51924,V1C7814,5.0,,,,1
ALS Vial : 2 Sample Multiplier: 1

Quant Method : C:\MSDCHEM\1\METHODS\M1CS7786.M
Quant Results File: M1CS7786.RES
Quant Time: Jul 05 02:48:15 2021
Quant Title : SW846 8260C/D, DB-624 60 m x 0.25 mm x 1.4 um
QLast Update : Wed Jun 02 17:21:51 2021
Response via : Initial Calibration

Compound	R.T.	QIon	Response	Conc	Units	Dev(Min)
Internal Standards						
1) tert butyl alcohol-d9	7.243	65	89882	500.00	ug/L	0.00
5) pentafluorobenzene	9.482	168	264117	50.00	ug/L	0.00
51) 1,4-difluorobenzene	10.397	114	396539	50.00	ug/L	0.00
73) chlorobenzene-d5	13.551	117	335216	50.00	ug/L	0.00
96) 1,4-dichlorobenzene-d4	15.868	152	169572	50.00	ug/L	0.00
System Monitoring Compounds						
43) dibromofluoromethane (s)	9.539	113	121564	51.78	ug/L	0.00
Spiked Amount 50.000	Range 72 - 130		Recovery = 103.56%			
52) 1,2-dichloroethane-d4 (s)	9.963	65	136819	54.22	ug/L	0.00
Spiked Amount 50.000	Range 75 - 131		Recovery = 108.44%			
74) toluene-d8 (s)	12.039	98	444740	50.75	ug/L	0.00
Spiked Amount 50.000	Range 81 - 121		Recovery = 101.50%			
97) 4-bromofluorobenzene (s)	14.702	95	165740	53.02	ug/L	0.00
Spiked Amount 50.000	Range 60 - 141		Recovery = 106.04%			
Target Compounds						Qvalue
2) tertiary butyl alcohol	7.353	59	54613	246.10	ug/L	96
3) ethanol	6.004	45	133996	5387.87	ug/L	99
4) 1,4-dioxane	11.129	88	25471	1178.42	ug/L	90
6) dichlorodifluoromethane	3.791	85	164296	44.73	ug/L	99
7) chlorodifluoromethane	3.823	51	146453	46.25	ug/L	99
8) chloromethane	4.199	50	236382	52.98	ug/L	99
9) vinyl chloride	4.424	62	206668	52.80	ug/L	97
10) 1,3-butadiene	4.497	54	150549	50.04	ug/L	98
11) bromomethane	5.094	94	101035	45.57	ug/L	98
12) chloroethane	5.271	64	84079	52.67	ug/L	96
13) trichlorofluoromethane	5.700	101	171337	47.32	ug/L	98
14) ethyl ether	6.140	74	51288	52.34	ug/L	95
15) acrolein	6.417	56	15266	67.19	ug/L	89
16) freon 113	6.506	151	81689	44.25	ug/L	97
17) 1,1-dichloroethene	6.563	96	89858	46.11	ug/L	90
18) acetone	6.631	43	124187	187.39	ug/L	97
19) acetonitrile	7.081	41	145265	593.03	ug/L	99
20) iodomethane	6.851	142	119596	53.09	ug/L	99
21) carbon disulfide	6.966	76	337466	45.64	ug/L	97
22) methylene chloride	7.296	84	108617	47.46	ug/L	94
23) methyl acetate	7.092	43	84884	61.56	ug/L	94
24) methyl tert butyl ether	7.594	73	252849	53.39	ug/L	98
25) trans-1,2-dichloroethene	7.662	96	103916	45.83	ug/L	94
26) di-isopropyl ether	8.185	45	437358	61.12	ug/L	98
27) 2-butanone	8.938	72	40602	227.67	ug/L #	84
28) 1,1-dichloroethane	8.237	63	204702	51.20	ug/L	98
29) chloroprene	8.336	53	176325	58.26	ug/L	95
30) acrylonitrile	7.636	53	32502	59.02	ug/L	94
31) hexane	7.944	57	180155	46.94	ug/L	93
32) vinyl acetate	8.216	86	14936	63.10	ug/L #	73
33) ethyl tert-butyl ether	8.650	59	354808	59.92	ug/L	99
34) ethyl acetate	8.948	45	17023	62.26	ug/L #	73
35) 2,2-dichloropropane	8.959	77	163345	51.79	ug/L	95
36) cis-1,2-dichloroethene	8.974	96	112544	48.17	ug/L	98
37) methyl acrylate	9.032	85	12635	51.72	ug/L #	54
38) propionitrile	9.053	54	138119	571.56	ug/L	95
39) bromochloromethane	9.288	128	52904	49.04	ug/L	89
40) tetrahydrofuran	9.320	42	37629	57.19	ug/L	95
41) chloroform	9.341	85	125678	46.75	ug/L	98

Quantitation Report (QT Reviewed)

Data Path : C:\msdchem\1\data\nizele\2021\7_july\7-05-2021\v1c7814\
Data File : 1c179155.d
Acq On : 1 Jul 2021 10:46 am
Operator : PrashanS
Sample : BS Inst : GCMS1C
Misc : MS51924,V1C7814,5.0,,,,1
ALS Vial : 2 Sample Multiplier: 1

Quant Method : C:\MSDCHEM\1\METHODS\M1CS7786.M
Quant Results File: M1CS7786.RES
Quant Time: Jul 05 02:48:15 2021
Quant Title : SW846 8260C/D, DB-624 60 m x 0.25 mm x 1.4 um
QLast Update : Wed Jun 02 17:21:51 2021
Response via : Initial Calibration

Compound	R.T.	QIon	Response	Conc	Units		Dev(Min)
42) t-butyl formate	9.356	59	94459	69.54	ug/L		99
44) methacrylonitrile	9.231	67	36556	55.82	ug/L		87
45) 1,1,1-trichloroethane	9.576	97	160246	49.14	ug/L		96
46) cyclohexane	9.639	84	141552	49.17	ug/L	#	80
47) 1,1-dichloropropene	9.759	75	151507	53.08	ug/L		98
48) iso-butyl alcohol	9.780	43	45090	606.97	ug/L		93
49) carbon tetrachloride	9.780	117	141767	48.90	ug/L		97
50) tert amyl alcohol	9.895	55	18764	291.88	ug/L		91
53) n-butyl alcohol	10.528	56	142441	2860.72	ug/L		95
54) 2,2,4-trimethylpentane	9.994	57	476825	49.02	ug/L		99
55) benzene	10.026	78	427315	48.49	ug/L		99
56) tert-amyl methyl ether	10.041	87	64105	52.24	ug/L		97
57) heptane	10.172	71	92688	44.43	ug/L		96
58) isopropyl acetate	9.942	87	17458	53.55	ug/L	#	70
59) 1,2-dichloroethane	10.052	62	140482	47.52	ug/L		96
60) trichloroethene	10.742	130	114778	45.55	ug/L		98
61) ethyl acrylate	10.742	55	124439	58.54	ug/L		98
63) 2-chloroethyl vinyl ether	11.537	63	348226	275.17	ug/L		99
64) methyl methacrylate	11.009	100	18997	51.20	ug/L	#	76
65) 1,2-dichloropropane	11.014	63	119371	52.05	ug/L		96
66) dibromomethane	11.176	93	62673	47.85	ug/L		98
67) methylcyclohexane	10.941	83	181498	47.49	ug/L		95
68) bromodichloromethane	11.307	83	149222	50.11	ug/L		98
69) epichlorohydrin	11.668	57	50140	285.97	ug/L		99
70) cis-1,3-dichloropropene	11.757	75	183179	53.49	ug/L		94
71) 4-methyl-2-pentanone	11.846	58	152845	235.17	ug/L		93
72) 3-methyl-1-butanol	11.867	55	95230	1188.03	ug/L		96
75) toluene	12.113	92	248316	47.63	ug/L		99
76) trans-1,3-dichloropropene	12.322	75	156774	53.91	ug/L		98
77) ethyl methacrylate	12.296	69	118587	56.16	ug/L		93
78) 1,1,2-trichloroethane	12.531	83	78465	52.21	ug/L		95
79) tetrachloroethene	12.693	164	92159	44.70	ug/L		96
80) 1,3-dichloropropane	12.714	76	142721	51.51	ug/L		91
81) 2-hexanone	12.693	58	150224	226.11	ug/L		94
82) butyl acetate	12.766	56	62613	56.57	ug/L		93
83) dibromochloromethane	12.981	129	103223	48.52	ug/L		97
84) 1,2-dibromoethane	13.133	107	87485	50.62	ug/L		99
85) n-butyl ether	13.472	57	543154	60.07	ug/L		98
86) chlorobenzene	13.582	112	265740	46.30	ug/L		97
87) 1,1,1,2-tetrachloroethane	13.640	131	99137	48.58	ug/L		98
88) ethylbenzene	13.629	91	486169	48.13	ug/L		98
89) m,p-xylene	13.734	106	356519	94.82	ug/L		96
90) o-xylene	14.152	106	177682	50.04	ug/L		99
91) styrene	14.163	104	301756	50.46	ug/L		98
92) bromoform	14.440	173	72093	47.47	ug/L		99
93) butyl acrylate	13.975	55	217962	55.91	ug/L		99
94) isopropylbenzene	14.487	105	465371	49.21	ug/L		100
95) cis-1,4-dichloro-2-butene	14.576	88	39297	51.57	ug/L		93
98) bromobenzene	14.895	156	122971	47.19	ug/L		95
99) 1,1,2,2-tetrachloroethane	14.811	83	117309	53.37	ug/L		99
100) trans-1,4-dichloro-2-b...	14.853	53	40497	60.03	ug/L		99
101) 1,2,3-trichloropropane	14.885	110	25766	50.33	ug/L		96
102) n-propylbenzene	14.895	91	612268	50.30	ug/L		98
103) 2-chlorotoluene	15.047	126	115227	48.14	ug/L		87
104) 4-chlorotoluene	15.146	91	352534	50.72	ug/L		99
105) 1,3,5-trimethylbenzene	15.047	105	393246	50.48	ug/L		98
106) tert-butylbenzene	15.392	134	69302	49.35	ug/L	#	90

Quantitation Report (QT Reviewed)

Data Path : C:\msdchem\1\data\nizele\2021\7_july\7-05-2021\v1c7814\
Data File : 1c179155.d
Acq On : 1 Jul 2021 10:46 am
Operator : PrashanS
Sample : BS Inst : GCMS1C
Misc : MS51924,V1C7814,5.0,,,,1
ALS Vial : 2 Sample Multiplier: 1

Quant Method : C:\MSDCHEM\1\METHODS\M1CS7786.M
Quant Results File: M1CS7786.RES
Quant Time: Jul 05 02:48:15 2021
Quant Title : SW846 8260C/D, DB-624 60 m x 0.25 mm x 1.4 um
QLast Update : Wed Jun 02 17:21:51 2021
Response via : Initial Calibration

Compound	R.T.	QIon	Response	Conc	Units	Dev(Min)
107) 1,2,4-trimethylbenzene	15.439	105	395354	50.81	ug/L	98
108) sec-butylbenzene	15.606	105	528476	51.12	ug/L	99
109) 1,3-dichlorobenzene	15.810	146	229199	47.85	ug/L	99
110) p-isopropyltoluene	15.727	119	423487	50.37	ug/L	99
111) 1,2,3-trimethylbenzene	15.889	105	409479	50.93	ug/L	99
112) 1,4-dichlorobenzene	15.894	146	228983	45.66	ug/L	99
113) benzyl chloride	16.014	91	234760	57.26	ug/L	99
114) 1,2-dichlorobenzene	16.297	146	219425	47.81	ug/L	99
115) n-butylbenzene	16.150	92	250267	52.83	ug/L	99
116) 1,2-dibromo-3-chloropr...	17.087	75	25224	54.69	ug/L	89
117) 1,3,5-trichlorobenzene	17.254	180	201291	52.14	ug/L	98
119) 1,2,4-trichlorobenzene	17.829	180	172636	49.40	ug/L	98
120) hexachlorobutadiene	17.918	225	100999	47.04	ug/L	99
121) naphthalene	18.075	128	334272	50.78	ug/L	99
122) 1,2,3-trichlorobenzene	18.284	180	156075	49.33	ug/L	99
123) hexachloroethane	16.553	201	82439	50.51	ug/L	98
124) 2-methylnaphthalene	19.037	142	98238	25.22	ug/L	96

(#) = qualifier out of range (m) = manual integration (+) = signals summed

Quantitation Report (QT Reviewed)

Data Path : C:\msdchem\1\data\nizele\2021\7_july\7-05-2021\v1c7814\
Data File : 1c179155.d
Acq On : 1 Jul 2021 10:46 am
Operator : PrashanS
Sample : BS Inst : GCMS1C
Misc : MS51924,V1C7814,5.0,,,,1
ALS Vial : 2 Sample Multiplier: 1

Quant Method : C:\MSDCHEM\1\METHODS\M1CS7786.M
Quant Results File: M1CS7786.RES
Quant Time: Jul 05 02:48:15 2021
Quant Title : SW846 8260C/D, DB-624 60 m x 0.25 mm x 1.4 um
QLast Update : Wed Jun 02 17:21:51 2021
Response via : Initial Calibration

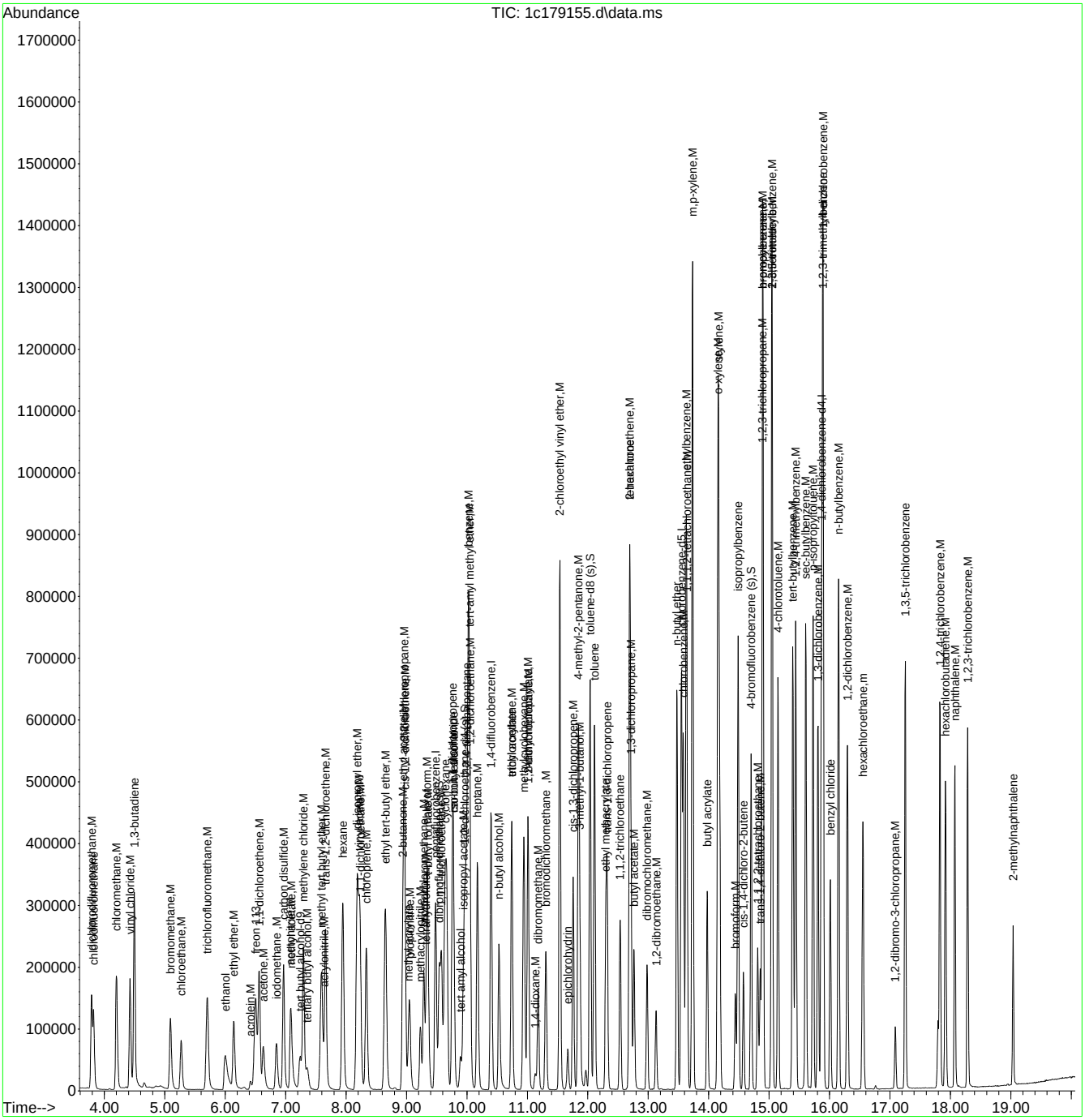

Quantitation Report (QT Reviewed)

Data Path : C:\msdchem\1\data\nizele\2021\7_july\7-02-2021\v3c7419\
Data File : 3c167346.d
Acq On : 1 Jul 2021 12:34 pm
Operator : PrashanS
Sample : BS Inst : MS3C
Misc : MS51905,V3C7419,5.0,,,,1
ALS Vial : 3 Sample Multiplier: 1

Quant Method : C:\MSDCHEM\1\METHODS\M3C7415.M
Quant Results File: M3C7415.RES
Quant Time: Jul 02 04:03:43 2021
Quant Title : Method SW846 8260C/D, Rxi624 20m x 0.18mm x 1.0um
QLast Update : Mon Jun 28 17:56:55 2021
Response via : Initial Calibration

Compound	R.T.	QIon	Response	Conc	Units	Dev(Min)
Internal Standards						
1) tert butyl alcohol-d9	2.558	65	71421	500.00	ug/L	0.00
5) pentafluorobenzene	4.002	168	298384	50.00	ug/L	0.00
49) 1,4-difluorobenzene	4.661	114	463108	50.00	ug/L	0.00
71) chlorobenzene-d5	7.370	117	404179	50.00	ug/L	0.00
94) 1,4-dichlorobenzene-d4	9.300	152	202749	50.00	ug/L	0.00
System Monitoring Compounds						
42) dibromofluoromethane (s)	3.965	113	129909	50.58	ug/L	0.00
Spiked Amount 50.000	Range 72 - 130		Recovery = 101.16%			
50) 1,2-dichloroethane-d4 (s)	4.279	65	148379	54.03	ug/L	0.00
Spiked Amount 50.000	Range 75 - 131		Recovery = 108.06%			
72) toluene-d8 (s)	6.052	98	545734	51.14	ug/L	0.00
Spiked Amount 50.000	Range 81 - 121		Recovery = 102.28%			
95) 4-bromofluorobenzene (s)	8.369	95	192431	51.96	ug/L	0.00
Spiked Amount 50.000	Range 60 - 141		Recovery = 103.92%			
Target Compounds						Qvalue
3) tertiary butyl alcohol	2.621	59	35968	249.69	ug/L	99
4) 1,4-dioxane	5.257	88	25280	1258.45	ug/L	89
6) dichlorodifluoromethane	1.078	85	132998	46.16	ug/L	99
7) chloromethane	1.230	50	165306	54.14	ug/L	98
8) 1,3-butadiene	1.313	54	104167	49.76	ug/L	99
9) vinyl chloride	1.293	62	142783	53.46	ug/L	99
10) bromomethane	1.533	94	73535	46.43	ug/L	98
11) chloroethane	1.606	64	88070	53.10	ug/L	99
12) trichlorofluoromethane	1.763	101	162842	48.46	ug/L	99
13) ethyl ether	1.978	74	56366	51.98	ug/L	89
14) acrolein	2.124	56	12867	52.58	ug/L	87
15) freon 113	2.124	151	79193	45.93	ug/L	98
16) 1,1-dichloroethene	2.145	96	94102	52.21	ug/L	94
17) acetone	2.234	43	95224	218.98	ug/L	99
18) acetonitrile	2.490	41	106218	592.51	ug/L	98
19) iodomethane	2.276	142	117950	44.41	ug/L	97
20) carbon disulfide	2.297	76	323151	48.51	ug/L	98
21) methylene chloride	2.548	84	104554	49.20	ug/L	94
22) methyl acetate	2.448	43	66744	53.70	ug/L	95
23) methyl tert butyl ether	2.689	73	254987	50.98	ug/L	97
24) trans-1,2-dichloroethene	2.715	96	112471	52.08	ug/L	95
25) hexane	2.856	57	203110	49.95	ug/L	97
26) di-isopropyl ether	3.050	45	412693	60.33	ug/L	97
27) ethyl tert-butyl ether	3.343	59	348222	55.95	ug/L	98
28) 2-butanone	3.568	72	39644	234.33	ug/L #	84
29) 1,1-dichloroethane	3.071	63	213067	56.20	ug/L	97
30) chloroprene	3.113	53	192988	58.92	ug/L	97
31) acrylonitrile	2.778	53	25025	55.89	ug/L	88
32) vinyl acetate	3.097	86	20333	54.39	ug/L #	41
33) ethyl acetate	3.583	45	15141	62.27	ug/L	92
34) 2,2-dichloropropane	3.521	77	156454	51.39	ug/L	98
35) cis-1,2-dichloroethene	3.552	96	122039	52.41	ug/L	97
36) propionitrile	3.688	54	116720	580.03	ug/L	98
37) bromochloromethane	3.761	130	65960	50.43	ug/L	89
38) tetrahydrofuran	3.756	42	28273	57.93	ug/L	90
39) chloroform	3.819	83	200702	49.53	ug/L	98
40) tert-butyl formate	3.824	59	43897	60.79	ug/L	92
41) isobutyl alcohol	4.237	41	177324	564.28	ug/L	96
43) methacrylonitrile	3.782	67	35182	55.12	ug/L	96

Quantitation Report (QT Reviewed)

Data Path : C:\msdchem\1\data\nizele\2021\7_july\7-02-2021\v3c7419\
Data File : 3c167346.d
Acq On : 1 Jul 2021 12:34 pm
Operator : PrashanS
Sample : BS Inst : MS3C
Misc : MS51905,V3C7419,5.0,,,,1
ALS Vial : 3 Sample Multiplier: 1

Quant Method : C:\MSDCHEM\1\METHODS\M3C7415.M
Quant Results File: M3C7415.RES
Quant Time: Jul 02 04:03:43 2021
Quant Title : Method SW846 8260C/D, Rxi624 20m x 0.18mm x 1.0um
QLast Update : Mon Jun 28 17:56:55 2021
Response via : Initial Calibration

Compound	R.T.	QIon	Response	Conc	Units		Dev(Min)
44) 1,1,1-trichloroethane	3.934	97	175749	52.17	ug/L		99
45) cyclohexane	3.918	84	177072	51.54	ug/L		95
46) 1,1-dichloropropene	4.080	110	58083	52.99	ug/L		96
47) tert-amyl alcohol	4.300	59	29211	283.67	ug/L	#	59
48) carbon tetrachloride	4.044	119	142707	48.16	ug/L		98
51) 2,2,4-trimethylpentane	4.237	57	539632	54.23	ug/L		99
52) tert-amyl methyl ether	4.331	87	94382	53.99	ug/L		96
53) n-butyl alcohol	4.870	56	119300	2548.29	ug/L		97
54) benzene	4.258	78	472864	52.61	ug/L		98
55) heptane	4.420	57	110448	52.21	ug/L		96
56) isopropyl acetate	4.331	87	94382	53.99	ug/L		97
57) 1,2-dichloroethane	4.352	62	142301	50.37	ug/L		99
58) trichloroethene	4.875	95	119352	50.03	ug/L		97
60) 2-nitropropane	5.717	41	35328	56.29	ug/L	#	77
61) 2-chloroethyl vinyl ether	5.733	63	327824	290.85	ug/L		98
62) methyl methacrylate	5.236	100	23603	51.68	ug/L		92
63) 1,2-dichloropropane	5.142	63	121213	56.00	ug/L		93
64) methylcyclohexane	4.975	83	215870	50.21	ug/L		96
65) dibromomethane	5.268	93	58438	52.77	ug/L		93
66) bromodichloromethane	5.419	83	147786	52.49	ug/L		99
67) epichlorohydrin	5.811	57	43614	293.06	ug/L		99
68) cis-1,3-dichloropropene	5.859	75	188025	55.41	ug/L		93
69) 4-methyl-2-pentanone	6.000	85	60105	231.48	ug/L		92
70) 3-methyl-1-butanol	6.083	55	67805	1034.12	ug/L		98
73) toluene	6.115	92	295803	51.81	ug/L		98
74) trans-1,3-dichloropropene	6.413	75	149504	52.10	ug/L		98
75) ethyl methacrylate	6.439	69	125097	54.66	ug/L		96
76) 1,1,2-trichloroethane	6.570	83	74521	52.80	ug/L		95
77) 2-hexanone	6.769	58	132963	235.02	ug/L		93
78) tetrachloroethene	6.596	166	127037	49.15	ug/L		99
79) 1,3-dichloropropane	6.722	76	155861	52.59	ug/L		100
80) butyl acetate	6.863	56	60782	54.88	ug/L		91
81) dibromochloromethane	6.889	129	98649	49.84	ug/L		98
82) 1,2-dibromoethane	6.994	107	82751	50.68	ug/L		98
83) n-butyl ether	7.443	57	567963	61.53	ug/L		97
84) chlorobenzene	7.396	112	301383	49.52	ug/L		96
85) 1,1,1,2-tetrachloroethane	7.480	131	105597	49.99	ug/L		98
86) ethylbenzene	7.464	91	563219	51.15	ug/L		99
87) m,p-xylene	7.569	106	430784	103.27	ug/L		98
88) o-xylene	7.904	91	435062	51.76	ug/L		99
89) styrene	7.930	104	353359	51.15	ug/L		99
90) bromoform	8.108	173	62691	48.29	ug/L		95
91) butyl acrylate	7.898	55	181813	51.49	ug/L		99
92) isopropylbenzene	8.202	105	552464	50.63	ug/L		98
93) cis-1,4-dichloro-2-butene	8.338	53	34579	53.15	ug/L		92
96) bromobenzene	8.484	156	127509	48.19	ug/L		94
97) 1,1,2,2-tetrachloroethane	8.526	83	103303	53.29	ug/L		97
98) trans-1,4-dichloro-2-b...	8.578	88	14663	54.63	ug/L		93
99) 1,2,3-trichloropropane	8.563	110	29774	51.56	ug/L		97
100) n-propylbenzene	8.542	91	669933	53.21	ug/L		98
101) 2-chlorotoluene	8.631	126	126239	50.03	ug/L		97
102) 4-chlorotoluene	8.730	126	130734	49.63	ug/L		98
103) 1,3,5-trimethylbenzene	8.693	105	450192	52.11	ug/L		99
104) tert-butylbenzene	8.939	119	399199	50.92	ug/L		97
105) 1,2,4-trimethylbenzene	8.997	105	456250	52.02	ug/L		99
106) sec-butylbenzene	9.117	105	610972	52.67	ug/L		99
107) 1,3-dichlorobenzene	9.243	146	249015	47.39	ug/L		99

Quantitation Report (QT Reviewed)

Data Path : C:\msdchem\1\data\nizele\2021\7_july\7-02-2021\v3c7419\
Data File : 3c167346.d
Acq On : 1 Jul 2021 12:34 pm
Operator : PrashanS
Sample : BS Inst : MS3C
Misc : MS51905,V3C7419,5.0,,,,1
ALS Vial : 3 Sample Multiplier: 1

Quant Method : C:\MSDCHEM\1\METHODS\M3C7415.M
Quant Results File: M3C7415.RES
Quant Time: Jul 02 04:03:43 2021
Quant Title : Method SW846 8260C/D, Rxi624 20m x 0.18mm x 1.0um
QLast Update : Mon Jun 28 17:56:55 2021
Response via : Initial Calibration

Compound	R.T.	QIon	Response	Conc	Units	Dev(Min)
108) p-isopropyltoluene	9.237	119	525408	51.76	ug/L	98
109) 1,4-dichlorobenzene	9.321	146	252246	47.35	ug/L	98
110) 1,2,3-trimethylbenzene	9.337	105	472978	54.10	ug/L	99
111) 1,2-dichlorobenzene	9.619	146	230844	48.88	ug/L	99
112) n-butylbenzene	9.562	92	277409	53.06	ug/L	99
113) 1,2-dibromo-3-chloropr...	10.252	157	22313	50.34	ug/L	96
114) 1,3,5-trichlorobenzene	10.367	180	214908	50.01	ug/L	99
115) 1,2,4-trichlorobenzene	10.864	180	187859	48.98	ug/L	99
116) hexachlorobutadiene	10.948	225	117350	47.54	ug/L	98
117) naphthalene	11.052	128	367935	53.18	ug/L	99
118) 1,2,3-trichlorobenzene	11.246	180	172836	49.52	ug/L	99
119) hexachloroethane	9.776	201	76114	50.43	ug/L	97
120) benzyl chloride	9.436	91	170649	45.91	ug/L	99
121) 2-methylnaphthalene	11.910	142	113552	24.85	ug/L	99

(#) = qualifier out of range (m) = manual integration (+) = signals summed

Quantitation Report (QT Reviewed)

Data Path : C:\msdchem\1\data\nizele\2021\7_july\7-02-2021\v3c7419\
Data File : 3c167346.d
Acq On : 1 Jul 2021 12:34 pm
Operator : PrashanS
Sample : BS Inst : MS3C
Misc : MS51905,V3C7419,5.0,,,,1
ALS Vial : 3 Sample Multiplier: 1

Quant Method : C:\MSDCHEM\1\METHODS\M3C7415.M
Quant Results File: M3C7415.RES
Quant Time: Jul 02 04:03:43 2021
Quant Title : Method SW846 8260C/D, Rxi624 20m x 0.18mm x 1.0um
QLast Update : Mon Jun 28 17:56:55 2021
Response via : Initial Calibration

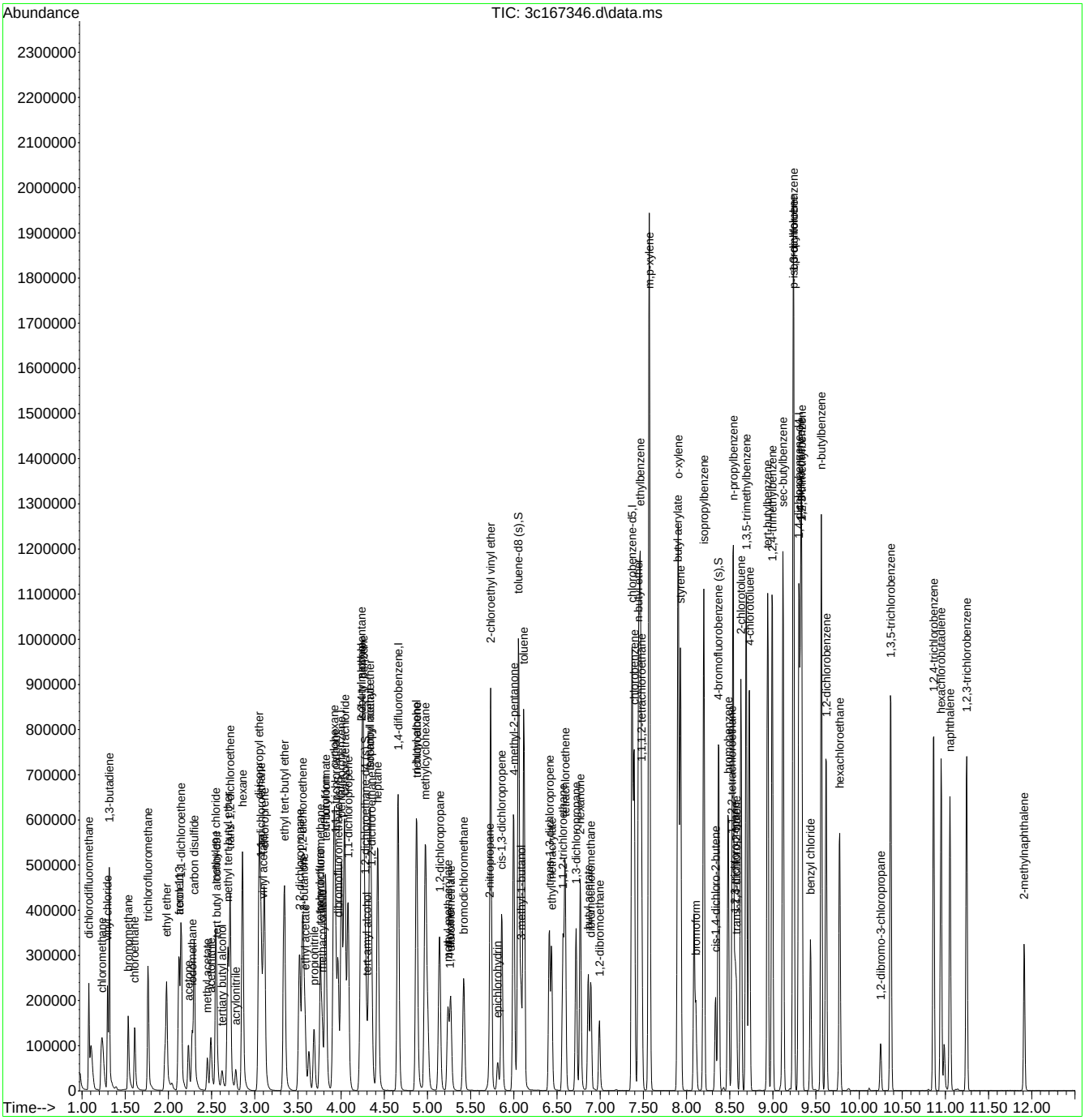

Quantitation Report (QT Reviewed)

Data Path : C:\msdchem\1\data\nizele\2021\7_july\7-05-2021\v1c7815\
Data File : 1c179187.d
Acq On : 2 Jul 2021 11:55 am
Operator : PrashanS
Sample : BS Inst : GCMS1C
Misc : MS52030,V1C7815,5.0,,,,1
ALS Vial : 3 Sample Multiplier: 1

Quant Method : C:\MSDCHEM\1\METHODS\M1CS7786.M
Quant Results File: M1CS7786.RES
Quant Time: Jul 05 03:54:19 2021
Quant Title : SW846 8260C/D, DB-624 60 m x 0.25 mm x 1.4 um
QLast Update : Wed Jun 02 17:21:51 2021
Response via : Initial Calibration

Compound	R.T.	QIon	Response	Conc	Units	Dev(Min)
Internal Standards						
1) tert butyl alcohol-d9	7.243	65	82519	500.00	ug/L	0.00
5) pentafluorobenzene	9.482	168	254233	50.00	ug/L	0.00
51) 1,4-difluorobenzene	10.397	114	384936	50.00	ug/L	0.00
73) chlorobenzene-d5	13.551	117	321995	50.00	ug/L	0.00
96) 1,4-dichlorobenzene-d4	15.868	152	159097	50.00	ug/L	0.00
System Monitoring Compounds						
43) dibromofluoromethane (s)	9.539	113	116899	51.72	ug/L	0.00
Spiked Amount 50.000	Range 72 - 130		Recovery = 103.44%			
52) 1,2-dichloroethane-d4 (s)	9.963	65	132959	54.28	ug/L	0.00
Spiked Amount 50.000	Range 75 - 131		Recovery = 108.56%			
74) toluene-d8 (s)	12.039	98	435937	51.79	ug/L	0.00
Spiked Amount 50.000	Range 81 - 121		Recovery = 103.58%			
97) 4-bromofluorobenzene (s)	14.702	95	159593	54.41	ug/L	0.00
Spiked Amount 50.000	Range 60 - 141		Recovery = 108.82%			
Target Compounds						Qvalue
2) tertiary butyl alcohol	7.353	59	49284	241.90	ug/L	95
3) ethanol	6.004	45	129345	5664.92	ug/L	100
4) 1,4-dioxane	11.129	88	23299	1174.11	ug/L	88
6) dichlorodifluoromethane	3.786	85	161137	45.57	ug/L	98
7) chlorodifluoromethane	3.823	51	143148	46.96	ug/L	97
8) chloromethane	4.199	50	232367	54.11	ug/L	97
9) vinyl chloride	4.424	62	211835	56.23	ug/L	99
10) 1,3-butadiene	4.492	54	145469	50.23	ug/L	100
11) bromomethane	5.094	94	95890	44.93	ug/L	97
12) chloroethane	5.271	64	84360	54.90	ug/L	97
13) trichlorofluoromethane	5.700	101	178166	51.12	ug/L	98
14) ethyl ether	6.140	74	47539	50.40	ug/L	90
15) acrolein	6.417	56	12934	59.14	ug/L	82
16) freon 113	6.501	151	75597	42.55	ug/L	98
17) 1,1-dichloroethene	6.563	96	87284	46.53	ug/L	88
18) acetone	6.631	43	115041	180.34	ug/L	95
19) acetonitrile	7.081	41	136432	578.63	ug/L	98
20) iodomethane	6.846	142	116341	53.65	ug/L	99
21) carbon disulfide	6.966	76	330583	46.44	ug/L	96
22) methylene chloride	7.296	84	107591	48.83	ug/L	89
23) methyl acetate	7.086	43	79440	59.85	ug/L	92
24) methyl tert butyl ether	7.594	73	235961	51.76	ug/L	98
25) trans-1,2-dichloroethene	7.662	96	101518	46.52	ug/L	94
26) di-isopropyl ether	8.185	45	426054	61.85	ug/L	98
27) 2-butanone	8.938	72	37154	216.44	ug/L #	88
28) 1,1-dichloroethane	8.232	63	204562	53.15	ug/L	99
29) chloroprene	8.336	53	175621	60.28	ug/L	96
30) acrylonitrile	7.641	53	29380	55.43	ug/L	96
31) hexane	7.944	57	173837	47.06	ug/L	93
32) vinyl acetate	8.221	86	14187	62.26	ug/L #	88
33) ethyl tert-butyl ether	8.650	59	337243	59.17	ug/L	97
34) ethyl acetate	8.948	45	15599	59.27	ug/L #	84
35) 2,2-dichloropropane	8.959	77	160159	52.75	ug/L	95
36) cis-1,2-dichloroethene	8.969	96	110639	49.19	ug/L	94
37) methyl acrylate	9.037	85	11873	50.53	ug/L #	67
38) propionitrile	9.053	54	129067	554.86	ug/L	93
39) bromochloromethane	9.288	128	48879	47.07	ug/L #	87
40) tetrahydrofuran	9.320	42	34997	55.26	ug/L	93
41) chloroform	9.341	85	123586	47.75	ug/L	98

Quantitation Report (QT Reviewed)

Data Path : C:\msdchem\1\data\nizele\2021\7_july\7-05-2021\v1c7815\
Data File : 1c179187.d
Acq On : 2 Jul 2021 11:55 am
Operator : PrashanS
Sample : BS Inst : GCMS1C
Misc : MS52030,V1C7815,5.0,,,,1
ALS Vial : 3 Sample Multiplier: 1

Quant Method : C:\MSDCHEM\1\METHODS\M1CS7786.M
Quant Results File: M1CS7786.RES
Quant Time: Jul 05 03:54:19 2021
Quant Title : SW846 8260C/D, DB-624 60 m x 0.25 mm x 1.4 um
QLast Update : Wed Jun 02 17:21:51 2021
Response via : Initial Calibration

Compound	R.T.	QIon	Response	Conc	Units		Dev(Min)
42) t-butyl formate	9.356	59	88628	67.78	ug/L		96
44) methacrylonitrile	9.226	67	33364	52.92	ug/L		87
45) 1,1,1-trichloroethane	9.576	97	158698	50.55	ug/L		98
46) cyclohexane	9.639	84	149616	54.00	ug/L	#	79
47) 1,1-dichloropropene	9.759	75	147987	53.86	ug/L		98
48) iso-butyl alcohol	9.775	43	41910	586.10	ug/L		95
49) carbon tetrachloride	9.775	117	135904	48.70	ug/L		98
50) tert amyl alcohol	9.895	55	16933	273.64	ug/L		96
53) n-butyl alcohol	10.528	56	131894	2728.75	ug/L		94
54) 2,2,4-trimethylpentane	9.994	57	451563	47.82	ug/L		99
55) benzene	10.026	78	418617	48.93	ug/L		100
56) tert-amyl methyl ether	10.036	87	58469	49.09	ug/L		94
57) heptane	10.177	71	87497	43.21	ug/L		95
58) isopropyl acetate	9.942	87	15666	49.50	ug/L	#	69
59) 1,2-dichloroethane	10.052	62	133828	46.64	ug/L		95
60) trichloroethene	10.742	130	110499	45.18	ug/L		98
61) ethyl acrylate	10.742	55	114361	55.42	ug/L		99
63) 2-chloroethyl vinyl ether	11.537	63	323343	263.20	ug/L		98
64) methyl methacrylate	11.009	100	17467	48.50	ug/L	#	59
65) 1,2-dichloropropane	11.009	63	117774	52.91	ug/L		98
66) dibromomethane	11.176	93	59632	46.91	ug/L		94
67) methylcyclohexane	10.941	83	170271	45.89	ug/L		95
68) bromodichloromethane	11.302	83	142336	49.24	ug/L		99
69) epichlorohydrin	11.668	57	45906	269.72	ug/L		99
70) cis-1,3-dichloropropene	11.757	75	175737	52.86	ug/L		94
71) 4-methyl-2-pentanone	11.846	58	140036	221.96	ug/L		92
72) 3-methyl-1-butanol	11.867	55	85360	1096.99	ug/L		94
75) toluene	12.113	92	239921	47.91	ug/L		99
76) trans-1,3-dichloropropene	12.317	75	149128	53.39	ug/L		98
77) ethyl methacrylate	12.296	69	107794	53.15	ug/L		91
78) 1,1,2-trichloroethane	12.536	83	72757	50.40	ug/L		96
79) tetrachloroethene	12.693	164	87580	44.22	ug/L		98
80) 1,3-dichloropropane	12.714	76	134282	50.46	ug/L		90
81) 2-hexanone	12.693	58	137081	214.80	ug/L		93
82) butyl acetate	12.761	56	57092	53.70	ug/L	#	85
83) dibromochloromethane	12.981	129	95644	46.81	ug/L		97
84) 1,2-dibromoethane	13.133	107	81080	48.84	ug/L		96
85) n-butyl ether	13.472	57	530775	61.11	ug/L		98
86) chlorobenzene	13.582	112	258450	46.88	ug/L		96
87) 1,1,1,2-tetrachloroethane	13.640	131	93772	47.84	ug/L		99
88) ethylbenzene	13.629	91	472137	48.66	ug/L		99
89) m,p-xylene	13.734	106	343997	95.24	ug/L		93
90) o-xylene	14.152	106	170934	50.11	ug/L		99
91) styrene	14.163	104	286663	49.90	ug/L		96
92) bromoform	14.440	173	65653	45.00	ug/L		100
93) butyl acrylate	13.975	55	199974	53.40	ug/L		97
94) isopropylbenzene	14.487	105	454835	50.07	ug/L		99
95) cis-1,4-dichloro-2-butene	14.576	88	35988	49.17	ug/L		94
98) bromobenzene	14.895	156	115500	47.24	ug/L		94
99) 1,1,2,2-tetrachloroethane	14.811	83	106605	51.69	ug/L		98
100) trans-1,4-dichloro-2-b...	14.853	53	36940	58.36	ug/L		95
101) 1,2,3-trichloropropane	14.885	110	23419	48.76	ug/L		97
102) n-propylbenzene	14.895	91	598697	52.42	ug/L		98
103) 2-chlorotoluene	15.047	126	109754	48.87	ug/L		90
104) 4-chlorotoluene	15.146	91	339472	52.06	ug/L		99
105) 1,3,5-trimethylbenzene	15.047	105	376620	51.53	ug/L		99
106) tert-butylbenzene	15.392	134	66245	50.28	ug/L		94

Quantitation Report (QT Reviewed)

Data Path : C:\msdchem\1\data\nizele\2021\7_july\7-05-2021\v1c7815\
Data File : 1c179187.d
Acq On : 2 Jul 2021 11:55 am
Operator : PrashanS
Sample : BS Inst : GCMS1C
Misc : MS52030,V1C7815,5.0,,,,1
ALS Vial : 3 Sample Multiplier: 1

Quant Method : C:\MSDCHEM\1\METHODS\M1CS7786.M
Quant Results File: M1CS7786.RES
Quant Time: Jul 05 03:54:19 2021
Quant Title : SW846 8260C/D, DB-624 60 m x 0.25 mm x 1.4 um
QLast Update : Wed Jun 02 17:21:51 2021
Response via : Initial Calibration

Compound	R.T.	QIon	Response	Conc	Units	Dev(Min)
107) 1,2,4-trimethylbenzene	15.439	105	381149	52.21	ug/L	98
108) sec-butylbenzene	15.606	105	507588	52.33	ug/L	99
109) 1,3-dichlorobenzene	15.810	146	215443	47.94	ug/L	99
110) p-isopropyltoluene	15.727	119	403766	51.19	ug/L	98
111) 1,2,3-trimethylbenzene	15.889	105	387351	51.35	ug/L	99
112) 1,4-dichlorobenzene	15.894	146	213201	45.31	ug/L	100
113) benzyl chloride	16.014	91	207511	53.95	ug/L	100
114) 1,2-dichlorobenzene	16.297	146	202519	47.03	ug/L	99
115) n-butylbenzene	16.150	92	239517	53.88	ug/L	96
116) 1,2-dibromo-3-chloropr...	17.087	75	22859	52.82	ug/L	86
117) 1,3,5-trichlorobenzene	17.254	180	186170	51.40	ug/L	100
119) 1,2,4-trichlorobenzene	17.829	180	158590	48.37	ug/L	99
120) hexachlorobutadiene	17.918	225	95610	47.46	ug/L	99
121) naphthalene	18.075	128	303227	49.09	ug/L	100
122) 1,2,3-trichlorobenzene	18.284	180	141548	47.68	ug/L	97
123) hexachloroethane	16.553	201	77752	50.77	ug/L	97
124) 2-methylnaphthalene	19.037	142	90773	24.84	ug/L	99

(#) = qualifier out of range (m) = manual integration (+) = signals summed

Quantitation Report (QT Reviewed)

Data Path : C:\msdchem\1\data\nizele\2021\7_july\7-05-2021\v1c7815\
Data File : 1c179187.d
Acq On : 2 Jul 2021 11:55 am
Operator : PrashanS
Sample : BS Inst : GCMS1C
Misc : MS52030,V1C7815,5.0,,,,1
ALS Vial : 3 Sample Multiplier: 1

Quant Method : C:\MSDCHEM\1\METHODS\M1CS7786.M
Quant Results File: M1CS7786.RES
Quant Time: Jul 05 03:54:19 2021
Quant Title : SW846 8260C/D, DB-624 60 m x 0.25 mm x 1.4 um
QLast Update : Wed Jun 02 17:21:51 2021
Response via : Initial Calibration

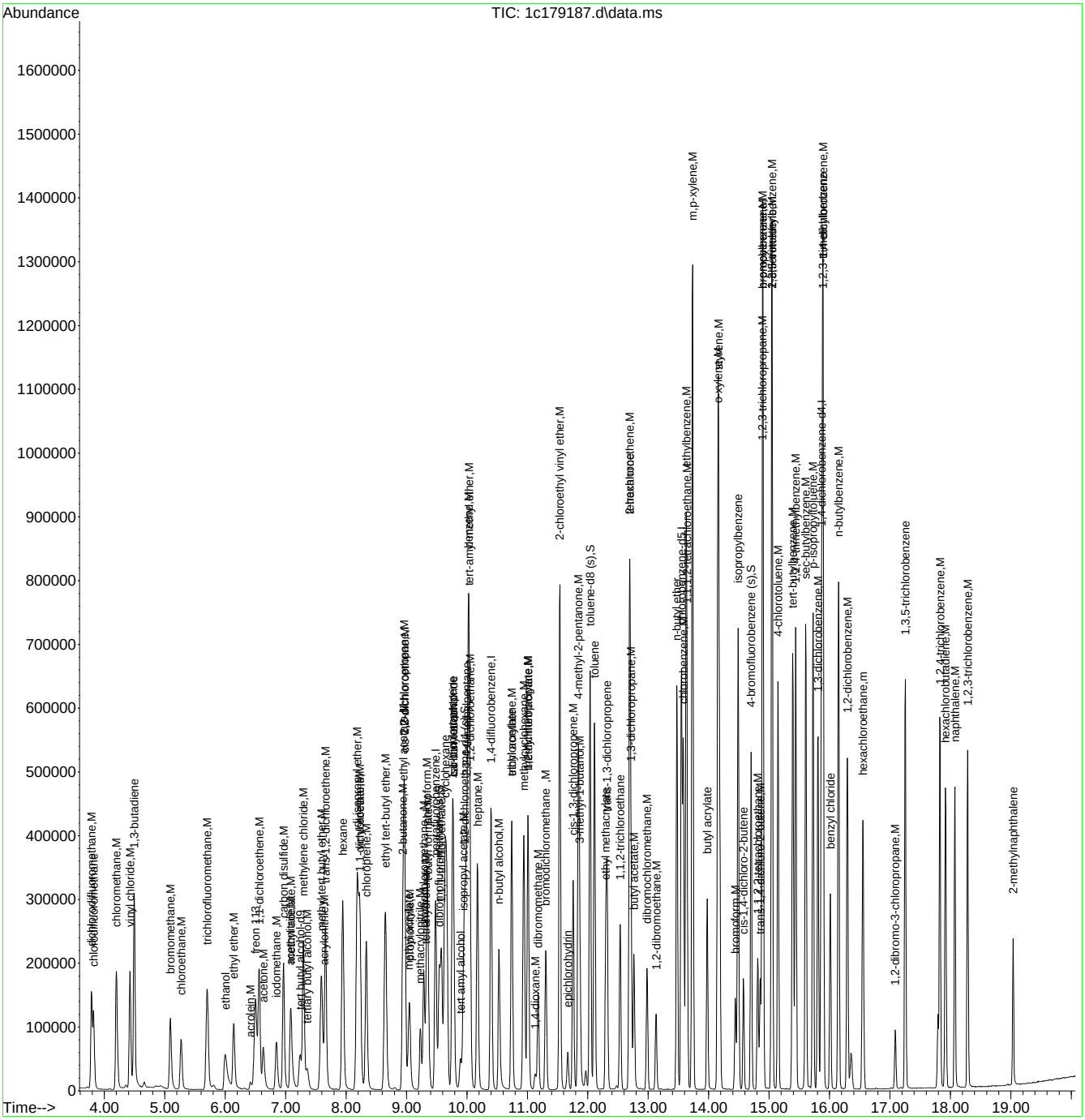

Quantitation Report (QT Reviewed)

Data Path : C:\msdchem\1\data\nizele\2021\7_july\7-02-2021\v3c7419\
Data File : 3c167352.d
Acq On : 1 Jul 2021 3:11 pm
Operator : PrashanS
Sample : JD27437-2MS Inst : MS3C
Misc : MS51965,V3C7419,5.3,,,,1
ALS Vial : 9 Sample Multiplier: 1

Quant Method : C:\MSDCHEM\1\METHODS\M3C7415.M
Quant Results File: M3C7415.RES
Quant Time: Jul 02 04:13:22 2021
Quant Title : Method SW846 8260C/D, Rxi624 20m x 0.18mm x 1.0um
QLast Update : Mon Jun 28 17:56:55 2021
Response via : Initial Calibration

Compound	R.T.	QIon	Response	Conc	Units		Dev(Min)
Internal Standards							
1) tert butyl alcohol-d9	2.558	65	49617	500.00	ug/L		0.00
5) pentafluorobenzene	4.002	168	278802	50.00	ug/L		0.00
49) 1,4-difluorobenzene	4.661	114	432476	50.00	ug/L		0.00
71) chlorobenzene-d5	7.370	117	373778	50.00	ug/L		0.00
94) 1,4-dichlorobenzene-d4	9.300	152	184264	50.00	ug/L		0.00
System Monitoring Compounds							
42) dibromofluoromethane (s)	3.960	113	119772	49.91	ug/L		0.00
Spiked Amount 50.000	Range 72 - 130		Recovery = 99.82%				
50) 1,2-dichloroethane-d4 (s)	4.279	65	132377	51.62	ug/L		0.00
Spiked Amount 50.000	Range 75 - 131		Recovery = 103.24%				
72) toluene-d8 (s)	6.052	98	507717	51.45	ug/L		0.00
Spiked Amount 50.000	Range 81 - 121		Recovery = 102.90%				
95) 4-bromofluorobenzene (s)	8.369	95	177907	52.86	ug/L		0.00
Spiked Amount 50.000	Range 60 - 141		Recovery = 105.72%				
Target Compounds							Qvalue
3) tertiary butyl alcohol	2.621	59	26818	267.98	ug/L		96
4) 1,4-dioxane	5.257	88	19433	1392.50	ug/L		82
6) dichlorodifluoromethane	1.078	85	117118	43.50	ug/L		99
7) chloromethane	1.225	50	147361	51.65	ug/L		98
8) 1,3-butadiene	1.314	54	85142	43.53	ug/L		98
9) vinyl chloride	1.293	62	126831	50.82	ug/L		99
10) bromomethane	1.533	94	65536	44.29	ug/L		98
11) chloroethane	1.607	64	78149	50.43	ug/L		97
12) trichlorofluoromethane	1.764	101	144411	45.99	ug/L		99
13) ethyl ether	1.978	74	48107	47.48	ug/L		98
14) acrolein	2.124	56	5496	24.04	ug/L		83
15) freon 113	2.119	151	63565	39.46	ug/L		93
16) 1,1-dichloroethene	2.145	96	77436	45.98	ug/L		92
17) acetone	2.229	43	90402	222.59	ug/L		99
18) acetonitrile	2.490	41	76617	457.41	ug/L		98
19) iodomethane	2.276	142	92951	37.87	ug/L		99
20) carbon disulfide	2.297	76	252211	40.52	ug/L		98
21) methylene chloride	2.548	84	90924	45.79	ug/L		95
22) methyl acetate	2.449	43	56740	48.86	ug/L		96
23) methyl tert butyl ether	2.689	73	211554	45.27	ug/L		96
24) trans-1,2-dichloroethene	2.715	96	89499	44.36	ug/L		96
25) hexane	2.857	57	123325	32.46	ug/L		97
26) di-isopropyl ether	3.050	45	361025	56.48	ug/L		98
27) ethyl tert-butyl ether	3.343	59	297425	51.14	ug/L		97
28) 2-butanone	3.568	72	29800	188.52	ug/L	#	86
29) 1,1-dichloroethane	3.071	63	188094	53.10	ug/L		97
30) chloroprene	3.113	53	158711	51.86	ug/L		95
31) acrylonitrile	2.778	53	19271	46.06	ug/L		88
32) vinyl acetate	3.097	86	12609	36.10	ug/L	#	80
33) ethyl acetate	3.584	45	11407	50.21	ug/L		96
34) 2,2-dichloropropane	3.516	77	127767	44.91	ug/L		98
35) cis-1,2-dichloroethene	3.552	96	99427	45.70	ug/L		96
36) propionitrile	3.683	54	87385	464.75	ug/L		97
37) bromochloromethane	3.761	130	53290	43.60	ug/L		82
38) tetrahydrofuran	3.761	42	21144	46.37	ug/L		92
39) chloroform	3.819	83	176719	46.68	ug/L		98
40) tert-butyl formate	3.824	59	30098	44.61	ug/L		93
41) isobutyl alcohol	4.237	41	111486	379.69	ug/L		96
43) methacrylonitrile	3.782	67	26991	45.26	ug/L		97

Quantitation Report (QT Reviewed)

Data Path : C:\msdchem\1\data\nizele\2021\7_july\7-02-2021\v3c7419\
Data File : 3c167352.d
Acq On : 1 Jul 2021 3:11 pm
Operator : PrashanS
Sample : JD27437-2MS Inst : MS3C
Misc : MS51965,V3C7419,5.3,,,,1
ALS Vial : 9 Sample Multiplier: 1

Quant Method : C:\MSDCHEM\1\METHODS\M3C7415.M
Quant Results File: M3C7415.RES
Quant Time: Jul 02 04:13:22 2021
Quant Title : Method SW846 8260C/D, Rxi624 20m x 0.18mm x 1.0um
QLast Update : Mon Jun 28 17:56:55 2021
Response via : Initial Calibration

Compound	R.T.	QIon	Response	Conc	Units		Dev(Min)
44) 1,1,1-trichloroethane	3.934	97	152727	48.52	ug/L		94
45) cyclohexane	3.913	84	152558	47.52	ug/L		94
46) 1,1-dichloropropene	4.080	110	45521	44.44	ug/L		97
47) tert-amyl alcohol	4.300	59	19484	202.50	ug/L	#	46
48) carbon tetrachloride	4.044	119	114507	41.35	ug/L		96
51) 2,2,4-trimethylpentane	4.232	57	325761	35.06	ug/L		97
52) tert-amyl methyl ether	4.332	87	77589	47.53	ug/L	#	91
53) n-butyl alcohol	4.870	56	87086	2015.61	ug/L		98
54) benzene	4.258	78	405199	48.27	ug/L		99
55) heptane	4.426	57	58230	29.48	ug/L		96
56) isopropyl acetate	4.332	87	77589	47.53	ug/L		95
57) 1,2-dichloroethane	4.352	62	116727	44.25	ug/L		98
58) trichloroethene	4.875	95	97127	43.60	ug/L		95
60) 2-nitropropane	5.723	41	26511	45.23	ug/L	#	2
61) 2-chloroethyl vinyl ether	5.733	63	251115	238.57	ug/L		98
62) methyl methacrylate	5.236	100	18005	42.21	ug/L	#	92
63) 1,2-dichloropropane	5.137	63	102786	50.85	ug/L		97
64) methylcyclohexane	4.975	83	156546	38.99	ug/L		96
65) dibromomethane	5.268	93	44887	43.41	ug/L		94
66) bromodichloromethane	5.419	83	121713	46.29	ug/L		99
67) epichlorohydrin	5.812	57	31351	225.58	ug/L		94
68) cis-1,3-dichloropropene	5.859	75	144621	45.64	ug/L		95
69) 4-methyl-2-pentanone	6.000	85	45231	186.53	ug/L	#	90
70) 3-methyl-1-butanol	6.084	55	48314	800.48	ug/L		94
73) toluene	6.115	92	244151	46.25	ug/L		99
74) trans-1,3-dichloropropene	6.408	75	107496	40.51	ug/L		98
75) ethyl methacrylate	6.434	69	96217	45.46	ug/L		93
76) 1,1,2-trichloroethane	6.570	83	59246	45.39	ug/L		96
77) 2-hexanone	6.769	58	107895	206.23	ug/L		92
78) tetrachloroethene	6.596	166	101018	42.26	ug/L		97
79) 1,3-dichloropropane	6.722	76	123109	44.92	ug/L		100
80) butyl acetate	6.863	56	46660	45.56	ug/L		96
81) dibromochloromethane	6.889	129	76418	41.75	ug/L		100
82) 1,2-dibromoethane	6.994	107	61523	40.75	ug/L		98
83) n-butyl ether	7.444	57	462578	54.19	ug/L		96
84) chlorobenzene	7.396	112	233419	41.47	ug/L		96
85) 1,1,1,2-tetrachloroethane	7.480	131	90082	46.11	ug/L		99
86) ethylbenzene	7.464	91	447852	43.98	ug/L		99
87) m,p-xylene	7.569	106	341695	88.57	ug/L		94
88) o-xylene	7.904	91	355321	45.71	ug/L		99
89) styrene	7.930	104	266426	41.70	ug/L		98
90) bromoform	8.108	173	45545	37.94	ug/L		90
91) butyl acrylate	7.899	55	131933	40.83	ug/L		97
92) isopropylbenzene	8.202	105	438316	43.43	ug/L		98
93) cis-1,4-dichloro-2-butene	8.338	53	23440	38.96	ug/L		95
96) bromobenzene	8.484	156	93069	38.70	ug/L		94
97) 1,1,2,2-tetrachloroethane	8.526	83	76950	43.68	ug/L		100
98) trans-1,4-dichloro-2-b...	8.578	88	9498	38.93	ug/L		96
99) 1,2,3-trichloropropane	8.563	110	23072	43.96	ug/L		97
100) n-propylbenzene	8.542	91	495598	43.31	ug/L		98
101) 2-chlorotoluene	8.631	126	96355	42.02	ug/L		99
102) 4-chlorotoluene	8.730	126	92612	38.68	ug/L		94
103) 1,3,5-trimethylbenzene	8.694	105	346466	44.13	ug/L		99
104) tert-butylbenzene	8.939	119	315752	44.32	ug/L		97
105) 1,2,4-trimethylbenzene	8.992	105	348702	43.75	ug/L		98
106) sec-butylbenzene	9.117	105	447482	42.45	ug/L		99
107) 1,3-dichlorobenzene	9.243	146	167320	35.04	ug/L		99

Quantitation Report (QT Reviewed)

Data Path : C:\msdchem\1\data\nizele\2021\7_july\7-02-2021\v3c7419\
Data File : 3c167352.d
Acq On : 1 Jul 2021 3:11 pm
Operator : PrashanS
Sample : JD27437-2MS Inst : MS3C
Misc : MS51965,V3C7419,5.3,,,,1
ALS Vial : 9 Sample Multiplier: 1

Quant Method : C:\MSDCHEM\1\METHODS\M3C7415.M
Quant Results File: M3C7415.RES
Quant Time: Jul 02 04:13:22 2021
Quant Title : Method SW846 8260C/D, Rxi624 20m x 0.18mm x 1.0um
QLast Update : Mon Jun 28 17:56:55 2021
Response via : Initial Calibration

Compound	R.T.	QIon	Response	Conc	Units	Dev(Min)
108) p-isopropyltoluene	9.238	119	379501	41.14	ug/L	99
109) 1,4-dichlorobenzene	9.321	146	162326	33.53	ug/L	98
110) 1,2,3-trimethylbenzene	9.332	105	366802	46.17	ug/L	99
111) 1,2-dichlorobenzene	9.614	146	159736	37.22	ug/L	98
112) n-butylbenzene	9.562	92	173227	36.46	ug/L	98
113) 1,2-dibromo-3-chloropr...	10.252	157	15129	37.56	ug/L	100
114) 1,3,5-trichlorobenzene	10.367	180	124044	31.76	ug/L	99
115) 1,2,4-trichlorobenzene	10.864	180	95482	27.39	ug/L	99
116) hexachlorobutadiene	10.948	225	64444	28.73	ug/L	98
117) naphthalene	11.052	128	231983	36.90	ug/L	100
118) 1,2,3-trichlorobenzene	11.246	180	90888	28.65	ug/L	99
119) hexachloroethane	9.776	201	54643	39.83	ug/L	97
120) benzyl chloride	9.436	91	103314	31.40	ug/L	99
121) 2-methylnaphthalene	11.910	142	49985	12.04	ug/L	97

(#) = qualifier out of range (m) = manual integration (+) = signals summed

Quantitation Report (QT Reviewed)

Data Path : C:\msdchem\1\data\nizele\2021\7_july\7-02-2021\v3c7419\
Data File : 3c167352.d
Acq On : 1 Jul 2021 3:11 pm
Operator : PrashanS
Sample : JD27437-2MS Inst : MS3C
Misc : MS51965,V3C7419,5.3,,,,1
ALS Vial : 9 Sample Multiplier: 1

Quant Method : C:\MSDCHEM\1\METHODS\M3C7415.M
Quant Results File: M3C7415.RES
Quant Time: Jul 02 04:13:22 2021
Quant Title : Method SW846 8260C/D, Rxi624 20m x 0.18mm x 1.0um
QLast Update : Mon Jun 28 17:56:55 2021
Response via : Initial Calibration

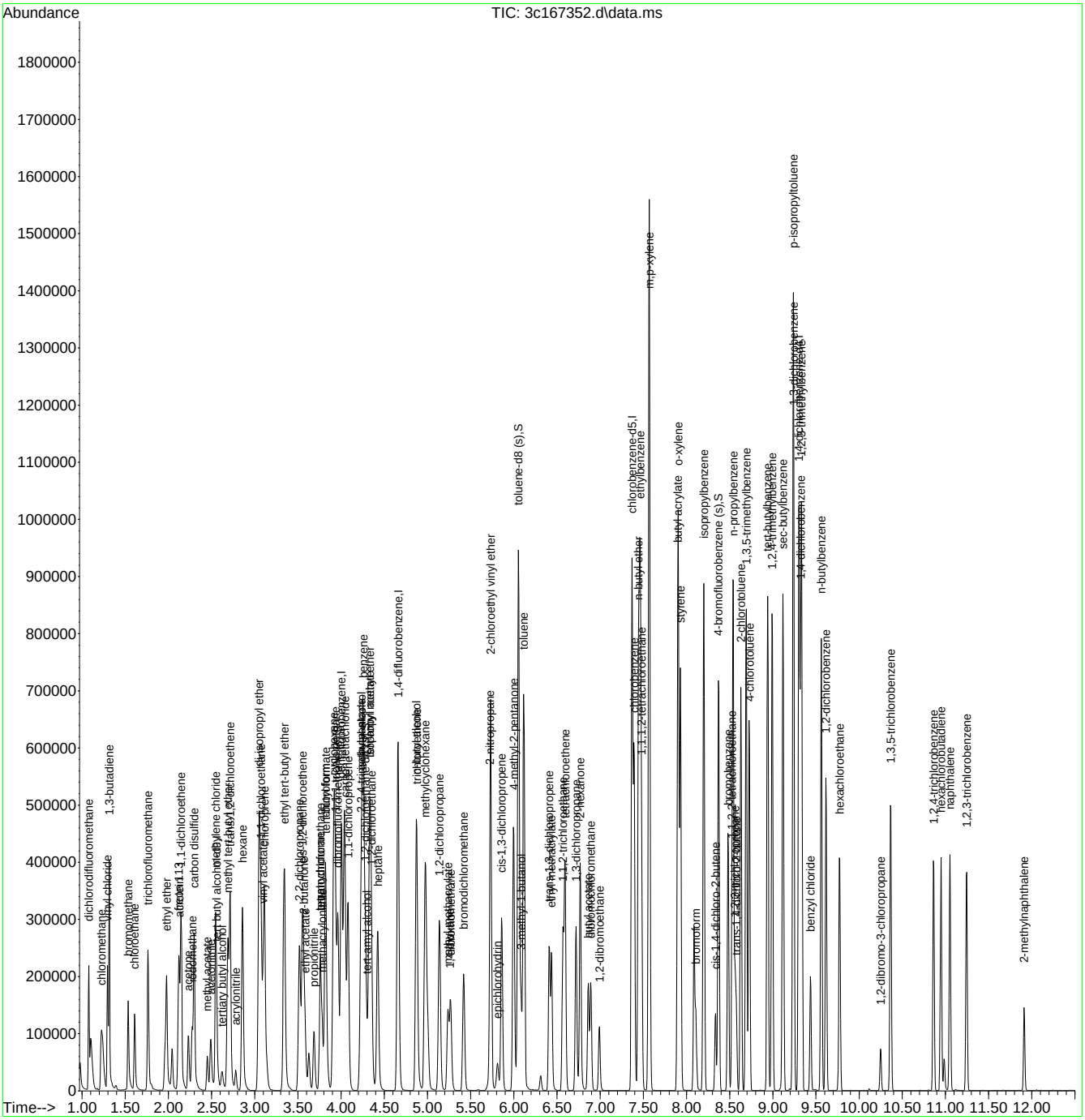

M3C7415.M Fri Jul 02 04:13:31 2021 Page: 4

Quantitation Report (QT Reviewed)

Data Path : C:\msdchem\1\data\nizele\2021\7_july\7-02-2021\v3c7419\
Data File : 3c167353.d
Acq On : 1 Jul 2021 3:36 pm
Operator : PrashanS
Sample : JD27437-2MSD Inst : MS3C
Misc : MS51965,V3C7419,5.2,,,,1
ALS Vial : 10 Sample Multiplier: 1

Quant Method : C:\MSDCHEM\1\METHODS\M3C7415.M
Quant Results File: M3C7415.RES
Quant Time: Jul 02 04:13:56 2021
Quant Title : Method SW846 8260C/D, Rxi624 20m x 0.18mm x 1.0um
QLast Update : Mon Jun 28 17:56:55 2021
Response via : Initial Calibration

Compound	R.T.	QIon	Response	Conc	Units		Dev(Min)
Internal Standards							
1) tert butyl alcohol-d9	2.558	65	52893	500.00	ug/L		0.00
5) pentafluorobenzene	4.002	168	282567	50.00	ug/L		0.00
49) 1,4-difluorobenzene	4.661	114	444209	50.00	ug/L		0.00
71) chlorobenzene-d5	7.370	117	381834	50.00	ug/L		0.00
94) 1,4-dichlorobenzene-d4	9.300	152	188383	50.00	ug/L		0.00
System Monitoring Compounds							
42) dibromofluoromethane (s)	3.965	113	122406	50.33	ug/L		0.00
Spiked Amount 50.000	Range 72 - 130		Recovery = 100.66%				
50) 1,2-dichloroethane-d4 (s)	4.279	65	134389	51.02	ug/L		0.00
Spiked Amount 50.000	Range 75 - 131		Recovery = 102.04%				
72) toluene-d8 (s)	6.052	98	520561	51.63	ug/L		0.00
Spiked Amount 50.000	Range 81 - 121		Recovery = 103.26%				
95) 4-bromofluorobenzene (s)	8.374	95	183790	53.41	ug/L		0.00
Spiked Amount 50.000	Range 60 - 141		Recovery = 106.82%				
Target Compounds							Qvalue
3) tertiary butyl alcohol	2.621	59	28874	270.65	ug/L		96
4) 1,4-dioxane	5.257	88	21217	1426.17	ug/L		94
6) dichlorodifluoromethane	1.078	85	120504	44.16	ug/L		99
7) chloromethane	1.225	50	147730	51.09	ug/L		99
8) 1,3-butadiene	1.314	54	86530	43.65	ug/L		99
9) vinyl chloride	1.293	62	128936	50.98	ug/L		99
10) bromomethane	1.533	94	67228	44.83	ug/L		99
11) chloroethane	1.606	64	78934	50.26	ug/L		98
12) trichlorofluoromethane	1.763	101	146586	46.06	ug/L		99
13) ethyl ether	1.978	74	49029	47.74	ug/L		96
14) acrolein	2.124	56	5256	22.68	ug/L		88
15) freon 113	2.119	151	64445	39.47	ug/L		95
16) 1,1-dichloroethene	2.145	96	79560	46.61	ug/L		97
17) acetone	2.229	43	91262	221.69	ug/L		96
18) acetonitrile	2.490	41	76796	452.37	ug/L		99
19) iodomethane	2.276	142	98016	39.30	ug/L		99
20) carbon disulfide	2.297	76	260857	41.35	ug/L		98
21) methylene chloride	2.548	84	92571	46.00	ug/L		94
22) methyl acetate	2.449	43	60685	51.56	ug/L		95
23) methyl tert butyl ether	2.689	73	216040	45.62	ug/L		94
24) trans-1,2-dichloroethene	2.715	96	91664	44.83	ug/L		95
25) hexane	2.857	57	126717	32.91	ug/L		98
26) di-isopropyl ether	3.050	45	369301	57.01	ug/L		97
27) ethyl tert-butyl ether	3.343	59	307228	52.12	ug/L		98
28) 2-butanone	3.568	72	30468	190.17	ug/L	#	86
29) 1,1-dichloroethane	3.071	63	190823	53.15	ug/L		98
30) chloroprene	3.113	53	160040	51.60	ug/L		95
31) acrylonitrile	2.778	53	19261	45.43	ug/L		92
32) vinyl acetate	3.097	86	11756	33.21	ug/L	#	66
33) ethyl acetate	3.578	45	11695	50.79	ug/L	#	80
34) 2,2-dichloropropane	3.515	77	129049	44.76	ug/L		97
35) cis-1,2-dichloroethene	3.552	96	101868	46.20	ug/L		95
36) propionitrile	3.683	54	90300	473.85	ug/L		98
37) bromochloromethane	3.761	130	54000	43.60	ug/L		86
38) tetrahydrofuran	3.761	42	22224	48.09	ug/L		84
39) chloroform	3.819	83	180004	46.91	ug/L		98
40) tert-butyl formate	3.824	59	30781	45.02	ug/L		96
41) isobutyl alcohol	4.237	41	116855	392.67	ug/L		96
43) methacrylonitrile	3.782	67	27083	44.81	ug/L		93

Quantitation Report (QT Reviewed)

Data Path : C:\msdchem\1\data\nizele\2021\7_july\7-02-2021\v3c7419\
Data File : 3c167353.d
Acq On : 1 Jul 2021 3:36 pm
Operator : PrashanS
Sample : JD27437-2MSD Inst : MS3C
Misc : MS51965,V3C7419,5.2,,,,1
ALS Vial : 10 Sample Multiplier: 1

Quant Method : C:\MSDCHEM\1\METHODS\M3C7415.M
Quant Results File: M3C7415.RES
Quant Time: Jul 02 04:13:56 2021
Quant Title : Method SW846 8260C/D, Rxi624 20m x 0.18mm x 1.0um
QLast Update : Mon Jun 28 17:56:55 2021
Response via : Initial Calibration

Compound	R.T.	QIon	Response	Conc	Units		Dev(Min)
44) 1,1,1-trichloroethane	3.934	97	154644	48.47	ug/L		95
45) cyclohexane	3.918	84	154869	47.60	ug/L		95
46) 1,1-dichloropropene	4.080	110	46392	44.69	ug/L		99
47) tert-amyl alcohol	4.300	59	22962	235.46	ug/L	#	48
48) carbon tetrachloride	4.044	119	116383	41.47	ug/L		97
51) 2,2,4-trimethylpentane	4.232	57	343840	36.02	ug/L		99
52) tert-amyl methyl ether	4.331	87	78955	47.09	ug/L	#	89
53) n-butyl alcohol	4.870	56	93029	2091.95	ug/L		97
54) benzene	4.258	78	411193	47.69	ug/L		98
55) heptane	4.420	57	60411	29.77	ug/L		95
56) isopropyl acetate	4.331	87	78955	47.09	ug/L		95
57) 1,2-dichloroethane	4.352	62	119082	43.95	ug/L		98
58) trichloroethene	4.875	95	99496	43.48	ug/L		98
60) 2-nitropropane	5.723	41	28077	46.64	ug/L	#	11
61) 2-chloroethyl vinyl ether	5.733	63	259665	240.18	ug/L		97
62) methyl methacrylate	5.236	100	19115	43.63	ug/L	#	88
63) 1,2-dichloropropane	5.137	63	105067	50.61	ug/L		95
64) methylcyclohexane	4.975	83	162117	39.31	ug/L		95
65) dibromomethane	5.268	93	46135	43.44	ug/L		97
66) bromodichloromethane	5.419	83	124371	46.05	ug/L		98
67) epichlorohydrin	5.812	57	32733	229.30	ug/L		98
68) cis-1,3-dichloropropene	5.859	75	148821	45.73	ug/L		95
69) 4-methyl-2-pentanone	6.000	85	47728	191.63	ug/L		97
70) 3-methyl-1-butanol	6.084	55	52563	845.02	ug/L		97
73) toluene	6.115	92	245335	45.49	ug/L		98
74) trans-1,3-dichloropropene	6.413	75	109359	40.34	ug/L		98
75) ethyl methacrylate	6.434	69	99237	45.90	ug/L		92
76) 1,1,2-trichloroethane	6.570	83	61866	46.40	ug/L		96
77) 2-hexanone	6.769	58	110802	207.31	ug/L		95
78) tetrachloroethene	6.596	166	101624	41.62	ug/L		98
79) 1,3-dichloropropane	6.722	76	128050	45.73	ug/L		99
80) butyl acetate	6.863	56	47041	44.96	ug/L		99
81) dibromochloromethane	6.889	129	79337	42.43	ug/L		98
82) 1,2-dibromoethane	6.994	107	63508	41.17	ug/L		98
83) n-butyl ether	7.443	57	478025	54.81	ug/L		95
84) chlorobenzene	7.396	112	235274	40.92	ug/L		96
85) 1,1,1,2-tetrachloroethane	7.480	131	89078	44.64	ug/L		98
86) ethylbenzene	7.464	91	459263	44.15	ug/L		99
87) m,p-xylene	7.569	106	348514	88.44	ug/L		98
88) o-xylene	7.904	91	361145	45.48	ug/L		99
89) styrene	7.930	104	272747	41.79	ug/L		98
90) bromoform	8.108	173	48179	39.28	ug/L		96
91) butyl acrylate	7.898	55	135474	41.04	ug/L		97
92) isopropylbenzene	8.202	105	454131	44.05	ug/L		98
93) cis-1,4-dichloro-2-butene	8.338	53	24245	39.44	ug/L		92
96) bromobenzene	8.484	156	95119	38.69	ug/L		94
97) 1,1,2,2-tetrachloroethane	8.526	83	78242	43.44	ug/L		100
98) trans-1,4-dichloro-2-b...	8.578	88	9346	37.47	ug/L		84
99) 1,2,3-trichloropropane	8.563	110	23205	43.25	ug/L		97
100) n-propylbenzene	8.542	91	509971	43.59	ug/L		98
101) 2-chlorotoluene	8.631	126	97730	41.69	ug/L		94
102) 4-chlorotoluene	8.730	126	94695	38.69	ug/L		99
103) 1,3,5-trimethylbenzene	8.693	105	354507	44.17	ug/L		99
104) tert-butylbenzene	8.939	119	323842	44.46	ug/L		98
105) 1,2,4-trimethylbenzene	8.992	105	356302	43.72	ug/L		97
106) sec-butylbenzene	9.117	105	461549	42.83	ug/L		98
107) 1,3-dichlorobenzene	9.243	146	170644	34.95	ug/L		98

Quantitation Report (QT Reviewed)

Data Path : C:\msdchem\1\data\nizele\2021\7_july\7-02-2021\v3c7419\
Data File : 3c167353.d
Acq On : 1 Jul 2021 3:36 pm
Operator : PrashanS
Sample : JD27437-2MSD Inst : MS3C
Misc : MS51965,V3C7419,5.2,,,,1
ALS Vial : 10 Sample Multiplier: 1

Quant Method : C:\MSDCHEM\1\METHODS\M3C7415.M
Quant Results File: M3C7415.RES
Quant Time: Jul 02 04:13:56 2021
Quant Title : Method SW846 8260C/D, Rxi624 20m x 0.18mm x 1.0um
QLast Update : Mon Jun 28 17:56:55 2021
Response via : Initial Calibration

Compound	R.T.	QIon	Response	Conc	Units	Dev(Min)
108) p-isopropyltoluene	9.237	119	387008	41.04	ug/L	98
109) 1,4-dichlorobenzene	9.321	146	170031	34.35	ug/L	98
110) 1,2,3-trimethylbenzene	9.332	105	377750	46.50	ug/L	99
111) 1,2-dichlorobenzene	9.619	146	164707	37.53	ug/L	99
112) n-butylbenzene	9.562	92	178284	36.70	ug/L	97
113) 1,2-dibromo-3-chloropr...	10.252	157	16221	39.39	ug/L	95
114) 1,3,5-trichlorobenzene	10.367	180	129687	32.48	ug/L	99
115) 1,2,4-trichlorobenzene	10.864	180	101287	28.42	ug/L	99
116) hexachlorobutadiene	10.953	225	65985	28.77	ug/L	98
117) naphthalene	11.052	128	242377	37.71	ug/L	99
118) 1,2,3-trichlorobenzene	11.246	180	96587	29.78	ug/L	98
119) hexachloroethane	9.776	201	55800	39.79	ug/L	95
120) benzyl chloride	9.436	91	106637	31.67	ug/L	99
121) 2-methylnaphthalene	11.910	142	55979	13.19	ug/L	98

(#) = qualifier out of range (m) = manual integration (+) = signals summed

Quantitation Report (QT Reviewed)

Data Path : C:\msdchem\1\data\nizele\2021\7_july\7-02-2021\v3c7419\
Data File : 3c167353.d
Acq On : 1 Jul 2021 3:36 pm
Operator : PrashanS
Sample : JD27437-2MSD Inst : MS3C
Misc : MS51965,V3C7419,5.2,,,,1
ALS Vial : 10 Sample Multiplier: 1

Quant Method : C:\MSDCHEM\1\METHODS\M3C7415.M
Quant Results File: M3C7415.RES
Quant Time: Jul 02 04:13:56 2021
Quant Title : Method SW846 8260C/D, Rxi624 20m x 0.18mm x 1.0um
QLast Update : Mon Jun 28 17:56:55 2021
Response via : Initial Calibration

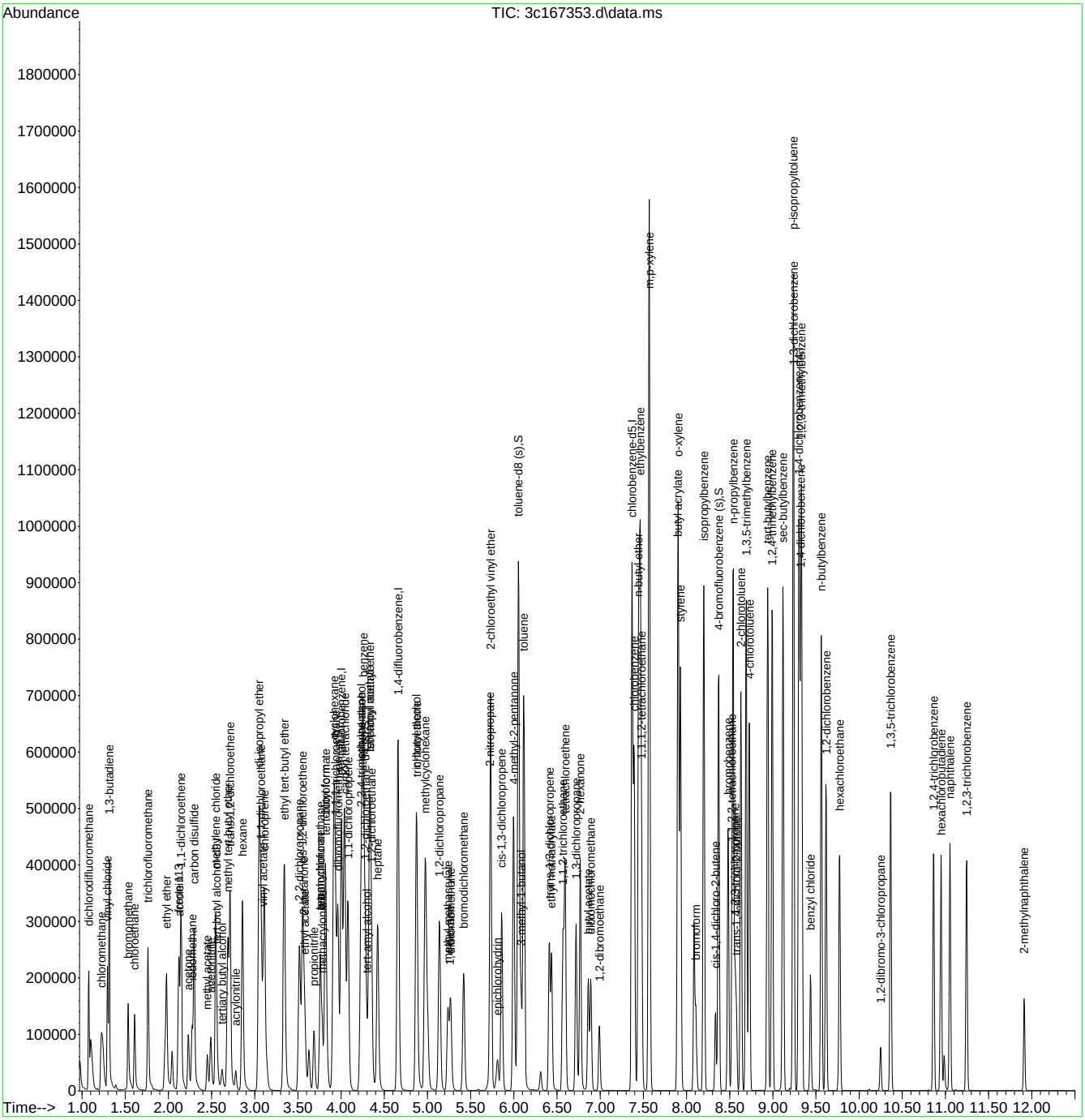

Quantitation Report (QT Reviewed)

Data Path : C:\msdchem\1\data\nizele\2021\7_july\7-05-2021\v1c7814\
Data File : 1c179167.d
Acq On : 1 Jul 2021 4:23 pm
Operator : PrashanS
Sample : JD27495-1MS Inst : GCMS1C
Misc : MS51990,V1C7814,5.4,,,,1
ALS Vial : 14 Sample Multiplier: 1

Quant Method : C:\MSDCHEM\1\METHODS\M1CS7786.M
Quant Results File: M1CS7786.RES
Quant Time: Jul 05 03:01:07 2021
Quant Title : SW846 8260C/D, DB-624 60 m x 0.25 mm x 1.4 um
QLast Update : Wed Jun 02 17:21:51 2021
Response via : Initial Calibration

Compound	R.T.	QIon	Response	Conc	Units	Dev(Min)
Internal Standards						
1) tert butyl alcohol-d9	7.243	65	72049	500.00	ug/L	0.00
5) pentafluorobenzene	9.482	168	253141	50.00	ug/L	0.00
51) 1,4-difluorobenzene	10.402	114	375874	50.00	ug/L	0.00
73) chlorobenzene-d5	13.551	117	319390	50.00	ug/L	0.00
96) 1,4-dichlorobenzene-d4	15.868	152	160036	50.00	ug/L	0.00
System Monitoring Compounds						
43) dibromofluoromethane (s)	9.545	113	116659	51.84	ug/L	0.00
Spiked Amount 50.000	Range 72 - 130		Recovery = 103.68%			
52) 1,2-dichloroethane-d4 (s)	9.963	65	126152	52.74	ug/L	0.00
Spiked Amount 50.000	Range 75 - 131		Recovery = 105.48%			
74) toluene-d8 (s)	12.039	98	427297	51.18	ug/L	0.00
Spiked Amount 50.000	Range 81 - 121		Recovery = 102.36%			
97) 4-bromofluorobenzene (s)	14.702	95	153955	52.18	ug/L	0.00
Spiked Amount 50.000	Range 60 - 141		Recovery = 104.36%			
Target Compounds						Qvalue
2) tertiary butyl alcohol	7.364	59	43780	246.11	ug/L	93
3) ethanol	6.004	45	110281	5531.85	ug/L	99
4) 1,4-dioxane	11.129	88	21303	1229.53	ug/L	95
6) dichlorodifluoromethane	3.786	85	159912	45.42	ug/L	99
7) chlorodifluoromethane	3.823	51	138170	45.52	ug/L	99
8) chloromethane	4.199	50	226393	52.94	ug/L	98
9) vinyl chloride	4.424	62	202810	54.07	ug/L	98
10) 1,3-butadiene	4.497	54	143100	49.63	ug/L	98
11) bromomethane	5.094	94	95685	45.03	ug/L	99
12) chloroethane	5.271	64	80779	52.80	ug/L	95
13) trichlorofluoromethane	5.706	101	169845	48.94	ug/L	99
14) ethyl ether	6.140	74	45460	48.40	ug/L	98
15) acrolein	6.422	56	11179	51.33	ug/L	87
16) freon 113	6.506	151	74055	41.86	ug/L	97
17) 1,1-dichloroethene	6.563	96	87280	46.73	ug/L	92
18) acetone	6.631	43	150645	237.17	ug/L	100
19) acetonitrile	7.086	41	119732	509.99	ug/L	98
20) iodomethane	6.851	142	107208	49.65	ug/L	99
21) carbon disulfide	6.966	76	328930	46.41	ug/L	97
22) methylene chloride	7.296	84	103890	47.36	ug/L	89
23) methyl acetate	7.092	43	69699	52.74	ug/L	95
24) methyl tert butyl ether	7.594	73	221581	48.82	ug/L	100
25) trans-1,2-dichloroethene	7.662	96	100957	46.46	ug/L	95
26) di-isopropyl ether	8.190	45	397082	57.90	ug/L	98
27) 2-butanone	8.938	72	37781	221.04	ug/L	98
28) 1,1-dichloroethane	8.237	63	198009	51.67	ug/L	98
29) chloroprene	8.336	53	170519	58.78	ug/L	96
30) acrylonitrile	7.641	53	25417	48.16	ug/L	93
31) hexane	7.949	57	144801	39.37	ug/L	92
32) vinyl acetate	8.221	86	9795	43.17	ug/L #	92
33) ethyl tert-butyl ether	8.650	59	317291	55.91	ug/L	99
34) ethyl acetate	8.954	45	13817	52.72	ug/L #	81
35) 2,2-dichloropropane	8.959	77	146549	48.48	ug/L	97
36) cis-1,2-dichloroethene	8.974	96	109589	48.94	ug/L	98
37) methyl acrylate	9.032	85	10316	44.30	ug/L #	71
38) propionitrile	9.053	54	113138	488.48	ug/L	99
39) bromochloromethane	9.288	128	49660	48.03	ug/L	87
40) tetrahydrofuran	9.325	42	31249	49.56	ug/L	94
41) chloroform	9.341	85	124701	48.39	ug/L	96

Quantitation Report (QT Reviewed)

Data Path : C:\msdchem\1\data\nizele\2021\7_july\7-05-2021\v1c7814\
Data File : 1c179167.d
Acq On : 1 Jul 2021 4:23 pm
Operator : PrashanS
Sample : JD27495-1MS Inst : GCMS1C
Misc : MS51990,V1C7814,5.4,,,,1
ALS Vial : 14 Sample Multiplier: 1

Quant Method : C:\MSDCHEM\1\METHODS\M1CS7786.M
Quant Results File: M1CS7786.RES
Quant Time: Jul 05 03:01:07 2021
Quant Title : SW846 8260C/D, DB-624 60 m x 0.25 mm x 1.4 um
QLast Update : Wed Jun 02 17:21:51 2021
Response via : Initial Calibration

	Compound	R.T.	QIon	Response	Conc	Units		Dev(Min)
42)	t-butyl formate	9.356	59	65152	50.04	ug/L		97
44)	methacrylonitrile	9.231	67	30676	48.87	ug/L		85
45)	1,1,1-trichloroethane	9.581	97	154295	49.36	ug/L		97
46)	cyclohexane	9.639	84	138905	50.35	ug/L		89
47)	1,1-dichloropropene	9.764	75	144584	52.85	ug/L		99
48)	iso-butyl alcohol	9.780	43	35469	498.16	ug/L		99
49)	carbon tetrachloride	9.780	117	136126	48.99	ug/L		99
50)	tert amyl alcohol	9.900	55	15323	248.69	ug/L		86
53)	n-butyl alcohol	10.533	56	114344	2422.69	ug/L		96
54)	2,2,4-trimethylpentane	10.000	57	351879	38.16	ug/L		98
55)	benzene	10.026	78	408857	48.94	ug/L		99
56)	tert-amyl methyl ether	10.041	87	56291	48.40	ug/L		99
57)	heptane	10.172	71	69785	35.29	ug/L		93
58)	isopropyl acetate	9.947	87	14631	47.35	ug/L	#	81
59)	1,2-dichloroethane	10.057	62	128903	46.00	ug/L		96
60)	trichloroethene	10.742	130	114669	48.01	ug/L		98
61)	ethyl acrylate	10.742	55	101913	50.58	ug/L		99
63)	2-chloroethyl vinyl ether	11.537	63	298028	248.45	ug/L		99
64)	methyl methacrylate	11.009	100	15769	44.84	ug/L	#	53
65)	1,2-dichloropropane	11.014	63	112960	51.97	ug/L		100
66)	dibromomethane	11.182	93	57596	46.40	ug/L		99
67)	methylcyclohexane	10.941	83	159536	44.03	ug/L		96
68)	bromodichloromethane	11.307	83	139268	49.34	ug/L		100
69)	epichlorohydrin	11.673	57	40980	246.58	ug/L		97
70)	cis-1,3-dichloropropene	11.757	75	167632	51.64	ug/L		94
71)	4-methyl-2-pentanone	11.846	58	125546	203.79	ug/L		94
72)	3-methyl-1-butanol	11.872	55	75518	993.91	ug/L		98
75)	toluene	12.113	92	239525	48.22	ug/L		99
76)	trans-1,3-dichloropropene	12.317	75	139953	50.51	ug/L		97
77)	ethyl methacrylate	12.301	69	102180	50.79	ug/L		94
78)	1,1,2-trichloroethane	12.536	83	69144	48.29	ug/L		95
79)	tetrachloroethene	12.693	164	86464	44.02	ug/L		97
80)	1,3-dichloropropane	12.714	76	128436	48.65	ug/L		92
81)	2-hexanone	12.693	58	134058	211.78	ug/L		93
82)	butyl acetate	12.761	56	53224	50.47	ug/L		91
83)	dibromochloromethane	12.981	129	94095	46.42	ug/L		96
84)	1,2-dibromoethane	13.127	107	76948	46.73	ug/L		97
85)	n-butyl ether	13.472	57	496817	57.67	ug/L		98
86)	chlorobenzene	13.582	112	251428	45.98	ug/L		99
87)	1,1,1,2-tetrachloroethane	13.640	131	92104	47.37	ug/L		97
88)	ethylbenzene	13.629	91	461362	47.94	ug/L		100
89)	m,p-xylene	13.734	106	340518	95.05	ug/L		98
90)	o-xylene	14.152	106	168145	49.70	ug/L		97
91)	styrene	14.163	104	282051	49.50	ug/L		98
92)	bromoform	14.440	173	63373	43.80	ug/L		98
93)	butyl acrylate	13.975	55	186603	50.24	ug/L		98
94)	isopropylbenzene	14.487	105	443876	49.26	ug/L		100
95)	cis-1,4-dichloro-2-butene	14.576	88	32409	44.64	ug/L		95
98)	bromobenzene	14.895	156	117089	47.61	ug/L		97
99)	1,1,2,2-tetrachloroethane	14.811	83	95209	45.90	ug/L		99
100)	trans-1,4-dichloro-2-b...	14.853	53	32912	51.70	ug/L		96
101)	1,2,3-trichloropropane	14.885	110	21588	44.69	ug/L		96
102)	n-propylbenzene	14.895	91	579220	50.42	ug/L		99
103)	2-chlorotoluene	15.047	126	109714	48.57	ug/L		91
104)	4-chlorotoluene	15.146	91	334148	50.94	ug/L		99
105)	1,3,5-trimethylbenzene	15.047	105	369076	50.20	ug/L		99
106)	tert-butylbenzene	15.392	134	66593	50.25	ug/L		98

Quantitation Report (QT Reviewed)

Data Path : C:\msdchem\1\data\nizele\2021\7_july\7-05-2021\v1c7814\
Data File : 1c179167.d
Acq On : 1 Jul 2021 4:23 pm
Operator : PrashanS
Sample : JD27495-1MS Inst : GCMS1C
Misc : MS51990,V1C7814,5.4,,,,1
ALS Vial : 14 Sample Multiplier: 1

Quant Method : C:\MSDCHEM\1\METHODS\M1CS7786.M
Quant Results File: M1CS7786.RES
Quant Time: Jul 05 03:01:07 2021
Quant Title : SW846 8260C/D, DB-624 60 m x 0.25 mm x 1.4 um
QLast Update : Wed Jun 02 17:21:51 2021
Response via : Initial Calibration

Compound	R.T.	QIon	Response	Conc	Units	Dev(Min)
107) 1,2,4-trimethylbenzene	15.439	105	372755	50.76	ug/L	99
108) sec-butylbenzene	15.606	105	490826	50.31	ug/L	99
109) 1,3-dichlorobenzene	15.810	146	215511	47.67	ug/L	98
110) p-isopropyltoluene	15.727	119	399952	50.41	ug/L	99
111) 1,2,3-trimethylbenzene	15.889	105	382124	50.36	ug/L	99
112) 1,4-dichlorobenzene	15.894	146	214981	45.42	ug/L	99
113) benzyl chloride	16.014	91	174943	45.21	ug/L	99
114) 1,2-dichlorobenzene	16.297	146	201139	46.44	ug/L	99
115) n-butylbenzene	16.150	92	231590	51.80	ug/L	99
116) 1,2-dibromo-3-chloropr...	17.087	75	20299	46.63	ug/L	91
117) 1,3,5-trichlorobenzene	17.254	180	187351	51.42	ug/L	99
119) 1,2,4-trichlorobenzene	17.829	180	160677	48.72	ug/L	98
120) hexachlorobutadiene	17.918	225	90453	44.64	ug/L	99
121) naphthalene	18.075	128	290059	46.69	ug/L	99
122) 1,2,3-trichlorobenzene	18.284	180	143397	48.02	ug/L	98
123) hexachloroethane	16.553	201	77603	50.38	ug/L	99
124) 2-methylnaphthalene	19.037	142	80737	21.96	ug/L	99

(#) = qualifier out of range (m) = manual integration (+) = signals summed

Quantitation Report (QT Reviewed)

Data Path : C:\msdchem\1\data\nizele\2021\7_july\7-05-2021\v1c7814\
Data File : 1c179167.d
Acq On : 1 Jul 2021 4:23 pm
Operator : PrashanS
Sample : JD27495-1MS Inst : GCMS1C
Misc : MS51990,V1C7814,5.4,,,,1
ALS Vial : 14 Sample Multiplier: 1

Quant Method : C:\MSDCHEM\1\METHODS\M1CS7786.M
Quant Results File: M1CS7786.RES
Quant Time: Jul 05 03:01:07 2021
Quant Title : SW846 8260C/D, DB-624 60 m x 0.25 mm x 1.4 um
QLast Update : Wed Jun 02 17:21:51 2021
Response via : Initial Calibration

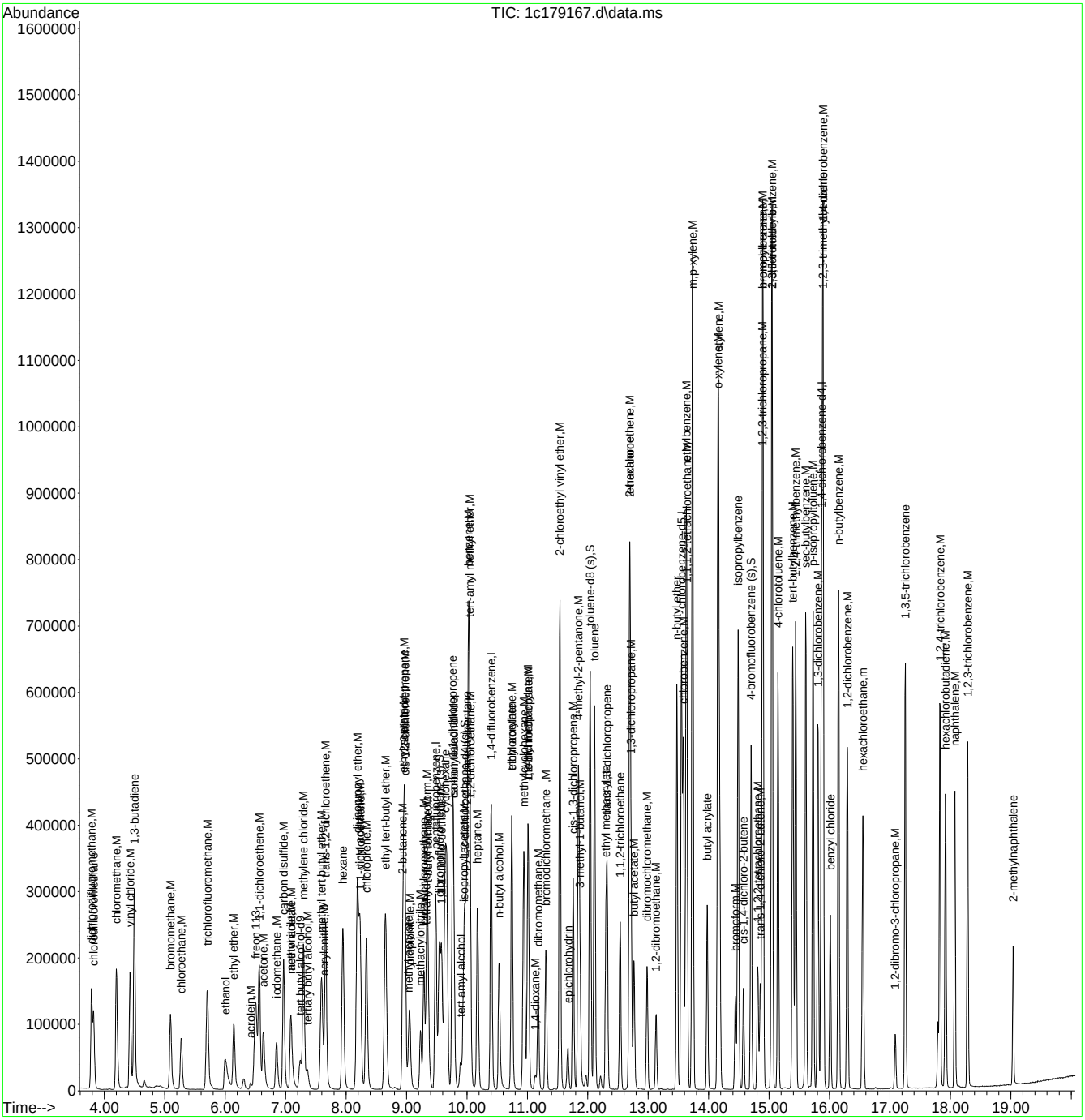

Quantitation Report (QT Reviewed)

Data Path : C:\msdchem\1\data\nizele\2021\7_july\7-05-2021\v1c7815\
Data File : 1c179195.d
Acq On : 2 Jul 2021 3:39 pm
Operator : PrashanS
Sample : JD27614-1MS Inst : GCMS1C
Misc : MS52030,V1C7815,5.2,,,,1
ALS Vial : 11 Sample Multiplier: 1

Quant Method : C:\MSDCHEM\1\METHODS\M1CS7786.M
Quant Results File: M1CS7786.RES
Quant Time: Jul 05 04:08:58 2021
Quant Title : SW846 8260C/D, DB-624 60 m x 0.25 mm x 1.4 um
QLast Update : Wed Jun 02 17:21:51 2021
Response via : Initial Calibration

Compound	R.T.	QIon	Response	Conc	Units	Dev(Min)
Internal Standards						
1) tert butyl alcohol-d9	7.238	65	78109	500.00	ug/L	-0.01
5) pentafluorobenzene	9.482	168	270843	50.00	ug/L	0.00
51) 1,4-difluorobenzene	10.402	114	406648	50.00	ug/L	0.00
73) chlorobenzene-d5	13.551	117	353081	50.00	ug/L	0.00
96) 1,4-dichlorobenzene-d4	15.868	152	174497	50.00	ug/L	0.00
System Monitoring Compounds						
43) dibromofluoromethane (s)	9.545	113	126150	52.40	ug/L	0.00
Spiked Amount 50.000	Range 72 - 130		Recovery = 104.80%			
52) 1,2-dichloroethane-d4 (s)	9.963	65	138760	53.62	ug/L	0.00
Spiked Amount 50.000	Range 75 - 131		Recovery = 107.24%			
74) toluene-d8 (s)	12.039	98	466665	50.56	ug/L	0.00
Spiked Amount 50.000	Range 81 - 121		Recovery = 101.12%			
97) 4-bromofluorobenzene (s)	14.702	95	175262	54.48	ug/L	0.00
Spiked Amount 50.000	Range 60 - 141		Recovery = 108.96%			
Target Compounds						Qvalue
2) tertiary butyl alcohol	7.358	59	44376	230.11	ug/L	99
3) ethanol	6.004	45	101555	4698.92	ug/L	99
4) 1,4-dioxane	11.129	88	20076	1068.81	ug/L	91
6) dichlorodifluoromethane	3.791	85	135553	35.99	ug/L	100
7) chlorodifluoromethane	3.823	51	117110	36.06	ug/L	98
8) chloromethane	4.199	50	194794	42.57	ug/L	99
9) vinyl chloride	4.424	62	178126	44.38	ug/L	98
10) 1,3-butadiene	4.497	54	114586	37.14	ug/L	99
11) bromomethane	5.094	94	84791	37.29	ug/L	99
12) chloroethane	5.271	64	74277	45.37	ug/L	97
13) trichlorofluoromethane	5.706	101	150384	40.50	ug/L	99
14) ethyl ether	6.145	74	41585	41.38	ug/L	99
15) acrolein	6.422	56	9138	39.22	ug/L	87
16) freon 113	6.506	151	59404	31.38	ug/L	97
17) 1,1-dichloroethene	6.563	96	72481	36.27	ug/L	88
18) acetone	6.637	43	116819	171.89	ug/L	96
19) acetonitrile	7.086	41	107836	429.30	ug/L	97
20) iodomethane	6.851	142	88579	38.34	ug/L	99
21) carbon disulfide	6.966	76	257502	33.96	ug/L	98
22) methylene chloride	7.296	84	89388	38.08	ug/L	93
23) methyl acetate	7.092	43	68255	48.27	ug/L	98
24) methyl tert butyl ether	7.594	73	204070	42.02	ug/L	99
25) trans-1,2-dichloroethene	7.662	96	85139	36.62	ug/L	96
26) di-isopropyl ether	8.190	45	352317	48.01	ug/L	98
27) 2-butanone	8.938	72	32122	175.65	ug/L	94
28) 1,1-dichloroethane	8.237	63	172192	42.00	ug/L	97
29) chloroprene	8.336	53	143982	46.39	ug/L	97
30) acrylonitrile	7.641	53	30234	53.54	ug/L	94
31) hexane	7.949	57	103427	26.28	ug/L	93
32) vinyl acetate	8.221	86	3071	12.65	ug/L #	10
33) ethyl tert-butyl ether	8.650	59	292482	48.17	ug/L	97
34) ethyl acetate	8.954	45	11982	42.73	ug/L #	72
35) 2,2-dichloropropane	8.964	77	117645	36.37	ug/L	99
36) cis-1,2-dichloroethene	8.974	96	93625	39.08	ug/L	97
37) methyl acrylate	9.032	85	9848	39.70	ug/L #	81
38) propionitrile	9.053	54	104028	419.79	ug/L	97
39) bromochloromethane	9.288	128	43416	39.24	ug/L	90
40) tetrahydrofuran	9.325	42	25901	38.39	ug/L	98
41) chloroform	9.341	85	110163	39.96	ug/L	98

Quantitation Report (QT Reviewed)

Data Path : C:\msdchem\1\data\nizele\2021\7_july\7-05-2021\v1c7815\
Data File : 1c179195.d
Acq On : 2 Jul 2021 3:39 pm
Operator : PrashanS
Sample : JD27614-1MS Inst : GCMS1C
Misc : MS52030,V1C7815,5.2,,,,1
ALS Vial : 11 Sample Multiplier: 1

Quant Method : C:\MSDCHEM\1\METHODS\M1CS7786.M
Quant Results File: M1CS7786.RES
Quant Time: Jul 05 04:08:58 2021
Quant Title : SW846 8260C/D, DB-624 60 m x 0.25 mm x 1.4 um
QLast Update : Wed Jun 02 17:21:51 2021
Response via : Initial Calibration

Compound	R.T.	QIon	Response	Conc	Units		Dev(Min)
42) t-butyl formate	9.356	59	26202	18.81	ug/L		97
44) methacrylonitrile	9.231	67	27719	41.27	ug/L		93
45) 1,1,1-trichloroethane	9.576	97	133834	40.02	ug/L		96
46) cyclohexane	9.639	84	120898	40.96	ug/L		89
47) 1,1-dichloropropene	9.764	75	120692	41.23	ug/L		99
48) iso-butyl alcohol	9.780	43	31541	414.04	ug/L		96
49) carbon tetrachloride	9.780	117	115430	38.83	ug/L		99
50) tert amyl alcohol	9.895	55	13914	211.07	ug/L		85
53) n-butyl alcohol	10.533	56	107037	2096.25	ug/L		97
54) 2,2,4-trimethylpentane	9.994	57	203495	20.40	ug/L		98
55) benzene	10.026	78	355435	39.33	ug/L		99
56) tert-amyl methyl ether	10.041	87	52258	41.53	ug/L		97
57) heptane	10.177	71	37039	17.31	ug/L		98
58) isopropyl acetate	9.947	87	12991	38.86	ug/L	#	82
59) 1,2-dichloroethane	10.052	62	115161	37.99	ug/L		95
60) trichloroethene	10.742	130	98946	38.29	ug/L		98
61) ethyl acrylate	10.742	55	88792	40.73	ug/L		99
63) 2-chloroethyl vinyl ether	11.537	63	268563	206.94	ug/L		98
64) methyl methacrylate	11.009	100	14775	38.83	ug/L	#	71
65) 1,2-dichloropropane	11.014	63	100161	42.59	ug/L		98
66) dibromomethane	11.182	93	51524	38.36	ug/L		97
67) methylcyclohexane	10.946	83	120979	30.87	ug/L		97
68) bromodichloromethane	11.307	83	123691	40.51	ug/L		99
69) epichlorohydrin	11.673	57	37001	205.79	ug/L		97
70) cis-1,3-dichloropropene	11.757	75	146976	41.85	ug/L		94
71) 4-methyl-2-pentanone	11.846	58	117505	176.30	ug/L		97
72) 3-methyl-1-butanol	11.872	55	70755	860.75	ug/L		97
75) toluene	12.113	92	203142	36.99	ug/L		99
76) trans-1,3-dichloropropene	12.322	75	124097	40.51	ug/L		98
77) ethyl methacrylate	12.296	69	91605	41.19	ug/L		94
78) 1,1,2-trichloroethane	12.536	83	63971	40.41	ug/L		96
79) tetrachloroethene	12.693	164	70451	32.44	ug/L		97
80) 1,3-dichloropropane	12.714	76	117248	40.18	ug/L		93
81) 2-hexanone	12.698	58	118917	169.94	ug/L		98
82) butyl acetate	12.761	56	44419	38.10	ug/L		95
83) dibromochloromethane	12.981	129	85768	38.28	ug/L		100
84) 1,2-dibromoethane	13.133	107	70399	38.67	ug/L		99
85) n-butyl ether	13.478	57	441740	46.38	ug/L		100
86) chlorobenzene	13.582	112	216477	35.81	ug/L		98
87) 1,1,1,2-tetrachloroethane	13.640	131	81558	37.94	ug/L		98
88) ethylbenzene	13.629	91	393793	37.01	ug/L		97
89) m,p-xylene	13.734	106	282434	71.31	ug/L		95
90) o-xylene	14.152	106	142391	38.07	ug/L		98
91) styrene	14.163	104	235908	37.45	ug/L		96
92) bromoform	14.440	173	57593	36.00	ug/L		99
93) butyl acrylate	13.975	55	160027	38.97	ug/L		99
94) isopropylbenzene	14.487	105	365280	36.67	ug/L		99
95) cis-1,4-dichloro-2-butene	14.576	88	28014	34.91	ug/L		96
98) bromobenzene	14.895	156	97252	36.26	ug/L		97
99) 1,1,2,2-tetrachloroethane	14.811	83	85834	37.95	ug/L		99
100) trans-1,4-dichloro-2-b...	14.853	53	28775	41.45	ug/L		96
101) 1,2,3-trichloropropane	14.885	110	20711	39.32	ug/L		94
102) n-propylbenzene	14.895	91	460771	36.78	ug/L		99
103) 2-chlorotoluene	15.047	126	88868	36.08	ug/L		90
104) 4-chlorotoluene	15.146	91	267758	37.43	ug/L		99
105) 1,3,5-trimethylbenzene	15.047	105	296027	36.93	ug/L		98
106) tert-butylbenzene	15.392	134	51761	35.82	ug/L		96

Quantitation Report (QT Reviewed)

Data Path : C:\msdchem\1\data\nizele\2021\7_july\7-05-2021\v1c7815\
Data File : 1c179195.d
Acq On : 2 Jul 2021 3:39 pm
Operator : PrashanS
Sample : JD27614-1MS Inst : GCMS1C
Misc : MS52030,V1C7815,5.2,,,,1
ALS Vial : 11 Sample Multiplier: 1

Quant Method : C:\MSDCHEM\1\METHODS\M1CS7786.M
Quant Results File: M1CS7786.RES
Quant Time: Jul 05 04:08:58 2021
Quant Title : SW846 8260C/D, DB-624 60 m x 0.25 mm x 1.4 um
QLast Update : Wed Jun 02 17:21:51 2021
Response via : Initial Calibration

Compound	R.T.	QIon	Response	Conc	Units	Dev(Min)
107) 1,2,4-trimethylbenzene	15.439	105	303901	37.96	ug/L	99
108) sec-butylbenzene	15.606	105	366348	34.44	ug/L	99
109) 1,3-dichlorobenzene	15.810	146	169364	34.36	ug/L	98
110) p-isopropyltoluene	15.727	119	296297	34.25	ug/L	99
111) 1,2,3-trimethylbenzene	15.889	105	310865	37.57	ug/L	99
112) 1,4-dichlorobenzene	15.894	146	166560	32.27	ug/L	99
113) benzyl chloride	16.014	91	129639	30.73	ug/L	99
114) 1,2-dichlorobenzene	16.297	146	164512	34.83	ug/L	98
115) n-butylbenzene	16.150	92	156890	32.18	ug/L	99
116) 1,2-dibromo-3-chloropr...	17.087	75	19298	40.66	ug/L	88
117) 1,3,5-trichlorobenzene	17.254	180	125385	31.56	ug/L	98
119) 1,2,4-trichlorobenzene	17.829	180	108400	30.14	ug/L	98
120) hexachlorobutadiene	17.918	225	45743	20.70	ug/L	98
121) naphthalene	18.075	128	231847	34.22	ug/L	98
122) 1,2,3-trichlorobenzene	18.284	180	94949	29.16	ug/L	98
123) hexachloroethane	16.553	201	57055	33.97	ug/L	98
124) 2-methylnaphthalene	19.037	142	56400	14.07	ug/L	98

(#) = qualifier out of range (m) = manual integration (+) = signals summed

Quantitation Report (QT Reviewed)

Data Path : C:\msdchem\1\data\nizele\2021\7_july\7-05-2021\v1c7815\
Data File : 1c179195.d
Acq On : 2 Jul 2021 3:39 pm
Operator : PrashanS
Sample : JD27614-1MS Inst : GCMS1C
Misc : MS52030,V1C7815,5.2,,,,1
ALS Vial : 11 Sample Multiplier: 1

Quant Method : C:\MSDCHEM\1\METHODS\M1CS7786.M
Quant Results File: M1CS7786.RES
Quant Time: Jul 05 04:08:58 2021
Quant Title : SW846 8260C/D, DB-624 60 m x 0.25 mm x 1.4 um
QLast Update : Wed Jun 02 17:21:51 2021
Response via : Initial Calibration

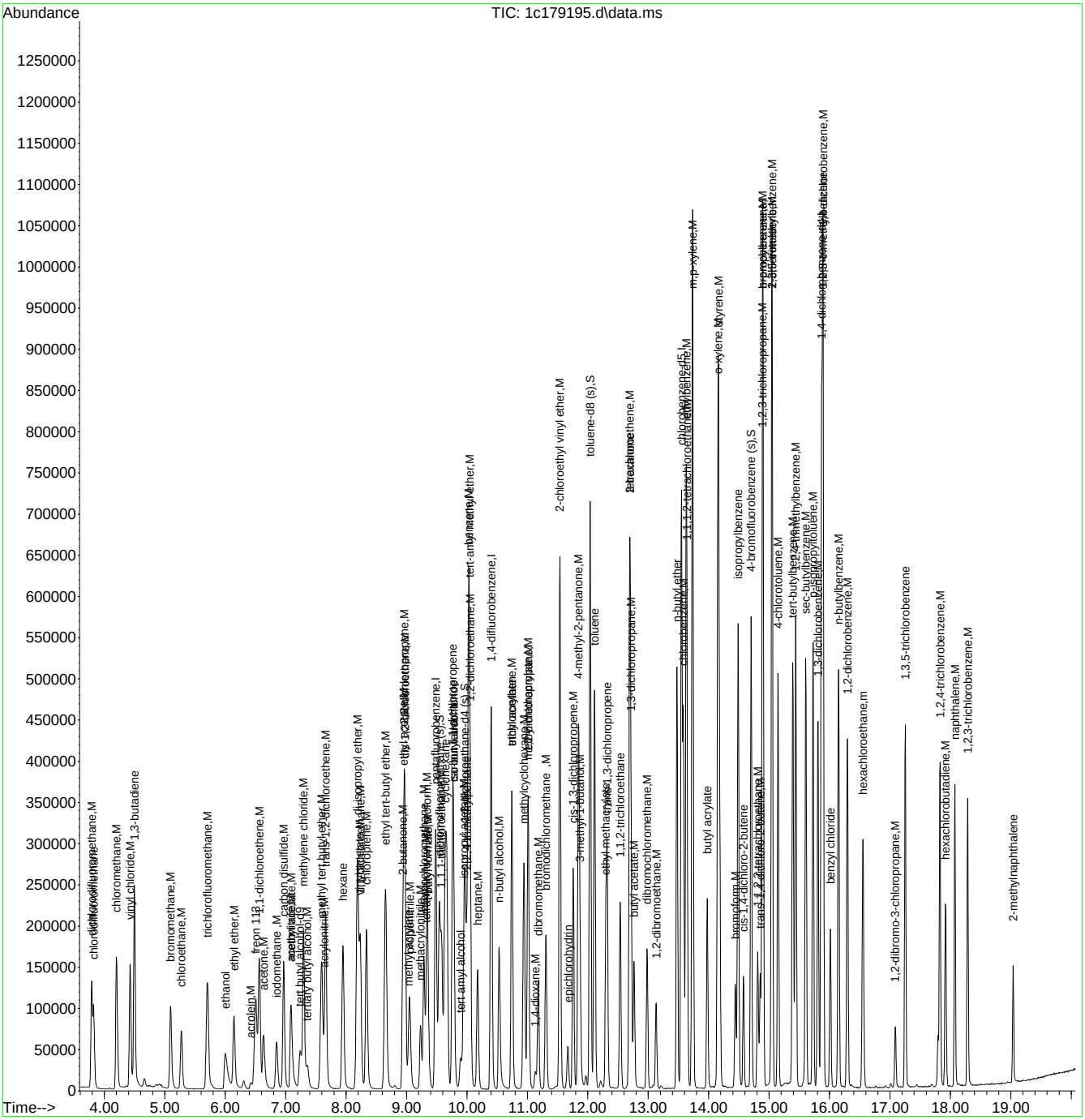

Quantitation Report (QT Reviewed)

Data Path : C:\msdchem\1\data\nizele\2021\7_july\7-05-2021\v1c7814\
Data File : 1c179169.d
Acq On : 1 Jul 2021 5:16 pm
Operator : PrashanS
Sample : JD27495-2DUP Inst : GCMS1C
Misc : MS51990,V1C7814,5.6,,,,1
ALS Vial : 16 Sample Multiplier: 1

Quant Method : C:\MSDCHEM\1\METHODS\M1CS7786.M
Quant Results File: M1CS7786.RES
Quant Time: Jul 05 03:02:25 2021
Quant Title : SW846 8260C/D, DB-624 60 m x 0.25 mm x 1.4 um
QLast Update : Wed Jun 02 17:21:51 2021
Response via : Initial Calibration

Compound	R.T.	QIon	Response	Conc	Units	Dev(Min)
Internal Standards						
1) tert butyl alcohol-d9	7.243	65	82350	500.00	ug/L	0.00
5) pentafluorobenzene	9.482	168	262504	50.00	ug/L	0.00
51) 1,4-difluorobenzene	10.402	114	376762	50.00	ug/L	0.00
73) chlorobenzene-d5	13.551	117	325979	50.00	ug/L	0.00
96) 1,4-dichlorobenzene-d4	15.868	152	161635	50.00	ug/L	0.00
System Monitoring Compounds						
43) dibromofluoromethane (s)	9.545	113	121548	52.09	ug/L	0.00
Spiked Amount 50.000	Range 72 - 130		Recovery = 104.18%			
52) 1,2-dichloroethane-d4 (s)	9.963	65	132650	55.33	ug/L	0.00
Spiked Amount 50.000	Range 75 - 131		Recovery = 110.66%			
74) toluene-d8 (s)	12.039	98	438736	51.48	ug/L	0.00
Spiked Amount 50.000	Range 81 - 121		Recovery = 102.96%			
97) 4-bromofluorobenzene (s)	14.702	95	154262	51.77	ug/L	0.00
Spiked Amount 50.000	Range 60 - 141		Recovery = 103.54%			
Target Compounds						Qvalue
18) acetone	6.647	43	11595	17.60	ug/L	96
40) tetrahydrofuran	9.341	42	2404	3.68	ug/L	89

(#) = qualifier out of range (m) = manual integration (+) = signals summed

Quantitation Report (QT Reviewed)

Data Path : C:\msdchem\1\data\nizele\2021\7_july\7-05-2021\v1c7814\
Data File : 1c179169.d
Acq On : 1 Jul 2021 5:16 pm
Operator : PrashanS
Sample : JD27495-2DUP Inst : GCMS1C
Misc : MS51990,V1C7814,5.6,,,,1
ALS Vial : 16 Sample Multiplier: 1

Quant Method : C:\MSDCHEM\1\METHODS\M1CS7786.M
Quant Results File: M1CS7786.RES
Quant Time: Jul 05 03:02:25 2021
Quant Title : SW846 8260C/D, DB-624 60 m x 0.25 mm x 1.4 um
QLast Update : Wed Jun 02 17:21:51 2021
Response via : Initial Calibration

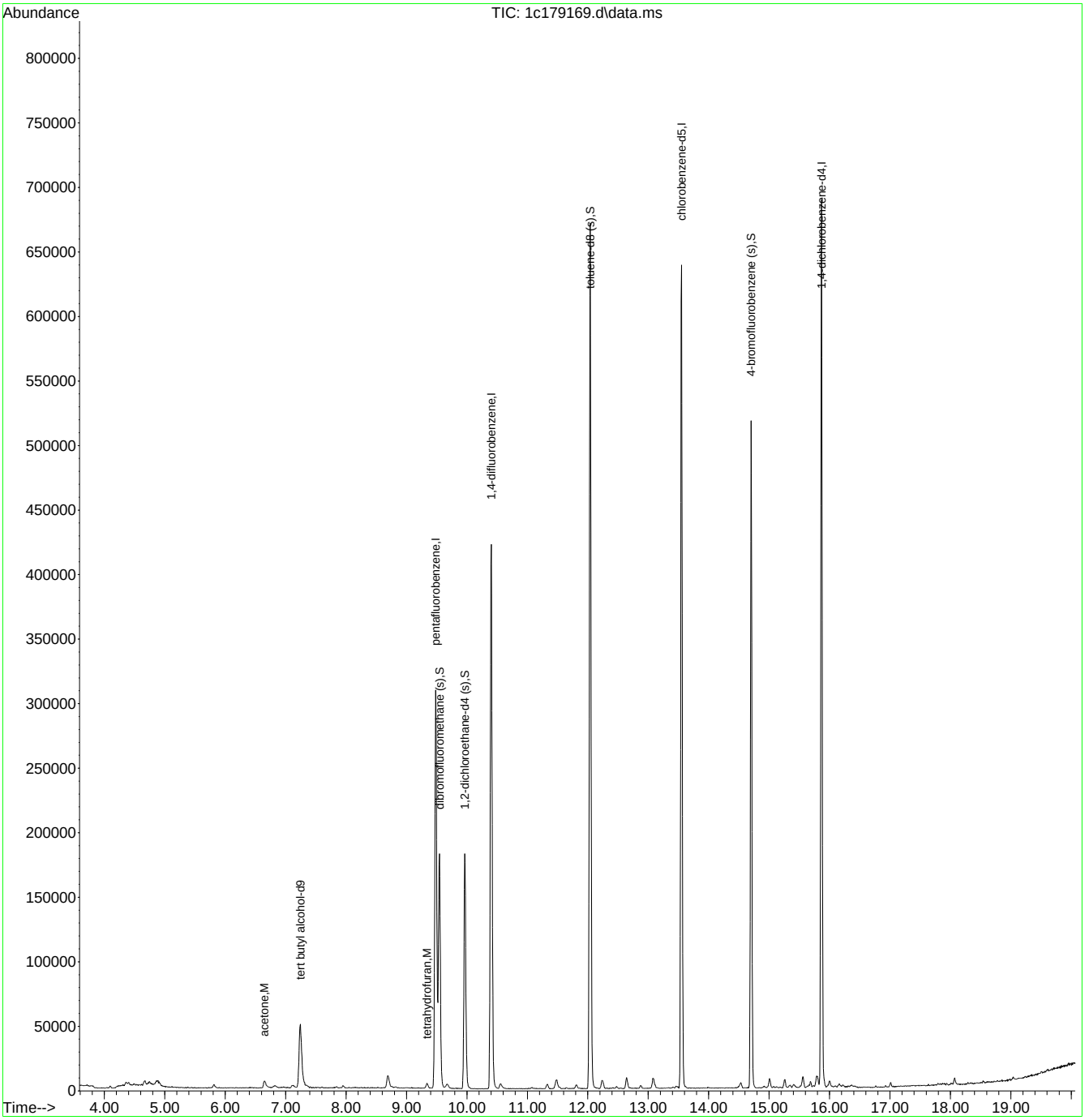

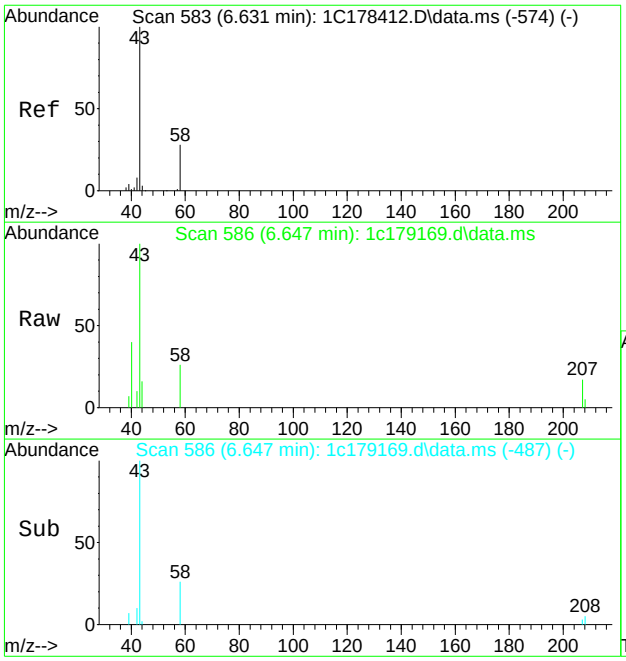

#18
acetone
Concen: 17.60 ug/L
RT: 6.647 min Scan# 586
Delta R.T. 0.016 min
Lab File: 1c179169.d
Acq: 1 Jul 2021 5:16 pm

Tgt Ion: 43 Resp: 11595

Ion	Ratio	Lower	Upper
43	100		
58	26.0	0.0	58.2

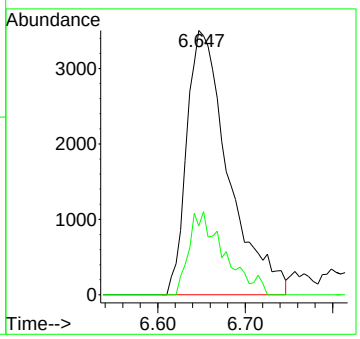

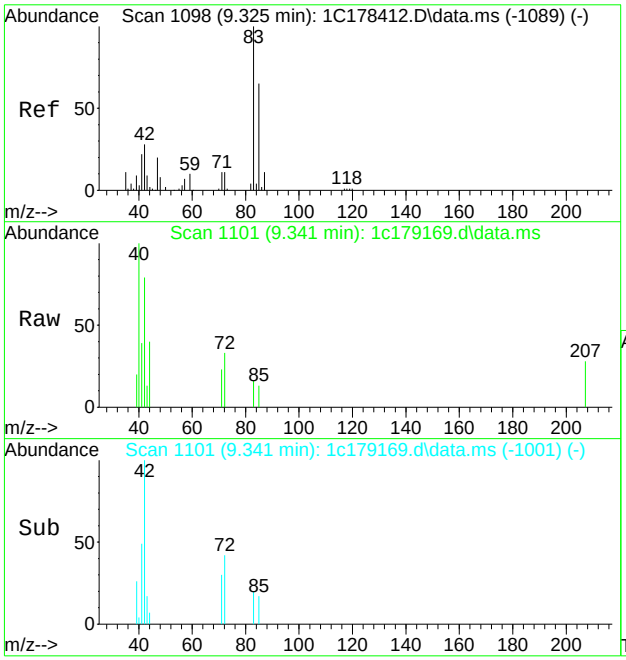

#40
tetrahydrofuran
Concen: 3.68 ug/L
RT: 9.341 min Scan# 1101
Delta R.T. 0.021 min
Lab File: 1c179169.d
Acq: 1 Jul 2021 5:16 pm

Tgt Ion: 42 Resp: 2404

Ion	Ratio	Lower	Upper
42	100		
72	42.4	7.4	67.4
71	29.8	7.4	67.4

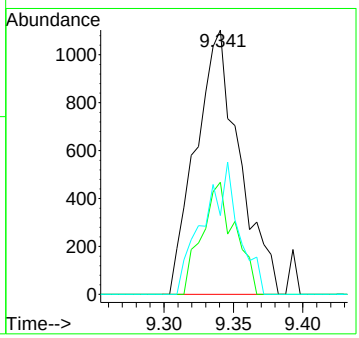

Quantitation Report (QT Reviewed)

Data Path : C:\msdchem\1\data\nizele\2021\7_july\7-05-2021\v1c7815\
Data File : 1c179196.d
Acq On : 2 Jul 2021 4:06 pm
Operator : PrashanS
Sample : JD27614-2DUP Inst : GCMS1C
Misc : MS52030,V1C7815,5.9,,,,1
ALS Vial : 12 Sample Multiplier: 1

Quant Method : C:\MSDCHEM\1\METHODS\M1CS7786.M
Quant Results File: M1CS7786.RES
Quant Time: Jul 05 04:10:58 2021
Quant Title : SW846 8260C/D, DB-624 60 m x 0.25 mm x 1.4 um
QLast Update : Wed Jun 02 17:21:51 2021
Response via : Initial Calibration

Compound	R.T.	QIon	Response	Conc	Units	Dev(Min)
Internal Standards						
1) tert butyl alcohol-d9	7.238	65	94065	500.00	ug/L	-0.01
5) pentafluorobenzene	9.487	168	295513	50.00	ug/L	0.00
51) 1,4-difluorobenzene	10.402	114	427192	50.00	ug/L	0.00
73) chlorobenzene-d5	13.551	117	375661	50.00	ug/L	0.00
96) 1,4-dichlorobenzene-d4	15.868	152	183280	50.00	ug/L	0.00
System Monitoring Compounds						
43) dibromofluoromethane (s)	9.545	113	137601	52.38	ug/L	0.00
Spiked Amount 50.000	Range 72 - 130		Recovery = 104.76%			
52) 1,2-dichloroethane-d4 (s)	9.963	65	148966	54.80	ug/L	0.00
Spiked Amount 50.000	Range 75 - 131		Recovery = 109.60%			
74) toluene-d8 (s)	12.039	98	497512	50.66	ug/L	0.00
Spiked Amount 50.000	Range 81 - 121		Recovery = 101.32%			
97) 4-bromofluorobenzene (s)	14.702	95	181189	53.63	ug/L	0.00
Spiked Amount 50.000	Range 60 - 141		Recovery = 107.26%			
Target Compounds						Qvalue
18) acetone	6.647	43	12700	17.13	ug/L	97

(#) = qualifier out of range (m) = manual integration (+) = signals summed

Quantitation Report (QT Reviewed)

Data Path : C:\msdchem\1\data\nizele\2021\7_july\7-05-2021\v1c7815\
Data File : 1c179196.d
Acq On : 2 Jul 2021 4:06 pm
Operator : PrashanS
Sample : JD27614-2DUP Inst : GCMS1C
Misc : MS52030,V1C7815,5.9,,,,1
ALS Vial : 12 Sample Multiplier: 1

Quant Method : C:\MSDCHEM\1\METHODS\M1CS7786.M
Quant Results File: M1CS7786.RES
Quant Time: Jul 05 04:10:58 2021
Quant Title : SW846 8260C/D, DB-624 60 m x 0.25 mm x 1.4 um
QLast Update : Wed Jun 02 17:21:51 2021
Response via : Initial Calibration

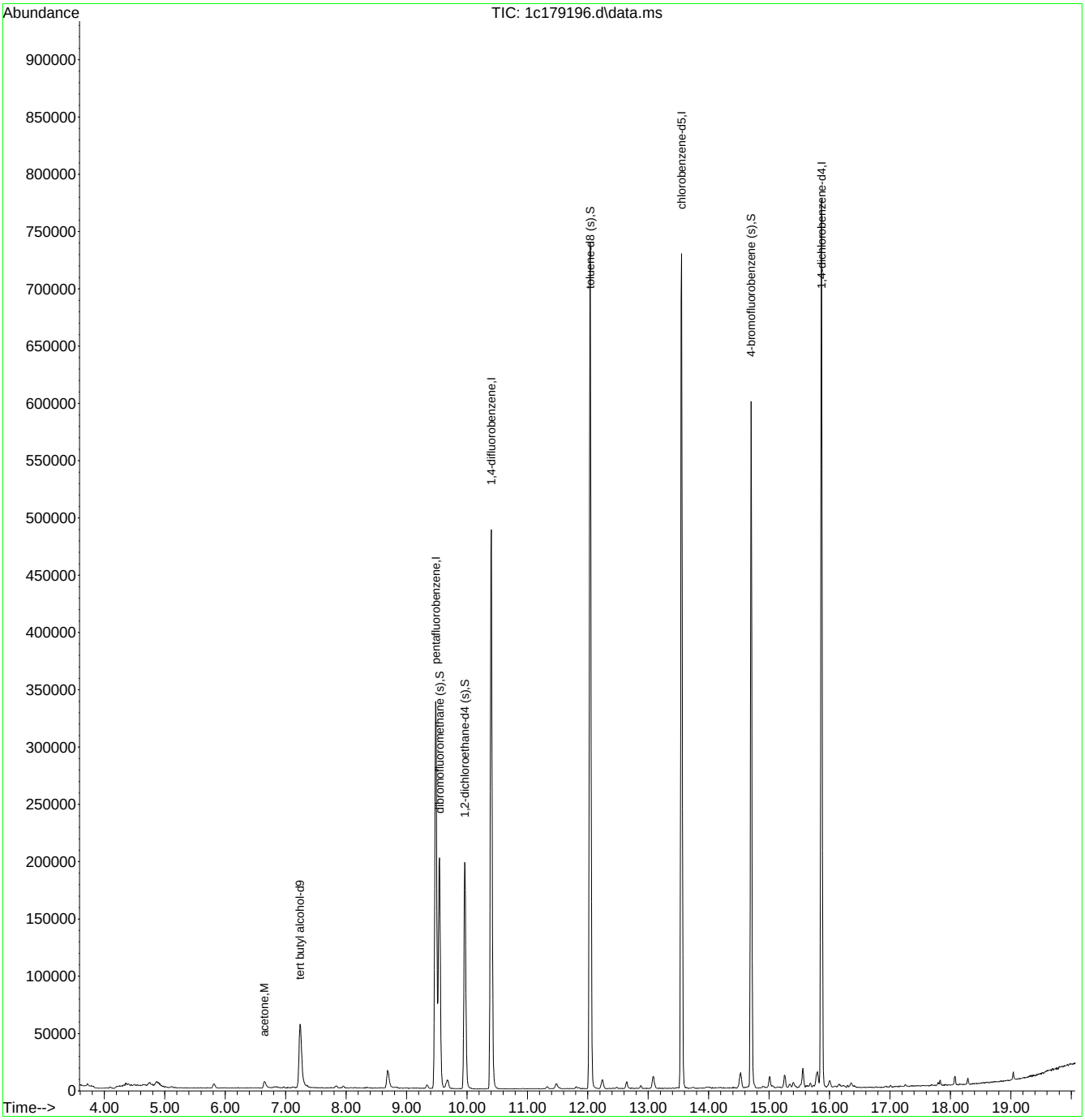

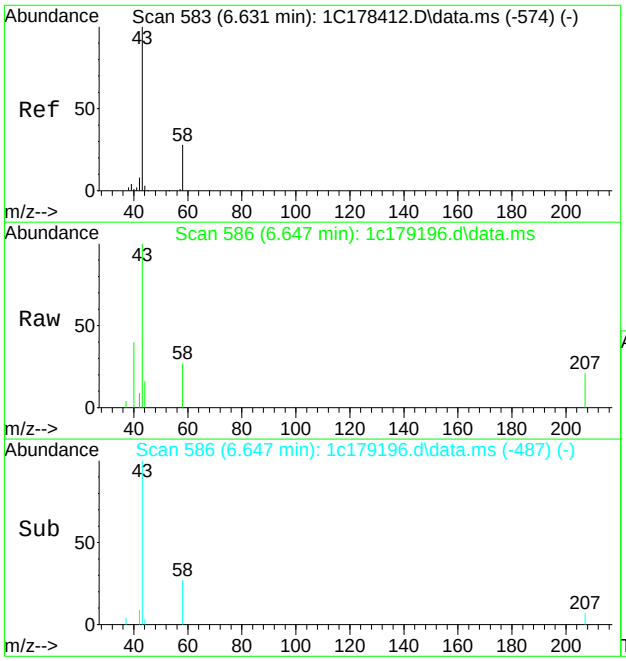

#18
acetone
Concen: 17.13 ug/L
RT: 6.647 min Scan# 586
Delta R.T. 0.016 min
Lab File: 1c179196.d
Acq: 2 Jul 2021 4:06 pm

Tgt Ion: 43 Resp: 12700

Ion	Ratio	Lower	Upper
43	100		
58	26.7	0.0	58.2

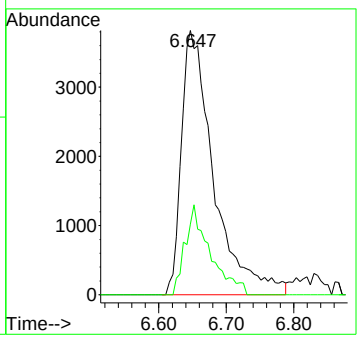

SW-846 Method 8260

Data File : C:\msdchem\1\DATA\V1C7786\1C178404.D Vial: 1
Acq On : 27 May 2021 4:59 pm Operator: PrashanS
Sample : BFB Inst : GCMS1C
Misc : MS51209,V1C7786,5.0,,,,1 Multiplr: 1.00
MS Integration Params: rteint.p

Method : C:\MSDCHEM\1\METHODS\M1CS7786.M (RTE Integrator)
Title : SW846 8260C/D, DB-624 60 m x 0.25 mm x 1.4 um

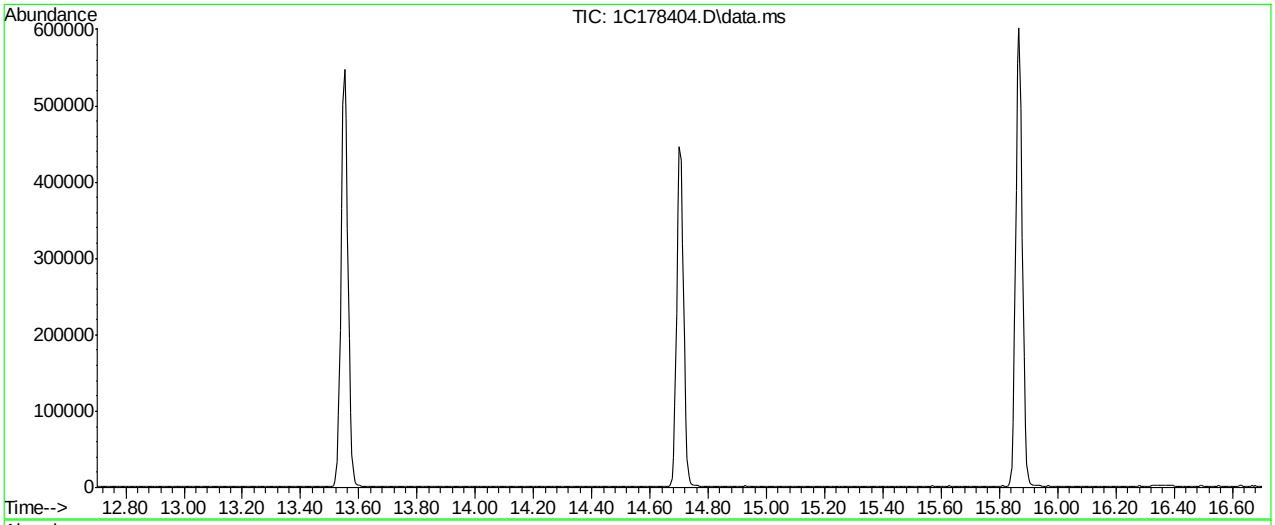

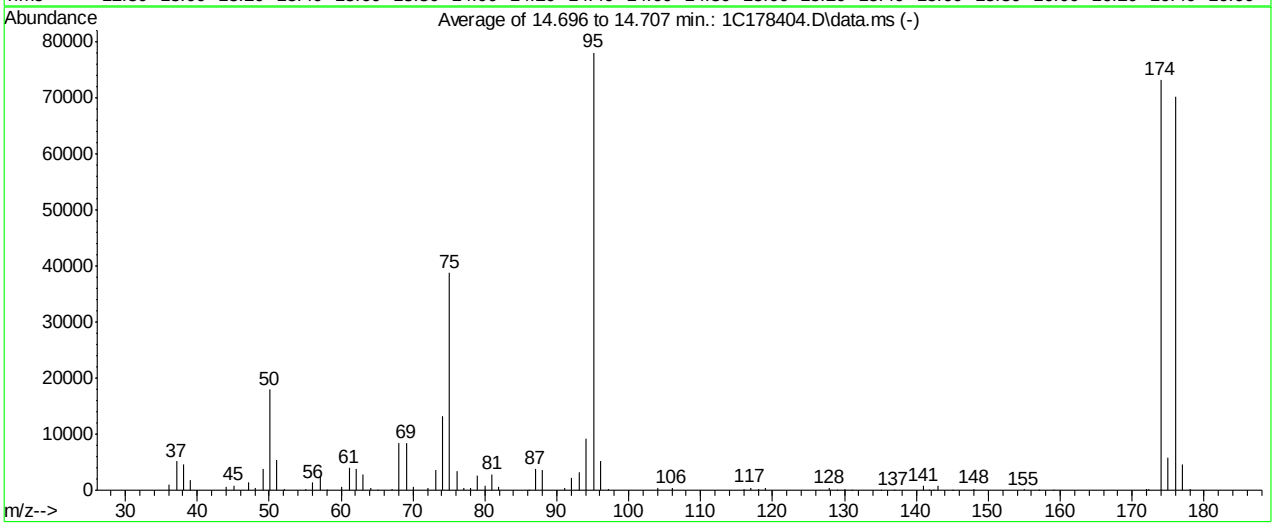

AutoFind: Scans 2125, 2126, 2127; Background Corrected with Scan 2117

Target Mass	Rel. to Mass	Lower Limit%	Upper Limit%	Rel. Abn%	Raw Abn	Result Pass/Fail
50	95	15	40	23.0	17994	PASS
75	95	30	60	49.6	38810	PASS
95	95	100	100	100.0	78168	PASS
96	95	5	9	6.7	5247	PASS
173	174	0.00	2	0.0	0	PASS
174	95	50	120	93.7	73210	PASS
175	174	5	9	8.0	5882	PASS
176	174	95	101	96.0	70269	PASS
177	176	5	9	6.6	4618	PASS

1C178404.D M1CS7786.M Wed Jun 02 17:39:24 2021

Average of 14.696 to 14.707 min.: 1C178404.D\data.ms
BFB
Modified:subtracted

m/z	abund.	m/z	abund.	m/z	abund.	m/z	abund.
36.10	1016	52.15	214	67.10	245	79.00	2591
37.10	5136	55.05	218	68.10	8447	80.00	788
38.10	4614	56.10	1314	69.10	8487	81.00	2870
39.10	1879	57.05	2456	70.00	605	81.95	605
44.05	548	58.10	61	72.05	408	86.10	64
45.05	878	60.05	700	73.10	3710	87.00	3767
47.10	1387	61.10	3929	74.10	13267	88.00	3530
48.05	484	62.10	3894	75.10	38810	91.05	358
49.10	3883	63.10	2816	76.10	3460	92.10	2179
50.10	17994	64.10	321	77.05	445	93.10	3301
51.10	5426	65.00	61	78.00	359	94.10	9193

Average of 14.696 to 14.707 min.: 1C178404.D\data.ms
BFB
Modified:subtracted

m/z	abund.	m/z	abund.	m/z	abund.	m/z	abund.
95.10	78168	130.00	280	157.00	61		
96.10	5247	131.00	101	159.00	50		
97.10	180	135.00	62	172.00	221		
104.00	351	136.90	63	172.30	122		
106.00	366	141.00	747	174.00	73210		
116.00	268	141.80	51	175.00	5882		
116.95	501	142.30	51	176.00	70269		
118.00	303	143.00	742	177.00	4618		
118.95	419	145.00	50	178.05	114		
127.95	320	148.00	236				
129.00	107	154.95	183				

SW-846 Method 8260

Data File : C:\msdchem\1\DATA\V1C7786\1C178421.D Vial: 18
Acq On : 29 May 2021 3:41 pm Operator: PrashanS
Sample : BFB2 Inst : GCMS1C
Misc : MS51209,V1C7786,5.0,,,,1 Multiplr: 1.00
MS Integration Params: rteint.p

Method : C:\MSDCHEM\1\METHODS\M1CS7786.M (RTE Integrator)
Title : SW846 8260C/D, DB-624 60 m x 0.25 mm x 1.4 um

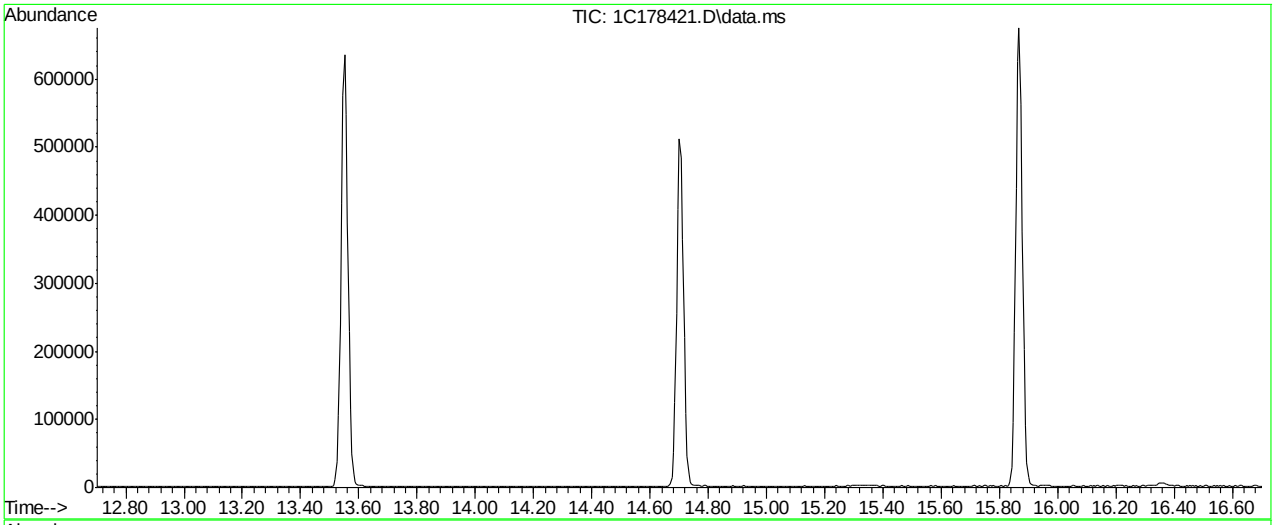

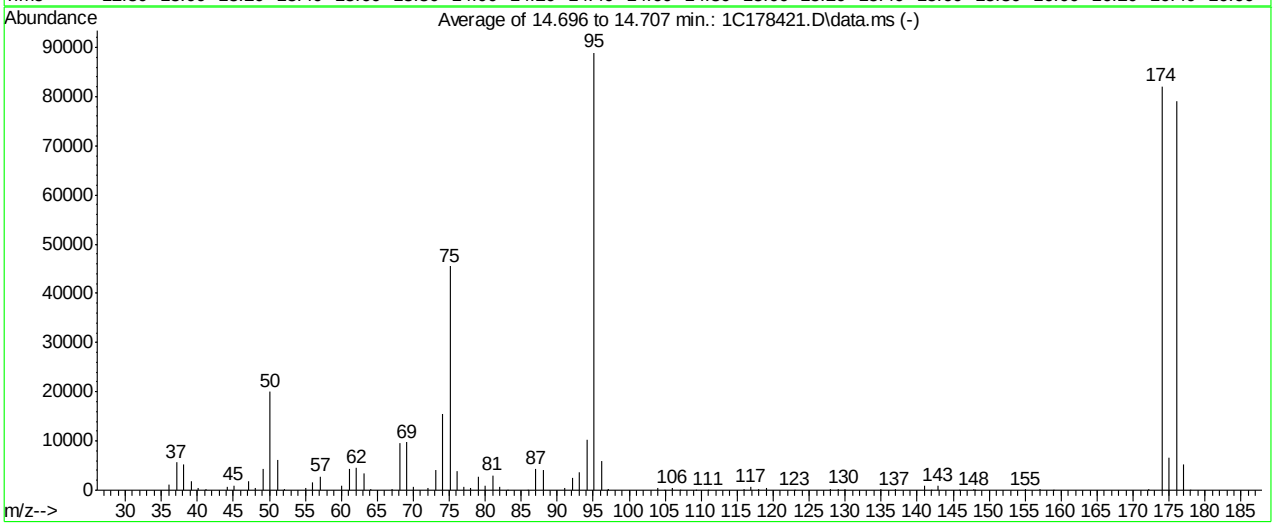

AutoFind: Scans 2125, 2126, 2127; Background Corrected with Scan 2116

Target Mass	Rel. to Mass	Lower Limit%	Upper Limit%	Rel. Abn%	Raw Abn	Result Pass/Fail
50	95	15	40	22.5	20034	PASS
75	95	30	60	51.1	45496	PASS
95	95	100	100	100.0	88970	PASS
96	95	5	9	6.8	6044	PASS
173	174	0.00	2	0.0	0	PASS
174	95	50	120	92.2	82066	PASS
175	174	5	9	8.2	6727	PASS
176	174	95	101	96.5	79170	PASS
177	176	5	9	6.6	5250	PASS

1C178421.D M1CS7786.M Wed Jun 02 17:40:17 2021

Average of 14.696 to 14.707 min.: 1C178421.D\data.ms
BFB2
Modified:subtracted

m/z	abund.	m/z	abund.	m/z	abund.	m/z	abund.
36.10	1100	50.10	20034	67.05	259	79.00	2741
37.10	5649	51.10	6163	68.10	9660	79.95	861
38.10	5201	52.10	278	69.10	9702	81.00	3017
39.10	1883	55.05	397	70.05	788	82.00	662
40.05	375	56.05	1584	72.05	493	83.10	115
41.15	176	57.10	2796	73.10	4138	85.90	49
44.10	718	60.10	896	74.10	15522	87.00	4245
45.05	1019	61.10	4320	75.10	45496	88.00	4130
47.10	1718	62.10	4453	76.10	3971	91.00	360
48.05	541	63.10	3389	77.05	634	92.10	2454
49.10	4324	64.10	325	77.95	366	93.10	3586

Average of 14.696 to 14.707 min.: 1C178421.D\data.ms
BFB2
Modified:subtracted

m/z	abund.	m/z	abund.	m/z	abund.	m/z	abund.
94.10	10261	116.00	317	141.95	98	176.00	79170
95.10	88970	116.95	617	142.95	870	177.00	5250
96.10	6044	117.95	341	145.90	114	177.90	63
97.00	108	119.00	451	147.90	129		
97.15	152	123.00	61	148.10	54		
104.00	405	127.90	328	155.05	187		
104.90	66	129.00	200	157.00	161		
106.00	437	129.95	340	159.00	47		
107.00	52	134.95	161	172.10	230		
109.20	51	136.95	195	174.00	82066		
111.00	64	140.95	816	175.00	6727		

SW-846 Method 8260

Data File : C:\msdchem\1\data\ni...21\v1c7814\1c179154.d Vial: 1
Acq On : 1 Jul 2021 10:10 am Operator: PrashanS
Sample : bfb Inst : GCMS1C
Misc : MS51924,V1C7814,5.0,,,,1 Multiplr: 1.00
MS Integration Params: rteint.p

Method : C:\MSDCHEM\1\METHODS\M1CS7786.M (RTE Integrator)
Title : SW846 8260C/D, DB-624 60 m x 0.25 mm x 1.4 um

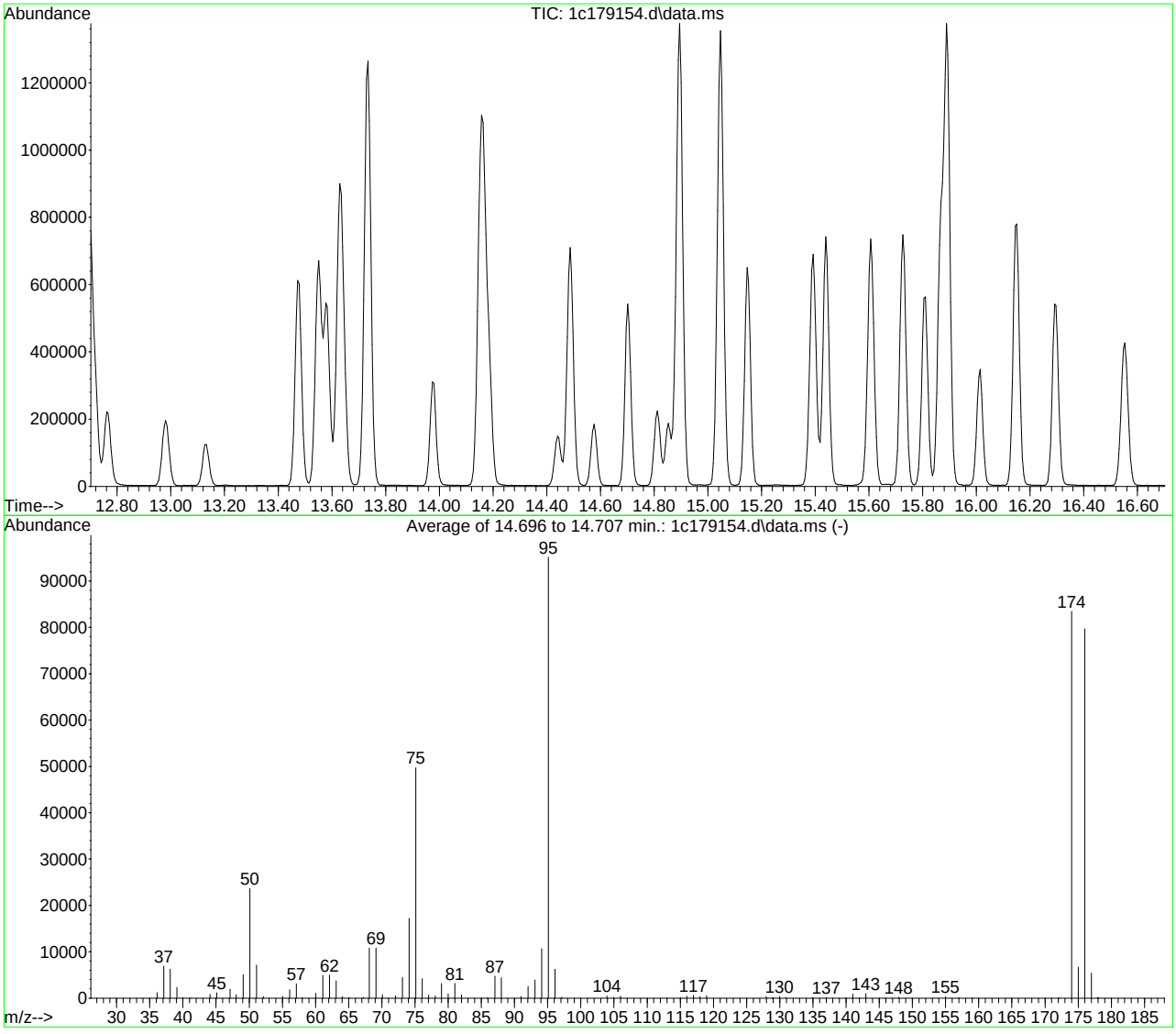

AutoFind: Scans 2125, 2126, 2127; Background Corrected with Scan 2117

Target Mass	Rel. to Mass	Lower Limit%	Upper Limit%	Rel. Abn%	Raw Abn	Result Pass/Fail
50	95	15	40	24.8	23637	PASS
75	95	30	60	52.2	49691	PASS
95	95	100	100	100.0	95133	PASS
96	95	5	9	6.5	6212	PASS
173	174	0.00	2	0.0	0	PASS
174	95	50	120	87.7	83467	PASS
175	174	5	9	8.0	6681	PASS
176	174	95	101	95.5	79707	PASS
177	176	5	9	6.8	5385	PASS

1c179154.d M1CS7786.M Mon Jul 05 02:44:26 2021

Average of 14.696 to 14.707 min.: 1c179154.d\data.ms
bfb
Modified:subtracted

m/z	abund.	m/z	abund.	m/z	abund.	m/z	abund.
36.10	1223	50.10	23637	64.05	324	77.05	682
37.10	6877	51.10	7119	65.10	112	78.05	495
38.10	6220	52.15	325	67.20	138	79.00	3127
39.10	2326	55.05	340	68.10	10768	80.00	896
40.00	135	56.10	1826	69.10	10856	81.00	3202
41.20	49	57.10	3080	70.10	757	82.00	695
44.10	790	58.00	61	72.05	501	85.90	47
45.10	1164	60.05	1033	73.10	4452	87.05	4725
47.10	1896	61.10	4918	74.10	17210	88.00	4410
48.05	756	62.10	4947	75.10	49691	91.00	380
49.10	5101	63.10	3734	76.10	4189	92.05	2513

Average of 14.696 to 14.707 min.: 1c179154.d\data.ms
bfb
Modified:subtracted

m/z	abund.	m/z	abund.	m/z	abund.	m/z	abund.
93.10	3897	117.00	585	141.00	892	176.00	79707
94.10	10660	117.95	327	142.00	51	177.00	5385
95.10	95133	118.95	525	143.00	995	177.90	71
96.10	6212	127.95	365	145.90	47	178.05	128
97.10	213	128.90	74	147.95	213		
103.95	474	129.05	104	155.00	291		
104.95	187	129.95	368	157.00	104		
106.00	436	130.95	137	159.00	48		
113.00	47	134.95	154	172.20	89		
115.00	67	137.00	171	174.00	83467		
116.00	393	139.90	51	175.00	6681		

SW-846 Method 8260

Data File : C:\msdchem\1\data\ni...21\v1c7815\1c179186.d Vial: 2
Acq On : 2 Jul 2021 11:18 am Operator: PrashanS
Sample : bfb Inst : GCMS1C
Misc : MS51965,V1C7815,5.0,,,,1 Multiplr: 1.00
MS Integration Params: rteint.p

Method : C:\MSDCHEM\1\METHODS\M1CS7786.M (RTE Integrator)
Title : SW846 8260C/D, DB-624 60 m x 0.25 mm x 1.4 um

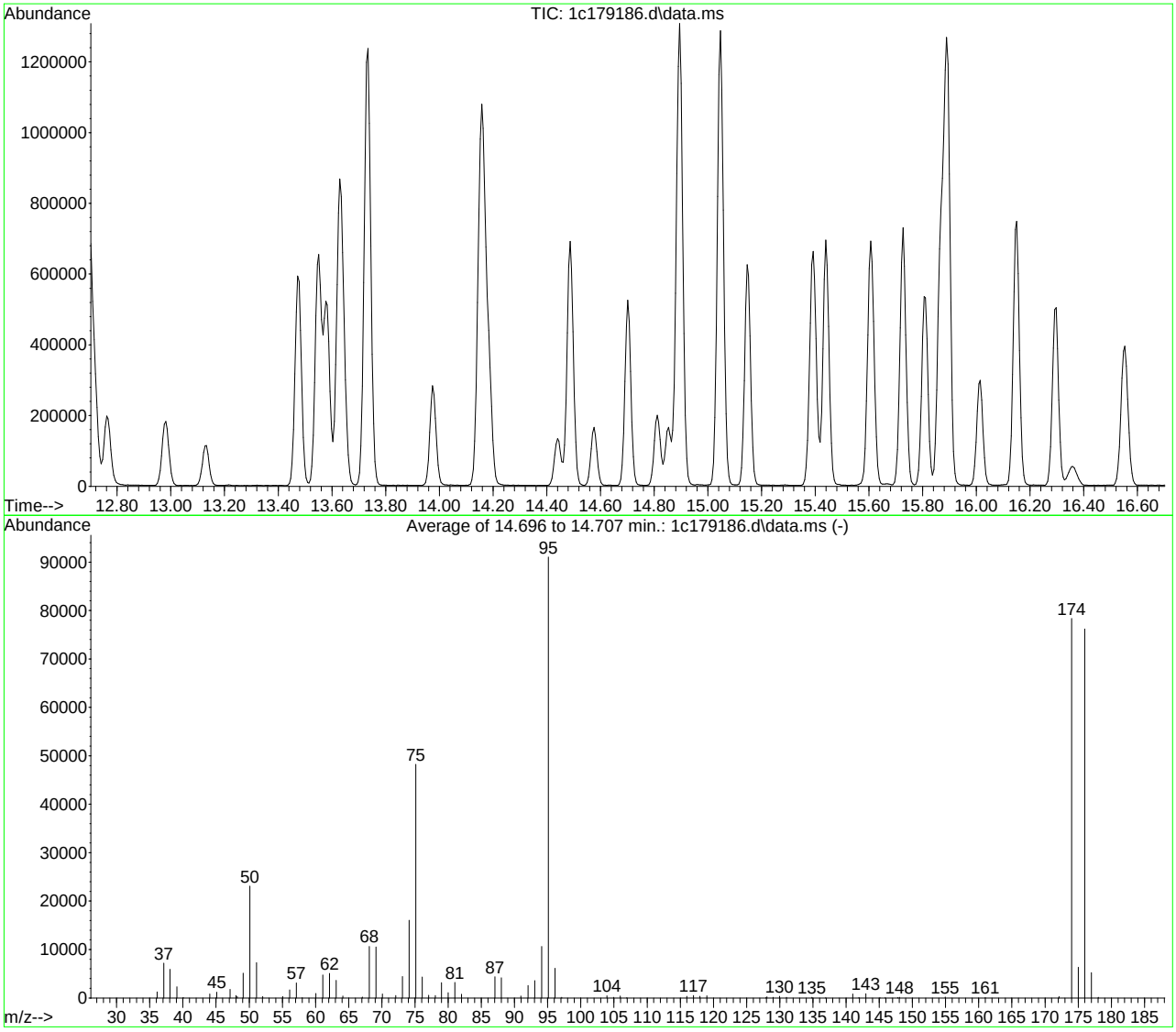

AutoFind: Scans 2125, 2126, 2127; Background Corrected with Scan 2117

Target Mass	Rel. to Mass	Lower Limit%	Upper Limit%	Rel. Abn%	Raw Abn	Result Pass/Fail
50	95	15	40	25.4	23083	PASS
75	95	30	60	53.0	48224	PASS
95	95	100	100	100.0	91027	PASS
96	95	5	9	6.7	6116	PASS
173	174	0.00	2	0.0	0	PASS
174	95	50	120	86.1	78365	PASS
175	174	5	9	8.1	6361	PASS
176	174	95	101	97.3	76219	PASS
177	176	5	9	6.9	5232	PASS

1c179186.d M1CS7786.M Mon Jul 05 03:50:37 2021

Average of 14.696 to 14.707 min.: 1c179186.d\data.ms
bfb
Modified:subtracted

m/z	abund.	m/z	abund.	m/z	abund.	m/z	abund.
36.10	1224	50.10	23083	64.10	384	78.05	487
37.10	7169	51.10	7278	67.05	164	79.00	3174
38.05	5919	52.05	302	68.10	10649	80.00	1078
39.10	2330	55.05	314	69.10	10549	81.00	3192
40.05	94	56.10	1672	70.10	802	82.00	758
44.05	831	57.10	3088	72.10	521	87.05	4387
45.10	1174	58.00	53	73.10	4453	88.00	4191
47.10	1777	60.05	958	74.10	16045	90.95	384
48.00	506	61.10	4759	75.10	48224	92.05	2563
48.20	268	62.10	5059	76.10	4309	93.05	3587
49.10	5126	63.10	3659	77.05	583	94.10	10616

Average of 14.696 to 14.707 min.: 1c179186.d\data.ms
bfb
Modified:subtracted

m/z	abund.	m/z	abund.	m/z	abund.	m/z	abund.
95.10	91027	127.90	79	145.90	52		
96.10	6116	128.05	216	147.80	100		
97.10	147	129.00	156	148.05	134		
103.95	443	129.95	344	154.95	201		
104.95	126	131.00	109	161.00	60		
105.95	410	134.85	110	172.10	286		
106.90	50	136.90	48	174.00	78365		
116.00	325	141.00	845	175.00	6361		
117.00	523	141.95	102	176.00	76219		
117.95	337	143.00	876	177.00	5232		
119.00	453	145.10	48	178.05	117		

SW-846 Method 8260

Data File : C:\MSDCHEM\1\DATA\V3C7415\3C167223.D Vial: 1
Acq On : 16 Jun 2021 4:55 pm Operator: PrashanS
Sample : BFB Inst : MS3C
Misc : MS50065,V3C7415,5.0,,,,1 Multiplr: 1.00
MS Integration Params: rteint.p

Method : C:\MSDCHEM\1\METHODS\M3C7415.M (RTE Integrator)
Title : Method SW846 8260C/D, Rxi624 20m x 0.18mm x 1.0um

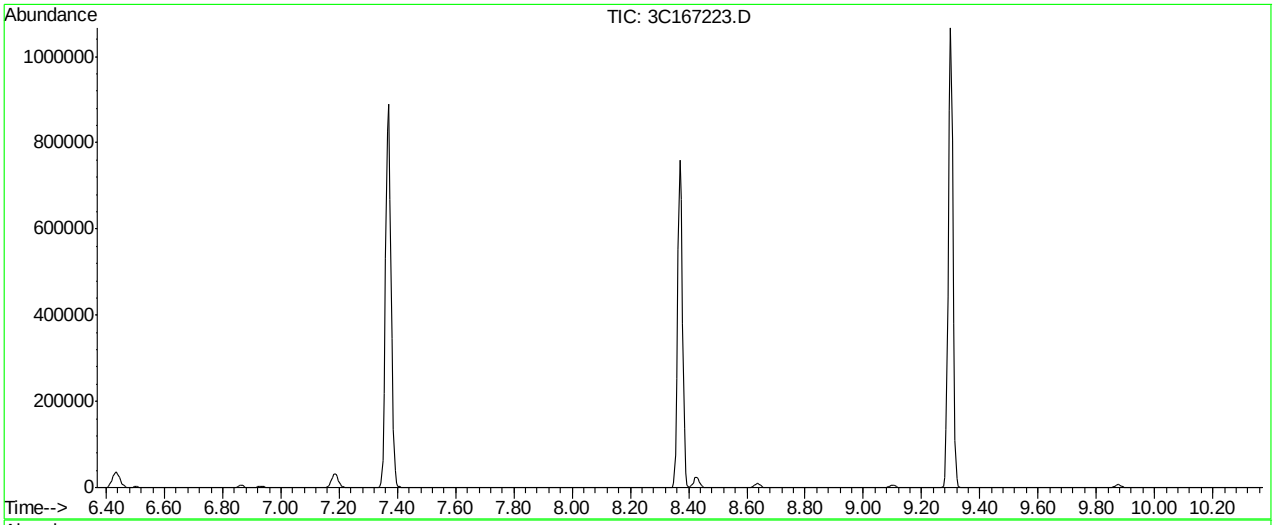

AutoFind: Scans 1415, 1416, 1417; Background Corrected with Scan 1408

Target Mass	Rel. to Mass	Lower Limit%	Upper Limit%	Rel. Abn%	Raw Abn	Result Pass/Fail
50	95	15	40	19.2	25957	PASS
75	95	30	60	49.3	66661	PASS
95	95	100	100	100.0	135109	PASS
96	95	5	9	6.8	9191	PASS
173	174	0.00	2	0.0	0	PASS
174	95	50	120	87.5	118200	PASS
175	174	5	9	7.8	9185	PASS
176	174	95	101	98.1	116005	PASS
177	176	5	9	6.6	7690	PASS

3C167223.D M3C7415.M Mon Jun 28 18:00:52 2021 MS3C

Average of 8.364 to 8.374 min.: 3C167223.D
BFB
Modified:subtracted

m/z	abund.	m/z	abund.	m/z	abund.	m/z	abund.
36.00	1102	51.00	7868	67.00	278	78.90	3025
37.00	6445	51.95	404	68.00	13395	79.85	880
38.00	5652	54.90	103	69.00	13754	80.90	3046
39.00	2240	55.10	105	70.00	1004	81.70	132
39.90	61	56.00	1955	71.95	678	81.90	453
44.00	876	57.00	3466	73.00	5677	86.95	4913
45.00	1185	60.00	1244	74.00	22258	87.95	4564
47.00	1451	61.00	5850	75.00	66661	90.80	291
47.95	770	62.00	6076	76.00	6088	91.00	188
49.00	5326	63.00	4727	76.95	629	91.95	3570
50.00	25957	64.00	460	77.95	477	92.95	5464

Average of 8.364 to 8.374 min.: 3C167223.D
BFB
Modified:subtracted

m/z	abund.	m/z	abund.	m/z	abund.	m/z	abund.
94.00	15874	127.85	493				
95.00	135109	129.90	495				
96.00	9191	134.90	115				
97.00	105	140.85	1221				
103.85	532	142.90	1373				
105.90	469	154.90	390				
115.85	397	156.80	109				
116.85	841	173.90	118200				
117.80	277	174.90	9185				
118.00	171	175.90	116005				
118.85	664	176.90	7690				

SW-846 Method 8260

Data File : C:\msdchem\1\data\ni...21\v3c7419\3c167345.d Vial: 2
Acq On : 1 Jul 2021 12:05 pm Operator: PrashanS
Sample : bfb Inst : MS3C
Misc : MS51905,V3C7419,5.0,,,,1 Multiplr: 1.00
MS Integration Params: rteint.p

Method : C:\MSDCHEM\1\METHODS\M3C7415.M (RTE Integrator)
Title : Method SW846 8260C/D, Rxi624 20m x 0.18mm x 1.0um

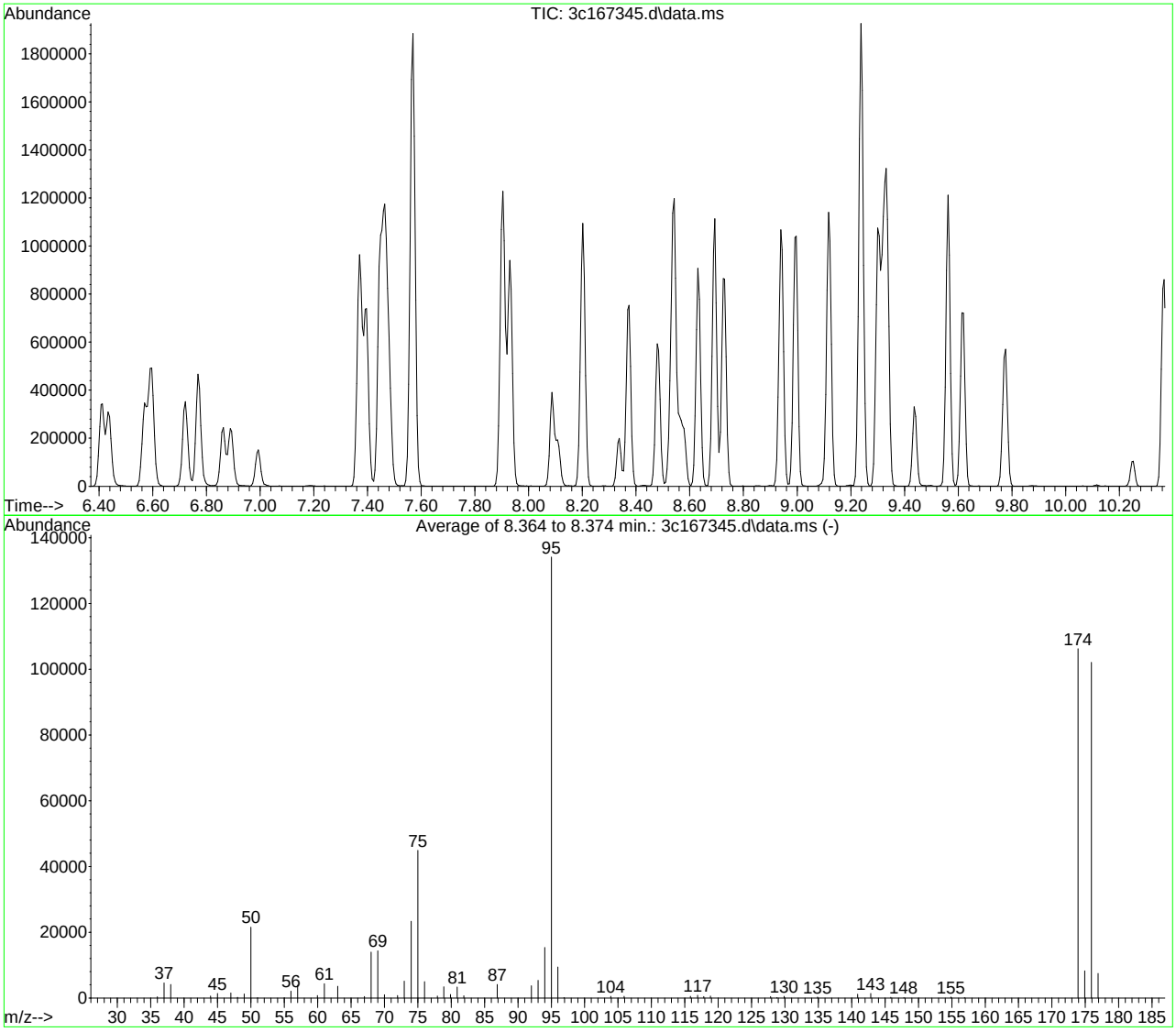

AutoFind: Scans 1415, 1416, 1417; Background Corrected with Scan 1409

Target Mass	Rel. to Mass	Lower Limit%	Upper Limit%	Rel. Abn%	Raw Abn	Result Pass/Fail
50	95	15	40	16.0	21513	PASS
75	95	30	60	33.5	44883	PASS
95	95	100	100	100.0	134083	PASS
96	95	5	9	7.0	9449	PASS
173	174	0.00	2	0.0	0	PASS
174	95	50	120	79.2	106205	PASS
175	174	5	9	7.8	8278	PASS
176	174	95	101	96.1	102112	PASS
177	176	5	9	7.3	7445	PASS

3c167345.d M3C7415.M Fri Jul 02 04:00:36 2021

Average of 8.364 to 8.374 min.: 3c167345.d\data.ms
bfb
Modified:subtracted

m/z	abund.	m/z	abund.	m/z	abund.	m/z	abund.
36.00	366	56.00	2110	74.00	23355	94.00	15388
37.00	4584	57.00	3841	75.00	44883	95.00	134083
38.00	4072	59.95	752	76.00	4989	96.00	9449
43.95	576	61.00	4381	77.95	561	96.90	116
45.00	1366	63.00	3596	78.90	3389	103.90	525
47.00	1530	67.00	446	79.90	1076	105.90	477
48.00	233	68.00	13941	80.90	3339	115.85	472
49.00	1207	69.00	14327	81.90	635	116.90	861
50.00	21513	70.00	1018	86.90	4113	117.85	434
51.00	48	71.95	766	92.00	3707	118.85	615
55.00	80	72.95	5089	93.00	5392	127.85	451

Average of 8.364 to 8.374 min.: 3c167345.d\data.ms
bfb
Modified:subtracted

m/z	abund.	m/z	abund.	m/z	abund.	m/z	abund.
128.80	104	175.90	102112				
129.90	483	176.90	7445				
134.90	244						
140.90	1123						
142.85	1365						
145.85	213						
147.80	116						
154.85	258						
156.90	105						
173.90	106205						
174.90	8278						

Quantitation Report (QT Reviewed)

Data Path : C:\msdchem\1\DATA\V1C7786\
Data File : 1C178405.D
Acq On : 27 May 2021 5:32 pm
Operator : PrashanS
Sample : IC7786-0.2
Misc : MS51209,V1C7786,5.0,,,,1
ALS Vial : 2 Sample Multiplier: 1

Quant Time: Jun 02 17:23:30 2021
Quant Method : C:\MSDCHEM\1\METHODS\M1CS7786.M
Quant Title : SW846 8260C/D, DB-624 60 m x 0.25 mm x 1.4 um
QLast Update : Sat May 29 14:16:21 2021
Response via : Initial Calibration

Compound	R.T.	QIon	Response	Conc	Units		Dev(Min)
Internal Standards							
1) tert butyl alcohol-d9	7.243	65	69422	500.00	ug/L		0.00
5) pentafluorobenzene	9.482	168	245206	50.00	ug/L		0.00
51) 1,4-difluorobenzene	10.402	114	343211	50.00	ug/L		0.00
73) chlorobenzene-d5	13.551	117	292555	50.00	ug/L		0.00
96) 1,4-dichlorobenzene-d4	15.868	152	146929	50.00	ug/L		0.00
System Monitoring Compounds							
43) dibromofluoromethane (s)	9.544	113	108091	49.28	ug/L		0.00
Spiked Amount 50.000	Range 75 - 127		Recovery = 98.56%				
52) 1,2-dichloroethane-d4 (s)	9.963	65	107216	48.84	ug/L		0.00
Spiked Amount 50.000	Range 75 - 130		Recovery = 97.68%				
74) toluene-d8 (s)	12.039	98	384603	50.99	ug/L		0.00
Spiked Amount 50.000	Range 80 - 120		Recovery = 101.98%				
97) 4-bromofluorobenzene (s)	14.701	95	132707	48.72	ug/L		0.00
Spiked Amount 50.000	Range 79 - 127		Recovery = 97.44%				
Target Compounds							Qvalue
6) dichlorodifluoromethane	3.786	85	671	0.19	ug/L		84
7) chlorodifluoromethane	3.817	51	646	0.22	ug/L		68
9) vinyl chloride	4.429	62	688	0.18	ug/L	#	51
36) cis-1,2-dichloroethene	8.979	96	379	0.17	ug/L	#	38
46) cyclohexane	9.644	84	454	0.16	ug/L	#	67
47) 1,1-dichloropropene	9.769	75	499	0.18	ug/L	#	50
55) benzene	10.031	78	1480	0.19	ug/L		94
57) heptane	10.188	71	429	0.24	ug/L	#	63
59) 1,2-dichloroethane	10.052	62	608	0.25	ug/L	#	49
68) bromodichloromethane	11.312	83	456	0.17	ug/L		78
75) toluene	12.112	92	941	0.21	ug/L	#	79
79) tetrachloroethene	12.693	164	366	0.21	ug/L		87
86) chlorobenzene	13.577	112	1017	0.20	ug/L	#	65
88) ethylbenzene	13.634	91	1896	0.22	ug/L		88
89) m,p-xylene	13.739	106	1477	0.46	ug/L		86
90) o-xylene	14.157	106	554	0.17	ug/L		95
94) isopropylbenzene	14.492	105	1770	0.21	ug/L		97
98) bromobenzene	14.900	156	407	0.18	ug/L		83
103) 2-chlorotoluene	15.052	126	431	0.21	ug/L	#	52
105) 1,3,5-trimethylbenzene	15.047	105	1668	0.24	ug/L		94
107) 1,2,4-trimethylbenzene	15.439	105	1635	0.23	ug/L		89
111) 1,2,3-trimethylbenzene	15.889	105	1633	0.23	ug/L	#	32
114) 1,2-dichlorobenzene	16.302	146	931	0.23	ug/L		85
123) hexachloroethane	16.542	201	268	0.17	ug/L	#	19

(#) = qualifier out of range (m) = manual integration (+) = signals summed

Quantitation Report (QT Reviewed)

Data Path : C:\msdchem\1\DATA\V1C7786\
Data File : 1C178405.D
Acq On : 27 May 2021 5:32 pm
Operator : PrashanS
Sample : IC7786-0.2
Misc : MS51209,V1C7786,5.0,,,,1
ALS Vial : 2 Sample Multiplier: 1

Quant Time: Jun 02 17:23:30 2021
Quant Method : C:\MSDCHEM\1\METHODS\M1CS7786.M
Quant Title : SW846 8260C/D, DB-624 60 m x 0.25 mm x 1.4 um
QLast Update : Sat May 29 14:16:21 2021
Response via : Initial Calibration

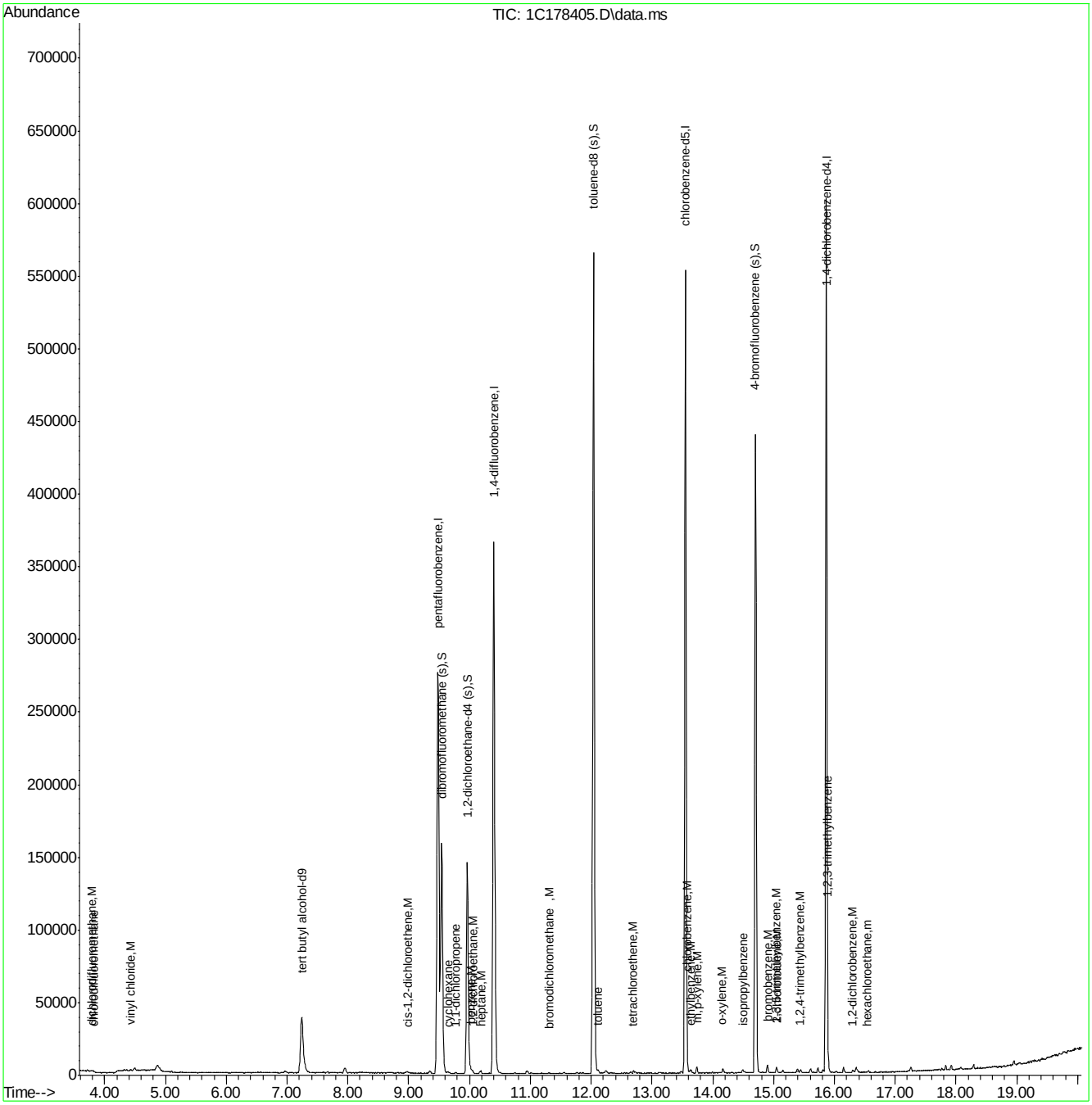

Quantitation Report (QT Reviewed)

Data Path : C:\msdchem\1\DATA\V1C7786\
Data File : 1C178406.D
Acq On : 27 May 2021 5:59 pm
Operator : PrashanS
Sample : IC7786-0.5
Misc : MS51209,V1C7786,5.0,,,,1
ALS Vial : 3 Sample Multiplier: 1

Quant Time: Jun 02 17:24:21 2021
Quant Method : C:\MSDCHEM\1\METHODS\M1CS7786.M
Quant Title : SW846 8260C/D, DB-624 60 m x 0.25 mm x 1.4 um
QLast Update : Sat May 29 14:16:21 2021
Response via : Initial Calibration

Compound	R.T.	QIon	Response	Conc	Units		Dev(Min)
Internal Standards							
1) tert butyl alcohol-d9	7.243	65	67745	500.00	ug/L		0.00
5) pentafluorobenzene	9.487	168	247130	50.00	ug/L		0.00
51) 1,4-difluorobenzene	10.402	114	340174	50.00	ug/L		0.00
73) chlorobenzene-d5	13.551	117	293082	50.00	ug/L		0.00
96) 1,4-dichlorobenzene-d4	15.868	152	148820	50.00	ug/L		0.00
System Monitoring Compounds							
43) dibromofluoromethane (s)	9.544	113	108447	49.06	ug/L		0.00
Spiked Amount 50.000	Range 75 - 127		Recovery = 98.12%				
52) 1,2-dichloroethane-d4 (s)	9.963	65	108247	49.75	ug/L		0.00
Spiked Amount 50.000	Range 75 - 130		Recovery = 99.50%				
74) toluene-d8 (s)	12.039	98	384119	50.83	ug/L		0.00
Spiked Amount 50.000	Range 80 - 120		Recovery = 101.66%				
97) 4-bromofluorobenzene (s)	14.701	95	135375	49.06	ug/L		0.00
Spiked Amount 50.000	Range 79 - 127		Recovery = 98.12%				
Target Compounds							Qvalue
6) dichlorodifluoromethane	3.786	85	1769	0.51	ug/L		89
7) chlorodifluoromethane	3.833	51	1439	0.48	ug/L		68
8) chloromethane	4.204	50	2494	0.62	ug/L		96
9) vinyl chloride	4.429	62	1868	0.49	ug/L		81
10) 1,3-butadiene	4.497	54	1366	0.46	ug/L		90
12) chloroethane	5.271	64	656	0.42	ug/L		62
13) trichlorofluoromethane	5.711	101	1726	0.49	ug/L		90
16) freon 113	6.506	151	798	0.44	ug/L		90
17) 1,1-dichloroethene	6.558	96	1032	0.56	ug/L	#	61
18) acetone	6.668	43	1174	1.77	ug/L		47
24) methyl tert butyl ether	7.593	73	2093	0.44	ug/L		59
25) trans-1,2-dichloroethene	7.682	96	1217	0.59	ug/L	#	56
26) di-isopropyl ether	8.190	45	3065	0.42	ug/L		80
28) 1,1-dichloroethane	8.242	63	1897	0.50	ug/L		93
33) ethyl tert-butyl ether	8.655	59	2300	0.37	ug/L		96
35) 2,2-dichloropropane	8.969	77	1330	0.43	ug/L		90
36) cis-1,2-dichloroethene	8.985	96	1259	0.57	ug/L	#	69
45) 1,1,1-trichloroethane	9.581	97	1465	0.47	ug/L		76
46) cyclohexane	9.649	84	1445	0.52	ug/L		90
47) 1,1-dichloropropene	9.764	75	1194	0.42	ug/L		93
49) carbon tetrachloride	9.785	117	1283	0.46	ug/L		87
54) 2,2,4-trimethylpentane	9.994	57	4862	0.59	ug/L		87
55) benzene	10.026	78	3910	0.52	ug/L		100
57) heptane	10.182	71	993	0.57	ug/L		79
59) 1,2-dichloroethane	10.062	62	1364	0.57	ug/L		90
60) trichloroethene	10.753	130	1061	0.47	ug/L		86
65) 1,2-dichloropropane	11.025	63	844	0.41	ug/L	#	47
66) dibromomethane	11.181	93	577	0.50	ug/L	#	71
67) methylcyclohexane	10.941	83	1735	0.51	ug/L		87
68) bromodichloromethane	11.312	83	1170	0.44	ug/L		85
70) cis-1,3-dichloropropene	11.762	75	1341	0.42	ug/L		87
75) toluene	12.118	92	2387	0.53	ug/L		91

Quantitation Report (QT Reviewed)

Data Path : C:\msdchem\1\DATA\V1C7786\
Data File : 1C178406.D
Acq On : 27 May 2021 5:59 pm
Operator : PrashanS
Sample : IC7786-0.5
Misc : MS51209,V1C7786,5.0,,,,1
ALS Vial : 3 Sample Multiplier: 1

Quant Time: Jun 02 17:24:21 2021
Quant Method : C:\MSDCHEM\1\METHODS\M1CS7786.M
Quant Title : SW846 8260C/D, DB-624 60 m x 0.25 mm x 1.4 um
QLast Update : Sat May 29 14:16:21 2021
Response via : Initial Calibration

	Compound	R.T.	QIon	Response	Conc	Units		Dev(Min)
76)	trans-1,3-dichloropropene	12.327	75	1161	0.42	ug/L		89
78)	1,1,2-trichloroethane	12.536	83	552	0.40	ug/L		90
79)	tetrachloroethene	12.698	164	1030	0.58	ug/L		82
80)	1,3-dichloropropane	12.724	76	1133	0.45	ug/L		88
83)	dibromochloromethane	12.986	129	865	0.44	ug/L		85
84)	1,2-dibromoethane	13.132	107	696	0.43	ug/L		86
86)	chlorobenzene	13.587	112	2493	0.50	ug/L		99
87)	1,1,1,2-tetrachloroethane	13.640	131	864	0.47	ug/L		76
88)	ethylbenzene	13.629	91	4251	0.48	ug/L		90
89)	m,p-xylene	13.739	106	3063	0.94	ug/L		89
90)	o-xylene	14.152	106	1502	0.46	ug/L	#	79
91)	styrene	14.173	104	2439	0.44	ug/L		98
94)	isopropylbenzene	14.487	105	3898	0.46	ug/L		96
98)	bromobenzene	14.900	156	1106	0.47	ug/L	#	79
99)	1,1,2,2-tetrachloroethane	14.816	83	864	0.43	ug/L		83
102)	n-propylbenzene	14.900	91	5350	0.49	ug/L		95
103)	2-chlorotoluene	15.052	126	1111	0.52	ug/L		88
104)	4-chlorotoluene	15.151	91	2931	0.47	ug/L		97
105)	1,3,5-trimethylbenzene	15.041	105	3125	0.45	ug/L		91
107)	1,2,4-trimethylbenzene	15.444	105	3118	0.44	ug/L		98
108)	sec-butylbenzene	15.611	105	4500	0.47	ug/L		97
109)	1,3-dichlorobenzene	15.810	146	2047	0.49	ug/L		97
110)	p-isopropyltoluene	15.727	119	3809	0.50	ug/L		95
111)	1,2,3-trimethylbenzene	15.889	105	3554	0.49	ug/L	#	72
112)	1,4-dichlorobenzene	15.894	146	2486	0.58	ug/L		97
113)	benzyl chloride	16.019	91	1690	0.43	ug/L		85
114)	1,2-dichlorobenzene	16.297	146	2007	0.50	ug/L		95
115)	n-butylbenzene	16.155	92	2319	0.54	ug/L	#	75
117)	1,3,5-trichlorobenzene	17.259	180	1959	0.58	ug/L		97
119)	1,2,4-trichlorobenzene	17.829	180	1876	0.60	ug/L		93
121)	naphthalene	18.075	128	2842	0.46	ug/L		94
122)	1,2,3-trichlorobenzene	18.289	180	1672	0.59	ug/L		83
123)	hexachloroethane	16.548	201	641	0.41	ug/L		70

(#) = qualifier out of range (m) = manual integration (+) = signals summed

Quantitation Report (QT Reviewed)

Data Path : C:\msdchem\1\DATA\V1C7786\
Data File : 1C178406.D
Acq On : 27 May 2021 5:59 pm
Operator : PrashanS
Sample : IC7786-0.5
Misc : MS51209,V1C7786,5.0,,,,1
ALS Vial : 3 Sample Multiplier: 1

Quant Time: Jun 02 17:24:21 2021
Quant Method : C:\MSDCHEM\1\METHODS\M1CS7786.M
Quant Title : SW846 8260C/D, DB-624 60 m x 0.25 mm x 1.4 um
QLast Update : Sat May 29 14:16:21 2021
Response via : Initial Calibration

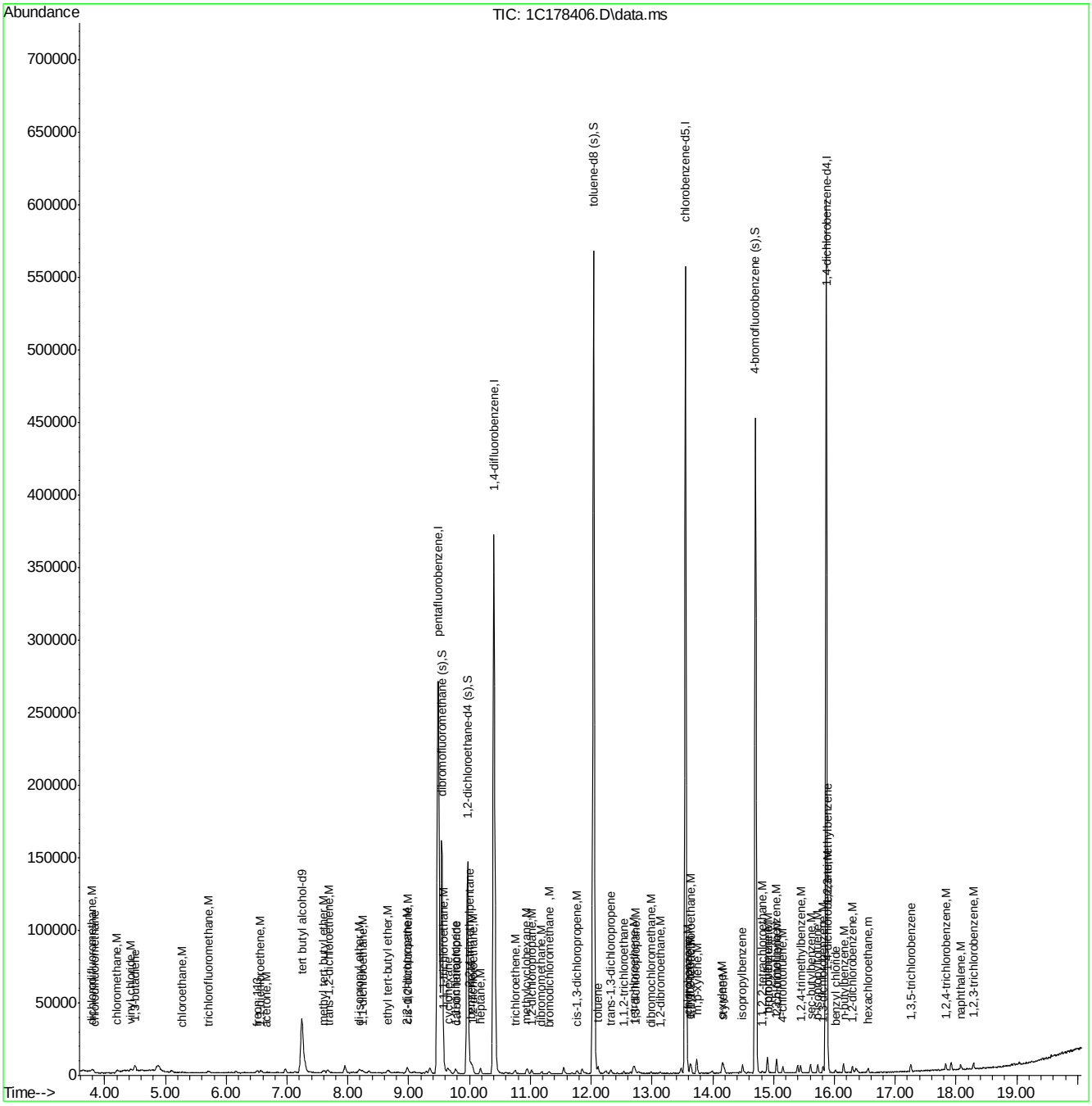

Quantitation Report (QT Reviewed)

Data Path : C:\msdchem\1\DATA\V1C7786\
Data File : 1C178407.D
Acq On : 27 May 2021 6:26 pm
Operator : PrashanS
Sample : IC7786-1
Misc : MS51209,V1C7786,5.0,,,,1
ALS Vial : 4 Sample Multiplier: 1

Quant Time: Jun 02 17:25:15 2021
Quant Method : C:\MSDCHEM\1\METHODS\M1CS7786.M
Quant Title : SW846 8260C/D, DB-624 60 m x 0.25 mm x 1.4 um
QLast Update : Sat May 29 14:16:21 2021
Response via : Initial Calibration

Compound	R.T.	QIon	Response	Conc	Units		Dev(Min)
Internal Standards							
1) tert butyl alcohol-d9	7.238	65	62041	500.00	ug/L		0.00
5) pentafluorobenzene	9.482	168	240113	50.00	ug/L		0.00
51) 1,4-difluorobenzene	10.402	114	331439	50.00	ug/L		0.00
73) chlorobenzene-d5	13.551	117	285248	50.00	ug/L		0.00
96) 1,4-dichlorobenzene-d4	15.868	152	143193	50.00	ug/L		0.00
System Monitoring Compounds							
43) dibromofluoromethane (s)	9.545	113	105723	49.22	ug/L		0.00
Spiked Amount 50.000	Range 75 - 127		Recovery = 98.44%				
52) 1,2-dichloroethane-d4 (s)	9.963	65	104286	49.20	ug/L		0.00
Spiked Amount 50.000	Range 75 - 130		Recovery = 98.40%				
74) toluene-d8 (s)	12.039	98	375620	51.07	ug/L		0.00
Spiked Amount 50.000	Range 80 - 120		Recovery = 102.14%				
97) 4-bromofluorobenzene (s)	14.702	95	132120	49.77	ug/L		0.00
Spiked Amount 50.000	Range 79 - 127		Recovery = 99.54%				
Target Compounds							Qvalue
6) dichlorodifluoromethane	3.786	85	3477	1.02	ug/L		92
7) chlorodifluoromethane	3.823	51	3145	1.07	ug/L		88
8) chloromethane	4.199	50	4373	1.12	ug/L		97
9) vinyl chloride	4.424	62	3513	0.95	ug/L		86
10) 1,3-butadiene	4.497	54	2802	0.96	ug/L		96
12) chloroethane	5.271	64	1430	0.94	ug/L		91
13) trichlorofluoromethane	5.711	101	3140	0.93	ug/L		89
14) ethyl ether	6.150	74	826	0.86	ug/L	#	69
16) freon 113	6.506	151	1740	0.99	ug/L		89
17) 1,1-dichloroethene	6.563	96	2030	1.14	ug/L		80
18) acetone	6.663	43	2600	4.04	ug/L		86
19) acetonitrile	7.112	41	2365	10.21	ug/L		68
21) carbon disulfide	6.966	76	8181	1.22	ug/L		97
22) methylene chloride	7.296	84	2595	1.29	ug/L		96
24) methyl tert butyl ether	7.594	73	4384	0.95	ug/L		88
25) trans-1,2-dichloroethene	7.662	96	2447	1.23	ug/L	#	77
26) di-isopropyl ether	8.195	45	6711	0.95	ug/L		99
28) 1,1-dichloroethane	8.242	63	3915	1.07	ug/L		99
29) chloroprene	8.342	53	2667	0.89	ug/L		92
31) hexane	7.955	57	4328	1.24	ug/L		98
33) ethyl tert-butyl ether	8.655	59	5499	0.92	ug/L		93
35) 2,2-dichloropropane	8.959	77	3158	1.05	ug/L		96
36) cis-1,2-dichloroethene	8.980	96	2414	1.13	ug/L		83
38) propionitrile	9.079	54	2124	8.98	ug/L		92
39) bromochloromethane	9.288	128	1033	1.02	ug/L		90
40) tetrahydrofuran	9.346	42	718	1.22	ug/L	#	38
41) chloroform	9.351	85	2997	1.26	ug/L		92
42) t-butyl formate	9.367	59	1128	0.84	ug/L		91
45) 1,1,1-trichloroethane	9.586	97	3291	1.08	ug/L		93
46) cyclohexane	9.644	84	2521	0.93	ug/L		96
47) 1,1-dichloropropene	9.769	75	2689	0.97	ug/L		95
49) carbon tetrachloride	9.780	117	2855	1.05	ug/L		87

Quantitation Report (QT Reviewed)

Data Path : C:\msdchem\1\DATA\V1C7786\
Data File : 1C178407.D
Acq On : 27 May 2021 6:26 pm
Operator : PrashanS
Sample : IC7786-1
Misc : MS51209,V1C7786,5.0,,,,1
ALS Vial : 4 Sample Multiplier: 1

Quant Time: Jun 02 17:25:15 2021
Quant Method : C:\MSDCHEM\1\METHODS\M1CS7786.M
Quant Title : SW846 8260C/D, DB-624 60 m x 0.25 mm x 1.4 um
QLast Update : Sat May 29 14:16:21 2021
Response via : Initial Calibration

	Compound	R.T.	QIon	Response	Conc	Units		Dev(Min)
54)	2,2,4-trimethylpentane	9.994	57	8951	1.12	ug/L		82
55)	benzene	10.031	78	7982	1.08	ug/L		92
56)	tert-amyl methyl ether	10.047	87	1013	0.93	ug/L	#	54
57)	heptane	10.183	71	1805	1.06	ug/L		97
59)	1,2-dichloroethane	10.062	62	2660	1.14	ug/L		84
60)	trichloroethene	10.748	130	2213	1.01	ug/L		90
63)	2-chloroethyl vinyl ether	11.548	63	5174	4.52	ug/L		91
65)	1,2-dichloropropane	11.019	63	2053	1.02	ug/L		91
66)	dibromomethane	11.182	93	1212	1.09	ug/L		94
67)	methylcyclohexane	10.946	83	3335	1.00	ug/L		95
68)	bromodichloromethane	11.307	83	2902	1.11	ug/L		95
69)	epichlorohydrin	11.684	57	602	3.75	ug/L	#	50
70)	cis-1,3-dichloropropene	11.767	75	2783	0.89	ug/L		88
71)	4-methyl-2-pentanone	11.846	58	1942	3.27	ug/L		90
75)	toluene	12.113	92	5020	1.15	ug/L		90
76)	trans-1,3-dichloropropene	12.327	75	2420	0.91	ug/L		89
78)	1,1,2-trichloroethane	12.536	83	1338	1.00	ug/L		89
79)	tetrachloroethene	12.704	164	1862	1.08	ug/L	#	77
80)	1,3-dichloropropane	12.725	76	2520	1.04	ug/L		96
81)	2-hexanone	12.704	58	2062	3.38	ug/L		93
82)	butyl acetate	12.777	56	899	0.87	ug/L	#	53
83)	dibromochloromethane	12.991	129	1948	1.01	ug/L		94
84)	1,2-dibromoethane	13.138	107	1458	0.92	ug/L		97
85)	n-butyl ether	13.478	57	7311	0.88	ug/L		96
86)	chlorobenzene	13.582	112	5332	1.09	ug/L		94
87)	1,1,1,2-tetrachloroethane	13.645	131	1726	0.97	ug/L		97
88)	ethylbenzene	13.629	91	9282	1.08	ug/L		99
89)	m,p-xylene	13.734	106	6787	2.15	ug/L		93
90)	o-xylene	14.158	106	3011	0.95	ug/L		92
91)	styrene	14.173	104	4986	0.93	ug/L		84
92)	bromoform	14.451	173	1343	0.98	ug/L		94
94)	isopropylbenzene	14.492	105	8471	1.02	ug/L		94
98)	bromobenzene	14.900	156	2402	1.07	ug/L	#	84
99)	1,1,2,2-tetrachloroethane	14.811	83	1979	1.02	ug/L		94
100)	trans-1,4-dichloro-2-b...	14.853	53	514	0.82	ug/L		84
101)	1,2,3-trichloropropane	14.895	110	423	0.96	ug/L	#	26
102)	n-propylbenzene	14.895	91	11055	1.05	ug/L		98
103)	2-chlorotoluene	15.057	126	2039	1.00	ug/L		89
104)	4-chlorotoluene	15.151	91	6564	1.10	ug/L		95
105)	1,3,5-trimethylbenzene	15.047	105	6833	1.02	ug/L		98
106)	tert-butylbenzene	15.392	134	1228	0.98	ug/L	#	80
107)	1,2,4-trimethylbenzene	15.444	105	6674	0.98	ug/L		98
108)	sec-butylbenzene	15.612	105	9067	0.99	ug/L		96
109)	1,3-dichlorobenzene	15.810	146	4676	1.16	ug/L		91
110)	p-isopropyltoluene	15.732	119	7360	1.00	ug/L		96
111)	1,2,3-trimethylbenzene	15.894	105	7131	1.03	ug/L		92
112)	1,4-dichlorobenzene	15.894	146	4967	1.21	ug/L		90
113)	benzyl chloride	16.014	91	3625	0.96	ug/L		95
114)	1,2-dichlorobenzene	16.297	146	4255	1.10	ug/L		98
115)	n-butylbenzene	16.156	92	4114	1.00	ug/L		85

Quantitation Report (QT Reviewed)

Data Path : C:\msdchem\1\DATA\V1C7786\
Data File : 1C178407.D
Acq On : 27 May 2021 6:26 pm
Operator : PrashanS
Sample : IC7786-1
Misc : MS51209,V1C7786,5.0,,,,1
ALS Vial : 4 Sample Multiplier: 1

Quant Time: Jun 02 17:25:15 2021
Quant Method : C:\MSDCHEM\1\METHODS\M1CS7786.M
Quant Title : SW846 8260C/D, DB-624 60 m x 0.25 mm x 1.4 um
QLast Update : Sat May 29 14:16:21 2021
Response via : Initial Calibration

Compound	R.T.	QIon	Response	Conc	Units		Dev(Min)
116) 1,2-dibromo-3-chloropr...	17.092	75	429	1.04	ug/L	#	56
117) 1,3,5-trichlorobenzene	17.254	180	3612	1.10	ug/L		90
119) 1,2,4-trichlorobenzene	17.829	180	3111	1.04	ug/L		100
120) hexachlorobutadiene	17.918	225	2028	1.10	ug/L		94
121) naphthalene	18.075	128	5597	0.93	ug/L		89
122) 1,2,3-trichlorobenzene	18.284	180	2778	1.02	ug/L		98
123) hexachloroethane	16.553	201	1421	0.94	ug/L		79

(#) = qualifier out of range (m) = manual integration (+) = signals summed

7.7.3

7

Quantitation Report (QT Reviewed)

Data Path : C:\msdchem\1\DATA\V1C7786\
Data File : 1C178407.D
Acq On : 27 May 2021 6:26 pm
Operator : PrashanS
Sample : IC7786-1
Misc : MS51209,V1C7786,5.0,,,,1
ALS Vial : 4 Sample Multiplier: 1

Quant Time: Jun 02 17:25:15 2021
Quant Method : C:\MSDCHEM\1\METHODS\M1CS7786.M
Quant Title : SW846 8260C/D, DB-624 60 m x 0.25 mm x 1.4 um
QLast Update : Sat May 29 14:16:21 2021
Response via : Initial Calibration

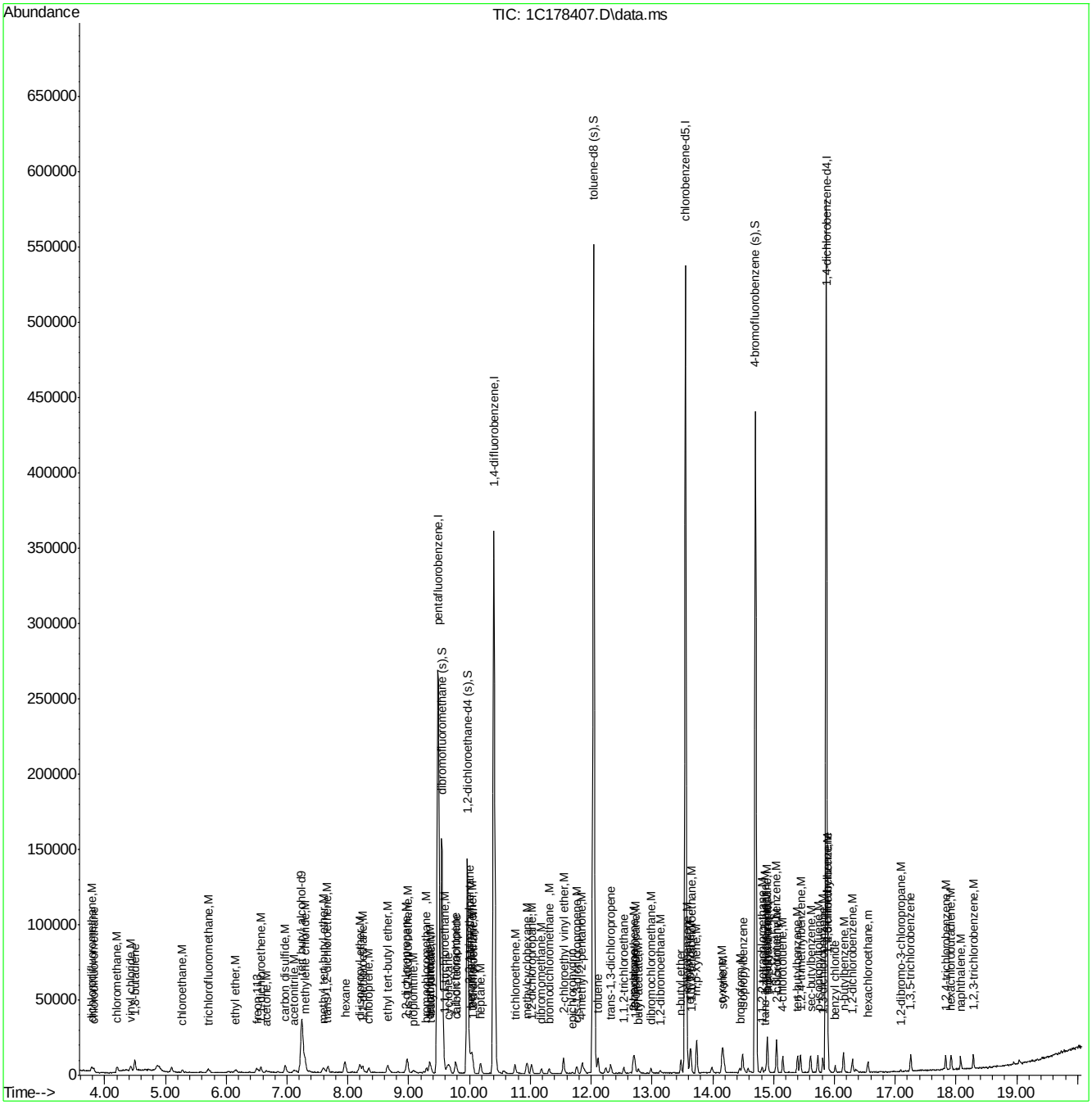

Quantitation Report (QT Reviewed)

Data Path : C:\msdchem\1\DATA\V1C7786\
Data File : 1C178408.D
Acq On : 27 May 2021 6:53 pm
Operator : PrashanS
Sample : IC7786-2
Misc : MS51209,V1C7786,5.0,,,,1
ALS Vial : 5 Sample Multiplier: 1

Quant Time: Jun 02 17:26:12 2021
Quant Method : C:\MSDCHEM\1\METHODS\M1CS7786.M
Quant Title : SW846 8260C/D, DB-624 60 m x 0.25 mm x 1.4 um
QLast Update : Sat May 29 14:16:21 2021
Response via : Initial Calibration

Compound	R.T.	QIon	Response	Conc	Units		Dev(Min)
Internal Standards							
1) tert butyl alcohol-d9	7.238	65	69800	500.00	ug/L		0.00
5) pentafluorobenzene	9.487	168	246618	50.00	ug/L		0.00
51) 1,4-difluorobenzene	10.402	114	340688	50.00	ug/L		0.00
73) chlorobenzene-d5	13.551	117	293674	50.00	ug/L		0.00
96) 1,4-dichlorobenzene-d4	15.868	152	148830	50.00	ug/L		0.00
System Monitoring Compounds							
43) dibromofluoromethane (s)	9.544	113	107916	48.92	ug/L		0.00
Spiked Amount 50.000	Range 75 - 127		Recovery = 97.84%				
52) 1,2-dichloroethane-d4 (s)	9.968	65	107408	49.29	ug/L		0.00
Spiked Amount 50.000	Range 75 - 130		Recovery = 98.58%				
74) toluene-d8 (s)	12.039	98	387840	51.22	ug/L		0.00
Spiked Amount 50.000	Range 80 - 120		Recovery = 102.44%				
97) 4-bromofluorobenzene (s)	14.701	95	134074	48.59	ug/L		0.00
Spiked Amount 50.000	Range 79 - 127		Recovery = 97.18%				
Target Compounds							Qvalue
2) tertiary butyl alcohol	7.363	59	1722	9.56	ug/L		75
3) ethanol	6.019	45	3739	181.40	ug/L		91
4) 1,4-dioxane	11.145	88	713	39.23	ug/L		65
6) dichlorodifluoromethane	3.786	85	6723	1.93	ug/L		99
7) chlorodifluoromethane	3.823	51	5944	1.97	ug/L		98
8) chloromethane	4.199	50	8450	2.11	ug/L		97
9) vinyl chloride	4.429	62	7289	1.91	ug/L		96
10) 1,3-butadiene	4.497	54	5624	1.89	ug/L		93
11) bromomethane	5.099	94	4765	2.52	ug/L		94
12) chloroethane	5.271	64	3084	1.98	ug/L		96
13) trichlorofluoromethane	5.705	101	6665	1.91	ug/L		96
14) ethyl ether	6.155	74	1788	1.80	ug/L	#	68
16) freon 113	6.500	151	3391	1.88	ug/L		91
17) 1,1-dichloroethene	6.568	96	3616	1.98	ug/L		91
18) acetone	6.652	43	4882	7.38	ug/L		88
19) acetonitrile	7.107	41	4217	17.73	ug/L		93
21) carbon disulfide	6.971	76	14164	2.06	ug/L		95
22) methylene chloride	7.301	84	4541	2.20	ug/L		99
23) methyl acetate	7.118	43	2212	1.59	ug/L		94
24) methyl tert butyl ether	7.599	73	8425	1.78	ug/L		91
25) trans-1,2-dichloroethene	7.667	96	4182	2.04	ug/L		91
26) di-isopropyl ether	8.195	45	12136	1.67	ug/L		99
27) 2-butanone	8.953	72	1055	5.59	ug/L	#	27
28) 1,1-dichloroethane	8.237	63	7542	2.00	ug/L		94
29) chloroprene	8.341	53	4963	1.61	ug/L		98
31) hexane	7.954	57	7161	2.00	ug/L		92
33) ethyl tert-butyl ether	8.655	59	10008	1.63	ug/L		91
35) 2,2-dichloropropane	8.969	77	5787	1.88	ug/L		98
36) cis-1,2-dichloroethene	8.980	96	4346	1.98	ug/L		89
38) propionitrile	9.068	54	4264	17.56	ug/L		95
39) bromochloromethane	9.288	128	1953	1.87	ug/L		95
40) tetrahydrofuran	9.335	42	1232	2.04	ug/L		91

Quantitation Report (QT Reviewed)

Data Path : C:\msdchem\1\DATA\V1C7786\
Data File : 1C178408.D
Acq On : 27 May 2021 6:53 pm
Operator : PrashanS
Sample : IC7786-2
Misc : MS51209,V1C7786,5.0,,,,1
ALS Vial : 5 Sample Multiplier: 1

Quant Time: Jun 02 17:26:12 2021
Quant Method : C:\MSDCHEM\1\METHODS\M1CS7786.M
Quant Title : SW846 8260C/D, DB-624 60 m x 0.25 mm x 1.4 um
QLast Update : Sat May 29 14:16:21 2021
Response via : Initial Calibration

Compound	R.T.	QIon	Response	Conc	Units		Dev(Min)
41) chloroform	9.346	85	5216	2.13	ug/L		87
42) t-butyl formate	9.367	59	2106	1.53	ug/L	#	78
45) 1,1,1-trichloroethane	9.576	97	5861	1.87	ug/L		96
46) cyclohexane	9.649	84	5022	1.80	ug/L		91
47) 1,1-dichloropropene	9.764	75	5212	1.83	ug/L		92
49) carbon tetrachloride	9.785	117	5306	1.91	ug/L		99
53) n-butyl alcohol	10.554	56	3163	66.57	ug/L		95
54) 2,2,4-trimethylpentane	9.999	57	16092	1.96	ug/L		95
55) benzene	10.026	78	15554	2.05	ug/L		99
56) tert-amyl methyl ether	10.047	87	1996	1.78	ug/L	#	83
57) heptane	10.183	71	3400	1.94	ug/L		92
59) 1,2-dichloroethane	10.062	62	5161	2.14	ug/L		88
60) trichloroethene	10.747	130	4304	1.91	ug/L		92
61) ethyl acrylate	10.758	55	2967	1.47	ug/L		92
63) 2-chloroethyl vinyl ether	11.542	63	9585	8.15	ug/L		97
65) 1,2-dichloropropane	11.014	63	3865	1.87	ug/L		90
66) dibromomethane	11.182	93	2223	1.94	ug/L		97
67) methylcyclohexane	10.946	83	6155	1.80	ug/L		92
68) bromodichloromethane	11.312	83	4849	1.81	ug/L		97
69) epichlorohydrin	11.673	57	1455	8.81	ug/L		89
70) cis-1,3-dichloropropene	11.762	75	5446	1.69	ug/L		97
71) 4-methyl-2-pentanone	11.856	58	4150	6.81	ug/L	#	79
72) 3-methyl-1-butanol	11.877	55	2189	28.10	ug/L		96
75) toluene	12.112	92	9145	2.04	ug/L		98
76) trans-1,3-dichloropropene	12.322	75	4717	1.72	ug/L		97
77) ethyl methacrylate	12.306	69	3285	1.63	ug/L		98
78) 1,1,2-trichloroethane	12.541	83	2696	1.95	ug/L		93
79) tetrachloroethene	12.693	164	3601	2.04	ug/L		89
80) 1,3-dichloropropane	12.719	76	4545	1.81	ug/L		97
81) 2-hexanone	12.709	58	4161	6.63	ug/L	#	88
82) butyl acetate	12.772	56	1708	1.61	ug/L	#	80
83) dibromochloromethane	12.981	129	3416	1.72	ug/L		88
84) 1,2-dibromoethane	13.132	107	2906	1.79	ug/L		93
85) n-butyl ether	13.478	57	13988	1.63	ug/L		98
86) chlorobenzene	13.582	112	10101	2.01	ug/L		89
87) 1,1,1,2-tetrachloroethane	13.645	131	3538	1.92	ug/L		99
88) ethylbenzene	13.629	91	17225	1.95	ug/L		97
89) m,p-xylene	13.734	106	12753	3.92	ug/L		98
90) o-xylene	14.152	106	5898	1.81	ug/L		96
91) styrene	14.168	104	9877	1.80	ug/L		98
92) bromoform	14.445	173	2465	1.75	ug/L		96
94) isopropylbenzene	14.487	105	15785	1.85	ug/L		97
98) bromobenzene	14.900	156	4626	1.99	ug/L		88
99) 1,1,2,2-tetrachloroethane	14.817	83	3759	1.86	ug/L		98
100) trans-1,4-dichloro-2-b...	14.853	53	1163	1.78	ug/L		88
101) 1,2,3-trichloropropane	14.895	110	837	1.82	ug/L		82
102) n-propylbenzene	14.900	91	20501	1.87	ug/L		98
103) 2-chlorotoluene	15.052	126	3996	1.89	ug/L		90
104) 4-chlorotoluene	15.151	91	11534	1.85	ug/L		96
105) 1,3,5-trimethylbenzene	15.047	105	12396	1.77	ug/L		97

Quantitation Report (QT Reviewed)

Data Path : C:\msdchem\1\DATA\V1C7786\
Data File : 1C178408.D
Acq On : 27 May 2021 6:53 pm
Operator : PrashanS
Sample : IC7786-2
Misc : MS51209,V1C7786,5.0,,,,1
ALS Vial : 5 Sample Multiplier: 1

Quant Time: Jun 02 17:26:12 2021
Quant Method : C:\MSDCHEM\1\METHODS\M1CS7786.M
Quant Title : SW846 8260C/D, DB-624 60 m x 0.25 mm x 1.4 um
QLast Update : Sat May 29 14:16:21 2021
Response via : Initial Calibration

Compound	R.T.	QIon	Response	Conc	Units	Dev(Min)
106) tert-butylbenzene	15.392	134	2215	1.69	ug/L #	85
107) 1,2,4-trimethylbenzene	15.444	105	12479	1.77	ug/L	94
108) sec-butylbenzene	15.606	105	17151	1.80	ug/L	98
109) 1,3-dichlorobenzene	15.810	146	8553	2.03	ug/L	97
110) p-isopropyltoluene	15.727	119	13793	1.80	ug/L	95
111) 1,2,3-trimethylbenzene	15.889	105	12721	1.77	ug/L	90
112) 1,4-dichlorobenzene	15.894	146	8665	2.04	ug/L	98
113) benzyl chloride	16.019	91	6705	1.71	ug/L	92
114) 1,2-dichlorobenzene	16.297	146	7715	1.91	ug/L	96
115) n-butylbenzene	16.150	92	7552	1.77	ug/L	91
116) 1,2-dibromo-3-chloropr...	17.086	75	706	1.65	ug/L	86
117) 1,3,5-trichlorobenzene	17.254	180	6663	1.96	ug/L	98
119) 1,2,4-trichlorobenzene	17.829	180	5836	1.88	ug/L	93
120) hexachlorobutadiene	17.918	225	3913	2.04	ug/L	92
121) naphthalene	18.075	128	11106	1.78	ug/L	96
122) 1,2,3-trichlorobenzene	18.289	180	5189	1.83	ug/L	96
123) hexachloroethane	16.548	201	2703	1.73	ug/L	92

(#) = qualifier out of range (m) = manual integration (+) = signals summed

Quantitation Report (QT Reviewed)

Data Path : C:\msdchem\1\DATA\V1C7786\
Data File : 1C178408.D
Acq On : 27 May 2021 6:53 pm
Operator : PrashanS
Sample : IC7786-2
Misc : MS51209,V1C7786,5.0,,,,1
ALS Vial : 5 Sample Multiplier: 1

Quant Time: Jun 02 17:26:12 2021
Quant Method : C:\MSDCHEM\1\METHODS\M1CS7786.M
Quant Title : SW846 8260C/D, DB-624 60 m x 0.25 mm x 1.4 um
QLast Update : Sat May 29 14:16:21 2021
Response via : Initial Calibration

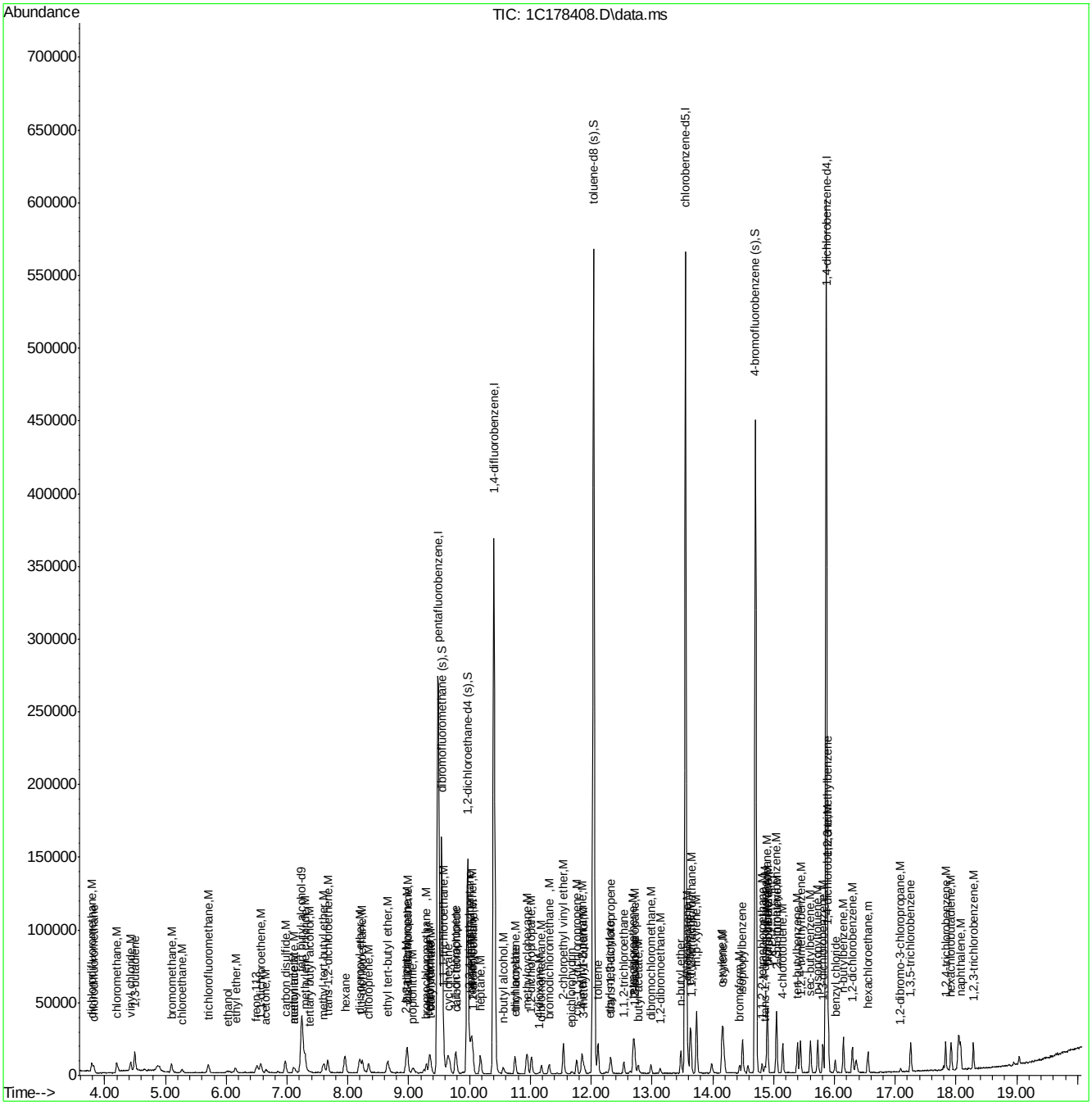

Quantitation Report (QT Reviewed)

Data Path : C:\msdchem\1\DATA\V1C7786\
Data File : 1C178409.D
Acq On : 27 May 2021 7:19 pm
Operator : PrashanS
Sample : IC7786-4
Misc : MS51209,V1C7786,5.0,,,,1
ALS Vial : 6 Sample Multiplier: 1

Quant Time: Jun 02 17:26:48 2021
Quant Method : C:\MSDCHEM\1\METHODS\M1CS7786.M
Quant Title : SW846 8260C/D, DB-624 60 m x 0.25 mm x 1.4 um
QLast Update : Sat May 29 14:16:21 2021
Response via : Initial Calibration

Compound	R.T.	QIon	Response	Conc	Units		Dev(Min)
Internal Standards							
1) tert butyl alcohol-d9	7.238	65	69311	500.00	ug/L		0.00
5) pentafluorobenzene	9.482	168	245074	50.00	ug/L		0.00
51) 1,4-difluorobenzene	10.402	114	341337	50.00	ug/L		0.00
73) chlorobenzene-d5	13.551	117	293544	50.00	ug/L		0.00
96) 1,4-dichlorobenzene-d4	15.868	152	149375	50.00	ug/L		0.00
System Monitoring Compounds							
43) dibromofluoromethane (s)	9.545	113	109391	49.90	ug/L		0.00
Spiked Amount 50.000	Range 75 - 127		Recovery = 99.80%				
52) 1,2-dichloroethane-d4 (s)	9.968	65	108384	49.65	ug/L		0.00
Spiked Amount 50.000	Range 75 - 130		Recovery = 99.30%				
74) toluene-d8 (s)	12.039	98	388732	51.36	ug/L		0.00
Spiked Amount 50.000	Range 80 - 120		Recovery = 102.72%				
97) 4-bromofluorobenzene (s)	14.702	95	134771	48.66	ug/L		0.00
Spiked Amount 50.000	Range 79 - 127		Recovery = 97.32%				
Target Compounds							Qvalue
2) tertiary butyl alcohol	7.369	59	3364	18.80	ug/L		99
3) ethanol	6.025	45	6998	341.90	ug/L		93
4) 1,4-dioxane	11.140	88	1653	91.59	ug/L		100
6) dichlorodifluoromethane	3.791	85	13055	3.76	ug/L		99
7) chlorodifluoromethane	3.823	51	10949	3.66	ug/L		99
8) chloromethane	4.199	50	15816	3.97	ug/L		96
9) vinyl chloride	4.424	62	13773	3.64	ug/L		95
10) 1,3-butadiene	4.497	54	10739	3.62	ug/L		97
11) bromomethane	5.099	94	8744	4.66	ug/L		97
12) chloroethane	5.277	64	5813	3.76	ug/L		97
13) trichlorofluoromethane	5.706	101	12484	3.61	ug/L		95
14) ethyl ether	6.145	74	3423	3.47	ug/L		92
16) freon 113	6.516	151	6955	3.89	ug/L		94
17) 1,1-dichloroethene	6.569	96	6775	3.74	ug/L		98
18) acetone	6.647	43	9464	14.40	ug/L		93
19) acetonitrile	7.102	41	9066	38.35	ug/L		91
20) iodomethane	6.856	142	3690	1.38	ug/L		93
21) carbon disulfide	6.966	76	26328	3.86	ug/L		97
22) methylene chloride	7.306	84	8178	3.99	ug/L		95
23) methyl acetate	7.107	43	4805	3.47	ug/L		95
24) methyl tert butyl ether	7.594	73	16594	3.52	ug/L		100
25) trans-1,2-dichloroethene	7.667	96	7859	3.86	ug/L		96
26) di-isopropyl ether	8.190	45	24834	3.44	ug/L		97
27) 2-butanone	8.964	72	2250	12.00	ug/L	#	79
28) 1,1-dichloroethane	8.242	63	14544	3.88	ug/L		97
29) chloroprene	8.342	53	10440	3.40	ug/L		92
31) hexane	7.955	57	13560	3.80	ug/L		97
33) ethyl tert-butyl ether	8.650	59	20499	3.35	ug/L		97
34) ethyl acetate	8.959	45	840	3.03	ug/L		98
35) 2,2-dichloropropane	8.959	77	11131	3.64	ug/L		94
36) cis-1,2-dichloroethene	8.974	96	8417	3.86	ug/L		90
37) methyl acrylate	9.048	85	491	2.07	ug/L	#	44

Quantitation Report (QT Reviewed)

Data Path : C:\msdchem\1\DATA\V1C7786\
Data File : 1C178409.D
Acq On : 27 May 2021 7:19 pm
Operator : PrashanS
Sample : IC7786-4
Misc : MS51209,V1C7786,5.0,,,,1
ALS Vial : 6 Sample Multiplier: 1

Quant Time: Jun 02 17:26:48 2021
Quant Method : C:\MSDCHEM\1\METHODS\M1CS7786.M
Quant Title : SW846 8260C/D, DB-624 60 m x 0.25 mm x 1.4 um
QLast Update : Sat May 29 14:16:21 2021
Response via : Initial Calibration

Compound	R.T.	QIon	Response	Conc	Units		Dev(Min)
38) propionitrile	9.063	54	8836	36.61	ug/L		94
39) bromochloromethane	9.288	128	3922	3.78	ug/L		95
40) tetrahydrofuran	9.335	42	2531	4.21	ug/L		89
41) chloroform	9.346	85	9652	3.97	ug/L		96
42) t-butyl formate	9.367	59	4558	3.34	ug/L		89
44) methacrylonitrile	9.246	67	2122	3.19	ug/L	#	71
45) 1,1,1-trichloroethane	9.581	97	11692	3.76	ug/L		92
46) cyclohexane	9.644	84	10428	3.76	ug/L		98
47) 1,1-dichloropropene	9.764	75	10153	3.60	ug/L		99
48) iso-butyl alcohol	9.796	43	2425	33.09	ug/L		87
49) carbon tetrachloride	9.775	117	10550	3.81	ug/L		98
50) tert amyl alcohol	9.905	55	1011	15.51	ug/L	#	32
53) n-butyl alcohol	10.544	56	6807	142.98	ug/L		93
54) 2,2,4-trimethylpentane	10.000	57	31986	3.88	ug/L		98
55) benzene	10.031	78	29480	3.87	ug/L		98
56) tert-amyl methyl ether	10.047	87	3894	3.47	ug/L		92
57) heptane	10.183	71	6674	3.80	ug/L		97
58) isopropyl acetate	9.947	87	997	3.24	ug/L	#	86
59) 1,2-dichloroethane	10.057	62	9809	4.07	ug/L		91
60) trichloroethene	10.747	130	8456	3.74	ug/L		94
61) ethyl acrylate	10.753	55	6718	3.31	ug/L		86
63) 2-chloroethyl vinyl ether	11.542	63	19599	16.62	ug/L		94
64) methyl methacrylate	11.019	100	1161	3.35	ug/L	#	80
65) 1,2-dichloropropane	11.014	63	7804	3.76	ug/L		99
66) dibromomethane	11.182	93	4313	3.76	ug/L		96
67) methylcyclohexane	10.941	83	12418	3.62	ug/L		94
68) bromodichloromethane	11.312	83	10331	3.84	ug/L		95
69) epichlorohydrin	11.678	57	2864	17.31	ug/L		92
70) cis-1,3-dichloropropene	11.762	75	11218	3.48	ug/L		99
71) 4-methyl-2-pentanone	11.851	58	8484	13.89	ug/L		96
72) 3-methyl-1-butanol	11.877	55	5009	64.17	ug/L		90
75) toluene	12.113	92	17231	3.85	ug/L		94
76) trans-1,3-dichloropropene	12.322	75	9746	3.55	ug/L		94
77) ethyl methacrylate	12.306	69	6490	3.21	ug/L		97
78) 1,1,2-trichloroethane	12.536	83	5126	3.71	ug/L		90
79) tetrachloroethene	12.698	164	6779	3.84	ug/L		97
80) 1,3-dichloropropane	12.719	76	9413	3.76	ug/L		98
81) 2-hexanone	12.704	58	8914	14.21	ug/L		90
82) butyl acetate	12.772	56	3609	3.41	ug/L		96
83) dibromochloromethane	12.981	129	6922	3.50	ug/L		97
84) 1,2-dibromoethane	13.132	107	5735	3.54	ug/L		96
85) n-butyl ether	13.478	57	28390	3.32	ug/L		97
86) chlorobenzene	13.582	112	19852	3.94	ug/L		91
87) 1,1,1,2-tetrachloroethane	13.645	131	7083	3.85	ug/L		94
88) ethylbenzene	13.629	91	32879	3.72	ug/L		99
89) m,p-xylene	13.734	106	24999	7.69	ug/L		99
90) o-xylene	14.158	106	11821	3.64	ug/L		87
91) styrene	14.168	104	19304	3.51	ug/L		92
92) bromoform	14.445	173	4953	3.53	ug/L		93
93) butyl acrylate	13.980	55	11594	3.17	ug/L		97

Quantitation Report (QT Reviewed)

Data Path : C:\msdchem\1\DATA\V1C7786\
Data File : 1C178409.D
Acq On : 27 May 2021 7:19 pm
Operator : PrashanS
Sample : IC7786-4
Misc : MS51209,V1C7786,5.0,,,,1
ALS Vial : 6 Sample Multiplier: 1

Quant Time: Jun 02 17:26:48 2021
Quant Method : C:\MSDCHEM\1\METHODS\M1CS7786.M
Quant Title : SW846 8260C/D, DB-624 60 m x 0.25 mm x 1.4 um
QLast Update : Sat May 29 14:16:21 2021
Response via : Initial Calibration

Compound	R.T.	QIon	Response	Conc	Units		Dev(Min)
94) isopropylbenzene	14.487	105	30363	3.56	ug/L		96
95) cis-1,4-dichloro-2-butene	14.576	88	2271	3.23	ug/L		93
98) bromobenzene	14.900	156	9258	3.96	ug/L	#	84
99) 1,1,2,2-tetrachloroethane	14.817	83	7693	3.80	ug/L		97
100) trans-1,4-dichloro-2-b...	14.853	53	2104	3.20	ug/L		95
101) 1,2,3-trichloropropane	14.890	110	1785	3.87	ug/L		94
102) n-propylbenzene	14.895	91	39617	3.60	ug/L		98
103) 2-chlorotoluene	15.052	126	7936	3.73	ug/L		92
104) 4-chlorotoluene	15.151	91	23258	3.72	ug/L		97
105) 1,3,5-trimethylbenzene	15.047	105	24076	3.43	ug/L		98
106) tert-butylbenzene	15.392	134	4495	3.42	ug/L	#	84
107) 1,2,4-trimethylbenzene	15.444	105	25397	3.58	ug/L		97
108) sec-butylbenzene	15.606	105	33763	3.53	ug/L		99
109) 1,3-dichlorobenzene	15.810	146	16562	3.92	ug/L		99
110) p-isopropyltoluene	15.727	119	27563	3.59	ug/L		99
111) 1,2,3-trimethylbenzene	15.889	105	25650	3.56	ug/L		98
112) 1,4-dichlorobenzene	15.894	146	16840	3.94	ug/L		98
113) benzyl chloride	16.014	91	13151	3.35	ug/L		95
114) 1,2-dichlorobenzene	16.297	146	15295	3.78	ug/L		97
115) n-butylbenzene	16.150	92	15290	3.57	ug/L		94
116) 1,2-dibromo-3-chloropr...	17.092	75	1647	3.84	ug/L		97
117) 1,3,5-trichlorobenzene	17.254	180	12873	3.77	ug/L		97
119) 1,2,4-trichlorobenzene	17.829	180	11367	3.64	ug/L		97
120) hexachlorobutadiene	17.923	225	7235	3.76	ug/L		96
121) naphthalene	18.075	128	21339	3.41	ug/L		99
122) 1,2,3-trichlorobenzene	18.289	180	10320	3.62	ug/L		96
123) hexachloroethane	16.553	201	5330	3.39	ug/L		91

(#) = qualifier out of range (m) = manual integration (+) = signals summed

Quantitation Report (QT Reviewed)

Data Path : C:\msdchem\1\DATA\V1C7786\
Data File : 1C178409.D
Acq On : 27 May 2021 7:19 pm
Operator : PrashanS
Sample : IC7786-4
Misc : MS51209,V1C7786,5.0,,,,1
ALS Vial : 6 Sample Multiplier: 1

Quant Time: Jun 02 17:26:48 2021
Quant Method : C:\MSDCHEM\1\METHODS\M1CS7786.M
Quant Title : SW846 8260C/D, DB-624 60 m x 0.25 mm x 1.4 um
QLast Update : Sat May 29 14:16:21 2021
Response via : Initial Calibration

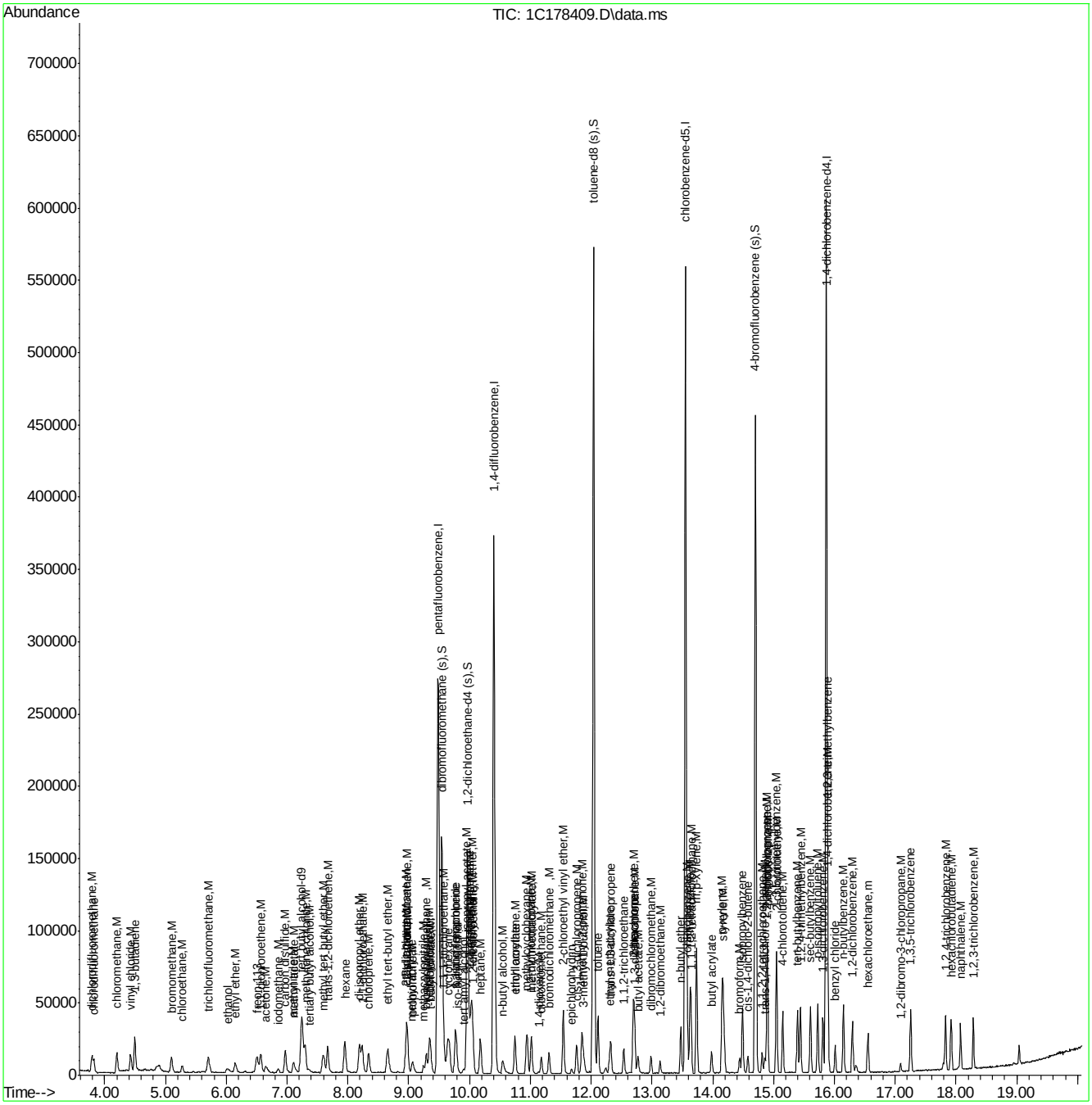

Quantitation Report (QT Reviewed)

Data Path : C:\msdchem\1\DATA\V1C7786\
Data File : 1C178410.D
Acq On : 27 May 2021 7:47 pm
Operator : PrashanS
Sample : IC7786-8
Misc : MS51209,V1C7786,5.0,,,,1
ALS Vial : 7 Sample Multiplier: 1

Quant Time: May 29 14:27:16 2021
Quant Method : C:\MSDCHEM\1\METHODS\M1CS7786.M
Quant Title : SW846 8260C/D, DB-624 60 m x 0.25 mm x 1.4 um
QLast Update : Sat May 29 14:16:21 2021
Response via : Initial Calibration

Compound	R.T.	QIon	Response	Conc	Units		Dev(Min)
Internal Standards							
1) tert butyl alcohol-d9	7.238	65	73445	500.00	ug/L		0.00
5) pentafluorobenzene	9.487	168	247718	50.00	ug/L		0.00
51) 1,4-difluorobenzene	10.402	114	347721	50.00	ug/L		0.00
73) chlorobenzene-d5	13.551	117	304414	50.00	ug/L		0.00
96) 1,4-dichlorobenzene-d4	15.868	152	154163	50.00	ug/L		0.00
System Monitoring Compounds							
43) dibromofluoromethane (s)	9.545	113	109967	49.63	ug/L		0.00
Spiked Amount 50.000	Range 75 - 127		Recovery = 99.26%				
52) 1,2-dichloroethane-d4 (s)	9.963	65	111867	50.30	ug/L		0.00
Spiked Amount 50.000	Range 75 - 130		Recovery = 100.60%				
74) toluene-d8 (s)	12.039	98	397097	50.59	ug/L		0.00
Spiked Amount 50.000	Range 80 - 120		Recovery = 101.18%				
97) 4-bromofluorobenzene (s)	14.702	95	140991	49.33	ug/L		0.00
Spiked Amount 50.000	Range 79 - 127		Recovery = 98.66%				
Target Compounds							Qvalue
2) tertiary butyl alcohol	7.364	59	7065	37.26	ug/L		99
3) ethanol	6.014	45	15024	692.71	ug/L		89
4) 1,4-dioxane	11.140	88	3302	172.66	ug/L		97
6) dichlorodifluoromethane	3.791	85	27329	7.79	ug/L		96
7) chlorodifluoromethane	3.823	51	23384	7.73	ug/L		99
8) chloromethane	4.199	50	33641	8.35	ug/L		99
9) vinyl chloride	4.429	62	28944	7.56	ug/L		92
10) 1,3-butadiene	4.497	54	21900	7.31	ug/L		98
11) bromomethane	5.099	94	16930	8.92	ug/L		99
12) chloroethane	5.277	64	12184	7.80	ug/L		97
13) trichlorofluoromethane	5.711	101	27337	7.82	ug/L		97
14) ethyl ether	6.145	74	6960	6.98	ug/L		96
15) acrolein	6.438	56	1380	5.90	ug/L		96
16) freon 113	6.501	151	13504	7.47	ug/L		96
17) 1,1-dichloroethene	6.563	96	13614	7.43	ug/L		90
18) acetone	6.647	43	19717	29.69	ug/L		99
19) acetonitrile	7.097	41	18863	78.95	ug/L		91
20) iodomethane	6.856	142	10904	4.03	ug/L		98
21) carbon disulfide	6.971	76	52369	7.59	ug/L		99
22) methylene chloride	7.301	84	16473	7.95	ug/L		95
23) methyl acetate	7.102	43	10317	7.36	ug/L		95
24) methyl tert butyl ether	7.599	73	34178	7.17	ug/L		98
25) trans-1,2-dichloroethene	7.667	96	16594	8.06	ug/L		96
26) di-isopropyl ether	8.195	45	51381	7.03	ug/L		96
27) 2-butanone	8.954	72	5518	29.12	ug/L	#	70
28) 1,1-dichloroethane	8.237	63	29575	7.81	ug/L		98
29) chloroprene	8.347	53	21930	7.07	ug/L		99
30) acrylonitrile	7.662	53	3662	6.74	ug/L		98
31) hexane	7.949	57	26264	7.29	ug/L		98
32) vinyl acetate	8.226	86	1258	5.53	ug/L	#	23
33) ethyl tert-butyl ether	8.655	59	42587	6.89	ug/L		97
34) ethyl acetate	8.954	45	1996	7.13	ug/L	#	85

Quantitation Report (QT Reviewed)

Data Path : C:\msdchem\1\DATA\V1C7786\
Data File : 1C178410.D
Acq On : 27 May 2021 7:47 pm
Operator : PrashanS
Sample : IC7786-8
Misc : MS51209,V1C7786,5.0,,,,1
ALS Vial : 7 Sample Multiplier: 1

Quant Time: May 29 14:27:16 2021
Quant Method : C:\MSDCHEM\1\METHODS\M1CS7786.M
Quant Title : SW846 8260C/D, DB-624 60 m x 0.25 mm x 1.4 um
QLast Update : Sat May 29 14:16:21 2021
Response via : Initial Calibration

Compound	R.T.	QIon	Response	Conc	Units		Dev(Min)
35) 2,2-dichloropropane	8.959	77	22765	7.36	ug/L		98
36) cis-1,2-dichloroethene	8.974	96	16868	7.66	ug/L		94
37) methyl acrylate	9.037	85	1507	6.30	ug/L	#	90
38) propionitrile	9.069	54	18022	73.88	ug/L		89
39) bromochloromethane	9.293	128	8185	7.81	ug/L		91
40) tetrahydrofuran	9.330	42	4529	7.46	ug/L		91
41) chloroform	9.346	85	19709	8.01	ug/L		96
42) t-butyl formate	9.356	59	9205	6.67	ug/L		89
44) methacrylonitrile	9.241	67	4514	6.72	ug/L		95
45) 1,1,1-trichloroethane	9.581	97	23591	7.50	ug/L		99
46) cyclohexane	9.644	84	22376	7.99	ug/L		94
47) 1,1-dichloropropene	9.764	75	20880	7.32	ug/L		96
48) iso-butyl alcohol	9.785	43	5237	70.70	ug/L		89
49) carbon tetrachloride	9.780	117	21212	7.58	ug/L		92
50) tert amyl alcohol	9.900	55	2317	35.16	ug/L	#	68
53) n-butyl alcohol	10.538	56	16081	331.58	ug/L		96
54) 2,2,4-trimethylpentane	10.000	57	64898	7.72	ug/L		99
55) benzene	10.031	78	60582	7.81	ug/L		98
56) tert-amyl methyl ether	10.041	87	8432	7.37	ug/L	#	87
57) heptane	10.172	71	14054	7.86	ug/L		93
58) isopropyl acetate	9.942	87	2013	6.42	ug/L	#	63
59) 1,2-dichloroethane	10.057	62	19378	7.89	ug/L		99
60) trichloroethene	10.747	130	17803	7.73	ug/L		99
61) ethyl acrylate	10.747	55	14629	7.08	ug/L		95
63) 2-chloroethyl vinyl ether	11.542	63	40812	33.98	ug/L		97
64) methyl methacrylate	11.014	100	2438	6.91	ug/L	#	91
65) 1,2-dichloropropane	11.014	63	16395	7.76	ug/L		99
66) dibromomethane	11.176	93	9091	7.77	ug/L		93
67) methylcyclohexane	10.946	83	26000	7.44	ug/L		96
68) bromodichloromethane	11.307	83	20631	7.53	ug/L		98
69) epichlorohydrin	11.678	57	6219	36.90	ug/L		96
70) cis-1,3-dichloropropene	11.762	75	23860	7.27	ug/L		99
71) 4-methyl-2-pentanone	11.851	58	18368	29.52	ug/L		97
72) 3-methyl-1-butanol	11.877	55	11093	139.50	ug/L		98
75) toluene	12.113	92	35944	7.74	ug/L		98
76) trans-1,3-dichloropropene	12.322	75	20190	7.09	ug/L		97
77) ethyl methacrylate	12.306	69	14371	6.86	ug/L		94
78) 1,1,2-trichloroethane	12.541	83	10491	7.33	ug/L		96
79) tetrachloroethene	12.698	164	14249	7.78	ug/L		93
80) 1,3-dichloropropane	12.714	76	19463	7.49	ug/L		99
81) 2-hexanone	12.698	58	18276	28.10	ug/L		97
82) butyl acetate	12.766	56	8148	7.42	ug/L		92
83) dibromochloromethane	12.986	129	14962	7.29	ug/L		98
84) 1,2-dibromoethane	13.132	107	12118	7.20	ug/L		100
85) n-butyl ether	13.478	57	61972	6.99	ug/L		99
86) chlorobenzene	13.582	112	40617	7.78	ug/L		94
87) 1,1,1,2-tetrachloroethane	13.645	131	13923	7.30	ug/L		97
88) ethylbenzene	13.629	91	69019	7.53	ug/L		96
89) m,p-xylene	13.734	106	51121	15.17	ug/L		94
90) o-xylene	14.152	106	24657	7.32	ug/L		97

Quantitation Report (QT Reviewed)

Data Path : C:\msdchem\1\DATA\V1C7786\
Data File : 1C178410.D
Acq On : 27 May 2021 7:47 pm
Operator : PrashanS
Sample : IC7786-8
Misc : MS51209,V1C7786,5.0,,,,1
ALS Vial : 7 Sample Multiplier: 1

Quant Time: May 29 14:27:16 2021
Quant Method : C:\MSDCHEM\1\METHODS\M1CS7786.M
Quant Title : SW846 8260C/D, DB-624 60 m x 0.25 mm x 1.4 um
QLast Update : Sat May 29 14:16:21 2021
Response via : Initial Calibration

Compound	R.T.	QIon	Response	Conc	Units		Dev(Min)
91) styrene	14.168	104	41182	7.22	ug/L		89
92) bromoform	14.445	173	10049	6.90	ug/L		96
93) butyl acrylate	13.980	55	24908	6.57	ug/L		99
94) isopropylbenzene	14.487	105	64653	7.31	ug/L		99
95) cis-1,4-dichloro-2-butene	14.581	88	4818	6.60	ug/L		94
98) bromobenzene	14.900	156	18503	7.67	ug/L	#	81
99) 1,1,2,2-tetrachloroethane	14.811	83	15366	7.35	ug/L		98
100) trans-1,4-dichloro-2-b...	14.853	53	4592	6.77	ug/L		89
101) 1,2,3-trichloropropane	14.885	110	3678	7.73	ug/L		88
102) n-propylbenzene	14.895	91	83558	7.36	ug/L		99
103) 2-chlorotoluene	15.052	126	16414	7.48	ug/L		98
104) 4-chlorotoluene	15.151	91	48468	7.51	ug/L		96
105) 1,3,5-trimethylbenzene	15.047	105	52229	7.21	ug/L		98
106) tert-butylbenzene	15.397	134	9777	7.22	ug/L	#	81
107) 1,2,4-trimethylbenzene	15.444	105	54643	7.47	ug/L		97
108) sec-butylbenzene	15.606	105	71327	7.22	ug/L		99
109) 1,3-dichlorobenzene	15.810	146	33517	7.70	ug/L		97
110) p-isopropyltoluene	15.727	119	57522	7.26	ug/L		99
111) 1,2,3-trimethylbenzene	15.889	105	54320	7.30	ug/L		97
112) 1,4-dichlorobenzene	15.894	146	34195	7.76	ug/L		98
113) benzyl chloride	16.014	91	27860	6.87	ug/L		98
114) 1,2-dichlorobenzene	16.297	146	31245	7.48	ug/L		98
115) n-butylbenzene	16.150	92	31584	7.14	ug/L		98
116) 1,2-dibromo-3-chloropr...	17.087	75	3023	6.82	ug/L		98
117) 1,3,5-trichlorobenzene	17.254	180	25722	7.29	ug/L		97
119) 1,2,4-trichlorobenzene	17.829	180	23622	7.33	ug/L		97
120) hexachlorobutadiene	17.918	225	15092	7.60	ug/L		98
121) naphthalene	18.075	128	46707	7.24	ug/L		98
122) 1,2,3-trichlorobenzene	18.284	180	21250	7.23	ug/L		97
123) hexachloroethane	16.553	201	11339	6.99	ug/L		97
124) 2-methylnaphthalene	19.037	142	11583	3.01	ug/L		96

(#) = qualifier out of range (m) = manual integration (+) = signals summed

Quantitation Report (QT Reviewed)

Data Path : C:\msdchem\1\DATA\V1C7786\
Data File : 1C178410.D
Acq On : 27 May 2021 7:47 pm
Operator : PrashanS
Sample : IC7786-8
Misc : MS51209,V1C7786,5.0,,,,1
ALS Vial : 7 Sample Multiplier: 1

Quant Time: May 29 14:27:16 2021
Quant Method : C:\MSDCHEM\1\METHODS\M1CS7786.M
Quant Title : SW846 8260C/D, DB-624 60 m x 0.25 mm x 1.4 um
QLast Update : Sat May 29 14:16:21 2021
Response via : Initial Calibration

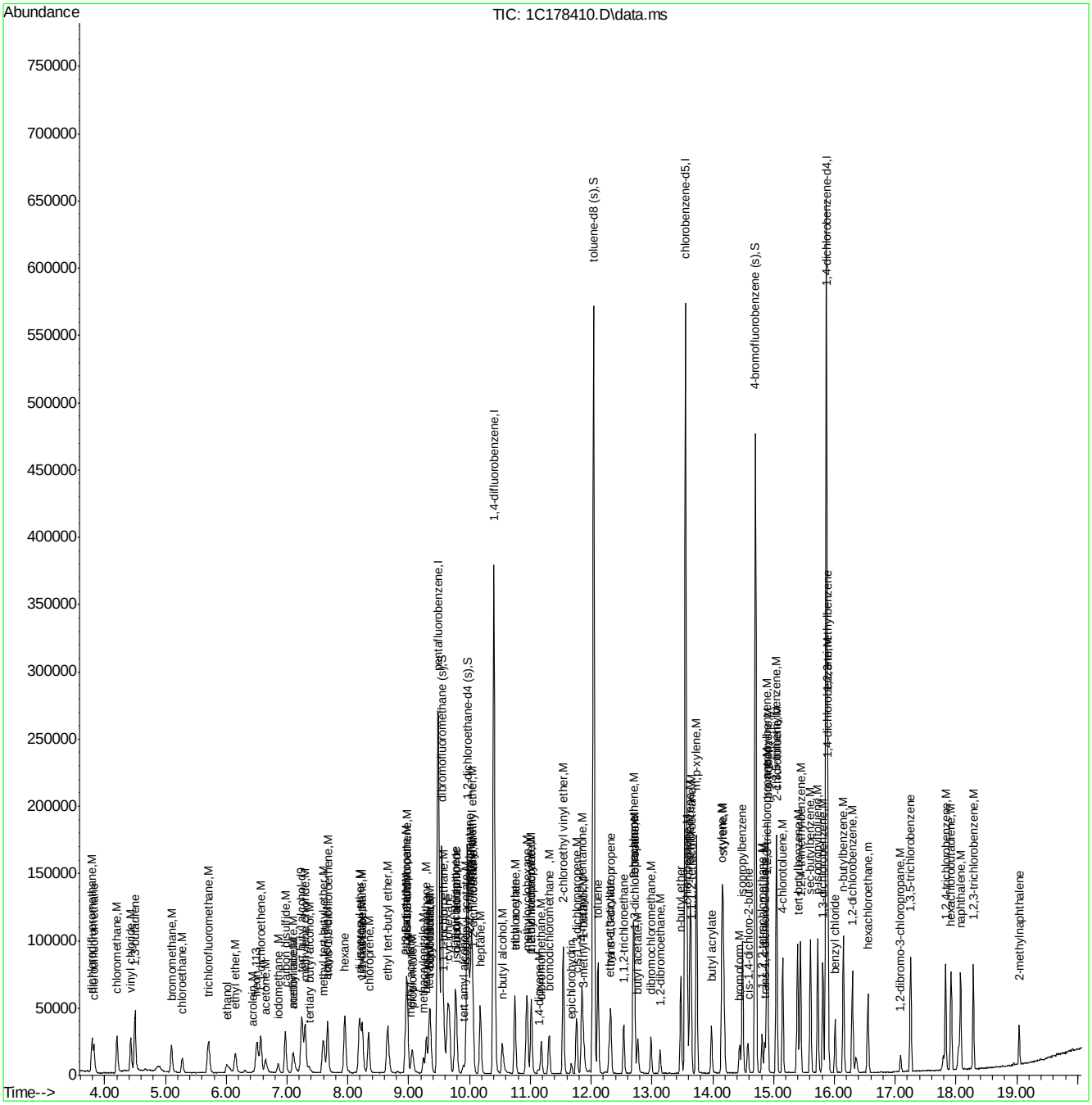

Quantitation Report (QT Reviewed)

Data Path : C:\msdchem\1\DATA\V1C7786\
Data File : 1C178411.D
Acq On : 27 May 2021 8:13 pm
Operator : PrashanS
Sample : IC7786-20
Misc : MS51209,V1C7786,5.0,,,,1
ALS Vial : 8 Sample Multiplier: 1

Quant Time: May 29 14:27:26 2021
Quant Method : C:\MSDCHEM\1\METHODS\M1CS7786.M
Quant Title : SW846 8260C/D, DB-624 60 m x 0.25 mm x 1.4 um
QLast Update : Sat May 29 14:16:21 2021
Response via : Initial Calibration

Compound	R.T.	QIon	Response	Conc	Units		Dev(Min)
Internal Standards							
1) tert butyl alcohol-d9	7.243	65	72345	500.00	ug/L		0.00
5) pentafluorobenzene	9.482	168	249563	50.00	ug/L		0.00
51) 1,4-difluorobenzene	10.402	114	352541	50.00	ug/L		0.00
73) chlorobenzene-d5	13.551	117	304026	50.00	ug/L		0.00
96) 1,4-dichlorobenzene-d4	15.868	152	153626	50.00	ug/L		0.00
System Monitoring Compounds							
43) dibromofluoromethane (s)	9.544	113	110986	49.72	ug/L		0.00
Spiked Amount 50.000	Range 75 - 127		Recovery = 99.44%				
52) 1,2-dichloroethane-d4 (s)	9.968	65	112475	49.88	ug/L		0.00
Spiked Amount 50.000	Range 75 - 130		Recovery = 99.76%				
74) toluene-d8 (s)	12.039	98	395777	50.49	ug/L		0.00
Spiked Amount 50.000	Range 80 - 120		Recovery = 100.98%				
97) 4-bromofluorobenzene (s)	14.701	95	143589	50.41	ug/L		0.00
Spiked Amount 50.000	Range 79 - 127		Recovery = 100.82%				
Target Compounds							Qvalue
2) tertiary butyl alcohol	7.369	59	18091	96.86	ug/L		97
3) ethanol	6.004	45	40749	1907.38	ug/L		96
4) 1,4-dioxane	11.134	88	9363	497.03	ug/L		98
6) dichlorodifluoromethane	3.791	85	68711	19.45	ug/L		97
7) chlorodifluoromethane	3.828	51	59908	19.67	ug/L		99
8) chloromethane	4.204	50	81424	20.07	ug/L		97
9) vinyl chloride	4.429	62	73932	19.17	ug/L		98
10) 1,3-butadiene	4.497	54	57573	19.07	ug/L		99
11) bromomethane	5.099	94	38344	20.06	ug/L		98
12) chloroethane	5.277	64	30094	19.13	ug/L		97
13) trichlorofluoromethane	5.705	101	68461	19.43	ug/L		98
14) ethyl ether	6.150	74	18860	18.78	ug/L		98
15) acrolein	6.427	56	4090	17.34	ug/L		81
16) freon 113	6.506	151	35992	19.75	ug/L		96
17) 1,1-dichloroethene	6.568	96	35963	19.49	ug/L		98
18) acetone	6.642	43	48868	73.04	ug/L		97
19) acetonitrile	7.091	41	46750	194.22	ug/L		94
20) iodomethane	6.856	142	40724	14.94	ug/L		96
21) carbon disulfide	6.971	76	134948	19.41	ug/L		99
22) methylene chloride	7.301	84	41328	19.79	ug/L		97
23) methyl acetate	7.091	43	26449	18.74	ug/L		93
24) methyl tert butyl ether	7.594	73	89615	18.66	ug/L		97
25) trans-1,2-dichloroethene	7.667	96	41031	19.79	ug/L		98
26) di-isopropyl ether	8.190	45	137794	18.73	ug/L		99
27) 2-butanone	8.943	72	13295	69.65	ug/L		98
28) 1,1-dichloroethane	8.237	63	74589	19.56	ug/L		99
29) chloroprene	8.336	53	59190	18.93	ug/L		98
30) acrylonitrile	7.646	53	9598	17.52	ug/L		97
31) hexane	7.949	57	69154	19.06	ug/L		96
32) vinyl acetate	8.221	86	4605	20.08	ug/L	#	68
33) ethyl tert-butyl ether	8.655	59	114950	18.46	ug/L		99
34) ethyl acetate	8.959	45	5019	17.81	ug/L	#	73

Quantitation Report (QT Reviewed)

Data Path : C:\msdchem\1\DATA\V1C7786\
Data File : 1C178411.D
Acq On : 27 May 2021 8:13 pm
Operator : PrashanS
Sample : IC7786-20
Misc : MS51209,V1C7786,5.0,,,,1
ALS Vial : 8 Sample Multiplier: 1

Quant Time: May 29 14:27:26 2021
Quant Method : C:\MSDCHEM\1\METHODS\M1CS7786.M
Quant Title : SW846 8260C/D, DB-624 60 m x 0.25 mm x 1.4 um
QLast Update : Sat May 29 14:16:21 2021
Response via : Initial Calibration

Compound	R.T.	QIon	Response	Conc	Units	Dev(Min)
35) 2,2-dichloropropane	8.959	77	59768	19.19	ug/L	99
36) cis-1,2-dichloroethene	8.974	96	44005	19.84	ug/L	95
37) methyl acrylate	9.037	85	4565	18.93	ug/L	96
38) propionitrile	9.058	54	45886	186.71	ug/L	96
39) bromochloromethane	9.293	128	20640	19.56	ug/L	91
40) tetrahydrofuran	9.325	42	11861	19.39	ug/L	94
41) chloroform	9.340	85	48395	19.53	ug/L	98
42) t-butyl formate	9.356	59	26127	18.80	ug/L	97
44) methacrylonitrile	9.236	67	12271	18.14	ug/L	97
45) 1,1,1-trichloroethane	9.581	97	61639	19.45	ug/L	98
46) cyclohexane	9.644	84	56464	20.02	ug/L	95
47) 1,1-dichloropropene	9.764	75	55564	19.32	ug/L	95
48) iso-butyl alcohol	9.785	43	13601	182.26	ug/L	94
49) carbon tetrachloride	9.785	117	54921	19.49	ug/L	98
50) tert amyl alcohol	9.895	55	6117	92.13	ug/L	87
53) n-butyl alcohol	10.533	56	43684	888.42	ug/L	98
54) 2,2,4-trimethylpentane	9.999	57	168701	19.81	ug/L	99
55) benzene	10.026	78	155790	19.80	ug/L	99
56) tert-amyl methyl ether	10.041	87	21917	18.89	ug/L	94
57) heptane	10.177	71	36155	19.96	ug/L	98
58) isopropyl acetate	9.952	87	5965	18.76	ug/L	97
59) 1,2-dichloroethane	10.057	62	49940	20.06	ug/L	98
60) trichloroethene	10.742	130	45829	19.64	ug/L	99
61) ethyl acrylate	10.747	55	38451	18.36	ug/L	97
63) 2-chloroethyl vinyl ether	11.537	63	113460	93.18	ug/L	99
64) methyl methacrylate	11.009	100	6643	18.56	ug/L	94
65) 1,2-dichloropropane	11.014	63	41593	19.42	ug/L	99
66) dibromomethane	11.181	93	22999	19.39	ug/L	90
67) methylcyclohexane	10.941	83	69165	19.51	ug/L	99
68) bromodichloromethane	11.307	83	54257	19.53	ug/L	98
69) epichlorohydrin	11.673	57	16218	94.90	ug/L	94
70) cis-1,3-dichloropropene	11.762	75	63525	19.10	ug/L	98
71) 4-methyl-2-pentanone	11.846	58	47856	75.85	ug/L	98
72) 3-methyl-1-butanol	11.872	55	29483	365.68	ug/L	98
75) toluene	12.112	92	91999	19.82	ug/L	97
76) trans-1,3-dichloropropene	12.322	75	53929	18.96	ug/L	99
77) ethyl methacrylate	12.301	69	38639	18.48	ug/L	98
78) 1,1,2-trichloroethane	12.536	83	27637	19.33	ug/L	99
79) tetrachloroethene	12.693	164	37183	20.32	ug/L	99
80) 1,3-dichloropropane	12.719	76	51147	19.71	ug/L	97
81) 2-hexanone	12.698	58	47804	73.60	ug/L	96
82) butyl acetate	12.766	56	20967	19.12	ug/L	97
83) dibromochloromethane	12.981	129	38932	18.99	ug/L	100
84) 1,2-dibromoethane	13.132	107	32077	19.09	ug/L	94
85) n-butyl ether	13.478	57	165285	18.66	ug/L	98
86) chlorobenzene	13.582	112	101761	19.51	ug/L	97
87) 1,1,1,2-tetrachloroethane	13.640	131	36083	18.95	ug/L	97
88) ethylbenzene	13.629	91	178557	19.51	ug/L	99
89) m,p-xylene	13.734	106	132376	39.33	ug/L	98
90) o-xylene	14.152	106	65021	19.32	ug/L	94

Quantitation Report (QT Reviewed)

Data Path : C:\msdchem\1\DATA\V1C7786\
Data File : 1C178411.D
Acq On : 27 May 2021 8:13 pm
Operator : PrashanS
Sample : IC7786-20
Misc : MS51209,V1C7786,5.0,,,,1
ALS Vial : 8 Sample Multiplier: 1

Quant Time: May 29 14:27:26 2021
Quant Method : C:\MSDCHEM\1\METHODS\M1CS7786.M
Quant Title : SW846 8260C/D, DB-624 60 m x 0.25 mm x 1.4 um
QLast Update : Sat May 29 14:16:21 2021
Response via : Initial Calibration

Compound	R.T.	QIon	Response	Conc	Units	Dev(Min)
91) styrene	14.168	104	109246	19.19	ug/L	89
92) bromoform	14.445	173	27100	18.62	ug/L	99
93) butyl acrylate	13.980	55	68858	18.18	ug/L	98
94) isopropylbenzene	14.487	105	171163	19.39	ug/L	99
95) cis-1,4-dichloro-2-butene	14.576	88	13968	19.15	ug/L	98
98) bromobenzene	14.895	156	47919	19.93	ug/L	96
99) 1,1,2,2-tetrachloroethane	14.811	83	39525	18.98	ug/L	98
100) trans-1,4-dichloro-2-b...	14.853	53	12358	18.29	ug/L	97
101) 1,2,3-trichloropropane	14.884	110	9284	19.57	ug/L	96
102) n-propylbenzene	14.895	91	219054	19.37	ug/L	99
103) 2-chlorotoluene	15.052	126	43402	19.85	ug/L	96
104) 4-chlorotoluene	15.151	91	125761	19.56	ug/L	97
105) 1,3,5-trimethylbenzene	15.047	105	138864	19.23	ug/L	98
106) tert-butylbenzene	15.392	134	26204	19.41	ug/L	95
107) 1,2,4-trimethylbenzene	15.439	105	140476	19.28	ug/L	99
108) sec-butylbenzene	15.606	105	188876	19.17	ug/L	100
109) 1,3-dichlorobenzene	15.810	146	86005	19.82	ug/L	98
110) p-isopropyltoluene	15.727	119	155407	19.68	ug/L	98
111) 1,2,3-trimethylbenzene	15.889	105	139893	18.87	ug/L	98
112) 1,4-dichlorobenzene	15.894	146	85400	19.45	ug/L	98
113) benzyl chloride	16.014	91	73880	18.28	ug/L	98
114) 1,2-dichlorobenzene	16.297	146	82202	19.74	ug/L	99
115) n-butylbenzene	16.150	92	85196	19.32	ug/L	98
116) 1,2-dibromo-3-chloropr...	17.086	75	8404	19.03	ug/L	89
117) 1,3,5-trichlorobenzene	17.254	180	68814	19.58	ug/L	99
119) 1,2,4-trichlorobenzene	17.829	180	62614	19.49	ug/L	99
120) hexachlorobutadiene	17.923	225	40614	20.53	ug/L	98
121) naphthalene	18.075	128	126180	19.63	ug/L	99
122) 1,2,3-trichlorobenzene	18.284	180	56975	19.45	ug/L	97
123) hexachloroethane	16.553	201	30483	18.87	ug/L	96
124) 2-methylnaphthalene	19.037	142	34190	8.91	ug/L	96

(#) = qualifier out of range (m) = manual integration (+) = signals summed

Quantitation Report (QT Reviewed)

Data Path : C:\msdchem\1\DATA\V1C7786\
Data File : 1C178411.D
Acq On : 27 May 2021 8:13 pm
Operator : PrashanS
Sample : IC7786-20
Misc : MS51209,V1C7786,5.0,,,,1
ALS Vial : 8 Sample Multiplier: 1

Quant Time: May 29 14:27:26 2021
Quant Method : C:\MSDCHEM\1\METHODS\M1CS7786.M
Quant Title : SW846 8260C/D, DB-624 60 m x 0.25 mm x 1.4 um
QLast Update : Sat May 29 14:16:21 2021
Response via : Initial Calibration

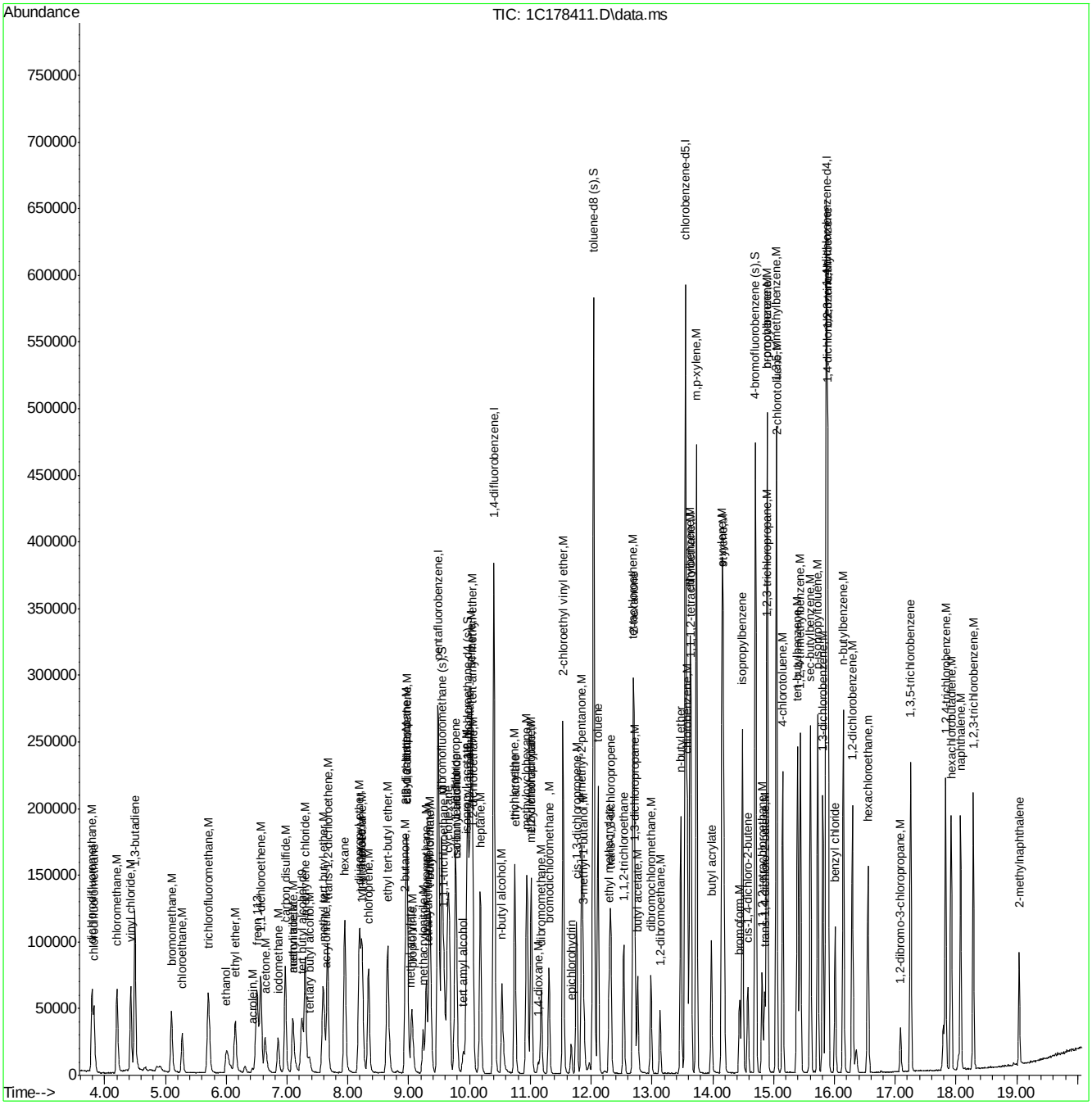

M1CS7786.M Thu Jun 03 09:24:56 2021 Page: 4

Quantitation Report (QT Reviewed)

Data Path : C:\msdchem\1\DATA\V1C7786\
Data File : 1C178412.D
Acq On : 27 May 2021 8:40 pm
Operator : PrashanS
Sample : ICC7786-50
Misc : MS51209,V1C7786,5.0,,,,1
ALS Vial : 9 Sample Multiplier: 1

Quant Time: May 29 14:27:35 2021
Quant Method : C:\MSDCHEM\1\METHODS\M1CS7786.M
Quant Title : SW846 8260C/D, DB-624 60 m x 0.25 mm x 1.4 um
QLast Update : Sat May 29 14:16:21 2021
Response via : Initial Calibration

Compound	R.T.	QIon	Response	Conc	Units	Dev(Min)
Internal Standards						
1) tert butyl alcohol-d9	7.243	65	76691	500.00	ug/L	0.00
5) pentafluorobenzene	9.487	168	251118	50.00	ug/L	0.00
51) 1,4-difluorobenzene	10.402	114	364539	50.00	ug/L	0.00
73) chlorobenzene-d5	13.551	117	316547	50.00	ug/L	0.00
96) 1,4-dichlorobenzene-d4	15.868	152	161900	50.00	ug/L	0.00
System Monitoring Compounds						
43) dibromofluoromethane (s)	9.545	113	112313	50.00	ug/L	0.00
Spiked Amount 50.000	Range 75 - 127		Recovery = 100.00%			
52) 1,2-dichloroethane-d4 (s)	9.963	65	116575	50.00	ug/L	0.00
Spiked Amount 50.000	Range 75 - 130		Recovery = 100.00%			
74) toluene-d8 (s)	12.039	98	408079	50.00	ug/L	0.00
Spiked Amount 50.000	Range 80 - 120		Recovery = 100.00%			
97) 4-bromofluorobenzene (s)	14.702	95	150080	50.00	ug/L	0.00
Spiked Amount 50.000	Range 79 - 127		Recovery = 100.00%			
Target Compounds						Qvalue
2) tertiary butyl alcohol	7.358	59	49500	250.00	ug/L	100
3) ethanol	6.004	45	113236	5000.00	ug/L	100
4) 1,4-dioxane	11.129	88	24962	1250.00	ug/L	100
6) dichlorodifluoromethane	3.791	85	177739	50.00	ug/L	100
7) chlorodifluoromethane	3.823	51	153262	50.00	ug/L	100
8) chloromethane	4.199	50	204098	50.00	ug/L	100
9) vinyl chloride	4.429	62	194040	50.00	ug/L	100
10) 1,3-butadiene	4.497	54	151853	50.00	ug/L	100
11) bromomethane	5.099	94	96155	50.00	ug/L	100
12) chloroethane	5.277	64	79164	50.00	ug/L	100
13) trichlorofluoromethane	5.706	101	177237	50.00	ug/L	100
14) ethyl ether	6.145	74	50513	50.00	ug/L	100
15) acrolein	6.427	56	11865	50.00	ug/L	100
16) freon 113	6.501	151	91684	50.00	ug/L	100
17) 1,1-dichloroethene	6.569	96	92813	50.00	ug/L	100
18) acetone	6.631	43	134640	200.00	ug/L	100
19) acetonitrile	7.086	41	121101	500.00	ug/L	100
20) iodomethane	6.851	142	137136	50.00	ug/L	100
21) carbon disulfide	6.971	76	349877	50.00	ug/L	100
22) methylene chloride	7.301	84	105084	50.00	ug/L	100
23) methyl acetate	7.092	43	71026	50.00	ug/L	100
24) methyl tert butyl ether	7.599	73	241611	50.00	ug/L	100
25) trans-1,2-dichloroethene	7.662	96	104321	50.00	ug/L	100
26) di-isopropyl ether	8.190	45	370215	50.00	ug/L	100
27) 2-butanone	8.943	72	38416	200.00	ug/L	100
28) 1,1-dichloroethane	8.237	63	191899	50.00	ug/L	100
29) chloroprene	8.336	53	157319	50.00	ug/L	100
30) acrylonitrile	7.641	53	27557	50.00	ug/L	100
31) hexane	7.949	57	182587	50.00	ug/L	100
32) vinyl acetate	8.221	86	11538	50.00	ug/L	100
33) ethyl tert-butyl ether	8.655	59	313313	50.00	ug/L	100
34) ethyl acetate	8.954	45	14182	50.00	ug/L	100

Quantitation Report (QT Reviewed)

Data Path : C:\msdchem\1\DATA\V1C7786\
Data File : 1C178412.D
Acq On : 27 May 2021 8:40 pm
Operator : PrashanS
Sample : ICC7786-50
Misc : MS51209,V1C7786,5.0,,,,1
ALS Vial : 9 Sample Multiplier: 1

Quant Time: May 29 14:27:35 2021
Quant Method : C:\MSDCHEM\1\METHODS\M1CS7786.M
Quant Title : SW846 8260C/D, DB-624 60 m x 0.25 mm x 1.4 um
QLast Update : Sat May 29 14:16:21 2021
Response via : Initial Calibration

Compound	R.T.	QIon	Response	Conc	Units	Dev(Min)
35) 2,2-dichloropropane	8.959	77	156719	50.00	ug/L	100
36) cis-1,2-dichloroethene	8.974	96	111599	50.00	ug/L	100
37) methyl acrylate	9.032	85	12133	50.00	ug/L	100
38) propionitrile	9.053	54	123645	500.00	ug/L	100
39) bromochloromethane	9.288	128	53089	50.00	ug/L	100
40) tetrahydrofuran	9.325	42	30772	50.00	ug/L	100
41) chloroform	9.341	85	124664	50.00	ug/L	100
42) t-butyl formate	9.361	59	69911	50.00	ug/L	100
44) methacrylonitrile	9.231	67	34042	50.00	ug/L	100
45) 1,1,1-trichloroethane	9.581	97	159413	50.00	ug/L	100
46) cyclohexane	9.639	84	141927	50.00	ug/L	100
47) 1,1-dichloropropene	9.764	75	144661	50.00	ug/L	100
48) iso-butyl alcohol	9.780	43	37376	497.75	ug/L	100
49) carbon tetrachloride	9.780	117	141790	50.00	ug/L	100
50) tert amyl alcohol	9.895	55	16702	250.00	ug/L	100
53) n-butyl alcohol	10.533	56	127110	2500.00	ug/L	100
54) 2,2,4-trimethylpentane	10.000	57	440372	50.00	ug/L	100
55) benzene	10.026	78	406724	50.00	ug/L	100
56) tert-amyl methyl ether	10.041	87	59980	50.00	ug/L	100
57) heptane	10.177	71	93669	50.00	ug/L	100
58) isopropyl acetate	9.942	87	16439	50.00	ug/L	100
59) 1,2-dichloroethane	10.057	62	128726	50.00	ug/L	100
60) trichloroethene	10.742	130	120666	50.00	ug/L	100
61) ethyl acrylate	10.742	55	108255	50.00	ug/L	100
63) 2-chloroethyl vinyl ether	11.537	63	314768	250.00	ug/L	100
64) methyl methacrylate	11.009	100	18504	50.00	ug/L	100
65) 1,2-dichloropropane	11.014	63	110758	50.00	ug/L	100
66) dibromomethane	11.176	93	61331	50.00	ug/L	100
67) methylcyclohexane	10.941	83	183261	50.00	ug/L	100
68) bromodichloromethane	11.307	83	143624	50.00	ug/L	100
69) epichlorohydrin	11.673	57	44177	250.00	ug/L	100
70) cis-1,3-dichloropropene	11.757	75	171994	50.00	ug/L	100
71) 4-methyl-2-pentanone	11.846	58	130474	200.00	ug/L	100
72) 3-methyl-1-butanol	11.872	55	83368	1000.00	ug/L	100
75) toluene	12.113	92	241596	50.00	ug/L	100
76) trans-1,3-dichloropropene	12.322	75	148098	50.00	ug/L	100
77) ethyl methacrylate	12.301	69	108859	50.00	ug/L	100
78) 1,1,2-trichloroethane	12.536	83	74433	50.00	ug/L	100
79) tetrachloroethene	12.693	164	95263	50.00	ug/L	100
80) 1,3-dichloropropane	12.714	76	135063	50.00	ug/L	100
81) 2-hexanone	12.693	58	135245	200.00	ug/L	100
82) butyl acetate	12.766	56	57097	50.00	ug/L	100
83) dibromochloromethane	12.981	129	106741	50.00	ug/L	100
84) 1,2-dibromoethane	13.133	107	87459	50.00	ug/L	100
85) n-butyl ether	13.472	57	461118	50.00	ug/L	100
86) chlorobenzene	13.582	112	271492	50.00	ug/L	100
87) 1,1,1,2-tetrachloroethane	13.640	131	99115	50.00	ug/L	100
88) ethylbenzene	13.629	91	476535	50.00	ug/L	100
89) m,p-xylene	13.734	106	350461	100.00	ug/L	100
90) o-xylene	14.152	106	175183	50.00	ug/L	100

Quantitation Report (QT Reviewed)

Data Path : C:\msdchem\1\DATA\V1C7786\
Data File : 1C178412.D
Acq On : 27 May 2021 8:40 pm
Operator : PrashanS
Sample : ICC7786-50
Misc : MS51209,V1C7786,5.0,,,,1
ALS Vial : 9 Sample Multiplier: 1

Quant Time: May 29 14:27:35 2021
Quant Method : C:\MSDCHEM\1\METHODS\M1CS7786.M
Quant Title : SW846 8260C/D, DB-624 60 m x 0.25 mm x 1.4 um
QLast Update : Sat May 29 14:16:21 2021
Response via : Initial Calibration

Compound	R.T.	QIon	Response	Conc	Units	Dev(Min)
91) styrene	14.163	104	296367	50.00	ug/L	100
92) bromoform	14.440	173	75751	50.00	ug/L	100
93) butyl acrylate	13.975	55	197225	50.00	ug/L	100
94) isopropylbenzene	14.487	105	459581	50.00	ug/L	100
95) cis-1,4-dichloro-2-butene	14.576	88	37963	50.00	ug/L	100
98) bromobenzene	14.895	156	126722	50.00	ug/L	100
99) 1,1,2,2-tetrachloroethane	14.811	83	109738	50.00	ug/L	100
100) trans-1,4-dichloro-2-b...	14.853	53	35611	50.00	ug/L	100
101) 1,2,3-trichloropropane	14.885	110	24993	50.00	ug/L	100
102) n-propylbenzene	14.895	91	595775	50.00	ug/L	100
103) 2-chlorotoluene	15.052	126	115198	50.00	ug/L	100
104) 4-chlorotoluene	15.146	91	338834	50.00	ug/L	100
105) 1,3,5-trimethylbenzene	15.047	105	380499	50.00	ug/L	100
106) tert-butylbenzene	15.392	134	71142	50.00	ug/L	100
107) 1,2,4-trimethylbenzene	15.439	105	383952	50.00	ug/L	100
108) sec-butylbenzene	15.606	105	519033	50.00	ug/L	100
109) 1,3-dichlorobenzene	15.810	146	228704	50.00	ug/L	100
110) p-isopropyltoluene	15.727	119	416194	50.00	ug/L	100
111) 1,2,3-trimethylbenzene	15.889	105	390694	50.00	ug/L	100
112) 1,4-dichlorobenzene	15.894	146	231363	50.00	ug/L	100
113) benzyl chloride	16.014	91	212945	50.00	ug/L	100
114) 1,2-dichlorobenzene	16.297	146	219373	50.00	ug/L	100
115) n-butylbenzene	16.150	92	232314	50.00	ug/L	100
116) 1,2-dibromo-3-chloropr...	17.092	75	23269	50.00	ug/L	100
117) 1,3,5-trichlorobenzene	17.254	180	185164	50.00	ug/L	100
119) 1,2,4-trichlorobenzene	17.829	180	169241	50.00	ug/L	100
120) hexachlorobutadiene	17.918	225	104238	50.00	ug/L	100
121) naphthalene	18.075	128	338767	50.00	ug/L	100
122) 1,2,3-trichlorobenzene	18.284	180	154332	50.00	ug/L	100
123) hexachloroethane	16.553	201	85132	50.00	ug/L	100
124) 2-methylnaphthalene	19.037	142	101078	25.00	ug/L	100

(#) = qualifier out of range (m) = manual integration (+) = signals summed

Quantitation Report (QT Reviewed)

Data Path : C:\msdchem\1\DATA\V1C7786\
Data File : 1C178412.D
Acq On : 27 May 2021 8:40 pm
Operator : PrashanS
Sample : ICC7786-50
Misc : MS51209,V1C7786,5.0,,,,1
ALS Vial : 9 Sample Multiplier: 1

Quant Time: May 29 14:27:35 2021
Quant Method : C:\MSDCHEM\1\METHODS\M1CS7786.M
Quant Title : SW846 8260C/D, DB-624 60 m x 0.25 mm x 1.4 um
QLast Update : Sat May 29 14:16:21 2021
Response via : Initial Calibration

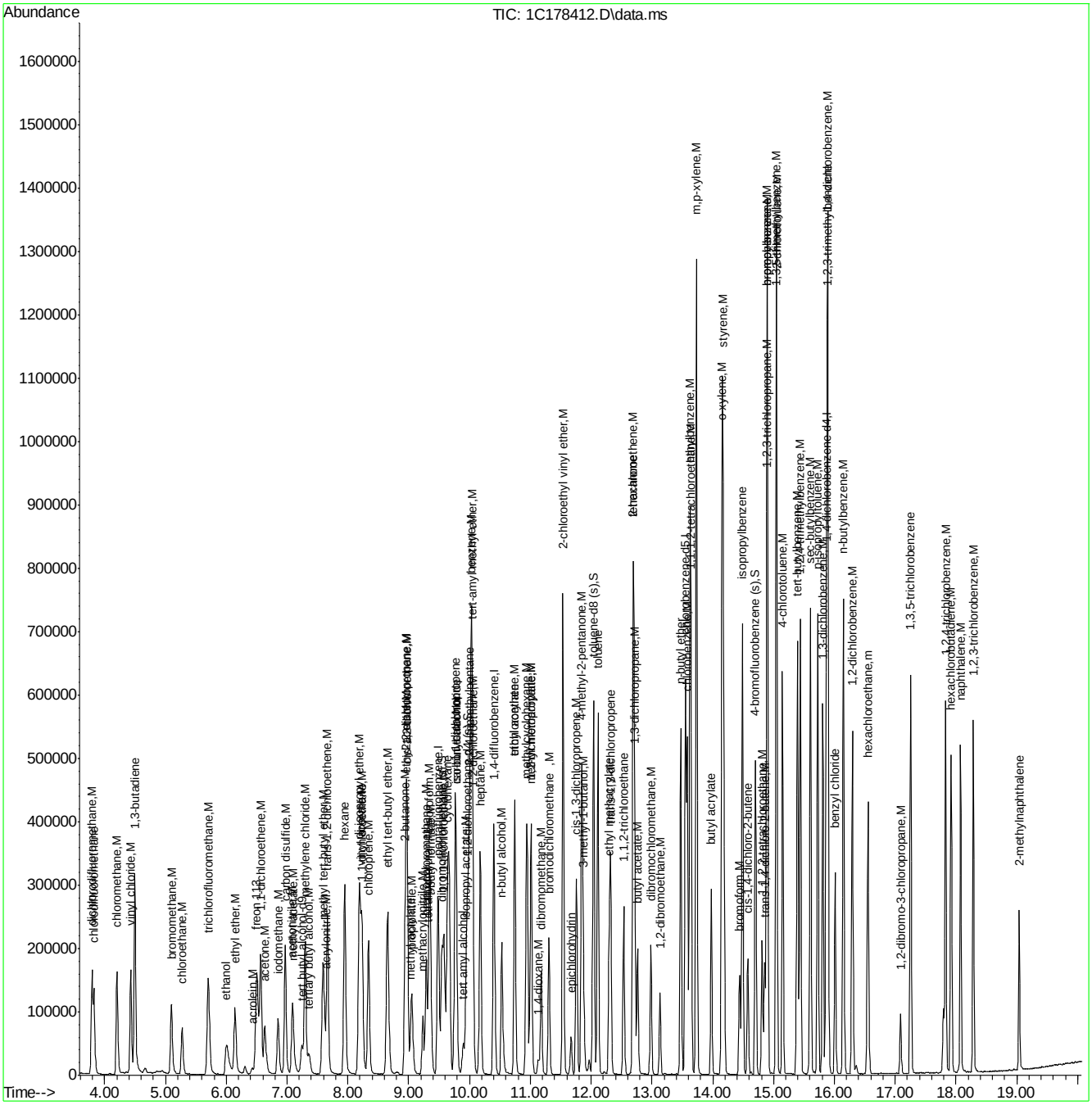

M1CS7786.M Thu Jun 03 09:24:59 2021 Page: 4

Quantitation Report (QT Reviewed)

Data Path : C:\msdchem\1\DATA\V1C7786\
Data File : 1C178413.D
Acq On : 27 May 2021 9:07 pm
Operator : PrashanS
Sample : IC7786-100
Misc : MS51209,V1C7786,5.0,,,,1
ALS Vial : 10 Sample Multiplier: 1

Quant Time: May 29 14:27:44 2021
Quant Method : C:\MSDCHEM\1\METHODS\M1CS7786.M
Quant Title : SW846 8260C/D, DB-624 60 m x 0.25 mm x 1.4 um
QLast Update : Sat May 29 14:16:21 2021
Response via : Initial Calibration

Compound	R.T.	QIon	Response	Conc	Units		Dev(Min)
Internal Standards							
1) tert butyl alcohol-d9	7.243	65	78729	500.00	ug/L		0.00
5) pentafluorobenzene	9.487	168	258861	50.00	ug/L		0.00
51) 1,4-difluorobenzene	10.402	114	384637	50.00	ug/L		0.00
73) chlorobenzene-d5	13.551	117	327126	50.00	ug/L		0.00
96) 1,4-dichlorobenzene-d4	15.868	152	170767	50.00	ug/L		0.00
System Monitoring Compounds							
43) dibromofluoromethane (s)	9.545	113	116160	50.17	ug/L		0.00
Spiked Amount 50.000	Range 75 - 127		Recovery = 100.34%				
52) 1,2-dichloroethane-d4 (s)	9.963	65	122700	49.88	ug/L		0.00
Spiked Amount 50.000	Range 75 - 130		Recovery = 99.76%				
74) toluene-d8 (s)	12.039	98	421965	50.03	ug/L		0.00
Spiked Amount 50.000	Range 80 - 120		Recovery = 100.06%				
97) 4-bromofluorobenzene (s)	14.702	95	161559	51.03	ug/L		0.00
Spiked Amount 50.000	Range 79 - 127		Recovery = 102.06%				
Target Compounds							Qvalue
2) tertiary butyl alcohol	7.358	59	96508	474.80	ug/L		99
3) ethanol	6.004	45	219910	9458.89	ug/L		99
4) 1,4-dioxane	11.134	88	47839	2333.58	ug/L		99
6) dichlorodifluoromethane	3.791	85	364519	99.48	ug/L		99
7) chlorodifluoromethane	3.823	51	299196	94.69	ug/L		100
8) chloromethane	4.199	50	406961	96.72	ug/L		98
9) vinyl chloride	4.429	62	399646	99.90	ug/L		98
10) 1,3-butadiene	4.497	54	299677	95.72	ug/L		99
11) bromomethane	5.094	94	207420	104.63	ug/L		98
12) chloroethane	5.271	64	161266	98.81	ug/L		98
13) trichlorofluoromethane	5.706	101	369997	101.26	ug/L		99
14) ethyl ether	6.145	74	100675	96.67	ug/L		97
15) acrolein	6.422	56	23262	95.10	ug/L		84
16) freon 113	6.506	151	181756	96.16	ug/L		96
17) 1,1-dichloroethene	6.563	96	182222	95.23	ug/L		96
18) acetone	6.631	43	263533	379.75	ug/L		99
19) acetonitrile	7.086	41	233103	933.64	ug/L		98
20) iodomethane	6.851	142	297329	105.16	ug/L		99
21) carbon disulfide	6.966	76	690018	95.66	ug/L		99
22) methylene chloride	7.296	84	208079	96.04	ug/L		99
23) methyl acetate	7.092	43	142564	97.36	ug/L		99
24) methyl tert butyl ether	7.594	73	485304	97.43	ug/L		99
25) trans-1,2-dichloroethene	7.667	96	207852	96.64	ug/L		96
26) di-isopropyl ether	8.190	45	745837	97.72	ug/L		97
27) 2-butanone	8.938	72	76210	384.89	ug/L	#	86
28) 1,1-dichloroethane	8.237	63	380881	96.27	ug/L		99
29) chloroprene	8.336	53	314697	97.03	ug/L		99
30) acrylonitrile	7.641	53	57265	100.79	ug/L		94
31) hexane	7.949	57	365453	97.08	ug/L		98
32) vinyl acetate	8.221	86	24033	101.03	ug/L	#	86
33) ethyl tert-butyl ether	8.655	59	636393	98.52	ug/L		99
34) ethyl acetate	8.954	45	28137	96.23	ug/L	#	92

Quantitation Report (QT Reviewed)

Data Path : C:\msdchem\1\DATA\V1C7786\
Data File : 1C178413.D
Acq On : 27 May 2021 9:07 pm
Operator : PrashanS
Sample : IC7786-100
Misc : MS51209,V1C7786,5.0,,,,1
ALS Vial : 10 Sample Multiplier: 1

Quant Time: May 29 14:27:44 2021
Quant Method : C:\MSDCHEM\1\METHODS\M1CS7786.M
Quant Title : SW846 8260C/D, DB-624 60 m x 0.25 mm x 1.4 um
QLast Update : Sat May 29 14:16:21 2021
Response via : Initial Calibration

Compound	R.T.	QIon	Response	Conc	Units		Dev(Min)
35) 2,2-dichloropropane	8.959	77	314413	97.31	ug/L		99
36) cis-1,2-dichloroethene	8.974	96	219239	95.29	ug/L		97
37) methyl acrylate	9.032	85	23932	95.67	ug/L	#	82
38) propionitrile	9.053	54	237693	932.44	ug/L		96
39) bromochloromethane	9.288	128	104444	95.42	ug/L		98
40) tetrahydrofuran	9.320	42	60395	95.20	ug/L		97
41) chloroform	9.341	85	246997	96.10	ug/L		99
42) t-butyl formate	9.361	59	145036	100.63	ug/L		97
44) methacrylonitrile	9.231	67	67194	95.74	ug/L		99
45) 1,1,1-trichloroethane	9.581	97	321913	97.95	ug/L		99
46) cyclohexane	9.639	84	295305	100.92	ug/L		97
47) 1,1-dichloropropene	9.764	75	294131	98.62	ug/L		99
48) iso-butyl alcohol	9.780	43	74965	968.47	ug/L		95
49) carbon tetrachloride	9.780	117	284181	97.21	ug/L		98
50) tert amyl alcohol	9.895	55	32730	475.26	ug/L		97
53) n-butyl alcohol	10.533	56	256531	4781.82	ug/L		98
54) 2,2,4-trimethylpentane	10.000	57	896109	96.43	ug/L		99
55) benzene	10.026	78	819415	95.47	ug/L		100
56) tert-amyl methyl ether	10.041	87	122226	96.57	ug/L		98
57) heptane	10.172	71	190371	96.31	ug/L		97
58) isopropyl acetate	9.942	87	33372	96.20	ug/L	#	90
59) 1,2-dichloroethane	10.057	62	259403	95.49	ug/L		100
60) trichloroethene	10.742	130	240093	94.29	ug/L		98
61) ethyl acrylate	10.742	55	218678	95.72	ug/L		99
63) 2-chloroethyl vinyl ether	11.537	63	652833	491.41	ug/L		100
64) methyl methacrylate	11.009	100	36897	94.49	ug/L	#	93
65) 1,2-dichloropropane	11.014	63	223276	95.53	ug/L		99
66) dibromomethane	11.182	93	122170	94.39	ug/L		94
67) methylcyclohexane	10.941	83	367646	95.07	ug/L		98
68) bromodichloromethane	11.307	83	289068	95.38	ug/L		99
69) epichlorohydrin	11.673	57	88785	476.19	ug/L		99
70) cis-1,3-dichloropropene	11.757	75	347705	95.80	ug/L		99
71) 4-methyl-2-pentanone	11.846	58	260235	378.06	ug/L		98
72) 3-methyl-1-butanol	11.867	55	166314	1890.70	ug/L		97
75) toluene	12.113	92	486759	97.48	ug/L		99
76) trans-1,3-dichloropropene	12.322	75	301452	98.48	ug/L		100
77) ethyl methacrylate	12.296	69	220530	98.02	ug/L		97
78) 1,1,2-trichloroethane	12.536	83	151296	98.35	ug/L		97
79) tetrachloroethene	12.693	164	191172	97.09	ug/L		98
80) 1,3-dichloropropane	12.719	76	273386	97.93	ug/L		93
81) 2-hexanone	12.693	58	274749	393.16	ug/L		99
82) butyl acetate	12.766	56	111383	94.38	ug/L		99
83) dibromochloromethane	12.981	129	215864	97.85	ug/L		99
84) 1,2-dibromoethane	13.132	107	176480	97.63	ug/L		98
85) n-butyl ether	13.472	57	950449	99.73	ug/L		100
86) chlorobenzene	13.582	112	540464	96.32	ug/L		99
87) 1,1,1,2-tetrachloroethane	13.640	131	201975	98.59	ug/L		99
88) ethylbenzene	13.629	91	983696	99.88	ug/L		99
89) m,p-xylene	13.734	106	728910	201.26	ug/L		99
90) o-xylene	14.152	106	369283	101.99	ug/L		99

Quantitation Report (QT Reviewed)

Data Path : C:\msdchem\1\DATA\V1C7786\
Data File : 1C178413.D
Acq On : 27 May 2021 9:07 pm
Operator : PrashanS
Sample : IC7786-100
Misc : MS51209,V1C7786,5.0,,,,1
ALS Vial : 10 Sample Multiplier: 1

Quant Time: May 29 14:27:44 2021
Quant Method : C:\MSDCHEM\1\METHODS\M1CS7786.M
Quant Title : SW846 8260C/D, DB-624 60 m x 0.25 mm x 1.4 um
QLast Update : Sat May 29 14:16:21 2021
Response via : Initial Calibration

	Compound	R.T.	QIon	Response	Conc	Units	Dev(Min)
91)	styrene	14.163	104	620149	101.24	ug/L	98
92)	bromoform	14.440	173	155705	99.45	ug/L	98
93)	butyl acrylate	13.975	55	410065	100.60	ug/L	100
94)	isopropylbenzene	14.487	105	957024	100.75	ug/L	100
95)	cis-1,4-dichloro-2-butene	14.576	88	79223	100.97	ug/L	98
98)	bromobenzene	14.895	156	257988	96.51	ug/L	95
99)	1,1,2,2-tetrachloroethane	14.811	83	225423	97.38	ug/L	98
100)	trans-1,4-dichloro-2-b...	14.853	53	73130	97.35	ug/L	96
101)	1,2,3-trichloropropane	14.885	110	51771	98.19	ug/L	99
102)	n-propylbenzene	14.895	91	1249471	99.42	ug/L	99
103)	2-chlorotoluene	15.052	126	241534	99.39	ug/L	99
104)	4-chlorotoluene	15.146	91	710707	99.43	ug/L	99
105)	1,3,5-trimethylbenzene	15.047	105	810865	101.02	ug/L	98
106)	tert-butylbenzene	15.392	134	148465	98.93	ug/L	97
107)	1,2,4-trimethylbenzene	15.439	105	790965	97.65	ug/L	100
108)	sec-butylbenzene	15.606	105	1086490	99.23	ug/L	99
109)	1,3-dichlorobenzene	15.810	146	465177	96.42	ug/L	99
110)	p-isopropyltoluene	15.727	119	873127	99.45	ug/L	99
111)	1,2,3-trimethylbenzene	15.889	105	822013	99.74	ug/L	99
112)	1,4-dichlorobenzene	15.894	146	476715	97.67	ug/L	98
113)	benzyl chloride	16.014	91	441054	98.18	ug/L	99
114)	1,2-dichlorobenzene	16.297	146	444156	95.98	ug/L	99
115)	n-butylbenzene	16.150	92	498569	101.73	ug/L	98
116)	1,2-dibromo-3-chloropr...	17.087	75	47656	97.09	ug/L	94
117)	1,3,5-trichlorobenzene	17.254	180	374267	95.82	ug/L	99
119)	1,2,4-trichlorobenzene	17.829	180	340196	95.29	ug/L	99
120)	hexachlorobutadiene	17.923	225	208664	94.89	ug/L	99
121)	naphthalene	18.075	128	667858	93.45	ug/L	99
122)	1,2,3-trichlorobenzene	18.284	180	314205	96.51	ug/L	99
123)	hexachloroethane	16.553	201	179728	100.08	ug/L	97
124)	2-methylnaphthalene	19.037	142	212612	49.86	ug/L	98

(#) = qualifier out of range (m) = manual integration (+) = signals summed

Quantitation Report (QT Reviewed)

Data Path : C:\msdchem\1\DATA\V1C7786\
Data File : 1C178413.D
Acq On : 27 May 2021 9:07 pm
Operator : PrashanS
Sample : IC7786-100
Misc : MS51209,V1C7786,5.0,,,,1
ALS Vial : 10 Sample Multiplier: 1

Quant Time: May 29 14:27:44 2021
Quant Method : C:\MSDCHEM\1\METHODS\M1CS7786.M
Quant Title : SW846 8260C/D, DB-624 60 m x 0.25 mm x 1.4 um
QLast Update : Sat May 29 14:16:21 2021
Response via : Initial Calibration

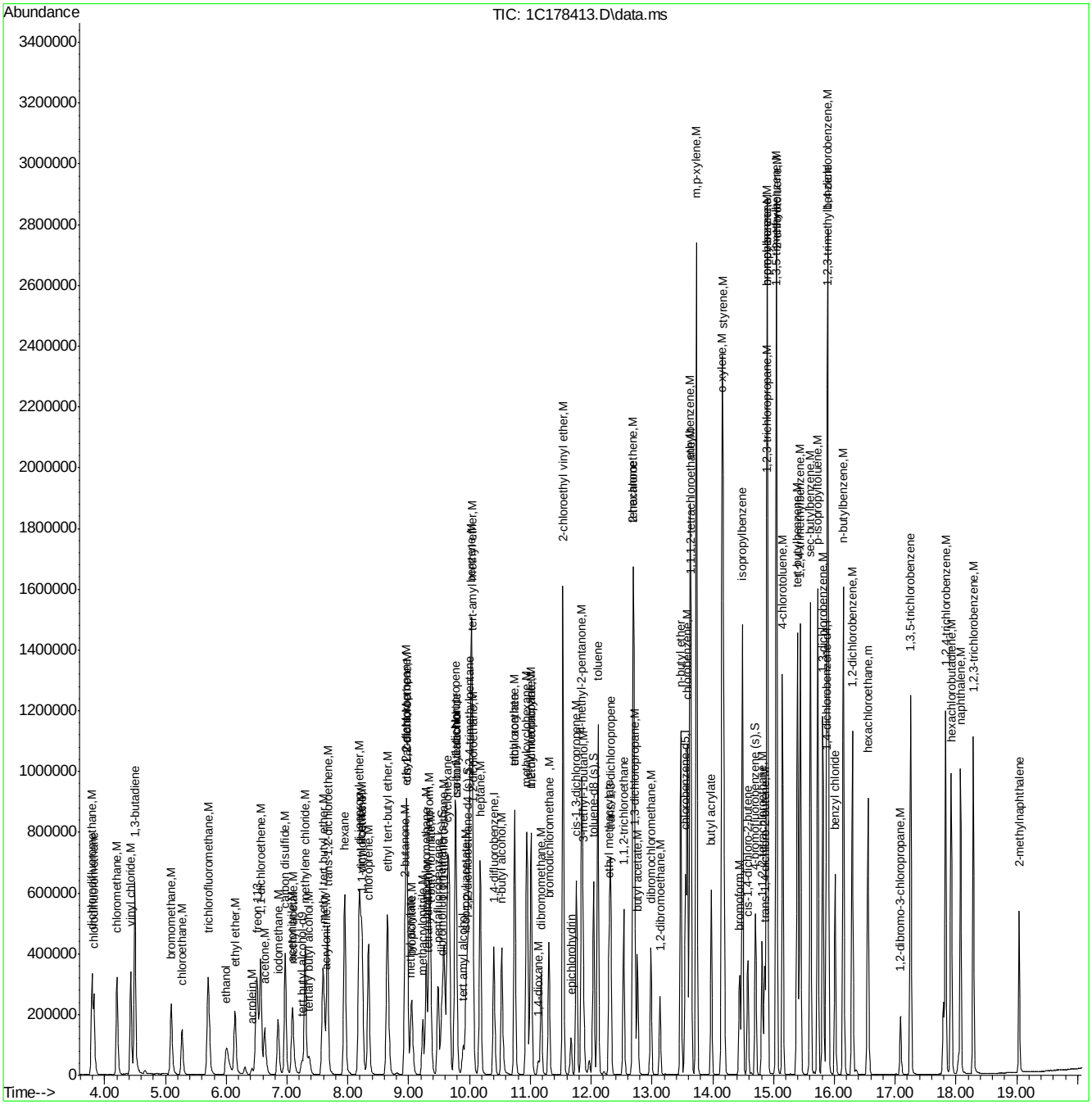

Quantitation Report (QT Reviewed)

Data Path : C:\msdchem\1\DATA\V1C7786\
Data File : 1C178414.D
Acq On : 27 May 2021 9:34 pm
Operator : PrashanS
Sample : IC7786-200
Misc : MS51209,V1C7786,5.0,,,,1
ALS Vial : 11 Sample Multiplier: 1

Quant Time: May 29 14:27:52 2021
Quant Method : C:\MSDCHEM\1\METHODS\M1CS7786.M
Quant Title : SW846 8260C/D, DB-624 60 m x 0.25 mm x 1.4 um
QLast Update : Sat May 29 14:16:21 2021
Response via : Initial Calibration

Compound	R.T.	QIon	Response	Conc	Units	Dev(Min)
Internal Standards						
1) tert butyl alcohol-d9	7.248	65	83524	500.00	ug/L	0.00
5) pentafluorobenzene	9.482	168	269851	50.00	ug/L	0.00
51) 1,4-difluorobenzene	10.402	114	406229	50.00	ug/L	0.00
73) chlorobenzene-d5	13.551	117	346227	50.00	ug/L	0.00
96) 1,4-dichlorobenzene-d4	15.868	152	184734	50.00	ug/L	0.00
System Monitoring Compounds						
43) dibromofluoromethane (s)	9.544	113	123119	51.01	ug/L	0.00
Spiked Amount 50.000	Range 75 - 127		Recovery = 102.02%			
52) 1,2-dichloroethane-d4 (s)	9.968	65	131696	50.69	ug/L	0.00
Spiked Amount 50.000	Range 75 - 130		Recovery = 101.38%			
74) toluene-d8 (s)	12.039	98	449639	50.37	ug/L	0.00
Spiked Amount 50.000	Range 80 - 120		Recovery = 100.74%			
97) 4-bromofluorobenzene (s)	14.701	95	176693	51.59	ug/L	0.00
Spiked Amount 50.000	Range 79 - 127		Recovery = 103.18%			
Target Compounds						Qvalue
2) tertiary butyl alcohol	7.363	59	204635	948.96	ug/L	94
3) ethanol	6.014	45	508926	20633.52	ug/L	98
4) 1,4-dioxane	11.129	88	105855	4867.15	ug/L	98
6) dichlorodifluoromethane	3.786	85	747944	195.80	ug/L	100
7) chlorodifluoromethane	3.822	51	604167	183.42	ug/L	99
8) chloromethane	4.199	50	815466	185.90	ug/L	98
9) vinyl chloride	4.429	62	824103	197.61	ug/L	98
10) 1,3-butadiene	4.497	54	603141	184.81	ug/L	99
11) bromomethane	5.083	94	447353	216.47	ug/L	97
12) chloroethane	5.266	64	336728	197.91	ug/L	97
13) trichlorofluoromethane	5.700	101	765229	200.89	ug/L	99
14) ethyl ether	6.140	74	211707	195.01	ug/L	95
15) acrolein	6.417	56	50847	199.40	ug/L	92
16) freon 113	6.500	151	371127	188.34	ug/L	98
17) 1,1-dichloroethene	6.563	96	369787	185.38	ug/L	95
18) acetone	6.631	43	529207	731.54	ug/L	99
19) acetonitrile	7.081	41	486435	1868.96	ug/L	98
20) iodomethane	6.851	142	612317	207.75	ug/L	99
21) carbon disulfide	6.966	76	1422166	189.13	ug/L	98
22) methylene chloride	7.295	84	430222	190.49	ug/L	99
23) methyl acetate	7.086	43	296232	194.06	ug/L	98
24) methyl tert butyl ether	7.593	73	1024366	197.27	ug/L	100
25) trans-1,2-dichloroethene	7.662	96	420575	187.58	ug/L	98
26) di-isopropyl ether	8.190	45	1582364	198.87	ug/L	95
27) 2-butanone	8.938	72	162993	789.66	ug/L	94
28) 1,1-dichloroethane	8.237	63	788070	191.08	ug/L	99
29) chloroprene	8.336	53	661046	195.51	ug/L	98
30) acrylonitrile	7.635	53	121275	204.77	ug/L	96
31) hexane	7.944	57	760766	193.87	ug/L	97
32) vinyl acetate	8.221	86	58106	234.32	ug/L #	82
33) ethyl tert-butyl ether	8.650	59	1349321	200.38	ug/L	99
34) ethyl acetate	8.948	45	60741	199.28	ug/L #	65

Quantitation Report (QT Reviewed)

Data Path : C:\msdchem\1\DATA\V1C7786\
Data File : 1C178414.D
Acq On : 27 May 2021 9:34 pm
Operator : PrashanS
Sample : IC7786-200
Misc : MS51209,V1C7786,5.0,,,,1
ALS Vial : 11 Sample Multiplier: 1

Quant Time: May 29 14:27:52 2021
Quant Method : C:\MSDCHEM\1\METHODS\M1CS7786.M
Quant Title : SW846 8260C/D, DB-624 60 m x 0.25 mm x 1.4 um
QLast Update : Sat May 29 14:16:21 2021
Response via : Initial Calibration

Compound	R.T.	QIon	Response	Conc	Units		Dev(Min)
35) 2,2-dichloropropane	8.959	77	668753	198.55	ug/L		99
36) cis-1,2-dichloroethene	8.974	96	453919	189.25	ug/L		99
37) methyl acrylate	9.032	85	50840	194.97	ug/L	#	77
38) propionitrile	9.053	54	505957	1903.97	ug/L		93
39) bromochloromethane	9.288	128	209815	183.89	ug/L		98
40) tetrahydrofuran	9.319	42	130219	196.90	ug/L		99
41) chloroform	9.340	85	508433	189.77	ug/L		98
42) t-butyl formate	9.356	59	349581	232.66	ug/L		98
44) methacrylonitrile	9.231	67	144117	196.98	ug/L		98
45) 1,1,1-trichloroethane	9.581	97	667598	194.86	ug/L		99
46) cyclohexane	9.639	84	615412	201.76	ug/L		94
47) 1,1-dichloropropene	9.764	75	624206	200.77	ug/L		99
48) iso-butyl alcohol	9.780	43	170643	2114.76	ug/L		97
49) carbon tetrachloride	9.780	117	594520	195.09	ug/L		99
50) tert amyl alcohol	9.895	55	69153	963.24	ug/L		96
53) n-butyl alcohol	10.533	56	573980	10130.48	ug/L		98
54) 2,2,4-trimethylpentane	9.999	57	1902912	193.88	ug/L		99
55) benzene	10.026	78	1764020	194.60	ug/L		100
56) tert-amyl methyl ether	10.041	87	268861	201.12	ug/L		93
57) heptane	10.177	71	400498	191.84	ug/L		98
58) isopropyl acetate	9.942	87	70134	191.42	ug/L		94
59) 1,2-dichloroethane	10.052	62	571038	199.04	ug/L		99
60) trichloroethene	10.742	130	487499	181.27	ug/L		99
61) ethyl acrylate	10.742	55	480270	199.06	ug/L		100
63) 2-chloroethyl vinyl ether	11.537	63	1512672	1078.12	ug/L		98
64) methyl methacrylate	11.009	100	78836	191.16	ug/L	#	90
65) 1,2-dichloropropane	11.014	63	473572	191.85	ug/L		99
66) dibromomethane	11.181	93	258583	189.17	ug/L		97
67) methylcyclohexane	10.941	83	779076	190.74	ug/L		99
68) bromodichloromethane	11.307	83	619259	193.46	ug/L		99
69) epichlorohydrin	11.673	57	192480	977.47	ug/L		99
70) cis-1,3-dichloropropene	11.757	75	745090	194.37	ug/L		98
71) 4-methyl-2-pentanone	11.846	58	566307	778.99	ug/L		97
72) 3-methyl-1-butanol	11.872	55	353573	3805.86	ug/L		99
75) toluene	12.112	92	1058704	200.32	ug/L		97
76) trans-1,3-dichloropropene	12.322	75	665168	205.32	ug/L		99
77) ethyl methacrylate	12.301	69	491506	206.40	ug/L		98
78) 1,1,2-trichloroethane	12.536	83	329326	202.26	ug/L		98
79) tetrachloroethene	12.693	164	412532	197.96	ug/L		97
80) 1,3-dichloropropane	12.714	76	607261	205.54	ug/L		98
81) 2-hexanone	12.693	58	637489	861.90	ug/L		95
82) butyl acetate	12.766	56	240730	192.74	ug/L		98
83) dibromochloromethane	12.981	129	469727	201.17	ug/L		98
84) 1,2-dibromoethane	13.132	107	383286	200.34	ug/L		100
85) n-butyl ether	13.478	57	2170132	215.14	ug/L		99
86) chlorobenzene	13.582	112	1172033	197.35	ug/L		96
87) 1,1,1,2-tetrachloroethane	13.640	131	463811	213.92	ug/L		98
88) ethylbenzene	13.629	91	2227320	213.67	ug/L		99
89) m,p-xylene	13.734	106	1676020	437.24	ug/L		99
90) o-xylene	14.152	106	856830	223.59	ug/L		99

Quantitation Report (QT Reviewed)

Data Path : C:\msdchem\1\DATA\V1C7786\
Data File : 1C178414.D
Acq On : 27 May 2021 9:34 pm
Operator : PrashanS
Sample : IC7786-200
Misc : MS51209,V1C7786,5.0,,,,1
ALS Vial : 11 Sample Multiplier: 1

Quant Time: May 29 14:27:52 2021
Quant Method : C:\MSDCHEM\1\METHODS\M1CS7786.M
Quant Title : SW846 8260C/D, DB-624 60 m x 0.25 mm x 1.4 um
QLast Update : Sat May 29 14:16:21 2021
Response via : Initial Calibration

	Compound	R.T.	QIon	Response	Conc	Units	Dev(Min)
91)	styrene	14.163	104	1428236	220.30	ug/L	98
92)	bromoform	14.445	173	345661	208.60	ug/L	99
93)	butyl acrylate	13.974	55	924567	214.30	ug/L	99
94)	isopropylbenzene	14.487	105	2066067	205.51	ug/L	99
95)	cis-1,4-dichloro-2-butene	14.576	88	180584	217.45	ug/L	99
98)	bromobenzene	14.900	156	583914	201.91	ug/L	95
99)	1,1,2,2-tetrachloroethane	14.811	83	503988	201.25	ug/L	97
100)	trans-1,4-dichloro-2-b...	14.853	53	161839	199.14	ug/L	97
101)	1,2,3-trichloropropane	14.890	110	120941	212.04	ug/L	98
102)	n-propylbenzene	14.900	91	2807610	206.50	ug/L	97
103)	2-chlorotoluene	15.052	126	547016	208.08	ug/L	97
104)	4-chlorotoluene	15.151	91	1562806	202.11	ug/L	99
105)	1,3,5-trimethylbenzene	15.047	105	1808984	208.33	ug/L	99
106)	tert-butylbenzene	15.392	134	323923	199.52	ug/L	96
107)	1,2,4-trimethylbenzene	15.444	105	1717045	195.96	ug/L	98
108)	sec-butylbenzene	15.611	105	2354744	198.80	ug/L	99
109)	1,3-dichlorobenzene	15.810	146	996028	190.84	ug/L	98
110)	p-isopropyltoluene	15.727	119	1898994	199.94	ug/L	98
111)	1,2,3-trimethylbenzene	15.894	105	1823804	204.56	ug/L	96
112)	1,4-dichlorobenzene	15.894	146	1062617	201.26	ug/L	99
113)	benzyl chloride	16.014	91	970691	199.75	ug/L	100
114)	1,2-dichlorobenzene	16.297	146	944662	188.70	ug/L	97
115)	n-butylbenzene	16.150	92	1084791	204.62	ug/L	94
116)	1,2-dibromo-3-chloropr...	17.092	75	102869	193.72	ug/L	98
117)	1,3,5-trichlorobenzene	17.254	180	789861	186.92	ug/L	99
119)	1,2,4-trichlorobenzene	17.829	180	722532	187.08	ug/L	99
120)	hexachlorobutadiene	17.923	225	418345	175.86	ug/L	99
121)	naphthalene	18.075	128	1448008	187.30	ug/L	99
122)	1,2,3-trichlorobenzene	18.284	180	668993	189.95	ug/L	99
123)	hexachloroethane	16.553	201	385637	198.50	ug/L	98
124)	2-methylnaphthalene	19.037	142	442206	95.85	ug/L	98

(#) = qualifier out of range (m) = manual integration (+) = signals summed

Quantitation Report (QT Reviewed)

Data Path : C:\msdchem\1\DATA\V1C7786\
Data File : 1C178414.D
Acq On : 27 May 2021 9:34 pm
Operator : PrashanS
Sample : IC7786-200
Misc : MS51209,V1C7786,5.0,,,,1
ALS Vial : 11 Sample Multiplier: 1

Quant Time: May 29 14:27:52 2021
Quant Method : C:\MSDCHEM\1\METHODS\M1CS7786.M
Quant Title : SW846 8260C/D, DB-624 60 m x 0.25 mm x 1.4 um
QLast Update : Sat May 29 14:16:21 2021
Response via : Initial Calibration

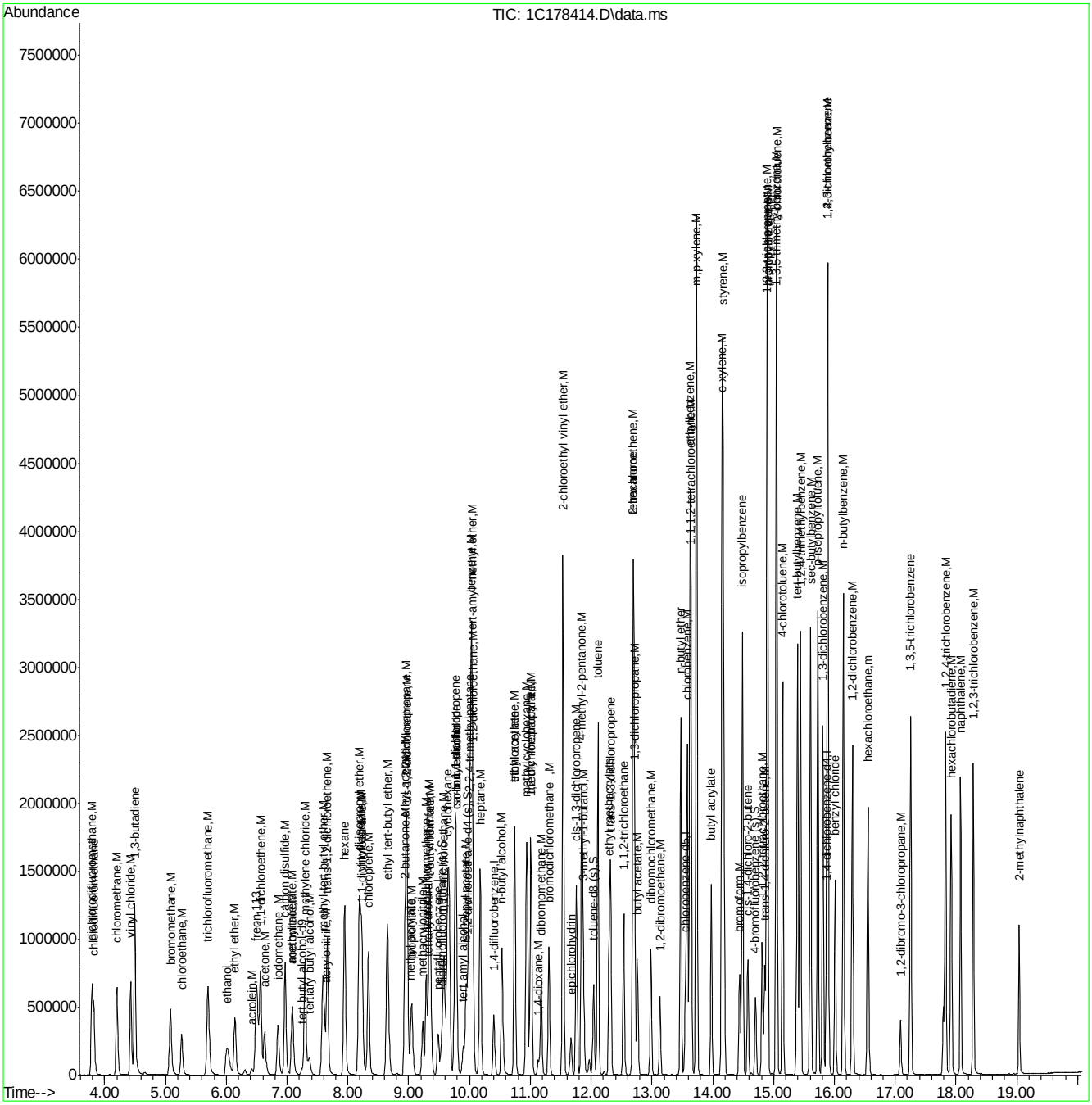

Quantitation Report (QT Reviewed)

Data Path : C:\msdchem\1\DATA\V1C7786\
Data File : 1C178417.D
Acq On : 27 May 2021 10:54 pm
Operator : PrashanS
Sample : ICV7786-50
Misc : MS51209,V1C7786,5.0,,,,1
ALS Vial : 14 Sample Multiplier: 1

Quant Time: Jun 02 17:34:28 2021
Quant Method : C:\MSDCHEM\1\METHODS\M1CS7786.M
Quant Title : SW846 8260C/D, DB-624 60 m x 0.25 mm x 1.4 um
QLast Update : Wed Jun 02 17:21:51 2021
Response via : Initial Calibration

Compound	R.T.	QIon	Response	Conc	Units		Dev(Min)
Internal Standards							
1) tert butyl alcohol-d9	7.243	65	82513	500.00	ug/L		0.00
5) pentafluorobenzene	9.482	168	274841	50.00	ug/L		0.00
51) 1,4-difluorobenzene	10.402	114	400711	50.00	ug/L		0.00
73) chlorobenzene-d5	13.551	117	346596	50.00	ug/L		0.00
96) 1,4-dichlorobenzene-d4	15.868	152	177754	50.00	ug/L		0.00
System Monitoring Compounds							
43) dibromofluoromethane (s)	9.545	113	124601	51.00	ug/L		0.00
Spiked Amount 50.000	Range 72 - 130		Recovery = 102.00%				
52) 1,2-dichloroethane-d4 (s)	9.963	65	127071	49.83	ug/L		0.00
Spiked Amount 50.000	Range 75 - 131		Recovery = 99.66%				
74) toluene-d8 (s)	12.039	98	447296	49.37	ug/L		0.00
Spiked Amount 50.000	Range 81 - 121		Recovery = 98.74%				
97) 4-bromofluorobenzene (s)	14.702	95	170901	52.15	ug/L		0.00
Spiked Amount 50.000	Range 60 - 141		Recovery = 104.30%				
Target Compounds							Qvalue
2) tertiary butyl alcohol	7.358	59	51252	251.58	ug/L		96
3) ethanol	6.004	45	120397	5273.40	ug/L		98
4) 1,4-dioxane	11.129	88	27317	1376.69	ug/L		95
6) dichlorodifluoromethane	3.791	85	161657	42.29	ug/L		100
8) chloromethane	4.199	50	192115	41.38	ug/L		99
9) vinyl chloride	4.429	62	187959	46.15	ug/L		99
10) 1,3-butadiene	4.497	54	175614	56.10	ug/L		97
11) bromomethane	5.099	94	106986	46.37	ug/L		99
12) chloroethane	5.277	64	78525	47.27	ug/L		98
13) trichlorofluoromethane	5.706	101	182238	48.36	ug/L		99
14) ethyl ether	6.140	74	56016	54.93	ug/L		89
16) freon 113	6.506	151	91447	47.61	ug/L		95
17) 1,1-dichloroethene	6.569	96	99996	49.31	ug/L		96
18) acetone	6.631	43	118202	171.40	ug/L		95
20) iodomethane	6.851	142	122685	52.33	ug/L		99
21) carbon disulfide	6.966	76	374281	48.64	ug/L		99
22) methylene chloride	7.301	84	113149	47.51	ug/L		96
23) methyl acetate	7.092	43	72710	50.67	ug/L		98
24) methyl tert butyl ether	7.599	73	267020	54.18	ug/L		96
25) trans-1,2-dichloroethene	7.662	96	111782	47.38	ug/L		98
26) di-isopropyl ether	8.190	45	369001	49.55	ug/L		98
27) 2-butanone	8.938	72	42603	229.57	ug/L	#	80
28) 1,1-dichloroethane	8.237	63	206574	49.65	ug/L		99
29) chloroprene	8.336	53	183429	58.24	ug/L		98
31) hexane	7.949	57	193863	48.55	ug/L		100
32) vinyl acetate	8.221	86	13800	56.02	ug/L	#	60
33) ethyl tert-butyl ether	8.650	59	320381	51.99	ug/L		99
34) ethyl acetate	8.954	45	15766	55.41	ug/L	#	92
35) 2,2-dichloropropane	8.959	77	169443	51.62	ug/L		99
36) cis-1,2-dichloroethene	8.975	96	123754	50.90	ug/L		94
37) methyl acrylate	9.037	85	13835	54.33	ug/L	#	84
38) propionitrile	9.053	54	134176	533.57	ug/L		98

Quantitation Report (QT Reviewed)

Data Path : C:\msdchem\1\DATA\V1C7786\
Data File : 1C178417.D
Acq On : 27 May 2021 10:54 pm
Operator : PrashanS
Sample : ICV7786-50
Misc : MS51209,V1C7786,5.0,,,,1
ALS Vial : 14 Sample Multiplier: 1

Quant Time: Jun 02 17:34:28 2021
Quant Method : C:\MSDCHEM\1\METHODS\M1CS7786.M
Quant Title : SW846 8260C/D, DB-624 60 m x 0.25 mm x 1.4 um
QLast Update : Wed Jun 02 17:21:51 2021
Response via : Initial Calibration

Compound	R.T.	QIon	Response	Conc	Units		Dev(Min)
39) bromochloromethane	9.288	128	59859	53.32	ug/L		94
40) tetrahydrofuran	9.325	42	32845	47.97	ug/L		95
41) chloroform	9.341	85	133604	47.75	ug/L		99
42) t-butyl formate	9.356	59	67325	47.63	ug/L		98
44) methacrylonitrile	9.231	67	37094	54.43	ug/L		99
45) 1,1,1-trichloroethane	9.581	97	171395	50.51	ug/L		98
46) cyclohexane	9.644	84	158362	52.87	ug/L		91
47) 1,1-dichloropropene	9.764	75	156743	52.77	ug/L		98
48) iso-butyl alcohol	9.780	43	38368	496.33	ug/L		95
49) carbon tetrachloride	9.780	117	153904	51.02	ug/L		99
50) tert amyl alcohol	9.895	55	17985	268.85	ug/L		93
53) n-butyl alcohol	10.533	56	132525	2633.86	ug/L		95
54) 2,2,4-trimethylpentane	10.000	57	446243	45.40	ug/L		99
55) benzene	10.026	78	446679	50.15	ug/L		98
56) tert-amyl methyl ether	10.041	87	59216	47.76	ug/L		98
57) heptane	10.177	71	99897	47.39	ug/L		97
58) isopropyl acetate	9.947	87	17380	52.76	ug/L		95
59) 1,2-dichloroethane	10.057	62	140398	47.00	ug/L		98
60) trichloroethene	10.742	130	129415	50.83	ug/L		99
61) ethyl acrylate	10.742	55	116898	54.42	ug/L		97
63) 2-chloroethyl vinyl ether	11.537	63	358479	280.32	ug/L		100
64) methyl methacrylate	11.009	100	20996	56.00	ug/L	#	85
65) 1,2-dichloropropane	11.014	63	120331	51.93	ug/L		98
66) dibromomethane	11.182	93	67611	51.09	ug/L		95
67) methylcyclohexane	10.941	83	192749	49.90	ug/L		97
68) bromodichloromethane	11.307	83	153549	51.03	ug/L		99
69) epichlorohydrin	11.668	57	49730	280.68	ug/L		98
70) cis-1,3-dichloropropene	11.757	75	182919	52.86	ug/L		99
71) 4-methyl-2-pentanone	11.846	58	142802	217.43	ug/L		94
72) 3-methyl-1-butanol	11.872	55	84475	1042.88	ug/L		97
75) toluene	12.113	92	265863	49.32	ug/L		98
76) trans-1,3-dichloropropene	12.322	75	166499	55.38	ug/L		99
77) ethyl methacrylate	12.301	69	118658	54.35	ug/L		99
78) 1,1,2-trichloroethane	12.536	83	83112	53.49	ug/L		98
80) 1,3-dichloropropane	12.714	76	150819	52.65	ug/L		99
81) 2-hexanone	12.693	58	144567	210.46	ug/L		99
82) butyl acetate	12.766	56	61481	53.72	ug/L		98
83) dibromochloromethane	12.981	129	119966	54.54	ug/L		97
84) 1,2-dibromoethane	13.133	107	98290	55.01	ug/L		100
85) n-butyl ether	13.478	57	505643	54.09	ug/L		98
86) chlorobenzene	13.582	112	295156	49.74	ug/L		98
87) 1,1,1,2-tetrachloroethane	13.640	131	111369	52.78	ug/L		99
88) ethylbenzene	13.629	91	525461	50.31	ug/L		99
89) m,p-xylene	13.734	106	390699	100.50	ug/L		99
90) o-xylene	14.152	106	195222	53.17	ug/L		100
91) styrene	14.168	104	328273	53.09	ug/L		91
92) bromoform	14.440	173	84792	54.00	ug/L		100
93) butyl acrylate	13.975	55	211797	52.55	ug/L		99
94) isopropylbenzene	14.487	105	506412	51.79	ug/L		99
95) cis-1,4-dichloro-2-butene	14.576	88	41510	52.69	ug/L		95

Quantitation Report (QT Reviewed)

Data Path : C:\msdchem\1\DATA\V1C7786\
Data File : 1C178417.D
Acq On : 27 May 2021 10:54 pm
Operator : PrashanS
Sample : ICV7786-50
Misc : MS51209,V1C7786,5.0,,,,1
ALS Vial : 14 Sample Multiplier: 1

Quant Time: Jun 02 17:34:28 2021
Quant Method : C:\MSDCHEM\1\METHODS\M1CS7786.M
Quant Title : SW846 8260C/D, DB-624 60 m x 0.25 mm x 1.4 um
QLast Update : Wed Jun 02 17:21:51 2021
Response via : Initial Calibration

Compound	R.T.	QIon	Response	Conc	Units	Dev(Min)
98) bromobenzene	14.895	156	142129	52.03	ug/L	99
99) 1,1,2,2-tetrachloroethane	14.811	83	121350	52.67	ug/L	98
100) trans-1,4-dichloro-2-b...	14.853	53	39658	56.08	ug/L	98
101) 1,2,3-trichloropropane	14.885	110	28159	52.48	ug/L	98
102) n-propylbenzene	14.895	91	660309	51.75	ug/L	100
103) 2-chlorotoluene	15.052	126	127091	50.65	ug/L	98
104) 4-chlorotoluene	15.146	91	374681	51.42	ug/L	100
105) 1,3,5-trimethylbenzene	15.047	105	422509	51.74	ug/L	100
106) tert-butylbenzene	15.392	134	79462	53.98	ug/L	98
107) 1,2,4-trimethylbenzene	15.439	105	425615	52.19	ug/L	100
108) sec-butylbenzene	15.606	105	568382	52.45	ug/L	99
109) 1,3-dichlorobenzene	15.810	146	252308	50.25	ug/L	99
110) p-isopropyltoluene	15.727	119	451560	51.24	ug/L	100
112) 1,4-dichlorobenzene	15.894	146	246407	46.87	ug/L	98
113) benzyl chloride	16.014	91	223010	51.89	ug/L	99
114) 1,2-dichlorobenzene	16.297	146	240083	49.90	ug/L	99
115) n-butylbenzene	16.150	92	254252	51.20	ug/L	99
116) 1,2-dibromo-3-chloropr...	17.092	75	27008	55.86	ug/L	96
117) 1,3,5-trichlorobenzene	17.254	180	205666	50.82	ug/L	99
119) 1,2,4-trichlorobenzene	17.829	180	183161	50.00	ug/L	100
120) hexachlorobutadiene	17.923	225	111783	49.67	ug/L	99
121) naphthalene	18.075	128	366413	53.10	ug/L	100
122) 1,2,3-trichlorobenzene	18.284	180	170231	51.33	ug/L	99
123) hexachloroethane	16.553	201	94568	55.27	ug/L	99
124) 2-methylnaphthalene	19.037	142	108735	26.63	ug/L	97

(#) = qualifier out of range (m) = manual integration (+) = signals summed

Quantitation Report (QT Reviewed)

Data Path : C:\msdchem\1\DATA\V1C7786\
Data File : 1C178417.D
Acq On : 27 May 2021 10:54 pm
Operator : PrashanS
Sample : ICV7786-50
Misc : MS51209,V1C7786,5.0,,,,1
ALS Vial : 14 Sample Multiplier: 1

Quant Time: Jun 02 17:34:28 2021
Quant Method : C:\MSDCHEM\1\METHODS\M1CS7786.M
Quant Title : SW846 8260C/D, DB-624 60 m x 0.25 mm x 1.4 um
QLast Update : Wed Jun 02 17:21:51 2021
Response via : Initial Calibration

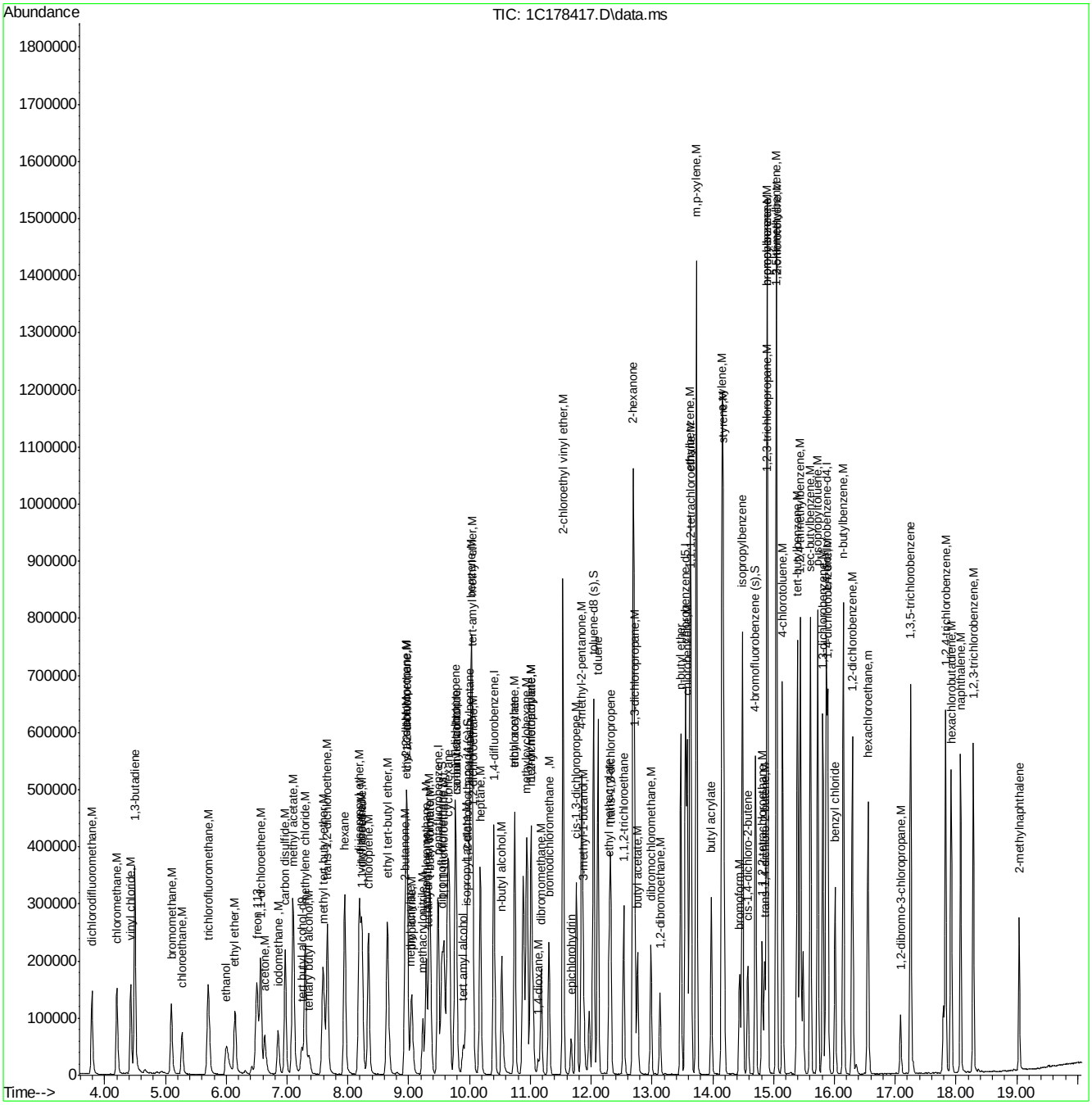

Quantitation Report (QT Reviewed)

Data Path : C:\msdchem\1\DATA\V1C7786\
Data File : 1C178418.D
Acq On : 27 May 2021 11:21 pm
Operator : PrashanS
Sample : ICV7786-50
Misc : MS51209,V1C7786,5.0,,,,1
ALS Vial : 15 Sample Multiplier: 1

Quant Time: Jun 02 17:36:09 2021
Quant Method : C:\MSDCHEM\1\METHODS\M1CS7786.M
Quant Title : SW846 8260C/D, DB-624 60 m x 0.25 mm x 1.4 um
QLast Update : Wed Jun 02 17:21:51 2021
Response via : Initial Calibration

Compound	R.T.	QIon	Response	Conc	Units	Dev(Min)
Internal Standards						
1) tert butyl alcohol-d9	7.238	65	73579	500.00	ug/L	-0.01
5) pentafluorobenzene	9.487	168	275526	50.00	ug/L	0.00
51) 1,4-difluorobenzene	10.402	114	381476	50.00	ug/L	0.00
73) chlorobenzene-d5	13.551	117	335737	50.00	ug/L	0.00
96) 1,4-dichlorobenzene-d4	15.868	152	172967	50.00	ug/L	0.00
System Monitoring Compounds						
43) dibromofluoromethane (s)	9.544	113	120427	49.17	ug/L	0.00
Spiked Amount 50.000	Range 72 - 130		Recovery = 98.34%			
52) 1,2-dichloroethane-d4 (s)	9.968	65	118417	48.78	ug/L	0.00
Spiked Amount 50.000	Range 75 - 131		Recovery = 97.56%			
74) toluene-d8 (s)	12.039	98	439733	50.10	ug/L	0.00
Spiked Amount 50.000	Range 81 - 121		Recovery = 100.20%			
97) 4-bromofluorobenzene (s)	14.701	95	159004	49.87	ug/L	0.00
Spiked Amount 50.000	Range 60 - 141		Recovery = 99.74%			
Target Compounds						Qvalue
7) chlorodifluoromethane	3.822	51	195594	59.21	ug/L	98
19) acetonitrile	7.086	41	129711	507.61	ug/L	97
30) acrylonitrile	7.646	53	34247	59.62	ug/L	91
79) tetrachloroethene	12.693	164	103560	50.15	ug/L	95
111) 1,2,3-trimethylbenzene	15.889	105	351248	42.83	ug/L	99

(#) = qualifier out of range (m) = manual integration (+) = signals summed

Quantitation Report (QT Reviewed)

Data Path : C:\msdchem\1\DATA\V1C7786\
Data File : 1C178418.D
Acq On : 27 May 2021 11:21 pm
Operator : PrashanS
Sample : ICV7786-50
Misc : MS51209,V1C7786,5.0,,,,1
ALS Vial : 15 Sample Multiplier: 1

Quant Time: Jun 02 17:36:09 2021
Quant Method : C:\MSDCHEM\1\METHODS\M1CS7786.M
Quant Title : SW846 8260C/D, DB-624 60 m x 0.25 mm x 1.4 um
QLast Update : Wed Jun 02 17:21:51 2021
Response via : Initial Calibration

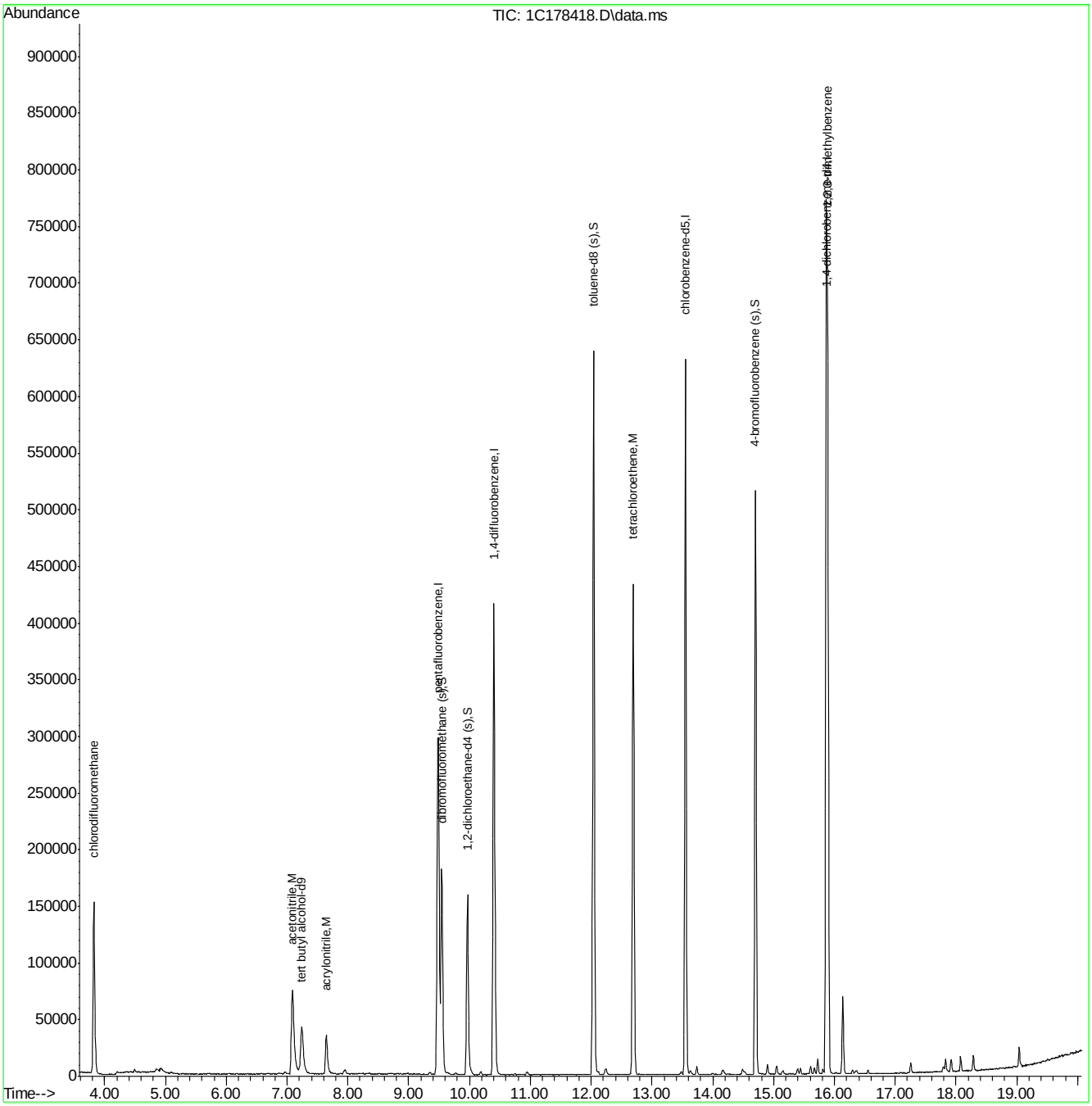

Quantitation Report (QT Reviewed)

Data Path : C:\msdchem\1\DATA\V1C7786\
Data File : 1C178422.D
Acq On : 29 May 2021 4:08 pm
Operator : PrashanS
Sample : ICV7786-50
Misc : MS51209,V1C7786,5.0,,,,1
ALS Vial : 19 Sample Multiplier: 1

Quant Time: Jun 02 17:33:22 2021
Quant Method : C:\MSDCHEM\1\METHODS\M1CS7786.M
Quant Title : SW846 8260C/D, DB-624 60 m x 0.25 mm x 1.4 um
QLast Update : Wed Jun 02 17:21:51 2021
Response via : Initial Calibration

Compound	R.T.	QIon	Response	Conc	Units	Dev(Min)
Internal Standards						
1) tert butyl alcohol-d9	7.243	65	80250	500.00	ug/L	0.00
5) pentafluorobenzene	9.487	168	272887	50.00	ug/L	0.00
51) 1,4-difluorobenzene	10.402	114	371531	50.00	ug/L	0.00
73) chlorobenzene-d5	13.551	117	325258	50.00	ug/L	0.00
96) 1,4-dichlorobenzene-d4	15.868	152	161114	50.00	ug/L	0.00
System Monitoring Compounds						
43) dibromofluoromethane (s)	9.544	113	117200	48.31	ug/L	0.00
Spiked Amount 50.000	Range 72 - 130		Recovery = 96.62%			
52) 1,2-dichloroethane-d4 (s)	9.963	65	115940	49.04	ug/L	0.00
Spiked Amount 50.000	Range 75 - 131		Recovery = 98.08%			
74) toluene-d8 (s)	12.039	98	429349	50.49	ug/L	0.00
Spiked Amount 50.000	Range 81 - 121		Recovery = 100.98%			
97) 4-bromofluorobenzene (s)	14.701	95	152624	51.39	ug/L	0.00
Spiked Amount 50.000	Range 60 - 141		Recovery = 102.78%			
Target Compounds						Qvalue
15) acrolein	6.422	56	12609	53.71	ug/L	91

(#) = qualifier out of range (m) = manual integration (+) = signals summed

Quantitation Report (QT Reviewed)

Data Path : C:\msdchem\1\DATA\V1C7786\
Data File : 1C178422.D
Acq On : 29 May 2021 4:08 pm
Operator : PrashanS
Sample : ICV7786-50
Misc : MS51209,V1C7786,5.0,,,,1
ALS Vial : 19 Sample Multiplier: 1

Quant Time: Jun 02 17:33:22 2021
Quant Method : C:\MSDCHEM\1\METHODS\M1CS7786.M
Quant Title : SW846 8260C/D, DB-624 60 m x 0.25 mm x 1.4 um
QLast Update : Wed Jun 02 17:21:51 2021
Response via : Initial Calibration

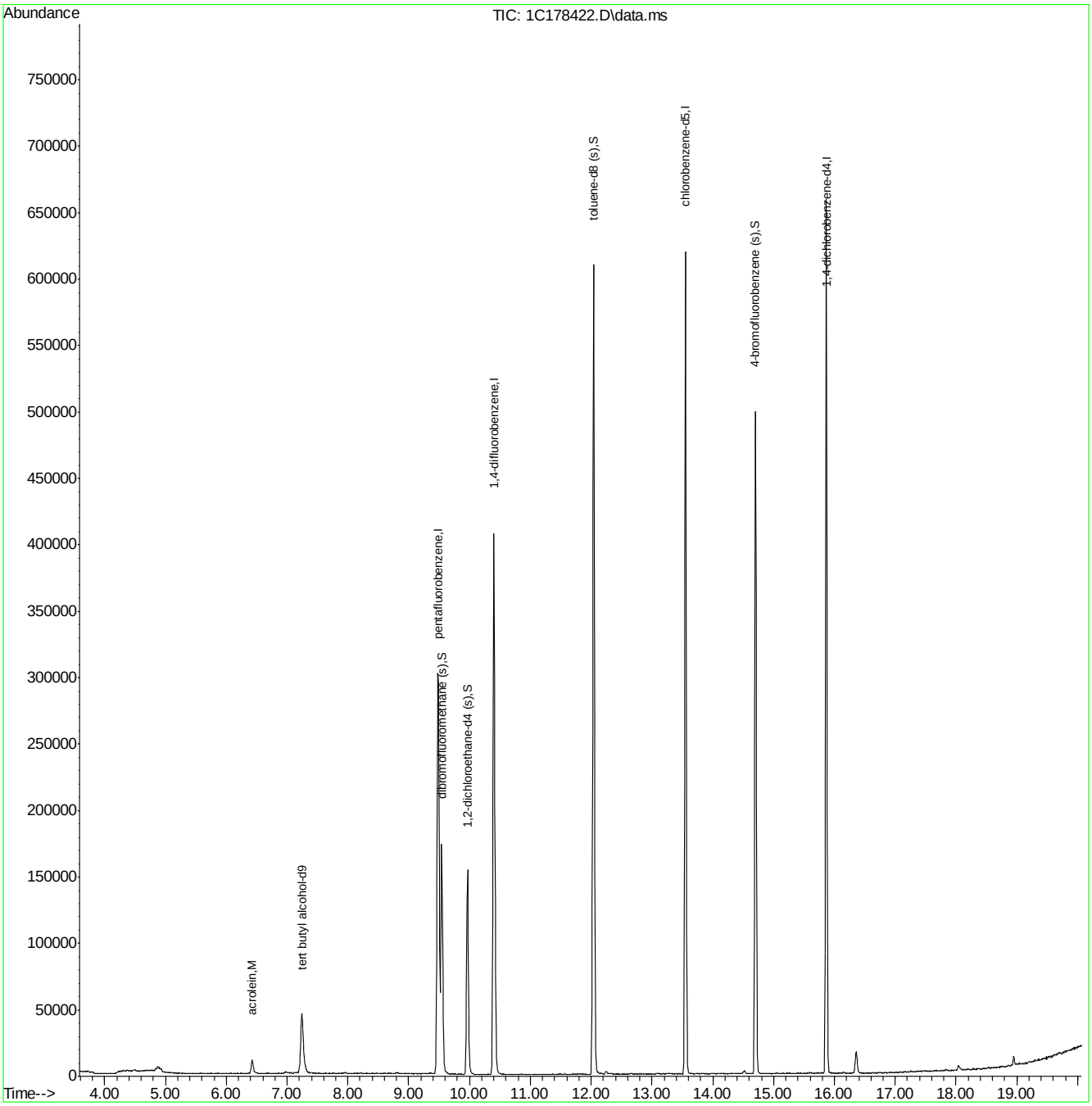

Quantitation Report (QT Reviewed)

Data Path : C:\msdchem\1\data\nizele\2021\7_july\7-05-2021\v1c7814\
Data File : 1c179154.d
Acq On : 1 Jul 2021 10:10 am
Operator : PrashanS
Sample : cc7786-50 Inst : GCMS1C
Misc : MS51924,V1C7814,5.0,,,,1
ALS Vial : 1 Sample Multiplier: 1

Quant Method : C:\MSDCHEM\1\METHODS\M1CS7786.M
Quant Results File: M1CS7786.RES
Quant Time: Jul 05 02:45:28 2021
Quant Title : SW846 8260C/D, DB-624 60 m x 0.25 mm x 1.4 um
QLast Update : Wed Jun 02 17:21:51 2021
Response via : Initial Calibration

Compound	R.T.	QIon	Response	Conc	Units		Dev(Min)
Internal Standards							
1) tert butyl alcohol-d9	7.243	65	87632	500.00	ug/L		0.00
5) pentafluorobenzene	9.482	168	257875	50.00	ug/L		0.00
51) 1,4-difluorobenzene	10.402	114	381569	50.00	ug/L		0.00
73) chlorobenzene-d5	13.551	117	327050	50.00	ug/L		0.00
96) 1,4-dichlorobenzene-d4	15.868	152	165454	50.00	ug/L		0.00
System Monitoring Compounds							
43) dibromofluoromethane (s)	9.544	113	118900	51.87	ug/L		0.00
Spiked Amount 50.000	Range 72 - 130		Recovery = 103.74%				
52) 1,2-dichloroethane-d4 (s)	9.963	65	132813	54.70	ug/L		0.00
Spiked Amount 50.000	Range 75 - 131		Recovery = 109.40%				
74) toluene-d8 (s)	12.039	98	434897	50.87	ug/L		0.00
Spiked Amount 50.000	Range 81 - 121		Recovery = 101.74%				
97) 4-bromofluorobenzene (s)	14.701	95	160061	52.48	ug/L		0.00
Spiked Amount 50.000	Range 60 - 141		Recovery = 104.96%				
Target Compounds							Qvalue
2) tertiary butyl alcohol	7.358	59	52013	240.40	ug/L		93
3) ethanol	6.009	45	129094	5324.04	ug/L		97
4) 1,4-dioxane	11.129	88	24426	1159.08	ug/L		95
6) dichlorodifluoromethane	3.791	85	156243	43.56	ug/L		98
7) chlorodifluoromethane	3.823	51	139023	44.96	ug/L		99
8) chloromethane	4.199	50	223533	51.31	ug/L		98
9) vinyl chloride	4.429	62	196175	51.34	ug/L		100
10) 1,3-butadiene	4.497	54	143718	48.93	ug/L		98
11) bromomethane	5.094	94	95484	44.11	ug/L		98
12) chloroethane	5.271	64	80988	51.96	ug/L		99
13) trichlorofluoromethane	5.705	101	164149	46.43	ug/L		98
14) ethyl ether	6.145	74	47941	50.11	ug/L		97
15) acrolein	6.422	56	14732	66.40	ug/L		84
16) freon 113	6.506	151	78554	43.59	ug/L		98
17) 1,1-dichloroethene	6.563	96	86772	45.60	ug/L		87
18) acetone	6.636	43	122105	188.71	ug/L		95
19) acetonitrile	7.086	41	139315	582.51	ug/L		99
20) iodomethane	6.851	142	100822	45.84	ug/L		99
21) carbon disulfide	6.966	76	324013	44.88	ug/L		97
22) methylene chloride	7.295	84	103700	46.40	ug/L		92
23) methyl acetate	7.091	43	81522	60.55	ug/L		92
24) methyl tert butyl ether	7.594	73	238931	51.67	ug/L		100
25) trans-1,2-dichloroethene	7.662	96	100754	45.51	ug/L		96
26) di-isopropyl ether	8.190	45	411788	58.94	ug/L		96
27) 2-butanone	8.938	72	39433	226.47	ug/L		100
28) 1,1-dichloroethane	8.237	63	198111	50.75	ug/L		99
29) chloroprene	8.336	53	169174	57.25	ug/L		97
30) acrylonitrile	7.641	53	31605	58.78	ug/L		97
31) hexane	7.949	57	173867	46.40	ug/L		90
32) vinyl acetate	8.221	86	14936	64.62	ug/L	#	93
33) ethyl tert-butyl ether	8.650	59	337352	58.35	ug/L		97
34) ethyl acetate	8.953	45	16568	62.06	ug/L	#	93
35) 2,2-dichloropropane	8.959	77	158418	51.44	ug/L		95
36) cis-1,2-dichloroethene	8.974	96	109292	47.91	ug/L		98
37) methyl acrylate	9.032	85	12142	50.93	ug/L	#	54
38) propionitrile	9.053	54	132990	563.65	ug/L		99
39) bromochloromethane	9.288	128	50894	48.32	ug/L	#	86
40) tetrahydrofuran	9.325	42	35282	54.92	ug/L		97
41) chloroform	9.340	85	121183	46.16	ug/L		97

Quantitation Report (QT Reviewed)

Data Path : C:\msdchem\1\data\nizele\2021\7_july\7-05-2021\v1c7814\
Data File : 1c179154.d
Acq On : 1 Jul 2021 10:10 am
Operator : PrashanS
Sample : cc7786-50 Inst : GCMS1C
Misc : MS51924,V1C7814,5.0,,,,1
ALS Vial : 1 Sample Multiplier: 1

Quant Method : C:\MSDCHEM\1\METHODS\M1CS7786.M
Quant Results File: M1CS7786.RES
Quant Time: Jul 05 02:45:28 2021
Quant Title : SW846 8260C/D, DB-624 60 m x 0.25 mm x 1.4 um
QLast Update : Wed Jun 02 17:21:51 2021
Response via : Initial Calibration

Compound	R.T.	QIon	Response	Conc	Units		Dev(Min)
42) t-butyl formate	9.356	59	91626	69.09	ug/L		98
44) methacrylonitrile	9.231	67	35014	54.76	ug/L		90
45) 1,1,1-trichloroethane	9.576	97	155000	48.68	ug/L		96
46) cyclohexane	9.639	84	137599	48.96	ug/L		88
47) 1,1-dichloropropene	9.764	75	144202	51.74	ug/L		98
48) iso-butyl alcohol	9.775	43	42430	584.99	ug/L		97
49) carbon tetrachloride	9.780	117	135221	47.77	ug/L		98
50) tert amyl alcohol	9.900	55	17690	281.84	ug/L		94
53) n-butyl alcohol	10.533	56	138892	2898.89	ug/L		96
54) 2,2,4-trimethylpentane	9.994	57	452532	48.35	ug/L		99
55) benzene	10.026	78	408012	48.11	ug/L		98
56) tert-amyl methyl ether	10.041	87	60682	51.39	ug/L		94
57) heptane	10.172	71	89320	44.49	ug/L		94
58) isopropyl acetate	9.942	87	16239	51.77	ug/L	#	66
59) 1,2-dichloroethane	10.057	62	134857	47.41	ug/L		98
60) trichloroethene	10.742	130	109475	45.15	ug/L		98
61) ethyl acrylate	10.742	55	117029	57.22	ug/L		97
63) 2-chloroethyl vinyl ether	11.537	63	328550	269.80	ug/L		98
64) methyl methacrylate	11.009	100	18329	51.34	ug/L	#	80
65) 1,2-dichloropropane	11.014	63	115922	52.53	ug/L		99
66) dibromomethane	11.182	93	61141	48.52	ug/L		99
67) methylcyclohexane	10.941	83	174483	47.44	ug/L		96
68) bromodichloromethane	11.307	83	142594	49.77	ug/L		99
69) epichlorohydrin	11.673	57	47896	283.89	ug/L		98
70) cis-1,3-dichloropropene	11.757	75	175361	53.22	ug/L		94
71) 4-methyl-2-pentanone	11.846	58	145417	232.52	ug/L		95
72) 3-methyl-1-butanol	11.867	55	91242	1182.93	ug/L		95
75) toluene	12.113	92	237420	46.67	ug/L		99
76) trans-1,3-dichloropropene	12.322	75	150140	52.92	ug/L		98
77) ethyl methacrylate	12.301	69	113319	55.01	ug/L		94
78) 1,1,2-trichloroethane	12.536	83	73982	50.46	ug/L		96
79) tetrachloroethene	12.693	164	89128	44.31	ug/L		97
80) 1,3-dichloropropane	12.714	76	136846	50.63	ug/L		91
81) 2-hexanone	12.693	58	144762	223.33	ug/L		96
82) butyl acetate	12.761	56	59678	55.26	ug/L	#	85
83) dibromochloromethane	12.981	129	100481	48.41	ug/L		99
84) 1,2-dibromoethane	13.132	107	84091	49.87	ug/L		96
85) n-butyl ether	13.472	57	516908	58.60	ug/L		99
86) chlorobenzene	13.582	112	258859	46.23	ug/L		98
87) 1,1,1,2-tetrachloroethane	13.640	131	93415	46.92	ug/L		98
88) ethylbenzene	13.629	91	470858	47.78	ug/L		98
89) m,p-xylene	13.734	106	343004	93.50	ug/L		97
90) o-xylene	14.152	106	170949	49.34	ug/L		99
91) styrene	14.163	104	290591	49.80	ug/L		97
92) bromoform	14.445	173	70158	47.35	ug/L		96
93) butyl acrylate	13.974	55	207639	54.59	ug/L		98
94) isopropylbenzene	14.487	105	449079	48.67	ug/L		99
95) cis-1,4-dichloro-2-butene	14.576	88	37277	50.15	ug/L		96
98) bromobenzene	14.895	156	120098	47.23	ug/L		98
99) 1,1,2,2-tetrachloroethane	14.811	83	112199	52.32	ug/L		97
100) trans-1,4-dichloro-2-b...	14.853	53	38267	58.14	ug/L		99
101) 1,2,3-trichloropropane	14.885	110	24285	48.62	ug/L		99
102) n-propylbenzene	14.895	91	591495	49.80	ug/L		98
103) 2-chlorotoluene	15.052	126	111766	47.85	ug/L		99
104) 4-chlorotoluene	15.146	91	342257	50.47	ug/L		99
105) 1,3,5-trimethylbenzene	15.047	105	377209	49.63	ug/L		99
106) tert-butylbenzene	15.392	134	67196	49.05	ug/L		95

Quantitation Report (QT Reviewed)

Data Path : C:\msdchem\1\data\nizele\2021\7_july\7-05-2021\v1c7814\
Data File : 1c179154.d
Acq On : 1 Jul 2021 10:10 am
Operator : PrashanS
Sample : cc7786-50 Inst : GCMS1C
Misc : MS51924,V1C7814,5.0,,,,1
ALS Vial : 1 Sample Multiplier: 1

Quant Method : C:\MSDCHEM\1\METHODS\M1CS7786.M
Quant Results File: M1CS7786.RES
Quant Time: Jul 05 02:45:28 2021
Quant Title : SW846 8260C/D, DB-624 60 m x 0.25 mm x 1.4 um
QLast Update : Wed Jun 02 17:21:51 2021
Response via : Initial Calibration

Compound	R.T.	QIon	Response	Conc	Units	Dev(Min)
107) 1,2,4-trimethylbenzene	15.439	105	381159	50.21	ug/L	99
108) sec-butylbenzene	15.606	105	511414	50.70	ug/L	100
109) 1,3-dichlorobenzene	15.810	146	222473	47.60	ug/L	99
110) p-isopropyltoluene	15.727	119	414145	50.49	ug/L	99
111) 1,2,3-trimethylbenzene	15.889	105	394078	50.23	ug/L	99
112) 1,4-dichlorobenzene	15.894	146	221574	45.28	ug/L	100
113) benzyl chloride	16.014	91	229482	57.36	ug/L	99
114) 1,2-dichlorobenzene	16.297	146	211360	47.20	ug/L	99
115) n-butylbenzene	16.145	92	241820	52.31	ug/L	98
116) 1,2-dibromo-3-chloropr...	17.086	75	23834	52.96	ug/L	89
117) 1,3,5-trichlorobenzene	17.254	180	198591	52.72	ug/L	99
119) 1,2,4-trichlorobenzene	17.829	180	168260	49.34	ug/L	97
120) hexachlorobutadiene	17.918	225	97331	46.46	ug/L	100
121) naphthalene	18.075	128	318907	49.65	ug/L	100
122) 1,2,3-trichlorobenzene	18.284	180	149564	48.45	ug/L	98
123) hexachloroethane	16.553	201	81110	50.93	ug/L	99
124) 2-methylnaphthalene	19.037	142	89764	23.62	ug/L	98

(#) = qualifier out of range (m) = manual integration (+) = signals summed

Quantitation Report (QT Reviewed)

Data Path : C:\msdchem\1\data\nizele\2021\7_july\7-05-2021\v1c7814\
Data File : 1c179154.d
Acq On : 1 Jul 2021 10:10 am
Operator : PrashanS
Sample : cc7786-50 Inst : GCMS1C
Misc : MS51924,V1C7814,5.0,,,,1
ALS Vial : 1 Sample Multiplier: 1

Quant Method : C:\MSDCHEM\1\METHODS\M1CS7786.M
Quant Results File: M1CS7786.RES
Quant Time: Jul 05 02:45:28 2021
Quant Title : SW846 8260C/D, DB-624 60 m x 0.25 mm x 1.4 um
QLast Update : Wed Jun 02 17:21:51 2021
Response via : Initial Calibration

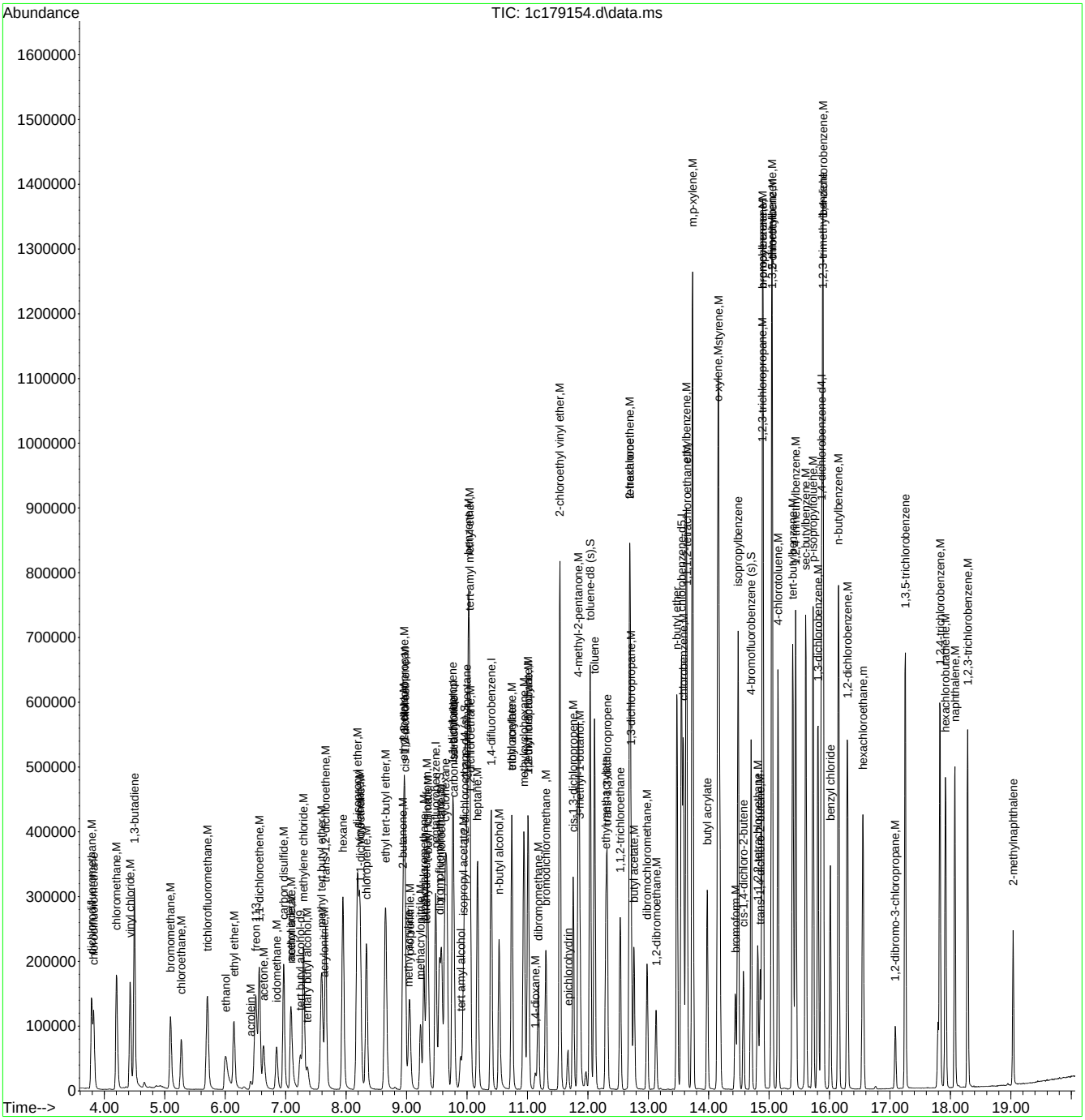

Quantitation Report (QT Reviewed)

Data Path : C:\msdchem\1\data\nizele\2021\7_july\7-05-2021\v1c7815\
Data File : 1c179186.d
Acq On : 2 Jul 2021 11:18 am
Operator : PrashanS
Sample : cc7786-50 Inst : GCMS1C
Misc : MS51965,V1C7815,5.0,,,,1
ALS Vial : 2 Sample Multiplier: 1

Quant Method : C:\MSDCHEM\1\METHODS\M1CS7786.M
Quant Results File: M1CS7786.RES
Quant Time: Jul 05 03:51:38 2021
Quant Title : SW846 8260C/D, DB-624 60 m x 0.25 mm x 1.4 um
QLast Update : Wed Jun 02 17:21:51 2021
Response via : Initial Calibration

Compound	R.T.	QIon	Response	Conc	Units	Dev(Min)
Internal Standards						
1) tert butyl alcohol-d9	7.238	65	77592	500.00	ug/L	-0.01
5) pentafluorobenzene	9.482	168	249344	50.00	ug/L	0.00
51) 1,4-difluorobenzene	10.402	114	381284	50.00	ug/L	0.00
73) chlorobenzene-d5	13.551	117	317009	50.00	ug/L	0.00
96) 1,4-dichlorobenzene-d4	15.868	152	155352	50.00	ug/L	0.00
System Monitoring Compounds						
43) dibromofluoromethane (s)	9.539	113	115630	52.17	ug/L	0.00
Spiked Amount 50.000	Range 72 - 130		Recovery = 104.34%			
52) 1,2-dichloroethane-d4 (s)	9.963	65	130567	53.81	ug/L	0.00
Spiked Amount 50.000	Range 75 - 131		Recovery = 107.62%			
74) toluene-d8 (s)	12.039	98	426289	51.44	ug/L	0.00
Spiked Amount 50.000	Range 81 - 121		Recovery = 102.88%			
97) 4-bromofluorobenzene (s)	14.702	95	154239	53.86	ug/L	0.00
Spiked Amount 50.000	Range 60 - 141		Recovery = 107.72%			
Target Compounds						Qvalue
2) tertiary butyl alcohol	7.358	59	45998	240.11	ug/L	96
3) ethanol	6.004	45	120152	5596.44	ug/L	99
4) 1,4-dioxane	11.129	88	22560	1209.06	ug/L	89
6) dichlorodifluoromethane	3.786	85	152666	44.02	ug/L	100
7) chlorodifluoromethane	3.823	51	138705	46.40	ug/L	99
8) chloromethane	4.199	50	227064	53.91	ug/L	98
9) vinyl chloride	4.424	62	204708	55.40	ug/L	99
10) 1,3-butadiene	4.492	54	141810	49.93	ug/L	99
11) bromomethane	5.094	94	88983	42.51	ug/L	99
12) chloroethane	5.266	64	81324	53.96	ug/L	97
13) trichlorofluoromethane	5.700	101	170368	49.84	ug/L	100
14) ethyl ether	6.140	74	45631	49.32	ug/L	90
15) acrolein	6.422	56	12419	57.89	ug/L	91
16) freon 113	6.501	151	71591	41.08	ug/L	97
17) 1,1-dichloroethene	6.563	96	82501	44.84	ug/L	87
18) acetone	6.626	43	108240	173.00	ug/L	95
19) acetonitrile	7.081	41	132347	572.31	ug/L	97
20) iodomethane	6.851	142	111177	52.27	ug/L	99
21) carbon disulfide	6.966	76	316734	45.37	ug/L	97
22) methylene chloride	7.296	84	103165	47.74	ug/L	89
23) methyl acetate	7.086	43	75038	57.64	ug/L	95
24) methyl tert butyl ether	7.594	73	221023	49.44	ug/L	98
25) trans-1,2-dichloroethene	7.662	96	96006	44.85	ug/L	89
26) di-isopropyl ether	8.185	45	408808	60.51	ug/L	97
27) 2-butanone	8.938	72	34262	203.50	ug/L #	78
28) 1,1-dichloroethane	8.232	63	196240	51.99	ug/L	99
29) chloroprene	8.336	53	168251	58.88	ug/L	96
30) acrylonitrile	7.641	53	24734	47.58	ug/L	95
31) hexane	7.944	57	163530	45.14	ug/L	91
32) vinyl acetate	8.216	86	13577	60.75	ug/L #	87
33) ethyl tert-butyl ether	8.650	59	319042	57.07	ug/L	97
34) ethyl acetate	8.954	45	14900	57.72	ug/L #	71
35) 2,2-dichloropropane	8.959	77	156255	52.47	ug/L	94
36) cis-1,2-dichloroethene	8.969	96	104656	47.45	ug/L	96
37) methyl acrylate	9.032	85	11037	47.97	ug/L #	56
38) propionitrile	9.053	54	122001	534.77	ug/L	93
39) bromochloromethane	9.288	128	47217	46.36	ug/L	89
40) tetrahydrofuran	9.325	42	32967	53.08	ug/L	91
41) chloroform	9.341	85	118877	46.84	ug/L	96

Quantitation Report (QT Reviewed)

Data Path : C:\msdchem\1\data\nizele\2021\7_july\7-05-2021\v1c7815\
Data File : 1c179186.d
Acq On : 2 Jul 2021 11:18 am
Operator : PrashanS
Sample : cc7786-50 Inst : GCMS1C
Misc : MS51965,V1C7815,5.0,,,,1
ALS Vial : 2 Sample Multiplier: 1

Quant Method : C:\MSDCHEM\1\METHODS\M1CS7786.M
Quant Results File: M1CS7786.RES
Quant Time: Jul 05 03:51:38 2021
Quant Title : SW846 8260C/D, DB-624 60 m x 0.25 mm x 1.4 um
QLast Update : Wed Jun 02 17:21:51 2021
Response via : Initial Calibration

	Compound	R.T.	QIon	Response	Conc	Units		Dev(Min)
42)	t-butyl formate	9.356	59	84633	66.00	ug/L		98
44)	methacrylonitrile	9.231	67	31573	51.06	ug/L		92
45)	1,1,1-trichloroethane	9.576	97	151253	49.13	ug/L		98
46)	cyclohexane	9.639	84	143368	52.76	ug/L	#	79
47)	1,1-dichloropropene	9.759	75	142470	52.87	ug/L		96
48)	iso-butyl alcohol	9.775	43	38284	545.89	ug/L		96
49)	carbon tetrachloride	9.780	117	130447	47.66	ug/L		99
50)	tert amyl alcohol	9.895	55	15734	259.25	ug/L		98
53)	n-butyl alcohol	10.528	56	122514	2558.96	ug/L		95
54)	2,2,4-trimethylpentane	9.994	57	429000	45.87	ug/L		98
55)	benzene	10.026	78	400384	47.25	ug/L		100
56)	tert-amyl methyl ether	10.036	87	56196	47.63	ug/L		98
57)	heptane	10.172	71	83696	41.72	ug/L		92
58)	isopropyl acetate	9.942	87	14939	47.66	ug/L	#	66
59)	1,2-dichloroethane	10.052	62	128379	45.17	ug/L		95
60)	trichloroethene	10.742	130	105623	43.60	ug/L		98
61)	ethyl acrylate	10.742	55	108202	52.94	ug/L		98
63)	2-chloroethyl vinyl ether	11.537	63	303475	249.40	ug/L		98
64)	methyl methacrylate	11.009	100	16649	46.67	ug/L	#	70
65)	1,2-dichloropropane	11.014	63	111253	50.46	ug/L		97
66)	dibromomethane	11.176	93	56537	44.90	ug/L		95
67)	methylcyclohexane	10.941	83	162211	44.14	ug/L		93
68)	bromodichloromethane	11.307	83	136691	47.74	ug/L		99
69)	epichlorohydrin	11.668	57	43808	259.85	ug/L		98
70)	cis-1,3-dichloropropene	11.757	75	168043	51.03	ug/L		93
71)	4-methyl-2-pentanone	11.846	58	130581	208.95	ug/L		91
72)	3-methyl-1-butanol	11.867	55	79464	1031.00	ug/L		95
75)	toluene	12.113	92	232239	47.10	ug/L		99
76)	trans-1,3-dichloropropene	12.317	75	141314	51.39	ug/L		98
77)	ethyl methacrylate	12.296	69	100432	50.30	ug/L		89
78)	1,1,2-trichloroethane	12.531	83	69522	48.92	ug/L		94
79)	tetrachloroethene	12.693	164	84518	43.35	ug/L		97
80)	1,3-dichloropropane	12.714	76	127201	48.55	ug/L		92
81)	2-hexanone	12.693	58	127175	202.42	ug/L		94
82)	butyl acetate	12.761	56	53896	51.49	ug/L		87
83)	dibromochloromethane	12.981	129	93274	46.36	ug/L		99
84)	1,2-dibromoethane	13.133	107	75877	46.43	ug/L		97
85)	n-butyl ether	13.473	57	496853	58.11	ug/L		97
86)	chlorobenzene	13.582	112	246834	45.48	ug/L		98
87)	1,1,1,2-tetrachloroethane	13.640	131	88773	46.00	ug/L		97
88)	ethylbenzene	13.629	91	451657	47.28	ug/L		98
89)	m,p-xylene	13.734	106	330918	93.06	ug/L		98
90)	o-xylene	14.152	106	163895	48.81	ug/L		100
91)	styrene	14.163	104	273829	48.42	ug/L		97
92)	bromoform	14.440	173	61376	42.73	ug/L		99
93)	butyl acrylate	13.975	55	189210	51.32	ug/L		97
94)	isopropylbenzene	14.487	105	433393	48.46	ug/L		99
95)	cis-1,4-dichloro-2-butene	14.576	88	32693	45.37	ug/L		94
98)	bromobenzene	14.895	156	111015	46.50	ug/L		95
99)	1,1,2,2-tetrachloroethane	14.811	83	100034	49.68	ug/L		98
100)	trans-1,4-dichloro-2-b...	14.853	53	34964	56.57	ug/L		98
101)	1,2,3-trichloropropane	14.885	110	21526	45.90	ug/L		99
102)	n-propylbenzene	14.895	91	567623	50.90	ug/L		99
103)	2-chlorotoluene	15.047	126	106826	48.71	ug/L		88
104)	4-chlorotoluene	15.146	91	324898	51.02	ug/L		98
105)	1,3,5-trimethylbenzene	15.047	105	359184	50.33	ug/L		98
106)	tert-butylbenzene	15.392	134	64569	50.19	ug/L		94

Quantitation Report (QT Reviewed)

Data Path : C:\msdchem\1\data\nizele\2021\7_july\7-05-2021\v1c7815\
Data File : 1c179186.d
Acq On : 2 Jul 2021 11:18 am
Operator : PrashanS
Sample : cc7786-50 Inst : GCMS1C
Misc : MS51965,V1C7815,5.0,,,,1
ALS Vial : 2 Sample Multiplier: 1

Quant Method : C:\MSDCHEM\1\METHODS\M1CS7786.M
Quant Results File: M1CS7786.RES
Quant Time: Jul 05 03:51:38 2021
Quant Title : SW846 8260C/D, DB-624 60 m x 0.25 mm x 1.4 um
QLast Update : Wed Jun 02 17:21:51 2021
Response via : Initial Calibration

Compound	R.T.	QIon	Response	Conc	Units	Dev(Min)
107) 1,2,4-trimethylbenzene	15.439	105	360164	50.53	ug/L	99
108) sec-butylbenzene	15.606	105	483709	51.07	ug/L	99
109) 1,3-dichlorobenzene	15.810	146	207157	47.20	ug/L	99
110) p-isopropyltoluene	15.727	119	387053	50.25	ug/L	99
111) 1,2,3-trimethylbenzene	15.889	105	369999	50.23	ug/L	100
112) 1,4-dichlorobenzene	15.894	146	203702	44.34	ug/L	99
113) benzyl chloride	16.014	91	201742	53.71	ug/L	99
114) 1,2-dichlorobenzene	16.297	146	192556	45.80	ug/L	99
115) n-butylbenzene	16.150	92	227165	52.34	ug/L	97
116) 1,2-dibromo-3-chloropr...	17.087	75	21041	49.79	ug/L	79
117) 1,3,5-trichlorobenzene	17.254	180	179837	50.85	ug/L	98
119) 1,2,4-trichlorobenzene	17.829	180	153257	47.87	ug/L	98
120) hexachlorobutadiene	17.918	225	92808	47.18	ug/L	99
121) naphthalene	18.075	128	286361	47.48	ug/L	99
122) 1,2,3-trichlorobenzene	18.284	180	135130	46.62	ug/L	99
123) hexachloroethane	16.553	201	73768	49.33	ug/L	97
124) 2-methylnaphthalene	19.038	142	83885	23.51	ug/L	97

(#) = qualifier out of range (m) = manual integration (+) = signals summed

Quantitation Report (QT Reviewed)

Data Path : C:\msdchem\1\data\nizele\2021\7_july\7-05-2021\v1c7815\
Data File : 1c179186.d
Acq On : 2 Jul 2021 11:18 am
Operator : PrashanS
Sample : cc7786-50 Inst : GCMS1C
Misc : MS51965,V1C7815,5.0,,,,1
ALS Vial : 2 Sample Multiplier: 1

Quant Method : C:\MSDCHEM\1\METHODS\M1CS7786.M
Quant Results File: M1CS7786.RES
Quant Time: Jul 05 03:51:38 2021
Quant Title : SW846 8260C/D, DB-624 60 m x 0.25 mm x 1.4 um
QLast Update : Wed Jun 02 17:21:51 2021
Response via : Initial Calibration

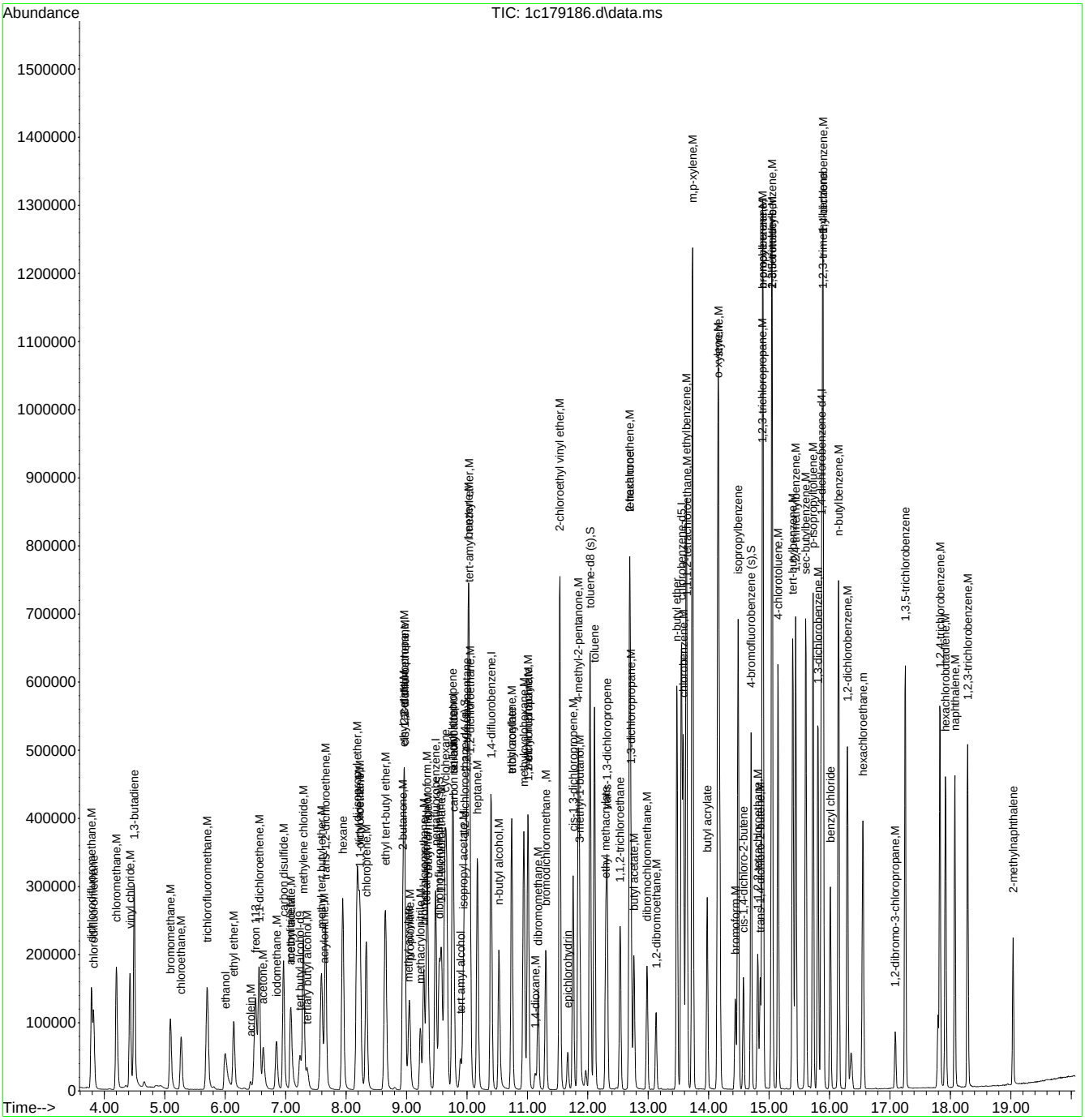

Quantitation Report (QT Reviewed)

Data Path : C:\MSDCHEM\1\DATA\V3C7415\
Data File : 3C167224.D
Acq On : 16 Jun 2021 5:21 pm
Operator : PrashanS
Sample : IC7415-0.2
Misc : MS50065,V3C7415,5.0,,,,1
ALS Vial : 2 Sample Multiplier: 1

Quant Time: Jun 28 17:47:33 2021
Quant Method : C:\MSDCHEM\1\METHODS\M3C7415.M
Quant Title : Method SW846 8260C/D, Rxi624 20m x 0.18mm x 1.0um
QLast Update : Fri Jun 18 17:37:31 2021
Response via : Initial Calibration

Internal Standards	R.T.	QIon	Response	Conc	Units		Dev(Min)
1) tert butyl alcohol-d9	2.56	65	71154	500.00	ug/L		0.00
5) pentafluorobenzene	4.00	168	297073	50.00	ug/L		0.00
49) 1,4-difluorobenzene	4.66	114	443414	50.00	ug/L		0.00
71) chlorobenzene-d5	7.37	117	393924	50.00	ug/L		0.00
94) 1,4-dichlorobenzene-d4	9.30	152	198642	50.00	ug/L		0.00
System Monitoring Compounds							
42) dibromofluoromethane (s)	3.96	113	125127	48.58	ug/L		0.00
Spiked Amount 50.000	Range 75 - 127		Recovery = 97.16%				
50) 1,2-dichloroethane-d4 (s)	4.28	65	134528	50.97	ug/L		0.00
Spiked Amount 50.000	Range 75 - 130		Recovery = 101.94%				
72) toluene-d8 (s)	6.05	98	504252	48.10	ug/L		0.00
Spiked Amount 50.000	Range 80 - 120		Recovery = 96.20%				
95) 4-bromofluorobenzene (s)	8.37	95	180888	49.21	ug/L		0.00
Spiked Amount 50.000	Range 79 - 127		Recovery = 98.42%				
Target Compounds							Qvalue
10) bromomethane	1.54	94	346	0.20	ug/L		82
20) carbon disulfide	2.30	76	1445	0.19	ug/L		70
27) ethyl tert-butyl ether	3.34	59	1383	0.20	ug/L	#	69
38) tetrahydrofuran	3.77	42	108	0.21	ug/L	#	31
51) 2,2,4-trimethylpentane	4.24	57	1953	0.17	ug/L	#	65
57) 1,2-dichloroethane	4.35	62	605	0.21	ug/L	#	50
73) toluene	6.12	92	1087	0.17	ug/L		88
84) chlorobenzene	7.39	112	1138	0.17	ug/L		87
86) ethylbenzene	7.46	91	2132	0.17	ug/L		95
87) m,p-xylene	7.56	106	1442	0.31	ug/L		99
100) n-propylbenzene	8.54	91	2271	0.16	ug/L		98
101) 2-chlorotoluene	8.63	126	502	0.18	ug/L	#	73
104) tert-butylbenzene	8.94	119	1471	0.16	ug/L		87
106) sec-butylbenzene	9.12	105	2178	0.16	ug/L		89
107) 1,3-dichlorobenzene	9.24	146	1120	0.20	ug/L		90
108) p-isopropyltoluene	9.24	119	2102	0.18	ug/L		73
110) 1,2,3-trimethylbenzene	9.33	105	1660	0.16	ug/L		94
111) 1,2-dichlorobenzene	9.61	146	834	0.16	ug/L		79
114) 1,3,5-trichlorobenzene	10.37	180	913	0.19	ug/L	#	78
116) hexachlorobutadiene	10.95	225	512	0.19	ug/L	#	28

(#) = qualifier out of range (m) = manual integration (+) = signals summed

Quantitation Report (QT Reviewed)

Data Path : C:\MSDCHEM\1\DATA\V3C7415\
Data File : 3C167224.D
Acq On : 16 Jun 2021 5:21 pm
Operator : PrashanS
Sample : IC7415-0.2
Misc : MS50065,V3C7415,5.0,,,,1
ALS Vial : 2 Sample Multiplier: 1

Quant Time: Jun 28 17:47:33 2021
Quant Method : C:\MSDCHEM\1\METHODS\M3C7415.M
Quant Title : Method SW846 8260C/D, Rxi624 20m x 0.18mm x 1.0um
QLast Update : Fri Jun 18 17:37:31 2021
Response via : Initial Calibration

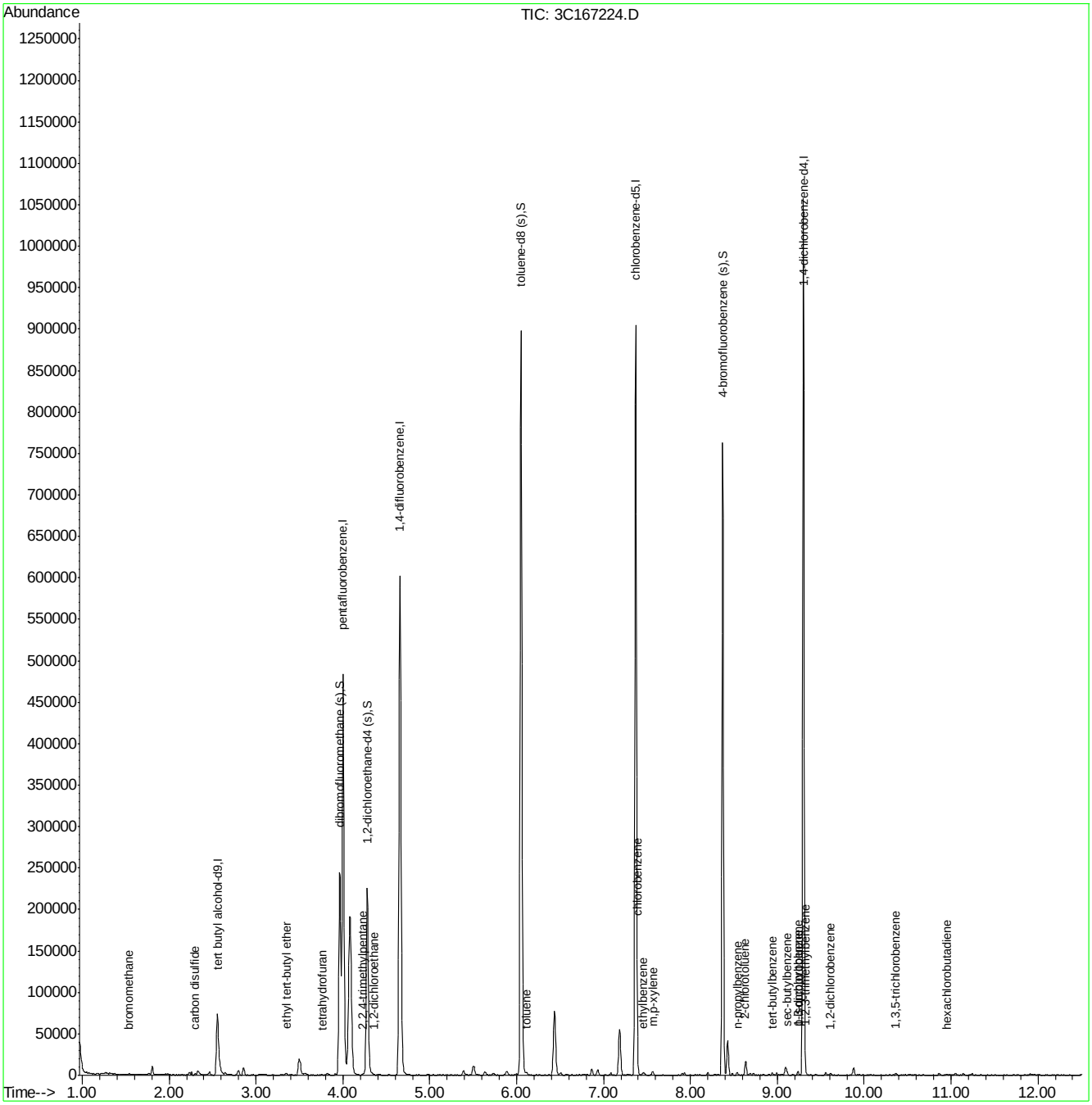

Quantitation Report (QT Reviewed)

Data Path : C:\MSDCHEM\1\DATA\V3C7415\
Data File : 3C167225.D
Acq On : 16 Jun 2021 5:46 pm
Operator : PrashanS
Sample : IC7415-0.5
Misc : MS50065,V3C7415,5.0,,,,1
ALS Vial : 3 Sample Multiplier: 1

Quant Time: Jun 28 17:48:29 2021
Quant Method : C:\MSDCHEM\1\METHODS\M3C7415.M
Quant Title : Method SW846 8260C/D, Rxi624 20m x 0.18mm x 1.0um
QLast Update : Fri Jun 18 17:37:31 2021
Response via : Initial Calibration

Internal Standards	R.T.	QIon	Response	Conc	Units		Dev(Min)
1) tert butyl alcohol-d9	2.56	65	67058	500.00	ug/L		0.00
5) pentafluorobenzene	4.00	168	294231	50.00	ug/L		0.00
49) 1,4-difluorobenzene	4.66	114	444125	50.00	ug/L		0.00
71) chlorobenzene-d5	7.37	117	390234	50.00	ug/L		0.00
94) 1,4-dichlorobenzene-d4	9.30	152	197672	50.00	ug/L		0.00
System Monitoring Compounds							
42) dibromofluoromethane (s)	3.96	113	125261	49.10	ug/L		0.00
Spiked Amount 50.000	Range 75 - 127		Recovery = 98.20%				
50) 1,2-dichloroethane-d4 (s)	4.28	65	133963	50.68	ug/L		0.00
Spiked Amount 50.000	Range 75 - 130		Recovery = 101.36%				
72) toluene-d8 (s)	6.05	98	503406	48.47	ug/L		0.00
Spiked Amount 50.000	Range 80 - 120		Recovery = 96.94%				
95) 4-bromofluorobenzene (s)	8.37	95	181254	49.55	ug/L		0.00
Spiked Amount 50.000	Range 79 - 127		Recovery = 99.10%				
Target Compounds							Qvalue
7) chloromethane	1.22	50	1537	0.46	ug/L	#	49
10) bromomethane	1.53	94	752	0.44	ug/L		86
12) trichlorofluoromethane	1.76	101	1695	0.42	ug/L		81
20) carbon disulfide	2.30	76	3309	0.45	ug/L		83
26) di-isopropyl ether	3.06	45	2914	0.37	ug/L		97
27) ethyl tert-butyl ether	3.34	59	2910	0.41	ug/L		89
29) 1,1-dichloroethane	3.07	63	1576	0.35	ug/L		85
38) tetrahydrofuran	3.76	42	211	0.41	ug/L	#	31
39) chloroform	3.82	83	2038	0.47	ug/L		88
45) cyclohexane	3.92	84	1561	0.38	ug/L	#	79
51) 2,2,4-trimethylpentane	4.24	57	4412	0.39	ug/L		91
54) benzene	4.25	78	3986	0.41	ug/L		96
57) 1,2-dichloroethane	4.35	62	1444	0.50	ug/L	#	50
66) bromodichloromethane	5.42	83	1135	0.36	ug/L		88
73) toluene	6.11	92	2341	0.37	ug/L		89
78) tetrachloroethene	6.59	166	1130	0.39	ug/L		83
84) chlorobenzene	7.39	112	2673	0.40	ug/L		89
86) ethylbenzene	7.46	91	4991	0.41	ug/L		94
87) m,p-xylene	7.56	106	3514	0.75	ug/L		97
88) o-xylene	7.90	91	3571	0.38	ug/L		98
100) n-propylbenzene	8.54	91	5464	0.38	ug/L		89
101) 2-chlorotoluene	8.63	126	1119	0.40	ug/L	#	84
102) 4-chlorotoluene	8.72	126	1194	0.41	ug/L		93
103) 1,3,5-trimethylbenzene	8.69	105	3661	0.37	ug/L		91
104) tert-butylbenzene	8.94	119	3557	0.40	ug/L		87
105) 1,2,4-trimethylbenzene	9.00	105	3642	0.36	ug/L		95
106) sec-butylbenzene	9.12	105	4928	0.37	ug/L		94
107) 1,3-dichlorobenzene	9.24	146	2437	0.43	ug/L		78
108) p-isopropyltoluene	9.23	119	4345	0.37	ug/L		87
109) 1,4-dichlorobenzene	9.32	146	2712	0.48	ug/L		96
110) 1,2,3-trimethylbenzene	9.33	105	3630	0.36	ug/L		86
111) 1,2-dichlorobenzene	9.61	146	2268	0.44	ug/L		93
114) 1,3,5-trichlorobenzene	10.36	180	1988	0.42	ug/L		92

Quantitation Report (QT Reviewed)

Data Path : C:\MSDCHEM\1\DATA\V3C7415\
Data File : 3C167225.D
Acq On : 16 Jun 2021 5:46 pm
Operator : PrashanS
Sample : IC7415-0.5
Misc : MS50065,V3C7415,5.0,,,,1
ALS Vial : 3 Sample Multiplier: 1

Quant Time: Jun 28 17:48:29 2021
Quant Method : C:\MSDCHEM\1\METHODS\M3C7415.M
Quant Title : Method SW846 8260C/D, Rxi624 20m x 0.18mm x 1.0um
QLast Update : Fri Jun 18 17:37:31 2021
Response via : Initial Calibration

Internal Standards	R.T.	QIon	Response	Conc	Units		Dev(Min)
115) 1,2,4-trichlorobenzene	10.86	180	1690	0.39	ug/L		97
116) hexachlorobutadiene	10.95	225	1193	0.44	ug/L	#	66
117) naphthalene	11.05	128	3100	0.38	ug/L		99
118) 1,2,3-trichlorobenzene	11.25	180	1746	0.45	ug/L		92

(#) = qualifier out of range (m) = manual integration (+) = signals summed

7.7.17

7

Quantitation Report (QT Reviewed)

Data Path : C:\MSDCHEM\1\DATA\V3C7415\
Data File : 3C167225.D
Acq On : 16 Jun 2021 5:46 pm
Operator : PrashanS
Sample : IC7415-0.5
Misc : MS50065,V3C7415,5.0,,,,1
ALS Vial : 3 Sample Multiplier: 1

Quant Time: Jun 28 17:48:29 2021
Quant Method : C:\MSDCHEM\1\METHODS\M3C7415.M
Quant Title : Method SW846 8260C/D, Rxi624 20m x 0.18mm x 1.0um
QLast Update : Fri Jun 18 17:37:31 2021
Response via : Initial Calibration

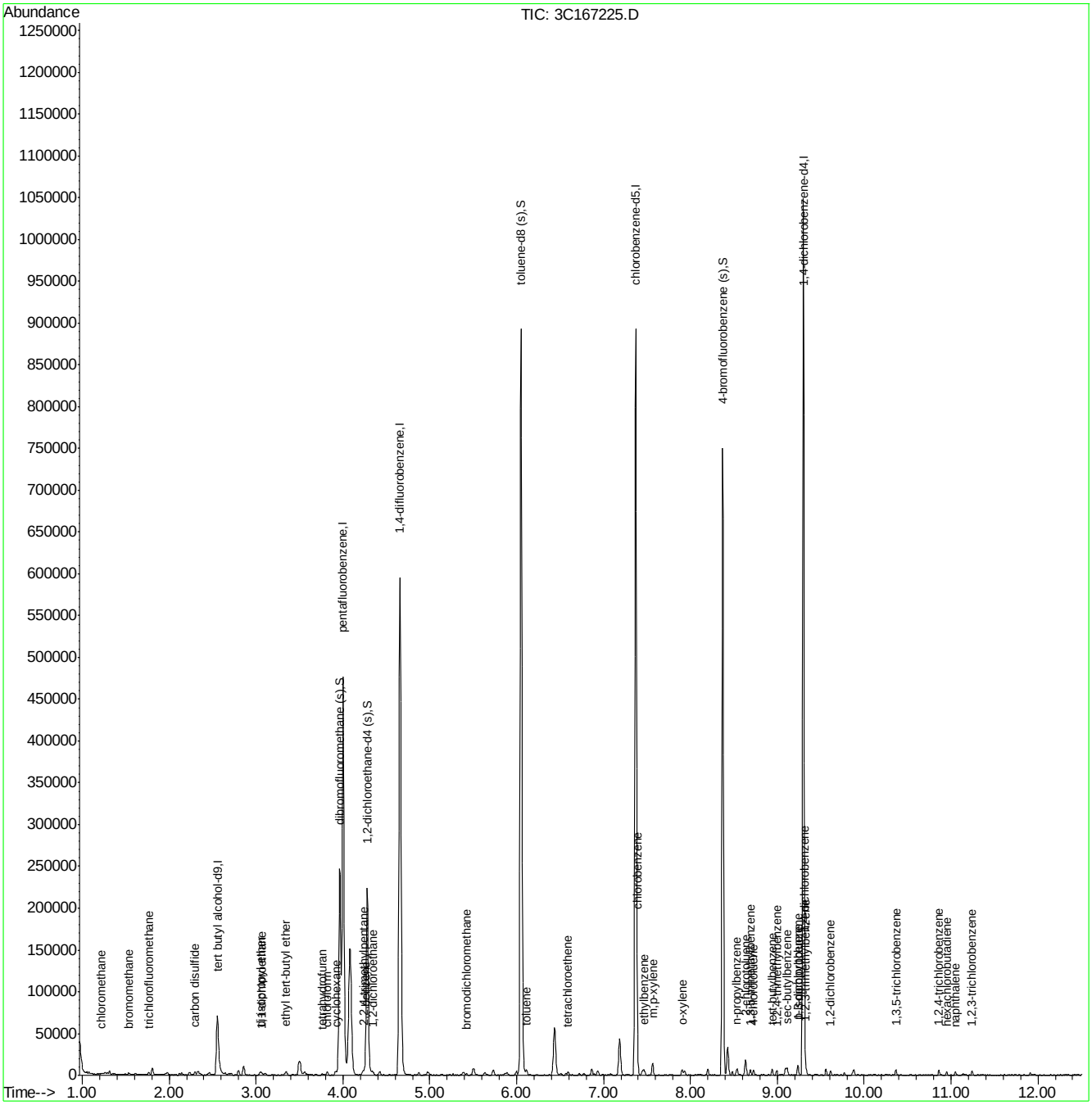

Quantitation Report (QT Reviewed)

Data Path : C:\MSDCHEM\1\DATA\V3C7415\
Data File : 3C167226.D
Acq On : 16 Jun 2021 6:12 pm
Operator : PrashanS
Sample : IC7415-1
Misc : MS50065,V3C7415,5.0,,,,1
ALS Vial : 4 Sample Multiplier: 1

Quant Time: Jun 28 17:49:57 2021
Quant Method : C:\MSDCHEM\1\METHODS\M3C7415.M
Quant Title : Method SW846 8260C/D, Rxi624 20m x 0.18mm x 1.0um
QLast Update : Fri Jun 18 17:37:31 2021
Response via : Initial Calibration

Internal Standards	R.T.	QIon	Response	Conc	Units	Dev(Min)
1) tert butyl alcohol-d9	2.56	65	63493	500.00	ug/L	0.00
5) pentafluorobenzene	4.00	168	290090	50.00	ug/L	0.00
49) 1,4-difluorobenzene	4.66	114	437468	50.00	ug/L	0.00
71) chlorobenzene-d5	7.37	117	379486	50.00	ug/L	0.00
94) 1,4-dichlorobenzene-d4	9.30	152	191943	50.00	ug/L	0.00
System Monitoring Compounds						
42) dibromofluoromethane (s)	3.96	113	123669	49.17	ug/L	0.00
Spiked Amount 50.000	Range 75 - 127		Recovery = 98.34%			
50) 1,2-dichloroethane-d4 (s)	4.28	65	130185	50.00	ug/L	0.00
Spiked Amount 50.000	Range 75 - 130		Recovery = 100.00%			
72) toluene-d8 (s)	6.05	98	501246	49.63	ug/L	0.00
Spiked Amount 50.000	Range 80 - 120		Recovery = 99.26%			
95) 4-bromofluorobenzene (s)	8.37	95	174647	49.17	ug/L	0.00
Spiked Amount 50.000	Range 79 - 127		Recovery = 98.34%			
Target Compounds						Qvalue
3) tertiary butyl alcohol	2.62	59	541	3.68	ug/L	52
6) dichlorodifluoromethane	1.08	85	2636	0.78	ug/L	85
7) chloromethane	1.23	50	3065	0.93	ug/L	93
9) vinyl chloride	1.29	62	2360	0.76	ug/L	86
10) bromomethane	1.53	94	1472	0.87	ug/L	75
11) chloroethane	1.61	64	1506	0.79	ug/L	92
12) trichlorofluoromethane	1.76	101	2870	0.72	ug/L	85
13) ethyl ether	1.98	74	866	0.71	ug/L #	59
16) 1,1-dichloroethene	2.15	96	1446	0.68	ug/L	83
20) carbon disulfide	2.30	76	6442	0.88	ug/L	98
23) methyl tert butyl ether	2.69	73	4816	0.89	ug/L	92
24) trans-1,2-dichloroethene	2.72	96	1837	0.75	ug/L	98
26) di-isopropyl ether	3.05	45	6191	0.80	ug/L	91
27) ethyl tert-butyl ether	3.34	59	5522	0.80	ug/L	95
29) 1,1-dichloroethane	3.07	63	3200	0.73	ug/L	78
30) chloroprene	3.11	53	2903	0.76	ug/L	83
34) 2,2-dichloropropane	3.52	77	3146	0.92	ug/L	84
35) cis-1,2-dichloroethene	3.55	96	2037	0.78	ug/L	92
36) propionitrile	3.68	54	1818	8.14	ug/L	68
37) bromochloromethane	3.76	130	1052	0.73	ug/L #	61
38) tetrahydrofuran	3.76	42	434	0.85	ug/L #	31
39) chloroform	3.82	83	4225	0.99	ug/L	96
45) cyclohexane	3.92	84	3066	0.75	ug/L	81
46) 1,1-dichloropropene	4.07	110	790	0.61	ug/L #	66
48) carbon tetrachloride	4.04	119	3079	0.94	ug/L #	74
51) 2,2,4-trimethylpentane	4.23	57	9316	0.84	ug/L	95
54) benzene	4.25	78	8313	0.86	ug/L	98
55) heptane	4.42	57	1841	0.77	ug/L	91
57) 1,2-dichloroethane	4.35	62	2407	0.84	ug/L	89
58) trichloroethene	4.87	95	2163	0.84	ug/L	83
61) 2-chloroethyl vinyl ether	5.73	63	4818	3.88	ug/L	98
63) 1,2-dichloropropane	5.13	63	1758	0.74	ug/L	88
65) dibromomethane	5.26	93	826	0.68	ug/L	88

Quantitation Report (QT Reviewed)

Data Path : C:\MSDCHEM\1\DATA\V3C7415\
Data File : 3C167226.D
Acq On : 16 Jun 2021 6:12 pm
Operator : PrashanS
Sample : IC7415-1
Misc : MS50065,V3C7415,5.0,,,,1
ALS Vial : 4 Sample Multiplier: 1

Quant Time: Jun 28 17:49:57 2021
Quant Method : C:\MSDCHEM\1\METHODS\M3C7415.M
Quant Title : Method SW846 8260C/D, Rxi624 20m x 0.18mm x 1.0um
QLast Update : Fri Jun 18 17:37:31 2021
Response via : Initial Calibration

Internal Standards	R.T.	QIon	Response	Conc Units	Dev(Min)
66) bromodichloromethane	5.42	83	2641	0.86 ug/L	95
68) cis-1,3-dichloropropene	5.86	75	2791	0.73 ug/L	99
69) 4-methyl-2-pentanone	6.00	85	914	3.11 ug/L #	55
73) toluene	6.11	92	5493	0.89 ug/L	89
74) trans-1,3-dichloropropene	6.41	75	2787	0.90 ug/L	84
76) 1,1,2-trichloroethane	6.57	83	1143	0.75 ug/L	91
77) 2-hexanone	6.77	58	1714	2.66 ug/L #	84
78) tetrachloroethene	6.59	166	2307	0.81 ug/L	87
79) 1,3-dichloropropane	6.72	76	2614	0.84 ug/L	83
81) dibromochloromethane	6.89	129	1835	0.88 ug/L	87
82) 1,2-dibromoethane	6.99	107	1409	0.81 ug/L	91
83) n-butyl ether	7.44	57	7384	0.71 ug/L	97
84) chlorobenzene	7.39	112	5648	0.87 ug/L	92
85) 1,1,1,2-tetrachloroethane	7.47	131	1904	0.83 ug/L	93
86) ethylbenzene	7.46	91	9989	0.85 ug/L	93
87) m,p-xylene	7.57	106	7969	1.75 ug/L	98
88) o-xylene	7.90	91	7431	0.81 ug/L	100
89) styrene	7.93	104	5608	0.75 ug/L	94
90) bromoform	8.11	173	1102	0.79 ug/L	93
92) isopropylbenzene	8.20	105	9491	0.81 ug/L	99
96) bromobenzene	8.48	156	2543	0.91 ug/L	86
97) 1,1,2,2-tetrachloroethane	8.53	83	1828	0.87 ug/L	84
100) n-propylbenzene	8.54	91	11979	0.85 ug/L	98
101) 2-chlorotoluene	8.63	126	2229	0.82 ug/L #	70
102) 4-chlorotoluene	8.72	126	2408	0.85 ug/L	99
103) 1,3,5-trimethylbenzene	8.69	105	7704	0.81 ug/L	98
104) tert-butylbenzene	8.94	119	7156	0.82 ug/L	96
105) 1,2,4-trimethylbenzene	8.99	105	7938	0.81 ug/L	95
106) sec-butylbenzene	9.12	105	10465	0.80 ug/L	97
107) 1,3-dichlorobenzene	9.24	146	4780	0.87 ug/L	91
108) p-isopropyltoluene	9.24	119	8754	0.77 ug/L	94
109) 1,4-dichlorobenzene	9.32	146	5066	0.92 ug/L	93
110) 1,2,3-trimethylbenzene	9.33	105	7776	0.80 ug/L	93
111) 1,2-dichlorobenzene	9.61	146	4454	0.89 ug/L	97
112) n-butylbenzene	9.56	92	4455	0.76 ug/L	97
114) 1,3,5-trichlorobenzene	10.36	180	3974	0.86 ug/L	98
115) 1,2,4-trichlorobenzene	10.86	180	3576	0.86 ug/L	98
116) hexachlorobutadiene	10.95	225	2423	0.91 ug/L	91
117) naphthalene	11.05	128	6216	0.79 ug/L	96
118) 1,2,3-trichlorobenzene	11.25	180	2996	0.80 ug/L	88

(#) = qualifier out of range (m) = manual integration (+) = signals summed

7.7.18

7

Quantitation Report (QT Reviewed)

Data Path : C:\MSDCHEM\1\DATA\V3C7415\
Data File : 3C167226.D
Acq On : 16 Jun 2021 6:12 pm
Operator : PrashanS
Sample : IC7415-1
Misc : MS50065,V3C7415,5.0,,,,1
ALS Vial : 4 Sample Multiplier: 1

Quant Time: Jun 28 17:49:57 2021
Quant Method : C:\MSDCHEM\1\METHODS\M3C7415.M
Quant Title : Method SW846 8260C/D, Rxi624 20m x 0.18mm x 1.0um
QLast Update : Fri Jun 18 17:37:31 2021
Response via : Initial Calibration

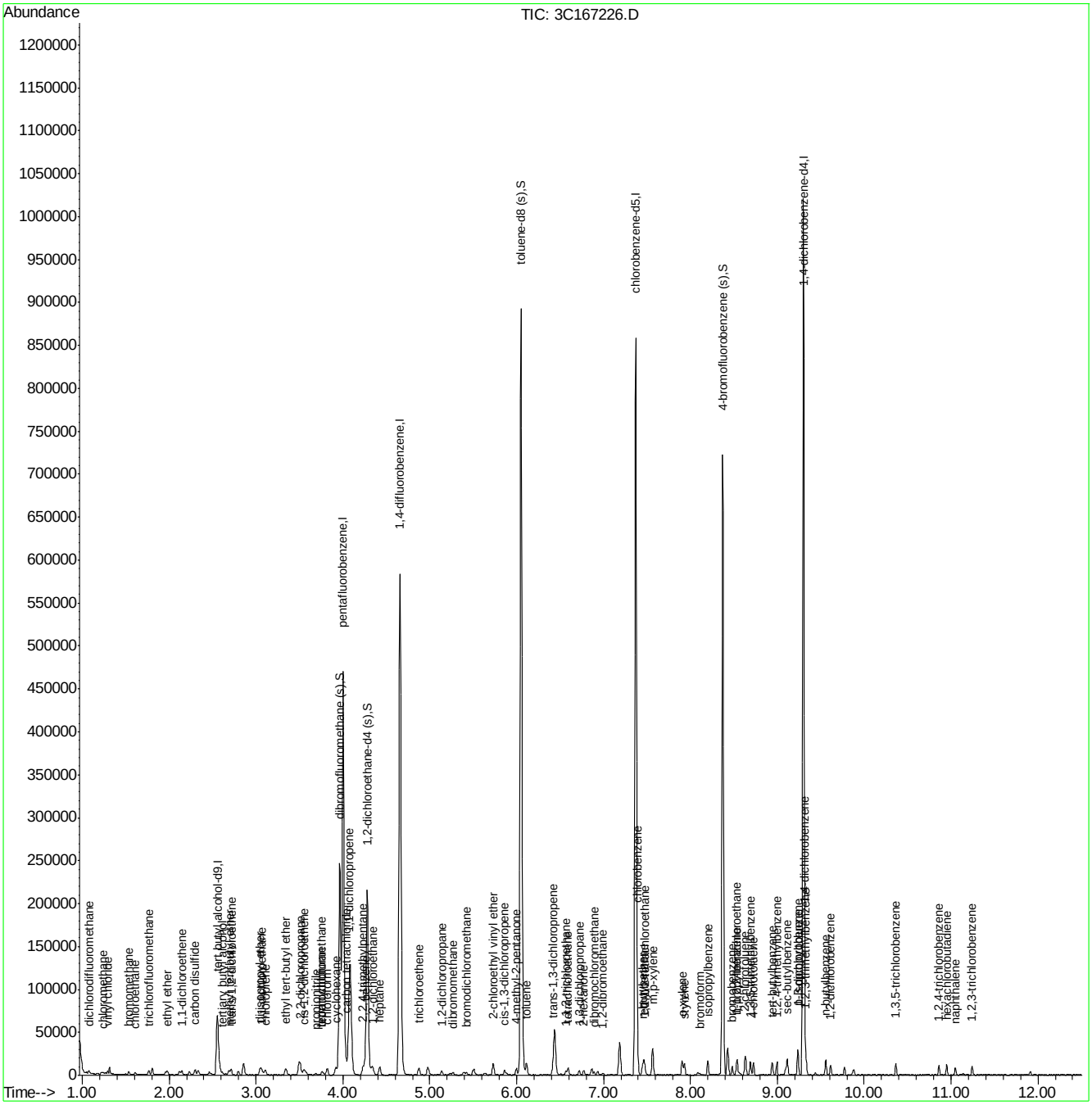

Quantitation Report (QT Reviewed)

Data Path : C:\MSDCHEM\1\DATA\V3C7415\
Data File : 3C167227.D
Acq On : 16 Jun 2021 6:37 pm
Operator : PrashanS
Sample : IC7415-2
Misc : MS50065,V3C7415,5.0,,,,1
ALS Vial : 5 Sample Multiplier: 1

Quant Time: Jun 28 17:51:31 2021
Quant Method : C:\MSDCHEM\1\METHODS\M3C7415.M
Quant Title : Method SW846 8260C/D, Rxi624 20m x 0.18mm x 1.0um
QLast Update : Fri Jun 18 17:37:31 2021
Response via : Initial Calibration

Internal Standards	R.T.	QIon	Response	Conc	Units		Dev(Min)
1) tert butyl alcohol-d9	2.55	65	63165	500.00	ug/L		0.00
5) pentafluorobenzene	4.00	168	285322	50.00	ug/L		0.00
49) 1,4-difluorobenzene	4.66	114	432903	50.00	ug/L		0.00
71) chlorobenzene-d5	7.37	117	378649	50.00	ug/L		0.00
94) 1,4-dichlorobenzene-d4	9.30	152	192677	50.00	ug/L		0.00
System Monitoring Compounds							
42) dibromofluoromethane (s)	3.96	113	123034	49.74	ug/L		0.00
Spiked Amount 50.000	Range 75 - 127		Recovery = 99.48%				
50) 1,2-dichloroethane-d4 (s)	4.28	65	129584	50.29	ug/L		0.00
Spiked Amount 50.000	Range 75 - 130		Recovery = 100.58%				
72) toluene-d8 (s)	6.05	98	499173	49.53	ug/L		0.00
Spiked Amount 50.000	Range 80 - 120		Recovery = 99.06%				
95) 4-bromofluorobenzene (s)	8.37	95	176206	49.42	ug/L		0.00
Spiked Amount 50.000	Range 79 - 127		Recovery = 98.84%				
Target Compounds							Qvalue
3) tertiary butyl alcohol	2.62	59	1372	9.38	ug/L		52
6) dichlorodifluoromethane	1.08	85	6118	1.85	ug/L		93
7) chloromethane	1.22	50	6521	2.01	ug/L		89
9) vinyl chloride	1.29	62	5173	1.70	ug/L		90
10) bromomethane	1.53	94	3801	2.29	ug/L		93
11) chloroethane	1.61	64	3307	1.77	ug/L		94
12) trichlorofluoromethane	1.76	101	6918	1.76	ug/L		98
13) ethyl ether	1.98	74	2245	1.86	ug/L		80
15) freon 113	2.12	151	3544	1.82	ug/L		87
16) 1,1-dichloroethene	2.15	96	3776	1.81	ug/L	#	69
17) acetone	2.23	43	6378	13.70	ug/L		99
20) carbon disulfide	2.30	76	13573	1.89	ug/L		97
21) methylene chloride	2.55	84	4773	2.16	ug/L		98
23) methyl tert butyl ether	2.69	73	10716	2.01	ug/L		96
24) trans-1,2-dichloroethene	2.72	96	4440	1.83	ug/L		92
25) hexane	2.86	57	9350	2.10	ug/L		96
26) di-isopropyl ether	3.05	45	13874	1.81	ug/L		97
27) ethyl tert-butyl ether	3.34	59	12239	1.80	ug/L		98
28) 2-butanone	3.57	72	1295	6.78	ug/L		90
29) 1,1-dichloroethane	3.08	63	7738	1.79	ug/L		99
30) chloroprene	3.11	53	6356	1.69	ug/L		95
34) 2,2-dichloropropane	3.52	77	6166	1.84	ug/L		97
35) cis-1,2-dichloroethene	3.55	96	4842	1.87	ug/L		90
36) propionitrile	3.69	54	4182	19.03	ug/L		88
37) bromochloromethane	3.76	130	2855	2.01	ug/L		98
38) tetrahydrofuran	3.76	42	1074	2.13	ug/L		90
39) chloroform	3.82	83	8618	2.05	ug/L		99
40) tert-butyl formate	3.81	59	1231	1.51	ug/L	#	75
41) isobutyl alcohol	4.23	41	6408	18.20	ug/L		95
43) methacrylonitrile	3.78	67	1253	1.83	ug/L	#	55
44) 1,1,1-trichloroethane	3.93	97	6561	1.72	ug/L		92
45) cyclohexane	3.91	84	7440	1.86	ug/L		97
46) 1,1-dichloropropene	4.08	110	2321	1.82	ug/L	#	79

Quantitation Report (QT Reviewed)

Data Path : C:\MSDCHEM\1\DATA\V3C7415\
Data File : 3C167227.D
Acq On : 16 Jun 2021 6:37 pm
Operator : PrashanS
Sample : IC7415-2
Misc : MS50065,V3C7415,5.0,,,,1
ALS Vial : 5 Sample Multiplier: 1

Quant Time: Jun 28 17:51:31 2021
Quant Method : C:\MSDCHEM\1\METHODS\M3C7415.M
Quant Title : Method SW846 8260C/D, Rxi624 20m x 0.18mm x 1.0um
QLast Update : Fri Jun 18 17:37:31 2021
Response via : Initial Calibration

Internal Standards	R.T.	QIon	Response	Conc Units	Dev(Min)
48) carbon tetrachloride	4.04	119	5976	1.86 ug/L #	85
51) 2,2,4-trimethylpentane	4.23	57	20513	1.87 ug/L	99
52) tert-amyl methyl ether	4.33	87	3071	1.60 ug/L #	80
54) benzene	4.25	78	18810	1.96 ug/L	97
55) heptane	4.43	57	4409	1.86 ug/L	89
56) isopropyl acetate	4.33	87	3071	1.60 ug/L	90
57) 1,2-dichloroethane	4.35	62	6068	2.14 ug/L	93
58) trichloroethene	4.87	95	5000	1.97 ug/L	88
60) 2-nitropropane	5.72	41	1168	1.75 ug/L #	24
61) 2-chloroethyl vinyl ether	5.73	63	11400	9.29 ug/L	97
63) 1,2-dichloropropane	5.14	63	4248	1.81 ug/L	95
64) methylcyclohexane	4.97	83	8728	1.84 ug/L	98
65) dibromomethane	5.26	93	2388	2.00 ug/L	87
66) bromodichloromethane	5.41	83	5844	1.92 ug/L	95
67) epichlorohydrin	5.82	57	1460	8.85 ug/L	87
68) cis-1,3-dichloropropene	5.86	75	6470	1.70 ug/L	98
69) 4-methyl-2-pentanone	6.01	85	1989	6.84 ug/L #	40
73) toluene	6.11	92	11518	1.87 ug/L	95
74) trans-1,3-dichloropropene	6.41	75	5591	1.81 ug/L	99
76) 1,1,2-trichloroethane	6.57	83	2833	1.86 ug/L	94
77) 2-hexanone	6.77	58	4309	6.69 ug/L	90
78) tetrachloroethene	6.60	166	5241	1.85 ug/L	95
79) 1,3-dichloropropane	6.72	76	6066	1.96 ug/L	97
80) butyl acetate	6.86	56	2460	2.12 ug/L	84
81) dibromochloromethane	6.89	129	3903	1.87 ug/L	96
82) 1,2-dibromoethane	6.99	107	3453	2.00 ug/L	96
83) n-butyl ether	7.44	57	17340	1.68 ug/L	97
84) chlorobenzene	7.40	112	12682	1.97 ug/L	97
85) 1,1,1,2-tetrachloroethane	7.48	131	4052	1.78 ug/L	82
86) ethylbenzene	7.46	91	23289	1.98 ug/L	97
87) m,p-xylene	7.57	106	17486	3.85 ug/L	91
88) o-xylene	7.90	91	17174	1.88 ug/L	93
89) styrene	7.93	104	13396	1.78 ug/L	99
90) bromoform	8.10	173	2712	1.95 ug/L	93
92) isopropylbenzene	8.20	105	21688	1.85 ug/L	97
93) cis-1,4-dichloro-2-butene	8.34	53	1109	1.56 ug/L #	74
96) bromobenzene	8.48	156	5717	2.05 ug/L	93
97) 1,1,2,2-tetrachloroethane	8.53	83	3796	1.80 ug/L	92
99) 1,2,3-trichloropropane	8.56	110	1173	1.87 ug/L	87
100) n-propylbenzene	8.54	91	26664	1.89 ug/L	98
101) 2-chlorotoluene	8.63	126	5477	2.00 ug/L	96
102) 4-chlorotoluene	8.72	126	5397	1.90 ug/L	96
103) 1,3,5-trimethylbenzene	8.69	105	18278	1.92 ug/L	93
104) tert-butylbenzene	8.94	119	16789	1.92 ug/L	97
105) 1,2,4-trimethylbenzene	8.99	105	17847	1.82 ug/L	98
106) sec-butylbenzene	9.12	105	24566	1.87 ug/L	97
107) 1,3-dichlorobenzene	9.24	146	11143	2.03 ug/L	99
108) p-isopropyltoluene	9.24	119	20359	1.79 ug/L	98
109) 1,4-dichlorobenzene	9.32	146	10922	1.97 ug/L	93
110) 1,2,3-trimethylbenzene	9.33	105	18142	1.86 ug/L	99

Quantitation Report (QT Reviewed)

Data Path : C:\MSDCHEM\1\DATA\V3C7415\
Data File : 3C167227.D
Acq On : 16 Jun 2021 6:37 pm
Operator : PrashanS
Sample : IC7415-2
Misc : MS50065,V3C7415,5.0,,,,1
ALS Vial : 5 Sample Multiplier: 1

Quant Time: Jun 28 17:51:31 2021
Quant Method : C:\MSDCHEM\1\METHODS\M3C7415.M
Quant Title : Method SW846 8260C/D, Rxi624 20m x 0.18mm x 1.0um
QLast Update : Fri Jun 18 17:37:31 2021
Response via : Initial Calibration

Internal Standards	R.T.	QIon	Response	Conc	Units	Dev(Min)
111) 1,2-dichlorobenzene	9.61	146	9973	1.98	ug/L	95
112) n-butylbenzene	9.56	92	10027	1.71	ug/L	98
113) 1,2-dibromo-3-chloropropan	10.25	157	854	1.71	ug/L	87
114) 1,3,5-trichlorobenzene	10.36	180	8869	1.92	ug/L	97
115) 1,2,4-trichlorobenzene	10.86	180	8114	1.94	ug/L	98
116) hexachlorobutadiene	10.95	225	5153	1.93	ug/L	94
117) naphthalene	11.05	128	13893	1.76	ug/L	98
118) 1,2,3-trichlorobenzene	11.24	180	7434	1.97	ug/L	95
119) hexachloroethane	9.77	201	2520	1.45	ug/L	89

(#) = qualifier out of range (m) = manual integration (+) = signals summed

Quantitation Report (QT Reviewed)

Data Path : C:\MSDCHEM\1\DATA\V3C7415\
Data File : 3C167227.D
Acq On : 16 Jun 2021 6:37 pm
Operator : PrashanS
Sample : IC7415-2
Misc : MS50065,V3C7415,5.0,,,,1
ALS Vial : 5 Sample Multiplier: 1

Quant Time: Jun 28 17:51:31 2021
Quant Method : C:\MSDCHEM\1\METHODS\M3C7415.M
Quant Title : Method SW846 8260C/D, Rxi624 20m x 0.18mm x 1.0um
QLast Update : Fri Jun 18 17:37:31 2021
Response via : Initial Calibration

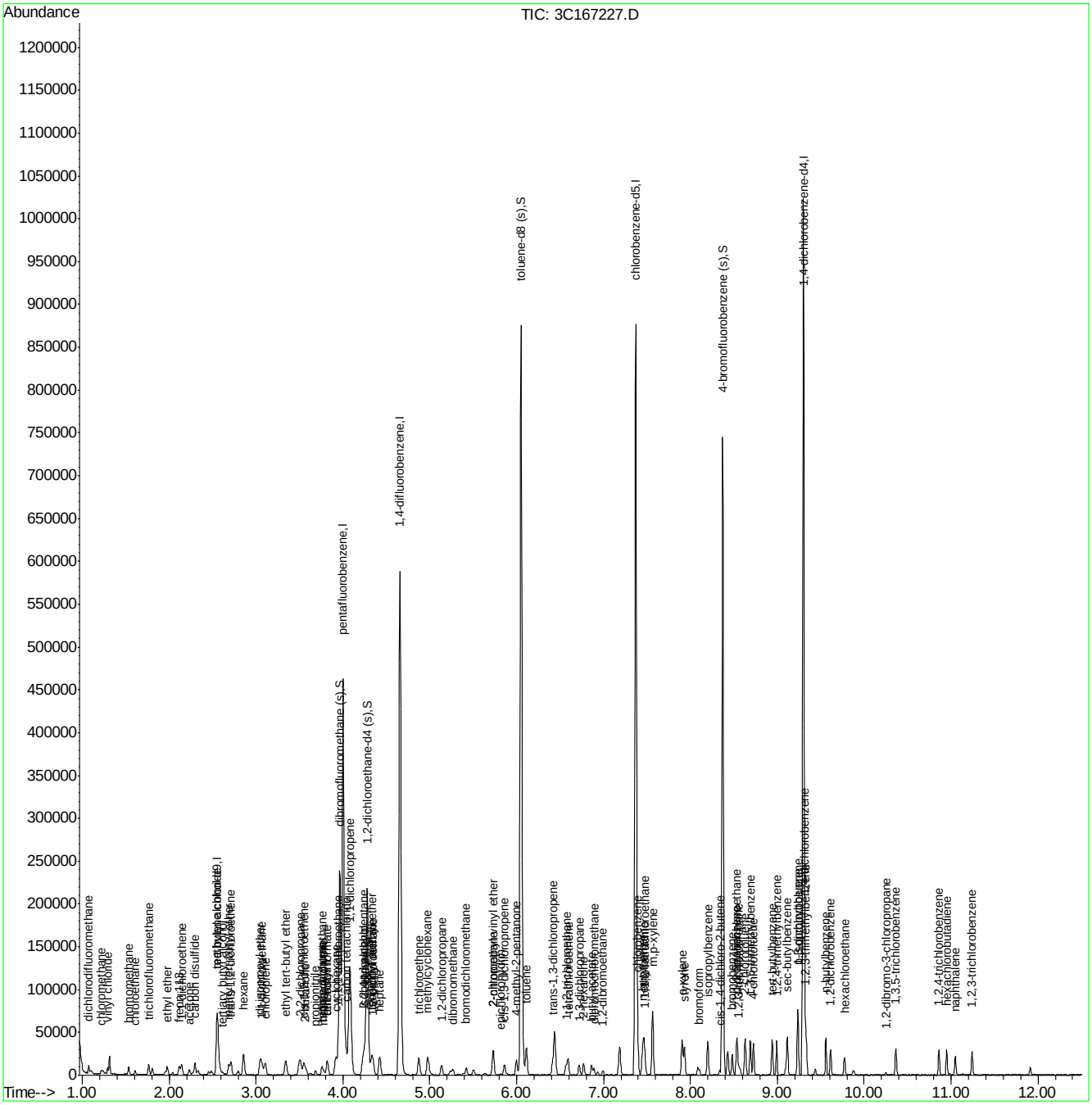

Quantitation Report (QT Reviewed)

Data Path : C:\MSDCHEM\1\DATA\V3C7415\
Data File : 3C167228.D
Acq On : 16 Jun 2021 7:02 pm
Operator : PrashanS
Sample : IC7415-4
Misc : MS50065,V3C7415,5.0,,,,1
ALS Vial : 6 Sample Multiplier: 1

Quant Time: Jun 28 17:52:33 2021
Quant Method : C:\MSDCHEM\1\METHODS\M3C7415.M
Quant Title : Method SW846 8260C/D, Rxi624 20m x 0.18mm x 1.0um
QLast Update : Fri Jun 18 17:37:31 2021
Response via : Initial Calibration

Internal Standards	R.T.	QIon	Response	Conc	Units	Dev(Min)
1) tert butyl alcohol-d9	2.56	65	61434	500.00	ug/L	0.00
5) pentafluorobenzene	4.00	168	287543	50.00	ug/L	0.00
49) 1,4-difluorobenzene	4.66	114	441460	50.00	ug/L	0.00
71) chlorobenzene-d5	7.37	117	380774	50.00	ug/L	0.00
94) 1,4-dichlorobenzene-d4	9.30	152	194857	50.00	ug/L	0.00
System Monitoring Compounds						
42) dibromofluoromethane (s)	3.96	113	123868	49.69	ug/L	0.00
Spiked Amount 50.000	Range 75 - 127		Recovery = 99.38%			
50) 1,2-dichloroethane-d4 (s)	4.28	65	131162	49.92	ug/L	0.00
Spiked Amount 50.000	Range 75 - 130		Recovery = 99.84%			
72) toluene-d8 (s)	6.05	98	502319	49.57	ug/L	0.00
Spiked Amount 50.000	Range 80 - 120		Recovery = 99.14%			
95) 4-bromofluorobenzene (s)	8.37	95	177366	49.19	ug/L	0.00
Spiked Amount 50.000	Range 79 - 127		Recovery = 98.38%			
Target Compounds						Qvalue
3) tertiary butyl alcohol	2.62	59	2336	16.43	ug/L	86
4) 1,4-dioxane	5.27	88	1342	64.97	ug/L	96
6) dichlorodifluoromethane	1.08	85	9894	2.97	ug/L	96
7) chloromethane	1.22	50	10861	3.32	ug/L	98
8) 1,3-butadiene	1.31	54	6911	2.84	ug/L	98
9) vinyl chloride	1.29	62	9128	2.97	ug/L	99
10) bromomethane	1.54	94	5994	3.59	ug/L	99
11) chloroethane	1.61	64	5178	2.75	ug/L	98
12) trichlorofluoromethane	1.76	101	11241	2.84	ug/L	94
13) ethyl ether	1.98	74	3891	3.21	ug/L #	80
15) freon 113	2.12	151	5885	3.01	ug/L	95
16) 1,1-dichloroethene	2.15	96	6032	2.88	ug/L	94
17) acetone	2.23	43	8164	17.40	ug/L	89
18) acetonitrile	2.49	41	6560	33.73	ug/L	85
19) iodomethane	2.28	142	4946	1.74	ug/L	99
20) carbon disulfide	2.30	76	23080	3.19	ug/L	99
21) methylene chloride	2.55	84	7377	3.31	ug/L	90
22) methyl acetate	2.45	43	5397	4.27	ug/L	84
23) methyl tert butyl ether	2.69	73	16701	3.11	ug/L	94
24) trans-1,2-dichloroethene	2.72	96	7233	2.96	ug/L	97
25) hexane	2.86	57	13717	3.05	ug/L	92
26) di-isopropyl ether	3.05	45	23789	3.09	ug/L	94
27) ethyl tert-butyl ether	3.34	59	21323	3.11	ug/L	93
28) 2-butanone	3.57	72	2004	10.41	ug/L #	58
29) 1,1-dichloroethane	3.07	63	13792	3.17	ug/L	97
30) chloroprene	3.11	53	11255	2.98	ug/L	95
31) acrylonitrile	2.78	53	1441	2.86	ug/L	86
32) vinyl acetate	3.10	86	1102	2.55	ug/L #	87
33) ethyl acetate	3.58	45	724	2.50	ug/L	78
34) 2,2-dichloropropane	3.52	77	9671	2.86	ug/L	96
35) cis-1,2-dichloroethene	3.55	96	7865	3.02	ug/L	95
36) propionitrile	3.68	54	7164	32.36	ug/L	94
37) bromochloromethane	3.76	130	4872	3.40	ug/L	97

Quantitation Report (QT Reviewed)

Data Path : C:\MSDCHEM\1\DATA\V3C7415\
Data File : 3C167228.D
Acq On : 16 Jun 2021 7:02 pm
Operator : PrashanS
Sample : IC7415-4
Misc : MS50065,V3C7415,5.0,,,,1
ALS Vial : 6 Sample Multiplier: 1

Quant Time: Jun 28 17:52:33 2021
Quant Method : C:\MSDCHEM\1\METHODS\M3C7415.M
Quant Title : Method SW846 8260C/D, Rxi624 20m x 0.18mm x 1.0um
QLast Update : Fri Jun 18 17:37:31 2021
Response via : Initial Calibration

Internal Standards	R.T.	QIon	Response	Conc	Units		Dev(Min)
38) tetrahydrofuran	3.76	42	1867	3.68	ug/L		80
39) chloroform	3.82	83	14536	3.43	ug/L		97
40) tert-butyl formate	3.82	59	2159	2.63	ug/L		81
41) isobutyl alcohol	4.23	41	10784	30.39	ug/L		90
43) methacrylonitrile	3.78	67	2201	3.20	ug/L		92
44) 1,1,1-trichloroethane	3.93	97	11056	2.87	ug/L		91
45) cyclohexane	3.92	84	11722	2.90	ug/L		99
46) 1,1-dichloropropene	4.08	110	3931	3.07	ug/L		94
47) tert-amyl alcohol	4.29	59	1609	14.25	ug/L		79
48) carbon tetrachloride	4.04	119	10737	3.32	ug/L		91
51) 2,2,4-trimethylpentane	4.23	57	32983	2.94	ug/L		96
52) tert-amyl methyl ether	4.33	87	5796	2.97	ug/L	#	85
53) n-butyl alcohol	4.87	56	5658	122.29	ug/L		95
54) benzene	4.25	78	32160	3.29	ug/L		95
55) heptane	4.43	57	6975	2.89	ug/L		96
56) isopropyl acetate	4.33	87	5796	2.97	ug/L	#	58
57) 1,2-dichloroethane	4.35	62	9845	3.40	ug/L		96
58) trichloroethene	4.87	95	8419	3.25	ug/L		93
60) 2-nitropropane	5.71	41	2187	3.22	ug/L	#	1
61) 2-chloroethyl vinyl ether	5.73	63	18469	14.75	ug/L		97
63) 1,2-dichloropropane	5.14	63	7501	3.14	ug/L		94
64) methylcyclohexane	4.97	83	14183	2.93	ug/L		94
65) dibromomethane	5.27	93	3837	3.15	ug/L		97
66) bromodichloromethane	5.42	83	9854	3.18	ug/L		96
67) epichlorohydrin	5.82	57	2183	12.97	ug/L		92
68) cis-1,3-dichloropropene	5.86	75	11058	2.85	ug/L		99
69) 4-methyl-2-pentanone	6.00	85	3284	11.08	ug/L	#	68
70) 3-methyl-1-butanol	6.08	55	2666	40.49	ug/L	#	66
73) toluene	6.12	92	20393	3.29	ug/L		90
74) trans-1,3-dichloropropene	6.41	75	8948	2.88	ug/L		96
76) 1,1,2-trichloroethane	6.57	83	5024	3.28	ug/L		90
77) 2-hexanone	6.77	58	7023	10.85	ug/L	#	85
78) tetrachloroethene	6.60	166	9064	3.18	ug/L		91
79) 1,3-dichloropropane	6.72	76	10166	3.26	ug/L		95
80) butyl acetate	6.86	56	3561	3.05	ug/L		90
81) dibromochloromethane	6.89	129	6577	3.13	ug/L		97
82) 1,2-dibromoethane	6.99	107	5468	3.14	ug/L		89
83) n-butyl ether	7.44	57	29777	2.87	ug/L		95
84) chlorobenzene	7.39	112	21987	3.39	ug/L		98
85) 1,1,1,2-tetrachloroethane	7.48	131	7125	3.11	ug/L		91
86) ethylbenzene	7.46	91	38246	3.23	ug/L		100
87) m,p-xylene	7.57	106	29107	6.37	ug/L		97
88) o-xylene	7.90	91	28953	3.16	ug/L		98
89) styrene	7.93	104	23347	3.09	ug/L		100
90) bromoform	8.11	173	4166	2.97	ug/L		92
91) butyl acrylate	7.90	55	8304	2.34	ug/L		93
92) isopropylbenzene	8.20	105	38459	3.26	ug/L		99
93) cis-1,4-dichloro-2-butene	8.34	53	2118	2.96	ug/L		93
96) bromobenzene	8.48	156	9416	3.33	ug/L		84
97) 1,1,2,2-tetrachloroethane	8.53	83	6646	3.12	ug/L		81

Quantitation Report (QT Reviewed)

Data Path : C:\MSDCHEM\1\DATA\V3C7415\
Data File : 3C167228.D
Acq On : 16 Jun 2021 7:02 pm
Operator : PrashanS
Sample : IC7415-4
Misc : MS50065,V3C7415,5.0,,,,1
ALS Vial : 6 Sample Multiplier: 1

Quant Time: Jun 28 17:52:33 2021
Quant Method : C:\MSDCHEM\1\METHODS\M3C7415.M
Quant Title : Method SW846 8260C/D, Rxi624 20m x 0.18mm x 1.0um
QLast Update : Fri Jun 18 17:37:31 2021
Response via : Initial Calibration

Internal Standards	R.T.	QIon	Response	Conc Units	Dev(Min)
98) trans-1,4-dichloro-2-buten	8.58	88	801	2.60 ug/L #	83
99) 1,2,3-trichloropropane	8.56	110	1881	2.97 ug/L	93
100) n-propylbenzene	8.54	91	45619	3.19 ug/L	96
101) 2-chlorotoluene	8.63	126	8921	3.23 ug/L	97
102) 4-chlorotoluene	8.72	126	9781	3.40 ug/L	91
103) 1,3,5-trimethylbenzene	8.69	105	30549	3.17 ug/L	97
104) tert-butylbenzene	8.94	119	27146	3.07 ug/L	95
105) 1,2,4-trimethylbenzene	8.99	105	30918	3.11 ug/L	98
106) sec-butylbenzene	9.12	105	41030	3.09 ug/L	99
107) 1,3-dichlorobenzene	9.24	146	18565	3.35 ug/L	95
108) p-isopropyltoluene	9.23	119	35157	3.05 ug/L	97
109) 1,4-dichlorobenzene	9.32	146	19237	3.43 ug/L	95
110) 1,2,3-trimethylbenzene	9.33	105	30992	3.14 ug/L	98
111) 1,2-dichlorobenzene	9.61	146	16702	3.28 ug/L	98
112) n-butylbenzene	9.56	92	17733	2.99 ug/L	96
113) 1,2-dibromo-3-chloropropan	10.25	157	1453	2.88 ug/L	87
114) 1,3,5-trichlorobenzene	10.36	180	14980	3.21 ug/L	98
115) 1,2,4-trichlorobenzene	10.86	180	14068	3.33 ug/L	95
116) hexachlorobutadiene	10.95	225	8214	3.04 ug/L	94
117) naphthalene	11.05	128	23478	2.94 ug/L	96
118) 1,2,3-trichlorobenzene	11.24	180	12422	3.26 ug/L	94
119) hexachloroethane	9.78	201	4840	2.75 ug/L	92
120) benzyl chloride	9.44	91	8318	2.22 ug/L	97

(#) = qualifier out of range (m) = manual integration (+) = signals summed

Quantitation Report (QT Reviewed)

Data Path : C:\MSDCHEM\1\DATA\V3C7415\
Data File : 3C167228.D
Acq On : 16 Jun 2021 7:02 pm
Operator : PrashanS
Sample : IC7415-4
Misc : MS50065,V3C7415,5.0,,,,1
ALS Vial : 6 Sample Multiplier: 1

Quant Time: Jun 28 17:52:33 2021
Quant Method : C:\MSDCHEM\1\METHODS\M3C7415.M
Quant Title : Method SW846 8260C/D, Rxi624 20m x 0.18mm x 1.0um
QLast Update : Fri Jun 18 17:37:31 2021
Response via : Initial Calibration

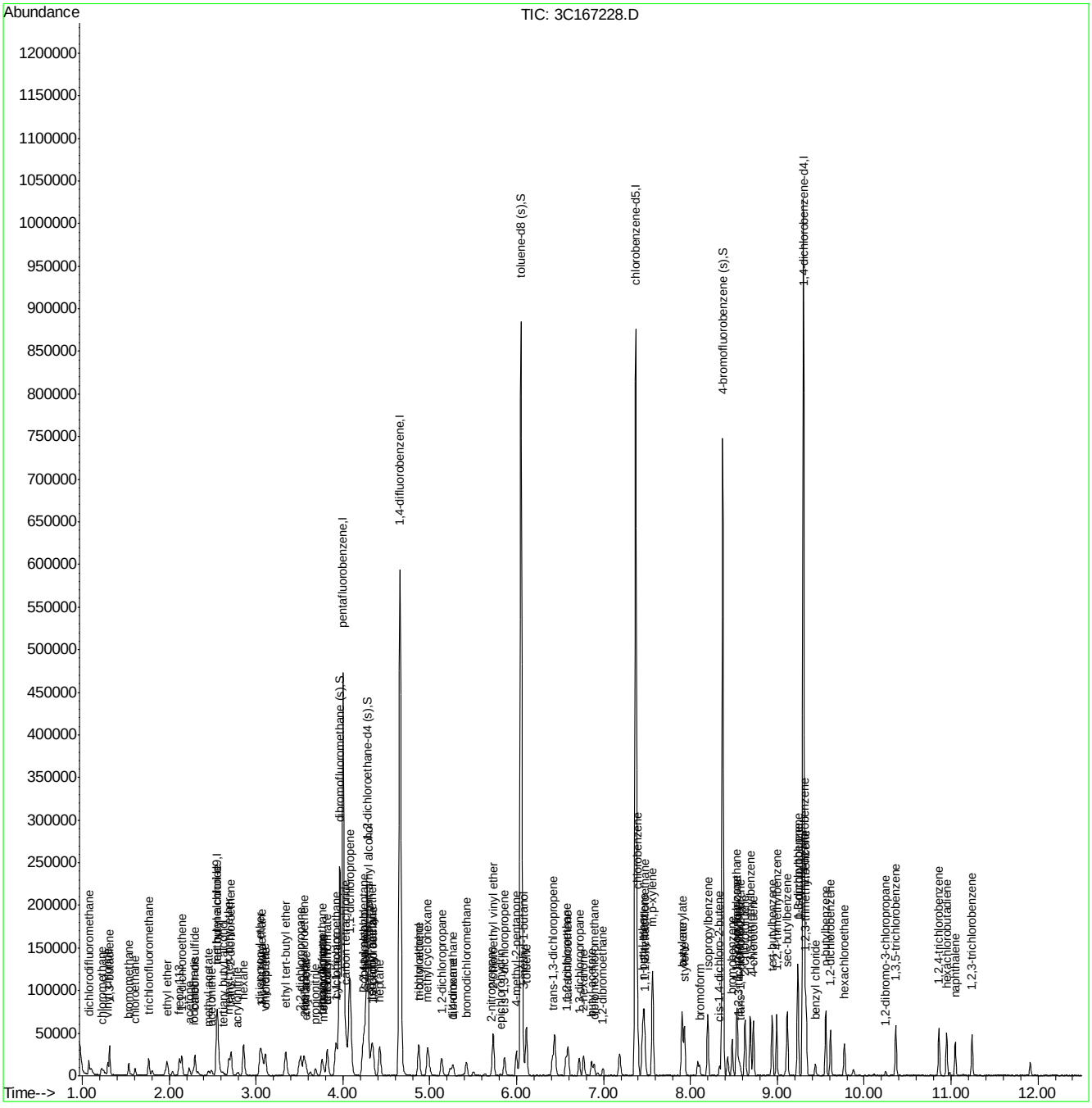

Quantitation Report (QT Reviewed)

Data Path : C:\MSDCHEM\1\DATA\V3C7415\
Data File : 3C167229.D
Acq On : 16 Jun 2021 7:27 pm
Operator : PrashanS
Sample : IC7415-8
Misc : MS50065,V3C7415,5.0,,,,1
ALS Vial : 7 Sample Multiplier: 1

Quant Time: Jun 18 17:46:20 2021
Quant Method : C:\MSDCHEM\1\METHODS\M3C7415.M
Quant Title : Method SW846 8260C/D, Rxi624 20m x 0.18mm x 1.0um
QLast Update : Fri Jun 18 17:37:31 2021
Response via : Initial Calibration

Internal Standards	R.T.	QIon	Response	Conc	Units		Dev(Min)
1) tert butyl alcohol-d9	2.56	65	60912	500.00	ug/L		0.00
5) pentafluorobenzene	4.00	168	281381	50.00	ug/L		0.00
49) 1,4-difluorobenzene	4.66	114	434153	50.00	ug/L		0.00
71) chlorobenzene-d5	7.37	117	373503	50.00	ug/L		0.00
94) 1,4-dichlorobenzene-d4	9.30	152	191358	50.00	ug/L		0.00
System Monitoring Compounds							
42) dibromofluoromethane (s)	3.96	113	122430	50.18	ug/L		0.00
Spiked Amount 50.000	Range 75 - 127		Recovery = 100.36%				
50) 1,2-dichloroethane-d4 (s)	4.28	65	129999	50.31	ug/L		0.00
Spiked Amount 50.000	Range 75 - 130		Recovery = 100.62%				
72) toluene-d8 (s)	6.05	98	495777	49.87	ug/L		0.00
Spiked Amount 50.000	Range 80 - 120		Recovery = 99.74%				
95) 4-bromofluorobenzene (s)	8.37	95	176368	49.81	ug/L		0.00
Spiked Amount 50.000	Range 79 - 127		Recovery = 99.62%				
Target Compounds							Qvalue
3) tertiary butyl alcohol	2.62	59	4279	30.35	ug/L		93
4) 1,4-dioxane	5.26	88	3059	149.36	ug/L		77
6) dichlorodifluoromethane	1.08	85	18256	5.60	ug/L		99
7) chloromethane	1.22	50	19790	6.19	ug/L		97
8) 1,3-butadiene	1.31	54	13546	5.69	ug/L		99
9) vinyl chloride	1.29	62	17563	5.85	ug/L		95
10) bromomethane	1.54	94	11377	6.96	ug/L		97
11) chloroethane	1.61	64	11151	6.06	ug/L		95
12) trichlorofluoromethane	1.76	101	21754	5.62	ug/L		100
13) ethyl ether	1.98	74	7325	6.17	ug/L		95
14) acrolein	2.12	56	1279	4.71	ug/L		83
15) freon 113	2.12	151	11341	5.92	ug/L		97
16) 1,1-dichloroethene	2.15	96	12347	6.02	ug/L		88
17) acetone	2.23	43	12567	27.38	ug/L		95
18) acetonitrile	2.49	41	12008	63.10	ug/L		95
19) iodomethane	2.28	142	10934	3.93	ug/L		95
20) carbon disulfide	2.30	76	44713	6.32	ug/L		99
21) methylene chloride	2.55	84	14567	6.68	ug/L		99
22) methyl acetate	2.45	43	8615	6.96	ug/L		94
23) methyl tert butyl ether	2.69	73	33397	6.35	ug/L		98
24) trans-1,2-dichloroethene	2.72	96	14783	6.19	ug/L		97
25) hexane	2.86	57	26096	5.94	ug/L		98
26) di-isopropyl ether	3.05	45	46201	6.12	ug/L		96
27) ethyl tert-butyl ether	3.34	59	40564	6.05	ug/L		97
28) 2-butanone	3.57	72	4734	25.13	ug/L	#	77
29) 1,1-dichloroethane	3.07	63	26628	6.25	ug/L		95
30) chloroprene	3.11	53	21605	5.84	ug/L		97
31) acrylonitrile	2.77	53	3089	6.26	ug/L		92
32) vinyl acetate	3.09	86	2385	5.65	ug/L	#	90
33) ethyl acetate	3.58	45	1496	5.28	ug/L		88
34) 2,2-dichloropropane	3.52	77	19122	5.79	ug/L		94
35) cis-1,2-dichloroethene	3.55	96	15414	6.05	ug/L		95
36) propionitrile	3.68	54	13459	62.12	ug/L		99

Quantitation Report (QT Reviewed)

Data Path : C:\MSDCHEM\1\DATA\V3C7415\
Data File : 3C167229.D
Acq On : 16 Jun 2021 7:27 pm
Operator : PrashanS
Sample : IC7415-8
Misc : MS50065,V3C7415,5.0,,,,1
ALS Vial : 7 Sample Multiplier: 1

Quant Time: Jun 18 17:46:20 2021
Quant Method : C:\MSDCHEM\1\METHODS\M3C7415.M
Quant Title : Method SW846 8260C/D, Rxi624 20m x 0.18mm x 1.0um
QLast Update : Fri Jun 18 17:37:31 2021
Response via : Initial Calibration

Internal Standards	R.T.	QIon	Response	Conc	Units		Dev(Min)
37) bromochloromethane	3.76	130	8869	6.33	ug/L		99
38) tetrahydrofuran	3.76	42	3497	7.04	ug/L		90
39) chloroform	3.82	83	27312	6.59	ug/L		98
40) tert-butyl formate	3.83	59	4370	5.45	ug/L		84
41) isobutyl alcohol	4.24	41	19850	57.16	ug/L		90
43) methacrylonitrile	3.78	67	4353	6.46	ug/L	#	78
44) 1,1,1-trichloroethane	3.93	97	22085	5.87	ug/L		97
45) cyclohexane	3.91	84	21807	5.52	ug/L		96
46) 1,1-dichloropropene	4.08	110	7643	6.09	ug/L		96
47) tert-amyl alcohol	4.29	59	3161	28.60	ug/L	#	75
48) carbon tetrachloride	4.05	119	19723	6.23	ug/L		96
51) 2,2,4-trimethylpentane	4.24	57	64146	5.82	ug/L		95
52) tert-amyl methyl ether	4.33	87	10950	5.70	ug/L	#	81
53) n-butyl alcohol	4.87	56	11489	252.50	ug/L		88
54) benzene	4.25	78	60877	6.33	ug/L		97
55) heptane	4.43	57	13186	5.55	ug/L		98
56) isopropyl acetate	4.33	87	10950	5.70	ug/L	#	77
57) 1,2-dichloroethane	4.35	62	19280	6.77	ug/L		92
58) trichloroethene	4.88	95	15885	6.23	ug/L		97
60) 2-nitropropane	5.72	41	4120	6.16	ug/L	#	88
61) 2-chloroethyl vinyl ether	5.73	63	37430	30.40	ug/L		97
62) methyl methacrylate	5.24	100	2566	5.15	ug/L		92
63) 1,2-dichloropropane	5.14	63	15001	6.39	ug/L		94
64) methylcyclohexane	4.97	83	28343	5.96	ug/L		97
65) dibromomethane	5.27	93	7798	6.51	ug/L		96
66) bromodichloromethane	5.42	83	19367	6.36	ug/L		96
67) epichlorohydrin	5.81	57	4916	29.71	ug/L		93
68) cis-1,3-dichloropropene	5.86	75	22674	5.94	ug/L		99
69) 4-methyl-2-pentanone	5.99	85	6595	22.63	ug/L		98
70) 3-methyl-1-butanol	6.08	55	5949	91.87	ug/L		82
73) toluene	6.11	92	38651	6.36	ug/L		98
74) trans-1,3-dichloropropene	6.41	75	17779	5.84	ug/L		96
75) ethyl methacrylate	6.43	69	13653	5.72	ug/L		98
76) 1,1,2-trichloroethane	6.56	83	9418	6.28	ug/L		96
77) 2-hexanone	6.77	58	14745	23.22	ug/L		93
78) tetrachloroethene	6.60	166	17501	6.25	ug/L		96
79) 1,3-dichloropropane	6.72	76	20168	6.59	ug/L		96
80) butyl acetate	6.86	56	6543	5.71	ug/L		96
81) dibromochloromethane	6.89	129	13268	6.44	ug/L		95
82) 1,2-dibromoethane	6.99	107	10891	6.38	ug/L		92
83) n-butyl ether	7.44	57	60014	5.89	ug/L		100
84) chlorobenzene	7.40	112	41691	6.55	ug/L		98
85) 1,1,1,2-tetrachloroethane	7.48	131	13747	6.12	ug/L		97
86) ethylbenzene	7.46	91	74764	6.44	ug/L		98
87) m,p-xylene	7.57	106	57748	12.89	ug/L		100
88) o-xylene	7.90	91	57349	6.38	ug/L		100
89) styrene	7.93	104	47015	6.35	ug/L		98
90) bromoform	8.11	173	8564	6.23	ug/L		98
91) butyl acrylate	7.90	55	17669	5.08	ug/L		97
92) isopropylbenzene	8.20	105	73032	6.31	ug/L		98

Quantitation Report (QT Reviewed)

Data Path : C:\MSDCHEM\1\DATA\V3C7415\
Data File : 3C167229.D
Acq On : 16 Jun 2021 7:27 pm
Operator : PrashanS
Sample : IC7415-8
Misc : MS50065,V3C7415,5.0,,,,1
ALS Vial : 7 Sample Multiplier: 1

Quant Time: Jun 18 17:46:20 2021
Quant Method : C:\MSDCHEM\1\METHODS\M3C7415.M
Quant Title : Method SW846 8260C/D, Rxi624 20m x 0.18mm x 1.0um
QLast Update : Fri Jun 18 17:37:31 2021
Response via : Initial Calibration

Internal Standards	R.T.	QIon	Response	Conc Units	Dev(Min)
93) cis-1,4-dichloro-2-butene	8.33	53	4219	6.02 ug/L #	81
96) bromobenzene	8.48	156	18011	6.49 ug/L	99
97) 1,1,2,2-tetrachloroethane	8.53	83	13155	6.28 ug/L	94
98) trans-1,4-dichloro-2-buten	8.58	88	1605	5.30 ug/L	93
99) 1,2,3-trichloropropane	8.56	110	3837	6.17 ug/L	99
100) n-propylbenzene	8.54	91	88233	6.29 ug/L	97
101) 2-chlorotoluene	8.63	126	17469	6.43 ug/L	95
102) 4-chlorotoluene	8.72	126	18192	6.45 ug/L	94
103) 1,3,5-trimethylbenzene	8.69	105	60573	6.39 ug/L	99
104) tert-butylbenzene	8.94	119	53958	6.21 ug/L	99
105) 1,2,4-trimethylbenzene	8.99	105	60326	6.19 ug/L	98
106) sec-butylbenzene	9.12	105	79899	6.13 ug/L	100
107) 1,3-dichlorobenzene	9.24	146	36086	6.62 ug/L	96
108) p-isopropyltoluene	9.24	119	70578	6.24 ug/L	96
109) 1,4-dichlorobenzene	9.32	146	36194	6.57 ug/L	97
110) 1,2,3-trimethylbenzene	9.33	105	61888	6.39 ug/L	97
111) 1,2-dichlorobenzene	9.62	146	33025	6.61 ug/L	93
112) n-butylbenzene	9.56	92	35880	6.15 ug/L	98
113) 1,2-dibromo-3-chloropropan	10.25	157	2901	5.86 ug/L	94
114) 1,3,5-trichlorobenzene	10.36	180	29093	6.35 ug/L	99
115) 1,2,4-trichlorobenzene	10.86	180	26099	6.30 ug/L	97
116) hexachlorobutadiene	10.95	225	16141	6.09 ug/L	96
117) naphthalene	11.05	128	46135	5.88 ug/L	99
118) 1,2,3-trichlorobenzene	11.25	180	24563	6.57 ug/L	99
119) hexachloroethane	9.78	201	9255	5.35 ug/L	92
120) benzyl chloride	9.44	91	17052	4.64 ug/L	96
121) 2-methylnaphthalene	11.91	142	13824	2.73 ug/L	97

(#) = qualifier out of range (m) = manual integration (+) = signals summed

Quantitation Report (QT Reviewed)

Data Path : C:\MSDCHEM\1\DATA\V3C7415\
Data File : 3C167229.D
Acq On : 16 Jun 2021 7:27 pm
Operator : PrashanS
Sample : IC7415-8
Misc : MS50065,V3C7415,5.0,,,,1
ALS Vial : 7 Sample Multiplier: 1

Quant Time: Jun 18 17:46:20 2021
Quant Method : C:\MSDCHEM\1\METHODS\M3C7415.M
Quant Title : Method SW846 8260C/D, Rxi624 20m x 0.18mm x 1.0um
QLast Update : Fri Jun 18 17:37:31 2021
Response via : Initial Calibration

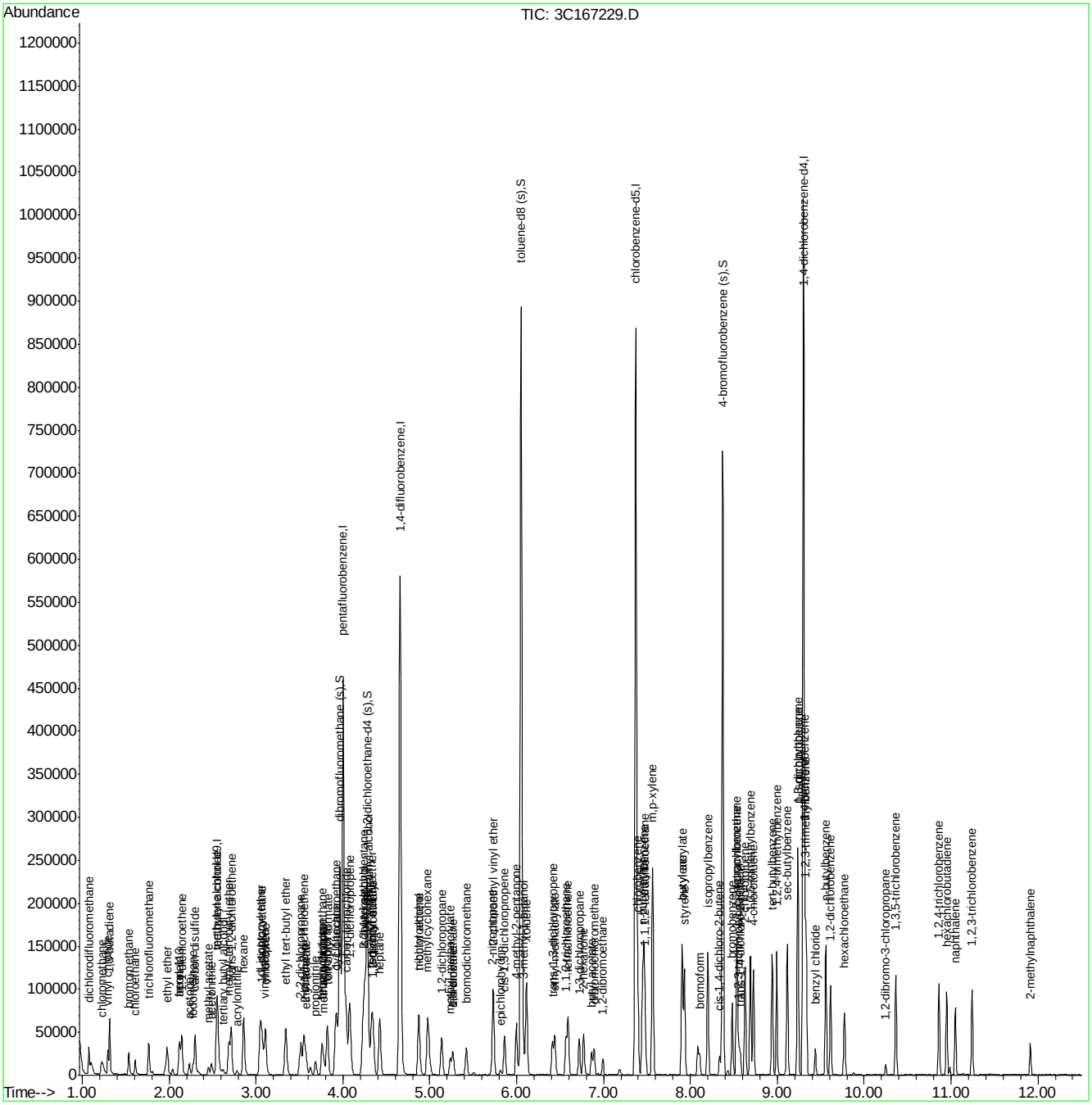

Quantitation Report (QT Reviewed)

Data Path : C:\MSDCHEM\1\DATA\V3C7415\
Data File : 3C167230.D
Acq On : 16 Jun 2021 7:52 pm
Operator : PrashanS
Sample : IC7415-20
Misc : MS50065,V3C7415,5.0,,,,1
ALS Vial : 8 Sample Multiplier: 1

Quant Time: Jun 18 17:46:27 2021
Quant Method : C:\MSDCHEM\1\METHODS\M3C7415.M
Quant Title : Method SW846 8260C/D, Rxi624 20m x 0.18mm x 1.0um
QLast Update : Fri Jun 18 17:37:31 2021
Response via : Initial Calibration

Internal Standards	R.T.	QIon	Response	Conc	Units	Dev(Min)
1) tert butyl alcohol-d9	2.56	65	60704	500.00	ug/L	0.00
5) pentafluorobenzene	4.00	168	283078	50.00	ug/L	0.00
49) 1,4-difluorobenzene	4.66	114	441785	50.00	ug/L	0.00
71) chlorobenzene-d5	7.37	117	383137	50.00	ug/L	0.00
94) 1,4-dichlorobenzene-d4	9.30	152	191272	50.00	ug/L	0.00
System Monitoring Compounds						
42) dibromofluoromethane (s)	3.96	113	122177	49.78	ug/L	0.00
Spiked Amount 50.000	Range 75 - 127		Recovery = 99.56%			
50) 1,2-dichloroethane-d4 (s)	4.28	65	129433	49.22	ug/L	0.00
Spiked Amount 50.000	Range 75 - 130		Recovery = 98.44%			
72) toluene-d8 (s)	6.05	98	506302	49.65	ug/L	0.00
Spiked Amount 50.000	Range 80 - 120		Recovery = 99.30%			
95) 4-bromofluorobenzene (s)	8.37	95	179386	50.68	ug/L	0.00
Spiked Amount 50.000	Range 79 - 127		Recovery = 101.36%			
Target Compounds						Qvalue
3) tertiary butyl alcohol	2.62	59	13267	94.41	ug/L	98
4) 1,4-dioxane	5.26	88	9278	454.56	ug/L	90
6) dichlorodifluoromethane	1.08	85	62167	18.96	ug/L	99
7) chloromethane	1.22	50	61581	19.14	ug/L	100
8) 1,3-butadiene	1.31	54	42858	17.90	ug/L	100
9) vinyl chloride	1.29	62	57176	18.92	ug/L	98
10) bromomethane	1.53	94	33237	20.21	ug/L	98
11) chloroethane	1.61	64	34690	18.75	ug/L	98
12) trichlorofluoromethane	1.76	101	71848	18.45	ug/L	98
13) ethyl ether	1.98	74	22142	18.54	ug/L	96
14) acrolein	2.12	56	4730	17.31	ug/L	97
15) freon 113	2.12	151	35041	18.18	ug/L	97
16) 1,1-dichloroethene	2.15	96	37178	18.01	ug/L	99
17) acetone	2.23	43	36942	80.00	ug/L	96
18) acetonitrile	2.49	41	38117	199.09	ug/L	98
19) iodomethane	2.28	142	44365	15.85	ug/L	97
20) carbon disulfide	2.30	76	132525	18.62	ug/L	97
21) methylene chloride	2.55	84	42213	19.23	ug/L	99
22) methyl acetate	2.45	43	25533	20.50	ug/L	98
23) methyl tert butyl ether	2.69	73	100350	18.96	ug/L	98
24) trans-1,2-dichloroethene	2.72	96	44768	18.64	ug/L	100
25) hexane	2.86	57	80560	18.21	ug/L	98
26) di-isopropyl ether	3.05	45	143750	18.94	ug/L	99
27) ethyl tert-butyl ether	3.34	59	126095	18.69	ug/L	96
28) 2-butanone	3.57	72	14203	74.95	ug/L	99
29) 1,1-dichloroethane	3.07	63	80029	18.69	ug/L	97
30) chloroprene	3.11	53	67337	18.09	ug/L	96
31) acrylonitrile	2.78	53	9403	18.94	ug/L	93
32) vinyl acetate	3.10	86	7864	18.52	ug/L #	77
33) ethyl acetate	3.58	45	5226	18.34	ug/L	95
34) 2,2-dichloropropane	3.52	77	59706	17.96	ug/L	97
35) cis-1,2-dichloroethene	3.55	96	48875	19.06	ug/L	98
36) propionitrile	3.68	54	41853	192.01	ug/L	99

Quantitation Report (QT Reviewed)

Data Path : C:\MSDCHEM\1\DATA\V3C7415\
Data File : 3C167230.D
Acq On : 16 Jun 2021 7:52 pm
Operator : PrashanS
Sample : IC7415-20
Misc : MS50065,V3C7415,5.0,,,,1
ALS Vial : 8 Sample Multiplier: 1

Quant Time: Jun 18 17:46:27 2021
Quant Method : C:\MSDCHEM\1\METHODS\M3C7415.M
Quant Title : Method SW846 8260C/D, Rxi624 20m x 0.18mm x 1.0um
QLast Update : Fri Jun 18 17:37:31 2021
Response via : Initial Calibration

Internal Standards	R.T.	QIon	Response	Conc	Units		Dev(Min)
37) bromochloromethane	3.76	130	26927	19.10	ug/L		98
38) tetrahydrofuran	3.76	42	9752	19.52	ug/L		97
39) chloroform	3.82	83	78888	18.91	ug/L		99
40) tert-butyl formate	3.82	59	14513	17.98	ug/L		93
41) isobutyl alcohol	4.24	41	63641	182.16	ug/L		96
43) methacrylonitrile	3.78	67	13214	19.50	ug/L		95
44) 1,1,1-trichloroethane	3.93	97	69266	18.29	ug/L		98
45) cyclohexane	3.92	84	73082	18.39	ug/L		99
46) 1,1-dichloropropene	4.08	110	22632	17.93	ug/L		97
47) tert-amyl alcohol	4.29	59	10631	95.61	ug/L		99
48) carbon tetrachloride	4.04	119	58733	18.45	ug/L		98
51) 2,2,4-trimethylpentane	4.23	57	201806	17.98	ug/L		98
52) tert-amyl methyl ether	4.33	87	35745	18.29	ug/L	#	86
53) n-butyl alcohol	4.87	56	39365	850.20	ug/L		95
54) benzene	4.26	78	180574	18.45	ug/L		98
55) heptane	4.42	57	42821	17.70	ug/L		96
56) isopropyl acetate	4.33	87	35745	18.29	ug/L	#	84
57) 1,2-dichloroethane	4.35	62	55772	19.26	ug/L		97
58) trichloroethene	4.87	95	46975	18.11	ug/L		98
60) 2-nitropropane	5.71	41	12879	18.93	ug/L	#	21
61) 2-chloroethyl vinyl ether	5.73	63	116607	93.07	ug/L		99
62) methyl methacrylate	5.24	100	8984	17.71	ug/L		91
63) 1,2-dichloropropane	5.14	63	44599	18.67	ug/L		99
64) methylcyclohexane	4.97	83	87284	18.03	ug/L		99
65) dibromomethane	5.26	93	22899	18.80	ug/L		95
66) bromodichloromethane	5.42	83	57457	18.53	ug/L		97
67) epichlorohydrin	5.81	57	14767	87.69	ug/L		97
68) cis-1,3-dichloropropene	5.86	75	68887	17.74	ug/L		97
69) 4-methyl-2-pentanone	6.00	85	21830	73.61	ug/L	#	85
70) 3-methyl-1-butanol	6.08	55	22794	345.92	ug/L		91
73) toluene	6.11	92	115585	18.53	ug/L		98
74) trans-1,3-dichloropropene	6.41	75	56253	18.02	ug/L		97
75) ethyl methacrylate	6.43	69	44311	18.10	ug/L		96
76) 1,1,2-trichloroethane	6.57	83	29188	18.96	ug/L		96
77) 2-hexanone	6.77	58	48498	74.45	ug/L		95
78) tetrachloroethene	6.60	166	52896	18.42	ug/L		99
79) 1,3-dichloropropane	6.72	76	59832	19.07	ug/L		98
80) butyl acetate	6.86	56	21850	18.59	ug/L		96
81) dibromochloromethane	6.89	129	39495	18.68	ug/L		94
82) 1,2-dibromoethane	6.99	107	33213	18.98	ug/L		96
83) n-butyl ether	7.44	57	191110	18.27	ug/L		99
84) chlorobenzene	7.39	112	123531	18.93	ug/L		97
85) 1,1,1,2-tetrachloroethane	7.48	131	42508	18.44	ug/L		97
86) ethylbenzene	7.46	91	223291	18.75	ug/L		99
87) m,p-xylene	7.57	106	172189	37.47	ug/L		98
88) o-xylene	7.90	91	174799	18.95	ug/L		99
89) styrene	7.93	104	142798	18.80	ug/L		99
90) bromoform	8.11	173	25603	18.17	ug/L		91
91) butyl acrylate	7.90	55	60725	17.02	ug/L		98
92) isopropylbenzene	8.20	105	222898	18.78	ug/L		100

Quantitation Report (QT Reviewed)

Data Path : C:\MSDCHEM\1\DATA\V3C7415\
Data File : 3C167230.D
Acq On : 16 Jun 2021 7:52 pm
Operator : PrashanS
Sample : IC7415-20
Misc : MS50065,V3C7415,5.0,,,,1
ALS Vial : 8 Sample Multiplier: 1

Quant Time: Jun 18 17:46:27 2021
Quant Method : C:\MSDCHEM\1\METHODS\M3C7415.M
Quant Title : Method SW846 8260C/D, Rxi624 20m x 0.18mm x 1.0um
QLast Update : Fri Jun 18 17:37:31 2021
Response via : Initial Calibration

Internal Standards	R.T.	QIon	Response	Conc	Units	Dev(Min)
93) cis-1,4-dichloro-2-butene	8.34	53	13021	18.11	ug/L	95
96) bromobenzene	8.48	156	52841	19.05	ug/L	95
97) 1,1,2,2-tetrachloroethane	8.53	83	40252	19.23	ug/L	98
98) trans-1,4-dichloro-2-buten	8.58	88	5451	18.01	ug/L	91
99) 1,2,3-trichloropropane	8.56	110	12275	19.76	ug/L	97
100) n-propylbenzene	8.54	91	263689	18.80	ug/L	99
101) 2-chlorotoluene	8.63	126	52173	19.22	ug/L	98
102) 4-chlorotoluene	8.72	126	53659	19.02	ug/L	97
103) 1,3,5-trimethylbenzene	8.69	105	178687	18.87	ug/L	100
104) tert-butylbenzene	8.94	119	162476	18.72	ug/L	100
105) 1,2,4-trimethylbenzene	8.99	105	184025	18.88	ug/L	99
106) sec-butylbenzene	9.12	105	245344	18.82	ug/L	99
107) 1,3-dichlorobenzene	9.24	146	105522	19.37	ug/L	97
108) p-isopropyltoluene	9.23	119	212403	18.78	ug/L	98
109) 1,4-dichlorobenzene	9.32	146	105508	19.15	ug/L	100
110) 1,2,3-trimethylbenzene	9.33	105	181919	18.78	ug/L	98
111) 1,2-dichlorobenzene	9.61	146	96172	19.27	ug/L	99
112) n-butylbenzene	9.56	92	107159	18.38	ug/L	98
113) 1,2-dibromo-3-chloropropan	10.25	157	8573	17.34	ug/L	91
114) 1,3,5-trichlorobenzene	10.36	180	84919	18.54	ug/L	98
115) 1,2,4-trichlorobenzene	10.86	180	77065	18.60	ug/L	98
116) hexachlorobutadiene	10.95	225	49781	18.79	ug/L	97
117) naphthalene	11.05	128	147140	18.76	ug/L	97
118) 1,2,3-trichlorobenzene	11.24	180	70072	18.75	ug/L	97
119) hexachloroethane	9.77	201	30630	17.73	ug/L	94
120) benzyl chloride	9.44	91	60294	16.40	ug/L	97
121) 2-methylnaphthalene	11.91	142	45814	9.05	ug/L	95

(#) = qualifier out of range (m) = manual integration (+) = signals summed

Quantitation Report (QT Reviewed)

Data Path : C:\MSDCHEM\1\DATA\V3C7415\
Data File : 3C167230.D
Acq On : 16 Jun 2021 7:52 pm
Operator : PrashanS
Sample : IC7415-20
Misc : MS50065,V3C7415,5.0,,,,1
ALS Vial : 8 Sample Multiplier: 1

Quant Time: Jun 18 17:46:27 2021
Quant Method : C:\MSDCHEM\1\METHODS\M3C7415.M
Quant Title : Method SW846 8260C/D, Rxi624 20m x 0.18mm x 1.0um
QLast Update : Fri Jun 18 17:37:31 2021
Response via : Initial Calibration

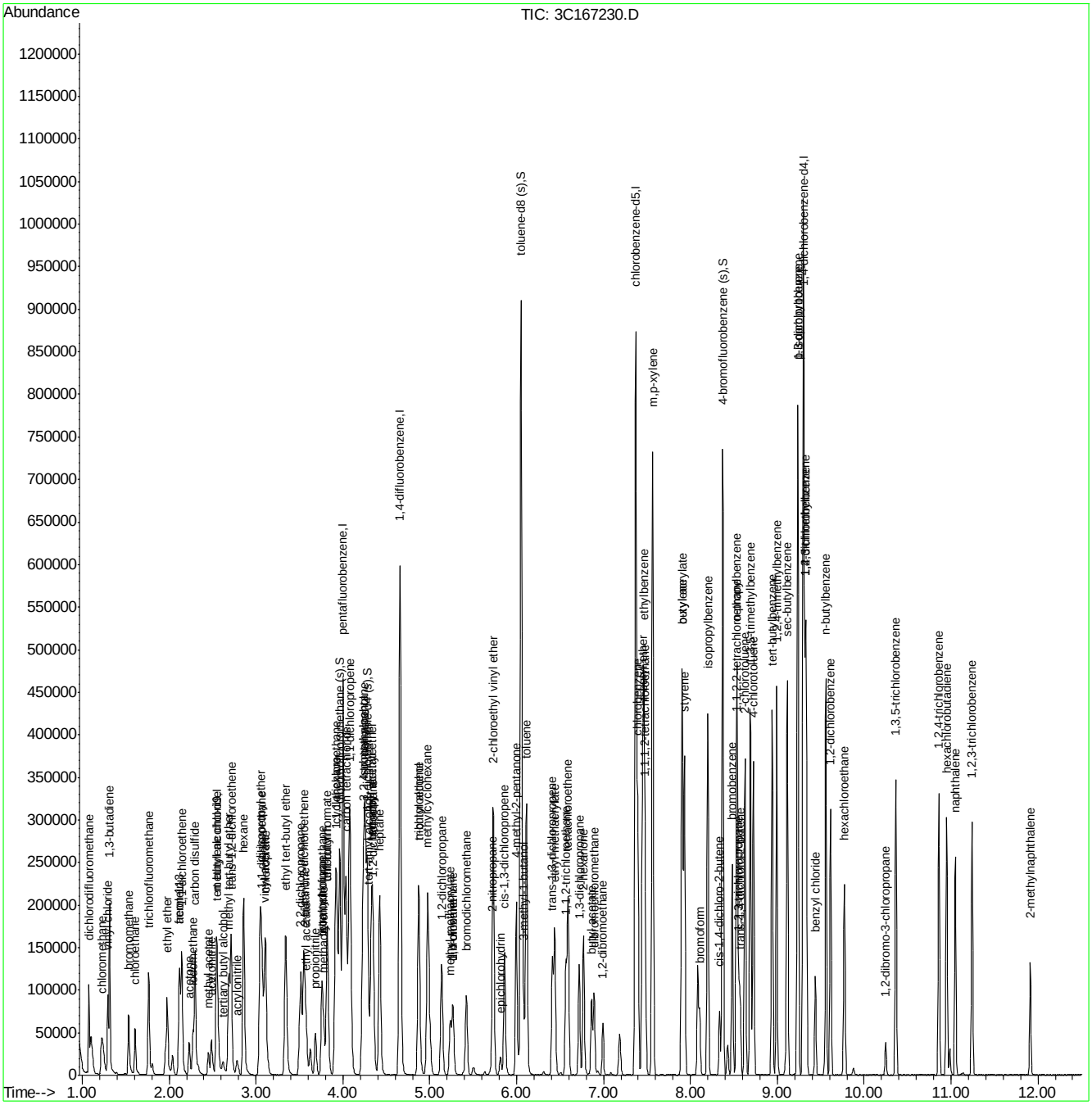

Quantitation Report (QT Reviewed)

Data Path : C:\MSDCHEM\1\DATA\V3C7415\
Data File : 3C167231.D
Acq On : 16 Jun 2021 8:18 pm
Operator : PrashanS
Sample : ICC7415-50
Misc : MS50065,V3C7415,5.0,,,,1
ALS Vial : 9 Sample Multiplier: 1

Quant Time: Jun 18 17:46:35 2021
Quant Method : C:\MSDCHEM\1\METHODS\M3C7415.M
Quant Title : Method SW846 8260C/D, Rxi624 20m x 0.18mm x 1.0um
QLast Update : Fri Jun 18 17:37:31 2021
Response via : Initial Calibration

Internal Standards	R.T.	QIon	Response	Conc	Units	Dev(Min)
1) tert butyl alcohol-d9	2.56	65	61228	500.00	ug/L	0.00
5) pentafluorobenzene	4.00	168	284977	50.00	ug/L	0.00
49) 1,4-difluorobenzene	4.66	114	438630	50.00	ug/L	0.00
71) chlorobenzene-d5	7.37	117	383138	50.00	ug/L	0.00
94) 1,4-dichlorobenzene-d4	9.30	152	193732	50.00	ug/L	0.00
System Monitoring Compounds						
42) dibromofluoromethane (s)	3.96	113	123539	50.00	ug/L	0.00
Spiked Amount 50.000	Range 75 - 127		Recovery = 100.00%			
50) 1,2-dichloroethane-d4 (s)	4.28	65	130536	50.00	ug/L	0.00
Spiked Amount 50.000	Range 75 - 130		Recovery = 100.00%			
72) toluene-d8 (s)	6.05	98	509844	50.00	ug/L	0.00
Spiked Amount 50.000	Range 80 - 120		Recovery = 100.00%			
95) 4-bromofluorobenzene (s)	8.37	95	179240	50.00	ug/L	0.00
Spiked Amount 50.000	Range 79 - 127		Recovery = 100.00%			
Target Compounds						Qvalue
3) tertiary butyl alcohol	2.62	59	35435	250.00	ug/L	100
4) 1,4-dioxane	5.26	88	25734	1250.00	ug/L	100
6) dichlorodifluoromethane	1.08	85	165000	50.00	ug/L	100
7) chloromethane	1.23	50	161928	50.00	ug/L	100
8) 1,3-butadiene	1.31	54	120550	50.00	ug/L	100
9) vinyl chloride	1.29	62	152089	50.00	ug/L	100
10) bromomethane	1.53	94	82793	50.00	ug/L	100
11) chloroethane	1.61	64	93150	50.00	ug/L	100
12) trichlorofluoromethane	1.76	101	196067	50.00	ug/L	100
13) ethyl ether	1.98	74	60124	50.00	ug/L	100
14) acrolein	2.12	56	13756	50.00	ug/L	100
15) freon 113	2.12	151	97009	50.00	ug/L	100
16) 1,1-dichloroethene	2.15	96	103912	50.00	ug/L	100
17) acetone	2.23	43	92977	200.00	ug/L	100
18) acetonitrile	2.49	41	96369	500.00	ug/L	100
19) iodomethane	2.28	142	140928	50.00	ug/L	100
20) carbon disulfide	2.30	76	358315	50.00	ug/L	100
21) methylene chloride	2.55	84	110469	50.00	ug/L	100
22) methyl acetate	2.45	43	62705	50.00	ug/L	100
23) methyl tert butyl ether	2.69	73	266376	50.00	ug/L	100
24) trans-1,2-dichloroethene	2.72	96	120903	50.00	ug/L	100
25) hexane	2.86	57	222630	50.00	ug/L	100
26) di-isopropyl ether	3.05	45	382028	50.00	ug/L	100
27) ethyl tert-butyl ether	3.34	59	339594	50.00	ug/L	100
28) 2-butanone	3.57	72	38152	200.00	ug/L	100
29) 1,1-dichloroethane	3.07	63	215583	50.00	ug/L	100
30) chloroprene	3.11	53	187392	50.00	ug/L	100
31) acrylonitrile	2.78	53	24991	50.00	ug/L	100
32) vinyl acetate	3.10	86	21374	50.00	ug/L	100
33) ethyl acetate	3.58	45	14340	50.00	ug/L	100
34) 2,2-dichloropropane	3.52	77	167378	50.00	ug/L	100
35) cis-1,2-dichloroethene	3.55	96	129057	50.00	ug/L	100
36) propionitrile	3.68	54	109718	500.00	ug/L	100

Quantitation Report (QT Reviewed)

Data Path : C:\MSDCHEM\1\DATA\V3C7415\
Data File : 3C167231.D
Acq On : 16 Jun 2021 8:18 pm
Operator : PrashanS
Sample : ICC7415-50
Misc : MS50065,V3C7415,5.0,,,,1
ALS Vial : 9 Sample Multiplier: 1

Quant Time: Jun 18 17:46:35 2021
Quant Method : C:\MSDCHEM\1\METHODS\M3C7415.M
Quant Title : Method SW846 8260C/D, Rxi624 20m x 0.18mm x 1.0um
QLast Update : Fri Jun 18 17:37:31 2021
Response via : Initial Calibration

Internal Standards	R.T.	QIon	Response	Conc	Units	Dev(Min)
37) bromochloromethane	3.76	130	70952	50.00	ug/L	100
38) tetrahydrofuran	3.76	42	25141	50.00	ug/L	100
39) chloroform	3.82	83	210012	50.00	ug/L	100
40) tert-butyl formate	3.82	59	40631	50.00	ug/L	100
41) isobutyl alcohol	4.23	41	175853	500.00	ug/L	100
43) methacrylonitrile	3.78	67	34114	50.00	ug/L	100
44) 1,1,1-trichloroethane	3.93	97	190676	50.00	ug/L	100
45) cyclohexane	3.91	84	200032	50.00	ug/L	100
46) 1,1-dichloropropene	4.08	110	63545	50.00	ug/L	100
47) tert-amyl alcohol	4.29	59	27983	250.00	ug/L	100
48) carbon tetrachloride	4.04	119	160268	50.00	ug/L	100
51) 2,2,4-trimethylpentane	4.23	57	557052	50.00	ug/L	100
52) tert-amyl methyl ether	4.33	87	97034	50.00	ug/L	100
53) n-butyl alcohol	4.87	56	114926	2500.00	ug/L	100
54) benzene	4.26	78	485905	50.00	ug/L	100
55) heptane	4.42	57	120066	50.00	ug/L	100
56) isopropyl acetate	4.33	87	97034	50.00	ug/L	100
57) 1,2-dichloroethane	4.35	62	143777	50.00	ug/L	100
58) trichloroethene	4.87	95	128772	50.00	ug/L	100
60) 2-nitropropane	5.72	41	33770	50.00	ug/L	100
61) 2-chloroethyl vinyl ether	5.73	63	310978	250.00	ug/L	100
62) methyl methacrylate	5.24	100	25182	50.00	ug/L	100
63) 1,2-dichloropropane	5.14	63	118588	50.00	ug/L	100
64) methylcyclohexane	4.97	83	240313	50.00	ug/L	100
65) dibromomethane	5.27	93	60479	50.00	ug/L	100
66) bromodichloromethane	5.42	83	153900	50.00	ug/L	100
67) epichlorohydrin	5.81	57	41798	250.00	ug/L	100
68) cis-1,3-dichloropropene	5.86	75	192726	50.00	ug/L	100
69) 4-methyl-2-pentanone	5.99	85	58892	200.00	ug/L	100
70) 3-methyl-1-butanol	6.08	55	65424	1000.00	ug/L	100
73) toluene	6.11	92	311939	50.00	ug/L	100
74) trans-1,3-dichloropropene	6.41	75	156088	50.00	ug/L	100
75) ethyl methacrylate	6.43	69	122428	50.00	ug/L	100
76) 1,1,2-trichloroethane	6.57	83	76961	50.00	ug/L	100
77) 2-hexanone	6.77	58	130290	200.00	ug/L	100
78) tetrachloroethene	6.60	166	143587	50.00	ug/L	100
79) 1,3-dichloropropane	6.72	76	156874	50.00	ug/L	100
80) butyl acetate	6.86	56	58766	50.00	ug/L	100
81) dibromochloromethane	6.89	129	105707	50.00	ug/L	100
82) 1,2-dibromoethane	6.99	107	87497	50.00	ug/L	100
83) n-butyl ether	7.44	57	522881	50.00	ug/L	100
84) chlorobenzene	7.40	112	326318	50.00	ug/L	100
85) 1,1,1,2-tetrachloroethane	7.48	131	115266	50.00	ug/L	100
86) ethylbenzene	7.46	91	595437	50.00	ug/L	100
87) m,p-xylene	7.57	106	459582	100.00	ug/L	100
88) o-xylene	7.90	91	461144	50.00	ug/L	100
89) styrene	7.93	104	379808	50.00	ug/L	100
90) bromoform	8.11	173	70460	50.00	ug/L	100
91) butyl acrylate	7.90	55	178382	50.00	ug/L	100
92) isopropylbenzene	8.20	105	593530	50.00	ug/L	100

Quantitation Report (QT Reviewed)

Data Path : C:\MSDCHEM\1\DATA\V3C7415\
Data File : 3C167231.D
Acq On : 16 Jun 2021 8:18 pm
Operator : PrashanS
Sample : ICC7415-50
Misc : MS50065,V3C7415,5.0,,,,1
ALS Vial : 9 Sample Multiplier: 1

Quant Time: Jun 18 17:46:35 2021
Quant Method : C:\MSDCHEM\1\METHODS\M3C7415.M
Quant Title : Method SW846 8260C/D, Rxi624 20m x 0.18mm x 1.0um
QLast Update : Fri Jun 18 17:37:31 2021
Response via : Initial Calibration

Internal Standards	R.T.	QIon	Response	Conc	Units	Dev(Min)
93) cis-1,4-dichloro-2-butene	8.34	53	35959	50.00	ug/L	100
96) bromobenzene	8.48	156	140451	50.00	ug/L	100
97) 1,1,2,2-tetrachloroethane	8.53	83	106020	50.00	ug/L	100
98) trans-1,4-dichloro-2-buten	8.58	88	15328	50.00	ug/L	100
99) 1,2,3-trichloropropane	8.56	110	31459	50.00	ug/L	100
100) n-propylbenzene	8.54	91	710374	50.00	ug/L	100
101) 2-chlorotoluene	8.63	126	137456	50.00	ug/L	100
102) 4-chlorotoluene	8.72	126	142875	50.00	ug/L	100
103) 1,3,5-trimethylbenzene	8.69	105	479645	50.00	ug/L	100
104) tert-butylbenzene	8.94	119	439510	50.00	ug/L	100
105) 1,2,4-trimethylbenzene	8.99	105	493520	50.00	ug/L	100
106) sec-butylbenzene	9.12	105	660157	50.00	ug/L	100
107) 1,3-dichlorobenzene	9.24	146	275893	50.00	ug/L	100
108) p-isopropyltoluene	9.24	119	572750	50.00	ug/L	100
109) 1,4-dichlorobenzene	9.32	146	279009	50.00	ug/L	100
110) 1,2,3-trimethylbenzene	9.33	105	490601	50.00	ug/L	100
111) 1,2-dichlorobenzene	9.61	146	252784	50.00	ug/L	100
112) n-butylbenzene	9.56	92	295292	50.00	ug/L	100
113) 1,2-dibromo-3-chloropropan	10.25	157	25040	50.00	ug/L	100
114) 1,3,5-trichlorobenzene	10.36	180	231938	50.00	ug/L	100
115) 1,2,4-trichlorobenzene	10.86	180	209817	50.00	ug/L	100
116) hexachlorobutadiene	10.95	225	134145	50.00	ug/L	100
117) naphthalene	11.05	128	397268	50.00	ug/L	100
118) 1,2,3-trichlorobenzene	11.24	180	189285	50.00	ug/L	100
119) hexachloroethane	9.78	201	87503	50.00	ug/L	100
120) benzyl chloride	9.44	91	186170	50.00	ug/L	100
121) 2-methylnaphthalene	11.91	142	128244	25.00	ug/L	100

(#) = qualifier out of range (m) = manual integration (+) = signals summed

Quantitation Report (QT Reviewed)

Data Path : C:\MSDCHEM\1\DATA\V3C7415\
Data File : 3C167231.D
Acq On : 16 Jun 2021 8:18 pm
Operator : PrashanS
Sample : ICC7415-50
Misc : MS50065,V3C7415,5.0,,,,1
ALS Vial : 9 Sample Multiplier: 1

Quant Time: Jun 18 17:46:35 2021
Quant Method : C:\MSDCHEM\1\METHODS\M3C7415.M
Quant Title : Method SW846 8260C/D, Rxi624 20m x 0.18mm x 1.0um
QLast Update : Fri Jun 18 17:37:31 2021
Response via : Initial Calibration

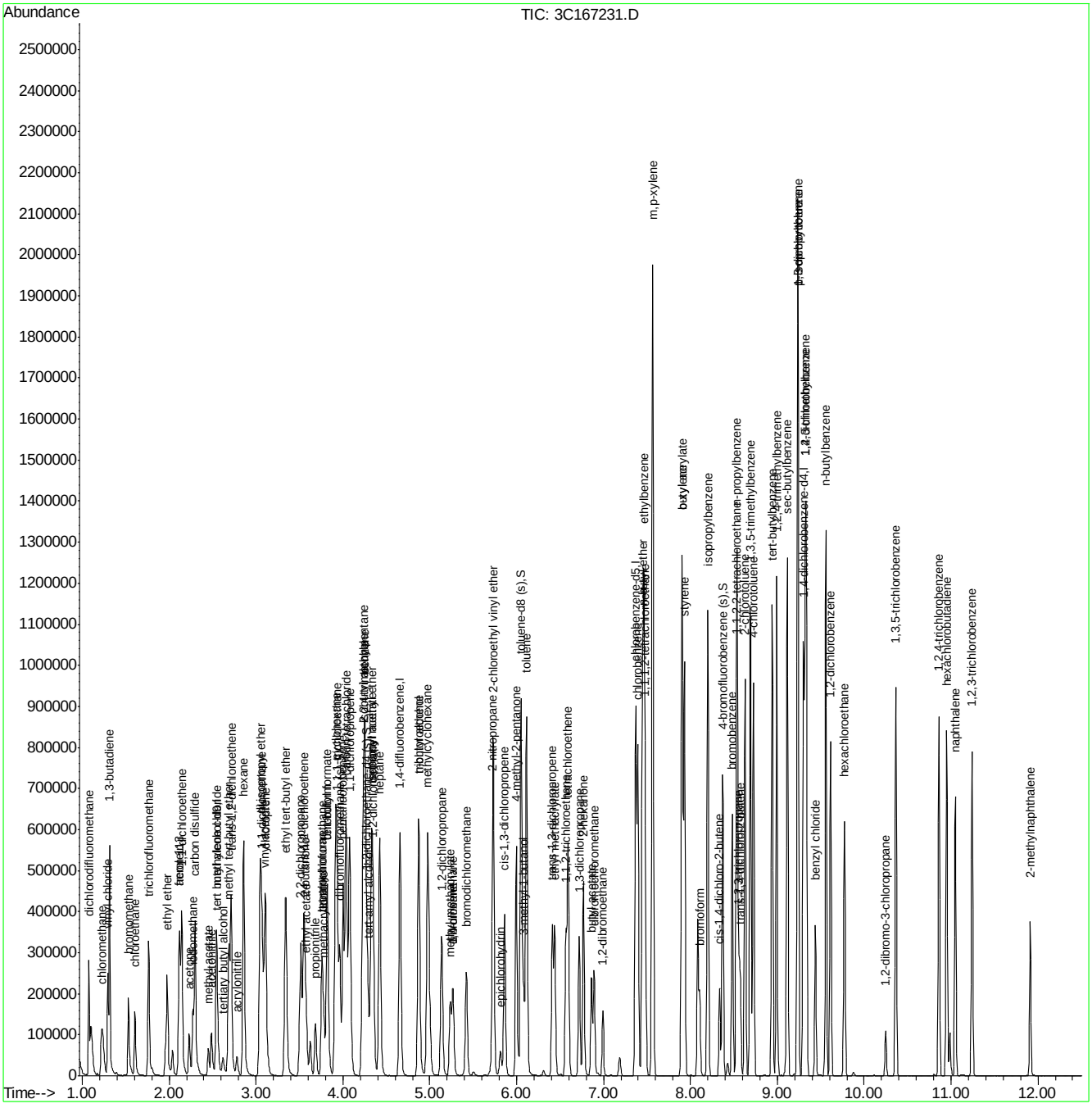

Quantitation Report (QT Reviewed)

Data Path : C:\MSDCHEM\1\DATA\V3C7415\
Data File : 3C167232.D
Acq On : 16 Jun 2021 8:43 pm
Operator : PrashanS
Sample : IC7415-100
Misc : MS50065,V3C7415,5.0,,,,1
ALS Vial : 10 Sample Multiplier: 1

Quant Time: Jun 18 17:46:41 2021
Quant Method : C:\MSDCHEM\1\METHODS\M3C7415.M
Quant Title : Method SW846 8260C/D, Rxi624 20m x 0.18mm x 1.0um
QLast Update : Fri Jun 18 17:37:31 2021
Response via : Initial Calibration

Internal Standards	R.T.	QIon	Response	Conc	Units		Dev(Min)
1) tert butyl alcohol-d9	2.56	65	63640	500.00	ug/L		0.00
5) pentafluorobenzene	4.00	168	288992	50.00	ug/L		0.00
49) 1,4-difluorobenzene	4.66	114	446849	50.00	ug/L		0.00
71) chlorobenzene-d5	7.37	117	388161	50.00	ug/L		0.00
94) 1,4-dichlorobenzene-d4	9.30	152	201059	50.00	ug/L		0.00
System Monitoring Compounds							
42) dibromofluoromethane (s)	3.96	113	127085	50.72	ug/L		0.00
Spiked Amount 50.000	Range 75 - 127		Recovery = 101.44%				
50) 1,2-dichloroethane-d4 (s)	4.28	65	129760	48.79	ug/L		0.00
Spiked Amount 50.000	Range 75 - 130		Recovery = 97.58%				
72) toluene-d8 (s)	6.05	98	520705	50.40	ug/L		0.00
Spiked Amount 50.000	Range 80 - 120		Recovery = 100.80%				
95) 4-bromofluorobenzene (s)	8.37	95	182512	49.06	ug/L		0.00
Spiked Amount 50.000	Range 79 - 127		Recovery = 98.12%				
Target Compounds							Qvalue
3) tertiary butyl alcohol	2.62	59	64154	435.46	ug/L		96
4) 1,4-dioxane	5.26	88	45196	2112.14	ug/L		94
6) dichlorodifluoromethane	1.08	85	265173	79.24	ug/L		99
7) chloromethane	1.22	50	278343	84.75	ug/L		99
8) 1,3-butadiene	1.31	54	198989	81.39	ug/L		100
9) vinyl chloride	1.29	62	259911	84.26	ug/L		100
10) bromomethane	1.53	94	129955	77.39	ug/L		100
11) chloroethane	1.61	64	163535	86.56	ug/L		99
12) trichlorofluoromethane	1.76	101	317988	79.97	ug/L		100
13) ethyl ether	1.98	74	105806	86.77	ug/L		94
14) acrolein	2.12	56	25149	90.14	ug/L		94
15) freon 113	2.12	151	158462	80.54	ug/L		99
16) 1,1-dichloroethene	2.15	96	172294	81.75	ug/L		99
17) acetone	2.23	43	160429	340.30	ug/L		99
18) acetonitrile	2.49	41	164469	841.47	ug/L		97
19) iodomethane	2.28	142	261096	91.35	ug/L		98
20) carbon disulfide	2.30	76	603521	83.05	ug/L		99
21) methylene chloride	2.55	84	192816	86.06	ug/L		97
22) methyl acetate	2.45	43	111076	87.34	ug/L		99
23) methyl tert butyl ether	2.69	73	476036	88.11	ug/L		100
24) trans-1,2-dichloroethene	2.72	96	207894	84.78	ug/L		99
25) hexane	2.86	57	361735	80.11	ug/L		97
26) di-isopropyl ether	3.05	45	680182	87.79	ug/L		99
27) ethyl tert-butyl ether	3.34	59	607143	88.15	ug/L		98
28) 2-butanone	3.57	72	66318	342.82	ug/L		96
29) 1,1-dichloroethane	3.07	63	371634	85.00	ug/L		99
30) chloroprene	3.11	53	318115	83.70	ug/L		99
31) acrylonitrile	2.78	53	43260	85.35	ug/L		91
32) vinyl acetate	3.10	86	37891	87.41	ug/L		95
33) ethyl acetate	3.58	45	24365	83.77	ug/L	#	78
34) 2,2-dichloropropane	3.52	77	291844	85.97	ug/L		98
35) cis-1,2-dichloroethene	3.55	96	223866	85.53	ug/L		97
36) propionitrile	3.68	54	189531	851.72	ug/L		99

Quantitation Report (QT Reviewed)

Data Path : C:\MSDCHEM\1\DATA\V3C7415\
Data File : 3C167232.D
Acq On : 16 Jun 2021 8:43 pm
Operator : PrashanS
Sample : IC7415-100
Misc : MS50065,V3C7415,5.0,,,,1
ALS Vial : 10 Sample Multiplier: 1

Quant Time: Jun 18 17:46:41 2021
Quant Method : C:\MSDCHEM\1\METHODS\M3C7415.M
Quant Title : Method SW846 8260C/D, Rxi624 20m x 0.18mm x 1.0um
QLast Update : Fri Jun 18 17:37:31 2021
Response via : Initial Calibration

Internal Standards	R.T.	QIon	Response	Conc Units		Dev(Min)
37) bromochloromethane	3.76	130	124673	86.64 ug/L		98
38) tetrahydrofuran	3.76	42	44387	87.05 ug/L		97
39) chloroform	3.82	83	362997	85.22 ug/L		99
40) tert-butyl formate	3.82	59	76243	92.52 ug/L		90
41) isobutyl alcohol	4.23	41	293452	822.78 ug/L		99
43) methacrylonitrile	3.78	67	60736	87.78 ug/L		98
44) 1,1,1-trichloroethane	3.93	97	322328	83.35 ug/L		98
45) cyclohexane	3.92	84	327792	80.80 ug/L		98
46) 1,1-dichloropropene	4.08	110	104393	81.00 ug/L		96
47) tert-amyl alcohol	4.30	59	49698	437.83 ug/L	#	64
48) carbon tetrachloride	4.04	119	265923	81.81 ug/L		99
51) 2,2,4-trimethylpentane	4.23	57	940192	82.84 ug/L		100
52) tert-amyl methyl ether	4.33	87	175758	88.90 ug/L		98
53) n-butyl alcohol	4.87	56	215861	4609.28 ug/L		100
54) benzene	4.26	78	842006	85.05 ug/L		100
55) heptane	4.42	57	200035	81.77 ug/L		98
56) isopropyl acetate	4.33	87	175758	88.90 ug/L		99
57) 1,2-dichloroethane	4.35	62	249208	85.07 ug/L		99
58) trichloroethene	4.88	95	221414	84.39 ug/L		92
60) 2-nitropropane	5.72	41	60520	87.96 ug/L	#	88
61) 2-chloroethyl vinyl ether	5.73	63	546622	431.36 ug/L		99
62) methyl methacrylate	5.24	100	44823	87.36 ug/L		96
63) 1,2-dichloropropane	5.14	63	209622	86.76 ug/L		97
64) methylcyclohexane	4.97	83	392872	80.24 ug/L		100
65) dibromomethane	5.27	93	105349	85.49 ug/L		96
66) bromodichloromethane	5.42	83	271177	86.48 ug/L		98
67) epichlorohydrin	5.81	57	74335	436.43 ug/L		99
68) cis-1,3-dichloropropene	5.86	75	342705	87.27 ug/L		100
69) 4-methyl-2-pentanone	5.99	85	104832	349.47 ug/L		94
70) 3-methyl-1-butanol	6.08	55	123638	1855.04 ug/L		98
73) toluene	6.11	92	538368	85.18 ug/L		100
74) trans-1,3-dichloropropene	6.41	75	281096	88.88 ug/L		98
75) ethyl methacrylate	6.43	69	221206	89.17 ug/L		98
76) 1,1,2-trichloroethane	6.57	83	132842	85.19 ug/L		94
77) 2-hexanone	6.77	58	228587	346.35 ug/L		99
78) tetrachloroethene	6.60	166	241000	82.84 ug/L		99
79) 1,3-dichloropropane	6.72	76	278653	87.66 ug/L		99
80) butyl acetate	6.86	56	104902	88.10 ug/L		97
81) dibromochloromethane	6.89	129	188331	87.93 ug/L		99
82) 1,2-dibromoethane	6.99	107	152965	86.28 ug/L		100
83) n-butyl ether	7.44	57	924311	87.24 ug/L		98
84) chlorobenzene	7.40	112	563537	85.23 ug/L		98
85) 1,1,1,2-tetrachloroethane	7.48	131	203993	87.34 ug/L		99
86) ethylbenzene	7.46	91	1010741	83.78 ug/L		99
87) m,p-xylene	7.57	106	795416	170.83 ug/L		98
88) o-xylene	7.90	91	798140	85.42 ug/L		100
89) styrene	7.93	104	670120	87.08 ug/L		99
90) bromoform	8.11	173	125405	87.84 ug/L		96
91) butyl acrylate	7.90	55	328509	90.89 ug/L		98
92) isopropylbenzene	8.20	105	1011098	84.07 ug/L		99

Quantitation Report (QT Reviewed)

Data Path : C:\MSDCHEM\1\DATA\V3C7415\
Data File : 3C167232.D
Acq On : 16 Jun 2021 8:43 pm
Operator : PrashanS
Sample : IC7415-100
Misc : MS50065,V3C7415,5.0,,,,1
ALS Vial : 10 Sample Multiplier: 1

Quant Time: Jun 18 17:46:41 2021
Quant Method : C:\MSDCHEM\1\METHODS\M3C7415.M
Quant Title : Method SW846 8260C/D, Rxi624 20m x 0.18mm x 1.0um
QLast Update : Fri Jun 18 17:37:31 2021
Response via : Initial Calibration

Internal Standards	R.T.	QIon	Response	Conc	Units	Dev(Min)
93) cis-1,4-dichloro-2-butene	8.33	53	64253	88.19	ug/L	96
96) bromobenzene	8.48	156	245884	84.34	ug/L	98
97) 1,1,2,2-tetrachloroethane	8.53	83	185923	84.49	ug/L	100
98) trans-1,4-dichloro-2-buten	8.58	88	28065	88.21	ug/L	92
99) 1,2,3-trichloropropane	8.56	110	55886	85.59	ug/L	99
100) n-propylbenzene	8.54	91	1219878	82.73	ug/L	99
101) 2-chlorotoluene	8.63	126	242485	84.99	ug/L	98
102) 4-chlorotoluene	8.73	126	254176	85.71	ug/L	91
103) 1,3,5-trimethylbenzene	8.69	105	853947	85.77	ug/L	99
104) tert-butylbenzene	8.94	119	756190	82.89	ug/L	97
105) 1,2,4-trimethylbenzene	8.99	105	883524	86.25	ug/L	99
106) sec-butylbenzene	9.12	105	1141998	83.34	ug/L	99
107) 1,3-dichlorobenzene	9.24	146	499916	87.30	ug/L	98
108) p-isopropyltoluene	9.24	119	1015140	85.39	ug/L	100
109) 1,4-dichlorobenzene	9.32	146	503279	86.90	ug/L	99
110) 1,2,3-trimethylbenzene	9.33	105	883201	86.73	ug/L	99
111) 1,2-dichlorobenzene	9.61	146	462946	88.23	ug/L	99
112) n-butylbenzene	9.56	92	525481	85.73	ug/L	100
113) 1,2-dibromo-3-chloropropan	10.25	157	45333	87.22	ug/L	98
114) 1,3,5-trichlorobenzene	10.36	180	416552	86.53	ug/L	99
115) 1,2,4-trichlorobenzene	10.86	180	377773	86.74	ug/L	97
116) hexachlorobutadiene	10.95	225	232000	83.32	ug/L	97
117) naphthalene	11.05	128	703662	85.34	ug/L	100
118) 1,2,3-trichlorobenzene	11.25	180	336504	85.65	ug/L	99
119) hexachloroethane	9.78	201	159874	88.02	ug/L	99
120) benzyl chloride	9.44	91	366079	94.74	ug/L	98
121) 2-methylnaphthalene	11.91	142	232427	43.66	ug/L	99

(#) = qualifier out of range (m) = manual integration (+) = signals summed

Quantitation Report (QT Reviewed)

Data Path : C:\MSDCHEM\1\DATA\V3C7415\
Data File : 3C167232.D
Acq On : 16 Jun 2021 8:43 pm
Operator : PrashanS
Sample : IC7415-100
Misc : MS50065,V3C7415,5.0,,,,1
ALS Vial : 10 Sample Multiplier: 1

Quant Time: Jun 18 17:46:41 2021
Quant Method : C:\MSDCHEM\1\METHODS\M3C7415.M
Quant Title : Method SW846 8260C/D, Rxi624 20m x 0.18mm x 1.0um
QLast Update : Fri Jun 18 17:37:31 2021
Response via : Initial Calibration

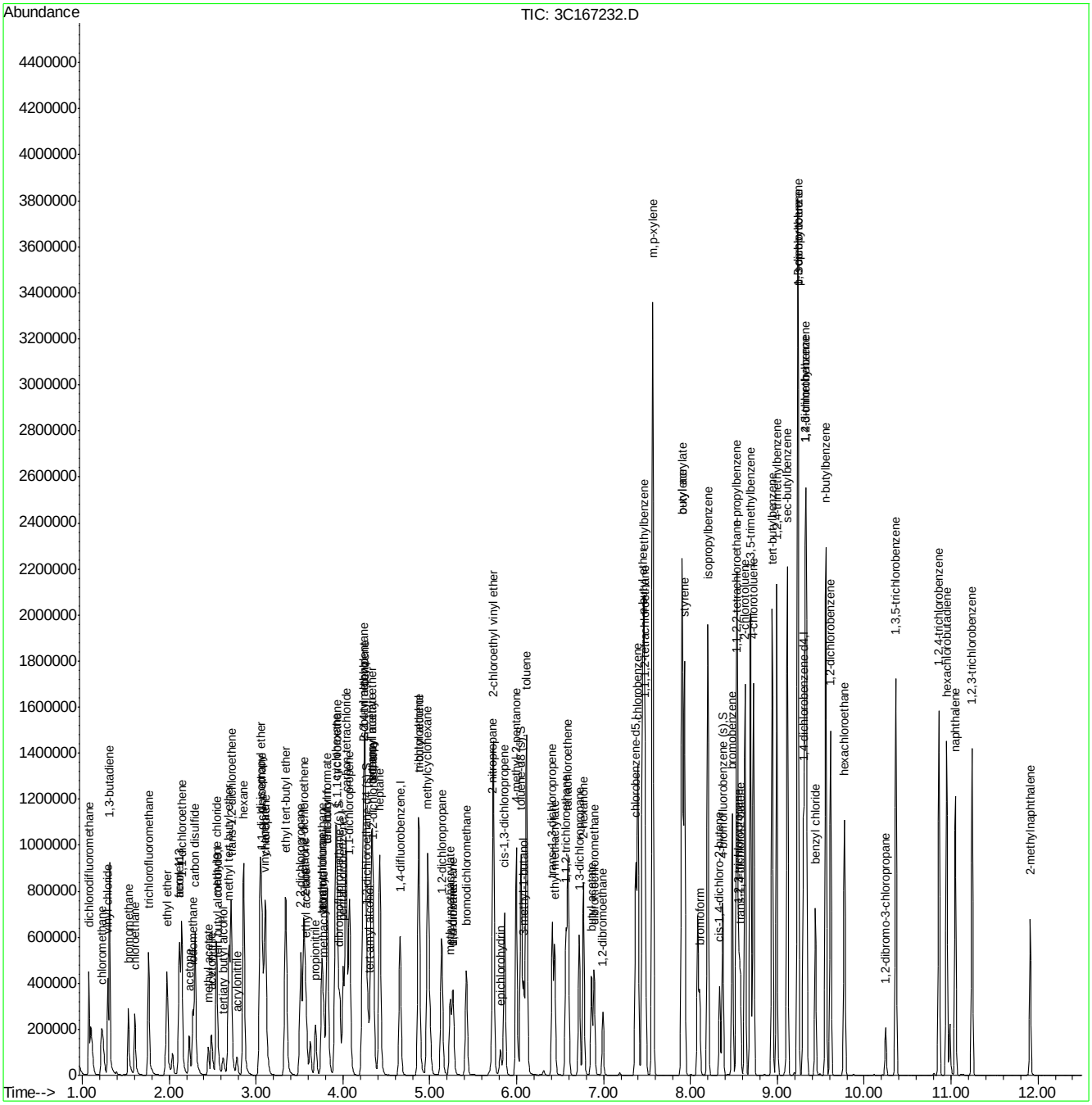

Quantitation Report (QT Reviewed)

Data Path : C:\MSDCHEM\1\DATA\V3C7415\
Data File : 3C167233.D
Acq On : 16 Jun 2021 9:08 pm
Operator : PrashanS
Sample : IC7415-200
Misc : MS50065,V3C7415,5.0,,,,1
ALS Vial : 11 Sample Multiplier: 1

Quant Time: Jun 18 17:46:49 2021
Quant Method : C:\MSDCHEM\1\METHODS\M3C7415.M
Quant Title : Method SW846 8260C/D, Rxi624 20m x 0.18mm x 1.0um
QLast Update : Fri Jun 18 17:37:31 2021
Response via : Initial Calibration

Internal Standards	R.T.	QIon	Response	Conc	Units	Dev(Min)
1) tert butyl alcohol-d9	2.57	65	63462	500.00	ug/L	0.01
5) pentafluorobenzene	4.00	168	291403	50.00	ug/L	0.00
49) 1,4-difluorobenzene	4.66	114	451363	50.00	ug/L	0.00
71) chlorobenzene-d5	7.37	117	385366	50.00	ug/L	0.00
94) 1,4-dichlorobenzene-d4	9.30	152	213556	50.00	ug/L	0.00
System Monitoring Compounds						
42) dibromofluoromethane (s)	3.97	113	124863	49.42	ug/L	0.00
Spiked Amount 50.000	Range 75 - 127		Recovery = 98.84%			
50) 1,2-dichloroethane-d4 (s)	4.28	65	128846	47.96	ug/L	0.00
Spiked Amount 50.000	Range 75 - 130		Recovery = 95.92%			
72) toluene-d8 (s)	6.05	98	521036	50.80	ug/L	0.00
Spiked Amount 50.000	Range 80 - 120		Recovery = 101.60%			
95) 4-bromofluorobenzene (s)	8.37	95	187665	47.49	ug/L	0.00
Spiked Amount 50.000	Range 79 - 127		Recovery = 94.98%			
Target Compounds						Qvalue
3) tertiary butyl alcohol	2.63	59	132335	900.78	ug/L	97
4) 1,4-dioxane	5.26	88	92670	4342.88	ug/L	96
6) dichlorodifluoromethane	1.08	85	524303	155.38	ug/L	99
7) chloromethane	1.22	50	556543	168.06	ug/L	99
8) 1,3-butadiene	1.31	54	416659	169.00	ug/L	99
9) vinyl chloride	1.29	62	519012	166.87	ug/L	99
10) bromomethane	1.53	94	230966	136.41	ug/L	99
11) chloroethane	1.60	64	332115	174.34	ug/L	99
12) trichlorofluoromethane	1.76	101	637037	158.87	ug/L	99
13) ethyl ether	1.98	74	217132	176.59	ug/L #	84
14) acrolein	2.12	56	50204	178.46	ug/L	89
15) freon 113	2.12	151	326567	164.61	ug/L	99
16) 1,1-dichloroethene	2.15	96	359870	169.34	ug/L	95
17) acetone	2.23	43	329612	693.38	ug/L	98
18) acetonitrile	2.49	41	339356	1721.88	ug/L	97
19) iodomethane	2.27	142	540600	187.57	ug/L	100
20) carbon disulfide	2.30	76	1229298	167.76	ug/L	99
21) methylene chloride	2.55	84	391770	173.41	ug/L	96
22) methyl acetate	2.45	43	216624	168.92	ug/L	97
23) methyl tert butyl ether	2.69	73	959334	176.10	ug/L	98
24) trans-1,2-dichloroethene	2.72	96	427789	173.01	ug/L	98
25) hexane	2.86	57	764055	167.81	ug/L	97
26) di-isopropyl ether	3.05	45	1394666	178.51	ug/L	99
27) ethyl tert-butyl ether	3.34	59	1246365	179.46	ug/L	98
28) 2-butanone	3.57	72	132867	681.15	ug/L	99
29) 1,1-dichloroethane	3.07	63	763459	173.16	ug/L	99
30) chloroprene	3.11	53	654760	170.85	ug/L	99
31) acrylonitrile	2.78	53	85482	167.25	ug/L	88
32) vinyl acetate	3.10	86	75724	173.23	ug/L	93
33) ethyl acetate	3.58	45	47967	163.56	ug/L	93
34) 2,2-dichloropropane	3.52	77	622523	181.86	ug/L	98
35) cis-1,2-dichloroethene	3.55	96	454622	172.25	ug/L	99
36) propionitrile	3.69	54	378733	1687.88	ug/L	98

Quantitation Report (QT Reviewed)

Data Path : C:\MSDCHEM\1\DATA\V3C7415\
Data File : 3C167233.D
Acq On : 16 Jun 2021 9:08 pm
Operator : PrashanS
Sample : IC7415-200
Misc : MS50065,V3C7415,5.0,,,,1
ALS Vial : 11 Sample Multiplier: 1

Quant Time: Jun 18 17:46:49 2021
Quant Method : C:\MSDCHEM\1\METHODS\M3C7415.M
Quant Title : Method SW846 8260C/D, Rxi624 20m x 0.18mm x 1.0um
QLast Update : Fri Jun 18 17:37:31 2021
Response via : Initial Calibration

Internal Standards	R.T.	QIon	Response	Conc Units	Dev(Min)
37) bromochloromethane	3.76	130	245585	169.25 ug/L	95
38) tetrahydrofuran	3.76	42	88949	173.00 ug/L	95
39) chloroform	3.82	83	739499	172.18 ug/L	99
40) tert-butyl formate	3.82	59	169621	204.13 ug/L	88
41) isobutyl alcohol	4.24	41	615553	1711.60 ug/L	96
43) methacrylonitrile	3.78	67	122416	175.47 ug/L	99
44) 1,1,1-trichloroethane	3.93	97	660955	169.50 ug/L	97
45) cyclohexane	3.92	84	655381	160.21 ug/L	100
46) 1,1-dichloropropene	4.08	110	216586	166.66 ug/L	95
47) tert-amyl alcohol	4.30	59	115918	1012.77 ug/L #	70
48) carbon tetrachloride	4.04	119	550560	167.97 ug/L	98
51) 2,2,4-trimethylpentane	4.24	57	1946384	169.78 ug/L	99
52) tert-amyl methyl ether	4.33	87	364474	182.51 ug/L	99
53) n-butyl alcohol	4.88	56	484972	10252.05 ug/L	98
54) benzene	4.26	78	1699628	169.96 ug/L	97
55) heptane	4.42	57	423916	171.55 ug/L	99
56) isopropyl acetate	4.33	87	364474	182.51 ug/L	96
57) 1,2-dichloroethane	4.35	62	504939	170.64 ug/L	100
58) trichloroethene	4.88	95	452169	170.62 ug/L	94
60) 2-nitropropane	5.71	41	122897	176.83 ug/L #	7
61) 2-chloroethyl vinyl ether	5.73	63	1112899	869.44 ug/L	99
62) methyl methacrylate	5.24	100	92478	178.44 ug/L	95
63) 1,2-dichloropropane	5.14	63	429124	175.83 ug/L	98
64) methylcyclohexane	4.98	83	819812	165.76 ug/L	99
65) dibromomethane	5.27	93	212828	170.99 ug/L	99
66) bromodichloromethane	5.42	83	548457	173.16 ug/L	99
67) epichlorohydrin	5.82	57	150663	875.72 ug/L	99
68) cis-1,3-dichloropropene	5.86	75	696649	175.64 ug/L	99
69) 4-methyl-2-pentanone	6.00	85	207156	683.67 ug/L #	91
70) 3-methyl-1-butanol	6.08	55	268317	3985.51 ug/L	99
73) toluene	6.11	92	1094932	174.49 ug/L	97
74) trans-1,3-dichloropropene	6.41	75	578851	184.35 ug/L	99
75) ethyl methacrylate	6.43	69	452538	183.75 ug/L	99
76) 1,1,2-trichloroethane	6.57	83	268370	173.35 ug/L	97
77) 2-hexanone	6.77	58	463960	708.08 ug/L	99
78) tetrachloroethene	6.60	166	489099	169.33 ug/L	98
79) 1,3-dichloropropane	6.72	76	552133	174.96 ug/L	99
80) butyl acetate	6.86	56	214585	181.52 ug/L	97
81) dibromochloromethane	6.89	129	377831	177.68 ug/L	99
82) 1,2-dibromoethane	6.99	107	305671	173.67 ug/L	99
83) n-butyl ether	7.44	57	1902105	180.84 ug/L	99
84) chlorobenzene	7.40	112	1135771	173.02 ug/L	96
85) 1,1,1,2-tetrachloroethane	7.48	131	412031	177.70 ug/L	99
86) ethylbenzene	7.46	91	2027183	169.24 ug/L	97
87) m,p-xylene	7.57	106	1589586	343.88 ug/L	94
88) o-xylene	7.90	91	1616225	174.23 ug/L	98
89) styrene	7.93	104	1347973	176.43 ug/L	97
90) bromoform	8.11	173	258873	182.64 ug/L	96
91) butyl acrylate	7.90	55	702652	195.81 ug/L	99
92) isopropylbenzene	8.20	105	2044613	171.25 ug/L	97

Quantitation Report (QT Reviewed)

Data Path : C:\MSDCHEM\1\DATA\V3C7415\
Data File : 3C167233.D
Acq On : 16 Jun 2021 9:08 pm
Operator : PrashanS
Sample : IC7415-200
Misc : MS50065,V3C7415,5.0,,,,1
ALS Vial : 11 Sample Multiplier: 1

Quant Time: Jun 18 17:46:49 2021
Quant Method : C:\MSDCHEM\1\METHODS\M3C7415.M
Quant Title : Method SW846 8260C/D, Rxi624 20m x 0.18mm x 1.0um
QLast Update : Fri Jun 18 17:37:31 2021
Response via : Initial Calibration

Internal Standards	R.T.	QIon	Response	Conc	Units	Dev(Min)
93) cis-1,4-dichloro-2-butene	8.33	53	136395	188.56	ug/L	95
96) bromobenzene	8.48	156	509688	164.60	ug/L	92
97) 1,1,2,2-tetrachloroethane	8.53	83	396180	169.50	ug/L	99
98) trans-1,4-dichloro-2-buten	8.58	88	62533	185.05	ug/L	93
99) 1,2,3-trichloropropane	8.56	110	116977	168.66	ug/L	98
100) n-propylbenzene	8.54	91	2469270	157.67	ug/L	96
101) 2-chlorotoluene	8.63	126	509156	168.01	ug/L	99
102) 4-chlorotoluene	8.73	126	532020	168.90	ug/L	89
103) 1,3,5-trimethylbenzene	8.69	105	1767982	167.19	ug/L	96
104) tert-butylbenzene	8.94	119	1591829	164.28	ug/L	96
105) 1,2,4-trimethylbenzene	9.00	105	1824873	167.72	ug/L	98
106) sec-butylbenzene	9.12	105	2358490	162.05	ug/L	96
107) 1,3-dichlorobenzene	9.24	146	1032950	169.82	ug/L	99
108) p-isopropyltoluene	9.24	119	2091670	165.65	ug/L	97
109) 1,4-dichlorobenzene	9.32	146	1048242	170.41	ug/L	97
110) 1,2,3-trimethylbenzene	9.34	105	1826578	168.88	ug/L	96
111) 1,2-dichlorobenzene	9.62	146	967400	173.59	ug/L	99
112) n-butylbenzene	9.56	92	1120512	172.12	ug/L	95
113) 1,2-dibromo-3-chloropropan	10.25	157	95961	173.83	ug/L	97
114) 1,3,5-trichlorobenzene	10.37	180	855649	167.33	ug/L	99
115) 1,2,4-trichlorobenzene	10.86	180	758912	164.06	ug/L	99
116) hexachlorobutadiene	10.95	225	482626	163.19	ug/L	100
117) naphthalene	11.05	128	1391123	158.83	ug/L	99
118) 1,2,3-trichlorobenzene	11.25	180	674859	161.72	ug/L	99
119) hexachloroethane	9.78	201	355600	184.33	ug/L	97
120) benzyl chloride	9.44	91	829658	202.14	ug/L	99
121) 2-methylnaphthalene	11.91	142	449727	79.53	ug/L	100

(#) = qualifier out of range (m) = manual integration (+) = signals summed

Quantitation Report (QT Reviewed)

Data Path : C:\MSDCHEM\1\DATA\V3C7415\
Data File : 3C167233.D
Acq On : 16 Jun 2021 9:08 pm
Operator : PrashanS
Sample : IC7415-200
Misc : MS50065,V3C7415,5.0,,,,1
ALS Vial : 11 Sample Multiplier: 1

Quant Time: Jun 18 17:46:49 2021
Quant Method : C:\MSDCHEM\1\METHODS\M3C7415.M
Quant Title : Method SW846 8260C/D, Rxi624 20m x 0.18mm x 1.0um
QLast Update : Fri Jun 18 17:37:31 2021
Response via : Initial Calibration

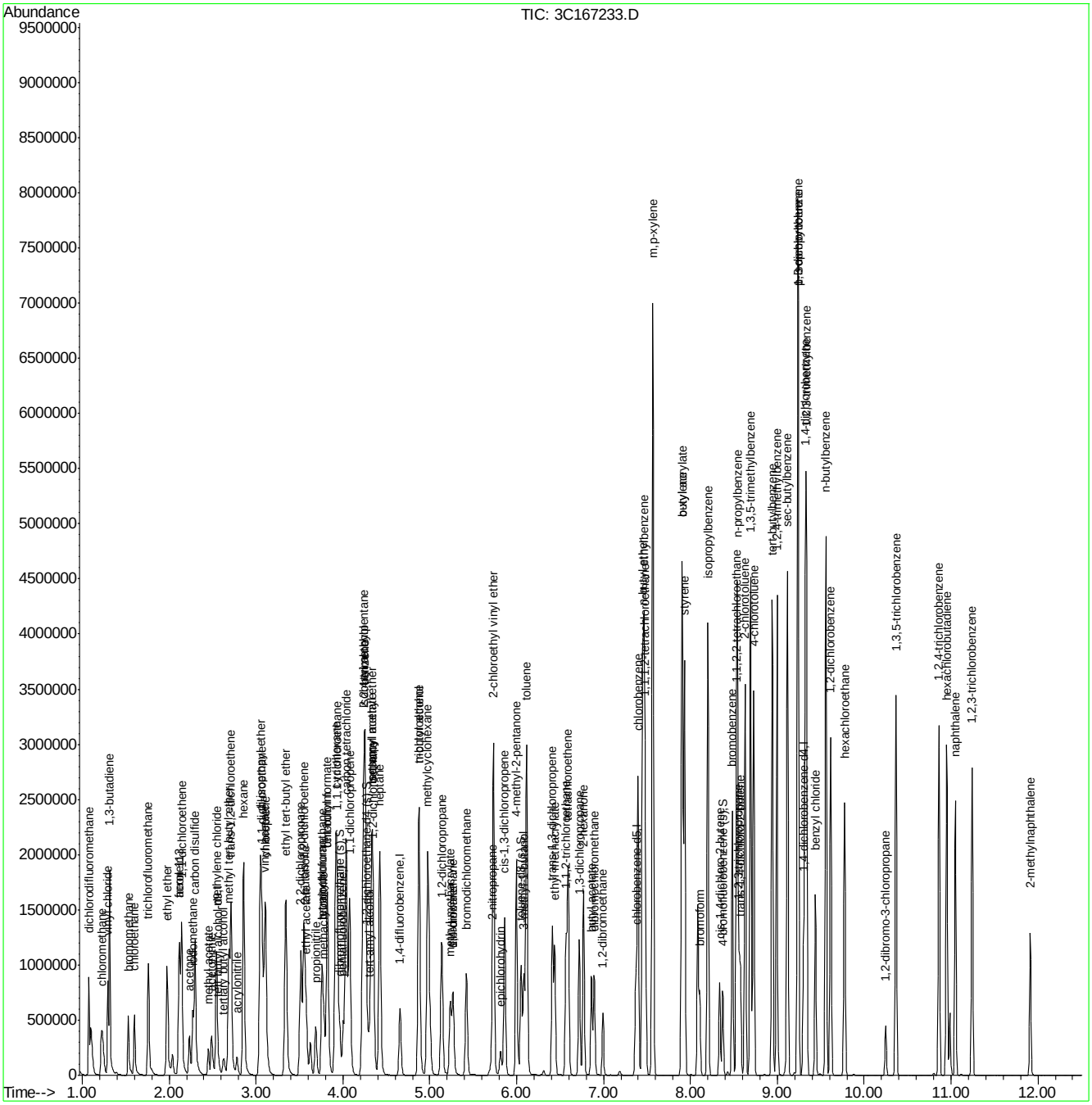

Quantitation Report (QT Reviewed)

Data Path : C:\MSDCHEM\1\DATA\V3C7415\
Data File : 3C167236.D
Acq On : 16 Jun 2021 10:23 pm
Operator : PrashanS
Sample : ICV7415-50
Misc : MS50065,V3C7415,5.0,,,,1
ALS Vial : 14 Sample Multiplier: 1

Quant Time: Jun 28 17:54:09 2021
Quant Method : C:\MSDCHEM\1\METHODS\M3C7415.M
Quant Title : Method SW846 8260C/D, Rxi624 20m x 0.18mm x 1.0um
QLast Update : Mon Jun 28 17:53:46 2021
Response via : Initial Calibration

Internal Standards	R.T.	QIon	Response	Conc	Units		Dev(Min)
1) tert butyl alcohol-d9	2.56	65	58753	500.00	ug/L		0.00
5) pentafluorobenzene	4.00	168	280120	50.00	ug/L		0.00
49) 1,4-difluorobenzene	4.66	114	441361	50.00	ug/L		0.00
71) chlorobenzene-d5	7.37	117	375568	50.00	ug/L		0.00
94) 1,4-dichlorobenzene-d4	9.30	152	189364	50.00	ug/L		0.00
System Monitoring Compounds							
42) dibromofluoromethane (s)	3.96	113	122366	50.75	ug/L		0.00
Spiked Amount 50.000	Range 72 - 130		Recovery = 101.50%				
50) 1,2-dichloroethane-d4 (s)	4.28	65	128997	49.29	ug/L		0.00
Spiked Amount 50.000	Range 75 - 131		Recovery = 98.58%				
72) toluene-d8 (s)	6.05	98	510355	51.47	ug/L		0.00
Spiked Amount 50.000	Range 81 - 121		Recovery = 102.94%				
95) 4-bromofluorobenzene (s)	8.37	95	177671	51.36	ug/L		0.00
Spiked Amount 50.000	Range 60 - 141		Recovery = 102.72%				
Target Compounds							Qvalue
3) tertiary butyl alcohol	2.62	59	33982	286.76	ug/L		95
4) 1,4-dioxane	5.26	88	23897	1446.10	ug/L		77
6) dichlorodifluoromethane	1.08	85	170209	62.92	ug/L		97
7) chloromethane	1.22	50	150097	52.36	ug/L		98
8) 1,3-butadiene	1.31	54	122466	62.32	ug/L		99
9) vinyl chloride	1.29	62	148760	59.33	ug/L		99
10) bromomethane	1.53	94	88042	59.22	ug/L		100
11) chloroethane	1.61	64	91154	58.55	ug/L		99
12) trichlorofluoromethane	1.76	101	190835	60.49	ug/L		98
13) ethyl ether	1.98	74	57427	56.41	ug/L		92
14) acrolein	2.12	56	14148	61.58	ug/L		85
15) freon 113	2.12	151	85600	52.88	ug/L		98
16) 1,1-dichloroethene	2.15	96	99873	59.02	ug/L		97
17) acetone	2.23	43	86643	212.04	ug/L		98
19) iodomethane	2.27	142	127870	50.87	ug/L		99
20) carbon disulfide	2.30	76	348589	55.74	ug/L		99
21) methylene chloride	2.55	84	109410	54.84	ug/L		95
22) methyl acetate	2.45	43	59550	51.04	ug/L		98
23) methyl tert butyl ether	2.69	73	264974	56.44	ug/L		99
24) trans-1,2-dichloroethene	2.72	96	118237	58.33	ug/L		100
25) hexane	2.86	57	225353	59.04	ug/L		98
26) di-isopropyl ether	3.05	45	366888	57.13	ug/L		99
27) ethyl tert-butyl ether	3.34	59	320307	54.82	ug/L		99
28) 2-butanone	3.57	72	37727	237.54	ug/L		94
29) 1,1-dichloroethane	3.07	63	213196	59.90	ug/L		98
30) chloroprene	3.11	53	208184	67.70	ug/L		98
32) vinyl acetate	3.10	86	22348	63.68	ug/L	#	79
33) ethyl acetate	3.58	45	13501	59.14	ug/L		95
34) 2,2-dichloropropane	3.52	77	169582	59.33	ug/L		98
35) cis-1,2-dichloroethene	3.55	96	130705	59.79	ug/L		96
36) propionitrile	3.68	54	105553	558.73	ug/L		99
37) bromochloromethane	3.76	130	70434	57.36	ug/L		99
38) tetrahydrofuran	3.76	42	25082	54.74	ug/L		91

Quantitation Report (QT Reviewed)

Data Path : C:\MSDCHEM\1\DATA\V3C7415\
Data File : 3C167236.D
Acq On : 16 Jun 2021 10:23 pm
Operator : PrashanS
Sample : ICV7415-50
Misc : MS50065,V3C7415,5.0,,,,1
ALS Vial : 14 Sample Multiplier: 1

Quant Time: Jun 28 17:54:09 2021
Quant Method : C:\MSDCHEM\1\METHODS\M3C7415.M
Quant Title : Method SW846 8260C/D, Rxi624 20m x 0.18mm x 1.0um
QLast Update : Mon Jun 28 17:53:46 2021
Response via : Initial Calibration

Internal Standards	R.T.	QIon	Response	Conc	Units		Dev(Min)
39) chloroform	3.82	83	207061	54.44	ug/L		99
40) tert-butyl formate	3.82	59	31226	46.07	ug/L		93
41) isobutyl alcohol	4.23	41	163299	553.53	ug/L		98
43) methacrylonitrile	3.78	67	33880	56.54	ug/L		94
44) 1,1,1-trichloroethane	3.93	97	186439	58.95	ug/L		97
45) cyclohexane	3.91	84	204707	63.47	ug/L		97
46) 1,1-dichloropropene	4.08	110	61626	59.89	ug/L		99
47) tert-amyl alcohol	4.29	59	28808	297.99	ug/L		95
48) carbon tetrachloride	4.04	119	156920	56.40	ug/L		99
51) 2,2,4-trimethylpentane	4.23	57	521746	55.02	ug/L		99
52) tert-amyl methyl ether	4.33	87	88496	53.12	ug/L		94
53) n-butyl alcohol	4.87	56	106970	2403.92	ug/L		99
54) benzene	4.26	78	489669	57.16	ug/L		99
55) heptane	4.42	57	115954	57.52	ug/L		99
56) isopropyl acetate	4.33	87	88496	53.12	ug/L		92
57) 1,2-dichloroethane	4.35	62	142541	52.94	ug/L		97
58) trichloroethene	4.87	95	128990	56.73	ug/L		98
60) 2-nitropropane	5.72	41	33537	56.07	ug/L	#	90
61) 2-chloroethyl vinyl ether	5.73	63	311770	290.23	ug/L		98
62) methyl methacrylate	5.24	100	24935	57.28	ug/L		98
63) 1,2-dichloropropane	5.14	63	120545	58.44	ug/L		97
64) methylcyclohexane	4.97	83	233713	57.04	ug/L		98
65) dibromomethane	5.26	93	59168	56.07	ug/L		94
66) bromodichloromethane	5.42	83	151028	56.28	ug/L		97
67) epichlorohydrin	5.81	57	41108	289.83	ug/L		98
68) cis-1,3-dichloropropene	5.86	75	187574	58.01	ug/L		100
69) 4-methyl-2-pentanone	5.99	85	56174	227.00	ug/L		98
70) 3-methyl-1-butanol	6.08	55	61265	982.92	ug/L		93
73) toluene	6.11	92	315159	59.41	ug/L		99
74) trans-1,3-dichloropropene	6.41	75	157901	59.22	ug/L		99
75) ethyl methacrylate	6.43	69	122496	57.60	ug/L		99
76) 1,1,2-trichloroethane	6.57	83	76610	58.42	ug/L		99
77) 2-hexanone	6.77	58	121837	231.76	ug/L		97
79) 1,3-dichloropropane	6.72	76	156187	56.71	ug/L		99
80) butyl acetate	6.86	56	58819	57.15	ug/L		96
81) dibromochloromethane	6.89	129	106530	57.93	ug/L		98
82) 1,2-dibromoethane	6.99	107	85833	56.58	ug/L		96
83) n-butyl ether	7.44	57	539644	62.91	ug/L		97
84) chlorobenzene	7.39	112	320909	56.75	ug/L		95
85) 1,1,1,2-tetrachloroethane	7.48	131	114679	58.42	ug/L		99
86) ethylbenzene	7.46	91	595407	58.20	ug/L		100
87) m,p-xylene	7.57	106	462226	119.25	ug/L		99
88) o-xylene	7.90	91	456244	58.41	ug/L		100
89) styrene	7.93	104	371449	57.86	ug/L		100
90) bromoform	8.11	173	67982	56.36	ug/L		95
91) butyl acrylate	7.90	55	168908	51.48	ug/L		99
92) isopropylbenzene	8.20	105	592034	58.39	ug/L		100
93) cis-1,4-dichloro-2-butene	8.33	53	33255	55.01	ug/L		94
96) bromobenzene	8.48	156	138245	55.94	ug/L		99
97) 1,1,2,2-tetrachloroethane	8.53	83	101840	56.25	ug/L		99

Quantitation Report (QT Reviewed)

Data Path : C:\MSDCHEM\1\DATA\V3C7415\
Data File : 3C167236.D
Acq On : 16 Jun 2021 10:23 pm
Operator : PrashanS
Sample : ICV7415-50
Misc : MS50065,V3C7415,5.0,,,,1
ALS Vial : 14 Sample Multiplier: 1

Quant Time: Jun 28 17:54:09 2021
Quant Method : C:\MSDCHEM\1\METHODS\M3C7415.M
Quant Title : Method SW846 8260C/D, Rxi624 20m x 0.18mm x 1.0um
QLast Update : Mon Jun 28 17:53:46 2021
Response via : Initial Calibration

Internal Standards	R.T.	QIon	Response	Conc Units	Dev(Min)
98) trans-1,4-dichloro-2-buten	8.58	88	14833	59.17 ug/L	94
99) 1,2,3-trichloropropane	8.56	110	30843	57.18 ug/L	98
100) n-propylbenzene	8.54	91	706183	60.06 ug/L	98
101) 2-chlorotoluene	8.63	126	134894	57.24 ug/L	100
102) 4-chlorotoluene	8.72	126	140186	56.98 ug/L	100
103) 1,3,5-trimethylbenzene	8.69	105	484369	60.03 ug/L	99
104) tert-butylbenzene	8.94	119	435756	59.51 ug/L	99
105) 1,2,4-trimethylbenzene	8.99	105	494240	60.34 ug/L	93
106) sec-butylbenzene	9.12	105	653935	60.36 ug/L	99
107) 1,3-dichlorobenzene	9.24	146	271358	55.29 ug/L	100
108) p-isopropyltoluene	9.24	119	561199	59.20 ug/L	99
109) 1,4-dichlorobenzene	9.32	146	265783	53.42 ug/L	99
111) 1,2-dichlorobenzene	9.61	146	250207	56.72 ug/L	98
112) n-butylbenzene	9.56	92	289033	59.19 ug/L	99
113) 1,2-dibromo-3-chloropropan	10.25	157	23502	56.77 ug/L	96
114) 1,3,5-trichlorobenzene	10.36	180	228012	56.82 ug/L	100
115) 1,2,4-trichlorobenzene	10.86	180	195884	54.68 ug/L	100
116) hexachlorobutadiene	10.95	225	127511	55.31 ug/L	98
117) naphthalene	11.05	128	376722	58.30 ug/L	99
118) 1,2,3-trichlorobenzene	11.24	180	180608	55.40 ug/L	98
119) hexachloroethane	9.77	201	87094	61.78 ug/L	97
120) benzyl chloride	9.44	91	173555	49.77 ug/L	100
121) 2-methylnaphthalene	11.91	142	119450	27.99 ug/L	99

(#) = qualifier out of range (m) = manual integration (+) = signals summed

Quantitation Report (QT Reviewed)

Data Path : C:\MSDCHEM\1\DATA\V3C7415\
Data File : 3C167236.D
Acq On : 16 Jun 2021 10:23 pm
Operator : PrashanS
Sample : ICV7415-50
Misc : MS50065,V3C7415,5.0,,,,1
ALS Vial : 14 Sample Multiplier: 1

Quant Time: Jun 28 17:54:09 2021
Quant Method : C:\MSDCHEM\1\METHODS\M3C7415.M
Quant Title : Method SW846 8260C/D, Rxi624 20m x 0.18mm x 1.0um
QLast Update : Mon Jun 28 17:53:46 2021
Response via : Initial Calibration

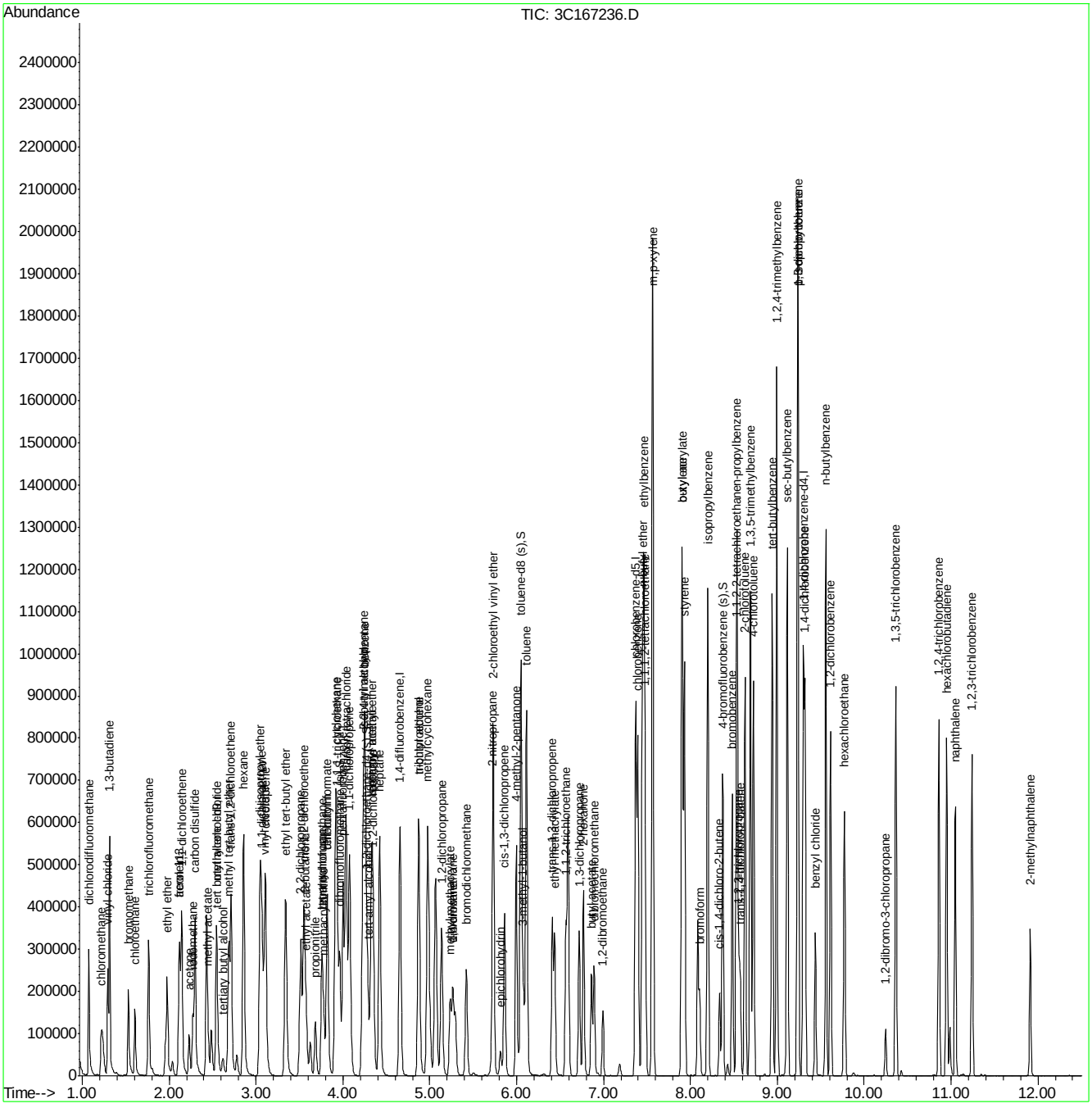

Quantitation Report (QT Reviewed)

Data Path : C:\MSDCHEM\1\DATA\V3C7415\
Data File : 3C167237.D
Acq On : 16 Jun 2021 10:49 pm
Operator : PrashanS
Sample : ICV7415-50
Misc : MS50065,V3C7415,5.0,,,,1
ALS Vial : 15 Sample Multiplier: 1

Quant Time: Jun 28 17:57:25 2021
Quant Method : C:\MSDCHEM\1\METHODS\M3C7415.M
Quant Title : Method SW846 8260C/D, Rxi624 20m x 0.18mm x 1.0um
QLast Update : Mon Jun 28 17:56:55 2021
Response via : Initial Calibration

Internal Standards	R.T.	QIon	Response	Conc	Units	Dev(Min)
1) tert butyl alcohol-d9	2.56	65	61226	500.00	ug/L	0.00
5) pentafluorobenzene	4.00	168	267668	50.00	ug/L	0.00
49) 1,4-difluorobenzene	4.66	114	420389	50.00	ug/L	0.00
71) chlorobenzene-d5	7.37	117	360531	50.00	ug/L	0.00
94) 1,4-dichlorobenzene-d4	9.30	152	181355	50.00	ug/L	0.00
System Monitoring Compounds						
42) dibromofluoromethane (s)	3.96	113	117932	51.19	ug/L	0.00
Spiked Amount 50.000	Range 72 - 130		Recovery = 102.38%			
50) 1,2-dichloroethane-d4 (s)	4.28	65	124351	49.88	ug/L	0.00
Spiked Amount 50.000	Range 75 - 131		Recovery = 99.76%			
72) toluene-d8 (s)	6.05	98	484495	50.90	ug/L	0.00
Spiked Amount 50.000	Range 81 - 121		Recovery = 101.80%			
95) 4-bromofluorobenzene (s)	8.37	95	168593	50.89	ug/L	0.00
Spiked Amount 50.000	Range 60 - 141		Recovery = 101.78%			
Target Compounds						Qvalue
18) acetonitrile	2.49	41	88696	551.55	ug/L	97
31) acrylonitrile	2.78	53	27097	67.46	ug/L	87
78) tetrachloroethene	6.59	166	131769	57.15	ug/L	97
110) 1,2,3-trimethylbenzene	9.33	105	452836	57.91	ug/L	99

(#) = qualifier out of range (m) = manual integration (+) = signals summed

Quantitation Report (QT Reviewed)

Data Path : C:\MSDCHEM\1\DATA\V3C7415\
Data File : 3C167237.D
Acq On : 16 Jun 2021 10:49 pm
Operator : PrashanS
Sample : ICV7415-50
Misc : MS50065,V3C7415,5.0,,,,1
ALS Vial : 15 Sample Multiplier: 1

Quant Time: Jun 28 17:57:25 2021
Quant Method : C:\MSDCHEM\1\METHODS\M3C7415.M
Quant Title : Method SW846 8260C/D, Rxi624 20m x 0.18mm x 1.0um
QLast Update : Mon Jun 28 17:56:55 2021
Response via : Initial Calibration

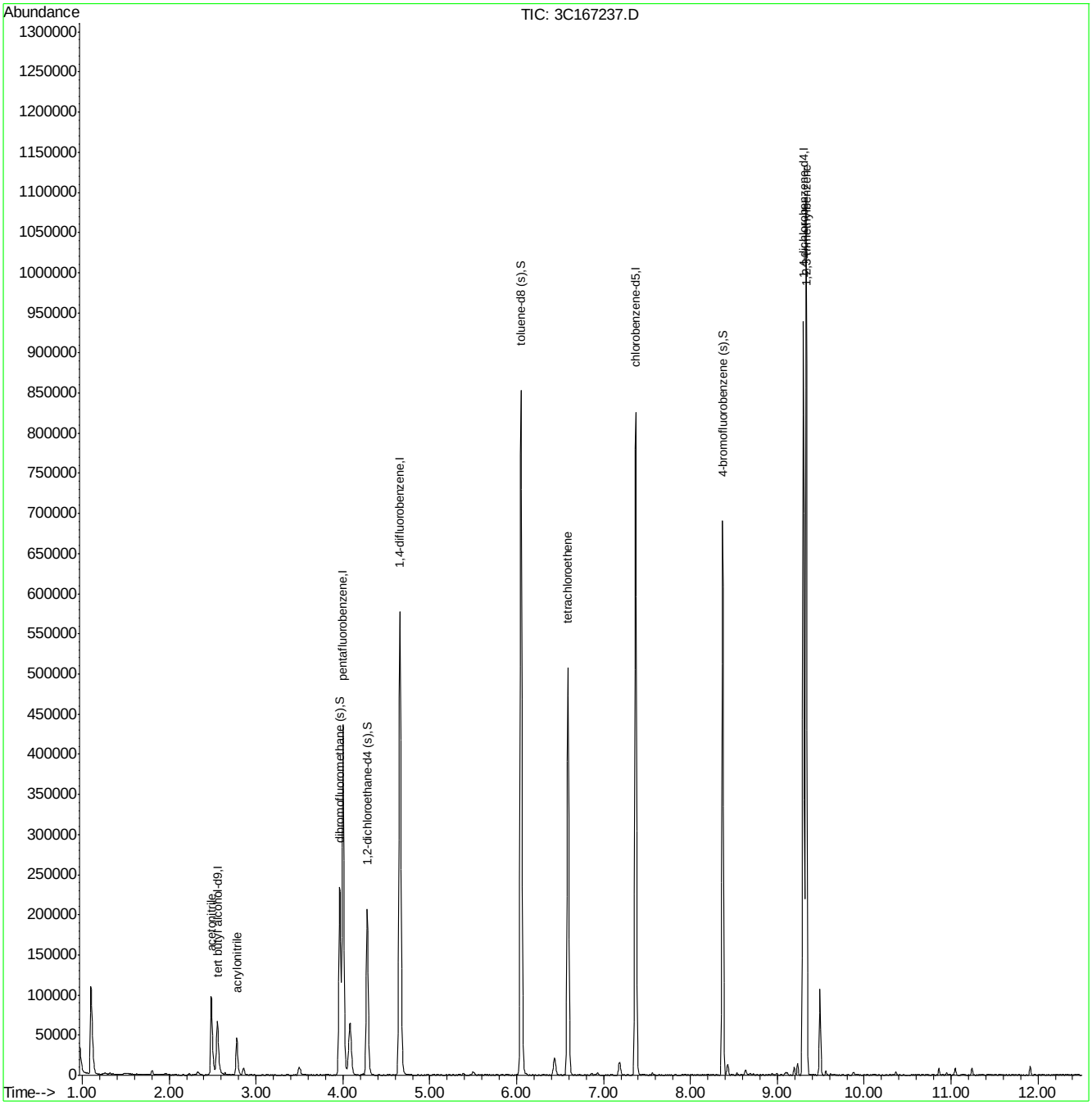

Quantitation Report (QT Reviewed)

Data Path : C:\msdchem\1\data\nizele\2021\7_july\7-02-2021\v3c7419\
Data File : 3c167345.d
Acq On : 1 Jul 2021 12:05 pm
Operator : PrashanS
Sample : cc7415-50 Inst : MS3C
Misc : MS51905,V3C7419,5.0,,,,1
ALS Vial : 2 Sample Multiplier: 1

Quant Method : C:\MSDCHEM\1\METHODS\M3C7415.M
Quant Results File: M3C7415.RES
Quant Time: Jul 02 04:01:42 2021
Quant Title : Method SW846 8260C/D, Rxi624 20m x 0.18mm x 1.0um
QLast Update : Mon Jun 28 17:56:55 2021
Response via : Initial Calibration

Compound	R.T.	QIon	Response	Conc	Units		Dev(Min)
Internal Standards							
1) tert butyl alcohol-d9	2.558	65	64751	500.00	ug/L		0.00
5) pentafluorobenzene	4.002	168	294226	50.00	ug/L		0.00
49) 1,4-difluorobenzene	4.661	114	454991	50.00	ug/L		0.00
71) chlorobenzene-d5	7.370	117	397248	50.00	ug/L		0.00
94) 1,4-dichlorobenzene-d4	9.300	152	197020	50.00	ug/L		0.00
System Monitoring Compounds							
42) dibromofluoromethane (s)	3.965	113	128404	50.70	ug/L		0.00
Spiked Amount 50.000	Range 72 - 130		Recovery = 101.40%				
50) 1,2-dichloroethane-d4 (s)	4.279	65	143981	53.37	ug/L		0.00
Spiked Amount 50.000	Range 75 - 131		Recovery = 106.74%				
72) toluene-d8 (s)	6.052	98	533936	50.91	ug/L		0.00
Spiked Amount 50.000	Range 81 - 121		Recovery = 101.82%				
95) 4-bromofluorobenzene (s)	8.369	95	188923	52.49	ug/L		0.00
Spiked Amount 50.000	Range 60 - 141		Recovery = 104.98%				
Target Compounds							Qvalue
3) tertiary butyl alcohol	2.621	59	34487	264.07	ug/L		94
4) 1,4-dioxane	5.262	88	24276	1332.96	ug/L		88
6) dichlorodifluoromethane	1.078	85	131059	46.13	ug/L		99
7) chloromethane	1.230	50	160869	53.43	ug/L		99
8) 1,3-butadiene	1.313	54	102759	49.78	ug/L		98
9) vinyl chloride	1.293	62	139262	52.88	ug/L		100
10) bromomethane	1.533	94	72390	46.35	ug/L		98
11) chloroethane	1.606	64	87379	53.43	ug/L		99
12) trichlorofluoromethane	1.763	101	158849	47.94	ug/L		100
13) ethyl ether	1.978	74	54141	50.63	ug/L		87
14) acrolein	2.119	56	12377	51.29	ug/L		94
15) freon 113	2.124	151	76944	45.26	ug/L		98
16) 1,1-dichloroethene	2.145	96	89897	50.58	ug/L		93
17) acetone	2.229	43	96790	225.91	ug/L		96
18) acetonitrile	2.490	41	98814	559.00	ug/L		100
19) iodomethane	2.276	142	112612	43.08	ug/L		99
20) carbon disulfide	2.297	76	316638	48.20	ug/L		98
21) methylene chloride	2.548	84	103942	49.60	ug/L		93
22) methyl acetate	2.448	43	65983	53.84	ug/L		96
23) methyl tert butyl ether	2.689	73	249537	50.60	ug/L		98
24) trans-1,2-dichloroethene	2.715	96	109160	51.27	ug/L		95
25) hexane	2.856	57	194174	48.43	ug/L		98
26) di-isopropyl ether	3.050	45	404004	59.89	ug/L		98
27) ethyl tert-butyl ether	3.343	59	335663	54.69	ug/L		97
28) 2-butanone	3.568	72	38482	230.68	ug/L	#	81
29) 1,1-dichloroethane	3.071	63	210987	56.44	ug/L		99
30) chloroprene	3.113	53	189272	58.60	ug/L		96
31) acrylonitrile	2.778	53	24732	56.02	ug/L		90
32) vinyl acetate	3.097	86	19269	52.27	ug/L	#	56
33) ethyl acetate	3.583	45	14817	61.79	ug/L		92
34) 2,2-dichloropropane	3.521	77	153027	50.97	ug/L		99
35) cis-1,2-dichloroethene	3.552	96	118483	51.60	ug/L		96
36) propionitrile	3.688	54	115333	581.23	ug/L		99
37) bromochloromethane	3.761	130	64218	49.79	ug/L		84
38) tetrahydrofuran	3.761	42	27611	57.38	ug/L		87
39) chloroform	3.819	83	199891	50.03	ug/L		98
40) tert-butyl formate	3.824	59	40710	57.18	ug/L		91
41) isobutyl alcohol	4.237	41	171419	553.19	ug/L		97
43) methacrylonitrile	3.782	67	34528	54.86	ug/L		96

Quantitation Report (QT Reviewed)

Data Path : C:\msdchem\1\data\nizele\2021\7_july\7-02-2021\v3c7419\
Data File : 3c167345.d
Acq On : 1 Jul 2021 12:05 pm
Operator : PrashanS
Sample : cc7415-50 Inst : MS3C
Misc : MS51905,V3C7419,5.0,,,,1
ALS Vial : 2 Sample Multiplier: 1

Quant Method : C:\MSDCHEM\1\METHODS\M3C7415.M
Quant Results File: M3C7415.RES
Quant Time: Jul 02 04:01:42 2021
Quant Title : Method SW846 8260C/D, Rxi624 20m x 0.18mm x 1.0um
QLast Update : Mon Jun 28 17:56:55 2021
Response via : Initial Calibration

Compound	R.T.	QIon	Response	Conc	Units		Dev(Min)
44) 1,1,1-trichloroethane	3.934	97	172924	52.06	ug/L		97
45) cyclohexane	3.918	84	175099	51.68	ug/L		96
46) 1,1-dichloropropene	4.080	110	56006	51.81	ug/L		98
47) tert-amyl alcohol	4.300	59	27457	270.40	ug/L	#	57
48) carbon tetrachloride	4.044	119	139429	47.71	ug/L		98
51) 2,2,4-trimethylpentane	4.237	57	530358	54.25	ug/L		99
52) tert-amyl methyl ether	4.331	87	92188	53.68	ug/L		93
53) n-butyl alcohol	4.870	56	114111	2483.80	ug/L		99
54) benzene	4.258	78	466827	52.86	ug/L		98
55) heptane	4.420	57	107229	51.60	ug/L		94
56) isopropyl acetate	4.331	87	92188	53.68	ug/L		90
57) 1,2-dichloroethane	4.352	62	139516	50.27	ug/L		97
58) trichloroethene	4.875	95	117166	49.99	ug/L		95
60) 2-nitropropane	5.723	41	35254	57.17	ug/L	#	25
61) 2-chloroethyl vinyl ether	5.733	63	319740	288.74	ug/L		99
62) methyl methacrylate	5.236	100	23129	51.54	ug/L	#	83
63) 1,2-dichloropropane	5.137	63	119184	56.04	ug/L		96
64) methylcyclohexane	4.975	83	211825	50.15	ug/L		98
65) dibromomethane	5.268	93	56774	52.19	ug/L		94
66) bromodichloromethane	5.419	83	145337	52.54	ug/L		100
67) epichlorohydrin	5.811	57	42037	287.50	ug/L		97
68) cis-1,3-dichloropropene	5.859	75	185641	55.69	ug/L		96
69) 4-methyl-2-pentanone	5.995	85	58356	228.75	ug/L	#	89
70) 3-methyl-1-butanol	6.083	55	66647	1034.57	ug/L		97
73) toluene	6.115	92	289859	51.66	ug/L		98
74) trans-1,3-dichloropropene	6.408	75	146435	51.93	ug/L		98
75) ethyl methacrylate	6.434	69	121622	54.07	ug/L		93
76) 1,1,2-trichloroethane	6.570	83	73393	52.91	ug/L		99
77) 2-hexanone	6.769	58	127860	229.95	ug/L		94
78) tetrachloroethene	6.596	166	123226	48.51	ug/L		98
79) 1,3-dichloropropane	6.722	76	154135	52.91	ug/L		99
80) butyl acetate	6.863	56	59676	54.82	ug/L		95
81) dibromochloromethane	6.894	129	96322	49.52	ug/L		96
82) 1,2-dibromoethane	6.994	107	80118	49.93	ug/L		99
83) n-butyl ether	7.443	57	549134	60.52	ug/L		96
84) chlorobenzene	7.396	112	292030	48.82	ug/L		94
85) 1,1,1,2-tetrachloroethane	7.480	131	103550	49.87	ug/L		98
86) ethylbenzene	7.464	91	547678	50.61	ug/L		99
87) m,p-xylene	7.569	106	420925	102.67	ug/L		95
88) o-xylene	7.904	91	424144	51.34	ug/L		99
89) styrene	7.930	104	345805	50.93	ug/L		98
90) bromoform	8.108	173	60333	47.29	ug/L		94
91) butyl acrylate	7.898	55	173878	50.16	ug/L		99
92) isopropylbenzene	8.202	105	543402	50.67	ug/L		98
93) cis-1,4-dichloro-2-butene	8.338	53	34321	53.67	ug/L		94
96) bromobenzene	8.484	156	125234	48.71	ug/L		95
97) 1,1,2,2-tetrachloroethane	8.531	83	100412	53.31	ug/L		100
98) trans-1,4-dichloro-2-b...	8.578	88	13942	53.45	ug/L		92
99) 1,2,3-trichloropropane	8.563	110	29200	52.03	ug/L		99
100) n-propylbenzene	8.542	91	650127	53.14	ug/L		99
101) 2-chlorotoluene	8.631	126	123669	50.44	ug/L		96
102) 4-chlorotoluene	8.730	126	130374	50.93	ug/L		96
103) 1,3,5-trimethylbenzene	8.693	105	441707	52.62	ug/L		98
104) tert-butylbenzene	8.939	119	394609	51.80	ug/L		97
105) 1,2,4-trimethylbenzene	8.997	105	445683	52.29	ug/L		99
106) sec-butylbenzene	9.117	105	591985	52.52	ug/L		99
107) 1,3-dichlorobenzene	9.243	146	246617	48.30	ug/L		99

Quantitation Report (QT Reviewed)

Data Path : C:\msdchem\1\data\nizele\2021\7_july\7-02-2021\v3c7419\
Data File : 3c167345.d
Acq On : 1 Jul 2021 12:05 pm
Operator : PrashanS
Sample : cc7415-50 Inst : MS3C
Misc : MS51905,V3C7419,5.0,,,,1
ALS Vial : 2 Sample Multiplier: 1

Quant Method : C:\MSDCHEM\1\METHODS\M3C7415.M
Quant Results File: M3C7415.RES
Quant Time: Jul 02 04:01:42 2021
Quant Title : Method SW846 8260C/D, Rxi624 20m x 0.18mm x 1.0um
QLast Update : Mon Jun 28 17:56:55 2021
Response via : Initial Calibration

Compound	R.T.	QIon	Response	Conc	Units	Dev(Min)
108) p-isopropyltoluene	9.237	119	506971	51.40	ug/L	98
109) 1,4-dichlorobenzene	9.321	146	239553	46.28	ug/L	97
110) 1,2,3-trimethylbenzene	9.337	105	459033	54.03	ug/L	99
111) 1,2-dichlorobenzene	9.619	146	222749	48.54	ug/L	98
112) n-butylbenzene	9.562	92	265298	52.22	ug/L	98
113) 1,2-dibromo-3-chloropr...	10.252	157	21941	50.94	ug/L	98
114) 1,3,5-trichlorobenzene	10.367	180	205864	49.30	ug/L	99
115) 1,2,4-trichlorobenzene	10.864	180	179969	48.29	ug/L	99
116) hexachlorobutadiene	10.948	225	112821	47.04	ug/L	99
117) naphthalene	11.052	128	356897	53.09	ug/L	99
118) 1,2,3-trichlorobenzene	11.246	180	165391	48.76	ug/L	99
119) hexachloroethane	9.776	201	74095	50.52	ug/L	97
120) benzyl chloride	9.436	91	167167	46.26	ug/L	100
121) 2-methylnaphthalene	11.910	142	108753	24.50	ug/L	99

(#) = qualifier out of range (m) = manual integration (+) = signals summed

Quantitation Report (QT Reviewed)

Data Path : C:\msdchem\1\data\nizele\2021\7_july\7-02-2021\v3c7419\
Data File : 3c167345.d
Acq On : 1 Jul 2021 12:05 pm
Operator : PrashanS
Sample : cc7415-50 Inst : MS3C
Misc : MS51905,V3C7419,5.0,,,,1
ALS Vial : 2 Sample Multiplier: 1

Quant Method : C:\MSDCHEM\1\METHODS\M3C7415.M
Quant Results File: M3C7415.RES
Quant Time: Jul 02 04:01:42 2021
Quant Title : Method SW846 8260C/D, Rxi624 20m x 0.18mm x 1.0um
QLast Update : Mon Jun 28 17:56:55 2021
Response via : Initial Calibration

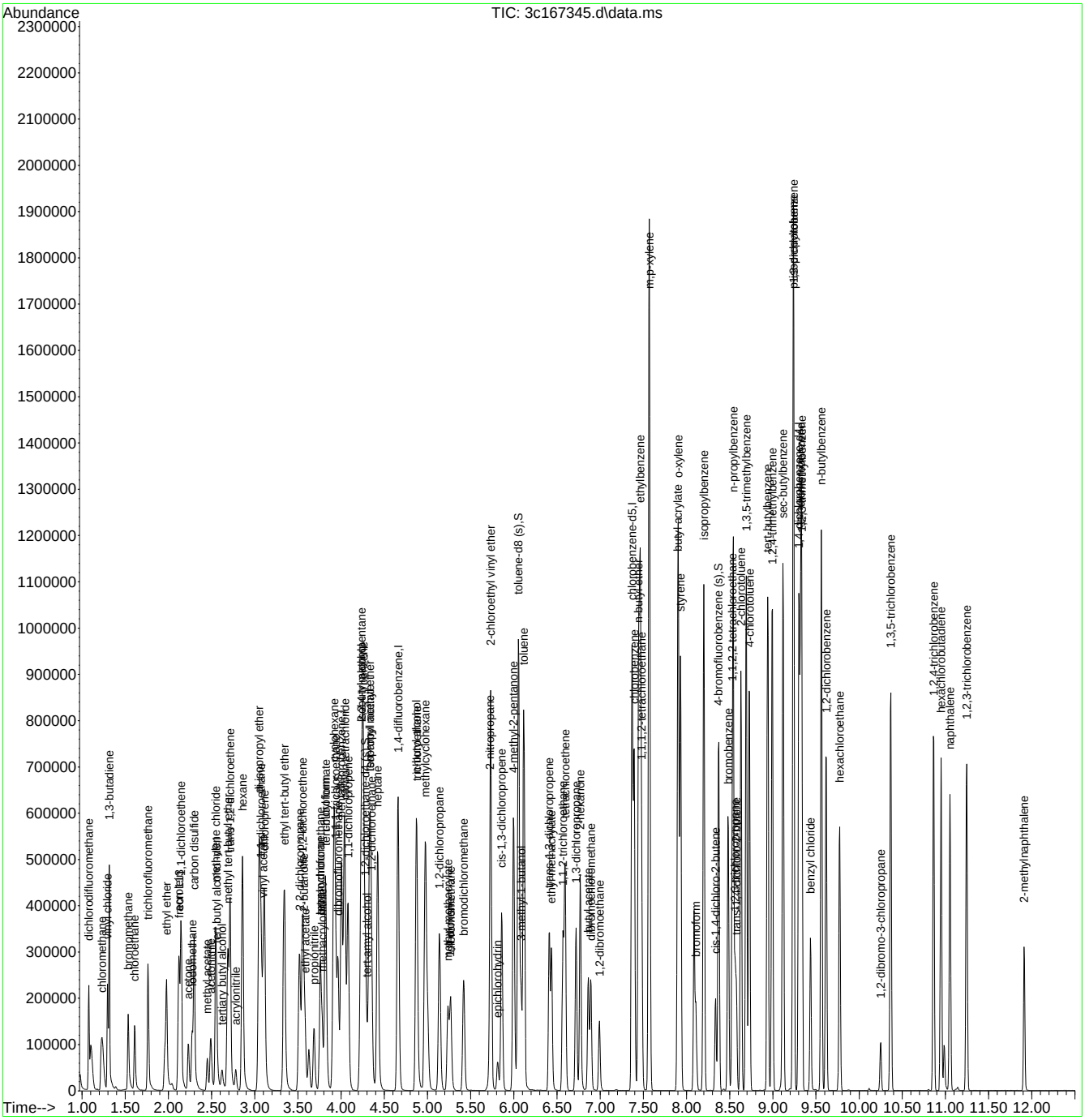

GCMS Volatile Run Log

Standard / Reagents	Lot #			
Standard	ABK: V021-2718-02.25	EC: V021-2718-03.2	AA: V021-2715-129.43	Ext.Chlorodifluoromethene: V021-2718-12
Standard Concentration	100-10,000 PPM	100 PPM	100 PPM	100 PPM
Expiration Date	6/21/2021	6/2/2021	6/5/2021	6/27/2021
Ext.Standard	Ext.ABK: V021-2718-07.2	Ext.EC: V021-2718-05.5	Ext.Acrolien: V021-2715-140.5	Ext.PA: V021-2715-131.7
Standard Concentration	100-10,000 PPM	100 PPM	100 PPM	100-1,000 PPM
Expiration Date	6/26/2021	6/2/2021	6/14/2021	6/6/2021
Internal Surrogate	V021-2715-136		Ext.Acrolien: V021-2715-140.6	
Internal Surrogate Concentration	50/500ppm		100 PPM	
Expiration Date	6/12/2021		6/14/2021	
Initial Calibration Method	M1CS7786 // 5/27/2021			
Rough Reviewed by	Prashant B. Shukla			

Standard / Reagents			
GCMS1C	Instrument ID:	Sequence loaded by	Prashant B. Shukla
Analysis Date	5/27/2021	Data processed by	Bridget Kelly
Column	Rxi-624(30mx0.25mmx1.4um)	Batch ID	V1C7786
Method	V8260D	Matrix	SO
Init Calib Date	5/27/2021	Approved By:	KANYAV
Init Calib Quant Method	M1CS7786	Approved Date:	6/2/2021 9:25:03 PM
DI Purge Volume	5		

Data File		Sample ID	Bot #	Dil	Workgroup #	Test	Smpl Amt (g)	MeOH/ DI FV (ml)	MeOH Purge (uL)	ALS #	Status	Comments
1C	178404	BFB		NA		TUNE	5.0	5		1	ok	4:59 PM (5/27/21)
1C	178405	IC7786-0.2		NA		IC 8260 Soil	5.0	5		2	ok	1uL Std.A/B/K,EC,AA in 500mL DI H2O
1C	178406	IC7786-0.5		NA		IC 8260 Soil	5.0	5		3	ok	1uL Std.A/B/K,EC,AA in 200mL DI H2O
1C	178407	IC7786-1		NA		IC 8260 Soil	5.0	5		4	ok	1uL Std.A/B/K,EC,AA in 100mL DI H2O
1C	178408	IC7786-2		NA		IC 8260 Soil	5.0	5		5	ok	1uL Std.A/B/K,EC,AA in 50mL DI H2O
1C	178409	IC7786-4		NA		IC 8260 Soil	5.0	5		6	ok	2uL Std.A/B/K,EC,AA in 50mL DI H2O

Data File		Sample ID	Bot #	Dil	Workgroup #	Test	Smpl Amt (g)	MeOH/ DI FV (ml)	MeOH Purge (uL)	ALS #	Status	Comments
1C	178410	IC7786-8		NA		IC 8260 Soil	5.0	5		7	ok	4uL Std.A/B/K,EC,AA in 50mL DI H2O
1C	178411	IC7786-20		NA		IC 8260 Soil	5.0	5		8	ok	10uL Std.A/B/K,EC,AA in 50mL DI H2O
1C	178412	ICC7786-50		NA		IC 8260 Soil	5.0	5		9	ok	25uL Std.A/B/K,EC,AA in 50mL DI H2O
1C	178413	IC7786-100		NA		IC 8260 Soil	5.0	5		10	ok	50uL Std.A/B/K,EC,AA in 50mL DI H2O
1C	178414	IC7786-200		NA		IC 8260 Soil	5.0	5		11	ok	100uL Std.A/B/K,EC,AA in 50mL DI H2O
1C	178415	IB		NA			5.0	5		12	ok	
1C	178416	IB		NA			5.0	5		13	ok	
1C	178417	ICV7786-50		NA		ICV 8260 Soil	5.0	5		14	ok	25uL Ext.A/B/K,EC,Acrolein, in 50mL DI H2O
1C	178418	ICV7786-50		NA		ICV 8260 Soil	5.0	5		15	ok	25uL Ext.PA, Chlorodifluoromethene in 50mL DI H2O
1C	178419	IB		NA			5.0	5		16	ok	
1C	178420	IB		NA			5.0	5		17	ok	5/29/2021
1C	178421	BFB2		NA		TUNE	5.0	5		18	ok	3:41 PM (5/29/21)
1C	178422	ICV7786-50		NA		ICV 8260 Soil	5.0	5		19	ok	25uL Ext.Acrolein, in 50mL DI H2O
1C	178423	IB		NA			5.0	5		20	ok	6/1/21
1C	178424	IB		NA			5.0	5		21	ok	

GCMS Volatile Run Log

Standard / Reagents	Lot #			
Standard	ABK: V021-2718-47.37	EC: V021-2718-55.6	AA: V021-2718-23.54	
Standard Concentration	100-10,000 PPM	100 PPM	100 PPM	
Expiration Date	7/23/2021	7/6/2021	7/8/2021	
Internal Surrogate	V021-2718-26			
Internal Surrogate Concentration	50/500ppm			
Expiration Date	7/9/2021			
Initial Calibration Method	M1CS7786 // 5/27/2021			
Rough Reviewed by	Prashant B. Shukla			

Standard / Reagents			
GCMS1C	Instrument ID:	Sequence loaded by	Prashant B. Shukla
Analysis Date	7/1/2021	Data processed by	nizele
Column	Rxi-624(60mx0.25mmx1.4um)	Batch ID	V1C7814
Method	V8260D	Matrix	SO
Init Calib Date	5/27/2021	Approved By:	KANYAV
Init Calib Quant Method	M1CS7786	Approved Date:	7/5/2021 2:33:32 PM
DI Purge Volume	5		

Data File		Sample ID	Bot #	Dil	Workgroup #	Test	Smpl Amt (g)	MeOH/ DI FV (ml)	MeOH Purge (uL)	ALS #	Status	Comments
1C	179154	BFB/CC7786-50		NA			5.0	5		1	OK/OK	25uL Std.A/B/K,EC,AA in 50ml DI H2O, # 23 high, 10:10 AM
1C	179155	BS		NA			5.0	5		2	OK	25uL Std.A/B/K,EC,AA in 50ml DI H2O
1C	179156	IB		NA			5.0	5		3	OK	
1C	179157	MB/JD18245G-1A		NA	MS51619	V8260SL	5.0	5		4	OK	
1C	179158	JD27437-2	11	NA	MS51965	V8260TCL20+,NAP	5.0	5		5	RR	Hit of # 23, RR LL
1C	179159	JD27437-3	4	NA	MS51965	V8260TCL20+,NAP	5.3	5		6	RR	Hit of # 23, RR LL

Data File		Sample ID	Bot #	Dil	Workgroup #	Test	Smpl Amt (g)	MeOH/ DI FV (ml)	MeOH Purge (uL)	ALS #	Status	Comments
1C	179160	JD27437-4	3	NA	MS51965	V8260TCL20+,NAP	3.7	5		7	RR	Hit of # 23, RR LL
1C	179161	JD27495-1	4	NA	MS51990	V8260TCL20+	5.4	5		8	OK	
1C	179162	JD27495-2	4	NA	MS51990	V8260TCL20+	5.7	5		9	OK	
1C	179163	JD27495-5	4	NA	MS51990	V8260TCL20+	5.5	5		10	OK	
1C	179164	JD27495-6	4	NA	MS51990	V8260TCL20+	6.0	5		11	OK	
1C	179165	JD27495-9	4	NA	MS51990	V8260TCL20+	5.9	5		12	OK	
1C	179166	JD27495-10	4	NA	MS51990	V8260TCL20+	5.5	5		13	OK	
1C	179167	JD27495-1MS	5	NA	MS51990	V8260TCL20+	5.4	5		14	OK	2.5uL Std.A/B/K,EC,AA in sample
1C	179168	IB		NA			5.0	5		15	OK	
1C	179169	JD27495-2DUP	5	NA	MS51990	V8260TCL20+	5.6	5		16	OK	
1C	179170	JD27495-13	4	NA	MS51990	V8260TCL20+	5.3	5		17	RR	power outage, no data
1C	179171	JD27495-14	4	NA	MS51990	V8260TCL20+	5.9	5		18	RR	Bad purged, RR LL
1C	179172	JD27495-17	4	NA	MS51990	V8260TCL20+	5.0	5		19	OK	
1C	179173	JD27495-19	4	NA	MS51990	V8260TCL20+	5.7	5		20	OK	
1C	179174	JD27495-21	4	NA	MS51990	V8260TCL20+	6.2	5		21	OK	
1C	179175	JD27495-23	4	NA	MS51990	V8260TCL20+	6.1	5		22	OK	
1C	179176	JD27540-1	6	NA	MS51995	V8260TCL20+	5.1	5		23	OK	
1C	179177	JD27540-2	6	NA	MS51995	V8260TCL20+	6.2	5		24	OK	9:47 PM
1C	179178	JD27540-3	6	NA	MS51995	V8260TCL20+	5.9	5		25	RR	Out of BFB time, RR LL
1C	179179	JD27540-13	6	NA	MS51995	V8260TCL20+	4.6	5		26	RR	Out of BFB time, RR LL
1C	179180	IB		NA			5.0	5		27	OK	

Data File		Sample ID	Bot #	Dil	Workgroup #	Test	Smpl Amt (g)	MeOH/ DI FV (ml)	MeOH Purge (uL)	ALS #	Status	Comments
1C	179181	IB		NA			5.0	5		28	OK	
1C	179182	IB		NA			5.0	5		29	OK	7/2/21
1C	179183	IB		NA			5.0	5		30	OK	
1C	179184	IB		NA			5.0	5		31	OK	

GCMS Volatile Run Log

Standard / Reagents	Lot #			
Standard	ABK: V021-2718-47.20	EC: V021-2718-55.6	AA: V021-2718-23.52	
Standard Concentration	100-10,000 PPM	100 PPM	100 PPM	
Expiration Date	7/23/2021	7/1/2021	7/8/2021	
Internal Surrogate	V021-2718-26			
Internal Surrogate Concentration	50/500ppm			
Expiration Date	7/9/2021			
Initial Calibration Method	M1CS7786 // 5/27/2021			
Rough Reviewed by	Prashant B. Shukla			

Standard / Reagents			
GCMS1C	Instrument ID:	Sequence loaded by	Prashant B. Shukla
Analysis Date	7/2/2021	Data processed by	nizele
Column	Rxi-624(60mx0.25mmx1.4um)	Batch ID	V1C7815
Method	V8260D	Matrix	SO
Init Calib Date	5/27/2021	Approved By:	KANYAV
Init Calib Quant Method	M1CS7786	Approved Date:	7/5/2021 2:38:11 PM
DI Purge Volume	5		

Data File		Sample ID	Bot #	Dil	Workgroup #	Test	Smpl Amt (g)	MeOH/ DI FV (ml)	MeOH Purge (uL)	ALS #	Status	Comments
1C	179185	CC7786-50		NA			5.0	5		1	RR	25uL Std.A/B/K,EC,AA in 50ml DI H2O, # 23,71 High
1C	179186	BFB/CC7786-50		NA			5.0			2	OK/OK	25uL Std.A/B/K,EC,AA in 50ml DI H2O, 11:18 AM
1C	179187	BS		NA			5.0	5		3	OK	25uL Std.A/B/K,EC,AA in 50ml DI H2O
1C	179188	IB		NA			5.0	5		4	OK	
1C	179189	MB		NA			5.0	5		5	OK	
1C	179190	JD27614-1	6	NA	MS52030	V8260TCL20+	4.9	5		6	OK	

Data File		Sample ID	Bot #	Dil	Workgroup #	Test	Smpl Amt (g)	MeOH/ DI FV (ml)	MeOH Purge (uL)	ALS #	Status	Comments
1C	179191	JD27614-2	6	NA	MS52030	V8260TCL20+	6.4	5		7	OK	
1C	179192	JD27614-4	6	NA	MS52030	V8260TCL20+	5.4	5		8	OK	
1C	179193	JD27614-5	6	NA	MS52030	V8260TCL20+	4.9	5		9	OK	
1C	179194	JD27614-3	6	NA	MS52030	V8260TCL20+	6.0	5		10	OK	
1C	179195	JD27614-1MS	7	NA	MS52030	V8260TCL20+	5.2	5		11	OK	2.5uL Std.A/B/K,EC,AA in sample
1C	179196	JD27614-2DUP	7	NA	MS52030	V8260TCL20+	5.9	5		12	OK	
1C	179197	JD27540-3	7	NA	MS51995	V8260TCL20+	5.7	5		13	OK	
1C	179198	JD27540-13	7	NA	MS51995	V8260TCL20+	4.7	5		14	OK	
1C	179199	JD27495-13	5	NA	MS51990	V8260TCL20+	5.3	5		15	OK	
1C	179200	JD27495-14	5	NA	MS51990	V8260TCL20+	6.4	5		16	OK	
1C	179201	JD27448-1	5	NA	MS51966	V8260TCL20	4.5	5		17	OK	
1C	179202	JD27613-39	3	NA	MS52028	V8260TCL20+	5.7	5		18	OK	
1C	179203	JD27614-6	6	NA	MS52030	V8260TCL20+	5.5	5		19	OK	
1C	179204	JD27614-7	6	NA	MS52030	V8260TCL20+	6.2	5		20	OK	
1C	179205	JD27614-8	6	NA	MS52030	V8260TCL20+	6.3	5		21	OK	
1C	179206	JD27614-9	6	NA	MS52030	V8260TCL20+	5.5	5		22	OK	
1C	179207	JD27614-10	6	NA	MS52030	V8260TCL20+	5.9	5		23	OK	
1C	179208	JD27614-11	6	NA	MS52030	V8260TCL20+	6.2	5		24	OK	
1C	179209	JD27614-12	6	NA	MS52030	V8260TCL20+	5.9	5		25	OK	
1C	179210	JD27614-13	6	NA	MS52030	V8260TCL20+	6.2	5		26	OK	
1C	179211	JD27502-3	4	NA	MS52002	V8260TCL20+	6.1	5		27	OK	10:48 PM

Data File		Sample ID	Bot #	Dil	Workgroup #	Test	Smpl Amt (g)	MeOH/ DI FV (ml)	MeOH Purge (uL)	ALS #	Status	Comments
1C	179212	IB		NA			5.0	5		28	OK	
1C	179213	IB		NA			5.0	5		29	OK	
1C	179214	IB		NA			5.0	5		30	OK	7/3/21
1C	179215	IB		NA			5.0	5		31	OK	
1C	179216	IB		NA			5.0	5		32	OK	

GCMS Volatile Run Log

Standard / Reagents	Lot #			
Standard	ABK: V021-2718-02.60	EC: V021-2718-35.11	AA: V021-2718-23.7	Ext.Chlorodifluoromethane: V021-2718-12
Standard Concentration	100-10,000 PPM	100 PPM	100 PPM	100 PPM
Expiration Date	6/21/2021	6/22/2021	7/8/2021	6/27/2021
Ext.Standard	Ext.ABK: V021-2718-07	Ext.EC: V021-2718-36.3	Ext.Acrolein: V021-2718-38.3	Ext.PA: V-2718-39.2
Standard Concentration	100-10,000 PPM	100 PPM	100 PPM	100-1,000 PPM
Expiration Date	6/26/2021	6/22/2021	7/16/2021	7/16/2021
Internal Surrogate	V021-2718-26			
Internal Surrogate Concentration	50/500ppm			
Expiration Date	7/9/2021			
Init Calib Quant Method // Date	M3C7415 // 6/16/2021			
Rough Reviewed by	Prashant B. Shukla			

Standard / Reagents			
GCMS3C	Instrument ID:	Sequence loaded by	Prashant B. Shukla
Analysis Date	6/16/2021	Data processed by	Bridget Kelly
Column	Rxi-624(20mx0.18mmx1.0um)	Batch ID	V3C7415
Method	V8260D	Matrix	SO
Init Calib Date	6/16/2021	Approved By:	KANYAV
Init Calib Quant Method	M3C7415	Approved Date:	7/1/2021 3:28:03 PM
DI Purge Volume	5		

Data File		Sample ID	Bot #	Dil	Workgroup #	Test	Smpl Amt (g)	MeOH/ DI FV (ml)	MeOH Purge (uL)	ALS #	Status	Comments
3C	167223	TUNE		NA		TUNE	5.0	5		1	OK	4:55 PM
3C	167224	IC7415-0.2		NA		ICC 8260 Soil	5.0	5		2	OK	1uL Std.A/B/K,EC,AA in 500ml DI H2O
3C	167225	IC7415-0.5		NA		ICC 8260 Soil	5.0	5		3	OK	1uL Std.A/B/K,EC,AA in 200ml DI H2O
3C	167226	IC7415-1		NA		ICC 8260 Soil	5.0	5		4	OK	1uL Std.A/B/K,EC,AA in 100ml DI H2O
3C	167227	IC7415-2		NA		ICC 8260 Soil	5.0	5		5	OK	1uL Std.A/B/K,EC,AA in 50ml DI H2O
3C	167228	IC7415-4		NA		ICC 8260 Soil	5.0	5		6	OK	2uL Std.A/B/K,EC,AA in 50ml DI H2O

Data File		Sample ID	Bot #	Dil	Workgroup #	Test	Smpl Amt (g)	MeOH/ DI FV (ml)	MeOH Purge (uL)	ALS #	Status	Comments
3C	167229	IC7415-8		NA		ICC 8260 Soil	5.0	5		7	OK	4uL Std.A/B/K,EC,AA in 50ml DI H2O
3C	167230	IC7415-20		NA		ICC 8260 Soil	5.0	5		8	OK	10uL Std.A/B/K,EC,AA in 50ml DI H2O
3C	167231	ICC7415-50		NA		ICC 8260 Soil	5.0	5		9	OK	25uL Std.A/B/K,EC,AA in 50ml DI H2O
3C	167232	IC7415-100		NA		ICC 8260 Soil	5.0	5		10	OK	50uL Std.A/B/K,EC,AA in 50ml DI H2O
3C	167233	IC7415-200		NA		ICC 8260 Soil	5.0	5		11	OK	100uL Std.A/B/K,EC,AA in 50ml DI H2O
3C	167234	IB		NA			5.0	5		12	OK	
3C	167235	IB		NA			5.0	5		13	OK	
3C	167236	ICV7415-50		NA		ICV 8260 Soil	5.0	5		14	OK	25uL Ext.A/B/K,EC,Acrolein in 50ml DI H2O
3C	167237	ICV7415-50		NA		ICV 8260 Soil	5.0	5		15	OK	25uL Ext.PA,Chlorodifluoromethane in 50ml DI H2O
3C	167238	IB		NA			5.0	5		16	OK	

GCMS Volatile Run Log

Standard / Reagents	Lot #			
Standard	ABK: V021-2718-47.37	EC: V021-2718-55.6	AA: V021-2718-23.54	
Standard Concentration	100-10,000 PPM	100 PPM	100 PPM	
Expiration Date	7/23/2021	7/6/2021	7/8/2021	
Internal Surrogate	V021-2718-26			
Internal Surrogate Concentration	50/500ppm			
Expiration Date	7/9/2021			
Initial Calibration Method	M3C7415 // 6/16/2021			
Rough Reviewed by	Prashant B. Shukla			

Standard / Reagents			
GCMS3C	Instrument ID:	Sequence loaded by	Prashant B. Shukla
Analysis Date	7/1/2021	Data processed by	nizele/lotusa
Column	Rxi-624(60mx0.25mmx1.4um)	Batch ID	V3C7419
Method	V8260D	Matrix	SO
Init Calib Date	6/16/2021	Approved By:	MOHUI
Init Calib Quant Method	M3C7415	Approved Date:	7/7/2021 4:54:03 PM
DI Purge Volume	5		

Data File		Sample ID	Bot #	Dil	Workgroup #	Test	Smpl Amt (g)	MeOH/ DI FV (ml)	MeOH Purge (uL)	ALS #	Status	Comments
3C	167344	CC7415-50		NA			5.0	5		1	NG	25uL Std.A/B/K,EC,AA in 50ml DI H2O, # 28,69,77 high
3C	167345	BFB/CC7415-50		NA			5.0	5		2	OK/OK	25uL Std.A/B/K,EC,AA in 50ml DI H2O, 12:05 PM
3C	167346	BS		NA			5.0	5		3	OK	25uL Std.A/B/K,EC,AA in 50ml DI H2O
3C	167347	IB		NA			5.0	5		4	OK	
3C	167348	MB		NA			5.0	5		5	OK	
3C	167349	JD27437-2	12	NA	MS51965	V8260TCL20+,NAP	5.5	5		6	OK	

Data File		Sample ID	Bot #	Dil	Workgroup #	Test	Smpl Amt (g)	MeOH/ DI FV (ml)	MeOH Purge (uL)	ALS #	Status	Comments
3C	167350	JD27312-10	5	NA	MS51905	V8260TCL20+	6.2	5		7	OK	
3C	167351	JD27312-9	5	NA	MS51905	V8260TCL20+	5.7	5		8	OK/DL	SME
3C	167352	JD27437-2MS	9	NA	MS51965	V8260TCL20+,NAP	5.3	5		9	OK	2.5uL Std.A/B/K,EC,AA in sample
3C	167353	JD27437-2MSD	10	NA	MS51965	V8260TCL20+,NAP	5.2	5		10	OK	2.5uL Std.A/B/K,EC,AA in sample
3C	167354	IB		NA			5.0	5		11	OK	
3C	167355	JD27326-7	4	NA	MS51923	V8260TCL20+,TBA	5.0	5		12	OK	
3C	167356	JD27328-1	5	NA	MS51924	V8260TCL20+,TBA	5.8	5		13	OK	
3C	167357	JD27437-3	3	NA	MS51965	V8260TCL20+,NAP	7.6	5		14	OK	
3C	167358	JD27437-4	4	NA	MS51965	V8260TCL20+,NAP	5.8	5		15	OK	
3C	167359	JD27437-5	3	NA	MS51965	V8260TCL20+,NAP	6.5	5		16	OK	
3C	167360	JD27437-6	3	NA	MS51965	V8260TCL20+,NAP	6.2	5		17	ok/DL	SME
3C	167361	JD27540-14	6	NA	MS51995	V8260TCL20+	4.8	5		18	ok	
3C	167362	JD27540-17	6	NA	MS51995	V8260TCL20+	5.5	5		19	ok	
3C	167363	JD27540-18	6	NA	MS51995	V8260TCL20+	5.1	5		20	ok	
3C	167364	JD27443-1	4	NA	MS51967	V8260TCL20+,TBA	5.5	5		21	ok	
3C	167365	JD27443-2	4	NA	MS51967	V8260TCL20+,TBA	5.5	5		22	ok	
3C	167366	JD27443-3	4	NA	MS51967	V8260TCL20+,TBA	5.4	5		23	ok	
3C	167367	JD27443-4	4	NA	MS51967	V8260TCL20+,TBA	5.9	5		24	ok	
3C	167368	JD27443-5	4	NA	MS51967	V8260TCL20+,TBA	5.5	5		25	ok	
3C	167369	JD27498-1	5	NA	MS51989	V8260TCL20+,TBA	5.6	5		26	ok	

Data File		Sample ID	Bot #	Dil	Workgroup #	Test	Smpl Amt (g)	MeOH/ DI FV (ml)	MeOH Purge (uL)	ALS #	Status	Comments
3C	167370	JD27498-2	5	NA	MS51989	V8260TCL20+,TBA	5.6	5		27	ok	
3C	167371	JD27498-3	5	NA	MS51989	V8260TCL20+,TBA	5.4	5		28	ok	11:10 PM
3C	167372	IB		NA			5.0	5		29	OK	
3C	167373	IB		NA			5.0	5		30	OK	
3C	167374	IB		NA			5.0	5		31	OK	7/2/21
3C	167375	IB		NA			5.0	5		32	OK	
3C	167376	IB		NA			5.0	5		33	OK	

MS Semi-volatiles

QC Data Summaries

Includes the following where applicable:

- Method Blank Summaries
- Blank Spike Summaries
- Matrix Spike and Duplicate Summaries
- Instrument Performance Checks (DFTPP)
- Injection/Internal Standard Area Summaries
- Isotope Dilution Standard/Surrogate Recovery Summaries
- Initial and Continuing Calibration Summaries
- Run Sequence Reports

Method Blank Summary

Job Number: JD27540
Account: SESINJPB SESI Consulting Engineers
Project: Remedial Investigation, 247 North Avenue, New Rochelle, NY

Sample	File ID	DF	Analyzed	By	Prep Date	Prep Batch	Analytical Batch
OP34109-MB1	6P499161.D	1	07/02/21	BL	07/02/21	OP34109	E6P3394

The QC reported here applies to the following samples: **Method:** SW846 8270E

JD27540-1, JD27540-2, JD27540-3, JD27540-4, JD27540-5, JD27540-6, JD27540-7, JD27540-8, JD27540-9, JD27540-10, JD27540-11, JD27540-12, JD27540-13, JD27540-14, JD27540-15, JD27540-16, JD27540-17, JD27540-18

CAS No.	Compound	Result	RL	MDL	Units	Q
95-57-8	2-Chlorophenol	ND	67	16	ug/kg	
59-50-7	4-Chloro-3-methyl phenol	ND	170	20	ug/kg	
120-83-2	2,4-Dichlorophenol	ND	170	28	ug/kg	
105-67-9	2,4-Dimethylphenol	ND	170	59	ug/kg	
51-28-5	2,4-Dinitrophenol	ND	170	130	ug/kg	
534-52-1	4,6-Dinitro-o-cresol	ND	170	36	ug/kg	
95-48-7	2-Methylphenol	ND	67	21	ug/kg	
	3&4-Methylphenol	ND	67	27	ug/kg	
88-75-5	2-Nitrophenol	ND	170	22	ug/kg	
100-02-7	4-Nitrophenol	ND	330	89	ug/kg	
87-86-5	Pentachlorophenol	ND	130	31	ug/kg	
108-95-2	Phenol	ND	67	17	ug/kg	
58-90-2	2,3,4,6-Tetrachlorophenol	ND	170	22	ug/kg	
95-95-4	2,4,5-Trichlorophenol	ND	170	25	ug/kg	
88-06-2	2,4,6-Trichlorophenol	ND	170	20	ug/kg	
83-32-9	Acenaphthene	ND	33	11	ug/kg	
208-96-8	Acenaphthylene	ND	33	17	ug/kg	
98-86-2	Acetophenone	ND	170	7.2	ug/kg	
120-12-7	Anthracene	ND	33	20	ug/kg	
1912-24-9	Atrazine	ND	67	14	ug/kg	
56-55-3	Benzo(a)anthracene	ND	33	9.4	ug/kg	
50-32-8	Benzo(a)pyrene	ND	33	15	ug/kg	
205-99-2	Benzo(b)fluoranthene	ND	33	15	ug/kg	
191-24-2	Benzo(g,h,i)perylene	ND	33	17	ug/kg	
207-08-9	Benzo(k)fluoranthene	ND	33	16	ug/kg	
101-55-3	4-Bromophenyl phenyl ether	ND	67	13	ug/kg	
85-68-7	Butyl benzyl phthalate	ND	67	8.1	ug/kg	
92-52-4	1,1'-Biphenyl	ND	67	4.6	ug/kg	
100-52-7	Benzaldehyde	ND	170	8.3	ug/kg	
91-58-7	2-Chloronaphthalene	ND	67	7.9	ug/kg	
106-47-8	4-Chloroaniline	ND	170	12	ug/kg	
86-74-8	Carbazole	ND	67	4.8	ug/kg	
105-60-2	Caprolactam	ND	67	13	ug/kg	
218-01-9	Chrysene	ND	33	10	ug/kg	
111-91-1	bis(2-Chloroethoxy)methane	ND	67	7.1	ug/kg	
111-44-4	bis(2-Chloroethyl)ether	ND	67	14	ug/kg	

Method Blank Summary

Job Number: JD27540
Account: SESINJPB SESI Consulting Engineers
Project: Remedial Investigation, 247 North Avenue, New Rochelle, NY

Sample	File ID	DF	Analyzed	By	Prep Date	Prep Batch	Analytical Batch
OP34109-MB1	6P499161.D	1	07/02/21	BL	07/02/21	OP34109	E6P3394

The QC reported here applies to the following samples: **Method:** SW846 8270E

JD27540-1, JD27540-2, JD27540-3, JD27540-4, JD27540-5, JD27540-6, JD27540-7, JD27540-8, JD27540-9, JD27540-10, JD27540-11, JD27540-12, JD27540-13, JD27540-14, JD27540-15, JD27540-16, JD27540-17, JD27540-18

CAS No.	Compound	Result	RL	MDL	Units	Q
108-60-1	2,2'-Oxybis(1-chloropropane)	ND	67	12	ug/kg	
7005-72-3	4-Chlorophenyl phenyl ether	ND	67	11	ug/kg	
121-14-2	2,4-Dinitrotoluene	ND	33	10	ug/kg	
606-20-2	2,6-Dinitrotoluene	ND	33	17	ug/kg	
91-94-1	3,3'-Dichlorobenzidine	ND	67	28	ug/kg	
123-91-1	1,4-Dioxane	ND	33	22	ug/kg	
53-70-3	Dibenzo(a,h)anthracene	ND	33	15	ug/kg	
132-64-9	Dibenzofuran	ND	67	14	ug/kg	
84-74-2	Di-n-butyl phthalate	ND	67	5.4	ug/kg	
117-84-0	Di-n-octyl phthalate	ND	67	8.3	ug/kg	
84-66-2	Diethyl phthalate	ND	67	7.1	ug/kg	
131-11-3	Dimethyl phthalate	ND	67	5.9	ug/kg	
117-81-7	bis(2-Ethylhexyl)phthalate	ND	67	7.8	ug/kg	
206-44-0	Fluoranthene	ND	33	15	ug/kg	
86-73-7	Fluorene	ND	33	15	ug/kg	
118-74-1	Hexachlorobenzene	ND	67	8.4	ug/kg	
87-68-3	Hexachlorobutadiene	ND	33	13	ug/kg	
77-47-4	Hexachlorocyclopentadiene	ND	330	13	ug/kg	
67-72-1	Hexachloroethane	ND	170	16	ug/kg	
193-39-5	Indeno(1,2,3-cd)pyrene	ND	33	16	ug/kg	
78-59-1	Isophorone	ND	67	7.1	ug/kg	
91-57-6	2-Methylnaphthalene	ND	33	7.5	ug/kg	
88-74-4	2-Nitroaniline	ND	170	7.9	ug/kg	
99-09-2	3-Nitroaniline	ND	170	8.3	ug/kg	
100-01-6	4-Nitroaniline	ND	170	8.6	ug/kg	
91-20-3	Naphthalene	ND	33	9.4	ug/kg	
98-95-3	Nitrobenzene	ND	67	13	ug/kg	
621-64-7	N-Nitroso-di-n-propylamine	ND	67	9.6	ug/kg	
86-30-6	N-Nitrosodiphenylamine	ND	170	12	ug/kg	
85-01-8	Phenanthrene	ND	33	11	ug/kg	
129-00-0	Pyrene	ND	33	11	ug/kg	
95-94-3	1,2,4,5-Tetrachlorobenzene	ND	170	8.5	ug/kg	

Method Blank Summary

Job Number: JD27540
Account: SESINJPB SESI Consulting Engineers
Project: Remedial Investigation, 247 North Avenue, New Rochelle, NY

Sample	File ID	DF	Analyzed	By	Prep Date	Prep Batch	Analytical Batch
OP34109-MB1	6P499161.D	1	07/02/21	BL	07/02/21	OP34109	E6P3394

The QC reported here applies to the following samples: **Method:** SW846 8270E

JD27540-1, JD27540-2, JD27540-3, JD27540-4, JD27540-5, JD27540-6, JD27540-7, JD27540-8, JD27540-9, JD27540-10, JD27540-11, JD27540-12, JD27540-13, JD27540-14, JD27540-15, JD27540-16, JD27540-17, JD27540-18

CAS No.	Surrogate Recoveries		Limits
367-12-4	2-Fluorophenol	70%	7-101%
4165-62-2	Phenol-d5	63%	12-101%
118-79-6	2,4,6-Tribromophenol	59%	10-127%
4165-60-0	Nitrobenzene-d5	81%	15-114%
321-60-8	2-Fluorobiphenyl	72%	22-104%
1718-51-0	Terphenyl-d14	80%	23-121%

CAS No.	Tentatively Identified Compounds	R.T.	Est. Conc.	Units	Q
	Total TIC, Semi-Volatile		0	ug/kg	

8.1.1

8

Method Blank Summary

Job Number: JD27540
Account: SESINJPB SESI Consulting Engineers
Project: Remedial Investigation, 247 North Avenue, New Rochelle, NY

Sample	File ID	DF	Analyzed	By	Prep Date	Prep Batch	Analytical Batch
OP34109A-MB1	4P46357.D	1	07/03/21	CS	07/01/21	OP34109A	E4P2431

The QC reported here applies to the following samples: **Method:** SW846 8270E BY SIM

JD27540-1, JD27540-2, JD27540-3, JD27540-13, JD27540-14, JD27540-17, JD27540-18

CAS No.	Compound	Result	RL	MDL	Units	Q
123-91-1	1,4-Dioxane	ND	3.3	1.7	ug/kg	

CAS No.	Surrogate Recoveries		Limits
4165-60-0	Nitrobenzene-d5	118%* [a]	39-90%
321-60-8	2-Fluorobiphenyl	81%	35-84%
1718-51-0	Terphenyl-d14	87%	42-95%

(a) Outside of in house control limits, but within reasonable method recovery limits.

Method Blank Summary

Job Number: JD27540
Account: SESINJPB SESI Consulting Engineers
Project: Remedial Investigation, 247 North Avenue, New Rochelle, NY

Sample	File ID	DF	Analyzed	By	Prep Date	Prep Batch	Analytical Batch
OP34109A-MB1	4M100981.D	1	07/12/21	KLS	07/02/21	OP34109A	E4M4704

The QC reported here applies to the following samples: **Method:** SW846 8270E BY SIM

JD27540-1, JD27540-2, JD27540-3, JD27540-13, JD27540-14, JD27540-17, JD27540-18

CAS No.	Compound	Result	RL	MDL	Units	Q
123-91-1	1,4-Dioxane	ND	3.3	1.7	ug/kg	

CAS No.	Surrogate Recoveries		Limits
4165-60-0	Nitrobenzene-d5	79%	39-90%
321-60-8	2-Fluorobiphenyl	69%	35-84%
1718-51-0	Terphenyl-d14	77%	42-95%

Blank Spike Summary

Job Number: JD27540
Account: SESINJPB SESI Consulting Engineers
Project: Remedial Investigation, 247 North Avenue, New Rochelle, NY

Sample	File ID	DF	Analyzed	By	Prep Date	Prep Batch	Analytical Batch
OP34109-BS1	6P499162.D	1	07/02/21	BL	07/02/21	OP34109	E6P3394

The QC reported here applies to the following samples: **Method:** SW846 8270E

JD27540-1, JD27540-2, JD27540-3, JD27540-4, JD27540-5, JD27540-6, JD27540-7, JD27540-8, JD27540-9, JD27540-10, JD27540-11, JD27540-12, JD27540-13, JD27540-14, JD27540-15, JD27540-16, JD27540-17, JD27540-18

CAS No.	Compound	Spike ug/kg	BSP ug/kg	BSP %	Limits
95-57-8	2-Chlorophenol	1670	1340	80	26-121
59-50-7	4-Chloro-3-methyl phenol	1670	1270	76	26-138
120-83-2	2,4-Dichlorophenol	1670	1360	82	26-130
105-67-9	2,4-Dimethylphenol	1670	1370	82	28-144
51-28-5	2,4-Dinitrophenol	3330	202	6* [a]	31-146
534-52-1	4,6-Dinitro-o-cresol	1670	311	19* [a]	22-150
95-48-7	2-Methylphenol	1670	1310	79	23-128
	3&4-Methylphenol	3330	2580	77	24-133
88-75-5	2-Nitrophenol	1670	1510	91	29-137
100-02-7	4-Nitrophenol	1670	998	60	21-144
87-86-5	Pentachlorophenol	3330	2330	70	24-152
108-95-2	Phenol	1670	1350	81	40-101
58-90-2	2,3,4,6-Tetrachlorophenol	1670	1330	80	30-136
95-95-4	2,4,5-Trichlorophenol	1670	1410	85	26-137
88-06-2	2,4,6-Trichlorophenol	1670	1410	85	28-137
83-32-9	Acenaphthene	1670	1380	83	24-129
208-96-8	Acenaphthylene	1670	1630	98	25-130
98-86-2	Acetophenone	1670	1270	76	44-100
120-12-7	Anthracene	1670	1460	88	28-131
1912-24-9	Atrazine	1670	1440	86	17-165
56-55-3	Benzo(a)anthracene	1670	1420	85	30-130
50-32-8	Benzo(a)pyrene	1670	1440	86	27-139
205-99-2	Benzo(b)fluoranthene	1670	1430	86	32-133
191-24-2	Benzo(g,h,i)perylene	1670	1370	82	24-141
207-08-9	Benzo(k)fluoranthene	1670	1470	88	26-135
101-55-3	4-Bromophenyl phenyl ether	1670	1490	89	25-137
85-68-7	Butyl benzyl phthalate	1670	1410	85	28-142
92-52-4	1,1'-Biphenyl	1670	1400	84	22-129
100-52-7	Benzaldehyde	1670	1450	87	4-116
91-58-7	2-Chloronaphthalene	1670	1410	85	22-126
106-47-8	4-Chloroaniline	1670	996	60	8-85
86-74-8	Carbazole	1670	1390	83	29-135
105-60-2	Caprolactam	1670	1410	85	21-138
218-01-9	Chrysene	1670	1430	86	29-127
111-91-1	bis(2-Chloroethoxy)methane	1670	1300	78	23-128
111-44-4	bis(2-Chloroethyl)ether	1670	1270	76	28-121

* = Outside of Control Limits.

Blank Spike Summary

Job Number: JD27540
Account: SESINJPB SESI Consulting Engineers
Project: Remedial Investigation, 247 North Avenue, New Rochelle, NY

Sample	File ID	DF	Analyzed	By	Prep Date	Prep Batch	Analytical Batch
OP34109-BS1	6P499162.D	1	07/02/21	BL	07/02/21	OP34109	E6P3394

The QC reported here applies to the following samples: **Method:** SW846 8270E

JD27540-1, JD27540-2, JD27540-3, JD27540-4, JD27540-5, JD27540-6, JD27540-7, JD27540-8, JD27540-9, JD27540-10, JD27540-11, JD27540-12, JD27540-13, JD27540-14, JD27540-15, JD27540-16, JD27540-17, JD27540-18

CAS No.	Compound	Spike ug/kg	BSP ug/kg	BSP %	Limits
108-60-1	2,2'-Oxybis(1-chloropropane)	1670	1290	77	25-147
7005-72-3	4-Chlorophenyl phenyl ether	1670	1380	83	24-133
121-14-2	2,4-Dinitrotoluene	1670	1520	91	31-135
606-20-2	2,6-Dinitrotoluene	1670	1550	93	31-138
91-94-1	3,3'-Dichlorobenzidine	1670	1240	74	16-110
123-91-1	1,4-Dioxane	1670	1150	69	6-81
53-70-3	Dibenzo(a,h)anthracene	1670	1400	84	24-135
132-64-9	Dibenzofuran	1670	1380	83	26-133
84-74-2	Di-n-butyl phthalate	1670	1320	79	27-141
117-84-0	Di-n-octyl phthalate	1670	1340	80	28-143
84-66-2	Diethyl phthalate	1670	1280	77	26-135
131-11-3	Dimethyl phthalate	1670	1320	79	26-130
117-81-7	bis(2-Ethylhexyl)phthalate	1670	1320	79	44-122
206-44-0	Fluoranthene	1670	1330	80	31-134
86-73-7	Fluorene	1670	1340	80	26-136
118-74-1	Hexachlorobenzene	1670	1470	88	22-136
87-68-3	Hexachlorobutadiene	1670	1440	86	18-137
77-47-4	Hexachlorocyclopentadiene	3330	3350	101	22-131
67-72-1	Hexachloroethane	1670	1370	82	19-121
193-39-5	Indeno(1,2,3-cd)pyrene	1670	1180	71	26-137
78-59-1	Isophorone	1670	1260	76	29-128
91-57-6	2-Methylnaphthalene	1670	1340	80	28-132
88-74-4	2-Nitroaniline	1670	1470	88	16-154
99-09-2	3-Nitroaniline	1670	1280	77	20-105
100-01-6	4-Nitroaniline	1670	1320	79	30-134
91-20-3	Naphthalene	1670	1400	84	26-127
98-95-3	Nitrobenzene	1670	1390	83	21-130
621-64-7	N-Nitroso-di-n-propylamine	1670	1200	72	27-124
86-30-6	N-Nitrosodiphenylamine	1670	1460	88	27-133
85-01-8	Phenanthrene	1670	1410	85	26-131
129-00-0	Pyrene	1670	1510	91	30-131
95-94-3	1,2,4,5-Tetrachlorobenzene	1670	1440	86	8-129

* = Outside of Control Limits.

Blank Spike Summary

Job Number: JD27540
Account: SESINJPB SESI Consulting Engineers
Project: Remedial Investigation, 247 North Avenue, New Rochelle, NY

Sample	File ID	DF	Analyzed	By	Prep Date	Prep Batch	Analytical Batch
OP34109-BS1	6P499162.D	1	07/02/21	BL	07/02/21	OP34109	E6P3394

The QC reported here applies to the following samples: **Method:** SW846 8270E

JD27540-1, JD27540-2, JD27540-3, JD27540-4, JD27540-5, JD27540-6, JD27540-7, JD27540-8, JD27540-9, JD27540-10, JD27540-11, JD27540-12, JD27540-13, JD27540-14, JD27540-15, JD27540-16, JD27540-17, JD27540-18

CAS No.	Surrogate Recoveries	BSP	Limits
367-12-4	2-Fluorophenol	87%	7-101%
4165-62-2	Phenol-d5	77%	12-101%
118-79-6	2,4,6-Tribromophenol	91%	10-127%
4165-60-0	Nitrobenzene-d5	92%	15-114%
321-60-8	2-Fluorobiphenyl	87%	22-104%
1718-51-0	Terphenyl-d14	99%	23-121%

(a) Outside of in house control limits, but within the marginal exceedance limits.

* = Outside of Control Limits.

Blank Spike/Blank Spike Duplicate Summary

Job Number: JD27540
Account: SESINJPB SESI Consulting Engineers
Project: Remedial Investigation, 247 North Avenue, New Rochelle, NY

Sample	File ID	DF	Analyzed	By	Prep Date	Prep Batch	Analytical Batch
OP34109A-BS12	4P46361.D	1	07/03/21	CS	07/01/21	OP34109A	E4P2431
OP34109A-BSD12	4P46362.D	1	07/03/21	CS	07/01/21	OP34109A	E4P2431

The QC reported here applies to the following samples: **Method:** SW846 8270E BY SIM

JD27540-1, JD27540-2, JD27540-3, JD27540-13, JD27540-14, JD27540-17, JD27540-18

CAS No.	Compound	Spike ug/kg	BSP ug/kg	BSP %	BSD ug/kg	BSD %	RPD	Limits Rec/RPD
123-91-1	1,4-Dioxane	33.3	16.4	49	15.0	45	9	21-87/30

CAS No.	Surrogate Recoveries	BSP	BSD	Limits
4165-60-0	Nitrobenzene-d5	116%* [a]	113%* [a]	39-90%
321-60-8	2-Fluorobiphenyl	81%	80%	35-84%
1718-51-0	Terphenyl-d14	88%	84%	42-95%

(a) Outside of in house control limits, but within reasonable method recovery limits.

* = Outside of Control Limits.

Matrix Spike/Matrix Spike Duplicate Summary

Job Number: JD27540
Account: SESINJPB SESI Consulting Engineers
Project: Remedial Investigation, 247 North Avenue, New Rochelle, NY

Sample	File ID	DF	Analyzed	By	Prep Date	Prep Batch	Analytical Batch
OP34109-MS	6P499163.D	1	07/02/21	BL	07/02/21	OP34109	E6P3394
OP34109-MSD	6P499164.D	1	07/02/21	BL	07/02/21	OP34109	E6P3394
JD27540-1	6P499167.D	1	07/02/21	BL	07/02/21	OP34109	E6P3394

The QC reported here applies to the following samples: **Method:** SW846 8270E

JD27540-1, JD27540-2, JD27540-3, JD27540-4, JD27540-5, JD27540-6, JD27540-7, JD27540-8, JD27540-9, JD27540-10, JD27540-11, JD27540-12, JD27540-13, JD27540-14, JD27540-15, JD27540-16, JD27540-17, JD27540-18

CAS No.	Compound	JD27540-1 ug/kg	Q	Spike ug/kg	MS ug/kg	MS %	Spike ug/kg	MSD ug/kg	MSD %	RPD	Limits Rec/RPD
95-57-8	2-Chlorophenol	ND		2160	1180	55	2200	1310	60	10	10-129/65
59-50-7	4-Chloro-3-methyl phenol	ND		2160	1170	54	2200	1250	57	7	10-147/63
120-83-2	2,4-Dichlorophenol	ND		2160	1200	55	2200	1320	60	10	10-140/64
105-67-9	2,4-Dimethylphenol	ND		2160	1130	52	2200	1300	59	14	10-151/64
51-28-5	2,4-Dinitrophenol	ND		4330	ND	0* [a]	4400	ND	0* [a]	nc	10-127/71
534-52-1	4,6-Dinitro-o-cresol	ND		2160	133	6* [a]	2200	228	10	53	10-148/77
95-48-7	2-Methylphenol	ND		2160	1120	52	2200	1230	56	9	10-136/62
	3&4-Methylphenol	ND		4330	2290	53	4400	2470	56	8	10-137/63
88-75-5	2-Nitrophenol	ND		2160	1320	61	2200	1490	68	12	10-147/69
100-02-7	4-Nitrophenol	ND		2160	799	37	2200	1010	46	23	10-157/64
87-86-5	Pentachlorophenol	ND		4330	1690	39	4400	2100	48	22	10-164/65
108-95-2	Phenol	ND		2160	1180	55	2200	1310	60	10	3-110/61
58-90-2	2,3,4,6-Tetrachlorophenol	ND		2160	952	44	2200	1300	59	31	10-146/67
95-95-4	2,4,5-Trichlorophenol	ND		2160	1220	56	2200	1300	59	6	10-144/66
88-06-2	2,4,6-Trichlorophenol	ND		2160	1220	56	2200	1280	58	5	10-148/67
83-32-9	Acenaphthene	ND		2160	1250	58	2200	1410	64	12	10-145/63
208-96-8	Acenaphthylene	ND		2160	1480	68	2200	1550	70	5	10-144/59
98-86-2	Acetophenone	ND		2160	1140	53	2200	1240	56	8	5-120/56
120-12-7	Anthracene	ND		2160	1330	61	2200	1460	66	9	10-153/66
1912-24-9	Atrazine	ND		2160	1310	61	2200	1470	67	12	10-163/50
56-55-3	Benzo(a)anthracene	ND		2160	1260	58	2200	1430	65	13	10-157/71
50-32-8	Benzo(a)pyrene	ND		2160	1270	59	2200	1450	66	13	10-164/67
205-99-2	Benzo(b)fluoranthene	ND		2160	1260	58	2200	1400	64	11	10-154/69
191-24-2	Benzo(g,h,i)perylene	ND		2160	1130	52	2200	1380	63	20	10-156/64
207-08-9	Benzo(k)fluoranthene	ND		2160	1330	61	2200	1510	69	13	10-156/62
101-55-3	4-Bromophenyl phenyl ether	ND		2160	1310	61	2200	1650	75	23	10-145/57
85-68-7	Butyl benzyl phthalate	ND		2160	1250	58	2200	1410	64	12	10-151/57
92-52-4	1,1'-Biphenyl	ND		2160	1270	59	2200	1310	60	3	10-140/53
100-52-7	Benzaldehyde	ND		2160	1280	59	2200	1410	64	10	10-135/56
91-58-7	2-Chloronaphthalene	ND		2160	1270	59	2200	1310	60	3	10-134/58
106-47-8	4-Chloroaniline	ND		2160	1180	55	2200	1360	62	14	10-97/62
86-74-8	Carbazole	ND		2160	1350	62	2200	1400	64	4	10-145/53
105-60-2	Caprolactam	ND		2160	1020	47	2200	1190	54	15	10-156/53
218-01-9	Chrysene	ND		2160	1310	61	2200	1460	66	11	10-148/70
111-91-1	bis(2-Chloroethoxy)methane	ND		2160	1140	53	2200	1270	58	11	10-130/57
111-44-4	bis(2-Chloroethyl)ether	ND		2160	1140	53	2200	1250	57	9	10-125/60

* = Outside of Control Limits.

Matrix Spike/Matrix Spike Duplicate Summary

Job Number: JD27540
Account: SESINJPB SESI Consulting Engineers
Project: Remedial Investigation, 247 North Avenue, New Rochelle, NY

Sample	File ID	DF	Analyzed	By	Prep Date	Prep Batch	Analytical Batch
OP34109-MS	6P499163.D	1	07/02/21	BL	07/02/21	OP34109	E6P3394
OP34109-MSD	6P499164.D	1	07/02/21	BL	07/02/21	OP34109	E6P3394
JD27540-1	6P499167.D	1	07/02/21	BL	07/02/21	OP34109	E6P3394

The QC reported here applies to the following samples: **Method:** SW846 8270E

JD27540-1, JD27540-2, JD27540-3, JD27540-4, JD27540-5, JD27540-6, JD27540-7, JD27540-8, JD27540-9, JD27540-10, JD27540-11, JD27540-12, JD27540-13, JD27540-14, JD27540-15, JD27540-16, JD27540-17, JD27540-18

CAS No.	Compound	JD27540-1 ug/kg	Q	Spike ug/kg	MS ug/kg	MS %	Spike ug/kg	MSD ug/kg	MSD %	RPD	Limits Rec/RPD
108-60-1	2,2'-Oxybis(1-chloropropane)	ND		2160	1170	54	2200	1260	57	7	10-151/58
7005-72-3	4-Chlorophenyl phenyl ether	ND		2160	1110	51	2200	1340	61	19	10-141/56
121-14-2	2,4-Dinitrotoluene	ND		2160	1370	63	2200	1530	70	11	10-153/57
606-20-2	2,6-Dinitrotoluene	ND		2160	1400	65	2200	1470	67	5	10-147/59
91-94-1	3,3'-Dichlorobenzidine	ND		2160	1350	62	2200	1560	70	14	10-133/74
123-91-1	1,4-Dioxane	ND		2160	951	44	2200	940	43	1	10-81/57
53-70-3	Dibenzo(a,h)anthracene	ND		2160	1150	53	2200	1390	63	19	10-146/63
132-64-9	Dibenzofuran	ND		2160	1250	58	2200	1390	63	11	10-148/50
84-74-2	Di-n-butyl phthalate	ND		2160	1290	60	2200	1340	61	4	10-152/59
117-84-0	Di-n-octyl phthalate	ND		2160	1160	54	2200	1340	61	14	10-155/57
84-66-2	Diethyl phthalate	ND		2160	1050	49	2200	1320	60	23	10-145/56
131-11-3	Dimethyl phthalate	ND		2160	1220	56	2200	1270	58	4	10-138/56
117-81-7	bis(2-Ethylhexyl)phthalate	ND		2160	1180	55	2200	1330	60	12	6-140/61
206-44-0	Fluoranthene	ND		2160	1360	63	2200	1350	61	1	10-171/80
86-73-7	Fluorene	ND		2160	1100	51	2200	1340	61	20	10-148/65
118-74-1	Hexachlorobenzene	ND		2160	1290	60	2200	1630	74	23	10-143/57
87-68-3	Hexachlorobutadiene	ND		2160	1240	57	2200	1380	63	11	10-141/60
77-47-4	Hexachlorocyclopentadiene	ND		4330	3000	69	4400	3200	73	6	10-135/81
67-72-1	Hexachloroethane	ND		2160	1210	56	2200	1310	60	8	10-124/62
193-39-5	Indeno(1,2,3-cd)pyrene	ND		2160	937	43	2200	1140	52	20	10-152/65
78-59-1	Isophorone	ND		2160	1120	52	2200	1240	56	10	10-138/59
91-57-6	2-Methylnaphthalene	ND		2160	1300	60	2200	1320	60	2	10-150/51
88-74-4	2-Nitroaniline	ND		2160	1460	67	2200	1600	73	9	10-161/50
99-09-2	3-Nitroaniline	ND		2160	1440	67	2200	1620	74	12	10-126/54
100-01-6	4-Nitroaniline	ND		2160	1160	54	2200	1560	71	29	10-143/58
91-20-3	Naphthalene	ND		2160	1250	58	2200	1380	63	10	10-147/64
98-95-3	Nitrobenzene	ND		2160	1240	57	2200	1380	63	11	10-143/58
621-64-7	N-Nitroso-di-n-propylamine	ND		2160	1210	56	2200	1340	61	10	10-133/59
86-30-6	N-Nitrosodiphenylamine	ND		2160	1400	65	2200	1820	83	26	10-150/56
85-01-8	Phenanthrene	ND		2160	1300	60	2200	1440	65	10	10-162/81
129-00-0	Pyrene	ND		2160	1400	65	2200	1550	70	10	10-166/77
95-94-3	1,2,4,5-Tetrachlorobenzene	ND		2160	1260	58	2200	1330	60	5	10-130/56

* = Outside of Control Limits.

Matrix Spike/Matrix Spike Duplicate Summary

Job Number: JD27540
Account: SESINJPB SESI Consulting Engineers
Project: Remedial Investigation, 247 North Avenue, New Rochelle, NY

Sample	File ID	DF	Analyzed	By	Prep Date	Prep Batch	Analytical Batch
OP34109-MS	6P499163.D	1	07/02/21	BL	07/02/21	OP34109	E6P3394
OP34109-MSD	6P499164.D	1	07/02/21	BL	07/02/21	OP34109	E6P3394
JD27540-1	6P499167.D	1	07/02/21	BL	07/02/21	OP34109	E6P3394

The QC reported here applies to the following samples: **Method:** SW846 8270E

JD27540-1, JD27540-2, JD27540-3, JD27540-4, JD27540-5, JD27540-6, JD27540-7, JD27540-8, JD27540-9, JD27540-10, JD27540-11, JD27540-12, JD27540-13, JD27540-14, JD27540-15, JD27540-16, JD27540-17, JD27540-18

CAS No.	Surrogate Recoveries	MS	MSD	JD27540-1	Limits
367-12-4	2-Fluorophenol	86%	79%	53%	7-101%
4165-62-2	Phenol-d5	67%	69%	47%	12-101%
118-79-6	2,4,6-Tribromophenol	75%	93%	52%	10-127%
4165-60-0	Nitrobenzene-d5	80%	84%	57%	15-114%
321-60-8	2-Fluorobiphenyl	77%	75%	52%	22-104%
1718-51-0	Terphenyl-d14	89%	94%	62%	23-121%

(a) Outside of in house control limits.

* = Outside of Control Limits.

Matrix Spike/Matrix Spike Duplicate Summary

Job Number: JD27540
Account: SESINJPB SESI Consulting Engineers
Project: Remedial Investigation, 247 North Avenue, New Rochelle, NY

Sample	File ID	DF	Analyzed	By	Prep Date	Prep Batch	Analytical Batch
OP34109A-MSA	4P46380.D	1	07/03/21	CS	07/01/21	OP34109A	E4P2431
OP34109A-MSDA	4P46381.D	1	07/03/21	CS	07/01/21	OP34109A	E4P2431
JD27540-2	4P46382.D	1	07/03/21	CS	07/01/21	OP34109A	E4P2431

The QC reported here applies to the following samples: **Method:** SW846 8270E BY SIM

JD27540-1, JD27540-2, JD27540-3, JD27540-13, JD27540-14, JD27540-17, JD27540-18

CAS No.	Compound	JD27540-2 ug/kg	Q	Spike ug/kg	MS ug/kg	MS %	Spike ug/kg	MSD ug/kg	MSD %	RPD	Limits Rec/RPD
123-91-1	1,4-Dioxane	ND		36.8	13.1	36	36.2	13.7	38	4	14-57/28

CAS No.	Surrogate Recoveries	MS	MSD	JD27540-2	Limits
4165-60-0	Nitrobenzene-d5	103%* [a]	102%* [a]	92%* [a]	39-90%
321-60-8	2-Fluorobiphenyl	72%	69%	64%	35-84%
1718-51-0	Terphenyl-d14	73%	77%	70%	42-95%

(a) Outside of in house control limits, but within reasonable method recovery limits.

* = Outside of Control Limits.

Instrument Performance Check (DFTPP)

Job Number: JD27540
Account: SESINJPB SESI Consulting Engineers
Project: Remedial Investigation, 247 North Avenue, New Rochelle, NY

Sample: E4M4670-DFTPP
Lab File ID: 4M100251.D
Instrument ID: GCMS4M
Injection Date: 05/28/21
Injection Time: 10:42

m/e	Ion Abundance Criteria	Raw Abundance	% Relative Abundance		Pass/Fail
51	30.0 - 60.0% of mass 198	39341	45.2		Pass
68	Less than 2.0% of mass 69	612	0.70	(1.33) [a]	Pass
69	Mass 69 relative abundance	46037	52.9		Pass
70	Less than 2.0% of mass 69	309	0.35	(0.67) [a]	Pass
127	40.0 - 60.0% of mass 198	40939	47.0		Pass
197	Less than 1.0% of mass 198	181	0.21		Pass
198	Base peak, 100% relative abundance	87043	100.0		Pass
199	5.0 - 9.0% of mass 198	6454	7.41		Pass
275	10.0 - 30.0% of mass 198	21264	24.4		Pass
365	1.0 - 100.0% of mass 198	2611	3.00		Pass
441	Present, but less than mass 443	7831	9.00	(76.0) [b]	Pass
442	40.0 - 100.0% of mass 198	52132	59.9		Pass
443	17.0 - 23.0% of mass 442	10306	11.8	(19.8) [c]	Pass

(a) Value is % of mass 69
(b) Value is % of mass 443
(c) Value is % of mass 442

This check applies to the following Samples, MS, MSD, Blanks, and Standards:

Lab Sample ID	Lab File ID	Date Analyzed	Time Analyzed	Hours Lapsed	Client Sample ID
E4M4670-IC4670	4M100252.D	05/28/21	10:57	00:15	Initial cal 5
E4M4670-IC4670	4M100253.D	05/28/21	11:18	00:36	Initial cal 2.5
E4M4670-ICC4670	4M100254.D	05/28/21	11:39	00:57	Initial cal 1
E4M4670-IC4670	4M100255.D	05/28/21	12:00	01:18	Initial cal 0.5
E4M4670-IC4670	4M100256.D	05/28/21	12:21	01:39	Initial cal 0.2
E4M4670-IC4670	4M100257.D	05/28/21	12:42	02:00	Initial cal 0.1
E4M4670-IC4670	4M100258.D	05/28/21	13:02	02:20	Initial cal 0.05
E4M4670-IC4670	4M100259.D	05/28/21	13:23	02:41	Initial cal 0.02
E4M4670-IC4670	4M100260.D	05/28/21	13:44	03:02	Initial cal 0.01
E4M4670-ICV4670	4M100261.D	05/28/21	14:05	03:23	Initial cal verification 1

Instrument Performance Check (DFTPP)

Job Number: JD27540
Account: SESINJPB SESI Consulting Engineers
Project: Remedial Investigation, 247 North Avenue, New Rochelle, NY

Sample: E4M4704-DFTPP
Lab File ID: 4M100960.D
Instrument ID: GCMS4M
Injection Date: 07/12/21
Injection Time: 08:49

m/e	Ion Abundance Criteria	Raw Abundance	% Relative Abundance		Pass/Fail
51	30.0 - 60.0% of mass 198	86304	43.4		Pass
68	Less than 2.0% of mass 69	1761	0.89	(1.82) [a]	Pass
69	Mass 69 relative abundance	96718	48.6		Pass
70	Less than 2.0% of mass 69	708	0.36	(0.73) [a]	Pass
127	40.0 - 60.0% of mass 198	86181	43.3		Pass
197	Less than 1.0% of mass 198	491	0.25		Pass
198	Base peak, 100% relative abundance	198933	100.0		Pass
199	5.0 - 9.0% of mass 198	13090	6.58		Pass
275	10.0 - 30.0% of mass 198	48693	24.5		Pass
365	1.0 - 100.0% of mass 198	6347	3.19		Pass
441	Present, but less than mass 443	18476	9.29	(76.1) [b]	Pass
442	40.0 - 100.0% of mass 198	129637	65.2		Pass
443	17.0 - 23.0% of mass 442	24291	12.2	(18.7) [c]	Pass

(a) Value is % of mass 69
(b) Value is % of mass 443
(c) Value is % of mass 442

This check applies to the following Samples, MS, MSD, Blanks, and Standards:

Lab Sample ID	Lab File ID	Date Analyzed	Time Analyzed	Hours Lapsed	Client Sample ID
E4M4704-CC4670	4M100961.D	07/12/21	09:09	00:20	Continuing cal 1
OP34211A-MB1	4M100963.D	07/12/21	10:09	01:20	Method Blank
OP34211A-BS12	4M100964.D	07/12/21	10:31	01:42	Blank Spike
ZZZZZZ	4M100966.D	07/12/21	11:16	02:27	(unrelated sample)
ZZZZZZ	4M100967.D	07/12/21	12:00	03:11	(unrelated sample)
ZZZZZZ	4M100968.D	07/12/21	12:22	03:33	(unrelated sample)
ZZZZZZ	4M100969.D	07/12/21	12:45	03:56	(unrelated sample)
ZZZZZZ	4M100970.D	07/12/21	13:08	04:19	(unrelated sample)
ZZZZZZ	4M100971.D	07/12/21	13:30	04:41	(unrelated sample)
ZZZZZZ	4M100972.D	07/12/21	13:53	05:04	(unrelated sample)
ZZZZZZ	4M100973.D	07/12/21	14:15	05:26	(unrelated sample)
OP34097A-MB1	4M100976.D	07/12/21	15:09	06:20	Method Blank
ZZZZZZ	4M100977.D	07/12/21	15:32	06:43	(unrelated sample)
ZZZZZZ	4M100978.D	07/12/21	15:54	07:05	(unrelated sample)
ZZZZZZ	4M100979.D	07/12/21	16:16	07:27	(unrelated sample)
OP34109A-MB1	4M100981.D	07/12/21	16:59	08:10	Method Blank
JD27540-14	4M100982.D	07/12/21	17:20	08:31	R1-SB-6(5.5-6.0)

Instrument Performance Check (DFTPP)

Job Number: JD27540
Account: SESINJPB SESI Consulting Engineers
Project: Remedial Investigation, 247 North Avenue, New Rochelle, NY

Sample: E4P2367-DFTPP
Lab File ID: 4P45229.D
Instrument ID: GCMS4P
Injection Date: 05/03/21
Injection Time: 22:28

m/e	Ion Abundance Criteria	Raw Abundance	% Relative Abundance		Pass/Fail
51	30.0 - 60.0% of mass 198	42777	46.3		Pass
68	Less than 2.0% of mass 69	965	1.04	(1.91) [a]	Pass
69	Mass 69 relative abundance	50606	54.8		Pass
70	Less than 2.0% of mass 69	0	0.00	(0.00) [a]	Pass
127	40.0 - 60.0% of mass 198	43992	47.6		Pass
197	Less than 1.0% of mass 198	289	0.31		Pass
198	Base peak, 100% relative abundance	92405	100.0		Pass
199	5.0 - 9.0% of mass 198	6189	6.70		Pass
275	10.0 - 30.0% of mass 198	24407	26.4		Pass
365	1.0 - 100.0% of mass 198	3452	3.74		Pass
441	Present, but less than mass 443	11425	12.4	(76.3) [b]	Pass
442	40.0 - 100.0% of mass 198	72973	79.0		Pass
443	17.0 - 23.0% of mass 442	14968	16.2	(20.5) [c]	Pass

(a) Value is % of mass 69
(b) Value is % of mass 443
(c) Value is % of mass 442

This check applies to the following Samples, MS, MSD, Blanks, and Standards:

Lab Sample ID	Lab File ID	Date Analyzed	Time Analyzed	Hours Lapsed	Client Sample ID
E4P2367-IC2367	4P45230.D	05/03/21	22:41	00:13	Initial cal 5
E4P2367-IC2367	4P45231.D	05/03/21	23:09	00:41	Initial cal 2.5
E4P2367-ICC2367	4P45232.D	05/03/21	23:31	01:03	Initial cal 1
E4P2367-IC2367	4P45233.D	05/03/21	23:53	01:25	Initial cal 0.5
E4P2367-IC2367	4P45234.D	05/04/21	00:14	01:46	Initial cal 0.2
E4P2367-IC2367	4P45235.D	05/04/21	00:36	02:08	Initial cal 0.1
E4P2367-IC2367	4P45236.D	05/04/21	00:58	02:30	Initial cal 0.05
E4P2367-IC2367	4P45237.D	05/04/21	01:19	02:51	Initial cal 0.02
E4P2367-IC2367	4P45238.D	05/04/21	01:41	03:13	Initial cal 0.01
E4P2367-ICV2367	4P45239.D	05/04/21	02:03	03:35	Initial cal verification 1

Instrument Performance Check (DFTPP)

Job Number: JD27540
Account: SESINJPB SESI Consulting Engineers
Project: Remedial Investigation, 247 North Avenue, New Rochelle, NY

Sample: E4P2431-DFTPP
Lab File ID: 4P46353.D
Instrument ID: GCMS4P
Injection Date: 07/02/21
Injection Time: 22:40

m/e	Ion Abundance Criteria	Raw Abundance	% Relative Abundance		Pass/Fail
51	30.0 - 60.0% of mass 198	85210	54.5		Pass
68	Less than 2.0% of mass 69	1003	0.64	(0.92) [a]	Pass
69	Mass 69 relative abundance	108657	69.5		Pass
70	Less than 2.0% of mass 69	624	0.40	(0.57) [a]	Pass
127	40.0 - 60.0% of mass 198	92893	59.4		Pass
197	Less than 1.0% of mass 198	1083	0.69		Pass
198	Base peak, 100% relative abundance	156336	100.0		Pass
199	5.0 - 9.0% of mass 198	12969	8.30		Pass
275	10.0 - 30.0% of mass 198	40112	25.7		Pass
365	1.0 - 100.0% of mass 198	9436	6.04		Pass
441	Present, but less than mass 443	23207	14.8	(83.6) [b]	Pass
442	40.0 - 100.0% of mass 198	142741	91.3		Pass
443	17.0 - 23.0% of mass 442	27774	17.8	(19.5) [c]	Pass

(a) Value is % of mass 69
(b) Value is % of mass 443
(c) Value is % of mass 442

This check applies to the following Samples, MS, MSD, Blanks, and Standards:

Lab Sample ID	Lab File ID	Date Analyzed	Time Analyzed	Hours Lapsed	Client Sample ID
E4P2431-CC2367	4P46355.D	07/02/21	23:38	00:58	Continuing cal 1
OP34098A-MB1	4P46356.D	07/03/21	00:18	01:38	Method Blank
OP34109A-MB1	4P46357.D	07/03/21	00:38	01:58	Method Blank
OP34109A-BS12	4P46361.D	07/03/21	02:38	03:58	Blank Spike
OP34109A-BSD12	4P46362.D	07/03/21	02:59	04:19	Blank Spike Duplicate
ZZZZZZ	4P46375.D	07/03/21	04:12	05:32	(unrelated sample)
ZZZZZZ	4P46376.D	07/03/21	04:33	05:53	(unrelated sample)
ZZZZZZ	4P46377.D	07/03/21	04:54	06:14	(unrelated sample)
ZZZZZZ	4P46378.D	07/03/21	05:14	06:34	(unrelated sample)
ZZZZZZ	4P46379.D	07/03/21	05:35	06:55	(unrelated sample)
OP34109A-MSA	4P46380.D	07/03/21	05:56	07:16	Matrix Spike
OP34109A-MSDA	4P46381.D	07/03/21	06:17	07:37	Matrix Spike Duplicate
JD27540-2	4P46382.D	07/03/21	06:38	07:58	R1-SB-1(5.0-5.5)
JD27540-1	4P46383.D	07/03/21	06:59	08:19	R1-SB-1(1.5-2.0)
JD27540-3	4P46384.D	07/03/21	07:19	08:39	R1-SB-1(11-11.5)
JD27540-17	4P46387.D	07/03/21	08:01	09:21	R1-SB-11(1.5-2.0)
JD27540-18	4P46388.D	07/03/21	08:22	09:42	R1-SB-11(6-6.5)
JD27540-13	4P46385.D	07/03/21	09:04	10:24	R1-SB-6(3.5-4.0)

Instrument Performance Check (DFTPP)

Job Number: JD27540
Account: SESINJPB SESI Consulting Engineers
Project: Remedial Investigation, 247 North Avenue, New Rochelle, NY

Sample: E6P3388-DFTPP
Lab File ID: 6P499045.D
Instrument ID: GCMS6P
Injection Date: 06/29/21
Injection Time: 13:27

m/e	Ion Abundance Criteria	Raw Abundance	% Relative Abundance		Pass/Fail
51	30.0 - 60.0% of mass 198	223539	41.4		Pass
68	Less than 2.0% of mass 69	3567	0.66	(1.49) [a]	Pass
69	Mass 69 relative abundance	239982	44.4		Pass
70	Less than 2.0% of mass 69	771	0.14	(0.32) [a]	Pass
127	40.0 - 60.0% of mass 198	314368	58.2		Pass
197	Less than 1.0% of mass 198	2471	0.46		Pass
198	Base peak, 100% relative abundance	540245	100.0		Pass
199	5.0 - 9.0% of mass 198	37524	6.95		Pass
275	10.0 - 30.0% of mass 198	146717	27.2		Pass
365	1.0 - 100.0% of mass 198	24761	4.58		Pass
441	Present, but less than mass 443	61461	11.4	(82.3) [b]	Pass
442	40.0 - 100.0% of mass 198	387773	71.8		Pass
443	17.0 - 23.0% of mass 442	74652	13.8	(19.3) [c]	Pass

(a) Value is % of mass 69
(b) Value is % of mass 443
(c) Value is % of mass 442

This check applies to the following Samples, MS, MSD, Blanks, and Standards:

Lab Sample ID	Lab File ID	Date Analyzed	Time Analyzed	Hours Lapsed	Client Sample ID
E6P3388-IC3388	6P499047.D	06/29/21	14:35	01:08	Initial cal 2
E6P3388-IC3388	6P499048.D	06/29/21	15:02	01:35	Initial cal 5
E6P3388-IC3388	6P499049.D	06/29/21	15:25	01:58	Initial cal 10
E6P3388-IC3388	6P499050.D	06/29/21	15:48	02:21	Initial cal 25
E6P3388-ICC3388	6P499051.D	06/29/21	16:10	02:43	Initial cal 50
E6P3388-IC3388	6P499052.D	06/29/21	16:33	03:06	Initial cal 80
E6P3388-IC3388	6P499053.D	06/29/21	16:55	03:28	Initial cal 100
E6P3388-ICV3388	6P499055.D	06/29/21	19:39	06:12	Initial cal verification 50
E6P3388-ICV3388	6P499056.D	06/29/21	20:02	06:35	Initial cal verification 50
E6P3388-ICV3388	6P499057.D	06/29/21	20:24	06:57	Initial cal verification 50
E6P3388-ICV3388	6P499058.D	06/29/21	20:47	07:20	Initial cal verification 50

Instrument Performance Check (DFTPP)

Job Number: JD27540
Account: SESINJPB SESI Consulting Engineers
Project: Remedial Investigation, 247 North Avenue, New Rochelle, NY

Sample: E6P3389-DFTPP
Lab File ID: 6P499059.D
Instrument ID: GCMS6P
Injection Date: 06/29/21
Injection Time: 21:17

m/e	Ion Abundance Criteria	Raw Abundance	% Relative Abundance		Pass/Fail
51	30.0 - 60.0% of mass 198	204172	35.3		Pass
68	Less than 2.0% of mass 69	3589	0.62	(1.58) [a]	Pass
69	Mass 69 relative abundance	227192	39.3		Pass
70	Less than 2.0% of mass 69	983	0.17	(0.43) [a]	Pass
127	40.0 - 60.0% of mass 198	303149	52.5		Pass
197	Less than 1.0% of mass 198	2514	0.44		Pass
198	Base peak, 100% relative abundance	577898	100.0		Pass
199	5.0 - 9.0% of mass 198	38165	6.60		Pass
275	10.0 - 30.0% of mass 198	170016	29.4		Pass
365	1.0 - 100.0% of mass 198	29752	5.15		Pass
441	Present, but less than mass 443	81776	14.2	(84.7) [b]	Pass
442	40.0 - 100.0% of mass 198	510272	88.3		Pass
443	17.0 - 23.0% of mass 442	96528	16.7	(18.9) [c]	Pass

(a) Value is % of mass 69
(b) Value is % of mass 443
(c) Value is % of mass 442

This check applies to the following Samples, MS, MSD, Blanks, and Standards:

Lab Sample ID	Lab File ID	Date Analyzed	Time Analyzed	Hours Lapsed	Client Sample ID
E6P3389-IC3389	6P499060.D	06/29/21	21:35	00:18	Initial cal 100
E6P3389-IC3389	6P499061.D	06/29/21	21:57	00:40	Initial cal 80
E6P3389-ICC3389	6P499062.D	06/29/21	22:20	01:03	Initial cal 50
E6P3389-IC3389	6P499063A.D	06/29/21	23:36	02:19	Initial cal 25
E6P3389-IC3389	6P499064.D	06/29/21	23:59	02:42	Initial cal 10
E6P3389-IC3389	6P499065.D	06/30/21	00:21	03:04	Initial cal 5
E6P3389-IC3389	6P499066.D	06/30/21	00:43	03:26	Initial cal 2
E6P3389-IC3389	6P499067.D	06/30/21	01:05	03:48	Initial cal 1
E6P3389-ICV3389	6P499068.D	06/30/21	01:27	04:10	Initial cal verification 50

Instrument Performance Check (DFTPP)

Job Number: JD27540
Account: SESINJPB SESI Consulting Engineers
Project: Remedial Investigation, 247 North Avenue, New Rochelle, NY

Sample: E6P3394-DFTPP
Lab File ID: 6P499156.D
Instrument ID: GCMS6P
Injection Date: 07/02/21
Injection Time: 16:23

m/e	Ion Abundance Criteria	Raw Abundance	% Relative Abundance		Pass/Fail
51	30.0 - 60.0% of mass 198	222725	32.8		Pass
68	Less than 2.0% of mass 69	3059	0.45	(1.19) [a]	Pass
69	Mass 69 relative abundance	256708	37.8		Pass
70	Less than 2.0% of mass 69	651	0.10	(0.25) [a]	Pass
127	40.0 - 60.0% of mass 198	356181	52.5		Pass
197	Less than 1.0% of mass 198	2614	0.39		Pass
198	Base peak, 100% relative abundance	678272	100.0		Pass
199	5.0 - 9.0% of mass 198	45768	6.75		Pass
275	10.0 - 30.0% of mass 198	192235	28.3		Pass
365	1.0 - 100.0% of mass 198	33232	4.90		Pass
441	Present, but less than mass 443	87632	12.9	(82.4) [b]	Pass
442	40.0 - 100.0% of mass 198	540011	79.6		Pass
443	17.0 - 23.0% of mass 442	106315	15.7	(19.7) [c]	Pass

(a) Value is % of mass 69
(b) Value is % of mass 443
(c) Value is % of mass 442

This check applies to the following Samples, MS, MSD, Blanks, and Standards:

Lab Sample ID	Lab File ID	Date Analyzed	Time Analyzed	Hours Lapsed	Client Sample ID
E6P3394-CC3388	6P499157.D	07/02/21	16:39	00:16	Continuing cal 50
E6P3394-CC3389	6P499158.D	07/02/21	17:04	00:41	Continuing cal 50
OP34109-MB1	6P499161.D	07/02/21	18:53	02:30	Method Blank
OP34109-BS1	6P499162.D	07/02/21	19:15	02:52	Blank Spike
OP34109-MS	6P499163.D	07/02/21	19:38	03:15	Matrix Spike
OP34109-MSD	6P499164.D	07/02/21	20:00	03:37	Matrix Spike Duplicate
JD27540-1	6P499167.D	07/02/21	21:07	04:44	R1-SB-1(1.5-2.0)
JD27540-2	6P499168.D	07/02/21	21:29	05:06	R1-SB-1(5.0-5.5)
JD27540-3	6P499169.D	07/02/21	21:51	05:28	R1-SB-1(11-11.5)
JD27540-4	6P499170.D	07/02/21	22:13	05:50	R1-SB-2(3-3.5)
JD27540-5	6P499171.D	07/02/21	22:35	06:12	R1-SB-2(6-6.5)
JD27540-6	6P499172.D	07/02/21	22:56	06:33	R1-SB-3(1-1.5)
JD27540-7	6P499173.D	07/02/21	23:18	06:55	R1-SB-3(7-7.5)
JD27540-8	6P499174.D	07/02/21	23:40	07:17	R1-SB-3(12-12.5)
JD27540-10	6P499175.D	07/03/21	00:16	07:53	R1-SB-4(8-8.5)
JD27540-11	6P499176.D	07/03/21	00:37	08:14	R1-SB-5(3.5-4.0)
JD27540-12	6P499177.D	07/03/21	00:59	08:36	R1-SB-5(7.5-8.0)
JD27540-15	6P499178.D	07/03/21	01:21	08:58	R1-SB-12(3.5-4.0)
JD27540-16	6P499179.D	07/03/21	01:43	09:20	R1-SB-12(6.5-7.0)

Instrument Performance Check (DFTPP)

Job Number: JD27540
Account: SESINJPB SESI Consulting Engineers
Project: Remedial Investigation, 247 North Avenue, New Rochelle, NY

Sample:	E6P3394-DFTPP	**Injection Date:**	07/02/21
Lab File ID:	6P499156.D	**Injection Time:**	16:23
Instrument ID:	GCMS6P		

Lab Sample ID	Lab File ID	Date Analyzed	Time Analyzed	Hours Lapsed	Client Sample ID
JD27540-14	6P499180.D	07/03/21	02:05	09:42	R1-SB-6(5.5-6.0)
JD27540-18	6P499182.D	07/03/21	02:54	10:31	R1-SB-11(6-6.5)
JD27540-13	6P499183.D	07/03/21	03:15	10:52	R1-SB-6(3.5-4.0)
JD27540-9	6P499184.D	07/03/21	03:37	11:14	R1-SB-4(4-4.5)

Instrument Performance Check (DFTPP)

Job Number: JD27540
Account: SESINJPB SESI Consulting Engineers
Project: Remedial Investigation, 247 North Avenue, New Rochelle, NY

Sample: E6P3401-DFTPP
Lab File ID: 6P499338.D
Instrument ID: GCMS6P
Injection Date: 07/09/21
Injection Time: 20:35

m/e	Ion Abundance Criteria	Raw Abundance	% Relative Abundance		Pass/Fail
51	30.0 - 60.0% of mass 198	114450	30.5		Pass
68	Less than 2.0% of mass 69	1805	0.48	(1.32) [a]	Pass
69	Mass 69 relative abundance	136439	36.4		Pass
70	Less than 2.0% of mass 69	643	0.17	(0.47) [a]	Pass
127	40.0 - 60.0% of mass 198	192861	51.5		Pass
197	Less than 1.0% of mass 198	667	0.18		Pass
198	Base peak, 100% relative abundance	374656	100.0		Pass
199	5.0 - 9.0% of mass 198	24595	6.56		Pass
275	10.0 - 30.0% of mass 198	112048	29.9		Pass
365	1.0 - 100.0% of mass 198	19664	5.25		Pass
441	Present, but less than mass 443	50920	13.6	(86.0) [b]	Pass
442	40.0 - 100.0% of mass 198	321365	85.8		Pass
443	17.0 - 23.0% of mass 442	59187	15.8	(18.4) [c]	Pass

(a) Value is % of mass 69
(b) Value is % of mass 443
(c) Value is % of mass 442

This check applies to the following Samples, MS, MSD, Blanks, and Standards:

Lab Sample ID	Lab File ID	Date Analyzed	Time Analyzed	Hours Lapsed	Client Sample ID
E6P3401-CC3388	6P499339.D	07/09/21	20:57	00:22	Continuing cal 25
E6P3401-CC3389	6P499340.D	07/09/21	21:20	00:45	Continuing cal 25
OP34163-MB1	6P499341A.D	07/09/21	22:06	01:31	Method Blank
OP34163-BS1	6P499342.D	07/09/21	22:29	01:54	Blank Spike
ZZZZZZ	6P499343.D	07/09/21	22:51	02:16	(unrelated sample)
ZZZZZZ	6P499344.D	07/09/21	23:13	02:38	(unrelated sample)
ZZZZZZ	6P499345.D	07/09/21	23:36	03:01	(unrelated sample)
ZZZZZZ	6P499346.D	07/09/21	23:58	03:23	(unrelated sample)
ZZZZZZ	6P499347.D	07/10/21	00:20	03:45	(unrelated sample)
ZZZZZZ	6P499348.D	07/10/21	00:43	04:08	(unrelated sample)
JD27540-17	6P499349.D	07/10/21	01:05	04:30	R1-SB-11(1.5-2.0)
ZZZZZZ	6P499350.D	07/10/21	01:27	04:52	(unrelated sample)
OP34163-MS	6P499351.D	07/10/21	01:49	05:14	Matrix Spike
OP34163-MSD	6P499352.D	07/10/21	02:12	05:37	Matrix Spike Duplicate
JD27721-1	6P499353.D	07/10/21	02:34	05:59	(used for QC only; not part of job JD27540)
ZZZZZZ	6P499354.D	07/10/21	02:56	06:21	(unrelated sample)
ZZZZZZ	6P499355.D	07/10/21	03:18	06:43	(unrelated sample)
ZZZZZZ	6P499356.D	07/10/21	03:40	07:05	(unrelated sample)
ZZZZZZ	6P499357.D	07/10/21	04:02	07:27	(unrelated sample)

Instrument Performance Check (DFTPP)

Job Number: JD27540
Account: SESINJPB SESI Consulting Engineers
Project: Remedial Investigation, 247 North Avenue, New Rochelle, NY

Sample:	E6P3401-DFTPP	**Injection Date:**	07/09/21
Lab File ID:	6P499338.D	**Injection Time:**	20:35
Instrument ID:	GCMS6P		

Lab Sample ID	Lab File ID	Date Analyzed	Time Analyzed	Hours Lapsed	Client Sample ID
ZZZZZZ	6P499358.D	07/10/21	04:25	07:50	(unrelated sample)
ZZZZZZ	6P499359.D	07/10/21	04:47	08:12	(unrelated sample)
ZZZZZZ	6P499360.D	07/10/21	05:09	08:34	(unrelated sample)
ZZZZZZ	6P499361.D	07/10/21	05:31	08:56	(unrelated sample)
ZZZZZZ	6P499362.D	07/10/21	05:53	09:18	(unrelated sample)
ZZZZZZ	6P499363.D	07/10/21	06:15	09:40	(unrelated sample)
ZZZZZZ	6P499364.D	07/10/21	06:37	10:02	(unrelated sample)
ZZZZZZ	6P499365.D	07/10/21	06:59	10:24	(unrelated sample)
ZZZZZZ	6P499366.D	07/10/21	07:21	10:46	(unrelated sample)

Internal Standard Area Summary

Job Number: JD27540
Account: SESINJPB SESI Consulting Engineers
Project: Remedial Investigation, 247 North Avenue, New Rochelle, NY

Check Std:	E4M4704-CC4670	**Injection Date:**	07/12/21
Lab File ID:	4M100961.D	**Injection Time:**	09:09
Instrument ID:	GCMS4M	**Method:**	SW846 8270E BY SIM

	IS 1 AREA	RT	IS 2 AREA	RT	IS 3 AREA	RT	IS 4 AREA	RT
Check Std	44658	6.92	55868	8.38	101823	10.49	65651	13.16
Upper Limit [a]	89316	7.42	111736	8.88	203646	10.99	131302	13.66
Lower Limit [b]	22329	6.42	27934	7.88	50912	9.99	32826	12.66

Lab Sample ID	IS 1 AREA	RT	IS 2 AREA	RT	IS 3 AREA	RT	IS 4 AREA	RT
OP34211A-MB1	45962	6.92	56399	8.38	99308	10.50	65119	13.17
OP34211A-BS12	49014	6.92	58965	8.38	102218	10.49	65840	13.17
ZZZZZZ	46267	6.92	56063	8.38	100233	10.49	66404	13.16
ZZZZZZ	46245	6.92	56137	8.38	100267	10.49	68208	13.16
ZZZZZZ	44929	6.92	55062	8.38	101833	10.50	68152	13.16
ZZZZZZ	47992	6.92	59359	8.38	108070	10.49	71305	13.17
ZZZZZZ	44715	6.92	53553	8.38	95963	10.49	65111	13.16
ZZZZZZ	49927	6.92	58270	8.38	100300	10.50	66167	13.16
ZZZZZZ	49326	6.94	63532	8.39	102071	10.51	39892	13.18
ZZZZZZ	42972	6.92	59965	8.38	94079	10.50	63622	13.17
OP34097A-MB1	59442	6.92	71552	8.38	128792	10.49	86293	13.16
ZZZZZZ	45794	6.92	54199	8.38	97639	10.50	67818	13.16
ZZZZZZ	58086	6.92	69707	8.38	133221	10.51	91208	13.16
ZZZZZZ	44001	6.92	53150	8.38	99546	10.50	65410	13.16
OP34109A-MB1	61397	6.92	70776	8.38	118796	10.49	75321	13.16
JD27540-14	53900	6.93	92244	8.39	115611	10.51	81070	13.18

IS 1 = 1-Methylnaphthalene-d10
IS 2 = Fluorene-d10
IS 3 = Fluoranthene-d10
IS 4 = Benzo(a)pyrene-d12

(a) Upper Limit = + 100% of check standard area; Retention time + 0.5 minutes.
(b) Lower Limit = -50% of check standard area; Retention time -0.5 minutes.

Internal Standard Area Summary

Job Number: JD27540
Account: SESINJPB SESI Consulting Engineers
Project: Remedial Investigation, 247 North Avenue, New Rochelle, NY

Check Std:	E4P2431-CC2367	**Injection Date:**	07/02/21
Lab File ID:	4P46355.D	**Injection Time:**	23:38
Instrument ID:	GCMS4P	**Method:**	SW846 8270E BY SIM

	IS 1 AREA	RT	IS 2 AREA	RT	IS 3 AREA	RT	IS 4 AREA	RT
Check Std	60576	6.35	92996	7.82	147057	9.91	91291	12.54
Upper Limit [a]	121152	6.85	185992	8.32	294114	10.41	182582	13.04
Lower Limit [b]	30288	5.85	46498	7.32	73529	9.41	45646	12.04

Lab Sample ID	IS 1 AREA	RT	IS 2 AREA	RT	IS 3 AREA	RT	IS 4 AREA	RT
OP34098A-MB1	68864	6.35	98807	7.82	153756	9.91	90021	12.54
OP34109A-MB1	84998	6.35	125890	7.82	189751	9.91	105187	12.54
OP34109A-BS12	74198	6.35	112247	7.82	168026	9.91	82485	12.54
OP34109A-BSD12	81168	6.35	120535	7.82	174393	9.90	86190	12.54
ZZZZZZ	62245	6.35	95011	7.82	146976	9.91	79309	12.54
ZZZZZZ	62082	6.35	92411	7.82	141546	9.91	76084	12.54
ZZZZZZ	59991	6.35	89884	7.82	141096	9.91	78052	12.54
ZZZZZZ	60575	6.35	91315	7.82	148047	9.90	80314	12.53
ZZZZZZ	58436	6.35	89104	7.82	137200	9.90	79028	12.54
OP34109A-MSA	83760	6.35	127394	7.82	187753	9.90	100824	12.54
OP34109A-MSDA	76104	6.35	117458	7.82	171886	9.90	96610	12.53
JD27540-2	84829	6.35	129184	7.82	195014	9.90	101462	12.54
JD27540-1	82003	6.35	123589	7.82	187590	9.90	101219	12.54
JD27540-3	87621	6.35	136147	7.82	208110	9.91	107745	12.54
JD27540-17	104395	6.35	152846	7.82	225973	9.90	146535	12.54
JD27540-18	93514	6.35	136294	7.82	216622	9.93	143717	12.54
JD27540-13	72488	6.35	110021	7.82	184898	9.91	156421	12.55

IS 1 = 1-Methylnaphthalene-d10
IS 2 = Fluorene-d10
IS 3 = Fluoranthene-d10
IS 4 = Benzo(a)pyrene-d12

(a) Upper Limit = + 100% of check standard area; Retention time + 0.5 minutes.
(b) Lower Limit = -50% of check standard area; Retention time -0.5 minutes.

Internal Standard Area Summary

Job Number: JD27540
Account: SESINJPB SESI Consulting Engineers
Project: Remedial Investigation, 247 North Avenue, New Rochelle, NY

Check Std:	E6P3394-CC3388	**Injection Date:**	07/02/21
Lab File ID:	6P499157.D	**Injection Time:**	16:39
Instrument ID:	GCMS6P	**Method:**	SW846 8270E

	IS 1 AREA	RT	IS 2 AREA	RT	IS 3 AREA	RT	IS 4 AREA	RT	IS 5 AREA	RT	IS 6 AREA	RT
Check Std	1058901	4.46	3951627	5.38	2354000	6.69	4139701	8.21	3938762	11.94	4109107	14.00
Upper Limit [a]	2117802	4.96	7903254	5.88	4708000	7.19	8279402	8.71	7877524	12.44	8218214	14.50
Lower Limit [b]	529451	3.96	1975814	4.88	1177000	6.19	2069851	7.71	1969381	11.44	2054554	13.50

Lab Sample ID	IS 1 AREA	RT	IS 2 AREA	RT	IS 3 AREA	RT	IS 4 AREA	RT	IS 5 AREA	RT	IS 6 AREA	RT
OP34109-MB1	1127564	4.46	4407863	5.38	2271609	6.69	3766002	8.20	3174526	11.93	3219358	13.99
OP34109-BS1	844427	4.46	3062297	5.38	1775697	6.69	2978680	8.20	2525075	11.93	2575140	13.99
OP34109-MS	821279	4.46	3064088	5.38	1936602	6.69	3020411	8.20	2867831	11.93	2941079	13.99
OP34109-MSD	904302	4.46	3284499	5.38	2025347	6.69	3077804	8.20	2589684	11.93	2640848	13.99
JD27540-1	890505	4.46	3259794	5.38	1919713	6.69	2739692	8.20	2365950	11.92	2393935	13.99
JD27540-2	920768	4.46	3395682	5.38	1903216	6.69	3228640	8.20	2505432	11.92	2804621	13.99
JD27540-3	902653	4.46	3387366	5.38	1885771	6.69	3142819	8.20	2277100	11.92	2285639	13.99
JD27540-4	764002	4.46	2805364	5.38	1558970	6.69	2637714	8.20	2247702	11.92	2382857	13.99
JD27540-5	901896	4.46	3366745	5.38	1876799	6.69	3137976	8.20	2347870	11.92	2729524	13.99
JD27540-6	860871	4.46	3184507	5.38	1778296	6.69	2928390	8.20	2073800	11.92	2125197	13.99
JD27540-7	832690	4.46	3050094	5.38	1731542	6.69	2876476	8.20	2389060	11.92	2437681	13.99
JD27540-8	786012	4.46	2894918	5.38	1660202	6.69	2820372	8.20	2355858	11.92	2415074	13.99
JD27540-10	876341	4.46	3255798	5.37	1736641	6.69	2989485	8.20	2698571	11.92	2889010	13.99
JD27540-11	727555	4.46	2689642	5.38	1536464	6.69	2585516	8.20	2488790	11.92	2729430	13.99
JD27540-12	939173	4.46	3501882	5.38	2007724	6.69	3355223	8.20	2610030	11.92	2688805	13.99
JD27540-15	814126	4.46	3191691	5.38	1807997	6.69	2880461	8.20	2662697	11.92	2678673	13.99
JD27540-16	839090	4.46	3099508	5.38	1744831	6.69	3112043	8.20	2583407	11.92	2660236	13.99
JD27540-14	792250	4.46	2075692	5.38	1496785	6.70	2426426	8.21	2191804	11.94	2425348	14.01
JD27540-18	913441	4.46	3157609	5.38	1712954	6.69	2865820	8.20	2178181	11.93	2392952	14.00
JD27540-13	772922	4.46	2838599	5.38	1644382	6.69	2839680	8.20	2795408	11.93	3168412	14.00
JD27540-9	769249	4.46	2899834	5.38	1564889	6.69	2851507	8.21	2407745	11.94	2859065	14.02

IS 1 = 1,4-Dichlorobenzene-d4
IS 2 = Naphthalene-d8
IS 3 = Acenaphthene-D10
IS 4 = Phenanthrene-d10
IS 5 = Chrysene-d12
IS 6 = Perylene-d12

(a) Upper Limit = + 100% of check standard area; Retention time + 0.5 minutes.
(b) Lower Limit = -50% of check standard area; Retention time -0.5 minutes.

Internal Standard Area Summary

Job Number: JD27540
Account: SESINJPB SESI Consulting Engineers
Project: Remedial Investigation, 247 North Avenue, New Rochelle, NY

Check Std:	E6P3401-CC3388	**Injection Date:**	07/09/21
Lab File ID:	6P499339.D	**Injection Time:**	20:57
Instrument ID:	GCMS6P	**Method:**	SW846 8270E

	IS 1 AREA	RT	IS 2 AREA	RT	IS 3 AREA	RT	IS 4 AREA	RT	IS 5 AREA	RT	IS 6 AREA	RT
Check Std	583456	4.36	2279546	5.28	1349663	6.58	2378240	8.07	2365967	11.77	2386658	13.83
Upper Limit [a]	1166912	4.86	4559092	5.78	2699326	7.08	4756480	8.57	4731934	12.27	4773316	14.33
Lower Limit [b]	291728	3.86	1139773	4.78	674832	6.08	1189120	7.57	1182984	11.27	1193329	13.33

Lab Sample ID	IS 1 AREA	RT	IS 2 AREA	RT	IS 3 AREA	RT	IS 4 AREA	RT	IS 5 AREA	RT	IS 6 AREA	RT
OP34163-MB1	684462	4.36	2644631	5.28	1502594	6.58	2566289	8.07	2092847	11.76	2093331	13.83
OP34163-BS1	692760	4.36	2602829	5.28	1458431	6.58	2400066	8.07	2127694	11.77	1973019	13.83
ZZZZZZ	704322	4.36	2743770	5.28	1516530	6.58	2571662	8.07	2041886	11.76	2000317	13.83
ZZZZZZ	683405	4.36	2581916	5.28	1411497	6.58	2329326	8.07	1838989	11.76	1873673	13.83
ZZZZZZ	724273	4.36	2754766	5.28	1515649	6.58	2550265	8.07	1968474	11.76	1946810	13.83
ZZZZZZ	686279	4.36	2571943	5.28	1425153	6.58	2358106	8.07	1894244	11.76	1869331	13.83
ZZZZZZ	676811	4.36	2580504	5.28	1439199	6.58	2378973	8.07	1910866	11.76	1921895	13.83
ZZZZZZ	690203	4.36	2628098	5.28	1458795	6.58	2408593	8.07	1971219	11.76	1961136	13.83
JD27540-17	707633	4.36	2604998	5.28	1395079	6.58	2306953	8.07	1842026	11.76	2105003	13.83
ZZZZZZ	609901	4.36	2375209	5.28	1336785	6.58	2319214	8.07	2165675	11.77	2459165	13.83
OP34163-MS	659139	4.36	2448354	5.28	1324148	6.58	2173271	8.07	1897030	11.77	1911471	13.83
OP34163-MSD	679201	4.36	2495789	5.28	1362978	6.58	2202759	8.07	1872904	11.77	1841399	13.83
JD27721-1	676736	4.36	2534206	5.28	1379261	6.58	2247694	8.07	1809741	11.76	1955043	13.83
ZZZZZZ	703760	4.36	2611721	5.28	1425510	6.58	2338793	8.07	1852005	11.76	1960689	13.83
ZZZZZZ	744919	4.36	2709509	5.28	1467842	6.58	2427549	8.07	1886340	11.77	2047893	13.83
ZZZZZZ	721940	4.36	2679411	5.28	1433159	6.58	2425954	8.07	1942642	11.77	2111918	13.83
ZZZZZZ	709675	4.36	2637328	5.28	1425205	6.58	2304791	8.07	1884854	11.77	2091818	13.83
ZZZZZZ	677483	4.36	2450418	5.28	1324171	6.58	2125467	8.07	1891657	11.77	2157451	13.84
ZZZZZZ	716083	4.36	2616825	5.28	1406087	6.58	2212438	8.07	1863408	11.77	2164522	13.84
ZZZZZZ	676186	4.37	2458361	5.28	1319036	6.58	2126705	8.07	2087137	11.77	2341450	13.84
ZZZZZZ	723702	4.37	2674386	5.29	1406452	6.58	2230289	8.08	2019514	11.78	2418390	13.85
ZZZZZZ	711424	4.37	2555404	5.29	1400355	6.58	2179479	8.08	2153856	11.79	2712007	13.86
ZZZZZZ	699223	4.37	2527136	5.29	1429171	6.59	2189187	8.08	2307794	11.80	2928391	13.88
ZZZZZZ	687250	4.37	2467373	5.29	1300393	6.59	2093774	8.08	2121552	11.79	2439501	13.86
ZZZZZZ	662688	4.38	2407170	5.29	1254675	6.59	2041782	8.08	2094176	11.80	2664848	13.88
ZZZZZZ	668523	4.38	2420313	5.30	1271524	6.59	2128317	8.09	2374454	11.81	3119286	13.91

IS 1 = 1,4-Dichlorobenzene-d4
IS 2 = Naphthalene-d8
IS 3 = Acenaphthene-D10
IS 4 = Phenanthrene-d10
IS 5 = Chrysene-d12
IS 6 = Perylene-d12

(a) Upper Limit = + 100% of check standard area; Retention time + 0.5 minutes.

Internal Standard Area Summary

Job Number: JD27540
Account: SESINJPB SESI Consulting Engineers
Project: Remedial Investigation, 247 North Avenue, New Rochelle, NY

Check Std:	E6P3401-CC3388	**Injection Date:**	07/09/21
Lab File ID:	6P499339.D	**Injection Time:**	20:57
Instrument ID:	GCMS6P	**Method:**	SW846 8270E

Lab Sample ID	IS 1 AREA	IS 1 RT	IS 2 AREA	IS 2 RT	IS 3 AREA	IS 3 RT	IS 4 AREA	IS 4 RT	IS 5 AREA	IS 5 RT	IS 6 AREA	IS 6 RT

(b) Lower Limit = -50% of check standard area; Retention time -0.5 minutes.

Surrogate Recovery Summary

Job Number: JD27540
Account: SESINJPB SESI Consulting Engineers
Project: Remedial Investigation, 247 North Avenue, New Rochelle, NY

Method: SW846 8270E **Matrix:** SO

Samples and QC shown here apply to the above method

Lab Sample ID	Lab File ID	S1	S2	S3	S4	S5	S6
JD27540-1	6P499167.D	53	47	52	57	52	62
JD27540-2	6P499168.D	76	70	76	78	78	109
JD27540-3	6P499169.D	70	64	67	73	74	87
JD27540-4	6P499170.D	69	64	79	75	79	91
JD27540-5	6P499171.D	61	56	63	64	65	78
JD27540-6	6P499172.D	79	74	81	85	81	114
JD27540-7	6P499173.D	74	68	77	78	79	91
JD27540-8	6P499174.D	61	55	63	65	65	77
JD27540-9	6P499184.D	56	54	56	65	67	71
JD27540-10	6P499175.D	75	73	67	85	77	80
JD27540-11	6P499176.D	64	59	68	71	70	74
JD27540-12	6P499177.D	63	59	64	77	65	91
JD27540-13	6P499183.D	51	46	48	57	55	59
JD27540-14	6P499180.D	54	49	61	77	57	63
JD27540-15	6P499178.D	84	67	75	80	81	82
JD27540-16	6P499179.D	61	56	53	67	65	74
JD27540-17	6P499349.D	64	58	64	74	69	76
JD27540-18	6P499182.D	71	65	79	79	81	96
OP34109-BS1	6P499162.D	87	77	91	92	87	99
OP34109-MB1	6P499161.D	70	63	59	81	72	80
OP34109-MS	6P499163.D	86	67	75	80	77	89
OP34109-MSD	6P499164.D	79	69	93	84	75	94

Surrogate Compounds	Recovery Limits
S1 = 2-Fluorophenol	7-101%
S2 = Phenol-d5	12-101%
S3 = 2,4,6-Tribromophenol	10-127%
S4 = Nitrobenzene-d5	15-114%
S5 = 2-Fluorobiphenyl	22-104%
S6 = Terphenyl-d14	23-121%

Surrogate Recovery Summary

Job Number: JD27540
Account: SESINJPB SESI Consulting Engineers
Project: Remedial Investigation, 247 North Avenue, New Rochelle, NY

Method: SW846 8270E BY SIM **Matrix:** SO

Samples and QC shown here apply to the above method

Lab Sample ID	Lab File ID	S1	S2	S3
JD27540-1	4P46383.D	61	44	45
JD27540-2	4P46382.D	92* [a]	64	70
JD27540-3	4P46384.D	82	57	61
JD27540-13	4P46385.D	52	42	45
JD27540-14	4M100982.D	52	43	46
JD27540-17	4P46387.D	72	57	59
JD27540-18	4P46388.D	81	64	67
OP34109A-BS12	4P46361.D	116* [a]	81	88
OP34109A-BSD12	4P46362.D	113* [a]	80	84
OP34109A-MB1	4P46357.D	118* [a]	81	87
OP34109A-MB1	4M100981.D	79	69	77
OP34109A-MSA	4P46380.D	103* [a]	72	73
OP34109A-MSDA	4P46381.D	102* [a]	69	77

Surrogate Compounds	Recovery Limits
S1 = Nitrobenzene-d5	39-90%
S2 = 2-Fluorobiphenyl	35-84%
S3 = Terphenyl-d14	42-95%

(a) Outside of in house control limits, but within reasonable method recovery limits.

Initial Calibration Summary

Job Number: JD27540 **Sample:** E4M4670-ICC4670
Account: SESINJPB SESI Consulting Engineers **Lab FileID:** 4M100254.D
Project: Remedial Investigation, 247 North Avenue, New Rochelle, NY

Response Factor Report GCMS4M

Method : C:\msdchem\1\METHODS\M4M4670SIM.M (RTE Integrator)
Title : Semi Volatile GC/MS,zb-5 15m x .25mm x .50um
Last Update : Fri May 28 14:46:32 2021
Response via : Initial Calibration

Calibration Files
0.05=4m100258.D .2 =4m100256.D 2.5 =4m100253.D .02 =4m100259.D
.1 =4m100257.D 1 =4m100254.D .01 =4m100260.D .5 =4m100255.D
5 =4m100252.D = = =

Compound	0.05	.2	2.5	.02	.1	1	.01	.5	5	Avg	%RSD
1) I 1-Methylnaphthalene-d	ISTD										
2) 2-Fluorophenol	0.646	0.620	0.531	0.596	0.616	0.572	0.683	0.588	0.488	0.593	9.86
3) Phenol-d5	0.858	0.824	0.700	0.787	0.821	0.747	0.901	0.785	0.646	0.786	10.00
4) Phenol	0.945	0.904	0.846	0.847	0.904	0.873	1.016	0.893	0.790	0.891	7.26
5) bis(2-Chloroethyl)ether										0.000#	-1.00
6) Nitrobenzene-d5	0.752	0.734	0.651	0.668	0.727	0.687	0.804	0.712	0.599	0.704	8.61
7) Naphthalene	2.197	2.105	2.082	1.999	2.083	2.061	2.632	2.076	1.994	2.136	9.14
8) Hexachlorobutadiene	0.556	0.533	0.525	0.535	0.532	0.520	0.699	0.525	0.507	0.548	10.60
9) 2-Methylnaphthalene	1.429	1.376	1.426	1.306	1.365	1.406	1.856	1.408	1.401	1.442	11.10
10) Hexachlorocyclopentadiene	0.203	0.205	0.242	0.189	0.190	0.227	0.235	0.212	0.252	0.217	10.48
11) 2-Fluorobiphenyl	1.602	1.434	1.142		1.498	1.241		1.335	1.048	1.329	14.91
12) I Fluorene-d10	ISTD										
13) Acenaphthylene	1.701	1.644	1.690	1.577	1.590	1.689	2.019	1.668	1.690	1.696	7.61
14) Acenaphthene	1.216	1.177	1.129	1.087	1.174	1.181	1.431	1.158	1.125	1.187	8.37
15) Dibenzofuran										0.000#	-1.00
16) Fluorene	1.440	1.333	1.333	1.287	1.329	1.342	1.505	1.359	1.337	1.363	4.91
17) 2,4,6-Tribromophenol	0.163	0.173	0.176	0.137	0.162	0.182	0.168	0.180	0.171	0.168	7.94
18) Hexachlorobenzene	0.566	0.534	0.512	0.499	0.533	0.521	0.679	0.524	0.508	0.542	10.14
19) Pentachlorophenol	0.186	0.200	0.275		0.178	0.259		0.233	0.295	0.232	19.74
20) Phenanthrene	2.115	1.972	2.011	1.938	1.957	1.991		1.974	2.021	1.997	2.74
21) Anthracene	1.898	1.869	2.011	1.603	1.779	1.961	2.202	1.901	2.041	1.918	8.79
22) I Fluoranthene-d10	ISTD										
23) Fluoranthene											

Initial Calibration Summary

Job Number: JD27540 **Sample:** E4M4670-ICC4670
Account: SESINJPB SESI Consulting Engineers **Lab FileID:** 4M100254.D
Project: Remedial Investigation, 247 North Avenue, New Rochelle, NY

```
          1.470 1.363 1.314 1.349 1.379 1.334       1.344 1.271        1.353    4.25
24)  Pyrene
          1.343 1.286 1.344 1.260 1.254 1.330       1.300 1.331        1.306    2.78
25)  Terphenyl-d14
          0.730 0.686 0.561 0.625 0.694 0.613       0.650              0.651    8.77
26)  Benzo[a]anthracene
          1.056 1.053 1.204 0.831 1.013 1.156       1.122 1.201        1.080   11.37
27)  Chrysene
          1.140 1.132 1.236 0.930 1.115 1.216 1.216 1.198 1.207        1.154    8.19

28) I   Benzo(a)pyrene-d12    ----------------ISTD---------------------
29)  Benzo[b]fluoranthene
          1.490 1.565 1.632 1.326 1.471 1.648 1.605 1.599 1.672        1.556    7.06
30)  Benzo[k]fluoranthene
          1.404 1.504 1.612 1.235 1.440 1.641 1.506 1.632 1.560        1.504    8.67
31)  Benzo[a]pyrene
          1.586 1.725 1.579 1.462 1.617 1.641       1.671 1.542        1.603    5.04
32)  Indeno[1,2,3-cd]pyrene
          1.501 1.609 1.779 1.379 1.493 1.754 1.696 1.727 1.739        1.631    8.73
33)  Dibenz[a,h]anthracene
          1.218 1.328 1.500 1.079 1.193 1.479 1.406 1.399 1.460        1.340   10.95
34)  Benzo[g,h,i]perylene
          1.483 1.469 1.575 1.355 1.441 1.571 1.961 1.533 1.538        1.547   10.99

35) I   1-Methylnaphthalene-d ----------------ISTD---------------------
36)  1,4-Dioxane
          0.340 0.295 0.291 0.278 0.254 0.297       0.288 0.284        0.291    8.29
37)  1-Methylnaphthalene
          1.422 1.326 1.325 1.285 1.347 1.299 1.714 1.328 1.274        1.369    9.97

38) I   Fluorene-d10a         ----------------ISTD---------------------
39)  4,6-dinitro-2-methylphenol
          0.047 0.060 0.133       0.052 0.093       0.074 0.176        0.091   52.83
           ---- Quadratic regression ----  Coefficient =  0.9991
             Response Ratio = -0.00328 + 0.07860 *A + 0.01587 *A^2

----------------------------------------------------------------------------
(#) = Out of Range  ###  Number of calibration levels exceeded format  ###

          M4M4670SIM.M        Fri May 28 14:50:30 2021
```

8.8.1

8

Initial Calibration Verification

Job Number: JD27540 **Sample:** E4M4670-ICV4670
Account: SESINJPB SESI Consulting Engineers **Lab FileID:** 4M100261.D
Project: Remedial Investigation, 247 North Avenue, New Rochelle, NY

Evaluate Continuing Calibration Report

Data File : C:\msdchem\1\DATA\E4M4670\4m100261.D Vial: 11
Acq On : 28 May 2021 2:05 pm Operator: hennys
Sample : icv4670-1 Inst : GCMS4M
Misc : op30792a,e4m4670,1000,,,1,1 Multiplr: 1.00
MS Integration Params: lscint.p

Method : C:\msdchem\1\METHODS\M4M4670SIM.M (RTE Integrator)
Title : Semi Volatile GC/MS,zb-5 15m x .25mm x .50um
Last Update : Fri May 28 14:46:32 2021
Response via : Multiple Level Calibration

Min. RRF : 0.050 Min. Rel. Area : 50% Max. R.T. Dev 0.50min
Max. RRF Dev : 30% Max. Rel. Area : 200%

		Compound	AvgRF	CCRF	%Dev	Area%	Dev(min)	R.T.
1	I	1-Methylnaphthalene-d10	1.000	1.000	0.0	126	0.00	7.08
4	t	Phenol	0.891	0.792	11.1	114	0.00	4.76
7	t	Naphthalene	2.136	1.775	16.9	108	0.00	6.33
8	t	Hexachlorobutadiene	0.548	0.479	12.6	116	0.00	6.48
9	t	2-Methylnaphthalene	1.442	1.205	16.4	108	0.00	7.02
10	t	Hexachlorocyclopentadiene	0.217	0.412	-89.9#	229#	0.00	7.19
12	I	Fluorene-d10	1.000	1.000	0.0	125	0.00	8.54
13	t	Acenaphthylene	1.696	1.344	20.8	100	0.00	7.89
14	t	Acenaphthene	1.187	0.948	20.1	101	0.00	8.06
16	t	Fluorene	1.363	1.131	17.0	106	0.00	8.57
18	t	Hexachlorobenzene	0.542	0.463	14.6	111	0.00	9.12
19	t	Pentachlorophenol	0.232	0.256	-10.3	124	0.00	9.31
20	t	Phenanthrene	1.997	1.701	14.8	107	0.00	9.50
21	t	Anthracene	1.918	1.602	16.5	103	0.00	9.56
22	I	Fluoranthene-d10	1.000	1.000	0.0	121	0.00	10.66
23	t	Fluoranthene	1.353	1.102	18.6	100	0.00	10.68
24	t	Pyrene	1.306	1.071	18.0	97	0.00	10.90
26	t	Benzo[a]anthracene	1.080	0.869	19.5	91	0.00	12.09
27	t	Chrysene	1.154	0.959	16.9	95	0.00	12.12
28	I	Benzo(a)pyrene-d12	1.000	1.000	0.0	107	0.00	13.36
29	t	Benzo[b]fluoranthene	1.556	1.458	6.3	95	0.00	13.09
30	t	Benzo[k]fluoranthene	1.504	1.430	4.9	93	0.00	13.12
31	t	Benzo[a]pyrene	1.603	1.325	17.3	86	0.00	13.37
32	t	Indeno[1,2,3-cd]pyrene	1.631	1.249	23.4	76	0.00	14.54
33	t	Dibenz[a,h]anthracene	1.340	1.074	19.9	78	0.00	14.56
34	t	Benzo[g,h,i]perylene	1.547	1.155	25. 9	79	0.02	14.85
35	I	1-Methylnaphthalene-d10a	1.000	1.000	0.0	126	0.00	7.08
36	t	1,4-Dioxane	0.291	0.283	2.7	120	0.03	2.18
37	t	1-Methylnaphthalene	1.369	1.122	18.0	109	0.00	7.11
38	I	Fluorene-d10a	1.000	1.000	0.0	125	0.00	8.54

---------- True Calc. % Drift ----------

Initial Calibration Verification

Job Number: JD27540 **Sample:** E4M4670-ICV4670
Account: SESINJPB SESI Consulting Engineers **Lab FileID:** 4M100261.D
Project: Remedial Investigation, 247 North Avenue, New Rochelle, NY

39 t	4,6-dinitro-2-methylpheno	5.000	4.490	10.2	113	0.00	8.62

(#) = Out of Range SPCC's out = 0 CCC's out = 0
4m100254.D M4M4670SIM.M Fri May 28 14:49:57 2021

Continuing Calibration Summary

Job Number: JD27540 **Sample:** E4M4704-CC4670
Account: SESINJPB SESI Consulting Engineers **Lab FileID:** 4M100961.D
Project: Remedial Investigation, 247 North Avenue, New Rochelle, NY

Evaluate Continuing Calibration Report

Data File : C:\msdchem\1\DATA\E4M4704\4m100961.D Vial: 2
Acq On : 12 Jul 2021 9:09 am Operator: kristis
Sample : cc4670-1 Inst : GCMS4M
Misc : op30792a,e4m4704,1000,,,1,1 Multiplr: 1.00
MS Integration Params: lscint.p

Method : C:\msdchem\1\METHODS\M4M4670SIM.M (RTE Integrator)
Title : Semi Volatile GC/MS,zb-5 15m x .25mm x .50um
Last Update : Fri Jul 09 13:44:31 2021
Response via : Multiple Level Calibration

Min. RRF : 0.050 Min. Rel. Area : 50% Max. R.T. Dev 0.50min
Max. RRF Dev : 20% Max. Rel. Area : 200%

		Compound	AvgRF	CCRF	%Dev	Area%	Dev(min)	R.T.
1	I	1-Methylnaphthalene-d10	1.000	1.000	0.0	131	-0.01	6.92
2	S	2-Fluorophenol	0.593	0.544	8.3	125	-0.02	3.70
3	S	Phenol-d5	0.786	0.733	6.7	129	-0.01	4.62
4	t	Phenol	0.891	0.839	5.8	126	-0.01	4.63
6	S	Nitrobenzene-d5	0.704	0.703	0.1	134	-0.01	5.47
7	t	Naphthalene	2.136	2.003	6.2	128	-0.01	6.18
8	t	Hexachlorobutadiene	0.548	0.483	11.9	122	-0.01	6.32
9	t	2-Methylnaphthalene	1.442	1.390	3.6	130	-0.01	6.86
10	t	Hexachlorocyclopentadiene	0.217	0.198	8.8	115	-0.02	7.03
11	S	2-Fluorobiphenyl	1.329	1.232	7.3	130	-0.02	7.23
12	I	Fluorene-d10	1.000	1.000	0.0	136	-0.01	8.38
13	t	Acenaphthylene	1.696	1.582	6.7	127	-0.02	7.73
14	t	Acenaphthene	1.187	1.137	4.2	131	-0.02	7.90
16	t	Fluorene	1.363	1.305	4.3	132	0.00	8.41
17	S	2,4,6-Tribromophenol	0.168	0.187	-11.3	140	-0.01	8.64
18	t	Hexachlorobenzene	0.542	0.513	5.4	134	-0.02	8.95
19	t	Pentachlorophenol	0.232	0.144	37.9#	76	-0.02	9.15
20	t	Phenanthrene	1.997	1.995	0.1	136	-0.02	9.34
21	t	Anthracene	1.918	1.903	0.8	132	0.00	9.39
22	I	Fluoranthene-d10	1.000	1.000	0.0	141	-0.02	10.49
23	t	Fluoranthene	1.353	1.307	3.4	138	-0.01	10.51
24	t	Pyrene	1.306	1.313	-0.5	139	-0.02	10.73
25	S	Terphenyl-d14	0.651	0.618	5.1	142	-0.01	10.91
26	t	Benzo[a]anthracene	1.080	1.175	-8.8	143	-0.01	11.91
27	t	Chrysene	1.154	1.189	-3.0	137	-0.01	11.95
28	I	Benzo(a)pyrene-d12	1.000	1.000	0.0	134	0.00	13.16
29	t	Benzo[b]fluoranthene	1.556	1.663	-6.9	136	-0.01	12.91
30	t	Benzo[k]fluoranthene	1.504	1.639	-9.0	134	-0.01	12.93
31	t	Benzo[a]pyrene	1.603	1.577	1.6	129	0.00	13.18
32	t	Indeno[1,2,3-cd]pyrene	1.631	1.659	-1.7	127	-0.02	14.26
33	t	Dibenz[a,h]anthracene	1.340	1.429	-6.6	130	-0.02	14.28
34	t	Benzo[g,h,i]perylene	1.547	1.479	4.4	126	-0.03	14.55
35	I	1-Methylnaphthalene-d10a	1.000	1.000	0.0	131	-0.01	6.92
36	t	1,4-Dioxane	0.291	0.283	2.7	125	0.00	1.98
37	t	1-Methylnaphthalene	1.369	1.290	5.8	130	-0.02	6.95

Continuing Calibration Summary

Job Number: JD27540 **Sample:** E4M4704-CC4670
Account: SESINJPB SESI Consulting Engineers **Lab FileID:** 4M100961.D
Project: Remedial Investigation, 247 North Avenue, New Rochelle, NY

38	I	Fluorene-d10a	1.000	1.000	0.0	136	-0.01	8.38
			True	Calc.	% Drift			
39	t	4,6-dinitro-2-methylpheno	5.000	5.304	-6.1	150	-0.01	8.47

(#) = Out of Range SPCC's out = 0 CCC's out = 0
4m100908.D M4M4670SIM.M Mon Jul 12 11:11:17 2021

8.8.3

8

Initial Calibration Summary

Job Number: JD27540 **Sample:** E4P2367-ICC2367
Account: SESINJPB SESI Consulting Engineers **Lab FileID:** 4P45232.D
Project: Remedial Investigation, 247 North Avenue, New Rochelle, NY

Response Factor Report MS4P

Method : C:\MSDCHEM\1\METHODS\M4P2367SIM.M (RTE Integrator)
Title : Semi Volatile Extractables by GC/MS
Last Update : Tue May 04 08:28:00 2021
Response via : Initial Calibration

Calibration Files
2.5 =4p45231.D 1.0 =4p45232.D 0.5 =4p45233.D 0.2 =4p45234.D
0.1 =4p45235.D 0.05=4p45236.D 0.02=4p45237.D 0.01=4p45238.D
5 =4p45230.D = = =

Compound	2.5	1.0	0.5	0.2	0.1	0.05	0.02	0.01	5	Avg	%RSD
1) I 1-Methylnaphthalene-d	----------ISTD----------										
2) 1,4-Dioxane	0.335	0.327	0.294	0.266	0.341	0.389	0.258		0.346	0.320	13.80
3) 2-Fluorophenol	0.600	0.598	0.546	0.591	0.596	0.605	0.594	0.574	0.611	0.591	3.30
4) Phenol-d5	1.293	1.268	1.186	1.245	1.274	1.309	1.244	1.226	1.312	1.262	3.25
5) Phenol	1.394	1.372	1.278	1.320	1.329	1.364	1.284	1.321	1.427	1.343	3.71
6) bis(2-Chloroethyl)ether	1.123	1.128	1.046	1.097	1.077	1.163	1.304	1.218	1.117	1.141	6.87
7) Nitrobenzene-d5	1.094	1.066	0.962	0.995	1.009	1.013	0.991	0.963	1.091	1.020	5.01
8) Naphthalene	2.614	2.642	2.458	2.705	2.711	2.819	2.932	3.071	2.583	2.726	6.90
9) Hexachlorobutadiene	0.816	0.826	0.759	0.825	0.837	0.903	0.915	0.984	0.811	0.853	8.01
10) 2-Methylnaphthalene	1.169	1.177	1.107	1.211	1.188	1.207	1.293	1.281	1.148	1.198	4.97
11) 1-Methylnaphthalene	1.382	1.421	1.309	1.412	1.411	1.537	1.458	1.629	1.378	1.437	6.60
12) Hexachlorocyclopentadiene	0.796	0.774	0.690	0.700	0.685	0.688	0.604	0.674	0.804	0.713	9.20
13) I Fluorene-d10	----------ISTD----------										
14) 2-Fluorobiphenyl	1.258	1.225	1.128	1.211	1.279	1.259	1.311	1.358	1.184	1.246	5.50
15) Acenaphthylene	1.784	1.822	1.659	1.795	1.851	1.806	1.954	1.941	1.780	1.822	4.88
16) Acenaphthene	1.101	1.122	1.040	1.112	1.144	1.140	1.225	1.310	1.105	1.144	6.91
17) Fluorene	1.279	1.296	1.205	1.280	1.308	1.294	1.384	1.385	1.268	1.300	4.32
18) 4,6-dinitro-2-methylphenol	0.100	0.081	0.070	0.064	0.056	0.048			0.106	0.075	29.14
---- Quadratic regression ---- Coefficient = 0.9981											
Response Ratio = -0.00311 + 0.08180 *A + 0.00420 *A^2											
19) 2,4,6-Tribromophenol	0.237	0.225	0.201	0.208	0.200	0.196	0.199	0.202	0.243	0.212	8.42
20) Fluoranthene-d10	----------ISTD----------										
21) Hexachlorobenzene	0.341	0.349	0.321	0.348	0.366	0.358	0.364	0.408	0.334	0.354	6.97

8.8.4

8

Initial Calibration Summary

Job Number: JD27540 **Sample:** E4P2367-ICC2367
Account: SESINJPB SESI Consulting Engineers **Lab FileID:** 4P45232.D
Project: Remedial Investigation, 247 North Avenue, New Rochelle, NY

```
22)  Pentachlorophenol
           0.111 0.093 0.074 0.064 0.056 0.049                          0.074   31.60
            ---- Quadratic regression ----  Coefficient =  0.9989
              Response Ratio = -0.00222 + 0.07508 *A + 0.01187 *A^2

23)  Phenanthrene
           1.123 1.145 1.057 1.126 1.155 1.158 1.181 1.248 1.126        1.146    4.49
24)  Anthracene
           1.143 1.159 1.045 1.099 1.114 1.095 1.103 1.155 1.127        1.115    3.18
25)  Fluoranthene
           1.227 1.251 1.128 1.221 1.284 1.355 1.502 1.852 1.195        1.335   16.59
26)  Pyrene
           1.290 1.307 1.192 1.245 1.272 1.339 1.318 1.354 1.257        1.286    3.95
27)  Terphenyl-d14
           0.722 0.692 0.639 0.670 0.685 0.697 0.695 0.687 0.739        0.692    4.11
28)  Benzo[a]anthracene
           1.247 1.258 1.137 1.165 1.188 1.166 1.307 1.346 1.260        1.230    5.74
29)  Chrysene
           1.297 1.303 1.180 1.203 1.264 1.299 1.264 1.382 1.258        1.272    4.65

30) I   Benzo(a)pyrene-d12    ----------------ISTD---------------------
31)  Benzo[b]fluoranthene
           1.839 1.955 1.642 1.790 1.736 1.714 1.693 1.984 1.972        1.814    7.16
32)  Benzo[k]fluoranthene
           1.878 1.841 1.691 1.737 1.757 1.783 1.875 1.522 1.729        1.757    6.28
33)  Benzo[a]pyrene
           1.724 1.745 1.621 1.803 1.860 1.672 1.601 1.741 1.707        1.719    4.78
34)  Indeno[1,2,3-cd]pyrene
           1.801 1.792 1.596 1.687 1.658 1.660 1.556 1.889 1.791        1.714    6.39
35)  Dibenz[a,h]anthracene
           1.458 1.421 1.280 1.337 1.309 1.261 1.250 1.232 1.472        1.335    6.91
36)  Benzo[g,h,i]perylene
           1.503 1.465 1.327 1.429 1.401 1.387 1.413 1.522 1.484        1.437    4.32
--------------------------------------------------------------------------------
(#) = Out of Range  ###  Number of calibration levels exceeded format  ###

          M4P2367SIM.M        Tue May 04 08:31:11 2021   YING
```

8.8.4

8

Initial Calibration Verification

Job Number: JD27540 **Sample:** E4P2367-ICV2367
Account: SESINJPB SESI Consulting Engineers **Lab FileID:** 4P45239.D
Project: Remedial Investigation, 247 North Avenue, New Rochelle, NY

Evaluate Continuing Calibration Report

Data File : C:\msdchem\1\DATA\E4P2367\4p45239.D Vial: 11
Acq On : 4 May 2021 2:03 am Operator: chriss2
Sample : icv2367-1 Inst : MS4P
Misc : op32827a,e4p2367,1000,,,1,1 Multiplr: 1.00
MS Integration Params: lscint.p

Method : C:\MSDCHEM\1\METHODS\M4P2367SIM.M (RTE Integrator)
Title : Semi Volatile Extractables by GC/MS
Last Update : Tue May 04 08:28:00 2021
Response via : Multiple Level Calibration

Min. RRF : 0.050 Min. Rel. Area : 50% Max. R.T. Dev 0.50min
Max. RRF Dev : 30% Max. Rel. Area : 200%

		Compound	AvgRF	CCRF	%Dev	Area%	Dev(min)	R.T.
1	I	1-Methylnaphthalene-d10	1.000	1.000	0.0	120	0.00	6.58
2	t	1,4-Dioxane	0.320	0.298	6.9	109	0.04	1.58
5		Phenol	1.343	1.362	-1.4	119	0.00	4.29
6	t	bis(2-Chloroethyl)ether	1.141	1.052	7.8	112	0.00	4.33
8	t	Naphthalene	2.726	2.586	5.1	117	0.00	5.83
9	t	Hexachlorobutadiene	0.853	0.855	-0.2	124	0.00	5.98
10	t	2-Methylnaphthalene	1.198	1.263	-5.4	129	0.00	6.51
11	t	1-Methylnaphthalene	1.437	1.270	11.6	107	0.00	6.61
12		Hexachlorocyclopentadiene	0.713	0.644	9.7	100	0.00	6.70
13	I	Fluorene-d10	1.000	1.000	0.0	119	0.00	8.04
15	t	Acenaphthylene	1.822	1.602	12.1	105	0.00	7.39
16	t	Acenaphthene	1.144	1.032	9.8	110	0.00	7.57
17	t	Fluorene	1.300	1.216	6.5	112	0.00	8.07
		----------	True	Calc.	% Drift	----------		
18		4,6-dinitro-2-methylpheno	5.000	4.539	9.2	111	0.00	8.14
20		Fluoranthene-d10	1.000	1.000	0.0	120	0.00	10.14
21	t	Hexachlorobenzene	0.354	0.335	5.4	115	0.00	8.61
		----------	True	Calc.	% Drift	----------		
22	t	Pentachlorophenol	5.000	4.357	12.9	97	0.00	8.81
		----------	AvgRF	CCRF	% Dev	----------		
23	t	Phenanthrene	1.146	1.056	7.9	110	0.00	9.00
24	t	Anthracene	1.115	0.968	13.2	100	0.00	9.05
25	t	Fluoranthene	1.335	1.142	14.5	109	0.00	10.16
26	t	Pyrene	1.286	1.149	10.7	105	0.00	10.37
28	t	Benzo[a]anthracene	1.230	1.127	8.4	107	0.00	11.55
29	t	Chrysene	1.272	1.136	10.7	104	0.00	11.58
30	I	Benzo(a)pyrene-d12	1.000	1.000	0.0	106	0.00	12.78
31	t	Benzo[b]fluoranthene	1.814	1.685	7.1	92	0.00	12.53
32	t	Benzo[k]fluoranthene	1.757	1.831	-4.2	106	0.00	12.55
33	t	Benzo[a]pyrene	1.719	1.581	8.0	96	0.00	12.80
34	t	Indeno[1,2,3-cd]pyrene	1.714	1.686	1.6	100	0.00	13.73
35	t	Dibenz[a,h]anthracene	1.335	1.289	3.4	96	0.00	13.75
36	t	Benzo[g,h,i]perylene	1.437	1.442	-0.3	105	0.00	13.97

Initial Calibration Verification

Job Number: JD27540 **Sample:** E4P2367-ICV2367
Account: SESINJPB SESI Consulting Engineers **Lab FileID:** 4P45239.D
Project: Remedial Investigation, 247 North Avenue, New Rochelle, NY

```
--------------------------------------------------------------------------------
--------------------------------------------------------------------------------

   (#) = Out of Range                SPCC's out = 0  CCC's out = 0
    4p45232.D  M4P2367SIM.M       Tue May 04 08:30:42 2021   YING
```

Continuing Calibration Summary

Job Number: JD27540 **Sample:** E4P2431-CC2367
Account: SESINJPB SESI Consulting Engineers **Lab FileID:** 4P46355.D
Project: Remedial Investigation, 247 North Avenue, New Rochelle, NY

Evaluate Continuing Calibration Report

Data File : C:\msdchem\1\data\jeryllr\e4p2431\4p46355.d Vial: 2
Acq On : 2 Jul 2021 11:38 pm Operator: chriss2
Sample : cc2367-1 Inst : MS4P
Misc : op33265a,e4p2431,1000,,,1,1 Multiplr: 1.00
MS Integration Params: lscint.p

Method : C:\MSDCHEM\1\METHODS\M4P2367SIM.M (RTE Integrator)
Title : Semi Volatile Extractables by GC/MS
Last Update : Sat Jun 26 07:24:41 2021
Response via : Multiple Level Calibration

Min. RRF : 0.050 Min. Rel. Area : 50% Max. R.T. Dev 0.50min
Max. RRF Dev : 20% Max. Rel. Area : 200%

		Compound	AvgRF	CCRF	%Dev	Area%	Dev(min)	R.T.
1	I	1-Methylnaphthalene-d10	1.000	1.000	0.0	83	0.00	6.35
2	t	1,4-Dioxane	0.320	0.357	-11.6	91	-0.05	1.35
3	S	2-Fluorophenol	0.591	0.651	-10.2	91	-0.03	3.08
4	S	Phenol-d5	1.262	1.360	-7.8	89	0.00	4.09
5		Phenol	1.343	1.463	-8.9	89	0.00	4.10
6	t	bis(2-Chloroethyl)ether		----------NA----------				
7	S	Nitrobenzene-d5	1.020	1.461	-43.2#	114	0.00	4.90
8	t	Naphthalene	2.726	3.157	-15.8	99	0.00	5.62
9	t	Hexachlorobutadiene	0.853	1.043	-22.3#	105	0.00	5.76
10	t	2-Methylnaphthalene	1.198	1.600	-33.6#	113	0.00	6.30
11	t	1-Methylnaphthalene	1.437	1.586	-10.4	93	0.00	6.39
12		Hexachlorocyclopentadiene	0.713	0.288	59.6#	31#	0.00	6.46
13	I	Fluorene-d10	1.000	1.000	0.0	87	0.00	7.82
14	S	2-Fluorobiphenyl	1.246	1.197	3.9	85	-0.01	6.67
15	t	Acenaphthylene	1.822	1.797	1.4	86	0.00	7.17
16	t	Acenaphthene	1.144	1.328	-16.1	103	0.00	7.34
17	t	Fluorene	1.300	1.308	-0.6	88	0.00	7.85
		----------	True	Calc.	% Drift	----------		
18		4,6-dinitro-2-methylpheno	5.000	2.980	40.4#	51	0.02	7.94
		----------	AvgRF	CCRF	% Dev	----------		
19	S	2,4,6-Tribromophenol	0.212	0.346	-63.2#	134	0.00	8.09
20		Fluoranthene-d10	1.000	1.000	0.0	79	0.00	9.91
21	t	Hexachlorobenzene	0.354	0.436	-23.2#	98	-0.01	8.39
		----------	True	Calc.	% Drift	----------		
22	t	Pentachlorophenol	5.000	7.898	-58.0#	131	0.00	8.60
		----------	AvgRF	CCRF	% Dev	----------		
23	t	Phenanthrene	1.146	1.348	-17.6	93	-0.02	8.77
24	t	Anthracene	1.115	1.281	-14.9	87	-0.02	8.82
25	t	Fluoranthene	1.335	1.476	-10.6	93	0.00	9.93
26	t	Pyrene	1.286	1.610	-25.2#	97	0.00	10.14
27	S	Terphenyl-d14	0.692	0.664	4.0	75	0.00	10.33
28	t	Benzo[a]anthracene	1.230	1.307	-6.3	82	0.00	11.31
29	t	Chrysene	1.272	1.408	-10.7	85	0.00	11.34
30	I	Benzo(a)pyrene-d12	1.000	1.000	0.0	76	0.00	12.54
31	t	Benzo[b]fluoranthene	1.814	2.145	-18.2	83	0.00	12.29

8.8.6

8

Continuing Calibration Summary

Job Number: JD27540 **Sample:** E4P2431-CC2367
Account: SESINJPB SESI Consulting Engineers **Lab FileID:** 4P46355.D
Project: Remedial Investigation, 247 North Avenue, New Rochelle, NY

32	t	Benzo[k]fluoranthene	1.757	1.660	5.5	68	0.00	12.31
33	t	Benzo[a]pyrene	1.719	1.815	-5.6	79	0.00	12.56
34	t	Indeno[1,2,3-cd]pyrene	1.714	1.896	-10.6	80	-0.01	13.43
35	t	Dibenz[a,h]anthracene	1.335	1.376	-3.1	73	0.00	13.46
36	t	Benzo[g,h,i]perylene	1.437	1.846	-28.5#	96	-0.02	13.66

(#) = Out of Range SPCC's out = 0 CCC's out = 0
4p46188.d M4P2367SIM.M Sun Jul 04 04:51:14 2021

8.8.6

8

Initial Calibration Summary

Job Number: JD27540 **Sample:** E6P3388-ICC3388
Account: SESINJPB SESI Consulting Engineers **Lab FileID:** 6P499051.D
Project: Remedial Investigation, 247 North Avenue, New Rochelle, NY

Response Factor Report MS6P

Method : C:\MSDCHEM\1\METHODS\M6P3388.M (RTE Integrator)
Title : Semi Volatile GC/MS,zb-5msi 30m x .25mm x .25MoTuWed Jun 30 10:30:03 2021
Last Update : Wed Jun 30 10:30:03 2021
Response via : Initial Calibration

Calibration Files
2 =6p499047.D 5 =6p499048.D 25 =6p499050.D 80 =6p499052.D
100 =6p499053.D 50 =6p499051.D 1 =6p499046.D 10 =6p499049.D

Compound	2	5	25	80	100	50	1	10	Avg	%RSD
1) I 1,4-Dichlorobenzene-d	ISTD									
2) 1,4-Dioxane	0.451	0.426	0.441	0.419	0.410	0.403	0.468	0.412	0.429	5.28
3) Pyridine	1.133	1.028	1.105	1.083	1.052	1.033	1.013	1.010	1.057	4.28
4) N-Nitrosodim	0.591	0.591	0.615	0.594	0.573	0.573	0.601	0.567	0.588	2.78
5) 2-Fluorophen	1.079	1.004	1.145	1.134	1.104	1.147	1.080	1.035	1.091	4.77
6) Indene	2.316	2.044	2.189	2.162	2.135	2.071	2.183	2.148	2.156	3.83
7) Cumene	2.986	2.651	2.960	2.650	2.554	2.777	2.809	2.723	2.764	5.50
8) Phenol-d5	1.448	1.345	1.411	1.416	1.382	1.400	1.333	1.430	1.396	2.88
9) Phenol	1.533	1.405	1.475	1.465	1.403	1.457	1.368	1.500	1.451	3.80
10) Aniline	1.714	1.626	1.745	1.737	1.680	1.723	1.489	1.780	1.687	5.46
11) bis(2-Chloro	1.249	1.070	1.067	1.065	1.020	1.054	1.137	1.150	1.101	6.67
12) 2-Chlorophen	1.415	1.275	1.311	1.352	1.312	1.344	1.238	1.334	1.322	4.00
13) Decane	0.892	0.744	0.694	0.671	0.641	0.688	0.804	0.770	0.738	11.15
14) 1,3-Dichloro	1.668	1.466	1.480	1.482	1.452	1.511	1.474	1.500	1.504	4.56
15) 1,4-Dichloro	1.547	1.527	1.474	1.489	1.482	1.468	1.476	1.541	1.500	2.16
16) Benzyl alcoh	0.863	0.731	0.848	0.893	0.893	0.846	0.802	0.863	0.842	6.33
17) 1,2-Dichloro	1.468	1.301	1.417	1.431	1.416	1.395	1.415	1.391	1.404	3.42
18) Acetophenone	1.801	1.570	1.726	1.694	1.700	1.644	1.682	1.695	1.689	3.90
19) 2-Methylphen	1.169	1.051	1.134	1.139	1.154	1.094	1.151	1.137	1.129	3.38
20) 2,2'-oxybis(	0.464	0.383	0.428	0.429	0.426	0.405	0.466	0.426	0.428	6.43
21) 3&4-Methylph	1.178	1.088	1.209	1.192	1.203	1.159	1.185	1.196	1.176	3.31
22) n-Nitroso-di	0.799	0.685	0.728	0.702	0.698	0.683	0.737	0.728	0.720	5.26
23) Hexachloroet	0.507	0.457	0.511	0.541	0.556	0.509	0.472	0.514	0.508	6.34
24) I Naphthalene-d8	ISTD									
25) Nitrobenzene	0.264	0.257	0.265	0.274	0.267	0.266	0.249	0.259	0.263	2.91
26) Nitrobenzene	0.274	0.274	0.273	0.271	0.262	0.266	0.270	0.277	0.271	1.76
27) Quinoline	0.717	0.708	0.738	0.719	0.701	0.757	0.719	0.736	0.724	2.50
28) Isophorone	0.611	0.562	0.556	0.546	0.531	0.545	0.605	0.589	0.568	5.24
29) 2-Nitropheno	0.146	0.156	0.177	0.190	0.185	0.186	0.156	0.167	0.170	9.75
30) 2,4-Dimethyl	0.327	0.323	0.326	0.322	0.318	0.326	0.318	0.324	0.323	1.10
31) Benzoic acid	0.100	0.132	0.202	0.236	0.231	0.221		0.159	0.183	28.98
----- Quadratic regression -----								Coefficient =		0.9987
Response Ratio = -0.00695 + 0.20455 *A + 0.01383 *A^2										
32) bis(2-Chloro	0.370	0.339	0.335	0.322	0.314	0.325	0.367	0.352	0.341	6.12
33) 2,4-Dichloro	0.289	0.282	0.296	0.301	0.295	0.301	0.279	0.291	0.292	2.85
34) 2,6-Dichloro	0.291	0.296	0.297	0.296	0.297	0.303	0.294	0.288	0.295	1.48
35) 1,3,5-Trichl	0.340	0.334	0.329	0.331	0.324	0.328	0.331	0.334	0.331	1.43
36) 1,2,4-Trichl	0.328	0.319	0.322	0.323	0.317	0.322	0.338	0.329	0.325	2.10
37) 1,2,3-Trichl	0.316	0.302	0.309	0.313	0.305	0.311	0.320	0.310	0.311	1.84
38) Naphthalene	1.097	1.055	1.036	0.925	0.778	1.001	1.074	1.074	1.005	10.60
39) 4-Chloroanil	0.417	0.413	0.439	0.424	0.414	0.439	0.397	0.419	0.420	3.28
40) 2,3-Dichloro	0.379	0.365	0.391	0.372	0.364	0.386	0.355	0.369	0.373	3.24
41) Hydroquinone	0.307	0.300	0.321	0.313	0.311	0.323	0.271	0.305	0.306	5.30
42) Hexachlorobu	0.187	0.184	0.190	0.197	0.196	0.193	0.191	0.191	0.191	2.31

Initial Calibration Summary

Job Number: JD27540 **Sample:** E6P3388-ICC3388
Account: SESINJPB SESI Consulting Engineers **Lab FileID:** 6P499051.D
Project: Remedial Investigation, 247 North Avenue, New Rochelle, NY

43) 4-Chloro-3-m 0.271 0.278 0.303 0.282 0.277 0.299 0.287 0.296 0.286 4.09
44) 2-Methylnaph 0.641 0.650 0.685 0.604 0.580 0.656 0.651 0.660 0.641 5.22
45) 1-Methylnaph 0.648 0.624 0.656 0.585 0.557 0.629 0.643 0.622 0.621 5.41

46) I Acenaphthene-d10 ----------ISTD----------
47) Hexachlorocy 0.230 0.282 0.293 0.308 0.296 0.254 0.277 10.64
48) 1,2,4,5-tetr 0.532 0.518 0.552 0.542 0.556 0.560 0.537 0.552 0.544 2.63
49) 2,4,6-Trichl 0.354 0.337 0.369 0.375 0.382 0.381 0.348 0.346 0.362 4.83
50) 2,4,5-Trichl 0.357 0.372 0.401 0.392 0.402 0.404 0.363 0.365 0.382 5.12
51) 2-Fluorobiph 1.349 1.239 1.336 1.195 1.194 1.297 1.279 1.308 1.275 4.69
52) 2-Chloronaph 1.097 1.074 1.094 1.027 1.062 1.120 1.089 1.126 1.086 2.95
53) Biphenyl 1.618 1.443 1.477 1.358 1.264 1.501 1.526 1.561 1.468 7.71
54) 2-Nitroanili 0.168 0.179 0.226 0.224 0.228 0.230 0.193 0.205 0.207 11.71
55) Dimethylphth 1.286 1.258 1.345 1.236 1.268 1.305 1.309 1.308 1.289 2.68
56) Acenaphthyle 1.398 1.407 1.400 1.360 1.329 1.441 1.373 1.431 1.392 2.65
57) 2,6-Dinitrot 0.198 0.212 0.281 0.285 0.300 0.292 0.212 0.244 0.253 16.41
58) 3-Nitroanili 0.228 0.245 0.294 0.322 0.329 0.318 0.232 0.276 0.280 14.74
59) Acenaphthene 1.199 1.139 1.125 1.075 1.085 1.141 1.151 1.160 1.134 3.52
60) 2,4-Dinitrop 0.086 0.101 0.148 0.185 0.200 0.173 0.120 0.145 30.20
----- Quadratic regression ----- Coefficient = 0.9994
Response Ratio = -0.00725 + 0.13859 *A + 0.01253 *A^2

61) 4-Nitropheno 0.109 0.126 0.142 0.161 0.169 0.158 0.139 0.144 14.71
62) Dibenzofuran 1.623 1.564 1.600 1.534 1.491 1.616 1.696 1.694 1.602 4.49
63) 2,4-Dinitrot 0.247 0.279 0.356 0.388 0.407 0.390 0.275 0.329 0.334 18.19
64) 2,3,4,6-Tetr 0.283 0.292 0.315 0.341 0.355 0.340 0.322 0.299 0.318 8.15
65) Diethylphtha 1.272 1.286 1.281 1.218 1.237 1.351 1.460 1.291 1.299 5.85
66) Fluorene 1.421 1.314 1.352 1.268 1.266 1.382 1.522 1.389 1.364 6.23
67) 4-Chlorophen 0.656 0.607 0.645 0.645 0.661 0.676 0.703 0.648 0.655 4.17
68) 4-Nitroanili 0.214 0.298 0.315 0.325 0.325 0.262 0.290 15.26

69) I Phenanthrene-d10 ----------ISTD----------
70) 4,6-Dinitro- 0.068 0.077 0.093 0.123 0.128 0.124 0.090 0.100 24.40
----- Quadratic regression ----- Coefficient = 0.9972
Response Ratio = -0.00237 + 0.10088 *A + 0.01188 *A^2

71) n-Nitrosodip 0.614 0.608 0.577 0.627 0.633 0.689 0.638 0.650 0.630 5.18
72) 1,2-Diphenyl 0.541 0.535 0.506 0.519 0.509 0.567 0.586 0.587 0.544 6.02
73) pentachloron 0.044 0.038 0.042 0.052 0.053 0.048 0.036 0.041 0.044# 13.94
74) 2,4,6-Tribro 0.117 0.113 0.119 0.144 0.152 0.146 0.118 0.132 0.130 11.74
75) 4-Bromopheny 0.215 0.216 0.194 0.234 0.240 0.251 0.222 0.212 0.223 8.05
76) Hexachlorobe 0.244 0.243 0.226 0.271 0.278 0.285 0.247 0.241 0.254 8.21
77) Pentachlorop 0.123 0.133 0.146 0.183 0.190 0.173 0.180 0.139 0.158 16.34
78) Phenanthrene 1.063 1.041 1.038 1.017 0.973 1.057 1.133 1.052 1.047 4.30
79) Anthracene 1.049 1.050 1.076 1.048 1.021 1.087 1.077 1.096 1.063 2.37
80) Carbazole 0.972 0.954 0.988 0.982 0.968 0.994 1.001 1.020 0.985 2.10
81) Di-n-butylph 1.198 1.201 1.229 1.170 1.100 1.211 1.293 1.415 1.227 7.59
82) Fluoranthene 1.162 1.130 1.173 1.143 1.138 1.165 1.239 1.327 1.185 5.63
83) Octadecane 0.283 0.273 0.286 0.255 0.252 0.260 0.341 0.268 0.277 10.29

84) I Chrysene-d12 ----------ISTD----------
85) benzidine 0.244 0.477 0.591 0.590 0.558 0.334 0.466 31.31
----- Quadratic regression ----- Coefficient = 0.9991
Response Ratio = -0.04376 + 0.54552 *A + 0.02834 *A^2

86) Pyrene 1.253 1.229 1.237 1.129 1.098 1.226 1.438 1.287 1.237 8.33
87) Terphenyl-d1 0.925 0.936 0.977 0.907 0.887 0.977 0.994 0.979 0.948 4.14
88) Butylbenzylp 0.511 0.532 0.576 0.545 0.533 0.558 0.549 0.572 0.547 4.00
89) Benzo[a]anth 1.218 1.194 1.200 1.167 1.152 1.216 1.468 1.203 1.227 8.14
90) 3,3'-Dichlor 0.367 0.401 0.467 0.495 0.497 0.501 0.355 0.446 0.441 13.51

Initial Calibration Summary

Job Number: JD27540 **Sample:** E6P3388-ICC3388
Account: SESINJPB SESI Consulting Engineers **Lab FileID:** 6P499051.D
Project: Remedial Investigation, 247 North Avenue, New Rochelle, NY

```
 91) Chrysene     1.137 1.104 1.121 1.086 1.062 1.117 1.315 1.137 1.135   6.80
 92) bis(2-Ethylh 0.780 0.762 0.790 0.763 0.724 0.782 0.920 0.797 0.790   7.24

 93) I   Perylene-d12          ----------------ISTD--------------------
 94) Di-n-octylph 1.184 1.202 1.472 1.267 1.248 1.329 1.232 1.284 1.277   7.12
 95) Benzo[b]fluo 1.192 1.189 1.232 1.316 1.356 1.324 1.269 1.238 1.264   4.94
 96) Benzo[k]fluo 1.116 1.049 1.094 1.027 1.033 1.102 1.056 1.095 1.072   3.17
 97) Benzo[a]pyre 1.086 1.053 1.106 1.128 1.130 1.164 1.106 1.109 1.110   2.94
 98) Indeno[1,2,3 1.223 1.205 1.342 1.301 1.310 1.335 1.406 1.258 1.298   5.12
 99) Dibenz(a,h)a 0.915 0.897 0.983 0.967 1.014 1.010 0.890 0.941 0.952   5.12
100) Dibenz[a,h]a 1.096 1.062 1.180 1.143 1.142 1.157 1.137 1.098 1.127   3.41
101) 7,12-Dimethy 0.456 0.527 0.527 0.575 0.602 0.556 0.524 0.491 0.532   8.67
102) Benzo[g,h,i] 1.216 1.116 1.172 1.085 1.138 1.157 2.029 1.136 1.256  25.06
          ----- Quadratic regression -----               Coefficient =  0.9984
               Response Ratio = 0.01553 + 1.10613 *A + 0.00449 *A^2


 ---------------------------------------------------------------------------
 (#) = Out of Range  ###  Number of calibration levels exceeded format  ###

           M6P3388.M         Wed Jun 30 10:41:11 2021   ACLIMS
```

8.8.7

8

Initial Calibration Verification

Job Number: JD27540 **Sample:** E6P3388-ICV3388
Account: SESINJPB SESI Consulting Engineers **Lab FileID:** 6P499055.D
Project: Remedial Investigation, 247 North Avenue, New Rochelle, NY

Evaluate Continuing Calibration Report

Data File : C:\msdchem\1\DATA\E6P3388\6p499055.D Vial: 11
Acq On : 29 Jun 2021 7:39 pm Operator: hennys
Sample : icv3388-50 Inst : MS6P
Misc : op33209,e6p3388,30.0,,,1,1 Multiplr: 1.00
MS Integration Params: rteint.p

Method : C:\MSDCHEM\1\METHODS\M6P3388.M (RTE Integrator)
Title : Semi Volatile GC/MS,zb-5msi 30m x .25mm x .25MoTuWed Jun 30 10:30:03 2021
Last Update : Wed Jun 30 10:30:03 2021
Response via : Multiple Level Calibration

Min. RRF : 0.050 Min. Rel. Area : 50% Max. R.T. Dev 0.50min
Max. RRF Dev : 30% Max. Rel. Area : 200%

		Compound	AvgRF	CCRF	%Dev	Area%	Dev(min)	R.T.
1	I	1,4-Dichlorobenzene-d4	1.000	1.000	0.0	99	0.00	4.49
2	t	1,4-Dioxane	0.429	0.391	8.9	96	-0.01	1.97
6	t	Indene	2.156	1.997	7.4	96	0.00	4.67
7	t	Cumene	2.764	2.509	9.2	90	0.00	3.89
11	t	bis(2-Chloroethyl)ether	1.101	0.952	13.5	90	0.00	4.29
13	t	Decane	0.738	0.644	12.7	93	0.00	4.38
14	t	1,3-Dichlorobenzene	1.504	1.309	13.0	86	0.00	4.44
15	t	1,4-Dichlorobenzene	1.500	1.311	12.6	89	0.00	4.50
16	t	Benzyl alcohol	0.842	0.760	9.7	89	0.00	4.60
17	t	1,2-Dichlorobenzene	1.404	1.255	10.6	89	0.00	4.61
18	t	Acetophenone	1.689	1.470	13.0	89	0.00	4.78
20	t	2,2'-oxybis(1-Chloropropa	0.428	0.375	12.4	92	0.00	4.69
23	t	Hexachloroethane	0.508	0.459	9.6	90	0.00	4.86
24	I	Naphthalene-d8	1.000	1.000	0.0	100	0.00	5.41
26	t	Nitrobenzene	0.271	0.245	9.6	92	0.00	4.90
27	t	Quinoline	0.724	0.621	14.2	82	0.00	5.66
28	t	Isophorone	0.568	0.493	13.2	90	0.00	5.08
		----------	AvgRF	CCRF	% Dev		----------	
32	t	bis(2-Chloroethoxy)methan	0.341	0.293	14.1	90	0.00	5.23
35		1,3,5-Trichlorobenzene	0.331	0.301	9.1	92	0.00	5.15
36	t	1,2,4-Trichlorobenzene	0.325	0.287	11.7	89	0.00	5.37
37		1,2,3-Trichlorobenzene	0.311	0.274	11.9	88	0.00	5.53
38	t	Naphthalene	1.005	0.891	11.3	89	0.00	5.42
40	t	2,3-Dichloroaniline	0.373	0.331	11.3	85	0.00	6.12
42	t	Hexachlorobutadiene	0.191	0.172	9.9	89	0.00	5.51
44	t	2-Methylnaphthalene	0.641	0.564	12.0	86	0.00	5.92
45	t	1-Methylnaphthalene	0.621	0.538	13.4	85	0.00	5.99
46	I	Acenaphthene-d10	1.000	1.000	0.0	98	0.00	6.73
47	t	Hexachlorocyclopentadiene	0.277	0.358	-29.2	119	0.00	6.03
48		1,2,4,5-tetrachlorobenzen	0.544	0.489	10.1	86	0.00	6.04
52	t	2-Chloronaphthalene	1.086	0.969	10.8	85	0.00	6.27
53	t	Biphenyl	1.468	1.312	10.6	86	0.00	6.26
55	t	Dimethylphthalate	1.289	1.146	11.1	86	0.01	6.50
56	t	Acenaphthylene	1.392	1.603	-15.2	109	0.00	6.61
57	t	2,6-Dinitrotoluene	0.253	0.249	1.6	84	0.01	6.55
59	t	Acenaphthene	1.134	1.001	11.7	86	0.00	6.76

Initial Calibration Verification

Job Number: JD27540 **Sample:** E6P3388-ICV3388
Account: SESINJPB SESI Consulting Engineers **Lab FileID:** 6P499055.D
Project: Remedial Investigation, 247 North Avenue, New Rochelle, NY

62	t	Dibenzofuran	1.602	1.425	11.0	87	0.00	6.91
63	t	2,4-Dinitrotoluene	0.334	0.318	4.8	80	0.00	6.90
65	t	Diethylphthalate	1.299	1.129	13.1	82	0.00	7.12
66	t	Fluorene	1.364	1.187	13.0	84	0.00	7.23
67	t	4-Chlorophenyl-phenylethe	0.655	0.574	12.4	83	0.00	7.23
69	I	Phenanthrene-d10	1.000	1.000	0.0	100	0.00	8.25
72	t	1,2-Diphenylhydrazine	0.544	0.498	8.5	87	0.00	7.39
73		pentachloronitrobenzene	0.044	0.043#	2.3	89	0.00	8.06
75	t	4-Bromophenyl-phenylether	0.223	0.206	7.6	82	0.00	7.74
76	t	Hexachlorobenzene	0.254	0.240	5.5	84	0.01	7.82
78	t	Phenanthrene	1.047	0.914	12.7	86	0.01	8.28
79	t	Anthracene	1.063	0.957	10.0	88	0.01	8.34
80	t	Carbazole	0.985	0.891	9.5	89	0.00	8.55
81	t	Di-n-butylphthalate	1.227	1.115	9.1	92	0.01	9.04
82	t	Fluoranthene	1.185	1.017	14.2	87	0.01	9.85
83	t	Octadecane	0.277	0.236	14.8	90	0.00	8.16
84	I	Chrysene-d12	1.000	1.000	0.0	103	0.01	11.99

			AvgRF	CCRF	% Dev			
86	t	Pyrene	1.237	1.036	16.2	87	0.01	10.17
88	t	Butylbenzylphthalate	0.547	0.503	8.0	93	0.01	11.23
89	t	Benzo[a]anthracene	1.227	1.052	14.3	89	0.02	11.98
91	t	Chrysene	1.135	0.999	12.0	92	0.02	12.03
92	t	bis(2-Ethylhexyl)phthalat	0.790	0.695	12.0	92	0.01	12.16
93	I	Perylene-d12	1.000	1.000	0.0	107	0.01	14.06
94	t	Di-n-octylphthalate	1.277	1.135	11.1	91	0.02	13.13
95	t	Benzo[b]fluoranthene	1.264	1.070	15.3	86	0.02	13.55
96	t	Benzo[k]fluoranthene	1.072	0.878	18.1	85	0.02	13.59
97	t	Benzo[a]pyrene	1.110	0.969	12.7	89	0.02	13.99
98	t	Indeno[1,2,3-cd]pyrene	1.298	1.073	17.3	86	0.02	15.38
99	t	Dibenz(a,h)acridine	0.952	0.806	15.3	85	0.02	15.12
100	t	Dibenz[a,h]anthracene	1.127	0.942	16.4	87	0.02	15.40
101	t	7,12-Dimethylbenz(a)anthr	0.532	0.473	11.1	91	0.02	13.55

			True	Calc.	% Drift			
102	t	Benzo[g,h,i]perylene	50.000	42.763	14.5	89	0.03	15.69

(#) = Out of Range SPCC's out = 0 CCC's out = 0

6p499051.D M6P3388.M Wed Jun 30 10:41:32 2021 ACLIMS

Initial Calibration Verification

Job Number: JD27540 **Sample:** E6P3388-ICV3388
Account: SESINJPB SESI Consulting Engineers **Lab FileID:** 6P499056.D
Project: Remedial Investigation, 247 North Avenue, New Rochelle, NY

Evaluate Continuing Calibration Report

Data File : C:\msdchem\1\DATA\E6P3388\6p499056.D Vial: 12
Acq On : 29 Jun 2021 8:02 pm Operator: hennys
Sample : icv3388-50 Inst : MS6P
Misc : op33209,e6p3388,30.0,,,1,1 Multiplr: 1.00
MS Integration Params: rteint.p

Method : C:\MSDCHEM\1\METHODS\M6P3388.M (RTE Integrator)
Title : Semi Volatile GC/MS,zb-5msi 30m x .25mm x .25MoTuWed Jun 30 10:30:03 2021
Last Update : Wed Jun 30 10:30:03 2021
Response via : Multiple Level Calibration

Min. RRF : 0.050 Min. Rel. Area : 50% Max. R.T. Dev 0.50min
Max. RRF Dev : 30% Max. Rel. Area : 200%

	Compound	AvgRF	CCRF	%Dev	Area%	Dev(min)	R.T.
1 I	1,4-Dichlorobenzene-d4	1.000	1.000	0.0	108	0.00	4.49
9 t	Phenol	1.451	1.273	12.3	95	0.00	4.25
12 t	2-Chlorophenol	1.322	1.260	4.7	102	0.00	4.34
19 t	2-Methylphenol	1.129	1.082	4.2	107	0.00	4.69
21 t	3&4-Methylphenol	1.176	1.131	3.8	106	0.00	4.80
24 I	Naphthalene-d8	1.000	1.000	0.0	108	0.00	5.41
29 t	2-Nitrophenol	0.170	0.182	-7.1	105	0.00	5.14
30 t	2,4-Dimethylphenol	0.323	0.315	2.5	104	0.00	5.18
	----------	True	Calc.	% Drift	----------		
31 t	Benzoic acid	50.000	47.497	5.0	100	0.04	5.28
	----------	AvgRF	CCRF	% Dev	----------		
33 t	2,4-Dichlorophenol	0.292	0.284	2.7	101	0.00	5.32
34 t	2,6-Dichlorophenol	0.295	0.288	2.4	102	0.00	5.47
41 t	Hydroquinone	0.306	0.329	-7.5	109	0.00	5.71
46 I	Acenaphthene-d10	1.000	1.000	0.0	111	0.00	6.73
49 t	2,4,6-Trichlorophenol	0.362	0.350	3.3	102	0.00	6.12
50 t	2,4,5-Trichlorophenol	0.382	0.374	2.1	103	0.00	6.16
	----------	True	Calc.	% Drift	----------		
60 t	2,4-Dinitrophenol	100.000	99.768	0.2	107	0.00	6.79
	----------	AvgRF	CCRF	% Dev	----------		
61 t	4-Nitrophenol	0.144	0.151	-4.9	106	0.00	6.86
64	2,3,4,6-Tetrachlorophenol	0.318	0.319	-0.3	104	0.00	7.03
69 I	Phenanthrene-d10	1.000	1.000	0.0	119	0.00	8.25
	----------	True	Calc.	% Drift	----------		
70 t	4,6-Dinitro-2-methylpheno	50.000	49.698	0.6	108	0.00	7.29
77 t	Pentachlorophenol	0.158	0.155	1.9	106	0.00	8.04

Initial Calibration Verification

Job Number: JD27540 **Sample:** E6P3388-ICV3388
Account: SESINJPB SESI Consulting Engineers **Lab FileID:** 6P499056.D
Project: Remedial Investigation, 247 North Avenue, New Rochelle, NY

(#) = Out of Range SPCC's out = 0 CCC's out = 0
6p499051.D M6P3388.M Wed Jun 30 10:41:34 2021 ACLIMS

Initial Calibration Verification

Job Number: JD27540 **Sample:** E6P3388-ICV3388
Account: SESINJPB SESI Consulting Engineers **Lab FileID:** 6P499057.D
Project: Remedial Investigation, 247 North Avenue, New Rochelle, NY

Evaluate Continuing Calibration Report

Data File : C:\msdchem\1\DATA\E6P3388\6p499057.D Vial: 13
Acq On : 29 Jun 2021 8:24 pm Operator: hennys
Sample : icv3388-50 Inst : MS6P
Misc : op33209,e6p3388,30.0,,,1,1 Multiplr: 1.00
MS Integration Params: rteint.p

Method : C:\MSDCHEM\1\METHODS\M6P3388.M (RTE Integrator)
Title : Semi Volatile GC/MS,zb-5msi 30m x .25mm x .25MoTuWed Jun 30 10:30:03 2021
Last Update : Wed Jun 30 10:30:03 2021
Response via : Multiple Level Calibration

Min. RRF : 0.050 Min. Rel. Area : 50% Max. R.T. Dev 0.50min
Max. RRF Dev : 30% Max. Rel. Area : 200%

	Compound	AvgRF	CCRF	%Dev	Area%	Dev(min)	R.T.
1 I	1,4-Dichlorobenzene-d4	1.000	1.000	0.0	104	0.00	4.49
3 t	Pyridine	1.057	0.928	12.2	93	-0.01	2.31
4 t	N-Nitrosodimethylamine	0.588	0.523	11.1	95	0.00	2.29
10	Aniline	1.687	1.631	3.3	98	0.00	4.25
22 t	n-Nitroso-di-n-propylamin	0.720	0.678	5.8	103	0.00	4.79
24 I	Naphthalene-d8	1.000	1.000	0.0	107	0.00	5.41
39 t	4-Chloroaniline	0.420	0.389	7.4	95	0.00	5.47
46 I	Acenaphthene-d10	1.000	1.000	0.0	109	0.00	6.73
54 t	2-Nitroaniline	0.207	0.207	0.0	98	0.00	6.36
58 t	3-Nitroaniline	0.280	0.295	-5.4	101	0.00	6.70
68 t	4-Nitroaniline	0.290	0.274	5.5	92	0.01	7.26
69 I	Phenanthrene-d10	1.000	1.000	0.0	109	0.00	8.25
	----------	AvgRF	CCRF	% Dev	----------		
71 t	n-Nitrosodiphenylamine	0.630	0.571	9.4	91	0.00	7.35
84 I	Chrysene-d12	1.000	1.000	0.0	111	0.00	11.99
	----------	True	Calc.	% Drift	----------		
85	benzidine	50.000	61.442	-22.9	137	0.00	10.08
90 t	3,3'-Dichlorobenzidine	0.441	0.439	0.5	97	0.00	11.98

(#) = Out of Range SPCC's out = 0 CCC's out = 0
6p499051.D M6P3388.M Wed Jun 30 10:41:36 2021 ACLIMS

Initial Calibration Verification

Job Number: JD27540 **Sample:** E6P3388-ICV3388
Account: SESINJPB SESI Consulting Engineers **Lab FileID:** 6P499058.D
Project: Remedial Investigation, 247 North Avenue, New Rochelle, NY

Evaluate Continuing Calibration Report

Data File : C:\msdchem\1\DATA\E6P3388\6p499058.D Vial: 14
Acq On : 29 Jun 2021 8:47 pm Operator: hennys
Sample : icv3388-50 Inst : MS6P
Misc : op33209,e6p3388,30.0,,,1,1 Multiplr: 1.00
MS Integration Params: rteint.p

Method : C:\MSDCHEM\1\METHODS\M6P3388.M (RTE Integrator)
Title : Semi Volatile GC/MS,zb-5msi 30m x .25mm x .25MoTuWed Jun 30 10:16:13 2021
Last Update : Wed Jun 30 10:16:13 2021
Response via : Multiple Level Calibration

Min. RRF : 0.050 Min. Rel. Area : 50% Max. R.T. Dev 0.50min
Max. RRF Dev : 30% Max. Rel. Area : 200%

		Compound	AvgRF	CCRF	%Dev	Area%	Dev(min)	R.T.
1	I	1,4-Dichlorobenzene-d4	1.000	1.000	0.0	121	0.00	4.49
5	S	2-Fluorophenol	1.091	1.075	1.5	113	0.00	3.52
8	S	Phenol-d5	1.396	1.289	7.7	111	0.00	4.25
24	I	Naphthalene-d8	1.000	1.000	0.0	118	0.00	5.41
25	S	Nitrobenzene-d5	0.263	0.265	-0.8	118	0.00	4.89
46	I	Acenaphthene-d10	1.000	1.000	0.0	111	0.00	6.72
51	S	2-Fluorobiphenyl	1.275	1.165	8.6	100	0.00	6.18
		----------	AvgRF	CCRF	% Dev	----------		
69	I	Phenanthrene-d10	1.000	1.000	0.0	120	0.00	8.25
74	S	2,4,6-Tribromophenol	0.130	0.116	10.8	95	0.00	7.48
84	I	Chrysene-d12	1.000	1.000	0.0	105	0.00	11.99
87	S	Terphenyl-d14	0.948	0.960	-1.3	104	0.01	10.44

(#) = Out of Range SPCC's out = 0 CCC's out = 0
6p499051.D M6P3388.M Wed Jun 30 10:22:07 2021 ACLIMS

8.8.11

Initial Calibration Summary

Job Number: JD27540 **Sample:** E6P3389-ICC3389
Account: SESINJPB SESI Consulting Engineers **Lab FileID:** 6P499062.D
Project: Remedial Investigation, 247 North Avenue, New Rochelle, NY

Response Factor Report MS6P

Method : C:\MSDCHEM\1\METHODS\M6P3389.M (RTE Integrator)
Title : Semi Volatile GC/MS,zb-5msi 30m x .25mm x .25MoTuWed Jun 30 11:29:18 2021
Last Update : Wed Jun 30 11:29:18 2021
Response via : Initial Calibration

Calibration Files
2 =6p499066.D 5 =6p499065.D 25 =6p499063a.D 80 =6p499061.D
100 =6p499060.D 50 =6p499062.D 1 =6p499067.D 10 =6p499064.D

Compound	2	5	25	80	100	50	1	10	Avg %RSD
103) 1,4-Dichlorobenzene-d	ISTD								
104) Benzaldehyde	0.828	0.870	0.931	0.913	0.910	0.892	0.992	0.924	0.908 5.27
105) Phenanthrene-d10a	ISTD								
106) Atrazine	0.112	0.107	0.117	0.118	0.119	0.115	0.102	0.116	0.113 5.27
107) I Naphthalene-d8a	ISTD								
108) Caprolactam	0.078	0.070	0.081	0.083	0.088	0.079	0.079	0.084	0.080 6.61
109) Phenanthrene-d10b	ISTD								
110) 1-chloroocta	0.163	0.167	0.179	0.171	0.176	0.167	0.164	0.183	0.171 4.27
111) o-terphenyl	0.565	0.554	0.588	0.583	0.579	0.581	0.565	0.593	0.576 2.33

(#) = Out of Range ### Number of calibration levels exceeded format ###

M6P3388.M Wed Jun 30 11:32:07 2021 ACLIMS

8.8.12

8

Initial Calibration Verification

Job Number: JD27540 **Sample:** E6P3389-ICV3389
Account: SESINJPB SESI Consulting Engineers **Lab FileID:** 6P499068.D
Project: Remedial Investigation, 247 North Avenue, New Rochelle, NY

Evaluate Continuing Calibration Report

Data File : C:\msdchem\1\DATA\E6P3389\6p499068.D Vial: 23
Acq On : 30 Jun 2021 1:27 am Operator: chriss2
Sample : icv3389-50 Inst : MS6P
Misc : op33209,e6p3389,30.0,,,1,1 Multiplr: 1.00
MS Integration Params: rteint.p

Method : C:\MSDCHEM\1\METHODS\M6P3388.M (RTE Integrator)
Title : Semi Volatile GC/MS,zb-5msi 30m x .25mm x .25MoTuWed Jun 30 11:29:18 2021
Last Update : Wed Jun 30 11:29:18 2021
Response via : Multiple Level Calibration

Min. RRF : 0.050 Min. Rel. Area : 50% Max. R.T. Dev 0.50min
Max. RRF Dev : 30% Max. Rel. Area : 200%

	Compound	AvgRF	CCRF	%Dev	Area%	Dev(min)	R.T.
	AvgRF CCRF % Dev						
103	1,4-Dichlorobenzene-d4a	1.000	1.000	0.0	88	0.00	4.49
104	Benzaldehyde	0.908	1.056	-16.3	104	0.00	4.17
105	Phenanthrene-d10a	1.000	1.000	0.0	96	0.00	8.25
106	Atrazine	0.113	0.129	-14.2	108	0.01	7.94
107 I	Naphthalene-d8a	1.000	1.000	0.0	91	0.00	5.41
108 T	Caprolactam	0.080	0.092	-15.0	105	0.00	5.70

(#) = Out of Range SPCC's out = 0 CCC's out = 0
6p499062a.D M6P3388.M Wed Jun 30 11:32:22 2021 ACLIMS

8.8.13

8

Continuing Calibration Summary

Job Number: JD27540 **Sample:** E6P3394-CC3388
Account: SESINJPB SESI Consulting Engineers **Lab FileID:** 6P499157.D
Project: Remedial Investigation, 247 North Avenue, New Rochelle, NY

Evaluate Continuing Calibration Report

Data File : C:\msdchem\1\DATA\jo...21\e6p3394\6p499157.d Vial: 2
Acq On : 2 Jul 2021 4:39 pm Operator: brandonl
Sample : cc3388-50 Inst : MS6P
Misc : op34109,e6p3394,30.0,,,1,1 Multiplr: 1.00
MS Integration Params: rteint.p

Method : C:\MSDCHEM\1\METHODS\M6P3388.M (RTE Integrator)
Title : Semi Volatile GC/MS,zb-5msi 30m x .25mm x .25MoTuWed Jun 30 18:27:50 2021
Last Update : Sun Jul 04 07:06:03 2021
Response via : Multiple Level Calibration

Min. RRF : 0.050 Min. Rel. Area : 50% Max. R.T. Dev 0.50min
Max. RRF Dev : 20% Max. Rel. Area : 200%

		Compound	AvgRF	CCRF	%Dev	Area%	Dev(min)	R.T.
1	I	1,4-Dichlorobenzene-d4	1.000	1.000	0.0	129	-0.03	4.46
2	t	1,4-Dioxane	0.429	0.538	-25.4#	172	-0.04	1.94
3	t	Pyridine	1.057	1.273	-20.4#	159	-0.04	2.28
4	t	N-Nitrosodimethylamine	0.588	0.720	-22.4#	162	-0.04	2.25
5	S	2-Fluorophenol	1.091	1.339	-22.7#	150	-0.02	3.50
6	t	Indene	2.156	2.178	-1.0	135	-0.03	4.65
7	t	Cumene	2.764	2.809	-1.6	130	-0.03	3.86
8	S	Phenol-d5	1.396	1.410	-1.0	130	-0.01	4.24
9	t	Phenol	1.451	1.527	-5.2	135	-0.01	4.24
10		Aniline	1.687	1.743	-3.3	130	-0.03	4.23
11	t	bis(2-Chloroethyl)ether	1.101	1.070	2.8	131	-0.03	4.27
12	t	2-Chlorophenol	1.322	1.336	-1.1	128	-0.02	4.32
13	t	Decane	0.738	0.687	6.9	129	-0.03	4.35
14	t	1,3-Dichlorobenzene	1.504	1.480	1.6	126	-0.03	4.42
15	t	1,4-Dichlorobenzene	1.500	1.476	1.6	129	-0.03	4.47
16	t	Benzyl alcohol	0.842	0.857	-1.8	131	-0.02	4.58
17	t	1,2-Dichlorobenzene	1.404	1.423	-1.4	131	-0.03	4.58
18	t	Acetophenone	1.689	1.629	3.6	128	-0.02	4.76
19	t	2-Methylphenol	1.129	1.137	-0.7	134	-0.02	4.67
20	t	2,2'-oxybis(1-Chloropropa	0.428	0.425	0.7	135	-0.03	4.66
21	t	3&4-Methylphenol	1.176	1.170	0.5	130	-0.01	4.79
22	t	n-Nitroso-di-n-propylamin	0.720	0.652	9.4	123	-0.02	4.77
23	t	Hexachloroethane	0.508	0.534	-5.1	135	-0.03	4.82
24	I	Naphthalene-d8	1.000	1.000	0.0	124	-0.03	5.38
25	S	Nitrobenzene-d5	0.263	0.292	-11.0	136	-0.03	4.87
26	t	Nitrobenzene	0.271	0.289	-6.6	135	-0.02	4.88
27	t	Quinoline	0.724	0.702	3.0	115	-0.01	5.65
28	t	Isophorone	0.568	0.533	6.2	122	-0.02	5.05
29	t	2-Nitrophenol	0.170	0.193	-13.5	129	-0.03	5.11
30	t	2,4-Dimethylphenol	0.323	0.325	-0.6	124	-0.02	5.16
		---------- True Calc. % Drift ----------						
31	t	Benzoic acid	50.000	35.034	29.9#	82	0.02	5.27
		---------- AvgRF CCRF % Dev ----------						
32	t	bis(2-Chloroethoxy)methan	0.341	0.329	3.5	126	-0.03	5.20
33	t	2,4-Dichlorophenol	0.292	0.306	-4.8	126	-0.02	5.30
34	t	2,6-Dichlorophenol	0.295	0.306	-3.7	126	-0.02	5.45
35		1,3,5-Trichlorobenzene	0.331	0.347	-4.8	131	-0.03	5.11
36	t	1,2,4-Trichlorobenzene	0.325	0.335	-3.1	129	-0.03	5.34
37		1,2,3-Trichlorobenzene	0.311	0.318	-2.3	127	-0.03	5.50

Continuing Calibration Summary

Job Number: JD27540 **Sample:** E6P3394-CC3388
Account: SESINJPB SESI Consulting Engineers **Lab FileID:** 6P499157.D
Project: Remedial Investigation, 247 North Avenue, New Rochelle, NY

38	t	Naphthalene	1.005	1.021	-1.6	127	-0.03	5.39
39	t	4-Chloroaniline	0.420	0.430	-2.4	122	-0.03	5.44
40	t	2,3-Dichloroaniline	0.373	0.368	1.3	119	-0.03	6.09
41	t	Hydroquinone	0.306	0.049#	84.0#	19#	-0.01	5.70
42	t	Hexachlorobutadiene	0.191	0.205	-7.3	132	-0.03	5.48
43	t	4-Chloro-3-methylphenol	0.286	0.279	2.4	116	-0.02	5.80
44	t	2-Methylnaphthalene	0.641	0.612	4.5	116	-0.03	5.88
45	t	1-Methylnaphthalene	0.621	0.591	4.8	117	-0.03	5.95
46	I	Acenaphthene-d10	1.000	1.000	0.0	119	-0.03	6.69
47	t	Hexachlorocyclopentadiene	0.277	0.289	-4.3	116	-0.03	6.00
48		1,2,4,5-tetrachlorobenzen	0.544	0.564	-3.7	120	-0.03	6.01
49	t	2,4,6-Trichlorophenol	0.362	0.388	-7.2	121	-0.03	6.10
50	t	2,4,5-Trichlorophenol	0.382	0.407	-6.5	120	-0.02	6.13
51	S	2-Fluorobiphenyl	1.275	1.287	-0.9	118	-0.03	6.15
52	t	2-Chloronaphthalene	1.086	1.109	-2.1	118	-0.03	6.24
53	t	Biphenyl	1.468	1.466	0.1	116	-0.03	6.23
54	t	2-Nitroaniline	0.207	0.228	-10.1	118	-0.03	6.33
55	t	Dimethylphthalate	1.289	1.278	0.9	117	-0.02	6.47
56	t	Acenaphthylene	1.392	1.426	-2.4	118	-0.03	6.57
57	t	2,6-Dinitrotoluene	0.253	0.300	-18.6	122	-0.03	6.51
58	t	3-Nitroaniline	0.280	0.318	-13.6	119	-0.03	6.66
59	t	Acenaphthene	1.134	1.132	0.2	118	-0.03	6.72

			True	Calc.	% Drift			
60	t	2,4-Dinitrophenol	100.000	71.882	28.1#	78	-0.03	6.76

			AvgRF	CCRF	% Dev			
61	t	4-Nitrophenol	0.144	0.137	4.9	103	-0.01	6.85
62	t	Dibenzofuran	1.602	1.597	0.3	118	-0.03	6.87
63	t	2,4-Dinitrotoluene	0.334	0.399	-19.5	122	-0.03	6.87
64		2,3,4,6-Tetrachlorophenol	0.318	0.338	-6.3	119	-0.03	7.00
65	t	Diethylphthalate	1.299	1.231	5.2	108	-0.03	7.09
66	t	Fluorene	1.364	1.316	3.5	113	-0.03	7.19
67	t	4-Chlorophenyl-phenylethe	0.655	0.662	-1.1	117	-0.04	7.19
68	t	4-Nitroaniline	0.290	0.290	0.0	106	-0.02	7.23
69	I	Phenanthrene-d10	1.000	1.000	0.0	120	-0.04	8.21

			True	Calc.	% Drift			
70	t	4,6-Dinitro-2-methylpheno	50.000	45.360	9.3	98	-0.03	7.26

			AvgRF	CCRF	% Dev			
71	t	n-Nitrosodiphenylamine	0.630	0.636	-1.0	111	-0.03	7.31
72	t	1,2-Diphenylhydrazine	0.544	0.531	2.4	112	-0.03	7.35
73		pentachloronitrobenzene	0.044	0.052	-18.2	131	-0.03	8.02
74	S	2,4,6-Tribromophenol	0.130	0.144	-10.8	119	-0.03	7.44
75	t	4-Bromophenyl-phenylether	0.223	0.236	-5.8	113	-0.04	7.70
76	t	Hexachlorobenzene	0.254	0.268	-5.5	113	-0.04	7.77
77	t	Pentachlorophenol	0.158	0.165	-4.4	114	-0.03	8.01
78	t	Phenanthrene	1.047	1.044	0.3	119	-0.04	8.24
79	t	Anthracene	1.063	1.080	-1.6	119	-0.03	8.30
80	t	Carbazole	0.985	0.931	5.5	113	-0.04	8.51
81	t	Di-n-butylphthalate	1.227	1.178	4.0	117	-0.04	9.00
82	t	Fluoranthene	1.185	1.154	2.6	119	-0.04	9.80
83	t	Octadecane	0.277	0.258	6.9	119	-0.04	8.11
84	I	Chrysene-d12	1.000	1.000	0.0	117	-0.05	11.94

			True	Calc.	% Drift			

8.8.14

8

Continuing Calibration Summary

Job Number: JD27540 **Sample:** E6P3394-CC3388
Account: SESINJPB SESI Consulting Engineers **Lab FileID:** 6P499157.D
Project: Remedial Investigation, 247 North Avenue, New Rochelle, NY

			AvgRF	CCRF	% Dev			
85		benzidine	50.000	31.672	36.7#	68	-0.05	10.02
86	t	Pyrene	1.237	1.233	0.3	118	-0.04	10.11
87	S	Terphenyl-d14	0.948	0.978	-3.2	117	-0.04	10.39
88	t	Butylbenzylphthalate	0.547	0.523	4.4	110	-0.04	11.17
89	t	Benzo[a]anthracene	1.227	1.215	1.0	117	-0.04	11.92
90	t	3,3'-Dichlorobenzidine	0.441	0.442	-0.2	104	-0.04	11.93
91	t	Chrysene	1.135	1.127	0.7	118	-0.04	11.98
92	t	bis(2-Ethylhexyl)phthalat	0.790	0.764	3.3	115	-0.04	12.11
93	I	Perylene-d12	1.000	1.000	0.0	121	-0.05	14.00
94	t	Di-n-octylphthalate	1.277	1.227	3.9	111	-0.04	13.08
95	t	Benzo[b]fluoranthene	1.264	1.263	0.1	115	-0.04	13.50
96	t	Benzo[k]fluoranthene	1.072	1.137	-6.1	124	0.00	13.54
97	t	Benzo[a]pyrene	1.110	1.148	-3.4	119	-0.04	13.93
98	t	Indeno[1,2,3-cd]pyrene	1.298	1.167	10.1	105	-0.04	15.32
99	t	Dibenz(a,h)acridine	0.952	1.028	-8.0	123	-0.04	15.06
100	t	Dibenz[a,h]anthracene	1.127	1.185	-5.1	124	-0.03	15.35
101	t	7,12-Dimethylbenz(a)anthr	0.532	0.504	5.3	109	-0.03	13.50

			True	Calc.	% Drift			
102	t	Benzo[g,h,i]perylene	50.000	51.741	-3.5	121	-0.03	15.63

(#) = Out of Range SPCC's out = 0 CCC's out = 0
6p499062a.D M6P3388.M Sun Jul 04 07:18:17 2021

8.8.14

8

Continuing Calibration Summary

Job Number: JD27540 **Sample:** E6P3394-CC3389
Account: SESINJPB SESI Consulting Engineers **Lab FileID:** 6P499158.D
Project: Remedial Investigation, 247 North Avenue, New Rochelle, NY

Evaluate Continuing Calibration Report

Data File : C:\msdchem\1\DATA\jo...21\e6p3394\6p499158.d Vial: 3
Acq On : 2 Jul 2021 5:04 pm Operator: brandonl
Sample : cc3389-50 Inst : MS6P
Misc : op34109,e6p3394,30.0,,,1,1 Multiplr: 1.00
MS Integration Params: rteint.p

Method : C:\MSDCHEM\1\METHODS\M6P3388.M (RTE Integrator)
Title : Semi Volatile GC/MS,zb-5msi 30m x .25mm x .25MoTuWed Jun 30 18:27:50 2021
Last Update : Sun Jul 04 07:06:03 2021
Response via : Multiple Level Calibration

Min. RRF : 0.050 Min. Rel. Area : 50% Max. R.T. Dev 0.50min
Max. RRF Dev : 20% Max. Rel. Area : 200%

	Compound	AvgRF	CCRF	%Dev	Area%	Dev(min)	R.T.
103	1,4-Dichlorobenzene-d4a	1.000	1.000	0.0	112	-0.03	4.46
104	Benzaldehyde	0.908	0.933	-2.8	117	-0.04	4.13
105	Phenanthrene-d10a	1.000	1.000	0.0	90	-0.05	8.20
106	Atrazine	0.113	0.114	-0.9	89	-0.03	7.90
107 I	Naphthalene-d8a	1.000	1.000	0.0	106	-0.03	5.38
108 T	Caprolactam	0.080	0.082	-2.5	110	-0.02	5.67
109	Phenanthrene-d10b	1.000	1.000	0.0	90	-0.05	8.20
110 s	1-chlorooctadecane	0.171	0.177	-3.5	95	-0.05	9.72
111 s	o-terphenyl	0.576	0.591	-2.6	91	-0.04	8.70

(#) = Out of Range SPCC's out = 0 CCC's out = 0
6p499062a.D M6P3388.M Sun Jul 04 07:18:24 2021

8.8.15

8

Continuing Calibration Summary

Job Number: JD27540 **Sample:** E6P3401-CC3388
Account: SESINJPB SESI Consulting Engineers **Lab FileID:** 6P499339.D
Project: Remedial Investigation, 247 North Avenue, New Rochelle, NY

Evaluate Continuing Calibration Report

Data File : C:\msdchem\1\DATA\jo...21\e6p3401\6p499339.d Vial: 2
Acq On : 9 Jul 2021 8:57 pm Operator: chriss2
Sample : cc3388-25 Inst : MS6P
Misc : op34130,e6p3401,30.0,,,1,1 Multiplr: 1.00
MS Integration Params: rteint.p

Method : C:\MSDCHEM\1\METHODS\M6P3388.M (RTE Integrator)
Title : Semi Volatile GC/MS,zb-5msi 30m x .25mm x .25MoTuWed Jun 30 18:27:50 2021
Last Update : Tue Jul 06 23:21:35 2021
Response via : Multiple Level Calibration

Min. RRF : 0.050 Min. Rel. Area : 50% Max. R.T. Dev 0.50min
Max. RRF Dev : 20% Max. Rel. Area : 200%

		Compound	AvgRF	CCRF	%Dev	Area%	Dev(min)	R.T.
1	I	1,4-Dichlorobenzene-d4	1.000	1.000	0.0	71	-0.06	4.36
2	t	1,4-Dioxane	0.429	0.439	-2.3	71	-0.10	1.80
3	t	Pyridine	1.057	1.100	-4.1	71	-0.10	2.14
4	t	N-Nitrosodimethylamine	0.588	0.619	-5.3	72	-0.10	2.11
5	S	2-Fluorophenol	1.091	1.137	-4.2	71	-0.07	3.40
6	t	Indene	2.156	2.242	-4.0	73	-0.06	4.55
7	t	Cumene	2.764	2.903	-5.0	70	-0.06	3.77
8	S	Phenol-d5	1.396	1.430	-2.4	72	-0.06	4.14
9	t	Phenol	1.451	1.563	-7.7	76	-0.06	4.15
10		Aniline	1.687	1.743	-3.3	71	-0.06	4.13
11	t	bis(2-Chloroethyl)ether	1.101	1.135	-3.1	76	-0.06	4.18
12	t	2-Chlorophenol	1.322	1.351	-2.2	74	-0.07	4.22
13	t	Decane	0.738	0.833	-12.9	86	-0.06	4.26
14	t	1,3-Dichlorobenzene	1.504	1.483	1.4	71	-0.06	4.32
15	t	1,4-Dichlorobenzene	1.500	1.488	0.8	72	-0.06	4.38
16	t	Benzyl alcohol	0.842	0.862	-2.4	72	-0.06	4.48
17	t	1,2-Dichlorobenzene	1.404	1.404	0.0	71	-0.06	4.49
18	t	Acetophenone	1.689	1.704	-0.9	70	-0.06	4.66
19	t	2-Methylphenol	1.129	1.143	-1.2	72	-0.06	4.58
20	t	2,2'-oxybis(1-Chloropropa	0.428	0.422	1.4	70	-0.06	4.57
21	t	3&4-Methylphenol	1.176	1.220	-3.7	72	-0.06	4.70
22	t	n-Nitroso-di-n-propylamin	0.720	0.791	-9.9	78	-0.06	4.67
23	t	Hexachloroethane	0.508	0.494	2.8	69	-0.06	4.73
24	I	Naphthalene-d8	1.000	1.000	0.0	71	-0.06	5.28
25	S	Nitrobenzene-d5	0.263	0.303	-15.2	81	-0.06	4.77
26	t	Nitrobenzene	0.271	0.297	-9.6	77	-0.06	4.79
27	t	Quinoline	0.724	0.666	8.0	64	-0.06	5.54
28	t	Isophorone	0.568	0.569	-0.2	72	-0.06	4.96
29	t	2-Nitrophenol	0.170	0.194	-14.1	78	-0.06	5.02
30	t	2,4-Dimethylphenol	0.323	0.326	-0.9	71	-0.06	5.07
		----------	True	Calc.	% Drift	----------		
31	t	Benzoic acid	25.000	28.995	-16.0	83	-0.06	5.16
		----------	AvgRF	CCRF	% Dev	----------		
32	t	bis(2-Chloroethoxy)methan	0.341	0.345	-1.2	73	-0.06	5.11
33	t	2,4-Dichlorophenol	0.292	0.277	5.1	66	-0.07	5.20
34	t	2,6-Dichlorophenol	0.295	0.284	3.7	68	-0.06	5.35
35		1,3,5-Trichlorobenzene	0.331	0.322	2.7	69	-0.06	5.02
36	t	1,2,4-Trichlorobenzene	0.325	0.308	5.2	68	-0.06	5.25
37		1,2,3-Trichlorobenzene	0.311	0.293	5.8	67	-0.06	5.40

Continuing Calibration Summary

Job Number: JD27540 **Sample:** E6P3401-CC3388
Account: SESINJPB SESI Consulting Engineers **Lab FileID:** 6P499339.D
Project: Remedial Investigation, 247 North Avenue, New Rochelle, NY

38	t	Naphthalene	1.005	1.011	-0.6	69	-0.06	5.30
39	t	4-Chloroaniline	0.420	0.404	3.8	65	-0.06	5.35
40	t	2,3-Dichloroaniline	0.373	0.351	5.9	64	-0.06	6.00
41	t	Hydroquinone	0.306	0.273	10.8	60	-0.06	5.61
42	t	Hexachlorobutadiene	0.191	0.181	5.2	67	-0.06	5.39
43	t	4-Chloro-3-methylphenol	0.286	0.277	3.1	65	-0.06	5.71
44	t	2-Methylnaphthalene	0.641	0.617	3.7	64	-0.06	5.79
45	t	1-Methylnaphthalene	0.621	0.584	6.0	63	-0.06	5.86
46	I	Acenaphthene-d10	1.000	1.000	0.0	66	-0.07	6.58
47	t	Hexachlorocyclopentadiene	0.277	0.274	1.1	64	-0.06	5.90
48		1,2,4,5-tetrachlorobenzen	0.544	0.541	0.6	65	-0.06	5.91
49	t	2,4,6-Trichlorophenol	0.362	0.362	0.0	65	-0.06	6.00
50	t	2,4,5-Trichlorophenol	0.382	0.378	1.0	62	-0.07	6.03
51	S	2-Fluorobiphenyl	1.275	1.230	3.5	61	-0.06	6.05
52	t	2-Chloronaphthalene	1.086	1.079	0.6	65	-0.07	6.14
53	t	Biphenyl	1.468	1.452	1.1	65	-0.07	6.12
54	t	2-Nitroaniline	0.207	0.260	-25.6#	76	-0.07	6.23
55	t	Dimethylphthalate	1.289	1.210	6.1	59	-0.07	6.36
56	t	Acenaphthylene	1.392	1.389	0.2	65	-0.07	6.46
57	t	2,6-Dinitrotoluene	0.253	0.283	-11.9	66	-0.07	6.41
58	t	3-Nitroaniline	0.280	0.298	-6.4	67	-0.07	6.55
59	t	Acenaphthene	1.134	1.141	-0.6	67	-0.07	6.61

			True	Calc.	% Drift			
60	t	2,4-Dinitrophenol	50.000	58.604	-17.2	79	-0.07	6.64

			AvgRF	CCRF	% Dev			
61	t	4-Nitrophenol	0.144	0.158	-9.7	73	-0.08	6.73
62	t	Dibenzofuran	1.602	1.586	1.0	65	-0.08	6.76
63	t	2,4-Dinitrotoluene	0.334	0.397	-18.9	74	-0.08	6.75
64		2,3,4,6-Tetrachlorophenol	0.318	0.316	0.6	66	-0.08	6.88
65	t	Diethylphthalate	1.299	1.236	4.8	64	-0.07	6.97
66	t	Fluorene	1.364	1.359	0.4	66	-0.08	7.07
67	t	4-Chlorophenyl-phenylethe	0.655	0.635	3.1	65	-0.08	7.07
68	t	4-Nitroaniline	0.290	0.281	3.1	62	-0.08	7.10
69	I	Phenanthrene-d10	1.000	1.000	0.0	57	-0.10	8.07

			True	Calc.	% Drift			
70	t	4,6-Dinitro-2-methylpheno	25.000	29.372	-17.5	76	-0.08	7.14

			AvgRF	CCRF	% Dev			
71	t	n-Nitrosodiphenylamine	0.630	0.617	2.1	61	-0.08	7.19
72	t	1,2-Diphenylhydrazine	0.544	0.591	-8.6	66	-0.09	7.23
73		pentachloronitrobenzene	0.044	0.046#	-4.5	62	-0.10	7.88
74	S	2,4,6-Tribromophenol	0.130	0.129	0.8	62	-0.09	7.31
75	t	4-Bromophenyl-phenylether	0.223	0.218	2.2	64	-0.09	7.57
76	t	Hexachlorobenzene	0.254	0.249	2.0	63	-0.09	7.64
77	t	Pentachlorophenol	0.158	0.167	-5.7	65	-0.09	7.87
78	t	Phenanthrene	1.047	1.041	0.6	57	-0.10	8.09
79	t	Anthracene	1.063	1.082	-1.8	57	-0.09	8.16
80	t	Carbazole	0.985	0.964	2.1	56	-0.10	8.37
81	t	Di-n-butylphthalate	1.227	1.223	0.3	57	-0.10	8.85
82	t	Fluoranthene	1.185	1.125	5.1	55	-0.11	9.64
83	t	Octadecane	0.277	0.300	-8.3	60	-0.09	7.98
84	I	Chrysene-d12	1.000	1.000	0.0	59	-0.11	11.77

			True	Calc.	% Drift			

8.8.16

8

Continuing Calibration Summary

Job Number: JD27540 **Sample:** E6P3401-CC3388
Account: SESINJPB SESI Consulting Engineers **Lab FileID:** 6P499339.D
Project: Remedial Investigation, 247 North Avenue, New Rochelle, NY

85		benzidine	25.000	16.586	33.7#	37	-0.11	9.87
			AvgRF	CCRF	% Dev			
86	t	Pyrene	1.237	1.167	5.7	56	-0.11	9.95
87	S	Terphenyl-d14	0.948	0.910	4.0	55	-0.11	10.23
88	t	Butylbenzylphthalate	0.547	0.535	2.2	55	-0.11	11.02
89	t	Benzo[a]anthracene	1.227	1.169	4.7	57	-0.12	11.75
90	t	3,3'-Dichlorobenzidine	0.441	0.447	-1.4	56	-0.11	11.77
91	t	Chrysene	1.135	1.064	6.3	56	-0.11	11.80
92	t	bis(2-Ethylhexyl)phthalat	0.790	0.750	5.1	56	-0.11	11.95
93	I	Perylene-d12	1.000	1.000	0.0	64	-0.11	13.83
94	t	Di-n-octylphthalate	1.277	1.303	-2.0	57	-0.10	12.92
95	t	Benzo[b]fluoranthene	1.264	1.256	0.6	65	-0.12	13.32
96	t	Benzo[k]fluoranthene	1.072	1.067	0.5	62	-0.12	13.36
97	t	Benzo[a]pyrene	1.110	1.094	1.4	63	-0.11	13.75
98	t	Indeno[1,2,3-cd]pyrene	1.298	1.254	3.4	60	-0.12	15.14
99	t	Dibenz(a,h)acridine	0.952	0.955	-0.3	62	-0.12	14.88
100	t	Dibenz[a,h]anthracene	1.127	1.107	1.8	60	-0.12	15.16
101	t	7,12-Dimethylbenz(a)anthr	0.532	0.500	6.0	61	-0.12	13.32
			True	Calc.	% Drift			
102	t	Benzo[g,h,i]perylene	25.000	24.147	3.4	60	-0.13	15.43

(#) = Out of Range SPCC's out = 0 CCC's out = 0
6p499213.d M6P3388.M Mon Jul 12 03:13:00 2021

8.8.16

8

Continuing Calibration Summary

Job Number: JD27540 **Sample:** E6P3401-CC3389
Account: SESINJPB SESI Consulting Engineers **Lab FileID:** 6P499340.D
Project: Remedial Investigation, 247 North Avenue, New Rochelle, NY

Evaluate Continuing Calibration Report

Data File : C:\msdchem\1\DATA\jo...21\e6p3401\6p499340.d Vial: 3
Acq On : 9 Jul 2021 9:20 pm Operator: chriss2
Sample : cc3389-25 Inst : MS6P
Misc : op34130,e6p3401,30.0,,,1,1 Multiplr: 1.00
MS Integration Params: rteint.p

Method : C:\MSDCHEM\1\METHODS\M6P3388.M (RTE Integrator)
Title : Semi Volatile GC/MS,zb-5msi 30m x .25mm x .25MoTuWed Jun 30 18:27:50 2021
Last Update : Tue Jul 06 23:21:35 2021
Response via : Multiple Level Calibration

Min. RRF : 0.050 Min. Rel. Area : 50% Max. R.T. Dev 0.50min
Max. RRF Dev : 20% Max. Rel. Area : 200%

	Compound	AvgRF	CCRF	%Dev	Area%	Dev(min)	R.T.
103	1,4-Dichlorobenzene-d4a	1.000	1.000	0.0	92	-0.06	4.36
104	Benzaldehyde	0.908	0.971	-6.9	96	-0.07	4.04
105	Phenanthrene-d10a	1.000	1.000	0.0	85	-0.10	8.07
106	Atrazine	0.113	0.113	0.0	82	-0.09	7.77
107 I	Naphthalene-d8a	1.000	1.000	0.0	93	-0.06	5.28
108 T	Caprolactam	0.080	0.087	-8.7	100	-0.06	5.58
109	Phenanthrene-d10b	1.000	1.000	0.0	85	-0.10	8.07
110 s	1-chlorooctadecane	0.171	0.219	-28.1#	104	-0.10	9.58
111 s	o-terphenyl	0.576	0.584	-1.4	84	-0.10	8.55

(#) = Out of Range SPCC's out = 0 CCC's out = 0
6p499213.d M6P3388.M Mon Jul 12 03:13:04 2021

8.8.17

8

Run Sequence Report

Job Number: JD27540
Account: SESINJPB SESI Consulting Engineers
Project: Remedial Investigation, 247 North Avenue, New Rochelle, NY

Run ID: E4M4670 **Method:** SW846 8270E BY SIM **Instrument ID:** GCMS4M

Lab Sample ID	Lab File ID	Date/Time Analyzed	Prep QC Batch	Client Sample ID
E4M4670-DFTPP	4M100251.D	05/28/21 10:42	n/a	DFTPP Tune
E4M4670-IC4670	4M100252.D	05/28/21 10:57	n/a	Initial cal 5
E4M4670-IC4670	4M100253.D	05/28/21 11:18	n/a	Initial cal 2.5
E4M4670-ICC4670	4M100254.D	05/28/21 11:39	n/a	Initial cal 1
E4M4670-IC4670	4M100255.D	05/28/21 12:00	n/a	Initial cal 0.5
E4M4670-IC4670	4M100256.D	05/28/21 12:21	n/a	Initial cal 0.2
E4M4670-IC4670	4M100257.D	05/28/21 12:42	n/a	Initial cal 0.1
E4M4670-IC4670	4M100258.D	05/28/21 13:02	n/a	Initial cal 0.05
E4M4670-IC4670	4M100259.D	05/28/21 13:23	n/a	Initial cal 0.02
E4M4670-IC4670	4M100260.D	05/28/21 13:44	n/a	Initial cal 0.01
E4M4670-ICV4670	4M100261.D	05/28/21 14:05	n/a	Initial cal verification 1

Run Sequence Report

Job Number: JD27540
Account: SESINJPB SESI Consulting Engineers
Project: Remedial Investigation, 247 North Avenue, New Rochelle, NY

Run ID: E4M4704 **Method:** SW846 8270E BY SIM **Instrument ID:** GCMS4M

Lab Sample ID	Lab File ID	Date/Time Analyzed	Prep QC Batch	Client Sample ID
E4M4704-DFTPP	4M100960.D	07/12/21 08:49	n/a	DFTPP Tune
E4M4704-CC4670	4M100961.D	07/12/21 09:09	n/a	Continuing cal 1
OP34211A-MB1	4M100963.D	07/12/21 10:09	OP34211A	Method Blank
OP34211A-BS12	4M100964.D	07/12/21 10:31	OP34211A	Blank Spike
ZZZZZZ	4M100966.D	07/12/21 11:16	OP34211A	(unrelated sample)
ZZZZZZ	4M100967.D	07/12/21 12:00	OP34211A	(unrelated sample)
ZZZZZZ	4M100968.D	07/12/21 12:22	OP34211A	(unrelated sample)
ZZZZZZ	4M100969.D	07/12/21 12:45	OP34211A	(unrelated sample)
ZZZZZZ	4M100970.D	07/12/21 13:08	OP34211A	(unrelated sample)
ZZZZZZ	4M100971.D	07/12/21 13:30	OP34211A	(unrelated sample)
ZZZZZZ	4M100972.D	07/12/21 13:53	OP34211A	(unrelated sample)
ZZZZZZ	4M100973.D	07/12/21 14:15	OP34211A	(unrelated sample)
OP34097A-MB1	4M100976.D	07/12/21 15:09	OP34097A	Method Blank
ZZZZZZ	4M100977.D	07/12/21 15:32	OP34097A	(unrelated sample)
ZZZZZZ	4M100978.D	07/12/21 15:54	OP34097A	(unrelated sample)
ZZZZZZ	4M100979.D	07/12/21 16:16	OP34097A	(unrelated sample)
OP34109A-MB1	4M100981.D	07/12/21 16:59	OP34109A	Method Blank
JD27540-14	4M100982.D	07/12/21 17:20	OP34109A	R1-SB-6(5.5-6.0)

Run Sequence Report

Job Number: JD27540
Account: SESINJPB SESI Consulting Engineers
Project: Remedial Investigation, 247 North Avenue, New Rochelle, NY

Run ID: E4P2367 **Method:** SW846 8270E BY SIM **Instrument ID:** GCMS4P

Lab Sample ID	Lab File ID	Date/Time Analyzed	Prep QC Batch	Client Sample ID
E4P2367-DFTPP	4P45229.D	05/03/21 22:28	n/a	DFTPP Tune
E4P2367-IC2367	4P45230.D	05/03/21 22:41	n/a	Initial cal 5
E4P2367-IC2367	4P45231.D	05/03/21 23:09	n/a	Initial cal 2.5
E4P2367-ICC2367	4P45232.D	05/03/21 23:31	n/a	Initial cal 1
E4P2367-IC2367	4P45233.D	05/03/21 23:53	n/a	Initial cal 0.5
E4P2367-IC2367	4P45234.D	05/04/21 00:14	n/a	Initial cal 0.2
E4P2367-IC2367	4P45235.D	05/04/21 00:36	n/a	Initial cal 0.1
E4P2367-IC2367	4P45236.D	05/04/21 00:58	n/a	Initial cal 0.05
E4P2367-IC2367	4P45237.D	05/04/21 01:19	n/a	Initial cal 0.02
E4P2367-IC2367	4P45238.D	05/04/21 01:41	n/a	Initial cal 0.01
E4P2367-ICV2367	4P45239.D	05/04/21 02:03	n/a	Initial cal verification 1

Run Sequence Report

Job Number: JD27540
Account: SESINJPB SESI Consulting Engineers
Project: Remedial Investigation, 247 North Avenue, New Rochelle, NY

Run ID: E4P2431 **Method:** SW846 8270E BY SIM **Instrument ID:** GCMS4P

Lab Sample ID	Lab File ID	Date/Time Analyzed	Prep QC Batch	Client Sample ID
E4P2431-DFTPP	4P46353.D	07/02/21 22:40	n/a	DFTPP Tune
E4P2431-CC2367	4P46355.D	07/02/21 23:38	n/a	Continuing cal 1
OP34098A-MB1	4P46356.D	07/03/21 00:18	OP34098A	Method Blank
OP34109A-MB1	4P46357.D	07/03/21 00:38	OP34109A	Method Blank
OP34109A-BS12	4P46361.D	07/03/21 02:38	OP34109A	Blank Spike
OP34109A-BSD12	4P46362.D	07/03/21 02:59	OP34109A	Blank Spike Duplicate
ZZZZZZ	4P46375.D	07/03/21 04:12	OP34098A	(unrelated sample)
ZZZZZZ	4P46376.D	07/03/21 04:33	OP34098A	(unrelated sample)
ZZZZZZ	4P46377.D	07/03/21 04:54	OP34098A	(unrelated sample)
ZZZZZZ	4P46378.D	07/03/21 05:14	OP34098A	(unrelated sample)
ZZZZZZ	4P46379.D	07/03/21 05:35	OP34098A	(unrelated sample)
OP34109A-MSA	4P46380.D	07/03/21 05:56	OP34109A	Matrix Spike
OP34109A-MSDA	4P46381.D	07/03/21 06:17	OP34109A	Matrix Spike Duplicate
JD27540-2	4P46382.D	07/03/21 06:38	OP34109A	R1-SB-1(5.0-5.5)
JD27540-1	4P46383.D	07/03/21 06:59	OP34109A	R1-SB-1(1.5-2.0)
JD27540-3	4P46384.D	07/03/21 07:19	OP34109A	R1-SB-1(11-11.5)
JD27540-17	4P46387.D	07/03/21 08:01	OP34109A	R1-SB-11(1.5-2.0)
JD27540-18	4P46388.D	07/03/21 08:22	OP34109A	R1-SB-11(6-6.5)
JD27540-13	4P46385.D	07/03/21 09:04	OP34109A	R1-SB-6(3.5-4.0)

Run Sequence Report

Job Number: JD27540
Account: SESINJPB SESI Consulting Engineers
Project: Remedial Investigation, 247 North Avenue, New Rochelle, NY

Run ID: E6P3388 **Method:** SW846 8270E **Instrument ID:** GCMS6P

Lab Sample ID	Lab File ID	Date/Time Analyzed	Prep QC Batch	Client Sample ID
E6P3388-DFTPP	6P499045.D	06/29/21 13:27	n/a	DFTPP Tune
E6P3388-IC3388	6P499047.D	06/29/21 14:35	n/a	Initial cal 2
E6P3388-IC3388	6P499048.D	06/29/21 15:02	n/a	Initial cal 5
E6P3388-IC3388	6P499049.D	06/29/21 15:25	n/a	Initial cal 10
E6P3388-IC3388	6P499050.D	06/29/21 15:48	n/a	Initial cal 25
E6P3388-ICC3388	6P499051.D	06/29/21 16:10	n/a	Initial cal 50
E6P3388-IC3388	6P499052.D	06/29/21 16:33	n/a	Initial cal 80
E6P3388-IC3388	6P499053.D	06/29/21 16:55	n/a	Initial cal 100
E6P3388-ICV3388	6P499055.D	06/29/21 19:39	n/a	Initial cal verification 50
E6P3388-ICV3388	6P499056.D	06/29/21 20:02	n/a	Initial cal verification 50
E6P3388-ICV3388	6P499057.D	06/29/21 20:24	n/a	Initial cal verification 50
E6P3388-ICV3388	6P499058.D	06/29/21 20:47	n/a	Initial cal verification 50

Run Sequence Report

Job Number: JD27540
Account: SESINJPB SESI Consulting Engineers
Project: Remedial Investigation, 247 North Avenue, New Rochelle, NY

Run ID: E6P3389 **Method:** SW846 8270E **Instrument ID:** GCMS6P

Lab Sample ID	Lab File ID	Date/Time Analyzed	Prep QC Batch	Client Sample ID
E6P3389-DFTPP	6P499059.D	06/29/21 21:17	n/a	DFTPP Tune
E6P3389-IC3389	6P499060.D	06/29/21 21:35	n/a	Initial cal 100
E6P3389-IC3389	6P499061.D	06/29/21 21:57	n/a	Initial cal 80
E6P3389-ICC3389	6P499062.D	06/29/21 22:20	n/a	Initial cal 50
E6P3389-IC3389	6P499063A.D	06/29/21 23:36	n/a	Initial cal 25
E6P3389-IC3389	6P499064.D	06/29/21 23:59	n/a	Initial cal 10
E6P3389-IC3389	6P499065.D	06/30/21 00:21	n/a	Initial cal 5
E6P3389-IC3389	6P499066.D	06/30/21 00:43	n/a	Initial cal 2
E6P3389-IC3389	6P499067.D	06/30/21 01:05	n/a	Initial cal 1
E6P3389-ICV3389	6P499068.D	06/30/21 01:27	n/a	Initial cal verification 50

Run Sequence Report

Job Number: JD27540
Account: SESINJPB SESI Consulting Engineers
Project: Remedial Investigation, 247 North Avenue, New Rochelle, NY

Run ID: E6P3394	**Method:** SW846 8270E	**Instrument ID:** GCMS6P

Lab Sample ID	Lab File ID	Date/Time Analyzed	Prep QC Batch	Client Sample ID
E6P3394-DFTPP	6P499156.D	07/02/21 16:23	n/a	DFTPP Tune
E6P3394-CC3388	6P499157.D	07/02/21 16:39	n/a	Continuing cal 50
E6P3394-CC3389	6P499158.D	07/02/21 17:04	n/a	Continuing cal 50
OP34109-MB1	6P499161.D	07/02/21 18:53	OP34109	Method Blank
OP34109-BS1	6P499162.D	07/02/21 19:15	OP34109	Blank Spike
OP34109-MS	6P499163.D	07/02/21 19:38	OP34109	Matrix Spike
OP34109-MSD	6P499164.D	07/02/21 20:00	OP34109	Matrix Spike Duplicate
JD27540-1	6P499167.D	07/02/21 21:07	OP34109	R1-SB-1(1.5-2.0)
JD27540-2	6P499168.D	07/02/21 21:29	OP34109	R1-SB-1(5.0-5.5)
JD27540-3	6P499169.D	07/02/21 21:51	OP34109	R1-SB-1(11-11.5)
JD27540-4	6P499170.D	07/02/21 22:13	OP34109	R1-SB-2(3-3.5)
JD27540-5	6P499171.D	07/02/21 22:35	OP34109	R1-SB-2(6-6.5)
JD27540-6	6P499172.D	07/02/21 22:56	OP34109	R1-SB-3(1-1.5)
JD27540-7	6P499173.D	07/02/21 23:18	OP34109	R1-SB-3(7-7.5)
JD27540-8	6P499174.D	07/02/21 23:40	OP34109	R1-SB-3(12-12.5)
JD27540-10	6P499175.D	07/03/21 00:16	OP34109	R1-SB-4(8-8.5)
JD27540-11	6P499176.D	07/03/21 00:37	OP34109	R1-SB-5(3.5-4.0)
JD27540-12	6P499177.D	07/03/21 00:59	OP34109	R1-SB-5(7.5-8.0)
JD27540-15	6P499178.D	07/03/21 01:21	OP34109	R1-SB-12(3.5-4.0)
JD27540-16	6P499179.D	07/03/21 01:43	OP34109	R1-SB-12(6.5-7.0)
JD27540-14	6P499180.D	07/03/21 02:05	OP34109	R1-SB-6(5.5-6.0)
JD27540-18	6P499182.D	07/03/21 02:54	OP34109	R1-SB-11(6-6.5)
JD27540-13	6P499183.D	07/03/21 03:15	OP34109	R1-SB-6(3.5-4.0)
JD27540-9	6P499184.D	07/03/21 03:37	OP34109	R1-SB-4(4-4.5)

Run Sequence Report

Job Number: JD27540
Account: SESINJPB SESI Consulting Engineers
Project: Remedial Investigation, 247 North Avenue, New Rochelle, NY

Run ID: E6P3401 **Method:** SW846 8270E **Instrument ID:** GCMS6P

Lab Sample ID	Lab File ID	Date/Time Analyzed	Prep QC Batch	Client Sample ID
E6P3401-DFTPP	6P499338.D	07/09/21 20:35	n/a	DFTPP Tune
E6P3401-CC3388	6P499339.D	07/09/21 20:57	n/a	Continuing cal 25
E6P3401-CC3389	6P499340.D	07/09/21 21:20	n/a	Continuing cal 25
OP34163-MB1	6P499341A.D	07/09/21 22:06	OP34163	Method Blank
OP34163-BS1	6P499342.D	07/09/21 22:29	OP34163	Blank Spike
ZZZZZZ	6P499343.D	07/09/21 22:51	OP34163	(unrelated sample)
ZZZZZZ	6P499344.D	07/09/21 23:13	OP34163	(unrelated sample)
ZZZZZZ	6P499345.D	07/09/21 23:36	OP34163	(unrelated sample)
ZZZZZZ	6P499346.D	07/09/21 23:58	OP34163	(unrelated sample)
ZZZZZZ	6P499347.D	07/10/21 00:20	OP34163	(unrelated sample)
ZZZZZZ	6P499348.D	07/10/21 00:43	OP34163	(unrelated sample)
JD27540-17	6P499349.D	07/10/21 01:05	OP34109	R1-SB-11(1.5-2.0)
ZZZZZZ	6P499350.D	07/10/21 01:27	OP34130	(unrelated sample)
OP34163-MS	6P499351.D	07/10/21 01:49	OP34163	Matrix Spike
OP34163-MSD	6P499352.D	07/10/21 02:12	OP34163	Matrix Spike Duplicate
JD27721-1	6P499353.D	07/10/21 02:34	OP34163	(used for QC only; not part of job JD27540)
ZZZZZZ	6P499354.D	07/10/21 02:56	OP34163	(unrelated sample)
ZZZZZZ	6P499355.D	07/10/21 03:18	OP34163	(unrelated sample)
ZZZZZZ	6P499356.D	07/10/21 03:40	OP34163	(unrelated sample)
ZZZZZZ	6P499357.D	07/10/21 04:02	OP34163	(unrelated sample)
ZZZZZZ	6P499358.D	07/10/21 04:25	OP34163	(unrelated sample)
ZZZZZZ	6P499359.D	07/10/21 04:47	OP34163	(unrelated sample)
ZZZZZZ	6P499360.D	07/10/21 05:09	OP34163	(unrelated sample)
ZZZZZZ	6P499361.D	07/10/21 05:31	OP34163	(unrelated sample)
ZZZZZZ	6P499362.D	07/10/21 05:53	OP34163	(unrelated sample)
ZZZZZZ	6P499363.D	07/10/21 06:15	OP34163	(unrelated sample)
ZZZZZZ	6P499364.D	07/10/21 06:37	OP34163	(unrelated sample)
ZZZZZZ	6P499365.D	07/10/21 06:59	OP34163	(unrelated sample)
ZZZZZZ	6P499366.D	07/10/21 07:21	OP34163	(unrelated sample)

MS Semi-volatiles

Raw Data

Quantitation Report (QT Reviewed)

Data Path : C:\msdchem\1\DATA\jonkm\070421\e6p3394\
Data File : 6p499167.d
Acq On : 2 Jul 2021 9:07 pm
Operator : brandonl
Sample : jd27540-1 Inst : MS6P
Misc : op34109,e6p3394,30.5,,,1,1
ALS Vial : 12 Sample Multiplier: 1

Quant Method : C:\MSDCHEM\1\METHODS\M6P3388.M
Quant Results File: M6P3388.RES
Quant Time: Jul 04 08:30:36 2021
Quant Title : Semi Volatile GC/MS,zb-5msi 30m x .25mm x .25MoTuWed Jun 30 18:27:50 2021
QLast Update : Sun Jul 04 07:36:43 2021
Response via : Initial Calibration

Compound	R.T.	QIon	Response	Conc	Units	Dev(Min)
Internal Standards						
1) 1,4-Dichlorobenzene-d4	4.455	152	890505	40.00	ppm	0.00
24) Naphthalene-d8	5.375	136	3259794	40.00	ppm	0.00
46) Acenaphthene-d10	6.686	164	1919713	40.00	ppm	0.00
69) Phenanthrene-d10	8.199	188	2739692	40.00	ppm	0.00
84) Chrysene-d12	11.922	240	2365950	40.00	ppm	0.00
93) Perylene-d12	13.992	264	2393935	40.00	ppm	0.00
103) 1,4-Dichlorobenzene-d4a	4.455	152	890505	40.00	ppm	0.00
105) Phenanthrene-d10a	8.199	188	2739692	40.00	ppm	0.00
107) Naphthalene-d8a	5.375	136	3259794	40.00	ppm	0.00
109) Phenanthrene-d10b	8.199	188	2739692	40.00	ppm	0.00
112) Chrysene-d12a	11.922	240	2365950	40.00	ppm	0.00
System Monitoring Compounds						
5) 2-Fluorophenol	3.509	112	642068	26.44	ppm	0.00
Spiked Amount 50.000			Recovery = 52.88%			
8) Phenol-d5	4.231	99	737803	23.75	ppm	0.00
Spiked Amount 50.000			Recovery = 47.50%			
25) Nitrobenzene-d5	4.862	82	614255	28.70	ppm	0.00
Spiked Amount 50.000			Recovery = 57.40%			
51) 2-Fluorobiphenyl	6.145	172	1584763	25.91	ppm	0.00
Spiked Amount 50.000			Recovery = 51.82%			
74) 2,4,6-Tribromophenol	7.429	330	232564	26.05	ppm	-0.01
Spiked Amount 50.000			Recovery = 52.10%			
87) Terphenyl-d14	10.382	244	1741958	31.08	ppm	0.00
Spiked Amount 50.000			Recovery = 62.16%			
110) 1-chlorooctadecane	0.000	57	0d	0.00	ppm	
Spiked Amount 50.000			Recovery = 0.00%			
111) o-terphenyl	0.000	230	0	0.00	ppm	
Spiked Amount 50.000			Recovery = 0.00%			
Target Compounds						Qvalue

(#) = qualifier out of range (m) = manual integration (+) = signals summed

Quantitation Report (QT Reviewed)

Data Path : C:\msdchem\1\DATA\jonkm\070421\e6p3394\
Data File : 6p499167.d
Acq On : 2 Jul 2021 9:07 pm
Operator : brandonl
Sample : jd27540-1 Inst : MS6P
Misc : op34109,e6p3394,30.5,,,1,1
ALS Vial : 12 Sample Multiplier: 1

Quant Method : C:\MSDCHEM\1\METHODS\M6P3388.M
Quant Results File: M6P3388.RES
Quant Time: Jul 04 08:30:36 2021
Quant Title : Semi Volatile GC/MS,zb-5msi 30m x .25mm x .25MoTuWed Jun 30 18:27:50 2021
QLast Update : Sun Jul 04 07:36:43 2021
Response via : Initial Calibration

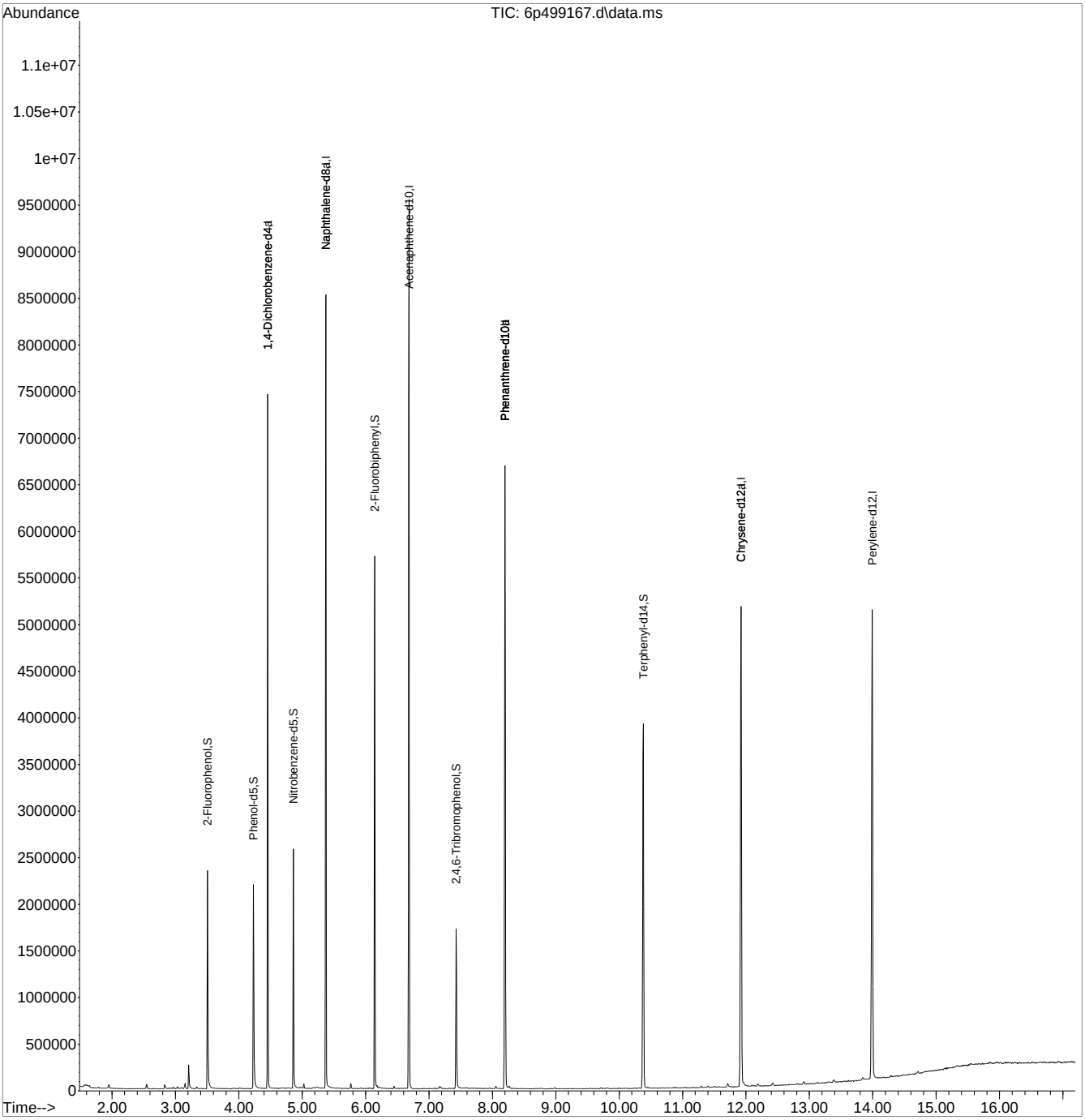

LSC Area Percent Report

Data Path : C:\msdchem\1\DATA\jonkm\070421\e6p3394\
Data File : 6p499167.d
Acq On : 2 Jul 2021 9:07 pm
Operator : brandonl
Sample : jd27540-1
Misc : op34109,e6p3394,30.5,,,1,1
ALS Vial : 12 Sample Multiplier: 1

Integration Parameters: rteint.p
Integrator: RTE
Smoothing : ON Filtering: 5
Sampling : 1 Min Area: 1000 Area counts
Start Thrs: 0.001 Max Peaks: 150
Stop Thrs : 0 Peak Location: TOP

If leading or trailing edge < 100 prefer < Baseline drop else tangent >
Peak separation: 7

Method : C:\MSDCHEM\1\METHODS\M6P3388.M
Title : Semi Volatile GC/MS,zb-5msi 30m x .25mm x .25MoTuWed Jun 30 18:27:50 2021

Signal : TIC: 6p499167.d\data.ms

peak #	R.T. min	first scan	max scan	last scan	PK TY	peak height	corr. area	corr. % max.	% of total
1	1.567	7	16	18	rBV4	20332	40255	0.55%	0.073%
2	1.588	18	20	39	rVB6	35524	132294	1.79%	0.240%
3	1.792	54	58	65	rVB3	11078	12602	0.17%	0.023%
4	1.952	80	88	94	rVV	40457	52580	0.71%	0.096%
5	2.546	191	199	211	rVB	48795	66700	0.90%	0.121%
6	2.829	248	252	262	rBV	45541	61777	0.84%	0.112%
7	2.888	262	263	267	rVV4	7366	9555	0.13%	0.017%
8	2.936	268	272	275	rVV5	8602	13127	0.18%	0.024%
9	2.974	275	279	284	rVB4	18539	21370	0.29%	0.039%
10	3.038	284	291	295	rBV3	23974	32735	0.44%	0.059%
11	3.102	295	303	307	rVB7	11881	24094	0.33%	0.044%
12	3.156	307	313	318	rVB	60372	64423	0.87%	0.117%
13	3.209	318	323	341	rVB	259293	246632	3.34%	0.448%
14	3.337	341	347	355	rBV3	21556	31306	0.42%	0.057%
15	3.396	355	358	364	rBV8	5470	9438	0.13%	0.017%
16	3.509	373	379	401	rBV	2341271	1889861	25.61%	3.433%
17	4.011	467	473	481	rBV6	11907	26628	0.36%	0.048%
18	4.231	505	514	533	rBV	2191562	1884444	25.54%	3.423%
19	4.455	550	556	566	rBV	7449114	4697046	63.65%	8.531%
20	4.685	591	599	608	rBV	6760	22241	0.30%	0.040%
21	4.776	611	616	626	rBV	6551	11395	0.15%	0.021%
22	4.862	626	632	647	rBV	2569678	1818073	24.64%	3.302%
23	4.979	652	654	659	rVV6	7511	11132	0.15%	0.020%
24	5.028	659	663	671	rVB	51113	46745	0.63%	0.085%
25	5.193	682	694	696	rBV	12357	30438	0.41%	0.055%
26	5.225	696	700	714	rVB8	14996	37101	0.50%	0.067%
27	5.375	723	728	743	rBV	8511070	6116538	82.89%	11.109%
28	5.557	758	762	767	rBV8	6636	10130	0.14%	0.018%
29	5.600	767	770	776	rVB8	5170	10219	0.14%	0.019%
30	5.766	793	801	807	rBV	55276	48215	0.65%	0.088%
31	5.926	827	831	837	rBV8	10083	11869	0.16%	0.022%
32	6.012	842	847	852	rBV9	4635	10273	0.14%	0.019%
33	6.092	858	862	864	rVB5	8533	9012	0.12%	0.016%
34	6.145	866	872	883	rBV	5715436	4251947	57.62%	7.723%
35	6.215	883	885	892	rVV4	16717	31519	0.43%	0.057%
36	6.268	892	895	898	rVB5	8312	9154	0.12%	0.017%
37	6.450	925	929	933	rBV	26543	24372	0.33%	0.044%
38	6.638	956	964	968	rVV	7242	13814	0.19%	0.025%
39	6.686	968	973	985	rVB	9540484	7379076	100.00%	13.403%
40	7.092	1043	1049	1052	rVB7	9793	12966	0.18%	0.024%

LSC Area Percent Report

Data Path : C:\msdchem\1\DATA\jonkm\070421\e6p3394\
Data File : 6p499167.d
Acq On : 2 Jul 2021 9:07 pm
Operator : brandonl
Sample : jd27540-1
Misc : op34109,e6p3394,30.5,,,1,1
ALS Vial : 12 Sample Multiplier: 1

Integration Parameters: rteint.p
Integrator: RTE
Smoothing : ON Filtering: 5
Sampling : 1 Min Area: 1000 Area counts
Start Thrs: 0.001 Max Peaks: 150
Stop Thrs : 0 Peak Location: TOP

If leading or trailing edge < 100 prefer < Baseline drop else tangent >
Peak separation: 7

Method : C:\MSDCHEM\1\METHODS\M6P3388.M
Title : Semi Volatile GC/MS,zb-5msi 30m x .25mm x .25MoTuWed Jun 30 18:27:50 2021

41	7.130	1052	1056	1058	rBV5	6910	9321	0.13%	0.017%
42	7.167	1058	1063	1072	rVB6	24818	42558	0.58%	0.077%
43	7.311	1085	1090	1093	rBV7	6329	9746	0.13%	0.018%
44	7.429	1104	1112	1127	rBV	1714251	1552002	21.03%	2.819%
45	7.584	1136	1141	1151	rVB	8014	17485	0.24%	0.032%
46	7.959	1207	1211	1214	rVB6	9093	11179	0.15%	0.020%
47	8.055	1224	1229	1234	rBV	27248	29595	0.40%	0.054%
48	8.199	1250	1256	1265	rBV	6686023	6270041	84.97%	11.388%
49	8.263	1265	1268	1277	rVV	30956	47500	0.64%	0.086%
50	8.750	1355	1359	1366	rBV9	6810	11590	0.16%	0.021%
51	8.916	1385	1390	1396	rBV10	5995	9783	0.13%	0.018%
52	8.986	1396	1403	1410	rVB5	13809	24750	0.34%	0.045%
53	9.547	1503	1508	1513	rBV9	5880	10994	0.15%	0.020%
54	9.713	1535	1539	1546	rBV10	11980	18469	0.25%	0.034%
55	9.815	1555	1558	1565	rVB9	8337	13563	0.18%	0.025%
56	9.991	1586	1591	1598	rVB10	8678	13331	0.18%	0.024%
57	10.242	1634	1638	1644	rBV8	6487	10204	0.14%	0.019%
58	10.307	1646	1650	1655	rBV8	7858	12589	0.17%	0.023%
59	10.382	1655	1664	1674	rVV	3915468	4293532	58.19%	7.798%
60	10.451	1674	1677	1684	rVB9	15135	22018	0.30%	0.040%
61	10.681	1715	1720	1724	rBV8	7281	9871	0.13%	0.018%
62	10.740	1726	1731	1734	rBV7	6122	9025	0.12%	0.016%
63	10.868	1750	1755	1759	rBV8	8420	13785	0.19%	0.025%
64	11.029	1779	1785	1790	rVB9	7940	16461	0.22%	0.030%
65	11.296	1825	1835	1842	rBV9	17433	33581	0.46%	0.061%
66	11.403	1847	1855	1859	rVB9	15355	26419	0.36%	0.048%
67	11.499	1869	1873	1880	rVB4	10714	14309	0.19%	0.026%
68	11.569	1880	1886	1889	rBV8	7439	12298	0.17%	0.022%
69	11.713	1905	1913	1921	rBV5	37900	56257	0.76%	0.102%
70	11.922	1940	1952	1972	rBV2	5153770	6238231	84.54%	11.330%
71	12.093	1981	1984	1988	rBV5	11373	13939	0.19%	0.025%
72	12.125	1988	1990	1997	rVB8	7828	12571	0.17%	0.023%
73	12.189	1997	2002	2007	rBV9	24456	34948	0.47%	0.063%
74	12.425	2038	2046	2051	rBV6	30486	47244	0.64%	0.086%
75	12.596	2074	2078	2083	rBV8	6647	11657	0.16%	0.021%
76	12.681	2091	2094	2099	rBV7	10208	13323	0.18%	0.024%
77	12.804	2108	2117	2122	rBV7	13854	30393	0.41%	0.055%
78	12.911	2132	2137	2141	rBV7	31915	45484	0.62%	0.083%
79	12.976	2145	2149	2152	rBV6	8174	11241	0.15%	0.020%
80	13.034	2155	2160	2163	rBV7	9192	13846	0.19%	0.025%
81	13.131	2171	2178	2182	rBV10	16145	28009	0.38%	0.051%
82	13.291	2203	2208	2209	rBV5	9820	9997	0.14%	0.018%
83	13.382	2220	2225	2231	rBV9	27271	52029	0.71%	0.094%
84	13.617	2265	2269	2271	rBV5	15195	17663	0.24%	0.032%
85	13.676	2276	2280	2284	rVB7	11067	22555	0.31%	0.041%

LSC Area Percent Report

Data Path : C:\msdchem\1\DATA\jonkm\070421\e6p3394\
Data File : 6p499167.d
Acq On : 2 Jul 2021 9:07 pm
Operator : brandonl
Sample : jd27540-1
Misc : op34109,e6p3394,30.5,,,1,1
ALS Vial : 12 Sample Multiplier: 1

Integration Parameters: rteint.p
Integrator: RTE
Smoothing : ON Filtering: 5
Sampling : 1 Min Area: 1000 Area counts
Start Thrs: 0.001 Max Peaks: 150
Stop Thrs : 0 Peak Location: TOP

If leading or trailing edge < 100 prefer < Baseline drop else tangent >
Peak separation: 7

Method : C:\MSDCHEM\1\METHODS\M6P3388.M
Title : Semi Volatile GC/MS,zb-5msi 30m x .25mm x .25MoTuWed Jun 30 18:27:50 2021

86	13.735	2284	2291	2293	rBV8	14730	33356	0.45%	0.061%
87	13.842	2306	2311	2315	rBV7	29214	47367	0.64%	0.086%
88	13.992	2330	2339	2350	rBV	5034737	6229487	84.42%	11.315%
89	14.222	2380	2382	2385	rBV4	10889	11593	0.16%	0.021%
90	14.286	2389	2394	2400	rBV10	20923	40675	0.55%	0.074%
91	14.356	2400	2407	2408	rBV7	11003	17756	0.24%	0.032%
92	14.377	2409	2411	2415	rVB5	7130	9129	0.12%	0.017%
93	14.479	2426	2430	2433	rBV6	13400	17351	0.24%	0.032%
94	14.639	2457	2460	2464	rVB6	7808	12287	0.17%	0.022%
95	14.719	2466	2475	2479	rBV6	29406	68398	0.93%	0.124%
96	15.131	2548	2552	2554	rBV5	23000	30958	0.42%	0.056%
97	15.174	2558	2560	2562	rBV3	16622	15730	0.21%	0.029%
98	15.511	2621	2623	2624	rBV2	18225	11226	0.15%	0.020%
99	15.543	2625	2629	2634	rVV8	20265	35362	0.48%	0.064%
100	16.078	2726	2729	2732	rBV5	13221	18071	0.24%	0.033%

Sum of corrected areas: 55057228

LSC Report - Integrated Chromatogram

Data Path : C:\msdchem\1\DATA\jonkm\070421\e6p3394\
Data File : 6p499167.d
Acq On : 2 Jul 2021 9:07 pm
Operator : brandonl
Sample : jd27540-1
Misc : op34109,e6p3394,30.5,,,1,1
ALS Vial : 12 Sample Multiplier: 1

Quant Method : C:\MSDCHEM\1\METHODS\M6P3388.M
Quant Title : Semi Volatile GC/MS,zb-5msi 30m x .25mm x .25MoTuWed Jun 30 18:27:50 2021

TIC Library : C:\Database\NIST08.L
TIC Integration Parameters: lscint.p

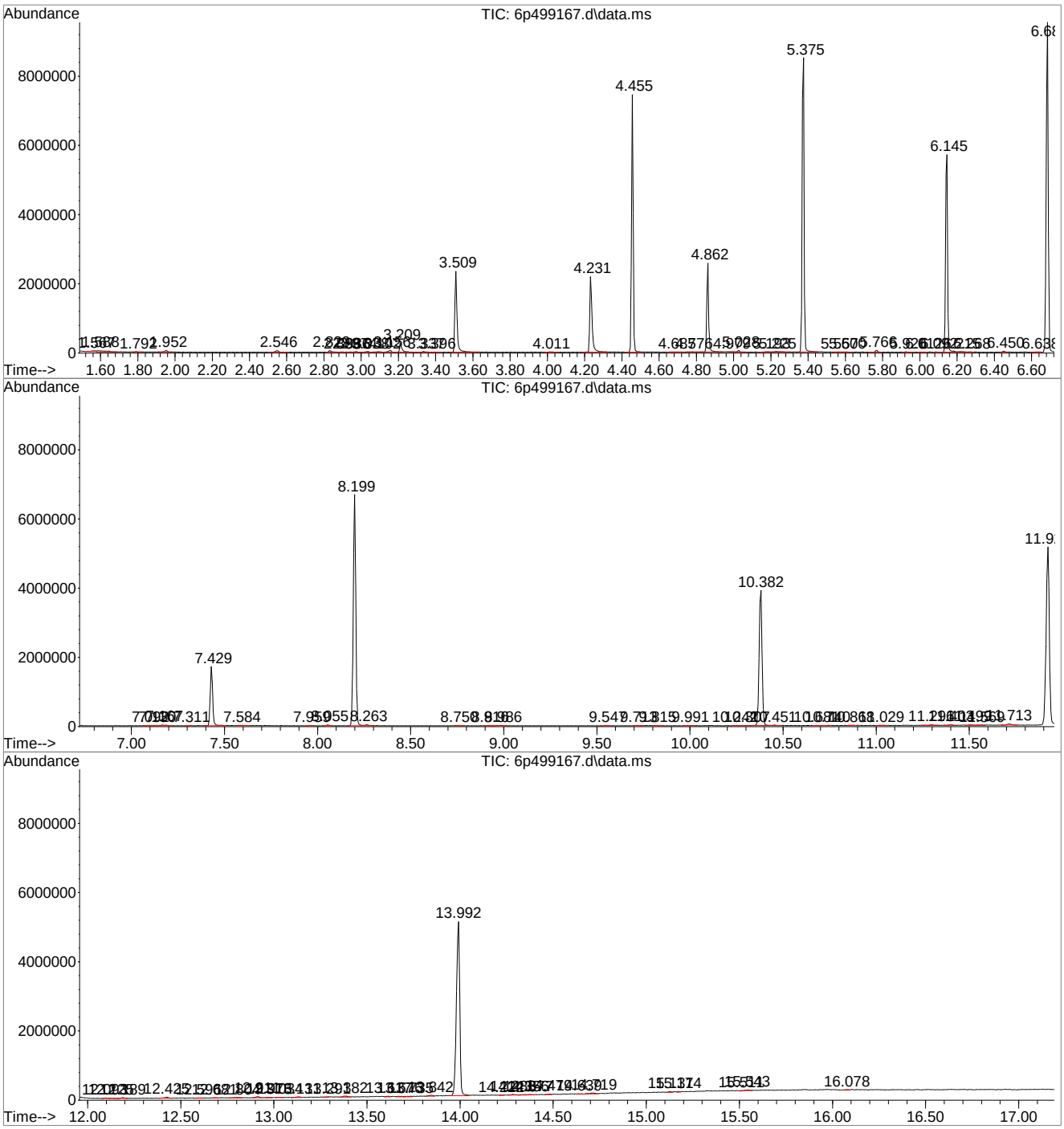

Tentatively Identified Compound (LSC) summary

Data Path : C:\msdchem\1\DATA\jonkm\070421\e6p3394\
Data File : 6p499167.d
Acq On : 2 Jul 2021 9:07 pm
Operator : brandonl
Sample : jd27540-1
Misc : op34109,e6p3394,30.5,,,1,1
ALS Vial : 12 Sample Multiplier: 1

Quant Method : C:\MSDCHEM\1\METHODS\M6P3388.M
Quant Title : Semi Volatile GC/MS,zb-5msi 30m x .25mm x .25MoTuWed Jun 30 18:27:50 2021

TIC Library : C:\Database\NIST08.L
TIC Integration Parameters: lscint.p

					--Internal Standard---			
TIC Top Hit name	RT	EstConc	Units	Response	#	RT	Resp	Conc

No Library Search Compounds Detected
****

Quantitation Report (QT Reviewed)

Data Path : C:\msdchem\1\DATA\jonkm\070421\e6p3394\
Data File : 6p499168.d
Acq On : 2 Jul 2021 9:29 pm
Operator : brandonl
Sample : jd27540-2 Inst : MS6P
Misc : op34109,e6p3394,30.2,,,1,1
ALS Vial : 13 Sample Multiplier: 1

Quant Method : C:\MSDCHEM\1\METHODS\M6P3388.M
Quant Results File: M6P3388.RES
Quant Time: Jul 04 08:32:36 2021
Quant Title : Semi Volatile GC/MS,zb-5msi 30m x .25mm x .25MoTuWed Jun 30 18:27:50 2021
QLast Update : Sun Jul 04 07:36:43 2021
Response via : Initial Calibration

Compound	R.T.	QIon	Response	Conc	Units	Dev(Min)
Internal Standards						
1) 1,4-Dichlorobenzene-d4	4.455	152	920768	40.00	ppm	0.00
24) Naphthalene-d8	5.375	136	3395682	40.00	ppm	0.00
46) Acenaphthene-d10	6.686	164	1903216	40.00	ppm	0.00
69) Phenanthrene-d10	8.199	188	3228640	40.00	ppm	0.00
84) Chrysene-d12	11.922	240	2505432	40.00	ppm	0.00
93) Perylene-d12	13.992	264	2804621	40.00	ppm	0.00
103) 1,4-Dichlorobenzene-d4a	4.455	152	920768	40.00	ppm	0.00
105) Phenanthrene-d10a	8.199	188	3228640	40.00	ppm	0.00
107) Naphthalene-d8a	5.375	136	3395682	40.00	ppm	0.00
109) Phenanthrene-d10b	8.199	188	3228640	40.00	ppm	0.00
112) Chrysene-d12a	11.922	240	2505432	40.00	ppm	0.00
System Monitoring Compounds						
5) 2-Fluorophenol	3.503	112	949815	37.82	ppm	0.00
Spiked Amount 50.000			Recovery = 75.64%			
8) Phenol-d5	4.231	99	1122365	34.93	ppm	0.00
Spiked Amount 50.000			Recovery = 69.86%			
25) Nitrobenzene-d5	4.862	82	868265	38.94	ppm	0.00
Spiked Amount 50.000			Recovery = 77.88%			
51) 2-Fluorobiphenyl	6.145	172	2351962	38.78	ppm	0.00
Spiked Amount 50.000			Recovery = 77.56%			
74) 2,4,6-Tribromophenol	7.429	330	399094	37.93	ppm	-0.01
Spiked Amount 50.000			Recovery = 75.86%			
87) Terphenyl-d14	10.382	244	3229832	54.41	ppm	0.00
Spiked Amount 50.000			Recovery = 108.82%			
110) 1-chlorooctadecane	0.000	57	0	0.00	ppm	
Spiked Amount 50.000			Recovery = 0.00%			
111) o-terphenyl	0.000	230	0	0.00	ppm	
Spiked Amount 50.000			Recovery = 0.00%			
Target Compounds						Qvalue

(#) = qualifier out of range (m) = manual integration (+) = signals summed

Quantitation Report (QT Reviewed)

Data Path : C:\msdchem\1\DATA\jonkm\070421\e6p3394\
Data File : 6p499168.d
Acq On : 2 Jul 2021 9:29 pm
Operator : brandonl
Sample : jd27540-2 Inst : MS6P
Misc : op34109,e6p3394,30.2,,,1,1
ALS Vial : 13 Sample Multiplier: 1

Quant Method : C:\MSDCHEM\1\METHODS\M6P3388.M
Quant Results File: M6P3388.RES
Quant Time: Jul 04 08:32:36 2021
Quant Title : Semi Volatile GC/MS,zb-5msi 30m x .25mm x .25MoTuWed Jun 30 18:27:50 2021
QLast Update : Sun Jul 04 07:36:43 2021
Response via : Initial Calibration

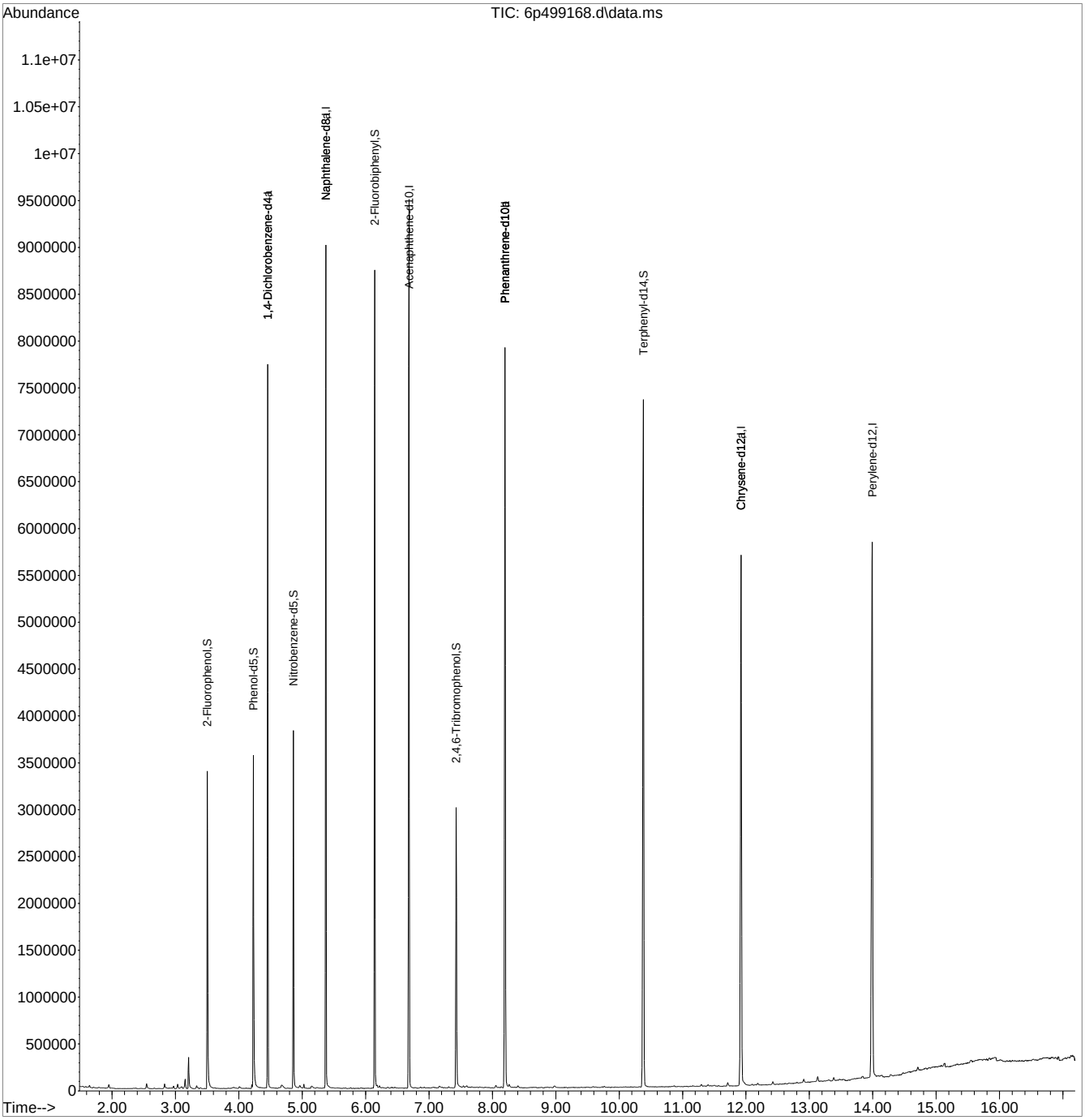

LSC Area Percent Report

Data Path : C:\msdchem\1\DATA\jonkm\070421\e6p3394\
Data File : 6p499168.d
Acq On : 2 Jul 2021 9:29 pm
Operator : brandonl
Sample : jd27540-2
Misc : op34109,e6p3394,30.2,,,1,1
ALS Vial : 13 Sample Multiplier: 1

Integration Parameters: rteint.p
Integrator: RTE
Smoothing : ON Filtering: 5
Sampling : 1 Min Area: 1000 Area counts
Start Thrs: 0.001 Max Peaks: 150
Stop Thrs : 0 Peak Location: TOP

If leading or trailing edge < 100 prefer < Baseline drop else tangent >
Peak separation: 7

Method : C:\MSDCHEM\1\METHODS\M6P3388.M
Title : Semi Volatile GC/MS,zb-5msi 30m x .25mm x .25MoTuWed Jun 30 18:27:50 2021

Signal : TIC: 6p499168.d\data.ms

peak #	R.T. min	first scan	max scan	last scan	PK TY	peak height	corr. area	corr. % max.	% of total
1	1.540	6	11	16	rVB7	10802	18684	0.23%	0.027%
2	1.588	16	20	23	rVV5	11277	14854	0.18%	0.022%
3	1.647	23	31	40	rVB	28233	52526	0.65%	0.076%
4	1.706	40	42	50	rVB7	12563	18688	0.23%	0.027%
5	1.786	55	57	64	rBV3	8958	16853	0.21%	0.025%
6	1.952	78	88	92	rVV	41182	56437	0.70%	0.082%
7	2.546	192	199	209	rBV	54571	64768	0.80%	0.094%
8	2.669	214	222	228	rBV	8820	18820	0.23%	0.027%
9	2.829	245	252	262	rBV	51861	69786	0.87%	0.102%
10	2.974	275	279	283	rVB	31179	31447	0.39%	0.046%
11	3.038	283	291	295	rBV	50840	56043	0.70%	0.082%
12	3.102	295	303	306	rVB7	21495	32486	0.40%	0.047%
13	3.156	306	313	318	rVB	101398	98854	1.23%	0.144%
14	3.209	318	323	340	rVB	334968	305074	3.79%	0.444%
15	3.337	340	347	354	rVB3	34619	52333	0.65%	0.076%
16	3.391	354	357	364	rBV5	11060	18464	0.23%	0.027%
17	3.503	372	378	398	rBV	3389989	2787710	34.65%	4.057%
18	3.926	447	457	461	rVV5	13780	32267	0.40%	0.047%
19	4.011	468	473	483	rBV	20192	32405	0.40%	0.047%
20	4.231	507	514	533	rBV	3556885	2868211	35.65%	4.174%
21	4.338	533	534	540	rVV6	13311	20211	0.25%	0.029%
22	4.455	552	556	569	rVV	7726654	4863446	60.45%	7.078%
23	4.552	569	574	579	rVB9	6247	12695	0.16%	0.018%
24	4.632	584	589	592	rVV7	11980	17485	0.22%	0.025%
25	4.675	592	597	609	rVV7	37173	96555	1.20%	0.141%
26	4.862	626	632	642	rBV	3820296	2570252	31.94%	3.741%
27	4.963	647	651	660	rVV3	31161	59019	0.73%	0.086%
28	5.028	660	663	667	rVV	46492	34015	0.42%	0.050%
29	5.145	681	685	697	rBV5	24421	58784	0.73%	0.086%
30	5.231	697	701	707	rBV9	9122	17306	0.22%	0.025%
31	5.375	723	728	746	rVV	8998276	6367796	79.14%	9.268%
32	5.766	796	801	805	rVB5	12603	13771	0.17%	0.020%
33	5.926	825	831	838	rBV9	9009	16168	0.20%	0.024%
34	6.145	867	872	882	rVV	8732124	6327560	78.64%	9.209%
35	6.220	882	886	890	rVV	29205	34001	0.42%	0.049%
36	6.279	892	897	905	rVB	10409	23321	0.29%	0.034%
37	6.354	905	911	916	rBV8	14722	23243	0.29%	0.034%
38	6.461	927	931	936	rVV8	10948	13362	0.17%	0.019%
39	6.686	966	973	987	rBV	9486066	7379287	91.71%	10.740%
40	6.777	987	990	997	rVB8	9024	17201	0.21%	0.025%

LSC Area Percent Report

Data Path : C:\msdchem\1\DATA\jonkm\070421\e6p3394\
Data File : 6p499168.d
Acq On : 2 Jul 2021 9:29 pm
Operator : brandonl
Sample : jd27540-2
Misc : op34109,e6p3394,30.2,,,1,1
ALS Vial : 13 Sample Multiplier: 1

Integration Parameters: rteint.p
Integrator: RTE
Smoothing : ON Filtering: 5
Sampling : 1 Min Area: 1000 Area counts
Start Thrs: 0.001 Max Peaks: 150
Stop Thrs : 0 Peak Location: TOP

If leading or trailing edge < 100 prefer < Baseline drop else tangent >
Peak separation: 7

Method : C:\MSDCHEM\1\METHODS\M6P3388.M
Title : Semi Volatile GC/MS,zb-5msi 30m x .25mm x .25MoTuWed Jun 30 18:27:50 2021

41	6.867	997	1007	1010	rBV8	15412	22800	0.28%	0.033%
42	7.167	1054	1063	1069	rBV6	22514	49246	0.61%	0.072%
43	7.311	1086	1090	1094	rBV5	15153	16674	0.21%	0.024%
44	7.429	1102	1112	1128	rBV	2992824	2680972	33.32%	3.902%
45	7.541	1128	1133	1137	rVV8	19881	28188	0.35%	0.041%
46	7.600	1137	1144	1149	rVV9	19626	37256	0.46%	0.054%
47	8.055	1222	1229	1234	rBV2	28731	37158	0.46%	0.054%
48	8.140	1242	1245	1250	rVB5	14916	17235	0.21%	0.025%
49	8.199	1250	1256	1265	rBV	7899804	7479162	92.95%	10.885%
50	8.263	1265	1268	1277	rVB	34929	49210	0.61%	0.072%
51	8.403	1287	1294	1301	rVB	21557	32713	0.41%	0.048%
52	8.691	1343	1348	1353	rVB9	8200	16049	0.20%	0.023%
53	8.863	1378	1380	1386	rVB7	8805	14034	0.17%	0.020%
54	8.975	1397	1401	1412	rBV6	18611	41266	0.51%	0.060%
55	9.590	1511	1516	1520	rBV8	10871	17162	0.21%	0.025%
56	9.734	1536	1543	1545	rBV6	10910	13365	0.17%	0.019%
57	9.766	1545	1549	1552	rBV6	13474	16405	0.20%	0.024%
58	9.889	1568	1572	1578	rBV9	7052	14145	0.18%	0.021%
59	10.382	1656	1664	1677	rBV	7337588	8046045	100.00%	11.710%
60	11.157	1807	1809	1817	rVB9	10314	14308	0.18%	0.021%
61	11.296	1831	1835	1839	rVB6	20796	23481	0.29%	0.034%
62	11.350	1839	1845	1848	rVB8	6759	12688	0.16%	0.018%
63	11.403	1848	1855	1859	rBV9	20647	33628	0.42%	0.049%
64	11.499	1868	1873	1878	rVV4	10394	18748	0.23%	0.027%
65	11.569	1882	1886	1891	rVB8	10364	12530	0.16%	0.018%
66	11.713	1909	1913	1919	rBV3	39784	49055	0.61%	0.071%
67	11.922	1939	1952	1974	rBV	5665083	6735644	83.71%	9.803%
68	12.098	1978	1985	1988	rVV5	13660	22970	0.29%	0.033%
69	12.152	1990	1995	1997	rVV6	9936	14867	0.18%	0.022%
70	12.189	1997	2002	2008	rVV10	21625	34171	0.42%	0.050%
71	12.425	2038	2046	2051	rBV6	34979	48519	0.60%	0.071%
72	12.681	2090	2094	2099	rBV7	10011	18583	0.23%	0.027%
73	12.783	2107	2113	2115	rBV7	8586	15438	0.19%	0.022%
74	12.810	2115	2118	2121	rVV5	11766	13533	0.17%	0.020%
75	12.911	2133	2137	2143	rVV2	36631	50019	0.62%	0.073%
76	13.131	2171	2178	2184	rBV4	54520	72828	0.91%	0.106%
77	13.190	2184	2189	2191	rBV6	7667	12652	0.16%	0.018%
78	13.302	2208	2210	2217	rVB8	12653	19780	0.25%	0.029%
79	13.382	2221	2225	2232	rBV6	36140	49693	0.62%	0.072%
80	13.478	2239	2243	2245	rBV5	12947	16686	0.21%	0.024%
81	13.532	2251	2253	2261	rVB9	16984	37428	0.47%	0.054%
82	13.676	2273	2280	2282	rBV8	15970	33571	0.42%	0.049%
83	13.837	2307	2310	2315	rVB5	21199	34398	0.43%	0.050%
84	13.992	2330	2339	2351	rVV	5715263	7473188	92.88%	10.877%
85	14.067	2351	2353	2356	rBV4	8957	12674	0.16%	0.018%

LSC Area Percent Report

Data Path : C:\msdchem\1\DATA\jonkm\070421\e6p3394\
Data File : 6p499168.d
Acq On : 2 Jul 2021 9:29 pm
Operator : brandonl
Sample : jd27540-2
Misc : op34109,e6p3394,30.2,,,1,1
ALS Vial : 13 Sample Multiplier: 1

Integration Parameters: rteint.p
Integrator: RTE
Smoothing : ON Filtering: 5
Sampling : 1 Min Area: 1000 Area counts
Start Thrs: 0.001 Max Peaks: 150
Stop Thrs : 0 Peak Location: TOP

If leading or trailing edge < 100 prefer < Baseline drop else tangent >
Peak separation: 7

Method : C:\MSDCHEM\1\METHODS\M6P3388.M
Title : Semi Volatile GC/MS,zb-5msi 30m x .25mm x .25MoTuWed Jun 30 18:27:50 2021

86	14.147	2361	2368	2371	rVB9	18878	43884	0.55%	0.064%
87	14.281	2389	2393	2398	rBV7	22567	40839	0.51%	0.059%
88	14.473	2426	2429	2433	rBV6	19346	30643	0.38%	0.045%
89	14.628	2454	2458	2459	rBV4	13078	15342	0.19%	0.022%
90	14.650	2460	2462	2466	rVV5	12885	16939	0.21%	0.025%
91	14.709	2470	2473	2478	rVV7	38333	49781	0.62%	0.072%
92	14.832	2494	2496	2500	rVB4	16581	20095	0.25%	0.029%
93	14.885	2501	2506	2507	rBV5	19886	23249	0.29%	0.034%
94	15.136	2547	2553	2556	rVB6	42936	66456	0.83%	0.097%
95	15.548	2626	2630	2635	rBV8	28258	54711	0.68%	0.080%
96	15.843	2680	2685	2687	rBV6	28563	44226	0.55%	0.064%
97	16.923	2885	2887	2893	rVB7	42245	51659	0.64%	0.075%
98	17.035	2900	2908	2911	rBV9	28765	64739	0.80%	0.094%
99	17.073	2913	2915	2920	rVV6	15206	26282	0.33%	0.038%
100	17.126	2922	2925	2928	rBV5	30450	36774	0.46%	0.054%

Sum of corrected areas: 68707972

LSC Report - Integrated Chromatogram

Data Path : C:\msdchem\1\DATA\jonkm\070421\e6p3394\
Data File : 6p499168.d
Acq On : 2 Jul 2021 9:29 pm
Operator : brandonl
Sample : jd27540-2
Misc : op34109,e6p3394,30.2,,,1,1
ALS Vial : 13 Sample Multiplier: 1

Quant Method : C:\MSDCHEM\1\METHODS\M6P3388.M
Quant Title : Semi Volatile GC/MS,zb-5msi 30m x .25mm x .25MoTuWed Jun 30 18:27:50 2021

TIC Library : C:\Database\NIST08.L
TIC Integration Parameters: lscint.p

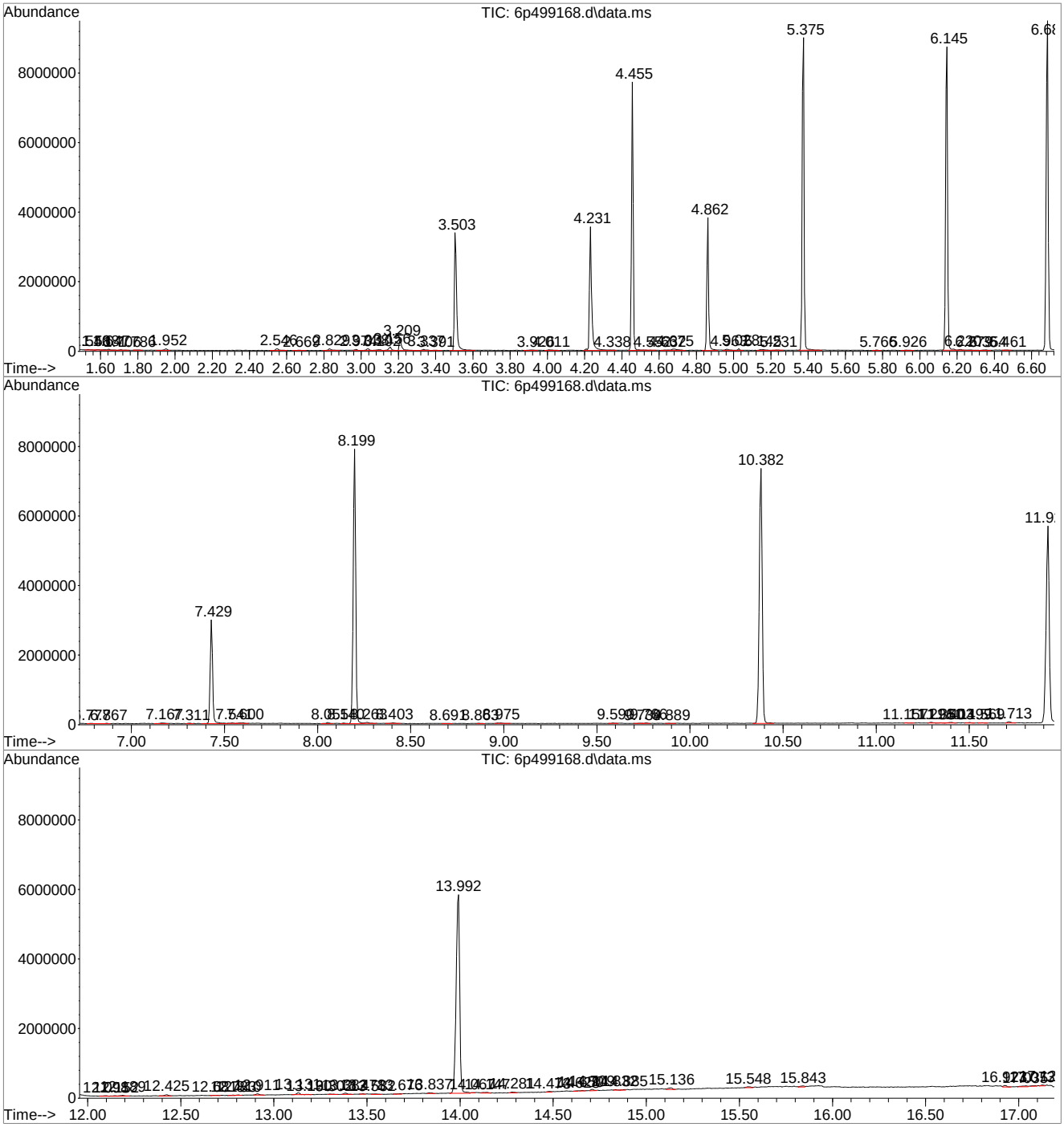

Tentatively Identified Compound (LSC) summary

Data Path : C:\msdchem\1\DATA\jonkm\070421\e6p3394\
Data File : 6p499168.d
Acq On : 2 Jul 2021 9:29 pm
Operator : brandonl
Sample : jd27540-2
Misc : op34109,e6p3394,30.2,,,1,1
ALS Vial : 13 Sample Multiplier: 1

Quant Method : C:\MSDCHEM\1\METHODS\M6P3388.M
Quant Title : Semi Volatile GC/MS,zb-5msi 30m x .25mm x .25MoTuWed Jun 30 18:27:50 2021

TIC Library : C:\Database\NIST08.L
TIC Integration Parameters: lscint.p

					Internal Standard			
TIC Top Hit name	RT	EstConc	Units	Response	#	RT	Resp	Conc

No Library Search Compounds Detected
****

Quantitation Report (QT Reviewed)

Data Path : C:\msdchem\1\DATA\jonkm\070421\e6p3394\
Data File : 6p499169.d
Acq On : 2 Jul 2021 9:51 pm
Operator : brandonl
Sample : jd27540-3 Inst : MS6P
Misc : op34109,e6p3394,30.4,,,1,1
ALS Vial : 14 Sample Multiplier: 1

Quant Method : C:\MSDCHEM\1\METHODS\M6P3388.M
Quant Results File: M6P3388.RES
Quant Time: Jul 04 08:34:06 2021
Quant Title : Semi Volatile GC/MS,zb-5msi 30m x .25mm x .25MoTuWed Jun 30 18:27:50 2021
QLast Update : Sun Jul 04 07:36:43 2021
Response via : Initial Calibration

Compound	R.T.	QIon	Response	Conc	Units	Dev(Min)
Internal Standards						
1) 1,4-Dichlorobenzene-d4	4.455	152	902653	40.00	ppm	0.00
24) Naphthalene-d8	5.375	136	3387366	40.00	ppm	0.00
46) Acenaphthene-d10	6.686	164	1885771	40.00	ppm	0.00
69) Phenanthrene-d10	8.199	188	3142819	40.00	ppm	0.00
84) Chrysene-d12	11.922	240	2277100	40.00	ppm	0.00
93) Perylene-d12	13.987	264	2285639	40.00	ppm	-0.01
103) 1,4-Dichlorobenzene-d4a	4.455	152	902653	40.00	ppm	0.00
105) Phenanthrene-d10a	8.199	188	3142819	40.00	ppm	0.00
107) Naphthalene-d8a	5.375	136	3387366	40.00	ppm	0.00
109) Phenanthrene-d10b	8.199	188	3142819	40.00	ppm	0.00
112) Chrysene-d12a	11.922	240	2277100	40.00	ppm	0.00
System Monitoring Compounds						
5) 2-Fluorophenol	3.509	112	855697	34.76	ppm	0.00
Spiked Amount 50.000			Recovery = 69.52%			
8) Phenol-d5	4.231	99	1014236	32.20	ppm	0.00
Spiked Amount 50.000			Recovery = 64.40%			
25) Nitrobenzene-d5	4.862	82	813525	36.57	ppm	0.00
Spiked Amount 50.000			Recovery = 73.14%			
51) 2-Fluorobiphenyl	6.145	172	2234677	37.19	ppm	0.00
Spiked Amount 50.000			Recovery = 74.38%			
74) 2,4,6-Tribromophenol	7.429	330	341698	33.36	ppm	-0.01
Spiked Amount 50.000			Recovery = 66.72%			
87) Terphenyl-d14	10.382	244	2355875	43.67	ppm	0.00
Spiked Amount 50.000			Recovery = 87.34%			
110) 1-chlorooctadecane	0.000	57	0d	0.00	ppm	
Spiked Amount 50.000			Recovery = 0.00%			
111) o-terphenyl	0.000	230	0	0.00	ppm	
Spiked Amount 50.000			Recovery = 0.00%			
Target Compounds						Qvalue

(#) = qualifier out of range (m) = manual integration (+) = signals summed

Quantitation Report (QT Reviewed)

Data Path : C:\msdchem\1\DATA\jonkm\070421\e6p3394\
Data File : 6p499169.d
Acq On : 2 Jul 2021 9:51 pm
Operator : brandonl
Sample : jd27540-3 Inst : MS6P
Misc : op34109,e6p3394,30.4,,,1,1
ALS Vial : 14 Sample Multiplier: 1

Quant Method : C:\MSDCHEM\1\METHODS\M6P3388.M
Quant Results File: M6P3388.RES
Quant Time: Jul 04 08:34:06 2021
Quant Title : Semi Volatile GC/MS,zb-5msi 30m x .25mm x .25MoTuWed Jun 30 18:27:50 2021
QLast Update : Sun Jul 04 07:36:43 2021
Response via : Initial Calibration

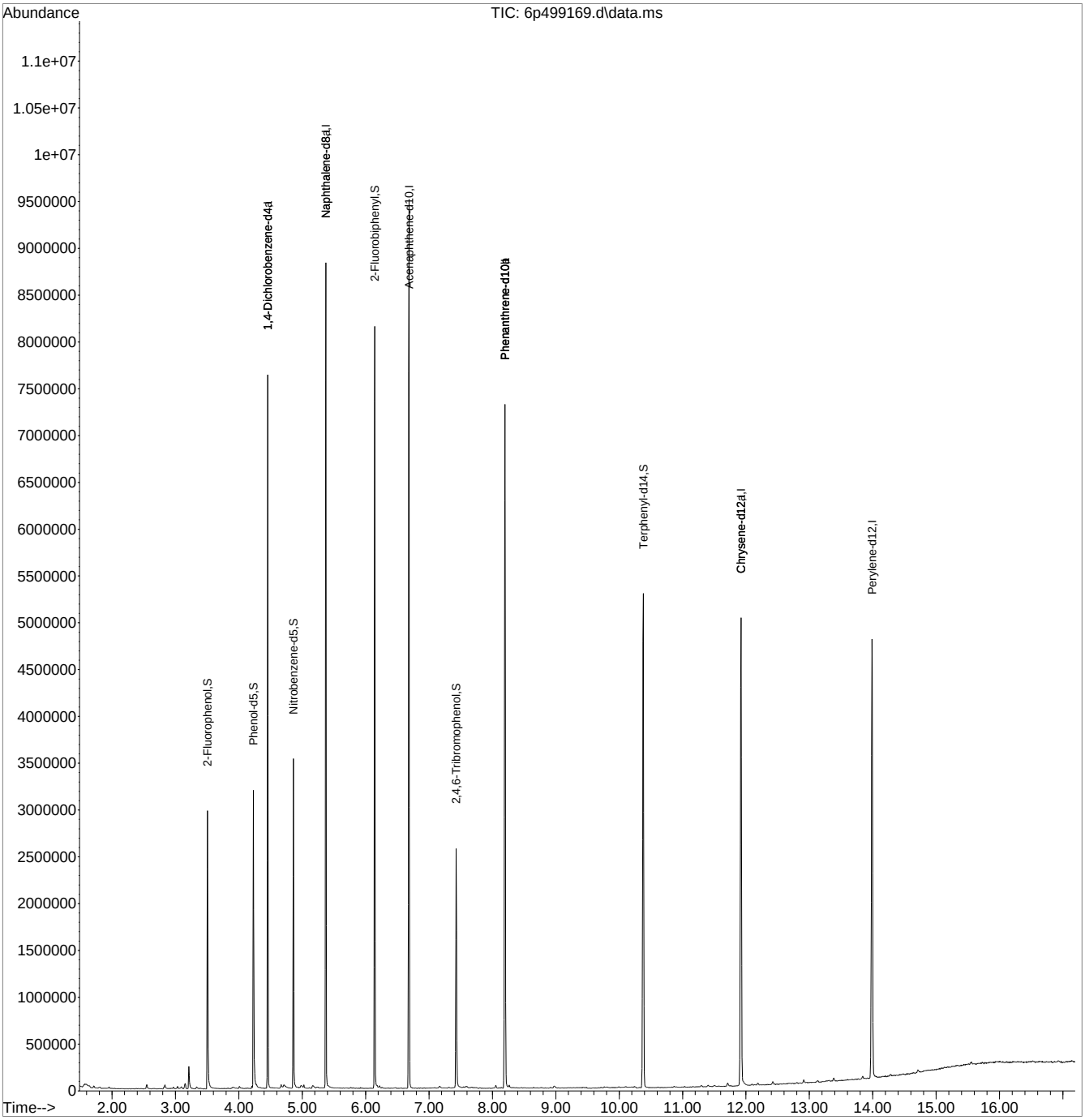

LSC Area Percent Report

Data Path : C:\msdchem\1\DATA\jonkm\070421\e6p3394\
Data File : 6p499169.d
Acq On : 2 Jul 2021 9:51 pm
Operator : brandonl
Sample : jd27540-3
Misc : op34109,e6p3394,30.4,,,1,1
ALS Vial : 14 Sample Multiplier: 1

Integration Parameters: rteint.p
Integrator: RTE
Smoothing : ON Filtering: 5
Sampling : 1 Min Area: 1000 Area counts
Start Thrs: 0.01 Max Peaks: 100
Stop Thrs : 0 Peak Location: TOP

If leading or trailing edge < 100 prefer < Baseline drop else tangent >
Peak separation: 5

Method : C:\MSDCHEM\1\METHODS\M6P3388.M
Title : Semi Volatile GC/MS,zb-5msi 30m x .25mm x .25MoTuWed Jun 30 18:27:50 2021

Signal : TIC: 6p499169.d\data.ms

peak #	R.T. min	first scan	max scan	last scan	PK TY	peak height	corr. area	corr. % max.	% of total
1	1.572	10	17	18	rBV5	33478	56121	0.77%	0.091%
2	1.594	19	21	35	rVV5	37658	108325	1.49%	0.175%
3	1.711	39	43	49	rVB2	23049	26877	0.37%	0.043%
4	1.813	56	62	67	rVB5	14893	25221	0.35%	0.041%
5	1.952	79	88	94	rVB9	14927	20853	0.29%	0.034%
6	2.551	194	200	212	rVB	46115	60569	0.83%	0.098%
7	2.835	246	253	261	rBV2	44273	70160	0.96%	0.113%
8	2.968	275	278	284	rVB3	19166	20405	0.28%	0.033%
9	3.033	284	290	295	rBV2	26415	34005	0.47%	0.055%
10	3.097	295	302	307	rVB5	20358	33568	0.46%	0.054%
11	3.156	307	313	318	rVB	58719	67571	0.93%	0.109%
12	3.214	318	324	338	rVB	239913	247624	3.40%	0.399%
13	3.337	341	347	355	rBV2	20496	32801	0.45%	0.053%
14	3.391	355	357	367	rVB10	9008	16966	0.23%	0.027%
15	3.509	374	379	396	rBV	2971650	2486528	34.09%	4.010%
16	3.605	396	397	408	rVB10	6115	10063	0.14%	0.016%
17	3.829	434	439	442	rBV7	8214	9891	0.14%	0.016%
18	3.910	445	454	462	rBV4	16049	45274	0.62%	0.073%
19	4.011	469	473	484	rVB	22327	36880	0.51%	0.059%
20	4.231	506	514	531	rBV	3186841	2592138	35.54%	4.180%
21	4.327	531	532	540	rVB7	8098	11986	0.16%	0.019%
22	4.455	547	556	566	rBV	7624820	4737997	64.96%	7.641%
23	4.669	588	596	601	rBV2	39954	56393	0.77%	0.091%
24	4.712	601	604	619	rVB5	37600	99287	1.36%	0.160%
25	4.862	626	632	643	rBV	3520266	2397679	32.87%	3.867%
26	4.985	651	655	661	rVV5	28482	56059	0.77%	0.090%
27	5.028	661	663	674	rVB2	37374	35012	0.48%	0.056%
28	5.113	674	679	683	rVB7	10110	10990	0.15%	0.018%
29	5.167	683	689	698	rBV4	31400	70561	0.97%	0.114%
30	5.242	698	703	709	rVB8	9755	20692	0.28%	0.033%
31	5.375	723	728	752	rVB	8816016	6369349	87.33%	10.272%
32	5.680	782	785	794	rVV10	5015	12884	0.18%	0.021%
33	5.766	797	801	805	rVV7	11208	13952	0.19%	0.023%
34	5.798	805	807	812	rVV6	8851	10263	0.14%	0.017%
35	6.145	864	872	882	rBV	8139870	6029033	82.66%	9.723%
36	6.220	882	886	890	rVV3	26735	31009	0.43%	0.050%
37	6.258	890	893	898	rVB7	9787	9962	0.14%	0.016%
38	6.461	924	931	939	rVB7	7710	23756	0.33%	0.038%
39	6.563	943	950	953	rVB9	5259	11563	0.16%	0.019%
40	6.686	967	973	984	rBV	9498908	7293377	100.00%	11.762%

LSC Area Percent Report

Data Path : C:\msdchem\1\DATA\jonkm\070421\e6p3394\
Data File : 6p499169.d
Acq On : 2 Jul 2021 9:51 pm
Operator : brandonl
Sample : jd27540-3
Misc : op34109,e6p3394,30.4,,,1,1
ALS Vial : 14 Sample Multiplier: 1

Integration Parameters: rteint.p
Integrator: RTE
Smoothing : ON Filtering: 5
Sampling : 1 Min Area: 1000 Area counts
Start Thrs: 0.01 Max Peaks: 100
Stop Thrs : 0 Peak Location: TOP

If leading or trailing edge < 100 prefer < Baseline drop else tangent >
Peak separation: 5

Method : C:\MSDCHEM\1\METHODS\M6P3388.M
Title : Semi Volatile GC/MS,zb-5msi 30m x .25mm x .25MoTuWed Jun 30 18:27:50 2021

41	7.167	1054	1063	1070	rBV9	20317	39879	0.55%	0.064%
42	7.231	1070	1075	1085	rVB9	5569	15140	0.21%	0.024%
43	7.311	1085	1090	1098	rBV9	10810	23742	0.33%	0.038%
44	7.429	1102	1112	1129	rBV	2557595	2298630	31.52%	3.707%
45	7.547	1129	1134	1137	rVV7	12275	16261	0.22%	0.026%
46	7.584	1137	1141	1150	rVB7	16034	36282	0.50%	0.059%
47	7.755	1170	1173	1178	rVB7	8809	11391	0.16%	0.018%
48	8.055	1215	1229	1235	rBV	33264	47169	0.65%	0.076%
49	8.140	1242	1245	1250	rVB5	12475	14972	0.21%	0.024%
50	8.199	1250	1256	1266	rBV	7308388	7254147	99.46%	11.699%
51	8.263	1266	1268	1276	rVV	32397	42745	0.59%	0.069%
52	8.338	1276	1282	1286	rVB9	5162	10892	0.15%	0.018%
53	8.777	1355	1364	1371	rVB9	6979	15252	0.21%	0.025%
54	8.916	1385	1390	1394	rBV8	8543	10025	0.14%	0.016%
55	8.975	1394	1401	1411	rVB3	21470	46244	0.63%	0.075%
56	9.483	1492	1496	1503	rVB10	11109	14299	0.20%	0.023%
57	9.718	1534	1540	1545	rVV10	8583	16156	0.22%	0.026%
58	9.766	1545	1549	1553	rVV7	13315	17175	0.24%	0.028%
59	9.815	1553	1558	1565	rVB7	9932	19988	0.27%	0.032%
60	9.996	1586	1592	1597	rVV10	8828	12844	0.18%	0.021%
61	10.109	1606	1613	1619	rBV10	8034	13170	0.18%	0.021%
62	10.205	1626	1631	1633	rVB6	6304	10001	0.14%	0.016%
63	10.237	1633	1637	1645	rVB6	15781	29285	0.40%	0.047%
64	10.323	1648	1653	1656	rBV7	8872	12212	0.17%	0.020%
65	10.382	1656	1664	1674	rBV	5281496	5772531	79.15%	9.310%
66	10.783	1730	1739	1747	rVB	4130	11779	0.16%	0.019%
67	10.868	1751	1755	1759	rBV7	13069	18712	0.26%	0.030%
68	11.029	1781	1785	1789	rBV7	9141	10725	0.15%	0.017%
69	11.157	1805	1809	1813	rBV6	8821	15087	0.21%	0.024%
70	11.296	1829	1835	1840	rBV4	15850	23801	0.33%	0.038%
71	11.403	1850	1855	1860	rBV6	19604	29796	0.41%	0.048%
72	11.499	1867	1873	1880	rBV2	16290	34531	0.47%	0.056%
73	11.569	1883	1886	1892	rVB8	7032	11879	0.16%	0.019%
74	11.713	1907	1913	1918	rBV5	36586	57944	0.79%	0.093%
75	11.922	1940	1952	1972	rVV	5004035	6059630	83.08%	9.773%
76	12.093	1977	1984	1988	rVV6	16633	29739	0.41%	0.048%
77	12.136	1989	1992	1996	rVV6	8681	14782	0.20%	0.024%
78	12.184	1998	2001	2007	rVV8	24792	38079	0.52%	0.061%
79	12.221	2007	2008	2014	rVV6	5890	10351	0.14%	0.017%
80	12.425	2039	2046	2054	rVB6	32616	58678	0.80%	0.095%
81	12.489	2054	2058	2060	rBV5	10125	12754	0.17%	0.021%
82	12.537	2064	2067	2069	rBV3	7483	10202	0.14%	0.016%
83	12.799	2112	2116	2121	rVB8	11562	16825	0.23%	0.027%
84	12.911	2131	2137	2142	rBV6	37277	50381	0.69%	0.081%
85	13.131	2171	2178	2182	rBV9	21267	39384	0.54%	0.064%

LSC Area Percent Report

Data Path : C:\msdchem\1\DATA\jonkm\070421\e6p3394\
Data File : 6p499169.d
Acq On : 2 Jul 2021 9:51 pm
Operator : brandonl
Sample : jd27540-3
Misc : op34109,e6p3394,30.4,,,1,1
ALS Vial : 14 Sample Multiplier: 1

Integration Parameters: rteint.p
Integrator: RTE
Smoothing : ON Filtering: 5
Sampling : 1 Min Area: 1000 Area counts
Start Thrs: 0.01 Max Peaks: 100
Stop Thrs : 0 Peak Location: TOP

If leading or trailing edge < 100 prefer < Baseline drop else tangent >
Peak separation: 5

Method : C:\MSDCHEM\1\METHODS\M6P3388.M
Title : Semi Volatile GC/MS,zb-5msi 30m x .25mm x .25MoTuWed Jun 30 18:27:50 2021

86	13.313	2209	2212	2216	rVB6	12101	14352	0.20%	0.023%
87	13.382	2220	2225	2231	rVB7	34906	47798	0.66%	0.077%
88	13.478	2236	2243	2245	rBV8	7750	13295	0.18%	0.021%
89	13.719	2285	2288	2291	rBV5	8106	10090	0.14%	0.016%
90	13.842	2304	2311	2314	rBV7	32062	47623	0.65%	0.077%
91	13.987	2330	2338	2347	rBV2	4696896	5971500	81.88%	9.630%
92	14.233	2381	2384	2385	rBV3	12128	10064	0.14%	0.016%
93	14.275	2390	2392	2398	rVV7	20988	32311	0.44%	0.052%
94	14.484	2425	2431	2436	rVV10	12004	23201	0.32%	0.037%
95	14.623	2449	2457	2458	rBV8	16758	31510	0.43%	0.051%
96	14.714	2468	2474	2481	rBV8	32100	65079	0.89%	0.105%
97	14.800	2488	2490	2492	rBV3	10578	10686	0.15%	0.017%
98	15.013	2528	2530	2532	rBV3	13255	13222	0.18%	0.021%
99	15.083	2540	2543	2545	rBV4	14750	14554	0.20%	0.023%
100	15.559	2626	2632	2635	rBV7	28662	42134	0.58%	0.068%

Sum of corrected areas: 62006554

LSC Report - Integrated Chromatogram

Data Path : C:\msdchem\1\DATA\jonkm\070421\e6p3394\
Data File : 6p499169.d
Acq On : 2 Jul 2021 9:51 pm
Operator : brandonl
Sample : jd27540-3
Misc : op34109,e6p3394,30.4,,,1,1
ALS Vial : 14 Sample Multiplier: 1

Quant Method : C:\MSDCHEM\1\METHODS\M6P3388.M
Quant Title : Semi Volatile GC/MS,zb-5msi 30m x .25mm x .25MoTuWed Jun 30 18:27:50 2021

TIC Library : C:\Database\NIST08.L
TIC Integration Parameters: lscint.p

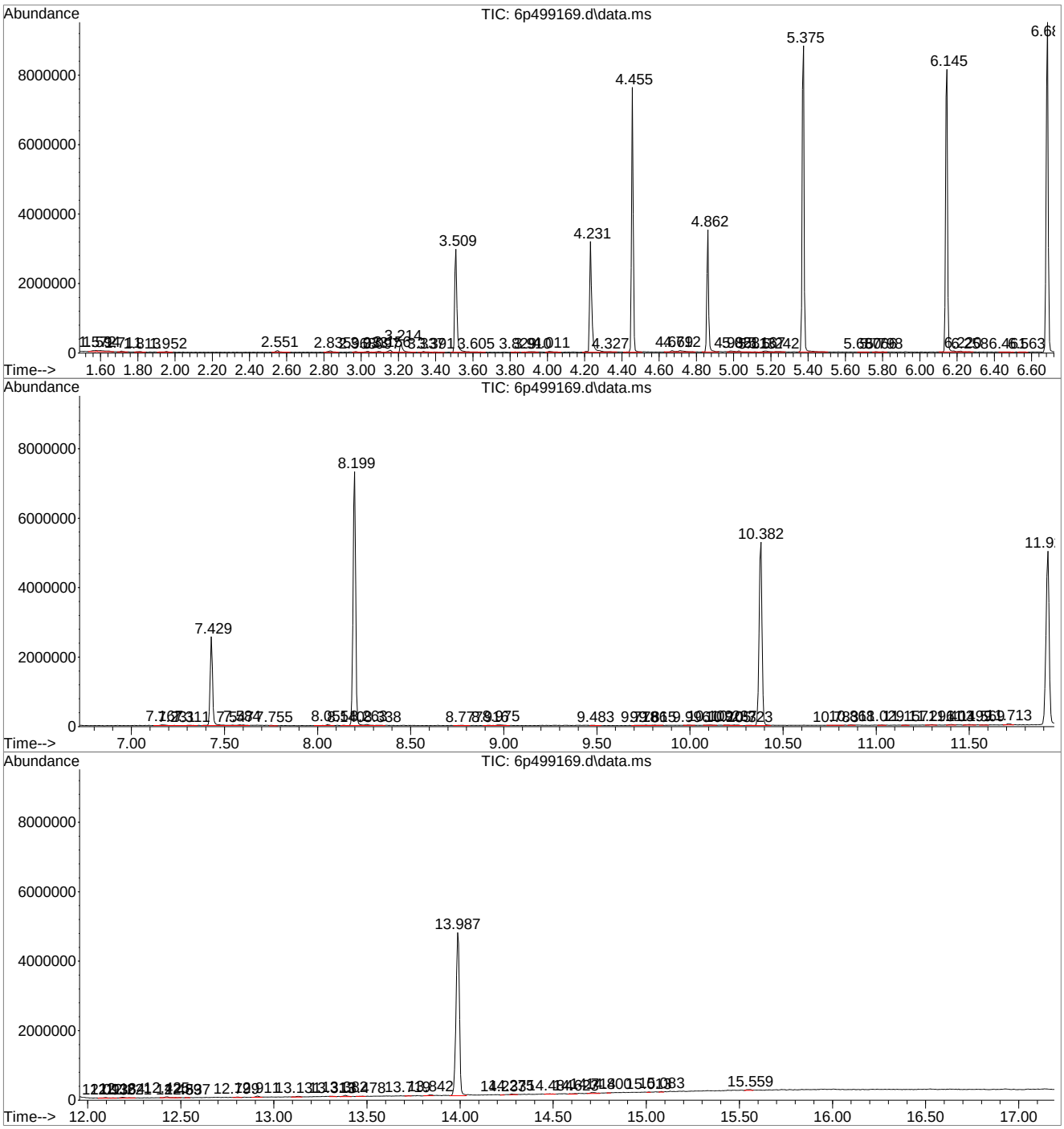

Tentatively Identified Compound (LSC) summary

Data Path : C:\msdchem\1\DATA\jonkm\070421\e6p3394\
Data File : 6p499169.d
Acq On : 2 Jul 2021 9:51 pm
Operator : brandonl
Sample : jd27540-3
Misc : op34109,e6p3394,30.4,,,1,1
ALS Vial : 14 Sample Multiplier: 1

Quant Method : C:\MSDCHEM\1\METHODS\M6P3388.M
Quant Title : Semi Volatile GC/MS,zb-5msi 30m x .25mm x .25MoTuWed Jun 30 18:27:50 2021

TIC Library : C:\Database\NIST08.L
TIC Integration Parameters: lscint.p

					--Internal Standard---		
TIC Top Hit name	RT	EstConc	Units	Response	#	RT	Resp Conc

No Library Search Compounds Detected
****

Quantitation Report (QT Reviewed)

Data Path : C:\msdchem\1\DATA\jonkm\070421\e6p3394\
Data File : 6p499170.d
Acq On : 2 Jul 2021 10:13 pm
Operator : brandonl
Sample : jd27540-4 Inst : MS6P
Misc : op34109,e6p3394,30.1,,,1,1
ALS Vial : 15 Sample Multiplier: 1

Quant Method : C:\MSDCHEM\1\METHODS\M6P3388.M
Quant Results File: M6P3388.RES
Quant Time: Jul 04 08:38:11 2021
Quant Title : Semi Volatile GC/MS,zb-5msi 30m x .25mm x .25MoTuWed Jun 30 18:27:50 2021
QLast Update : Sun Jul 04 07:36:43 2021
Response via : Initial Calibration

Compound	R.T.	QIon	Response	Conc	Units	Dev(Min)
Internal Standards						
1) 1,4-Dichlorobenzene-d4	4.455	152	764002	40.00	ppm	0.00
24) Naphthalene-d8	5.375	136	2805364	40.00	ppm	0.00
46) Acenaphthene-d10	6.686	164	1558970	40.00	ppm	0.00
69) Phenanthrene-d10	8.199	188	2637714	40.00	ppm	0.00
84) Chrysene-d12	11.922	240	2247702	40.00	ppm	0.00
93) Perylene-d12	13.987	264	2382857	40.00	ppm	-0.01
103) 1,4-Dichlorobenzene-d4a	4.455	152	764002	40.00	ppm	0.00
105) Phenanthrene-d10a	8.199	188	2637714	40.00	ppm	0.00
107) Naphthalene-d8a	5.375	136	2805364	40.00	ppm	0.00
109) Phenanthrene-d10b	8.199	188	2637714	40.00	ppm	0.00
112) Chrysene-d12a	11.922	240	2247702	40.00	ppm	0.00
System Monitoring Compounds						
5) 2-Fluorophenol	3.503	112	722252	34.66	ppm	0.00
Spiked Amount 50.000			Recovery =	69.32%		
8) Phenol-d5	4.231	99	856199	32.12	ppm	0.00
Spiked Amount 50.000			Recovery =	64.24%		
25) Nitrobenzene-d5	4.862	82	687512	37.32	ppm	0.00
Spiked Amount 50.000			Recovery =	74.64%		
51) 2-Fluorobiphenyl	6.146	172	1966651	39.59	ppm	0.00
Spiked Amount 50.000			Recovery =	79.18%		
74) 2,4,6-Tribromophenol	7.429	330	337682	39.28	ppm	-0.01
Spiked Amount 50.000			Recovery =	78.56%		
87) Terphenyl-d14	10.382	244	2422921	45.50	ppm	0.00
Spiked Amount 50.000			Recovery =	91.00%		
110) 1-chlorooctadecane	0.000	57	0d	0.00	ppm	
Spiked Amount 50.000			Recovery =	0.00%		
111) o-terphenyl	0.000	230	0	0.00	ppm	
Spiked Amount 50.000			Recovery =	0.00%		
Target Compounds						Qvalue
82) Fluoranthene	9.788	202	13413	0.17	ppm	93
86) Pyrene	10.104	202	11209	0.16	ppm	92
89) Benzo[a]anthracene	11.917	228	10659	0.15	ppm	69

(#) = qualifier out of range (m) = manual integration (+) = signals summed

Quantitation Report (QT Reviewed)

Data Path : C:\msdchem\1\DATA\jonkm\070421\e6p3394\
Data File : 6p499170.d
Acq On : 2 Jul 2021 10:13 pm
Operator : brandonl
Sample : jd27540-4 Inst : MS6P
Misc : op34109,e6p3394,30.1,,,1,1
ALS Vial : 15 Sample Multiplier: 1

Quant Method : C:\MSDCHEM\1\METHODS\M6P3388.M
Quant Results File: M6P3388.RES
Quant Time: Jul 04 08:38:11 2021
Quant Title : Semi Volatile GC/MS,zb-5msi 30m x .25mm x .25MoTuWed Jun 30 18:27:50 2021
QLast Update : Sun Jul 04 07:36:43 2021
Response via : Initial Calibration

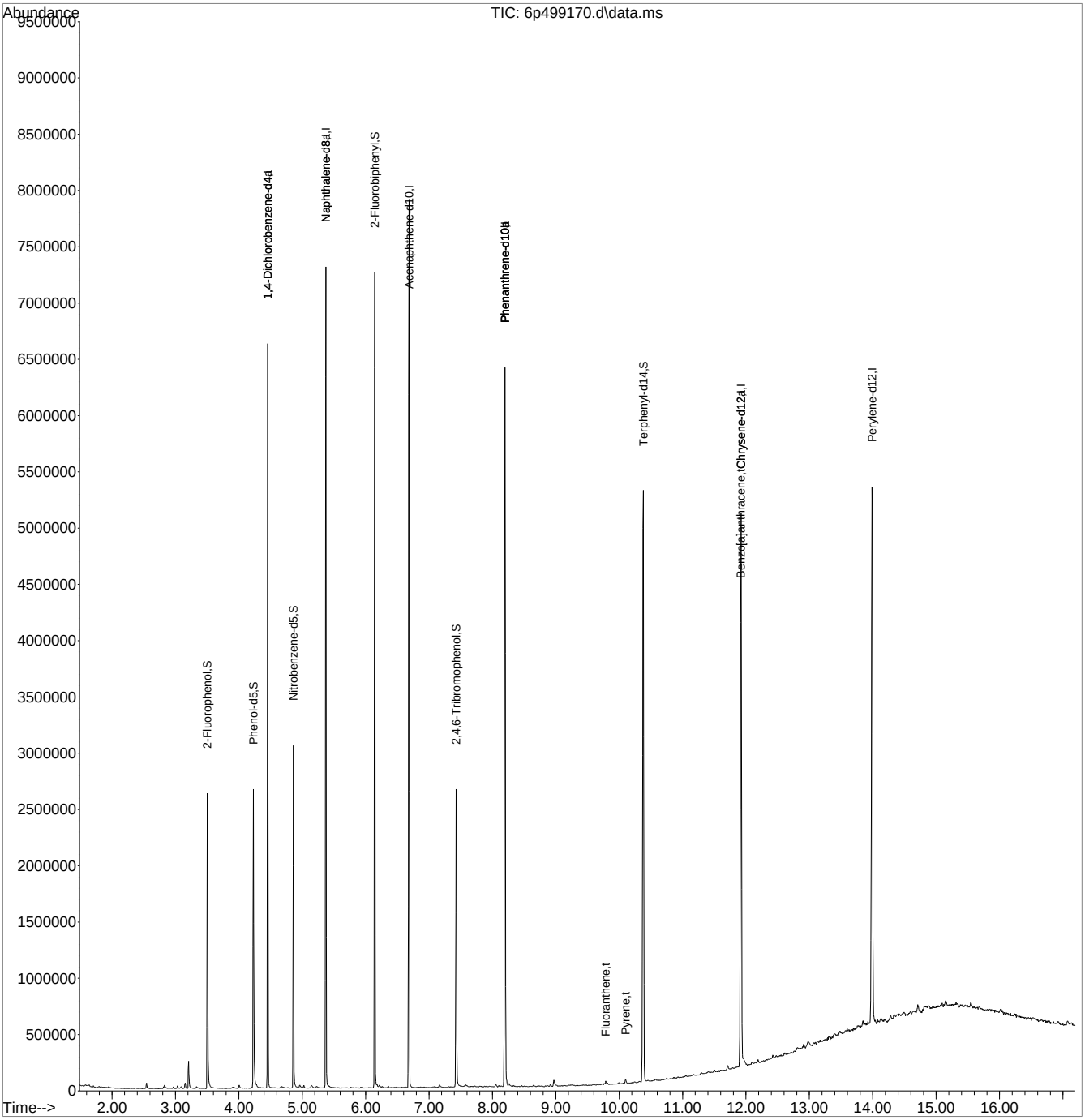

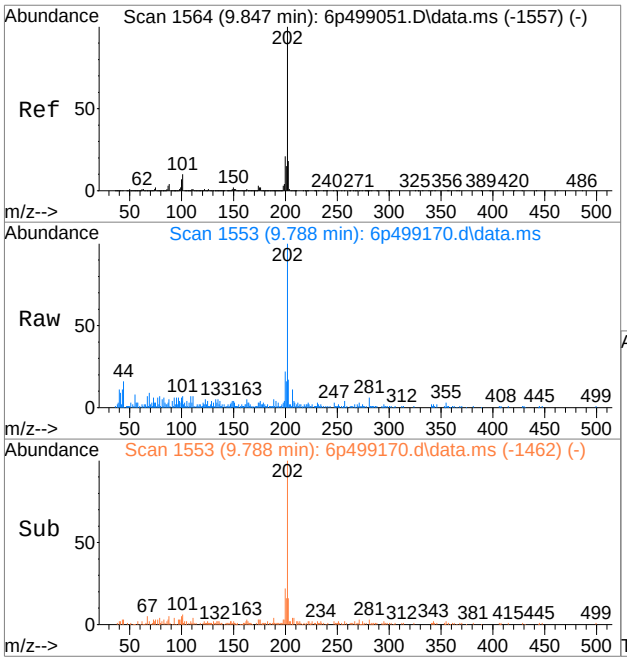

#82
Fluoranthene
Concen: 0.17 ppm
RT: 9.788 min Scan# 1553
Delta R.T. -0.011 min
Lab File: 6p499170.d
Acq: 2 Jul 2021 10:13 pm

Tgt Ion:202 Resp: 13413

Ion	Ratio	Lower	Upper
202	100		
101	6.5	0.0	40.0
203	15.9	0.0	48.5

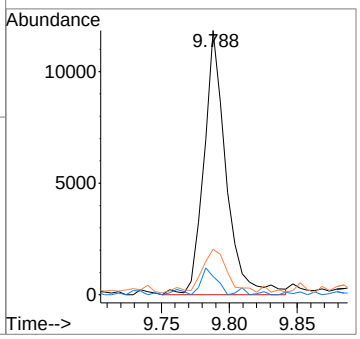

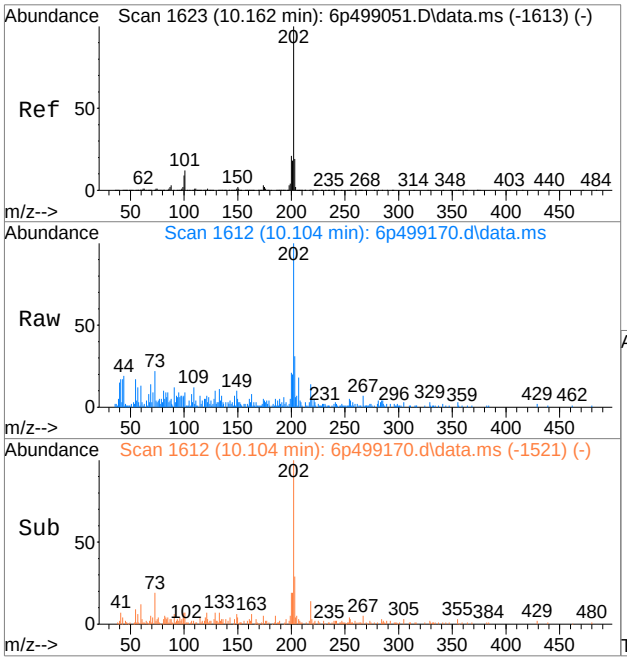

#86
Pyrene
Concen: 0.16 ppm
RT: 10.104 min Scan# 1612
Delta R.T. -0.011 min
Lab File: 6p499170.d
Acq: 2 Jul 2021 10:13 pm

Tgt Ion:202 Resp: 11209

Ion	Ratio	Lower	Upper
202	100		
200	21.1	0.0	51.1
203	26.8	0.0	48.8

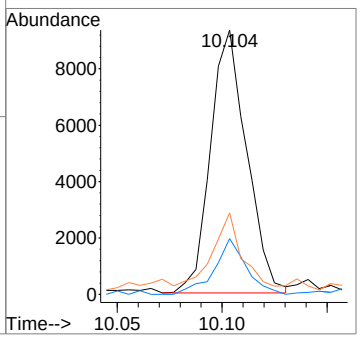

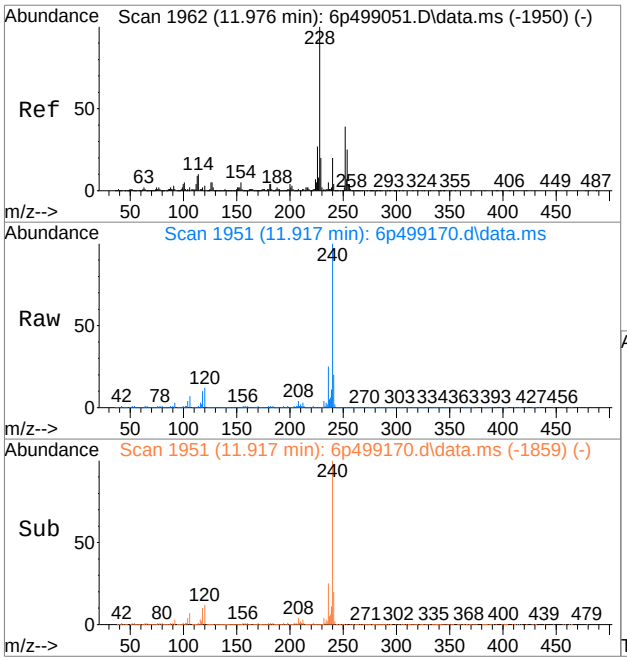

#89
Benzo[a]anthracene
Concen: 0.15 ppm
RT: 11.917 min Scan# 1951
Delta R.T. -0.005 min
Lab File: 6p499170.d
Acq: 2 Jul 2021 10:13 pm

Tgt Ion:228 Resp: 10659

Ion	Ratio	Lower	Upper
228	100		
229	29.0	0.0	50.6
226	5.7	0.0	57.2

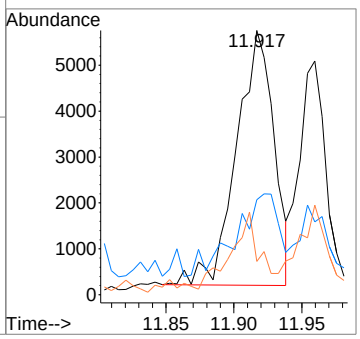

LSC Area Percent Report

Data Path : C:\msdchem\1\DATA\jonkm\070421\e6p3394\
Data File : 6p499170.d
Acq On : 2 Jul 2021 10:13 pm
Operator : brandonl
Sample : jd27540-4
Misc : op34109,e6p3394,30.1,,,1,1
ALS Vial : 15 Sample Multiplier: 1

Integration Parameters: rteint.p
Integrator: RTE
Smoothing : ON Filtering: 5
Sampling : 1 Min Area: 1000 Area counts
Start Thrs: 0.01 Max Peaks: 100
Stop Thrs : 0 Peak Location: TOP

If leading or trailing edge < 100 prefer < Baseline drop else tangent >
Peak separation: 5

Method : C:\MSDCHEM\1\METHODS\M6P3388.M
Title : Semi Volatile GC/MS,zb-5msi 30m x .25mm x .25MoTuWed Jun 30 18:27:50 2021

Signal : TIC: 6p499170.d\data.ms

peak #	R.T. min	first scan	max scan	last scan	PK TY	peak height	corr. area	corr. % max.	% of total
1	1.583	13	19	24	rVV8	11785	26665	0.42%	0.047%
2	1.642	28	30	38	rVB2	21509	26469	0.42%	0.046%
3	1.706	38	42	45	rVB3	14871	13096	0.21%	0.023%
4	1.802	53	60	62	rBV5	11320	16659	0.27%	0.029%
5	1.883	74	75	85	rVB10	6062	12619	0.20%	0.022%
6	2.546	193	199	211	rBV	51508	57036	0.91%	0.100%
7	2.829	246	252	262	rBV3	32859	58802	0.94%	0.103%
8	2.969	274	278	284	rVB4	17394	18363	0.29%	0.032%
9	3.033	284	290	295	rBV	25976	30685	0.49%	0.054%
10	3.092	295	301	306	rVB7	17097	29350	0.47%	0.051%
11	3.156	306	313	319	rBV	49532	50340	0.80%	0.088%
12	3.209	319	323	342	rVV	244240	233262	3.71%	0.409%
13	3.332	342	346	355	rVB5	18290	25769	0.41%	0.045%
14	3.503	374	378	402	rBV	2627620	2141180	34.08%	3.754%
15	3.910	448	454	455	rBV4	11000	15136	0.24%	0.027%
16	4.006	467	472	483	rBV	29649	40122	0.64%	0.070%
17	4.231	507	514	533	rBV	2658509	2175032	34.62%	3.814%
18	4.455	551	556	572	rBV	6613541	4025403	64.07%	7.058%
19	4.669	587	596	609	rBV7	17542	54421	0.87%	0.095%
20	4.862	622	632	647	rBV	3044949	2077048	33.06%	3.642%
21	4.964	647	651	658	rVV3	25155	37287	0.59%	0.065%
22	5.028	658	663	671	rVB3	26264	30248	0.48%	0.053%
23	5.145	681	685	695	rBV4	25189	45316	0.72%	0.079%
24	5.226	695	700	707	rBV8	13602	28483	0.45%	0.050%
25	5.375	716	728	746	rBV	7297727	5253100	83.61%	9.211%
26	5.771	797	802	805	rBV7	11845	14562	0.23%	0.026%
27	5.948	833	835	841	rVB7	10865	12091	0.19%	0.021%
28	6.146	867	872	882	rBV	7247887	5277502	84.00%	9.254%
29	6.220	882	886	892	rVV2	24640	43597	0.69%	0.076%
30	6.263	892	894	902	rVB9	14217	18704	0.30%	0.033%
31	6.360	906	912	915	rBV6	16641	14883	0.24%	0.026%
32	6.686	968	973	987	rVB	7893816	6043136	96.18%	10.596%
33	7.092	1046	1049	1052	rVV4	10789	11325	0.18%	0.020%
34	7.167	1057	1063	1075	rBV6	24406	50702	0.81%	0.089%
35	7.317	1085	1091	1093	rBV7	7971	11566	0.18%	0.020%
36	7.429	1103	1112	1130	rVV	2648547	2287738	36.41%	4.011%
37	7.558	1132	1136	1137	rVV4	10628	12492	0.20%	0.022%
38	7.579	1137	1140	1151	rVB10	18103	38094	0.61%	0.067%
39	7.804	1178	1182	1185	rBV6	9572	12653	0.20%	0.022%
40	7.879	1191	1196	1198	rBV6	9421	12047	0.19%	0.021%

LSC Area Percent Report

Data Path : C:\msdchem\1\DATA\jonkm\070421\e6p3394\
Data File : 6p499170.d
Acq On : 2 Jul 2021 10:13 pm
Operator : brandonl
Sample : jd27540-4
Misc : op34109,e6p3394,30.1,,,1,1
ALS Vial : 15 Sample Multiplier: 1

Integration Parameters: rteint.p
Integrator: RTE
Smoothing : ON Filtering: 5
Sampling : 1 Min Area: 1000 Area counts
Start Thrs: 0.01 Max Peaks: 100
Stop Thrs : 0 Peak Location: TOP

If leading or trailing edge < 100 prefer < Baseline drop else tangent >
Peak separation: 5

Method : C:\MSDCHEM\1\METHODS\M6P3388.M
Title : Semi Volatile GC/MS,zb-5msi 30m x .25mm x .25MoTuWed Jun 30 18:27:50 2021

41	8.055	1223	1229	1234	rVB	24717	33699	0.54%	0.059%
42	8.103	1234	1238	1242	rBV7	13838	15428	0.25%	0.027%
43	8.199	1248	1256	1265	rVV	6390631	6106385	97.19%	10.707%
44	8.264	1265	1268	1276	rVV3	27912	48039	0.76%	0.084%
45	8.339	1276	1282	1287	rVB10	9685	17078	0.27%	0.030%
46	8.456	1299	1304	1310	rVV	12104	18048	0.29%	0.032%
47	8.649	1335	1340	1348	rVB	14614	26755	0.43%	0.047%
48	8.718	1348	1353	1356	rBV7	7817	14366	0.23%	0.025%
49	8.836	1372	1375	1379	rBV6	8664	11934	0.19%	0.021%
50	8.868	1379	1381	1385	rVV5	11175	14075	0.22%	0.025%
51	8.911	1387	1389	1396	rVB8	17651	23801	0.38%	0.042%
52	8.970	1396	1400	1413	rBV5	58794	110991	1.77%	0.195%
53	9.141	1426	1432	1437	rVV10	7842	16054	0.26%	0.028%
54	9.210	1437	1445	1448	rVV10	10156	21407	0.34%	0.038%
55	9.237	1448	1450	1453	rVV4	11531	14542	0.23%	0.025%
56	9.269	1453	1456	1458	rVV4	12156	14475	0.23%	0.025%
57	9.585	1511	1515	1519	rBV7	8294	13775	0.22%	0.024%
58	9.729	1536	1542	1546	rBV9	8814	16129	0.26%	0.028%
59	9.761	1546	1548	1550	rBV3	12631	13824	0.22%	0.024%
60	9.788	1550	1553	1556	rBV	26724	24460	0.39%	0.043%
61	9.997	1581	1592	1598	rBV	14748	32746	0.52%	0.057%
62	10.098	1608	1611	1617	rVV2	35051	44295	0.71%	0.078%
63	10.237	1634	1637	1642	rVV7	10108	15450	0.25%	0.027%
64	10.318	1648	1652	1657	rBV8	10752	19184	0.31%	0.034%
65	10.382	1657	1664	1672	rBV	5260222	5986906	95.29%	10.498%
66	10.457	1674	1678	1682	rVB7	8545	15637	0.25%	0.027%
67	10.569	1691	1699	1704	rBV7	14385	24008	0.38%	0.042%
68	10.751	1731	1733	1737	rVB4	12763	12802	0.20%	0.022%
69	10.863	1748	1754	1756	rBV7	16923	21357	0.34%	0.037%
70	11.056	1784	1790	1795	rVV10	13916	28552	0.45%	0.050%
71	11.168	1808	1811	1817	rBV8	11095	18320	0.29%	0.032%
72	11.296	1830	1835	1840	rBV9	21541	43634	0.69%	0.077%
73	11.409	1850	1856	1861	rBV9	20399	31448	0.50%	0.055%
74	11.505	1869	1874	1877	rBV6	22625	30985	0.49%	0.054%
75	11.569	1882	1886	1888	rBV5	14991	18592	0.30%	0.033%
76	11.607	1888	1893	1895	rBV6	18110	27302	0.43%	0.048%
77	11.714	1906	1913	1918	rBV9	45175	80170	1.28%	0.141%
78	11.794	1924	1928	1931	rBV6	14720	20599	0.33%	0.036%
79	11.922	1945	1952	1971	rBV	4921881	6120648	97.42%	10.732%
80	12.088	1972	1983	1990	rBV	26121	83207	1.32%	0.146%
81	12.190	1999	2002	2007	rVB7	27050	27231	0.43%	0.048%
82	12.248	2011	2013	2016	rBV4	11843	13193	0.21%	0.023%
83	12.425	2042	2046	2051	rBV8	31983	41528	0.66%	0.073%
84	12.478	2052	2056	2059	rVV6	18560	22949	0.37%	0.040%
85	12.601	2077	2079	2085	rBV7	25485	39777	0.63%	0.070%

LSC Area Percent Report

Data Path : C:\msdchem\1\DATA\jonkm\070421\e6p3394\
Data File : 6p499170.d
Acq On : 2 Jul 2021 10:13 pm
Operator : brandonl
Sample : jd27540-4
Misc : op34109,e6p3394,30.1,,,1,1
ALS Vial : 15 Sample Multiplier: 1

Integration Parameters: rteint.p
Integrator: RTE
Smoothing : ON Filtering: 5
Sampling : 1 Min Area: 1000 Area counts
Start Thrs: 0.01 Max Peaks: 100
Stop Thrs : 0 Peak Location: TOP

If leading or trailing edge < 100 prefer < Baseline drop else tangent >
Peak separation: 5

Method : C:\MSDCHEM\1\METHODS\M6P3388.M
Title : Semi Volatile GC/MS,zb-5msi 30m x .25mm x .25MoTuWed Jun 30 18:27:50 2021

86	12.773	2105	2111	2112	rBV5	21405	35466	0.56%	0.062%
87	12.815	2113	2119	2121	rVV7	30390	54544	0.87%	0.096%
88	12.912	2131	2137	2142	rBV10	41616	68923	1.10%	0.121%
89	12.981	2143	2150	2159	rVV10	53176	148450	2.36%	0.260%
90	13.072	2163	2167	2168	rBV3	23579	30231	0.48%	0.053%
91	13.136	2174	2179	2182	rBV7	31088	53359	0.85%	0.094%
92	13.158	2182	2183	2185	rBV2	18970	13955	0.22%	0.024%
93	13.393	2223	2227	2234	rBV10	31269	84601	1.35%	0.148%
94	13.484	2239	2244	2251	rBV10	46614	115249	1.83%	0.202%
95	13.848	2308	2312	2315	rBV6	49280	59279	0.94%	0.104%
96	13.987	2331	2338	2351	rVB2	4772607	6282910	100.00%	11.017%
97	14.345	2400	2405	2408	rBV7	35175	58981	0.94%	0.103%
98	14.709	2470	2473	2479	rVB8	63415	84755	1.35%	0.149%
99	15.147	2552	2555	2563	rVB4	46631	82898	1.32%	0.145%
100	17.073	2911	2915	2922	rBV10	38732	78698	1.25%	0.138%

Sum of corrected areas: 57031067

LSC Report - Integrated Chromatogram

Data Path : C:\msdchem\1\DATA\jonkm\070421\e6p3394\
Data File : 6p499170.d
Acq On : 2 Jul 2021 10:13 pm
Operator : brandonl
Sample : jd27540-4
Misc : op34109,e6p3394,30.1,,,1,1
ALS Vial : 15 Sample Multiplier: 1

Quant Method : C:\MSDCHEM\1\METHODS\M6P3388.M
Quant Title : Semi Volatile GC/MS,zb-5msi 30m x .25mm x .25MoTuWed Jun 30 18:27:50 2021

TIC Library : C:\Database\NIST08.L
TIC Integration Parameters: lscint.p

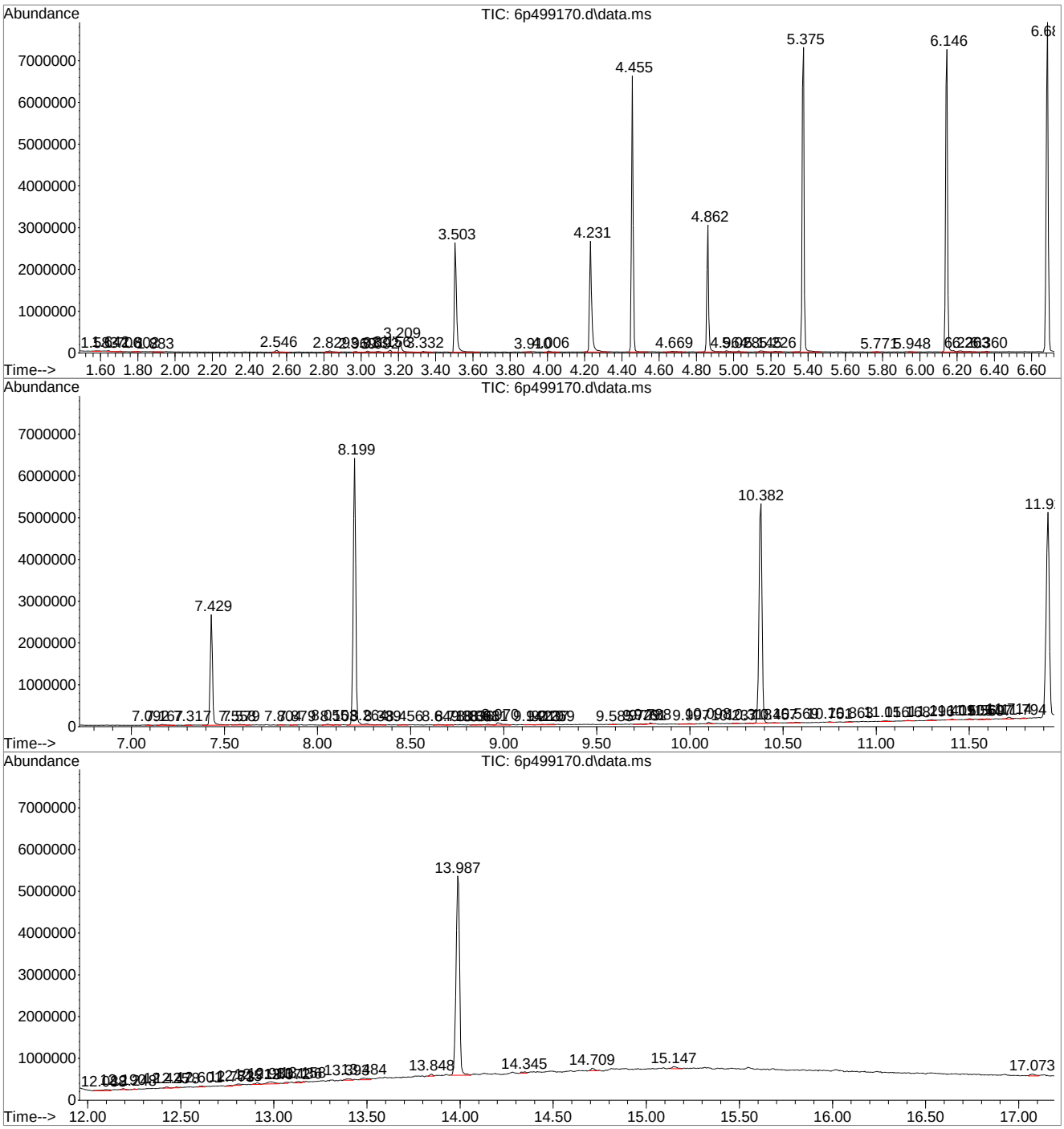

Tentatively Identified Compound (LSC) summary

Data Path : C:\msdchem\1\DATA\jonkm\070421\e6p3394\
Data File : 6p499170.d
Acq On : 2 Jul 2021 10:13 pm
Operator : brandonl
Sample : jd27540-4
Misc : op34109,e6p3394,30.1,,,1,1
ALS Vial : 15 Sample Multiplier: 1

Quant Method : C:\MSDCHEM\1\METHODS\M6P3388.M
Quant Title : Semi Volatile GC/MS,zb-5msi 30m x .25mm x .25MoTuWed Jun 30 18:27:50 2021

TIC Library : C:\Database\NIST08.L
TIC Integration Parameters: lscint.p

					--Internal Standard---			
TIC Top Hit name	RT	EstConc	Units	Response	#	RT	Resp	Conc

No Library Search Compounds Detected
****

Quantitation Report (QT Reviewed)

Data Path : C:\msdchem\1\DATA\jonkm\070421\e6p3394\
Data File : 6p499171.d
Acq On : 2 Jul 2021 10:35 pm
Operator : brandonl
Sample : jd27540-5 Inst : MS6P
Misc : op34109,e6p3394,30.6,,,1,1
ALS Vial : 16 Sample Multiplier: 1

Quant Method : C:\MSDCHEM\1\METHODS\M6P3388.M
Quant Results File: M6P3388.RES
Quant Time: Jul 04 08:40:18 2021
Quant Title : Semi Volatile GC/MS,zb-5msi 30m x .25mm x .25MoTuWed Jun 30 18:27:50 2021
QLast Update : Sun Jul 04 07:36:43 2021
Response via : Initial Calibration

Compound	R.T.	QIon	Response	Conc	Units	Dev(Min)
Internal Standards						
1) 1,4-Dichlorobenzene-d4	4.455	152	901896	40.00	ppm	0.00
24) Naphthalene-d8	5.375	136	3366745	40.00	ppm	0.00
46) Acenaphthene-d10	6.686	164	1876799	40.00	ppm	0.00
69) Phenanthrene-d10	8.199	188	3137976	40.00	ppm	0.00
84) Chrysene-d12	11.922	240	2347870	40.00	ppm	0.00
93) Perylene-d12	13.987	264	2729524	40.00	ppm	-0.01
103) 1,4-Dichlorobenzene-d4a	4.455	152	901896	40.00	ppm	0.00
105) Phenanthrene-d10a	8.199	188	3137976	40.00	ppm	0.00
107) Naphthalene-d8a	5.375	136	3366745	40.00	ppm	0.00
109) Phenanthrene-d10b	8.199	188	3137976	40.00	ppm	0.00
112) Chrysene-d12a	11.922	240	2347870	40.00	ppm	0.00
System Monitoring Compounds						
5) 2-Fluorophenol	3.503	112	755058	30.70	ppm	0.00
Spiked Amount 50.000			Recovery =	61.40%		
8) Phenol-d5	4.231	99	880543	27.98	ppm	0.00
Spiked Amount 50.000			Recovery =	55.96%		
25) Nitrobenzene-d5	4.862	82	710419	32.13	ppm	0.00
Spiked Amount 50.000			Recovery =	64.26%		
51) 2-Fluorobiphenyl	6.146	172	1951605	32.63	ppm	0.00
Spiked Amount 50.000			Recovery =	65.26%		
74) 2,4,6-Tribromophenol	7.429	330	322365	31.52	ppm	-0.01
Spiked Amount 50.000			Recovery =	63.04%		
87) Terphenyl-d14	10.382	244	2178991	39.17	ppm	0.00
Spiked Amount 50.000			Recovery =	78.34%		
110) 1-chlorooctadecane	0.000	57	0d	0.00	ppm	
Spiked Amount 50.000			Recovery =	0.00%		
111) o-terphenyl	0.000	230	0d	0.00	ppm	
Spiked Amount 50.000			Recovery =	0.00%		
Target Compounds						Qvalue
82) Fluoranthene	9.788	202	2300	0.02	ppm	76

(#) = qualifier out of range (m) = manual integration (+) = signals summed

Quantitation Report (QT Reviewed)

Data Path : C:\msdchem\1\DATA\jonkm\070421\e6p3394\
Data File : 6p499171.d
Acq On : 2 Jul 2021 10:35 pm
Operator : brandonl
Sample : jd27540-5 Inst : MS6P
Misc : op34109,e6p3394,30.6,,,1,1
ALS Vial : 16 Sample Multiplier: 1

Quant Method : C:\MSDCHEM\1\METHODS\M6P3388.M
Quant Results File: M6P3388.RES
Quant Time: Jul 04 08:40:18 2021
Quant Title : Semi Volatile GC/MS,zb-5msi 30m x .25mm x .25MoTuWed Jun 30 18:27:50 2021
QLast Update : Sun Jul 04 07:36:43 2021
Response via : Initial Calibration

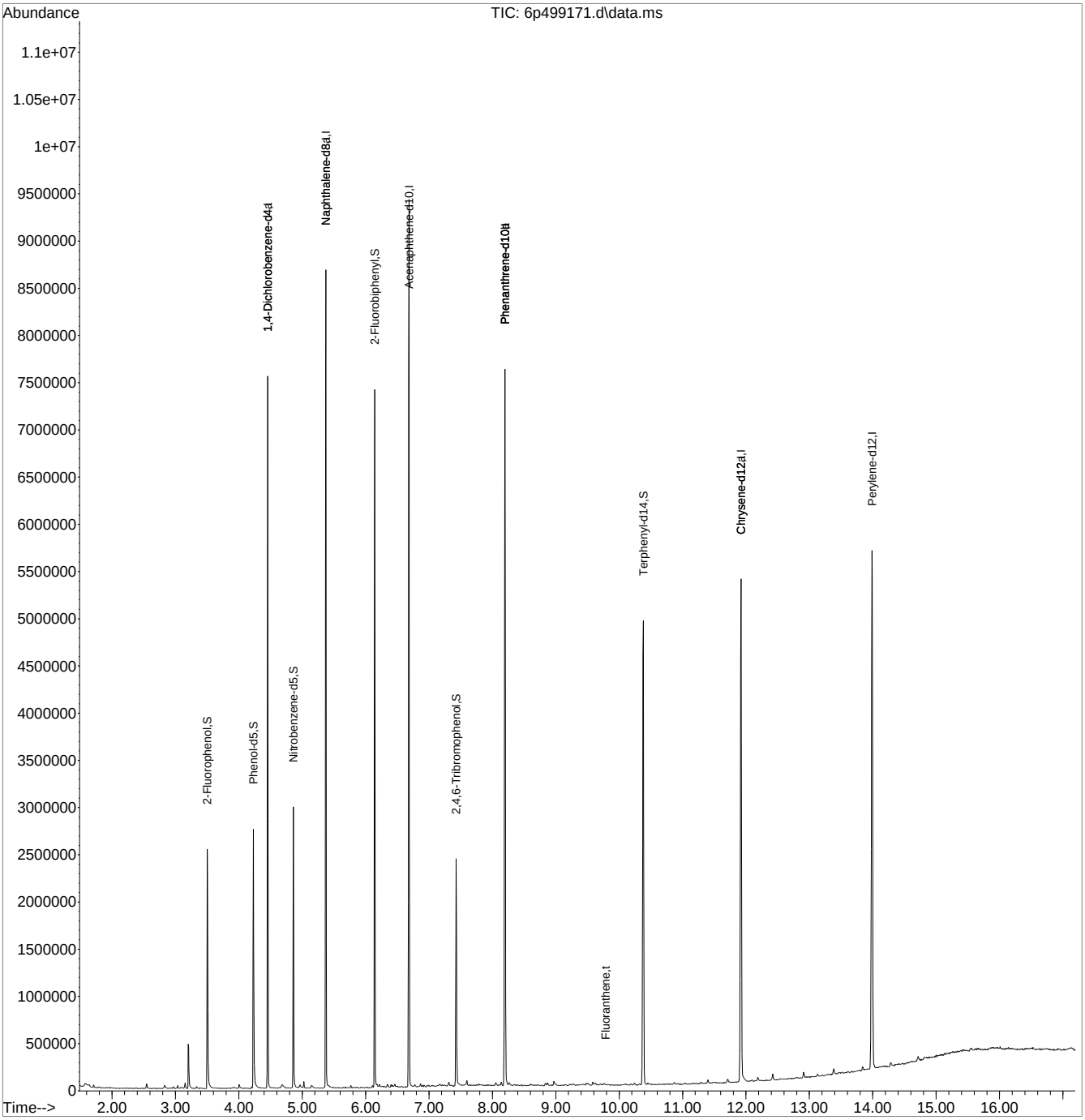

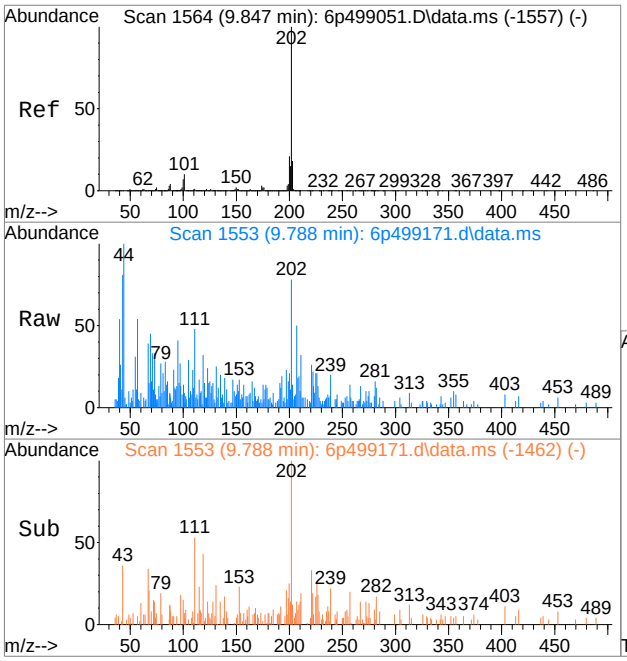

#82
Fluoranthene
Concen: 0.02 ppm
RT: 9.788 min Scan# 1553
Delta R.T. -0.011 min
Lab File: 6p499171.d
Acq: 2 Jul 2021 10:35 pm

Tgt Ion:202 Resp: 2300

Ion	Ratio	Lower	Upper
202	100		
101	0.0	0.0	40.0
203	8.4	0.0	48.5

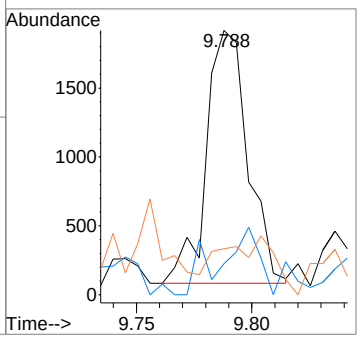

LSC Area Percent Report

Data Path : C:\msdchem\1\DATA\jonkm\070421\e6p3394\
Data File : 6p499171.d
Acq On : 2 Jul 2021 10:35 pm
Operator : brandonl
Sample : jd27540-5
Misc : op34109,e6p3394,30.6,,,1,1
ALS Vial : 16 Sample Multiplier: 1

Integration Parameters: rteint.p
Integrator: RTE
Smoothing : ON Filtering: 5
Sampling : 1 Min Area: 1000 Area counts
Start Thrs: 0.01 Max Peaks: 100
Stop Thrs : 0 Peak Location: TOP

If leading or trailing edge < 100 prefer < Baseline drop else tangent >
Peak separation: 5

Method : C:\MSDCHEM\1\METHODS\M6P3388.M
Title : Semi Volatile GC/MS,zb-5msi 30m x .25mm x .25MoTuWed Jun 30 18:27:50 2021

Signal : TIC: 6p499171.d\data.ms

peak #	R.T. min	first scan	max scan	last scan	PK TY	peak height	corr. area	corr. % max.	% of total
1	1.583	12	19	25	rBV7	29314	75320	1.04%	0.120%
2	1.711	39	43	49	rVV	28343	26317	0.36%	0.042%
3	1.802	53	60	63	rVB6	12839	20152	0.28%	0.032%
4	1.990	91	95	108	rVB6	7399	17737	0.24%	0.028%
5	2.546	193	199	208	rVB	47923	58113	0.80%	0.093%
6	2.829	244	252	261	rBV3	35705	59795	0.82%	0.096%
7	2.974	274	279	282	rVB3	18222	20703	0.28%	0.033%
8	3.038	282	291	294	rBV2	31862	32531	0.45%	0.052%
9	3.091	294	301	308	rVV10	12333	25626	0.35%	0.041%
10	3.156	308	313	319	rVB	59852	56584	0.78%	0.090%
11	3.204	319	322	334	rBV	468183	437557	6.01%	0.699%
12	3.337	341	347	349	rBV	20751	23209	0.32%	0.037%
13	3.503	374	378	396	rBV	2538403	2194860	30.17%	3.509%
14	3.926	447	457	461	rBV7	11874	32993	0.45%	0.053%
15	4.006	469	472	483	rVB	42915	54426	0.75%	0.087%
16	4.231	504	514	537	rBV	2748113	2248294	30.90%	3.594%
17	4.455	547	556	572	rBV	7544151	4765736	65.50%	7.618%
18	4.685	593	599	610	rVB7	36001	94746	1.30%	0.151%
19	4.862	625	632	642	rBV	2979610	2078730	28.57%	3.323%
20	4.969	648	652	658	rVV2	33290	57457	0.79%	0.092%
21	5.028	659	663	667	rVB2	68770	51012	0.70%	0.082%
22	5.145	676	685	696	rVV4	27328	60639	0.83%	0.097%
23	5.375	716	728	750	rBV	8668537	6346339	87.23%	10.145%
24	5.766	797	801	805	rVV2	27036	26415	0.36%	0.042%
25	6.108	859	865	868	rBV4	25308	27223	0.37%	0.044%
26	6.146	868	872	882	rVV	7394027	5269351	72.42%	8.423%
27	6.220	882	886	889	rVV3	33224	41836	0.58%	0.067%
28	6.295	897	900	904	rVB5	14587	18635	0.26%	0.030%
29	6.343	904	909	915	rBV2	33167	50632	0.70%	0.081%
30	6.402	915	920	922	rVV	31316	27122	0.37%	0.043%
31	6.424	922	924	927	rVV	23398	21877	0.30%	0.035%
32	6.461	927	931	934	rVV4	32919	37135	0.51%	0.059%
33	6.686	967	973	986	rVV	9403635	7267460	99.89%	11.617%
34	6.777	986	990	995	rVB3	24782	31861	0.44%	0.051%
35	6.868	995	1007	1011	rBV3	34315	42851	0.59%	0.068%
36	6.926	1015	1018	1022	rVB6	17207	20293	0.28%	0.032%
37	6.969	1022	1026	1029	rBV4	17069	21029	0.29%	0.034%
38	7.140	1052	1058	1060	rBV7	11692	20674	0.28%	0.033%
39	7.167	1060	1063	1069	rVV6	21096	32683	0.45%	0.052%
40	7.317	1086	1091	1094	rBV4	39735	48945	0.67%	0.078%

LSC Area Percent Report

Data Path : C:\msdchem\1\DATA\jonkm\070421\e6p3394\
Data File : 6p499171.d
Acq On : 2 Jul 2021 10:35 pm
Operator : brandonl
Sample : jd27540-5
Misc : op34109,e6p3394,30.6,,,1,1
ALS Vial : 16 Sample Multiplier: 1

Integration Parameters: rteint.p
Integrator: RTE
Smoothing : ON Filtering: 5
Sampling : 1 Min Area: 1000 Area counts
Start Thrs: 0.01 Max Peaks: 100
Stop Thrs : 0 Peak Location: TOP

If leading or trailing edge < 100 prefer < Baseline drop else tangent >
Peak separation: 5

Method : C:\MSDCHEM\1\METHODS\M6P3388.M
Title : Semi Volatile GC/MS,zb-5msi 30m x .25mm x .25MoTuWed Jun 30 18:27:50 2021

41	7.360	1097	1099	1103	rVB5	16705	19775	0.27%	0.032%
42	7.429	1103	1112	1127	rBV	2415704	2215007	30.44%	3.541%
43	7.600	1136	1144	1148	rVB2	54841	74623	1.03%	0.119%
44	7.793	1177	1180	1187	rVV8	16954	32559	0.45%	0.052%
45	8.055	1223	1229	1235	rBV2	34669	48423	0.67%	0.077%
46	8.141	1241	1245	1249	rVB2	39777	46359	0.64%	0.074%
47	8.199	1249	1256	1265	rBV	7591996	7275721	100.00%	11.631%
48	8.264	1265	1268	1277	rVB	32007	50408	0.69%	0.081%
49	8.499	1308	1312	1319	rVB9	9413	20849	0.29%	0.033%
50	8.611	1331	1333	1339	rVV4	15094	18764	0.26%	0.030%
51	8.836	1370	1375	1378	rBV3	28712	35464	0.49%	0.057%
52	8.868	1378	1381	1387	rVB3	27986	34519	0.47%	0.055%
53	8.970	1397	1400	1411	rBV5	46718	77087	1.06%	0.123%
54	9.146	1430	1433	1440	rVB9	13659	26020	0.36%	0.042%
55	9.226	1441	1448	1451	rBV9	16289	26912	0.37%	0.043%
56	9.274	1451	1457	1466	rVB9	16919	33722	0.46%	0.054%
57	9.435	1479	1487	1493	rVB9	12415	31529	0.43%	0.050%
58	9.483	1493	1496	1499	rBV	22758	28431	0.39%	0.045%
59	9.585	1511	1515	1519	rBV2	35407	47975	0.66%	0.077%
60	9.627	1519	1523	1528	rVV8	24143	35158	0.48%	0.056%
61	9.708	1533	1538	1544	rVV10	14942	29284	0.40%	0.047%
62	9.761	1544	1548	1552	rVV5	19783	30689	0.42%	0.049%
63	9.847	1559	1564	1567	rVB7	10673	18601	0.26%	0.030%
64	10.045	1596	1601	1603	rBV6	11200	17312	0.24%	0.028%
65	10.104	1606	1612	1616	rVV5	18588	33789	0.46%	0.054%
66	10.189	1624	1628	1633	rBV7	18779	28389	0.39%	0.045%
67	10.243	1633	1638	1645	rVB8	23715	37969	0.52%	0.061%
68	10.317	1648	1652	1657	rVV8	14098	21920	0.30%	0.035%
69	10.382	1657	1664	1674	rVV	4919132	5423220	74.54%	8.669%
70	10.451	1674	1677	1682	rVV7	23163	31712	0.44%	0.051%
71	10.505	1682	1687	1693	rVB10	10187	19148	0.26%	0.031%
72	10.874	1749	1756	1762	rVV10	21195	42275	0.58%	0.068%
73	10.927	1762	1766	1774	rVB10	11896	22029	0.30%	0.035%
74	11.045	1781	1788	1794	rBV10	15117	31328	0.43%	0.050%
75	11.152	1806	1808	1816	rBV9	10480	21773	0.30%	0.035%
76	11.291	1831	1834	1841	rVV8	18418	28362	0.39%	0.045%
77	11.403	1848	1855	1859	rBV5	41062	64819	0.89%	0.104%
78	11.500	1867	1873	1876	rVV4	12885	28132	0.39%	0.045%
79	11.713	1907	1913	1920	rBV4	40960	68816	0.95%	0.110%
80	11.922	1942	1952	1973	rVV	5330790	6347494	87.24%	10.147%
81	12.099	1980	1985	1990	rVB8	18040	27579	0.38%	0.044%
82	12.184	1997	2001	2007	rVV9	38559	49832	0.68%	0.080%
83	12.425	2037	2046	2052	rBV2	70305	110594	1.52%	0.177%
84	12.687	2091	2095	2100	rVB8	9366	17741	0.24%	0.028%
85	12.906	2131	2136	2141	rBV3	62748	87646	1.20%	0.140%

LSC Area Percent Report

Data Path : C:\msdchem\1\DATA\jonkm\070421\e6p3394\
Data File : 6p499171.d
Acq On : 2 Jul 2021 10:35 pm
Operator : brandonl
Sample : jd27540-5
Misc : op34109,e6p3394,30.6,,,1,1
ALS Vial : 16 Sample Multiplier: 1

Integration Parameters: rteint.p
Integrator: RTE
Smoothing : ON Filtering: 5
Sampling : 1 Min Area: 1000 Area counts
Start Thrs: 0.01 Max Peaks: 100
Stop Thrs : 0 Peak Location: TOP

If leading or trailing edge < 100 prefer < Baseline drop else tangent >
Peak separation: 5

Method : C:\MSDCHEM\1\METHODS\M6P3388.M
Title : Semi Volatile GC/MS,zb-5msi 30m x .25mm x .25MoTuWed Jun 30 18:27:50 2021

86	13.131	2173	2178	2182	rBV7	29287	49255	0.68%	0.079%
87	13.206	2188	2192	2197	rBV8	12876	20101	0.28%	0.032%
88	13.259	2197	2202	2203	rBV5	15297	19826	0.27%	0.032%
89	13.382	2219	2225	2232	rBV3	66794	119098	1.64%	0.190%
90	13.473	2236	2242	2243	rBV6	14278	22816	0.31%	0.036%
91	13.612	2265	2268	2272	rVB6	14793	18040	0.25%	0.029%
92	13.842	2308	2311	2316	rBV5	40920	61970	0.85%	0.099%
93	13.987	2330	2338	2349	rBV	5493465	7233137	99.41%	11.563%
94	14.281	2390	2393	2402	rBV10	44741	91551	1.26%	0.146%
95	14.714	2469	2474	2480	rBV10	49825	85983	1.18%	0.137%
96	14.816	2489	2493	2495	rBV5	25685	39725	0.55%	0.064%
97	15.019	2530	2531	2536	rBV4	21100	33651	0.46%	0.054%
98	15.137	2549	2553	2555	rBV5	24259	31172	0.43%	0.050%
99	15.222	2567	2569	2571	rBV3	21764	22595	0.31%	0.036%
100	15.548	2625	2630	2631	rBV5	32521	43282	0.59%	0.069%

Sum of corrected areas: 62556858

LSC Report - Integrated Chromatogram

Data Path : C:\msdchem\1\DATA\jonkm\070421\e6p3394\
Data File : 6p499171.d
Acq On : 2 Jul 2021 10:35 pm
Operator : brandonl
Sample : jd27540-5
Misc : op34109,e6p3394,30.6,,,1,1
ALS Vial : 16 Sample Multiplier: 1

Quant Method : C:\MSDCHEM\1\METHODS\M6P3388.M
Quant Title : Semi Volatile GC/MS,zb-5msi 30m x .25mm x .25MoTuWed Jun 30 18:27:50 2021

TIC Library : C:\Database\NIST08.L
TIC Integration Parameters: lscint.p

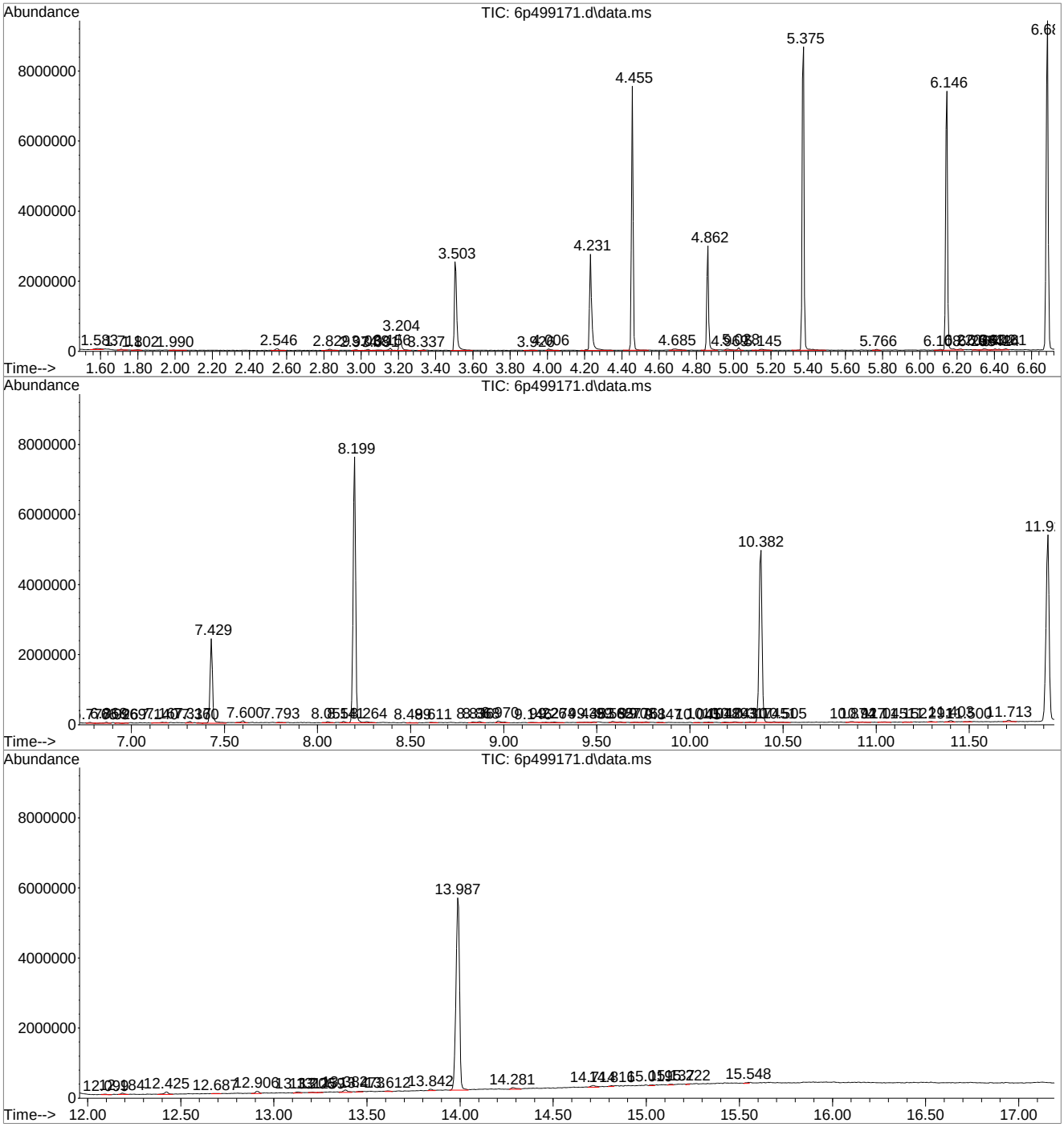

Tentatively Identified Compound (LSC) summary

Data Path : C:\msdchem\1\DATA\jonkm\070421\e6p3394\
Data File : 6p499171.d
Acq On : 2 Jul 2021 10:35 pm
Operator : brandonl
Sample : jd27540-5
Misc : op34109,e6p3394,30.6,,,1,1
ALS Vial : 16 Sample Multiplier: 1

Quant Method : C:\MSDCHEM\1\METHODS\M6P3388.M
Quant Title : Semi Volatile GC/MS,zb-5msi 30m x .25mm x .25MoTuWed Jun 30 18:27:50 2021

TIC Library : C:\Database\NIST08.L
TIC Integration Parameters: lscint.p

					--Internal Standard---			
TIC Top Hit name	RT	EstConc	Units	Response	#	RT	Resp	Conc

No Library Search Compounds Detected
****

Manual Integrations APPROVED (compounds with "m" flag)
Kristi Schollenberger 07/09/21 14:46

Quantitation Report (QT Reviewed)

Data Path : C:\msdchem\1\DATA\jonkm\070421\e6p3394\
Data File : 6p499172.d
Acq On : 2 Jul 2021 10:56 pm
Operator : brandonl
Sample : jd27540-6 Inst : MS6P
Misc : op34109,e6p3394,30.6,,,1,1
ALS Vial : 17 Sample Multiplier: 1

Quant Method : C:\MSDCHEM\1\METHODS\M6P3388.M
Quant Results File: M6P3388.RES
Quant Time: Jul 04 08:43:33 2021
Quant Title : Semi Volatile GC/MS,zb-5msi 30m x .25mm x .25MoTuWed Jun 30 18:27:50 2021
QLast Update : Sun Jul 04 07:36:43 2021
Response via : Initial Calibration

Compound	R.T.	QIon	Response	Conc	Units	Dev(Min)
Internal Standards						
1) 1,4-Dichlorobenzene-d4	4.455	152	860871	40.00	ppm	0.00
24) Naphthalene-d8	5.375	136	3184507	40.00	ppm	0.00
46) Acenaphthene-d10	6.686	164	1778296	40.00	ppm	0.00
69) Phenanthrene-d10	8.199	188	2928390	40.00	ppm	0.00
84) Chrysene-d12	11.922	240	2073800	40.00	ppm	0.00
93) Perylene-d12	13.987	264	2125197	40.00	ppm	-0.01
103) 1,4-Dichlorobenzene-d4a	4.455	152	860871	40.00	ppm	0.00
105) Phenanthrene-d10a	8.199	188	2928390	40.00	ppm	0.00
107) Naphthalene-d8a	5.375	136	3184507	40.00	ppm	0.00
109) Phenanthrene-d10b	8.199	188	2928390	40.00	ppm	0.00
112) Chrysene-d12a	11.922	240	2073800	40.00	ppm	0.00
System Monitoring Compounds						
5) 2-Fluorophenol	3.503	112	931425	39.67	ppm	0.00
Spiked Amount 50.000			Recovery =	79.34%		
8) Phenol-d5	4.231	99	1114286	37.10	ppm	0.00
Spiked Amount 50.000			Recovery =	74.20%		
25) Nitrobenzene-d5	4.862	82	888170	42.47	ppm	0.00
Spiked Amount 50.000			Recovery =	84.94%		
51) 2-Fluorobiphenyl	6.146	172	2296341	40.52	ppm	0.00
Spiked Amount 50.000			Recovery =	81.04%		
74) 2,4,6-Tribromophenol	7.429	330	384787	40.32	ppm	-0.01
Spiked Amount 50.000			Recovery =	80.64%		
87) Terphenyl-d14	10.382	244	2811159	57.22	ppm	0.00
Spiked Amount 50.000			Recovery =	114.44%		
110) 1-chlorooctadecane	0.000	57	0d	0.00	ppm	
Spiked Amount 50.000			Recovery =	0.00%		
111) o-terphenyl	0.000	230	0	0.00	ppm	
Spiked Amount 50.000			Recovery =	0.00%		
Target Compounds						Qvalue
38) Naphthalene	5.386	128	15814	0.20	ppm	95
78) Phenanthrene	8.226	178	49565	0.65	ppm	97
82) Fluoranthene	9.788	202	73340	0.85	ppm	97
86) Pyrene	10.104	202	69170	1.08	ppm	97
89) Benzo[a]anthracene	11.906	228	27601	0.43	ppm	93
91) Chrysene	11.954	228	23804	0.40	ppm	98
95) Benzo[b]fluoranthene	13.473	252	31615	0.47	ppm	86
96) Benzo[k]fluoranthene	13.511	252	11117m	0.20	ppm	
97) Benzo[a]pyrene	13.906	252	22081	0.37	ppm	98
98) Indeno[1,2,3-cd]pyrene	15.297	276	15969	0.23	ppm	91

(#) = qualifier out of range (m) = manual integration (+) = signals summed

Quantitation Report (QT Reviewed)

Data Path : C:\msdchem\1\DATA\jonkm\070421\e6p3394\
Data File : 6p499172.d
Acq On : 2 Jul 2021 10:56 pm
Operator : brandonl
Sample : jd27540-6 Inst : MS6P
Misc : op34109,e6p3394,30.6,,,1,1
ALS Vial : 17 Sample Multiplier: 1

Quant Method : C:\MSDCHEM\1\METHODS\M6P3388.M
Quant Results File: M6P3388.RES
Quant Time: Jul 04 08:43:33 2021
Quant Title : Semi Volatile GC/MS,zb-5msi 30m x .25mm x .25MoTuWed Jun 30 18:27:50 2021
QLast Update : Sun Jul 04 07:36:43 2021
Response via : Initial Calibration

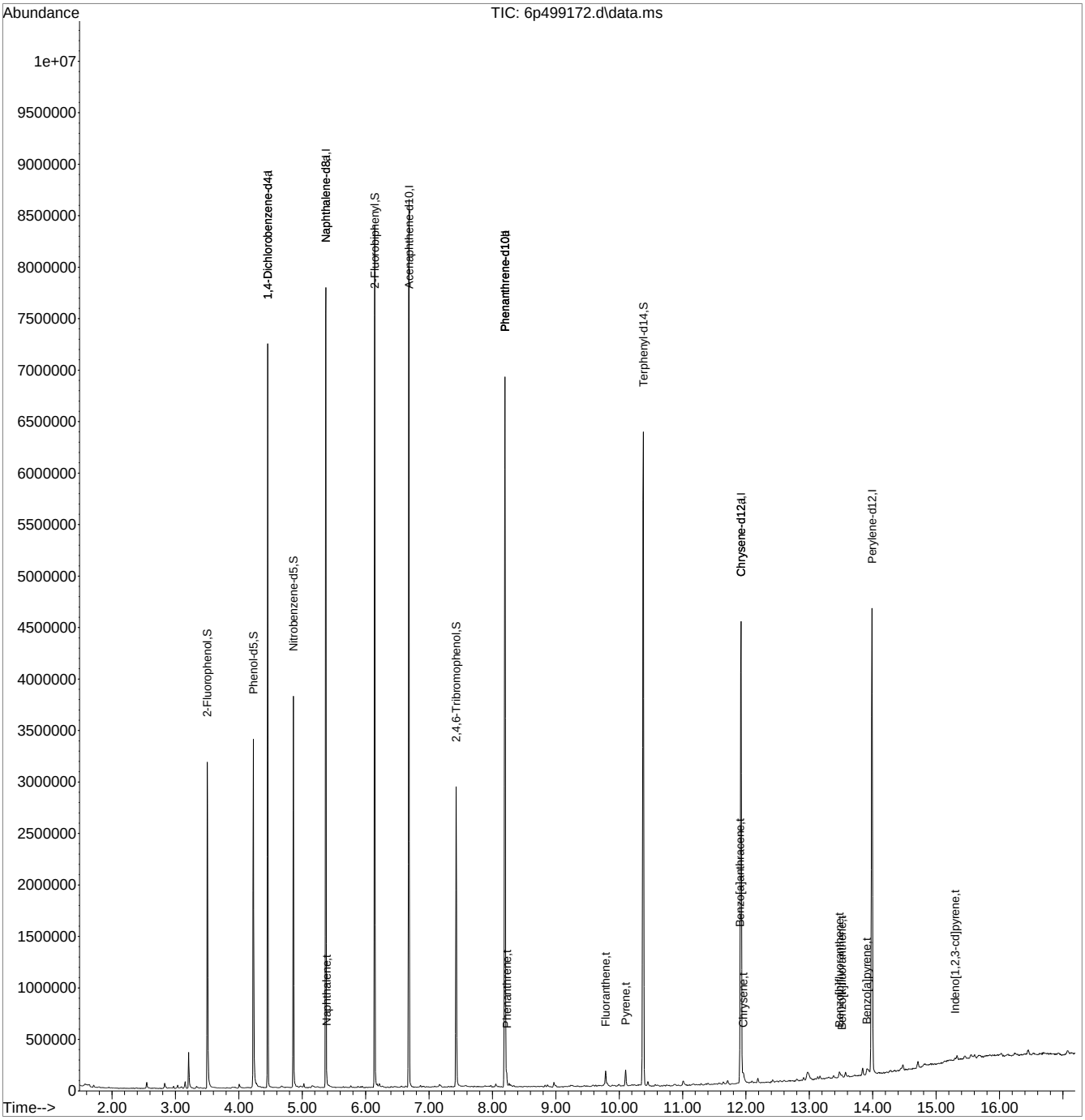

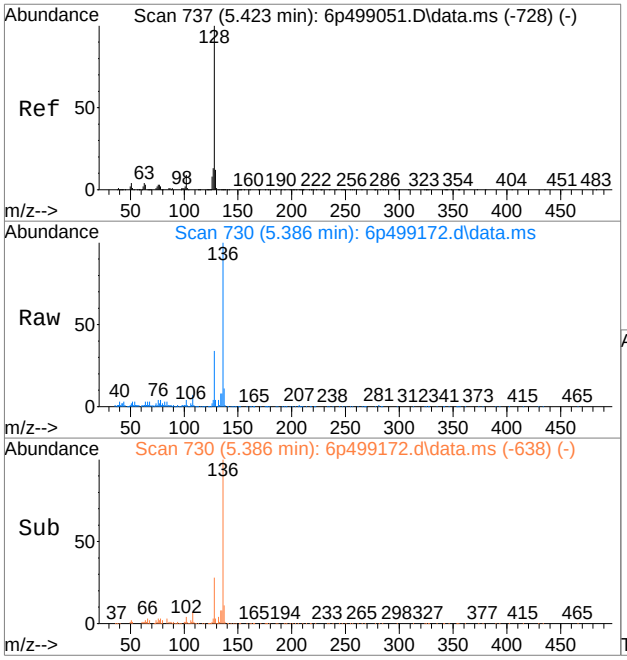

#38
Naphthalene
Concen: 0.20 ppm
RT: 5.386 min Scan# 730
Delta R.T. -0.005 min
Lab File: 6p499172.d
Acq: 2 Jul 2021 10:56 pm

Tgt Ion:128 Resp: 15814

Ion	Ratio	Lower	Upper
128	100		
129	10.8	0.0	42.2
127	10.4	0.0	43.3

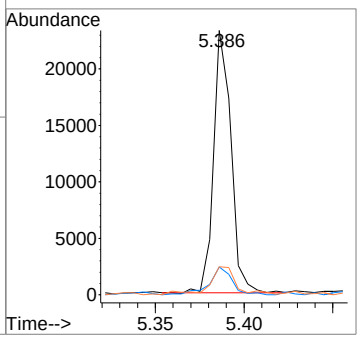

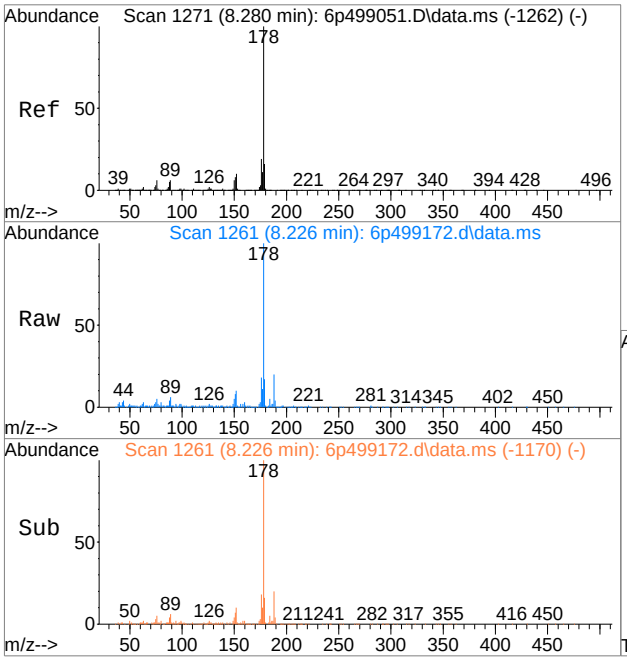

#78
Phenanthrene
Concen: 0.65 ppm
RT: 8.226 min Scan# 1261
Delta R.T. -0.011 min
Lab File: 6p499172.d
Acq: 2 Jul 2021 10:56 pm

Tgt Ion:178 Resp: 49565

Ion	Ratio	Lower	Upper
178	100		
179	16.4	0.0	46.6
176	17.8	0.0	49.8

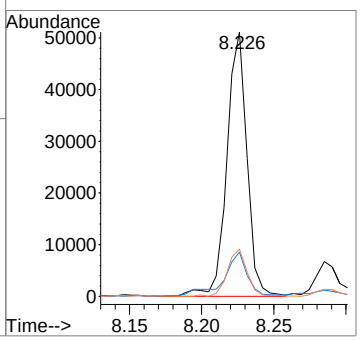

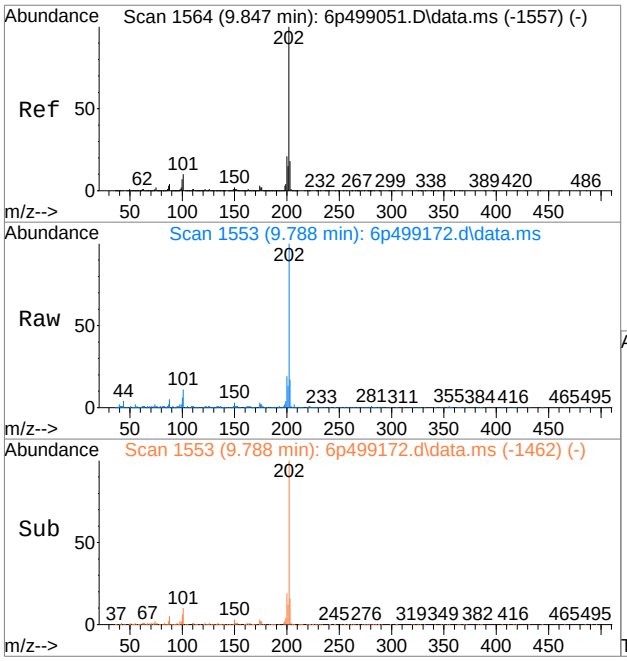

#82
Fluoranthene
Concen: 0.85 ppm
RT: 9.788 min Scan# 1553
Delta R.T. -0.011 min
Lab File: 6p499172.d
Acq: 2 Jul 2021 10:56 pm

Tgt Ion:202 Resp: 73340

Ion	Ratio	Lower	Upper
202	100		
101	10.5	0.0	40.0
203	16.6	0.0	48.5

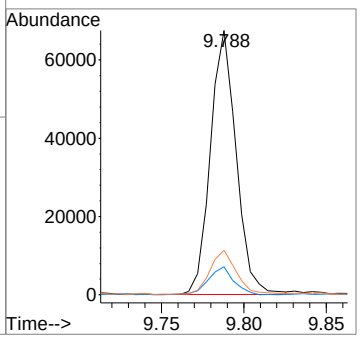

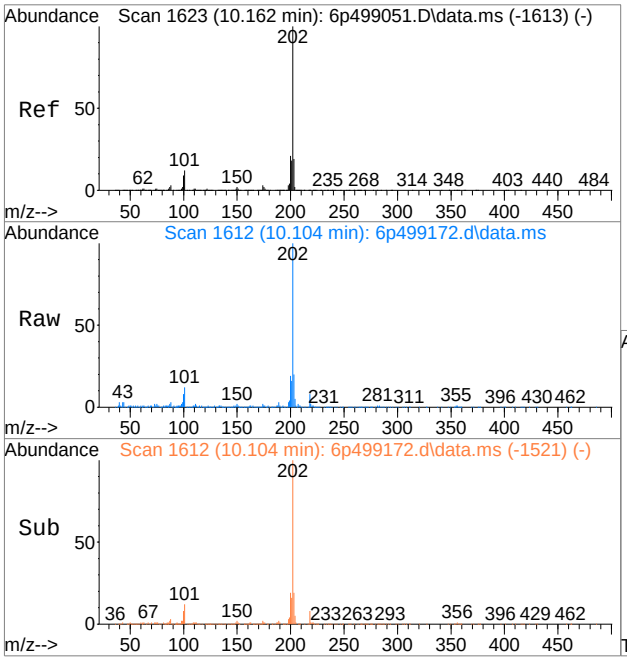

#86
Pyrene
Concen: 1.08 ppm
RT: 10.104 min Scan# 1612
Delta R.T. -0.011 min
Lab File: 6p499172.d
Acq: 2 Jul 2021 10:56 pm

Tgt Ion:202 Resp: 69170

Ion	Ratio	Lower	Upper
202	100		
200	18.8	0.0	51.1
203	19.1	0.0	48.8

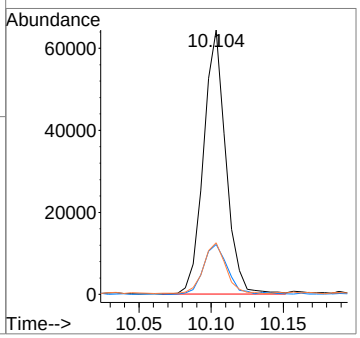

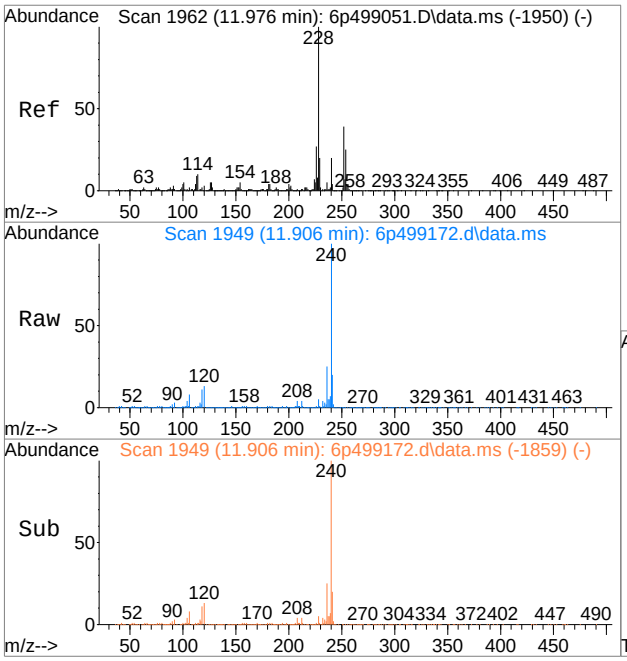

#89
Benzo[a]anthracene
Concen: 0.43 ppm
RT: 11.906 min Scan# 1949
Delta R.T. -0.016 min
Lab File: 6p499172.d
Acq: 2 Jul 2021 10:56 pm

Tgt Ion:228 Resp: 27601

Ion	Ratio	Lower	Upper
228	100		
229	17.7	0.0	50.6
226	31.1	0.0	57.2

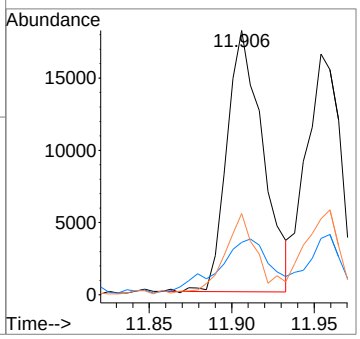

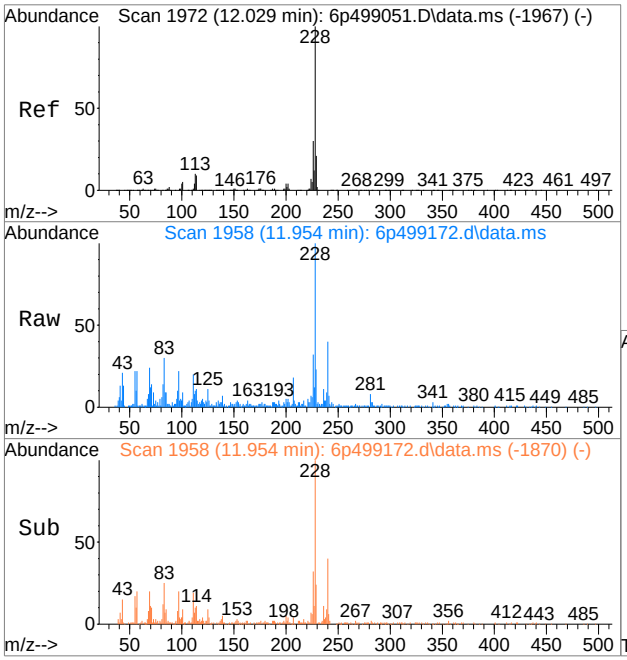

#91
Chrysene
Concen: 0.40 ppm
RT: 11.954 min Scan# 1958
Delta R.T. -0.027 min
Lab File: 6p499172.d
Acq: 2 Jul 2021 10:56 pm

Tgt Ion:228 Resp: 23804

Ion	Ratio	Lower	Upper
228	100		
226	32.0	0.4	60.4
229	20.0	0.0	50.2

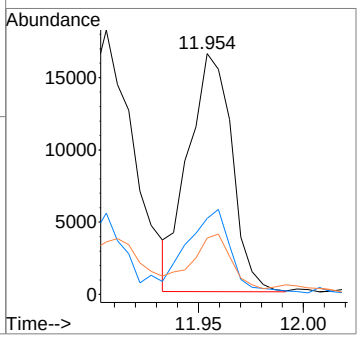

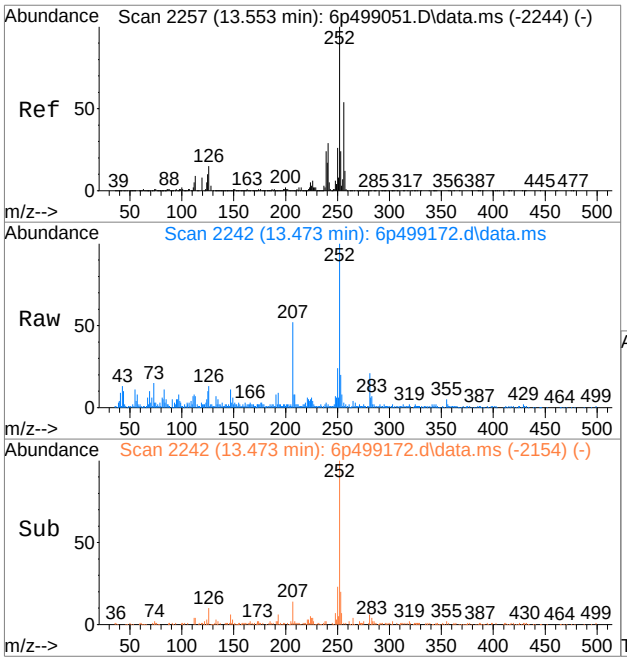

#95
Benzo[b]fluoranthene
Concen: 0.47 ppm
RT: 13.473 min Scan# 2242
Delta R.T. -0.027 min
Lab File: 6p499172.d
Acq: 2 Jul 2021 10:56 pm

Tgt Ion:252 Resp: 31615

Ion	Ratio	Lower	Upper
252	100		
253	16.7	0.0	55.2
125	7.7	0.0	41.0

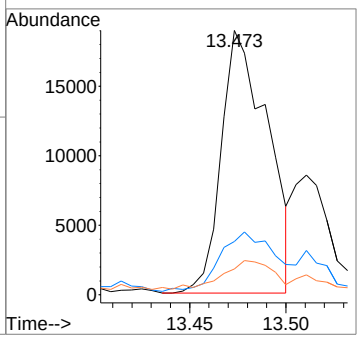

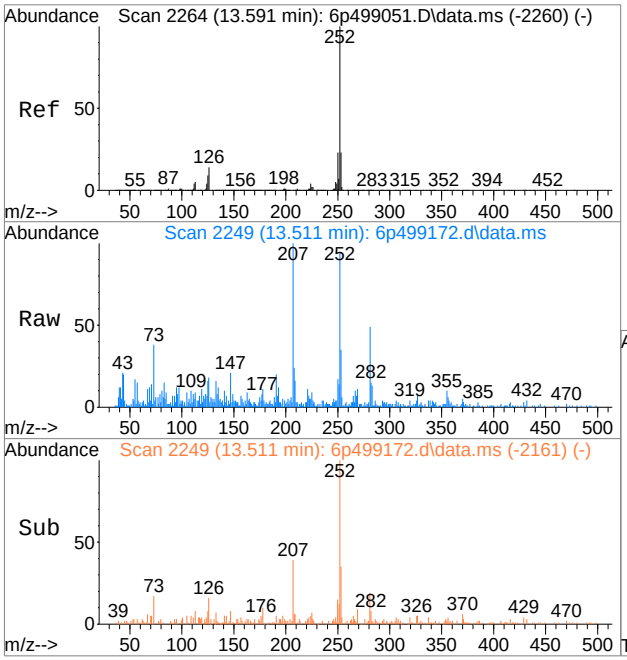

#96
Benzo[k]fluoranthene
Concen: 0.20 ppm m
RT: 13.511 min Scan# 2249
Delta R.T. -0.027 min
Lab File: 6p499172.d
Acq: 2 Jul 2021 10:56 pm

Tgt Ion:252 Resp: 11117

Ion	Ratio	Lower	Upper
252	100		
253	37.2	0.0	54.0
125	16.6	0.0	40.5

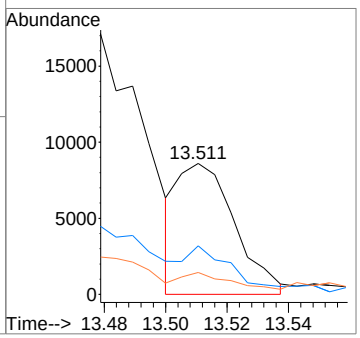

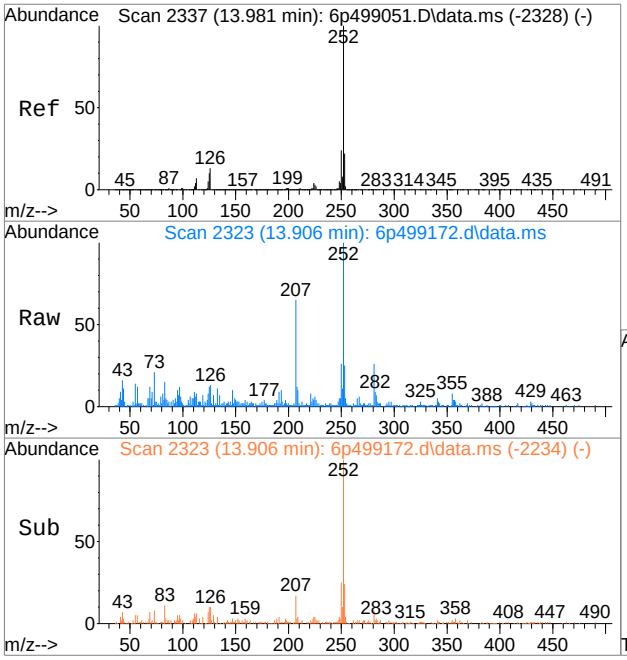

#97
Benzo[a]pyrene
Concen: 0.37 ppm
RT: 13.906 min Scan# 2323
Delta R.T. -0.021 min
Lab File: 6p499172.d
Acq: 2 Jul 2021 10:56 pm

Tgt Ion:252 Resp: 22081

Ion	Ratio	Lower	Upper
252	100		
253	22.2	0.0	52.6
125	8.6	0.0	40.8

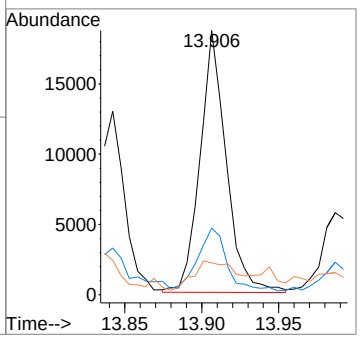

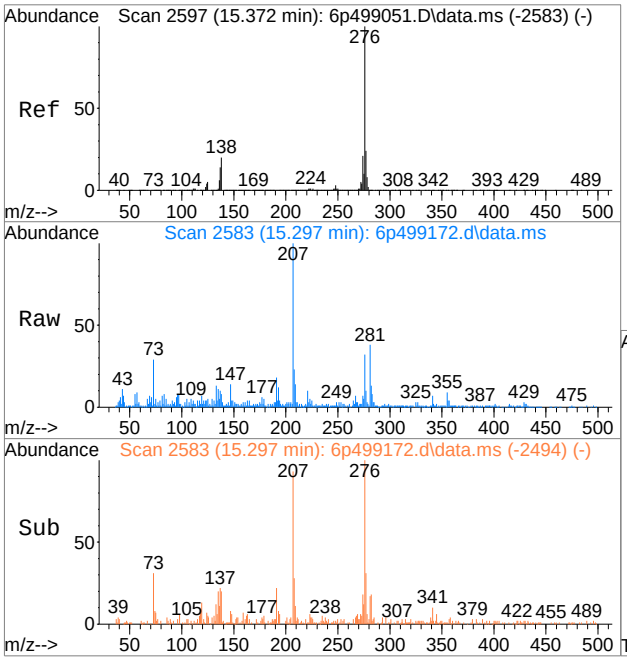

#98
Indeno[1,2,3-cd]pyrene
Concen: 0.23 ppm
RT: 15.297 min Scan# 2583
Delta R.T. -0.021 min
Lab File: 6p499172.d
Acq: 2 Jul 2021 10:56 pm

Tgt Ion:276 Resp: 15969

Ion	Ratio	Lower	Upper
276	100		
138	19.3	0.0	48.4
137	20.7	0.0	43.6

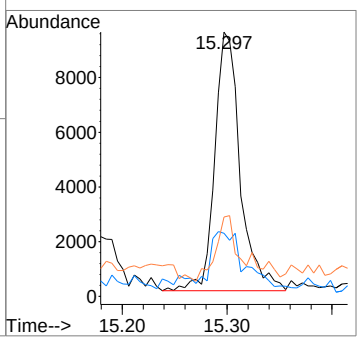

Manual Integration Approval Summary

Sample Number: JD27540-6
Lab FileID: 6P499172.D
Injection Time: 07/02/21 22:56

Method: SW846 8270E
Analyst approved: 07/04/21 09:56 Jon Kreigmor Mamanta
Supervisor approved: 07/09/21 14:46 Kristi Schollenberger

Parameter	CAS	Sig#	R.T. (min.)	Reason
Benzo(k)fluoranthene	207-08-9		13.51	Poor instrument integration

Quantitation Report (Qedit)

Data Path : C:\msdchem\1\DATA\jonkm\070421\e6p3394\
Data File : 6p499172.d
Acq On : 2 Jul 2021 10:56 pm
Operator : brandonl
Sample : jd27540-6 Inst : MS6P
Misc : op34109,e6p3394,30.6,,,1,1
ALS Vial : 17 Sample Multiplier: 1

Quant Method : C:\MSDCHEM\1\METHODS\M6P3388.M
Quant Results File: M6P3388.RES
Quant Time: Jul 04 07:39:36 2021
Quant Title : Semi Volatile GC/MS,zb-5msi 30m x .25mm x .25MoTuWed Jun 30 18:27:50 2021
QLast Update : Sun Jul 04 07:36:43 2021
Response via : Initial Calibration

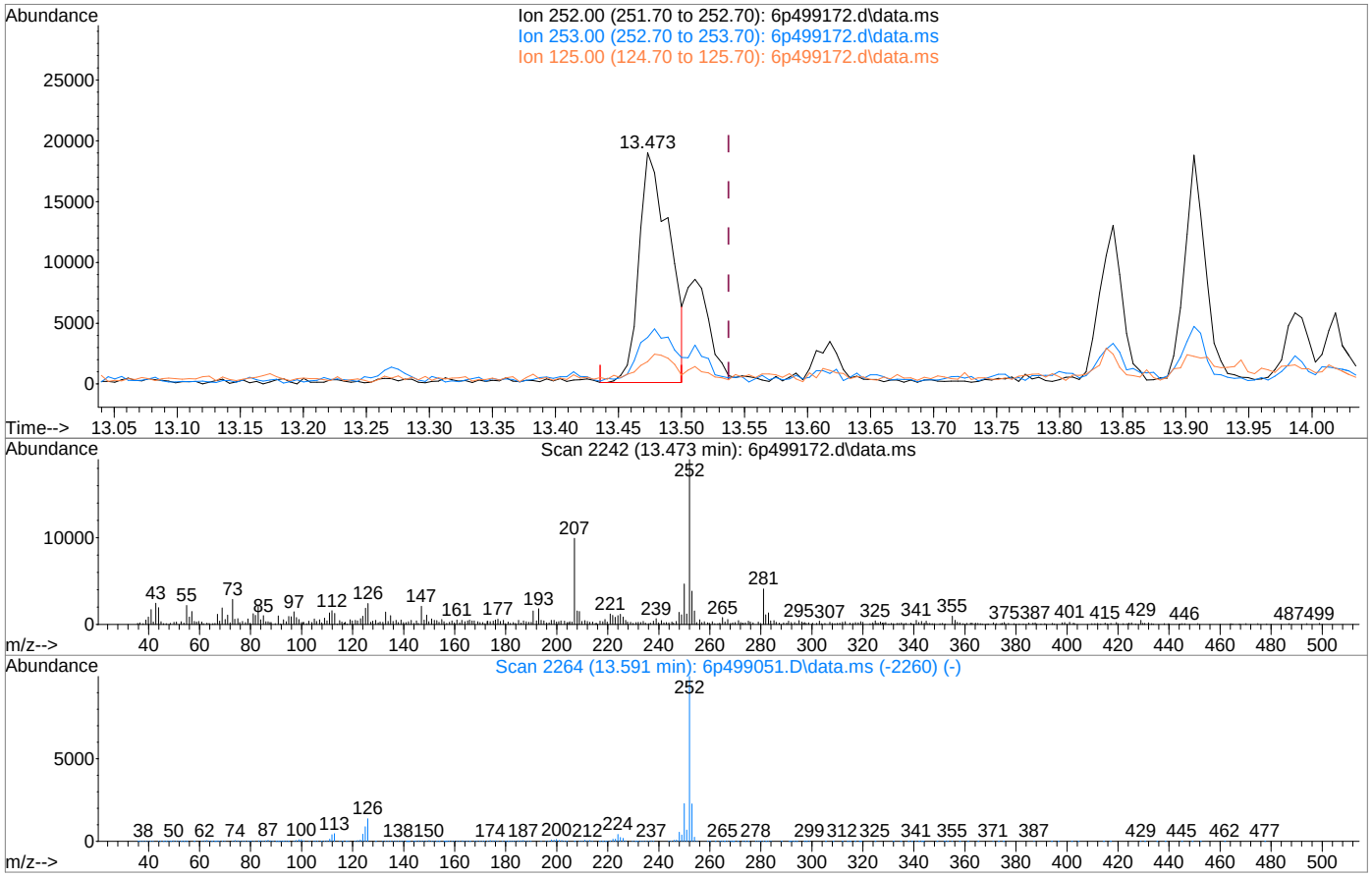

TIC: 6p499172.d\data.ms

(96) Benzo[k]fluoranthene (t)

13.473min (-0.064) 0.56ppm

response 31615

Ion	Exp%	Act%
252.00	100	100
253.00	24.00	16.65
125.00	10.50	7.69
0.00	0.00	0.00

LSC Area Percent Report

Data Path : C:\msdchem\1\DATA\jonkm\070421\e6p3394\
Data File : 6p499172.d
Acq On : 2 Jul 2021 10:56 pm
Operator : brandonl
Sample : jd27540-6
Misc : op34109,e6p3394,30.6,,,1,1
ALS Vial : 17 Sample Multiplier: 1

Integration Parameters: rteint.p
Integrator: RTE
Smoothing : ON Filtering: 5
Sampling : 1 Min Area: 1000 Area counts
Start Thrs: 0.01 Max Peaks: 100
Stop Thrs : 0 Peak Location: TOP

If leading or trailing edge < 100 prefer < Baseline drop else tangent >
Peak separation: 5

Method : C:\MSDCHEM\1\METHODS\M6P3388.M
Title : Semi Volatile GC/MS,zb-5msi 30m x .25mm x .25MoTuWed Jun 30 18:27:50 2021

Signal : TIC: 6p499172.d\data.ms

peak #	R.T. min	first scan	max scan	last scan	PK TY	peak height	corr. area	corr. % max.	% of total
1	1.578	9	18	26	rBV7	20546	72377	1.03%	0.112%
2	1.642	26	30	40	rVB3	28423	60746	0.87%	0.094%
3	1.712	40	43	47	rBV2	24688	25608	0.37%	0.040%
4	2.551	195	200	206	rBV	59524	70608	1.01%	0.110%
5	2.829	241	252	262	rBV2	53676	87530	1.25%	0.136%
6	3.038	283	291	295	rBV	31312	34395	0.49%	0.053%
7	3.097	295	302	306	rVB7	16006	27263	0.39%	0.042%
8	3.156	306	313	317	rVB	65699	68198	0.98%	0.106%
9	3.209	317	323	339	rBV	350715	312690	4.47%	0.485%
10	3.338	342	347	354	rBV3	20759	34411	0.49%	0.053%
11	3.503	373	378	395	rBV	3172280	2713864	38.80%	4.213%
12	3.899	446	452	459	rBV9	12131	33949	0.49%	0.053%
13	4.006	468	472	480	rBV	38740	53366	0.76%	0.083%
14	4.231	506	514	534	rBV	3389449	2843353	40.65%	4.414%
15	4.455	547	556	571	rBV	7227205	4519312	64.61%	7.016%
16	4.669	590	596	602	rBV9	16742	36181	0.52%	0.056%
17	4.862	625	632	641	rBV	3803076	2632447	37.64%	4.087%
18	4.926	641	644	647	rVV4	16044	20286	0.29%	0.031%
19	4.974	647	653	659	rVV9	17299	40082	0.57%	0.062%
20	5.028	659	663	669	rVV	40095	35793	0.51%	0.056%
21	5.156	683	687	697	rBV7	21296	55452	0.79%	0.086%
22	5.247	697	704	711	rVB7	8305	21698	0.31%	0.034%
23	5.375	719	728	750	rBV	7771902	6011354	85.94%	9.332%
24	6.146	867	872	883	rBV	8376784	6209485	88.78%	9.640%
25	6.215	883	885	891	rVV2	33409	40617	0.58%	0.063%
26	6.563	946	950	957	rBV	13403	21884	0.31%	0.034%
27	6.632	960	963	968	rVV7	14636	20591	0.29%	0.032%
28	6.686	968	973	988	rVV	8624993	6897262	98.61%	10.708%
29	6.868	1000	1007	1009	rBV2	20181	21483	0.31%	0.033%
30	7.167	1052	1063	1073	rVB10	27205	68497	0.98%	0.106%
31	7.429	1105	1112	1120	rBV	2919209	2553843	36.51%	3.965%
32	7.579	1135	1140	1147	rVB10	12183	24695	0.35%	0.038%
33	8.055	1222	1229	1236	rVV2	31128	47309	0.68%	0.073%
34	8.199	1250	1256	1265	rBV	6900953	6917688	98.90%	10.740%
35	8.264	1265	1268	1271	rVV	36479	46297	0.66%	0.072%
36	8.285	1271	1272	1278	rVV3	23028	31384	0.45%	0.049%
37	8.338	1278	1282	1289	rVB10	14689	21634	0.31%	0.034%
38	8.510	1307	1314	1318	rVV7	8515	20289	0.29%	0.031%
39	8.777	1357	1364	1369	rVB7	9596	23284	0.33%	0.036%
40	8.831	1369	1374	1378	rBV4	19586	23921	0.34%	0.037%

LSC Area Percent Report

Data Path : C:\msdchem\1\DATA\jonkm\070421\e6p3394\
Data File : 6p499172.d
Acq On : 2 Jul 2021 10:56 pm
Operator : brandonl
Sample : jd27540-6
Misc : op34109,e6p3394,30.6,,,1,1
ALS Vial : 17 Sample Multiplier: 1

Integration Parameters: rteint.p
Integrator: RTE
Smoothing : ON Filtering: 5
Sampling : 1 Min Area: 1000 Area counts
Start Thrs: 0.01 Max Peaks: 100
Stop Thrs : 0 Peak Location: TOP

If leading or trailing edge < 100 prefer < Baseline drop else tangent >
Peak separation: 5

Method : C:\MSDCHEM\1\METHODS\M6P3388.M
Title : Semi Volatile GC/MS,zb-5msi 30m x .25mm x .25MoTuWed Jun 30 18:27:50 2021

41	8.868	1378	1381	1395	rVB4	24608	47025	0.67%	0.073%
42	8.970	1395	1400	1405	rBV5	47717	66926	0.96%	0.104%
43	9.258	1453	1454	1466	rVV5	13302	23392	0.33%	0.036%
44	9.451	1484	1490	1494	rVV9	12025	21590	0.31%	0.034%
45	9.590	1506	1516	1520	rBV9	15234	38820	0.56%	0.060%
46	9.788	1541	1553	1567	rVV	151509	260929	3.73%	0.405%
47	9.997	1583	1592	1597	rBV	21666	46109	0.66%	0.072%
48	10.104	1607	1612	1620	rVV	160362	191457	2.74%	0.297%
49	10.205	1625	1631	1635	rVV9	12625	32218	0.46%	0.050%
50	10.237	1635	1637	1642	rVV6	14671	22678	0.32%	0.035%
51	10.323	1650	1653	1656	rVV5	14318	22418	0.32%	0.035%
52	10.382	1656	1664	1672	rVV	6354311	6994495	100.00%	10.859%
53	10.451	1672	1677	1683	rVB3	40894	55540	0.79%	0.086%
54	10.569	1694	1699	1702	rVV7	18627	21453	0.31%	0.033%
55	10.606	1702	1706	1713	rVB8	11903	24086	0.34%	0.037%
56	10.868	1744	1755	1764	rBV8	17998	55974	0.80%	0.087%
57	11.007	1773	1781	1791	rBV2	47649	98935	1.41%	0.154%
58	11.173	1803	1812	1816	rVV2	15014	37350	0.53%	0.058%
59	11.296	1831	1835	1841	rBV9	16837	27341	0.39%	0.042%
60	11.371	1841	1849	1851	rBV9	15757	24180	0.35%	0.038%
61	11.398	1851	1854	1860	rVV8	15843	23970	0.34%	0.037%
62	11.574	1883	1887	1895	rBV9	15920	31479	0.45%	0.049%
63	11.644	1895	1900	1906	rBV10	26045	40864	0.58%	0.063%
64	11.713	1907	1913	1920	rVB3	39563	68127	0.97%	0.106%
65	11.772	1920	1924	1930	rBV9	9448	22703	0.32%	0.035%
66	11.922	1944	1952	1969	rBV	4484518	5616731	80.30%	8.720%
67	12.093	1981	1984	1989	rVV6	20186	25633	0.37%	0.040%
68	12.189	1997	2002	2010	rVB10	46226	63940	0.91%	0.099%
69	12.419	2043	2045	2051	rVV7	28761	42710	0.61%	0.066%
70	12.489	2051	2058	2063	rVV7	14410	34438	0.49%	0.053%
71	12.537	2063	2067	2072	rVV8	15693	31036	0.44%	0.048%
72	12.601	2073	2079	2085	rVV10	15935	33127	0.47%	0.051%
73	12.805	2110	2117	2123	rBV10	23960	52117	0.75%	0.081%
74	12.906	2133	2136	2142	rVV6	30396	44250	0.63%	0.069%
75	12.970	2142	2148	2162	rVV8	79207	255601	3.65%	0.397%
76	13.093	2166	2171	2174	rBV7	15871	25041	0.36%	0.039%
77	13.131	2174	2178	2181	rBV6	26912	31203	0.45%	0.048%
78	13.168	2181	2185	2190	rVV7	28674	34572	0.49%	0.054%
79	13.302	2199	2210	2216	rBV7	16772	41433	0.59%	0.064%
80	13.382	2220	2225	2230	rBV7	26531	44691	0.64%	0.069%
81	13.473	2236	2242	2247	rBV2	58090	106673	1.53%	0.166%
82	13.569	2256	2260	2267	rBV7	49843	73753	1.05%	0.114%
83	13.714	2278	2287	2290	rBV7	17381	38638	0.55%	0.060%
84	13.842	2306	2311	2318	rBV2	75679	108986	1.56%	0.169%
85	13.912	2318	2324	2331	rBV3	62882	171939	2.46%	0.267%

LSC Area Percent Report

Data Path : C:\msdchem\1\DATA\jonkm\070421\e6p3394\
Data File : 6p499172.d
Acq On : 2 Jul 2021 10:56 pm
Operator : brandonl
Sample : jd27540-6
Misc : op34109,e6p3394,30.6,,,1,1
ALS Vial : 17 Sample Multiplier: 1

Integration Parameters: rteint.p
Integrator: RTE
Smoothing : ON Filtering: 5
Sampling : 1 Min Area: 1000 Area counts
Start Thrs: 0.01 Max Peaks: 100
Stop Thrs : 0 Peak Location: TOP

If leading or trailing edge < 100 prefer < Baseline drop else tangent >
Peak separation: 5

Method : C:\MSDCHEM\1\METHODS\M6P3388.M
Title : Semi Volatile GC/MS,zb-5msi 30m x .25mm x .25MoTuWed Jun 30 18:27:50 2021

86	13.987	2332	2338	2354	rVB2	4523520	5557220	79.45%	8.627%
87	14.222	2376	2382	2386	rBV9	13562	27281	0.39%	0.042%
88	14.281	2387	2393	2397	rBV9	23212	50663	0.72%	0.079%
89	14.345	2399	2405	2409	rVV9	18181	31517	0.45%	0.049%
90	14.473	2420	2429	2435	rVB9	54290	124552	1.78%	0.193%
91	14.714	2468	2474	2480	rBV5	70415	122344	1.75%	0.190%
92	14.810	2483	2492	2494	rBV10	35159	69741	1.00%	0.108%
93	15.302	2580	2584	2585	rBV4	22812	26436	0.38%	0.041%
94	15.329	2587	2589	2594	rVB6	43419	46819	0.67%	0.073%
95	15.458	2609	2613	2617	rVB7	23987	38240	0.55%	0.059%
96	15.554	2625	2631	2637	rBV10	36534	87111	1.25%	0.135%
97	15.607	2638	2641	2647	rVB5	34563	42301	0.60%	0.066%
98	15.677	2647	2654	2656	rBV8	29118	60127	0.86%	0.093%
99	16.452	2794	2799	2803	rVB7	45430	70141	1.00%	0.109%
100	17.073	2910	2915	2921	rBV10	36856	81182	1.16%	0.126%

Sum of corrected areas: 64413372

LSC Report - Integrated Chromatogram

Data Path : C:\msdchem\1\DATA\jonkm\070421\e6p3394\
Data File : 6p499172.d
Acq On : 2 Jul 2021 10:56 pm
Operator : brandonl
Sample : jd27540-6
Misc : op34109,e6p3394,30.6,,,1,1
ALS Vial : 17 Sample Multiplier: 1

Quant Method : C:\MSDCHEM\1\METHODS\M6P3388.M
Quant Title : Semi Volatile GC/MS,zb-5msi 30m x .25mm x .25MoTuWed Jun 30 18:27:50 2021

TIC Library : C:\Database\NIST08.L
TIC Integration Parameters: lscint.p

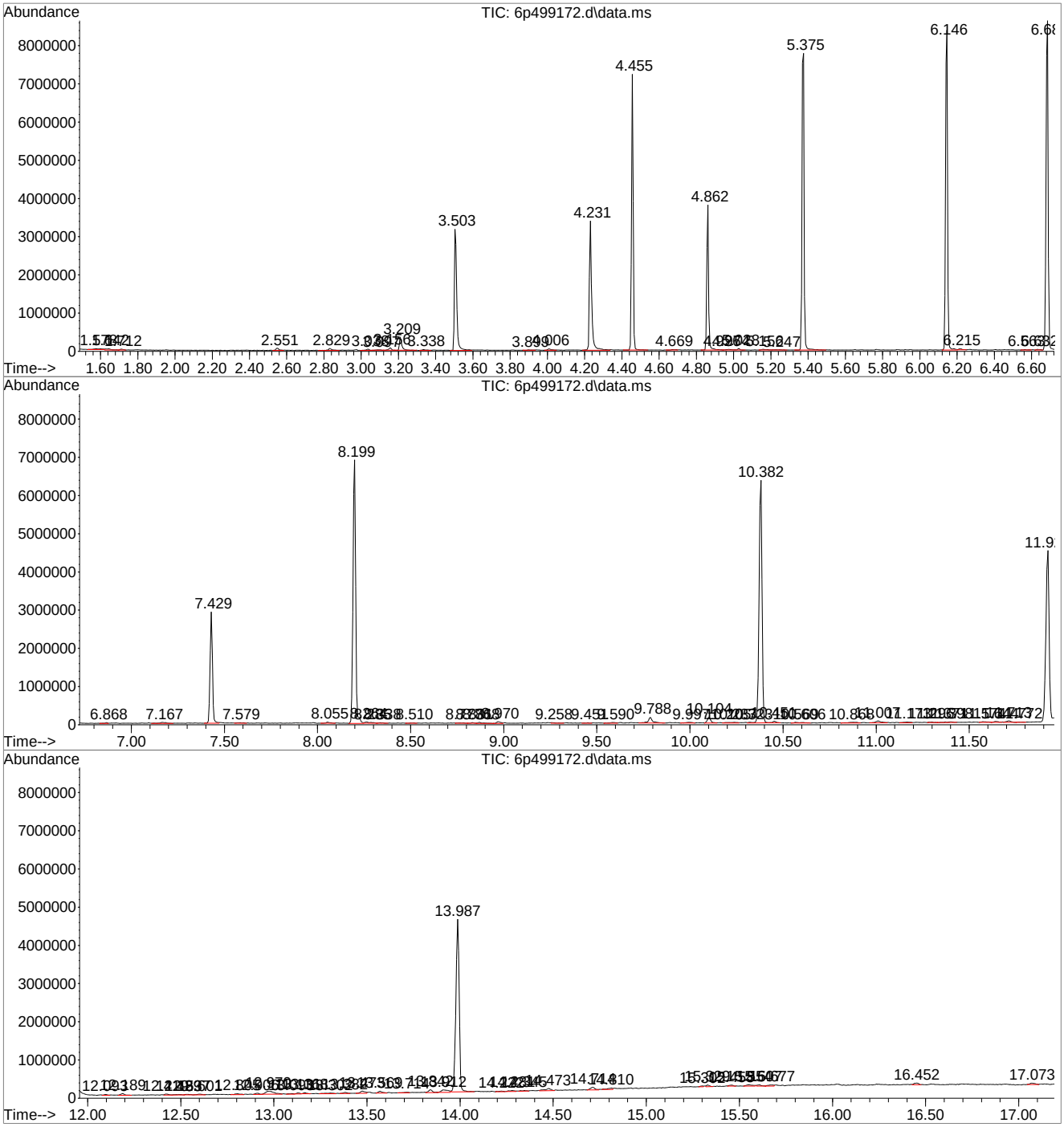

Tentatively Identified Compound (LSC) summary

Data Path : C:\msdchem\1\DATA\jonkm\070421\e6p3394\
Data File : 6p499172.d
Acq On : 2 Jul 2021 10:56 pm
Operator : brandonl
Sample : jd27540-6
Misc : op34109,e6p3394,30.6,,,1,1
ALS Vial : 17 Sample Multiplier: 1

Quant Method : C:\MSDCHEM\1\METHODS\M6P3388.M
Quant Title : Semi Volatile GC/MS,zb-5msi 30m x .25mm x .25MoTuWed Jun 30 18:27:50 2021

TIC Library : C:\Database\NIST08.L
TIC Integration Parameters: lscint.p

					--Internal Standard---			
TIC Top Hit name	RT	EstConc	Units	Response	#	RT	Resp	Conc

No Library Search Compounds Detected
****

Quantitation Report (QT Reviewed)

Data Path : C:\msdchem\1\DATA\jonkm\070421\e6p3394\
Data File : 6p499173.d
Acq On : 2 Jul 2021 11:18 pm
Operator : brandonl
Sample : jd27540-7 Inst : MS6P
Misc : op34109,e6p3394,30.5,,,1,1
ALS Vial : 18 Sample Multiplier: 1

Quant Method : C:\MSDCHEM\1\METHODS\M6P3388.M
Quant Results File: M6P3388.RES
Quant Time: Jul 04 08:45:17 2021
Quant Title : Semi Volatile GC/MS,zb-5msi 30m x .25mm x .25MoTuWed Jun 30 18:27:50 2021
QLast Update : Sun Jul 04 07:36:43 2021
Response via : Initial Calibration

Compound	R.T.	QIon	Response	Conc	Units	Dev(Min)
Internal Standards						
1) 1,4-Dichlorobenzene-d4	4.455	152	832690	40.00	ppm	0.00
24) Naphthalene-d8	5.375	136	3050094	40.00	ppm	0.00
46) Acenaphthene-d10	6.686	164	1731542	40.00	ppm	0.00
69) Phenanthrene-d10	8.199	188	2876476	40.00	ppm	0.00
84) Chrysene-d12	11.922	240	2389060	40.00	ppm	0.00
93) Perylene-d12	13.992	264	2437681	40.00	ppm	0.00
103) 1,4-Dichlorobenzene-d4a	4.455	152	832690	40.00	ppm	0.00
105) Phenanthrene-d10a	8.199	188	2876476	40.00	ppm	0.00
107) Naphthalene-d8a	5.375	136	3050094	40.00	ppm	0.00
109) Phenanthrene-d10b	8.199	188	2876476	40.00	ppm	0.00
112) Chrysene-d12a	11.922	240	2389060	40.00	ppm	0.00
System Monitoring Compounds						
5) 2-Fluorophenol	3.503	112	839565	36.97	ppm	0.00
Spiked Amount 50.000			Recovery = 73.94%			
8) Phenol-d5	4.231	99	989807	34.07	ppm	0.00
Spiked Amount 50.000			Recovery = 68.14%			
25) Nitrobenzene-d5	4.862	82	786040	39.24	ppm	0.00
Spiked Amount 50.000			Recovery = 78.48%			
51) 2-Fluorobiphenyl	6.146	172	2185659	39.61	ppm	0.00
Spiked Amount 50.000			Recovery = 79.22%			
74) 2,4,6-Tribromophenol	7.429	330	359957	38.40	ppm	-0.01
Spiked Amount 50.000			Recovery = 76.80%			
87) Terphenyl-d14	10.382	244	2576956	45.53	ppm	0.00
Spiked Amount 50.000			Recovery = 91.06%			
110) 1-chlorooctadecane	0.000	57	0	0.00	ppm	
Spiked Amount 50.000			Recovery = 0.00%			
111) o-terphenyl	0.000	230	0	0.00	ppm	
Spiked Amount 50.000			Recovery = 0.00%			
Target Compounds						Qvalue
38) Naphthalene	5.386	128	15143	0.20	ppm	97

(#) = qualifier out of range (m) = manual integration (+) = signals summed

Quantitation Report (QT Reviewed)

Data Path : C:\msdchem\1\DATA\jonkm\070421\e6p3394\
Data File : 6p499173.d
Acq On : 2 Jul 2021 11:18 pm
Operator : brandonl
Sample : jd27540-7 Inst : MS6P
Misc : op34109,e6p3394,30.5,,,1,1
ALS Vial : 18 Sample Multiplier: 1

Quant Method : C:\MSDCHEM\1\METHODS\M6P3388.M
Quant Results File: M6P3388.RES
Quant Time: Jul 04 08:45:17 2021
Quant Title : Semi Volatile GC/MS,zb-5msi 30m x .25mm x .25MoTuWed Jun 30 18:27:50 2021
QLast Update : Sun Jul 04 07:36:43 2021
Response via : Initial Calibration

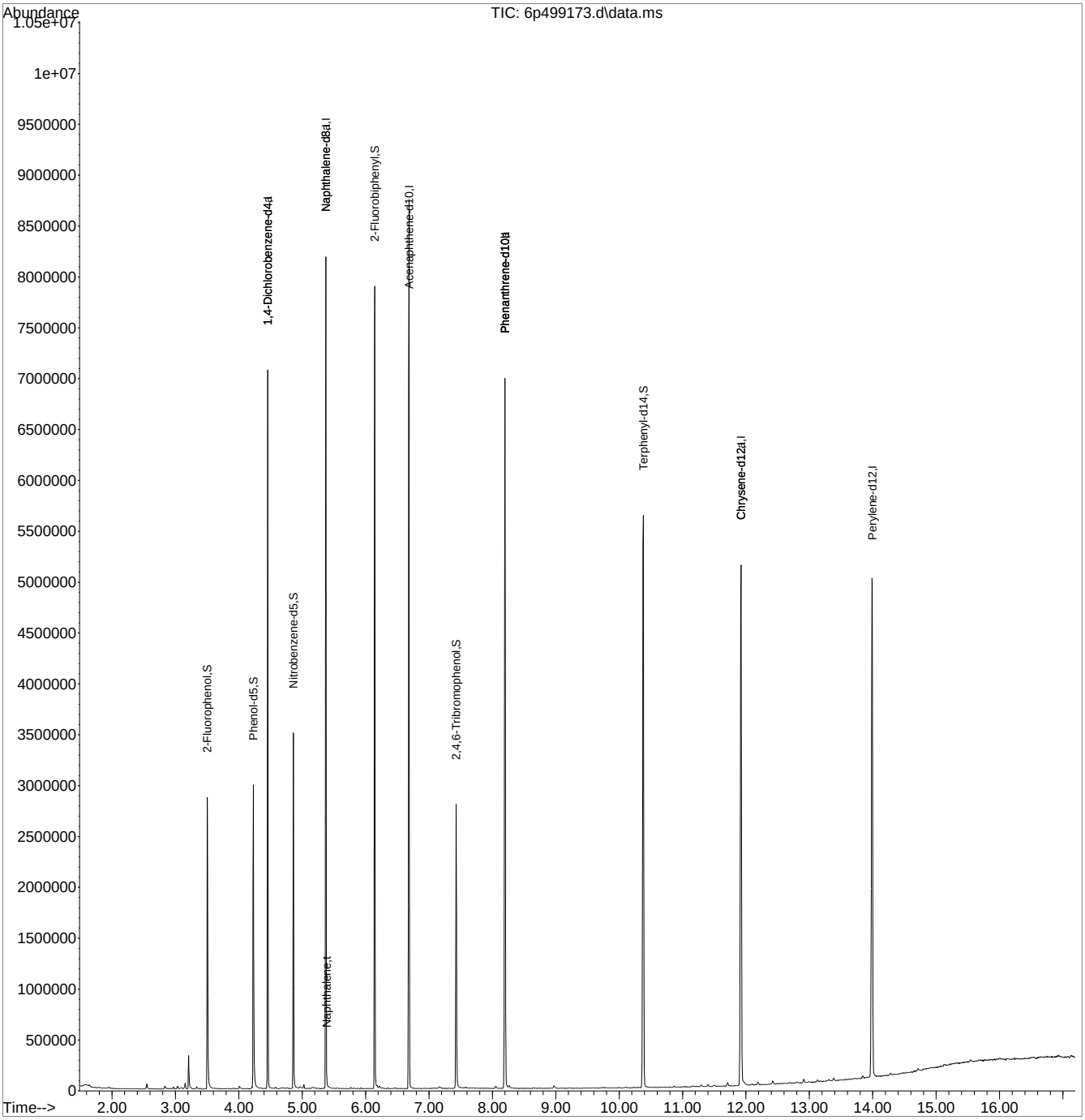

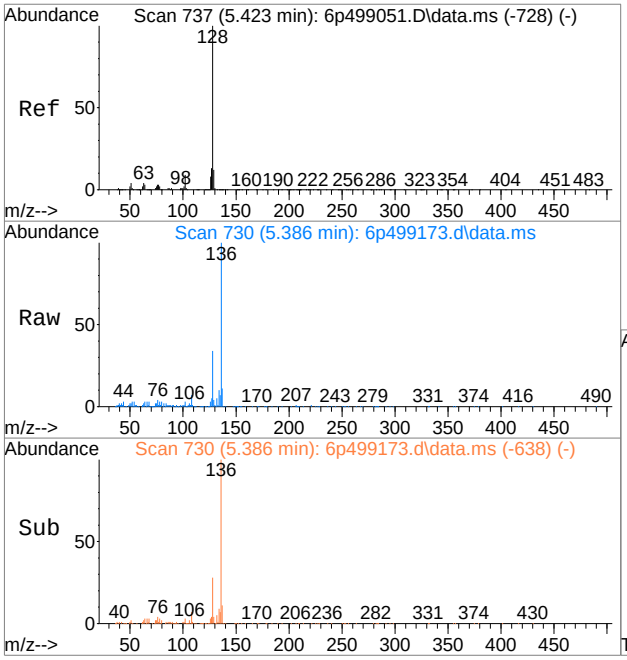

#38
Naphthalene
Concen: 0.20 ppm
RT: 5.386 min Scan# 730
Delta R.T. -0.005 min
Lab File: 6p499173.d
Acq: 2 Jul 2021 11:18 pm

Tgt Ion:128 Resp: 15143

Ion	Ratio	Lower	Upper
128	100		
129	10.5	0.0	42.2
127	13.6	0.0	43.3

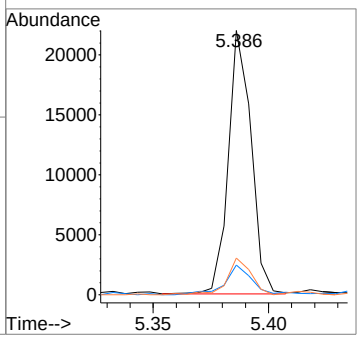

LSC Area Percent Report

Data Path : C:\msdchem\1\DATA\jonkm\070421\e6p3394\
Data File : 6p499173.d
Acq On : 2 Jul 2021 11:18 pm
Operator : brandonl
Sample : jd27540-7
Misc : op34109,e6p3394,30.5,,,1,1
ALS Vial : 18 Sample Multiplier: 1

Integration Parameters: rteint.p
Integrator: RTE
Smoothing : ON Filtering: 5
Sampling : 1 Min Area: 1000 Area counts
Start Thrs: 0.01 Max Peaks: 100
Stop Thrs : 0 Peak Location: TOP

If leading or trailing edge < 100 prefer < Baseline drop else tangent >
Peak separation: 5

Method : C:\MSDCHEM\1\METHODS\M6P3388.M
Title : Semi Volatile GC/MS,zb-5msi 30m x .25mm x .25MoTuWed Jun 30 18:27:50 2021

Signal : TIC: 6p499173.d\data.ms

peak #	R.T. min	first scan	max scan	last scan	PK TY	peak height	corr. area	corr. % max.	% of total
1	1.594	10	21	25	rBV	20045	72096	1.08%	0.119%
2	1.647	29	31	39	rVV	25074	29176	0.44%	0.048%
3	1.792	55	58	67	rVB8	9744	19279	0.29%	0.032%
4	1.958	83	89	94	rVV3	13454	20134	0.30%	0.033%
5	2.385	162	169	173	rVB5	6299	10904	0.16%	0.018%
6	2.551	194	200	210	rVB	50783	64635	0.97%	0.107%
7	2.835	249	253	262	rVV	31100	48072	0.72%	0.079%
8	2.947	265	274	275	rVV9	7280	15206	0.23%	0.025%
9	2.974	275	279	283	rVB	23379	22041	0.33%	0.036%
10	3.038	283	291	296	rBV	30154	40757	0.61%	0.067%
11	3.102	296	303	306	rVV5	13032	25125	0.38%	0.041%
12	3.156	306	313	318	rVB	58166	65459	0.98%	0.108%
13	3.209	318	323	335	rBV	328665	283235	4.24%	0.468%
14	3.338	342	347	354	rBV3	23101	28909	0.43%	0.048%
15	3.391	354	357	364	rVB8	8673	13084	0.20%	0.022%
16	3.461	364	370	375	rVB10	6381	11438	0.17%	0.019%
17	3.503	375	378	395	rBV	2868640	2425810	36.35%	4.007%
18	3.814	433	436	448	rVB	5488	13028	0.20%	0.022%
19	3.910	448	454	455	rBV6	6767	9571	0.14%	0.016%
20	3.958	460	463	469	rVV8	6438	9043	0.14%	0.015%
21	4.006	469	472	484	rVB	28088	43613	0.65%	0.072%
22	4.231	505	514	531	rVV	2989142	2505591	37.54%	4.138%
23	4.343	533	535	543	rVB9	9099	14915	0.22%	0.025%
24	4.455	551	556	570	rBV	7067501	4366406	65.42%	7.212%
25	4.584	574	580	589	rVB4	16140	20186	0.30%	0.033%
26	4.680	589	598	603	rBV4	10238	24010	0.36%	0.040%
27	4.717	603	605	611	rVV7	8867	13415	0.20%	0.022%
28	4.760	611	613	619	rVB7	6915	11328	0.17%	0.019%
29	4.862	625	632	646	rBV	3497390	2361294	35.38%	3.900%
30	4.963	646	651	659	rVV	17800	38567	0.58%	0.064%
31	5.028	659	663	670	rVB	41635	36601	0.55%	0.060%
32	5.161	682	688	700	rBV10	13390	42057	0.63%	0.069%
33	5.375	717	728	746	rVV	8177901	5741114	86.02%	9.482%
34	5.766	798	801	805	rVB3	12803	12426	0.19%	0.021%
35	5.809	805	809	816	rBV9	6011	8594	0.13%	0.014%
36	5.926	828	831	835	rBV5	10055	9999	0.15%	0.017%
37	6.001	842	845	853	rBV9	3677	8953	0.13%	0.015%
38	6.146	865	872	883	rBV	7888011	5869180	87.94%	9.694%
39	6.220	883	886	894	rVV	27110	41027	0.61%	0.068%
40	6.269	894	895	903	rVB8	9207	11971	0.18%	0.020%

LSC Area Percent Report

Data Path : C:\msdchem\1\DATA\jonkm\070421\e6p3394\
Data File : 6p499173.d
Acq On : 2 Jul 2021 11:18 pm
Operator : brandonl
Sample : jd27540-7
Misc : op34109,e6p3394,30.5,,,1,1
ALS Vial : 18 Sample Multiplier: 1

Integration Parameters: rteint.p
Integrator: RTE
Smoothing : ON Filtering: 5
Sampling : 1 Min Area: 1000 Area counts
Start Thrs: 0.01 Max Peaks: 100
Stop Thrs : 0 Peak Location: TOP

If leading or trailing edge < 100 prefer < Baseline drop else tangent >
Peak separation: 5

Method : C:\MSDCHEM\1\METHODS\M6P3388.M
Title : Semi Volatile GC/MS,zb-5msi 30m x .25mm x .25MoTuWed Jun 30 18:27:50 2021

41	6.450	924	929	931	rVV5	7177	9795	0.15%	0.016%
42	6.477	931	934	938	rVB6	8773	8622	0.13%	0.014%
43	6.686	966	973	986	rBV	8743790	6674170	100.00%	11.023%
44	7.167	1055	1063	1069	rVV8	19484	38013	0.57%	0.063%
45	7.306	1084	1089	1093	rBV8	8411	13461	0.20%	0.022%
46	7.429	1103	1112	1129	rBV	2796135	2408246	36.08%	3.978%
47	7.574	1138	1139	1148	rVB8	9968	16076	0.24%	0.027%
48	8.055	1221	1229	1236	rBV	26801	41091	0.62%	0.068%
49	8.199	1249	1256	1265	rVV	6983580	6619875	99.19%	10.934%
50	8.264	1265	1268	1281	rVV	29600	59901	0.90%	0.099%
51	8.649	1336	1340	1344	rBV7	8145	13485	0.20%	0.022%
52	8.970	1396	1400	1414	rVB4	26595	51895	0.78%	0.086%
53	9.210	1440	1445	1448	rBV6	4723	9037	0.14%	0.015%
54	9.435	1481	1487	1493	rBV6	5712	12673	0.19%	0.021%
55	9.729	1533	1542	1547	rBV6	10473	25850	0.39%	0.043%
56	9.997	1586	1592	1598	rBV6	7850	12337	0.18%	0.020%
57	10.104	1601	1612	1615	rBV6	10415	20719	0.31%	0.034%
58	10.307	1648	1650	1655	rVB5	6008	9354	0.14%	0.015%
59	10.382	1655	1664	1680	rBV	5629134	6387468	95.70%	10.550%
60	10.665	1713	1717	1723	rBV9	6122	10212	0.15%	0.017%
61	10.868	1749	1755	1761	rBV9	12791	18236	0.27%	0.030%
62	10.986	1773	1777	1779	rBV5	7531	8548	0.13%	0.014%
63	11.029	1782	1785	1792	rBV9	6980	10589	0.16%	0.017%
64	11.157	1803	1809	1815	rBV9	13518	30566	0.46%	0.050%
65	11.296	1829	1835	1843	rBV8	18819	30558	0.46%	0.050%
66	11.398	1849	1854	1860	rBV8	16565	19454	0.29%	0.032%
67	11.505	1865	1874	1879	rBV3	15744	27678	0.41%	0.046%
68	11.655	1900	1902	1906	rVB5	7650	9439	0.14%	0.016%
69	11.708	1906	1912	1917	rBV3	38496	62662	0.94%	0.103%
70	11.922	1943	1952	1971	rBV	5119318	6351035	95.16%	10.490%
71	12.099	1979	1985	1989	rBV7	14054	22479	0.34%	0.037%
72	12.147	1989	1994	1997	rVV7	7410	9033	0.14%	0.015%
73	12.184	1997	2001	2009	rVB7	30540	45540	0.68%	0.075%
74	12.420	2038	2045	2052	rBV9	32945	57275	0.86%	0.095%
75	12.500	2056	2060	2062	rBV5	9146	9665	0.14%	0.016%
76	12.682	2089	2094	2101	rBV5	10488	22978	0.34%	0.038%
77	12.805	2108	2117	2123	rBV5	15739	30801	0.46%	0.051%
78	12.912	2132	2137	2143	rBV5	37591	58590	0.88%	0.097%
79	12.986	2148	2151	2155	rBV6	8316	13658	0.20%	0.023%
80	13.131	2173	2178	2183	rVV9	22667	34792	0.52%	0.057%
81	13.168	2183	2185	2191	rVB7	9299	10477	0.16%	0.017%
82	13.307	2206	2211	2215	rVV8	16330	23530	0.35%	0.039%
83	13.382	2221	2225	2231	rBV7	26472	34678	0.52%	0.057%
84	13.575	2257	2261	2264	rBV6	10671	16143	0.24%	0.027%
85	13.714	2284	2287	2290	rVV5	7256	9606	0.14%	0.016%

LSC Area Percent Report

Data Path : C:\msdchem\1\DATA\jonkm\070421\e6p3394\
Data File : 6p499173.d
Acq On : 2 Jul 2021 11:18 pm
Operator : brandonl
Sample : jd27540-7
Misc : op34109,e6p3394,30.5,,,1,1
ALS Vial : 18 Sample Multiplier: 1

Integration Parameters: rteint.p
Integrator: RTE
Smoothing : ON Filtering: 5
Sampling : 1 Min Area: 1000 Area counts
Start Thrs: 0.01 Max Peaks: 100
Stop Thrs : 0 Peak Location: TOP

If leading or trailing edge < 100 prefer < Baseline drop else tangent >
Peak separation: 5

Method : C:\MSDCHEM\1\METHODS\M6P3388.M
Title : Semi Volatile GC/MS,zb-5msi 30m x .25mm x .25MoTuWed Jun 30 18:27:50 2021

86	13.783	2297	2300	2304	rVB6	5777	8893	0.13%	0.015%
87	13.842	2304	2311	2316	rBV9	29684	54700	0.82%	0.090%
88	13.987	2327	2338	2351	rBV	4906965	6359648	95.29%	10.504%
89	14.169	2367	2372	2373	rBV5	10620	14686	0.22%	0.024%
90	14.281	2386	2393	2399	rBV5	27602	54028	0.81%	0.089%
91	14.473	2426	2429	2433	rBV5	10581	11151	0.17%	0.018%
92	14.538	2439	2441	2444	rBV4	7659	9451	0.14%	0.016%
93	14.655	2458	2463	2464	rBV4	19779	21357	0.32%	0.035%
94	14.714	2470	2474	2478	rBV6	24675	33347	0.50%	0.055%
95	14.805	2488	2491	2493	rBV4	10618	14466	0.22%	0.024%
96	15.121	2548	2550	2555	rBV6	19676	32075	0.48%	0.053%
97	15.548	2626	2630	2637	rVB9	22898	47524	0.71%	0.078%
98	15.944	2703	2704	2707	rBV3	13828	13746	0.21%	0.023%
99	16.110	2732	2735	2736	rBV2	19090	20651	0.31%	0.034%
100	17.126	2921	2925	2926	rBV4	26813	30792	0.46%	0.051%

Sum of corrected areas: 60545054

LSC Report - Integrated Chromatogram

```
Data Path : C:\msdchem\1\DATA\jonkm\070421\e6p3394\
Data File : 6p499173.d
Acq On    :  2 Jul 2021  11:18 pm
Operator  : brandonl
Sample    : jd27540-7
Misc      : op34109,e6p3394,30.5,,,1,1
ALS Vial  : 18   Sample Multiplier: 1

Quant Method : C:\MSDCHEM\1\METHODS\M6P3388.M
Quant Title  : Semi Volatile  GC/MS,zb-5msi 30m x .25mm x .25MoTuWed Jun 30 18:27:50 2021

TIC Library   : C:\Database\NIST08.L
TIC Integration Parameters: lscint.p
```

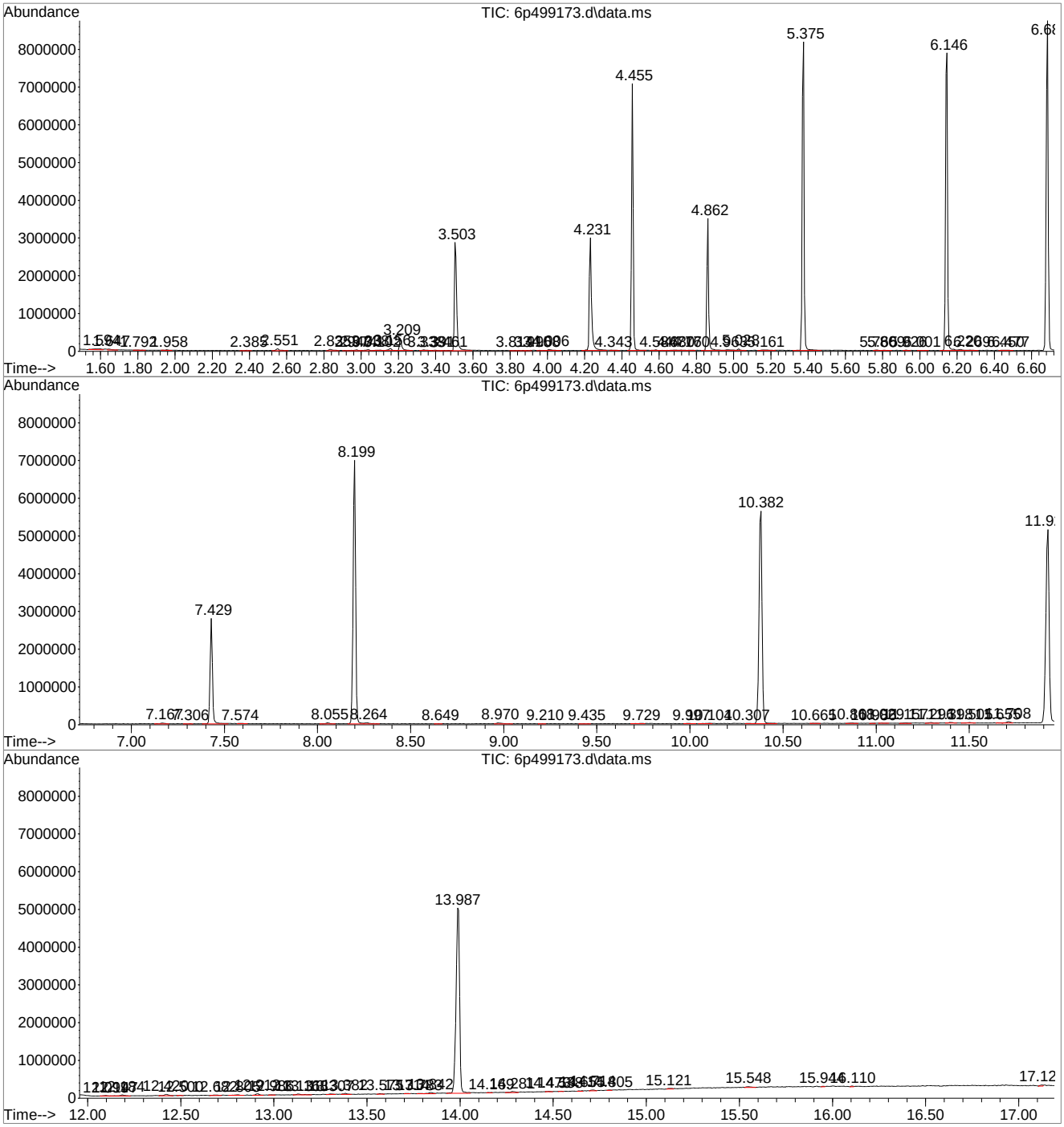

Tentatively Identified Compound (LSC) summary

Data Path : C:\msdchem\1\DATA\jonkm\070421\e6p3394\
Data File : 6p499173.d
Acq On : 2 Jul 2021 11:18 pm
Operator : brandonl
Sample : jd27540-7
Misc : op34109,e6p3394,30.5,,,1,1
ALS Vial : 18 Sample Multiplier: 1

Quant Method : C:\MSDCHEM\1\METHODS\M6P3388.M
Quant Title : Semi Volatile GC/MS,zb-5msi 30m x .25mm x .25MoTuWed Jun 30 18:27:50 2021

TIC Library : C:\Database\NIST08.L
TIC Integration Parameters: lscint.p

					Internal Standard			
TIC Top Hit name	RT	EstConc	Units	Response	#	RT	Resp	Conc

No Library Search Compounds Detected
****

Quantitation Report (QT Reviewed)

Data Path : C:\msdchem\1\DATA\jonkm\070421\e6p3394\
Data File : 6p499174.d
Acq On : 2 Jul 2021 11:40 pm
Operator : brandonl
Sample : jd27540-8 Inst : MS6P
Misc : op34109,e6p3394,30.0,,,1,1
ALS Vial : 19 Sample Multiplier: 1

Quant Method : C:\MSDCHEM\1\METHODS\M6P3388.M
Quant Results File: M6P3388.RES
Quant Time: Jul 04 08:48:08 2021
Quant Title : Semi Volatile GC/MS,zb-5msi 30m x .25mm x .25MoTuWed Jun 30 18:27:50 2021
QLast Update : Sun Jul 04 07:36:43 2021
Response via : Initial Calibration

Compound	R.T.	QIon	Response	Conc	Units	Dev(Min)
Internal Standards						
1) 1,4-Dichlorobenzene-d4	4.455	152	786012	40.00	ppm	0.00
24) Naphthalene-d8	5.375	136	2894918	40.00	ppm	0.00
46) Acenaphthene-d10	6.686	164	1660202	40.00	ppm	0.00
69) Phenanthrene-d10	8.199	188	2820372	40.00	ppm	0.00
84) Chrysene-d12	11.922	240	2355858	40.00	ppm	0.00
93) Perylene-d12	13.987	264	2415074	40.00	ppm	-0.01
103) 1,4-Dichlorobenzene-d4a	4.455	152	786012	40.00	ppm	0.00
105) Phenanthrene-d10a	8.199	188	2820372	40.00	ppm	0.00
107) Naphthalene-d8a	5.375	136	2894918	40.00	ppm	0.00
109) Phenanthrene-d10b	8.199	188	2820372	40.00	ppm	0.00
112) Chrysene-d12a	11.922	240	2355858	40.00	ppm	0.00
System Monitoring Compounds						
5) 2-Fluorophenol	3.503	112	656414	30.62	ppm	0.00
Spiked Amount 50.000			Recovery =	61.24%		
8) Phenol-d5	4.231	99	760062	27.71	ppm	0.00
Spiked Amount 50.000			Recovery =	55.42%		
25) Nitrobenzene-d5	4.862	82	618362	32.53	ppm	0.00
Spiked Amount 50.000			Recovery =	65.06%		
51) 2-Fluorobiphenyl	6.145	172	1715574	32.43	ppm	0.00
Spiked Amount 50.000			Recovery =	64.86%		
74) 2,4,6-Tribromophenol	7.429	330	287680	31.30	ppm	-0.01
Spiked Amount 50.000			Recovery =	62.60%		
87) Terphenyl-d14	10.382	244	2160293	38.71	ppm	0.00
Spiked Amount 50.000			Recovery =	77.42%		
110) 1-chlorooctadecane	0.000	57	0d	0.00	ppm	
Spiked Amount 50.000			Recovery =	0.00%		
111) o-terphenyl	0.000	230	0	0.00	ppm	
Spiked Amount 50.000			Recovery =	0.00%		

Target Compounds	Qvalue

(#) = qualifier out of range (m) = manual integration (+) = signals summed

Quantitation Report (QT Reviewed)

Data Path : C:\msdchem\1\DATA\jonkm\070421\e6p3394\
Data File : 6p499174.d
Acq On : 2 Jul 2021 11:40 pm
Operator : brandonl
Sample : jd27540-8 Inst : MS6P
Misc : op34109,e6p3394,30.0,,,1,1
ALS Vial : 19 Sample Multiplier: 1

Quant Method : C:\MSDCHEM\1\METHODS\M6P3388.M
Quant Results File: M6P3388.RES
Quant Time: Jul 04 08:48:08 2021
Quant Title : Semi Volatile GC/MS,zb-5msi 30m x .25mm x .25MoTuWed Jun 30 18:27:50 2021
QLast Update : Sun Jul 04 07:36:43 2021
Response via : Initial Calibration

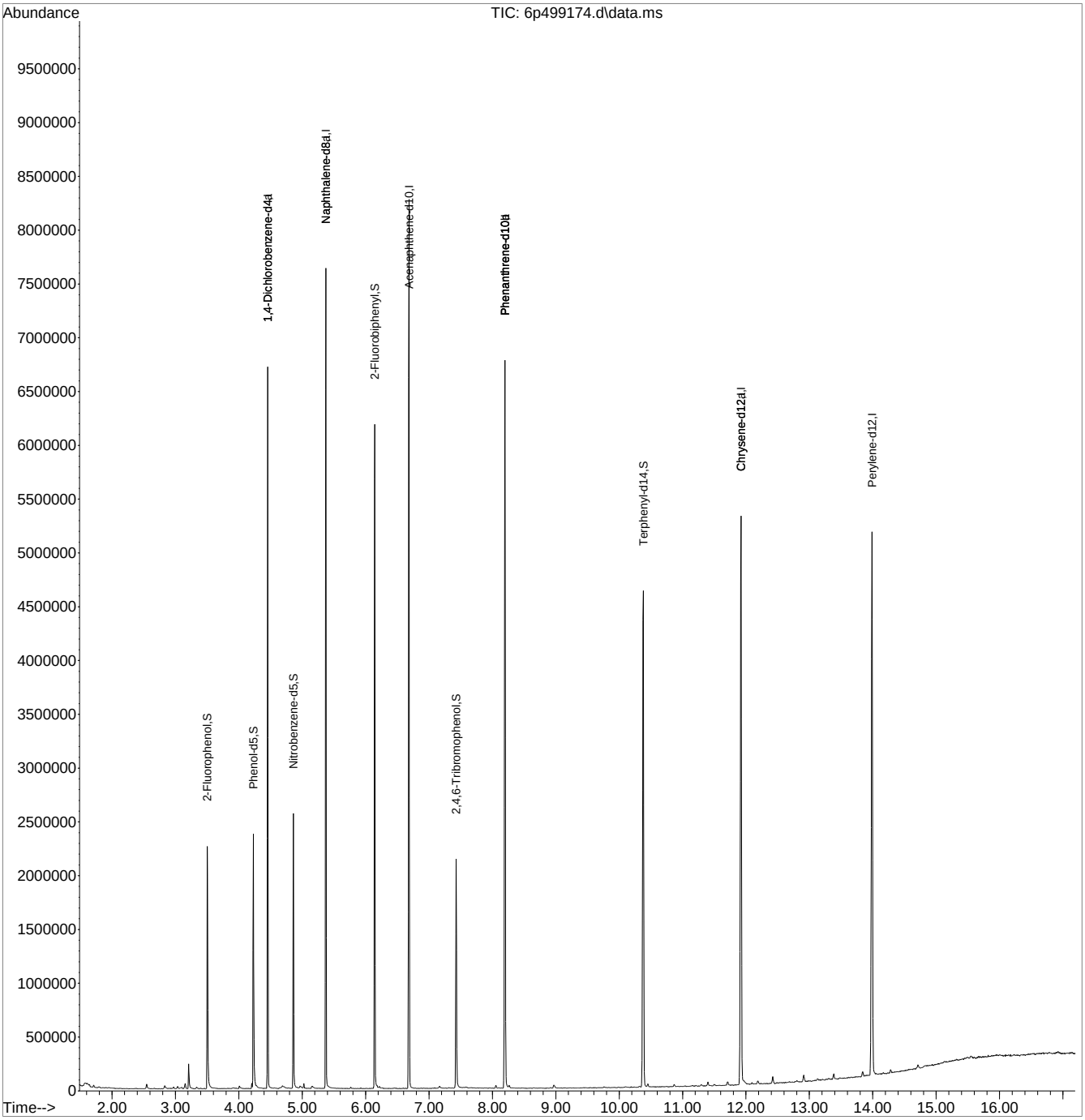

LSC Area Percent Report

Data Path : C:\msdchem\1\DATA\jonkm\070421\e6p3394\
Data File : 6p499174.d
Acq On : 2 Jul 2021 11:40 pm
Operator : brandonl
Sample : jd27540-8
Misc : op34109,e6p3394,30.0,,,1,1
ALS Vial : 19 Sample Multiplier: 1

Integration Parameters: rteint.p
Integrator: RTE
Smoothing : ON Filtering: 5
Sampling : 1 Min Area: 1000 Area counts
Start Thrs: 0.01 Max Peaks: 100
Stop Thrs : 0 Peak Location: TOP

If leading or trailing edge < 100 prefer < Baseline drop else tangent >
Peak separation: 5

Method : C:\MSDCHEM\1\METHODS\M6P3388.M
Title : Semi Volatile GC/MS,zb-5msi 30m x .25mm x .25MoTuWed Jun 30 18:27:50 2021

Signal : TIC: 6p499174.d\data.ms

peak #	R.T. min	first scan	max scan	last scan	PK TY	peak height	corr. area	corr. % max.	% of total
1	1.572	12	17	22	rVV4	30145	75805	1.18%	0.137%
2	1.610	22	24	29	rVV6	30313	49148	0.76%	0.089%
3	1.642	29	30	40	rVB2	26639	29094	0.45%	0.053%
4	1.711	40	43	52	rVB2	26002	31013	0.48%	0.056%
5	1.808	52	61	65	rVB6	11132	25257	0.39%	0.046%
6	1.909	74	80	84	rVB9	5441	7889	0.12%	0.014%
7	1.947	84	87	94	rVV9	7760	12214	0.19%	0.022%
8	2.546	190	199	211	rBV	44364	60835	0.94%	0.110%
9	2.669	217	222	225	rVB7	6103	8893	0.14%	0.016%
10	2.829	246	252	261	rBV2	29758	50288	0.78%	0.091%
11	2.974	275	279	283	rVB	16406	15283	0.24%	0.028%
12	3.038	283	291	296	rBV6	20638	24476	0.38%	0.044%
13	3.102	296	303	306	rVV5	12791	18700	0.29%	0.034%
14	3.156	306	313	319	rVB	49302	49829	0.77%	0.090%
15	3.209	319	323	338	rVB	232028	210396	3.26%	0.381%
16	3.337	342	347	354	rBV2	15946	22548	0.35%	0.041%
17	3.402	354	359	362	rVB6	6658	9521	0.15%	0.017%
18	3.503	374	378	398	rBV	2255328	1932191	29.97%	3.499%
19	3.910	449	454	456	rBV5	7521	10916	0.17%	0.020%
20	4.011	470	473	484	rBV	24948	36860	0.57%	0.067%
21	4.231	505	514	534	rBV	2368198	1968196	30.53%	3.564%
22	4.455	550	556	570	rBV	6708396	4146898	64.32%	7.509%
23	4.691	593	600	614	rVV9	25139	75775	1.18%	0.137%
24	4.862	624	632	647	rBV	2555860	1862527	28.89%	3.373%
25	4.969	647	652	660	rVV4	22288	46095	0.71%	0.083%
26	5.028	660	663	670	rVB	46800	35574	0.55%	0.064%
27	5.151	681	686	698	rBV4	20189	41488	0.64%	0.075%
28	5.375	722	728	746	rBV	7624122	5421885	84.09%	9.818%
29	5.766	796	801	806	rBV7	14745	16293	0.25%	0.030%
30	6.145	867	872	883	rBV	6174606	4593433	71.24%	8.318%
31	6.220	883	886	892	rVB2	15882	17786	0.28%	0.032%
32	6.450	924	929	932	rVB6	6033	8753	0.14%	0.016%
33	6.595	948	956	960	rBV10	5784	8473	0.13%	0.015%
34	6.686	966	973	988	rBV	8266597	6364931	98.72%	11.525%
35	7.065	1038	1044	1047	rBV8	5970	13314	0.21%	0.024%
36	7.167	1058	1063	1073	rVB8	20072	31871	0.49%	0.058%
37	7.317	1084	1091	1096	rBV8	6135	10314	0.16%	0.019%
38	7.429	1104	1112	1129	rBV	2132851	1913994	29.69%	3.466%
39	7.547	1131	1134	1137	rVV5	8043	12144	0.19%	0.022%
40	7.584	1137	1141	1149	rVB5	9922	18389	0.29%	0.033%

LSC Area Percent Report

Data Path : C:\msdchem\1\DATA\jonkm\070421\e6p3394\
Data File : 6p499174.d
Acq On : 2 Jul 2021 11:40 pm
Operator : brandonl
Sample : jd27540-8
Misc : op34109,e6p3394,30.0,,,1,1
ALS Vial : 19 Sample Multiplier: 1

Integration Parameters: rteint.p
Integrator: RTE
Smoothing : ON Filtering: 5
Sampling : 1 Min Area: 1000 Area counts
Start Thrs: 0.01 Max Peaks: 100
Stop Thrs : 0 Peak Location: TOP

If leading or trailing edge < 100 prefer < Baseline drop else tangent >
Peak separation: 5

Method : C:\MSDCHEM\1\METHODS\M6P3388.M
Title : Semi Volatile GC/MS,zb-5msi 30m x .25mm x .25MoTuWed Jun 30 18:27:50 2021

41	7.959	1207	1211	1216	rBV8	4604	8799	0.14%	0.016%
42	8.055	1223	1229	1234	rBV	28891	32211	0.50%	0.058%
43	8.199	1249	1256	1265	rBV	6767005	6447614	100.00%	11.675%
44	8.264	1265	1268	1273	rVB2	25755	31897	0.49%	0.058%
45	8.643	1336	1339	1347	rBV10	6588	13800	0.21%	0.025%
46	8.921	1386	1391	1394	rBV7	6266	8853	0.14%	0.016%
47	8.970	1394	1400	1411	rVV6	30841	54347	0.84%	0.098%
48	9.537	1504	1506	1511	rBV6	5316	8224	0.13%	0.015%
49	9.676	1525	1532	1534	rBV8	4870	9491	0.15%	0.017%
50	9.761	1542	1548	1551	rBV7	9846	9703	0.15%	0.018%
51	9.986	1584	1590	1594	rBV9	6134	9530	0.15%	0.017%
52	10.098	1608	1611	1619	rVB9	5711	11251	0.17%	0.020%
53	10.323	1649	1653	1657	rBV7	11432	14003	0.22%	0.025%
54	10.382	1657	1664	1673	rVV	4615738	5346094	82.92%	9.681%
55	10.451	1674	1677	1682	rVB2	26943	33412	0.52%	0.061%
56	10.740	1725	1731	1734	rVV8	4484	7946	0.12%	0.014%
57	10.868	1748	1755	1760	rVV6	21898	29911	0.46%	0.054%
58	11.034	1781	1786	1792	rVB10	5699	8615	0.13%	0.016%
59	11.163	1800	1810	1812	rBV10	8788	15103	0.23%	0.027%
60	11.216	1814	1820	1824	rVB9	8092	14342	0.22%	0.026%
61	11.291	1829	1834	1842	rVB10	14860	24579	0.38%	0.045%
62	11.398	1846	1854	1868	rVB4	38836	62813	0.97%	0.114%
63	11.499	1868	1873	1879	rBV6	15134	26114	0.41%	0.047%
64	11.713	1904	1913	1921	rBV3	34260	58280	0.90%	0.106%
65	11.869	1937	1942	1943	rBV5	5686	8371	0.13%	0.015%
66	11.922	1943	1952	1973	rVV	5288732	6317140	97.98%	11.439%
67	12.093	1980	1984	1988	rVV5	16016	19000	0.29%	0.034%
68	12.147	1990	1994	1997	rVB6	5563	8983	0.14%	0.016%
69	12.189	1997	2002	2009	rBV10	31036	50059	0.78%	0.091%
70	12.425	2040	2046	2052	rVB	66148	88613	1.37%	0.160%
71	12.484	2052	2057	2059	rBV6	10766	15011	0.23%	0.027%
72	12.526	2063	2065	2070	rBV6	5453	9634	0.15%	0.017%
73	12.687	2086	2095	2100	rBV6	11303	26454	0.41%	0.048%
74	12.805	2109	2117	2123	rBV6	17314	35043	0.54%	0.063%
75	12.912	2131	2137	2142	rBV3	65399	96759	1.50%	0.175%
76	12.992	2149	2152	2155	rBV5	8375	11105	0.17%	0.020%
77	13.056	2160	2164	2166	rBV5	7424	10882	0.17%	0.020%
78	13.088	2166	2170	2173	rVV6	8449	9499	0.15%	0.017%
79	13.131	2174	2178	2183	rVV7	17349	26882	0.42%	0.049%
80	13.206	2187	2192	2199	rBV7	10474	19915	0.31%	0.036%
81	13.259	2200	2202	2205	rBV4	10879	14169	0.22%	0.026%
82	13.302	2207	2210	2215	rVV6	9041	13842	0.21%	0.025%
83	13.382	2218	2225	2230	rBV2	52679	76023	1.18%	0.138%
84	13.484	2238	2244	2246	rBV7	10818	18115	0.28%	0.033%
85	13.618	2267	2269	2272	rBV4	10368	10603	0.16%	0.019%

LSC Area Percent Report

Data Path : C:\msdchem\1\DATA\jonkm\070421\e6p3394\
Data File : 6p499174.d
Acq On : 2 Jul 2021 11:40 pm
Operator : brandonl
Sample : jd27540-8
Misc : op34109,e6p3394,30.0,,,1,1
ALS Vial : 19 Sample Multiplier: 1

Integration Parameters: rteint.p
Integrator: RTE
Smoothing : ON Filtering: 5
Sampling : 1 Min Area: 1000 Area counts
Start Thrs: 0.01 Max Peaks: 100
Stop Thrs : 0 Peak Location: TOP

If leading or trailing edge < 100 prefer < Baseline drop else tangent >
Peak separation: 5

Method : C:\MSDCHEM\1\METHODS\M6P3388.M
Title : Semi Volatile GC/MS,zb-5msi 30m x .25mm x .25MoTuWed Jun 30 18:27:50 2021

86	13.655	2274	2276	2280	rVV5	7531	9425	0.15%	0.017%
87	13.842	2306	2311	2315	rBV4	49654	74653	1.16%	0.135%
88	13.874	2315	2317	2320	rBV4	10382	10612	0.16%	0.019%
89	13.987	2330	2338	2348	rBV2	5054519	6327623	98.14%	11.458%
90	14.168	2368	2372	2375	rBV6	14967	19137	0.30%	0.035%
91	14.238	2382	2385	2386	rBV3	10025	9991	0.15%	0.018%
92	14.281	2390	2393	2397	rVV5	35748	42952	0.67%	0.078%
93	14.564	2444	2446	2449	rBV4	12226	12276	0.19%	0.022%
94	14.714	2467	2474	2480	rBV10	42569	91803	1.42%	0.166%
95	14.837	2488	2497	2500	rBV10	18105	45690	0.71%	0.083%
96	14.976	2520	2523	2524	rBV3	12164	10397	0.16%	0.019%
97	15.126	2549	2551	2557	rBV7	10705	17563	0.27%	0.032%
98	15.447	2608	2611	2614	rBV5	18543	25627	0.40%	0.046%
99	15.548	2627	2630	2637	rVB8	22834	45582	0.71%	0.083%
100	15.602	2637	2640	2644	rVB6	17078	19447	0.30%	0.035%

Sum of corrected areas: 55225101

LSC Report - Integrated Chromatogram

Data Path : C:\msdchem\1\DATA\jonkm\070421\e6p3394\
Data File : 6p499174.d
Acq On : 2 Jul 2021 11:40 pm
Operator : brandonl
Sample : jd27540-8
Misc : op34109,e6p3394,30.0,,,1,1
ALS Vial : 19 Sample Multiplier: 1

Quant Method : C:\MSDCHEM\1\METHODS\M6P3388.M
Quant Title : Semi Volatile GC/MS,zb-5msi 30m x .25mm x .25MoTuWed Jun 30 18:27:50 2021

TIC Library : C:\Database\NIST08.L
TIC Integration Parameters: lscint.p

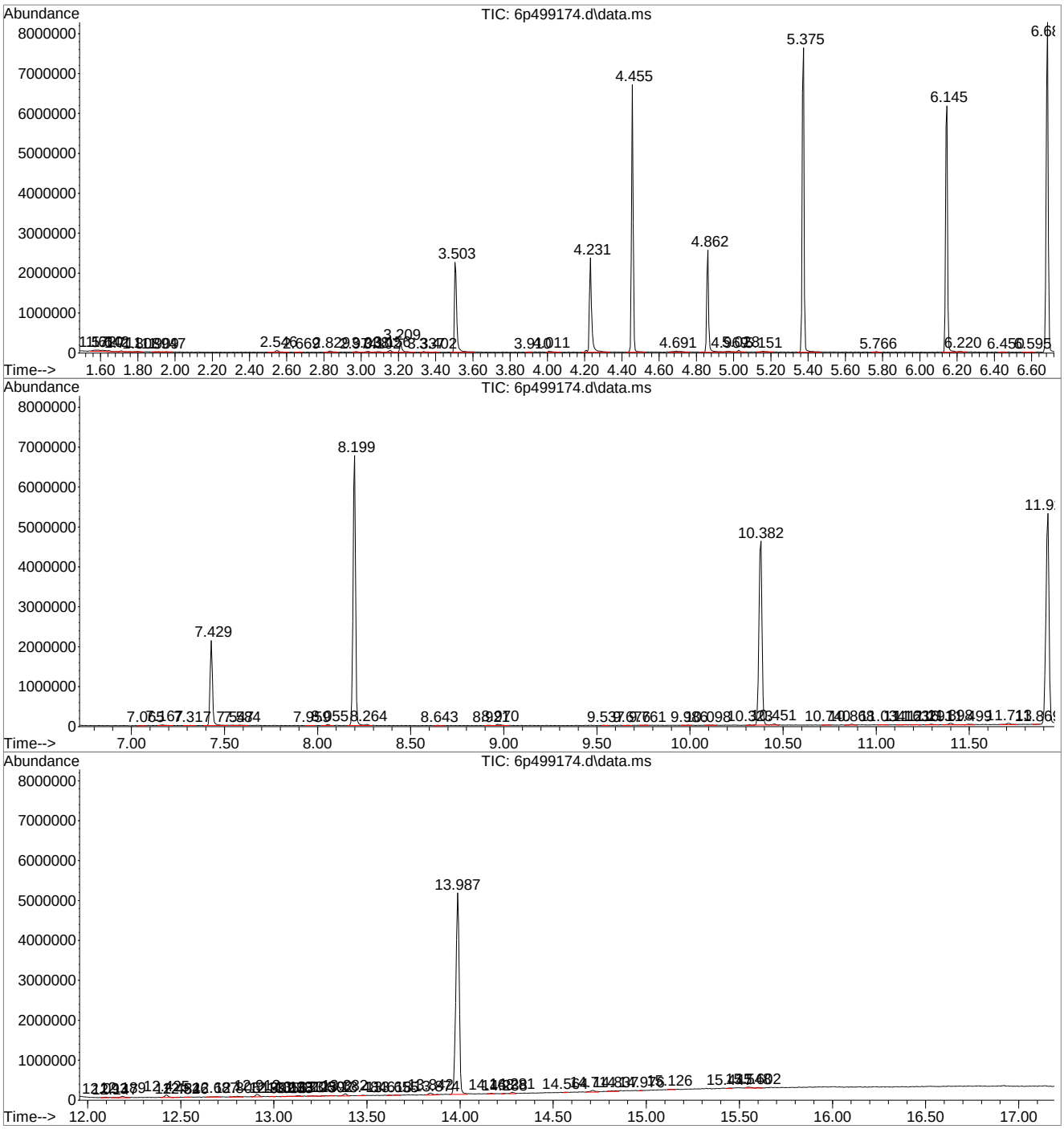

Tentatively Identified Compound (LSC) summary

Data Path : C:\msdchem\1\DATA\jonkm\070421\e6p3394\
Data File : 6p499174.d
Acq On : 2 Jul 2021 11:40 pm
Operator : brandonl
Sample : jd27540-8
Misc : op34109,e6p3394,30.0,,,1,1
ALS Vial : 19 Sample Multiplier: 1

Quant Method : C:\MSDCHEM\1\METHODS\M6P3388.M
Quant Title : Semi Volatile GC/MS,zb-5msi 30m x .25mm x .25MoTuWed Jun 30 18:27:50 2021

TIC Library : C:\Database\NIST08.L
TIC Integration Parameters: lscint.p

					--Internal Standard---			
TIC Top Hit name	RT	EstConc	Units	Response	#	RT	Resp	Conc

No Library Search Compounds Detected
****

Manual Integrations APPROVED (compounds with "m" flag)
Kristi Schollenberger 07/09/21 14:46

Quantitation Report (QT/LSC Reviewed)

Data Path : C:\msdchem\1\DATA\jonkm\070421\e6p3394\
Data File : 6p499184.d
Acq On : 3 Jul 2021 3:37 am
Operator : brandonl
Sample : jd27540-9 Inst : MS6P
Misc : op34109,e6p3394,30.7,,,1,2
ALS Vial : 29 Sample Multiplier: 1

Quant Method : C:\MSDCHEM\1\METHODS\M6P3388.M
Quant Results File: M6P3388.RES
Quant Time: Jul 04 09:46:46 2021
Quant Title : Semi Volatile GC/MS,zb-5msi 30m x .25mm x .25MoTuWed Jun 30 18:27:50 2021
QLast Update : Sun Jul 04 07:36:43 2021
Response via : Initial Calibration

Compound	R.T.	QIon	Response	Conc	Units	Dev(Min)
Internal Standards						
1) 1,4-Dichlorobenzene-d4	4.461	152	769249	40.00	ppm	0.00
24) Naphthalene-d8	5.375	136	2899834	40.00	ppm	0.00
46) Acenaphthene-d10	6.691	164	1564889	40.00	ppm	0.00
69) Phenanthrene-d10	8.210	188	2851507	40.00	ppm	0.01
84) Chrysene-d12	11.943	240	2407745	40.00	ppm	0.02
93) Perylene-d12	14.024	264	2859065	40.00	ppm	0.03
103) 1,4-Dichlorobenzene-d4a	4.461	152	769249	40.00	ppm	0.00
105) Phenanthrene-d10a	8.210	188	2851507	40.00	ppm	0.01
107) Naphthalene-d8a	5.375	136	2899834	40.00	ppm	0.00
109) Phenanthrene-d10b	8.210	188	2851507	40.00	ppm	0.01
112) Chrysene-d12a	11.943	240	2407745	40.00	ppm	0.02
System Monitoring Compounds						
5) 2-Fluorophenol	3.509	112	294377	14.03	ppm	0.00
Spiked Amount 50.000			Recovery = 28.06%			
8) Phenol-d5	4.236	99	361273	13.46	ppm	0.00
Spiked Amount 50.000			Recovery = 26.92%			
25) Nitrobenzene-d5	4.862	82	307117	16.13	ppm	0.00
Spiked Amount 50.000			Recovery = 32.26%			
51) 2-Fluorobiphenyl	6.146	172	833188	16.71	ppm	0.00
Spiked Amount 50.000			Recovery = 33.42%			
74) 2,4,6-Tribromophenol	7.440	330	129247	13.91	ppm	0.00
Spiked Amount 50.000			Recovery = 27.82%			
87) Terphenyl-d14	10.392	244	1007795	17.67	ppm	0.00
Spiked Amount 50.000			Recovery = 35.34%			
110) 1-chlorooctadecane	0.000	57	0d	0.00	ppm	
Spiked Amount 50.000			Recovery = 0.00%			
111) o-terphenyl	0.000	230	0d	0.00	ppm	
Spiked Amount 50.000			Recovery = 0.00%			
Target Compounds						Qvalue
38) Naphthalene	5.391	128	34439	0.47	ppm	97
44) 2-Methylnaphthalene	5.883	141	13269	0.29	ppm	95
53) Biphenyl	6.226	154	8486	0.15	ppm	94
56) Acenaphthylene	6.568	152	240554	4.42	ppm	98
59) Acenaphthene	6.718	153	31109	0.70	ppm	89
62) Dibenzofuran	6.868	168	34106	0.54	ppm	94
66) Fluorene	7.189	166	55945	1.05	ppm	98
78) Phenanthrene	8.237	178	1361058	18.24	ppm	96
79) Anthracene	8.296	178	358391	4.73	ppm	97
80) Carbazole	8.510	167	141444	2.01	ppm	99
82) Fluoranthene	9.804	202	3045831	36.07	ppm	99
86) Pyrene	10.120	202	3060141	41.10	ppm	97
89) Benzo[a]anthracene	11.933	228	1563041	21.16	ppm	98
91) Chrysene	11.981	228	1685372	24.67	ppm	98
95) Benzo[b]fluoranthene	13.511	252	2846557	31.50	ppm	97
96) Benzo[k]fluoranthene	13.543	252	800052m	10.45	ppm	
97) Benzo[a]pyrene	13.944	252	1916991	24.16	ppm	99
98) Indeno[1,2,3-cd]pyrene	15.340	276	1392791	15.02	ppm	99
100) Dibenz[a,h]anthracene	15.356	278	378101	4.69	ppm	97
102) Benzo[g,h,i]perylene	15.655	276	1371571	16.76	ppm	97

(#) = qualifier out of range (m) = manual integration (+) = signals summed

Quantitation Report (QT/LSC Reviewed)

Data Path : C:\msdchem\1\DATA\jonkm\070421\e6p3394\
Data File : 6p499184.d
Acq On : 3 Jul 2021 3:37 am
Operator : brandonl
Sample : jd27540-9 Inst : MS6P
Misc : op34109,e6p3394,30.7,,,1,2
ALS Vial : 29 Sample Multiplier: 1

Quant Method : C:\MSDCHEM\1\METHODS\M6P3388.M
Quant Results File: M6P3388.RES
Quant Time: Jul 04 09:46:46 2021
Quant Title : Semi Volatile GC/MS,zb-5msi 30m x .25mm x .25MoTuWed Jun 30 18:27:50 2021
QLast Update : Sun Jul 04 07:36:43 2021
Response via : Initial Calibration

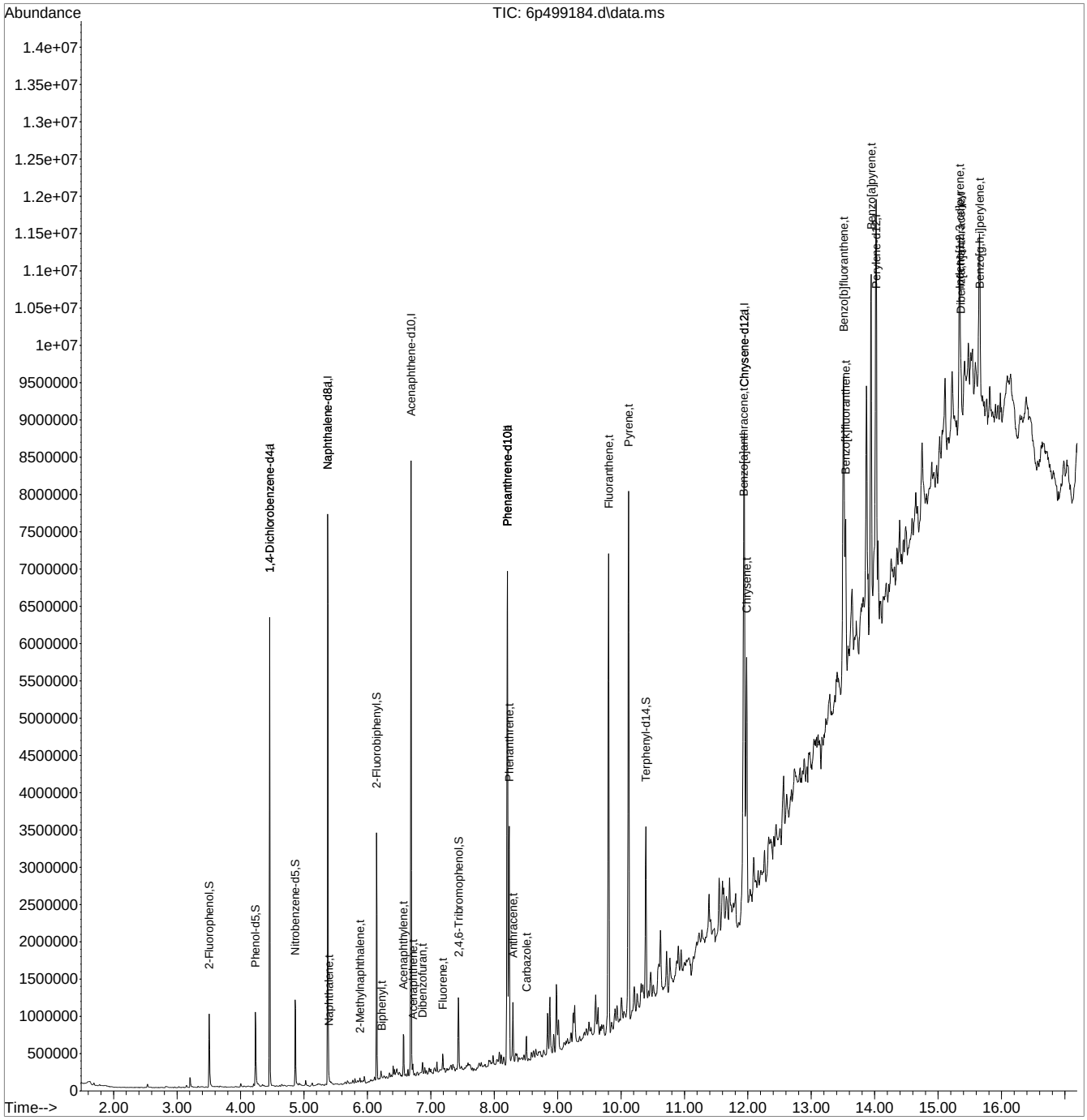

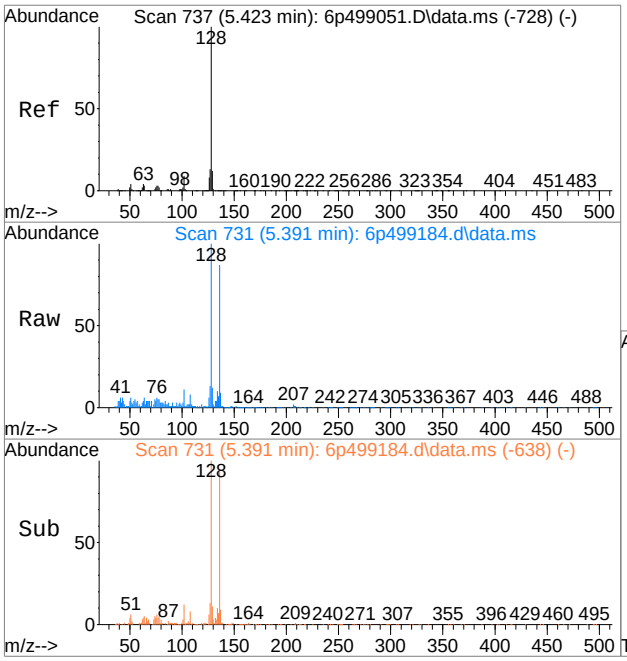

#38
Naphthalene
Concen: 0.47 ppm
RT: 5.391 min Scan# 731
Delta R.T. 0.000 min
Lab File: 6p499184.d
Acq: 3 Jul 2021 3:37 am

Tgt Ion:128 Resp: 34439

Ion	Ratio	Lower	Upper
128	100		
129	11.1	0.0	42.2
127	12.3	0.0	43.3

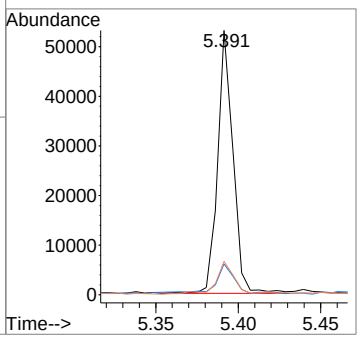

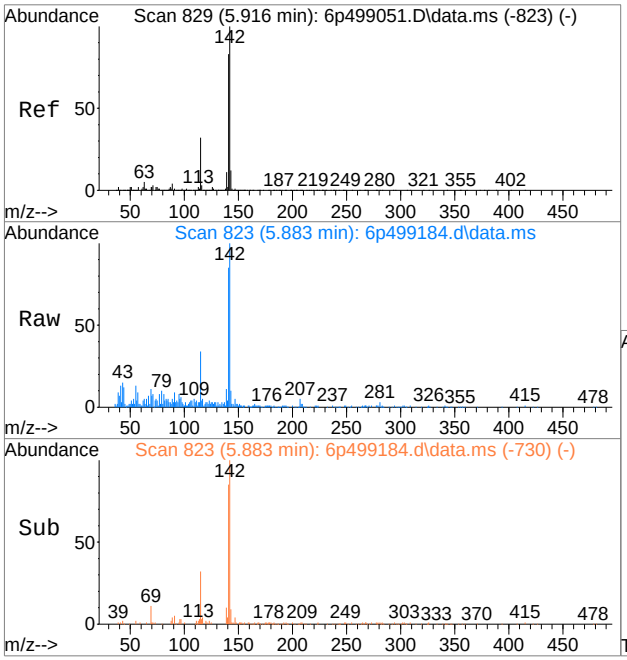

#44
2-Methylnaphthalene
Concen: 0.29 ppm
RT: 5.883 min Scan# 823
Delta R.T. 0.000 min
Lab File: 6p499184.d
Acq: 3 Jul 2021 3:37 am

Tgt Ion:141 Resp: 13269

Ion	Ratio	Lower	Upper
141	100		
142	117.3	92.3	152.3
115	35.4	10.0	70.0

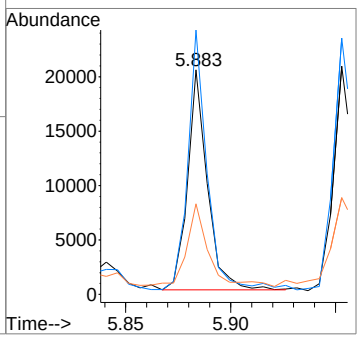

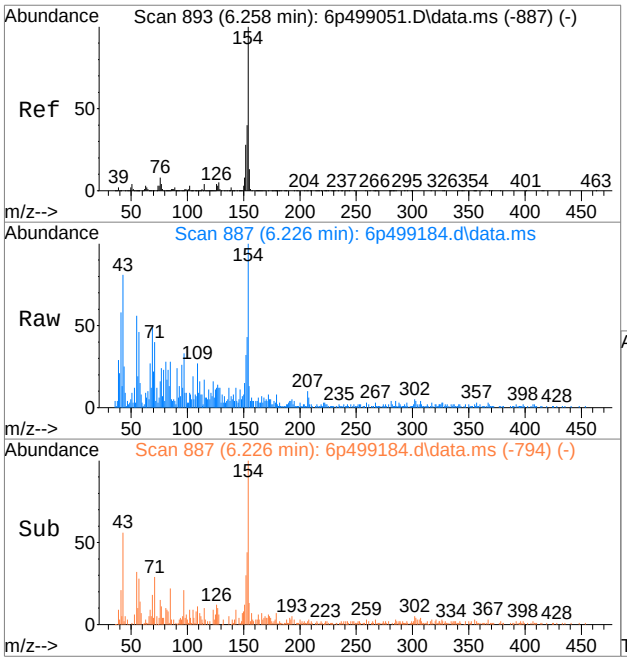

#53
Biphenyl
Concen: 0.15 ppm
RT: 6.226 min Scan# 887
Delta R.T. 0.000 min
Lab File: 6p499184.d
Acq: 3 Jul 2021 3:37 am

Tgt Ion:154 Resp: 8486

Ion	Ratio	Lower	Upper
154	100		
153	38.2	10.5	70.5
155	8.4	0.0	43.7

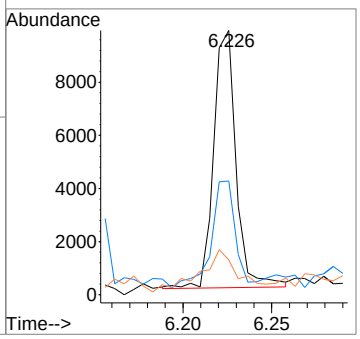

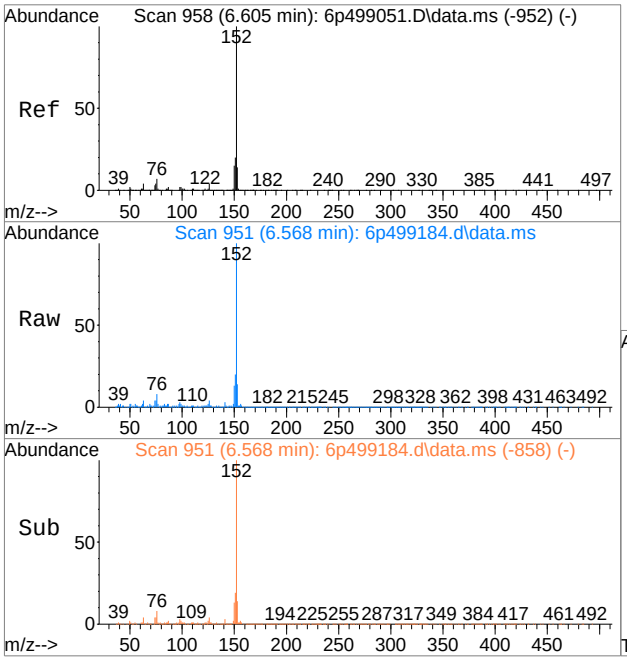

#56
Acenaphthylene
Concen: 4.42 ppm
RT: 6.568 min Scan# 951
Delta R.T. 0.000 min
Lab File: 6p499184.d
Acq: 3 Jul 2021 3:37 am

Tgt Ion:152 Resp: 240554

Ion	Ratio	Lower	Upper
152	100		
151	19.3	0.0	50.1
153	13.5	0.0	44.2

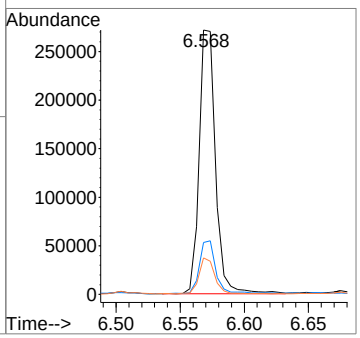

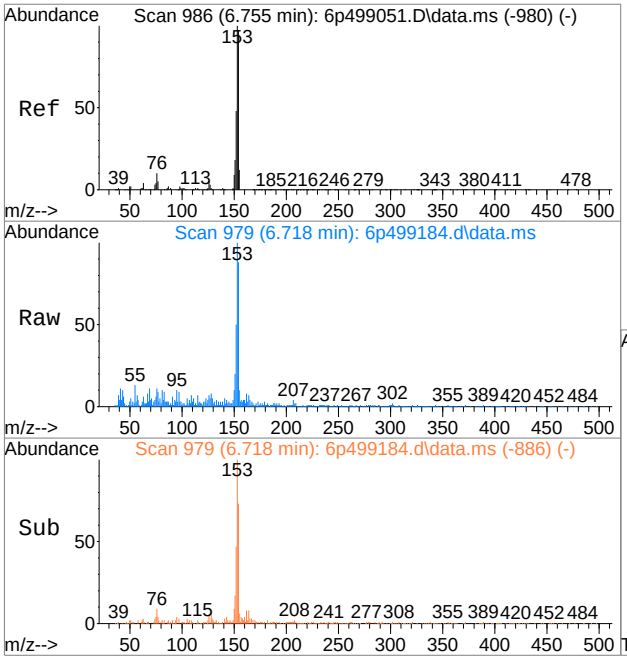

#59
Acenaphthene
Concen: 0.70 ppm
RT: 6.718 min Scan# 979
Delta R.T. 0.000 min
Lab File: 6p499184.d
Acq: 3 Jul 2021 3:37 am

Tgt Ion:153 Resp: 31109

Ion	Ratio	Lower	Upper
153	100		
152	47.5	17.3	77.3
154	80.5	65.8	125.8

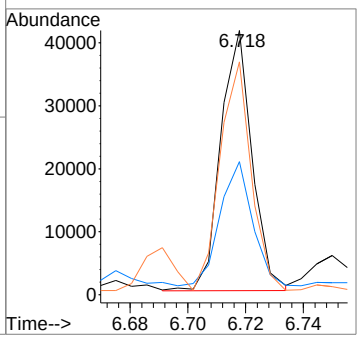

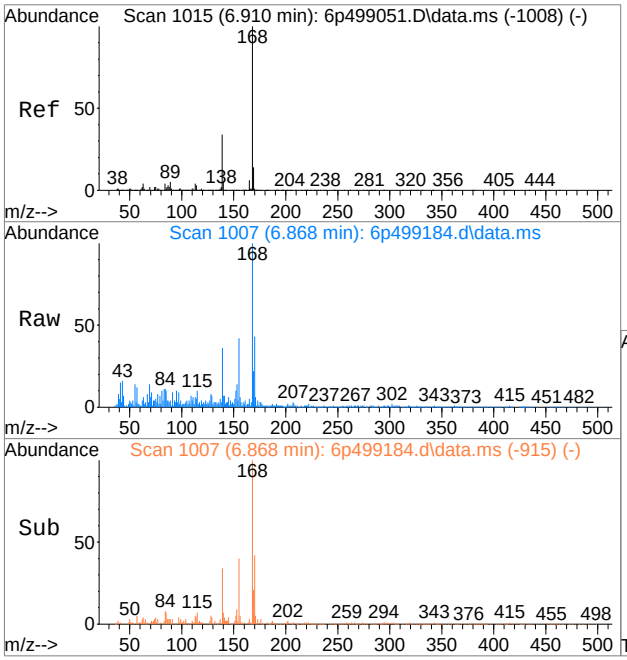

#62
Dibenzofuran
Concen: 0.54 ppm
RT: 6.868 min Scan# 1007
Delta R.T. -0.005 min
Lab File: 6p499184.d
Acq: 3 Jul 2021 3:37 am

Tgt Ion:168 Resp: 34106

Ion	Ratio	Lower	Upper
168	100		
139	33.6	7.4	67.4
169	16.3	0.0	44.2

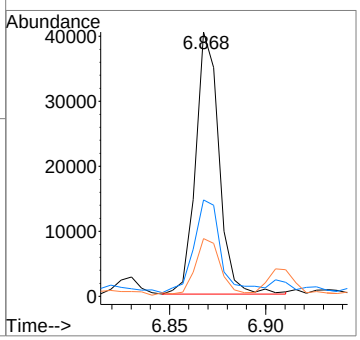



#66
Fluorene
Concen: 1.05 ppm
RT: 7.189 min Scan# 1067
Delta R.T. -0.005 min
Lab File: 6p499184.d
Acq: 3 Jul 2021 3:37 am

Tgt Ion:166 Resp: 55945

Ion	Ratio	Lower	Upper
166	100		
165	91.4	60.2	120.2
167	15.5	0.0	43.8

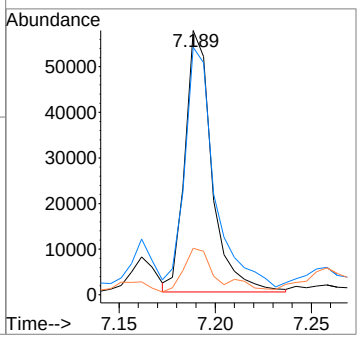



#78
Phenanthrene
Concen: 18.24 ppm
RT: 8.237 min Scan# 1263
Delta R.T. 0.000 min
Lab File: 6p499184.d
Acq: 3 Jul 2021 3:37 am

Tgt Ion:178 Resp: 1361058

Ion	Ratio	Lower	Upper
178	100		
179	14.3	0.0	46.6
176	18.7	0.0	49.8

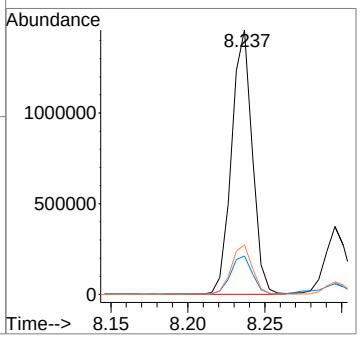

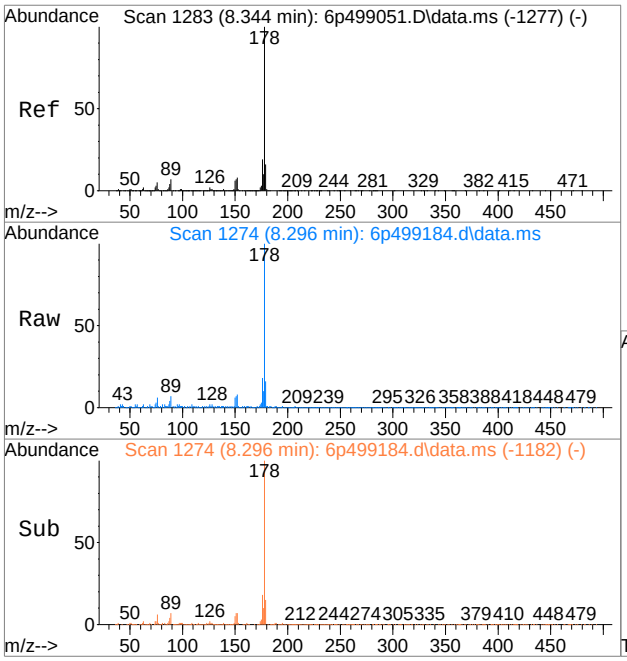

#79
Anthracene
Concen: 4.73 ppm
RT: 8.296 min Scan# 1274
Delta R.T. -0.005 min
Lab File: 6p499184.d
Acq: 3 Jul 2021 3:37 am

Tgt Ion:178 Resp: 358391

Ion	Ratio	Lower	Upper
178	100		
179	14.7	0.0	46.3
176	17.9	0.0	48.8

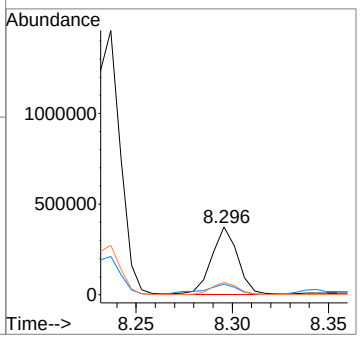

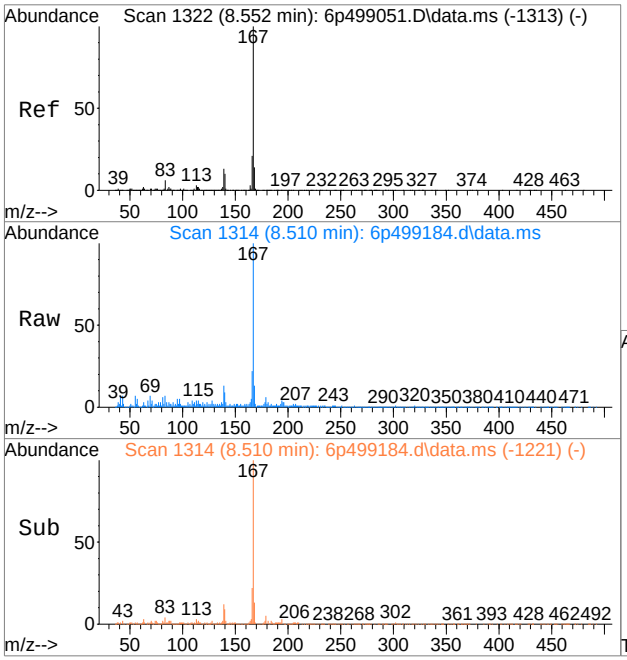

#80
Carbazole
Concen: 2.01 ppm
RT: 8.510 min Scan# 1314
Delta R.T. 0.000 min
Lab File: 6p499184.d
Acq: 3 Jul 2021 3:37 am

Tgt Ion:167 Resp: 141444

Ion	Ratio	Lower	Upper
167	100		
166	21.3	0.0	51.1
139	11.6	0.0	42.7

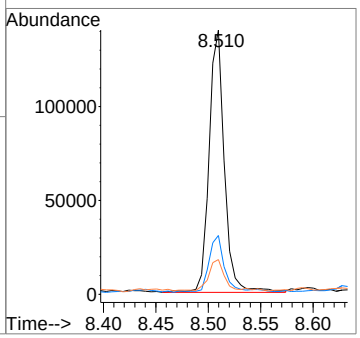



#82
Fluoranthene
Concen: 36.07 ppm
RT: 9.804 min Scan# 1556
Delta R.T. 0.005 min
Lab File: 6p499184.d
Acq: 3 Jul 2021 3:37 am

Tgt Ion:202 Resp: 3045831

Ion	Ratio	Lower	Upper
202	100		
101	10.1	0.0	40.0
203	17.9	0.0	48.5

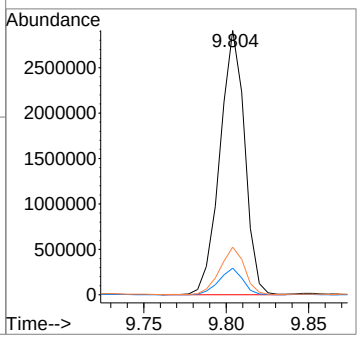

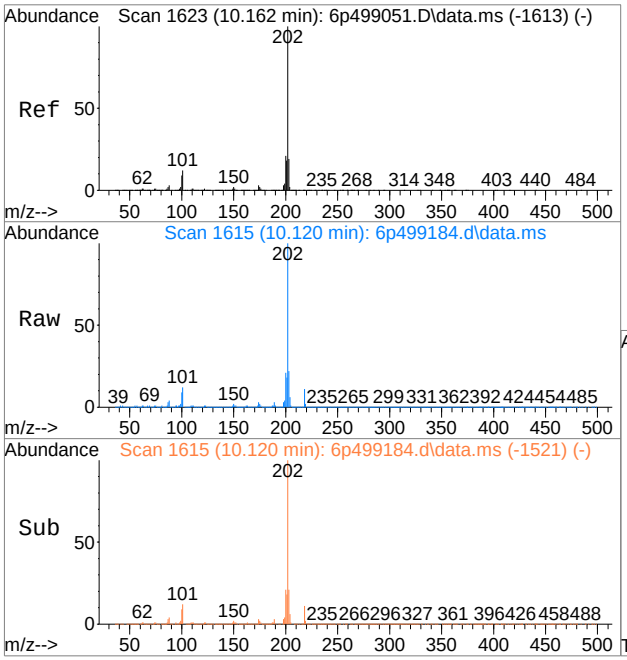

#86
Pyrene
Concen: 41.10 ppm
RT: 10.120 min Scan# 1615
Delta R.T. 0.005 min
Lab File: 6p499184.d
Acq: 3 Jul 2021 3:37 am

Tgt Ion:202 Resp: 3060141

Ion	Ratio	Lower	Upper
202	100		
200	21.1	0.0	51.1
203	21.3	0.0	48.8

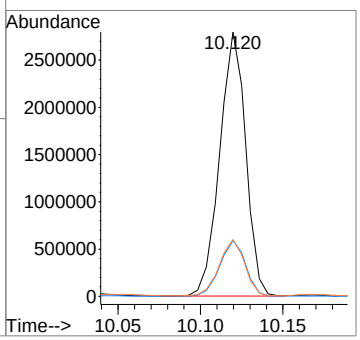

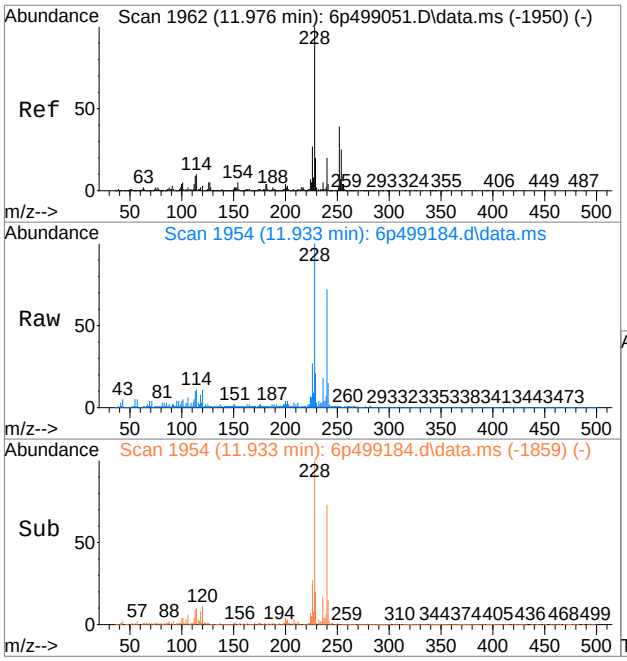

#89
Benzo[a]anthracene
Concen: 21.16 ppm
RT: 11.933 min Scan# 1954
Delta R.T. 0.011 min
Lab File: 6p499184.d
Acq: 3 Jul 2021 3:37 am

Tgt Ion:228 Resp: 1563041

Ion	Ratio	Lower	Upper
228	100		
229	19.5	0.0	50.6
226	26.7	0.0	57.2

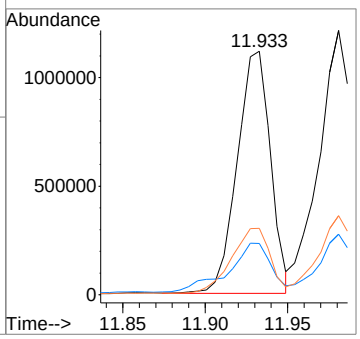

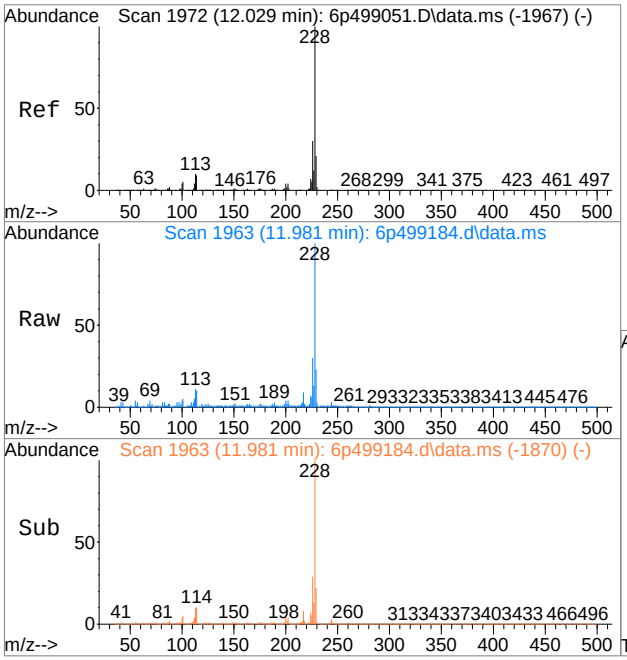

#91
Chrysene
Concen: 24.67 ppm
RT: 11.981 min Scan# 1963
Delta R.T. 0.000 min
Lab File: 6p499184.d
Acq: 3 Jul 2021 3:37 am

Tgt Ion:228 Resp: 1685372

Ion	Ratio	Lower	Upper
228	100		
226	29.3	0.4	60.4
229	21.6	0.0	50.2

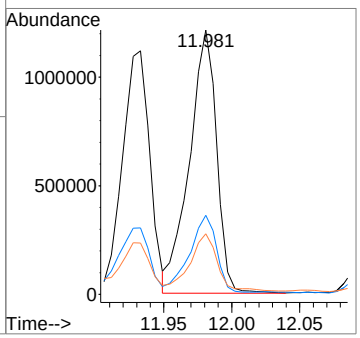

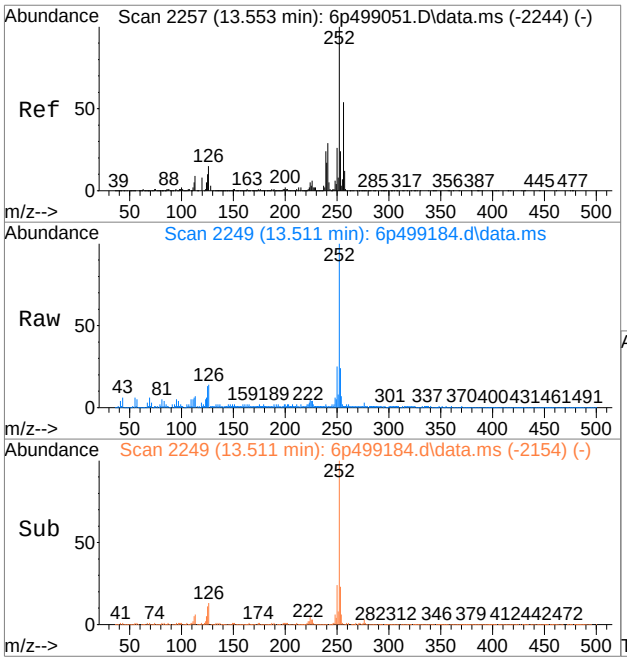

#95
Benzo[b]fluoranthene
Concen: 31.50 ppm
RT: 13.511 min Scan# 2249
Delta R.T. 0.011 min
Lab File: 6p499184.d
Acq: 3 Jul 2021 3:37 am

Tgt Ion:252 Resp: 2846557

Ion	Ratio	Lower	Upper
252	100		
253	22.8	0.0	55.2
125	11.0	0.0	41.0

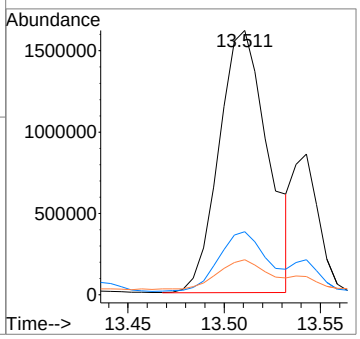

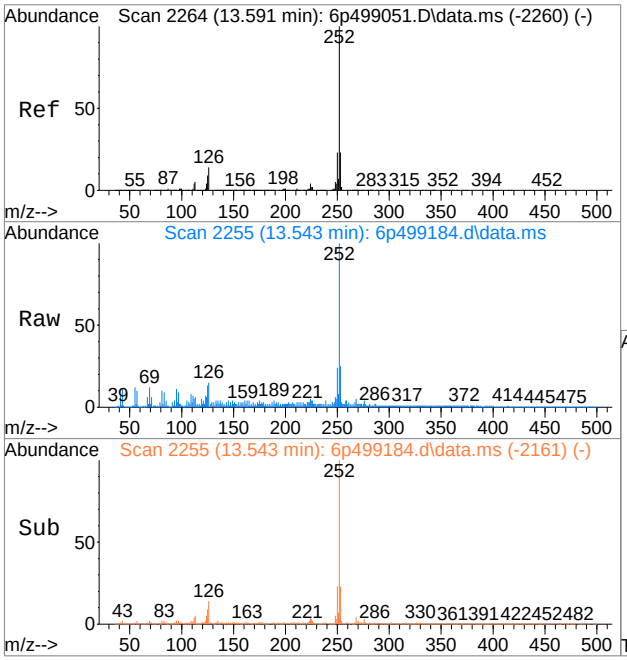

#96
Benzo[k]fluoranthene
Concen: 10.45 ppm m
RT: 13.543 min Scan# 2255
Delta R.T. 0.005 min
Lab File: 6p499184.d
Acq: 3 Jul 2021 3:37 am

Tgt Ion:252 Resp: 800052

Ion	Ratio	Lower	Upper
252	100		
253	24.9	0.0	54.0
125	13.0	0.0	40.5

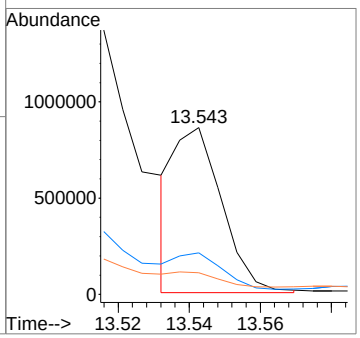

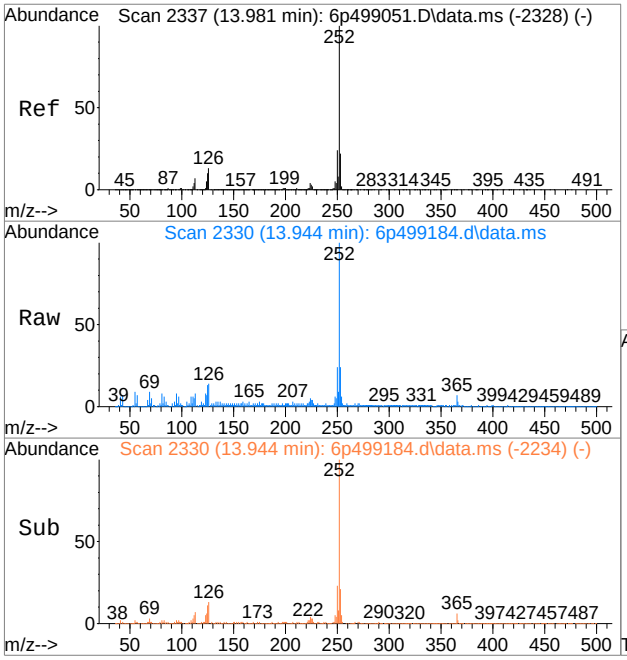

#97
Benzo[a]pyrene
Concen: 24.16 ppm
RT: 13.944 min Scan# 2330
Delta R.T. 0.016 min
Lab File: 6p499184.d
Acq: 3 Jul 2021 3:37 am

Tgt Ion:252 Resp: 1916991

Ion	Ratio	Lower	Upper
252	100		
253	22.1	0.0	52.6
125	10.4	0.0	40.8

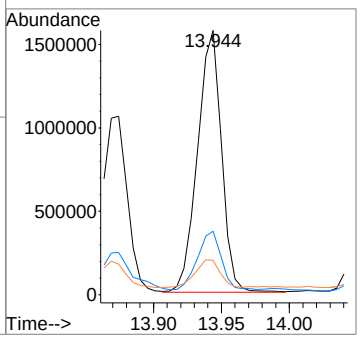

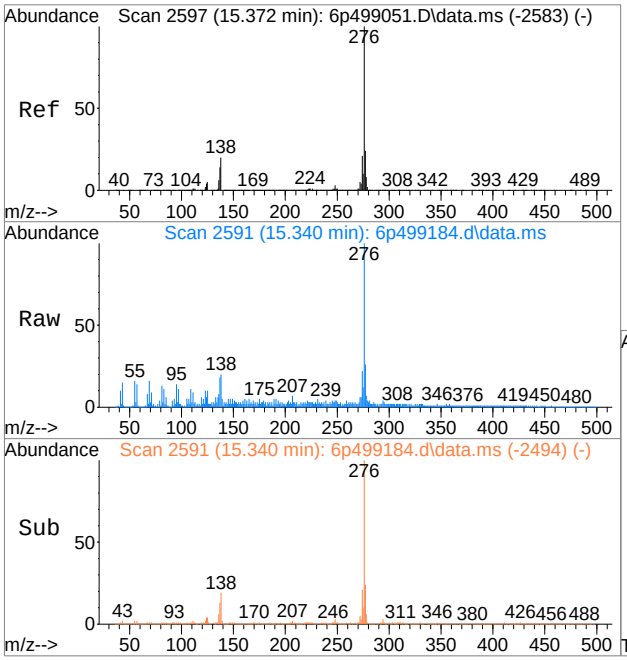

#98
Indeno[1,2,3-cd]pyrene
Concen: 15.02 ppm
RT: 15.340 min Scan# 2591
Delta R.T. 0.021 min
Lab File: 6p499184.d
Acq: 3 Jul 2021 3:37 am

Tgt Ion:276 Resp: 1392791

Ion	Ratio	Lower	Upper
276	100		
138	18.4	0.0	48.4
137	12.9	0.0	43.6

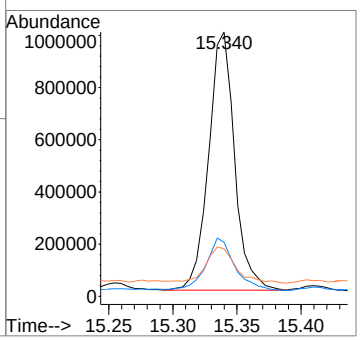

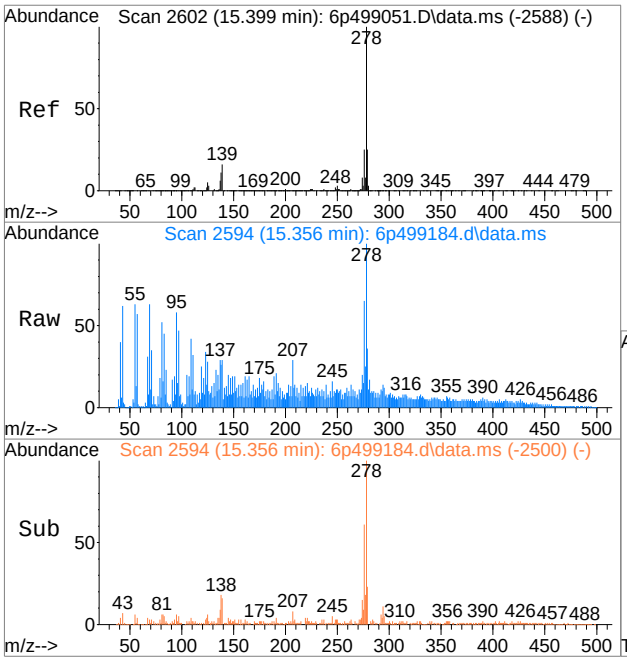

#100
Dibenz[a,h]anthracene
Concen: 4.69 ppm
RT: 15.356 min Scan# 2594
Delta R.T. 0.005 min
Lab File: 6p499184.d
Acq: 3 Jul 2021 3:37 am

Tgt Ion:278 Resp: 378101

Ion	Ratio	Lower	Upper
278	100		
139	16.3	0.0	46.4
279	26.7	0.0	54.2

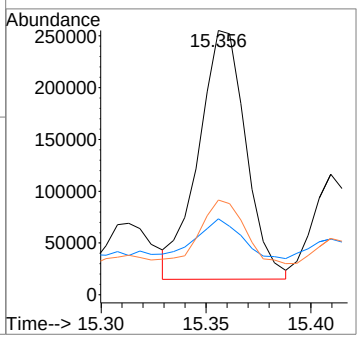

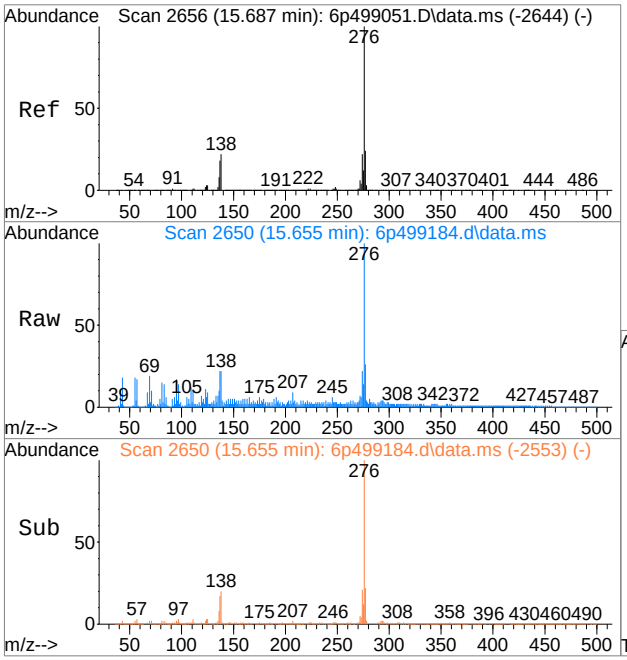

#102
Benzo[g,h,i]perylene
Concen: 16.76 ppm
RT: 15.655 min Scan# 2650
Delta R.T. 0.021 min
Lab File: 6p499184.d
Acq: 3 Jul 2021 3:37 am

Tgt Ion:276 Resp: 1371571

Ion	Ratio	Lower	Upper
276	100		
138	20.3	0.0	52.1
277	23.7	0.0	54.8

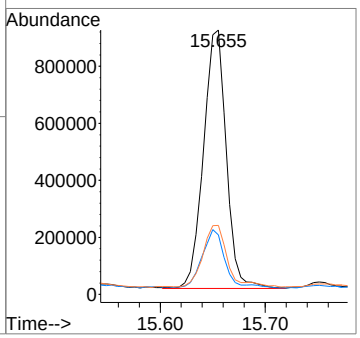

Manual Integration Approval Summary

Sample Number: JD27540-9
Lab FileID: 6P499184.D
Injection Time: 07/03/21 03:37

Method: SW846 8270E
Analyst approved: 07/04/21 09:56 Jon Kreigmor Mamanta
Supervisor approved: 07/09/21 14:46 Kristi Schollenberger

Parameter	CAS	Sig#	R.T. (min.)	Reason
Benzo(k)fluoranthene	207-08-9		13.54	Poor instrument integration

Quantitation Report (Qedit)

Data Path : C:\msdchem\1\DATA\jonkm\070421\e6p3394\
Data File : 6p499184.d
Acq On : 3 Jul 2021 3:37 am
Operator : brandonl
Sample : jd27540-9 Inst : MS6P
Misc : op34109,e6p3394,30.7,,,1,2
ALS Vial : 29 Sample Multiplier: 1

Quant Method : C:\MSDCHEM\1\METHODS\M6P3388.M
Quant Results File: M6P3388.RES
Quant Time: Jul 04 07:41:02 2021
Quant Title : Semi Volatile GC/MS,zb-5msi 30m x .25mm x .25MoTuWed Jun 30 18:27:50 2021
QLast Update : Sun Jul 04 07:36:43 2021
Response via : Initial Calibration

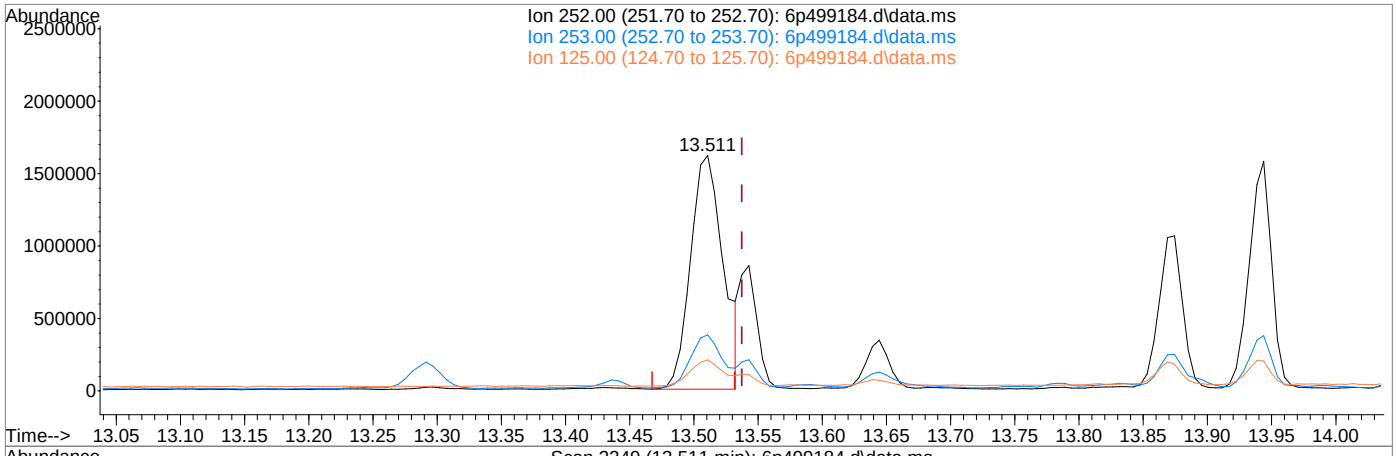

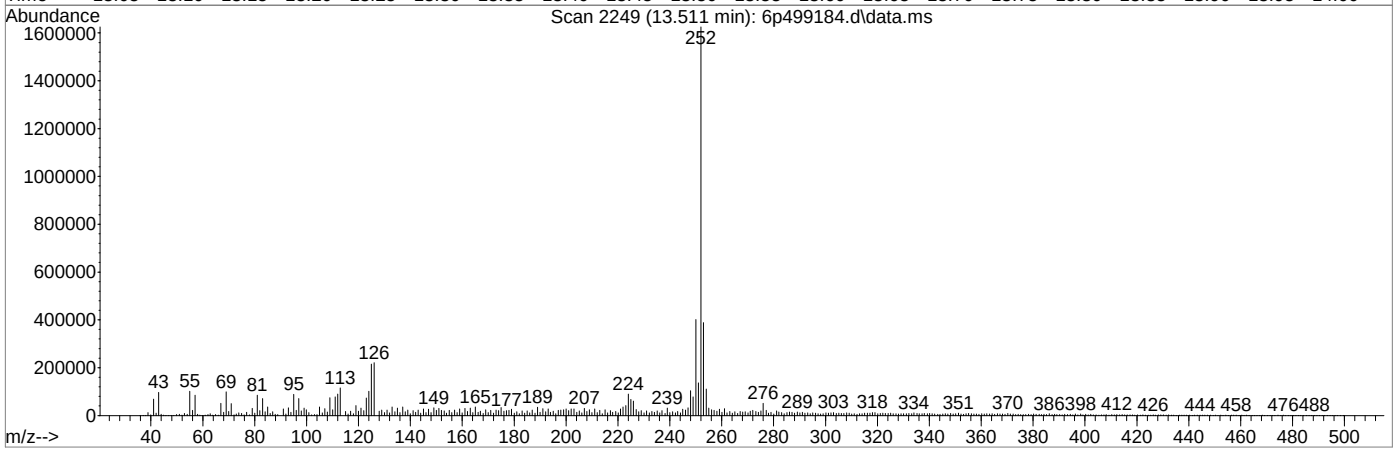

TIC: 6p499184.d\data.ms

(96) Benzo[k]fluoranthene (t)

13.511min (-0.027) 37.16ppm

response 2845987

Ion	Exp%	Act%
252.00	100	100
253.00	24.00	22.80
125.00	10.50	11.04
0.00	0.00	0.00

LSC Area Percent Report

Data Path : C:\msdchem\1\DATA\jonkm\070421\e6p3394\
Data File : 6p499184.d
Acq On : 3 Jul 2021 3:37 am
Operator : brandonl
Sample : jd27540-9
Misc : op34109,e6p3394,30.7,,,1,2
ALS Vial : 29 Sample Multiplier: 1

Integration Parameters: rteint.p
Integrator: RTE
Smoothing : ON Filtering: 5
Sampling : 1 Min Area: 1000 Area counts
Start Thrs: 0.001 Max Peaks: 150
Stop Thrs : 0 Peak Location: TOP

If leading or trailing edge < 100 prefer < Baseline drop else tangent >
Peak separation: 7

Method : C:\MSDCHEM\1\METHODS\M6P3388.M
Title : Semi Volatile GC/MS,zb-5msi 30m x .25mm x .25MoTuWed Jun 30 18:27:50 2021

Signal : TIC: 6p499184.d\data.ms

peak #	R.T. min	first scan	max scan	last scan	PK TY	peak height	corr. area	corr. % max.	% of total
1	3.509	373	379	391	rBV	989216	867356	7.26%	0.556%
2	4.236	512	515	531	rVB	996155	926011	7.75%	0.594%
3	4.461	551	557	563	rBV	6293626	4056121	33.93%	2.602%
4	4.862	627	632	641	rBV	1155892	951596	7.96%	0.610%
5	5.375	724	728	737	rBV	7652240	5509476	46.09%	3.534%
6	6.146	869	872	877	rBV	3319966	2220884	18.58%	1.425%
7	6.466	927	932	937	rVV8	102132	165278	1.38%	0.106%
8	6.568	947	951	957	rBV	569012	501395	4.19%	0.322%
9	6.691	967	974	982	rBV	8253776	6315770	52.84%	4.051%
10	6.873	996	1008	1011	rBV2	173448	260174	2.18%	0.167%
11	7.189	1063	1067	1075	rVB	249122	310858	2.60%	0.199%
12	7.435	1109	1113	1118	rBV	964983	934759	7.82%	0.600%
13	7.590	1139	1142	1152	rVB2	95192	240618	2.01%	0.154%
14	7.916	1200	1203	1210	rBV4	86762	178235	1.49%	0.114%
15	8.082	1231	1234	1237	rVB	157643	155959	1.30%	0.100%
16	8.210	1252	1258	1260	rBV	6628299	6684614	55.92%	4.288%
17	8.237	1260	1263	1267	rVB	3150482	2935036	24.55%	1.883%
18	8.296	1267	1274	1279	rVB	794790	819068	6.85%	0.525%
19	8.344	1279	1283	1289	rVB3	114594	229836	1.92%	0.147%
20	8.510	1310	1314	1318	rVB	331577	325187	2.72%	0.209%
21	8.782	1361	1365	1370	rBV6	93567	155571	1.30%	0.100%
22	8.841	1371	1376	1380	rVV	568007	638145	5.34%	0.409%
23	8.879	1380	1383	1390	rVV	764391	823670	6.89%	0.528%
24	8.938	1390	1394	1398	rVV	250920	272154	2.28%	0.175%
25	8.980	1398	1402	1406	rBV	910824	1126950	9.43%	0.723%
26	9.012	1406	1408	1418	rVB	409335	474051	3.97%	0.304%
27	9.103	1419	1425	1428	rBV5	100154	184815	1.55%	0.119%
28	9.210	1441	1445	1448	rVV4	164821	223871	1.87%	0.144%
29	9.248	1448	1452	1454	rVV	420418	537039	4.49%	0.344%
30	9.269	1454	1456	1465	rVV2	501199	589217	4.93%	0.378%
31	9.494	1494	1498	1501	rBV	181895	214574	1.80%	0.138%
32	9.601	1511	1518	1521	rBV	529408	727362	6.08%	0.467%
33	9.638	1521	1525	1529	rVB2	367604	428636	3.59%	0.275%
34	9.724	1538	1541	1545	rVB4	143810	185842	1.55%	0.119%
35	9.804	1546	1556	1561	rBV	6462395	6994886	58.52%	4.487%
36	9.852	1561	1565	1569	rBV	140832	204980	1.71%	0.131%
37	9.906	1569	1575	1578	rBV3	279226	436178	3.65%	0.280%
38	9.938	1578	1581	1585	rVB3	223966	255460	2.14%	0.164%
39	10.007	1587	1594	1599	rBV3	320923	504265	4.22%	0.323%
40	10.120	1607	1615	1620	rVB	7083654	7873391	65.87%	5.050%

LSC Area Percent Report

Data Path : C:\msdchem\1\DATA\jonkm\070421\e6p3394\
Data File : 6p499184.d
Acq On : 3 Jul 2021 3:37 am
Operator : brandonl
Sample : jd27540-9
Misc : op34109,e6p3394,30.7,,,1,2
ALS Vial : 29 Sample Multiplier: 1

Integration Parameters: rteint.p
Integrator: RTE
Smoothing : ON Filtering: 5
Sampling : 1 Min Area: 1000 Area counts
Start Thrs: 0.001 Max Peaks: 150
Stop Thrs : 0 Peak Location: TOP

If leading or trailing edge < 100 prefer < Baseline drop else tangent >
Peak separation: 7

Method : C:\MSDCHEM\1\METHODS\M6P3388.M
Title : Semi Volatile GC/MS,zb-5msi 30m x .25mm x .25MoTuWed Jun 30 18:27:50 2021

41	10.211	1621	1632	1636	rBV3	422275	856277	7.16%	0.549%
42	10.253	1636	1640	1647	rBV	241931	392132	3.28%	0.252%
43	10.317	1647	1652	1654	rBV	325072	433028	3.62%	0.278%
44	10.339	1654	1656	1661	rVV2	237192	385957	3.23%	0.248%
45	10.392	1661	1666	1671	rVV	2327917	2514910	21.04%	1.613%
46	10.467	1676	1680	1684	rVV	337349	473209	3.96%	0.304%
47	10.510	1684	1688	1694	rVV4	156870	245139	2.05%	0.157%
48	10.622	1698	1709	1716	rVV2	850106	1949123	16.31%	1.250%
49	10.719	1722	1727	1732	rVB	558014	699608	5.85%	0.449%
50	10.772	1732	1737	1747	rBV2	468615	1094355	9.16%	0.702%
51	10.879	1752	1757	1759	rVV5	220745	344311	2.88%	0.221%
52	10.906	1759	1762	1765	rVV	371581	442781	3.70%	0.284%
53	10.949	1766	1770	1775	rVB	289151	343108	2.87%	0.220%
54	11.141	1800	1806	1808	rBV6	256902	455606	3.81%	0.292%
55	11.195	1809	1816	1817	rVV7	311698	574555	4.81%	0.369%
56	11.232	1820	1823	1827	rVV6	299896	552610	4.62%	0.354%
57	11.275	1828	1831	1839	rVB4	198427	480163	4.02%	0.308%
58	11.387	1845	1852	1855	rBV	579017	820421	6.86%	0.526%
59	11.548	1877	1882	1886	rBV	727596	920622	7.70%	0.591%
60	11.601	1886	1892	1899	rBV2	664972	1525641	12.76%	0.979%
61	11.660	1899	1903	1910	rVB3	328154	576384	4.82%	0.370%
62	11.713	1910	1913	1919	rBV	561273	804945	6.73%	0.516%
63	11.810	1928	1931	1936	rVB	456167	490797	4.11%	0.315%
64	11.943	1943	1956	1959	rBV2	6621457	11953369	100.00%	7.667%
65	11.981	1959	1963	1968	rVB2	3309909	4311357	36.07%	2.765%
66	12.093	1979	1984	1988	rBV3	598739	1025056	8.58%	0.657%
67	12.163	1994	1997	2000	rBV3	207544	189014	1.58%	0.121%
68	12.206	2001	2005	2008	rBV5	182113	302979	2.53%	0.194%
69	12.264	2012	2016	2020	rVB2	423354	513840	4.30%	0.330%
70	12.329	2022	2028	2031	rBV	536213	1025984	8.58%	0.658%
71	12.409	2040	2043	2045	rBV3	309904	367432	3.07%	0.236%
72	12.446	2046	2050	2056	rVV7	325395	642017	5.37%	0.412%
73	12.564	2065	2072	2076	rBV	926536	1830395	15.31%	1.174%
74	12.612	2077	2081	2087	rVV2	441248	808006	6.76%	0.518%
75	12.687	2089	2095	2097	rVV3	304526	505035	4.23%	0.324%
76	12.735	2100	2104	2114	rVV5	342081	1172652	9.81%	0.752%
77	12.890	2130	2133	2137	rVB3	308747	409424	3.43%	0.263%
78	12.976	2143	2149	2153	rBV4	407521	1029505	8.61%	0.660%
79	13.040	2158	2161	2163	rBV3	266889	313023	2.62%	0.201%
80	13.168	2182	2185	2189	rBV3	430007	736732	6.16%	0.473%
81	13.291	2203	2208	2212	rBV2	304734	481016	4.02%	0.309%
82	13.409	2225	2230	2240	rBV7	367430	1086791	9.09%	0.697%
83	13.511	2241	2249	2253	rBV	4255167	8107264	67.82%	5.200%
84	13.543	2253	2255	2259	rVB	2049341	1932142	16.16%	1.239%
85	13.580	2260	2262	2266	rVV5	268168	365263	3.06%	0.234%

LSC Area Percent Report

Data Path : C:\msdchem\1\DATA\jonkm\070421\e6p3394\
Data File : 6p499184.d
Acq On : 3 Jul 2021 3:37 am
Operator : brandonl
Sample : jd27540-9
Misc : op34109,e6p3394,30.7,,,1,2
ALS Vial : 29 Sample Multiplier: 1

Integration Parameters: rteint.p
Integrator: RTE
Smoothing : ON Filtering: 5
Sampling : 1 Min Area: 1000 Area counts
Start Thrs: 0.001 Max Peaks: 150
Stop Thrs : 0 Peak Location: TOP

If leading or trailing edge < 100 prefer < Baseline drop else tangent >
Peak separation: 7

Method : C:\MSDCHEM\1\METHODS\M6P3388.M
Title : Semi Volatile GC/MS,zb-5msi 30m x .25mm x .25MoTuWed Jun 30 18:27:50 2021

86	13.644	2267	2274	2278	rVB2	828214	1747981	14.62%	1.121%
87	13.821	2294	2307	2310	rBV7	761965	2935173	24.56%	1.883%
88	13.869	2311	2316	2323	rVB	3341459	5381354	45.02%	3.452%
89	13.944	2323	2330	2335	rBV	4839232	6939214	58.05%	4.451%
90	14.024	2335	2345	2348	rVV2	5323052	8294998	69.39%	5.321%
91	14.136	2363	2366	2369	rBV5	311344	531435	4.45%	0.341%
92	14.259	2386	2389	2395	rBV7	336142	611068	5.11%	0.392%
93	14.350	2403	2406	2409	rBV4	436994	608545	5.09%	0.390%
94	14.393	2411	2414	2417	rVB	584570	674349	5.64%	0.433%
95	14.746	2475	2480	2489	rBV6	1012511	2333465	19.52%	1.497%
96	15.110	2545	2548	2553	rVB2	961017	1224129	10.24%	0.785%
97	15.222	2565	2569	2574	rBV2	655790	911820	7.63%	0.585%
98	15.340	2585	2591	2600	rBV2	2599669	4813231	40.27%	3.087%
99	15.420	2601	2606	2610	rBV2	623103	1285399	10.75%	0.824%
100	15.650	2644	2649	2657	rVB	2249942	3689524	30.87%	2.367%

Sum of corrected areas: 155904951

LSC Report - Integrated Chromatogram

Data Path : C:\msdchem\1\DATA\jonkm\070421\e6p3394\
Data File : 6p499184.d
Acq On : 3 Jul 2021 3:37 am
Operator : brandonl
Sample : jd27540-9
Misc : op34109,e6p3394,30.7,,,1,2
ALS Vial : 29 Sample Multiplier: 1

Quant Method : C:\MSDCHEM\1\METHODS\M6P3388.M
Quant Title : Semi Volatile GC/MS,zb-5msi 30m x .25mm x .25MoTuWed Jun 30 18:27:50 2021

TIC Library : C:\Database\NIST08.L
TIC Integration Parameters: lscint.p

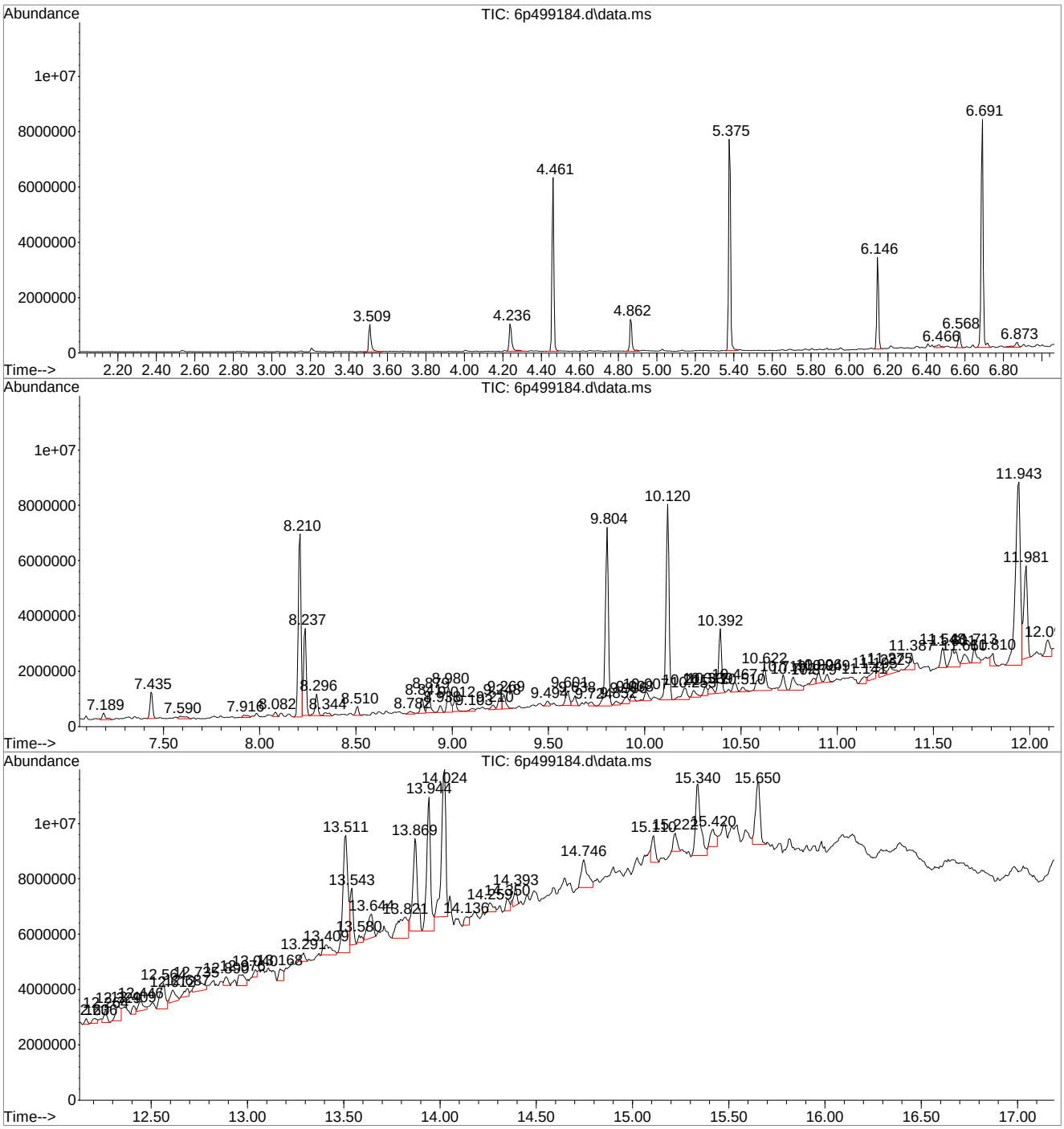

M6P3388.M Sun Jul 04 09:49:11 2021 Page: 4

Library Search Compound Report

Data Path : C:\msdchem\1\DATA\jonkm\070421\e6p3394\
Data File : 6p499184.d
Acq On : 3 Jul 2021 3:37 am
Operator : brandonl
Sample : jd27540-9
Misc : op34109,e6p3394,30.7,,,1,2
ALS Vial : 29 Sample Multiplier: 1

Quant Method : C:\MSDCHEM\1\METHODS\M6P3388.M
Quant Title : Semi Volatile GC/MS,zb-5msi 30m x .25mm x .25MoTuWed Jun 30 18:27:50 2021

TIC Library : C:\Database\NIST08.L
TIC Integration Parameters: lscint.p

****

Peak Number 1 Phenanthrene methyl Concentration Rank 12

R.T.	EstConc	Area	Relative to ISTD	R.T.
8.879	4.93 ppm	823670	Phenanthrene-d10b	8.210

Hit# of 5	Tentative ID	MW	MolForm	CAS#	Qual
1	1H-Cyclopropa[l]phenanthrene,1a,...	192	C15H12	000949-41-7	98
2	Phenanthrene, 1-methyl-	192	C15H12	000832-69-9	97
3	Phenanthrene, 2-methyl-	192	C15H12	002531-84-2	97
4	Phenanthrene, 2-methyl-	192	C15H12	002531-84-2	97
5	Phenanthrene, 2-methyl-	192	C15H12	002531-84-2	96

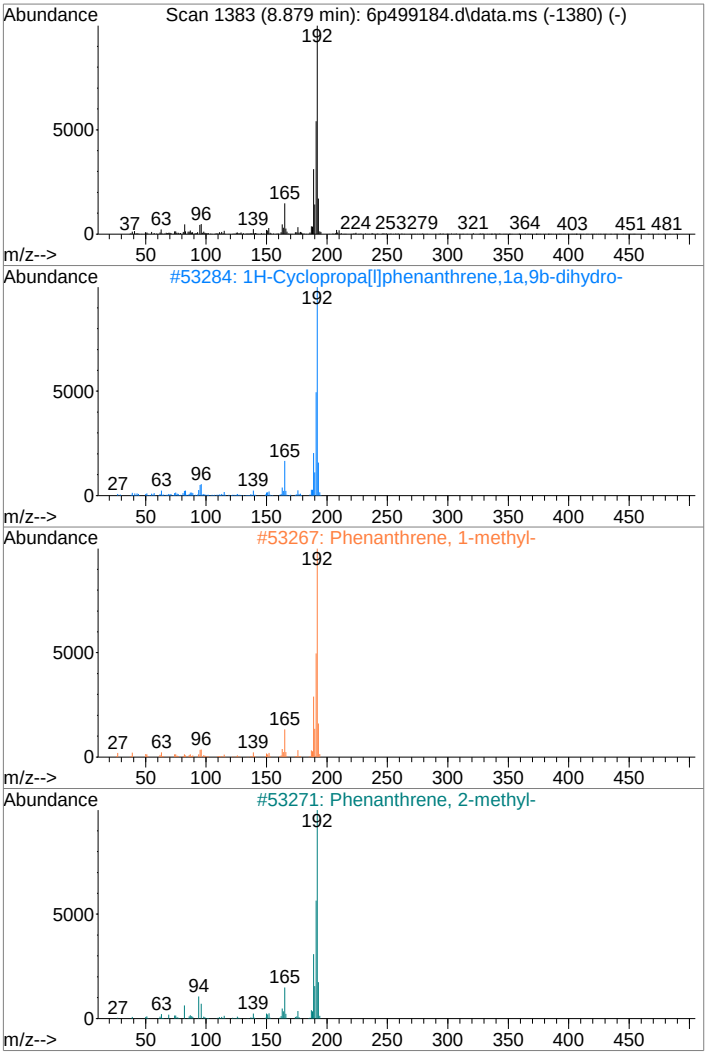

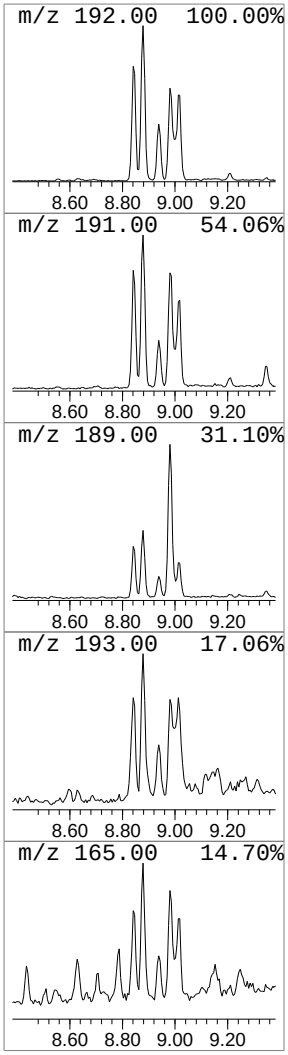

Library Search Compound Report

Data Path : C:\msdchem\1\DATA\jonkm\070421\e6p3394\
Data File : 6p499184.d
Acq On : 3 Jul 2021 3:37 am
Operator : brandonl
Sample : jd27540-9
Misc : op34109,e6p3394,30.7,,,1,2
ALS Vial : 29 Sample Multiplier: 1

Quant Method : C:\MSDCHEM\1\METHODS\M6P3388.M
Quant Title : Semi Volatile GC/MS,zb-5msi 30m x .25mm x .25MoTuWed Jun 30 18:27:50 2021

TIC Library : C:\Database\NIST08.L
TIC Integration Parameters: lscint.p

****

Peak Number 2 4H-Cyclopenta[def]phenanthrene Concentration Rank 5

R.T.	EstConc	Area	Relative to ISTD	R.T.
8.980	6.74 ppm	1126950	Phenanthrene-d10b	8.210

Hit# of 5	Tentative ID	MW	MolForm	CAS#	Qual
1	Benzaldehyde, 3,5-dichloro-2-hyd...	190	C7H4Cl2O2	000090-60-8	72
2	4H-Cyclopenta[def]phenanthrene	190	C15H10	000203-64-5	55
3	4H-Cyclopenta[def]phenanthrene	190	C15H10	000203-64-5	49
4	1H-Indene, 2-phenyl-	192	C15H12	004505-48-0	42
5	Propyne, 1,3-diphenyl-	192	C15H12	004980-70-5	42

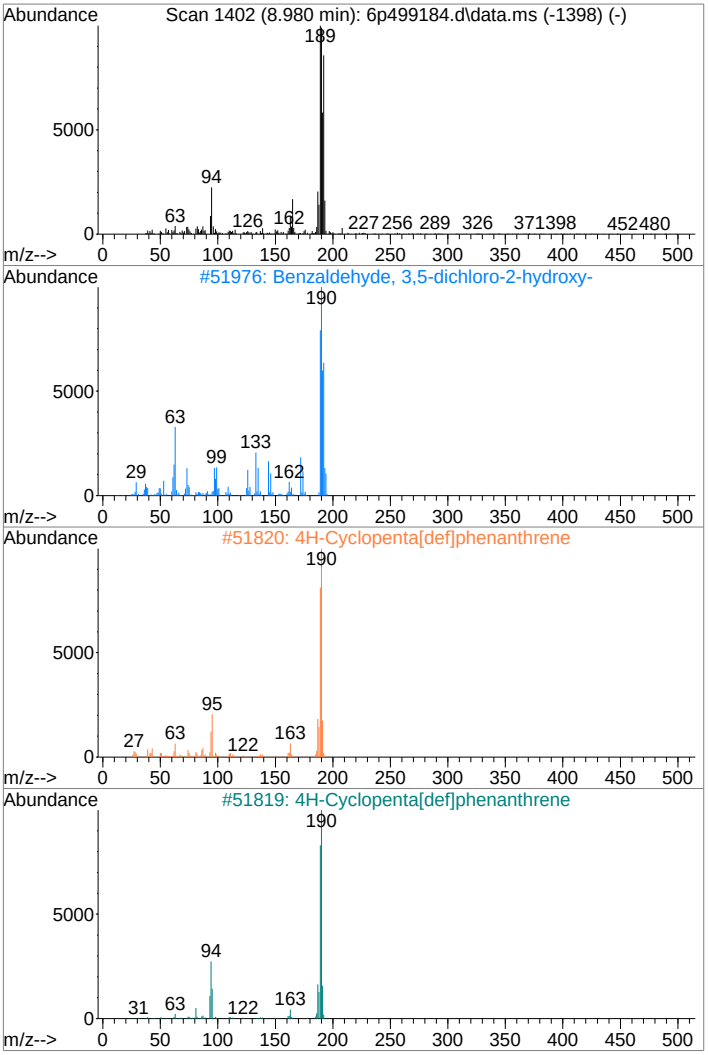

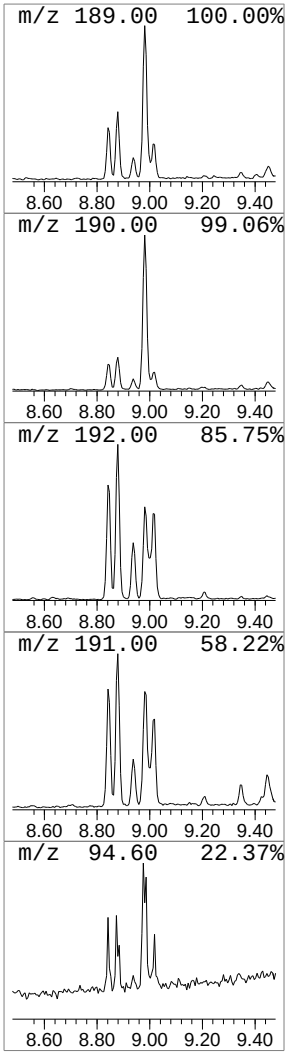

Library Search Compound Report

Data Path : C:\msdchem\1\DATA\jonkm\070421\e6p3394\
Data File : 6p499184.d
Acq On : 3 Jul 2021 3:37 am
Operator : brandonl
Sample : jd27540-9
Misc : op34109,e6p3394,30.7,,,1,2
ALS Vial : 29 Sample Multiplier: 1

Quant Method : C:\MSDCHEM\1\METHODS\M6P3388.M
Quant Title : Semi Volatile GC/MS,zb-5msi 30m x .25mm x .25MoTuWed Jun 30 18:27:50 2021

TIC Library : C:\Database\NIST08.L
TIC Integration Parameters: lscint.p

****

Peak Number 3 Phenanthrene dimethyl Concentration Rank 14

R.T.	EstConc	Area	Relative to ISTD	R.T.
9.601	4.35 ppm	727362	Phenanthrene-d10b	8.210

Hit# of 5	Tentative ID	MW	MolForm	CAS#	Qual
1	Phenanthrene, 2,5-dimethyl-	206	C16H14	003674-66-6	96
2	Phenanthrene, 2,3-dimethyl-	206	C16H14	003674-65-5	91
3	9,10-Dimethylanthracene	206	C16H14	000781-43-1	90
4	Phenanthrene, 1,7-dimethyl-	206	C16H14	000483-87-4	89
5	9,10-Dimethylanthracene	206	C16H14	000781-43-1	81

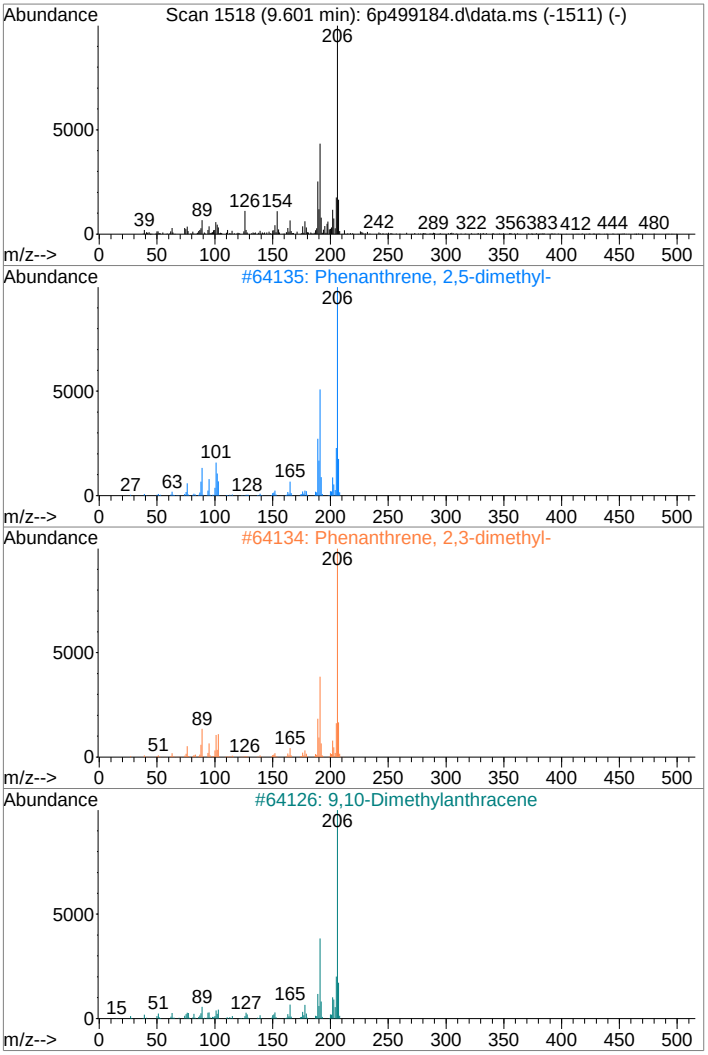

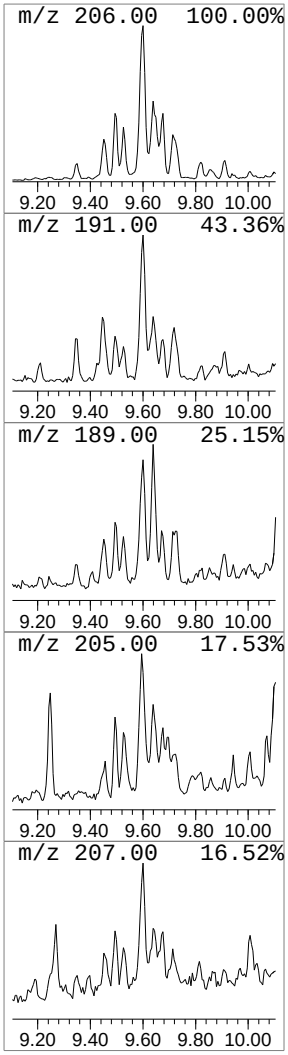

Library Search Compound Report

Data Path : C:\msdchem\1\DATA\jonkm\070421\e6p3394\
Data File : 6p499184.d
Acq On : 3 Jul 2021 3:37 am
Operator : brandonl
Sample : jd27540-9
Misc : op34109,e6p3394,30.7,,,1,2
ALS Vial : 29 Sample Multiplier: 1

Quant Method : C:\MSDCHEM\1\METHODS\M6P3388.M
Quant Title : Semi Volatile GC/MS,zb-5msi 30m x .25mm x .25MoTuWed Jun 30 18:27:50 2021

TIC Library : C:\Database\NIST08.L
TIC Integration Parameters: lscint.p

****

Peak Number 4 11H-Benzofluorene Concentration Rank 6

R.T.	EstConc	Area	Relative to ISTD	R.T.
10.622	6.52 ppm	1949120	Chrysene-d12	11.944

Hit# of 5	Tentative ID	MW	MolForm	CAS#	Qual
1	11H-Benzo[b]fluorene	216	C17H12	000243-17-4	93
2	Fluoranthene, 2-methyl-	216	C17H12	033543-31-6	93
3	11H-Benzo[a]fluorene	216	C17H12	000238-84-6	90
4	11H-Benzo[b]fluorene	216	C17H12	000243-17-4	90
5	11H-Benzo[a]fluorene	216	C17H12	000238-84-6	87

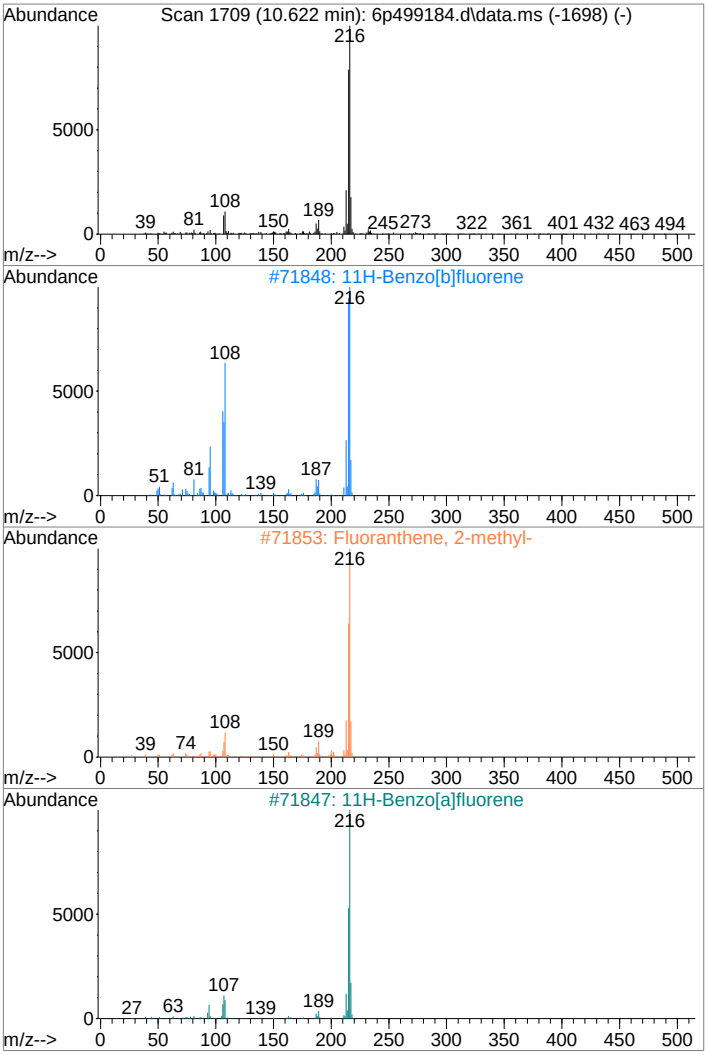

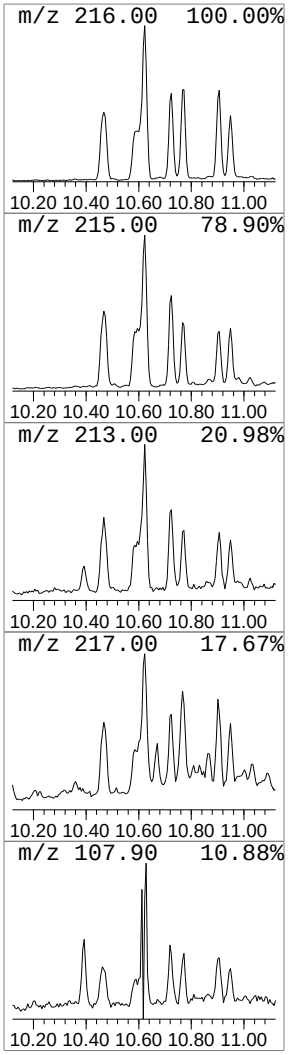

Library Search Compound Report

Data Path : C:\msdchem\1\DATA\jonkm\070421\e6p3394\
Data File : 6p499184.d
Acq On : 3 Jul 2021 3:37 am
Operator : brandonl
Sample : jd27540-9
Misc : op34109,e6p3394,30.7,,,1,2
ALS Vial : 29 Sample Multiplier: 1

Quant Method : C:\MSDCHEM\1\METHODS\M6P3388.M
Quant Title : Semi Volatile GC/MS,zb-5msi 30m x .25mm x .25MoTuWed Jun 30 18:27:50 2021

TIC Library : C:\Database\NIST08.L
TIC Integration Parameters: lscint.p

****

Peak Number 5 Unknown PAH substance Concentration Rank 11

R.T.	EstConc	Area	Relative to ISTD	R.T.
11.601	5.11 ppm	1525640	Chrysene-d12	11.944

Hit# of 5	Tentative ID	MW	MolForm	CAS#	Qual
1	Cyclopenta(cd)pyrene, 3,4-dihydro-	228	C18H12	025732-74-5	64
2	Isothiazol-5-amine, 4-bromo-3-ch...	226	C4H4BrClN2S	1000272-59-9	58
3	Benzo[c]phenanthrene	228	C18H12	000195-19-7	47
4	Benzo[c]phenanthrene	228	C18H12	000195-19-7	46
5	Triphenylene	228	C18H12	000217-59-4	46

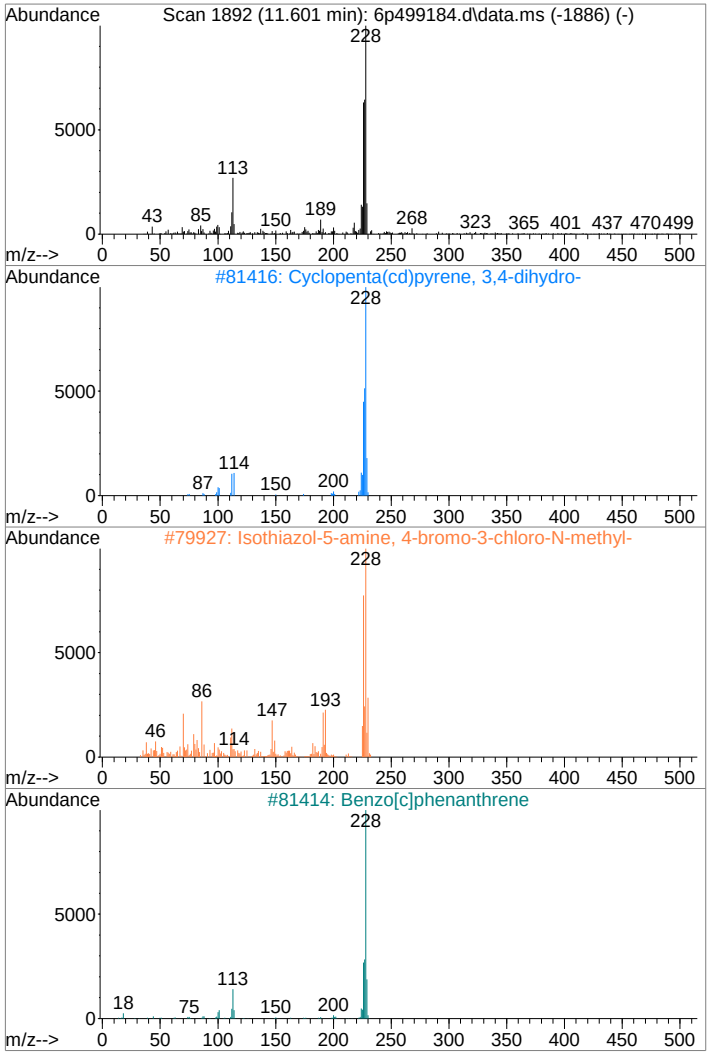

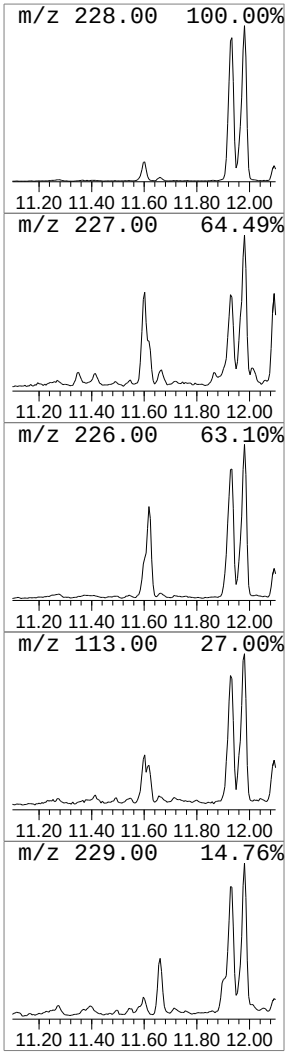

Library Search Compound Report

Data Path : C:\msdchem\1\DATA\jonkm\070421\e6p3394\
Data File : 6p499184.d
Acq On : 3 Jul 2021 3:37 am
Operator : brandonl
Sample : jd27540-9
Misc : op34109,e6p3394,30.7,,,1,2
ALS Vial : 29 Sample Multiplier: 1

Quant Method : C:\MSDCHEM\1\METHODS\M6P3388.M
Quant Title : Semi Volatile GC/MS,zb-5msi 30m x .25mm x .25MoTuWed Jun 30 18:27:50 2021

TIC Library : C:\Database\NIST08.L
TIC Integration Parameters: lscint.p

****

Peak Number 6 Unknown PAH substance Concentration Rank 8

R.T.	EstConc	Area	Relative to ISTD	R.T.
12.564	6.13 ppm	1830400	Chrysene-d12a	11.944

Hit# of 5	Tentative ID	MW	MolForm	CAS#	Qual
1	Benz[a]anthracene, 8-methyl-	242	C19H14	002381-31-9	94
2	Triphenylene, 2-methyl-	242	C19H14	001705-84-6	93
3	Benz[a]anthracene, 7-methyl-	242	C19H14	002541-69-7	86
4	Benz[a]anthracene, 3-methyl-	242	C19H14	002498-75-1	86
5	Chrysene, 3-methyl-	242	C19H14	003351-31-3	86

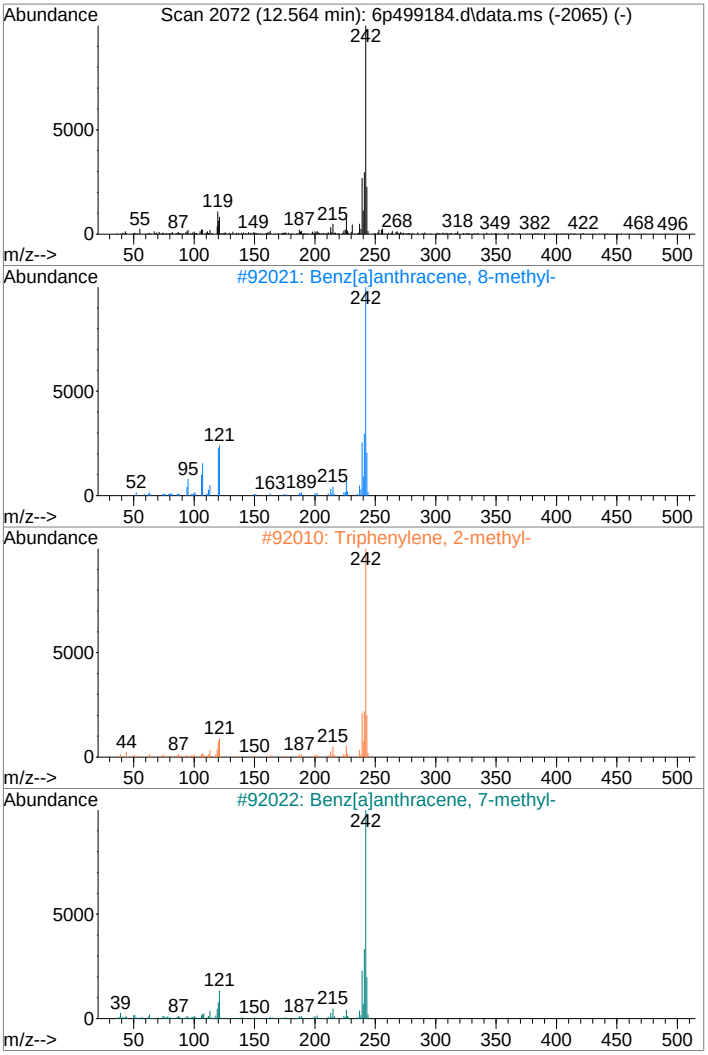

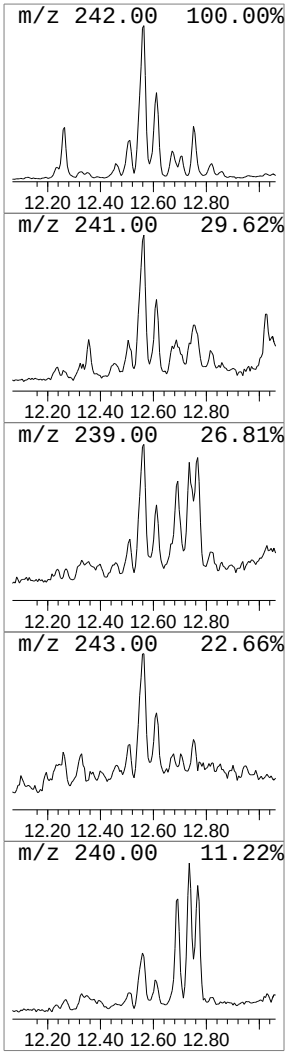

Library Search Compound Report

Data Path : C:\msdchem\1\DATA\jonkm\070421\e6p3394\
Data File : 6p499184.d
Acq On : 3 Jul 2021 3:37 am
Operator : brandonl
Sample : jd27540-9
Misc : op34109,e6p3394,30.7,,,1,2
ALS Vial : 29 Sample Multiplier: 1

Quant Method : C:\MSDCHEM\1\METHODS\M6P3388.M
Quant Title : Semi Volatile GC/MS,zb-5msi 30m x .25mm x .25MoTuWed Jun 30 18:27:50 2021

TIC Library : C:\Database\NIST08.L
TIC Integration Parameters: lscint.p

****

Peak Number 7 Unknown Concentration Rank 10

R.T.	EstConc	Area	Relative to ISTD	R.T.
13.409	5.24 ppm	1086790	Perylene-d12	14.024

Hit# of 5	Tentative ID	MW	MolForm	CAS#	Qual
1	4,5,11,12-Tetrahydrobenzo[a]pyrene	256	C20H16	109292-58-2	14
2	4-[4-Amidoximinophnoxy]benzaldehyde	256	C14H12N2O3	1000212-42-7	11
3	2-Propen-1-one, 1-(2,4-dihydroxy...	256	C15H12O4	013745-20-5	11
4	Benz[a]anthracene, 7,12-dimethyl-	256	C20H16	000057-97-6	11
5	Benzene, 1,1',1''-(1-ethenyl-2-y...	256	C20H16	000058-72-0	11

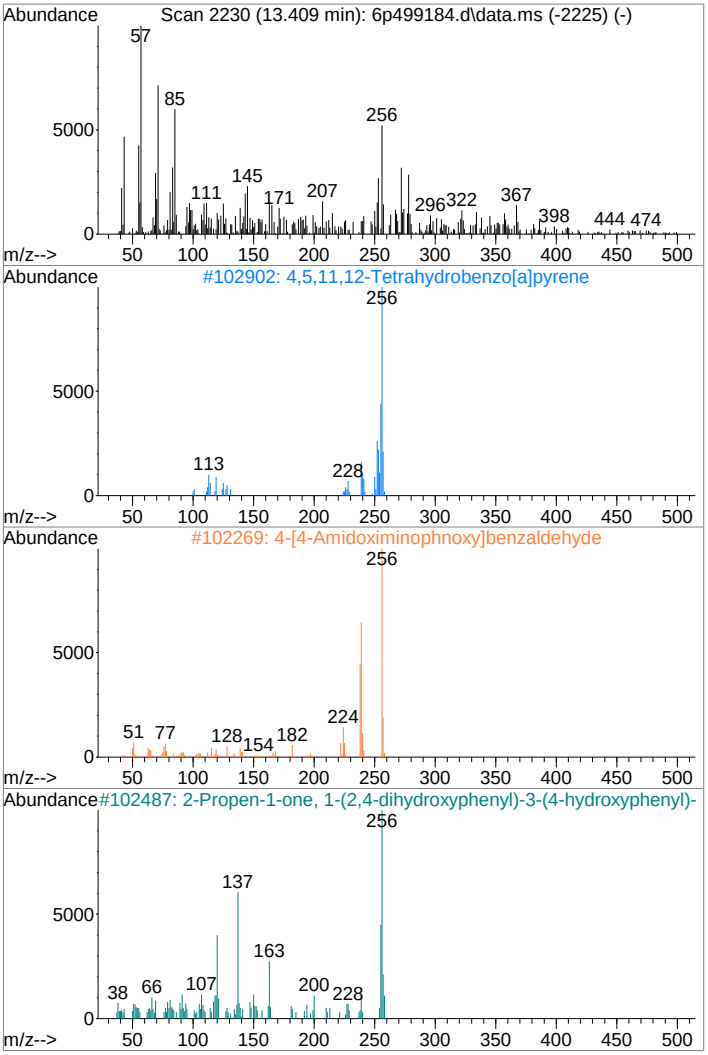

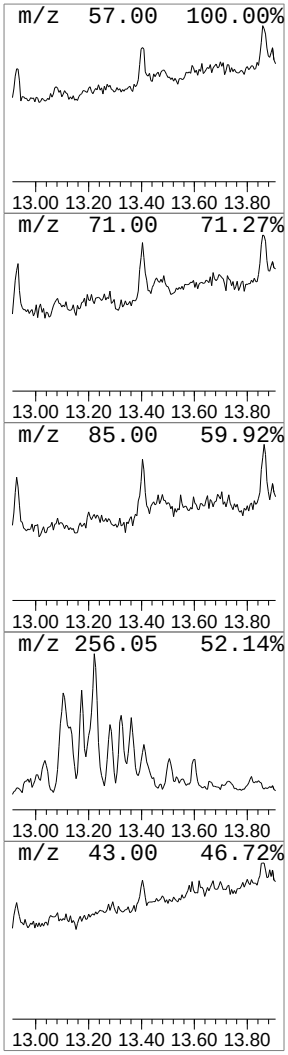

Library Search Compound Report

Data Path : C:\msdchem\1\DATA\jonkm\070421\e6p3394\
Data File : 6p499184.d
Acq On : 3 Jul 2021 3:37 am
Operator : brandonl
Sample : jd27540-9
Misc : op34109,e6p3394,30.7,,,1,2
ALS Vial : 29 Sample Multiplier: 1

Quant Method : C:\MSDCHEM\1\METHODS\M6P3388.M
Quant Title : Semi Volatile GC/MS,zb-5msi 30m x .25mm x .25MoTuWed Jun 30 18:27:50 2021

TIC Library : C:\Database\NIST08.L
TIC Integration Parameters: lscint.p

****

Peak Number 8 Unknown PAH substance Concentration Rank 4

R.T.	EstConc	Area	Relative to ISTD	R.T.
13.644	8.43 ppm	1747980	Perylene-d12	14.024

Hit# of 5	Tentative ID	MW	MolForm	CAS#	Qual
1	Benzo[e]pyrene	252	C20H12	000192-97-2	97
2	Benz[e]acephenanthrylene	252	C20H12	000205-99-2	96
3	Benzo[a]pyrene	252	C20H12	000050-32-8	95
4	Benzo[k]fluoranthene	252	C20H12	000207-08-9	90
5	Perylene	252	C20H12	000198-55-0	90

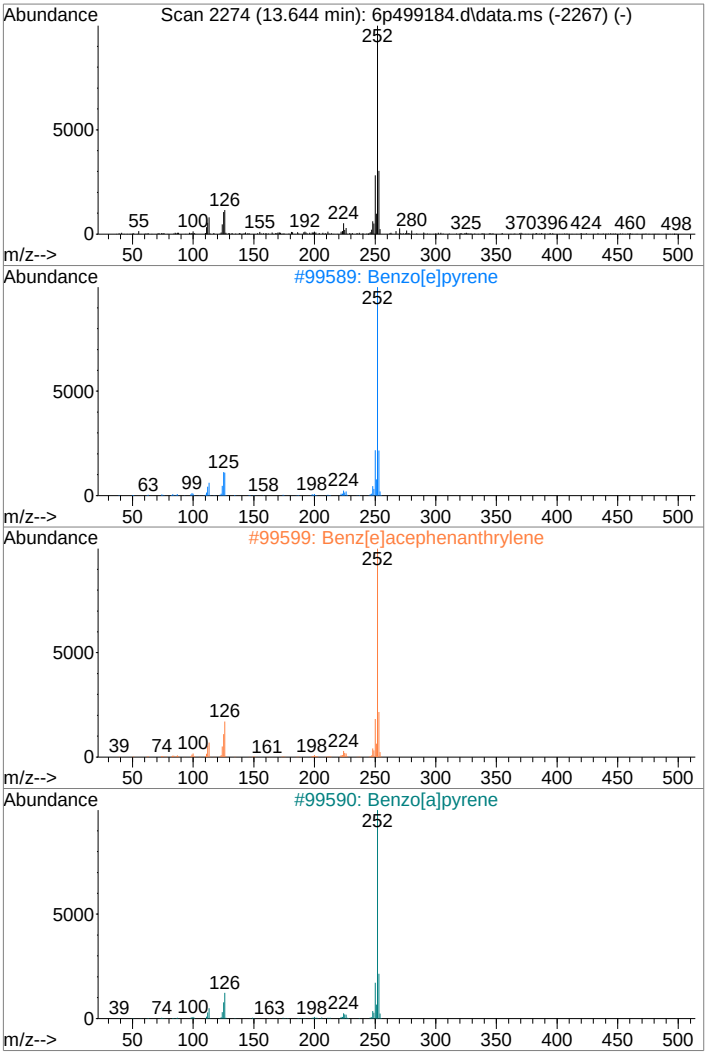

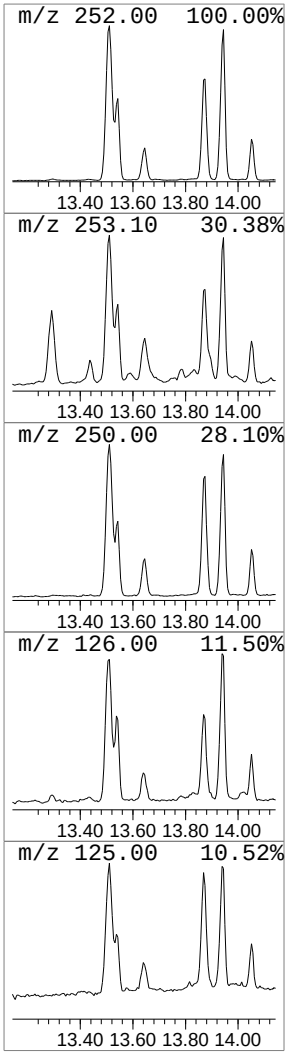

Library Search Compound Report

Data Path : C:\msdchem\1\DATA\jonkm\070421\e6p3394\
Data File : 6p499184.d
Acq On : 3 Jul 2021 3:37 am
Operator : brandonl
Sample : jd27540-9
Misc : op34109,e6p3394,30.7,,,1,2
ALS Vial : 29 Sample Multiplier: 1

Quant Method : C:\MSDCHEM\1\METHODS\M6P3388.M
Quant Title : Semi Volatile GC/MS,zb-5msi 30m x .25mm x .25MoTuWed Jun 30 18:27:50 2021

TIC Library : C:\Database\NIST08.L
TIC Integration Parameters: lscint.p

****

Peak Number 9 Unknown PAH substance Concentration Rank 2

R.T.	EstConc	Area	Relative to ISTD	R.T.
13.821	14.15 ppm	2935170	Perylene-d12	14.024

Hit# of 5	Tentative ID	MW	MolForm	CAS#	Qual
1	Anthracene, 9-phenyl-	254	C20H14	000602-55-1	25
2	2,5-Bis(2-fluorophenyl)-1,3,4-ox...	258	C14H8F2N2O	062681-98-5	25
3	Anthracene, 9-phenyl-	254	C20H14	000602-55-1	25
4	5b-Androstane, 17-spiro-2'-oxyrane	288	C20H32O	1000259-90-0	15
5	9,10[1',2']-Benzenoanthracene, 9...	254	C20H14	000477-75-8	15

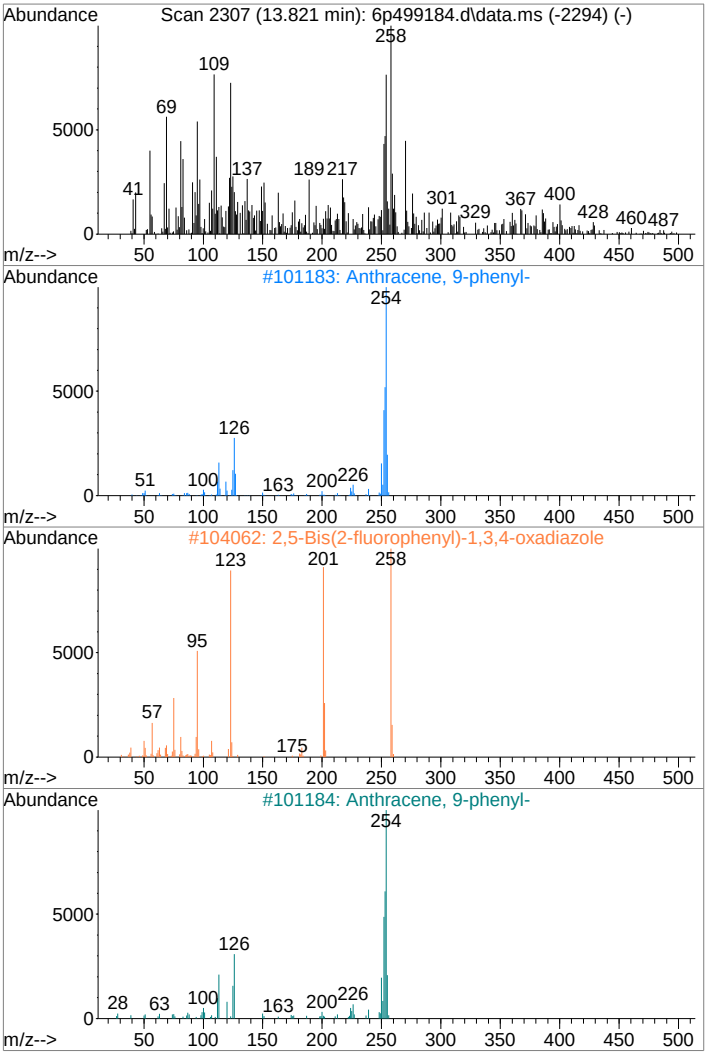

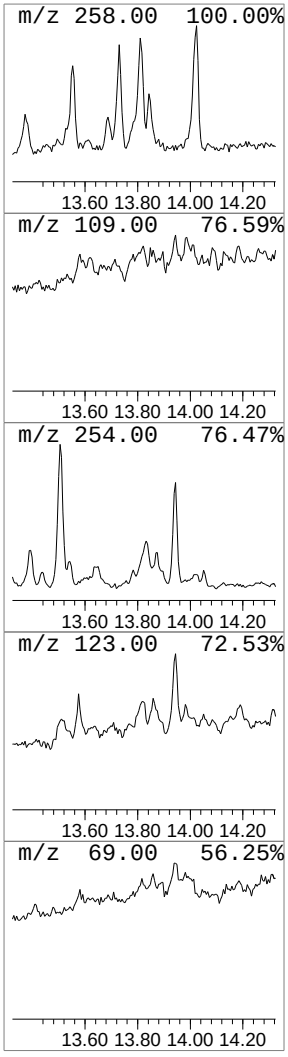

Library Search Compound Report

Data Path : C:\msdchem\1\DATA\jonkm\070421\e6p3394\
Data File : 6p499184.d
Acq On : 3 Jul 2021 3:37 am
Operator : brandonl
Sample : jd27540-9
Misc : op34109,e6p3394,30.7,,,1,2
ALS Vial : 29 Sample Multiplier: 1

Quant Method : C:\MSDCHEM\1\METHODS\M6P3388.M
Quant Title : Semi Volatile GC/MS,zb-5msi 30m x .25mm x .25MoTuWed Jun 30 18:27:50 2021

TIC Library : C:\Database\NIST08.L
TIC Integration Parameters: lscint.p

****

Peak Number 10 Unknown PAH substance Concentration Rank 1

R.T.	EstConc	Area	Relative to ISTD	R.T.
13.869	25.95 ppm	5381350	Perylene-d12	14.024

Hit# of 5	Tentative ID	MW	MolForm	CAS#	Qual
1	Benzo[e]pyrene	252	C20H12	000192-97-2	98
2	Benzo[a]pyrene	252	C20H12	000050-32-8	96
3	Perylene	252	C20H12	000198-55-0	95
4	Perylene	252	C20H12	000198-55-0	93
5	Benz[e]acephenanthrylene	252	C20H12	000205-99-2	93

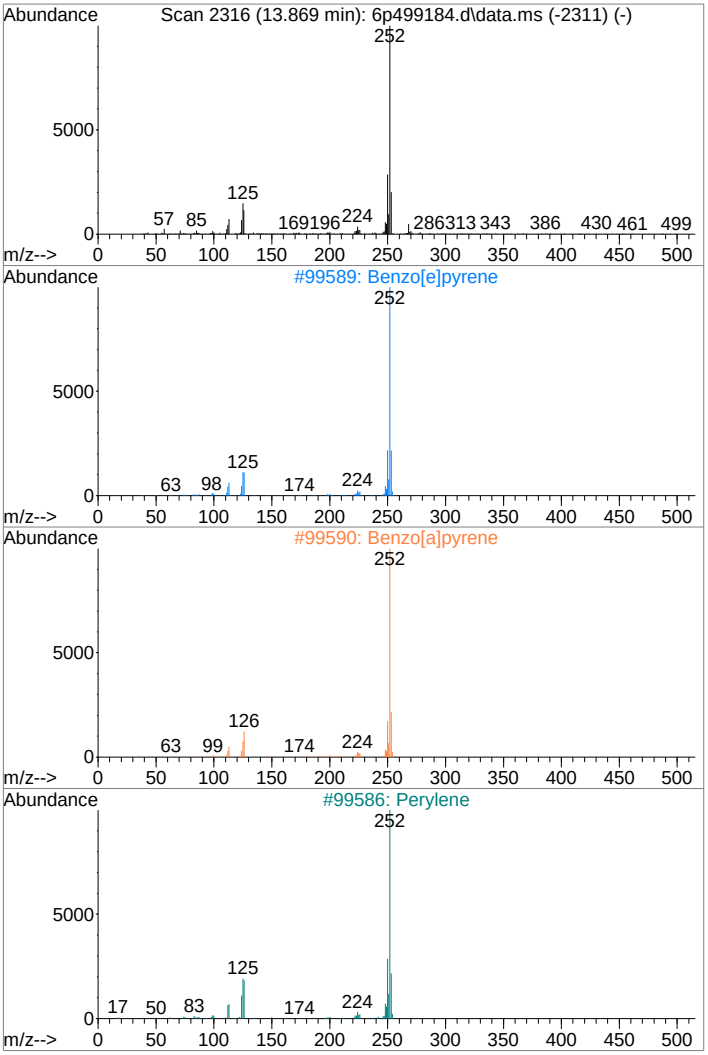

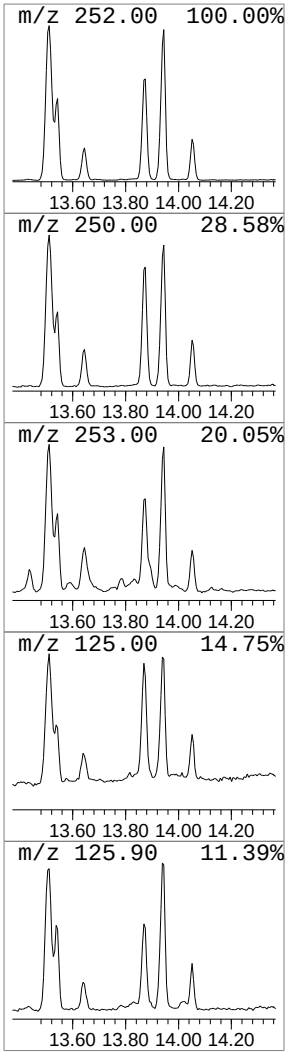

Library Search Compound Report

Data Path : C:\msdchem\1\DATA\jonkm\070421\e6p3394\
Data File : 6p499184.d
Acq On : 3 Jul 2021 3:37 am
Operator : brandonl
Sample : jd27540-9
Misc : op34109,e6p3394,30.7,,,1,2
ALS Vial : 29 Sample Multiplier: 1

Quant Method : C:\MSDCHEM\1\METHODS\M6P3388.M
Quant Title : Semi Volatile GC/MS,zb-5msi 30m x .25mm x .25MoTuWed Jun 30 18:27:50 2021

TIC Library : C:\Database\NIST08.L
TIC Integration Parameters: lscint.p

****

Peak Number 11 Unknown Concentration Rank 3

R.T.	EstConc	Area	Relative to ISTD	R.T.
14.746	11.25 ppm	2333470	Perylene-d12	14.024

Hit# of 5	Tentative ID	MW	MolForm	CAS#	Qual
1	28-Nor-17.beta.(H)-hopane	398	C29H50	036728-72-0	68
2	.beta.-iso-Methyl ionone	206	C14H22O	1000285-40-2	62
3	Baccharane	414	C30H54	036441-74-4	38
4	1-Penten-3-one, 1-(2,6,6-trimeth...	206	C14H22O	000127-43-5	38
5	Silane, dimethyl(dimethyl(2,6-di...	356	C18H36O3Si2	1000347-91-3	30

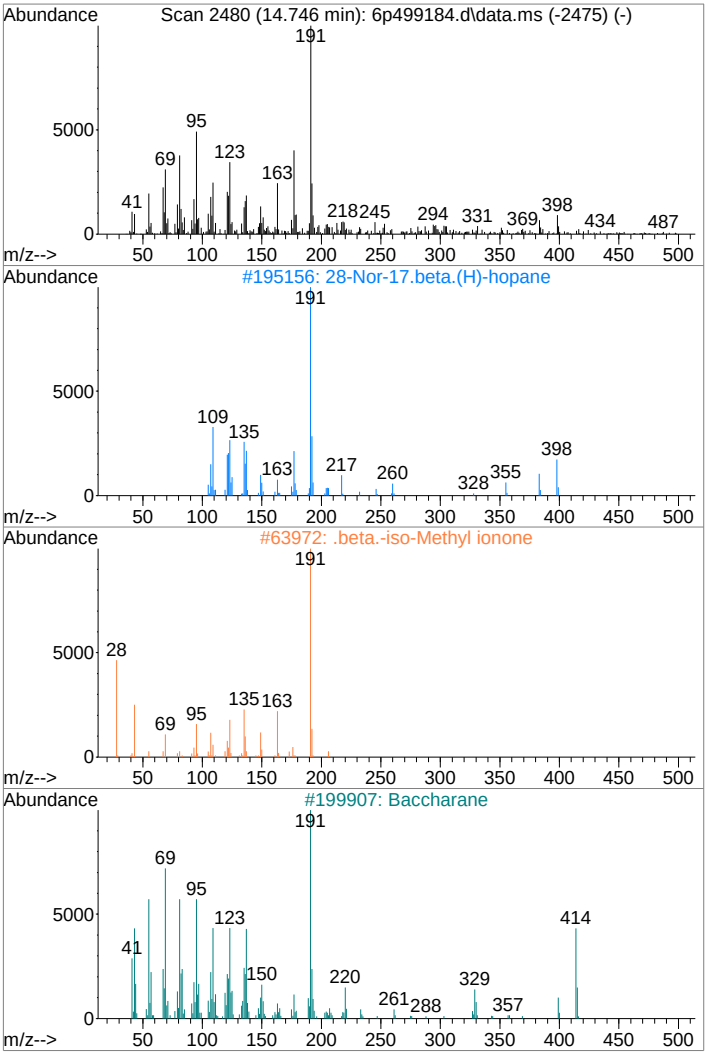

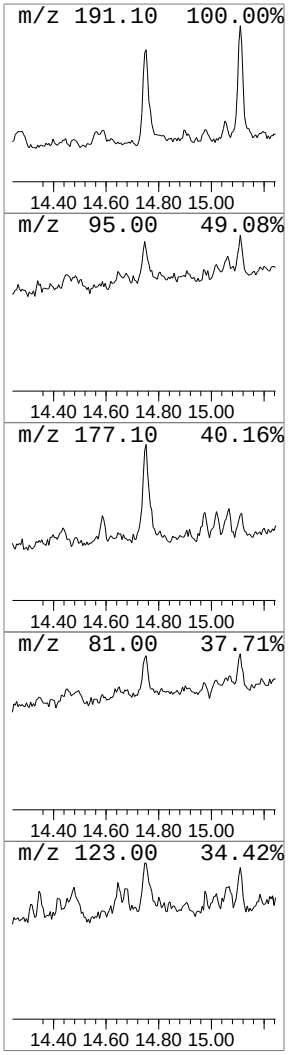

Library Search Compound Report

Data Path : C:\msdchem\1\DATA\jonkm\070421\e6p3394\
Data File : 6p499184.d
Acq On : 3 Jul 2021 3:37 am
Operator : brandonl
Sample : jd27540-9
Misc : op34109,e6p3394,30.7,,,1,2
ALS Vial : 29 Sample Multiplier: 1

Quant Method : C:\MSDCHEM\1\METHODS\M6P3388.M
Quant Title : Semi Volatile GC/MS,zb-5msi 30m x .25mm x .25MoTuWed Jun 30 18:27:50 2021

TIC Library : C:\Database\NIST08.L
TIC Integration Parameters: lscint.p

****

Peak Number 12 Unknown Concentration Rank 9

R.T.	EstConc	Area	Relative to ISTD	R.T.
15.110	5.90 ppm	1224130	Perylene-d12	14.024

Hit# of 5	Tentative ID	MW	MolForm	CAS#	Qual
1	1-Penten-3-one, 1-(2,6,6-trimeth...	206	C14H22O	000127-43-5	47
2	5-(7a-Isopropenyl-4,5-dimethyl-o...	290	C20H34O	1000193-54-0	47
3	5-(p-Aminophenyl)-2-thiazolamine	191	C9H9N3S	090349-87-4	43
4	1-Cyclohexene, 1,3,3-trimethyl-2...	206	C14H22O	1000197-08-4	42
5	2-Amino-4-methyl-6-(2-thienyl)py...	191	C9H9N3S	026963-43-9	38

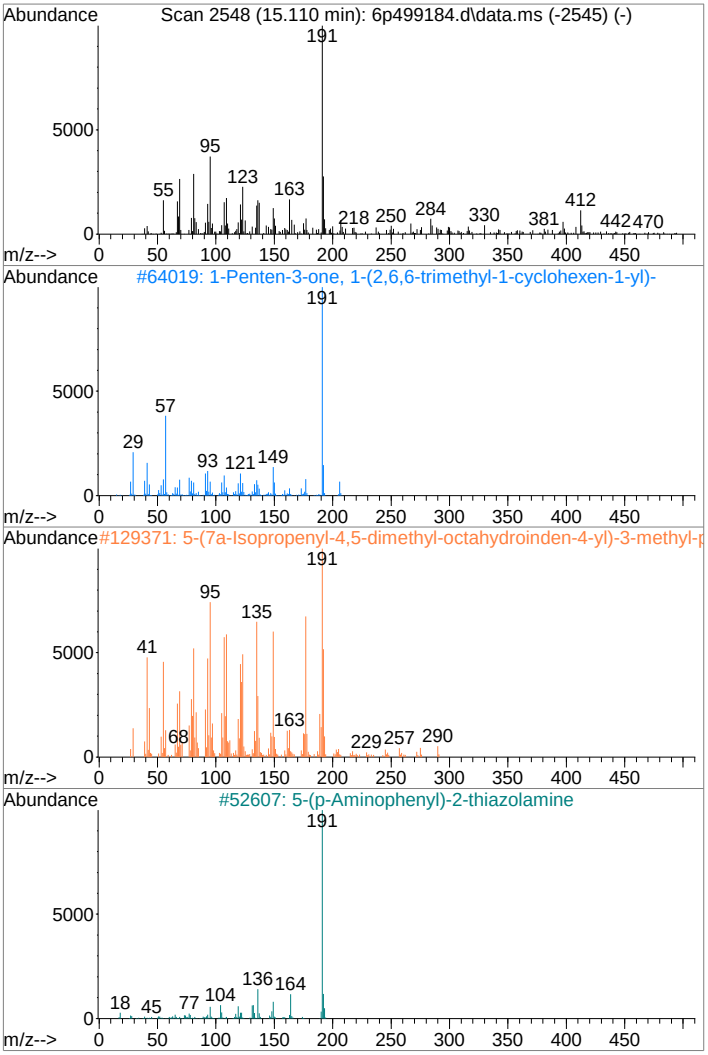

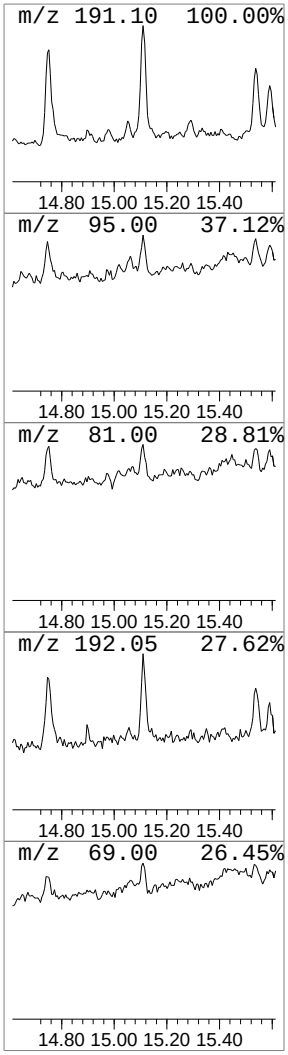

Library Search Compound Report

Data Path : C:\msdchem\1\DATA\jonkm\070421\e6p3394\
Data File : 6p499184.d
Acq On : 3 Jul 2021 3:37 am
Operator : brandonl
Sample : jd27540-9
Misc : op34109,e6p3394,30.7,,,1,2
ALS Vial : 29 Sample Multiplier: 1

Quant Method : C:\MSDCHEM\1\METHODS\M6P3388.M
Quant Title : Semi Volatile GC/MS,zb-5msi 30m x .25mm x .25MoTuWed Jun 30 18:27:50 2021

TIC Library : C:\Database\NIST08.L
TIC Integration Parameters: lscint.p

****

Peak Number 13 Unknown PAH substance Concentration Rank 13

R.T.	EstConc	Area	Relative to ISTD	R.T.
15.222	4.40 ppm	911820	Perylene-d12	14.024

Hit# of 5	Tentative ID	MW	MolForm	CAS#	Qual
1	Indeno[1,2,3-cd]pyrene	276	C22H12	000193-39-5	90
2	Dibenzo[def,mno]chrysene	276	C22H12	000191-26-4	90
3	Indeno[1,2,3-cd]pyrene	276	C22H12	000193-39-5	70
4	Benzo[ghi]perylene	276	C22H12	000191-24-2	55
5	Indeno[1,2,3-cd]fluoranthene	276	C22H12	000193-43-1	55

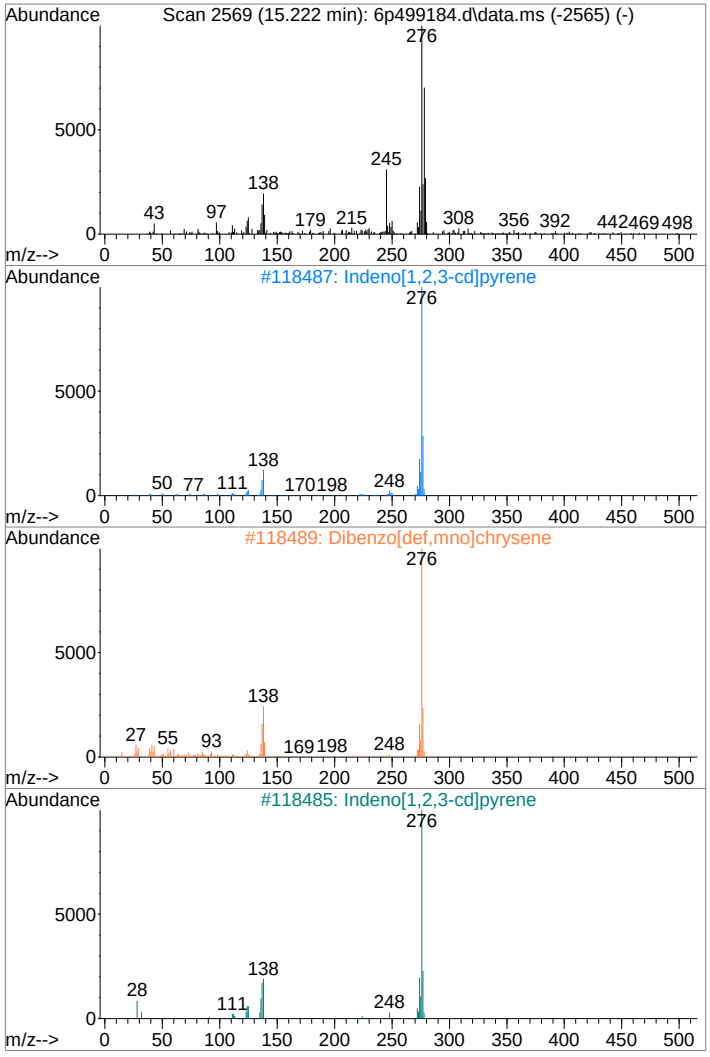

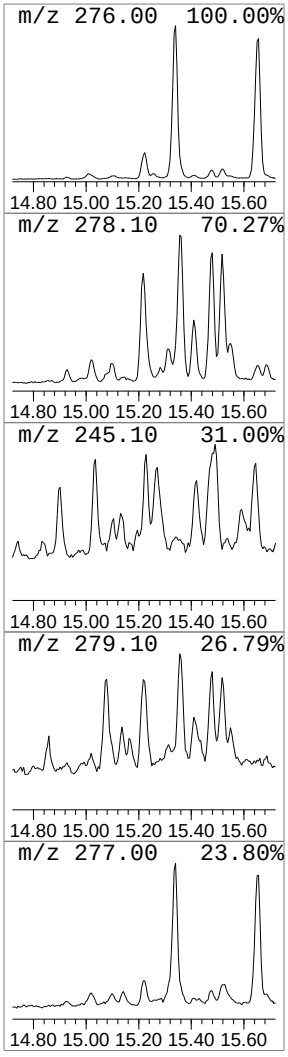

Library Search Compound Report

Data Path : C:\msdchem\1\DATA\jonkm\070421\e6p3394\
Data File : 6p499184.d
Acq On : 3 Jul 2021 3:37 am
Operator : brandonl
Sample : jd27540-9
Misc : op34109,e6p3394,30.7,,,1,2
ALS Vial : 29 Sample Multiplier: 1

Quant Method : C:\MSDCHEM\1\METHODS\M6P3388.M
Quant Title : Semi Volatile GC/MS,zb-5msi 30m x .25mm x .25MoTuWed Jun 30 18:27:50 2021

TIC Library : C:\Database\NIST08.L
TIC Integration Parameters: lscint.p

****

Peak Number 14 Unknown Concentration Rank 7

R.T.	EstConc	Area	Relative to ISTD	R.T.
15.420	6.20 ppm	1285400	Perylene-d12	14.024

Hit# of 5	Tentative ID	MW	MolForm	CAS#	Qual
1	6-[(3-Allylsalicylidene)amino]-1...	278	C16H14N4O	339108-60-0	35
2	2H-3,5a-Epoxynaphth[2,1-b]oxepin...	278	C18H30O2	038419-74-8	35
3	Quinoxaline, 6-(3-nitrobenzylide...	278	C15H10N4O2	302800-55-1	35
4	10H-Phenoxaphosphine, 8-fluoro-1...	278	C14H12FO3P	037041-13-7	35
5	1-Ethyl-2-methyl-4,4-diphenyl-2-...	278	C18H18N2O	094514-26-8	30

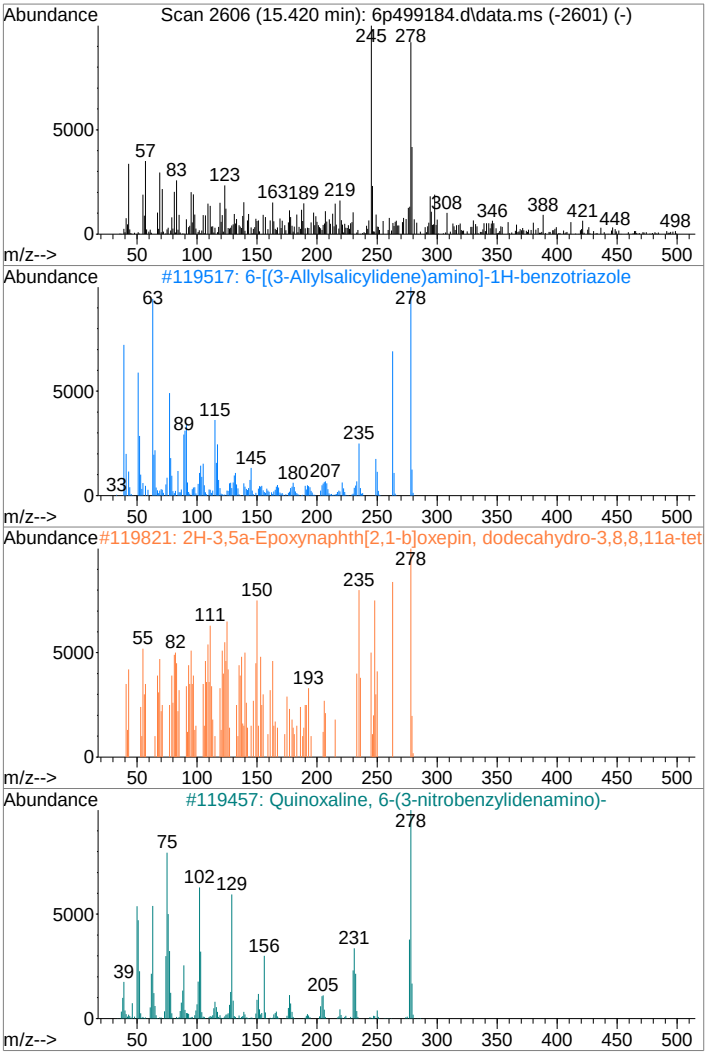

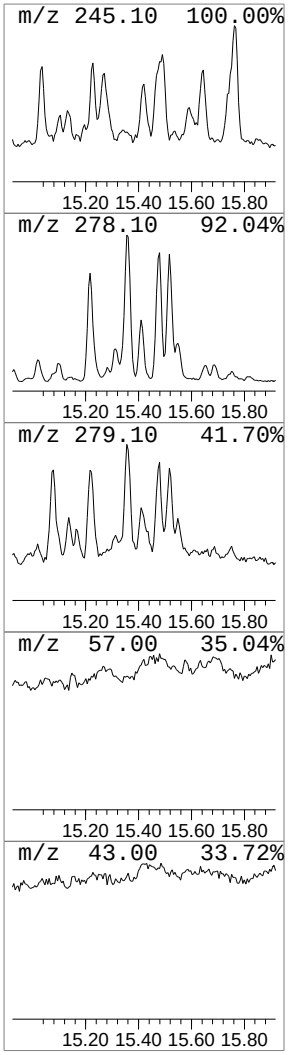

Tentatively Identified Compound (LSC) summary

Data Path : C:\msdchem\1\DATA\jonkm\070421\e6p3394\
Data File : 6p499184.d
Acq On : 3 Jul 2021 3:37 am
Operator : brandonl
Sample : jd27540-9
Misc : op34109,e6p3394,30.7,,,1,2
ALS Vial : 29 Sample Multiplier: 1

Quant Method : C:\MSDCHEM\1\METHODS\M6P3388.M
Quant Title : Semi Volatile GC/MS,zb-5msi 30m x .25mm x .25MoTuWed Jun 30 18:27:50 2021

TIC Library : C:\Database\NIST08.L
TIC Integration Parameters: lscint.p

					Internal Standard			
TIC Top Hit name	RT	EstConc	Units	Response	#	RT	Resp	Conc
Phenanthrene me...	8.879	4.9	ppm	823670	8	8.210	6684610	40.0
4H-Cyclopenta[d...	8.980	6.7	ppm	1126950	8	8.210	6684610	40.0
Phenanthrene di...	9.601	4.3	ppm	727362	8	8.210	6684610	40.0
11H-Benzofluorene	10.622	6.5	ppm	1949120	9	11.944	11953400	40.0
Unknown PAH sub...	11.601	5.1	ppm	1525640	9	11.944	11953400	40.0
Unknown PAH sub...	12.564	6.1	ppm	1830400	10	11.944	11953400	40.0
Unknown	13.409	5.2	ppm	1086790	11	14.024	8295000	40.0
Unknown PAH sub...	13.644	8.4	ppm	1747980	11	14.024	8295000	40.0
Unknown PAH sub...	13.821	14.2	ppm	2935170	11	14.024	8295000	40.0
Unknown PAH sub...	13.869	25.9	ppm	5381350	11	14.024	8295000	40.0
Unknown	14.746	11.3	ppm	2333470	11	14.024	8295000	40.0
Unknown	15.110	5.9	ppm	1224130	11	14.024	8295000	40.0
Unknown PAH sub...	15.222	4.4	ppm	911820	11	14.024	8295000	40.0
Unknown	15.420	6.2	ppm	1285400	11	14.024	8295000	40.0

Quantitation Report (QT/LSC Reviewed)

Data Path : C:\msdchem\1\DATA\jonkm\070421\e6p3394\
Data File : 6p499175.d
Acq On : 3 Jul 2021 12:16 am
Operator : brandonl
Sample : jd27540-10 Inst : MS6P
Misc : op34109,e6p3394,31.2,,,1,1
ALS Vial : 20 Sample Multiplier: 1

Quant Method : C:\MSDCHEM\1\METHODS\M6P3388.M
Quant Results File: M6P3388.RES
Quant Time: Jul 04 08:50:36 2021
Quant Title : Semi Volatile GC/MS,zb-5msi 30m x .25mm x .25MoTuWed Jun 30 18:27:50 2021
QLast Update : Sun Jul 04 07:36:43 2021
Response via : Initial Calibration

Compound	R.T.	QIon	Response	Conc	Units	Dev(Min)
Internal Standards						
1) 1,4-Dichlorobenzene-d4	4.455	152	876341	40.00	ppm	0.00
24) Naphthalene-d8	5.370	136	3255798	40.00	ppm	0.00
46) Acenaphthene-d10	6.686	164	1736641	40.00	ppm	0.00
69) Phenanthrene-d10	8.199	188	2989485	40.00	ppm	0.00
84) Chrysene-d12	11.922	240	2698571	40.00	ppm	0.00
93) Perylene-d12	13.992	264	2889010	40.00	ppm	0.00
103) 1,4-Dichlorobenzene-d4a	4.455	152	876341	40.00	ppm	0.00
105) Phenanthrene-d10a	8.199	188	2989485	40.00	ppm	0.00
107) Naphthalene-d8a	5.370	136	3255798	40.00	ppm	0.00
109) Phenanthrene-d10b	8.199	188	2989485	40.00	ppm	0.00
112) Chrysene-d12a	11.922	240	2698571	40.00	ppm	0.00
System Monitoring Compounds						
5) 2-Fluorophenol	3.503	112	892335	37.34	ppm	0.00
Spiked Amount 50.000			Recovery =	74.68%		
8) Phenol-d5	4.225	99	1118074	36.57	ppm	-0.01
Spiked Amount 50.000			Recovery =	73.14%		
25) Nitrobenzene-d5	4.856	82	907950	42.47	ppm	-0.01
Spiked Amount 50.000			Recovery =	84.94%		
51) 2-Fluorobiphenyl	6.146	172	2143727	38.74	ppm	0.00
Spiked Amount 50.000			Recovery =	77.48%		
74) 2,4,6-Tribromophenol	7.429	330	325868	33.45	ppm	-0.01
Spiked Amount 50.000			Recovery =	66.90%		
87) Terphenyl-d14	10.382	244	2553679	39.94	ppm	0.00
Spiked Amount 50.000			Recovery =	79.88%		
110) 1-chlorooctadecane	0.000	57	0d	0.00	ppm	
Spiked Amount 50.000			Recovery =	0.00%		
111) o-terphenyl	0.000	230	0	0.00	ppm	
Spiked Amount 50.000			Recovery =	0.00%		
Target Compounds						Qvalue

(#) = qualifier out of range (m) = manual integration (+) = signals summed

Quantitation Report (QT/LSC Reviewed)

Data Path : C:\msdchem\1\DATA\jonkm\070421\e6p3394\
Data File : 6p499175.d
Acq On : 3 Jul 2021 12:16 am
Operator : brandonl
Sample : jd27540-10 Inst : MS6P
Misc : op34109,e6p3394,31.2,,,1,1
ALS Vial : 20 Sample Multiplier: 1

Quant Method : C:\MSDCHEM\1\METHODS\M6P3388.M
Quant Results File: M6P3388.RES
Quant Time: Jul 04 08:50:36 2021
Quant Title : Semi Volatile GC/MS,zb-5msi 30m x .25mm x .25MoTuWed Jun 30 18:27:50 2021
QLast Update : Sun Jul 04 07:36:43 2021
Response via : Initial Calibration

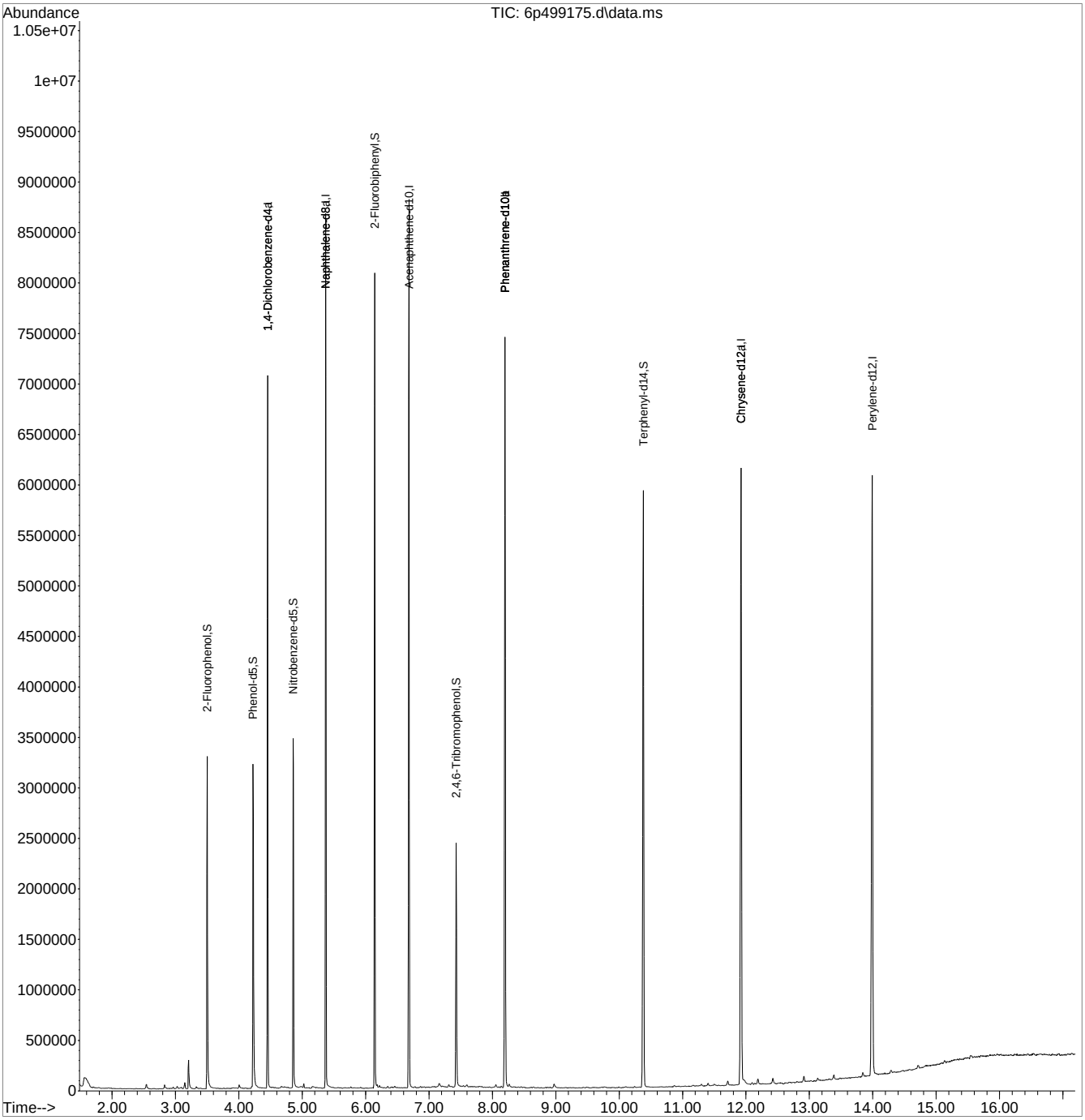

LSC Area Percent Report

Data Path : C:\msdchem\1\DATA\jonkm\070421\e6p3394\
Data File : 6p499175.d
Acq On : 3 Jul 2021 12:16 am
Operator : brandonl
Sample : jd27540-10
Misc : op34109,e6p3394,31.2,,,1,1
ALS Vial : 20 Sample Multiplier: 1

Integration Parameters: rteint.p
Integrator: RTE
Smoothing : ON Filtering: 5
Sampling : 1 Min Area: 1000 Area counts
Start Thrs: 0.001 Max Peaks: 150
Stop Thrs : 0 Peak Location: TOP

If leading or trailing edge < 100 prefer < Baseline drop else tangent >
Peak separation: 7

Method : C:\MSDCHEM\1\METHODS\M6P3388.M
Title : Semi Volatile GC/MS,zb-5msi 30m x .25mm x .25MoTuWed Jun 30 18:27:50 2021

Signal : TIC: 6p499175.d\data.ms

peak #	R.T. min	first scan	max scan	last scan	PK TY	peak height	corr. area	corr. % max.	% of total
1	1.572	8	17	39	rVB6	100969	482846	6.37%	0.740%
2	1.706	39	42	48	rVB5	11685	15746	0.21%	0.024%
3	1.786	53	57	66	rVB6	8230	20077	0.26%	0.031%
4	1.952	83	88	91	rBV6	8640	11069	0.15%	0.017%
5	2.546	189	199	212	rBV	45809	70154	0.92%	0.108%
6	2.829	246	252	260	rBV	41488	54492	0.72%	0.084%
7	2.968	274	278	282	rVB2	15722	15446	0.20%	0.024%
8	3.027	282	289	295	rBV	23792	31172	0.41%	0.048%
9	3.091	295	301	305	rVV10	14029	24740	0.33%	0.038%
10	3.150	305	312	319	rVB	62908	70704	0.93%	0.108%
11	3.209	319	323	338	rBV	284882	284424	3.75%	0.436%
12	3.332	341	346	353	rBV5	21868	34986	0.46%	0.054%
13	3.391	353	357	364	rVB9	7486	14430	0.19%	0.022%
14	3.503	374	378	396	rBV	3292136	2624369	34.60%	4.024%
15	3.910	446	454	459	rBV7	7610	16591	0.22%	0.025%
16	4.006	468	472	482	rBV	36363	51666	0.68%	0.079%
17	4.225	505	513	533	rBV	3213281	2843023	37.48%	4.359%
18	4.455	547	556	566	rBV	7059072	4626508	60.99%	7.093%
19	4.669	588	596	603	rBV10	20266	50147	0.66%	0.077%
20	4.717	603	605	613	rVB7	10559	14356	0.19%	0.022%
21	4.776	613	616	622	rVB8	10227	13250	0.17%	0.020%
22	4.857	622	631	641	rBV	3463030	2647391	34.90%	4.059%
23	4.985	647	655	659	rBV7	11673	27534	0.36%	0.042%
24	5.028	659	663	667	rVB	43429	34383	0.45%	0.053%
25	5.161	682	688	698	rBV7	20030	51962	0.69%	0.080%
26	5.370	723	727	746	rVV	8664204	6146722	81.04%	9.424%
27	5.488	746	749	755	rVV8	8550	14495	0.19%	0.022%
28	5.680	776	785	787	rBV10	7640	15402	0.20%	0.024%
29	5.766	799	801	805	rBV3	13363	12365	0.16%	0.019%
30	6.146	867	872	882	rBV	8071480	5787298	76.30%	8.873%
31	6.220	882	886	889	rVB3	20257	20642	0.27%	0.032%
32	6.354	904	911	915	rBV5	16826	24400	0.32%	0.037%
33	6.408	915	921	923	rBV6	12740	15324	0.20%	0.023%
34	6.461	926	931	936	rVV9	17622	25522	0.34%	0.039%
35	6.686	967	973	986	rVV	8800049	6706200	88.41%	10.282%
36	6.777	986	990	994	rVB6	11733	16955	0.22%	0.026%
37	6.868	1003	1007	1011	rVV6	14774	16727	0.22%	0.026%
38	7.055	1036	1042	1047	rBV10	8933	21266	0.28%	0.033%
39	7.162	1051	1062	1069	rBV6	40605	94975	1.25%	0.146%
40	7.317	1085	1091	1094	rBV4	25086	36745	0.48%	0.056%

LSC Area Percent Report

Data Path : C:\msdchem\1\DATA\jonkm\070421\e6p3394\
Data File : 6p499175.d
Acq On : 3 Jul 2021 12:16 am
Operator : brandonl
Sample : jd27540-10
Misc : op34109,e6p3394,31.2,,,1,1
ALS Vial : 20 Sample Multiplier: 1

Integration Parameters: rteint.p
Integrator: RTE
Smoothing : ON Filtering: 5
Sampling : 1 Min Area: 1000 Area counts
Start Thrs: 0.001 Max Peaks: 150
Stop Thrs : 0 Peak Location: TOP

If leading or trailing edge < 100 prefer < Baseline drop else tangent >
Peak separation: 7

Method : C:\MSDCHEM\1\METHODS\M6P3388.M
Title : Semi Volatile GC/MS,zb-5msi 30m x .25mm x .25MoTuWed Jun 30 18:27:50 2021

41	7.360	1094	1099	1103	rVB8	11180	22133	0.29%	0.034%
42	7.429	1103	1112	1124	rBV	2422115	2170538	28.62%	3.328%
43	7.499	1124	1125	1128	rVV3	11340	11089	0.15%	0.017%
44	7.542	1129	1133	1137	rVV6	14119	20579	0.27%	0.032%
45	7.600	1137	1144	1149	rVB7	20286	32297	0.43%	0.050%
46	7.793	1177	1180	1186	rBV8	8734	16813	0.22%	0.026%
47	8.055	1217	1229	1235	rBV	31379	53137	0.70%	0.081%
48	8.141	1242	1245	1250	rVB6	16232	20317	0.27%	0.031%
49	8.199	1250	1256	1265	rBV	7435247	6918780	91.21%	10.608%
50	8.264	1265	1268	1278	rVV	36932	69818	0.92%	0.107%
51	8.360	1278	1286	1288	rVV9	10115	25067	0.33%	0.038%
52	8.408	1291	1295	1300	rVV8	10898	17581	0.23%	0.027%
53	8.456	1300	1304	1308	rVV5	11794	17721	0.23%	0.027%
54	8.494	1308	1311	1316	rVB6	9321	16454	0.22%	0.025%
55	8.649	1336	1340	1344	rVB7	11781	16849	0.22%	0.026%
56	8.724	1349	1354	1359	rVV9	6576	12778	0.17%	0.020%
57	8.916	1386	1390	1395	rVB2	9483	11241	0.15%	0.017%
58	8.975	1395	1401	1413	rBV3	38187	74459	0.98%	0.114%
59	9.151	1430	1434	1440	rVB9	7510	14968	0.20%	0.023%
60	9.435	1479	1487	1493	rVB9	7826	15044	0.20%	0.023%
61	9.494	1493	1498	1500	rBV6	8323	13003	0.17%	0.020%
62	9.734	1536	1543	1545	rBV8	8943	15026	0.20%	0.023%
63	9.761	1545	1548	1558	rVV8	10114	19416	0.26%	0.030%
64	10.104	1604	1612	1618	rBV8	11262	24816	0.33%	0.038%
65	10.243	1634	1638	1642	rBV7	13634	16501	0.22%	0.025%
66	10.382	1656	1664	1674	rBV	5911467	6354094	83.77%	9.742%
67	10.874	1751	1756	1761	rBV6	15056	26443	0.35%	0.041%
68	10.938	1761	1768	1774	rVV6	7304	15751	0.21%	0.024%
69	11.173	1804	1812	1818	rBV6	11930	27728	0.37%	0.043%
70	11.296	1824	1835	1841	rVB10	22248	42288	0.56%	0.065%
71	11.403	1850	1855	1861	rVV5	27563	41653	0.55%	0.064%
72	11.473	1861	1868	1870	rVV8	7077	13014	0.17%	0.020%
73	11.500	1870	1873	1882	rVV2	16758	30476	0.40%	0.047%
74	11.713	1906	1913	1920	rVV	45454	74186	0.98%	0.114%
75	11.922	1941	1952	1976	rBV2	6111128	7337131	96.73%	11.249%
76	12.099	1981	1985	1989	rVB2	20671	26554	0.35%	0.041%
77	12.141	1989	1993	1997	rBV6	14408	20641	0.27%	0.032%
78	12.189	1997	2002	2010	rVB7	54062	83029	1.09%	0.127%
79	12.425	2037	2046	2056	rBV2	56675	92640	1.22%	0.142%
80	12.521	2056	2064	2065	rBV8	9077	15066	0.20%	0.023%
81	12.564	2070	2072	2078	rVB7	10530	14220	0.19%	0.022%
82	12.617	2078	2082	2083	rBV4	13481	14419	0.19%	0.022%
83	12.676	2090	2093	2095	rBV4	12155	13797	0.18%	0.021%
84	12.805	2112	2117	2122	rBV9	14734	24091	0.32%	0.037%
85	12.912	2131	2137	2142	rBV2	62235	88617	1.17%	0.136%

LSC Area Percent Report

Data Path : C:\msdchem\1\DATA\jonkm\070421\e6p3394\
Data File : 6p499175.d
Acq On : 3 Jul 2021 12:16 am
Operator : brandonl
Sample : jd27540-10
Misc : op34109,e6p3394,31.2,,,1,1
ALS Vial : 20 Sample Multiplier: 1

Integration Parameters: rteint.p
Integrator: RTE
Smoothing : ON Filtering: 5
Sampling : 1 Min Area: 1000 Area counts
Start Thrs: 0.001 Max Peaks: 150
Stop Thrs : 0 Peak Location: TOP

If leading or trailing edge < 100 prefer < Baseline drop else tangent >
Peak separation: 7

Method : C:\MSDCHEM\1\METHODS\M6P3388.M
Title : Semi Volatile GC/MS,zb-5msi 30m x .25mm x .25MoTuWed Jun 30 18:27:50 2021

86	13.029	2155	2159	2163	rVB7	11044	17588	0.23%	0.027%
87	13.072	2165	2167	2171	rBV4	13828	13556	0.18%	0.021%
88	13.131	2172	2178	2183	rBV9	32467	51878	0.68%	0.080%
89	13.270	2200	2204	2207	rBV6	9098	12063	0.16%	0.018%
90	13.388	2219	2226	2233	rBV8	47187	66375	0.88%	0.102%
91	13.484	2240	2244	2248	rBV7	11423	12404	0.16%	0.019%
92	13.842	2307	2311	2316	rVV4	41462	54442	0.72%	0.083%
93	13.992	2331	2339	2357	rBV	5948973	7585268	100.00%	11.630%
94	14.291	2387	2395	2399	rBV10	37385	76577	1.01%	0.117%
95	14.479	2424	2430	2433	rBV8	11255	19055	0.25%	0.029%
96	14.580	2446	2449	2455	rVB8	9409	15859	0.21%	0.024%
97	14.719	2470	2475	2479	rBV7	31821	53817	0.71%	0.083%
98	15.131	2548	2552	2557	rVB7	27940	38477	0.51%	0.059%
99	15.174	2557	2560	2565	rBV6	19242	36164	0.48%	0.055%
100	15.543	2626	2629	2635	rBV8	36505	80181	1.06%	0.123%

Sum of corrected areas: 65222471

LSC Report - Integrated Chromatogram

```
Data Path : C:\msdchem\1\DATA\jonkm\070421\e6p3394\
Data File : 6p499175.d
Acq On    :  3 Jul 2021  12:16 am
Operator  : brandonl
Sample    : jd27540-10
Misc      : op34109,e6p3394,31.2,,,1,1
ALS Vial  : 20   Sample Multiplier: 1

Quant Method : C:\MSDCHEM\1\METHODS\M6P3388.M
Quant Title  : Semi Volatile  GC/MS,zb-5msi 30m x .25mm x .25MoTuWed Jun 30 18:27:50 2021

TIC Library   : C:\Database\NIST08.L
TIC Integration Parameters: lscint.p
```

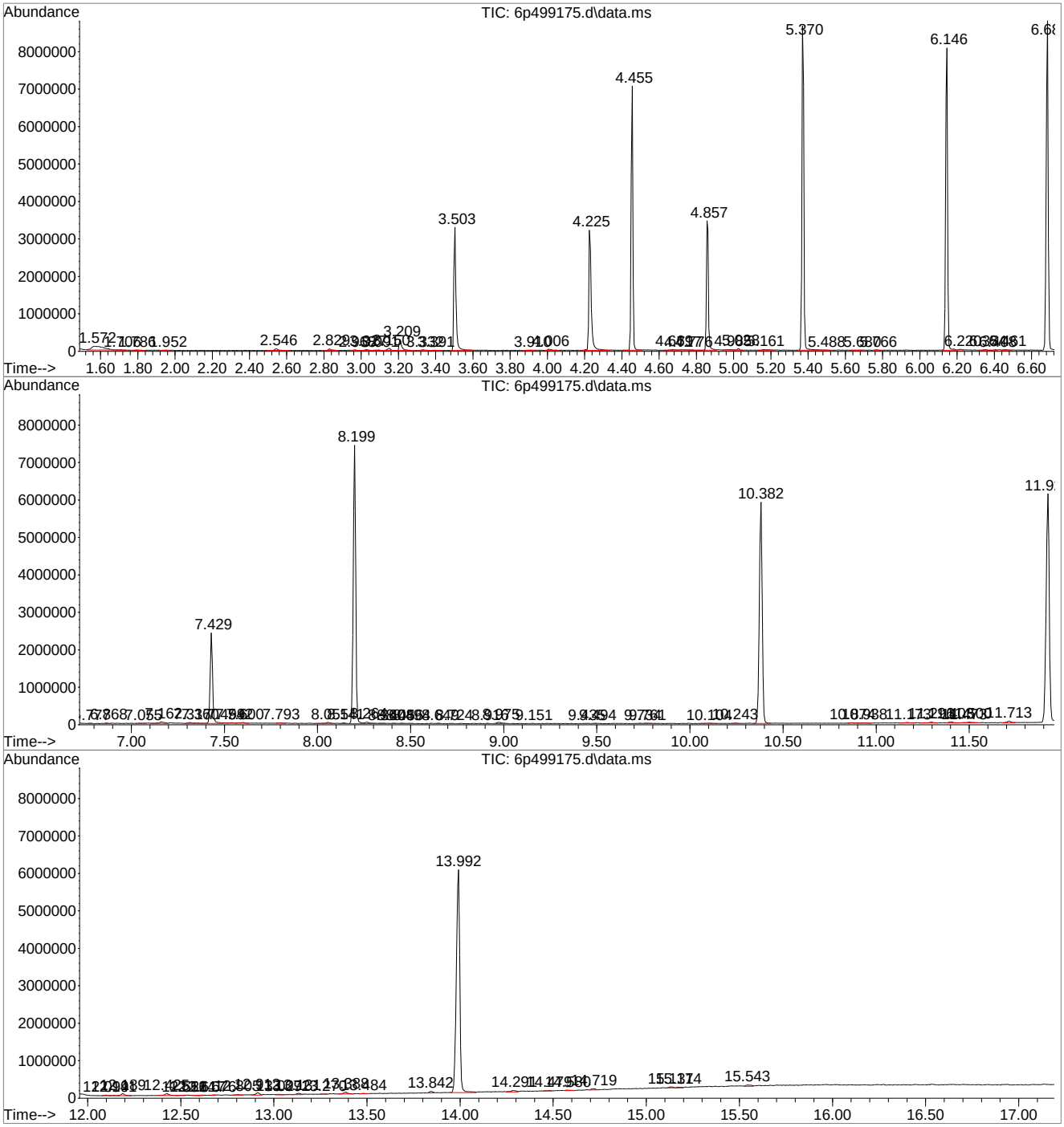

Library Search Compound Report

Data Path : C:\msdchem\1\DATA\jonkm\070421\e6p3394\
Data File : 6p499175.d
Acq On : 3 Jul 2021 12:16 am
Operator : brandonl
Sample : jd27540-10
Misc : op34109,e6p3394,31.2,,,1,1
ALS Vial : 20 Sample Multiplier: 1

Quant Method : C:\MSDCHEM\1\METHODS\M6P3388.M
Quant Title : Semi Volatile GC/MS,zb-5msi 30m x .25mm x .25MoTuWed Jun 30 18:27:50 2021

TIC Library : C:\Database\NIST08.L
TIC Integration Parameters: lscint.p

****

Peak Number 1 System artifact Concentration Rank 1

R.T.	EstConc	Area	Relative to ISTD	R.T.
1.572	4.17 ppm	482846	1,4-Dichlorobenzene-d4a	4.455

Hit# of 5	Tentative ID	MW	MolForm	CAS#	Qual
1	Cyclohexane	84	C6H12	000110-82-7	90
2	1-Pentene, 2-methyl-	84	C6H12	000763-29-1	78
3	1-Hexene, 3,4-dimethyl-	112	C8H16	016745-94-1	64
4	Pyridine-D5-	84	C5D5N	007291-22-7	56
5	Pyridine-D5-	84	C5D5N	007291-22-7	53

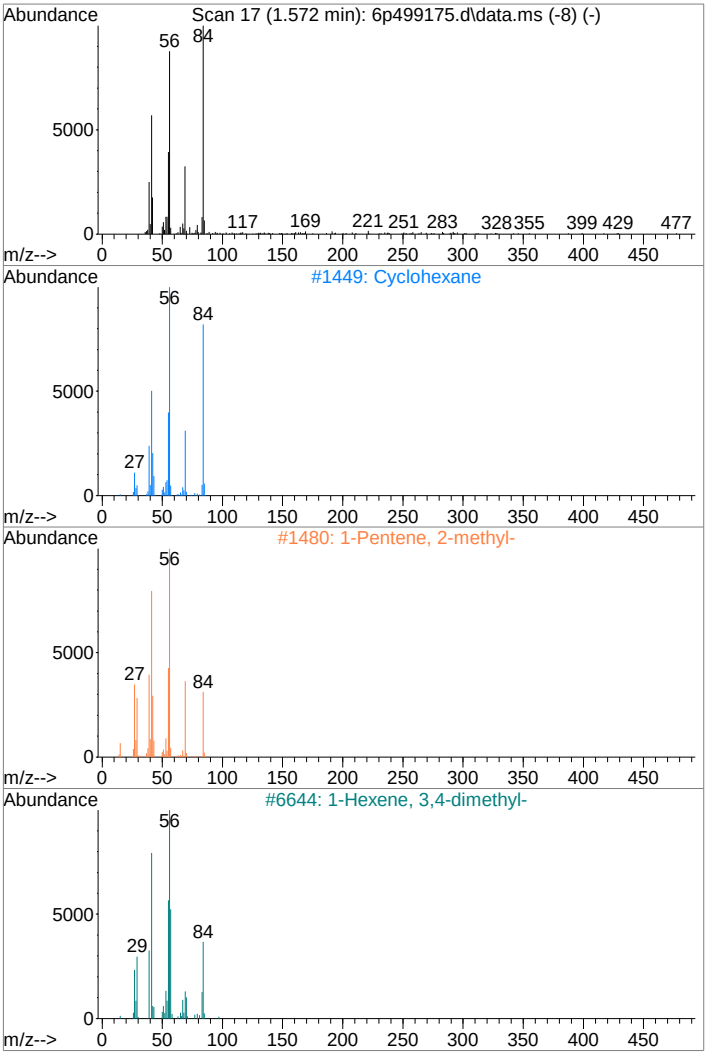

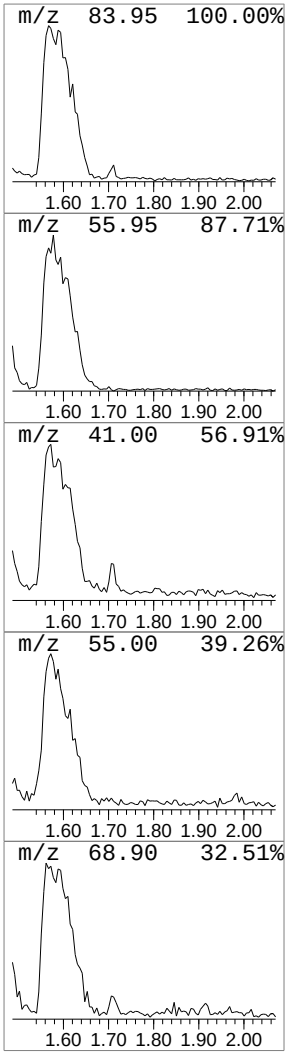

Tentatively Identified Compound (LSC) summary

Data Path : C:\msdchem\1\DATA\jonkm\070421\e6p3394\
Data File : 6p499175.d
Acq On : 3 Jul 2021 12:16 am
Operator : brandonl
Sample : jd27540-10
Misc : op34109,e6p3394,31.2,,,1,1
ALS Vial : 20 Sample Multiplier: 1

Quant Method : C:\MSDCHEM\1\METHODS\M6P3388.M
Quant Title : Semi Volatile GC/MS,zb-5msi 30m x .25mm x .25MoTuWed Jun 30 18:27:50 2021

TIC Library : C:\Database\NIST08.L
TIC Integration Parameters: lscint.p

					--Internal Standard---			
TIC Top Hit name	RT	EstConc	Units	Response	#	RT	Resp	Conc
System artifact	1.572	4.2	ppm	482846	2	4.455	4626510	40.0

Quantitation Report (QT/LSC Reviewed)

Data Path : C:\msdchem\1\DATA\jonkm\070421\e6p3394\
Data File : 6p499176.d
Acq On : 3 Jul 2021 12:37 am
Operator : brandonl
Sample : jd27540-11 Inst : MS6P
Misc : op34109,e6p3394,30.1,,,1,1
ALS Vial : 21 Sample Multiplier: 1

Quant Method : C:\MSDCHEM\1\METHODS\M6P3388.M
Quant Results File: M6P3388.RES
Quant Time: Jul 04 08:52:03 2021
Quant Title : Semi Volatile GC/MS,zb-5msi 30m x .25mm x .25MoTuWed Jun 30 18:27:50 2021
QLast Update : Sun Jul 04 07:36:43 2021
Response via : Initial Calibration

Compound	R.T.	QIon	Response	Conc	Units	Dev(Min)
Internal Standards						
1) 1,4-Dichlorobenzene-d4	4.455	152	727555	40.00	ppm	0.00
24) Naphthalene-d8	5.375	136	2689642	40.00	ppm	0.00
46) Acenaphthene-d10	6.686	164	1536464	40.00	ppm	0.00
69) Phenanthrene-d10	8.200	188	2585516	40.00	ppm	0.00
84) Chrysene-d12	11.922	240	2488790	40.00	ppm	0.00
93) Perylene-d12	13.987	264	2729430	40.00	ppm	-0.01
103) 1,4-Dichlorobenzene-d4a	4.455	152	727555	40.00	ppm	0.00
105) Phenanthrene-d10a	8.200	188	2585516	40.00	ppm	0.00
107) Naphthalene-d8a	5.375	136	2689642	40.00	ppm	0.00
109) Phenanthrene-d10b	8.200	188	2585516	40.00	ppm	0.00
112) Chrysene-d12a	11.922	240	2488790	40.00	ppm	0.00
System Monitoring Compounds						
5) 2-Fluorophenol	3.503	112	635418	32.02	ppm	0.00
Spiked Amount 50.000			Recovery =	64.04%		
8) Phenol-d5	4.231	99	748099	29.47	ppm	0.00
Spiked Amount 50.000			Recovery =	58.94%		
25) Nitrobenzene-d5	4.862	82	624245	35.34	ppm	0.00
Spiked Amount 50.000			Recovery =	70.68%		
51) 2-Fluorobiphenyl	6.146	172	1706251	34.85	ppm	0.00
Spiked Amount 50.000			Recovery =	69.70%		
74) 2,4,6-Tribromophenol	7.429	330	284591	33.77	ppm	-0.01
Spiked Amount 50.000			Recovery =	67.54%		
87) Terphenyl-d14	10.382	244	2168969	36.79	ppm	0.00
Spiked Amount 50.000			Recovery =	73.58%		
110) 1-chlorooctadecane	0.000	57	0d	0.00	ppm	
Spiked Amount 50.000			Recovery =	0.00%		
111) o-terphenyl	0.000	230	0	0.00	ppm	
Spiked Amount 50.000			Recovery =	0.00%		
Target Compounds						Qvalue

(#) = qualifier out of range (m) = manual integration (+) = signals summed

Quantitation Report (QT/LSC Reviewed)

Data Path : C:\msdchem\1\DATA\jonkm\070421\e6p3394\
Data File : 6p499176.d
Acq On : 3 Jul 2021 12:37 am
Operator : brandonl
Sample : jd27540-11 Inst : MS6P
Misc : op34109,e6p3394,30.1,,,1,1
ALS Vial : 21 Sample Multiplier: 1

Quant Method : C:\MSDCHEM\1\METHODS\M6P3388.M
Quant Results File: M6P3388.RES
Quant Time: Jul 04 08:52:03 2021
Quant Title : Semi Volatile GC/MS,zb-5msi 30m x .25mm x .25MoTuWed Jun 30 18:27:50 2021
QLast Update : Sun Jul 04 07:36:43 2021
Response via : Initial Calibration

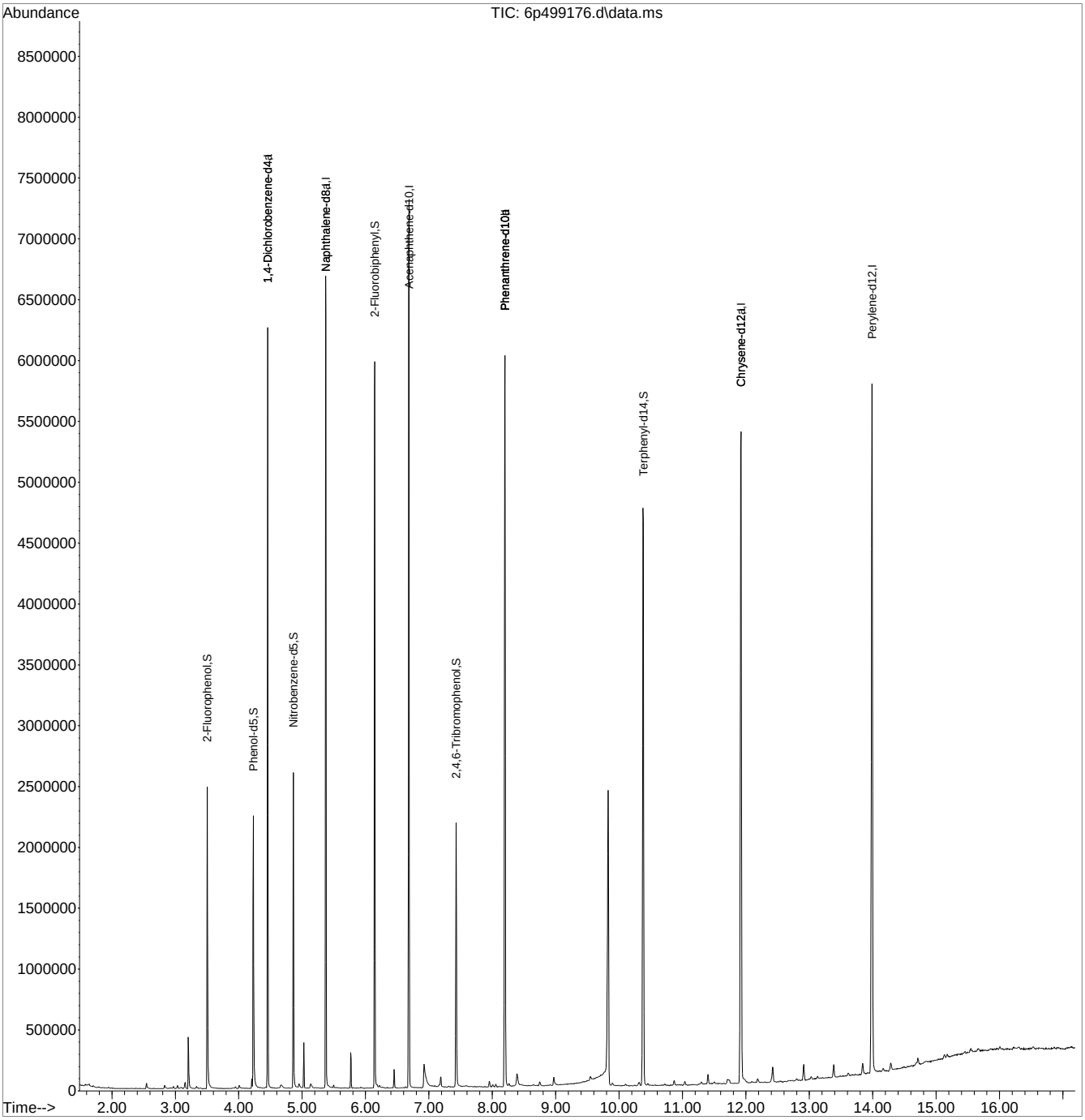

LSC Area Percent Report

Data Path : C:\msdchem\1\DATA\jonkm\070421\e6p3394\
Data File : 6p499176.d
Acq On : 3 Jul 2021 12:37 am
Operator : brandonl
Sample : jd27540-11
Misc : op34109,e6p3394,30.1,,,1,1
ALS Vial : 21 Sample Multiplier: 1

Integration Parameters: rteint.p
Integrator: RTE
Smoothing : ON Filtering: 5
Sampling : 1 Min Area: 1000 Area counts
Start Thrs: 0.001 Max Peaks: 150
Stop Thrs : 0 Peak Location: TOP

If leading or trailing edge < 100 prefer < Baseline drop else tangent >
Peak separation: 7

Method : C:\MSDCHEM\1\METHODS\M6P3388.M
Title : Semi Volatile GC/MS,zb-5msi 30m x .25mm x .25MoTuWed Jun 30 18:27:50 2021

Signal : TIC: 6p499176.d\data.ms

peak #	R.T. min	first scan	max scan	last scan	PK TY	peak height	corr. area	corr. % max.	% of total
1	1.583	13	19	25	rVV10	15498	35098	0.49%	0.057%
2	1.642	25	30	40	rVV5	24145	52541	0.73%	0.085%
3	1.706	40	42	51	rVB6	14825	21543	0.30%	0.035%
4	1.781	53	56	65	rVB6	9373	17249	0.24%	0.028%
5	2.546	195	199	208	rBV	47436	57481	0.80%	0.093%
6	2.829	246	252	262	rBV	30827	52361	0.73%	0.085%
7	2.969	275	278	284	rVB4	17933	19405	0.27%	0.031%
8	3.033	284	290	295	rBV	25701	28494	0.40%	0.046%
9	3.092	295	301	306	rVB6	10270	20010	0.28%	0.032%
10	3.156	306	313	319	rVB	54174	60984	0.85%	0.099%
11	3.204	319	322	334	rBV	425519	356515	4.94%	0.577%
12	3.332	341	346	353	rBV3	18207	27082	0.38%	0.044%
13	3.391	353	357	365	rVB3	8027	18236	0.25%	0.029%
14	3.503	373	378	393	rBV	2481005	1874878	25.99%	3.033%
15	3.947	457	461	466	rVB3	17088	19313	0.27%	0.031%
16	4.006	466	472	482	rBV	27157	44220	0.61%	0.072%
17	4.231	506	514	528	rBV	2240340	1918127	26.59%	3.103%
18	4.423	544	550	552	rVV4	9785	15050	0.21%	0.024%
19	4.455	552	556	571	rVV	6251050	3823168	53.01%	6.184%
20	4.669	589	596	609	rVB6	28775	71470	0.99%	0.116%
21	4.862	624	632	645	rBV	2594949	1875580	26.00%	3.034%
22	4.953	645	649	658	rVV	38279	65964	0.91%	0.107%
23	5.028	658	663	671	rVV	375829	250485	3.47%	0.405%
24	5.135	675	683	693	rBV3	37762	79887	1.11%	0.129%
25	5.210	693	697	701	rVV7	6449	12506	0.17%	0.020%
26	5.370	721	727	741	rBV	6672816	5023068	69.64%	8.125%
27	5.498	747	751	754	rVB2	21157	17237	0.24%	0.028%
28	5.766	793	801	806	rBV	294273	218508	3.03%	0.353%
29	5.926	828	831	842	rVB	10896	17482	0.24%	0.028%
30	6.146	867	872	882	rBV	5968459	4580088	63.50%	7.408%
31	6.221	882	886	893	rVV3	23380	39334	0.55%	0.064%
32	6.269	893	895	905	rVV10	8448	16451	0.23%	0.027%
33	6.450	925	929	938	rVB	155947	127596	1.77%	0.206%
34	6.686	967	973	990	rVV	7300551	5906732	81.89%	9.554%
35	6.921	1010	1017	1041	rBV	196541	544898	7.55%	0.881%
36	7.183	1057	1066	1077	rVV2	86049	130498	1.81%	0.211%
37	7.312	1085	1090	1094	rBV8	10649	14738	0.20%	0.024%
38	7.429	1104	1112	1126	rBV	2173209	1919496	26.61%	3.105%
39	7.574	1136	1139	1151	rVB	8016	20448	0.28%	0.033%
40	7.953	1206	1210	1215	rBV	47771	51843	0.72%	0.084%

LSC Area Percent Report

Data Path : C:\msdchem\1\DATA\jonkm\070421\e6p3394\
Data File : 6p499176.d
Acq On : 3 Jul 2021 12:37 am
Operator : brandonl
Sample : jd27540-11
Misc : op34109,e6p3394,30.1,,,1,1
ALS Vial : 21 Sample Multiplier: 1

Integration Parameters: rteint.p
Integrator: RTE
Smoothing : ON Filtering: 5
Sampling : 1 Min Area: 1000 Area counts
Start Thrs: 0.001 Max Peaks: 150
Stop Thrs : 0 Peak Location: TOP

If leading or trailing edge < 100 prefer < Baseline drop else tangent >
Peak separation: 7

Method : C:\MSDCHEM\1\METHODS\M6P3388.M
Title : Semi Volatile GC/MS,zb-5msi 30m x .25mm x .25MoTuWed Jun 30 18:27:50 2021

41	8.007	1215	1220	1225	rBV4	19486	23769	0.33%	0.038%
42	8.055	1225	1229	1233	rVB2	24539	25926	0.36%	0.042%
43	8.200	1248	1256	1265	rBV	6010138	5956701	82.59%	9.635%
44	8.258	1265	1267	1277	rVB2	25162	36994	0.51%	0.060%
45	8.392	1283	1292	1300	rBV	100292	194080	2.69%	0.314%
46	8.456	1300	1304	1311	rVB10	9539	17451	0.24%	0.028%
47	8.649	1332	1340	1345	rVV10	9936	20414	0.28%	0.033%
48	8.745	1352	1358	1367	rBV4	34144	50190	0.70%	0.081%
49	8.970	1396	1400	1410	rBV5	68847	104338	1.45%	0.169%
50	9.248	1447	1452	1456	rBV8	6137	12502	0.17%	0.020%
51	9.424	1481	1485	1487	rVV5	11325	17409	0.24%	0.028%
52	9.505	1491	1500	1502	rVV8	23743	68049	0.94%	0.110%
53	9.547	1502	1508	1514	rVV8	58507	158926	2.20%	0.257%
54	9.708	1518	1538	1539	rVV7	77763	391530	5.43%	0.633%
55	9.825	1540	1560	1567	rVB	2424526	3663861	50.80%	5.926%
56	9.895	1568	1573	1578	rVB6	19089	25310	0.35%	0.041%
57	10.104	1607	1612	1619	rVB6	15306	26070	0.36%	0.042%
58	10.318	1643	1652	1656	rBV6	28535	48949	0.68%	0.079%
59	10.376	1656	1663	1673	rBV	4747321	5350314	74.18%	8.654%
60	10.451	1673	1677	1683	rVB8	16093	20695	0.29%	0.033%
61	10.719	1722	1727	1731	rVB8	11579	12944	0.18%	0.021%
62	10.868	1749	1755	1762	rVV3	39617	50277	0.70%	0.081%
63	11.034	1781	1786	1795	rVB5	32618	48565	0.67%	0.079%
64	11.259	1822	1828	1829	rBV6	10376	14111	0.20%	0.023%
65	11.296	1829	1835	1842	rBV6	22185	34400	0.48%	0.056%
66	11.398	1847	1854	1861	rBV	80266	104854	1.45%	0.170%
67	11.500	1867	1873	1878	rBV5	16601	22989	0.32%	0.037%
68	11.649	1895	1901	1906	rVB10	6562	12713	0.18%	0.021%
69	11.714	1906	1913	1915	rBV2	40060	63928	0.89%	0.103%
70	11.735	1915	1917	1928	rVB10	31530	44217	0.61%	0.072%
71	11.922	1941	1952	1975	rBV	5356149	6829237	94.68%	11.046%
72	12.184	1997	2001	2008	rVB10	32695	45627	0.63%	0.074%
73	12.420	2036	2045	2053	rBV2	125559	201004	2.79%	0.325%
74	12.607	2075	2080	2081	rBV5	13894	20069	0.28%	0.032%
75	12.692	2087	2096	2098	rBV10	10380	24929	0.35%	0.040%
76	12.805	2108	2117	2122	rBV10	20752	42445	0.59%	0.069%
77	12.912	2131	2137	2145	rVB	131486	162021	2.25%	0.262%
78	12.992	2146	2152	2155	rBV8	11504	17726	0.25%	0.029%
79	13.029	2155	2159	2165	rVB9	22772	34289	0.48%	0.055%
80	13.131	2174	2178	2184	rVV9	22327	32328	0.45%	0.052%
81	13.382	2219	2225	2236	rBV2	107678	161661	2.24%	0.261%
82	13.612	2263	2268	2272	rBV8	22893	36093	0.50%	0.058%
83	13.677	2276	2280	2285	rBV8	10877	15004	0.21%	0.024%
84	13.719	2286	2288	2294	rBV7	12359	15846	0.22%	0.026%
85	13.842	2305	2311	2320	rBV2	96073	158825	2.20%	0.257%

LSC Area Percent Report

Data Path : C:\msdchem\1\DATA\jonkm\070421\e6p3394\
Data File : 6p499176.d
Acq On : 3 Jul 2021 12:37 am
Operator : brandonl
Sample : jd27540-11
Misc : op34109,e6p3394,30.1,,,1,1
ALS Vial : 21 Sample Multiplier: 1

Integration Parameters: rteint.p
Integrator: RTE
Smoothing : ON Filtering: 5
Sampling : 1 Min Area: 1000 Area counts
Start Thrs: 0.001 Max Peaks: 150
Stop Thrs : 0 Peak Location: TOP

If leading or trailing edge < 100 prefer < Baseline drop else tangent >
Peak separation: 7

Method : C:\MSDCHEM\1\METHODS\M6P3388.M
Title : Semi Volatile GC/MS,zb-5msi 30m x .25mm x .25MoTuWed Jun 30 18:27:50 2021

86	13.923	2323	2326	2329	rBV4	9208	13058	0.18%	0.021%
87	13.987	2331	2338	2354	rBV2	5666152	7212654	100.00%	11.667%
88	14.163	2366	2371	2376	rBV9	28090	44769	0.62%	0.072%
89	14.281	2387	2393	2400	rBV4	70495	132824	1.84%	0.215%
90	14.490	2429	2432	2434	rBV3	13300	14184	0.20%	0.023%
91	14.709	2459	2473	2479	rBV10	70896	188521	2.61%	0.305%
92	14.853	2489	2500	2502	rBV10	15663	43927	0.61%	0.071%
93	14.933	2512	2515	2519	rBV5	16090	29147	0.40%	0.047%
94	15.131	2546	2552	2555	rBV8	39737	70309	0.97%	0.114%
95	15.174	2556	2560	2564	rVV6	24670	34975	0.48%	0.057%
96	15.549	2626	2630	2638	rBV6	34526	68307	0.95%	0.110%
97	15.666	2648	2652	2658	rVB9	25739	50009	0.69%	0.081%
98	16.003	2712	2715	2721	rVB8	20577	23896	0.33%	0.039%
99	16.217	2752	2755	2756	rBV3	21246	17876	0.25%	0.029%
100	16.902	2882	2883	2885	rBV2	16808	13457	0.19%	0.022%

Sum of corrected areas: 61823557

LSC Report - Integrated Chromatogram

```
Data Path : C:\msdchem\1\DATA\jonkm\070421\e6p3394\
Data File : 6p499176.d
Acq On    :  3 Jul 2021  12:37 am
Operator  : brandonl
Sample    : jd27540-11
Misc      : op34109,e6p3394,30.1,,,1,1
ALS Vial  : 21   Sample Multiplier: 1

Quant Method : C:\MSDCHEM\1\METHODS\M6P3388.M
Quant Title  : Semi Volatile  GC/MS,zb-5msi 30m x .25mm x .25MoTuWed Jun 30 18:27:50 2021

TIC Library   : C:\Database\NIST08.L
TIC Integration Parameters: lscint.p
```

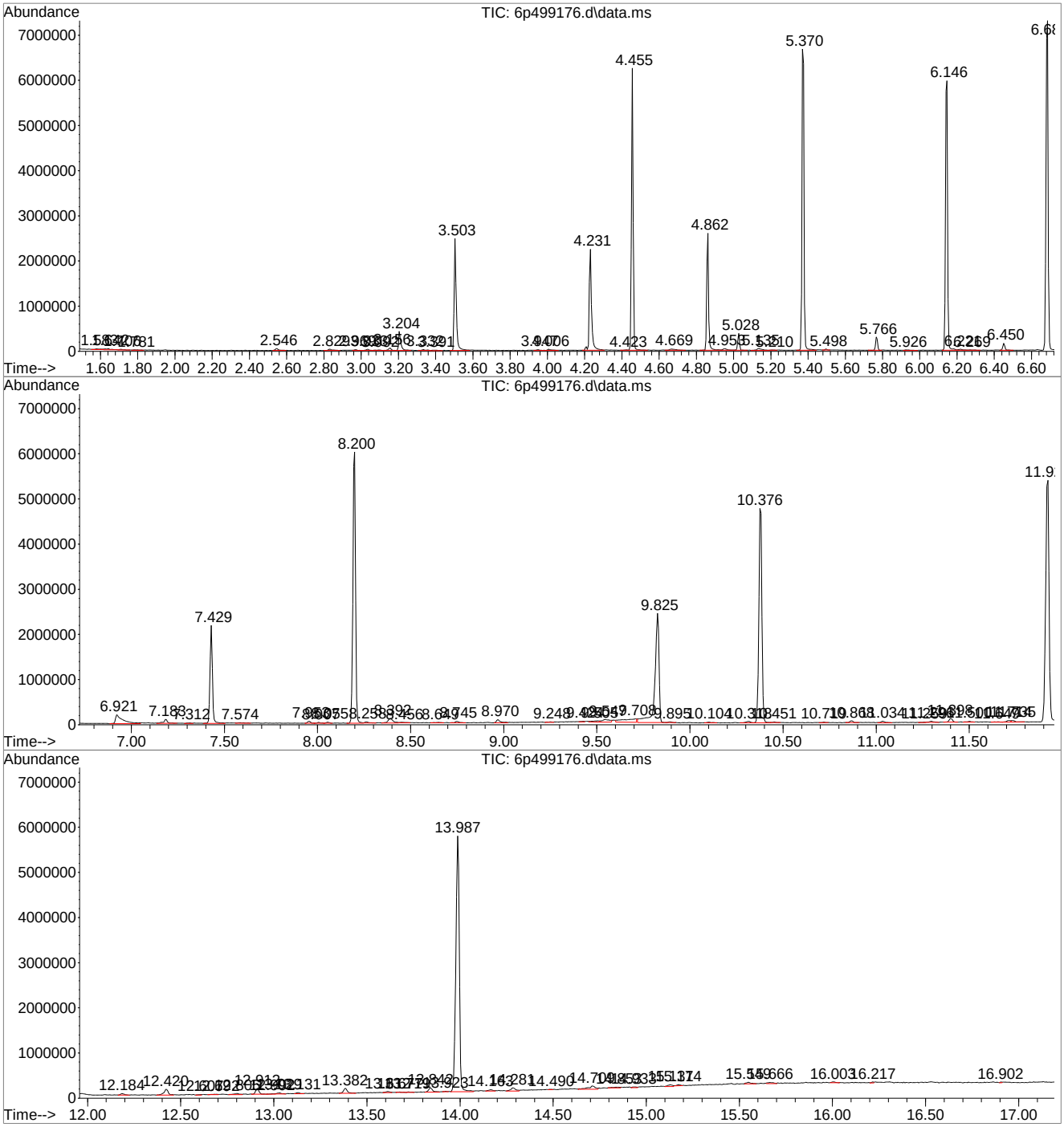

Library Search Compound Report

Data Path : C:\msdchem\1\DATA\jonkm\070421\e6p3394\
Data File : 6p499176.d
Acq On : 3 Jul 2021 12:37 am
Operator : brandonl
Sample : jd27540-11
Misc : op34109,e6p3394,30.1,,,1,1
ALS Vial : 21 Sample Multiplier: 1

Quant Method : C:\MSDCHEM\1\METHODS\M6P3388.M
Quant Title : Semi Volatile GC/MS,zb-5msi 30m x .25mm x .25MoTuWed Jun 30 18:27:50 2021

TIC Library : C:\Database\NIST08.L
TIC Integration Parameters: lscint.p

****

Peak Number 1 Cyclic octaatomic sulfur Concentration Rank 1

R.T.	EstConc	Area	Relative to ISTD	R.T.
9.825	24.60 ppm	3663860	Phenanthrene-d10b	8.200

Hit# of 5	Tentative ID	MW	MolForm	CAS#	Qual
1	Cyclic octaatomic sulfur	256	S8	010544-50-0	90
2	Benzoic acid, 2,5-dinitro-	212	C7H4N2O6	000610-28-6	43
3	7-Amino-7H-S-triazolo[5,1-c]-S-t...	156	C3H4N6S	013728-28-4	40
4	Cyclic octaatomic sulfur	256	S8	010544-50-0	11
5	Dihydropyrimidine-2-methyl thios...	208	C5H8N2O3S2	1000256-28-8	9

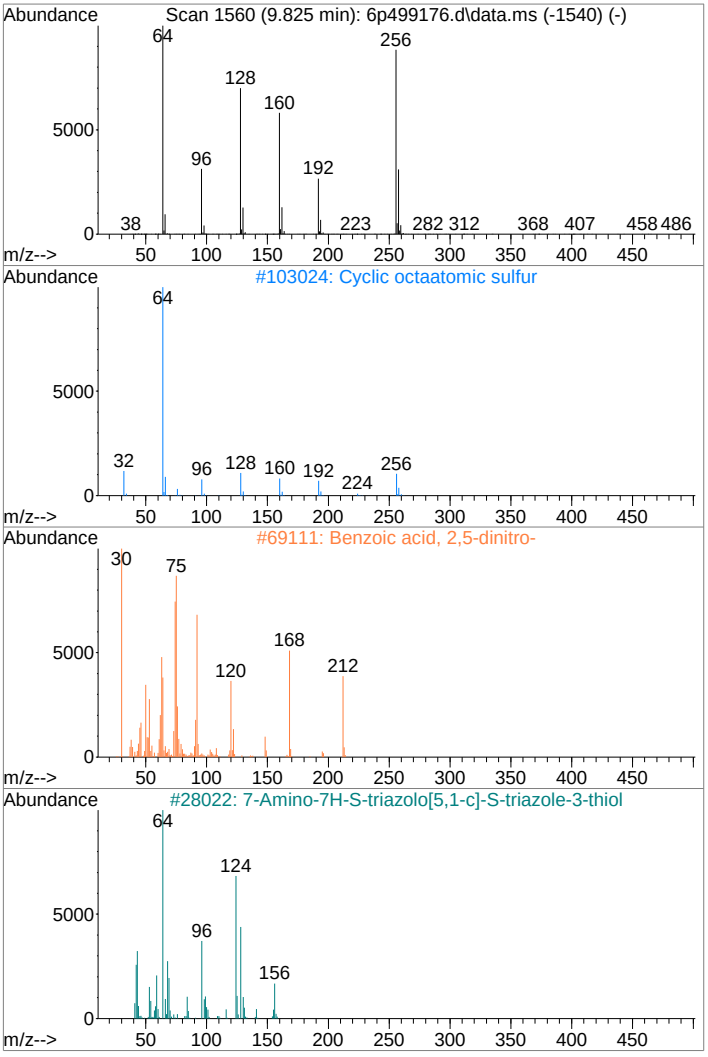

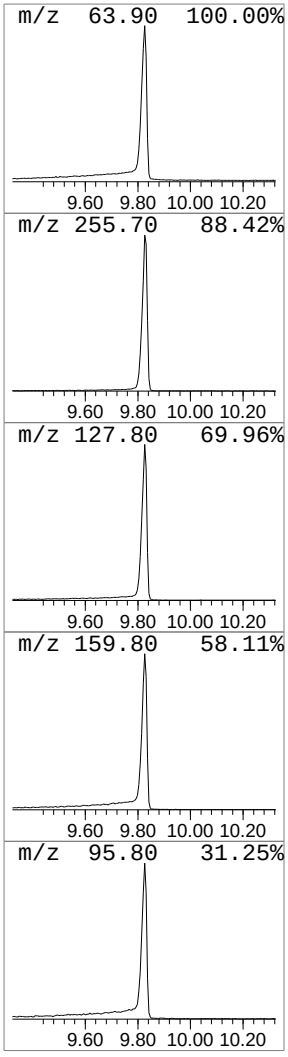

Tentatively Identified Compound (LSC) summary

Data Path : C:\msdchem\1\DATA\jonkm\070421\e6p3394\
Data File : 6p499176.d
Acq On : 3 Jul 2021 12:37 am
Operator : brandonl
Sample : jd27540-11
Misc : op34109,e6p3394,30.1,,,1,1
ALS Vial : 21 Sample Multiplier: 1

Quant Method : C:\MSDCHEM\1\METHODS\M6P3388.M
Quant Title : Semi Volatile GC/MS,zb-5msi 30m x .25mm x .25MoTuWed Jun 30 18:27:50 2021

TIC Library : C:\Database\NIST08.L
TIC Integration Parameters: lscint.p

					--Internal Standard---			
TIC Top Hit name	RT	EstConc	Units	Response	#	RT	Resp	Conc
Cyclic octaatom...	9.825	24.6	ppm	3663860	8	8.200	5956700	40.0

Quantitation Report (QT Reviewed)

Data Path : C:\msdchem\1\DATA\jonkm\070421\e6p3394\
Data File : 6p499177.d
Acq On : 3 Jul 2021 12:59 am
Operator : brandonl
Sample : jd27540-12 Inst : MS6P
Misc : op34109,e6p3394,30.7,,,1,1
ALS Vial : 22 Sample Multiplier: 1

Quant Method : C:\MSDCHEM\1\METHODS\M6P3388.M
Quant Results File: M6P3388.RES
Quant Time: Jul 04 08:55:05 2021
Quant Title : Semi Volatile GC/MS,zb-5msi 30m x .25mm x .25MoTuWed Jun 30 18:27:50 2021
QLast Update : Sun Jul 04 07:36:43 2021
Response via : Initial Calibration

Compound	R.T.	QIon	Response	Conc	Units	Dev(Min)
Internal Standards						
1) 1,4-Dichlorobenzene-d4	4.455	152	939173	40.00	ppm	0.00
24) Naphthalene-d8	5.375	136	3501882	40.00	ppm	0.00
46) Acenaphthene-d10	6.686	164	2007724	40.00	ppm	0.00
69) Phenanthrene-d10	8.199	188	3355223	40.00	ppm	0.00
84) Chrysene-d12	11.922	240	2610030	40.00	ppm	0.00
93) Perylene-d12	13.987	264	2688805	40.00	ppm	-0.01
103) 1,4-Dichlorobenzene-d4a	4.455	152	939173	40.00	ppm	0.00
105) Phenanthrene-d10a	8.199	188	3355223	40.00	ppm	0.00
107) Naphthalene-d8a	5.375	136	3501882	40.00	ppm	0.00
109) Phenanthrene-d10b	8.199	188	3355223	40.00	ppm	0.00
112) Chrysene-d12a	11.922	240	2610030	40.00	ppm	0.00
System Monitoring Compounds						
5) 2-Fluorophenol	3.503	112	800862	31.27	ppm	0.00
Spiked Amount 50.000			Recovery =	62.54%		
8) Phenol-d5	4.231	99	962548	29.37	ppm	0.00
Spiked Amount 50.000			Recovery =	58.74%		
25) Nitrobenzene-d5	4.862	82	882457	38.37	ppm	0.00
Spiked Amount 50.000			Recovery =	76.74%		
51) 2-Fluorobiphenyl	6.145	172	2080262	32.51	ppm	0.00
Spiked Amount 50.000			Recovery =	65.02%		
74) 2,4,6-Tribromophenol	7.429	330	349972	32.01	ppm	-0.01
Spiked Amount 50.000			Recovery =	64.02%		
87) Terphenyl-d14	10.382	244	2807948	45.41	ppm	0.00
Spiked Amount 50.000			Recovery =	90.82%		
110) 1-chlorooctadecane	0.000	57	0	0.00	ppm	
Spiked Amount 50.000			Recovery =	0.00%		
111) o-terphenyl	0.000	230	0	0.00	ppm	
Spiked Amount 50.000			Recovery =	0.00%		
Target Compounds						Qvalue

(#) = qualifier out of range (m) = manual integration (+) = signals summed

Quantitation Report (QT Reviewed)

Data Path : C:\msdchem\1\DATA\jonkm\070421\e6p3394\
Data File : 6p499177.d
Acq On : 3 Jul 2021 12:59 am
Operator : brandonl
Sample : jd27540-12 Inst : MS6P
Misc : op34109,e6p3394,30.7,,,1,1
ALS Vial : 22 Sample Multiplier: 1

Quant Method : C:\MSDCHEM\1\METHODS\M6P3388.M
Quant Results File: M6P3388.RES
Quant Time: Jul 04 08:55:05 2021
Quant Title : Semi Volatile GC/MS,zb-5msi 30m x .25mm x .25MoTuWed Jun 30 18:27:50 2021
QLast Update : Sun Jul 04 07:36:43 2021
Response via : Initial Calibration

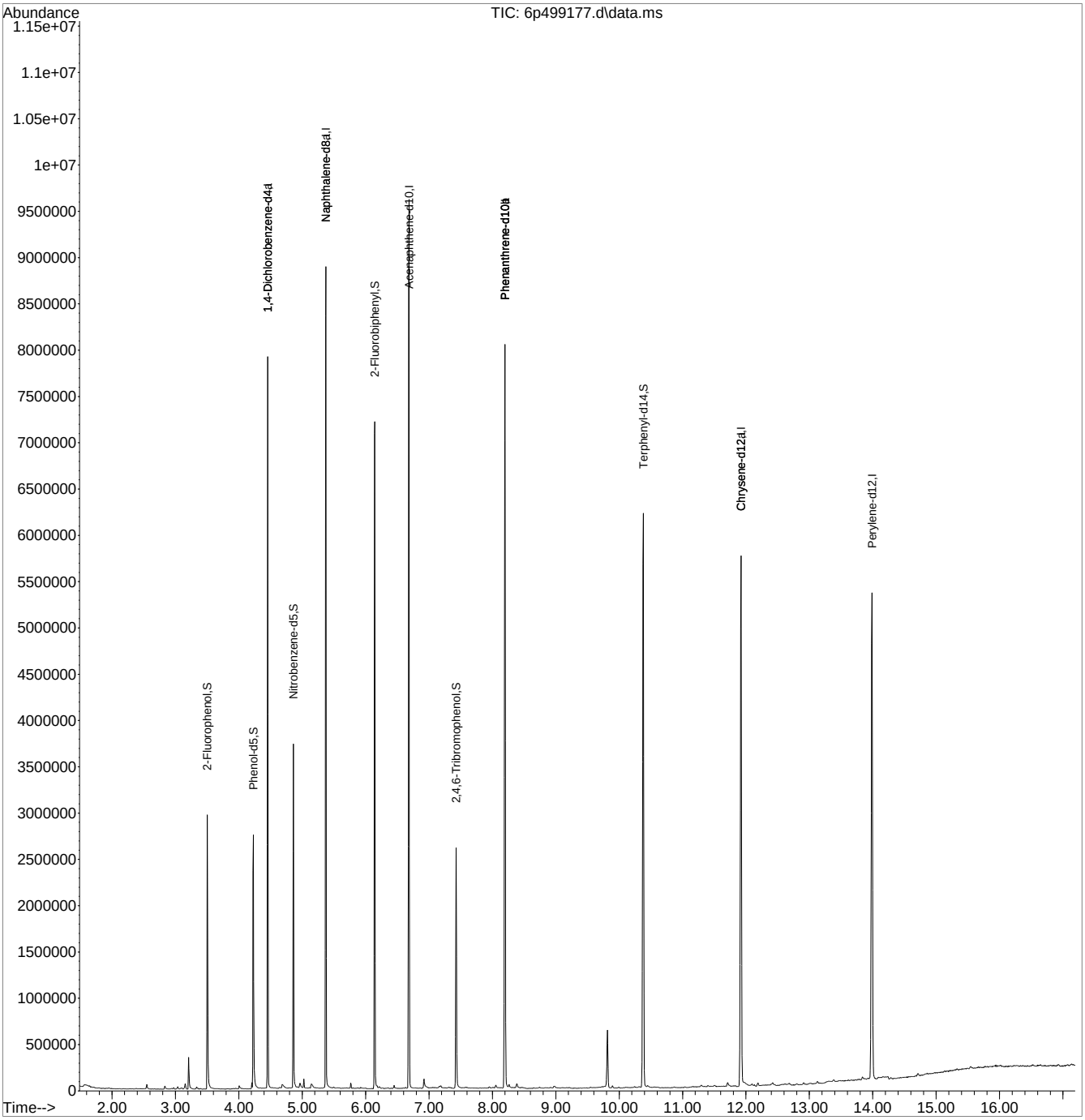

LSC Area Percent Report

Data Path : C:\msdchem\1\DATA\jonkm\070421\e6p3394\
Data File : 6p499177.d
Acq On : 3 Jul 2021 12:59 am
Operator : brandonl
Sample : jd27540-12
Misc : op34109,e6p3394,30.7,,,1,1
ALS Vial : 22 Sample Multiplier: 1

Integration Parameters: rteint.p
Integrator: RTE
Smoothing : ON Filtering: 5
Sampling : 1 Min Area: 1000 Area counts
Start Thrs: 0.01 Max Peaks: 100
Stop Thrs : 0 Peak Location: TOP

If leading or trailing edge < 100 prefer < Baseline drop else tangent >
Peak separation: 5

Method : C:\MSDCHEM\1\METHODS\M6P3388.M
Title : Semi Volatile GC/MS,zb-5msi 30m x .25mm x .25MoTuWed Jun 30 18:27:50 2021

Signal : TIC: 6p499177.d\data.ms

peak #	R.T. min	first scan	max scan	last scan	PK TY	peak height	corr. area	corr. % max.	% of total
1	1.567	10	16	30	rBV7	24052	111353	1.43%	0.164%
2	1.647	30	31	35	rVV2	19876	15219	0.20%	0.022%
3	1.674	35	36	42	rVV3	11710	13181	0.17%	0.019%
4	1.717	42	44	50	rVB6	11507	15427	0.20%	0.023%
5	1.792	54	58	64	rVB6	8586	15218	0.20%	0.022%
6	2.551	192	200	214	rVB	53281	71681	0.92%	0.106%
7	2.835	246	253	262	rBV	34655	45405	0.58%	0.067%
8	2.974	276	279	283	rVB2	17396	16230	0.21%	0.024%
9	3.038	283	291	296	rBV	28328	31995	0.41%	0.047%
10	3.102	296	303	307	rVV7	12078	19686	0.25%	0.029%
11	3.156	307	313	319	rVB	58293	63360	0.82%	0.093%
12	3.209	319	323	341	rBV	342972	306485	3.95%	0.452%
13	3.337	341	347	354	rBV5	24603	30974	0.40%	0.046%
14	3.396	354	358	364	rVB7	8224	13563	0.17%	0.020%
15	3.503	372	378	405	rBV	2962221	2374098	30.56%	3.500%
16	3.904	446	453	459	rBV10	7152	15115	0.19%	0.022%
17	4.006	467	472	480	rVV	35435	45847	0.59%	0.068%
18	4.231	506	514	532	rBV	2744911	2492558	32.09%	3.675%
19	4.455	547	556	568	rBV	7903518	4926284	63.41%	7.262%
20	4.643	587	591	596	rBV8	10414	18694	0.24%	0.028%
21	4.685	596	599	614	rVV3	42924	100079	1.29%	0.148%
22	4.862	625	632	642	rVV	3721599	2613800	33.65%	3.853%
23	4.921	642	643	648	rVV5	15851	21897	0.28%	0.032%
24	4.969	648	652	659	rVV	55316	91015	1.17%	0.134%
25	5.028	659	663	671	rVV	102172	81513	1.05%	0.120%
26	5.145	682	685	700	rVV3	46413	106231	1.37%	0.157%
27	5.375	717	728	744	rBV	8876478	6624836	85.28%	9.767%
28	5.498	747	751	755	rVB7	12170	15481	0.20%	0.023%
29	5.766	796	801	805	rVB	57998	47014	0.61%	0.069%
30	6.145	866	872	882	rBV	7207542	5623330	72.39%	8.290%
31	6.220	882	886	891	rVV3	21539	31056	0.40%	0.046%
32	6.450	923	929	932	rBV	34698	34349	0.44%	0.051%
33	6.686	966	973	985	rVV	9602359	7754547	99.82%	11.432%
34	6.921	1011	1017	1035	rBV	103912	178659	2.30%	0.263%
35	7.065	1039	1044	1047	rVV6	11598	19625	0.25%	0.029%
36	7.092	1047	1049	1053	rVV4	10474	14079	0.18%	0.021%
37	7.167	1057	1063	1064	rVV5	23036	31579	0.41%	0.047%
38	7.183	1064	1066	1076	rVV8	28150	43899	0.57%	0.065%
39	7.317	1084	1091	1095	rBV9	12168	23482	0.30%	0.035%
40	7.429	1104	1112	1128	rBV	2601085	2346478	30.21%	3.459%

LSC Area Percent Report

Data Path : C:\msdchem\1\DATA\jonkm\070421\e6p3394\
Data File : 6p499177.d
Acq On : 3 Jul 2021 12:59 am
Operator : brandonl
Sample : jd27540-12
Misc : op34109,e6p3394,30.7,,,1,1
ALS Vial : 22 Sample Multiplier: 1

Integration Parameters: rteint.p
Integrator: RTE
Smoothing : ON Filtering: 5
Sampling : 1 Min Area: 1000 Area counts
Start Thrs: 0.01 Max Peaks: 100
Stop Thrs : 0 Peak Location: TOP

If leading or trailing edge < 100 prefer < Baseline drop else tangent >
Peak separation: 5

Method : C:\MSDCHEM\1\METHODS\M6P3388.M
Title : Semi Volatile GC/MS,zb-5msi 30m x .25mm x .25MoTuWed Jun 30 18:27:50 2021

41	7.579	1137	1140	1148	rVB10	9489	16865	0.22%	0.025%
42	7.959	1207	1211	1214	rBV6	13982	16653	0.21%	0.025%
43	8.007	1214	1220	1225	rVV9	9305	18752	0.24%	0.028%
44	8.055	1225	1229	1235	rVV2	34520	47303	0.61%	0.070%
45	8.103	1235	1238	1242	rVV6	8875	13362	0.17%	0.020%
46	8.199	1249	1256	1265	rVV	8036746	7768348	100.00%	11.452%
47	8.264	1265	1268	1277	rVV2	44068	70925	0.91%	0.105%
48	8.317	1277	1278	1284	rVV6	10976	21004	0.27%	0.031%
49	8.387	1284	1291	1299	rVV	52012	101362	1.30%	0.149%
50	8.456	1302	1304	1309	rVV3	13464	23773	0.31%	0.035%
51	8.488	1309	1310	1323	rVB3	10886	21785	0.28%	0.032%
52	8.745	1351	1358	1363	rBV10	11277	17303	0.22%	0.026%
53	8.911	1387	1389	1396	rVV8	8533	13032	0.17%	0.019%
54	8.970	1396	1400	1411	rVV3	19015	40033	0.52%	0.059%
55	9.200	1442	1443	1453	rVB10	9148	15102	0.19%	0.022%
56	9.547	1500	1508	1514	rBV10	9936	21270	0.27%	0.031%
57	9.734	1536	1543	1546	rVV8	13616	26260	0.34%	0.039%
58	9.815	1546	1558	1566	rVV	624226	744018	9.58%	1.097%
59	9.895	1569	1573	1578	rBV4	25262	27953	0.36%	0.041%
60	9.996	1585	1592	1596	rVB10	12081	20738	0.27%	0.031%
61	10.103	1609	1612	1619	rVV8	8321	14810	0.19%	0.022%
62	10.243	1634	1638	1645	rBV10	11723	17854	0.23%	0.026%
63	10.312	1645	1651	1657	rVV10	10014	24327	0.31%	0.036%
64	10.382	1657	1664	1673	rVV	6206461	7025245	90.43%	10.357%
65	10.446	1673	1676	1689	rVV	23738	57465	0.74%	0.085%
66	10.547	1689	1695	1696	rVV6	9928	14469	0.19%	0.021%
67	10.612	1705	1707	1714	rVB8	10132	13736	0.18%	0.020%
68	10.868	1750	1755	1761	rBV9	10883	18640	0.24%	0.027%
69	11.039	1782	1787	1791	rVV8	8102	12988	0.17%	0.019%
70	11.168	1800	1811	1813	rBV8	12148	29214	0.38%	0.043%
71	11.296	1830	1835	1841	rVV9	19489	34824	0.45%	0.051%
72	11.403	1851	1855	1860	rBV7	14632	20880	0.27%	0.031%
73	11.499	1866	1873	1878	rVB5	16353	31377	0.40%	0.046%
74	11.713	1903	1913	1922	rVV4	44838	95177	1.23%	0.140%
75	11.820	1931	1933	1940	rVB8	10450	18335	0.24%	0.027%
76	11.922	1943	1952	1976	rBV	5733372	6984504	89.91%	10.297%
77	12.099	1976	1985	1989	rVV3	20687	38567	0.50%	0.057%
78	12.136	1989	1992	1997	rVB6	18598	17645	0.23%	0.026%
79	12.189	1997	2002	2006	rBV7	37344	52530	0.68%	0.077%
80	12.425	2037	2046	2056	rVB7	30733	85046	1.09%	0.125%
81	12.558	2065	2071	2072	rBV6	13425	17033	0.22%	0.025%
82	12.682	2089	2094	2102	rVB9	20742	40747	0.52%	0.060%
83	12.805	2110	2117	2122	rBV9	16613	36510	0.47%	0.054%
84	12.912	2131	2137	2141	rBV8	21067	30501	0.39%	0.045%
85	13.013	2149	2156	2161	rBV8	13380	33905	0.44%	0.050%

LSC Area Percent Report

Data Path : C:\msdchem\1\DATA\jonkm\070421\e6p3394\
Data File : 6p499177.d
Acq On : 3 Jul 2021 12:59 am
Operator : brandonl
Sample : jd27540-12
Misc : op34109,e6p3394,30.7,,,1,1
ALS Vial : 22 Sample Multiplier: 1

Integration Parameters: rteint.p
Integrator: RTE
Smoothing : ON Filtering: 5
Sampling : 1 Min Area: 1000 Area counts
Start Thrs: 0.01 Max Peaks: 100
Stop Thrs : 0 Peak Location: TOP

If leading or trailing edge < 100 prefer < Baseline drop else tangent >
Peak separation: 5

Method : C:\MSDCHEM\1\METHODS\M6P3388.M
Title : Semi Volatile GC/MS,zb-5msi 30m x .25mm x .25MoTuWed Jun 30 18:27:50 2021

86	13.125	2173	2177	2181	rVB7	22413	31236	0.40%	0.046%
87	13.307	2199	2211	2215	rBV7	18765	63693	0.82%	0.094%
88	13.388	2220	2226	2232	rVB10	22136	46716	0.60%	0.069%
89	13.837	2306	2310	2315	rBV8	34106	57539	0.74%	0.085%
90	13.928	2322	2327	2329	rBV6	13472	17347	0.22%	0.026%
91	13.987	2329	2338	2350	rVB2	5251981	7016896	90.33%	10.345%
92	14.088	2352	2357	2360	rBV7	21465	32279	0.42%	0.048%
93	14.158	2367	2370	2375	rBV7	10479	19794	0.25%	0.029%
94	14.286	2389	2394	2400	rBV10	19849	41230	0.53%	0.061%
95	14.570	2444	2447	2449	rBV4	10931	13019	0.17%	0.019%
96	14.714	2463	2474	2478	rBV4	37033	91556	1.18%	0.135%
97	15.137	2548	2553	2555	rBV6	15233	24186	0.31%	0.036%
98	15.329	2586	2589	2594	rVB7	17657	23051	0.30%	0.034%
99	15.548	2625	2630	2637	rBV7	24745	48217	0.62%	0.071%
100	17.137	2920	2927	2930	rBV9	23848	47726	0.61%	0.070%

Sum of corrected areas: 67831977

LSC Report - Integrated Chromatogram

Data Path : C:\msdchem\1\DATA\jonkm\070421\e6p3394\
Data File : 6p499177.d
Acq On : 3 Jul 2021 12:59 am
Operator : brandonl
Sample : jd27540-12
Misc : op34109,e6p3394,30.7,,,1,1
ALS Vial : 22 Sample Multiplier: 1

Quant Method : C:\MSDCHEM\1\METHODS\M6P3388.M
Quant Title : Semi Volatile GC/MS,zb-5msi 30m x .25mm x .25MoTuWed Jun 30 18:27:50 2021

TIC Library : C:\Database\NIST08.L
TIC Integration Parameters: lscint.p

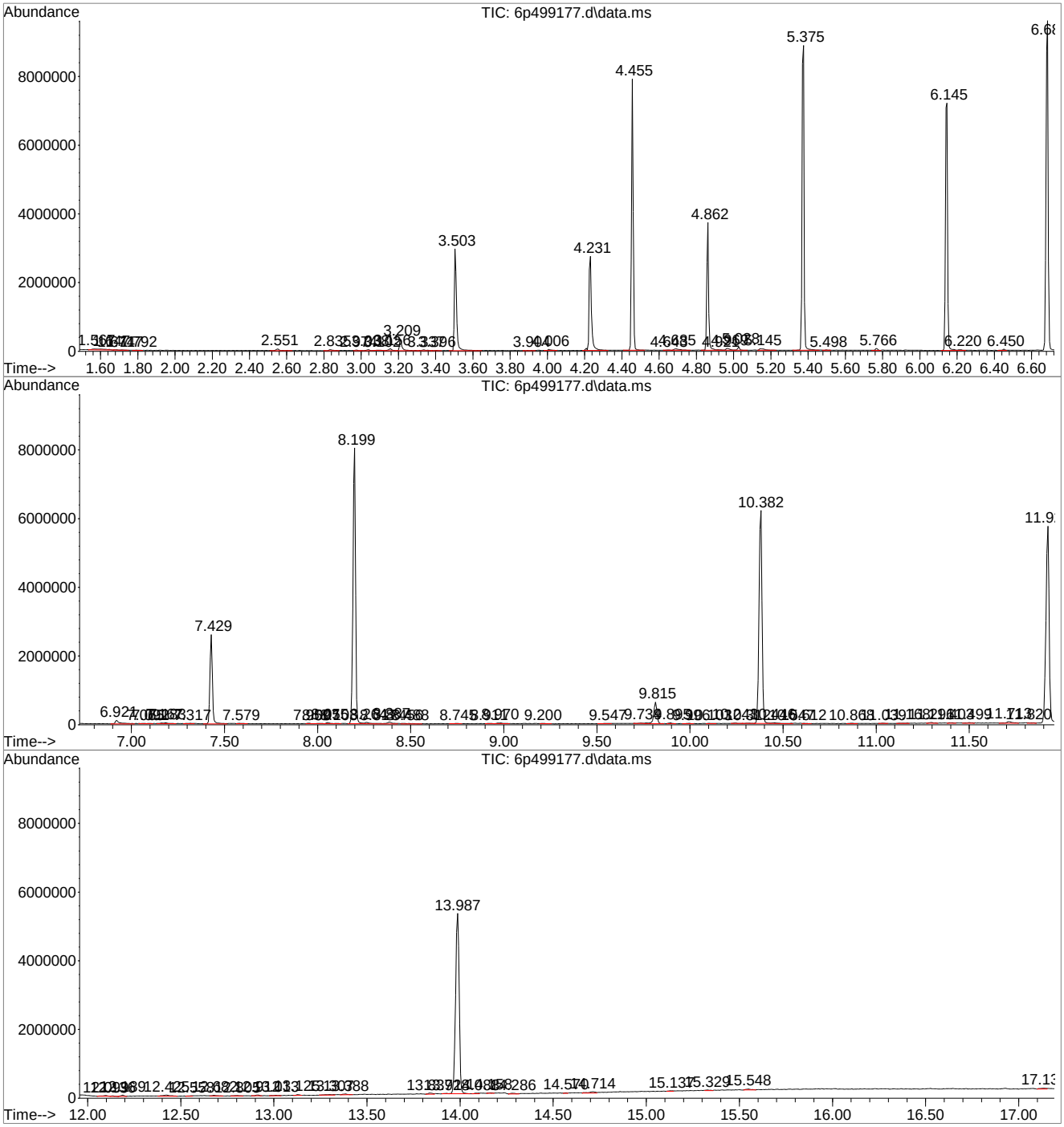

M6P3388.M Sun Jul 04 09:02:07 2021 Page: 4

Tentatively Identified Compound (LSC) summary

Data Path : C:\msdchem\1\DATA\jonkm\070421\e6p3394\
Data File : 6p499177.d
Acq On : 3 Jul 2021 12:59 am
Operator : brandonl
Sample : jd27540-12
Misc : op34109,e6p3394,30.7,,,1,1
ALS Vial : 22 Sample Multiplier: 1

Quant Method : C:\MSDCHEM\1\METHODS\M6P3388.M
Quant Title : Semi Volatile GC/MS,zb-5msi 30m x .25mm x .25MoTuWed Jun 30 18:27:50 2021

TIC Library : C:\Database\NIST08.L
TIC Integration Parameters: lscint.p

					--Internal Standard---			
TIC Top Hit name	RT	EstConc	Units	Response	#	RT	Resp	Conc

No Library Search Compounds Detected
****

Manual Integrations APPROVED (compounds with "m" flag)
Kristi Schollenberger 07/09/21 14:46

Quantitation Report (QT/LSC Reviewed)

Data Path : C:\msdchem\1\DATA\jonkm\070421\e6p3394\
Data File : 6p499183.d
Acq On : 3 Jul 2021 3:15 am
Operator : brandonl
Sample : jd27540-13 Inst : MS6P
Misc : op34109,e6p3394,30.5,,,1,5
ALS Vial : 28 Sample Multiplier: 1

Quant Method : C:\MSDCHEM\1\METHODS\M6P3388.M
Quant Results File: M6P3388.RES
Quant Time: Jul 04 09:41:43 2021
Quant Title : Semi Volatile GC/MS,zb-5msi 30m x .25mm x .25MoTuWed Jun 30 18:27:50 2021
QLast Update : Sun Jul 04 07:36:43 2021
Response via : Initial Calibration

Compound	R.T.	QIon	Response	Conc	Units	Dev(Min)
Internal Standards						
1) 1,4-Dichlorobenzene-d4	4.455	152	772922	40.00	ppm	0.00
24) Naphthalene-d8	5.375	136	2838599	40.00	ppm	0.00
46) Acenaphthene-d10	6.686	164	1644382	40.00	ppm	0.00
69) Phenanthrene-d10	8.200	188	2839680	40.00	ppm	0.00
84) Chrysene-d12	11.928	240	2795408	40.00	ppm	0.00
93) Perylene-d12	14.003	264	3168412	40.00	ppm	0.00
103) 1,4-Dichlorobenzene-d4a	4.455	152	772922	40.00	ppm	0.00
105) Phenanthrene-d10a	8.200	188	2839680	40.00	ppm	0.00
107) Naphthalene-d8a	5.375	136	2838599	40.00	ppm	0.00
109) Phenanthrene-d10b	8.200	188	2839680	40.00	ppm	0.00
112) Chrysene-d12a	11.928	240	2795408	40.00	ppm	0.00
System Monitoring Compounds						
5) 2-Fluorophenol	3.509	112	106929	5.07	ppm	0.00
Spiked Amount 50.000			Recovery =	10.14%		
8) Phenol-d5	4.236	99	123627	4.58	ppm	0.00
Spiked Amount 50.000			Recovery =	9.16%		
25) Nitrobenzene-d5	4.862	82	106430	5.71	ppm	0.00
Spiked Amount 50.000			Recovery =	11.42%		
51) 2-Fluorobiphenyl	6.146	172	290355	5.54	ppm	0.00
Spiked Amount 50.000			Recovery =	11.08%		
74) 2,4,6-Tribromophenol	7.435	330	44682	4.83	ppm	0.00
Spiked Amount 50.000			Recovery =	9.66%		
87) Terphenyl-d14	10.382	244	389184	5.88	ppm	0.00
Spiked Amount 50.000			Recovery =	11.76%		
110) 1-chlorooctadecane	0.000	57	0d	0.00	ppm	
Spiked Amount 50.000			Recovery =	0.00%		
111) o-terphenyl	0.000	230	0	0.00	ppm	
Spiked Amount 50.000			Recovery =	0.00%		
Target Compounds						Qvalue
56) Acenaphthylene	6.568	152	20968m	0.37	ppm	
59) Acenaphthene	6.713	153	9229m	0.20	ppm	
66) Fluorene	7.189	166	8170m	0.15	ppm	
78) Phenanthrene	8.226	178	188247	2.53	ppm	99
79) Anthracene	8.290	178	53689	0.71	ppm	97
80) Carbazole	8.504	167	14012	0.20	ppm	94
82) Fluoranthene	9.793	202	571890	6.80	ppm	97
86) Pyrene	10.104	202	554334	6.41	ppm	97
89) Benzo[a]anthracene	11.911	228	323405	3.77	ppm	99
91) Chrysene	11.965	228	325656	4.11	ppm	97
95) Benzo[b]fluoranthene	13.484	252	480138m	4.79	ppm	
96) Benzo[k]fluoranthene	13.521	252	143915m	1.70	ppm	
97) Benzo[a]pyrene	13.923	252	367897	4.18	ppm	97
98) Indeno[1,2,3-cd]pyrene	15.319	276	256039	2.49	ppm	94
100) Dibenz[a,h]anthracene	15.345	278	99896	1.12	ppm	92
102) Benzo[g,h,i]perylene	15.634	276	301772	2.88	ppm	98

(#) = qualifier out of range (m) = manual integration (+) = signals summed

Quantitation Report (QT/LSC Reviewed)

Data Path : C:\msdchem\1\DATA\jonkm\070421\e6p3394\
Data File : 6p499183.d
Acq On : 3 Jul 2021 3:15 am
Operator : brandonl
Sample : jd27540-13 Inst : MS6P
Misc : op34109,e6p3394,30.5,,,1,5
ALS Vial : 28 Sample Multiplier: 1

Quant Method : C:\MSDCHEM\1\METHODS\M6P3388.M
Quant Results File: M6P3388.RES
Quant Time: Jul 04 09:41:43 2021
Quant Title : Semi Volatile GC/MS,zb-5msi 30m x .25mm x .25MoTuWed Jun 30 18:27:50 2021
QLast Update : Sun Jul 04 07:36:43 2021
Response via : Initial Calibration

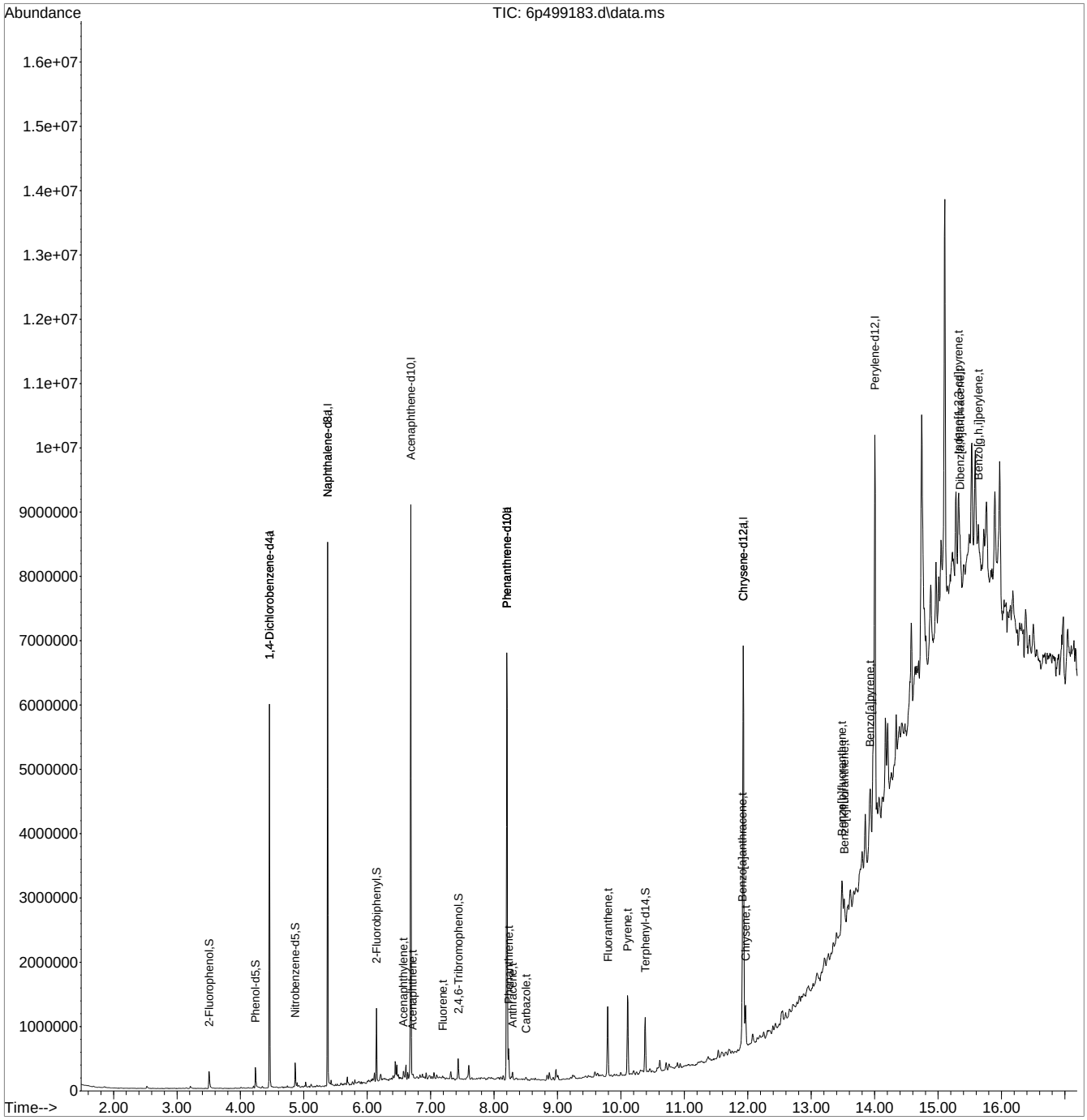

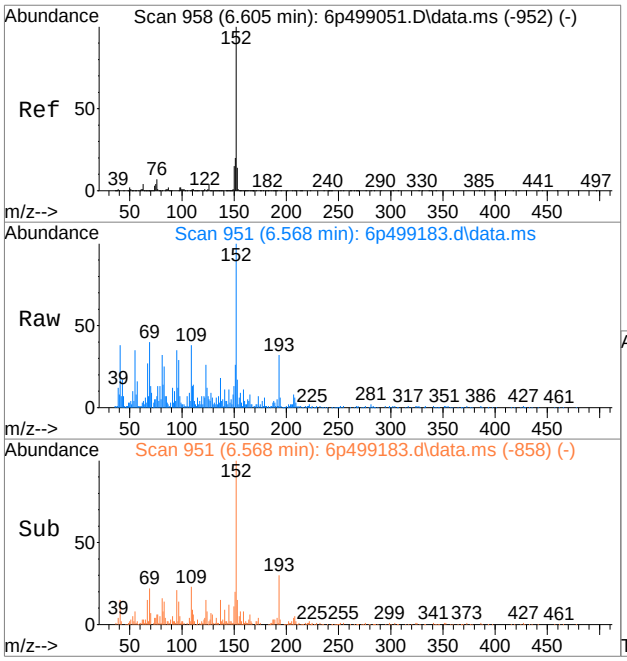

#56
Acenaphthylene
Concen: 0.37 ppm m
RT: 6.568 min Scan# 951
Delta R.T. 0.000 min
Lab File: 6p499183.d
Acq: 3 Jul 2021 3:15 am

Tgt Ion:152 Resp: 20968

Ion	Ratio	Lower	Upper
152	100		
151	26.3	0.0	50.1
153	16.9	0.0	44.2

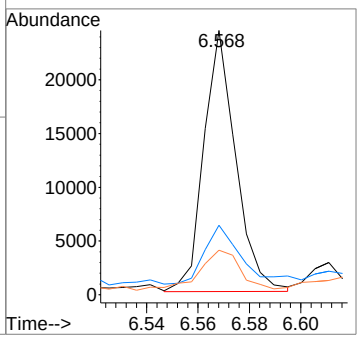

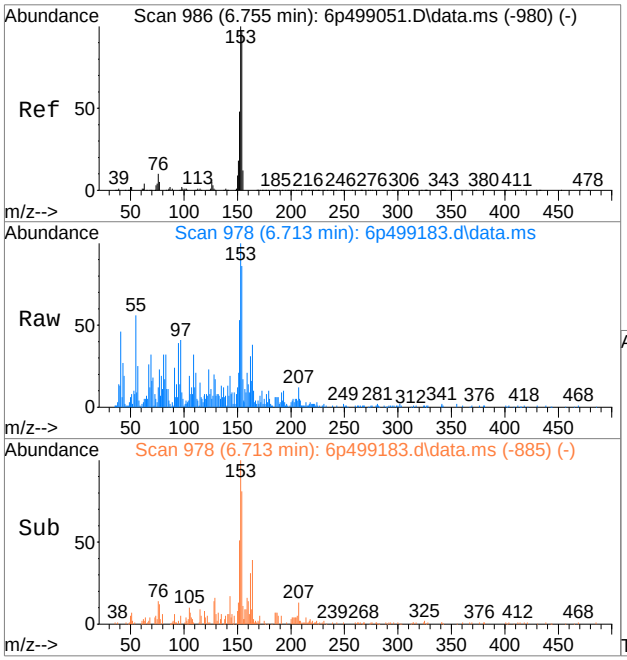

#59
Acenaphthene
Concen: 0.20 ppm m
RT: 6.713 min Scan# 978
Delta R.T. -0.005 min
Lab File: 6p499183.d
Acq: 3 Jul 2021 3:15 am

Tgt Ion:153 Resp: 9229

Ion	Ratio	Lower	Upper
153	100		
152	53.1	17.3	77.3
154	86.3	65.8	125.8

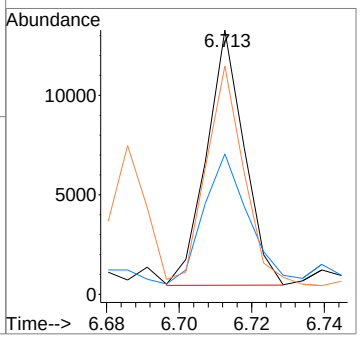

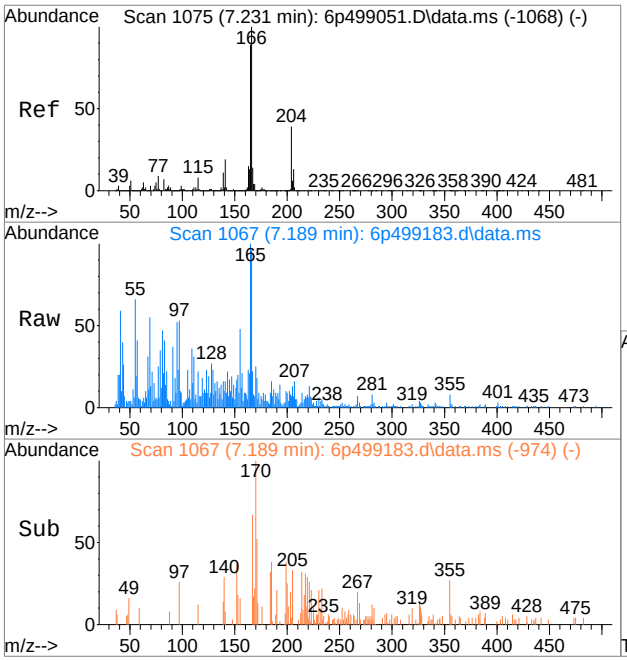

#66
Fluorene
Concen: 0.15 ppm m
RT: 7.189 min Scan# 1067
Delta R.T. -0.005 min
Lab File: 6p499183.d
Acq: 3 Jul 2021 3:15 am

Tgt Ion:166 Resp: 8170

Ion	Ratio	Lower	Upper
166	100		
165	103.8	60.2	120.2
167	22.7	0.0	43.8

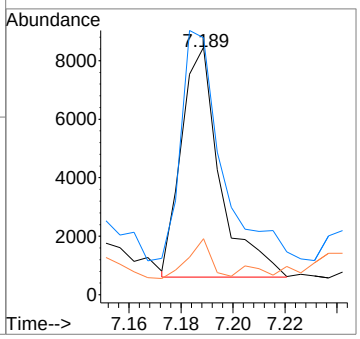

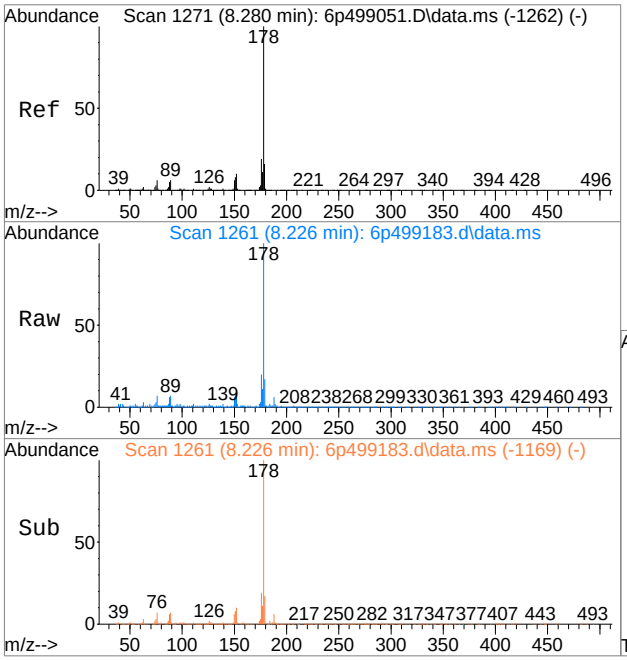

#78
Phenanthrene
Concen: 2.53 ppm
RT: 8.226 min Scan# 1261
Delta R.T. -0.011 min
Lab File: 6p499183.d
Acq: 3 Jul 2021 3:15 am

Tgt Ion:178 Resp: 188247

Ion	Ratio	Lower	Upper
178	100		
179	16.1	0.0	46.6
176	19.5	0.0	49.8

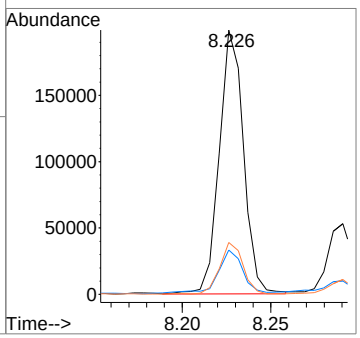

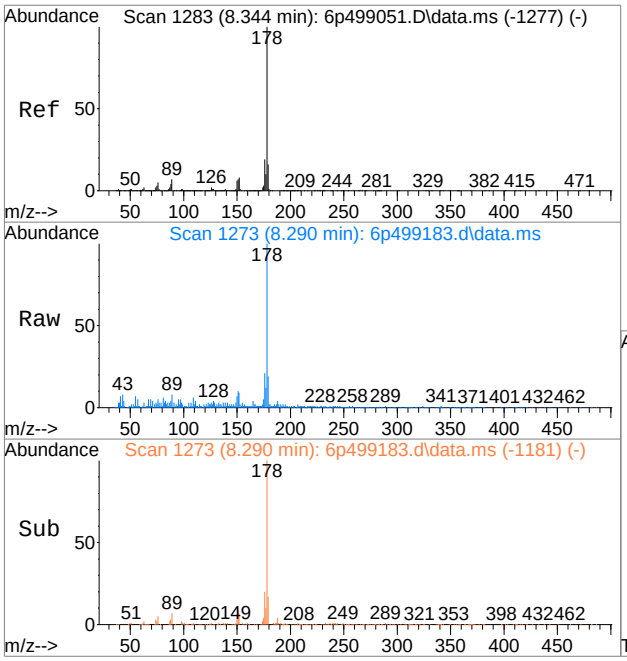

#79
Anthracene
Concen: 0.71 ppm
RT: 8.290 min Scan# 1273
Delta R.T. -0.011 min
Lab File: 6p499183.d
Acq: 3 Jul 2021 3:15 am

Tgt Ion:178 Resp: 53689

Ion	Ratio	Lower	Upper
178	100		
179	16.0	0.0	46.3
176	21.0	0.0	48.8

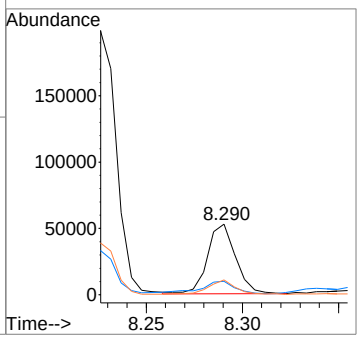

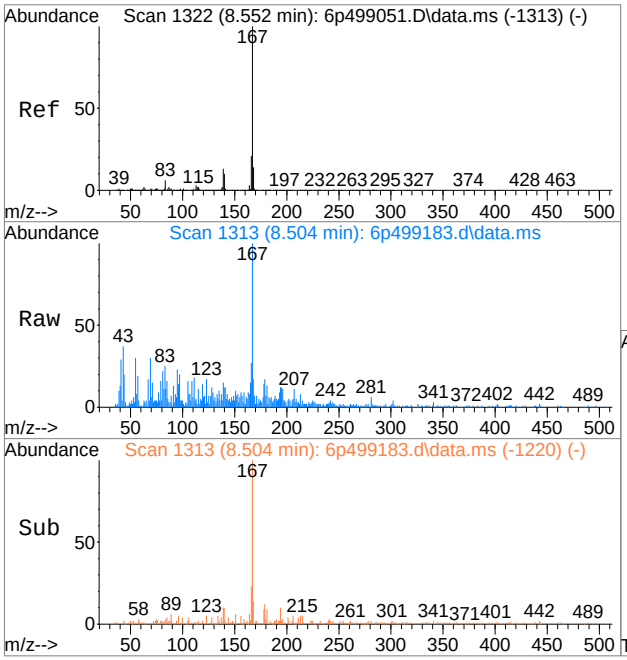

#80
Carbazole
Concen: 0.20 ppm
RT: 8.504 min Scan# 1313
Delta R.T. -0.005 min
Lab File: 6p499183.d
Acq: 3 Jul 2021 3:15 am

Tgt Ion:167 Resp: 14012

Ion	Ratio	Lower	Upper
167	100		
166	23.0	0.0	51.1
139	8.7	0.0	42.7

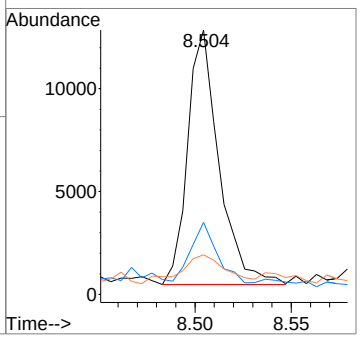



#82
Fluoranthene
Concen: 6.80 ppm
RT: 9.793 min Scan# 1554
Delta R.T. -0.005 min
Lab File: 6p499183.d
Acq: 3 Jul 2021 3:15 am

Tgt Ion:202 Resp: 571890

Ion	Ratio	Lower	Upper
202	100		
101	8.8	0.0	40.0
203	16.9	0.0	48.5

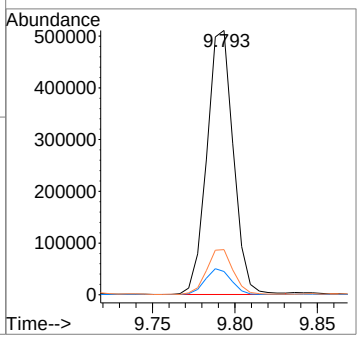

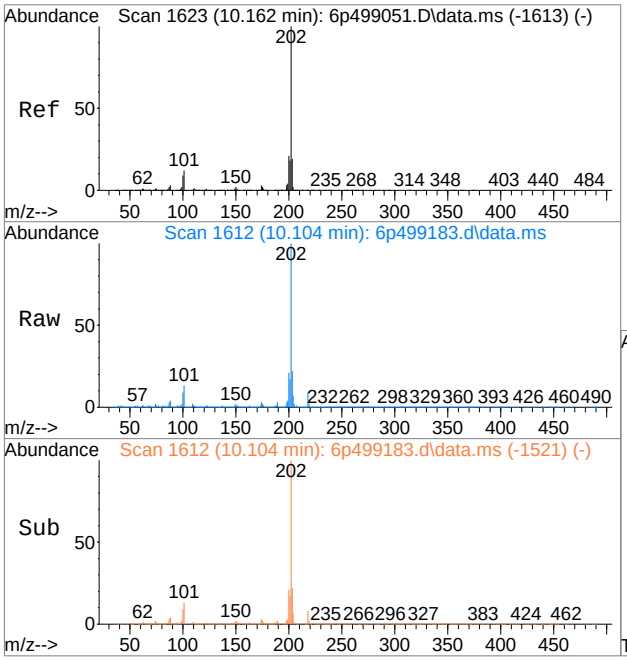

#86
Pyrene
Concen: 6.41 ppm
RT: 10.104 min Scan# 1612
Delta R.T. -0.011 min
Lab File: 6p499183.d
Acq: 3 Jul 2021 3:15 am

Tgt Ion:202 Resp: 554334

Ion	Ratio	Lower	Upper
202	100		
200	21.2	0.0	51.1
203	21.6	0.0	48.8

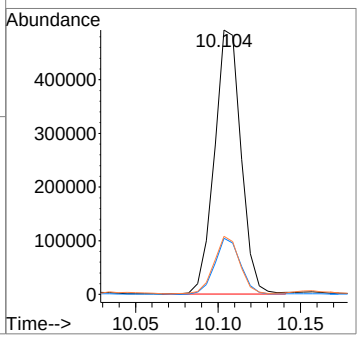

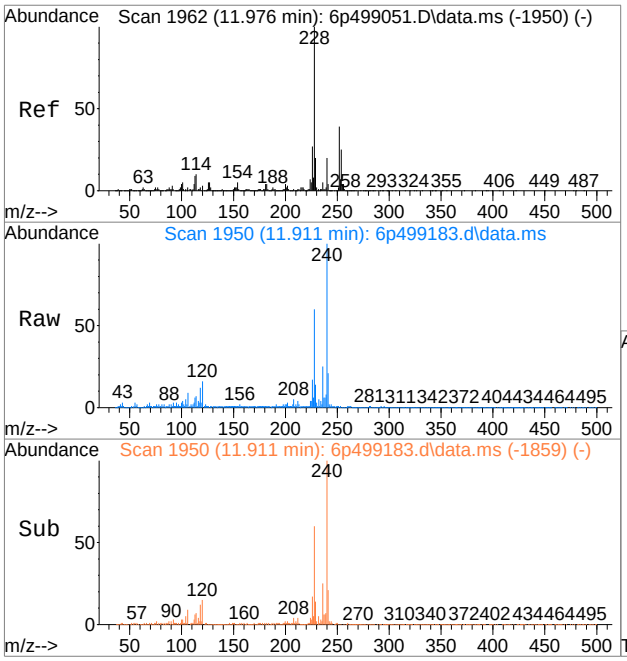

#89
Benzo[a]anthracene
Concen: 3.77 ppm
RT: 11.911 min Scan# 1950
Delta R.T. -0.011 min
Lab File: 6p499183.d
Acq: 3 Jul 2021 3:15 am

Tgt Ion:228 Resp: 323405

Ion	Ratio	Lower	Upper
228	100		
229	21.1	0.0	50.6
226	27.6	0.0	57.2

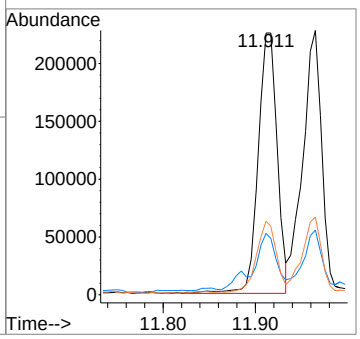

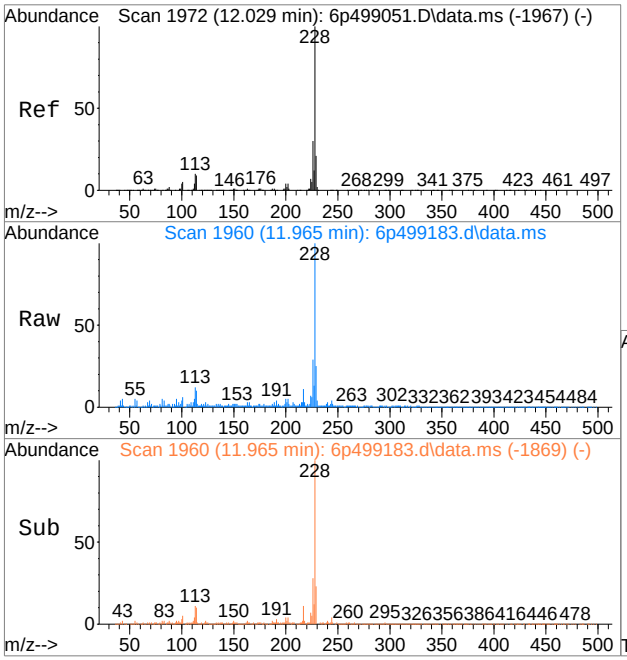

#91
Chrysene
Concen: 4.11 ppm
RT: 11.965 min Scan# 1960
Delta R.T. -0.016 min
Lab File: 6p499183.d
Acq: 3 Jul 2021 3:15 am

Tgt Ion:228 Resp: 325656

Ion	Ratio	Lower	Upper
228	100		
226	28.8	0.4	60.4
229	21.7	0.0	50.2

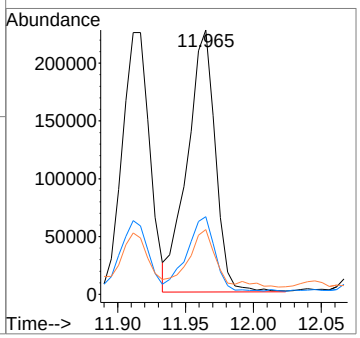

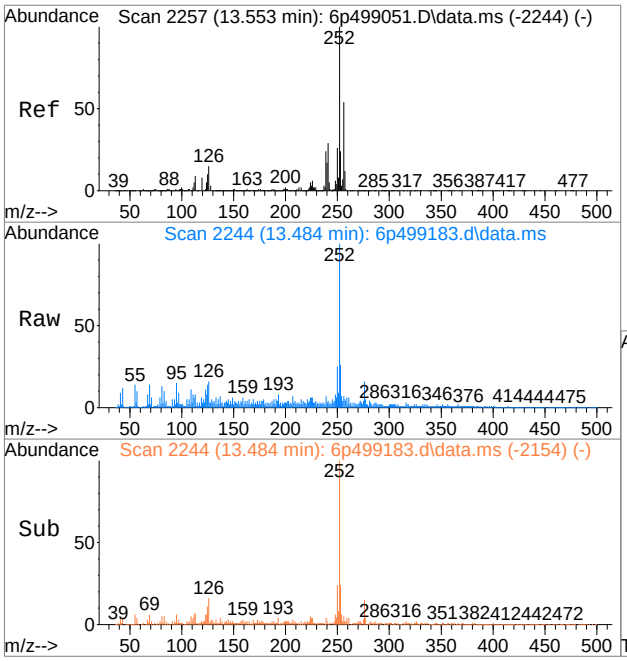

#95
Benzo[b]fluoranthene
Concen: 4.79 ppm m
RT: 13.484 min Scan# 2244
Delta R.T. -0.016 min
Lab File: 6p499183.d
Acq: 3 Jul 2021 3:15 am

Tgt Ion:252 Resp: 480138

Ion	Ratio	Lower	Upper
252	100		
253	25.7	0.0	55.2
125	14.3	0.0	41.0

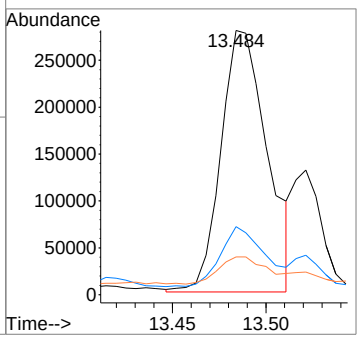

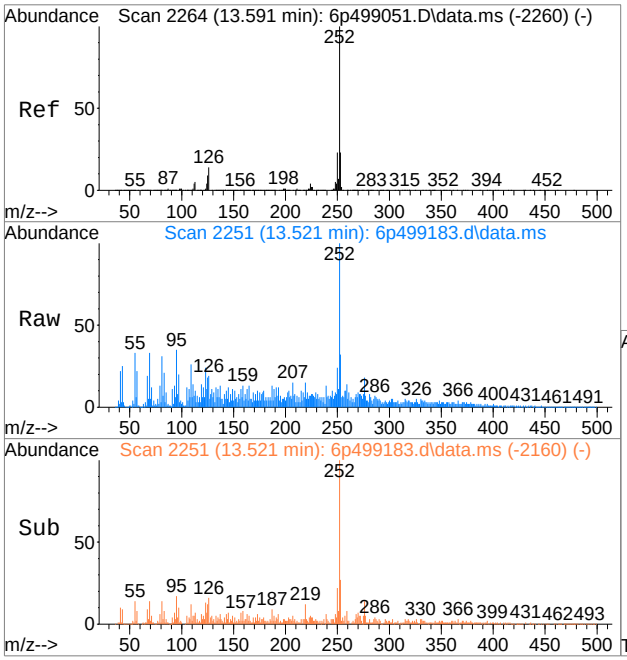

#96
Benzo[k]fluoranthene
Concen: 1.70 ppm m
RT: 13.521 min Scan# 2251
Delta R.T. -0.016 min
Lab File: 6p499183.d
Acq: 3 Jul 2021 3:15 am

Tgt Ion:252 Resp: 143915

Ion	Ratio	Lower	Upper
252	100		
253	31.7	0.0	54.0
125	18.2	0.0	40.5

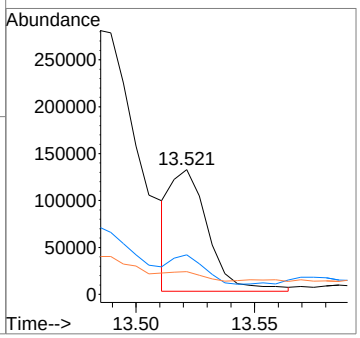

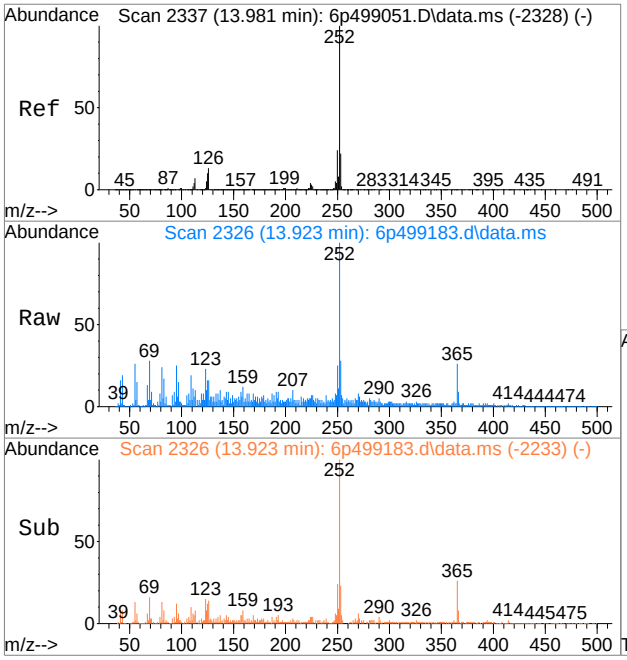

#97
Benzo[a]pyrene
Concen: 4.18 ppm
RT: 13.923 min Scan# 2326
Delta R.T. -0.005 min
Lab File: 6p499183.d
Acq: 3 Jul 2021 3:15 am

Tgt Ion:252 Resp: 367897

Ion	Ratio	Lower	Upper
252	100		
253	21.9	0.0	52.6
125	8.8	0.0	40.8

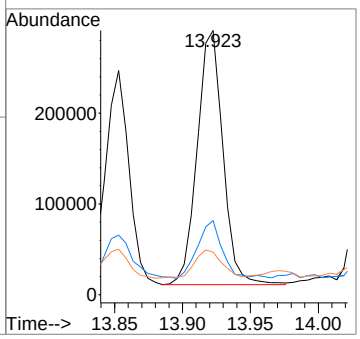

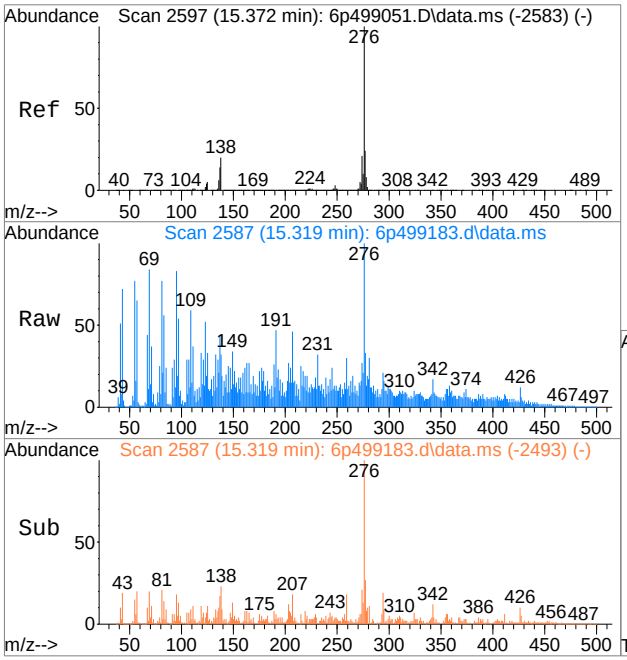

#98
Indeno[1,2,3-cd]pyrene
Concen: 2.49 ppm
RT: 15.319 min Scan# 2587
Delta R.T. 0.000 min
Lab File: 6p499183.d
Acq: 3 Jul 2021 3:15 am

Tgt Ion:276 Resp: 256039

Ion	Ratio	Lower	Upper
276	100		
138	19.1	0.0	48.4
137	9.0	0.0	43.6

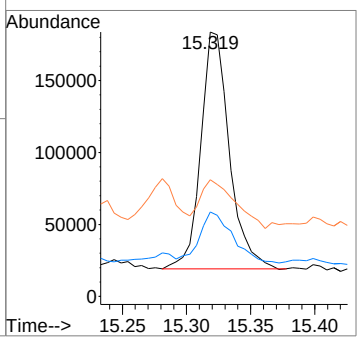

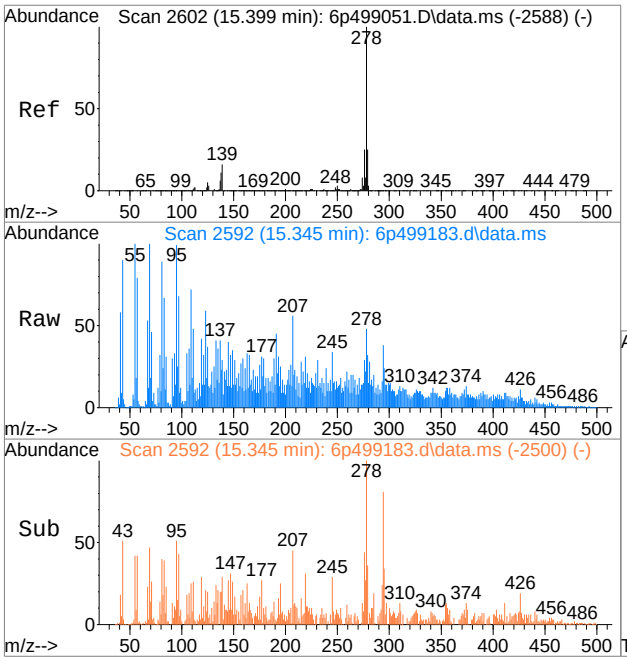

#100
Dibenz[a,h]anthracene
Concen: 1.12 ppm
RT: 15.345 min Scan# 2592
Delta R.T. -0.005 min
Lab File: 6p499183.d
Acq: 3 Jul 2021 3:15 am

Tgt Ion:278 Resp: 99896

Ion	Ratio	Lower	Upper
278	100		
139	19.9	0.0	46.4
279	27.7	0.0	54.2

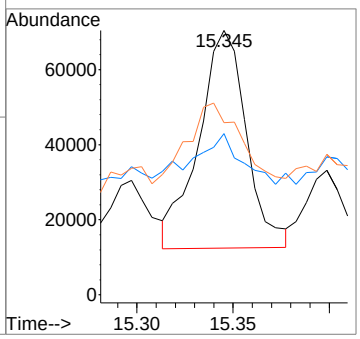

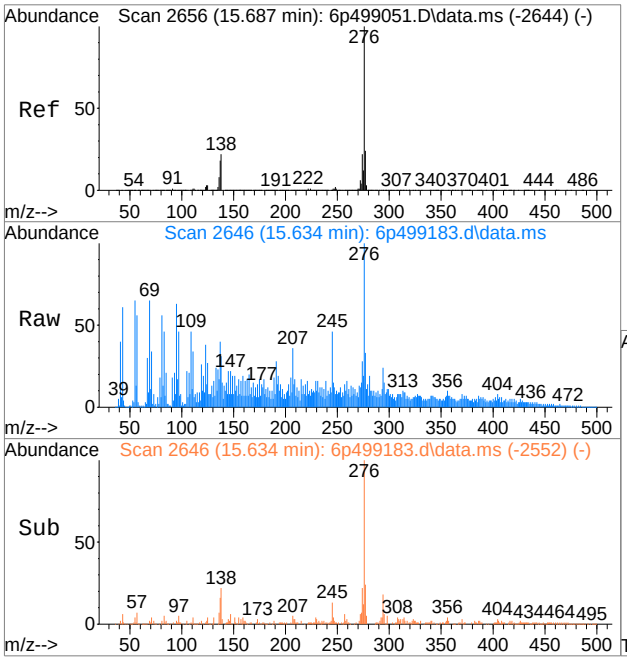

#102
Benzo[g,h,i]perylene
Concen: 2.88 ppm
RT: 15.634 min Scan# 2646
Delta R.T. 0.000 min
Lab File: 6p499183.d
Acq: 3 Jul 2021 3:15 am

Tgt Ion:276 Resp: 301772

Ion	Ratio	Lower	Upper
276	100		
138	21.1	0.0	52.1
277	24.2	0.0	54.8

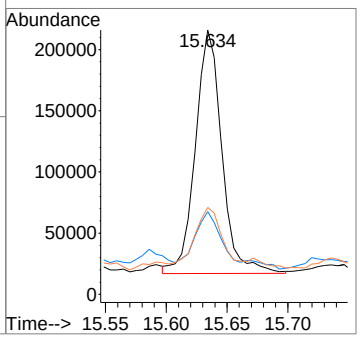

Manual Integration Approval Summary

Sample Number: JD27540-13
Lab FileID: 6P499183.D
Injection Time: 07/03/21 03:15
Method: SW846 8270E
Analyst approved: 07/04/21 09:56 Jon Kreigmor Mamanta
Supervisor approved: 07/09/21 14:46 Kristi Schollenberger

Parameter	CAS	Sig#	R.T. (min.)	Reason
Acenaphthylene	208-96-8		6.57	Poor instrument integration
Acenaphthene	83-32-9		6.71	Poor instrument integration
Fluorene	86-73-7		7.19	Poor instrument integration
Benzo(b)fluoranthene	205-99-2		13.48	Poor instrument integration
Benzo(k)fluoranthene	207-08-9		13.52	Poor instrument integration

Quantitation Report (Qedit)

Data Path : C:\msdchem\1\DATA\jonkm\070421\e6p3394\
Data File : 6p499183.d
Acq On : 3 Jul 2021 3:15 am
Operator : brandonl
Sample : jd27540-13 Inst : MS6P
Misc : op34109,e6p3394,30.5,,,1,5
ALS Vial : 28 Sample Multiplier: 1

Quant Method : C:\MSDCHEM\1\METHODS\M6P3388.M
Quant Results File: M6P3388.RES
Quant Time: Jul 04 07:40:54 2021
Quant Title : Semi Volatile GC/MS,zb-5msi 30m x .25mm x .25MoTuWed Jun 30 18:27:50 2021
QLast Update : Sun Jul 04 07:36:43 2021
Response via : Initial Calibration

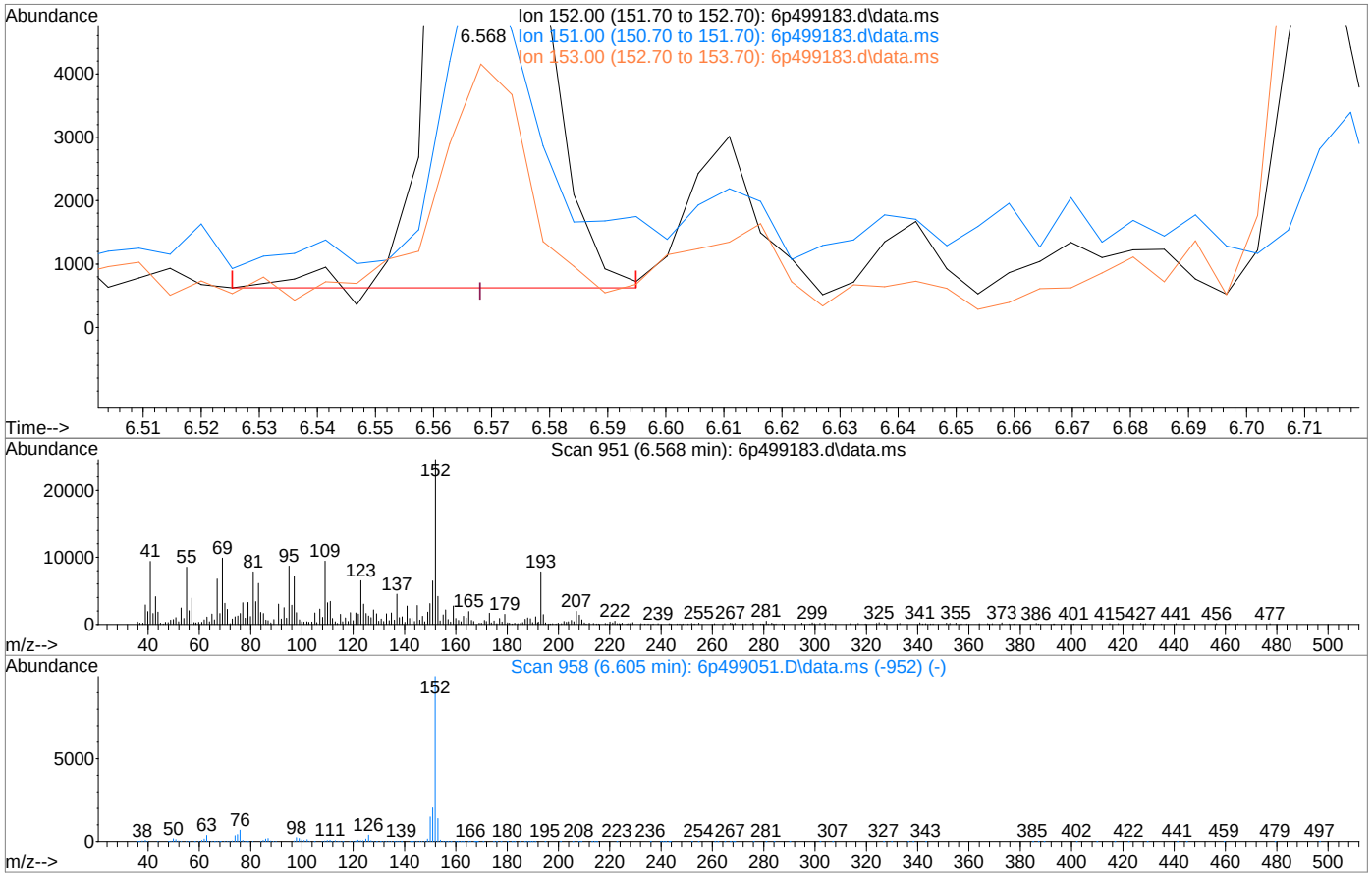

TIC: 6p499183.d\data.ms

(56) Acenaphthylene (t)

6.568min (+0.000) 0.35ppm

response 20150

Ion	Exp%	Act%
152.00	100	100
151.00	20.10	21.42
153.00	14.20	14.83
0.00	0.00	0.00

Quantitation Report (Qedit)

Data Path : C:\msdchem\1\DATA\jonkm\070421\e6p3394\
Data File : 6p499183.d
Acq On : 3 Jul 2021 3:15 am
Operator : brandonl
Sample : jd27540-13 Inst : MS6P
Misc : op34109,e6p3394,30.5,,,1,5
ALS Vial : 28 Sample Multiplier: 1

Quant Method : C:\MSDCHEM\1\METHODS\M6P3388.M
Quant Results File: M6P3388.RES
Quant Time: Jul 04 07:40:54 2021
Quant Title : Semi Volatile GC/MS,zb-5msi 30m x .25mm x .25MoTuWed Jun 30 18:27:50 2021
QLast Update : Sun Jul 04 07:36:43 2021
Response via : Initial Calibration

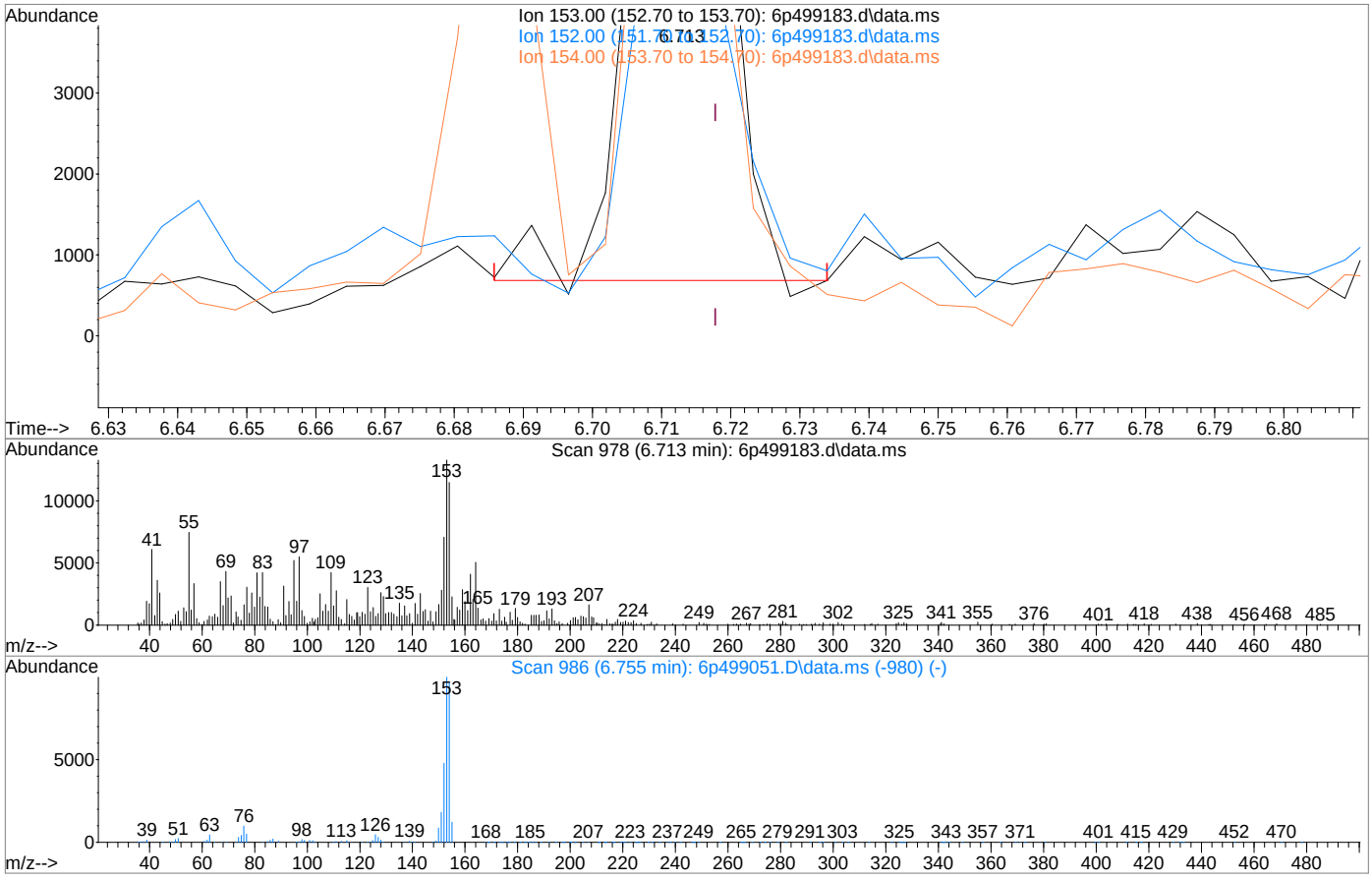

TIC: 6p499183.d\data.ms

(59) Acenaphthene (t)

6.713min (-0.005) 0.19ppm

response 8973

Ion	Exp%	Act%
153.00	100	100
152.00	47.30	48.00
154.00	95.80	59.42#
0.00	0.00	0.00

Quantitation Report (Qedit)

Data Path : C:\msdchem\1\DATA\jonkm\070421\e6p3394\
Data File : 6p499183.d
Acq On : 3 Jul 2021 3:15 am
Operator : brandonl
Sample : jd27540-13 Inst : MS6P
Misc : op34109,e6p3394,30.5,,,1,5
ALS Vial : 28 Sample Multiplier: 1

Quant Method : C:\MSDCHEM\1\METHODS\M6P3388.M
Quant Results File: M6P3388.RES
Quant Time: Jul 04 07:40:54 2021
Quant Title : Semi Volatile GC/MS,zb-5msi 30m x .25mm x .25MoTuWed Jun 30 18:27:50 2021
QLast Update : Sun Jul 04 07:36:43 2021
Response via : Initial Calibration

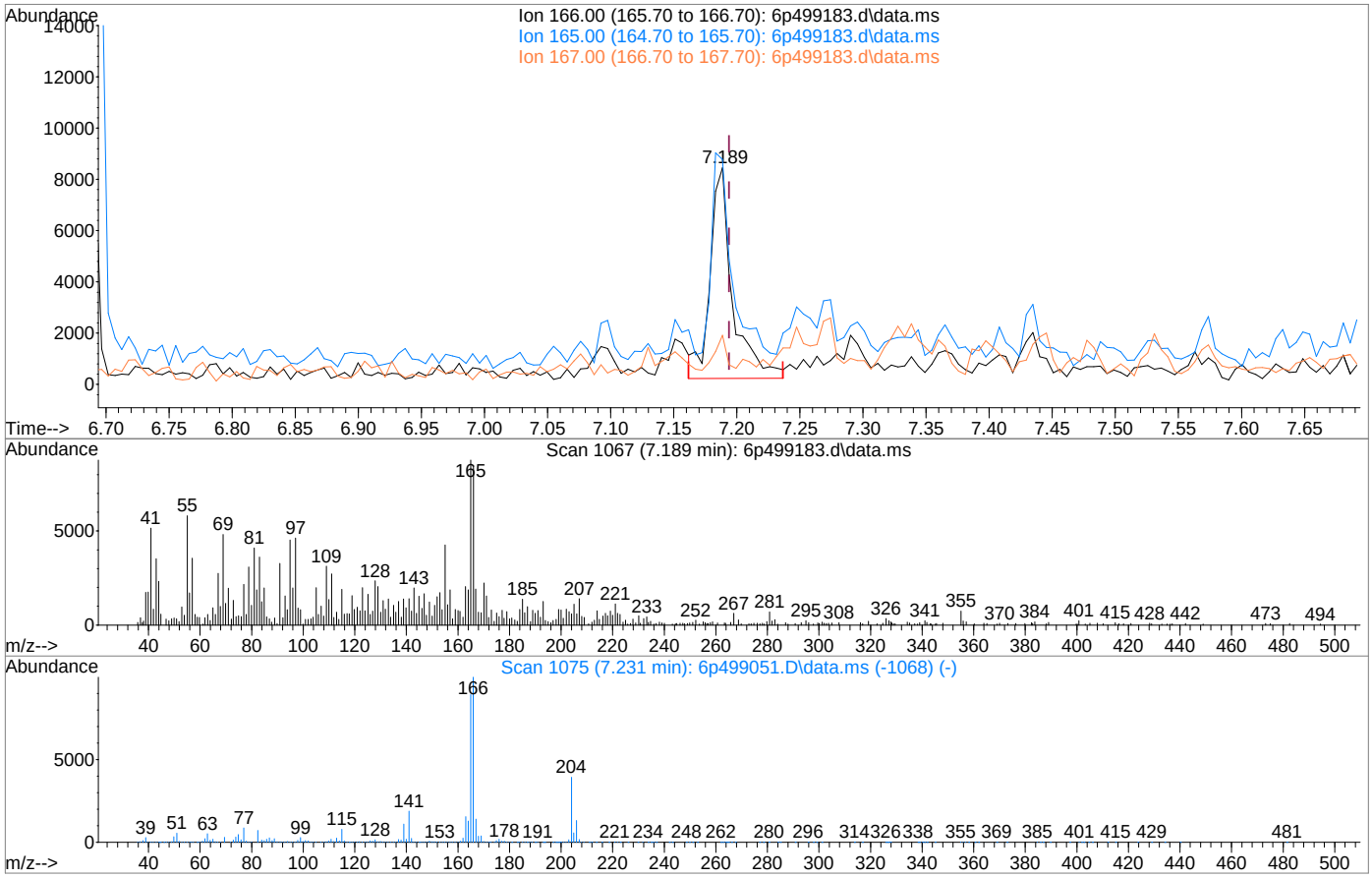

TIC: 6p499183.d\data.ms

(66) Fluorene (t)

7.189min (-0.005) 0.18ppm

response 10126

Ion	Exp%	Act%
166.00	100	100
165.00	90.20	88.27
167.00	13.80	10.74
0.00	0.00	0.00

Quantitation Report (Qedit)

Data Path : C:\msdchem\1\DATA\jonkm\070421\e6p3394\
Data File : 6p499183.d
Acq On : 3 Jul 2021 3:15 am
Operator : brandonl
Sample : jd27540-13 Inst : MS6P
Misc : op34109,e6p3394,30.5,,,1,5
ALS Vial : 28 Sample Multiplier: 1

Quant Method : C:\MSDCHEM\1\METHODS\M6P3388.M
Quant Results File: M6P3388.RES
Quant Time: Jul 04 07:40:54 2021
Quant Title : Semi Volatile GC/MS,zb-5msi 30m x .25mm x .25MoTuWed Jun 30 18:27:50 2021
QLast Update : Sun Jul 04 07:36:43 2021
Response via : Initial Calibration

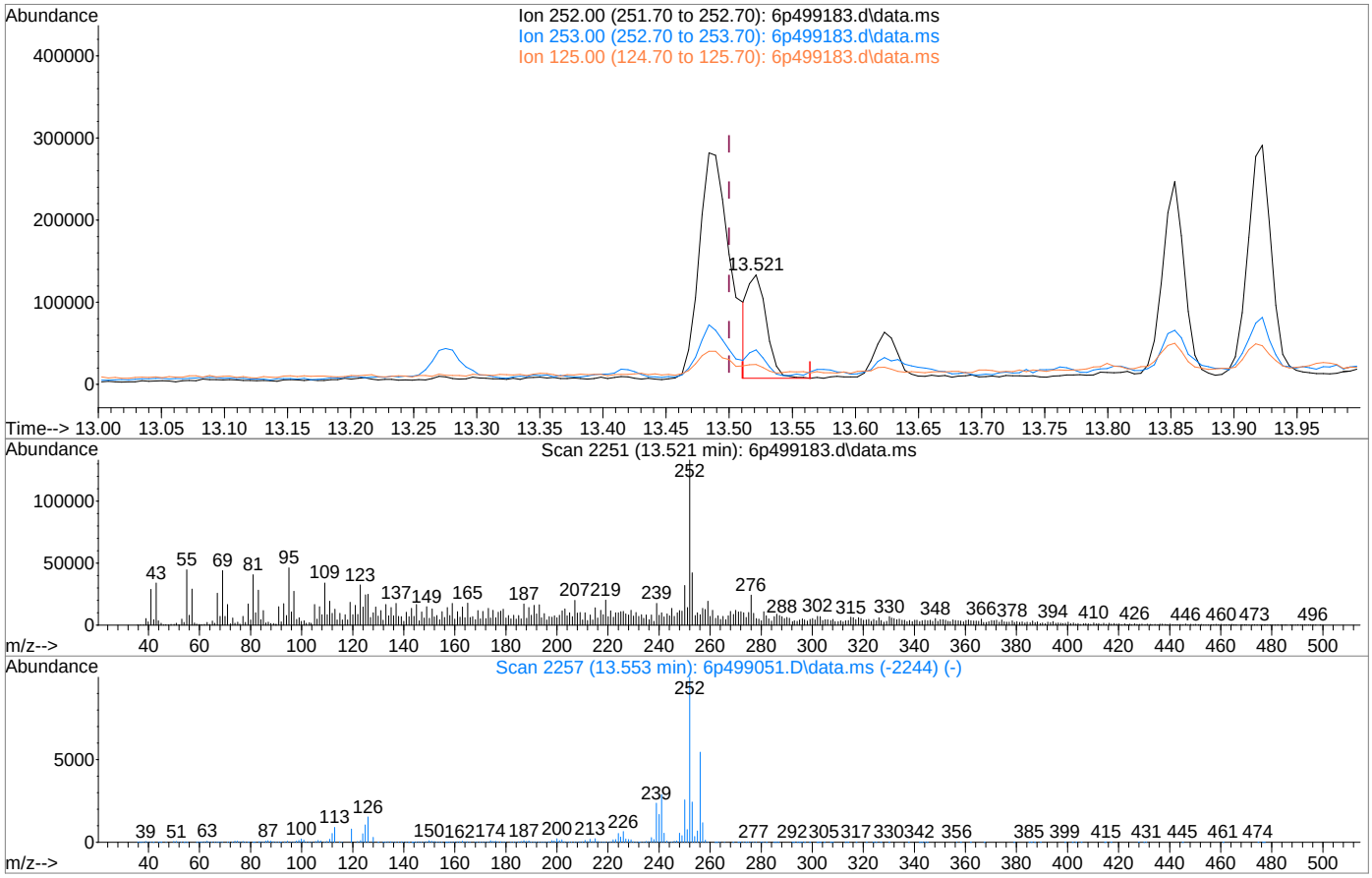

TIC: 6p499183.d\data.ms

(95) Benzo[b]fluoranthene (t)

13.521min (+0.021) 1.30ppm

response 129888

Ion	Exp%	Act%
252.00	100	100
253.00	25.20	24.92
125.00	11.00	7.52
0.00	0.00	0.00

Quantitation Report (Qedit)

Data Path : C:\msdchem\1\DATA\jonkm\070421\e6p3394\
Data File : 6p499183.d
Acq On : 3 Jul 2021 3:15 am
Operator : brandonl
Sample : jd27540-13 Inst : MS6P
Misc : op34109,e6p3394,30.5,,,1,5
ALS Vial : 28 Sample Multiplier: 1

Quant Method : C:\MSDCHEM\1\METHODS\M6P3388.M
Quant Results File: M6P3388.RES
Quant Time: Jul 04 07:40:54 2021
Quant Title : Semi Volatile GC/MS,zb-5msi 30m x .25mm x .25MoTuWed Jun 30 18:27:50 2021
QLast Update : Sun Jul 04 07:36:43 2021
Response via : Initial Calibration

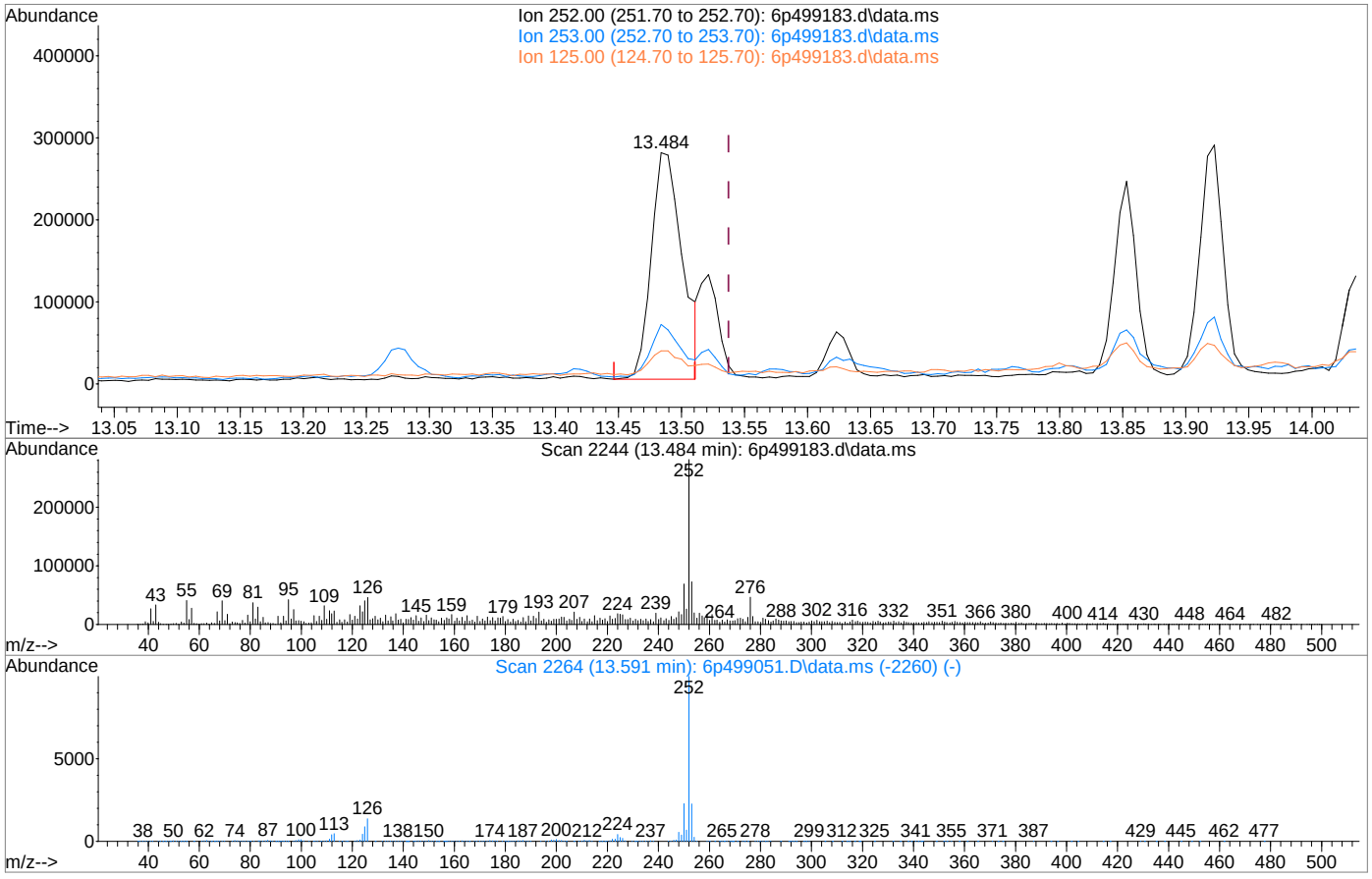

TIC: 6p499183.d\data.ms

(96) Benzo[k]fluoranthene (t)

13.484min (-0.053) 5.53ppm

response 469347

Ion	Exp%	Act%
252.00	100	100
253.00	24.00	23.38
125.00	10.50	10.11
0.00	0.00	0.00

LSC Area Percent Report

Data Path : C:\msdchem\1\DATA\jonkm\070421\e6p3394\
Data File : 6p499183.d
Acq On : 3 Jul 2021 3:15 am
Operator : brandonl
Sample : jd27540-13
Misc : op34109,e6p3394,30.5,,,1,5
ALS Vial : 28 Sample Multiplier: 1

Integration Parameters: rteint.p
Integrator: RTE
Smoothing : ON Filtering: 5
Sampling : 1 Min Area: 1000 Area counts
Start Thrs: 0.001 Max Peaks: 150
Stop Thrs : 0 Peak Location: TOP

If leading or trailing edge < 100 prefer < Baseline drop else tangent >
Peak separation: 7

Method : C:\MSDCHEM\1\METHODS\M6P3388.M
Title : Semi Volatile GC/MS,zb-5msi 30m x .25mm x .25MoTuWed Jun 30 18:27:50 2021

Signal : TIC: 6p499183.d\data.ms

peak #	R.T. min	first scan	max scan	last scan	PK TY	peak height	corr. area	corr. % max.	% of total
1	3.503	373	378	390	rBV	267489	311412	2.86%	0.240%
2	4.236	512	515	532	rVB	323494	327303	3.01%	0.252%
3	4.455	550	556	562	rBV	5968884	4017480	36.95%	3.093%
4	4.862	623	632	636	rBV	388861	331808	3.05%	0.255%
5	5.375	724	728	736	rBV	8464456	5373253	49.43%	4.136%
6	5.429	736	738	748	rVB	91209	98341	0.90%	0.076%
7	5.686	783	786	792	rVB2	130046	131858	1.21%	0.102%
8	6.023	841	849	853	rBV7	55337	123870	1.14%	0.095%
9	6.114	862	866	868	rVB	138521	105969	0.97%	0.082%
10	6.146	868	872	877	rBV	1141852	788684	7.25%	0.607%
11	6.210	878	884	888	rBV5	104912	146030	1.34%	0.112%
12	6.440	923	927	930	rVV	259215	222646	2.05%	0.171%
13	6.467	930	932	934	rVB2	181054	121131	1.11%	0.093%
14	6.568	947	951	955	rVV2	141087	180097	1.66%	0.139%
15	6.611	955	959	962	rVV	236902	216357	1.99%	0.167%
16	6.638	962	964	967	rVV2	119826	98950	0.91%	0.076%
17	6.686	967	973	986	rVV	8948615	6696699	61.60%	5.155%
18	6.830	996	1000	1004	rVV3	75718	107499	0.99%	0.083%
19	6.868	1004	1007	1010	rVV5	87343	94706	0.87%	0.073%
20	6.927	1015	1018	1022	rVV3	102115	94680	0.87%	0.073%
21	6.985	1022	1029	1033	rVV6	56338	112557	1.04%	0.087%
22	7.050	1038	1041	1046	rVV6	99781	103340	0.95%	0.080%
23	7.317	1086	1091	1094	rVB	114037	124535	1.15%	0.096%
24	7.435	1104	1113	1120	rBV	331848	407783	3.75%	0.314%
25	7.600	1134	1144	1149	rBV2	223251	301297	2.77%	0.232%
26	8.200	1250	1256	1260	rBV	6649877	6646378	61.14%	5.116%
27	8.290	1266	1273	1278	rVB2	117777	161688	1.49%	0.124%
28	8.836	1371	1375	1378	rBV	83781	103152	0.95%	0.079%
29	8.868	1378	1381	1388	rVB	119237	145242	1.34%	0.112%
30	8.975	1396	1401	1404	rBV	169866	202399	1.86%	0.156%
31	9.440	1477	1488	1493	rBV9	37587	103214	0.95%	0.079%
32	9.590	1510	1516	1520	rVV	89231	144740	1.33%	0.111%
33	9.628	1520	1523	1528	rVV5	66793	104210	0.96%	0.080%
34	9.788	1546	1553	1561	rVV	1089860	1280528	11.78%	0.986%
35	10.104	1605	1612	1619	rBV	1241969	1406446	12.94%	1.083%
36	10.307	1644	1650	1652	rBV	72790	109428	1.01%	0.084%
37	10.382	1659	1664	1669	rBV	851253	915322	8.42%	0.705%
38	10.612	1693	1707	1714	rBV	188139	420757	3.87%	0.324%
39	10.713	1720	1726	1730	rBV2	121755	151769	1.40%	0.117%
40	10.756	1730	1734	1739	rBV2	95946	165781	1.52%	0.128%

LSC Area Percent Report

Data Path : C:\msdchem\1\DATA\jonkm\070421\e6p3394\
Data File : 6p499183.d
Acq On : 3 Jul 2021 3:15 am
Operator : brandonl
Sample : jd27540-13
Misc : op34109,e6p3394,30.5,,,1,5
ALS Vial : 28 Sample Multiplier: 1

Integration Parameters: rteint.p
Integrator: RTE
Smoothing : ON Filtering: 5
Sampling : 1 Min Area: 1000 Area counts
Start Thrs: 0.001 Max Peaks: 150
Stop Thrs : 0 Peak Location: TOP

If leading or trailing edge < 100 prefer < Baseline drop else tangent >
Peak separation: 7

Method : C:\MSDCHEM\1\METHODS\M6P3388.M
Title : Semi Volatile GC/MS,zb-5msi 30m x .25mm x .25MoTuWed Jun 30 18:27:50 2021

41	10.890	1751	1759	1763	rBV2	93324	151793	1.40%	0.117%
42	11.377	1843	1850	1853	rBV2	85088	167400	1.54%	0.129%
43	11.532	1874	1879	1883	rBV	137044	186146	1.71%	0.143%
44	11.591	1884	1890	1896	rVV3	87833	192468	1.77%	0.148%
45	11.655	1896	1902	1906	rBV5	66786	134584	1.24%	0.104%
46	11.703	1906	1911	1917	rBV2	96812	204843	1.88%	0.158%
47	11.928	1940	1953	1957	rBV2	6301129	8599985	79.11%	6.620%
48	11.965	1957	1960	1968	rVB	623129	774143	7.12%	0.596%
49	12.077	1976	1981	1988	rBV4	146907	242215	2.23%	0.186%
50	12.147	1991	1994	1997	rBV5	73362	102978	0.95%	0.079%
51	12.248	2011	2013	2018	rVB6	101789	119478	1.10%	0.092%
52	12.313	2018	2025	2026	rBV4	127375	191622	1.76%	0.148%
53	12.393	2036	2040	2044	rBV5	126654	196272	1.81%	0.151%
54	12.436	2044	2048	2054	rVV8	113465	202315	1.86%	0.156%
55	12.548	2061	2069	2073	rBV3	229128	538399	4.95%	0.414%
56	12.596	2074	2078	2082	rBV	98438	109326	1.01%	0.084%
57	12.655	2085	2089	2094	rBV7	127576	251522	2.31%	0.194%
58	12.708	2096	2099	2106	rBV8	102913	254221	2.34%	0.196%
59	12.810	2115	2118	2122	rBV6	118276	166929	1.54%	0.128%
60	12.853	2122	2126	2127	rBV3	83545	105492	0.97%	0.081%
61	12.954	2137	2145	2152	rBV3	166339	532785	4.90%	0.410%
62	13.088	2165	2170	2180	rBV4	158506	437083	4.02%	0.336%
63	13.206	2180	2192	2197	rBV2	362505	1179111	10.85%	0.908%
64	13.270	2198	2204	2207	rVV6	155418	288152	2.65%	0.222%
65	13.345	2215	2218	2221	rBV4	168482	237514	2.18%	0.183%
66	13.398	2224	2228	2232	rVV6	184145	323762	2.98%	0.249%
67	13.484	2238	2244	2248	rBV2	852805	1525659	14.03%	1.174%
68	13.580	2256	2262	2264	rBV5	267425	478991	4.41%	0.369%
69	13.618	2264	2269	2273	rVV4	336896	597057	5.49%	0.460%
70	13.671	2275	2279	2281	rBV4	187710	261406	2.40%	0.201%
71	13.800	2292	2303	2307	rBV9	621211	1804840	16.60%	1.389%
72	13.853	2308	2313	2318	rVV	903317	1357901	12.49%	1.045%
73	13.928	2320	2327	2332	rVV2	1107985	2508825	23.08%	1.931%
74	14.003	2332	2341	2349	rVV2	6283294	10871407	100.00%	8.368%
75	14.067	2350	2353	2359	rVB7	371668	676019	6.22%	0.520%
76	14.120	2359	2363	2366	rBV5	328431	574052	5.28%	0.442%
77	14.169	2367	2372	2376	rVV3	1273031	2061692	18.96%	1.587%
78	14.206	2376	2379	2384	rVB2	1031661	1419154	13.05%	1.092%
79	14.340	2399	2404	2407	rBV2	791877	1040992	9.58%	0.801%
80	14.575	2438	2448	2453	rBV6	1583842	3368515	30.99%	2.593%
81	14.639	2454	2460	2462	rBV2	449744	796881	7.33%	0.613%
82	14.741	2472	2479	2490	rBV2	4101213	9818336	90.31%	7.558%
83	14.885	2499	2506	2513	rBV7	1116855	2404342	22.12%	1.851%
84	14.966	2517	2521	2525	rVV	1120393	1490622	13.71%	1.147%
85	15.008	2526	2529	2532	rVV5	678050	822240	7.56%	0.633%

LSC Area Percent Report

Data Path : C:\msdchem\1\DATA\jonkm\070421\e6p3394\
Data File : 6p499183.d
Acq On : 3 Jul 2021 3:15 am
Operator : brandonl
Sample : jd27540-13
Misc : op34109,e6p3394,30.5,,,1,5
ALS Vial : 28 Sample Multiplier: 1

Integration Parameters: rteint.p
Integrator: RTE
Smoothing : ON Filtering: 5
Sampling : 1 Min Area: 1000 Area counts
Start Thrs: 0.001 Max Peaks: 150
Stop Thrs : 0 Peak Location: TOP

If leading or trailing edge < 100 prefer < Baseline drop else tangent >
Peak separation: 7

Method : C:\MSDCHEM\1\METHODS\M6P3388.M
Title : Semi Volatile GC/MS,zb-5msi 30m x .25mm x .25MoTuWed Jun 30 18:27:50 2021

86	15.046	2532	2536	2540	rVV3	1094266	1929296	17.75%	1.485%
87	15.105	2540	2547	2553	rVB2	6128432	9133418	84.01%	7.031%
88	15.281	2576	2580	2584	rBV	1320653	1855054	17.06%	1.428%
89	15.324	2584	2588	2598	rVB4	1469969	3148766	28.96%	2.424%
90	15.532	2622	2627	2632	rVB	1591241	2202131	20.26%	1.695%
91	15.586	2632	2637	2643	rBV4	1477530	2103319	19.35%	1.619%
92	15.720	2659	2662	2664	rBV2	522092	619509	5.70%	0.477%
93	15.762	2666	2670	2679	rVB7	1255735	2335622	21.48%	1.798%
94	15.896	2690	2695	2702	rBV	1338407	2787209	25.64%	2.146%
95	15.971	2703	2709	2717	rVB4	2471780	4907147	45.14%	3.777%
96	16.099	2731	2733	2736	rBV4	302130	381192	3.51%	0.293%
97	16.378	2781	2785	2792	rBV3	750171	1427656	13.13%	1.099%
98	16.501	2805	2808	2814	rVB4	510837	858742	7.90%	0.661%
99	16.977	2893	2897	2902	rVB4	1046960	1499591	13.79%	1.154%
100	17.046	2903	2910	2917	rBV2	805287	2251804	20.71%	1.733%

Sum of corrected areas: 129909264

LSC Report - Integrated Chromatogram

Data Path : C:\msdchem\1\DATA\jonkm\070421\e6p3394\
Data File : 6p499183.d
Acq On : 3 Jul 2021 3:15 am
Operator : brandonl
Sample : jd27540-13
Misc : op34109,e6p3394,30.5,,,1,5
ALS Vial : 28 Sample Multiplier: 1

Quant Method : C:\MSDCHEM\1\METHODS\M6P3388.M
Quant Title : Semi Volatile GC/MS,zb-5msi 30m x .25mm x .25MoTuWed Jun 30 18:27:50 2021

TIC Library : C:\Database\NIST08.L
TIC Integration Parameters: lscint.p

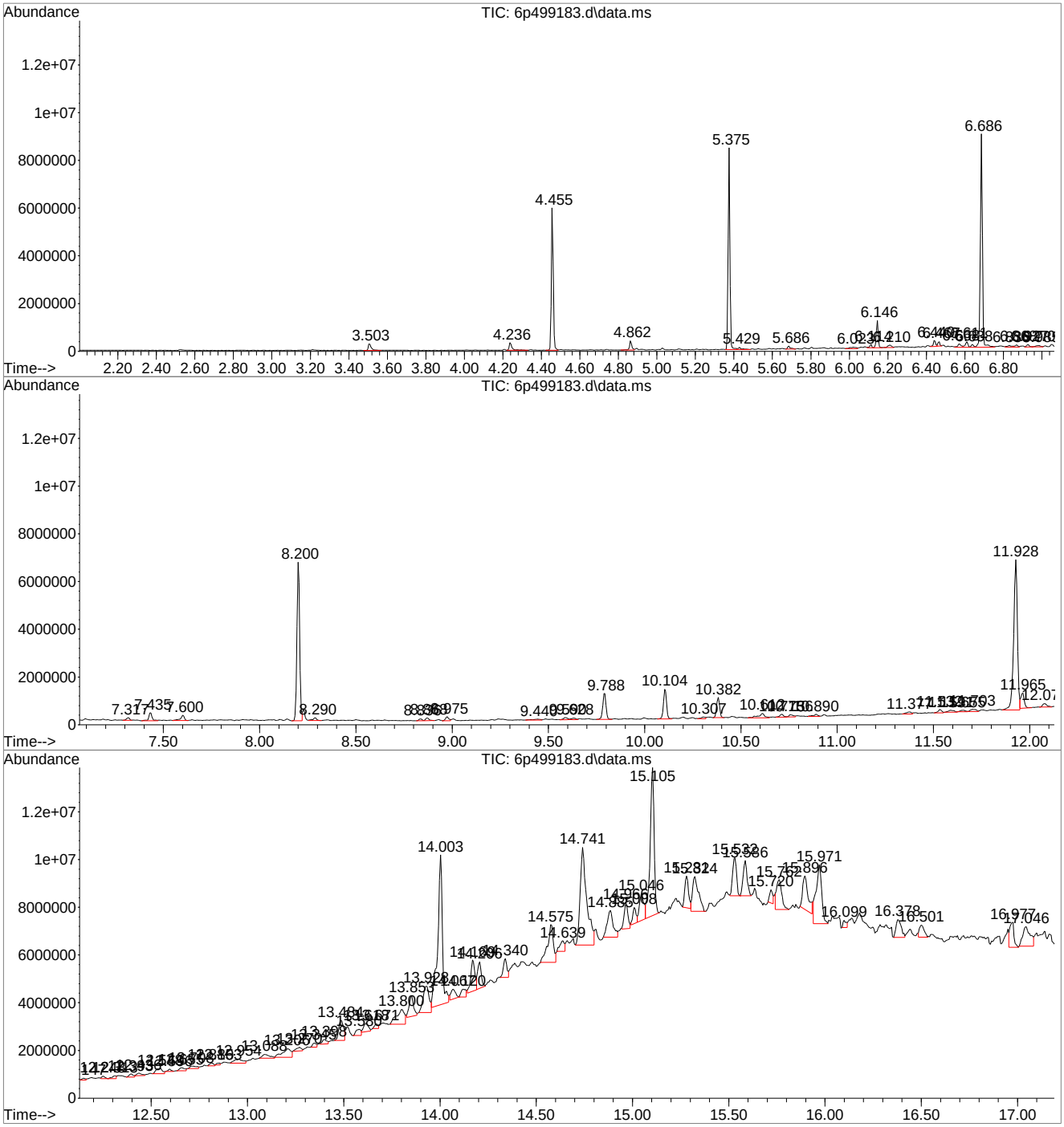

Library Search Compound Report

Data Path : C:\msdchem\1\DATA\jonkm\070421\e6p3394\
Data File : 6p499183.d
Acq On : 3 Jul 2021 3:15 am
Operator : brandonl
Sample : jd27540-13
Misc : op34109,e6p3394,30.5,,,1,5
ALS Vial : 28 Sample Multiplier: 1

Quant Method : C:\MSDCHEM\1\METHODS\M6P3388.M
Quant Title : Semi Volatile GC/MS,zb-5msi 30m x .25mm x .25MoTuWed Jun 30 18:27:50 2021

TIC Library : C:\Database\NIST08.L
TIC Integration Parameters: lscint.p

****

Peak Number 1 Unknown PAH substance Concentration Rank 18

R.T.	EstConc	Area	Relative to ISTD	R.T.
13.206	4.34 ppm	1179110	Perylene-d12	14.003

Hit# of 5	Tentative ID	MW	MolForm	CAS#	Qual
1	Benz(a)anthracene, 8,12-dimethyl-	256	C20H16	020627-31-0	96
2	Benz(a)anthracene, 4,7-dimethyl-	256	C20H16	035187-18-9	93
3	Benz(a)anthracene, 3,9-dimethyl-	256	C20H16	000316-51-8	91
4	Benz(a)anthracene, 6,12-dimethyl-	256	C20H16	000568-81-0	90
5	Benz(a)anthracene, 6,7-dimethyl-	256	C20H16	020627-28-5	86

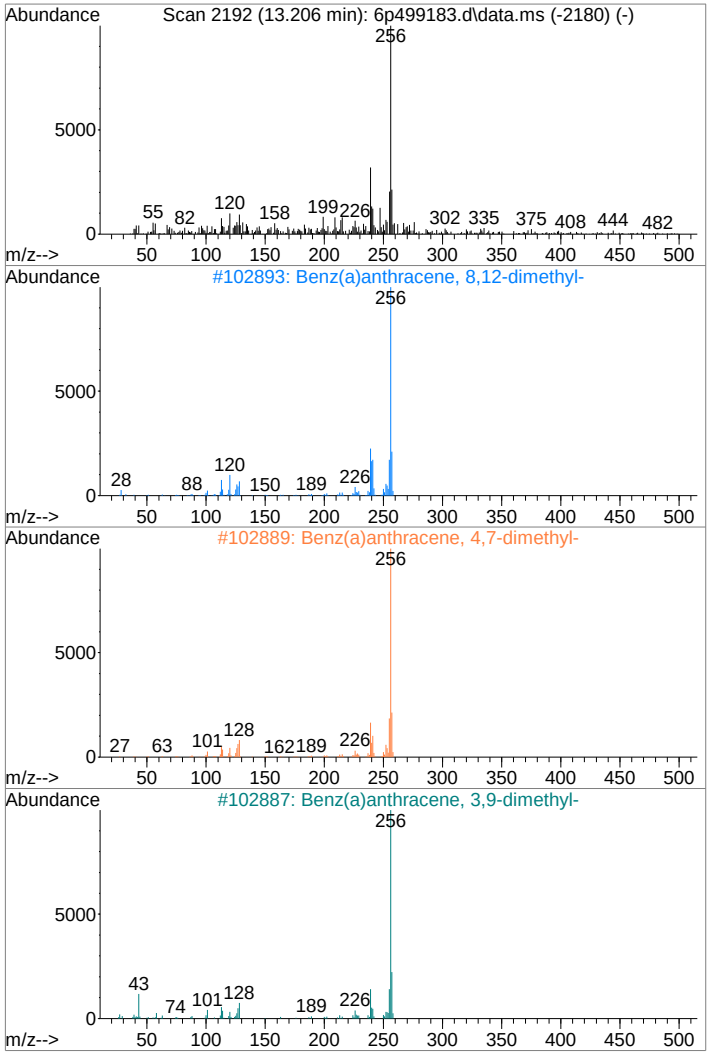

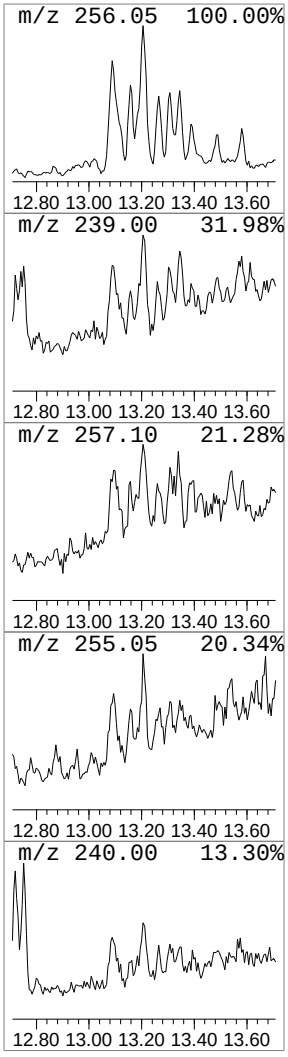

Library Search Compound Report

Data Path : C:\msdchem\1\DATA\jonkm\070421\e6p3394\
Data File : 6p499183.d
Acq On : 3 Jul 2021 3:15 am
Operator : brandonl
Sample : jd27540-13
Misc : op34109,e6p3394,30.5,,,1,5
ALS Vial : 28 Sample Multiplier: 1

Quant Method : C:\MSDCHEM\1\METHODS\M6P3388.M
Quant Title : Semi Volatile GC/MS,zb-5msi 30m x .25mm x .25MoTuWed Jun 30 18:27:50 2021

TIC Library : C:\Database\NIST08.L
TIC Integration Parameters: lscint.p

****

Peak Number 2 Unknown Concentration Rank 12

R.T.	EstConc	Area	Relative to ISTD	R.T.
13.800	6.64 ppm	1804840	Perylene-d12	14.003

Hit# of 5	Tentative ID	MW	MolForm	CAS#	Qual
1	Butanamide, 3-(3-fluorobenzoylhy...	345	C18H17F2N3O2	1000260-11-6	43
2	2(1H)-Pentalenone, hexahydro-4-i...	250	C8H11IO	077070-56-5	43
3	Zinc, bis[2,2-dimethyl-3-(2-meth...	310	C18H30Zn	074842-24-3	38
4	1-(1-Ethyl-2,3-dimethyl-cyclopen...	166	C11H18O	1000185-18-6	38
5	Cyclohexene, 6-(2-butenyl)-1,5,5...	178	C13H22	053941-16-5	35

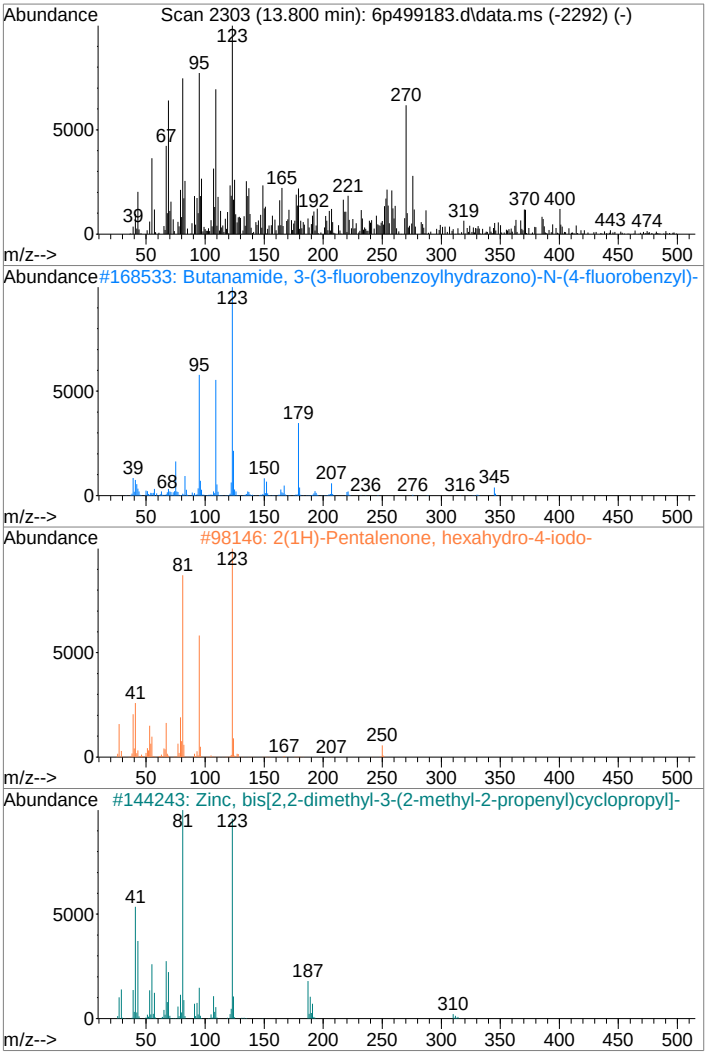

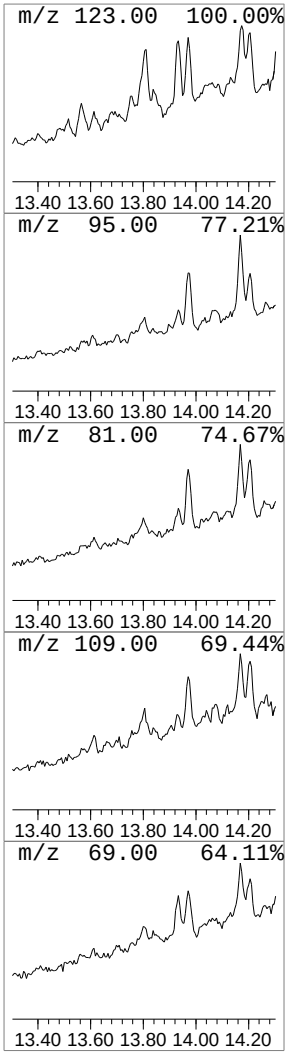

Library Search Compound Report

Data Path : C:\msdchem\1\DATA\jonkm\070421\e6p3394\
Data File : 6p499183.d
Acq On : 3 Jul 2021 3:15 am
Operator : brandonl
Sample : jd27540-13
Misc : op34109,e6p3394,30.5,,,1,5
ALS Vial : 28 Sample Multiplier: 1

Quant Method : C:\MSDCHEM\1\METHODS\M6P3388.M
Quant Title : Semi Volatile GC/MS,zb-5msi 30m x .25mm x .25MoTuWed Jun 30 18:27:50 2021

TIC Library : C:\Database\NIST08.L
TIC Integration Parameters: lscint.p

****

Peak Number 3 Unknown PAH substance Concentration Rank 17

R.T.	EstConc	Area	Relative to ISTD	R.T.
13.853	5.00 ppm	1357900	Perylene-d12	14.003

Hit# of 5	Tentative ID	MW	MolForm	CAS#	Qual
1	Benzo[a]pyrene	252	C20H12	000050-32-8	94
2	Benzo[e]pyrene	252	C20H12	000192-97-2	93
3	Benzo[e]pyrene	252	C20H12	000192-97-2	90
4	Perylene	252	C20H12	000198-55-0	90
5	Benzo[k]fluoranthene	252	C20H12	000207-08-9	90

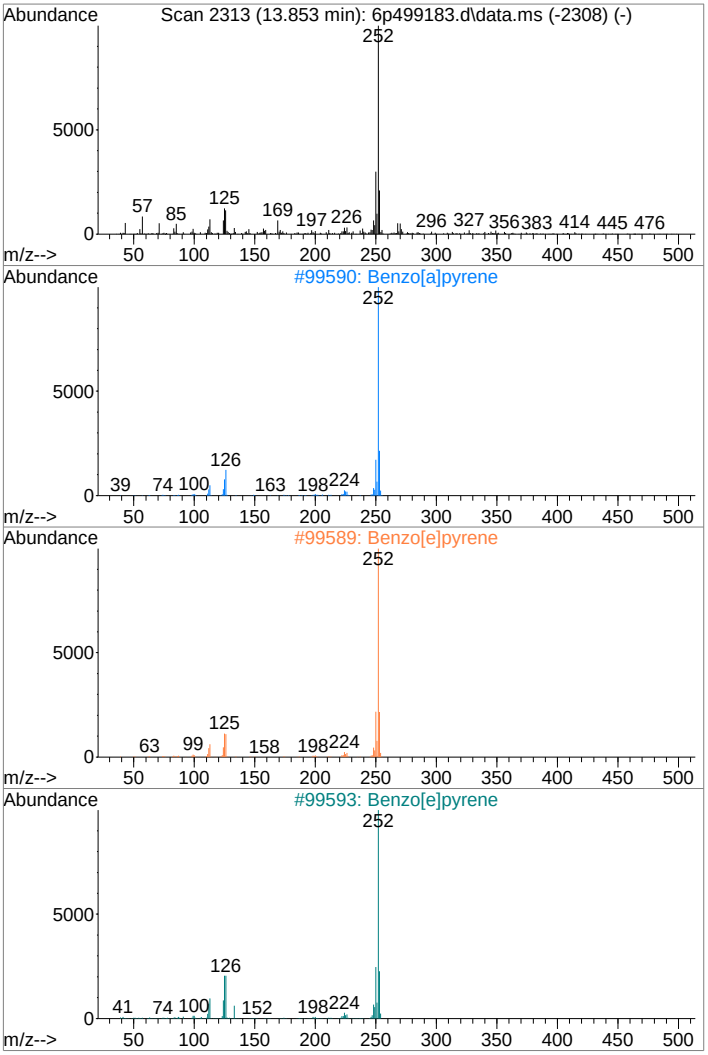

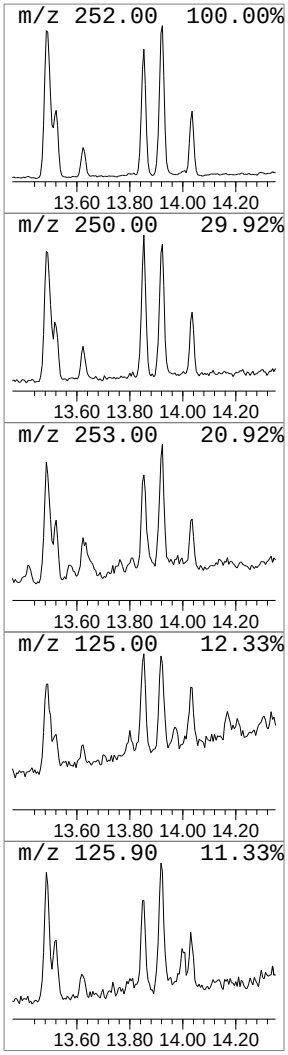

Library Search Compound Report

Data Path : C:\msdchem\1\DATA\jonkm\070421\e6p3394\
Data File : 6p499183.d
Acq On : 3 Jul 2021 3:15 am
Operator : brandonl
Sample : jd27540-13
Misc : op34109,e6p3394,30.5,,,1,5
ALS Vial : 28 Sample Multiplier: 1

Quant Method : C:\MSDCHEM\1\METHODS\M6P3388.M
Quant Title : Semi Volatile GC/MS,zb-5msi 30m x .25mm x .25MoTuWed Jun 30 18:27:50 2021

TIC Library : C:\Database\NIST08.L
TIC Integration Parameters: lscint.p

****

Peak Number 4 Unknown Concentration Rank 10

R.T.	EstConc	Area	Relative to ISTD	R.T.
14.169	7.59 ppm	2061690	Perylene-d12	14.003

Hit# of 5	Tentative ID	MW	MolForm	CAS#	Qual
1	28-Nor-17.beta.(H)-hopane	398	C29H50	036728-72-0	59
2	1-Penten-3-one, 1-(2,6,6-trimeth...	206	C14H22O	000127-43-5	43
3	1-Penten-3-one, 1-(2,6,6-trimeth...	206	C14H22O	000127-43-5	38
4	Amiphenazole	191	C9H9N3S	000490-55-1	35
5	Phthalic acid, 4,5-dimethyl-, di...	222	C12H14O4	017649-59-1	27

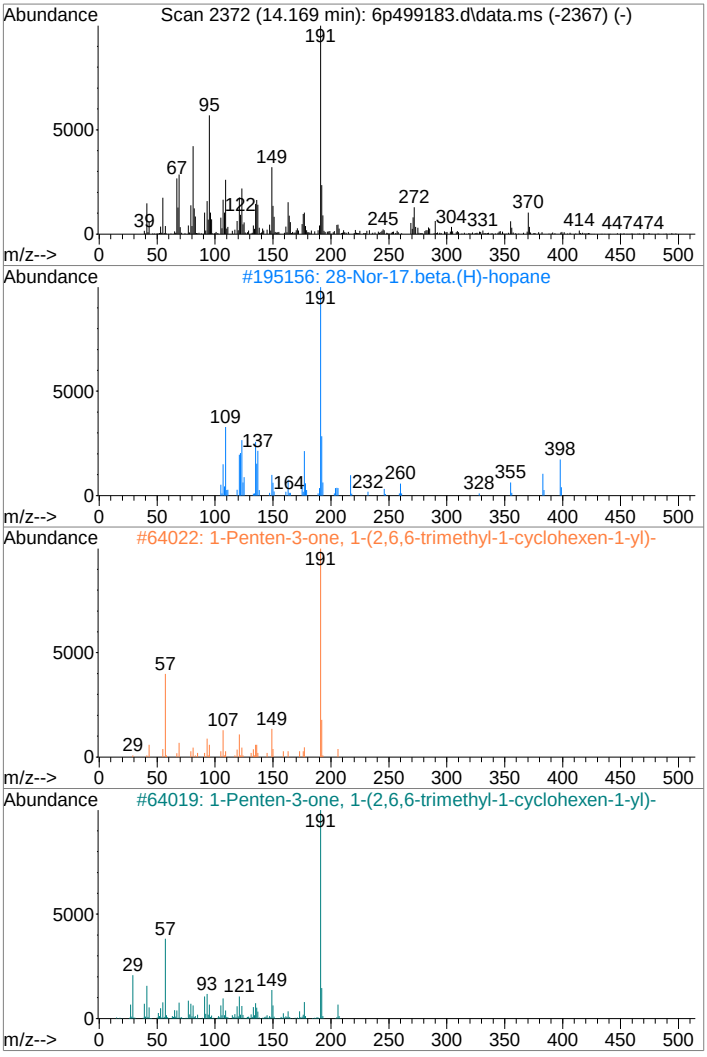

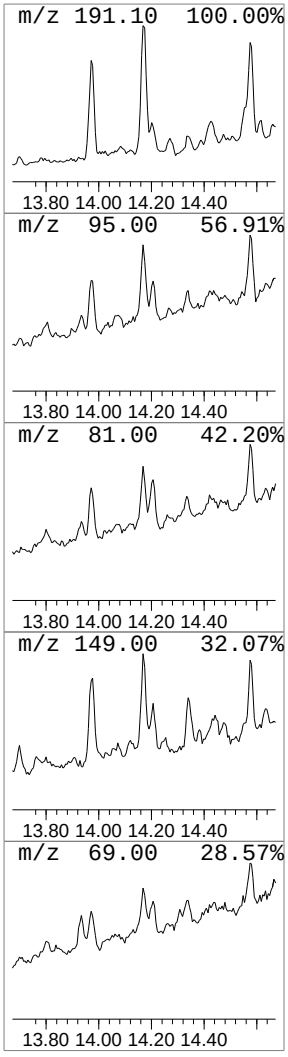

Library Search Compound Report

Data Path : C:\msdchem\1\DATA\jonkm\070421\e6p3394\
Data File : 6p499183.d
Acq On : 3 Jul 2021 3:15 am
Operator : brandonl
Sample : jd27540-13
Misc : op34109,e6p3394,30.5,,,1,5
ALS Vial : 28 Sample Multiplier: 1

Quant Method : C:\MSDCHEM\1\METHODS\M6P3388.M
Quant Title : Semi Volatile GC/MS,zb-5msi 30m x .25mm x .25MoTuWed Jun 30 18:27:50 2021

TIC Library : C:\Database\NIST08.L
TIC Integration Parameters: lscint.p

****

Peak Number 5 Unknown Concentration Rank 16

R.T.	EstConc	Area	Relative to ISTD	R.T.
14.206	5.22 ppm	1419150	Perylene-d12	14.003

Hit# of 5	Tentative ID	MW	MolForm	CAS#	Qual
1	3-Buten-2-one, 4-(2,6,6-trimethy...	192	C13H20O	000079-77-6	53
2	1,3,5,6-Tetramethyladamantane	192	C14H24	034694-70-7	46
3	3-Buten-2-one, 4-(2,6,6-trimethy...	192	C13H20O	014901-07-6	45
4	3-Buten-2-one, 4-(2,6,6-trimethy...	192	C13H20O	014901-07-6	45
5	Acetamide, N-benzothiazol-2-yl-2...	370	C16H14N6O3S	1000303-47-0	45

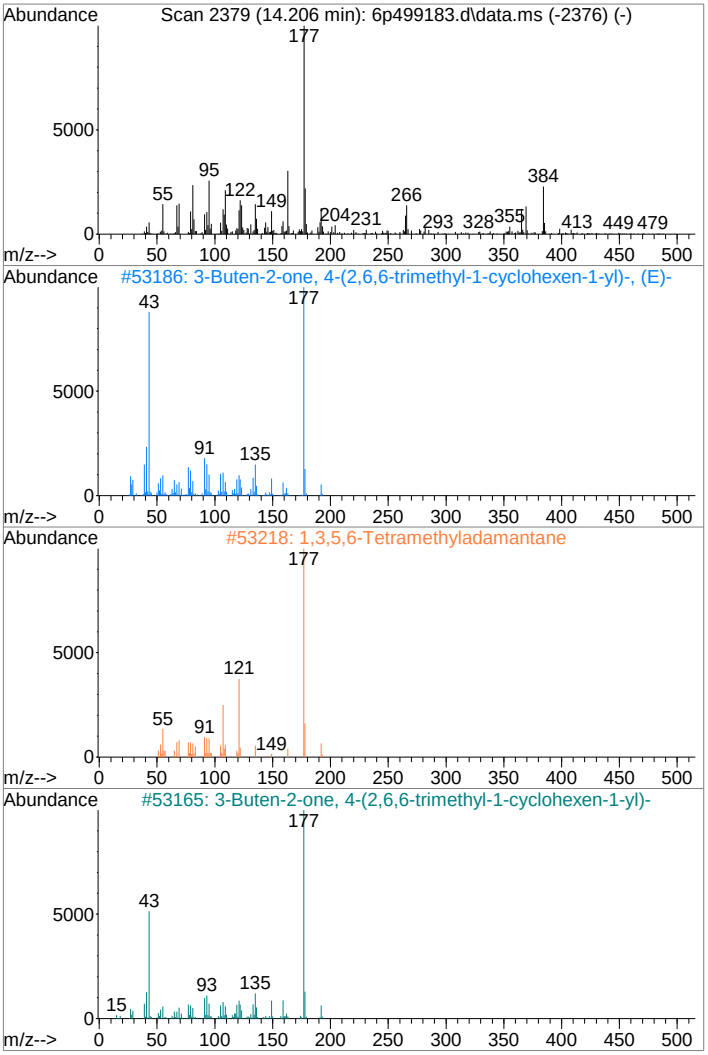

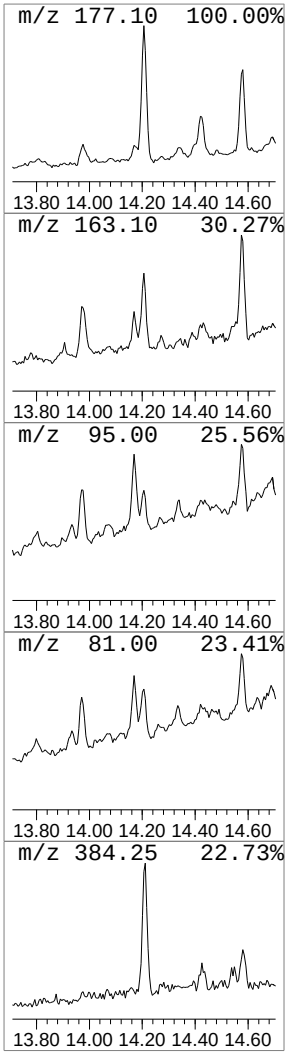

Library Search Compound Report

Data Path : C:\msdchem\1\DATA\jonkm\070421\e6p3394\
Data File : 6p499183.d
Acq On : 3 Jul 2021 3:15 am
Operator : brandonl
Sample : jd27540-13
Misc : op34109,e6p3394,30.5,,,1,5
ALS Vial : 28 Sample Multiplier: 1

Quant Method : C:\MSDCHEM\1\METHODS\M6P3388.M
Quant Title : Semi Volatile GC/MS,zb-5msi 30m x .25mm x .25MoTuWed Jun 30 18:27:50 2021

TIC Library : C:\Database\NIST08.L
TIC Integration Parameters: lscint.p

****

Peak Number 6 Unknown Concentration Rank 4

R.T.	EstConc	Area	Relative to ISTD	R.T.
14.575	12.39 ppm	3368520	Perylene-d12	14.003

Hit# of 5	Tentative ID	MW	MolForm	CAS#	Qual
1	28-Nor-17.beta.(H)-hopane	398	C29H50	036728-72-0	90
2	28-Nor-17.alpha.(H)-hopane	398	C29H50	053584-60-4	47
3	1H-Indene, 2-butyl-5-hexyloctahy...	264	C19H36	055044-33-2	35
4	(-)-Neoclovene-(II), dihydro-	206	C15H26	1000152-83-6	35
5	.beta.-iso-Methyl ionone	206	C14H22O	1000285-40-2	35

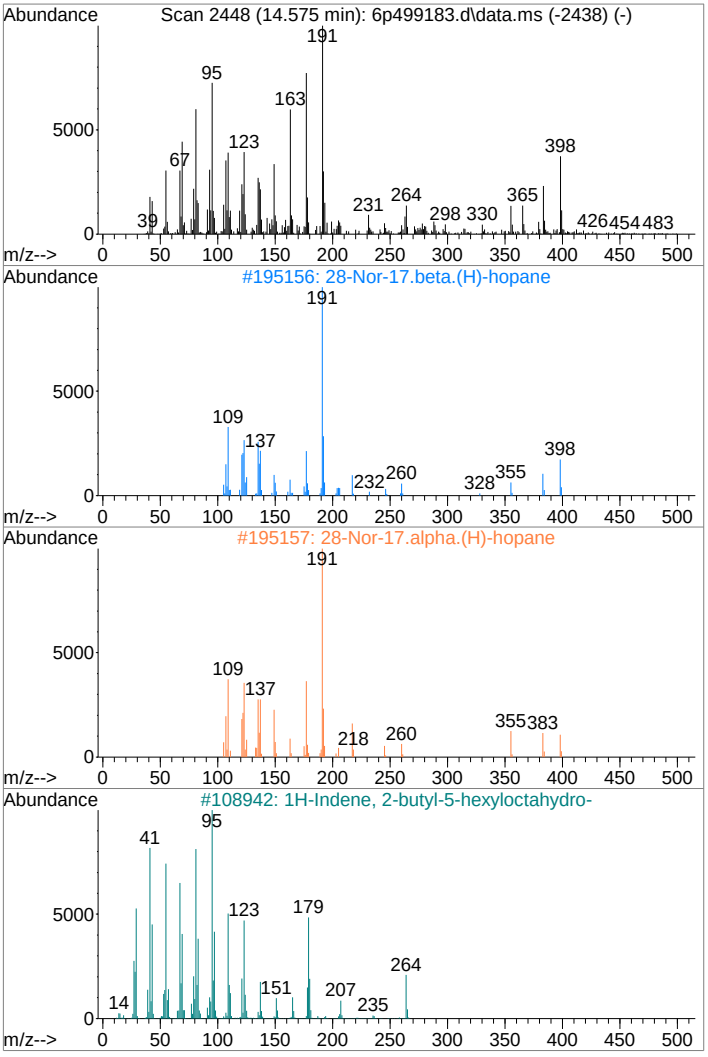

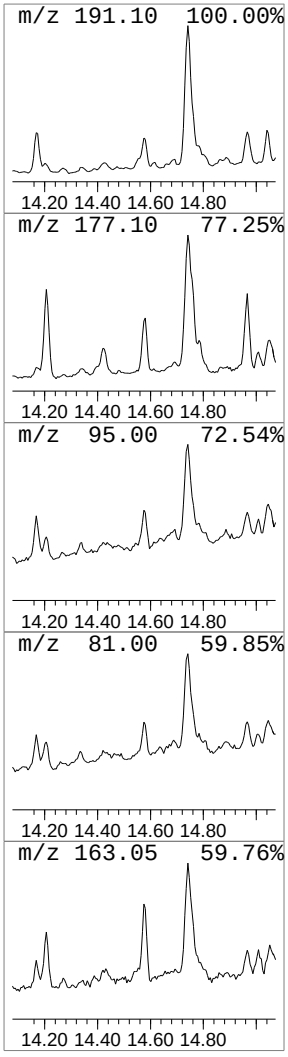

Library Search Compound Report

Data Path : C:\msdchem\1\DATA\jonkm\070421\e6p3394\
Data File : 6p499183.d
Acq On : 3 Jul 2021 3:15 am
Operator : brandonl
Sample : jd27540-13
Misc : op34109,e6p3394,30.5,,,1,5
ALS Vial : 28 Sample Multiplier: 1

Quant Method : C:\MSDCHEM\1\METHODS\M6P3388.M
Quant Title : Semi Volatile GC/MS,zb-5msi 30m x .25mm x .25MoTuWed Jun 30 18:27:50 2021

TIC Library : C:\Database\NIST08.L
TIC Integration Parameters: lscint.p

****

Peak Number 7 Unknown Concentration Rank 1

R.T.	EstConc	Area	Relative to ISTD	R.T.
14.741	36.13 ppm	9818340	Perylene-d12	14.003

Hit# of 5	Tentative ID	MW	MolForm	CAS#	Qual
1	28-Nor-17.beta.(H)-hopane	398	C29H50	036728-72-0	90
2	28-Nor-17.alpha.(H)-hopane	398	C29H50	053584-60-4	74
3	1-Penten-3-one, 1-(2,6,6-trimeth...	206	C14H22O	000127-43-5	45
4	1-Penten-3-one, 1-(2,6,6-trimeth...	206	C14H22O	000127-43-5	38
5	1-Cyclohexene, 1,3,3-trimethyl-2...	206	C14H22O	1000197-08-4	37

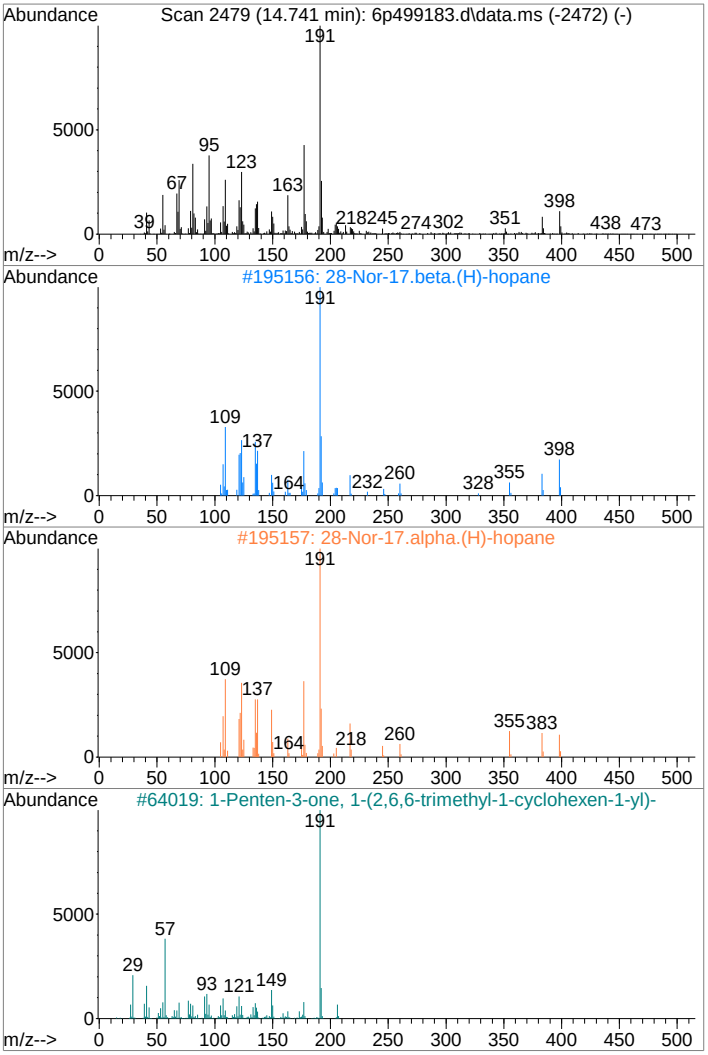

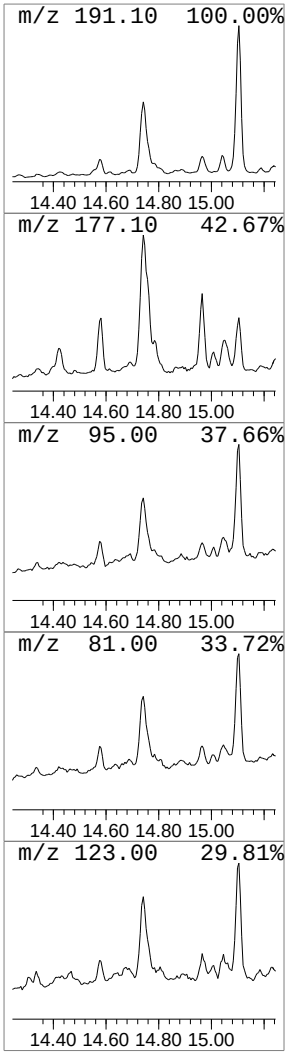

Library Search Compound Report

Data Path : C:\msdchem\1\DATA\jonkm\070421\e6p3394\
Data File : 6p499183.d
Acq On : 3 Jul 2021 3:15 am
Operator : brandonl
Sample : jd27540-13
Misc : op34109,e6p3394,30.5,,,1,5
ALS Vial : 28 Sample Multiplier: 1

Quant Method : C:\MSDCHEM\1\METHODS\M6P3388.M
Quant Title : Semi Volatile GC/MS,zb-5msi 30m x .25mm x .25MoTuWed Jun 30 18:27:50 2021

TIC Library : C:\Database\NIST08.L
TIC Integration Parameters: lscint.p

****

Peak Number 8 Unknown Concentration Rank 6

R.T.	EstConc	Area	Relative to ISTD	R.T.
14.885	8.85 ppm	2404340	Perylene-d12	14.003

Hit# of 5	Tentative ID	MW	MolForm	CAS#	Qual
1	Thiophene, 2,5-diheptyl-	280	C18H32S	004806-14-8	11
2	3-Methyl-2-azafluorenone	195	C13H9NO	018631-14-6	11
3	1,2,3,4-Tetrahydro-6-methylthio-...	245	C14H15NOS	1000257-08-8	11
4	Benzamide, N-(4,6-dimethyl-1H-py...	356	C18H20N4O4	1000317-03-4	11
5	10H-Phenothiazine, 2-(methylthio)-	245	C13H11NS2	007643-08-5	11

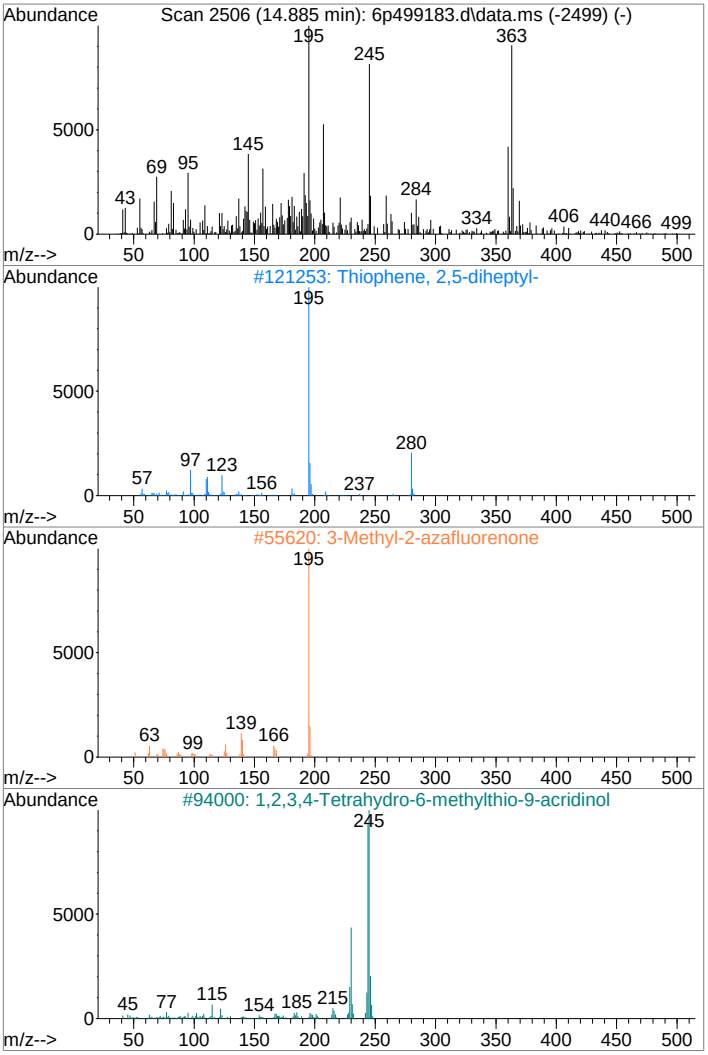

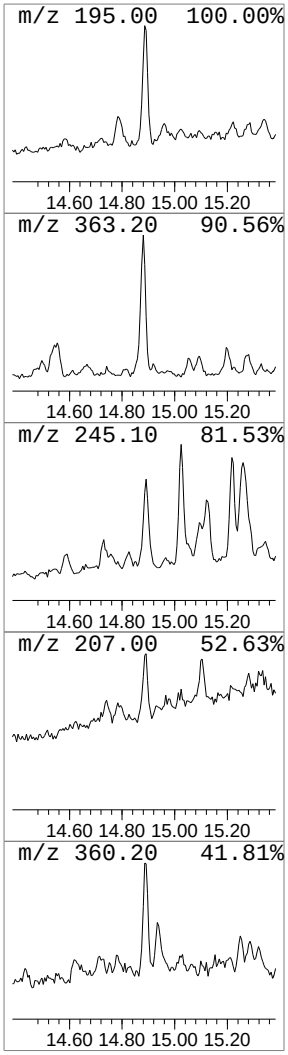

Library Search Compound Report

Data Path : C:\msdchem\1\DATA\jonkm\070421\e6p3394\
Data File : 6p499183.d
Acq On : 3 Jul 2021 3:15 am
Operator : brandonl
Sample : jd27540-13
Misc : op34109,e6p3394,30.5,,,1,5
ALS Vial : 28 Sample Multiplier: 1

Quant Method : C:\MSDCHEM\1\METHODS\M6P3388.M
Quant Title : Semi Volatile GC/MS,zb-5msi 30m x .25mm x .25MoTuWed Jun 30 18:27:50 2021

TIC Library : C:\Database\NIST08.L
TIC Integration Parameters: lscint.p

****

Peak Number 9 Unknown Concentration Rank 14

R.T.	EstConc	Area	Relative to ISTD	R.T.
14.966	5.48 ppm	1490620	Perylene-d12	14.003

Hit# of 5	Tentative ID	MW	MolForm	CAS#	Qual
1	28-Nor-17.alpha.(H)-hopane	398	C29H50	053584-60-4	62
2	.beta.-iso-Methyl ionone	206	C14H22O	1000285-40-2	43
3	28-Nor-17.beta.(H)-hopane	398	C29H50	036728-72-0	38
4	23,28-Bisnor-17.beta.(H)-hopane	384	C28H48	1000101-35-0	38
5	1-Penten-3-one, 1-(2,6,6-trimeth...	206	C14H22O	000127-43-5	25

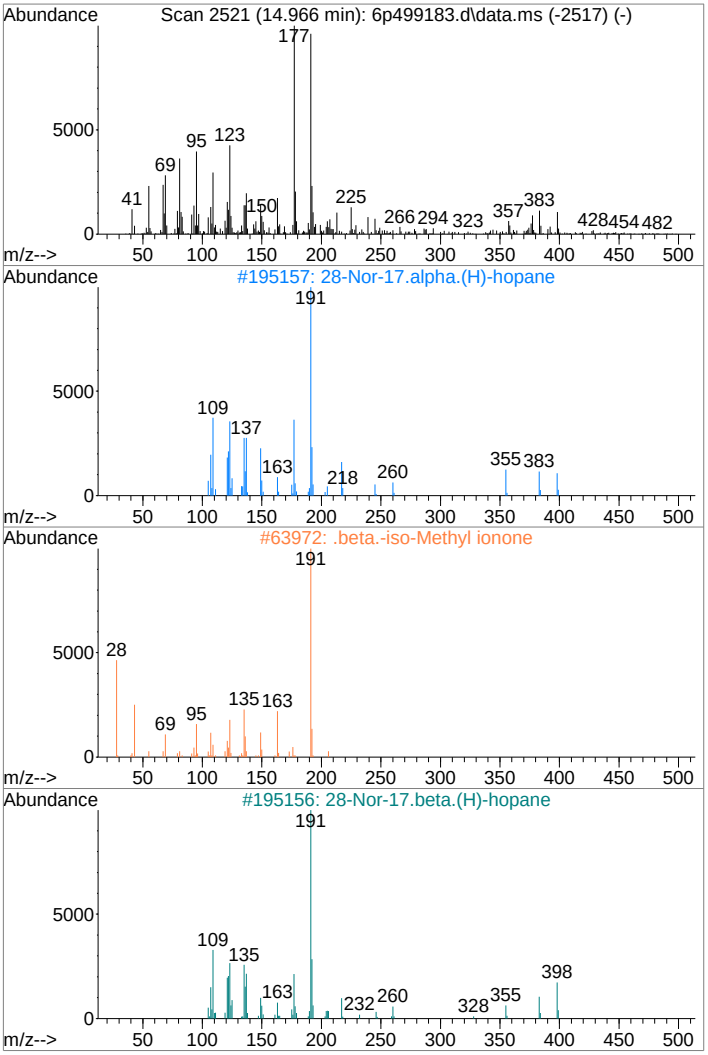

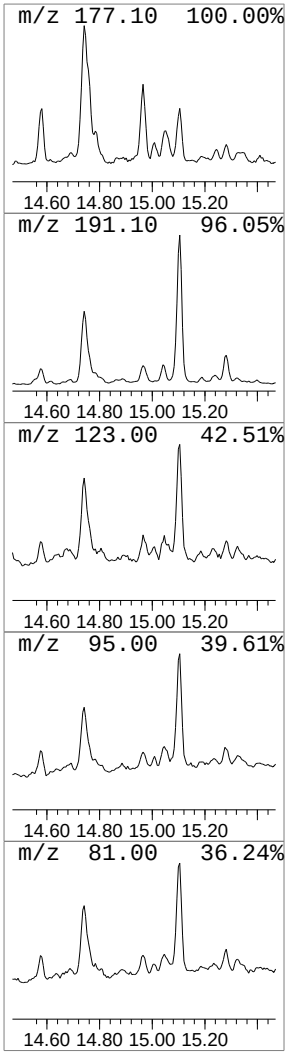

Library Search Compound Report

Data Path : C:\msdchem\1\DATA\jonkm\070421\e6p3394\
Data File : 6p499183.d
Acq On : 3 Jul 2021 3:15 am
Operator : brandonl
Sample : jd27540-13
Misc : op34109,e6p3394,30.5,,,1,5
ALS Vial : 28 Sample Multiplier: 1

Quant Method : C:\MSDCHEM\1\METHODS\M6P3388.M
Quant Title : Semi Volatile GC/MS,zb-5msi 30m x .25mm x .25MoTuWed Jun 30 18:27:50 2021

TIC Library : C:\Database\NIST08.L
TIC Integration Parameters: lscint.p

****

Peak Number 10 Unknown Concentration Rank 11

R.T.	EstConc	Area	Relative to ISTD	R.T.
15.046	7.10 ppm	1929300	Perylene-d12	14.003

Hit# of 5	Tentative ID	MW	MolForm	CAS#	Qual
1	Anthracene, 9-cyclohexyltetradec...	274	C20H34	055255-70-4	46
2	28-Nor-17.beta.(H)-hopane	398	C29H50	036728-72-0	45
3	3,5-Dimethoxycinnamic acid, trim...	280	C14H20O4Si	1000352-43-7	35
4	.beta.-iso-Methyl ionone	206	C14H22O	1000285-40-2	22
5	5-(p-Aminophenyl)-2-thiazolamine	191	C9H9N3S	090349-87-4	18

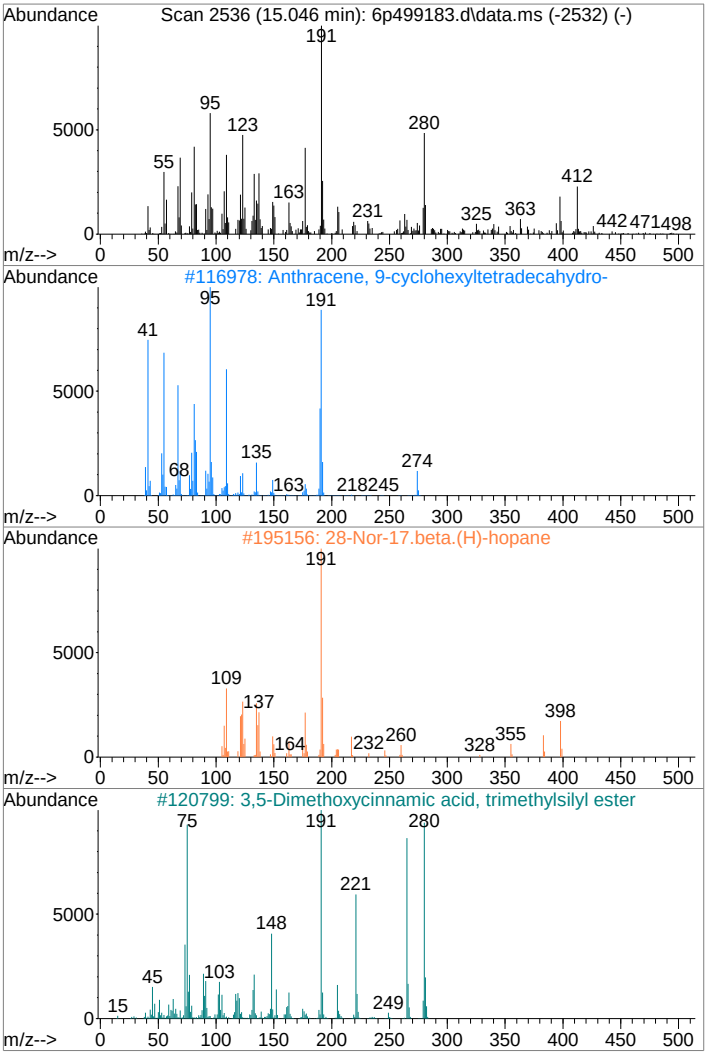

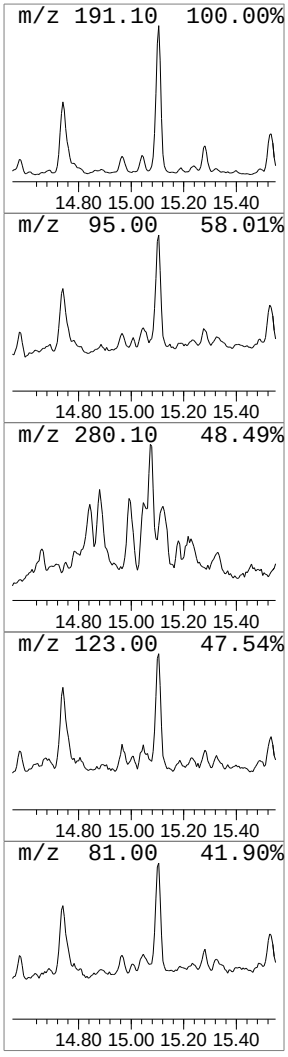

Library Search Compound Report

Data Path : C:\msdchem\1\DATA\jonkm\070421\e6p3394\
Data File : 6p499183.d
Acq On : 3 Jul 2021 3:15 am
Operator : brandonl
Sample : jd27540-13
Misc : op34109,e6p3394,30.5,,,1,5
ALS Vial : 28 Sample Multiplier: 1

Quant Method : C:\MSDCHEM\1\METHODS\M6P3388.M
Quant Title : Semi Volatile GC/MS,zb-5msi 30m x .25mm x .25MoTuWed Jun 30 18:27:50 2021

TIC Library : C:\Database\NIST08.L
TIC Integration Parameters: lscint.p

****

Peak Number 11 Unknown Concentration Rank 2

R.T.	EstConc	Area	Relative to ISTD	R.T.
15.105	33.61 ppm	9133420	Perylene-d12	14.003

Hit# of 5	Tentative ID	MW	MolForm	CAS#	Qual
1	9H-Fluorene-9-carbonitrile	191	C14H9N	001529-40-4	47
2	Acetamide, N-[3-[[(2,5-dioxo-1-p...	303	C16H21N3O3	027550-64-7	43
3	4-Fluoro-3-trifluoromethylbenzoi...	376	C20H28F4O2	1000338-67-4	43
4	3-Fluoro-5-trifluoromethylbenzoi...	376	C20H28F4O2	1000338-65-9	43
5	2-(2-((2-Chloro-6-fluorobenzyl)s...	334	C17H16ClFN2S	1000298-18-2	43

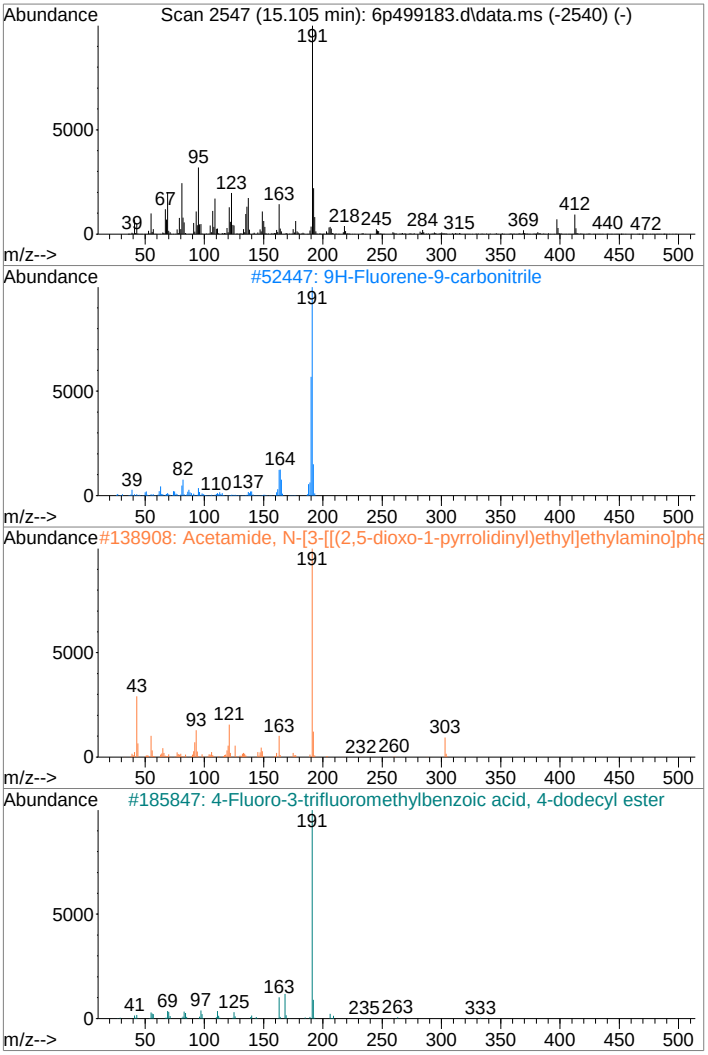

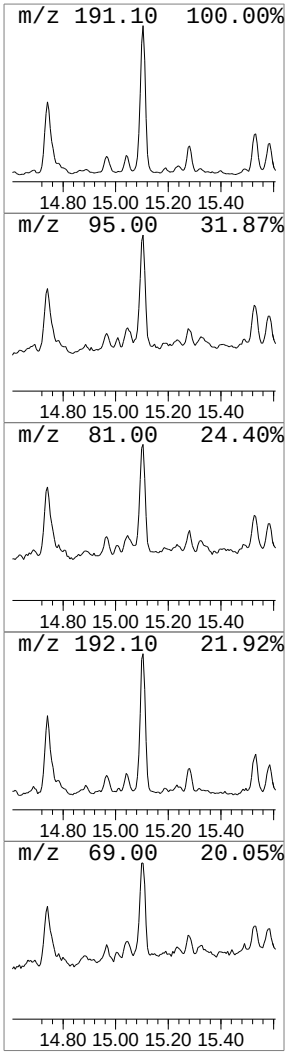

Library Search Compound Report

Data Path : C:\msdchem\1\DATA\jonkm\070421\e6p3394\
Data File : 6p499183.d
Acq On : 3 Jul 2021 3:15 am
Operator : brandonl
Sample : jd27540-13
Misc : op34109,e6p3394,30.5,,,1,5
ALS Vial : 28 Sample Multiplier: 1

Quant Method : C:\MSDCHEM\1\METHODS\M6P3388.M
Quant Title : Semi Volatile GC/MS,zb-5msi 30m x .25mm x .25MoTuWed Jun 30 18:27:50 2021

TIC Library : C:\Database\NIST08.L
TIC Integration Parameters: lscint.p

****

Peak Number 12 Unknown Concentration Rank 9

R.T.	EstConc	Area	Relative to ISTD	R.T.
15.533	8.10 ppm	2202130	Perylene-d12	14.003

Hit# of 5	Tentative ID	MW	MolForm	CAS#	Qual
1	1-Penten-3-one, 1-(2,6,6-trimeth...	206	C14H22O	000127-43-5	46
2	.beta.-iso-Methyl ionone	206	C14H22O	1000285-40-2	38
3	3-Buten-2-one, 4-(2,5,6,6-tetram...	206	C14H22O	000079-70-9	30
4	Phenol, 3,5-bis(1,1-dimethylethyl)-	206	C14H22O	001138-52-9	27
5	1-Penten-3-one, 1-(2,6,6-trimeth...	206	C14H22O	000127-43-5	27

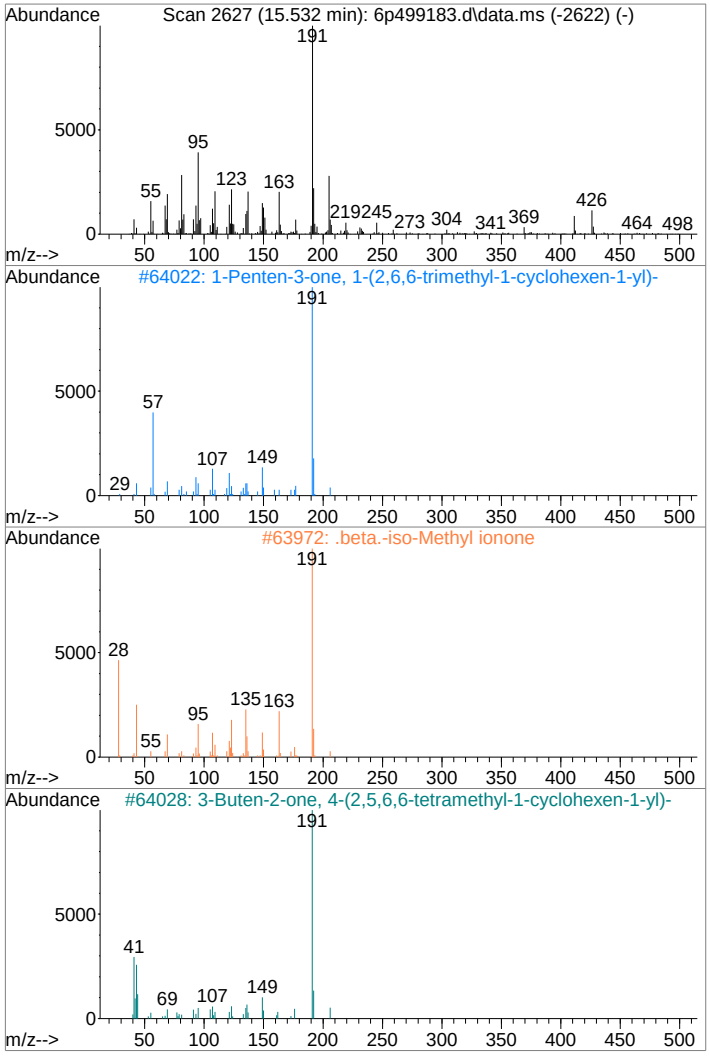

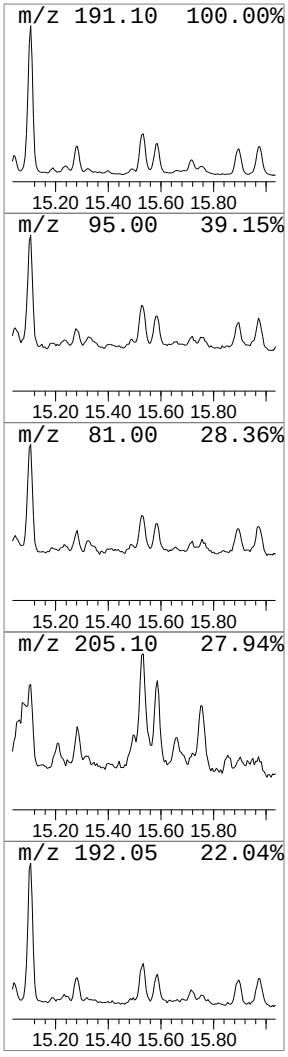

Library Search Compound Report

Data Path : C:\msdchem\1\DATA\jonkm\070421\e6p3394\
Data File : 6p499183.d
Acq On : 3 Jul 2021 3:15 am
Operator : brandonl
Sample : jd27540-13
Misc : op34109,e6p3394,30.5,,,1,5
ALS Vial : 28 Sample Multiplier: 1

Quant Method : C:\MSDCHEM\1\METHODS\M6P3388.M
Quant Title : Semi Volatile GC/MS,zb-5msi 30m x .25mm x .25MoTuWed Jun 30 18:27:50 2021

TIC Library : C:\Database\NIST08.L
TIC Integration Parameters: lscint.p

****

Peak Number 13 Unknown Concentration Rank 7

R.T.	EstConc	Area	Relative to ISTD	R.T.
15.762	8.59 ppm	2335620	Perylene-d12	14.003

Hit# of 5	Tentative ID	MW	MolForm	CAS#	Qual
1	Benzamide, N-[3-(1H-1,3-benzimid...	297	C17H16FN3O	1000319-56-9	43
2	Benzene, 1-nitro-3-(trifluoromet...	191	C7H4F3NO2	000098-46-4	40
3	Benzene, 1-nitro-3-(trifluoromet...	191	C7H4F3NO2	000098-46-4	40
4	Propanamide, N-[3-(1H-1,3-benzim...	245	C14H19N3O	1000319-81-0	38
5	Benzene, 1-nitro-3-(trifluoromet...	191	C7H4F3NO2	000098-46-4	37

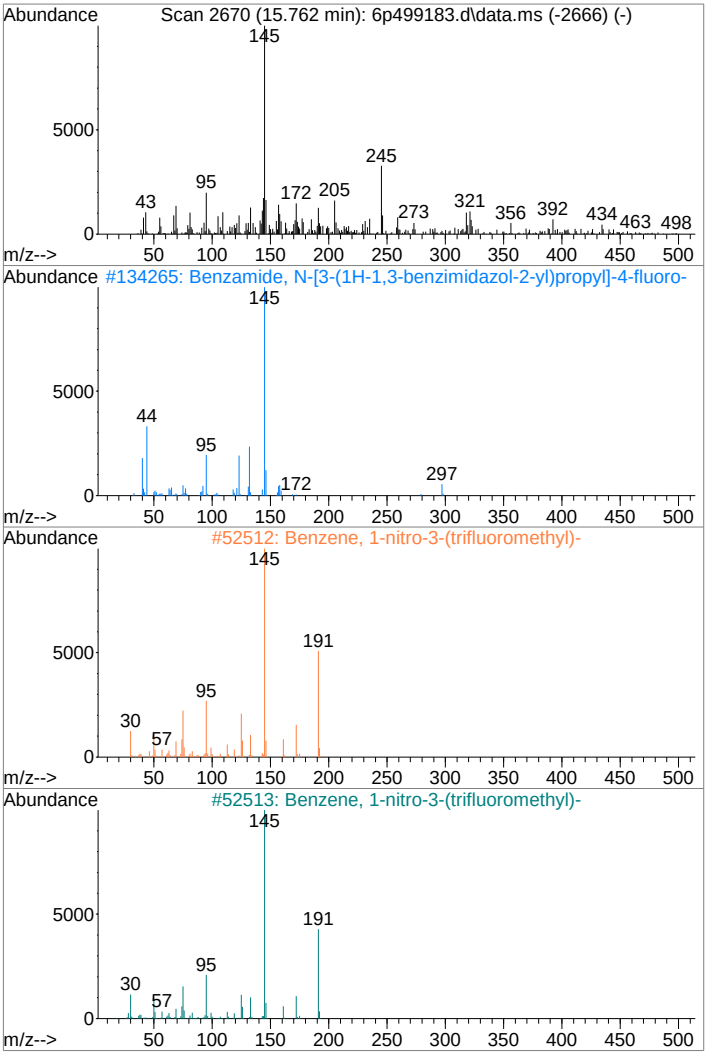

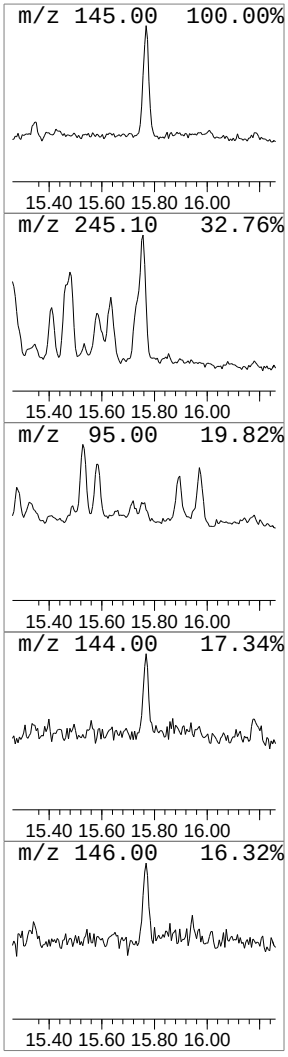

Library Search Compound Report

Data Path : C:\msdchem\1\DATA\jonkm\070421\e6p3394\
Data File : 6p499183.d
Acq On : 3 Jul 2021 3:15 am
Operator : brandonl
Sample : jd27540-13
Misc : op34109,e6p3394,30.5,,,1,5
ALS Vial : 28 Sample Multiplier: 1

Quant Method : C:\MSDCHEM\1\METHODS\M6P3388.M
Quant Title : Semi Volatile GC/MS,zb-5msi 30m x .25mm x .25MoTuWed Jun 30 18:27:50 2021

TIC Library : C:\Database\NIST08.L
TIC Integration Parameters: lscint.p

****

Peak Number 14 Unknown Concentration Rank 5

R.T.	EstConc	Area	Relative to ISTD	R.T.
15.896	10.26 ppm	2787210	Perylene-d12	14.003

Hit# of 5	Tentative ID	MW	MolForm	CAS#	Qual
1	.beta.-iso-Methyl ionone	206	C14H22O	1000285-40-2	55
2	1-Penten-3-one, 1-(2,6,6-trimeth...	206	C14H22O	000127-43-5	50
3	1-Penten-3-one, 1-(2,6,6-trimeth...	206	C14H22O	000127-43-5	46
4	4-(3H-Imidazo[4,5-b]pyridin-2-yl...	342	C15H18N8S	1000276-08-2	43
5	3-Buten-2-one, 4-(2,5,6,6-tetram...	206	C14H22O	000079-70-9	38

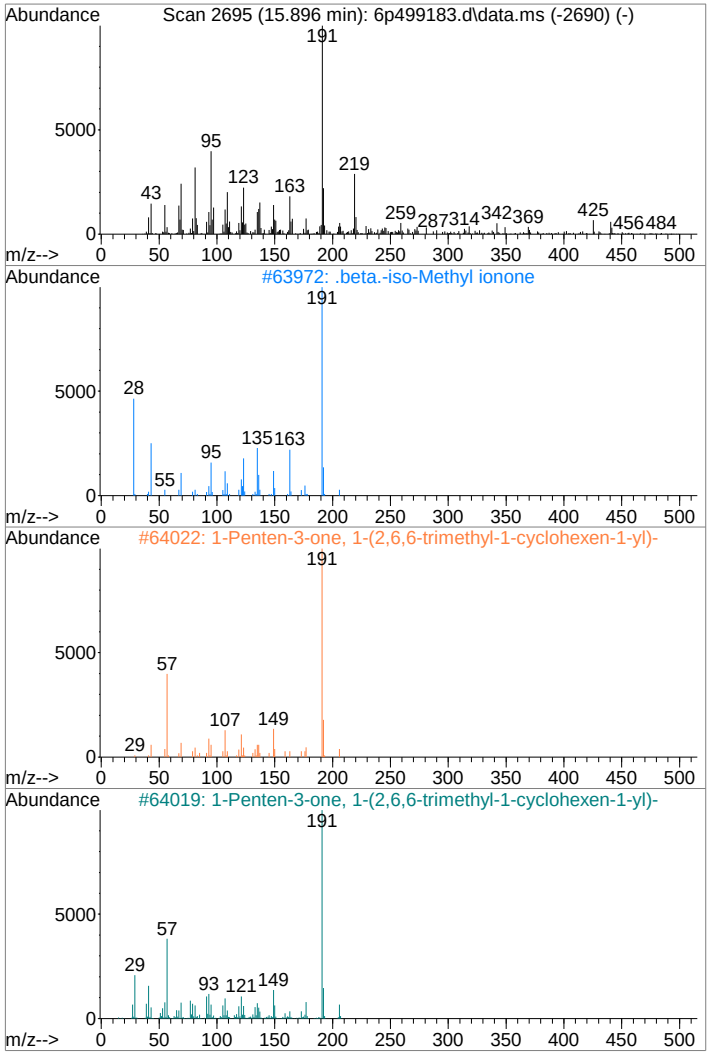

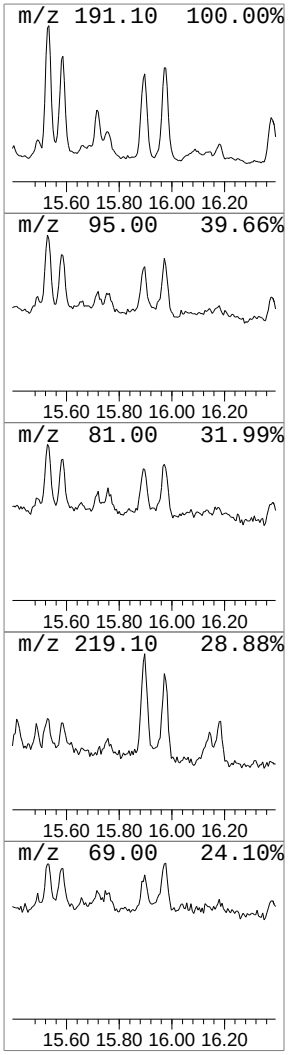

Library Search Compound Report

Data Path : C:\msdchem\1\DATA\jonkm\070421\e6p3394\
Data File : 6p499183.d
Acq On : 3 Jul 2021 3:15 am
Operator : brandonl
Sample : jd27540-13
Misc : op34109,e6p3394,30.5,,,1,5
ALS Vial : 28 Sample Multiplier: 1

Quant Method : C:\MSDCHEM\1\METHODS\M6P3388.M
Quant Title : Semi Volatile GC/MS,zb-5msi 30m x .25mm x .25MoTuWed Jun 30 18:27:50 2021

TIC Library : C:\Database\NIST08.L
TIC Integration Parameters: lscint.p

****

Peak Number 15 Unknown Concentration Rank 3

R.T.	EstConc	Area	Relative to ISTD	R.T.
15.971	18.06 ppm	4907150	Perylene-d12	14.003

Hit# of 5	Tentative ID	MW	MolForm	CAS#	Qual
1	28-Nor-17.beta.(H)-hopane	398	C29H50	036728-72-0	58
2	2,4,5,5,8a-Pentamethyl-6,7,8,8a-...	206	C14H22O	1000195-40-9	49
3	1-Penten-3-one, 1-(2,6,6-trimeth...	206	C14H22O	000127-43-5	46
4	1-Penten-3-one, 1-(2,6,6-trimeth...	206	C14H22O	000127-43-5	45
5	1-Cyclohexene, 1,3,3-trimethyl-2...	206	C14H22O	1000197-08-4	43

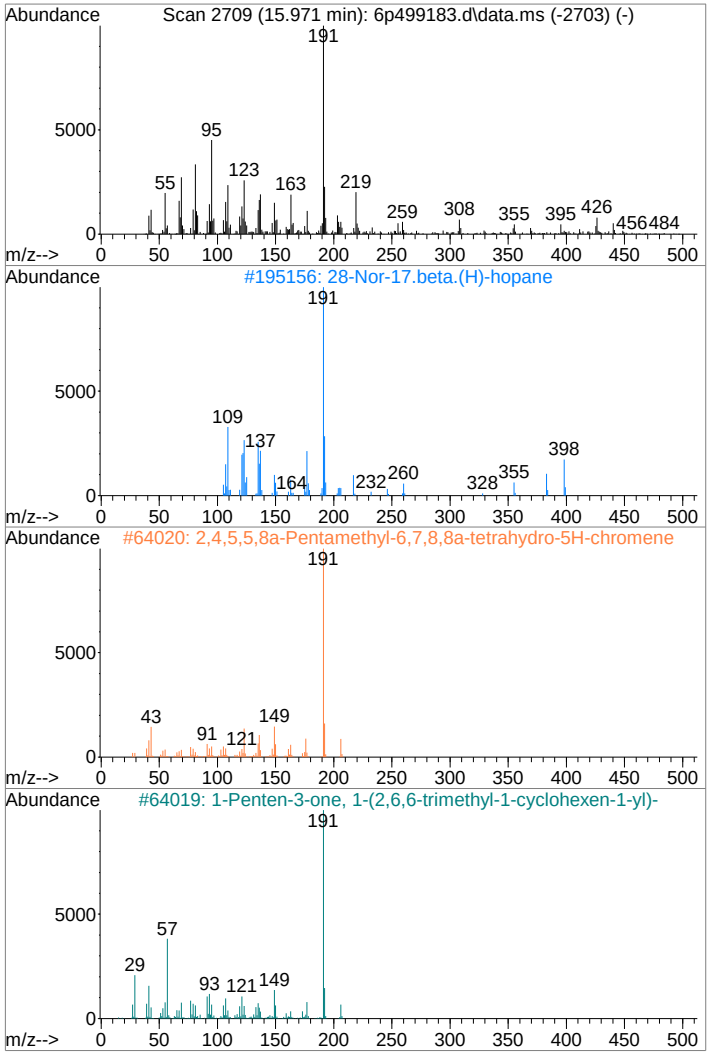

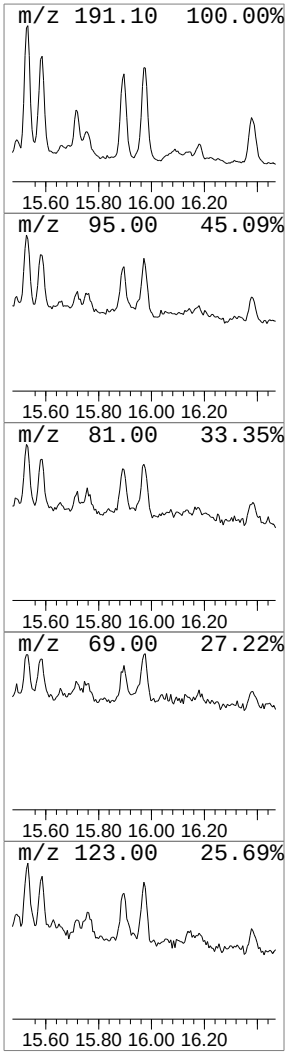

Library Search Compound Report

Data Path : C:\msdchem\1\DATA\jonkm\070421\e6p3394\
Data File : 6p499183.d
Acq On : 3 Jul 2021 3:15 am
Operator : brandonl
Sample : jd27540-13
Misc : op34109,e6p3394,30.5,,,1,5
ALS Vial : 28 Sample Multiplier: 1

Quant Method : C:\MSDCHEM\1\METHODS\M6P3388.M
Quant Title : Semi Volatile GC/MS,zb-5msi 30m x .25mm x .25MoTuWed Jun 30 18:27:50 2021

TIC Library : C:\Database\NIST08.L
TIC Integration Parameters: lscint.p

****

Peak Number 16 Unknown Concentration Rank 15

R.T.	EstConc	Area	Relative to ISTD	R.T.
16.378	5.25 ppm	1427660	Perylene-d12	14.003

Hit# of 5	Tentative ID	MW	MolForm	CAS#	Qual
1	.beta.-iso-Methyl ionone	206	C14H22O	1000285-40-2	64
2	Anthracene, 9-(4-iodobutyl)-	360	C18H17I	144000-84-0	45
3	Propenamide, 3-(3-methoxyphenyl)...	191	C11H13NO2	1000259-85-9	38
4	4-(3H-Imidazo[4,5-b]pyridin-2-yl...	342	C15H18N8S	1000276-08-2	35
5	Protriptyline, N-acetyl-	305	C21H23NO	023047-28-1	35

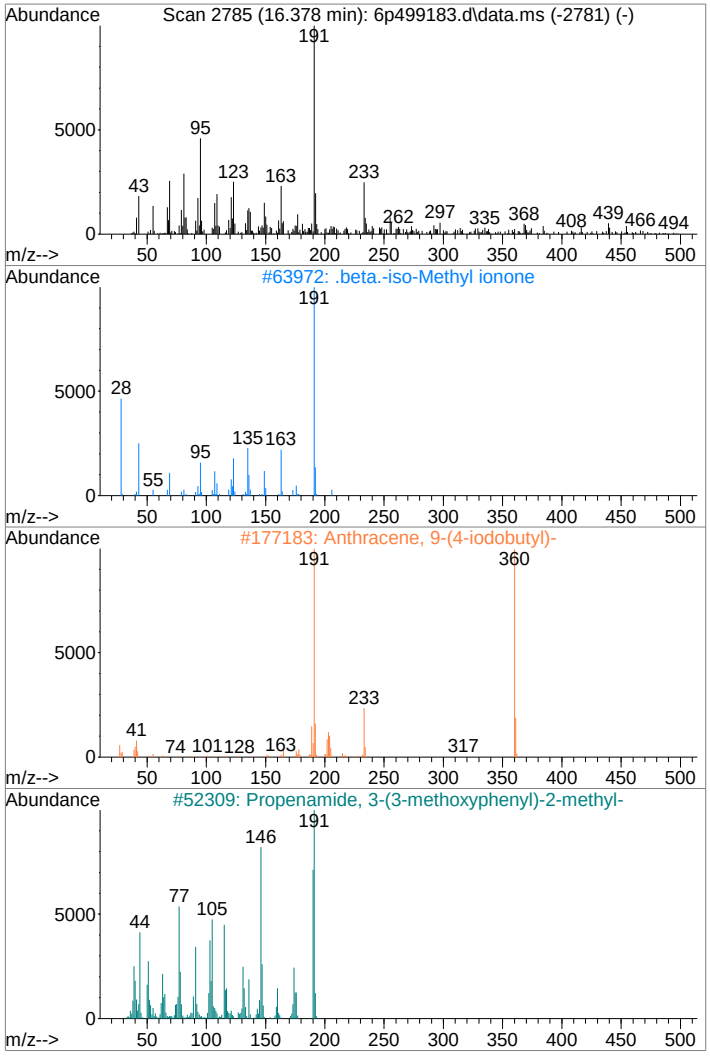

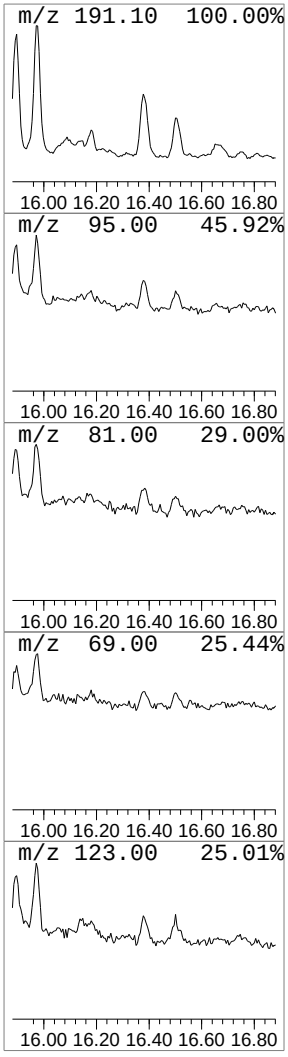

Library Search Compound Report

Data Path : C:\msdchem\1\DATA\jonkm\070421\e6p3394\
Data File : 6p499183.d
Acq On : 3 Jul 2021 3:15 am
Operator : brandonl
Sample : jd27540-13
Misc : op34109,e6p3394,30.5,,,1,5
ALS Vial : 28 Sample Multiplier: 1

Quant Method : C:\MSDCHEM\1\METHODS\M6P3388.M
Quant Title : Semi Volatile GC/MS,zb-5msi 30m x .25mm x .25MoTuWed Jun 30 18:27:50 2021

TIC Library : C:\Database\NIST08.L
TIC Integration Parameters: lscint.p

****

Peak Number 17 Unknown Concentration Rank 13

R.T.	EstConc	Area	Relative to ISTD	R.T.
16.977	5.52 ppm	1499590	Perylene-d12	14.003

Hit# of 5	Tentative ID	MW	MolForm	CAS#	Qual
1	Acetamide, 2-(4-chloro-3,5-dimet...	328	C18H17ClN2O2	1000303-59-0	78
2	2-Nitro-.alpha.,.alpha.,.alpha.-...	191	C7H4F3NO2	000384-22-5	43
3	4-Nitro-.alpha.,.alpha.,.alpha.-...	191	C7H4F3NO2	000402-54-0	43
4	2-Nitro-.alpha.,.alpha.,.alpha.-...	191	C7H4F3NO2	000384-22-5	43
5	Benzene, 1-nitro-3-(trifluoromet...	191	C7H4F3NO2	000098-46-4	43

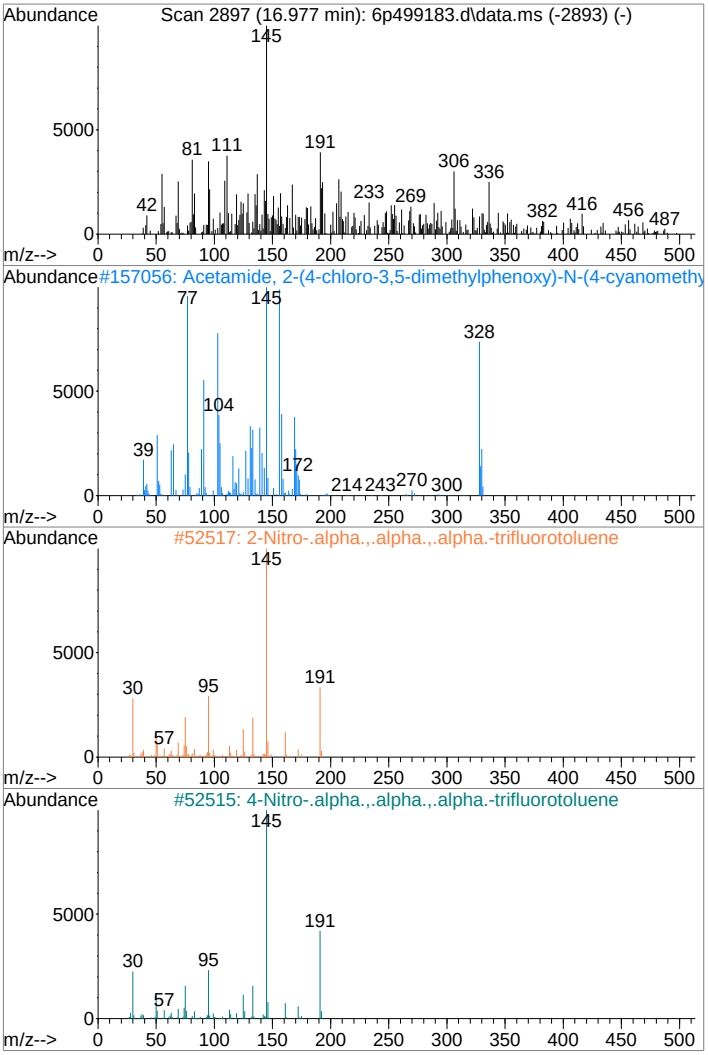

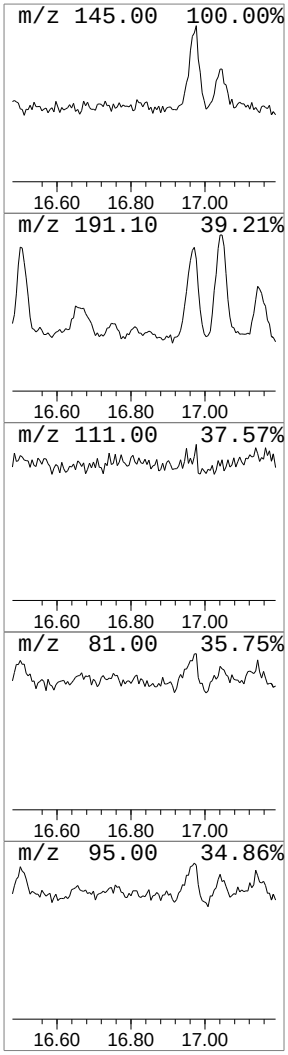

Library Search Compound Report

Data Path : C:\msdchem\1\DATA\jonkm\070421\e6p3394\
Data File : 6p499183.d
Acq On : 3 Jul 2021 3:15 am
Operator : brandonl
Sample : jd27540-13
Misc : op34109,e6p3394,30.5,,,1,5
ALS Vial : 28 Sample Multiplier: 1

Quant Method : C:\MSDCHEM\1\METHODS\M6P3388.M
Quant Title : Semi Volatile GC/MS,zb-5msi 30m x .25mm x .25MoTuWed Jun 30 18:27:50 2021

TIC Library : C:\Database\NIST08.L
TIC Integration Parameters: lscint.p

****

Peak Number 18 Unknown Concentration Rank 8

R.T.	EstConc	Area	Relative to ISTD	R.T.
17.046	8.29 ppm	2251800	Perylene-d12	14.003

Hit# of 5	Tentative ID	MW	MolForm	CAS#	Qual
1	9-(Chloromethyl)anthracene	226	C15H11Cl	024463-19-2	38
2	1-(9-Phenanthrenyl)-2-propanone	234	C17H14O	1000326-08-9	35
3	Amiphenazole	191	C9H9N3S	000490-55-1	35
4	Anthracene, 9-(3-butenyl)-	232	C18H16	097451-55-3	35
5	5-Fluoro-2-trifluoromethylbenzoi...	250	C11H10F4O2	1000338-73-7	27

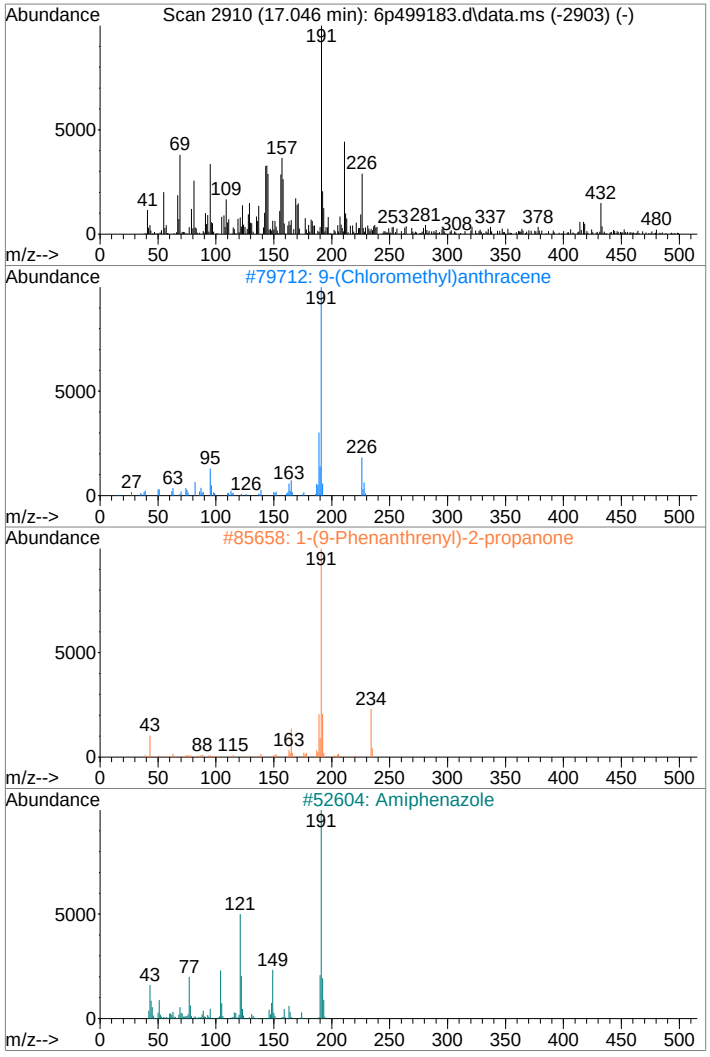

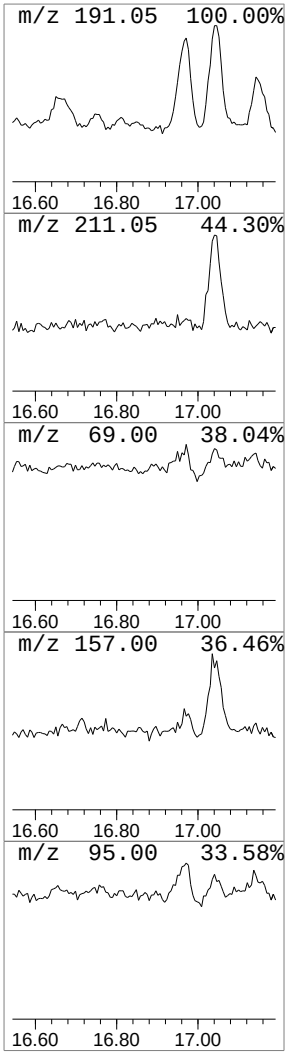

Tentatively Identified Compound (LSC) summary

Data Path : C:\msdchem\1\DATA\jonkm\070421\e6p3394\
Data File : 6p499183.d
Acq On : 3 Jul 2021 3:15 am
Operator : brandonl
Sample : jd27540-13
Misc : op34109,e6p3394,30.5,,,1,5
ALS Vial : 28 Sample Multiplier: 1

Quant Method : C:\MSDCHEM\1\METHODS\M6P3388.M
Quant Title : Semi Volatile GC/MS,zb-5msi 30m x .25mm x .25MoTuWed Jun 30 18:27:50 2021

TIC Library : C:\Database\NIST08.L
TIC Integration Parameters: lscint.p

					Internal Standard			
TIC Top Hit name	RT	EstConc	Units	Response	#	RT	Resp	Conc
Unknown PAH sub...	13.206	4.3	ppm	1179110	11	14.003	10871400	40.0
Unknown	13.800	6.6	ppm	1804840	11	14.003	10871400	40.0
Unknown PAH sub...	13.853	5.0	ppm	1357900	11	14.003	10871400	40.0
Unknown	14.169	7.6	ppm	2061690	11	14.003	10871400	40.0
Unknown	14.206	5.2	ppm	1419150	11	14.003	10871400	40.0
Unknown	14.575	12.4	ppm	3368520	11	14.003	10871400	40.0
Unknown	14.741	36.1	ppm	9818340	11	14.003	10871400	40.0
Unknown	14.885	8.8	ppm	2404340	11	14.003	10871400	40.0
Unknown	14.966	5.5	ppm	1490620	11	14.003	10871400	40.0
Unknown	15.046	7.1	ppm	1929300	11	14.003	10871400	40.0
Unknown	15.105	33.6	ppm	9133420	11	14.003	10871400	40.0
Unknown	15.533	8.1	ppm	2202130	11	14.003	10871400	40.0
Unknown	15.762	8.6	ppm	2335620	11	14.003	10871400	40.0
Unknown	15.896	10.3	ppm	2787210	11	14.003	10871400	40.0
Unknown	15.971	18.1	ppm	4907150	11	14.003	10871400	40.0
Unknown	16.378	5.3	ppm	1427660	11	14.003	10871400	40.0
Unknown	16.977	5.5	ppm	1499590	11	14.003	10871400	40.0
Unknown	17.046	8.3	ppm	2251800	11	14.003	10871400	40.0

Manual Integrations APPROVED (compounds with "m" flag)
Kristi Schollenberger 07/09/21 14:46

Quantitation Report (LSC Reviewed)

Data Path : C:\msdchem\1\DATA\jonkm\070421\e6p3394\
Data File : 6p499180.d
Acq On : 3 Jul 2021 2:05 am
Operator : brandonl
Sample : jd27540-14 Inst : MS6P
Misc : op34109,e6p3394,30.0,,,1,1
ALS Vial : 25 Sample Multiplier: 1

Quant Method : C:\MSDCHEM\1\METHODS\M6P3388.M
Quant Results File: M6P3388.RES
Quant Time: Jul 04 09:12:10 2021
Quant Title : Semi Volatile GC/MS,zb-5msi 30m x .25mm x .25MoTuWed Jun 30 18:27:50 2021
QLast Update : Sun Jul 04 07:36:43 2021
Response via : Initial Calibration

Compound	R.T.	QIon	Response	Conc	Units	Dev(Min)
Internal Standards						
1) 1,4-Dichlorobenzene-d4	4.455	152	792250	40.00	ppm	0.00
24) Naphthalene-d8	5.375	136	2075692	40.00	ppm	0.00
46) Acenaphthene-d10	6.696	164	1496785	40.00	ppm	0.01
69) Phenanthrene-d10	8.210	188	2426426	40.00	ppm	0.01
84) Chrysene-d12	11.938	240	2191804	40.00	ppm	0.01
93) Perylene-d12	14.013	264	2425348	40.00	ppm	0.02
103) 1,4-Dichlorobenzene-d4a	4.455	152	792250	40.00	ppm	0.00
105) Phenanthrene-d10a	8.210	188	2426426	40.00	ppm	0.01
107) Naphthalene-d8a	5.375	136	2075692	40.00	ppm	0.00
109) Phenanthrene-d10b	8.210	188	2426426	40.00	ppm	# 0.01
112) Chrysene-d12a	11.938	240	2191804	40.00	ppm	0.01
System Monitoring Compounds						
5) 2-Fluorophenol	3.503	112	578938	26.79	ppm	0.00
Spiked Amount 50.000			Recovery = 53.58%			
8) Phenol-d5	4.231	99	675516	24.44	ppm	0.00
Spiked Amount 50.000			Recovery = 48.88%			
25) Nitrobenzene-d5	4.862	82	521856	38.29	ppm	0.00
Spiked Amount 50.000			Recovery = 76.58%			
51) 2-Fluorobiphenyl	6.151	172	1358859	28.49	ppm	0.00
Spiked Amount 50.000			Recovery = 56.98%			
74) 2,4,6-Tribromophenol	7.440	330	241340	30.52	ppm	0.00
Spiked Amount 50.000			Recovery = 61.04%			
87) Terphenyl-d14	10.392	244	1637846	31.54	ppm	0.00
Spiked Amount 50.000			Recovery = 63.08%			
110) 1-chlorooctadecane	0.000	57	0d	0.00	ppm	
Spiked Amount 50.000			Recovery = 0.00%			
111) o-terphenyl	0.000	230	0d	0.00	ppm	
Spiked Amount 50.000			Recovery = 0.00%			
Target Compounds						Qvalue
38) Naphthalene	5.391	128	1617512m	31.02	ppm	
44) 2-Methylnaphthalene	5.889	141	3058963	91.98	ppm	98
53) Biphenyl	6.226	154	516900	9.41	ppm	81
56) Acenaphthylene	6.579	152	215174m	4.13	ppm	
59) Acenaphthene	6.728	153	148745m	3.50	ppm	
62) Dibenzofuran	6.873	168	252998m	4.22	ppm	
66) Fluorene	7.194	166	242936m	4.76	ppm	
78) Phenanthrene	8.237	178	504917	7.95	ppm	90
79) Anthracene	8.296	178	51781	0.80	ppm	72
82) Fluoranthene	9.804	202	54145	0.75	ppm	83
86) Pyrene	10.114	202	126306	1.86	ppm	78
89) Benzo[a]anthracene	11.922	228	19016m	0.28	ppm	
91) Chrysene	11.975	228	38449m	0.62	ppm	

(#) = qualifier out of range (m) = manual integration (+) = signals summed

Quantitation Report (LSC Reviewed)

Data Path : C:\msdchem\1\DATA\jonkm\070421\e6p3394\
Data File : 6p499180.d
Acq On : 3 Jul 2021 2:05 am
Operator : brandonl
Sample : jd27540-14 Inst : MS6P
Misc : op34109,e6p3394,30.0,,,1,1
ALS Vial : 25 Sample Multiplier: 1

Quant Method : C:\MSDCHEM\1\METHODS\M6P3388.M
Quant Results File: M6P3388.RES
Quant Time: Jul 04 09:12:10 2021
Quant Title : Semi Volatile GC/MS,zb-5msi 30m x .25mm x .25MoTuWed Jun 30 18:27:50 2021
QLast Update : Sun Jul 04 07:36:43 2021
Response via : Initial Calibration

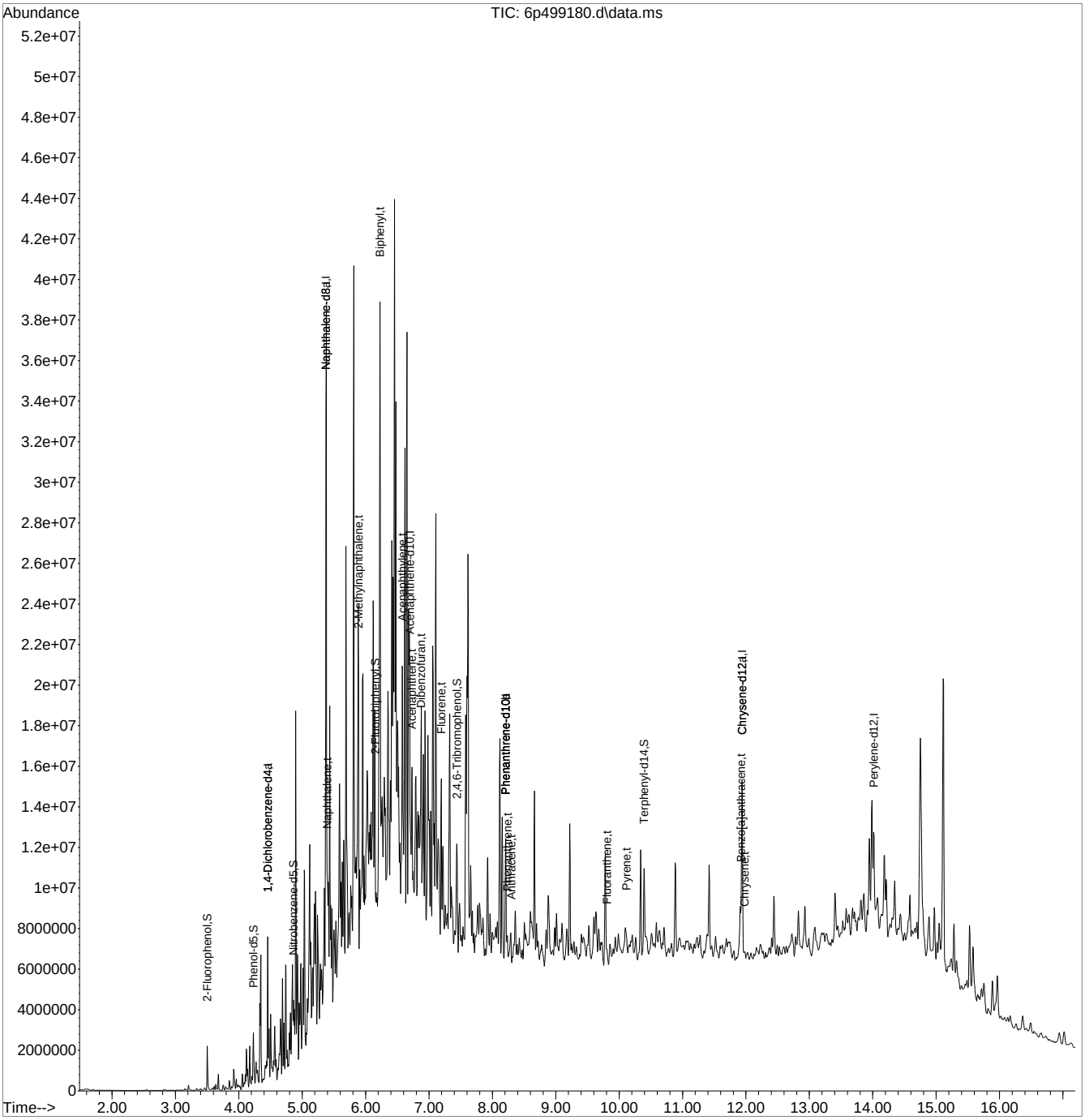

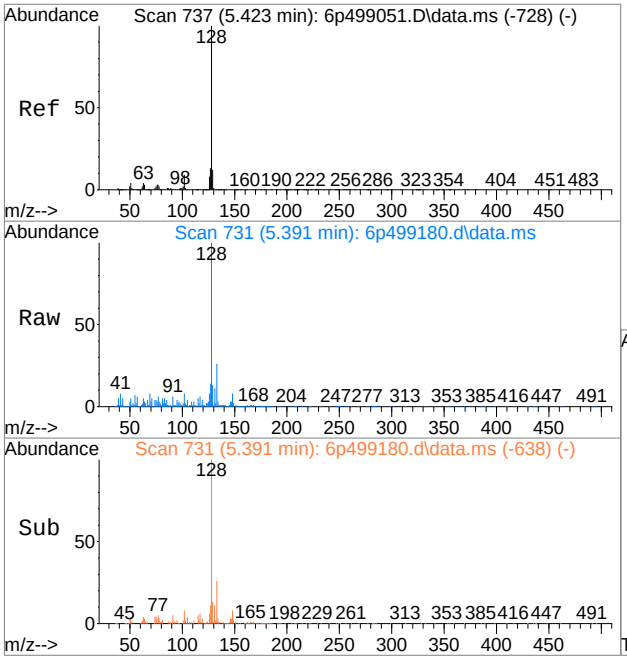

#38
Naphthalene
Concen: 31.02 ppm m
RT: 5.391 min Scan# 731
Delta R.T. -0.000 min
Lab File: 6p499180.d
Acq: 3 Jul 2021 2:05 am

Tgt Ion:128 Resp: 1617512

Ion	Ratio	Lower	Upper
128	100		
129	12.5	0.0	42.2
127	13.6	0.0	43.3

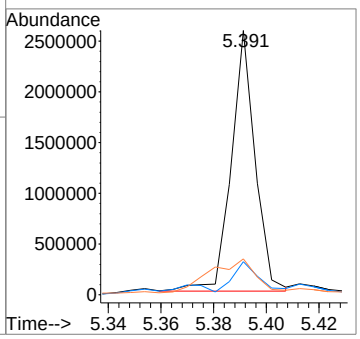

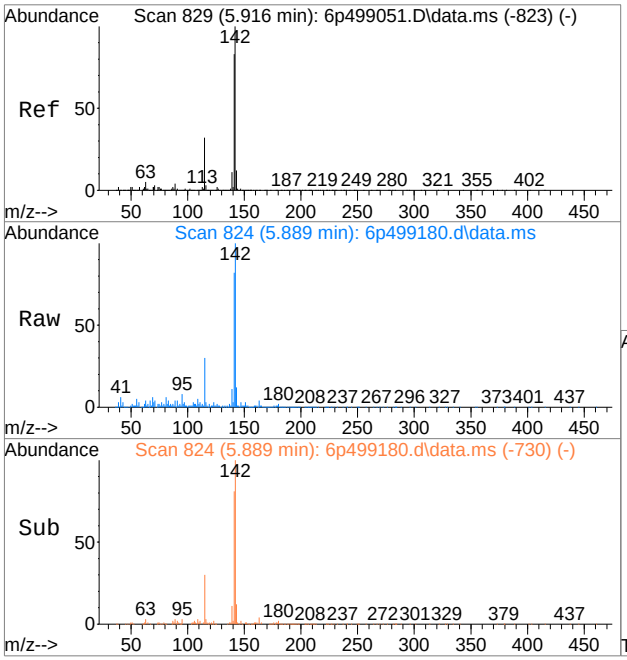

#44
2-Methylnaphthalene
Concen: 91.98 ppm
RT: 5.889 min Scan# 824
Delta R.T. 0.005 min
Lab File: 6p499180.d
Acq: 3 Jul 2021 2:05 am

Tgt Ion:141 Resp: 3058963

Ion	Ratio	Lower	Upper
141	100		
142	121.9	92.3	152.3
115	35.3	10.0	70.0

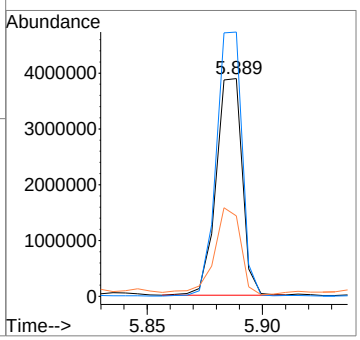

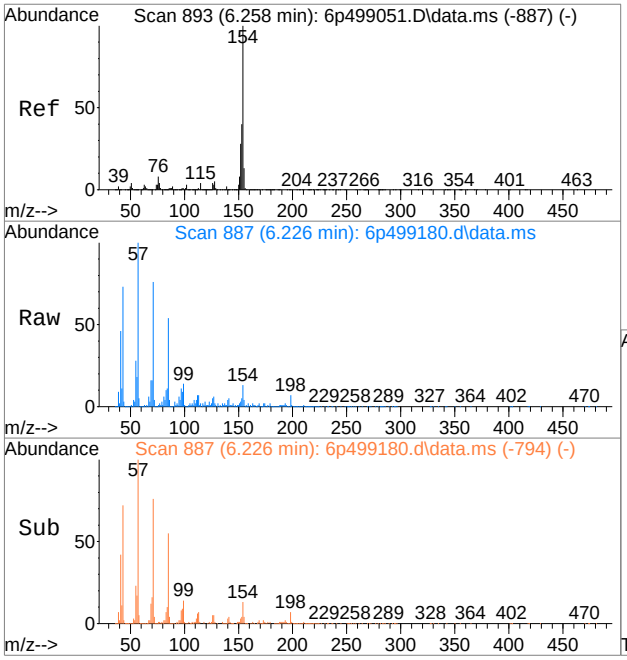

#53
Biphenyl
Concen: 9.41 ppm
RT: 6.226 min Scan# 887
Delta R.T. -0.000 min
Lab File: 6p499180.d
Acq: 3 Jul 2021 2:05 am

Tgt Ion:154 Resp: 516900

Ion	Ratio	Lower	Upper
154	100		
153	34.3	10.5	70.5
155	31.7	0.0	43.7

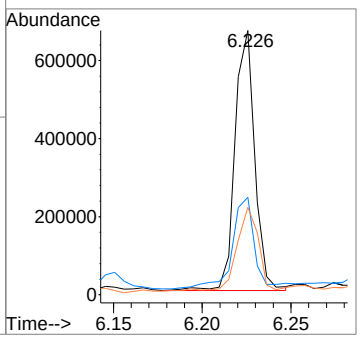

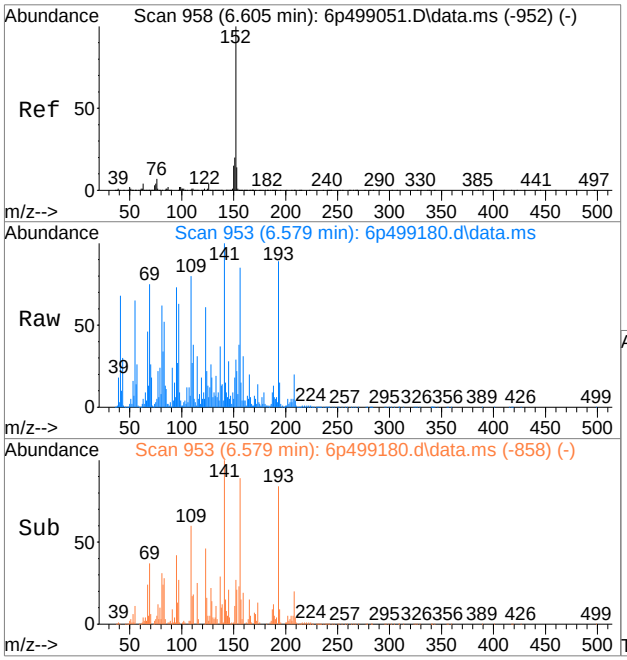

#56
Acenaphthylene
Concen: 4.13 ppm m
RT: 6.579 min Scan# 953
Delta R.T. 0.011 min
Lab File: 6p499180.d
Acq: 3 Jul 2021 2:05 am

Tgt Ion:152 Resp: 215174

Ion	Ratio	Lower	Upper
152	100		
151	64.1	0.0	50.1#
153	77.3	0.0	44.2#

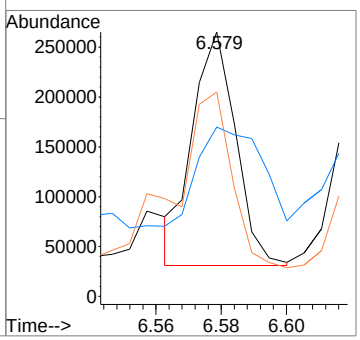

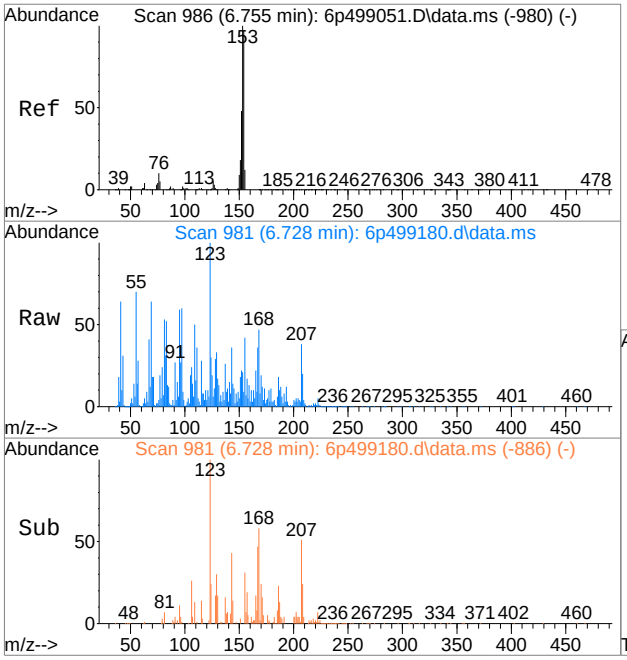

#59
Acenaphthene
Concen: 3.50 ppm m
RT: 6.728 min Scan# 981
Delta R.T. 0.011 min
Lab File: 6p499180.d
Acq: 3 Jul 2021 2:05 am

Tgt Ion:153 Resp: 148745

Ion	Ratio	Lower	Upper
153	100		
152	105.8	17.3	77.3#
154	41.4	65.8	125.8#

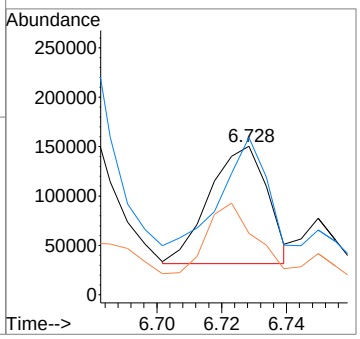

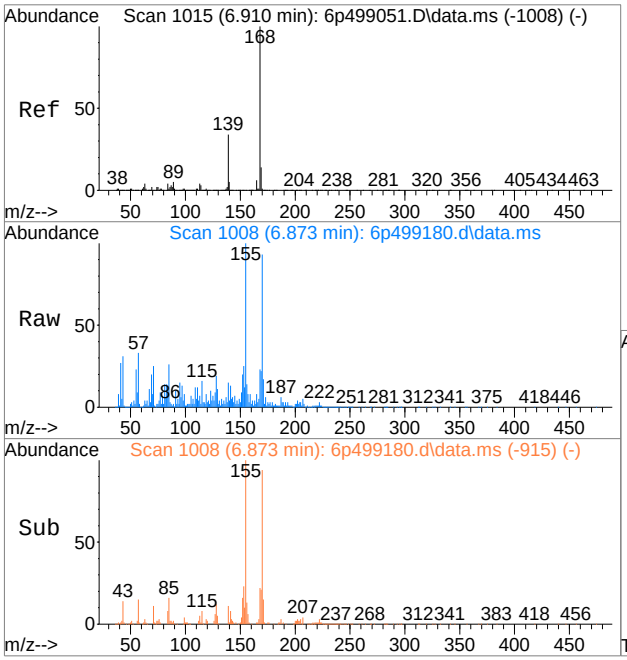

#62
Dibenzofuran
Concen: 4.22 ppm m
RT: 6.873 min Scan# 1008
Delta R.T. -0.000 min
Lab File: 6p499180.d
Acq: 3 Jul 2021 2:05 am

Tgt Ion:168 Resp: 252998

Ion	Ratio	Lower	Upper
168	100		
139	67.2	7.4	67.4
169	95.3	0.0	44.2#

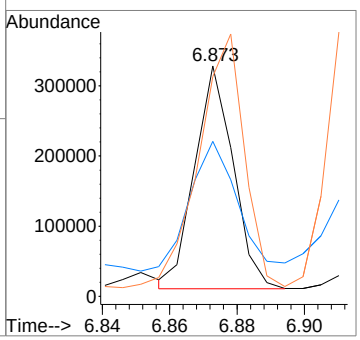

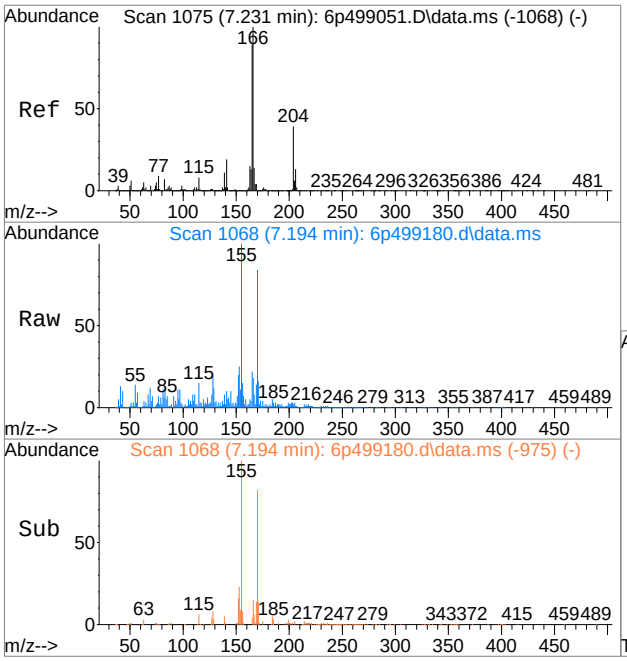

#66
Fluorene
Concen: 4.76 ppm m
RT: 7.194 min Scan# 1068
Delta R.T. -0.000 min
Lab File: 6p499180.d
Acq: 3 Jul 2021 2:05 am

Tgt Ion:166 Resp: 242936

Ion	Ratio	Lower	Upper
166	100		
165	123.8	60.2	120.2#
167	48.3	0.0	43.8#

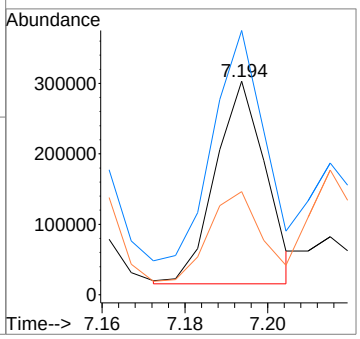

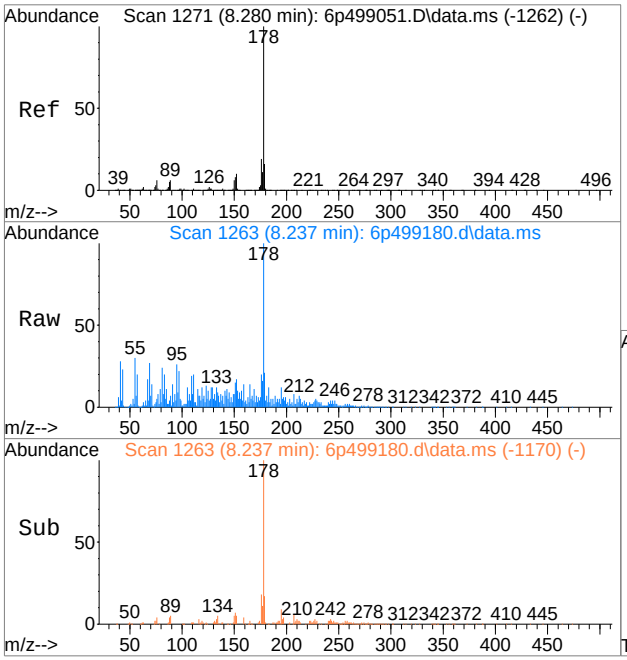

#78
Phenanthrene
Concen: 7.95 ppm
RT: 8.237 min Scan# 1263
Delta R.T. -0.000 min
Lab File: 6p499180.d
Acq: 3 Jul 2021 2:05 am

Tgt Ion:178 Resp: 504917

Ion	Ratio	Lower	Upper
178	100		
179	9.1	0.0	46.6
176	17.9	0.0	49.8

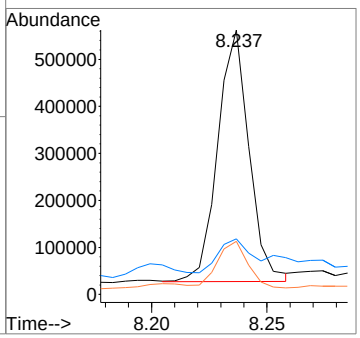

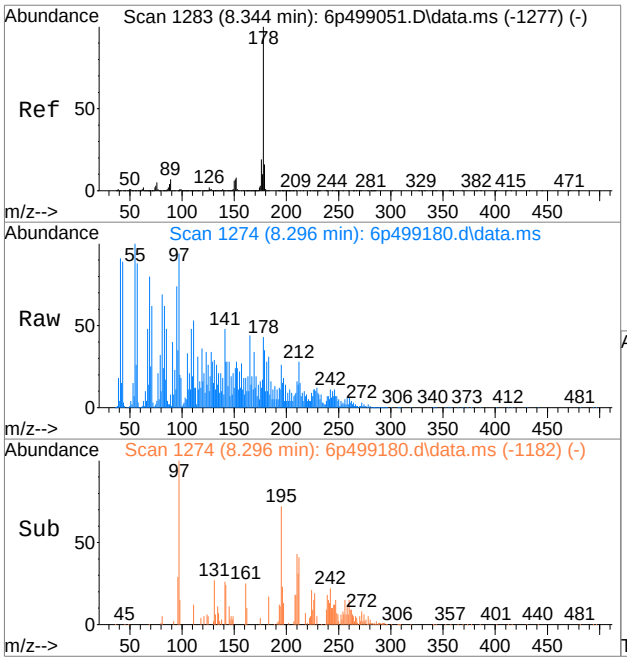

#79
Anthracene
Concen: 0.80 ppm
RT: 8.296 min Scan# 1274
Delta R.T. -0.005 min
Lab File: 6p499180.d
Acq: 3 Jul 2021 2:05 am

Tgt Ion:178 Resp: 51781

Ion	Ratio	Lower	Upper
178	100		
179	40.4	0.0	46.3
176	17.5	0.0	48.8

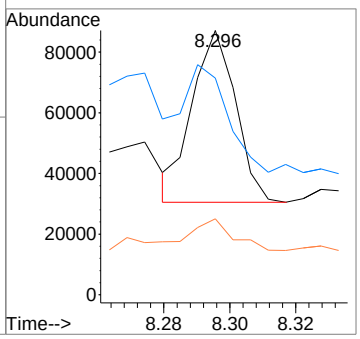

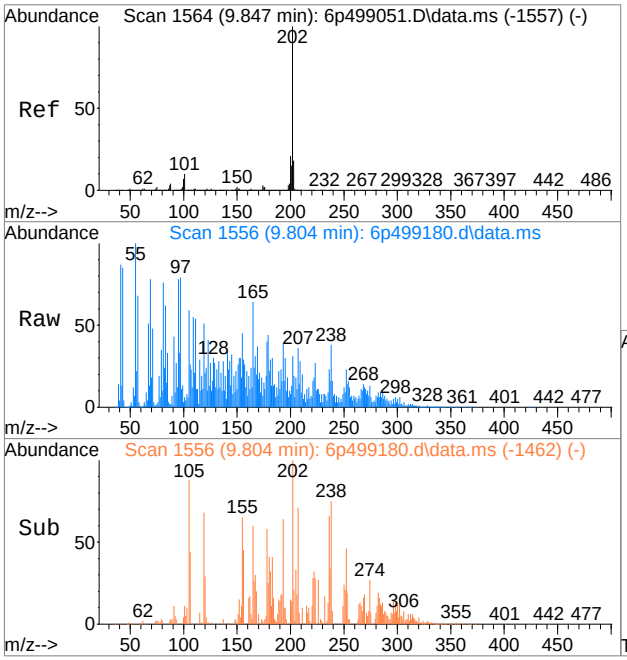

#82
Fluoranthene
Concen: 0.75 ppm
RT: 9.804 min Scan# 1556
Delta R.T. 0.005 min
Lab File: 6p499180.d
Acq: 3 Jul 2021 2:05 am

Tgt Ion:202 Resp: 54145

Ion	Ratio	Lower	Upper
202	100		
101	9.5	0.0	40.0
203	29.7	0.0	48.5

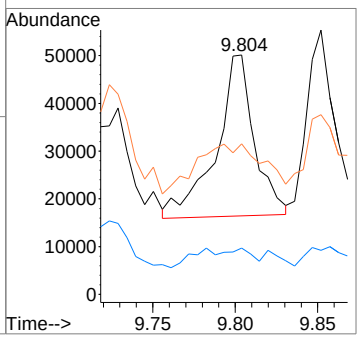

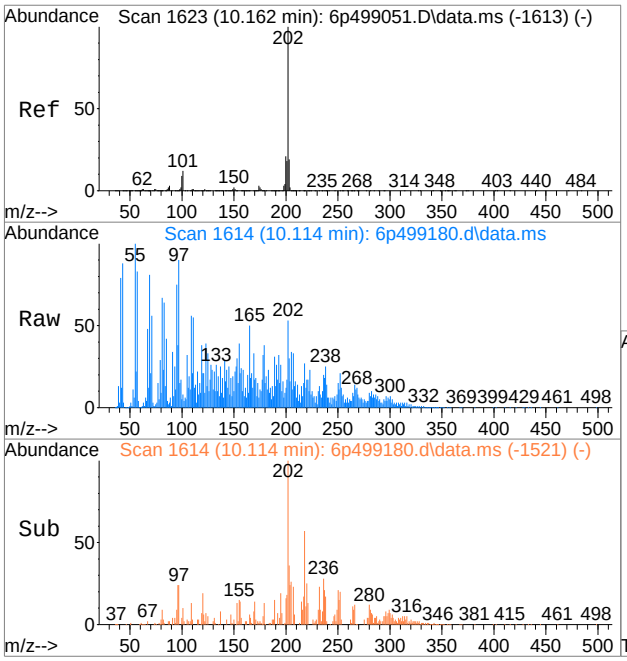

#86
Pyrene
Concen: 1.86 ppm
RT: 10.114 min Scan# 1614
Delta R.T. -0.000 min
Lab File: 6p499180.d
Acq: 3 Jul 2021 2:05 am

Tgt Ion:202 Resp: 126306

Ion	Ratio	Lower	Upper
202	100		
200	19.2	0.0	51.1
203	37.6	0.0	48.8

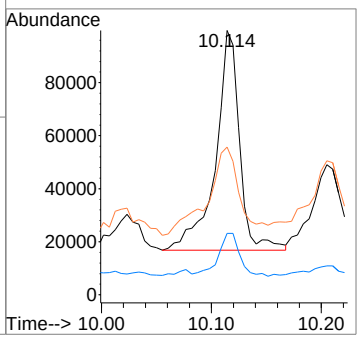

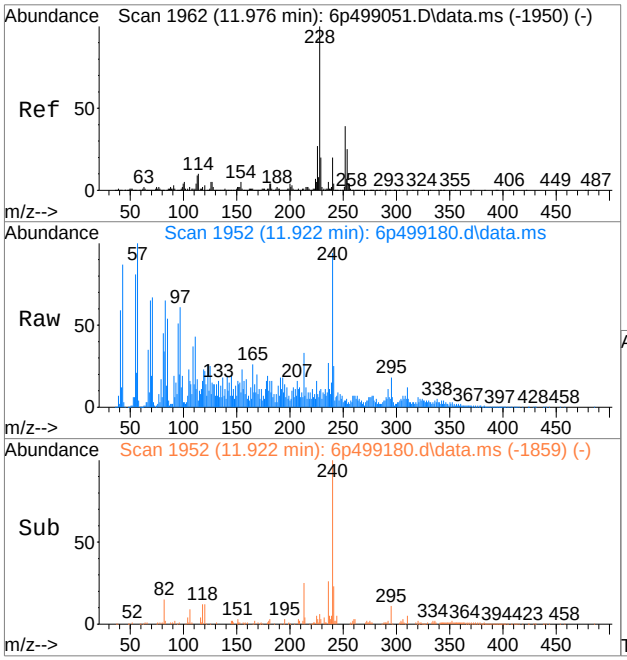

#89
Benzo[a]anthracene
Concen: 0.28 ppm m
RT: 11.922 min Scan# 1952
Delta R.T. -0.000 min
Lab File: 6p499180.d
Acq: 3 Jul 2021 2:05 am

Tgt Ion:228 Resp: 19016

Ion	Ratio	Lower	Upper
228	100		
229	116.4	0.0	50.6#
226	79.0	0.0	57.2#

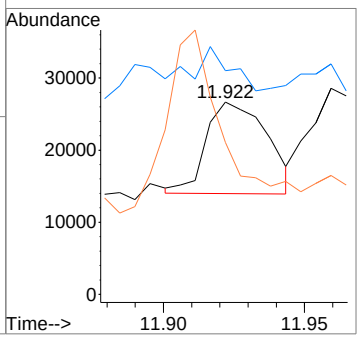

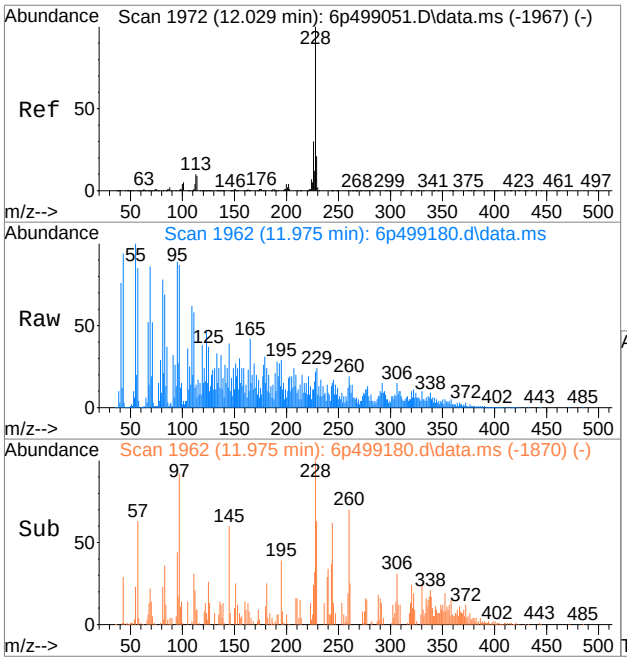

#91
Chrysene
Concen: 0.62 ppm m
RT: 11.975 min Scan# 1962
Delta R.T. -0.005 min
Lab File: 6p499180.d
Acq: 3 Jul 2021 2:05 am

Tgt Ion:228 Resp: 38449

Ion	Ratio	Lower	Upper
228	100		
226	51.0	0.4	60.4
229	108.2	0.0	50.2#

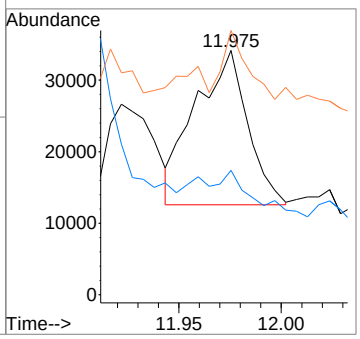

Manual Integration Approval Summary

Sample Number: JD27540-14
Lab FileID: 6P499180.D
Injection Time: 07/03/21 02:05
Method: SW846 8270E
Analyst approved: 07/04/21 09:56 Jon Kreigmor Mamanta
Supervisor approved: 07/09/21 14:46 Kristi Schollenberger

Parameter	CAS	Sig#	R.T. (min.)	Reason
Naphthalene	91-20-3		5.39	Poor instrument integration
Acenaphthylene	208-96-8		6.58	Poor instrument integration
Acenaphthene	83-32-9		6.73	Poor instrument integration
Dibenzofuran	132-64-9		6.87	Poor instrument integration
Fluorene	86-73-7		7.19	Poor instrument integration
Benzo(a)anthracene	56-55-3		11.92	Poor instrument integration
Chrysene	218-01-9		11.98	Poor instrument integration

Quantitation Report (Qedit)

Data Path : C:\msdchem\1\DATA\jonkm\070421\e6p3394\
Data File : 6p499180.d
Acq On : 3 Jul 2021 2:05 am
Operator : brandonl
Sample : jd27540-14 Inst : MS6P
Misc : op34109,e6p3394,30.0,,,1,1
ALS Vial : 25 Sample Multiplier: 1

Quant Method : C:\MSDCHEM\1\METHODS\M6P3388.M
Quant Results File: M6P3388.RES
Quant Time: Jul 04 07:40:30 2021
Quant Title : Semi Volatile GC/MS,zb-5msi 30m x .25mm x .25MoTuWed Jun 30 18:27:50 2021
QLast Update : Sun Jul 04 07:36:43 2021
Response via : Initial Calibration

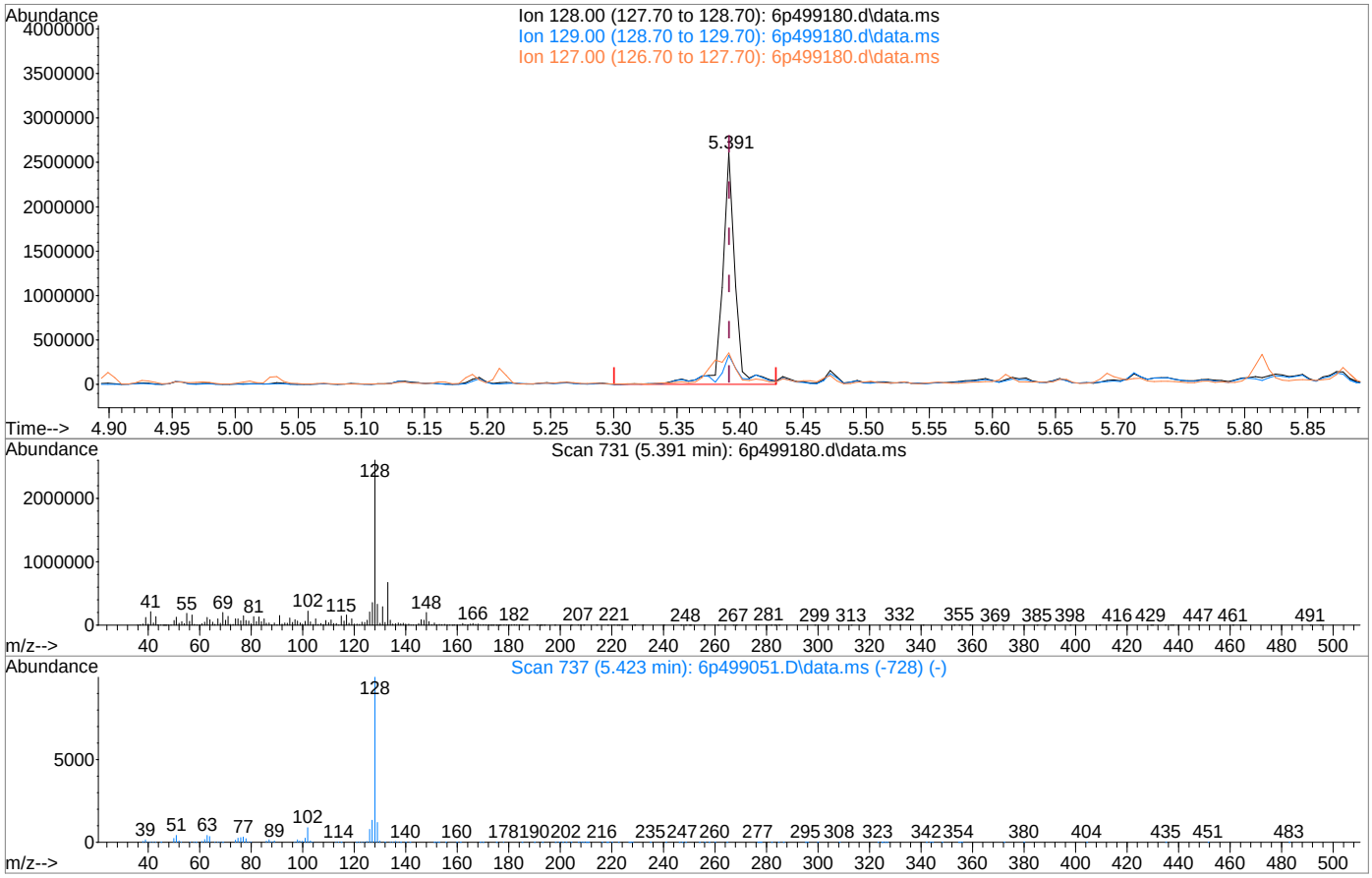

TIC: 6p499180.d\data.ms

(38) Naphthalene (t)

5.391min (-0.000) 35.84ppm

response 1868964

Ion	Exp%	Act%
128.00	100	100
129.00	12.20	12.04
127.00	13.30	13.03
0.00	0.00	0.00

Quantitation Report (Qedit)

Data Path : C:\msdchem\1\DATA\jonkm\070421\e6p3394\
Data File : 6p499180.d
Acq On : 3 Jul 2021 2:05 am
Operator : brandonl
Sample : jd27540-14 Inst : MS6P
Misc : op34109,e6p3394,30.0,,,1,1
ALS Vial : 25 Sample Multiplier: 1

Quant Method : C:\MSDCHEM\1\METHODS\M6P3388.M
Quant Results File: M6P3388.RES
Quant Time: Jul 04 07:40:30 2021
Quant Title : Semi Volatile GC/MS,zb-5msi 30m x .25mm x .25MoTuWed Jun 30 18:27:50 2021
QLast Update : Sun Jul 04 07:36:43 2021
Response via : Initial Calibration

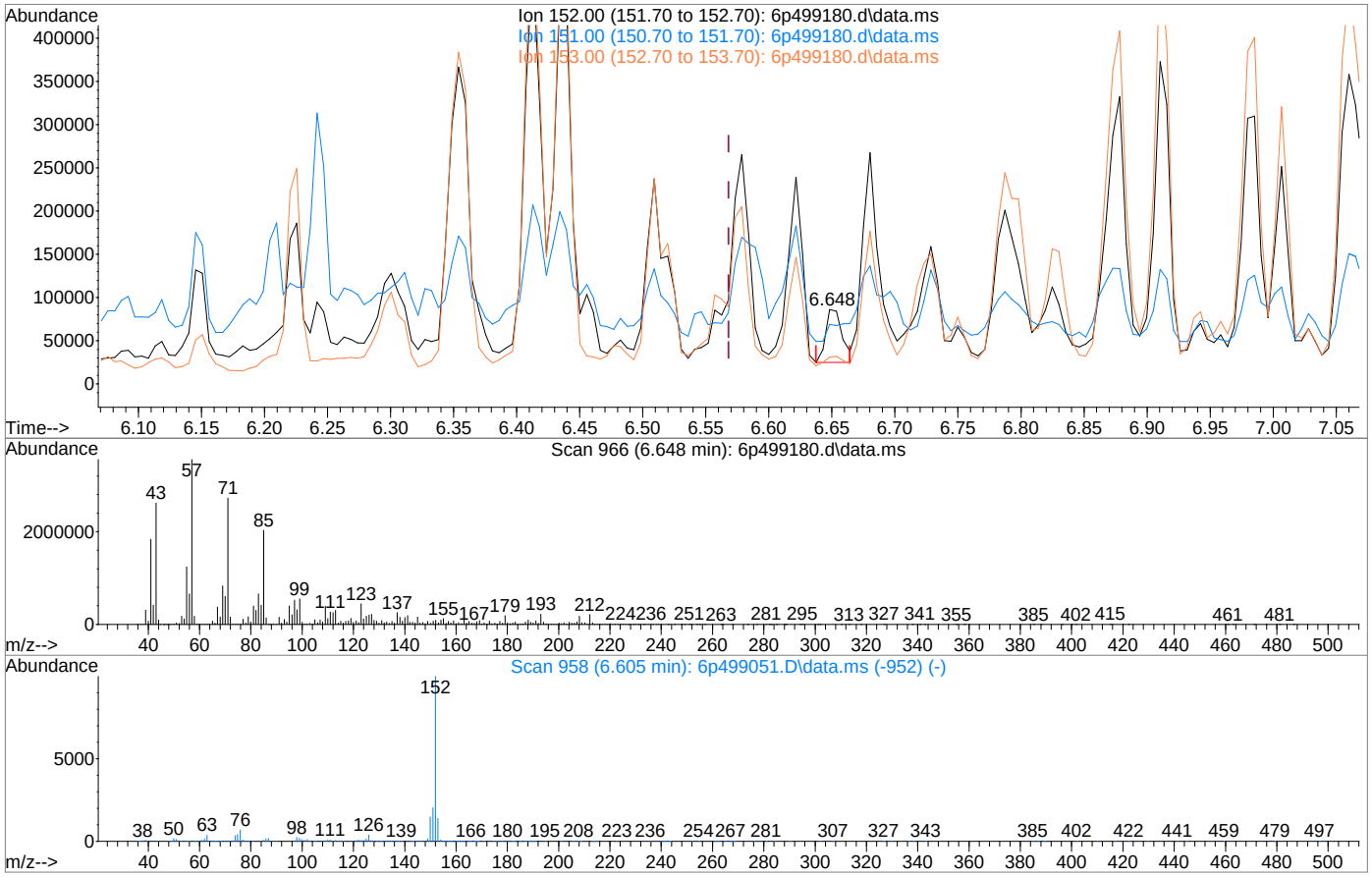

TIC: 6p499180.d\data.ms

(56) Acenaphthylene (t)

6.648min (+0.080) 1.07ppm

response 55895

Ion	Exp%	Act%
152.00	100	100
151.00	20.10	17.40
153.00	14.20	15.85
0.00	0.00	0.00

Quantitation Report (Qedit)

Data Path : C:\msdchem\1\DATA\jonkm\070421\e6p3394\
Data File : 6p499180.d
Acq On : 3 Jul 2021 2:05 am
Operator : brandonl
Sample : jd27540-14 Inst : MS6P
Misc : op34109,e6p3394,30.0,,,1,1
ALS Vial : 25 Sample Multiplier: 1

Quant Method : C:\MSDCHEM\1\METHODS\M6P3388.M
Quant Results File: M6P3388.RES
Quant Time: Jul 04 07:40:30 2021
Quant Title : Semi Volatile GC/MS,zb-5msi 30m x .25mm x .25MoTuWed Jun 30 18:27:50 2021
QLast Update : Sun Jul 04 07:36:43 2021
Response via : Initial Calibration

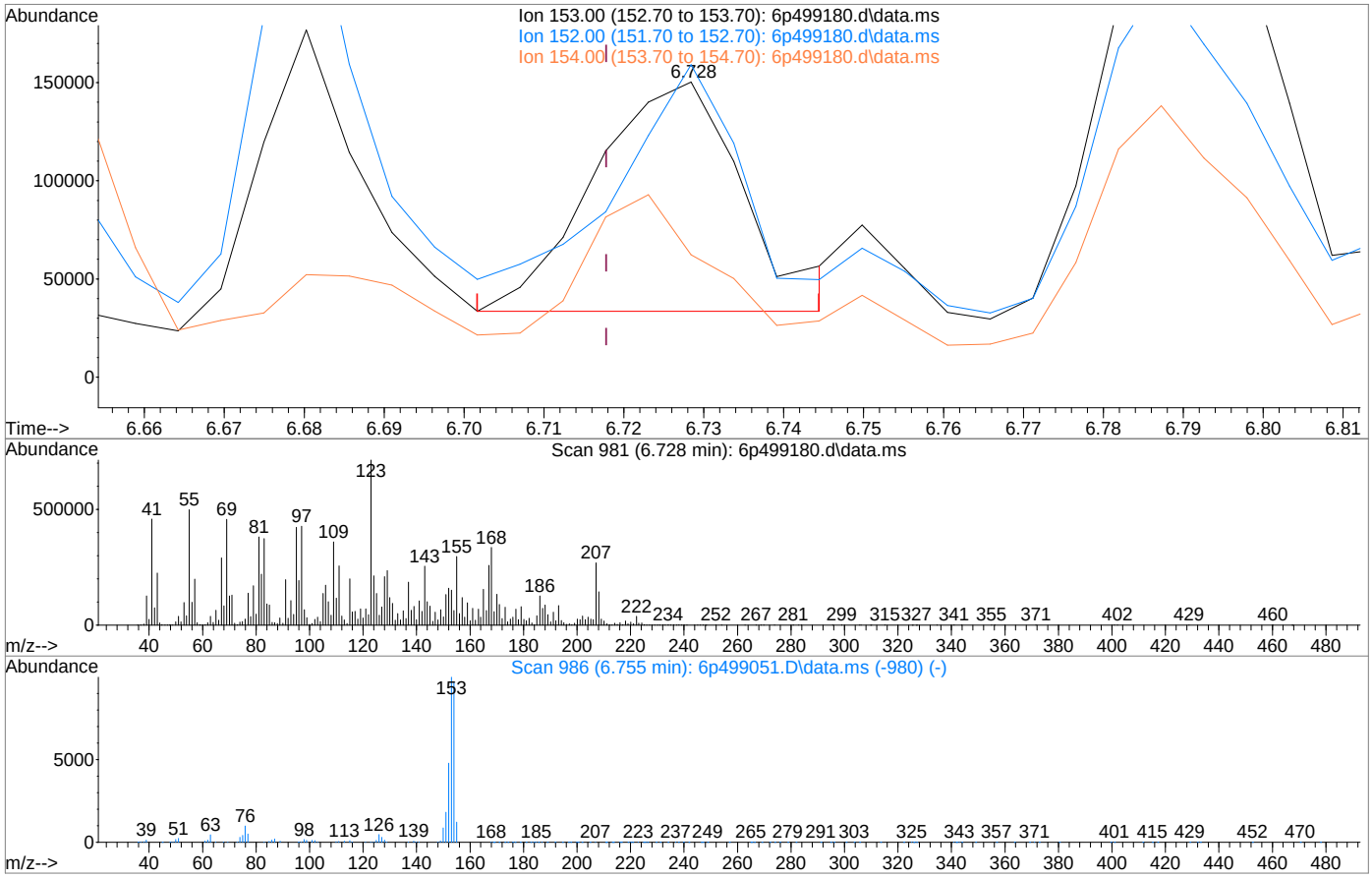

TIC: 6p499180.d\data.ms

(59) Acenaphthene (t)

6.728min (+0.011) 3.57ppm

response 151399

Ion	Exp%	Act%
153.00	100	100
152.00	47.30	103.87#
154.00	95.80	35.45#
0.00	0.00	0.00

Quantitation Report (Qedit)

Data Path : C:\msdchem\1\DATA\jonkm\070421\e6p3394\
Data File : 6p499180.d
Acq On : 3 Jul 2021 2:05 am
Operator : brandonl
Sample : jd27540-14 Inst : MS6P
Misc : op34109,e6p3394,30.0,,,1,1
ALS Vial : 25 Sample Multiplier: 1

Quant Method : C:\MSDCHEM\1\METHODS\M6P3388.M
Quant Results File: M6P3388.RES
Quant Time: Jul 04 07:40:30 2021
Quant Title : Semi Volatile GC/MS,zb-5msi 30m x .25mm x .25MoTuWed Jun 30 18:27:50 2021
QLast Update : Sun Jul 04 07:36:43 2021
Response via : Initial Calibration

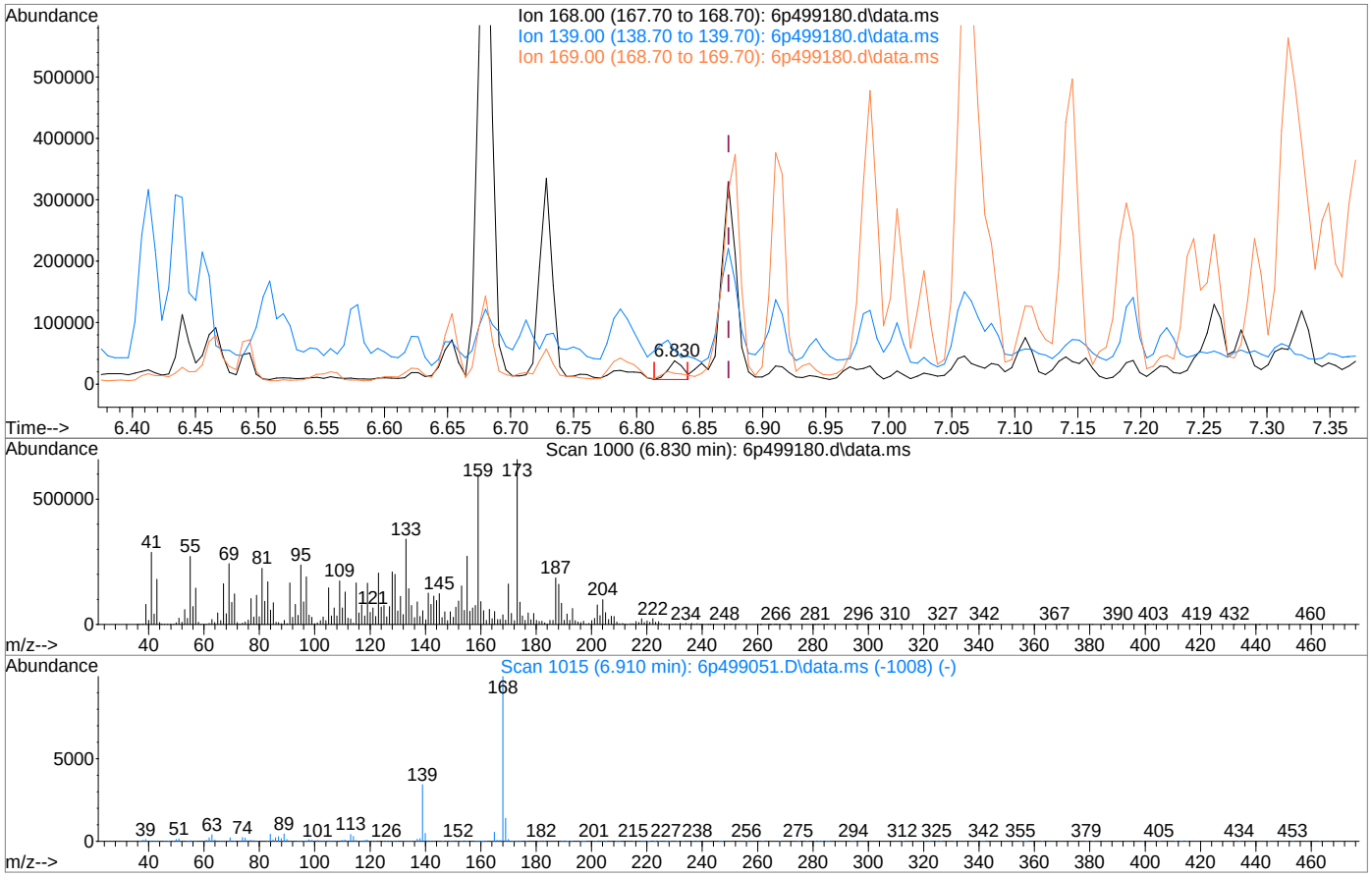

TIC: 6p499180.d\data.ms

(62) Dibenzofuran (t)

6.830min (-0.043) 0.43ppm

response 25572

Ion	Exp%	Act%
168.00	100	100
139.00	37.40	19.60
169.00	14.20	22.56
0.00	0.00	0.00

Quantitation Report (Qedit)

Data Path : C:\msdchem\1\DATA\jonkm\070421\e6p3394\
Data File : 6p499180.d
Acq On : 3 Jul 2021 2:05 am
Operator : brandonl
Sample : jd27540-14 Inst : MS6P
Misc : op34109,e6p3394,30.0,,,1,1
ALS Vial : 25 Sample Multiplier: 1

Quant Method : C:\MSDCHEM\1\METHODS\M6P3388.M
Quant Results File: M6P3388.RES
Quant Time: Jul 04 07:40:30 2021
Quant Title : Semi Volatile GC/MS,zb-5msi 30m x .25mm x .25MoTuWed Jun 30 18:27:50 2021
QLast Update : Sun Jul 04 07:36:43 2021
Response via : Initial Calibration

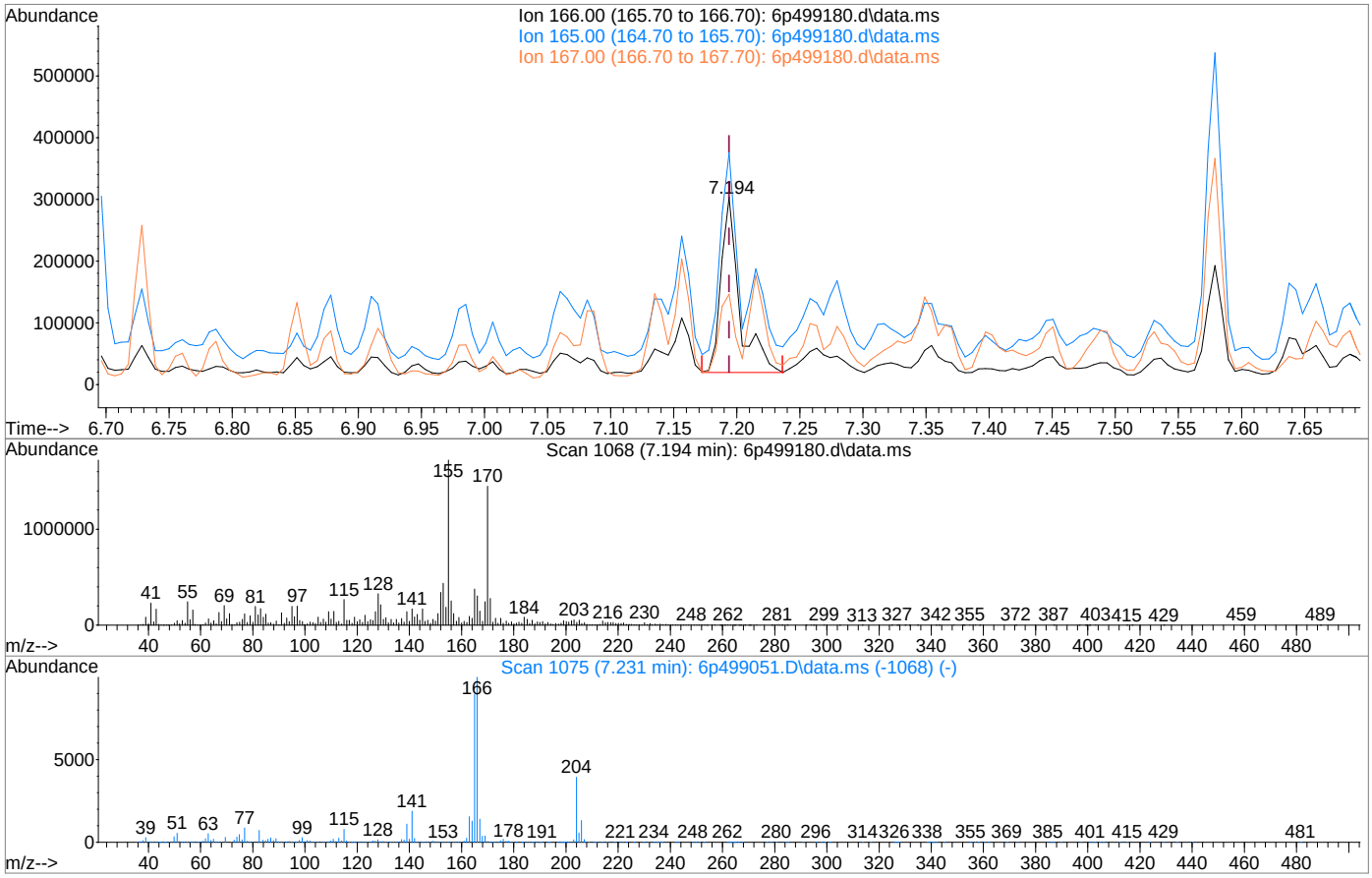

TIC: 6p499180.d\data.ms

(66) Fluorene (t)

7.194min (-0.000) 5.65ppm

response 288599

Ion	Exp%	Act%
166.00	100	100
165.00	90.20	113.16
167.00	13.80	42.70
0.00	0.00	0.00

Quantitation Report (Qedit)

Data Path : C:\msdchem\1\DATA\jonkm\070421\e6p3394\
Data File : 6p499180.d
Acq On : 3 Jul 2021 2:05 am
Operator : brandonl
Sample : jd27540-14 Inst : MS6P
Misc : op34109,e6p3394,30.0,,,1,1
ALS Vial : 25 Sample Multiplier: 1

Quant Method : C:\MSDCHEM\1\METHODS\M6P3388.M
Quant Results File: M6P3388.RES
Quant Time: Jul 04 07:40:30 2021
Quant Title : Semi Volatile GC/MS,zb-5msi 30m x .25mm x .25MoTuWed Jun 30 18:27:50 2021
QLast Update : Sun Jul 04 07:36:43 2021
Response via : Initial Calibration

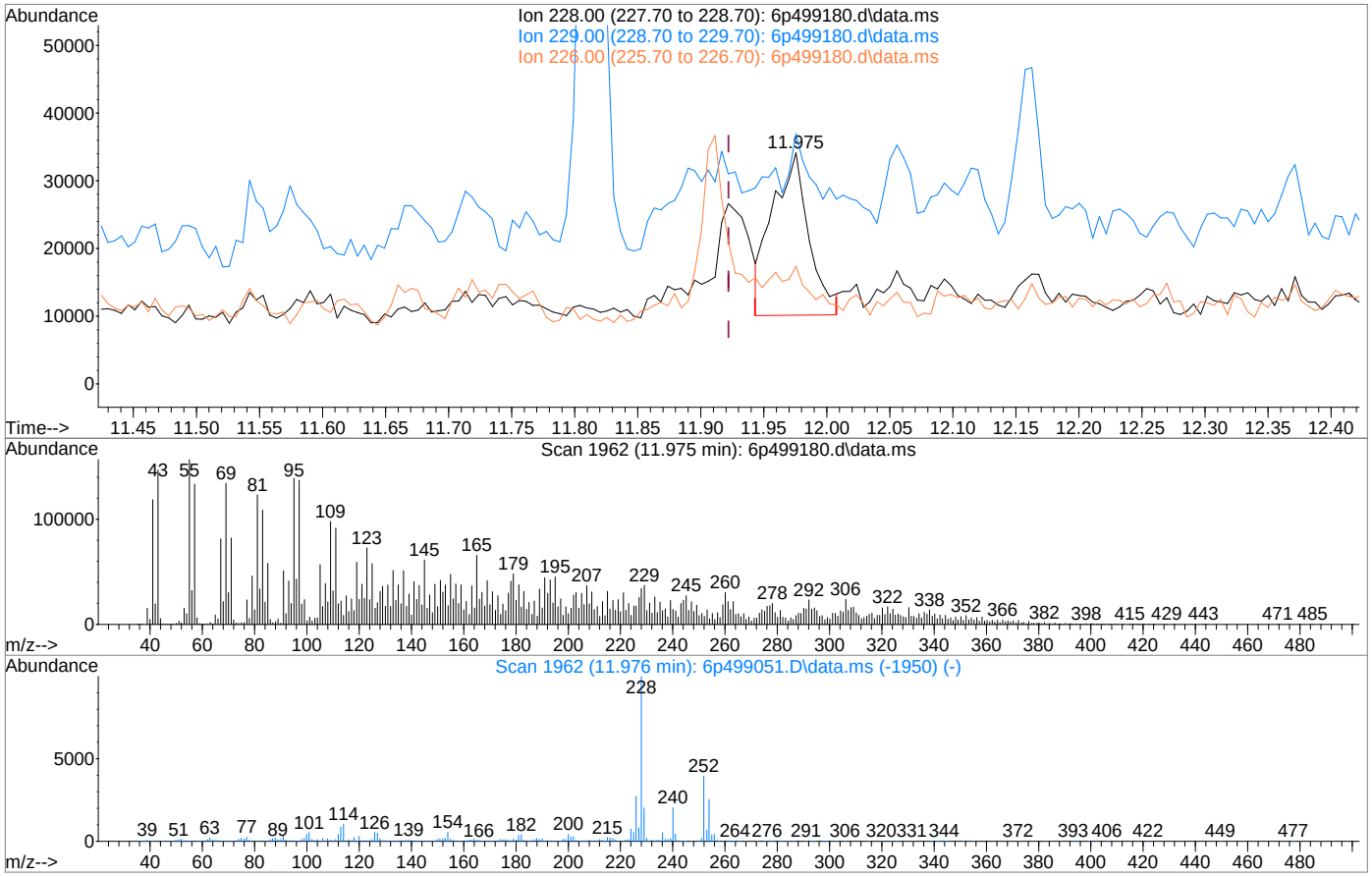

TIC: 6p499180.d\data.ms

(89) Benzo[a]anthracene (t)

11.975min (+0.053) 0.72ppm

response 48081

Ion	Exp%	Act%
228.00	100	100
229.00	20.60	47.37
226.00	27.20	20.13
0.00	0.00	0.00

Quantitation Report (Qedit)

Data Path : C:\msdchem\1\DATA\jonkm\070421\e6p3394\
Data File : 6p499180.d
Acq On : 3 Jul 2021 2:05 am
Operator : brandonl
Sample : jd27540-14 Inst : MS6P
Misc : op34109,e6p3394,30.0,,,1,1
ALS Vial : 25 Sample Multiplier: 1

Quant Method : C:\MSDCHEM\1\METHODS\M6P3388.M
Quant Results File: M6P3388.RES
Quant Time: Jul 04 07:40:30 2021
Quant Title : Semi Volatile GC/MS,zb-5msi 30m x .25mm x .25MoTuWed Jun 30 18:27:50 2021
QLast Update : Sun Jul 04 07:36:43 2021
Response via : Initial Calibration

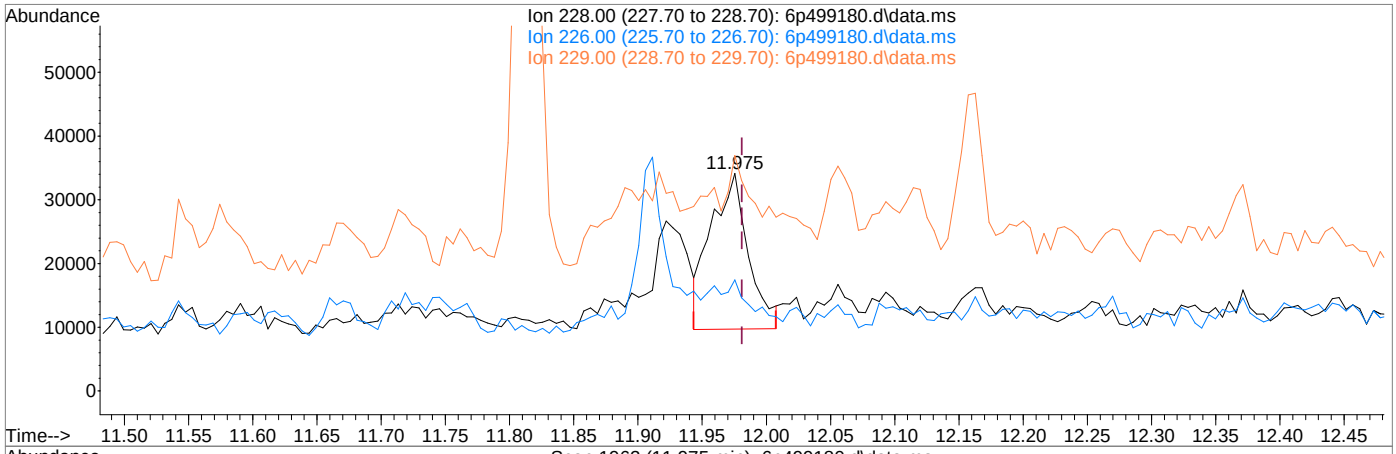

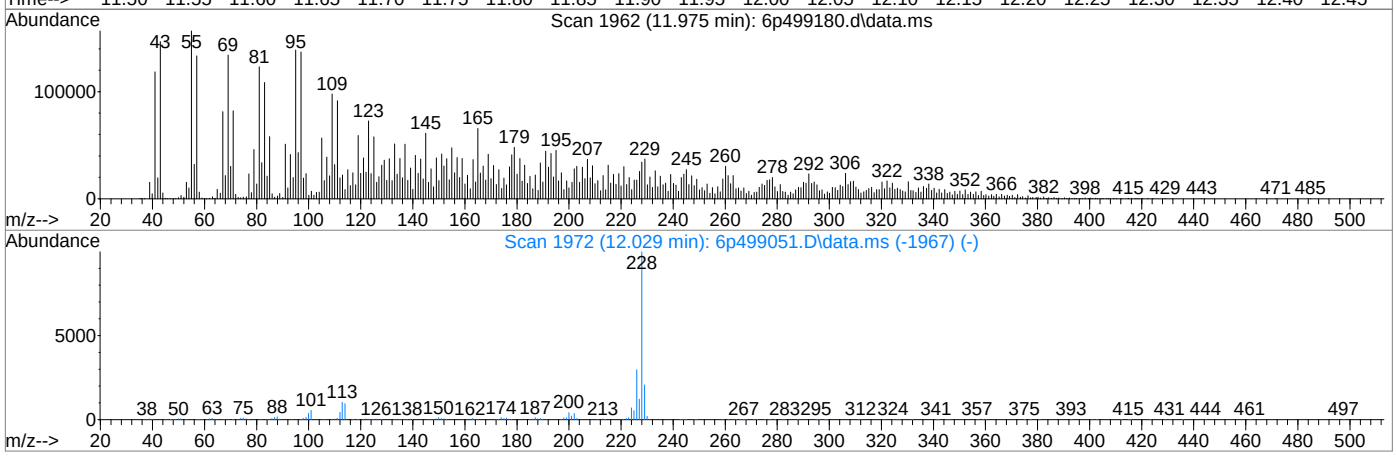

TIC: 6p499180.d\data.ms

(91) Chrysene (t)

11.975min (-0.005) 0.80ppm

response 49737

Ion	Exp%	Act%
228.00	100	100
226.00	30.40	20.13
229.00	20.20	47.37
0.00	0.00	0.00

LSC Area Percent Report

Data Path : C:\msdchem\1\DATA\jonkm\070421\e6p3394\
Data File : 6p499180.d
Acq On : 3 Jul 2021 2:05 am
Operator : brandonl
Sample : jd27540-14
Misc : op34109,e6p3394,30.0,,,1,1
ALS Vial : 25 Sample Multiplier: 1

Integration Parameters: rteint.p
Integrator: RTE
Smoothing : ON Filtering: 5
Sampling : 1 Min Area: 1000 Area counts
Start Thrs: 0.001 Max Peaks: 150
Stop Thrs : 0 Peak Location: TOP

If leading or trailing edge < 100 prefer < Baseline drop else tangent >
Peak separation: 7

Method : C:\MSDCHEM\1\METHODS\M6P3388.M
Title : Semi Volatile GC/MS,zb-5msi 30m x .25mm x .25MoTuWed Jun 30 18:27:50 2021

Signal : TIC: 6p499180.d\data.ms

peak #	R.T. min	first scan	max scan	last scan	PK TY	peak height	corr. area	corr. % max.	% of total
1	4.348	530	536	540	rVB2	6300542	6835313	12.61%	0.584%
2	4.455	551	556	562	rVB3	6923618	7005355	12.93%	0.598%
3	4.568	571	577	584	rVB5	2654048	4119729	7.60%	0.352%
4	4.658	584	594	597	rBV4	3027113	5053351	9.33%	0.431%
5	4.691	597	600	602	rBV2	4723107	3462631	6.39%	0.296%
6	4.739	607	609	616	rBV2	5144516	5041726	9.30%	0.430%
7	4.846	625	629	634	rBV5	4428585	6195327	11.43%	0.529%
8	4.899	634	639	642	rBV	15507937	9256048	17.08%	0.790%
9	4.926	642	644	647	rVB2	5158547	4292286	7.92%	0.366%
10	5.011	656	660	662	rBV3	3981769	4234328	7.81%	0.362%
11	5.033	662	664	669	rVB2	8670035	7371164	13.60%	0.629%
12	5.118	669	680	685	rBV7	9932631	17547382	32.38%	1.498%
13	5.193	690	694	696	rBV4	5050563	6061316	11.19%	0.518%
14	5.209	696	697	701	rVB4	6568434	5035021	9.29%	0.430%
15	5.241	701	703	709	rBV5	5388309	6476664	11.95%	0.553%
16	5.348	718	723	725	rBV5	5732372	6308565	11.64%	0.539%
17	5.381	725	729	737	rBV4	32245040	34530988	63.72%	2.948%
18	5.434	737	739	744	rVB2	12933922	9224733	17.02%	0.788%
19	5.504	748	752	755	rBV5	3566887	5532112	10.21%	0.472%
20	5.589	760	768	771	rBV7	9561996	13317141	24.57%	1.137%
21	5.653	778	780	784	rVB4	5595427	4967677	9.17%	0.424%
22	5.691	784	787	793	rBV4	20086598	19073810	35.20%	1.629%
23	5.766	799	801	806	rBV5	2932638	4294393	7.92%	0.367%
24	5.814	806	810	815	rBV	32804712	28063295	51.79%	2.396%
25	5.883	818	823	826	rVB2	16935588	19399948	35.80%	1.656%
26	5.958	830	837	839	rVV2	11795912	11429959	21.09%	0.976%
27	6.028	844	850	854	rVV6	6800577	12770124	23.57%	1.090%
28	6.087	859	861	863	rVV3	4623179	4063460	7.50%	0.347%
29	6.119	863	867	870	rVV2	14935403	14960502	27.61%	1.277%
30	6.145	870	872	875	rVB3	9492137	6760414	12.48%	0.577%
31	6.226	880	887	892	rVV2	33465663	51447313	94.94%	4.393%
32	6.263	892	894	896	rVV3	9022022	10109988	18.66%	0.863%
33	6.295	896	900	907	rVV4	9905043	25288979	46.67%	2.159%
34	6.354	907	911	916	rVV2	14068576	25167697	46.44%	2.149%
35	6.413	916	922	924	rVV3	21422666	32023060	59.09%	2.734%
36	6.456	924	930	932	rVV2	38168876	54190260	100.00%	4.627%
37	6.477	932	934	937	rVV2	28147597	27240926	50.27%	2.326%
38	6.504	937	939	948	rVV5	12338204	28681761	52.93%	2.449%
39	6.579	948	953	957	rVV5	14962824	23535751	43.43%	2.010%
40	6.621	957	961	963	rVV	25653681	24695402	45.57%	2.109%

LSC Area Percent Report

Data Path : C:\msdchem\1\DATA\jonkm\070421\e6p3394\
Data File : 6p499180.d
Acq On : 3 Jul 2021 2:05 am
Operator : brandonl
Sample : jd27540-14
Misc : op34109,e6p3394,30.0,,,1,1
ALS Vial : 25 Sample Multiplier: 1

Integration Parameters: rteint.p
Integrator: RTE
Smoothing : ON Filtering: 5
Sampling : 1 Min Area: 1000 Area counts
Start Thrs: 0.001 Max Peaks: 150
Stop Thrs : 0 Peak Location: TOP

If leading or trailing edge < 100 prefer < Baseline drop else tangent >
Peak separation: 7

Method : C:\MSDCHEM\1\METHODS\M6P3388.M
Title : Semi Volatile GC/MS,zb-5msi 30m x .25mm x .25MoTuWed Jun 30 18:27:50 2021

41	6.654	963	967	969	rVV	31317269	27659226	51.04%	2.362%
42	6.680	969	972	979	rVV5	17572253	35020566	64.63%	2.990%
43	6.734	979	982	988	rVV2	9708365	16384273	30.23%	1.399%
44	6.793	988	993	996	rVV2	9184333	15934018	29.40%	1.361%
45	6.825	996	999	1000	rVV	7424417	7469534	13.78%	0.638%
46	6.878	1004	1009	1011	rVV3	12518262	17525355	32.34%	1.496%
47	6.910	1012	1015	1018	rVV	10083009	11875469	21.91%	1.014%
48	6.937	1018	1020	1024	rVV3	12191522	11789348	21.76%	1.007%
49	6.985	1024	1029	1035	rVV4	10892542	21228107	39.17%	1.813%
50	7.028	1035	1037	1040	rVV3	7111968	6933293	12.79%	0.592%
51	7.060	1040	1043	1049	rVV2	15185879	23492406	43.35%	2.006%
52	7.108	1049	1052	1056	rVV	21644690	22250975	41.06%	1.900%
53	7.146	1056	1059	1065	rVV6	5533351	10742459	19.82%	0.917%
54	7.194	1065	1068	1070	rVV2	8453274	7664347	14.14%	0.654%
55	7.220	1070	1073	1077	rVV3	5071003	6622694	12.22%	0.565%
56	7.327	1088	1093	1096	rVV3	11446341	14160660	26.13%	1.209%
57	7.354	1096	1098	1104	rVV6	2837166	4338304	8.01%	0.370%
58	7.440	1110	1114	1118	rVB4	5365527	7190077	13.27%	0.614%
59	7.483	1118	1122	1125	rBV3	2434963	3400646	6.28%	0.290%
60	7.579	1135	1140	1142	rVV	12263959	13681539	25.25%	1.168%
61	7.616	1142	1147	1152	rVV	20108257	32938018	60.78%	2.812%
62	7.659	1152	1155	1158	rVV3	4728468	5538558	10.22%	0.473%
63	7.771	1166	1176	1179	rVV9	2637892	6224095	11.49%	0.531%
64	7.798	1179	1181	1186	rVV2	2672324	4454807	8.22%	0.380%
65	7.927	1200	1205	1210	rVV	4789889	6128760	11.31%	0.523%
66	8.119	1237	1241	1244	rVB	10599605	10693866	19.73%	0.913%
67	8.157	1244	1248	1253	rVB2	6970413	7597400	14.02%	0.649%
68	8.210	1253	1258	1266	rBV2	5870264	7443341	13.74%	0.636%
69	8.360	1277	1286	1290	rBV5	2361291	3558718	6.57%	0.304%
70	8.600	1326	1331	1339	rBV9	1650687	3791464	7.00%	0.324%
71	8.665	1339	1343	1346	rVB	7827317	7067331	13.04%	0.603%
72	8.879	1380	1383	1392	rVB5	2959980	5176408	9.55%	0.442%
73	9.221	1443	1447	1451	rBV	6507892	6587841	12.16%	0.563%
74	9.633	1521	1524	1529	rVV4	2280609	3920817	7.24%	0.335%
75	9.782	1547	1552	1561	rBV	5548190	7346754	13.56%	0.627%
76	10.339	1647	1656	1660	rBV	5434628	6623669	12.22%	0.566%
77	10.392	1661	1666	1680	rVB	4229614	7065793	13.04%	0.603%
78	10.884	1752	1758	1764	rBV	4645497	6294222	11.62%	0.537%
79	11.419	1854	1858	1863	rVB	4193279	4935287	9.11%	0.421%
80	11.938	1943	1955	1961	rBV3	8700335	14146171	26.10%	1.208%
81	12.441	2045	2049	2055	rVB3	2873343	3759000	6.94%	0.321%
82	12.927	2133	2140	2148	rVV3	2094988	3547956	6.55%	0.303%
83	13.088	2161	2170	2180	rBV3	1386941	4546452	8.39%	0.388%
84	13.404	2223	2229	2234	rBV4	2458980	4128195	7.62%	0.352%
85	13.944	2321	2330	2334	rBV	4581528	8183772	15.10%	0.699%

LSC Area Percent Report

Data Path : C:\msdchem\1\DATA\jonkm\070421\e6p3394\
Data File : 6p499180.d
Acq On : 3 Jul 2021 2:05 am
Operator : brandonl
Sample : jd27540-14
Misc : op34109,e6p3394,30.0,,,1,1
ALS Vial : 25 Sample Multiplier: 1

Integration Parameters: rteint.p
Integrator: RTE
Smoothing : ON Filtering: 5
Sampling : 1 Min Area: 1000 Area counts
Start Thrs: 0.001 Max Peaks: 150
Stop Thrs : 0 Peak Location: TOP

If leading or trailing edge < 100 prefer < Baseline drop else tangent >
Peak separation: 7

Method : C:\MSDCHEM\1\METHODS\M6P3388.M
Title : Semi Volatile GC/MS,zb-5msi 30m x .25mm x .25MoTuWed Jun 30 18:27:50 2021

86	13.987	2334	2338	2341	rVV2	5571242	7984015	14.73%	0.682%
87	14.013	2341	2343	2348	rVB2	3862064	4360664	8.05%	0.372%
88	14.184	2370	2375	2378	rVV	3645762	5877728	10.85%	0.502%
89	14.211	2378	2380	2385	rVB2	2848930	3416309	6.30%	0.292%
90	14.345	2401	2405	2411	rVB	2667344	3696298	6.82%	0.316%
91	14.586	2442	2450	2454	rVB4	2043266	3422116	6.32%	0.292%
92	14.751	2474	2481	2497	rVB2	10747884	27205686	50.20%	2.323%
93	14.890	2499	2507	2514	rBV4	1896451	3892150	7.18%	0.332%
94	14.971	2518	2522	2527	rVV2	2598320	3694842	6.82%	0.315%
95	15.046	2532	2536	2541	rVV2	2099032	3738788	6.90%	0.319%
96	15.110	2541	2548	2560	rVV	14536742	23146119	42.71%	1.976%
97	15.281	2576	2580	2584	rVV	2953400	4126176	7.61%	0.352%
98	15.527	2621	2626	2631	rVV	3172788	4526558	8.35%	0.387%
99	15.580	2631	2636	2647	rVB2	2678975	5479164	10.11%	0.468%
100	15.966	2699	2708	2715	rVB2	2104602	4465408	8.24%	0.381%

Sum of corrected areas: 1171159911

LSC Report - Integrated Chromatogram

```
Data Path : C:\msdchem\1\DATA\jonkm\070421\e6p3394\
Data File : 6p499180.d
Acq On    :  3 Jul 2021   2:05 am
Operator  : brandonl
Sample    : jd27540-14
Misc      : op34109,e6p3394,30.0,,,1,1
ALS Vial  : 25   Sample Multiplier: 1

Quant Method : C:\MSDCHEM\1\METHODS\M6P3388.M
Quant Title  : Semi Volatile  GC/MS,zb-5msi 30m x .25mm x .25MoTuWed Jun 30 18:27:50 2021

TIC Library    : C:\Database\NIST08.L
TIC Integration Parameters: lscint.p
```

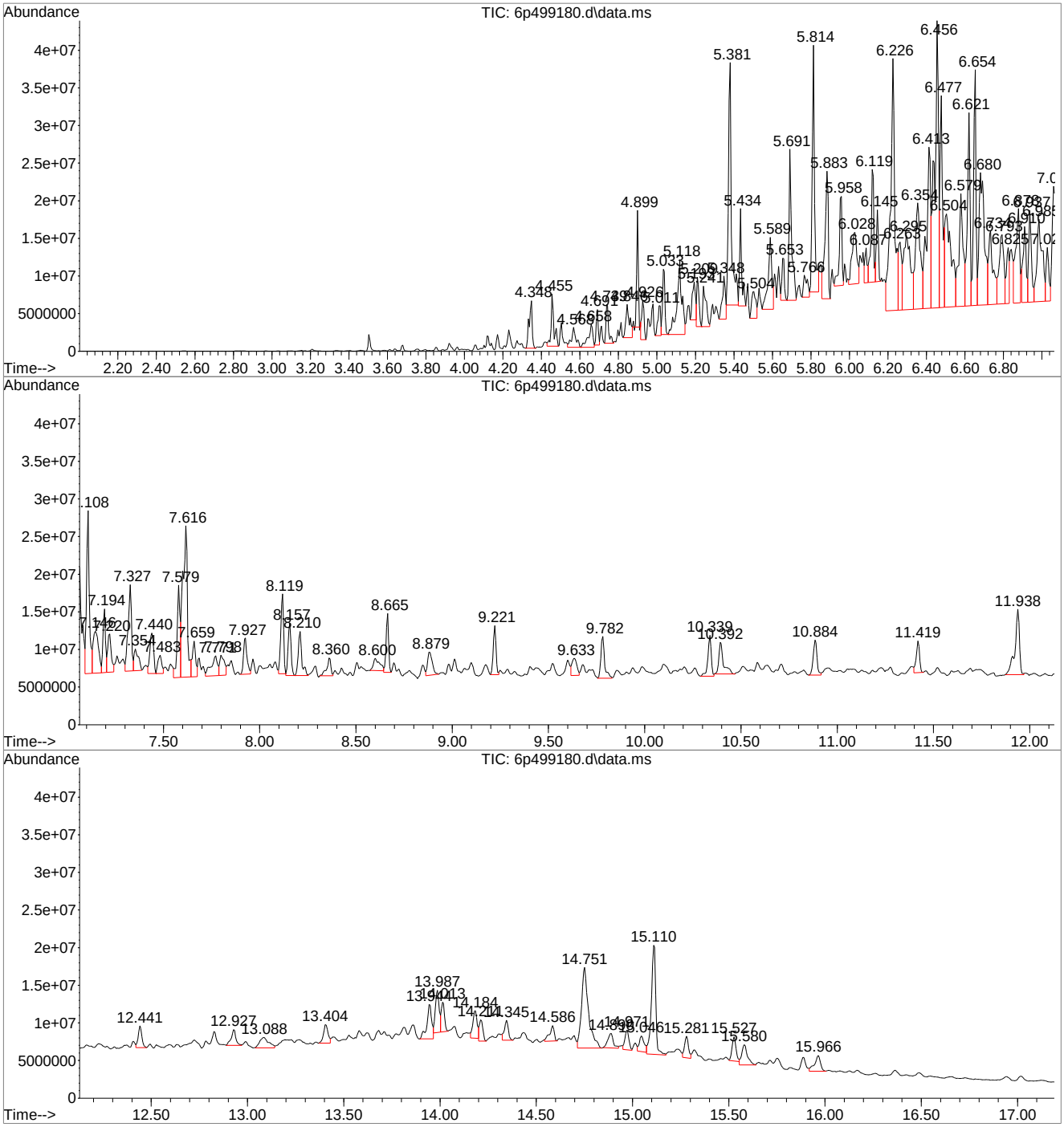

M6P3388.M Sun Jul 04 09:18:16 2021 Page: 4

9.1.28 9

756 of 2602

6P499180.D: JD27540-14 R1-SB-6(5.5-6.0) (TIC Search) page 4 of 30

JD27540

Library Search Compound Report

Data Path : C:\msdchem\1\DATA\jonkm\070421\e6p3394\
Data File : 6p499180.d
Acq On : 3 Jul 2021 2:05 am
Operator : brandonl
Sample : jd27540-14
Misc : op34109,e6p3394,30.0,,,1,1
ALS Vial : 25 Sample Multiplier: 1

Quant Method : C:\MSDCHEM\1\METHODS\M6P3388.M
Quant Title : Semi Volatile GC/MS,zb-5msi 30m x .25mm x .25MoTuWed Jun 30 18:27:50 2021

TIC Library : C:\Database\NIST08.L
TIC Integration Parameters: lscint.p

****

Peak Number 1 Decane Concentration Rank 14

R.T.	EstConc	Area	Relative to ISTD	R.T.
4.348	39.03 ppm	6835310	1,4-Dichlorobenzene-d4a	4.455

Hit# of 5	Tentative ID	MW	MolForm	CAS#	Qual
1	Decane	142	C10H22	000124-18-5	95
2	Decane	142	C10H22	000124-18-5	95
3	Decane	142	C10H22	000124-18-5	95
4	Decane	142	C10H22	000124-18-5	94
5	Tetradecane	198	C14H30	000629-59-4	80

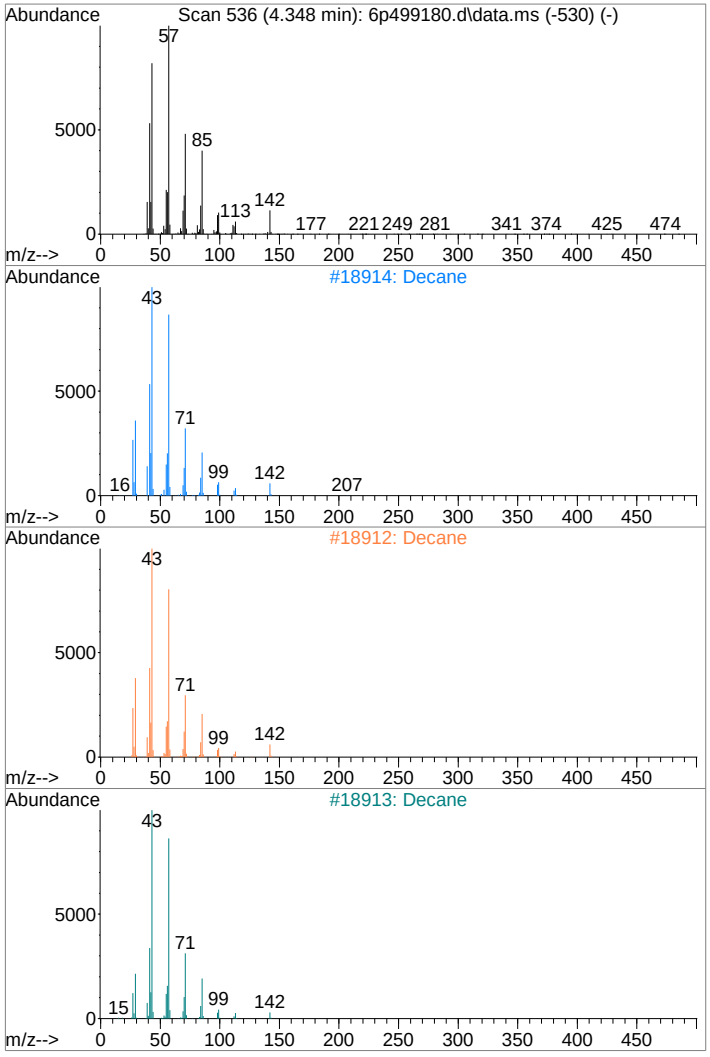

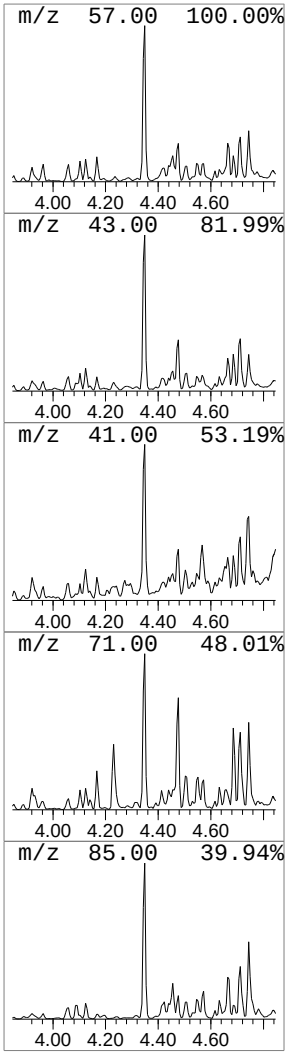

Library Search Compound Report

Data Path : C:\msdchem\1\DATA\jonkm\070421\e6p3394\
Data File : 6p499180.d
Acq On : 3 Jul 2021 2:05 am
Operator : brandonl
Sample : jd27540-14
Misc : op34109,e6p3394,30.0,,,1,1
ALS Vial : 25 Sample Multiplier: 1

Quant Method : C:\MSDCHEM\1\METHODS\M6P3388.M
Quant Title : Semi Volatile GC/MS,zb-5msi 30m x .25mm x .25MoTuWed Jun 30 18:27:50 2021

TIC Library : C:\Database\NIST08.L
TIC Integration Parameters: lscint.p

****

Peak Number 2 Naphthalene dimethyl Concentration Rank 18

R.T.	EstConc	Area	Relative to ISTD	R.T.
6.413	36.58 ppm	32023100	Acenaphthene-d10	6.696

Hit# of 5	Tentative ID	MW	MolForm	CAS#	Qual
1	Naphthalene, 1,4-dimethyl-	156	C12H12	000571-58-4	97
2	Naphthalene, 1,6-dimethyl-	156	C12H12	000575-43-9	96
3	Naphthalene, 1,6-dimethyl-	156	C12H12	000575-43-9	95
4	Naphthalene, 1,5-dimethyl-	156	C12H12	000571-61-9	95
5	Naphthalene, 1,5-dimethyl-	156	C12H12	000571-61-9	95

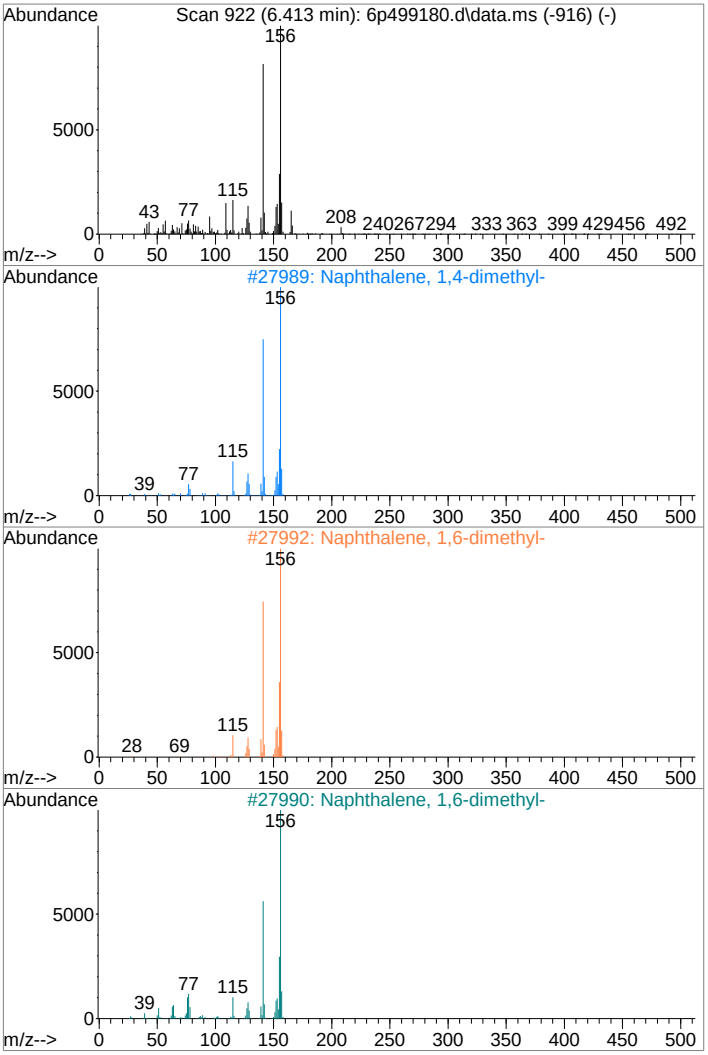

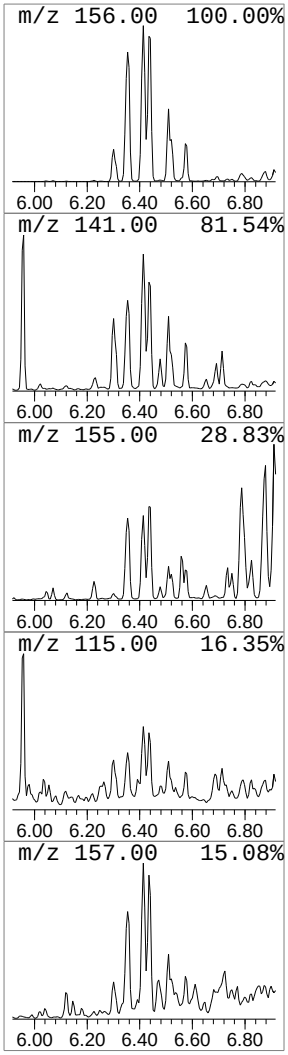

Library Search Compound Report

Data Path : C:\msdchem\1\DATA\jonkm\070421\e6p3394\
Data File : 6p499180.d
Acq On : 3 Jul 2021 2:05 am
Operator : brandonl
Sample : jd27540-14
Misc : op34109,e6p3394,30.0,,,1,1
ALS Vial : 25 Sample Multiplier: 1

Quant Method : C:\MSDCHEM\1\METHODS\M6P3388.M
Quant Title : Semi Volatile GC/MS,zb-5msi 30m x .25mm x .25MoTuWed Jun 30 18:27:50 2021

TIC Library : C:\Database\NIST08.L
TIC Integration Parameters: lscint.p

****

Peak Number 3 Unknown Concentration Rank 6

R.T.	EstConc	Area	Relative to ISTD	R.T.
6.456	61.90 ppm	54190300	Acenaphthene-d10	6.696

Hit# of 5	Tentative ID	MW	MolForm	CAS#	Qual
1	Decahydro-4,4,8,9,10-pentamethyl...	208	C15H28	080655-44-3	47
2	1H-Indene, octahydro-2,2,4,4,7,7...	208	C15H28	054832-83-6	38
3	3,4-Diethoxy-N-(4,5,6,7-tetrahyd...	346	C18H22N2O3S	1000311-37-1	37
4	Iminostilbene	193	C14H11N	000256-96-2	35
5	2-Anthracenamine	193	C14H11N	000613-13-8	35

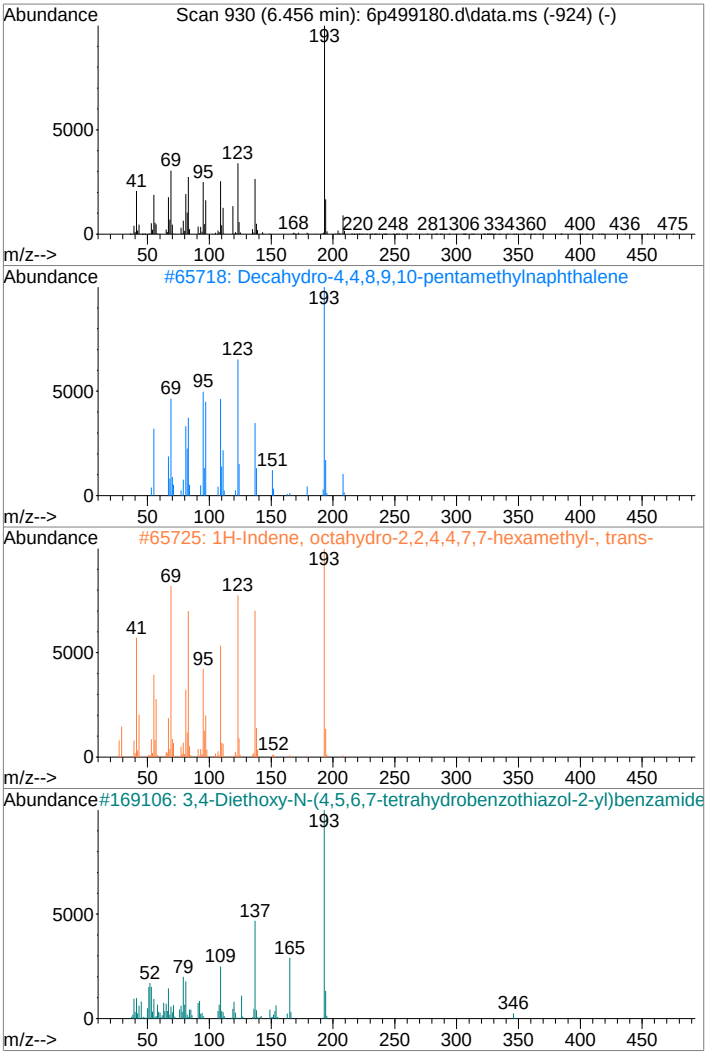

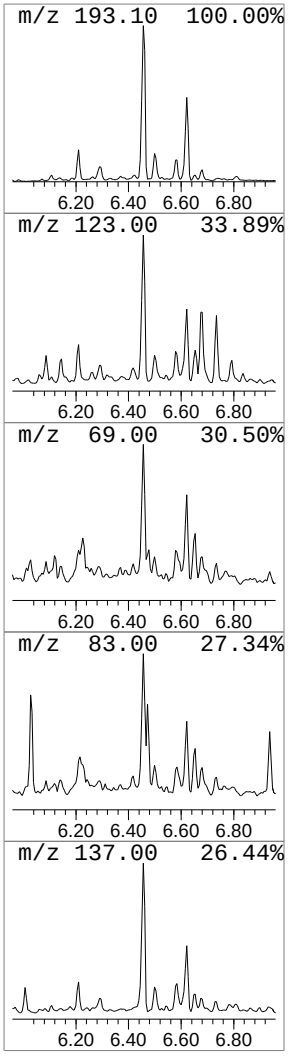

Library Search Compound Report

Data Path : C:\msdchem\1\DATA\jonkm\070421\e6p3394\
Data File : 6p499180.d
Acq On : 3 Jul 2021 2:05 am
Operator : brandonl
Sample : jd27540-14
Misc : op34109,e6p3394,30.0,,,1,1
ALS Vial : 25 Sample Multiplier: 1

Quant Method : C:\MSDCHEM\1\METHODS\M6P3388.M
Quant Title : Semi Volatile GC/MS,zb-5msi 30m x .25mm x .25MoTuWed Jun 30 18:27:50 2021

TIC Library : C:\Database\NIST08.L
TIC Integration Parameters: lscint.p

****

Peak Number 4 Naphthalene dimethyl-methyl... Concentration Rank 5

R.T.	EstConc	Area	Relative to ISTD	R.T.
7.579	73.52 ppm	13681500	Phenanthrene-d10	8.210

Hit# of 5	Tentative ID	MW	MolForm	CAS#	Qual
1	Naphthalene, 1,6-dimethyl-4-(1-m...	198	C15H18	000483-78-3	90
2	Azulene, 1,4-dimethyl-7-(1-methy...	198	C15H18	000489-84-9	89
3	Azulene, 1,4-dimethyl-7-(1-methy...	198	C15H18	000489-84-9	70
4	Naphthalene, 1,6-dimethyl-4-(1-m...	198	C15H18	000483-78-3	70
5	Naphthalene, 1,6-dimethyl-4-(1-m...	198	C15H18	000483-78-3	70

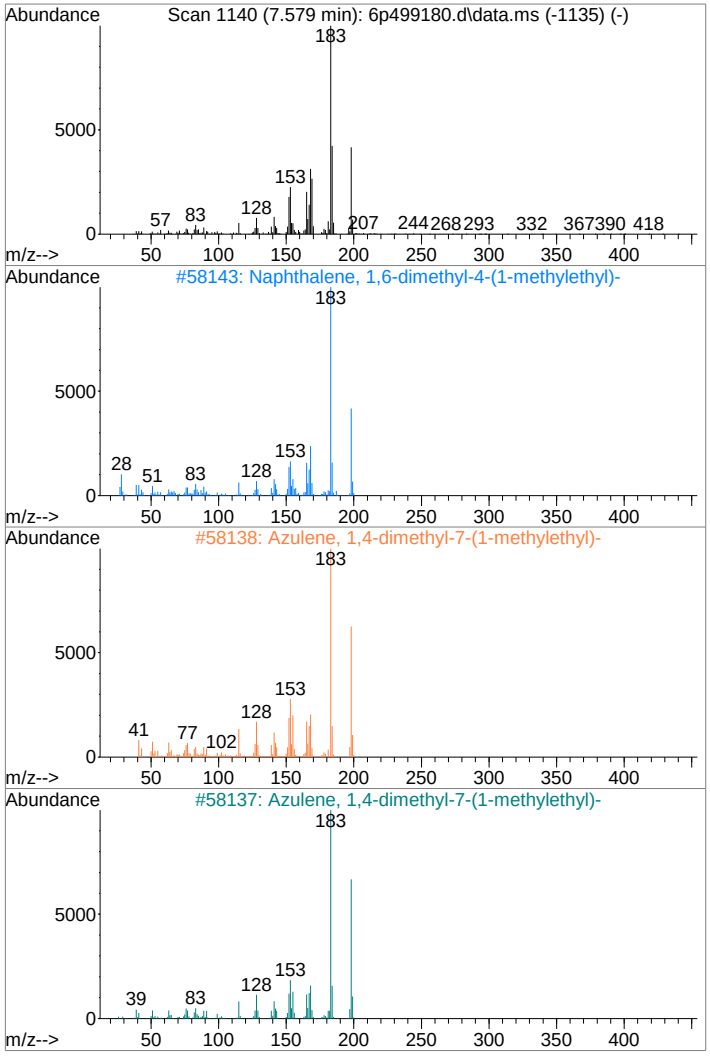

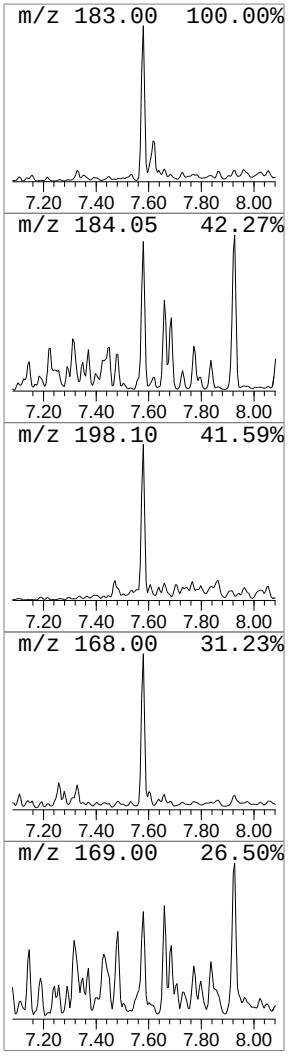

Library Search Compound Report

Data Path : C:\msdchem\1\DATA\jonkm\070421\e6p3394\
Data File : 6p499180.d
Acq On : 3 Jul 2021 2:05 am
Operator : brandonl
Sample : jd27540-14
Misc : op34109,e6p3394,30.0,,,1,1
ALS Vial : 25 Sample Multiplier: 1

Quant Method : C:\MSDCHEM\1\METHODS\M6P3388.M
Quant Title : Semi Volatile GC/MS,zb-5msi 30m x .25mm x .25MoTuWed Jun 30 18:27:50 2021

TIC Library : C:\Database\NIST08.L
TIC Integration Parameters: lscint.p

****

Peak Number 5 Alkane Concentration Rank 3

R.T.	EstConc	Area	Relative to ISTD	R.T.
7.616	177.01 ppm	32938000	Phenanthrene-d10	8.210

Hit# of 5	Tentative ID	MW	MolForm	CAS#	Qual
1	Pentadecane, 2,6,10,14-tetramethyl-	268	C19H40	001921-70-6	93
2	Pentadecane, 2,6,10,14-tetramethyl-	268	C19H40	001921-70-6	93
3	Pentadecane, 4-methyl-	226	C16H34	002801-87-8	80
4	Heptadecane, 4-methyl-	254	C18H38	026429-11-8	76
5	Tridecane, 5-propyl-	226	C16H34	055045-11-9	64

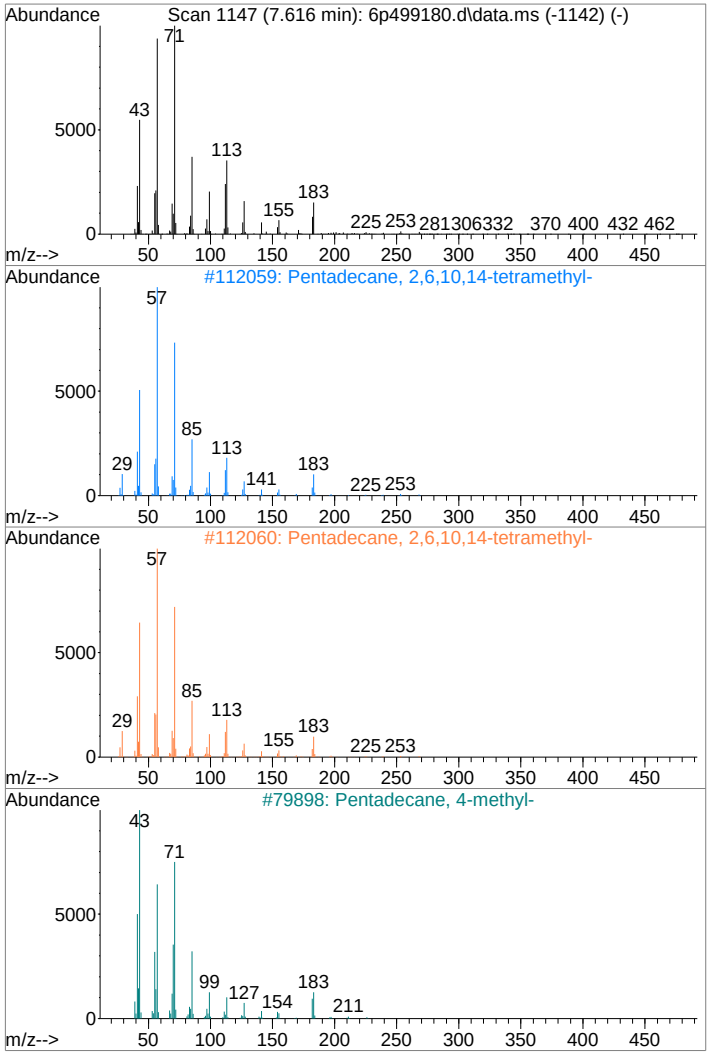

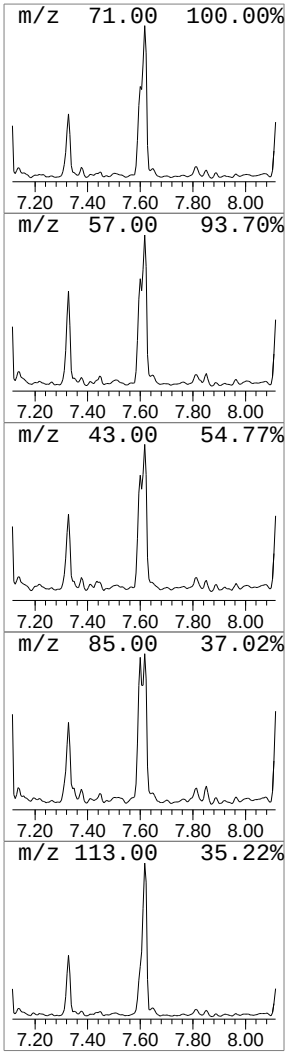

Library Search Compound Report

Data Path : C:\msdchem\1\DATA\jonkm\070421\e6p3394\
Data File : 6p499180.d
Acq On : 3 Jul 2021 2:05 am
Operator : brandonl
Sample : jd27540-14
Misc : op34109,e6p3394,30.0,,,1,1
ALS Vial : 25 Sample Multiplier: 1

Quant Method : C:\MSDCHEM\1\METHODS\M6P3388.M
Quant Title : Semi Volatile GC/MS,zb-5msi 30m x .25mm x .25MoTuWed Jun 30 18:27:50 2021

TIC Library : C:\Database\NIST08.L
TIC Integration Parameters: lscint.p

****

Peak Number 6 Naphthalene tetramethyl Concentration Rank 24

R.T.	EstConc	Area	Relative to ISTD	R.T.
7.771	33.45 ppm	6224100	Phenanthrene-d10	8.210

Hit# of 5	Tentative ID	MW	MolForm	CAS#	Qual
1	Naphthalene, 1,2,3,4-tetramethyl-	184	C14H16	003031-15-0	91
2	Azulene, 7-ethyl-1,4-dimethyl-	184	C14H16	000529-05-5	86
3	1,4,5,8-Tetramethylnaphthalene	184	C14H16	002717-39-7	64
4	Cyclopentene, 1,2-dimethyl-4-met...	184	C14H16	1000152-22-4	62
5	Naphthalene, 1-methyl-7-(1-methy...	184	C14H16	000490-65-3	60

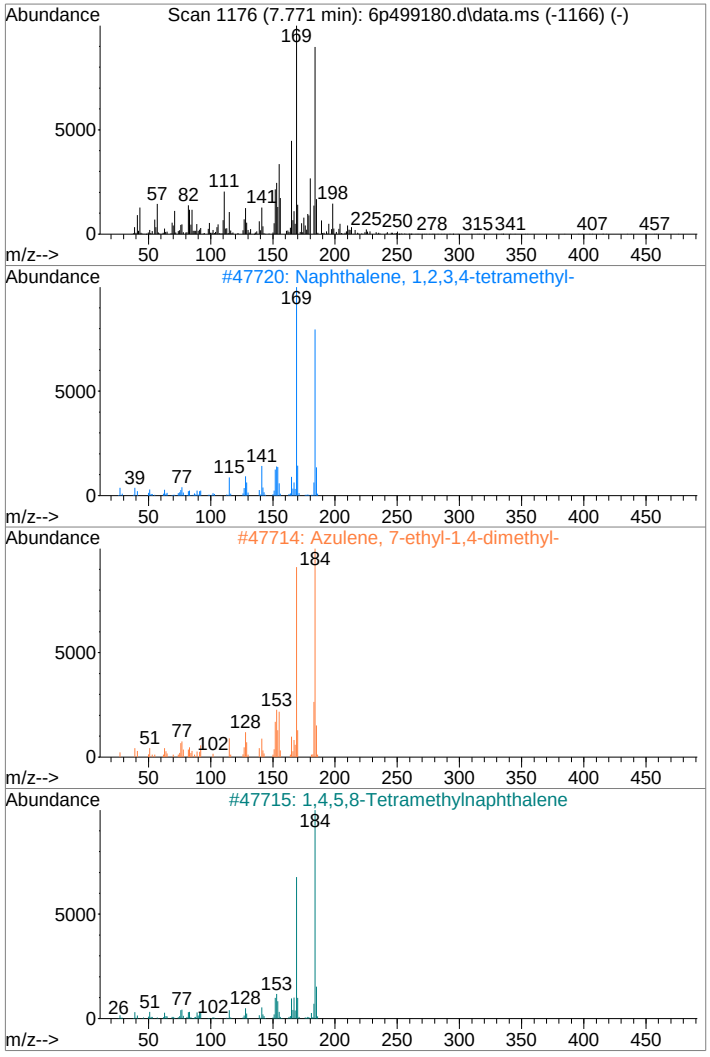

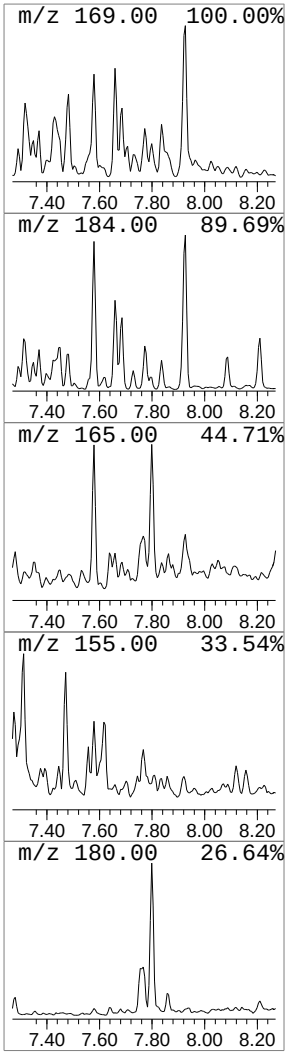

Library Search Compound Report

Data Path : C:\msdchem\1\DATA\jonkm\070421\e6p3394\
Data File : 6p499180.d
Acq On : 3 Jul 2021 2:05 am
Operator : brandonl
Sample : jd27540-14
Misc : op34109,e6p3394,30.0,,,1,1
ALS Vial : 25 Sample Multiplier: 1

Quant Method : C:\MSDCHEM\1\METHODS\M6P3388.M
Quant Title : Semi Volatile GC/MS,zb-5msi 30m x .25mm x .25MoTuWed Jun 30 18:27:50 2021

TIC Library : C:\Database\NIST08.L
TIC Integration Parameters: lscint.p

****

Peak Number 7 Naphthalene tetramethyl Concentration Rank 25

R.T.	EstConc	Area	Relative to ISTD	R.T.
7.926	32.94 ppm	6128760	Phenanthrene-d10	8.210

Hit# of 5	Tentative ID	MW	MolForm	CAS#	Qual
1	Azulene, 7-ethyl-1,4-dimethyl-	184	C14H16	000529-05-5	93
2	Naphthalene, 1,2,3,4-tetramethyl-	184	C14H16	003031-15-0	90
3	1,4,5,8-Tetramethylnaphthalene	184	C14H16	002717-39-7	89
4	Cyclopentene, 1,2-dimethyl-4-met...	184	C14H16	1000152-22-4	87
5	Naphthalene, 1-methyl-7-(1-methy...	184	C14H16	000490-65-3	72

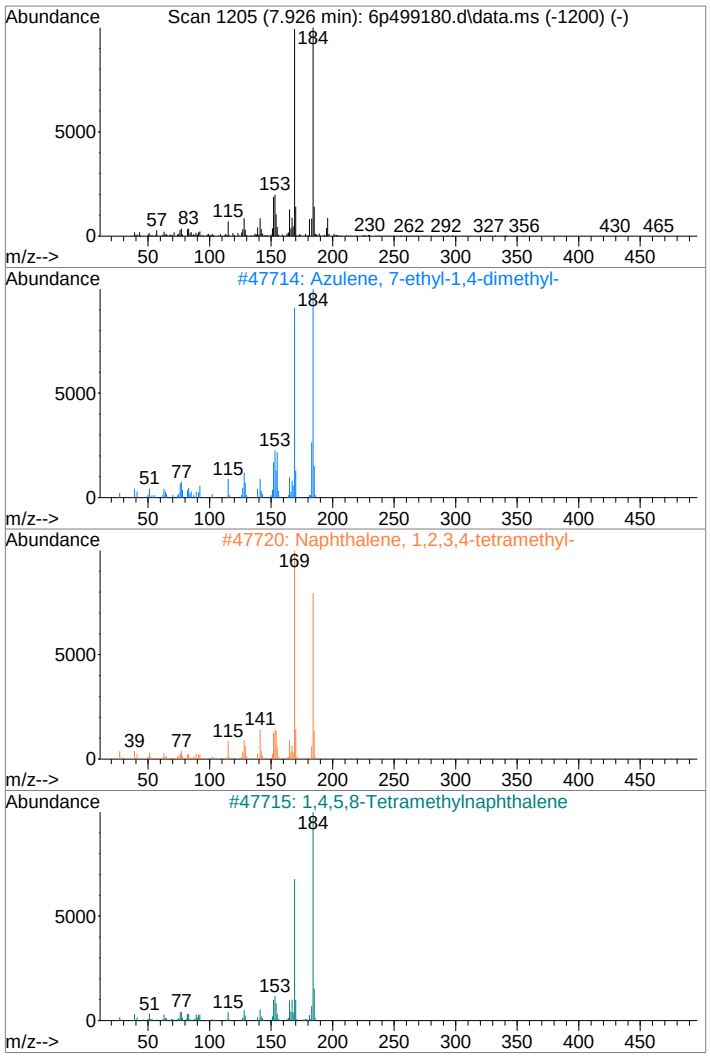

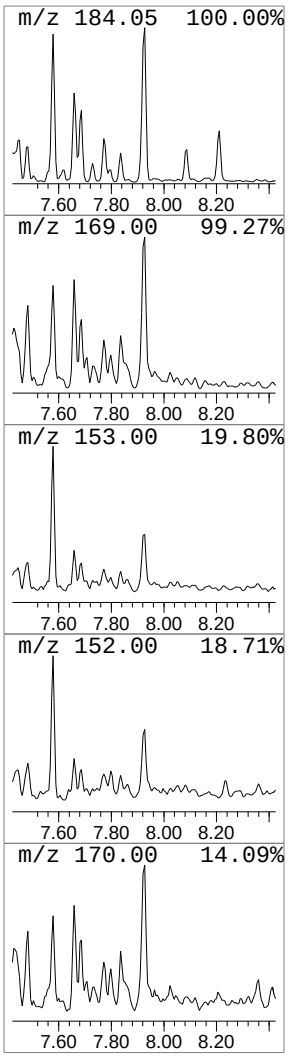

Library Search Compound Report

Data Path : C:\msdchem\1\DATA\jonkm\070421\e6p3394\
Data File : 6p499180.d
Acq On : 3 Jul 2021 2:05 am
Operator : brandonl
Sample : jd27540-14
Misc : op34109,e6p3394,30.0,,,1,1
ALS Vial : 25 Sample Multiplier: 1

Quant Method : C:\MSDCHEM\1\METHODS\M6P3388.M
Quant Title : Semi Volatile GC/MS,zb-5msi 30m x .25mm x .25MoTuWed Jun 30 18:27:50 2021

TIC Library : C:\Database\NIST08.L
TIC Integration Parameters: lscint.p

****

Peak Number 8 Octadecane Concentration Rank 7

R.T.	EstConc	Area	Relative to ISTD	R.T.
8.119	57.47 ppm	10693900	Phenanthrene-d10	8.210

Hit# of 5	Tentative ID	MW	MolForm	CAS#	Qual
1	Octadecane	254	C18H38	000593-45-3	93
2	Octadecane	254	C18H38	000593-45-3	93
3	Octadecane	254	C18H38	000593-45-3	93
4	Heptadecane, 9-hexyl-	324	C23H48	055124-79-3	91
5	Octacosane	394	C28H58	000630-02-4	91

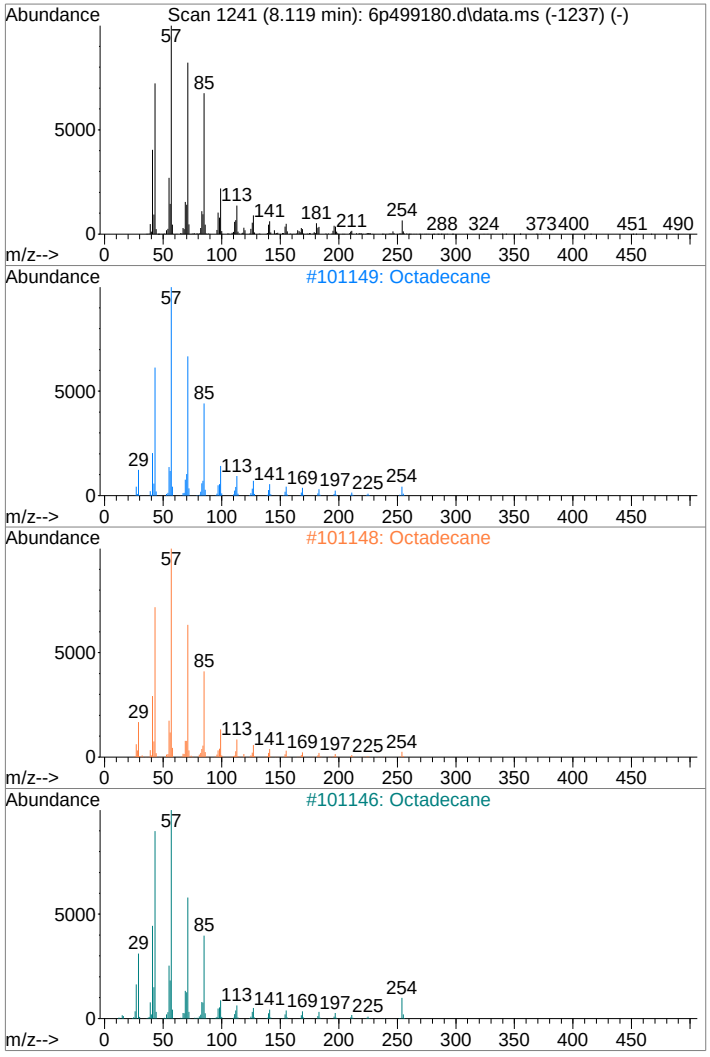

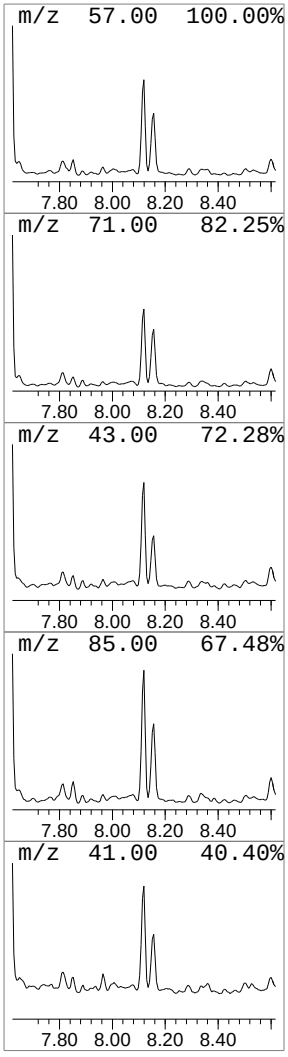

Library Search Compound Report

Data Path : C:\msdchem\1\DATA\jonkm\070421\e6p3394\
Data File : 6p499180.d
Acq On : 3 Jul 2021 2:05 am
Operator : brandonl
Sample : jd27540-14
Misc : op34109,e6p3394,30.0,,,1,1
ALS Vial : 25 Sample Multiplier: 1

Quant Method : C:\MSDCHEM\1\METHODS\M6P3388.M
Quant Title : Semi Volatile GC/MS,zb-5msi 30m x .25mm x .25MoTuWed Jun 30 18:27:50 2021

TIC Library : C:\Database\NIST08.L
TIC Integration Parameters: lscint.p

****

Peak Number 9 Alkane Concentration Rank 13

R.T.	EstConc	Area	Relative to ISTD	R.T.
8.156	40.83 ppm	7597400	Phenanthrene-d10	8.210

Hit# of 5	Tentative ID	MW	MolForm	CAS#	Qual
1	Hexadecane, 2,6,10,14-tetramethyl-	282	C20H42	000638-36-8	98
2	Hexadecane, 2,6,10,14-tetramethyl-	282	C20H42	000638-36-8	93
3	Pentadecane, 3-methyl-	226	C16H34	002882-96-4	87
4	Pentadecane, 8-hexyl-	296	C21H44	013475-75-7	81
5	Eicosane, 2-methyl-	296	C21H44	001560-84-5	76

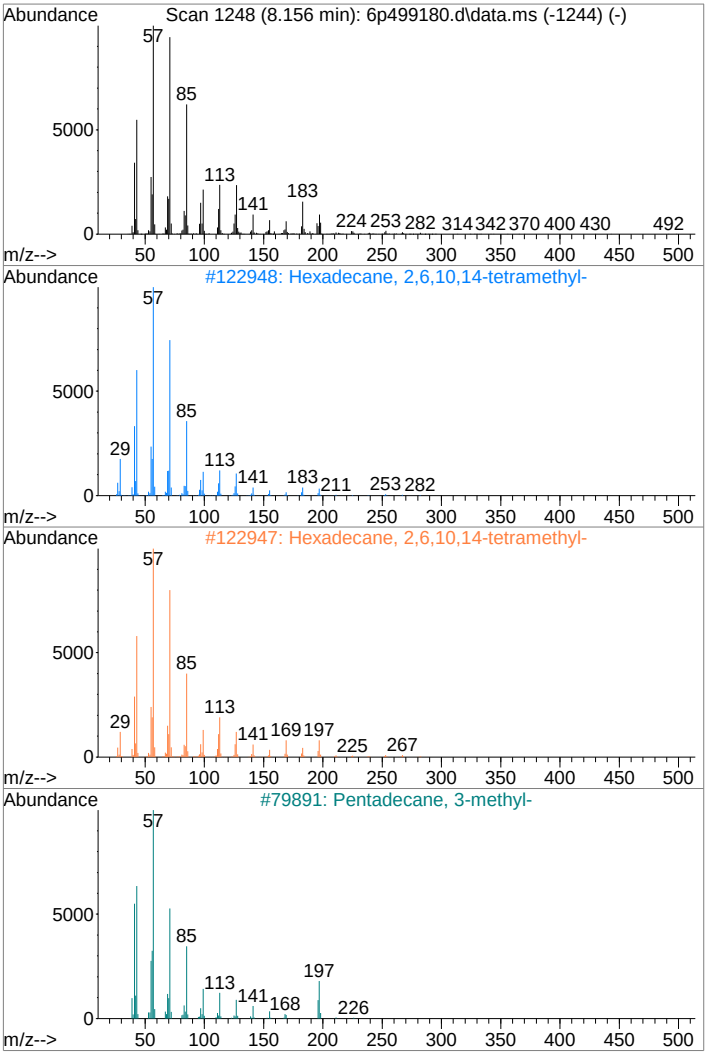

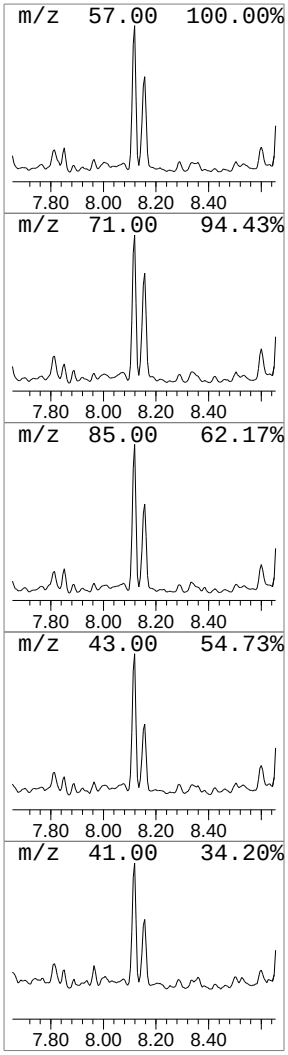

Library Search Compound Report

Data Path : C:\msdchem\1\DATA\jonkm\070421\e6p3394\
Data File : 6p499180.d
Acq On : 3 Jul 2021 2:05 am
Operator : brandonl
Sample : jd27540-14
Misc : op34109,e6p3394,30.0,,,1,1
ALS Vial : 25 Sample Multiplier: 1

Quant Method : C:\MSDCHEM\1\METHODS\M6P3388.M
Quant Title : Semi Volatile GC/MS,zb-5msi 30m x .25mm x .25MoTuWed Jun 30 18:27:50 2021

TIC Library : C:\Database\NIST08.L
TIC Integration Parameters: lscint.p

****

Peak Number 10 Alkane Concentration Rank 15

R.T.	EstConc	Area	Relative to ISTD	R.T.
8.665	37.98 ppm	7067330	Phenanthrene-d10b	8.210

Hit# of 5	Tentative ID	MW	MolForm	CAS#	Qual
1	Nonadecane	268	C19H40	000629-92-5	97
2	Heptadecane	240	C17H36	000629-78-7	96
3	Nonadecane	268	C19H40	000629-92-5	95
4	Heneicosane	296	C21H44	000629-94-7	87
5	Hexadecane	226	C16H34	000544-76-3	87

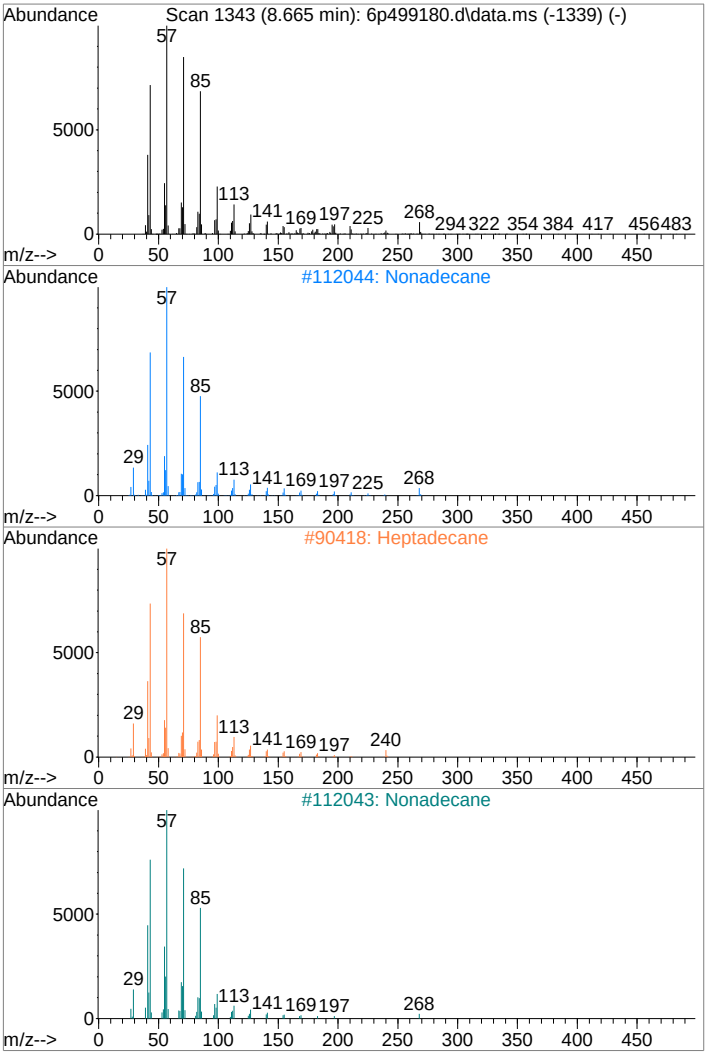

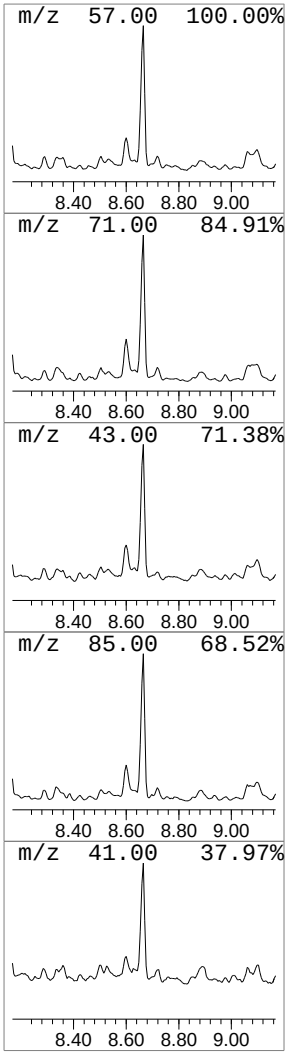

Library Search Compound Report

Data Path : C:\msdchem\1\DATA\jonkm\070421\e6p3394\
Data File : 6p499180.d
Acq On : 3 Jul 2021 2:05 am
Operator : brandonl
Sample : jd27540-14
Misc : op34109,e6p3394,30.0,,,1,1
ALS Vial : 25 Sample Multiplier: 1

Quant Method : C:\MSDCHEM\1\METHODS\M6P3388.M
Quant Title : Semi Volatile GC/MS,zb-5msi 30m x .25mm x .25MoTuWed Jun 30 18:27:50 2021

TIC Library : C:\Database\NIST08.L
TIC Integration Parameters: lscint.p

****

Peak Number 11 Alkane Concentration Rank 20

R.T.	EstConc	Area	Relative to ISTD	R.T.
9.221	35.40 ppm	6587840	Phenanthrene-d10b	8.210

Hit# of 5	Tentative ID	MW	MolForm	CAS#	Qual
1	Eicosane	282	C20H42	000112-95-8	99
2	Heptadecane	240	C17H36	000629-78-7	97
3	Eicosane	282	C20H42	000112-95-8	96
4	Hexadecane	226	C16H34	000544-76-3	95
5	Heptadecane	240	C17H36	000629-78-7	94

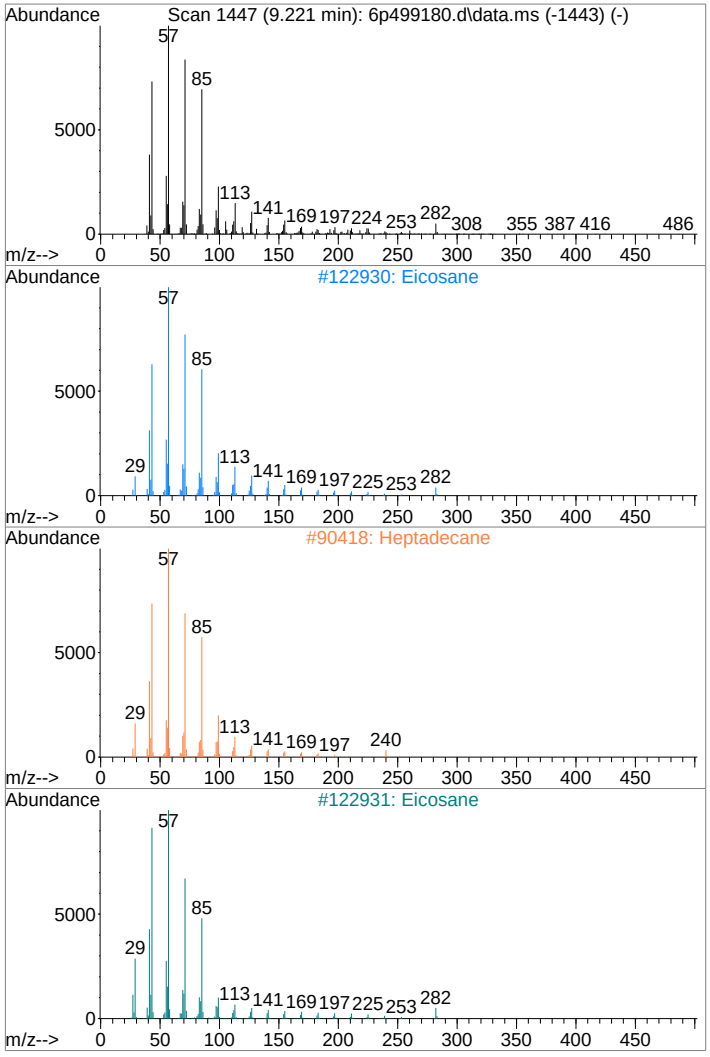

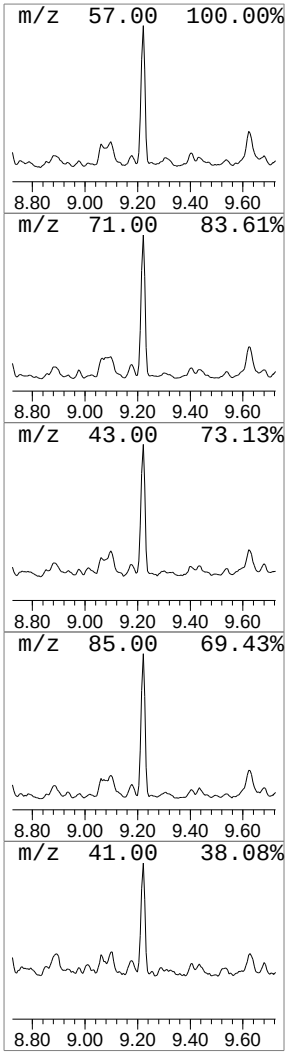

Library Search Compound Report

Data Path : C:\msdchem\1\DATA\jonkm\070421\e6p3394\
Data File : 6p499180.d
Acq On : 3 Jul 2021 2:05 am
Operator : brandonl
Sample : jd27540-14
Misc : op34109,e6p3394,30.0,,,1,1
ALS Vial : 25 Sample Multiplier: 1

Quant Method : C:\MSDCHEM\1\METHODS\M6P3388.M
Quant Title : Semi Volatile GC/MS,zb-5msi 30m x .25mm x .25MoTuWed Jun 30 18:27:50 2021

TIC Library : C:\Database\NIST08.L
TIC Integration Parameters: lscint.p

****

Peak Number 12 Alkane Concentration Rank 10

R.T.	EstConc	Area	Relative to ISTD	R.T.
13.088	41.70 ppm	4546450	Perylene-d12	14.013

Hit# of 5	Tentative ID	MW	MolForm	CAS#	Qual
1	Eicosane, 1,20-dibromo-	438	C20H40Br2	014296-16-3	25
2	3-(p-Ethylphenyl)adamantanol-1	256	C18H24O	106888-19-1	25
3	Heptadecane, 2-methyl-	254	C18H38	001560-89-0	15
4	Eicosane, 2,6,10,14,18-pentamethyl-	352	C25H52	051794-16-2	15
5	Sarcosine, N-neopentyloxycarbony...	301	C16H31NO4	1000322-74-7	11

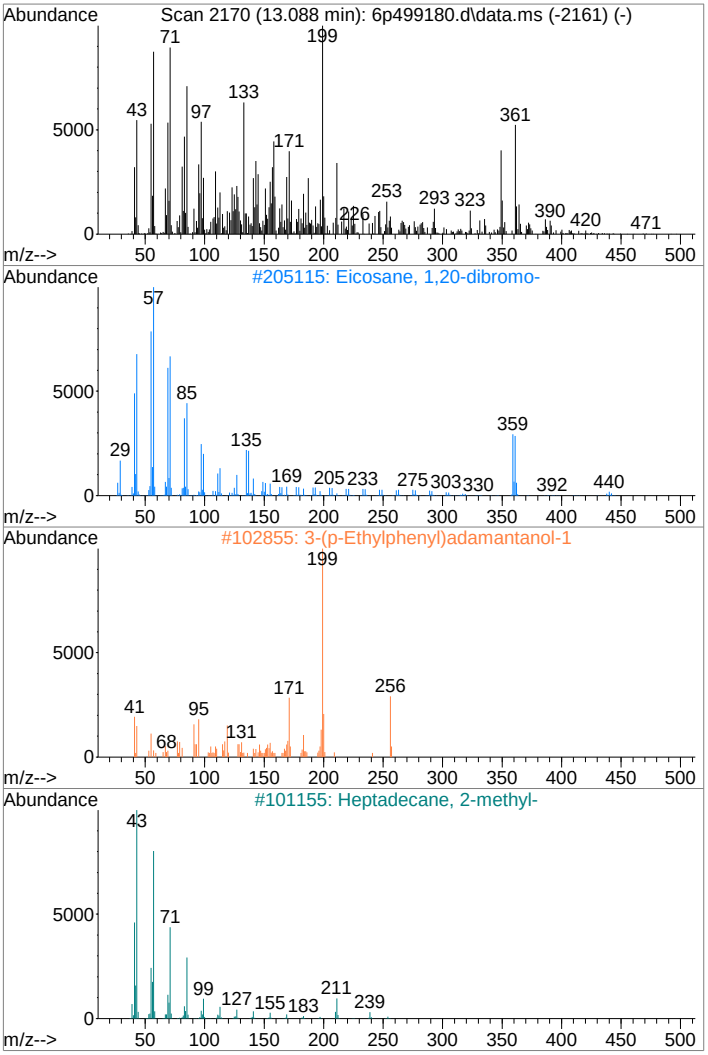

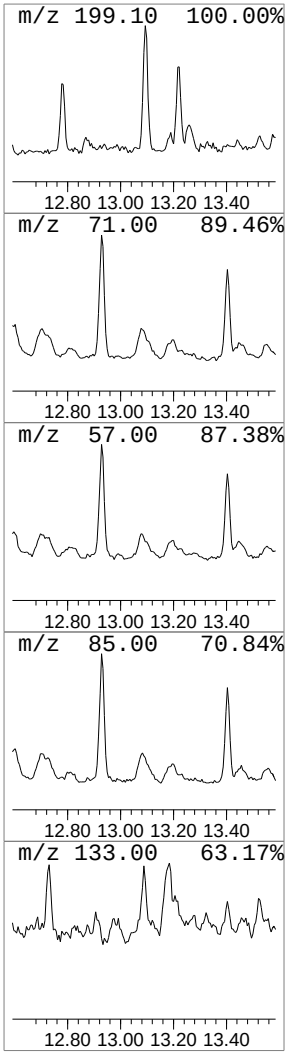

Library Search Compound Report

Data Path : C:\msdchem\1\DATA\jonkm\070421\e6p3394\
Data File : 6p499180.d
Acq On : 3 Jul 2021 2:05 am
Operator : brandonl
Sample : jd27540-14
Misc : op34109,e6p3394,30.0,,,1,1
ALS Vial : 25 Sample Multiplier: 1

Quant Method : C:\MSDCHEM\1\METHODS\M6P3388.M
Quant Title : Semi Volatile GC/MS,zb-5msi 30m x .25mm x .25MoTuWed Jun 30 18:27:50 2021

TIC Library : C:\Database\NIST08.L
TIC Integration Parameters: lscint.p

****

Peak Number 13 Alkane Concentration Rank 16

R.T.	EstConc	Area	Relative to ISTD	R.T.
13.403	37.87 ppm	4128200	Perylene-d12	14.013

Hit# of 5	Tentative ID	MW	MolForm	CAS#	Qual
1	Octacosane	394	C28H58	000630-02-4	93
2	Hexacosane	366	C26H54	000630-01-3	91
3	Disulfide, di-tert-dodecyl	402	C24H50S2	027458-90-8	78
4	2-Bromo dodecane	248	C12H25Br	013187-99-0	70
5	Eicosane	282	C20H42	000112-95-8	70

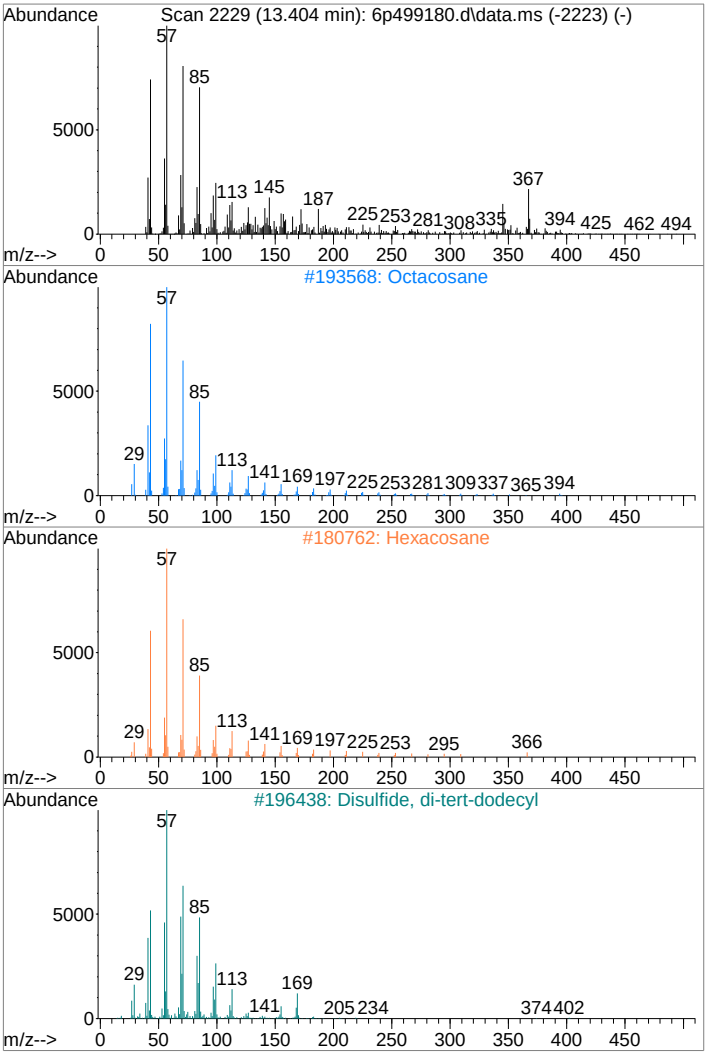

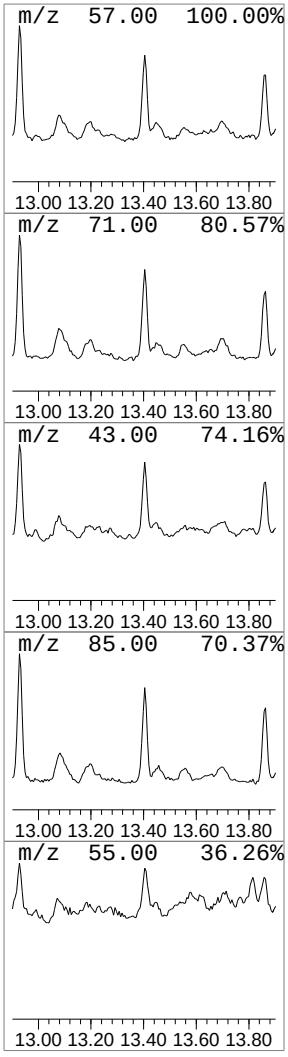

Library Search Compound Report

Data Path : C:\msdchem\1\DATA\jonkm\070421\e6p3394\
Data File : 6p499180.d
Acq On : 3 Jul 2021 2:05 am
Operator : brandonl
Sample : jd27540-14
Misc : op34109,e6p3394,30.0,,,1,1
ALS Vial : 25 Sample Multiplier: 1

Quant Method : C:\MSDCHEM\1\METHODS\M6P3388.M
Quant Title : Semi Volatile GC/MS,zb-5msi 30m x .25mm x .25MoTuWed Jun 30 18:27:50 2021

TIC Library : C:\Database\NIST08.L
TIC Integration Parameters: lscint.p

****

Peak Number 14 Unknown Concentration Rank 4

R.T.	EstConc	Area	Relative to ISTD	R.T.
13.944	75.07 ppm	8183770	Perylene-d12	14.013

Hit# of 5	Tentative ID	MW	MolForm	CAS#	Qual
1	[5-(1,3,7-Trimethyl-2,6-dioxo-2,...	365	C13H15N7O4S	1000304-04-0	92
2	3-Amino-7-bromo-5-(2-chloro-phen...	363	C15H11BrClN3O	1000317-62-5	46
3	2,5-Bis(5-phenyl-2-oxazolyl)pyri...	365	C23H15N3O2	040875-87-4	42
4	4-Dicyanomethylene-2-(4-dimethyl...	365	C24H19N3O	070503-39-8	40
5	Noraporphin-7-one, 4,5,6,6a-tetr...	365	C21H19NO5	015358-01-7	9

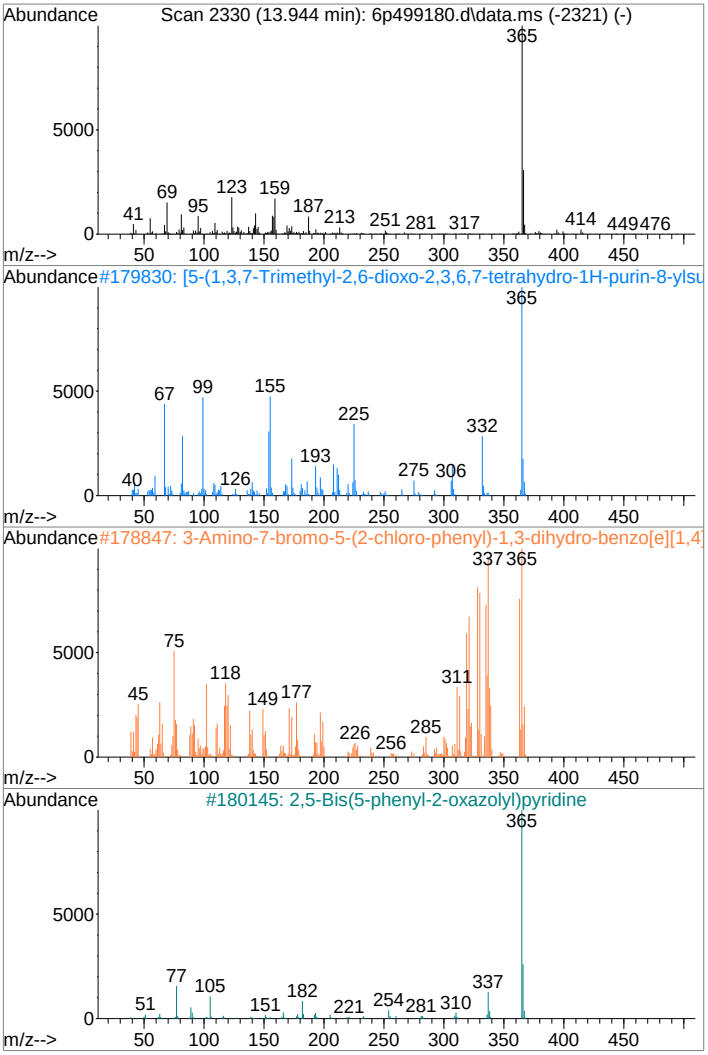

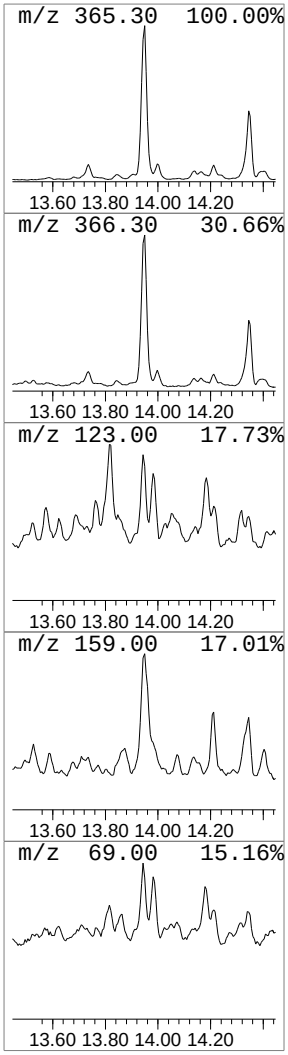

Library Search Compound Report

Data Path : C:\msdchem\1\DATA\jonkm\070421\e6p3394\
Data File : 6p499180.d
Acq On : 3 Jul 2021 2:05 am
Operator : brandonl
Sample : jd27540-14
Misc : op34109,e6p3394,30.0,,,1,1
ALS Vial : 25 Sample Multiplier: 1

Quant Method : C:\MSDCHEM\1\METHODS\M6P3388.M
Quant Title : Semi Volatile GC/MS,zb-5msi 30m x .25mm x .25MoTuWed Jun 30 18:27:50 2021

TIC Library : C:\Database\NIST08.L
TIC Integration Parameters: lscint.p

****

Peak Number 15 Unknown Concentration Rank 8

R.T.	EstConc	Area	Relative to ISTD	R.T.
14.184	53.92 ppm	5877730	Perylene-d12	14.013

Hit# of 5	Tentative ID	MW	MolForm	CAS#	Qual
1	.beta.-iso-Methyl ionone	206	C14H22O	1000285-40-2	74
2	N-[[2-Oxo-1,2'-bi(tricyclo[3.3.1...	355	C23H33NO2	1000305-39-6	55
3	1-Penten-3-one, 1-(2,6,6-trimeth...	206	C14H22O	000127-43-5	46
4	Silane, dimethyl(dimethyl(2,6-di...	356	C18H36O3Si2	1000347-91-3	46
5	1-Cyclohexene, 1,3,3-trimethyl-2...	206	C14H22O	1000197-08-4	42

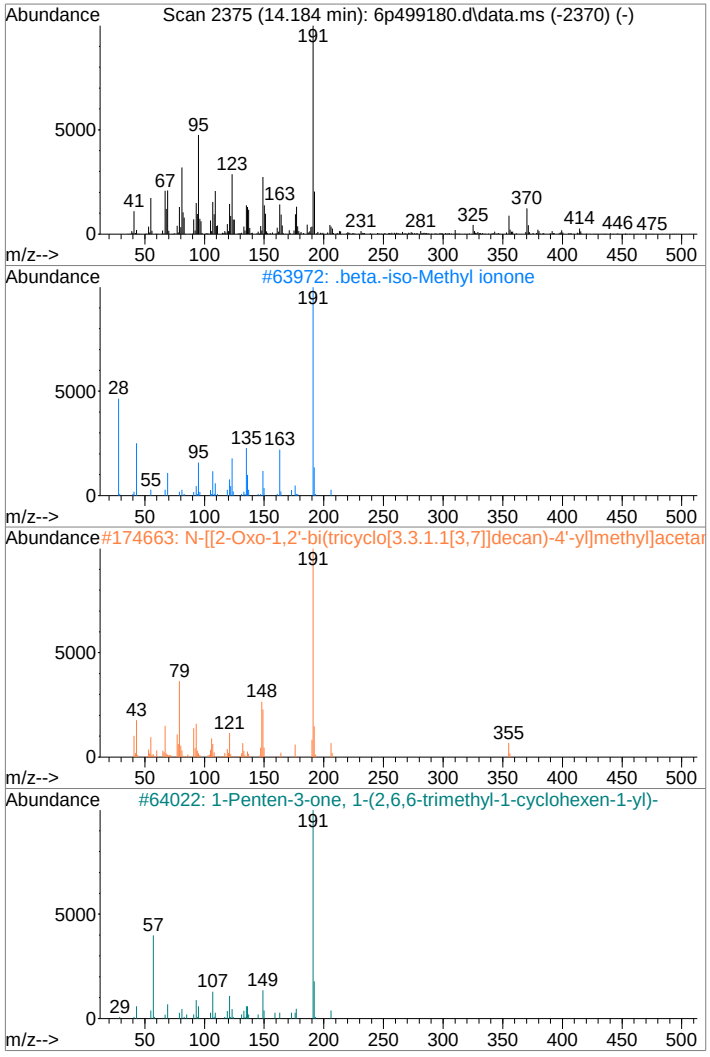

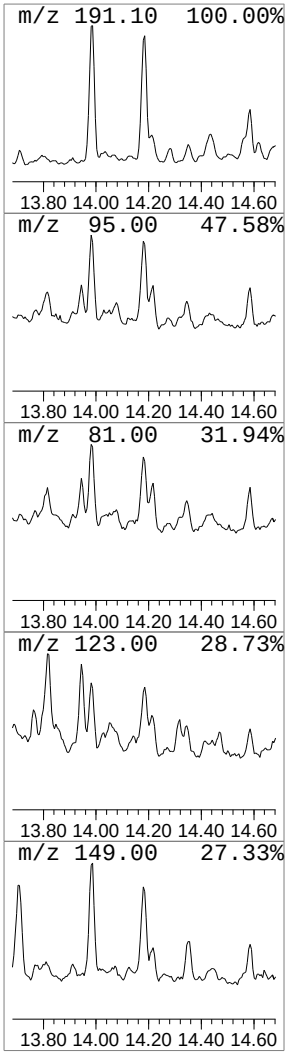

Library Search Compound Report

Data Path : C:\msdchem\1\DATA\jonkm\070421\e6p3394\
Data File : 6p499180.d
Acq On : 3 Jul 2021 2:05 am
Operator : brandonl
Sample : jd27540-14
Misc : op34109,e6p3394,30.0,,,1,1
ALS Vial : 25 Sample Multiplier: 1

Quant Method : C:\MSDCHEM\1\METHODS\M6P3388.M
Quant Title : Semi Volatile GC/MS,zb-5msi 30m x .25mm x .25MoTuWed Jun 30 18:27:50 2021

TIC Library : C:\Database\NIST08.L
TIC Integration Parameters: lscint.p

****

Peak Number 16 Unknown Concentration Rank 22

R.T.	EstConc	Area	Relative to ISTD	R.T.
14.345	33.91 ppm	3696300	Perylene-d12	14.013

Hit# of 5	Tentative ID	MW	MolForm	CAS#	Qual
1	[5-(1,3,7-Trimethyl-2,6-dioxo-2,...	365	C13H15N7O4S	1000304-04-0	70
2	2,5-Bis(5-phenyl-2-oxazolyl)pyri...	365	C23H15N3O2	040875-87-4	42
3	3-Amino-7-bromo-5-(2-chloro-phen...	363	C15H11BrClN3O	1000317-62-5	32
4	3,6-Diamino-2-(4-ethoxy-benzoyl)...	366	C19H18N4O2S	1000275-99-4	9
5	Noraporphin-7-one, 4,5,6,6a-tetr...	365	C21H19NO5	015358-01-7	9

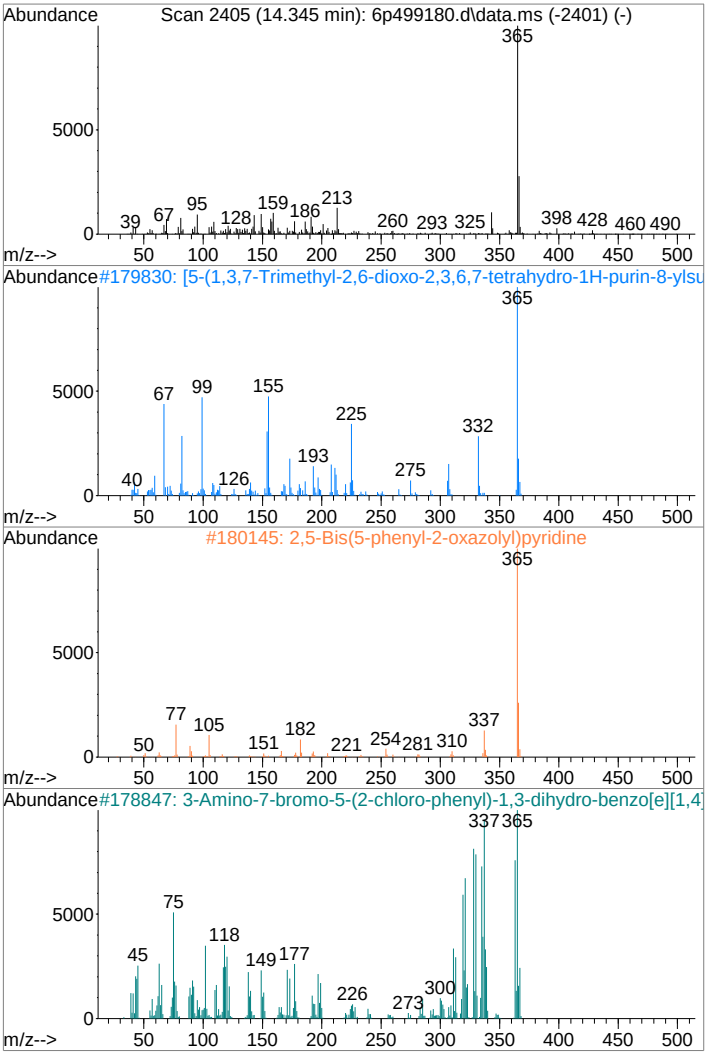

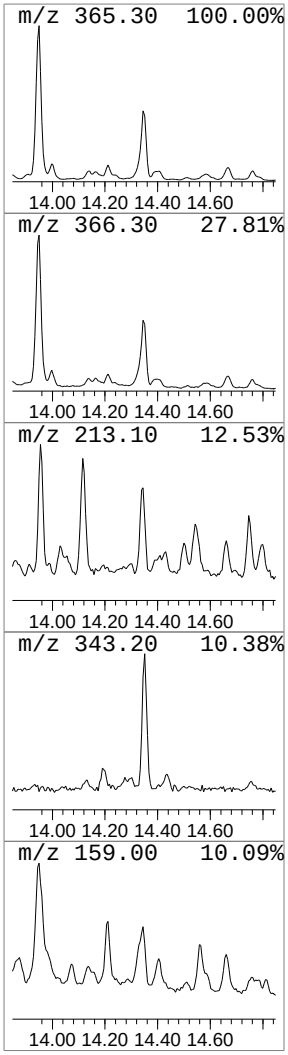

Library Search Compound Report

Data Path : C:\msdchem\1\DATA\jonkm\070421\e6p3394\
Data File : 6p499180.d
Acq On : 3 Jul 2021 2:05 am
Operator : brandonl
Sample : jd27540-14
Misc : op34109,e6p3394,30.0,,,1,1
ALS Vial : 25 Sample Multiplier: 1

Quant Method : C:\MSDCHEM\1\METHODS\M6P3388.M
Quant Title : Semi Volatile GC/MS,zb-5msi 30m x .25mm x .25MoTuWed Jun 30 18:27:50 2021

TIC Library : C:\Database\NIST08.L
TIC Integration Parameters: lscint.p

****

Peak Number 17 Unknown Concentration Rank 1

R.T.	EstConc	Area	Relative to ISTD	R.T.
14.751	249.56 ppm	27205700	Perylene-d12	14.013

Hit# of 5	Tentative ID	MW	MolForm	CAS#	Qual
1	28-Nor-17.beta.(H)-hopane	398	C29H50	036728-72-0	90
2	28-Nor-17.alpha.(H)-hopane	398	C29H50	053584-60-4	87
3	.beta.-iso-Methyl ionone	206	C14H22O	1000285-40-2	38
4	Anthracene, 9-dodecyltetradecahy...	360	C26H48	055401-75-7	38
5	1-Cyclohexene, 1,3,3-trimethyl-2...	206	C14H22O	1000197-08-4	37

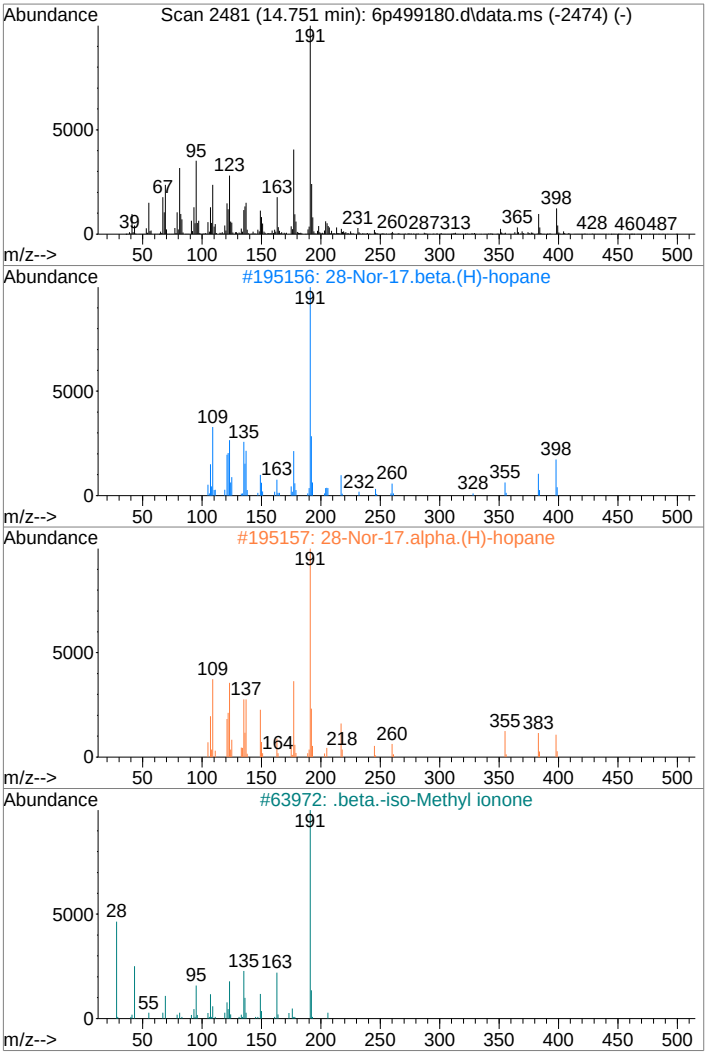

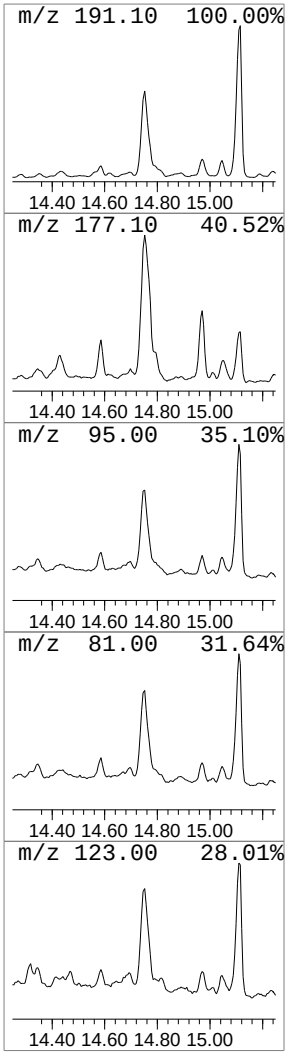

Library Search Compound Report

Data Path : C:\msdchem\1\DATA\jonkm\070421\e6p3394\
Data File : 6p499180.d
Acq On : 3 Jul 2021 2:05 am
Operator : brandonl
Sample : jd27540-14
Misc : op34109,e6p3394,30.0,,,1,1
ALS Vial : 25 Sample Multiplier: 1

Quant Method : C:\MSDCHEM\1\METHODS\M6P3388.M
Quant Title : Semi Volatile GC/MS,zb-5msi 30m x .25mm x .25MoTuWed Jun 30 18:27:50 2021

TIC Library : C:\Database\NIST08.L
TIC Integration Parameters: lscint.p

****

Peak Number 18 Unknown Concentration Rank 19

R.T.	EstConc	Area	Relative to ISTD	R.T.
14.890	35.70 ppm	3892150	Perylene-d12	14.013

Hit# of 5	Tentative ID	MW	MolForm	CAS#	Qual
1	4-(2,4,5-Trimethoxy-phenyl)-3,4-...	363	C22H21NO4	1000294-62-0	25
2	Benzenamine, 4-(2-phenylethenyl)-	195	C14H13N	000834-24-2	18
3	2-Methyldipyrrolo[1,2-a:2',1'-c]...	195	C12H9N3	1000305-64-5	18
4	5H-Dibenz[b,f]azepine, 10,11-dih...	195	C14H13N	000494-19-9	18
5	1-Methyl-4-azafluorenone	195	C13H9NO	058787-04-5	18

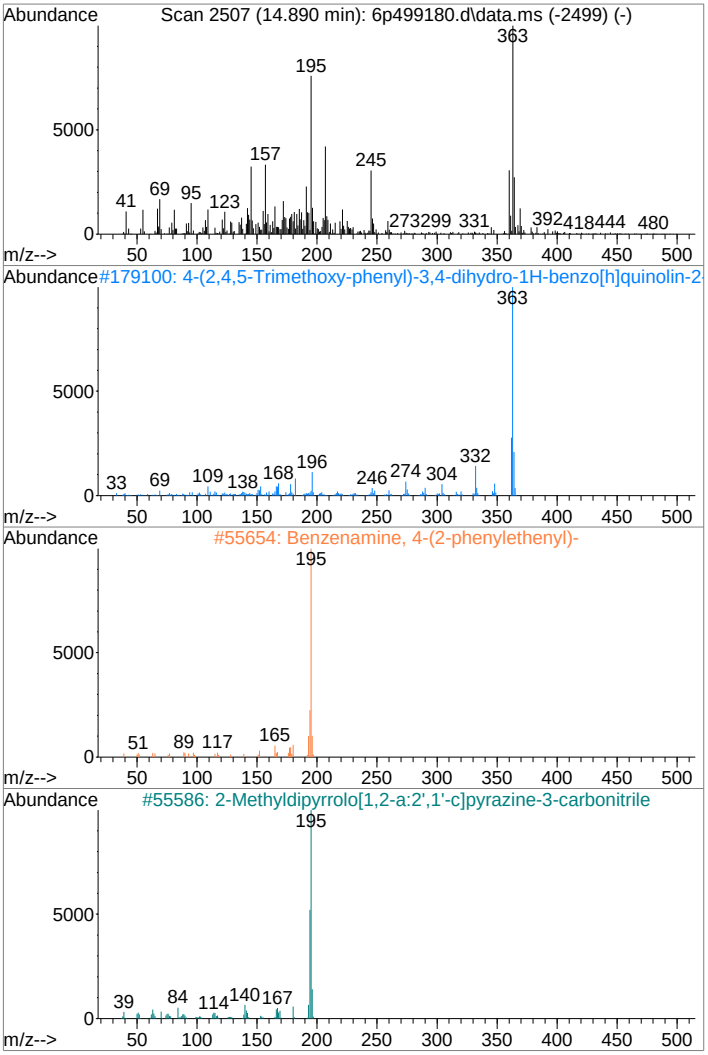

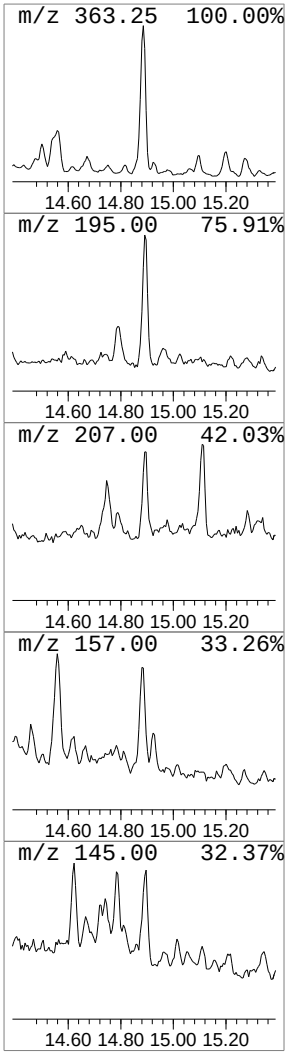

Library Search Compound Report

Data Path : C:\msdchem\1\DATA\jonkm\070421\e6p3394\
Data File : 6p499180.d
Acq On : 3 Jul 2021 2:05 am
Operator : brandonl
Sample : jd27540-14
Misc : op34109,e6p3394,30.0,,,1,1
ALS Vial : 25 Sample Multiplier: 1

Quant Method : C:\MSDCHEM\1\METHODS\M6P3388.M
Quant Title : Semi Volatile GC/MS,zb-5msi 30m x .25mm x .25MoTuWed Jun 30 18:27:50 2021

TIC Library : C:\Database\NIST08.L
TIC Integration Parameters: lscint.p

****

Peak Number 19 Unknown Concentration Rank 23

R.T.	EstConc	Area	Relative to ISTD	R.T.
14.971	33.89 ppm	3694840	Perylene-d12	14.013

Hit# of 5	Tentative ID	MW	MolForm	CAS#	Qual
1	28-Nor-17.alpha.(H)-hopane	398	C29H50	053584-60-4	89
2	Anthracene, 9-dodecyltetradecahy...	360	C26H48	055401-75-7	38
3	3-Buten-1-one, 4-[2,6,6-trimethy...	192	C13H20O	085949-43-5	30
4	28-Nor-17.beta.(H)-hopane	398	C29H50	036728-72-0	27
5	Silane, dimethyl(dimethyl(2,6-di...	356	C18H36O3Si2	1000347-91-3	14

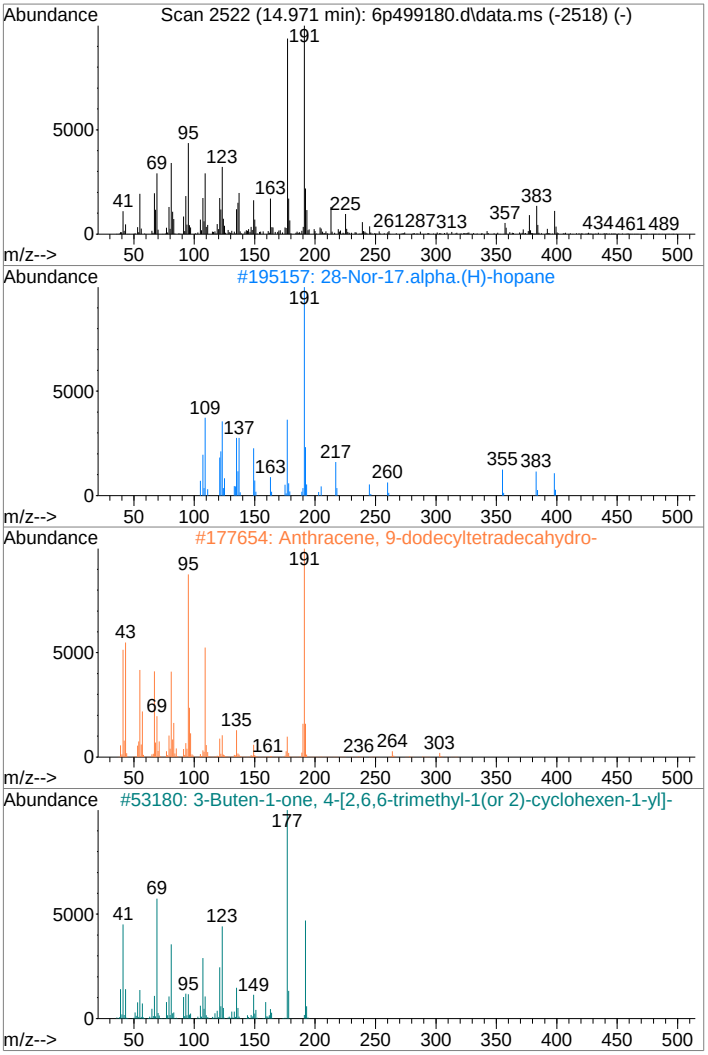

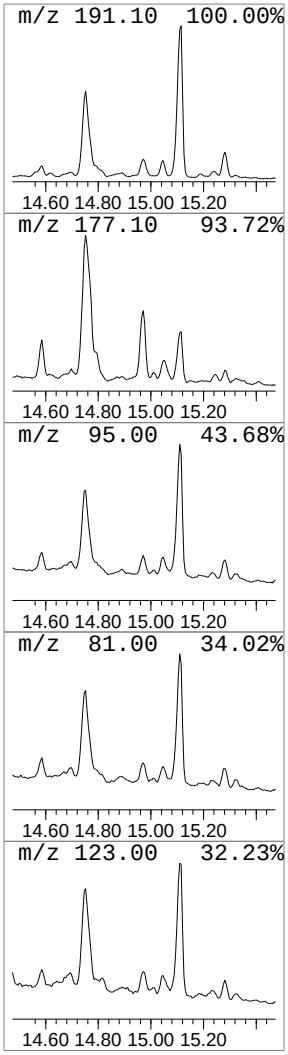

Library Search Compound Report

Data Path : C:\msdchem\1\DATA\jonkm\070421\e6p3394\
Data File : 6p499180.d
Acq On : 3 Jul 2021 2:05 am
Operator : brandonl
Sample : jd27540-14
Misc : op34109,e6p3394,30.0,,,1,1
ALS Vial : 25 Sample Multiplier: 1

Quant Method : C:\MSDCHEM\1\METHODS\M6P3388.M
Quant Title : Semi Volatile GC/MS,zb-5msi 30m x .25mm x .25MoTuWed Jun 30 18:27:50 2021

TIC Library : C:\Database\NIST08.L
TIC Integration Parameters: lscint.p

****

Peak Number 20 Unknown Concentration Rank 21

R.T.	EstConc	Area	Relative to ISTD	R.T.
15.046	34.30 ppm	3738790	Perylene-d12	14.013

Hit# of 5	Tentative ID	MW	MolForm	CAS#	Qual
1	28-Nor-17.beta.(H)-hopane	398	C29H50	036728-72-0	58
2	Pyrido[3,4-d]pyridazin-1(2H)-one...	191	C8H9N5O	1000263-69-7	38
3	3-Phenyl-5-[4-[7-dichloro-4-quin...	408	C22H21ClN4O2	1000252-32-2	27
4	Amiphenazole	191	C9H9N3S	000490-55-1	25
5	1H-Pyrrolo[3,4-c]pyridine-1,3,(2...	191	C9H9N3O2	298688-32-1	22

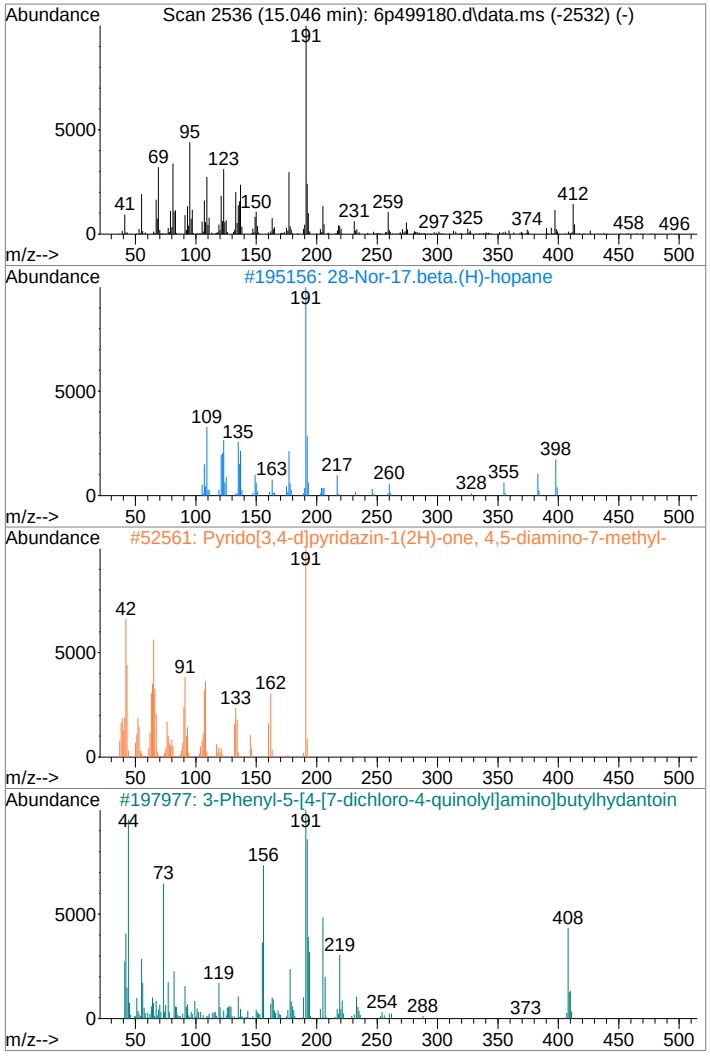

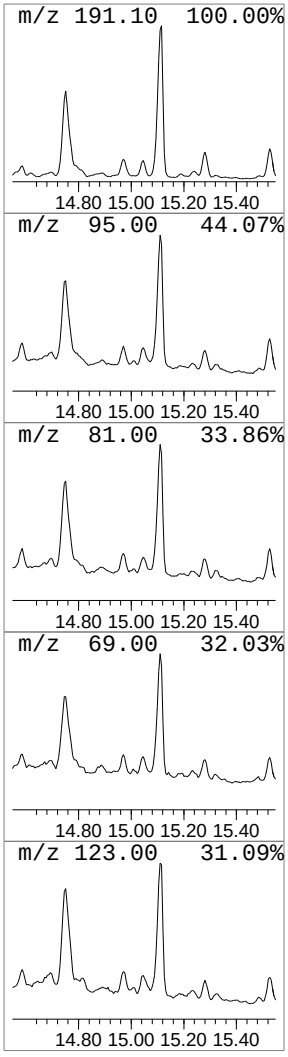

Library Search Compound Report

Data Path : C:\msdchem\1\DATA\jonkm\070421\e6p3394\
Data File : 6p499180.d
Acq On : 3 Jul 2021 2:05 am
Operator : brandonl
Sample : jd27540-14
Misc : op34109,e6p3394,30.0,,,1,1
ALS Vial : 25 Sample Multiplier: 1

Quant Method : C:\MSDCHEM\1\METHODS\M6P3388.M
Quant Title : Semi Volatile GC/MS,zb-5msi 30m x .25mm x .25MoTuWed Jun 30 18:27:50 2021

TIC Library : C:\Database\NIST08.L
TIC Integration Parameters: lscint.p

****

Peak Number 21 Unknown Concentration Rank 2

R.T.	EstConc	Area	Relative to ISTD	R.T.
15.110	212.32 ppm	23146100	Perylene-d12	14.013

Hit# of 5	Tentative ID	MW	MolForm	CAS#	Qual
1	1-Penten-3-one, 1-(2,6,6-trimeth...	206	C14H22O	000127-43-5	70
2	.beta.-iso-Methyl ionone	206	C14H22O	1000285-40-2	70
3	3-Fluoro-5-trifluoromethylbenzoi...	376	C20H28F4O2	1000338-65-9	43
4	4-Fluoro-3-trifluoromethylbenzoi...	390	C21H30F4O2	1000338-67-9	43
5	3-Fluoro-5-trifluoromethylbenzoi...	376	C20H28F4O2	1000338-65-7	43

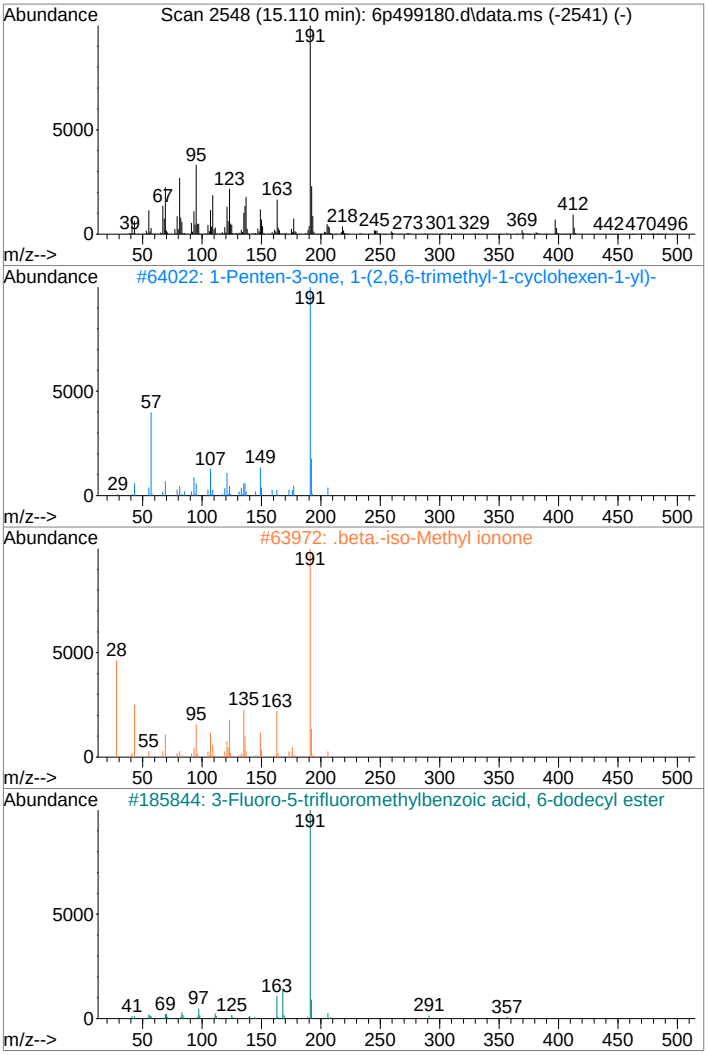

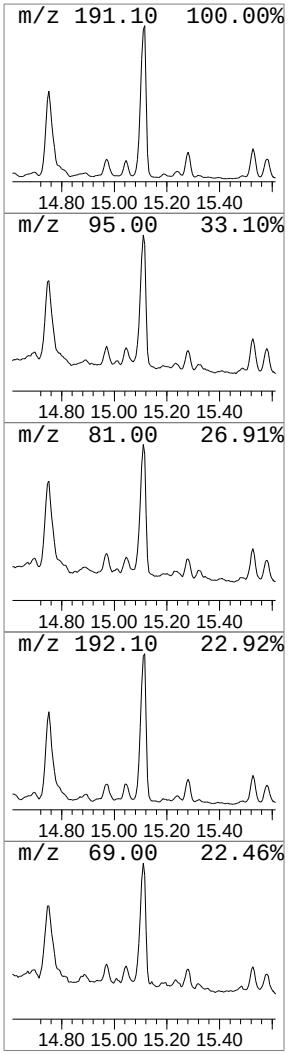

Library Search Compound Report

Data Path : C:\msdchem\1\DATA\jonkm\070421\e6p3394\
Data File : 6p499180.d
Acq On : 3 Jul 2021 2:05 am
Operator : brandonl
Sample : jd27540-14
Misc : op34109,e6p3394,30.0,,,1,1
ALS Vial : 25 Sample Multiplier: 1

Quant Method : C:\MSDCHEM\1\METHODS\M6P3388.M
Quant Title : Semi Volatile GC/MS,zb-5msi 30m x .25mm x .25MoTuWed Jun 30 18:27:50 2021

TIC Library : C:\Database\NIST08.L
TIC Integration Parameters: lscint.p

****

Peak Number 22 Unknown Concentration Rank 17

R.T.	EstConc	Area	Relative to ISTD	R.T.
15.281	37.85 ppm	4126180	Perylene-d12	14.013

Hit# of 5	Tentative ID	MW	MolForm	CAS#	Qual
1	1-Penten-3-one, 1-(2,6,6-trimeth...	206	C14H22O	000127-43-5	64
2	.beta.-iso-Methyl ionone	206	C14H22O	1000285-40-2	62
3	5H-Benzo[def]carbazole	191	C14H9N	000203-65-6	49
4	1-Benzyloxy-1-ethyl-1-silacyclop...	220	C13H20OSi	1000282-46-8	47
5	Pyrido[3,2-d]pyrimidine-2,4(1H,3...	191	C9H9N3O2	024410-25-1	43

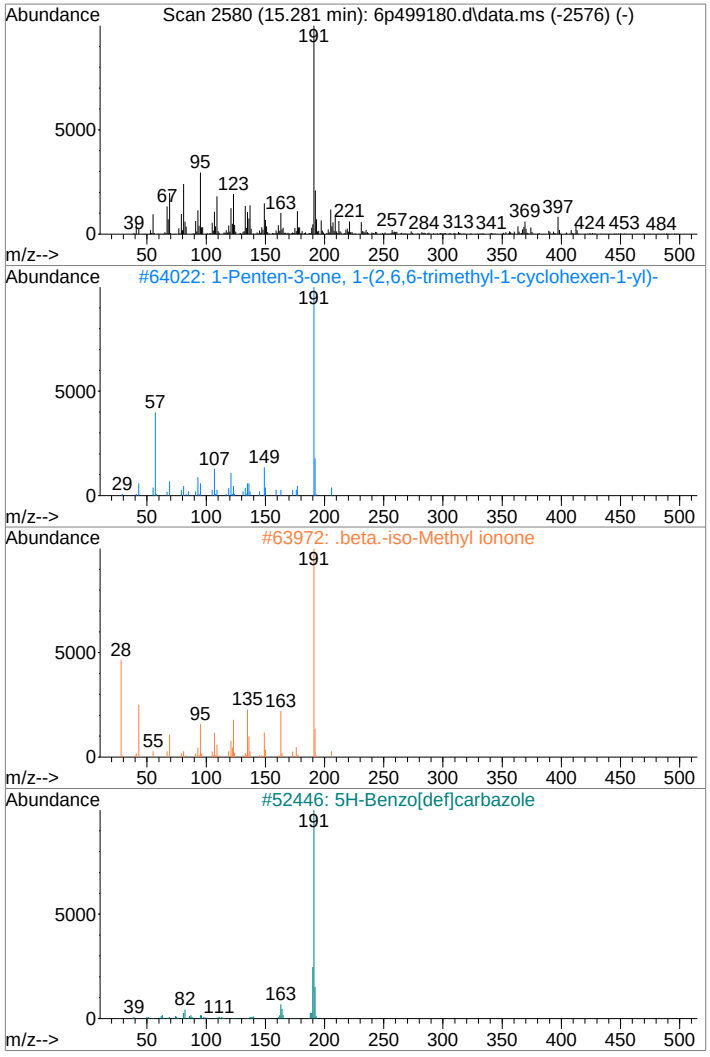

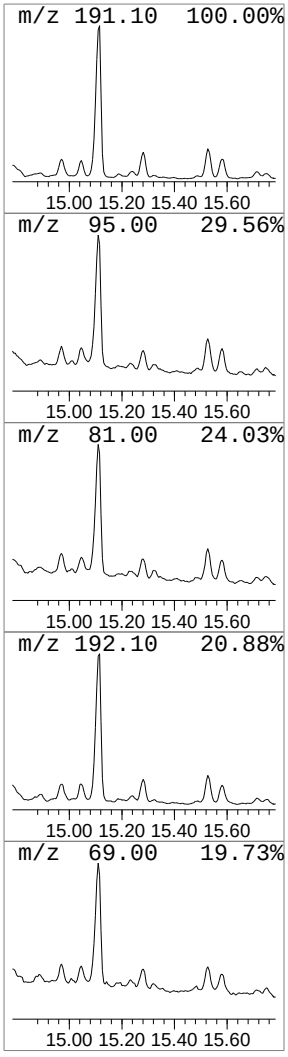

Library Search Compound Report

Data Path : C:\msdchem\1\DATA\jonkm\070421\e6p3394\
Data File : 6p499180.d
Acq On : 3 Jul 2021 2:05 am
Operator : brandonl
Sample : jd27540-14
Misc : op34109,e6p3394,30.0,,,1,1
ALS Vial : 25 Sample Multiplier: 1

Quant Method : C:\MSDCHEM\1\METHODS\M6P3388.M
Quant Title : Semi Volatile GC/MS,zb-5msi 30m x .25mm x .25MoTuWed Jun 30 18:27:50 2021

TIC Library : C:\Database\NIST08.L
TIC Integration Parameters: lscint.p

****

Peak Number 23 Unknown Concentration Rank 11

R.T.	EstConc	Area	Relative to ISTD	R.T.
15.527	41.52 ppm	4526560	Perylene-d12	14.013

Hit# of 5	Tentative ID	MW	MolForm	CAS#	Qual
1	Urs-20-en-16-ol, (16.beta.,18.al...	426	C30H50O	066394-74-9	64
2	1-Penten-3-one, 1-(2,6,6-trimeth...	206	C14H22O	000127-43-5	46
3	.beta.-iso-Methyl ionone	206	C14H22O	1000285-40-2	43
4	4,5-Dihydrothiazol-4-one, 2-(2-m...	222	C10H10N2O2S	022476-61-5	30
5	1-Penten-3-one, 1-(2,6,6-trimeth...	206	C14H22O	000127-43-5	27

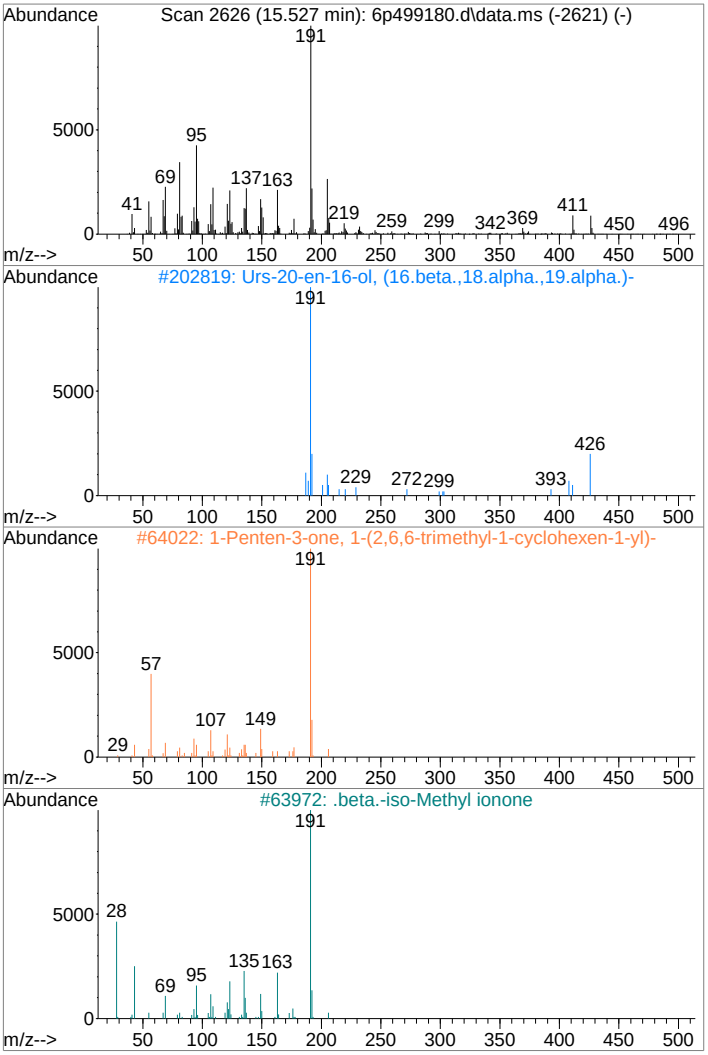

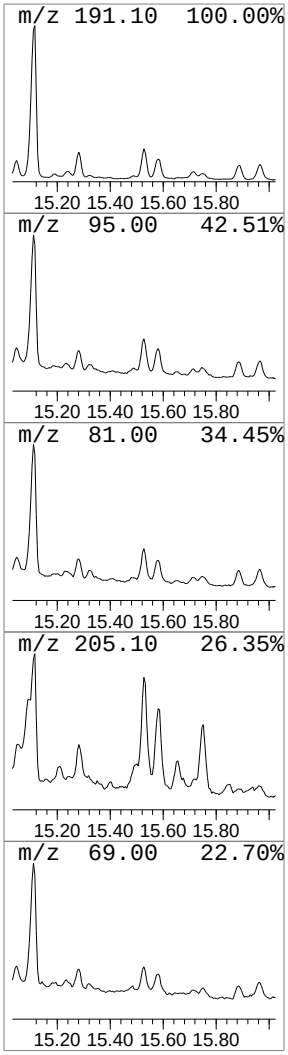

Library Search Compound Report

Data Path : C:\msdchem\1\DATA\jonkm\070421\e6p3394\
Data File : 6p499180.d
Acq On : 3 Jul 2021 2:05 am
Operator : brandonl
Sample : jd27540-14
Misc : op34109,e6p3394,30.0,,,1,1
ALS Vial : 25 Sample Multiplier: 1

Quant Method : C:\MSDCHEM\1\METHODS\M6P3388.M
Quant Title : Semi Volatile GC/MS,zb-5msi 30m x .25mm x .25MoTuWed Jun 30 18:27:50 2021

TIC Library : C:\Database\NIST08.L
TIC Integration Parameters: lscint.p

****

Peak Number 24 Unknown Concentration Rank 9

R.T.	EstConc	Area	Relative to ISTD	R.T.
15.580	50.26 ppm	5479160	Perylene-d12	14.013

Hit# of 5	Tentative ID	MW	MolForm	CAS#	Qual
1	Urs-20-en-16-ol, (16.beta.,18.al...	426	C30H50O	066394-74-9	64
2	.beta.-iso-Methyl ionone	206	C14H22O	1000285-40-2	43
3	2'-Fluoro-6'-(trifluoromethyl)-a...	206	C9H6F4O	174013-29-7	35
4	1-Penten-3-one, 1-(2,6,6-trimeth...	206	C14H22O	000127-43-5	35
5	1-Penten-3-one, 1-(2,6,6-trimeth...	206	C14H22O	000127-43-5	35

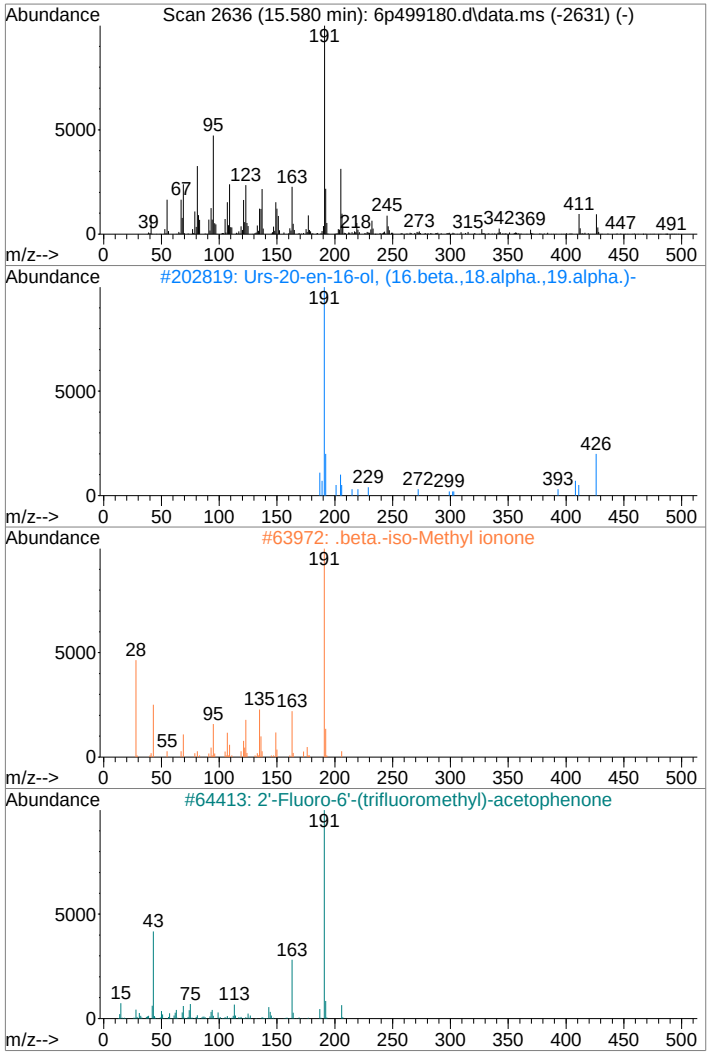

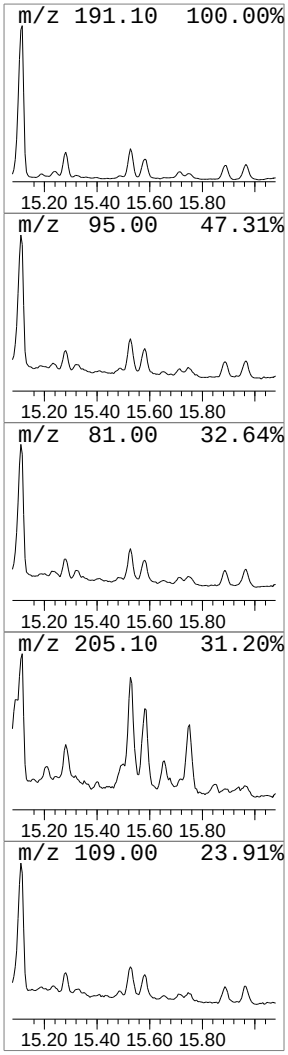

Library Search Compound Report

Data Path : C:\msdchem\1\DATA\jonkm\070421\e6p3394\
Data File : 6p499180.d
Acq On : 3 Jul 2021 2:05 am
Operator : brandonl
Sample : jd27540-14
Misc : op34109,e6p3394,30.0,,,1,1
ALS Vial : 25 Sample Multiplier: 1

Quant Method : C:\MSDCHEM\1\METHODS\M6P3388.M
Quant Title : Semi Volatile GC/MS,zb-5msi 30m x .25mm x .25MoTuWed Jun 30 18:27:50 2021

TIC Library : C:\Database\NIST08.L
TIC Integration Parameters: lscint.p

****

Peak Number 25 Unknown Concentration Rank 12

R.T.	EstConc	Area	Relative to ISTD	R.T.
15.966	40.96 ppm	4465410	Perylene-d12	14.013

Hit# of 5	Tentative ID	MW	MolForm	CAS#	Qual
1	2,4,5,5,8a-Pentamethyl-6,7,8,8a-...	206	C14H22O	1000195-40-9	43
2	.beta.-iso-Methyl ionone	206	C14H22O	1000285-40-2	43
3	1-Cyclohexene, 1,3,3-trimethyl-2...	206	C14H22O	1000197-08-4	43
4	9H-Fluorene-9-carbonitrile	191	C14H9N	001529-40-4	35
5	5H-Benzo[def]carbazole	191	C14H9N	000203-65-6	35

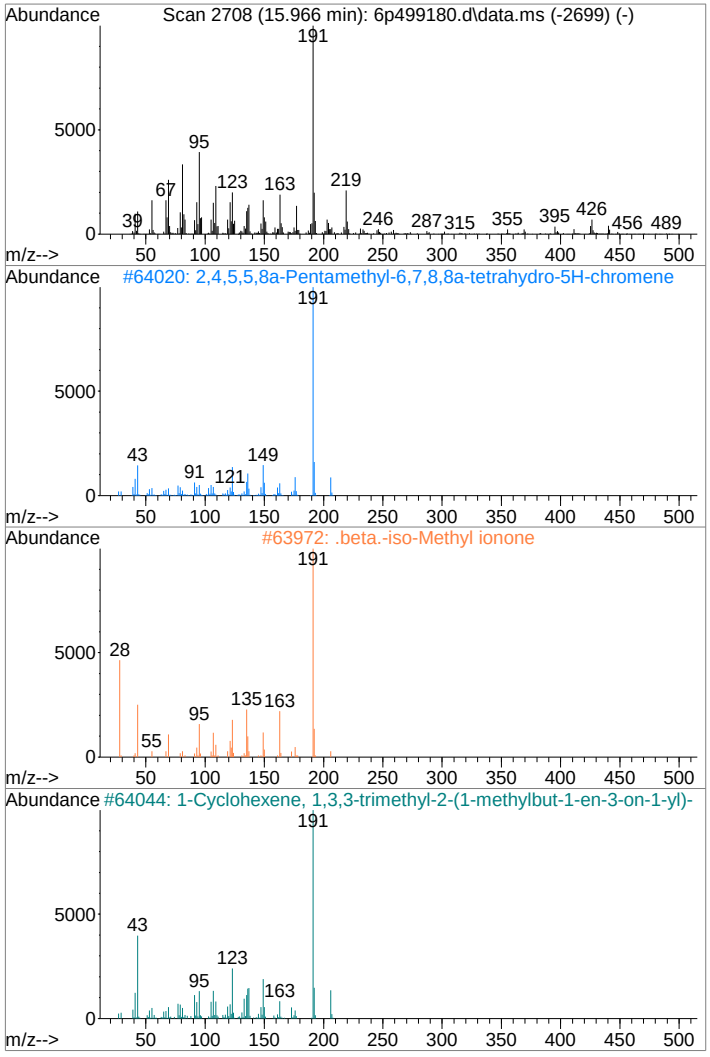

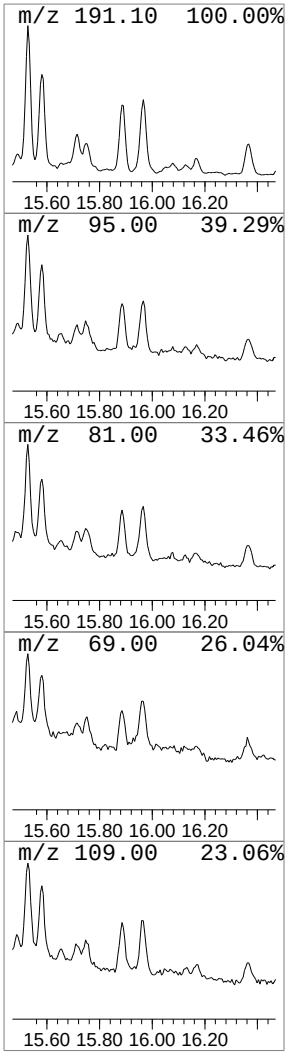

Tentatively Identified Compound (LSC) summary

Data Path : C:\msdchem\1\DATA\jonkm\070421\e6p3394\
Data File : 6p499180.d
Acq On : 3 Jul 2021 2:05 am
Operator : brandonl
Sample : jd27540-14
Misc : op34109,e6p3394,30.0,,,1,1
ALS Vial : 25 Sample Multiplier: 1

Quant Method : C:\MSDCHEM\1\METHODS\M6P3388.M
Quant Title : Semi Volatile GC/MS,zb-5msi 30m x .25mm x .25MoTuWed Jun 30 18:27:50 2021

TIC Library : C:\Database\NIST08.L
TIC Integration Parameters: lscint.p

					Internal Standard			
TIC Top Hit name	RT	EstConc	Units	Response	#	RT	Resp	Conc
Decane	4.348	39.0	ppm	6835310	2	4.455	7005360	40.0
Naphthalene dim...	6.413	36.6	ppm	32023100	5	6.696	35020600	40.0
Unknown	6.456	61.9	ppm	54190300	5	6.696	35020600	40.0
Naphthalene dim...	7.579	73.5	ppm	13681500	6	8.210	7443340	40.0
Alkane	7.616	177.0	ppm	32938000	6	8.210	7443340	40.0
Naphthalene tet...	7.771	33.5	ppm	6224100	6	8.210	7443340	40.0
Naphthalene tet...	7.926	32.9	ppm	6128760	6	8.210	7443340	40.0
Octadecane	8.119	57.5	ppm	10693900	6	8.210	7443340	40.0
Alkane	8.156	40.8	ppm	7597400	6	8.210	7443340	40.0
Alkane	8.665	38.0	ppm	7067330	8	8.210	7443340	40.0
Alkane	9.221	35.4	ppm	6587840	8	8.210	7443340	40.0
Alkane	13.088	41.7	ppm	4546450	11	14.013	4360660	40.0
Alkane	13.403	37.9	ppm	4128200	11	14.013	4360660	40.0
Unknown	13.944	75.1	ppm	8183770	11	14.013	4360660	40.0
Unknown	14.184	53.9	ppm	5877730	11	14.013	4360660	40.0
Unknown	14.345	33.9	ppm	3696300	11	14.013	4360660	40.0
Unknown	14.751	249.6	ppm	27205700	11	14.013	4360660	40.0
Unknown	14.890	35.7	ppm	3892150	11	14.013	4360660	40.0
Unknown	14.971	33.9	ppm	3694840	11	14.013	4360660	40.0
Unknown	15.046	34.3	ppm	3738790	11	14.013	4360660	40.0
Unknown	15.110	212.3	ppm	23146100	11	14.013	4360660	40.0
Unknown	15.281	37.9	ppm	4126180	11	14.013	4360660	40.0
Unknown	15.527	41.5	ppm	4526560	11	14.013	4360660	40.0
Unknown	15.580	50.3	ppm	5479160	11	14.013	4360660	40.0
Unknown	15.966	41.0	ppm	4465410	11	14.013	4360660	40.0

Quantitation Report (QT Reviewed)

Data Path : C:\msdchem\1\DATA\jonkm\070421\e6p3394\
Data File : 6p499178.d
Acq On : 3 Jul 2021 1:21 am
Operator : brandonl
Sample : jd27540-15 Inst : MS6P
Misc : op34109,e6p3394,30.2,,,1,1
ALS Vial : 23 Sample Multiplier: 1

Quant Method : C:\MSDCHEM\1\METHODS\M6P3388.M
Quant Results File: M6P3388.RES
Quant Time: Jul 04 08:56:17 2021
Quant Title : Semi Volatile GC/MS,zb-5msi 30m x .25mm x .25MoTuWed Jun 30 18:27:50 2021
QLast Update : Sun Jul 04 07:36:43 2021
Response via : Initial Calibration

Compound	R.T.	QIon	Response	Conc	Units	Dev(Min)
Internal Standards						
1) 1,4-Dichlorobenzene-d4	4.455	152	814126	40.00	ppm	0.00
24) Naphthalene-d8	5.375	136	3191691	40.00	ppm	0.00
46) Acenaphthene-d10	6.686	164	1807997	40.00	ppm	0.00
69) Phenanthrene-d10	8.200	188	2880461	40.00	ppm	0.00
84) Chrysene-d12	11.922	240	2662697	40.00	ppm	0.00
93) Perylene-d12	13.987	264	2678673	40.00	ppm	-0.01
103) 1,4-Dichlorobenzene-d4a	4.455	152	814126	40.00	ppm	0.00
105) Phenanthrene-d10a	8.200	188	2880461	40.00	ppm	0.00
107) Naphthalene-d8a	5.375	136	3191691	40.00	ppm	0.00
109) Phenanthrene-d10b	8.200	188	2880461	40.00	ppm	0.00
112) Chrysene-d12a	11.922	240	2662697	40.00	ppm	0.00
System Monitoring Compounds						
5) 2-Fluorophenol	3.503	112	932620	42.00	ppm	0.00
Spiked Amount 50.000			Recovery =	84.00%		
8) Phenol-d5	4.231	99	957396	33.70	ppm	0.00
Spiked Amount 50.000			Recovery =	67.40%		
25) Nitrobenzene-d5	4.862	82	836242	39.90	ppm	0.00
Spiked Amount 50.000			Recovery =	79.80%		
51) 2-Fluorobiphenyl	6.146	172	2335981	40.54	ppm	0.00
Spiked Amount 50.000			Recovery =	81.08%		
74) 2,4,6-Tribromophenol	7.429	330	352130	37.51	ppm	-0.01
Spiked Amount 50.000			Recovery =	75.02%		
87) Terphenyl-d14	10.382	244	2592880	41.10	ppm	0.00
Spiked Amount 50.000			Recovery =	82.20%		
110) 1-chlorooctadecane	0.000	57	0d	0.00	ppm	
Spiked Amount 50.000			Recovery =	0.00%		
111) o-terphenyl	0.000	230	0d	0.00	ppm	
Spiked Amount 50.000			Recovery =	0.00%		

Target Compounds	Qvalue

(#) = qualifier out of range (m) = manual integration (+) = signals summed

Quantitation Report (QT Reviewed)

Data Path : C:\msdchem\1\DATA\jonkm\070421\e6p3394\
Data File : 6p499178.d
Acq On : 3 Jul 2021 1:21 am
Operator : brandonl
Sample : jd27540-15 Inst : MS6P
Misc : op34109,e6p3394,30.2,,,1,1
ALS Vial : 23 Sample Multiplier: 1

Quant Method : C:\MSDCHEM\1\METHODS\M6P3388.M
Quant Results File: M6P3388.RES
Quant Time: Jul 04 08:56:17 2021
Quant Title : Semi Volatile GC/MS,zb-5msi 30m x .25mm x .25MoTuWed Jun 30 18:27:50 2021
QLast Update : Sun Jul 04 07:36:43 2021
Response via : Initial Calibration

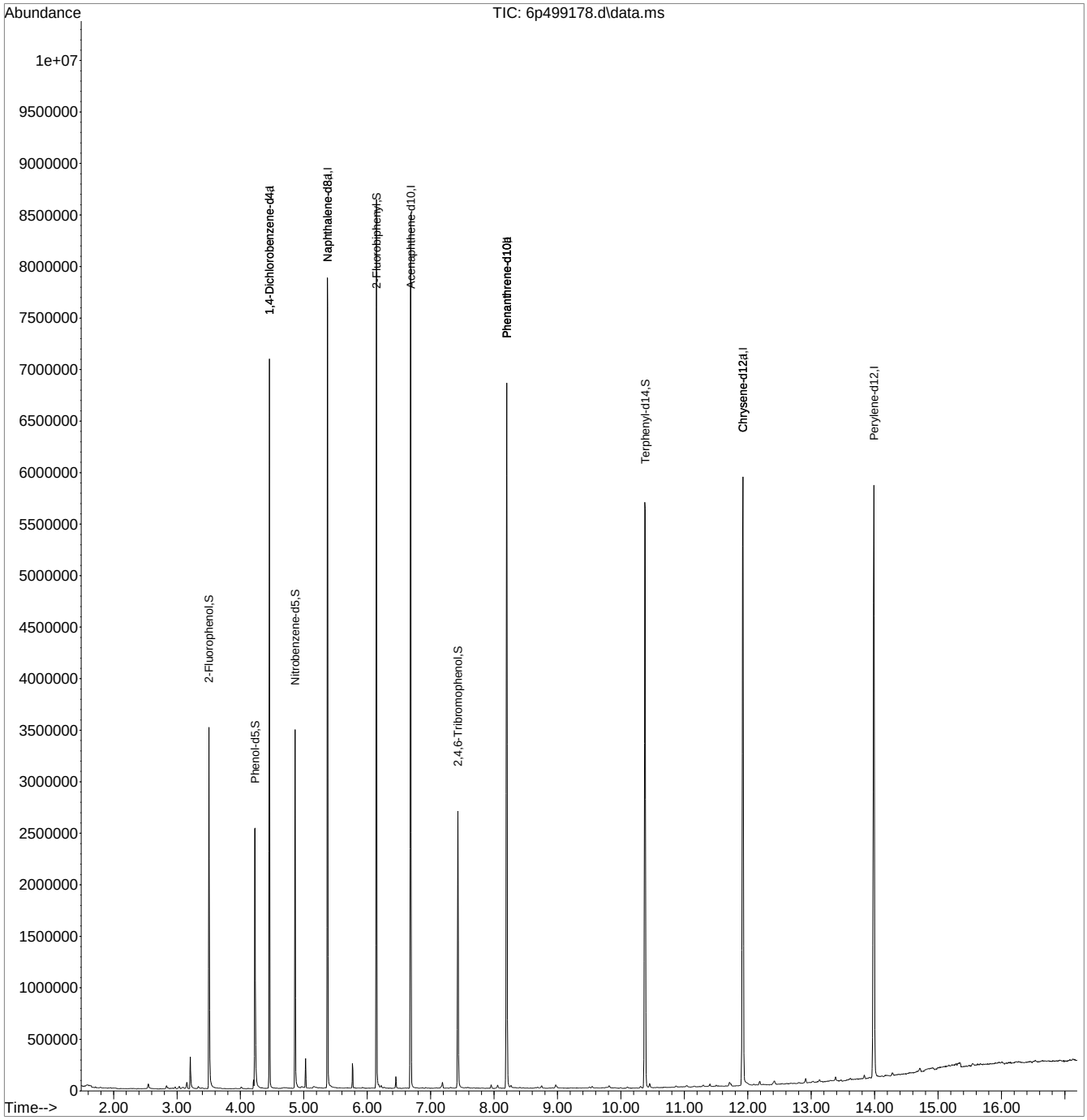

LSC Area Percent Report

Data Path : C:\msdchem\1\DATA\jonkm\070421\e6p3394\
Data File : 6p499178.d
Acq On : 3 Jul 2021 1:21 am
Operator : brandonl
Sample : jd27540-15
Misc : op34109,e6p3394,30.2,,,1,1
ALS Vial : 23 Sample Multiplier: 1

Integration Parameters: rteint.p
Integrator: RTE
Smoothing : ON Filtering: 5
Sampling : 1 Min Area: 1000 Area counts
Start Thrs: 0.01 Max Peaks: 100
Stop Thrs : 0 Peak Location: TOP

If leading or trailing edge < 100 prefer < Baseline drop else tangent >
Peak separation: 5

Method : C:\MSDCHEM\1\METHODS\M6P3388.M
Title : Semi Volatile GC/MS,zb-5msi 30m x .25mm x .25MoTuWed Jun 30 18:27:50 2021

Signal : TIC: 6p499178.d\data.ms

peak #	R.T. min	first scan	max scan	last scan	PK TY	peak height	corr. area	corr. % max.	% of total
1	1.589	13	20	24	rVV7	16478	38921	0.54%	0.060%
2	1.792	54	58	66	rVB5	9533	15966	0.22%	0.025%
3	2.027	98	102	111	rVB5	8185	18141	0.25%	0.028%
4	2.546	193	199	216	rVB	48826	85626	1.20%	0.133%
5	2.664	216	221	227	rVB9	5032	11484	0.16%	0.018%
6	2.835	245	253	261	rBV3	30118	50955	0.71%	0.079%
7	2.974	274	279	282	rVB4	19820	22667	0.32%	0.035%
8	3.033	282	290	294	rBV	24953	36168	0.50%	0.056%
9	3.097	294	302	307	rVV10	14577	31531	0.44%	0.049%
10	3.156	307	313	318	rVV	61186	66042	0.92%	0.103%
11	3.209	318	323	338	rVV	309760	277195	3.87%	0.430%
12	3.338	343	347	353	rBV3	21931	26908	0.38%	0.042%
13	3.391	355	357	363	rVB7	8912	11051	0.15%	0.017%
14	3.503	372	378	405	rBV	3509107	2760645	38.53%	4.285%
15	4.012	470	473	481	rBV3	17986	23755	0.33%	0.037%
16	4.118	488	493	496	rBV7	6608	9604	0.13%	0.015%
17	4.231	506	514	532	rBV	2532818	2476655	34.56%	3.844%
18	4.332	532	533	542	rVB9	9019	15572	0.22%	0.024%
19	4.455	548	556	570	rBV	7080067	4294867	59.94%	6.666%
20	4.691	595	600	602	rVV6	7216	9941	0.14%	0.015%
21	4.718	602	605	614	rVB10	7593	16685	0.23%	0.026%
22	4.862	625	632	648	rBV	3481693	2504068	34.95%	3.887%
23	4.964	648	651	658	rVV9	13505	28314	0.40%	0.044%
24	5.028	658	663	668	rVB	286925	189024	2.64%	0.293%
25	5.156	682	687	700	rBV10	17055	50527	0.71%	0.078%
26	5.242	700	703	708	rBV7	6886	10012	0.14%	0.016%
27	5.370	716	727	743	rBV	7866780	6054134	84.49%	9.397%
28	5.766	795	801	805	rBV	240610	171777	2.40%	0.267%
29	6.146	867	872	882	rVV	8628811	6328977	88.33%	9.823%
30	6.221	882	886	889	rVV2	27646	38647	0.54%	0.060%
31	6.263	892	894	901	rVV8	12647	18447	0.26%	0.029%
32	6.450	918	929	933	rBV	114192	94631	1.32%	0.147%
33	6.686	968	973	987	rBV	8501633	6975124	97.35%	10.826%
34	6.868	1001	1007	1012	rVB10	8565	15865	0.22%	0.025%
35	6.916	1012	1016	1022	rBV9	9482	16600	0.23%	0.026%
36	7.183	1058	1066	1072	rBV3	57121	75937	1.06%	0.118%
37	7.317	1085	1091	1093	rBV7	10531	14910	0.21%	0.023%
38	7.429	1103	1112	1131	rBV	2690158	2368407	33.05%	3.676%
39	7.547	1131	1134	1137	rVV5	8286	11229	0.16%	0.017%
40	7.584	1137	1141	1148	rVV10	10588	20450	0.29%	0.032%

LSC Area Percent Report

Data Path : C:\msdchem\1\DATA\jonkm\070421\e6p3394\
Data File : 6p499178.d
Acq On : 3 Jul 2021 1:21 am
Operator : brandonl
Sample : jd27540-15
Misc : op34109,e6p3394,30.2,,,1,1
ALS Vial : 23 Sample Multiplier: 1

Integration Parameters: rteint.p
Integrator: RTE
Smoothing : ON Filtering: 5
Sampling : 1 Min Area: 1000 Area counts
Start Thrs: 0.01 Max Peaks: 100
Stop Thrs : 0 Peak Location: TOP

If leading or trailing edge < 100 prefer < Baseline drop else tangent >
Peak separation: 5

Method : C:\MSDCHEM\1\METHODS\M6P3388.M
Title : Semi Volatile GC/MS,zb-5msi 30m x .25mm x .25MoTuWed Jun 30 18:27:50 2021

41	7.675	1155	1158	1165	rVB9	6723	10948	0.15%	0.017%
42	7.953	1205	1210	1218	rVB	36015	41845	0.58%	0.065%
43	8.055	1218	1229	1236	rBV	34630	53710	0.75%	0.083%
44	8.200	1250	1256	1265	rBV	6846556	6654380	92.87%	10.328%
45	8.264	1265	1268	1273	rVB	22766	26525	0.37%	0.041%
46	8.408	1288	1295	1301	rVB	8399	13186	0.18%	0.020%
47	8.649	1331	1340	1344	rBV	7133	16596	0.23%	0.026%
48	8.686	1344	1347	1351	rVV6	11226	10937	0.15%	0.017%
49	8.750	1353	1359	1364	rVB2	23005	26972	0.38%	0.042%
50	8.970	1393	1400	1409	rBV6	34517	62301	0.87%	0.097%
51	9.398	1474	1480	1484	rBV9	4885	10111	0.14%	0.016%
52	9.505	1496	1500	1504	rBV7	11184	15222	0.21%	0.024%
53	9.542	1504	1507	1512	rVB5	14578	18138	0.25%	0.028%
54	9.761	1543	1548	1551	rVV7	7438	11489	0.16%	0.018%
55	9.815	1551	1558	1565	rVV8	21987	45308	0.63%	0.070%
56	9.997	1586	1592	1599	rVB8	9120	16404	0.23%	0.025%
57	10.104	1605	1612	1620	rBV10	15466	29255	0.41%	0.045%
58	10.307	1644	1650	1655	rBV9	16328	27217	0.38%	0.042%
59	10.376	1655	1663	1673	rVV	5685050	6412103	89.49%	9.952%
60	10.451	1673	1677	1688	rVB3	43988	61372	0.86%	0.095%
61	10.868	1750	1755	1760	rBV8	12795	17947	0.25%	0.028%
62	11.040	1781	1787	1795	rVB8	15601	27173	0.38%	0.042%
63	11.163	1803	1810	1815	rVV10	7751	13658	0.19%	0.021%
64	11.296	1831	1835	1840	rBV6	16187	24096	0.34%	0.037%
65	11.403	1848	1855	1860	rVV5	25608	33519	0.47%	0.052%
66	11.500	1871	1873	1878	rVV2	12355	15363	0.21%	0.024%
67	11.714	1907	1913	1922	rVB3	38043	73829	1.03%	0.115%
68	11.922	1944	1952	1980	rVV	5910322	7165329	100.00%	11.121%
69	12.093	1980	1984	1988	rVV5	13778	21476	0.30%	0.033%
70	12.136	1988	1992	1995	rVV6	6924	12482	0.17%	0.019%
71	12.190	1997	2002	2007	rVV9	38894	56384	0.79%	0.088%
72	12.243	2007	2012	2015	rVV7	8799	14656	0.20%	0.023%
73	12.420	2037	2045	2055	rBV7	37828	89843	1.25%	0.139%
74	12.612	2077	2081	2085	rVB7	8197	13195	0.18%	0.020%
75	12.676	2085	2093	2099	rBV7	10997	31262	0.44%	0.049%
76	12.810	2110	2118	2120	rBV9	10662	18022	0.25%	0.028%
77	12.912	2129	2137	2143	rBV6	45880	65804	0.92%	0.102%
78	13.029	2154	2159	2163	rBV8	12573	19787	0.28%	0.031%
79	13.131	2174	2178	2181	rVV5	23029	27964	0.39%	0.043%
80	13.206	2188	2192	2194	rBV5	10101	10592	0.15%	0.016%
81	13.227	2194	2196	2199	rBV4	8533	11082	0.15%	0.017%
82	13.307	2208	2211	2214	rVV5	7069	11373	0.16%	0.018%
83	13.382	2220	2225	2230	rVB5	39097	45074	0.63%	0.070%
84	13.468	2239	2241	2245	rVB5	13754	15072	0.21%	0.023%
85	13.559	2253	2258	2260	rBV6	9660	13352	0.19%	0.021%

LSC Area Percent Report

Data Path : C:\msdchem\1\DATA\jonkm\070421\e6p3394\
Data File : 6p499178.d
Acq On : 3 Jul 2021 1:21 am
Operator : brandonl
Sample : jd27540-15
Misc : op34109,e6p3394,30.2,,,1,1
ALS Vial : 23 Sample Multiplier: 1

Integration Parameters: rteint.p
Integrator: RTE
Smoothing : ON Filtering: 5
Sampling : 1 Min Area: 1000 Area counts
Start Thrs: 0.01 Max Peaks: 100
Stop Thrs : 0 Peak Location: TOP

If leading or trailing edge < 100 prefer < Baseline drop else tangent >
Peak separation: 5

Method : C:\MSDCHEM\1\METHODS\M6P3388.M
Title : Semi Volatile GC/MS,zb-5msi 30m x .25mm x .25MoTuWed Jun 30 18:27:50 2021

86	13.618	2263	2269	2272	rBV8	18189	28515	0.40%	0.044%
87	13.837	2305	2310	2315	rVB7	38102	46577	0.65%	0.072%
88	13.917	2321	2325	2330	rBV8	10710	18509	0.26%	0.029%
89	13.987	2330	2338	2350	rBV2	5754529	7102380	99.12%	11.024%
90	14.169	2367	2372	2373	rBV5	17745	23596	0.33%	0.037%
91	14.276	2387	2392	2399	rBV9	33056	66434	0.93%	0.103%
92	14.714	2468	2474	2479	rVB9	34015	52398	0.73%	0.081%
93	14.853	2485	2500	2501	rBV9	31336	107540	1.50%	0.167%
94	15.008	2523	2529	2530	rBV6	21848	33821	0.47%	0.052%
95	15.174	2558	2560	2563	rVB4	12356	10168	0.14%	0.016%
96	15.286	2577	2581	2583	rVV5	18062	25992	0.36%	0.040%
97	15.340	2584	2591	2596	rVB7	46867	114331	1.60%	0.177%
98	15.543	2624	2629	2635	rBV9	31268	67689	0.94%	0.105%
99	15.666	2649	2652	2654	rBV2	16006	16231	0.23%	0.025%
100	17.126	2922	2925	2927	rBV4	13060	13882	0.19%	0.022%

Sum of corrected areas: 64427875

LSC Report - Integrated Chromatogram

Data Path : C:\msdchem\1\DATA\jonkm\070421\e6p3394\
Data File : 6p499178.d
Acq On : 3 Jul 2021 1:21 am
Operator : brandonl
Sample : jd27540-15
Misc : op34109,e6p3394,30.2,,,1,1
ALS Vial : 23 Sample Multiplier: 1

Quant Method : C:\MSDCHEM\1\METHODS\M6P3388.M
Quant Title : Semi Volatile GC/MS,zb-5msi 30m x .25mm x .25MoTuWed Jun 30 18:27:50 2021

TIC Library : C:\Database\NIST08.L
TIC Integration Parameters: lscint.p

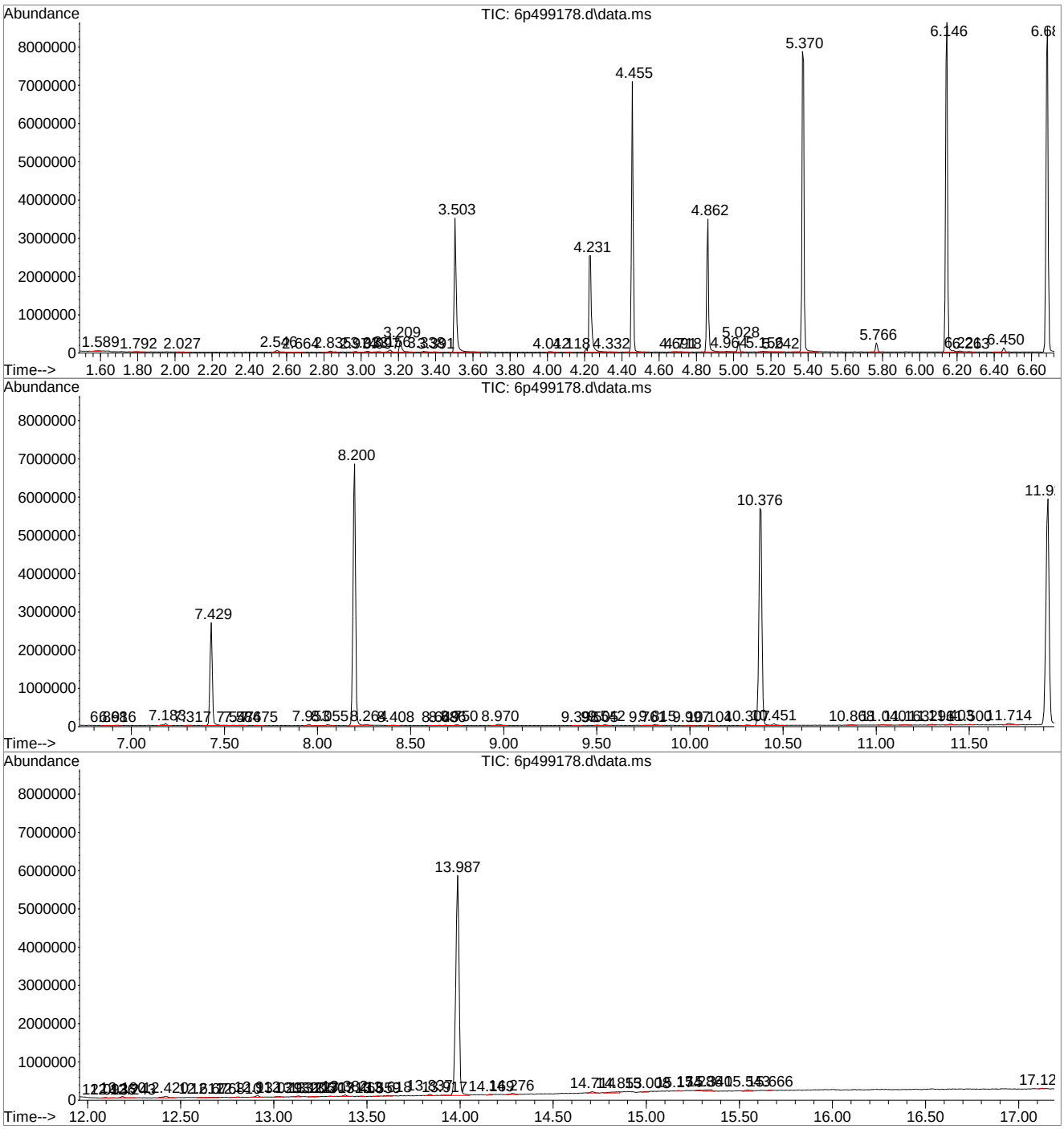

Tentatively Identified Compound (LSC) summary

Data Path : C:\msdchem\1\DATA\jonkm\070421\e6p3394\
Data File : 6p499178.d
Acq On : 3 Jul 2021 1:21 am
Operator : brandonl
Sample : jd27540-15
Misc : op34109,e6p3394,30.2,,,1,1
ALS Vial : 23 Sample Multiplier: 1

Quant Method : C:\MSDCHEM\1\METHODS\M6P3388.M
Quant Title : Semi Volatile GC/MS,zb-5msi 30m x .25mm x .25MoTuWed Jun 30 18:27:50 2021

TIC Library : C:\Database\NIST08.L
TIC Integration Parameters: lscint.p

					--Internal Standard---			
TIC Top Hit name	RT	EstConc	Units	Response	#	RT	Resp	Conc

No Library Search Compounds Detected
****

Quantitation Report (QT Reviewed)

Data Path : C:\msdchem\1\DATA\jonkm\070421\e6p3394\
Data File : 6p499179.d
Acq On : 3 Jul 2021 1:43 am
Operator : brandonl
Sample : jd27540-16 Inst : MS6P
Misc : op34109,e6p3394,30.2,,,1,1
ALS Vial : 24 Sample Multiplier: 1

Quant Method : C:\MSDCHEM\1\METHODS\M6P3388.M
Quant Results File: M6P3388.RES
Quant Time: Jul 04 08:58:34 2021
Quant Title : Semi Volatile GC/MS,zb-5msi 30m x .25mm x .25MoTuWed Jun 30 18:27:50 2021
QLast Update : Sun Jul 04 07:36:43 2021
Response via : Initial Calibration

Compound	R.T.	QIon	Response	Conc	Units	Dev(Min)
Internal Standards						
1) 1,4-Dichlorobenzene-d4	4.455	152	839090	40.00	ppm	0.00
24) Naphthalene-d8	5.375	136	3099508	40.00	ppm	0.00
46) Acenaphthene-d10	6.686	164	1744831	40.00	ppm	0.00
69) Phenanthrene-d10	8.199	188	3112043	40.00	ppm	0.00
84) Chrysene-d12	11.922	240	2583407	40.00	ppm	0.00
93) Perylene-d12	13.987	264	2660236	40.00	ppm	-0.01
103) 1,4-Dichlorobenzene-d4a	4.455	152	839090	40.00	ppm	0.00
105) Phenanthrene-d10a	8.199	188	3112043	40.00	ppm	0.00
107) Naphthalene-d8a	5.375	136	3099508	40.00	ppm	0.00
109) Phenanthrene-d10b	8.199	188	3112043	40.00	ppm	0.00
112) Chrysene-d12a	11.922	240	2583407	40.00	ppm	0.00
System Monitoring Compounds						
5) 2-Fluorophenol	3.503	112	694742	30.36	ppm	0.00
Spiked Amount 50.000			Recovery =	60.72%		
8) Phenol-d5	4.231	99	820392	28.02	ppm	0.00
Spiked Amount 50.000			Recovery =	56.04%		
25) Nitrobenzene-d5	4.862	82	678239	33.32	ppm	0.00
Spiked Amount 50.000			Recovery =	66.64%		
51) 2-Fluorobiphenyl	6.146	172	1815305	32.65	ppm	0.00
Spiked Amount 50.000			Recovery =	65.30%		
74) 2,4,6-Tribromophenol	7.429	330	267684	26.39	ppm	-0.01
Spiked Amount 50.000			Recovery =	52.78%		
87) Terphenyl-d14	10.376	244	2251485	36.79	ppm	-0.01
Spiked Amount 50.000			Recovery =	73.58%		
110) 1-chlorooctadecane	0.000	57	0	0.00	ppm	
Spiked Amount 50.000			Recovery =	0.00%		
111) o-terphenyl	0.000	230	0	0.00	ppm	
Spiked Amount 50.000			Recovery =	0.00%		
Target Compounds						Qvalue

(#) = qualifier out of range (m) = manual integration (+) = signals summed

Quantitation Report (QT Reviewed)

Data Path : C:\msdchem\1\DATA\jonkm\070421\e6p3394\
Data File : 6p499179.d
Acq On : 3 Jul 2021 1:43 am
Operator : brandonl
Sample : jd27540-16 Inst : MS6P
Misc : op34109,e6p3394,30.2,,,1,1
ALS Vial : 24 Sample Multiplier: 1

Quant Method : C:\MSDCHEM\1\METHODS\M6P3388.M
Quant Results File: M6P3388.RES
Quant Time: Jul 04 08:58:34 2021
Quant Title : Semi Volatile GC/MS,zb-5msi 30m x .25mm x .25MoTuWed Jun 30 18:27:50 2021
QLast Update : Sun Jul 04 07:36:43 2021
Response via : Initial Calibration

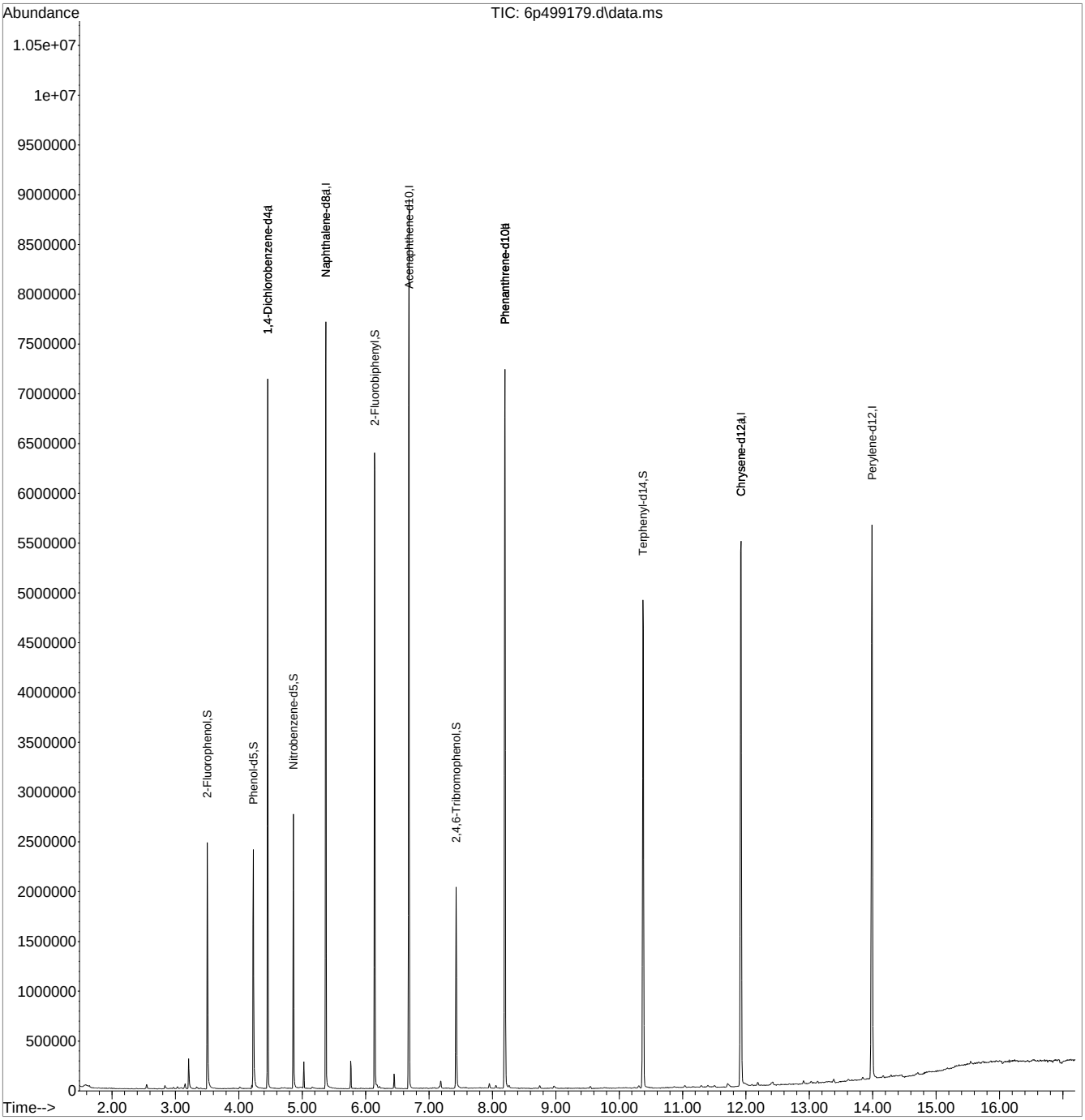

LSC Area Percent Report

Data Path : C:\msdchem\1\DATA\jonkm\070421\e6p3394\
Data File : 6p499179.d
Acq On : 3 Jul 2021 1:43 am
Operator : brandonl
Sample : jd27540-16
Misc : op34109,e6p3394,30.2,,,1,1
ALS Vial : 24 Sample Multiplier: 1

Integration Parameters: rteint.p
Integrator: RTE
Smoothing : ON Filtering: 5
Sampling : 1 Min Area: 1000 Area counts
Start Thrs: 0.01 Max Peaks: 100
Stop Thrs : 0 Peak Location: TOP

If leading or trailing edge < 100 prefer < Baseline drop else tangent >
Peak separation: 5

Method : C:\MSDCHEM\1\METHODS\M6P3388.M
Title : Semi Volatile GC/MS,zb-5msi 30m x .25mm x .25MoTuWed Jun 30 18:27:50 2021

Signal : TIC: 6p499179.d\data.ms

peak #	R.T. min	first scan	max scan	last scan	PK TY	peak height	corr. area	corr. % max.	% of total
1	1.567	9	16	18	rBV6	18613	32772	0.46%	0.055%
2	1.588	18	20	27	rVV5	26356	54070	0.75%	0.091%
3	1.647	29	31	37	rVB2	23037	23789	0.33%	0.040%
4	2.546	192	199	209	rBV	44737	59014	0.82%	0.099%
5	2.738	231	235	240	rBV8	6109	9643	0.13%	0.016%
6	2.835	247	253	264	rBV	34198	50274	0.70%	0.084%
7	2.931	264	271	275	rVV10	6664	14611	0.20%	0.024%
8	2.968	275	278	284	rVV5	14863	17428	0.24%	0.029%
9	3.033	284	290	294	rVV3	21851	26625	0.37%	0.045%
10	3.102	294	303	307	rVV8	10617	22612	0.32%	0.038%
11	3.156	307	313	318	rVB2	51437	56479	0.79%	0.095%
12	3.209	318	323	335	rBV	301467	262850	3.67%	0.440%
13	3.337	340	347	353	rVV4	19215	30497	0.43%	0.051%
14	3.396	353	358	364	rVB9	8250	12090	0.17%	0.020%
15	3.503	373	378	397	rBV	2476972	2061540	28.77%	3.453%
16	3.610	397	398	405	rVV7	9700	15544	0.22%	0.026%
17	4.017	468	474	485	rBV	18941	37555	0.52%	0.063%
18	4.231	505	514	534	rBV	2402715	2097136	29.26%	3.513%
19	4.343	534	535	545	rVB10	8067	16238	0.23%	0.027%
20	4.455	552	556	568	rBV	7128107	4440951	61.97%	7.438%
21	4.675	590	597	602	rBV	10043	19622	0.27%	0.033%
22	4.723	602	606	612	rVV9	6647	10067	0.14%	0.017%
23	4.862	627	632	648	rBV	2756445	1994290	27.83%	3.340%
24	5.028	659	663	669	rVB	268093	184172	2.57%	0.308%
25	5.161	682	688	703	rBV9	16137	41988	0.59%	0.070%
26	5.375	723	728	748	rBV	7702120	5849327	81.62%	9.797%
27	5.766	792	801	805	rBV	280341	205398	2.87%	0.344%
28	6.140	864	871	882	rBV	6385544	4943867	68.99%	8.281%
29	6.220	882	886	890	rVB2	21119	26278	0.37%	0.044%
30	6.450	925	929	933	rVV	149750	116501	1.63%	0.195%
31	6.482	933	935	941	rVV7	6035	10472	0.15%	0.018%
32	6.686	968	973	985	rBV	8933383	6727640	93.88%	11.268%
33	7.033	1030	1038	1040	rBV9	6973	11880	0.17%	0.020%
34	7.060	1040	1043	1046	rVV5	10324	9557	0.13%	0.016%
35	7.092	1046	1049	1054	rVV7	8805	11229	0.16%	0.019%
36	7.183	1054	1066	1075	rVV2	76209	112018	1.56%	0.188%
37	7.429	1104	1112	1127	rBV	2021802	1809524	25.25%	3.031%
38	7.542	1130	1133	1138	rVV7	7171	14955	0.21%	0.025%
39	7.579	1138	1140	1149	rVB10	9859	15777	0.22%	0.026%
40	7.953	1205	1210	1215	rVB2	48880	51957	0.73%	0.087%

LSC Area Percent Report

Data Path : C:\msdchem\1\DATA\jonkm\070421\e6p3394\
Data File : 6p499179.d
Acq On : 3 Jul 2021 1:43 am
Operator : brandonl
Sample : jd27540-16
Misc : op34109,e6p3394,30.2,,,1,1
ALS Vial : 24 Sample Multiplier: 1

Integration Parameters: rteint.p
Integrator: RTE
Smoothing : ON Filtering: 5
Sampling : 1 Min Area: 1000 Area counts
Start Thrs: 0.01 Max Peaks: 100
Stop Thrs : 0 Peak Location: TOP

If leading or trailing edge < 100 prefer < Baseline drop else tangent >
Peak separation: 5

Method : C:\MSDCHEM\1\METHODS\M6P3388.M
Title : Semi Volatile GC/MS,zb-5msi 30m x .25mm x .25MoTuWed Jun 30 18:27:50 2021

41	8.055	1224	1229	1236	rBV2	29156	36620	0.51%	0.061%
42	8.199	1248	1256	1265	rBV	7220029	7166160	100.00%	12.003%
43	8.264	1265	1268	1277	rVB	29377	41896	0.58%	0.070%
44	8.654	1336	1341	1344	rBV7	7369	11009	0.15%	0.018%
45	8.745	1351	1358	1364	rBV2	29005	41790	0.58%	0.070%
46	8.921	1386	1391	1395	rVB8	7299	13181	0.18%	0.022%
47	8.970	1395	1400	1409	rBV5	24645	46853	0.65%	0.078%
48	9.547	1502	1508	1512	rVB4	24820	41310	0.58%	0.069%
49	9.708	1532	1538	1543	rBV10	6234	10402	0.15%	0.017%
50	9.761	1543	1548	1552	rVV8	9647	17031	0.24%	0.029%
51	9.997	1580	1592	1596	rBV8	8947	18080	0.25%	0.030%
52	10.109	1608	1613	1622	rVB8	5316	10467	0.15%	0.018%
53	10.237	1632	1637	1643	rVB10	7607	14954	0.21%	0.025%
54	10.312	1643	1651	1655	rBV8	24767	46084	0.64%	0.077%
55	10.376	1657	1663	1681	rBV	4899608	5581683	77.89%	9.349%
56	10.676	1714	1719	1723	rBV7	7008	13894	0.19%	0.023%
57	10.810	1739	1744	1747	rBV7	6385	9583	0.13%	0.016%
58	10.863	1748	1754	1760	rBV9	9748	17393	0.24%	0.029%
59	11.034	1780	1786	1793	rBV6	19610	30925	0.43%	0.052%
60	11.168	1803	1811	1813	rBV8	7007	12986	0.18%	0.022%
61	11.296	1829	1835	1841	rVV10	18315	26481	0.37%	0.044%
62	11.398	1846	1854	1861	rBV10	20291	39390	0.55%	0.066%
63	11.500	1869	1873	1880	rVB3	18434	32257	0.45%	0.054%
64	11.713	1906	1913	1926	rBV6	38111	90828	1.27%	0.152%
65	11.922	1939	1952	1960	rBV	5476864	6850695	95.60%	11.474%
66	12.099	1981	1985	1989	rVB5	12730	16602	0.23%	0.028%
67	12.184	1996	2001	2009	rVV10	32142	45312	0.63%	0.076%
68	12.425	2033	2046	2051	rBV7	33252	78432	1.09%	0.131%
69	12.505	2056	2061	2066	rBV9	9578	20396	0.28%	0.034%
70	12.687	2091	2095	2099	rVB7	9077	12254	0.17%	0.021%
71	12.789	2106	2114	2121	rBV7	10137	27196	0.38%	0.046%
72	12.906	2128	2136	2143	rBV5	34336	53236	0.74%	0.089%
73	13.024	2151	2158	2164	rBV5	20980	38807	0.54%	0.065%
74	13.131	2173	2178	2181	rVB7	21628	29478	0.41%	0.049%
75	13.168	2182	2185	2188	rBV5	8453	9834	0.14%	0.016%
76	13.206	2188	2192	2197	rBV8	10690	20742	0.29%	0.035%
77	13.275	2197	2205	2207	rBV9	10575	23085	0.32%	0.039%
78	13.382	2221	2225	2232	rVB9	37260	56507	0.79%	0.095%
79	13.489	2238	2245	2248	rBV9	12530	21403	0.30%	0.036%
80	13.618	2260	2269	2273	rBV10	22631	50975	0.71%	0.085%
81	13.842	2307	2311	2317	rBV8	27143	41947	0.59%	0.070%
82	13.987	2329	2338	2353	rBV	5564902	6993734	97.59%	11.714%
83	14.168	2366	2372	2376	rVB8	20980	35514	0.50%	0.059%
84	14.291	2391	2395	2397	rBV5	19805	22229	0.31%	0.037%
85	14.366	2406	2409	2413	rBV6	9404	15520	0.22%	0.026%

LSC Area Percent Report

Data Path : C:\msdchem\1\DATA\jonkm\070421\e6p3394\
Data File : 6p499179.d
Acq On : 3 Jul 2021 1:43 am
Operator : brandonl
Sample : jd27540-16
Misc : op34109,e6p3394,30.2,,,1,1
ALS Vial : 24 Sample Multiplier: 1

Integration Parameters: rteint.p
Integrator: RTE
Smoothing : ON Filtering: 5
Sampling : 1 Min Area: 1000 Area counts
Start Thrs: 0.01 Max Peaks: 100
Stop Thrs : 0 Peak Location: TOP

If leading or trailing edge < 100 prefer < Baseline drop else tangent >
Peak separation: 5

Method : C:\MSDCHEM\1\METHODS\M6P3388.M
Title : Semi Volatile GC/MS,zb-5msi 30m x .25mm x .25MoTuWed Jun 30 18:27:50 2021

86	14.634	2455	2459	2461	rBV5	12225	14660	0.20%	0.025%
87	14.682	2464	2468	2470	rBV5	19150	26591	0.37%	0.045%
88	14.709	2470	2473	2477	rVB6	17321	25915	0.36%	0.043%
89	14.816	2489	2493	2494	rBV4	18902	13851	0.19%	0.023%
90	15.126	2548	2551	2554	rBV5	14721	20825	0.29%	0.035%
91	15.179	2555	2561	2565	rVV8	19389	38342	0.54%	0.064%
92	15.260	2573	2576	2578	rBV4	12446	15564	0.22%	0.026%
93	15.297	2579	2583	2585	rBV5	20349	23420	0.33%	0.039%
94	15.543	2626	2629	2638	rBV5	29015	37909	0.53%	0.063%
95	15.666	2650	2652	2657	rVB5	14645	18212	0.25%	0.031%
96	15.746	2661	2667	2669	rVB7	15768	26074	0.36%	0.044%
97	16.083	2724	2730	2731	rBV6	19110	31027	0.43%	0.052%
98	16.789	2857	2862	2864	rBV6	16193	21050	0.29%	0.035%
99	16.859	2872	2875	2876	rBV2	19882	17125	0.24%	0.029%
100	17.014	2899	2904	2906	rBV6	18751	30484	0.43%	0.051%

Sum of corrected areas: 59704441

LSC Report - Integrated Chromatogram

```
Data Path : C:\msdchem\1\DATA\jonkm\070421\e6p3394\
Data File : 6p499179.d
Acq On    :  3 Jul 2021    1:43 am
Operator  : brandonl
Sample    : jd27540-16
Misc      : op34109,e6p3394,30.2,,,1,1
ALS Vial  : 24   Sample Multiplier: 1

Quant Method : C:\MSDCHEM\1\METHODS\M6P3388.M
Quant Title  : Semi Volatile  GC/MS,zb-5msi 30m x .25mm x .25MoTuWed Jun 30 18:27:50 2021

TIC Library   : C:\Database\NIST08.L
TIC Integration Parameters: lscint.p
```

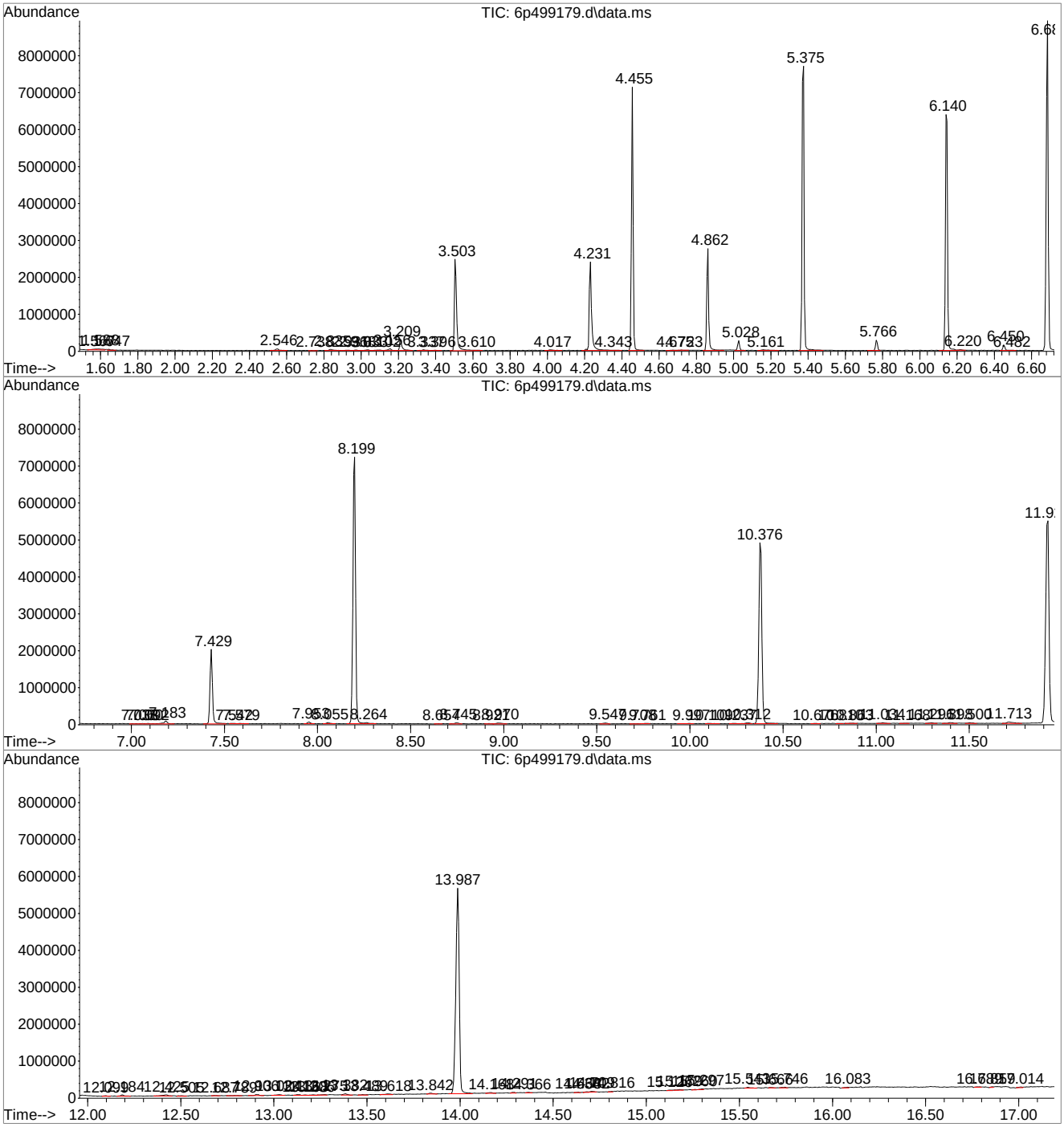

Tentatively Identified Compound (LSC) summary

Data Path : C:\msdchem\1\DATA\jonkm\070421\e6p3394\
Data File : 6p499179.d
Acq On : 3 Jul 2021 1:43 am
Operator : brandonl
Sample : jd27540-16
Misc : op34109,e6p3394,30.2,,,1,1
ALS Vial : 24 Sample Multiplier: 1

Quant Method : C:\MSDCHEM\1\METHODS\M6P3388.M
Quant Title : Semi Volatile GC/MS,zb-5msi 30m x .25mm x .25MoTuWed Jun 30 18:27:50 2021

TIC Library : C:\Database\NIST08.L
TIC Integration Parameters: lscint.p

					--Internal Standard---			
TIC Top Hit name	RT	EstConc	Units	Response	#	RT	Resp	Conc

No Library Search Compounds Detected
****

Manual Integrations APPROVED (compounds with "m" flag)
Nina Pandya
07/12/21 15:32

Quantitation Report (QT/LSC Reviewed)

Data Path : C:\msdchem\1\DATA\jonkm\071221\e6p3401\
Data File : 6p499349.d
Acq On : 10 Jul 2021 1:05 am
Operator : chriss2
Sample : jd27540-17 Inst : MS6P
Misc : op34109,e6p3401,30.1,,,1,1
ALS Vial : 12 Sample Multiplier: 1

Quant Method : C:\MSDCHEM\1\METHODS\M6P3388.M
Quant Results File: M6P3388.RES
Quant Time: Jul 12 03:52:16 2021
Quant Title : Semi Volatile GC/MS,zb-5msi 30m x .25mm x .25MoTuWed Jun 30 18:27:50 2021
QLast Update : Mon Jul 12 03:15:38 2021
Response via : Initial Calibration

Compound	R.T.	QIon	Response	Conc	Units	Dev(Min)
Internal Standards						
1) 1,4-Dichlorobenzene-d4	4.364	152	707633	40.00	ppm	0.00
24) Naphthalene-d8	5.284	136	2604998	40.00	ppm	0.00
46) Acenaphthene-d10	6.579	164	1395079	40.00	ppm	0.00
69) Phenanthrene-d10	8.066	188	2306953	40.00	ppm	0.00
84) Chrysene-d12	11.761	240	1842026	40.00	ppm	0.00
93) Perylene-d12	13.826	264	2105003	40.00	ppm	0.00
103) 1,4-Dichlorobenzene-d4a	4.364	152	707633	40.00	ppm	0.00
105) Phenanthrene-d10a	8.066	188	2306953	40.00	ppm	0.00
107) Naphthalene-d8a	5.284	136	2604998	40.00	ppm	0.00
109) Phenanthrene-d10b	8.066	188	2306953	40.00	ppm	0.00
112) Chrysene-d12a	11.761	240	1842026	40.00	ppm	0.00
System Monitoring Compounds						
5) 2-Fluorophenol	3.407	112	617029	31.97	ppm	0.01
Spiked Amount 50.000			Recovery =	63.94%		
8) Phenol-d5	4.140	99	710478	28.77	ppm	0.00
Spiked Amount 50.000			Recovery =	57.54%		
25) Nitrobenzene-d5	4.771	82	635873	37.17	ppm	0.00
Spiked Amount 50.000			Recovery =	74.34%		
51) 2-Fluorobiphenyl	6.049	172	1539373	34.63	ppm	0.00
Spiked Amount 50.000			Recovery =	69.26%		
74) 2,4,6-Tribromophenol	7.311	330	242220	32.22	ppm	0.00
Spiked Amount 50.000			Recovery =	64.44%		
87) Terphenyl-d14	10.232	244	1656840	37.97	ppm	0.00
Spiked Amount 50.000			Recovery =	75.94%		
110) 1-chlorooctadecane	0.000	57	0d	0.00	ppm	
Spiked Amount 50.000			Recovery =	0.00%		
111) o-terphenyl	0.000	230	0	0.00	ppm	
Spiked Amount 50.000			Recovery =	0.00%		
Target Compounds						Qvalue
38) Naphthalene	5.300	128	9825	0.15	ppm	96
44) 2-Methylnaphthalene	5.792	141	6558	0.16	ppm	83
56) Acenaphthylene	6.461	152	27412	0.56	ppm	98
59) Acenaphthene	6.605	153	7149	0.18	ppm	94
66) Fluorene	7.065	166	8409	0.18	ppm	84
78) Phenanthrene	8.092	178	242435	4.02	ppm	97
79) Anthracene	8.151	178	48461	0.79	ppm	91
80) Carbazole	8.365	167	13306	0.23	ppm	88
82) Fluoranthene	9.638	202	515024	7.54	ppm	99
86) Pyrene	9.948	202	489432	8.59	ppm	96
89) Benzo[a]anthracene	11.751	228	230439	4.08	ppm	97
91) Chrysene	11.799	228	229585	4.39	ppm	99
95) Benzo[b]fluoranthene	13.313	252	297183	4.47	ppm	96
96) Benzo[k]fluoranthene	13.345	252	106662	1.89	ppm	98
97) Benzo[a]pyrene	13.746	252	229468	3.93	ppm	98
98) Indeno[1,2,3-cd]pyrene	15.131	276	179744	2.63	ppm	99
100) Dibenz[a,h]anthracene	15.158	278	37313m	0.63	ppm	
102) Benzo[g,h,i]perylene	15.425	276	180112	2.53	ppm	98

(#) = qualifier out of range (m) = manual integration (+) = signals summed

Quantitation Report (QT/LSC Reviewed)

Data Path : C:\msdchem\1\DATA\jonkm\071221\e6p3401\
Data File : 6p499349.d
Acq On : 10 Jul 2021 1:05 am
Operator : chriss2
Sample : jd27540-17 Inst : MS6P
Misc : op34109,e6p3401,30.1,,,1,1
ALS Vial : 12 Sample Multiplier: 1

Quant Method : C:\MSDCHEM\1\METHODS\M6P3388.M
Quant Results File: M6P3388.RES
Quant Time: Jul 12 03:52:16 2021
Quant Title : Semi Volatile GC/MS,zb-5msi 30m x .25mm x .25MoTuWed Jun 30 18:27:50 2021
QLast Update : Mon Jul 12 03:15:38 2021
Response via : Initial Calibration

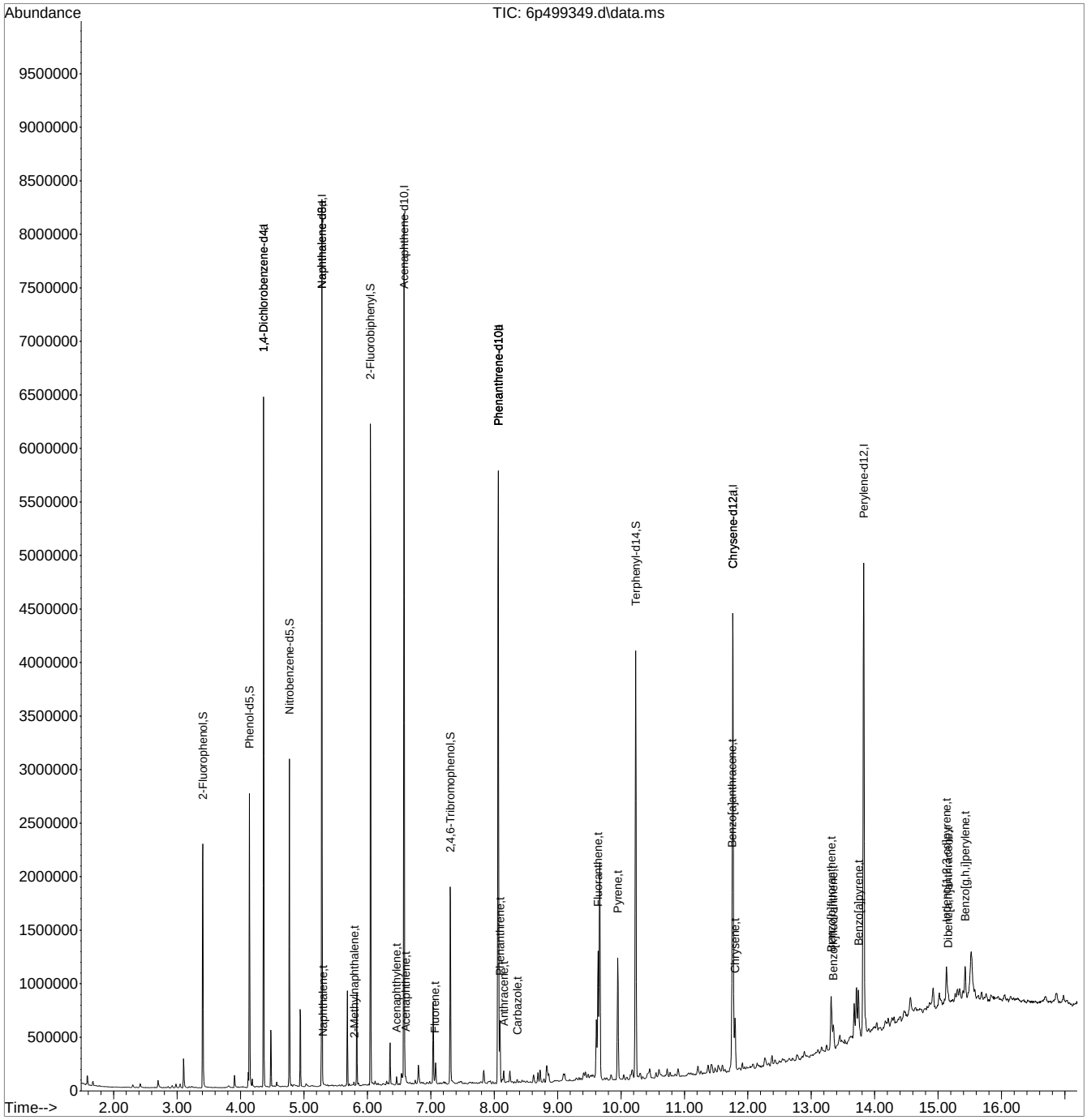

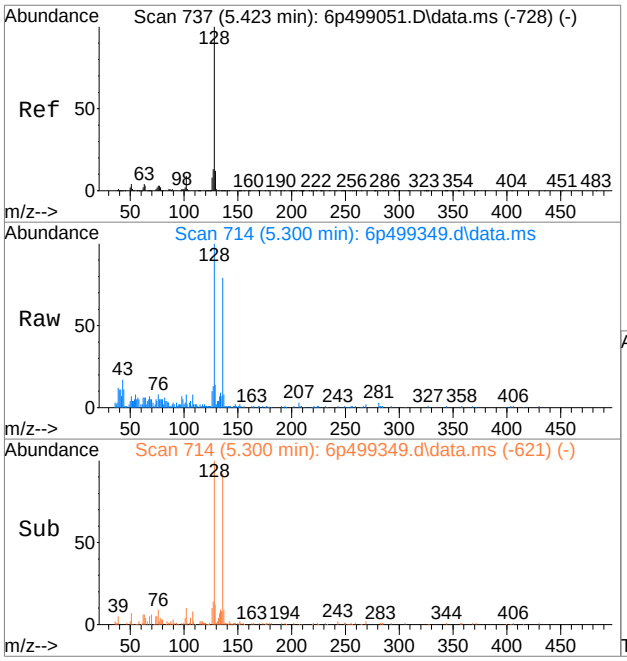

#38
Naphthalene
Concen: 0.15 ppm
RT: 5.300 min Scan# 714
Delta R.T. -0.000 min
Lab File: 6p499349.d
Acq: 10 Jul 2021 1:05 am

Tgt Ion:128 Resp: 9825

Ion	Ratio	Lower	Upper
128	100		
129	12.2	0.0	41.1
127	10.8	0.0	42.5

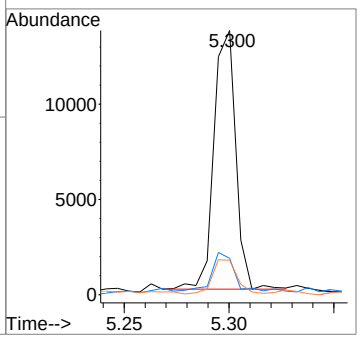

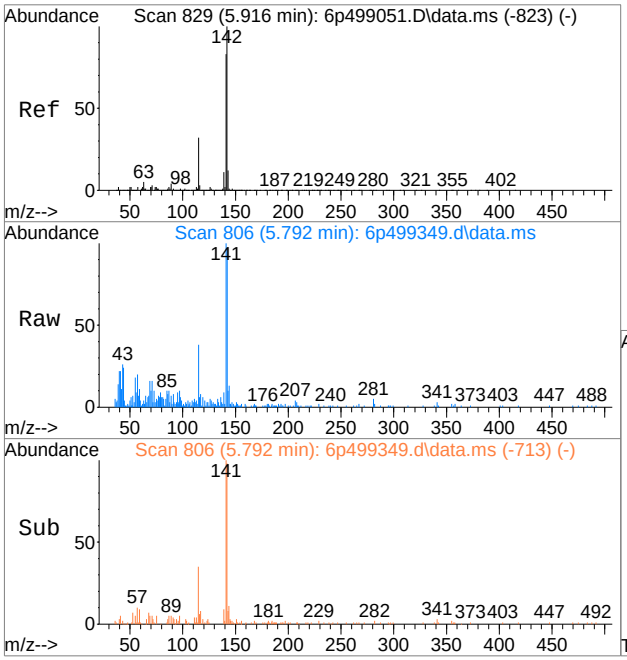

#44
2-Methylnaphthalene
Concen: 0.16 ppm
RT: 5.792 min Scan# 806
Delta R.T. -0.000 min
Lab File: 6p499349.d
Acq: 10 Jul 2021 1:05 am

Tgt Ion:141 Resp: 6558

Ion	Ratio	Lower	Upper
141	100		
142	95.5	87.0	147.0
115	30.2	5.0	65.0

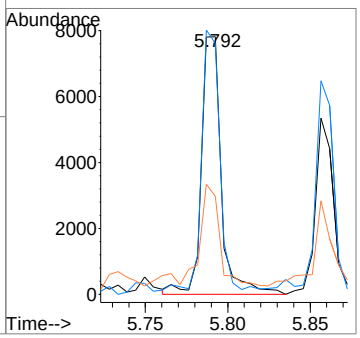

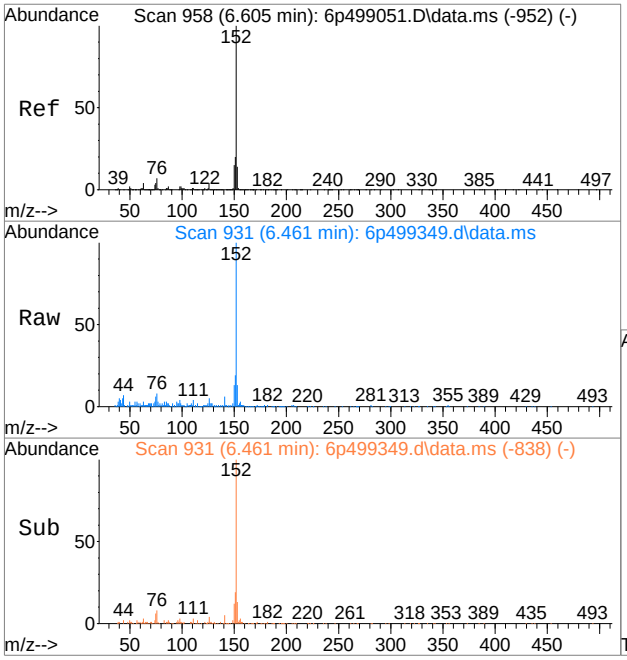

#56
Acenaphthylene
Concen: 0.56 ppm
RT: 6.461 min Scan# 931
Delta R.T. -0.000 min
Lab File: 6p499349.d
Acq: 10 Jul 2021 1:05 am

Tgt Ion:152 Resp: 27412

Ion	Ratio	Lower	Upper
152	100		
151	18.7	0.0	49.6
153	12.8	0.0	43.3

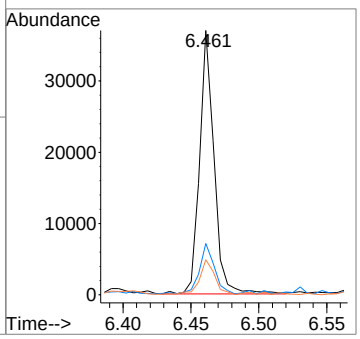

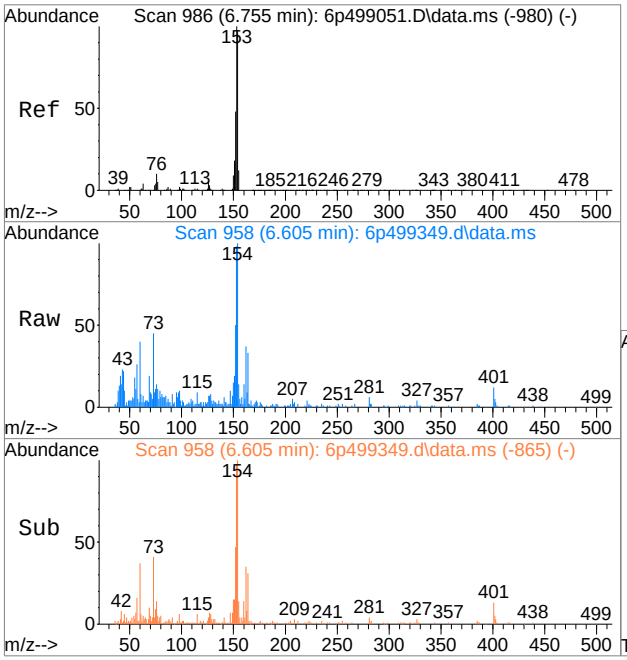

#59
Acenaphthene
Concen: 0.18 ppm
RT: 6.605 min Scan# 958
Delta R.T. -0.000 min
Lab File: 6p499349.d
Acq: 10 Jul 2021 1:05 am

Tgt Ion:153 Resp: 7149

Ion	Ratio	Lower	Upper
153	100		
152	47.5	16.3	76.3
154	100.3	63.0	123.0

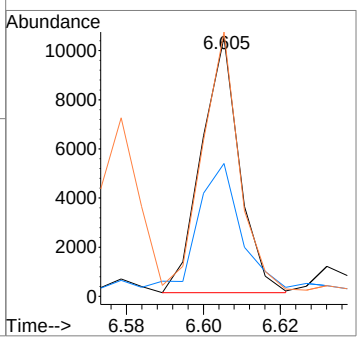

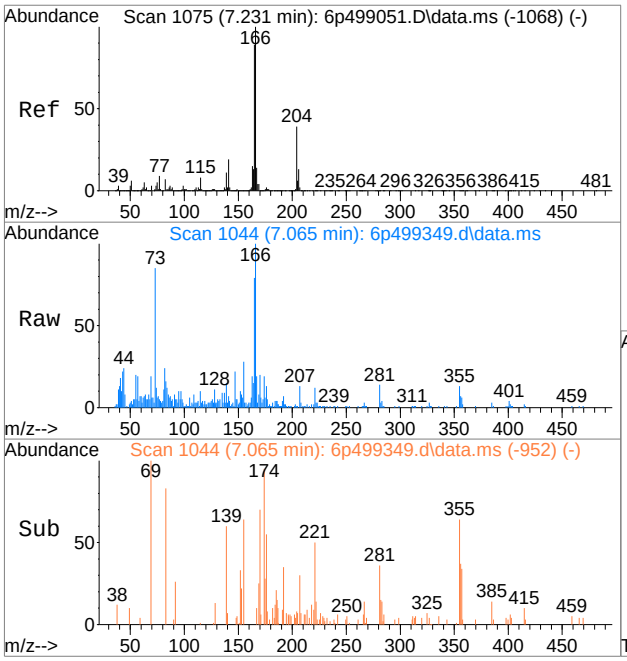

#66
Fluorene
Concen: 0.18 ppm
RT: 7.065 min Scan# 1044
Delta R.T. -0.006 min
Lab File: 6p499349.d
Acq: 10 Jul 2021 1:05 am

Tgt Ion:166 Resp: 8409

Ion	Ratio	Lower	Upper
166	100		
165	74.8	60.8	120.8
167	18.0	0.0	43.1

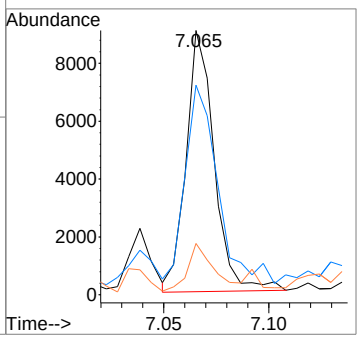

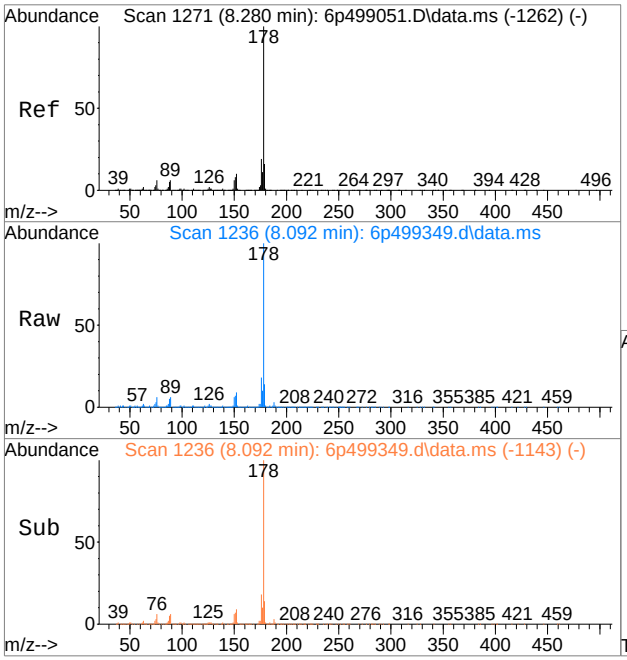

#78
Phenanthrene
Concen: 4.02 ppm
RT: 8.092 min Scan# 1236
Delta R.T. -0.000 min
Lab File: 6p499349.d
Acq: 10 Jul 2021 1:05 am

Tgt Ion:178 Resp: 242435

Ion	Ratio	Lower	Upper
178	100		
179	14.0	0.0	46.0
176	18.2	0.0	49.3

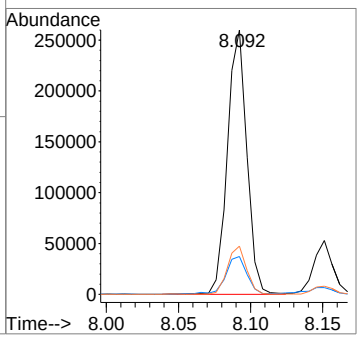

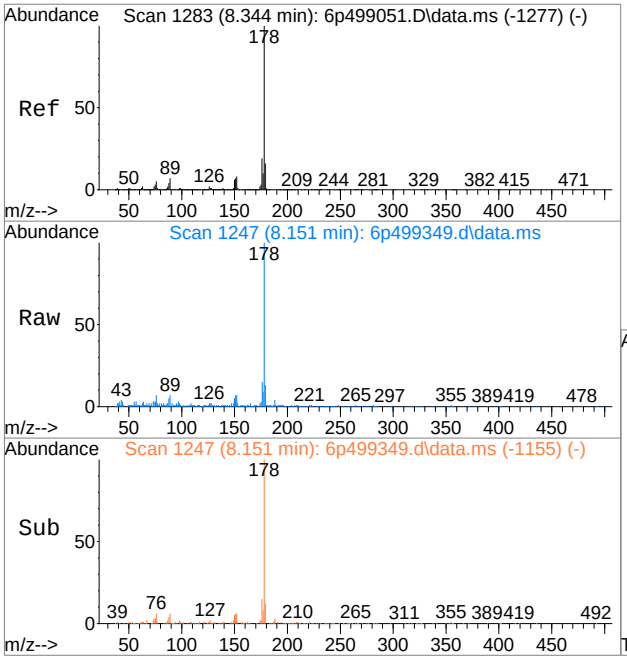

#79
Anthracene
Concen: 0.79 ppm
RT: 8.151 min Scan# 1247
Delta R.T. -0.006 min
Lab File: 6p499349.d
Acq: 10 Jul 2021 1:05 am

Tgt Ion:178 Resp: 48461

Ion	Ratio	Lower	Upper
178	100		
179	11.3	0.0	45.3
176	14.9	0.0	48.5

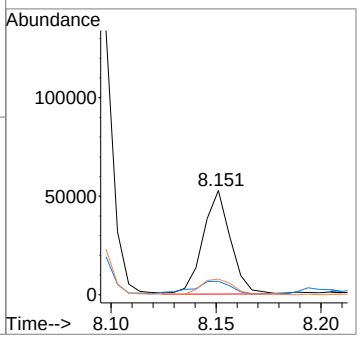

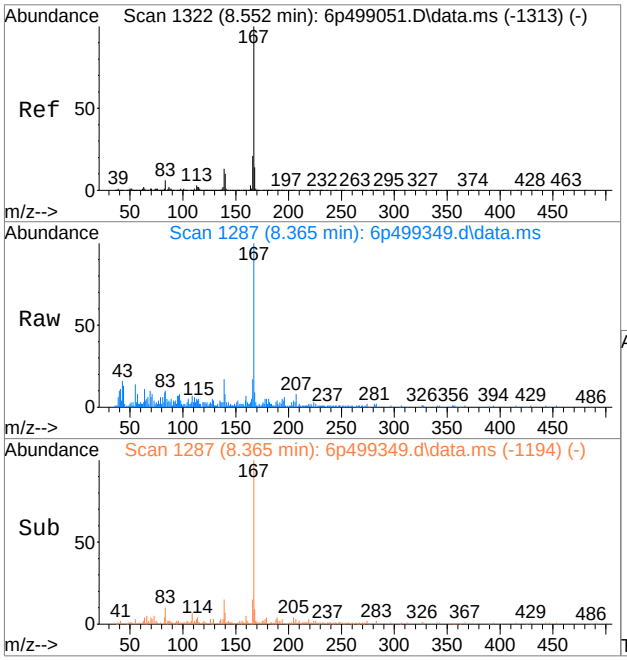

#80
Carbazole
Concen: 0.23 ppm
RT: 8.365 min Scan# 1287
Delta R.T. -0.000 min
Lab File: 6p499349.d
Acq: 10 Jul 2021 1:05 am

Tgt Ion:167 Resp: 13306

Ion	Ratio	Lower	Upper
167	100		
166	13.3	0.0	50.8
139	14.3	0.0	42.7

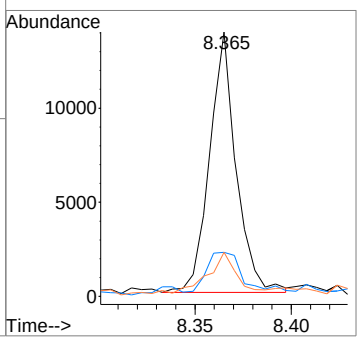

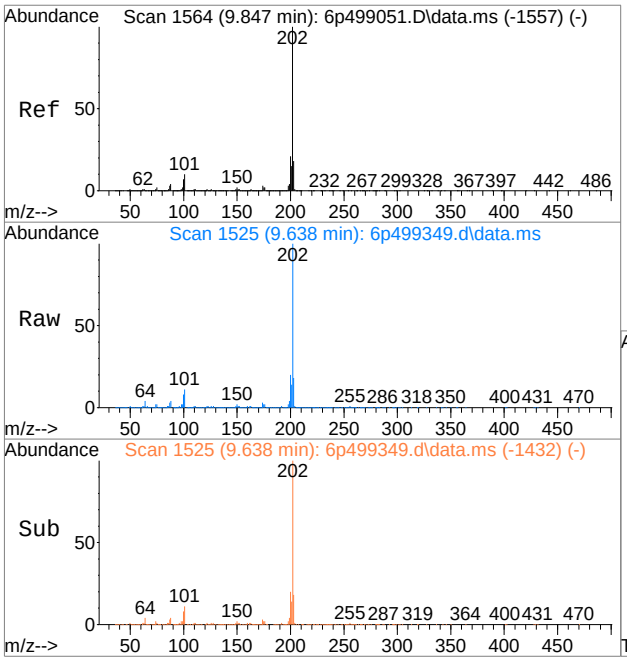

#82
Fluoranthene
Concen: 7.54 ppm
RT: 9.638 min Scan# 1525
Delta R.T. -0.000 min
Lab File: 6p499349.d
Acq: 10 Jul 2021 1:05 am

Tgt Ion:202 Resp: 515024

Ion	Ratio	Lower	Upper
202	100		
101	10.5	0.0	40.3
203	17.8	0.0	47.0

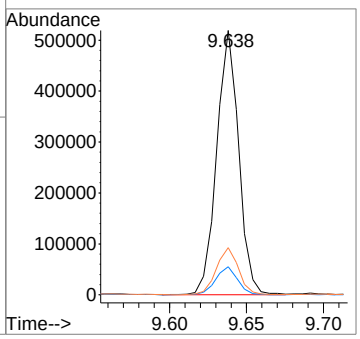

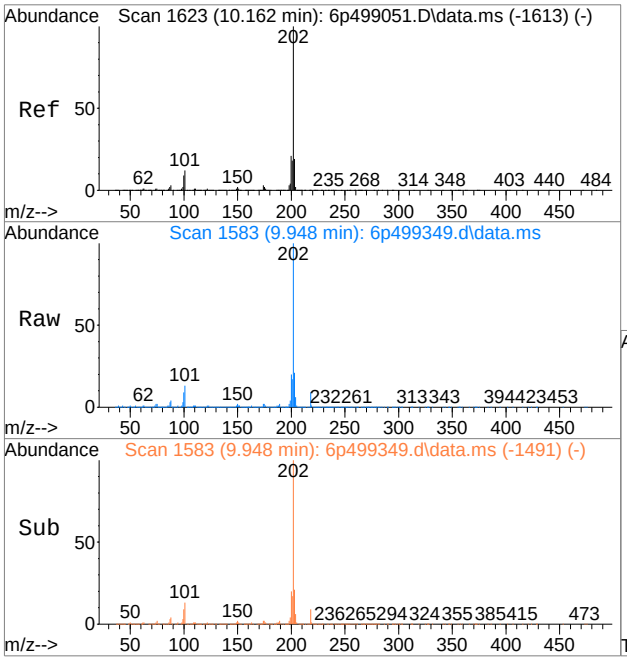

#86
Pyrene
Concen: 8.59 ppm
RT: 9.948 min Scan# 1583
Delta R.T. -0.006 min
Lab File: 6p499349.d
Acq: 10 Jul 2021 1:05 am

Tgt Ion:202 Resp: 489432

Ion	Ratio	Lower	Upper
202	100		
200	19.8	0.0	50.6
203	20.8	0.0	47.9

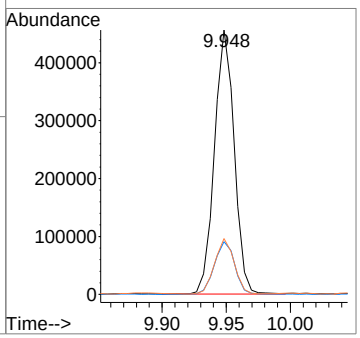

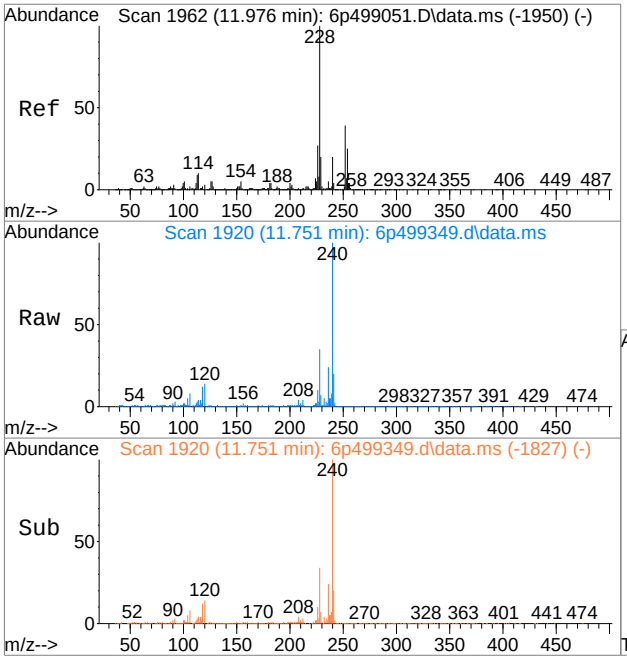

#89
Benzo[a]anthracene
Concen: 4.08 ppm
RT: 11.751 min Scan# 1920
Delta R.T. -0.000 min
Lab File: 6p499349.d
Acq: 10 Jul 2021 1:05 am

Tgt Ion:228 Resp: 230439

Ion	Ratio	Lower	Upper
228	100		
229	19.9	0.0	49.5
226	29.2	0.0	56.9

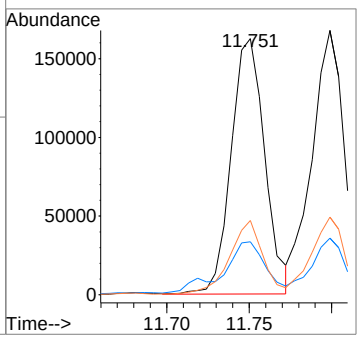

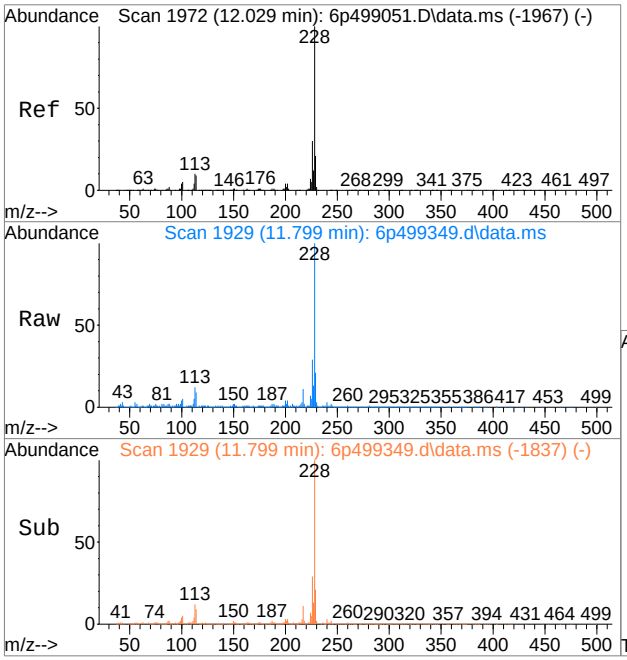

#91
Chrysene
Concen: 4.39 ppm
RT: 11.799 min Scan# 1929
Delta R.T. -0.006 min
Lab File: 6p499349.d
Acq: 10 Jul 2021 1:05 am

Tgt Ion:228 Resp: 229585

Ion	Ratio	Lower	Upper
228	100		
226	29.5	0.0	59.4
229	20.6	0.0	49.5

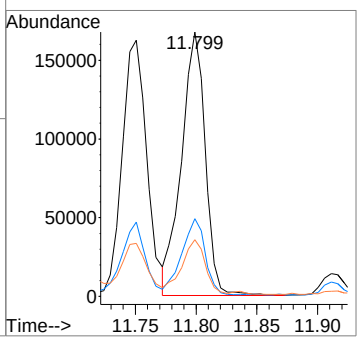

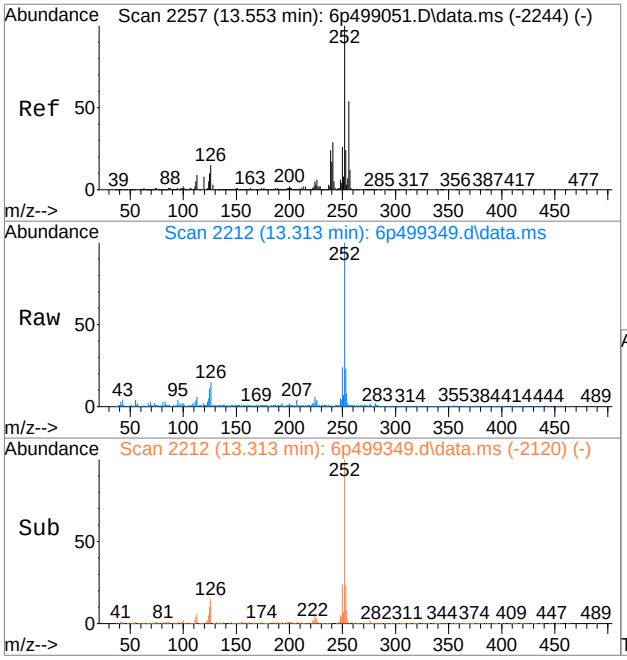

#95
Benzo[b]fluoranthene
Concen: 4.47 ppm
RT: 13.313 min Scan# 2212
Delta R.T. -0.006 min
Lab File: 6p499349.d
Acq: 10 Jul 2021 1:05 am

Tgt Ion:252 Resp: 297183

Ion	Ratio	Lower	Upper
252	100		
253	22.9	0.0	54.1
125	9.4	0.0	42.1

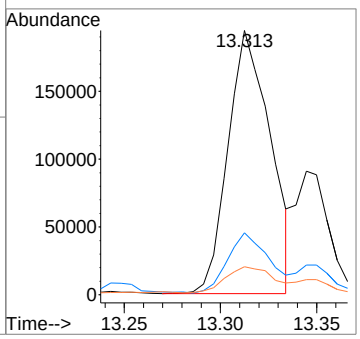

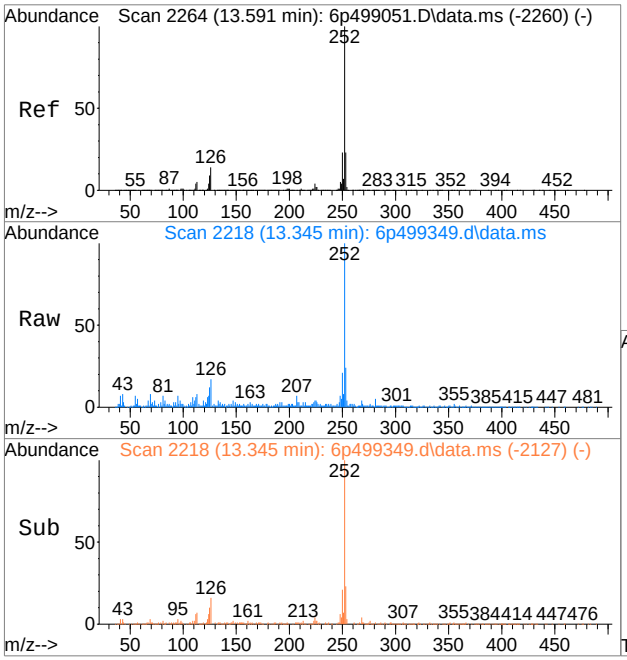

#96
Benzo[k]fluoranthene
Concen: 1.89 ppm
RT: 13.345 min Scan# 2218
Delta R.T. -0.011 min
Lab File: 6p499349.d
Acq: 10 Jul 2021 1:05 am

Tgt Ion:252 Resp: 106662

Ion	Ratio	Lower	Upper
252	100		
253	22.8	0.0	51.3
125	10.0	0.0	40.3

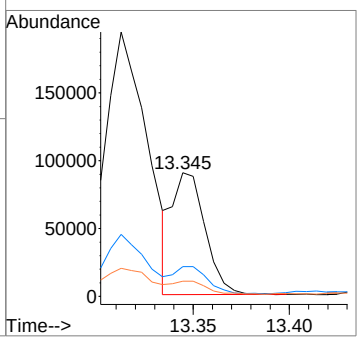

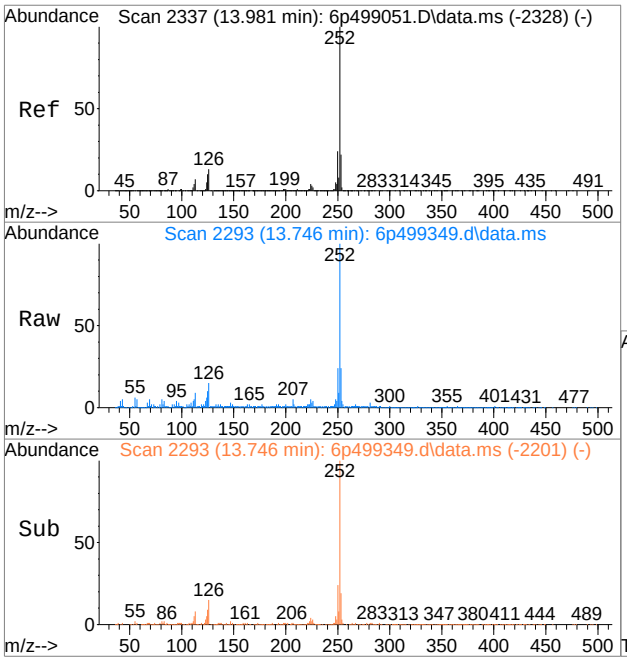

#97
Benzo[a]pyrene
Concen: 3.93 ppm
RT: 13.746 min Scan# 2293
Delta R.T. -0.006 min
Lab File: 6p499349.d
Acq: 10 Jul 2021 1:05 am

Tgt Ion:252 Resp: 229468

Ion	Ratio	Lower	Upper
252	100		
253	22.1	0.0	51.5
125	8.8	0.0	40.1

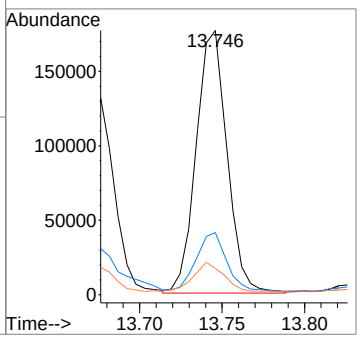

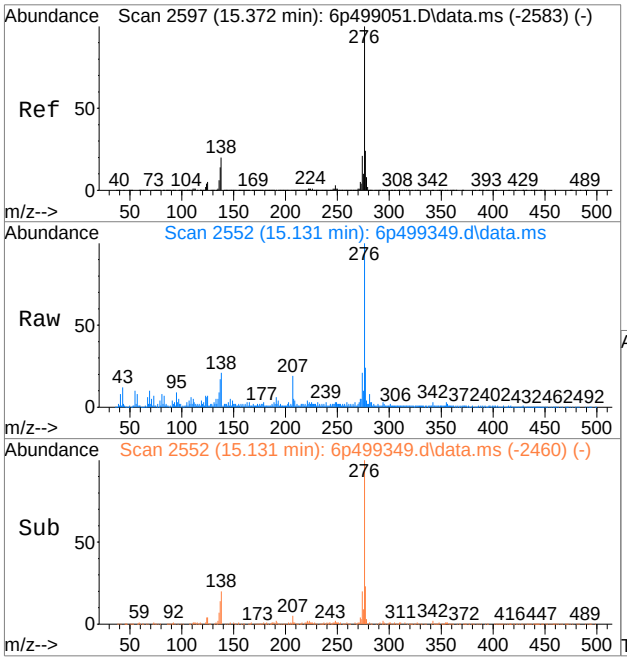

#98
Indeno[1,2,3-cd]pyrene
Concen: 2.63 ppm
RT: 15.131 min Scan# 2552
Delta R.T. -0.006 min
Lab File: 6p499349.d
Acq: 10 Jul 2021 1:05 am

Tgt Ion:276 Resp: 179744

Ion	Ratio	Lower	Upper
276	100		
138	19.2	0.0	48.9
137	14.0	0.0	43.1

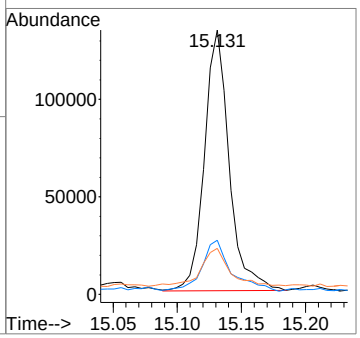

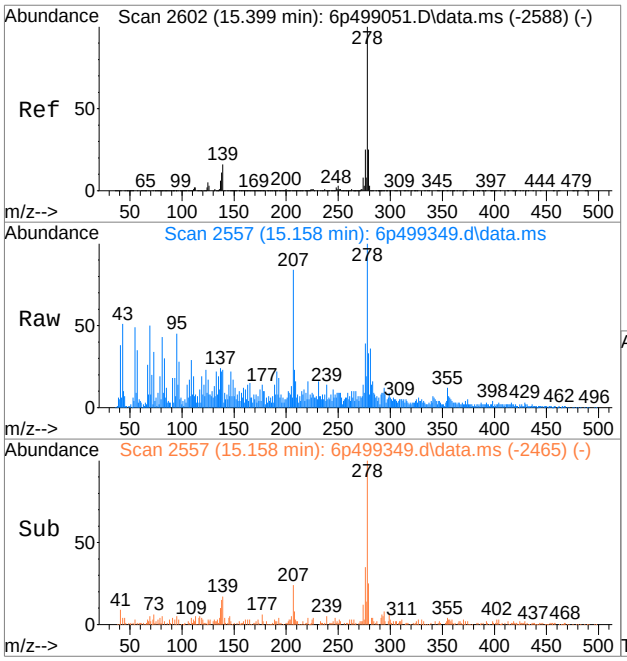

#100
Dibenz[a,h]anthracene
Concen: 0.63 ppm m
RT: 15.158 min Scan# 2557
Delta R.T. -0.006 min
Lab File: 6p499349.d
Acq: 10 Jul 2021 1:05 am

Tgt Ion:278 Resp: 37313

Ion	Ratio	Lower	Upper
278	100		
139	23.0	0.0	46.4
279	32.8	0.0	54.2

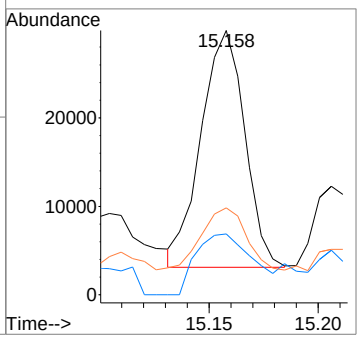

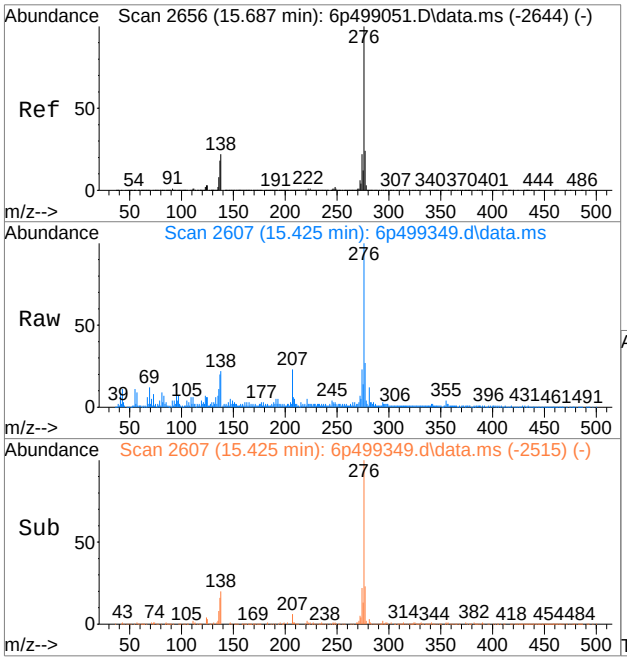

#102
Benzo[g,h,i]perylene
Concen: 2.53 ppm
RT: 15.425 min Scan# 2607
Delta R.T. -0.006 min
Lab File: 6p499349.d
Acq: 10 Jul 2021 1:05 am

Tgt Ion:276 Resp: 180112

Ion	Ratio	Lower	Upper
276	100		
138	20.8	0.0	51.2
277	25.2	0.0	53.8

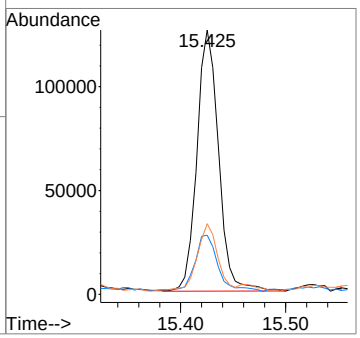

Manual Integration Approval Summary

Sample Number: JD27540-17
Lab FileID: 6P499349.D
Injection Time: 07/10/21 01:05
Method: SW846 8270E
Analyst approved: 07/12/21 05:48 Jon Kreigmor Mamanta
Supervisor approved: 07/12/21 15:32 Nina Pandya

Parameter	CAS	Sig#	R.T. (min.)	Reason
Dibenzo(a,h)anthracene	53-70-3		15.16	Poor instrument integration

Quantitation Report (Qedit)

Data Path : C:\msdchem\1\DATA\jonkm\071221\e6p3401\
Data File : 6p499349.d
Acq On : 10 Jul 2021 1:05 am
Operator : chriss2
Sample : jd27540-17 Inst : MS6P
Misc : op34109,e6p3401,30.1,,,1,1
ALS Vial : 12 Sample Multiplier: 1

Quant Method : C:\MSDCHEM\1\METHODS\M6P3388.M
Quant Results File: M6P3388.RES
Quant Time: Jul 12 03:18:05 2021
Quant Title : Semi Volatile GC/MS,zb-5msi 30m x .25mm x .25MoTuWed Jun 30 18:27:50 2021
QLast Update : Mon Jul 12 03:15:38 2021
Response via : Initial Calibration

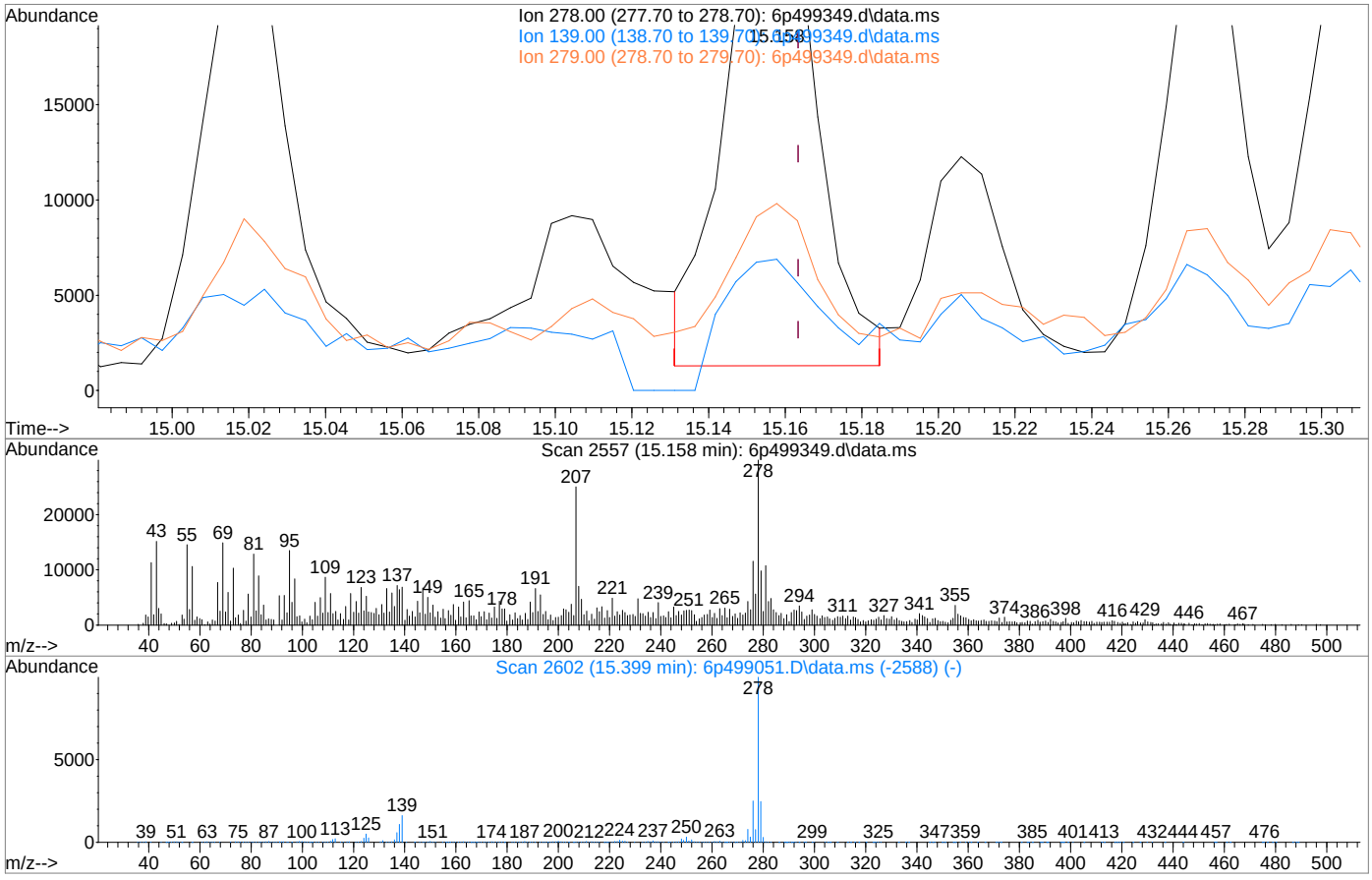

TIC: 6p499349.d\data.ms

(100) Dibenz[a,h]anthracene (t)

15.158min (-0.006) 0.73ppm

response 43096

Ion	Exp%	Act%
278.00	100	100
139.00	16.40	17.73
279.00	24.20	26.82
0.00	0.00	0.00

LSC Area Percent Report

Data Path : C:\msdchem\1\DATA\jonkm\071221\e6p3401\
Data File : 6p499349.d
Acq On : 10 Jul 2021 1:05 am
Operator : chriss2
Sample : jd27540-17
Misc : op34109,e6p3401,30.1,,,1,1
ALS Vial : 12 Sample Multiplier: 1

Integration Parameters: rteint.p
Integrator: RTE
Smoothing : ON Filtering: 5
Sampling : 1 Min Area: 1000 Area counts
Start Thrs: 0.001 Max Peaks: 150
Stop Thrs : 0 Peak Location: TOP

If leading or trailing edge < 100 prefer < Baseline drop else tangent >
Peak separation: 7

Method : C:\MSDCHEM\1\METHODS\M6P3388.M
Title : Semi Volatile GC/MS,zb-5msi 30m x .25mm x .25MoTuWed Jun 30 18:27:50 2021

Signal : TIC: 6p499349.d\data.ms

peak #	R.T. min	first scan	max scan	last scan	PK TY	peak height	corr. area	corr. % max.	% of total
1	3.904	449	453	463	rBV	116141	111201	1.89%	0.159%
2	4.140	488	497	504	rBV	2747469	1927858	32.77%	2.754%
3	4.364	535	539	549	rBV	6447330	3806822	64.71%	5.438%
4	4.477	556	560	566	rBV	532070	403426	6.86%	0.576%
5	4.771	607	615	620	rBV	3064813	1859731	31.61%	2.657%
6	4.942	641	647	658	rVB	722900	547375	9.30%	0.782%
7	5.284	706	711	724	rBV	8281440	4989102	84.80%	7.127%
8	5.685	780	786	790	rBV	891157	560607	9.53%	0.801%
9	5.835	808	814	817	rBV	871874	571107	9.71%	0.816%
10	6.049	847	854	860	rBV	6177520	4201737	71.42%	6.002%
11	6.359	907	912	917	rVV	387889	290382	4.94%	0.415%
12	6.536	941	945	948	rBV	105002	136285	2.32%	0.195%
13	6.579	948	953	967	rVV	8130147	5696521	96.83%	8.137%
14	6.803	990	995	1002	rVV	174735	202707	3.45%	0.290%
15	7.039	1033	1039	1043	rBV	758457	599801	10.20%	0.857%
16	7.076	1043	1046	1052	rVB2	196802	192430	3.27%	0.275%
17	7.306	1081	1089	1103	rBV	1843075	1763696	29.98%	2.519%
18	7.836	1184	1188	1198	rVB2	125243	156543	2.66%	0.224%
19	8.066	1225	1231	1234	rBV	5727086	5428585	92.28%	7.755%
20	8.092	1234	1236	1240	rVB	580359	470058	7.99%	0.671%
21	8.151	1240	1247	1253	rVB2	114034	144899	2.46%	0.207%
22	8.247	1261	1265	1270	rVB	105767	103640	1.76%	0.148%
23	8.622	1329	1335	1343	rVB	76109	100212	1.70%	0.143%
24	8.691	1343	1348	1351	rBV	96677	103237	1.75%	0.147%
25	8.723	1351	1354	1360	rVB	118654	132079	2.25%	0.189%
26	8.830	1369	1374	1378	rBV2	160382	266309	4.53%	0.380%
27	8.862	1378	1380	1387	rVB	83731	80885	1.37%	0.116%
28	9.109	1409	1426	1436	rBV3	72839	193474	3.29%	0.276%
29	9.413	1478	1483	1485	rVV2	70925	101164	1.72%	0.145%
30	9.440	1485	1488	1492	rVV2	78035	115918	1.97%	0.166%
31	9.483	1492	1496	1499	rVV4	56101	87669	1.49%	0.125%
32	9.552	1507	1509	1514	rVV5	48865	87619	1.49%	0.125%
33	9.611	1514	1520	1522	rVV	564135	655903	11.15%	0.937%
34	9.638	1522	1525	1527	rVV	1205723	1294622	22.01%	1.849%
35	9.665	1527	1530	1539	rVB	2036894	2220479	37.74%	3.172%
36	9.841	1557	1563	1569	rBV3	53247	82070	1.40%	0.117%
37	9.948	1578	1583	1592	rBV	1139541	1256328	21.36%	1.795%
38	10.178	1615	1626	1630	rBV4	94903	208598	3.55%	0.298%
39	10.232	1630	1636	1645	rVV	3992012	4169537	70.87%	5.956%
40	10.301	1645	1649	1653	rVB2	57564	86986	1.48%	0.124%

LSC Area Percent Report

Data Path : C:\msdchem\1\DATA\jonkm\071221\e6p3401\
Data File : 6p499349.d
Acq On : 10 Jul 2021 1:05 am
Operator : chriss2
Sample : jd27540-17
Misc : op34109,e6p3401,30.1,,,1,1
ALS Vial : 12 Sample Multiplier: 1

Integration Parameters: rteint.p
Integrator: RTE
Smoothing : ON Filtering: 5
Sampling : 1 Min Area: 1000 Area counts
Start Thrs: 0.001 Max Peaks: 150
Stop Thrs : 0 Peak Location: TOP

If leading or trailing edge < 100 prefer < Baseline drop else tangent >
Peak separation: 7

Method : C:\MSDCHEM\1\METHODS\M6P3388.M
Title : Semi Volatile GC/MS,zb-5msi 30m x .25mm x .25MoTuWed Jun 30 18:27:50 2021

41	10.451	1663	1677	1684	rBV3	95887	249887	4.25%	0.357%
42	10.553	1690	1696	1699	rBV	55668	71663	1.22%	0.102%
43	10.595	1699	1704	1717	rVV3	82613	199207	3.39%	0.285%
44	10.729	1721	1729	1734	rVV4	82209	131009	2.23%	0.187%
45	10.900	1756	1761	1767	rVV3	74315	107985	1.84%	0.154%
46	11.061	1781	1791	1796	rBV3	29750	78216	1.33%	0.112%
47	11.211	1813	1819	1825	rBV	82235	129292	2.20%	0.185%
48	11.371	1840	1849	1855	rBV3	79672	126001	2.14%	0.180%
49	11.424	1855	1859	1865	rBV2	84102	155258	2.64%	0.222%
50	11.531	1876	1879	1887	rBV4	65233	112960	1.92%	0.161%
51	11.596	1887	1891	1896	rVB2	59674	77831	1.32%	0.111%
52	11.761	1910	1922	1927	rBV	4285819	5780394	98.26%	8.257%
53	11.799	1927	1929	1936	rVB	483986	498534	8.47%	0.712%
54	11.917	1946	1951	1955	rBV3	71051	97729	1.66%	0.140%
55	12.077	1976	1981	1987	rVB4	43895	78083	1.33%	0.112%
56	12.147	1988	1994	1999	rBV4	50990	91227	1.55%	0.130%
57	12.270	2011	2017	2024	rVV5	84667	177435	3.02%	0.253%
58	12.382	2032	2038	2043	rBV	99395	171746	2.92%	0.245%
59	12.649	2078	2088	2095	rBV	41597	127731	2.17%	0.182%
60	12.778	2105	2112	2121	rBV	57959	134289	2.28%	0.192%
61	12.890	2129	2133	2140	rBV6	59804	96986	1.65%	0.139%
62	13.104	2165	2173	2178	rVV3	48334	93124	1.58%	0.133%
63	13.163	2178	2184	2194	rBV3	63309	156069	2.65%	0.223%
64	13.243	2194	2199	2203	rBV7	63337	91470	1.55%	0.131%
65	13.313	2205	2212	2216	rBV	501418	782798	13.31%	1.118%
66	13.345	2216	2218	2225	rVB	221082	294170	5.00%	0.420%
67	13.452	2225	2238	2241	rBV2	125484	311078	5.29%	0.444%
68	13.617	2259	2269	2271	rBV7	72956	180265	3.06%	0.258%
69	13.676	2276	2280	2283	rVV	337484	426125	7.24%	0.609%
70	13.714	2283	2287	2289	rVV	477050	615109	10.46%	0.879%
71	13.740	2289	2292	2300	rVB	441591	665228	11.31%	0.950%
72	13.826	2300	2308	2319	rBV2	4421587	5883036	100.00%	8.404%
73	13.997	2333	2340	2343	rVV9	35632	84841	1.44%	0.121%
74	14.035	2343	2347	2350	rVB6	71537	96281	1.64%	0.138%
75	14.168	2362	2372	2375	rBV6	89837	196950	3.35%	0.281%
76	14.211	2378	2380	2385	rVB3	81849	98806	1.68%	0.141%
77	14.270	2385	2391	2395	rBV9	82516	168274	2.86%	0.240%
78	14.404	2406	2416	2419	rBV9	58295	151817	2.58%	0.217%
79	14.468	2420	2428	2437	rBV6	86446	268647	4.57%	0.384%
80	14.564	2437	2446	2456	rBV6	180209	514465	8.74%	0.735%
81	14.644	2456	2461	2465	rVV8	36703	80291	1.36%	0.115%
82	14.794	2482	2489	2491	rBV8	41348	91480	1.55%	0.131%
83	14.864	2499	2502	2506	rVV6	75354	128271	2.18%	0.183%
84	14.922	2508	2513	2520	rVB4	200318	345333	5.87%	0.493%
85	15.019	2522	2531	2540	rBV5	142337	361087	6.14%	0.516%

LSC Area Percent Report

Data Path : C:\msdchem\1\DATA\jonkm\071221\e6p3401\
Data File : 6p499349.d
Acq On : 10 Jul 2021 1:05 am
Operator : chriss2
Sample : jd27540-17
Misc : op34109,e6p3401,30.1,,,1,1
ALS Vial : 12 Sample Multiplier: 1

Integration Parameters: rteint.p
Integrator: RTE
Smoothing : ON Filtering: 5
Sampling : 1 Min Area: 1000 Area counts
Start Thrs: 0.001 Max Peaks: 150
Stop Thrs : 0 Peak Location: TOP

If leading or trailing edge < 100 prefer < Baseline drop else tangent >
Peak separation: 7

Method : C:\MSDCHEM\1\METHODS\M6P3388.M
Title : Semi Volatile GC/MS,zb-5msi 30m x .25mm x .25MoTuWed Jun 30 18:27:50 2021

86	15.131	2543	2552	2564	rVV2	348488	717858	12.20%	1.025%
87	15.270	2574	2578	2581	rBV3	76850	106628	1.81%	0.152%
88	15.308	2581	2585	2588	rVV3	103899	156906	2.67%	0.224%
89	15.340	2588	2591	2596	rVB7	99656	132914	2.26%	0.190%
90	15.393	2597	2601	2603	rBV5	73309	97062	1.65%	0.139%
91	15.425	2603	2607	2613	rVB	294007	407839	6.93%	0.583%
92	15.522	2613	2625	2634	rBV6	430832	1246573	21.19%	1.781%
93	15.687	2651	2656	2660	rVV8	74304	110155	1.87%	0.157%
94	15.757	2666	2669	2674	rVB7	75663	113808	1.93%	0.163%
95	15.832	2680	2683	2690	rBV9	55754	116051	1.97%	0.166%
96	16.051	2717	2724	2729	rBV9	61973	123209	2.09%	0.176%
97	16.142	2736	2741	2748	rBV9	39544	75612	1.29%	0.108%
98	16.688	2840	2843	2852	rVB9	59199	129976	2.21%	0.186%
99	16.864	2872	2876	2883	rVB2	90816	190786	3.24%	0.273%
100	16.976	2892	2897	2903	rBV3	65893	94123	1.60%	0.134%

Sum of corrected areas: 70005580

LSC Report - Integrated Chromatogram

Data Path : C:\msdchem\1\DATA\jonkm\071221\e6p3401\
Data File : 6p499349.d
Acq On : 10 Jul 2021 1:05 am
Operator : chriss2
Sample : jd27540-17
Misc : op34109,e6p3401,30.1,,,1,1
ALS Vial : 12 Sample Multiplier: 1

Quant Method : C:\MSDCHEM\1\METHODS\M6P3388.M
Quant Title : Semi Volatile GC/MS,zb-5msi 30m x .25mm x .25MoTuWed Jun 30 18:27:50 2021

TIC Library : C:\Database\NIST08.L
TIC Integration Parameters: lscint.p

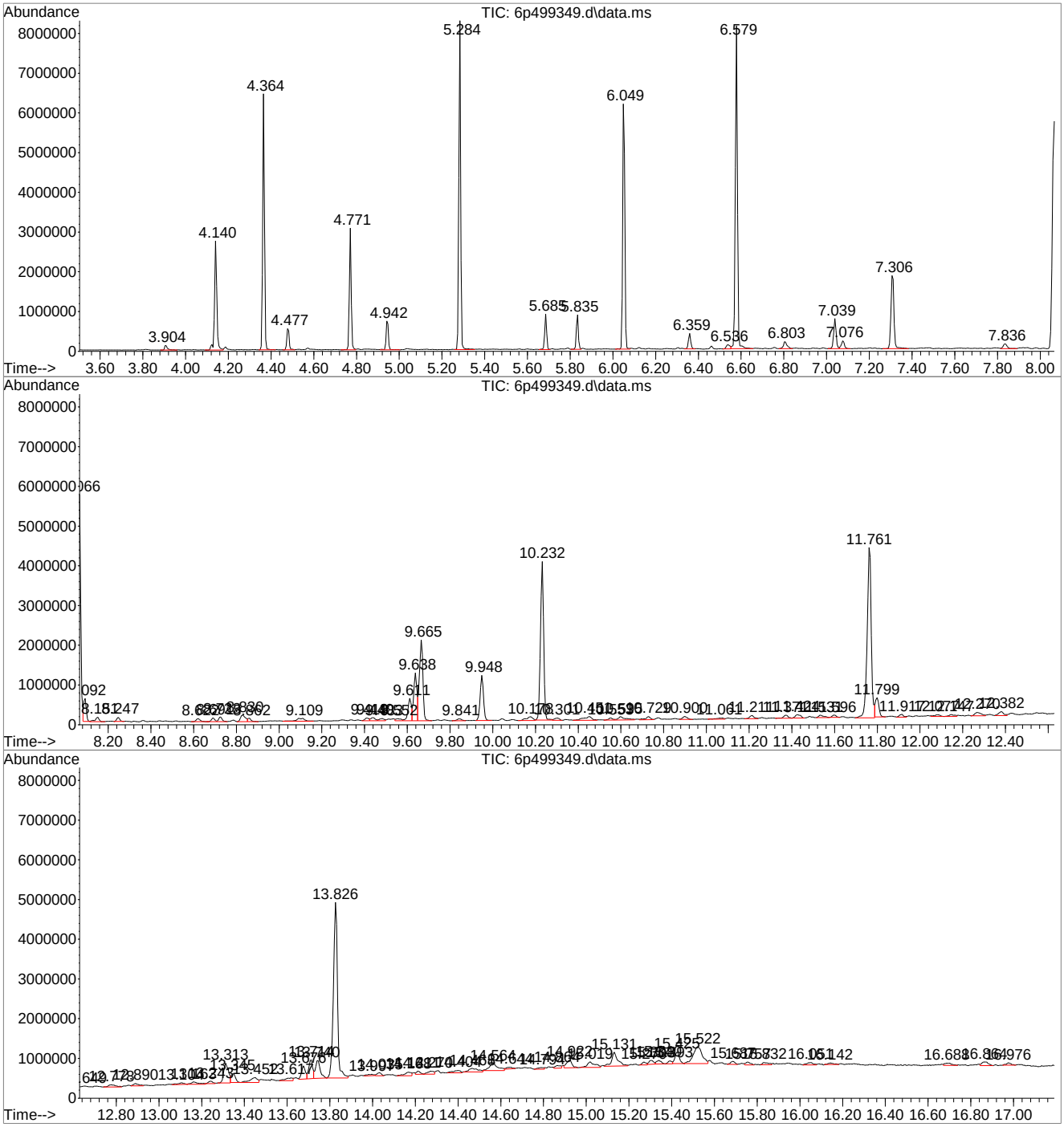

Library Search Compound Report

Data Path : C:\msdchem\1\DATA\jonkm\071221\e6p3401\
Data File : 6p499349.d
Acq On : 10 Jul 2021 1:05 am
Operator : chriss2
Sample : jd27540-17
Misc : op34109,e6p3401,30.1,,,1,1
ALS Vial : 12 Sample Multiplier: 1

Quant Method : C:\MSDCHEM\1\METHODS\M6P3388.M
Quant Title : Semi Volatile GC/MS,zb-5msi 30m x .25mm x .25MoTuWed Jun 30 18:27:50 2021

TIC Library : C:\Database\NIST08.L
TIC Integration Parameters: lscint.p

****
Peak Number 1 Internal standard added for... Concentration Rank 4

R.T.	EstConc	Area	Relative to ISTD	R.T.
4.477	4.24 ppm	403426	1,4-Dichlorobenzene-d4a	4.364

Hit# of 5	Tentative ID	MW	MolForm	CAS#	Qual
1	1,4-Dichlorobenzene-D4	150	C6D4Cl2	003855-82-1	94
2	1,2-Dichlorobenzene-D4	150	C6D4Cl2	002199-69-1	94
3	9-Borabicyclo[3.3.1]nonane, 9-et...	150	C10H19B	052102-17-7	38
4	Benzenamine, 3-methyl-4-nitro-	152	C7H8N2O2	000611-05-2	16
5	p-Nitrophenacyl bromide	243	C8H6BrNO3	000099-81-0	14

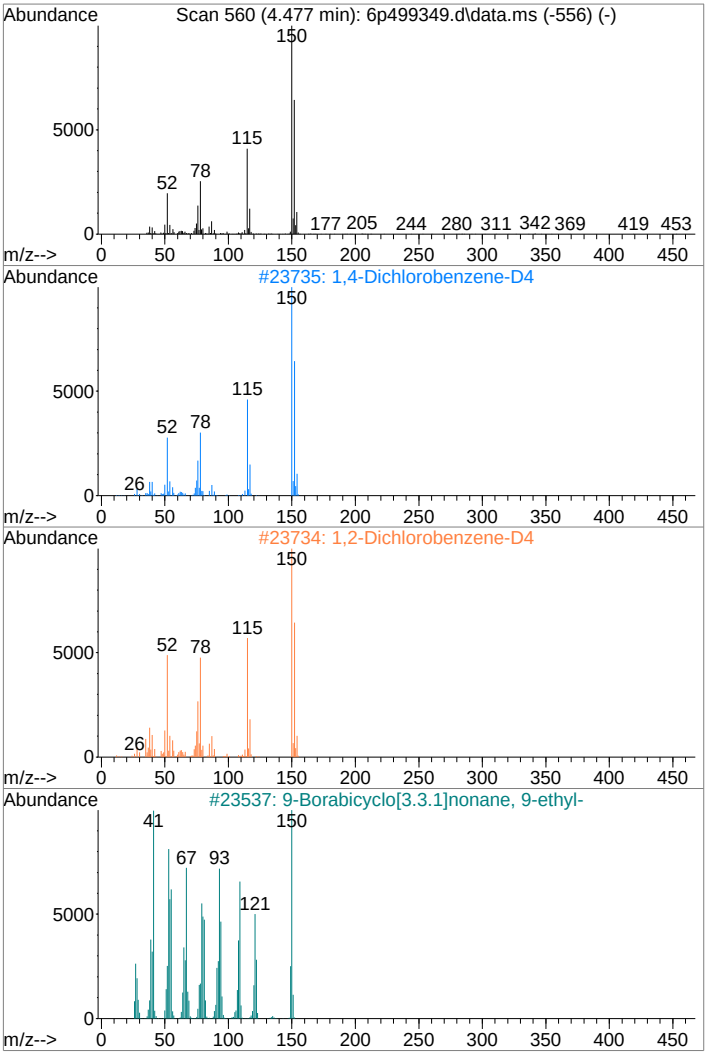

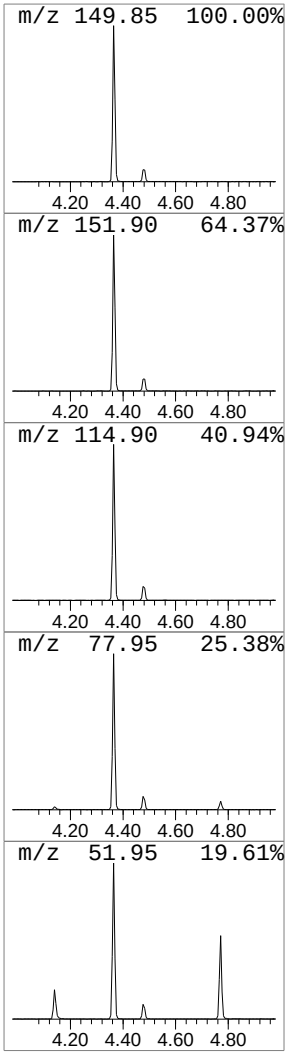

Library Search Compound Report

Data Path : C:\msdchem\1\DATA\jonkm\071221\e6p3401\
Data File : 6p499349.d
Acq On : 10 Jul 2021 1:05 am
Operator : chriss2
Sample : jd27540-17
Misc : op34109,e6p3401,30.1,,,1,1
ALS Vial : 12 Sample Multiplier: 1

Quant Method : C:\MSDCHEM\1\METHODS\M6P3388.M
Quant Title : Semi Volatile GC/MS,zb-5msi 30m x .25mm x .25MoTuWed Jun 30 18:27:50 2021

TIC Library : C:\Database\NIST08.L
TIC Integration Parameters: lscint.p

****

Peak Number 2 System artifact Concentration Rank 3

R.T.	EstConc	Area	Relative to ISTD	R.T.
4.942	4.39 ppm	547375	Naphthalene-d8	5.284

Hit# of 5	Tentative ID	MW	MolForm	CAS#	Qual
1	Cyclopentasiloxane, decamethyl-	370	C10H30O5Si5	000541-02-6	81
2	m-Hydroxymandelic acid, tris(tri...	384	C17H32O4Si3	068595-69-7	43
3	Benzeneethanamine, N-butyl-.beta...	353	C18H35NO2Si2	040629-66-1	38
4	3-Amino-2-phenazinol ditms	355	C18H25N3OSi2	1000332-15-5	38
5	Benzaldehyde, 2,4-bis(trimethyls...	282	C13H22O3Si2	033617-38-8	38

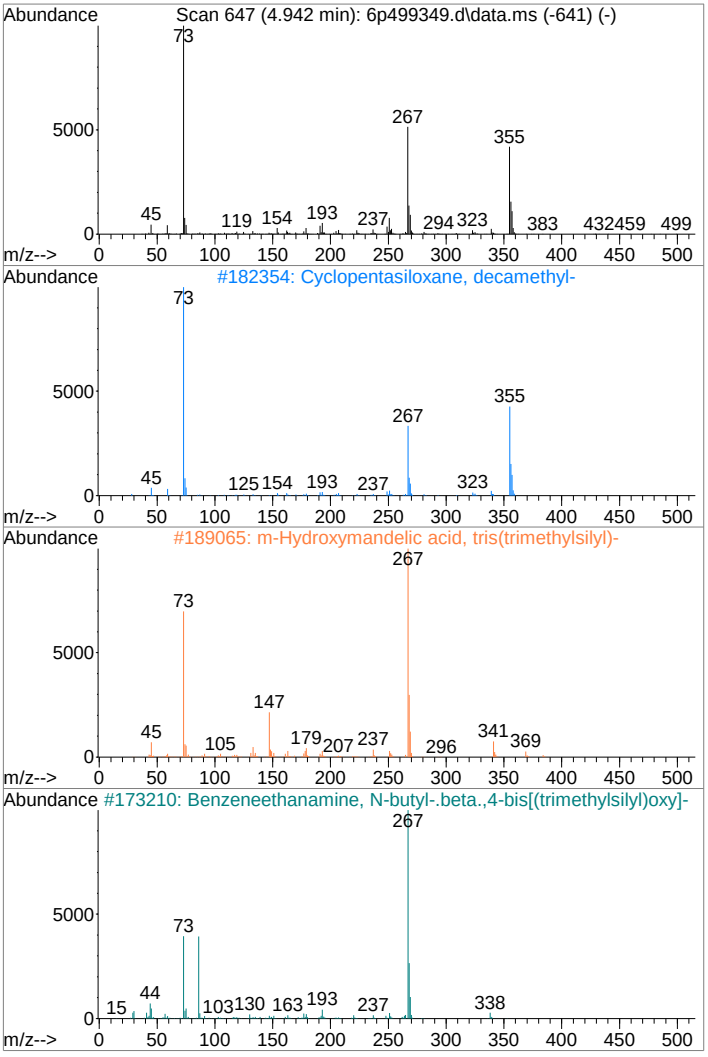

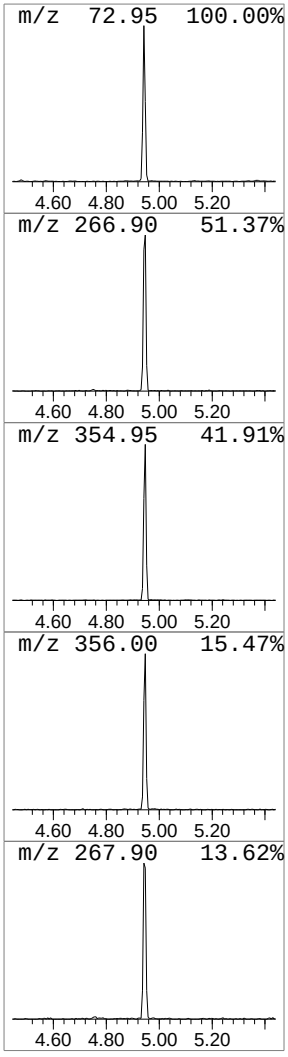

Library Search Compound Report

Data Path : C:\msdchem\1\DATA\jonkm\071221\e6p3401\
Data File : 6p499349.d
Acq On : 10 Jul 2021 1:05 am
Operator : chriss2
Sample : jd27540-17
Misc : op34109,e6p3401,30.1,,,1,1
ALS Vial : 12 Sample Multiplier: 1

Quant Method : C:\MSDCHEM\1\METHODS\M6P3388.M
Quant Title : Semi Volatile GC/MS,zb-5msi 30m x .25mm x .25MoTuWed Jun 30 18:27:50 2021

TIC Library : C:\Database\NIST08.L
TIC Integration Parameters: lscint.p

****

Peak Number 3 System artifact Concentration Rank 2

R.T.	EstConc	Area	Relative to ISTD	R.T.
5.685	4.49 ppm	560607	Naphthalene-d8a	5.284

Hit# of 5	Tentative ID	MW	MolForm	CAS#	Qual
1	Cyclohexasiloxane, dodecamethyl-	444	C12H36O6Si6	000540-97-6	90
2	Cyclohexasiloxane, dodecamethyl-	444	C12H36O6Si6	000540-97-6	58
3	Acetic acid, [bis[(trimethylsily...	356	C11H29O5PSi3	053044-27-2	42
4	Octasiloxane, 1,1,3,3,5,5,7,7,9,...	578	C16H50O7Si8	019095-24-0	42
5	Cyclohexasiloxane, dodecamethyl-	444	C12H36O6Si6	000540-97-6	27

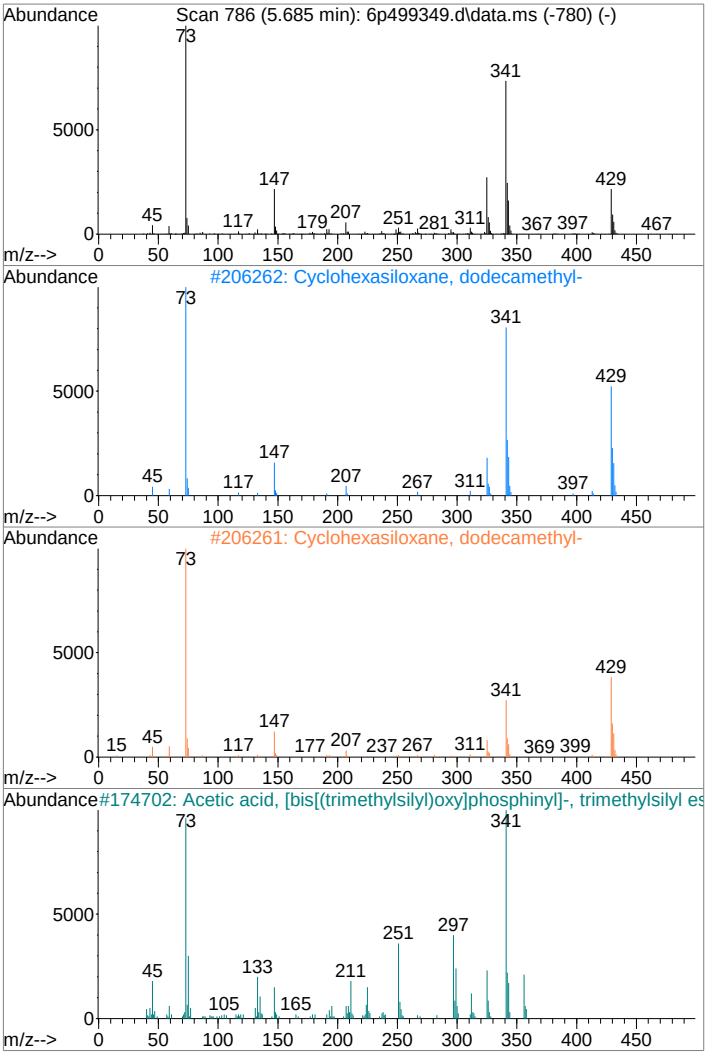

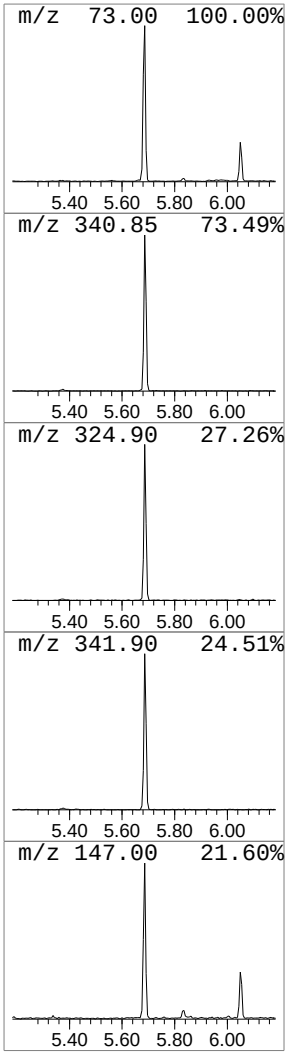

Library Search Compound Report

Data Path : C:\msdchem\1\DATA\jonkm\071221\e6p3401\
Data File : 6p499349.d
Acq On : 10 Jul 2021 1:05 am
Operator : chriss2
Sample : jd27540-17
Misc : op34109,e6p3401,30.1,,,1,1
ALS Vial : 12 Sample Multiplier: 1

Quant Method : C:\MSDCHEM\1\METHODS\M6P3388.M
Quant Title : Semi Volatile GC/MS,zb-5msi 30m x .25mm x .25MoTuWed Jun 30 18:27:50 2021

TIC Library : C:\Database\NIST08.L
TIC Integration Parameters: lscint.p

****

Peak Number 4 Unknown Concentration Rank 1

R.T.	EstConc	Area	Relative to ISTD	R.T.
15.522	8.48 ppm	1246570	Perylene-d12	13.826

Hit# of 5	Tentative ID	MW	MolForm	CAS#	Qual
1	N-(4-Methyl-3-nitrophenyl)bicycl...	274	C15H18N2O3	301317-78-2	45
2	Benzoic acid, 4-fluoro-, 4-metho...	246	C14H11FO3	080079-00-1	38
3	.alpha.-Chloro-para-fluoroacetop...	172	C8H6ClFO	000456-04-2	38
4	2-(1,4,4-Trimethylcyclohex-2-en-...	322	C18H26O3S	1000195-70-2	38
5	Methyl 4-fluorobenzoate	154	C8H7FO2	000403-33-8	35

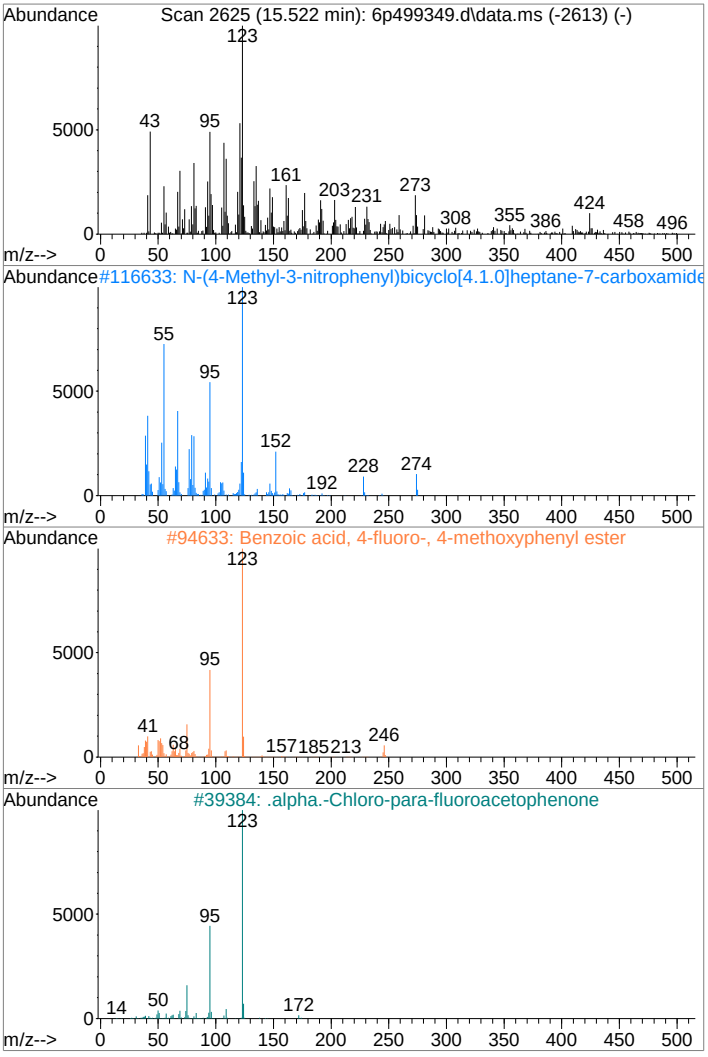

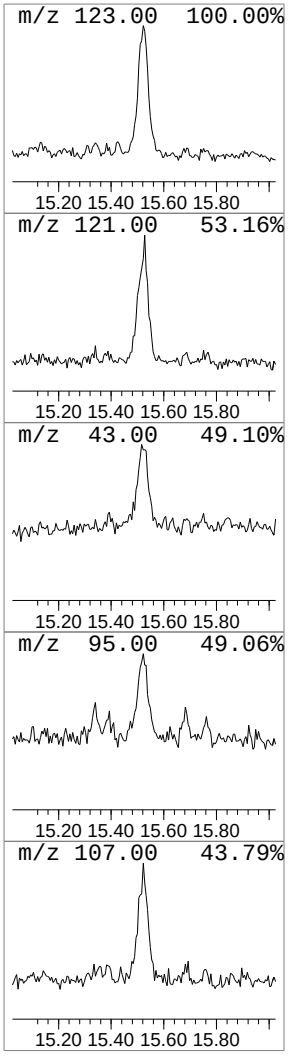

Tentatively Identified Compound (LSC) summary

Data Path : C:\msdchem\1\DATA\jonkm\071221\e6p3401\
Data File : 6p499349.d
Acq On : 10 Jul 2021 1:05 am
Operator : chriss2
Sample : jd27540-17
Misc : op34109,e6p3401,30.1,,,1,1
ALS Vial : 12 Sample Multiplier: 1

Quant Method : C:\MSDCHEM\1\METHODS\M6P3388.M
Quant Title : Semi Volatile GC/MS,zb-5msi 30m x .25mm x .25MoTuWed Jun 30 18:27:50 2021

TIC Library : C:\Database\NIST08.L
TIC Integration Parameters: lscint.p

					Internal Standard			
TIC Top Hit name	RT	EstConc	Units	Response	#	RT	Resp	Conc
Internal standa...	4.477	4.2	ppm	403426	2	4.364	3806820	40.0
System artifact	4.942	4.4	ppm	547375	3	5.284	4989100	40.0
System artifact	5.685	4.5	ppm	560607	4	5.284	4989100	40.0
Unknown	15.522	8.5	ppm	1246570	11	13.826	5883040	40.0

Manual Integrations APPROVED (compounds with "m" flag)
Kristi Schollenberger 07/09/21 14:46

Quantitation Report (QT/LSC Reviewed)

Data Path : C:\msdchem\1\DATA\jonkm\070421\e6p3394\
Data File : 6p499182.d
Acq On : 3 Jul 2021 2:54 am
Operator : brandonl
Sample : jd27540-18 Inst : MS6P
Misc : op34109,e6p3394,30.3,,,1,1
ALS Vial : 27 Sample Multiplier: 1

Quant Method : C:\MSDCHEM\1\METHODS\M6P3388.M
Quant Results File: M6P3388.RES
Quant Time: Jul 04 09:33:59 2021
Quant Title : Semi Volatile GC/MS,zb-5msi 30m x .25mm x .25MoTuWed Jun 30 18:27:50 2021
QLast Update : Sun Jul 04 07:36:43 2021
Response via : Initial Calibration

Compound	R.T.	QIon	Response	Conc	Units	Dev(Min)
Internal Standards						
1) 1,4-Dichlorobenzene-d4	4.455	152	913441	40.00	ppm	0.00
24) Naphthalene-d8	5.375	136	3157609	40.00	ppm	0.00
46) Acenaphthene-d10	6.686	164	1712954	40.00	ppm	0.00
69) Phenanthrene-d10	8.199	188	2865820	40.00	ppm	0.00
84) Chrysene-d12	11.927	240	2178181	40.00	ppm	0.00
93) Perylene-d12	13.997	264	2392952	40.00	ppm	0.00
103) 1,4-Dichlorobenzene-d4a	4.455	152	913441	40.00	ppm	0.00
105) Phenanthrene-d10a	8.199	188	2865820	40.00	ppm	0.00
107) Naphthalene-d8a	5.375	136	3157609	40.00	ppm	0.00
109) Phenanthrene-d10b	8.199	188	2865820	40.00	ppm	0.00
112) Chrysene-d12a	11.927	240	2178181	40.00	ppm	0.00
System Monitoring Compounds						
5) 2-Fluorophenol	3.503	112	878164	35.25	ppm	0.00
Spiked Amount 50.000			Recovery =	70.50%		
8) Phenol-d5	4.231	99	1033090	32.41	ppm	0.00
Spiked Amount 50.000			Recovery =	64.82%		
25) Nitrobenzene-d5	4.862	82	816238	39.36	ppm	0.00
Spiked Amount 50.000			Recovery =	78.72%		
51) 2-Fluorobiphenyl	6.146	172	2211504	40.51	ppm	0.00
Spiked Amount 50.000			Recovery =	81.02%		
74) 2,4,6-Tribromophenol	7.435	330	367911	39.39	ppm	0.00
Spiked Amount 50.000			Recovery =	78.78%		
87) Terphenyl-d14	10.387	244	2470613	47.88	ppm	0.00
Spiked Amount 50.000			Recovery =	95.76%		
110) 1-chlorooctadecane	0.000	57	0d	0.00	ppm	
Spiked Amount 50.000			Recovery =	0.00%		
111) o-terphenyl	0.000	230	0d	0.00	ppm	
Spiked Amount 50.000			Recovery =	0.00%		
Target Compounds						Qvalue
9) Phenol	4.241	94	30218	0.91	ppm	# 65
21) 3&4-Methylphenol	4.782	108	567895	21.14	ppm	80
38) Naphthalene	5.386	128	472758	5.96	ppm	97
44) 2-Methylnaphthalene	5.878	141	251758	4.98	ppm	97
53) Biphenyl	6.220	154	117968	1.88	ppm	96
56) Acenaphthylene	6.568	152	21116	0.35	ppm	91
59) Acenaphthene	6.712	153	106636	2.19	ppm	96
62) Dibenzofuran	6.862	168	221040	3.22	ppm	99
66) Fluorene	7.183	166	150238	2.57	ppm	99
78) Phenanthrene	8.226	178	423235	5.64	ppm	97
79) Anthracene	8.290	178	135872	1.78	ppm	98
80) Carbazole	8.499	167	33433	0.47	ppm	96
82) Fluoranthene	9.820	202	508659	5.99	ppm	97
86) Pyrene	10.109	202	506297	7.52	ppm	97
89) Benzo[a]anthracene	11.911	228	177891	2.66	ppm	97
91) Chrysene	11.965	228	191420	3.10	ppm	98
92) bis(2-Ethylhexyl)phtha...	12.104	149	13243	0.31	ppm	95
95) Benzo[b]fluoranthene	13.479	252	263175m	3.48	ppm	
96) Benzo[k]fluoranthene	13.516	252	85455m	1.33	ppm	
97) Benzo[a]pyrene	13.912	252	163610	2.46	ppm	86
98) Indeno[1,2,3-cd]pyrene	15.302	276	121318	1.56	ppm	94
100) Dibenz[a,h]anthracene	15.329	278	38575	0.57	ppm	92
102) Benzo[g,h,i]perylene	15.613	276	128516	1.38	ppm	95
104) Benzaldehyde	4.140	105	10504	0.51	ppm	# 53

Quantitation Report (QT/LSC Reviewed)

Data Path : C:\msdchem\1\DATA\jonkm\070421\e6p3394\
Data File : 6p499182.d
Acq On : 3 Jul 2021 2:54 am
Operator : brandonl
Sample : jd27540-18 Inst : MS6P
Misc : op34109,e6p3394,30.3,,,1,1
ALS Vial : 27 Sample Multiplier: 1

Quant Method : C:\MSDCHEM\1\METHODS\M6P3388.M
Quant Results File: M6P3388.RES
Quant Time: Jul 04 09:33:59 2021
Quant Title : Semi Volatile GC/MS,zb-5msi 30m x .25mm x .25MoTuWed Jun 30 18:27:50 2021
QLast Update : Sun Jul 04 07:36:43 2021
Response via : Initial Calibration

Compound	R.T.	QIon	Response	Conc	Units	Dev(Min)

(#) = qualifier out of range (m) = manual integration (+) = signals summed

Quantitation Report (QT/LSC Reviewed)

Data Path : C:\msdchem\1\DATA\jonkm\070421\e6p3394\
Data File : 6p499182.d
Acq On : 3 Jul 2021 2:54 am
Operator : brandonl
Sample : jd27540-18 Inst : MS6P
Misc : op34109,e6p3394,30.3,,,1,1
ALS Vial : 27 Sample Multiplier: 1

Quant Method : C:\MSDCHEM\1\METHODS\M6P3388.M
Quant Results File: M6P3388.RES
Quant Time: Jul 04 09:33:59 2021
Quant Title : Semi Volatile GC/MS,zb-5msi 30m x .25mm x .25MoTuWed Jun 30 18:27:50 2021
QLast Update : Sun Jul 04 07:36:43 2021
Response via : Initial Calibration

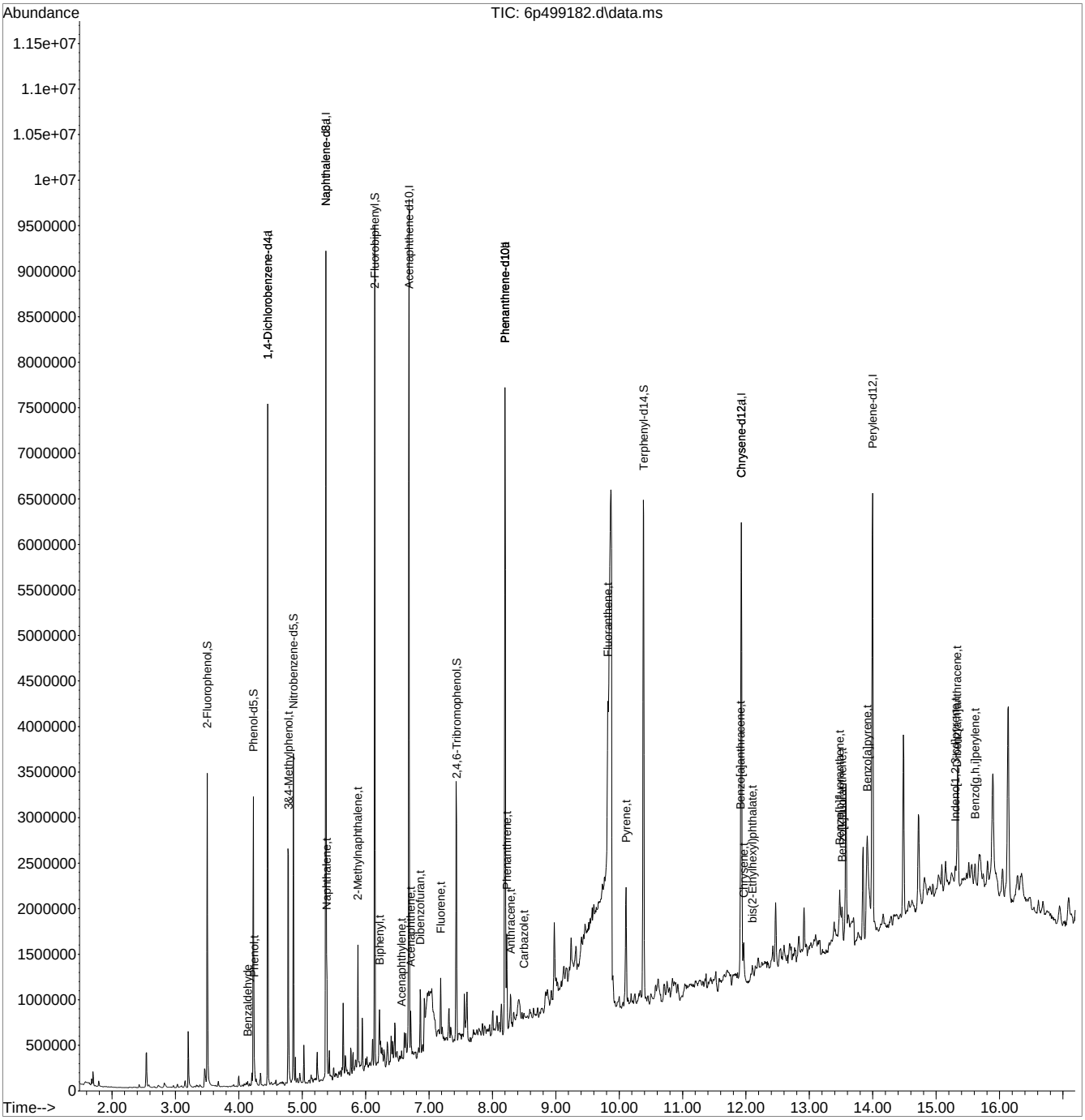

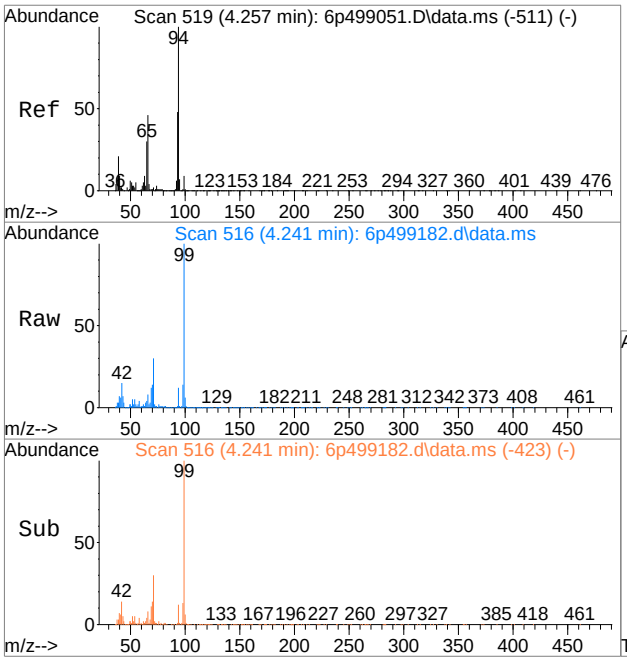

#9
Phenol
Concen: 0.91 ppm
RT: 4.241 min Scan# 516
Delta R.T. 0.000 min
Lab File: 6p499182.d
Acq: 3 Jul 2021 2:54 am

Tgt Ion: 94 Resp: 30218

Ion	Ratio	Lower	Upper
94	100		
65	30.7	0.0	55.4
66	67.3	6.2	66.2#

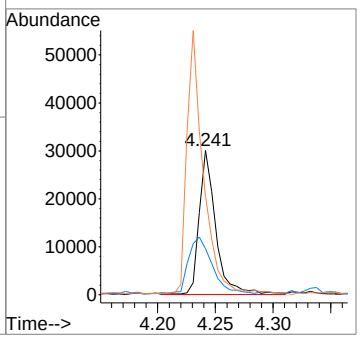

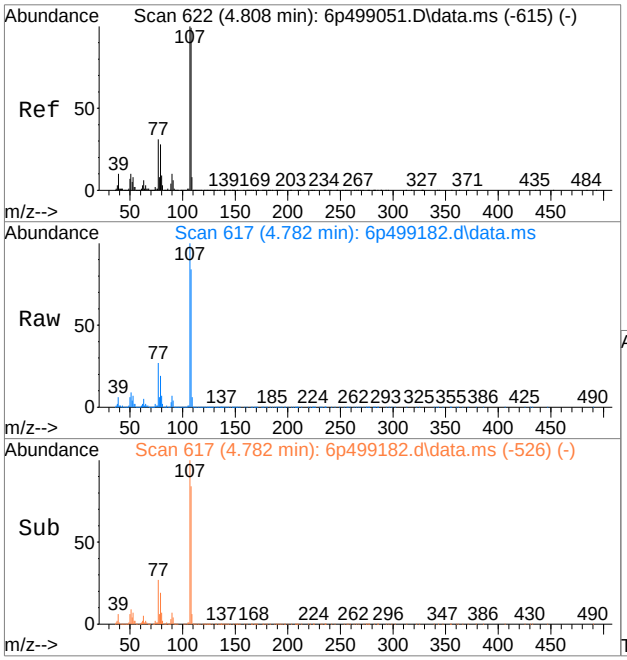

#21
3&4-Methylphenol
Concen: 21.14 ppm
RT: 4.782 min Scan# 617
Delta R.T. -0.011 min
Lab File: 6p499182.d
Acq: 3 Jul 2021 2:54 am

Tgt Ion:108 Resp: 567895

Ion	Ratio	Lower	Upper
108	100		
107	119.3	67.6	127.6
90	8.6	0.0	39.8

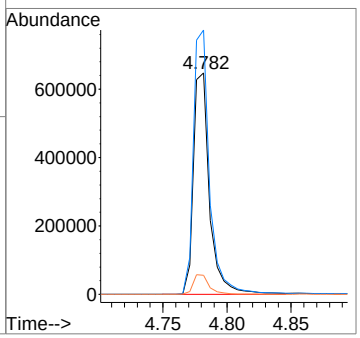

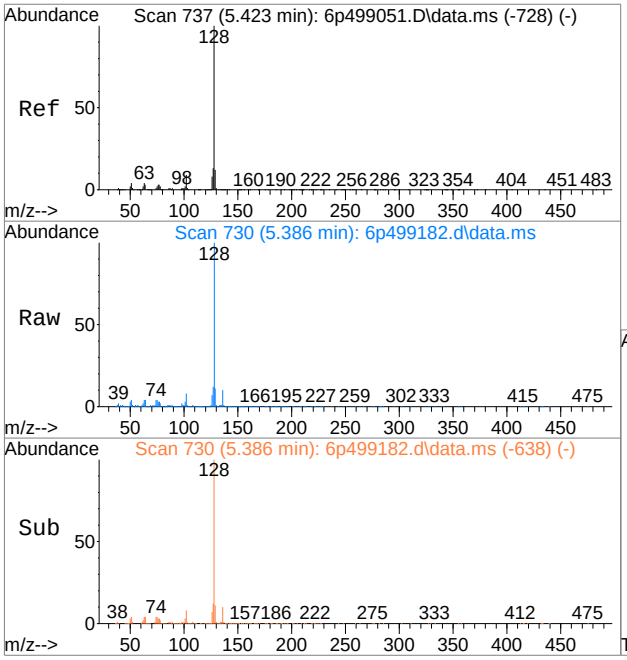

#38
Naphthalene
Concen: 5.96 ppm
RT: 5.386 min Scan# 730
Delta R.T. -0.005 min
Lab File: 6p499182.d
Acq: 3 Jul 2021 2:54 am

Tgt Ion:128 Resp: 472758

Ion	Ratio	Lower	Upper
128	100		
129	11.0	0.0	42.2
127	12.3	0.0	43.3

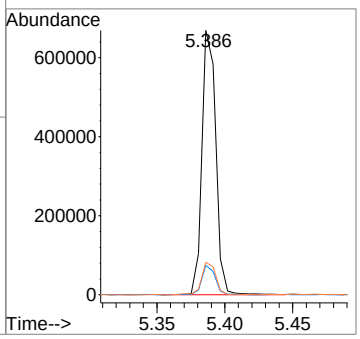

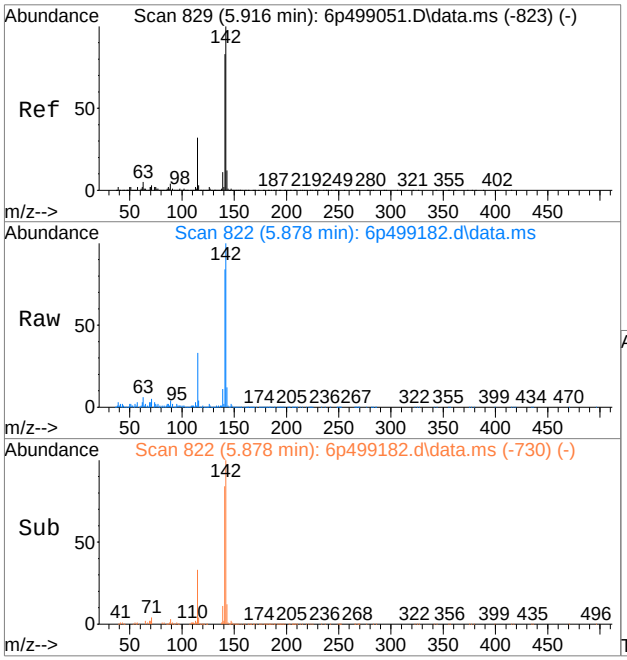

#44
2-Methylnaphthalene
Concen: 4.98 ppm
RT: 5.878 min Scan# 822
Delta R.T. -0.005 min
Lab File: 6p499182.d
Acq: 3 Jul 2021 2:54 am

Tgt Ion:141 Resp: 251758

Ion	Ratio	Lower	Upper
141	100		
142	118.8	92.3	152.3
115	38.7	10.0	70.0

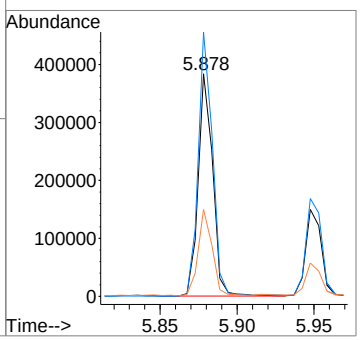

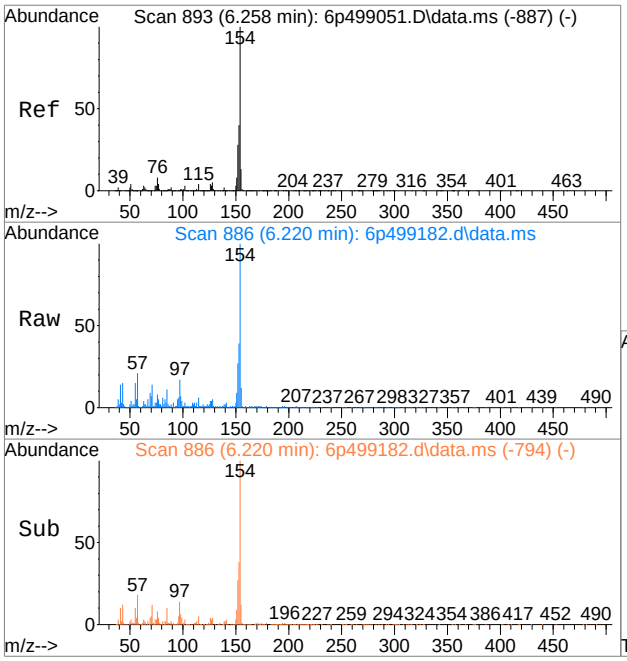

#53
Biphenyl
Concen: 1.88 ppm
RT: 6.220 min Scan# 886
Delta R.T. -0.005 min
Lab File: 6p499182.d
Acq: 3 Jul 2021 2:54 am

Tgt Ion:154 Resp: 117968

Ion	Ratio	Lower	Upper
154	100		
153	38.1	10.5	70.5
155	11.9	0.0	43.7

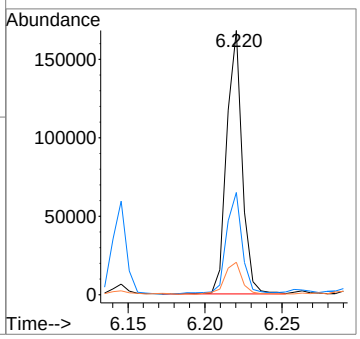

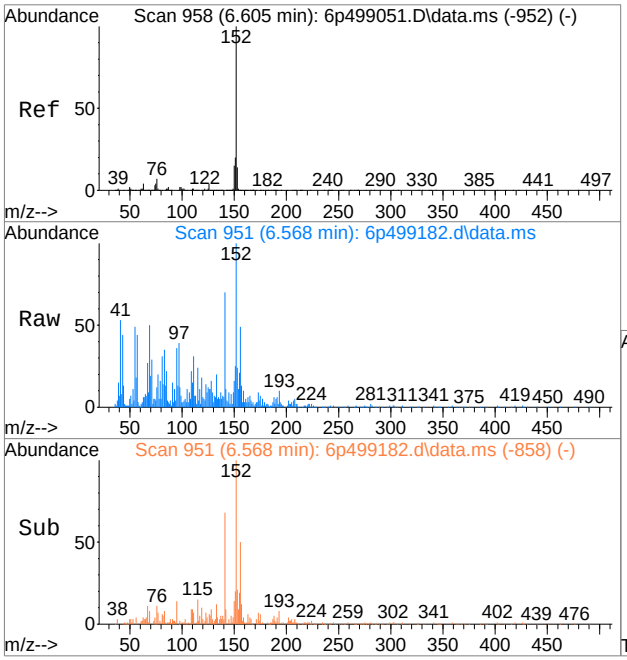

#56
Acenaphthylene
Concen: 0.35 ppm
RT: 6.568 min Scan# 951
Delta R.T. 0.000 min
Lab File: 6p499182.d
Acq: 3 Jul 2021 2:54 am

Tgt Ion:152 Resp: 21116

Ion	Ratio	Lower	Upper
152	100		
151	17.6	0.0	50.1
153	19.7	0.0	44.2

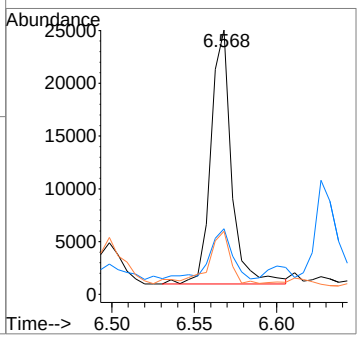

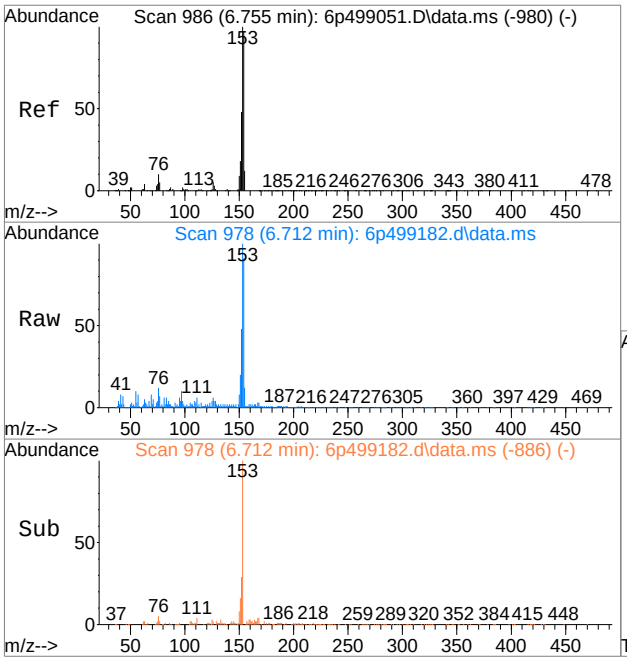

#59
Acenaphthene
Concen: 2.19 ppm
RT: 6.712 min Scan# 978
Delta R.T. -0.005 min
Lab File: 6p499182.d
Acq: 3 Jul 2021 2:54 am

Tgt Ion:153 Resp: 106636

Ion	Ratio	Lower	Upper
153	100		
152	46.8	17.3	77.3
154	90.6	65.8	125.8

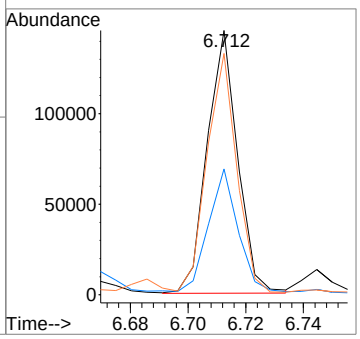

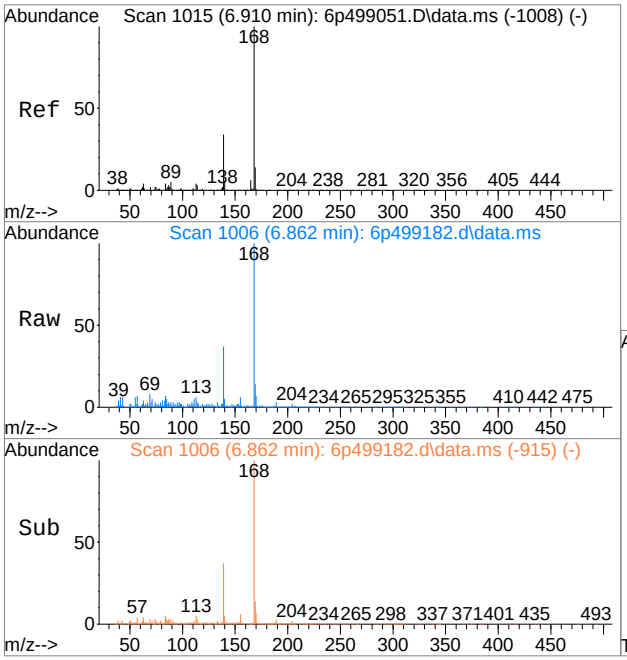

#62
Dibenzofuran
Concen: 3.22 ppm
RT: 6.862 min Scan# 1006
Delta R.T. -0.011 min
Lab File: 6p499182.d
Acq: 3 Jul 2021 2:54 am

Tgt Ion:168 Resp: 221040

Ion	Ratio	Lower	Upper
168	100		
139	36.9	7.4	67.4
169	13.9	0.0	44.2

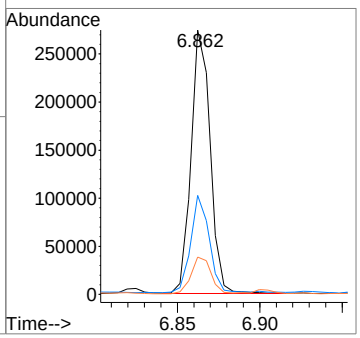

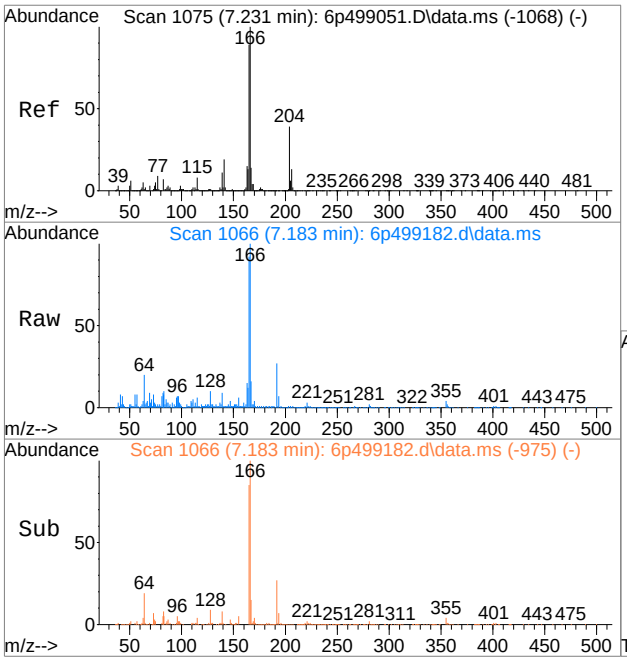

#66
Fluorene
Concen: 2.57 ppm
RT: 7.183 min Scan# 1066
Delta R.T. -0.011 min
Lab File: 6p499182.d
Acq: 3 Jul 2021 2:54 am

Tgt Ion:166 Resp: 150238

Ion	Ratio	Lower	Upper
166	100		
165	90.8	60.2	120.2
167	14.9	0.0	43.8

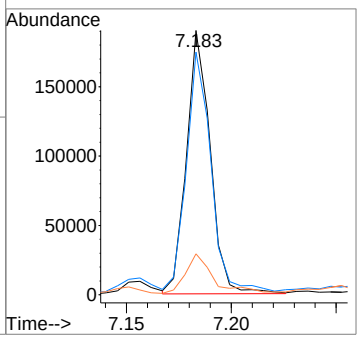

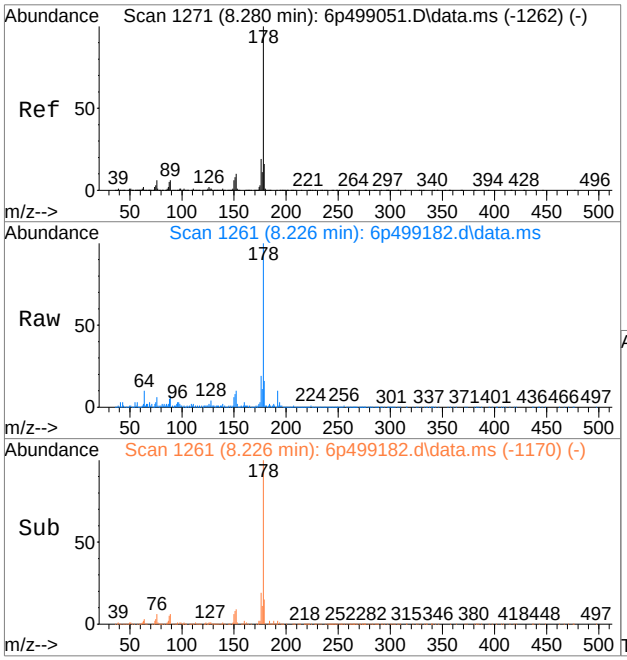

#78
Phenanthrene
Concen: 5.64 ppm
RT: 8.226 min Scan# 1261
Delta R.T. -0.011 min
Lab File: 6p499182.d
Acq: 3 Jul 2021 2:54 am

Tgt Ion:178 Resp: 423235

Ion	Ratio	Lower	Upper
178	100		
179	15.0	0.0	46.6
176	19.0	0.0	49.8

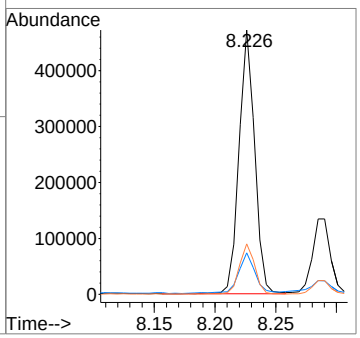

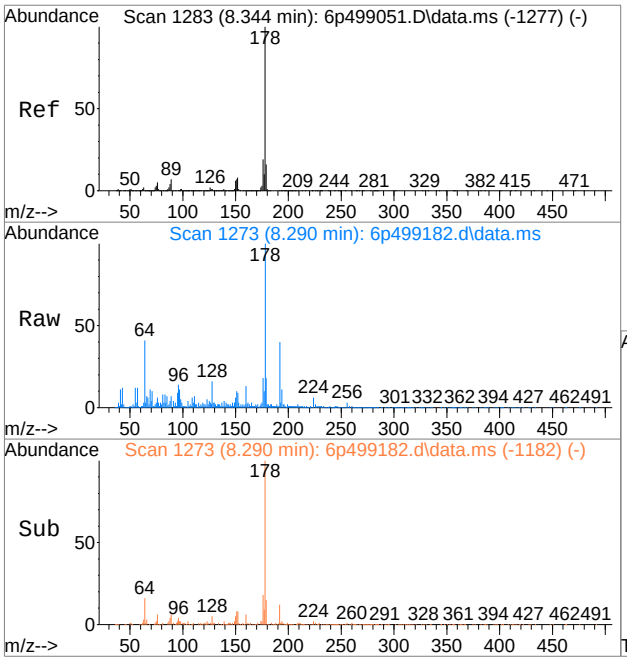

#79
Anthracene
Concen: 1.78 ppm
RT: 8.290 min Scan# 1273
Delta R.T. -0.011 min
Lab File: 6p499182.d
Acq: 3 Jul 2021 2:54 am

Tgt Ion:178 Resp: 135872

Ion	Ratio	Lower	Upper
178	100		
179	15.0	0.0	46.3
176	18.0	0.0	48.8

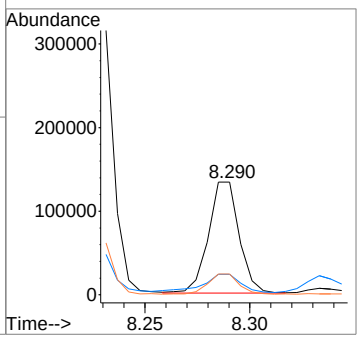

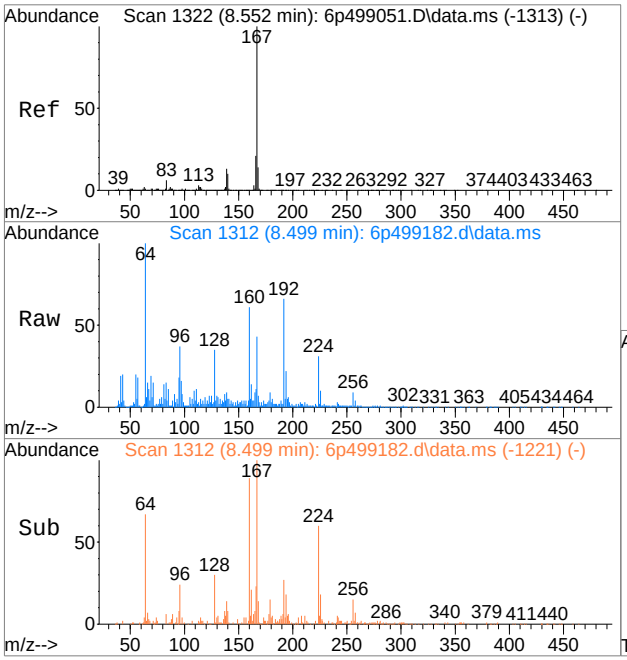

#80
Carbazole
Concen: 0.47 ppm
RT: 8.499 min Scan# 1312
Delta R.T. -0.011 min
Lab File: 6p499182.d
Acq: 3 Jul 2021 2:54 am

Tgt Ion:167 Resp: 33433

Ion	Ratio	Lower	Upper
167	100		
166	19.6	0.0	51.1
139	14.4	0.0	42.7

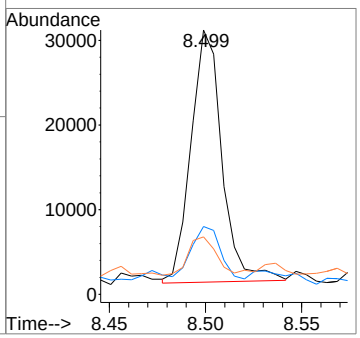

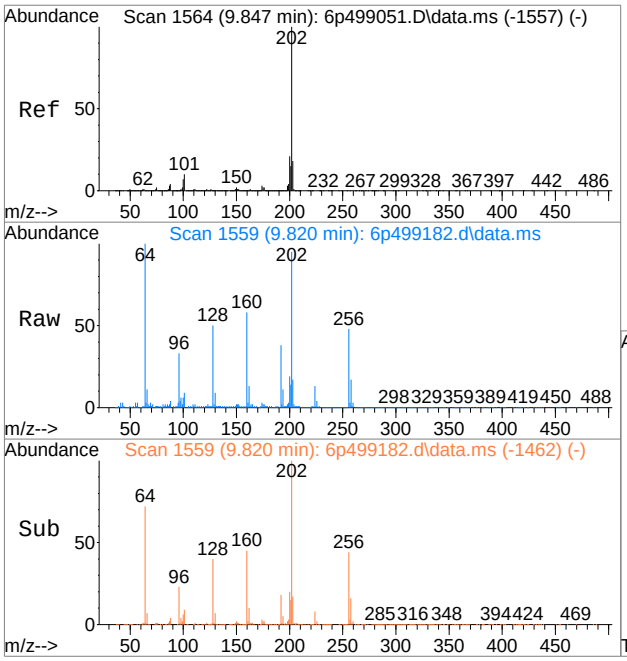

#82
Fluoranthene
Concen: 5.99 ppm
RT: 9.820 min Scan# 1559
Delta R.T. 0.021 min
Lab File: 6p499182.d
Acq: 3 Jul 2021 2:54 am

Tgt Ion:202 Resp: 508659

Ion	Ratio	Lower	Upper
202	100		
101	9.0	0.0	40.0
203	17.0	0.0	48.5

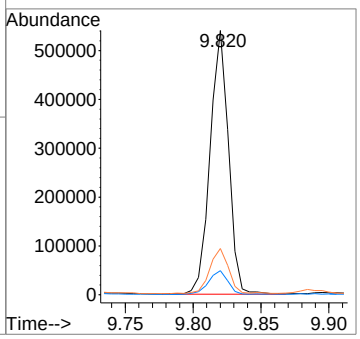

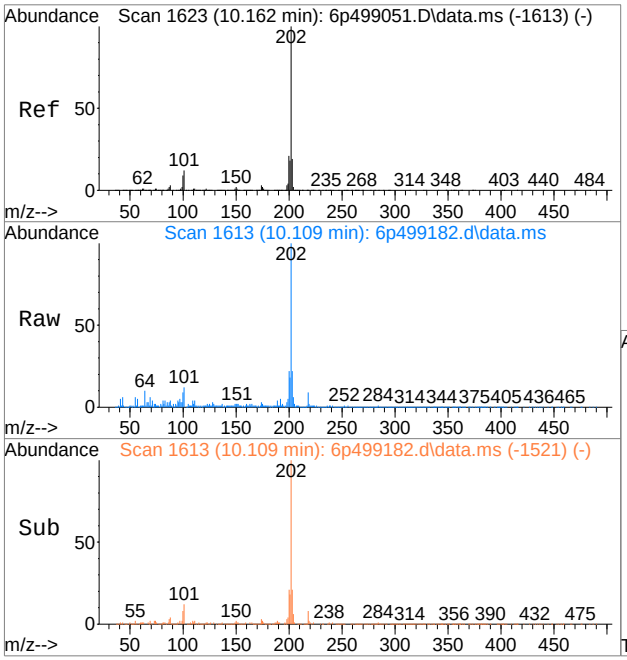

#86
Pyrene
Concen: 7.52 ppm
RT: 10.109 min Scan# 1613
Delta R.T. -0.005 min
Lab File: 6p499182.d
Acq: 3 Jul 2021 2:54 am

Tgt Ion:202 Resp: 506297

Ion	Ratio	Lower	Upper
202	100		
200	21.4	0.0	51.1
203	21.2	0.0	48.8

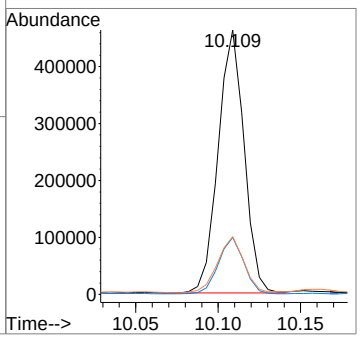

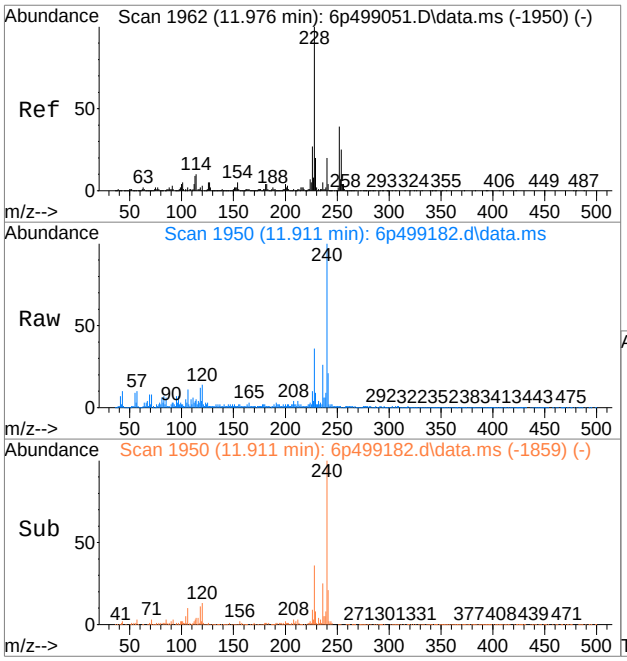

#89
Benzo[a]anthracene
Concen: 2.66 ppm
RT: 11.911 min Scan# 1950
Delta R.T. -0.011 min
Lab File: 6p499182.d
Acq: 3 Jul 2021 2:54 am

Tgt Ion:228 Resp: 177891

Ion	Ratio	Lower	Upper
228	100		
229	19.7	0.0	50.6
226	25.1	0.0	57.2

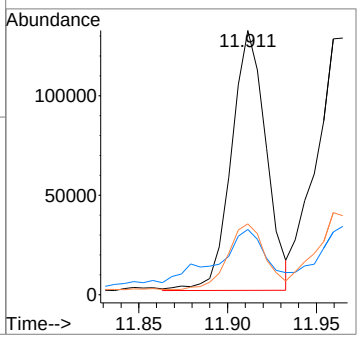

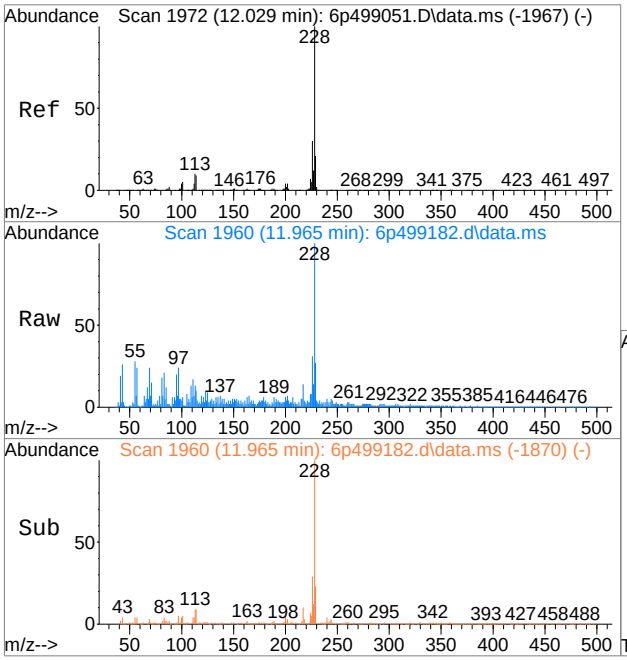

#91
Chrysene
Concen: 3.10 ppm
RT: 11.965 min Scan# 1960
Delta R.T. -0.016 min
Lab File: 6p499182.d
Acq: 3 Jul 2021 2:54 am

Tgt Ion:228 Resp: 191420

Ion	Ratio	Lower	Upper
228	100		
226	29.3	0.4	60.4
229	21.3	0.0	50.2

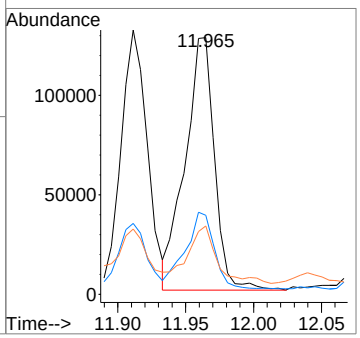

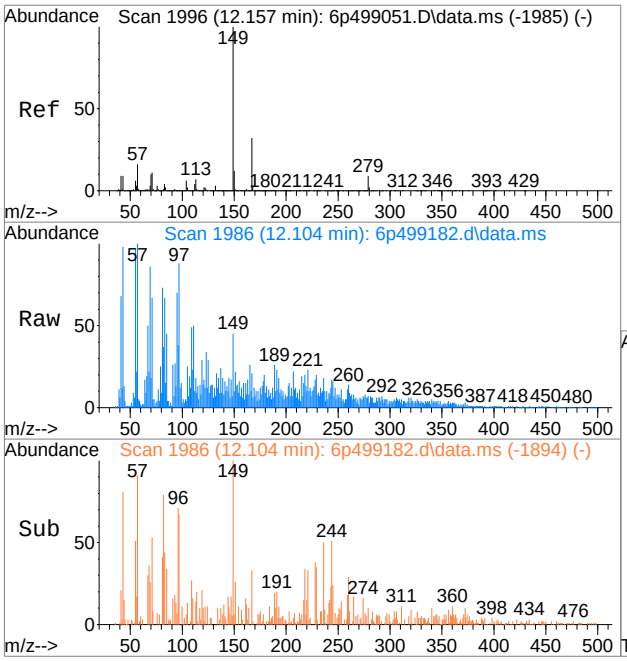

#92
bis(2-Ethylhexyl)phthalate
Concen: 0.31 ppm
RT: 12.104 min Scan# 1986
Delta R.T. -0.005 min
Lab File: 6p499182.d
Acq: 3 Jul 2021 2:54 am

Tgt Ion:149 Resp: 13243

Ion	Ratio	Lower	Upper
149	100		
167	29.9	2.6	62.6
279	7.0	0.0	39.8

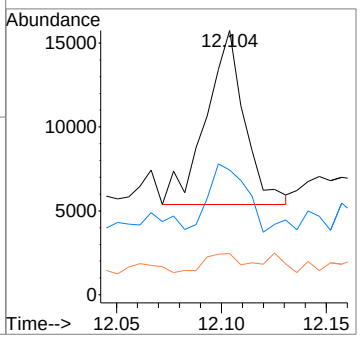

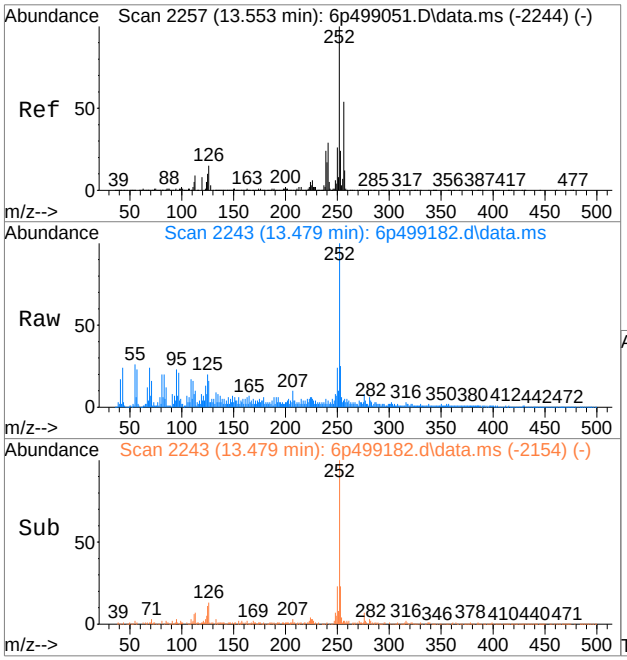

#95
Benzo[b]fluoranthene
Concen: 3.48 ppm m
RT: 13.479 min Scan# 2243
Delta R.T. -0.021 min
Lab File: 6p499182.d
Acq: 3 Jul 2021 2:54 am

Tgt Ion:252 Resp: 263175

Ion	Ratio	Lower	Upper
252	100		
253	25.3	0.0	55.2
125	19.6	0.0	41.0

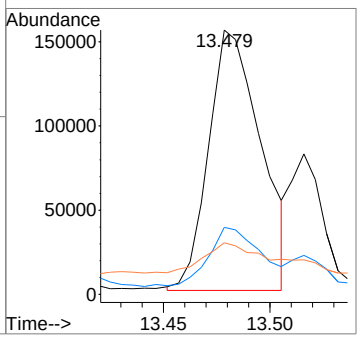

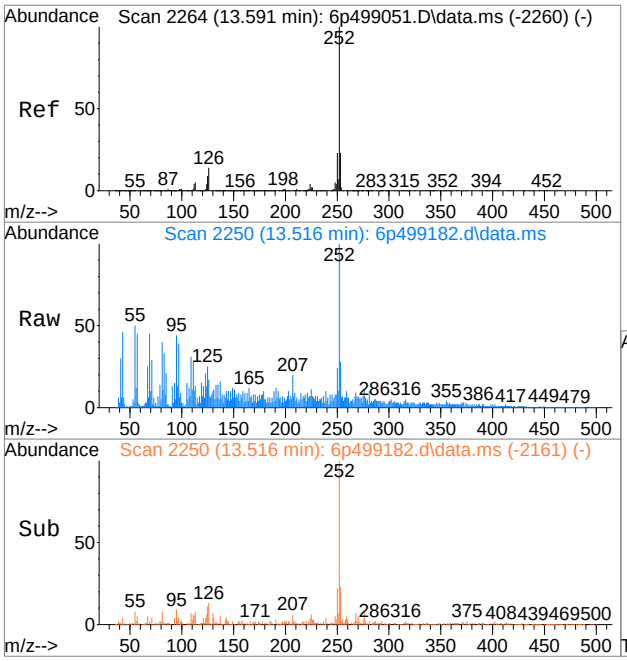

#96
Benzo[k]fluoranthene
Concen: 1.33 ppm m
RT: 13.516 min Scan# 2250
Delta R.T. -0.021 min
Lab File: 6p499182.d
Acq: 3 Jul 2021 2:54 am

Tgt Ion:252 Resp: 85455

Ion	Ratio	Lower	Upper
252	100		
253	27.8	0.0	54.0
125	24.6	0.0	40.5

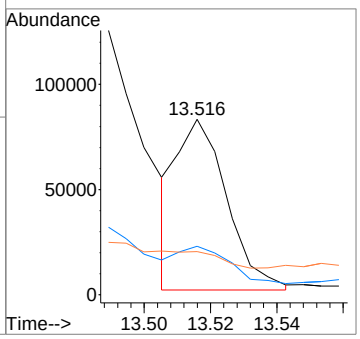

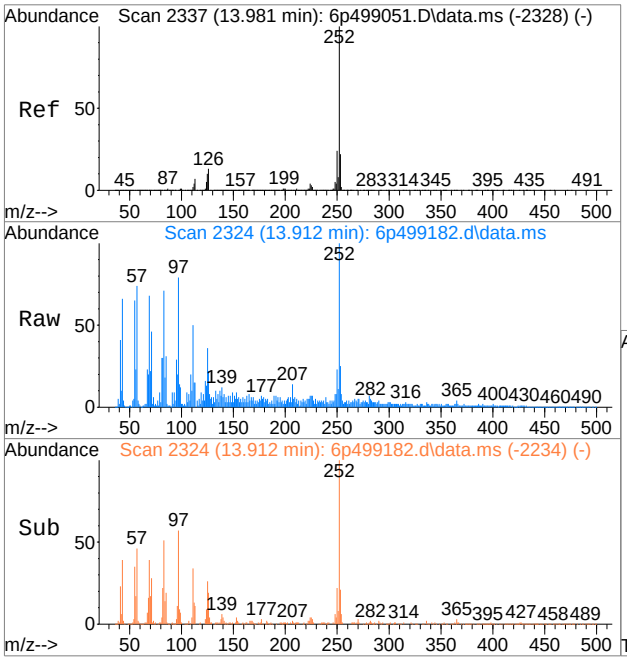

#97
Benzo[a]pyrene
Concen: 2.46 ppm
RT: 13.912 min Scan# 2324
Delta R.T. -0.016 min
Lab File: 6p499182.d
Acq: 3 Jul 2021 2:54 am

Tgt Ion:252 Resp: 163610

Ion	Ratio	Lower	Upper
252	100		
253	21.4	0.0	52.6
125	24.7	0.0	40.8

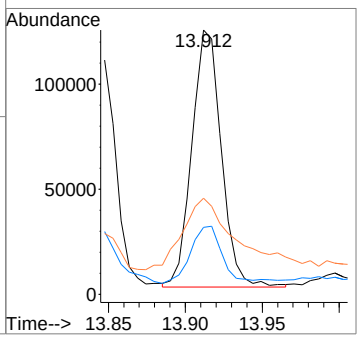

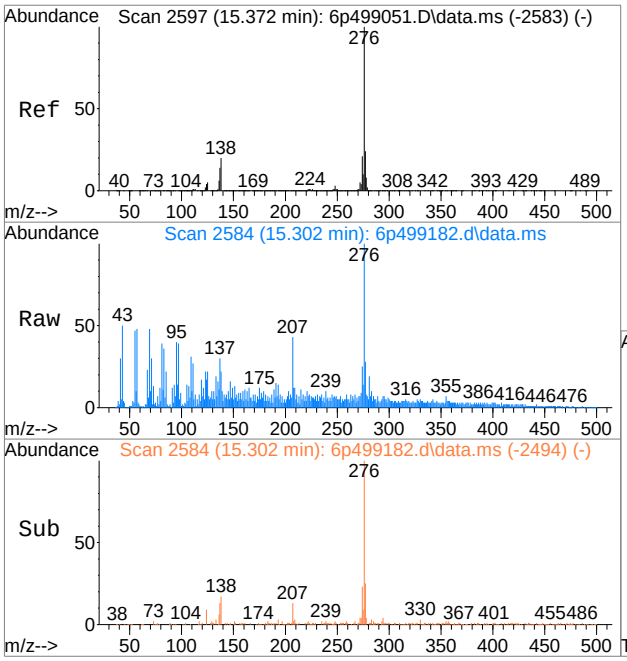

#98
Indeno[1,2,3-cd]pyrene
Concen: 1.56 ppm
RT: 15.302 min Scan# 2584
Delta R.T. -0.016 min
Lab File: 6p499182.d
Acq: 3 Jul 2021 2:54 am

Tgt Ion:276 Resp: 121318

Ion	Ratio	Lower	Upper
276	100		
138	15.5	0.0	48.4
137	16.0	0.0	43.6

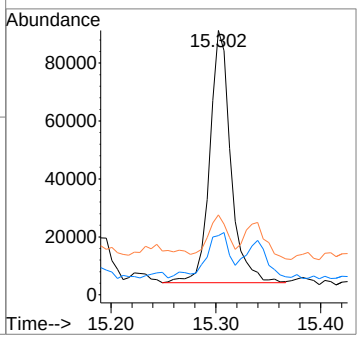

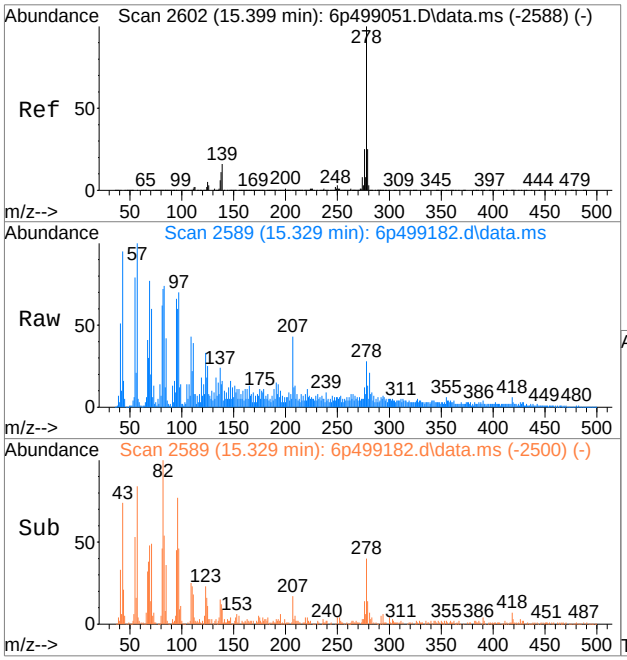

#100
Dibenz[a,h]anthracene
Concen: 0.57 ppm
RT: 15.329 min Scan# 2589
Delta R.T. -0.021 min
Lab File: 6p499182.d
Acq: 3 Jul 2021 2:54 am

Tgt Ion:278 Resp: 38575

Ion	Ratio	Lower	Upper
278	100		
139	24.2	0.0	46.4
279	25.1	0.0	54.2

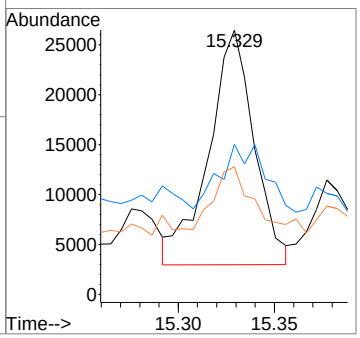

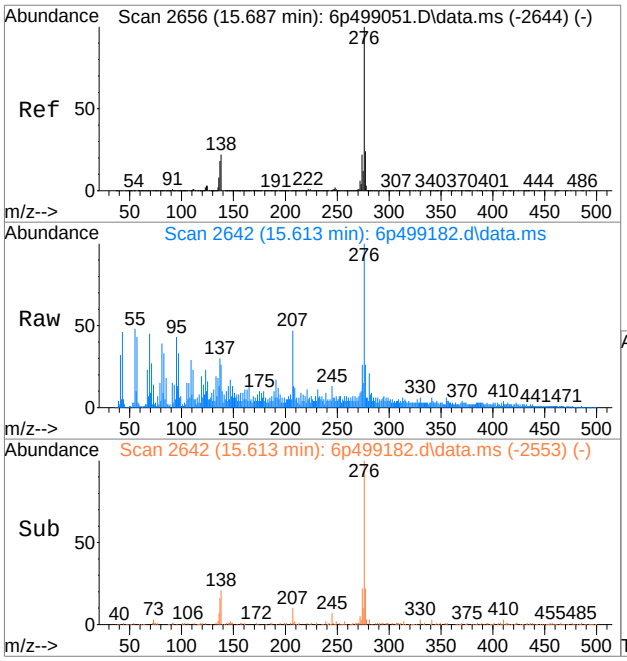

#102
Benzo[g,h,i]perylene
Concen: 1.38 ppm
RT: 15.613 min Scan# 2642
Delta R.T. -0.021 min
Lab File: 6p499182.d
Acq: 3 Jul 2021 2:54 am

Tgt Ion:276 Resp: 128516

Ion	Ratio	Lower	Upper
276	100		
138	20.2	0.0	52.1
277	22.3	0.0	54.8

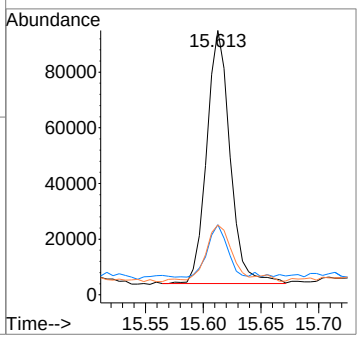

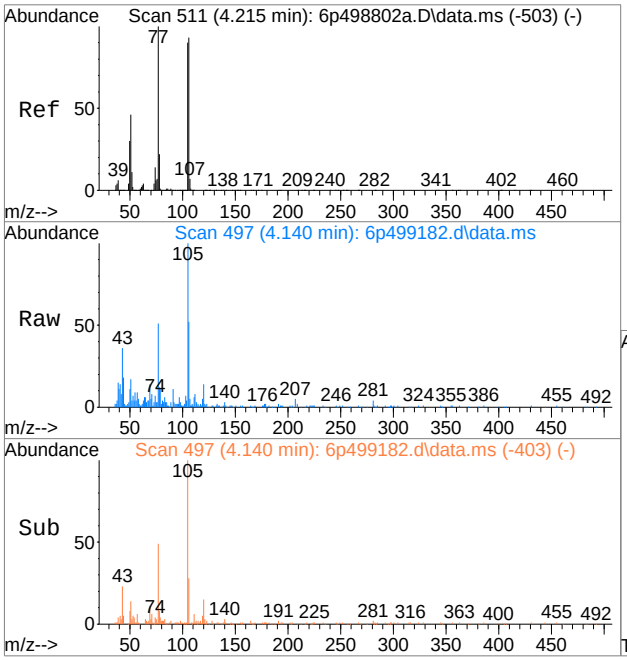

#104
Benzaldehyde
Concen: 0.51 ppm
RT: 4.140 min Scan# 497
Delta R.T. 0.005 min
Lab File: 6p499182.d
Acq: 3 Jul 2021 2:54 am

Tgt Ion:105 Resp: 10504

Ion	Ratio	Lower	Upper
105	100		
106	47.9	75.2	135.2#
77	46.7	55.6	115.6#
51	14.8	4.7	64.7

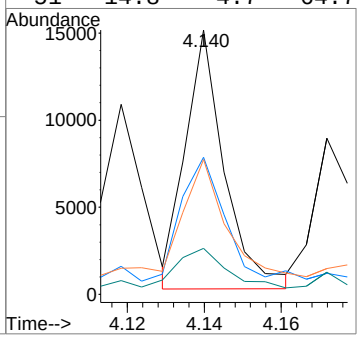

Manual Integration Approval Summary

Sample Number: JD27540-18
Lab FileID: 6P499182.D
Injection Time: 07/03/21 02:54
Method: SW846 8270E
Analyst approved: 07/04/21 09:56 Jon Kreigmor Mamanta
Supervisor approved: 07/09/21 14:46 Kristi Schollenberger

Parameter	CAS	Sig#	R.T. (min.)	Reason
Benzo(b)fluoranthene	205-99-2		13.48	Poor instrument integration
Benzo(k)fluoranthene	207-08-9		13.52	Poor instrument integration

Quantitation Report (Qedit)

Data Path : C:\msdchem\1\DATA\jonkm\070421\e6p3394\
Data File : 6p499182.d
Acq On : 3 Jul 2021 2:54 am
Operator : brandonl
Sample : jd27540-18 Inst : MS6P
Misc : op34109,e6p3394,30.3,,,1,1
ALS Vial : 27 Sample Multiplier: 1

Quant Method : C:\MSDCHEM\1\METHODS\M6P3388.M
Quant Results File: M6P3388.RES
Quant Time: Jul 04 07:40:46 2021
Quant Title : Semi Volatile GC/MS,zb-5msi 30m x .25mm x .25MoTuWed Jun 30 18:27:50 2021
QLast Update : Sun Jul 04 07:36:43 2021
Response via : Initial Calibration

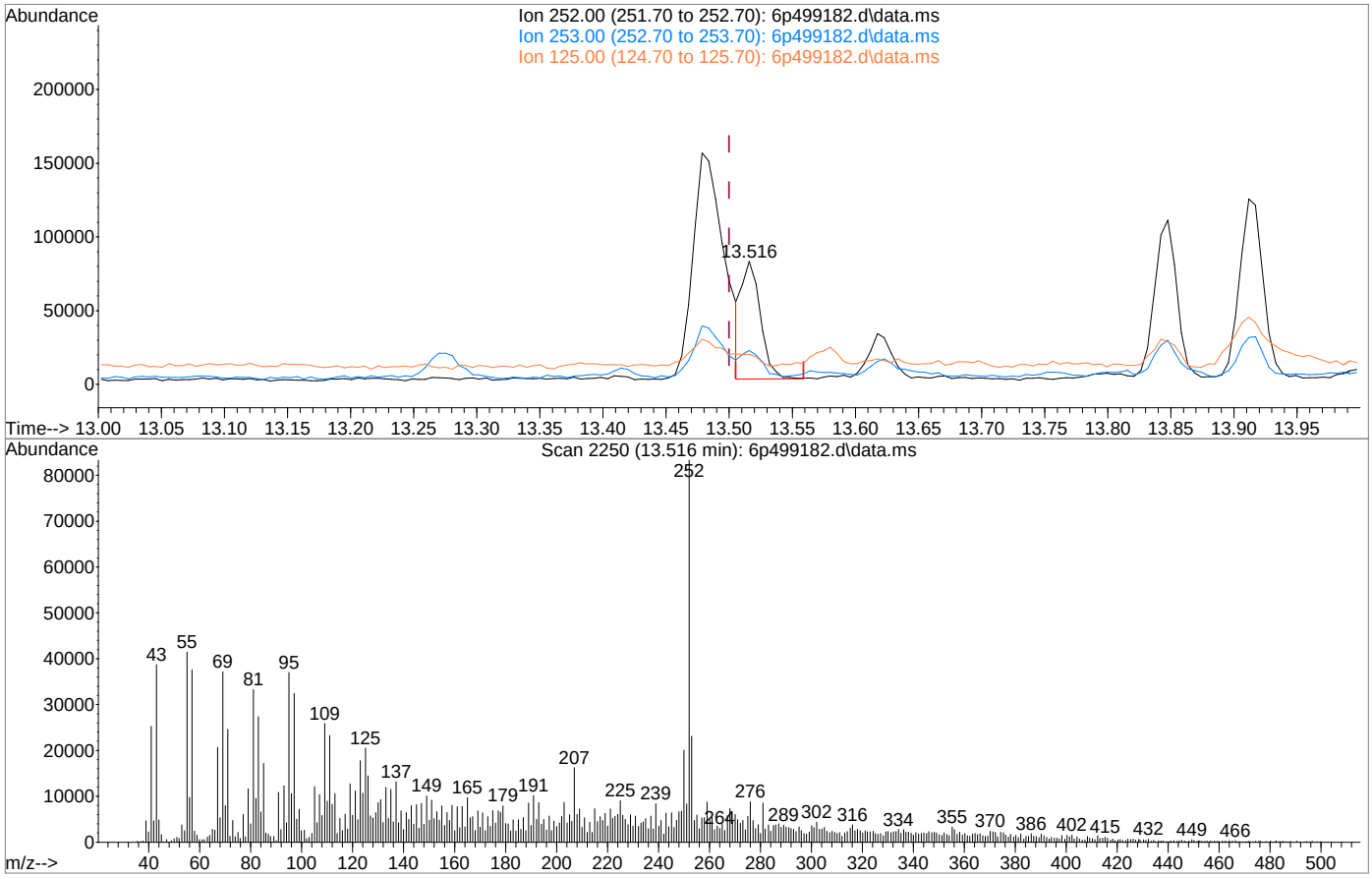

TIC: 6p499182.d\data.ms

(95) Benzo[b]fluoranthene (t)

13.516min (+0.016) 1.10ppm

response 83051

Ion	Exp%	Act%
252.00	100	100
253.00	25.20	21.09
125.00	11.00	5.93
0.00	0.00	0.00

Quantitation Report (Qedit)

Data Path : C:\msdchem\1\DATA\jonkm\070421\e6p3394\
Data File : 6p499182.d
Acq On : 3 Jul 2021 2:54 am
Operator : brandonl
Sample : jd27540-18 Inst : MS6P
Misc : op34109,e6p3394,30.3,,,1,1
ALS Vial : 27 Sample Multiplier: 1

Quant Method : C:\MSDCHEM\1\METHODS\M6P3388.M
Quant Results File: M6P3388.RES
Quant Time: Jul 04 07:40:46 2021
Quant Title : Semi Volatile GC/MS,zb-5msi 30m x .25mm x .25MoTuWed Jun 30 18:27:50 2021
QLast Update : Sun Jul 04 07:36:43 2021
Response via : Initial Calibration

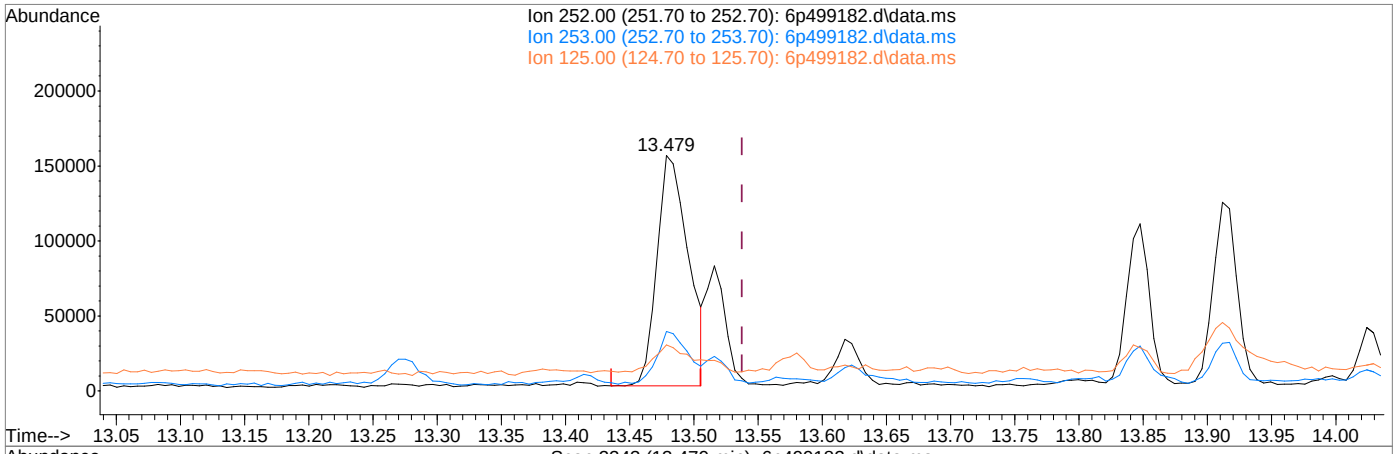

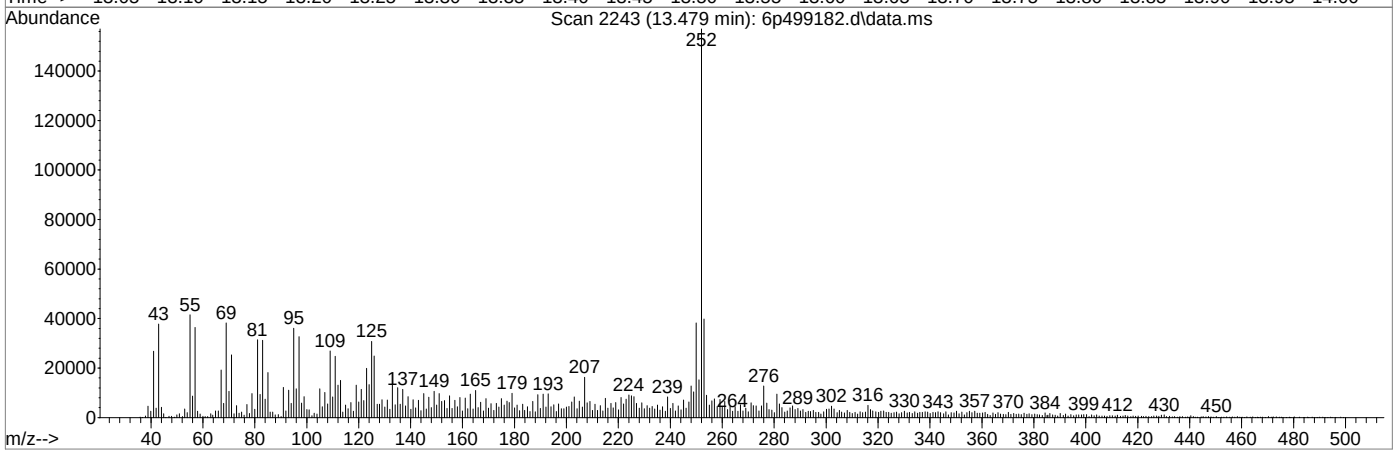

TIC: 6p499182.d\data.ms

(96) Benzo[k]fluoranthene (t)

13.479min (-0.059) 4.06ppm

response 259966

Ion	Exp%	Act%
252.00	100	100
253.00	24.00	22.56
125.00	10.50	10.81
0.00	0.00	0.00

LSC Area Percent Report

Data Path : C:\msdchem\1\DATA\jonkm\070421\e6p3394\
Data File : 6p499182.d
Acq On : 3 Jul 2021 2:54 am
Operator : brandonl
Sample : jd27540-18
Misc : op34109,e6p3394,30.3,,,1,1
ALS Vial : 27 Sample Multiplier: 1

Integration Parameters: rteint.p
Integrator: RTE
Smoothing : ON Filtering: 5
Sampling : 1 Min Area: 1000 Area counts
Start Thrs: 0.001 Max Peaks: 150
Stop Thrs : 0 Peak Location: TOP

If leading or trailing edge < 100 prefer < Baseline drop else tangent >
Peak separation: 7

Method : C:\MSDCHEM\1\METHODS\M6P3388.M
Title : Semi Volatile GC/MS,zb-5msi 30m x .25mm x .25MoTuWed Jun 30 18:27:50 2021

Signal : TIC: 6p499182.d\data.ms

peak #	R.T. min	first scan	max scan	last scan	PK TY	peak height	corr. area	corr. % max.	% of total
1	2.546	190	199	204	rVV	385057	409599	1.87%	0.284%
2	3.204	318	322	336	rBV	617979	528205	2.41%	0.367%
3	3.461	364	370	375	rBV	206599	297465	1.35%	0.207%
4	3.503	375	378	396	rVB	3430280	2570012	11.70%	1.785%
5	4.231	505	514	521	rBV	3177961	2741738	12.48%	1.904%
6	4.455	551	556	563	rBV	7482393	4729923	21.54%	3.285%
7	4.776	613	616	625	rBV	2575291	2231486	10.16%	1.550%
8	4.862	625	632	636	rBV	3613100	2429804	11.06%	1.687%
9	5.028	657	663	668	rVB	421383	293804	1.34%	0.204%
10	5.236	699	702	709	rVB	324497	301456	1.37%	0.209%
11	5.375	718	728	734	rBV2	9113481	7103661	32.35%	4.933%
12	5.429	734	738	747	rVB	327270	373048	1.70%	0.259%
13	5.648	773	779	782	rBV	808648	699265	3.18%	0.486%
14	5.680	782	785	792	rVB2	205483	228571	1.04%	0.159%
15	5.766	798	801	805	rBV	305249	265920	1.21%	0.185%
16	5.878	818	822	828	rBV	1346886	943389	4.30%	0.655%
17	5.948	831	835	840	rVB	581605	511021	2.33%	0.355%
18	6.113	860	866	868	rBV2	290983	266251	1.21%	0.185%
19	6.146	868	872	876	rVB	9225812	5932567	27.01%	4.120%
20	6.220	876	886	892	rBV4	614663	926388	4.22%	0.643%
21	6.343	904	909	914	rBV3	279738	397183	1.81%	0.276%
22	6.402	914	920	923	rBV2	319516	366016	1.67%	0.254%
23	6.461	927	931	934	rBV2	387664	361599	1.65%	0.251%
24	6.611	956	959	961	rBV2	288692	251517	1.15%	0.175%
25	6.686	967	973	976	rVV	9389366	6877904	31.32%	4.777%
26	6.712	976	978	982	rVB	474105	375968	1.71%	0.261%
27	6.862	1003	1006	1010	rBV	693089	576160	2.62%	0.400%
28	6.926	1015	1018	1021	rBV	583632	719459	3.28%	0.500%
29	6.980	1021	1028	1029	rBV3	271387	437774	1.99%	0.304%
30	7.183	1063	1066	1069	rVV	617822	463923	2.11%	0.322%
31	7.317	1086	1091	1094	rBV	352310	406319	1.85%	0.282%
32	7.429	1103	1112	1117	rBV	2864882	2664624	12.13%	1.851%
33	7.558	1133	1136	1139	rBV	470726	425006	1.94%	0.295%
34	7.600	1139	1144	1151	rVB	549699	733186	3.34%	0.509%
35	7.702	1156	1163	1169	rBV10	136128	321312	1.46%	0.223%
36	8.007	1215	1220	1223	rBV	264542	276455	1.26%	0.192%
37	8.141	1242	1245	1250	rVB	341267	400585	1.82%	0.278%
38	8.199	1250	1256	1259	rBV	7108944	6799258	30.96%	4.722%
39	8.226	1260	1261	1265	rVB	1043123	611193	2.78%	0.424%
40	8.285	1265	1272	1278	rBV	382240	545031	2.48%	0.379%

LSC Area Percent Report

Data Path : C:\msdchem\1\DATA\jonkm\070421\e6p3394\
Data File : 6p499182.d
Acq On : 3 Jul 2021 2:54 am
Operator : brandonl
Sample : jd27540-18
Misc : op34109,e6p3394,30.3,,,1,1
ALS Vial : 27 Sample Multiplier: 1

Integration Parameters: rteint.p
Integrator: RTE
Smoothing : ON Filtering: 5
Sampling : 1 Min Area: 1000 Area counts
Start Thrs: 0.001 Max Peaks: 150
Stop Thrs : 0 Peak Location: TOP

If leading or trailing edge < 100 prefer < Baseline drop else tangent >
Peak separation: 7

Method : C:\MSDCHEM\1\METHODS\M6P3388.M
Title : Semi Volatile GC/MS,zb-5msi 30m x .25mm x .25MoTuWed Jun 30 18:27:50 2021

41	8.338	1278	1282	1287	rBV6	162872	281699	1.28%	0.196%
42	8.419	1287	1297	1304	rVV2	228407	643877	2.93%	0.447%
43	8.841	1370	1376	1378	rBV3	237149	380458	1.73%	0.264%
44	8.868	1379	1381	1387	rVB3	177408	252601	1.15%	0.175%
45	8.975	1397	1401	1405	rBV3	849769	1078838	4.91%	0.749%
46	9.130	1424	1430	1433	rVV2	221934	376402	1.71%	0.261%
47	9.162	1433	1436	1441	rVB7	163384	283261	1.29%	0.197%
48	9.242	1442	1451	1458	rVV6	456505	1000518	4.56%	0.695%
49	9.317	1460	1465	1468	rVB5	257725	407839	1.86%	0.283%
50	9.408	1474	1482	1485	rBV5	317764	658702	3.00%	0.457%
51	9.462	1485	1492	1496	rVV6	238624	575479	2.62%	0.400%
52	9.734	1540	1543	1546	rBV5	171606	312273	1.42%	0.217%
53	9.772	1547	1550	1551	rVV3	356236	437101	1.99%	0.304%
54	9.868	1552	1568	1584	rVB2	5673208	21961176	100.00%	15.252%
55	10.002	1585	1593	1600	rVB9	133703	268398	1.22%	0.186%
56	10.109	1606	1613	1617	rBV	1303309	1585439	7.22%	1.101%
57	10.382	1658	1664	1674	rVB	5503137	6282239	28.61%	4.363%
58	10.499	1682	1686	1694	rBV	118563	285550	1.30%	0.198%
59	10.617	1703	1708	1719	rVB3	253439	611919	2.79%	0.425%
60	10.713	1720	1726	1730	rBV2	195061	361058	1.64%	0.251%
61	10.842	1744	1750	1753	rBV	209164	369445	1.68%	0.257%
62	10.922	1763	1765	1772	rVB4	181874	256661	1.17%	0.178%
63	11.034	1780	1786	1791	rBV9	147295	349608	1.59%	0.243%
64	11.526	1875	1878	1884	rVB4	221921	261424	1.19%	0.182%
65	11.820	1925	1933	1934	rBV8	105383	246371	1.12%	0.171%
66	11.927	1945	1953	1957	rBV	5009779	6435733	29.31%	4.470%
67	11.965	1957	1960	1969	rVB	439486	587177	2.67%	0.408%
68	12.099	1978	1985	1991	rBV8	171745	364742	1.66%	0.253%
69	12.195	1999	2003	2009	rVV7	124914	232251	1.06%	0.161%
70	12.425	2038	2046	2050	rBV7	238371	417362	1.90%	0.290%
71	12.468	2050	2054	2061	rVB	704096	901035	4.10%	0.626%
72	12.548	2062	2069	2072	rBV2	196498	429494	1.96%	0.298%
73	12.601	2074	2079	2086	rVB4	175992	323193	1.47%	0.224%
74	12.687	2091	2095	2102	rVB9	184808	402837	1.83%	0.280%
75	12.837	2118	2123	2128	rVV4	227642	384936	1.75%	0.267%
76	12.917	2133	2138	2142	rBV	482061	574465	2.62%	0.399%
77	13.393	2222	2227	2233	rBV6	193948	346241	1.58%	0.240%
78	13.479	2238	2243	2248	rBV	472986	706140	3.22%	0.490%
79	13.516	2248	2250	2255	rVB	369403	407882	1.86%	0.283%
80	13.575	2255	2261	2266	rBV	1722144	2377602	10.83%	1.651%
81	13.848	2306	2312	2317	rBV	1019036	1293824	5.89%	0.899%
82	13.912	2317	2324	2334	rBV2	1128635	3237863	14.74%	2.249%
83	13.997	2334	2340	2350	rVB	4807379	6574782	29.94%	4.566%
84	14.484	2425	2431	2437	rBV	2005275	2648375	12.06%	1.839%
85	14.719	2469	2475	2486	rBV3	1047385	1916799	8.73%	1.331%

LSC Area Percent Report

Data Path : C:\msdchem\1\DATA\jonkm\070421\e6p3394\
Data File : 6p499182.d
Acq On : 3 Jul 2021 2:54 am
Operator : brandonl
Sample : jd27540-18
Misc : op34109,e6p3394,30.3,,,1,1
ALS Vial : 27 Sample Multiplier: 1

Integration Parameters: rteint.p
Integrator: RTE
Smoothing : ON Filtering: 5
Sampling : 1 Min Area: 1000 Area counts
Start Thrs: 0.001 Max Peaks: 150
Stop Thrs : 0 Peak Location: TOP

If leading or trailing edge < 100 prefer < Baseline drop else tangent >
Peak separation: 7

Method : C:\MSDCHEM\1\METHODS\M6P3388.M
Title : Semi Volatile GC/MS,zb-5msi 30m x .25mm x .25MoTuWed Jun 30 18:27:50 2021

86	14.816	2487	2493	2501	rBV10	269803	746342	3.40%	0.518%
87	15.088	2541	2544	2548	rVB	295963	336229	1.53%	0.234%
88	15.147	2551	2555	2560	rBV7	262952	373205	1.70%	0.259%
89	15.340	2586	2591	2597	rVB2	1315776	1824435	8.31%	1.267%
90	15.564	2629	2633	2637	rVB5	215325	343164	1.56%	0.238%
91	15.613	2638	2642	2649	rVB	242793	349898	1.59%	0.243%
92	15.682	2649	2655	2663	rBV9	347168	990120	4.51%	0.688%
93	15.811	2675	2679	2683	rBV6	228480	306044	1.39%	0.213%
94	15.896	2688	2695	2714	rVB2	1346130	3653187	16.63%	2.537%
95	16.046	2719	2723	2729	rVV4	308568	487970	2.22%	0.339%
96	16.137	2729	2740	2749	rVB2	2153485	4249903	19.35%	2.951%
97	16.287	2761	2768	2772	rBV7	221271	498462	2.27%	0.346%
98	16.345	2773	2779	2793	rVB10	308603	942026	4.29%	0.654%
99	16.944	2887	2891	2900	rVB8	217679	474721	2.16%	0.330%
100	17.089	2912	2918	2924	rBV8	257904	530479	2.42%	0.368%

Sum of corrected areas: 143991299

LSC Report - Integrated Chromatogram

Data Path : C:\msdchem\1\DATA\jonkm\070421\e6p3394\
Data File : 6p499182.d
Acq On : 3 Jul 2021 2:54 am
Operator : brandonl
Sample : jd27540-18
Misc : op34109,e6p3394,30.3,,,1,1
ALS Vial : 27 Sample Multiplier: 1

Quant Method : C:\MSDCHEM\1\METHODS\M6P3388.M
Quant Title : Semi Volatile GC/MS,zb-5msi 30m x .25mm x .25MoTuWed Jun 30 18:27:50 2021

TIC Library : C:\Database\NIST08.L
TIC Integration Parameters: lscint.p

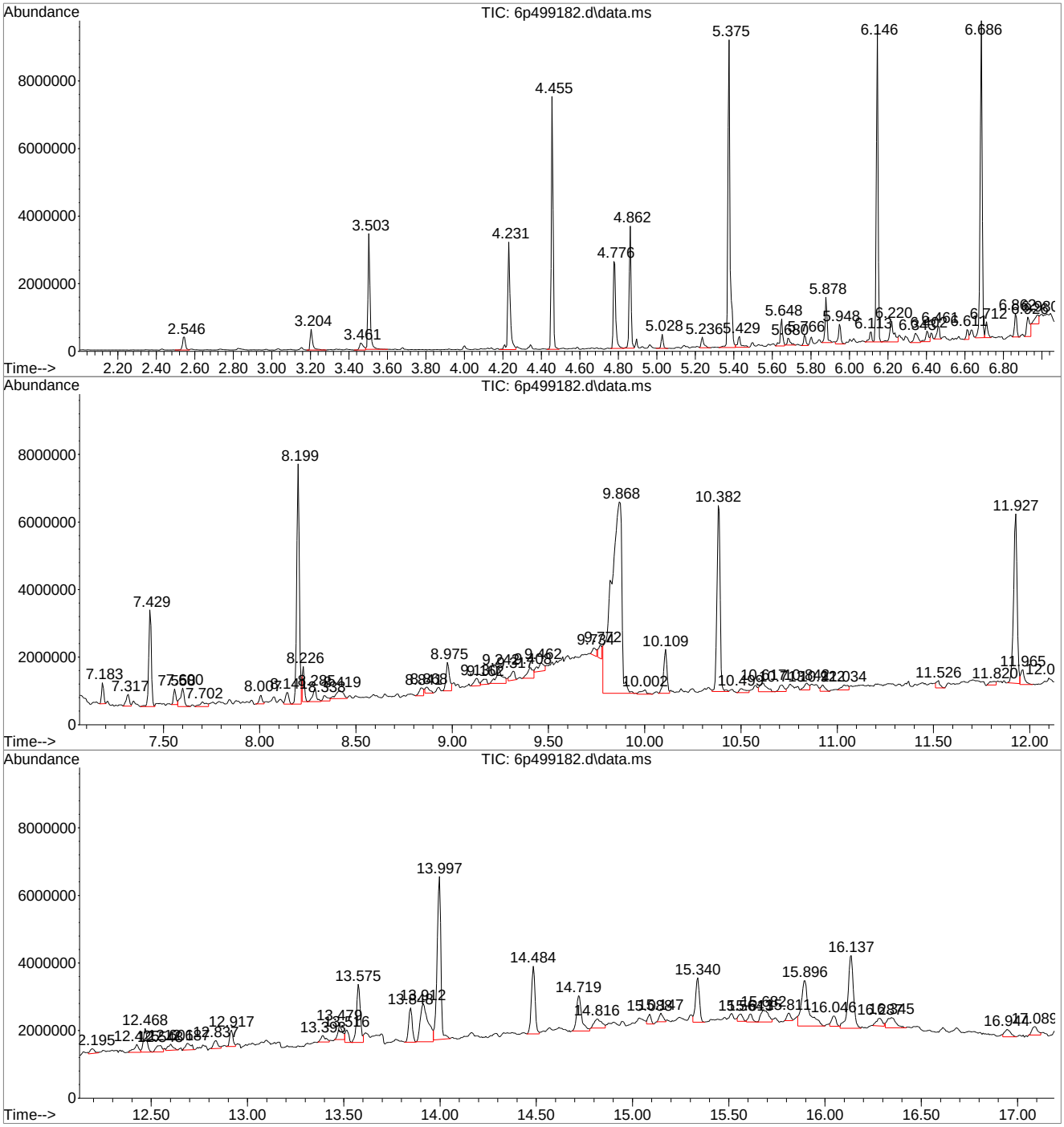

Library Search Compound Report

Data Path : C:\msdchem\1\DATA\jonkm\070421\e6p3394\
Data File : 6p499182.d
Acq On : 3 Jul 2021 2:54 am
Operator : brandonl
Sample : jd27540-18
Misc : op34109,e6p3394,30.3,,,1,1
ALS Vial : 27 Sample Multiplier: 1

Quant Method : C:\MSDCHEM\1\METHODS\M6P3388.M
Quant Title : Semi Volatile GC/MS,zb-5msi 30m x .25mm x .25MoTuWed Jun 30 18:27:50 2021

TIC Library : C:\Database\NIST08.L
TIC Integration Parameters: lscint.p

****
Peak Number 1 System artifact/aldol-conde... Concentration Rank 13

R.T.	EstConc	Area	Relative to ISTD	R.T.
3.204	4.47 ppm	528205	1,4-Dichlorobenzene-d4a	4.455

Hit# of 5	Tentative ID	MW	MolForm	CAS#	Qual
1	2-Pentanone, 4-hydroxy-4-methyl-	116	C6H12O2	000123-42-2	56
2	2-Pentanone, 4-hydroxy-4-methyl-	116	C6H12O2	000123-42-2	50
3	(+-)-4-Amino-4,5-dihydro-2(3H)-f...	101	C4H7NO2	016504-58-8	43
4	2-Pentanone, 4-hydroxy-4-methyl-	116	C6H12O2	000123-42-2	28
5	Acetic acid, cyano-, 1,1-dimethy...	141	C7H11NO2	001116-98-9	17

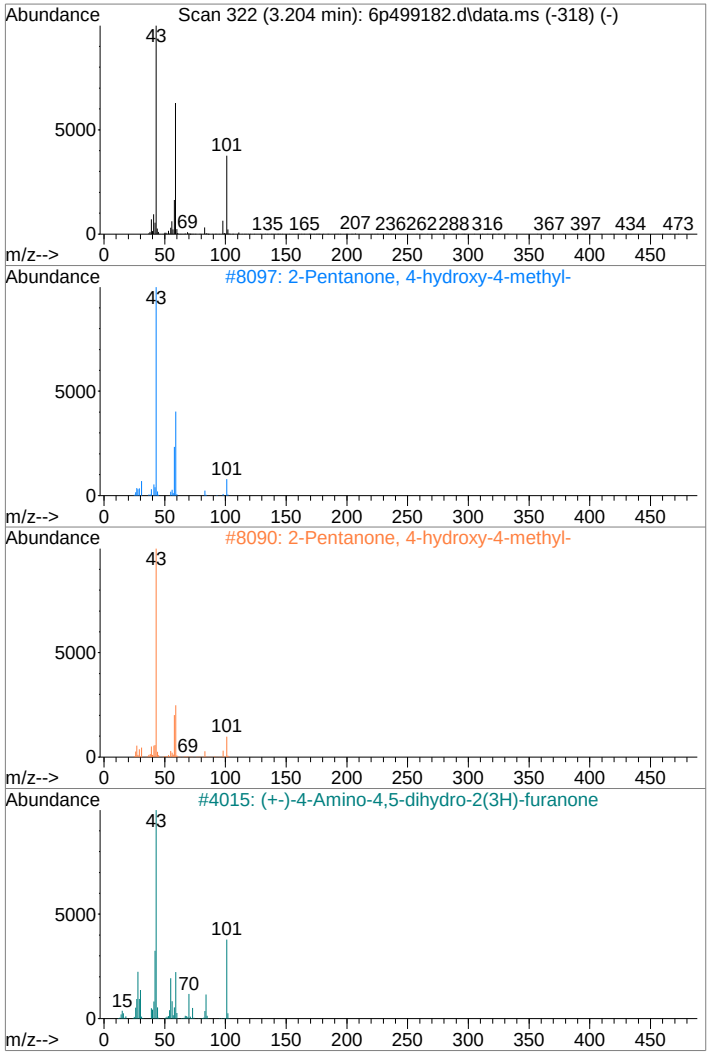

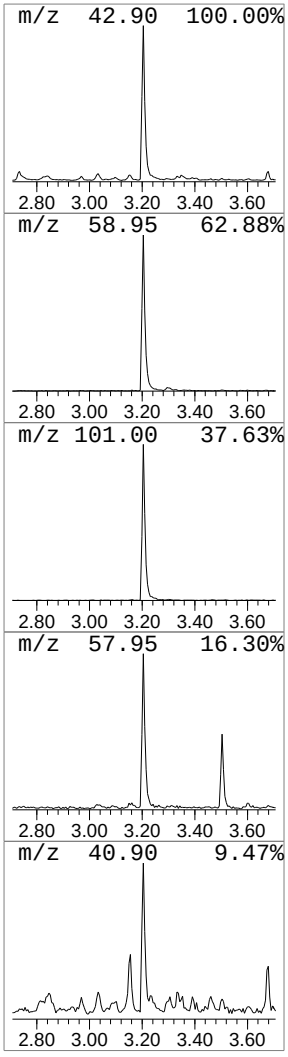

Library Search Compound Report

Data Path : C:\msdchem\1\DATA\jonkm\070421\e6p3394\
Data File : 6p499182.d
Acq On : 3 Jul 2021 2:54 am
Operator : brandonl
Sample : jd27540-18
Misc : op34109,e6p3394,30.3,,,1,1
ALS Vial : 27 Sample Multiplier: 1

Quant Method : C:\MSDCHEM\1\METHODS\M6P3388.M
Quant Title : Semi Volatile GC/MS,zb-5msi 30m x .25mm x .25MoTuWed Jun 30 18:27:50 2021

TIC Library : C:\Database\NIST08.L
TIC Integration Parameters: lscint.p

****

Peak Number 2 Sulfur Concentration Rank 15

R.T.	EstConc	Area	Relative to ISTD	R.T.
6.926	4.18 ppm	719459	Acenaphthene-d10	6.686

Hit# of 5	Tentative ID	MW	MolForm	CAS#	Qual
1	Sulfur	192	S6	013798-23-7	95
2	Sulfur	192	S6	013798-23-7	94
3	Cyclic octaatomic sulfur	256	S8	010544-50-0	47
4	3-Methyl-4-chloro-1,2-dehydro-1-...	192	C7H10ClO2P	1000306-50-3	18
5	1,5-Naphthalenedithiol	192	C10H8S2	005325-88-2	9

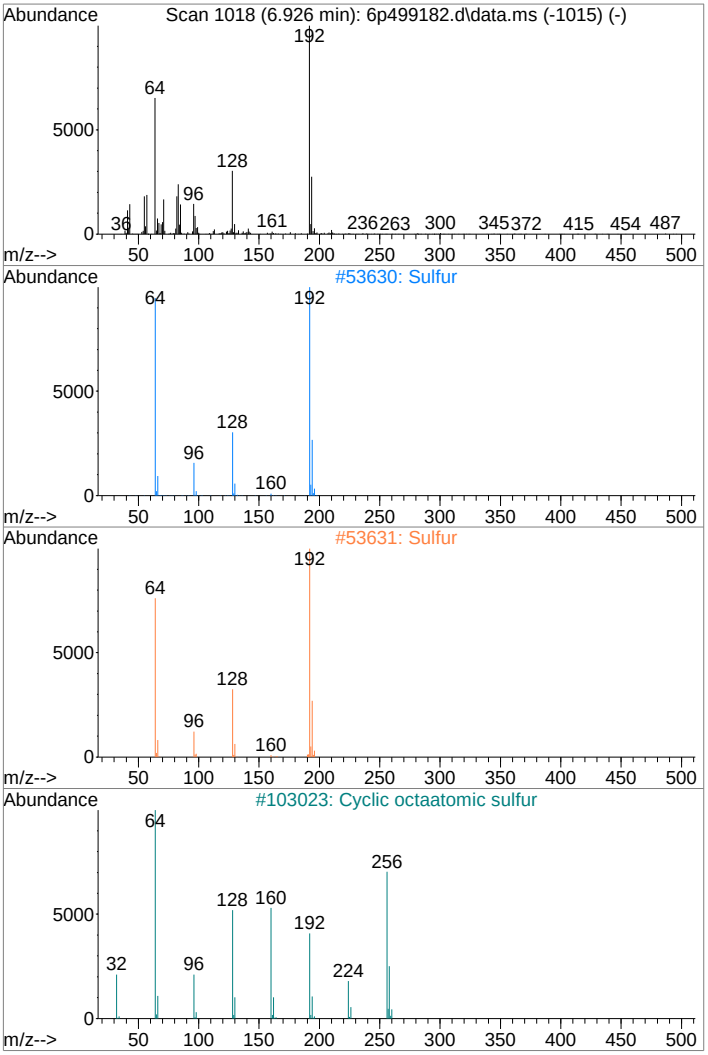

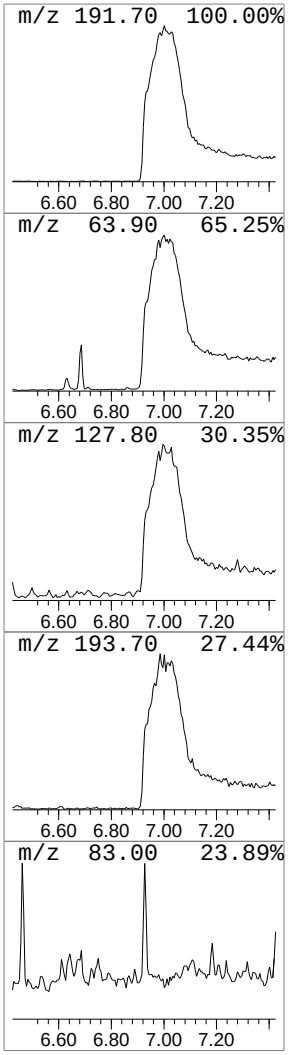

Library Search Compound Report

Data Path : C:\msdchem\1\DATA\jonkm\070421\e6p3394\
Data File : 6p499182.d
Acq On : 3 Jul 2021 2:54 am
Operator : brandonl
Sample : jd27540-18
Misc : op34109,e6p3394,30.3,,,1,1
ALS Vial : 27 Sample Multiplier: 1

Quant Method : C:\MSDCHEM\1\METHODS\M6P3388.M
Quant Title : Semi Volatile GC/MS,zb-5msi 30m x .25mm x .25MoTuWed Jun 30 18:27:50 2021

TIC Library : C:\Database\NIST08.L
TIC Integration Parameters: lscint.p

****

Peak Number 3 Alkane Concentration Rank 14

R.T.	EstConc	Area	Relative to ISTD	R.T.
7.600	4.31 ppm	733186	Phenanthrene-d10	8.199

Hit# of 5	Tentative ID	MW	MolForm	CAS#	Qual
1	Pentadecane, 2,6,10,14-tetramethyl-	268	C19H40	001921-70-6	93
2	Pentadecane, 2,6,10,14-tetramethyl-	268	C19H40	001921-70-6	90
3	Tridecane, 3-ethyl-	212	C15H32	013286-73-2	64
4	7-Methyl-octadecane	268	C19H40	1000192-63-3	53
5	Dodecane, 2,6,11-trimethyl-	212	C15H32	031295-56-4	53

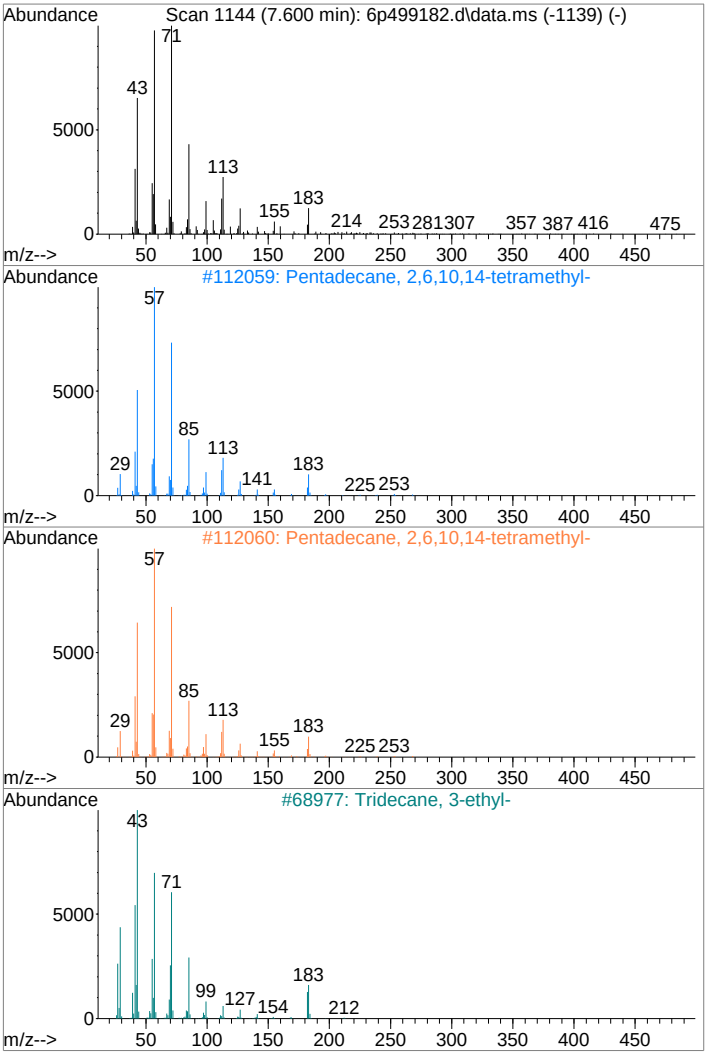

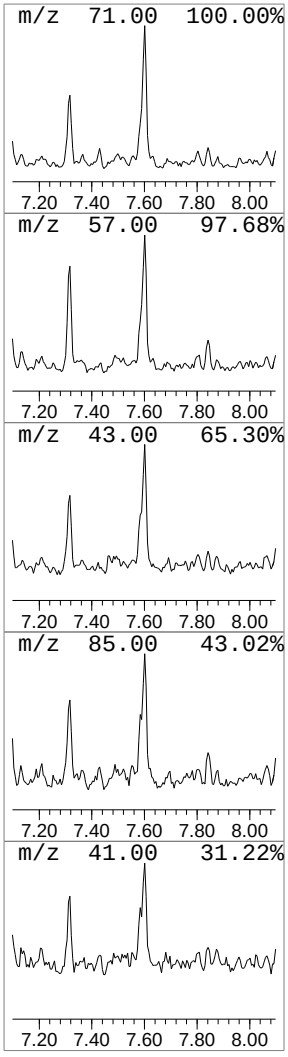

Library Search Compound Report

Data Path : C:\msdchem\1\DATA\jonkm\070421\e6p3394\
Data File : 6p499182.d
Acq On : 3 Jul 2021 2:54 am
Operator : brandonl
Sample : jd27540-18
Misc : op34109,e6p3394,30.3,,,1,1
ALS Vial : 27 Sample Multiplier: 1

Quant Method : C:\MSDCHEM\1\METHODS\M6P3388.M
Quant Title : Semi Volatile GC/MS,zb-5msi 30m x .25mm x .25MoTuWed Jun 30 18:27:50 2021

TIC Library : C:\Database\NIST08.L
TIC Integration Parameters: lscint.p

****

Peak Number 4 Unknown Concentration Rank 7

R.T.	EstConc	Area	Relative to ISTD	R.T.
8.975	6.35 ppm	1078840	Phenanthrene-d10b	8.199

Hit# of 5	Tentative ID	MW	MolForm	CAS#	Qual
1	4H-Cyclopenta[def]phenanthrene	190	C15H10	000203-64-5	38
2	Phenol, 4-(2-thienylmethyl)-	190	C11H10OS	091680-55-6	38
3	2,2'-Bis(4,5-dimethylimidazole)	190	C10H14N4	069286-06-2	35
4	2,3,5,6-Tetramethylterephthalald...	190	C12H14O2	007072-01-7	35
5	Pyrazole-4-carboxaldehyde, 3-(4-...	190	C10H7FN2O	306936-57-2	27

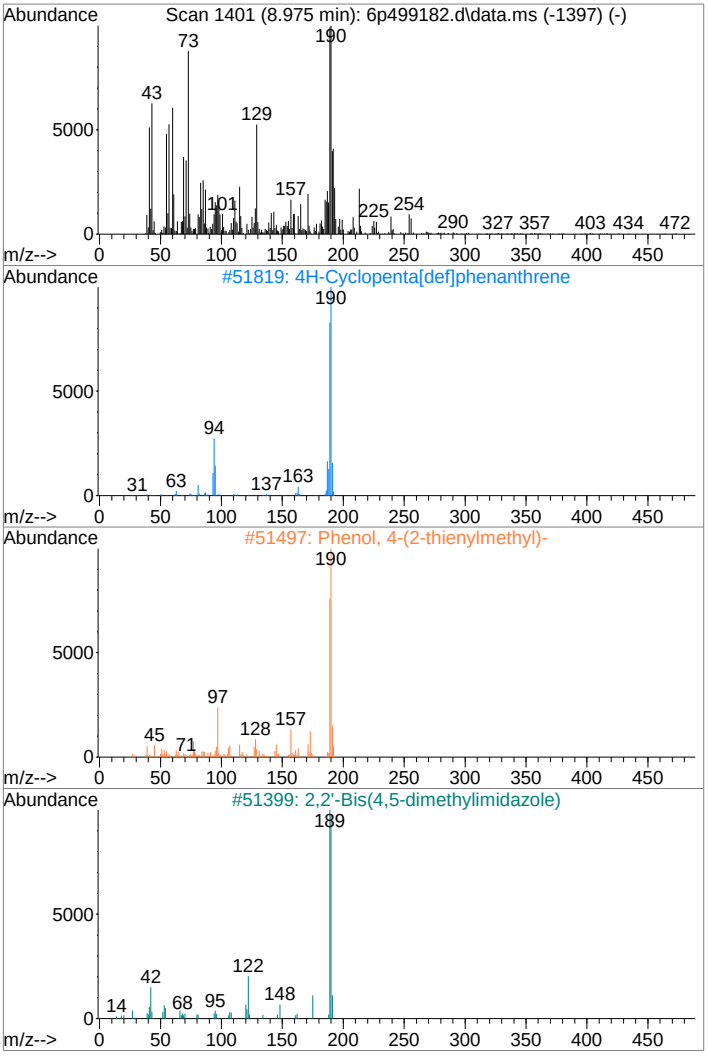

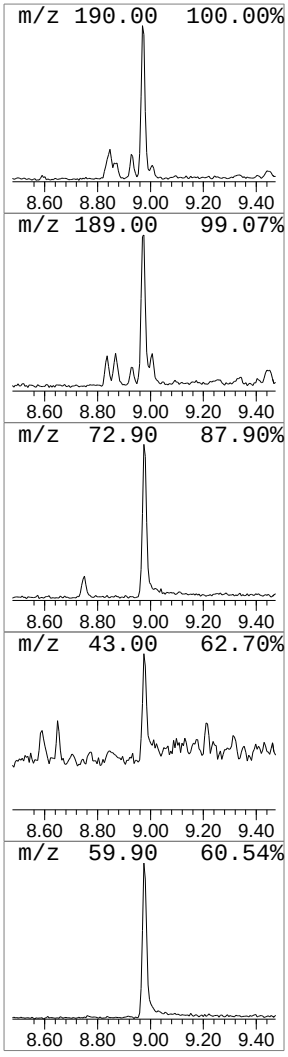

Library Search Compound Report

Data Path : C:\msdchem\1\DATA\jonkm\070421\e6p3394\
Data File : 6p499182.d
Acq On : 3 Jul 2021 2:54 am
Operator : brandonl
Sample : jd27540-18
Misc : op34109,e6p3394,30.3,,,1,1
ALS Vial : 27 Sample Multiplier: 1

Quant Method : C:\MSDCHEM\1\METHODS\M6P3388.M
Quant Title : Semi Volatile GC/MS,zb-5msi 30m x .25mm x .25MoTuWed Jun 30 18:27:50 2021

TIC Library : C:\Database\NIST08.L
TIC Integration Parameters: lscint.p

****

Peak Number 5 Unknown Concentration Rank 9

R.T.	EstConc	Area	Relative to ISTD	R.T.
9.242	5.89 ppm	1000520	Phenanthrene-d10b	8.199

Hit# of 5	Tentative ID	MW	MolForm	CAS#	Qual
1	(E)-2-Hydroxy-4'-dimethylamino-s...	239	C16H17NO	110983-42-1	30
2	4-Amino-2-chloro-6,7-dimethoxyqu...	239	C10H10ClN3O2	023680-84-4	18
3	Benzenesulfonamide, 4-tert-butyl...	304	C16H20N2O2S	1000295-47-8	15
4	1H-Indazole, 4-nitro-1-phenyl-	239	C13H9N3O2	1000327-29-9	11
5	Benzene, 1,3,5-trichloro-2-isoth...	237	C7H2Cl3NS	022134-07-2	11

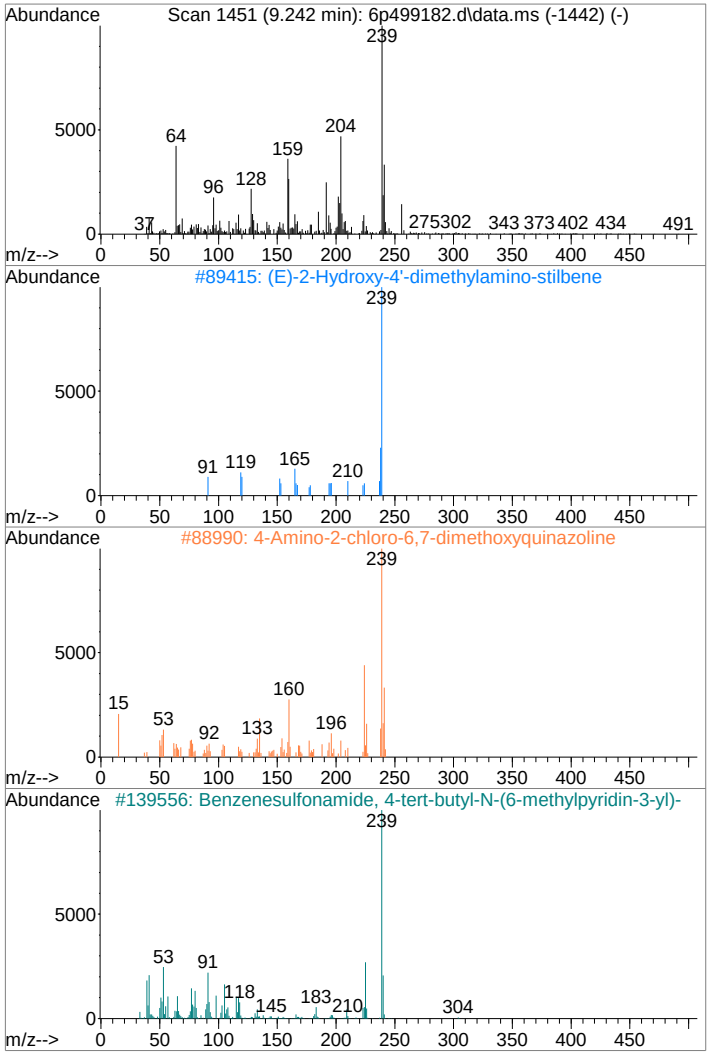

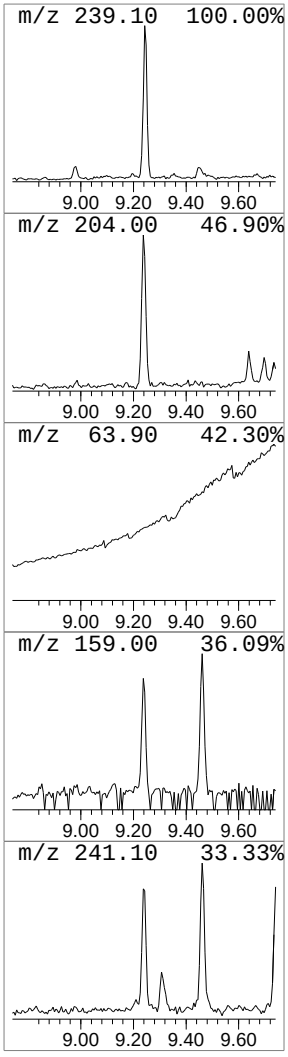

Library Search Compound Report

Data Path : C:\msdchem\1\DATA\jonkm\070421\e6p3394\
Data File : 6p499182.d
Acq On : 3 Jul 2021 2:54 am
Operator : brandonl
Sample : jd27540-18
Misc : op34109,e6p3394,30.3,,,1,1
ALS Vial : 27 Sample Multiplier: 1

Quant Method : C:\MSDCHEM\1\METHODS\M6P3388.M
Quant Title : Semi Volatile GC/MS,zb-5msi 30m x .25mm x .25MoTuWed Jun 30 18:27:50 2021

TIC Library : C:\Database\NIST08.L
TIC Integration Parameters: lscint.p

****

Peak Number 6 Unknown Concentration Rank 11

R.T.	EstConc	Area	Relative to ISTD	R.T.
12.468	5.60 ppm	901035	Chrysene-d12a	11.927

Hit# of 5	Tentative ID	MW	MolForm	CAS#	Qual
1	2-(2,4,6-Cycloheptatrienylidene)...	234	C16H10O2	003178-28-7	90
2	Pyreno[4,5-b:9,10-b']bisoxirene,...	234	C16H10O2	055400-88-9	72
3	Oxantrene-2,3-dicarbonitrile	234	C14H6N2O2	309735-17-9	64
4	2-Phenyl-6,7-dimethylquinoxaline	234	C16H14N2	071897-07-9	59
5	1,3,6,8-Tetramethylanthracene	234	C18H18	017526-53-3	59

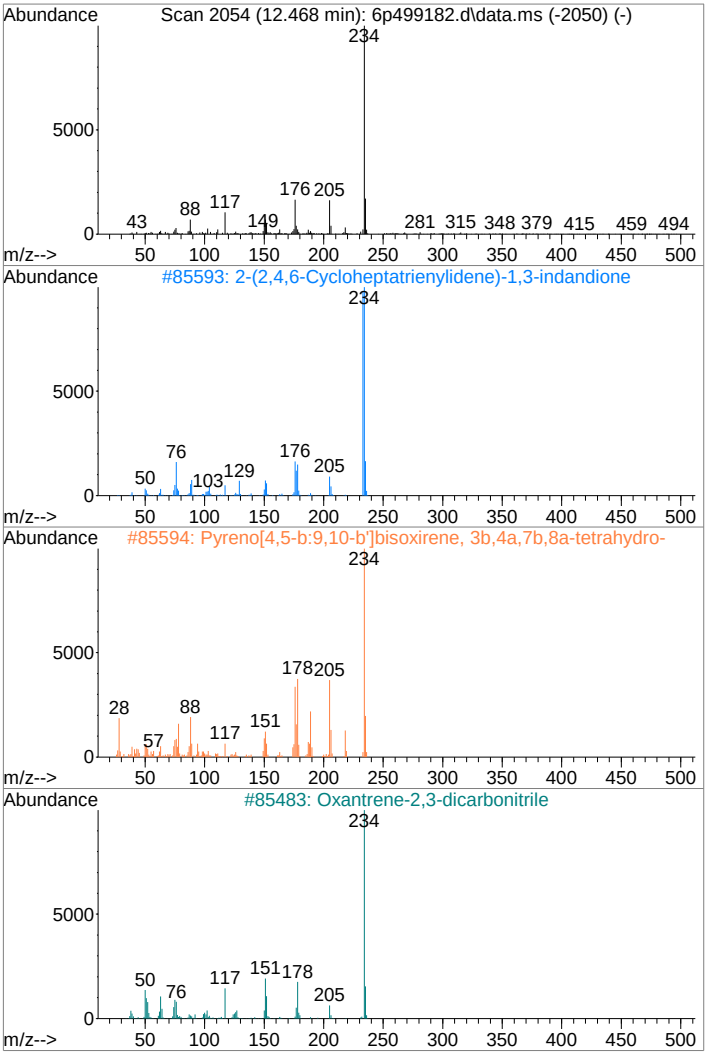

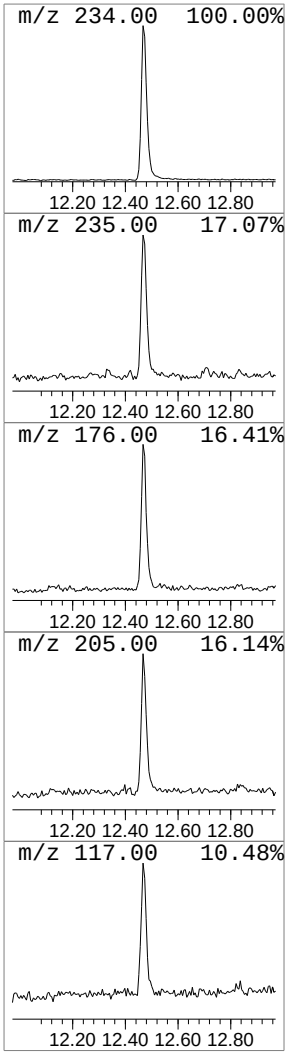

Library Search Compound Report

Data Path : C:\msdchem\1\DATA\jonkm\070421\e6p3394\
Data File : 6p499182.d
Acq On : 3 Jul 2021 2:54 am
Operator : brandonl
Sample : jd27540-18
Misc : op34109,e6p3394,30.3,,,1,1
ALS Vial : 27 Sample Multiplier: 1

Quant Method : C:\MSDCHEM\1\METHODS\M6P3388.M
Quant Title : Semi Volatile GC/MS,zb-5msi 30m x .25mm x .25MoTuWed Jun 30 18:27:50 2021

TIC Library : C:\Database\NIST08.L
TIC Integration Parameters: lscint.p

****

Peak Number 7 Unknown alcohols Concentration Rank 4

R.T.	EstConc	Area	Relative to ISTD	R.T.
13.575	14.47 ppm	2377600	Perylene-d12	13.997

Hit# of 5	Tentative ID	MW	MolForm	CAS#	Qual
1	Oxirane, heptadecyl-	282	C19H38O	067860-04-2	95
2	1,19-Eicosadiene	278	C20H38	014811-95-1	94
3	Oleyl alcohol, methyl ether	282	C19H38O	1000352-68-0	93
4	Octadecanal	268	C18H36O	000638-66-4	93
5	Oxirane, 2-decyl-3-(5-methylhexy...	282	C19H38O	057457-72-4	92

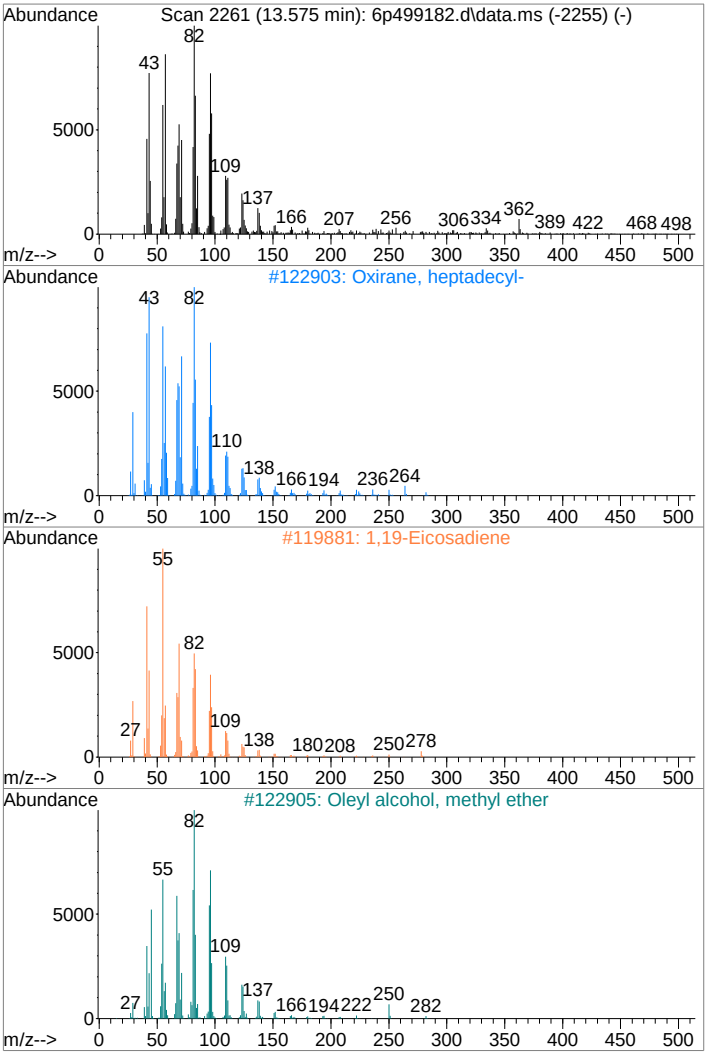

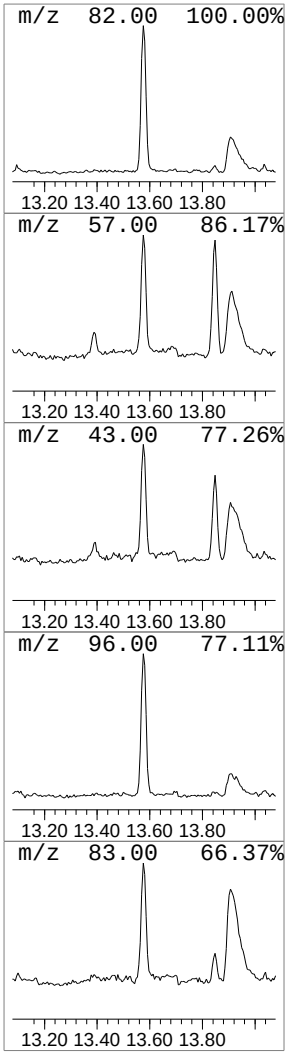

Library Search Compound Report

Data Path : C:\msdchem\1\DATA\jonkm\070421\e6p3394\
Data File : 6p499182.d
Acq On : 3 Jul 2021 2:54 am
Operator : brandonl
Sample : jd27540-18
Misc : op34109,e6p3394,30.3,,,1,1
ALS Vial : 27 Sample Multiplier: 1

Quant Method : C:\MSDCHEM\1\METHODS\M6P3388.M
Quant Title : Semi Volatile GC/MS,zb-5msi 30m x .25mm x .25MoTuWed Jun 30 18:27:50 2021

TIC Library : C:\Database\NIST08.L
TIC Integration Parameters: lscint.p

****

Peak Number 8 Alkane Concentration Rank 6

R.T.	EstConc	Area	Relative to ISTD	R.T.
13.848	7.87 ppm	1293820	Perylene-d12	13.997

Hit# of 5	Tentative ID	MW	MolForm	CAS#	Qual
1	Octadecane, 1-iodo-	380	C18H37I	000629-93-6	96
2	Benzo[a]pyrene	252	C20H12	000050-32-8	90
3	Nonadecane	268	C19H40	000629-92-5	64
4	Benzo[k]fluoranthene	252	C20H12	000207-08-9	64
5	Benz[e]acephenanthrylene	252	C20H12	000205-99-2	64

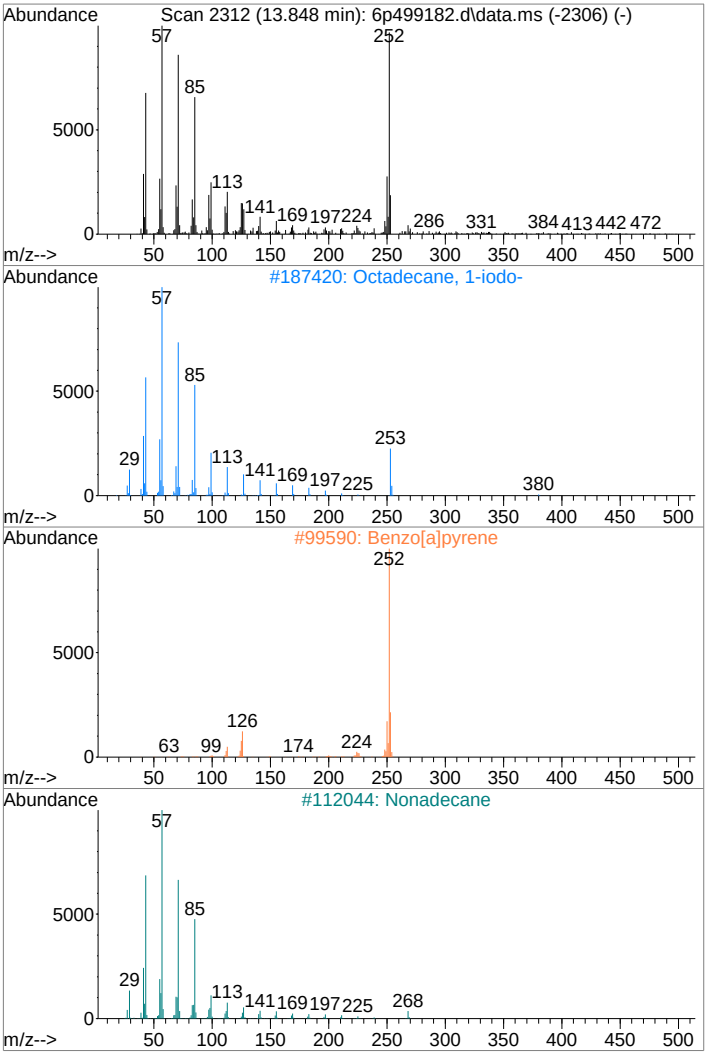

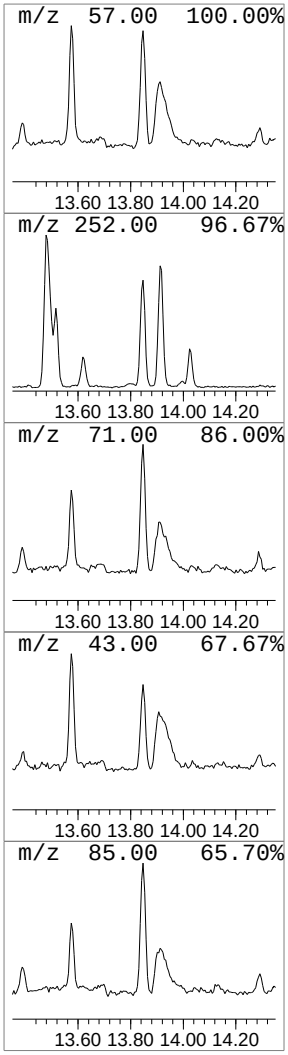

Library Search Compound Report

Data Path : C:\msdchem\1\DATA\jonkm\070421\e6p3394\
Data File : 6p499182.d
Acq On : 3 Jul 2021 2:54 am
Operator : brandonl
Sample : jd27540-18
Misc : op34109,e6p3394,30.3,,,1,1
ALS Vial : 27 Sample Multiplier: 1

Quant Method : C:\MSDCHEM\1\METHODS\M6P3388.M
Quant Title : Semi Volatile GC/MS,zb-5msi 30m x .25mm x .25MoTuWed Jun 30 18:27:50 2021

TIC Library : C:\Database\NIST08.L
TIC Integration Parameters: lscint.p

****

Peak Number 9 Unknown alcohols Concentration Rank 3

R.T.	EstConc	Area	Relative to ISTD	R.T.
14.484	16.11 ppm	2648380	Perylene-d12	13.997

Hit# of 5	Tentative ID	MW	MolForm	CAS#	Qual
1	1,19-Eicosadiene	278	C20H38	014811-95-1	93
2	Oxirane, heptadecyl-	282	C19H38O	067860-04-2	91
3	Oxirane, hexadecyl-	268	C18H36O	007390-81-0	91
4	Octadecanal	268	C18H36O	000638-66-4	90
5	1,16-Hexadecanediol	258	C16H34O2	007735-42-4	86

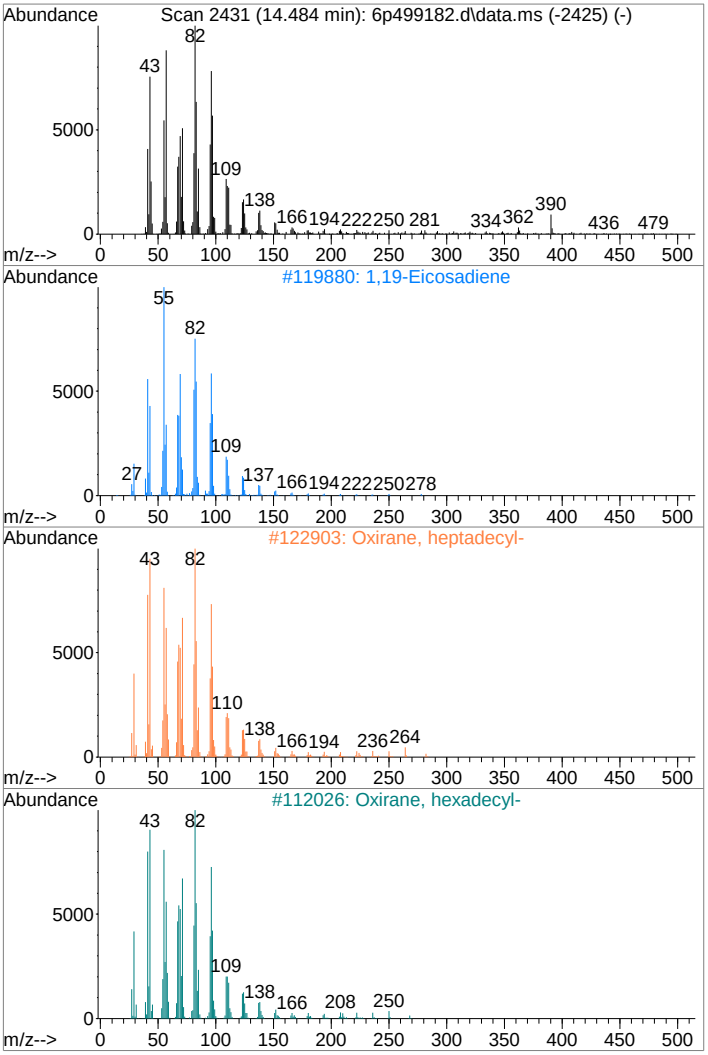

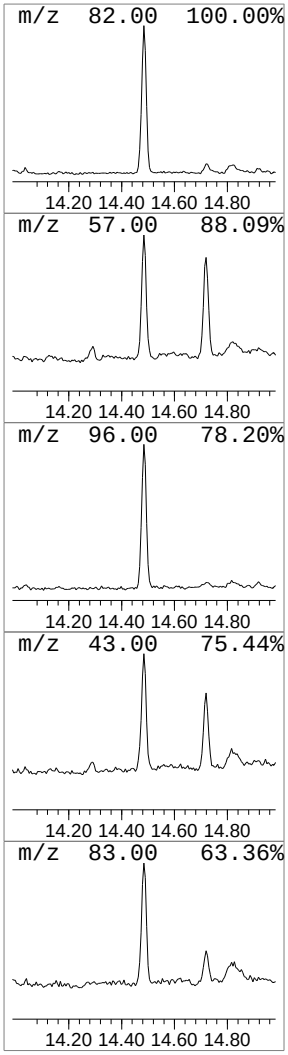

Library Search Compound Report

Data Path : C:\msdchem\1\DATA\jonkm\070421\e6p3394\
Data File : 6p499182.d
Acq On : 3 Jul 2021 2:54 am
Operator : brandonl
Sample : jd27540-18
Misc : op34109,e6p3394,30.3,,,1,1
ALS Vial : 27 Sample Multiplier: 1

Quant Method : C:\MSDCHEM\1\METHODS\M6P3388.M
Quant Title : Semi Volatile GC/MS,zb-5msi 30m x .25mm x .25MoTuWed Jun 30 18:27:50 2021

TIC Library : C:\Database\NIST08.L
TIC Integration Parameters: lscint.p

****

Peak Number 10 Alkane Concentration Rank 5

R.T.	EstConc	Area	Relative to ISTD	R.T.
14.719	11.66 ppm	1916800	Perylene-d12	13.997

Hit# of 5	Tentative ID	MW	MolForm	CAS#	Qual
1	Octacosane	394	C28H58	000630-02-4	94
2	2-Bromo dodecane	248	C12H25Br	013187-99-0	93
3	Heneicosane, 11-decyl-	437	C31H64	055320-06-4	92
4	Docosane	310	C22H46	000629-97-0	89
5	Docosane	310	C22H46	000629-97-0	89

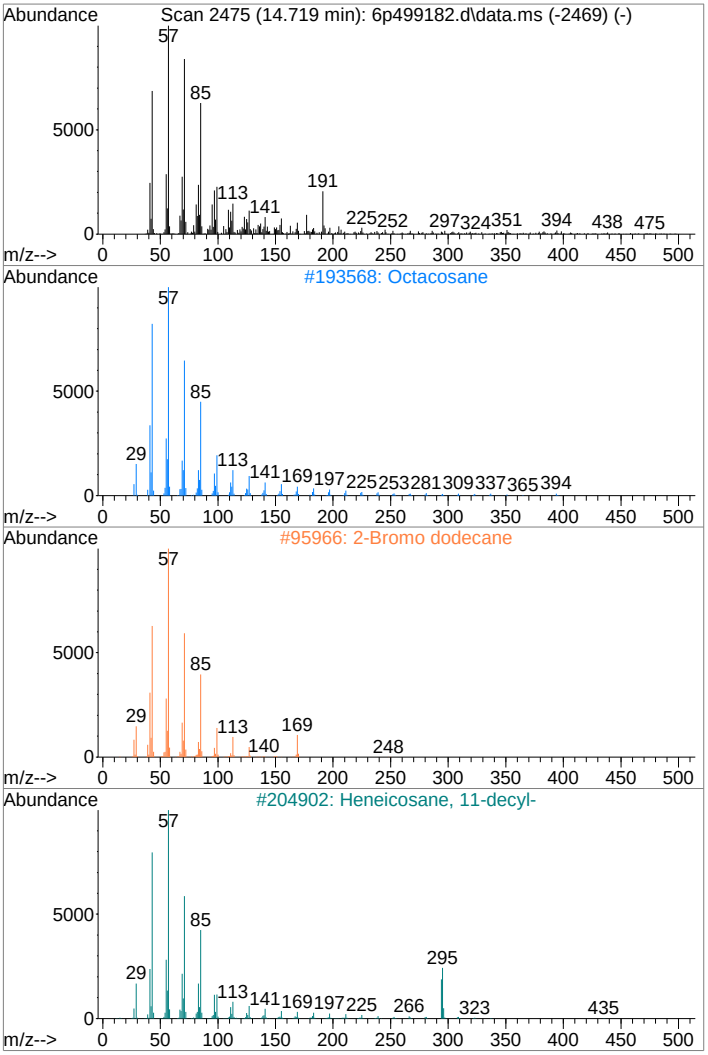

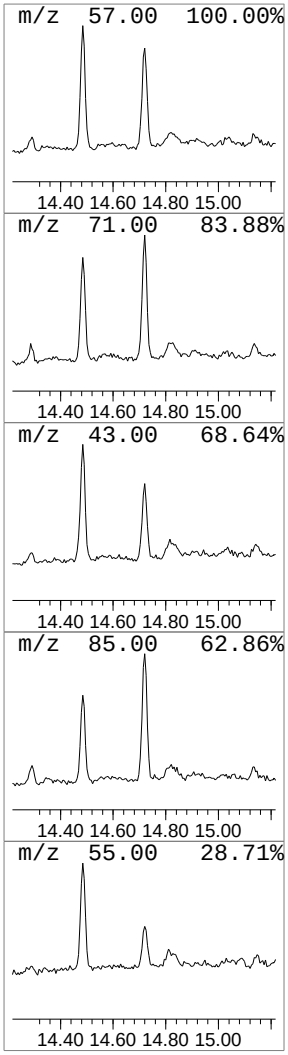

Library Search Compound Report

Data Path : C:\msdchem\1\DATA\jonkm\070421\e6p3394\
Data File : 6p499182.d
Acq On : 3 Jul 2021 2:54 am
Operator : brandonl
Sample : jd27540-18
Misc : op34109,e6p3394,30.3,,,1,1
ALS Vial : 27 Sample Multiplier: 1

Quant Method : C:\MSDCHEM\1\METHODS\M6P3388.M
Quant Title : Semi Volatile GC/MS,zb-5msi 30m x .25mm x .25MoTuWed Jun 30 18:27:50 2021

TIC Library : C:\Database\NIST08.L
TIC Integration Parameters: lscint.p

****

Peak Number 11 Unknown alcohols Concentration Rank 12

R.T.	EstConc	Area	Relative to ISTD	R.T.
14.816	4.54 ppm	746342	Perylene-d12	13.997

Hit# of 5	Tentative ID	MW	MolForm	CAS#	Qual
1	17-Pentatriacontene	491	C35H70	006971-40-0	91
2	1-Docosanethiol	342	C22H46S	007773-83-3	83
3	Z-14-Nonacosane	406	C29H58	1000131-18-9	83
4	1-Hentetracontanol	593	C41H84O	040710-42-7	64
5	3-Eicosene, (E)-	280	C20H40	074685-33-9	60

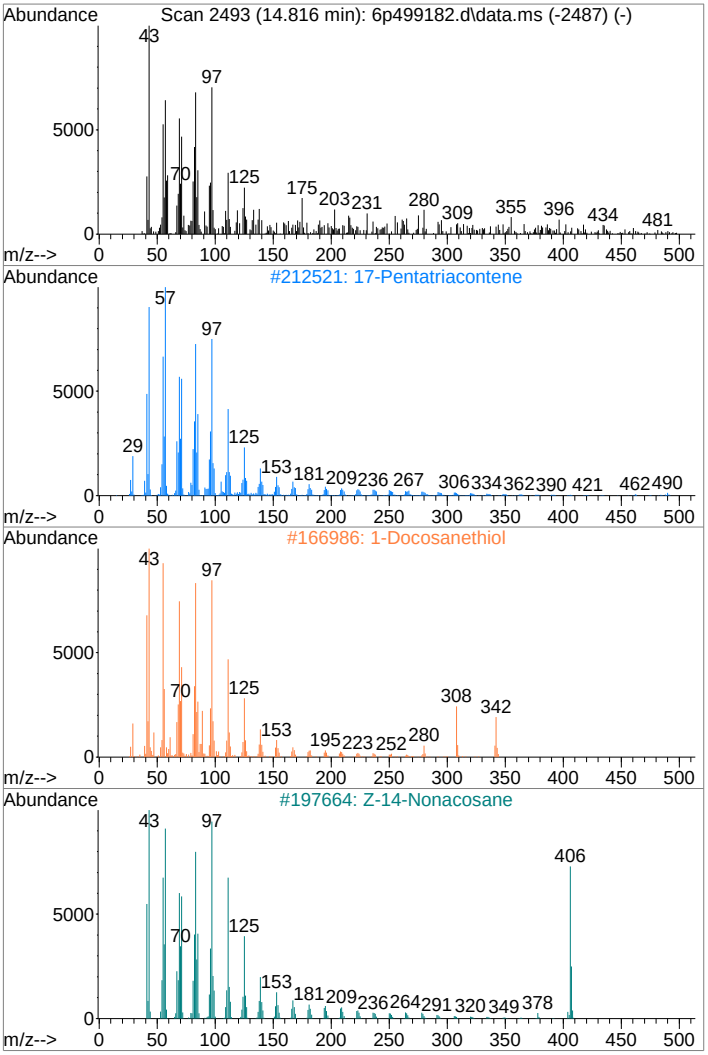

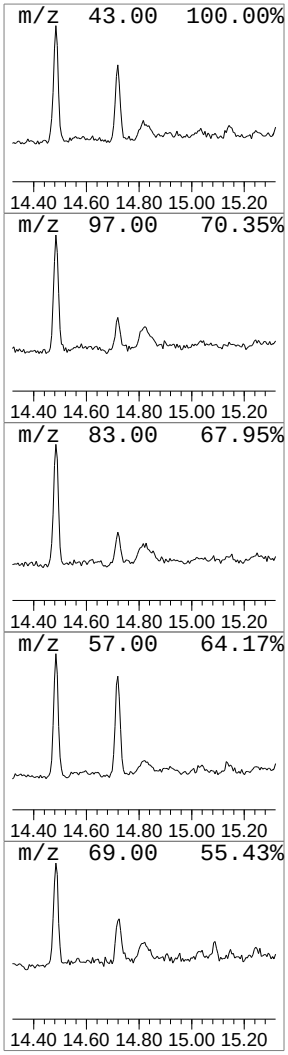

Library Search Compound Report

Data Path : C:\msdchem\1\DATA\jonkm\070421\e6p3394\
Data File : 6p499182.d
Acq On : 3 Jul 2021 2:54 am
Operator : brandonl
Sample : jd27540-18
Misc : op34109,e6p3394,30.3,,,1,1
ALS Vial : 27 Sample Multiplier: 1

Quant Method : C:\MSDCHEM\1\METHODS\M6P3388.M
Quant Title : Semi Volatile GC/MS,zb-5msi 30m x .25mm x .25MoTuWed Jun 30 18:27:50 2021

TIC Library : C:\Database\NIST08.L
TIC Integration Parameters: lscint.p

****

Peak Number 12 Unknown Concentration Rank 8

R.T.	EstConc	Area	Relative to ISTD	R.T.
15.682	6.02 ppm	990120	Perylene-d12	13.997

Hit# of 5	Tentative ID	MW	MolForm	CAS#	Qual
1	Pentanenitrile, 2-(4-fluoropheny...	233	C12H12FN3O	1000269-22-3	27
2	Stigmastanol	416	C29H52O	019466-47-8	25
3	5.alpha.-Cholest-8-en-3-one, 14-...	398	C28H46O	005234-53-7	23
4	Cyclotetracosane	336	C24H48	000297-03-0	20
5	10-Hydroxyhexadecan-1-yl acetate	300	C18H36O3	084867-74-3	10

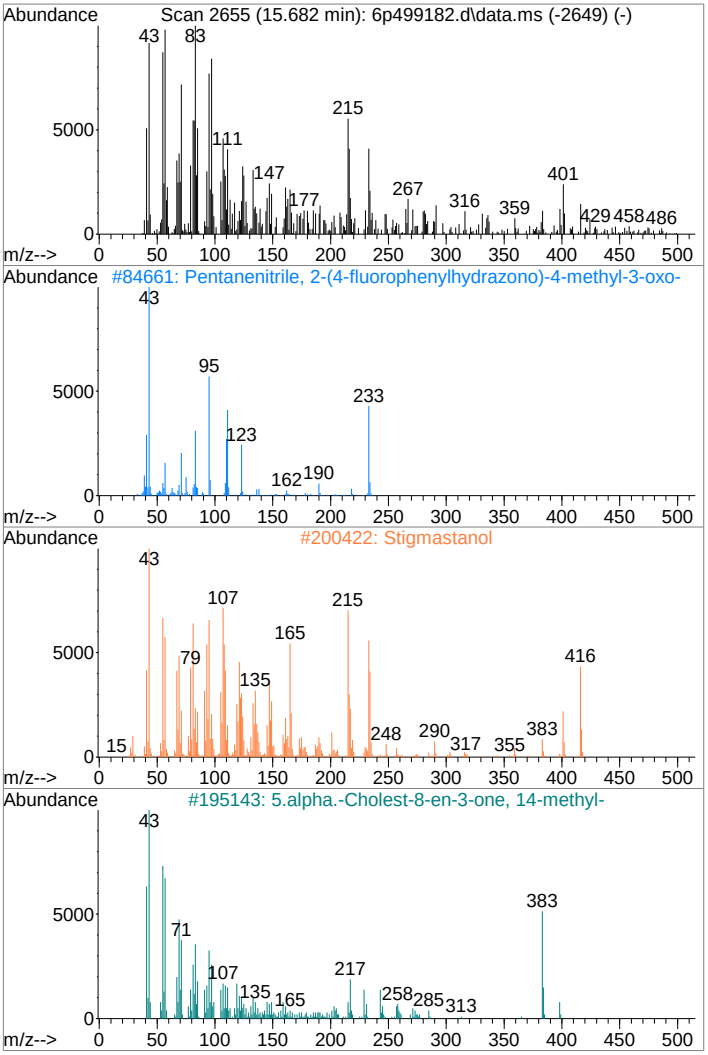

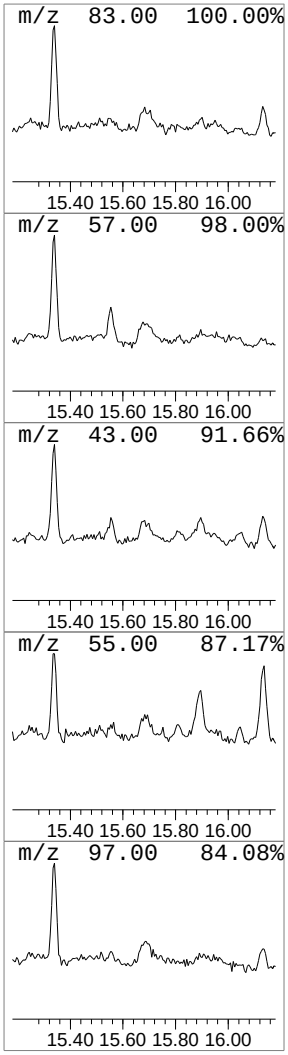

Library Search Compound Report

Data Path : C:\msdchem\1\DATA\jonkm\070421\e6p3394\
Data File : 6p499182.d
Acq On : 3 Jul 2021 2:54 am
Operator : brandonl
Sample : jd27540-18
Misc : op34109,e6p3394,30.3,,,1,1
ALS Vial : 27 Sample Multiplier: 1

Quant Method : C:\MSDCHEM\1\METHODS\M6P3388.M
Quant Title : Semi Volatile GC/MS,zb-5msi 30m x .25mm x .25MoTuWed Jun 30 18:27:50 2021

TIC Library : C:\Database\NIST08.L
TIC Integration Parameters: lscint.p

****

Peak Number 13 Unknown Concentration Rank 2

R.T.	EstConc	Area	Relative to ISTD	R.T.
15.896	22.23 ppm	3653190	Perylene-d12	13.997

Hit# of 5	Tentative ID	MW	MolForm	CAS#	Qual
1	3,5-Cyclohexadiene-1,2-dione, 3,...	244	C6Cl4O2	002435-53-2	90
2	4,4,6a,6b,8a,11,11,14b-Octamethy...	424	C30H48O	1000194-62-4	89
3	Olean-12-ene	410	C30H50	000471-68-1	89
4	Thieno[2,3-b]pyridine-2-carbonit...	218	C10H10N4S	147992-88-9	72
5	2(1H)Naphthalenone, 3,5,6,7,8,8a...	218	C15H22O	1000188-66-5	70

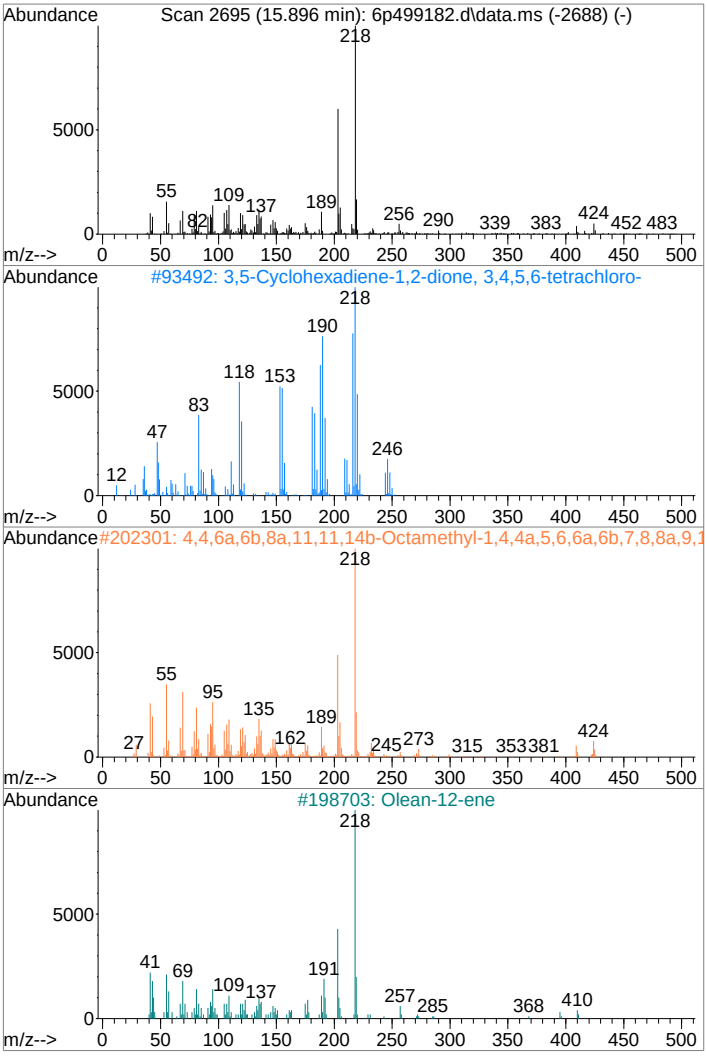

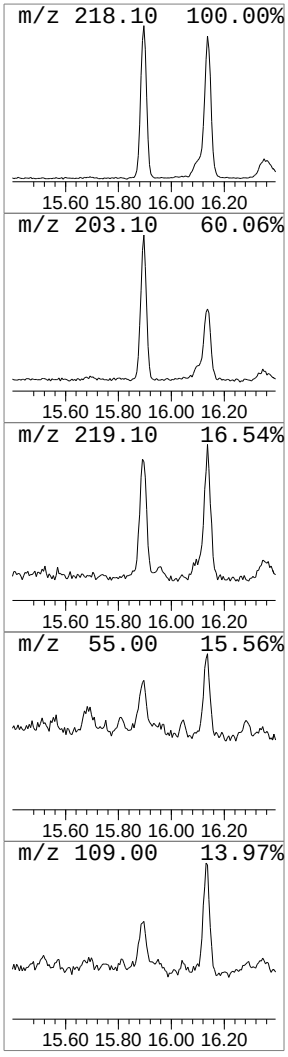

Library Search Compound Report

Data Path : C:\msdchem\1\DATA\jonkm\070421\e6p3394\
Data File : 6p499182.d
Acq On : 3 Jul 2021 2:54 am
Operator : brandonl
Sample : jd27540-18
Misc : op34109,e6p3394,30.3,,,1,1
ALS Vial : 27 Sample Multiplier: 1

Quant Method : C:\MSDCHEM\1\METHODS\M6P3388.M
Quant Title : Semi Volatile GC/MS,zb-5msi 30m x .25mm x .25MoTuWed Jun 30 18:27:50 2021

TIC Library : C:\Database\NIST08.L
TIC Integration Parameters: lscint.p

****

Peak Number 14 Unknown Concentration Rank 1

R.T.	EstConc	Area	Relative to ISTD	R.T.
16.137	25.86 ppm	4249900	Perylene-d12	13.997

Hit# of 5	Tentative ID	MW	MolForm	CAS#	Qual
1	4,4,6a,6b,8a,11,12,14b-Octamethy...	424	C30H48O	1000194-64-2	93
2	4,4,6a,6b,8a,11,11,14b-Octamethy...	424	C30H48O	1000194-62-4	76
3	2(1H)Naphthalenone, 3,5,6,7,8,8a...	218	C15H22O	1000188-66-5	56
4	Benzo[b]naphtho[2,3-d]furan	218	C16H10O	000243-42-5	55
5	5(1H)-Azulenone, 2,4,6,7,8,8a-he...	218	C15H22O	006754-66-1	53

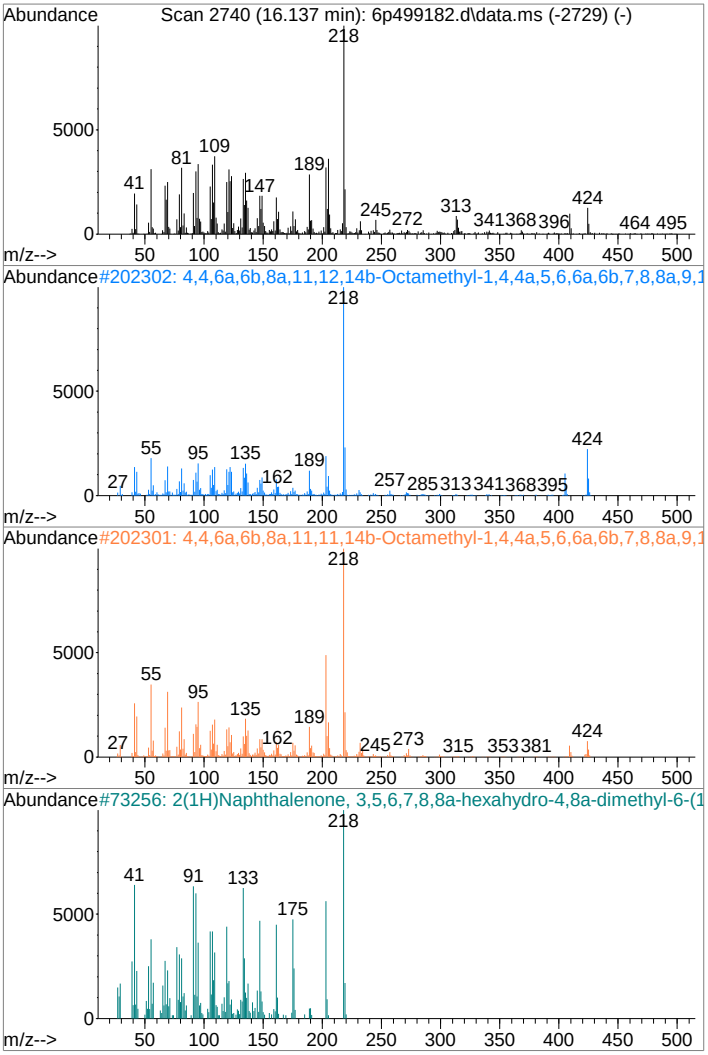

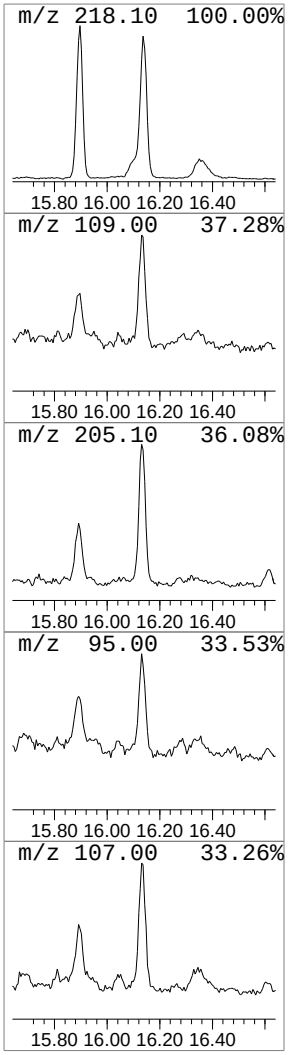

Library Search Compound Report

Data Path : C:\msdchem\1\DATA\jonkm\070421\e6p3394\
Data File : 6p499182.d
Acq On : 3 Jul 2021 2:54 am
Operator : brandonl
Sample : jd27540-18
Misc : op34109,e6p3394,30.3,,,1,1
ALS Vial : 27 Sample Multiplier: 1

Quant Method : C:\MSDCHEM\1\METHODS\M6P3388.M
Quant Title : Semi Volatile GC/MS,zb-5msi 30m x .25mm x .25MoTuWed Jun 30 18:27:50 2021

TIC Library : C:\Database\NIST08.L
TIC Integration Parameters: lscint.p

****

Peak Number 15 Unknown Concentration Rank 10

R.T.	EstConc	Area	Relative to ISTD	R.T.
16.345	5.73 ppm	942026	Perylene-d12	13.997

Hit# of 5	Tentative ID	MW	MolForm	CAS#	Qual
1	Olean-12-ene, 3-methoxy-, (3.bet...	440	C31H52O	014021-26-2	55
2	7b-Phenyl-2a,7b-dihydro-3H-cyclo...	218	C17H14	138089-70-0	46
3	Thieno[2,3-b]pyridine-2-carbonit...	218	C10H10N4S	147992-88-9	43
4	Anthracene, 9-(2-propenyl)-	218	C17H14	023707-65-5	43
5	d-Norpregnane (5.alpha.,14.alpha.)	274	C20H34	1000281-13-7	41

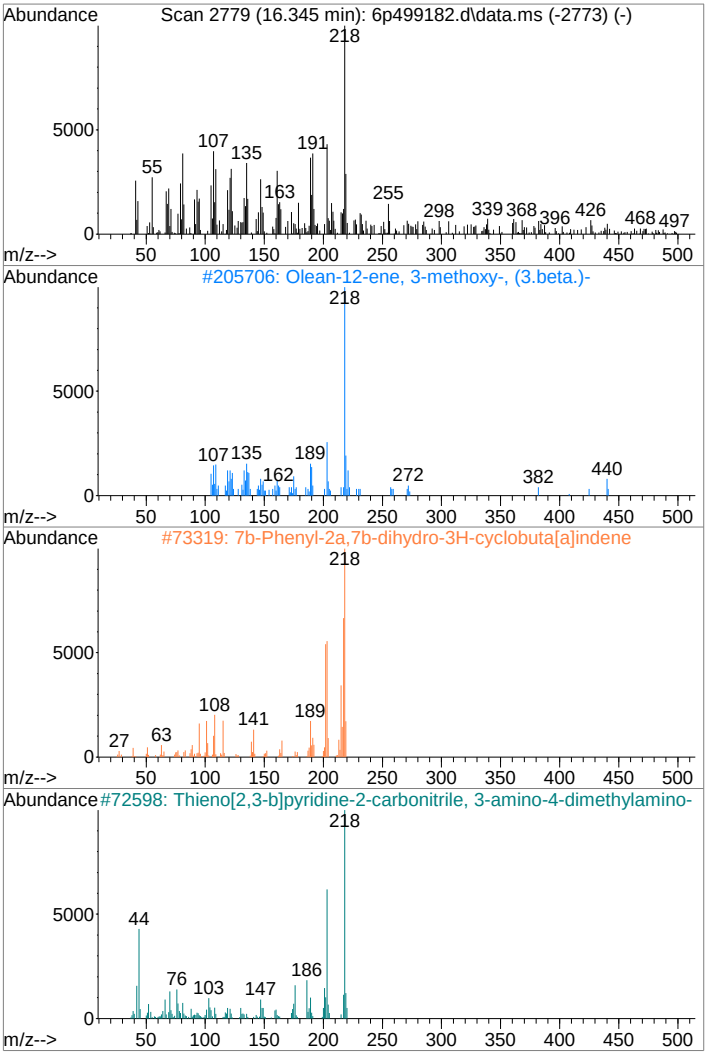

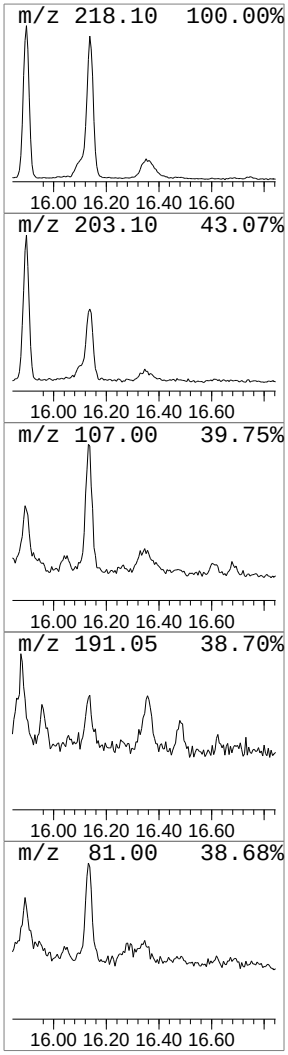

Tentatively Identified Compound (LSC) summary

Data Path : C:\msdchem\1\DATA\jonkm\070421\e6p3394\
Data File : 6p499182.d
Acq On : 3 Jul 2021 2:54 am
Operator : brandonl
Sample : jd27540-18
Misc : op34109,e6p3394,30.3,,,1,1
ALS Vial : 27 Sample Multiplier: 1

Quant Method : C:\MSDCHEM\1\METHODS\M6P3388.M
Quant Title : Semi Volatile GC/MS,zb-5msi 30m x .25mm x .25MoTuWed Jun 30 18:27:50 2021

TIC Library : C:\Database\NIST08.L
TIC Integration Parameters: lscint.p

					Internal Standard			
TIC Top Hit name	RT	EstConc	Units	Response	#	RT	Resp	Conc
System artifact...	3.204	4.5	ppm	528205	2	4.455	4729920	40.0
Sulfur	6.926	4.2	ppm	719459	5	6.686	6877900	40.0
Alkane	7.600	4.3	ppm	733186	6	8.199	6799260	40.0
Unknown	8.975	6.3	ppm	1078840	8	8.199	6799260	40.0
Unknown	9.242	5.9	ppm	1000520	8	8.199	6799260	40.0
Unknown	12.468	5.6	ppm	901035	10	11.927	6435730	40.0
Unknown alcohols	13.575	14.5	ppm	2377600	11	13.997	6574780	40.0
Alkane	13.848	7.9	ppm	1293820	11	13.997	6574780	40.0
Unknown alcohols	14.484	16.1	ppm	2648380	11	13.997	6574780	40.0
Alkane	14.719	11.7	ppm	1916800	11	13.997	6574780	40.0
Unknown alcohols	14.816	4.5	ppm	746342	11	13.997	6574780	40.0
Unknown	15.682	6.0	ppm	990120	11	13.997	6574780	40.0
Unknown	15.896	22.2	ppm	3653190	11	13.997	6574780	40.0
Unknown	16.137	25.9	ppm	4249900	11	13.997	6574780	40.0
Unknown	16.345	5.7	ppm	942026	11	13.997	6574780	40.0

Quantitation Report (QT Reviewed)

Data Path : C:\msdchem\1\data\jeryllr\e4p2431\
Data File : 4p46383.d
Acq On : 3 Jul 2021 6:59 am
Operator : chriss2
Sample : jd27540-1 Inst : MS4P
Misc : op34109a,e4p2431,30.5,,,1,1
ALS Vial : 30 Sample Multiplier: 1

Quant Method : C:\MSDCHEM\1\METHODS\M4P2367SIM.M
Quant Results File: M4P2367SIM.RES
Quant Time: Jul 04 05:29:14 2021
Quant Title : Semi Volatile Extractables by GC/MS
QLast Update : Sun Jul 04 04:56:04 2021
Response via : Initial Calibration

Compound	R.T.	QIon	Response	Conc	Units	Dev(Min)
Internal Standards						
1) 1-Methylnaphthalene-d10	6.353	150	82003	4.00	ppm	# 0.00
13) Fluorene-d10	7.818	176	123589	4.00	ppm	0.00
20) Fluoranthene-d10	9.904	212	187590	4.00	ppm	0.00
30) Benzo(a)pyrene-d12	12.539	264	101219	4.00	ppm	0.00
System Monitoring Compounds						
3) 2-Fluorophenol	3.098	112	265016	21.89	ppm	0.02
Spiked Amount 50.000			Recovery = 43.78%			
4) Phenol-d5	4.086	99	578650	22.37	ppm	0.00
Spiked Amount 50.000			Recovery = 44.74%			
7) Nitrobenzene-d5	4.899	82	635452	30.38	ppm	0.00
Spiked Amount 50.000			Recovery = 60.76%			
14) 2-Fluorobiphenyl	6.674	172	848536	22.04	ppm	0.00
Spiked Amount 50.000			Recovery = 44.08%			
19) 2,4,6-Tribromophenol	8.087	330	235481	35.89	ppm	0.00
Spiked Amount 50.000			Recovery = 71.78%			
27) Terphenyl-d14	10.327	244	736822	22.71	ppm	0.00
Spiked Amount 50.000			Recovery = 45.42%			
Target Compounds						Qvalue

(#) = qualifier out of range (m) = manual integration (+) = signals summed

Quantitation Report (QT Reviewed)

Data Path : C:\msdchem\1\data\jeryllr\e4p2431\
Data File : 4p46383.d
Acq On : 3 Jul 2021 6:59 am
Operator : chriss2
Sample : jd27540-1 Inst : MS4P
Misc : op34109a,e4p2431,30.5,,,1,1
ALS Vial : 30 Sample Multiplier: 1

Quant Method : C:\MSDCHEM\1\METHODS\M4P2367SIM.M
Quant Results File: M4P2367SIM.RES
Quant Time: Jul 04 05:29:14 2021
Quant Title : Semi Volatile Extractables by GC/MS
QLast Update : Sun Jul 04 04:56:04 2021
Response via : Initial Calibration

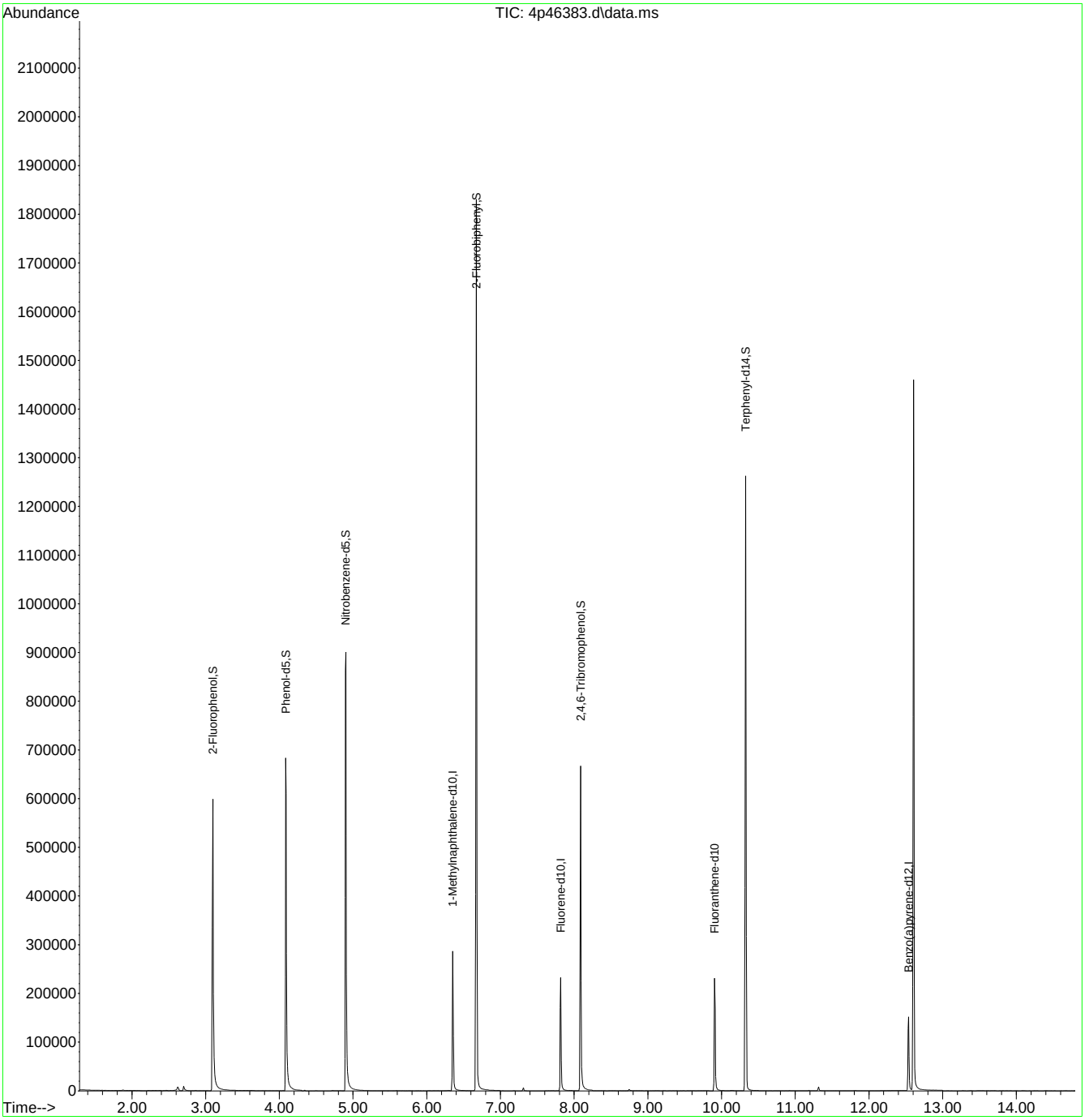

Quantitation Report (QT Reviewed)

Data Path : Z:\svoa-gcms\completed\00_2021\07_jul\07-04-2021\jeryllr\e4p2431\
Data File : 4p46382.d
Acq On : 3 Jul 2021 6:38 am
Operator : chriss2
Sample : jd27540-2
Misc : op34109a,e4p2431,30.2,,,1,1
ALS Vial : 29 Sample Multiplier: 1

Quant Time: Jul 07 18:16:25 2021
Quant Method : C:\MSDCHEM\1\METHODS\M4P2367SIM.M
Quant Title : Semi Volatile Extractables by GC/MS
QLast Update : Sun Jul 04 04:56:04 2021
Response via : Initial Calibration

Compound	R.T.	QIon	Response	Conc	Units	Dev(Min)
Internal Standards						
1) 1-Methylnaphthalene-d10	6.353	150	84829	4.00	ppm	# 0.00
13) Fluorene-d10	7.818	176	129184	4.00	ppm	0.00
20) Fluoranthene-d10	9.904	212	195014	4.00	ppm	# 0.00
30) Benzo(a)pyrene-d12	12.539	264	101462	4.00	ppm	0.00
System Monitoring Compounds						
3) 2-Fluorophenol	3.098	112	404515	32.29	ppm	0.02
Spiked Amount 50.000			Recovery =	64.58%		
4) Phenol-d5	4.091	99	885243	33.08	ppm	0.00
Spiked Amount 50.000			Recovery =	66.16%		
7) Nitrobenzene-d5	4.902	82	999466	46.18	ppm	0.00
Spiked Amount 50.000			Recovery =	92.36%		
14) 2-Fluorobiphenyl	6.673	172	1292260	32.12	ppm	0.00
Spiked Amount 50.000			Recovery =	64.24%		
19) 2,4,6-Tribromophenol	8.087	330	329619	48.07	ppm	0.00
Spiked Amount 50.000			Recovery =	96.14%		
27) Terphenyl-d14	10.327	244	1173743	34.80	ppm	0.00
Spiked Amount 50.000			Recovery =	69.60%		
Target Compounds						Qvalue

(#) = qualifier out of range (m) = manual integration (+) = signals summed

Quantitation Report (QT Reviewed)

Data Path : Z:\svoa-gcms\completed\00_2021\07_jul\07-04-2021\jeryllr\e4p2431\
Data File : 4p46382.d
Acq On : 3 Jul 2021 6:38 am
Operator : chriss2
Sample : jd27540-2
Misc : op34109a,e4p2431,30.2,,,1,1
ALS Vial : 29 Sample Multiplier: 1

Quant Time: Jul 07 18:16:25 2021
Quant Method : C:\MSDCHEM\1\METHODS\M4P2367SIM.M
Quant Title : Semi Volatile Extractables by GC/MS
QLast Update : Sun Jul 04 04:56:04 2021
Response via : Initial Calibration

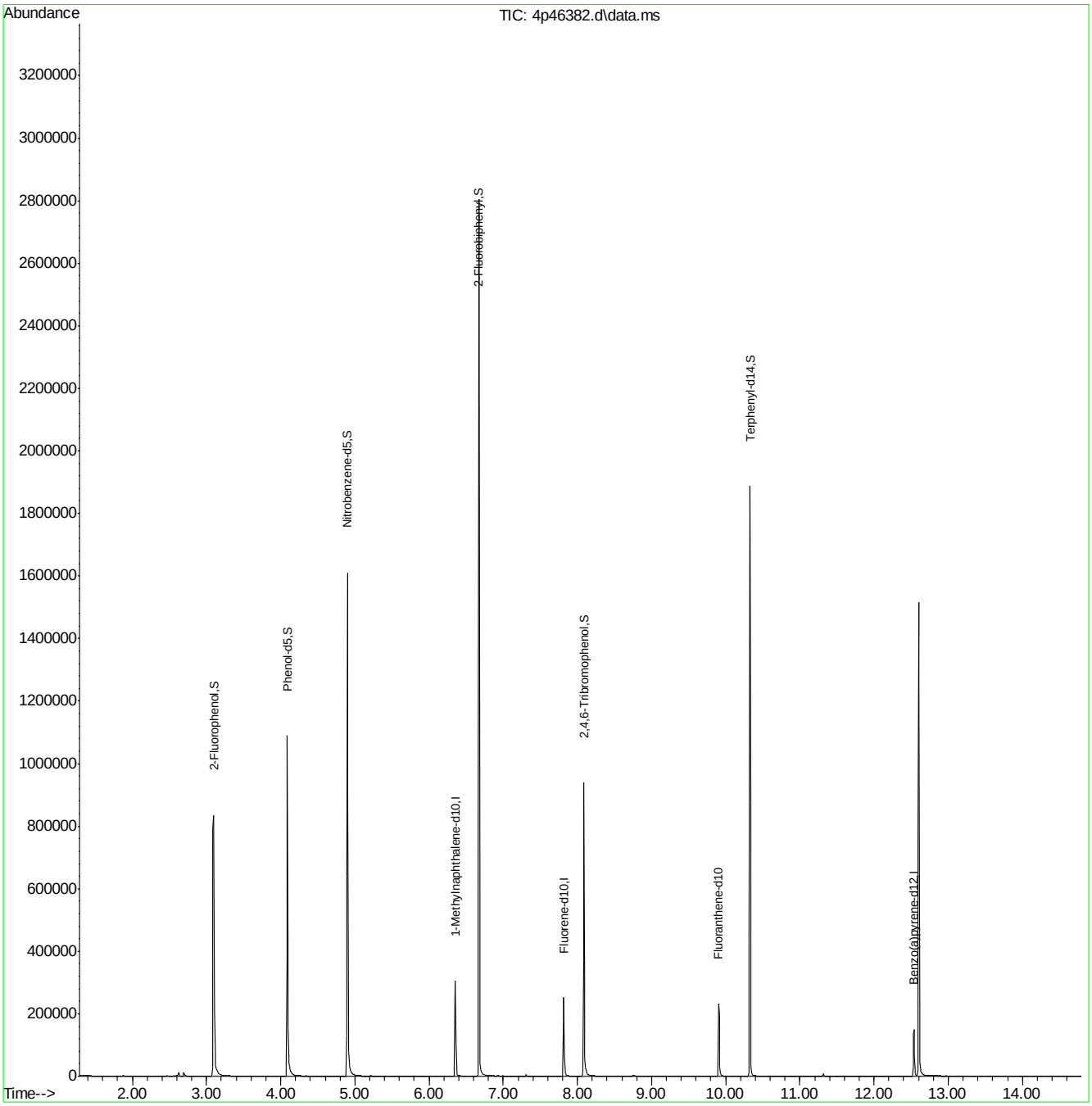

M4P2367SIM.M Wed Jul 07 18:18:38 2021 Page: 2

Quantitation Report (QT Reviewed)

Data Path : Z:\svoa-gcms\completed\00_2021\07_jul\07-04-2021\jeryllr\e4p2431\
Data File : 4p46384.d
Acq On : 3 Jul 2021 7:19 am
Operator : chriss2
Sample : jd27540-3
Misc : op34109a,e4p2431,30.4,,,1,1
ALS Vial : 31 Sample Multiplier: 1

Quant Time: Jul 07 18:16:46 2021
Quant Method : C:\MSDCHEM\1\METHODS\M4P2367SIM.M
Quant Title : Semi Volatile Extractables by GC/MS
QLast Update : Sun Jul 04 04:56:04 2021
Response via : Initial Calibration

Compound	R.T.	QIon	Response	Conc	Units	Dev(Min)
Internal Standards						
1) 1-Methylnaphthalene-d10	6.353	150	87621	4.00	ppm	# 0.00
13) Fluorene-d10	7.818	176	136147	4.00	ppm	0.00
20) Fluoranthene-d10	9.911	212	208110	4.00	ppm	0.00
30) Benzo(a)pyrene-d12	12.535	264	107745	4.00	ppm	0.00
System Monitoring Compounds						
3) 2-Fluorophenol	3.098	112	368999	28.52	ppm	0.02
Spiked Amount 50.000			Recovery =	57.04%		
4) Phenol-d5	4.086	99	818158	29.60	ppm	0.00
Spiked Amount 50.000			Recovery =	59.20%		
7) Nitrobenzene-d5	4.898	82	912328	40.81	ppm	0.00
Spiked Amount 50.000			Recovery =	81.62%		
14) 2-Fluorobiphenyl	6.673	172	1216002	28.68	ppm	0.00
Spiked Amount 50.000			Recovery =	57.36%		
19) 2,4,6-Tribromophenol	8.087	330	300731	41.61	ppm	0.00
Spiked Amount 50.000			Recovery =	83.22%		
27) Terphenyl-d14	10.326	244	1089424	30.27	ppm	0.00
Spiked Amount 50.000			Recovery =	60.54%		
Target Compounds						Qvalue

(#) = qualifier out of range (m) = manual integration (+) = signals summed

Quantitation Report (QT Reviewed)

Data Path : Z:\svoa-gcms\completed\00_2021\07_jul\07-04-2021\jeryllr\e4p2431\
Data File : 4p46384.d
Acq On : 3 Jul 2021 7:19 am
Operator : chriss2
Sample : jd27540-3
Misc : op34109a,e4p2431,30.4,,,1,1
ALS Vial : 31 Sample Multiplier: 1

Quant Time: Jul 07 18:16:46 2021
Quant Method : C:\MSDCHEM\1\METHODS\M4P2367SIM.M
Quant Title : Semi Volatile Extractables by GC/MS
QLast Update : Sun Jul 04 04:56:04 2021
Response via : Initial Calibration

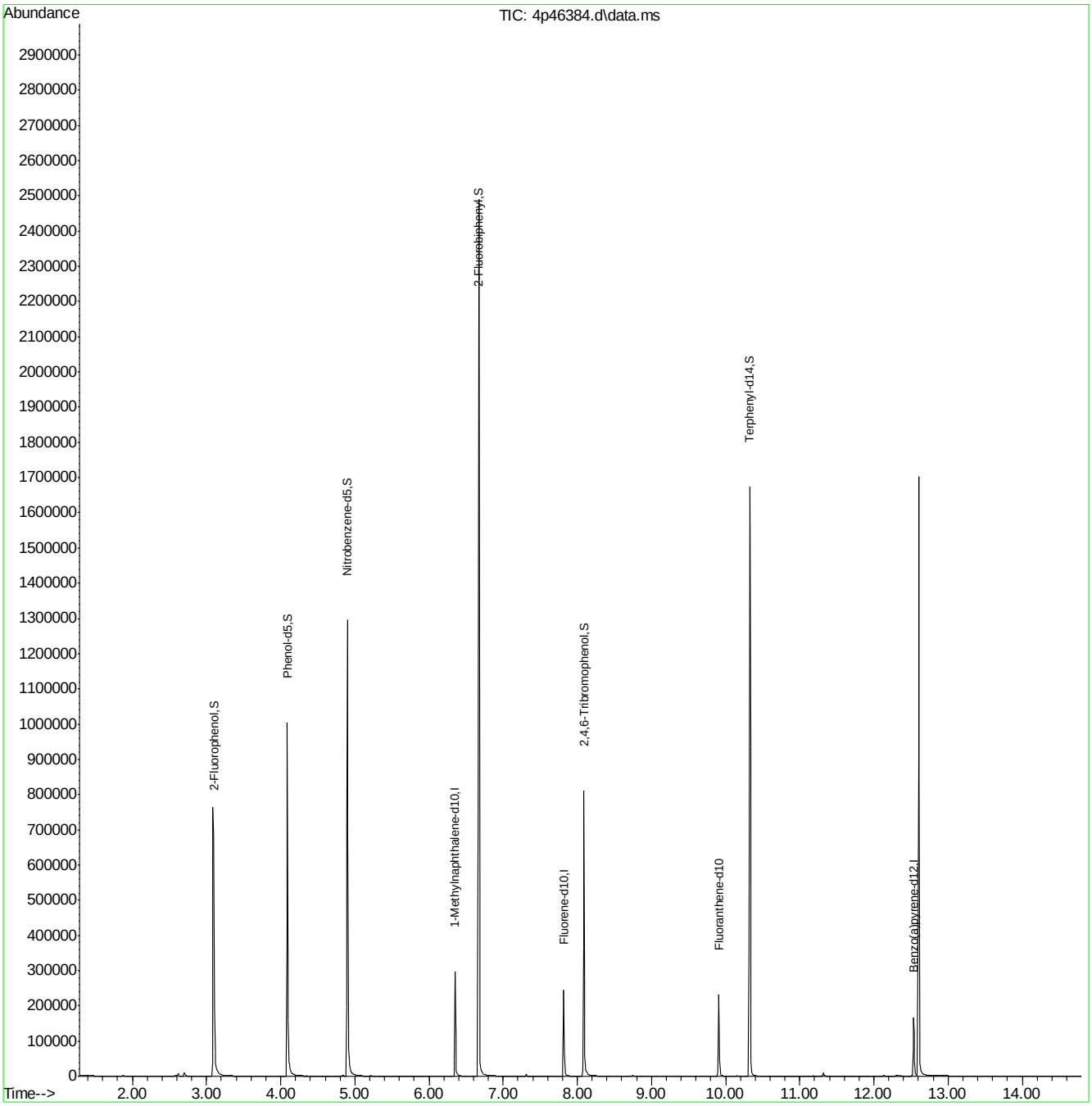

M4P2367SIM.M Wed Jul 07 18:18:48 2021 Page: 2

Quantitation Report (QT Reviewed)

Data Path : Z:\svoa-gcms\completed\00_2021\07_jul\07-04-2021\jeryllr\e4p2431\
Data File : 4p46385.d
Acq On : 3 Jul 2021 9:04 am
Operator : chriss2
Sample : jd27540-13
Misc : op34109a,e4p2431,30.5,,,1,5
ALS Vial : 32 Sample Multiplier: 1

Quant Time: Jul 07 18:18:53 2021
Quant Method : C:\MSDCHEM\1\METHODS\M4P2367SIM.M
Quant Title : Semi Volatile Extractables by GC/MS
QLast Update : Sun Jul 04 04:56:04 2021
Response via : Initial Calibration

Compound	R.T.	QIon	Response	Conc	Units	Dev(Min)
Internal Standards						
1) 1-Methylnaphthalene-d10	6.353	150	72488	4.00	ppm	# 0.00
13) Fluorene-d10	7.818	176	110021	4.00	ppm	0.00
20) Fluoranthene-d10	9.913	212	184898	4.00	ppm	0.00
30) Benzo(a)pyrene-d12	12.551	264	156421	4.00	ppm	0.00
System Monitoring Compounds						
3) 2-Fluorophenol	3.089	112	44962	4.20	ppm	0.00
Spiked Amount 50.000			Recovery =	8.40%		
4) Phenol-d5	4.096	99	93373	4.08	ppm	0.00
Spiked Amount 50.000			Recovery =	8.16%		
7) Nitrobenzene-d5	4.906	82	95731	5.18	ppm	0.00
Spiked Amount 50.000			Recovery =	10.36%		
14) 2-Fluorobiphenyl	6.673	172	142338	4.15	ppm	0.00
Spiked Amount 50.000			Recovery =	8.30%		
19) 2,4,6-Tribromophenol	8.087	330	43745	7.49	ppm	0.00
Spiked Amount 50.000			Recovery =	14.98%		
27) Terphenyl-d14	10.327	244	143379	4.48	ppm	0.00
Spiked Amount 50.000			Recovery =	8.96%		
Target Compounds						Qvalue

(#) = qualifier out of range (m) = manual integration (+) = signals summed

Quantitation Report (QT Reviewed)

Data Path : Z:\svoa-gcms\completed\00_2021\07_jul\07-04-2021\jeryllr\e4p2431\
Data File : 4p46385.d
Acq On : 3 Jul 2021 9:04 am
Operator : chriss2
Sample : jd27540-13
Misc : op34109a,e4p2431,30.5,,,1,5
ALS Vial : 32 Sample Multiplier: 1

Quant Time: Jul 07 18:18:53 2021
Quant Method : C:\MSDCHEM\1\METHODS\M4P2367SIM.M
Quant Title : Semi Volatile Extractables by GC/MS
QLast Update : Sun Jul 04 04:56:04 2021
Response via : Initial Calibration

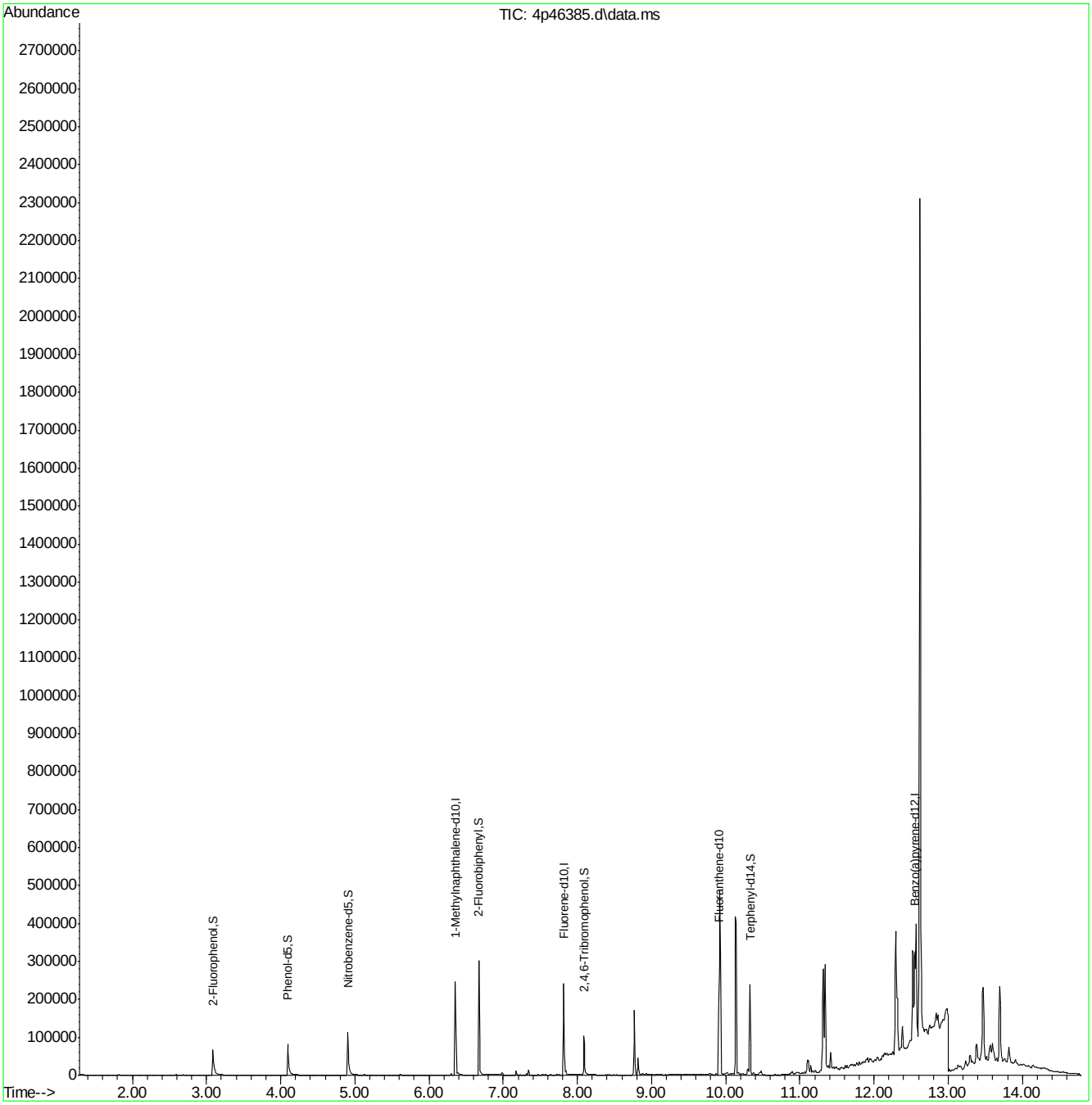

Manual Integrations APPROVED (compounds with "m" flag)
Nina Pandya
07/12/21 18:04

Quantitation Report (QT Reviewed)

Data Path : C:\msdchem\1\DATA\E4M4704\
Data File : 4m100982.D
Acq On : 12 Jul 2021 5:20 pm
Operator : kristis
Sample : jd27540-14
Misc : op34109a,e4m4704,30.0,,,1,1
ALS Vial : 21 Sample Multiplier: 1

Quant Time: Jul 12 17:46:00 2021
Quant Method : C:\msdchem\1\METHODS\M4M4670SIM.M
Quant Title : Semi Volatile GC/MS,zb-5 15m x .25mm x .50um
QLast Update : Mon Jul 12 11:12:22 2021
Response via : Initial Calibration

Compound	R.T.	QIon	Response	Conc	Units	Dev(Min)
Internal Standards						
1) 1-Methylnaphthalene-d10	6.930	152	53900	4.00	ppm	0.01
12) Fluorene-d10	8.387	176	92244	4.00	ppm	0.00
22) Fluoranthene-d10	10.506	212	115611	4.00	ppm	0.01
28) Benzo(a)pyrene-d12	13.184	264	81070	4.00	ppm	0.02
35) 1-Methylnaphthalene-d10a	6.930	152	53431	4.00	ppm	0.01
38) Fluorene-d10a	8.387	176	92244	4.00	ppm	0.00
System Monitoring Compounds						
2) 2-Fluorophenol	3.713	112	166277	20.80	ppm	0.02
Spiked Amount 50.000	Range 11 - 58		Recovery =	41.60%		
3) Phenol-d5	4.630	99	221369	20.91	ppm	0.00
Spiked Amount 50.000			Recovery =	41.82%		
6) Nitrobenzene-d5	5.471	82	248845	26.24	ppm	0.00
Spiked Amount 50.000			Recovery =	52.48%		
11) 2-Fluorobiphenyl	7.233	172	383239	21.40	ppm	0.00
Spiked Amount 50.000			Recovery =	42.80%		
17) 2,4,6-Tribromophenol	8.659	330	63328m	16.34	ppm	0.01
Spiked Amount 50.000			Recovery =	32.68%		
25) Terphenyl-d14	10.915	244	429013	22.79	ppm	0.00
Spiked Amount 50.000			Recovery =	45.58%		
Target Compounds						Qvalue

(#) = qualifier out of range (m) = manual integration (+) = signals summed

Quantitation Report (QT Reviewed)

Data Path : C:\msdchem\1\DATA\E4M4704\
Data File : 4m100982.D
Acq On : 12 Jul 2021 5:20 pm
Operator : kristis
Sample : jd27540-14
Misc : op34109a,e4m4704,30.0,,,1,1
ALS Vial : 21 Sample Multiplier: 1

Quant Time: Jul 12 17:46:00 2021
Quant Method : C:\msdchem\1\METHODS\M4M4670SIM.M
Quant Title : Semi Volatile GC/MS,zb-5 15m x .25mm x .50um
QLast Update : Mon Jul 12 11:12:22 2021
Response via : Initial Calibration

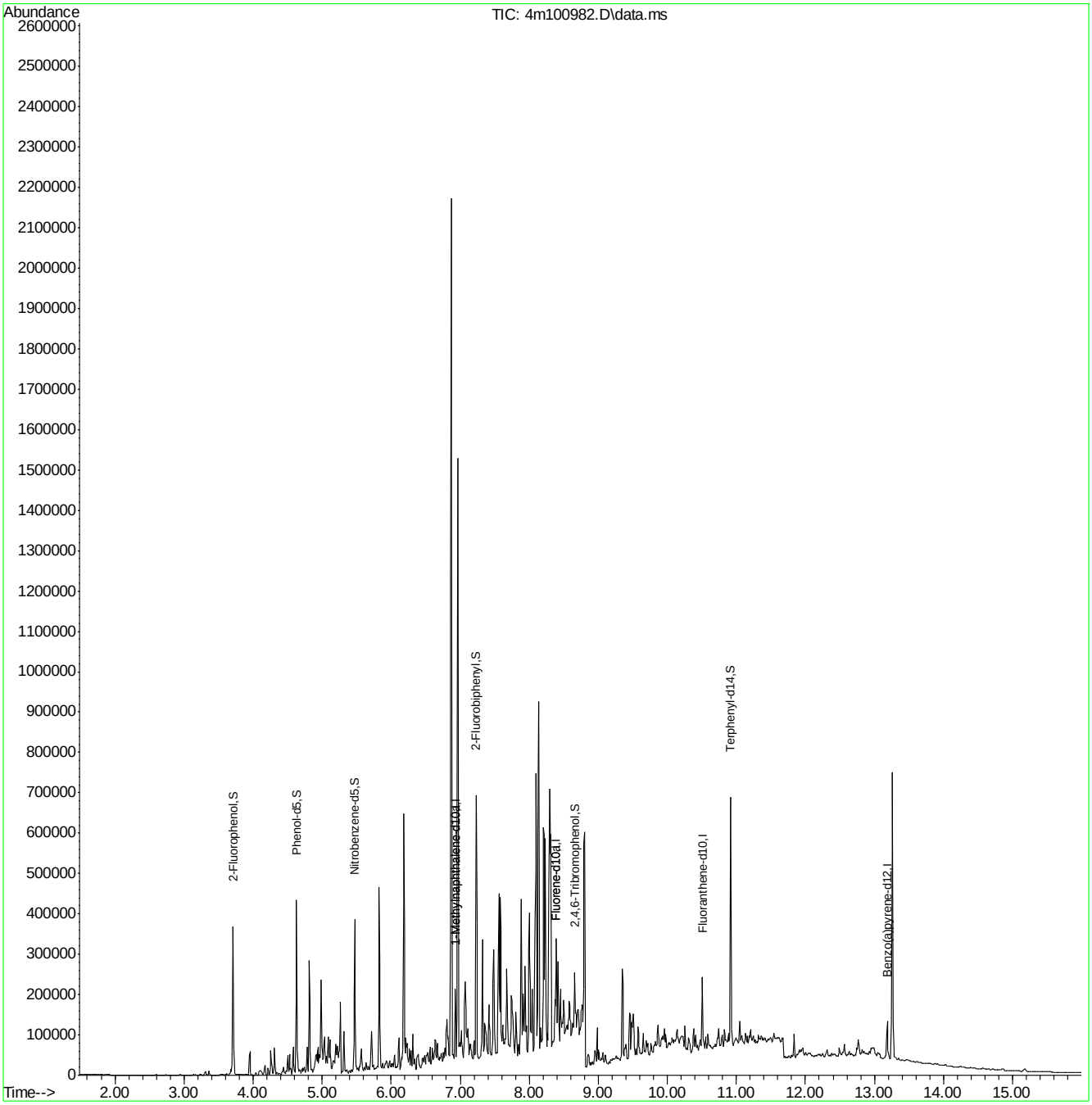

Manual Integration Approval Summary

Sample Number: JD27540-14
Lab FileID: 4M100982.D
Injection Time: 07/12/21 17:20
Method: SW846 8270E BY SIM
Analyst approved: 07/12/21 17:47 Ying Li
Supervisor approved: 07/12/21 18:04 Nina Pandya

Parameter	CAS	Sig#	R.T. (min.)	Reason
2,4,6-Tribromophenol	118-79-6		8.66	Poor instrument integration

Quantitation Report (Qedit)

Data Path : C:\msdchem\1\DATA\E4M4704\
Data File : 4m100982.D
Acq On : 12 Jul 2021 5:20 pm
Operator : kristis
Sample : jd27540-14
Misc : op34109a,e4m4704,30.0,,,1,1
ALS Vial : 21 Sample Multiplier: 1

Quant Time: Jul 12 17:43:46 2021
Quant Method : C:\msdchem\1\METHODS\M4M4670SIM.M
Quant Title : Semi Volatile GC/MS,zb-5 15m x .25mm x .50um
QLast Update : Mon Jul 12 11:12:22 2021
Response via : Initial Calibration

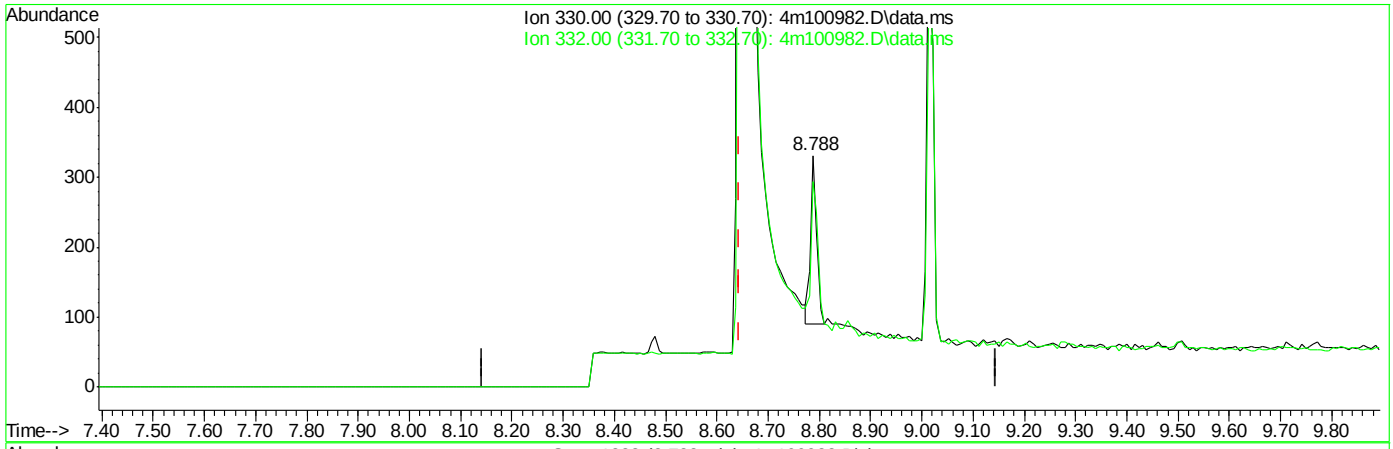

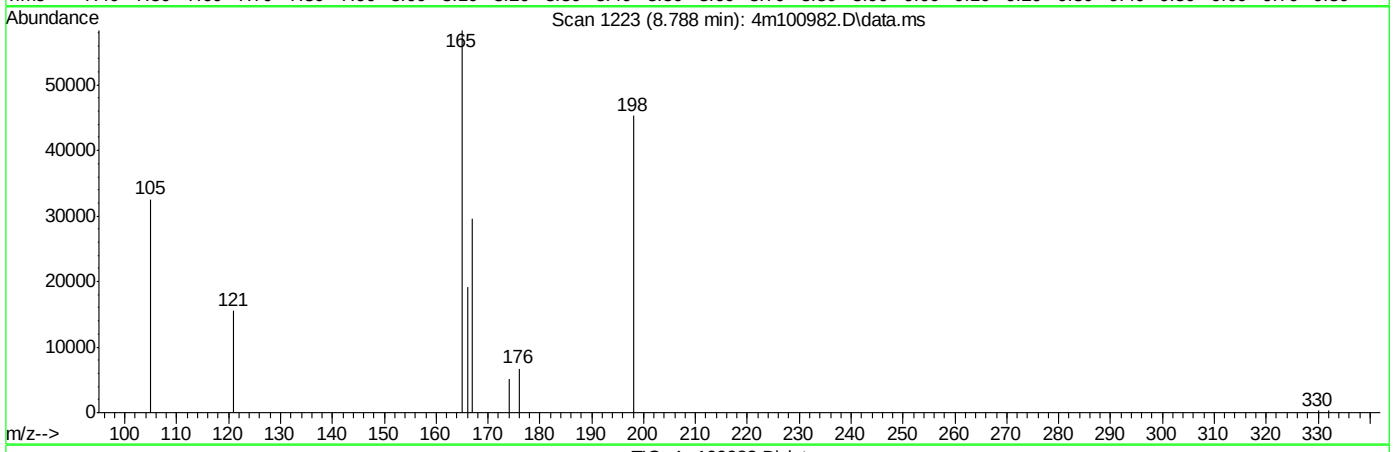

TIC: 4m100982.D\data.ms

(17) 2,4,6-Tribromophenol (S)

8.788min (+0.143) 0.05ppm

response 202

Ion	Exp%	Act%
330.00	100	100
332.00	75.00	84.62
0.00	0.00	0.00
0.00	0.00	0.00

Quantitation Report (Qedit)

Data Path : C:\msdchem\1\DATA\E4M4704\
Data File : 4m100982.D
Acq On : 12 Jul 2021 5:20 pm
Operator : kristis
Sample : jd27540-14
Misc : op34109a,e4m4704,30.0,,,1,1
ALS Vial : 21 Sample Multiplier: 1

Quant Time: Jul 12 17:43:46 2021
Quant Method : C:\msdchem\1\METHODS\M4M4670SIM.M
Quant Title : Semi Volatile GC/MS,zb-5 15m x .25mm x .50um
QLast Update : Mon Jul 12 11:12:22 2021
Response via : Initial Calibration

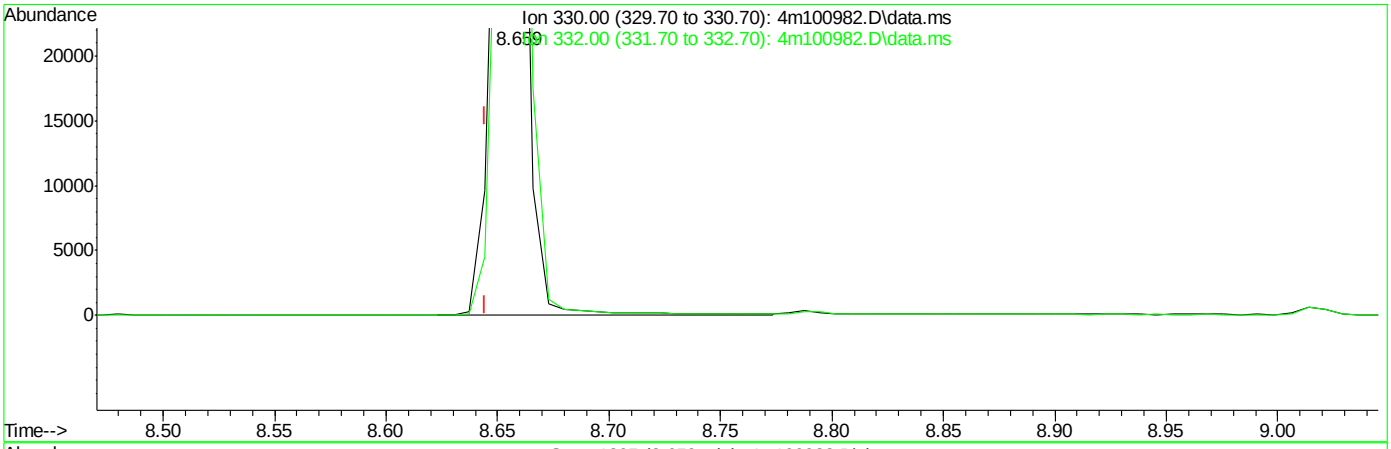

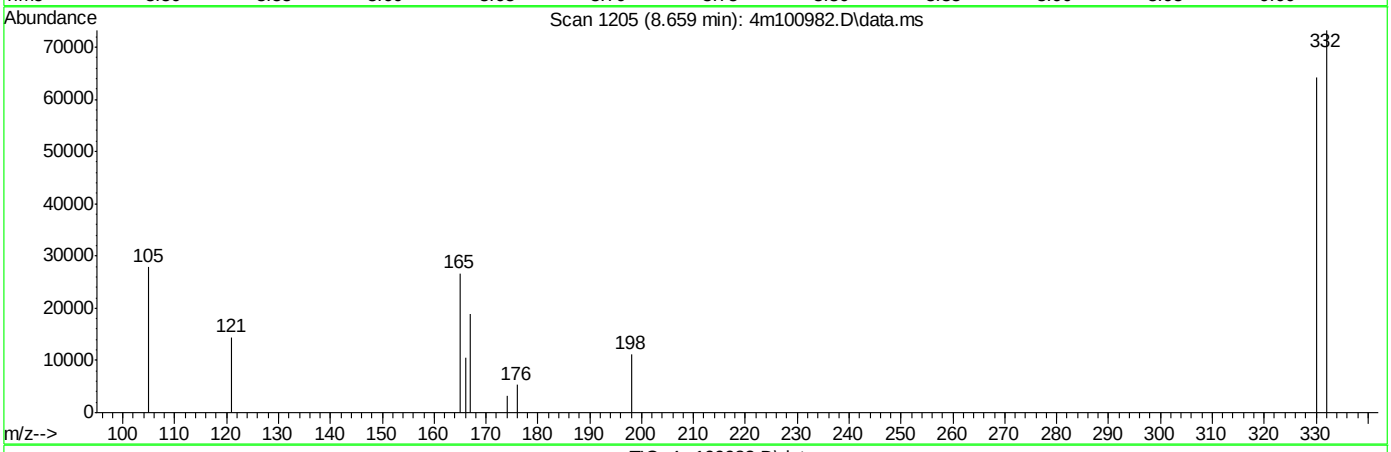

TIC: 4m100982.D\data.ms

(17) 2,4,6-Tribromophenol (S)

8.659min (+0.014) 16.34ppm m

response 63328

Ion	Exp%	Act%
330.00	100	100
332.00	75.00	114.00#
0.00	0.00	0.00
0.00	0.00	0.00

Quantitation Report (QT Reviewed)

Data Path : Z:\svoa-gcms\completed\00_2021\07_jul\07-04-2021\jeryllr\e4p2431\
Data File : 4p46387.d
Acq On : 3 Jul 2021 8:01 am
Operator : chriss2
Sample : jd27540-17
Misc : op34109a,e4p2431,30.1,,,1,1
ALS Vial : 34 Sample Multiplier: 1

Quant Time: Jul 07 18:17:44 2021
Quant Method : C:\MSDCHEM\1\METHODS\M4P2367SIM.M
Quant Title : Semi Volatile Extractables by GC/MS
QLast Update : Sun Jul 04 04:56:04 2021
Response via : Initial Calibration

Compound	R.T.	QIon	Response	Conc	Units	Dev(Min)
Internal Standards						
1) 1-Methylnaphthalene-d10	6.353	150	104395	4.00	ppm	# 0.00
13) Fluorene-d10	7.818	176	152846	4.00	ppm	0.00
20) Fluoranthene-d10	9.904	212	225973	4.00	ppm	# 0.00
30) Benzo(a)pyrene-d12	12.539	264	146535	4.00	ppm	0.00
System Monitoring Compounds						
3) 2-Fluorophenol	3.098	112	441420	28.64	ppm	0.02
Spiked Amount 50.000			Recovery =	57.28%		
4) Phenol-d5	4.091	99	903733	27.44	ppm	0.00
Spiked Amount 50.000			Recovery =	54.88%		
7) Nitrobenzene-d5	4.902	82	958138	35.98	ppm	0.00
Spiked Amount 50.000			Recovery =	71.96%		
14) 2-Fluorobiphenyl	6.674	172	1365296	28.68	ppm	0.00
Spiked Amount 50.000			Recovery =	57.36%		
19) 2,4,6-Tribromophenol	8.087	330	389004	47.95	ppm	0.00
Spiked Amount 50.000			Recovery =	95.90%		
27) Terphenyl-d14	10.327	244	1159497	29.67	ppm	0.00
Spiked Amount 50.000			Recovery =	59.34%		
Target Compounds						Qvalue

(#) = qualifier out of range (m) = manual integration (+) = signals summed

Quantitation Report (QT Reviewed)

Data Path : Z:\svoa-gcms\completed\00_2021\07_jul\07-04-2021\jeryllr\e4p2431\
Data File : 4p46387.d
Acq On : 3 Jul 2021 8:01 am
Operator : chriss2
Sample : jd27540-17
Misc : op34109a,e4p2431,30.1,,,1,1
ALS Vial : 34 Sample Multiplier: 1

Quant Time: Jul 07 18:17:44 2021
Quant Method : C:\MSDCHEM\1\METHODS\M4P2367SIM.M
Quant Title : Semi Volatile Extractables by GC/MS
QLast Update : Sun Jul 04 04:56:04 2021
Response via : Initial Calibration

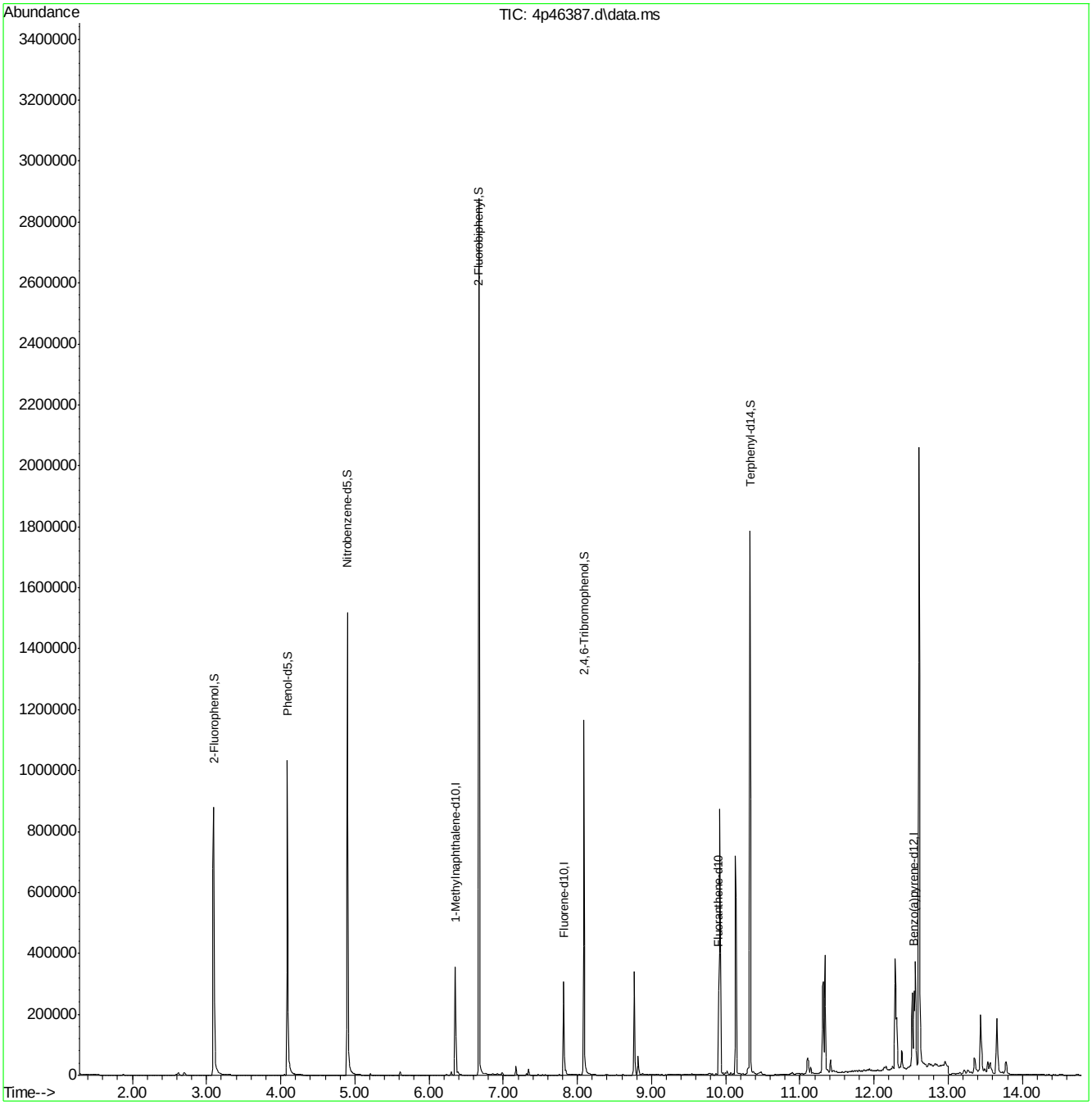

M4P2367SIM.M Wed Jul 07 18:19:24 2021 Page: 2

Quantitation Report (QT Reviewed)

Data Path : Z:\svoa-gcms\completed\00_2021\07_jul\07-04-2021\jeryllr\e4p2431\
Data File : 4p46388.d
Acq On : 3 Jul 2021 8:22 am
Operator : chriss2
Sample : jd27540-18
Misc : op34109a,e4p2431,30.3,,,1,1
ALS Vial : 35 Sample Multiplier: 1

Quant Time: Jul 07 18:18:26 2021
Quant Method : C:\MSDCHEM\1\METHODS\M4P2367SIM.M
Quant Title : Semi Volatile Extractables by GC/MS
QLast Update : Sun Jul 04 04:56:04 2021
Response via : Initial Calibration

Compound	R.T.	QIon	Response	Conc	Units	Dev(Min)
Internal Standards						
1) 1-Methylnaphthalene-d10	6.353	150	93514	4.00	ppm	# 0.00
13) Fluorene-d10	7.818	176	136294	4.00	ppm	0.00
20) Fluoranthene-d10	9.929	212	216622	4.00	ppm	0.02
30) Benzo(a)pyrene-d12	12.545	264	143717	4.00	ppm	0.00
System Monitoring Compounds						
3) 2-Fluorophenol	3.098	112	446021	32.30	ppm	0.02
Spiked Amount 50.000			Recovery =	64.60%		
4) Phenol-d5	4.091	99	931450	31.57	ppm	0.00
Spiked Amount 50.000			Recovery =	63.14%		
7) Nitrobenzene-d5	4.902	82	966033	40.49	ppm	0.00
Spiked Amount 50.000			Recovery =	80.98%		
14) 2-Fluorobiphenyl	6.673	172	1355918	31.94	ppm	0.00
Spiked Amount 50.000			Recovery =	63.88%		
19) 2,4,6-Tribromophenol	8.087	330	403769	55.81	ppm	0.00
Spiked Amount 50.000			Recovery =	111.62%		
27) Terphenyl-d14	10.335	244	1264169	33.75	ppm	0.00
Spiked Amount 50.000			Recovery =	67.50%		
Target Compounds						Qvalue

(#) = qualifier out of range (m) = manual integration (+) = signals summed

Quantitation Report (QT Reviewed)

Data Path : Z:\svoa-gcms\completed\00_2021\07_jul\07-04-2021\jeryllr\e4p2431\
Data File : 4p46388.d
Acq On : 3 Jul 2021 8:22 am
Operator : chriss2
Sample : jd27540-18
Misc : op34109a,e4p2431,30.3,,,1,1
ALS Vial : 35 Sample Multiplier: 1

Quant Time: Jul 07 18:18:26 2021
Quant Method : C:\MSDCHEM\1\METHODS\M4P2367SIM.M
Quant Title : Semi Volatile Extractables by GC/MS
QLast Update : Sun Jul 04 04:56:04 2021
Response via : Initial Calibration

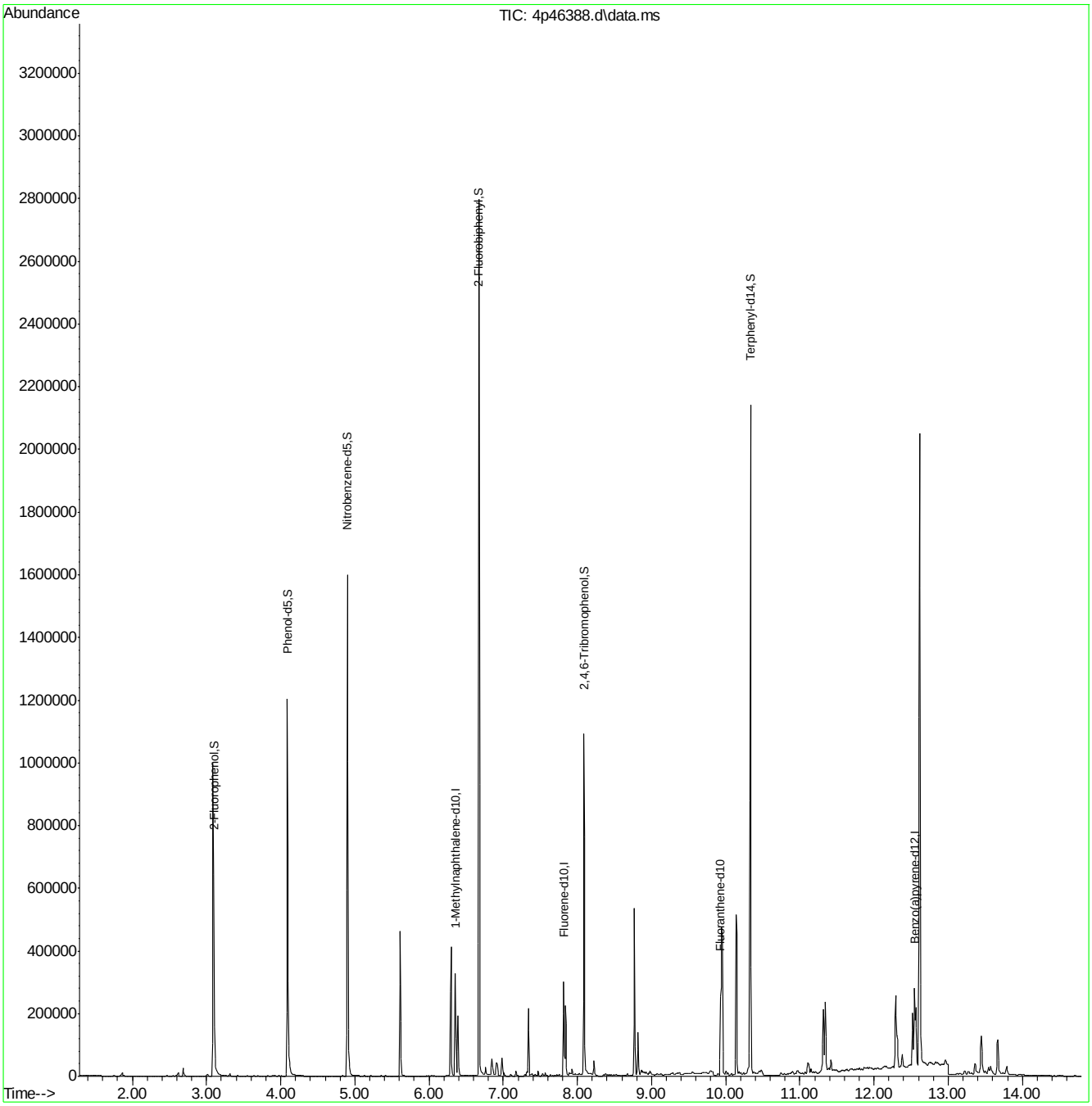

Quantitation Report (QT Reviewed)

Data Path : C:\msdchem\1\DATA\jonkm\070421\e6p3394\
Data File : 6p499161.d
Acq On : 2 Jul 2021 6:53 pm
Operator : brandonl
Sample : op34109-mb1 Inst : MS6P
Misc : op34109,e6p3394,30.0,,,1,1
ALS Vial : 6 Sample Multiplier: 1

Quant Method : C:\MSDCHEM\1\METHODS\M6P3388.M
Quant Results File: M6P3388.RES
Quant Time: Jul 04 07:50:09 2021
Quant Title : Semi Volatile GC/MS,zb-5msi 30m x .25mm x .25MoTuWed Jun 30 18:27:50 2021
QLast Update : Sun Jul 04 07:36:43 2021
Response via : Initial Calibration

Compound	R.T.	QIon	Response	Conc	Units	Dev(Min)
Internal Standards						
1) 1,4-Dichlorobenzene-d4	4.455	152	1127564	40.00	ppm	0.00
24) Naphthalene-d8	5.375	136	4407863	40.00	ppm	0.00
46) Acenaphthene-d10	6.686	164	2271609	40.00	ppm	0.00
69) Phenanthrene-d10	8.199	188	3766002	40.00	ppm	0.00
84) Chrysene-d12	11.927	240	3174526	40.00	ppm	0.00
93) Perylene-d12	13.992	264	3219358	40.00	ppm	0.00
103) 1,4-Dichlorobenzene-d4a	4.455	152	1127564	40.00	ppm	0.00
105) Phenanthrene-d10a	8.199	188	3766002	40.00	ppm	0.00
107) Naphthalene-d8a	5.375	136	4407863	40.00	ppm	0.00
109) Phenanthrene-d10b	8.199	188	3766002	40.00	ppm	0.00
112) Chrysene-d12a	11.927	240	3174526	40.00	ppm	0.00
System Monitoring Compounds						
5) 2-Fluorophenol	3.503	112	1068724	34.75	ppm	0.00
Spiked Amount 50.000			Recovery = 69.50%			
8) Phenol-d5	4.231	99	1238786	31.49	ppm	0.00
Spiked Amount 50.000			Recovery = 62.98%			
25) Nitrobenzene-d5	4.862	82	1166055	40.28	ppm	0.00
Spiked Amount 50.000			Recovery = 80.56%			
51) 2-Fluorobiphenyl	6.145	172	2619963	36.19	ppm	0.00
Spiked Amount 50.000			Recovery = 72.38%			
74) 2,4,6-Tribromophenol	7.435	330	361237	29.43	ppm	0.00
Spiked Amount 50.000			Recovery = 58.86%			
87) Terphenyl-d14	10.382	244	2997714	39.86	ppm	0.00
Spiked Amount 50.000			Recovery = 79.72%			
110) 1-chlorooctadecane	0.000	57	0	0.00	ppm	
Spiked Amount 50.000			Recovery = 0.00%			
111) o-terphenyl	0.000	230	0	0.00	ppm	
Spiked Amount 50.000			Recovery = 0.00%			
Target Compounds						Qvalue
53) Biphenyl	6.220	154	6422	0.08	ppm	90

(#) = qualifier out of range (m) = manual integration (+) = signals summed

Quantitation Report (QT Reviewed)

Data Path : C:\msdchem\1\DATA\jonkm\070421\e6p3394\
Data File : 6p499161.d
Acq On : 2 Jul 2021 6:53 pm
Operator : brandonl
Sample : op34109-mb1 Inst : MS6P
Misc : op34109,e6p3394,30.0,,,1,1
ALS Vial : 6 Sample Multiplier: 1

Quant Method : C:\MSDCHEM\1\METHODS\M6P3388.M
Quant Results File: M6P3388.RES
Quant Time: Jul 04 07:50:09 2021
Quant Title : Semi Volatile GC/MS,zb-5msi 30m x .25mm x .25MoTuWed Jun 30 18:27:50 2021
QLast Update : Sun Jul 04 07:36:43 2021
Response via : Initial Calibration

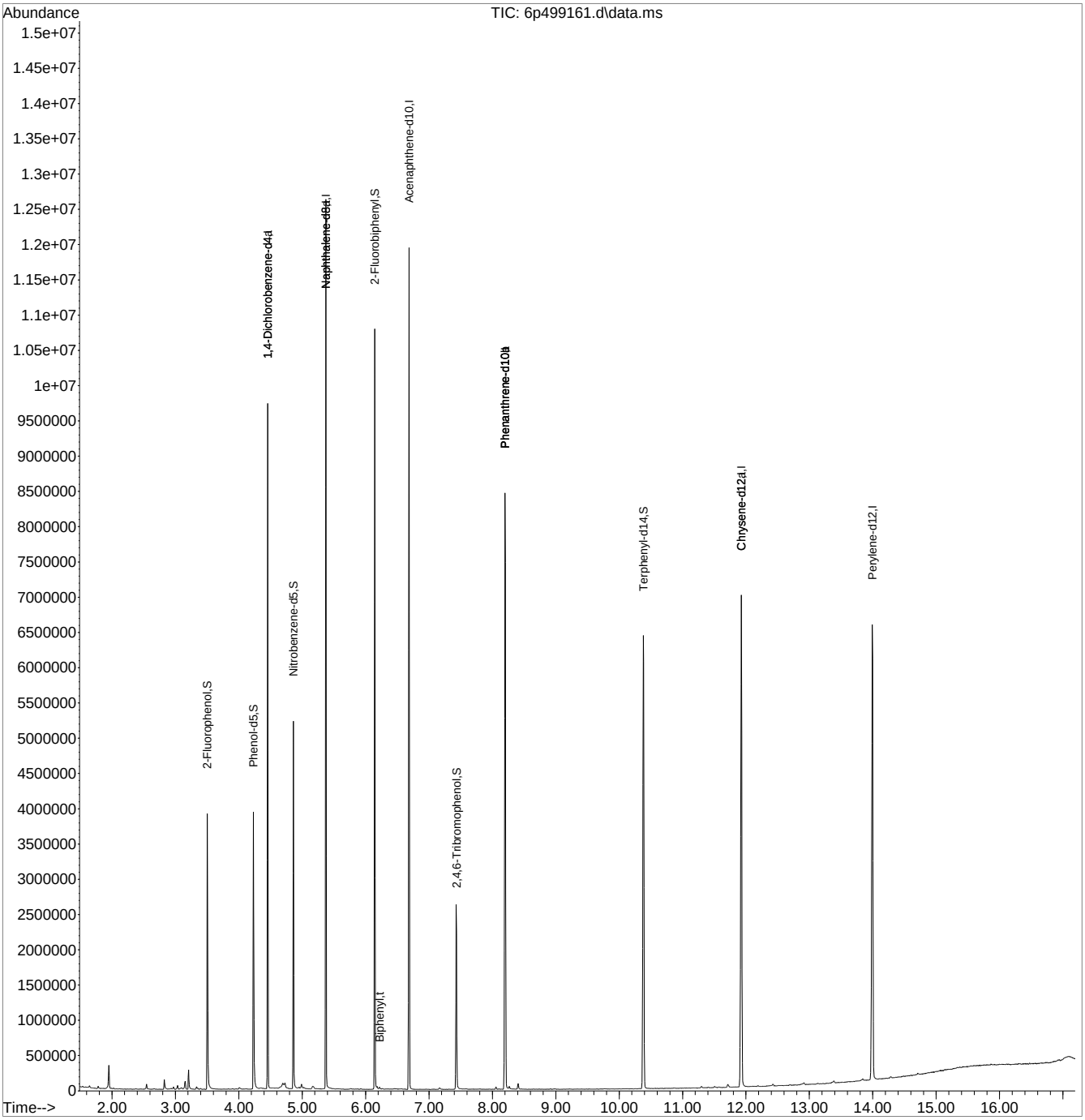

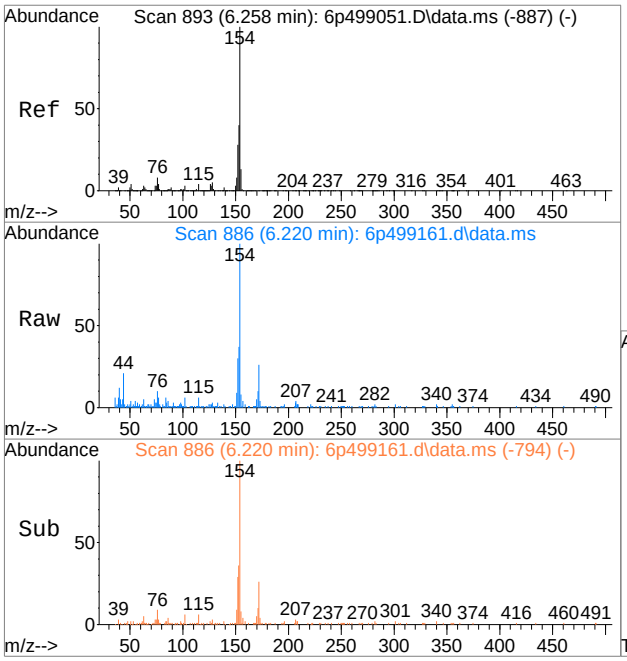

#53
Biphenyl
Concen: 0.08 ppm
RT: 6.220 min Scan# 886
Delta R.T. -0.005 min
Lab File: 6p499161.d
Acq: 2 Jul 2021 6:53 pm

Tgt Ion:154 Resp: 6422

Ion	Ratio	Lower	Upper
154	100		
153	34.7	10.5	70.5
155	8.2	0.0	43.7

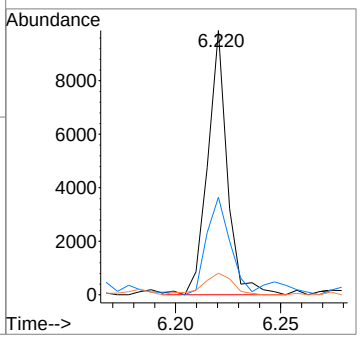

LSC Area Percent Report

Data Path : C:\msdchem\1\DATA\jonkm\070421\e6p3394\
Data File : 6p499161.d
Acq On : 2 Jul 2021 6:53 pm
Operator : brandonl
Sample : op34109-mb1
Misc : op33765,e6p33934,30.0,,,1,1
ALS Vial : 6 Sample Multiplier: 1

Integration Parameters: rteint.p
Integrator: RTE
Smoothing : ON Filtering: 5
Sampling : 1 Min Area: 1000 Area counts
Start Thrs: 0.001 Max Peaks: 150
Stop Thrs : 0 Peak Location: TOP

If leading or trailing edge < 100 prefer < Baseline drop else tangent >
Peak separation: 7

Method : C:\MSDCHEM\1\METHODS\M6P3388.M
Title : Semi Volatile GC/MS,zb-5msi 30m x .25mm x .25MoTuWed Jun 30 18:27:50 2021

Signal : TIC: 6p499161.d\data.ms

peak #	R.T. min	first scan	max scan	last scan	PK TY	peak height	corr. area	corr. % max.	% of total
1	1.540	7	11	14	rVB6	14376	14107	0.16%	0.018%
2	1.588	18	20	23	rVV4	10152	9286	0.11%	0.012%
3	1.647	28	31	40	rVB	33575	41904	0.48%	0.053%
4	1.781	51	56	63	rVB	33716	37698	0.43%	0.048%
5	1.952	77	88	92	rBV	330473	333757	3.81%	0.425%
6	1.990	93	95	99	rVV3	10054	7782	0.09%	0.010%
7	2.027	99	102	107	rVB6	13534	13555	0.15%	0.017%
8	2.375	163	167	172	rBV2	7796	8202	0.09%	0.010%
9	2.546	191	199	203	rBV	71704	69401	0.79%	0.088%
10	2.664	215	221	225	rVB7	9504	15052	0.17%	0.019%
11	2.824	247	251	261	rBV	138002	137009	1.57%	0.175%
12	2.936	261	272	274	rVV4	16113	30312	0.35%	0.039%
13	2.968	274	278	284	rVB	35792	40863	0.47%	0.052%
14	3.038	284	291	294	rBV	56860	63850	0.73%	0.081%
15	3.102	294	303	307	rVV5	22592	43293	0.49%	0.055%
16	3.156	307	313	318	rVB	113798	120661	1.38%	0.154%
17	3.209	318	323	334	rBV	276460	249626	2.85%	0.318%
18	3.332	342	346	355	rVB2	36141	49164	0.56%	0.063%
19	3.396	355	358	364	rBV7	11602	14422	0.16%	0.018%
20	3.455	366	369	372	rVB4	8111	9984	0.11%	0.013%
21	3.503	373	378	403	rBV	3908624	3167176	36.19%	4.036%
22	3.904	448	453	457	rVB4	11124	11122	0.13%	0.014%
23	4.006	468	472	483	rBV2	23220	38773	0.44%	0.049%
24	4.231	508	514	530	rBV	3931990	3120419	35.65%	3.976%
25	4.359	532	538	543	rVB7	9592	23583	0.27%	0.030%
26	4.455	551	556	564	rBV	9719145	5942914	67.90%	7.573%
27	4.696	586	601	604	rVV5	74149	192953	2.20%	0.246%
28	4.728	604	607	621	rVB	85569	138683	1.58%	0.177%
29	4.862	627	632	644	rBV	5210166	3421719	39.10%	4.360%
30	4.953	644	649	651	rVV4	23133	33327	0.38%	0.042%
31	4.990	651	656	661	rVV	65036	90054	1.03%	0.115%
32	5.028	661	663	676	rVB7	22444	35696	0.41%	0.045%
33	5.167	684	689	697	rBV4	40188	81370	0.93%	0.104%
34	5.226	697	700	705	rVV7	7508	11978	0.14%	0.015%
35	5.338	713	721	722	rBV8	5956	11490	0.13%	0.015%
36	5.375	722	728	747	rVV	12616955	8398027	95.96%	10.701%
37	5.482	747	748	757	rVV9	9745	14984	0.17%	0.019%
38	5.546	757	760	764	rVV6	5115	8647	0.10%	0.011%
39	5.771	792	802	805	rBV6	12107	20933	0.24%	0.027%
40	5.883	816	823	826	rVB9	6694	13897	0.16%	0.018%

LSC Area Percent Report

Data Path : C:\msdchem\1\DATA\jonkm\070421\e6p3394\
Data File : 6p499161.d
Acq On : 2 Jul 2021 6:53 pm
Operator : brandonl
Sample : op34109-mb1
Misc : op33765,e6p33934,30.0,,,1,1
ALS Vial : 6 Sample Multiplier: 1

Integration Parameters: rteint.p
Integrator: RTE
Smoothing : ON Filtering: 5
Sampling : 1 Min Area: 1000 Area counts
Start Thrs: 0.001 Max Peaks: 150
Stop Thrs : 0 Peak Location: TOP

If leading or trailing edge < 100 prefer < Baseline drop else tangent >
Peak separation: 7

Method : C:\MSDCHEM\1\METHODS\M6P3388.M
Title : Semi Volatile GC/MS,zb-5msi 30m x .25mm x .25MoTuWed Jun 30 18:27:50 2021

41	5.926	826	831	838	rVB4	13859	15744	0.18%	0.020%
42	6.145	861	872	882	rVV	10784880	7112007	81.26%	9.062%
43	6.220	882	886	892	rVV	30732	36612	0.42%	0.047%
44	6.269	892	895	900	rVB7	9215	11756	0.13%	0.015%
45	6.450	922	929	932	rBV9	8836	10377	0.12%	0.013%
46	6.472	932	933	940	rVB7	11377	17706	0.20%	0.023%
47	6.536	940	945	948	rBV7	7580	14942	0.17%	0.019%
48	6.568	948	951	957	rVV8	6835	11765	0.13%	0.015%
49	6.622	957	961	967	rVB9	10128	17439	0.20%	0.022%
50	6.686	967	973	986	rBV	11937117	8751915	100.00%	11.152%
51	6.958	1020	1024	1032	rBV	5324	9285	0.11%	0.012%
52	7.167	1052	1063	1071	rBV7	23620	42561	0.49%	0.054%
53	7.429	1103	1112	1124	rBV	2620403	2392980	27.34%	3.049%
54	7.541	1131	1133	1138	rVV5	4671	7961	0.09%	0.010%
55	7.584	1138	1141	1148	rVB8	9004	15035	0.17%	0.019%
56	8.055	1224	1229	1234	rBV	34345	34073	0.39%	0.043%
57	8.098	1234	1237	1242	rVB7	6024	8372	0.10%	0.011%
58	8.199	1249	1256	1265	rBV	8457705	8671490	99.08%	11.050%
59	8.264	1265	1268	1278	rVV	39645	61905	0.71%	0.079%
60	8.408	1288	1295	1302	rVV2	82370	96003	1.10%	0.122%
61	8.649	1335	1340	1345	rBV8	5916	8058	0.09%	0.010%
62	8.916	1385	1390	1396	rVV9	7461	10617	0.12%	0.014%
63	8.980	1400	1402	1407	rVV2	8028	9592	0.11%	0.012%
64	9.644	1522	1526	1531	rVB8	4495	7773	0.09%	0.010%
65	9.767	1545	1549	1552	rBV4	7722	10420	0.12%	0.013%
66	10.210	1623	1632	1634	rBV10	4990	10142	0.12%	0.013%
67	10.382	1656	1664	1675	rBV	6427637	7428304	84.88%	9.465%
68	10.644	1710	1713	1716	rBV5	6487	8672	0.10%	0.011%
69	10.863	1752	1754	1757	rBV4	7952	8045	0.09%	0.010%
70	11.168	1806	1811	1814	rBV6	5995	8245	0.09%	0.011%
71	11.296	1830	1835	1842	rVV6	24038	42443	0.48%	0.054%
72	11.344	1842	1844	1848	rVV5	7801	9708	0.11%	0.012%
73	11.403	1852	1855	1861	rVV7	10713	16992	0.19%	0.022%
74	11.505	1870	1874	1882	rVB	16857	26000	0.30%	0.033%
75	11.574	1882	1887	1891	rBV8	11851	17390	0.20%	0.022%
76	11.713	1908	1913	1921	rBV2	45792	72671	0.83%	0.093%
77	11.874	1938	1943	1945	rBV6	6480	10410	0.12%	0.013%
78	11.927	1945	1953	1966	rVV	6976300	8305743	94.90%	10.584%
79	12.104	1982	1986	1988	rVB5	8547	9670	0.11%	0.012%
80	12.189	1999	2002	2006	rBV6	11400	15652	0.18%	0.020%
81	12.425	2033	2046	2050	rVB6	28670	60026	0.69%	0.076%
82	12.510	2055	2062	2066	rBV10	6172	13706	0.16%	0.017%
83	12.687	2092	2095	2101	rBV8	13361	25344	0.29%	0.032%
84	12.837	2118	2123	2125	rBV6	7965	11664	0.13%	0.015%
85	12.917	2125	2138	2143	rVV6	33014	85682	0.98%	0.109%

LSC Area Percent Report

Data Path : C:\msdchem\1\DATA\jonkm\070421\e6p3394\
Data File : 6p499161.d
Acq On : 2 Jul 2021 6:53 pm
Operator : brandonl
Sample : op34109-mb1
Misc : op33765,e6p33934,30.0,,,1,1
ALS Vial : 6 Sample Multiplier: 1

Integration Parameters: rteint.p
Integrator: RTE
Smoothing : ON Filtering: 5
Sampling : 1 Min Area: 1000 Area counts
Start Thrs: 0.001 Max Peaks: 150
Stop Thrs : 0 Peak Location: TOP

If leading or trailing edge < 100 prefer < Baseline drop else tangent >
Peak separation: 7

Method : C:\MSDCHEM\1\METHODS\M6P3388.M
Title : Semi Volatile GC/MS,zb-5msi 30m x .25mm x .25MoTuWed Jun 30 18:27:50 2021

86	12.954	2143	2145	2148	rVV4	8023	7644	0.09%	0.010%
87	13.131	2172	2178	2184	rBV4	10869	19321	0.22%	0.025%
88	13.265	2199	2203	2204	rBV4	8975	8499	0.10%	0.011%
89	13.382	2217	2225	2231	rBV7	35528	80363	0.92%	0.102%
90	13.516	2247	2250	2256	rBV8	10388	20922	0.24%	0.027%
91	13.559	2256	2258	2261	rBV4	10091	7575	0.09%	0.010%
92	13.628	2266	2271	2273	rVB6	9481	15803	0.18%	0.020%
93	13.842	2304	2311	2316	rBV10	31488	59078	0.68%	0.075%
94	13.992	2331	2339	2356	rVV2	6459151	8472153	96.80%	10.796%
95	14.243	2384	2386	2389	rBV4	11103	10445	0.12%	0.013%
96	14.286	2389	2394	2398	rBV8	26162	45067	0.51%	0.057%
97	14.709	2471	2473	2478	rBV6	18906	19036	0.22%	0.024%
98	14.992	2523	2526	2529	rBV4	8934	10411	0.12%	0.013%
99	15.137	2549	2553	2554	rBV4	20466	24848	0.28%	0.032%
100	16.474	2800	2803	2805	rBV4	18371	16090	0.18%	0.021%

Sum of corrected areas: 78477825

LSC Report - Integrated Chromatogram

```
Data Path : C:\msdchem\1\DATA\jonkm\070421\e6p3394\
Data File : 6p499161.d
Acq On    :  2 Jul 2021    6:53 pm
Operator  : brandonl
Sample    : op34109-mb1
Misc      : op33765,e6p33934,30.0,,,1,1
ALS Vial  : 6   Sample Multiplier: 1

Quant Method : C:\MSDCHEM\1\METHODS\M6P3388.M
Quant Title  : Semi Volatile  GC/MS,zb-5msi 30m x .25mm x .25MoTuWed Jun 30 18:27:50 2021

TIC Library   : C:\Database\NIST08.L
TIC Integration Parameters: lscint.p
```

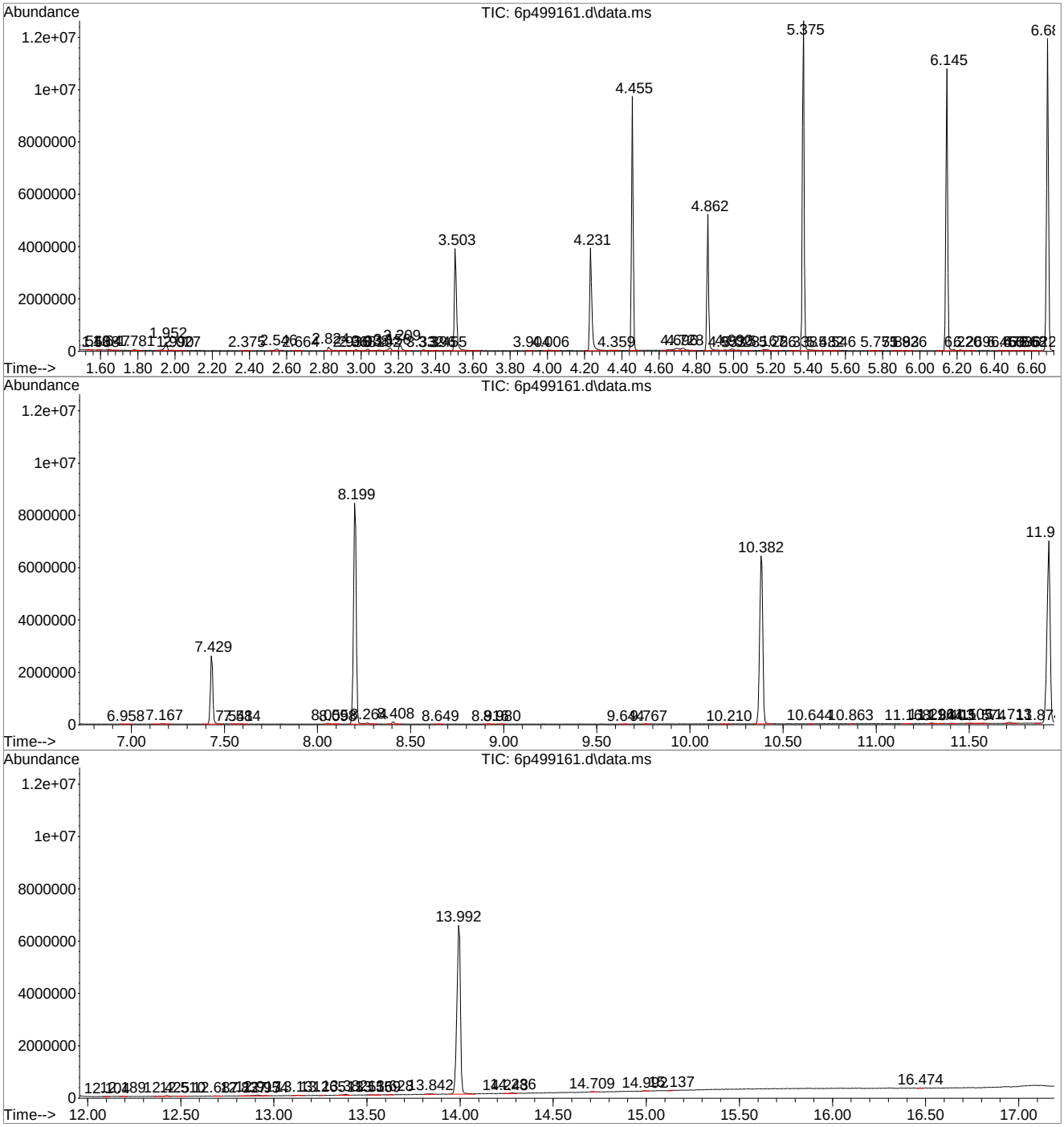

Tentatively Identified Compound (LSC) summary

Data Path : C:\msdchem\1\DATA\jonkm\070421\e6p3394\
Data File : 6p499161.d
Acq On : 2 Jul 2021 6:53 pm
Operator : brandonl
Sample : op34109-mb1
Misc : op33765,e6p33934,30.0,,,1,1
ALS Vial : 6 Sample Multiplier: 1

Quant Method : C:\MSDCHEM\1\METHODS\M6P3388.M
Quant Title : Semi Volatile GC/MS,zb-5msi 30m x .25mm x .25MoTuWed Jun 30 18:27:50 2021

TIC Library : C:\Database\NIST08.L
TIC Integration Parameters: lscint.p

					--Internal Standard---			
TIC Top Hit name	RT	EstConc	Units	Response	#	RT	Resp	Conc

No Library Search Compounds Detected
****

Manual Integrations APPROVED (compounds with "m" flag)
Kristi Schollenberger 07/07/21 18:14

Quantitation Report (QT Reviewed)

Data Path : C:\msdchem\1\data\jeryllr\e4p2431\
Data File : 4p46357.d
Acq On : 3 Jul 2021 12:38 am
Operator : chriss2
Sample : op34109a-mb1 Inst : MS4P
Misc : op34109a,e4p2431,30.0,,,1,1
ALS Vial : 4 Sample Multiplier: 1

Quant Method : C:\MSDCHEM\1\METHODS\M4P2367SIM.M
Quant Results File: M4P2367SIM.RES
Quant Time: Jul 04 05:09:01 2021
Quant Title : Semi Volatile Extractables by GC/MS
QLast Update : Sun Jul 04 04:56:04 2021
Response via : Initial Calibration

Compound	R.T.	QIon	Response	Conc	Units	Dev(Min)
Internal Standards						
1) 1-Methylnaphthalene-d10	6.353	150	84998	4.00	ppm	# 0.00
13) Fluorene-d10	7.818	176	125890	4.00	ppm	0.00
20) Fluoranthene-d10	9.913	212	189751	4.00	ppm	0.00
30) Benzo(a)pyrene-d12	12.539	264	105187	4.00	ppm	0.00
System Monitoring Compounds						
3) 2-Fluorophenol	3.098	112	476988	38.00	ppm	0.02
Spiked Amount 50.000			Recovery =	76.00%		
4) Phenol-d5	4.096	99	1065946	39.75	ppm	0.00
Spiked Amount 50.000			Recovery =	79.50%		
7) Nitrobenzene-d5	4.902	82	1280608	59.06	ppm	0.00
Spiked Amount 50.000			Recovery =	118.12%		
14) 2-Fluorobiphenyl	6.673	172	1594394	40.66	ppm	0.00
Spiked Amount 50.000			Recovery =	81.32%		
19) 2,4,6-Tribromophenol	8.087	330	356268	53.31	ppm	0.00
Spiked Amount 50.000			Recovery =	106.62%		
27) Terphenyl-d14	10.327	244	1435235	43.74	ppm	0.00
Spiked Amount 50.000			Recovery =	87.48%		
Target Compounds						Qvalue
10) 2-Methylnaphthalene	6.307	141	160	0.01	ppm	# 74
25) Fluoranthene	9.921	202	412m	0.01	ppm	
26) Pyrene	10.149	202	351	0.01	ppm	89
31) Benzo[b]fluoranthene	12.318	252	444	0.01	ppm	71
32) Benzo[k]fluoranthene	12.336	252	335m	0.01	ppm	
34) Indeno[1,2,3-cd]pyrene	13.464	276	256	0.01	ppm	86
35) Dibenz[a,h]anthracene	13.496	278	183	0.01	ppm	78
36) Benzo[g,h,i]perylene	13.670	276	217	0.01	ppm	93

(#) = qualifier out of range (m) = manual integration (+) = signals summed

Quantitation Report (QT Reviewed)

Data Path : C:\msdchem\1\data\jeryllr\e4p2431\
Data File : 4p46357.d
Acq On : 3 Jul 2021 12:38 am
Operator : chriss2
Sample : op34109a-mb1 Inst : MS4P
Misc : op34109a,e4p2431,30.0,,,1,1
ALS Vial : 4 Sample Multiplier: 1

Quant Method : C:\MSDCHEM\1\METHODS\M4P2367SIM.M
Quant Results File: M4P2367SIM.RES
Quant Time: Jul 04 05:09:01 2021
Quant Title : Semi Volatile Extractables by GC/MS
QLast Update : Sun Jul 04 04:56:04 2021
Response via : Initial Calibration

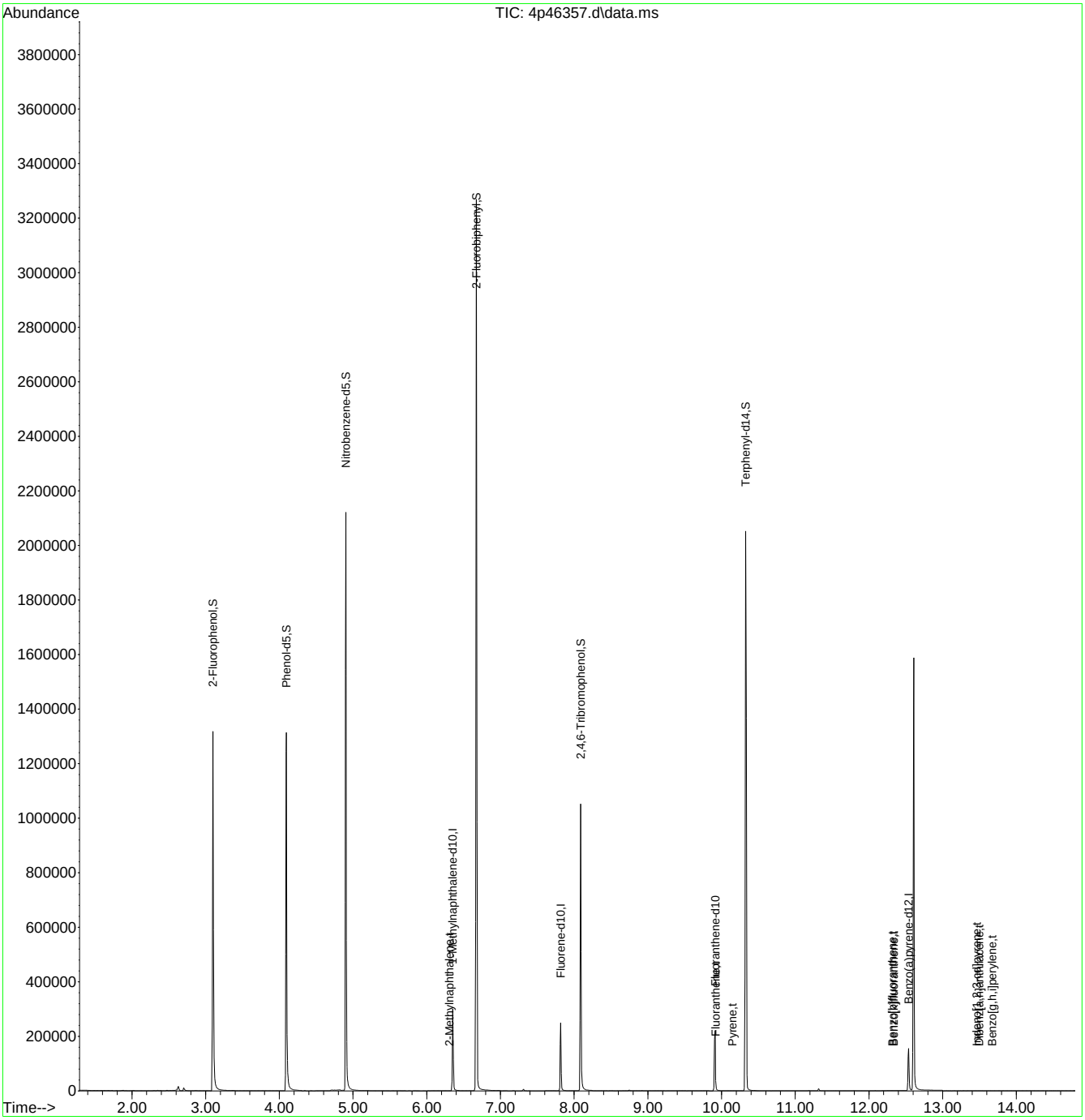

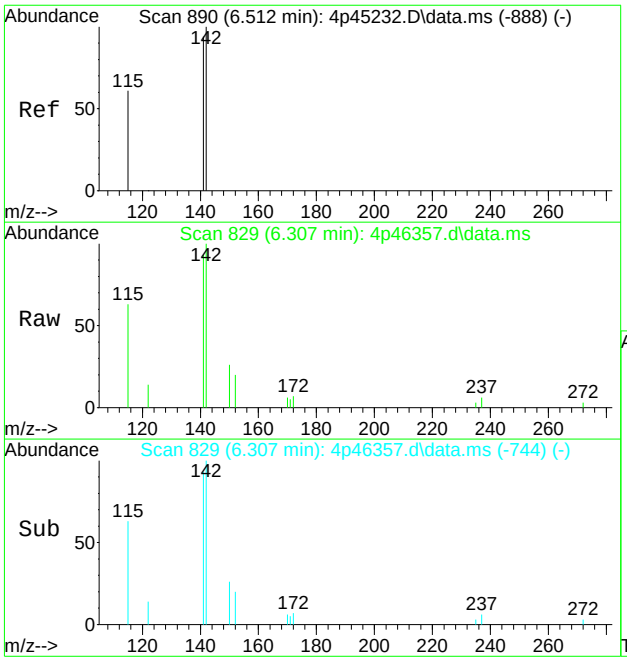

#10
2-Methylnaphthalene
Concen: 0.01 ppm
RT: 6.307 min Scan# 829
Delta R.T. 0.009 min
Lab File: 4p46357.d
Acq: 3 Jul 2021 12:38 am

Tgt Ion:141 Resp: 160

Ion	Ratio	Lower	Upper
141	100		
142	86.4	90.3	150.3#
115	53.0	36.6	96.6

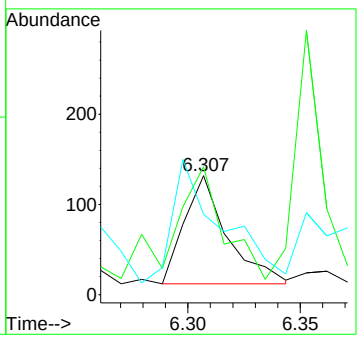

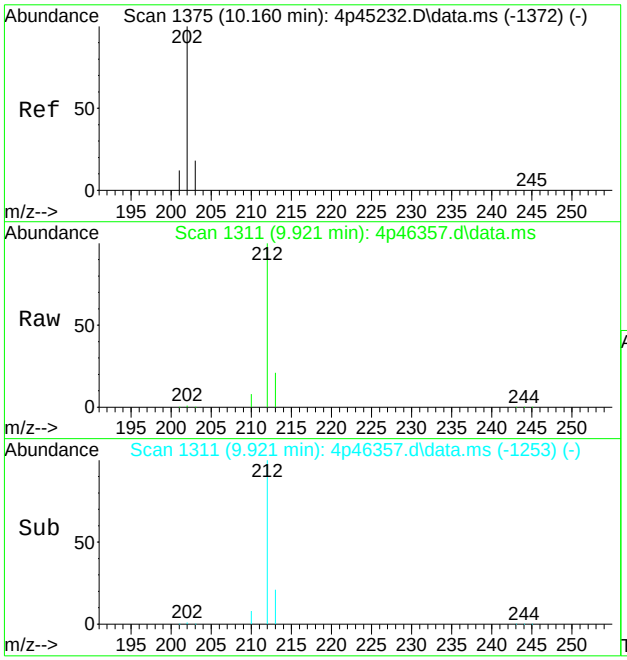

#25
Fluoranthene
Concen: 0.01 ppm m
RT: 9.921 min Scan# 1311
Delta R.T. -0.007 min
Lab File: 4p46357.d
Acq: 3 Jul 2021 12:38 am

Tgt Ion:202 Resp: 412

Ion	Ratio	Lower	Upper
202	100		
203	19.7	0.0	48.1
201	14.3	0.0	41.9

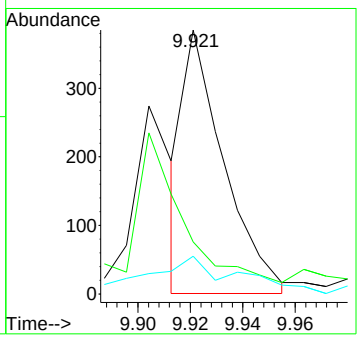

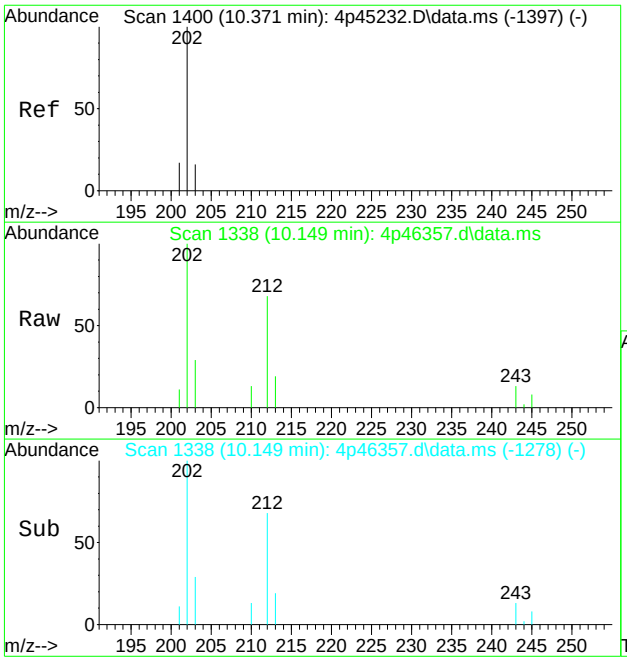

#26
Pyrene
Concen: 0.01 ppm
RT: 10.149 min Scan# 1338
Delta R.T. 0.010 min
Lab File: 4p46357.d
Acq: 3 Jul 2021 12:38 am

Tgt Ion:202 Resp: 351

Ion	Ratio	Lower	Upper
202	100		
203	18.8	0.0	48.1
201	5.7	0.0	45.4

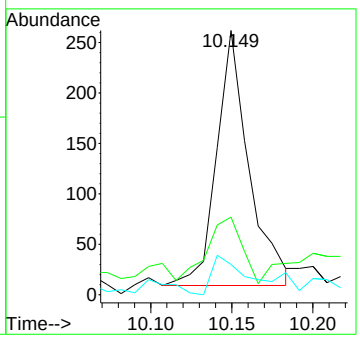

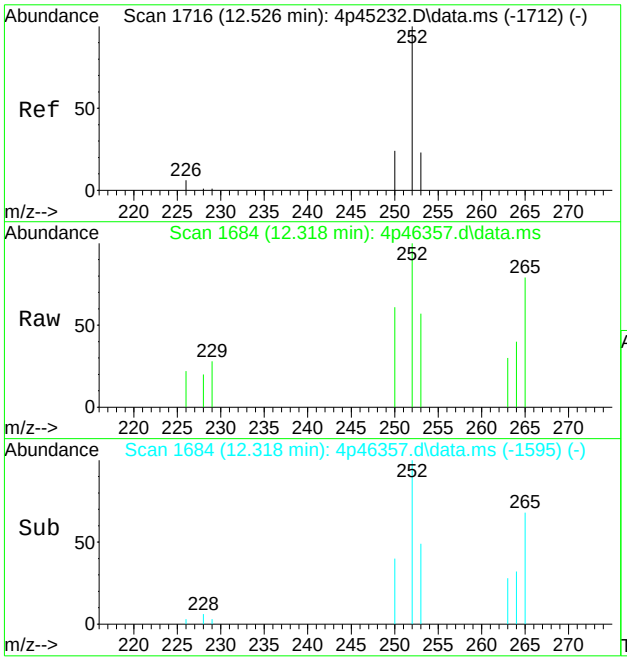

#31
Benzo[b]fluoranthene
Concen: 0.01 ppm
RT: 12.318 min Scan# 1684
Delta R.T. 0.027 min
Lab File: 4p46357.d
Acq: 3 Jul 2021 12:38 am

Tgt Ion:252 Resp: 444

Ion	Ratio	Lower	Upper
252	100		
253	4.7	0.0	52.7
250	30.0	0.0	50.9

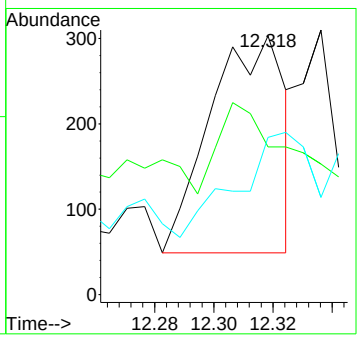

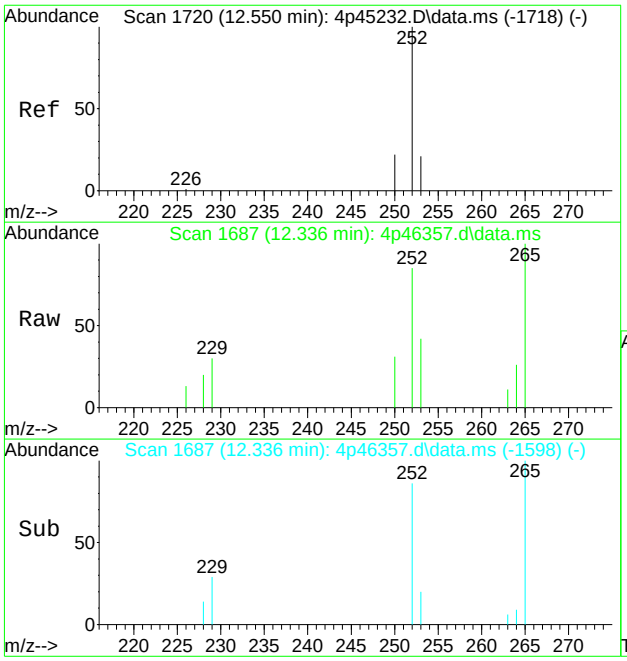

#32
Benzo[k]fluoranthene
Concen: 0.01 ppm m
RT: 12.336 min Scan# 1687
Delta R.T. 0.027 min
Lab File: 4p46357.d
Acq: 3 Jul 2021 12:38 am

Tgt Ion:252 Resp: 335

Ion	Ratio	Lower	Upper
252	100		
253	49.4	0.0	51.8
250	36.8	0.0	53.4

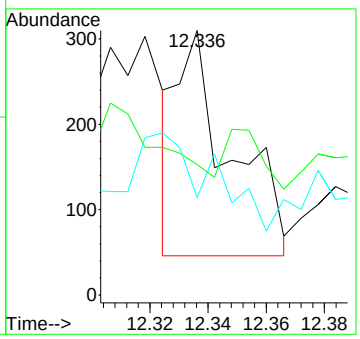

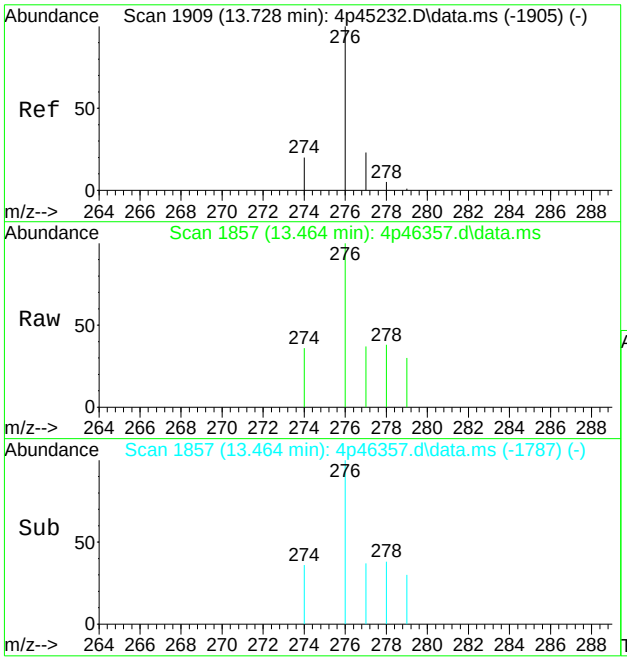

#34
Indeno[1,2,3-cd]pyrene
Concen: 0.01 ppm
RT: 13.464 min Scan# 1857
Delta R.T. 0.029 min
Lab File: 4p46357.d
Acq: 3 Jul 2021 12:38 am

Tgt Ion:276 Resp: 256

Ion	Ratio	Lower	Upper
276	100		
274	26.2	0.0	52.5
277	10.9	0.0	50.7

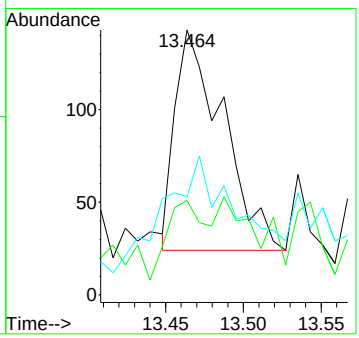

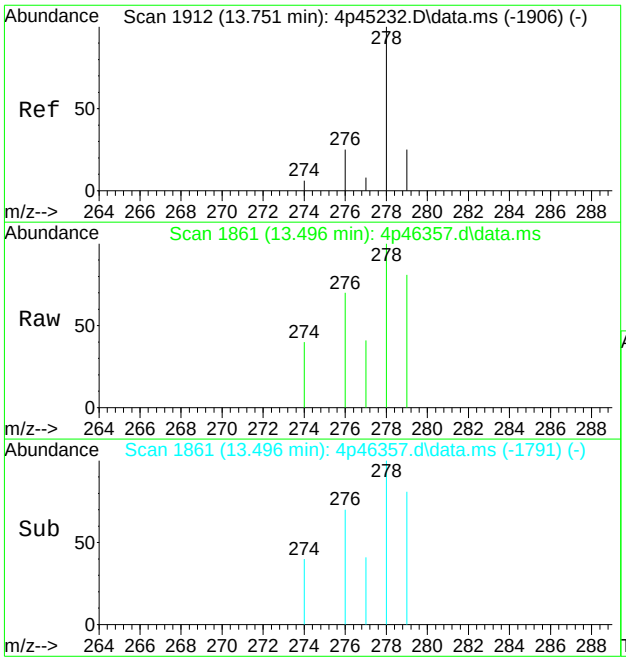

#35
Dibenz[a,h]anthracene
Concen: 0.01 ppm
RT: 13.496 min Scan# 1861
Delta R.T. 0.037 min
Lab File: 4p46357.d
Acq: 3 Jul 2021 12:38 am

Tgt Ion:278 Resp: 183

Ion	Ratio	Lower	Upper
278	100		
274	0.0	0.0	36.4
277	0.0	0.0	38.9

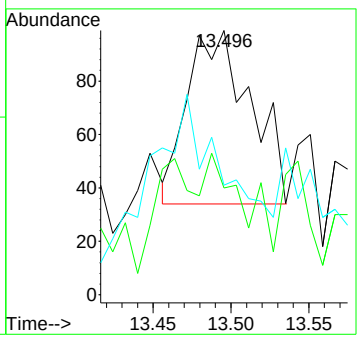

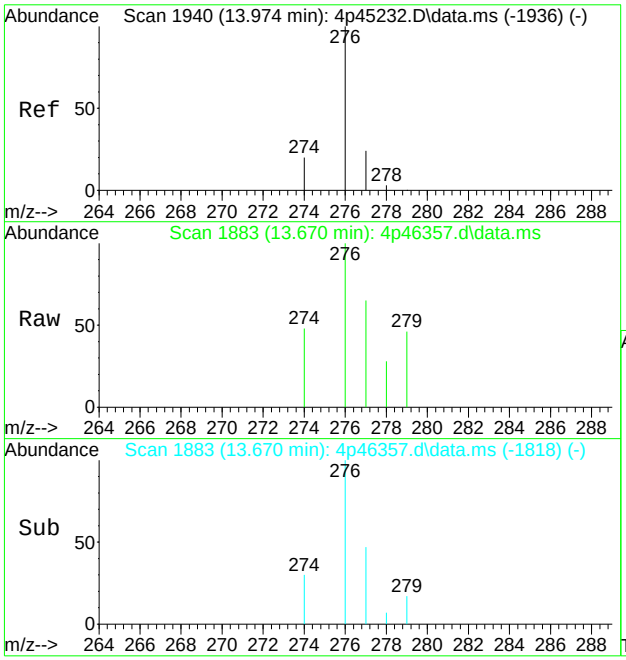

#36
Benzo[g,h,i]perylene
Concen: 0.01 ppm
RT: 13.670 min Scan# 1883
Delta R.T. 0.014 min
Lab File: 4p46357.d
Acq: 3 Jul 2021 12:38 am

Tgt Ion:276 Resp: 217

Ion	Ratio	Lower	Upper
276	100		
278	0.0	0.0	32.4
279	15.3	0.0	30.2

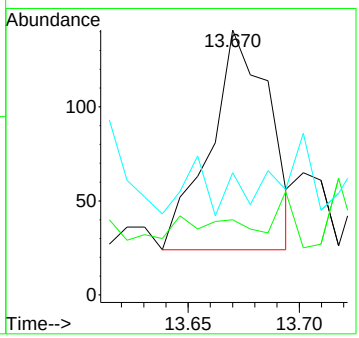

Manual Integration Approval Summary

Sample Number: OP34109A-MB1
Lab FileID: 4P46357.D
Injection Time: 07/03/21 00:38
Method: SW846 8270E BY SIM
Analyst approved: 07/04/21 05:55 Jeryll Fabriene Reyes
Supervisor approved: 07/07/21 18:14 Kristi Schollenberger

Parameter	CAS	Sig#	R.T. (min.)	Reason
Fluoranthene	206-44-0		9.92	Poor instrument integration
Benzo(k)fluoranthene	207-08-9		12.34	Poor instrument integration

Quantitation Report (Qedit)

Data Path : C:\msdchem\1\data\jeryllr\e4p2431\
Data File : 4p46357.d
Acq On : 3 Jul 2021 12:38 am
Operator : chriss2
Sample : op34109a-mb1 Inst : MS4P
Misc : op34109a,e4p2431,30.0,,,1,1
ALS Vial : 4 Sample Multiplier: 1

Quant Method : C:\MSDCHEM\1\METHODS\M4P2367SIM.M
Quant Results File: M4P2367SIM.RES
Quant Time: Jul 04 05:06:07 2021
Quant Title : Semi Volatile Extractables by GC/MS
QLast Update : Sun Jul 04 04:56:04 2021
Response via : Initial Calibration

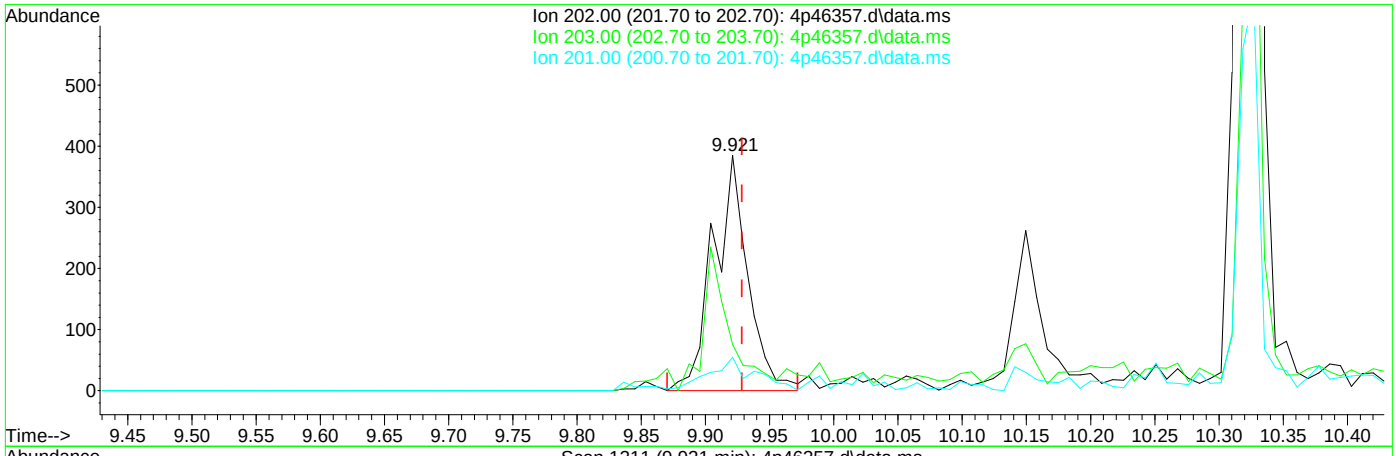

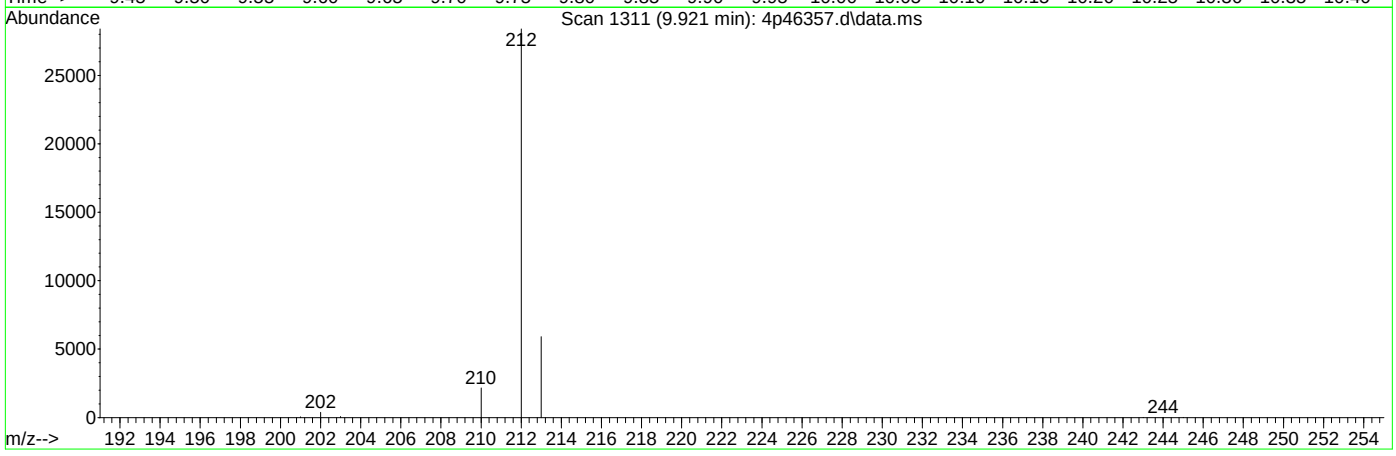

TIC: 4p46357.d\data.ms

(25) Fluoranthene (t)

9.921min (-0.007) 0.01ppm

response 721

Ion	Exp%	Act%
202.00	100	100
203.00	18.10	11.86
201.00	11.90	13.97
0.00	0.00	0.00

Quantitation Report (Qedit)

Data Path : C:\msdchem\1\data\jeryllr\e4p2431\
Data File : 4p46357.d
Acq On : 3 Jul 2021 12:38 am
Operator : chriss2
Sample : op34109a-mb1 Inst : MS4P
Misc : op34109a,e4p2431,30.0,,,1,1
ALS Vial : 4 Sample Multiplier: 1

Quant Method : C:\MSDCHEM\1\METHODS\M4P2367SIM.M
Quant Results File: M4P2367SIM.RES
Quant Time: Jul 04 05:06:07 2021
Quant Title : Semi Volatile Extractables by GC/MS
QLast Update : Sun Jul 04 04:56:04 2021
Response via : Initial Calibration

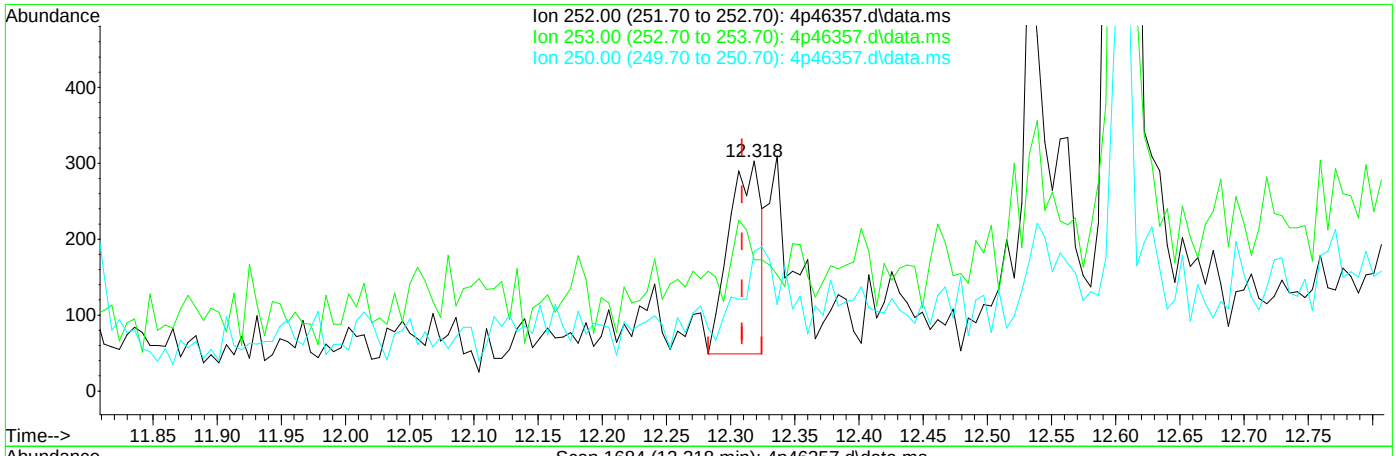

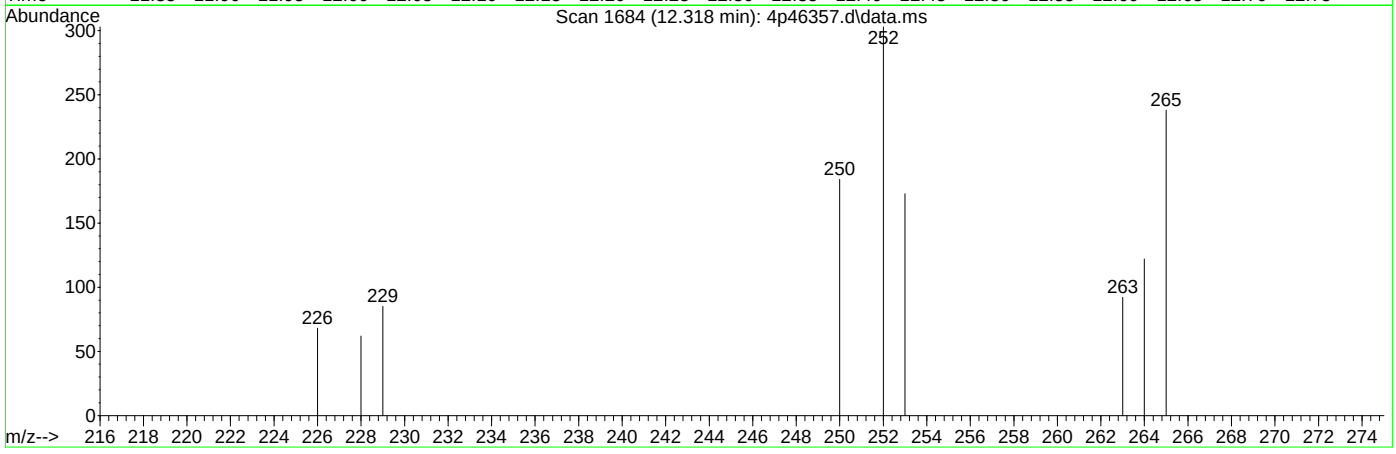

TIC: 4p46357.d\data.ms

(32) Benzo[k]fluoranthene (t)

12.318min (+0.010) 0.01ppm

response 444

Ion	Exp%	Act%
252.00	100	100
253.00	21.80	4.73
250.00	23.40	29.97
0.00	0.00	0.00

Manual Integrations APPROVED (compounds with "m" flag)
Nina Pandya
07/12/21 18:04

Quantitation Report (QT Reviewed)

Data Path : C:\msdchem\1\DATA\E4M4704\
Data File : 4m100981.D
Acq On : 12 Jul 2021 4:59 pm
Operator : kristis
Sample : op34109a-mb1
Misc : op34109a,e4m4704,30.0,,,1,1
ALS Vial : 20 Sample Multiplier: 1

Quant Time: Jul 12 17:28:18 2021
Quant Method : C:\msdchem\1\METHODS\M4M4670SIM.M
Quant Title : Semi Volatile GC/MS,zb-5 15m x .25mm x .50um
QLast Update : Mon Jul 12 11:12:22 2021
Response via : Initial Calibration

Compound	R.T.	QIon	Response	Conc	Units		Dev(Min)
Internal Standards							
1) 1-Methylnaphthalene-d10	6.924	152	61397	4.00	ppm		0.00
12) Fluorene-d10	8.379	176	70776	4.00	ppm		0.00
22) Fluoranthene-d10	10.495	212	118796	4.00	ppm		0.00
28) Benzo(a)pyrene-d12	13.165	264	75321	4.00	ppm		0.00
35) 1-Methylnaphthalene-d10a	6.924	152	61397	4.00	ppm		0.00
38) Fluorene-d10a	8.379	176	70776	4.00	ppm		0.00
System Monitoring Compounds							
2) 2-Fluorophenol	3.713	112	321582	35.31	ppm		0.02
Spiked Amount 50.000	Range 11 - 58		Recovery =	70.62%#			
3) Phenol-d5	4.629	99	410303	34.02	ppm		0.00
Spiked Amount 50.000			Recovery =	68.04%			
6) Nitrobenzene-d5	5.471	82	426019	39.44	ppm		0.00
Spiked Amount 50.000			Recovery =	78.88%			
11) 2-Fluorobiphenyl	7.233	172	700829	34.36	ppm		0.00
Spiked Amount 50.000			Recovery =	68.72%			
17) 2,4,6-Tribromophenol	8.644	330	74117	24.93	ppm		0.00
Spiked Amount 50.000			Recovery =	49.86%			
25) Terphenyl-d14	10.907	244	742911	38.41	ppm		0.00
Spiked Amount 50.000			Recovery =	76.82%			
Target Compounds							Qvalue
7) Naphthalene	6.182	128	258	0.01	ppm		78
13) Acenaphthylene	7.735	152	179	0.01	ppm		92
16) Fluorene	8.408	166	125m	0.01	ppm		
20) Phenanthrene	9.339	178	228	0.01	ppm		82
23) Fluoranthene	10.514	202	203	0.01	ppm		77
24) Pyrene	10.730	202	194	0.01	ppm	#	62
29) Benzo[b]fluoranthene	12.911	252	242	0.01	ppm		93
30) Benzo[k]fluoranthene	12.931	252	177	0.01	ppm		94
31) Benzo[a]pyrene	13.184	252	162m	0.01	ppm		
32) Indeno[1,2,3-cd]pyrene	14.259	276	239	0.01	ppm		57
33) Dibenz[a,h]anthracene	14.279	278	217	0.01	ppm		84
34) Benzo[g,h,i]perylene	14.557	276	219	0.01	ppm		86

(#) = qualifier out of range (m) = manual integration (+) = signals summed

Quantitation Report (QT Reviewed)

Data Path : C:\msdchem\1\DATA\E4M4704\
Data File : 4m100981.D
Acq On : 12 Jul 2021 4:59 pm
Operator : kristis
Sample : op34109a-mb1
Misc : op34109a,e4m4704,30.0,,,1,1
ALS Vial : 20 Sample Multiplier: 1

Quant Time: Jul 12 17:28:18 2021
Quant Method : C:\msdchem\1\METHODS\M4M4670SIM.M
Quant Title : Semi Volatile GC/MS,zb-5 15m x .25mm x .50um
QLast Update : Mon Jul 12 11:12:22 2021
Response via : Initial Calibration

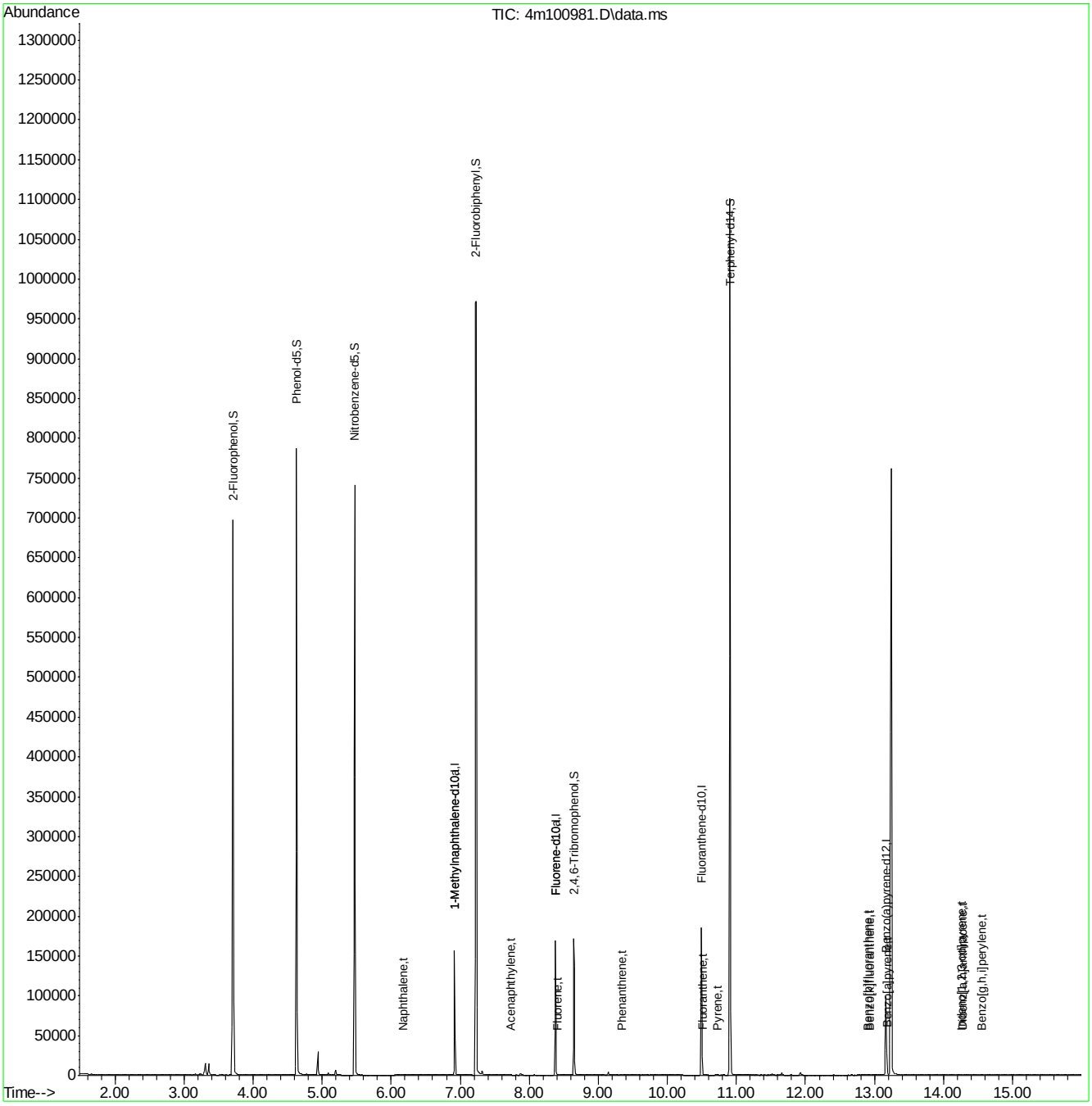

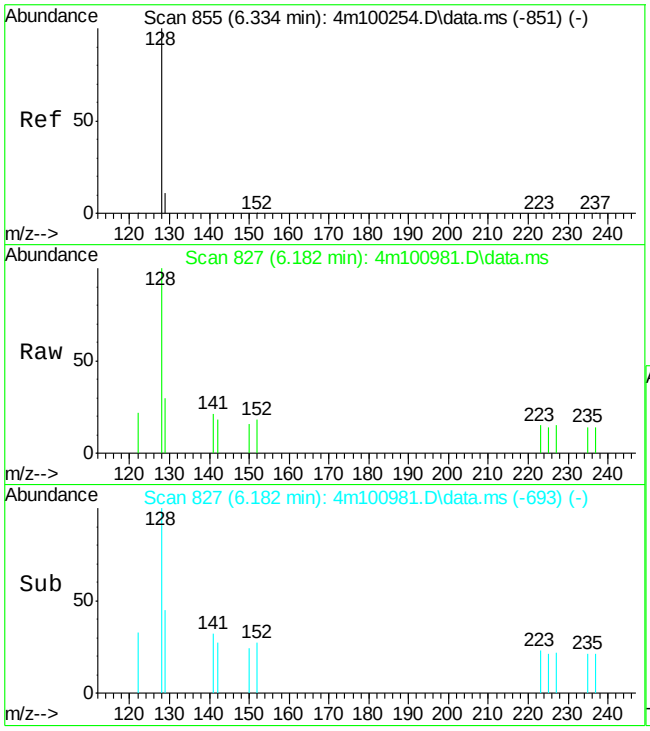

#7
Naphthalene
Concen: 0.01 ppm
RT: 6.182 min Scan# 827
Delta R.T. 0.000 min
Lab File: 4m100981.D
Acq: 12 Jul 2021 4:59 pm

Tgt Ion:128 Resp: 258

Ion	Ratio	Lower	Upper
128	100		
129	2.6	0.0	41.7
122	0.0	0.0	31.4

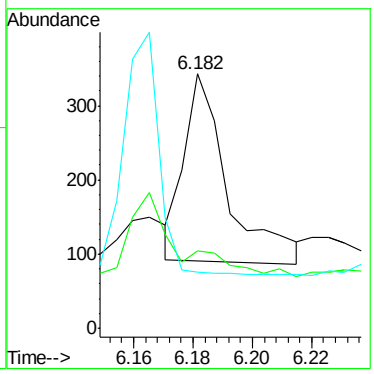

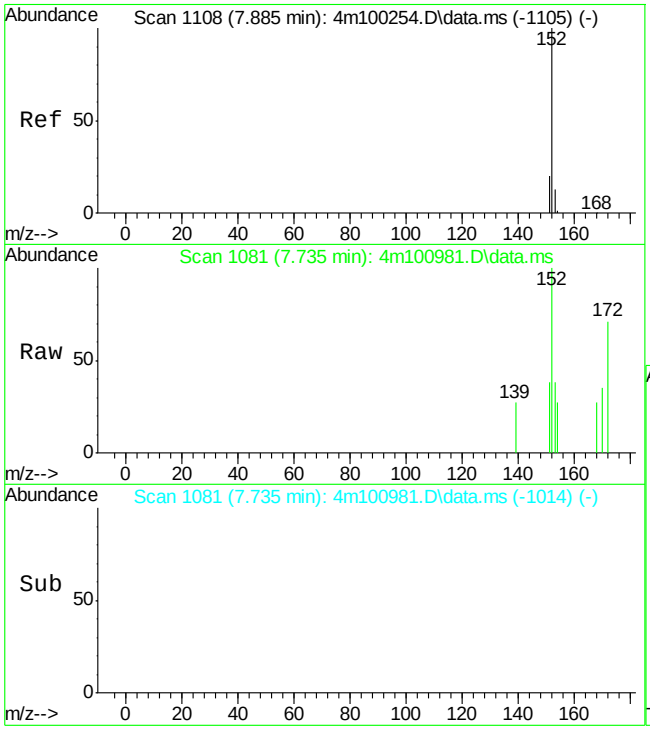

#13
Acenaphthylene
Concen: 0.01 ppm
RT: 7.735 min Scan# 1081
Delta R.T. 0.008 min
Lab File: 4m100981.D
Acq: 12 Jul 2021 4:59 pm

Tgt Ion:152 Resp: 179

Ion	Ratio	Lower	Upper
152	100		
151	13.1	0.0	48.7
153	14.4	0.0	45.7

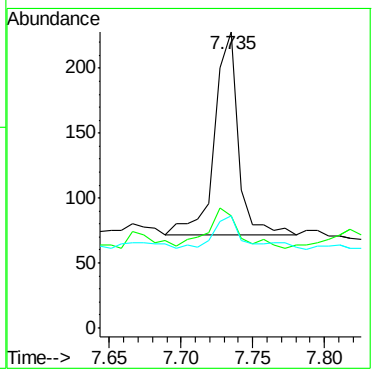

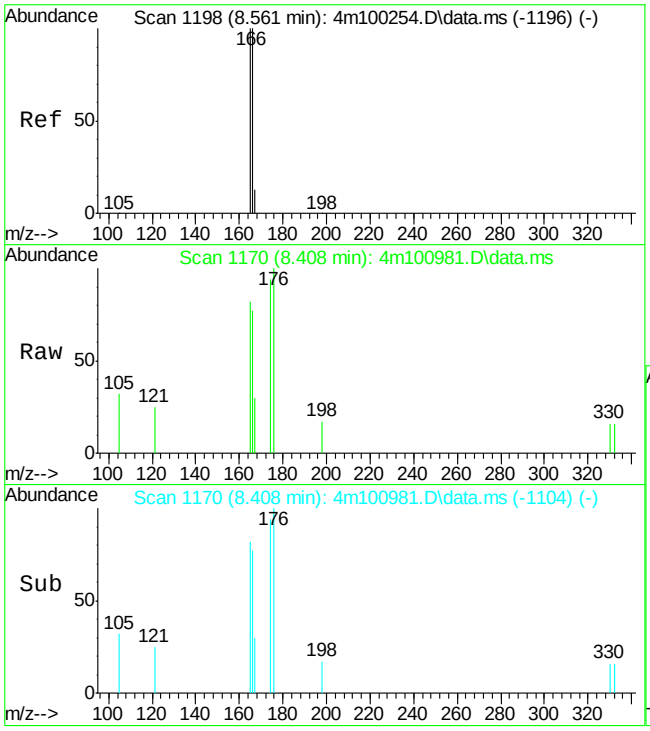

#16
Fluorene
Concen: 0.01 ppm m
RT: 8.408 min Scan# 1170
Delta R.T. 0.000 min
Lab File: 4m100981.D
Acq: 12 Jul 2021 4:59 pm

Tgt Ion:166 Resp: 125

Ion	Ratio	Lower	Upper
166	100		
165	106.3	65.8	125.8
167	39.2	0.0	44.8

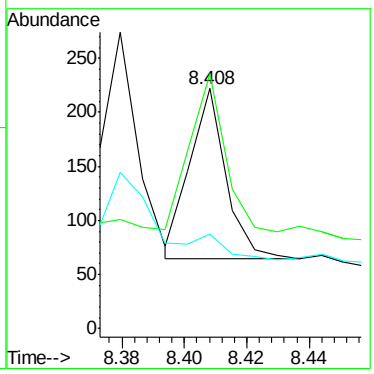

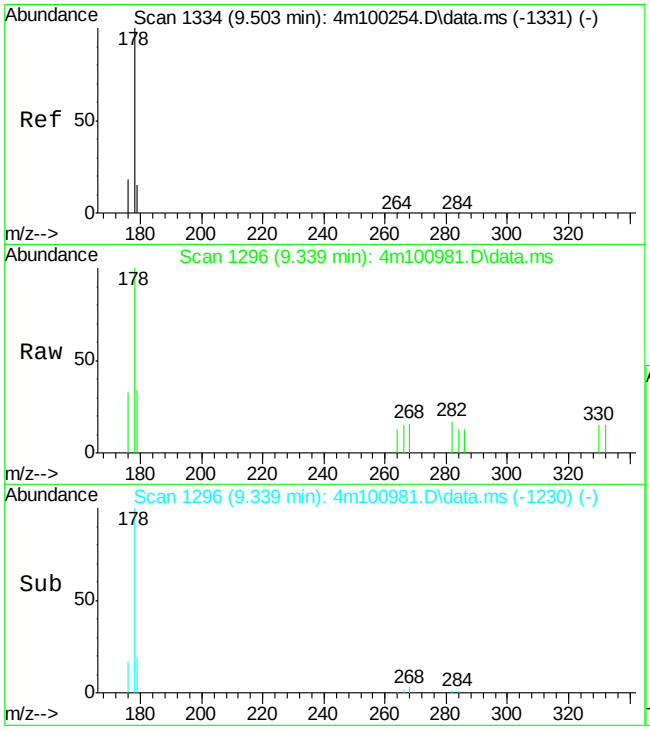

#20
Phenanthrene
Concen: 0.01 ppm
RT: 9.339 min Scan# 1296
Delta R.T. 0.000 min
Lab File: 4m100981.D
Acq: 12 Jul 2021 4:59 pm

Tgt Ion:178 Resp: 228

Ion	Ratio	Lower	Upper
178	100		
179	0.0	0.0	46.0
176	18.6	0.0	49.2

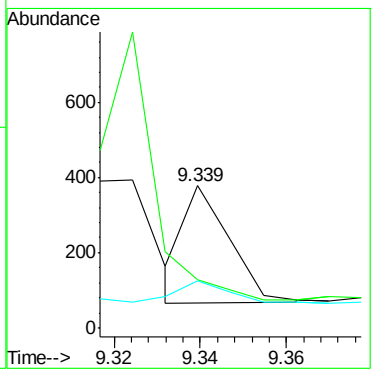

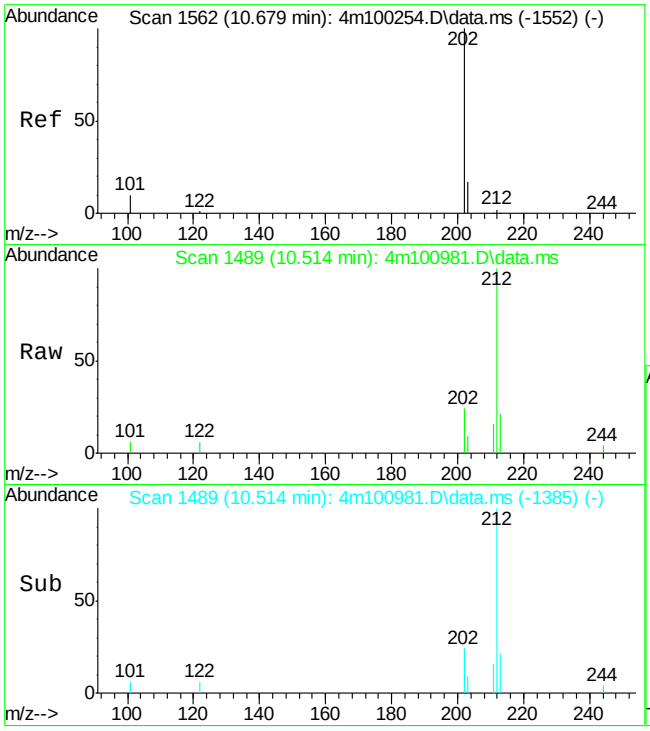

#23
Fluoranthene
Concen: 0.01 ppm
RT: 10.514 min Scan# 1489
Delta R.T. 0.000 min
Lab File: 4m100981.D
Acq: 12 Jul 2021 4:59 pm

Tgt Ion:202 Resp: 203

Ion	Ratio	Lower	Upper
202	100		
203	9.2	0.0	48.2
101	0.0	0.0	40.6

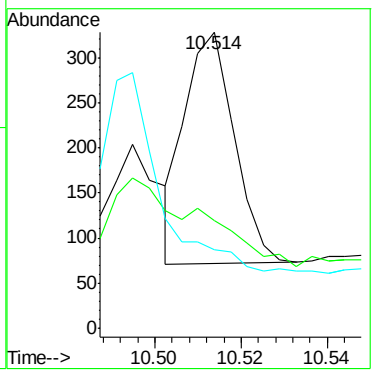

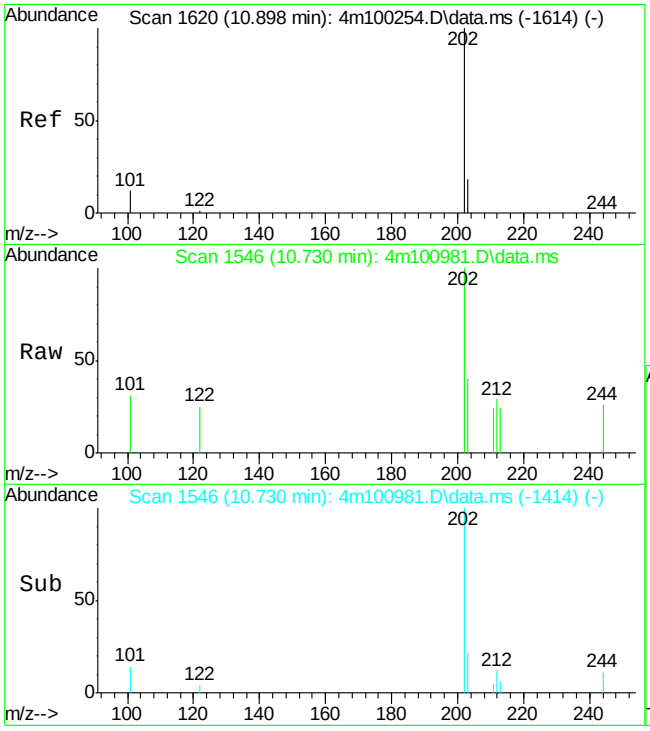

#24
Pyrene
Concen: 0.01 ppm
RT: 10.730 min Scan# 1546
Delta R.T. 0.000 min
Lab File: 4m100981.D
Acq: 12 Jul 2021 4:59 pm

Tgt Ion:202 Resp: 194

Ion	Ratio	Lower	Upper
202	100		
203	14.7	17.3	77.3#
101	13.6	0.0	44.3

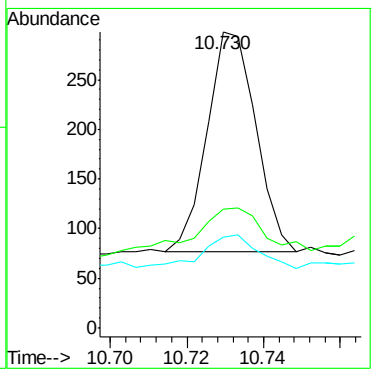

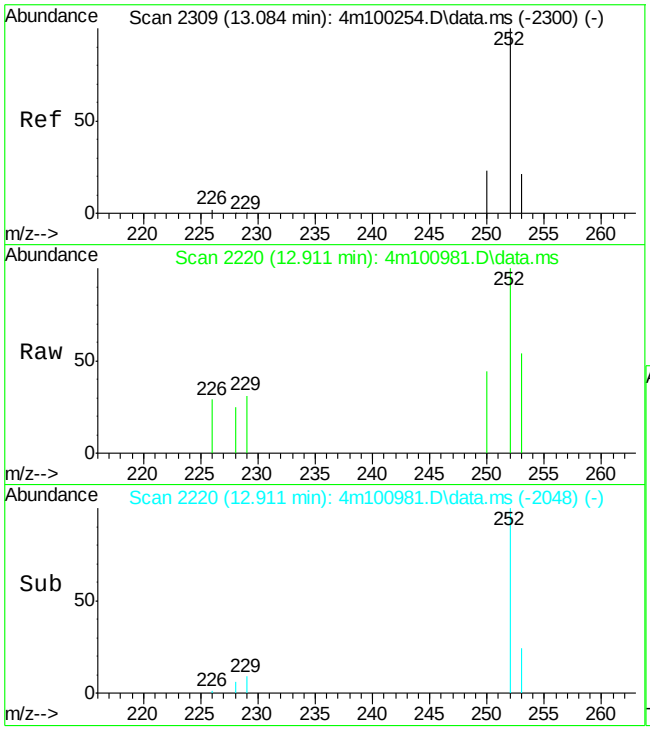

#29
Benzo[b]fluoranthene
Concen: 0.01 ppm
RT: 12.911 min Scan# 2220
Delta R.T. 0.000 min
Lab File: 4m100981.D
Acq: 12 Jul 2021 4:59 pm

Tgt Ion:252 Resp: 242

Ion	Ratio	Lower	Upper
252	100		
250	20.3	0.0	54.0
253	20.0	0.0	53.1

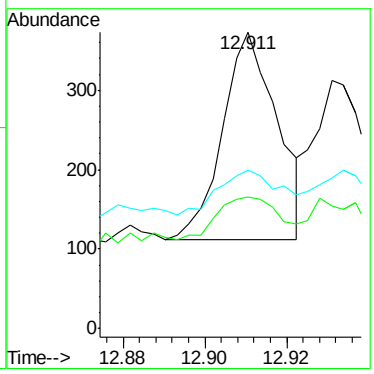

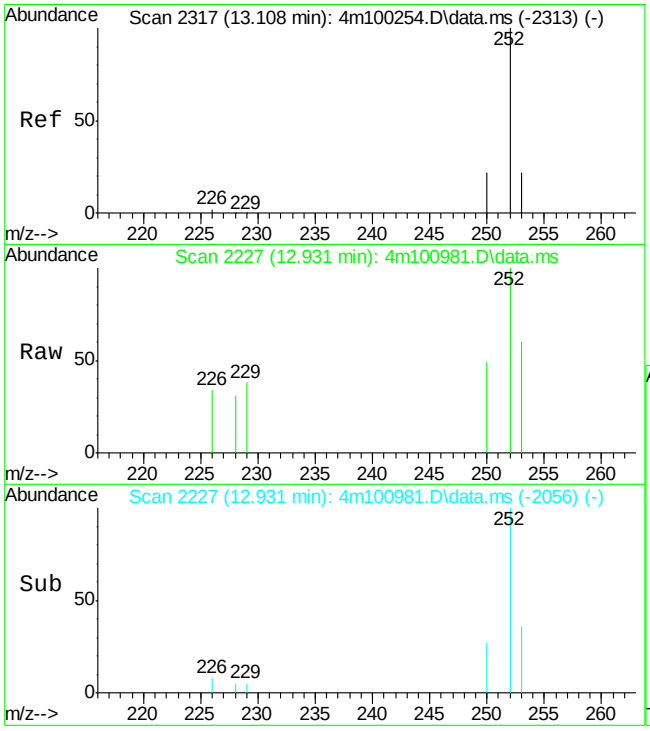

#30
Benzo[k]fluoranthene
Concen: 0.01 ppm
RT: 12.931 min Scan# 2227
Delta R.T. -0.003 min
Lab File: 4m100981.D
Acq: 12 Jul 2021 4:59 pm

Tgt Ion:252 Resp: 177

Ion	Ratio	Lower	Upper
252	100		
250	20.1	0.0	51.4
253	22.2	0.0	56.3

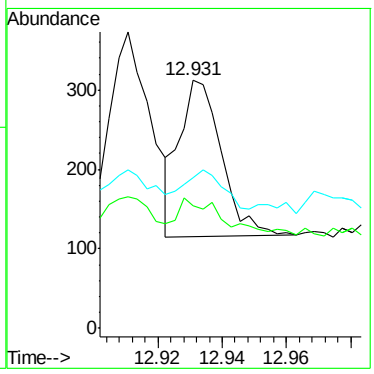

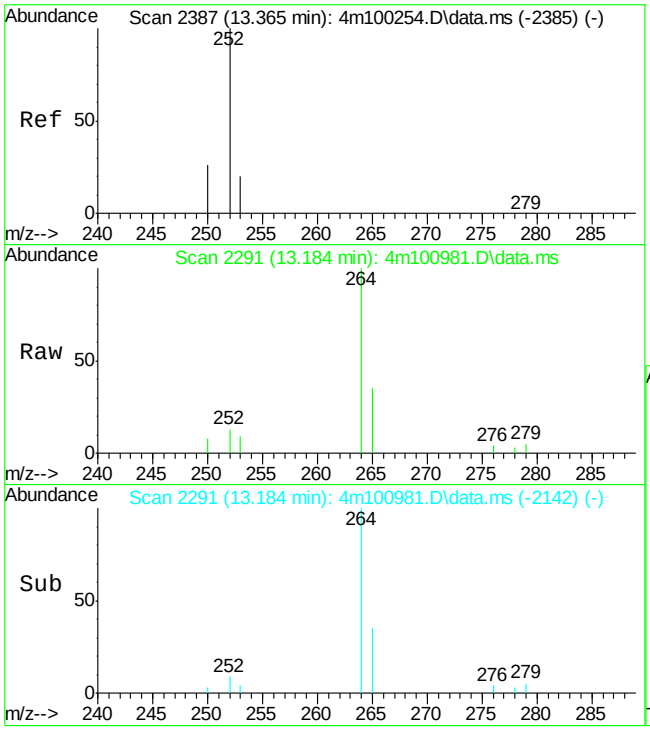

#31
Benzo[a]pyrene
Concen: 0.01 ppm m
RT: 13.184 min Scan# 2291
Delta R.T. 0.000 min
Lab File: 4m100981.D
Acq: 12 Jul 2021 4:59 pm

Tgt Ion:252 Resp: 162

Ion	Ratio	Lower	Upper
252	100		
253	70.7	0.0	53.0#
250	58.9	0.0	55.8#

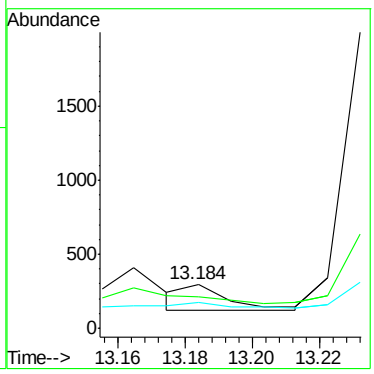

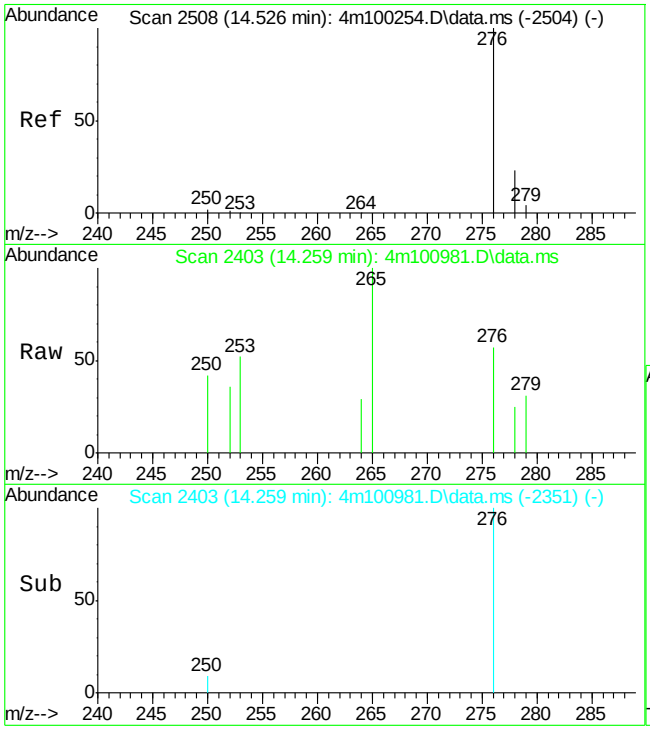

#32
Indeno[1,2,3-cd]pyrene
Concen: 0.01 ppm
RT: 14.259 min Scan# 2403
Delta R.T. 0.000 min
Lab File: 4m100981.D
Acq: 12 Jul 2021 4:59 pm

Tgt Ion:276 Resp: 239

Ion	Ratio	Lower	Upper
276	100		
278	0.0	0.0	54.5
279	0.0	0.0	37.1

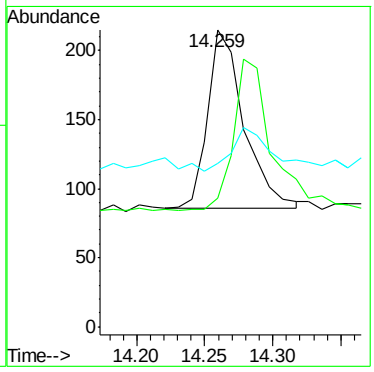

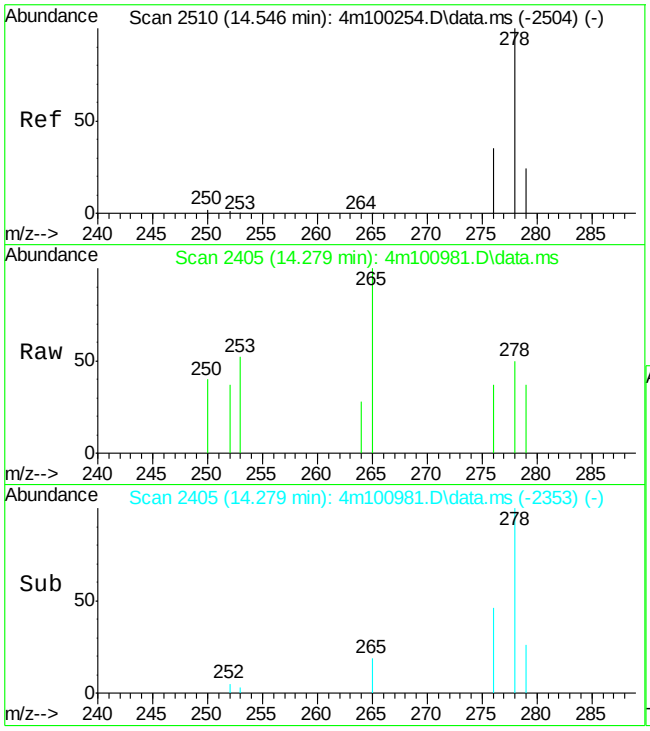

#33
Dibenz[a,h]anthracene
Concen: 0.01 ppm
RT: 14.279 min Scan# 2405
Delta R.T. 0.000 min
Lab File: 4m100981.D
Acq: 12 Jul 2021 4:59 pm

Tgt Ion:278 Resp: 217

Ion	Ratio	Lower	Upper
278	100		
279	24.4	0.0	58.1
276	29.0	13.4	73.4

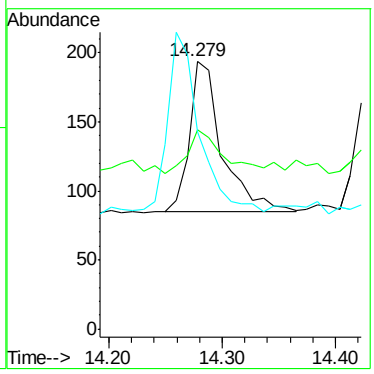

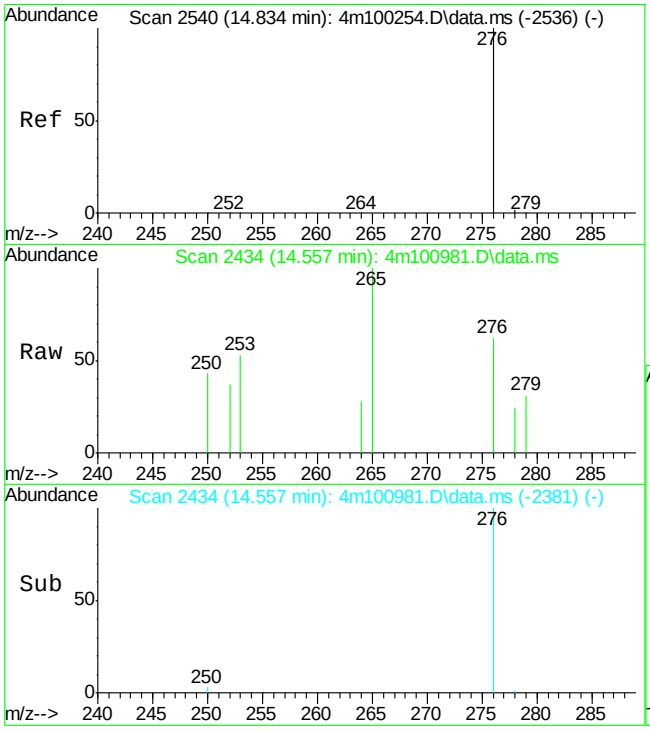

#34
Benzo[g,h,i]perylene
Concen: 0.01 ppm
RT: 14.557 min Scan# 2434
Delta R.T. 0.010 min
Lab File: 4m100981.D
Acq: 12 Jul 2021 4:59 pm

Tgt Ion:276 Resp: 219

Ion	Ratio	Lower	Upper
276	100		
278	0.4	0.0	35.3
279	0.0	0.0	34.4

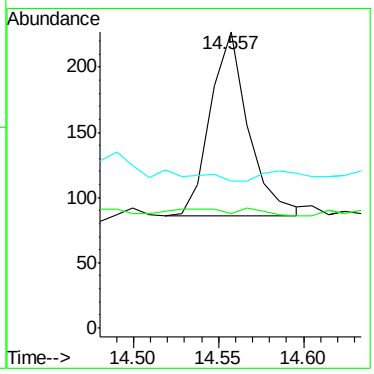

Manual Integration Approval Summary

Sample Number: OP34109A-MB1
Lab FileID: 4M100981.D
Injection Time: 07/12/21 16:59
Method: SW846 8270E BY SIM
Analyst approved: 07/12/21 17:31 Ying Li
Supervisor approved: 07/12/21 18:04 Nina Pandya

Parameter	CAS	Sig#	R.T. (min.)	Reason
Fluorene	86-73-7		8.41	Poor instrument integration
Benzo(a)pyrene	50-32-8		13.18	Poor instrument integration

Quantitation Report (Qedit)

Data Path : C:\msdchem\1\DATA\E4M4704\
Data File : 4m100981.D
Acq On : 12 Jul 2021 4:59 pm
Operator : kristis
Sample : op34109-mb1
Misc : op34109a,e4m4704,30.0,,,1,1
ALS Vial : 20 Sample Multiplier: 1

Quant Time: Jul 12 17:19:36 2021
Quant Method : C:\msdchem\1\METHODS\M4M4670SIM.M
Quant Title : Semi Volatile GC/MS,zb-5 15m x .25mm x .50um
QLast Update : Mon Jul 12 11:12:22 2021
Response via : Initial Calibration

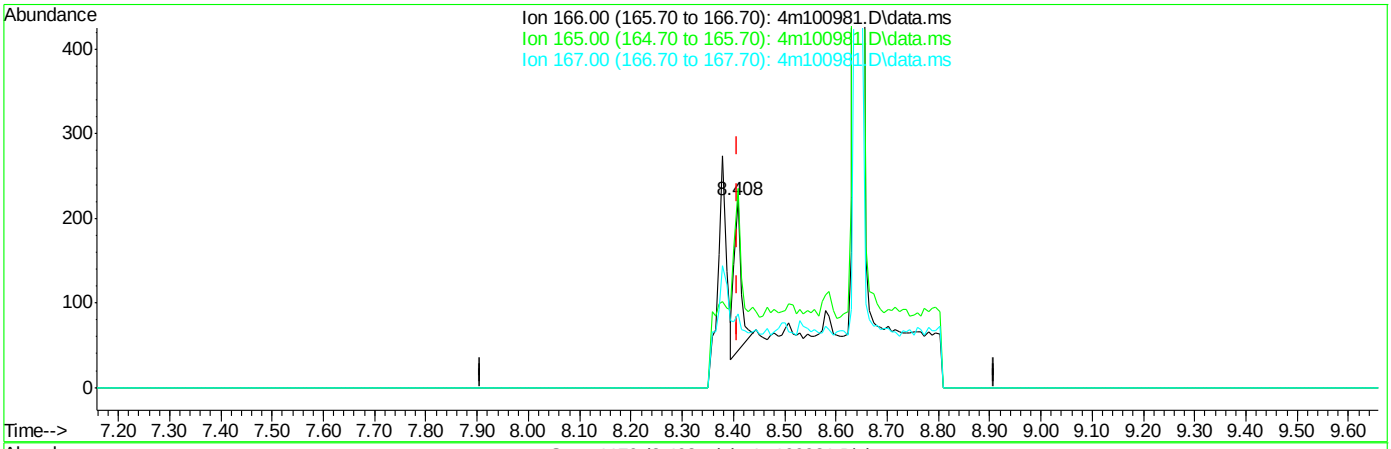

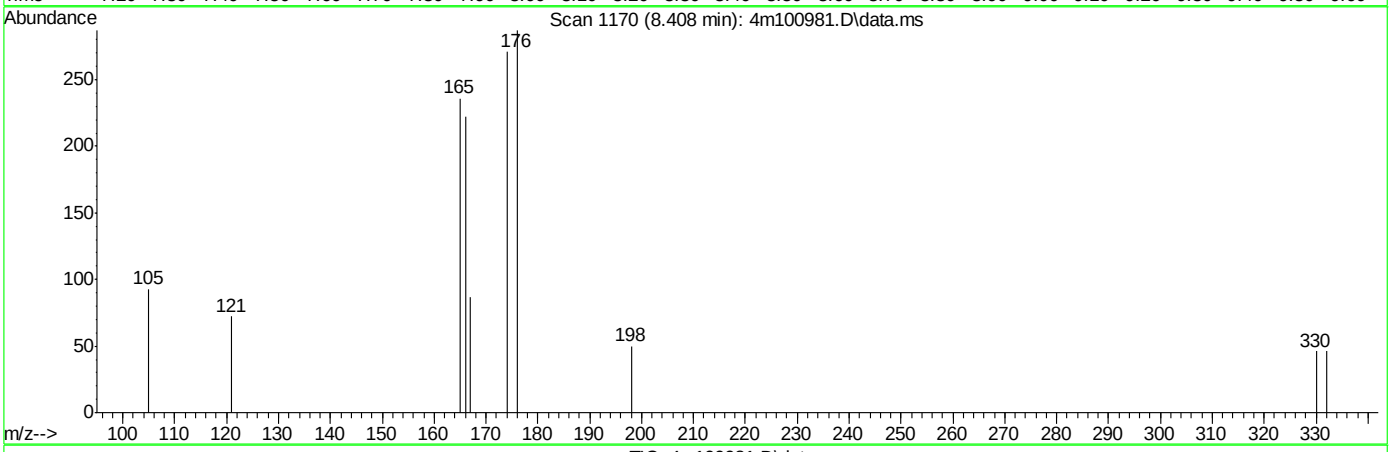

TIC: 4m100981.D\data.ms

(16) Fluorene (t)

8.408min (+0.000) 0.01ppm

response 167

Ion	Exp%	Act%
166.00	100	100
165.00	95.80	94.06
167.00	14.80	9.57
0.00	0.00	0.00

Quantitation Report (Qedit)

Data Path : C:\msdchem\1\DATA\E4M4704\
Data File : 4m100981.D
Acq On : 12 Jul 2021 4:59 pm
Operator : kristis
Sample : op34109-mb1
Misc : op34109a,e4m4704,30.0,,,1,1
ALS Vial : 20 Sample Multiplier: 1

Quant Time: Jul 12 17:19:36 2021
Quant Method : C:\msdchem\1\METHODS\M4M4670SIM.M
Quant Title : Semi Volatile GC/MS,zb-5 15m x .25mm x .50um
QLast Update : Mon Jul 12 11:12:22 2021
Response via : Initial Calibration

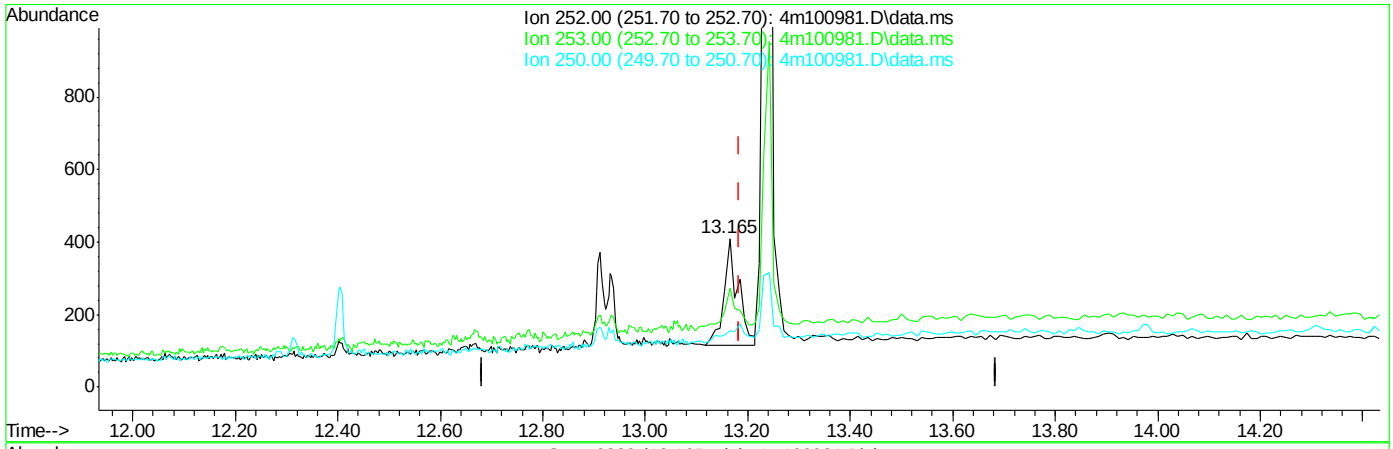

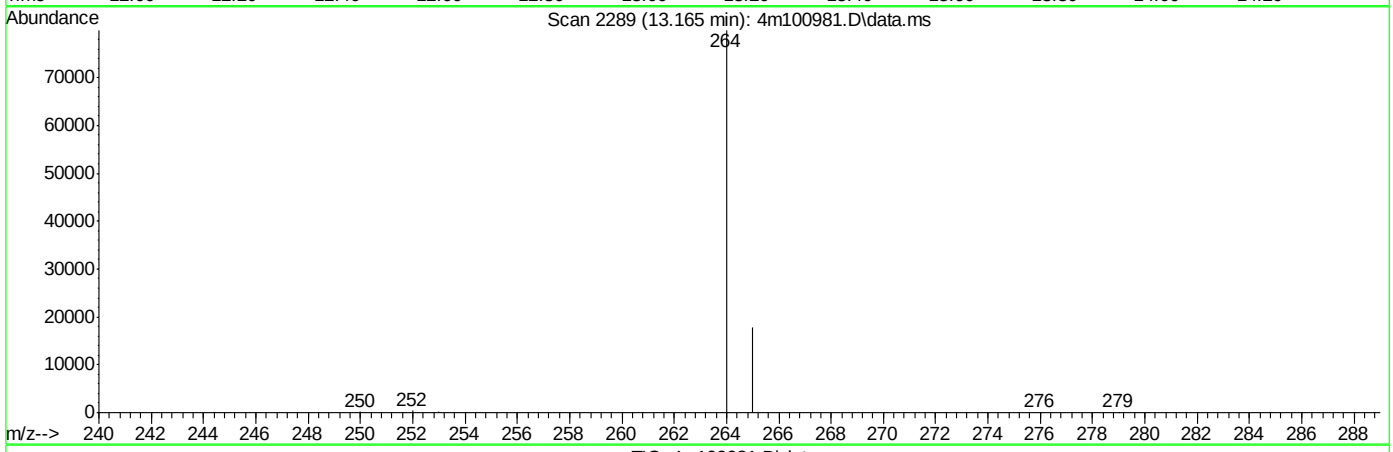

TIC: 4m100981.D\data.ms

(31) Benzo[a]pyrene (t)

13.165min (-0.019) 0.02ppm

response 563

Ion	Exp%	Act%
252.00	100	100
253.00	23.00	36.72
250.00	25.80	9.09
0.00	0.00	0.00

Manual Integrations APPROVED (compounds with "m" flag)
Kristi Schollenberger 07/09/21 14:26

Quantitation Report (QT Reviewed)

Data Path : C:\msdchem\1\DATA\jonkm\070421\e6p3394\
Data File : 6p499162.d
Acq On : 2 Jul 2021 7:15 pm
Operator : brandonl
Sample : op34109-bs1 Inst : MS6P
Misc : op34109,e6p3394,30.0,,,1,1
ALS Vial : 7 Sample Multiplier: 1

Quant Method : C:\MSDCHEM\1\METHODS\M6P3388.M
Quant Results File: M6P3388.RES
Quant Time: Jul 04 07:54:24 2021
Quant Title : Semi Volatile GC/MS,zb-5msi 30m x .25mm x .25MoTuWed Jun 30 18:27:50 2021
QLast Update : Sun Jul 04 07:36:43 2021
Response via : Initial Calibration

Compound	R.T.	QIon	Response	Conc	Units	Dev(Min)
Internal Standards						
1) 1,4-Dichlorobenzene-d4	4.455	152	844427	40.00	ppm	0.00
24) Naphthalene-d8	5.375	136	3062297	40.00	ppm	0.00
46) Acenaphthene-d10	6.686	164	1775697	40.00	ppm	0.00
69) Phenanthrene-d10	8.205	188	2978680	40.00	ppm	0.00
84) Chrysene-d12	11.927	240	2525075	40.00	ppm	0.00
93) Perylene-d12	13.992	264	2575140	40.00	ppm	0.00
103) 1,4-Dichlorobenzene-d4a	4.455	152	844427	40.00	ppm	0.00
105) Phenanthrene-d10a	8.205	188	2978680	40.00	ppm	0.00
107) Naphthalene-d8a	5.375	136	3062297	40.00	ppm	0.00
109) Phenanthrene-d10b	8.205	188	2978680	40.00	ppm	0.00
112) Chrysene-d12a	11.927	240	2525075	40.00	ppm	0.00
System Monitoring Compounds						
5) 2-Fluorophenol	3.509	112	1004395	43.61	ppm	0.00
Spiked Amount 50.000			Recovery = 87.22%			
8) Phenol-d5	4.231	99	1127971	38.28	ppm	0.00
Spiked Amount 50.000			Recovery = 76.56%			
25) Nitrobenzene-d5	4.862	82	920774	45.79	ppm	0.00
Spiked Amount 50.000			Recovery = 91.58%			
51) 2-Fluorobiphenyl	6.145	172	2450517	43.31	ppm	0.00
Spiked Amount 50.000			Recovery = 86.62%			
74) 2,4,6-Tribromophenol	7.434	330	439428	45.27	ppm	0.00
Spiked Amount 50.000			Recovery = 90.54%			
87) Terphenyl-d14	10.382	244	2962005	49.51	ppm	0.00
Spiked Amount 50.000			Recovery = 99.02%			
110) 1-chlorooctadecane	0.000	57	0	0.00	ppm	
Spiked Amount 50.000			Recovery = 0.00%			
111) o-terphenyl	0.000	230	0	0.00	ppm	
Spiked Amount 50.000			Recovery = 0.00%			
Target Compounds						Qvalue
2) 1,4-Dioxane	1.968	88	311105	34.36	ppm	97
3) Pyridine	2.305	79	875010	39.21	ppm	98
4) N-Nitrosodimethylamine	2.273	74	573539	46.19	ppm	100
6) Indene	4.642	116	1901811	41.79	ppm	98
7) Cumene	3.862	105	2275873	39.01	ppm	98
9) Phenol	4.241	94	1237734	40.41	ppm	98
10) Aniline	4.220	93	1157914	32.52	ppm	95
11) bis(2-Chloroethyl)ether	4.268	93	886767	38.14	ppm	99
12) 2-Chlorophenol	4.316	128	1118635	40.07	ppm	94
13) Decane	4.348	43	559158	35.90	ppm	99
14) 1,3-Dichlorobenzene	4.418	146	1258832	39.65	ppm	100
15) 1,4-Dichlorobenzene	4.471	146	1262736	39.86	ppm	99
16) Benzyl alcohol	4.573	108	700847	39.42	ppm	98
17) 1,2-Dichlorobenzene	4.584	146	1207801	40.74	ppm	99
18) Acetophenone	4.755	105	1356665	38.05	ppm	97
19) 2-Methylphenol	4.675	108	935095	39.25	ppm	99
20) 2,2'-oxybis(1-Chloropr...	4.659	121	351034	38.81	ppm	94
21) 3&4-Methylphenol	4.787	108	1924156	77.48	ppm	95
22) n-Nitroso-di-n-propyla...	4.760	70	549033	36.12	ppm	99
23) Hexachloroethane	4.824	201	440791	41.07	ppm	96
26) Nitrobenzene	4.878	77	863101	41.61	ppm	95
27) Quinoline	5.632	129	2129236	38.39	ppm	100
28) Isophorone	5.049	82	1639025	37.69	ppm	100
29) 2-Nitrophenol	5.108	139	589834	45.22	ppm	87
30) 2,4-Dimethylphenol	5.156	107	1017863	41.15	ppm	96

Quantitation Report (QT Reviewed)

Data Path : C:\msdchem\1\DATA\jonkm\070421\e6p3394\
Data File : 6p499162.d
Acq On : 2 Jul 2021 7:15 pm
Operator : brandonl
Sample : op34109-bs1 Inst : MS6P
Misc : op34109,e6p3394,30.0,,,1,1
ALS Vial : 7 Sample Multiplier: 1

Quant Method : C:\MSDCHEM\1\METHODS\M6P3388.M
Quant Results File: M6P3388.RES
Quant Time: Jul 04 07:54:24 2021
Quant Title : Semi Volatile GC/MS,zb-5msi 30m x .25mm x .25MoTuWed Jun 30 18:27:50 2021
QLast Update : Sun Jul 04 07:36:43 2021
Response via : Initial Calibration

Compound	R.T.	QIon	Response	Conc	Units		Dev(Min)
31) Benzoic acid	5.236	105	296504m	19.64	ppm		
32) bis(2-Chloroethoxy)met...	5.204	93	1015560	38.95	ppm		98
33) 2,4-Dichlorophenol	5.295	162	911368	40.81	ppm		97
34) 2,6-Dichlorophenol	5.445	162	914820	40.45	ppm		99
35) 1,3,5-Trichlorobenzene	5.113	180	1090615	43.00	ppm		98
36) 1,2,4-Trichlorobenzene	5.338	180	1032612	41.54	ppm		99
37) 1,2,3-Trichlorobenzene	5.493	180	995944	41.86	ppm		99
38) Naphthalene	5.391	128	3230708	41.99	ppm		99
39) 4-Chloroaniline	5.434	127	961193	29.88	ppm		100
40) 2,3-Dichloroaniline	6.087	161	1041793	36.52	ppm		98
41) Hydroquinone	5.702	110	211246	9.00	ppm		95
42) Hexachlorobutadiene	5.482	225	632828	43.25	ppm		98
43) 4-Chloro-3-methylphenol	5.803	107	835861	38.11	ppm		87
44) 2-Methylnaphthalene	5.883	141	1967671	40.11	ppm		95
45) 1-Methylnaphthalene	5.953	141	1860421	39.15	ppm		98
47) Hexachlorocyclopentadiene	5.996	237	1236968	100.56	ppm		99
48) 1,2,4,5-tetrachloroben...	6.006	216	1043000	43.23	ppm		100
49) 2,4,6-Trichlorophenol	6.097	196	679492	42.33	ppm		99
50) 2,4,5-Trichlorophenol	6.135	196	715089	42.17	ppm		97
52) 2-Chloronaphthalene	6.236	162	2037152	42.24	ppm		98
53) Biphenyl	6.220	154	2736758	41.98	ppm		99
54) 2-Nitroaniline	6.322	65	405752	44.19	ppm		93
55) Dimethylphthalate	6.461	163	2262730	39.53	ppm		99
56) Acenaphthylene	6.568	152	3019259	48.85	ppm		99
57) 2,6-Dinitrotoluene	6.515	165	523707	46.62	ppm		88
58) 3-Nitroaniline	6.659	138	477141	38.33	ppm		98
59) Acenaphthene	6.712	153	2092035	41.54	ppm		99
60) 2,4-Dinitrophenol	6.755	184	24963	6.07	ppm	#	53
61) 4-Nitrophenol	6.851	109	190735	29.93	ppm		93
62) Dibenzofuran	6.867	168	2954466	41.54	ppm		100
63) 2,4-Dinitrotoluene	6.862	165	676321	45.63	ppm		98
64) 2,3,4,6-Tetrachlorophenol	6.991	232	562577	39.82	ppm		97
65) Diethylphthalate	7.081	149	2209819	38.31	ppm		99
66) Fluorene	7.188	166	2431757	40.15	ppm		99
67) 4-Chlorophenyl-phenyle...	7.183	204	1200840	41.28	ppm		96
68) 4-Nitroaniline	7.221	138	510242	39.66	ppm		98
70) 4,6-Dinitro-2-methylph...	7.253	198	65061	9.34	ppm		84
71) n-Nitrosodiphenylamine	7.306	169	2048833	43.70	ppm		99
72) 1,2-Diphenylhydrazine	7.344	77	1703180	42.06	ppm		99
73) pentachloronitrobenzene	8.012	295	151027	45.84	ppm		96
75) 4-Bromophenyl-phenylether	7.691	248	741317	44.65	ppm		97
76) Hexachlorobenzene	7.771	284	834620	44.06	ppm		93
77) Pentachlorophenol	8.007	266	822966	69.80	ppm		98
78) Phenanthrene	8.231	178	3297759	42.31	ppm		98
79) Anthracene	8.290	178	3458561	43.69	ppm		99
80) Carbazole	8.504	167	3063369	41.77	ppm		99
81) Di-n-butylphthalate	8.991	149	3611015	39.52	ppm		100
82) Fluoranthene	9.793	202	3524917	39.96	ppm		99
83) Octadecane	8.108	57	856496	41.47	ppm		98
85) benzidine	10.018	184	974061	30.30	ppm		99
86) Pyrene	10.109	202	3546399	45.41	ppm		99
88) Butylbenzylphthalate	11.168	149	1456858	42.19	ppm		98
89) Benzo[a]anthracene	11.911	228	3294113	42.52	ppm		99
90) 3,3'-Dichlorobenzidine	11.922	252	1039583	37.34	ppm		98
91) Chrysene	11.970	228	3073867	42.91	ppm		99
92) bis(2-Ethylhexyl)phtha...	12.104	149	1972275	39.57	ppm		98
94) Di-n-octylphthalate	13.072	149	3301094	40.14	ppm		99

Quantitation Report (QT Reviewed)

Data Path : C:\msdchem\1\DATA\jonkm\070421\e6p3394\
Data File : 6p499162.d
Acq On : 2 Jul 2021 7:15 pm
Operator : brandonl
Sample : op34109-bs1 Inst : MS6P
Misc : op34109,e6p3394,30.0,,,1,1
ALS Vial : 7 Sample Multiplier: 1

Quant Method : C:\MSDCHEM\1\METHODS\M6P3388.M
Quant Results File: M6P3388.RES
Quant Time: Jul 04 07:54:24 2021
Quant Title : Semi Volatile GC/MS,zb-5msi 30m x .25mm x .25MoTuWed Jun 30 18:27:50 2021
QLast Update : Sun Jul 04 07:36:43 2021
Response via : Initial Calibration

Compound	R.T.	QIon	Response	Conc	Units	Dev(Min)
95) Benzo[b]fluoranthene	13.484	252	3483493	42.80	ppm	99
96) Benzo[k]fluoranthene	13.527	252	3047511	44.18	ppm	96
97) Benzo[a]pyrene	13.917	252	3087727	43.20	ppm	99
98) Indeno[1,2,3-cd]pyrene	15.308	276	2945936m	35.26	ppm	
99) Dibenz(a,h)acridine	15.046	279	2618067	42.71	ppm	100
100) Dibenz[a,h]anthracene	15.334	278	3057131	42.14	ppm	99
101) 7,12-Dimethylbenz(a)an...	13.484	256	1577074	46.03	ppm	99
102) Benzo[g,h,i]perylene	15.618	276	2971782	41.00	ppm	97
104) Benzaldehyde	4.134	105	835352	43.60	ppm	99
106) Atrazine	7.900	215	363498	43.19	ppm	96
108) Caprolactam	5.696	55	259006	42.18	ppm	96

(#) = qualifier out of range (m) = manual integration (+) = signals summed

Quantitation Report (QT Reviewed)

Data Path : C:\msdchem\1\DATA\jonkm\070421\e6p3394\
Data File : 6p499162.d
Acq On : 2 Jul 2021 7:15 pm
Operator : brandonl
Sample : op34109-bs1 Inst : MS6P
Misc : op34109,e6p3394,30.0,,,1,1
ALS Vial : 7 Sample Multiplier: 1

Quant Method : C:\MSDCHEM\1\METHODS\M6P3388.M
Quant Results File: M6P3388.RES
Quant Time: Jul 04 07:54:24 2021
Quant Title : Semi Volatile GC/MS,zb-5msi 30m x .25mm x .25MoTuWed Jun 30 18:27:50 2021
QLast Update : Sun Jul 04 07:36:43 2021
Response via : Initial Calibration

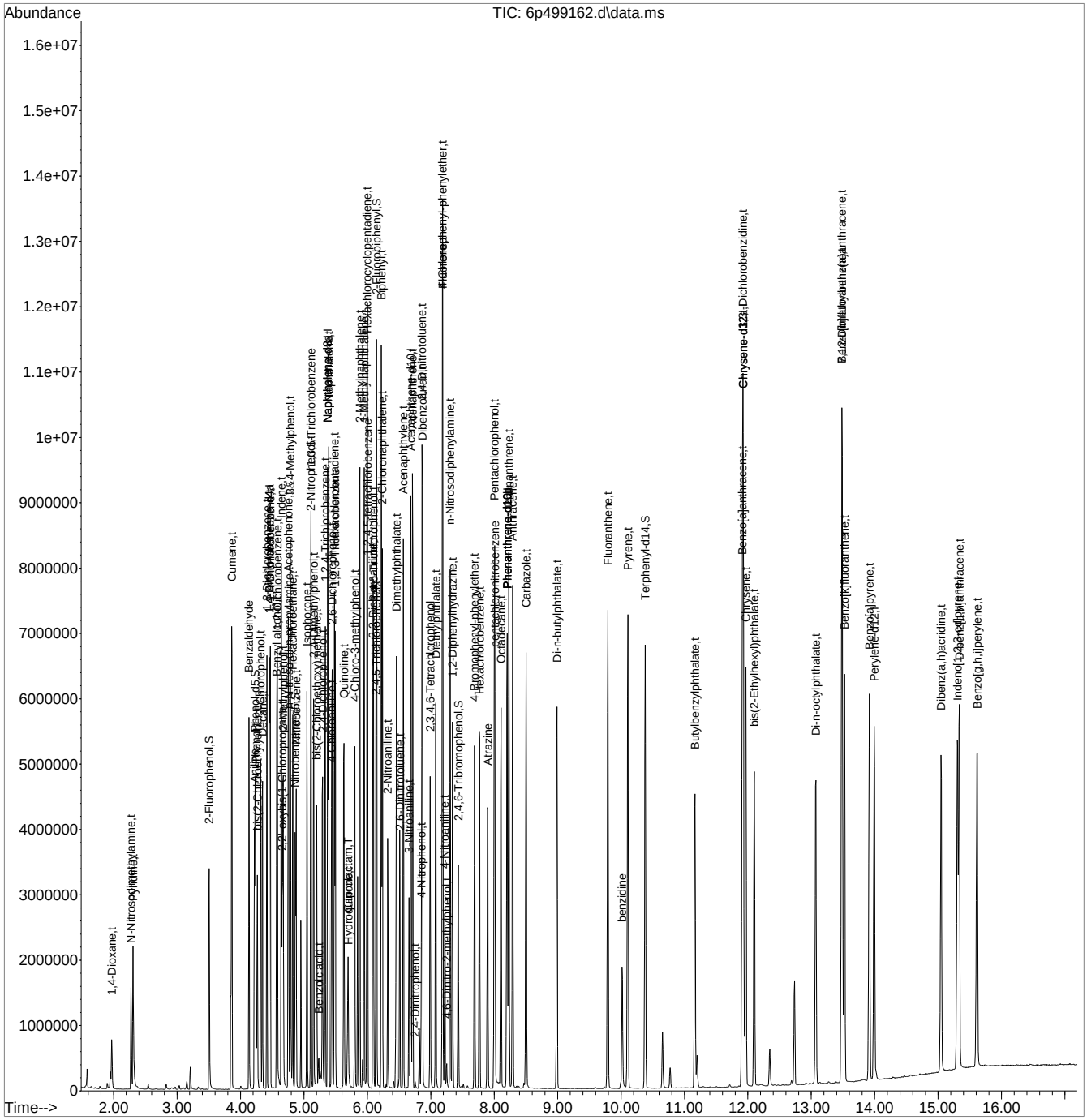

Manual Integration Approval Summary

Sample Number: OP34109-BS1
Lab FileID: 6P499162.D
Injection Time: 07/02/21 19:15
Method: SW846 8270E
Analyst approved: 07/04/21 08:25 Jon Kreigmor Mamanta
Supervisor approved: 07/09/21 14:26 Kristi Schollenberger

Parameter	CAS	Sig#	R.T. (min.)	Reason
Benzoic acid	65-85-0		5.24	Poor instrument integration
Indeno(1,2,3-cd)pyrene	193-39-5		15.31	Poor instrument integration

Quantitation Report (Qedit)

Data Path : C:\msdchem\1\DATA\jonkm\070421\e6p3394\
Data File : 6p499162.d
Acq On : 2 Jul 2021 7:15 pm
Operator : brandonl
Sample : op34109-bs1 Inst : MS6P
Misc : op33765,e6p3394,30.0,,,1,1
ALS Vial : 7 Sample Multiplier: 1

Quant Method : C:\MSDCHEM\1\METHODS\M6P3388.M
Quant Results File: M6P3388.RES
Quant Time: Jul 04 07:38:27 2021
Quant Title : Semi Volatile GC/MS,zb-5msi 30m x .25mm x .25MoTuWed Jun 30 18:27:50 2021
QLast Update : Sun Jul 04 07:36:43 2021
Response via : Initial Calibration

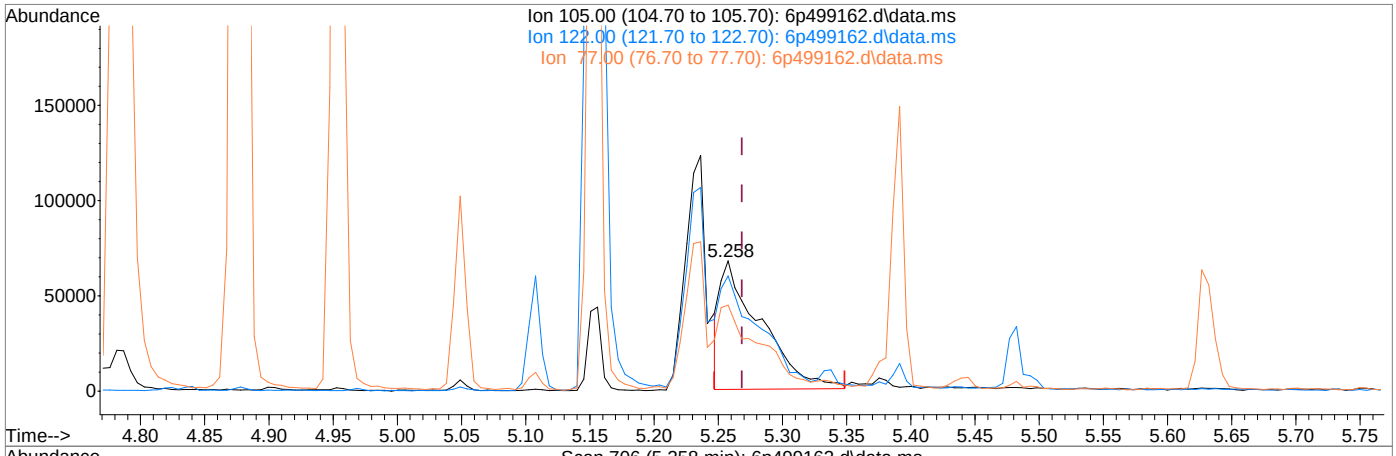

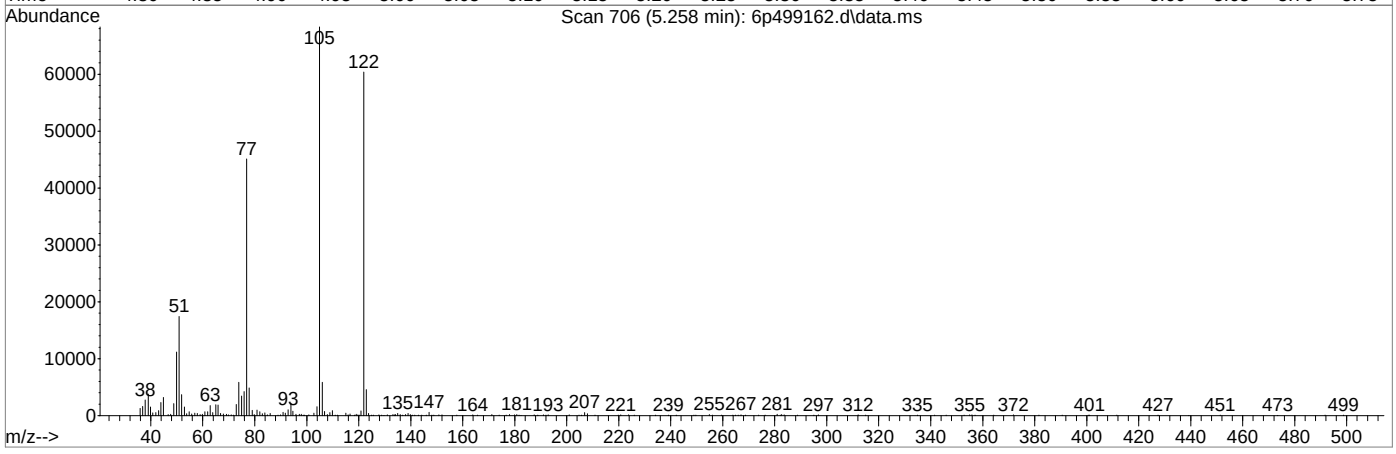

TIC: 6p499162.d\data.ms

(31) Benzoic acid (t)

5.258min (-0.011) 10.69ppm

response 149146

Ion	Exp%	Act%
105.00	100	100
122.00	89.70	85.55
77.00	63.80	64.70
0.00	0.00	0.00

Quantitation Report (Qedit)

Data Path : C:\msdchem\1\DATA\jonkm\070421\e6p3394\
Data File : 6p499162.d
Acq On : 2 Jul 2021 7:15 pm
Operator : brandonl
Sample : op34109-bs1 Inst : MS6P
Misc : op33765,e6p3394,30.0,,,1,1
ALS Vial : 7 Sample Multiplier: 1

Quant Method : C:\MSDCHEM\1\METHODS\M6P3388.M
Quant Results File: M6P3388.RES
Quant Time: Jul 04 07:38:27 2021
Quant Title : Semi Volatile GC/MS,zb-5msi 30m x .25mm x .25MoTuWed Jun 30 18:27:50 2021
QLast Update : Sun Jul 04 07:36:43 2021
Response via : Initial Calibration

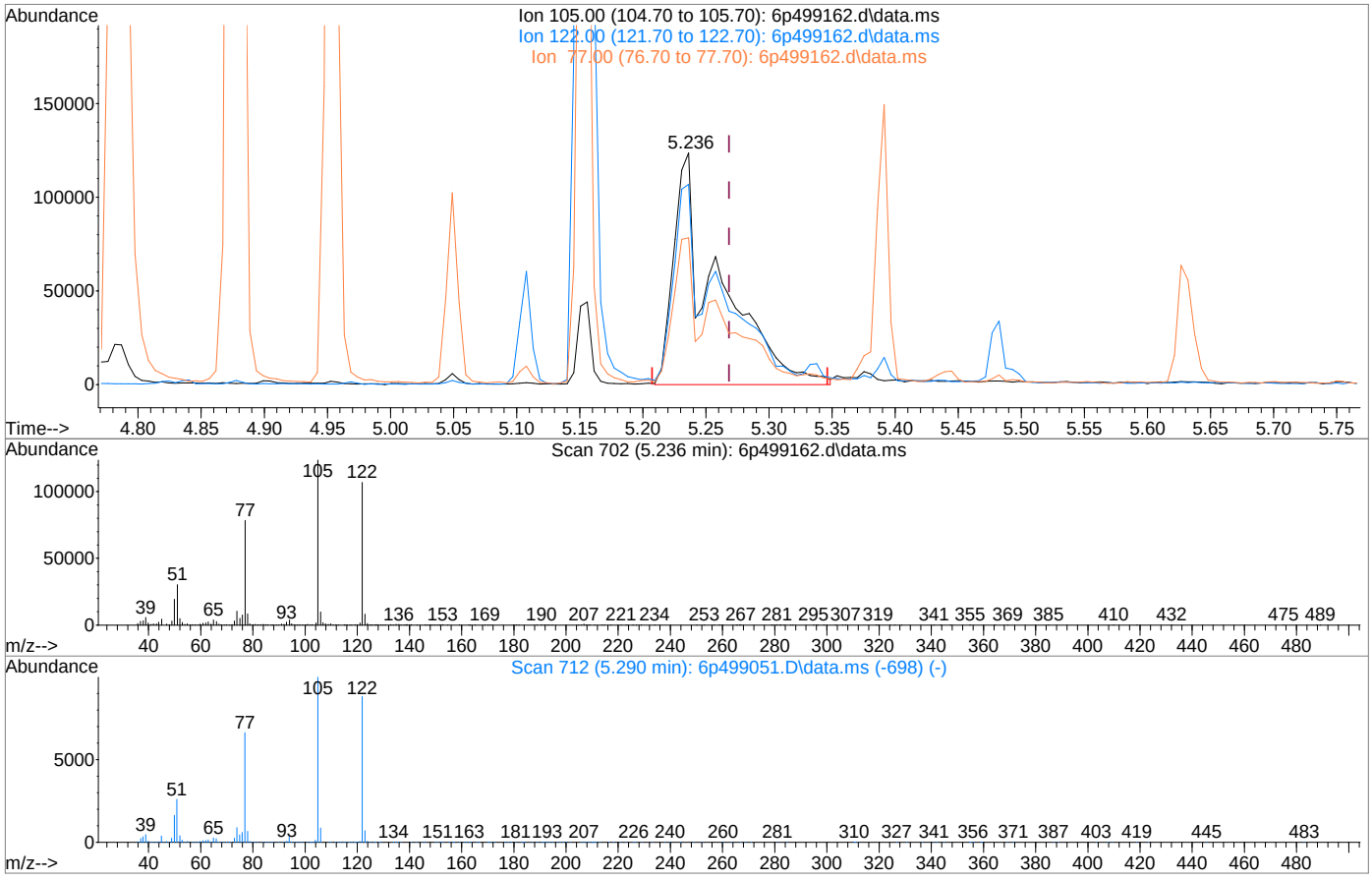

TIC: 6p499162.d\data.ms

(31) Benzoic acid (t)

5.236min (-0.032) 19.64ppm m

response 296504

Ion	Exp%	Act%
105.00	100	100
122.00	89.70	86.42
77.00	63.80	63.35
0.00	0.00	0.00

Quantitation Report (Qedit)

Data Path : C:\msdchem\1\DATA\jonkm\070421\e6p3394\
Data File : 6p499162.d
Acq On : 2 Jul 2021 7:15 pm
Operator : brandonl
Sample : op34109-bs1 Inst : MS6P
Misc : op33765,e6p3394,30.0,,,1,1
ALS Vial : 7 Sample Multiplier: 1

Quant Method : C:\MSDCHEM\1\METHODS\M6P3388.M
Quant Results File: M6P3388.RES
Quant Time: Jul 04 07:52:51 2021
Quant Title : Semi Volatile GC/MS,zb-5msi 30m x .25mm x .25MoTuWed Jun 30 18:27:50 2021
QLast Update : Sun Jul 04 07:36:43 2021
Response via : Initial Calibration

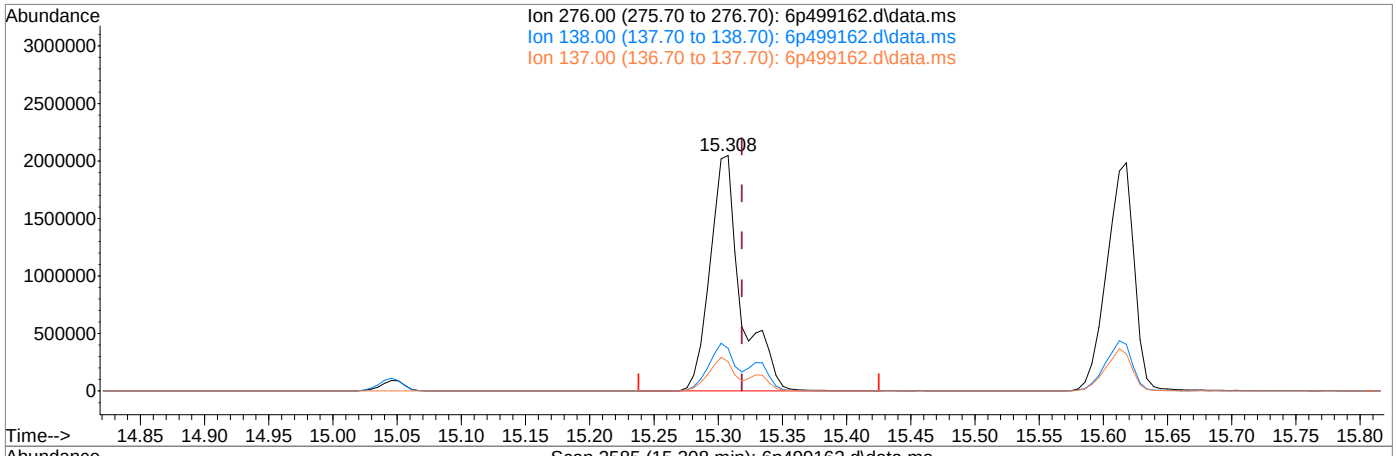

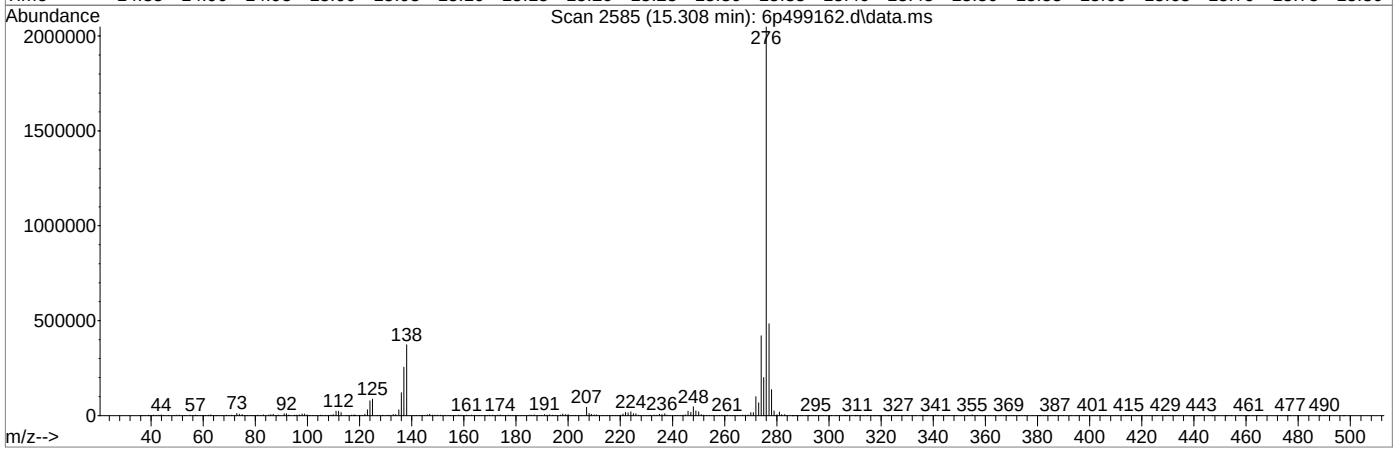

TIC: 6p499162.d\data.ms

(98) Indeno[1,2,3-cd]pyrene (t)

15.308min (-0.011) 41.56ppm

response 3471578

Ion	Exp%	Act%
276.00	100	100
138.00	18.40	18.14
137.00	13.60	12.42
0.00	0.00	0.00

Quantitation Report (Qedit)

Data Path : C:\msdchem\1\DATA\jonkm\070421\e6p3394\
Data File : 6p499162.d
Acq On : 2 Jul 2021 7:15 pm
Operator : brandonl
Sample : op34109-bs1 Inst : MS6P
Misc : op33765,e6p3394,30.0,,,1,1
ALS Vial : 7 Sample Multiplier: 1

Quant Method : C:\MSDCHEM\1\METHODS\M6P3388.M
Quant Results File: M6P3388.RES
Quant Time: Jul 04 07:52:51 2021
Quant Title : Semi Volatile GC/MS,zb-5msi 30m x .25mm x .25MoTuWed Jun 30 18:27:50 2021
QLast Update : Sun Jul 04 07:36:43 2021
Response via : Initial Calibration

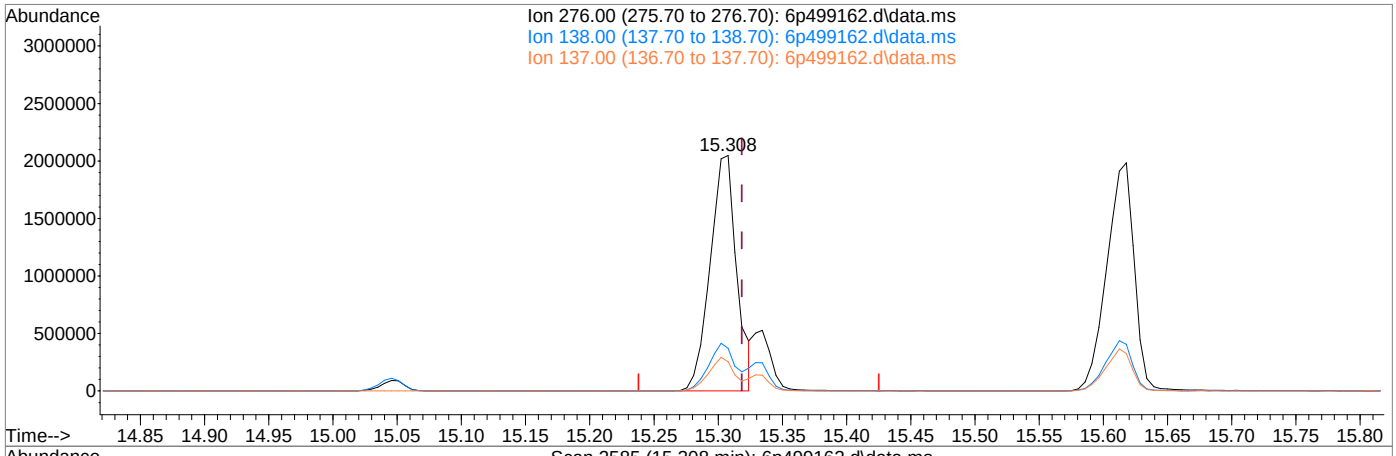

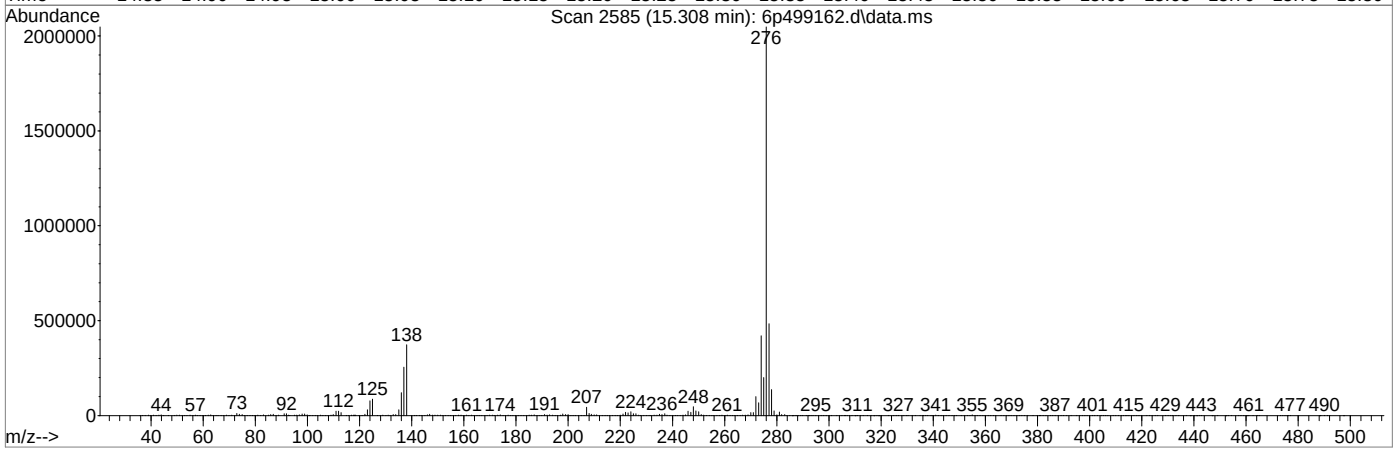

TIC: 6p499162.d\data.ms

(98) Indeno[1,2,3-cd]pyrene (t)

15.308min (-0.011) 35.26ppm m

response 2945936

Ion	Exp%	Act%
276.00	100	100
138.00	18.40	18.18
137.00	13.60	12.46
0.00	0.00	0.00

Quantitation Report (QT Reviewed)

Data Path : C:\msdchem\1\data\jeryllr\e4p2431\
Data File : 4p46361.d
Acq On : 3 Jul 2021 2:38 am
Operator : chriss2
Sample : op34109a-bs12 Inst : MS4P
Misc : op34109a,e4p2431,30.0,,,1,1
ALS Vial : 8 Sample Multiplier: 1

Quant Method : C:\MSDCHEM\1\METHODS\M4P2367SIM.M
Quant Results File: M4P2367SIM.RES
Quant Time: Jul 04 05:14:25 2021
Quant Title : Semi Volatile Extractables by GC/MS
QLast Update : Sun Jul 04 04:56:04 2021
Response via : Initial Calibration

Compound	R.T.	QIon	Response	Conc	Units	Dev(Min)
Internal Standards						
1) 1-Methylnaphthalene-d10	6.353	150	74198	4.00	ppm	# 0.00
13) Fluorene-d10	7.819	176	112247	4.00	ppm	0.00
20) Fluoranthene-d10	9.912	212	168026	4.00	ppm	0.00
30) Benzo(a)pyrene-d12	12.535	264	82485	4.00	ppm	0.00
System Monitoring Compounds						
3) 2-Fluorophenol	3.098	112	456575	41.67	ppm	0.02
Spiked Amount 50.000			Recovery = 83.34%			
4) Phenol-d5	4.091	99	929070	39.69	ppm	0.00
Spiked Amount 50.000			Recovery = 79.38%			
7) Nitrobenzene-d5	4.903	82	1098213	58.02	ppm	0.00
Spiked Amount 50.000			Recovery = 116.04%			
14) 2-Fluorobiphenyl	6.674	172	1415782	40.49	ppm	0.00
Spiked Amount 50.000			Recovery = 80.98%			
19) 2,4,6-Tribromophenol	8.087	330	349760	58.70	ppm	0.00
Spiked Amount 50.000			Recovery = 117.40%			
27) Terphenyl-d14	10.334	244	1281286	44.09	ppm	0.00
Spiked Amount 50.000			Recovery = 88.18%			
Target Compounds						Qvalue
2) 1,4-Dioxane	1.405	88	2914	0.49	ppm	88
5) Phenol	4.100	94	97131	3.90	ppm	93
8) Naphthalene	5.612	128	39282	0.78	ppm	98
9) Hexachlorobutadiene	5.760	225	13962	0.88	ppm	95
10) 2-Methylnaphthalene	6.298	141	20191	0.91	ppm	100
12) Hexachlorocyclopentadiene	6.463	237	14061	1.06	ppm	98
15) Acenaphthylene	7.170	152	32362	0.63	ppm	98
16) Acenaphthene	7.341	153	25037	0.78	ppm	95
17) Fluorene	7.840	166	25248	0.69	ppm	88
21) Hexachlorobenzene	8.380	284	14498	0.97	ppm	74
22) Pentachlorophenol	8.600	266	12127	3.48	ppm	98
23) Phenanthrene	8.769	178	41053	0.85	ppm	99
24) Anthracene	8.820	178	41584	0.89	ppm	98
25) Fluoranthene	9.920	202	45901	0.82	ppm	93
26) Pyrene	10.140	202	47803	0.89	ppm	99
28) Benzo[a]anthracene	11.308	228	32173	0.62	ppm	99
29) Chrysene	11.344	228	38934	0.73	ppm	99
31) Benzo[b]fluoranthene	12.291	252	32399	0.87	ppm	96
32) Benzo[k]fluoranthene	12.315	252	27376	0.76	ppm	98
33) Benzo[a]pyrene	12.553	252	27614	0.78	ppm	96
34) Indeno[1,2,3-cd]pyrene	13.442	276	25140	0.71	ppm	95
35) Dibenz[a,h]anthracene	13.458	278	18246	0.66	ppm	92
36) Benzo[g,h,i]perylene	13.657	276	25768	0.87	ppm	100

(#) = qualifier out of range (m) = manual integration (+) = signals summed

Quantitation Report (QT Reviewed)

Data Path : C:\msdchem\1\data\jeryllr\e4p2431\
Data File : 4p46361.d
Acq On : 3 Jul 2021 2:38 am
Operator : chriss2
Sample : op34109a-bs12 Inst : MS4P
Misc : op34109a,e4p2431,30.0,,,1,1
ALS Vial : 8 Sample Multiplier: 1

Quant Method : C:\MSDCHEM\1\METHODS\M4P2367SIM.M
Quant Results File: M4P2367SIM.RES
Quant Time: Jul 04 05:14:25 2021
Quant Title : Semi Volatile Extractables by GC/MS
QLast Update : Sun Jul 04 04:56:04 2021
Response via : Initial Calibration

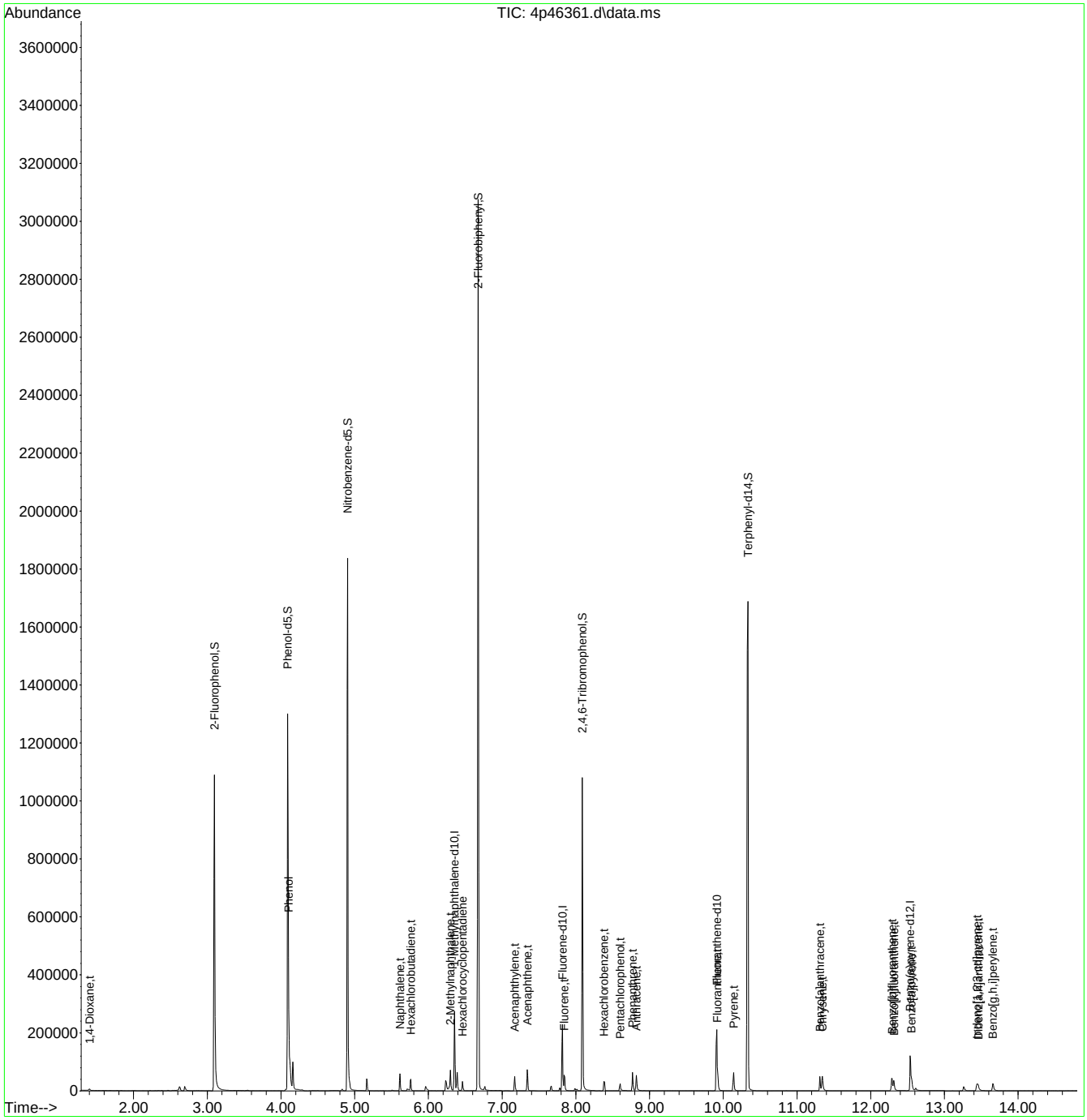

Manual Integrations APPROVED (compounds with "m" flag)
Kristi Schollenberger 07/07/21 18:14

Quantitation Report (QT Reviewed)

Data Path : C:\msdchem\1\data\jeryllr\e4p2431\
Data File : 4p46362.d
Acq On : 3 Jul 2021 2:59 am
Operator : chriss2
Sample : op34109a-bsd12 Inst : MS4P
Misc : op34109a,e4p2431,30.0,,,1,1
ALS Vial : 9 Sample Multiplier: 1

Quant Method : C:\MSDCHEM\1\METHODS\M4P2367SIM.M
Quant Results File: M4P2367SIM.RES
Quant Time: Jul 04 05:15:11 2021
Quant Title : Semi Volatile Extractables by GC/MS
QLast Update : Sun Jul 04 04:56:04 2021
Response via : Initial Calibration

Compound	R.T.	QIon	Response	Conc	Units	Dev(Min)
Internal Standards						
1) 1-Methylnaphthalene-d10	6.353	150	81168	4.00	ppm	0.00
13) Fluorene-d10	7.818	176	120535	4.00	ppm	0.00
20) Fluoranthene-d10	9.904	212	174393	4.00	ppm	# 0.00
30) Benzo(a)pyrene-d12	12.539	264	86190	4.00	ppm	0.00
System Monitoring Compounds						
3) 2-Fluorophenol	3.098	112	482988	40.30	ppm	0.02
Spiked Amount 50.000			Recovery =	80.60%		
4) Phenol-d5	4.091	99	974051	38.04	ppm	0.00
Spiked Amount 50.000			Recovery =	76.08%		
7) Nitrobenzene-d5	4.902	82	1174168	56.70	ppm	0.00
Spiked Amount 50.000			Recovery =	113.40%		
14) 2-Fluorobiphenyl	6.673	172	1493599	39.78	ppm	0.00
Spiked Amount 50.000			Recovery =	79.56%		
19) 2,4,6-Tribromophenol	8.087	330	373057	58.31	ppm	0.00
Spiked Amount 50.000			Recovery =	116.62%		
27) Terphenyl-d14	10.327	244	1270687	42.13	ppm	0.00
Spiked Amount 50.000			Recovery =	84.26%		
Target Compounds						Qvalue
2) 1,4-Dioxane	1.413	88	2909m	0.45	ppm	
5) Phenol	4.105	94	106204	3.90	ppm	# 79
8) Naphthalene	5.612	128	41652	0.75	ppm	98
9) Hexachlorobutadiene	5.760	225	14668	0.85	ppm	95
10) 2-Methylnaphthalene	6.298	141	22475	0.92	ppm	97
12) Hexachlorocyclopentadiene	6.463	237	16000	1.11	ppm	96
15) Acenaphthylene	7.170	152	34095	0.62	ppm	100
16) Acenaphthene	7.341	153	26570	0.77	ppm	97
17) Fluorene	7.847	166	28031	0.72	ppm	95
21) Hexachlorobenzene	8.381	284	15287	0.99	ppm	76
22) Pentachlorophenol	8.601	266	13041	3.59	ppm	97
23) Phenanthrene	8.770	178	42669	0.85	ppm	98
24) Anthracene	8.821	178	43004	0.88	ppm	99
25) Fluoranthene	9.921	202	48769	0.84	ppm	94
26) Pyrene	10.141	202	48229	0.86	ppm	99
28) Benzo[a]anthracene	11.311	228	33503	0.62	ppm	98
29) Chrysene	11.341	228	37977	0.68	ppm	98
31) Benzo[b]fluoranthene	12.289	252	30061	0.77	ppm	93
32) Benzo[k]fluoranthene	12.312	252	29607	0.78	ppm	97
33) Benzo[a]pyrene	12.557	252	27975	0.76	ppm	98
34) Indeno[1,2,3-cd]pyrene	13.440	276	25014	0.68	ppm	96
35) Dibenz[a,h]anthracene	13.456	278	18205	0.63	ppm	83
36) Benzo[g,h,i]perylene	13.662	276	24957	0.81	ppm	99

(#) = qualifier out of range (m) = manual integration (+) = signals summed

Quantitation Report (QT Reviewed)

Data Path : C:\msdchem\1\data\jeryllr\e4p2431\
Data File : 4p46362.d
Acq On : 3 Jul 2021 2:59 am
Operator : chriss2
Sample : op34109a-bsd12 Inst : MS4P
Misc : op34109a,e4p2431,30.0,,,1,1
ALS Vial : 9 Sample Multiplier: 1

Quant Method : C:\MSDCHEM\1\METHODS\M4P2367SIM.M
Quant Results File: M4P2367SIM.RES
Quant Time: Jul 04 05:15:11 2021
Quant Title : Semi Volatile Extractables by GC/MS
QLast Update : Sun Jul 04 04:56:04 2021
Response via : Initial Calibration

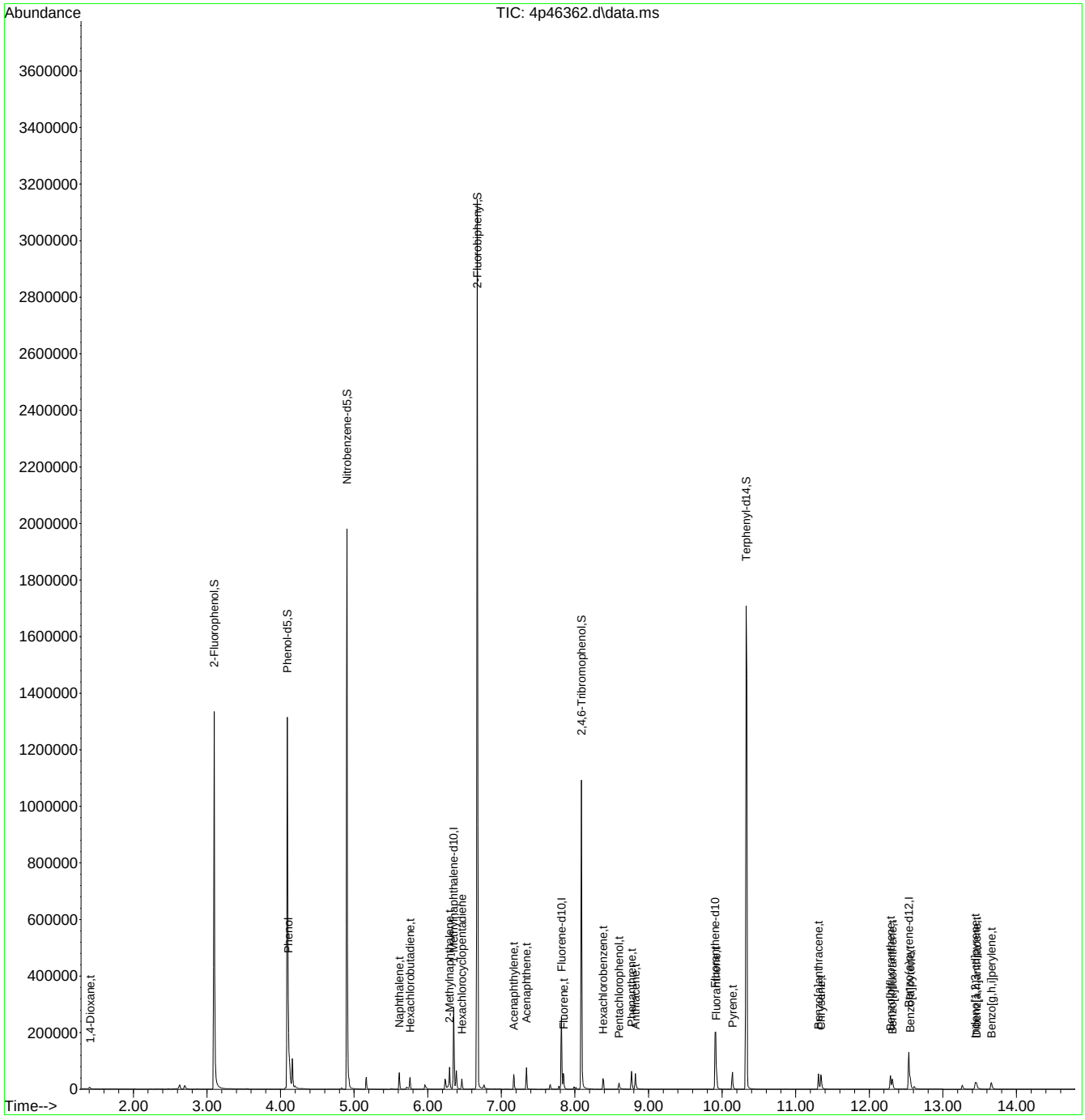

Manual Integration Approval Summary

Sample Number:	OP34109A-BSD12	**Method:**	SW846 8270E BY SIM
Lab FileID:	4P46362.D	**Analyst approved:**	07/04/21 05:55 Jeryll Fabriene Reyes
Injection Time:	07/03/21 02:59	**Supervisor approved:**	07/07/21 18:14 Kristi Schollenberger

Parameter	CAS	Sig#	R.T. (min.)	Reason
1,4-Dioxane	123-91-1		1.41	Poor instrument integration

Quantitation Report (Qedit)

Data Path : C:\msdchem\1\data\jeryllr\e4p2431\
Data File : 4p46362.d
Acq On : 3 Jul 2021 2:59 am
Operator : chriss2
Sample : op24109a-bsd12 Inst : MS4P
Misc : op34109a,e4p2431,30.0,,,1,1
ALS Vial : 9 Sample Multiplier: 1

Quant Method : C:\MSDCHEM\1\METHODS\M4P2367SIM.M
Quant Results File: M4P2367SIM.RES
Quant Time: Jul 04 04:57:55 2021
Quant Title : Semi Volatile Extractables by GC/MS
QLast Update : Sun Jul 04 04:56:04 2021
Response via : Initial Calibration

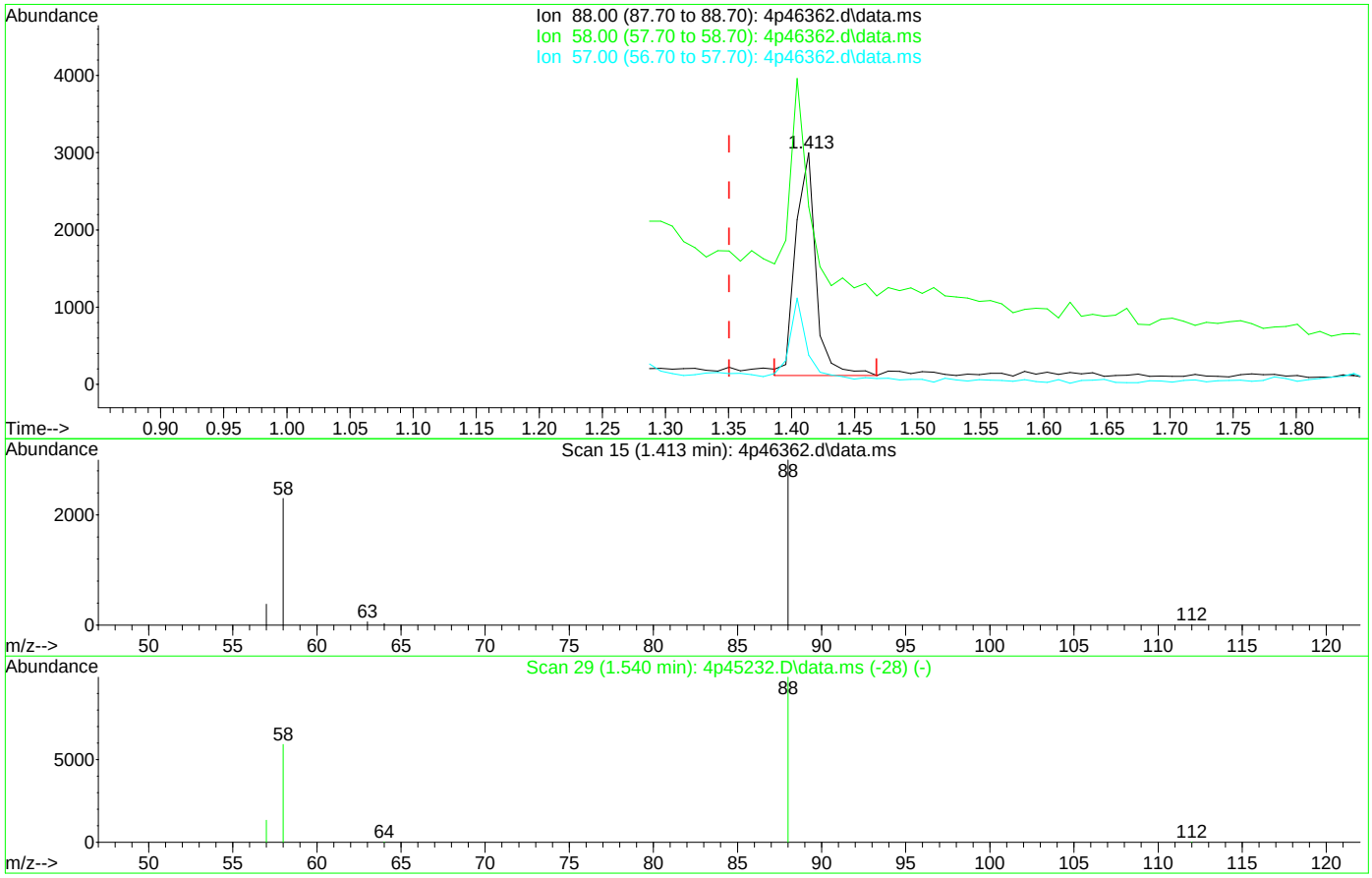

TIC: 4p46362.d\data.ms

(2) 1,4-Dioxane (t)

1.413min (+0.063) 0.49ppm

response 3203

Ion	Exp%	Act%
88.00	100	100
58.00	40.00	33.37
57.00	16.10	9.53
0.00	0.00	0.00

Quantitation Report (Qedit)

Data Path : C:\msdchem\1\data\jeryllr\e4p2431\
Data File : 4p46362.d
Acq On : 3 Jul 2021 2:59 am
Operator : chriss2
Sample : op24109a-bsd12 Inst : MS4P
Misc : op34109a,e4p2431,30.0,,,1,1
ALS Vial : 9 Sample Multiplier: 1

Quant Method : C:\MSDCHEM\1\METHODS\M4P2367SIM.M
Quant Results File: M4P2367SIM.RES
Quant Time: Jul 04 04:57:55 2021
Quant Title : Semi Volatile Extractables by GC/MS
QLast Update : Sun Jul 04 04:56:04 2021
Response via : Initial Calibration

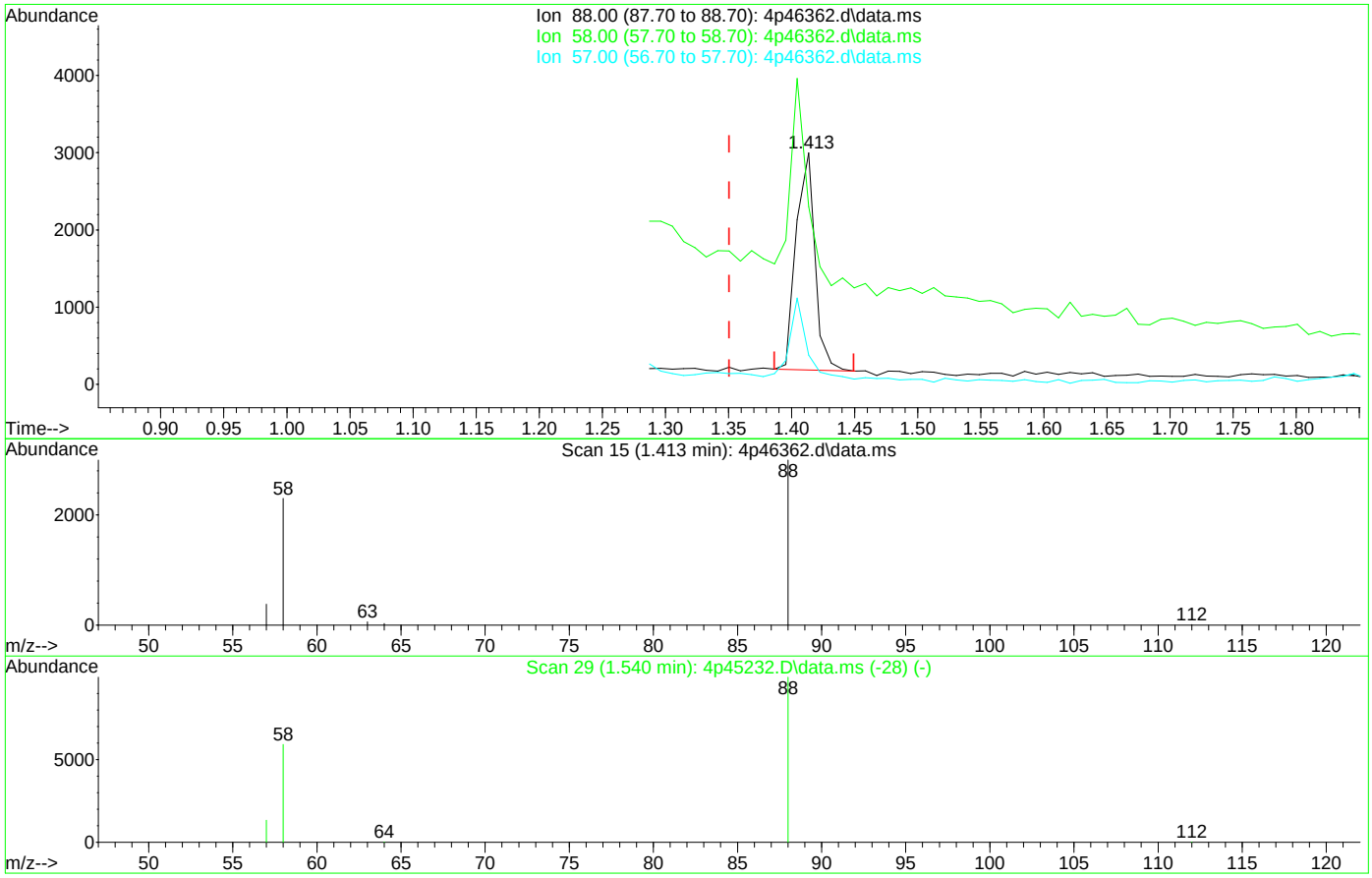

TIC: 4p46362.d\data.ms

(2) 1,4-Dioxane (t)

1.413min (+0.063) 0.45ppm m

response 2909

Ion	Exp%	Act%
88.00	100	100
58.00	40.00	76.79#
57.00	16.10	12.64
0.00	0.00	0.00

Manual Integrations APPROVED (compounds with "m" flag)
Kristi Schollenberger 07/09/21 14:26

Quantitation Report (QT Reviewed)

Data Path : C:\msdchem\1\DATA\jonkm\070421\e6p3394\
Data File : 6p499163.d
Acq On : 2 Jul 2021 7:38 pm
Operator : brandonl
Sample : op34109-ms Inst : MS6P
Misc : op34109,e6p3394,30.9,,,1,1
ALS Vial : 8 Sample Multiplier: 1

Quant Method : C:\MSDCHEM\1\METHODS\M6P3388.M
Quant Results File: M6P3388.RES
Quant Time: Jul 04 07:59:33 2021
Quant Title : Semi Volatile GC/MS,zb-5msi 30m x .25mm x .25MoTuWed Jun 30 18:27:50 2021
QLast Update : Sun Jul 04 07:36:43 2021
Response via : Initial Calibration

Compound	R.T.	QIon	Response	Conc	Units	Dev(Min)
Internal Standards						
1) 1,4-Dichlorobenzene-d4	4.455	152	821279	40.00	ppm	0.00
24) Naphthalene-d8	5.375	136	3064088	40.00	ppm	0.00
46) Acenaphthene-d10	6.686	164	1936602	40.00	ppm	0.00
69) Phenanthrene-d10	8.199	188	3020411	40.00	ppm	0.00
84) Chrysene-d12	11.927	240	2867831	40.00	ppm	0.00
93) Perylene-d12	13.992	264	2941079	40.00	ppm	0.00
103) 1,4-Dichlorobenzene-d4a	4.455	152	821279	40.00	ppm	0.00
105) Phenanthrene-d10a	8.199	188	3020411	40.00	ppm	0.00
107) Naphthalene-d8a	5.375	136	3064088	40.00	ppm	0.00
109) Phenanthrene-d10b	8.199	188	3020411	40.00	ppm	0.00
112) Chrysene-d12a	11.927	240	2867831	40.00	ppm	0.00
System Monitoring Compounds						
5) 2-Fluorophenol	3.509	112	958700	42.80	ppm	0.00
Spiked Amount 50.000			Recovery = 85.60%			
8) Phenol-d5	4.231	99	961551	33.55	ppm	0.00
Spiked Amount 50.000			Recovery = 67.10%			
25) Nitrobenzene-d5	4.862	82	802251	39.87	ppm	0.00
Spiked Amount 50.000			Recovery = 79.74%			
51) 2-Fluorobiphenyl	6.146	172	2391129	38.75	ppm	0.00
Spiked Amount 50.000			Recovery = 77.50%			
74) 2,4,6-Tribromophenol	7.435	330	368385	37.42	ppm	0.00
Spiked Amount 50.000			Recovery = 74.84%			
87) Terphenyl-d14	10.382	244	3040183	44.75	ppm	0.00
Spiked Amount 50.000			Recovery = 89.50%			
110) 1-chlorooctadecane	0.000	57	0d	0.00	ppm	
Spiked Amount 50.000			Recovery = 0.00%			
111) o-terphenyl	0.000	230	0d	0.00	ppm	
Spiked Amount 50.000			Recovery = 0.00%			
Target Compounds						Qvalue
2) 1,4-Dioxane	1.974	88	193651	21.99	ppm	98
3) Pyridine	2.311	79	585536	26.98	ppm	97
4) N-Nitrosodimethylamine	2.279	74	385301	31.91	ppm	97
6) Indene	4.643	116	1264573	28.57	ppm	98
7) Cumene	3.862	105	1745841	30.77	ppm	97
9) Phenol	4.241	94	814526	27.34	ppm	98
10) Aniline	4.220	93	877099	25.33	ppm	96
11) bis(2-Chloroethyl)ether	4.268	93	594954	26.31	ppm	99
12) 2-Chlorophenol	4.316	128	739495	27.23	ppm	95
13) Decane	4.343	43	372257	24.57	ppm	92
14) 1,3-Dichlorobenzene	4.418	146	840777	27.23	ppm	100
15) 1,4-Dichlorobenzene	4.471	146	849270	27.57	ppm	97
16) Benzyl alcohol	4.568	108	449968	26.02	ppm	88
17) 1,2-Dichlorobenzene	4.584	146	817206	28.34	ppm	98
18) Acetophenone	4.750	105	917047	26.44	ppm	93
19) 2-Methylphenol	4.675	108	600418	25.91	ppm	98
20) 2,2'-oxybis(1-Chloropr...	4.659	121	237332	26.98	ppm	95
21) 3&4-Methylphenol	4.782	108	1279196	52.96	ppm	91
22) n-Nitroso-di-n-propyla...	4.760	70	413069	27.94	ppm	96
23) Hexachloroethane	4.824	201	292802	28.05	ppm	94
26) Nitrobenzene	4.878	77	596131	28.72	ppm	97
27) Quinoline	5.627	129	1455702	26.23	ppm	98
28) Isophorone	5.049	82	1123627	25.82	ppm	97
29) 2-Nitrophenol	5.108	139	398532	30.54	ppm	80
30) 2,4-Dimethylphenol	5.151	107	649006	26.22	ppm	99

Quantitation Report (QT Reviewed)

Data Path : C:\msdchem\1\DATA\jonkm\070421\e6p3394\
Data File : 6p499163.d
Acq On : 2 Jul 2021 7:38 pm
Operator : brandonl
Sample : op34109-ms Inst : MS6P
Misc : op34109,e6p3394,30.9,,,1,1
ALS Vial : 8 Sample Multiplier: 1

Quant Method : C:\MSDCHEM\1\METHODS\M6P3388.M
Quant Results File: M6P3388.RES
Quant Time: Jul 04 07:59:33 2021
Quant Title : Semi Volatile GC/MS,zb-5msi 30m x .25mm x .25MoTuWed Jun 30 18:27:50 2021
QLast Update : Sun Jul 04 07:36:43 2021
Response via : Initial Calibration

Compound	R.T.	QIon	Response	Conc	Units		Dev(Min)
31) Benzoic acid	5.252	105	98163m	7.53	ppm		
32) bis(2-Chloroethoxy)met...	5.204	93	688309	26.39	ppm		98
33) 2,4-Dichlorophenol	5.295	162	617514	27.64	ppm		95
34) 2,6-Dichlorophenol	5.445	162	615307	27.19	ppm		98
35) 1,3,5-Trichlorobenzene	5.113	180	732776	28.87	ppm		96
36) 1,2,4-Trichlorobenzene	5.338	180	702182	28.23	ppm		98
37) 1,2,3-Trichlorobenzene	5.493	180	666188	27.98	ppm		100
38) Naphthalene	5.391	128	2224939	28.90	ppm		98
39) 4-Chloroaniline	5.434	127	877935	27.28	ppm		98
40) 2,3-Dichloroaniline	6.087	161	797139	27.93	ppm		99
41) Hydroquinone	5.702	110	16717	0.71	ppm		78
42) Hexachlorobutadiene	5.482	225	419457	28.65	ppm		98
43) 4-Chloro-3-methylphenol	5.798	107	591510	26.95	ppm		98
44) 2-Methylnaphthalene	5.878	141	1478853	30.12	ppm		97
45) 1-Methylnaphthalene	5.948	141	1420855	29.88	ppm		99
47) Hexachlorocyclopentadiene	5.996	237	928970	69.24	ppm		99
48) 1,2,4,5-tetrachloroben...	6.001	216	765291	29.08	ppm		99
49) 2,4,6-Trichlorophenol	6.097	196	494442	28.24	ppm		99
50) 2,4,5-Trichlorophenol	6.135	196	521437	28.20	ppm		99
52) 2-Chloronaphthalene	6.237	162	1543101	29.34	ppm		99
53) Biphenyl	6.220	154	2091754	29.42	ppm		99
54) 2-Nitroaniline	6.322	65	337975	33.75	ppm		98
55) Dimethylphthalate	6.456	163	1758606	28.17	ppm		99
56) Acenaphthylene	6.568	152	2306146	34.21	ppm		98
57) 2,6-Dinitrotoluene	6.509	165	397662	32.46	ppm		97
58) 3-Nitroaniline	6.659	138	450503	33.18	ppm		93
59) Acenaphthene	6.713	153	1590383	28.95	ppm		99
60) 2,4-Dinitrophenol	6.761	184	4149	2.69	ppm		53
61) 4-Nitrophenol	6.852	109	128366	18.47	ppm	#	78
62) Dibenzofuran	6.868	168	2246011	28.96	ppm		98
63) 2,4-Dinitrotoluene	6.857	165	511496	31.64	ppm		96
64) 2,3,4,6-Tetrachlorophenol	6.991	232	338845	21.99	ppm		97
65) Diethylphthalate	7.076	149	1530184	24.32	ppm		98
66) Fluorene	7.183	166	1674245	25.35	ppm		99
67) 4-Chlorophenyl-phenyle...	7.183	204	811612	25.58	ppm		98
68) 4-Nitroaniline	7.221	138	375702	26.78	ppm		98
70) 4,6-Dinitro-2-methylph...	7.253	198	16499	3.08	ppm		77
71) n-Nitrosodiphenylamine	7.306	169	1542117	32.43	ppm		100
72) 1,2-Diphenylhydrazine	7.344	77	1193957	29.08	ppm		98
73) pentachloronitrobenzene	8.012	295	103626	31.02	ppm		95
75) 4-Bromophenyl-phenylether	7.691	248	508393	30.20	ppm		97
76) Hexachlorobenzene	7.766	284	571073	29.73	ppm		99
77) Pentachlorophenol	8.002	266	468238	39.17	ppm		98
78) Phenanthrene	8.226	178	2374699	30.04	ppm		99
79) Anthracene	8.290	178	2459309	30.64	ppm		99
80) Carbazole	8.499	167	2315895	31.14	ppm		99
81) Di-n-butylphthalate	8.986	149	2767241	29.87	ppm		100
82) Fluoranthene	9.788	202	2807087	31.38	ppm		99
83) Octadecane	8.103	57	613691	29.30	ppm		95
85) benzidine	10.018	184	153232	7.06	ppm		99
86) Pyrene	10.104	202	2866438	32.32	ppm		99
88) Butylbenzylphthalate	11.163	149	1133172	28.89	ppm		99
89) Benzo[a]anthracene	11.911	228	2570404	29.21	ppm		100
90) 3,3'-Dichlorobenzidine	11.922	252	983650	31.11	ppm		99
91) Chrysene	11.965	228	2467013	30.32	ppm		98
92) bis(2-Ethylhexyl)phtha...	12.099	149	1548755	27.36	ppm		97
94) Di-n-octylphthalate	13.067	149	2516191	26.79	ppm		99

Quantitation Report (QT Reviewed)

Data Path : C:\msdchem\1\DATA\jonkm\070421\e6p3394\
Data File : 6p499163.d
Acq On : 2 Jul 2021 7:38 pm
Operator : brandonl
Sample : op34109-ms Inst : MS6P
Misc : op34109,e6p3394,30.9,,,1,1
ALS Vial : 8 Sample Multiplier: 1

Quant Method : C:\MSDCHEM\1\METHODS\M6P3388.M
Quant Results File: M6P3388.RES
Quant Time: Jul 04 07:59:33 2021
Quant Title : Semi Volatile GC/MS,zb-5msi 30m x .25mm x .25MoTuWed Jun 30 18:27:50 2021
QLast Update : Sun Jul 04 07:36:43 2021
Response via : Initial Calibration

	Compound	R.T.	QIon	Response	Conc	Units	Dev(Min)
95)	Benzo[b]fluoranthene	13.479	252	2697825	29.02	ppm	99
96)	Benzo[k]fluoranthene	13.521	252	2429002	30.83	ppm	94
97)	Benzo[a]pyrene	13.912	252	2403353	29.44	ppm	99
98)	Indeno[1,2,3-cd]pyrene	15.302	276	2067373m	21.67	ppm	
99)	Dibenz(a,h)acridine	15.046	279	1772593	25.32	ppm	98
100)	Dibenz[a,h]anthracene	15.329	278	2197082	26.52	ppm	99
101)	7,12-Dimethylbenz(a)an...	13.484	256	1234924	31.56	ppm	99
102)	Benzo[g,h,i]perylene	15.607	276	2177221	26.14	ppm	99
104)	Benzaldehyde	4.135	105	551980	29.62	ppm	98
106)	Atrazine	7.895	215	257740	30.20	ppm	93
108)	Caprolactam	5.680	55	144946	23.59	ppm	93

(#) = qualifier out of range (m) = manual integration (+) = signals summed

Quantitation Report (QT Reviewed)

Data Path : C:\msdchem\1\DATA\jonkm\070421\e6p3394\
Data File : 6p499163.d
Acq On : 2 Jul 2021 7:38 pm
Operator : brandonl
Sample : op34109-ms Inst : MS6P
Misc : op34109,e6p3394,30.9,,,1,1
ALS Vial : 8 Sample Multiplier: 1

Quant Method : C:\MSDCHEM\1\METHODS\M6P3388.M
Quant Results File: M6P3388.RES
Quant Time: Jul 04 07:59:33 2021
Quant Title : Semi Volatile GC/MS,zb-5msi 30m x .25mm x .25MoTuWed Jun 30 18:27:50 2021
QLast Update : Sun Jul 04 07:36:43 2021
Response via : Initial Calibration

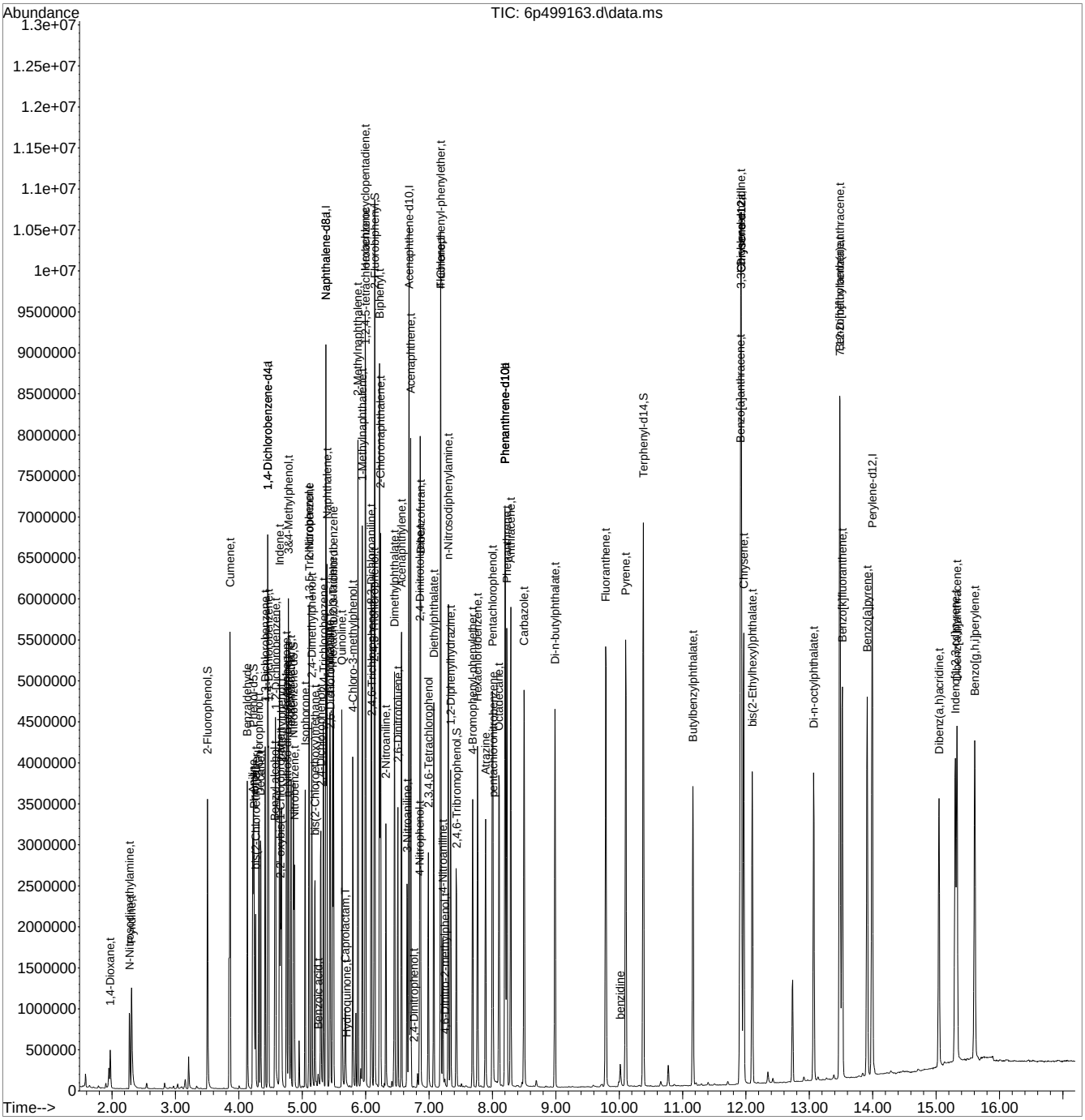

Manual Integration Approval Summary

Sample Number: OP34109-MS
Lab FileID: 6P499163.D
Injection Time: 07/02/21 19:38
Method: SW846 8270E
Analyst approved: 07/04/21 09:56 Jon Kreigmor Mamanta
Supervisor approved: 07/09/21 14:26 Kristi Schollenberger

Parameter	CAS	Sig#	R.T. (min.)	Reason
Benzoic acid	65-85-0		5.25	Poor instrument integration
Indeno(1,2,3-cd)pyrene	193-39-5		15.30	Poor instrument integration

Quantitation Report (Qedit)

Data Path : C:\msdchem\1\DATA\jonkm\070421\e6p3394\
Data File : 6p499163.d
Acq On : 2 Jul 2021 7:38 pm
Operator : brandonl
Sample : op34109-ms Inst : MS6P
Misc : op33765,e6p3394,30.9,,,1,1
ALS Vial : 8 Sample Multiplier: 1

Quant Method : C:\MSDCHEM\1\METHODS\M6P3388.M
Quant Results File: M6P3388.RES
Quant Time: Jul 04 07:54:46 2021
Quant Title : Semi Volatile GC/MS,zb-5msi 30m x .25mm x .25MoTuWed Jun 30 18:27:50 2021
QLast Update : Sun Jul 04 07:36:43 2021
Response via : Initial Calibration

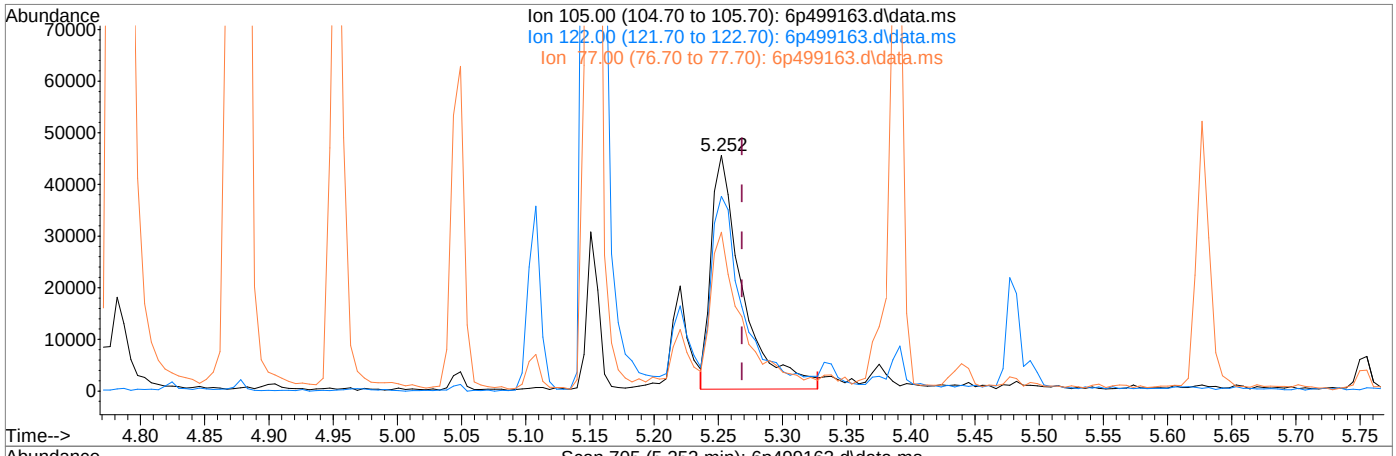

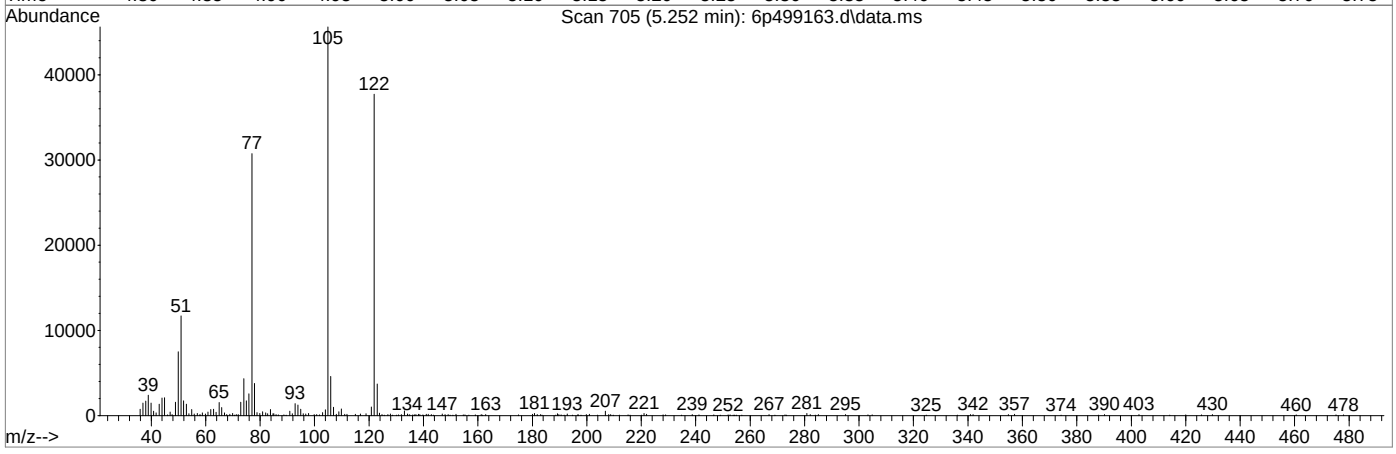

TIC: 6p499163.d\data.ms

(31) Benzoic acid (t)

5.252min (-0.016) 6.21ppm

response 77034

Ion	Exp%	Act%
105.00	100	100
122.00	89.70	80.35
77.00	63.80	65.85
0.00	0.00	0.00

Quantitation Report (Qedit)

Data Path : C:\msdchem\1\DATA\jonkm\070421\e6p3394\
Data File : 6p499163.d
Acq On : 2 Jul 2021 7:38 pm
Operator : brandonl
Sample : op34109-ms Inst : MS6P
Misc : op33765,e6p3394,30.9,,,1,1
ALS Vial : 8 Sample Multiplier: 1

Quant Method : C:\MSDCHEM\1\METHODS\M6P3388.M
Quant Results File: M6P3388.RES
Quant Time: Jul 04 07:54:46 2021
Quant Title : Semi Volatile GC/MS,zb-5msi 30m x .25mm x .25MoTuWed Jun 30 18:27:50 2021
QLast Update : Sun Jul 04 07:36:43 2021
Response via : Initial Calibration

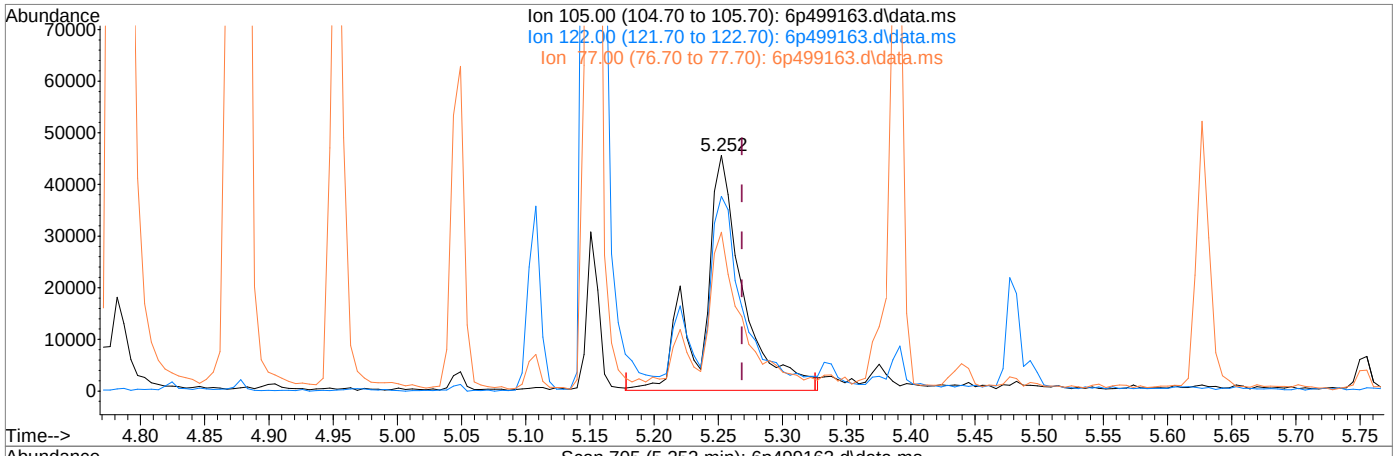

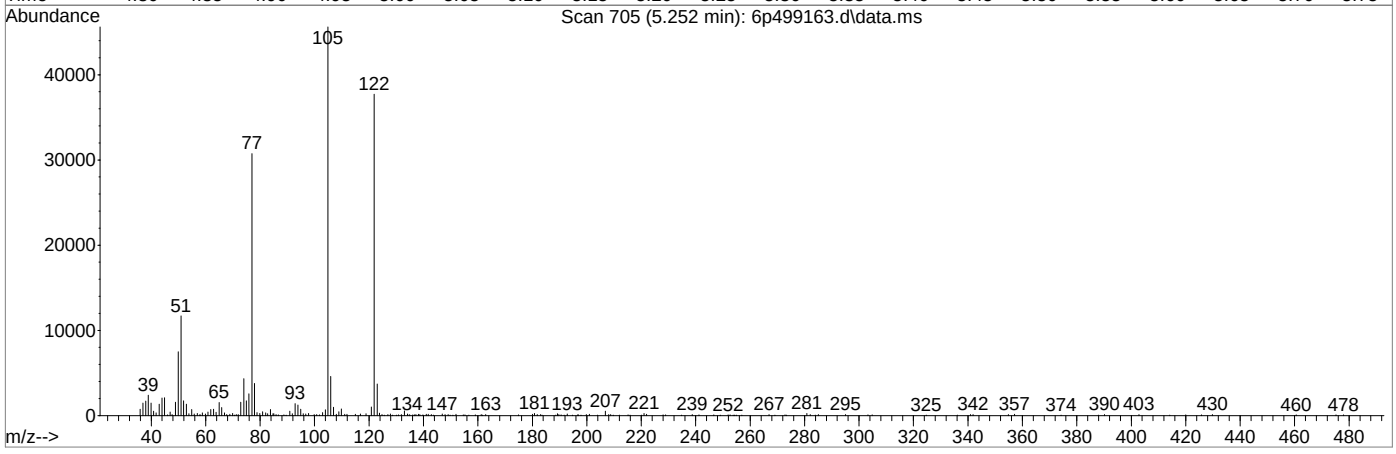

TIC: 6p499163.d\data.ms

(31) Benzoic acid (t)

5.252min (-0.016) 7.53ppm m

response 98163

Ion	Exp%	Act%
105.00	100	100
122.00	89.70	82.64
77.00	63.80	67.40
0.00	0.00	0.00

Quantitation Report (Qedit)

Data Path : C:\msdchem\1\DATA\jonkm\070421\e6p3394\
Data File : 6p499163.d
Acq On : 2 Jul 2021 7:38 pm
Operator : brandonl
Sample : op34109-ms Inst : MS6P
Misc : op33765,e6p3394,30.9,,,1,1
ALS Vial : 8 Sample Multiplier: 1

Quant Method : C:\MSDCHEM\1\METHODS\M6P3388.M
Quant Results File: M6P3388.RES
Quant Time: Jul 04 07:54:46 2021
Quant Title : Semi Volatile GC/MS,zb-5msi 30m x .25mm x .25MoTuWed Jun 30 18:27:50 2021
QLast Update : Sun Jul 04 07:36:43 2021
Response via : Initial Calibration

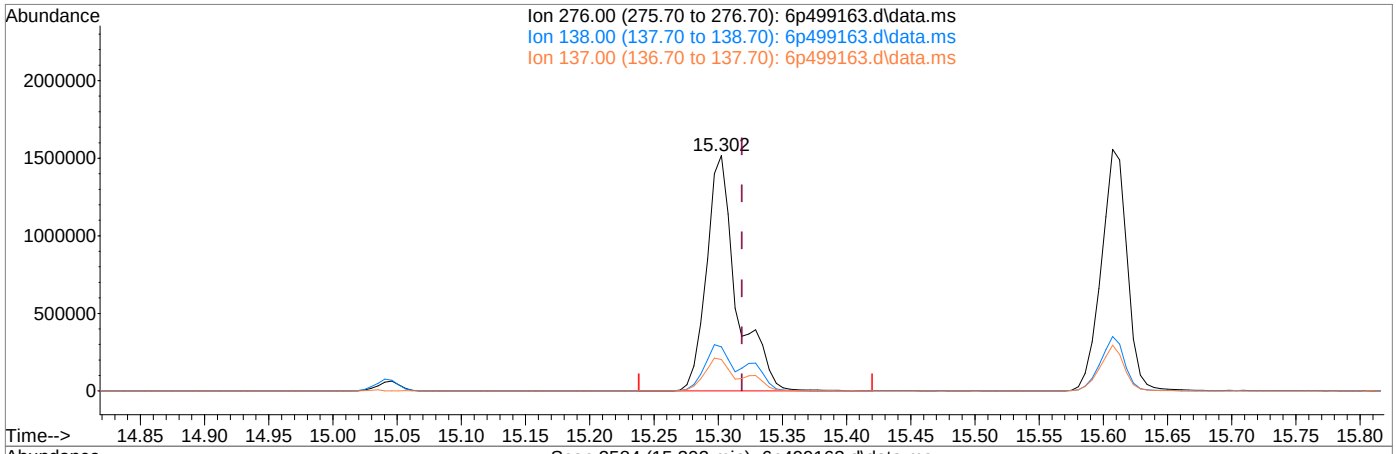

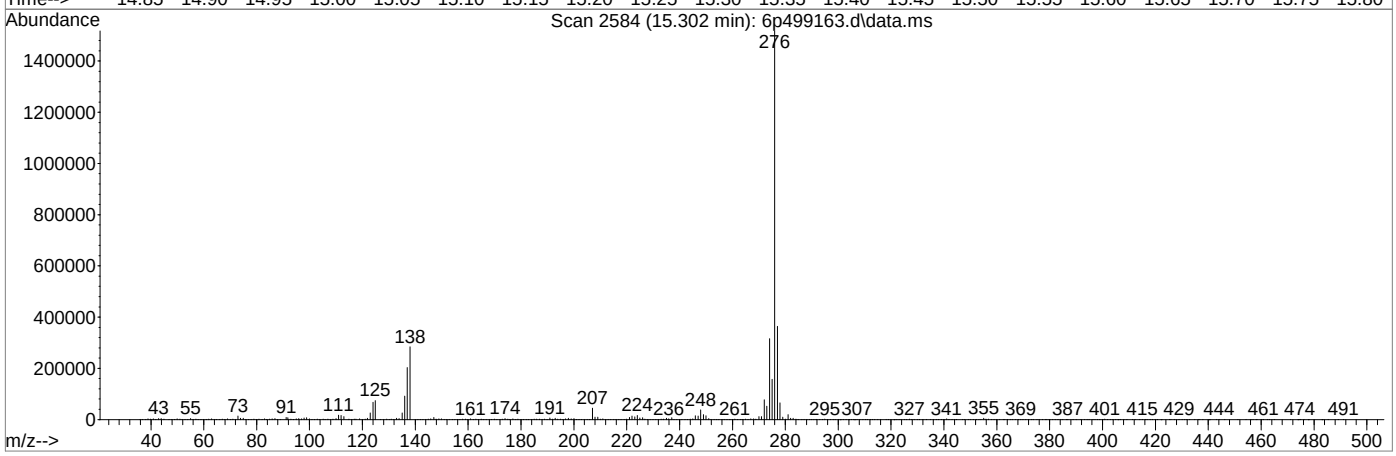

TIC: 6p499163.d\data.ms

(98) Indeno[1,2,3-cd]pyrene (t)

15.302min (-0.016) 26.14ppm

response 2493692

Ion	Exp%	Act%
276.00	100	100
138.00	18.40	18.70
137.00	13.60	13.35
0.00	0.00	0.00

Quantitation Report (Qedit)

Data Path : C:\msdchem\1\DATA\jonkm\070421\e6p3394\
Data File : 6p499163.d
Acq On : 2 Jul 2021 7:38 pm
Operator : brandonl
Sample : op34109-ms Inst : MS6P
Misc : op33765,e6p3394,30.9,,,1,1
ALS Vial : 8 Sample Multiplier: 1

Quant Method : C:\MSDCHEM\1\METHODS\M6P3388.M
Quant Results File: M6P3388.RES
Quant Time: Jul 04 07:54:46 2021
Quant Title : Semi Volatile GC/MS,zb-5msi 30m x .25mm x .25MoTuWed Jun 30 18:27:50 2021
QLast Update : Sun Jul 04 07:36:43 2021
Response via : Initial Calibration

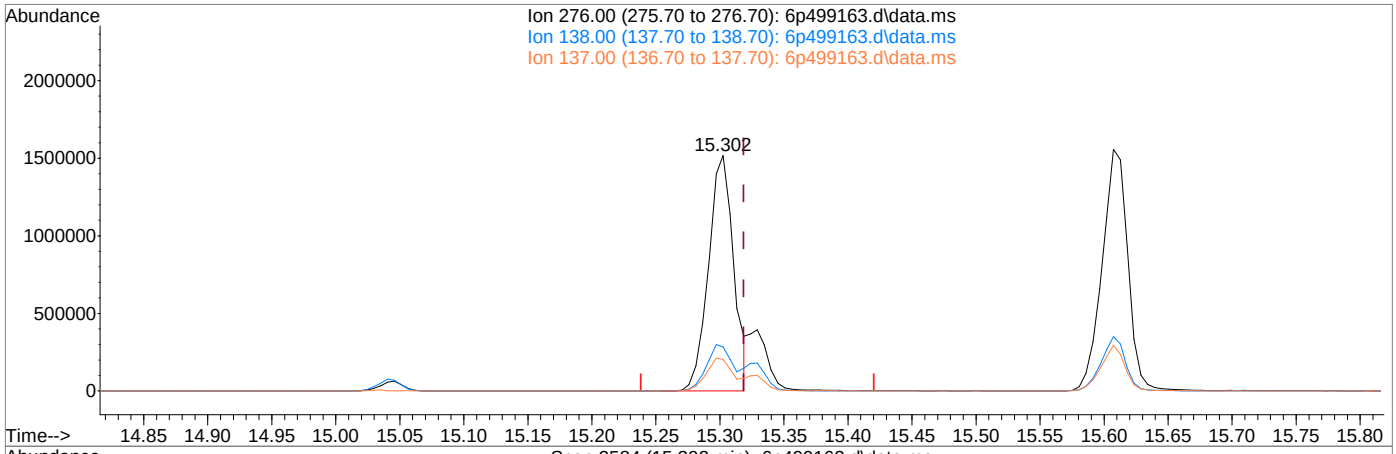

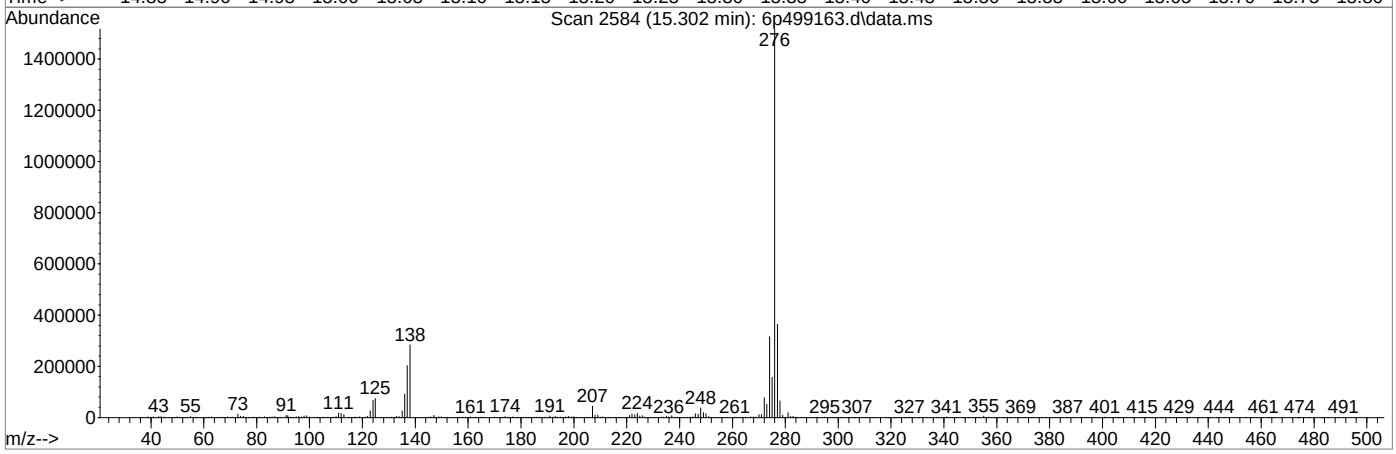

TIC: 6p499163.d\data.ms

(98) Indeno[1,2,3-cd]pyrene (t)

15.302min (-0.016) 21.67ppm m

response 2067373

Ion	Exp%	Act%
276.00	100	100
138.00	18.40	18.74
137.00	13.60	13.41
0.00	0.00	0.00

Manual Integrations APPROVED (compounds with "m" flag)
Kristi Schollenberger 07/09/21 14:26

Quantitation Report (QT Reviewed)

Data Path : C:\msdchem\1\DATA\jonkm\070421\e6p3394\
Data File : 6p499164.d
Acq On : 2 Jul 2021 8:00 pm
Operator : brandonl
Sample : op34109-msd Inst : MS6P
Misc : op34109,e6p3394,30.4,,,1,1
ALS Vial : 9 Sample Multiplier: 1

Quant Method : C:\MSDCHEM\1\METHODS\M6P3388.M
Quant Results File: M6P3388.RES
Quant Time: Jul 04 08:01:15 2021
Quant Title : Semi Volatile GC/MS,zb-5msi 30m x .25mm x .25MoTuWed Jun 30 18:27:50 2021
QLast Update : Sun Jul 04 07:36:43 2021
Response via : Initial Calibration

Compound	R.T.	QIon	Response	Conc	Units	Dev(Min)
Internal Standards						
1) 1,4-Dichlorobenzene-d4	4.455	152	904302	40.00	ppm	0.00
24) Naphthalene-d8	5.375	136	3284499	40.00	ppm	0.00
46) Acenaphthene-d10	6.686	164	2025347	40.00	ppm	0.00
69) Phenanthrene-d10	8.205	188	3077804	40.00	ppm	0.00
84) Chrysene-d12	11.927	240	2589684	40.00	ppm	0.00
93) Perylene-d12	13.992	264	2640848	40.00	ppm	0.00
103) 1,4-Dichlorobenzene-d4a	4.455	152	904302	40.00	ppm	0.00
105) Phenanthrene-d10a	8.205	188	3077804	40.00	ppm	0.00
107) Naphthalene-d8a	5.375	136	3284499	40.00	ppm	0.00
109) Phenanthrene-d10b	8.205	188	3077804	40.00	ppm	0.00
112) Chrysene-d12a	11.927	240	2589684	40.00	ppm	0.00
System Monitoring Compounds						
5) 2-Fluorophenol	3.509	112	969062	39.29	ppm	0.00
Spiked Amount 50.000			Recovery =	78.58%		
8) Phenol-d5	4.231	99	1086929	34.45	ppm	0.00
Spiked Amount 50.000			Recovery =	68.90%		
25) Nitrobenzene-d5	4.862	82	904749	41.95	ppm	0.00
Spiked Amount 50.000			Recovery =	83.90%		
51) 2-Fluorobiphenyl	6.146	172	2416442	37.44	ppm	0.00
Spiked Amount 50.000			Recovery =	74.88%		
74) 2,4,6-Tribromophenol	7.435	330	463924	46.25	ppm	0.00
Spiked Amount 50.000			Recovery =	92.50%		
87) Terphenyl-d14	10.382	244	2883776	47.00	ppm	0.00
Spiked Amount 50.000			Recovery =	94.00%		
110) 1-chlorooctadecane	0.000	57	0	0.00	ppm	
Spiked Amount 50.000			Recovery =	0.00%		
111) o-terphenyl	0.000	230	0	0.00	ppm	
Spiked Amount 50.000			Recovery =	0.00%		
Target Compounds						Qvalue
2) 1,4-Dioxane	1.974	88	207294	21.38	ppm	95
3) Pyridine	2.305	79	625180	26.16	ppm	99
4) N-Nitrosodimethylamine	2.273	74	427858	32.18	ppm	95
6) Indene	4.643	116	1511979	31.02	ppm	99
7) Cumene	3.867	105	1807509	28.93	ppm	99
9) Phenol	4.241	94	979353	29.86	ppm	96
10) Aniline	4.220	93	1170461	30.69	ppm	95
11) bis(2-Chloroethyl)ether	4.268	93	707661	28.42	ppm	99
12) 2-Chlorophenol	4.316	128	889126	29.74	ppm	94
13) Decane	4.348	43	440323	26.40	ppm	96
14) 1,3-Dichlorobenzene	4.418	146	998219	29.36	ppm	99
15) 1,4-Dichlorobenzene	4.471	146	1004955	29.62	ppm	97
16) Benzyl alcohol	4.573	108	540118	28.37	ppm	97
17) 1,2-Dichlorobenzene	4.584	146	955468	30.09	ppm	100
18) Acetophenone	4.755	105	1073630	28.11	ppm	98
19) 2-Methylphenol	4.675	108	713092	27.95	ppm	97
20) 2,2'-oxybis(1-Chloropr...	4.659	121	278333	28.74	ppm	89
21) 3&4-Methylphenol	4.782	108	1490992	56.06	ppm	88
22) n-Nitroso-di-n-propyla...	4.760	70	494225	30.36	ppm	98
23) Hexachloroethane	4.824	201	341122	29.68	ppm	99
26) Nitrobenzene	4.878	77	700255	31.47	ppm	97
27) Quinoline	5.627	129	1710299	28.75	ppm	99
28) Isophorone	5.049	82	1312803	28.15	ppm	99
29) 2-Nitrophenol	5.108	139	473125	33.82	ppm	85
30) 2,4-Dimethylphenol	5.151	107	781719	29.47	ppm	99

Quantitation Report (QT Reviewed)

Data Path : C:\msdchem\1\DATA\jonkm\070421\e6p3394\
Data File : 6p499164.d
Acq On : 2 Jul 2021 8:00 pm
Operator : brandonl
Sample : op34109-msd Inst : MS6P
Misc : op34109,e6p3394,30.4,,,1,1
ALS Vial : 9 Sample Multiplier: 1

Quant Method : C:\MSDCHEM\1\METHODS\M6P3388.M
Quant Results File: M6P3388.RES
Quant Time: Jul 04 08:01:15 2021
Quant Title : Semi Volatile GC/MS,zb-5msi 30m x .25mm x .25MoTuWed Jun 30 18:27:50 2021
QLast Update : Sun Jul 04 07:36:43 2021
Response via : Initial Calibration

Compound	R.T.	QIon	Response	Conc	Units		Dev(Min)
31) Benzoic acid	5.258	105	121624m	8.48	ppm		
32) bis(2-Chloroethoxy)met...	5.204	93	807434	28.88	ppm		98
33) 2,4-Dichlorophenol	5.295	162	719436	30.04	ppm		97
34) 2,6-Dichlorophenol	5.445	162	720321	29.69	ppm		98
35) 1,3,5-Trichlorobenzene	5.113	180	858990	31.58	ppm		97
36) 1,2,4-Trichlorobenzene	5.338	180	825270	30.96	ppm		98
37) 1,2,3-Trichlorobenzene	5.493	180	786977	30.84	ppm		98
38) Naphthalene	5.391	128	2593275	31.43	ppm		99
39) 4-Chloroaniline	5.434	127	1064755	30.86	ppm		98
40) 2,3-Dichloroaniline	6.087	161	840130	27.46	ppm		98
41) Hydroquinone	5.707	110	16462	0.65	ppm		83
42) Hexachlorobutadiene	5.482	225	492149	31.36	ppm		99
43) 4-Chloro-3-methylphenol	5.798	107	670753	28.51	ppm		99
44) 2-Methylnaphthalene	5.878	141	1578780	30.00	ppm		98
45) 1-Methylnaphthalene	5.953	141	1514983	29.72	ppm		96
47) Hexachlorocyclopentadiene	5.996	237	1020161	72.71	ppm		99
48) 1,2,4,5-tetrachloroben...	6.007	216	834566	30.33	ppm		99
49) 2,4,6-Trichlorophenol	6.097	196	532477	29.08	ppm		99
50) 2,4,5-Trichlorophenol	6.135	196	572637	29.61	ppm		99
52) 2-Chloronaphthalene	6.236	162	1644125	29.89	ppm		98
53) Biphenyl	6.220	154	2213756	29.77	ppm		99
54) 2-Nitroaniline	6.322	65	381242	36.40	ppm		92
55) Dimethylphthalate	6.461	163	1887921	28.92	ppm		99
56) Acenaphthylene	6.568	152	2486683	35.27	ppm		99
57) 2,6-Dinitrotoluene	6.509	165	427277	33.35	ppm		100
58) 3-Nitroaniline	6.659	138	522562	36.81	ppm		97
59) Acenaphthene	6.713	153	1835357	31.95	ppm		100
60) 2,4-Dinitrophenol	6.755	184	8638	3.30	ppm	#	70
61) 4-Nitrophenol	6.852	109	166491	22.91	ppm		92
62) Dibenzofuran	6.868	168	2563001	31.59	ppm		98
63) 2,4-Dinitrotoluene	6.862	165	587075	34.73	ppm		96
64) 2,3,4,6-Tetrachlorophenol	6.991	232	475774	29.53	ppm		97
65) Diethylphthalate	7.076	149	1978856	30.08	ppm		98
66) Fluorene	7.189	166	2108753	30.53	ppm		99
67) 4-Chlorophenyl-phenyle...	7.183	204	1012816	30.52	ppm		97
68) 4-Nitroaniline	7.221	138	520382	35.47	ppm		98
70) 4,6-Dinitro-2-methylph...	7.253	198	33623	5.19	ppm		88
71) n-Nitrosodiphenylamine	7.306	169	2008462	41.45	ppm		100
72) 1,2-Diphenylhydrazine	7.344	77	1537646	36.75	ppm		99
73) pentachloronitrobenzene	8.012	295	118442	34.79	ppm		97
75) 4-Bromophenyl-phenylether	7.691	248	644826	37.59	ppm		98
76) Hexachlorobenzene	7.766	284	725305	37.05	ppm		98
77) Pentachlorophenol	8.002	266	581417	47.73	ppm		98
78) Phenanthrene	8.232	178	2638752	32.76	ppm		98
79) Anthracene	8.290	178	2712759	33.17	ppm		99
80) Carbazole	8.504	167	2417800	31.91	ppm		99
81) Di-n-butylphthalate	8.986	149	2882108	30.53	ppm		100
82) Fluoranthene	9.793	202	2799667	30.71	ppm		98
83) Octadecane	8.108	57	675565	31.66	ppm		97
85) benzidine	10.018	184	600608	19.71	ppm		100
86) Pyrene	10.109	202	2824409	35.27	ppm		98
88) Butylbenzylphthalate	11.163	149	1135941	32.08	ppm		97
89) Benzo[a]anthracene	11.911	228	2582198	32.50	ppm		98
90) 3,3'-Dichlorobenzidine	11.922	252	1011890	35.44	ppm		99
91) Chrysene	11.965	228	2446280	33.29	ppm		99
92) bis(2-Ethylhexyl)phtha...	12.099	149	1550092	30.32	ppm		96
94) Di-n-octylphthalate	13.067	149	2561750	30.37	ppm		99

Quantitation Report (QT Reviewed)

Data Path : C:\msdchem\1\DATA\jonkm\070421\e6p3394\
Data File : 6p499164.d
Acq On : 2 Jul 2021 8:00 pm
Operator : brandonl
Sample : op34109-msd Inst : MS6P
Misc : op34109,e6p3394,30.4,,,1,1
ALS Vial : 9 Sample Multiplier: 1

Quant Method : C:\MSDCHEM\1\METHODS\M6P3388.M
Quant Results File: M6P3388.RES
Quant Time: Jul 04 08:01:15 2021
Quant Title : Semi Volatile GC/MS,zb-5msi 30m x .25mm x .25MoTuWed Jun 30 18:27:50 2021
QLast Update : Sun Jul 04 07:36:43 2021
Response via : Initial Calibration

Compound	R.T.	QIon	Response	Conc	Units	Dev(Min)
95) Benzo[b]fluoranthene	13.484	252	2661984	31.89	ppm	99
96) Benzo[k]fluoranthene	13.521	252	2427212	34.31	ppm	96
97) Benzo[a]pyrene	13.912	252	2424761	33.08	ppm	99
98) Indeno[1,2,3-cd]pyrene	15.302	276	2219326m	25.91	ppm	
99) Dibenz(a,h)acridine	15.046	279	2057102	32.72	ppm	100
100) Dibenz[a,h]anthracene	15.329	278	2356029	31.67	ppm	99
101) 7,12-Dimethylbenz(a)an...	13.484	256	1247714	35.51	ppm	99
102) Benzo[g,h,i]perylene	15.613	276	2335171	31.32	ppm	98
104) Benzaldehyde	4.134	105	655813	31.96	ppm	98
106) Atrazine	7.895	215	291494	33.52	ppm	96
108) Caprolactam	5.686	55	178832	27.15	ppm	97

(#) = qualifier out of range (m) = manual integration (+) = signals summed

Quantitation Report (QT Reviewed)

Data Path : C:\msdchem\1\DATA\jonkm\070421\e6p3394\
Data File : 6p499164.d
Acq On : 2 Jul 2021 8:00 pm
Operator : brandonl
Sample : op34109-msd Inst : MS6P
Misc : op34109,e6p3394,30.4,,,1,1
ALS Vial : 9 Sample Multiplier: 1

Quant Method : C:\MSDCHEM\1\METHODS\M6P3388.M
Quant Results File: M6P3388.RES
Quant Time: Jul 04 08:01:15 2021
Quant Title : Semi Volatile GC/MS,zb-5msi 30m x .25mm x .25MoTuWed Jun 30 18:27:50 2021
QLast Update : Sun Jul 04 07:36:43 2021
Response via : Initial Calibration

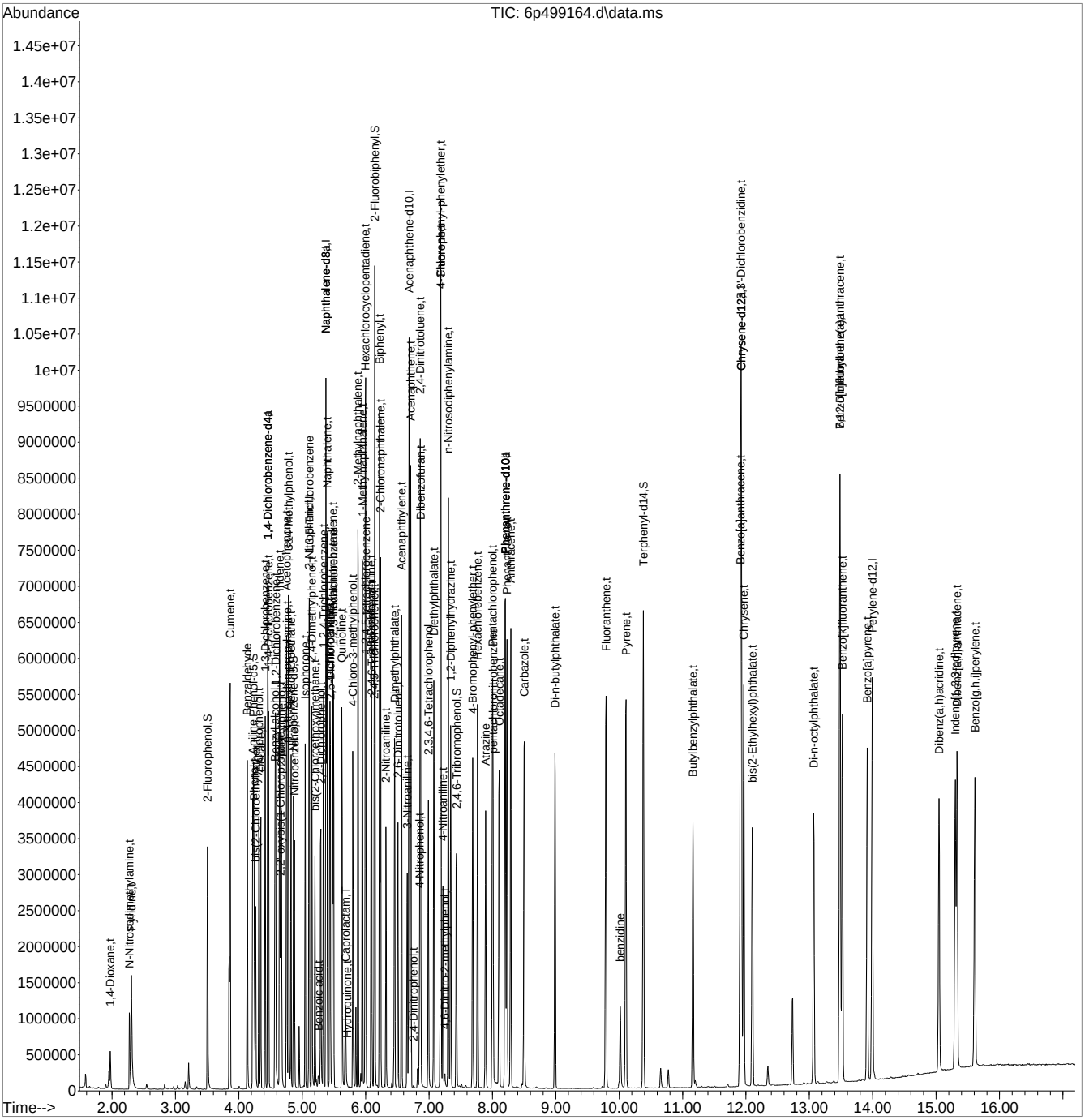

Manual Integration Approval Summary

Sample Number:	OP34109-MSD	**Method:**	SW846 8270E
Lab FileID:	6P499164.D	**Analyst approved:**	07/04/21 09:56 Jon Kreigmor Mamanta
Injection Time:	07/02/21 20:00	**Supervisor approved:**	07/09/21 14:26 Kristi Schollenberger

Parameter	CAS	Sig#	R.T. (min.)	Reason
Benzoic acid	65-85-0		5.26	Poor instrument integration
Indeno(1,2,3-cd)pyrene	193-39-5		15.30	Poor instrument integration

Quantitation Report (Qedit)

Data Path : C:\msdchem\1\DATA\jonkm\070421\e6p3394\
Data File : 6p499164.d
Acq On : 2 Jul 2021 8:00 pm
Operator : brandonl
Sample : op34109-msd Inst : MS6P
Misc : op33765,e6p3394,30.4,,,1,1
ALS Vial : 9 Sample Multiplier: 1

Quant Method : C:\MSDCHEM\1\METHODS\M6P3388.M
Quant Results File: M6P3388.RES
Quant Time: Jul 04 07:56:19 2021
Quant Title : Semi Volatile GC/MS,zb-5msi 30m x .25mm x .25MoTuWed Jun 30 18:27:50 2021
QLast Update : Sun Jul 04 07:36:43 2021
Response via : Initial Calibration

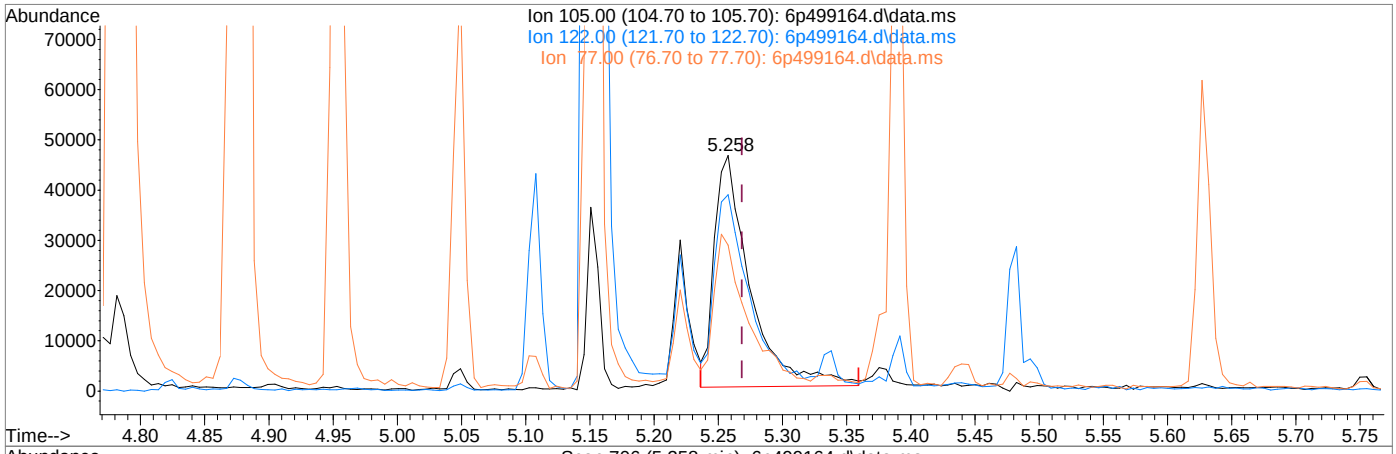

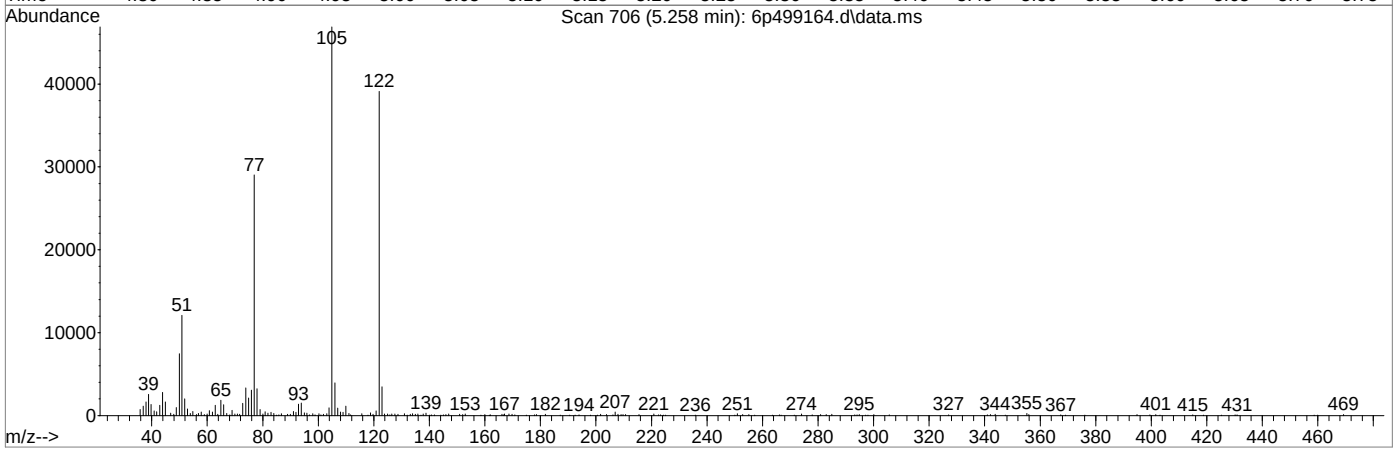

TIC: 6p499164.d\data.ms

(31) Benzoic acid (t)

5.258min (-0.011) 6.61ppm

response 89410

Ion	Exp%	Act%
105.00	100	100
122.00	89.70	82.59
77.00	63.80	60.56
0.00	0.00	0.00

Quantitation Report (Qedit)

Data Path : C:\msdchem\1\DATA\jonkm\070421\e6p3394\
Data File : 6p499164.d
Acq On : 2 Jul 2021 8:00 pm
Operator : brandonl
Sample : op34109-msd Inst : MS6P
Misc : op33765,e6p3394,30.4,,,1,1
ALS Vial : 9 Sample Multiplier: 1

Quant Method : C:\MSDCHEM\1\METHODS\M6P3388.M
Quant Results File: M6P3388.RES
Quant Time: Jul 04 07:56:19 2021
Quant Title : Semi Volatile GC/MS,zb-5msi 30m x .25mm x .25MoTuWed Jun 30 18:27:50 2021
QLast Update : Sun Jul 04 07:36:43 2021
Response via : Initial Calibration

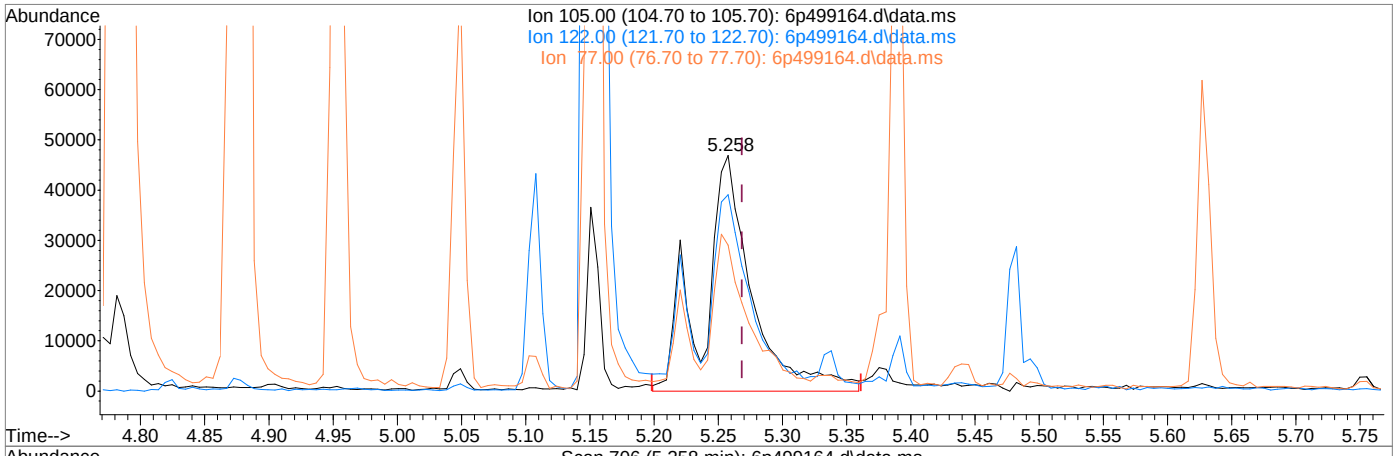

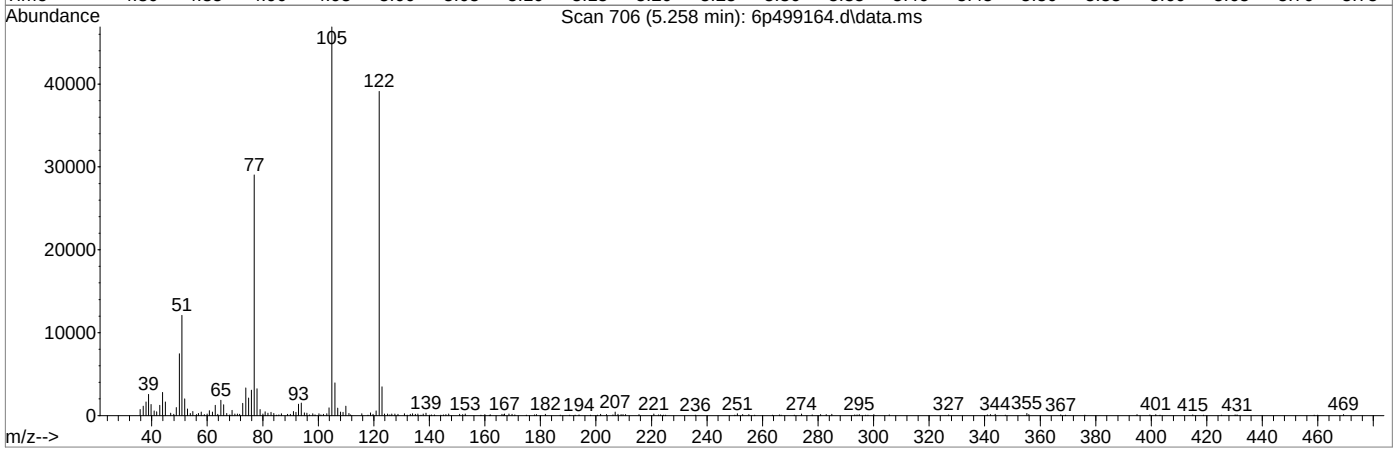

TIC: 6p499164.d\data.ms

(31) Benzoic acid (t)

5.258min (-0.011) 8.48ppm m

response 121624

Ion	Exp%	Act%
105.00	100	100
122.00	89.70	83.39
77.00	63.80	61.86
0.00	0.00	0.00

Quantitation Report (Qedit)

Data Path : C:\msdchem\1\DATA\jonkm\070421\e6p3394\
Data File : 6p499164.d
Acq On : 2 Jul 2021 8:00 pm
Operator : brandonl
Sample : op34109-msd Inst : MS6P
Misc : op33765,e6p3394,30.4,,,1,1
ALS Vial : 9 Sample Multiplier: 1

Quant Method : C:\MSDCHEM\1\METHODS\M6P3388.M
Quant Results File: M6P3388.RES
Quant Time: Jul 04 07:56:19 2021
Quant Title : Semi Volatile GC/MS,zb-5msi 30m x .25mm x .25MoTuWed Jun 30 18:27:50 2021
QLast Update : Sun Jul 04 07:36:43 2021
Response via : Initial Calibration

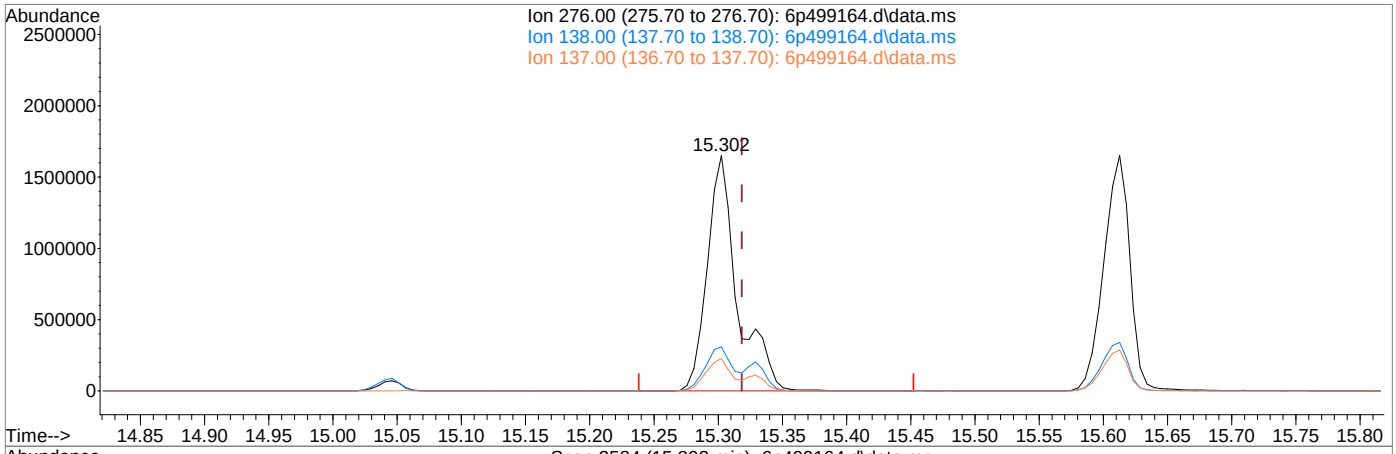

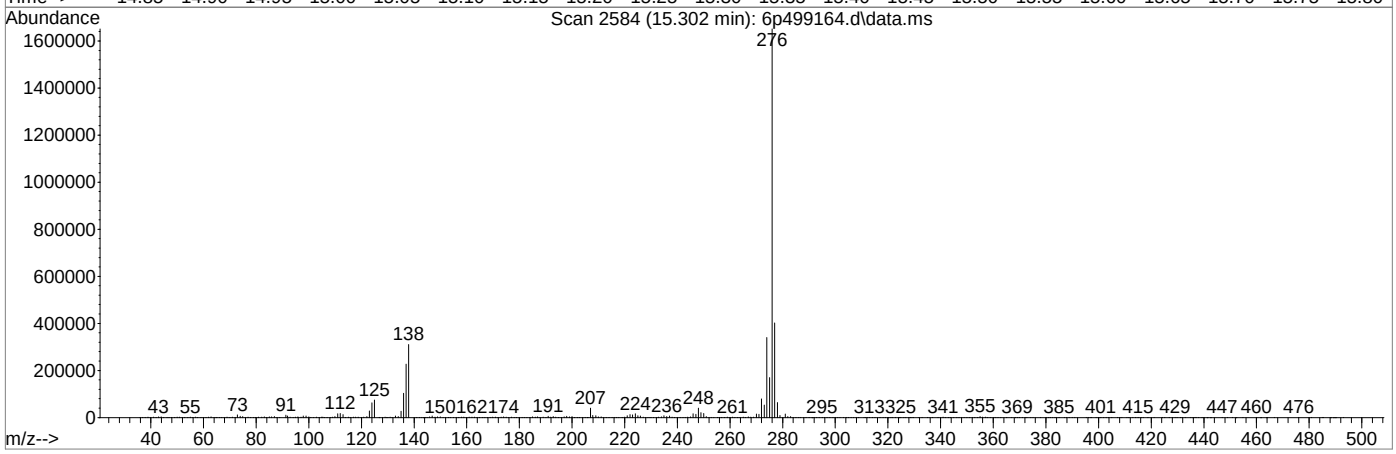

TIC: 6p499164.d\data.ms

(98) Indeno[1,2,3-cd]pyrene (t)

15.302min (-0.016) 31.65ppm

response 2711344

Ion	Exp%	Act%
276.00	100	100
138.00	18.40	18.76
137.00	13.60	13.68
0.00	0.00	0.00

Quantitation Report (Qedit)

Data Path : C:\msdchem\1\DATA\jonkm\070421\e6p3394\
Data File : 6p499164.d
Acq On : 2 Jul 2021 8:00 pm
Operator : brandonl
Sample : op34109-msd Inst : MS6P
Misc : op33765,e6p3394,30.4,,,1,1
ALS Vial : 9 Sample Multiplier: 1

Quant Method : C:\MSDCHEM\1\METHODS\M6P3388.M
Quant Results File: M6P3388.RES
Quant Time: Jul 04 07:56:19 2021
Quant Title : Semi Volatile GC/MS,zb-5msi 30m x .25mm x .25MoTuWed Jun 30 18:27:50 2021
QLast Update : Sun Jul 04 07:36:43 2021
Response via : Initial Calibration

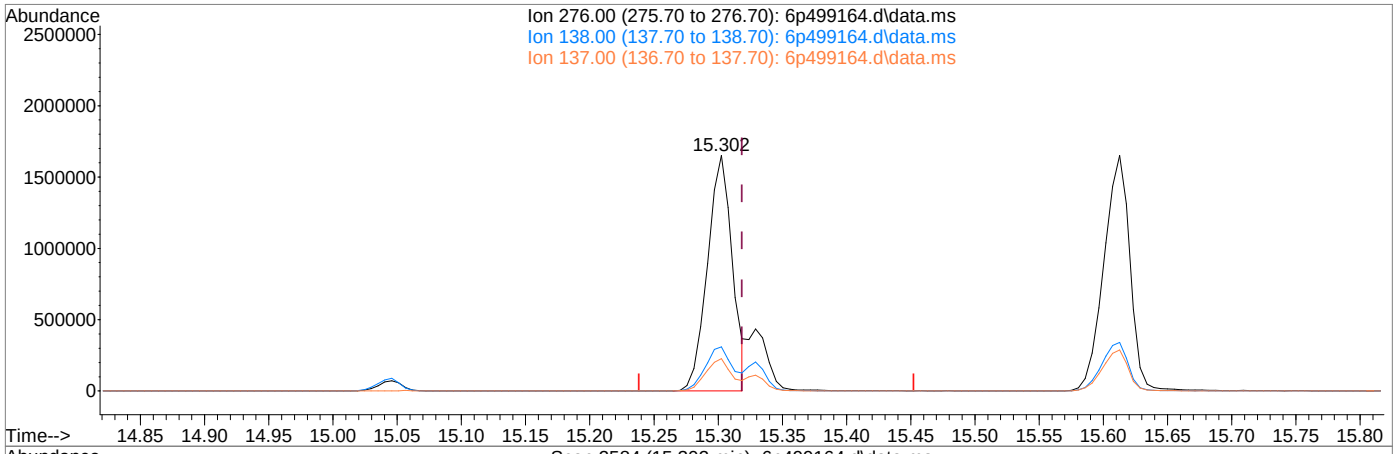

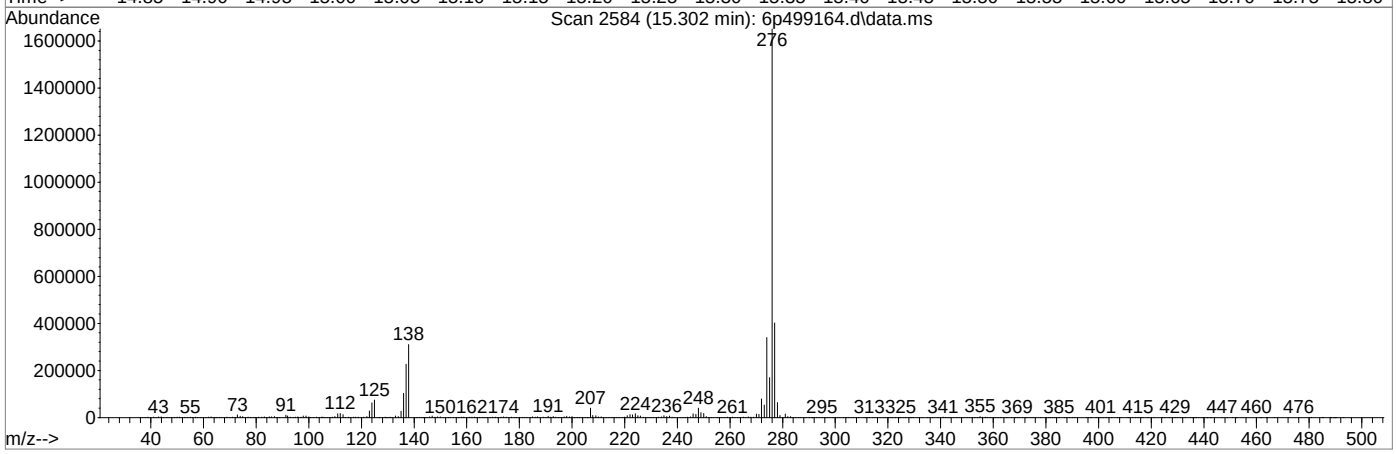

TIC: 6p499164.d\data.ms

(98) Indeno[1,2,3-cd]pyrene (t)

15.302min (-0.016) 25.91ppm m

response 2219326

Ion	Exp%	Act%
276.00	100	100
138.00	18.40	18.78
137.00	13.60	13.73
0.00	0.00	0.00

Manual Integrations APPROVED (compounds with "m" flag)
Kristi Schollenberger 07/07/21 18:27

Quantitation Report (QT Reviewed)

Data Path : C:\msdchem\1\data\jeryllr\e4p2431\
Data File : 4p46380.d
Acq On : 3 Jul 2021 5:56 am
Operator : chriss2
Sample : op34109a-msa Inst : MS4P
Misc : op34109a,e4p2431,30.3,,,1,1
ALS Vial : 27 Sample Multiplier: 1

Quant Method : C:\MSDCHEM\1\METHODS\M4P2367SIM.M
Quant Results File: M4P2367SIM.RES
Quant Time: Jul 04 05:24:42 2021
Quant Title : Semi Volatile Extractables by GC/MS
QLast Update : Sun Jul 04 04:56:04 2021
Response via : Initial Calibration

Compound	R.T.	QIon	Response	Conc	Units	Dev(Min)
Internal Standards						
1) 1-Methylnaphthalene-d10	6.353	150	83760	4.00	ppm	# 0.00
13) Fluorene-d10	7.818	176	127394	4.00	ppm	0.00
20) Fluoranthene-d10	9.904	212	187753	4.00	ppm	0.00
30) Benzo(a)pyrene-d12	12.536	264	100824	4.00	ppm	0.00
System Monitoring Compounds						
3) 2-Fluorophenol	3.098	112	432169	34.94	ppm	0.02
Spiked Amount 50.000			Recovery = 69.88%			
4) Phenol-d5	4.091	99	927423	35.10	ppm	0.00
Spiked Amount 50.000			Recovery = 70.20%			
7) Nitrobenzene-d5	4.902	82	1104447	51.69	ppm	0.00
Spiked Amount 50.000			Recovery = 103.38%			
14) 2-Fluorobiphenyl	6.673	172	1420281	35.79	ppm	0.00
Spiked Amount 50.000			Recovery = 71.58%			
19) 2,4,6-Tribromophenol	8.087	330	264141	39.06	ppm	0.00
Spiked Amount 50.000			Recovery = 78.12%			
27) Terphenyl-d14	10.327	244	1178858	36.31	ppm	0.00
Spiked Amount 50.000			Recovery = 72.62%			
Target Compounds						Qvalue
2) 1,4-Dioxane	1.404	88	2384	0.36	ppm	# 48
5) Phenol	4.100	94	86603m	3.08	ppm	
8) Naphthalene	5.612	128	34620	0.61	ppm	99
9) Hexachlorobutadiene	5.760	225	12236	0.69	ppm	94
10) 2-Methylnaphthalene	6.298	141	18495	0.74	ppm	97
12) Hexachlorocyclopentadiene	6.463	237	9691	0.65	ppm	99
15) Acenaphthylene	7.169	152	28534	0.49	ppm	99
16) Acenaphthene	7.341	153	22175	0.61	ppm	97
17) Fluorene	7.840	166	22898	0.55	ppm	87
18) 4,6-dinitro-2-methylph...	7.942	198	6866	2.69	ppm	84
21) Hexachlorobenzene	8.381	284	12884	0.77	ppm	75
22) Pentachlorophenol	8.601	266	1949	0.65	ppm	91
23) Phenanthrene	8.770	178	38441	0.71	ppm	99
24) Anthracene	8.821	178	35866	0.69	ppm	99
25) Fluoranthene	9.921	202	50855	0.81	ppm	94
26) Pyrene	10.141	202	49303	0.82	ppm	99
28) Benzo[a]anthracene	11.309	228	44431	0.77	ppm	97
29) Chrysene	11.339	228	39204	0.66	ppm	99
31) Benzo[b]fluoranthene	12.286	252	31500	0.69	ppm	93
32) Benzo[k]fluoranthene	12.310	252	29957	0.68	ppm	97
33) Benzo[a]pyrene	12.554	252	27442	0.63	ppm	99
34) Indeno[1,2,3-cd]pyrene	13.443	276	28076	0.65	ppm	94
35) Dibenz[a,h]anthracene	13.459	278	20991	0.62	ppm	95
36) Benzo[g,h,i]perylene	13.658	276	26886	0.74	ppm	99

(#) = qualifier out of range (m) = manual integration (+) = signals summed

Quantitation Report (QT Reviewed)

Data Path : C:\msdchem\1\data\jeryllr\e4p2431\
Data File : 4p46380.d
Acq On : 3 Jul 2021 5:56 am
Operator : chriss2
Sample : op34109a-msa Inst : MS4P
Misc : op34109a,e4p2431,30.3,,,1,1
ALS Vial : 27 Sample Multiplier: 1

Quant Method : C:\MSDCHEM\1\METHODS\M4P2367SIM.M
Quant Results File: M4P2367SIM.RES
Quant Time: Jul 04 05:24:42 2021
Quant Title : Semi Volatile Extractables by GC/MS
QLast Update : Sun Jul 04 04:56:04 2021
Response via : Initial Calibration

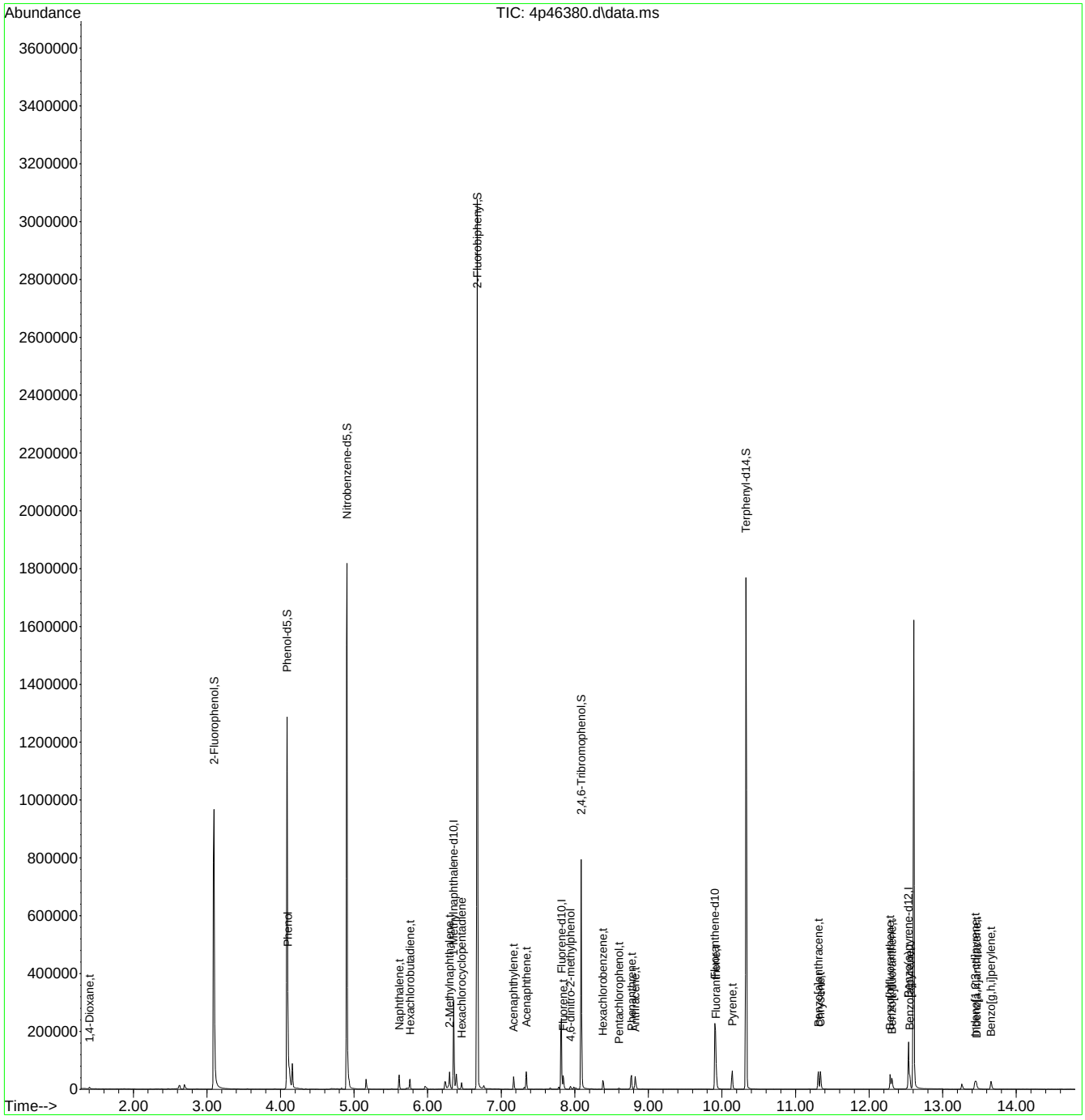

Manual Integration Approval Summary

Sample Number: OP34109A-MSA
Lab FileID: 4P46380.D
Injection Time: 07/03/21 05:56
Method: SW846 8270E BY SIM
Analyst approved: 07/04/21 05:55 Jeryll Fabriene Reyes
Supervisor approved: 07/07/21 18:27 Kristi Schollenberger

Parameter	CAS	Sig#	R.T. (min.)	Reason
Phenol	108-95-2		4.10	Poor instrument integration

Quantitation Report (Qedit)

Data Path : C:\msdchem\1\data\jeryllr\e4p2431\
Data File : 4p46380.d
Acq On : 3 Jul 2021 5:56 am
Operator : chriss2
Sample : op34109a-msa Inst : MS4P
Misc : op34109a,e4p2431,30.3,,,1,1
ALS Vial : 27 Sample Multiplier: 1

Quant Method : C:\MSDCHEM\1\METHODS\M4P2367SIM.M
Quant Results File: M4P2367SIM.RES
Quant Time: Jul 04 05:00:37 2021
Quant Title : Semi Volatile Extractables by GC/MS
QLast Update : Sun Jul 04 04:56:04 2021
Response via : Initial Calibration

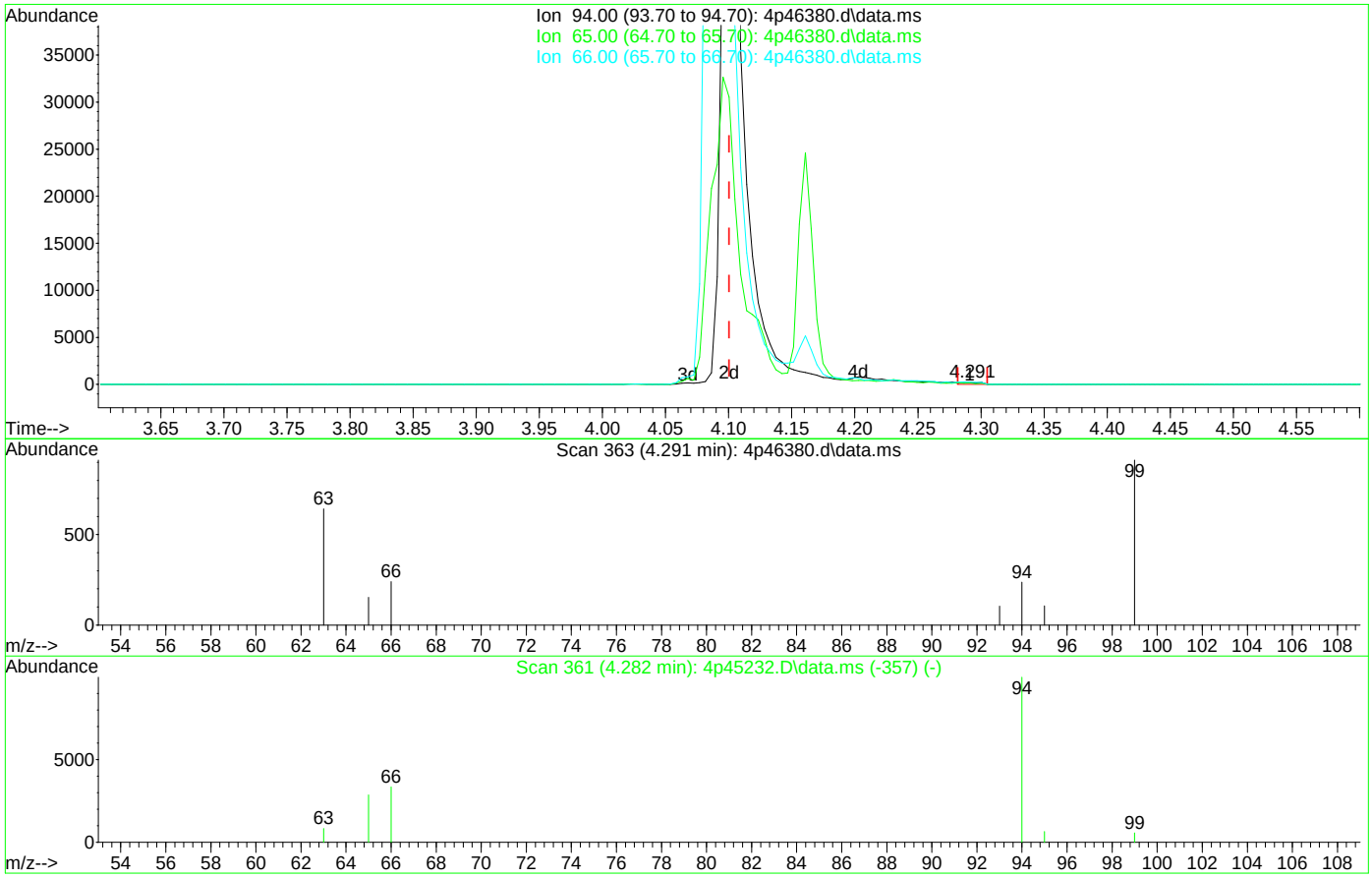

TIC: 4p46380.d\data.ms

(5) Phenol

4.291min (+0.191) 0.01ppm

response 227

Ion	Exp%	Act%
94.00	100	100
65.00	41.80	40.33
66.00	68.40	76.67
0.00	0.00	0.00

Quantitation Report (Qedit)

Data Path : C:\msdchem\1\data\jeryllr\e4p2431\
Data File : 4p46380.d
Acq On : 3 Jul 2021 5:56 am
Operator : chriss2
Sample : op34109a-msa Inst : MS4P
Misc : op34109a,e4p2431,30.3,,,1,1
ALS Vial : 27 Sample Multiplier: 1

Quant Method : C:\MSDCHEM\1\METHODS\M4P2367SIM.M
Quant Results File: M4P2367SIM.RES
Quant Time: Jul 04 05:00:37 2021
Quant Title : Semi Volatile Extractables by GC/MS
QLast Update : Sun Jul 04 04:56:04 2021
Response via : Initial Calibration

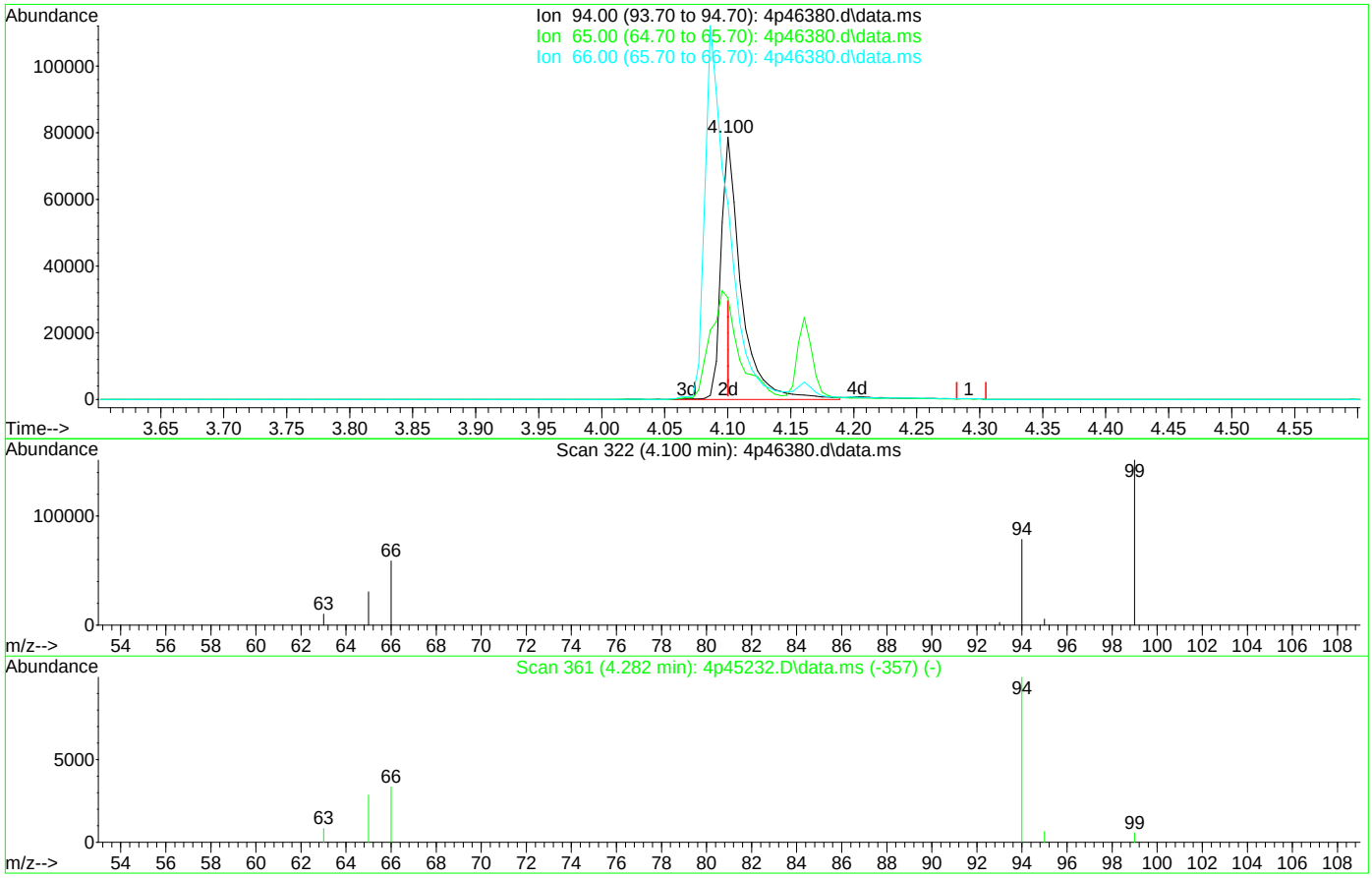

TIC: 4p46380.d\data.ms

(5) Phenol

4.100min (-0.000) 3.08ppm m

response 86603

Ion	Exp%	Act%
94.00	100	100
65.00	41.80	38.78
66.00	68.40	74.64
0.00	0.00	0.00

Manual Integrations APPROVED (compounds with "m" flag)
Kristi Schollenberger 07/07/21 18:27

Quantitation Report (QT Reviewed)

Data Path : C:\msdchem\1\data\jeryllr\e4p2431\
Data File : 4p46381.d
Acq On : 3 Jul 2021 6:17 am
Operator : chriss2
Sample : op34109a-msda Inst : MS4P
Misc : op34109a,e4p2431,30.8,,,1,1
ALS Vial : 28 Sample Multiplier: 1

Quant Method : C:\MSDCHEM\1\METHODS\M4P2367SIM.M
Quant Results File: M4P2367SIM.RES
Quant Time: Jul 04 05:25:44 2021
Quant Title : Semi Volatile Extractables by GC/MS
QLast Update : Sun Jul 04 04:56:04 2021
Response via : Initial Calibration

Compound	R.T.	QIon	Response	Conc	Units	Dev(Min)
Internal Standards						
1) 1-Methylnaphthalene-d10	6.353	150	76104	4.00	ppm	# 0.00
13) Fluorene-d10	7.819	176	117458	4.00	ppm	0.00
20) Fluoranthene-d10	9.904	212	171886	4.00	ppm	0.00
30) Benzo(a)pyrene-d12	12.533	264	96610	4.00	ppm	0.00
System Monitoring Compounds						
3) 2-Fluorophenol	3.098	112	392234	34.90	ppm	0.02
Spiked Amount 50.000			Recovery = 69.80%			
4) Phenol-d5	4.091	99	838888	34.94	ppm	0.00
Spiked Amount 50.000			Recovery = 69.88%			
7) Nitrobenzene-d5	4.903	82	987245	50.85	ppm	0.00
Spiked Amount 50.000			Recovery = 101.70%			
14) 2-Fluorobiphenyl	6.674	172	1253871	34.27	ppm	0.00
Spiked Amount 50.000			Recovery = 68.54%			
19) 2,4,6-Tribromophenol	8.087	330	334890	53.71	ppm	0.00
Spiked Amount 50.000			Recovery = 107.42%			
27) Terphenyl-d14	10.327	244	1148856	38.65	ppm	0.00
Spiked Amount 50.000			Recovery = 77.30%			
Target Compounds						Qvalue
2) 1,4-Dioxane	1.405	88	2292m	0.38	ppm	
5) Phenol	4.101	94	84203	3.29	ppm	# 65
8) Naphthalene	5.612	128	34233	0.66	ppm	99
9) Hexachlorobutadiene	5.760	225	11649	0.72	ppm	93
10) 2-Methylnaphthalene	6.298	141	18061	0.79	ppm	99
12) Hexachlorocyclopentadiene	6.463	237	11596	0.85	ppm	95
15) Acenaphthylene	7.170	152	28123	0.53	ppm	98
16) Acenaphthene	7.341	153	21644	0.64	ppm	96
17) Fluorene	7.840	166	22468	0.59	ppm	88
18) 4,6-dinitro-2-methylph...	7.942	198	6966	2.94	ppm	96
21) Hexachlorobenzene	8.381	284	12667	0.83	ppm	79
22) Pentachlorophenol	8.601	266	3935	1.27	ppm	93
23) Phenanthrene	8.771	178	37507	0.76	ppm	97
24) Anthracene	8.821	178	35949	0.75	ppm	100
25) Fluoranthene	9.921	202	42150	0.73	ppm	96
26) Pyrene	10.141	202	44255	0.80	ppm	98
28) Benzo[a]anthracene	11.306	228	41281	0.78	ppm	98
29) Chrysene	11.341	228	37292	0.68	ppm	98
31) Benzo[b]fluoranthene	12.289	252	30899	0.71	ppm	97
32) Benzo[k]fluoranthene	12.313	252	28941	0.68	ppm	99
33) Benzo[a]pyrene	12.557	252	27992	0.67	ppm	97
34) Indeno[1,2,3-cd]pyrene	13.440	276	29429	0.71	ppm	96
35) Dibenz[a,h]anthracene	13.456	278	22947	0.71	ppm	91
36) Benzo[g,h,i]perylene	13.654	276	27395	0.79	ppm	99

(#) = qualifier out of range (m) = manual integration (+) = signals summed

Quantitation Report (QT Reviewed)

Data Path : C:\msdchem\1\data\jeryllr\e4p2431\
Data File : 4p46381.d
Acq On : 3 Jul 2021 6:17 am
Operator : chriss2
Sample : op34109a-msda Inst : MS4P
Misc : op34109a,e4p2431,30.8,,,1,1
ALS Vial : 28 Sample Multiplier: 1

Quant Method : C:\MSDCHEM\1\METHODS\M4P2367SIM.M
Quant Results File: M4P2367SIM.RES
Quant Time: Jul 04 05:25:44 2021
Quant Title : Semi Volatile Extractables by GC/MS
QLast Update : Sun Jul 04 04:56:04 2021
Response via : Initial Calibration

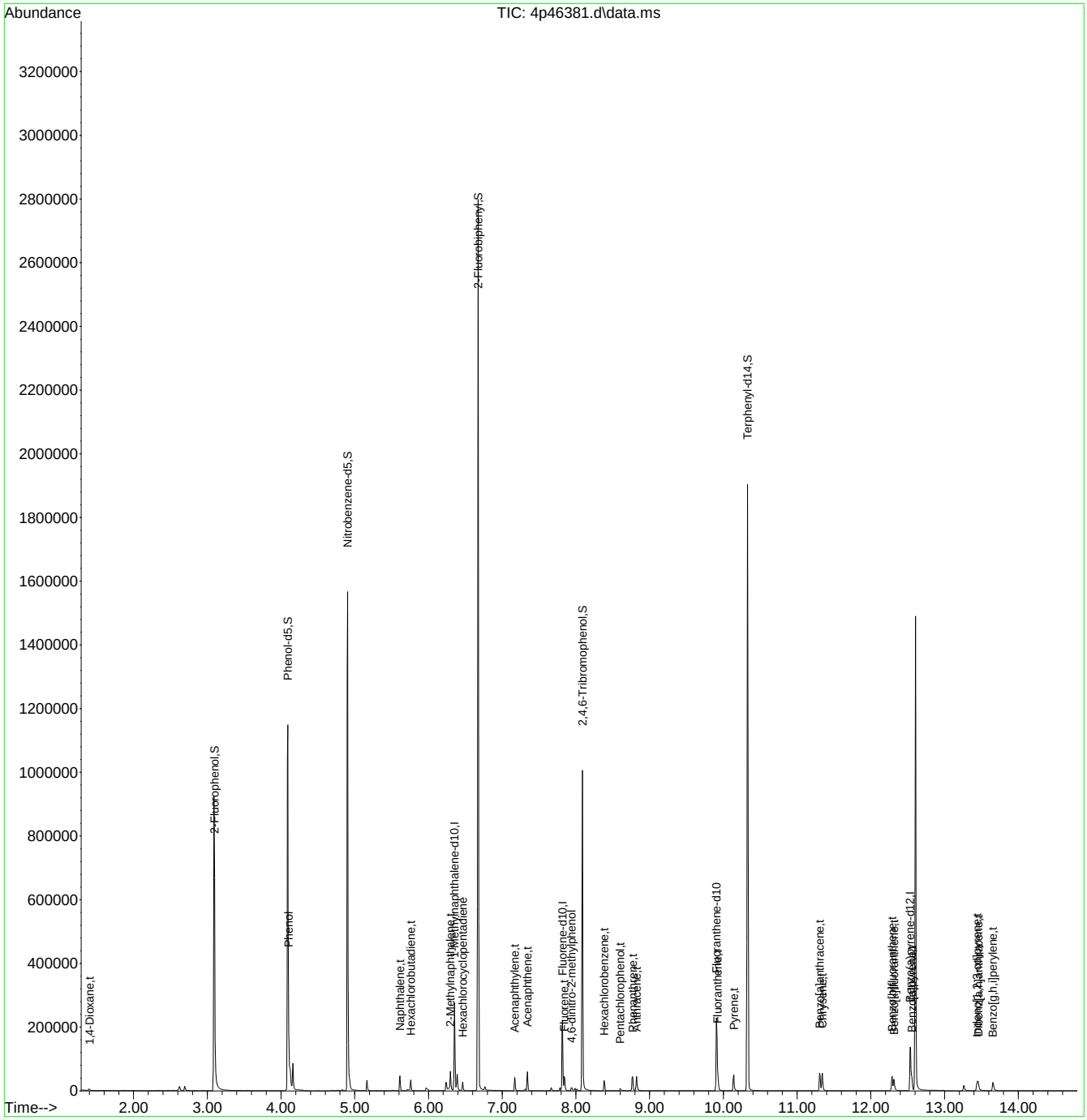

Manual Integration Approval Summary

Sample Number:	OP34109A-MSDA	**Method:**	SW846 8270E BY SIM
Lab FileID:	4P46381.D	**Analyst approved:**	07/04/21 05:55 Jeryll Fabriene Reyes
Injection Time:	07/03/21 06:17	**Supervisor approved:**	07/07/21 18:27 Kristi Schollenberger

Parameter	CAS	Sig#	R.T. (min.)	Reason
1,4-Dioxane	123-91-1		1.40	Poor instrument integration

Quantitation Report (Qedit)

Data Path : C:\msdchem\1\data\jeryllr\e4p2431\
Data File : 4p46381.d
Acq On : 3 Jul 2021 6:17 am
Operator : chriss2
Sample : op34109a-msda Inst : MS4P
Misc : op34109a,e4p2431,30.8,,,1,1
ALS Vial : 28 Sample Multiplier: 1

Quant Method : C:\MSDCHEM\1\METHODS\M4P2367SIM.M
Quant Results File: M4P2367SIM.RES
Quant Time: Jul 04 05:00:41 2021
Quant Title : Semi Volatile Extractables by GC/MS
QLast Update : Sun Jul 04 04:56:04 2021
Response via : Initial Calibration

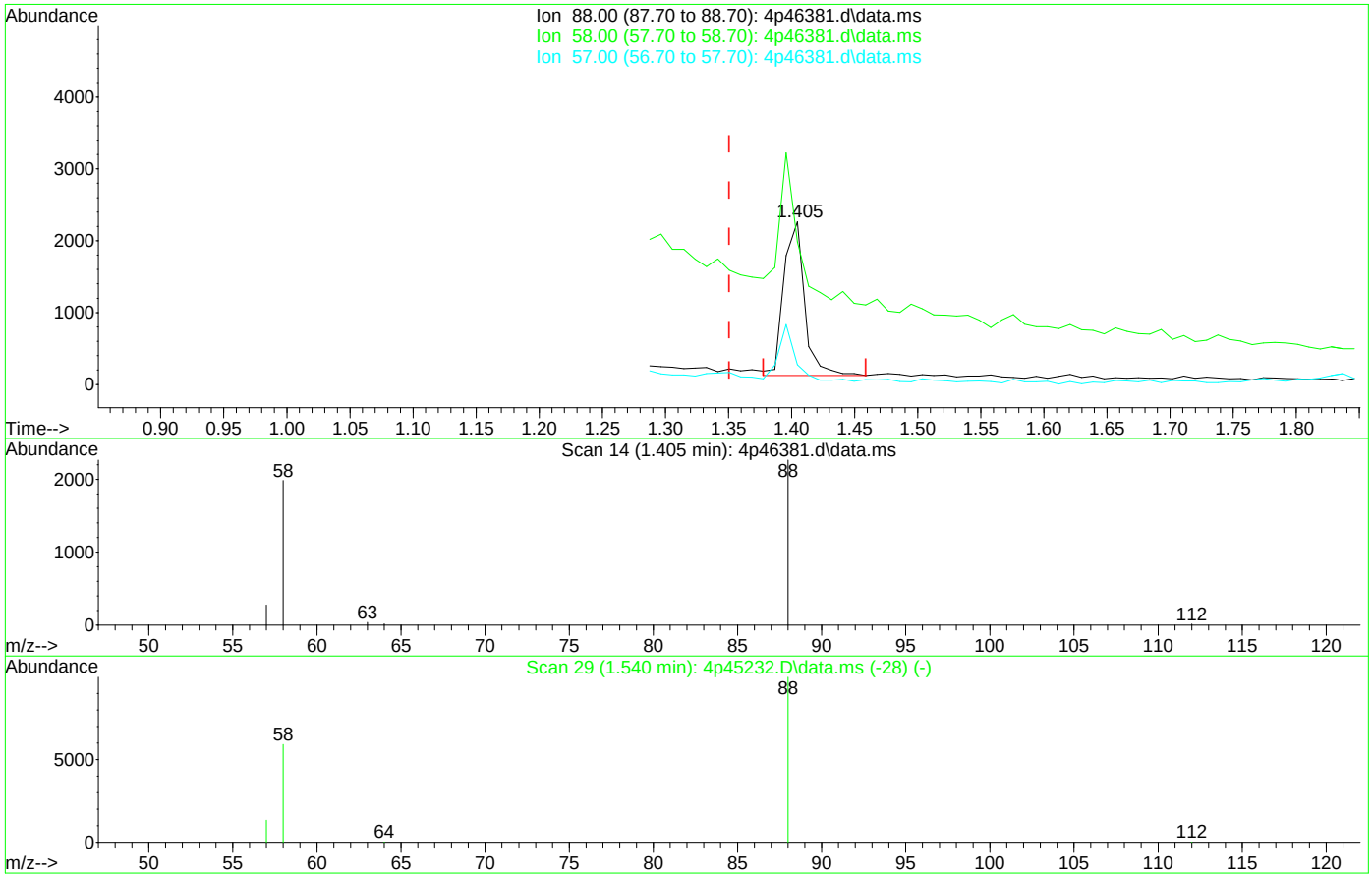

TIC: 4p46381.d\data.ms

(2) 1,4-Dioxane (t)

1.405min (+0.054) 0.40ppm

response 2456

Ion	Exp%	Act%
88.00	100	100
58.00	40.00	32.94
57.00	16.10	9.41
0.00	0.00	0.00

Quantitation Report (Qedit)

Data Path : C:\msdchem\1\data\jeryllr\e4p2431\
Data File : 4p46381.d
Acq On : 3 Jul 2021 6:17 am
Operator : chriss2
Sample : op34109a-msda Inst : MS4P
Misc : op34109a,e4p2431,30.8,,,1,1
ALS Vial : 28 Sample Multiplier: 1

Quant Method : C:\MSDCHEM\1\METHODS\M4P2367SIM.M
Quant Results File: M4P2367SIM.RES
Quant Time: Jul 04 05:00:41 2021
Quant Title : Semi Volatile Extractables by GC/MS
QLast Update : Sun Jul 04 04:56:04 2021
Response via : Initial Calibration

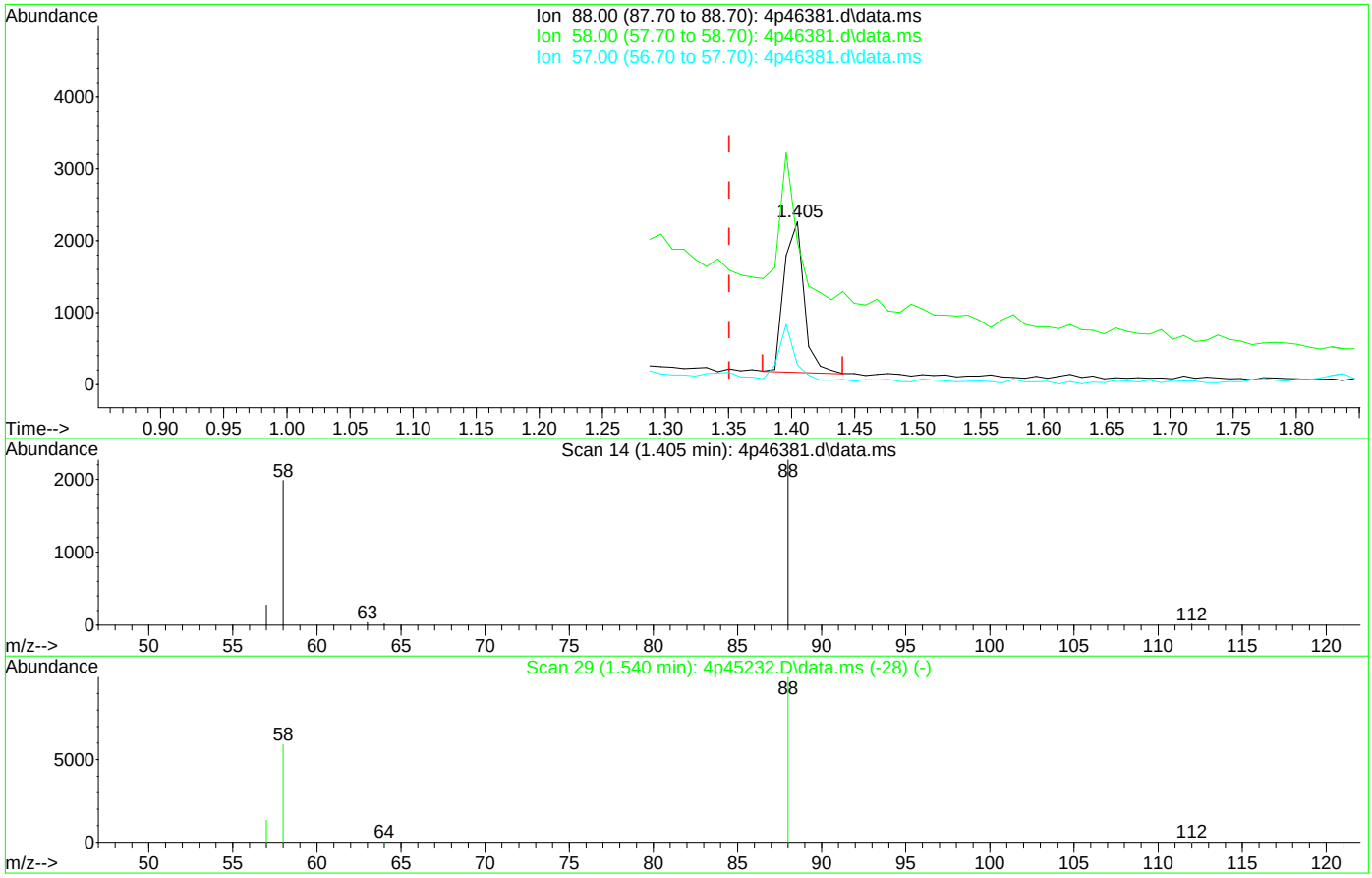

TIC: 4p46381.d\data.ms

(2) 1,4-Dioxane (t)

1.405min (+0.054) 0.38ppm m

response 2292

Ion	Exp%	Act%
88.00	100	100
58.00	40.00	87.59#
57.00	16.10	12.05
0.00	0.00	0.00

DFTPP

Data File : C:\msdchem\1\DATA\E4M4670\4m100251.D Vial: 1
Acq On : 28 May 2021 10:42 am Operator: hennys
Sample : dftpp Inst : GCMS4M
Misc : op30792a,e4m4670,1000,,,1,1 Multiplr: 1.00
MS Integration Params: rteint.p

Method : C:\MSDCHEM\1\METHODS\DFTPP4M.M (RTE Integrator)
Title : Semi Volatile GC/MS,zb-5 30m x .25mm x .50um

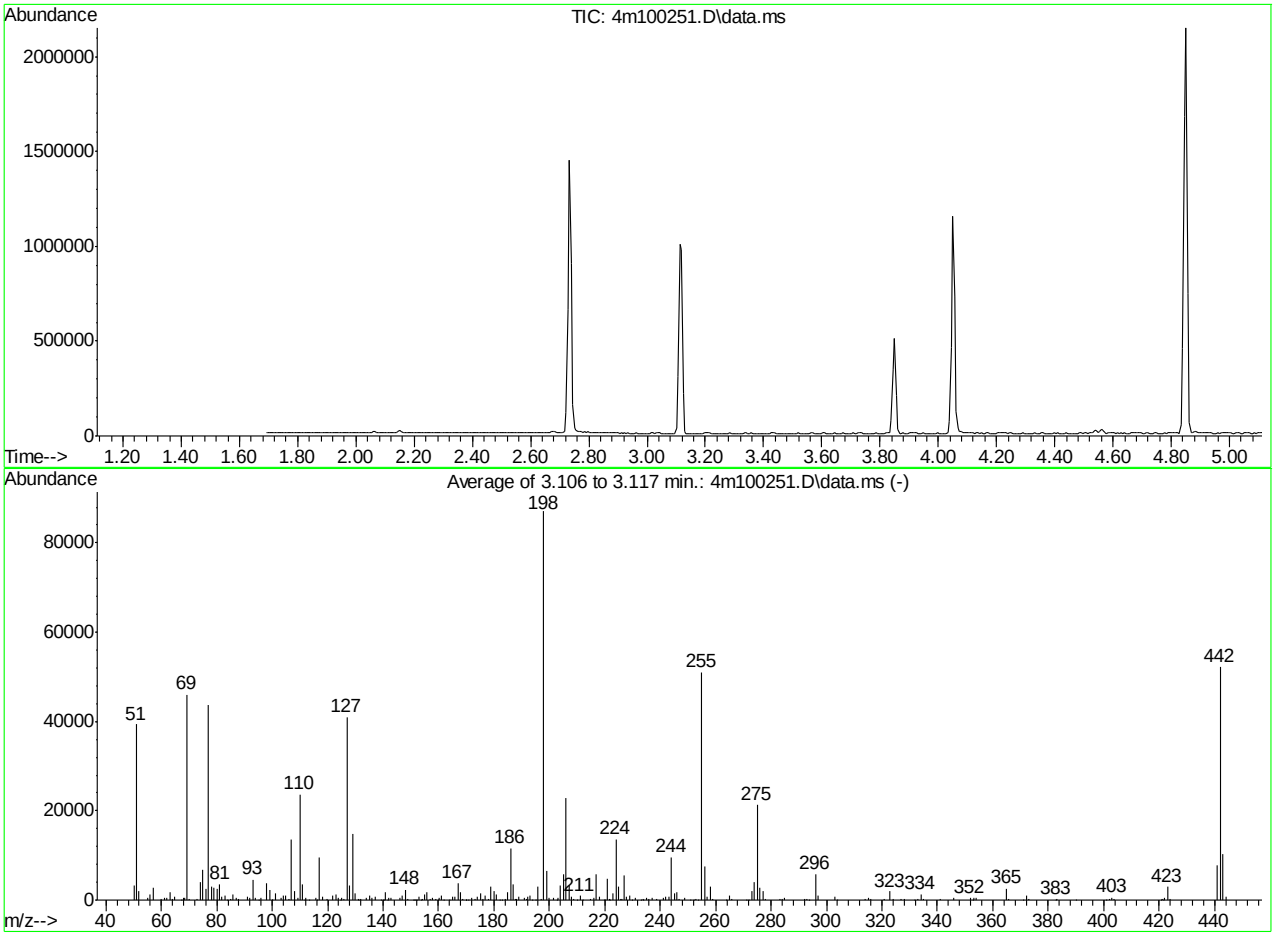

AutoFind: Scans 248, 249, 250; Background Corrected with Scan 244

Target Mass	Rel. to Mass	Lower Limit%	Upper Limit%	Rel. Abn%	Raw Abn	Result Pass/Fail
51	198	30	60	45.2	39341	PASS
68	69	0.00	2	1.3	612	PASS
69	198	0.00	100	52.9	46037	PASS
70	69	0.00	2	0.7	309	PASS
127	198	40	60	47.0	40939	PASS
197	198	0.00	1	0.2	181	PASS
198	198	100	100	100.0	87043	PASS
199	198	5	9	7.4	6454	PASS
275	198	10	30	24.4	21264	PASS
365	198	1	100	3.0	2611	PASS
441	443	0.01	100	76.0	7831	PASS
442	198	40	100	59.9	52132	PASS
443	442	17	23	19.8	10306	PASS

4m100251.D DFTPP4M.M Fri May 28 12:40:02 2021

Average of 3.106 to 3.117 min.: 4m100251.D\data.ms
dftpp
Modified:subtracted

m/z	abund.	m/z	abund.	m/z	abund.	m/z	abund.
50.00	3229	64.95	811	78.05	2943	91.00	742
51.00	39341	67.20	70	79.00	2731	91.95	615
52.00	2079	67.90	612	79.95	2440	93.00	4621
55.05	390	68.20	426	81.00	3644	93.95	492
55.95	1278	69.00	46037	81.90	813	94.90	75
57.00	2828	70.00	309	82.95	943	96.00	392
60.05	155	73.00	305	83.95	120	98.00	3661
60.95	630	74.05	4070	84.90	384	98.95	2339
62.05	633	75.00	6820	85.90	1195	99.80	73
63.00	1661	76.05	2584	86.95	436	100.00	87
63.95	185	77.00	43723	87.90	242	101.00	1565

Average of 3.106 to 3.117 min.: 4m100251.D\data.ms
dftpp
Modified:subtracted

m/z	abund.	m/z	abund.	m/z	abund.	m/z	abund.
103.05	542	113.10	85	126.00	194	137.05	720
103.95	1009	115.85	568	127.00	40939	139.10	85
104.95	1056	116.10	116	128.00	3264	139.90	124
106.15	332	117.00	9540	129.00	14776	140.20	77
107.00	13528	117.95	683	129.95	1552	140.95	1870
108.00	1892	119.95	187	130.90	236	141.80	78
109.05	507	121.90	922	131.10	106	141.95	481
110.00	23669	122.95	1276	132.00	202	143.00	561
111.00	3638	124.00	413	133.95	445	145.95	417
111.80	109	124.80	98	135.00	1127	146.95	1042
112.05	451	124.95	513	135.95	550	147.95	2296

Average of 3.106 to 3.117 min.: 4m100251.D\data.ms
dftpp
Modified:subtracted

m/z	abund.	m/z	abund.	m/z	abund.	m/z	abund.
148.80	382	157.90	439	168.90	283	179.00	3103
151.00	102	159.00	348	169.80	92	180.05	2132
151.30	103	159.90	79	170.00	80	181.00	1183
151.70	111	160.05	585	170.80	76	182.00	81
152.00	128	161.00	976	171.95	445	182.90	68
153.00	657	162.00	118	173.05	341	184.00	150
153.80	126	164.00	103	174.00	812	184.95	1816
154.10	348	164.90	795	175.05	1566	186.00	11603
155.00	1161	166.00	637	176.00	361	187.00	3630
155.95	1659	167.00	3866	177.00	931	187.90	191
157.00	241	168.00	1698	177.85	236	188.10	221

Average of 3.106 to 3.117 min.: 4m100251.D\data.ms
dftpp
Modified:subtracted

m/z	abund.	m/z	abund.	m/z	abund.	m/z	abund.
189.00	835	199.95	548	211.00	979	223.05	1454
191.05	417	201.45	440	212.00	122	224.00	13670
191.80	225	202.70	128	214.95	293	225.00	3089
192.00	808	203.00	582	216.05	518	225.85	228
192.95	974	204.00	3373	216.95	5771	226.10	234
193.80	91	205.00	5809	217.95	825	227.00	5506
194.90	93	206.00	22835	219.70	68	227.90	832
196.00	2897	207.10	3347	220.20	67	228.90	959
196.90	181	207.95	676	221.00	4829	229.80	85
198.00	87043	208.95	174	221.70	123	231.05	499
198.90	6454	209.80	130	221.90	335	233.10	72

Average of 3.106 to 3.117 min.: 4m100251.D\data.ms
dftpp
Modified:subtracted

m/z	abund.	m/z	abund.	m/z	abund.	m/z	abund.
233.70	71	245.95	1879	258.95	354	277.95	357
233.95	357	246.90	337	263.80	77	283.05	205
234.95	416	248.95	418	264.95	908	284.00	186
236.00	257	250.80	70	265.95	231	285.00	443

DFTPP4M.M Fri May 28 12:39:42 2021 Page: 0

237.00	412	251.90	73	271.10	68	292.00	138
238.80	169	252.90	219	271.90	134	292.95	380
240.95	395	253.60	95	273.00	1927	293.80	79
241.95	884	255.00	51053	274.00	3918	296.00	5876
243.05	738	256.00	7583	275.00	21264	297.00	1032
244.05	9584	257.05	640	276.00	2717	303.00	694
245.05	1538	258.00	3133	277.00	2049	304.00	134

Average of 3.106 to 3.117 min.: 4m100251.D\data.ms
dftpp
Modified:subtracted

m/z	abund.	m/z	abund.	m/z	abund.	m/z	abund.
314.00	264	335.05	265	372.90	212	422.05	470
315.00	632	341.00	263	382.80	88	423.00	2998
315.95	334	345.90	481	383.00	202	423.95	370
320.85	215	351.95	484	389.80	73	441.00	7831
323.00	1975	352.60	104	401.00	86	442.05	52132
323.95	346	353.05	453	402.00	290	443.05	10306
326.95	260	354.05	444	403.00	630	444.00	775
327.90	149	364.95	2611	403.85	253		
331.80	68	365.85	353	420.70	105		
333.00	166	370.90	89	421.00	327		
334.00	1336	372.00	1100	421.40	73		

Quantitation Report (Qedit)

Data Path : C:\msdchem\1\DATA\E4M4670\
Data File : 4m100251.D
Acq On : 28 May 2021 10:42 am
Operator : hennys
Sample : dftpp
Misc : op30792a,e4m4670,1000,,,1,1
ALS Vial : 1 Sample Multiplier: 1

Quant Time: May 28 10:49:13 2021
Quant Method : C:\MSDCHEM\1\METHODS\DFTPP4M.M
Quant Title : Semi Volatile GC/MS,zb-5 30m x .25mm x .50um
QLast Update : Sun Apr 05 12:14:16 2020
Response via : Initial Calibration

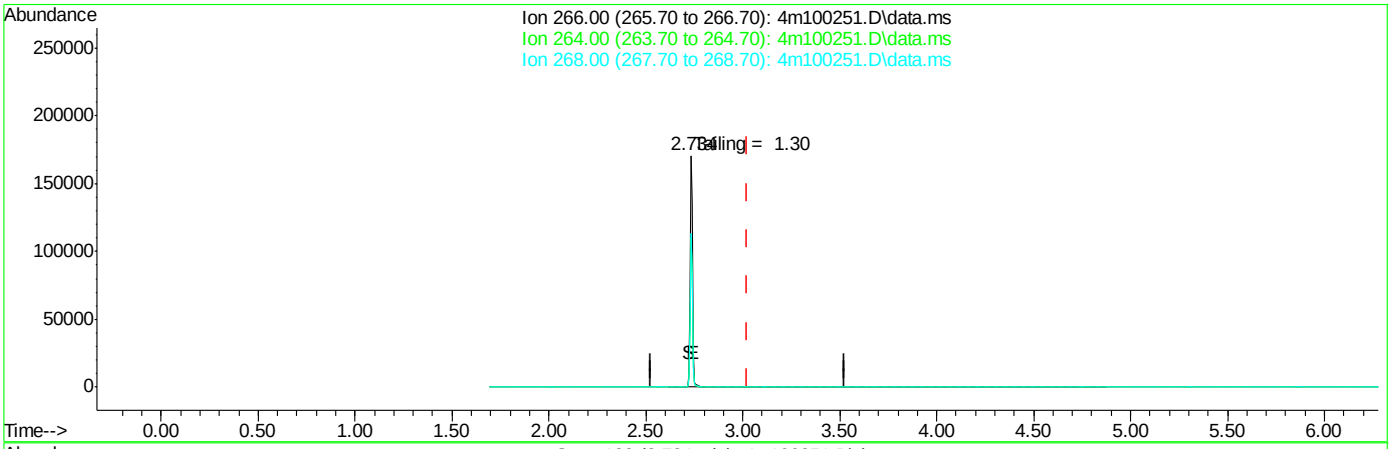

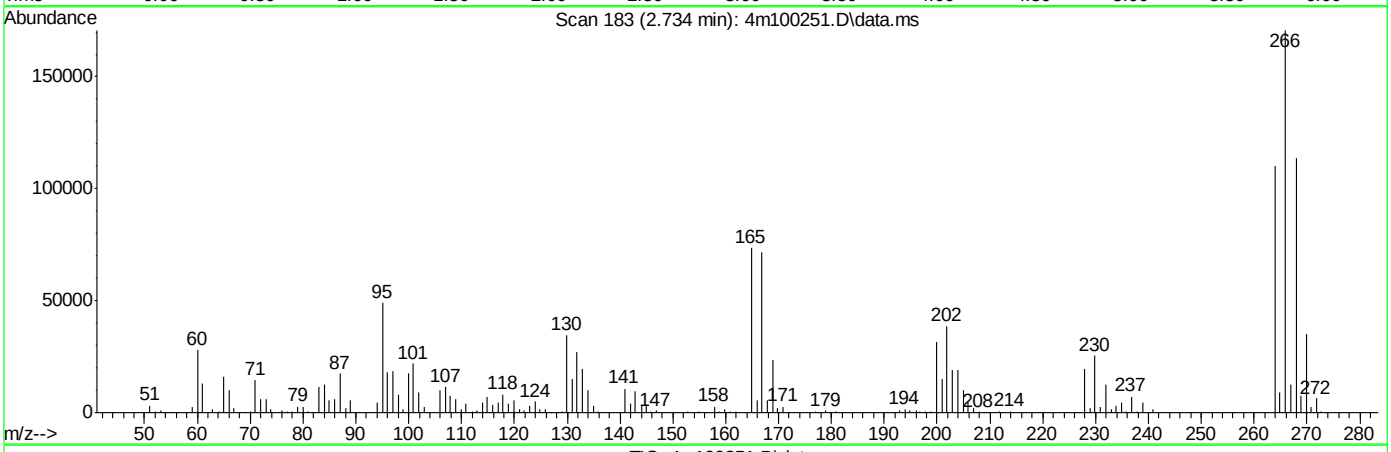

TIC: 4m100251.D\data.ms

(1) pentachlorophenol (t)

2.734min (-0.293) 8.79ng m

response 145070

Ion	Exp%	Act%
266.00	100	100
264.00	66.80	0.00#
268.00	69.50	0.00#
0.00	0.00	0.00

Quantitation Report (Qedit)

Data Path : C:\msdchem\1\DATA\E4M4670\
Data File : 4m100251.D
Acq On : 28 May 2021 10:42 am
Operator : hennys
Sample : dftpp
Misc : op30792a,e4m4670,1000,,,1,1
ALS Vial : 1 Sample Multiplier: 1

Quant Time: May 28 10:49:13 2021
Quant Method : C:\MSDCHEM\1\METHODS\DFTPP4M.M
Quant Title : Semi Volatile GC/MS,zb-5 30m x .25mm x .50um
QLast Update : Sun Apr 05 12:14:16 2020
Response via : Initial Calibration

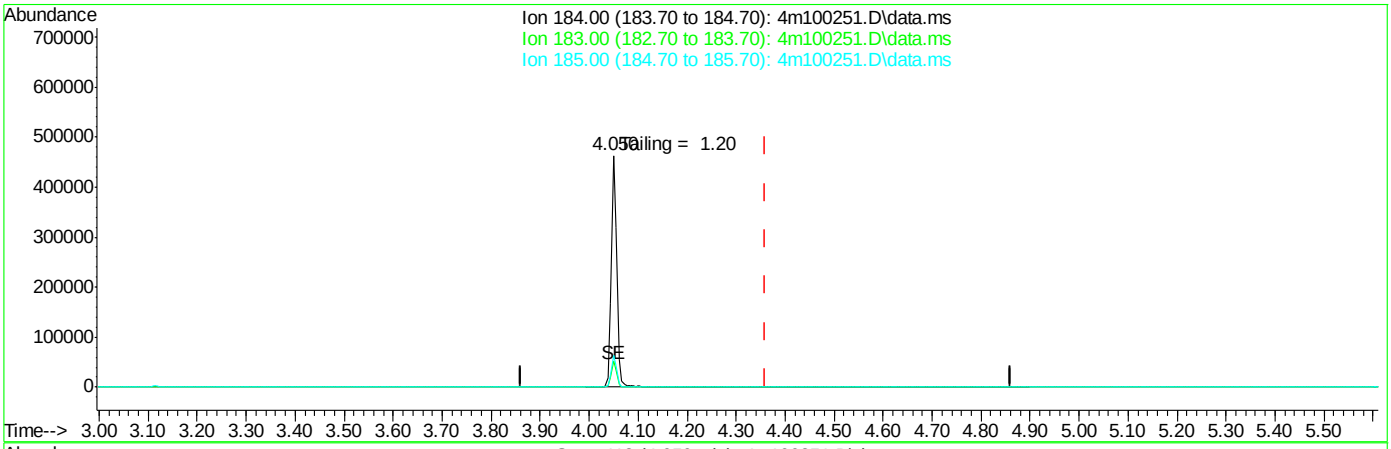

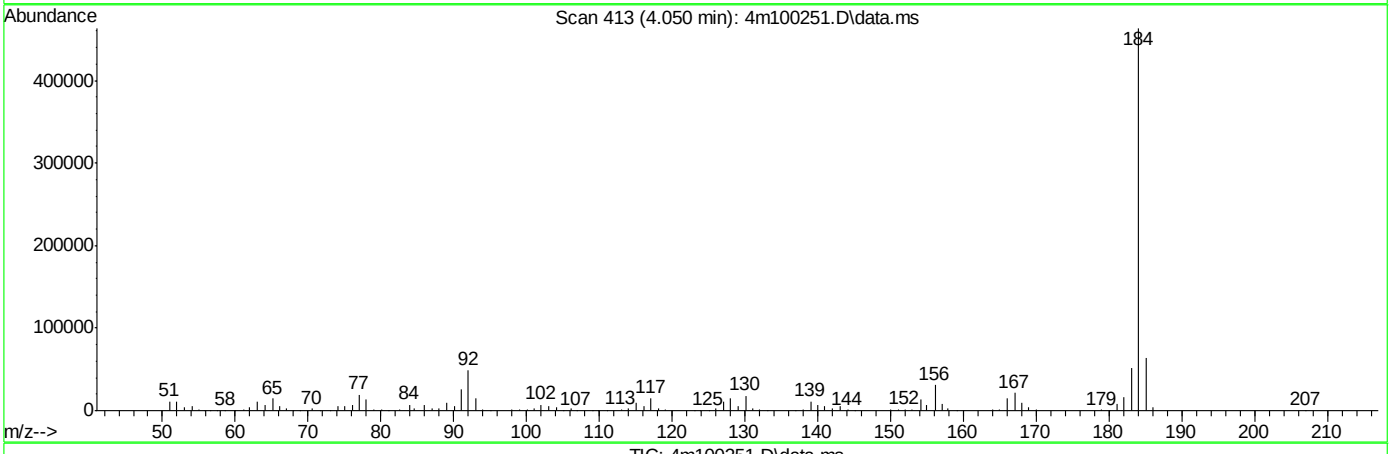

TIC: 4m100251.D\data.ms

(2) benzidine (t)

4.050min (-0.311) 6.14ng m

response 366739

Ion	Exp%	Act%
184.00	100	100
183.00	11.80	0.00#
185.00	13.50	0.00#
0.00	0.00	0.00

Quantitation Report (Qedit)

Data Path : C:\msdchem\1\DATA\E4M4670\
Data File : 4m100251.D
Acq On : 28 May 2021 10:42 am
Operator : hennys
Sample : dftpp
Misc : op30792a,e4m4670,1000,,,1,1
ALS Vial : 1 Sample Multiplier: 1

Quant Time: May 28 10:49:13 2021
Quant Method : C:\MSDCHEM\1\METHODS\DFTPP4M.M
Quant Title : Semi Volatile GC/MS,zb-5 30m x .25mm x .50um
QLast Update : Sun Apr 05 12:14:16 2020
Response via : Initial Calibration

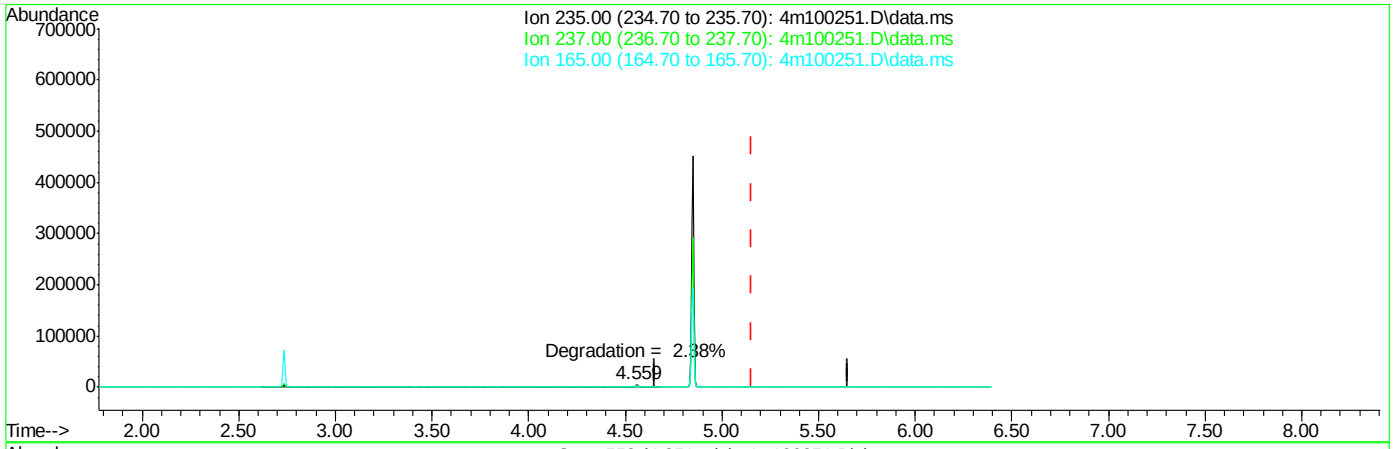

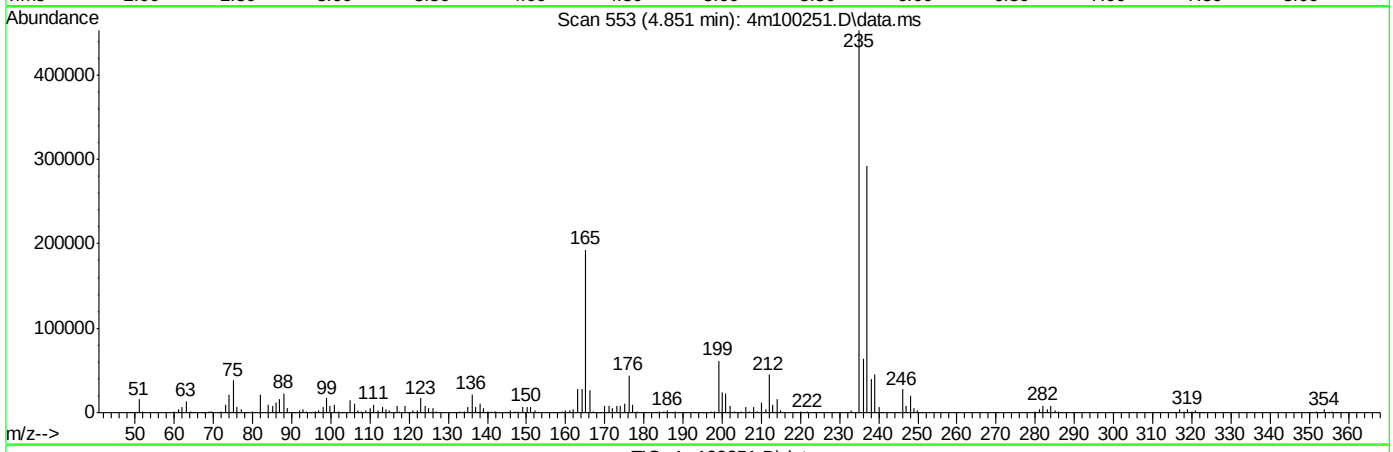

TIC: 4m100251.D\data.ms

(3) ddt (t)

4.851min (-0.305) 12.73ng m

response 352197

Ion	Exp%	Act%
235.00	100	100
237.00	65.90	0.00#
165.00	44.70	0.00#
0.00	0.00	0.00

DFTPP

Data File : C:\msdchem\1\DATA\E4M4704\4m100960.D Vial: 1
Acq On : 12 Jul 2021 8:49 am Operator: kristis
Sample : dftpp Inst : GCMS4M
Misc : op30792a,e4m4704,1000,,,1,1 Multiplr: 1.00
MS Integration Params: rteint.p

Method : C:\MSDCHEM\1\METHODS\DFTPP4M.M (RTE Integrator)
Title : Semi Volatile GC/MS,zb-5 30m x .25mm x .50um

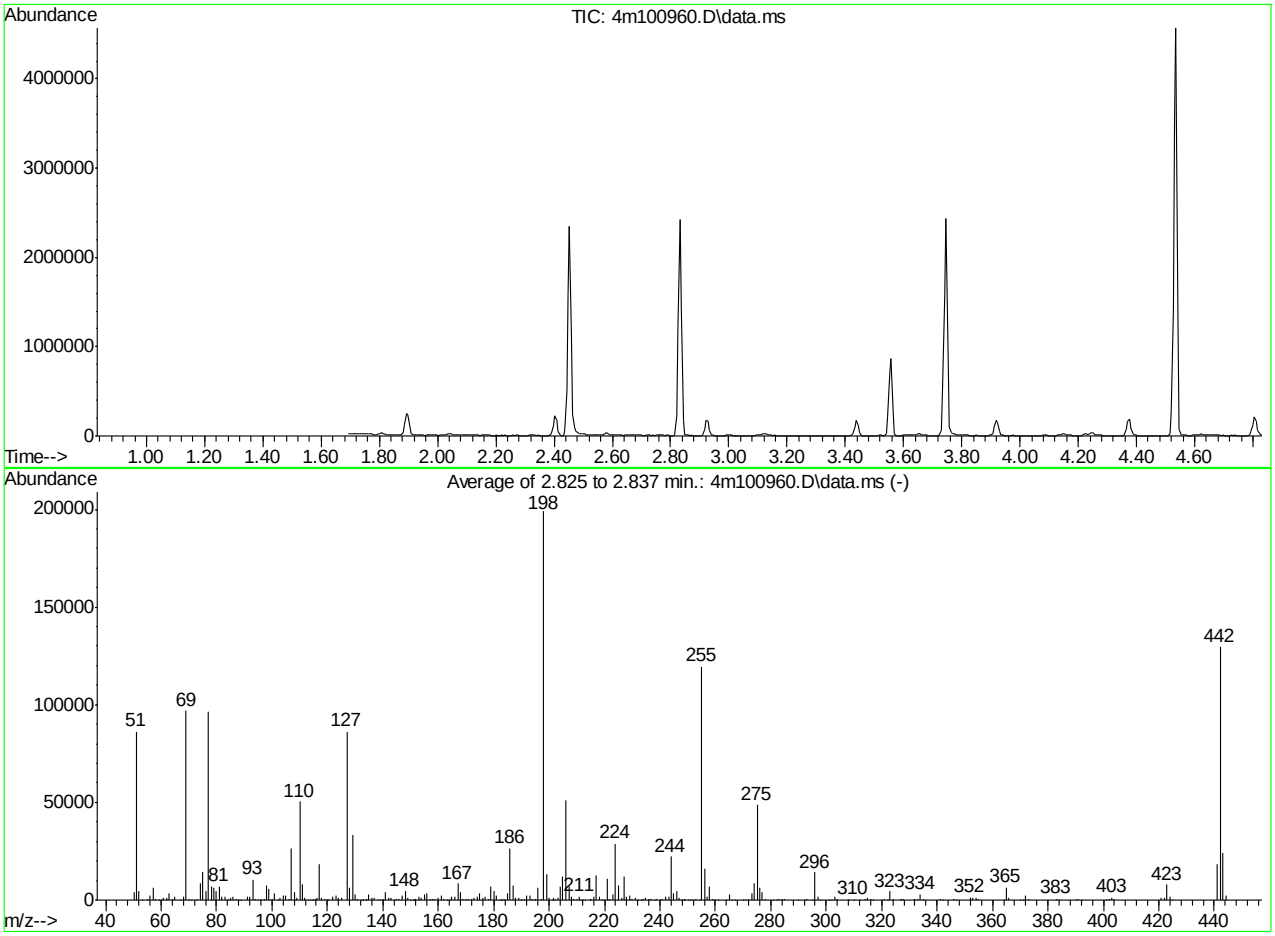

AutoFind: Scans 199, 200, 201; Background Corrected with Scan 194

Target Mass	Rel. to Mass	Lower Limit%	Upper Limit%	Rel. Abn%	Raw Abn	Result Pass/Fail
51	198	30	60	43.4	86304	PASS
68	69	0.00	2	1.8	1761	PASS
69	198	0.00	100	48.6	96718	PASS
70	69	0.00	2	0.7	708	PASS
127	198	40	60	43.3	86181	PASS
197	198	0.00	1	0.2	491	PASS
198	198	100	100	100.0	198933	PASS
199	198	5	9	6.6	13090	PASS
275	198	10	30	24.5	48693	PASS
365	198	1	100	3.2	6347	PASS
441	443	0.01	100	76.1	18476	PASS
442	198	40	100	65.2	129637	PASS
443	442	17	23	18.7	24291	PASS

4m100960.D DFTPP4M.M Mon Jul 12 11:10:28 2021

Average of 2.825 to 2.837 min.: 4m100960.D\data.ms
dftpp
Modified:subtracted

m/z	abund.	m/z	abund.	m/z	abund.	m/z	abund.
50.10	3755	61.95	1229	75.00	14087	84.90	1206
51.00	86304	63.00	3668	76.10	4710	85.95	1957
52.00	4514	63.95	358	76.95	96477	87.00	806
52.95	254	65.00	1731	78.05	6736	88.05	223
55.00	760	66.85	251	79.00	6286	88.80	213
56.00	2286	68.05	1761	80.00	4821	91.00	1767
57.00	6349	69.00	96718	81.00	7114	92.00	1761
57.90	356	70.00	708	81.90	1588	93.00	10499
59.00	236	70.95	190	82.95	1726	93.95	698
59.90	97	72.95	502	83.80	114	94.95	80
61.00	1026	74.00	8624	84.10	103	96.00	705

Average of 2.825 to 2.837 min.: 4m100960.D\data.ms
dftpp
Modified:subtracted

m/z	abund.	m/z	abund.	m/z	abund.	m/z	abund.
97.05	487	108.00	4064	117.00	18595	129.00	33515
98.00	7421	109.10	1227	118.00	1440	130.00	2820
99.00	5664	110.00	50237	119.00	325	130.90	523
100.00	619	111.00	8150	119.85	253	132.00	266
101.00	3407	111.95	1177	120.10	77	132.75	192
101.95	240	113.05	220	121.95	1629	133.00	108
102.95	1106	113.90	77	122.95	2572	133.90	664
104.00	2114	114.70	74	123.95	1207	134.10	165
105.00	2109	114.90	176	124.95	964	135.00	2653
106.05	790	115.90	338	127.00	86181	136.00	986
107.00	26301	116.05	972	128.00	6376	137.00	1352

Average of 2.825 to 2.837 min.: 4m100960.D\data.ms
dftpp
Modified:subtracted

m/z	abund.	m/z	abund.	m/z	abund.	m/z	abund.
137.90	198	148.95	932	157.95	757	168.95	686
138.90	167	149.90	203	158.90	580	170.00	480
140.10	447	150.90	304	159.95	1147	170.85	438
140.95	3920	151.20	149	161.00	2171	172.05	693
141.95	1164	151.50	168	161.95	616	172.95	1146
142.95	922	151.95	398	162.95	242	174.00	1714
143.95	280	153.00	1558	164.05	202	175.00	3599
144.85	439	154.00	1224	164.90	1691	176.00	1240
145.90	747	155.00	2643	166.00	1493	177.00	1628
147.00	2253	156.00	3539	167.00	8475	178.00	754
148.00	4644	157.00	790	168.00	4080	178.95	6674

Average of 2.825 to 2.837 min.: 4m100960.D\data.ms
dftpp
Modified:subtracted

m/z	abund.	m/z	abund.	m/z	abund.	m/z	abund.
179.95	4704	189.85	235	199.95	1034	210.00	839
181.00	2192	191.00	844	201.00	117	210.80	308
182.00	281	191.95	2470	201.45	1209	211.05	1900
182.70	90	193.05	2562	202.00	102	211.60	284
183.10	98	194.00	496	203.00	1325	211.90	155
183.95	682	194.80	181	204.00	6665	212.90	69
185.05	3214	195.20	334	205.00	12198	214.90	393
186.00	26536	196.00	6071	206.00	51021	215.10	189
187.05	7310	197.10	491	207.05	7147	216.00	1473
188.00	921	198.00	198933	208.00	1713	217.00	12727
188.95	1365	199.00	13090	208.95	496	218.00	1667

Average of 2.825 to 2.837 min.: 4m100960.D\data.ms
dftpp
Modified:subtracted

m/z	abund.	m/z	abund.	m/z	abund.	m/z	abund.
219.10	82	229.90	360	241.00	728	250.00	80
219.70	111	231.05	926	242.00	1811	251.05	227
221.00	11189	232.00	95	243.10	1658	251.85	174
221.90	635	232.95	224	244.00	22221	252.95	576

DFTPP4M.M Mon Jul 12 11:10:02 2021 Page: 0

223.00	3171	233.95	729	245.05	3193	254.10	267
224.00	28704	234.95	1008	246.00	4474	255.00	119603
225.00	7648	236.00	538	246.95	982	256.00	16349
226.10	943	236.95	843	247.70	73	257.00	1532
227.00	12354	238.00	89	248.00	77	258.00	7064
228.00	1736	238.95	390	248.80	174	259.05	867
229.00	2287	240.05	299	248.95	537	259.80	105

Average of 2.825 to 2.837 min.: 4m100960.D\data.ms
dftpp
Modified:subtracted

m/z	abund.	m/z	abund.	m/z	abund.	m/z	abund.
260.95	212	276.05	6145	294.95	230	311.90	76
263.90	99	277.00	4124	296.00	14183	313.95	802
265.00	2850	277.95	654	296.95	1931	315.00	1360
265.90	307	280.95	190	298.00	133	315.95	747
267.00	68	282.00	75	300.90	270	316.95	182
269.90	210	282.95	461	301.95	264	321.00	461
270.80	108	283.95	490	303.05	1575	321.95	239
271.95	406	284.95	737	304.05	541	323.05	4529
273.00	3600	289.85	161	307.80	69	323.95	834
274.00	8699	292.00	164	308.00	72	326.80	239
275.00	48693	293.00	877	309.90	201	327.00	722

Average of 2.825 to 2.837 min.: 4m100960.D\data.ms
dftpp
Modified:subtracted

m/z	abund.	m/z	abund.	m/z	abund.	m/z	abund.
327.95	415	353.00	1103	383.85	202	424.10	1527
331.80	72	354.10	1265	389.90	197	424.90	153
332.00	404	354.95	326	390.95	398	441.05	18476
333.05	477	364.10	94	392.00	148	442.10	129637
334.05	2965	365.00	6347	401.00	104	443.05	24291
335.05	723	365.95	1000	402.05	876	444.10	2240
340.95	550	369.90	94	403.05	1301		
342.00	145	370.95	284	404.00	478		
345.95	822	372.00	2221	421.00	1127		
347.00	218	373.00	537	422.00	907		
351.95	1289	383.05	647	423.05	7784		

Quantitation Report (Qedit)

Data Path : C:\msdchem\1\DATA\E4M4704\
Data File : 4m100960.D
Acq On : 12 Jul 2021 8:49 am
Operator : kristis
Sample : dftpp
Misc : op30792a,e4m4704,1000,,,1,1
ALS Vial : 1 Sample Multiplier: 1

Quant Time: Jul 12 08:55:45 2021
Quant Method : C:\MSDCHEM\1\METHODS\DFTPP4M.M
Quant Title : Semi Volatile GC/MS,zb-5 30m x .25mm x .50um
QLast Update : Sun Apr 05 12:14:16 2020
Response via : Initial Calibration

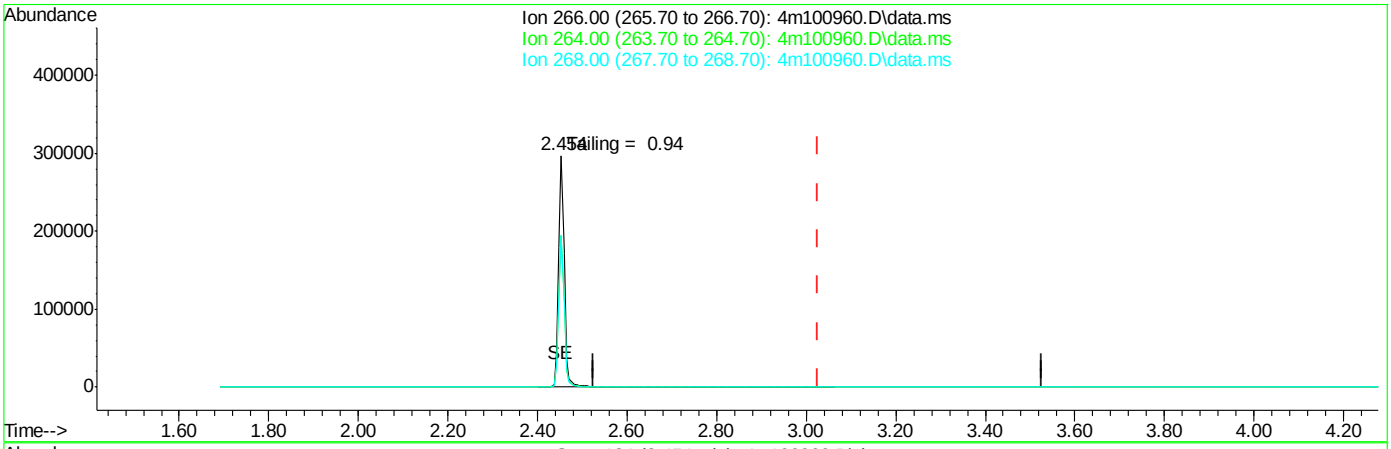

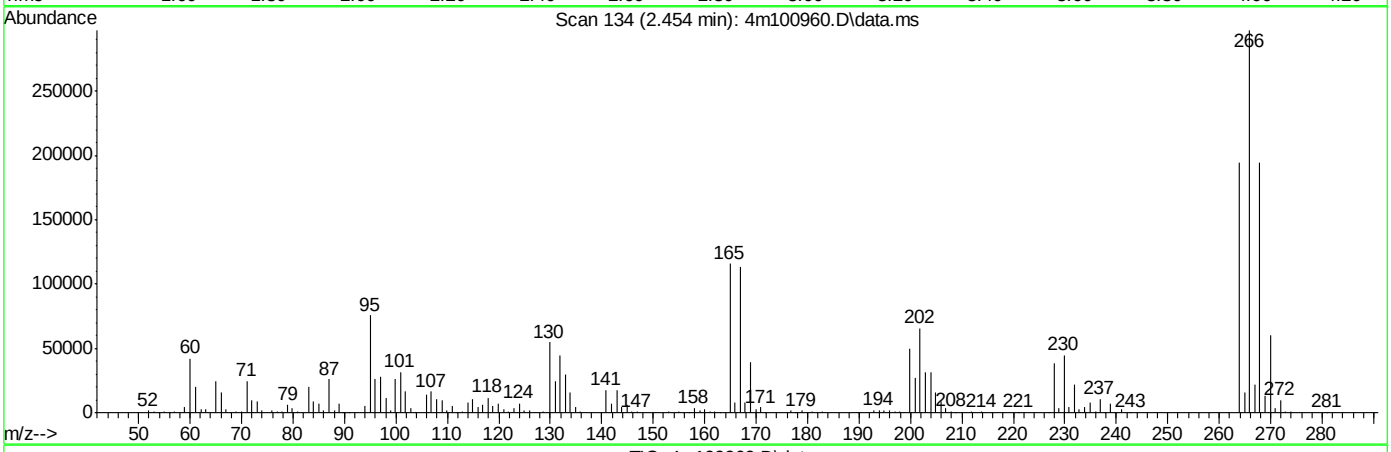

TIC: 4m100960.D\data.ms

(1) pentachlorophenol (t)

2.454min (-0.574) 16.18ng m

response 267037

Ion	Exp%	Act%
266.00	100	100
264.00	66.80	0.00#
268.00	69.50	0.00#
0.00	0.00	0.00

Quantitation Report (Qedit)

Data Path : C:\msdchem\1\DATA\E4M4704\
Data File : 4m100960.D
Acq On : 12 Jul 2021 8:49 am
Operator : kristis
Sample : dftpp
Misc : op30792a,e4m4704,1000,,,1,1
ALS Vial : 1 Sample Multiplier: 1

Quant Time: Jul 12 08:55:45 2021
Quant Method : C:\MSDCHEM\1\METHODS\DFTPP4M.M
Quant Title : Semi Volatile GC/MS,zb-5 30m x .25mm x .50um
QLast Update : Sun Apr 05 12:14:16 2020
Response via : Initial Calibration

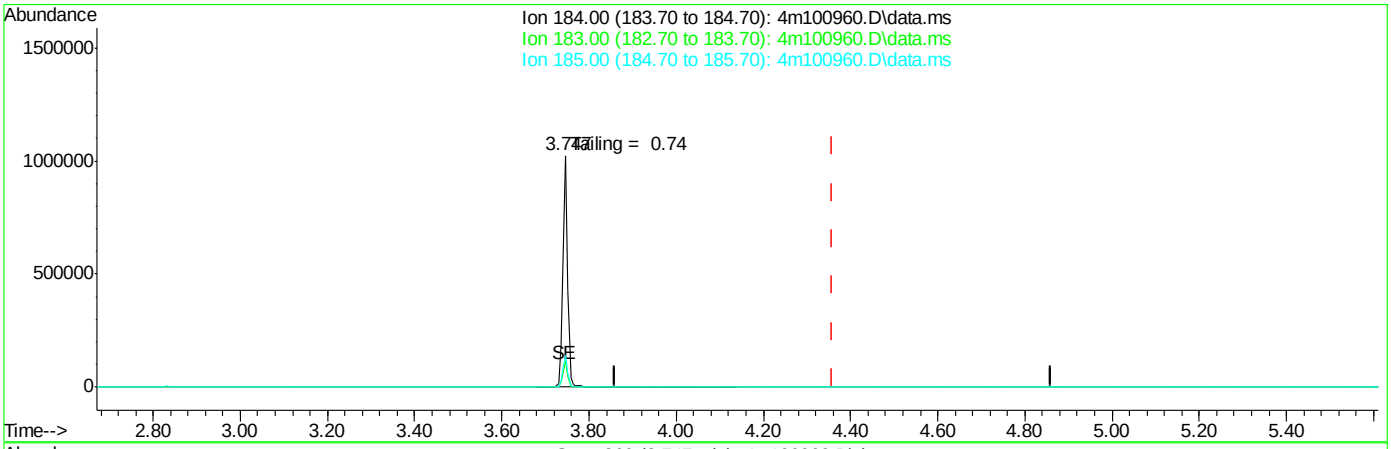

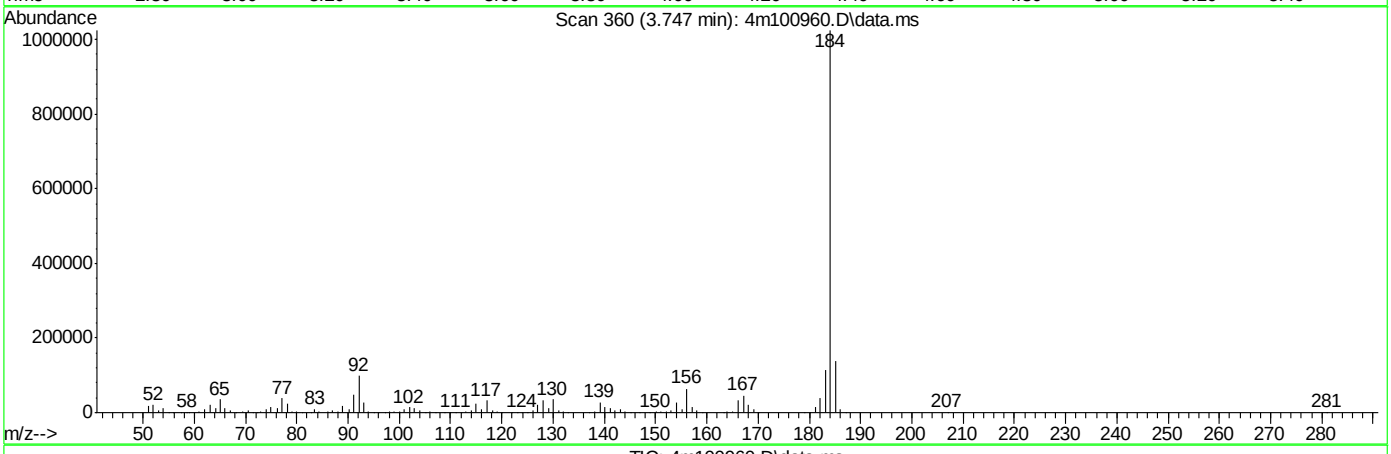

TIC: 4m100960.D\data.ms

(2) benzidine (t)

3.747min (-0.614) 13.66ng m

response 815460

Ion	Exp%	Act%
184.00	100	100
183.00	11.80	0.00#
185.00	13.50	0.00#
0.00	0.00	0.00

Quantitation Report (Qedit)

Data Path : C:\msdchem\1\DATA\E4M4704\
Data File : 4m100960.D
Acq On : 12 Jul 2021 8:49 am
Operator : kristis
Sample : dftpp
Misc : op30792a,e4m4704,1000,,,1,1
ALS Vial : 1 Sample Multiplier: 1

Quant Time: Jul 12 08:55:45 2021
Quant Method : C:\MSDCHEM\1\METHODS\DFTPP4M.M
Quant Title : Semi Volatile GC/MS,zb-5 30m x .25mm x .50um
QLast Update : Sun Apr 05 12:14:16 2020
Response via : Initial Calibration

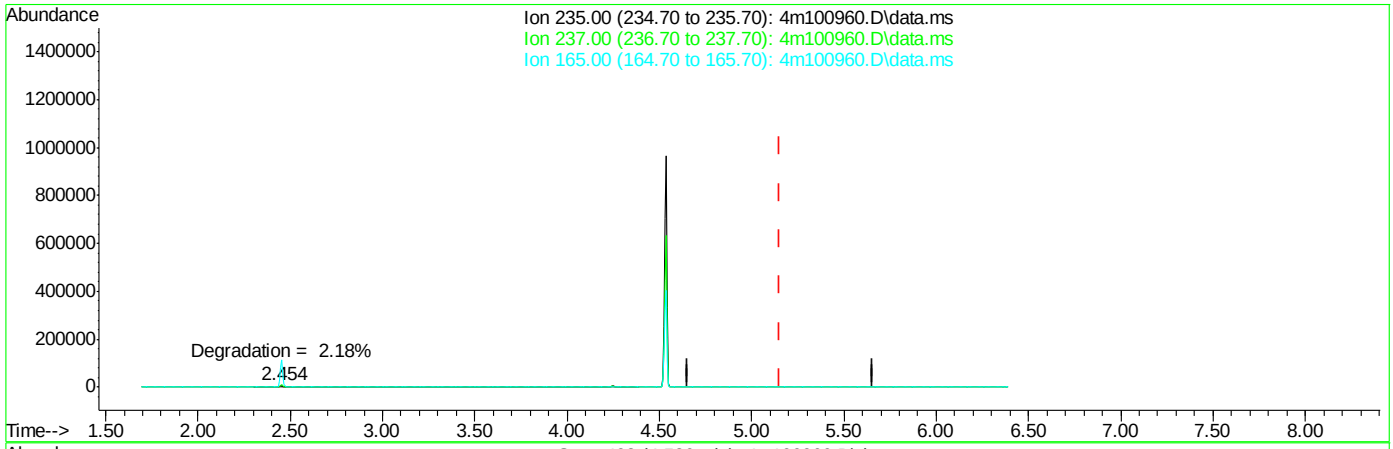

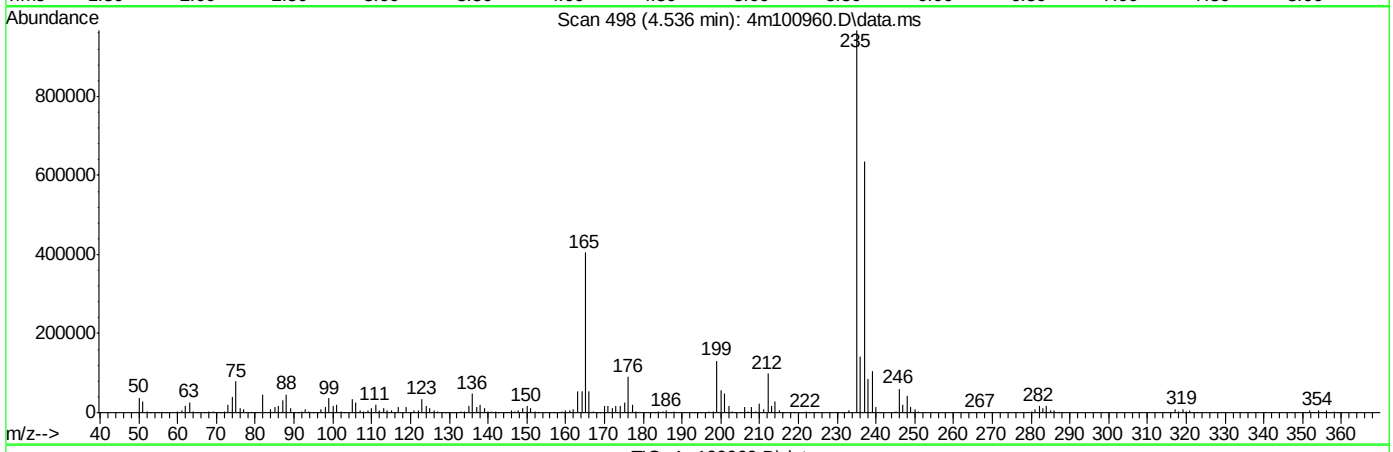

TIC: 4m100960.D\data.ms

(3) ddt (t)

4.536min (-0.620) 28.76ng m

response 796012

Ion	Exp%	Act%
235.00	100	100
237.00	65.90	0.00#
165.00	44.70	0.00#
0.00	0.00	0.00

DFTPPR

Data File : C:\msdchem\1\DATA\E4P2367\4p45229.D Vial: 1
Acq On : 3 May 2021 10:28 pm Operator: chriss2
Sample : dftpp Inst : MS4P
Misc : op32827a,e4p2367,1000,,,1,1 Multiplr: 1.00
MS Integration Params: rteint.p

Method : C:\MSDCHEM\1\METHODS\DFTPP4P.M (RTE Integrator)
Title : Semi Volatile Extractables by GC/MS

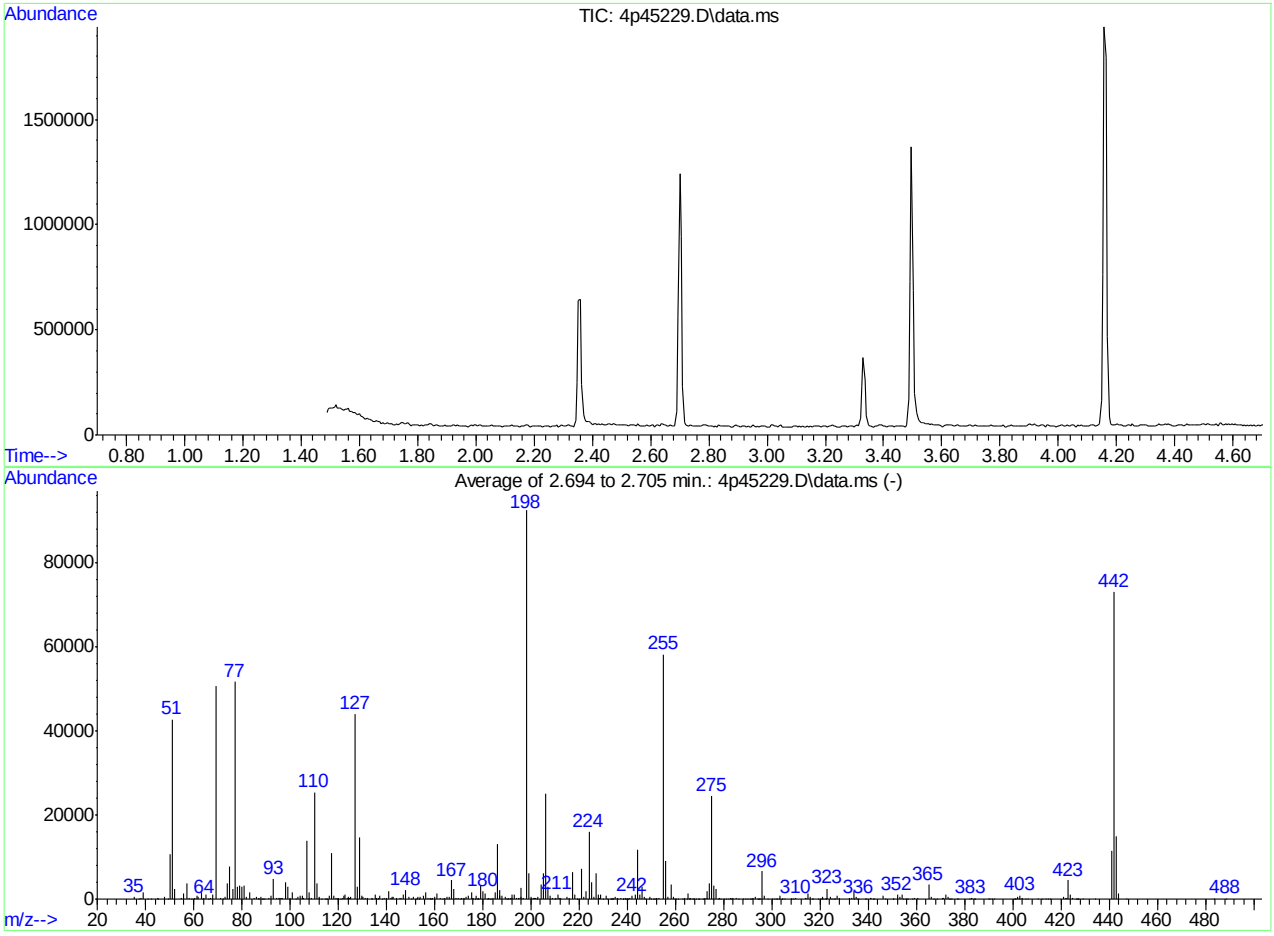

AutoFind: Scans 227, 228, 229; Background Corrected with Scan 222

Target Mass	Rel. to Mass	Lower Limit%	Upper Limit%	Rel. Abn%	Raw Abn	Result Pass/Fail
51	198	30	60	46.3	42777	PASS
68	69	0.00	2	1.9	965	PASS
69	198	0.00	100	54.8	50606	PASS
70	69	0.00	2	0.0	0	PASS
127	198	40	60	47.6	43992	PASS
197	198	0.00	1	0.3	289	PASS
198	198	100	100	100.0	92405	PASS
199	198	5	9	6.7	6189	PASS
275	198	10	30	26.4	24407	PASS
365	198	1	100	3.7	3452	PASS
441	443	0.10	100	76.3	11425	PASS
442	198	40	100	79.0	72973	PASS
443	442	17	23	20.5	14968	PASS

4p45229.D DFTPP4P.M Tue May 04 08:03:42 2021 YING

Average of 2.694 to 2.705 min.: 4p45229.D\data.ms
dftpp
Modified:subtracted

m/z	abund.	m/z	abund.	m/z	abund.	m/z	abund.
35.10	507	51.10	42777	63.10	1706	74.10	3715
37.05	60	52.05	2391	63.90	56	75.05	7675
38.15	381	55.05	322	64.25	208	76.05	2408
39.10	1646	56.00	1422	65.10	989	77.10	51602
41.10	17	57.10	3784	66.20	44	78.15	2886
42.10	111	58.05	332	67.00	267	79.05	3194
44.90	207	58.90	50	68.00	965	80.05	2824
45.15	6	59.90	56	69.05	50606	81.10	3227
47.95	563	60.20	177	71.30	175	82.00	617
49.05	66	61.15	692	72.15	46	83.05	1498
50.05	10557	62.00	601	73.00	625	85.00	303

Average of 2.694 to 2.705 min.: 4p45229.D\data.ms
dftpp
Modified:subtracted

m/z	abund.	m/z	abund.	m/z	abund.	m/z	abund.
86.00	427	95.20	200	104.90	257	113.10	85
86.90	96	96.00	150	105.00	718	114.30	73
87.15	348	96.25	373	105.80	203	114.90	79
88.05	485	96.95	186	107.05	13754	115.30	49
88.40	100	98.00	3889	107.90	405	116.15	854
88.90	28	99.05	3026	108.05	1648	117.00	11037
89.20	73	100.20	305	108.90	290	118.15	927
91.05	239	101.10	1676	110.05	25432	119.05	231
92.05	704	102.30	45	111.10	3642	119.50	127
93.05	4783	103.05	637	112.05	314	120.00	274
94.20	318	104.05	914	112.25	434	120.90	101

Average of 2.694 to 2.705 min.: 4p45229.D\data.ms
dftpp
Modified:subtracted

m/z	abund.	m/z	abund.	m/z	abund.	m/z	abund.
121.90	214	130.20	449	139.25	158	149.10	608
122.15	746	130.95	380	140.00	157	150.20	100
123.00	1012	132.10	238	141.05	1841	151.25	420
123.80	157	133.90	87	141.80	145	152.10	55
124.15	499	134.15	383	142.20	423	152.70	41
124.70	158	135.15	1109	143.00	500	153.05	571
125.10	461	136.00	242	144.00	331	153.60	50
127.10	43992	136.20	143	145.80	174	154.15	461
128.05	3024	136.80	177	146.00	361	155.15	846
129.05	14673	137.15	753	147.10	1133	156.10	1627
130.00	769	138.25	69	148.00	2257	157.40	150

Average of 2.694 to 2.705 min.: 4p45229.D\data.ms
dftpp
Modified:subtracted

m/z	abund.	m/z	abund.	m/z	abund.	m/z	abund.
158.10	240	167.05	4512	175.90	61	182.20	164
158.30	52	168.05	2447	176.05	298	182.80	80
158.80	52	169.00	384	176.60	58	183.30	73
159.10	329	169.90	190	177.05	801	184.00	302
160.10	580	170.80	57	177.80	46	185.10	1739
161.10	1261	171.20	265	178.05	267	186.05	13174
162.15	217	171.90	84	178.30	58	186.90	828
163.40	73	172.15	170	179.05	3297	187.15	2222
164.20	364	172.95	663	180.05	1935	188.15	734
164.95	458	174.05	848	181.05	1296	189.20	649
166.00	528	175.15	1682	182.00	32	189.80	34

Average of 2.694 to 2.705 min.: 4p45229.D\data.ms
dftpp
Modified:subtracted

m/z	abund.	m/z	abund.	m/z	abund.	m/z	abund.
190.30	31	196.05	2690	204.10	3483	212.30	114
190.85	271	196.90	289	205.10	6009	215.15	539
191.20	114	198.00	92405	206.10	25069	216.10	391
191.70	211	199.05	6189	207.15	2941	217.05	6464

191.95	1126	199.90	11	208.00	806	218.10	1076
192.20	394	200.15	492	209.00	320	219.10	18
193.00	1167	201.00	197	209.80	102	219.30	27
194.15	317	201.50	174	210.50	334	220.00	104
194.90	290	201.85	208	211.05	1179	221.15	7144
195.10	181	202.30	36	211.80	145	222.10	452
195.90	449	203.00	477	212.05	203	223.00	1862

Average of 2.694 to 2.705 min.: 4p45229.D\data.ms
dftpp
Modified:subtracted

m/z	abund.	m/z	abund.	m/z	abund.	m/z	abund.
224.10	15974	233.30	82	239.20	38	247.00	435
225.10	4136	233.60	32	239.50	70	247.70	65
226.10	441	234.00	123	239.90	40	248.80	54
227.10	6109	234.10	313	240.10	125	249.15	413
228.05	983	235.05	591	240.30	37	249.90	57
228.40	222	235.90	42	241.05	367	250.95	141
229.00	1117	236.05	170	242.05	755	251.40	69
230.05	36	237.05	384	243.15	1010	251.80	91
231.10	712	238.00	31	244.05	11606	252.00	162
231.80	132	238.40	26	245.05	968	253.05	211
232.90	77	239.00	238	246.05	2960	255.10	58205

Average of 2.694 to 2.705 min.: 4p45229.D\data.ms
dftpp
Modified:subtracted

m/z	abund.	m/z	abund.	m/z	abund.	m/z	abund.
256.10	9056	265.80	123	272.10	325	281.20	106
257.05	601	266.00	362	272.90	264	281.85	115
258.10	3580	266.20	57	273.15	1758	282.80	35
259.05	599	266.90	61	274.05	3617	283.10	233
259.70	38	267.30	37	275.10	24407	283.30	106
260.00	66	267.60	28	276.10	3287	283.90	147
261.05	88	268.60	21	277.05	2300	285.00	216
263.10	41	269.20	71	277.80	18	286.10	47
263.95	312	269.95	113	278.05	332	288.10	41
264.90	75	271.10	116	278.80	32	289.05	124
265.15	1391	271.70	62	280.10	31	289.70	28

Average of 2.694 to 2.705 min.: 4p45229.D\data.ms
dftpp
Modified:subtracted

m/z	abund.	m/z	abund.	m/z	abund.	m/z	abund.
291.00	51	298.10	69	308.20	42	320.40	37
291.20	30	299.90	35	309.00	109	321.00	423
291.70	76	300.90	113	310.10	159	321.20	37
292.15	241	302.00	132	313.90	146	321.80	84
293.20	448	302.20	135	314.20	156	322.30	87
293.90	64	303.00	126	315.05	1293	322.70	247
294.30	74	303.20	760	316.05	435	323.10	2500
294.60	49	304.10	54	316.80	29	324.15	425
295.00	61	304.30	96	317.00	20	324.80	106
296.10	6556	305.10	32	319.00	38	325.70	48
297.05	908	308.00	29	319.90	49	326.20	53

Average of 2.694 to 2.705 min.: 4p45229.D\data.ms
dftpp
Modified:subtracted

m/z	abund.	m/z	abund.	m/z	abund.	m/z	abund.
327.05	828	340.95	264	354.70	81	370.90	150
328.15	327	341.20	154	355.40	44	371.20	172
332.00	291	342.00	22	356.10	49	372.10	1188
333.05	375	342.50	57	356.50	22	373.00	423
334.00	57	346.00	763	358.20	42	373.45	132
334.15	1796	347.10	88	359.20	172	374.20	23
335.10	430	350.30	18	360.45	158	374.40	34
335.70	90	350.60	20	365.05	3452	377.00	76
336.00	134	352.15	1017	366.10	616	377.20	34
338.90	90	353.05	441	367.20	92	381.80	21
339.20	27	354.05	1000	368.60	16	382.90	233

Average of 2.694 to 2.705 min.: 4p45229.D\data.ms

dftpp
Modified:subtracted

m/z	abund.	m/z	abund.	m/z	abund.	m/z	abund.
383.15	188	402.70	66	421.15	542	434.10	84
384.00	115	403.05	840	422.00	340	441.10	11425
384.30	46	403.70	85	422.30	350	442.10	72973
389.90	42	404.10	332	423.15	4456	443.10	14968
390.30	103	405.20	29	424.00	978	444.10	1410
391.10	127	406.20	30	425.00	153	447.10	41
392.20	17	410.30	44	426.30	62	483.30	22
400.70	45	412.30	37	426.60	40	488.40	28
401.00	67	413.80	18	427.00	66		
401.20	19	414.50	18	427.30	48		
402.10	543	415.30	20	429.10	16		

Quantitation Report (Qedit)

Data Path : C:\msdchem\1\DATA\E4P2367\
Data File : 4p45229.D
Acq On : 3 May 2021 10:28 pm
Operator : chriss2
Sample : dftpp
Misc : op32827a,e4p2367,1000,,,1,1
ALS Vial : 1 Sample Multiplier: 1

Quant Time: May 03 22:34:14 2021
Quant Method : C:\MSDCHEM\1\METHODS\DFTPP4P.M
Quant Title : Semi Volatile Extractables by GC/MS
QLast Update : Mon Nov 30 14:18:16 2020
Response via : Initial Calibration

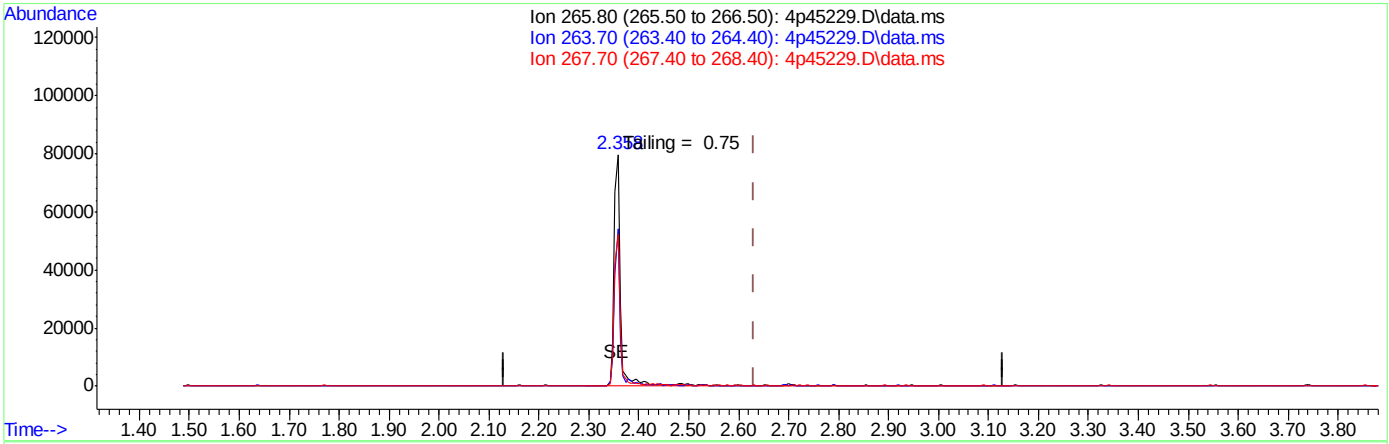

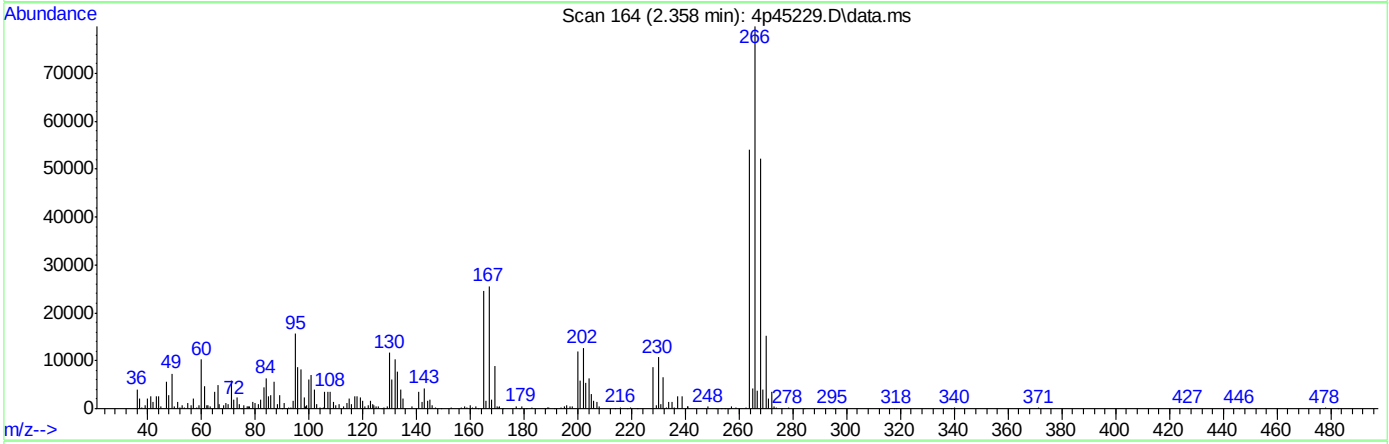

TIC: 4p45229.D\data.ms

(1) Pentachlorophenol (MC)

2.358min (-0.272) 40.09ppm m

response 74970

Ion	Exp%	Act%
265.80	100	100
263.70	57.30	67.79
267.70	55.60	65.42
0.00	0.00	0.00

Quantitation Report (Qedit)

Data Path : C:\msdchem\1\DATA\E4P2367\
Data File : 4p45229.D
Acq On : 3 May 2021 10:28 pm
Operator : chriss2
Sample : dftpp
Misc : op32827a,e4p2367,1000,,,1,1
ALS Vial : 1 Sample Multiplier: 1

Quant Time: May 03 22:34:14 2021
Quant Method : C:\MSDCHEM\1\METHODS\DFTPP4P.M
Quant Title : Semi Volatile Extractables by GC/MS
QLast Update : Mon Nov 30 14:18:16 2020
Response via : Initial Calibration

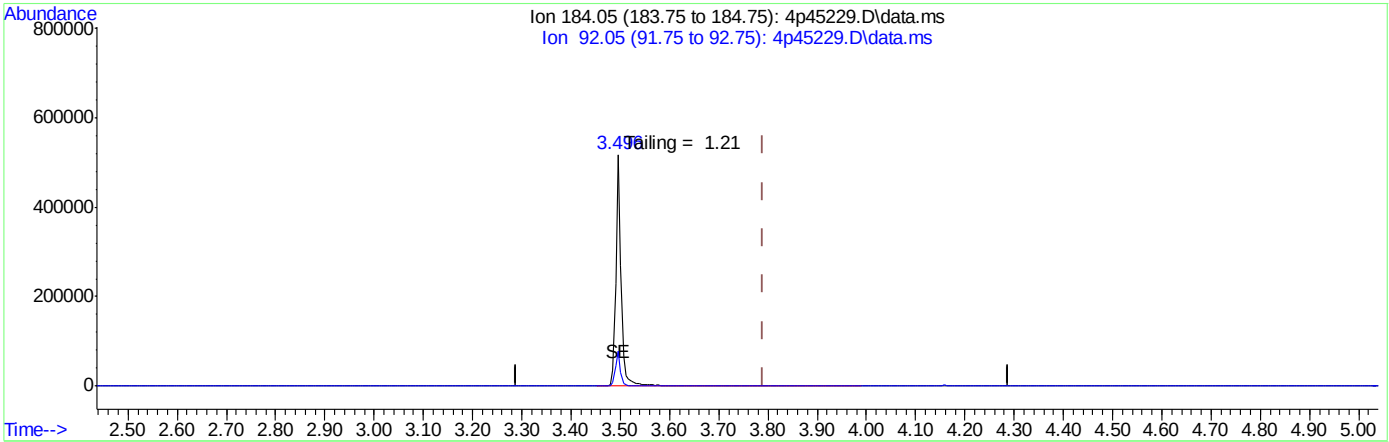

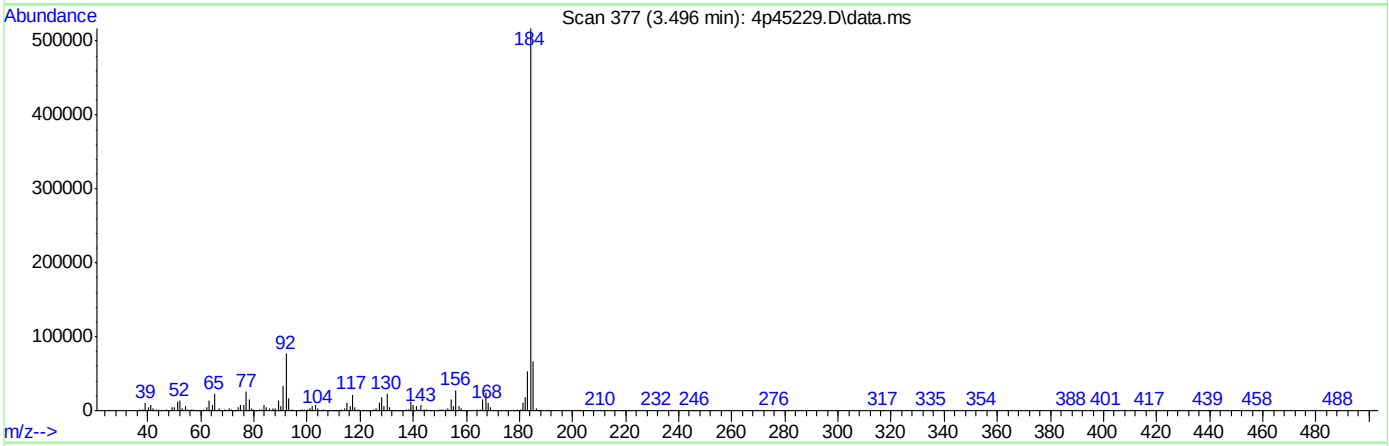

TIC: 4p45229.D\data.ms

(2) Benzidine (M)

3.496min (-0.294) 85.28ppm m

response 397146

Ion	Exp%	Act%
184.05	100	100
92.05	5.20	14.95#
0.00	0.00	0.00
0.00	0.00	0.00

Quantitation Report (Qedit)

Data Path : C:\msdchem\1\DATA\E4P2367\
Data File : 4p45229.D
Acq On : 3 May 2021 10:28 pm
Operator : chriss2
Sample : dftpp
Misc : op32827a,e4p2367,1000,,,1,1
ALS Vial : 1 Sample Multiplier: 1

Quant Time: May 03 22:34:14 2021
Quant Method : C:\MSDCHEM\1\METHODS\DFTPP4P.M
Quant Title : Semi Volatile Extractables by GC/MS
QLast Update : Mon Nov 30 14:18:16 2020
Response via : Initial Calibration

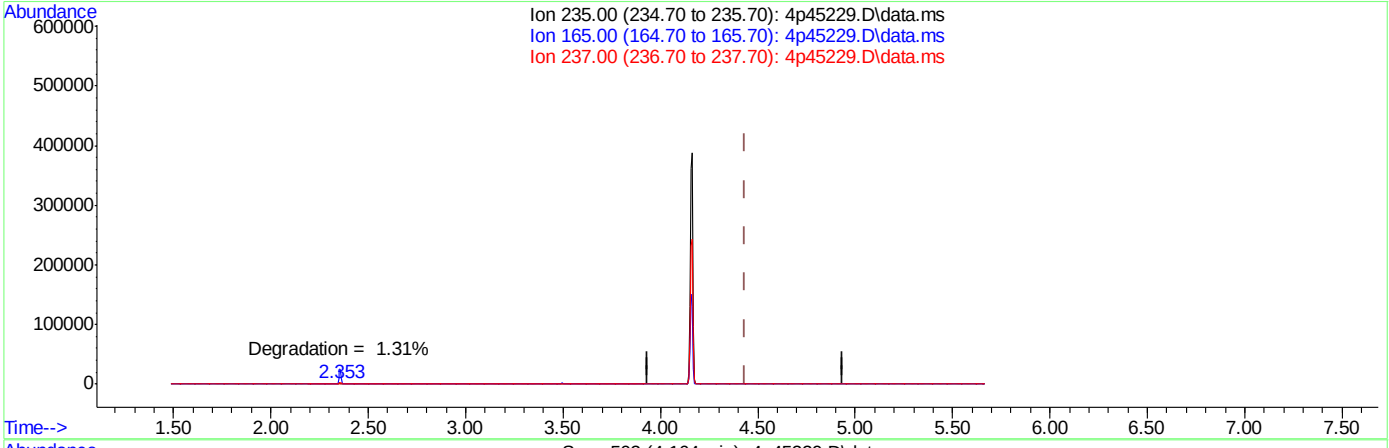

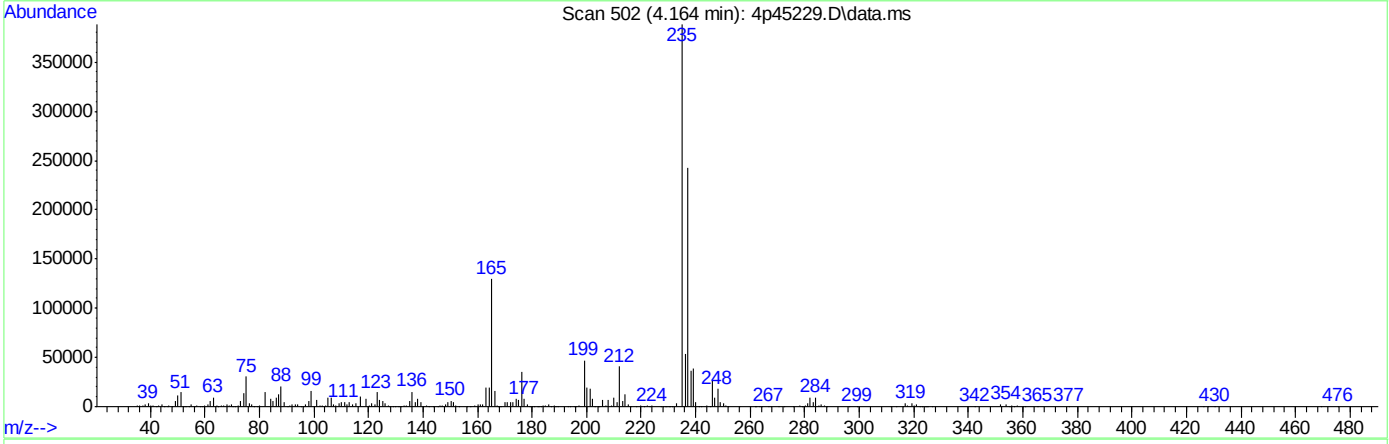

TIC: 4p45229.D\data.ms

(3) PP-DDT (MC)

4.164min (-0.272) 172.52ppm m

response 322576

Ion	Exp%	Act%
235.00	100	100
165.00	47.40	33.41
237.00	61.80	62.48
0.00	0.00	0.00

DFTPPR

Data File : C:\msdchem\1\data\jeryllr\e4p2431\4p46353.d Vial: 1
Acq On : 2 Jul 2021 10:40 pm Operator: chriss2
Sample : dftpp Inst : MS4P
Misc : op33265a,e4p2431,1000,,,1,1 Multiplr: 1.00
MS Integration Params: rteint.p

Method : C:\MSDCHEM\1\METHODS\DFTPP4P.M (RTE Integrator)
Title : Semi Volatile Extractables by GC/MS

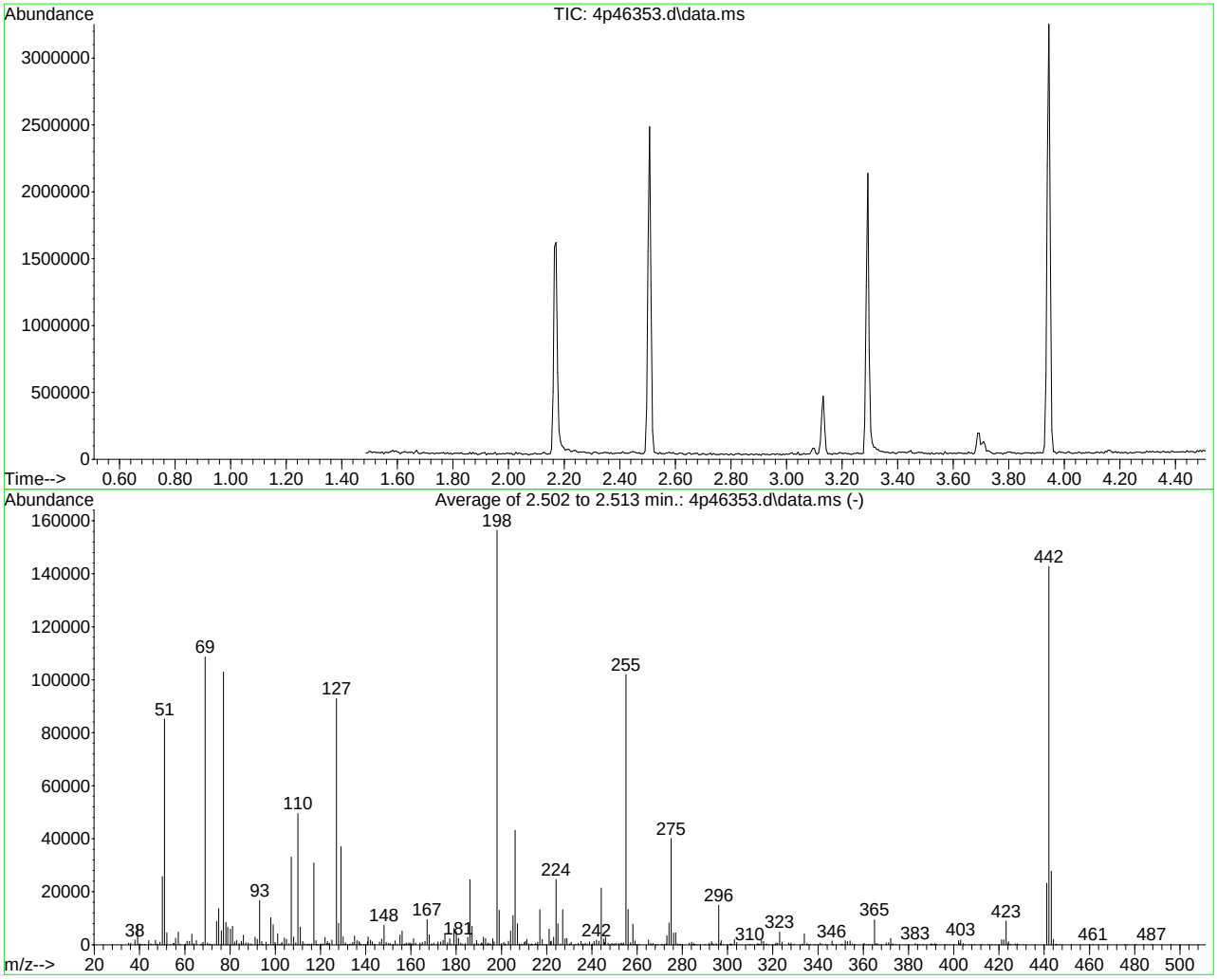

AutoFind: Scans 191, 192, 193; Background Corrected with Scan 185

Target Mass	Rel. to Mass	Lower Limit%	Upper Limit%	Rel. Abn%	Raw Abn	Result Pass/Fail
51	198	30	60	54.5	85210	PASS
68	69	0.00	2	0.9	1003	PASS
69	198	0.00	100	69.5	108657	PASS
70	69	0.00	2	0.6	624	PASS
127	198	40	60	59.4	92893	PASS
197	198	0.00	1	0.7	1083	PASS
198	198	100	100	100.0	156336	PASS
199	198	5	9	8.3	12969	PASS
275	198	10	30	25.7	40112	PASS
365	198	1	100	6.0	9436	PASS
441	443	0.10	100	83.6	23207	PASS
442	198	40	100	91.3	142741	PASS
443	442	17	23	19.5	27774	PASS

4p46353.d DFTPP4P.M Sun Jul 04 04:46:23 2021

Average of 2.502 to 2.513 min.: 4p46353.d\data.ms
dftpp
Modified:subtracted

m/z	abund.	m/z	abund.	m/z	abund.	m/z	abund.
35.15	537	46.10	131	57.10	4778	68.00	1003
36.10	561	47.05	1705	57.95	265	69.00	108657
37.95	1779	47.85	347	60.25	258	70.05	624
39.10	7554	49.05	925	61.05	1403	70.90	218
40.00	373	50.10	25774	62.00	1298	71.20	301
40.60	30	51.05	85210	63.15	3942	71.90	83
41.20	152	52.05	4554	63.90	352	73.10	97
42.20	182	53.60	41	64.20	215	74.05	8778
42.90	49	54.95	512	65.10	1596	75.00	13721
44.05	1547	55.20	443	67.20	315	76.20	5314
45.05	367	55.95	2493	67.40	63	77.10	102944

Average of 2.502 to 2.513 min.: 4p46353.d\data.ms
dftpp
Modified:subtracted

m/z	abund.	m/z	abund.	m/z	abund.	m/z	abund.
78.10	8411	86.95	786	98.00	10148	107.10	33106
79.00	6658	88.00	655	99.05	7608	108.10	2850
80.10	5847	89.10	402	99.90	860	109.05	762
81.05	6982	89.80	23	100.10	342	110.05	49533
81.80	101	91.10	2886	101.05	4132	111.10	6660
82.10	1110	92.05	2085	101.80	185	112.15	1216
83.00	1541	93.10	16747	102.50	327	113.00	339
84.00	444	94.05	1149	102.95	941	114.00	62
84.95	1293	94.70	105	104.05	2594	114.30	186
85.20	405	95.95	990	105.00	2084	115.00	272
85.95	3524	97.00	197	106.00	406	115.20	17

Average of 2.502 to 2.513 min.: 4p46353.d\data.ms
dftpp
Modified:subtracted

m/z	abund.	m/z	abund.	m/z	abund.	m/z	abund.
116.10	384	123.05	1258	132.80	119	140.80	1150
117.05	30885	123.80	463	133.40	213	141.05	2928
118.05	1562	124.00	524	134.20	856	142.10	1648
118.40	148	125.00	1781	135.00	3221	142.95	1059
118.90	162	127.05	92893	136.05	1549	143.70	17
119.90	127	128.05	8055	137.10	1155	143.95	256
120.15	370	129.00	36931	137.30	701	146.15	1083
120.90	170	130.05	3000	137.95	286	147.05	2155
121.10	374	130.70	21	139.00	110	148.05	7396
121.95	2814	131.10	787	139.90	108	149.00	838
122.80	452	132.10	157	140.20	188	150.10	417

Average of 2.502 to 2.513 min.: 4p46353.d\data.ms
dftpp
Modified:subtracted

m/z	abund.	m/z	abund.	m/z	abund.	m/z	abund.
150.80	493	158.15	345	166.15	1259	176.20	756
151.90	76	159.05	766	167.10	9464	177.10	2221
152.10	102	159.30	186	168.05	3743	178.00	400
153.00	1451	159.90	666	169.00	304	179.05	6176
154.00	311	160.20	219	169.20	220	180.05	4912
155.10	3667	160.50	209	170.10	520	181.05	2477
156.10	5143	161.10	2285	171.20	153	182.10	669
156.90	54	162.05	666	171.95	1047	182.90	281
157.10	308	164.00	671	173.10	1082	183.95	492
157.30	173	164.80	64	174.15	1698	185.15	2761
157.85	656	165.05	855	175.05	4167	186.10	24556

Average of 2.502 to 2.513 min.: 4p46353.d\data.ms
dftpp
Modified:subtracted

m/z	abund.	m/z	abund.	m/z	abund.	m/z	abund.
187.05	6956	194.10	690	201.85	97	210.65	1304
188.05	368	194.30	185	203.10	1361	211.20	2017
188.95	1620	194.95	353	204.05	5165	212.00	312
189.20	347	195.40	118	205.05	11033	212.20	88
189.80	246	196.15	2229	206.10	43163	212.90	49
190.80	170	196.75	1083	207.10	7878	213.10	52
191.15	671	198.00	156336	207.80	246	213.40	256
191.60	326	199.00	12969	208.00	303	213.60	227
192.05	2857	199.95	464	208.90	230	214.80	149
193.05	2360	200.95	908	209.10	156	215.10	594
193.70	122	201.60	382	210.05	893	215.30	114

Average of 2.502 to 2.513 min.: 4p46353.d\data.ms

DFTPP4P.M Sun Jul 04 04:45:54 2021

dftpp
Modified:subtracted

m/z	abund.	m/z	abund.	m/z	abund.	m/z	abund.
216.05	954	226.20	348	235.70	204	244.10	21408
217.00	13203	227.05	13186	236.00	255	245.15	2093
218.05	1979	228.10	2256	236.20	174	245.60	780
218.60	50	228.95	2393	236.70	18	246.05	2884
219.80	54	230.00	50	237.10	580	247.15	624
221.10	5838	230.20	352	238.00	404	247.70	60
221.70	1207	230.85	1006	238.95	1017	248.15	98
222.05	1343	232.90	251	240.15	374	248.85	571
223.10	2886	233.90	533	241.00	1279	249.20	169
224.10	24651	234.20	145	242.00	1749	249.70	143
225.00	7846	235.15	1259	243.10	1355	250.00	322

Average of 2.502 to 2.513 min.: 4p46353.d\data.ms
dftpp
Modified:subtracted

m/z	abund.	m/z	abund.	m/z	abund.	m/z	abund.
250.70	417	258.80	155	270.80	199	278.80	143
251.75	576	259.05	1431	271.10	89	279.10	201
252.55	396	259.70	143	272.00	120	280.00	38
253.05	633	260.00	150	272.80	469	283.05	546
253.70	156	260.95	158	273.20	3320	284.05	986
254.00	690	265.05	1784	274.05	8194	284.80	249
255.10	101893	265.95	464	275.05	40112	285.00	251
256.05	13339	266.50	151	276.10	4460	285.20	396
257.05	775	267.10	469	277.05	4445	285.50	22
257.30	286	268.40	97	277.90	364	286.20	87
258.10	7819	269.00	51	278.15	198	286.90	57

Average of 2.502 to 2.513 min.: 4p46353.d\data.ms
dftpp
Modified:subtracted

m/z	abund.	m/z	abund.	m/z	abund.	m/z	abund.
289.80	26	296.75	425	310.10	19	318.30	48
290.30	75	297.10	1577	311.05	181	319.90	76
291.50	70	298.10	34	312.90	28	321.00	149
291.90	437	301.00	260	313.10	315	321.30	680
292.10	93	301.40	306	313.70	336	322.10	549
292.95	1174	301.70	252	314.00	77	323.05	4817
293.30	519	302.10	114	314.30	179	324.05	978
294.00	189	303.05	1983	315.05	1567	327.00	698
294.90	366	304.10	831	316.00	1243	327.60	151
295.10	94	308.95	103	316.90	237	328.05	626
296.05	14882	309.80	115	317.40	238	329.30	237

Average of 2.502 to 2.513 min.: 4p46353.d\data.ms
dftpp
Modified:subtracted

m/z	abund.	m/z	abund.	m/z	abund.	m/z	abund.
332.90	239	341.80	222	355.20	326	366.30	502
333.20	32	343.30	108	356.10	100	367.20	80
333.95	4184	346.10	1424	356.40	53	368.10	39
335.10	429	346.60	99	360.20	442	370.10	658
335.40	59	346.90	95	360.50	331	371.20	740
335.90	162	350.15	136	361.30	94	372.15	2398
336.60	40	350.50	117	362.30	115	372.80	182
338.20	50	351.00	74	362.80	86	373.05	402
338.95	192	352.05	1588	363.90	192	374.30	134
340.90	550	352.95	1183	365.00	9436	378.80	32
341.10	138	354.20	1451	365.70	361	383.00	486

Average of 2.502 to 2.513 min.: 4p46353.d\data.ms
dftpp
Modified:subtracted

m/z	abund.	m/z	abund.	m/z	abund.	m/z	abund.
383.95	278	398.20	37	412.70	20	428.10	312
385.00	27	400.20	85	415.10	116	428.80	24
386.30	29	402.05	1527	416.90	63	430.80	31
386.70	146	402.70	534	418.30	22	441.10	23207
389.90	325	403.10	1809	421.10	1868	442.10	142741
390.40	208	404.20	501	422.10	1864	443.15	27774
391.00	154	405.00	100	423.15	8850	444.10	2000
391.75	421	406.80	27	423.80	428	445.00	80
392.50	27	407.90	41	424.20	1169	445.30	111
396.10	87	409.00	43	425.05	267	445.80	39
396.90	40	411.90	94	427.10	320	447.10	25

Average of 2.502 to 2.513 min.: 4p46353.d\data.ms
dftpp

DFTPP4P.M Sun Jul 04 04:45:54 2021 Page: 1

Modified:subtracted

m/z	abund.	m/z	abund.	m/z	abund.	m/z	abund.
451.90	31						
461.60	18						
466.10	18						
475.60	95						
476.80	43						
480.60	64						
483.80	50						
487.50	134						
495.90	114						

Quantitation Report (Qedit)

Data Path : C:\msdchem\1\data\jeryllr\e4p2431\
Data File : 4p46353.d
Acq On : 2 Jul 2021 10:40 pm
Operator : chriss2
Sample : dftpp Inst : MS4P
Misc : op33265a,e4p2431,1000,,,1,1
ALS Vial : 1 Sample Multiplier: 1

Quant Method : C:\MSDCHEM\1\METHODS\DFTPP4P.M
Quant Results File: DFTPP4P.RES
Quant Time: Jul 04 04:45:47 2021
Quant Title : Semi Volatile Extractables by GC/MS
QLast Update : Tue Mar 16 03:39:22 2021
Response via : Initial Calibration

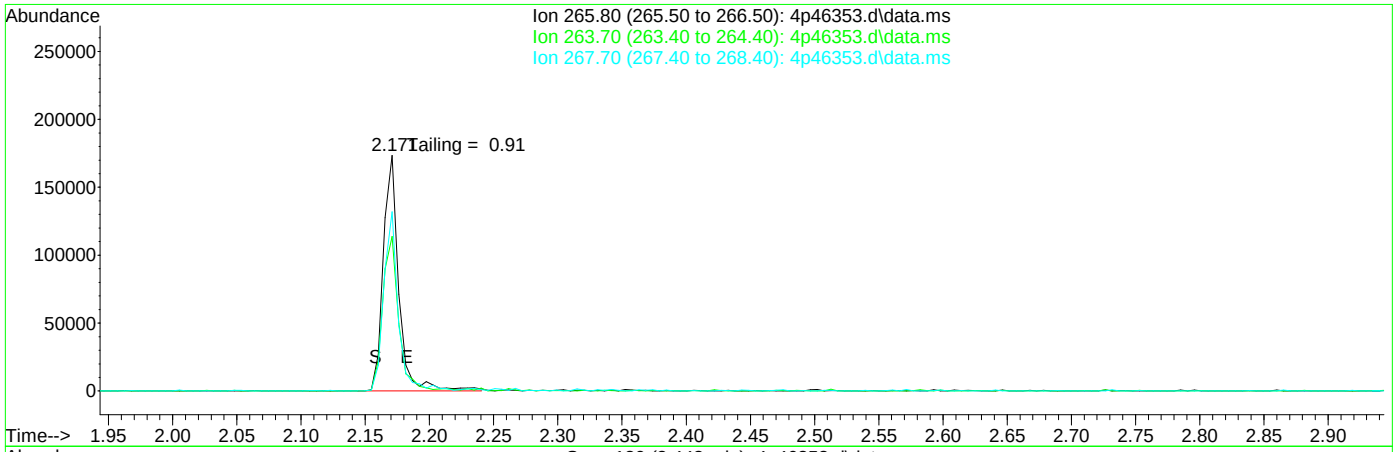

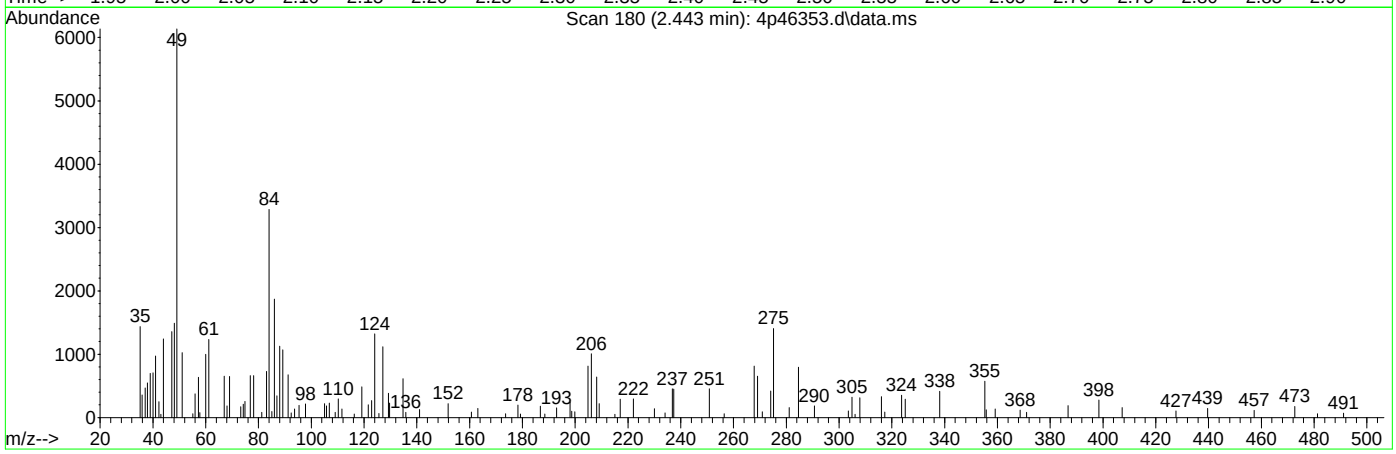

TIC: 4p46353.d\data.ms

(1) Pentachlorophenol (MC)

2.443min (-2.443) 0.00ppm

response 0

Ion	Exp%	Act%
265.80	100	0.00
263.70	62.70	0.00#
267.70	64.10	0.00#
0.00	0.00	0.00

Quantitation Report (Qedit)

Data Path : C:\msdchem\1\data\jeryllr\e4p2431\
Data File : 4p46353.d
Acq On : 2 Jul 2021 10:40 pm
Operator : chriss2
Sample : dftpp Inst : MS4P
Misc : op33265a,e4p2431,1000,,,1,1
ALS Vial : 1 Sample Multiplier: 1

Quant Method : C:\MSDCHEM\1\METHODS\DFTPP4P.M
Quant Results File: DFTPP4P.RES
Quant Time: Jul 04 04:45:47 2021
Quant Title : Semi Volatile Extractables by GC/MS
QLast Update : Tue Mar 16 03:39:22 2021
Response via : Initial Calibration

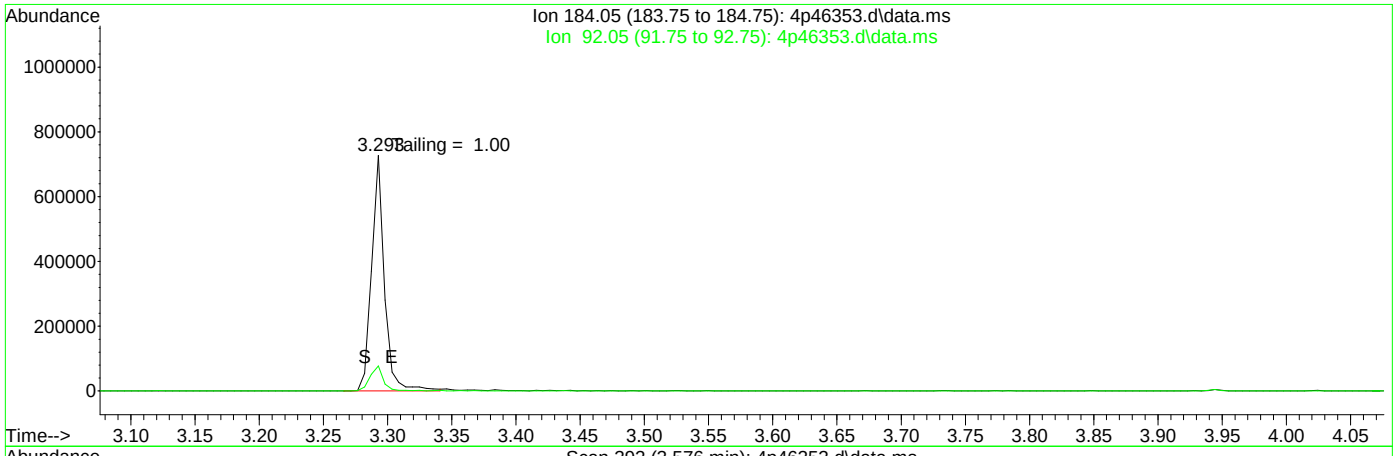

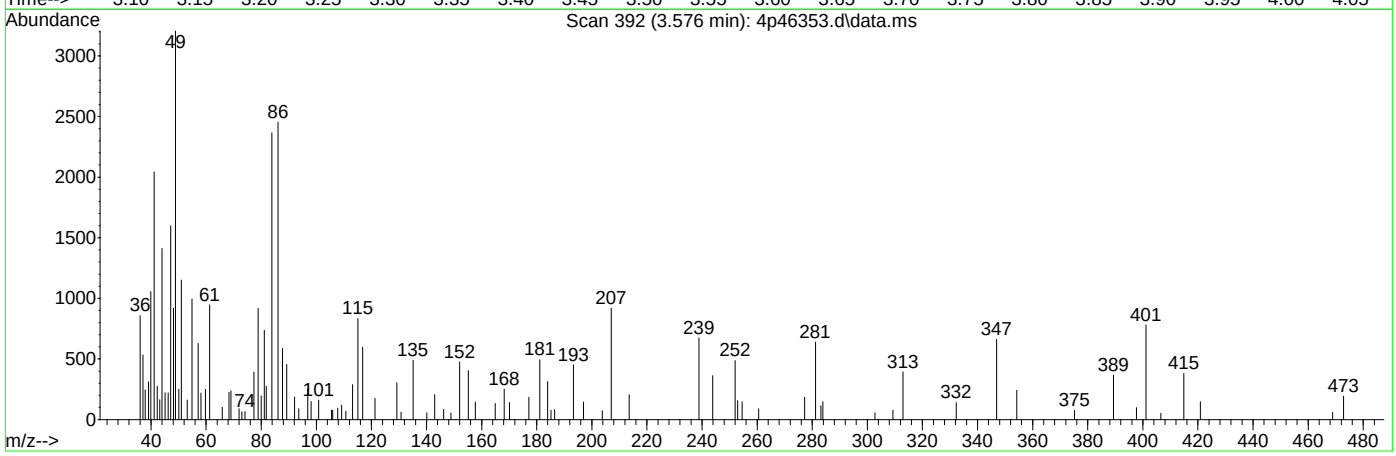

TIC: 4p46353.d\data.ms

(2) Benzidine (M)

3.576min (-3.576) 0.00ppm

response 0

Ion	Exp%	Act%
184.05	100	0.00
92.05	9.60	0.00#
0.00	0.00	0.00
0.00	0.00	0.00

Quantitation Report (Qedit)

Data Path : C:\msdchem\1\data\jeryllr\e4p2431\
Data File : 4p46353.d
Acq On : 2 Jul 2021 10:40 pm
Operator : chriss2
Sample : dftpp Inst : MS4P
Misc : op33265a,e4p2431,1000,,,1,1
ALS Vial : 1 Sample Multiplier: 1

Quant Method : C:\MSDCHEM\1\METHODS\DFTPP4P.M
Quant Results File: DFTPP4P.RES
Quant Time: Jul 04 04:45:47 2021
Quant Title : Semi Volatile Extractables by GC/MS
QLast Update : Tue Mar 16 03:39:22 2021
Response via : Initial Calibration

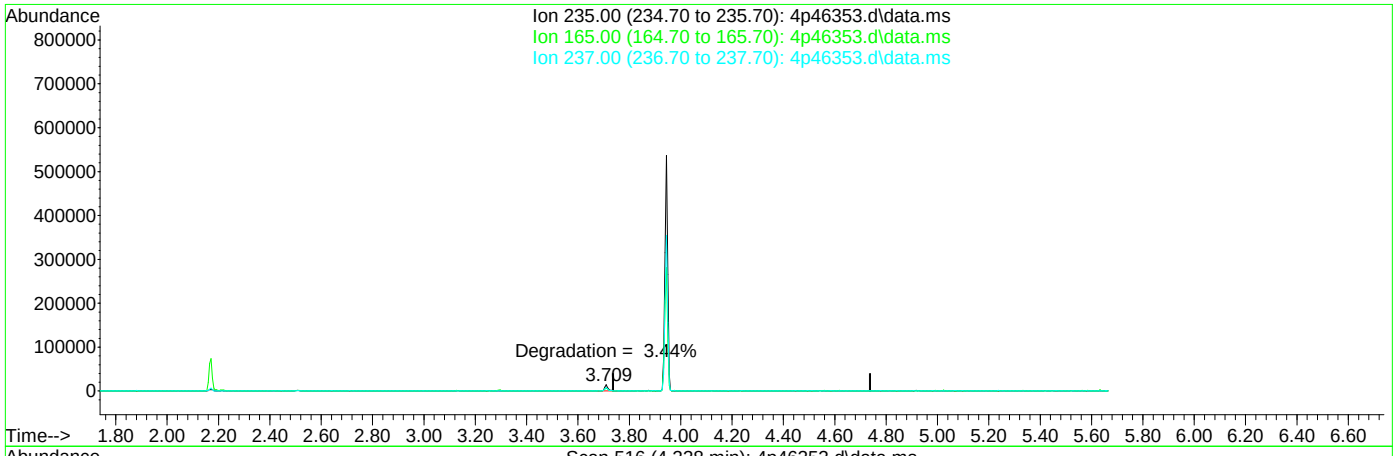

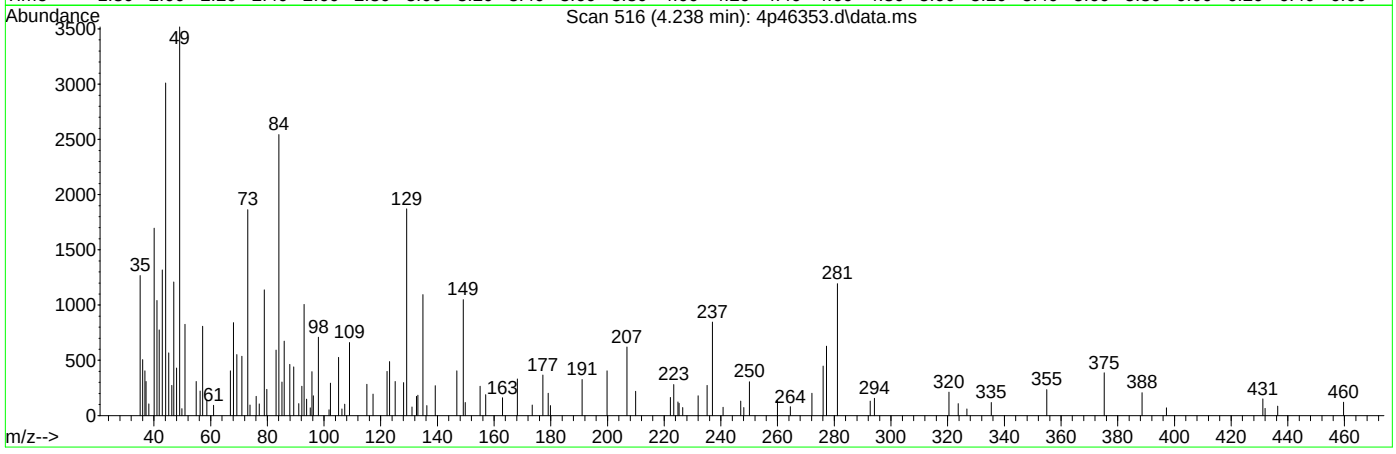

TIC: 4p46353.d\data.ms

(3) PP-DDT (MC)

4.238min (-4.238) 0.00ppm

response 0

Ion	Exp%	Act%
235.00	100	0.00
165.00	41.30	0.00#
237.00	61.80	0.00#
0.00	0.00	0.00

DFTPP

Data File : C:\msdchem\1\DATA\E6P3388\6p499045.D Vial: 1
Acq On : 29 Jun 2021 1:27 pm Operator: hennys
Sample : dftpp Inst : MS6P
Misc : op33209,e6p3388,30.0,,,1,1 Multiplr: 1.00
MS Integration Params: RTEINT.P

Method : C:\MSDCHEM\1\METHODS\DFTPP6P.M (RTE Integrator)
Title : Semi Volatile GC/MS, ZB-5 15m x .25mm x .25um

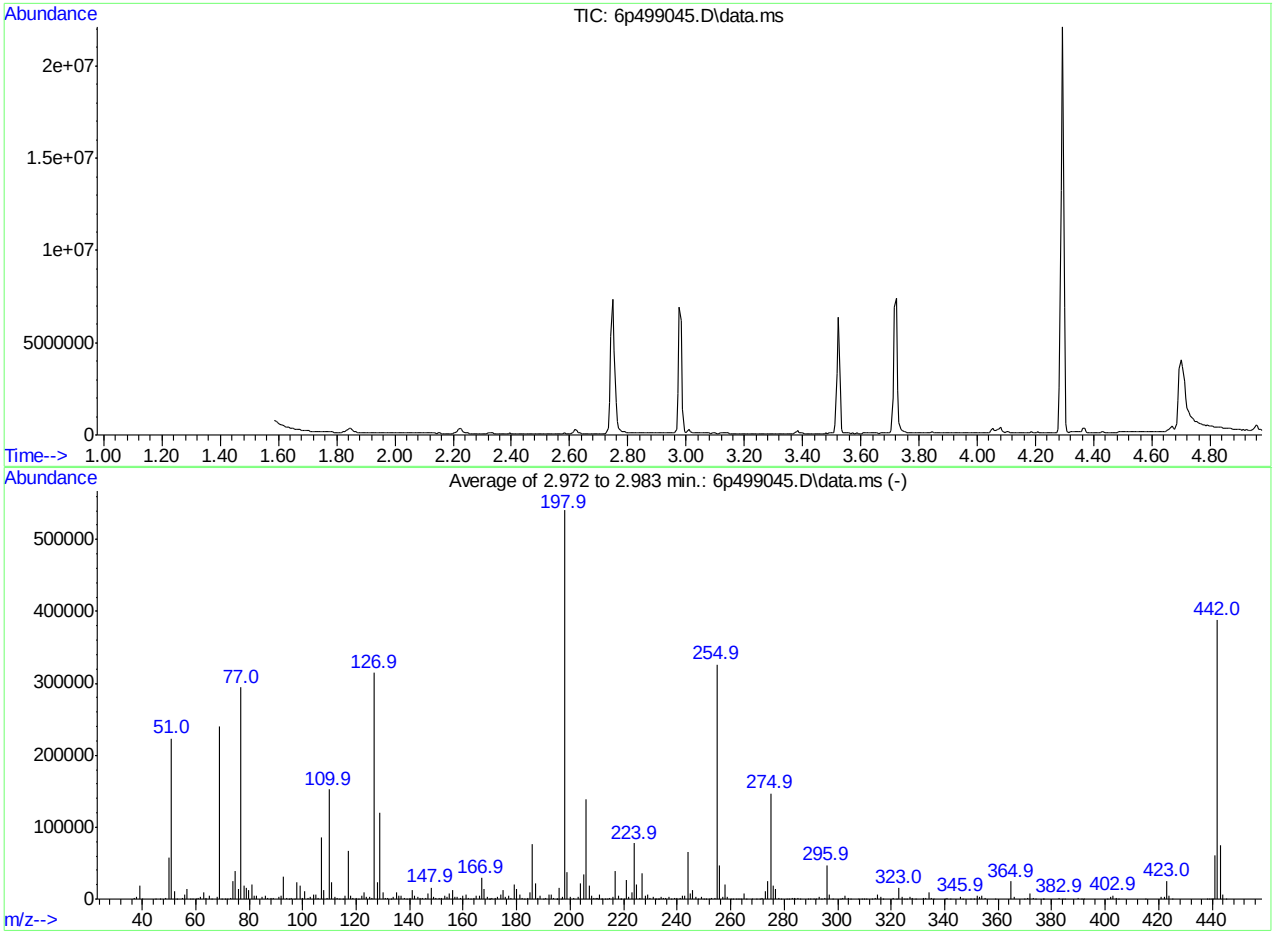

AutoFind: Scans 260, 261, 262; Background Corrected with Scan 255

Target Mass	Rel. to Mass	Lower Limit%	Upper Limit%	Rel. Abn%	Raw Abn	Result Pass/Fail
51	198	30	60	41.4	223539	PASS
68	69	0.00	2	1.5	3567	PASS
69	198	0.00	100	44.4	239982	PASS
70	69	0.00	2	0.3	771	PASS
127	198	40	60	58.2	314368	PASS
197	198	0.00	1	0.5	2471	PASS
198	198	100	100	100.0	540245	PASS
199	198	5	9	6.9	37524	PASS
275	198	10	30	27.2	146717	PASS
365	198	1	100	4.6	24761	PASS
441	443	0.10	100	82.3	61461	PASS
442	198	40	100	71.8	387773	PASS
443	442	17	23	19.3	74652	PASS

6p499045.D DFTPP6P.M Wed Jun 30 09:06:39 2021 ACLIMS

Average of 2.972 to 2.983 min.: 6p499045.D\data.ms
dftpp
Modified:subtracted

m/z	abund.	m/z	abund.	m/z	abund.	m/z	abund.
36.85	858	54.95	919	65.80	82	77.95	19005
37.85	2666	55.90	5696	67.90	3567	78.90	15277
38.95	18290	56.90	14396	68.90	239982	79.85	12874
39.90	317	57.90	577	69.90	771	80.85	20299
44.90	359	58.85	56	70.95	291	81.90	5016
46.85	6	59.90	89	71.90	15	82.90	4987
48.90	1177	60.90	2299	72.90	1331	84.90	3855
49.85	57694	61.90	2908	73.90	24897	85.85	5260
50.95	223539	62.90	9552	74.90	39374	86.85	2073
51.95	11506	63.80	1024	75.95	13969	87.95	1125
52.90	596	64.90	4993	76.95	294417	88.90	849

Average of 2.972 to 2.983 min.: 6p499045.D\data.ms
dftpp
Modified:subtracted

m/z	abund.	m/z	abund.	m/z	abund.	m/z	abund.
90.90	3959	101.85	919	112.85	1194	123.90	3179
91.90	4609	102.90	3102	113.80	121	124.90	3751
92.90	30612	103.90	6659	114.85	534	125.95	1595
93.90	1800	104.90	6339	115.90	4475	126.90	314368
94.85	346	105.90	2231	116.90	67406	127.90	22797
95.85	1148	106.90	85768	117.90	5396	128.90	120560
96.90	644	107.90	12795	118.90	931	129.90	9337
97.90	23918	108.90	2073	119.90	1292	130.90	2242
98.90	18393	109.90	152348	120.85	667	131.90	1005
99.90	1772	110.90	24149	121.90	4717	132.90	573
100.90	11681	111.90	3019	122.90	9132	133.90	3111

Average of 2.972 to 2.983 min.: 6p499045.D\data.ms
dftpp
Modified:subtracted

m/z	abund.	m/z	abund.	m/z	abund.	m/z	abund.
134.90	8919	145.90	2123	156.90	2447	167.90	14390
135.90	4163	146.90	7094	157.90	2411	168.90	2610
136.95	4954	147.90	16305	158.85	2011	169.80	599
137.90	899	148.90	3711	159.90	4489	170.00	317
138.90	596	149.85	1125	160.85	6106	170.85	1291
139.95	1451	150.95	2066	161.90	1843	171.85	2208
140.90	12969	151.85	1558	162.85	298	172.90	3427
141.90	5069	152.90	4480	163.95	862	173.90	5649
142.90	3946	153.90	3531	164.85	5251	174.90	11851
143.90	1112	154.90	8074	165.90	4672	175.90	3330
144.85	929	155.95	12178	166.90	29331	176.90	4883

Average of 2.972 to 2.983 min.: 6p499045.D\data.ms
dftpp
Modified:subtracted

m/z	abund.	m/z	abund.	m/z	abund.	m/z	abund.
177.90	1805	188.90	4606	197.90	540245	209.85	1314
178.90	20179	189.85	794	198.90	37524	210.20	1031
179.90	13906	190.90	2332	199.85	3084	210.50	366
181.00	6336	191.90	6901	201.40	2248	210.95	5539
181.95	1232	192.90	6940	202.85	3710	211.60	598
182.90	509	193.95	1573	203.90	22514	211.90	161
183.90	1412	194.80	137	204.90	34807	212.90	303
184.90	10014	195.00	783	206.00	138202	213.80	100
185.90	77000	195.90	15217	206.95	19361	214.90	1591
186.95	21944	196.60	316	207.90	4640	215.90	3436
187.95	2286	196.95	2471	208.85	1573	216.90	38987

Average of 2.972 to 2.983 min.: 6p499045.D\data.ms
dftpp
Modified:subtracted

m/z	abund.	m/z	abund.	m/z	abund.	m/z	abund.
217.90	5218	227.90	5050	236.90	2663	247.85	628
218.80	378	228.90	6910	237.80	344	248.90	2402
219.00	176	229.85	1238	238.90	1463	249.95	405
220.10	144	230.90	2937	239.85	1274	250.90	763

220.90	26243	231.80	462	240.90	2183	251.90	586
221.80	2799	232.00	178	241.90	4917	252.95	1612
222.90	8742	232.80	364	242.95	4548	253.95	1876
223.95	77352	233.00	266	244.00	65216	254.90	325949
224.90	20452	233.90	2568	245.00	7995	255.90	46869
225.95	1832	234.90	2329	245.90	13134	256.90	3678
226.90	35869	235.85	1359	246.90	2779	257.90	20154

Average of 2.972 to 2.983 min.: 6p499045.D\data.ms
dftpp
Modified:subtracted

m/z	abund.	m/z	abund.	m/z	abund.	m/z	abund.
258.90	3529	271.85	950	283.80	141	295.90	47262
259.90	643	272.90	10451	283.95	934	296.90	6477
260.80	523	273.90	25010	284.95	2344	297.90	351
262.05	331	274.90	146717	285.90	426	300.95	546
262.90	210	275.90	18900	288.95	514	301.90	843
263.70	439	276.90	13529	289.80	300	302.90	5058
264.90	8236	277.90	2089	290.90	307	303.90	1560
265.75	299	278.90	509	291.85	534	304.90	111
267.75	103	280.90	595	292.90	2853	307.85	761
269.80	609	281.90	524	293.95	755	308.85	300
270.90	681	282.95	1938	294.95	1066	309.85	685

Average of 2.972 to 2.983 min.: 6p499045.D\data.ms
dftpp
Modified:subtracted

m/z	abund.	m/z	abund.	m/z	abund.	m/z	abund.
310.80	138	325.85	541	341.95	516	365.90	3551
312.95	397	326.90	2807	345.90	3447	369.90	389
313.90	2269	327.90	1535	346.85	505	370.90	1264
314.90	5521	329.00	157	349.80	101	372.00	7517
315.90	2878	331.95	1226	350.80	144	372.95	1923
316.90	519	332.90	1649	352.00	5123	373.90	122
320.90	1045	333.95	9945	352.95	3368	376.70	132
321.90	612	334.90	2344	354.00	4575	377.00	113
323.00	15215	335.90	310	354.90	837	382.90	2224
323.95	2665	339.90	129	359.05	338	383.90	465
324.90	285	341.00	1474	364.90	24761	384.80	117

Average of 2.972 to 2.983 min.: 6p499045.D\data.ms
dftpp
Modified:subtracted

m/z	abund.	m/z	abund.	m/z	abund.	m/z	abund.
389.90	894	423.00	25364	445.00	352		
390.95	760	423.95	5102				
391.95	491	424.90	373				
400.85	616	438.20	115				
401.90	2881	439.00	115				
402.90	5112	439.70	108				
403.90	1538	440.00	106				
404.80	105	441.00	61461				
414.85	318	442.00	387773				
420.90	3631	443.00	74652				
422.00	2960	444.00	6748				

Quantitation Report (Qedit)

Data Path : C:\msdchem\1\DATA\E6P3388\
Data File : 6p499045.D
Acq On : 29 Jun 2021 1:27 pm
Operator : hennys
Sample : dftpp
Misc : op33209,e6p3388,30.0,,,1,1
ALS Vial : 1 Sample Multiplier: 1

Quant Time: Jun 29 14:04:21 2021
Quant Method : C:\MSDCHEM\1\METHODS\DFTPP6P.M
Quant Title : Semi Volatile GC/MS, ZB-5 15m x .25mm x .25um
QLast Update : Fri May 14 08:42:58 2021
Response via : Initial Calibration

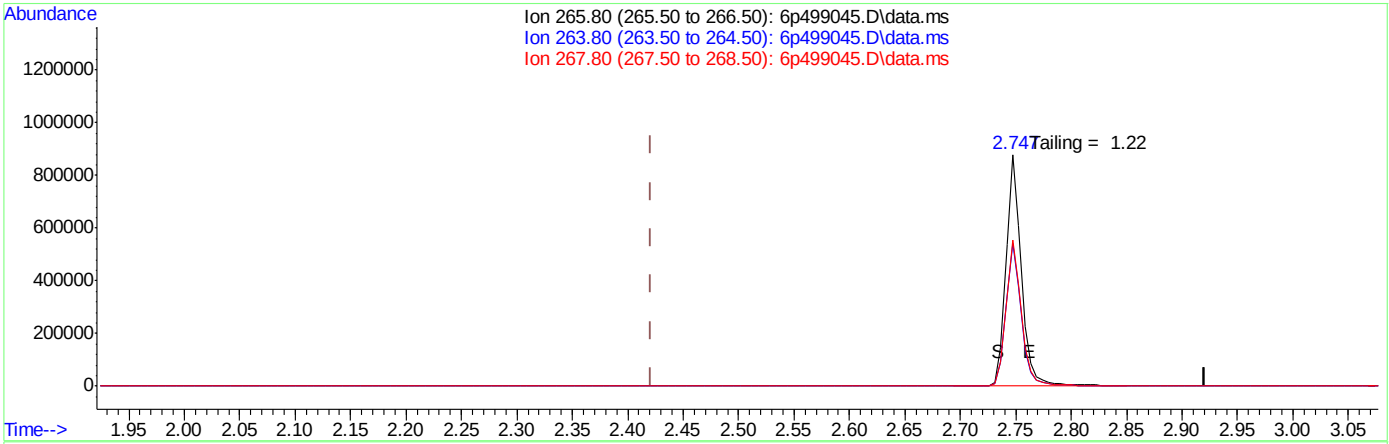

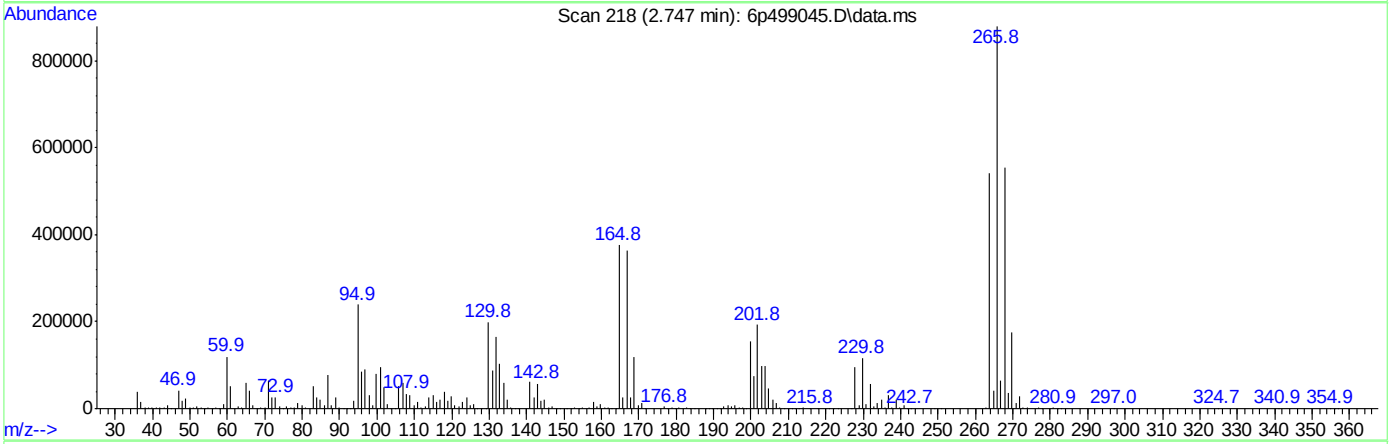

TIC: 6p499045.D\data.ms

(1) Pentachlorophenol (t)

2.747min (+0.326) 0.00ng m

response 865923

Ion	Exp%	Act%
265.80	100	100
263.80	62.50	61.60
267.80	67.90	62.95
0.00	0.00	0.00

Quantitation Report (Qedit)

Data Path : C:\msdchem\1\DATA\E6P3388\
Data File : 6p499045.D
Acq On : 29 Jun 2021 1:27 pm
Operator : hennys
Sample : dftpp
Misc : op33209,e6p3388,30.0,,,1,1
ALS Vial : 1 Sample Multiplier: 1

Quant Time: Jun 29 14:04:21 2021
Quant Method : C:\MSDCHEM\1\METHODS\DFTPP6P.M
Quant Title : Semi Volatile GC/MS, ZB-5 15m x .25mm x .25um
QLast Update : Fri May 14 08:42:58 2021
Response via : Initial Calibration

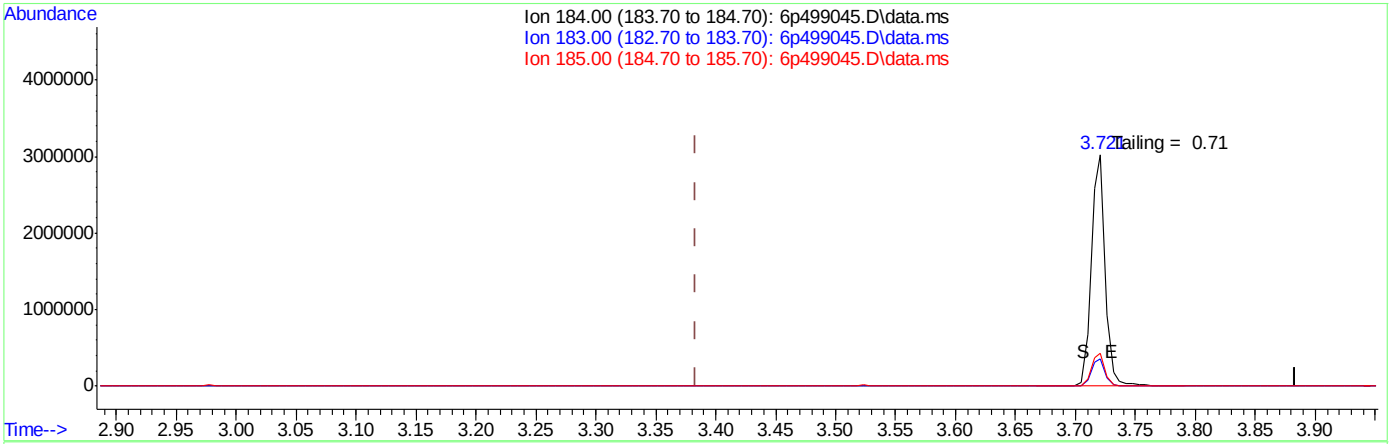

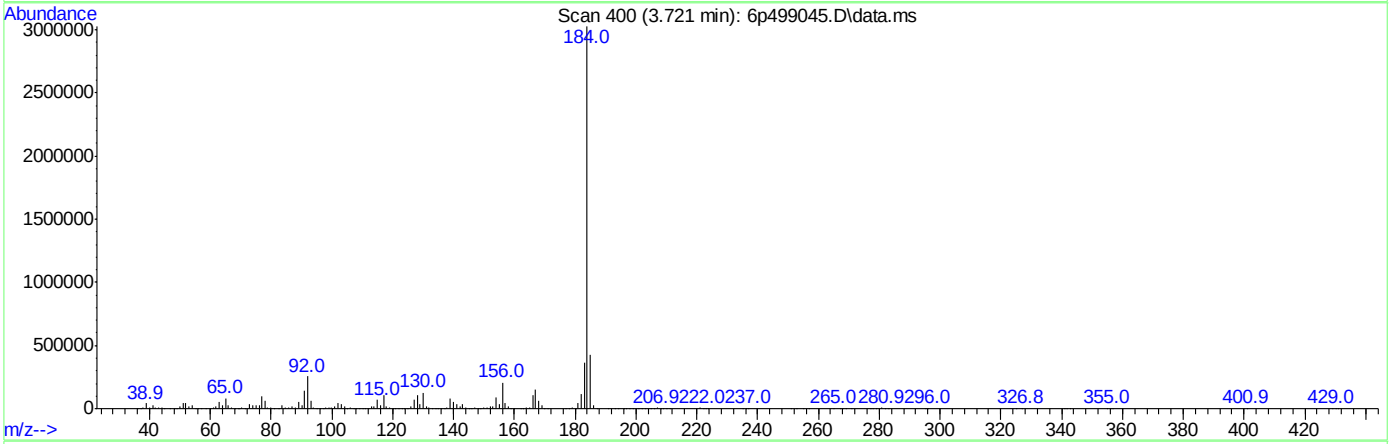

TIC: 6p499045.D\data.ms

(2) Benzidine (t)

3.721min (+0.337) 0.00ng m

response 2487764

Ion	Exp%	Act%
184.00	100	100
183.00	10.70	11.94
185.00	14.50	14.07
0.00	0.00	0.00

Quantitation Report (Qedit)

Data Path : C:\msdchem\1\DATA\E6P3388\
Data File : 6p499045.D
Acq On : 29 Jun 2021 1:27 pm
Operator : hennys
Sample : dftpp
Misc : op33209,e6p3388,30.0,,,1,1
ALS Vial : 1 Sample Multiplier: 1

Quant Time: Jun 29 14:04:21 2021
Quant Method : C:\MSDCHEM\1\METHODS\DFTPP6P.M
Quant Title : Semi Volatile GC/MS, ZB-5 15m x .25mm x .25um
QLast Update : Fri May 14 08:42:58 2021
Response via : Initial Calibration

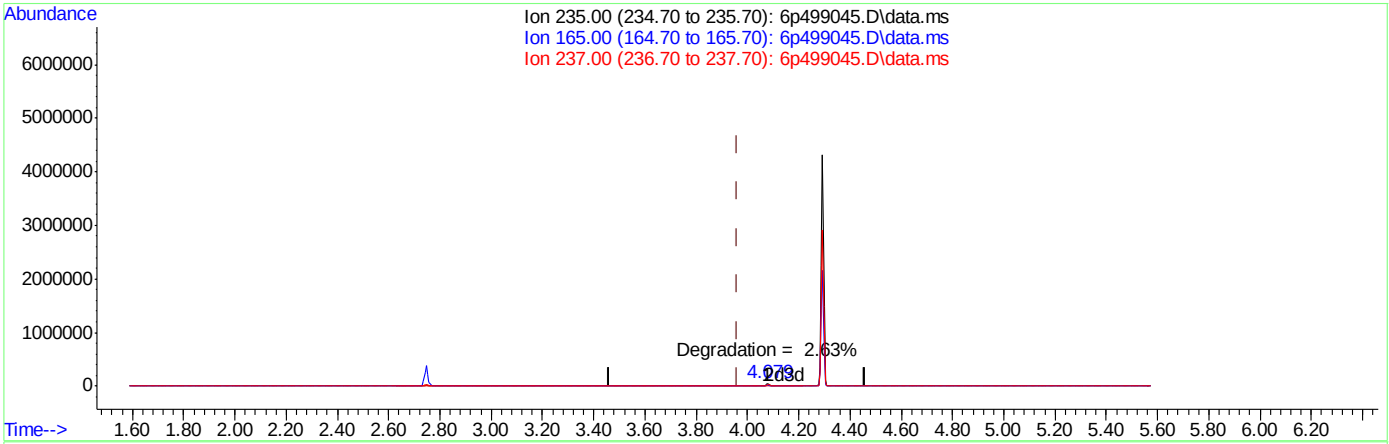

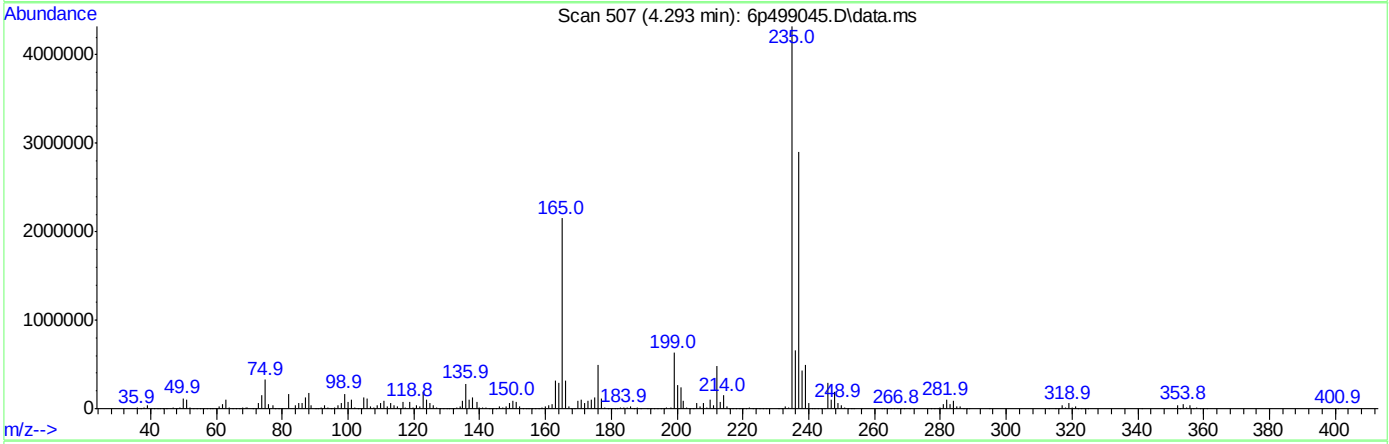

TIC: 6p499045.D\data.ms

(3) PP-DDT (t)

4.293min (+0.332) 0.00ng m

response 2745869

Ion	Exp%	Act%
235.00	100	100
165.00	46.80	0.76#
237.00	63.10	0.95#
0.00	0.00	0.00

DFTPP

Data File : C:\msdchem\1\DATA\E6P3389\6p499059.D Vial: 1
Acq On : 29 Jun 2021 9:17 pm Operator: chriss2
Sample : dftpp Inst : MS6P
Misc : op33209,e6p3389,30.0,,,1,1 Multiplr: 1.00
MS Integration Params: RTEINT.P

Method : C:\MSDCHEM\1\METHODS\DFTPP6P.M (RTE Integrator)
Title : Semi Volatile GC/MS, ZB-5 15m x .25mm x .25um

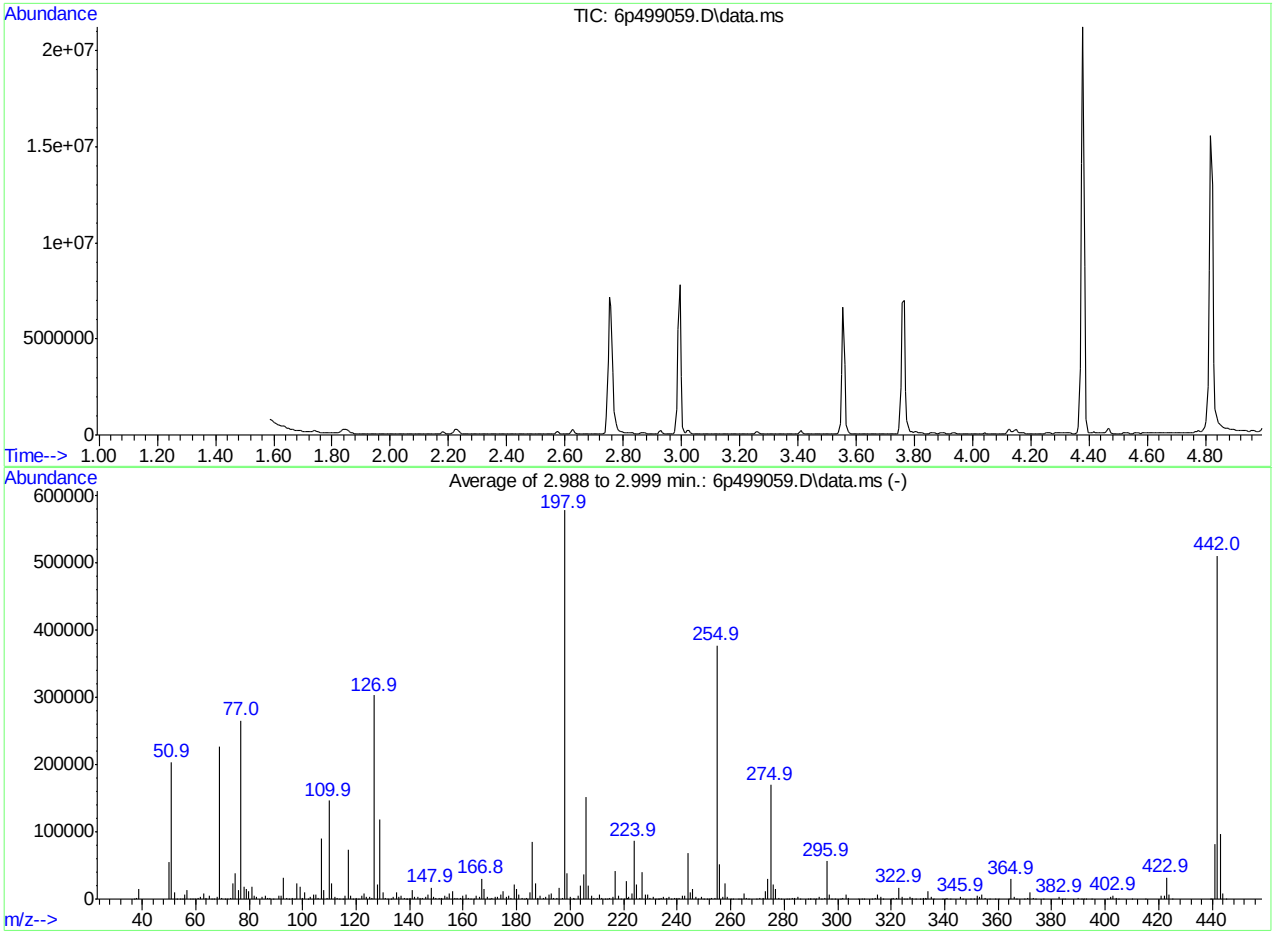

AutoFind: Scans 263, 264, 265; Background Corrected with Scan 258

Target Mass	Rel. to Mass	Lower Limit%	Upper Limit%	Rel. Abn%	Raw Abn	Result Pass/Fail
51	198	30	60	35.3	204172	PASS
68	69	0.00	2	1.6	3589	PASS
69	198	0.00	100	39.3	227192	PASS
70	69	0.00	2	0.4	983	PASS
127	198	40	60	52.5	303149	PASS
197	198	0.00	1	0.4	2514	PASS
198	198	100	100	100.0	577898	PASS
199	198	5	9	6.6	38165	PASS
275	198	10	30	29.4	170016	PASS
365	198	1	100	5.1	29752	PASS
441	443	0.10	100	84.7	81776	PASS
442	198	40	100	88.3	510272	PASS
443	442	17	23	18.9	96528	PASS

6p499059.D DFTPP6P.M Wed Jun 30 11:07:47 2021 ACLIMS

Average of 2.988 to 2.999 min.: 6p499059.D\data.ms
dftpp
Modified:subtracted

m/z	abund.	m/z	abund.	m/z	abund.	m/z	abund.
36.85	781	57.90	858	68.90	227192	79.90	12550
37.85	2330	58.90	229	69.90	983	80.90	18517
38.90	15752	59.85	177	70.90	88	81.90	4747
49.90	54325	60.85	2048	72.00	199	82.85	4023
50.90	204172	61.90	2946	72.95	1598	84.90	2920
51.90	9961	62.90	8416	73.90	24186	85.85	4993
52.90	531	63.90	1435	74.90	37650	86.90	2323
54.10	125	64.95	4877	75.95	12813	87.90	1228
54.90	468	65.85	311	76.95	265121	88.95	627
55.90	5891	66.80	307	77.90	17606	90.90	4665
56.90	13612	67.95	3589	78.90	15485	91.90	4835

Average of 2.988 to 2.999 min.: 6p499059.D\data.ms
dftpp
Modified:subtracted

m/z	abund.	m/z	abund.	m/z	abund.	m/z	abund.
92.90	31087	103.90	6619	114.80	438	126.00	1271
93.90	2121	104.90	6998	115.90	4438	126.90	303149
94.90	553	105.90	2272	116.90	72826	127.90	22473
95.90	1168	106.90	89546	117.90	5475	128.90	118626
96.90	385	107.90	13116	118.90	334	129.90	10649
97.90	23931	108.90	1876	120.00	1125	130.90	1628
98.90	18995	109.90	146122	120.85	660	131.85	623
99.85	1655	110.90	22625	121.90	5396	132.80	254
100.90	10817	111.90	2863	122.90	8612	133.90	3477
101.90	315	112.85	1112	123.90	3640	134.90	9524
102.90	2962	113.85	238	124.90	3700	135.90	4127

Average of 2.988 to 2.999 min.: 6p499059.D\data.ms
dftpp
Modified:subtracted

m/z	abund.	m/z	abund.	m/z	abund.	m/z	abund.
136.90	4995	146.85	7520	156.95	2107	167.90	14431
137.90	1104	147.90	16939	157.85	2451	168.85	2643
138.70	116	148.90	3042	158.90	2271	169.95	772
138.95	498	149.95	1065	159.90	5044	170.90	1379
139.90	1568	150.95	1803	160.90	6802	171.85	2737
140.85	13237	151.80	1073	161.95	2274	172.90	3837
141.90	4169	152.00	208	162.90	605	173.90	6475
142.90	3933	152.90	5152	163.90	693	174.90	11220
143.85	1105	153.90	3675	164.85	5441	175.95	3093
144.85	1106	154.90	8482	165.90	3984	176.90	4663
145.90	2587	155.90	12423	166.85	30251	177.85	1594

Average of 2.988 to 2.999 min.: 6p499059.D\data.ms
dftpp
Modified:subtracted

m/z	abund.	m/z	abund.	m/z	abund.	m/z	abund.
178.90	21406	189.90	915	201.10	349	211.60	954
179.90	14745	190.95	2902	201.45	2091	212.90	555
180.90	6773	191.90	7116	202.90	4602	213.90	106
181.90	1281	192.85	8191	203.90	20883	214.90	1813
182.85	835	193.95	1611	204.90	37077	215.90	3462
183.85	1611	195.00	1083	205.90	151994	216.90	42509
184.90	10445	195.90	16520	206.90	19693	217.90	5233
185.90	85661	196.90	2514	207.90	4338	218.90	651
186.90	23859	197.90	577898	208.85	1500	220.00	380
187.95	2387	198.90	38165	209.95	2539	220.85	27514
188.90	5362	199.85	2951	210.90	5973	221.60	898

Average of 2.988 to 2.999 min.: 6p499059.D\data.ms
dftpp
Modified:subtracted

m/z	abund.	m/z	abund.	m/z	abund.	m/z	abund.
221.90	2826	232.75	583	242.90	4786	253.90	2328
222.90	9079	233.00	125	243.95	68050	254.90	377002
223.90	86074	233.90	2435	244.90	9609	255.90	51301
224.95	21741	234.90	3280	245.90	15092	256.90	3928

225.90	2268	235.90	2012	246.90	2972	257.90	23990
226.90	40216	236.90	3206	247.90	618	258.85	3899
227.90	5941	237.80	326	248.90	2703	259.90	588
228.90	7479	238.90	1364	249.85	471	260.90	668
229.90	1113	239.85	1069	250.95	671	262.85	321
230.90	3448	240.85	2274	251.85	676	263.80	419
231.85	731	241.95	5187	252.95	1572	264.90	9192

Average of 2.988 to 2.999 min.: 6p499059.D\data.ms
dftpp
Modified:subtracted

m/z	abund.	m/z	abund.	m/z	abund.	m/z	abund.
265.70	1045	278.85	468	291.80	660	303.90	1969
266.70	139	280.90	384	292.90	3407	307.90	734
269.70	419	281.85	699	293.90	728	308.90	599
270.85	977	282.90	1816	294.95	1267	309.90	762
271.90	1111	284.00	1483	295.90	56064	312.85	591
272.90	11933	284.90	2671	296.90	7537	313.90	2376
273.90	30584	285.95	386	297.85	409	314.90	7037
274.90	170016	288.80	615	298.80	262	315.90	3334
275.90	22402	289.70	109	300.90	667	316.95	591
276.90	15563	289.90	412	301.85	1048	319.90	251
277.90	1925	290.85	575	302.95	6251	320.90	1842

Average of 2.988 to 2.999 min.: 6p499059.D\data.ms
dftpp
Modified:subtracted

m/z	abund.	m/z	abund.	m/z	abund.	m/z	abund.
321.90	945	332.95	1346	350.90	278	366.90	188
322.95	17203	333.90	12324	351.95	5793	369.85	600
323.95	3087	334.95	3036	352.95	4003	370.95	1457
324.95	469	336.00	138	353.90	5888	371.95	9522
325.80	138	338.95	420	354.90	1111	372.95	2339
326.90	3703	339.95	301	356.80	100	373.85	298
327.95	1722	340.95	2212	358.85	408	376.90	186
328.95	297	341.95	353	359.90	141	382.90	2964
330.90	119	345.90	3896	363.90	122	383.85	614
331.85	1171	346.80	678	364.90	29752	385.00	190
332.80	506	349.80	120	365.90	4150	389.95	1452

Average of 2.988 to 2.999 min.: 6p499059.D\data.ms
dftpp
Modified:subtracted

m/z	abund.	m/z	abund.	m/z	abund.	m/z	abund.
391.00	762	420.95	4859	445.00	359		
391.90	684	421.95	4326				
393.00	145	422.95	32128				
394.90	118	423.90	6135				
400.90	446	424.95	652				
401.90	4179	439.40	129				
402.90	5108	439.80	171				
403.95	2005	441.00	81776				
404.85	210	442.00	510272				
410.10	117	443.00	96528				
414.90	421	444.00	8754				

Quantitation Report (Qedit)

Data Path : C:\msdchem\1\DATA\E6P3389\
Data File : 6p499059.D
Acq On : 29 Jun 2021 9:17 pm
Operator : chriss2
Sample : dftpp
Misc : op33209,e6p3389,30.0,,,1,1
ALS Vial : 1 Sample Multiplier: 1

Quant Time: Jun 29 21:22:45 2021
Quant Method : C:\MSDCHEM\1\METHODS\DFTPP6P.M
Quant Title : Semi Volatile GC/MS, ZB-5 15m x .25mm x .25um
QLast Update : Fri May 14 08:42:58 2021
Response via : Initial Calibration

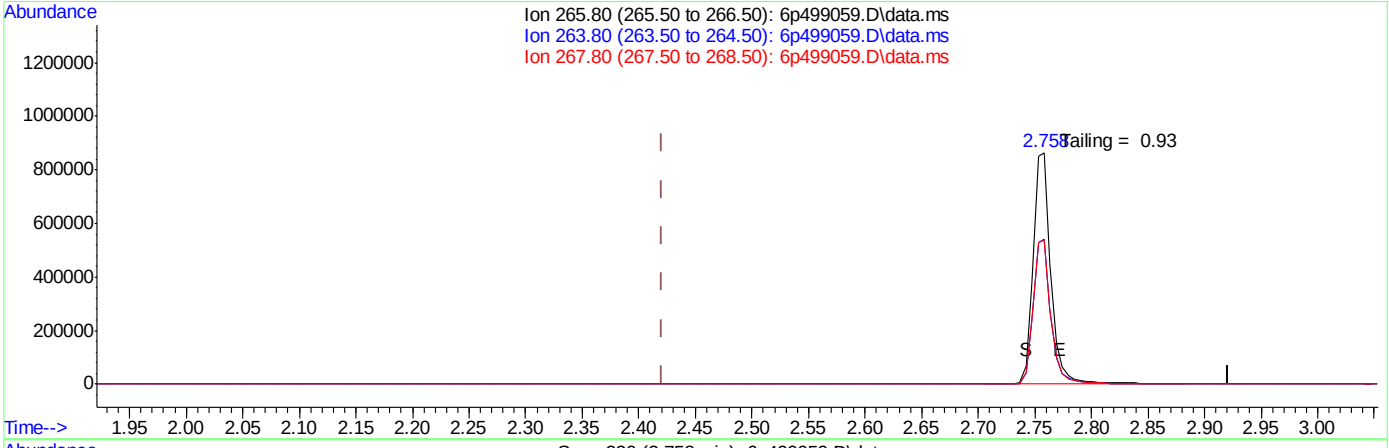

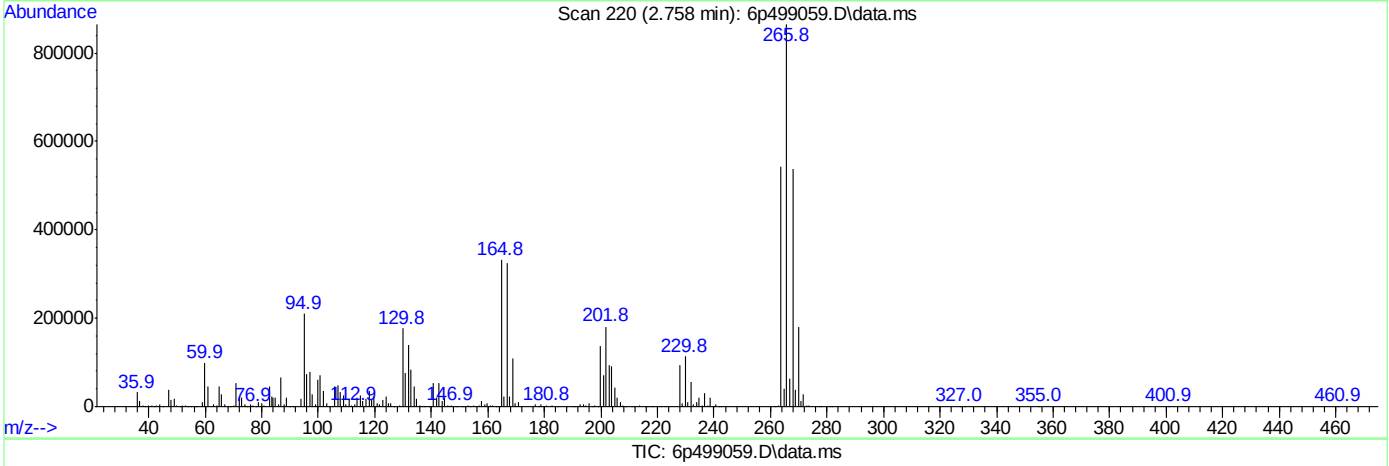

TIC: 6p499059.D\data.ms

(1) Pentachlorophenol (t)

2.758min (+0.337) 0.00ng m

response 967923

Ion	Exp%	Act%
265.80	100	100
263.80	62.50	62.65
267.80	67.90	62.28
0.00	0.00	0.00

Quantitation Report (Qedit)

Data Path : C:\msdchem\1\DATA\E6P3389\
Data File : 6p499059.D
Acq On : 29 Jun 2021 9:17 pm
Operator : chriss2
Sample : dftpp
Misc : op33209,e6p3389,30.0,,,1,1
ALS Vial : 1 Sample Multiplier: 1

Quant Time: Jun 29 21:22:45 2021
Quant Method : C:\MSDCHEM\1\METHODS\DFTPP6P.M
Quant Title : Semi Volatile GC/MS, ZB-5 15m x .25mm x .25um
QLast Update : Fri May 14 08:42:58 2021
Response via : Initial Calibration

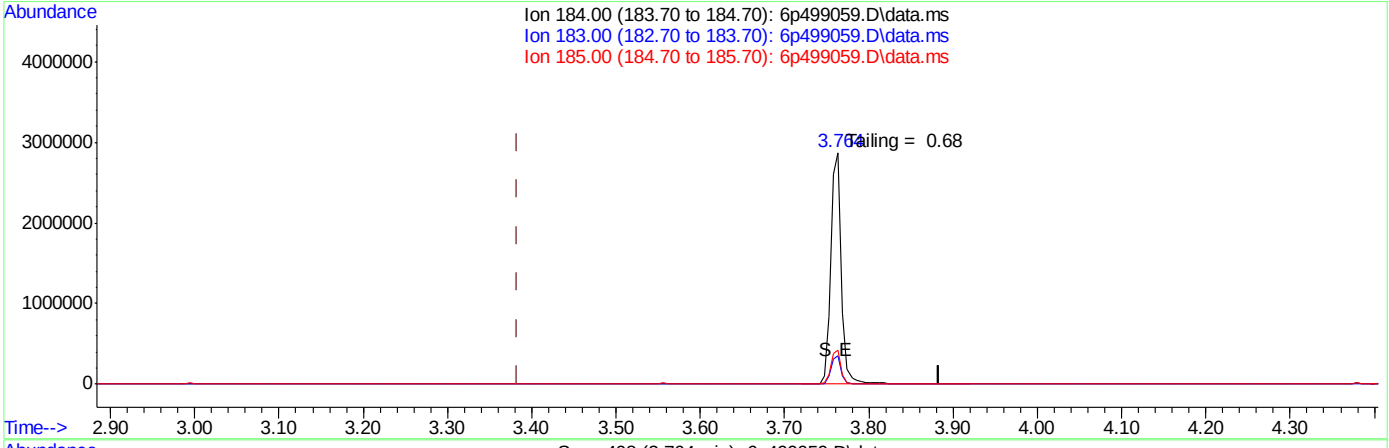

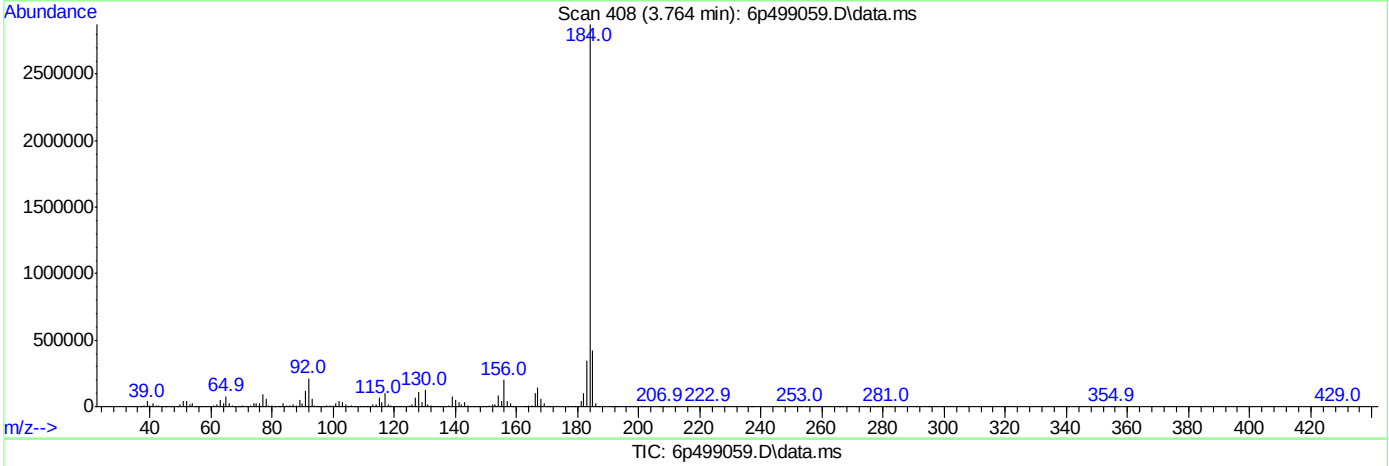

TIC: 6p499059.D\data.ms

(2) Benzidine (t)

3.764min (+0.380) 0.00ng m

response 2556352

Ion	Exp%	Act%
184.00	100	100
183.00	10.70	12.04
185.00	14.50	14.66
0.00	0.00	0.00

Quantitation Report (Qedit)

Data Path : C:\msdchem\1\DATA\E6P3389\
Data File : 6p499059.D
Acq On : 29 Jun 2021 9:17 pm
Operator : chriss2
Sample : dftpp
Misc : op33209,e6p3389,30.0,,,1,1
ALS Vial : 1 Sample Multiplier: 1

Quant Time: Jun 29 21:22:45 2021
Quant Method : C:\MSDCHEM\1\METHODS\DFTPP6P.M
Quant Title : Semi Volatile GC/MS, ZB-5 15m x .25mm x .25um
QLast Update : Fri May 14 08:42:58 2021
Response via : Initial Calibration

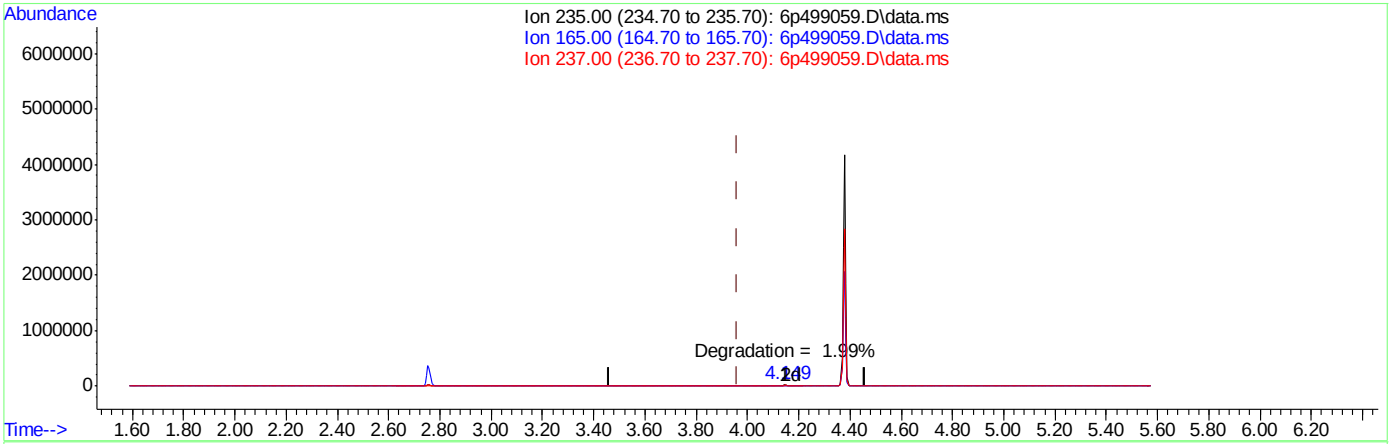

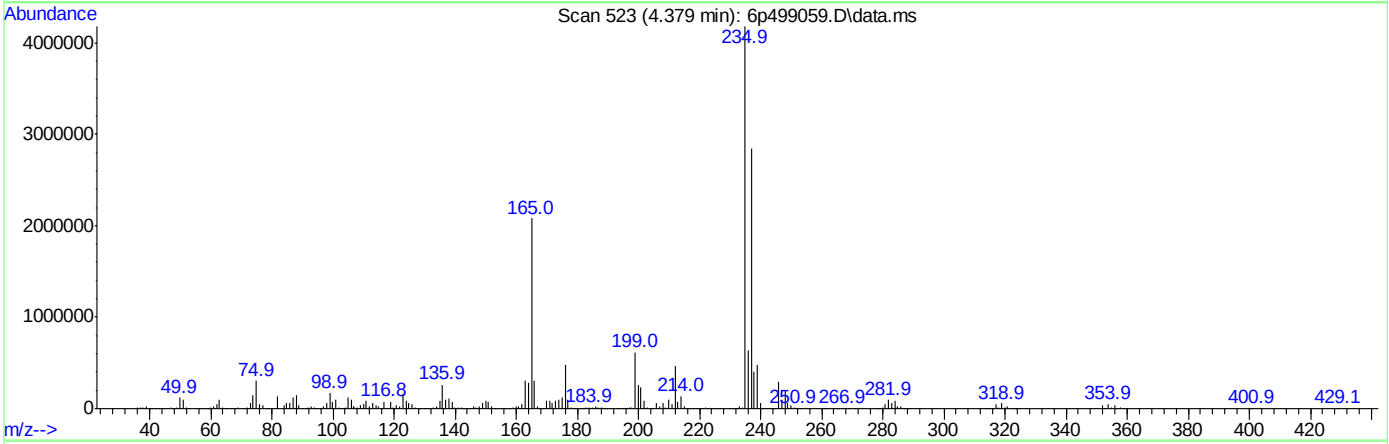

TIC: 6p499059.D\data.ms

(3) PP-DDT (t)

4.379min (+0.417) 0.00ng m

response 2979213

Ion	Exp%	Act%
235.00	100	100
165.00	46.80	0.47#
237.00	63.10	0.55#
0.00	0.00	0.00

DFTPP

Data File : C:\msdchem\1\DATA\jo...21\e6p3394\6p499156.d Vial: 1
Acq On : 2 Jul 2021 4:23 pm Operator: brandonl
Sample : dftpp Inst : MS6P
Misc : op33765,e6p3394,30.0,,,1,1 Multiplr: 1.00
MS Integration Params: RTEINT.P

Method : C:\MSDCHEM\1\METHODS\DFTPP6P.M (RTE Integrator)
Title : Semi Volatile GC/MS, ZB-5 15m x .25mm x .25um

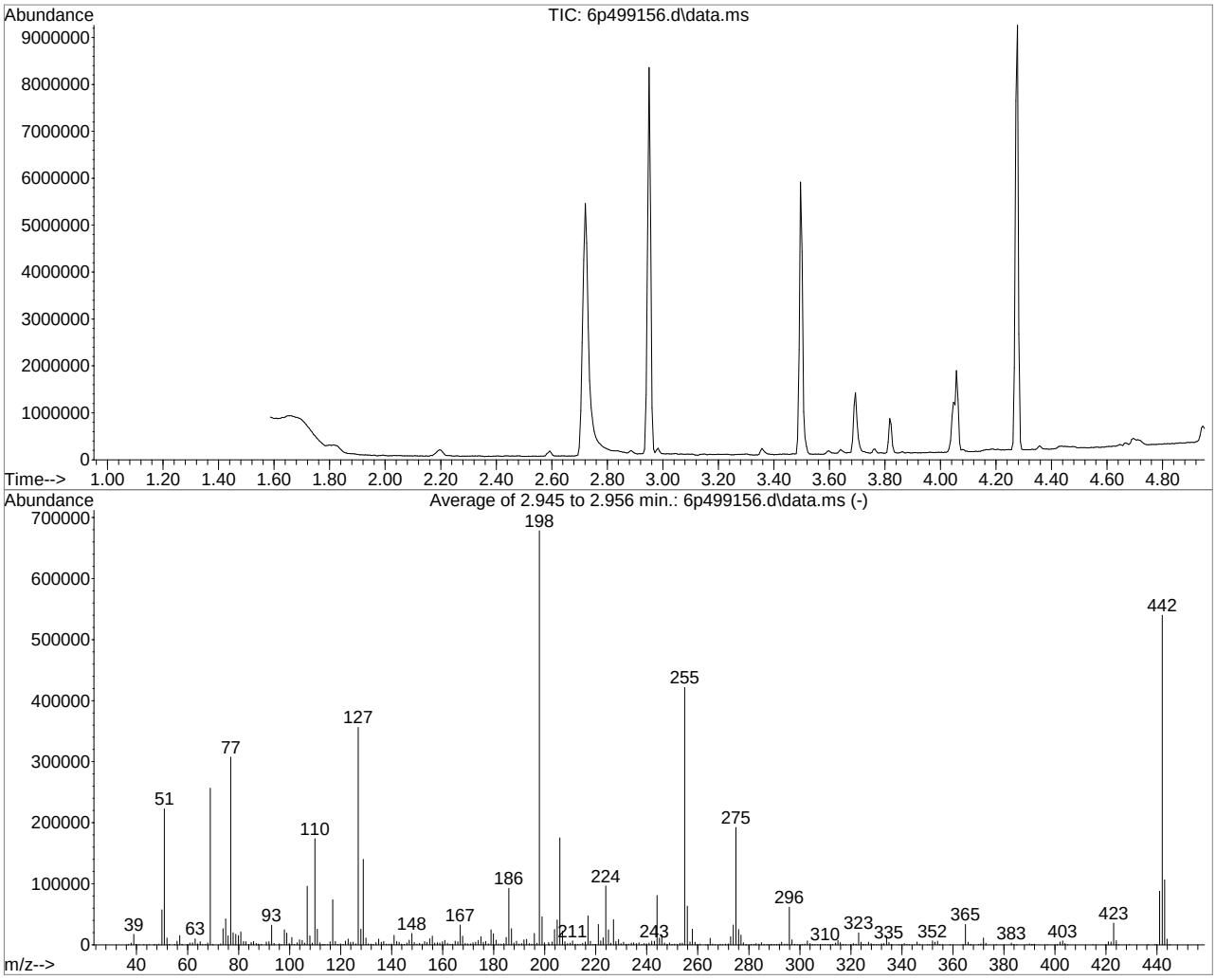

AutoFind: Scans 255, 256, 257; Background Corrected with Scan 249

Target Mass	Rel. to Mass	Lower Limit%	Upper Limit%	Rel. Abn%	Raw Abn	Result Pass/Fail
51	198	30	60	32.8	222725	PASS
68	69	0.00	2	1.2	3059	PASS
69	198	0.00	100	37.8	256708	PASS
70	69	0.00	2	0.3	651	PASS
127	198	40	60	52.5	356181	PASS
197	198	0.00	1	0.4	2614	PASS
198	198	100	100	100.0	678272	PASS
199	198	5	9	6.7	45768	PASS
275	198	10	30	28.3	192235	PASS
365	198	1	100	4.9	33232	PASS
441	443	0.10	100	82.4	87632	PASS
442	198	40	100	79.6	540011	PASS
443	442	17	23	19.7	106315	PASS

6p499156.d DFTPP6P.M Sun Jul 04 07:33:33 2021

Average of 2.945 to 2.956 min.: 6p499156.d\data.ms
dftpp
Modified:subtracted

m/z	abund.	m/z	abund.	m/z	abund.	m/z	abund.
36.85	750	51.90	10967	64.90	5036	77.90	19858
37.85	2890	52.85	540	65.80	220	78.90	17329
38.90	17202	54.95	831	66.95	315	79.90	14838
39.90	794	55.90	5892	67.90	3059	80.90	21128
41.00	172	56.90	15040	68.90	256708	81.90	5270
42.90	134	57.85	805	69.90	651	82.90	5084
44.90	65	59.90	287	72.95	1366	83.85	499
46.80	9	60.90	2791	73.90	26392	84.90	3795
48.80	1274	61.95	3273	74.90	42481	85.90	5254
49.90	57164	62.95	9986	75.90	14551	86.90	1804
50.90	222725	63.90	1444	76.95	307757	87.75	1247

Average of 2.945 to 2.956 min.: 6p499156.d\data.ms
dftpp
Modified:subtracted

m/z	abund.	m/z	abund.	m/z	abund.	m/z	abund.
88.90	515	101.80	746	112.85	802	122.90	9386
90.90	4390	102.90	3277	113.50	194	123.90	4172
91.90	5049	103.90	7898	113.90	363	124.90	4129
92.90	32224	104.90	7231	114.90	432	126.00	1563
93.90	2262	105.90	2800	115.90	4913	126.90	356181
95.95	1697	106.90	96018	116.90	73815	127.90	25440
96.85	444	107.90	14432	117.90	5571	128.90	140149
97.90	24511	108.90	2724	118.90	849	129.90	11152
98.90	18968	109.90	173730	119.95	1644	130.85	1691
99.80	2131	110.90	25307	120.95	879	131.90	1320
100.90	11829	111.90	3516	121.90	6080	132.85	642

Average of 2.945 to 2.956 min.: 6p499156.d\data.ms
dftpp
Modified:subtracted

m/z	abund.	m/z	abund.	m/z	abund.	m/z	abund.
133.90	3587	144.95	866	155.90	14096	166.85	32547
134.90	9504	145.90	2960	156.90	2678	167.85	14216
135.90	4144	146.90	7767	157.90	3133	168.85	2368
136.90	5554	147.90	18553	158.90	2866	169.90	1577
137.90	1258	148.90	3802	159.90	4840	170.90	1498
138.85	1210	149.90	1157	160.85	7364	171.90	3214
139.90	1588	150.95	2547	161.90	2208	172.90	3940
140.90	15695	151.95	1289	162.90	1082	173.90	7017
141.95	5522	152.90	4920	163.85	931	174.95	13247
142.90	3963	153.90	3620	164.85	5804	175.90	4287
143.85	1089	154.90	9669	165.90	5136	176.90	5525

Average of 2.945 to 2.956 min.: 6p499156.d\data.ms
dftpp
Modified:subtracted

m/z	abund.	m/z	abund.	m/z	abund.	m/z	abund.
177.95	1432	188.95	5810	199.85	3509	210.95	6310
178.90	24533	189.85	1134	201.50	3537	211.95	913
179.90	18243	190.90	2169	201.75	160	212.95	776
180.90	7806	191.90	8146	202.85	4789	213.80	163
181.90	1564	192.85	8895	203.85	25055	214.90	2565
182.95	957	193.90	1849	204.90	40572	215.95	4764
183.90	1775	194.85	1306	205.95	175344	216.90	47064
184.90	12022	195.90	18478	206.95	22592	217.90	5854
185.90	92608	197.00	2614	207.90	4924	218.95	776
186.95	26573	197.90	678272	208.90	1798	219.80	386
187.95	2666	198.90	45768	209.95	3062	220.00	269

Average of 2.945 to 2.956 min.: 6p499156.d\data.ms
dftpp
Modified:subtracted

m/z	abund.	m/z	abund.	m/z	abund.	m/z	abund.
221.00	33168	231.90	1339	243.00	5839	253.95	2844
221.95	6245	232.90	1117	244.00	80696	254.90	421547
222.90	11529	233.90	2750	244.95	10942	255.90	63555
223.90	96344	234.85	3391	245.90	15816	256.90	4752
225.00	24541	235.90	2173	246.90	3020	257.90	25363
225.90	2443	236.90	3362	247.95	966	258.90	4198
226.90	41045	237.95	384	248.95	2995	259.90	722
227.85	5520	238.90	2128	249.90	662	260.90	913
228.90	8617	239.90	1365	250.90	960	263.00	387
229.85	1832	240.90	2667	251.90	607	263.80	141
230.95	3975	241.90	5825	252.95	2258	264.85	10600

Average of 2.945 to 2.956 min.: 6p499156.d\data.ms

M6P3388.M Sun Jul 04 07:31:41 2021 Page: 0

dftpp
Modified:subtracted

m/z	abund.	m/z	abund.	m/z	abund.	m/z	abund.
265.80	909	277.85	3103	288.90	760	300.85	751
266.80	152	278.95	524	289.95	746	301.95	1039
268.80	571	281.00	844	290.95	564	302.90	6321
269.70	319	282.00	663	291.95	1043	303.95	1784
270.85	1284	282.90	1951	292.90	3979	304.95	359
271.90	1617	283.95	1193	293.95	967	305.90	126
272.90	13423	284.95	3368	294.90	1223	307.00	114
273.90	32664	286.00	606	295.90	61819	307.90	698
274.90	192235	287.00	110	296.90	8073	308.85	496
275.95	25277	287.80	104	297.90	739	309.95	827
276.90	16089	288.70	116	298.95	407	310.95	256

Average of 2.945 to 2.956 min.: 6p499156.d\data.ms
dftpp
Modified:subtracted

m/z	abund.	m/z	abund.	m/z	abund.	m/z	abund.
311.80	112	323.95	4161	333.95	13777	346.85	971
312.85	532	324.85	415	334.95	3595	350.00	186
314.00	3047	325.10	215	335.80	131	350.80	146
314.90	7229	325.85	518	336.10	112	351.95	6441
315.90	3808	326.90	4168	338.95	406	352.95	4332
316.95	776	327.90	2024	340.00	326	353.95	5946
317.90	108	328.95	549	340.90	2182	354.90	712
320.00	101	329.90	111	341.95	736	355.95	100
320.95	2051	331.00	104	342.90	151	358.90	477
321.95	1143	332.00	1396	344.90	101	363.95	245
323.00	19303	332.95	1940	345.90	4803	364.90	33232

Average of 2.945 to 2.956 min.: 6p499156.d\data.ms
dftpp
Modified:subtracted

m/z	abund.	m/z	abund.	m/z	abund.	m/z	abund.
365.90	4191	388.90	104	414.90	330	441.00	87632
366.70	101	389.95	1425	419.80	103	442.00	540011
367.10	215	390.90	122	420.95	5225	443.00	106315
369.95	583	391.05	741	422.00	4670	443.95	9558
370.95	1747	391.90	910	423.00	35371	444.95	683
372.00	11190	397.00	103	424.00	6621		
372.95	2514	400.95	830	424.95	446		
377.00	177	401.95	4733	429.10	128		
382.95	3023	403.00	6410	436.60	134		
383.90	653	403.95	2084	439.10	126		
384.95	233	405.00	151	439.80	186		

Quantitation Report (Qedit)

Data Path : C:\msdchem\1\DATA\jonkm\070421\e6p3394\
Data File : 6p499156.d
Acq On : 2 Jul 2021 4:23 pm
Operator : brandonl
Sample : dftpp Inst : MS6P
Misc : op33765,e6p3393,30.0,,,1,1
ALS Vial : 1 Sample Multiplier: 1

Quant Method : C:\MSDCHEM\1\METHODS\DFTPP6P.M
Quant Results File: DFTPP6P.RES
Quant Time: Jul 04 06:56:26 2021
Quant Title : Semi Volatile GC/MS, ZB-5 15m x .25mm x .25um
QLast Update : Thu Jan 21 06:10:01 2021
Response via : Initial Calibration

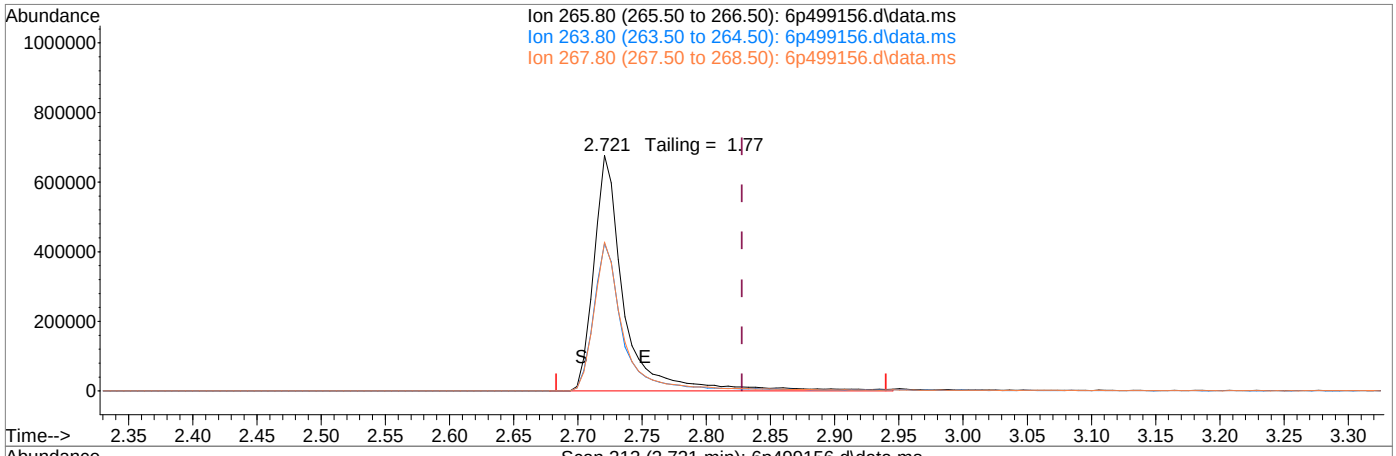

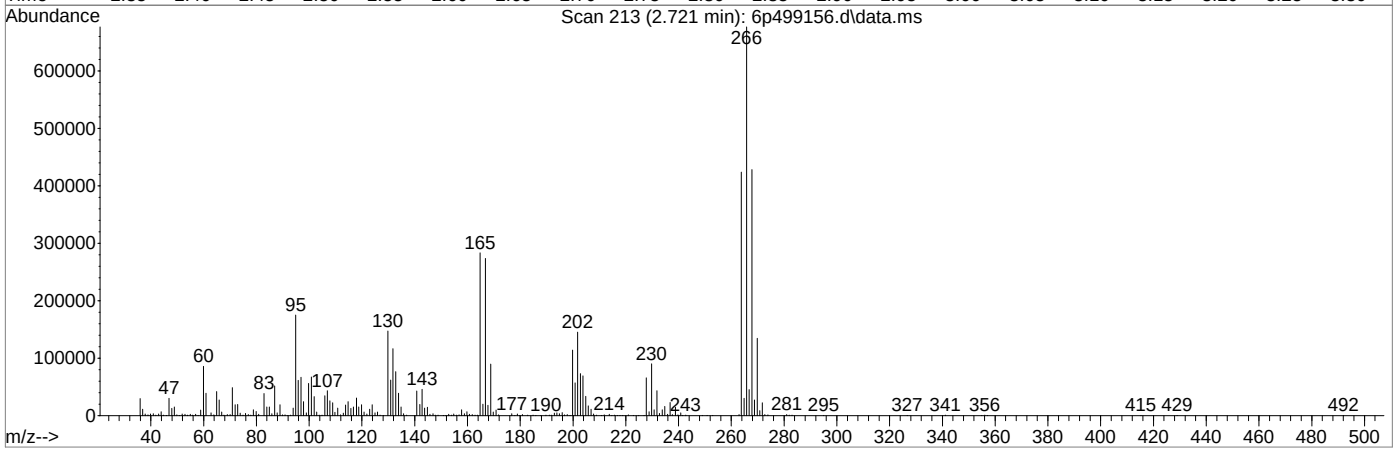

TIC: 6p499156.d\data.ms

(1) Pentachlorophenol (t)

2.721min (-0.107) 0.00ppb

response 1116576

Ion	Exp%	Act%
265.80	100	100
263.80	61.50	62.62
267.80	63.00	63.22
0.00	0.00	0.00

Quantitation Report (Qedit)

Data Path : C:\msdchem\1\DATA\jonkm\070421\e6p3394\
Data File : 6p499156.d
Acq On : 2 Jul 2021 4:23 pm
Operator : brandonl
Sample : dftpp Inst : MS6P
Misc : op33765,e6p3393,30.0,,,1,1
ALS Vial : 1 Sample Multiplier: 1

Quant Method : C:\MSDCHEM\1\METHODS\DFTPP6P.M
Quant Results File: DFTPP6P.RES
Quant Time: Jul 04 06:56:26 2021
Quant Title : Semi Volatile GC/MS, ZB-5 15m x .25mm x .25um
QLast Update : Thu Jan 21 06:10:01 2021
Response via : Initial Calibration

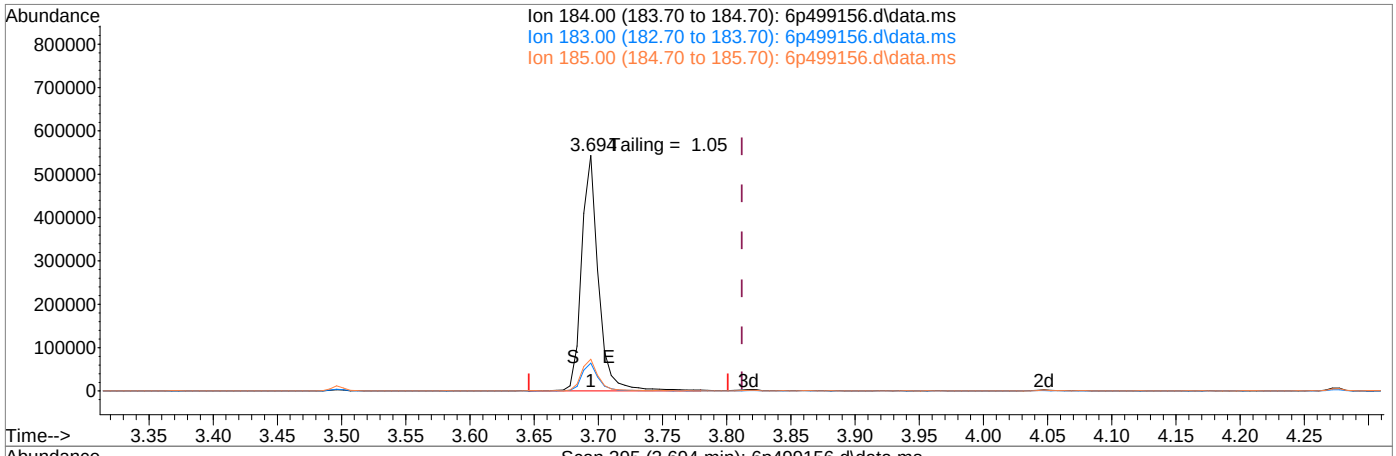

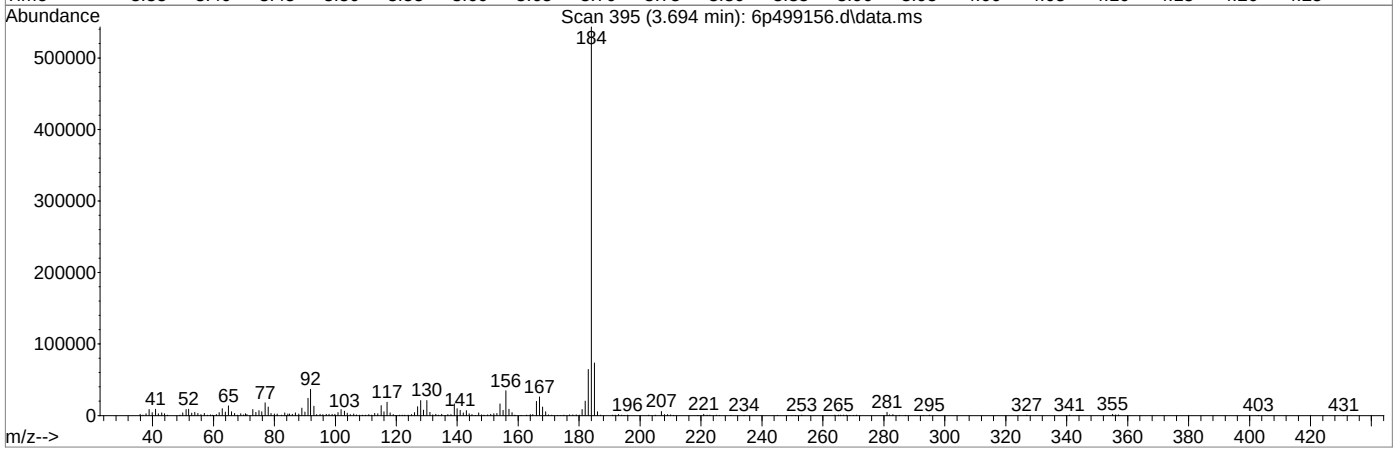

TIC: 6p499156.d\data.ms

(2) Benzidine (t)

3.694min (-0.118) 0.00ppb

response 498609

Ion	Exp%	Act%
184.00	100	100
183.00	11.60	11.79
185.00	14.50	13.47
0.00	0.00	0.00

Quantitation Report (Qedit)

Data Path : C:\msdchem\1\DATA\jonkm\070421\e6p3394\
Data File : 6p499156.d
Acq On : 2 Jul 2021 4:23 pm
Operator : brandonl
Sample : dftpp Inst : MS6P
Misc : op33765,e6p3393,30.0,,,1,1
ALS Vial : 1 Sample Multiplier: 1

Quant Method : C:\MSDCHEM\1\METHODS\DFTPP6P.M
Quant Results File: DFTPP6P.RES
Quant Time: Jul 04 06:56:26 2021
Quant Title : Semi Volatile GC/MS, ZB-5 15m x .25mm x .25um
QLast Update : Thu Jan 21 06:10:01 2021
Response via : Initial Calibration

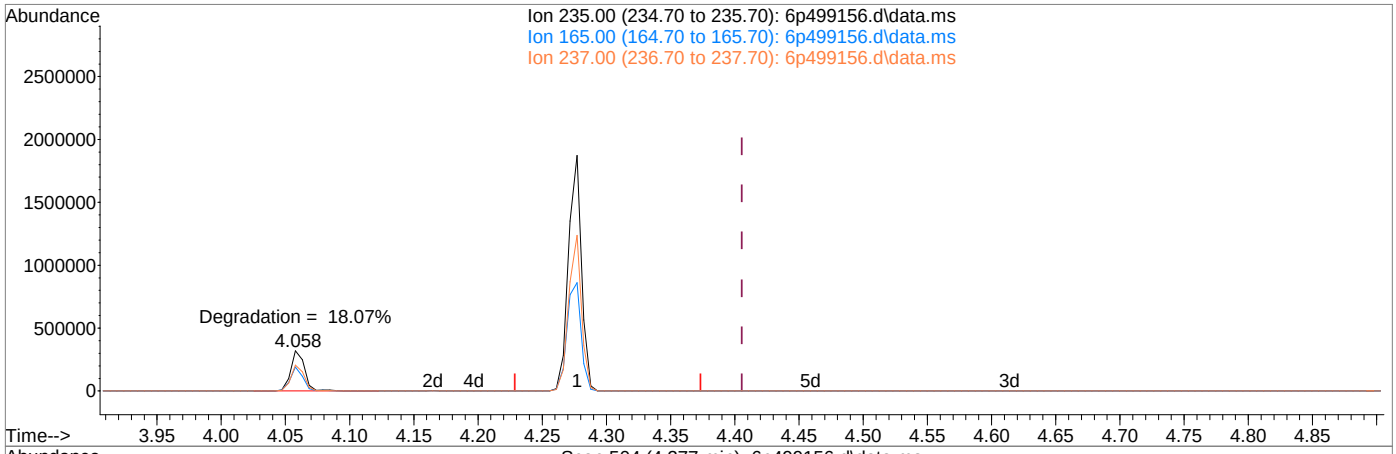

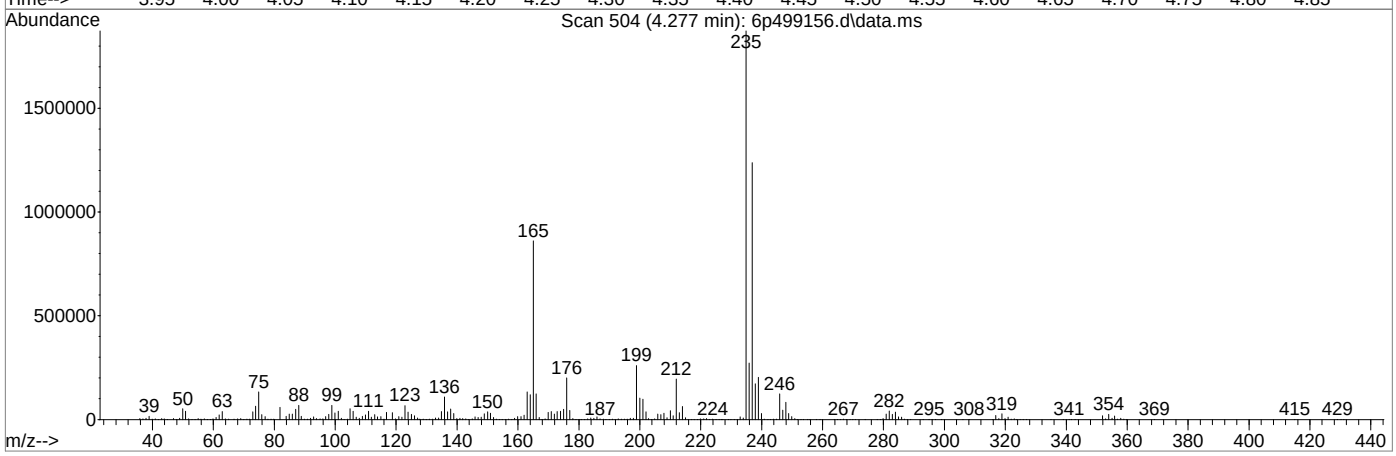

TIC: 6p499156.d\data.ms

(3) PP-DDT (t)

4.277min (-0.128) 0.00ppb

response 1329961

Ion	Exp%	Act%
235.00	100	100
165.00	57.50	49.61
237.00	66.30	64.81
0.00	0.00	0.00

DFTPP

Data File : C:\msdchem\1\DATA\jo...21\e6p3401\6p499338.d Vial: 1
Acq On : 9 Jul 2021 8:35 pm Operator: chriss2
Sample : dftpp Inst : MS6P
Misc : op34130,e6p3401,30.0,,,1,1 Multiplr: 1.00
MS Integration Params: RTEINT.P

Method : C:\MSDCHEM\1\METHODS\DFTPP6P.M (RTE Integrator)
Title : Semi Volatile GC/MS, ZB-5 15m x .25mm x .25um

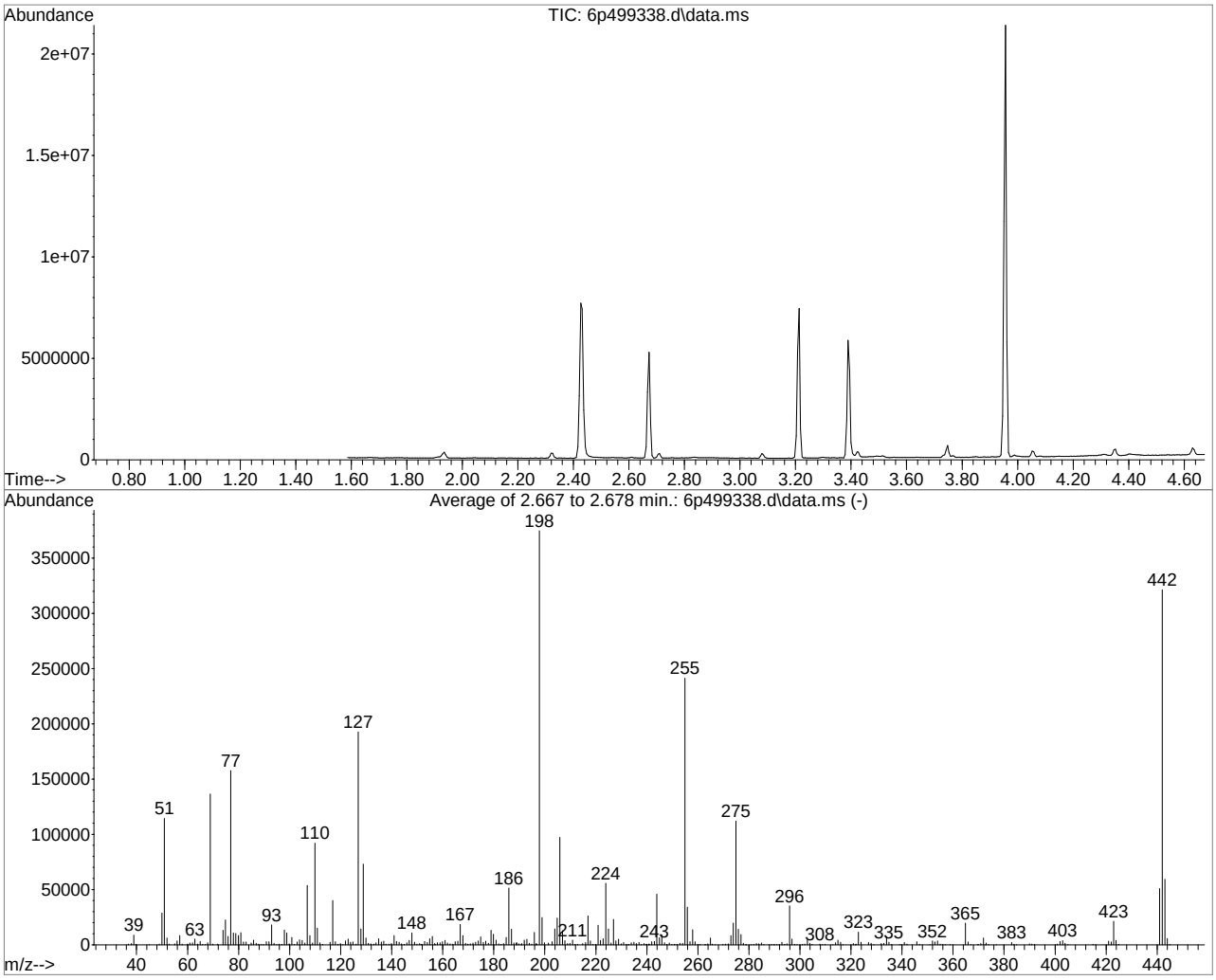

AutoFind: Scans 203, 204, 205; Background Corrected with Scan 198

Target Mass	Rel. to Mass	Lower Limit%	Upper Limit%	Rel. Abn%	Raw Abn	Result Pass/Fail
51	198	30	60	30.5	114450	PASS
68	69	0.00	2	1.3	1805	PASS
69	198	0.00	100	36.4	136439	PASS
70	69	0.00	2	0.5	643	PASS
127	198	40	60	51.5	192861	PASS
197	198	0.00	1	0.2	667	PASS
198	198	100	100	100.0	374656	PASS
199	198	5	9	6.6	24595	PASS
275	198	10	30	29.9	112048	PASS
365	198	1	100	5.2	19664	PASS
441	443	0.10	100	86.0	50920	PASS
442	198	40	100	85.8	321365	PASS
443	442	17	23	18.4	59187	PASS

6p499338.d DFTPP6P.M Mon Jul 12 03:00:44 2021

Average of 2.667 to 2.678 min.: 6p499338.d\data.ms
dftpp
Modified:subtracted

m/z	abund.	m/z	abund.	m/z	abund.	m/z	abund.
36.85	649	55.90	3405	67.90	1805	80.90	10976
37.95	1123	56.90	8254	68.90	136439	81.90	2496
38.90	8900	57.85	516	69.90	643	82.90	2441
39.90	308	59.90	520	71.85	497	84.90	1640
44.90	42	60.90	1660	73.90	13153	85.90	4280
48.90	518	61.90	1826	74.85	22609	86.90	1363
49.90	28817	62.90	5250	75.90	7498	87.80	499
50.90	114450	63.85	571	76.95	157709	88.85	158
51.95	6091	64.95	3098	78.00	10659	89.70	116
52.80	567	65.85	300	78.85	10204	90.85	2690
54.90	841	66.90	129	79.90	8363	91.90	2692

Average of 2.667 to 2.678 min.: 6p499338.d\data.ms
dftpp
Modified:subtracted

m/z	abund.	m/z	abund.	m/z	abund.	m/z	abund.
92.90	17903	103.90	4398	116.90	40150	127.90	14247
93.90	1223	104.90	3944	117.90	2756	128.85	72896
94.90	175	105.95	1551	118.95	401	129.90	6252
95.85	688	106.90	53752	119.90	986	130.85	1239
96.95	457	107.90	8310	120.85	105	131.80	772
97.90	13250	108.95	1544	121.90	3414	133.00	557
98.90	10812	109.90	92093	122.90	5253	133.85	1742
99.85	938	110.90	14940	123.90	2283	134.85	5352
100.90	6702	111.90	1749	124.85	2592	135.90	2625
101.85	423	112.90	307	126.00	586	136.90	3343
102.90	2635	115.85	2271	126.90	192861	137.75	716

Average of 2.667 to 2.678 min.: 6p499338.d\data.ms
dftpp
Modified:subtracted

m/z	abund.	m/z	abund.	m/z	abund.	m/z	abund.
138.90	725	149.90	711	158.90	1719	169.90	733
139.90	1063	150.90	1130	159.90	2857	170.80	973
140.90	8242	151.60	493	160.90	3980	171.85	1660
141.90	2950	151.90	304	161.90	1558	172.90	2301
142.90	2314	152.90	3070	162.90	774	173.90	3611
143.90	790	153.90	2116	163.90	597	174.90	7191
144.90	374	154.90	5339	164.85	2835	175.95	1967
145.90	1735	155.90	7648	165.90	3241	176.90	3331
146.90	4082	156.90	1012	166.85	18491	177.85	1326
147.90	10798	157.10	217	167.85	8290	178.90	13169
148.90	2294	157.90	1821	168.90	1373	179.90	9468

Average of 2.667 to 2.678 min.: 6p499338.d\data.ms
dftpp
Modified:subtracted

m/z	abund.	m/z	abund.	m/z	abund.	m/z	abund.
180.90	4266	190.80	187	199.90	1881	211.80	354
181.90	906	190.95	1141	201.40	1695	212.90	287
182.90	389	191.90	4210	202.90	2817	214.85	976
183.85	1042	192.95	4854	203.90	14320	215.95	1974
184.90	6563	193.90	1416	204.90	24118	216.90	26029
185.90	51371	194.90	671	205.90	97168	217.90	3596
186.90	14195	195.90	11073	206.95	12528	218.95	441
187.90	1642	196.60	1129	207.85	3755	219.90	291
188.80	1613	196.90	667	208.90	1089	220.90	17648
189.00	1755	197.90	374656	209.85	1364	221.80	3992
189.85	790	198.90	24595	210.90	4282	222.90	5316

Average of 2.667 to 2.678 min.: 6p499338.d\data.ms
dftpp
Modified:subtracted

m/z	abund.	m/z	abund.	m/z	abund.	m/z	abund.
223.90	55635	233.90	1812	242.95	3099	252.90	1293
224.90	14336	234.90	2270	243.90	45869	253.95	1304
226.00	1623	235.90	1088	244.95	6449	254.90	241387
226.90	23012	236.90	2159	245.90	8775	255.90	33987
227.90	3593	237.90	306	246.90	1850	256.90	2804
228.90	5033	238.90	1132	247.85	479	257.90	13508
229.90	872	239.70	160	248.80	1547	258.90	2802
230.85	2104	239.85	673	249.85	371	259.90	190
231.90	290	240.80	709	250.80	303	260.10	115
232.75	410	241.00	704	251.00	101	260.85	439
233.00	101	241.95	2891	251.85	457	262.70	141

Average of 2.667 to 2.678 min.: 6p499338.d\data.ms

DFTPP6P.M Mon Jul 12 03:00:14 2021 Page: 0

dftpp
Modified:subtracted

m/z	abund.	m/z	abund.	m/z	abund.	m/z	abund.
263.00	163	275.90	13980	287.80	123	297.90	306
263.85	763	276.90	9352	288.85	397	298.85	241
264.90	6235	277.85	1369	289.80	161	300.95	423
265.70	603	278.80	188	290.00	111	301.90	612
266.70	111	279.00	198	290.90	116	302.95	4198
269.85	346	280.90	218	291.90	457	303.90	1303
270.90	552	281.90	411	292.90	2259	304.80	273
271.90	840	282.90	1066	294.00	294	307.85	518
272.90	8330	283.85	920	294.95	833	308.80	221
273.90	19566	284.90	1587	295.90	35280	309.85	316
274.90	112048	285.85	299	296.90	5168	312.90	229

Average of 2.667 to 2.678 min.: 6p499338.d\data.ms
dftpp
Modified:subtracted

m/z	abund.	m/z	abund.	m/z	abund.	m/z	abund.
313.90	1736	328.90	118	346.85	369	366.90	114
314.85	4294	331.90	1131	350.90	143	369.70	146
315.90	2194	332.85	1356	351.95	3502	369.85	378
316.90	188	333.90	7395	352.90	2601	370.90	1129
320.90	1190	334.90	2387	353.95	3495	371.95	6122
321.80	137	335.90	265	355.00	577	372.80	177
321.95	547	339.00	214	356.00	406	372.95	1456
322.95	11460	339.80	176	356.90	131	373.95	258
323.95	2188	340.95	2003	358.90	192	376.90	108
326.85	2062	341.95	547	364.90	19664	382.95	2030
327.85	1305	345.85	2836	365.90	2523	383.85	493

Average of 2.667 to 2.678 min.: 6p499338.d\data.ms
dftpp
Modified:subtracted

m/z	abund.	m/z	abund.	m/z	abund.	m/z	abund.
384.80	111	420.95	3180				
389.90	836	422.00	2512				
390.90	532	422.95	21376				
391.95	387	423.90	4009				
400.85	634	424.90	480				
401.90	3034	441.00	50920				
402.95	3751	442.00	321365				
403.90	1390	443.00	59187				
405.00	166	444.00	5670				
414.85	380	444.90	298				
415.90	123						

Quantitation Report (Qedit)

Data Path : C:\msdchem\1\DATA\jonkm\071221\e6p3401\
Data File : 6p499338.d
Acq On : 9 Jul 2021 8:35 pm
Operator : chriss2
Sample : dftpp Inst : MS6P
Misc : op34130,e6p3401,30.0,,,1,1
ALS Vial : 1 Sample Multiplier: 1

Quant Method : C:\MSDCHEM\1\METHODS\DFTPP6P.M
Quant Results File: DFTPP6P.RES
Quant Time: Jul 12 03:01:19 2021
Quant Title : Semi Volatile GC/MS, ZB-5 15m x .25mm x .25um
QLast Update : Mon Jul 12 03:01:14 2021
Response via : Initial Calibration

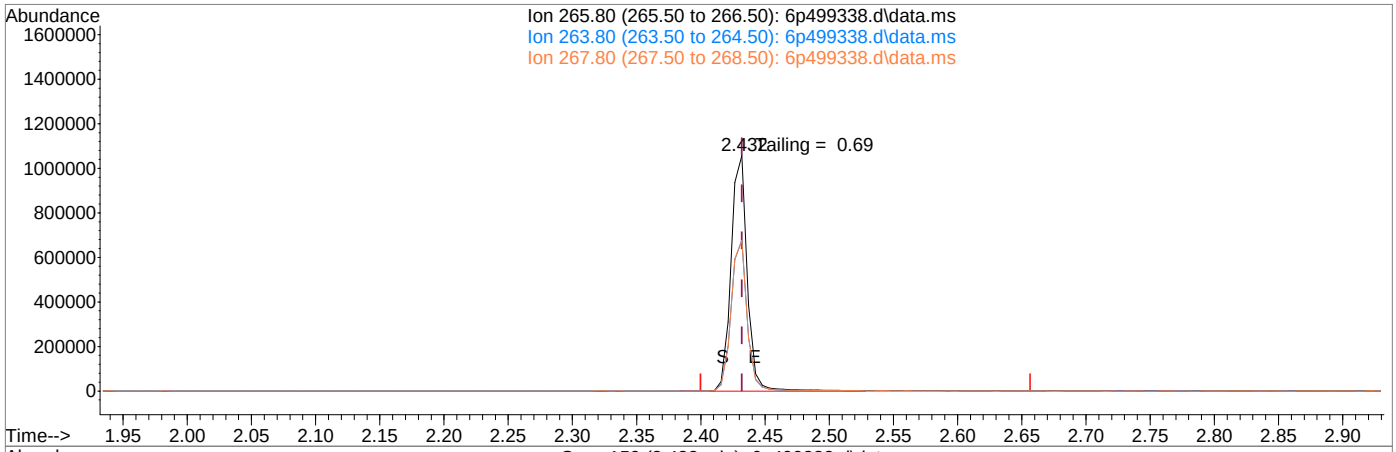

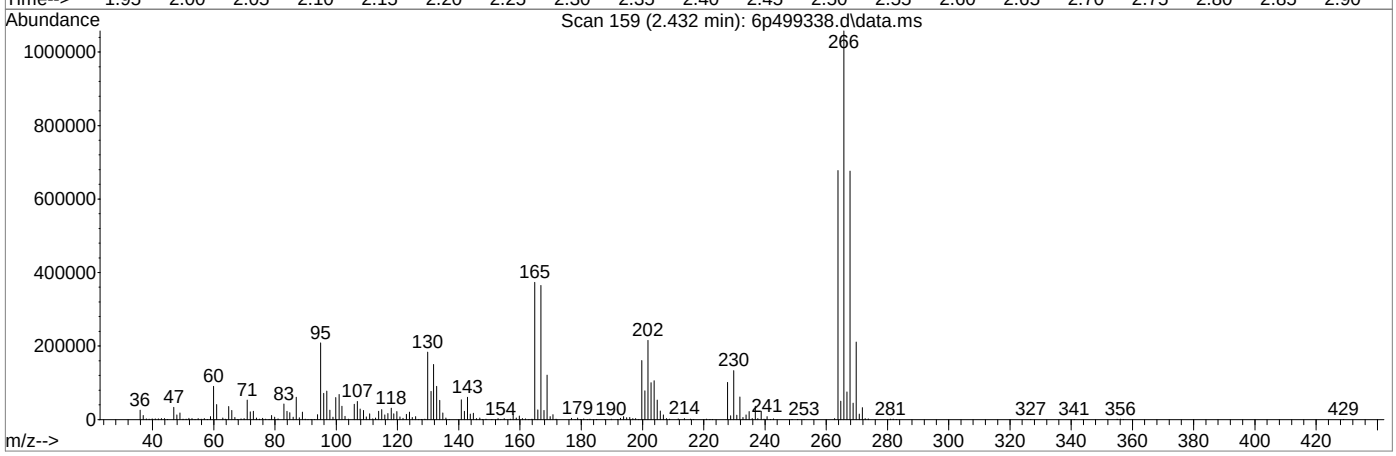

TIC: 6p499338.d\data.ms

(1) Pentachlorophenol (t)

2.432min (0.000) 0.00ppb

response 943083

Ion	Exp%	Act%
265.80	100	100
263.80	64.00	64.04
267.80	63.90	63.89
0.00	0.00	0.00

Quantitation Report (Qedit)

Data Path : C:\msdchem\1\DATA\jonkm\071221\e6p3401\
Data File : 6p499338.d
Acq On : 9 Jul 2021 8:35 pm
Operator : chriss2
Sample : dftpp Inst : MS6P
Misc : op34130,e6p3401,30.0,,,1,1
ALS Vial : 1 Sample Multiplier: 1

Quant Method : C:\MSDCHEM\1\METHODS\DFTPP6P.M
Quant Results File: DFTPP6P.RES
Quant Time: Jul 12 03:01:19 2021
Quant Title : Semi Volatile GC/MS, ZB-5 15m x .25mm x .25um
QLast Update : Mon Jul 12 03:01:14 2021
Response via : Initial Calibration

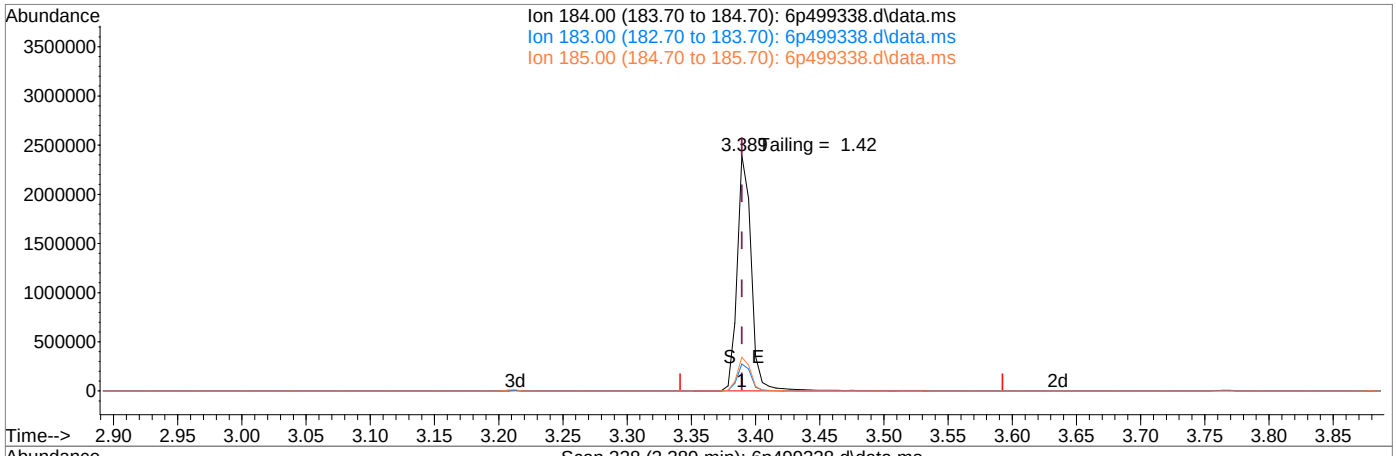

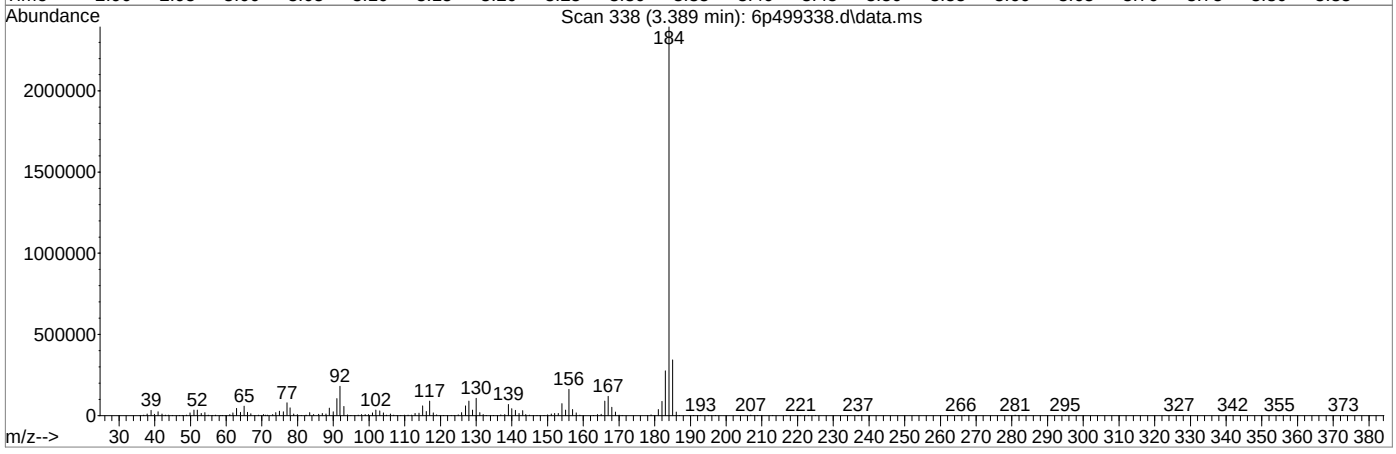

TIC: 6p499338.d\data.ms

(2) Benzidine (t)

3.389min (0.000) 0.00ppb

response 1861060

Ion	Exp%	Act%
184.00	100	100
183.00	11.50	11.53
185.00	14.30	14.34
0.00	0.00	0.00

Quantitation Report (Qedit)

Data Path : C:\msdchem\1\DATA\jonkm\071221\e6p3401\
Data File : 6p499338.d
Acq On : 9 Jul 2021 8:35 pm
Operator : chriss2
Sample : dftpp Inst : MS6P
Misc : op34130,e6p3401,30.0,,,1,1
ALS Vial : 1 Sample Multiplier: 1

Quant Method : C:\MSDCHEM\1\METHODS\DFTPP6P.M
Quant Results File: DFTPP6P.RES
Quant Time: Jul 12 03:01:19 2021
Quant Title : Semi Volatile GC/MS, ZB-5 15m x .25mm x .25um
QLast Update : Mon Jul 12 03:01:14 2021
Response via : Initial Calibration

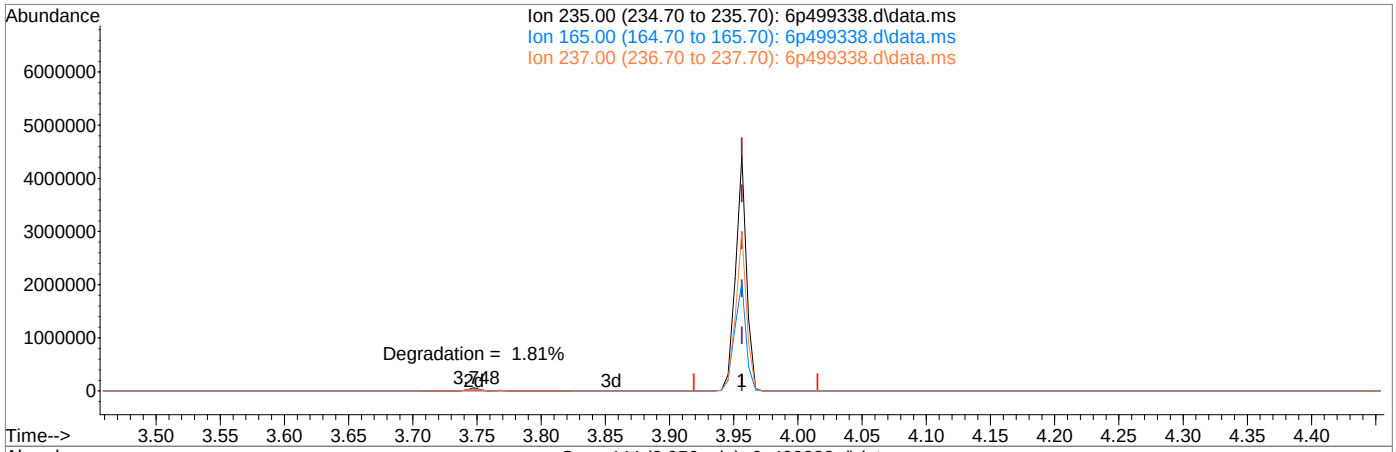

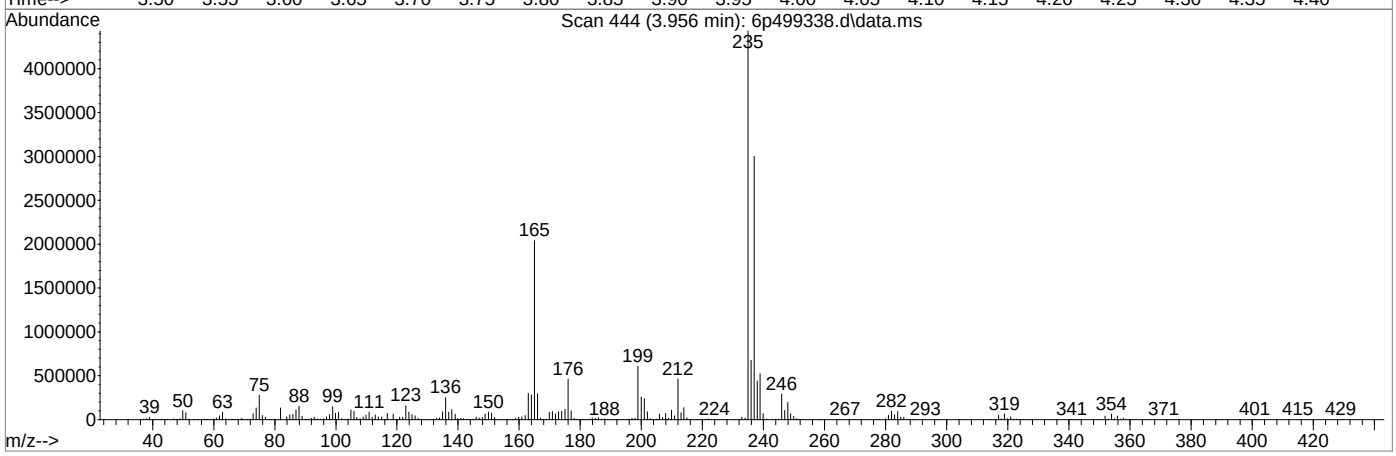

TIC: 6p499338.d\data.ms

(3) PP-DDT (t)

3.956min (0.000) 0.00ppb

response 2662117

Ion	Exp%	Act%
235.00	100	100
165.00	46.10	47.67
237.00	67.70	66.80
0.00	0.00	0.00

Quantitation Report (QT Reviewed)

Data Path : C:\msdchem\1\DATA\E4M4670\
Data File : 4m100252.D
Acq On : 28 May 2021 10:57 am
Operator : hennys
Sample : ic4670-5
Misc : op30792a,e4m4670,1000,,,1,1
ALS Vial : 2 Sample Multiplier: 1

Quant Time: May 28 12:44:25 2021
Quant Method : C:\msdchem\1\METHODS\M4M4670SIM.M
Quant Title : Semi Volatile GC/MS,zb-5 15m x .25mm x .50um
QLast Update : Fri May 28 12:43:31 2021
Response via : Initial Calibration

Compound	R.T.	QIon	Response	Conc	Units		Dev(Min)
Internal Standards							
1) 1-Methylnaphthalene-d10	7.076	152	34988	4.00	ppm		0.00
12) Fluorene-d10	8.539	176	42029	4.00	ppm		0.00
22) Fluoranthene-d10	10.660	212	75685	4.00	ppm		0.00
28) Benzo(a)pyrene-d12	13.345	264	52834	4.00	ppm		0.00
35) 1-Methylnaphthalene-d10a	7.076	152	34988	4.00	ppm		0.00
38) Fluorene-d10a	8.539	176	42029	4.00	ppm		0.00
System Monitoring Compounds							
2) 2-Fluorophenol	3.834	112	427190	85.45	ppm		0.00
Spiked Amount 50.000	Range 11 - 58		Recovery =	170.90%#			
3) Phenol-d5	4.754	99	565477	86.49	ppm		0.00
Spiked Amount 50.000			Recovery =	172.98%			
6) Nitrobenzene-d5	5.619	82	523879	87.21	ppm		0.00
Spiked Amount 50.000			Recovery =	174.42%			
11) 2-Fluorobiphenyl	7.383	172	917015	84.47	ppm		0.00
Spiked Amount 50.000			Recovery =	168.94%			
17) 2,4,6-Tribromophenol	8.804	330	179327	94.03	ppm		0.00
Spiked Amount 50.000			Recovery =	188.06%			
25) Terphenyl-d14	11.072	244	964830	83.17	ppm		0.00
Spiked Amount 50.000			Recovery =	166.34%			
Target Compounds							Qvalue
4) Phenol	4.765	94	172665	22.61	ppm		86
7) Naphthalene	6.333	128	87186	4.84	ppm		98
8) Hexachlorobutadiene	6.476	225	22188	4.87	ppm		99
9) 2-Methylnaphthalene	7.010	142	61270	4.98	ppm		95
10) Hexachlorocyclopentadiene	7.186	237	22045	11.13	ppm		99
13) Acenaphthylene	7.885	152	88775	5.00	ppm		99
14) Acenaphthene	8.060	153	59079	4.76	ppm		99
16) Fluorene	8.568	166	70218	4.98	ppm		84
18) Hexachlorobenzene	9.120	284	26666	4.87	ppm		97
19) Pentachlorophenol	9.308	266	77519	28.49	ppm		78
20) Phenanthrene	9.503	178	106200	5.08	ppm		99
21) Anthracene	9.550	178	107210	5.20	ppm		99
23) Fluoranthene	10.679	202	120253	4.77	ppm		97
24) Pyrene	10.898	202	125884	5.00	ppm		97
26) Benzo[a]anthracene	12.082	228	113641	5.19	ppm		99
27) Chrysene	12.116	228	114161	4.96	ppm		98
29) Benzo[b]fluoranthene	13.081	252	110421	5.07	ppm		98
30) Benzo[k]fluoranthene	13.108	252	103023	4.75	ppm		97
31) Benzo[a]pyrene	13.365	252	101812	4.70	ppm		97
32) Indeno[1,2,3-cd]pyrene	14.517	276	114849	4.96	ppm		67
33) Dibenz[a,h]anthracene	14.546	278	96421	4.94	ppm		93
34) Benzo[g,h,i]perylene	14.834	276	101543	4.89	ppm		99
36) 1,4-Dioxane	2.145	88	12433	4.78	ppm	#	73
37) 1-Methylnaphthalene	7.109	142	55727	4.90	ppm		98
39) 4,6-dinitro-2-methylph...	8.618	198	46230	47.06	ppm	#	61

Quantitation Report (QT Reviewed)

Data Path : C:\msdchem\1\DATA\E4M4670\
Data File : 4m100252.D
Acq On : 28 May 2021 10:57 am
Operator : hennys
Sample : ic4670-5
Misc : op30792a,e4m4670,1000,,,1,1
ALS Vial : 2 Sample Multiplier: 1

Quant Time: May 28 12:44:25 2021
Quant Method : C:\msdchem\1\METHODS\M4M4670SIM.M
Quant Title : Semi Volatile GC/MS,zb-5 15m x .25mm x .50um
QLast Update : Fri May 28 12:43:31 2021
Response via : Initial Calibration

Compound	R.T.	QIon	Response	Conc	Units	Dev(Min)

(#) = qualifier out of range (m) = manual integration (+) = signals summed

Quantitation Report (QT Reviewed)

Data Path : C:\msdchem\1\DATA\E4M4670\
Data File : 4m100252.D
Acq On : 28 May 2021 10:57 am
Operator : hennys
Sample : ic4670-5
Misc : op30792a,e4m4670,1000,,,1,1
ALS Vial : 2 Sample Multiplier: 1

Quant Time: May 28 12:44:25 2021
Quant Method : C:\msdchem\1\METHODS\M4M4670SIM.M
Quant Title : Semi Volatile GC/MS,zb-5 15m x .25mm x .50um
QLast Update : Fri May 28 12:43:31 2021
Response via : Initial Calibration

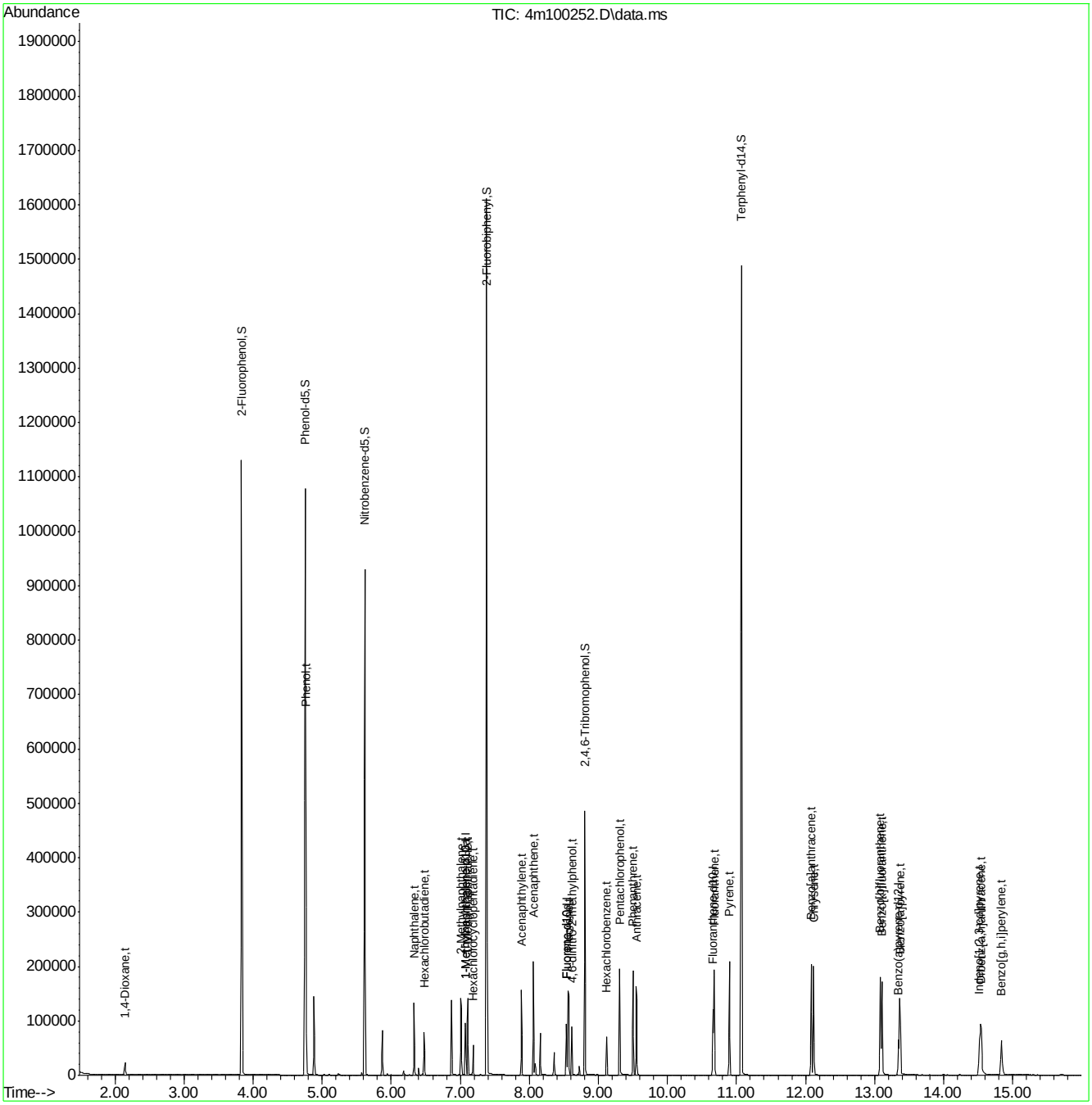

Quantitation Report (QT Reviewed)

Data Path : C:\msdchem\1\DATA\E4M4670\
Data File : 4m100253.D
Acq On : 28 May 2021 11:18 am
Operator : hennys
Sample : ic4670-2.5
Misc : op30792a,e4m4670,1000,,,1,1
ALS Vial : 3 Sample Multiplier: 1

Quant Time: May 28 12:45:14 2021
Quant Method : C:\msdchem\1\METHODS\M4M4670SIM.M
Quant Title : Semi Volatile GC/MS,zb-5 15m x .25mm x .50um
QLast Update : Fri May 28 12:43:31 2021
Response via : Initial Calibration

Compound	R.T.	QIon	Response	Conc	Units		Dev(Min)
Internal Standards							
1) 1-Methylnaphthalene-d10	7.076	152	32973	4.00	ppm		0.00
12) Fluorene-d10	8.539	176	41231	4.00	ppm		0.00
22) Fluoranthene-d10	10.663	212	72459	4.00	ppm		0.00
28) Benzo(a)pyrene-d12	13.355	264	50417	4.00	ppm		0.00
35) 1-Methylnaphthalene-d10a	7.076	152	32973	4.00	ppm		0.00
38) Fluorene-d10a	8.539	176	41231	4.00	ppm		0.00
System Monitoring Compounds							
2) 2-Fluorophenol	3.834	112	218860	46.45	ppm		0.00
Spiked Amount 50.000	Range 11 - 58		Recovery =	92.90%#			
3) Phenol-d5	4.750	99	288679	46.85	ppm		0.00
Spiked Amount 50.000			Recovery =	93.70%			
6) Nitrobenzene-d5	5.616	82	268282	47.39	ppm		0.00
Spiked Amount 50.000			Recovery =	94.78%			
11) 2-Fluorobiphenyl	7.383	172	470888	46.03	ppm		0.00
Spiked Amount 50.000			Recovery =	92.06%			
17) 2,4,6-Tribromophenol	8.804	330	90747	48.50	ppm		0.00
Spiked Amount 50.000			Recovery =	97.00%			
25) Terphenyl-d14	11.072	244	507689	45.71	ppm		0.00
Spiked Amount 50.000			Recovery =	91.42%			
Target Compounds							Qvalue
4) Phenol	4.761	94	87121	12.10	ppm		90
7) Naphthalene	6.333	128	42905	2.53	ppm		99
8) Hexachlorobutadiene	6.476	225	10813	2.52	ppm		99
9) 2-Methylnaphthalene	7.010	142	29383	2.53	ppm		99
10) Hexachlorocyclopentadiene	7.186	237	9974	5.34	ppm		99
13) Acenaphthylene	7.885	152	43541	2.50	ppm		99
14) Acenaphthene	8.060	153	29101	2.39	ppm		98
16) Fluorene	8.568	166	34362	2.48	ppm		87
18) Hexachlorobenzene	9.120	284	13200	2.46	ppm		97
19) Pentachlorophenol	9.308	266	35388	13.26	ppm		81
20) Phenanthrene	9.503	178	51818	2.53	ppm		99
21) Anthracene	9.556	178	51820	2.56	ppm		96
23) Fluoranthene	10.679	202	59502	2.46	ppm		99
24) Pyrene	10.902	202	60851	2.53	ppm		99
26) Benzo[a]anthracene	12.087	228	54548	2.60	ppm		99
27) Chrysene	12.122	228	55983	2.54	ppm		98
29) Benzo[b]fluoranthene	13.090	252	51433	2.48	ppm		99
30) Benzo[k]fluoranthene	13.113	252	50810	2.46	ppm		99
31) Benzo[a]pyrene	13.374	252	49770	2.41	ppm		96
32) Indeno[1,2,3-cd]pyrene	14.526	276	56067	2.54	ppm		67
33) Dibenz[a,h]anthracene	14.555	278	47281	2.54	ppm		95
34) Benzo[g,h,i]perylene	14.843	276	49617	2.51	ppm		100
36) 1,4-Dioxane	2.145	88	5992	2.44	ppm		77
37) 1-Methylnaphthalene	7.109	142	27302	2.55	ppm		100
39) 4,6-dinitro-2-methylph...	8.618	198	17136	17.78	ppm	#	60

Quantitation Report (QT Reviewed)

Data Path : C:\msdchem\1\DATA\E4M4670\
Data File : 4m100253.D
Acq On : 28 May 2021 11:18 am
Operator : hennys
Sample : ic4670-2.5
Misc : op30792a,e4m4670,1000,,,1,1
ALS Vial : 3 Sample Multiplier: 1

Quant Time: May 28 12:45:14 2021
Quant Method : C:\msdchem\1\METHODS\M4M4670SIM.M
Quant Title : Semi Volatile GC/MS,zb-5 15m x .25mm x .50um
QLast Update : Fri May 28 12:43:31 2021
Response via : Initial Calibration

Compound	R.T.	QIon	Response	Conc	Units	Dev(Min)

(#) = qualifier out of range (m) = manual integration (+) = signals summed

Quantitation Report (QT Reviewed)

Data Path : C:\msdchem\1\DATA\E4M4670\
Data File : 4m100253.D
Acq On : 28 May 2021 11:18 am
Operator : hennys
Sample : ic4670-2.5
Misc : op30792a,e4m4670,1000,,,1,1
ALS Vial : 3 Sample Multiplier: 1

Quant Time: May 28 12:45:14 2021
Quant Method : C:\msdchem\1\METHODS\M4M4670SIM.M
Quant Title : Semi Volatile GC/MS,zb-5 15m x .25mm x .50um
QLast Update : Fri May 28 12:43:31 2021
Response via : Initial Calibration

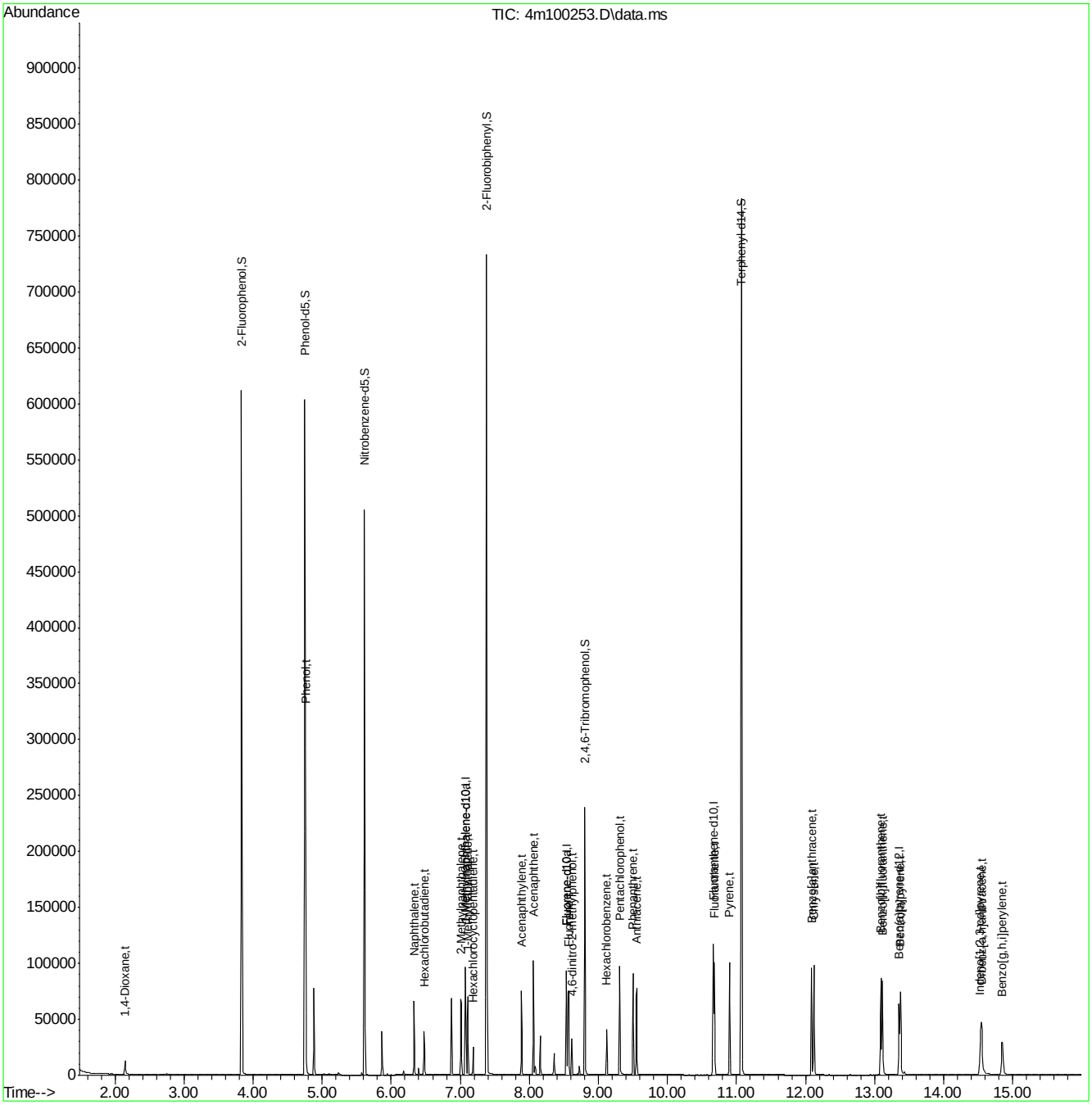

Manual Integrations APPROVED (compounds with "m" flag)
Nina Pandya
05/28/21 16:54

Quantitation Report (QT Reviewed)

Data Path : C:\msdchem\1\DATA\E4M4670\
Data File : 4m100254.D
Acq On : 28 May 2021 11:39 am
Operator : hennys
Sample : icc4670-1
Misc : op30792a,e4m4670,1000,,,1,1
ALS Vial : 4 Sample Multiplier: 1

Quant Time: May 28 12:42:48 2021
Quant Method : C:\msdchem\1\METHODS\M4M4670SIM.M
Quant Title : Semi Volatile GC/MS,zb-5 15m x .25mm x .50um
QLast Update : Fri May 28 10:34:35 2021
Response via : Initial Calibration

Compound	R.T.	QIon	Response	Conc	Units	Dev(Min)
Internal Standards						
1) 1-Methylnaphthalene-d10	7.076	152	34020	4.00	ppm	-0.01
12) Fluorene-d10	8.539	176	41079	4.00	ppm	-0.01
22) Fluoranthene-d10	10.660	212	72400	4.00	ppm	-0.02
28) Benzo(a)pyrene-d12	13.345	264	48870	4.00	ppm	-0.02
35) 1-Methylnaphthalene-d10a	7.076	152	34020	4.00	ppm	-0.01
38) Fluorene-d10a	8.539	176	41079	4.00	ppm	-0.01
System Monitoring Compounds						
2) 2-Fluorophenol	3.834	112	97221	21.15	ppm	-0.02
Spiked Amount 50.000	Range 11 - 58		Recovery =	42.30%		
3) Phenol-d5	4.750	99	127149	20.98	ppm	0.00
Spiked Amount 50.000			Recovery =	41.96%		
6) Nitrobenzene-d5	5.616	82	116821	24.83	ppm	-0.01
Spiked Amount 50.000			Recovery =	49.66%		
11) 2-Fluorobiphenyl	7.383	172	211117	17.61	ppm	0.00
Spiked Amount 50.000			Recovery =	35.22%		
17) 2,4,6-Tribromophenol	8.804	330	37281	29.70	ppm	-0.01
Spiked Amount 50.000			Recovery =	59.40%		
25) Terphenyl-d14	11.069	244	221938	18.65	ppm	-0.02
Spiked Amount 50.000			Recovery =	37.30%		
Target Compounds						Qvalue
4) Phenol	4.761	94	37133	5.46	ppm	83
7) Naphthalene	6.334	128	17529	1.00	ppm	99
8) Hexachlorobutadiene	6.477	225	4426	0.93	ppm	94
9) 2-Methylnaphthalene	7.010	142	11962	1.03	ppm	94
10) Hexachlorocyclopentadiene	7.186	237	3853	2.88	ppm	96
13) Acenaphthylene	7.885	152	17349	1.09	ppm	99
14) Acenaphthene	8.060	153	12128	1.04	ppm	99
16) Fluorene	8.561	166	13784	1.00	ppm	90
18) Hexachlorobenzene	9.120	284	5351	0.94	ppm	96
19) Pentachlorophenol	9.301	266	13295	7.95	ppm	84
20) Phenanthrene	9.503	178	20442	0.99	ppm	99
21) Anthracene	9.550	178	20136	1.13	ppm	97
23) Fluoranthene	10.679	202	24141	0.91	ppm	99
24) Pyrene	10.898	202	24064	1.05	ppm	99
26) Benzo[a]anthracene	12.082	228	20932	1.38	ppm	99
27) Chrysene	12.116	228	22018	1.13	ppm	99
29) Benzo[b]fluoranthene	13.084	252	20131	1.25	ppm	97
30) Benzo[k]fluoranthene	13.108	252	20044	1.06	ppm	99
31) Benzo[a]pyrene	13.365	252	20054	0.89	ppm	98
32) Indeno[1,2,3-cd]pyrene	14.526	276	21432	1.60	ppm	66
33) Dibenz[a,h]anthracene	14.546	278	18068	1.90	ppm	73
34) Benzo[g,h,i]perylene	14.834	276	19191	1.42	ppm	100
36) 1,4-Dioxane	2.145	88	2529m	0.96	ppm	
37) 1-Methylnaphthalene	7.109	142	11050	0.98	ppm	94
39) 4,6-dinitro-2-methylph...	8.611	198	4801	5.76	ppm	90

Quantitation Report (QT Reviewed)

Data Path : C:\msdchem\1\DATA\E4M4670\
Data File : 4m100254.D
Acq On : 28 May 2021 11:39 am
Operator : hennys
Sample : icc4670-1
Misc : op30792a,e4m4670,1000,,,1,1
ALS Vial : 4 Sample Multiplier: 1

Quant Time: May 28 12:42:48 2021
Quant Method : C:\msdchem\1\METHODS\M4M4670SIM.M
Quant Title : Semi Volatile GC/MS,zb-5 15m x .25mm x .50um
QLast Update : Fri May 28 10:34:35 2021
Response via : Initial Calibration

Compound	R.T.	QIon	Response	Conc	Units	Dev(Min)

(#) = qualifier out of range (m) = manual integration (+) = signals summed

Quantitation Report (QT Reviewed)

Data Path : C:\msdchem\1\DATA\E4M4670\
Data File : 4m100254.D
Acq On : 28 May 2021 11:39 am
Operator : hennys
Sample : icc4670-1
Misc : op30792a,e4m4670,1000,,,1,1
ALS Vial : 4 Sample Multiplier: 1

Quant Time: May 28 12:42:48 2021
Quant Method : C:\msdchem\1\METHODS\M4M4670SIM.M
Quant Title : Semi Volatile GC/MS,zb-5 15m x .25mm x .50um
QLast Update : Fri May 28 10:34:35 2021
Response via : Initial Calibration

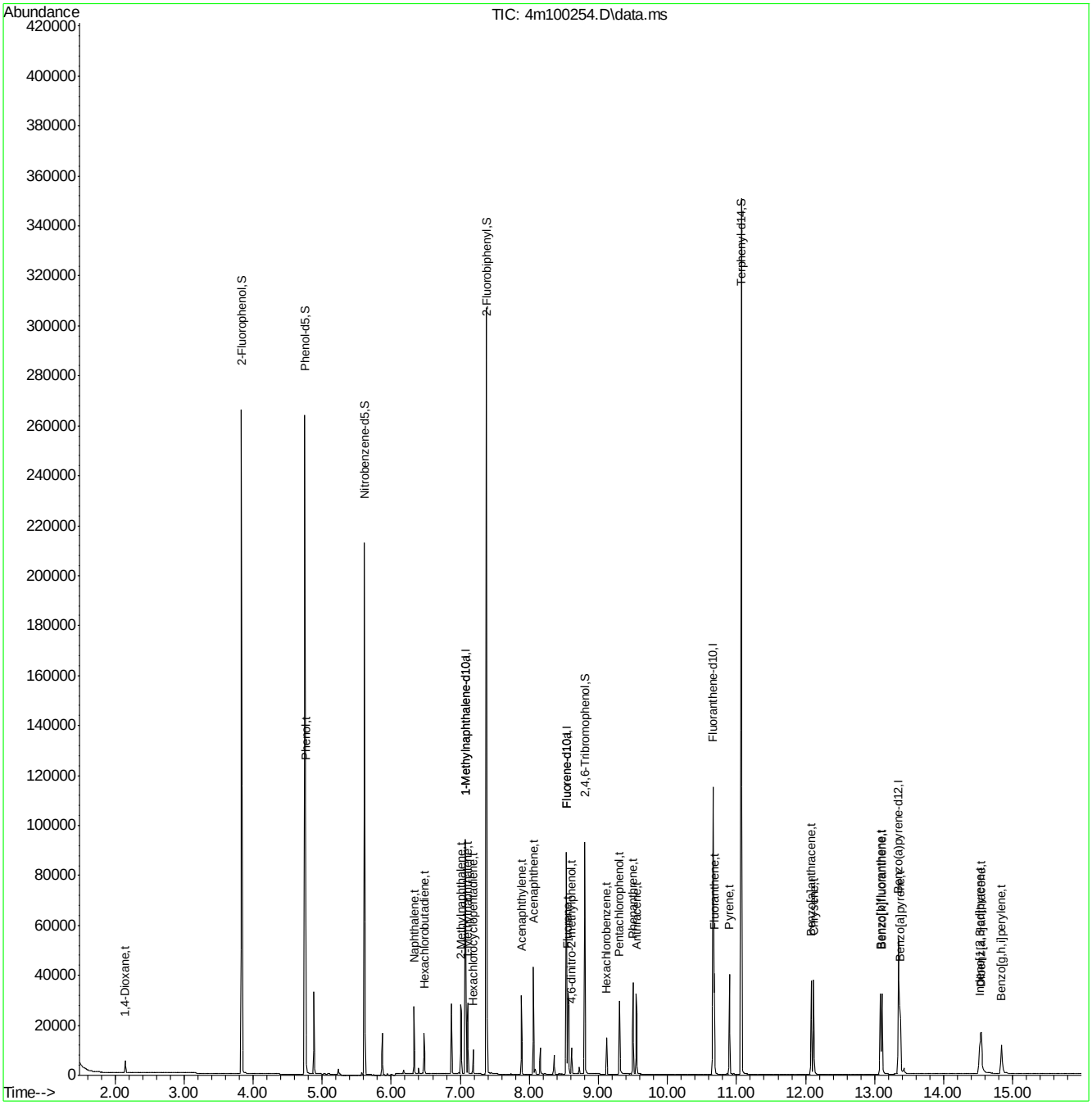

Manual Integration Approval Summary

Sample Number:	E4M4670-ICC4670	**Method:**	SW846 8270E BY SIM
Lab FileID:	4M100254.D	**Analyst approved:**	05/28/21 15:33 Ying Li
Injection Time:	05/28/21 11:39	**Supervisor approved:**	05/28/21 16:54 Nina Pandya

Parameter	CAS	Sig#	R.T. (min.)	Reason
1,4-Dioxane	123-91-1		2.15	Poor instrument integration

Quantitation Report (Qedit)

Data Path : C:\msdchem\1\DATA\E4M4670\
Data File : 4m100254.D
Acq On : 28 May 2021 11:39 am
Operator : hennys
Sample : icc4670-1
Misc : op30792a,e4m4670,1000,,,1,1
ALS Vial : 4 Sample Multiplier: 1

Quant Time: May 28 12:40:45 2021
Quant Method : C:\msdchem\1\METHODS\M4M4670SIM.M
Quant Title : Semi Volatile GC/MS,zb-5 15m x .25mm x .50um
QLast Update : Fri May 28 10:34:35 2021
Response via : Initial Calibration

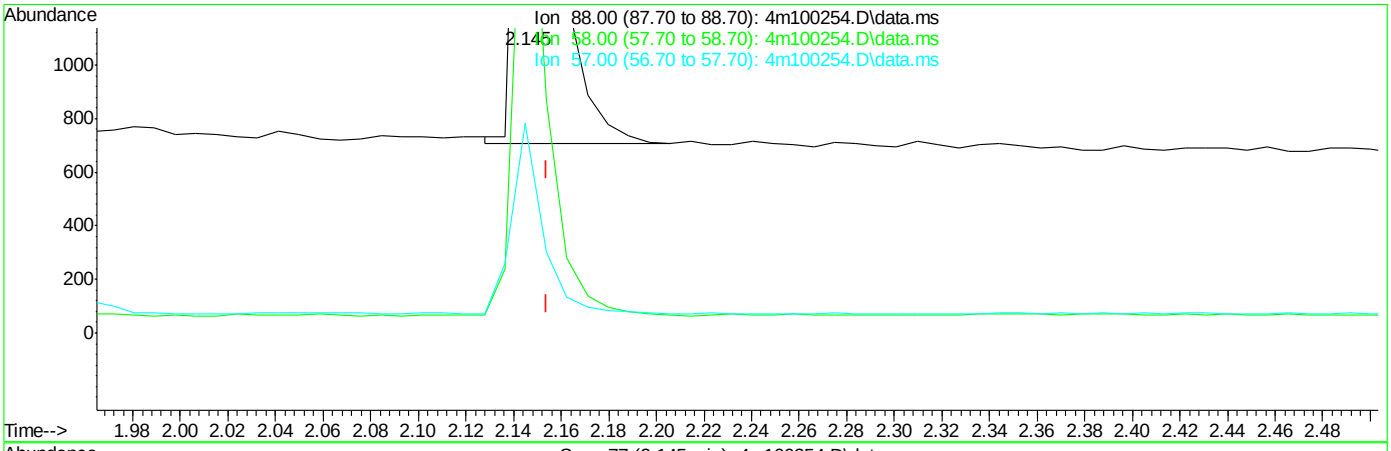

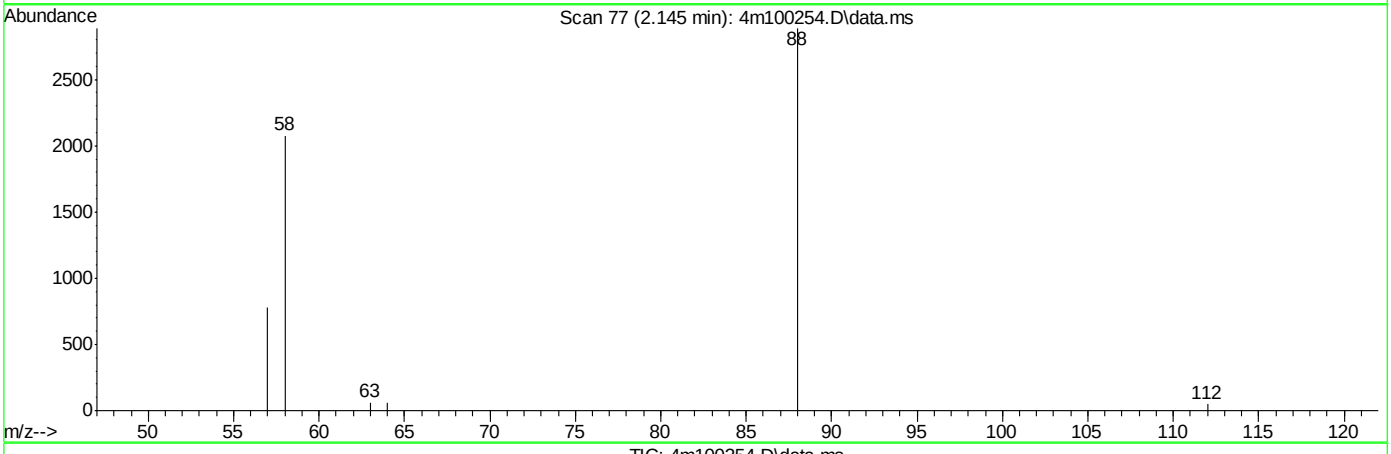

TIC: 4m100254.D\data.ms

(36) 1,4-Dioxane (t)

2.145min (-0.009) 0.98ppm

response 2588

Ion	Exp%	Act%
88.00	100	100
58.00	66.00	92.75#
57.00	22.60	32.69
0.00	0.00	0.00

Quantitation Report (Qedit)

Data Path : C:\msdchem\1\DATA\E4M4670\
Data File : 4m100254.D
Acq On : 28 May 2021 11:39 am
Operator : hennys
Sample : icc4670-1
Misc : op30792a,e4m4670,1000,,,1,1
ALS Vial : 4 Sample Multiplier: 1

Quant Time: May 28 12:40:45 2021
Quant Method : C:\msdchem\1\METHODS\M4M4670SIM.M
Quant Title : Semi Volatile GC/MS,zb-5 15m x .25mm x .50um
QLast Update : Fri May 28 10:34:35 2021
Response via : Initial Calibration

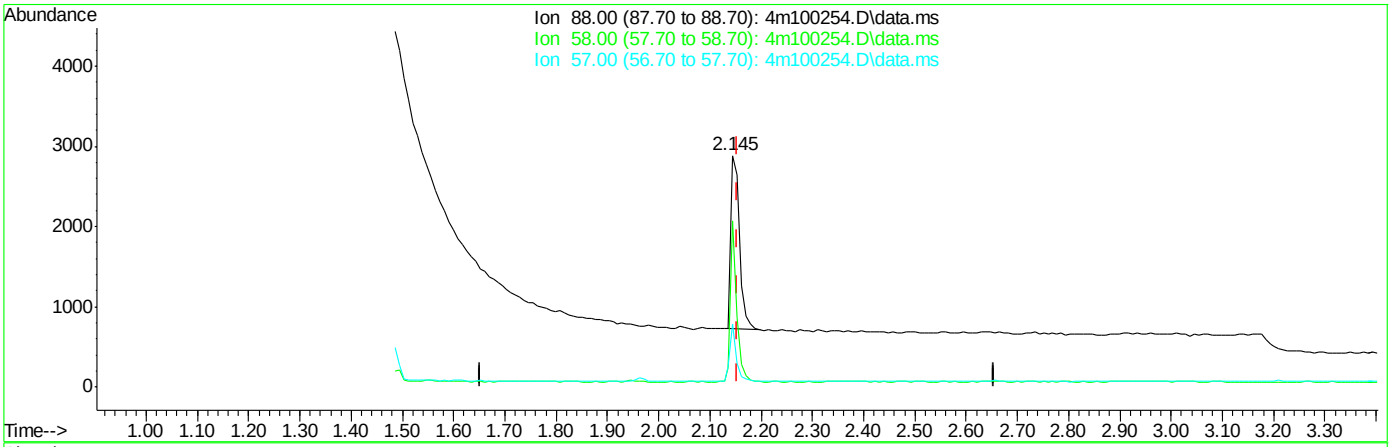

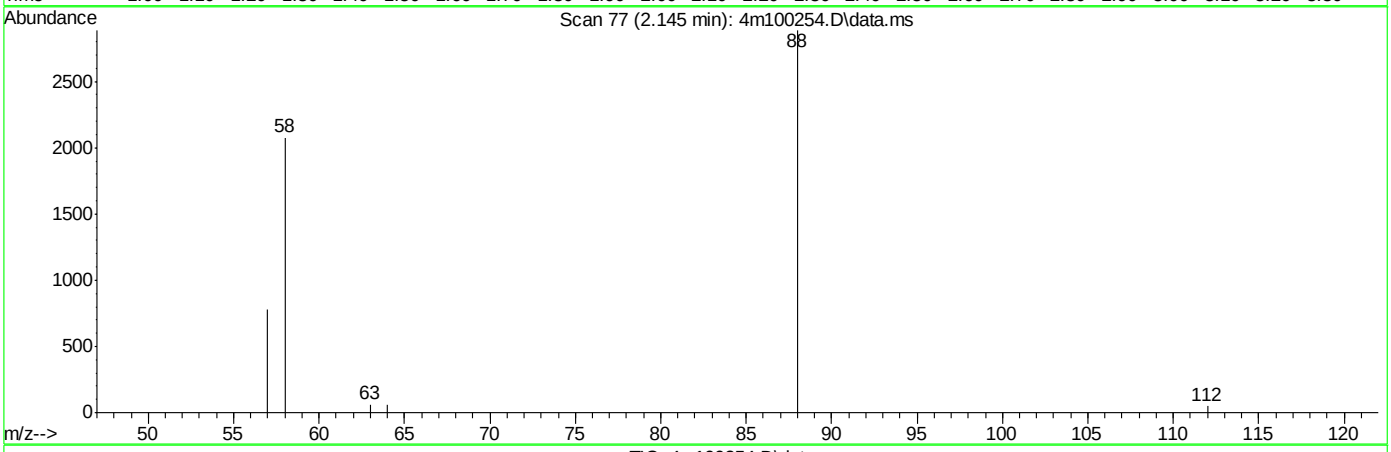

TIC: 4m100254.D\data.ms

(36) 1,4-Dioxane (t)

2.145min (-0.009) 0.96ppm m

response 2529

Ion	Exp%	Act%
88.00	100	100
58.00	66.00	71.97
57.00	22.60	27.06
0.00	0.00	0.00

Manual Integrations APPROVED (compounds with "m" flag)
Nina Pandya
05/28/21 16:54

Quantitation Report (QT Reviewed)

Data Path : C:\msdchem\1\DATA\E4M4670\
Data File : 4m100255.D
Acq On : 28 May 2021 12:00 pm
Operator : hennys
Sample : ic4670-0.5
Misc : op30792a,e4m4670,1000,,,1,1
ALS Vial : 5 Sample Multiplier: 1

Quant Time: May 28 12:46:42 2021
Quant Method : C:\msdchem\1\METHODS\M4M4670SIM.M
Quant Title : Semi Volatile GC/MS,zb-5 15m x .25mm x .50um
QLast Update : Fri May 28 12:43:31 2021
Response via : Initial Calibration

Compound	R.T.	QIon	Response	Conc	Units	Dev(Min)
Internal Standards						
1) 1-Methylnaphthalene-d10	7.076	152	34982	4.00	ppm	0.00
12) Fluorene-d10	8.540	176	42940	4.00	ppm	0.00
22) Fluoranthene-d10	10.660	212	76458	4.00	ppm	0.00
28) Benzo(a)pyrene-d12	13.345	264	52287	4.00	ppm	0.00
35) 1-Methylnaphthalene-d10a	7.076	152	34982	4.00	ppm	0.00
38) Fluorene-d10a	8.540	176	42940	4.00	ppm	0.00
System Monitoring Compounds						
2) 2-Fluorophenol	3.834	112	51437	10.29	ppm	0.00
Spiked Amount 50.000	Range 11 - 58		Recovery =	20.58%		
3) Phenol-d5	4.750	99	68642	10.50	ppm	0.00
Spiked Amount 50.000			Recovery =	21.00%		
6) Nitrobenzene-d5	5.616	82	62259	10.37	ppm	0.00
Spiked Amount 50.000			Recovery =	20.74%		
11) 2-Fluorobiphenyl	7.376	172	116769	10.76	ppm	0.00
Spiked Amount 50.000			Recovery =	21.52%		
17) 2,4,6-Tribromophenol	8.804	330	19368	9.94	ppm	0.00
Spiked Amount 50.000			Recovery =	19.88%		
25) Terphenyl-d14	11.065	244	124231	10.60	ppm	0.00
Spiked Amount 50.000			Recovery =	21.20%		
Target Compounds						Qvalue
4) Phenol	4.761	94	19527	2.56	ppm	97
7) Naphthalene	6.334	128	9076	0.50	ppm	99
8) Hexachlorobutadiene	6.477	225	2295	0.50	ppm	99
9) 2-Methylnaphthalene	7.010	142	6159	0.50	ppm	99
10) Hexachlorocyclopentadiene	7.186	237	1851	0.93	ppm	98
13) Acenaphthylene	7.885	152	8952	0.49	ppm	99
14) Acenaphthene	8.060	153	6218	0.49	ppm	99
16) Fluorene	8.561	166	7292	0.51	ppm	99
18) Hexachlorobenzene	9.114	284	2815	0.50	ppm	81
19) Pentachlorophenol	9.301	266	6251	2.25	ppm	98
20) Phenanthrene	9.503	178	10594	0.50	ppm	100
21) Anthracene	9.550	178	10203	0.48	ppm	99
23) Fluoranthene	10.675	202	12843	0.50	ppm	99
24) Pyrene	10.898	202	12426	0.49	ppm	99
26) Benzo[a]anthracene	12.082	228	10722	0.49	ppm	98
27) Chrysene	12.117	228	11454	0.49	ppm	98
29) Benzo[b]fluoranthene	13.081	252	10453	0.49	ppm	99
30) Benzo[k]fluoranthene	13.105	252	10664	0.50	ppm	99
31) Benzo[a]pyrene	13.365	252	10920	0.51	ppm	97
32) Indeno[1,2,3-cd]pyrene	14.517	276	11287	0.49	ppm	71
33) Dibenz[a,h]anthracene	14.536	278	9141	0.47	ppm	81
34) Benzo[g,h,i]perylene	14.834	276	10021	0.49	ppm	100
36) 1,4-Dioxane	2.154	88	1258m	0.48	ppm	
37) 1-Methylnaphthalene	7.109	142	5809	0.51	ppm	99
39) 4,6-dinitro-2-methylph...	8.611	198	1980	1.97	ppm	97

Quantitation Report (QT Reviewed)

Data Path : C:\msdchem\1\DATA\E4M4670\
Data File : 4m100255.D
Acq On : 28 May 2021 12:00 pm
Operator : hennys
Sample : ic4670-0.5
Misc : op30792a,e4m4670,1000,,,1,1
ALS Vial : 5 Sample Multiplier: 1

Quant Time: May 28 12:46:42 2021
Quant Method : C:\msdchem\1\METHODS\M4M4670SIM.M
Quant Title : Semi Volatile GC/MS,zb-5 15m x .25mm x .50um
QLast Update : Fri May 28 12:43:31 2021
Response via : Initial Calibration

Compound	R.T.	QIon	Response	Conc	Units	Dev(Min)

(#) = qualifier out of range (m) = manual integration (+) = signals summed

Quantitation Report (QT Reviewed)

Data Path : C:\msdchem\1\DATA\E4M4670\
Data File : 4m100255.D
Acq On : 28 May 2021 12:00 pm
Operator : hennys
Sample : ic4670-0.5
Misc : op30792a,e4m4670,1000,,,1,1
ALS Vial : 5 Sample Multiplier: 1

Quant Time: May 28 12:46:42 2021
Quant Method : C:\msdchem\1\METHODS\M4M4670SIM.M
Quant Title : Semi Volatile GC/MS,zb-5 15m x .25mm x .50um
QLast Update : Fri May 28 12:43:31 2021
Response via : Initial Calibration

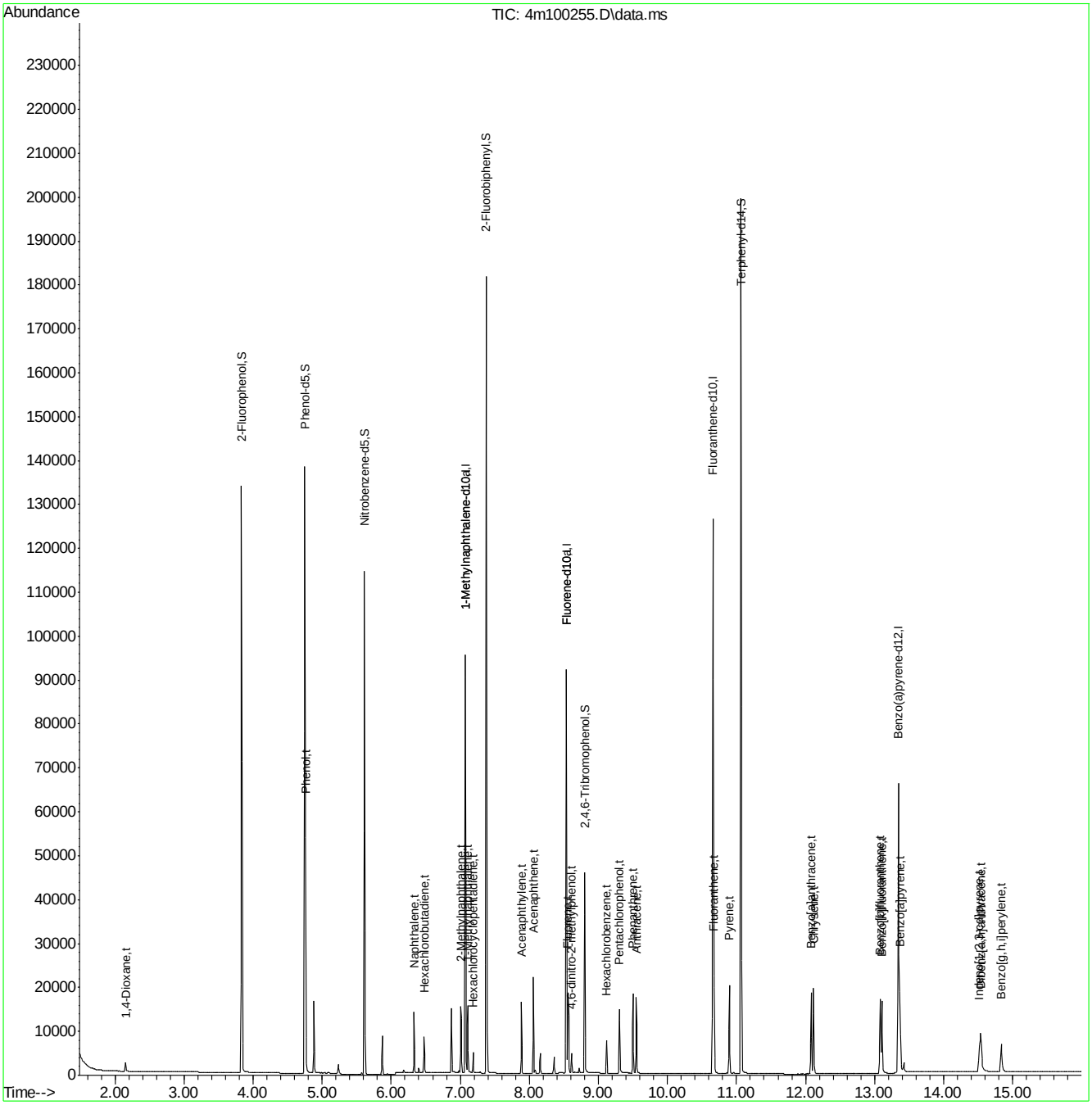

Manual Integration Approval Summary

Sample Number:	E4M4670-IC4670	**Method:**	SW846 8270E BY SIM
Lab FileID:	4M100255.D	**Analyst approved:**	05/28/21 15:33 Ying Li
Injection Time:	05/28/21 12:00	**Supervisor approved:**	05/28/21 16:54 Nina Pandya

Parameter	CAS	Sig#	R.T. (min.)	Reason
1,4-Dioxane	123-91-1		2.15	Poor instrument integration

Quantitation Report (Qedit)

Data Path : C:\msdchem\1\DATA\E4M4670\
Data File : 4m100255.D
Acq On : 28 May 2021 12:00 pm
Operator : hennys
Sample : ic4670-0.5
Misc : op30792a,e4m4670,1000,,,1,1
ALS Vial : 5 Sample Multiplier: 1

Quant Time: May 28 12:45:51 2021
Quant Method : C:\msdchem\1\METHODS\M4M4670SIM.M
Quant Title : Semi Volatile GC/MS,zb-5 15m x .25mm x .50um
QLast Update : Fri May 28 12:43:31 2021
Response via : Initial Calibration

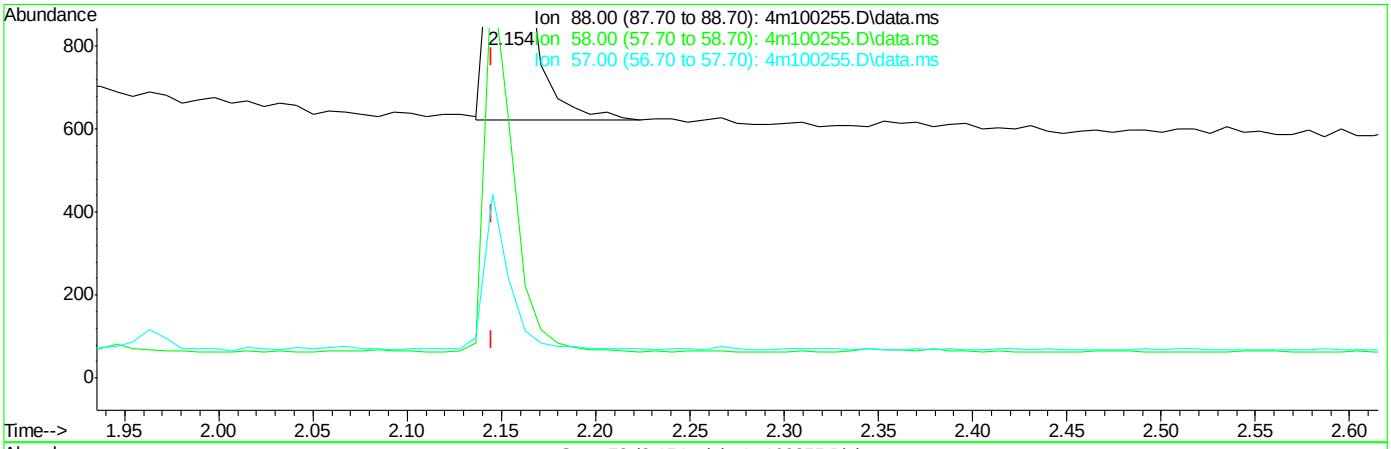

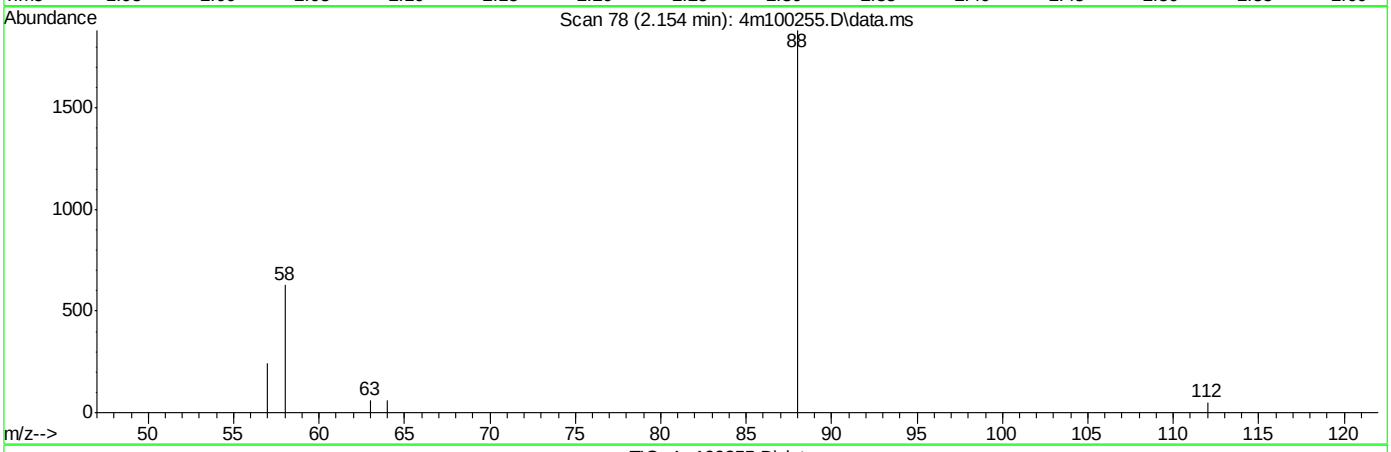

TIC: 4m100255.D\data.ms

(36) 1,4-Dioxane (t)

2.154min (+0.009) 0.50ppm

response 1299

Ion	Exp%	Act%
88.00	100	100
58.00	72.00	44.13#
57.00	27.10	12.50
0.00	0.00	0.00

Quantitation Report (Qedit)

Data Path : C:\msdchem\1\DATA\E4M4670\
Data File : 4m100255.D
Acq On : 28 May 2021 12:00 pm
Operator : hennys
Sample : ic4670-0.5
Misc : op30792a,e4m4670,1000,,,1,1
ALS Vial : 5 Sample Multiplier: 1

Quant Time: May 28 12:45:51 2021
Quant Method : C:\msdchem\1\METHODS\M4M4670SIM.M
Quant Title : Semi Volatile GC/MS,zb-5 15m x .25mm x .50um
QLast Update : Fri May 28 12:43:31 2021
Response via : Initial Calibration

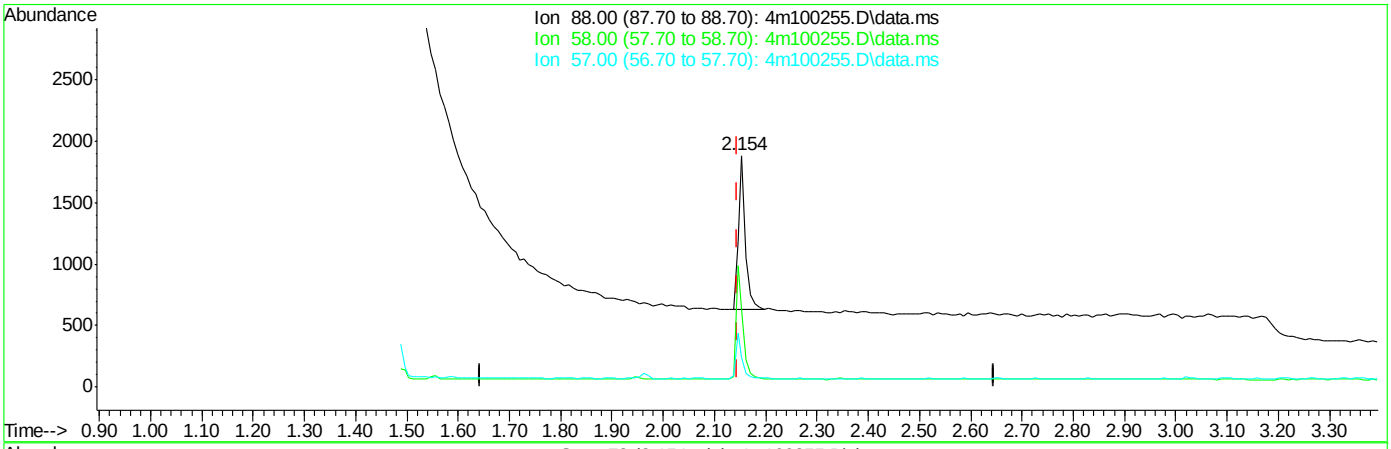

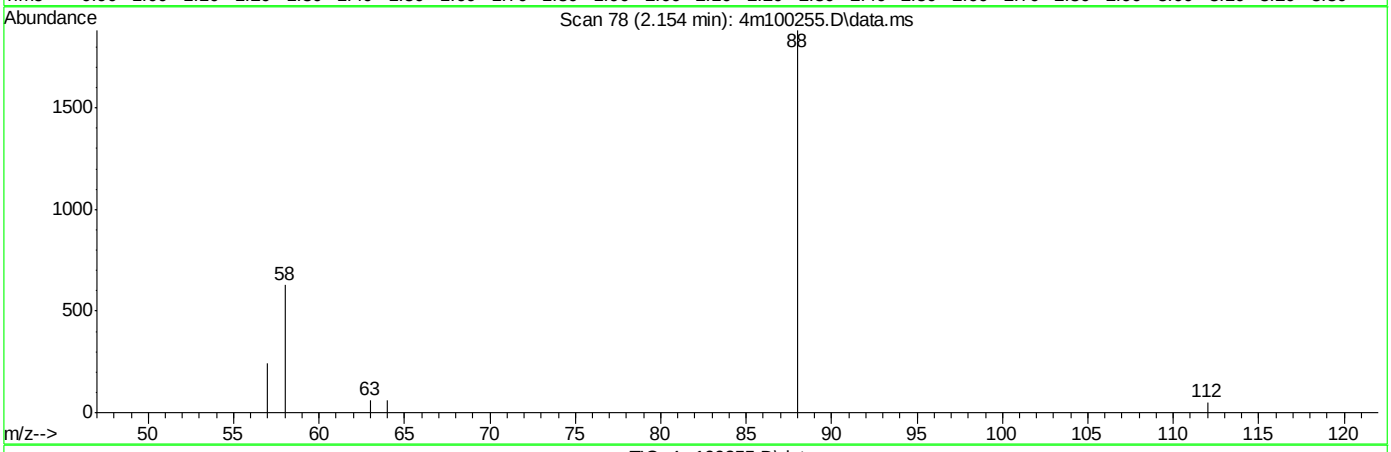

TIC: 4m100255.D\data.ms

(36) 1,4-Dioxane (t)

2.154min (+0.009) 0.48ppm m

response 1258

Ion	Exp%	Act%
88.00	100	100
58.00	72.00	33.37#
57.00	27.10	12.81
0.00	0.00	0.00

Manual Integrations APPROVED (compounds with "m" flag)
Nina Pandya
05/28/21 16:54

Quantitation Report (QT Reviewed)

Data Path : C:\msdchem\1\DATA\E4M4670\
Data File : 4m100256.D
Acq On : 28 May 2021 12:21 pm
Operator : hennys
Sample : ic4670-0.2
Misc : op30792a,e4m4670,1000,,,1,1
ALS Vial : 6 Sample Multiplier: 1

Quant Time: May 28 12:48:10 2021
Quant Method : C:\msdchem\1\METHODS\M4M4670SIM.M
Quant Title : Semi Volatile GC/MS,zb-5 15m x .25mm x .50um
QLast Update : Fri May 28 12:43:31 2021
Response via : Initial Calibration

Compound	R.T.	QIon	Response	Conc	Units		Dev(Min)
Internal Standards							
1) 1-Methylnaphthalene-d10	7.076	152	36824	4.00	ppm		0.00
12) Fluorene-d10	8.540	176	44815	4.00	ppm		0.00
22) Fluoranthene-d10	10.660	212	79184	4.00	ppm		0.00
28) Benzo(a)pyrene-d12	13.345	264	53091	4.00	ppm		0.00
35) 1-Methylnaphthalene-d10a	7.076	152	36824	4.00	ppm		0.00
38) Fluorene-d10a	8.540	176	44815	4.00	ppm		0.00
System Monitoring Compounds							
2) 2-Fluorophenol	3.843	112	22833	4.34	ppm		0.00
Spiked Amount 50.000	Range 11 - 58		Recovery =	8.68%#			
3) Phenol-d5	4.750	99	30356	4.41	ppm		0.00
Spiked Amount 50.000			Recovery =	8.82%			
6) Nitrobenzene-d5	5.616	82	27035	4.28	ppm		0.00
Spiked Amount 50.000			Recovery =	8.56%			
11) 2-Fluorobiphenyl	7.376	172	52790	4.62	ppm		0.00
Spiked Amount 50.000			Recovery =	9.24%			
17) 2,4,6-Tribromophenol	8.804	330	7748	3.81	ppm		0.00
Spiked Amount 50.000			Recovery =	7.62%			
25) Terphenyl-d14	11.069	244	54292	4.47	ppm		0.00
Spiked Amount 50.000			Recovery =	8.94%			
Target Compounds							Qvalue
4) Phenol	4.761	94	8322	1.04	ppm		98
7) Naphthalene	6.334	128	3875	0.20	ppm		99
8) Hexachlorobutadiene	6.477	225	981	0.20	ppm		98
9) 2-Methylnaphthalene	7.010	142	2534	0.20	ppm		100
10) Hexachlorocyclopentadiene	7.186	237	755	0.36	ppm		99
13) Acenaphthylene	7.885	152	3684	0.19	ppm		99
14) Acenaphthene	8.060	153	2638	0.20	ppm		96
16) Fluorene	8.561	166	2986	0.20	ppm		99
18) Hexachlorobenzene	9.114	284	1197	0.21	ppm		80
19) Pentachlorophenol	9.301	266	2242	0.77	ppm		100
20) Phenanthrene	9.503	178	4418	0.20	ppm		100
21) Anthracene	9.550	178	4189	0.19	ppm		99
23) Fluoranthene	10.675	202	5395	0.20	ppm		99
24) Pyrene	10.898	202	5092	0.19	ppm		100
26) Benzo[a]anthracene	12.082	228	4171	0.18	ppm		99
27) Chrysene	12.117	228	4480	0.19	ppm		100
29) Benzo[b]fluoranthene	13.084	252	4154	0.19	ppm		99
30) Benzo[k]fluoranthene	13.105	252	3992	0.18	ppm		98
31) Benzo[a]pyrene	13.365	252	4579	0.21	ppm		99
32) Indeno[1,2,3-cd]pyrene	14.517	276	4272	0.18	ppm		67
33) Dibenz[a,h]anthracene	14.536	278	3525	0.18	ppm	#	64
34) Benzo[g,h,i]perylene	14.834	276	3899	0.19	ppm		100
36) 1,4-Dioxane	2.154	88	543m	0.20	ppm		
37) 1-Methylnaphthalene	7.109	142	2442	0.20	ppm		98
39) 4,6-dinitro-2-methylph...	8.611	198	667	0.64	ppm		94

Quantitation Report (QT Reviewed)

Data Path : C:\msdchem\1\DATA\E4M4670\
Data File : 4m100256.D
Acq On : 28 May 2021 12:21 pm
Operator : hennys
Sample : ic4670-0.2
Misc : op30792a,e4m4670,1000,,,1,1
ALS Vial : 6 Sample Multiplier: 1

Quant Time: May 28 12:48:10 2021
Quant Method : C:\msdchem\1\METHODS\M4M4670SIM.M
Quant Title : Semi Volatile GC/MS,zb-5 15m x .25mm x .50um
QLast Update : Fri May 28 12:43:31 2021
Response via : Initial Calibration

Compound	R.T.	QIon	Response	Conc	Units	Dev(Min)

(#) = qualifier out of range (m) = manual integration (+) = signals summed

Quantitation Report (QT Reviewed)

Data Path : C:\msdchem\1\DATA\E4M4670\
Data File : 4m100256.D
Acq On : 28 May 2021 12:21 pm
Operator : hennys
Sample : ic4670-0.2
Misc : op30792a,e4m4670,1000,,,1,1
ALS Vial : 6 Sample Multiplier: 1

Quant Time: May 28 12:48:10 2021
Quant Method : C:\msdchem\1\METHODS\M4M4670SIM.M
Quant Title : Semi Volatile GC/MS,zb-5 15m x .25mm x .50um
QLast Update : Fri May 28 12:43:31 2021
Response via : Initial Calibration

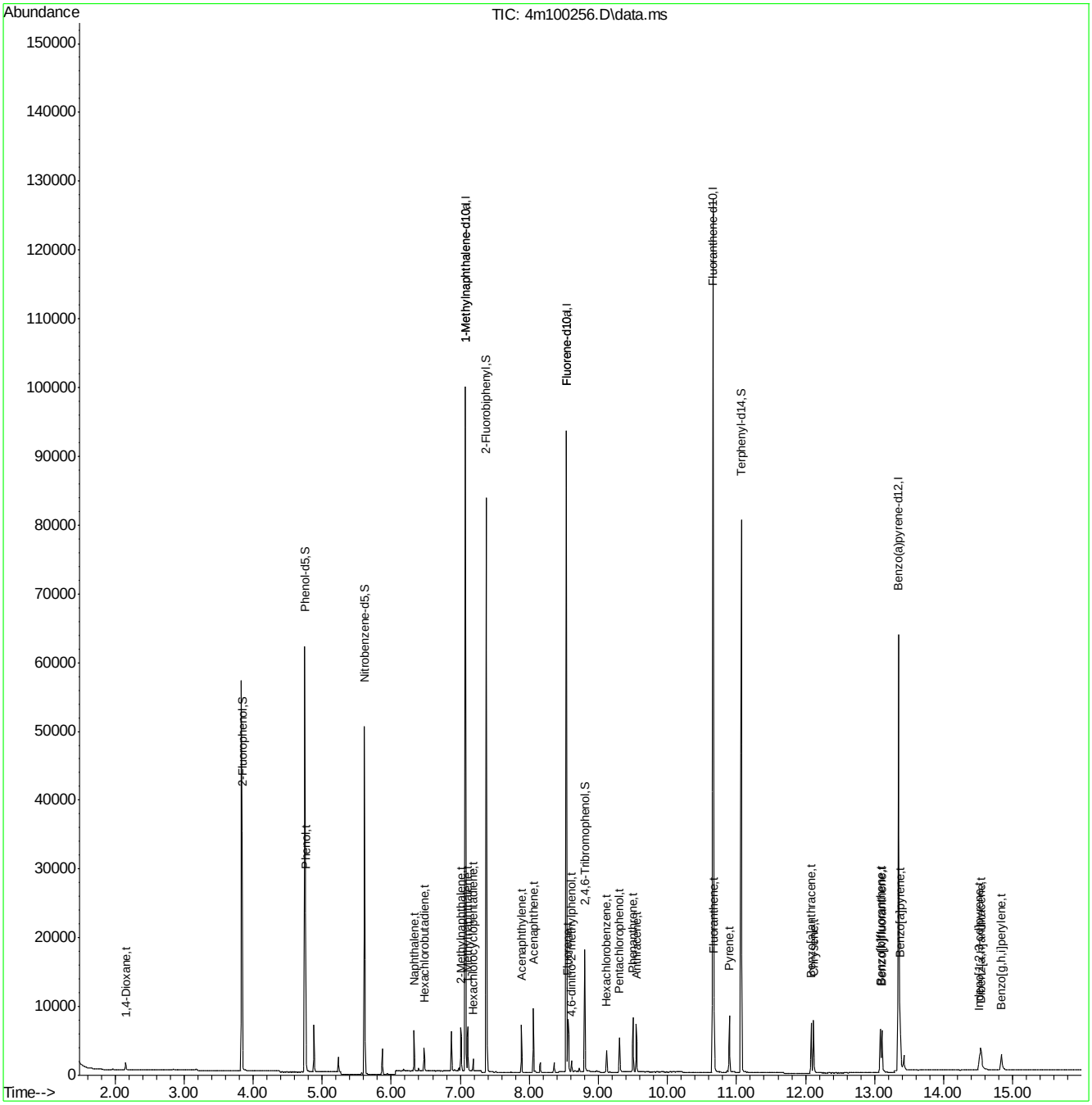

Manual Integration Approval Summary

Sample Number:	E4M4670-IC4670	**Method:**	SW846 8270E BY SIM
Lab FileID:	4M100256.D	**Analyst approved:**	05/28/21 15:33 Ying Li
Injection Time:	05/28/21 12:21	**Supervisor approved:**	05/28/21 16:54 Nina Pandya

Parameter	CAS	Sig#	R.T. (min.)	Reason
1,4-Dioxane	123-91-1		2.15	Poor instrument integration

Quantitation Report (Qedit)

Data Path : C:\msdchem\1\DATA\E4M4670\
Data File : 4m100256.D
Acq On : 28 May 2021 12:21 pm
Operator : hennys
Sample : ic4670-0.2
Misc : op30792a,e4m4670,1000,,,1,1
ALS Vial : 6 Sample Multiplier: 1

Quant Time: May 28 12:47:11 2021
Quant Method : C:\msdchem\1\METHODS\M4M4670SIM.M
Quant Title : Semi Volatile GC/MS,zb-5 15m x .25mm x .50um
QLast Update : Fri May 28 12:43:31 2021
Response via : Initial Calibration

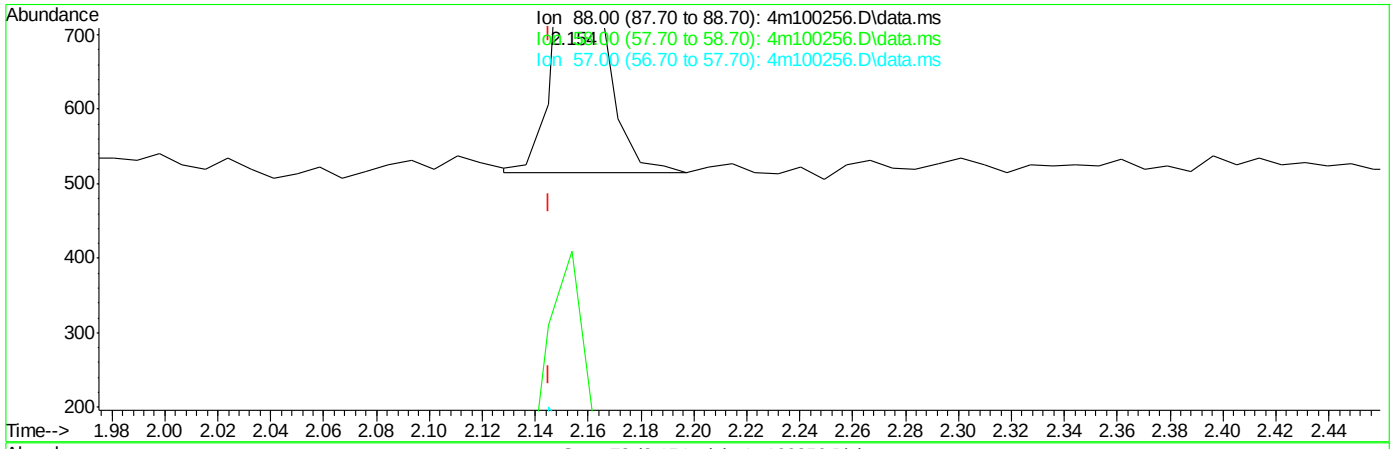

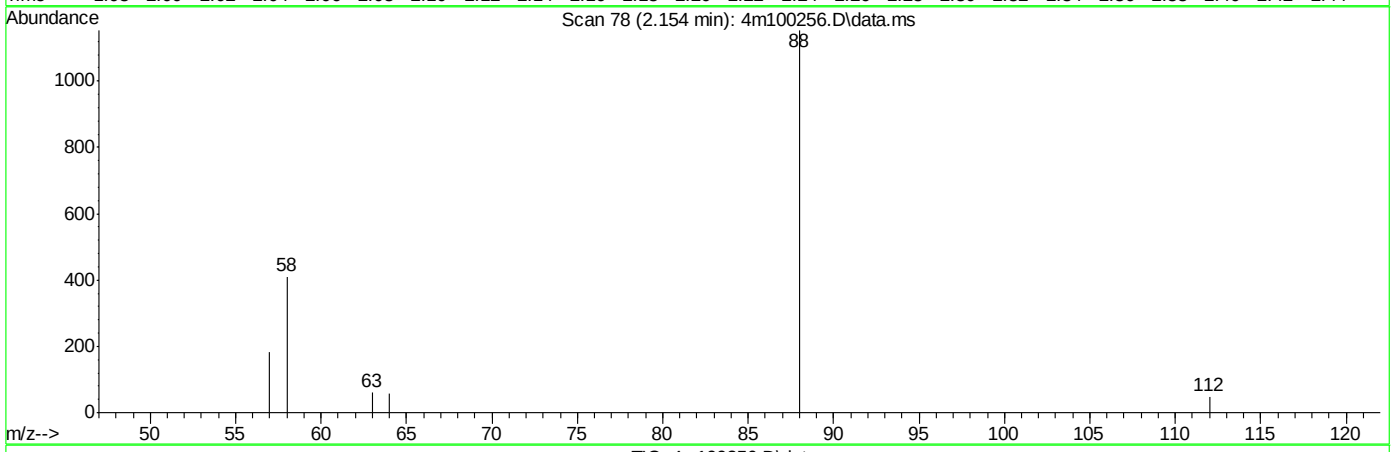

TIC: 4m100256.D\data.ms

(36) 1,4-Dioxane (t)

2.154min (+0.009) 0.21ppm

response 581

Ion	Exp%	Act%
88.00	100	100
58.00	72.00	54.80
57.00	27.10	18.11
0.00	0.00	0.00

Quantitation Report (Qedit)

Data Path : C:\msdchem\1\DATA\E4M4670\
Data File : 4m100256.D
Acq On : 28 May 2021 12:21 pm
Operator : hennys
Sample : ic4670-0.2
Misc : op30792a,e4m4670,1000,,,1,1
ALS Vial : 6 Sample Multiplier: 1

Quant Time: May 28 12:47:11 2021
Quant Method : C:\msdchem\1\METHODS\M4M4670SIM.M
Quant Title : Semi Volatile GC/MS,zb-5 15m x .25mm x .50um
QLast Update : Fri May 28 12:43:31 2021
Response via : Initial Calibration

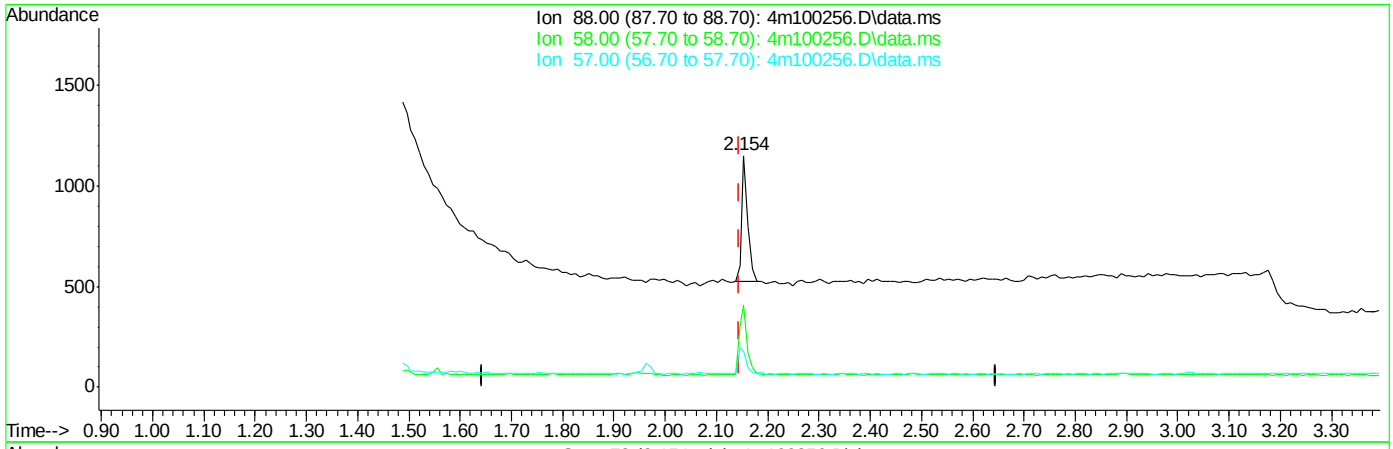

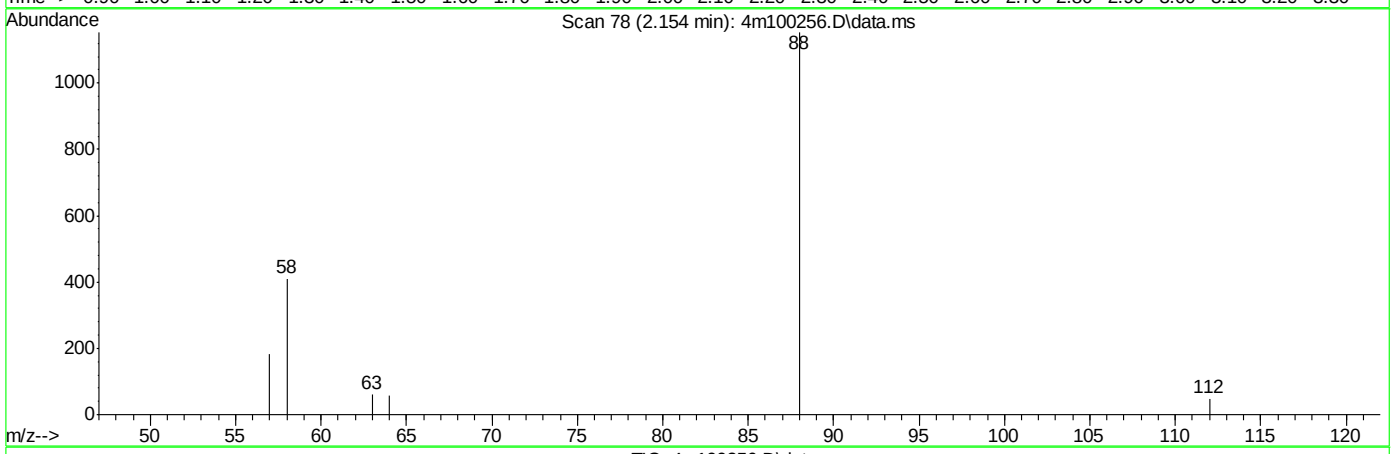

TIC: 4m100256.D\data.ms

(36) 1,4-Dioxane (t)

2.154min (+0.009) 0.20ppm m

response 543

Ion	Exp%	Act%
88.00	100	100
58.00	72.00	35.56#
57.00	27.10	15.78
0.00	0.00	0.00

Manual Integrations APPROVED (compounds with "m" flag)
Nina Pandya
05/28/21 16:54

Quantitation Report (QT Reviewed)

Data Path : C:\msdchem\1\DATA\E4M4670\
Data File : 4m100257.D
Acq On : 28 May 2021 12:42 pm
Operator : hennys
Sample : ic4670-0.1
Misc : op30792a,e4m4670,1000,,,1,1
ALS Vial : 7 Sample Multiplier: 1

Quant Time: May 28 13:02:30 2021
Quant Method : C:\msdchem\1\METHODS\M4M4670SIM.M
Quant Title : Semi Volatile GC/MS,zb-5 15m x .25mm x .50um
QLast Update : Fri May 28 12:49:56 2021
Response via : Initial Calibration

Compound	R.T.	QIon	Response	Conc	Units	Dev(Min)
Internal Standards						
1) 1-Methylnaphthalene-d10	7.076	152	34457	4.00	ppm	0.00
12) Fluorene-d10	8.540	176	42548	4.00	ppm	0.00
22) Fluoranthene-d10	10.660	212	76280	4.00	ppm	0.00
28) Benzo(a)pyrene-d12	13.345	264	51706	4.00	ppm	0.00
35) 1-Methylnaphthalene-d10a	7.076	152	34457	4.00	ppm	0.00
38) Fluorene-d10a	8.540	176	42548	4.00	ppm	0.00
System Monitoring Compounds						
2) 2-Fluorophenol	3.843	112	10608	2.20	ppm	0.00
Spiked Amount 50.000	Range 11 - 58		Recovery =	4.40%#		
3) Phenol-d5	4.750	99	14149	2.22	ppm	0.00
Spiked Amount 50.000			Recovery =	4.44%		
6) Nitrobenzene-d5	5.616	82	12524	2.15	ppm	0.00
Spiked Amount 50.000			Recovery =	4.30%		
11) 2-Fluorobiphenyl	7.376	172	25810	2.42	ppm	0.00
Spiked Amount 50.000			Recovery =	4.84%		
17) 2,4,6-Tribromophenol	8.797	330	3456	1.84	ppm	0.00
Spiked Amount 50.000			Recovery =	3.68%		
25) Terphenyl-d14	11.069	244	26474	2.30	ppm	0.00
Spiked Amount 50.000			Recovery =	4.60%		
Target Compounds						Qvalue
4) Phenol	4.761	94	3893	0.52	ppm	100
7) Naphthalene	6.334	128	1794	0.10	ppm	99
8) Hexachlorobutadiene	6.477	225	458	0.10	ppm	99
9) 2-Methylnaphthalene	7.010	142	1176	0.10	ppm	96
10) Hexachlorocyclopentadiene	7.186	237	328	0.17	ppm	99
13) Acenaphthylene	7.885	152	1691	0.09	ppm	99
14) Acenaphthene	8.060	153	1249	0.10	ppm	99
16) Fluorene	8.561	166	1414	0.10	ppm	93
18) Hexachlorobenzene	9.120	284	567	0.10	ppm	99
19) Pentachlorophenol	9.301	266	947	0.35	ppm	100
20) Phenanthrene	9.503	178	2082	0.10	ppm	99
21) Anthracene	9.550	178	1892	0.09	ppm	97
23) Fluoranthene	10.679	202	2629	0.10	ppm	99
24) Pyrene	10.898	202	2392	0.10	ppm	97
26) Benzo[a]anthracene	12.082	228	1932	0.09	ppm	100
27) Chrysene	12.117	228	2126	0.09	ppm	98
29) Benzo[b]fluoranthene	13.084	252	1902	0.09	ppm	96
30) Benzo[k]fluoranthene	13.108	252	1862	0.09	ppm	97
31) Benzo[a]pyrene	13.365	252	2090	0.10	ppm	99
32) Indeno[1,2,3-cd]pyrene	14.527	276	1930	0.09	ppm	98
33) Dibenz[a,h]anthracene	14.546	278	1542	0.08	ppm	92
34) Benzo[g,h,i]perylene	14.843	276	1863	0.09	ppm	99
36) 1,4-Dioxane	2.154	88	219m	0.09	ppm	
37) 1-Methylnaphthalene	7.109	142	1160	0.10	ppm	100
39) 4,6-dinitro-2-methylph...	8.611	198	274	0.24	ppm	95

Quantitation Report (QT Reviewed)

Data Path : C:\msdchem\1\DATA\E4M4670\
Data File : 4m100257.D
Acq On : 28 May 2021 12:42 pm
Operator : hennys
Sample : ic4670-0.1
Misc : op30792a,e4m4670,1000,,,1,1
ALS Vial : 7 Sample Multiplier: 1

Quant Time: May 28 13:02:30 2021
Quant Method : C:\msdchem\1\METHODS\M4M4670SIM.M
Quant Title : Semi Volatile GC/MS,zb-5 15m x .25mm x .50um
QLast Update : Fri May 28 12:49:56 2021
Response via : Initial Calibration

Compound	R.T.	QIon	Response	Conc	Units	Dev(Min)

(#) = qualifier out of range (m) = manual integration (+) = signals summed

Quantitation Report (QT Reviewed)

Data Path : C:\msdchem\1\DATA\E4M4670\
Data File : 4m100257.D
Acq On : 28 May 2021 12:42 pm
Operator : hennys
Sample : ic4670-0.1
Misc : op30792a,e4m4670,1000,,,1,1
ALS Vial : 7 Sample Multiplier: 1

Quant Time: May 28 13:02:30 2021
Quant Method : C:\msdchem\1\METHODS\M4M4670SIM.M
Quant Title : Semi Volatile GC/MS,zb-5 15m x .25mm x .50um
QLast Update : Fri May 28 12:49:56 2021
Response via : Initial Calibration

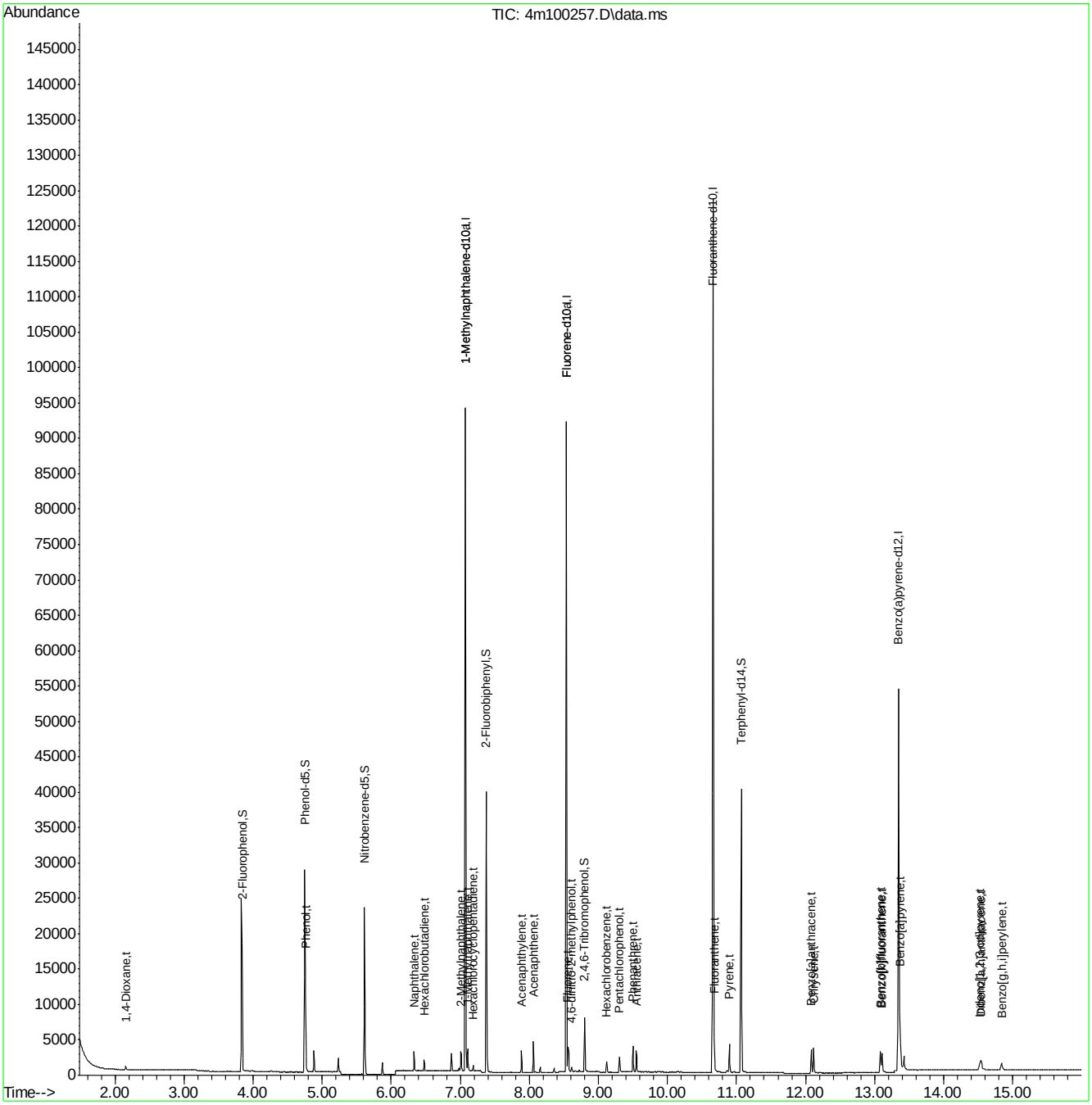

Manual Integration Approval Summary

Sample Number:	E4M4670-IC4670	**Method:**	SW846 8270E BY SIM
Lab FileID:	4M100257.D	**Analyst approved:**	05/28/21 15:33 Ying Li
Injection Time:	05/28/21 12:42	**Supervisor approved:**	05/28/21 16:54 Nina Pandya

Parameter	CAS	Sig#	R.T. (min.)	Reason
1,4-Dioxane	123-91-1		2.15	Poor instrument integration

Quantitation Report (Qedit)

Data Path : C:\msdchem\1\DATA\E4M4670\
Data File : 4m100257.D
Acq On : 28 May 2021 12:42 pm
Operator : hennys
Sample : ic4670-0.1
Misc : op30792a,e4m4670,1000,,,1,1
ALS Vial : 7 Sample Multiplier: 1

Quant Time: May 28 13:01:38 2021
Quant Method : C:\msdchem\1\METHODS\M4M4670SIM.M
Quant Title : Semi Volatile GC/MS,zb-5 15m x .25mm x .50um
QLast Update : Fri May 28 12:49:56 2021
Response via : Initial Calibration

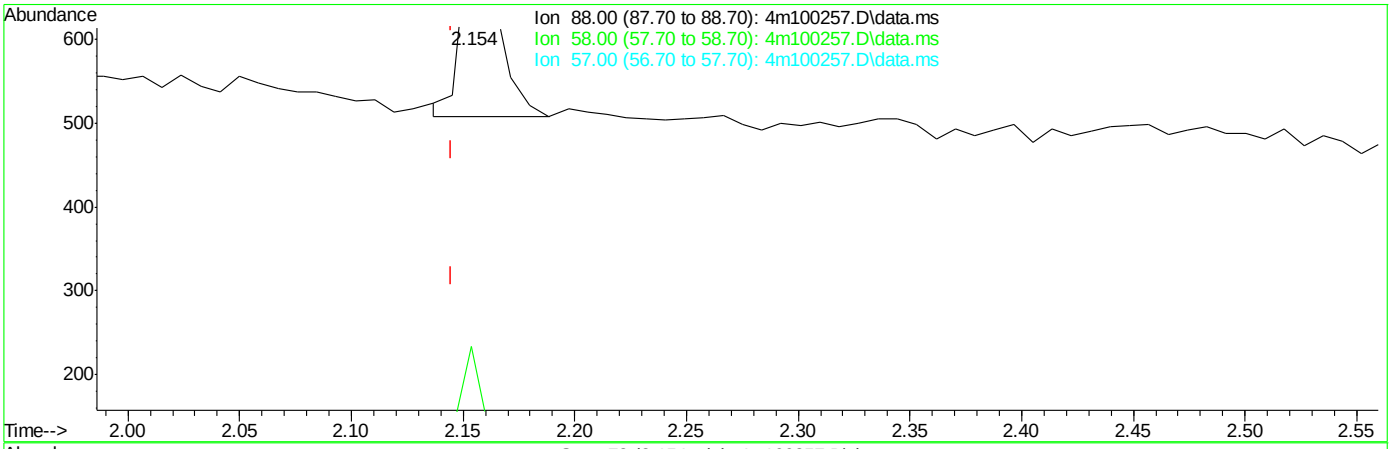

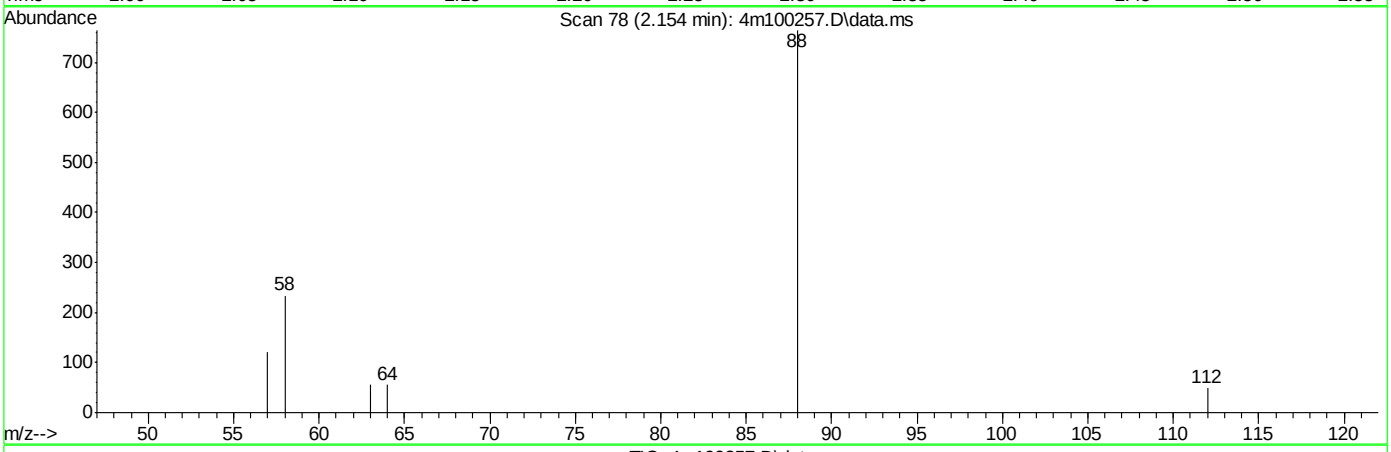

TIC: 4m100257.D\data.ms

(36) 1,4-Dioxane (t)

2.154min (+0.009) 0.11ppm

response 265

Ion	Exp%	Act%
88.00	100	100
58.00	72.00	69.96
57.00	27.10	21.37
0.00	0.00	0.00

Quantitation Report (Qedit)

Data Path : C:\msdchem\1\DATA\E4M4670\
Data File : 4m100257.D
Acq On : 28 May 2021 12:42 pm
Operator : hennys
Sample : ic4670-0.1
Misc : op30792a,e4m4670,1000,,,1,1
ALS Vial : 7 Sample Multiplier: 1

Quant Time: May 28 13:01:38 2021
Quant Method : C:\msdchem\1\METHODS\M4M4670SIM.M
Quant Title : Semi Volatile GC/MS,zb-5 15m x .25mm x .50um
QLast Update : Fri May 28 12:49:56 2021
Response via : Initial Calibration

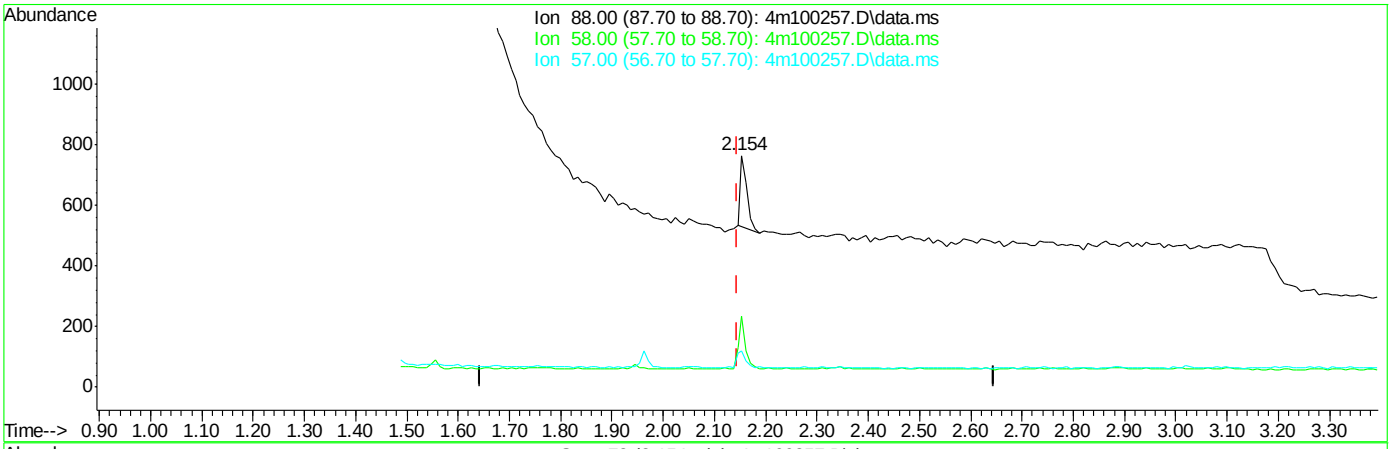

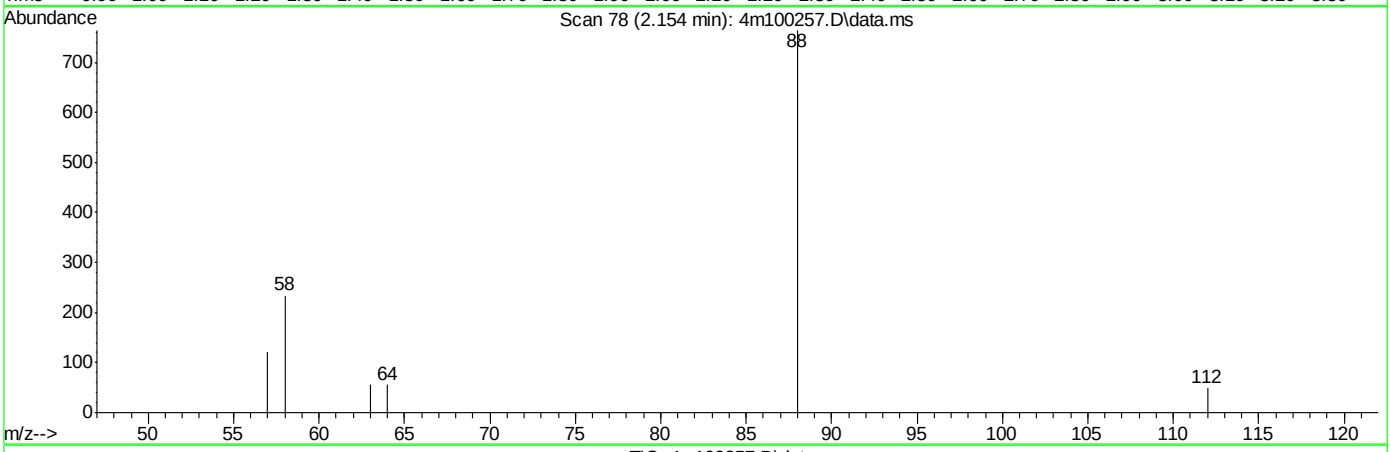

TIC: 4m100257.D\data.ms

(36) 1,4-Dioxane (t)

2.154min (+0.009) 0.09ppm m

response 219

Ion	Exp%	Act%
88.00	100	100
58.00	72.00	30.63#
57.00	27.10	15.71
0.00	0.00	0.00

9.6.6.3

6

4M100258.D

Manual Integrations APPROVED (compounds with "m" flag)

Nina Pandya
05/28/21 16:54

Quantitation Report (QT Reviewed)

Data Path : C:\msdchem\1\DATA\E4M4670\
Data File : 4m100258.D
Acq On : 28 May 2021 1:02 pm
Operator : hennys
Sample : ic4670-0.05
Misc : op30792a,e4m4670,1000,,,1,1
ALS Vial : 8 Sample Multiplier: 1

Quant Time: May 28 14:23:33 2021
Quant Method : C:\msdchem\1\METHODS\M4M4670SIM.M
Quant Title : Semi Volatile GC/MS,zb-5 15m x .25mm x .50um
QLast Update : Fri May 28 13:02:55 2021
Response via : Initial Calibration

Compound	R.T.	QIon	Response	Conc	Units		Dev(Min)
Internal Standards							
1) 1-Methylnaphthalene-d10	7.076	152	34549	4.00	ppm		0.00
12) Fluorene-d10	8.539	176	41390	4.00	ppm		0.00
22) Fluoranthene-d10	10.660	212	74397	4.00	ppm		0.00
28) Benzo(a)pyrene-d12	13.355	264	50592	4.00	ppm		0.00
35) 1-Methylnaphthalene-d10a	7.076	152	34549	4.00	ppm		0.00
38) Fluorene-d10a	8.539	176	41390	4.00	ppm		0.00
System Monitoring Compounds							
2) 2-Fluorophenol	3.843	112	5582	1.15	ppm		0.00
Spiked Amount 50.000	Range 11 - 58		Recovery =	2.30%#			
3) Phenol-d5	4.750	99	7412	1.16	ppm		0.00
Spiked Amount 50.000			Recovery =	2.32%			
6) Nitrobenzene-d5	5.616	82	6495	1.11	ppm		0.00
Spiked Amount 50.000			Recovery =	2.22%			
11) 2-Fluorobiphenyl	7.383	172	13841	1.29	ppm		0.00
Spiked Amount 50.000			Recovery =	2.58%			
17) 2,4,6-Tribromophenol	8.804	330	1688	0.93	ppm		0.00
Spiked Amount 50.000			Recovery =	1.86%			
25) Terphenyl-d14	11.068	244	13573	1.21	ppm		0.00
Spiked Amount 50.000			Recovery =	2.42%			
Target Compounds							Qvalue
4) Phenol	4.761	94	2041	0.27	ppm		100
7) Naphthalene	6.333	128	949	0.05	ppm		100
8) Hexachlorobutadiene	6.476	225	240	0.05	ppm		95
9) 2-Methylnaphthalene	7.016	142	617	0.05	ppm		87
10) Hexachlorocyclopentadiene	7.186	237	175	0.09	ppm		100
13) Acenaphthylene	7.885	152	880	0.05	ppm		96
14) Acenaphthene	8.060	153	629	0.05	ppm		93
16) Fluorene	8.561	166	745	0.05	ppm		97
18) Hexachlorobenzene	9.120	284	293	0.05	ppm		98
19) Pentachlorophenol	9.308	266	480	0.18	ppm		83
20) Phenanthrene	9.503	178	1094	0.05	ppm		98
21) Anthracene	9.550	178	982	0.05	ppm		98
23) Fluoranthene	10.679	202	1367m	0.06	ppm		
24) Pyrene	10.898	202	1249	0.05	ppm		98
26) Benzo[a]anthracene	12.084	228	982	0.05	ppm		98
27) Chrysene	12.119	228	1060	0.05	ppm		99
29) Benzo[b]fluoranthene	13.087	252	942	0.05	ppm		96
30) Benzo[k]fluoranthene	13.108	252	888	0.04	ppm		99
31) Benzo[a]pyrene	13.374	252	1003m	0.05	ppm		
32) Indeno[1,2,3-cd]pyrene	14.526	276	949	0.04	ppm		75
33) Dibenz[a,h]anthracene	14.546	278	770	0.04	ppm		96
34) Benzo[g,h,i]perylene	14.843	276	938	0.05	ppm		99
36) 1,4-Dioxane	2.154	88	147m	0.06	ppm		
37) 1-Methylnaphthalene	7.109	142	614	0.05	ppm		99
39) 4,6-dinitro-2-methylph...	8.618	198	122	0.11	ppm	#	67

Quantitation Report (QT Reviewed)

Data Path : C:\msdchem\1\DATA\E4M4670\
Data File : 4m100258.D
Acq On : 28 May 2021 1:02 pm
Operator : hennys
Sample : ic4670-0.05
Misc : op30792a,e4m4670,1000,,,1,1
ALS Vial : 8 Sample Multiplier: 1

Quant Time: May 28 14:23:33 2021
Quant Method : C:\msdchem\1\METHODS\M4M4670SIM.M
Quant Title : Semi Volatile GC/MS,zb-5 15m x .25mm x .50um
QLast Update : Fri May 28 13:02:55 2021
Response via : Initial Calibration

Compound	R.T.	QIon	Response	Conc	Units	Dev(Min)

(#) = qualifier out of range (m) = manual integration (+) = signals summed

Quantitation Report (QT Reviewed)

Data Path : C:\msdchem\1\DATA\E4M4670\
Data File : 4m100258.D
Acq On : 28 May 2021 1:02 pm
Operator : hennys
Sample : ic4670-0.05
Misc : op30792a,e4m4670,1000,,,1,1
ALS Vial : 8 Sample Multiplier: 1

Quant Time: May 28 14:23:33 2021
Quant Method : C:\msdchem\1\METHODS\M4M4670SIM.M
Quant Title : Semi Volatile GC/MS,zb-5 15m x .25mm x .50um
QLast Update : Fri May 28 13:02:55 2021
Response via : Initial Calibration

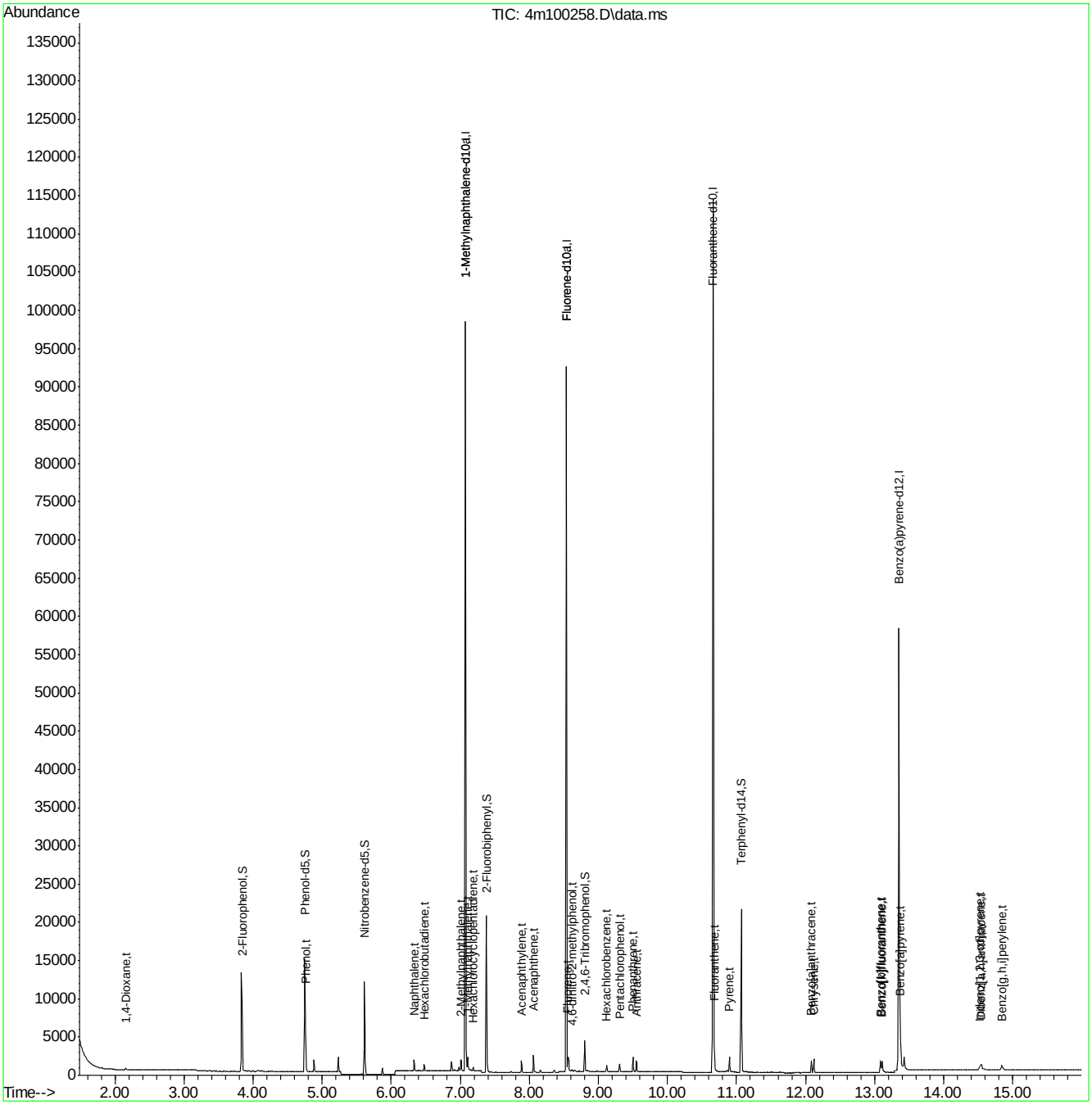

Manual Integration Approval Summary

Sample Number: E4M4670-IC4670
Lab FileID: 4M100258.D
Injection Time: 05/28/21 13:02
Method: SW846 8270E BY SIM
Analyst approved: 05/28/21 15:33 Ying Li
Supervisor approved: 05/28/21 16:54 Nina Pandya

Parameter	CAS	Sig#	R.T. (min.)	Reason
1,4-Dioxane	123-91-1		2.15	Poor instrument integration
Fluoranthene	206-44-0		10.68	Poor instrument integration
Benzo(a)pyrene	50-32-8		13.37	Poor instrument integration

Quantitation Report (Qedit)

Data Path : C:\msdchem\1\DATA\E4M4670\
Data File : 4m100258.D
Acq On : 28 May 2021 1:02 pm
Operator : hennys
Sample : ic4670-0.05
Misc : op30792a,e4m4670,1000,,,1,1
ALS Vial : 8 Sample Multiplier: 1

Quant Time: May 28 14:21:45 2021
Quant Method : C:\msdchem\1\METHODS\M4M4670SIM.M
Quant Title : Semi Volatile GC/MS,zb-5 15m x .25mm x .50um
QLast Update : Fri May 28 13:02:55 2021
Response via : Initial Calibration

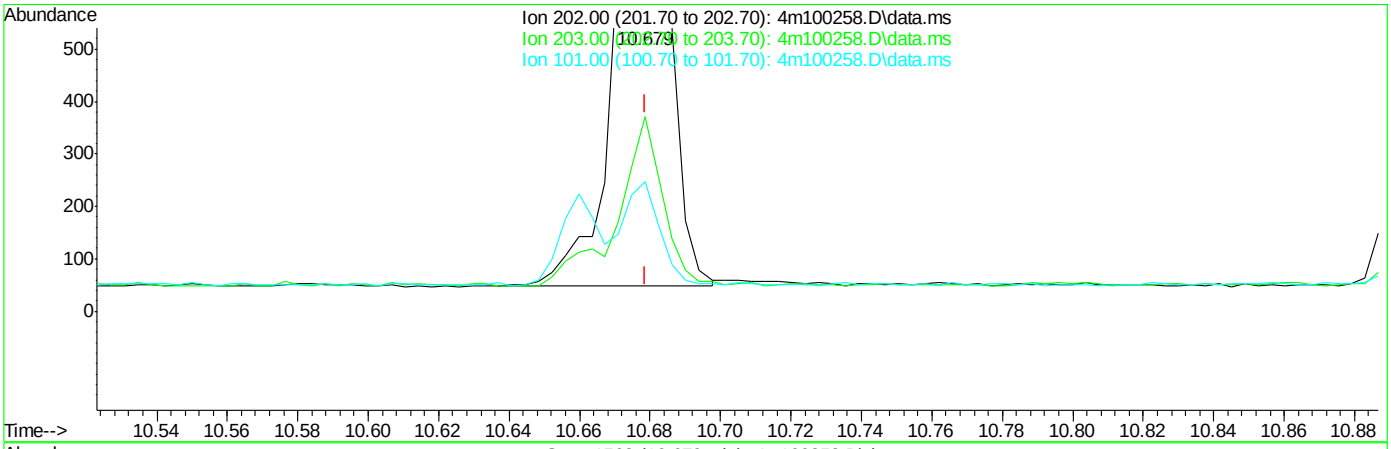

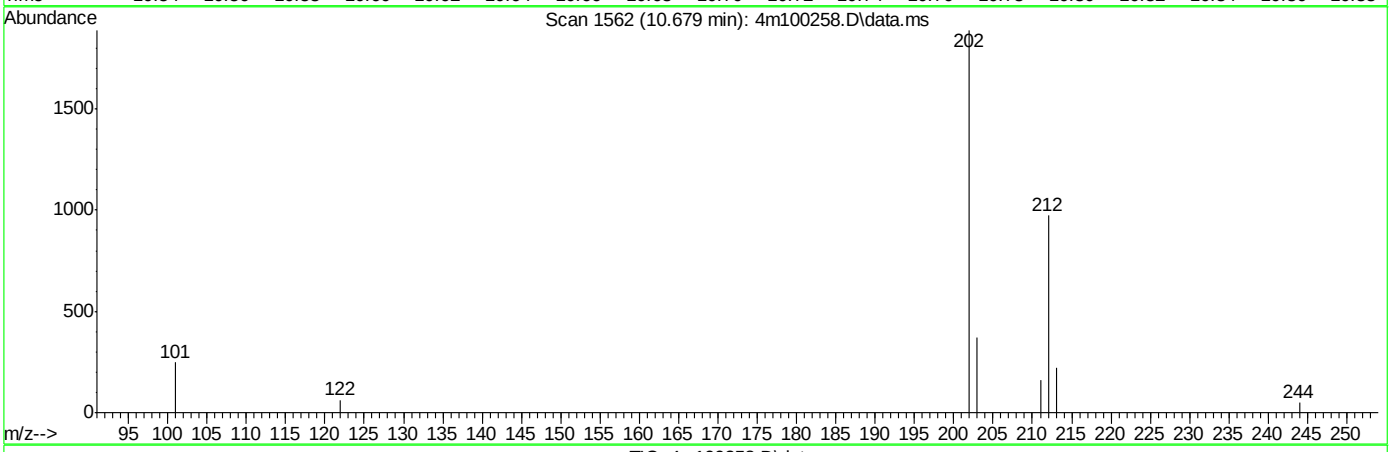

TIC: 4m100258.D\data.ms

(23) Fluoranthene (t)

10.679min (-0.000) 0.06ppm

response 1432

Ion	Exp%	Act%
202.00	100	100
203.00	16.90	17.42
101.00	10.40	10.55
0.00	0.00	0.00

Quantitation Report (Qedit)

Data Path : C:\msdchem\1\DATA\E4M4670\
Data File : 4m100258.D
Acq On : 28 May 2021 1:02 pm
Operator : hennys
Sample : ic4670-0.05
Misc : op30792a,e4m4670,1000,,,1,1
ALS Vial : 8 Sample Multiplier: 1

Quant Time: May 28 14:21:45 2021
Quant Method : C:\msdchem\1\METHODS\M4M4670SIM.M
Quant Title : Semi Volatile GC/MS,zb-5 15m x .25mm x .50um
QLast Update : Fri May 28 13:02:55 2021
Response via : Initial Calibration

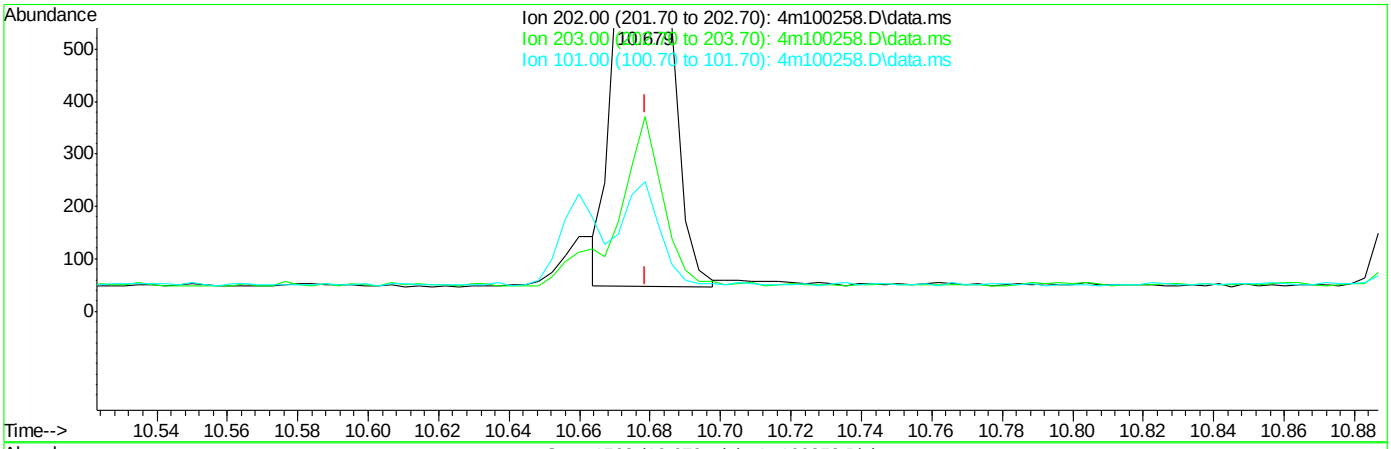

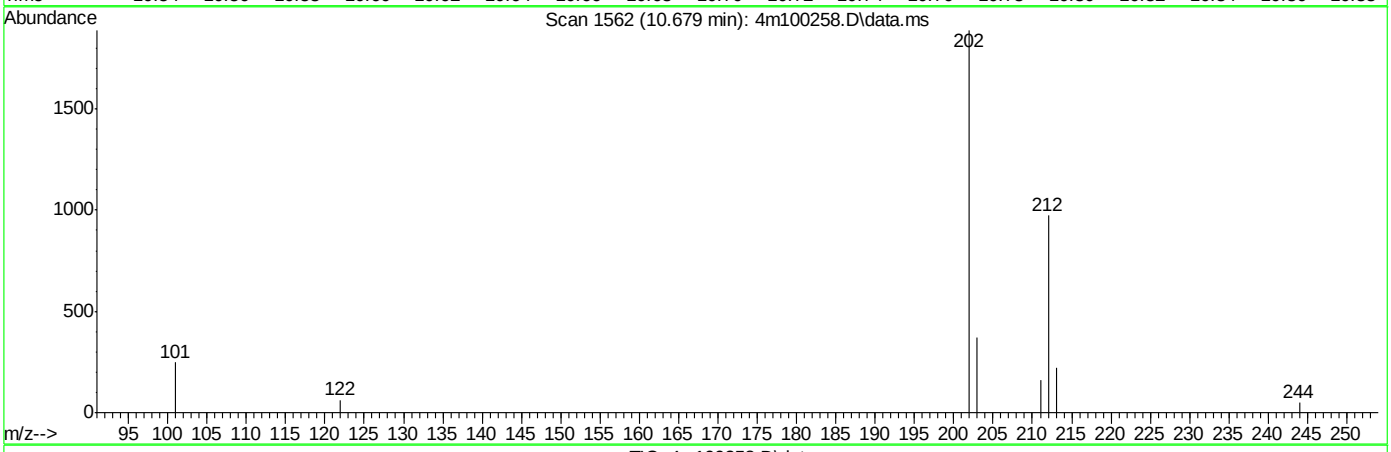

TIC: 4m100258.D\data.ms

(23) Fluoranthene (t)

10.679min (-0.000) 0.06ppm m

response 1367

Ion	Exp%	Act%
202.00	100	100
203.00	16.90	19.70
101.00	10.40	13.08
0.00	0.00	0.00

Quantitation Report (Qedit)

Data Path : C:\msdchem\1\DATA\E4M4670\
Data File : 4m100258.D
Acq On : 28 May 2021 1:02 pm
Operator : hennys
Sample : ic4670-0.05
Misc : op30792a,e4m4670,1000,,,1,1
ALS Vial : 8 Sample Multiplier: 1

Quant Time: May 28 14:21:45 2021
Quant Method : C:\msdchem\1\METHODS\M4M4670SIM.M
Quant Title : Semi Volatile GC/MS,zb-5 15m x .25mm x .50um
QLast Update : Fri May 28 13:02:55 2021
Response via : Initial Calibration

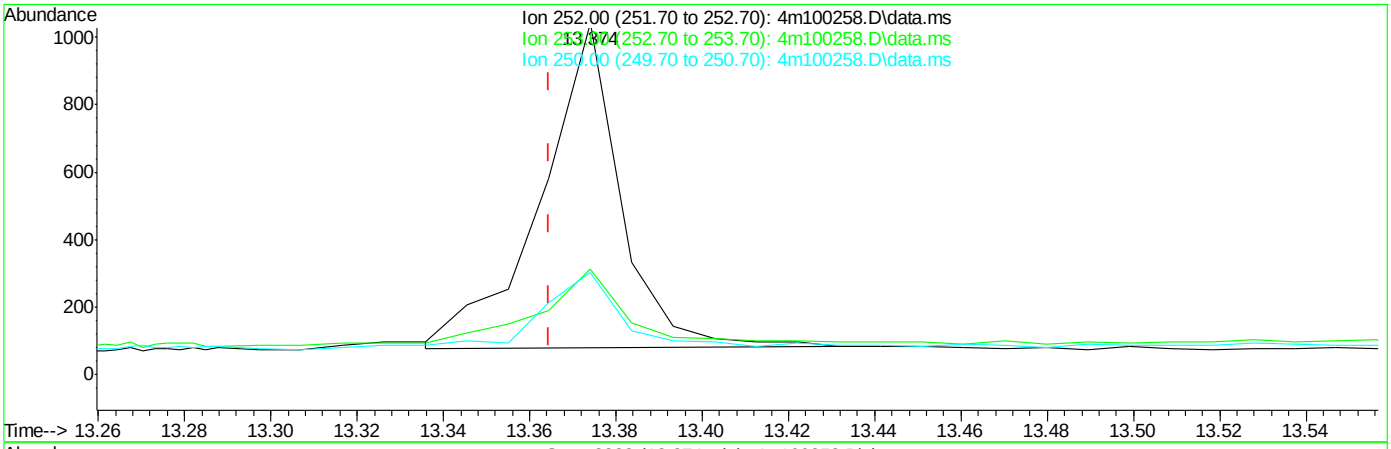

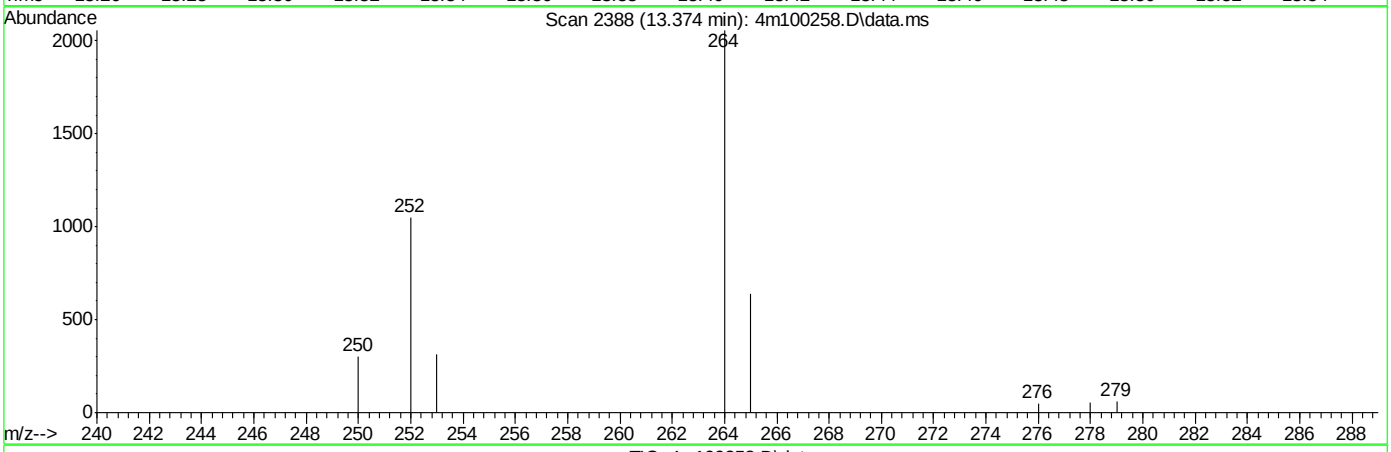

TIC: 4m100258.D\data.ms

(31) Benzo[a]pyrene (t)

13.374min (+0.010) 0.06ppm

response 1236

Ion	Exp%	Act%
252.00	100	100
253.00	19.80	22.47
250.00	25.60	22.42
0.00	0.00	0.00

9.6.7.4

9

4M100258.D edits: Benzo[a]pyrene

Quantitation Report (Qedit)

Data Path : C:\msdchem\1\DATA\E4M4670\
Data File : 4m100258.D
Acq On : 28 May 2021 1:02 pm
Operator : hennys
Sample : ic4670-0.05
Misc : op30792a,e4m4670,1000,,,1,1
ALS Vial : 8 Sample Multiplier: 1

Quant Time: May 28 14:21:45 2021
Quant Method : C:\msdchem\1\METHODS\M4M4670SIM.M
Quant Title : Semi Volatile GC/MS,zb-5 15m x .25mm x .50um
QLast Update : Fri May 28 13:02:55 2021
Response via : Initial Calibration

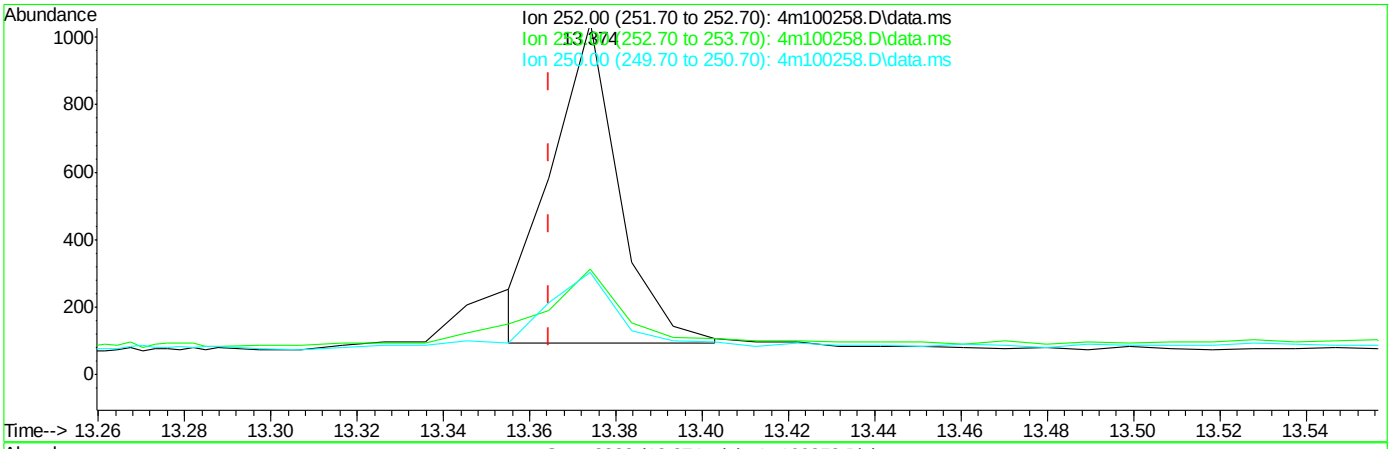

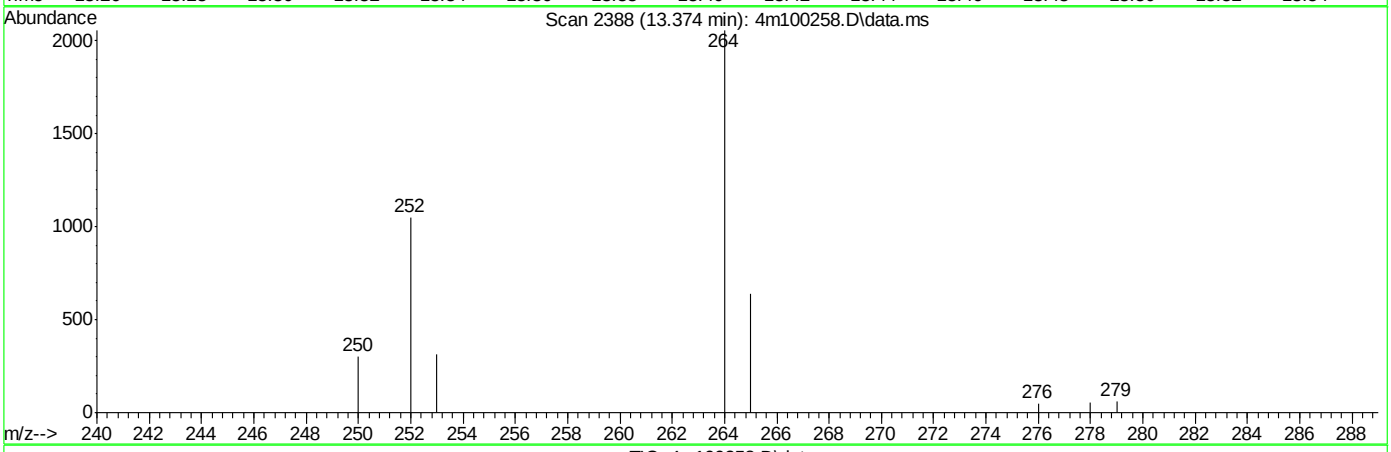

TIC: 4m100258.D\data.ms

(31) Benzo[a]pyrene (t)

13.374min (+0.010) 0.05ppm m

response 1003

Ion	Exp%	Act%
252.00	100	100
253.00	19.80	29.74
250.00	25.60	28.79
0.00	0.00	0.00

9.6.7.5

9

Quantitation Report (Qedit)

Data Path : C:\msdchem\1\DATA\E4M4670\
Data File : 4m100258.D
Acq On : 28 May 2021 1:02 pm
Operator : hennys
Sample : ic4670-0.05
Misc : op30792a,e4m4670,1000,,,1,1
ALS Vial : 8 Sample Multiplier: 1

Quant Time: May 28 14:21:45 2021
Quant Method : C:\msdchem\1\METHODS\M4M4670SIM.M
Quant Title : Semi Volatile GC/MS,zb-5 15m x .25mm x .50um
QLast Update : Fri May 28 13:02:55 2021
Response via : Initial Calibration

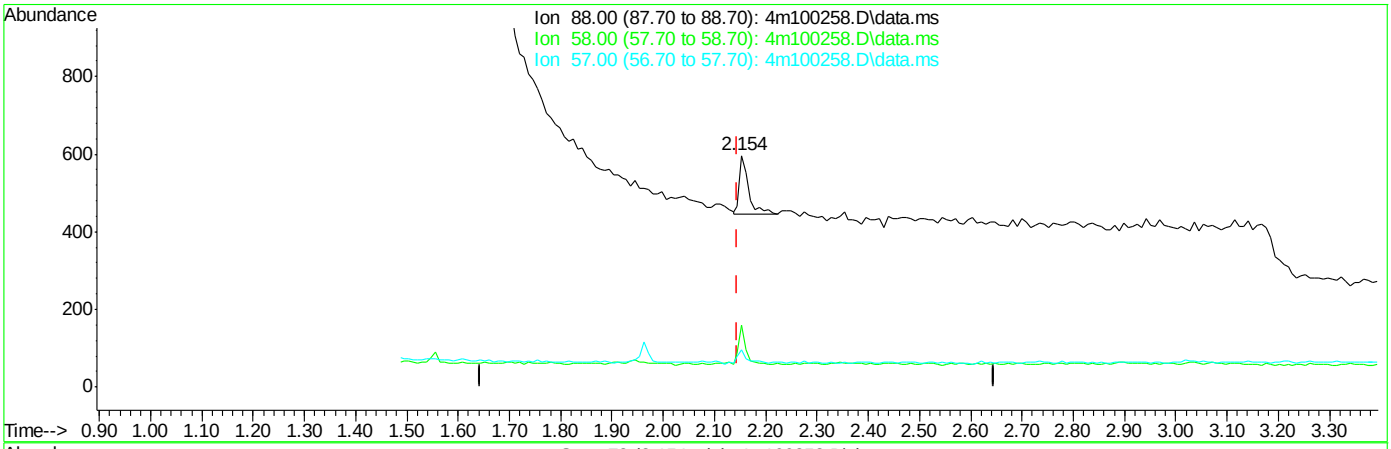

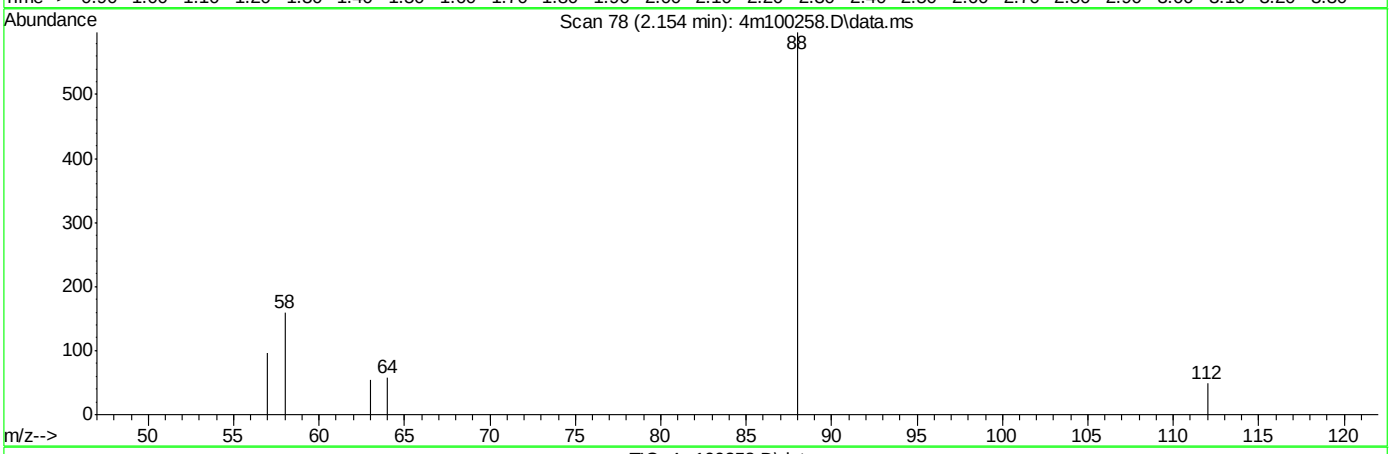

TIC: 4m100258.D\data.ms

(36) 1,4-Dioxane (t)

2.154min (+0.009) 0.07ppm

response 183

Ion	Exp%	Act%
88.00	100	100
58.00	72.00	67.12
57.00	27.10	22.71
0.00	0.00	0.00

9.6.7.6

9

Quantitation Report (Qedit)

Data Path : C:\msdchem\1\DATA\E4M4670\
Data File : 4m100258.D
Acq On : 28 May 2021 1:02 pm
Operator : hennys
Sample : ic4670-0.05
Misc : op30792a,e4m4670,1000,,,1,1
ALS Vial : 8 Sample Multiplier: 1

Quant Time: May 28 14:21:45 2021
Quant Method : C:\msdchem\1\METHODS\M4M4670SIM.M
Quant Title : Semi Volatile GC/MS,zb-5 15m x .25mm x .50um
QLast Update : Fri May 28 13:02:55 2021
Response via : Initial Calibration

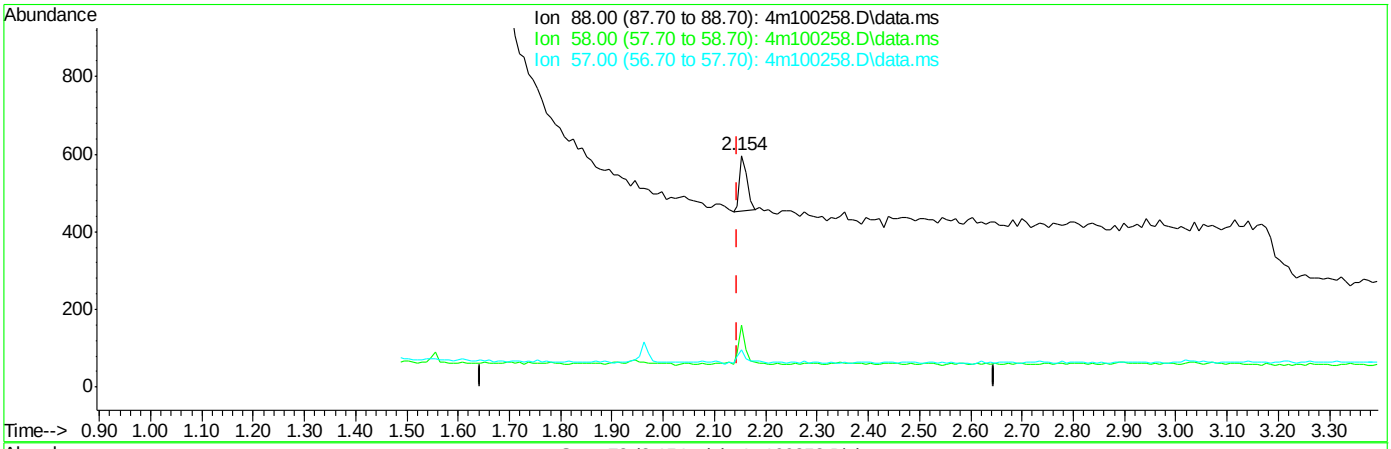

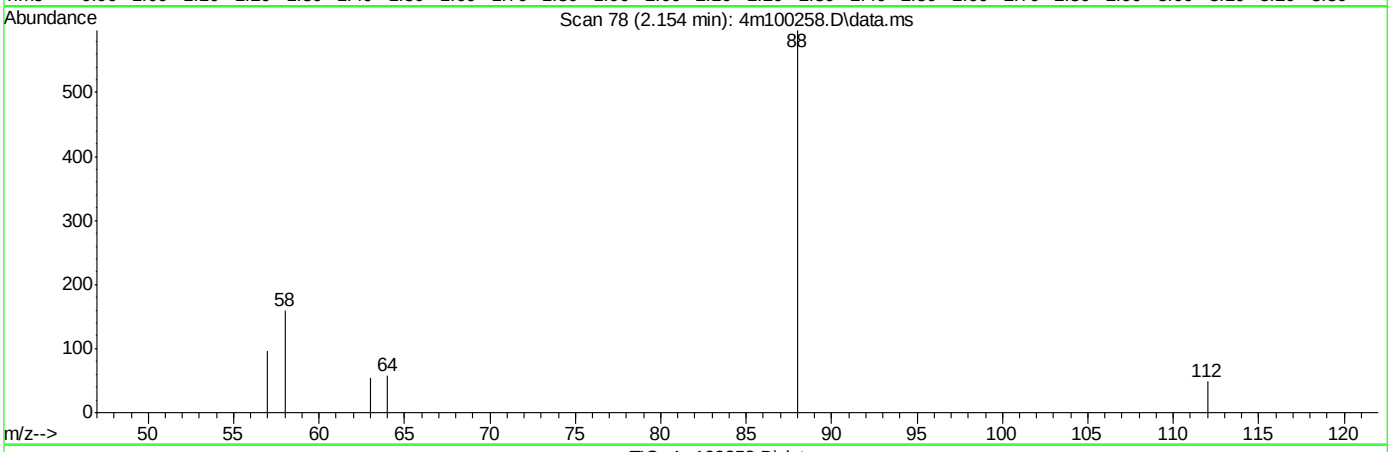

TIC: 4m100258.D\data.ms

(36) 1,4-Dioxane (t)

2.154min (+0.009) 0.06ppm m

response 147

Ion	Exp%	Act%
88.00	100	100
58.00	72.00	26.63#
57.00	27.10	16.08
0.00	0.00	0.00

Manual Integrations APPROVED (compounds with "m" flag)
Nina Pandya
05/28/21 16:54

Quantitation Report (QT Reviewed)

Data Path : C:\msdchem\1\DATA\E4M4670\
Data File : 4m100259.D
Acq On : 28 May 2021 1:23 pm
Operator : hennys
Sample : ic4670-0.02
Misc : op30792a,e4m4670,1000,,,1,1
ALS Vial : 9 Sample Multiplier: 1

Quant Time: May 28 14:25:04 2021
Quant Method : C:\msdchem\1\METHODS\M4M4670SIM.M
Quant Title : Semi Volatile GC/MS,zb-5 15m x .25mm x .50um
QLast Update : Fri May 28 13:02:55 2021
Response via : Initial Calibration

Compound	R.T.	QIon	Response	Conc	Units		Dev(Min)
Internal Standards							
1) 1-Methylnaphthalene-d10	7.076	152	38127	4.00	ppm		0.00
12) Fluorene-d10	8.539	176	44902	4.00	ppm		0.00
22) Fluoranthene-d10	10.664	212	76527	4.00	ppm		0.00
28) Benzo(a)pyrene-d12	13.355	264	48577	4.00	ppm		0.00
35) 1-Methylnaphthalene-d10a	7.076	152	38127	4.00	ppm		0.00
38) Fluorene-d10a	8.539	176	44902	4.00	ppm		0.00
System Monitoring Compounds							
2) 2-Fluorophenol	3.843	112	2273	0.43	ppm		0.00
Spiked Amount 50.000	Range 11 - 58		Recovery =	0.86%#			
3) Phenol-d5	4.750	99	3000	0.42	ppm		0.00
Spiked Amount 50.000			Recovery =	0.84%			
6) Nitrobenzene-d5	5.616	82	2545	0.39	ppm		0.00
Spiked Amount 50.000			Recovery =	0.78%			
11) 2-Fluorobiphenyl	7.383	172	5530	0.47	ppm		0.00
Spiked Amount 50.000			Recovery =	0.94%			
17) 2,4,6-Tribromophenol	8.804	330	617	0.31	ppm		0.00
Spiked Amount 50.000			Recovery =	0.62%			
25) Terphenyl-d14	11.072	244	4784	0.41	ppm		0.00
Spiked Amount 50.000			Recovery =	0.82%			
Target Compounds							Qvalue
4) Phenol	4.761	94	807	0.10	ppm		93
7) Naphthalene	6.333	128	381	0.02	ppm		98
8) Hexachlorobutadiene	6.477	225	102	0.02	ppm		94
9) 2-Methylnaphthalene	7.016	142	249	0.02	ppm		93
10) Hexachlorocyclopentadiene	7.186	237	72	0.03	ppm		93
13) Acenaphthylene	7.885	152	354	0.02	ppm		98
14) Acenaphthene	8.060	153	244	0.02	ppm		94
16) Fluorene	8.568	166	289	0.02	ppm		85
18) Hexachlorobenzene	9.120	284	112	0.02	ppm		93
19) Pentachlorophenol	9.308	266	167	0.06	ppm		88
20) Phenanthrene	9.503	178	435	0.02	ppm		98
21) Anthracene	9.556	178	360	0.02	ppm		97
23) Fluoranthene	10.682	202	516	0.02	ppm		91
24) Pyrene	10.902	202	482	0.02	ppm		99
26) Benzo[a]anthracene	12.087	228	318	0.01	ppm		95
27) Chrysene	12.125	228	356	0.02	ppm		98
29) Benzo[b]fluoranthene	13.090	252	322	0.02	ppm		96
30) Benzo[k]fluoranthene	13.116	252	300	0.02	ppm		95
31) Benzo[a]pyrene	13.374	252	355m	0.02	ppm		
32) Indeno[1,2,3-cd]pyrene	14.536	276	335	0.02	ppm		79
33) Dibenz[a,h]anthracene	14.555	278	262	0.02	ppm		83
34) Benzo[g,h,i]perylene	14.853	276	329	0.02	ppm		99
36) 1,4-Dioxane	2.162	88	53m	0.02	ppm		
37) 1-Methylnaphthalene	7.109	142	245	0.02	ppm		88
39) 4,6-dinitro-2-methylph...	8.618	198	38	0.03	ppm	#	74

Quantitation Report (QT Reviewed)

Data Path : C:\msdchem\1\DATA\E4M4670\
Data File : 4m100259.D
Acq On : 28 May 2021 1:23 pm
Operator : hennys
Sample : ic4670-0.02
Misc : op30792a,e4m4670,1000,,,1,1
ALS Vial : 9 Sample Multiplier: 1

Quant Time: May 28 14:25:04 2021
Quant Method : C:\msdchem\1\METHODS\M4M4670SIM.M
Quant Title : Semi Volatile GC/MS,zb-5 15m x .25mm x .50um
QLast Update : Fri May 28 13:02:55 2021
Response via : Initial Calibration

Compound	R.T.	QIon	Response	Conc	Units	Dev(Min)

(#) = qualifier out of range (m) = manual integration (+) = signals summed

Quantitation Report (QT Reviewed)

Data Path : C:\msdchem\1\DATA\E4M4670\
Data File : 4m100259.D
Acq On : 28 May 2021 1:23 pm
Operator : hennys
Sample : ic4670-0.02
Misc : op30792a,e4m4670,1000,,,1,1
ALS Vial : 9 Sample Multiplier: 1

Quant Time: May 28 14:25:04 2021
Quant Method : C:\msdchem\1\METHODS\M4M4670SIM.M
Quant Title : Semi Volatile GC/MS,zb-5 15m x .25mm x .50um
QLast Update : Fri May 28 13:02:55 2021
Response via : Initial Calibration

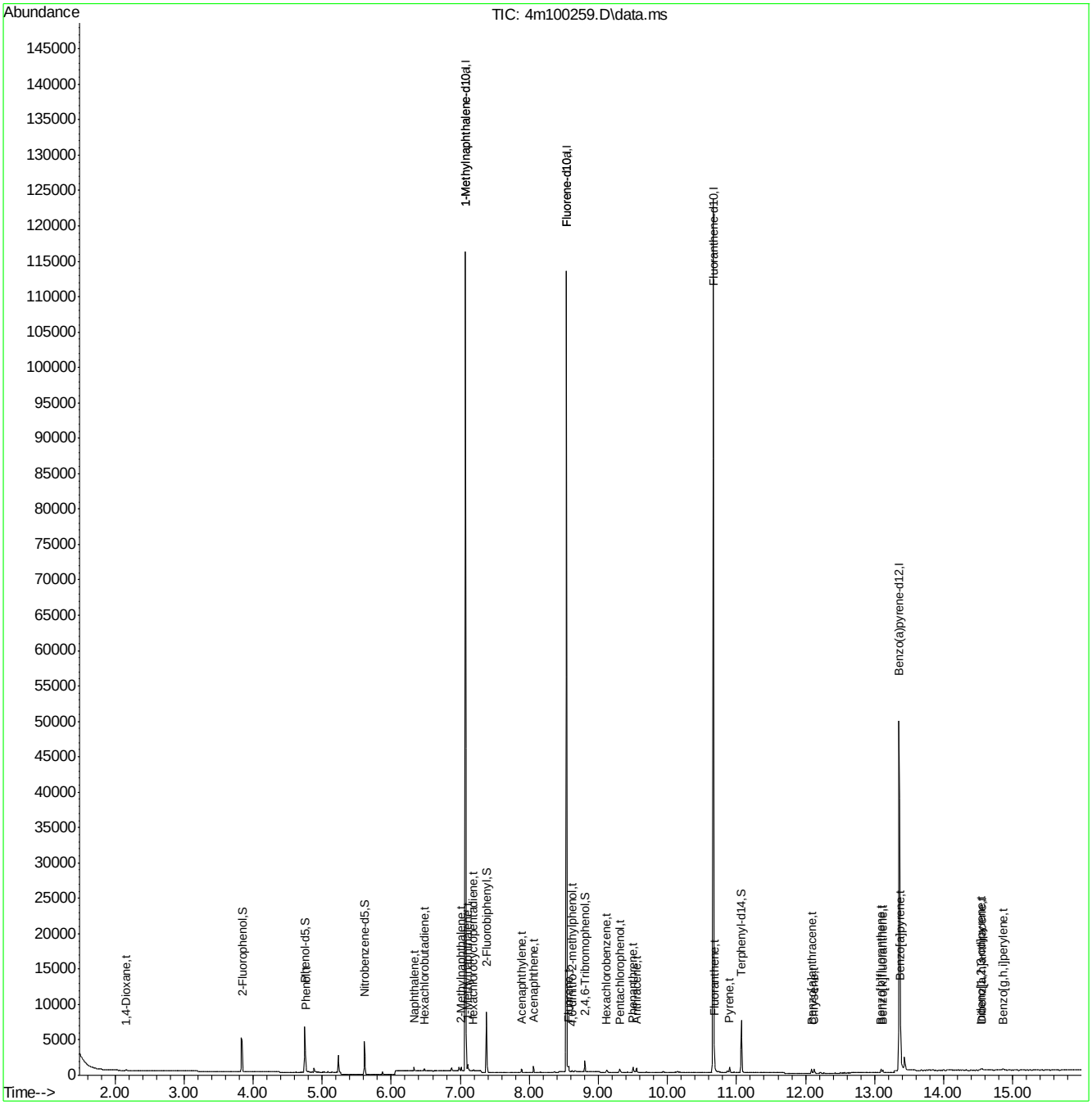

Manual Integration Approval Summary

Sample Number: E4M4670-IC4670
Lab FileID: 4M100259.D
Injection Time: 05/28/21 13:23
Method: SW846 8270E BY SIM
Analyst approved: 05/28/21 15:33 Ying Li
Supervisor approved: 05/28/21 16:54 Nina Pandya

Parameter	CAS	Sig#	R.T. (min.)	Reason
1,4-Dioxane	123-91-1		2.16	Poor instrument integration
Benzo(a)pyrene	50-32-8		13.37	Poor instrument integration

Quantitation Report (Qedit)

Data Path : C:\msdchem\1\DATA\E4M4670\
Data File : 4m100259.D
Acq On : 28 May 2021 1:23 pm
Operator : hennys
Sample : ic4670-0.02
Misc : op30792a,e4m4670,1000,,,1,1
ALS Vial : 9 Sample Multiplier: 1

Quant Time: May 28 14:23:57 2021
Quant Method : C:\msdchem\1\METHODS\M4M4670SIM.M
Quant Title : Semi Volatile GC/MS,zb-5 15m x .25mm x .50um
QLast Update : Fri May 28 13:02:55 2021
Response via : Initial Calibration

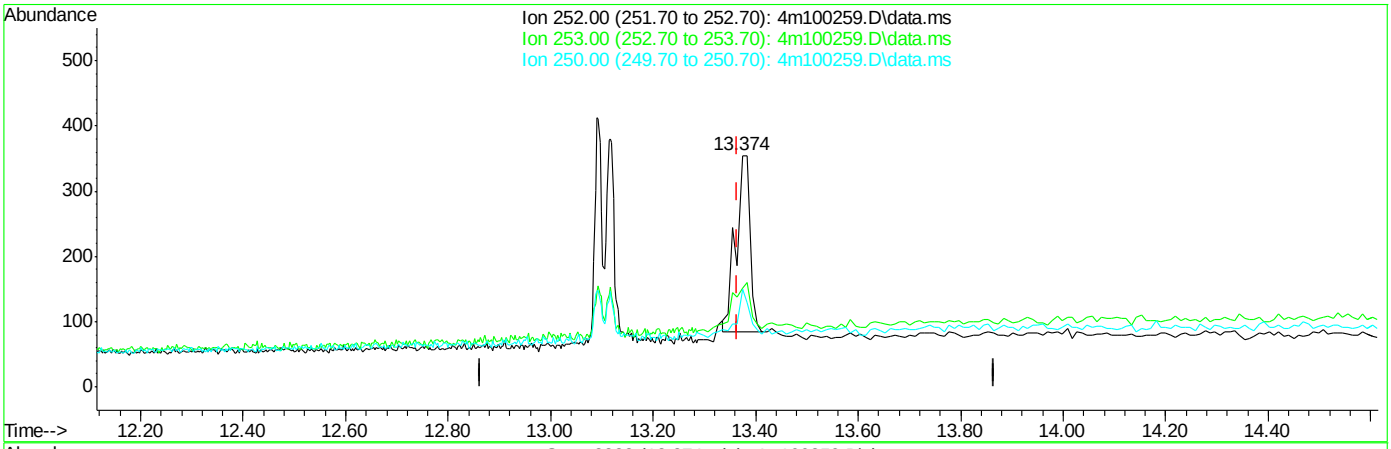

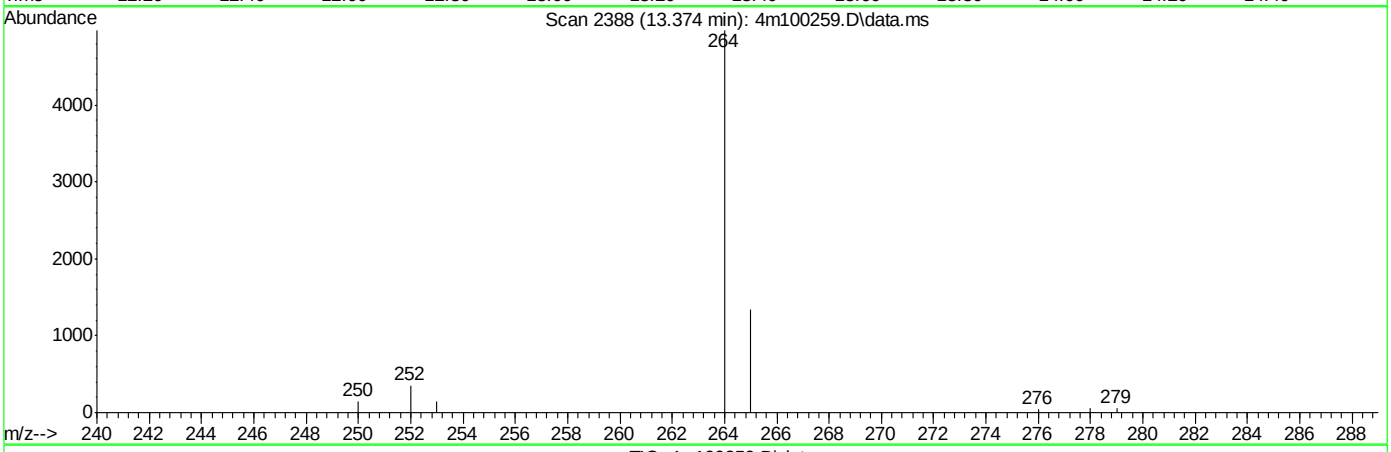

TIC: 4m100259.D\data.ms

(31) Benzo[a]pyrene (t)

13.374min (+0.010) 0.03ppm

response 514

Ion	Exp%	Act%
252.00	100	100
253.00	19.80	22.33
250.00	25.60	24.62
0.00	0.00	0.00

Quantitation Report (Qedit)

Data Path : C:\msdchem\1\DATA\E4M4670\
Data File : 4m100259.D
Acq On : 28 May 2021 1:23 pm
Operator : hennys
Sample : ic4670-0.02
Misc : op30792a,e4m4670,1000,,,1,1
ALS Vial : 9 Sample Multiplier: 1

Quant Time: May 28 14:23:57 2021
Quant Method : C:\msdchem\1\METHODS\M4M4670SIM.M
Quant Title : Semi Volatile GC/MS,zb-5 15m x .25mm x .50um
QLast Update : Fri May 28 13:02:55 2021
Response via : Initial Calibration

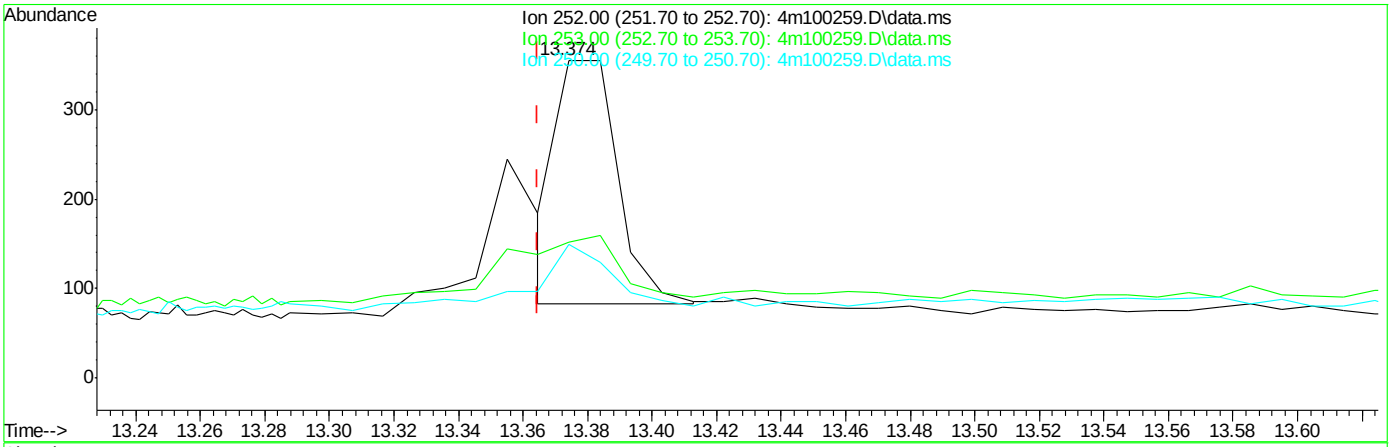

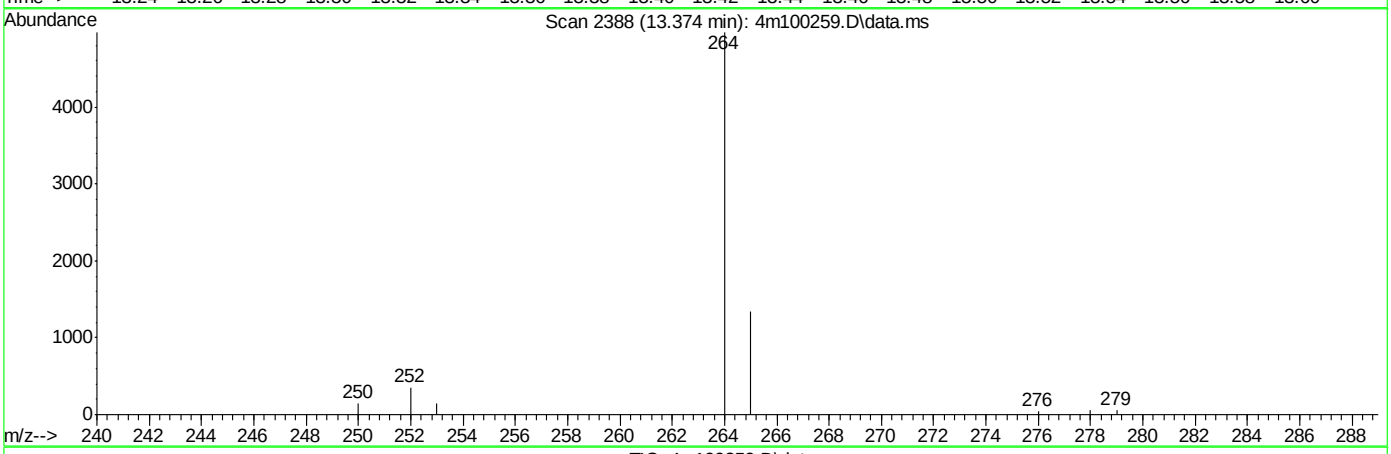

TIC: 4m100259.D\data.ms

(31) Benzo[a]pyrene (t)

13.374min (+0.010) 0.02ppm m

response 355

Ion	Exp%	Act%
252.00	100	100
253.00	19.80	42.82
250.00	25.60	41.97
0.00	0.00	0.00

Quantitation Report (Qedit)

Data Path : C:\msdchem\1\DATA\E4M4670\
Data File : 4m100259.D
Acq On : 28 May 2021 1:23 pm
Operator : hennys
Sample : ic4670-0.02
Misc : op30792a,e4m4670,1000,,,1,1
ALS Vial : 9 Sample Multiplier: 1

Quant Time: May 28 14:23:57 2021
Quant Method : C:\msdchem\1\METHODS\M4M4670SIM.M
Quant Title : Semi Volatile GC/MS,zb-5 15m x .25mm x .50um
QLast Update : Fri May 28 13:02:55 2021
Response via : Initial Calibration

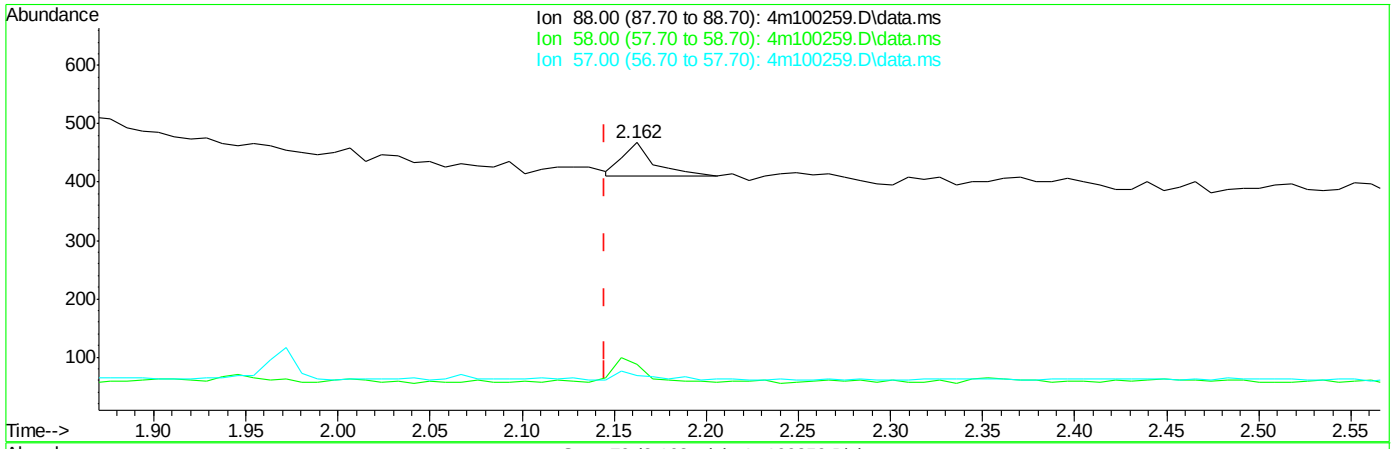

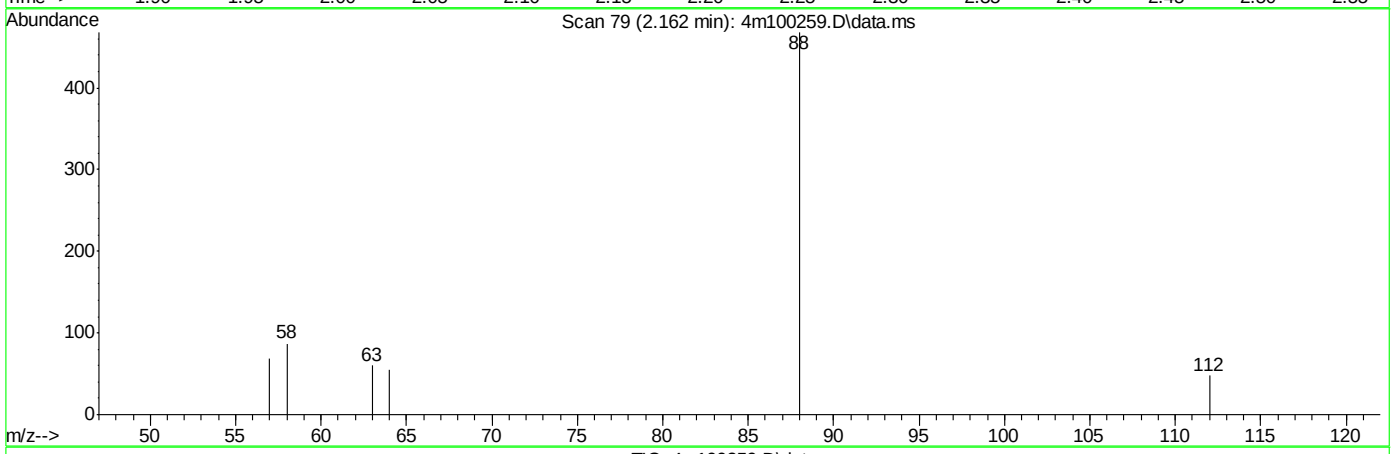

TIC: 4m100259.D\data.ms

(36) 1,4-Dioxane (t)

2.162min (+0.017) 0.02ppm

response 67

Ion	Exp%	Act%
88.00	100	100
58.00	72.00	48.11#
57.00	27.10	13.21
0.00	0.00	0.00

Quantitation Report (Qedit)

Data Path : C:\msdchem\1\DATA\E4M4670\
Data File : 4m100259.D
Acq On : 28 May 2021 1:23 pm
Operator : hennys
Sample : ic4670-0.02
Misc : op30792a,e4m4670,1000,,,1,1
ALS Vial : 9 Sample Multiplier: 1

Quant Time: May 28 14:23:57 2021
Quant Method : C:\msdchem\1\METHODS\M4M4670SIM.M
Quant Title : Semi Volatile GC/MS,zb-5 15m x .25mm x .50um
QLast Update : Fri May 28 13:02:55 2021
Response via : Initial Calibration

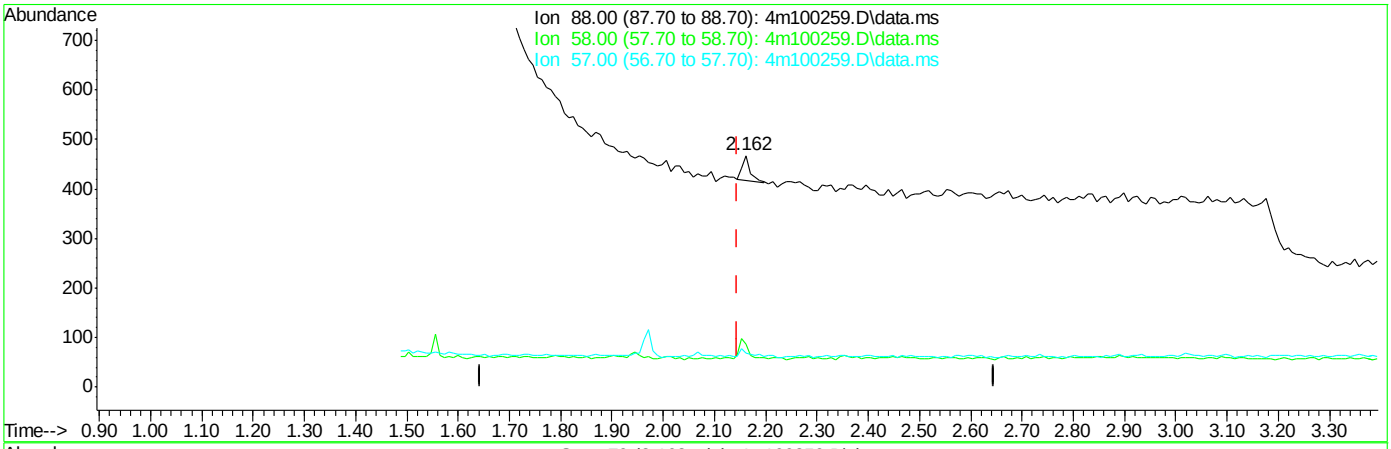

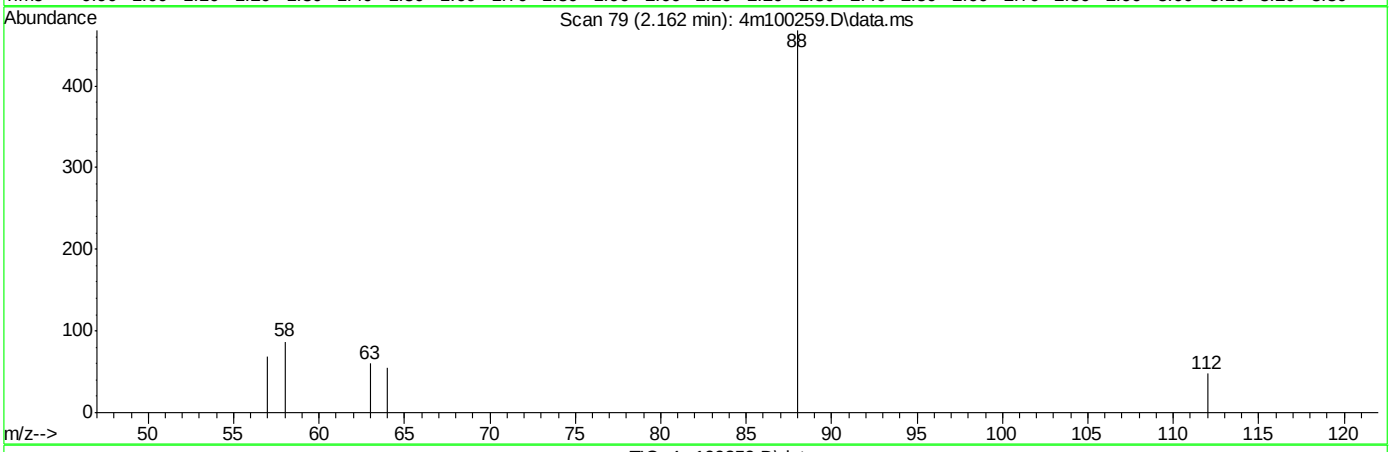

TIC: 4m100259.D\data.ms

(36) 1,4-Dioxane (t)

2.162min (+0.017) 0.02ppm m

response 53

Ion	Exp%	Act%
88.00	100	100
58.00	72.00	18.59#
57.00	27.10	14.74
0.00	0.00	0.00

Quantitation Report (QT Reviewed)

Data Path : C:\msdchem\1\DATA\E4M4670\
Data File : 4m100260.D
Acq On : 28 May 2021 1:44 pm
Operator : hennys
Sample : ic4670-0.01
Misc : op30792a,e4m4670,1000,,,1,1
ALS Vial : 10 Sample Multiplier: 1

Quant Time: May 28 14:26:25 2021
Quant Method : C:\msdchem\1\METHODS\M4M4670SIM.M
Quant Title : Semi Volatile GC/MS,zb-5 15m x .25mm x .50um
QLast Update : Fri May 28 13:02:55 2021
Response via : Initial Calibration

Compound	R.T.	QIon	Response	Conc	Units		Dev(Min)
Internal Standards							
1) 1-Methylnaphthalene-d10	7.076	152	36630	4.00	ppm		0.00
12) Fluorene-d10	8.539	176	43596	4.00	ppm		0.00
22) Fluoranthene-d10	10.660	212	74039	4.00	ppm		0.00
28) Benzo(a)pyrene-d12	13.355	264	48351	4.00	ppm		0.00
35) 1-Methylnaphthalene-d10a	7.076	152	36630	4.00	ppm		0.00
38) Fluorene-d10a	8.539	176	43596	4.00	ppm		0.00
System Monitoring Compounds							
2) 2-Fluorophenol	3.843	112	1250	0.24	ppm		0.00
Spiked Amount 50.000	Range 11 - 58		Recovery =	0.48%#			
3) Phenol-d5	4.750	99	1650	0.24	ppm		0.00
Spiked Amount 50.000			Recovery =	0.48%			
6) Nitrobenzene-d5	5.616	82	1473	0.24	ppm		0.00
Spiked Amount 50.000			Recovery =	0.48%			
11) 2-Fluorobiphenyl	7.383	172	3288	0.29	ppm		0.00
Spiked Amount 50.000			Recovery =	0.58%			
17) 2,4,6-Tribromophenol	8.804	330	366	0.19	ppm		0.00
Spiked Amount 50.000			Recovery =	0.38%			
25) Terphenyl-d14	11.068	244	2930	0.26	ppm		0.00
Spiked Amount 50.000			Recovery =	0.52%			
Target Compounds							Qvalue
4) Phenol	4.761	94	465	0.06	ppm		87
7) Naphthalene	6.333	128	241	0.01	ppm		98
8) Hexachlorobutadiene	6.477	225	64	0.01	ppm		82
9) 2-Methylnaphthalene	7.016	142	170	0.01	ppm		95
10) Hexachlorocyclopentadiene	7.186	237	43	0.02	ppm		86
13) Acenaphthylene	7.885	152	220	0.01	ppm		98
14) Acenaphthene	8.060	153	156	0.01	ppm		98
16) Fluorene	8.568	166	164	0.01	ppm		89
18) Hexachlorobenzene	9.120	284	74	0.01	ppm		94
19) Pentachlorophenol	9.308	266	106	0.04	ppm		79
20) Phenanthrene	9.503	178	292	0.01	ppm		99
21) Anthracene	9.550	178	240	0.01	ppm		96
23) Fluoranthene	10.679	202	319	0.01	ppm		91
24) Pyrene	10.898	202	296	0.01	ppm		98
26) Benzo[a]anthracene	12.084	228	212	0.01	ppm		95
27) Chrysene	12.119	228	225	0.01	ppm		95
29) Benzo[b]fluoranthene	13.084	252	194	0.01	ppm		94
30) Benzo[k]fluoranthene	13.110	252	182	0.01	ppm		95
31) Benzo[a]pyrene	13.374	252	263	0.01	ppm		95
32) Indeno[1,2,3-cd]pyrene	14.526	276	205	0.01	ppm		70
33) Dibenz[a,h]anthracene	14.546	278	170	0.01	ppm		80
34) Benzo[g,h,i]perylene	14.843	276	237	0.01	ppm		97
37) 1-Methylnaphthalene	7.109	142	157	0.01	ppm		94
39) 4,6-dinitro-2-methylph...	8.618	198	24	0.02	ppm	#	67

(#) = qualifier out of range (m) = manual integration (+) = signals summed

Quantitation Report (QT Reviewed)

Data Path : C:\msdchem\1\DATA\E4M4670\
Data File : 4m100260.D
Acq On : 28 May 2021 1:44 pm
Operator : hennys
Sample : ic4670-0.01
Misc : op30792a,e4m4670,1000,,,1,1
ALS Vial : 10 Sample Multiplier: 1

Quant Time: May 28 14:26:25 2021
Quant Method : C:\msdchem\1\METHODS\M4M4670SIM.M
Quant Title : Semi Volatile GC/MS,zb-5 15m x .25mm x .50um
QLast Update : Fri May 28 13:02:55 2021
Response via : Initial Calibration

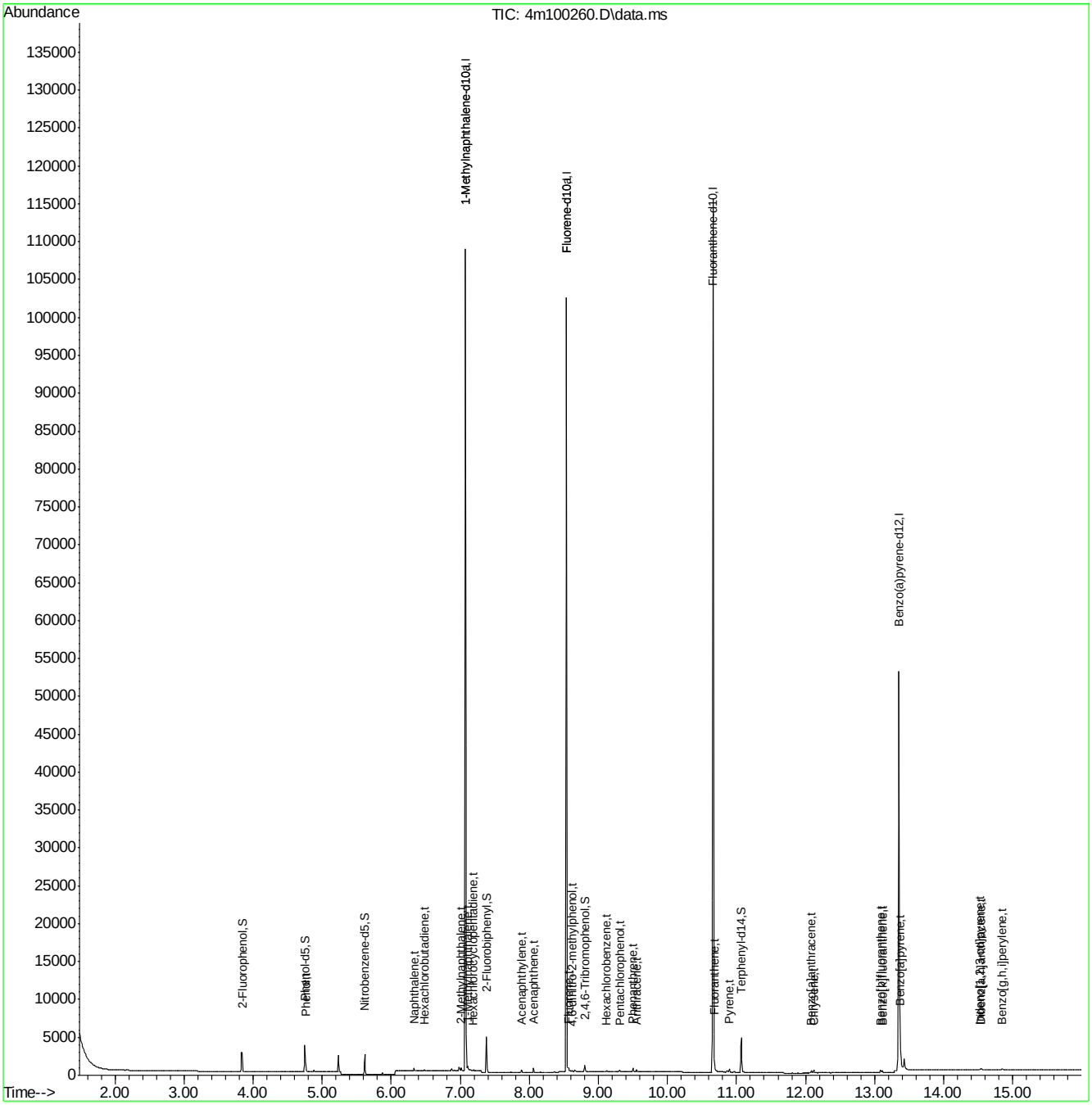

Quantitation Report (QT Reviewed)

Data Path : C:\msdchem\1\DATA\E4M4670\
Data File : 4m100261.D
Acq On : 28 May 2021 2:05 pm
Operator : hennys
Sample : icv4670-1
Misc : op30792a,e4m4670,1000,,,1,1
ALS Vial : 11 Sample Multiplier: 1

Quant Time: May 28 14:48:45 2021
Quant Method : C:\msdchem\1\METHODS\M4M4670SIM.M
Quant Title : Semi Volatile GC/MS,zb-5 15m x .25mm x .50um
QLast Update : Fri May 28 14:46:32 2021
Response via : Initial Calibration

Compound	R.T.	QIon	Response	Conc	Units		Dev(Min)
Internal Standards							
1) 1-Methylnaphthalene-d10	7.076	152	42813	4.00	ppm		0.00
12) Fluorene-d10	8.539	176	51539	4.00	ppm		0.00
22) Fluoranthene-d10	10.664	212	87531	4.00	ppm		0.00
28) Benzo(a)pyrene-d12	13.355	264	52343	4.00	ppm		0.00
35) 1-Methylnaphthalene-d10a	7.076	152	42813	4.00	ppm		0.00
38) Fluorene-d10a	8.539	176	51539	4.00	ppm		0.00
System Monitoring Compounds							
2) 2-Fluorophenol	0.000	112	0d	0.00	ppm		
Spiked Amount 50.000	Range 11 - 58		Recovery =	0.00%#			
3) Phenol-d5	0.000	99	0d	0.00	ppm		
Spiked Amount 50.000			Recovery =	0.00%			
6) Nitrobenzene-d5	0.000	82	0d	0.00	ppm		
Spiked Amount 50.000			Recovery =	0.00%			
11) 2-Fluorobiphenyl	0.000	172	0d	0.00	ppm		
Spiked Amount 50.000			Recovery =	0.00%			
17) 2,4,6-Tribromophenol	0.000	330	0d	0.00	ppm		
Spiked Amount 50.000			Recovery =	0.00%			
25) Terphenyl-d14	0.000	244	0d	0.00	ppm		
Spiked Amount 50.000			Recovery =	0.00%			
Target Compounds							Qvalue
4) Phenol	4.761	94	42388	4.45	ppm		85
7) Naphthalene	6.334	128	19001	0.83	ppm		100
8) Hexachlorobutadiene	6.477	225	5131	0.87	ppm		98
9) 2-Methylnaphthalene	7.016	142	12898	0.84	ppm		92
10) Hexachlorocyclopentadiene	7.186	237	8820	3.80	ppm		99
13) Acenaphthylene	7.885	152	17315	0.79	ppm		97
14) Acenaphthene	8.060	153	12214	0.80	ppm		96
16) Fluorene	8.568	166	14567	0.83	ppm		89
18) Hexachlorobenzene	9.120	284	5961	0.85	ppm		95
19) Pentachlorophenol	9.308	266	16481	5.51	ppm		86
20) Phenanthrene	9.503	178	21912	0.85	ppm		99
21) Anthracene	9.556	178	20642	0.84	ppm		97
23) Fluoranthene	10.682	202	24123	0.81	ppm		98
24) Pyrene	10.902	202	23441	0.82	ppm		100
26) Benzo[a]anthracene	12.087	228	19011	0.80	ppm		99
27) Chrysene	12.122	228	20983	0.83	ppm		99
29) Benzo[b]fluoranthene	13.093	252	19074	0.94	ppm		97
30) Benzo[k]fluoranthene	13.116	252	18707	0.95	ppm		99
31) Benzo[a]pyrene	13.374	252	17338	0.83	ppm		99
32) Indeno[1,2,3-cd]pyrene	14.536	276	16343	0.77	ppm		74
33) Dibenz[a,h]anthracene	14.555	278	14054	0.80	ppm		84
34) Benzo[g,h,i]perylene	14.853	276	15113	0.75	ppm		99
36) 1,4-Dioxane	2.180	88	3024	0.97	ppm		85
37) 1-Methylnaphthalene	7.109	142	12010	0.82	ppm		97
39) 4,6-dinitro-2-methylph...	8.618	198	5409	4.49	ppm	#	62

Quantitation Report (QT Reviewed)

Data Path : C:\msdchem\1\DATA\E4M4670\
Data File : 4m100261.D
Acq On : 28 May 2021 2:05 pm
Operator : hennys
Sample : icv4670-1
Misc : op30792a,e4m4670,1000,,,1,1
ALS Vial : 11 Sample Multiplier: 1

Quant Time: May 28 14:48:45 2021
Quant Method : C:\msdchem\1\METHODS\M4M4670SIM.M
Quant Title : Semi Volatile GC/MS,zb-5 15m x .25mm x .50um
QLast Update : Fri May 28 14:46:32 2021
Response via : Initial Calibration

Compound	R.T.	QIon	Response	Conc	Units	Dev(Min)

(#) = qualifier out of range (m) = manual integration (+) = signals summed

Quantitation Report (QT Reviewed)

Data Path : C:\msdchem\1\DATA\E4M4670\
Data File : 4m100261.D
Acq On : 28 May 2021 2:05 pm
Operator : hennys
Sample : icv4670-1
Misc : op30792a,e4m4670,1000,,,1,1
ALS Vial : 11 Sample Multiplier: 1

Quant Time: May 28 14:48:45 2021
Quant Method : C:\msdchem\1\METHODS\M4M4670SIM.M
Quant Title : Semi Volatile GC/MS,zb-5 15m x .25mm x .50um
QLast Update : Fri May 28 14:46:32 2021
Response via : Initial Calibration

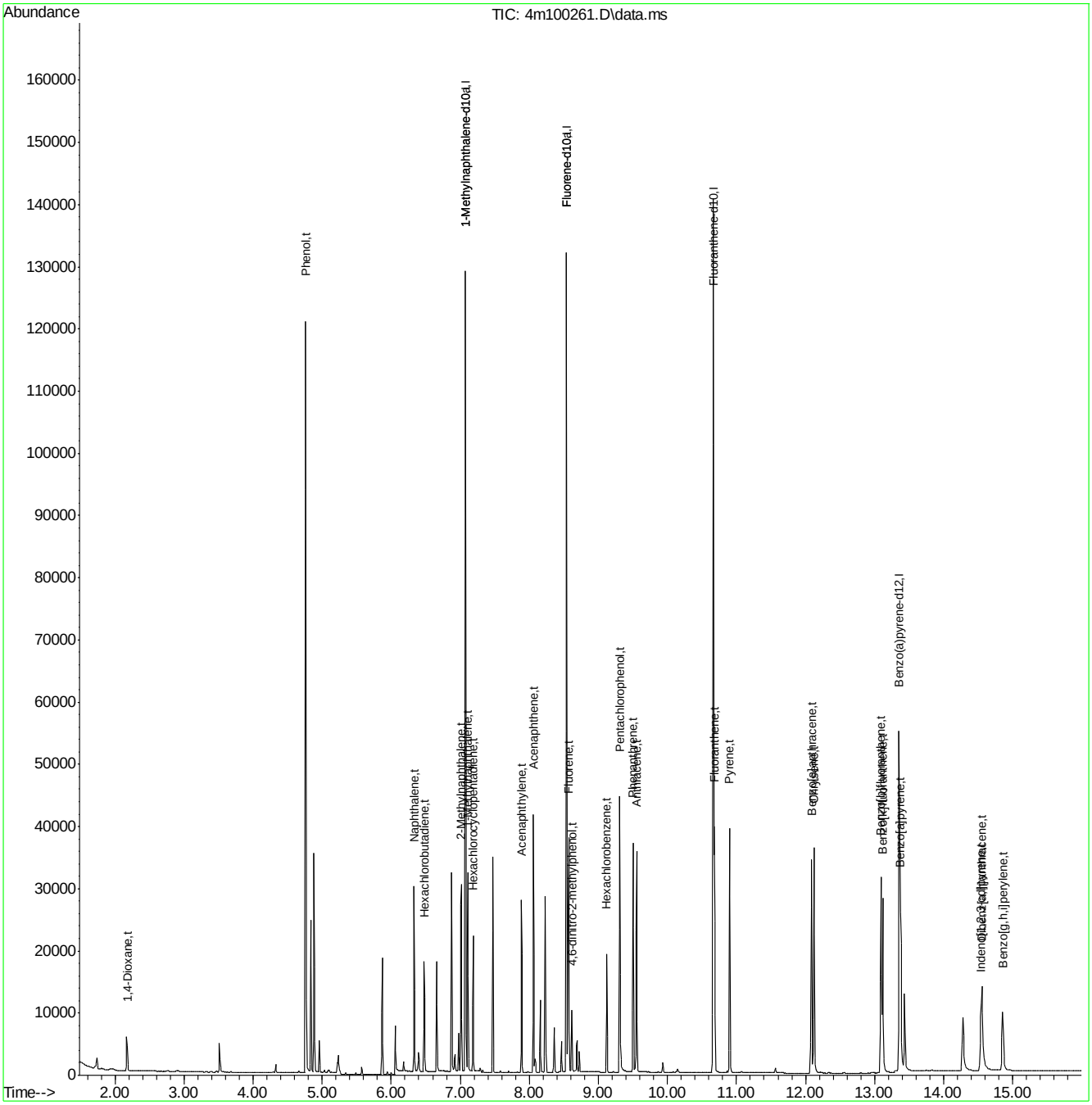

Quantitation Report (Qedit)

Data Path : C:\msdchem\1\DATA\E4M4670\
Data File : 4m100261.D
Acq On : 28 May 2021 2:05 pm
Operator : hennys
Sample : icv4670-1
Misc : op30792a,e4m4670,1000,,,1,1
ALS Vial : 11 Sample Multiplier: 1

Quant Time: May 28 14:48:02 2021
Quant Method : C:\msdchem\1\METHODS\M4M4670SIM.M
Quant Title : Semi Volatile GC/MS,zb-5 15m x .25mm x .50um
QLast Update : Fri May 28 14:46:32 2021
Response via : Initial Calibration

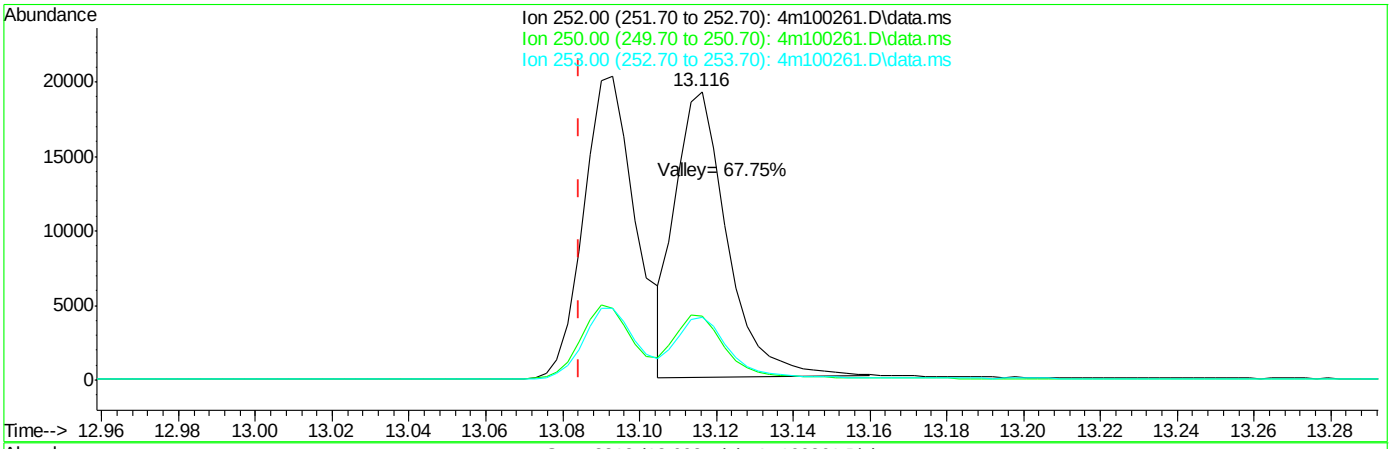

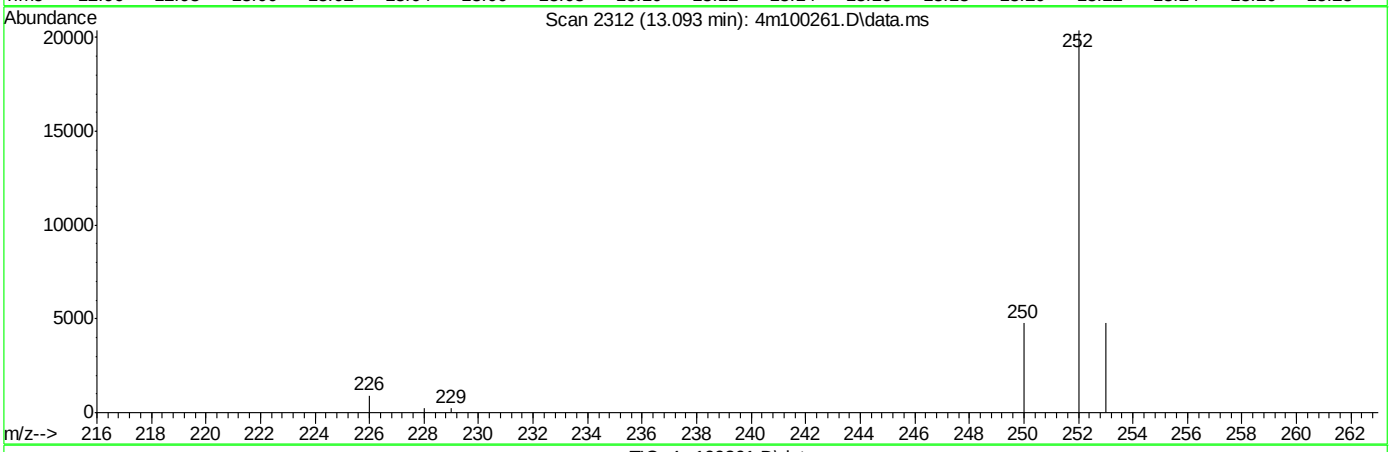

TIC: 4m100261.D\data.ms

(29) Benzo[b]fluoranthene (t)

13.093min (+0.009) 0.94ppm

response 19074

Ion	Exp%	Act%
252.00	100	100
250.00	22.30	23.19
253.00	21.30	23.48
0.00	0.00	0.00

Quantitation Report (QT Reviewed)

Data Path : C:\msdchem\1\DATA\E4M4704\
Data File : 4m100961.D
Acq On : 12 Jul 2021 9:09 am
Operator : kristis
Sample : cc4670-1
Misc : op30792a,e4m4704,1000,,,1,1
ALS Vial : 2 Sample Multiplier: 1

Quant Time: Jul 12 09:27:38 2021
Quant Method : C:\msdchem\1\METHODS\M4M4670SIM.M
Quant Title : Semi Volatile GC/MS,zb-5 15m x .25mm x .50um
QLast Update : Fri Jul 09 13:44:31 2021
Response via : Initial Calibration

Compound	R.T.	QIon	Response	Conc	Units	Dev(Min)
Internal Standards						
1) 1-Methylnaphthalene-d10	6.919	152	44658	4.00	ppm	-0.01
12) Fluorene-d10	8.379	176	55868	4.00	ppm	-0.01
22) Fluoranthene-d10	10.495	212	101823	4.00	ppm	-0.02
28) Benzo(a)pyrene-d12	13.165	264	65651	4.00	ppm	0.00
35) 1-Methylnaphthalene-d10a	6.919	152	44658	4.00	ppm	-0.01
38) Fluorene-d10a	8.379	176	55868	4.00	ppm	-0.01
System Monitoring Compounds						
2) 2-Fluorophenol	3.695	112	121547	18.35	ppm	-0.02
Spiked Amount 50.000	Range 11 - 58		Recovery =	36.70%		
3) Phenol-d5	4.622	99	163681	18.66	ppm	-0.01
Spiked Amount 50.000			Recovery =	37.32%		
6) Nitrobenzene-d5	5.468	82	156944	19.98	ppm	-0.01
Spiked Amount 50.000			Recovery =	39.96%		
11) 2-Fluorobiphenyl	7.225	172	275105	18.54	ppm	-0.02
Spiked Amount 50.000			Recovery =	37.08%		
17) 2,4,6-Tribromophenol	8.644	330	52254	22.26	ppm	-0.01
Spiked Amount 50.000			Recovery =	44.52%		
25) Terphenyl-d14	10.907	244	314677	18.98	ppm	-0.01
Spiked Amount 50.000			Recovery =	37.96%		
Target Compounds						Qvalue
4) Phenol	4.633	94	46817	4.71	ppm	95
7) Naphthalene	6.182	128	22358	0.94	ppm	98
8) Hexachlorobutadiene	6.325	225	5396	0.88	ppm	95
9) 2-Methylnaphthalene	6.858	142	15516	0.96	ppm	97
10) Hexachlorocyclopentadiene	7.029	237	4429	1.83	ppm	98
13) Acenaphthylene	7.727	152	22098	0.93	ppm	94
14) Acenaphthene	7.902	153	15878	0.96	ppm	92
16) Fluorene	8.408	166	18222	0.96	ppm	93
18) Hexachlorobenzene	8.953	284	7161	0.95	ppm	96
19) Pentachlorophenol	9.150	266	10039	3.10	ppm	74
20) Phenanthrene	9.339	178	27863	1.00	ppm	98
21) Anthracene	9.392	178	26578	0.99	ppm	98
23) Fluoranthene	10.514	202	33269	0.97	ppm	98
24) Pyrene	10.729	202	33413	1.01	ppm	65
26) Benzo[a]anthracene	11.914	228	29920	1.09	ppm	98
27) Chrysene	11.949	228	30263	1.03	ppm	98
29) Benzo[b]fluoranthene	12.911	252	27291	1.07	ppm	97
30) Benzo[k]fluoranthene	12.934	252	26894	1.09	ppm	93
31) Benzo[a]pyrene	13.184	252	25883	0.98	ppm	95
32) Indeno[1,2,3-cd]pyrene	14.259	276	27221	1.02	ppm	68
33) Dibenz[a,h]anthracene	14.279	278	23457	1.07	ppm	91
34) Benzo[g,h,i]perylene	14.547	276	24273	0.96	ppm	89
36) 1,4-Dioxane	1.980	88	3155	0.97	ppm #	52
37) 1-Methylnaphthalene	6.952	142	14407	0.94	ppm	100
39) 4,6-dinitro-2-methylph...	8.465	198	7198	5.30	ppm #	56

Quantitation Report (QT Reviewed)

Data Path : C:\msdchem\1\DATA\E4M4704\
Data File : 4m100961.D
Acq On : 12 Jul 2021 9:09 am
Operator : kristis
Sample : cc4670-1
Misc : op30792a,e4m4704,1000,,,1,1
ALS Vial : 2 Sample Multiplier: 1

Quant Time: Jul 12 09:27:38 2021
Quant Method : C:\msdchem\1\METHODS\M4M4670SIM.M
Quant Title : Semi Volatile GC/MS,zb-5 15m x .25mm x .50um
QLast Update : Fri Jul 09 13:44:31 2021
Response via : Initial Calibration

Compound	R.T.	QIon	Response	Conc	Units	Dev(Min)

(#) = qualifier out of range (m) = manual integration (+) = signals summed

Quantitation Report (QT Reviewed)

Data Path : C:\msdchem\1\DATA\E4M4704\
Data File : 4m100961.D
Acq On : 12 Jul 2021 9:09 am
Operator : kristis
Sample : cc4670-1
Misc : op30792a,e4m4704,1000,,,1,1
ALS Vial : 2 Sample Multiplier: 1

Quant Time: Jul 12 09:27:38 2021
Quant Method : C:\msdchem\1\METHODS\M4M4670SIM.M
Quant Title : Semi Volatile GC/MS,zb-5 15m x .25mm x .50um
QLast Update : Fri Jul 09 13:44:31 2021
Response via : Initial Calibration

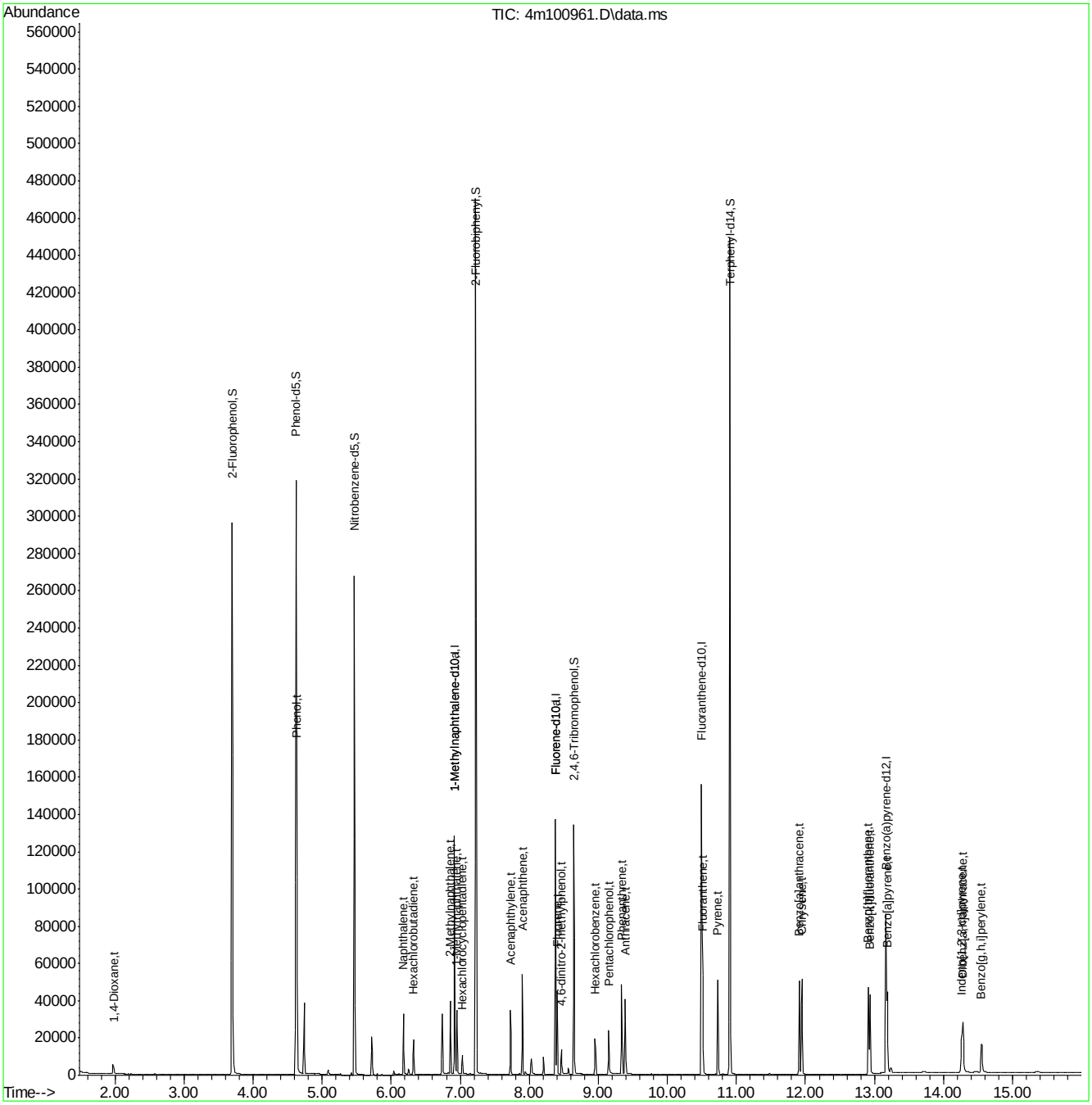

Manual Integrations APPROVED (compounds with "m" flag)
Nina Pandya
05/04/21 11:42

Quantitation Report (QT Reviewed)

Data Path : C:\msdchem\1\DATA\E4P2367\
Data File : 4p45230.D
Acq On : 3 May 2021 10:41 pm
Operator : chriss2
Sample : ic2367-5
Misc : op32827a,e4p2367,1000,,,1,1
ALS Vial : 2 Sample Multiplier: 1

Quant Time: May 04 08:08:17 2021
Quant Method : C:\MSDCHEM\1\METHODS\M4P2367SIM.M
Quant Title : Semi Volatile Extractables by GC/MS
QLast Update : Tue May 04 08:06:35 2021
Response via : Initial Calibration

Compound	R.T.	QIon	Response	Conc	Units		Dev(Min)
Internal Standards							
1) 1-Methylnaphthalene-d10	6.576	150	69355	4.00	ppm		0.00
13) Fluorene-d10	8.045	176	99200	4.00	ppm		0.00
20) Fluoranthene-d10	10.142	212	173297	4.00	ppm		0.00
30) Benzo(a)pyrene-d12	12.782	264	108273	4.00	ppm		0.00
System Monitoring Compounds							
3) 2-Fluorophenol	3.296	112	1060224	102.25	ppm		0.00
Spiked Amount 50.000			Recovery	=	204.50%		
4) Phenol-d5	4.282	99	2274380	103.43	ppm		0.00
Spiked Amount 50.000			Recovery	=	206.86%		
7) Nitrobenzene-d5	5.123	82	1891292	102.31	ppm		0.00
Spiked Amount 50.000			Recovery	=	204.62%		
14) 2-Fluorobiphenyl	6.897	172	2935889	96.60	ppm		0.00
Spiked Amount 50.000			Recovery	=	193.20%		
19) 2,4,6-Tribromophenol	8.314	330	602020	107.85	ppm		0.00
Spiked Amount 50.000			Recovery	=	215.70%		
27) Terphenyl-d14	10.574	244	3199598	106.65	ppm		0.00
Spiked Amount 50.000			Recovery	=	213.30%		
Target Compounds							Qvalue
2) 1,4-Dioxane	1.540	88	30015m	5.30	ppm		
5) Phenol	4.291	94	618751	26.01	ppm	#	91
6) bis(2-Chloroethyl)ether	4.338	93	96828	4.95	ppm		92
8) Naphthalene	5.837	128	223919	4.89	ppm		99
9) Hexachlorobutadiene	5.986	225	70286	4.91	ppm		94
10) 2-Methylnaphthalene	6.521	141	99529	4.88	ppm		72
11) 1-Methylnaphthalene	6.613	141	119487	4.85	ppm		93
12) Hexachlorocyclopentadiene	6.695	237	139486	10.39	ppm		82
15) Acenaphthylene	7.393	152	220762	4.88	ppm		97
16) Acenaphthene	7.569	153	137070	4.93	ppm		87
17) Fluorene	8.074	166	157198	4.89	ppm		88
18) 4,6-dinitro-2-methylph...	8.146	198	65923	32.64	ppm		79
21) Hexachlorobenzene	8.620	284	72396	4.78	ppm		78
22) Pentachlorophenol	8.814	266	114860	28.62	ppm		91
23) Phenanthrene	9.000	178	243849	4.92	ppm		98
24) Anthracene	9.051	178	244026	4.86	ppm		94
25) Fluoranthene	10.159	202	258877	4.78	ppm		96
26) Pyrene	10.379	202	272207	4.81	ppm		92
28) Benzo[a]anthracene	11.549	228	273000	5.01	ppm		97
29) Chrysene	11.585	228	272428	4.82	ppm		98
31) Benzo[b]fluoranthene	12.532	252	266847	5.04	ppm		98
32) Benzo[k]fluoranthene	12.556	252	233963	4.70	ppm		99
33) Benzo[a]pyrene	12.800	252	231050	4.89	ppm		95
34) Indeno[1,2,3-cd]pyrene	13.735	276	242393	5.00	ppm		98
35) Dibenz[a,h]anthracene	13.751	278	199179	5.18	ppm		96
36) Benzo[g,h,i]perylene	13.973	276	200813	5.07	ppm		99

(#) = qualifier out of range (m) = manual integration (+) = signals summed

Quantitation Report (QT Reviewed)

Data Path : C:\msdchem\1\DATA\E4P2367\
Data File : 4p45230.D
Acq On : 3 May 2021 10:41 pm
Operator : chriss2
Sample : ic2367-5
Misc : op32827a,e4p2367,1000,,,1,1
ALS Vial : 2 Sample Multiplier: 1

Quant Time: May 04 08:08:17 2021
Quant Method : C:\MSDCHEM\1\METHODS\M4P2367SIM.M
Quant Title : Semi Volatile Extractables by GC/MS
QLast Update : Tue May 04 08:06:35 2021
Response via : Initial Calibration

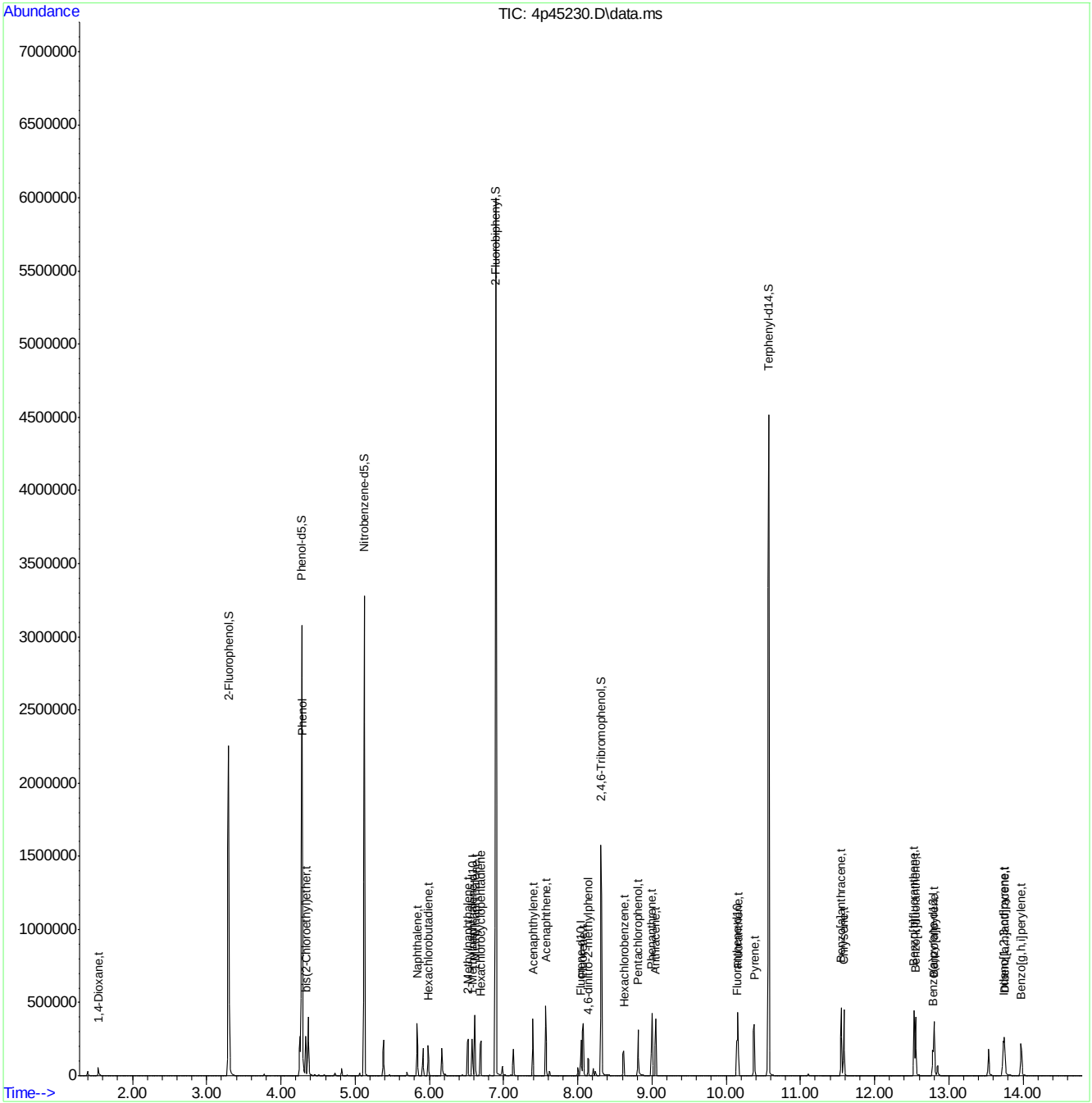

M4P2367SIM.M Tue May 04 08:32:13 2021 YING Page: 2

Manual Integration Approval Summary

Sample Number: E4P2367-IC2367
Lab FileID: 4P45230.D
Injection Time: 05/03/21 22:41
Method: SW846 8270E BY SIM
Analyst approved: 05/04/21 08:36 Ying Li
Supervisor approved: 05/04/21 11:42 Nina Pandya

Parameter	CAS	Sig#	R.T. (min.)	Reason
1,4-Dioxane	123-91-1		1.54	Poor instrument integration

Quantitation Report (Qedit)

Data Path : C:\msdchem\1\DATA\E4P2367\
Data File : 4p45230.D
Acq On : 3 May 2021 10:41 pm
Operator : chriss2
Sample : ic2367-5
Misc : op32827a,e4p2367,1000,,,1,1
ALS Vial : 2 Sample Multiplier: 1

Quant Time: May 04 08:08:03 2021
Quant Method : C:\MSDCHEM\1\METHODS\M4P2367SIM.M
Quant Title : Semi Volatile Extractables by GC/MS
QLast Update : Tue May 04 08:06:35 2021
Response via : Initial Calibration

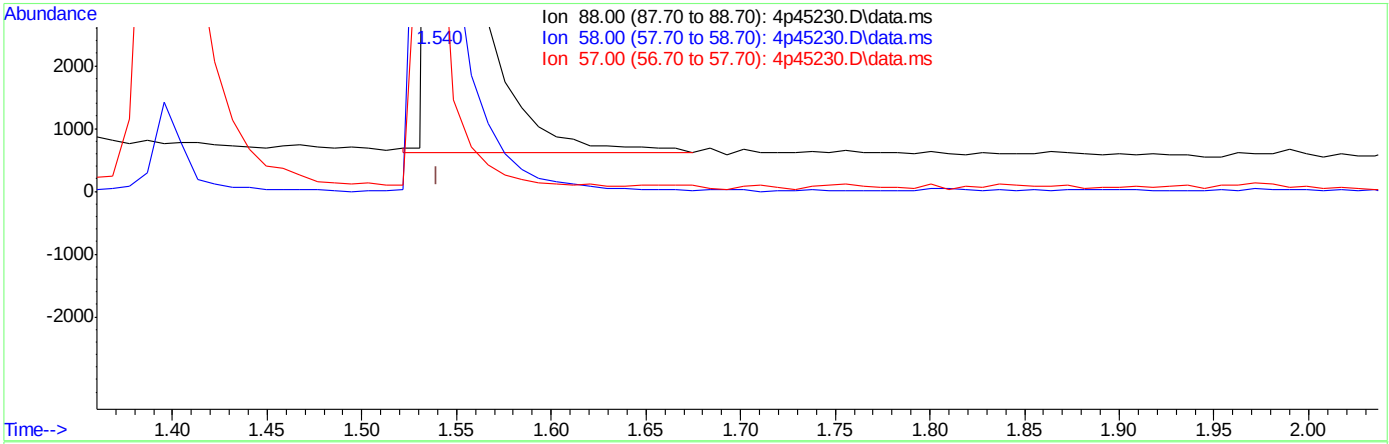

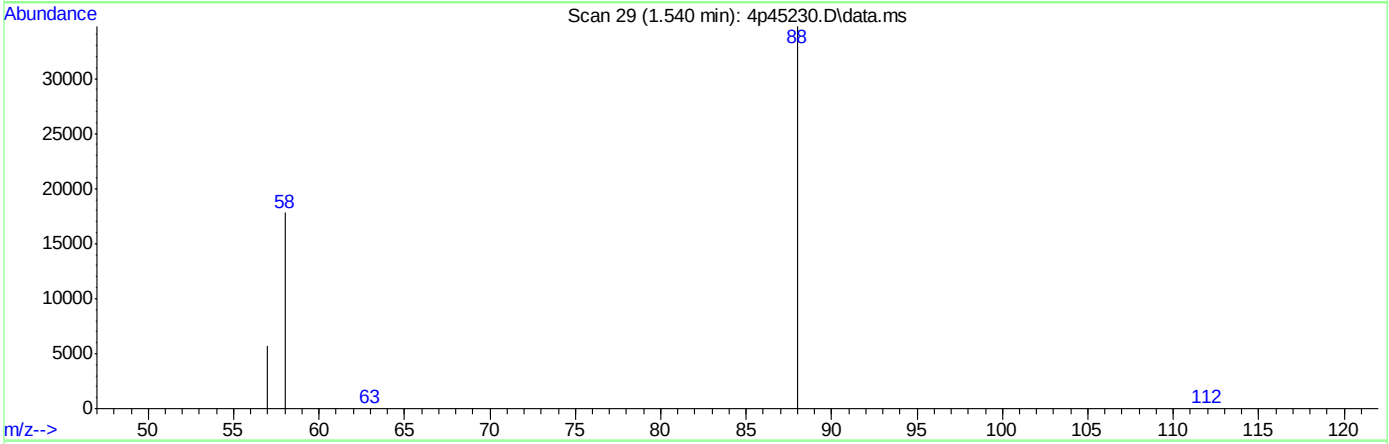

TIC: 4p45230.D\data.ms

(2) 1,4-Dioxane (t)

1.540min (-0.000) 5.43ppm

response 30730

Ion	Exp%	Act%
88.00	100	100
58.00	59.60	52.16
57.00	20.00	16.45
0.00	0.00	0.00

Quantitation Report (Qedit)

Data Path : C:\msdchem\1\DATA\E4P2367\
Data File : 4p45230.D
Acq On : 3 May 2021 10:41 pm
Operator : chriss2
Sample : ic2367-5
Misc : op32827a,e4p2367,1000,,,1,1
ALS Vial : 2 Sample Multiplier: 1

Quant Time: May 04 08:08:03 2021
Quant Method : C:\MSDCHEM\1\METHODS\M4P2367SIM.M
Quant Title : Semi Volatile Extractables by GC/MS
QLast Update : Tue May 04 08:06:35 2021
Response via : Initial Calibration

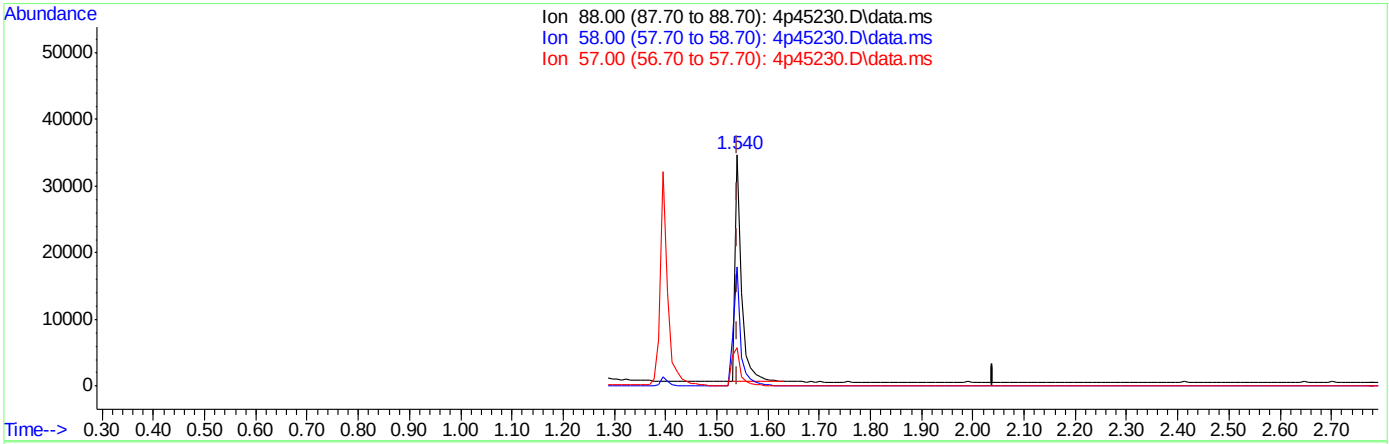

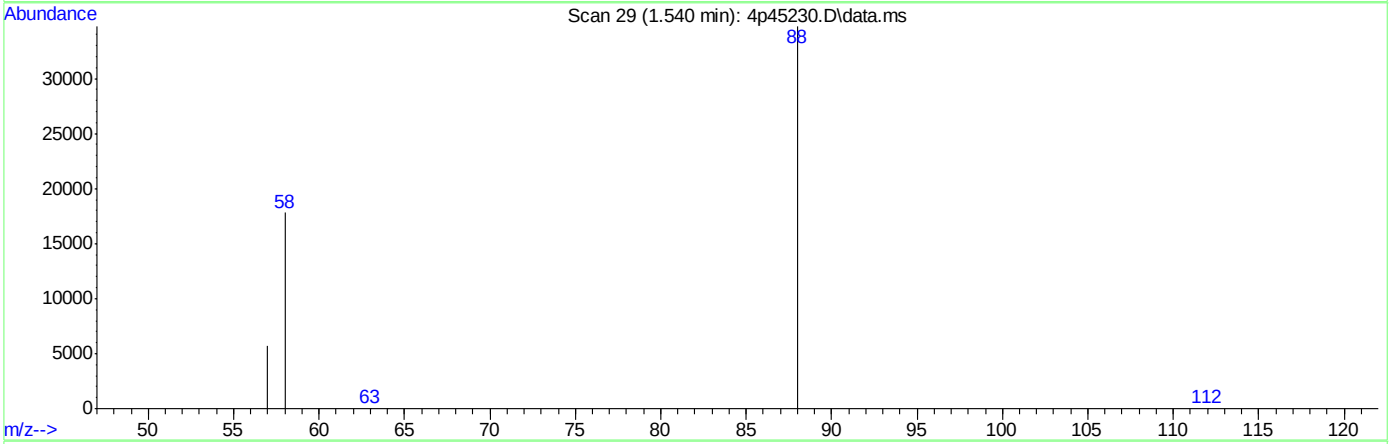

TIC: 4p45230.D\data.ms

(2) 1,4-Dioxane (t)

1.540min (-0.000) 5.30ppm m

response 30015

Ion	Exp%	Act%
88.00	100	100
58.00	59.60	51.23
57.00	20.00	16.43
0.00	0.00	0.00

Quantitation Report (QT Reviewed)

Data Path : C:\msdchem\1\DATA\E4P2367\
Data File : 4p45231.D
Acq On : 3 May 2021 11:09 pm
Operator : chriss2
Sample : ic2367-2.5
Misc : op32827a,e4p2367,1000,,,1,1
ALS Vial : 3 Sample Multiplier: 1

Quant Time: May 04 08:08:55 2021
Quant Method : C:\MSDCHEM\1\METHODS\M4P2367SIM.M
Quant Title : Semi Volatile Extractables by GC/MS
QLast Update : Tue May 04 08:06:35 2021
Response via : Initial Calibration

Compound	R.T.	QIon	Response	Conc	Units	Dev(Min)
Internal Standards						
1) 1-Methylnaphthalene-d10	6.576	150	76626	4.00	ppm	0.00
13) Fluorene-d10	8.045	176	110685	4.00	ppm	0.00
20) Fluoranthene-d10	10.142	212	191514	4.00	ppm	0.00
30) Benzo(a)pyrene-d12	12.782	264	122061	4.00	ppm	0.00
System Monitoring Compounds						
3) 2-Fluorophenol	3.296	112	574545	50.15	ppm	0.00
Spiked Amount 50.000			Recovery =	100.30%		
4) Phenol-d5	4.277	99	1238412	50.97	ppm	0.00
Spiked Amount 50.000			Recovery =	101.94%		
7) Nitrobenzene-d5	5.119	82	1047873	51.31	ppm	0.00
Spiked Amount 50.000			Recovery =	102.62%		
14) 2-Fluorobiphenyl	6.897	172	1740815	51.34	ppm	0.00
Spiked Amount 50.000			Recovery =	102.68%		
19) 2,4,6-Tribromophenol	8.313	330	328126	52.68	ppm	0.00
Spiked Amount 50.000			Recovery =	105.36%		
27) Terphenyl-d14	10.565	244	1728010	52.12	ppm	0.00
Spiked Amount 50.000			Recovery =	104.24%		
Target Compounds						Qvalue
2) 1,4-Dioxane	1.540	88	16066	2.57	ppm	81
5) Phenol	4.287	94	333918	12.70	ppm	# 87
6) bis(2-Chloroethyl)ether	4.333	93	53772	2.49	ppm	87
8) Naphthalene	5.833	128	125179	2.47	ppm	100
9) Hexachlorobutadiene	5.982	225	39099	2.47	ppm	98
10) 2-Methylnaphthalene	6.512	141	55986	2.48	ppm	99
11) 1-Methylnaphthalene	6.613	141	66168	2.43	ppm	96
12) Hexachlorocyclopentadiene	6.686	237	76258	5.14	ppm	98
15) Acenaphthylene	7.393	152	123402	2.45	ppm	99
16) Acenaphthene	7.569	153	76155	2.45	ppm	80
17) Fluorene	8.066	166	88499	2.47	ppm	99
18) 4,6-dinitro-2-methylph...	8.139	198	34477	15.30	ppm	80
21) Hexachlorobenzene	8.611	284	40833	2.44	ppm	98
22) Pentachlorophenol	8.814	266	66412	14.98	ppm	99
23) Phenanthrene	9.000	178	134395	2.45	ppm	99
24) Anthracene	9.043	178	136757	2.46	ppm	100
25) Fluoranthene	10.159	202	146837	2.45	ppm	99
26) Pyrene	10.371	202	154360	2.47	ppm	100
28) Benzo[a]anthracene	11.549	228	149232	2.48	ppm	95
29) Chrysene	11.579	228	155302	2.49	ppm	98
31) Benzo[b]fluoranthene	12.526	252	140286	2.35	ppm	96
32) Benzo[k]fluoranthene	12.550	252	143302	2.55	ppm	97
33) Benzo[a]pyrene	12.800	252	131508	2.47	ppm	99
34) Indeno[1,2,3-cd]pyrene	13.727	276	137359	2.51	ppm	98
35) Dibenz[a,h]anthracene	13.751	278	111200	2.56	ppm	100
36) Benzo[g,h,i]perylene	13.973	276	114633	2.56	ppm	100

(#) = qualifier out of range (m) = manual integration (+) = signals summed

Quantitation Report (QT Reviewed)

Data Path : C:\msdchem\1\DATA\E4P2367\
Data File : 4p45231.D
Acq On : 3 May 2021 11:09 pm
Operator : chriss2
Sample : ic2367-2.5
Misc : op32827a,e4p2367,1000,,,1,1
ALS Vial : 3 Sample Multiplier: 1

Quant Time: May 04 08:08:55 2021
Quant Method : C:\MSDCHEM\1\METHODS\M4P2367SIM.M
Quant Title : Semi Volatile Extractables by GC/MS
QLast Update : Tue May 04 08:06:35 2021
Response via : Initial Calibration

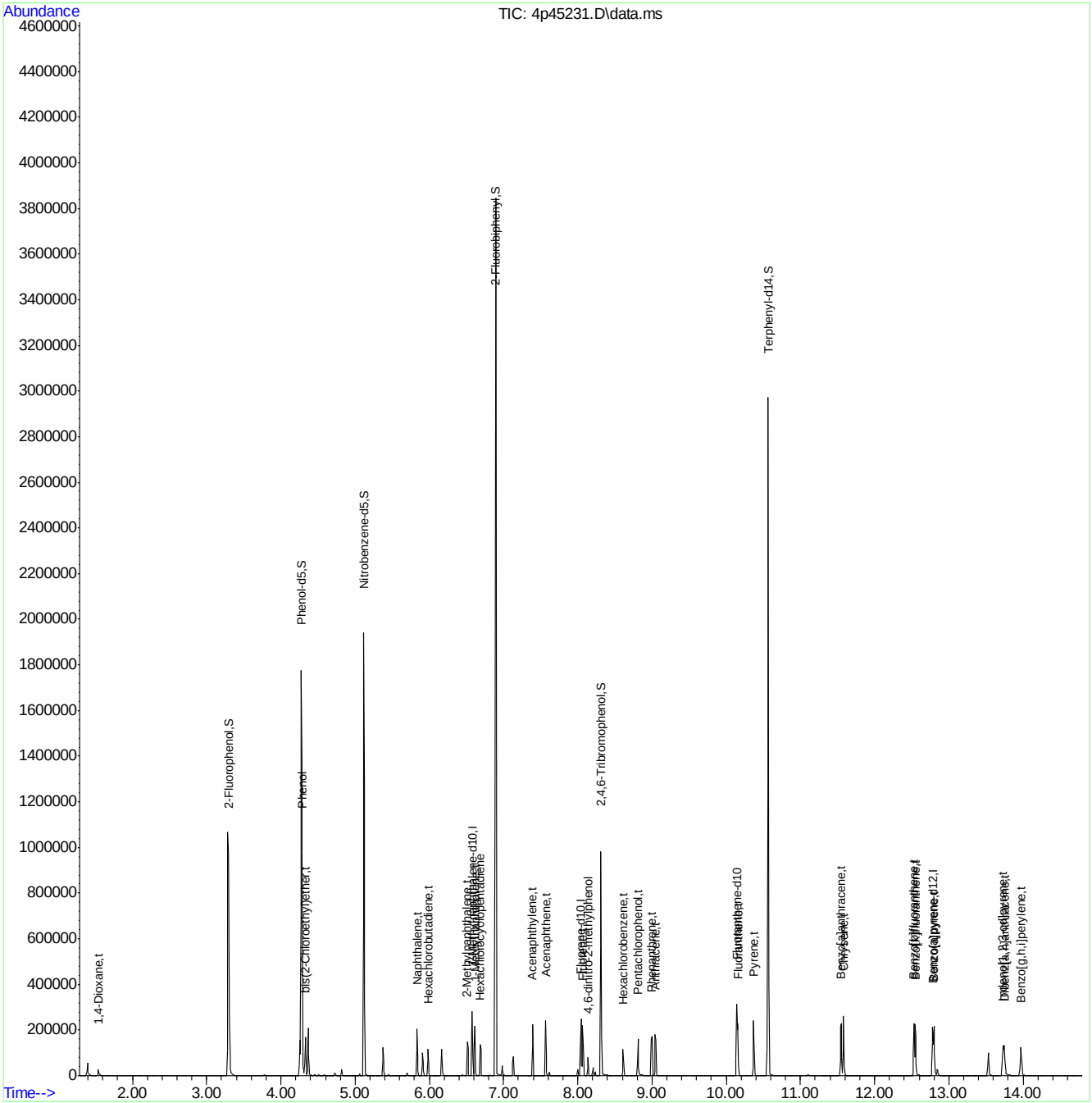

Manual Integrations APPROVED (compounds with "m" flag)
Nina Pandya
05/04/21 11:42

Quantitation Report (QT Reviewed)

Data Path : C:\msdchem\1\DATA\E4P2367\
Data File : 4p45232.D
Acq On : 3 May 2021 11:31 pm
Operator : chriss2
Sample : icc2367-1
Misc : op32827a,e4p2367,1000,,,1,1
ALS Vial : 4 Sample Multiplier: 1

Quant Time: May 04 08:07:06 2021
Quant Method : C:\MSDCHEM\1\METHODS\M4P2367SIM.M
Quant Title : Semi Volatile Extractables by GC/MS
QLast Update : Tue May 04 08:06:35 2021
Response via : Initial Calibration

Compound	R.T.	QIon	Response	Conc	Units	Dev(Min)
Internal Standards						
1) 1-Methylnaphthalene-d10	6.576	150	72787	4.00	ppm	0.00
13) Fluorene-d10	8.045	176	107048	4.00	ppm	0.00
20) Fluoranthene-d10	10.143	212	186945	4.00	ppm	0.00
30) Benzo(a)pyrene-d12	12.782	264	120346	4.00	ppm	0.00
System Monitoring Compounds						
3) 2-Fluorophenol	3.296	112	217645	20.00	ppm	0.00
Spiked Amount 50.000			Recovery = 40.00%			
4) Phenol-d5	4.273	99	461569	20.00	ppm	0.00
Spiked Amount 50.000			Recovery = 40.00%			
7) Nitrobenzene-d5	5.115	82	387998	20.00	ppm	0.00
Spiked Amount 50.000			Recovery = 40.00%			
14) 2-Fluorobiphenyl	6.897	172	655916	20.00	ppm	0.00
Spiked Amount 50.000			Recovery = 40.00%			
19) 2,4,6-Tribromophenol	8.306	330	120473	20.00	ppm	0.00
Spiked Amount 50.000			Recovery = 40.00%			
27) Terphenyl-d14	10.566	244	647246	20.00	ppm	0.00
Spiked Amount 50.000			Recovery = 40.00%			
Target Compounds						Qvalue
2) 1,4-Dioxane	1.540	88	5951m	1.00	ppm	
5) Phenol	4.282	94	124841	5.00	ppm	100
6) bis(2-Chloroethyl)ether	4.333	93	20525	1.00	ppm	100
8) Naphthalene	5.834	128	48072	1.00	ppm	100
9) Hexachlorobutadiene	5.982	225	15030	1.00	ppm	100
10) 2-Methylnaphthalene	6.512	141	21425	1.00	ppm	100
11) 1-Methylnaphthalene	6.613	141	25849	1.00	ppm	100
12) Hexachlorocyclopentadiene	6.686	237	28180	2.00	ppm	100
15) Acenaphthylene	7.393	152	48771	1.00	ppm	100
16) Acenaphthene	7.564	153	30025	1.00	ppm	100
17) Fluorene	8.067	166	34671	1.00	ppm	100
18) 4,6-dinitro-2-methylph...	8.139	198	10899	5.00	ppm	100
21) Hexachlorobenzene	8.611	284	16331	1.00	ppm	100
22) Pentachlorophenol	8.814	266	21643	5.00	ppm	100
23) Phenanthrene	9.001	178	53507	1.00	ppm	100
24) Anthracene	9.043	178	54159	1.00	ppm	100
25) Fluoranthene	10.160	202	58467	1.00	ppm	100
26) Pyrene	10.371	202	61076	1.00	ppm	100
28) Benzo[a]anthracene	11.543	228	58772	1.00	ppm	100
29) Chrysene	11.579	228	60918	1.00	ppm	100
31) Benzo[b]fluoranthene	12.526	252	58823	1.00	ppm	100
32) Benzo[k]fluoranthene	12.550	252	55385	1.00	ppm	100
33) Benzo[a]pyrene	12.800	252	52504	1.00	ppm	100
34) Indeno[1,2,3-cd]pyrene	13.728	276	53923	1.00	ppm	100
35) Dibenz[a,h]anthracene	13.751	278	42749	1.00	ppm	100
36) Benzo[g,h,i]perylene	13.974	276	44068	1.00	ppm	100

(#) = qualifier out of range (m) = manual integration (+) = signals summed

Quantitation Report (QT Reviewed)

Data Path : C:\msdchem\1\DATA\E4P2367\
Data File : 4p45232.D
Acq On : 3 May 2021 11:31 pm
Operator : chriss2
Sample : icc2367-1
Misc : op32827a,e4p2367,1000,,,1,1
ALS Vial : 4 Sample Multiplier: 1

Quant Time: May 04 08:07:06 2021
Quant Method : C:\MSDCHEM\1\METHODS\M4P2367SIM.M
Quant Title : Semi Volatile Extractables by GC/MS
QLast Update : Tue May 04 08:06:35 2021
Response via : Initial Calibration

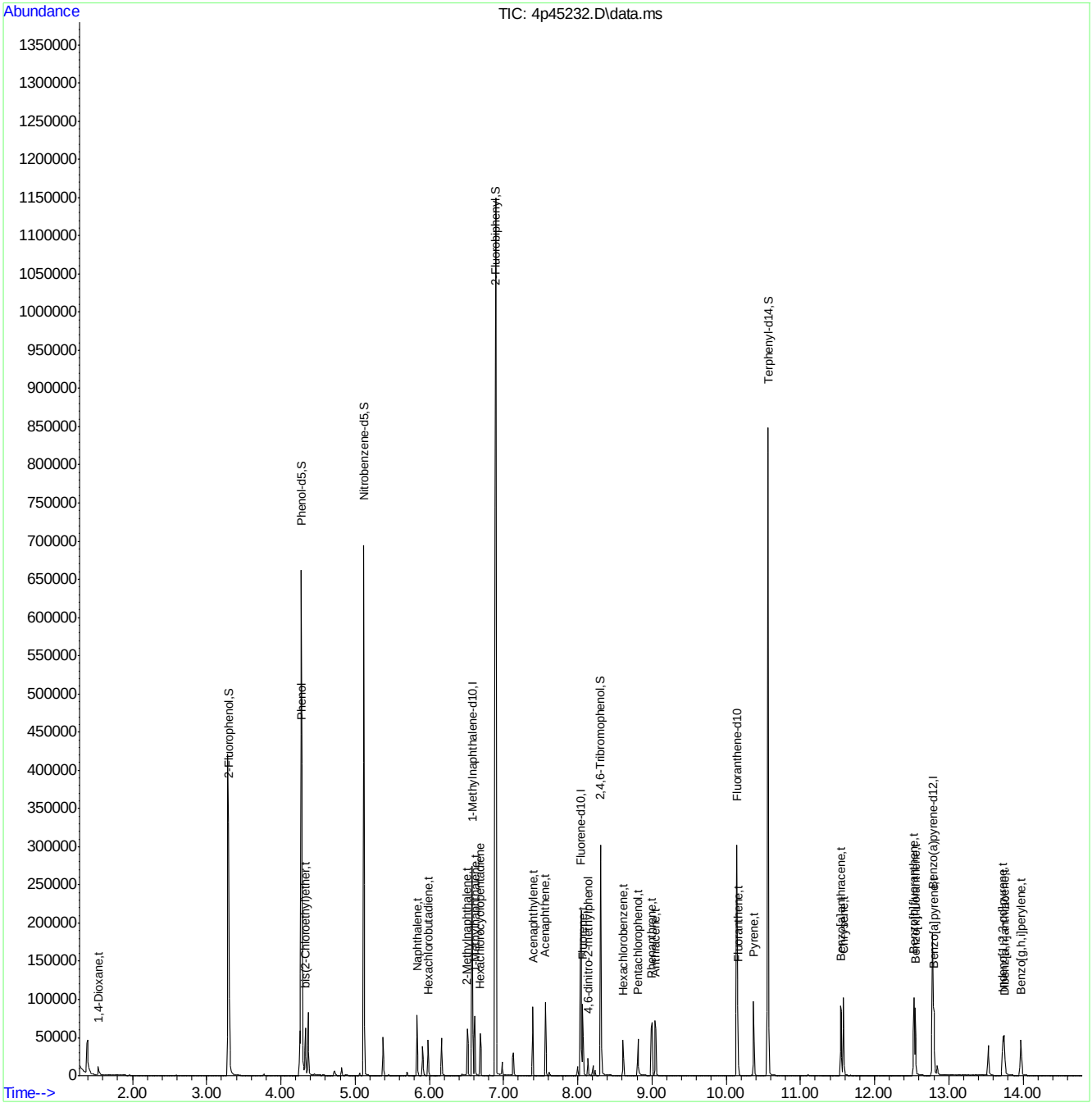

Manual Integration Approval Summary

Sample Number: E4P2367-ICC2367
Lab FileID: 4P45232.D
Injection Time: 05/03/21 23:31
Method: SW846 8270E BY SIM
Analyst approved: 05/04/21 08:36 Ying Li
Supervisor approved: 05/04/21 11:42 Nina Pandya

Parameter	CAS	Sig#	R.T. (min.)	Reason
1,4-Dioxane	123-91-1		1.54	Poor instrument integration

Quantitation Report (Qedit)

Data Path : C:\msdchem\1\DATA\E4P2367\
Data File : 4p45232.D
Acq On : 3 May 2021 11:31 pm
Operator : chriss2
Sample : icc2367-1
Misc : op32827a,e4p2367,1000,,,1,1
ALS Vial : 4 Sample Multiplier: 1

Quant Time: May 04 08:06:42 2021
Quant Method : C:\MSDCHEM\1\METHODS\M4P2367SIM.M
Quant Title : Semi Volatile Extractables by GC/MS
QLast Update : Tue May 04 08:06:35 2021
Response via : Initial Calibration

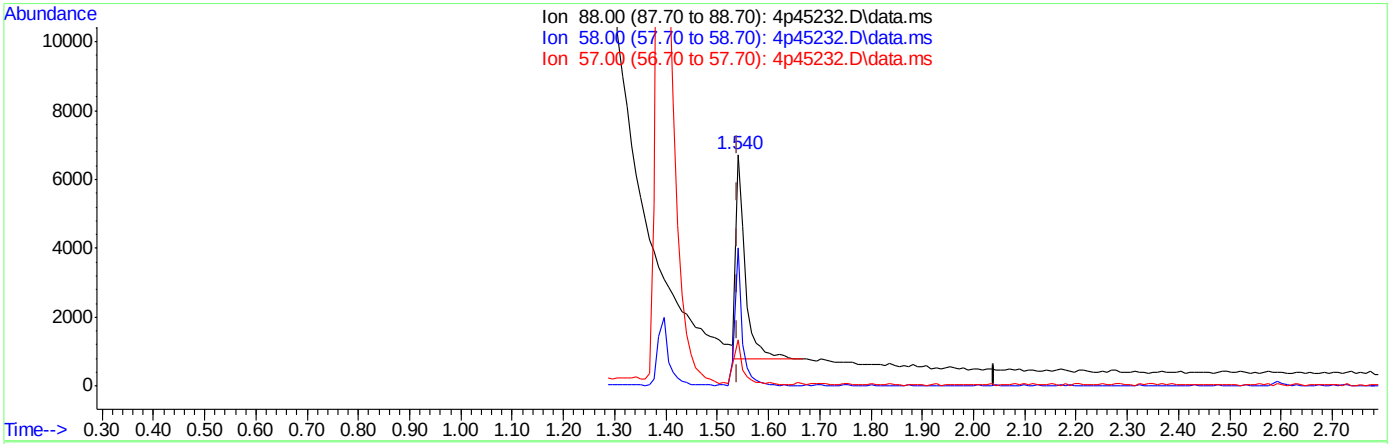

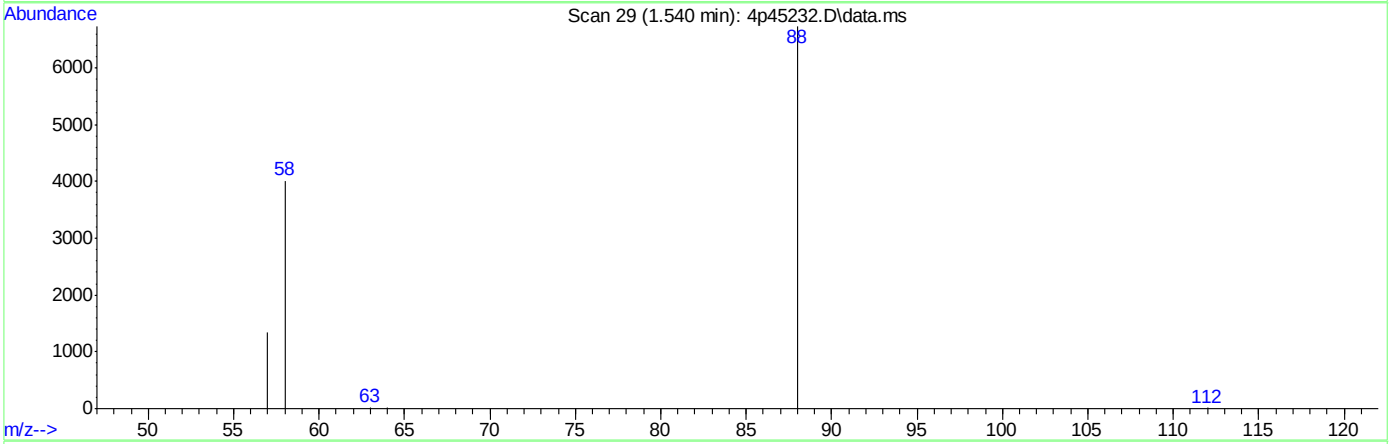

TIC: 4p45232.D\data.ms

(2) 1,4-Dioxane (t)

1.540min (0.000) 1.25ppm

response 7429

Ion	Exp%	Act%
88.00	100	100
58.00	59.60	63.33
57.00	20.00	17.50
0.00	0.00	0.00

Quantitation Report (Qedit)

Data Path : C:\msdchem\1\DATA\E4P2367\
Data File : 4p45232.D
Acq On : 3 May 2021 11:31 pm
Operator : chriss2
Sample : icc2367-1
Misc : op32827a,e4p2367,1000,,,1,1
ALS Vial : 4 Sample Multiplier: 1

Quant Time: May 04 08:06:42 2021
Quant Method : C:\MSDCHEM\1\METHODS\M4P2367SIM.M
Quant Title : Semi Volatile Extractables by GC/MS
QLast Update : Tue May 04 08:06:35 2021
Response via : Initial Calibration

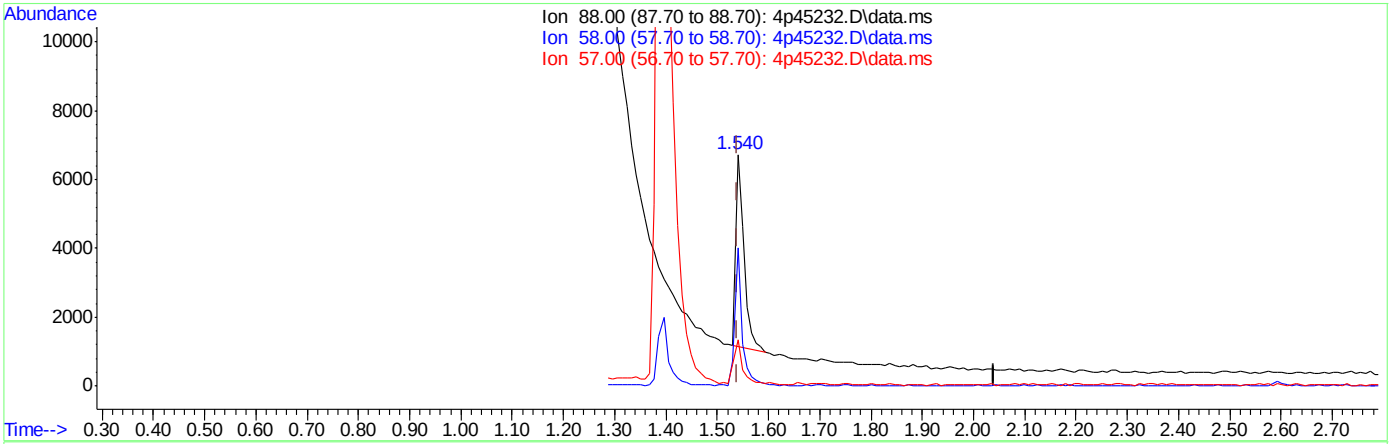

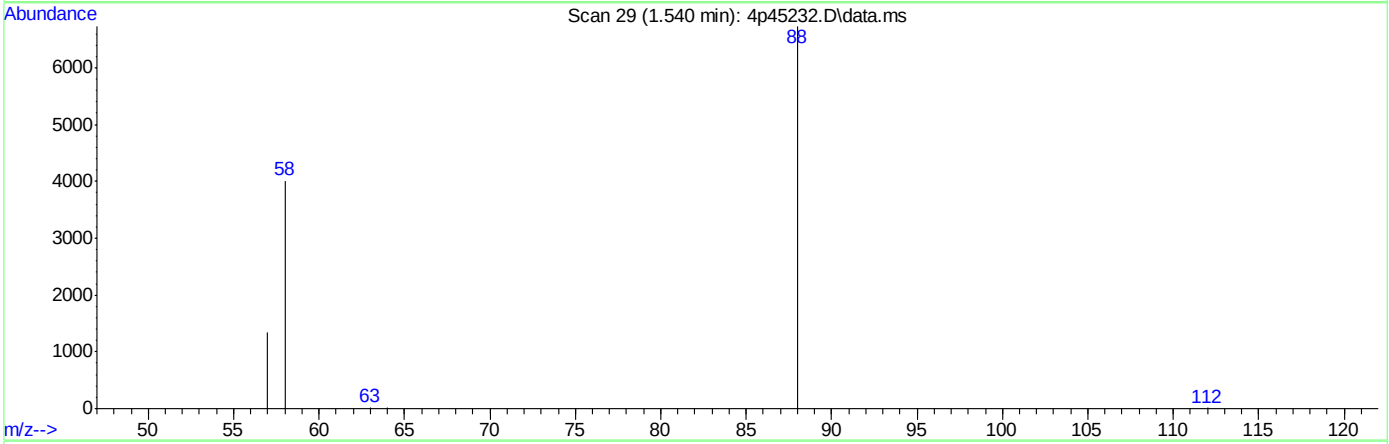

TIC: 4p45232.D\data.ms

(2) 1,4-Dioxane (t)

1.540min (0.000) 1.00ppm m

response 5951

Ion	Exp%	Act%
88.00	100	100
58.00	59.60	59.60
57.00	20.00	20.02
0.00	0.00	0.00

Manual Integrations APPROVED (compounds with "m" flag)
Nina Pandya
05/04/21 11:42

Quantitation Report (QT Reviewed)

Data Path : C:\msdchem\1\DATA\E4P2367\
Data File : 4p45233.D
Acq On : 3 May 2021 11:53 pm
Operator : chriss2
Sample : ic2367-0.5
Misc : op32827a,e4p2367,1000,,,1,1
ALS Vial : 5 Sample Multiplier: 1

Quant Time: May 04 08:09:50 2021
Quant Method : C:\MSDCHEM\1\METHODS\M4P2367SIM.M
Quant Title : Semi Volatile Extractables by GC/MS
QLast Update : Tue May 04 08:06:35 2021
Response via : Initial Calibration

Compound	R.T.	QIon	Response	Conc	Units	Dev(Min)
Internal Standards						
1) 1-Methylnaphthalene-d10	6.576	150	100494	4.00	ppm	0.00
13) Fluorene-d10	8.045	176	144684	4.00	ppm	0.00
20) Fluoranthene-d10	10.142	212	252877	4.00	ppm	0.00
30) Benzo(a)pyrene-d12	12.782	264	162851	4.00	ppm	0.00
System Monitoring Compounds						
3) 2-Fluorophenol	3.296	112	137236	9.13	ppm	0.00
Spiked Amount 50.000			Recovery =	18.26%		
4) Phenol-d5	4.273	99	298043	9.35	ppm	0.00
Spiked Amount 50.000			Recovery =	18.70%		
7) Nitrobenzene-d5	5.115	82	241628	9.02	ppm	0.00
Spiked Amount 50.000			Recovery =	18.04%		
14) 2-Fluorobiphenyl	6.897	172	407924	9.20	ppm	0.00
Spiked Amount 50.000			Recovery =	18.40%		
19) 2,4,6-Tribromophenol	8.313	330	72658	8.92	ppm	0.00
Spiked Amount 50.000			Recovery =	17.84%		
27) Terphenyl-d14	10.557	244	403950	9.23	ppm	0.00
Spiked Amount 50.000			Recovery =	18.46%		
Target Compounds						Qvalue
2) 1,4-Dioxane	1.549	88	3697m	0.45	ppm	
5) Phenol	4.282	94	80300	2.33	ppm	97
6) bis(2-Chloroethyl)ether	4.333	93	13142	0.46	ppm	99
8) Naphthalene	5.833	128	30871	0.47	ppm	99
9) Hexachlorobutadiene	5.982	225	9529	0.46	ppm	98
10) 2-Methylnaphthalene	6.512	141	13904	0.47	ppm	96
11) 1-Methylnaphthalene	6.613	141	16449	0.46	ppm	96
12) Hexachlorocyclopentadiene	6.686	237	17347	0.89	ppm	99
15) Acenaphthylene	7.393	152	30010	0.46	ppm	99
16) Acenaphthene	7.569	153	18800	0.46	ppm	80
17) Fluorene	8.066	166	21800	0.47	ppm	99
18) 4,6-dinitro-2-methylph...	8.139	198	6358	2.16	ppm	91
21) Hexachlorobenzene	8.611	284	10161	0.46	ppm	94
22) Pentachlorophenol	8.814	266	11728	2.00	ppm	98
23) Phenanthrene	9.000	178	33399	0.46	ppm	100
24) Anthracene	9.051	178	33031	0.45	ppm	93
25) Fluoranthene	10.159	202	35659	0.45	ppm	100
26) Pyrene	10.371	202	37670	0.46	ppm	99
28) Benzo[a]anthracene	11.543	228	35947	0.45	ppm	99
29) Chrysene	11.579	228	37304	0.45	ppm	98
31) Benzo[b]fluoranthene	12.526	252	33435	0.42	ppm	98
32) Benzo[k]fluoranthene	12.550	252	34413	0.46	ppm	98
33) Benzo[a]pyrene	12.800	252	33006	0.46	ppm	97
34) Indeno[1,2,3-cd]pyrene	13.727	276	32485	0.45	ppm	97
35) Dibenz[a,h]anthracene	13.751	278	26051	0.45	ppm	98
36) Benzo[g,h,i]perylene	13.973	276	27021	0.45	ppm	99

(#) = qualifier out of range (m) = manual integration (+) = signals summed

Quantitation Report (QT Reviewed)

Data Path : C:\msdchem\1\DATA\E4P2367\
Data File : 4p45233.D
Acq On : 3 May 2021 11:53 pm
Operator : chriss2
Sample : ic2367-0.5
Misc : op32827a,e4p2367,1000,,,1,1
ALS Vial : 5 Sample Multiplier: 1

Quant Time: May 04 08:09:50 2021
Quant Method : C:\MSDCHEM\1\METHODS\M4P2367SIM.M
Quant Title : Semi Volatile Extractables by GC/MS
QLast Update : Tue May 04 08:06:35 2021
Response via : Initial Calibration

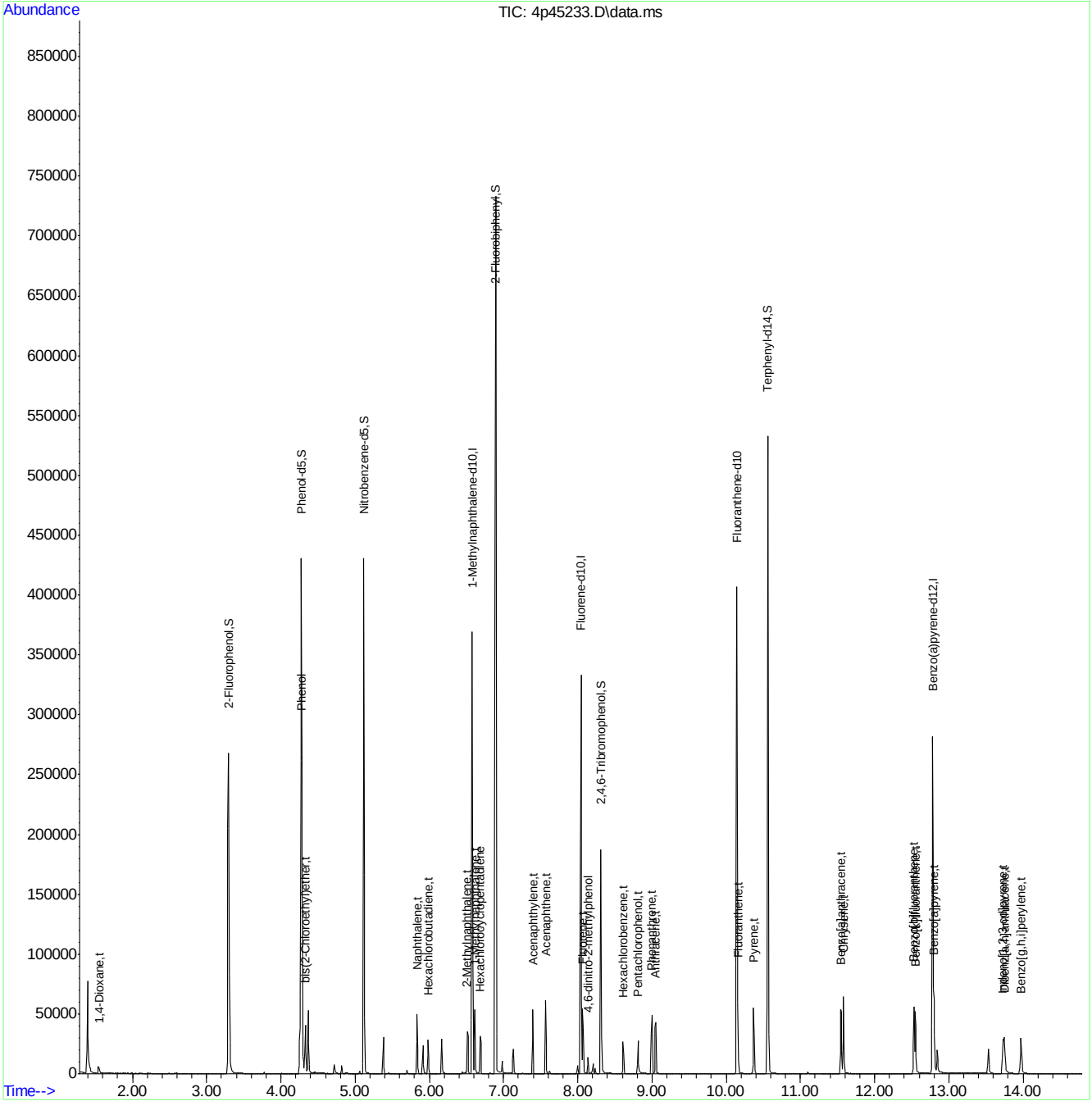

Manual Integration Approval Summary

Sample Number:	E4P2367-IC2367	**Method:**	SW846 8270E BY SIM
Lab FileID:	4P45233.D	**Analyst approved:**	05/04/21 08:36 Ying Li
Injection Time:	05/03/21 23:53	**Supervisor approved:**	05/04/21 11:42 Nina Pandya

Parameter	CAS	Sig#	R.T. (min.)	Reason
1,4-Dioxane	123-91-1		1.55	Poor instrument integration

Quantitation Report (Qedit)

Data Path : C:\msdchem\1\DATA\E4P2367\
Data File : 4p45233.D
Acq On : 3 May 2021 11:53 pm
Operator : chriss2
Sample : ic2367-0.5
Misc : op32827a,e4p2367,1000,,,1,1
ALS Vial : 5 Sample Multiplier: 1

Quant Time: May 04 08:09:31 2021
Quant Method : C:\MSDCHEM\1\METHODS\M4P2367SIM.M
Quant Title : Semi Volatile Extractables by GC/MS
QLast Update : Tue May 04 08:06:35 2021
Response via : Initial Calibration

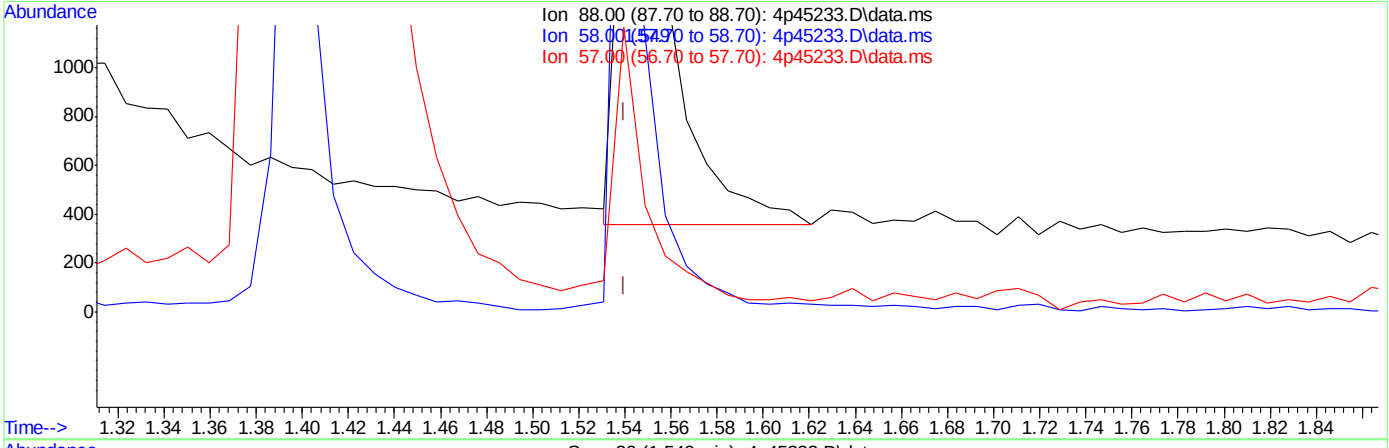

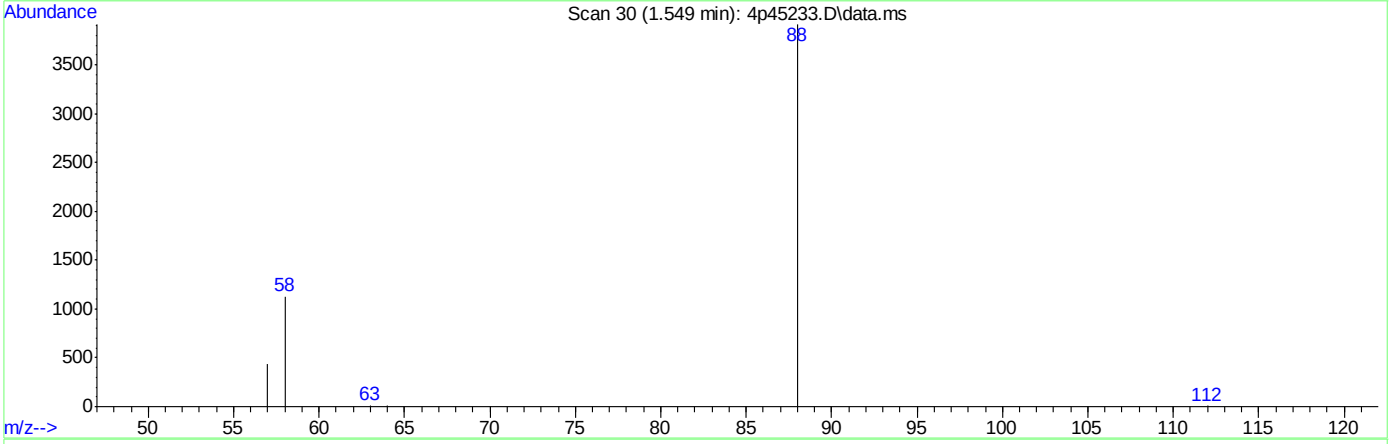

TIC: 4p45233.D\data.ms

(2) 1,4-Dioxane (t)

1.549min (+0.009) 0.47ppm

response 3859

Ion	Exp%	Act%
88.00	100	100
58.00	59.60	30.97#
57.00	20.00	9.96
0.00	0.00	0.00

Quantitation Report (Qedit)

Data Path : C:\msdchem\1\DATA\E4P2367\
Data File : 4p45233.D
Acq On : 3 May 2021 11:53 pm
Operator : chriss2
Sample : ic2367-0.5
Misc : op32827a,e4p2367,1000,,,1,1
ALS Vial : 5 Sample Multiplier: 1

Quant Time: May 04 08:09:31 2021
Quant Method : C:\MSDCHEM\1\METHODS\M4P2367SIM.M
Quant Title : Semi Volatile Extractables by GC/MS
QLast Update : Tue May 04 08:06:35 2021
Response via : Initial Calibration

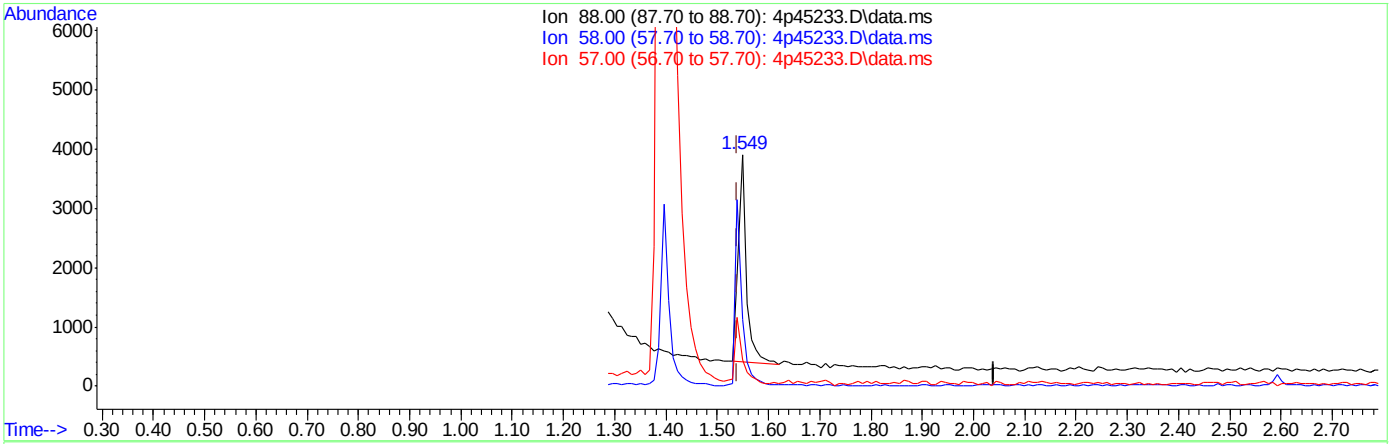

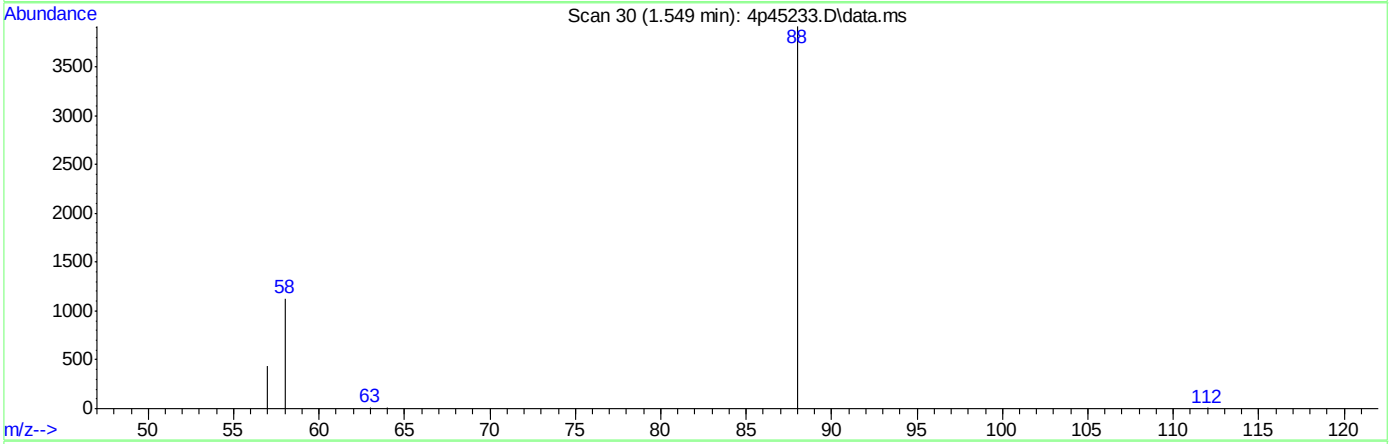

TIC: 4p45233.D\data.ms

(2) 1,4-Dioxane (t)

1.549min (+0.009) 0.45ppm m

response 3697

Ion	Exp%	Act%
88.00	100	100
58.00	59.60	28.85#
57.00	20.00	11.17
0.00	0.00	0.00

Manual Integrations APPROVED (compounds with "m" flag)
Nina Pandya
05/04/21 11:42

Quantitation Report (QT Reviewed)

Data Path : C:\msdchem\1\DATA\E4P2367\
Data File : 4p45234.D
Acq On : 4 May 2021 12:14 am
Operator : chriss2
Sample : ic2367-0.2
Misc : op32827a,e4p2367,1000,,,1,1
ALS Vial : 6 Sample Multiplier: 1

Quant Time: May 04 08:11:37 2021
Quant Method : C:\MSDCHEM\1\METHODS\M4P2367SIM.M
Quant Title : Semi Volatile Extractables by GC/MS
QLast Update : Tue May 04 08:06:35 2021
Response via : Initial Calibration

Compound	R.T.	QIon	Response	Conc	Units	Dev(Min)
Internal Standards						
1) 1-Methylnaphthalene-d10	6.576	150	79491	4.00	ppm	0.00
13) Fluorene-d10	8.045	176	115543	4.00	ppm	0.00
20) Fluoranthene-d10	10.143	212	203330	4.00	ppm	0.00
30) Benzo(a)pyrene-d12	12.782	264	128458	4.00	ppm	0.00
System Monitoring Compounds						
3) 2-Fluorophenol	3.296	112	46997	3.95	ppm	0.00
Spiked Amount 50.000			Recovery =	7.90%		
4) Phenol-d5	4.273	99	98979	3.93	ppm	0.00
Spiked Amount 50.000			Recovery =	7.86%		
7) Nitrobenzene-d5	5.115	82	79077	3.73	ppm	0.00
Spiked Amount 50.000			Recovery =	7.46%		
14) 2-Fluorobiphenyl	6.897	172	139911	3.95	ppm	0.00
Spiked Amount 50.000			Recovery =	7.90%		
19) 2,4,6-Tribromophenol	8.306	330	24023	3.69	ppm	0.00
Spiked Amount 50.000			Recovery =	7.38%		
27) Terphenyl-d14	10.557	244	136192	3.87	ppm	0.00
Spiked Amount 50.000			Recovery =	7.74%		
Target Compounds						Qvalue
2) 1,4-Dioxane	1.549	88	1059m	0.16	ppm	
5) Phenol	4.282	94	26224	0.96	ppm	98
6) bis(2-Chloroethyl)ether	4.333	93	4361	0.19	ppm	96
8) Naphthalene	5.834	128	10750	0.20	ppm	100
9) Hexachlorobutadiene	5.982	225	3279	0.20	ppm	98
10) 2-Methylnaphthalene	6.512	141	4813	0.21	ppm	96
11) 1-Methylnaphthalene	6.613	141	5611	0.20	ppm	95
12) Hexachlorocyclopentadiene	6.686	237	5565	0.36	ppm	98
15) Acenaphthylene	7.393	152	10370	0.20	ppm	99
16) Acenaphthene	7.564	153	6425	0.20	ppm	99
17) Fluorene	8.067	166	7394	0.20	ppm	98
18) 4,6-dinitro-2-methylph...	8.139	198	1846	0.78	ppm	89
21) Hexachlorobenzene	8.611	284	3535	0.20	ppm	98
22) Pentachlorophenol	8.814	266	3244	0.69	ppm	98
23) Phenanthrene	9.000	178	11446	0.20	ppm	100
24) Anthracene	9.051	178	11168	0.19	ppm	93
25) Fluoranthene	10.160	202	12410	0.20	ppm	99
26) Pyrene	10.371	202	12653	0.19	ppm	99
28) Benzo[a]anthracene	11.543	228	11848	0.19	ppm	99
29) Chrysene	11.579	228	12229	0.18	ppm	98
31) Benzo[b]fluoranthene	12.526	252	11500	0.18	ppm	96
32) Benzo[k]fluoranthene	12.550	252	11159	0.19	ppm	96
33) Benzo[a]pyrene	12.800	252	11583	0.21	ppm	98
34) Indeno[1,2,3-cd]pyrene	13.727	276	10834	0.19	ppm	99
35) Dibenz[a,h]anthracene	13.751	278	8589	0.19	ppm	96
36) Benzo[g,h,i]perylene	13.974	276	9181	0.20	ppm	99

(#) = qualifier out of range (m) = manual integration (+) = signals summed

M4P2367SIM.M Tue May 04 08:32:23 2021 YING

Quantitation Report (QT Reviewed)

Data Path : C:\msdchem\1\DATA\E4P2367\
Data File : 4p45234.D
Acq On : 4 May 2021 12:14 am
Operator : chriss2
Sample : ic2367-0.2
Misc : op32827a,e4p2367,1000,,,1,1
ALS Vial : 6 Sample Multiplier: 1

Quant Time: May 04 08:11:37 2021
Quant Method : C:\MSDCHEM\1\METHODS\M4P2367SIM.M
Quant Title : Semi Volatile Extractables by GC/MS
QLast Update : Tue May 04 08:06:35 2021
Response via : Initial Calibration

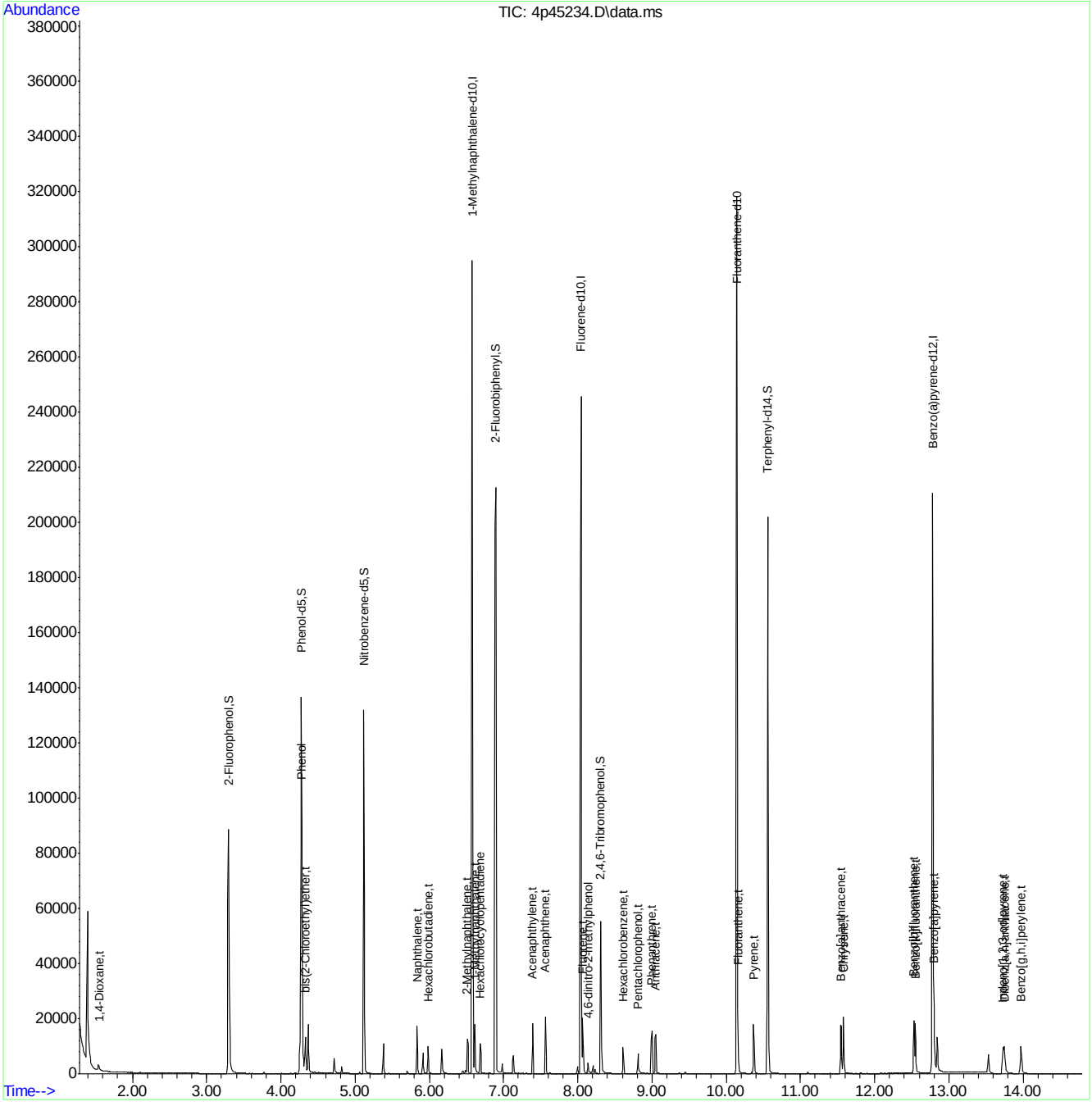

M4P2367SIM.M Tue May 04 08:32:23 2021 YING Page: 2

Manual Integration Approval Summary

Sample Number:	E4P2367-IC2367	**Method:**	SW846 8270E BY SIM
Lab FileID:	4P45234.D	**Analyst approved:**	05/04/21 08:36 Ying Li
Injection Time:	05/04/21 00:14	**Supervisor approved:**	05/04/21 11:42 Nina Pandya

Parameter	CAS	Sig#	R.T. (min.)	Reason
1,4-Dioxane	123-91-1		1.55	Poor instrument integration

Quantitation Report (Qedit)

Data Path : C:\msdchem\1\DATA\E4P2367\
Data File : 4p45234.D
Acq On : 4 May 2021 12:14 am
Operator : chriss2
Sample : ic2367-0.2
Misc : op32827a,e4p2367,1000,,,1,1
ALS Vial : 6 Sample Multiplier: 1

Quant Time: May 04 08:10:53 2021
Quant Method : C:\MSDCHEM\1\METHODS\M4P2367SIM.M
Quant Title : Semi Volatile Extractables by GC/MS
QLast Update : Tue May 04 08:06:35 2021
Response via : Initial Calibration

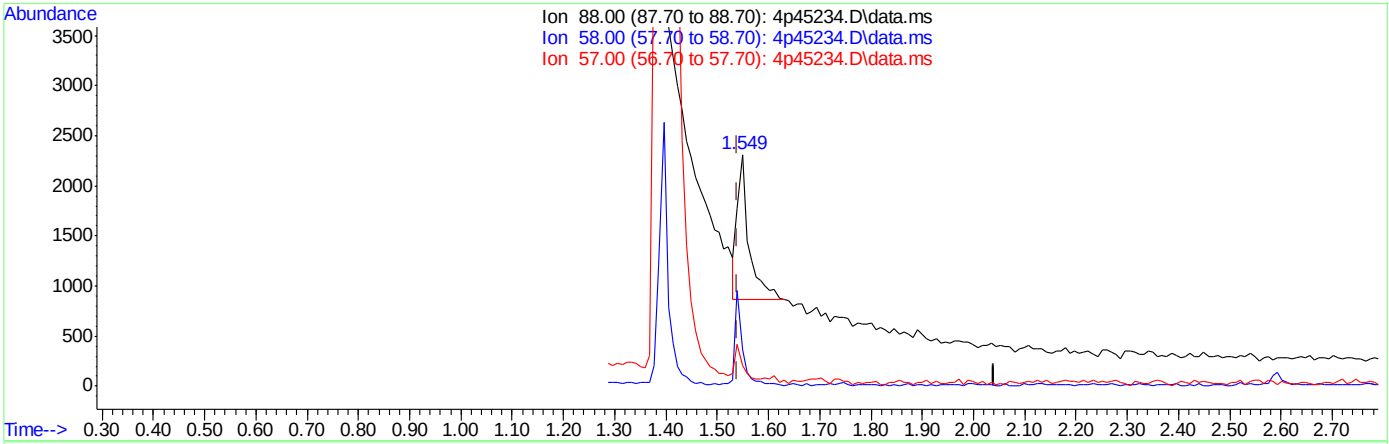

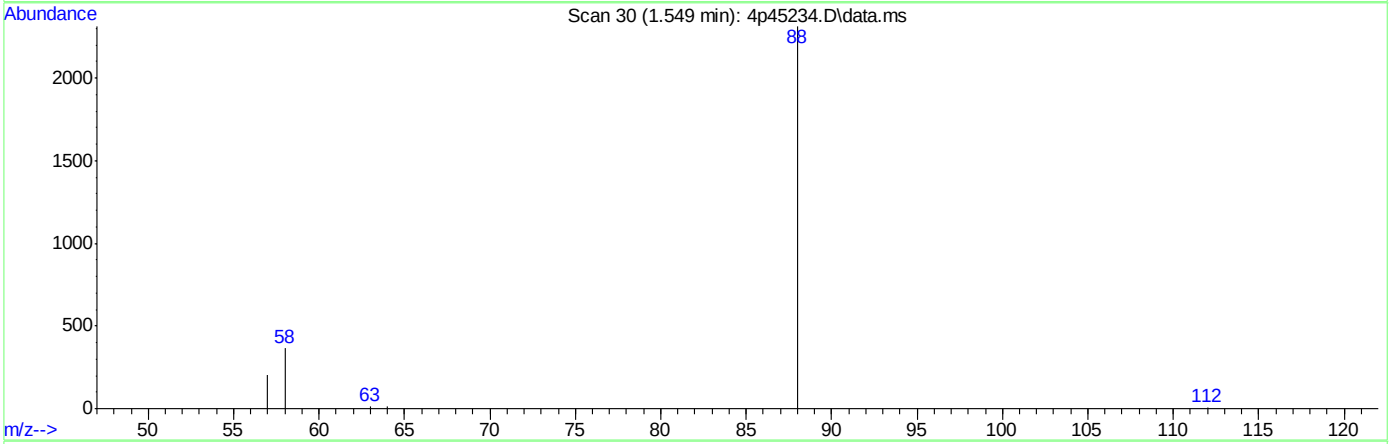

TIC: 4p45234.D\data.ms

(2) 1,4-Dioxane (t)

1.549min (+0.009) 0.34ppm

response 2182

Ion	Exp%	Act%
88.00	100	100
58.00	59.60	26.91#
57.00	20.00	8.73
0.00	0.00	0.00

Quantitation Report (Qedit)

Data Path : C:\msdchem\1\DATA\E4P2367\
Data File : 4p45234.D
Acq On : 4 May 2021 12:14 am
Operator : chriss2
Sample : ic2367-0.2
Misc : op32827a,e4p2367,1000,,,1,1
ALS Vial : 6 Sample Multiplier: 1

Quant Time: May 04 08:10:53 2021
Quant Method : C:\MSDCHEM\1\METHODS\M4P2367SIM.M
Quant Title : Semi Volatile Extractables by GC/MS
QLast Update : Tue May 04 08:06:35 2021
Response via : Initial Calibration

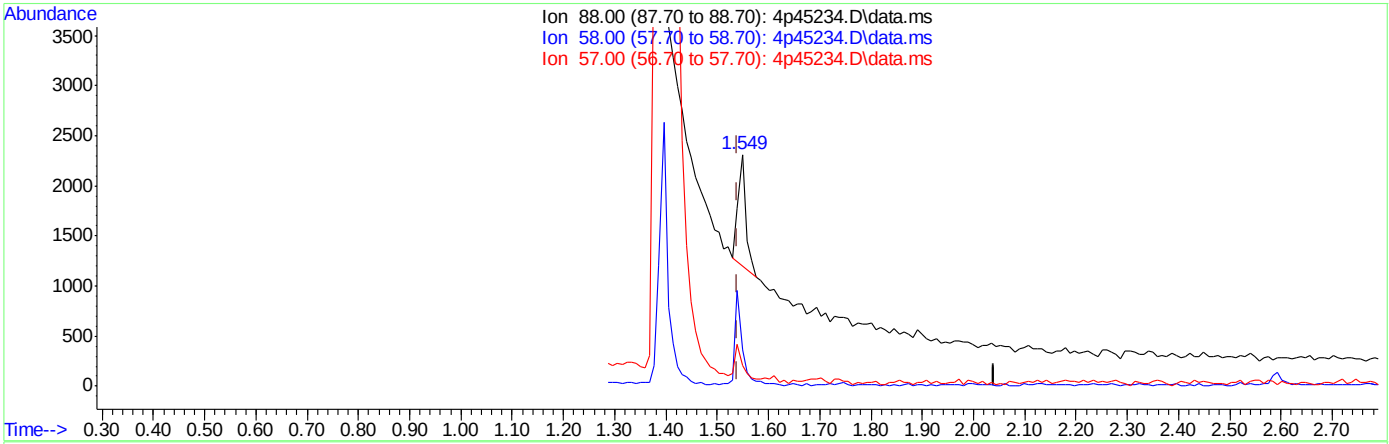

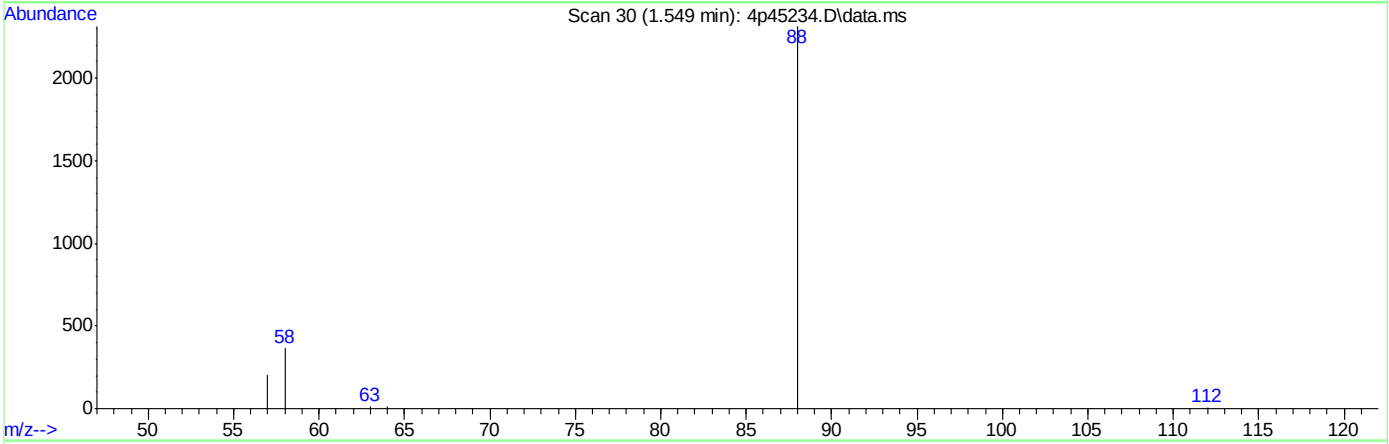

TIC: 4p45234.D\data.ms

(2) 1,4-Dioxane (t)

1.549min (+0.009) 0.16ppm m

response 1059

Ion	Exp%	Act%
88.00	100	100
58.00	59.60	15.91#
57.00	20.00	8.69
0.00	0.00	0.00

Manual Integrations APPROVED (compounds with "m" flag)
Nina Pandya
05/04/21 11:42

Quantitation Report (QT Reviewed)

Data Path : C:\msdchem\1\DATA\E4P2367\
Data File : 4p45235.D
Acq On : 4 May 2021 12:36 am
Operator : chriss2
Sample : ic2367-0.1
Misc : op32827a,e4p2367,1000,,,1,1
ALS Vial : 7 Sample Multiplier: 1

Quant Time: May 04 08:12:56 2021
Quant Method : C:\MSDCHEM\1\METHODS\M4P2367SIM.M
Quant Title : Semi Volatile Extractables by GC/MS
QLast Update : Tue May 04 08:06:35 2021
Response via : Initial Calibration

Compound	R.T.	QIon	Response	Conc	Units		Dev(Min)
Internal Standards							
1) 1-Methylnaphthalene-d10	6.576	150	82808	4.00	ppm		0.00
13) Fluorene-d10	8.045	176	117065	4.00	ppm		0.00
20) Fluoranthene-d10	10.142	212	205773	4.00	ppm		0.00
30) Benzo(a)pyrene-d12	12.782	264	131644	4.00	ppm		0.00
System Monitoring Compounds							
3) 2-Fluorophenol	3.296	112	24683	1.99	ppm		0.00
Spiked Amount 50.000			Recovery	=	3.98%		
4) Phenol-d5	4.273	99	52754	2.01	ppm		0.00
Spiked Amount 50.000			Recovery	=	4.02%		
7) Nitrobenzene-d5	5.119	82	41785	1.89	ppm		0.00
Spiked Amount 50.000			Recovery	=	3.78%		
14) 2-Fluorobiphenyl	6.897	172	74863	2.09	ppm		0.00
Spiked Amount 50.000			Recovery	=	4.18%		
19) 2,4,6-Tribromophenol	8.306	330	11680	1.77	ppm		0.00
Spiked Amount 50.000			Recovery	=	3.54%		
27) Terphenyl-d14	10.557	244	70499	1.98	ppm		0.00
Spiked Amount 50.000			Recovery	=	3.96%		
Target Compounds							Qvalue
2) 1,4-Dioxane	1.549	88	705m	0.10	ppm		
5) Phenol	4.287	94	13754	0.48	ppm	#	87
6) bis(2-Chloroethyl)ether	4.333	93	2229	0.10	ppm		93
8) Naphthalene	5.837	128	5612	0.10	ppm		99
9) Hexachlorobutadiene	5.982	225	1732	0.10	ppm		97
10) 2-Methylnaphthalene	6.512	141	2460	0.10	ppm		98
11) 1-Methylnaphthalene	6.613	141	2921	0.10	ppm		93
12) Hexachlorocyclopentadiene	6.695	237	2838	0.18	ppm		80
15) Acenaphthylene	7.393	152	5418	0.10	ppm		98
16) Acenaphthene	7.569	153	3347	0.10	ppm		82
17) Fluorene	8.066	166	3829	0.10	ppm		95
18) 4,6-dinitro-2-methylph...	8.139	198	826	0.35	ppm	#	69
21) Hexachlorobenzene	8.611	284	1882	0.10	ppm		95
22) Pentachlorophenol	8.814	266	1452	0.30	ppm		98
23) Phenanthrene	9.000	178	5944	0.10	ppm		98
24) Anthracene	9.051	178	5729	0.10	ppm		92
25) Fluoranthene	10.159	202	6607	0.10	ppm		99
26) Pyrene	10.371	202	6543	0.10	ppm		98
28) Benzo[a]anthracene	11.549	228	6109	0.09	ppm		95
29) Chrysene	11.579	228	6503	0.10	ppm		97
31) Benzo[b]fluoranthene	12.526	252	5712	0.09	ppm		97
32) Benzo[k]fluoranthene	12.550	252	5781	0.10	ppm		96
33) Benzo[a]pyrene	12.800	252	6120	0.11	ppm		98
34) Indeno[1,2,3-cd]pyrene	13.727	276	5458	0.09	ppm		97
35) Dibenz[a,h]anthracene	13.751	278	4308	0.09	ppm		97
36) Benzo[g,h,i]perylene	13.973	276	4611	0.10	ppm		99

(#) = qualifier out of range (m) = manual integration (+) = signals summed

Quantitation Report (QT Reviewed)

Data Path : C:\msdchem\1\DATA\E4P2367\
Data File : 4p45235.D
Acq On : 4 May 2021 12:36 am
Operator : chriss2
Sample : ic2367-0.1
Misc : op32827a,e4p2367,1000,,,1,1
ALS Vial : 7 Sample Multiplier: 1

Quant Time: May 04 08:12:56 2021
Quant Method : C:\MSDCHEM\1\METHODS\M4P2367SIM.M
Quant Title : Semi Volatile Extractables by GC/MS
QLast Update : Tue May 04 08:06:35 2021
Response via : Initial Calibration

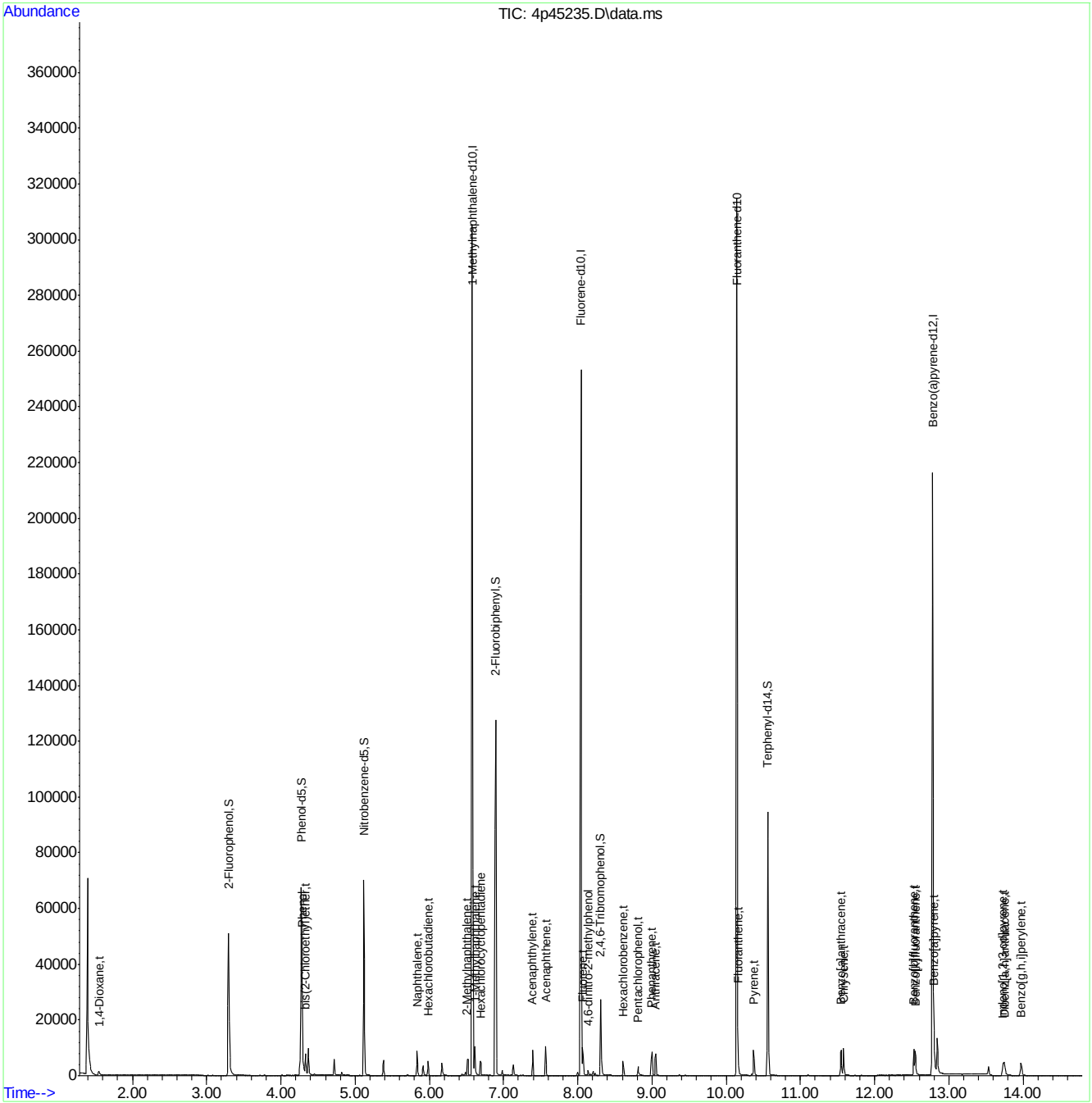

M4P2367SIM.M Tue May 04 08:32:25 2021 YING Page: 2

Manual Integration Approval Summary

Sample Number: E4P2367-IC2367
Lab FileID: 4P45235.D
Injection Time: 05/04/21 00:36
Method: SW846 8270E BY SIM
Analyst approved: 05/04/21 08:36 Ying Li
Supervisor approved: 05/04/21 11:42 Nina Pandya

Parameter	CAS	Sig#	R.T. (min.)	Reason
1,4-Dioxane	123-91-1		1.55	Poor instrument integration

Quantitation Report (Qedit)

Data Path : C:\msdchem\1\DATA\E4P2367\
Data File : 4p45235.D
Acq On : 4 May 2021 12:36 am
Operator : chriss2
Sample : ic2367-0.1
Misc : op32827a,e4p2367,1000,,,1,1
ALS Vial : 7 Sample Multiplier: 1

Quant Time: May 04 08:12:25 2021
Quant Method : C:\MSDCHEM\1\METHODS\M4P2367SIM.M
Quant Title : Semi Volatile Extractables by GC/MS
QLast Update : Tue May 04 08:06:35 2021
Response via : Initial Calibration

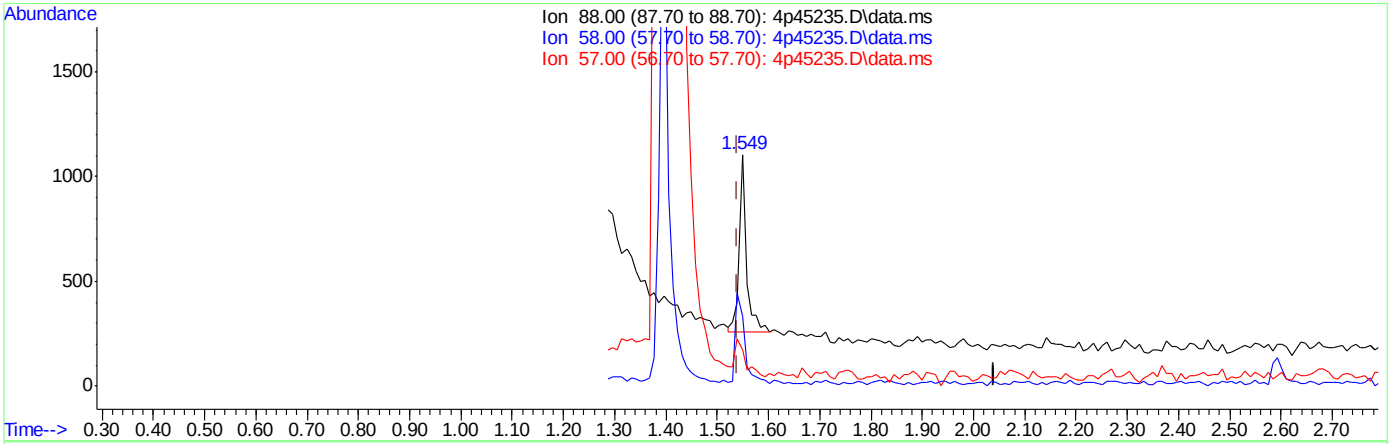

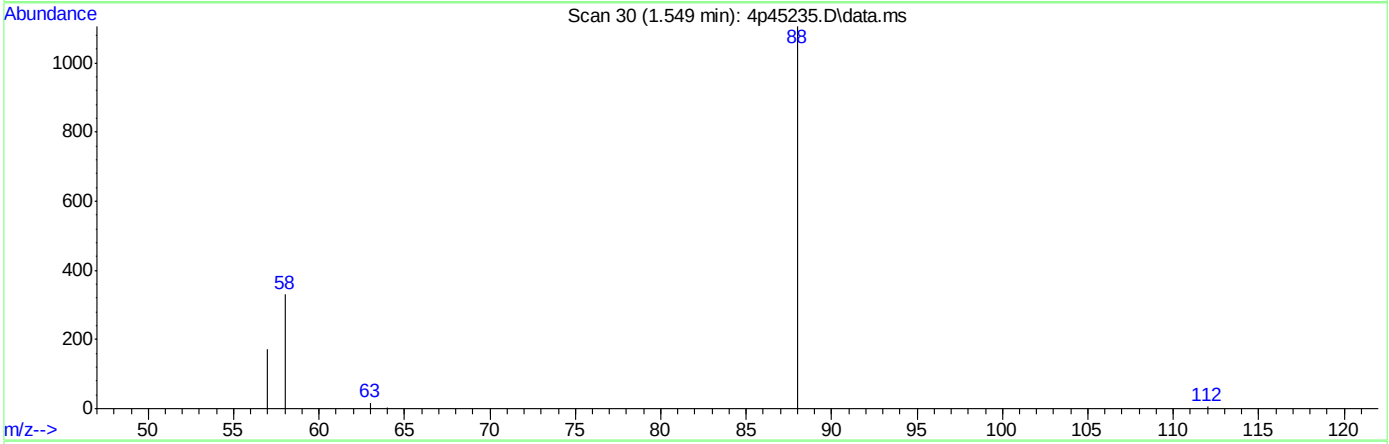

TIC: 4p45235.D\data.ms

(2) 1,4-Dioxane (t)

1.549min (+0.009) 0.12ppm

response 795

Ion	Exp%	Act%
88.00	100	100
58.00	59.60	37.96#
57.00	20.00	11.66
0.00	0.00	0.00

Quantitation Report (Qedit)

Data Path : C:\msdchem\1\DATA\E4P2367\
Data File : 4p45235.D
Acq On : 4 May 2021 12:36 am
Operator : chriss2
Sample : ic2367-0.1
Misc : op32827a,e4p2367,1000,,,1,1
ALS Vial : 7 Sample Multiplier: 1

Quant Time: May 04 08:12:25 2021
Quant Method : C:\MSDCHEM\1\METHODS\M4P2367SIM.M
Quant Title : Semi Volatile Extractables by GC/MS
QLast Update : Tue May 04 08:06:35 2021
Response via : Initial Calibration

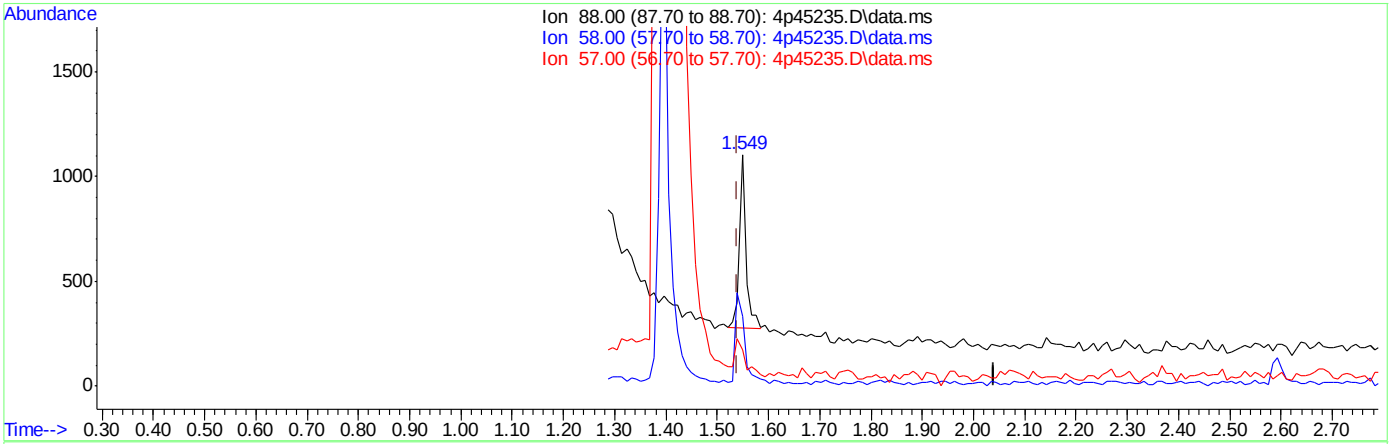

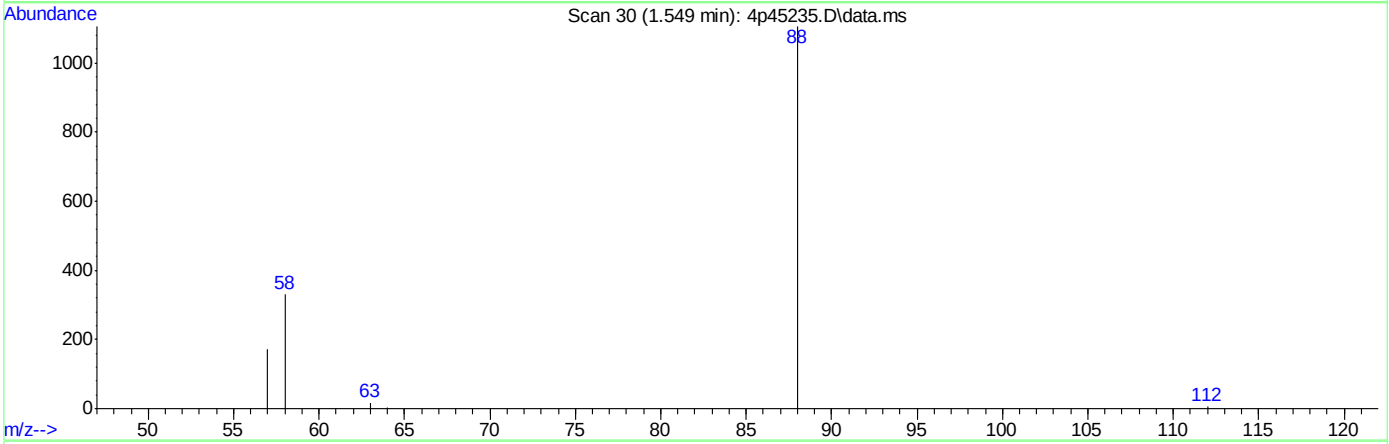

TIC: 4p45235.D\data.ms

(2) 1,4-Dioxane (t)

1.549min (+0.009) 0.10ppm m

response 705

Ion	Exp%	Act%
88.00	100	100
58.00	59.60	30.02#
57.00	20.00	15.64
0.00	0.00	0.00

4P45236.D

Manual Integrations APPROVED (compounds with "m" flag)

Nina Pandya 05/04/21 11:42

Quantitation Report (QT Reviewed)

Data Path : C:\msdchem\1\DATA\E4P2367\
Data File : 4p45236.D
Acq On : 4 May 2021 12:58 am
Operator : chriss2
Sample : ic2367-0.05
Misc : op32827a,e4p2367,1000,,,1,1
ALS Vial : 8 Sample Multiplier: 1

Quant Time: May 04 08:14:37 2021
Quant Method : C:\MSDCHEM\1\METHODS\M4P2367SIM.M
Quant Title : Semi Volatile Extractables by GC/MS
QLast Update : Tue May 04 08:06:35 2021
Response via : Initial Calibration

Compound	R.T.	QIon	Response	Conc	Units		Dev(Min)
Internal Standards							
1) 1-Methylnaphthalene-d10	6.576	150	80970	4.00	ppm		0.00
13) Fluorene-d10	8.045	176	115381	4.00	ppm		0.00
20) Fluoranthene-d10	10.143	212	200676	4.00	ppm		0.00
30) Benzo(a)pyrene-d12	12.782	264	128131	4.00	ppm		0.00
System Monitoring Compounds							
3) 2-Fluorophenol	3.296	112	12239	1.01	ppm		0.00
Spiked Amount 50.000			Recovery =	2.02%			
4) Phenol-d5	4.277	99	26495	1.03	ppm		0.00
Spiked Amount 50.000			Recovery =	2.06%			
7) Nitrobenzene-d5	5.119	82	20509	0.95	ppm		0.00
Spiked Amount 50.000			Recovery =	1.90%			
14) 2-Fluorobiphenyl	6.897	172	36328	1.03	ppm		0.00
Spiked Amount 50.000			Recovery =	2.06%			
19) 2,4,6-Tribromophenol	8.314	330	5650	0.87	ppm		0.00
Spiked Amount 50.000			Recovery =	1.74%			
27) Terphenyl-d14	10.557	244	34978	1.01	ppm		0.00
Spiked Amount 50.000			Recovery =	2.02%			
Target Compounds							Qvalue
2) 1,4-Dioxane	1.549	88	394m	0.06	ppm		
5) Phenol	4.287	94	6902	0.25	ppm		93
6) bis(2-Chloroethyl)ether	4.333	93	1177	0.05	ppm		96
8) Naphthalene	5.834	128	2853	0.05	ppm		98
9) Hexachlorobutadiene	5.982	225	914	0.05	ppm		96
10) 2-Methylnaphthalene	6.521	141	1222	0.05	ppm		75
11) 1-Methylnaphthalene	6.613	141	1556	0.05	ppm		88
12) Hexachlorocyclopentadiene	6.695	237	1393	0.09	ppm		80
15) Acenaphthylene	7.393	152	2605	0.05	ppm		98
16) Acenaphthene	7.569	153	1644	0.05	ppm		79
17) Fluorene	8.067	166	1866	0.05	ppm		94
18) 4,6-dinitro-2-methylph...	8.139	198	343	0.15	ppm	#	60
21) Hexachlorobenzene	8.611	284	898	0.05	ppm		98
22) Pentachlorophenol	8.814	266	610	0.13	ppm		87
23) Phenanthrene	9.001	178	2904	0.05	ppm		97
24) Anthracene	9.051	178	2748	0.05	ppm		94
25) Fluoranthene	10.160	202	3400	0.05	ppm		98
26) Pyrene	10.371	202	3358	0.05	ppm		98
28) Benzo[a]anthracene	11.543	228	2925	0.05	ppm		94
29) Chrysene	11.579	228	3259	0.05	ppm		98
31) Benzo[b]fluoranthene	12.526	252	2746	0.04	ppm		97
32) Benzo[k]fluoranthene	12.550	252	2856	0.05	ppm		97
33) Benzo[a]pyrene	12.800	252	2678	0.05	ppm		94
34) Indeno[1,2,3-cd]pyrene	13.728	276	2658	0.05	ppm		94
35) Dibenz[a,h]anthracene	13.751	278	2020	0.04	ppm		96
36) Benzo[g,h,i]perylene	13.974	276	2222	0.05	ppm		100

(#) = qualifier out of range (m) = manual integration (+) = signals summed

Quantitation Report (QT Reviewed)

Data Path : C:\msdchem\1\DATA\E4P2367\
Data File : 4p45236.D
Acq On : 4 May 2021 12:58 am
Operator : chriss2
Sample : ic2367-0.05
Misc : op32827a,e4p2367,1000,,,1,1
ALS Vial : 8 Sample Multiplier: 1

Quant Time: May 04 08:14:37 2021
Quant Method : C:\MSDCHEM\1\METHODS\M4P2367SIM.M
Quant Title : Semi Volatile Extractables by GC/MS
QLast Update : Tue May 04 08:06:35 2021
Response via : Initial Calibration

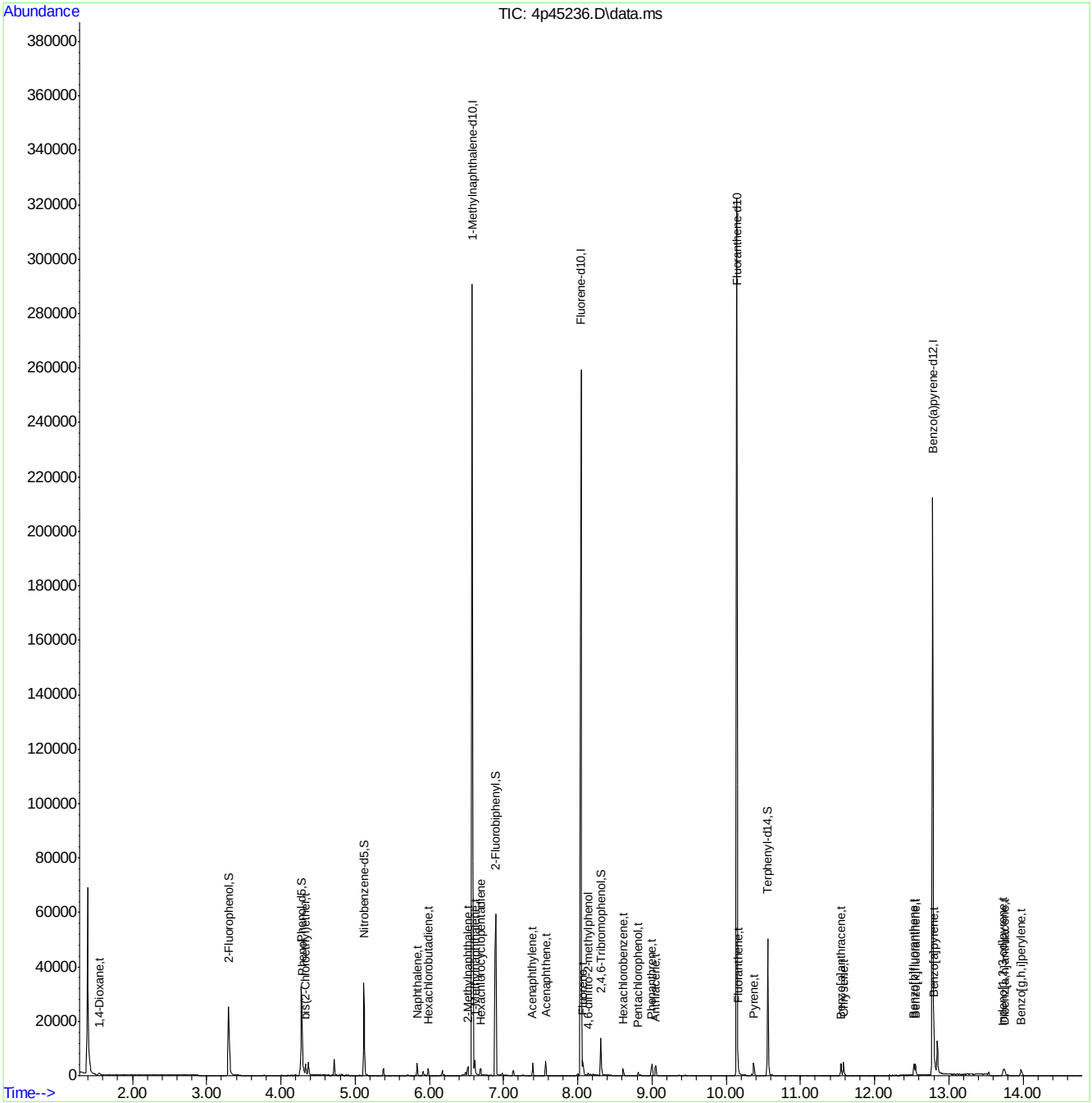

Manual Integration Approval Summary

Sample Number:	E4P2367-IC2367	**Method:**	SW846 8270E BY SIM
Lab FileID:	4P45236.D	**Analyst approved:**	05/04/21 08:36 Ying Li
Injection Time:	05/04/21 00:58	**Supervisor approved:**	05/04/21 11:42 Nina Pandya

Parameter	CAS	Sig#	R.T. (min.)	Reason
1,4-Dioxane	123-91-1		1.55	Poor instrument integration

Quantitation Report (Qedit)

Data Path : C:\msdchem\1\DATA\E4P2367\
Data File : 4p45236.D
Acq On : 4 May 2021 12:58 am
Operator : chriss2
Sample : ic2367-0.05
Misc : op32827a,e4p2367,1000,,,1,1
ALS Vial : 8 Sample Multiplier: 1

Quant Time: May 04 08:14:18 2021
Quant Method : C:\MSDCHEM\1\METHODS\M4P2367SIM.M
Quant Title : Semi Volatile Extractables by GC/MS
QLast Update : Tue May 04 08:06:35 2021
Response via : Initial Calibration

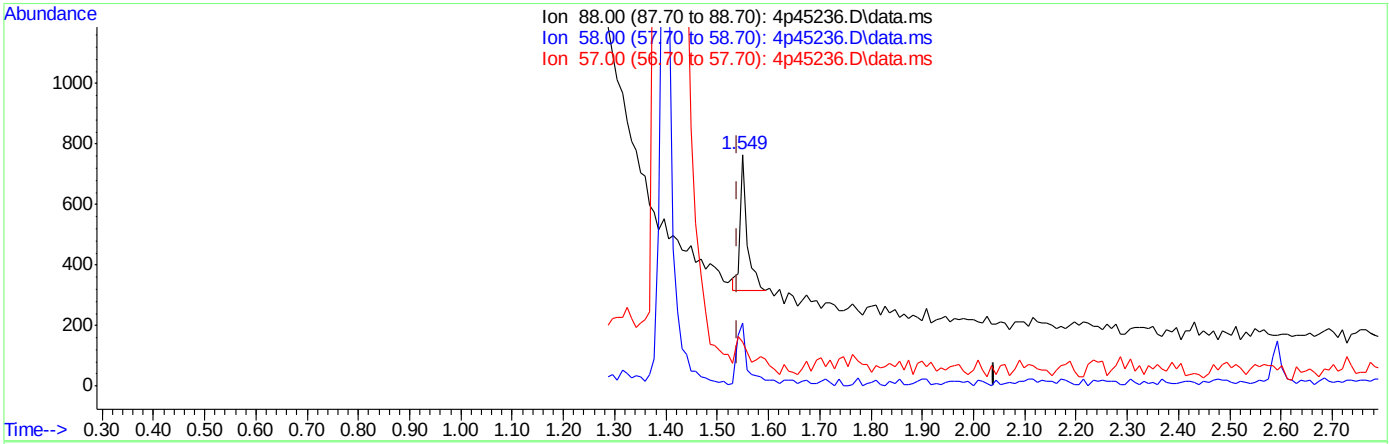

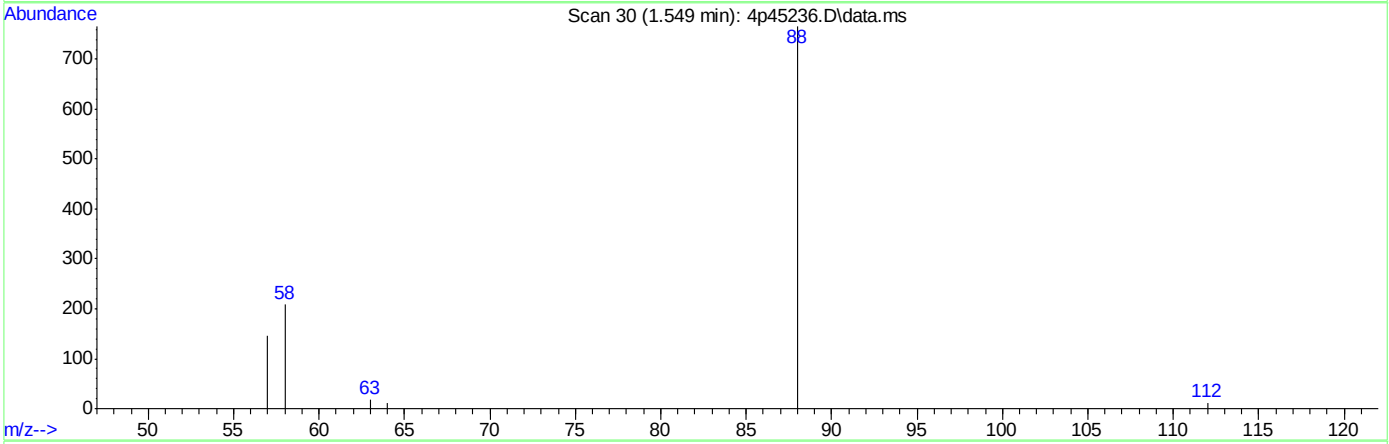

TIC: 4p45236.D\data.ms

(2) 1,4-Dioxane (t)

1.549min (+0.009) 0.06ppm

response 426

Ion	Exp%	Act%
88.00	100	100
58.00	59.60	45.51
57.00	20.00	14.59
0.00	0.00	0.00

Quantitation Report (Qedit)

Data Path : C:\msdchem\1\DATA\E4P2367\
Data File : 4p45236.D
Acq On : 4 May 2021 12:58 am
Operator : chriss2
Sample : ic2367-0.05
Misc : op32827a,e4p2367,1000,,,1,1
ALS Vial : 8 Sample Multiplier: 1

Quant Time: May 04 08:14:18 2021
Quant Method : C:\MSDCHEM\1\METHODS\M4P2367SIM.M
Quant Title : Semi Volatile Extractables by GC/MS
QLast Update : Tue May 04 08:06:35 2021
Response via : Initial Calibration

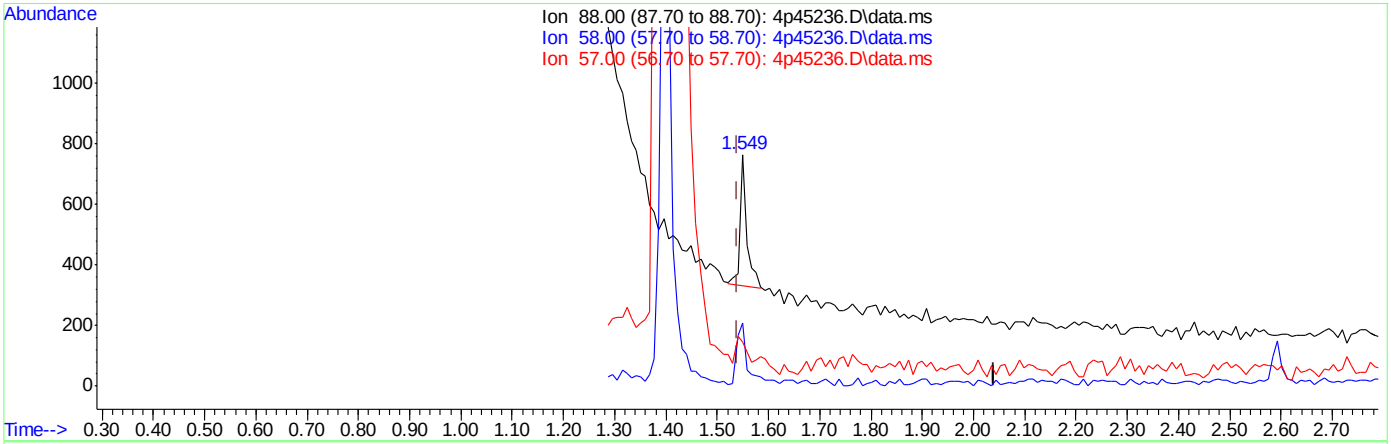

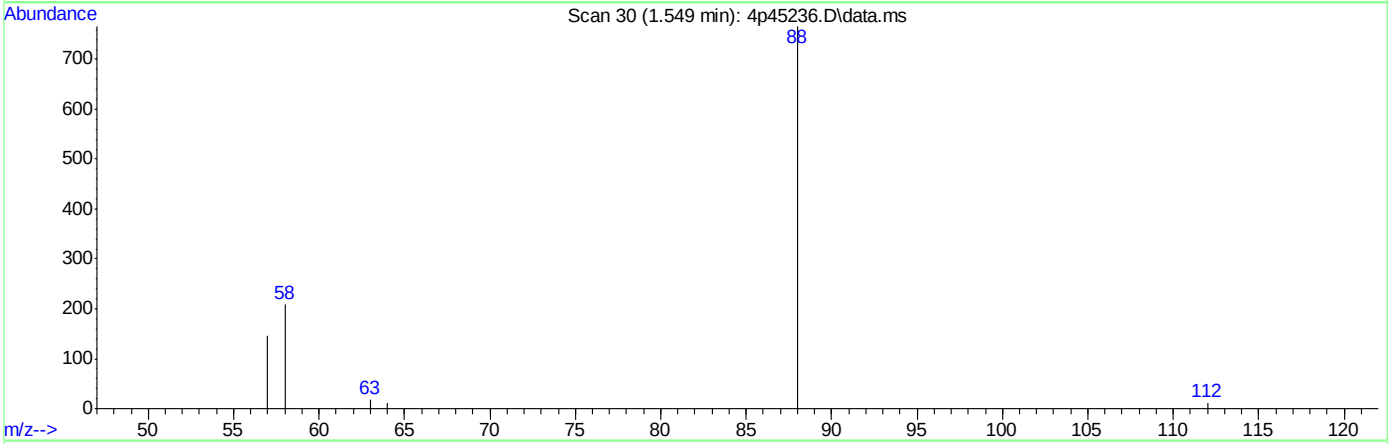

TIC: 4p45236.D\data.ms

(2) 1,4-Dioxane (t)

1.549min (+0.009) 0.06ppm m

response 394

Ion	Exp%	Act%
88.00	100	100
58.00	59.60	27.28#
57.00	20.00	18.93
0.00	0.00	0.00

Manual Integrations APPROVED (compounds with "m" flag)
Nina Pandya
05/04/21 11:42

Quantitation Report (QT Reviewed)

Data Path : C:\msdchem\1\DATA\E4P2367\
Data File : 4p45237.D
Acq On : 4 May 2021 1:19 am
Operator : chriss2
Sample : ic2367-0.02
Misc : op32827a,e4p2367,1000,,,1,1
ALS Vial : 9 Sample Multiplier: 1

Quant Time: May 04 08:15:43 2021
Quant Method : C:\MSDCHEM\1\METHODS\M4P2367SIM.M
Quant Title : Semi Volatile Extractables by GC/MS
QLast Update : Tue May 04 08:06:35 2021
Response via : Initial Calibration

Compound	R.T.	QIon	Response	Conc	Units	Dev(Min)
Internal Standards						
1) 1-Methylnaphthalene-d10	6.576	150	72984	4.00	ppm	0.00
13) Fluorene-d10	8.045	176	105935	4.00	ppm	0.00
20) Fluoranthene-d10	10.142	212	191005	4.00	ppm	0.00
30) Benzo(a)pyrene-d12	12.782	264	126078	4.00	ppm	0.00
System Monitoring Compounds						
3) 2-Fluorophenol	3.305	112	4334	0.40	ppm	0.00
Spiked Amount 50.000			Recovery =	0.80%		
4) Phenol-d5	4.277	99	9081	0.39	ppm	0.00
Spiked Amount 50.000			Recovery =	0.78%		
7) Nitrobenzene-d5	5.119	82	7234	0.37	ppm	0.00
Spiked Amount 50.000			Recovery =	0.74%		
14) 2-Fluorobiphenyl	6.897	172	13886	0.43	ppm	0.00
Spiked Amount 50.000			Recovery =	0.86%		
19) 2,4,6-Tribromophenol	8.313	330	2113	0.35	ppm	0.00
Spiked Amount 50.000			Recovery =	0.70%		
27) Terphenyl-d14	10.557	244	13266	0.40	ppm	0.00
Spiked Amount 50.000			Recovery =	0.80%		
Target Compounds						Qvalue
2) 1,4-Dioxane	1.549	88	94m	0.02	ppm	
5) Phenol	4.291	94	2343	0.09	ppm	# 92
6) bis(2-Chloroethyl)ether	4.338	93	476	0.02	ppm	88
8) Naphthalene	5.837	128	1070	0.02	ppm	93
9) Hexachlorobutadiene	5.986	225	334	0.02	ppm	98
10) 2-Methylnaphthalene	6.521	141	472	0.02	ppm	76
11) 1-Methylnaphthalene	6.613	141	532	0.02	ppm	99
12) Hexachlorocyclopentadiene	6.695	237	441	0.03	ppm	78
15) Acenaphthylene	7.393	152	1035	0.02	ppm	98
16) Acenaphthene	7.569	153	649	0.02	ppm	81
17) Fluorene	8.066	166	733	0.02	ppm	94
18) 4,6-dinitro-2-methylph...	8.146	198	114	0.05	ppm	87
21) Hexachlorobenzene	8.611	284	348	0.02	ppm	90
22) Pentachlorophenol	8.814	266	229	0.05	ppm	80
23) Phenanthrene	9.000	178	1128	0.02	ppm	96
24) Anthracene	9.051	178	1053	0.02	ppm	93
25) Fluoranthene	10.159	202	1434	0.02	ppm	97
26) Pyrene	10.371	202	1259	0.02	ppm	95
28) Benzo[a]anthracene	11.549	228	1248	0.02	ppm	94
29) Chrysene	11.579	228	1207	0.02	ppm	100
31) Benzo[b]fluoranthene	12.526	252	1067	0.02	ppm	94
32) Benzo[k]fluoranthene	12.550	252	1182	0.02	ppm	99
33) Benzo[a]pyrene	12.800	252	1009	0.02	ppm	92
34) Indeno[1,2,3-cd]pyrene	13.727	276	981	0.02	ppm	99
35) Dibenz[a,h]anthracene	13.751	278	788	0.02	ppm	89
36) Benzo[g,h,i]perylene	13.973	276	891	0.02	ppm	99

(#) = qualifier out of range (m) = manual integration (+) = signals summed

M4P2367SIM.M Tue May 04 08:32:31 2021 YING

Quantitation Report (QT Reviewed)

Data Path : C:\msdchem\1\DATA\E4P2367\
Data File : 4p45237.D
Acq On : 4 May 2021 1:19 am
Operator : chriss2
Sample : ic2367-0.02
Misc : op32827a,e4p2367,1000,,,1,1
ALS Vial : 9 Sample Multiplier: 1

Quant Time: May 04 08:15:43 2021
Quant Method : C:\MSDCHEM\1\METHODS\M4P2367SIM.M
Quant Title : Semi Volatile Extractables by GC/MS
QLast Update : Tue May 04 08:06:35 2021
Response via : Initial Calibration

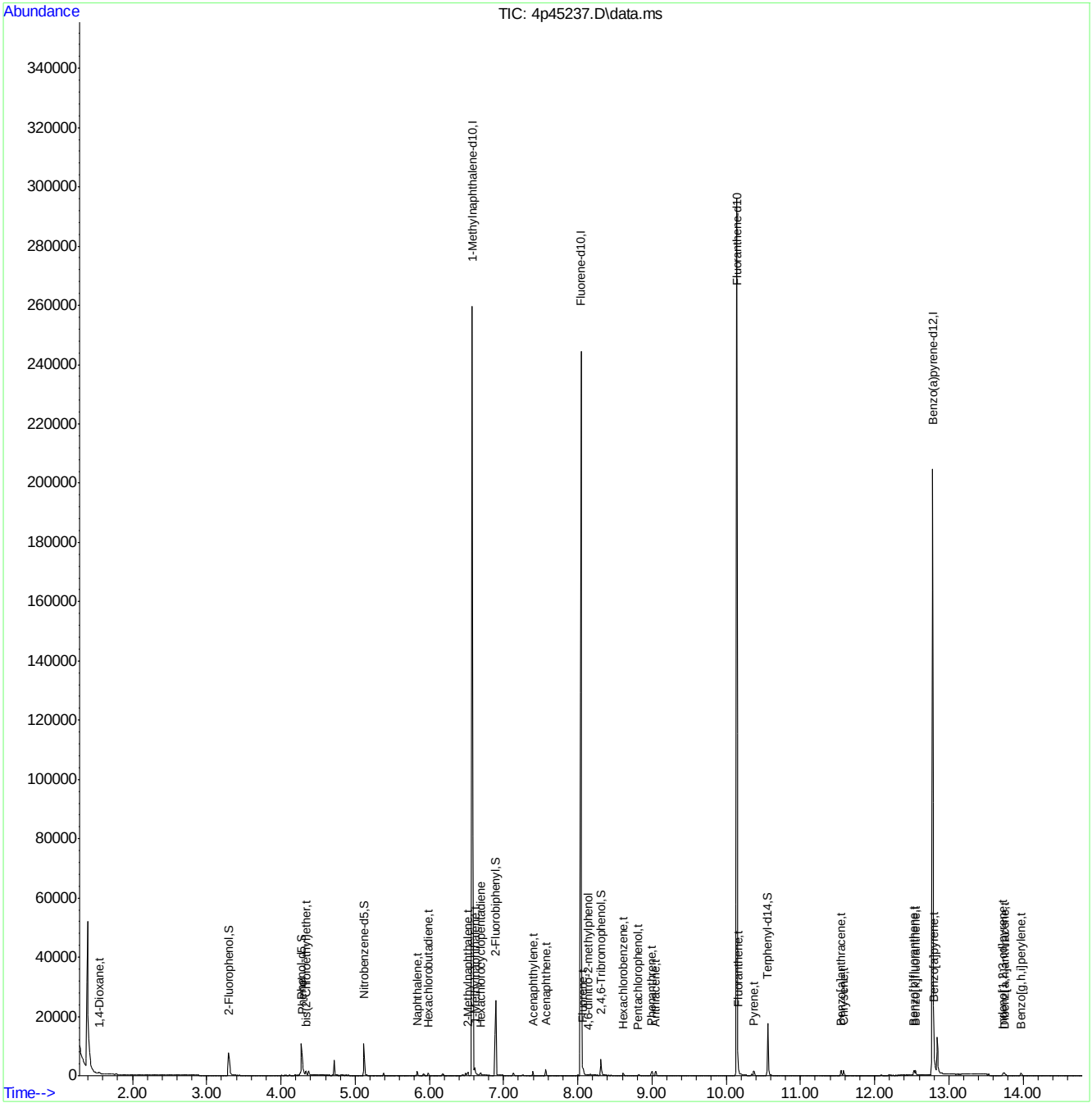

Manual Integration Approval Summary

Sample Number:	E4P2367-IC2367	**Method:**	SW846 8270E BY SIM
Lab FileID:	4P45237.D	**Analyst approved:**	05/04/21 08:36 Ying Li
Injection Time:	05/04/21 01:19	**Supervisor approved:**	05/04/21 11:42 Nina Pandya

Parameter	CAS	Sig#	R.T. (min.)	Reason
1,4-Dioxane	123-91-1		1.55	Poor instrument integration

Quantitation Report (Qedit)

Data Path : C:\msdchem\1\DATA\E4P2367\
Data File : 4p45237.D
Acq On : 4 May 2021 1:19 am
Operator : chriss2
Sample : ic2367-0.02
Misc : op32827a,e4p2367,1000,,,1,1
ALS Vial : 9 Sample Multiplier: 1

Quant Time: May 04 08:15:20 2021
Quant Method : C:\MSDCHEM\1\METHODS\M4P2367SIM.M
Quant Title : Semi Volatile Extractables by GC/MS
QLast Update : Tue May 04 08:06:35 2021
Response via : Initial Calibration

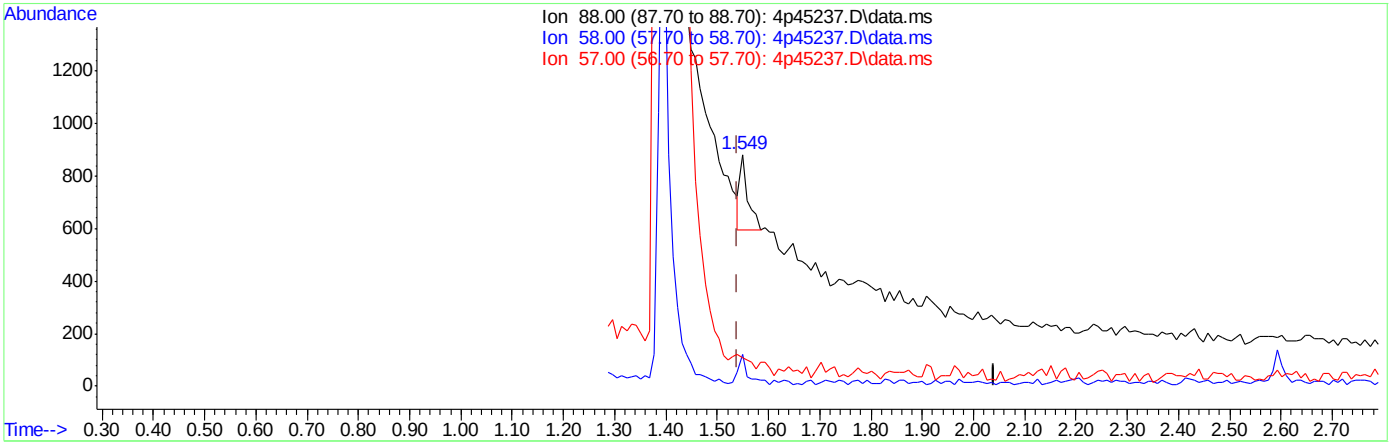

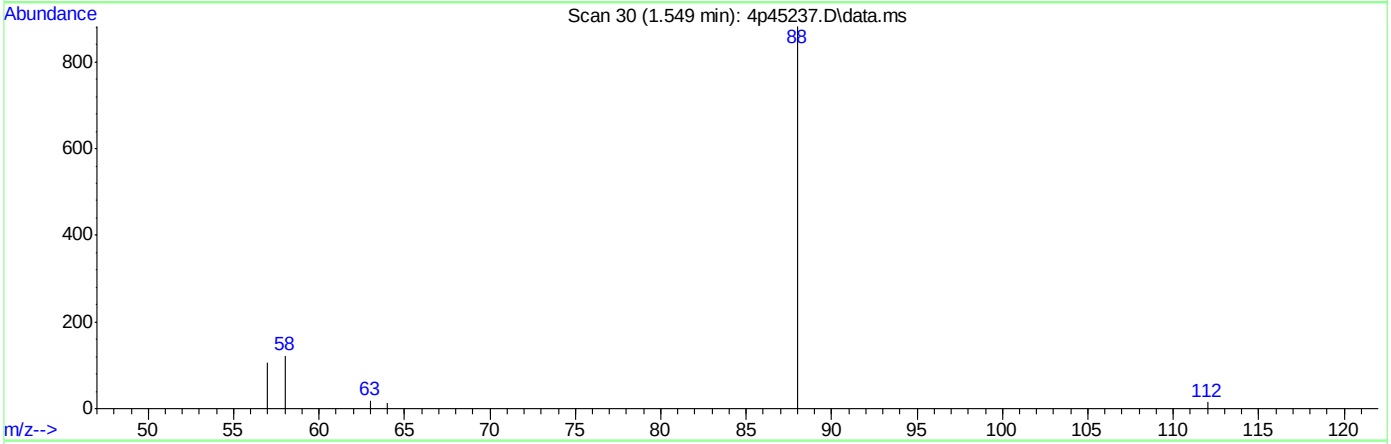

TIC: 4p45237.D\data.ms

(2) 1,4-Dioxane (t)

1.549min (+0.009) 0.05ppm

response 293

Ion	Exp%	Act%
88.00	100	100
58.00	59.60	36.75#
57.00	20.00	0.00
0.00	0.00	0.00

9.6.19.2

9

Quantitation Report (Qedit)

Data Path : C:\msdchem\1\DATA\E4P2367\
Data File : 4p45237.D
Acq On : 4 May 2021 1:19 am
Operator : chriss2
Sample : ic2367-0.02
Misc : op32827a,e4p2367,1000,,,1,1
ALS Vial : 9 Sample Multiplier: 1

Quant Time: May 04 08:15:20 2021
Quant Method : C:\MSDCHEM\1\METHODS\M4P2367SIM.M
Quant Title : Semi Volatile Extractables by GC/MS
QLast Update : Tue May 04 08:06:35 2021
Response via : Initial Calibration

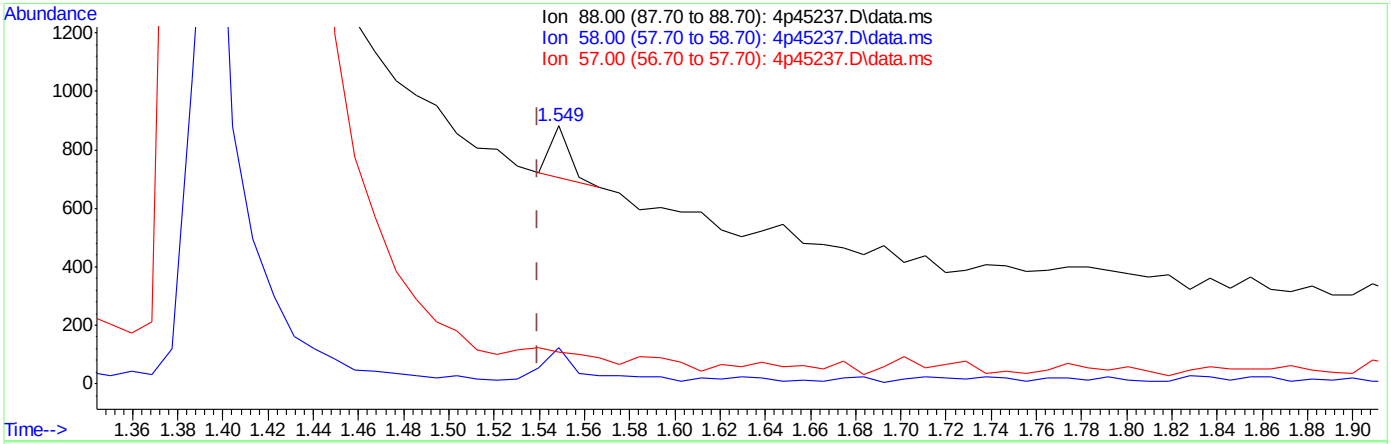

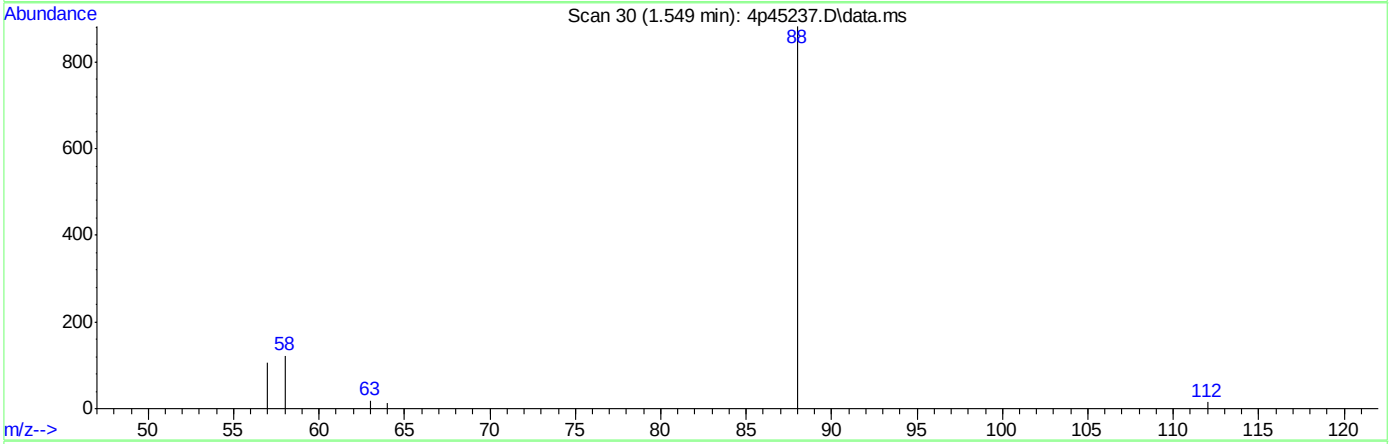

TIC: 4p45237.D\data.ms

(2) 1,4-Dioxane (t)

1.549min (+0.009) 0.02ppm m

response 94

Ion	Exp%	Act%
88.00	100	100
58.00	59.60	13.83#
57.00	20.00	12.13
0.00	0.00	0.00

Manual Integrations APPROVED
(compounds with "m" flag)
Nina Pandya
05/04/21 11:42

Quantitation Report (QT Reviewed)

Data Path : C:\msdchem\1\DATA\E4P2367\
Data File : 4p45238.D
Acq On : 4 May 2021 1:41 am
Operator : chriss2
Sample : ic2367-0.01
Misc : op32827a,e4p2367,1000,,,1,1
ALS Vial : 10 Sample Multiplier: 1

Quant Time: May 04 08:17:50 2021
Quant Method : C:\MSDCHEM\1\METHODS\M4P2367SIM.M
Quant Title : Semi Volatile Extractables by GC/MS
QLast Update : Tue May 04 08:06:35 2021
Response via : Initial Calibration

Compound	R.T.	QIon	Response	Conc	Units	Dev(Min)
Internal Standards						
1) 1-Methylnaphthalene-d10	6.576	150	76836	4.00	ppm	0.00
13) Fluorene-d10	8.045	176	107154	4.00	ppm	0.00
20) Fluoranthene-d10	10.143	212	188120	4.00	ppm	0.00
30) Benzo(a)pyrene-d12	12.782	264	118554	4.00	ppm	0.00
System Monitoring Compounds						
3) 2-Fluorophenol	3.305	112	2207	0.19	ppm	0.00
Spiked Amount 50.000			Recovery =	0.38%		
4) Phenol-d5	4.282	99	4709	0.19	ppm	0.00
Spiked Amount 50.000			Recovery =	0.38%		
7) Nitrobenzene-d5	5.123	82	3700	0.18	ppm	0.00
Spiked Amount 50.000			Recovery =	0.36%		
14) 2-Fluorobiphenyl	6.897	172	7274	0.22	ppm	0.00
Spiked Amount 50.000			Recovery =	0.44%		
19) 2,4,6-Tribromophenol	8.314	330	1084	0.18	ppm	0.00
Spiked Amount 50.000			Recovery =	0.36%		
27) Terphenyl-d14	10.566	244	6463	0.20	ppm	0.00
Spiked Amount 50.000			Recovery =	0.40%		
Target Compounds						Qvalue
5) Phenol	4.291	94	1269	0.05	ppm	96
6) bis(2-Chloroethyl)ether	4.338	93	234	0.01	ppm #	80
8) Naphthalene	5.838	128	590	0.01	ppm	95
9) Hexachlorobutadiene	5.986	225	189	0.01	ppm	87
10) 2-Methylnaphthalene	6.521	141	246m	0.01	ppm	
11) 1-Methylnaphthalene	6.613	141	313	0.01	ppm	85
12) Hexachlorocyclopentadiene	6.695	237	259	0.02	ppm	75
15) Acenaphthylene	7.393	152	520	0.01	ppm	95
16) Acenaphthene	7.569	153	351	0.01	ppm	85
17) Fluorene	8.067	166	371	0.01	ppm	80
21) Hexachlorobenzene	8.611	284	192	0.01	ppm	90
22) Pentachlorophenol	8.814	266	132	0.03	ppm	89
23) Phenanthrene	9.000	178	587	0.01	ppm	95
24) Anthracene	9.051	178	543	0.01	ppm	97
25) Fluoranthene	10.160	202	871	0.01	ppm	95
26) Pyrene	10.379	202	637	0.01	ppm	89
28) Benzo[a]anthracene	11.549	228	633	0.01	ppm	91
29) Chrysene	11.579	228	650	0.01	ppm	90
31) Benzo[b]fluoranthene	12.532	252	588	0.01	ppm	90
32) Benzo[k]fluoranthene	12.556	252	451	0.01	ppm	93
33) Benzo[a]pyrene	12.800	252	516	0.01	ppm	98
34) Indeno[1,2,3-cd]pyrene	13.735	276	560	0.01	ppm	97
35) Dibenz[a,h]anthracene	13.759	278	365	0.01	ppm	94
36) Benzo[g,h,i]perylene	13.981	276	451	0.01	ppm	99

(#) = qualifier out of range (m) = manual integration (+) = signals summed

9.6.20
9

Quantitation Report (QT Reviewed)

Data Path : C:\msdchem\1\DATA\E4P2367\
Data File : 4p45238.D
Acq On : 4 May 2021 1:41 am
Operator : chriss2
Sample : ic2367-0.01
Misc : op32827a,e4p2367,1000,,,1,1
ALS Vial : 10 Sample Multiplier: 1

Quant Time: May 04 08:17:50 2021
Quant Method : C:\MSDCHEM\1\METHODS\M4P2367SIM.M
Quant Title : Semi Volatile Extractables by GC/MS
QLast Update : Tue May 04 08:06:35 2021
Response via : Initial Calibration

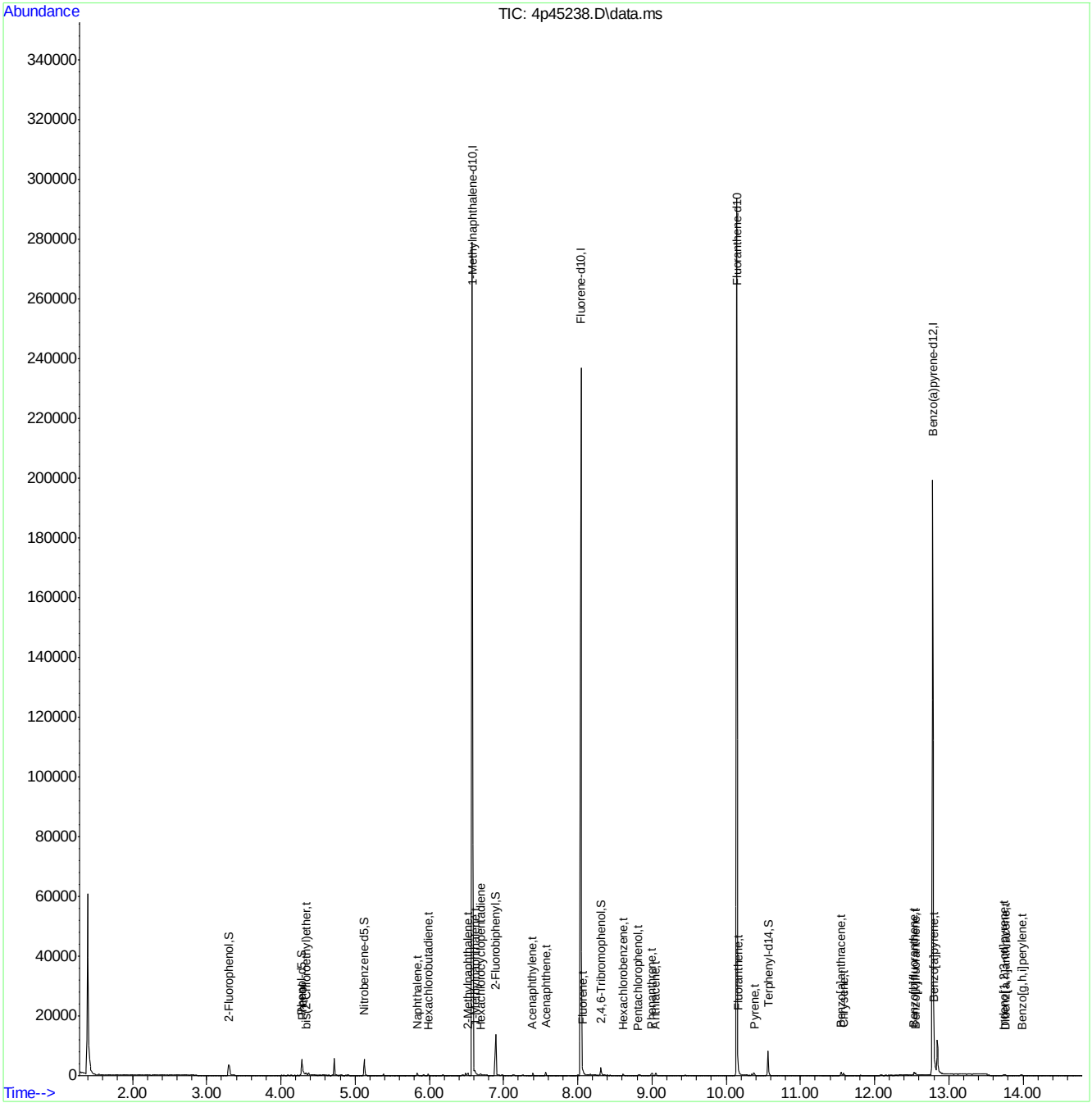

Manual Integration Approval Summary

Sample Number:	E4P2367-IC2367	**Method:**	SW846 8270E BY SIM
Lab FileID:	4P45238.D	**Analyst approved:**	05/04/21 08:36 Ying Li
Injection Time:	05/04/21 01:41	**Supervisor approved:**	05/04/21 11:42 Nina Pandya

Parameter	CAS	Sig#	R.T. (min.)	Reason
2-Methylnaphthalene	91-57-6		6.52	Poor instrument integration

Quantitation Report (Qedit)

Data Path : C:\msdchem\1\DATA\E4P2367\
Data File : 4p45238.D
Acq On : 4 May 2021 1:41 am
Operator : chriss2
Sample : ic2367-0.01
Misc : op32827a,e4p2367,1000,,,1,1
ALS Vial : 10 Sample Multiplier: 1

Quant Time: May 04 08:16:35 2021
Quant Method : C:\MSDCHEM\1\METHODS\M4P2367SIM.M
Quant Title : Semi Volatile Extractables by GC/MS
QLast Update : Tue May 04 08:06:35 2021
Response via : Initial Calibration

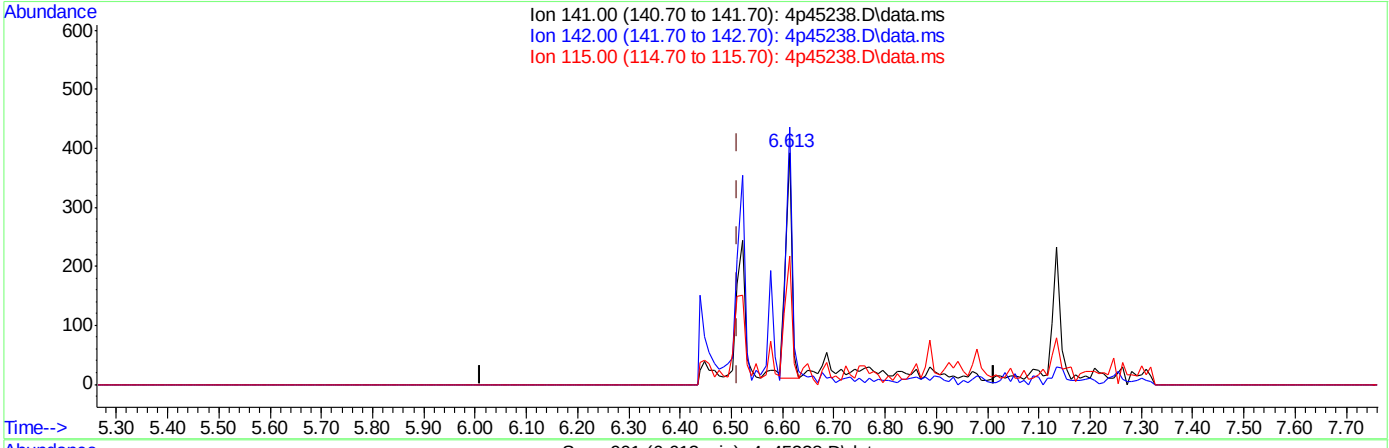

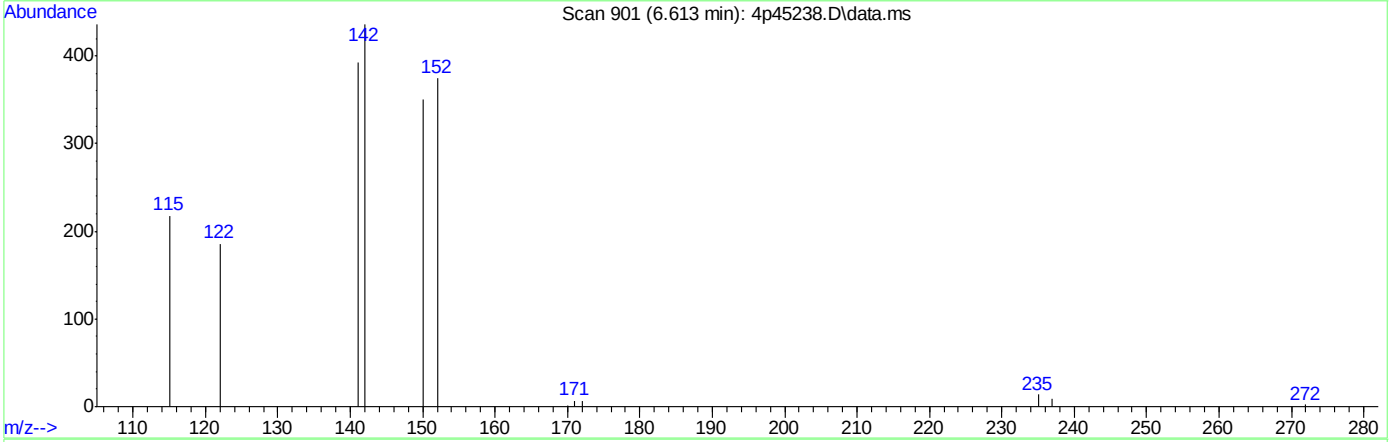

TIC: 4p45238.D\data.ms

(10) 2-Methylnaphthalene (t)

6.613min (+0.101) 0.01ppm

response 313

Ion	Exp%	Act%
141.00	100	100
142.00	107.20	111.49
115.00	65.70	54.16
0.00	0.00	0.00

Quantitation Report (Qedit)

Data Path : C:\msdchem\1\DATA\E4P2367\
Data File : 4p45238.D
Acq On : 4 May 2021 1:41 am
Operator : chriss2
Sample : ic2367-0.01
Misc : op32827a,e4p2367,1000,,,1,1
ALS Vial : 10 Sample Multiplier: 1

Quant Time: May 04 08:16:35 2021
Quant Method : C:\MSDCHEM\1\METHODS\M4P2367SIM.M
Quant Title : Semi Volatile Extractables by GC/MS
QLast Update : Tue May 04 08:06:35 2021
Response via : Initial Calibration

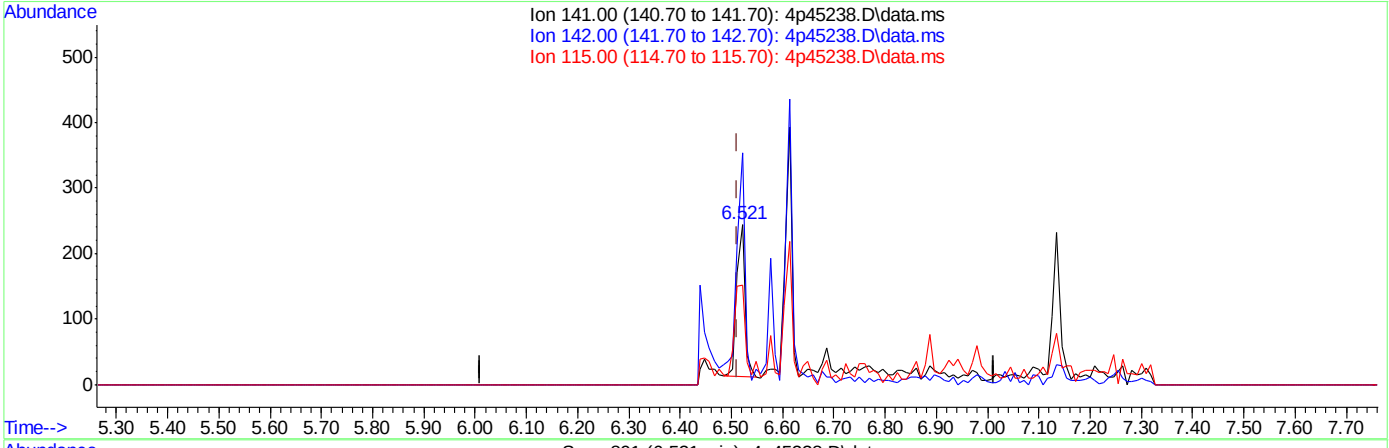

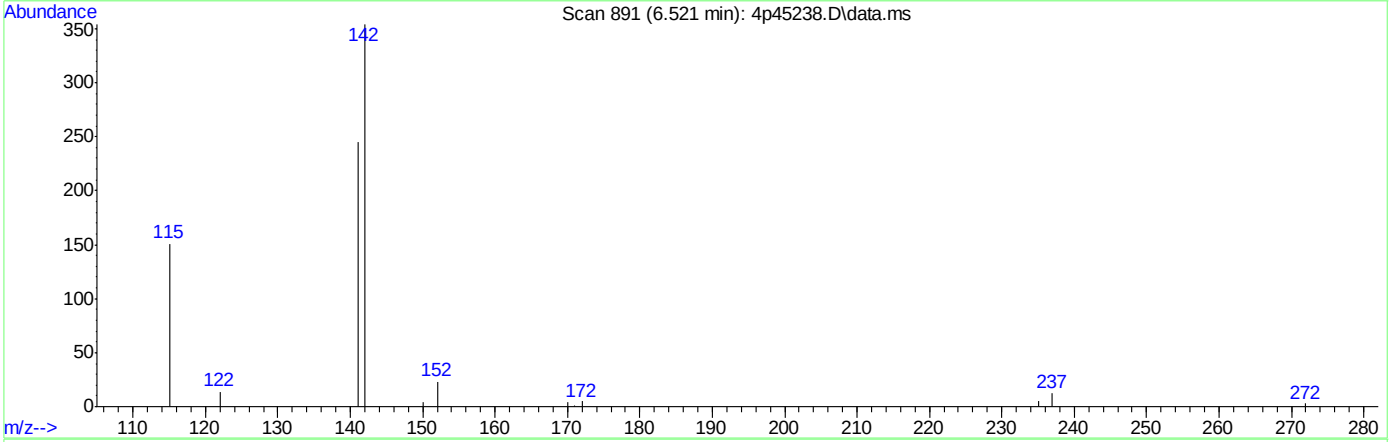

TIC: 4p45238.D\data.ms

(10) 2-Methylnaphthalene (t)

6.521min (+0.009) 0.01ppm m

response 246

Ion	Exp%	Act%
141.00	100	100
142.00	107.20	144.49#
115.00	65.70	61.63
0.00	0.00	0.00

Manual Integrations APPROVED (compounds with "m" flag)
Nina Pandya
05/04/21 11:42

Quantitation Report (QT Reviewed)

Data Path : C:\msdchem\1\DATA\E4P2367\
Data File : 4p45239.D
Acq On : 4 May 2021 2:03 am
Operator : chriss2
Sample : icv2367-1
Misc : op32827a,e4p2367,1000,,,1,1
ALS Vial : 11 Sample Multiplier: 1

Quant Time: May 04 08:30:58 2021
Quant Method : C:\MSDCHEM\1\METHODS\M4P2367SIM.M
Quant Title : Semi Volatile Extractables by GC/MS
QLast Update : Tue May 04 08:28:00 2021
Response via : Initial Calibration

Compound	R.T.	QIon	Response	Conc	Units	Dev(Min)
Internal Standards						
1) 1-Methylnaphthalene-d10	6.576	150	87270	4.00	ppm	0.00
13) Fluorene-d10	8.045	176	127567	4.00	ppm	0.00
20) Fluoranthene-d10	10.143	212	223589	4.00	ppm	0.00
30) Benzo(a)pyrene-d12	12.782	264	127971	4.00	ppm	0.00
System Monitoring Compounds						
3) 2-Fluorophenol	0.000	112	0d	0.00	ppm	
Spiked Amount 50.000			Recovery =	0.00%		
4) Phenol-d5	0.000	99	0d	0.00	ppm	
Spiked Amount 50.000			Recovery =	0.00%		
7) Nitrobenzene-d5	0.000	82	0d	0.00	ppm	
Spiked Amount 50.000			Recovery =	0.00%		
14) 2-Fluorobiphenyl	0.000	172	0d	0.00	ppm	
Spiked Amount 50.000			Recovery =	0.00%		
19) 2,4,6-Tribromophenol	0.000	330	0d	0.00	ppm	
Spiked Amount 50.000			Recovery =	0.00%		
27) Terphenyl-d14	0.000	244	0d	0.00	ppm	
Spiked Amount 50.000			Recovery =	0.00%		
Target Compounds						Qvalue
2) 1,4-Dioxane	1.576	88	6496m	0.93	ppm	
5) Phenol	4.287	94	148569	5.07	ppm	98
6) bis(2-Chloroethyl)ether	4.333	93	22947	0.92	ppm	85
8) Naphthalene	5.834	128	56415	0.95	ppm	99
9) Hexachlorobutadiene	5.982	225	18650	1.00	ppm	99
10) 2-Methylnaphthalene	6.512	141	27553	1.05	ppm	97
11) 1-Methylnaphthalene	6.613	141	27699	0.88	ppm	95
12) Hexachlorocyclopentadiene	6.695	237	28082	1.81	ppm	82
15) Acenaphthylene	7.393	152	51080	0.88	ppm	98
16) Acenaphthene	7.569	153	32906	0.90	ppm	82
17) Fluorene	8.067	166	38786	0.94	ppm	99
18) 4,6-dinitro-2-methylph...	8.139	198	12135	4.54	ppm	83
21) Hexachlorobenzene	8.611	284	18718	0.94	ppm	92
22) Pentachlorophenol	8.814	266	20936	4.36	ppm	95
23) Phenanthrene	9.001	178	59010	0.92	ppm	98
24) Anthracene	9.051	178	54104	0.87	ppm	93
25) Fluoranthene	10.160	202	63849	0.86	ppm	98
26) Pyrene	10.371	202	64239	0.89	ppm	97
28) Benzo[a]anthracene	11.549	228	63012	0.92	ppm	96
29) Chrysene	11.579	228	63494	0.89	ppm	98
31) Benzo[b]fluoranthene	12.532	252	53910	0.93	ppm	97
32) Benzo[k]fluoranthene	12.550	252	58577	1.04	ppm	95
33) Benzo[a]pyrene	12.800	252	50566	0.92	ppm	98
34) Indeno[1,2,3-cd]pyrene	13.728	276	53937	0.98	ppm	97
35) Dibenz[a,h]anthracene	13.751	278	41241	0.97	ppm	97
36) Benzo[g,h,i]perylene	13.974	276	46135	1.00	ppm	99

(#) = qualifier out of range (m) = manual integration (+) = signals summed

Quantitation Report (QT Reviewed)

Data Path : C:\msdchem\1\DATA\E4P2367\
Data File : 4p45239.D
Acq On : 4 May 2021 2:03 am
Operator : chriss2
Sample : icv2367-1
Misc : op32827a,e4p2367,1000,,,1,1
ALS Vial : 11 Sample Multiplier: 1

Quant Time: May 04 08:30:58 2021
Quant Method : C:\MSDCHEM\1\METHODS\M4P2367SIM.M
Quant Title : Semi Volatile Extractables by GC/MS
QLast Update : Tue May 04 08:28:00 2021
Response via : Initial Calibration

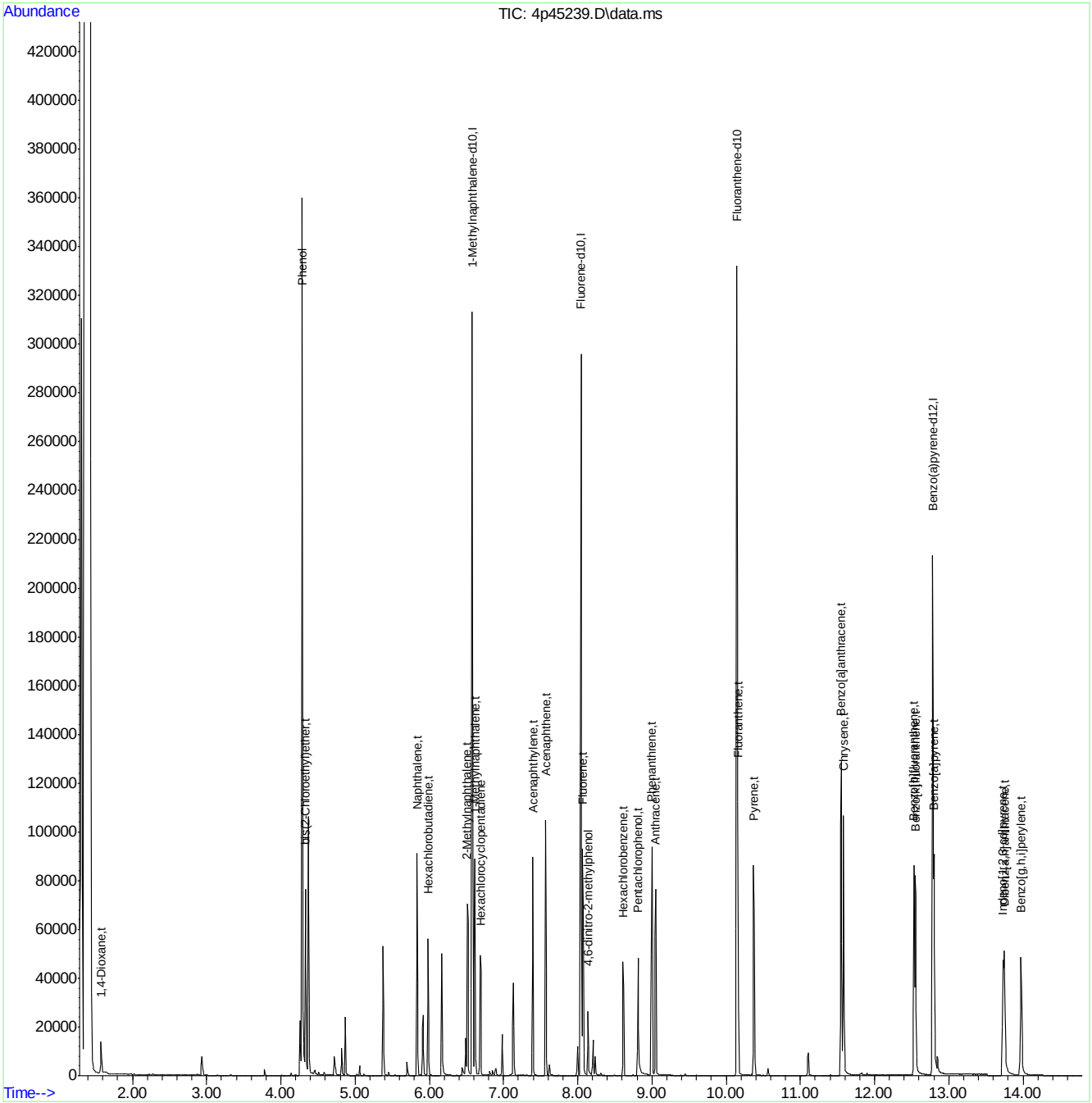

M4P2367SIM.M Tue May 04 08:32:35 2021 YING Page: 2

9.6.21
9

Manual Integration Approval Summary

Sample Number:	E4P2367-ICV2367	**Method:**	SW846 8270E BY SIM
Lab FileID:	4P45239.D	**Analyst approved:**	05/04/21 08:36 Ying Li
Injection Time:	05/04/21 02:03	**Supervisor approved:**	05/04/21 11:42 Nina Pandya

Parameter	CAS	Sig#	R.T. (min.)	Reason
1,4-Dioxane	123-91-1		1.58	Poor instrument integration

Quantitation Report (Qedit)

Data Path : C:\msdchem\1\DATA\E4P2367\
Data File : 4p45239.D
Acq On : 4 May 2021 2:03 am
Operator : chriss2
Sample : icv2367-1
Misc : op32827a,e4p2367,1000,,,1,1
ALS Vial : 11 Sample Multiplier: 1

Quant Time: May 04 08:29:00 2021
Quant Method : C:\MSDCHEM\1\METHODS\M4P2367SIM.M
Quant Title : Semi Volatile Extractables by GC/MS
QLast Update : Tue May 04 08:28:00 2021
Response via : Initial Calibration

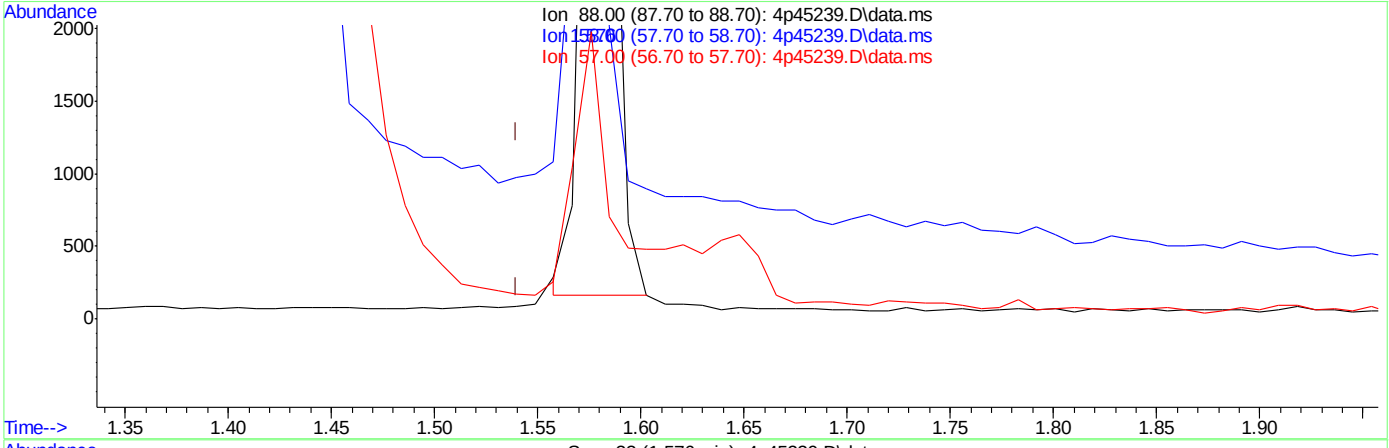

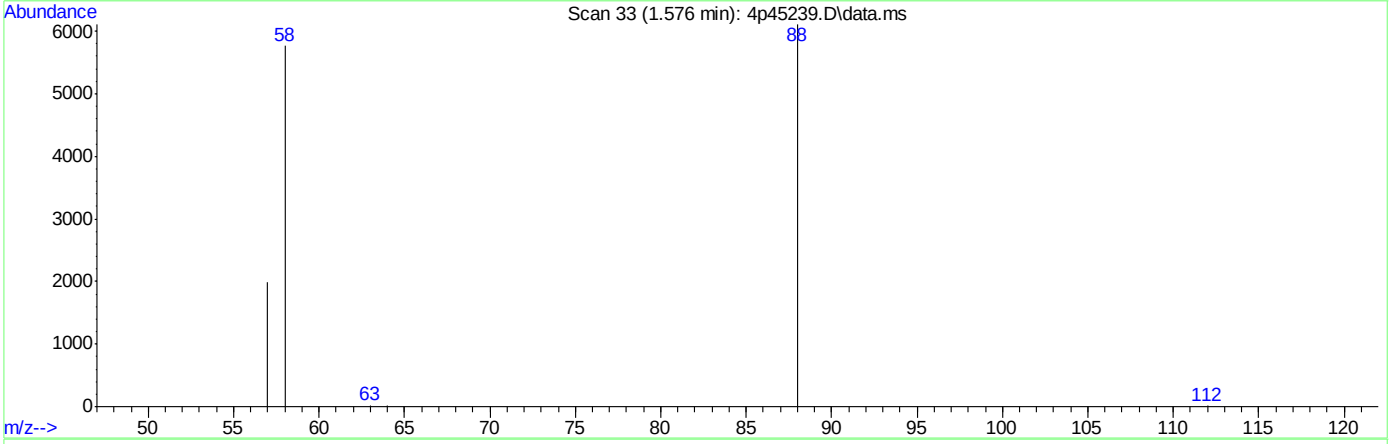

TIC: 4p45239.D\data.ms

(2) 1,4-Dioxane (t)

1.576min (+0.036) 0.89ppm

response 6201

Ion	Exp%	Act%
88.00	100	100
58.00	59.60	81.06#
57.00	20.00	27.42
0.00	0.00	0.00

Quantitation Report (Qedit)

Data Path : C:\msdchem\1\DATA\E4P2367\
Data File : 4p45239.D
Acq On : 4 May 2021 2:03 am
Operator : chriss2
Sample : icv2367-1
Misc : op32827a,e4p2367,1000,,,1,1
ALS Vial : 11 Sample Multiplier: 1

Quant Time: May 04 08:29:00 2021
Quant Method : C:\MSDCHEM\1\METHODS\M4P2367SIM.M
Quant Title : Semi Volatile Extractables by GC/MS
QLast Update : Tue May 04 08:28:00 2021
Response via : Initial Calibration

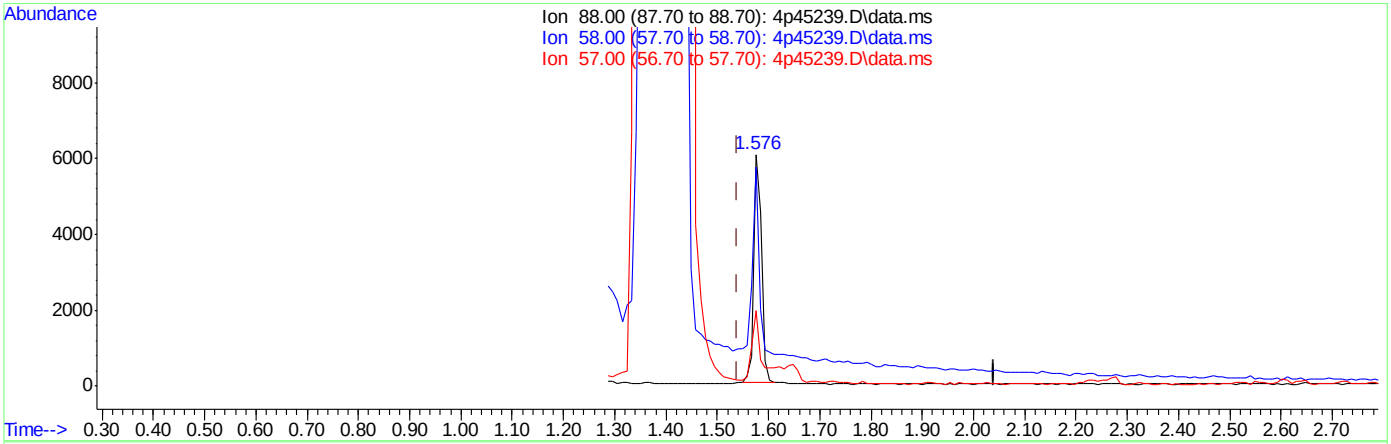

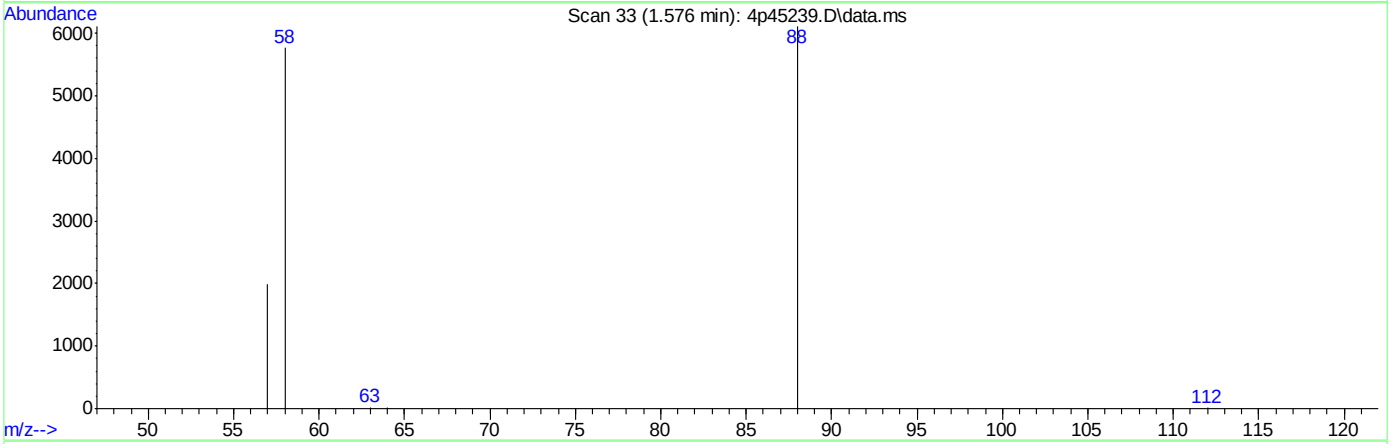

TIC: 4p45239.D\data.ms

(2) 1,4-Dioxane (t)

1.576min (+0.036) 0.93ppm m

response 6496

Ion	Exp%	Act%
88.00	100	100
58.00	59.60	94.30#
57.00	20.00	32.44
0.00	0.00	0.00

9.6.21.3

9

Manual Integrations APPROVED (compounds with "m" flag)
Kristi Schollenberger 07/07/21 09:53

Quantitation Report (QT Reviewed)

Data Path : C:\msdchem\1\data\jeryllr\e4p2431\
Data File : 4p46355.d
Acq On : 2 Jul 2021 11:38 pm
Operator : chriss2
Sample : cc2367-1 Inst : MS4P
Misc : op33265a,e4p2431,1000,,,1,1
ALS Vial : 2 Sample Multiplier: 1

Quant Method : C:\MSDCHEM\1\METHODS\M4P2367SIM.M
Quant Results File: M4P2367SIM.RES
Quant Time: Jul 04 04:50:13 2021
Quant Title : Semi Volatile Extractables by GC/MS
QLast Update : Sun Jul 04 04:49:16 2021
Response via : Initial Calibration

Compound	R.T.	QIon	Response	Conc	Units	Dev(Min)
Internal Standards						
1) 1-Methylnaphthalene-d10	6.353	150	60576	4.00	ppm	0.00
13) Fluorene-d10	7.818	176	92996	4.00	ppm	0.00
20) Fluoranthene-d10	9.911	212	147057	4.00	ppm	0.00
30) Benzo(a)pyrene-d12	12.541	264	91291	4.00	ppm	0.00
System Monitoring Compounds						
3) 2-Fluorophenol	3.080	112	197217	22.05	ppm	-0.03
Spiked Amount 50.000			Recovery = 44.10%			
4) Phenol-d5	4.091	99	412066	21.56	ppm	0.00
Spiked Amount 50.000			Recovery = 43.12%			
7) Nitrobenzene-d5	4.902	82	442622	28.64	ppm	0.00
Spiked Amount 50.000			Recovery = 57.28%			
14) 2-Fluorobiphenyl	6.673	172	556548	19.21	ppm	-0.01
Spiked Amount 50.000			Recovery = 38.42%			
19) 2,4,6-Tribromophenol	8.087	330	161058	32.63	ppm	0.00
Spiked Amount 50.000			Recovery = 65.26%			
27) Terphenyl-d14	10.326	244	488406	19.20	ppm	0.00
Spiked Amount 50.000			Recovery = 38.40%			
Target Compounds						Qvalue
2) 1,4-Dioxane	1.350	88	5407m	1.12	ppm	
5) Phenol	4.100	94	110784	5.45	ppm	# 82
8) Naphthalene	5.616	128	47803	1.16	ppm	99
9) Hexachlorobutadiene	5.760	225	15791	1.22	ppm	95
10) 2-Methylnaphthalene	6.298	141	24228	1.34	ppm	92
11) 1-Methylnaphthalene	6.389	141	24014	1.10	ppm	90
12) Hexachlorocyclopentadiene	6.463	237	8715	0.81	ppm	98
15) Acenaphthylene	7.170	152	41769	0.99	ppm	96
16) Acenaphthene	7.341	153	30879	1.16	ppm	91
17) Fluorene	7.847	166	30414	1.01	ppm	90
18) 4,6-dinitro-2-methylph...	7.942	198	5595	2.98	ppm	93
21) Hexachlorobenzene	8.388	284	16030	1.23	ppm	83
22) Pentachlorophenol	8.600	266	28280	7.90	ppm	72
23) Phenanthrene	8.769	178	49547	1.18	ppm	95
24) Anthracene	8.820	178	47081	1.15	ppm	98
25) Fluoranthene	9.928	202	54255	1.11	ppm	94
26) Pyrene	10.140	202	59184	1.25	ppm	98
28) Benzo[a]anthracene	11.308	228	48052	1.06	ppm	100
29) Chrysene	11.344	228	51759	1.11	ppm	99
31) Benzo[b]fluoranthene	12.291	252	48959	1.18	ppm	96
32) Benzo[k]fluoranthene	12.309	252	37886	0.94	ppm	98
33) Benzo[a]pyrene	12.559	252	41419	1.06	ppm	98
34) Indeno[1,2,3-cd]pyrene	13.434	276	43279	1.11	ppm	97
35) Dibenz[a,h]anthracene	13.458	278	31397	1.03	ppm	84
36) Benzo[g,h,i]perylene	13.657	276	42120	1.28	ppm	99

(#) = qualifier out of range (m) = manual integration (+) = signals summed

Quantitation Report (QT Reviewed)

Data Path : C:\msdchem\1\data\jeryllr\e4p2431\
Data File : 4p46355.d
Acq On : 2 Jul 2021 11:38 pm
Operator : chriss2
Sample : cc2367-1 Inst : MS4P
Misc : op33265a,e4p2431,1000,,,1,1
ALS Vial : 2 Sample Multiplier: 1

Quant Method : C:\MSDCHEM\1\METHODS\M4P2367SIM.M
Quant Results File: M4P2367SIM.RES
Quant Time: Jul 04 04:50:13 2021
Quant Title : Semi Volatile Extractables by GC/MS
QLast Update : Sun Jul 04 04:49:16 2021
Response via : Initial Calibration

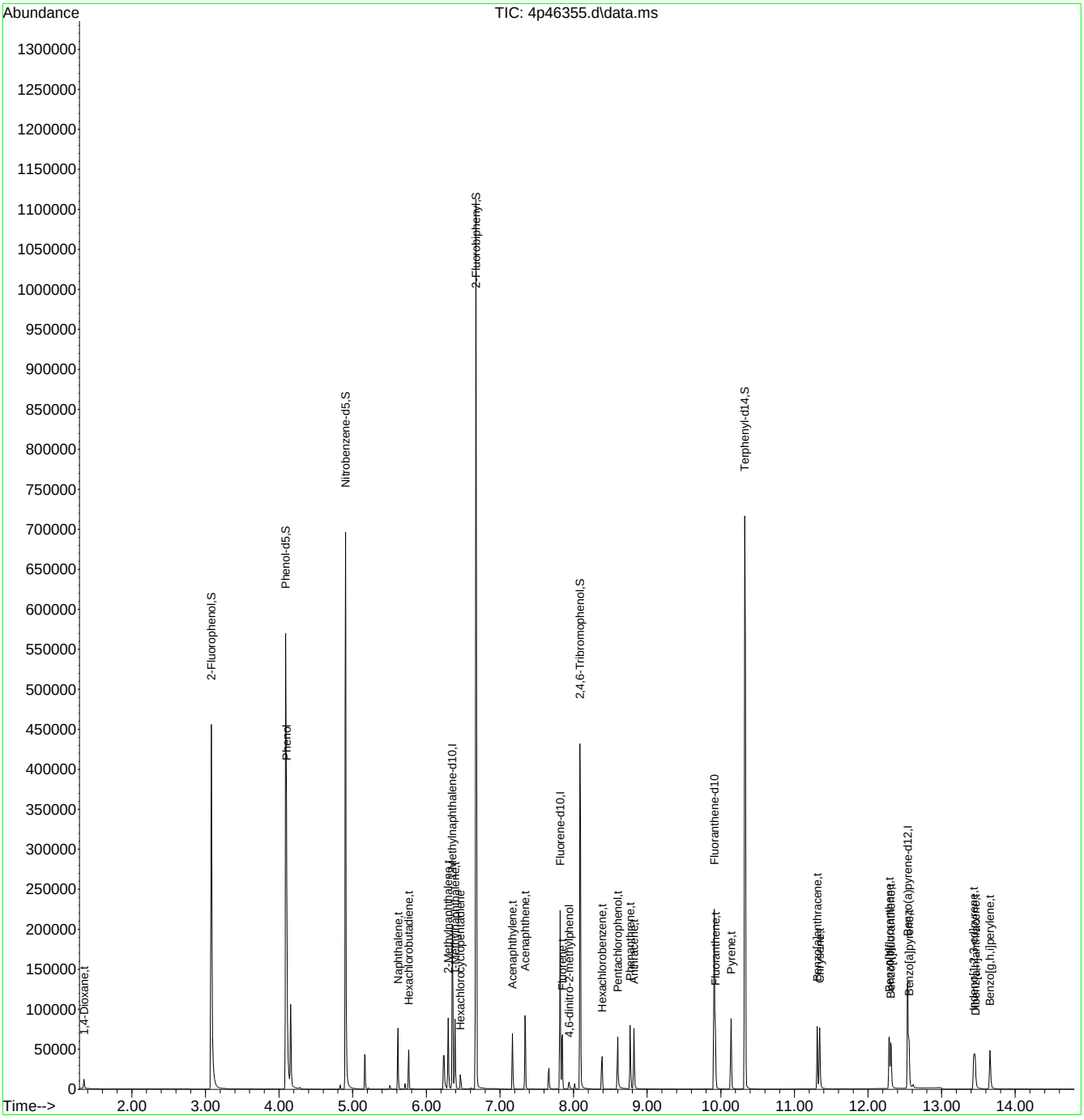

SGS 1101 of 2602
JD27540
9.6.22
9

Manual Integration Approval Summary

Sample Number:	E4P2431-CC2367	**Method:**	SW846 8270E BY SIM
Lab FileID:	4P46355.D	**Analyst approved:**	07/04/21 04:51 Jeryll Fabriene Reyes
Injection Time:	07/02/21 23:38	**Supervisor approved:**	07/07/21 09:53 Kristi Schollenberger

Parameter	CAS	Sig#	R.T. (min.)	Reason
1,4-Dioxane	123-91-1		1.35	Poor instrument integration

Quantitation Report (Qedit)

Data Path : C:\msdchem\1\data\jeryllr\e4p2431\
Data File : 4p46355.d
Acq On : 2 Jul 2021 11:38 pm
Operator : chriss2
Sample : cc2367-1 Inst : MS4P
Misc : op33265a,e4p2431,1000,,,1,1
ALS Vial : 2 Sample Multiplier: 1

Quant Method : C:\MSDCHEM\1\METHODS\M4P2367SIM.M
Quant Results File: M4P2367SIM.RES
Quant Time: Jul 04 04:49:23 2021
Quant Title : Semi Volatile Extractables by GC/MS
QLast Update : Sun Jul 04 04:49:16 2021
Response via : Initial Calibration

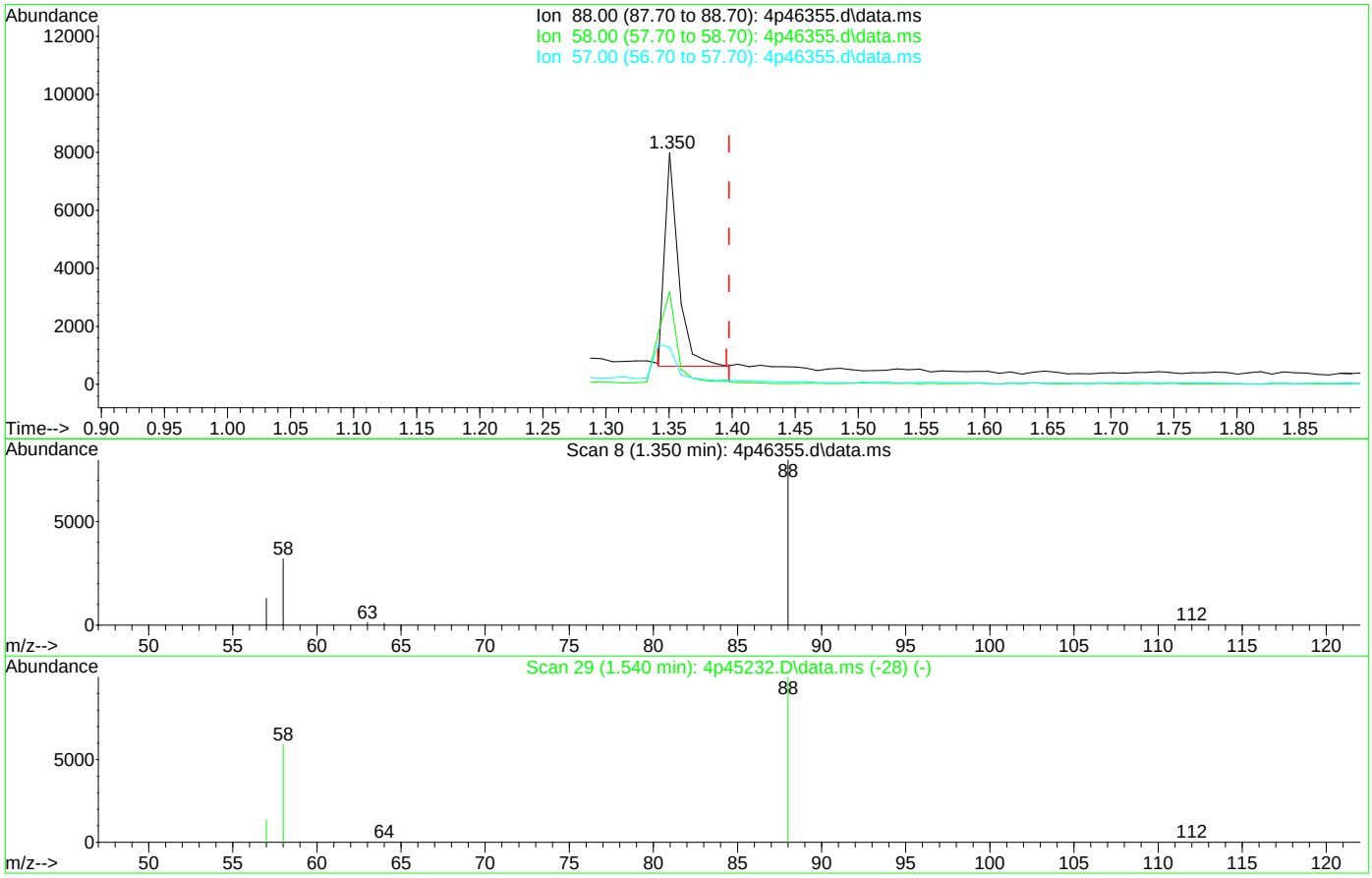

TIC: 4p46355.d\data.ms

(2) 1,4-Dioxane (t)

1.350min (-0.047) 1.14ppm

response 5541

Ion	Exp%	Act%
88.00	100	100
58.00	42.30	30.75
57.00	14.80	7.10
0.00	0.00	0.00

9.6.22.2
9
SGS 1103 of 2602
JD27540

4P46355.D edits: 1,4-Dioxane

Quantitation Report (Qedit)

Data Path : C:\msdchem\1\data\jeryllr\e4p2431\
Data File : 4p46355.d
Acq On : 2 Jul 2021 11:38 pm
Operator : chriss2
Sample : cc2367-1 Inst : MS4P
Misc : op33265a,e4p2431,1000,,,1,1
ALS Vial : 2 Sample Multiplier: 1

Quant Method : C:\MSDCHEM\1\METHODS\M4P2367SIM.M
Quant Results File: M4P2367SIM.RES
Quant Time: Jul 04 04:49:23 2021
Quant Title : Semi Volatile Extractables by GC/MS
QLast Update : Sun Jul 04 04:49:16 2021
Response via : Initial Calibration

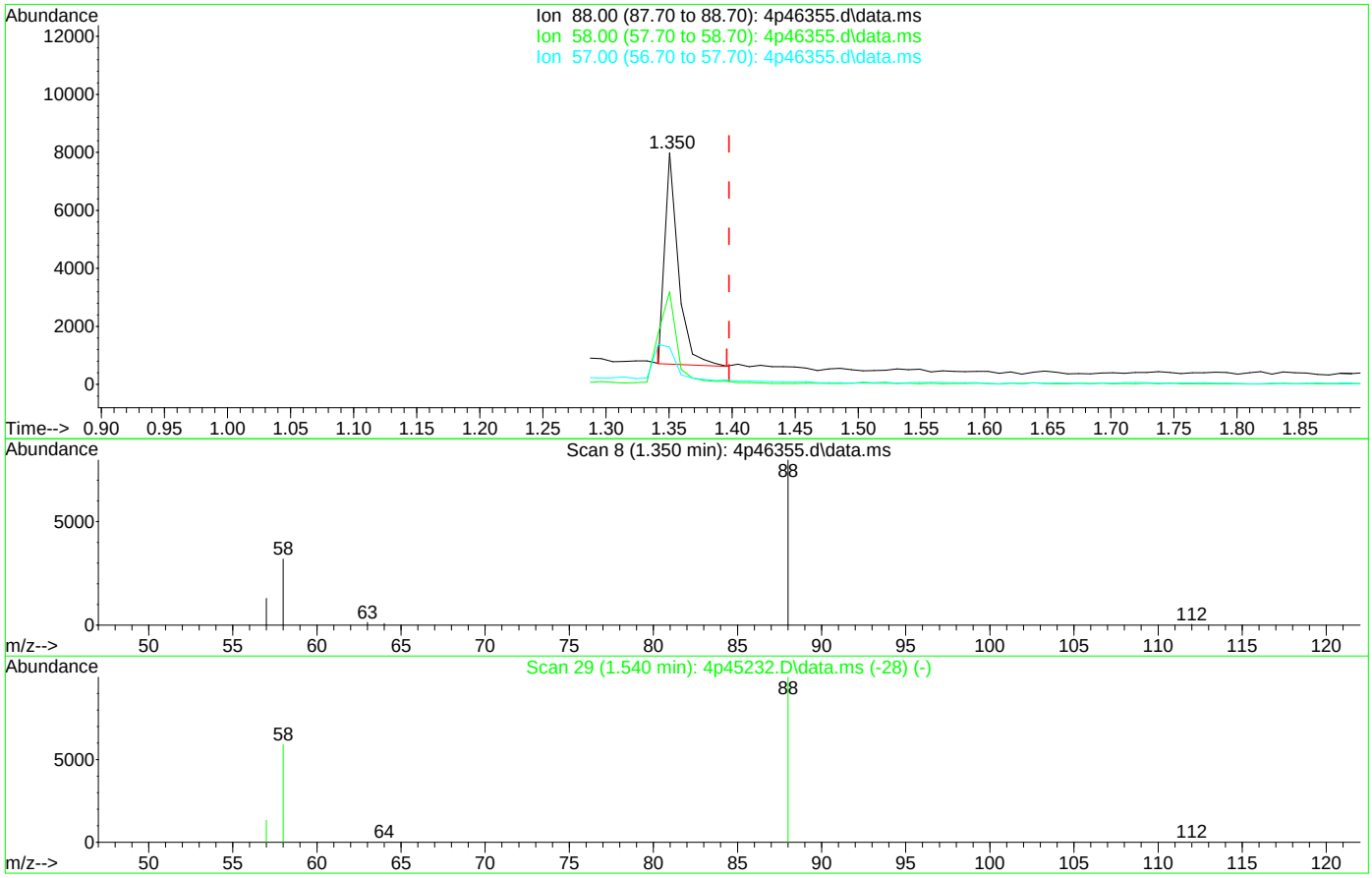

TIC: 4p46355.d\data.ms

(2) 1,4-Dioxane (t)

1.350min (-0.047) 1.12ppm m

response 5407

Ion	Exp%	Act%
88.00	100	100
58.00	42.30	39.97
57.00	14.80	16.08
0.00	0.00	0.00

9.6.22.3
9
1104 of 2602
SGS
JD27540
4P46355.D edits: 1,4-Dioxane

Quantitation Report (QT Reviewed)

Data Path : C:\msdchem\1\DATA\E6P3388\
Data File : 6p499047.D
Acq On : 29 Jun 2021 2:35 pm
Operator : hennys
Sample : ic3388-2
Misc : op33209,e6p3388,30.0,,,1,1
ALS Vial : 3 Sample Multiplier: 1

Quant Time: Jun 30 09:30:35 2021
Quant Method : C:\MSDCHEM\1\METHODS\M6P3388.M
Quant Title : Semi Volatile GC/MS,zb-5msi 30m x .25mm x .25MoTuWed Jun 30 09:19:37 2021
QLast Update : Wed Jun 30 09:19:37 2021
Response via : Initial Calibration

Compound	R.T.	QIon	Response	Conc	Units	Dev(Min)
Internal Standards						
1) 1,4-Dichlorobenzene-d4	4.487	152	854425	40.00	ppm	0.00
24) Naphthalene-d8	5.407	136	3328368	40.00	ppm	0.00
46) Acenaphthene-d10	6.723	164	2112151	40.00	ppm	0.00
69) Phenanthrene-d10	8.247	188	3594861	40.00	ppm	0.00
84) Chrysene-d12	11.981	240	3562597	40.00	ppm	-0.01
93) Perylene-d12	14.051	264	4410951	40.00	ppm	0.00
103) 1,4-Dichlorobenzene-d4a	4.487	152	854425	40.00	ppm	0.00
105) Phenanthrene-d10a	8.247	188	3594861	40.00	ppm	0.00
107) Naphthalene-d8a	5.407	136	3328368	40.00	ppm	0.00
109) Phenanthrene-d10b	8.247	188	3594861	40.00	ppm	0.00
112) Chrysene-d12a	11.981	240	3562597	40.00	ppm	-0.01
System Monitoring Compounds						
5) 2-Fluorophenol	3.519	112	46103	1.88	ppm	0.00
Spiked Amount 50.000			Recovery =	3.76%		
8) Phenol-d5	4.247	99	61874	2.07	ppm	0.00
Spiked Amount 50.000			Recovery =	4.14%		
25) Nitrobenzene-d5	4.894	82	43856	1.98	ppm	0.00
Spiked Amount 50.000			Recovery =	3.96%		
51) 2-Fluorobiphenyl	6.177	172	142482	2.08	ppm	0.00
Spiked Amount 50.000			Recovery =	4.16%		
74) 2,4,6-Tribromophenol	7.472	330	21080	1.61	ppm	0.00
Spiked Amount 50.000			Recovery =	3.22%		
87) Terphenyl-d14	10.430	244	164728	1.89	ppm	0.00
Spiked Amount 50.000			Recovery =	3.78%		
110) 1-chlorooctadecane	0.000	57	0d	0.00	ppm	
Spiked Amount 50.000			Recovery =	0.00%		
111) o-terphenyl	0.000	230	0	0.00	ppm	
Spiked Amount 50.000			Recovery =	0.00%		
Target Compounds						Qvalue
2) 1,4-Dioxane	1.979	88	19258	2.24	ppm	96
3) Pyridine	2.337	79	48394	2.19	ppm	97
4) N-Nitrosodimethylamine	2.300	74	25238	2.06	ppm	99
6) Indene	4.675	116	98932	2.24	ppm	97
7) Cumene	3.894	105	127550	2.15	ppm	97
9) Phenol	4.257	94	65474	2.10	ppm	91
10) Aniline	4.252	93	73230	1.99	ppm	97
11) bis(2-Chloroethyl)ether	4.300	93	53363	2.37	ppm	97
12) 2-Chlorophenol	4.343	128	60436	2.11	ppm	94
13) Decane	4.375	43	38086	2.59	ppm	92
14) 1,3-Dichlorobenzene	4.450	146	71248	2.21	ppm	93
15) 1,4-Dichlorobenzene	4.498	146	66093	2.11	ppm	95
16) Benzyl alcohol	4.600	108	36861	2.04	ppm	98
17) 1,2-Dichlorobenzene	4.616	146	62713	2.10	ppm	99
18) Acetophenone	4.781	105	76956	2.19	ppm	97
19) 2-Methylphenol	4.691	108	49944	2.14	ppm	99
20) 2,2'-oxybis(1-Chloropr...	4.691	121	19804	2.29	ppm	91
21) 3&4-Methylphenol	4.803	108	100658	4.07	ppm	95

Quantitation Report (QT Reviewed)

Data Path : C:\msdchem\1\DATA\E6P3388\
Data File : 6p499047.D
Acq On : 29 Jun 2021 2:35 pm
Operator : hennys
Sample : ic3388-2
Misc : op33209,e6p3388,30.0,,,1,1
ALS Vial : 3 Sample Multiplier: 1

Quant Time: Jun 30 09:30:35 2021
Quant Method : C:\MSDCHEM\1\METHODS\M6P3388.M
Quant Title : Semi Volatile GC/MS,zb-5msi 30m x .25mm x .25MoTuWed Jun 30 09:19:37 2021
QLast Update : Wed Jun 30 09:19:37 2021
Response via : Initial Calibration

Compound	R.T.	QIon	Response	Conc	Units		Dev(Min)
22) n-Nitroso-di-n-propyla...	4.787	70	34148	2.34	ppm		94
23) Hexachloroethane	4.856	201	21658	1.99	ppm		98
26) Nitrobenzene	4.910	77	45673	2.06	ppm		95
27) Quinoline	5.659	129	119315	1.89	ppm		96
28) Isophorone	5.076	82	101626	2.24	ppm		98
29) 2-Nitrophenol	5.140	139	24243	1.57	ppm		80
30) 2,4-Dimethylphenol	5.177	107	54452	2.01	ppm		95
31) Benzoic acid	5.231	105	16682	0.91	ppm		96
32) bis(2-Chloroethoxy)met...	5.231	93	61620	2.28	ppm		99
33) 2,4-Dichlorophenol	5.322	162	48164	1.92	ppm		95
34) 2,6-Dichlorophenol	5.471	162	48418	1.92	ppm		97
35) 1,3,5-Trichlorobenzene	5.145	180	56551	2.07	ppm		96
36) 1,2,4-Trichlorobenzene	5.370	180	54542	2.04	ppm		96
37) 1,2,3-Trichlorobenzene	5.525	180	52546	2.03	ppm		95
38) Naphthalene	5.423	128	182572	2.19	ppm		98
39) 4-Chloroaniline	5.466	127	69352	1.90	ppm		98
40) 2,3-Dichloroaniline	6.119	161	63062	1.96	ppm		98
41) Hydroquinone	5.723	110	51040	1.90	ppm		94
42) Hexachlorobutadiene	5.514	225	31120	1.94	ppm		97
43) 4-Chloro-3-methylphenol	5.819	107	45166	1.81	ppm		92
44) 2-Methylnaphthalene	5.910	141	106714	1.95	ppm		99
45) 1-Methylnaphthalene	5.980	141	107847	2.06	ppm		97
47) Hexachlorocyclopentadiene	6.028	237	42624	2.73	ppm		98
48) 1,2,4,5-tetrachloroben...	6.033	216	56138	1.90	ppm		99
49) 2,4,6-Trichlorophenol	6.124	196	37387	1.86	ppm		91
50) 2,4,5-Trichlorophenol	6.161	196	37723	1.77	ppm		98
52) 2-Chloronaphthalene	6.268	162	115868	1.96	ppm		97
53) Biphenyl	6.252	154	170863	2.16	ppm		96
54) 2-Nitroaniline	6.354	65	17735	1.46	ppm		85
55) Dimethylphthalate	6.488	163	135828	1.97	ppm		96
56) Acenaphthylene	6.600	152	147597	1.94	ppm		97
57) 2,6-Dinitrotoluene	6.541	165	20875	1.35	ppm		97
58) 3-Nitroaniline	6.691	138	24036	1.43	ppm		91
59) Acenaphthene	6.750	153	126612	2.10	ppm		97
60) 2,4-Dinitrophenol	6.787	184	18159	1.99	ppm		97
61) 4-Nitrophenol	6.873	109	11526	1.38	ppm		89
62) Dibenzofuran	6.905	168	171361	2.01	ppm		97
63) 2,4-Dinitrotoluene	6.894	165	26069	1.27	ppm		95
64) 2,3,4,6-Tetrachlorophenol	7.028	232	29836	1.66	ppm		96
65) Diethylphthalate	7.108	149	134282	1.88	ppm		99
66) Fluorene	7.226	166	150118	2.06	ppm		95
67) 4-Chlorophenyl-phenyle...	7.220	204	69296	1.94	ppm		95
68) 4-Nitroaniline	7.253	138	19436	1.13	ppm		96
70) 4,6-Dinitro-2-methylph...	7.290	198	12276	1.10	ppm	#	98
71) n-Nitrosodiphenylamine	7.343	169	110376	1.78	ppm		99
72) 1,2-Diphenylhydrazine	7.381	77	97240	1.91	ppm		98
73) pentachloronitrobenzene	8.050	295	7885	1.83	ppm	#	79
75) 4-Bromophenyl-phenylether	7.734	248	38602	1.71	ppm		97
76) Hexachlorobenzene	7.809	284	43889	1.71	ppm		93
77) Pentachlorophenol	8.039	266	44384	2.85	ppm		94

Quantitation Report (QT Reviewed)

Data Path : C:\msdchem\1\DATA\E6P3388\
Data File : 6p499047.D
Acq On : 29 Jun 2021 2:35 pm
Operator : hennys
Sample : ic3388-2
Misc : op33209,e6p3388,30.0,,,1,1
ALS Vial : 3 Sample Multiplier: 1

Quant Time: Jun 30 09:30:35 2021
Quant Method : C:\MSDCHEM\1\METHODS\M6P3388.M
Quant Title : Semi Volatile GC/MS,zb-5msi 30m x .25mm x .25MoTuWed Jun 30 09:19:37 2021
QLast Update : Wed Jun 30 09:19:37 2021
Response via : Initial Calibration

Compound	R.T.	QIon	Response	Conc	Units		Dev(Min)
78) Phenanthrene	8.274	178	191150	2.01	ppm		99
79) Anthracene	8.333	178	188515	1.93	ppm		97
80) Carbazole	8.542	167	174653	1.96	ppm		97
81) Di-n-butylphthalate	9.028	149	215267	1.98	ppm		98
82) Fluoranthene	9.841	202	208907	2.00	ppm		96
83) Octadecane	8.146	57	50933	2.18	ppm		98
85) benzidine	10.082	184	15100	0.30	ppm	#	90
86) Pyrene	10.157	202	223113	2.04	ppm		97
88) Butylbenzylphthalate	11.211	149	91038	1.83	ppm		94
89) Benzo[a]anthracene	11.965	228	216923	2.00	ppm		94
90) 3,3'-Dichlorobenzidine	11.981	252	65306	1.46	ppm		92
91) Chrysene	12.013	228	202611	2.04	ppm		99
92) bis(2-Ethylhexyl)phtha...	12.152	149	138952	2.00	ppm		95
94) Di-n-octylphthalate	13.115	149	261160	1.78	ppm		98
95) Benzo[b]fluoranthene	13.532	252	262895	1.80	ppm		98
96) Benzo[k]fluoranthene	13.569	252	246029	2.02	ppm		97
97) Benzo[a]pyrene	13.965	252	239544	1.87	ppm		99
98) Indeno[1,2,3-cd]pyrene	15.356	276	269816	1.83	ppm		98
99) Dibenz(a,h)acridine	15.099	279	201742	1.81	ppm		98
100) Dibenz[a,h]anthracene	15.382	278	241725	1.90	ppm		96
101) 7,12-Dimethylbenz(a)an...	13.527	256	100530	1.64	ppm		96
102) Benzo[g,h,i]perylene	15.666	276	268148	2.10	ppm		97

(#) = qualifier out of range (m) = manual integration (+) = signals summed

Quantitation Report (QT Reviewed)

Data Path : C:\msdchem\1\DATA\E6P3388\
Data File : 6p499047.D
Acq On : 29 Jun 2021 2:35 pm
Operator : hennys
Sample : ic3388-2
Misc : op33209,e6p3388,30.0,,,1,1
ALS Vial : 3 Sample Multiplier: 1

Quant Time: Jun 30 09:30:35 2021
Quant Method : C:\MSDCHEM\1\METHODS\M6P3388.M
Quant Title : Semi Volatile GC/MS,zb-5msi 30m x .25mm x .25MoTuWed Jun 30 09:19:37 2021
QLast Update : Wed Jun 30 09:19:37 2021
Response via : Initial Calibration

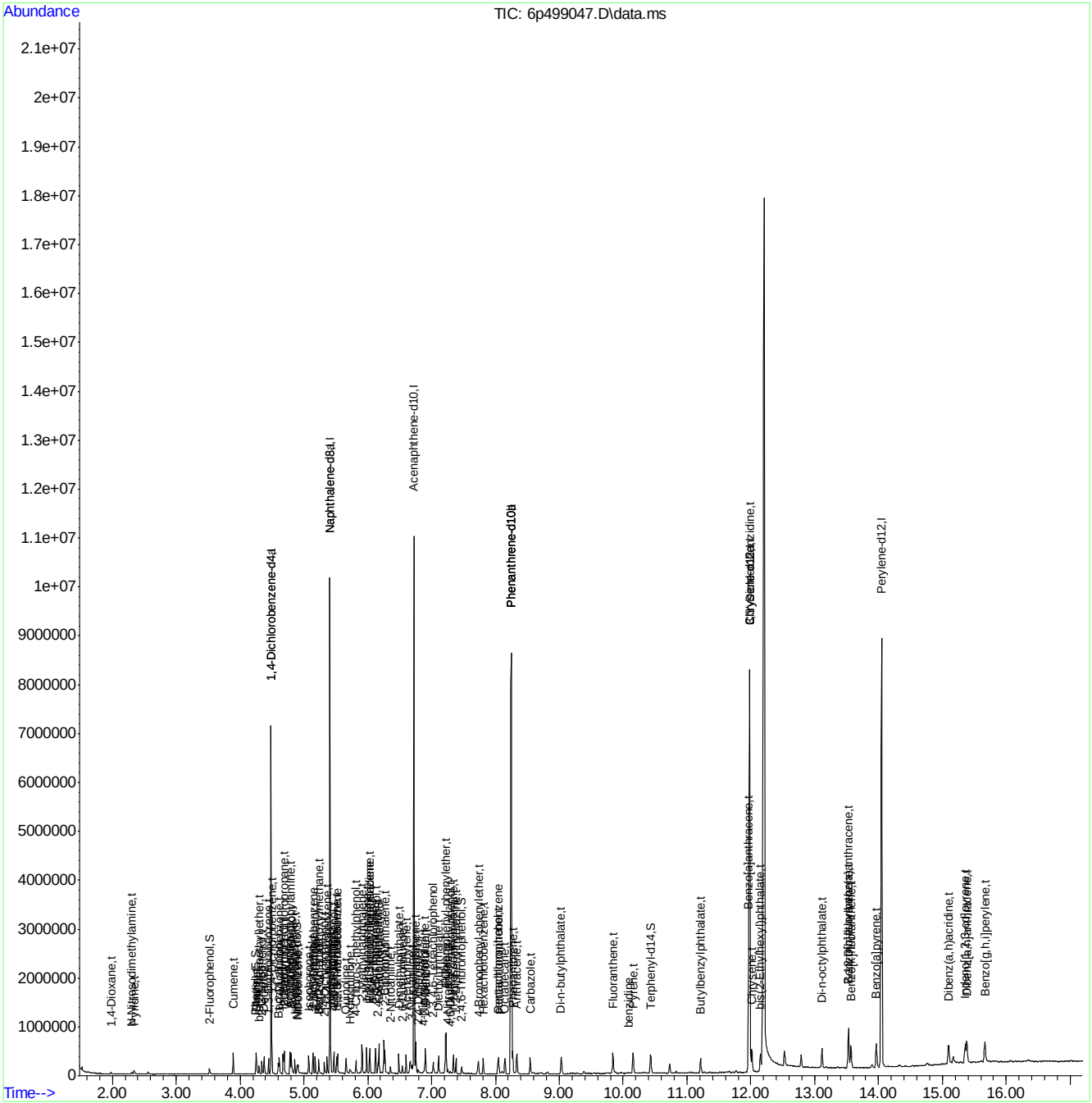

Quantitation Report (QT Reviewed)

Data Path : C:\msdchem\1\DATA\E6P3388\
Data File : 6p499048.D
Acq On : 29 Jun 2021 3:02 pm
Operator : hennys
Sample : ic3388-5
Misc : op33209,e6p3388,30.0,,,1,1
ALS Vial : 4 Sample Multiplier: 1

Quant Time: Jun 30 09:28:35 2021
Quant Method : C:\MSDCHEM\1\METHODS\M6P3388.M
Quant Title : Semi Volatile GC/MS,zb-5msi 30m x .25mm x .25MoTuWed Jun 30 09:19:37 2021
QLast Update : Wed Jun 30 09:19:37 2021
Response via : Initial Calibration

Compound	R.T.	QIon	Response	Conc	Units	Dev(Min)
Internal Standards						
1) 1,4-Dichlorobenzene-d4	4.488	152	910512	40.00	ppm	0.00
24) Naphthalene-d8	5.407	136	3181389	40.00	ppm	0.00
46) Acenaphthene-d10	6.723	164	2014194	40.00	ppm	0.00
69) Phenanthrene-d10	8.248	188	3701749	40.00	ppm	0.00
84) Chrysene-d12	11.981	240	3543052	40.00	ppm	-0.01
93) Perylene-d12	14.051	264	3795628	40.00	ppm	0.00
103) 1,4-Dichlorobenzene-d4a	4.488	152	910512	40.00	ppm	0.00
105) Phenanthrene-d10a	8.248	188	3701749	40.00	ppm	0.00
107) Naphthalene-d8a	5.407	136	3181389	40.00	ppm	0.00
109) Phenanthrene-d10b	8.248	188	3701749	40.00	ppm	0.00
112) Chrysene-d12a	11.981	240	3543052	40.00	ppm	-0.01
System Monitoring Compounds						
5) 2-Fluorophenol	3.519	112	114254	4.38	ppm	0.00
Spiked Amount 50.000			Recovery =	8.76%		
8) Phenol-d5	4.247	99	153116	4.81	ppm	0.00
Spiked Amount 50.000			Recovery =	9.62%		
25) Nitrobenzene-d5	4.894	82	102265	4.84	ppm	0.00
Spiked Amount 50.000			Recovery =	9.68%		
51) 2-Fluorobiphenyl	6.178	172	312023	4.78	ppm	0.00
Spiked Amount 50.000			Recovery =	9.56%		
74) 2,4,6-Tribromophenol	7.472	330	52465	3.89	ppm	0.00
Spiked Amount 50.000			Recovery =	7.78%		
87) Terphenyl-d14	10.430	244	414349	4.79	ppm	0.00
Spiked Amount 50.000			Recovery =	9.58%		
110) 1-chlorooctadecane	0.000	57	0d	0.00	ppm	
Spiked Amount 50.000			Recovery =	0.00%		
111) o-terphenyl	0.000	230	0	0.00	ppm	
Spiked Amount 50.000			Recovery =	0.00%		
Target Compounds						Qvalue
2) 1,4-Dioxane	1.979	88	48511	5.29	ppm	98
3) Pyridine	2.321	79	116947	4.97	ppm	97
4) N-Nitrosodimethylamine	2.295	74	67315	5.16	ppm	99
6) Indene	4.675	116	232613	4.94	ppm	99
7) Cumene	3.894	105	301671	4.77	ppm	99
9) Phenol	4.252	94	159867	4.82	ppm	65
10) Aniline	4.252	93	185014	4.72	ppm	82
11) bis(2-Chloroethyl)ether	4.295	93	121826	5.08	ppm	97
12) 2-Chlorophenol	4.343	128	145084	4.74	ppm	99
13) Decane	4.375	43	84672	5.41	ppm	96
14) 1,3-Dichlorobenzene	4.445	146	166848	4.85	ppm	99
15) 1,4-Dichlorobenzene	4.498	146	173776	5.20	ppm	94
16) Benzyl alcohol	4.595	108	83228	4.32	ppm	95
17) 1,2-Dichlorobenzene	4.616	146	148057	4.66	ppm	98
18) Acetophenone	4.782	105	178743	4.78	ppm	99
19) 2-Methylphenol	4.691	108	119627	4.80	ppm	97
20) 2,2'-oxybis(1-Chloropr...	4.691	121	43563	4.72	ppm	88
21) 3&4-Methylphenol	4.803	108	247686	9.39	ppm	96

Quantitation Report (QT Reviewed)

Data Path : C:\msdchem\1\DATA\E6P3388\
Data File : 6p499048.D
Acq On : 29 Jun 2021 3:02 pm
Operator : hennys
Sample : ic3388-5
Misc : op33209,e6p3388,30.0,,,1,1
ALS Vial : 4 Sample Multiplier: 1

Quant Time: Jun 30 09:28:35 2021
Quant Method : C:\MSDCHEM\1\METHODS\M6P3388.M
Quant Title : Semi Volatile GC/MS,zb-5msi 30m x .25mm x .25MoTuWed Jun 30 09:19:37 2021
QLast Update : Wed Jun 30 09:19:37 2021
Response via : Initial Calibration

Compound	R.T.	QIon	Response	Conc	Units		Dev(Min)
22) n-Nitroso-di-n-propyla...	4.787	70	77973	5.01	ppm		95
23) Hexachloroethane	4.857	201	52036	4.49	ppm		97
26) Nitrobenzene	4.905	77	108921	5.14	ppm		91
27) Quinoline	5.659	129	281559	4.68	ppm		99
28) Isophorone	5.076	82	223568	5.16	ppm		99
29) 2-Nitrophenol	5.140	139	61865	4.18	ppm		73
30) 2,4-Dimethylphenol	5.178	107	128452	4.96	ppm		93
31) Benzoic acid	5.236	105	52457	2.99	ppm		96
32) bis(2-Chloroethoxy)met...	5.231	93	134772	5.21	ppm		100
33) 2,4-Dichlorophenol	5.322	162	111989	4.68	ppm		95
34) 2,6-Dichlorophenol	5.472	162	117860	4.90	ppm		97
35) 1,3,5-Trichlorobenzene	5.145	180	132657	5.08	ppm		99
36) 1,2,4-Trichlorobenzene	5.370	180	126805	4.96	ppm		95
37) 1,2,3-Trichlorobenzene	5.525	180	120136	4.85	ppm		99
38) Naphthalene	5.424	128	419418	5.27	ppm		97
39) 4-Chloroaniline	5.466	127	164300	4.71	ppm		97
40) 2,3-Dichloroaniline	6.119	161	145111	4.72	ppm		99
41) Hydroquinone	5.723	110	119247	4.64	ppm		94
42) Hexachlorobutadiene	5.514	225	72983	4.76	ppm		97
43) 4-Chloro-3-methylphenol	5.814	107	110359	4.63	ppm		88
44) 2-Methylnaphthalene	5.910	141	258327	4.95	ppm		98
45) 1-Methylnaphthalene	5.985	141	248100	4.96	ppm		97
47) Hexachlorocyclopentadiene	6.028	237	115716	7.77	ppm		98
48) 1,2,4,5-tetrachloroben...	6.033	216	130394	4.62	ppm		99
49) 2,4,6-Trichlorophenol	6.124	196	84813	4.42	ppm		98
50) 2,4,5-Trichlorophenol	6.156	196	93756	4.61	ppm		97
52) 2-Chloronaphthalene	6.269	162	270350	4.79	ppm		97
53) Biphenyl	6.253	154	363357	4.81	ppm		99
54) 2-Nitroaniline	6.354	65	45186	3.89	ppm		93
55) Dimethylphthalate	6.488	163	316653	4.82	ppm		97
56) Acenaphthylene	6.606	152	354263	4.88	ppm		97
57) 2,6-Dinitrotoluene	6.541	165	53443	3.63	ppm		98
58) 3-Nitroaniline	6.691	138	61762	3.86	ppm		98
59) Acenaphthene	6.750	153	286844	4.99	ppm		97
60) 2,4-Dinitrophenol	6.787	184	50673	5.81	ppm	#	46
61) 4-Nitrophenol	6.873	109	31702	3.98	ppm		93
62) Dibenzofuran	6.905	168	393719	4.84	ppm		98
63) 2,4-Dinitrotoluene	6.894	165	70320	3.58	ppm		97
64) 2,3,4,6-Tetrachlorophenol	7.028	232	73473	4.30	ppm		100
65) Diethylphthalate	7.114	149	323787	4.76	ppm		99
66) Fluorene	7.226	166	330792	4.75	ppm		97
67) 4-Chlorophenyl-phenyle...	7.226	204	152932	4.49	ppm		96
68) 4-Nitroaniline	7.253	138	53755	3.28	ppm		97
70) 4,6-Dinitro-2-methylph...	7.290	198	35461	3.08	ppm		82
71) n-Nitrosodiphenylamine	7.344	169	281563	4.42	ppm		99
72) 1,2-Diphenylhydrazine	7.381	77	247551	4.71	ppm		96
73) pentachloronitrobenzene	8.055	295	17400	3.92	ppm		97
75) 4-Bromophenyl-phenylether	7.734	248	99939	4.31	ppm		97
76) Hexachlorobenzene	7.809	284	112555	4.26	ppm		100
77) Pentachlorophenol	8.039	266	123126	7.68	ppm		98

Quantitation Report (QT Reviewed)

Data Path : C:\msdchem\1\DATA\E6P3388\
Data File : 6p499048.D
Acq On : 29 Jun 2021 3:02 pm
Operator : hennys
Sample : ic3388-5
Misc : op33209,e6p3388,30.0,,,1,1
ALS Vial : 4 Sample Multiplier: 1

Quant Time: Jun 30 09:28:35 2021
Quant Method : C:\MSDCHEM\1\METHODS\M6P3388.M
Quant Title : Semi Volatile GC/MS,zb-5msi 30m x .25mm x .25MoTuWed Jun 30 09:19:37 2021
QLast Update : Wed Jun 30 09:19:37 2021
Response via : Initial Calibration

Compound	R.T.	QIon	Response	Conc	Units	Dev(Min)
78) Phenanthrene	8.274	178	481583	4.92	ppm	99
79) Anthracene	8.333	178	486019	4.83	ppm	98
80) Carbazole	8.547	167	441610	4.80	ppm	99
81) Di-n-butylphthalate	9.034	149	555866	4.96	ppm	98
82) Fluoranthene	9.842	202	522777	4.85	ppm	98
83) Octadecane	8.151	57	126473	5.25	ppm	98
85) benzidine	10.077	184	108122	2.19	ppm	100
86) Pyrene	10.157	202	544195	5.01	ppm	97
88) Butylbenzylphthalate	11.216	149	235496	4.76	ppm	97
89) Benzo[a]anthracene	11.965	228	528672	4.91	ppm	97
90) 3,3'-Dichlorobenzidine	11.981	252	177765	4.01	ppm	96
91) Chrysene	12.018	228	489060	4.94	ppm	98
92) bis(2-Ethylhexyl)phtha...	12.152	149	337259	4.87	ppm	96
94) Di-n-octylphthalate	13.115	149	570475	4.52	ppm	99
95) Benzo[b]fluoranthene	13.532	252	564169	4.49	ppm	98
96) Benzo[k]fluoranthene	13.570	252	497858	4.76	ppm	98
97) Benzo[a]pyrene	13.965	252	499519	4.52	ppm	98
98) Indeno[1,2,3-cd]pyrene	15.356	276	571941	4.52	ppm	98
99) Dibenz(a,h)acridine	15.099	279	425767	4.44	ppm	100
100) Dibenz[a,h]anthracene	15.383	278	503729	4.59	ppm	99
101) 7,12-Dimethylbenz(a)an...	13.532	256	250163	4.74	ppm	98
102) Benzo[g,h,i]perylene	15.666	276	529384	4.82	ppm	98

(#) = qualifier out of range (m) = manual integration (+) = signals summed

Quantitation Report (QT Reviewed)

Data Path : C:\msdchem\1\DATA\E6P3388\
Data File : 6p499048.D
Acq On : 29 Jun 2021 3:02 pm
Operator : hennys
Sample : ic3388-5
Misc : op33209,e6p3388,30.0,,,1,1
ALS Vial : 4 Sample Multiplier: 1

Quant Time: Jun 30 09:28:35 2021
Quant Method : C:\MSDCHEM\1\METHODS\M6P3388.M
Quant Title : Semi Volatile GC/MS,zb-5msi 30m x .25mm x .25MoTuWed Jun 30 09:19:37 2021
QLast Update : Wed Jun 30 09:19:37 2021
Response via : Initial Calibration

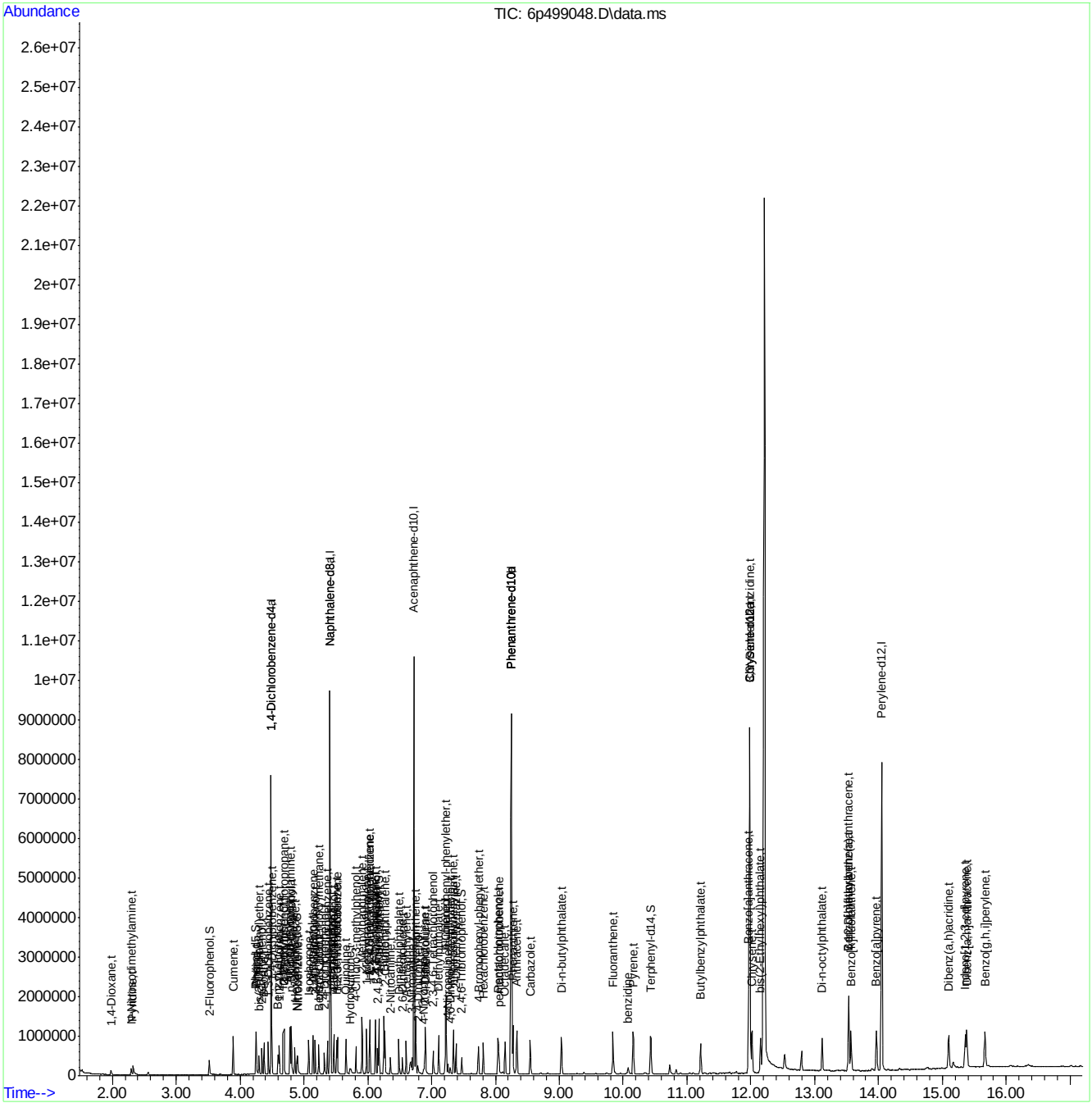

Quantitation Report (QT Reviewed)

Data Path : C:\msdchem\1\DATA\E6P3388\
Data File : 6p499049.D
Acq On : 29 Jun 2021 3:25 pm
Operator : hennys
Sample : ic3388-10
Misc : op33209,e6p3388,30.0,,,1,1
ALS Vial : 5 Sample Multiplier: 1

Quant Time: Jun 30 09:51:20 2021
Quant Method : C:\MSDCHEM\1\METHODS\M6P3388.M
Quant Title : Semi Volatile GC/MS,zb-5msi 30m x .25mm x .25MoTuWed Jun 30 09:45:13 2021
QLast Update : Wed Jun 30 09:50:57 2021
Response via : Initial Calibration

Compound	R.T.	QIon	Response	Conc	Units	Dev(Min)
Internal Standards						
1) 1,4-Dichlorobenzene-d4	4.487	152	821812	40.00	ppm	0.00
24) Naphthalene-d8	5.407	136	3161375	40.00	ppm	0.00
46) Acenaphthene-d10	6.723	164	1957357	40.00	ppm	0.00
69) Phenanthrene-d10	8.248	188	3502284	40.00	ppm	0.00
84) Chrysene-d12	11.981	240	3773199	40.00	ppm	0.00
93) Perylene-d12	14.051	264	4010823	40.00	ppm	0.00
103) 1,4-Dichlorobenzene-d4a	4.487	152	821812	40.00	ppm	0.00
105) Phenanthrene-d10a	8.248	188	3502284	40.00	ppm	0.00
107) Naphthalene-d8a	5.407	136	3161375	40.00	ppm	0.00
109) Phenanthrene-d10b	8.248	188	3502284	40.00	ppm	0.00
112) Chrysene-d12a	11.981	240	3773199	40.00	ppm	0.00
System Monitoring Compounds						
5) 2-Fluorophenol	3.519	112	212580	9.48	ppm	-0.02
Spiked Amount 50.000			Recovery = 18.96%			
8) Phenol-d5	4.247	99	293836	10.25	ppm	-0.03
Spiked Amount 50.000			Recovery = 20.50%			
25) Nitrobenzene-d5	4.894	82	204998	9.87	ppm	0.00
Spiked Amount 50.000			Recovery = 19.74%			
51) 2-Fluorobiphenyl	6.178	172	640263	10.26	ppm	0.00
Spiked Amount 50.000			Recovery = 20.52%			
74) 2,4,6-Tribromophenol	7.472	330	115464	10.12	ppm	0.00
Spiked Amount 50.000			Recovery = 20.24%			
87) Terphenyl-d14	10.430	244	923174	10.33	ppm	0.00
Spiked Amount 50.000			Recovery = 20.66%			
110) 1-chlorooctadecane	0.000	57	0d	0.00	ppm	
Spiked Amount 50.000			Recovery = 0.00%			
111) o-terphenyl	0.000	230	0	0.00	ppm	
Spiked Amount 50.000			Recovery = 0.00%			
Target Compounds						Qvalue
2) 1,4-Dioxane	1.979	88	84660	9.61	ppm	97
3) Pyridine	2.321	79	207453	9.55	ppm	98
4) N-Nitrosodimethylamine	2.289	74	116416	9.63	ppm	99
6) Indene	4.675	116	441329	9.96	ppm	95
7) Cumene	3.894	105	559397	9.85	ppm	98
9) Phenol	4.252	94	308223	10.34	ppm	66
10) Aniline	4.252	93	365680	10.55	ppm	80
11) bis(2-Chloroethyl)ether	4.295	93	236203	10.44	ppm	95
12) 2-Chlorophenol	4.343	128	274177	10.09	ppm	99
13) Decane	4.375	43	158198	10.44	ppm	92
14) 1,3-Dichlorobenzene	4.450	146	308282	9.98	ppm	98
15) 1,4-Dichlorobenzene	4.503	146	316561	10.27	ppm	97
16) Benzyl alcohol	4.594	108	177273	10.24	ppm	95
17) 1,2-Dichlorobenzene	4.616	146	285768	9.90	ppm	98
18) Acetophenone	4.782	105	348252	10.03	ppm	97
19) 2-Methylphenol	4.691	108	233586	10.07	ppm	99
20) 2,2'-oxybis(1-Chloropr...	4.691	121	87513	9.94	ppm	85
21) 3&4-Methylphenol	4.803	108	491510	20.34	ppm	96

Quantitation Report (QT Reviewed)

Data Path : C:\msdchem\1\DATA\E6P3388\
Data File : 6p499049.D
Acq On : 29 Jun 2021 3:25 pm
Operator : hennys
Sample : ic3388-10
Misc : op33209,e6p3388,30.0,,,1,1
ALS Vial : 5 Sample Multiplier: 1

Quant Time: Jun 30 09:51:20 2021
Quant Method : C:\MSDCHEM\1\METHODS\M6P3388.M
Quant Title : Semi Volatile GC/MS,zb-5msi 30m x .25mm x .25MoTuWed Jun 30 09:45:13 2021
QLast Update : Wed Jun 30 09:50:57 2021
Response via : Initial Calibration

Compound	R.T.	QIon	Response	Conc	Units		Dev(Min)
22) n-Nitroso-di-n-propyla...	4.787	70	149468	10.10	ppm		99
23) Hexachloroethane	4.857	201	105679	10.12	ppm		99
26) Nitrobenzene	4.905	77	219051	10.23	ppm		93
27) Quinoline	5.659	129	581400	10.16	ppm		99
28) Isophorone	5.076	82	465636	10.37	ppm		98
29) 2-Nitrophenol	5.140	139	131948	9.80	ppm		80
30) 2,4-Dimethylphenol	5.177	107	256180	10.03	ppm		99
31) Benzoic acid	5.247	105	125959	9.01	ppm		98
32) bis(2-Chloroethoxy)met...	5.231	93	278227	10.34	ppm		98
33) 2,4-Dichlorophenol	5.316	162	230033	9.98	ppm		96
34) 2,6-Dichlorophenol	5.472	162	227823	9.76	ppm		98
35) 1,3,5-Trichlorobenzene	5.145	180	263896	10.08	ppm		96
36) 1,2,4-Trichlorobenzene	5.370	180	259967	10.13	ppm		98
37) 1,2,3-Trichlorobenzene	5.525	180	245211	9.98	ppm		97
38) Naphthalene	5.423	128	848931	10.69	ppm		98
39) 4-Chloroaniline	5.466	127	330916	9.97	ppm		98
40) 2,3-Dichloroaniline	6.119	161	291571	9.90	ppm		99
41) Hydroquinone	5.712	110	241041	9.95	ppm		99
42) Hexachlorobutadiene	5.514	225	150844	9.99	ppm		96
43) 4-Chloro-3-methylphenol	5.814	107	233572	10.32	ppm		95
44) 2-Methylnaphthalene	5.910	141	521767	10.30	ppm		98
45) 1-Methylnaphthalene	5.980	141	491970	10.03	ppm		97
47) Hexachlorocyclopentadiene	6.028	237	248666	19.42	ppm		99
48) 1,2,4,5-tetrachloroben...	6.033	216	270305	10.16	ppm		97
49) 2,4,6-Trichlorophenol	6.124	196	169464	9.58	ppm		99
50) 2,4,5-Trichlorophenol	6.156	196	178600	9.56	ppm		97
52) 2-Chloronaphthalene	6.269	162	551181	10.37	ppm		98
53) Biphenyl	6.253	154	763848	10.63	ppm		99
54) 2-Nitroaniline	6.354	65	100548	9.93	ppm		90
55) Dimethylphthalate	6.488	163	639817	10.14	ppm		99
56) Acenaphthylene	6.600	152	700431	10.28	ppm		98
57) 2,6-Dinitrotoluene	6.541	165	119430	9.64	ppm		98
58) 3-Nitroaniline	6.691	138	135104	9.85	ppm		99
59) Acenaphthene	6.750	153	567471	10.22	ppm		98
60) 2,4-Dinitrophenol	6.782	184	117652	18.65	ppm	#	58
61) 4-Nitrophenol	6.862	109	68151	9.70	ppm		92
62) Dibenzofuran	6.905	168	828789	10.57	ppm		99
63) 2,4-Dinitrotoluene	6.894	165	161153	9.86	ppm		98
64) 2,3,4,6-Tetrachlorophenol	7.028	232	146346	9.40	ppm		96
65) Diethylphthalate	7.114	149	631604	9.93	ppm		99
66) Fluorene	7.226	166	679785	10.18	ppm		98
67) 4-Chlorophenyl-phenyle...	7.226	204	317305	9.90	ppm		96
68) 4-Nitroaniline	7.253	138	128139	9.04	ppm		98
70) 4,6-Dinitro-2-methylph...	7.290	198	78532	10.64	ppm		92
71) n-Nitrosodiphenylamine	7.344	169	569093	10.32	ppm		98
72) 1,2-Diphenylhydrazine	7.381	77	513593	10.79	ppm		96
73) pentachloronitrobenzene	8.055	295	35921	9.27	ppm		99
75) 4-Bromophenyl-phenylether	7.734	248	185962	9.53	ppm		96
76) Hexachlorobenzene	7.809	284	211201	9.48	ppm		97
77) Pentachlorophenol	8.039	266	242881	17.52	ppm		100

Quantitation Report (QT Reviewed)

Data Path : C:\msdchem\1\DATA\E6P3388\
Data File : 6p499049.D
Acq On : 29 Jun 2021 3:25 pm
Operator : hennys
Sample : ic3388-10
Misc : op33209,e6p3388,30.0,,,1,1
ALS Vial : 5 Sample Multiplier: 1

Quant Time: Jun 30 09:51:20 2021
Quant Method : C:\MSDCHEM\1\METHODS\M6P3388.M
Quant Title : Semi Volatile GC/MS,zb-5msi 30m x .25mm x .25MoTuWed Jun 30 09:45:13 2021
QLast Update : Wed Jun 30 09:50:57 2021
Response via : Initial Calibration

Compound	R.T.	QIon	Response	Conc	Units	Dev(Min)
78) Phenanthrene	8.274	178	921187	10.05	ppm	98
79) Anthracene	8.333	178	959682	10.31	ppm	98
80) Carbazole	8.547	167	893325	10.36	ppm	99
81) Di-n-butylphthalate	9.034	149	1238700	11.53	ppm	99
82) Fluoranthene	9.841	202	1161942	11.20	ppm	97
83) Octadecane	8.151	57	234980	9.68	ppm	97
85) benzidine	10.071	184	315104	9.01	ppm	100
86) Pyrene	10.157	202	1213679	10.40	ppm	98
88) Butylbenzylphthalate	11.216	149	539690	10.46	ppm	98
89) Benzo[a]anthracene	11.965	228	1134472	9.80	ppm	98
90) 3,3'-Dichlorobenzidine	11.976	252	420895	10.12	ppm	99
91) Chrysene	12.018	228	1072701	10.02	ppm	100
92) bis(2-Ethylhexyl)phtha...	12.152	149	751374	10.09	ppm	97
94) Di-n-octylphthalate	13.115	149	1287491	10.05	ppm	98
95) Benzo[b]fluoranthene	13.537	252	1241145	9.79	ppm	98
96) Benzo[k]fluoranthene	13.569	252	1097808	10.22	ppm	98
97) Benzo[a]pyrene	13.965	252	1112341	9.99	ppm	98
98) Indeno[1,2,3-cd]pyrene	15.356	276	1261506	9.70	ppm	99
99) Dibenz(a,h)acridine	15.099	279	943692	9.88	ppm	99
100) Dibenz[a,h]anthracene	15.383	278	1100621	9.74	ppm	99
101) 7,12-Dimethylbenz(a)an...	13.532	256	492125	9.22	ppm	97
102) Benzo[g,h,i]perylene	15.666	276	1138688	9.70	ppm	98

(#) = qualifier out of range (m) = manual integration (+) = signals summed

9.6.25

9

Quantitation Report (QT Reviewed)

Data Path : C:\msdchem\1\DATA\E6P3388\
Data File : 6p499049.D
Acq On : 29 Jun 2021 3:25 pm
Operator : hennys
Sample : ic3388-10
Misc : op33209,e6p3388,30.0,,,1,1
ALS Vial : 5 Sample Multiplier: 1

Quant Time: Jun 30 09:51:20 2021
Quant Method : C:\MSDCHEM\1\METHODS\M6P3388.M
Quant Title : Semi Volatile GC/MS,zb-5msi 30m x .25mm x .25MoTuWed Jun 30 09:45:13 2021
QLast Update : Wed Jun 30 09:50:57 2021
Response via : Initial Calibration

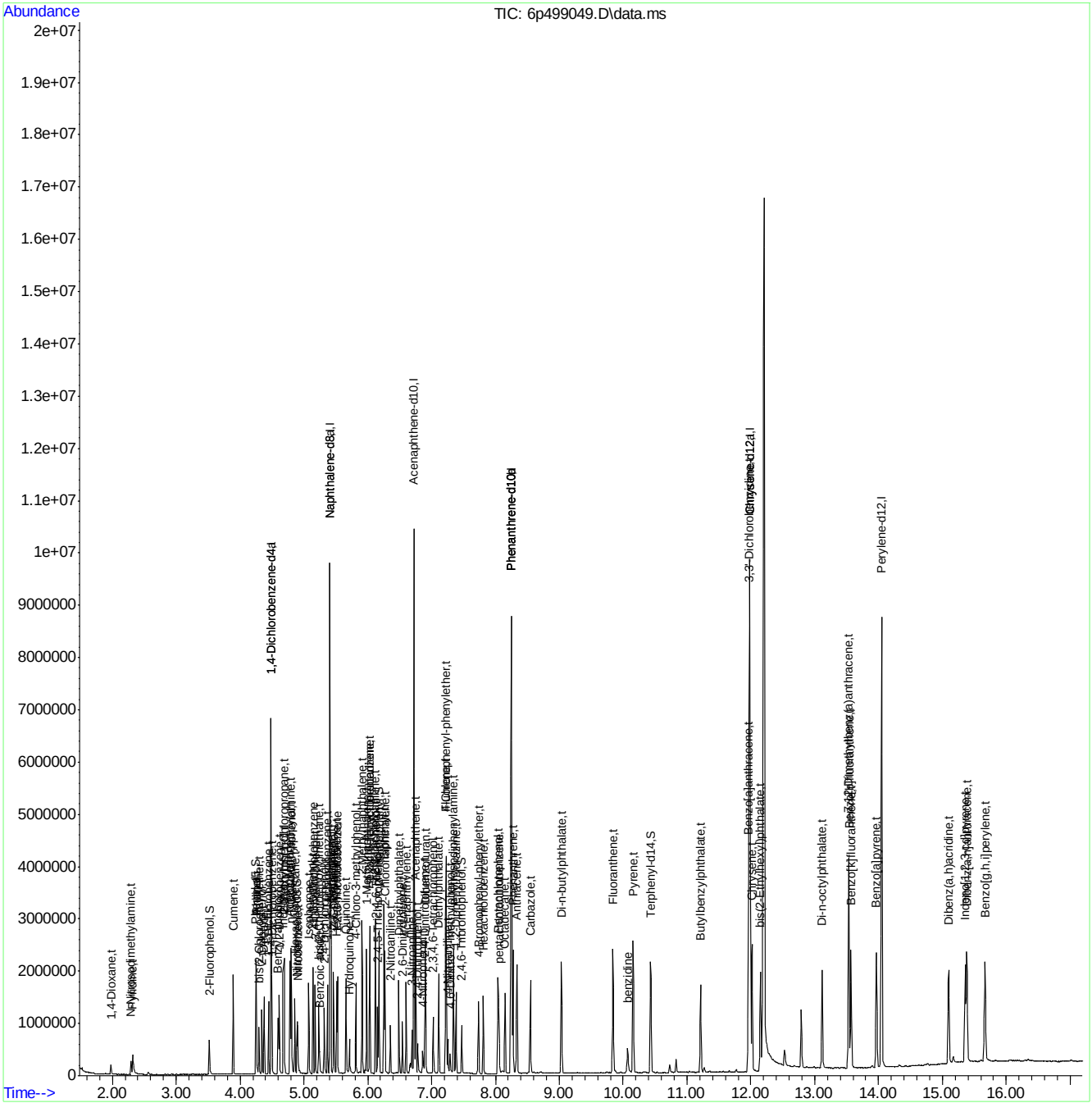

Quantitation Report (QT Reviewed)

Data Path : C:\msdchem\1\DATA\E6P3388\
Data File : 6p499050.D
Acq On : 29 Jun 2021 3:48 pm
Operator : hennys
Sample : ic3388-25
Misc : op33209,e6p3388,30.0,,,1,1
ALS Vial : 6 Sample Multiplier: 1

Quant Time: Jun 30 09:25:47 2021
Quant Method : C:\MSDCHEM\1\METHODS\M6P3388.M
Quant Title : Semi Volatile GC/MS,zb-5msi 30m x .25mm x .25MoTuWed Jun 30 09:19:37 2021
QLast Update : Wed Jun 30 09:19:37 2021
Response via : Initial Calibration

Compound	R.T.	QIon	Response	Conc	Units	Dev(Min)
Internal Standards						
1) 1,4-Dichlorobenzene-d4	4.487	152	817871	40.00	ppm	0.00
24) Naphthalene-d8	5.407	136	3220680	40.00	ppm	0.00
46) Acenaphthene-d10	6.723	164	2046372	40.00	ppm	0.00
69) Phenanthrene-d10	8.247	188	4177686	40.00	ppm	0.00
84) Chrysene-d12	11.986	240	4010387	40.00	ppm	0.00
93) Perylene-d12	14.056	264	3739293	40.00	ppm	0.00
103) 1,4-Dichlorobenzene-d4a	4.487	152	817871	40.00	ppm	0.00
105) Phenanthrene-d10a	8.247	188	4177686	40.00	ppm	0.00
107) Naphthalene-d8a	5.407	136	3220680	40.00	ppm	0.00
109) Phenanthrene-d10b	8.247	188	4177686	40.00	ppm	0.00
112) Chrysene-d12a	11.986	240	4010387	40.00	ppm	0.00
System Monitoring Compounds						
5) 2-Fluorophenol	3.514	112	585169	24.96	ppm	0.00
Spiked Amount 50.000			Recovery = 49.92%			
8) Phenol-d5	4.247	99	721227	25.20	ppm	0.00
Spiked Amount 50.000			Recovery = 50.40%			
25) Nitrobenzene-d5	4.894	82	534198	24.95	ppm	0.00
Spiked Amount 50.000			Recovery = 49.90%			
51) 2-Fluorobiphenyl	6.177	172	1708393	25.75	ppm	0.00
Spiked Amount 50.000			Recovery = 51.50%			
74) 2,4,6-Tribromophenol	7.472	330	311827	20.48	ppm	0.00
Spiked Amount 50.000			Recovery = 40.96%			
87) Terphenyl-d14	10.435	244	2448621	25.01	ppm	0.00
Spiked Amount 50.000			Recovery = 50.02%			
110) 1-chlorooctadecane	0.000	57	0d	0.00	ppm	
Spiked Amount 50.000			Recovery = 0.00%			
111) o-terphenyl	0.000	230	0	0.00	ppm	
Spiked Amount 50.000			Recovery = 0.00%			
Target Compounds						Qvalue
2) 1,4-Dioxane	1.979	88	225378	27.35	ppm	99
3) Pyridine	2.316	79	564752	26.73	ppm	97
4) N-Nitrosodimethylamine	2.289	74	314463	26.85	ppm	100
6) Indene	4.674	116	1119182	26.44	ppm	98
7) Cumene	3.894	105	1512957	26.64	ppm	99
9) Phenol	4.252	94	754070	25.31	ppm	70
10) Aniline	4.252	93	892056	25.32	ppm	84
11) bis(2-Chloroethyl)ether	4.300	93	545306	25.31	ppm	99
12) 2-Chlorophenol	4.343	128	670111	24.39	ppm	98
13) Decane	4.375	43	354759	25.21	ppm	94
14) 1,3-Dichlorobenzene	4.450	146	756281	24.48	ppm	98
15) 1,4-Dichlorobenzene	4.503	146	753304	25.10	ppm	99
16) Benzyl alcohol	4.600	108	433513	25.08	ppm	99
17) 1,2-Dichlorobenzene	4.616	146	724576	25.40	ppm	99
18) Acetophenone	4.787	105	882502	26.25	ppm	96
19) 2-Methylphenol	4.691	108	579534	25.90	ppm	98
20) 2,2'-oxybis(1-Chloropr...	4.691	121	219017	26.42	ppm	91
21) 3&4-Methylphenol	4.803	108	1236217	52.16	ppm	96

Quantitation Report (QT Reviewed)

Data Path : C:\msdchem\1\DATA\E6P3388\
Data File : 6p499050.D
Acq On : 29 Jun 2021 3:48 pm
Operator : hennys
Sample : ic3388-25
Misc : op33209,e6p3388,30.0,,,1,1
ALS Vial : 6 Sample Multiplier: 1

Quant Time: Jun 30 09:25:47 2021
Quant Method : C:\MSDCHEM\1\METHODS\M6P3388.M
Quant Title : Semi Volatile GC/MS,zb-5msi 30m x .25mm x .25MoTuWed Jun 30 09:19:37 2021
QLast Update : Wed Jun 30 09:19:37 2021
Response via : Initial Calibration

Compound	R.T.	QIon	Response	Conc	Units		Dev(Min)
22) n-Nitroso-di-n-propyla...	4.787	70	372243	26.64	ppm		97
23) Hexachloroethane	4.856	201	260985	25.06	ppm		97
26) Nitrobenzene	4.910	77	548674	25.58	ppm		94
27) Quinoline	5.664	129	1486310	24.39	ppm		100
28) Isophorone	5.081	82	1118864	25.51	ppm		95
29) 2-Nitrophenol	5.140	139	356096	23.78	ppm		90
30) 2,4-Dimethylphenol	5.177	107	656857	25.05	ppm		96
31) Benzoic acid	5.268	105	405915	22.85	ppm		97
32) bis(2-Chloroethoxy)met...	5.231	93	673545	25.73	ppm		98
33) 2,4-Dichlorophenol	5.316	162	595926	24.60	ppm		95
34) 2,6-Dichlorophenol	5.471	162	597778	24.52	ppm		97
35) 1,3,5-Trichlorobenzene	5.145	180	663196	25.09	ppm		97
36) 1,2,4-Trichlorobenzene	5.370	180	648117	25.03	ppm		99
37) 1,2,3-Trichlorobenzene	5.525	180	621007	24.77	ppm		99
38) Naphthalene	5.423	128	2086078	25.89	ppm		99
39) 4-Chloroaniline	5.466	127	883230	24.99	ppm		97
40) 2,3-Dichloroaniline	6.119	161	786919	25.31	ppm		99
41) Hydroquinone	5.712	110	646030	24.81	ppm		97
42) Hexachlorobutadiene	5.514	225	383191	24.67	ppm		98
43) 4-Chloro-3-methylphenol	5.814	107	610484	25.32	ppm		78
44) 2-Methylnaphthalene	5.910	141	1378924	26.09	ppm		100
45) 1-Methylnaphthalene	5.985	141	1320402	26.05	ppm		97
47) Hexachlorocyclopentadiene	6.028	237	722022	47.74	ppm		98
48) 1,2,4,5-tetrachloroben...	6.038	216	706211	24.64	ppm		98
49) 2,4,6-Trichlorophenol	6.124	196	472096	24.21	ppm		98
50) 2,4,5-Trichlorophenol	6.156	196	512513	24.82	ppm		100
52) 2-Chloronaphthalene	6.274	162	1399828	24.42	ppm		98
53) Biphenyl	6.252	154	1888772	24.60	ppm		99
54) 2-Nitroaniline	6.354	65	288611	24.49	ppm		90
55) Dimethylphthalate	6.493	163	1720736	25.78	ppm		99
56) Acenaphthylene	6.605	152	1790451	24.29	ppm		98
57) 2,6-Dinitrotoluene	6.547	165	360019	24.08	ppm		94
58) 3-Nitroaniline	6.691	138	375662	23.09	ppm		97
59) Acenaphthene	6.750	153	1438756	24.64	ppm		100
60) 2,4-Dinitrophenol	6.787	184	378875	42.76	ppm	#	62
61) 4-Nitrophenol	6.857	109	182065	22.48	ppm		90
62) Dibenzofuran	6.905	168	2045905	24.74	ppm		99
63) 2,4-Dinitrotoluene	6.900	165	455164	22.83	ppm		97
64) 2,3,4,6-Tetrachlorophenol	7.028	232	402518	23.17	ppm		98
65) Diethylphthalate	7.119	149	1638311	23.70	ppm		99
66) Fluorene	7.231	166	1728828	24.45	ppm		97
67) 4-Chlorophenyl-phenyle...	7.226	204	825465	23.87	ppm		97
68) 4-Nitroaniline	7.258	138	381747	22.94	ppm		96
70) 4,6-Dinitro-2-methylph...	7.290	198	243762	18.78	ppm	#	100
71) n-Nitrosodiphenylamine	7.343	169	1507574	20.95	ppm		99
72) 1,2-Diphenylhydrazine	7.386	77	1321065	22.29	ppm		97
73) pentachloronitrobenzene	8.060	295	110618	22.09	ppm		99
75) 4-Bromophenyl-phenylether	7.734	248	506350	19.33	ppm		95
76) Hexachlorobenzene	7.814	284	588910	19.76	ppm		96
77) Pentachlorophenol	8.044	266	760525	42.03	ppm		99

Quantitation Report (QT Reviewed)

Data Path : C:\msdchem\1\DATA\E6P3388\
Data File : 6p499050.D
Acq On : 29 Jun 2021 3:48 pm
Operator : hennys
Sample : ic3388-25
Misc : op33209,e6p3388,30.0,,,1,1
ALS Vial : 6 Sample Multiplier: 1

Quant Time: Jun 30 09:25:47 2021
Quant Method : C:\MSDCHEM\1\METHODS\M6P3388.M
Quant Title : Semi Volatile GC/MS,zb-5msi 30m x .25mm x .25MoTuWed Jun 30 09:19:37 2021
QLast Update : Wed Jun 30 09:19:37 2021
Response via : Initial Calibration

Compound	R.T.	QIon	Response	Conc	Units	Dev(Min)
78) Phenanthrene	8.279	178	2710793	24.56	ppm	99
79) Anthracene	8.338	178	2809631	24.74	ppm	99
80) Carbazole	8.547	167	2579998	24.86	ppm	99
81) Di-n-butylphthalate	9.034	149	3208086	25.36	ppm	100
82) Fluoranthene	9.841	202	3062863	25.18	ppm	98
83) Octadecane	8.151	57	745811	27.46	ppm	98
85) benzidine	10.066	184	1196133	21.38	ppm	99
86) Pyrene	10.162	202	3101218	25.23	ppm	98
88) Butylbenzylphthalate	11.216	149	1444814	25.82	ppm	97
89) Benzo[a]anthracene	11.970	228	3007863	24.67	ppm	100
90) 3,3'-Dichlorobenzidine	11.981	252	1170295	23.31	ppm	98
91) Chrysene	12.024	228	2808691	25.08	ppm	99
92) bis(2-Ethylhexyl)phtha...	12.152	149	1979591	25.26	ppm	98
94) Di-n-octylphthalate	13.120	149	3439650	27.68	ppm	99
95) Benzo[b]fluoranthene	13.543	252	2878112	23.25	ppm	99
96) Benzo[k]fluoranthene	13.580	252	2556818	24.82	ppm	99
97) Benzo[a]pyrene	13.970	252	2583694	23.75	ppm	99
98) Indeno[1,2,3-cd]pyrene	15.361	276	3136649	25.14	ppm	99
99) Dibenz(a,h)acridine	15.099	279	2297056	24.33	ppm	99
100) Dibenz[a,h]anthracene	15.388	278	2757797	25.51	ppm	99
101) 7,12-Dimethylbenz(a)an...	13.543	256	1230753	23.68	ppm	96
102) Benzo[g,h,i]perylene	15.677	276	2739853	25.33	ppm	99

(#) = qualifier out of range (m) = manual integration (+) = signals summed

9.6.26

9

Quantitation Report (QT Reviewed)

Data Path : C:\msdchem\1\DATA\E6P3388\
Data File : 6p499050.D
Acq On : 29 Jun 2021 3:48 pm
Operator : hennys
Sample : ic3388-25
Misc : op33209,e6p3388,30.0,,,1,1
ALS Vial : 6 Sample Multiplier: 1

Quant Time: Jun 30 09:25:47 2021
Quant Method : C:\MSDCHEM\1\METHODS\M6P3388.M
Quant Title : Semi Volatile GC/MS,zb-5msi 30m x .25mm x .25MoTuWed Jun 30 09:19:37 2021
QLast Update : Wed Jun 30 09:19:37 2021
Response via : Initial Calibration

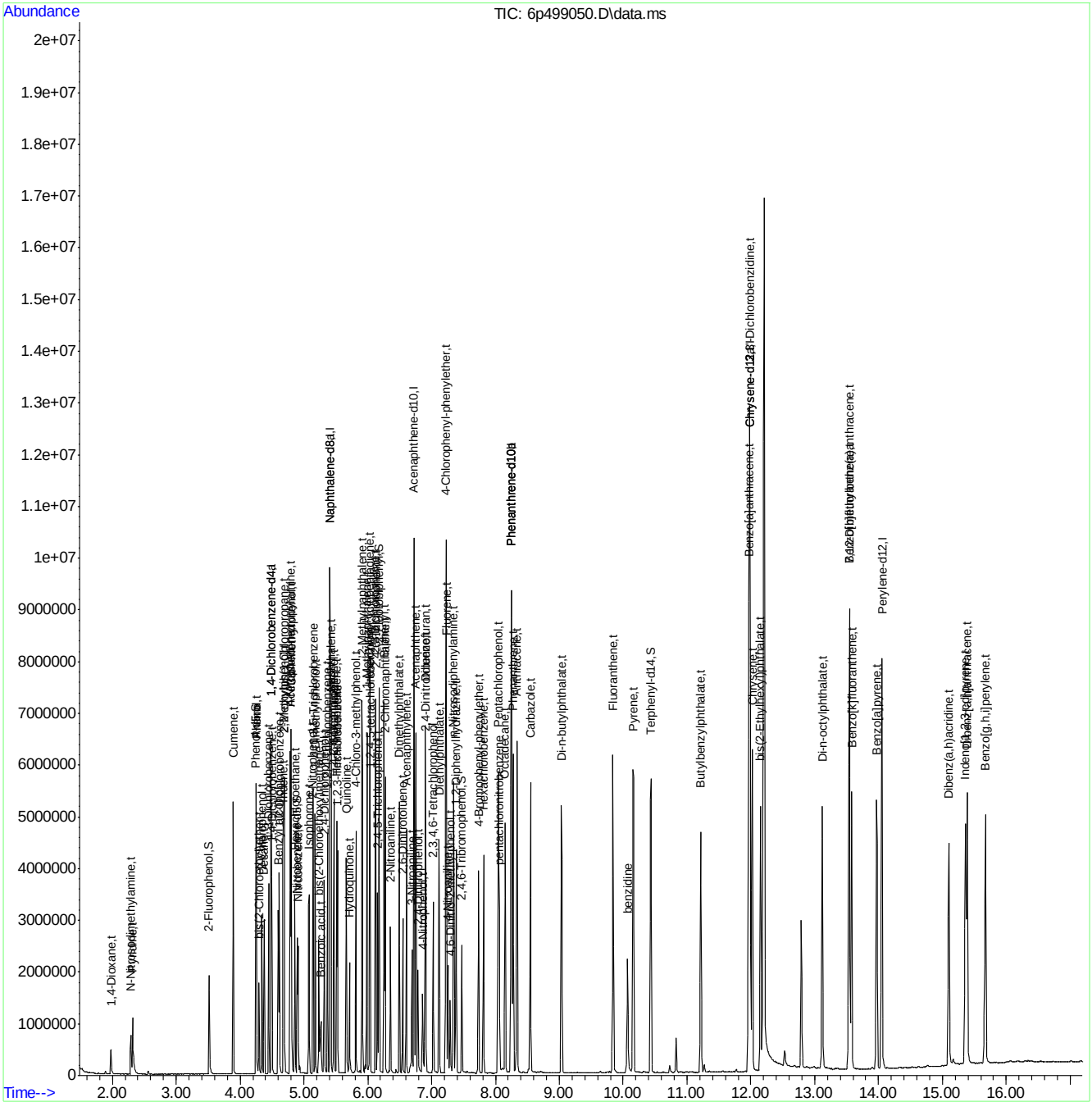

Quantitation Report (QT Reviewed)

Data Path : C:\msdchem\1\DATA\E6P3388\
Data File : 6p499051.D
Acq On : 29 Jun 2021 4:10 pm
Operator : hennys
Sample : icc3388-50
Misc : op33209,e6p3388,30.0,,,1,1
ALS Vial : 7 Sample Multiplier: 1

Quant Time: Jun 30 09:20:17 2021
Quant Method : C:\MSDCHEM\1\METHODS\M6P3388.M
Quant Title : Semi Volatile GC/MS,zb-5msi 30m x .25mm x .25MoTuWed Jun 30 09:19:37 2021
QLast Update : Wed Jun 30 09:19:37 2021
Response via : Initial Calibration

Compound	R.T.	QIon	Response	Conc	Units	Dev(Min)
Internal Standards						
1) 1,4-Dichlorobenzene-d4	4.487	152	822440	40.00	ppm	0.00
24) Naphthalene-d8	5.413	136	3178428	40.00	ppm	0.00
46) Acenaphthene-d10	6.723	164	1978420	40.00	ppm	0.00
69) Phenanthrene-d10	8.253	188	3445872	40.00	ppm	0.00
84) Chrysene-d12	11.992	240	3355557	40.00	ppm	0.00
93) Perylene-d12	14.056	264	3405335	40.00	ppm	0.00
103) 1,4-Dichlorobenzene-d4a	4.487	152	822440	40.00	ppm	0.00
105) Phenanthrene-d10a	8.253	188	3445872	40.00	ppm	0.00
107) Naphthalene-d8a	5.413	136	3178428	40.00	ppm	0.00
109) Phenanthrene-d10b	8.253	188	3445872	40.00	ppm	0.00
112) Chrysene-d12a	11.992	240	3355557	40.00	ppm	0.00
System Monitoring Compounds						
5) 2-Fluorophenol	3.514	112	1178793	50.00	ppm	0.00
Spiked Amount 50.000			Recovery =	100.00%		
8) Phenol-d5	4.247	99	1438912	50.00	ppm	0.00
Spiked Amount 50.000			Recovery =	100.00%		
25) Nitrobenzene-d5	4.899	82	1056488	50.00	ppm	0.00
Spiked Amount 50.000			Recovery =	100.00%		
51) 2-Fluorobiphenyl	6.183	172	3206765	50.00	ppm	0.00
Spiked Amount 50.000			Recovery =	100.00%		
74) 2,4,6-Tribromophenol	7.477	330	627904	50.00	ppm	0.00
Spiked Amount 50.000			Recovery =	100.00%		
87) Terphenyl-d14	10.435	244	4096214	50.00	ppm	0.00
Spiked Amount 50.000			Recovery =	100.00%		
110) 1-chlorooctadecane	0.000	57	0d	0.00	ppm	
Spiked Amount 50.000			Recovery =	0.00%		
111) o-terphenyl	0.000	230	0	0.00	ppm	
Spiked Amount 50.000			Recovery =	0.00%		
Target Compounds						Qvalue
2) 1,4-Dioxane	1.974	88	414384	50.00	ppm	100
3) Pyridine	2.311	79	1062112	50.00	ppm	100
4) N-Nitrosodimethylamine	2.289	74	588815	50.00	ppm	100
6) Indene	4.680	116	2128607	50.00	ppm	100
7) Cumene	3.894	105	2855015	50.00	ppm	100
9) Phenol	4.257	94	1498082	50.00	ppm	100
10) Aniline	4.252	93	1771286	50.00	ppm	100
11) bis(2-Chloroethyl)ether	4.300	93	1083126	50.00	ppm	100
12) 2-Chlorophenol	4.343	128	1381432	50.00	ppm	100
13) Decane	4.380	43	707495	50.00	ppm	100
14) 1,3-Dichlorobenzene	4.450	146	1553044	50.00	ppm	100
15) 1,4-Dichlorobenzene	4.503	146	1508887	50.00	ppm	100
16) Benzyl alcohol	4.600	108	869222	50.00	ppm	100
17) 1,2-Dichlorobenzene	4.616	146	1434532	50.00	ppm	100
18) Acetophenone	4.787	105	1690204	50.00	ppm	100
19) 2-Methylphenol	4.696	108	1124940	50.00	ppm	100
20) 2,2'-oxybis(1-Chloropr...	4.691	121	416754	50.00	ppm	100
21) 3&4-Methylphenol	4.808	108	2383369	100.00	ppm	100

Quantitation Report (QT Reviewed)

Data Path : C:\msdchem\1\DATA\E6P3388\
Data File : 6p499051.D
Acq On : 29 Jun 2021 4:10 pm
Operator : hennys
Sample : icc3388-50
Misc : op33209,e6p3388,30.0,,,1,1
ALS Vial : 7 Sample Multiplier: 1

Quant Time: Jun 30 09:20:17 2021
Quant Method : C:\MSDCHEM\1\METHODS\M6P3388.M
Quant Title : Semi Volatile GC/MS,zb-5msi 30m x .25mm x .25MoTuWed Jun 30 09:19:37 2021
QLast Update : Wed Jun 30 09:19:37 2021
Response via : Initial Calibration

Compound	R.T.	QIon	Response	Conc	Units	Dev(Min)
22) n-Nitroso-di-n-propyla...	4.792	70	702598	50.00	ppm	100
23) Hexachloroethane	4.856	201	523574	50.00	ppm	100
26) Nitrobenzene	4.910	77	1058327	50.00	ppm	100
27) Quinoline	5.669	129	3007398	50.00	ppm	100
28) Isophorone	5.081	82	2164152	50.00	ppm	100
29) 2-Nitrophenol	5.140	139	739022	50.00	ppm	100
30) 2,4-Dimethylphenol	5.177	107	1293644	50.00	ppm	100
31) Benzoic acid	5.290	105	876538	50.00	ppm	100
32) bis(2-Chloroethoxy)met...	5.236	93	1291912	50.00	ppm	100
33) 2,4-Dichlorophenol	5.322	162	1195117	50.00	ppm	100
34) 2,6-Dichlorophenol	5.477	162	1202747	50.00	ppm	100
35) 1,3,5-Trichlorobenzene	5.145	180	1304197	50.00	ppm	100
36) 1,2,4-Trichlorobenzene	5.370	180	1277899	50.00	ppm	100
37) 1,2,3-Trichlorobenzene	5.530	180	1237056	50.00	ppm	100
38) Naphthalene	5.423	128	3976298	50.00	ppm	100
39) 4-Chloroaniline	5.466	127	1743808	50.00	ppm	100
40) 2,3-Dichloroaniline	6.119	161	1534245	50.00	ppm	100
41) Hydroquinone	5.718	110	1284856	50.00	ppm	100
42) Hexachlorobutadiene	5.514	225	766488	50.00	ppm	100
43) 4-Chloro-3-methylphenol	5.819	107	1189773	50.00	ppm	100
44) 2-Methylnaphthalene	5.916	141	2607766	50.00	ppm	100
45) 1-Methylnaphthalene	5.985	141	2500832	50.00	ppm	100
47) Hexachlorocyclopentadiene	6.033	237	1462063	100.00	ppm	100
48) 1,2,4,5-tetrachloroben...	6.039	216	1385266	50.00	ppm	100
49) 2,4,6-Trichlorophenol	6.124	196	942773	50.00	ppm	100
50) 2,4,5-Trichlorophenol	6.156	196	998352	50.00	ppm	100
52) 2-Chloronaphthalene	6.274	162	2770885	50.00	ppm	100
53) Biphenyl	6.258	154	3711248	50.00	ppm	100
54) 2-Nitroaniline	6.359	65	569758	50.00	ppm	100
55) Dimethylphthalate	6.499	163	3226495	50.00	ppm	100
56) Acenaphthylene	6.605	152	3562996	50.00	ppm	100
57) 2,6-Dinitrotoluene	6.547	165	722678	50.00	ppm	100
58) 3-Nitroaniline	6.696	138	786586	50.00	ppm	100
59) Acenaphthene	6.755	153	2822670	50.00	ppm	100
60) 2,4-Dinitrophenol	6.793	184	856572	100.00	ppm	100
61) 4-Nitrophenol	6.862	109	391535	50.00	ppm	100
62) Dibenzofuran	6.910	168	3996853	50.00	ppm	100
63) 2,4-Dinitrotoluene	6.905	165	963681	50.00	ppm	100
64) 2,3,4,6-Tetrachlorophenol	7.028	232	839729	50.00	ppm	100
65) Diethylphthalate	7.119	149	3341394	50.00	ppm	100
66) Fluorene	7.231	166	3417475	50.00	ppm	100
67) 4-Chlorophenyl-phenyle...	7.226	204	1671920	50.00	ppm	100
68) 4-Nitroaniline	7.269	138	804399	50.00	ppm	100
70) 4,6-Dinitro-2-methylph...	7.295	198	535196	50.00	ppm	100
71) n-Nitrosodiphenylamine	7.349	169	2968148	50.00	ppm	100
72) 1,2-Diphenylhydrazine	7.386	77	2443828	50.00	ppm	100
73) pentachloronitrobenzene	8.060	295	206540	50.00	ppm	100
75) 4-Bromophenyl-phenylether	7.739	248	1080134	50.00	ppm	100
76) Hexachlorobenzene	7.814	284	1229383	50.00	ppm	100
77) Pentachlorophenol	8.044	266	1492434	100.00	ppm	100

Quantitation Report (QT Reviewed)

Data Path : C:\msdchem\1\DATA\E6P3388\
Data File : 6p499051.D
Acq On : 29 Jun 2021 4:10 pm
Operator : hennys
Sample : icc3388-50
Misc : op33209,e6p3388,30.0,,,1,1
ALS Vial : 7 Sample Multiplier: 1

Quant Time: Jun 30 09:20:17 2021
Quant Method : C:\MSDCHEM\1\METHODS\M6P3388.M
Quant Title : Semi Volatile GC/MS,zb-5msi 30m x .25mm x .25MoTuWed Jun 30 09:19:37 2021
QLast Update : Wed Jun 30 09:19:37 2021
Response via : Initial Calibration

Compound	R.T.	QIon	Response	Conc	Units	Dev(Min)
78) Phenanthrene	8.280	178	4552899	50.00	ppm	100
79) Anthracene	8.344	178	4683314	50.00	ppm	100
80) Carbazole	8.552	167	4280604	50.00	ppm	100
81) Di-n-butylphthalate	9.039	149	5216548	50.00	ppm	100
82) Fluoranthene	9.847	202	5017008	50.00	ppm	100
83) Octadecane	8.151	57	1120210	50.00	ppm	100
85) benzidine	10.071	184	2340232	50.00	ppm	100
86) Pyrene	10.162	202	5142340	50.00	ppm	100
88) Butylbenzylphthalate	11.221	149	2341128	50.00	ppm	100
89) Benzo[a]anthracene	11.976	228	5101711	50.00	ppm	100
90) 3,3'-Dichlorobenzidine	11.981	252	2100691	50.00	ppm	100
91) Chrysene	12.029	228	4685351	50.00	ppm	100
92) bis(2-Ethylhexyl)phtha...	12.157	149	3278862	50.00	ppm	100
94) Di-n-octylphthalate	13.125	149	5658329	50.00	ppm	100
95) Benzo[b]fluoranthene	13.553	252	5635820	50.00	ppm	100
96) Benzo[k]fluoranthene	13.591	252	4691110	50.00	ppm	100
97) Benzo[a]pyrene	13.981	252	4953352	50.00	ppm	100
98) Indeno[1,2,3-cd]pyrene	15.372	276	5681765	50.00	ppm	100
99) Dibenz(a,h)acridine	15.110	279	4298274	50.00	ppm	100
100) Dibenz[a,h]anthracene	15.399	278	4923044	50.00	ppm	100
101) 7,12-Dimethylbenz(a)an...	13.548	256	2366703	50.00	ppm	100
102) Benzo[g,h,i]perylene	15.687	276	4925631	50.00	ppm	100

(#) = qualifier out of range (m) = manual integration (+) = signals summed

Quantitation Report (QT Reviewed)

Data Path : C:\msdchem\1\DATA\E6P3388\
Data File : 6p499051.D
Acq On : 29 Jun 2021 4:10 pm
Operator : hennys
Sample : icc3388-50
Misc : op33209,e6p3388,30.0,,,1,1
ALS Vial : 7 Sample Multiplier: 1

Quant Time: Jun 30 09:20:17 2021
Quant Method : C:\MSDCHEM\1\METHODS\M6P3388.M
Quant Title : Semi Volatile GC/MS,zb-5msi 30m x .25mm x .25MoTuWed Jun 30 09:19:37 2021
QLast Update : Wed Jun 30 09:19:37 2021
Response via : Initial Calibration

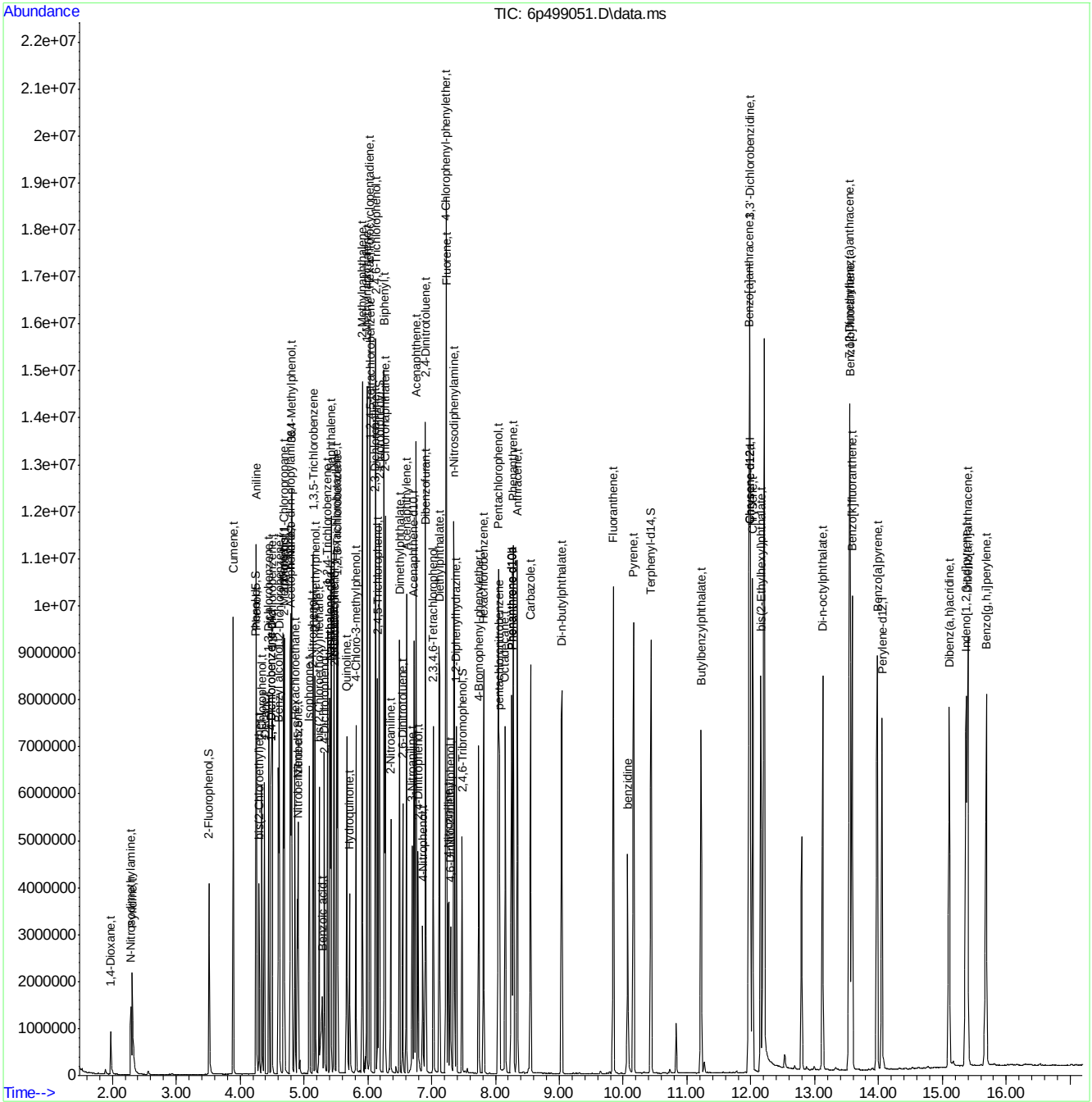

Quantitation Report (QT Reviewed)

Data Path : C:\msdchem\1\DATA\E6P3388\
Data File : 6p499052.D
Acq On : 29 Jun 2021 4:33 pm
Operator : hennys
Sample : ic3388-80
Misc : op33209,e6p3388,30.0,,,1,1
ALS Vial : 8 Sample Multiplier: 1

Quant Time: Jun 30 09:22:44 2021
Quant Method : C:\MSDCHEM\1\METHODS\M6P3388.M
Quant Title : Semi Volatile GC/MS,zb-5msi 30m x .25mm x .25MoTuWed Jun 30 09:19:37 2021
QLast Update : Wed Jun 30 09:19:37 2021
Response via : Initial Calibration

Compound	R.T.	QIon	Response	Conc	Units	Dev(Min)
Internal Standards						
1) 1,4-Dichlorobenzene-d4	4.493	152	808168	40.00	ppm	0.00
24) Naphthalene-d8	5.413	136	3243998	40.00	ppm	0.00
46) Acenaphthene-d10	6.729	164	2064240	40.00	ppm	0.00
69) Phenanthrene-d10	8.253	188	3673977	40.00	ppm	0.00
84) Chrysene-d12	11.997	240	3697543	40.00	ppm	0.00
93) Perylene-d12	14.056	264	3764076	40.00	ppm	0.00
103) 1,4-Dichlorobenzene-d4a	4.493	152	808168	40.00	ppm	0.00
105) Phenanthrene-d10a	8.253	188	3673977	40.00	ppm	0.00
107) Naphthalene-d8a	5.413	136	3243998	40.00	ppm	0.00
109) Phenanthrene-d10b	8.253	188	3673977	40.00	ppm	0.00
112) Chrysene-d12a	11.997	240	3697543	40.00	ppm	0.00
System Monitoring Compounds						
5) 2-Fluorophenol	3.514	112	1832420	79.10	ppm	0.00
Spiked Amount 50.000			Recovery =	158.20%		
8) Phenol-d5	4.252	99	2289110	80.95	ppm	0.00
Spiked Amount 50.000			Recovery =	161.90%		
25) Nitrobenzene-d5	4.899	82	1778023	82.45	ppm	0.00
Spiked Amount 50.000			Recovery =	164.90%		
51) 2-Fluorobiphenyl	6.183	172	4932149	73.71	ppm	0.00
Spiked Amount 50.000			Recovery =	147.42%		
74) 2,4,6-Tribromophenol	7.483	330	1061324	79.27	ppm	0.00
Spiked Amount 50.000			Recovery =	158.54%		
87) Terphenyl-d14	10.440	244	6710593	74.34	ppm	0.00
Spiked Amount 50.000			Recovery =	148.68%		
110) 1-chlorooctadecane	0.000	57	0d	0.00	ppm	
Spiked Amount 50.000			Recovery =	0.00%		
111) o-terphenyl	0.000	230	0	0.00	ppm	
Spiked Amount 50.000			Recovery =	0.00%		
Target Compounds						Qvalue
2) 1,4-Dioxane	1.974	88	677881	83.24	ppm	99
3) Pyridine	2.311	79	1750699	83.87	ppm	99
4) N-Nitrosodimethylamine	2.289	74	960448	83.00	ppm	99
6) Indene	4.680	116	3494061	83.52	ppm	99
7) Cumene	3.894	105	4282707	76.33	ppm	99
9) Phenol	4.263	94	2368531	80.45	ppm	88
10) Aniline	4.252	93	2807964	80.66	ppm	92
11) bis(2-Chloroethyl)ether	4.300	93	1721478	80.87	ppm	99
12) 2-Chlorophenol	4.343	128	2184583	80.47	ppm	98
13) Decane	4.380	43	1083892	77.95	ppm	98
14) 1,3-Dichlorobenzene	4.450	146	2395835	78.50	ppm	100
15) 1,4-Dichlorobenzene	4.503	146	2407480	81.19	ppm	99
16) Benzyl alcohol	4.605	108	1443260	84.49	ppm	96
17) 1,2-Dichlorobenzene	4.616	146	2313556	82.06	ppm	98
18) Acetophenone	4.792	105	2738479	82.44	ppm	97
19) 2-Methylphenol	4.696	108	1840442	83.25	ppm	98
20) 2,2'-oxybis(1-Chloropr...	4.696	121	692938	84.60	ppm	96
21) 3&4-Methylphenol	4.814	108	3854883	164.60	ppm	98

Quantitation Report (QT Reviewed)

Data Path : C:\msdchem\1\DATA\E6P3388\
Data File : 6p499052.D
Acq On : 29 Jun 2021 4:33 pm
Operator : hennys
Sample : ic3388-80
Misc : op33209,e6p3388,30.0,,,1,1
ALS Vial : 8 Sample Multiplier: 1

Quant Time: Jun 30 09:22:44 2021
Quant Method : C:\MSDCHEM\1\METHODS\M6P3388.M
Quant Title : Semi Volatile GC/MS,zb-5msi 30m x .25mm x .25MoTuWed Jun 30 09:19:37 2021
QLast Update : Wed Jun 30 09:19:37 2021
Response via : Initial Calibration

Compound	R.T.	QIon	Response	Conc	Units		Dev(Min)
22) n-Nitroso-di-n-propyla...	4.798	70	1134882	82.19	ppm		99
23) Hexachloroethane	4.856	201	873655	84.91	ppm		98
26) Nitrobenzene	4.915	77	1759391	81.44	ppm		93
27) Quinoline	5.675	129	4667965	76.04	ppm		100
28) Isophorone	5.086	82	3541801	80.17	ppm		98
29) 2-Nitrophenol	5.145	139	1233533	81.77	ppm		75
30) 2,4-Dimethylphenol	5.183	107	2091567	79.21	ppm		96
31) Benzoic acid	5.311	105	1528302	85.42	ppm		97
32) bis(2-Chloroethoxy)met...	5.236	93	2089333	79.23	ppm		99
33) 2,4-Dichlorophenol	5.322	162	1954630	80.12	ppm		97
34) 2,6-Dichlorophenol	5.477	162	1922286	78.30	ppm		98
35) 1,3,5-Trichlorobenzene	5.151	180	2144491	80.55	ppm		95
36) 1,2,4-Trichlorobenzene	5.370	180	2098254	80.44	ppm		99
37) 1,2,3-Trichlorobenzene	5.530	180	2029419	80.37	ppm		99
38) Naphthalene	5.429	128	5999689	73.92	ppm		97
39) 4-Chloroaniline	5.472	127	2748780	77.22	ppm		97
40) 2,3-Dichloroaniline	6.124	161	2414230	77.09	ppm		96
41) Hydroquinone	5.723	110	2032637	77.50	ppm		98
42) Hexachlorobutadiene	5.514	225	1275059	81.49	ppm		99
43) 4-Chloro-3-methylphenol	5.819	107	1827161	75.23	ppm		96
44) 2-Methylnaphthalene	5.916	141	3916760	73.58	ppm		99
45) 1-Methylnaphthalene	5.985	141	3797100	74.38	ppm		99
47) Hexachlorocyclopentadiene	6.033	237	2417036	158.44	ppm		99
48) 1,2,4,5-tetrachloroben...	6.039	216	2236264	77.36	ppm		99
49) 2,4,6-Trichlorophenol	6.129	196	1550241	78.80	ppm		100
50) 2,4,5-Trichlorophenol	6.156	196	1619358	77.73	ppm		99
52) 2-Chloronaphthalene	6.279	162	4241093	73.35	ppm		98
53) Biphenyl	6.258	154	5607184	72.40	ppm		98
54) 2-Nitroaniline	6.359	65	925893	77.88	ppm		88
55) Dimethylphthalate	6.504	163	5104263	75.81	ppm		100
56) Acenaphthylene	6.606	152	5614536	75.51	ppm		99
57) 2,6-Dinitrotoluene	6.552	165	1176450	78.01	ppm		98
58) 3-Nitroaniline	6.702	138	1327348	80.87	ppm		99
59) Acenaphthene	6.755	153	4438159	75.35	ppm		100
60) 2,4-Dinitrophenol	6.798	184	1524884	170.62	ppm	#	67
61) 4-Nitrophenol	6.862	109	664009	81.27	ppm		82
62) Dibenzofuran	6.910	168	6334940	75.95	ppm		96
63) 2,4-Dinitrotoluene	6.910	165	1601518	79.64	ppm		99
64) 2,3,4,6-Tetrachlorophenol	7.033	232	1405772	80.22	ppm		94
65) Diethylphthalate	7.124	149	5028486	72.12	ppm		97
66) Fluorene	7.237	166	5234490	73.40	ppm		100
67) 4-Chlorophenyl-phenyle...	7.231	204	2664686	76.38	ppm		93
68) 4-Nitroaniline	7.274	138	1299771	77.43	ppm		98
70) 4,6-Dinitro-2-methylph...	7.306	198	905102	79.31	ppm	#	93
71) n-Nitrosodiphenylamine	7.354	169	4610618	72.85	ppm		99
72) 1,2-Diphenylhydrazine	7.392	77	3811693	73.14	ppm		95
73) pentachloronitrobenzene	8.066	295	379762	86.23	ppm		97
75) 4-Bromophenyl-phenylether	7.739	248	1721942	74.76	ppm		96
76) Hexachlorobenzene	7.820	284	1989736	75.90	ppm		96
77) Pentachlorophenol	8.050	266	2683564	168.65	ppm		99

Quantitation Report (QT Reviewed)

Data Path : C:\msdchem\1\DATA\E6P3388\
Data File : 6p499052.D
Acq On : 29 Jun 2021 4:33 pm
Operator : hennys
Sample : ic3388-80
Misc : op33209,e6p3388,30.0,,,1,1
ALS Vial : 8 Sample Multiplier: 1

Quant Time: Jun 30 09:22:44 2021
Quant Method : C:\MSDCHEM\1\METHODS\M6P3388.M
Quant Title : Semi Volatile GC/MS,zb-5msi 30m x .25mm x .25MoTuWed Jun 30 09:19:37 2021
QLast Update : Wed Jun 30 09:19:37 2021
Response via : Initial Calibration

Compound	R.T.	QIon	Response	Conc	Units	Dev(Min)
78) Phenanthrene	8.285	178	7471374	76.96	ppm	98
79) Anthracene	8.349	178	7697502	77.08	ppm	98
80) Carbazole	8.558	167	7217396	79.07	ppm	99
81) Di-n-butylphthalate	9.039	149	8599131	77.30	ppm	98
82) Fluoranthene	9.852	202	8396989	78.49	ppm	98
83) Octadecane	8.157	57	1872861	78.40	ppm	98
85) benzidine	10.077	184	4373037	84.79	ppm	99
86) Pyrene	10.168	202	8347420	73.66	ppm	99
88) Butylbenzylphthalate	11.221	149	4028784	78.09	ppm	98
89) Benzo[a]anthracene	11.981	228	8633349	76.79	ppm	98
90) 3,3'-Dichlorobenzidine	11.986	252	3660121	79.06	ppm	98
91) Chrysene	12.034	228	8029235	77.76	ppm	98
92) bis(2-Ethylhexyl)phtha...	12.157	149	5645330	78.12	ppm	98
94) Di-n-octylphthalate	13.131	149	9539147	76.26	ppm	99
95) Benzo[b]fluoranthene	13.564	252	9905647	79.51	ppm	99
96) Benzo[k]fluoranthene	13.602	252	7730924	74.55	ppm	95
97) Benzo[a]pyrene	13.987	252	8491592	77.55	ppm	98
98) Indeno[1,2,3-cd]pyrene	15.383	276	9795036	77.98	ppm	99
99) Dibenz(a,h)acridine	15.115	279	7281379	76.63	ppm	96
100) Dibenz[a,h]anthracene	15.409	278	8603416	79.05	ppm	99
101) 7,12-Dimethylbenz(a)an...	13.559	256	4330396	82.77	ppm	97
102) Benzo[g,h,i]perylene	15.698	276	8169743	75.03	ppm	98

(#) = qualifier out of range (m) = manual integration (+) = signals summed

Quantitation Report (QT Reviewed)

Data Path : C:\msdchem\1\DATA\E6P3388\
Data File : 6p499052.D
Acq On : 29 Jun 2021 4:33 pm
Operator : hennys
Sample : ic3388-80
Misc : op33209,e6p3388,30.0,,,1,1
ALS Vial : 8 Sample Multiplier: 1

Quant Time: Jun 30 09:22:44 2021
Quant Method : C:\MSDCHEM\1\METHODS\M6P3388.M
Quant Title : Semi Volatile GC/MS,zb-5msi 30m x .25mm x .25MoTuWed Jun 30 09:19:37 2021
QLast Update : Wed Jun 30 09:19:37 2021
Response via : Initial Calibration

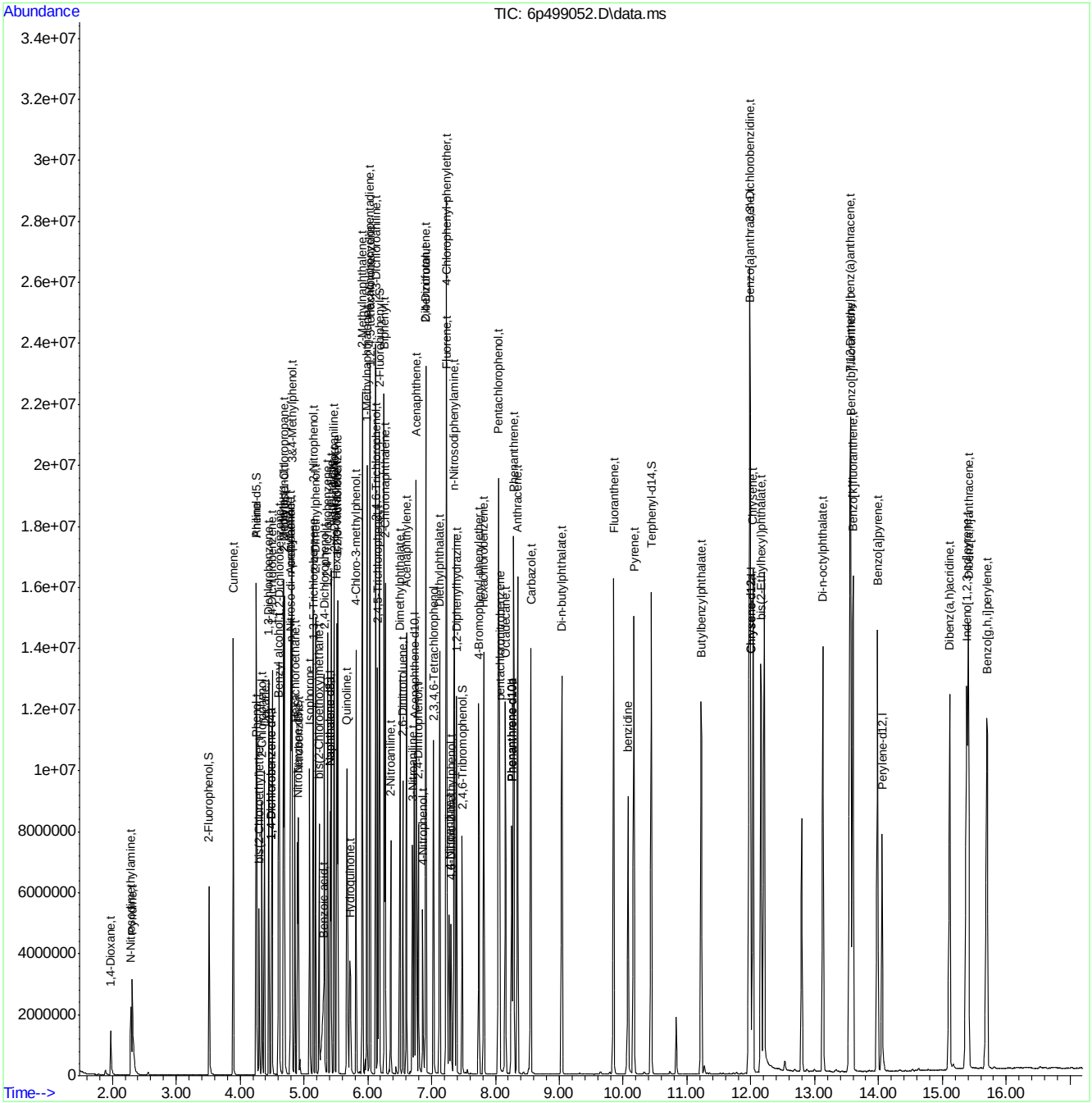

Quantitation Report (QT Reviewed)

Data Path : C:\msdchem\1\DATA\E6P3388\
Data File : 6p499053.D
Acq On : 29 Jun 2021 4:55 pm
Operator : hennys
Sample : ic3388-100
Misc : op33209,e6p3388,30.0,,,1,1
ALS Vial : 9 Sample Multiplier: 1

Quant Time: Jun 30 09:24:30 2021
Quant Method : C:\MSDCHEM\1\METHODS\M6P3388.M
Quant Title : Semi Volatile GC/MS,zb-5msi 30m x .25mm x .25MoTuWed Jun 30 09:19:37 2021
QLast Update : Wed Jun 30 09:19:37 2021
Response via : Initial Calibration

Compound	R.T.	QIon	Response	Conc	Units	Dev(Min)
Internal Standards						
1) 1,4-Dichlorobenzene-d4	4.493	152	822561	40.00	ppm	0.00
24) Naphthalene-d8	5.413	136	3381759	40.00	ppm	0.00
46) Acenaphthene-d10	6.728	164	2049106	40.00	ppm	0.00
69) Phenanthrene-d10	8.258	188	3708029	40.00	ppm	0.00
84) Chrysene-d12	11.997	240	3795624	40.00	ppm	0.00
93) Perylene-d12	14.061	264	3722459	40.00	ppm	0.00
103) 1,4-Dichlorobenzene-d4a	4.493	152	822561	40.00	ppm	0.00
105) Phenanthrene-d10a	8.258	188	3708029	40.00	ppm	0.00
107) Naphthalene-d8a	5.413	136	3381759	40.00	ppm	0.00
109) Phenanthrene-d10b	8.258	188	3708029	40.00	ppm	0.00
112) Chrysene-d12a	11.997	240	3795624	40.00	ppm	0.00
System Monitoring Compounds						
5) 2-Fluorophenol	3.514	112	2269854	96.26	ppm	0.00
Spiked Amount 50.000			Recovery = 192.52%			
8) Phenol-d5	4.252	99	2842625	98.76	ppm	0.00
Spiked Amount 50.000			Recovery = 197.52%			
25) Nitrobenzene-d5	4.899	82	2260122	100.53	ppm	0.00
Spiked Amount 50.000			Recovery = 201.06%			
51) 2-Fluorobiphenyl	6.183	172	6117409	92.09	ppm	0.00
Spiked Amount 50.000			Recovery = 184.18%			
74) 2,4,6-Tribromophenol	7.483	330	1411495	104.45	ppm	0.00
Spiked Amount 50.000			Recovery = 208.90%			
87) Terphenyl-d14	10.446	244	8417110	90.83	ppm	0.01
Spiked Amount 50.000			Recovery = 181.66%			
110) 1-chlorooctadecane	0.000	57	0d	0.00	ppm	
Spiked Amount 50.000			Recovery = 0.00%			
111) o-terphenyl	0.000	230	0	0.00	ppm	
Spiked Amount 50.000			Recovery = 0.00%			
Target Compounds						Qvalue
2) 1,4-Dioxane	1.973	88	843165	101.72	ppm	99
3) Pyridine	2.310	79	2163827	101.85	ppm	98
4) N-Nitrosodimethylamine	2.294	74	1178983	100.10	ppm	99
6) Indene	4.680	116	4389796	103.10	ppm	98
7) Cumene	3.894	105	5251712	91.96	ppm	98
9) Phenol	4.263	94	2886152	96.31	ppm	96
10) Aniline	4.257	93	3454002	97.49	ppm	97
11) bis(2-Chloroethyl)ether	4.305	93	2097688	96.82	ppm	99
12) 2-Chlorophenol	4.348	128	2697480	97.62	ppm	96
13) Decane	4.380	43	1317797	93.12	ppm	99
14) 1,3-Dichlorobenzene	4.450	146	2986325	96.13	ppm	98
15) 1,4-Dichlorobenzene	4.503	146	3048581	101.01	ppm	98
16) Benzyl alcohol	4.605	108	1835534	105.57	ppm	98
17) 1,2-Dichlorobenzene	4.616	146	2912316	101.49	ppm	98
18) Acetophenone	4.798	105	3495730	103.40	ppm	95
19) 2-Methylphenol	4.696	108	2374014	105.50	ppm	98
20) 2,2'-oxybis(1-Chloropr...	4.696	121	876474	105.14	ppm	91
21) 3&4-Methylphenol	4.814	108	4949666	207.64	ppm	98

Quantitation Report (QT Reviewed)

Data Path : C:\msdchem\1\DATA\E6P3388\
Data File : 6p499053.D
Acq On : 29 Jun 2021 4:55 pm
Operator : hennys
Sample : ic3388-100
Misc : op33209,e6p3388,30.0,,,1,1
ALS Vial : 9 Sample Multiplier: 1

Quant Time: Jun 30 09:24:30 2021
Quant Method : C:\MSDCHEM\1\METHODS\M6P3388.M
Quant Title : Semi Volatile GC/MS,zb-5msi 30m x .25mm x .25MoTuWed Jun 30 09:19:37 2021
QLast Update : Wed Jun 30 09:19:37 2021
Response via : Initial Calibration

Compound	R.T.	QIon	Response	Conc	Units		Dev(Min)
22) n-Nitroso-di-n-propyla...	4.803	70	1435570	102.15	ppm		98
23) Hexachloroethane	4.862	201	1143869	109.22	ppm		85
26) Nitrobenzene	4.915	77	2217339	98.46	ppm		96
27) Quinoline	5.680	129	5928296	92.64	ppm		99
28) Isophorone	5.092	82	4488527	97.47	ppm		96
29) 2-Nitrophenol	5.145	139	1566207	99.59	ppm		90
30) 2,4-Dimethylphenol	5.183	107	2685800	97.57	ppm		98
31) Benzoic acid	5.322	105	1954339	104.78	ppm		97
32) bis(2-Chloroethoxy)met...	5.241	93	2655671	96.60	ppm		97
33) 2,4-Dichlorophenol	5.322	162	2491201	97.96	ppm		96
34) 2,6-Dichlorophenol	5.482	162	2514251	98.24	ppm		100
35) 1,3,5-Trichlorobenzene	5.151	180	2736318	98.60	ppm		97
36) 1,2,4-Trichlorobenzene	5.375	180	2676728	98.43	ppm		98
37) 1,2,3-Trichlorobenzene	5.530	180	2580574	98.03	ppm		99
38) Naphthalene	5.429	128	6577156	77.73	ppm		83
39) 4-Chloroaniline	5.471	127	3499643	94.31	ppm		99
40) 2,3-Dichloroaniline	6.124	161	3076342	94.23	ppm		97
41) Hydroquinone	5.734	110	2629167	96.16	ppm		98
42) Hexachlorobutadiene	5.520	225	1660724	101.82	ppm		98
43) 4-Chloro-3-methylphenol	5.819	107	2338352	92.36	ppm		92
44) 2-Methylnaphthalene	5.915	141	4902267	88.34	ppm		98
45) 1-Methylnaphthalene	5.990	141	4710303	88.51	ppm		99
47) Hexachlorocyclopentadiene	6.033	237	3156914	208.47	ppm		99
48) 1,2,4,5-tetrachloroben...	6.044	216	2846983	99.21	ppm		99
49) 2,4,6-Trichlorophenol	6.129	196	1955879	100.15	ppm		99
50) 2,4,5-Trichlorophenol	6.161	196	2057811	99.51	ppm		98
52) 2-Chloronaphthalene	6.279	162	5440021	94.78	ppm		98
53) Biphenyl	6.263	154	6477709	84.26	ppm		87
54) 2-Nitroaniline	6.365	65	1168403	99.00	ppm		99
55) Dimethylphthalate	6.504	163	6497555	97.22	ppm		99
56) Acenaphthylene	6.611	152	6809935	92.27	ppm		94
57) 2,6-Dinitrotoluene	6.557	165	1536469	102.64	ppm		90
58) 3-Nitroaniline	6.707	138	1683120	103.30	ppm		96
59) Acenaphthene	6.760	153	5559616	95.08	ppm		99
60) 2,4-Dinitrophenol	6.798	184	2047170	230.75	ppm	#	63
61) 4-Nitrophenol	6.867	109	865180	106.67	ppm		96
62) Dibenzofuran	6.916	168	7637780	92.25	ppm		92
63) 2,4-Dinitrotoluene	6.910	165	2083531	104.37	ppm		97
64) 2,3,4,6-Tetrachlorophenol	7.033	232	1820763	104.67	ppm		97
65) Diethylphthalate	7.130	149	6334978	91.53	ppm		95
66) Fluorene	7.237	166	6487169	91.64	ppm		100
67) 4-Chlorophenyl-phenyle...	7.231	204	3386071	97.77	ppm		95
68) 4-Nitroaniline	7.285	138	1663528	99.83	ppm		98
70) 4,6-Dinitro-2-methylph...	7.311	198	1186248	102.99	ppm		95
71) n-Nitrosodiphenylamine	7.360	169	5865004	91.81	ppm		99
72) 1,2-Diphenylhydrazine	7.397	77	4722629	89.79	ppm		88
73) pentachloronitrobenzene	8.071	295	491633	110.60	ppm		96
75) 4-Bromophenyl-phenylether	7.745	248	2222415	95.60	ppm		98
76) Hexachlorobenzene	7.825	284	2573036	97.25	ppm		92
77) Pentachlorophenol	8.055	266	3528143	219.69	ppm		96

Quantitation Report (QT Reviewed)

Data Path : C:\msdchem\1\DATA\E6P3388\
Data File : 6p499053.D
Acq On : 29 Jun 2021 4:55 pm
Operator : hennys
Sample : ic3388-100
Misc : op33209,e6p3388,30.0,,,1,1
ALS Vial : 9 Sample Multiplier: 1

Quant Time: Jun 30 09:24:30 2021
Quant Method : C:\MSDCHEM\1\METHODS\M6P3388.M
Quant Title : Semi Volatile GC/MS,zb-5msi 30m x .25mm x .25MoTuWed Jun 30 09:19:37 2021
QLast Update : Wed Jun 30 09:19:37 2021
Response via : Initial Calibration

Compound	R.T.	QIon	Response	Conc	Units	Dev(Min)
78) Phenanthrene	8.290	178	9021145	92.07	ppm	91
79) Anthracene	8.349	178	9460838	93.86	ppm	94
80) Carbazole	8.558	167	8970972	97.38	ppm	98
81) Di-n-butylphthalate	9.039	149	10195430	90.81	ppm	97
82) Fluoranthene	9.857	202	10553807	97.74	ppm	98
83) Octadecane	8.156	57	2337367	96.95	ppm	98
85) benzidine	10.082	184	5599685	105.77	ppm	99
86) Pyrene	10.173	202	10422946	89.59	ppm	98
88) Butylbenzylphthalate	11.227	149	5057415	95.49	ppm	99
89) Benzo[a]anthracene	11.981	228	10929612	94.70	ppm	97
90) 3,3'-Dichlorobenzidine	11.991	252	4713640	99.18	ppm	98
91) Chrysene	12.040	228	10075004	95.05	ppm	97
92) bis(2-Ethylhexyl)phtha...	12.163	149	6872561	92.65	ppm	95
94) Di-n-octylphthalate	13.131	149	11617871	93.92	ppm	97
95) Benzo[b]fluoranthene	13.575	252	12621268	102.43	ppm	98
96) Benzo[k]fluoranthene	13.607	252	9616497	93.77	ppm	96
97) Benzo[a]pyrene	13.992	252	10516529	97.11	ppm	96
98) Indeno[1,2,3-cd]pyrene	15.388	276	12187607	98.11	ppm	98
99) Dibenz(a,h)acridine	15.120	279	9437495	100.43	ppm	96
100) Dibenz[a,h]anthracene	15.415	278	10629327	98.76	ppm	97
101) 7,12-Dimethylbenz(a)an...	13.564	256	5598994	108.21	ppm	97
102) Benzo[g,h,i]perylene	15.709	276	10587428	98.32	ppm	99

(#) = qualifier out of range (m) = manual integration (+) = signals summed

Quantitation Report (QT Reviewed)

Data Path : C:\msdchem\1\DATA\E6P3388\
Data File : 6p499053.D
Acq On : 29 Jun 2021 4:55 pm
Operator : hennys
Sample : ic3388-100
Misc : op33209,e6p3388,30.0,,,1,1
ALS Vial : 9 Sample Multiplier: 1

Quant Time: Jun 30 09:24:30 2021
Quant Method : C:\MSDCHEM\1\METHODS\M6P3388.M
Quant Title : Semi Volatile GC/MS,zb-5msi 30m x .25mm x .25MoTuWed Jun 30 09:19:37 2021
QLast Update : Wed Jun 30 09:19:37 2021
Response via : Initial Calibration

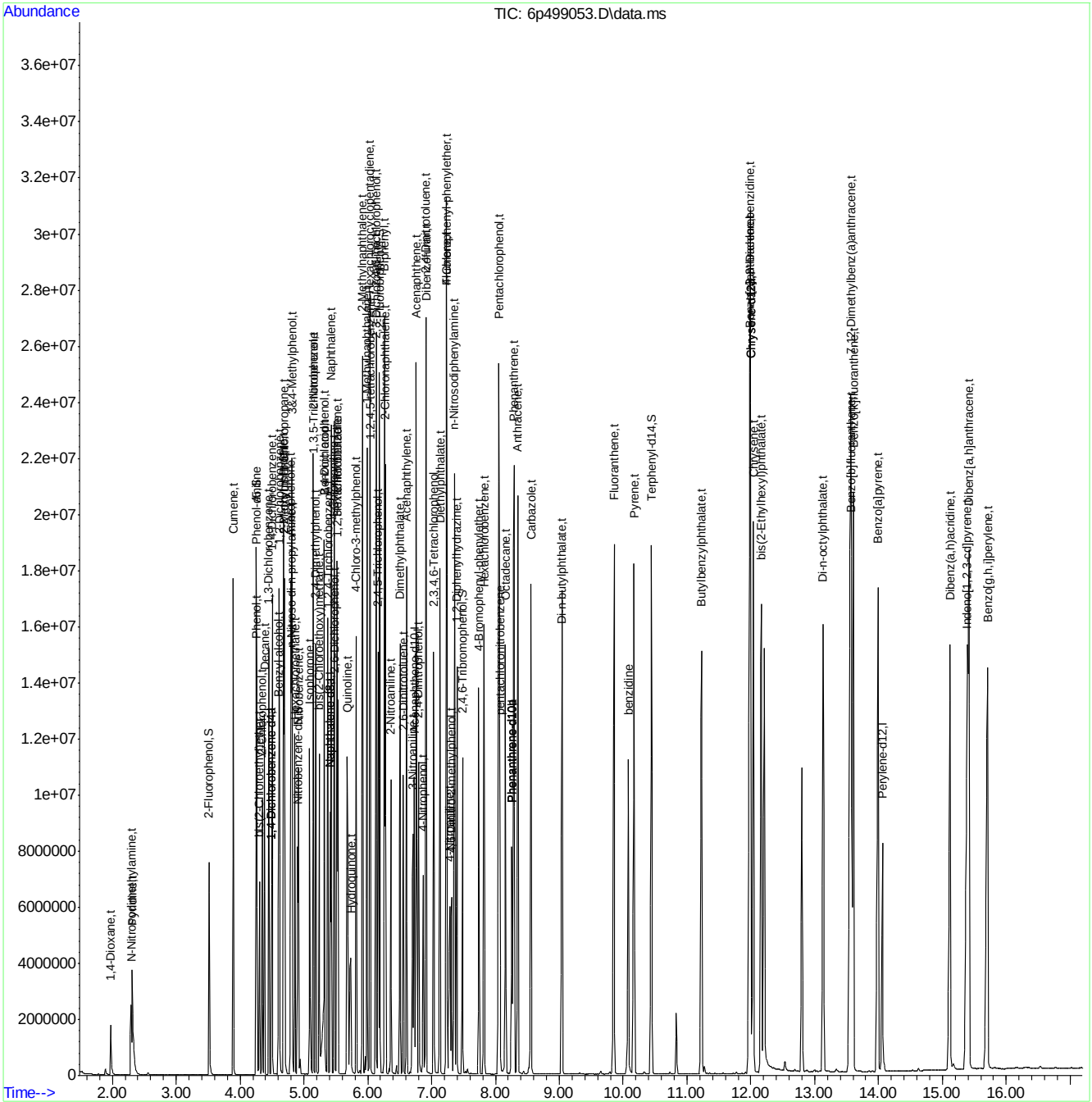

Quantitation Report (QT Reviewed)

Data Path : C:\msdchem\1\DATA\E6P3388\
Data File : 6p499055.D
Acq On : 29 Jun 2021 7:39 pm
Operator : hennys
Sample : icv3388-50
Misc : op33209,e6p3388,30.0,,,1,1
ALS Vial : 11 Sample Multiplier: 1

Quant Time: Jun 30 10:33:40 2021
Quant Method : C:\MSDCHEM\1\METHODS\M6P3388.M
Quant Title : Semi Volatile GC/MS,zb-5msi 30m x .25mm x .25MoTuWed Jun 30 10:30:03 2021
QLast Update : Wed Jun 30 10:30:03 2021
Response via : Initial Calibration

Compound	R.T.	QIon	Response	Conc	Units	Dev(Min)
Internal Standards						
1) 1,4-Dichlorobenzene-d4	4.487	152	816399	40.00	ppm	0.00
24) Naphthalene-d8	5.407	136	3168480	40.00	ppm	0.00
46) Acenaphthene-d10	6.729	164	1943398	40.00	ppm	0.00
69) Phenanthrene-d10	8.253	188	3429611	40.00	ppm	0.00
84) Chrysene-d12	11.992	240	3460571	40.00	ppm	0.01
93) Perylene-d12	14.061	264	3642246	40.00	ppm	0.01
103) 1,4-Dichlorobenzene-d4a	4.487	152	816399	40.00	ppm	0.00
105) Phenanthrene-d10a	8.253	188	3429611	40.00	ppm	0.00
107) Naphthalene-d8a	5.407	136	3168480	40.00	ppm	0.00
109) Phenanthrene-d10b	8.253	188	3429611	40.00	ppm	0.00
112) Chrysene-d12a	11.992	240	3460571	40.00	ppm	0.01
System Monitoring Compounds						
5) 2-Fluorophenol	0.000	112	0	0.00	ppm	
Spiked Amount 50.000			Recovery =	0.00%		
8) Phenol-d5	0.000	99	0d	0.00	ppm	
Spiked Amount 50.000			Recovery =	0.00%		
25) Nitrobenzene-d5	0.000	82	0d	0.00	ppm	
Spiked Amount 50.000			Recovery =	0.00%		
51) 2-Fluorobiphenyl	0.000	172	0d	0.00	ppm	
Spiked Amount 50.000			Recovery =	0.00%		
74) 2,4,6-Tribromophenol	0.000	330	0	0.00	ppm	
Spiked Amount 50.000			Recovery =	0.00%		
87) Terphenyl-d14	0.000	244	0d	0.00	ppm	
Spiked Amount 50.000			Recovery =	0.00%		
110) 1-chlorooctadecane	0.000	57	0d	0.00	ppm	
Spiked Amount 50.000			Recovery =	0.00%		
111) o-terphenyl	0.000	230	0	0.00	ppm	
Spiked Amount 50.000			Recovery =	0.00%		
Target Compounds						Qvalue
2) 1,4-Dioxane	1.968	88	399042	45.59	ppm	99
6) Indene	4.675	116	2038426	46.33	ppm	99
7) Cumene	3.888	105	2560867	45.40	ppm	99
11) bis(2-Chloroethyl)ether	4.295	93	971077	43.20	ppm	99
13) Decane	4.375	43	657502	43.66	ppm	96
14) 1,3-Dichlorobenzene	4.445	146	1335710	43.51	ppm	99
15) 1,4-Dichlorobenzene	4.498	146	1338359	43.70	ppm	97
16) Benzyl alcohol	4.600	108	776050	45.14	ppm	98
17) 1,2-Dichlorobenzene	4.610	146	1280293	44.67	ppm	98
18) Acetophenone	4.782	105	1500424	43.52	ppm	100
20) 2,2'-oxybis(1-Chloropr...	4.691	121	382289	43.72	ppm #	59
23) Hexachloroethane	4.856	201	468703	45.17	ppm	95
26) Nitrobenzene	4.905	77	968578	45.13	ppm	98
27) Quinoline	5.659	129	2461356	42.89	ppm	100
28) Isophorone	5.076	82	1950802	43.36	ppm	99
32) bis(2-Chloroethoxy)met...	5.231	93	1158517	42.95	ppm	99
35) 1,3,5-Trichlorobenzene	5.145	180	1194118	45.50	ppm	98
36) 1,2,4-Trichlorobenzene	5.370	180	1137998	44.25	ppm	98

Quantitation Report (QT Reviewed)

Data Path : C:\msdchem\1\DATA\E6P3388\
Data File : 6p499055.D
Acq On : 29 Jun 2021 7:39 pm
Operator : hennys
Sample : icv3388-50
Misc : op33209,e6p3388,30.0,,,1,1
ALS Vial : 11 Sample Multiplier: 1

Quant Time: Jun 30 10:33:40 2021
Quant Method : C:\MSDCHEM\1\METHODS\M6P3388.M
Quant Title : Semi Volatile GC/MS,zb-5msi 30m x .25mm x .25MoTuWed Jun 30 10:30:03 2021
QLast Update : Wed Jun 30 10:30:03 2021
Response via : Initial Calibration

Compound	R.T.	QIon	Response	Conc	Units	Dev(Min)
37) 1,2,3-Trichlorobenzene	5.530	180	1086171	44.12	ppm	99
38) Naphthalene	5.423	128	3529377	44.34	ppm	100
40) 2,3-Dichloroaniline	6.124	161	1311363	44.43	ppm	97
42) Hexachlorobutadiene	5.514	225	682056	45.05	ppm	98
44) 2-Methylnaphthalene	5.916	141	2231883	43.97	ppm	99
45) 1-Methylnaphthalene	5.985	141	2131490	43.35	ppm	99
47) Hexachlorocyclopentadiene	6.033	237	1737024	129.02	ppm	99
48) 1,2,4,5-tetrachloroben...	6.039	216	1187265	44.96	ppm	99
52) 2-Chloronaphthalene	6.274	162	2354088	44.60	ppm	99
53) Biphenyl	6.258	154	3186661	44.66	ppm	98
55) Dimethylphthalate	6.499	163	2783320	44.43	ppm	99
56) Acenaphthylene	6.605	152	3894860	57.57	ppm	100
57) 2,6-Dinitrotoluene	6.552	165	603798	49.11	ppm	89
59) Acenaphthene	6.755	153	2430500	44.10	ppm	99
62) Dibenzofuran	6.910	168	3460716	44.46	ppm	99
63) 2,4-Dinitrotoluene	6.900	165	772902	47.65	ppm	100
65) Diethylphthalate	7.119	149	2743086	43.45	ppm	98
66) Fluorene	7.231	166	2883658	43.51	ppm	98
67) 4-Chlorophenyl-phenyle...	7.231	204	1395476	43.83	ppm	95
72) 1,2-Diphenylhydrazine	7.386	77	2136893	45.83	ppm	98
73) pentachloronitrobenzene	8.060	295	182874	48.21	ppm	98
75) 4-Bromophenyl-phenylether	7.739	248	884463	46.27	ppm	95
76) Hexachlorobenzene	7.820	284	1030494	47.25	ppm	95
78) Phenanthrene	8.285	178	3917683	43.65	ppm	99
79) Anthracene	8.344	178	4102251	45.01	ppm	100
80) Carbazole	8.552	167	3819218	45.23	ppm	100
81) Di-n-butylphthalate	9.044	149	4778223	45.42	ppm	100
82) Fluoranthene	9.852	202	4360781	42.93	ppm	100
83) Octadecane	8.157	57	1012357	42.57	ppm	99
86) Pyrene	10.168	202	4483007	41.89	ppm	99
88) Butylbenzylphthalate	11.227	149	2176694	46.00	ppm	98
89) Benzo[a]anthracene	11.981	228	4550848	42.86	ppm	100
91) Chrysene	12.034	228	4322472	44.02	ppm	100
92) bis(2-Ethylhexyl)phtha...	12.163	149	3007339	44.02	ppm	98
94) Di-n-octylphthalate	13.131	149	5168863	44.44	ppm	100
95) Benzo[b]fluoranthene	13.553	252	4871475	42.31	ppm	99
96) Benzo[k]fluoranthene	13.591	252	3996707	40.96	ppm	98
97) Benzo[a]pyrene	13.987	252	4411170	43.63	ppm	100
98) Indeno[1,2,3-cd]pyrene	15.377	276	4885517	41.35	ppm	98
99) Dibenz(a,h)acridine	15.115	279	3670690	42.34	ppm	99
100) Dibenz[a,h]anthracene	15.404	278	4289952	41.81	ppm	99
101) 7,12-Dimethylbenz(a)an...	13.553	256	2154587	44.47	ppm	98
102) Benzo[g,h,i]perylene	15.693	276	4382336	42.76	ppm	99

(#) = qualifier out of range (m) = manual integration (+) = signals summed

Quantitation Report (QT Reviewed)

Data Path : C:\msdchem\1\DATA\E6P3388\
Data File : 6p499055.D
Acq On : 29 Jun 2021 7:39 pm
Operator : hennys
Sample : icv3388-50
Misc : op33209,e6p3388,30.0,,,1,1
ALS Vial : 11 Sample Multiplier: 1

Quant Time: Jun 30 10:33:40 2021
Quant Method : C:\MSDCHEM\1\METHODS\M6P3388.M
Quant Title : Semi Volatile GC/MS,zb-5msi 30m x .25mm x .25MoTuWed Jun 30 10:30:03 2021
QLast Update : Wed Jun 30 10:30:03 2021
Response via : Initial Calibration

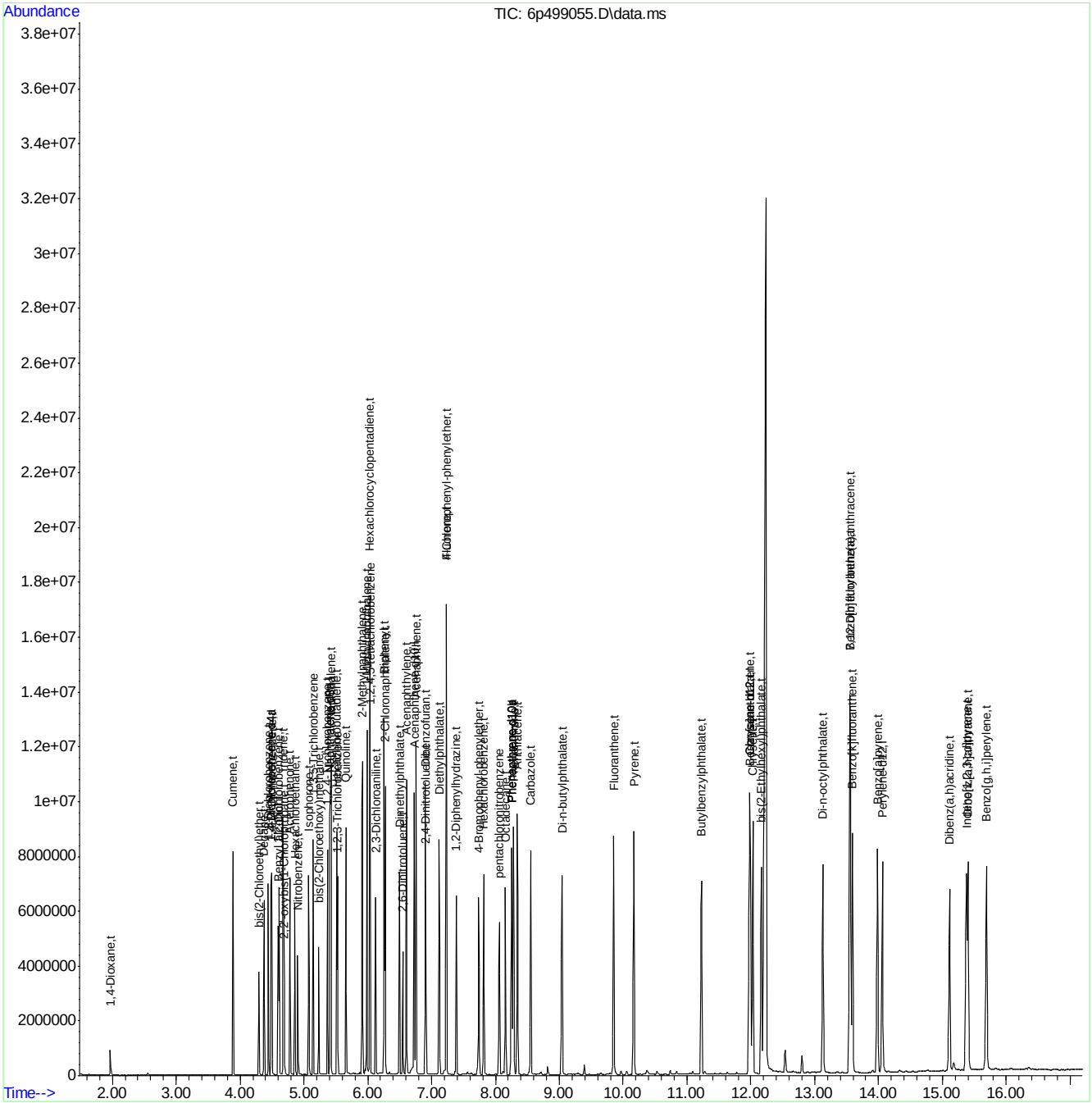

Quantitation Report (QT Reviewed)

Data Path : C:\msdchem\1\DATA\E6P3388\
Data File : 6p499056.D
Acq On : 29 Jun 2021 8:02 pm
Operator : hennys
Sample : icv3388-50
Misc : op33209,e6p3388,30.0,,,1,1
ALS Vial : 12 Sample Multiplier: 1

Quant Time: Jun 30 10:38:06 2021
Quant Method : C:\MSDCHEM\1\METHODS\M6P3388.M
Quant Title : Semi Volatile GC/MS,zb-5msi 30m x .25mm x .25MoTuWed Jun 30 10:30:03 2021
QLast Update : Wed Jun 30 10:30:03 2021
Response via : Initial Calibration

Compound	R.T.	QIon	Response	Conc	Units	Dev(Min)
Internal Standards						
1) 1,4-Dichlorobenzene-d4	4.487	152	890602	40.00	ppm	0.00
24) Naphthalene-d8	5.407	136	3421544	40.00	ppm	0.00
46) Acenaphthene-d10	6.729	164	2192515	40.00	ppm	0.00
69) Phenanthrene-d10	8.253	188	4088585	40.00	ppm	0.00
84) Chrysene-d12	11.986	240	3938410	40.00	ppm	0.00
93) Perylene-d12	14.056	264	4237497	40.00	ppm	0.00
103) 1,4-Dichlorobenzene-d4a	4.487	152	890602	40.00	ppm	0.00
105) Phenanthrene-d10a	8.253	188	4088585	40.00	ppm	0.00
107) Naphthalene-d8a	5.407	136	3421544	40.00	ppm	0.00
109) Phenanthrene-d10b	8.253	188	4088585	40.00	ppm	0.00
112) Chrysene-d12a	11.986	240	3938410	40.00	ppm	0.00
System Monitoring Compounds						
5) 2-Fluorophenol	0.000	112	0	0.00	ppm	
Spiked Amount 50.000			Recovery =	0.00%		
8) Phenol-d5	0.000	99	0d	0.00	ppm	
Spiked Amount 50.000			Recovery =	0.00%		
25) Nitrobenzene-d5	0.000	82	0d	0.00	ppm	
Spiked Amount 50.000			Recovery =	0.00%		
51) 2-Fluorobiphenyl	0.000	172	0d	0.00	ppm	
Spiked Amount 50.000			Recovery =	0.00%		
74) 2,4,6-Tribromophenol	0.000	330	0	0.00	ppm	
Spiked Amount 50.000			Recovery =	0.00%		
87) Terphenyl-d14	0.000	244	0	0.00	ppm	
Spiked Amount 50.000			Recovery =	0.00%		
110) 1-chlorooctadecane	0.000	57	0d	0.00	ppm	
Spiked Amount 50.000			Recovery =	0.00%		
111) o-terphenyl	0.000	230	0	0.00	ppm	
Spiked Amount 50.000			Recovery =	0.00%		
Target Compounds						Qvalue
9) Phenol	4.252	94	1416753	43.86	ppm	86
12) 2-Chlorophenol	4.343	128	1403250	47.66	ppm	97
19) 2-Methylphenol	4.685	108	1204731	47.94	ppm	99
21) 3&4-Methylphenol	4.803	108	2518418	96.15	ppm	98
29) 2-Nitrophenol	5.140	139	776436	53.28	ppm	85
30) 2,4-Dimethylphenol	5.177	107	1347201	48.75	ppm	98
31) Benzoic acid	5.284	105	873997	47.50	ppm	100
33) 2,4-Dichlorophenol	5.316	162	1213041	48.62	ppm	97
34) 2,6-Dichlorophenol	5.472	162	1230400	48.69	ppm	98
41) Hydroquinone	5.712	110	1405037	53.60	ppm	96
49) 2,4,6-Trichlorophenol	6.124	196	958134	48.34	ppm	99
50) 2,4,5-Trichlorophenol	6.156	196	1025692	48.99	ppm	100
60) 2,4-Dinitrophenol	6.787	184	912901	99.77	ppm	89
61) 4-Nitrophenol	6.857	109	415039	52.75	ppm	93
64) 2,3,4,6-Tetrachlorophenol	7.028	232	873640	50.08	ppm	99
70) 4,6-Dinitro-2-methylph...	7.290	198	577763	49.70	ppm	97
77) Pentachlorophenol	8.044	266	1586906	98.06	ppm	97

Quantitation Report (QT Reviewed)

Data Path : C:\msdchem\1\DATA\E6P3388\
Data File : 6p499056.D
Acq On : 29 Jun 2021 8:02 pm
Operator : hennys
Sample : icv3388-50
Misc : op33209,e6p3388,30.0,,,1,1
ALS Vial : 12 Sample Multiplier: 1

Quant Time: Jun 30 10:38:06 2021
Quant Method : C:\MSDCHEM\1\METHODS\M6P3388.M
Quant Title : Semi Volatile GC/MS,zb-5msi 30m x .25mm x .25MoTuWed Jun 30 10:30:03 2021
QLast Update : Wed Jun 30 10:30:03 2021
Response via : Initial Calibration

Compound	R.T.	QIon	Response	Conc	Units	Dev(Min)

(#) = qualifier out of range (m) = manual integration (+) = signals summed

Quantitation Report (QT Reviewed)

Data Path : C:\msdchem\1\DATA\E6P3388\
Data File : 6p499056.D
Acq On : 29 Jun 2021 8:02 pm
Operator : hennys
Sample : icv3388-50
Misc : op33209,e6p3388,30.0,,,1,1
ALS Vial : 12 Sample Multiplier: 1

Quant Time: Jun 30 10:38:06 2021
Quant Method : C:\MSDCHEM\1\METHODS\M6P3388.M
Quant Title : Semi Volatile GC/MS,zb-5msi 30m x .25mm x .25MoTuWed Jun 30 10:30:03 2021
QLast Update : Wed Jun 30 10:30:03 2021
Response via : Initial Calibration

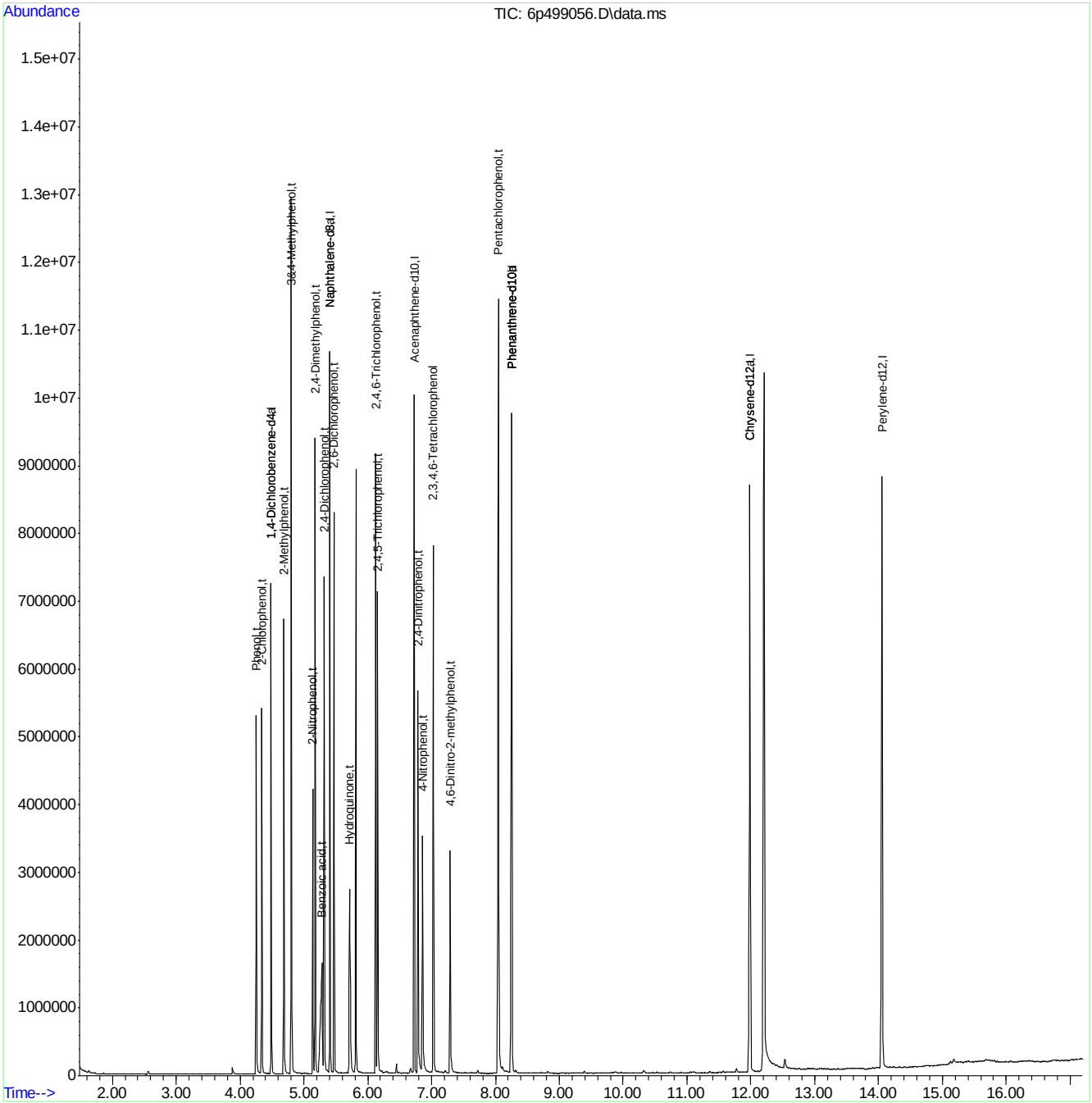

Quantitation Report (QT Reviewed)

Data Path : C:\msdchem\1\DATA\E6P3388\
Data File : 6p499057.D
Acq On : 29 Jun 2021 8:24 pm
Operator : hennys
Sample : icv3388-50
Misc : op33209,e6p3388,30.0,,,1,1
ALS Vial : 13 Sample Multiplier: 1

Quant Time: Jun 30 10:40:49 2021
Quant Method : C:\MSDCHEM\1\METHODS\M6P3388.M
Quant Title : Semi Volatile GC/MS,zb-5msi 30m x .25mm x .25MoTuWed Jun 30 10:30:03 2021
QLast Update : Wed Jun 30 10:30:03 2021
Response via : Initial Calibration

Compound	R.T.	QIon	Response	Conc	Units	Dev(Min)
Internal Standards						
1) 1,4-Dichlorobenzene-d4	4.488	152	852943	40.00	ppm	0.00
24) Naphthalene-d8	5.407	136	3406964	40.00	ppm	0.00
46) Acenaphthene-d10	6.729	164	2155023	40.00	ppm	0.00
69) Phenanthrene-d10	8.253	188	3769805	40.00	ppm	0.00
84) Chrysene-d12	11.986	240	3726734	40.00	ppm	0.00
93) Perylene-d12	14.056	264	3973988	40.00	ppm	0.00
103) 1,4-Dichlorobenzene-d4a	4.488	152	852943	40.00	ppm	0.00
105) Phenanthrene-d10a	8.253	188	3769805	40.00	ppm	0.00
107) Naphthalene-d8a	5.407	136	3406964	40.00	ppm	0.00
109) Phenanthrene-d10b	8.253	188	3769805	40.00	ppm	0.00
112) Chrysene-d12a	11.986	240	3726734	40.00	ppm	0.00
System Monitoring Compounds						
5) 2-Fluorophenol	0.000	112	0	0.00	ppm	
Spiked Amount 50.000			Recovery =	0.00%		
8) Phenol-d5	0.000	99	0d	0.00	ppm	
Spiked Amount 50.000			Recovery =	0.00%		
25) Nitrobenzene-d5	0.000	82	0d	0.00	ppm	
Spiked Amount 50.000			Recovery =	0.00%		
51) 2-Fluorobiphenyl	0.000	172	0	0.00	ppm	
Spiked Amount 50.000			Recovery =	0.00%		
74) 2,4,6-Tribromophenol	0.000	330	0	0.00	ppm	
Spiked Amount 50.000			Recovery =	0.00%		
87) Terphenyl-d14	0.000	244	0	0.00	ppm	
Spiked Amount 50.000			Recovery =	0.00%		
110) 1-chlorooctadecane	0.000	57	0d	0.00	ppm	
Spiked Amount 50.000			Recovery =	0.00%		
111) o-terphenyl	0.000	230	0	0.00	ppm	
Spiked Amount 50.000			Recovery =	0.00%		
Target Compounds						Qvalue
3) Pyridine	2.311	79	988922	43.87	ppm	97
4) N-Nitrosodimethylamine	2.289	74	557563	44.46	ppm	99
10) Aniline	4.252	93	1738643	48.34	ppm	78
22) n-Nitroso-di-n-propyla...	4.787	70	723278	47.11	ppm	99
39) 4-Chloroaniline	5.466	127	1656414	46.29	ppm	96
54) 2-Nitroaniline	6.360	65	558608	50.13	ppm	96
58) 3-Nitroaniline	6.697	138	793544	52.53	ppm	98
68) 4-Nitroaniline	7.263	138	737161	47.22	ppm	97
71) n-Nitrosodiphenylamine	7.349	169	2689643	45.32	ppm	98
85) benzidine	10.077	184	3208881	61.44	ppm	99
90) 3,3'-Dichlorobenzidine	11.981	252	2047321	49.83	ppm	99

(#) = qualifier out of range (m) = manual integration (+) = signals summed

Quantitation Report (QT Reviewed)

Data Path : C:\msdchem\1\DATA\E6P3388\
Data File : 6p499057.D
Acq On : 29 Jun 2021 8:24 pm
Operator : hennys
Sample : icv3388-50
Misc : op33209,e6p3388,30.0,,,1,1
ALS Vial : 13 Sample Multiplier: 1

Quant Time: Jun 30 10:40:49 2021
Quant Method : C:\MSDCHEM\1\METHODS\M6P3388.M
Quant Title : Semi Volatile GC/MS,zb-5msi 30m x .25mm x .25MoTuWed Jun 30 10:30:03 2021
QLast Update : Wed Jun 30 10:30:03 2021
Response via : Initial Calibration

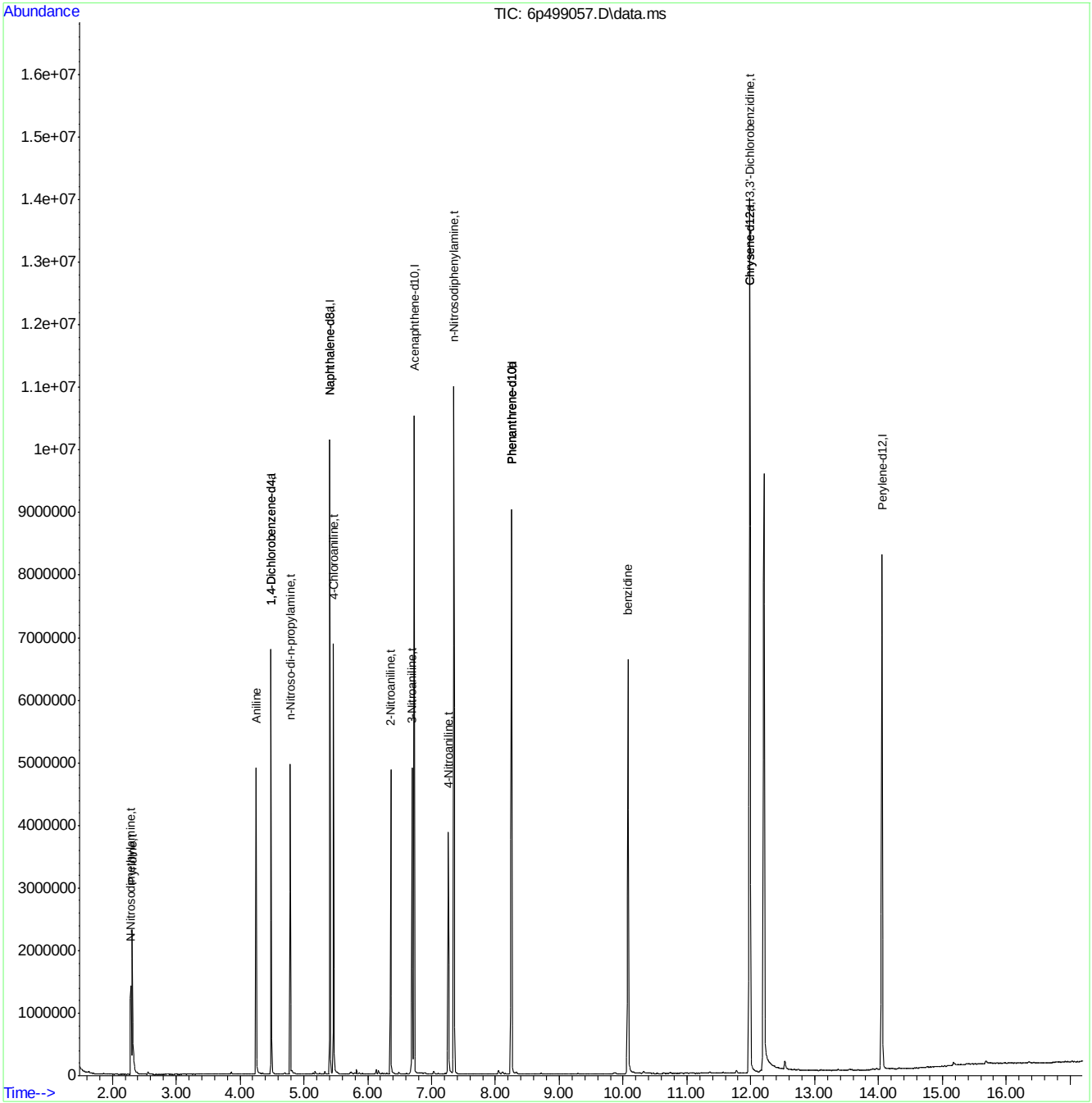

Quantitation Report (QT Reviewed)

Data Path : C:\msdchem\1\DATA\E6P3388\
Data File : 6p499058.D
Acq On : 29 Jun 2021 8:47 pm
Operator : hennys
Sample : icv3388-50
Misc : op33209,e6p3388,30.0,,,1,1
ALS Vial : 14 Sample Multiplier: 1

Quant Time: Jun 30 10:20:49 2021
Quant Method : C:\MSDCHEM\1\METHODS\M6P3388.M
Quant Title : Semi Volatile GC/MS,zb-5msi 30m x .25mm x .25MoTuWed Jun 30 10:16:13 2021
QLast Update : Wed Jun 30 10:16:13 2021
Response via : Initial Calibration

Compound	R.T.	QIon	Response	Conc	Units	Dev(Min)
Internal Standards						
1) 1,4-Dichlorobenzene-d4	4.488	152	992983	40.00	ppm	0.00
24) Naphthalene-d8	5.408	136	3760431	40.00	ppm	0.00
46) Acenaphthene-d10	6.723	164	2196624	40.00	ppm	0.00
69) Phenanthrene-d10	8.253	188	4135939	40.00	ppm	0.00
84) Chrysene-d12	11.986	240	3535983	40.00	ppm	0.00
93) Perylene-d12	14.056	264	3530354	40.00	ppm	0.00
103) 1,4-Dichlorobenzene-d4a	4.488	152	992983	40.00	ppm	0.00
105) Phenanthrene-d10a	8.253	188	4135939	40.00	ppm	0.00
107) Naphthalene-d8a	5.408	136	3760431	40.00	ppm	0.00
109) Phenanthrene-d10b	8.253	188	4135939	40.00	ppm	0.00
112) Chrysene-d12a	11.986	240	3535983	40.00	ppm	0.00
System Monitoring Compounds						
5) 2-Fluorophenol	3.519	112	1334504	49.28	ppm	0.00
Spiked Amount 50.000			Recovery = 98.56%			
8) Phenol-d5	4.247	99	1599408	46.16	ppm	0.00
Spiked Amount 50.000			Recovery = 92.32%			
25) Nitrobenzene-d5	4.894	82	1245933	50.46	ppm	0.00
Spiked Amount 50.000			Recovery = 100.92%			
51) 2-Fluorobiphenyl	6.178	172	3197718	45.68	ppm	0.00
Spiked Amount 50.000			Recovery = 91.36%			
74) 2,4,6-Tribromophenol	7.477	330	598800	44.42	ppm	0.00
Spiked Amount 50.000			Recovery = 88.84%			
87) Terphenyl-d14	10.441	244	4241620	50.63	ppm	0.01
Spiked Amount 50.000			Recovery = 101.26%			
110) 1-chlorooctadecane	0.000	57	0d	0.00	ppm	
Spiked Amount 50.000			Recovery = 0.00%			
111) o-terphenyl	0.000	230	0	0.00	ppm	
Spiked Amount 50.000			Recovery = 0.00%			
Target Compounds						Qvalue

(#) = qualifier out of range (m) = manual integration (+) = signals summed

Quantitation Report (QT Reviewed)

Data Path : C:\msdchem\1\DATA\E6P3388\
Data File : 6p499058.D
Acq On : 29 Jun 2021 8:47 pm
Operator : hennys
Sample : icv3388-50
Misc : op33209,e6p3388,30.0,,,1,1
ALS Vial : 14 Sample Multiplier: 1

Quant Time: Jun 30 10:20:49 2021
Quant Method : C:\MSDCHEM\1\METHODS\M6P3388.M
Quant Title : Semi Volatile GC/MS,zb-5msi 30m x .25mm x .25MoTuWed Jun 30 10:16:13 2021
QLast Update : Wed Jun 30 10:16:13 2021
Response via : Initial Calibration

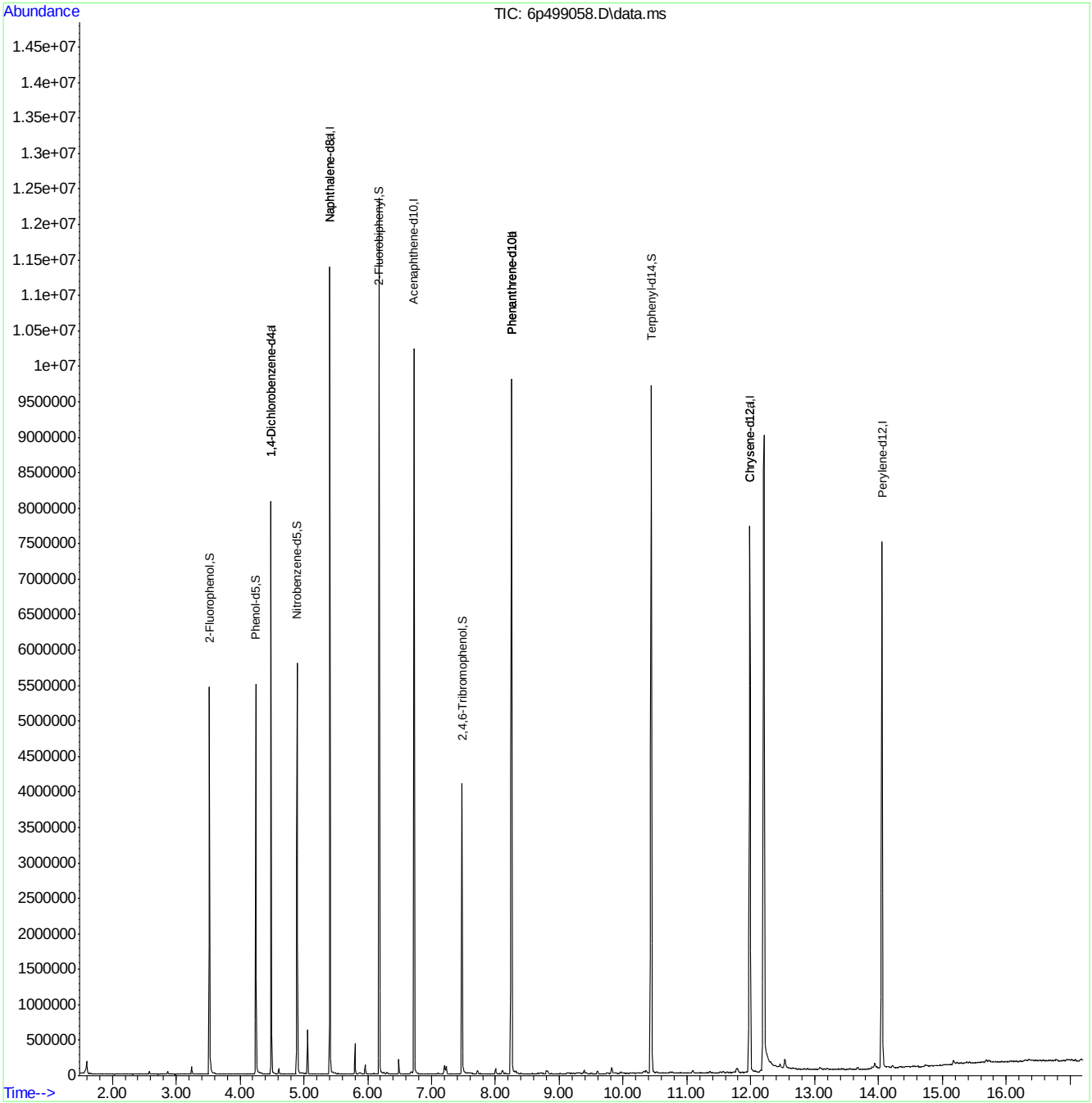

Quantitation Report (QT Reviewed)

Data Path : C:\msdchem\1\DATA\E6P3389\
Data File : 6p499060.D
Acq On : 29 Jun 2021 9:35 pm
Operator : chriss2
Sample : ic3389-100
Misc : op33209,e6p3389,30.0,,,1,1
ALS Vial : 15 Sample Multiplier: 1

Quant Time: Jun 30 11:14:24 2021
Quant Method : C:\MSDCHEM\1\METHODS\M6P3388.M
Quant Title : Semi Volatile GC/MS,zb-5msi 30m x .25mm x .25MoTuWed Jun 30 11:10:10 2021
QLast Update : Wed Jun 30 11:12:46 2021
Response via : Initial Calibration

Compound	R.T.	QIon	Response	Conc	Units	Dev(Min)
Internal Standards						
1) 1,4-Dichlorobenzene-d4	4.487	152	807554	40.00	ppm	0.00
24) Naphthalene-d8	5.407	136	3103699	40.00	ppm	0.00
46) Acenaphthene-d10	6.728	164	1931943	40.00	ppm	0.00
69) Phenanthrene-d10	8.253	188	3578394	40.00	ppm	0.00
84) Chrysene-d12	11.986	240	3323976	40.00	ppm	0.00
93) Perylene-d12	14.056	264	3413608	40.00	ppm	0.00
103) 1,4-Dichlorobenzene-d4a	4.487	152	807554	40.00	ppm	0.00
105) Phenanthrene-d10a	8.253	188	3578394	40.00	ppm	0.00
107) Naphthalene-d8a	5.407	136	3103699	40.00	ppm	0.00
109) Phenanthrene-d10b	8.253	188	3578394	40.00	ppm	0.00
112) Chrysene-d12a	11.986	240	3323976	40.00	ppm	0.00
System Monitoring Compounds						
5) 2-Fluorophenol	0.000	112	0	0.00	ppm	
Spiked Amount 50.000			Recovery =	0.00%		
8) Phenol-d5	0.000	99	0d	0.00	ppm	
Spiked Amount 50.000			Recovery =	0.00%		
25) Nitrobenzene-d5	0.000	82	0	0.00	ppm	
Spiked Amount 50.000			Recovery =	0.00%		
51) 2-Fluorobiphenyl	0.000	172	0d	0.00	ppm	
Spiked Amount 50.000			Recovery =	0.00%		
74) 2,4,6-Tribromophenol	0.000	330	0	0.00	ppm	
Spiked Amount 50.000			Recovery =	0.00%		
87) Terphenyl-d14	0.000	244	0d	0.00	ppm	
Spiked Amount 50.000			Recovery =	0.00%		
110) 1-chlorooctadecane	9.777	57	1573369	105.20	ppm	0.00
Spiked Amount 50.000			Recovery =	210.40%		
111) o-terphenyl	8.750	230	5179517	99.69	ppm	0.00
Spiked Amount 50.000			Recovery =	199.38%		
Target Compounds						Qvalue
104) Benzaldehyde	4.166	105	1836218	101.94	ppm	96
106) Atrazine	7.948	215	1062797	103.42	ppm	95
108) Caprolactam	5.712	55	680968	110.69	ppm	97

(#) = qualifier out of range (m) = manual integration (+) = signals summed

Quantitation Report (QT Reviewed)

Data Path : C:\msdchem\1\DATA\E6P3389\
Data File : 6p499060.D
Acq On : 29 Jun 2021 9:35 pm
Operator : chriss2
Sample : ic3389-100
Misc : op33209,e6p3389,30.0,,,1,1
ALS Vial : 15 Sample Multiplier: 1

Quant Time: Jun 30 11:14:24 2021
Quant Method : C:\MSDCHEM\1\METHODS\M6P3388.M
Quant Title : Semi Volatile GC/MS,zb-5msi 30m x .25mm x .25MoTuWed Jun 30 11:10:10 2021
QLast Update : Wed Jun 30 11:12:46 2021
Response via : Initial Calibration

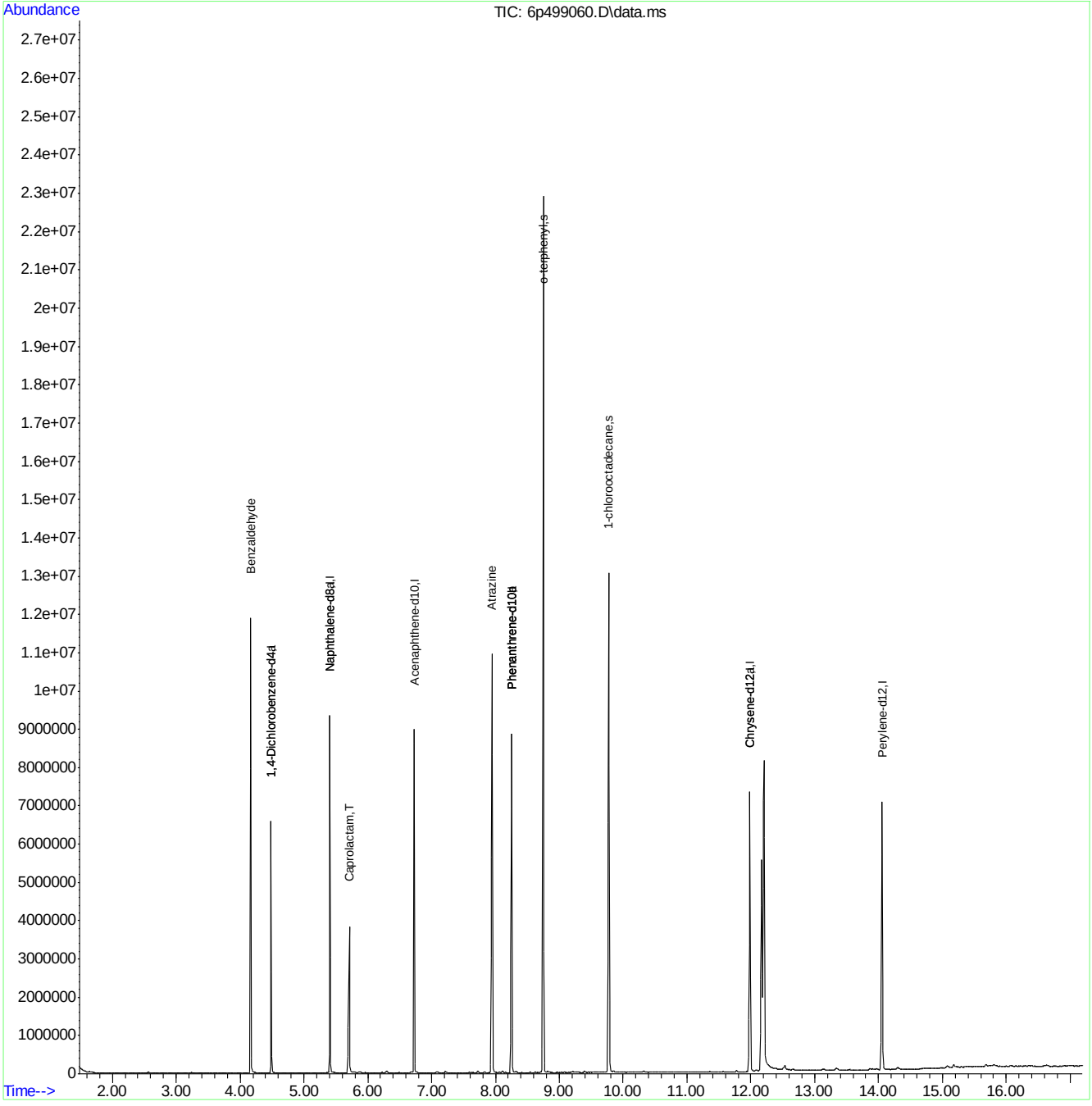

Quantitation Report (QT Reviewed)

Data Path : C:\msdchem\1\DATA\E6P3389\
Data File : 6p499061.D
Acq On : 29 Jun 2021 9:57 pm
Operator : chriss2
Sample : ic3389-80
Misc : op33209,e6p3389,30.0,,,1,1
ALS Vial : 16 Sample Multiplier: 1

Quant Time: Jun 30 11:15:22 2021
Quant Method : C:\MSDCHEM\1\METHODS\M6P3388.M
Quant Title : Semi Volatile GC/MS,zb-5msi 30m x .25mm x .25MoTuWed Jun 30 11:12:46 2021
QLast Update : Wed Jun 30 11:12:46 2021
Response via : Initial Calibration

Compound	R.T.	QIon	Response	Conc	Units	Dev(Min)
Internal Standards						
1) 1,4-Dichlorobenzene-d4	4.487	152	698300	40.00	ppm	0.00
24) Naphthalene-d8	5.407	136	2736599	40.00	ppm	0.00
46) Acenaphthene-d10	6.723	164	1715665	40.00	ppm	0.00
69) Phenanthrene-d10	8.248	188	3185291	40.00	ppm	0.00
84) Chrysene-d12	11.986	240	3058811	40.00	ppm	0.00
93) Perylene-d12	14.051	264	3250489	40.00	ppm	0.00
103) 1,4-Dichlorobenzene-d4a	4.487	152	698300	40.00	ppm	0.00
105) Phenanthrene-d10a	8.248	188	3185291	40.00	ppm	0.00
107) Naphthalene-d8a	5.407	136	2736599	40.00	ppm	0.00
109) Phenanthrene-d10b	8.248	188	3185291	40.00	ppm	0.00
112) Chrysene-d12a	11.986	240	3058811	40.00	ppm	0.00
System Monitoring Compounds						
5) 2-Fluorophenol	0.000	112	0	0.00	ppm	
Spiked Amount 50.000			Recovery = 0.00%			
8) Phenol-d5	0.000	99	0d	0.00	ppm	
Spiked Amount 50.000			Recovery = 0.00%			
25) Nitrobenzene-d5	0.000	82	0	0.00	ppm	
Spiked Amount 50.000			Recovery = 0.00%			
51) 2-Fluorobiphenyl	0.000	172	0d	0.00	ppm	
Spiked Amount 50.000			Recovery = 0.00%			
74) 2,4,6-Tribromophenol	0.000	330	0	0.00	ppm	
Spiked Amount 50.000			Recovery = 0.00%			
87) Terphenyl-d14	0.000	244	0d	0.00	ppm	
Spiked Amount 50.000			Recovery = 0.00%			
110) 1-chlorooctadecane	9.772	57	1086602	81.62	ppm	0.00
Spiked Amount 50.000			Recovery = 163.24%			
111) o-terphenyl	8.745	230	3716499	80.36	ppm	0.00
Spiked Amount 50.000			Recovery = 160.72%			
Target Compounds						Qvalue
104) Benzaldehyde	4.167	105	1275334	81.88	ppm	97
106) Atrazine	7.943	215	748946	81.87	ppm	95
108) Caprolactam	5.707	55	453691	83.64	ppm	97

(#) = qualifier out of range (m) = manual integration (+) = signals summed

Quantitation Report (QT Reviewed)

Data Path : C:\msdchem\1\DATA\E6P3389\
Data File : 6p499061.D
Acq On : 29 Jun 2021 9:57 pm
Operator : chriss2
Sample : ic3389-80
Misc : op33209,e6p3389,30.0,,,1,1
ALS Vial : 16 Sample Multiplier: 1

Quant Time: Jun 30 11:15:22 2021
Quant Method : C:\MSDCHEM\1\METHODS\M6P3388.M
Quant Title : Semi Volatile GC/MS,zb-5msi 30m x .25mm x .25MoTuWed Jun 30 11:12:46 2021
QLast Update : Wed Jun 30 11:12:46 2021
Response via : Initial Calibration

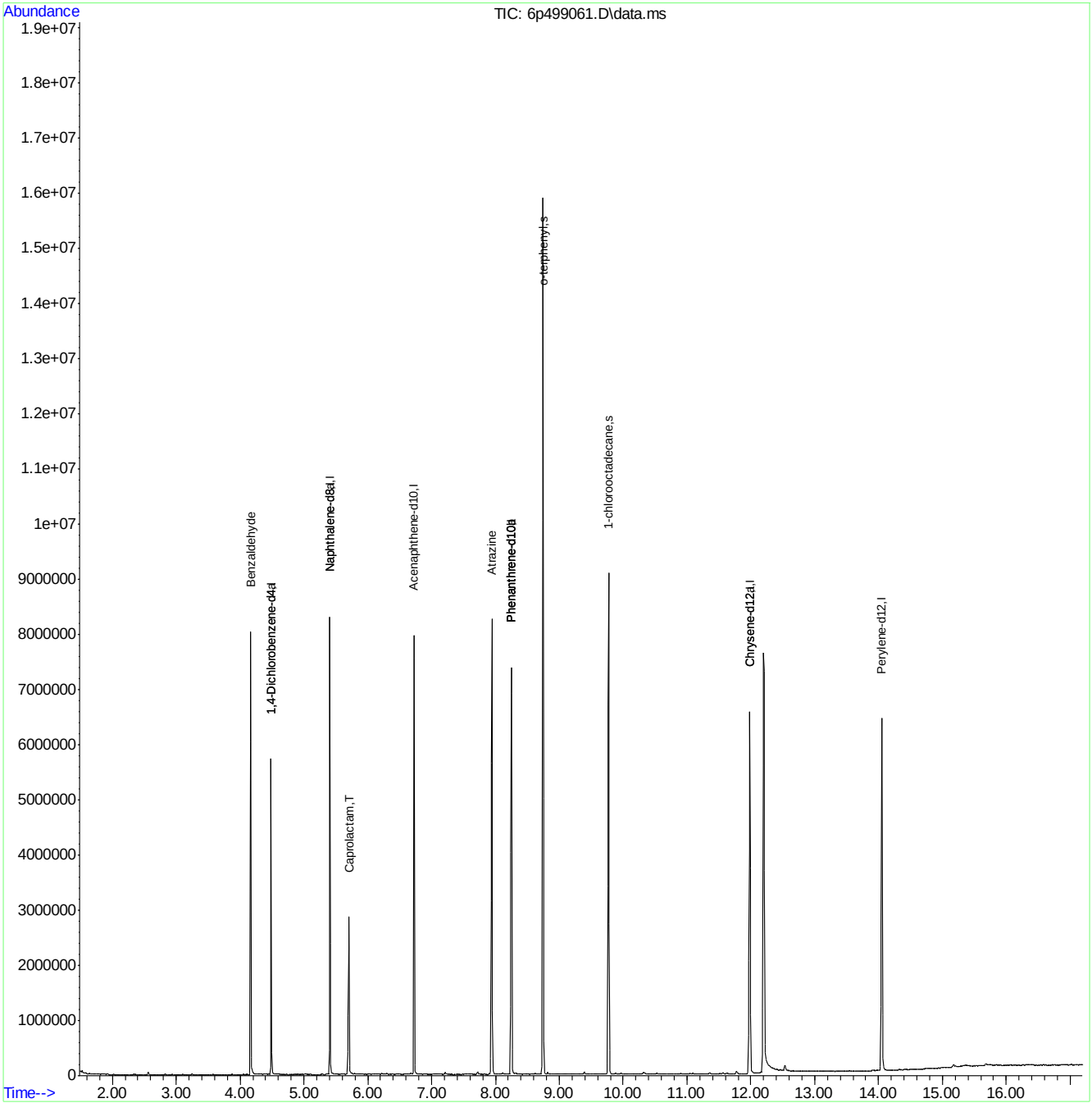

Quantitation Report (QT Reviewed)

Data Path : C:\msdchem\1\DATA\E6P3389\
Data File : 6p499062.D
Acq On : 29 Jun 2021 10:20 pm
Operator : chriss2
Sample : icc3389-50
Misc : op33209,e6p3389,30.0,,,1,1
ALS Vial : 17 Sample Multiplier: 1

Quant Time: Jun 30 11:12:20 2021
Quant Method : C:\MSDCHEM\1\METHODS\M6P3388.M
Quant Title : Semi Volatile GC/MS,zb-5msi 30m x .25mm x .25MoTuWed Jun 30 11:10:10 2021
QLast Update : Wed Jun 30 11:10:10 2021
Response via : Initial Calibration

Compound	R.T.	QIon	Response	Conc	Units	Dev(Min)
Internal Standards						
1) 1,4-Dichlorobenzene-d4	4.487	152	742088	40.00	ppm	0.00
24) Naphthalene-d8	5.407	136	2876920	40.00	ppm	0.00
46) Acenaphthene-d10	6.723	164	1793745	40.00	ppm	0.00
69) Phenanthrene-d10	8.253	188	3345555	40.00	ppm	0.00
84) Chrysene-d12	11.986	240	3238786	40.00	ppm	0.00
93) Perylene-d12	14.056	264	3487340	40.00	ppm	0.00
103) 1,4-Dichlorobenzene-d4a	4.487	152	742088	40.00	ppm	0.00
105) Phenanthrene-d10a	8.253	188	3345555	40.00	ppm	0.00
107) Naphthalene-d8a	5.407	136	2876920	40.00	ppm	0.00
109) Phenanthrene-d10b	8.253	188	3345555	40.00	ppm	0.00
112) Chrysene-d12a	11.986	240	3238786	40.00	ppm	0.00
System Monitoring Compounds						
5) 2-Fluorophenol	0.000	112	0	0.00	ppm	
Spiked Amount 50.000			Recovery = 0.00%			
8) Phenol-d5	0.000	99	0d	0.00	ppm	
Spiked Amount 50.000			Recovery = 0.00%			
25) Nitrobenzene-d5	0.000	82	0	0.00	ppm	
Spiked Amount 50.000			Recovery = 0.00%			
51) 2-Fluorobiphenyl	0.000	172	0d	0.00	ppm	
Spiked Amount 50.000			Recovery = 0.00%			
74) 2,4,6-Tribromophenol	0.000	330	0	0.00	ppm	
Spiked Amount 50.000			Recovery = 0.00%			
87) Terphenyl-d14	0.000	244	0	0.00	ppm	
Spiked Amount 50.000			Recovery = 0.00%			
110) 1-chlorooctadecane	9.772	57	699118	50.00	ppm	0.00
Spiked Amount 50.000			Recovery = 100.00%			
111) o-terphenyl	8.745	230	2428748	50.00	ppm	0.00
Spiked Amount 50.000			Recovery = 100.00%			
Target Compounds						Qvalue
104) Benzaldehyde	4.166	105	827602	50.00	ppm	100
106) Atrazine	7.943	215	480410	50.00	ppm	100
108) Caprolactam	5.701	55	285128	48.72	ppm	100

(#) = qualifier out of range (m) = manual integration (+) = signals summed

Quantitation Report (QT Reviewed)

Data Path : C:\msdchem\1\DATA\E6P3389\
Data File : 6p499062.D
Acq On : 29 Jun 2021 10:20 pm
Operator : chriss2
Sample : icc3389-50
Misc : op33209,e6p3389,30.0,,,1,1
ALS Vial : 17 Sample Multiplier: 1

Quant Time: Jun 30 11:12:20 2021
Quant Method : C:\MSDCHEM\1\METHODS\M6P3388.M
Quant Title : Semi Volatile GC/MS,zb-5msi 30m x .25mm x .25MoTuWed Jun 30 11:10:10 2021
QLast Update : Wed Jun 30 11:10:10 2021
Response via : Initial Calibration

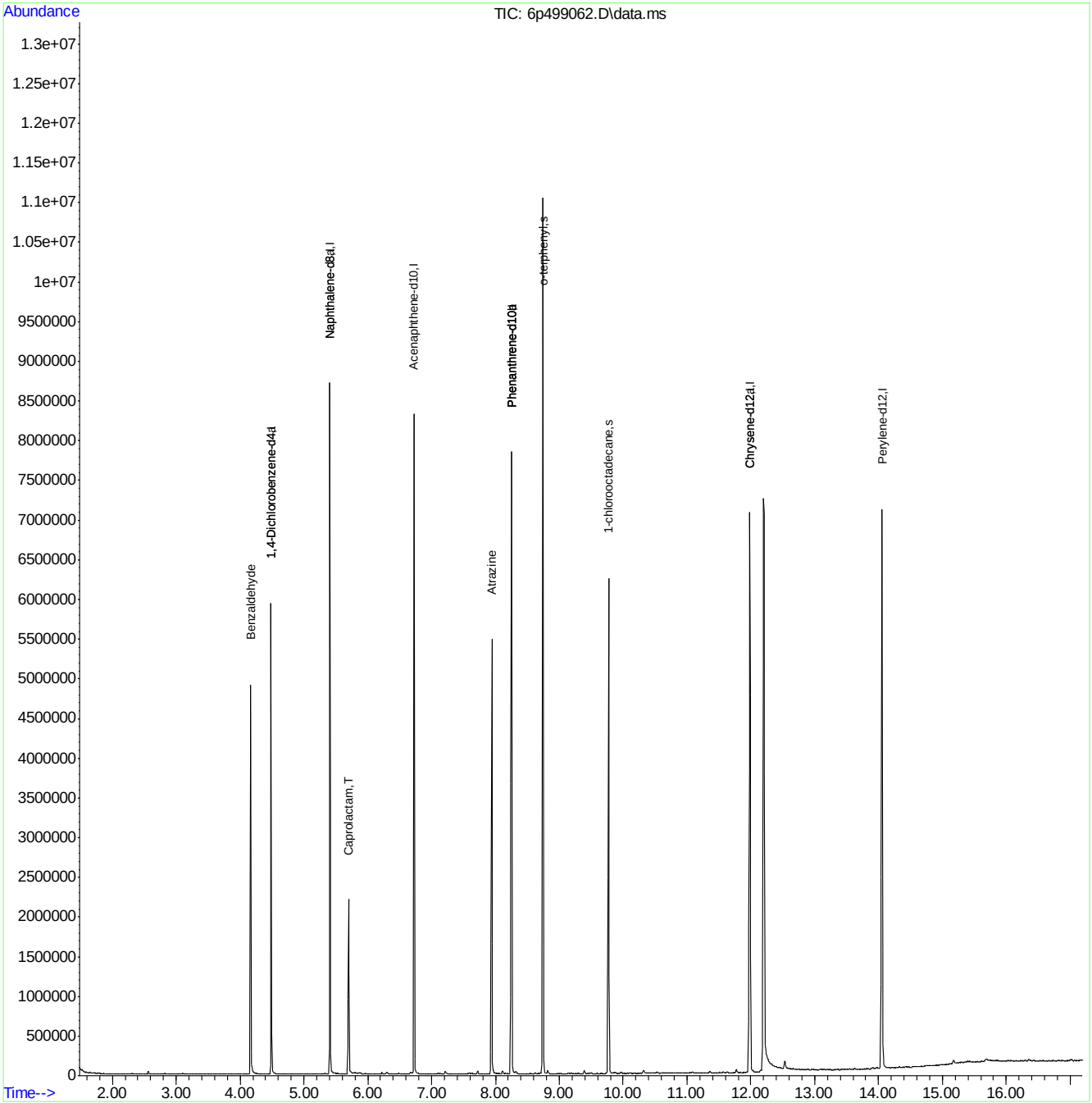

Quantitation Report (QT Reviewed)

Data Path : C:\msdchem\1\DATA\E6P3389\
Data File : 6p499063a.D
Acq On : 29 Jun 2021 11:36 pm
Operator : chriss2
Sample : ic3389-25
Misc : op33209,e6p3389,30.0,,,1,1
ALS Vial : 18 Sample Multiplier: 1

Quant Time: Jun 30 11:16:31 2021
Quant Method : C:\MSDCHEM\1\METHODS\M6P3388.M
Quant Title : Semi Volatile GC/MS,zb-5msi 30m x .25mm x .25MoTuWed Jun 30 11:12:46 2021
QLast Update : Wed Jun 30 11:12:46 2021
Response via : Initial Calibration

Compound	R.T.	QIon	Response	Conc	Units	Dev(Min)
Internal Standards						
1) 1,4-Dichlorobenzene-d4	4.487	152	744331	40.00	ppm	0.00
24) Naphthalene-d8	5.407	136	2881125	40.00	ppm	0.00
46) Acenaphthene-d10	6.723	164	1811701	40.00	ppm	0.00
69) Phenanthrene-d10	8.253	188	3323041	40.00	ppm	0.00
84) Chrysene-d12	11.986	240	3278697	40.00	ppm	0.00
93) Perylene-d12	14.056	264	3567479	40.00	ppm	0.00
103) 1,4-Dichlorobenzene-d4a	4.487	152	744331	40.00	ppm	0.00
105) Phenanthrene-d10a	8.253	188	3323041	40.00	ppm	0.00
107) Naphthalene-d8a	5.407	136	2881125	40.00	ppm	0.00
109) Phenanthrene-d10b	8.253	188	3323041	40.00	ppm	0.00
112) Chrysene-d12a	11.986	240	3278697	40.00	ppm	0.00
System Monitoring Compounds						
5) 2-Fluorophenol	0.000	112	0	0.00	ppm	
Spiked Amount 50.000			Recovery =	0.00%		
8) Phenol-d5	0.000	99	0d	0.00	ppm	
Spiked Amount 50.000			Recovery =	0.00%		
25) Nitrobenzene-d5	0.000	82	0	0.00	ppm	
Spiked Amount 50.000			Recovery =	0.00%		
51) 2-Fluorobiphenyl	0.000	172	0	0.00	ppm	
Spiked Amount 50.000			Recovery =	0.00%		
74) 2,4,6-Tribromophenol	0.000	330	0	0.00	ppm	
Spiked Amount 50.000			Recovery =	0.00%		
87) Terphenyl-d14	0.000	244	0	0.00	ppm	
Spiked Amount 50.000			Recovery =	0.00%		
110) 1-chlorooctadecane	9.772	57	371254	26.73	ppm	0.00
Spiked Amount 50.000			Recovery =	53.46%		
111) o-terphenyl	8.745	230	1222000	25.33	ppm	0.00
Spiked Amount 50.000			Recovery =	50.66%		
Target Compounds						Qvalue
104) Benzaldehyde	4.161	105	433084	26.09	ppm	94
106) Atrazine	7.937	215	243163	25.48	ppm	98
108) Caprolactam	5.696	55	145095	25.41	ppm	98

(#) = qualifier out of range (m) = manual integration (+) = signals summed

Quantitation Report (QT Reviewed)

Data Path : C:\msdchem\1\DATA\E6P3389\
Data File : 6p499063a.D
Acq On : 29 Jun 2021 11:36 pm
Operator : chriss2
Sample : ic3389-25
Misc : op33209,e6p3389,30.0,,,1,1
ALS Vial : 18 Sample Multiplier: 1

Quant Time: Jun 30 11:16:31 2021
Quant Method : C:\MSDCHEM\1\METHODS\M6P3388.M
Quant Title : Semi Volatile GC/MS,zb-5msi 30m x .25mm x .25MoTuWed Jun 30 11:12:46 2021
QLast Update : Wed Jun 30 11:12:46 2021
Response via : Initial Calibration

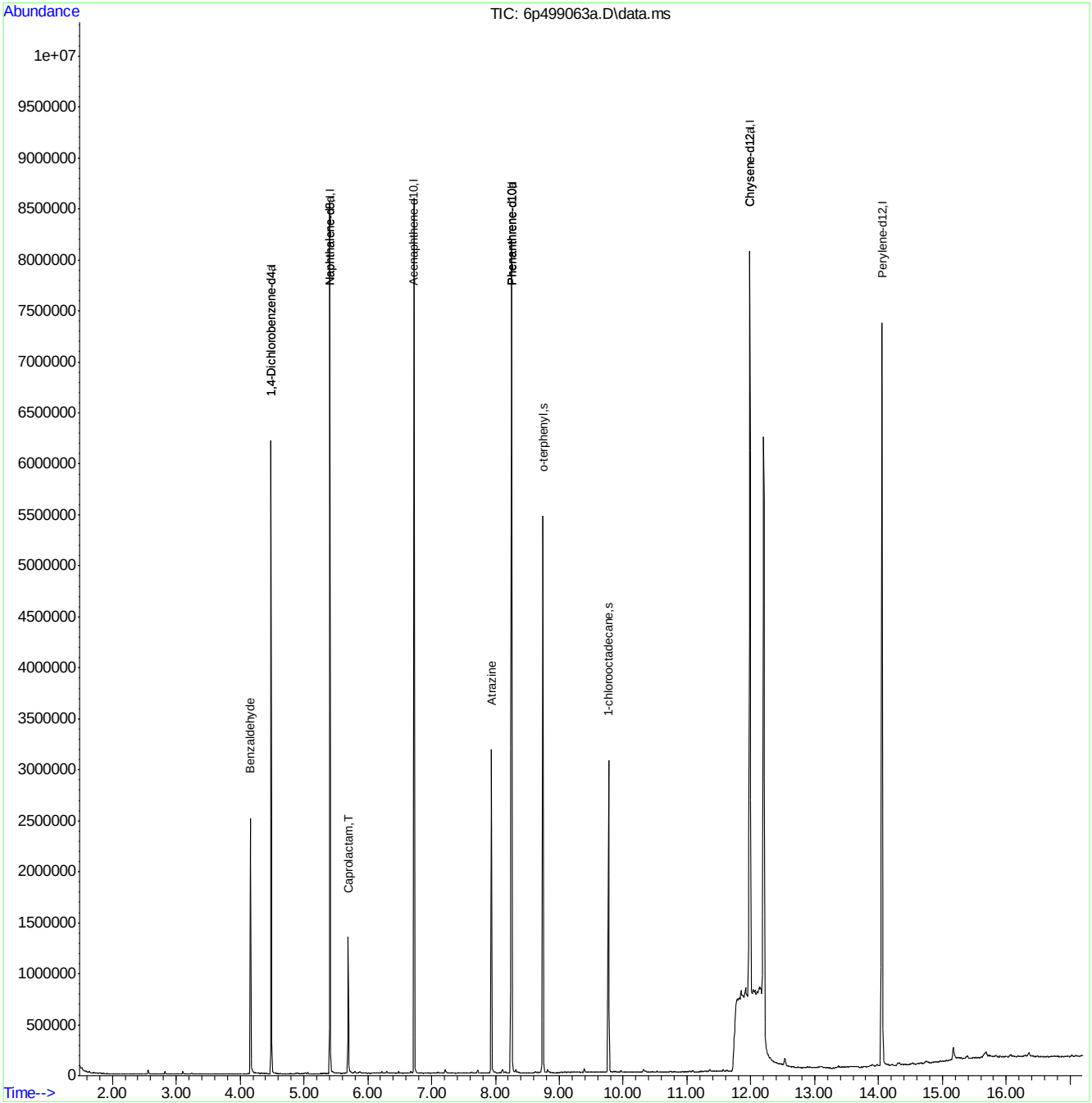

Quantitation Report (QT Reviewed)

Data Path : C:\msdchem\1\DATA\E6P3389\
Data File : 6p499064.D
Acq On : 29 Jun 2021 11:59 pm
Operator : chriss2
Sample : ic3389-10
Misc : op33209,e6p3389,30.0,,,1,1
ALS Vial : 19 Sample Multiplier: 1

Quant Time: Jun 30 11:17:47 2021
Quant Method : C:\MSDCHEM\1\METHODS\M6P3388.M
Quant Title : Semi Volatile GC/MS,zb-5msi 30m x .25mm x .25MoTuWed Jun 30 11:12:46 2021
QLast Update : Wed Jun 30 11:12:46 2021
Response via : Initial Calibration

Compound	R.T.	QIon	Response	Conc	Units	Dev(Min)
Internal Standards						
1) 1,4-Dichlorobenzene-d4	4.487	152	737240	40.00	ppm	0.00
24) Naphthalene-d8	5.407	136	2883855	40.00	ppm	0.00
46) Acenaphthene-d10	6.723	164	1849169	40.00	ppm	0.00
69) Phenanthrene-d10	8.253	188	3489791	40.00	ppm	0.00
84) Chrysene-d12	11.986	240	3447844	40.00	ppm	0.00
93) Perylene-d12	14.056	264	3667931	40.00	ppm	0.00
103) 1,4-Dichlorobenzene-d4a	4.487	152	737240	40.00	ppm	0.00
105) Phenanthrene-d10a	8.253	188	3489791	40.00	ppm	0.00
107) Naphthalene-d8a	5.407	136	2883855	40.00	ppm	0.00
109) Phenanthrene-d10b	8.253	188	3489791	40.00	ppm	0.00
112) Chrysene-d12a	11.986	240	3447844	40.00	ppm	0.00
System Monitoring Compounds						
5) 2-Fluorophenol	0.000	112	0	0.00	ppm	
Spiked Amount 50.000			Recovery =	0.00%		
8) Phenol-d5	0.000	99	0d	0.00	ppm	
Spiked Amount 50.000			Recovery =	0.00%		
25) Nitrobenzene-d5	0.000	82	0	0.00	ppm	
Spiked Amount 50.000			Recovery =	0.00%		
51) 2-Fluorobiphenyl	0.000	172	0	0.00	ppm	
Spiked Amount 50.000			Recovery =	0.00%		
74) 2,4,6-Tribromophenol	0.000	330	0	0.00	ppm	
Spiked Amount 50.000			Recovery =	0.00%		
87) Terphenyl-d14	0.000	244	0	0.00	ppm	
Spiked Amount 50.000			Recovery =	0.00%		
110) 1-chlorooctadecane	9.767	57	159365	10.93	ppm	0.00
Spiked Amount 50.000			Recovery =	21.86%		
111) o-terphenyl	8.745	230	517736	10.22	ppm	0.00
Spiked Amount 50.000			Recovery =	20.44%		
Target Compounds						Qvalue
104) Benzaldehyde	4.167	105	170255	10.35	ppm	96
106) Atrazine	7.932	215	100783	10.06	ppm	92
108) Caprolactam	5.691	55	60736	10.63	ppm	96

(#) = qualifier out of range (m) = manual integration (+) = signals summed

Quantitation Report (QT Reviewed)

Data Path : C:\msdchem\1\DATA\E6P3389\
Data File : 6p499064.D
Acq On : 29 Jun 2021 11:59 pm
Operator : chriss2
Sample : ic3389-10
Misc : op33209,e6p3389,30.0,,,1,1
ALS Vial : 19 Sample Multiplier: 1

Quant Time: Jun 30 11:17:47 2021
Quant Method : C:\MSDCHEM\1\METHODS\M6P3388.M
Quant Title : Semi Volatile GC/MS,zb-5msi 30m x .25mm x .25MoTuWed Jun 30 11:12:46 2021
QLast Update : Wed Jun 30 11:12:46 2021
Response via : Initial Calibration

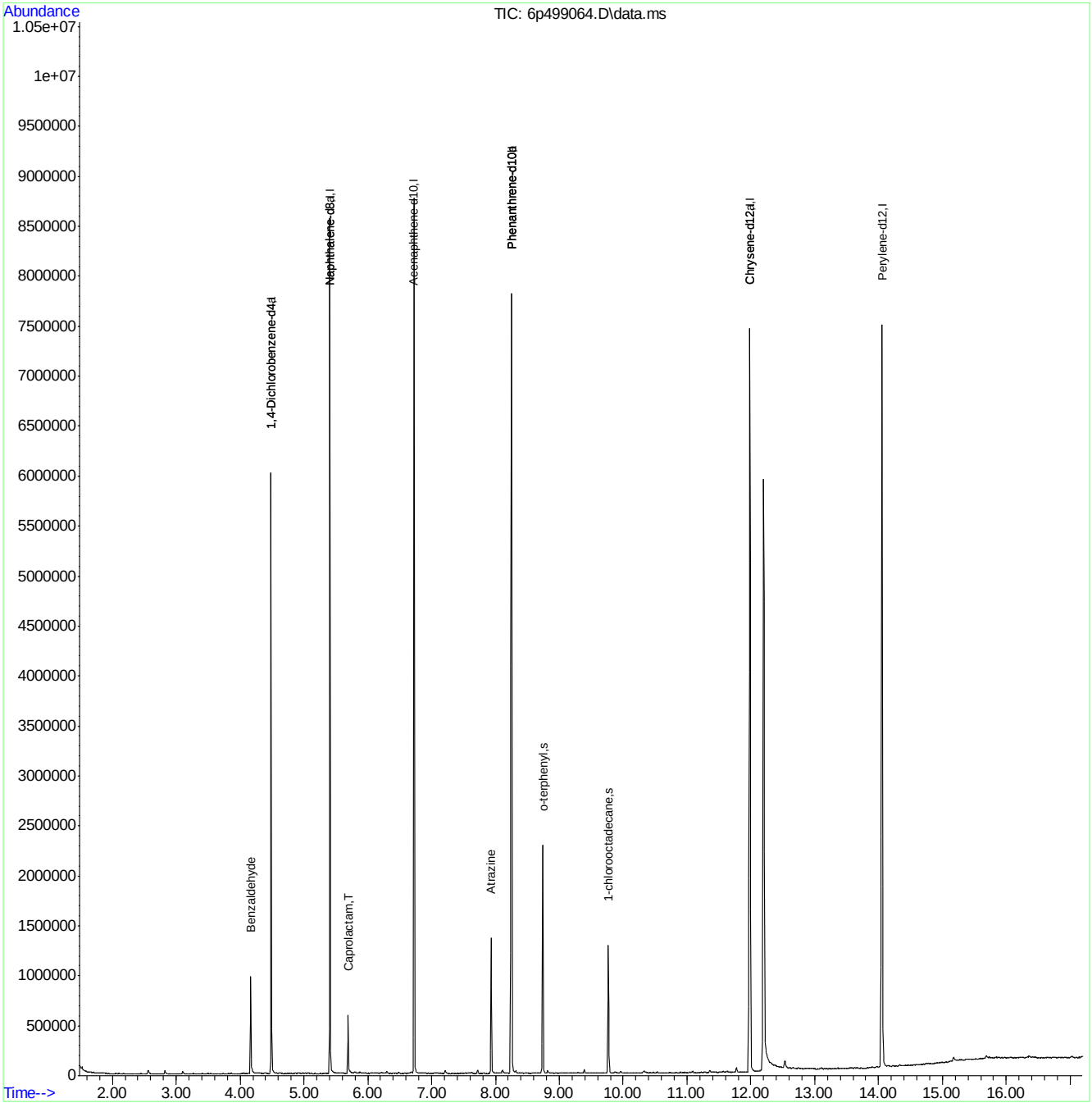

Quantitation Report (QT Reviewed)

Data Path : C:\msdchem\1\DATA\E6P3389\
Data File : 6p499065.D
Acq On : 30 Jun 2021 12:21 am
Operator : chriss2
Sample : ic3389-5
Misc : op33209,e6p3389,30.0,,,1,1
ALS Vial : 20 Sample Multiplier: 1

Quant Time: Jun 30 11:18:51 2021
Quant Method : C:\MSDCHEM\1\METHODS\M6P3388.M
Quant Title : Semi Volatile GC/MS,zb-5msi 30m x .25mm x .25MoTuWed Jun 30 11:12:46 2021
QLast Update : Wed Jun 30 11:12:46 2021
Response via : Initial Calibration

Compound	R.T.	QIon	Response	Conc	Units	Dev(Min)
Internal Standards						
1) 1,4-Dichlorobenzene-d4	4.487	152	719601	40.00	ppm	0.00
24) Naphthalene-d8	5.407	136	2858901	40.00	ppm	0.00
46) Acenaphthene-d10	6.723	164	1819781	40.00	ppm	0.00
69) Phenanthrene-d10	8.253	188	3400627	40.00	ppm	0.00
84) Chrysene-d12	11.986	240	3327954	40.00	ppm	0.00
93) Perylene-d12	14.056	264	3558003	40.00	ppm	0.00
103) 1,4-Dichlorobenzene-d4a	4.487	152	719601	40.00	ppm	0.00
105) Phenanthrene-d10a	8.253	188	3400627	40.00	ppm	0.00
107) Naphthalene-d8a	5.407	136	2858901	40.00	ppm	0.00
109) Phenanthrene-d10b	8.253	188	3400627	40.00	ppm	0.00
112) Chrysene-d12a	11.986	240	3327954	40.00	ppm	0.00
System Monitoring Compounds						
5) 2-Fluorophenol	0.000	112	0	0.00	ppm	
Spiked Amount 50.000			Recovery =	0.00%		
8) Phenol-d5	0.000	99	0d	0.00	ppm	
Spiked Amount 50.000			Recovery =	0.00%		
25) Nitrobenzene-d5	0.000	82	0	0.00	ppm	
Spiked Amount 50.000			Recovery =	0.00%		
51) 2-Fluorobiphenyl	0.000	172	0	0.00	ppm	
Spiked Amount 50.000			Recovery =	0.00%		
74) 2,4,6-Tribromophenol	0.000	330	0	0.00	ppm	
Spiked Amount 50.000			Recovery =	0.00%		
87) Terphenyl-d14	0.000	244	0	0.00	ppm	
Spiked Amount 50.000			Recovery =	0.00%		
110) 1-chlorooctadecane	9.767	57	70905	4.99	ppm	0.00
Spiked Amount 50.000			Recovery =	9.98%		
111) o-terphenyl	8.740	230	235490	4.77	ppm	0.00
Spiked Amount 50.000			Recovery =	9.54%		
Target Compounds						Qvalue
104) Benzaldehyde	4.167	105	78255	4.88	ppm	95
106) Atrazine	7.932	215	45554	4.66	ppm	95
108) Caprolactam	5.686	55	24919	4.40	ppm	95

(#) = qualifier out of range (m) = manual integration (+) = signals summed

Quantitation Report (QT Reviewed)

Data Path : C:\msdchem\1\DATA\E6P3389\
Data File : 6p499065.D
Acq On : 30 Jun 2021 12:21 am
Operator : chriss2
Sample : ic3389-5
Misc : op33209,e6p3389,30.0,,,1,1
ALS Vial : 20 Sample Multiplier: 1

Quant Time: Jun 30 11:18:51 2021
Quant Method : C:\MSDCHEM\1\METHODS\M6P3388.M
Quant Title : Semi Volatile GC/MS,zb-5msi 30m x .25mm x .25MoTuWed Jun 30 11:12:46 2021
QLast Update : Wed Jun 30 11:12:46 2021
Response via : Initial Calibration

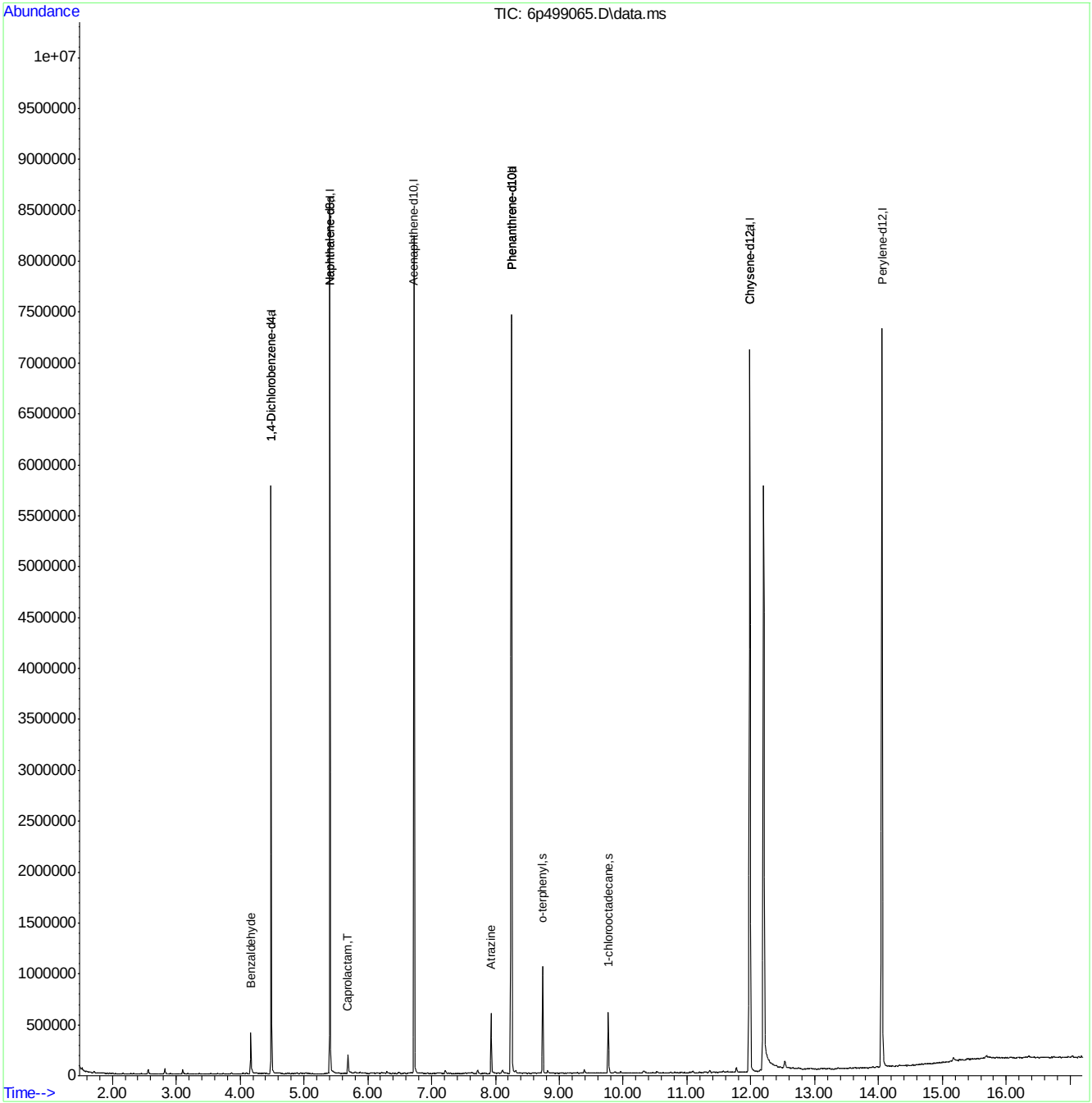

Quantitation Report (QT Reviewed)

Data Path : C:\msdchem\1\DATA\E6P3389\
Data File : 6p499066.D
Acq On : 30 Jun 2021 12:43 am
Operator : chriss2
Sample : ic3389-2
Misc : op33209,e6p3389,30.0,,,1,1
ALS Vial : 21 Sample Multiplier: 1

Quant Time: Jun 30 11:19:56 2021
Quant Method : C:\MSDCHEM\1\METHODS\M6P3388.M
Quant Title : Semi Volatile GC/MS,zb-5msi 30m x .25mm x .25MoTuWed Jun 30 11:12:46 2021
QLast Update : Wed Jun 30 11:12:46 2021
Response via : Initial Calibration

Compound	R.T.	QIon	Response	Conc	Units	Dev(Min)
Internal Standards						
1) 1,4-Dichlorobenzene-d4	4.487	152	768161	40.00	ppm	0.00
24) Naphthalene-d8	5.407	136	3042064	40.00	ppm	0.00
46) Acenaphthene-d10	6.728	164	1963047	40.00	ppm	0.00
69) Phenanthrene-d10	8.253	188	3713532	40.00	ppm	0.00
84) Chrysene-d12	11.986	240	3632484	40.00	ppm	0.00
93) Perylene-d12	14.056	264	3834535	40.00	ppm	0.00
103) 1,4-Dichlorobenzene-d4a	4.487	152	768161	40.00	ppm	0.00
105) Phenanthrene-d10a	8.253	188	3713532	40.00	ppm	0.00
107) Naphthalene-d8a	5.407	136	3042064	40.00	ppm	0.00
109) Phenanthrene-d10b	8.253	188	3713532	40.00	ppm	0.00
112) Chrysene-d12a	11.986	240	3632484	40.00	ppm	0.00
System Monitoring Compounds						
5) 2-Fluorophenol	0.000	112	0	0.00	ppm	
Spiked Amount 50.000			Recovery =	0.00%		
8) Phenol-d5	0.000	99	0d	0.00	ppm	
Spiked Amount 50.000			Recovery =	0.00%		
25) Nitrobenzene-d5	0.000	82	0	0.00	ppm	
Spiked Amount 50.000			Recovery =	0.00%		
51) 2-Fluorobiphenyl	0.000	172	0	0.00	ppm	
Spiked Amount 50.000			Recovery =	0.00%		
74) 2,4,6-Tribromophenol	0.000	330	0	0.00	ppm	
Spiked Amount 50.000			Recovery =	0.00%		
87) Terphenyl-d14	0.000	244	0	0.00	ppm	
Spiked Amount 50.000			Recovery =	0.00%		
110) 1-chlorooctadecane	9.766	57	30203	1.95	ppm	0.00
Spiked Amount 50.000			Recovery =	3.90%		
111) o-terphenyl	8.740	230	104969	1.95	ppm	0.00
Spiked Amount 50.000			Recovery =	3.90%		
Target Compounds						Qvalue
104) Benzaldehyde	4.172	105	31809	1.86	ppm	93
106) Atrazine	7.932	215	20733	1.94	ppm	88
108) Caprolactam	5.691	55	11878	1.97	ppm	87

(#) = qualifier out of range (m) = manual integration (+) = signals summed

Quantitation Report (QT Reviewed)

Data Path : C:\msdchem\1\DATA\E6P3389\
Data File : 6p499066.D
Acq On : 30 Jun 2021 12:43 am
Operator : chriss2
Sample : ic3389-2
Misc : op33209,e6p3389,30.0,,,1,1
ALS Vial : 21 Sample Multiplier: 1

Quant Time: Jun 30 11:19:56 2021
Quant Method : C:\MSDCHEM\1\METHODS\M6P3388.M
Quant Title : Semi Volatile GC/MS,zb-5msi 30m x .25mm x .25MoTuWed Jun 30 11:12:46 2021
QLast Update : Wed Jun 30 11:12:46 2021
Response via : Initial Calibration

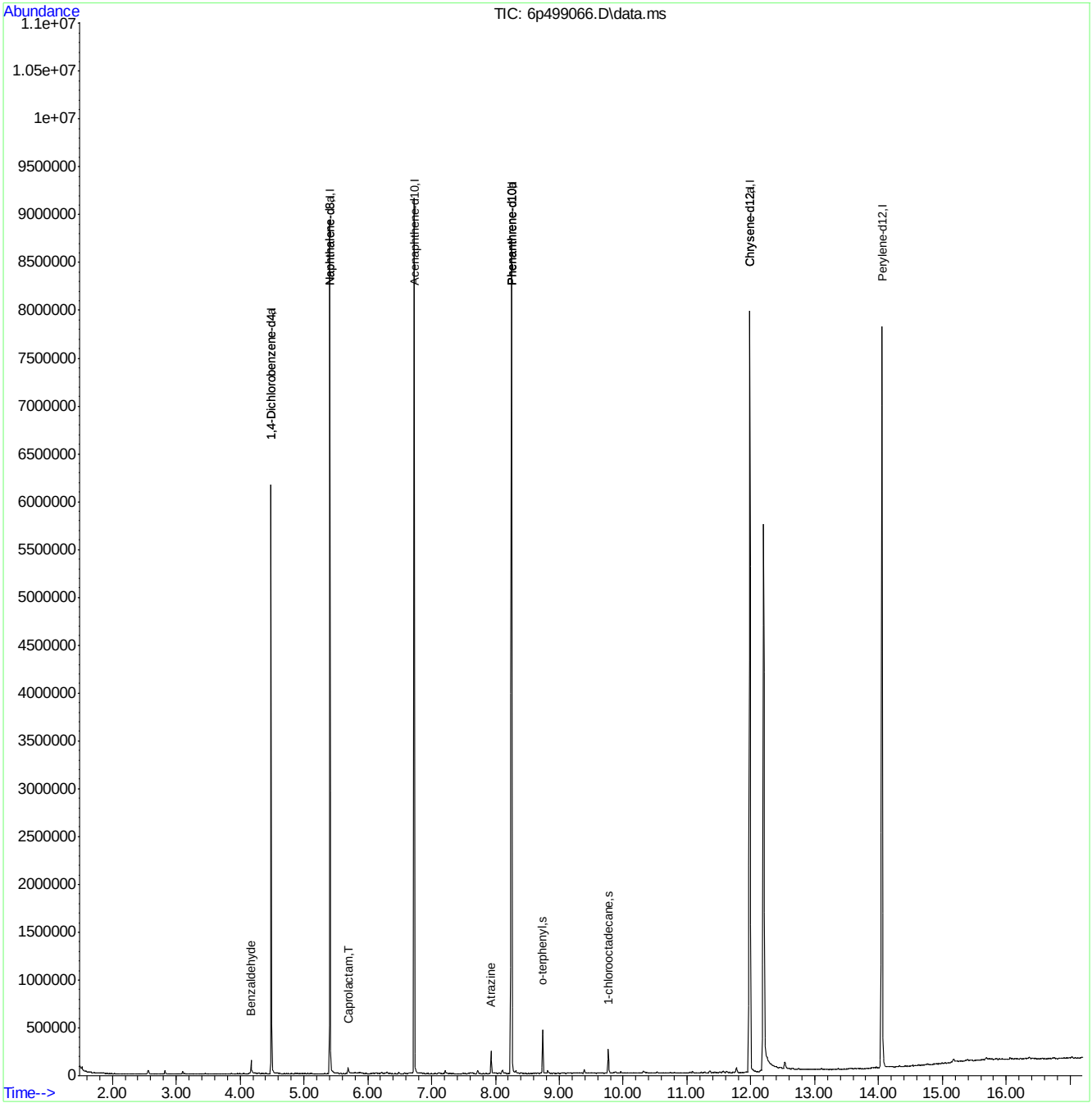

Quantitation Report (QT Reviewed)

Data Path : C:\msdchem\1\DATA\E6P3389\
Data File : 6p499067.D
Acq On : 30 Jun 2021 1:05 am
Operator : chriss2
Sample : ic3389-1
Misc : op33209,e6p3389,30.0,,,1,1
ALS Vial : 22 Sample Multiplier: 1

Quant Time: Jun 30 11:21:07 2021
Quant Method : C:\MSDCHEM\1\METHODS\M6P3388.M
Quant Title : Semi Volatile GC/MS,zb-5msi 30m x .25mm x .25MoTuThu Jun 03 09:46:31 2021
QLast Update : Thu Jun 03 09:46:31 2021
Response via : Initial Calibration

Compound	R.T.	QIon	Response	Conc	Units	Dev(Min)
Internal Standards						
1) 1,4-Dichlorobenzene-d4	4.487	152	687120	40.00	ppm	-0.05
24) Naphthalene-d8	5.407	136	2747692	40.00	ppm	-0.05
46) Acenaphthene-d10	6.723	164	1785986	40.00	ppm	-0.07
69) Phenanthrene-d10	8.253	188	3370156	40.00	ppm	-0.09
84) Chrysene-d12	11.986	240	3314208	40.00	ppm	-0.12
93) Perylene-d12	14.056	264	3444931	40.00	ppm	-0.12
103) 1,4-Dichlorobenzene-d4a	4.487	152	687120	40.00	ppm	-0.05
105) Phenanthrene-d10a	8.253	188	3370156	40.00	ppm	-0.08
107) Naphthalene-d8a	5.407	136	2747692	40.00	ppm	-0.05
109) Phenanthrene-d10b	8.253	188	3370156	40.00	ppm	-0.08
112) Chrysene-d12a	11.986	240	3314208	40.00	ppm	-0.12
System Monitoring Compounds						
5) 2-Fluorophenol	0.000	112	0	0.00	ppm	
Spiked Amount 50.000			Recovery = 0.00%			
8) Phenol-d5	4.487	99	9733	0.35	ppm	0.16
Spiked Amount 50.000			Recovery = 0.70%			
25) Nitrobenzene-d5	0.000	82	0	0.00	ppm	
Spiked Amount 50.000			Recovery = 0.00%			
51) 2-Fluorobiphenyl	0.000	172	0	0.00	ppm	
Spiked Amount 50.000			Recovery = 0.00%			
74) 2,4,6-Tribromophenol	0.000	330	0	0.00	ppm	
Spiked Amount 50.000			Recovery = 0.00%			
87) Terphenyl-d14	0.000	244	0	0.00	ppm	
Spiked Amount 50.000			Recovery = 0.00%			
110) 1-chlorooctadecane	9.767	57	13799	0.62	ppm	-0.10
Spiked Amount 50.000			Recovery = 1.24%			
111) o-terphenyl	8.740	230	47620	0.94	ppm	-0.09
Spiked Amount 50.000			Recovery = 1.88%			
Target Compounds						Qvalue
104) Benzaldehyde	4.172	105	17048	0.92	ppm	83
106) Atrazine	7.932	215	8553	0.93	ppm	90
108) Caprolactam	5.696	55	5436	0.66	ppm #	67

(#) = qualifier out of range (m) = manual integration (+) = signals summed

Quantitation Report (QT Reviewed)

Data Path : C:\msdchem\1\DATA\E6P3389\
Data File : 6p499067.D
Acq On : 30 Jun 2021 1:05 am
Operator : chriss2
Sample : ic3389-1
Misc : op33209,e6p3389,30.0,,,1,1
ALS Vial : 22 Sample Multiplier: 1

Quant Time: Jun 30 11:21:07 2021
Quant Method : C:\MSDCHEM\1\METHODS\M6P3388.M
Quant Title : Semi Volatile GC/MS,zb-5msi 30m x .25mm x .25MoTuThu Jun 03 09:46:31 2021
QLast Update : Thu Jun 03 09:46:31 2021
Response via : Initial Calibration

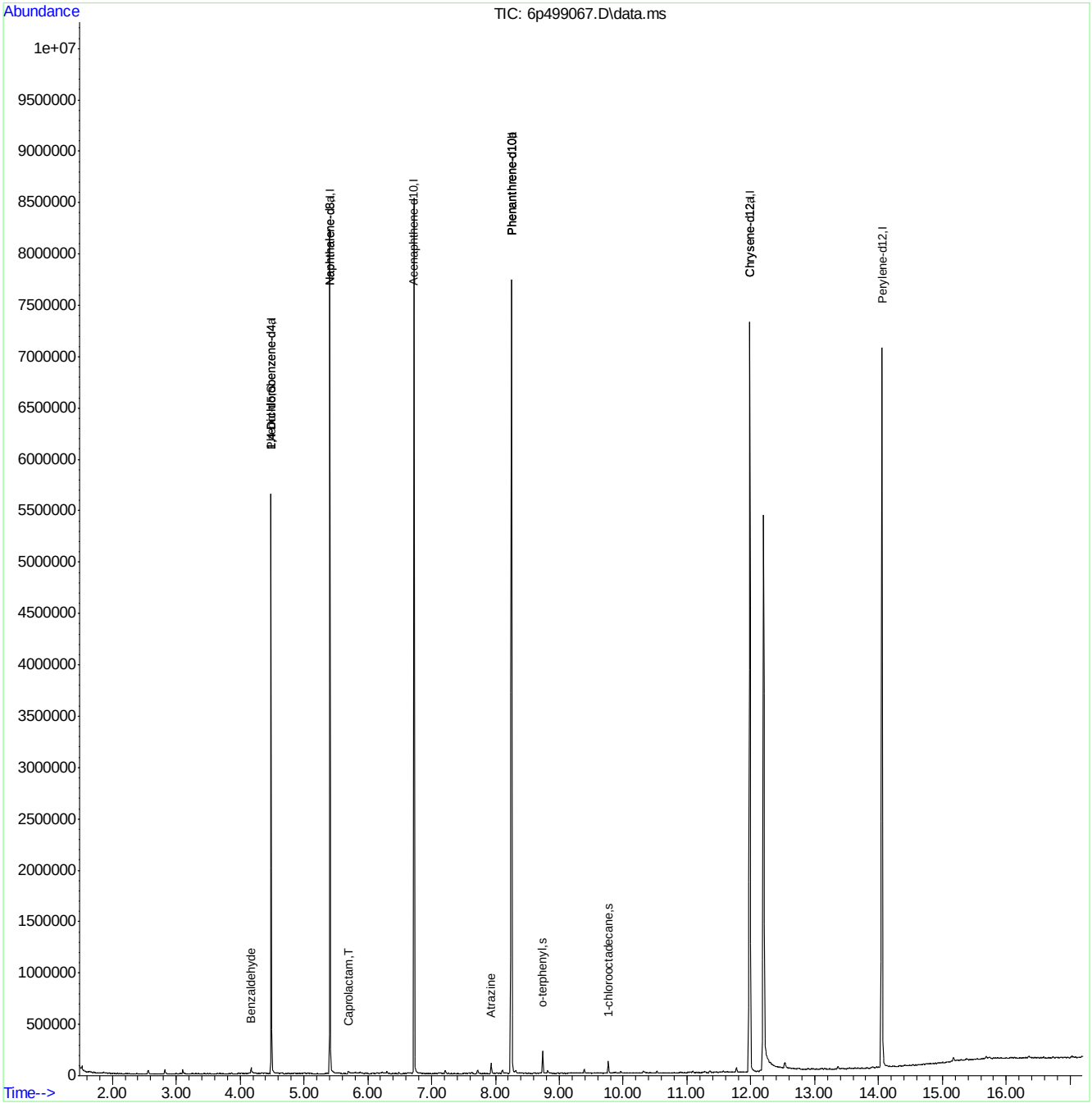

Quantitation Report (QT Reviewed)

Data Path : C:\msdchem\1\DATA\E6P3389\
Data File : 6p499068.D
Acq On : 30 Jun 2021 1:27 am
Operator : chriss2
Sample : icv3389-50
Misc : op33209,e6p3389,30.0,,,1,1
ALS Vial : 23 Sample Multiplier: 1

Quant Time: Jun 30 11:31:01 2021
Quant Method : C:\MSDCHEM\1\METHODS\M6P3388.M
Quant Title : Semi Volatile GC/MS,zb-5msi 30m x .25mm x .25MoTuWed Jun 30 11:29:18 2021
QLast Update : Wed Jun 30 11:29:18 2021
Response via : Initial Calibration

Compound	R.T.	QIon	Response	Conc	Units	Dev(Min)
Internal Standards						
1) 1,4-Dichlorobenzene-d4	4.487	152	652968	40.00	ppm	0.00
24) Naphthalene-d8	5.407	136	2604156	40.00	ppm	0.00
46) Acenaphthene-d10	6.723	164	1674382	40.00	ppm	0.00
69) Phenanthrene-d10	8.253	188	3209035	40.00	ppm	0.00
84) Chrysene-d12	11.986	240	3158930	40.00	ppm	0.00
93) Perylene-d12	14.056	264	3382696	40.00	ppm	0.00
103) 1,4-Dichlorobenzene-d4a	4.487	152	652968	40.00	ppm	0.00
105) Phenanthrene-d10a	8.253	188	3209035	40.00	ppm	0.00
107) Naphthalene-d8a	5.407	136	2604156	40.00	ppm	0.00
109) Phenanthrene-d10b	8.253	188	3209035	40.00	ppm	0.00
112) Chrysene-d12a	11.986	240	3158930	40.00	ppm	0.00
System Monitoring Compounds						
5) 2-Fluorophenol	0.000	112	0	0.00	ppm	
Spiked Amount 50.000			Recovery =	0.00%		
8) Phenol-d5	0.000	99	0d	0.00	ppm	
Spiked Amount 50.000			Recovery =	0.00%		
25) Nitrobenzene-d5	0.000	82	0	0.00	ppm	
Spiked Amount 50.000			Recovery =	0.00%		
51) 2-Fluorobiphenyl	0.000	172	0d	0.00	ppm	
Spiked Amount 50.000			Recovery =	0.00%		
74) 2,4,6-Tribromophenol	0.000	330	0	0.00	ppm	
Spiked Amount 50.000			Recovery =	0.00%		
87) Terphenyl-d14	0.000	244	0	0.00	ppm	
Spiked Amount 50.000			Recovery =	0.00%		
110) 1-chlorooctadecane	0.000	57	0d	0.00	ppm	
Spiked Amount 50.000			Recovery =	0.00%		
111) o-terphenyl	0.000	230	0	0.00	ppm	
Spiked Amount 50.000			Recovery =	0.00%		
Target Compounds						Qvalue
104) Benzaldehyde	4.166	105	862239	58.20	ppm	97
106) Atrazine	7.943	215	518771	57.21	ppm	99
108) Caprolactam	5.701	55	298305	57.12	ppm	96

(#) = qualifier out of range (m) = manual integration (+) = signals summed

Quantitation Report (QT Reviewed)

Data Path : C:\msdchem\1\DATA\E6P3389\
Data File : 6p499068.D
Acq On : 30 Jun 2021 1:27 am
Operator : chriss2
Sample : icv3389-50
Misc : op33209,e6p3389,30.0,,,1,1
ALS Vial : 23 Sample Multiplier: 1

Quant Time: Jun 30 11:31:01 2021
Quant Method : C:\MSDCHEM\1\METHODS\M6P3388.M
Quant Title : Semi Volatile GC/MS,zb-5msi 30m x .25mm x .25MoTuWed Jun 30 11:29:18 2021
QLast Update : Wed Jun 30 11:29:18 2021
Response via : Initial Calibration

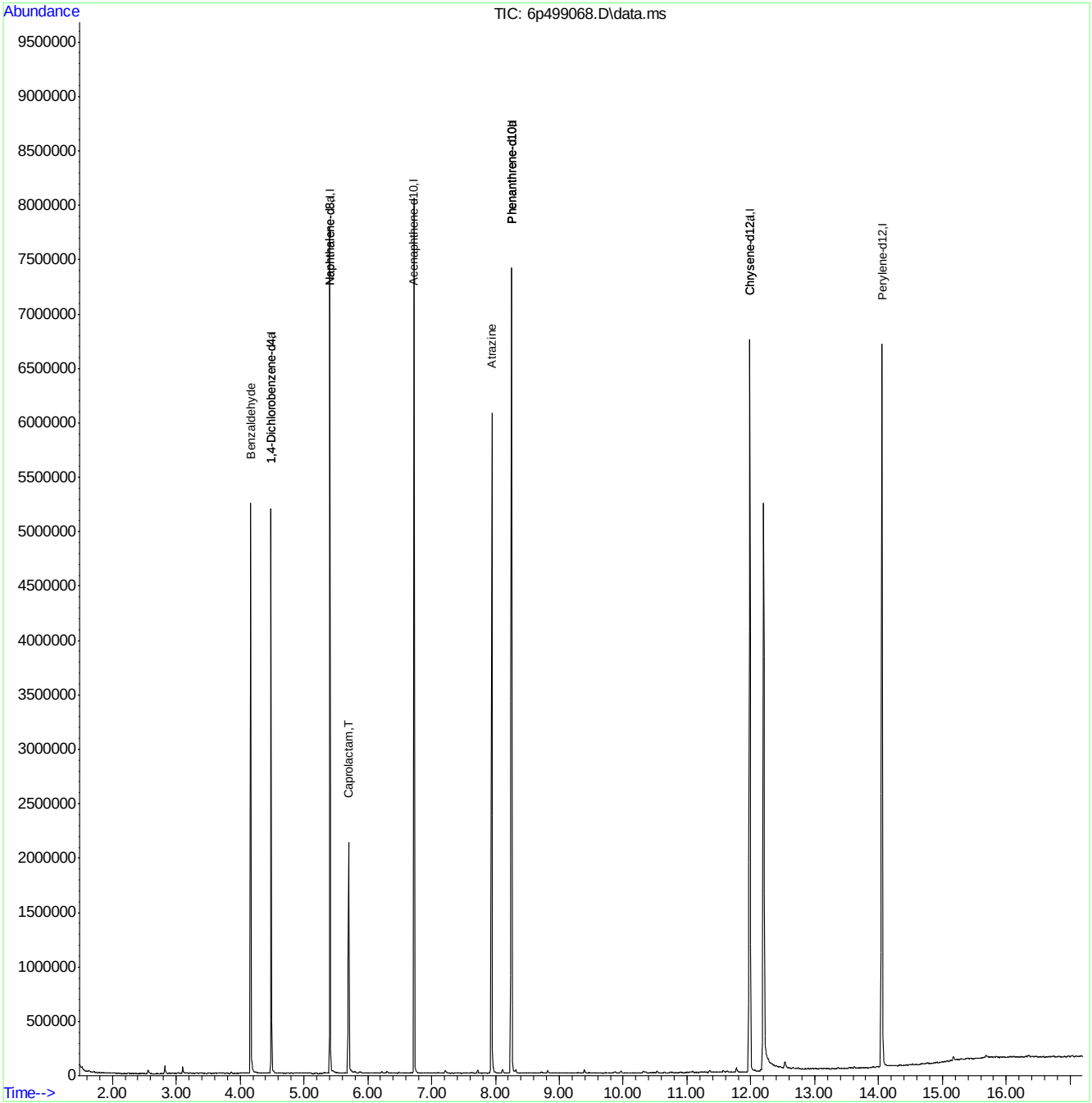

Quantitation Report (QT Reviewed)

Data Path : C:\msdchem\1\DATA\jonkm\070421\e6p3394\
Data File : 6p499157.d
Acq On : 2 Jul 2021 4:39 pm
Operator : brandonl
Sample : cc3388-50 Inst : MS6P
Misc : op34109,e6p3394,30.0,,,1,1
ALS Vial : 2 Sample Multiplier: 1

Quant Method : C:\MSDCHEM\1\METHODS\M6P3388.M
Quant Results File: M6P3388.RES
Quant Time: Jul 04 07:13:44 2021
Quant Title : Semi Volatile GC/MS,zb-5msi 30m x .25mm x .25MoTuWed Jun 30 18:27:50 2021
QLast Update : Sun Jul 04 07:06:03 2021
Response via : Initial Calibration

Compound	R.T.	QIon	Response	Conc	Units	Dev(Min)
Internal Standards						
1) 1,4-Dichlorobenzene-d4	4.461	152	1058901	40.00	ppm	-0.03
24) Naphthalene-d8	5.381	136	3951627	40.00	ppm	-0.03
46) Acenaphthene-d10	6.691	164	2354000	40.00	ppm	-0.03
69) Phenanthrene-d10	8.210	188	4139701	40.00	ppm	-0.04
84) Chrysene-d12	11.938	240	3938762	40.00	ppm	-0.05
93) Perylene-d12	14.003	264	4109107	40.00	ppm	-0.05
103) 1,4-Dichlorobenzene-d4a	4.461	152	1058901	40.00	ppm	-0.03
105) Phenanthrene-d10a	8.210	188	4139701	40.00	ppm	-0.04
107) Naphthalene-d8a	5.381	136	3951627	40.00	ppm	-0.03
109) Phenanthrene-d10b	8.210	188	4139701	40.00	ppm	-0.04
112) Chrysene-d12a	11.938	240	3938762	40.00	ppm	-0.05
System Monitoring Compounds						
5) 2-Fluorophenol	3.503	112	1772159	61.37	ppm	-0.02
Spiked Amount 50.000			Recovery =	122.74%		
8) Phenol-d5	4.236	99	1866242	50.51	ppm	-0.01
Spiked Amount 50.000			Recovery =	101.02%		
25) Nitrobenzene-d5	4.867	82	1440780	55.52	ppm	-0.03
Spiked Amount 50.000			Recovery =	111.04%		
51) 2-Fluorobiphenyl	6.151	172	3787925	50.50	ppm	-0.03
Spiked Amount 50.000			Recovery =	101.00%		
74) 2,4,6-Tribromophenol	7.440	330	746313	55.32	ppm	-0.03
Spiked Amount 50.000			Recovery =	110.64%		
87) Terphenyl-d14	10.387	244	4812996	51.58	ppm	-0.04
Spiked Amount 50.000			Recovery =	103.16%		
110) 1-chlorooctadecane	0.000	57	0	0.00	ppm	
Spiked Amount 50.000			Recovery =	0.00%		
111) o-terphenyl	0.000	230	0	0.00	ppm	
Spiked Amount 50.000			Recovery =	0.00%		
Target Compounds						Qvalue
2) 1,4-Dioxane	1.936	88	711612	62.68	ppm	97
3) Pyridine	2.284	79	1685284	60.23	ppm	98
4) N-Nitrosodimethylamine	2.252	74	953031	61.21	ppm	99
6) Indene	4.648	116	2882205	50.50	ppm	99
7) Cumene	3.862	105	3717422	50.81	ppm	100
9) Phenol	4.241	94	2021697	52.64	ppm	88
10) Aniline	4.225	93	2306759	51.66	ppm	73
11) bis(2-Chloroethyl)ether	4.268	93	1415954	48.56	ppm	98
12) 2-Chlorophenol	4.322	128	1768768	50.52	ppm	97
13) Decane	4.348	43	909535	46.56	ppm	98
14) 1,3-Dichlorobenzene	4.418	146	1958321	49.18	ppm	100
15) 1,4-Dichlorobenzene	4.471	146	1953831	49.19	ppm	100
16) Benzyl alcohol	4.578	108	1134595	50.89	ppm	88
17) 1,2-Dichlorobenzene	4.584	146	1883391	50.66	ppm	99
18) Acetophenone	4.760	105	2156034	48.22	ppm	88
19) 2-Methylphenol	4.675	108	1504602	50.36	ppm	99
20) 2,2'-oxybis(1-Chloropr...	4.664	121	562404	49.59	ppm #	59
21) 3&4-Methylphenol	4.792	108	3098337	99.49	ppm	97
22) n-Nitroso-di-n-propyla...	4.766	70	863126	45.28	ppm	98
23) Hexachloroethane	4.824	201	707405	52.56	ppm	97
26) Nitrobenzene	4.883	77	1428750	53.38	ppm	90
27) Quinoline	5.648	129	3467916	48.46	ppm	99
28) Isophorone	5.054	82	2635200	46.96	ppm	97
29) 2-Nitrophenol	5.108	139	951248	56.52	ppm	96
30) 2,4-Dimethylphenol	5.156	107	1604610	50.28	ppm	99

Quantitation Report (QT Reviewed)

Data Path : C:\msdchem\1\DATA\jonkm\070421\e6p3394\
Data File : 6p499157.d
Acq On : 2 Jul 2021 4:39 pm
Operator : brandonl
Sample : cc3388-50 Inst : MS6P
Misc : op34109,e6p3394,30.0,,,1,1
ALS Vial : 2 Sample Multiplier: 1

Quant Method : C:\MSDCHEM\1\METHODS\M6P3388.M
Quant Results File: M6P3388.RES
Quant Time: Jul 04 07:13:44 2021
Quant Title : Semi Volatile GC/MS,zb-5msi 30m x .25mm x .25MoTuWed Jun 30 18:27:50 2021
QLast Update : Sun Jul 04 07:06:03 2021
Response via : Initial Calibration

Compound	R.T.	QIon	Response	Conc	Units		Dev(Min)
31) Benzoic acid	5.268	105	722414	35.03	ppm		98
32) bis(2-Chloroethoxy)met...	5.204	93	1624605	48.29	ppm		100
33) 2,4-Dichlorophenol	5.295	162	1509404	52.38	ppm		95
34) 2,6-Dichlorophenol	5.450	162	1509482	51.72	ppm		99
35) 1,3,5-Trichlorobenzene	5.113	180	1713419	52.35	ppm		99
36) 1,2,4-Trichlorobenzene	5.338	180	1653926	51.57	ppm		100
37) 1,2,3-Trichlorobenzene	5.498	180	1568394	51.09	ppm		100
38) Naphthalene	5.391	128	5042253	50.79	ppm		100
39) 4-Chloroaniline	5.439	127	2124884	51.19	ppm		98
40) 2,3-Dichloroaniline	6.092	161	1818234	49.40	ppm		97
41) Hydroquinone	5.702	110	239716	7.92	ppm		97
42) Hexachlorobutadiene	5.482	225	1011263	53.56	ppm		99
43) 4-Chloro-3-methylphenol	5.798	107	1379763	48.75	ppm		92
44) 2-Methylnaphthalene	5.883	141	3023468	47.76	ppm		98
45) 1-Methylnaphthalene	5.953	141	2918544	47.59	ppm		100
47) Hexachlorocyclopentadiene	6.001	237	1698501	104.16	ppm		98
48) 1,2,4,5-tetrachloroben...	6.006	216	1660894	51.93	ppm		99
49) 2,4,6-Trichlorophenol	6.097	196	1140333	53.59	ppm		100
50) 2,4,5-Trichlorophenol	6.135	196	1197262	53.26	ppm		99
52) 2-Chloronaphthalene	6.242	162	3263824	51.05	ppm		99
53) Biphenyl	6.226	154	4315084	49.93	ppm		100
54) 2-Nitroaniline	6.327	65	670615	55.09	ppm		95
55) Dimethylphthalate	6.466	163	3759773	49.55	ppm		99
56) Acenaphthylene	6.568	152	4196845	51.22	ppm		100
57) 2,6-Dinitrotoluene	6.515	165	882444	59.25	ppm		99
58) 3-Nitroaniline	6.664	138	934790	56.65	ppm		99
59) Acenaphthene	6.718	153	3332287	49.91	ppm		99
60) 2,4-Dinitrophenol	6.755	184	664465	71.88	ppm	#	59
61) 4-Nitrophenol	6.852	109	403567	47.78	ppm		91
62) Dibenzofuran	6.873	168	4699536	49.84	ppm		97
63) 2,4-Dinitrotoluene	6.868	165	1173067	59.70	ppm		97
64) 2,3,4,6-Tetrachlorophenol	6.996	232	995404	53.15	ppm		95
65) Diethylphthalate	7.087	149	3620875	47.35	ppm		97
66) Fluorene	7.194	166	3871042	48.22	ppm		99
67) 4-Chlorophenyl-phenyle...	7.189	204	1948169	50.52	ppm		96
68) 4-Nitroaniline	7.231	138	853081	50.02	ppm		99
70) 4,6-Dinitro-2-methylph...	7.258	198	527016	45.36	ppm	#	73
71) n-Nitrosodiphenylamine	7.312	169	3292509	50.53	ppm		98
72) 1,2-Diphenylhydrazine	7.349	77	2745215	48.78	ppm		96
73) pentachloronitrobenzene	8.023	295	270191	59.01	ppm		94
75) 4-Bromophenyl-phenylether	7.697	248	1223416	53.02	ppm		97
76) Hexachlorobenzene	7.771	284	1387232	52.69	ppm		99
77) Pentachlorophenol	8.012	266	1706848	104.17	ppm		98
78) Phenanthrene	8.237	178	5403069	49.88	ppm		99
79) Anthracene	8.301	178	5586149	50.78	ppm		100
80) Carbazole	8.510	167	4818046	47.27	ppm		100
81) Di-n-butylphthalate	8.996	149	6097513	48.01	ppm		100
82) Fluoranthene	9.799	202	5971265	48.70	ppm		99
83) Octadecane	8.114	57	1337125	46.58	ppm		95
85) benzidine	10.023	184	1598916	31.67	ppm		100
86) Pyrene	10.114	202	6071297	49.84	ppm		99
88) Butylbenzylphthalate	11.173	149	2575168	47.81	ppm		98
89) Benzo[a]anthracene	11.922	228	5983421	49.52	ppm		99
90) 3,3'-Dichlorobenzidine	11.933	252	2175894	50.10	ppm		99
91) Chrysene	11.981	228	5551102	49.67	ppm		99
92) bis(2-Ethylhexyl)phtha...	12.109	149	3759824	48.36	ppm		97
94) Di-n-octylphthalate	13.077	149	6302206	48.03	ppm		99

Quantitation Report (QT Reviewed)

Data Path : C:\msdchem\1\DATA\jonkm\070421\e6p3394\
Data File : 6p499157.d
Acq On : 2 Jul 2021 4:39 pm
Operator : brandonl
Sample : cc3388-50 Inst : MS6P
Misc : op34109,e6p3394,30.0,,,1,1
ALS Vial : 2 Sample Multiplier: 1

Quant Method : C:\MSDCHEM\1\METHODS\M6P3388.M
Quant Results File: M6P3388.RES
Quant Time: Jul 04 07:13:44 2021
Quant Title : Semi Volatile GC/MS,zb-5msi 30m x .25mm x .25MoTuWed Jun 30 18:27:50 2021
QLast Update : Sun Jul 04 07:06:03 2021
Response via : Initial Calibration

Compound	R.T.	QIon	Response	Conc	Units	Dev(Min)
95) Benzo[b]fluoranthene	13.500	252	6485392	49.93	ppm	99
96) Benzo[k]fluoranthene	13.537	252	5838186	53.04	ppm	100
97) Benzo[a]pyrene	13.928	252	5896223	51.70	ppm	99
98) Indeno[1,2,3-cd]pyrene	15.318	276	5993514	44.96	ppm	97
99) Dibenz(a,h)acridine	15.062	279	5278176	53.96	ppm	99
100) Dibenz[a,h]anthracene	15.351	278	6087778	52.59	ppm	99
101) 7,12-Dimethylbenz(a)an...	13.500	256	2590245	47.38	ppm	98
102) Benzo[g,h,i]perylene	15.634	276	5973970	51.74	ppm	99

(#) = qualifier out of range (m) = manual integration (+) = signals summed

9.6.43

9

Quantitation Report (QT Reviewed)

Data Path : C:\msdchem\1\DATA\jonkm\070421\e6p3394\
Data File : 6p499157.d
Acq On : 2 Jul 2021 4:39 pm
Operator : brandonl
Sample : cc3388-50 Inst : MS6P
Misc : op34109,e6p3394,30.0,,,1,1
ALS Vial : 2 Sample Multiplier: 1

Quant Method : C:\MSDCHEM\1\METHODS\M6P3388.M
Quant Results File: M6P3388.RES
Quant Time: Jul 04 07:13:44 2021
Quant Title : Semi Volatile GC/MS,zb-5msi 30m x .25mm x .25MoTuWed Jun 30 18:27:50 2021
QLast Update : Sun Jul 04 07:06:03 2021
Response via : Initial Calibration

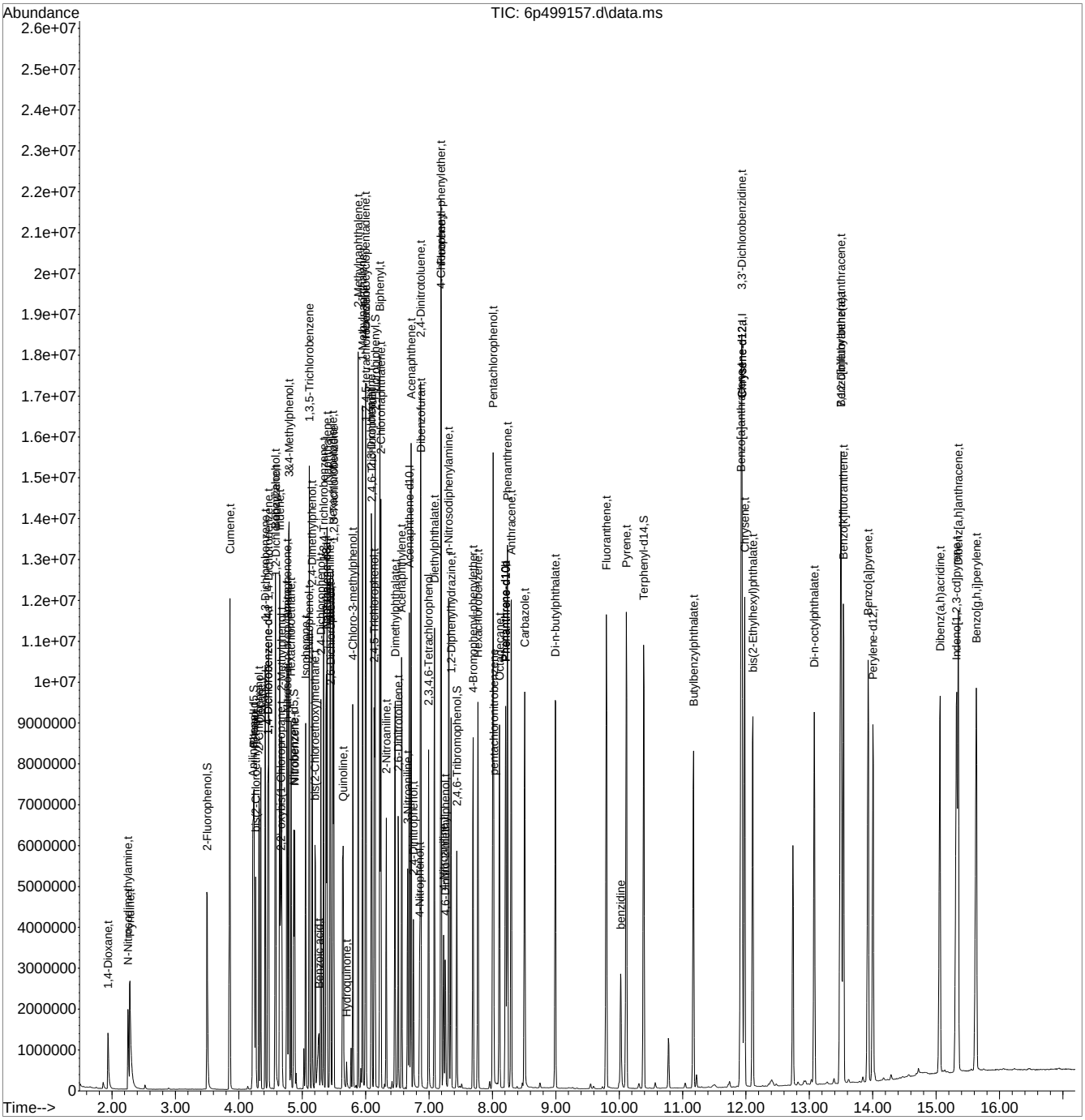

Quantitation Report (QT Reviewed)

Data Path : C:\msdchem\1\DATA\jonkm\070421\e6p3394\
Data File : 6p499158.d
Acq On : 2 Jul 2021 5:04 pm
Operator : brandonl
Sample : cc3389-50 Inst : MS6P
Misc : op34109,e6p3394,30.0,,,1,1
ALS Vial : 3 Sample Multiplier: 1

Quant Method : C:\MSDCHEM\1\METHODS\M6P3388.M
Quant Results File: M6P3388.RES
Quant Time: Jul 04 07:02:27 2021
Quant Title : Semi Volatile GC/MS,zb-5msi 30m x .25mm x .25MoTuWed Jun 30 18:27:50 2021
QLast Update : Wed Jun 30 18:27:50 2021
Response via : Initial Calibration

Compound	R.T.	QIon	Response	Conc	Units	Dev(Min)
Internal Standards						
1) 1,4-Dichlorobenzene-d4	4.455	152	831376	40.00	ppm	-0.03
24) Naphthalene-d8	5.375	136	3062530	40.00	ppm	-0.03
46) Acenaphthene-d10	6.686	164	1706712	40.00	ppm	-0.04
69) Phenanthrene-d10	8.199	188	2995027	40.00	ppm	-0.05
84) Chrysene-d12	11.927	240	2745620	40.00	ppm	-0.06
93) Perylene-d12	13.997	264	2940340	40.00	ppm	-0.06
103) 1,4-Dichlorobenzene-d4a	4.455	152	831376	40.00	ppm	-0.03
105) Phenanthrene-d10a	8.199	188	2995027	40.00	ppm	-0.05
107) Naphthalene-d8a	5.375	136	3062530	40.00	ppm	-0.03
109) Phenanthrene-d10b	8.199	188	2995027	40.00	ppm	#-0.05
112) Chrysene-d12a	11.927	240	2745620	40.00	ppm	-0.06
System Monitoring Compounds						
5) 2-Fluorophenol	0.000	112	0	0.00	ppm	
Spiked Amount 50.000			Recovery =	0.00%		
8) Phenol-d5	0.000	99	0d	0.00	ppm	
Spiked Amount 50.000			Recovery =	0.00%		
25) Nitrobenzene-d5	0.000	82	0	0.00	ppm	
Spiked Amount 50.000			Recovery =	0.00%		
51) 2-Fluorobiphenyl	0.000	172	0d	0.00	ppm	
Spiked Amount 50.000			Recovery =	0.00%		
74) 2,4,6-Tribromophenol	0.000	330	0	0.00	ppm	
Spiked Amount 50.000			Recovery =	0.00%		
87) Terphenyl-d14	0.000	244	0d	0.00	ppm	
Spiked Amount 50.000			Recovery =	0.00%		
110) 1-chlorooctadecane	9.718	57	662317	51.72	ppm	-0.05
Spiked Amount 50.000			Recovery =	103.44%		
111) o-terphenyl	8.697	230	2211936	51.27	ppm	-0.04
Spiked Amount 50.000			Recovery =	102.54%		
Target Compounds						Qvalue
104) Benzaldehyde	4.134	105	969819	51.42	ppm	97
106) Atrazine	7.900	215	427724	50.54	ppm	98
108) Caprolactam	5.675	55	314266	51.17	ppm	97

(#) = qualifier out of range (m) = manual integration (+) = signals summed

Quantitation Report (QT Reviewed)

Data Path : C:\msdchem\1\DATA\jonkm\070421\e6p3394\
Data File : 6p499158.d
Acq On : 2 Jul 2021 5:04 pm
Operator : brandonl
Sample : cc3389-50 Inst : MS6P
Misc : op34109,e6p3394,30.0,,,1,1
ALS Vial : 3 Sample Multiplier: 1

Quant Method : C:\MSDCHEM\1\METHODS\M6P3388.M
Quant Results File: M6P3388.RES
Quant Time: Jul 04 07:02:27 2021
Quant Title : Semi Volatile GC/MS,zb-5msi 30m x .25mm x .25MoTuWed Jun 30 18:27:50 2021
QLast Update : Wed Jun 30 18:27:50 2021
Response via : Initial Calibration

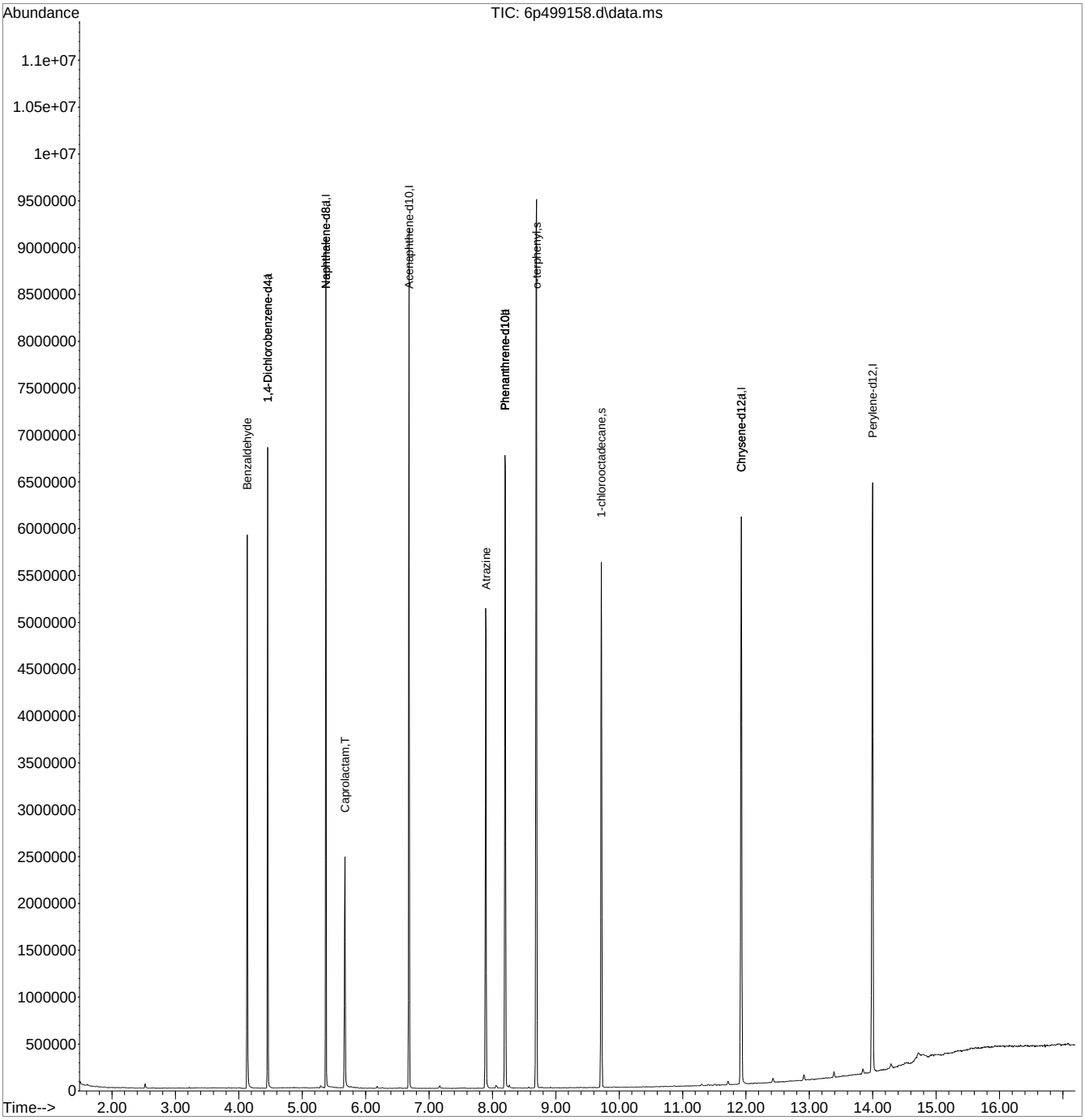

Manual Integrations APPROVED (compounds with "m" flag)
Nina Pandya
07/12/21 12:21

Quantitation Report (QT Reviewed)

Data Path : C:\msdchem\1\DATA\jonkm\071221\e6p3401\
Data File : 6p499339.d
Acq On : 9 Jul 2021 8:57 pm
Operator : chriss2
Sample : cc3388-25 Inst : MS6P
Misc : op34130,e6p3401,30.0,,,1,1
ALS Vial : 2 Sample Multiplier: 1

Quant Method : C:\MSDCHEM\1\METHODS\M6P3388.M
Quant Results File: M6P3388.RES
Quant Time: Jul 12 03:12:12 2021
Quant Title : Semi Volatile GC/MS,zb-5msi 30m x .25mm x .25MoTuWed Jun 30 18:27:50 2021
QLast Update : Tue Jul 06 23:21:35 2021
Response via : Initial Calibration

Compound	R.T.	QIon	Response	Conc	Units	Dev(Min)
Internal Standards						
1) 1,4-Dichlorobenzene-d4	4.364	152	583456	40.00	ppm	-0.06
24) Naphthalene-d8	5.284	136	2279546	40.00	ppm	-0.06
46) Acenaphthene-d10	6.579	164	1349663	40.00	ppm	-0.07
69) Phenanthrene-d10	8.066	188	2378240	40.00	ppm	-0.10
84) Chrysene-d12	11.767	240	2365967	40.00	ppm	-0.11
93) Perylene-d12	13.832	264	2386658	40.00	ppm	-0.11
103) 1,4-Dichlorobenzene-d4a	4.364	152	583456	40.00	ppm	-0.06
105) Phenanthrene-d10a	8.066	188	2378240	40.00	ppm	-0.10
107) Naphthalene-d8a	5.284	136	2279546	40.00	ppm	-0.06
109) Phenanthrene-d10b	8.066	188	2378240	40.00	ppm	-0.10
112) Chrysene-d12a	11.767	240	2365967	40.00	ppm	-0.11
System Monitoring Compounds						
5) 2-Fluorophenol	3.396	112	414753	26.07	ppm	-0.07
Spiked Amount 50.000			Recovery =	52.14%		
8) Phenol-d5	4.140	99	521584	25.62	ppm	-0.06
Spiked Amount 50.000			Recovery =	51.24%		
25) Nitrobenzene-d5	4.771	82	431503	28.83	ppm	-0.06
Spiked Amount 50.000			Recovery =	57.66%		
51) 2-Fluorobiphenyl	6.055	172	1037137	24.11	ppm	-0.06
Spiked Amount 50.000			Recovery =	48.22%		
74) 2,4,6-Tribromophenol	7.312	330	191823	24.75	ppm	-0.09
Spiked Amount 50.000			Recovery =	49.50%		
87) Terphenyl-d14	10.232	244	1345224	24.00	ppm	-0.11
Spiked Amount 50.000			Recovery =	48.00%		
110) 1-chlorooctadecane	0.000	57	0d	0.00	ppm	
Spiked Amount 50.000			Recovery =	0.00%		
111) o-terphenyl	0.000	230	0	0.00	ppm	
Spiked Amount 50.000			Recovery =	0.00%		
Target Compounds						Qvalue
2) 1,4-Dioxane	1.802	88	159910	25.56	ppm	97
3) Pyridine	2.145	79	401234	26.02	ppm	97
4) N-Nitrosodimethylamine	2.113	74	225873	26.33	ppm	94
6) Indene	4.552	116	817747	26.00	ppm	99
7) Cumene	3.765	105	1058601	26.26	ppm	97
9) Phenol	4.151	94	570032	26.94	ppm	100
10) Aniline	4.129	93	635626	25.83	ppm	92
11) bis(2-Chloroethyl)ether	4.177	93	413752	25.75	ppm	99
12) 2-Chlorophenol	4.220	128	492729	25.54	ppm	97
13) Decane	4.258	43	303837	28.23	ppm	98
14) 1,3-Dichlorobenzene	4.322	146	540714	24.65	ppm	99
15) 1,4-Dichlorobenzene	4.375	146	542773	24.80	ppm	99
16) Benzyl alcohol	4.482	108	314235	25.58	ppm	95
17) 1,2-Dichlorobenzene	4.487	146	511843	24.99	ppm	99
18) Acetophenone	4.664	105	621348	25.22	ppm	95
19) 2-Methylphenol	4.584	108	416797	25.32	ppm	98
20) 2,2'-oxybis(1-Chloropr...	4.573	121	154001	24.64	ppm	96
21) 3&4-Methylphenol	4.696	108	889986	51.86	ppm	97
22) n-Nitroso-di-n-propyla...	4.669	70	288561	27.47	ppm	91
23) Hexachloroethane	4.734	201	180050	24.28	ppm	99
26) Nitrobenzene	4.787	77	422909	27.39	ppm	100
27) Quinoline	5.541	129	948359	22.97	ppm	99
28) Isophorone	4.958	82	811159	25.06	ppm	98
29) 2-Nitrophenol	5.017	139	277074	28.54	ppm	96
30) 2,4-Dimethylphenol	5.065	107	464787	25.24	ppm	97

Quantitation Report (QT Reviewed)

Data Path : C:\msdchem\1\DATA\jonkm\071221\e6p3401\
Data File : 6p499339.d
Acq On : 9 Jul 2021 8:57 pm
Operator : chriss2
Sample : cc3388-25 Inst : MS6P
Misc : op34130,e6p3401,30.0,,,1,1
ALS Vial : 2 Sample Multiplier: 1

Quant Method : C:\MSDCHEM\1\METHODS\M6P3388.M
Quant Results File: M6P3388.RES
Quant Time: Jul 12 03:12:12 2021
Quant Title : Semi Volatile GC/MS,zb-5msi 30m x .25mm x .25MoTuWed Jun 30 18:27:50 2021
QLast Update : Tue Jul 06 23:21:35 2021
Response via : Initial Calibration

Compound	R.T.	QIon	Response	Conc	Units	Dev(Min)
31) Benzoic acid	5.156	105	338717	28.99	ppm	97
32) bis(2-Chloroethoxy)met...	5.113	93	491415	25.32	ppm	98
33) 2,4-Dichlorophenol	5.199	162	394283	23.72	ppm	95
34) 2,6-Dichlorophenol	5.354	162	404419	24.02	ppm	97
35) 1,3,5-Trichlorobenzene	5.022	180	458285	24.27	ppm	97
36) 1,2,4-Trichlorobenzene	5.247	180	438793	23.72	ppm	97
37) 1,2,3-Trichlorobenzene	5.402	180	417316	23.56	ppm	99
38) Naphthalene	5.301	128	1439931	25.14	ppm	100
39) 4-Chloroaniline	5.349	127	576280	24.07	ppm	96
40) 2,3-Dichloroaniline	5.996	161	500431	23.57	ppm	98
41) Hydroquinone	5.611	110	388427	22.24	ppm	95
42) Hexachlorobutadiene	5.391	225	258404	23.73	ppm	98
43) 4-Chloro-3-methylphenol	5.707	107	395270	24.21	ppm	100
44) 2-Methylnaphthalene	5.793	141	879106	24.07	ppm	96
45) 1-Methylnaphthalene	5.862	141	831663	23.51	ppm	96
47) Hexachlorocyclopentadiene	5.905	237	462953	49.51	ppm	98
48) 1,2,4,5-tetrachloroben...	5.910	216	456201	24.88	ppm	100
49) 2,4,6-Trichlorophenol	6.001	196	305370	25.03	ppm	98
50) 2,4,5-Trichlorophenol	6.033	196	319253	24.77	ppm	99
52) 2-Chloronaphthalene	6.140	162	910065	24.83	ppm	98
53) Biphenyl	6.124	154	1224522	24.71	ppm	99
54) 2-Nitroaniline	6.226	65	219537	31.46	ppm	94
55) Dimethylphthalate	6.360	163	1020982	23.47	ppm	100
56) Acenaphthylene	6.461	152	1171498	24.93	ppm	99
57) 2,6-Dinitrotoluene	6.408	165	238662	27.95	ppm	87
58) 3-Nitroaniline	6.552	138	251437	26.58	ppm	97
59) Acenaphthene	6.606	153	962088	25.13	ppm	99
60) 2,4-Dinitrophenol	6.643	184	300569	58.60	ppm	98
61) 4-Nitrophenol	6.734	109	132873	27.44	ppm	95
62) Dibenzofuran	6.755	168	1337825	24.75	ppm	97
63) 2,4-Dinitrotoluene	6.750	165	334967	29.73	ppm	97
64) 2,3,4,6-Tetrachlorophenol	6.878	232	266395	24.81	ppm	99
65) Diethylphthalate	6.969	149	1042585	23.78	ppm	98
66) Fluorene	7.071	166	1146696	24.91	ppm	97
67) 4-Chlorophenyl-phenyle...	7.071	204	535610	24.22	ppm	94
68) 4-Nitroaniline	7.103	138	237373	24.28	ppm	99
70) 4,6-Dinitro-2-methylph...	7.135	198	185776	29.37	ppm	92
71) n-Nitrosodiphenylamine	7.189	169	917338	24.50	ppm	99
72) 1,2-Diphenylhydrazine	7.226	77	877961	27.16	ppm	97
73) pentachloronitrobenzene	7.879	295	68993	26.23	ppm	99
75) 4-Bromophenyl-phenylether	7.568	248	324697	24.49	ppm	95
76) Hexachlorobenzene	7.638	284	369500	24.43	ppm	97
77) Pentachlorophenol	7.873	266	495725	52.66	ppm	98
78) Phenanthrene	8.092	178	1548067	24.87	ppm	99
79) Anthracene	8.157	178	1608558	25.45	ppm	99
80) Carbazole	8.365	167	1432767	24.47	ppm	99
81) Di-n-butylphthalate	8.852	149	1818492	24.93	ppm	99
82) Fluoranthene	9.638	202	1672900	23.75	ppm	99
83) Octadecane	7.980	57	445178	27.00	ppm	96
85) benzidine	9.874	184	443169	16.59	ppm	100
86) Pyrene	9.954	202	1726333	23.59	ppm	100
88) Butylbenzylphthalate	11.018	149	790887	24.44	ppm	96
89) Benzo[a]anthracene	11.751	228	1728368	23.81	ppm	99
90) 3,3'-Dichlorobenzidine	11.767	252	661202	25.35	ppm	97
91) Chrysene	11.804	228	1573288	23.44	ppm	99
92) bis(2-Ethylhexyl)phtha...	11.954	149	1108759	23.74	ppm	97
94) Di-n-octylphthalate	12.922	149	1943798	25.50	ppm	100

Quantitation Report (QT Reviewed)

Data Path : C:\msdchem\1\DATA\jonkm\071221\e6p3401\
Data File : 6p499339.d
Acq On : 9 Jul 2021 8:57 pm
Operator : chriss2
Sample : cc3388-25 Inst : MS6P
Misc : op34130,e6p3401,30.0,,,1,1
ALS Vial : 2 Sample Multiplier: 1

Quant Method : C:\MSDCHEM\1\METHODS\M6P3388.M
Quant Results File: M6P3388.RES
Quant Time: Jul 12 03:12:12 2021
Quant Title : Semi Volatile GC/MS,zb-5msi 30m x .25mm x .25MoTuWed Jun 30 18:27:50 2021
QLast Update : Tue Jul 06 23:21:35 2021
Response via : Initial Calibration

Compound	R.T.	QIon	Response	Conc	Units	Dev(Min)
95) Benzo[b]fluoranthene	13.318	252	1873255	24.83	ppm	99
96) Benzo[k]fluoranthene	13.356	252	1591565	24.89	ppm	99
97) Benzo[a]pyrene	13.751	252	1632499	24.64	ppm	98
98) Indeno[1,2,3-cd]pyrene	15.137	276	1870475m	24.16	ppm	
99) Dibenz(a,h)acridine	14.880	279	1425224	25.09	ppm	98
100) Dibenz[a,h]anthracene	15.163	278	1651295	24.56	ppm	100
101) 7,12-Dimethylbenz(a)an...	13.318	256	746240	23.50	ppm	98
102) Benzo[g,h,i]perylene	15.431	276	1634666	24.15	ppm	100

(#) = qualifier out of range (m) = manual integration (+) = signals summed

9.6.45

9

Quantitation Report (QT Reviewed)

Data Path : C:\msdchem\1\DATA\jonkm\071221\e6p3401\
Data File : 6p499339.d
Acq On : 9 Jul 2021 8:57 pm
Operator : chriss2
Sample : cc3388-25 Inst : MS6P
Misc : op34130,e6p3401,30.0,,,1,1
ALS Vial : 2 Sample Multiplier: 1

Quant Method : C:\MSDCHEM\1\METHODS\M6P3388.M
Quant Results File: M6P3388.RES
Quant Time: Jul 12 03:12:12 2021
Quant Title : Semi Volatile GC/MS,zb-5msi 30m x .25mm x .25MoTuWed Jun 30 18:27:50 2021
QLast Update : Tue Jul 06 23:21:35 2021
Response via : Initial Calibration

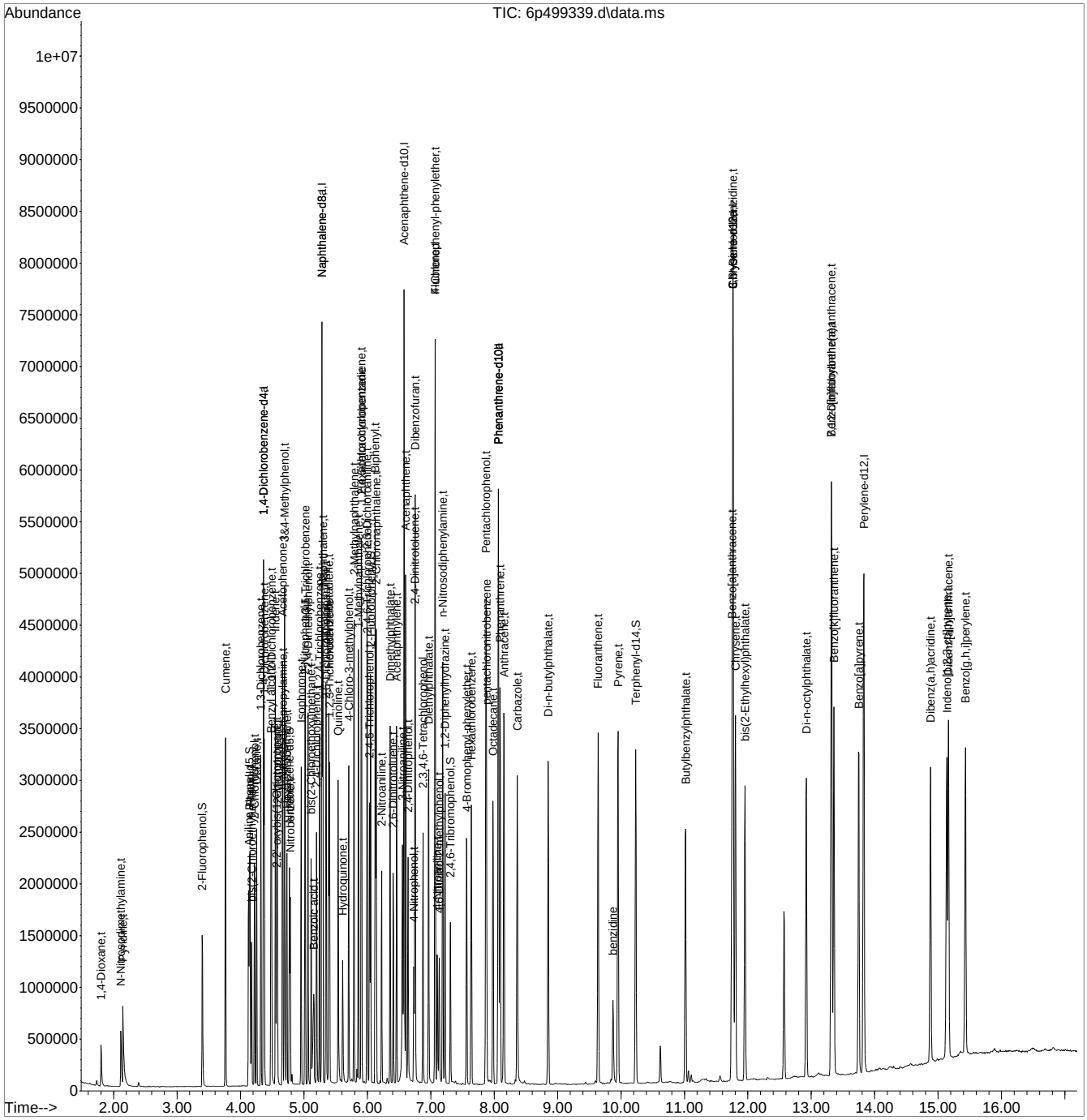

Manual Integration Approval Summary

Sample Number: E6P3401-CC3388
Lab FileID: 6P499339.D
Injection Time: 07/09/21 20:57

Method: SW846 8270E
Analyst approved: 07/12/21 03:14 Jon Kreigmor Mamanta
Supervisor approved: 07/12/21 12:21 Nina Pandya

Parameter	CAS	Sig#	R.T. (min.)	Reason
Indeno(1,2,3-cd)pyrene	193-39-5		15.14	Missed peak

Quantitation Report (Qedit)

Data Path : C:\msdchem\1\DATA\jonkm\071221\e6p3401\
Data File : 6p499339.d
Acq On : 9 Jul 2021 8:57 pm
Operator : chriss2
Sample : cc3388-25 Inst : MS6P
Misc : op34130,e6p3401,30.0,,,1,1
ALS Vial : 2 Sample Multiplier: 1

Quant Method : C:\MSDCHEM\1\METHODS\M6P3388.M
Quant Results File: M6P3388.RES
Quant Time: Jul 12 03:06:07 2021
Quant Title : Semi Volatile GC/MS,zb-5msi 30m x .25mm x .25MoTuWed Jun 30 18:27:50 2021
QLast Update : Tue Jul 06 23:21:35 2021
Response via : Initial Calibration

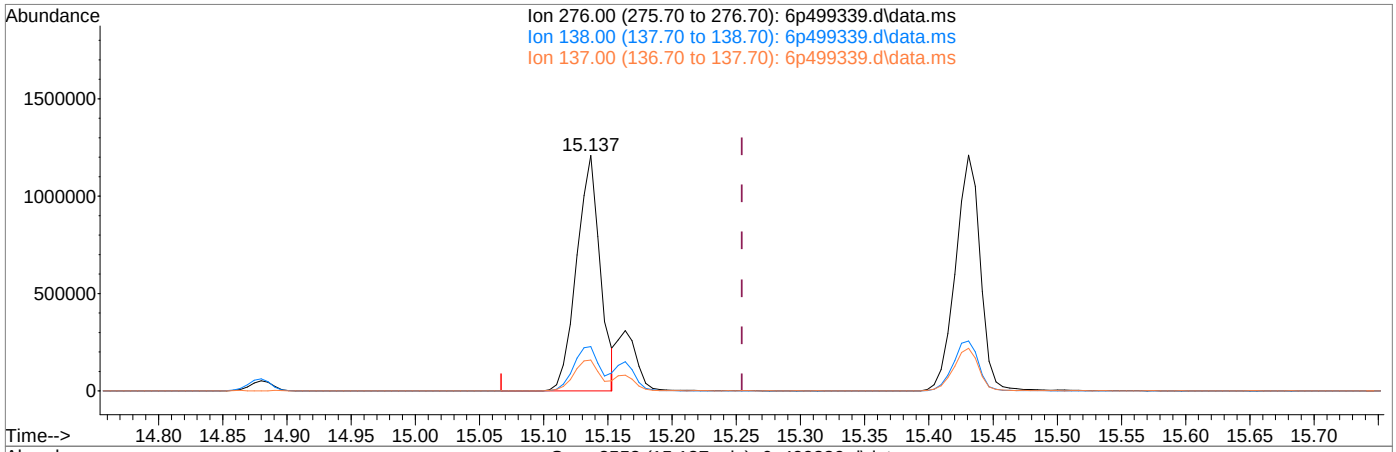

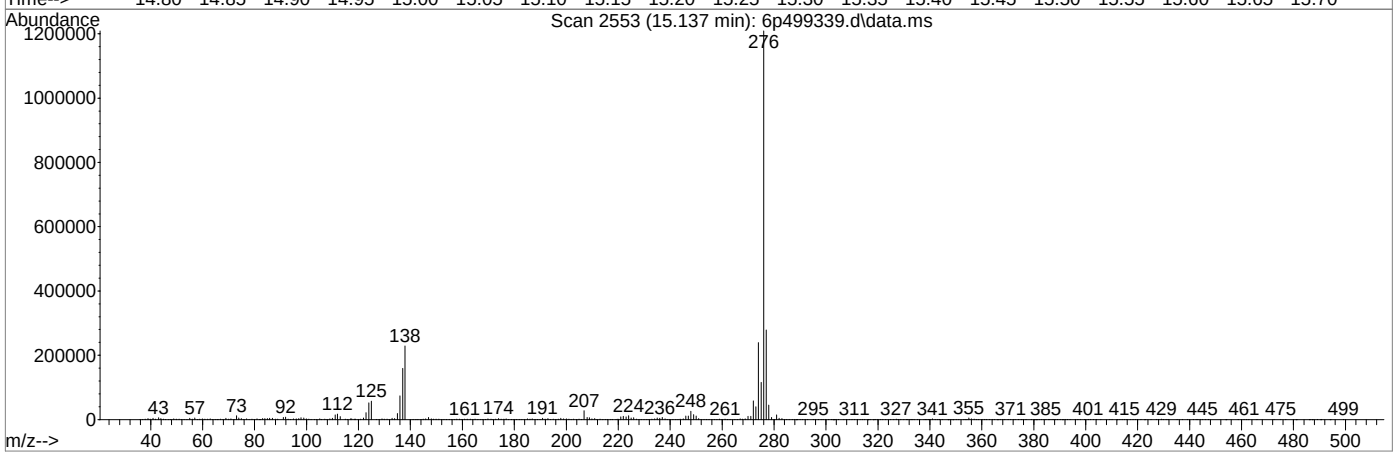

TIC: 6p499339.d\data.ms

(98) Indeno[1,2,3-cd]pyrene (t)

15.137min (-0.118) 19.88ppm

response 1538993

Ion	Exp%	Act%
276.00	100	100
138.00	19.50	16.57
137.00	13.70	11.98
0.00	0.00	0.00

Quantitation Report (Qedit)

Data Path : C:\msdchem\1\DATA\jonkm\071221\e6p3401\
Data File : 6p499339.d
Acq On : 9 Jul 2021 8:57 pm
Operator : chriss2
Sample : cc3388-25 Inst : MS6P
Misc : op34130,e6p3401,30.0,,,1,1
ALS Vial : 2 Sample Multiplier: 1

Quant Method : C:\MSDCHEM\1\METHODS\M6P3388.M
Quant Results File: M6P3388.RES
Quant Time: Jul 12 03:06:07 2021
Quant Title : Semi Volatile GC/MS,zb-5msi 30m x .25mm x .25MoTuWed Jun 30 18:27:50 2021
QLast Update : Tue Jul 06 23:21:35 2021
Response via : Initial Calibration

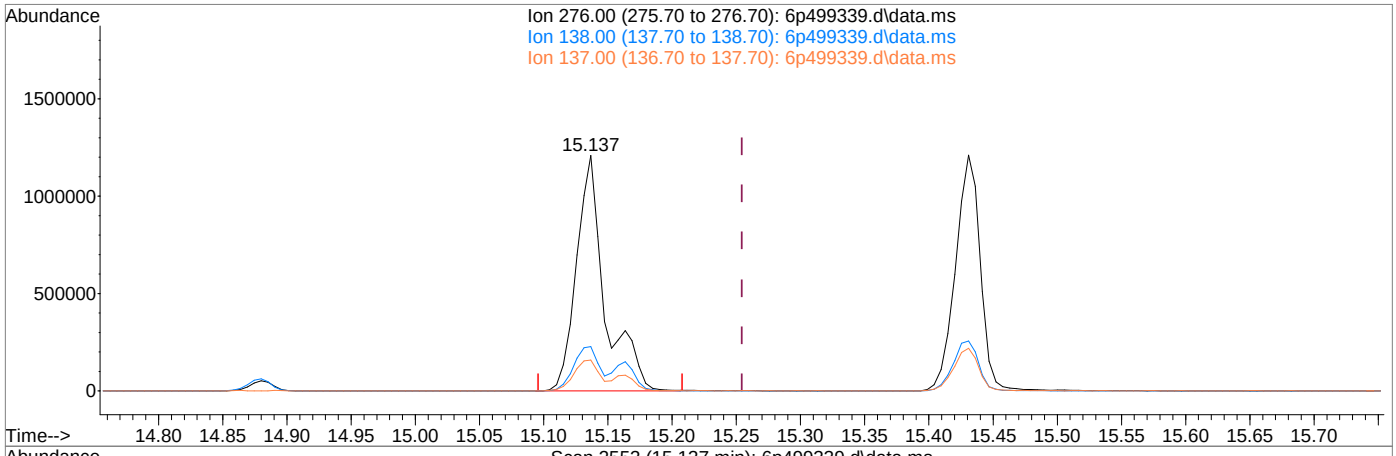

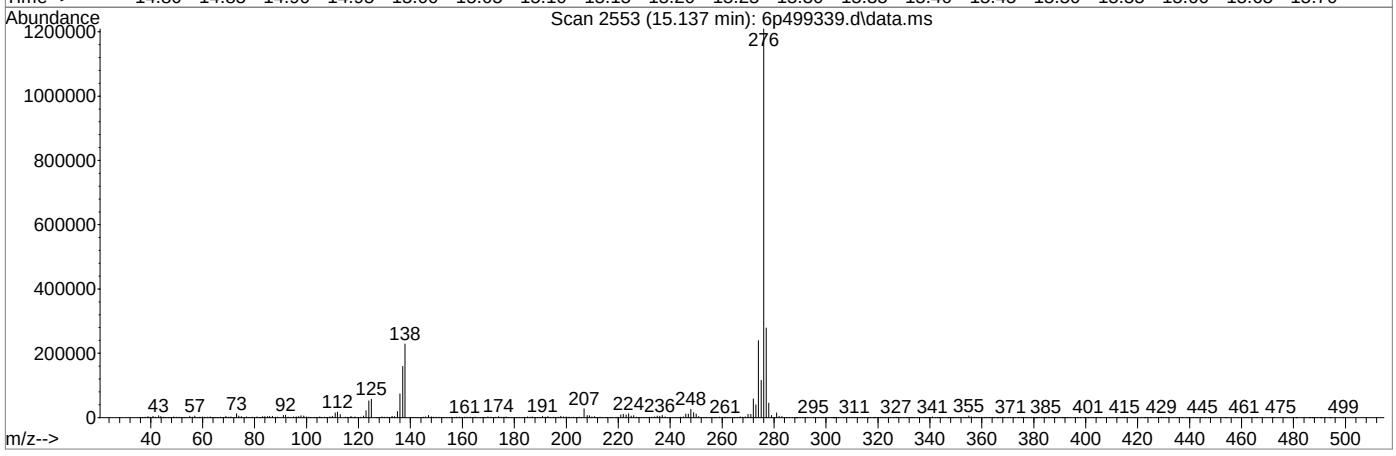

TIC: 6p499339.d\data.ms

(98) Indeno[1,2,3-cd]pyrene (t)

15.137min (-0.118) 24.16ppm m

response 1870475

Ion	Exp%	Act%
276.00	100	100
138.00	19.50	18.91
137.00	13.70	13.13
0.00	0.00	0.00

Quantitation Report (QT Reviewed)

Data Path : C:\msdchem\1\DATA\jonkm\071221\e6p3401\
Data File : 6p499340.d
Acq On : 9 Jul 2021 9:20 pm
Operator : chriss2
Sample : cc3389-25 Inst : MS6P
Misc : op34130,e6p3401,30.0,,,1,1
ALS Vial : 3 Sample Multiplier: 1

Quant Method : C:\MSDCHEM\1\METHODS\M6P3388.M
Quant Results File: M6P3388.RES
Quant Time: Jul 12 03:04:11 2021
Quant Title : Semi Volatile GC/MS,zb-5msi 30m x .25mm x .25MoTuWed Jun 30 18:27:50 2021
QLast Update : Tue Jul 06 23:21:35 2021
Response via : Initial Calibration

Compound	R.T.	QIon	Response	Conc	Units	Dev(Min)
Internal Standards						
1) 1,4-Dichlorobenzene-d4	4.364	152	682315	40.00	ppm	-0.06
24) Naphthalene-d8	5.284	136	2667297	40.00	ppm	-0.06
46) Acenaphthene-d10	6.579	164	1582642	40.00	ppm	-0.08
69) Phenanthrene-d10	8.066	188	2815974	40.00	ppm	-0.10
84) Chrysene-d12	11.767	240	2681996	40.00	ppm	-0.11
93) Perylene-d12	13.831	264	2876208	40.00	ppm	-0.11
103) 1,4-Dichlorobenzene-d4a	4.364	152	682315	40.00	ppm	-0.06
105) Phenanthrene-d10a	8.066	188	2815974	40.00	ppm	-0.10
107) Naphthalene-d8a	5.284	136	2667297	40.00	ppm	-0.06
109) Phenanthrene-d10b	8.066	188	2815974	40.00	ppm	-0.10
112) Chrysene-d12a	11.767	240	2681996	40.00	ppm	-0.11
System Monitoring Compounds						
5) 2-Fluorophenol	0.000	112	0d	0.00	ppm	
Spiked Amount 50.000			Recovery =	0.00%		
8) Phenol-d5	0.000	99	0d	0.00	ppm	
Spiked Amount 50.000			Recovery =	0.00%		
25) Nitrobenzene-d5	0.000	82	0d	0.00	ppm	
Spiked Amount 50.000			Recovery =	0.00%		
51) 2-Fluorobiphenyl	0.000	172	0d	0.00	ppm	
Spiked Amount 50.000			Recovery =	0.00%		
74) 2,4,6-Tribromophenol	0.000	330	0d	0.00	ppm	
Spiked Amount 50.000			Recovery =	0.00%		
87) Terphenyl-d14	0.000	244	0d	0.00	ppm	
Spiked Amount 50.000			Recovery =	0.00%		
110) 1-chlorooctadecane	9.579	57	385329	32.00	ppm	-0.10
Spiked Amount 50.000			Recovery =	64.00%		
111) o-terphenyl	8.552	230	1027787	25.34	ppm	-0.10
Spiked Amount 50.000			Recovery =	50.68%		
Target Compounds						Qvalue
104) Benzaldehyde	4.038	105	414229	26.76	ppm	94
106) Atrazine	7.766	215	198792	24.98	ppm	84
108) Caprolactam	5.578	55	144522	27.02	ppm	96

(#) = qualifier out of range (m) = manual integration (+) = signals summed

Quantitation Report (QT Reviewed)

Data Path : C:\msdchem\1\DATA\jonkm\071221\e6p3401\
Data File : 6p499340.d
Acq On : 9 Jul 2021 9:20 pm
Operator : chriss2
Sample : cc3389-25 Inst : MS6P
Misc : op34130,e6p3401,30.0,,,1,1
ALS Vial : 3 Sample Multiplier: 1

Quant Method : C:\MSDCHEM\1\METHODS\M6P3388.M
Quant Results File: M6P3388.RES
Quant Time: Jul 12 03:04:11 2021
Quant Title : Semi Volatile GC/MS,zb-5msi 30m x .25mm x .25MoTuWed Jun 30 18:27:50 2021
QLast Update : Tue Jul 06 23:21:35 2021
Response via : Initial Calibration

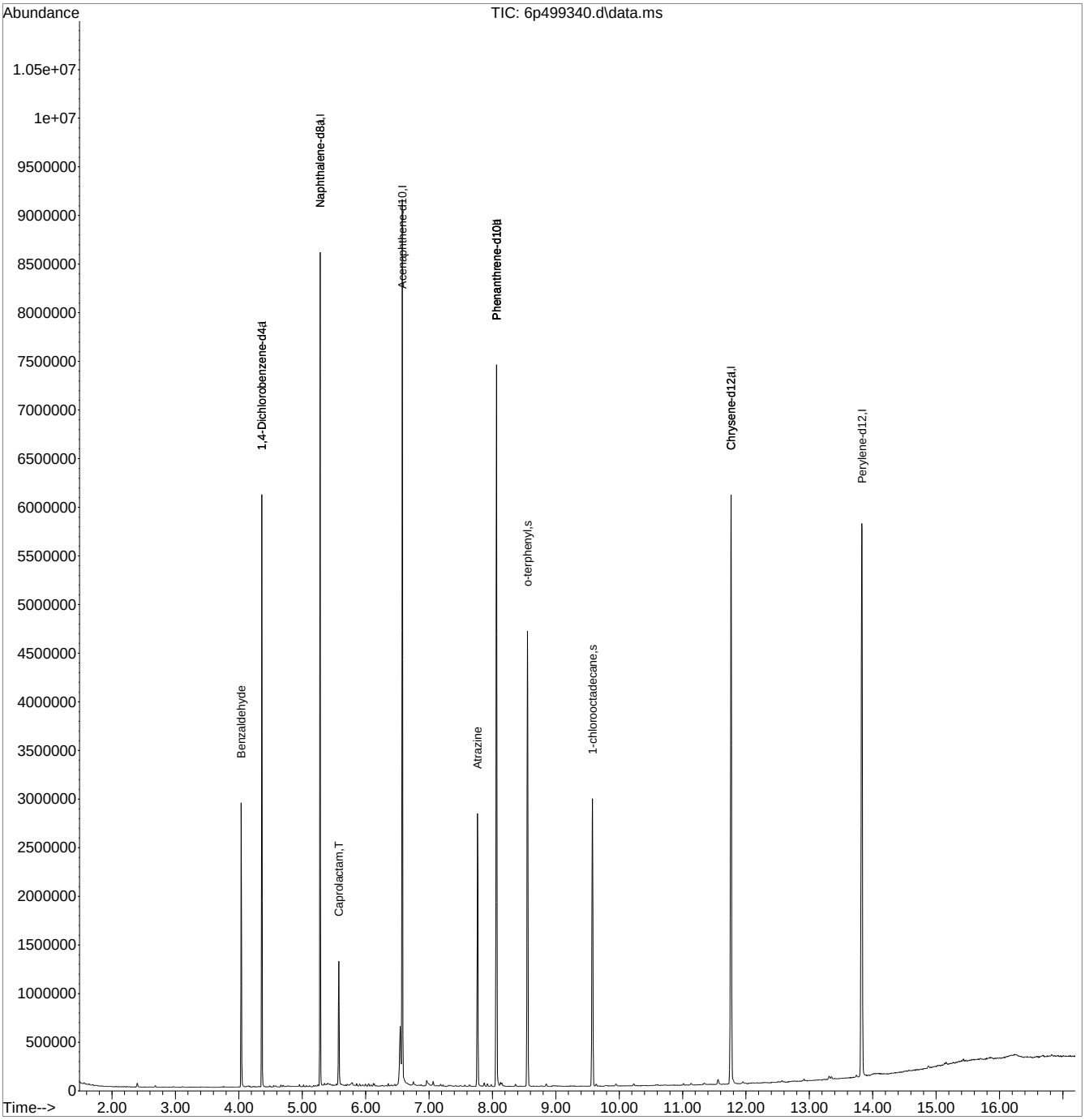

GCMS Semi Volatile Run Log SGS - Dayton Instrument ID: GCMS4M

Standard / Reagent	Lot #	Concentration	Standard / Reagent	Lot #	Concentration
DFTPP	sv20-2751-52	50ppm	SIM ISTD	sv20-2751-101	400ppm
SIM	sv20-2751-126a	5ppm	dcm\fisher	211559	---
SIM	sv20-2751-126b	2.5ppm	SIM	sv20-2751-126h	0.02ppm
SIM	sv20-2751-126c	1ppm	SIM	sv20-2751-126i	0.01ppm
SIM	sv20-2751-126d	0.5ppm	SIM 2nd	op21-2630-42	1ppm/5ppm
SIM	sv20-2751-126e	0.2ppm			
SIM	sv20-2751-126f	0.1ppm			
SIM	sv20-2751-126g	0.05ppm			

Run Batch:	E4M4670	**ACQ. Method:**	M4M4670SIM	**Sequence Loaded By:**	hennys
Date:	5/28/2021	**Reference Method:**	8270d/8270e/625	**Data Processed By:**	ying li
Column:	rxi-5sil ms 30m x 0.25mm x 0.25um	**Quant Methods:**	M4M4670SIM	**Approved By:**	
Injection Volume:	1.0ul	**Initial Calib Date:**	5/28/2021	**Approved Date**	

MP Missed Peak, **OP** Overlapping Peak **SP** Split Peak, **PDB** Poorly Defined Baselin **BR** Baseline Ripple **PII** Poor Instrument Integration

Data File		ALS	Sample ID	OP Batch ID	Test / Method	MTX	DF	Manually Integrated Peaks Rational Peak #	L+	Surr OK?	IS OK?	Run OK?	Comment
4M	100250	1	DFTPP									rr	68 197 high, re inject
4M	100251	1	DFTPP									ok	10:42 am
4M	100252	2	IC4670-5		SIM							ok	
4M	100253	3	IC4670-2.5									ok	
4M	100254	4	ICC4670-1					pII				ok	
4M	100255	5	IC4670-0.5					pII				ok	
4M	100256	6	IC4670-0.2					pII				ok	
4M	100257	7	IC4670-0.1					pII				ok	

GCMS Semi Volatile Run Log

Data File		ALS	Sample ID	OP Batch ID	Test / Method	MTX	DF	Manually Integrated Peaks Rational Peak #	L+	Surr OK?	IS OK?	Run OK?	Comment
4M	100258	8	IC4670-0.05					pll				ok	
4M	100259	9	IC4670-0.02					pll				ok	
4M	100260	10	IC4670-0.01					pll				ok	
4M	100261	11	IC4670-1		SIM 2nd							ok	2:05pm

GCMS Semi Volatile Run Log — SGS - Dayton — Instrument ID: GCMS4M

Standard / Reagent	Lot #	Concentration	Standard / Reagent	Lot #	Concentration
DFTPP	sv20-2751-52	50ppm	SIM ISTD	sv21-2811-6	400ppm
SIM	sv20-2751-126c	1.0ppm	dcm\fisher	213452	---
sim verif	sv20-2751-126g	0.05ppm			

Run Batch:	E4M4704	**ACQ. Method:**	m4m4670sim	**Sequence Loaded By:**	kristis
Date:	7/12/2021	**Reference Method:**	8270e	**Data Processed By:**	ying li
Column:	rxi-5sil ms 30m x 0.25mm x 0.25um	**Quant Methods:**	M4M4670SIM	**Approved By:**	
Injection Volume:	1.0ul	**Initial Calib Date:**	5/28/2021	**Approved Date**	

MP Missed Peak, **OP** Overlapping Peak **SP** Split Peak, **PDB** Poorly Defined Baselin **BR** Baseline Ripple **PII** Poor Instrument Integration

Data File		ALS	Sample ID	OP Batch ID	Test / Method	MTX	DF	Manually Integrated Peaks Rational Peak #	L+	Surr OK?	IS OK?	Run OK?	Comment
4M	100960	1	DFTPP									ok	8:49 am
4M	100961	2	CC4670-1					pII				ok	
4M	100962	3	BNA VERIFICATION									ok	
4M	100963	4	OP34211A-MB1	OP34211A	B8270SIM14DIOX	AQ		pII		y	y	ok	
4M	100964	5	OP34211A-BS12	OP34211A	B8270SIM14DIOX	AQ				y	y	ok	
4M	100965	6	OP34211A-BSD12	OP34211A	B8270SIM14DIOX	AQ		pII		y	4 low	ok	rr
4M	100966	7	JD27842-3	OP34211A	B8270SIMNJ	AQ		pII		y	y	ok	
4M	100967	8	JD27842-4	OP34211A	B8270SIMNJ	AQ		pII		y	y	ok	

GCMS Semi Volatile Run Log

Data File		ALS	Sample ID	OP Batch ID	Test / Method	MTX	DF	Manually Integrated Peaks Rational Peak #	L+	Surr OK?	IS OK?	Run OK?	Comment
4M	100968	9	JD27850-1	OP34211A	B8270SIMPAH	AQ		pll		y	y	ok	
4M	100969	10	JD27870-2	OP34211A	B8270SIM14DIOX	AQ		pll		y	y	ok	
4M	100970	11	JD27842-6	OP34211A	B8270SIMNJ	AQ		pll		y	y	ok	
4M	100971	12	JD27850-3	OP34211A	B8270SIMPAH	AQ		pll		y	y	ok	
4M	100972	13	JD27870-1	OP34211A	B8270SIM14DIOX	AQ		pll		y	y	ok	
4M	100973	14	JD27842-2	OP34211A	B8270SIMNJ	AQ		pll		y	y	ok	
4M	100974	6	P34211A-BSD1					pll		y	4 low	ok	rx
4M	100975	15	DCM								y	ok	
4M	100976	16	OP34097A-MB1	OP34097A	AB8270SIMNJ	AQ		pll		y	y	ok	
4M	100977	17	JD27544-3	OP34097A	B8270SIMBAAN	AQ		pll		y	y	ok	
4M	100978	18	JD27544-1	OP34097A	B8270SIMBAAN	AQ		pll		y	y	ok	
4M	100979	19	JD27544-2	OP34097A	B8270SIMBAAN	AQ		pll		y	y	ok	
4M	100980	15	DCM								y	ok	
4M	100981	20	OP34109A-MB1	OP34109A	B8270SIM14DIOX	SO		pll		y	y	ok	
4M	100982	21	JD27540-14	OP34109A	B8270SIM14DIOX	SO		pll		y	y	ok	5:20pm

GCMS Semi Volatile Run Log SGS - Dayton Instrument ID: GCMS4P

Standard / Reagent	Lot #	Concentration	Standard / Reagent	Lot #	Concentration
DFTPP	sv20-2751-52	50ppm	SIM ISTD	sv20-2751-101	400ppm
SIM	sv202751-40a	5ppm	DCM/Fisher	211461	---
SIM	sv202751-40b	2.5ppm	SIM	sv202751-40h	0.02ppm
SIM	sv202751-40k	1ppm	SIM	sv202751-40i	0.01ppm
SIM	sv202751-40d	0.5ppm	SIM 2nd	op202567-124	1ppm/5ppm
SIM	sv202751-40e	0.2ppm			
SIM	sv202751-40f	0.1ppm			
SIM	sv202751-40g	0.05ppm			

Run Batch:	E4P2367	**ACQ. Method:**	M4P2367SIM	**Sequence Loaded By:**	chriss2
Date:	5/3/2021	**Reference Method:**	8270E/8270D/625	**Data Processed By:**	ying li
Column:	rxi-5sil ms 30m x 0.25mm x 0.25um	**Quant Methods:**	M4P2367SIM	**Approved By:**	ninap
Injection Volume:	1.0ul	**Initial Calib Date:**	5/3/2021	**Approved Date**	05/04/21

MP Missed Peak, **OP** Overlapping Peak **SP** Split Peak, **PDB** Poorly Defined Baselin **BR** Baseline Ripple **PII** Poor Instrument Integration

Data File		ALS	Sample ID	OP Batch ID	Test / Method	MTX	DF	Manually Integrated Peaks Rational Peak #	L+	Surr OK?	IS OK?	Run OK?	Comment
4P	45228	1	DFTPP									N	pcp low, reinstall
4P	45229	1	DFTPP									ok	10:28pm
4P	45230	2	IC2367-5		SIM			pll				ok	
4P	45231	3	IC2367-2.5					pll				ok	
4P	45232	4	ICC2367-1					pll				ok	
4P	45233	5	IC2367-0.5					pll				ok	
4P	45234	6	IC2367-0.2					pll				ok	
4P	45235	7	IC2367-0.1					pll				ok	

GCMS Semi Volatile Run Log

Data File		ALS	Sample ID	OP Batch ID	Test / Method	MTX	DF	Manually Integrated Peaks Rational Peak #	L+	Surr OK?	IS OK?	Run OK?	Comment
4P	45236	8	IC2367-0.05					pll				ok	
4P	45237	9	IC2367-0.02					pll				ok	
4P	45238	10	IC2367-0.01					pll				ok	
4P	45239	11	ICV2367-1		SIM 2nd			pll				ok	2:03am

GCMS Semi Volatile Run Log SGS - Dayton Instrument ID: GCMS4P

Standard / Reagent	Lot #	Concentration	Standard / Reagent	Lot #	Concentration
DFTPP	sv20-2751-52	50ppm	SIM ISTD	sv21-2811-6	400ppm
SIM	sv20-2751-126c	1ppm	DCM/Fisher	213452	---

Run Batch:	E4P2431	**ACQ. Method:**	M4P2367SIM	**Sequence Loaded By:**	chriss2
Date:	7/2/2021	**Reference Method:**	8270E/625	**Data Processed By:**	jeryllr
Column:	rxi-5sil ms 30m x 0.25mm x 0.25um	**Quant Methods:**	M4P2367SIM	**Approved By:**	NINAP
Injection Volume:	1.0ul	**Initial Calib Date:**	5/3/2021	**Approved Date**	07/13/21

MP Missed Peak, **OP** Overlapping Peak **SP** Split Peak, **PDB** Poorly Defined Baselin **BR** Baseline Ripple **PII** Poor Instrument Integration

Data File		ALS	Sample ID	OP Batch ID	Test / Method	MTX	DF	Manually Integrated Peaks Rational Peak #	L+	Surr OK?	IS OK?	Run OK?	Comment
4P	46352	1	DFTPP									N	442 high, drop flow
4P	46353	1	DFTPP									OK	10:40pm
4P	46354	2	CC2367-1									N	software crashed, rerun
4P	46355	2	CC2367-1					PII		Y	Y	OK	
4P	46356	3	OP34098A-MB1	OP34098A	B8270SIM14DIOX	AQ		PII		HIGH	Y	OK	
4P	46357	4	OP34109A-MB1	OP34109A	B8270SIM14DIOX	SO		PII		Y	Y	OK	
4P	46358	5	JD27334-12	OP34098A	B8270SIM14DIOX	AQ		PII		HIGH	Y	OK	
4P	46359	6	JD27334-18	OP34098A	B8270SIM14DIOX	AQ		PII		HIGH	Y	OK	

GCMS Semi Volatile Run Log

Data File		ALS	Sample ID	OP Batch ID	Test / Method	MTX	DF	Manually Integrated Peaks Rational Peak #	L+	Surr OK?	IS OK?	Run OK?	Comment
4P	46360	7	JD27334-25	OP34098A	B8270SIM14DIOX	AQ				HIGH	Y	OK	
4P	46361	8	OP34109A-BS12	OP34109A	B8270SIM14DIOX	SO				Y	Y	OK	
4P	46362	9	OP34109A-BSD12	OP34109A	B8270SIM14DIOX	SO		PII		Y	Y	OK	
4P	46363	10	OP34098A-BS12	OP34098A	B8270SIM14DIOX	AQ		PII		HIGH	Y	OK	
4P	46364	11	OP34098A-BSD12	OP34098A	B8270SIM14DIOX	AQ		PII		HIGH	Y	OK	
4P	46365	12	JD27334-10	OP34098A	B8270SIM14DIOX	AQ						N	cut
4P	46366	13	JD27334-11	OP34098A	B8270SIM14DIOX	AQ						N	cut
4P	46367	14	JD27334-14	OP34098A	B8270SIM14DIOX	AQ						N	cut
4P	46368	15	JD27334-15	OP34098A	B8270SIM14DIOX	AQ						N	cut
4P	46369	16	JD27334-16	OP34098A	B8270SIM14DIOX	AQ						N	cut
4P	46370	17	JD27334-17	OP34098A	B8270SIM14DIOX	AQ						N	cut
4P	46371	18	JD27334-19	OP34098A	B8270SIM14DIOX	AQ						N	cut
4P	46372	19	JD27334-20	OP34098A	B8270SIM14DIOX	AQ						N	cut
4P	46373	20	JD27334-21	OP34098A	B8270SIM14DIOX	AQ						N	cut
4P	46374	21	JD27334-23	OP34098A	B8270SIM14DIOX	AQ						N	cut
4P	46375	22	JD27334-24	OP34098A	B8270SIM14DIOX	AQ				Y	Y	OK	
4P	46376	23	JD27334-26	OP34098A	B8270SIM14DIOX	AQ				Y	Y	OK	
4P	46377	24	JD27334-27	OP34098A	B8270SIM14DIOX	AQ		PII		Y	Y	OK	
4P	46378	25	JD27334-28	OP34098A	B8270SIM14DIOX	AQ		PII		Y	Y	OK	

GCMS Semi Volatile Run Log

Data File		ALS	Sample ID	OP Batch ID	Test / Method	MTX	DF	Manually Integrated Peaks Rational Peak #	L+	Surr OK?	IS OK?	Run OK?	Comment
4P	46379	26	JD27334-22	OP34098A	B8270SIM14DIOX	AQ		PII		Y	Y	OK	
4P	46380	27	OP34109A-MSA	OP34109A	B8270SIM14DIOX	SO		PII		Y	Y	OK	
4P	46381	28	OP34109A-MSDA	OP34109A	B8270SIM14DIOX	SO		PII		Y	Y	OK	
4P	46382	29	JD27540-2	OP34109A	B8270SIM14DIOX	SO				Y	Y	OK	
4P	46383	30	JD27540-1	OP34109A	B8270SIM14DIOX	SO				Y	Y	OK	
4P	46384	31	JD27540-3	OP34109A	B8270SIM14DIOX	SO				Y	Y	OK	
4P	46385	32	JD27540-13	OP34109A	B8270SIM14DIOX	SO	5	PII		Y	Y	OK	diluted for visc., ran after 4P46389; 09:04am
4P	46386	33	JD27540-14	OP34109A	B8270SIM14DIOX	SO		PII		Y	2-HIGH	RR	
4P	46387	34	JD27540-17	OP34109A	B8270SIM14DIOX	SO		PII		Y	Y	OK	
4P	46388	35	JD27540-18	OP34109A	B8270SIM14DIOX	SO		PII		Y	Y	OK	
4P	46389	36	JD27334-29	OP34098A	B8270SIM14DIOX	AQ	10	PII		Y	Y	OK	diluted for visc.

GCMS Semi Volatile Run Log SGS - Dayton Instrument ID: GCMS6P

Standard / Reagent	Lot #	Concentration	Standard / Reagent	Lot #	Concentration
DFTPP	sv20-2751-52	50ppm	ISTD	CL16354	4000ppm
BNA	sv21-2811-25a	100ppm	DCM/Fisher	213452	--
BNA	sv21-2811-25b	80ppm	BNA	sv21-2811-25h	1ppm
BNA	sv21-2811-25c	50ppm	SVOC1	sv21-2811-11	50ppm
BNA	sv21-2811-25d	25ppm	SVOC2	sv21-2811-12	50ppm
BNA	sv21-2811-25e	10ppm	SVOC4	sv21-2811-13	50ppm
BNA	sv21-2811-25f	5ppm	ABN Surr	op21-2630-46	50ppm
BNA	sv21-2811-25g	2ppm			

Run Batch:	E6P3388	**ACQ. Method:**	M6P3388	**Sequence Loaded By:**	chriss2
Date:	6/29/2021	**Reference Method:**	8270E/8270D/625	**Data Processed By:**	ying li
Column:	rxi-5silms 30m x 0.25mm x 0.25um	**Quant Methods:**	M6P3388	**Approved By:**	
Injection Volume:	1.0ul	**Initial Calib Date:**	6/29/21	**Approved Date**	

MP Missed Peak, **OP** Overlapping Peak **SP** Split Peak, **PDB** Poorly Defined Baselin **BR** Baseline Ripple **PII** Poor Instrument Integration

Data File		ALS	Sample ID	OP Batch ID	Test / Method	MTX	DF	Manually Integrated Peaks Rational Peak #	L+	Surr OK?	IS OK?	Run OK?	Comment
6P	499042	2	CC3372									n	
6P	499044	1	DFTPP									n	
6P	499045	1	DFTPP									ok	1:27pm
6P	499046	2	IC3388-1		BNA							ok	
6P	499047	3	IC3388-2									ok	
6P	499048	4	IC3388-5									ok	
6P	499049	5	IC3388-10									ok	
6P	499050	6	IC3388-25									ok	

GCMS Semi Volatile Run Log

Data File		ALS	Sample ID	OP Batch ID	Test / Method	MTX	DF	Manually Integrated Peaks Rational Peak #	L+	Surr OK?	IS OK?	Run OK?	Comment
6P	499051	7	ICC3388-50									ok	
6P	499052	8	IC3388-80									ok	
6P	499053	9	IC3388-100									ok	
6P	499054	10	IC3388-1									not use	
6P	499055	11	ICV3388-50		SVOC1							ok	
6P	499056	12	ICV3388-50		SVOC2							ok	
6P	499057	13	ICV3388-50		SVOC4							ok	
6P	499058	14	ICV3388-50		ABN Surr							ok	8:47pm

GCMS Semi Volatile Run Log SGS - Dayton Instrument ID: GCMS6P

Standard / Reagent	Lot #	Concentration	Standard / Reagent	Lot #	Concentration
DFTPP	sv20-2751-52	50ppm	ISTD	CL16354	4000ppm
TCL42	sv21-2811-10a	100ppm	DCM/Fisher	213452	--
TCL42	sv21-2811-10b	80ppm	TCL42	sv21-2811-10h	1ppm
TCL42	sv21-2811-10c	50ppm	SVOC3	sv21-2811-14	50ppm
TCL42	sv21-2811-10d	25ppm			
TCL42	sv21-2811-10e	10ppm			
TCL42	sv21-2811-10f	5ppm			
TCL42	sv21-2811-10g	2ppm			

Run Batch:	E6P3389	**ACQ. Method:**	M6P3388	**Sequence Loaded By:**	chriss2
Date:	6/29/2021	**Reference Method:**	8270E/8270D/625	**Data Processed By:**	ying li
Column:	rxi-5silms 30m x 0.25mm x 0.25um	**Quant Methods:**	M6P3388	**Approved By:**	
Injection Volume:	1.0ul	**Initial Calib Date:**	6/29/21	**Approved Date**	

MP Missed Peak, **OP** Overlapping Peak **SP** Split Peak, **PDB** Poorly Defined Baselin **BR** Baseline Ripple **PII** Poor Instrument Integration

Data File		ALS	Sample ID	OP Batch ID	Test / Method	MTX	DF	Manually Integrated Peaks Rational Peak #	L+	Surr OK?	IS OK?	Run OK?	Comment
6P	499059	1	DFTPP									ok	9:17pm
6P	499060	15	IC3389-100		TCL42							ok	
6P	499061	16	IC3389-80									ok	
6P	499062	17	ICC3389-50									ok	
6P	499063	18	IC3389-25									ok	
6P	499064	19	IC3389-10									ok	
6P	499065	20	IC3389-5									ok	
6P	499066	21	IC3389-2									ok	

GCMS Semi Volatile Run Log

Data File		ALS	Sample ID	OP Batch ID	Test / Method	MTX	DF	Manually Integrated Peaks Rational Peak #	L+	Surr OK?	IS OK?	Run OK?	Comment
6P	499067	22	IC3389-1									ok	
6P	499068	23	ICV3389-50		SVOC3							ok	1:27am
6P	499069	24	DCM										
6P	499070	24	DCM										
6P	499071	24	DCM										
6P	499072	24	DCM										
6P	499073	24	DCM										
6P	499074	24	DCM										
6P	499075	24	DCM										
6P	499076	24	DCM										
6P	499077	24	DCM										
6P	499078	24	DCM										

GCMS Semi Volatile Run Log — SGS - Dayton — Instrument ID: GCMS6P

Standard / Reagent	Lot #	Concentration	Standard / Reagent	Lot #	Concentration
DFTPP	sv20-2751-52	50ppm	ISTD	CL16354	4000ppm
bna	sv21-2811-25d	50ppm	DCM/Fisher	213452	--
tcl42	sv21-2811-10d	50ppm			
bna verif	sv21-2811-9g	2ppm			

Run Batch:	E6P3394	**ACQ. Method:**	M6P3388	**Sequence Loaded By:**	brandonl
Date:	7/2/2021	**Reference Method:**	8270d/8270e/625	**Data Processed By:**	jonkm
Column:	rxi-5silms 30m x 0.25mm x 0.25um	**Quant Methods:**	M6P3388	**Approved By:**	ninap
Injection Volume:	1.0ul	**Initial Calib Date:**	6/29/21	**Approved Date**	07/12/21

MP Missed Peak, **OP** Overlapping Peak **SP** Split Peak, **PDB** Poorly Defined Baselin **BR** Baseline Ripple **PII** Poor Instrument Integration

Data File		ALS	Sample ID	OP Batch ID	Test / Method	MTX	DF	Manually Integrated Peaks Rational Peak #	L+	Surr OK?	IS OK?	Run OK?	Comment
6P	499156	1	DFTPP									ok	4:23pm
6P	499157	2	CC3388-50									ok	31,41,60,85 all low
6P	499158	3	CC3389-50									ok	
6P	499159	4	BNA 5PPM VERIF									ok	
6P	499160	5	BNA 2PPM VERIF									ok	
6P	499161	6	OP34109-MB1	OP34109	AB8270TCL20+	SO			X	y	y	ok	
6P	499162	7	OP34109-BS1	OP34109	AB8270TCL20+	SO		pii	X	y	y	ok	
6P	499163	8	OP34109-MS	OP34109	AB8270TCL20+	SO		pii	X	y	y	ok	

GCMS Semi Volatile Run Log

Data File		ALS	Sample ID	OP Batch ID	Test / Method	MTX	DF	Manually Integrated Peaks Rational Peak #	L+	Surr OK?	IS OK?	Run OK?	Comment
6P	499164	9	OP34109-MSD	OP34109	AB8270TCL20+	SO		pii	X	y	y	ok	
6P	499165	10	OP34109-MSA					pii		y	y	ok	not in LIMS
6P	499166	11	OP34109-MSDA					pii		y	y	ok	not in LIMS
6P	499167	12	JD27540-1	OP34109	AB8270TCL20+	SO			X	y	y	ok	
6P	499168	13	JD27540-2	OP34109	AB8270TCL20+	SO			X	y	y	ok	
6P	499169	14	JD27540-3	OP34109	AB8270TCL20+	SO			X	y	y	ok	
6P	499170	15	JD27540-4	OP34109	AB8270TCL20+	SO			X	y	y	ok	
6P	499171	16	JD27540-5	OP34109	AB8270TCL20+	SO			X	y	y	ok	
6P	499172	17	JD27540-6	OP34109	AB8270TCL20+	SO		pii	X	y	y	ok	
6P	499173	18	JD27540-7	OP34109	AB8270TCL20+	SO			X	y	y	ok	
6P	499174	19	JD27540-8	OP34109	AB8270TCL20+	SO			X	y	y	ok	
6P	499175	20	JD27540-10	OP34109	AB8270TCL20+	SO			X	y	y	ok	
6P	499176	21	JD27540-11	OP34109	AB8270TCL20+	SO			X	y	y	ok	
6P	499177	22	JD27540-12	OP34109	AB8270TCL20+	SO			X	y	y	ok	
6P	499178	23	JD27540-15	OP34109	AB8270TCL20+	SO			X	y	y	ok	
6P	499179	24	JD27540-16	OP34109	AB8270TCL20+	SO			X	y	y	ok	
6P	499180	25	JD27540-14	OP34109	AB8270TCL20+	SO		pii	X	y	y	ok	
6P	499181	26	JD27540-17	OP34109	AB8270TCL20+	SO		pii	X	y	y	ok	
6P	499182	27	JD27540-18	OP34109	AB8270TCL20+	SO		pii	X	y	y	ok	

GCMS Semi Volatile Run Log

Data File		ALS	Sample ID	OP Batch ID	Test / Method	MTX	DF	Manually Integrated Peaks Rational Peak #	L+	Surr OK?	IS OK?	Run OK?	Comment
6P	499183	28	JD27540-13	OP34109	AB8270TCL20+	SO	5	pii	X	y	y	ok	
6P	499184	29	JD27540-9	OP34109	AB8270TCL20+	SO	2	pii	X	y	y	ok	(03:37)

GCMS Semi Volatile Run Log — SGS - Dayton — Instrument ID: GCMS6P

Standard / Reagent	Lot #	Concentration	Standard / Reagent	Lot #	Concentration
DFTPP	sv20-2751-52	50ppm	ISTD	CL16354	4000ppm
BNA	sv21-2811-25d	25ppm	DCM/Fisher	213452	--
TCL42	sv21-2811-10d	25ppm			
bna verif	sv21-2811-9g	2ppm			

Run Batch:	E6P3401	**ACQ. Method:**	M6P3388	**Sequence Loaded By:**	chriss2
Date:	7/9/2021	**Reference Method:**	8270E/625	**Data Processed By:**	jonkm
Column:	rxi-5silms 30m x 0.25mm x 0.25um	**Quant Methods:**	M6P3388	**Approved By:**	
Injection Volume:	1.0ul	**Initial Calib Date:**	6/29/21	**Approved Date**	

MP Missed Peak, **OP** Overlapping Peak **SP** Split Peak, **PDB** Poorly Defined Baselin **BR** Baseline Ripple **PII** Poor Instrument Integration

Data File		ALS	Sample ID	OP Batch ID	Test / Method	MTX	DF	Manually Integrated Peaks Rational Peak #	L+	Surr OK?	IS OK?	Run OK?	Comment
6P	499337	1	DFTPP										51 low, rerun
6P	499338	1	DFTPP									ok	8:35pm
6P	499339	2	CC3388-25									ok	
6P	499340	3	CC3389-25									ok	
6P	499341	4	OP34163-MB1	OP34163	AB8270TCL20	SO				y	y	ok	
6P	499342	5	OP34163-BS1	OP34163	AB8270TCL20	SO				y	y	ok	
6P	499343	6	JD27721-2	OP34163	AB8270TCL20	SO				y	y	ok	
6P	499344	7	JD27721-3	OP34163	AB8270TCL20	SO				y	y	ok	

GCMS Semi Volatile Run Log

Data File		ALS	Sample ID	OP Batch ID	Test / Method	MTX	DF	Manually Integrated Peaks Rational Peak #	L+	Surr OK?	IS OK?	Run OK?	Comment
6P	499345	8	JD27721-4	OP34163	AB8270TCL20	SO				y	y	ok	
6P	499346	9	JD27721-5	OP34163	AB8270TCL20	SO				y	y	ok	
6P	499347	10	JD27721-9	OP34163	AB8270TCL20	SO				y	y	ok	
6P	499348	11	JD27721-10	OP34163	AB8270TCL20	SO				y	y	ok	
6P	499349	12	JD27540-17	OP34109	AB8270TCL20+	SO		pii	X	y	y	ok	
6P	499350	13	JD27614-14	OP34130	AB8270TCL20+	SO	5	pii	X	y	y	ok	
6P	499351	14	OP34163-MS	OP34163	AB8270TCL20	SO				y	y	ok	
6P	499352	15	OP34163-MSD	OP34163	AB8270TCL20	SO		pii		y	y	ok	
6P	499353	16	JD27721-1	OP34163	AB8270TCL20	SO				y	y	ok	
6P	499354	17	JD27721-8	OP34163	AB8270TCL20	SO				y	y	ok	
6P	499355	18	JD27721-20	OP34163	AB8270TCL20	SO				y	y	ok	
6P	499356	19	JD27721-19	OP34163	AB8270TCL20	SO				y	y	ok	
6P	499357	20	JD27721-11	OP34163	AB8270TCL20	SO				y	y	ok	
6P	499358	21	JD27721-6	OP34163	AB8270TCL20	SO				y	y	ok	
6P	499359	22	JD27721-12	OP34163	AB8270TCL20	SO				y	y	ok	
6P	499360	23	JD27721-13	OP34163	AB8270TCL20	SO		pii		y	y	ok	
6P	499361	24	JD27721-16	OP34163	AB8270TCL20	SO		pii		y	y	ok	
6P	499362	25	JD27721-18	OP34163	AB8270TCL20	SO		pii		y	y	ok	
6P	499363	26	JD27721-17	OP34163	AB8270TCL20	SO		pii		y	y	ok	

GCMS Semi Volatile Run Log

Data File		ALS	Sample ID	OP Batch ID	Test / Method	MTX	DF	Manually Integrated Peaks Rational Peak #	L+	Surr OK?	IS OK?	Run OK?	Comment
6P	499364	27	JD27721-14	OP34163	AB8270TCL20	SO		pii		y	y	ok	
6P	499365	28	JD27721-7	OP34163	AB8270TCL20	SO				y	y	ok	
6P	499366	29	JD27721-15	OP34163	AB8270TCL20	SO				y	y	ok	(07:21)

LOGBOOK ID:

ABN Extraction Log - Solids

Date started: 7/2/21 Time started: 10:10
Date finished: 7/2/21 Time finished: 15:20

Extract Method (CHECK OFF "√" /DO NOT CIRCLE):
Microwave SW3546 √ Sonication SW3550C _____
Waste Dil. SW3580A _____ Soxhlet SW3540C _____

BATCH # MS OP34109 RACK# R46

Weighed by:	CC
Extracted by:	CC
Concentrated by:	KM, CC
Final Vol. Top-up:	JV, KM, VD
Vialed by:	JV, KM, VD
Supervisor Review:	KM 7/2/2021

Equipment/ Range	ID	Observed Temp (°C)	Correction Factor (°C)	Corrected Temp (°C)	Pressure/ Flowrate
Buchi (65-71°C)	1	65	-	-	OK
Buchi Chiller	B1	11	-	-	OK
Waterbath (70-80°C)	10, 11	76 7 7 3	-1, +1	75 3 76 3	OK
Waterbath Chiller (GPM)	V3 V4	5.8 6.3	-	-	0.8
NEVAP (32-38°C, LPM)	2	35 1	-	-	1.0
Balance	B48	N/A	N/A	N/A	N/A

SURROGATE	LOT #	CONC (ppm)	AMT (mL)
ABN	212630-66	50	1.0
ABN DOD SIM			

WITNESS SIGN: JV SPIKE SIGN: KM

MATRIX SPIKE	LOT #	CONC (ppm)	AMT (mL)
Acid			Acid:
Acid (for SIM)			A(SIM):
Base #1 M1X1	212630-68	50	1.0
Base #2 M1X2	212630-69	50	1.0
Aniline			
BSIM	212630-42	1/2	1.0

WITNESS SIGN: JV SPIKE SIGN: KM

SOLVENT	LOT #	BRAND	AMT (mL)
1:1 METH CHLOR/ ACETONE	213425 210881	Fisher Fisher	30.0
METH CHLOR			

REAGENT	LOT #	BAKE BATCH #	BRAND
HYDROMATRIX	078T613	5/4/21	Valent
SODIUM SULFATE	201575	3/3/21	Fisher
FILTER PAPER	17227620		Fisher

MATRIX	LOT #	BAKE BATCH #	BRAND
SAND 968	181220107A	2.3.20	Fisher

Special Client Spike Instructions

QC ID# for Special Spike	Amt to Spike	Spike ID	Lot #	Conc.	Amt. Spiked

WITNESS SIGN: SPIKE SIGN:
Manager/Supervisor/Team Lead Approval:

SPECIAL PROCESSING INSTRUCTIONS

Rx Reason:

Spiking:

Weights/Volumes:

Required MS/MSD:

Final Volume: Rx 7/13 e 0800

Other:

due 7/7

SGS
Form: OP019A-10
Rev Date: 8/2/17

23

	Sample #	Analysis Type	Sample Bottle #	Sample Description	Sample Wet Wt. (g) Oil (g) Liq (mL)	Decant Y	Decant N	Sonicator ID	Microwave ID	Final Extract Color	Final Extract Vol(mL)	GPC Cleanup	Comments
	MB1	MB,N		sand	30.0			15		clear	1.0		
	BS1	|		sand	30.0			15		Yellow	1.0		
	31127540-1 MS	|	1	clay	30.9		-	15		Yellow	1.0		
	MSD	|	1	clay	30.4		-	15		Yellow	1.0		
	BS D	|		sand	30.0			15		Yellow	1.0		
	31127540-2 MS A	SIM	1	soil	30.3		-	15		Yellow	1.0		
	MSD A	|	1	soil	30.8		-	15		Yellow	1.0		
	BS i2	|		sand	30.3			15		Yellow	1.0		
	MSSD 12	|		sand	30.1			15		Yellow	1.0		
	MSD												
1	31127540-1		1	clay	30.5		-	15		Clear	1.0		
2	-2		1	soil	30.2		-	15		Yellow	1.0		
3	-3		1	sand	30.4		-	15		Yellow	1.0		
4	-4		1	clay	30.1		-	15		Yellow	1.0		
5	-5		1	sand	30.6		-	15		Yellow	1.0		
6	-6		1	clay	30.6		-	15		Yellow	1.0		
7	-7		1	sand	30.5		-	15		Clear	1.0		
8	-8		1	sand	30.0		-	15		Yellow	1.0		
9	-9		1	soil	30.7		-	15		Brown	1.0		
10	-10		1	sand	31.2		-	15		Yellow	1.0		
11	-11		1	clay	30.1		-	15		Clear	1.0		
12	-12		1	sand	30.7		-	15		Clear	1.0		
13	-13		1	soil	30.5		-	15		brown	1.0		
14	-14		1	soil	30.0		-	15		Yellow	1.0		
15	-15		1	clay	30.2		-	15		Clear	1.0		
16	-16		1	soil	30.2		-	15		Clear	1.0		
17	-17		1	soil	30.1		-	15		Brown	1.0		
18	-18		1	clay	30.3		-	15		Brown	1.0		
19													
20													

Comments: QC Samples (MS, MSD, LINK and/or DUP, Link) Confirmed by:

LOGBOOK ID:

ABN Extraction Log - Solids

Date started: 7/2/21 Time started: 10:10
Date finished: 7/2/21 Time finished: 15:20

Extract Method (CHECK OFF "√" /DO NOT CIRCLE):
Microwave SW3546 √ Sonication SW3550C _____
Waste Dil. SW3580A _____ Soxhlet SW3540C _____

BATCH # MS OP34109 RACK# R46

Weighed by: CC
Extracted by: CC
Concentrated by: KM, CC
Final Vol. Top-up: JV, KM, VD
Vialed by: JV, KM, VD
Supervisor Review: KM 7/2/2021

Special Client Spike Instructions					
QC ID# for Special Spike	Amt to Spike	Spike ID	Lot #	Conc.	Amt. Spiked

WITNESS SIGN: SPIKE SIGN:
Manager/Supervisor/Team Lead Approval:

Sample #	Analysis Type	Sample Bottle #	Sample Description	Sample Wet Wt. (g) Oil (g) Liq (mL)	Decant Y	Decant N	Sonicator ID	Microwave ID	Final Extract Color	Final Extract Vol(mL)	GPC Cleanup	Comments
MB1	MB,N		sand	30.0			15		clear	1.0		
BS1			sand	30.0			15		Yellow	1.0		
31127540-1 MS		1	clay	30.9		-	15		Yellow	1.0		
MSD		1	clay	30.4		-	15		Yellow	1.0		
BS	D		sand	30.0			15		Yellow	1.0		
31127540-2 MS	A SIM	1	soil	30.3		-	15		Yellow	1.0		
MSD	A	1	soil	30.8		-	15		Yellow	1.0		
BS #2			sand	30.3			15		Yellow	1.0		
MSS1D12			sand	30.1			15		Yellow	1.0		
MSD												
1 31127540-1		1	clay	30.5		-	15		Clear	1.0		
2 -2		1	soil	30.2		-	15		Yellow	1.0		
3 -3		1	sand	30.4		-	15		Yellow	1.0		
4 -4		1	clay	30.1		-	15		Yellow	1.0		
5 -5		1	sand	30.6		-	15		Yellow	1.0		
6 -6		1	clay	30.6		-	15		Yellow	1.0		
7 -7		1	sand	30.5		-	15		Clear	1.0		
8 -8		1	sand	30.0		-	15		Yellow	1.0		
9 -9		1	soil	30.7		-	15		Brown	1.0		
10 -10		1	sand	31.2		-	15		Yellow	1.0		
11 -11		1	clay	30.1		-	15		Clear	1.0		
12 -12		1	sand	30.7		-	15		Clear	1.0		
13 -13		1	soil	30.5		-	15		brown	1.0		
14 -14		1	soil	30.0		-	15		Yellow	1.0		
15 -15		1	clay	30.2		-	15		Clear	1.0		
16 -16		1	soil	30.2		-	15		Clear	1.0		
17 -17		1	soil	30.1		-	15		Brown	1.0		
18 -18		1	clay	30.3		-	15		Brown	1.0		
19												
20												

Comments: QC Samples (MS, MSD, LINK and/or DUP, Link) Confirmed by:

Equipment/ Range	ID	Observed Temp (°C)	Correction Factor (°C)	Corrected Temp (°C)	Pressure/ Flowrate
Buchi (65-71°C)	1	65	-	-	OK
Buchi Chiller	B1	11	-	-	OK
Waterbath (70-80°C)	10, 11	76.3, 76.3	-1, +1	75.3, 76.3	OK
Waterbath Chiller (GPM)	V3, V4	5.8, 6.3	-	-	0.8
NEVAP (32-38°C, LPM)	2	35 1	-	-	1.0
Balance	B48	N/A	N/A	N/A	N/A

SURROGATE	LOT #	CONC (ppm)	AMT (mL)
ABN	212630-66	50	1.0
ABN DOD SIM			

WITNESS SIGN: JV SPIKE SIGN: KM

MATRIX SPIKE	LOT #	CONC (ppm)	AMT (mL)
Acid			Acid:
Acid (for SIM)			A(SIM):
Base #1 M1X1	212630-68	50	1.0
Base #2 M1X2	212630-69	50	1.0
Aniline			
BSIM	212630-42	1/2	1.0

WITNESS SIGN: JV SPIKE SIGN: KM

SOLVENT	LOT #	BRAND	AMT (mL)
1:1 METH CHLOR/ ACETONE	213425 210881	Fisher, Fisher	30.0
METH CHLOR			

REAGENT	LOT #	BAKE BATCH #	BRAND
HYDROMATRIX	078T613	5/4/21	Valient
SODIUM SULFATE	201575	3/3/21	Fisher
FILTER PAPER	17227620		Fisher

MATRIX	LOT #	BAKE BATCH #	BRAND
SAND 468	18122D07A	2.3.20	Fisher

SPECIAL PROCESSING INSTRUCTIONS	
Rx Reason:	
Spiking:	
Weights/Volumes:	
Required MS/MSD:	
Final Volume:	Rx 7/13 e 0800
Other:	due 7/7

SGS
Form: OP019A-10
Rev Date: 8/2/17

23

GC/LC Semi-volatiles

QC Data Summaries

Includes the following where applicable:

- Method Blank Summaries
- Blank Spike Summaries
- Matrix Spike and Duplicate Summaries
- Internal Standard Area Summaries
- DDT/Endrin Breakdown Checks
- GC Identification Summaries (Hits)
- Surrogate Recovery Summaries
- GC Surrogate Retention Time Summaries
- Initial and Continuing Calibration Summaries
- Run Sequence Reports

Method Blank Summary

Job Number: JD27540
Account: SESINJPB SESI Consulting Engineers
Project: Remedial Investigation, 247 North Avenue, New Rochelle, NY

Sample	File ID	DF	Analyzed	By	Prep Date	Prep Batch	Analytical Batch
OP34113-MB1	1G167678.D	1	07/06/21	TC	07/02/21	OP34113	G1G5715

The QC reported here applies to the following samples: **Method:** SW846 8081B

JD27540-1, JD27540-2, JD27540-3, JD27540-13, JD27540-14, JD27540-17, JD27540-18

CAS No.	Compound	Result	RL	MDL	Units	Q
309-00-2	Aldrin	ND	0.67	0.55	ug/kg	
319-84-6	alpha-BHC	ND	0.67	0.54	ug/kg	
319-85-7	beta-BHC	ND	0.67	0.60	ug/kg	
319-86-8	delta-BHC	ND	0.67	0.64	ug/kg	
58-89-9	gamma-BHC (Lindane)	ND	0.67	0.49	ug/kg	
5103-71-9	alpha-Chlordane	ND	0.67	0.54	ug/kg	
5103-74-2	gamma-Chlordane	ND	0.67	0.30	ug/kg	
57-74-9	Chlordane (alpha and gamma)	ND	0.67	0.30	ug/kg	
60-57-1	Dieldrin	ND	0.67	0.46	ug/kg	
72-54-8	4,4'-DDD	ND	0.67	0.61	ug/kg	
72-55-9	4,4'-DDE	ND	0.67	0.58	ug/kg	
50-29-3	4,4'-DDT	ND	0.67	0.59	ug/kg	
72-20-8	Endrin	ND	0.67	0.52	ug/kg	
1031-07-8	Endosulfan sulfate	ND	0.67	0.52	ug/kg	
7421-93-4	Endrin aldehyde	ND	0.67	0.38	ug/kg	
959-98-8	Endosulfan-I	ND	0.67	0.38	ug/kg	
33213-65-9	Endosulfan-II	ND	0.67	0.42	ug/kg	
76-44-8	Heptachlor	ND	0.67	0.57	ug/kg	
1024-57-3	Heptachlor epoxide	ND	0.67	0.47	ug/kg	
72-43-5	Methoxychlor	ND	1.3	0.53	ug/kg	
53494-70-5	Endrin ketone	ND	0.67	0.48	ug/kg	
8001-35-2	Toxaphene	ND	17	16	ug/kg	

CAS No.	Surrogate Recoveries		Limits
877-09-8	Tetrachloro-m-xylene	72%	27-138%
877-09-8	Tetrachloro-m-xylene	78%	27-138%
2051-24-3	Decachlorobiphenyl	81%	10-179%
2051-24-3	Decachlorobiphenyl	81%	10-179%

Method Blank Summary

Job Number: JD27540
Account: SESINJPB SESI Consulting Engineers
Project: Remedial Investigation, 247 North Avenue, New Rochelle, NY

Sample	File ID	DF	Analyzed	By	Prep Date	Prep Batch	Analytical Batch
OP34114-MB1	RK1162.D	1	07/06/21	CP	07/02/21	OP34114	GRK30

The QC reported here applies to the following samples: **Method:** SW846 8082A

JD27540-1, JD27540-2, JD27540-3, JD27540-13, JD27540-14, JD27540-17, JD27540-18

CAS No.	Compound	Result	RL	MDL	Units	Q
12674-11-2	Aroclor 1016	ND	33	16	ug/kg	
11104-28-2	Aroclor 1221	ND	33	21	ug/kg	
11141-16-5	Aroclor 1232	ND	33	21	ug/kg	
53469-21-9	Aroclor 1242	ND	33	14	ug/kg	
12672-29-6	Aroclor 1248	ND	33	30	ug/kg	
11097-69-1	Aroclor 1254	ND	33	18	ug/kg	
11096-82-5	Aroclor 1260	ND	33	14	ug/kg	
11100-14-4	Aroclor 1268	ND	33	14	ug/kg	
37324-23-5	Aroclor 1262	ND	33	22	ug/kg	

CAS No.	Surrogate Recoveries		Limits
877-09-8	Tetrachloro-m-xylene	74%	24-152%
877-09-8	Tetrachloro-m-xylene	97%	24-152%
2051-24-3	Decachlorobiphenyl	77%	10-172%
2051-24-3	Decachlorobiphenyl	70%	10-172%

Blank Spike Summary

Job Number: JD27540
Account: SESINJPB SESI Consulting Engineers
Project: Remedial Investigation, 247 North Avenue, New Rochelle, NY

Sample	File ID	DF	Analyzed	By	Prep Date	Prep Batch	Analytical Batch
OP34113-BS1	1G167679.D	1	07/06/21	TC	07/02/21	OP34113	G1G5715

The QC reported here applies to the following samples: **Method:** SW846 8081B

JD27540-1, JD27540-2, JD27540-3, JD27540-13, JD27540-14, JD27540-17, JD27540-18

CAS No.	Compound	Spike ug/kg	BSP ug/kg	BSP %	Limits
309-00-2	Aldrin	16.7	12.2	73	40-150
319-84-6	alpha-BHC	16.7	12.8	77	37-150
319-85-7	beta-BHC	16.7	12.1	73	43-144
319-86-8	delta-BHC	16.7	12.3	74	15-142
58-89-9	gamma-BHC (Lindane)	16.7	12.2	73	39-148
5103-71-9	alpha-Chlordane	16.7	13.4	80	38-148
5103-74-2	gamma-Chlordane	16.7	12.7	76	37-151
57-74-9	Chlordane (alpha and gamma)	33.3	26.1	78	38-149
60-57-1	Dieldrin	16.7	13.7	82	39-150
72-54-8	4,4'-DDD	16.7	13.5	81	36-144
72-55-9	4,4'-DDE	16.7	13.1	79	35-146
50-29-3	4,4'-DDT	16.7	13.5	81	36-152
72-20-8	Endrin	16.7	13.5	81	39-152
1031-07-8	Endosulfan sulfate	16.7	10.2	61	35-145
7421-93-4	Endrin aldehyde	16.7	12.9	77	34-143
959-98-8	Endosulfan-I	16.7	12.5	75	39-147
33213-65-9	Endosulfan-II	16.7	13.0	78	39-144
76-44-8	Heptachlor	16.7	12.5	75	40-149
1024-57-3	Heptachlor epoxide	16.7	12.3	74	39-149
72-43-5	Methoxychlor	16.7	12.4	74	35-145
53494-70-5	Endrin ketone	16.7	14.4	86	35-153

CAS No.	Surrogate Recoveries	BSP	Limits
877-09-8	Tetrachloro-m-xylene	62%	27-138%
877-09-8	Tetrachloro-m-xylene	71%	27-138%
2051-24-3	Decachlorobiphenyl	78%	10-179%
2051-24-3	Decachlorobiphenyl	78%	10-179%

* = Outside of Control Limits.

Blank Spike Summary

Job Number: JD27540
Account: SESINJPB SESI Consulting Engineers
Project: Remedial Investigation, 247 North Avenue, New Rochelle, NY

Sample	File ID	DF	Analyzed	By	Prep Date	Prep Batch	Analytical Batch
OP34114-BS1	RK1163.D	1	07/06/21	CP	07/02/21	OP34114	GRK30

The QC reported here applies to the following samples: **Method:** SW846 8082A

JD27540-1, JD27540-2, JD27540-3, JD27540-13, JD27540-14, JD27540-17, JD27540-18

CAS No.	Compound	Spike ug/kg	BSP ug/kg	BSP %	Limits
12674-11-2	Aroclor 1016	133	118	88	39-169
11104-28-2	Aroclor 1221		ND		50-150
11141-16-5	Aroclor 1232		ND		50-150
53469-21-9	Aroclor 1242		ND		50-150
12672-29-6	Aroclor 1248		ND		50-150
11097-69-1	Aroclor 1254		ND		50-150
11096-82-5	Aroclor 1260	133	115	86	41-171
11100-14-4	Aroclor 1268		ND		50-150
37324-23-5	Aroclor 1262		ND		50-150

CAS No.	Surrogate Recoveries	BSP	Limits
877-09-8	Tetrachloro-m-xylene	79%	24-152%
877-09-8	Tetrachloro-m-xylene	97%	24-152%
2051-24-3	Decachlorobiphenyl	83%	10-172%
2051-24-3	Decachlorobiphenyl	75%	10-172%

* = Outside of Control Limits.

Matrix Spike/Matrix Spike Duplicate Summary

Job Number: JD27540
Account: SESINJPB SESI Consulting Engineers
Project: Remedial Investigation, 247 North Avenue, New Rochelle, NY

Sample	File ID	DF	Analyzed	By	Prep Date	Prep Batch	Analytical Batch
OP34113-MS	1G167681.D	1	07/06/21	TC	07/02/21	OP34113	G1G5715
OP34113-MSD	1G167682.D	1	07/06/21	TC	07/02/21	OP34113	G1G5715
JD27449-2	1G167680.D	1	07/06/21	TC	07/02/21	OP34113	G1G5715

The QC reported here applies to the following samples: **Method:** SW846 8081B

JD27540-1, JD27540-2, JD27540-3, JD27540-13, JD27540-14, JD27540-17, JD27540-18

CAS No.	Compound	JD27449-2 ug/kg	Q	Spike ug/kg	MS ug/kg	MS %	Spike ug/kg	MSD ug/kg	MSD %	RPD	Limits Rec/RPD
309-00-2	Aldrin	ND		74.1	72.5	98	75.1	70.8	94	2	13-180/73
319-84-6	alpha-BHC	ND		74.1	70.8	96	75.1	67.0	89	6	16-173/64
319-85-7	beta-BHC	ND		74.1	72.6	98	75.1	65.4	87	10	10-186/86
319-86-8	delta-BHC	ND		74.1	45.8	62	75.1	55.0	73	18	10-161/78
58-89-9	gamma-BHC (Lindane)	ND		74.1	65.2	88	75.1	67.2	90	3	10-187/71
5103-71-9	alpha-Chlordane	ND		74.1	75.9	102	75.1	74.3	99	2	10-200/60
5103-74-2	gamma-Chlordane	ND		74.1	66.3	89	75.1	60.6	81	9	10-200/72
57-74-9	Chlordane (alpha and gamma)	ND		148	140	94	150	130	87	7	10-188/64
60-57-1	Dieldrin	ND		74.1	77.8	105	75.1	75.3	100	3	10-187/64
72-54-8	4,4'-DDD	ND		74.1	73.2	99	75.1	64.7	86	12	10-182/69
72-55-9	4,4'-DDE	ND		74.1	71.2	96	75.1	66.6	89	7	10-185/68
50-29-3	4,4'-DDT	ND		74.1	81.3	110	75.1	69.3	92	16	10-200/76
72-20-8	Endrin	ND		74.1	77.4	104	75.1	66.8	89	15	10-193/73
1031-07-8	Endosulfan sulfate	ND		74.1	59.9	81	75.1	56.7	76	5	10-156/63
7421-93-4	Endrin aldehyde	ND		74.1	62.9	85	75.1	59.5	79	6	10-200/82
959-98-8	Endosulfan-I	ND		74.1	52.4	71	75.1	56.6	75	8	10-197/65
33213-65-9	Endosulfan-II	ND		74.1	44.2	60	75.1	50.8	68	14	8-169/60
76-44-8	Heptachlor	ND		74.1	68.0	92	75.1	68.0	91	0	10-187/65
1024-57-3	Heptachlor epoxide	ND		74.1	66.5	90	75.1	66.3	88	0	10-198/65
72-43-5	Methoxychlor	ND		74.1	61.5	83	75.1	58.2	78	6	10-200/80
53494-70-5	Endrin ketone	ND		74.1	68.4	92	75.1	65.9	88	4	10-200/66
8001-35-2	Toxaphene	ND			ND			ND		nc	50-150/30

CAS No.	Surrogate Recoveries	MS	MSD	JD27449-2	Limits
877-09-8	Tetrachloro-m-xylene	86%	83%	71%	27-138%
877-09-8	Tetrachloro-m-xylene	95%	95%	78%	27-138%
2051-24-3	Decachlorobiphenyl	94%	86%	78%	10-179%
2051-24-3	Decachlorobiphenyl	95%	85%	77%	10-179%

* = Outside of Control Limits.

Matrix Spike/Matrix Spike Duplicate Summary

Job Number: JD27540
Account: SESINJPB SESI Consulting Engineers
Project: Remedial Investigation, 247 North Avenue, New Rochelle, NY

Sample	File ID	DF	Analyzed	By	Prep Date	Prep Batch	Analytical Batch
OP34114-MS	RK1165.D	1	07/06/21	CP	07/02/21	OP34114	GRK30
OP34114-MSD	RK1166.D	1	07/06/21	CP	07/02/21	OP34114	GRK30
JD27540-1	RK1164.D	1	07/06/21	CP	07/02/21	OP34114	GRK30

The QC reported here applies to the following samples: **Method:** SW846 8082A

JD27540-1, JD27540-2, JD27540-3, JD27540-13, JD27540-14, JD27540-17, JD27540-18

CAS No.	Compound	JD27540-1 ug/kg	Q	Spike ug/kg	MS ug/kg	MS %	Spike ug/kg	MSD ug/kg	MSD %	RPD	Limits Rec/RPD
12674-11-2	Aroclor 1016	ND		175	146	84	176	167	95	13	14-200/59
11104-28-2	Aroclor 1221	ND			ND			ND		nc	50-150/30
11141-16-5	Aroclor 1232	ND			ND			ND		nc	50-150/30
53469-21-9	Aroclor 1242	ND			ND			ND		nc	50-150/11
12672-29-6	Aroclor 1248	ND			ND			ND		nc	50-150/25
11097-69-1	Aroclor 1254	ND			ND			ND		nc	50-150/37
11096-82-5	Aroclor 1260	ND		175	163	93	176	181	103	10	10-200/59
11100-14-4	Aroclor 1268	ND			ND			ND		nc	50-150/30
37324-23-5	Aroclor 1262	ND			ND			ND		nc	50-150/10

CAS No.	Surrogate Recoveries	MS	MSD	JD27540-1	Limits
877-09-8	Tetrachloro-m-xylene	77%	91%	78%	24-152%
877-09-8	Tetrachloro-m-xylene	93%	110%	95%	24-152%
2051-24-3	Decachlorobiphenyl	82%	95%	81%	10-172%
2051-24-3	Decachlorobiphenyl	75%	86%	73%	10-172%

* = Outside of Control Limits.

Internal Standard Area Summary

Job Number: JD27540
Account: SESINJPB SESI Consulting Engineers
Project: Remedial Investigation, 247 North Avenue, New Rochelle, NY

Check Std:	G1G5715-CC5651	**Injection Date:**	07/06/21
Lab File ID:	1G167675.D	**Injection Time:**	13:27
Instrument ID:	GC1G	**Method:**	SW846 8081B

	IS 1 AREA	RT	IS 2 AREA	RT
Check Std	210279463	1.87	732458843	1.58
Upper Limit [a]	420558926	2.37	1464917686	2.08
Lower Limit [b]	105139732	1.37	366229422	1.08

Lab Sample ID	IS 1 AREA	RT	IS 2 AREA	RT
OP34113-MB1	209941344	1.86	756813887	1.58
OP34113-BS1	208256752	1.86	797132012	1.58
JD27449-2	206252720	1.86	763390163	1.58
OP34113-MS	210301982	1.87	787824815	1.58
OP34113-MSD	212973099	1.87	806660597	1.58
OP33844-MB1	198575738	1.87	766030112	1.58
ZZZZZZ	212488570	1.86	793352791	1.58
ZZZZZZ	208237725	1.86	836485293	1.58
ZZZZZZ	215900100	1.86	852068405	1.58
ZZZZZZ	214342043	1.86	849883226	1.58
ZZZZZZ	215932132	1.86	861704639	1.58
ZZZZZZ	211035105	1.86	845992823	1.58
ZZZZZZ	214072174	1.86	814095435	1.58
ZZZZZZ	163135053	1.86	527150576	1.58
ZZZZZZ	216993457	1.87	812035370	1.58
ZZZZZZ	215789262	1.86	834836341	1.58

IS 1 = 1-Bromo-2-nitrobenzene (Signal #2)
IS 2 = 1-Bromo-2-nitrobenzene (Signal #1)

(a) Upper Limit = + 100% of check standard area; Retention time + 0.5 minutes.
(b) Lower Limit = -50% of check standard area; Retention time -0.5 minutes.

Internal Standard Area Summary

Job Number: JD27540
Account: SESINJPB SESI Consulting Engineers
Project: Remedial Investigation, 247 North Avenue, New Rochelle, NY

Check Std:	G1G5715-CC5651	**Injection Date:**	07/06/21
Lab File ID:	1G167698.D	**Injection Time:**	21:00
Instrument ID:	GC1G	**Method:**	SW846 8081B

	IS 1 AREA	IS 1 RT	IS 2 AREA	IS 2 RT
Check Std	211473373	1.86	907843521	1.58
Upper Limit [a]	422946746	2.36	1815687042	2.08
Lower Limit [b]	105736687	1.36	453921761	1.08

Lab Sample ID	IS 1 AREA	IS 1 RT	IS 2 AREA	IS 2 RT
JD27540-1	219420806	1.87	908418475	1.58
JD27540-2	215962976	1.86	907975867	1.58
JD27540-3	217406314	1.87	906698360	1.58
JD27540-14	167212740	1.87	501393714	1.58

IS 1 = 1-Bromo-2-nitrobenzene (Signal #2)
IS 2 = 1-Bromo-2-nitrobenzene (Signal #1)

(a) Upper Limit = + 100% of check standard area; Retention time + 0.5 minutes.
(b) Lower Limit = -50% of check standard area; Retention time -0.5 minutes.

Internal Standard Area Summary

Job Number: JD27540
Account: SESINJPB SESI Consulting Engineers
Project: Remedial Investigation, 247 North Avenue, New Rochelle, NY

Check Std:	G1G5717-CC5651	**Injection Date:**	07/07/21
Lab File ID:	1G167739.D	**Injection Time:**	12:43
Instrument ID:	GC1G	**Method:**	SW846 8081B

	IS 1 AREA	RT	IS 2 AREA	RT
Check Std	212956363	1.86	791418352	1.57
Upper Limit [a]	425912726	2.36	1582836704	2.07
Lower Limit [b]	106478182	1.36	395709176	1.07

Lab Sample ID	IS 1 AREA	RT	IS 2 AREA	RT
ZZZZZZ	205450670	1.86	766248945	1.57
ZZZZZZ	222948176	1.86	787304012	1.57
ZZZZZZ	196157867	1.86	802855992	1.58
JD27540-17 [c]	202033385	1.86	724996492	1.57
JD27540-18 [c]	201793387	1.87	663768622	1.58
JD27540-13 [c]	197691540	1.87	625047178	1.58
OP34121-MB1	203318208	1.87	738177789	1.58
OP34121-BS1	200608761	1.87	818231270	1.58
JD27614-1	200587905	1.87	752718280	1.58
OP34121-MS	206133732	1.87	779294645	1.58
OP34121-MSD	199463165	1.87	757485425	1.58
ZZZZZZ	207718535	1.87	804678368	1.58
ZZZZZZ	185608639	1.87	772767138	1.58
ZZZZZZ	180796584	1.87	699937783	1.58
ZZZZZZ	194990653	1.87	754389311	1.58
ZZZZZZ	191355529	1.87	774933313	1.58
ZZZZZZ	196986879	1.86	808326515	1.58

IS 1 = 1-Bromo-2-nitrobenzene (Signal #2)
IS 2 = 1-Bromo-2-nitrobenzene (Signal #1)

(a) Upper Limit = + 100% of check standard area; Retention time + 0.5 minutes.
(b) Lower Limit = -50% of check standard area; Retention time -0.5 minutes.
(c) Had TBA cleanup.

DDT/Endrin Breakdown Check

Job Number: JD27540
Account: SESINJPB SESI Consulting Engineers
Project: Remedial Investigation, 247 North Avenue, New Rochelle, NY

Sample:	G1G5651-DDT	**Injection Date:**	05/13/21
Lab File ID:	1G166078.D	**Injection Time:**	22:34
Instrument ID:	GC1G		

Compound	Response Signal 1	Response Signal 2
4,4'-DDD	10771314	2325568
4,4'-DDE	19628625	4369331
4,4'-DDT	1543508901	381988516
DDT Breakdown [a]	1.9 %	1.7 %
Endrin aldehyde	0	0
Endrin ketone	5280959	23049144
Endrin	893692316	244261824
Endrin Breakdown [b]	0.6 %	8.6 %

(a) Calculated as: (DDD + DDE) / (DDD + DDE + DDT) x 100
(b) Calculated as: (Endrin Aldehyde + Endrin Ketone) / (Endrin Aldehyde + Endrin Ketone + Endrin) x 100

This check applies to the following Samples, MS, MSD, Blanks, and Standards:

Lab Sample ID	Lab File ID	Date Analyzed	Time Analyzed	Hours Lapsed	Client Sample ID
G1G5651-IC5651	1G166080.D	05/13/21	23:11	00:37	Initial cal 1
G1G5651-IC5651	1G166081.D	05/13/21	23:29	00:55	Initial cal 2
G1G5651-IC5651	1G166082.D	05/13/21	23:48	01:14	Initial cal 5
G1G5651-IC5651	1G166083.D	05/14/21	00:06	01:32	Initial cal 10
G1G5651-ICC5651	1G166084.D	05/14/21	00:24	01:50	Initial cal 25
G1G5651-IC5651	1G166085.D	05/14/21	00:43	02:09	Initial cal 50
G1G5651-IC5651	1G166086.D	05/14/21	01:01	02:27	Initial cal 75
G1G5651-IC5651	1G166087.D	05/14/21	01:19	02:45	Initial cal 100
G1G5651-IC5651	1G166088.D	05/14/21	01:38	03:04	Initial cal 500
G1G5651-IC5651	1G166089.D	05/14/21	01:56	03:22	Initial cal 500
G1G5651-ICV5651	1G166091.D	05/14/21	02:33	03:59	Initial cal verification 500
G1G5651-ICV5651	1G166092.D	05/14/21	02:51	04:17	Initial cal verification 500
G1G5651-ICV5651	1G166093.D	05/14/21	03:09	04:35	Initial cal verification 25
G1G5651-ICV5651	1G166094.D	05/14/21	03:28	04:54	Initial cal verification 25

DDT/Endrin Breakdown Check

Job Number: JD27540
Account: SESINJPB SESI Consulting Engineers
Project: Remedial Investigation, 247 North Avenue, New Rochelle, NY

Sample: G1G5715-DDT
Lab File ID: 1G167674.D
Instrument ID: GC1G
Injection Date: 07/06/21
Injection Time: 13:08

Compound	Response Signal 1	Response Signal 2
4,4'-DDD	18041208	4301964
4,4'-DDE	3465445	2207904
4,4'-DDT	1375176028	387985928
DDT Breakdown [a]	1.5 %	1.7 %
Endrin aldehyde	0	0
Endrin ketone	0	0
Endrin	821481264	253598628
Endrin Breakdown [b]	0 %	0 %

(a) Calculated as: (DDD + DDE) / (DDD + DDE + DDT) x 100
(b) Calculated as: (Endrin Aldehyde + Endrin Ketone) / (Endrin Aldehyde + Endrin Ketone + Endrin) x 100

This check applies to the following Samples, MS, MSD, Blanks, and Standards:

Lab Sample ID	Lab File ID	Date Analyzed	Time Analyzed	Hours Lapsed	Client Sample ID
G1G5715-CC5651	1G167675.D	07/06/21	13:27	00:19	Continuing cal 25
OP34113-MB1	1G167678.D	07/06/21	14:48	01:40	Method Blank
OP34113-BS1	1G167679.D	07/06/21	15:06	01:58	Blank Spike
JD27449-2	1G167680.D	07/06/21	15:25	02:17	(used for QC only; not part of job JD27540)
OP34113-MS	1G167681.D	07/06/21	15:43	02:35	Matrix Spike
OP34113-MSD	1G167682.D	07/06/21	16:01	02:53	Matrix Spike Duplicate
OP33844-MB1	1G167683.D	07/06/21	16:20	03:12	Method Blank
ZZZZZZ	1G167684.D	07/06/21	16:44	03:36	(unrelated sample)
ZZZZZZ	1G167685.D	07/06/21	17:02	03:54	(unrelated sample)
ZZZZZZ	1G167686.D	07/06/21	17:21	04:13	(unrelated sample)
ZZZZZZ	1G167687.D	07/06/21	17:39	04:31	(unrelated sample)
ZZZZZZ	1G167688.D	07/06/21	17:57	04:49	(unrelated sample)
ZZZZZZ	1G167689.D	07/06/21	18:15	05:07	(unrelated sample)
ZZZZZZ	1G167691.D	07/06/21	18:52	05:44	(unrelated sample)
ZZZZZZ	1G167693.D	07/06/21	19:29	06:21	(unrelated sample)
ZZZZZZ	1G167694.D	07/06/21	19:47	06:39	(unrelated sample)
ZZZZZZ	1G167695.D	07/06/21	20:05	06:57	(unrelated sample)
G1G5715-CC5651	1G167698.D	07/06/21	21:00	07:52	Continuing cal 50
JD27540-1	1G167700.D	07/06/21	21:54	08:46	R1-SB-1(1.5-2.0)
JD27540-2	1G167701.D	07/06/21	22:13	09:05	R1-SB-1(5.0-5.5)
JD27540-3	1G167702.D	07/06/21	22:31	09:23	R1-SB-1(11-11.5)
JD27540-14	1G167703.D	07/06/21	22:49	09:41	R1-SB-6(5.5-6.0)

DDT/Endrin Breakdown Check

Job Number: JD27540
Account: SESINJPB SESI Consulting Engineers
Project: Remedial Investigation, 247 North Avenue, New Rochelle, NY

Sample:	G1G5717-DDT	**Injection Date:**	07/07/21
Lab File ID:	1G167738.D	**Injection Time:**	12:25
Instrument ID:	GC1G		

Compound	Response Signal 1	Response Signal 2
4,4'-DDD	14309572	3541113
4,4'-DDE	6690650	2980478
4,4'-DDT	1583782079	413381531
DDT Breakdown [a]	1.3 %	1.6 %
Endrin aldehyde	3932783	2890740
Endrin ketone	7536575	1316062
Endrin	915758986	265942112
Endrin Breakdown [b]	1.2 %	1.6 %

(a) Calculated as: (DDD + DDE) / (DDD + DDE + DDT) x 100
(b) Calculated as: (Endrin Aldehyde + Endrin Ketone) / (Endrin Aldehyde + Endrin Ketone + Endrin) x 100

This check applies to the following Samples, MS, MSD, Blanks, and Standards:

Lab Sample ID	Lab File ID	Date Analyzed	Time Analyzed	Hours Lapsed	Client Sample ID
G1G5717-CC5651	1G167739.D	07/07/21	12:43	00:18	Continuing cal 25
ZZZZZZ	1G167741.D	07/07/21	13:31	01:06	(unrelated sample)
ZZZZZZ	1G167742.D	07/07/21	13:49	01:24	(unrelated sample)
ZZZZZZ	1G167743.D	07/07/21	14:07	01:42	(unrelated sample)
JD27540-17	1G167744.D	07/07/21	14:26	02:01	R1-SB-11(1.5-2.0)
JD27540-18	1G167745.D	07/07/21	14:44	02:19	R1-SB-11(6-6.5)
JD27540-13	1G167746.D	07/07/21	15:02	02:37	R1-SB-6(3.5-4.0)
OP34121-MB1	1G167748.D	07/07/21	15:39	03:14	Method Blank
OP34121-BS1	1G167749.D	07/07/21	15:57	03:32	Blank Spike
JD27614-1	1G167750.D	07/07/21	16:15	03:50	(used for QC only; not part of job JD27540)
OP34121-MS	1G167751.D	07/07/21	16:34	04:09	Matrix Spike
OP34121-MSD	1G167752.D	07/07/21	16:52	04:27	Matrix Spike Duplicate
ZZZZZZ	1G167753.D	07/07/21	17:10	04:45	(unrelated sample)
ZZZZZZ	1G167754.D	07/07/21	17:29	05:04	(unrelated sample)
ZZZZZZ	1G167756.D	07/07/21	18:05	05:40	(unrelated sample)
ZZZZZZ	1G167757.D	07/07/21	18:23	05:58	(unrelated sample)
ZZZZZZ	1G167758.D	07/07/21	18:42	06:17	(unrelated sample)
ZZZZZZ	1G167759.D	07/07/21	19:00	06:35	(unrelated sample)
G1G5717-CC5651	1G167762.D	07/07/21	19:55	07:30	Continuing cal 50
ZZZZZZ	1G167764.D	07/07/21	20:31	08:06	(unrelated sample)
ZZZZZZ	1G167765.D	07/07/21	20:49	08:24	(unrelated sample)
ZZZZZZ	1G167766.D	07/07/21	21:08	08:43	(unrelated sample)
ZZZZZZ	1G167767.D	07/07/21	21:26	09:01	(unrelated sample)
ZZZZZZ	1G167768.D	07/07/21	21:44	09:19	(unrelated sample)

DDT/Endrin Breakdown Check

Job Number: JD27540
Account: SESINJPB SESI Consulting Engineers
Project: Remedial Investigation, 247 North Avenue, New Rochelle, NY

Sample:	G1G5717-DDT	**Injection Date:**	07/07/21
Lab File ID:	1G167738.D	**Injection Time:**	12:25
Instrument ID:	GC1G		

Lab Sample ID	Lab File ID	Date Analyzed	Time Analyzed	Hours Lapsed	Client Sample ID
ZZZZZZ	1G167769.D	07/07/21	22:02	09:37	(unrelated sample)
ZZZZZZ	1G167770.D	07/07/21	22:22	09:57	(unrelated sample)

GC Identification Summary

Job Number: JD27540
Account: SESINJPB SESI Consulting Engineers
Project: Remedial Investigation, 247 North Avenue, New Rochelle, NY

Check Std:	G1G5715-CC5651	**Injection Date:**	07/06/21
Lab File ID:	1G167698.D	**Injection Time:**	21:00
Instrument ID:	GC1G	**Method:**	SW846 8081B

Sample ID:	JD27540-14	**Injection Date:**	07/06/21
Lab File ID:	1G167703.D	**Injection Time:**	22:49
Client ID:	R1-SB-6(5.5-6.0)		

Compound	Column	RT	StdRT	Conc	Q	Units	RPD Conc
Aldrin [a]	1 [b]	3.51	3.50	0.94		ug/kg	84.0
Aldrin [a]	2	4.75	4.74	2.3		ug/kg	
Dieldrin	1	5.04	5.01	1.8		ug/kg	69.7
Dieldrin [a]	2 [b]	6.71	6.71	0.87		ug/kg	

(a) More than 40 % RPD for detected concentrations between the two GC columns.
(b) Final result reported from this column.

GC Identification Summary

Job Number: JD27540
Account: SESINJPB SESI Consulting Engineers
Project: Remedial Investigation, 247 North Avenue, New Rochelle, NY

Check Std:	G1G5715-CC5651	**Injection Date:**	07/06/21
Lab File ID:	1G167675.D	**Injection Time:**	13:27
Instrument ID:	GC1G	**Method:**	SW846 8081B

Sample ID:	OP34113-BS1	**Injection Date:**	07/06/21
Lab File ID:	1G167679.D	**Injection Time:**	15:06
Client ID:	Blank Spike		

Compound	Column	RT	StdRT	Conc	Q	Units	RPD Conc
Aldrin	1 [a]	3.50	3.50	12.2		ug/kg	15.2
Aldrin	2	4.74	4.74	14.2		ug/kg	
alpha-BHC	1 [a]	2.46	2.46	12.8		ug/kg	0.8
alpha-BHC	2	3.25	3.25	12.9		ug/kg	
beta-BHC	1 [a]	2.79	2.79	12.1		ug/kg	4.0
beta-BHC	2	3.77	3.77	12.6		ug/kg	
delta-BHC	1 [a]	2.96	2.96	12.3		ug/kg	10.8
delta-BHC	2	4.17	4.18	13.7		ug/kg	
gamma-BHC (Lindane)	1 [a]	2.72	2.72	12.2		ug/kg	8.6
gamma-BHC (Lindane)	2	3.68	3.68	13.3		ug/kg	
alpha-Chlordane	1	4.51	4.52	14.0		ug/kg	4.4
alpha-Chlordane	2 [a]	6.15	6.15	13.4		ug/kg	
gamma-Chlordane	1 [a]	4.35	4.35	12.7		ug/kg	4.6
gamma-Chlordane	2	5.91	5.91	13.3		ug/kg	
Chlordane (alpha and gamma)	n/a [b]			26.1		ug/kg	
Dieldrin	1	5.01	5.01	15.4		ug/kg	11.7
Dieldrin	2 [a]	6.71	6.71	13.7		ug/kg	
4,4'-DDD	1 [a]	5.49	5.49	13.5		ug/kg	7.8
4,4'-DDD	2	7.45	7.45	14.6		ug/kg	
4,4'-DDE	1 [a]	4.64	4.64	13.1		ug/kg	1.5
4,4'-DDE	2	6.43	6.43	13.3		ug/kg	
4,4'-DDT	1 [a]	5.91	5.91	13.5		ug/kg	10.5
4,4'-DDT	2	8.02	8.02	15.0		ug/kg	
Endrin	1	5.34	5.34	14.3		ug/kg	5.8
Endrin	2 [a]	7.26	7.26	13.5		ug/kg	
Endosulfan sulfate	1	7.03	7.02	13.7		ug/kg	29.3
Endosulfan sulfate	2 [a]	8.76	8.76	10.2		ug/kg	
Endrin aldehyde	1 [a]	6.32	6.31	12.9		ug/kg	1.5
Endrin aldehyde	2	8.25	8.25	13.1		ug/kg	
Endosulfan-I	1 [a]	4.69	4.69	12.5		ug/kg	4.7
Endosulfan-I	2	6.25	6.25	13.1		ug/kg	
Endosulfan-II	1 [a]	5.67	5.67	13.0		ug/kg	5.2
Endosulfan-II	2	7.63	7.64	13.7		ug/kg	
Heptachlor	1	3.18	3.18	12.6		ug/kg	0.8
Heptachlor	2 [a]	4.27	4.28	12.5		ug/kg	
Heptachlor epoxide	1 [a]	4.18	4.18	12.3		ug/kg	2.4
Heptachlor epoxide	2	5.60	5.61	12.6		ug/kg	
Methoxychlor	1 [a]	6.75	6.75	12.4		ug/kg	16.3
Methoxychlor	2	9.35	9.36	14.6		ug/kg	
Endrin ketone	1 [a]	7.49	7.49	14.4		ug/kg	0.0
Endrin ketone	2	9.75	9.75	14.4		ug/kg	

GC Identification Summary

Job Number: JD27540
Account: SESINJPB SESI Consulting Engineers
Project: Remedial Investigation, 247 North Avenue, New Rochelle, NY

Check Std:	G1G5715-CC5651	**Injection Date:**	07/06/21
Lab File ID:	1G167675.D	**Injection Time:**	13:27
Instrument ID:	GC1G	**Method:**	SW846 8081B

Sample ID:	OP34113-BS1	**Injection Date:**	07/06/21
Lab File ID:	1G167679.D	**Injection Time:**	15:06
Client ID:	Blank Spike		

Compound	Column	RT	StdRT	Conc	Q	Units	RPD Conc

(a) QC results reported from this column.
(b) Final reported result.

GC Identification Summary

Job Number: JD27540
Account: SESINJPB SESI Consulting Engineers
Project: Remedial Investigation, 247 North Avenue, New Rochelle, NY

Check Std:	G1G5715-CC5651	**Injection Date:**	07/06/21
Lab File ID:	1G167675.D	**Injection Time:**	13:27
Instrument ID:	GC1G	**Method:**	SW846 8081B

Sample ID:	OP34113-MS	**Injection Date:**	07/06/21
Lab File ID:	1G167681.D	**Injection Time:**	15:43
Client ID:	Matrix Spike		

Compound	Column	RT	StdRT	Conc	Q	Units	RPD Conc
Aldrin	1 [a]	3.50	3.50	72.5		ug/kg	13.4
Aldrin	2	4.75	4.74	82.9		ug/kg	
alpha-BHC	1 [a]	2.46	2.46	70.8		ug/kg	7.9
alpha-BHC	2	3.25	3.25	65.4		ug/kg	
beta-BHC	1 [a]	2.79	2.79	72.6		ug/kg	4.5
beta-BHC	2	3.77	3.77	69.4		ug/kg	
delta-BHC	1 [a]	2.96	2.96	45.8		ug/kg	10.7
delta-BHC	2	4.18	4.18	51.0		ug/kg	
gamma-BHC (Lindane)	1 [a]	2.72	2.72	65.2		ug/kg	0.8
gamma-BHC (Lindane)	2	3.68	3.68	64.7		ug/kg	
alpha-Chlordane	1 [a]	4.52	4.52	75.9		ug/kg	3.3
alpha-Chlordane	2	6.15	6.15	73.4		ug/kg	
gamma-Chlordane	1 [a]	4.35	4.35	66.3		ug/kg	7.3
gamma-Chlordane	2	5.91	5.91	71.3		ug/kg	
Chlordane (alpha and gamma)	n/a [b]			140		ug/kg	
Dieldrin	1 [a]	5.02	5.01	77.8		ug/kg	10.0
Dieldrin	2	6.72	6.71	70.4		ug/kg	
4,4'-DDD	1 [a]	5.49	5.49	73.2		ug/kg	12.4
4,4'-DDD	2	7.45	7.45	82.9		ug/kg	
4,4'-DDE	1 [a]	4.64	4.64	71.2		ug/kg	0.4
4,4'-DDE	2	6.43	6.43	71.5		ug/kg	
4,4'-DDT	1 [a]	5.91	5.91	81.3		ug/kg	4.3
4,4'-DDT	2	8.02	8.02	77.9		ug/kg	
Endrin	1 [a]	5.34	5.34	77.4		ug/kg	16.8
Endrin	2	7.26	7.26	65.4		ug/kg	
Endosulfan sulfate	1 [a]	7.03	7.02	59.9		ug/kg	4.1
Endosulfan sulfate	2	8.76	8.76	62.4		ug/kg	
Endrin aldehyde	1 [a]	6.32	6.31	62.9		ug/kg	18.0
Endrin aldehyde	2	8.25	8.25	52.5		ug/kg	
Endosulfan-I	1 [a]	4.69	4.69	52.4		ug/kg	10.5
Endosulfan-I	2	6.25	6.25	58.2		ug/kg	
Endosulfan-II	1 [a]	5.67	5.67	44.2		ug/kg	2.5
Endosulfan-II	2	7.64	7.64	45.3		ug/kg	
Heptachlor	1 [a]	3.18	3.18	68.0		ug/kg	0.4
Heptachlor	2	4.28	4.28	67.7		ug/kg	
Heptachlor epoxide	1 [a]	4.18	4.18	66.5		ug/kg	0.7
Heptachlor epoxide	2	5.61	5.61	67.0		ug/kg	
Methoxychlor	1 [a]	6.74	6.75	61.5		ug/kg	16.0
Methoxychlor	2	9.35	9.36	72.2		ug/kg	
Endrin ketone	1 [a]	7.49	7.49	68.4		ug/kg	1.9
Endrin ketone	2	9.75	9.75	69.7		ug/kg	

GC Identification Summary

Job Number: JD27540
Account: SESINJPB SESI Consulting Engineers
Project: Remedial Investigation, 247 North Avenue, New Rochelle, NY

Check Std:	G1G5715-CC5651	**Injection Date:**	07/06/21
Lab File ID:	1G167675.D	**Injection Time:**	13:27
Instrument ID:	GC1G	**Method:**	SW846 8081B

Sample ID:	OP34113-MS	**Injection Date:**	07/06/21
Lab File ID:	1G167681.D	**Injection Time:**	15:43
Client ID:	Matrix Spike		

Compound	Column	RT	StdRT	Conc	Q	Units	RPD Conc

(a) QC results reported from this column.
(b) Final reported result.

GC Identification Summary

Job Number: JD27540
Account: SESINJPB SESI Consulting Engineers
Project: Remedial Investigation, 247 North Avenue, New Rochelle, NY

Check Std:	G1G5715-CC5651	**Injection Date:**	07/06/21
Lab File ID:	1G167675.D	**Injection Time:**	13:27
Instrument ID:	GC1G	**Method:**	SW846 8081B

Sample ID:	OP34113-MSD	**Injection Date:**	07/06/21
Lab File ID:	1G167682.D	**Injection Time:**	16:01
Client ID:	Matrix Spike Duplicate		

Compound	Column	RT	StdRT	Conc	Q	Units	RPD Conc
Aldrin	1 [a]	3.50	3.50	70.8		ug/kg	9.8
Aldrin	2	4.74	4.74	78.1		ug/kg	
alpha-BHC	1 [a]	2.46	2.46	67.0		ug/kg	2.1
alpha-BHC	2	3.25	3.25	65.6		ug/kg	
beta-BHC	1 [a]	2.79	2.79	65.4		ug/kg	7.6
beta-BHC	2	3.77	3.77	70.6		ug/kg	
delta-BHC	1 [a]	2.96	2.96	55.0		ug/kg	8.9
delta-BHC	2	4.18	4.18	60.1		ug/kg	
gamma-BHC (Lindane)	1 [a]	2.72	2.72	67.2		ug/kg	2.7
gamma-BHC (Lindane)	2	3.68	3.68	65.4		ug/kg	
alpha-Chlordane	1 [a]	4.52	4.52	74.3		ug/kg	7.1
alpha-Chlordane	2	6.15	6.15	69.2		ug/kg	
gamma-Chlordane	1 [a]	4.35	4.35	60.6		ug/kg	13.4
gamma-Chlordane	2	5.91	5.91	69.3		ug/kg	
Chlordane (alpha and gamma)	n/a [b]			130		ug/kg	
Dieldrin	1 [a]	5.02	5.01	75.3		ug/kg	9.6
Dieldrin	2	6.72	6.71	68.4		ug/kg	
4,4'-DDD	1 [a]	5.49	5.49	64.7		ug/kg	11.8
4,4'-DDD	2	7.45	7.45	72.8		ug/kg	
4,4'-DDE	1 [a]	4.64	4.64	66.6		ug/kg	2.8
4,4'-DDE	2	6.43	6.43	68.5		ug/kg	
4,4'-DDT	1 [a]	5.91	5.91	69.3		ug/kg	4.1
4,4'-DDT	2	8.02	8.02	72.2		ug/kg	
Endrin	1 [a]	5.34	5.34	66.8		ug/kg	0.9
Endrin	2	7.26	7.26	66.2		ug/kg	
Endosulfan sulfate	1 [a]	7.03	7.02	56.7		ug/kg	0.7
Endosulfan sulfate	2	8.76	8.76	57.1		ug/kg	
Endrin aldehyde	1 [a]	6.31	6.31	59.5		ug/kg	13.8
Endrin aldehyde	2	8.25	8.25	51.8		ug/kg	
Endosulfan-I	1 [a]	4.69	4.69	56.6		ug/kg	2.8
Endosulfan-I	2	6.25	6.25	58.2		ug/kg	
Endosulfan-II	1 [a]	5.67	5.67	50.8		ug/kg	5.0
Endosulfan-II	2	7.64	7.64	53.4		ug/kg	
Heptachlor	1 [a]	3.18	3.18	68.0		ug/kg	0.4
Heptachlor	2	4.27	4.28	67.7		ug/kg	
Heptachlor epoxide	1 [a]	4.18	4.18	66.3		ug/kg	4.8
Heptachlor epoxide	2	5.61	5.61	63.2		ug/kg	
Methoxychlor	1 [a]	6.75	6.75	58.2		ug/kg	18.4
Methoxychlor	2	9.36	9.36	70.0		ug/kg	
Endrin ketone	1 [a]	7.49	7.49	65.9		ug/kg	3.3
Endrin ketone	2	9.75	9.75	68.1		ug/kg	

GC Identification Summary

Job Number: JD27540
Account: SESINJPB SESI Consulting Engineers
Project: Remedial Investigation, 247 North Avenue, New Rochelle, NY

Check Std:	G1G5715-CC5651	**Injection Date:**	07/06/21
Lab File ID:	1G167675.D	**Injection Time:**	13:27
Instrument ID:	GC1G	**Method:**	SW846 8081B

Sample ID:	OP34113-MSD	**Injection Date:**	07/06/21
Lab File ID:	1G167682.D	**Injection Time:**	16:01
Client ID:	Matrix Spike Duplicate		

Compound	Column	RT	StdRT	Conc	Q	Units	RPD Conc

(a) QC results reported from this column.
(b) Final reported result.

GC Identification Summary

Job Number: JD27540
Account: SESINJPB SESI Consulting Engineers
Project: Remedial Investigation, 247 North Avenue, New Rochelle, NY

Check Std:	GRK30-CC12	**Injection Date:**	07/05/21
Lab File ID:	RK1160.D	**Injection Time:**	23:03
Instrument ID:	GCRK	**Method:**	SW846 8082A

Sample ID:	OP34114-BS1	**Injection Date:**	07/06/21
Lab File ID:	RK1163.D	**Injection Time:**	01:22
Client ID:	Blank Spike		

Compound	Column	RT	StdRT	Conc	Q	Units	RPD Conc
Aroclor 1016	1			120		ug/kg	1.7
Aroclor 1016	2 [a]			118		ug/kg	
AR1016-B	1	3.63	3.63	129		ug/kg	
AR1016-B	2	5.00	5.00	121		ug/kg	
AR1016-C	1	4.17	4.17	110		ug/kg	
AR1016-C	2	5.64	5.64	112		ug/kg	
AR1016-D	1	4.34	4.34	120		ug/kg	
AR1016-D	2	5.84	5.84	117		ug/kg	
AR1016-E	1	4.85	4.85	121		ug/kg	
AR1016-E	2	6.51	6.51	121		ug/kg	
Aroclor 1260	1			121		ug/kg	5.1
Aroclor 1260	2 [a]			115		ug/kg	
AR1260-A	1	7.19	7.19	111		ug/kg	
AR1260-A	2	9.14	9.14	106		ug/kg	
AR1260-B	1	7.35	7.34	129		ug/kg	
AR1260-B	2	9.26	9.26	125		ug/kg	
AR1260-C	1	7.68	7.68	132		ug/kg	
AR1260-C	2	9.70	9.70	112		ug/kg	
AR1260-D	1	8.11	8.10	114		ug/kg	
AR1260-D	2	10.04	10.05	116		ug/kg	

(a) QC results reported from this column.

GC Identification Summary

Job Number: JD27540
Account: SESINJPB SESI Consulting Engineers
Project: Remedial Investigation, 247 North Avenue, New Rochelle, NY

Check Std:	GRK30-CC12	**Injection Date:**	07/05/21
Lab File ID:	RK1160.D	**Injection Time:**	23:03
Instrument ID:	GCRK	**Method:**	SW846 8082A

Sample ID:	OP34114-MS	**Injection Date:**	07/06/21
Lab File ID:	RK1165.D	**Injection Time:**	01:54
Client ID:	Matrix Spike		

Compound	Column	RT	StdRT	Conc	Q	Units	RPD Conc
Aroclor 1016	1 [a]			146		ug/kg	5.3
Aroclor 1016	2			154		ug/kg	
AR1016-B	1	3.63	3.63	152		ug/kg	
AR1016-B	2	5.00	5.00	157		ug/kg	
AR1016-C	1	4.17	4.17	137		ug/kg	
AR1016-C	2	5.64	5.64	146		ug/kg	
AR1016-D	1	4.34	4.34	147		ug/kg	
AR1016-D	2	5.84	5.84	151		ug/kg	
AR1016-E	1	4.85	4.85	149		ug/kg	
AR1016-E	2	6.51	6.51	161		ug/kg	
Aroclor 1260	1 [a]			163		ug/kg	4.4
Aroclor 1260	2			156		ug/kg	
AR1260-A	1	7.19	7.19	146		ug/kg	
AR1260-A	2	9.14	9.14	145		ug/kg	
AR1260-B	1	7.35	7.34	170		ug/kg	
AR1260-B	2	9.26	9.26	167		ug/kg	
AR1260-C	1	7.68	7.68	181		ug/kg	
AR1260-C	2	9.70	9.70	155		ug/kg	
AR1260-D	1	8.11	8.10	154		ug/kg	
AR1260-D	2	10.05	10.05	158		ug/kg	

(a) QC results reported from this column.

GC Identification Summary

Job Number: JD27540
Account: SESINJPB SESI Consulting Engineers
Project: Remedial Investigation, 247 North Avenue, New Rochelle, NY

Check Std:	GRK30-CC12	**Injection Date:**	07/05/21
Lab File ID:	RK1160.D	**Injection Time:**	23:03
Instrument ID:	GCRK	**Method:**	SW846 8082A

Sample ID:	OP34114-MSD	**Injection Date:**	07/06/21
Lab File ID:	RK1166.D	**Injection Time:**	02:11
Client ID:	Matrix Spike Duplicate		

Compound	Column	RT	StdRT	Conc	Q	Units	RPD Conc
Aroclor 1016	1 [a]			167		ug/kg	6.4
Aroclor 1016	2			178		ug/kg	
AR1016-B	1	3.63	3.63	173		ug/kg	
AR1016-B	2	5.00	5.00	182		ug/kg	
AR1016-C	1	4.17	4.17	157		ug/kg	
AR1016-C	2	5.64	5.64	170		ug/kg	
AR1016-D	1	4.34	4.34	169		ug/kg	
AR1016-D	2	5.84	5.84	174		ug/kg	
AR1016-E	1	4.85	4.85	168		ug/kg	
AR1016-E	2	6.51	6.51	184		ug/kg	
Aroclor 1260	1 [a]			181		ug/kg	0.6
Aroclor 1260	2			180		ug/kg	
AR1260-A	1	7.19	7.19	165		ug/kg	
AR1260-A	2	9.14	9.14	170		ug/kg	
AR1260-B	1	7.35	7.34	191		ug/kg	
AR1260-B	2	9.26	9.26	193		ug/kg	
AR1260-C	1	7.68	7.68	197		ug/kg	
AR1260-C	2	9.70	9.70	176		ug/kg	
AR1260-D	1	8.11	8.10	170		ug/kg	
AR1260-D	2	10.05	10.05	183		ug/kg	

(a) QC results reported from this column.

Surrogate Recovery Summary

Job Number: JD27540
Account: SESINJPB SESI Consulting Engineers
Project: Remedial Investigation, 247 North Avenue, New Rochelle, NY

Method: SW846 8081B **Matrix:** SO

Samples and QC shown here apply to the above method

Lab Sample ID	Lab File ID	S1 [a]	S1 [b]	S2 [a]	S2 [b]
JD27540-1	1G167700.D	65	71	68	70
JD27540-2	1G167701.D	79	88	89	91
JD27540-3	1G167702.D	61	67	64	65
JD27540-13	1G167746.D	65	68	43	83
JD27540-14	1G167703.D	88	84	82	83
JD27540-17	1G167744.D	89	93	65	110
JD27540-18	1G167745.D	71	75	52	68
OP34113-BS1	1G167679.D	62	71	78	78
OP34113-MB1	1G167678.D	72	78	81	81
OP34113-MS	1G167681.D	86	95	94	95
OP34113-MSD	1G167682.D	83	95	86	85

Surrogate Compounds	Recovery Limits
S1 = Tetrachloro-m-xylene	27-138%
S2 = Decachlorobiphenyl	10-179%

(a) Recovery from GC signal #1
(b) Recovery from GC signal #2

Surrogate Recovery Summary

Job Number: JD27540
Account: SESINJPB SESI Consulting Engineers
Project: Remedial Investigation, 247 North Avenue, New Rochelle, NY

Method: SW846 8082A **Matrix:** SO

Samples and QC shown here apply to the above method

Lab Sample ID	Lab File ID	S1 [a]	S1 [b]	S2 [a]	S2 [b]
JD27540-1	RK1164.D	78	95	81	73
JD27540-2	RK1188.D	92	113	99	107
JD27540-3	RK1189.D	66	80	69	66
JD27540-13	RK1197.D	61	70	35	115
JD27540-14	RK1190.D	60	89	60	101
JD27540-17	RK1195.D	87	107	64	104
JD27540-18	RK1196.D	63	79	45	89
OP34114-BS1	RK1163.D	79	97	83	75
OP34114-MB1	RK1162.D	74	97	77	70
OP34114-MS	RK1165.D	77	93	82	75
OP34114-MSD	RK1166.D	91	110	95	86

Surrogate Compounds	Recovery Limits
S1 = Tetrachloro-m-xylene	24-152%
S2 = Decachlorobiphenyl	10-172%

(a) Recovery from GC signal #1
(b) Recovery from GC signal #2

GC Surrogate Retention Time Summary

Job Number: JD27540
Account: SESINJPB SESI Consulting Engineers
Project: Remedial Investigation, 247 North Avenue, New Rochelle, NY

Check Std:	G1G5715-CC5651	**Injection Date:**	07/06/21
Lab File ID:	1G167675.D	**Injection Time:**	13:27
Instrument ID:	GC1G	**Method:**	SW846 8081B

	S1 [a] RT	S1 [b] RT	S2 [a] RT	S2 [b] RT
Check Std	2.05	2.61	9.43	11.59

Lab Sample ID	Lab File ID	Date Analyzed	Time Analyzed	S1 [a] RT	S1 [b] RT	S2 [a] RT	S2 [b] RT
OP34113-MB1	1G167678.D	07/06/21	14:48	2.05	2.61	9.43	11.60
OP34113-BS1	1G167679.D	07/06/21	15:06	2.05	2.61	9.43	11.59
JD27449-2	1G167680.D	07/06/21	15:25	2.05	2.61	9.43	11.60
OP34113-MS	1G167681.D	07/06/21	15:43	2.05	2.61	9.43	11.59
OP34113-MSD	1G167682.D	07/06/21	16:01	2.05	2.61	9.43	11.59
OP33844-MB1	1G167683.D	07/06/21	16:20	2.05	2.61	9.43	11.59
ZZZZZZ	1G167684.D	07/06/21	16:44	2.05	2.61	9.43	11.59
ZZZZZZ	1G167685.D	07/06/21	17:02	2.05	2.61	9.43	11.58
ZZZZZZ	1G167686.D	07/06/21	17:21	2.05	2.61	9.43	11.59
ZZZZZZ	1G167687.D	07/06/21	17:39	2.05	2.61	9.43	11.59
ZZZZZZ	1G167688.D	07/06/21	17:57	2.05	2.61	9.42	11.58
ZZZZZZ	1G167689.D	07/06/21	18:15	2.05	2.61	9.42	11.58
ZZZZZZ	1G167691.D	07/06/21	18:52	2.05	2.61	9.43	11.59
ZZZZZZ	1G167693.D	07/06/21	19:29	2.05	2.61	9.42	11.58
ZZZZZZ	1G167694.D	07/06/21	19:47	2.05	2.61	9.42	11.59
ZZZZZZ	1G167695.D	07/06/21	20:05	2.05	2.61	9.43	11.59

Surrogate Compounds

S1 = Tetrachloro-m-xylene
S2 = Decachlorobiphenyl

(a) Retention time from GC signal #1
(b) Retention time from GC signal #2

GC Surrogate Retention Time Summary

Job Number: JD27540
Account: SESINJPB SESI Consulting Engineers
Project: Remedial Investigation, 247 North Avenue, New Rochelle, NY

Check Std:	G1G5715-CC5651	**Injection Date:**	07/06/21
Lab File ID:	1G167698.D	**Injection Time:**	21:00
Instrument ID:	GC1G	**Method:**	SW846 8081B

	S1 [a] RT	S1 [b] RT	S2 [a] RT	S2 [b] RT
Check Std	2.05	2.61	9.43	11.59

Lab Sample ID	Lab File ID	Date Analyzed	Time Analyzed	S1 [a] RT	S1 [b] RT	S2 [a] RT	S2 [b] RT
JD27540-1	1G167700.D	07/06/21	21:54	2.05	2.61	9.42	11.58
JD27540-2	1G167701.D	07/06/21	22:13	2.05	2.61	9.42	11.58
JD27540-3	1G167702.D	07/06/21	22:31	2.05	2.61	9.43	11.59
JD27540-14	1G167703.D	07/06/21	22:49	2.06	2.61	9.42	11.59

Surrogate Compounds

S1 = Tetrachloro-m-xylene
S2 = Decachlorobiphenyl

(a) Retention time from GC signal #1
(b) Retention time from GC signal #2

GC Surrogate Retention Time Summary

Job Number: JD27540
Account: SESINJPB SESI Consulting Engineers
Project: Remedial Investigation, 247 North Avenue, New Rochelle, NY

Check Std:	G1G5717-CC5651	**Injection Date:**	07/07/21
Lab File ID:	1G167739.D	**Injection Time:**	12:43
Instrument ID:	GC1G	**Method:**	SW846 8081B

	S1 [a] RT	S1 [b] RT	S2 [a] RT	S2 [b] RT
Check Std	2.05	2.61	9.42	11.58

Lab Sample ID	Lab File ID	Date Analyzed	Time Analyzed	S1 [a] RT	S1 [b] RT	S2 [a] RT	S2 [b] RT
ZZZZZZ	1G167741.D	07/07/21	13:31	2.05	2.61	9.43	11.60
ZZZZZZ	1G167742.D	07/07/21	13:49	2.05	2.61	9.42	11.59
ZZZZZZ	1G167743.D	07/07/21	14:07	2.05	2.61	9.42	11.59
JD27540-17	1G167744.D	07/07/21	14:26	2.05	2.61	9.42	11.59
JD27540-18	1G167745.D	07/07/21	14:44	2.05	2.61	9.42	11.58
JD27540-13	1G167746.D	07/07/21	15:02	2.05	2.61	9.42	11.58
OP34121-MB1	1G167748.D	07/07/21	15:39	2.05	2.61	9.43	11.59
OP34121-BS1	1G167749.D	07/07/21	15:57	2.05	2.61	9.42	11.58
JD27614-1	1G167750.D	07/07/21	16:15	2.05	2.61	9.42	11.58
OP34121-MS	1G167751.D	07/07/21	16:34	2.05	2.61	9.42	11.59
OP34121-MSD	1G167752.D	07/07/21	16:52	2.05	2.61	9.42	11.58
ZZZZZZ	1G167753.D	07/07/21	17:10	2.05	2.61	9.42	11.58
ZZZZZZ	1G167754.D	07/07/21	17:29	2.05	2.61	9.42	11.58
ZZZZZZ	1G167756.D	07/07/21	18:05	2.05	2.61	9.42	11.58
ZZZZZZ	1G167757.D	07/07/21	18:23	2.05	2.61	9.42	11.58
ZZZZZZ	1G167758.D	07/07/21	18:42	2.05	2.61	9.42	11.58
ZZZZZZ	1G167759.D	07/07/21	19:00	2.05	2.61	9.42	11.59

Surrogate Compounds

S1 = Tetrachloro-m-xylene
S2 = Decachlorobiphenyl

(a) Retention time from GC signal #1
(b) Retention time from GC signal #2

GC Surrogate Retention Time Summary

Job Number: JD27540
Account: SESINJPB SESI Consulting Engineers
Project: Remedial Investigation, 247 North Avenue, New Rochelle, NY

Check Std:	GRK30-CC12	**Injection Date:**	07/05/21
Lab File ID:	RK1160.D	**Injection Time:**	23:03
Instrument ID:	GCRK	**Method:**	SW846 8082A

	S1 [a] RT	S1 [b] RT	S2 [a] RT	S2 [b] RT
Check Std	2.85	3.75	10.02	12.27

Lab Sample ID	Lab File ID	Date Analyzed	Time Analyzed	S1 [a] RT	S1 [b] RT	S2 [a] RT	S2 [b] RT
OP34114-MB1	RK1162.D	07/06/21	01:05	2.86	3.74	10.03	12.27
OP34114-BS1	RK1163.D	07/06/21	01:22	2.85	3.74	10.02	12.27
JD27540-1	RK1164.D	07/06/21	01:38	2.85	3.74	10.02	12.27
OP34114-MS	RK1165.D	07/06/21	01:54	2.85	3.74	10.02	12.27
OP34114-MSD	RK1166.D	07/06/21	02:11	2.85	3.74	10.02	12.27
ZZZZZZ	RK1167.D	07/06/21	02:27	2.85	3.74	10.02	12.27
ZZZZZZ	RK1168.D	07/06/21	02:44	2.85	3.74	10.02	12.27

Surrogate Compounds

S1 = Tetrachloro-m-xylene
S2 = Decachlorobiphenyl

(a) Retention time from GC signal #1
(b) Retention time from GC signal #2

GC Surrogate Retention Time Summary

Job Number: JD27540
Account: SESINJPB SESI Consulting Engineers
Project: Remedial Investigation, 247 North Avenue, New Rochelle, NY

Check Std:	GRK30-CC12	**Injection Date:**	07/06/21
Lab File ID:	RK1182.D	**Injection Time:**	06:37
Instrument ID:	GCRK	**Method:**	SW846 8082A

	S1 [a] RT	S1 [b] RT	S2 [a] RT	S2 [b] RT
Check Std	2.85	3.75	10.02	12.27

Lab Sample ID	Lab File ID	Date Analyzed	Time Analyzed	S1 [a] RT	S1 [b] RT	S2 [a] RT	S2 [b] RT
ZZZZZZ	RK1184.D	07/06/21	07:09	2.85	3.75	10.02	12.27
ZZZZZZ	RK1185.D	07/06/21	07:26	2.85	3.75	10.02	12.27
ZZZZZZ	RK1186.D	07/06/21	07:42	2.85	3.74	10.02	12.27
ZZZZZZ	RK1187.D	07/06/21	07:59	2.85	3.75	10.02	12.27
JD27540-2	RK1188.D	07/06/21	08:15	2.85	3.75	10.02	12.27
JD27540-3	RK1189.D	07/06/21	08:31	2.85	3.75	10.02	12.27
JD27540-14	RK1190.D	07/06/21	08:48	2.85	3.75	10.02	12.27

Surrogate Compounds

S1 = Tetrachloro-m-xylene
S2 = Decachlorobiphenyl

(a) Retention time from GC signal #1
(b) Retention time from GC signal #2

GC Surrogate Retention Time Summary

Job Number: JD27540
Account: SESINJPB SESI Consulting Engineers
Project: Remedial Investigation, 247 North Avenue, New Rochelle, NY

Check Std:	GRK30-CC12	**Injection Date:**	07/06/21
Lab File ID:	RK1193.D	**Injection Time:**	09:37
Instrument ID:	GCRK	**Method:**	SW846 8082A

	S1 [a] RT	S1 [b] RT	S2 [a] RT	S2 [b] RT
Check Std	2.85	3.74	10.02	12.27

Lab Sample ID	Lab File ID	Date Analyzed	Time Analyzed	S1 [a] RT	S1 [b] RT	S2 [a] RT	S2 [b] RT
JD27540-17	RK1195.D	07/06/21	10:10	2.85	3.74	10.02	12.27
JD27540-18	RK1196.D	07/06/21	10:26	2.85	3.74	10.02	12.27
JD27540-13	RK1197.D	07/06/21	10:43	2.85	3.75	10.02	12.27

Surrogate Compounds

S1 = Tetrachloro-m-xylene
S2 = Decachlorobiphenyl

(a) Retention time from GC signal #1
(b) Retention time from GC signal #2

Initial Calibration Summary

Job Number: JD27540 **Sample:** G1G5651-ICC5651
Account: SESINJPB SESI Consulting Engineers **Lab FileID:** 1G166084.D
Project: Remedial Investigation, 247 North Avenue, New Rochelle, NY

Response Factor Report HP G1530A

Method : C:\MSDCHEM\1\METHODS\1PST5651.M (Chemstation Integrator)
Title : PEST/PCB
Last Update : Fri May 14 21:42:38 2021
Response via : Initial Calibration

Calibration Files
2 =1g166081.D 5 =1g166082.D 10 =1g166083.D 25 =1g166084.D
50 =1g166085.D 100 =1g166087.D 1 =1g166080.D 75 =1g166086.D

Compound	2	5	10	25	50	100	1	75	Avg	%RSD
1) I 1-bromo-2-nitrobenzen	ISTD									
2) Tetrachloro-	0.976	0.864	0.907	0.857	0.846	0.858	1.228	0.854	0.924	14.11
3) Hexachlorobe	1.439	1.386	1.397	1.330	1.287	1.301	1.428	1.313	1.360	4.38
4) alpha-BHC	1.406	1.298	1.322	1.317	1.316	1.375	1.353	1.367	1.344	2.74
5) gamma-BHC	1.291	1.185	1.214	1.184	1.184	1.226	1.294	1.236	1.227	3.68
6) Heptachlor	1.289	1.212	1.206	1.161	1.138	1.168	1.302	1.185	1.208	4.92
7) beta-BHC	0.632	0.476	0.544	0.524	0.510	0.516	0.531	0.528	0.533	8.41
8) delta-BHC	1.094	1.095	1.221	1.190	1.207	1.236	1.197	1.243	1.185	4.98
9) Aldrin	1.210	1.135	1.131	1.106	1.080	1.105	1.202	1.113	1.135	4.13
10) Alachlor		0.155	0.140	0.132	0.125	0.125		0.124	0.133	9.05
11) Heptachlor E	1.297	1.099	1.068	1.031	1.011	1.015	1.295	1.031	1.106	10.93
12) gamma-Chlord	1.244	1.060	1.093	1.067	1.046	1.069	1.675	1.080	1.167	18.40
13) alpha-Chlord	1.312	1.057	1.037	1.058	1.008	1.019	1.048	1.030	1.071	9.23
14) Endosulfan I	1.129	1.081	1.114	1.124	1.072	1.087	1.158	1.090	1.107	2.64
15) 4,4'-DDE	1.050	0.947	0.983	0.987	0.964	0.986	1.070	0.993	0.998	4.17
16) Dieldrin	1.152	1.100	1.112	1.074	1.072	1.092	1.214	1.101	1.115	4.24
17) Endrin	1.183	1.076	1.105	1.079	1.060	1.070	1.243	1.086	1.113	5.86
18) 4,4'-DDD	1.017	0.790	0.840	0.891	0.859	0.877	0.830	0.885	0.874	7.63
19) Endosulfan I	1.077	0.962	0.979	0.990	0.956	0.964	1.060	0.971	0.995	4.70
20) 4,4'-DDT	0.938	0.835	0.904	0.895	0.888	0.919	0.885	0.920	0.898	3.47
21) Endrin Aldeh	1.115	0.787	0.813	0.786	0.755	0.759	0.852	0.765	0.829	14.44
22) Endosulfan S	0.997	0.930	0.923	0.899	0.880	0.898	1.197	0.923	0.956	10.83
23) Methoxychlor	0.687	0.538	0.478	0.459	0.456	0.454	0.523	0.463	0.507	15.65
24) Mirex	0.959	0.820	0.812	0.761	0.721	0.719	0.772	0.739	0.788	9.99
25) Endrin Keton	0.981	1.019	1.011	0.977	0.949	0.967	1.072	0.983	0.995	3.86
26) Decachlorobi	1.038	0.935	1.021	0.897	0.858	0.852	1.122	0.868	0.949	10.56
27) I 1-bromo-2-nitrobenzen	ISTD									
28) Toxaphene{A}				0.008					0.008	0.00
29) Toxaphene{B}				0.027					0.027	0.00
30) Toxaphene{C}				0.027					0.027	0.00
31) Toxaphene{D}				0.010					0.010	0.00
32) Toxaphene{E}				0.023					0.023	0.00
33) I 1-bromo-2-nitrobenzen	ISTD									
34) Chlordane {A				0.033					0.033	0.00
35) Chlordane {B				0.038					0.038	0.00
36) Chlordane {C				0.134					0.134	0.00
37) Chlordane {D				0.227					0.227	0.00
38) Chlordane {E				0.041					0.041	0.00

Signal #2

Compound	2	5	10	25	50	100	1	75	Avg	%RSD
1) I 1-bromo-2-nitrobenzen	ISTD									
2) Tetrachloro-	0.638	0.608	0.598	0.593	0.590	0.614	0.638	0.599	0.610	3.15

Initial Calibration Summary

Job Number: JD27540 **Sample:** G1G5651-ICC5651
Account: SESINJPB SESI Consulting Engineers **Lab FileID:** 1G166084.D
Project: Remedial Investigation, 247 North Avenue, New Rochelle, NY

3)	Hexachlorobe	1.505	1.442	1.446	1.433	1.439	1.492	1.519	1.459	1.467	2.27
4)	alpha-BHC	1.262	1.196	1.249	1.327	1.406	1.525	1.279	1.478	1.340	8.76
5)	gamma-BHC	1.193	1.102	1.142	1.197	1.261	1.365	1.172	1.315	1.218	7.29
6)	Heptachlor	1.305	1.161	1.230	1.244	1.287	1.353	1.267	1.316	1.270	4.68
7)	beta-BHC	0.470	0.465	0.466	0.468	0.473	0.489	0.388	0.476	0.462	6.68
8)	delta-BHC	1.171	1.076	1.132	1.175	1.268	1.390	1.075	1.331	1.202	9.69
9)	Aldrin	1.167	1.131	1.143	1.160	1.201	1.277	1.173	1.244	1.187	4.28
10)	Alachlor		0.131	0.134	0.122	0.119	0.118		0.119	0.124	5.65
11)	Heptachlor E	1.239	1.114	1.104	1.072	1.114	1.169	1.507	1.143	1.183	11.87
12)	gamma-Chlord	1.104	1.036	1.040	1.046	1.084	1.160	1.018	1.121	1.076	4.60
13)	alpha-Chlord	1.075	0.992	1.017	1.017	1.050	1.117	1.052	1.084	1.050	3.91
14)	Endosulfan I	1.077	1.016	1.047	1.056	1.065	1.115	1.167	1.090	1.079	4.28
15)	4,4'-DDE	1.083	1.006	1.071	1.042	1.058	1.117	0.924	1.094	1.049	5.80
16)	Dieldrin	1.290	1.151	1.107	1.113	1.148	1.217	1.359	1.177	1.195	7.44
17)	Endrin	1.135	1.079	1.055	1.050	1.094	1.154	1.137	1.126	1.104	3.60
18)	4,4'-DDD	0.852	0.794	0.769	0.751	0.783	0.830	0.833	0.816	0.803	4.33
19)	Endosulfan I	1.024	0.969	0.997	0.931	0.970	1.015	1.006	0.998	0.989	3.09
20)	4,4'-DDT	0.826	0.695	0.724	0.748	0.787	0.851	0.584	0.821	0.755	11.60
21)	Endrin Aldeh	0.794	0.686	0.764	0.733	0.745	0.768	0.761	0.751	0.750	4.19
22)	Endosulfan S	0.894	0.866	0.863	0.841	0.863	0.910	0.870	0.885	0.874	2.46
23)	Methoxychlor	0.396	0.367	0.383	0.384	0.395	0.400	0.284	0.409	0.377	10.50
24)	Mirex	0.722	0.668	0.668	0.626	0.624	0.631	0.679	0.620	0.655	5.47
25)	Endrin Keton	0.872	0.883	0.917	0.898	0.932	0.974	0.901	0.944	0.915	3.67
26)	Decachlorobi	0.942	0.865	0.802	0.771	0.777	0.800	0.877	0.781	0.827	7.41

27)	I 1-bromo-2-nitrobenzen	----------ISTD----------		
28)	Toxaphene{A}	0.014	0.014	0.00
29)	Toxaphene{B}	0.019	0.019	0.00
30)	Toxaphene{C}	0.038	0.038	0.00
31)	Toxaphene{D}	0.018	0.018	0.00
32)	Toxaphene{E}	0.019	0.019	0.00

33)	I 1-bromo-2-nitrobenzen	----------ISTD----------		
34)	Chlordane {A	0.030	0.030	0.00
35)	Chlordane {B	0.030	0.030	0.00
36)	Chlordane {C	0.112	0.112	0.00
37)	Chlordane {D	0.210	0.210	0.00
38)	Chlordane {E	0.031	0.031	0.00

(#) = Out of Range ### Number of calibration levels exceeded format ###

1PST5651.M Fri May 14 23:00:31 2021

10.9.1 10

Initial Calibration Verification

Job Number: JD27540 **Sample:** G1G5651-ICV5651
Account: SESINJPB SESI Consulting Engineers **Lab FileID:** 1G166091.D
Project: Remedial Investigation, 247 North Avenue, New Rochelle, NY

Evaluate Continuing Calibration Report

```
Signal #1 : C:\msdchem\1\DATA\1G5651\1g166091.D\ECD1A.CH Vial: 14
Signal #2 : C:\msdchem\1\DATA\1G5651\1g166091.D\ECD2B.CH
Acq On    : 14 May 2021   2:33 am                    Operator: christp
Sample    : icv5651-500                              Inst    : HP G1530A
Misc      : op33250,g1g5651,30,,,2,1                 Multiplr: 1.00
IntFile Signal #1: autoint1.e   IntFile Signal #2: autoint2.e

Method       : C:\MSDCHEM\1\METHODS\1PST5651.M (Chemstation Integrator)
Title        : PEST/PCB
Last Update  : Fri May 14 21:42:38 2021
Response via : Multiple Level Calibration

Min. RRF     :   0.000  Min. Rel. Area :  50%  Max. R.T. Dev  0.50min
Max. RRF Dev :  20%     Max. Rel. Area : 150%
```

		Compound	AvgRF	CCRF	%Dev	Area%	Dev(min)	RT Window
1	I	1-bromo-2-nitrobenzene	1.000	1.000	0.0	104	0.00	1.55- 1.61
2	SAB	Tetrachloro-m-xylene	0.924	0.924	0.0	114	0.00	2.03- 2.09
3		Hexachlorobenzene		----------NA----------				
4	A	alpha-BHC		----------NA----------				
5	MA	gamma-BHC		----------NA----------				
6	MA	Heptachlor		----------NA----------				
7	B	beta-BHC		----------NA----------				
8	B	delta-BHC		----------NA----------				
9	MB	Aldrin		----------NA----------				
10		Alachlor		----------NA----------				
11	B	Heptachlor Epoxide		----------NA----------				
12	B	gamma-Chlordane		----------NA----------				
13	B	alpha-Chlordane		----------NA----------				
14	A	Endosulfan I		----------NA----------				
15	B	4,4'-DDE		----------NA----------				
16	MA	Dieldrin		----------NA----------				
17	MA	Endrin		----------NA----------				
18	A	4,4'-DDD		----------NA----------				
19	B	Endosulfan II		----------NA----------				
20	MA	4,4'-DDT		----------NA----------				
21	B	Endrin Aldehyde		----------NA----------				
22	B	Endosulfan Sulfate		----------NA----------				
23	A	Methoxychlor		----------NA----------				
24		Mirex		----------NA----------				
25	B	Endrin Ketone		----------NA----------				
26	SA	Decachlorobiphenyl	0.949	0.929	2.1	113	0.00	9.43- 9.49
27	I	1-bromo-2-nitrobenzene	1.000	1.000	0.0	108	0.00	1.48- 1.68
28	L8	Toxaphene{A}		----------NA----------				
29	L8	Toxaphene{B}		----------NA----------				
30	L8	Toxaphene{C}		----------NA----------				
31	L8	Toxaphene{D}		----------NA----------				
32	L8	Toxaphene{E}		----------NA----------				
33	I	1-bromo-2-nitrobenzene	1.000	1.000	0.0	97	0.00	1.48- 1.68
34		Chlordane {A}	0.033	0.035	-6.1	102	0.00	3.01- 3.21
35		Chlordane {B}	0.038	0.039	-2.6	101	0.00	3.54- 3.74
36		Chlordane {C}	0.134	0.139	-3.7	101	0.00	4.26- 4.46
37		Chlordane {D}	0.227	0.215	5.3	92	0.00	4.43- 4.63
38		Chlordane {E}	0.041	0.039	4.9	94	0.00	5.50- 5.70

Initial Calibration Verification

Job Number: JD27540 **Sample:** G1G5651-ICV5651
Account: SESINJPB SESI Consulting Engineers **Lab FileID:** 1G166091.D
Project: Remedial Investigation, 247 North Avenue, New Rochelle, NY

***** Signal #2 *****

1	I	1-bromo-2-nitrobenzene	1.000	1.000	0.0	104	0.00	1.84- 1.90
2	SAB	Tetrachloro-m-xylene	0.610	0.636	-4.3	112	0.00	2.59- 2.65
3		Hexachlorobenzene		----------NA----------				
4	A	alpha-BHC		----------NA----------				
5	MA	gamma-BHC		----------NA----------				
6	MA	Heptachlor		----------NA----------				
7	B	beta-BHC		----------NA----------				
8	B	delta-BHC		----------NA----------				
9	MB	Aldrin		----------NA----------				
10		Alachlor		----------NA----------				
11	B	Heptachlor Epoxide		----------NA----------				
12	B	gamma-Chlordane		----------NA----------				
13	B	alpha-Chlordane		----------NA----------				
14	A	Endosulfan I		----------NA----------				
15	B	4,4'-DDE		----------NA----------				
16	MA	Dieldrin		----------NA----------				
17	MA	Endrin		----------NA----------				
18	A	4,4'-DDD		----------NA----------				
19	B	Endosulfan II		----------NA----------				
20	MA	4,4'-DDT		----------NA----------				
21	B	Endrin Aldehyde		----------NA----------				
22	B	Endosulfan Sulfate		----------NA----------				
23	A	Methoxychlor		----------NA----------				
24		Mirex		----------NA----------				
25	B	Endrin Ketone		----------NA----------				
26	SA	Decachlorobiphenyl	0.827	0.804	2.8	108	0.00	11.59-11.65
27	I	1-bromo-2-nitrobenzene	1.000	1.000	0.0	108	0.00	1.77- 1.97
28	L8	Toxaphene{A}		----------NA----------				
29	L8	Toxaphene{B}		----------NA----------				
30	L8	Toxaphene{C}		----------NA----------				
31	L8	Toxaphene{D}		----------NA----------				
32	L8	Toxaphene{E}		----------NA----------				
33	I	1-bromo-2-nitrobenzene	1.000	1.000	0.0	88	0.00	1.77- 1.97
34		Chlordane {A}	0.030	0.035	-16.7	103	0.00	3.99- 4.19
35		Chlordane {B}	0.030	0.035	-16.7	100	0.00	4.86- 5.06
36		Chlordane {C}	0.112	0.134	-19.6	104	0.00	5.83- 6.03
37		Chlordane {D}	0.210	0.220	-4.8	92	0.10	6.07- 6.27
38		Chlordane {E}	0.031	0.033	-6.5	91	0.00	7.64- 7.84

(#) = Out of Range SPCC's out = 0 CCC's out = 0
1g166085.D 1PST5651.M Fri May 14 21:55:29 2021

Initial Calibration Verification

Job Number: JD27540 **Sample:** G1G5651-ICV5651
Account: SESINJPB SESI Consulting Engineers **Lab FileID:** 1G166092.D
Project: Remedial Investigation, 247 North Avenue, New Rochelle, NY

Evaluate Continuing Calibration Report

```
Signal #1 : C:\msdchem\1\DATA\1G5651\1g166092.D\ECD1A.CH Vial: 15
Signal #2 : C:\msdchem\1\DATA\1G5651\1g166092.D\ECD2B.CH
Acq On    : 14 May 2021   2:51 am                    Operator: christp
Sample    : icv5651-500                              Inst    : HP G1530A
Misc      : op33250,g1g5651,30,,,2,1                 Multiplr: 1.00
IntFile Signal #1: autoint1.e   IntFile Signal #2: autoint2.e

Method       : C:\MSDCHEM\1\METHODS\1PST5651.M (Chemstation Integrator)
Title        : PEST/PCB
Last Update  : Fri May 14 21:42:38 2021
Response via : Multiple Level Calibration

Min. RRF     :   0.000  Min. Rel. Area :  50%  Max. R.T. Dev  0.50min
Max. RRF Dev :  20%     Max. Rel. Area : 150%
```

		Compound	AvgRF	CCRF	%Dev	Area%	Dev(min)	RT Window
1	I	1-bromo-2-nitrobenzene	1.000	1.000	0.0	105	0.00	1.55- 1.61
2	SAB	Tetrachloro-m-xylene	0.924	0.930	-0.6	116	0.00	2.03- 2.09
3		Hexachlorobenzene		----------NA----------				
4	A	alpha-BHC		----------NA----------				
5	MA	gamma-BHC		----------NA----------				
6	MA	Heptachlor		----------NA----------				
7	B	beta-BHC		----------NA----------				
8	B	delta-BHC		----------NA----------				
9	MB	Aldrin		----------NA----------				
10		Alachlor		----------NA----------				
11	B	Heptachlor Epoxide		----------NA----------				
12	B	gamma-Chlordane		----------NA----------				
13	B	alpha-Chlordane		----------NA----------				
14	A	Endosulfan I		----------NA----------				
15	B	4,4'-DDE		----------NA----------				
16	MA	Dieldrin		----------NA----------				
17	MA	Endrin		----------NA----------				
18	A	4,4'-DDD		----------NA----------				
19	B	Endosulfan II		----------NA----------				
20	MA	4,4'-DDT		----------NA----------				
21	B	Endrin Aldehyde		----------NA----------				
22	B	Endosulfan Sulfate		----------NA----------				
23	A	Methoxychlor		----------NA----------				
24		Mirex		----------NA----------				
25	B	Endrin Ketone		----------NA----------				
26	SA	Decachlorobiphenyl	0.949	0.940	0.9	116	0.00	9.43- 9.49
27	I	1-bromo-2-nitrobenzene	1.000	1.000	0.0	110	0.00	1.48- 1.68
28	L8	Toxaphene{A}	0.008	0.008	0.0	107	0.00	4.94- 5.14
29	L8	Toxaphene{B}	0.027	0.025	7.4	102	0.00	5.57- 5.77
30	L8	Toxaphene{C}	0.027	0.028	-3.7	114	-0.01	5.74- 5.94
31	L8	Toxaphene{D}	0.010	0.009	10.0	99	0.00	6.22- 6.42
32	L8	Toxaphene{E}	0.023	0.022	4.3	102	0.00	6.79- 6.99
33	I	1-bromo-2-nitrobenzene	1.000	1.000	0.0	99	0.00	1.48- 1.68
34		Chlordane {A}		----------NA----------				
35		Chlordane {B}		----------NA----------				
36		Chlordane {C}		----------NA----------				
37		Chlordane {D}		----------NA----------				
38		Chlordane {E}		----------NA----------				

Initial Calibration Verification

Job Number: JD27540 **Sample:** G1G5651-ICV5651
Account: SESINJPB SESI Consulting Engineers **Lab FileID:** 1G166092.D
Project: Remedial Investigation, 247 North Avenue, New Rochelle, NY

***** Signal #2 *****

1	I	1-bromo-2-nitrobenzene	1.000	1.000	0.0	107	0.00	1.84- 1.90
2	SAB	Tetrachloro-m-xylene	0.610	0.644	-5.6	116	0.00	2.59- 2.65
3		Hexachlorobenzene		----------NA----------				
4	A	alpha-BHC		----------NA----------				
5	MA	gamma-BHC		----------NA----------				
6	MA	Heptachlor		----------NA----------				
7	B	beta-BHC		----------NA----------				
8	B	delta-BHC		----------NA----------				
9	MB	Aldrin		----------NA----------				
10		Alachlor		----------NA----------				
11	B	Heptachlor Epoxide		----------NA----------				
12	B	gamma-Chlordane		----------NA----------				
13	B	alpha-Chlordane		----------NA----------				
14	A	Endosulfan I		----------NA----------				
15	B	4,4'-DDE		----------NA----------				
16	MA	Dieldrin		----------NA----------				
17	MA	Endrin		----------NA----------				
18	A	4,4'-DDD		----------NA----------				
19	B	Endosulfan II		----------NA----------				
20	MA	4,4'-DDT		----------NA----------				
21	B	Endrin Aldehyde		----------NA----------				
22	B	Endosulfan Sulfate		----------NA----------				
23	A	Methoxychlor		----------NA----------				
24		Mirex		----------NA----------				
25	B	Endrin Ketone		----------NA----------				
26	SA	Decachlorobiphenyl	0.827	0.818	1.1	112	0.00	11.59-11.65
27	I	1-bromo-2-nitrobenzene	1.000	1.000	0.0	111	0.00	1.77- 1.97
28	L8	Toxaphene{A}	0.014	0.014	0.0	114	0.00	6.60- 6.80
29	L8	Toxaphene{B}	0.019	0.019	0.0	109	0.00	7.53- 7.73
30	L8	Toxaphene{C}	0.038	0.035	7.9	103	0.00	7.70- 7.90
31	L8	Toxaphene{D}	0.018	0.019	-5.6	113	0.00	8.18- 8.38
32	L8	Toxaphene{E}	0.019	0.019	0.0	108	0.00	9.16- 9.36
33	I	1-bromo-2-nitrobenzene	1.000	1.000	0.0	90	0.00	1.77- 1.97
34		Chlordane {A}		----------NA----------				
35		Chlordane {B}		----------NA----------				
36		Chlordane {C}		----------NA----------				
37		Chlordane {D}		----------NA----------				
38		Chlordane {E}		----------NA----------				

(#) = Out of Range SPCC's out = 0 CCC's out = 0
1g166085.D 1PST5651.M Fri May 14 21:55:30 2021

10.9.3 10

Initial Calibration Verification

Job Number: JD27540 **Sample:** G1G5651-ICV5651
Account: SESINJPB SESI Consulting Engineers **Lab FileID:** 1G166093.D
Project: Remedial Investigation, 247 North Avenue, New Rochelle, NY

Evaluate Continuing Calibration Report

```
Signal #1 : C:\msdchem\1\DATA\1G5651\1g166093.D\ECD1A.CH Vial: 16
Signal #2 : C:\msdchem\1\DATA\1G5651\1g166093.D\ECD2B.CH
Acq On    : 14 May 2021   3:09 am                    Operator: christp
Sample    : icv5651-25                               Inst    : HP G1530A
Misc      : op33250,g1g5651,30,,,2,1                 Multiplr: 1.00
IntFile Signal #1: autoint1.e   IntFile Signal #2: autoint2.e

Method       : C:\MSDCHEM\1\METHODS\1PST5651.M (Chemstation Integrator)
Title        : PEST/PCB
Last Update  : Fri May 14 21:42:38 2021
Response via : Multiple Level Calibration

Min. RRF     :   0.000  Min. Rel. Area :  50%  Max. R.T. Dev  0.50min
Max. RRF Dev :  20%     Max. Rel. Area : 150%
```

		Compound	AvgRF	CCRF	%Dev	Area%	Dev(min)	RT Window
1	I	1-bromo-2-nitrobenzene	1.000	1.000	0.0	104	0.00	1.55- 1.61
2	SAB	Tetrachloro-m-xylene		----------	NA	----------		
3		Hexachlorobenzene		----------	NA	----------		
4	A	alpha-BHC		----------	NA	----------		
5	MA	gamma-BHC		----------	NA	----------		
6	MA	Heptachlor		----------	NA	----------		
7	B	beta-BHC		----------	NA	----------		
8	B	delta-BHC		----------	NA	----------		
9	MB	Aldrin		----------	NA	----------		
10		Alachlor		----------	NA	----------		
11	B	Heptachlor Epoxide		----------	NA	----------		
12	B	gamma-Chlordane		----------	NA	----------		
13	B	alpha-Chlordane		----------	NA	----------		
14	A	Endosulfan I		----------	NA	----------		
15	B	4,4'-DDE		----------	NA	----------		
16	MA	Dieldrin		----------	NA	----------		
17	MA	Endrin		----------	NA	----------		
18	A	4,4'-DDD		----------	NA	----------		
19	B	Endosulfan II		----------	NA	----------		
20	MA	4,4'-DDT		----------	NA	----------		
21	B	Endrin Aldehyde		----------	NA	----------		
22	B	Endosulfan Sulfate		----------	NA	----------		
23	A	Methoxychlor		----------	NA	----------		
24		Mirex	0.788	0.804	-2.0	110	0.00	6.87- 6.93
25	B	Endrin Ketone		----------	NA	----------		
26	SA	Decachlorobiphenyl		----------	NA	----------		
27	I	1-bromo-2-nitrobenzene	1.000	1.000	0.0	0#	0.00	1.48- 1.68
28	L8	Toxaphene{A}		----------	NA	----------		
29	L8	Toxaphene{B}		----------	NA	----------		
30	L8	Toxaphene{C}		----------	NA	----------		
31	L8	Toxaphene{D}		----------	NA	----------		
32	L8	Toxaphene{E}		----------	NA	----------		
33	I	1-bromo-2-nitrobenzene	1.000	1.000	0.0	0#	0.00	1.48- 1.68
34		Chlordane {A}		----------	NA	----------		
35		Chlordane {B}		----------	NA	----------		
36		Chlordane {C}		----------	NA	----------		
37		Chlordane {D}		----------	NA	----------		
38		Chlordane {E}		----------	NA	----------		

Initial Calibration Verification

Job Number: JD27540 **Sample:** G1G5651-ICV5651
Account: SESINJPB SESI Consulting Engineers **Lab FileID:** 1G166093.D
Project: Remedial Investigation, 247 North Avenue, New Rochelle, NY

***** Signal #2 *****

1	I	1-bromo-2-nitrobenzene	1.000	1.000	0.0	111	0.00	1.84-	1.90
2	SAB	Tetrachloro-m-xylene		-----	NA	-----			
3		Hexachlorobenzene		-----	NA	-----			
4	A	alpha-BHC		-----	NA	-----			
5	MA	gamma-BHC		-----	NA	-----			
6	MA	Heptachlor		-----	NA	-----			
7	B	beta-BHC		-----	NA	-----			
8	B	delta-BHC		-----	NA	-----			
9	MB	Aldrin		-----	NA	-----			
10		Alachlor		-----	NA	-----			
11	B	Heptachlor Epoxide		-----	NA	-----			
12	B	gamma-Chlordane		-----	NA	-----			
13	B	alpha-Chlordane		-----	NA	-----			
14	A	Endosulfan I		-----	NA	-----			
15	B	4,4'-DDE		-----	NA	-----			
16	MA	Dieldrin		-----	NA	-----			
17	MA	Endrin		-----	NA	-----			
18	A	4,4'-DDD		-----	NA	-----			
19	B	Endosulfan II		-----	NA	-----			
20	MA	4,4'-DDT		-----	NA	-----			
21	B	Endrin Aldehyde		-----	NA	-----			
22	B	Endosulfan Sulfate		-----	NA	-----			
23	A	Methoxychlor		-----	NA	-----			
24		Mirex	0.655	0.642	2.0	114	0.00	9.68-	9.74
25	B	Endrin Ketone		-----	NA	-----			
26	SA	Decachlorobiphenyl		-----	NA	-----			
27	I	1-bromo-2-nitrobenzene	1.000	1.000	0.0	0#	0.00	1.77-	1.97
28	L8	Toxaphene{A}		-----	NA	-----			
29	L8	Toxaphene{B}		-----	NA	-----			
30	L8	Toxaphene{C}		-----	NA	-----			
31	L8	Toxaphene{D}		-----	NA	-----			
32	L8	Toxaphene{E}		-----	NA	-----			
33	I	1-bromo-2-nitrobenzene	1.000	1.000	0.0	0#	0.00	1.77-	1.97
34		Chlordane {A}		-----	NA	-----			
35		Chlordane {B}		-----	NA	-----			
36		Chlordane {C}		-----	NA	-----			
37		Chlordane {D}		-----	NA	-----			
38		Chlordane {E}		-----	NA	-----			

(#) = Out of Range SPCC's out = 0 CCC's out = 0
1g166084.D 1PST5651.M Fri May 14 21:54:58 2021

10.9.4 10

Initial Calibration Verification

Job Number: JD27540 **Sample:** G1G5651-ICV5651
Account: SESINJPB SESI Consulting Engineers **Lab FileID:** 1G166094.D
Project: Remedial Investigation, 247 North Avenue, New Rochelle, NY

Evaluate Continuing Calibration Report

Signal #1 : C:\msdchem\1\DATA\1G5651\1g166094.D\ECD1A.CH Vial: 17
Signal #2 : C:\msdchem\1\DATA\1G5651\1g166094.D\ECD2B.CH
Acq On : 14 May 2021 3:28 am Operator: christp
Sample : icv5651-25 Inst : HP G1530A
Misc : op33250,g1g5651,30,,,2,1 Multiplr: 1.00
IntFile Signal #1: autoint1.e IntFile Signal #2: autoint2.e

Method : C:\MSDCHEM\1\METHODS\1PST5651.M (Chemstation Integrator)
Title : PEST/PCB
Last Update : Fri May 14 21:42:38 2021
Response via : Multiple Level Calibration

Min. RRF : 0.000 Min. Rel. Area : 50% Max. R.T. Dev 0.50min
Max. RRF Dev : 20% Max. Rel. Area : 150%

		Compound	AvgRF	CCRF	%Dev	Area%	Dev(min)	RT Window
1	I	1-bromo-2-nitrobenzene	1.000	1.000	0.0	98	0.00	1.55- 1.61
2	SAB	Tetrachloro-m-xylene		----------NA----------				
3		Hexachlorobenzene	1.360	1.371	-0.8	101	0.00	2.31- 2.37
4	A	alpha-BHC		----------NA----------				
5	MA	gamma-BHC		----------NA----------				
6	MA	Heptachlor		----------NA----------				
7	B	beta-BHC		----------NA----------				
8	B	delta-BHC		----------NA----------				
9	MB	Aldrin		----------NA----------				
10		Alachlor	0.133	0.147	-10.5	109	0.00	3.61- 3.67
11	B	Heptachlor Epoxide		----------NA----------				
12	B	gamma-Chlordane		----------NA----------				
13	B	alpha-Chlordane		----------NA----------				
14	A	Endosulfan I		----------NA----------				
15	B	4,4'-DDE		----------NA----------				
16	MA	Dieldrin		----------NA----------				
17	MA	Endrin		----------NA----------				
18	A	4,4'-DDD		----------NA----------				
19	B	Endosulfan II		----------NA----------				
20	MA	4,4'-DDT		----------NA----------				
21	B	Endrin Aldehyde		----------NA----------				
22	B	Endosulfan Sulfate		----------NA----------				
23	A	Methoxychlor		----------NA----------				
24		Mirex		----------NA----------				
25	B	Endrin Ketone		----------NA----------				
26	SA	Decachlorobiphenyl		----------NA----------				
27	I	1-bromo-2-nitrobenzene	1.000	1.000	0.0	0#	0.00	1.48- 1.68
28	L8	Toxaphene{A}		----------NA----------				
29	L8	Toxaphene{B}		----------NA----------				
30	L8	Toxaphene{C}		----------NA----------				
31	L8	Toxaphene{D}		----------NA----------				
32	L8	Toxaphene{E}		----------NA----------				
33	I	1-bromo-2-nitrobenzene	1.000	1.000	0.0	0#	0.00	1.48- 1.68
34		Chlordane {A}		----------NA----------				
35		Chlordane {B}		----------NA----------				
36		Chlordane {C}		----------NA----------				
37		Chlordane {D}		----------NA----------				
38		Chlordane {E}		----------NA----------				

Initial Calibration Verification

Job Number: JD27540 **Sample:** G1G5651-ICV5651
Account: SESINJPB SESI Consulting Engineers **Lab FileID:** 1G166094.D
Project: Remedial Investigation, 247 North Avenue, New Rochelle, NY

***** Signal #2 *****

1	I	1-bromo-2-nitrobenzene	1.000	1.000	0.0	108	0.00	1.84-	1.90
2	SAB	Tetrachloro-m-xylene		----------NA----------					
3		Hexachlorobenzene	1.467	1.342	8.5	101	0.00	3.08-	3.14
4	A	alpha-BHC		----------NA----------					
5	MA	gamma-BHC		----------NA----------					
6	MA	Heptachlor		----------NA----------					
7	B	beta-BHC		----------NA----------					
8	B	delta-BHC		----------NA----------					
9	MB	Aldrin		----------NA----------					
10		Alachlor	0.124	0.119	4.0	105	0.00	4.52-	4.58
11	B	Heptachlor Epoxide		----------NA----------					
12	B	gamma-Chlordane		----------NA----------					
13	B	alpha-Chlordane		----------NA----------					
14	A	Endosulfan I		----------NA----------					
15	B	4,4'-DDE		----------NA----------					
16	MA	Dieldrin		----------NA----------					
17	MA	Endrin		----------NA----------					
18	A	4,4'-DDD		----------NA----------					
19	B	Endosulfan II		----------NA----------					
20	MA	4,4'-DDT		----------NA----------					
21	B	Endrin Aldehyde		----------NA----------					
22	B	Endosulfan Sulfate		----------NA----------					
23	A	Methoxychlor		----------NA----------					
24		Mirex		----------NA----------					
25	B	Endrin Ketone		----------NA----------					
26	SA	Decachlorobiphenyl		----------NA----------					
27	I	1-bromo-2-nitrobenzene	1.000	1.000	0.0	0#	0.00	1.77-	1.97
28	L8	Toxaphene{A}		----------NA----------					
29	L8	Toxaphene{B}		----------NA----------					
30	L8	Toxaphene{C}		----------NA----------					
31	L8	Toxaphene{D}		----------NA----------					
32	L8	Toxaphene{E}		----------NA----------					
33	I	1-bromo-2-nitrobenzene	1.000	1.000	0.0	0#	0.00	1.77-	1.97
34		Chlordane {A}		----------NA----------					
35		Chlordane {B}		----------NA----------					
36		Chlordane {C}		----------NA----------					
37		Chlordane {D}		----------NA----------					
38		Chlordane {E}		----------NA----------					

(#) = Out of Range SPCC's out = 0 CCC's out = 0
1g166084.D 1PST5651.M Fri May 14 21:55:00 2021

10.9.5 10

Initial Calibration Verification

Job Number: JD27540 **Sample:** G1G5651-ICV5651
Account: SESINJPB SESI Consulting Engineers **Lab FileID:** 1G166096A.D
Project: Remedial Investigation, 247 North Avenue, New Rochelle, NY

Evaluate Continuing Calibration Report

Signal #1 : C:\msdchem\1\DATA\1G...\1g166096a.D\ECD1A.CH Vial: 5
Signal #2 : C:\msdchem\1\DATA\1G5651\1g166096a.D\ECD2B.CH
Acq On : 14 May 2021 10:29 pm Operator: christp
Sample : icv5651-25 Inst : HP G1530A
Misc : op33250,g1g5651,30,,,2,1 Multiplr: 1.00
IntFile Signal #1: autoint1.e IntFile Signal #2: autoint2.e

Method : C:\MSDCHEM\1\METHODS\1PST5651.M (Chemstation Integrator)
Title : PEST/PCB
Last Update : Fri May 14 21:42:38 2021
Response via : Multiple Level Calibration

Min. RRF : 0.000 Min. Rel. Area : 50% Max. R.T. Dev 0.50min
Max. RRF Dev : 20% Max. Rel. Area : 150%

		Compound	AvgRF	CCRF	%Dev	Area%	Dev(min)	RT Window
1	I	1-bromo-2-nitrobenzene	1.000	1.000	0.0	94	0.00	1.55- 1.61
2	SAB	Tetrachloro-m-xylene	0.924	0.915	1.0	100	0.00	2.02- 2.08
3		Hexachlorobenzene		----------NA----------				
4	A	alpha-BHC	1.344	1.426	-6.1	102	0.00	2.43- 2.49
5	MA	gamma-BHC	1.227	1.308	-6.6	104	0.00	2.70- 2.76
6	MA	Heptachlor	1.208	1.286	-6.5	104	0.00	3.16- 3.22
7	B	beta-BHC	0.533	0.562	-5.4	101	0.00	2.77- 2.83
8	B	delta-BHC	1.185	1.302	-9.9	103	0.00	2.94- 3.00
9	MB	Aldrin	1.135	1.244	-9.6	105	0.00	3.48- 3.54
10		Alachlor		----------NA----------				
11	B	Heptachlor Epoxide	1.106	1.123	-1.5	102	0.00	4.17- 4.23
12	B	gamma-Chlordane	1.167	1.150	1.5	101	0.00	4.33- 4.39
13	B	alpha-Chlordane	1.071	1.133	-5.8	100	0.00	4.50- 4.56
14	A	Endosulfan I	1.107	1.101	0.5	92	0.00	4.67- 4.73
15	B	4,4'-DDE	0.998	1.132	-13.4	108	0.00	4.61- 4.67
16	MA	Dieldrin	1.115	1.177	-5.6	103	0.00	5.00- 5.06
17	MA	Endrin	1.113	1.160	-4.2	101	0.00	5.33- 5.39
18	A	4,4'-DDD	0.874	0.947	-8.4	100	-0.02	5.46- 5.53
19	B	Endosulfan II	0.995	1.059	-6.4	100	0.00	5.66- 5.72
20	MA	4,4'-DDT	0.898	1.013	-12.8	106	-0.01	5.89- 5.95
21	B	Endrin Aldehyde	0.829	0.892	-7.6	106	0.00	6.30- 6.36
22	B	Endosulfan Sulfate	0.956	0.993	-3.9	104	0.00	7.01- 7.07
23	A	Methoxychlor	0.507	0.579	-14.2	118	-0.02	6.72- 6.78
24		Mirex		----------NA----------				
25	B	Endrin Ketone	0.995	1.112	-11.8	107	0.00	7.48- 7.54
26	SA	Decachlorobiphenyl	0.949	0.970	-2.2	101	0.00	9.42- 9.48
27	I	1-bromo-2-nitrobenzene	1.000	1.000	0.0	0#	0.00	1.48- 1.68
28	L8	Toxaphene{A}		----------NA----------				
29	L8	Toxaphene{B}		----------NA----------				
30	L8	Toxaphene{C}		----------NA----------				
31	L8	Toxaphene{D}		----------NA----------				
32	L8	Toxaphene{E}		----------NA----------				
33	I	1-bromo-2-nitrobenzene	1.000	1.000	0.0	0#	0.00	1.48- 1.68
34		Chlordane {A}		----------NA----------				
35		Chlordane {B}		----------NA----------				
36		Chlordane {C}		----------NA----------				
37		Chlordane {D}		----------NA----------				
38		Chlordane {E}		----------NA----------				

Initial Calibration Verification

Job Number: JD27540 **Sample:** G1G5651-ICV5651
Account: SESINJPB SESI Consulting Engineers **Lab FileID:** 1G166096A.D
Project: Remedial Investigation, 247 North Avenue, New Rochelle, NY

***** Signal #2 *****

1	I	1-bromo-2-nitrobenzene	1.000	1.000	0.0	108	0.00	1.84- 1.90
2	SAB	Tetrachloro-m-xylene	0.610	0.586	3.9	106	0.00	2.59- 2.65
3		Hexachlorobenzene		----------NA----------				
4	A	alpha-BHC	1.340	1.415	-5.6	115	0.00	3.23- 3.29
5	MA	gamma-BHC	1.218	1.277	-4.8	115	0.00	3.66- 3.72
6	MA	Heptachlor	1.270	1.264	0.5	109	0.00	4.26- 4.32
7	B	beta-BHC	0.462	0.468	-1.3	107	0.00	3.75- 3.81
8	B	delta-BHC	1.202	1.291	-7.4	118	0.00	4.16- 4.22
9	MB	Aldrin	1.187	1.218	-2.6	113	0.00	4.73- 4.79
10		Alachlor		----------NA----------				
11	B	Heptachlor Epoxide	1.183	1.127	4.7	113	0.00	5.59- 5.65
12	B	gamma-Chlordane	1.076	1.097	-2.0	113	0.00	5.90- 5.96
13	B	alpha-Chlordane	1.050	1.092	-4.0	116	0.00	6.14- 6.20
14	A	Endosulfan I	1.079	1.083	-0.4	110	0.00	6.24- 6.30
15	B	4,4'-DDE	1.049	1.063	-1.3	110	0.00	6.41- 6.47
16	MA	Dieldrin	1.195	1.153	3.5	111	0.00	6.71- 6.77
17	MA	Endrin	1.104	1.084	1.8	111	0.00	7.25- 7.31
18	A	4,4'-DDD	0.803	0.807	-0.5	116	-0.01	7.43- 7.49
19	B	Endosulfan II	0.989	1.000	-1.1	116	0.00	7.63- 7.69
20	MA	4,4'-DDT	0.755	0.821	-8.7	118	0.00	8.01- 8.07
21	B	Endrin Aldehyde	0.750	0.768	-2.4	113	0.00	8.24- 8.30
22	B	Endosulfan Sulfate	0.874	0.877	-0.3	112	0.00	8.75- 8.81
23	A	Methoxychlor	0.377	0.431	-14.3	120	-0.01	9.34- 9.40
24		Mirex		----------NA----------				
25	B	Endrin Ketone	0.915	0.964	-5.4	116	0.00	9.74- 9.80
26	SA	Decachlorobiphenyl	0.827	0.791	4.4	110	0.00	11.58-11.64
27	I	1-bromo-2-nitrobenzene	1.000	1.000	0.0	0#	0.00	1.77- 1.97
28	L8	Toxaphene{A}		----------NA----------				
29	L8	Toxaphene{B}		----------NA----------				
30	L8	Toxaphene{C}		----------NA----------				
31	L8	Toxaphene{D}		----------NA----------				
32	L8	Toxaphene{E}		----------NA----------				
33	I	1-bromo-2-nitrobenzene	1.000	1.000	0.0	0#	0.00	1.77- 1.97
34		Chlordane {A}		----------NA----------				
35		Chlordane {B}		----------NA----------				
36		Chlordane {C}		----------NA----------				
37		Chlordane {D}		----------NA----------				
38		Chlordane {E}		----------NA----------				

(#) = Out of Range SPCC's out = 0 CCC's out = 0
1g166084.D 1PST5651.M Fri May 14 23:00:08 2021

10.9.6 10

Continuing Calibration Summary

Job Number: JD27540 **Sample:** G1G5715-CC5651
Account: SESINJPB SESI Consulting Engineers **Lab FileID:** 1G167675.D
Project: Remedial Investigation, 247 North Avenue, New Rochelle, NY

Evaluate Continuing Calibration Report

Signal #1 : C:\msdchem\1\DATA\1G5715\1g167675.D\ECD1A.CH Vial: 2
Signal #2 : C:\msdchem\1\DATA\1G5715\1g167675.D\ECD2B.CH
Acq On : 06 Jul 2021 1:27 pm Operator: taylorc
Sample : cc5651-25 Inst : HP G1530A
Misc : op34088,g1g5715,1050,,,5,1 Multiplr: 1.00
IntFile Signal #1: autoint1.e IntFile Signal #2: autoint2.e

Method : C:\MSDCHEM\1\METHODS\1PST5651.M (Chemstation Integrator)
Title : PEST/PCB
Last Update : Wed Jun 30 12:32:20 2021
Response via : Multiple Level Calibration

Min. RRF : 0.000 Min. Rel. Area : 50% Max. R.T. Dev 0.50min
Max. RRF Dev : 20% Max. Rel. Area : 150%

		Compound	AvgRF	CCRF	%Dev	Area%	Dev(min)	RT Window
1	I	1-bromo-2-nitrobenzene	1.000	1.000	0.0	80	0.00	1.55- 1.61
2	SAB	Tetrachloro-m-xylene	0.924	0.868	6.1	81	0.00	2.02- 2.08
3		Hexachlorobenzene	1.360	1.363	-0.2	82	0.00	2.31- 2.37
4	A	alpha-BHC	1.344	1.437	-6.9	88	0.00	2.43- 2.49
5	MA	gamma-BHC	1.227	1.292	-5.3	88	0.00	2.69- 2.75
6	MA	Heptachlor	1.208	1.253	-3.7	87	0.00	3.15- 3.21
7	B	beta-BHC	0.533	0.531	0.4	81	0.00	2.76- 2.82
8	B	delta-BHC	1.185	1.257	-6.1	85	0.00	2.93- 2.99
9	MB	Aldrin	1.135	1.200	-5.7	87	0.00	3.47- 3.53
10		Alachlor	0.133	0.130	2.3	79	0.00	3.59- 3.65
11	B	Heptachlor Epoxide	1.106	1.055	4.6	82	0.00	4.15- 4.21
12	B	gamma-Chlordane	1.167	1.173	-0.5	88	0.00	4.32- 4.38
13	B	alpha-Chlordane	1.071	1.046	2.3	79	0.00	4.49- 4.55
14	A	Endosulfan I	1.107	1.087	1.8	78	0.00	4.66- 4.72
15	B	4,4'-DDE	0.998	1.106	-10.8	90	0.00	4.61- 4.67
16	MA	Dieldrin	1.115	1.152	-3.3	86	0.00	4.98- 5.04
17	MA	Endrin	1.113	1.152	-3.5	86	0.00	5.31- 5.37
18	A	4,4'-DDD	0.874	0.901	-3.1	81	0.00	5.45- 5.52
19	B	Endosulfan II	0.995	0.984	1.1	80	0.00	5.64- 5.70
20	MA	4,4'-DDT	0.898	0.907	-1.0	81	0.00	5.88- 5.94
21	B	Endrin Aldehyde	0.829	0.791	4.6	81	0.00	6.28- 6.34
22	B	Endosulfan Sulfate	0.956	0.985	-3.0	88	0.00	6.99- 7.05
23	A	Methoxychlor	0.507	0.464	8.5	81	0.00	6.72- 6.78
24		Mirex	0.788	0.729	7.5	77	0.00	6.85- 6.91
25	B	Endrin Ketone	0.995	1.170	-17.6	96	0.00	7.46- 7.52
26	SA	Decachlorobiphenyl	0.949	0.929	2.1	83	0.00	9.40- 9.46

***** Signal #2 *****

1	I	1-bromo-2-nitrobenzene	1.000	1.000	0.0	96	0.00	1.84- 1.90
2	SAB	Tetrachloro-m-xylene	0.610	0.621	-1.8	101	0.00	2.58- 2.64
3		Hexachlorobenzene	1.467	1.500	-2.2	101	0.00	3.08- 3.14
4	A	alpha-BHC	1.340	1.523	-13.7	110	0.00	3.22- 3.28
5	MA	gamma-BHC	1.218	1.402	-15.1	113	0.00	3.65- 3.71
6	MA	Heptachlor	1.270	1.377	-8.4	106	0.00	4.25- 4.31
7	B	beta-BHC	0.462	0.504	-9.1	103	0.00	3.74- 3.80
8	B	delta-BHC	1.202	1.430	-19.0	117	0.00	4.15- 4.21
9	MB	Aldrin	1.187	1.282	-8.0	106	0.00	4.71- 4.77
10		Alachlor	0.124	0.108	12.9	85	0.00	4.50- 4.56

Continuing Calibration Summary

Job Number: JD27540 **Sample:** G1G5715-CC5651
Account: SESINJPB SESI Consulting Engineers **Lab FileID:** 1G167675.D
Project: Remedial Investigation, 247 North Avenue, New Rochelle, NY

11	B	Heptachlor Epoxide	1.183	1.088	8.0	98	0.00	5.58- 5.64
12	B	gamma-Chlordane	1.076	1.191	-10.7	109	0.00	5.88- 5.94
13	B	alpha-Chlordane	1.050	1.158	-10.3	109	0.00	6.12- 6.18
14	A	Endosulfan I	1.079	1.223	-13.3	111	0.00	6.22- 6.28
15	B	4,4'-DDE	1.049	1.199	-14.3	111	0.00	6.40- 6.46
16	MA	Dieldrin	1.195	1.342	-12.3	116	0.00	6.68- 6.74
17	MA	Endrin	1.104	1.195	-8.2	109	0.00	7.23- 7.29
18	A	4,4'-DDD	0.803	0.931	-15.9	119	0.00	7.42- 7.48
19	B	Endosulfan II	0.989	1.057	-6.9	109	0.00	7.61- 7.67
20	MA	4,4'-DDT	0.755	0.857	-13.5	110	0.00	7.99- 8.05
21	B	Endrin Aldehyde	0.750	0.806	-7.5	106	0.00	8.22- 8.28
22	B	Endosulfan Sulfate	0.874	0.991	-13.4	113	0.00	8.73- 8.79
23	A	Methoxychlor	0.377	0.454	-20.4#	114	0.00	9.33- 9.39
24		Mirex	0.655	0.647	1.2	99	0.00	9.66- 9.72
25	B	Endrin Ketone	0.915	1.029	-12.5	110	0.00	9.72- 9.78
26	SA	Decachlorobiphenyl	0.827	0.849	-2.7	106	-0.02	11.56-11.62

(#) = Out of Range SPCC's out = 0 CCC's out = 0
1g167485.D 1PST5651.M Tue Jul 06 16:55:40 2021

10.9.7 10

Continuing Calibration Summary

Job Number: JD27540 **Sample:** G1G5715-CC5651
Account: SESINJPB SESI Consulting Engineers **Lab FileID:** 1G167698.D
Project: Remedial Investigation, 247 North Avenue, New Rochelle, NY

Evaluate Continuing Calibration Report

Signal #1 : C:\msdchem\1\data\sy...5\1g167698.d\ECD1A.CH Vial: 4
Signal #2 : C:\msdchem\1\data\syrap\1g5715\1g167698.d\ECD2B.CH
Acq On : 06 Jul 2021 9:00 pm Operator: taylorc
Sample : cc5651-50 Inst : HP G1530A
Misc : op34113,g1g5715,15.8,,,10,1 Multiplr: 1.00
IntFile Signal #1: autoint1.e IntFile Signal #2: autoint2.e

Method : C:\MSDCHEM\1\METHODS\1pst5651.m (ChemStation Integrator)
Title : PEST/PCB
Last Update : Wed Jul 07 01:39:45 2021
Response via : Multiple Level Calibration

Min. RRF : 0.000 Min. Rel. Area : 50% Max. R.T. Dev 0.50min
Max. RRF Dev : 20% Max. Rel. Area : 150%

		Compound	AvgRF	CCRF	%Dev	Area%	Dev(min)	RT Window
1	I	1-bromo-2-nitrobenzene	1.000	1.000	0.0	96	0.00	1.55- 1.61
2	SAB	Tetrachloro-m-xylene	0.924	0.878	5.0	100	0.00	2.02- 2.08
3		Hexachlorobenzene	1.360	1.350	0.7	101	0.00	2.31- 2.37
4	A	alpha-BHC	1.344	1.402	-4.3	102	0.00	2.43- 2.49
5	MA	gamma-BHC	1.227	1.256	-2.4	102	0.00	2.69- 2.75
6	MA	Heptachlor	1.208	1.231	-1.9	104	0.00	3.15- 3.21
7	B	beta-BHC	0.533	0.516	3.2	97	0.00	2.76- 2.82
8	B	delta-BHC	1.185	1.292	-9.0	103	0.00	2.93- 2.99
9	MB	Aldrin	1.135	1.166	-2.7	104	0.00	3.47- 3.53
10		Alachlor	0.133	0.124	6.8	95	0.00	3.59- 3.65
11	B	Heptachlor Epoxide	1.106	1.049	5.2	100	0.00	4.15- 4.21
12	B	gamma-Chlordane	1.167	1.072	8.1	98	0.00	4.32- 4.38
13	B	alpha-Chlordane	1.071	1.071	0.0	102	0.00	4.49- 4.55
14	A	Endosulfan I	1.107	1.214	-9.7	109	0.00	4.66- 4.72
15	B	4,4'-DDE	0.998	0.901	9.7	90	0.00	4.61- 4.67
16	MA	Dieldrin	1.115	1.130	-1.3	101	0.00	4.98- 5.04
17	MA	Endrin	1.113	1.108	0.4	100	0.00	5.31- 5.37
18	A	4,4'-DDD	0.874	0.885	-1.3	99	0.00	5.46- 5.53
19	B	Endosulfan II	0.995	1.003	-0.8	101	0.00	5.64- 5.70
20	MA	4,4'-DDT	0.898	0.917	-2.1	99	0.00	5.89- 5.95
21	B	Endrin Aldehyde	0.829	0.821	1.0	104	0.00	6.28- 6.34
22	B	Endosulfan Sulfate	0.956	0.988	-3.3	108	0.00	7.00- 7.06
23	A	Methoxychlor	0.507	0.451	11.0	95	0.00	6.72- 6.78
24		Mirex	0.788	0.771	2.2	103	0.00	6.85- 6.91
25	B	Endrin Ketone	0.995	1.074	-7.9	109	0.00	7.46- 7.52
26	SA	Decachlorobiphenyl	0.949	0.871	8.2	97	0.00	9.40- 9.46
27	I	1-bromo-2-nitrobenzene	1.000	1.000	0.0	100	0.00	1.48- 1.68
28	L8	Toxaphene{A}		----------NA----------				
29	L8	Toxaphene{B}		----------NA----------				
30	L8	Toxaphene{C}		----------NA----------				
31	L8	Toxaphene{D}		----------NA----------				
32	L8	Toxaphene{E}		----------NA----------				
33	I	1-bromo-2-nitrobenzene	1.000	1.000	0.0	90	0.00	1.48- 1.68
34		Chlordane {A}		----------NA----------				
35		Chlordane {B}		----------NA----------				
36		Chlordane {C}		----------NA----------				
37		Chlordane {D}		----------NA----------				
38		Chlordane {E}		----------NA----------				

Continuing Calibration Summary

Job Number: JD27540 **Sample:** G1G5715-CC5651
Account: SESINJPB SESI Consulting Engineers **Lab FileID:** 1G167698.D
Project: Remedial Investigation, 247 North Avenue, New Rochelle, NY

***** Signal #2 *****

1	I	1-bromo-2-nitrobenzene	1.000	1.000	0.0	94	0.00	1.83- 1.89
2	SAB	Tetrachloro-m-xylene	0.610	0.667	-9.3	106	0.00	2.58- 2.64
3		Hexachlorobenzene	1.467	1.619	-10.4	105	0.00	3.08- 3.14
4	A	alpha-BHC	1.340	1.614	-20.4#	108	0.00	3.22- 3.28
5	MA	gamma-BHC	1.218	1.439	-18.1	107	0.00	3.65- 3.71
6	MA	Heptachlor	1.270	1.457	-14.7	106	0.00	4.24- 4.30
7	B	beta-BHC	0.462	0.542	-17.3	108	0.00	3.74- 3.80
8	B	delta-BHC	1.202	1.491	-24.0#	110	0.00	4.15- 4.21
9	MB	Aldrin	1.187	1.373	-15.7	107	0.00	4.71- 4.77
10		Alachlor	0.124	0.128	-3.2	101	0.00	4.50- 4.56
11	B	Heptachlor Epoxide	1.183	1.327	-12.2	112	0.00	5.58- 5.64
12	B	gamma-Chlordane	1.076	1.238	-15.1	107	0.00	5.88- 5.94
13	B	alpha-Chlordane	1.050	1.200	-14.3	107	0.00	6.12- 6.18
14	A	Endosulfan I	1.079	1.204	-11.6	106	0.00	6.22- 6.28
15	B	4,4'-DDE	1.049	1.169	-11.4	104	0.00	6.40- 6.46
16	MA	Dieldrin	1.195	1.301	-8.9	106	0.00	6.68- 6.74
17	MA	Endrin	1.104	1.228	-11.2	105	0.00	7.23- 7.29
18	A	4,4'-DDD	0.803	0.885	-10.2	106	0.00	7.42- 7.48
19	B	Endosulfan II	0.989	1.079	-9.1	104	0.00	7.60- 7.66
20	MA	4,4'-DDT	0.755	0.857	-13.5	102	0.00	7.99- 8.05
21	B	Endrin Aldehyde	0.750	0.824	-9.9	104	0.00	8.22- 8.28
22	B	Endosulfan Sulfate	0.874	1.008	-15.3	110	0.00	8.73- 8.79
23	A	Methoxychlor	0.377	0.407	-8.0	97	0.00	9.33- 9.39
24		Mirex	0.655	0.678	-3.5	102	0.00	9.66- 9.72
25	B	Endrin Ketone	0.915	1.044	-14.1	105	0.00	9.72- 9.78
26	SA	Decachlorobiphenyl	0.827	0.794	4.0	96	0.00	11.56-11.62
27	I	1-bromo-2-nitrobenzene	1.000	1.000	0.0	97	0.00	1.76- 1.96
28	L8	Toxaphene{A}		----------NA----------				
29	L8	Toxaphene{B}		----------NA----------				
30	L8	Toxaphene{C}		----------NA----------				
31	L8	Toxaphene{D}		----------NA----------				
32	L8	Toxaphene{E}		----------NA----------				
33	I	1-bromo-2-nitrobenzene	1.000	1.000	0.0	79	0.00	1.76- 1.96
34		Chlordane {A}		----------NA----------				
35		Chlordane {B}		----------NA----------				
36		Chlordane {C}		----------NA----------				
37		Chlordane {D}		----------NA----------				
38		Chlordane {E}		----------NA----------				

(#) = Out of Range SPCC's out = 0 CCC's out = 0
1g167562.d 1pst5651.m Wed Jul 07 01:58:39 2021

10.9.8 10

Continuing Calibration Summary

Job Number: JD27540 **Sample:** G1G5716-CC5651
Account: SESINJPB SESI Consulting Engineers **Lab FileID:** 1G167708.D
Project: Remedial Investigation, 247 North Avenue, New Rochelle, NY

Evaluate Continuing Calibration Report

Signal #1 : C:\msdchem\1\DATA\1G5716\1g167708.D\ECD1A.CH Vial: 2
Signal #2 : C:\msdchem\1\DATA\1G5716\1g167708.D\ECD2B.CH
Acq On : 07 Jul 2021 1:52 am Operator: christp
Sample : cc5651-25 Inst : HP G1530A
Misc : op34113,g1g5716,15.0,,,10,1 Multiplr: 1.00
IntFile Signal #1: autoint1.e IntFile Signal #2: autoint2.e

Method : C:\MSDCHEM\1\METHODS\1PST5651.M (Chemstation Integrator)
Title : PEST/PCB
Last Update : Wed Jul 07 15:50:58 2021
Response via : Multiple Level Calibration

Min. RRF : 0.000 Min. Rel. Area : 50% Max. R.T. Dev 0.50min
Max. RRF Dev : 20% Max. Rel. Area : 150%

		Compound	AvgRF	CCRF	%Dev	Area%	Dev(min)	RT Window
1	I	1-bromo-2-nitrobenzene	1.000	1.000	0.0	85	0.00	1.55- 1.61
2	SAB	Tetrachloro-m-xylene	0.924	0.877	5.1	87	0.00	2.03- 2.09
3		Hexachlorobenzene	1.360	1.340	1.5	86	0.00	2.31- 2.37
4	A	alpha-BHC	1.344	1.380	-2.7	90	0.00	2.43- 2.49
5	MA	gamma-BHC	1.227	1.252	-2.0	90	0.00	2.69- 2.75
6	MA	Heptachlor	1.208	1.245	-3.1	92	0.00	3.15- 3.21
7	B	beta-BHC	0.533	0.515	3.4	84	0.00	2.76- 2.82
8	B	delta-BHC	1.185	1.239	-4.6	89	0.00	2.93- 2.99
9	MB	Aldrin	1.135	1.162	-2.4	90	0.00	3.47- 3.53
10		Alachlor	0.133	0.117	12.0	76	0.00	3.60- 3.66
11	B	Heptachlor Epoxide	1.106	1.086	1.8	90	0.00	4.16- 4.22
12	B	gamma-Chlordane	1.167	1.126	3.5	90	0.00	4.32- 4.38
13	B	alpha-Chlordane	1.071	1.068	0.3	86	0.00	4.49- 4.55
14	A	Endosulfan I	1.107	1.062	4.1	81	0.00	4.66- 4.72
15	B	4,4'-DDE	0.998	1.104	-10.6	96	0.00	4.61- 4.67
16	MA	Dieldrin	1.115	1.139	-2.2	91	0.00	4.99- 5.05
17	MA	Endrin	1.113	1.146	-3.0	91	0.00	5.31- 5.37
18	A	4,4'-DDD	0.874	0.898	-2.7	86	0.00	5.45- 5.52
19	B	Endosulfan II	0.995	0.985	1.0	85	0.00	5.64- 5.70
20	MA	4,4'-DDT	0.898	0.936	-4.2	89	0.00	5.88- 5.94
21	B	Endrin Aldehyde	0.829	0.789	4.8	86	0.00	6.28- 6.34
22	B	Endosulfan Sulfate	0.956	0.924	3.3	88	0.00	7.00- 7.06
23	A	Methoxychlor	0.507	0.485	4.3	90	0.00	6.71- 6.77
24		Mirex	0.788	0.754	4.3	85	0.00	6.85- 6.91
25	B	Endrin Ketone	0.995	1.007	-1.2	88	0.00	7.46- 7.52
26	SA	Decachlorobiphenyl	0.949	0.965	-1.7	92	0.00	9.40- 9.46

***** Signal #2 *****

1	I	1-bromo-2-nitrobenzene	1.000	1.000	0.0	98	0.00	1.84- 1.90
2	SAB	Tetrachloro-m-xylene	0.610	0.637	-4.4	105	0.00	2.58- 2.64
3		Hexachlorobenzene	1.467	1.537	-4.8	105	0.00	3.08- 3.14
4	A	alpha-BHC	1.340	1.474	-10.0	109	0.00	3.22- 3.28
5	MA	gamma-BHC	1.218	1.337	-9.8	109	0.00	3.65- 3.71
6	MA	Heptachlor	1.270	1.394	-9.8	110	0.00	4.24- 4.30
7	B	beta-BHC	0.462	0.492	-6.5	103	0.00	3.74- 3.80
8	B	delta-BHC	1.202	1.413	-17.6	118	0.00	4.14- 4.20
9	MB	Aldrin	1.187	1.282	-8.0	108	0.00	4.71- 4.77
10		Alachlor	0.124	0.131	-5.6	105	0.00	4.50- 4.56

Continuing Calibration Summary

Job Number: JD27540 **Sample:** G1G5716-CC5651
Account: SESINJPB SESI Consulting Engineers **Lab FileID:** 1G167708.D
Project: Remedial Investigation, 247 North Avenue, New Rochelle, NY

11	B	Heptachlor Epoxide	1.183	1.159	2.0	106	0.00	5.57- 5.63
12	B	gamma-Chlordane	1.076	1.170	-8.7	109	0.00	5.88- 5.94
13	B	alpha-Chlordane	1.050	1.140	-8.6	110	0.00	6.11- 6.17
14	A	Endosulfan I	1.079	1.154	-7.0	107	0.00	6.22- 6.28
15	B	4,4'-DDE	1.049	1.150	-9.6	108	0.00	6.39- 6.45
16	MA	Dieldrin	1.195	1.248	-4.4	110	0.00	6.68- 6.74
17	MA	Endrin	1.104	1.186	-7.4	110	0.00	7.22- 7.28
18	A	4,4'-DDD	0.803	0.885	-10.2	115	0.00	7.41- 7.47
19	B	Endosulfan II	0.989	1.014	-2.5	107	0.00	7.60- 7.66
20	MA	4,4'-DDT	0.755	0.915	-21.2#	120	0.00	7.98- 8.04
21	B	Endrin Aldehyde	0.750	0.803	-7.1	107	0.00	8.22- 8.28
22	B	Endosulfan Sulfate	0.874	0.979	-12.0	114	0.00	8.72- 8.78
23	A	Methoxychlor	0.377	0.438	-16.2	111	0.00	9.32- 9.38
24		Mirex	0.655	0.685	-4.6	107	0.00	9.66- 9.72
25	B	Endrin Ketone	0.915	1.464	-60.0#	160#	0.00	9.72- 9.78
26	SA	Decachlorobiphenyl	0.827	0.827	0.0	105	0.00	11.55-11.61

(#) = Out of Range SPCC's out = 0 CCC's out = 0
1g166084.D 1PST5651.M Wed Jul 07 16:27:44 2021

10.9.9 10

Continuing Calibration Summary

Job Number: JD27540 **Sample:** G1G5717-CC5651
Account: SESINJPB SESI Consulting Engineers **Lab FileID:** 1G167739.D
Project: Remedial Investigation, 247 North Avenue, New Rochelle, NY

Evaluate Continuing Calibration Report

Signal #1 : C:\msdchem\1\data\ch...7\1g167739.d\ECD1A.CH Vial: 2
Signal #2 : C:\msdchem\1\data\chrisc2\1g5717\1g167739.d\ECD2B.CH
Acq On : 07 Jul 2021 12:43 pm Operator: taylorc
Sample : cc5651-25 Inst : HP G1530A
Misc : op34133,g1g5717,15.2,,,10,1 Multiplr: 1.00
IntFile Signal #1: autoint1.e IntFile Signal #2: autoint2.e

Method : C:\MSDCHEM\1\METHODS\1pst5651.m (ChemStation Integrator)
Title : PEST/PCB
Last Update : Thu Jul 08 00:02:33 2021
Response via : Multiple Level Calibration

Min. RRF : 0.000 Min. Rel. Area : 50% Max. R.T. Dev 0.50min
Max. RRF Dev : 20% Max. Rel. Area : 150%

		Compound	AvgRF	CCRF	%Dev	Area%	Dev(min)	RT Window
1	I	1-bromo-2-nitrobenzene	1.000	1.000	0.0	87	0.00	1.54- 1.60
2	SAB	Tetrachloro-m-xylene	0.924	0.894	3.2	90	0.00	2.02- 2.08
3		Hexachlorobenzene	1.360	1.383	-1.7	90	0.00	2.30- 2.36
4	A	alpha-BHC	1.344	1.438	-7.0	95	0.00	2.42- 2.48
5	MA	gamma-BHC	1.227	1.306	-6.4	96	0.00	2.69- 2.75
6	MA	Heptachlor	1.208	1.318	-9.1	98	0.00	3.15- 3.21
7	B	beta-BHC	0.533	0.538	-0.9	89	0.00	2.76- 2.82
8	B	delta-BHC	1.185	1.271	-7.3	93	0.00	2.93- 2.99
9	MB	Aldrin	1.135	1.229	-8.3	96	0.00	3.46- 3.52
10		Alachlor	0.133	0.108	18.8	71	0.00	3.59- 3.65
11	B	Heptachlor Epoxide	1.106	1.092	1.3	92	0.00	4.15- 4.21
12	B	gamma-Chlordane	1.167	1.287	-10.3	105	0.00	4.31- 4.37
13	B	alpha-Chlordane	1.071	1.115	-4.1	91	0.00	4.48- 4.54
14	A	Endosulfan I	1.107	1.131	-2.2	87	0.00	4.65- 4.71
15	B	4,4'-DDE	0.998	1.084	-8.6	95	0.00	4.60- 4.66
16	MA	Dieldrin	1.115	1.205	-8.1	97	0.00	4.98- 5.04
17	MA	Endrin	1.113	1.216	-9.3	98	0.00	5.30- 5.36
18	A	4,4'-DDD	0.874	0.981	-12.2	95	0.00	5.44- 5.51
19	B	Endosulfan II	0.995	1.024	-2.9	90	0.00	5.63- 5.69
20	MA	4,4'-DDT	0.898	0.994	-10.7	96	0.00	5.88- 5.94
21	B	Endrin Aldehyde	0.829	0.853	-2.9	94	0.00	6.28- 6.34
22	B	Endosulfan Sulfate	0.956	1.041	-8.9	100	0.00	6.99- 7.05
23	A	Methoxychlor	0.507	0.503	0.8	95	0.00	6.71- 6.77
24		Mirex	0.788	0.764	3.0	87	0.00	6.84- 6.90
25	B	Endrin Ketone	0.995	1.091	-9.6	97	0.00	7.45- 7.51
26	SA	Decachlorobiphenyl	0.949	0.955	-0.6	92	0.00	9.39- 9.45
27	I	1-bromo-2-nitrobenzene	1.000	1.000	0.0	0#	0.00	1.47- 1.67
28	L8	Toxaphene{A}		----------NA----------				
29	L8	Toxaphene{B}		----------NA----------				
30	L8	Toxaphene{C}		----------NA----------				
31	L8	Toxaphene{D}		----------NA----------				
32	L8	Toxaphene{E}		----------NA----------				
33	I	1-bromo-2-nitrobenzene	1.000	1.000	0.0	0#	0.00	1.47- 1.67
34		Chlordane {A}		----------NA----------				
35		Chlordane {B}		----------NA----------				
36		Chlordane {C}		----------NA----------				
37		Chlordane {D}		----------NA----------				
38		Chlordane {E}		----------NA----------				

Continuing Calibration Summary

Job Number: JD27540 **Sample:** G1G5717-CC5651
Account: SESINJPB SESI Consulting Engineers **Lab FileID:** 1G167739.D
Project: Remedial Investigation, 247 North Avenue, New Rochelle, NY

***** Signal #2 *****

1	I	1-bromo-2-nitrobenzene	1.000	1.000	0.0	97	0.00	1.83- 1.89
2	SAB	Tetrachloro-m-xylene	0.610	0.630	-3.3	103	0.00	2.58- 2.64
3		Hexachlorobenzene	1.467	1.577	-7.5	107	0.00	3.07- 3.13
4	A	alpha-BHC	1.340	1.560	-16.4	114	0.00	3.22- 3.28
5	MA	gamma-BHC	1.218	1.385	-13.7	113	0.00	3.65- 3.71
6	MA	Heptachlor	1.270	1.422	-12.0	111	0.00	4.24- 4.30
7	B	beta-BHC	0.462	0.491	-6.3	102	0.00	3.74- 3.80
8	B	delta-BHC	1.202	1.445	-20.2#	120	0.00	4.15- 4.21
9	MB	Aldrin	1.187	1.345	-13.3	113	0.00	4.71- 4.77
10		Alachlor	0.124	0.130	-4.8	104	0.00	4.50- 4.56
11	B	Heptachlor Epoxide	1.183	1.199	-1.4	109	0.00	5.57- 5.63
12	B	gamma-Chlordane	1.076	1.220	-13.4	114	0.00	5.87- 5.93
13	B	alpha-Chlordane	1.050	1.170	-11.4	112	0.00	6.11- 6.17
14	A	Endosulfan I	1.079	1.193	-10.6	110	0.00	6.22- 6.28
15	B	4,4'-DDE	1.049	1.179	-12.4	110	0.00	6.39- 6.45
16	MA	Dieldrin	1.195	1.294	-8.3	113	0.00	6.68- 6.74
17	MA	Endrin	1.104	1.301	-17.8	121	0.00	7.22- 7.28
18	A	4,4'-DDD	0.803	0.985	-22.7#	128	0.00	7.41- 7.47
19	B	Endosulfan II	0.989	1.058	-7.0	111	0.00	7.60- 7.66
20	MA	4,4'-DDT	0.755	0.908	-20.3#	118	0.00	7.98- 8.04
21	B	Endrin Aldehyde	0.750	0.831	-10.8	110	0.00	8.22- 8.28
22	B	Endosulfan Sulfate	0.874	1.025	-17.3	119	0.00	8.72- 8.78
23	A	Methoxychlor	0.377	0.432	-14.6	109	0.00	9.32- 9.38
24		Mirex	0.655	0.675	-3.1	105	0.00	9.65- 9.71
25	B	Endrin Ketone	0.915	1.030	-12.6	112	0.00	9.71- 9.77
26	SA	Decachlorobiphenyl	0.827	0.845	-2.2	107	0.00	11.55-11.61
27	I	1-bromo-2-nitrobenzene	1.000	1.000	0.0	0#	0.00	1.76- 1.96
28	L8	Toxaphene{A}		----------NA----------				
29	L8	Toxaphene{B}		----------NA----------				
30	L8	Toxaphene{C}		----------NA----------				
31	L8	Toxaphene{D}		----------NA----------				
32	L8	Toxaphene{E}		----------NA----------				
33	I	1-bromo-2-nitrobenzene	1.000	1.000	0.0	0#	0.00	1.76- 1.96
34		Chlordane {A}		----------NA----------				
35		Chlordane {B}		----------NA----------				
36		Chlordane {C}		----------NA----------				
37		Chlordane {D}		----------NA----------				
38		Chlordane {E}		----------NA----------				

(#) = Out of Range SPCC's out = 0 CCC's out = 0
1g167378.d 1pst5651.m Thu Jul 08 01:32:50 2021

10.9.10 10

Continuing Calibration Summary

Job Number: JD27540 **Sample:** G1G5717-CC5651
Account: SESINJPB SESI Consulting Engineers **Lab FileID:** 1G167762.D
Project: Remedial Investigation, 247 North Avenue, New Rochelle, NY

Evaluate Continuing Calibration Report

Signal #1 : C:\msdchem\1\data\ch...7\1g167762.d\ECD1A.CH Vial: 4
Signal #2 : C:\msdchem\1\data\chrisc2\1g5717\1g167762.d\ECD2B.CH
Acq On : 07 Jul 2021 7:55 pm Operator: taylorc
Sample : cc5651-50 Inst : HP G1530A
Misc : op34121,g1g5717,15.0,,,10,1 Multiplr: 1.00
IntFile Signal #1: autoint1.e IntFile Signal #2: autoint2.e

Method : C:\MSDCHEM\1\METHODS\1pst5651.m (ChemStation Integrator)
Title : PEST/PCB
Last Update : Thu Jul 08 00:02:33 2021
Response via : Multiple Level Calibration

Min. RRF : 0.000 Min. Rel. Area : 50% Max. R.T. Dev 0.50min
Max. RRF Dev : 20% Max. Rel. Area : 150%

		Compound	AvgRF	CCRF	%Dev	Area%	Dev(min)	RT Window
1	I	1-bromo-2-nitrobenzene	1.000	1.000	0.0	92	0.00	1.55- 1.61
2	SAB	Tetrachloro-m-xylene	0.924	0.928	-0.4	101	0.00	2.02- 2.08
3		Hexachlorobenzene	1.360	1.421	-4.5	101	0.00	2.31- 2.37
4	A	alpha-BHC	1.344	1.472	-9.5	103	0.00	2.43- 2.49
5	MA	gamma-BHC	1.227	1.313	-7.0	102	0.00	2.69- 2.75
6	MA	Heptachlor	1.208	1.279	-5.9	103	0.00	3.15- 3.21
7	B	beta-BHC	0.533	0.542	-1.7	97	0.00	2.76- 2.82
8	B	delta-BHC	1.185	1.371	-15.7	104	0.00	2.93- 2.99
9	MB	Aldrin	1.135	1.215	-7.0	103	0.00	3.46- 3.52
10		Alachlor	0.133	0.122	8.3	90	0.00	3.59- 3.65
11	B	Heptachlor Epoxide	1.106	1.090	1.4	99	0.00	4.15- 4.21
12	B	gamma-Chlordane	1.167	1.134	2.8	99	0.00	4.31- 4.37
13	B	alpha-Chlordane	1.071	1.100	-2.7	100	0.00	4.48- 4.54
14	A	Endosulfan I	1.107	1.173	-6.0	100	0.00	4.66- 4.72
15	B	4,4'-DDE	0.998	1.038	-4.0	99	0.00	4.60- 4.66
16	MA	Dieldrin	1.115	1.185	-6.3	101	0.00	4.98- 5.04
17	MA	Endrin	1.113	1.146	-3.0	99	0.00	5.30- 5.36
18	A	4,4'-DDD	0.874	0.979	-12.0	105	0.00	5.44- 5.51
19	B	Endosulfan II	0.995	0.997	-0.2	96	0.00	5.63- 5.69
20	MA	4,4'-DDT	0.898	0.852	5.1	88	0.00	5.88- 5.94
21	B	Endrin Aldehyde	0.829	0.797	3.9	97	0.00	6.28- 6.34
22	B	Endosulfan Sulfate	0.956	0.938	1.9	98	0.00	6.99- 7.05
23	A	Methoxychlor	0.507	0.421	17.0	85	0.00	6.71- 6.77
24		Mirex	0.788	0.703	10.8	89	0.00	6.85- 6.91
25	B	Endrin Ketone	0.995	0.987	0.8	95	0.00	7.45- 7.51
26	SA	Decachlorobiphenyl	0.949	0.766	19.3	82	0.00	9.39- 9.45
27	I	1-bromo-2-nitrobenzene	1.000	1.000	0.0	95	0.00	1.48- 1.68
28	L8	Toxaphene{A}		----------NA----------				
29	L8	Toxaphene{B}		----------NA----------				
30	L8	Toxaphene{C}		----------NA----------				
31	L8	Toxaphene{D}		----------NA----------				
32	L8	Toxaphene{E}		----------NA----------				
33	I	1-bromo-2-nitrobenzene	1.000	1.000	0.0	86	0.00	1.48- 1.68
34		Chlordane {A}		----------NA----------				
35		Chlordane {B}		----------NA----------				
36		Chlordane {C}		----------NA----------				
37		Chlordane {D}		----------NA----------				
38		Chlordane {E}		----------NA----------				

Continuing Calibration Summary

Job Number: JD27540 **Sample:** G1G5717-CC5651
Account: SESINJPB SESI Consulting Engineers **Lab FileID:** 1G167762.D
Project: Remedial Investigation, 247 North Avenue, New Rochelle, NY

***** Signal #2 *****

1	I	1-bromo-2-nitrobenzene	1.000	1.000	0.0	92	0.00	1.83- 1.89
2	SAB	Tetrachloro-m-xylene	0.610	0.666	-9.2	104	0.00	2.58- 2.64
3		Hexachlorobenzene	1.467	1.629	-11.0	104	0.00	3.08- 3.14
4	A	alpha-BHC	1.340	1.612	-20.3#	105	0.00	3.22- 3.28
5	MA	gamma-BHC	1.218	1.441	-18.3	105	0.00	3.65- 3.71
6	MA	Heptachlor	1.270	1.467	-15.5	105	0.00	4.24- 4.30
7	B	beta-BHC	0.462	0.514	-11.3	100	0.00	3.74- 3.80
8	B	delta-BHC	1.202	1.517	-26.2#	110	0.00	4.15- 4.21
9	MB	Aldrin	1.187	1.387	-16.8	106	0.00	4.71- 4.77
10		Alachlor	0.124	0.127	-2.4	98	0.00	4.50- 4.56
11	B	Heptachlor Epoxide	1.183	1.257	-6.3	104	0.00	5.57- 5.63
12	B	gamma-Chlordane	1.076	1.235	-14.8	105	0.00	5.88- 5.94
13	B	alpha-Chlordane	1.050	1.200	-14.3	105	0.00	6.11- 6.17
14	A	Endosulfan I	1.079	1.193	-10.6	103	0.00	6.22- 6.28
15	B	4,4'-DDE	1.049	1.167	-11.2	101	0.00	6.39- 6.45
16	MA	Dieldrin	1.195	1.298	-8.6	104	0.00	6.68- 6.74
17	MA	Endrin	1.104	1.216	-10.1	102	0.00	7.22- 7.28
18	A	4,4'-DDD	0.803	0.939	-16.9	110	0.00	7.41- 7.47
19	B	Endosulfan II	0.989	1.065	-7.7	101	0.00	7.60- 7.66
20	MA	4,4'-DDT	0.755	0.773	-2.4	90	0.00	7.98- 8.04
21	B	Endrin Aldehyde	0.750	0.813	-8.4	100	0.00	8.21- 8.27
22	B	Endosulfan Sulfate	0.874	1.007	-15.2	107	0.00	8.72- 8.78
23	A	Methoxychlor	0.377	0.394	-4.5	92	0.00	9.32- 9.38
24		Mirex	0.655	0.638	2.6	94	0.00	9.65- 9.71
25	B	Endrin Ketone	0.915	1.006	-9.9	99	0.00	9.71- 9.77
26	SA	Decachlorobiphenyl	0.827	0.788	4.7	93	0.00	11.55-11.61
27	I	1-bromo-2-nitrobenzene	1.000	1.000	0.0	95	0.00	1.76- 1.96
28	L8	Toxaphene{A}	----------NA----------					
29	L8	Toxaphene{B}	----------NA----------					
30	L8	Toxaphene{C}	----------NA----------					
31	L8	Toxaphene{D}	----------NA----------					
32	L8	Toxaphene{E}	----------NA----------					
33	I	1-bromo-2-nitrobenzene	1.000	1.000	0.0	77	0.00	1.76- 1.96
34		Chlordane {A}	----------NA----------					
35		Chlordane {B}	----------NA----------					
36		Chlordane {C}	----------NA----------					
37		Chlordane {D}	----------NA----------					
38		Chlordane {E}	----------NA----------					

(#) = Out of Range SPCC's out = 0 CCC's out = 0
1g167617.d 1pst5651.m Thu Jul 08 01:32:07 2021

10.9.11 10

Initial Calibration Summary

Job Number: JD27540 **Sample:** GRK12-ICC12
Account: SESINJPB SESI Consulting Engineers **Lab FileID:** RK401.D
Project: Remedial Investigation, 247 North Avenue, New Rochelle, NY

Response Factor Report GCRK

Method : C:\MSDCHEM\1\METHODS\RKPCB12.M (ChemStation Integrator)
Title :
Last Update : Thu Jun 10 13:22:09 2021
Response via : Initial Calibration

Calibration Files
50 =rk398.d 250 =rk399.d 500 =rk400.d 1000=rk401.d
2000 =rk402.d 3000 =rk403.d

	Compound	50	250	500	1000	2000	3000	Avg	%RSD
1) S	Tetrachloro-m-xylen	1.323	1.487	1.486	1.524	1.353	1.574	1.458 E7	6.79
2)	AR1221-A				1.108			1.108 E5	0.00
3)	AR1221-B				1.622			1.622 E5	0.00
4)	AR1221-C				4.915			4.915 E5	0.00
5)	AR1221-D				7.780			7.780 E4	0.00
6)	AR1221-E				9.169			9.169 E4	0.00
7)	AR1232-A				3.855			3.855 E5	0.00
8)	AR1232-B				2.721			2.721 E5	0.00
9)	AR1232-C				5.773			5.773 E5	0.00
10)	AR1232-D				2.164			2.164 E5	0.00
11)	AR1232-E				2.153			2.153 E5	0.00
12)	AR1242-A				4.524			4.524 E5	0.00
13)	AR1242-B				1.125			1.125 E6	0.00
14)	AR1242-C				3.830			3.830 E5	0.00
15)	AR1242-D				6.295			6.295 E5	0.00
16)	AR1242-E				4.183			4.183 E5	0.00
17)	AR1248-A				2.325			2.325 E5	0.00
18)	AR1248-B				6.808			6.808 E5	0.00
19)	AR1248-C				7.004			7.004 E5	0.00
20)	AR1248-D				6.342			6.342 E5	0.00
21)	AR1248-E				3.610			3.610 E5	0.00
22)	AR1248-F				1.114			1.114 E6	0.00
23)	AR1248-G				4.889			4.889 E5	0.00
24)	AR1254-A				4.993			4.993 E5	0.00
25)	AR1254-B				1.006			1.006 E6	0.00
26)	AR1254-C				5.547			5.547 E5	0.00
27)	AR1254-D				9.690			9.690 E5	0.00
28)	AR1254-E				6.964			6.964 E5	0.00
29)	AR1254-F				6.643			6.643 E5	0.00
30)	AR1254-G				9.912			9.912 E5	0.00
31)	AR1016-A	2.895	2.937	2.876	2.850	2.694	2.737	2.831 E5	3.37
32)	AR1016-B	6.501	5.674	5.559	5.468	5.236	5.313	5.625 E5	8.14
33)	AR1016-C	1.308	1.264	1.267	1.274	1.236	1.279	1.271 E6	1.86
34)	AR1016-D	5.352	4.749	4.716	4.705	4.540	4.693	4.792 E5	5.92
35)	AR1016-E	5.952	5.027	4.980	4.933	4.847	5.008	5.125 E5	8.01
36)	AR1260-A	1.090	1.123	1.138	1.158	1.146	1.192	1.141 E6	2.98
37)	AR1260-B	6.382	6.070	6.120	6.159	6.491	6.305	6.255 E5	2.64
38)	AR1260-C	6.275	6.496	6.609	6.705	6.646	6.922	6.609 E5	3.26
39)	AR1260-D	1.498	1.609	1.646	1.677	1.665	1.706	1.633 E6	4.53
40)	AR1260-E	1.532	1.524	1.557	1.544	1.555	1.611	1.554 E6	1.97
41)	AR1262-A				7.881			7.881 E5	0.00
42)	AR1262-B				1.030			1.030 E6	0.00
43)	AR1262-C				9.206			9.206 E5	0.00
44)	AR1262-D				2.121			2.121 E6	0.00
45)	AR1262-E				2.204			2.204 E6	0.00
46)	AR1268-A				2.005			2.005 E6	0.00
47)	AR1268-B				2.114			2.114 E6	0.00

Initial Calibration Summary

Job Number: JD27540 **Sample:** GRK12-ICC12
Account: SESINJPB SESI Consulting Engineers **Lab FileID:** RK401.D
Project: Remedial Investigation, 247 North Avenue, New Rochelle, NY

48)		AR1268-C				1.667			1.667 E6	0.00
49)		AR1268-D				6.953			6.953 E5	0.00
50)		AR1268-E				5.239			5.239 E6	0.00
51)	S	Decachlorobiphenyl	1.193	1.268	1.254	1.287	1.154	1.327	1.247 E7	5.07

Signal #2

1)	S	Tetrachloro-m-xylen	4.226	4.648	4.804	5.029	4.732	5.166	4.768 E7	6.88
2)		AR1221-A				3.425			3.425 E5	0.00
3)		AR1221-B				5.380			5.380 E5	0.00
4)		AR1221-C				1.377			1.377 E6	0.00
5)		AR1221-D				2.679			2.679 E5	0.00
6)		AR1221-E				1.895			1.895 E5	0.00
7)		AR1232-A				1.101			1.101 E6	0.00
8)		AR1232-B				9.202			9.202 E5	0.00
9)		AR1232-C				2.053			2.053 E6	0.00
10)		AR1232-D				8.022			8.022 E5	0.00
11)		AR1232-E				5.179			5.179 E5	0.00
12)		AR1242-A				1.671			1.671 E6	0.00
13)		AR1242-B				3.620			3.620 E6	0.00
14)		AR1242-C				1.425			1.425 E6	0.00
15)		AR1242-D				1.013			1.013 E6	0.00
16)		AR1242-E				1.355			1.355 E6	0.00
17)		AR1248-A				8.270			8.270 E5	0.00
18)		AR1248-B				2.331			2.331 E6	0.00
19)		AR1248-C				1.269			1.269 E6	0.00
20)		AR1248-D				1.627			1.627 E6	0.00
21)		AR1248-E				1.804			1.804 E6	0.00
22)		AR1248-F				2.323			2.323 E6	0.00
23)		AR1248-G				2.089			2.089 E6	0.00
24)		AR1254-A				2.066			2.066 E6	0.00
25)		AR1254-B				2.219			2.219 E6	0.00
26)		AR1254-C				1.744			1.744 E6	0.00
27)		AR1254-D				3.814			3.814 E6	0.00
28)		AR1254-E				2.854			2.854 E6	0.00
29)		AR1254-F				2.801			2.801 E6	0.00
30)		AR1254-G				3.376			3.376 E6	0.00
31)		AR1016-A	9.191	8.783	8.860	8.676	8.148	8.603	8.710 E5	3.94
32)		AR1016-B	2.554	2.108	2.106	2.067	1.962	2.000	2.133 E6	10.06
33)		AR1016-C	5.590	4.653	4.646	4.538	4.307	4.366	4.683 E6	9.96
34)		AR1016-D	2.408	1.831	1.843	1.794	1.657	1.738	1.878 E6	14.29
35)		AR1016-E	1.218	1.245	1.261	1.245	1.187	1.223	1.230 E6	2.16
36)		AR1260-A	3.780	4.055	4.061	4.113	4.010	4.112	4.022 E6	3.10
37)		AR1260-B	2.260	2.354	2.343	2.341	2.242	2.301	2.307 E6	2.05
38)		AR1260-C	2.241	2.389	2.433	2.450	2.391	2.451	2.393 E6	3.31
39)		AR1260-D	5.244	5.627	5.820	5.875	5.619	5.749	5.656 E6	4.00
40)		AR1260-E	5.526	5.836	6.099	5.900	5.805	5.961	5.855 E6	3.28
41)		AR1262-A				2.489			2.489 E6	0.00
42)		AR1262-B				3.638			3.638 E6	0.00
43)		AR1262-C				3.184			3.184 E6	0.00
44)		AR1262-D				7.124			7.124 E6	0.00
45)		AR1262-E				8.422			8.422 E6	0.00
46)		AR1268-A				7.866			7.866 E6	0.00
47)		AR1268-B				8.453			8.453 E6	0.00
48)		AR1268-C				6.671			6.671 E6	0.00
49)		AR1268-D				2.624			2.624 E6	0.00
50)		AR1268-E				1.854			1.854 E7	0.00
51)	S	Decachlorobiphenyl	4.331	4.618	4.544	4.585	4.511	4.632	4.537 E7	2.43

(#) = Out of Range

Initial Calibration Summary

Job Number: JD27540 **Sample:** GRK12-ICC12
Account: SESINJPB SESI Consulting Engineers **Lab FileID:** RK401.D
Project: Remedial Investigation, 247 North Avenue, New Rochelle, NY

RKPCB12.M Thu Jun 10 13:33:23 2021

Initial Calibration Verification

Job Number: JD27540 **Sample:** GRK12-ICV12
Account: SESINJPB SESI Consulting Engineers **Lab FileID:** RK408.D
Project: Remedial Investigation, 247 North Avenue, New Rochelle, NY

Evaluate Continuing Calibration Report

```
Signal #1 : C:\msdchem\1\DATA\rk12\rk408.d\ECD1A.ch      Vial: 13
Signal #2 : C:\msdchem\1\DATA\rk12\rk408.d\ECD2B.ch
Acq On    : 10 Jun 2021  12:21 am                    Operator: rebeccak
Sample    : icv12-1000                               Inst    : GCRK
Misc      : op33494,grk12,15.0,,,10,1                Multiplr: 1.00
IntFile Signal #1: autoint1.e   IntFile Signal #2: autoint2.e

Method       : C:\MSDCHEM\1\METHODS\RKPCB12.M (ChemStation Integrator)
Title        :
Last Update  : Thu Jun 10 13:22:09 2021
Response via : Multiple Level Calibration

Min. RRF     :   0.000  Min. Rel. Area :  50%  Max. R.T. Dev  0.50min
Max. RRF Dev :  20%     Max. Rel. Area : 150%
```

		Compound	AvgRF	CCRF	%Dev	Area%	Dev(min)	RT Window
1	S	Tetrachloro-m-xylene	14.578	15.546 E6	-6.6	102	0.00	2.81- 2.87
31		AR1016-A	283.145	286.759 E3	-1.3	101	0.00	3.18- 3.24
32		AR1016-B	562.516	554.806 E3	1.4	101	0.00	3.59- 3.65
33		AR1016-C	1.271	1.285 E6	-1.1	101	0.00	4.13- 4.19
34		AR1016-D	479.230	472.435 E3	1.4	100	0.00	4.30- 4.36
35		AR1016-E	512.454	494.440 E3	3.5	100	0.00	4.81- 4.87
36		AR1260-A	1.141	1.198 E6	-5.0	103	0.00	7.15- 7.21
37		AR1260-B	625.455	637.331 E3	-1.9	103	0.00	7.31- 7.37
38		AR1260-C	660.881	687.767 E3	-4.1	103	0.00	7.64- 7.70
39		AR1260-D	1.633	1.720 E6	-5.3	103	0.00	8.07- 8.13
40		AR1260-E	1.554	1.558 E6	-0.3	101	0.00	8.41- 8.56
51	S	Decachlorobiphenyl	12.472	12.692 E6	-1.8	99	0.00	9.99-10.05

***** Signal #2 *****

1	S	Tetrachloro-m-xylene	47.677	50.756 E6	-6.5	101	0.00	3.71- 3.77
31		AR1016-A	871.013	872.840 E3	-0.2	101	0.00	4.39- 4.45
32		AR1016-B	2.133	2.060 E6	3.4	100	0.00	4.97- 5.03
33		AR1016-C	4.683	4.493 E6	4.1	99	0.00	5.61- 5.67
34		AR1016-D	1.878	1.772 E6	5.6	99	0.00	5.80- 5.86
35		AR1016-E	1.230	1.213 E6	1.4	97	0.00	6.47- 6.53
36		AR1260-A	4.022	4.158 E6	-3.4	101	0.00	9.10- 9.16
37		AR1260-B	2.307	2.369 E6	-2.7	101	0.00	9.22- 9.28
38		AR1260-C	2.393	2.446 E6	-2.2	100	0.00	9.66- 9.72
39		AR1260-D	5.656	5.905 E6	-4.4	101	0.00	10.00-10.06
40		AR1260-E	5.855	5.792 E6	1.1	98	0.00	10.55-10.61
51	S	Decachlorobiphenyl	45.369	44.631 E6	1.6	97	0.00	12.23-12.29

```
   (#) = Out of Range              SPCC's out = 0  CCC's out = 0
    rk401.d    RKPCB12.M        Thu Jun 10 13:33:45 2021
```

10.9.13 10

Initial Calibration Verification

Job Number: JD27540 **Sample:** GRK12-ICV12
Account: SESINJPB SESI Consulting Engineers **Lab FileID:** RK409.D
Project: Remedial Investigation, 247 North Avenue, New Rochelle, NY

Evaluate Continuing Calibration Report

```
Signal #1 : C:\msdchem\1\DATA\rk12\rk409.d\ECD1A.ch      Vial: 14
Signal #2 : C:\msdchem\1\DATA\rk12\rk409.d\ECD2B.ch
Acq On    : 10 Jun 2021  12:37 am                    Operator: rebeccak
Sample    : icv12-1000                               Inst    : GCRK
Misc      : op33494,grk12,15.0,,,10,1                Multiplr: 1.00
IntFile Signal #1: autoint1.e   IntFile Signal #2: autoint2.e

Method       : C:\MSDCHEM\1\METHODS\RKPCB12.M (ChemStation Integrator)
Title        :
Last Update  : Thu Jun 10 13:22:09 2021
Response via : Multiple Level Calibration

Min. RRF     :   0.000  Min. Rel. Area :  50%  Max. R.T. Dev  0.50min
Max. RRF Dev :  20%     Max. Rel. Area : 150%
```

	Compound	AvgRF	CCRF	%Dev	Area%	Dev(min)	RT Window
2	AR1221-A	110.816	110.220 E3	0.5	99	0.00	2.24- 2.44
3	AR1221-B	162.161	156.611 E3	3.4	97	0.00	2.91- 3.11
4	AR1221-C	491.518	465.708 E3	5.3	95	0.00	3.11- 3.31
5	AR1221-D	77.799	66.968 E3	13.9	86	0.00	3.52- 3.72
6	AR1221-E	91.693	85.105 E3	7.2	93	0.00	3.65- 3.85
24	AR1254-A	499.255	519.658 E3	-4.1	104	0.00	4.83- 5.83
25	AR1254-B	1.006	1.042 E6	-3.6	104	0.00	5.57- 5.77
26	AR1254-C	554.687	572.054 E3	-3.1	103	0.00	5.93- 6.13
27	AR1254-D	969.022	994.398 E3	-2.6	103	0.00	6.09- 6.29
28	AR1254-E	696.351	708.863 E3	-1.8	102	0.00	6.46- 6.66
29	AR1254-F	664.328	698.018 E3	-5.1	105	0.00	6.71- 6.91
30	AR1254-G	991.176	1031.953 E3	-4.1	104	0.00	7.08- 7.28
*****	Signal #2 *****						
2	AR1221-A	342.479	345.081 E3	-0.8	101	0.00	3.05- 3.25
3	AR1221-B	538.026	513.186 E3	4.6	95	0.00	4.04- 4.24
4	AR1221-C	1.377	1.306 E6	5.2	95	0.00	4.32- 4.52
5	AR1221-D	267.942	225.036 E3	16.0	84	0.00	4.88- 5.08
6	AR1221-E	189.535	198.937 E3	-5.0	105	0.00	4.97- 5.17
24	AR1254-A	2.066	2.140 E6	-3.6	104	0.00	6.61- 7.61
25	AR1254-B	2.219	2.274 E6	-2.5	102	0.00	7.26- 7.46
26	AR1254-C	1.744	1.772 E6	-1.6	102	0.00	7.77- 7.97
27	AR1254-D	3.814	3.906 E6	-2.4	102	0.00	7.94- 8.14
28	AR1254-E	2.854	2.888 E6	-1.2	101	0.00	8.25- 8.45
29	AR1254-F	2.801	2.857 E6	-2.0	102	0.00	8.77- 8.97
30	AR1254-G	3.376	2.962 E6	12.3	88	0.00	9.03- 9.23

```
(#) = Out of Range              SPCC's out = 0  CCC's out = 0
 rk401.d    RKPCB12.M        Thu Jun 10 13:33:47 2021
```

10.9.14 10

Initial Calibration Verification

Job Number: JD27540 **Sample:** GRK12-ICV12
Account: SESINJPB SESI Consulting Engineers **Lab FileID:** RK410.D
Project: Remedial Investigation, 247 North Avenue, New Rochelle, NY

Evaluate Continuing Calibration Report

```
Signal #1 : C:\msdchem\1\DATA\rk12\rk410.d\ECD1A.ch      Vial: 15
Signal #2 : C:\msdchem\1\DATA\rk12\rk410.d\ECD2B.ch
Acq On    : 10 Jun 2021  12:54 am                    Operator: rebeccak
Sample    : icv12-1000                               Inst    : GCRK
Misc      : op33494,grk12,15.0,,,10,1                Multiplr: 1.00
IntFile Signal #1: autoint1.e   IntFile Signal #2: autoint2.e

Method       : C:\MSDCHEM\1\METHODS\RKPCB12.M (ChemStation Integrator)
Title        :
Last Update  : Thu Jun 10 13:22:09 2021
Response via : Multiple Level Calibration

Min. RRF     :   0.000  Min. Rel. Area :  50%  Max. R.T. Dev  0.50min
Max. RRF Dev :  20%     Max. Rel. Area : 150%
```

	Compound	AvgRF	CCRF	%Dev	Area%	Dev(min)	RT Window
7	AR1232-A	385.495	371.690 E3	3.6	96	0.00	3.11- 3.31
8	AR1232-B	272.073	265.927 E3	2.3	98	0.00	3.52- 3.72
9	AR1232-C	577.268	565.429 E3	2.1	98	0.00	4.06- 4.26
10	AR1232-D	216.365	210.130 E3	2.9	97	0.00	4.23- 4.43
11	AR1232-E	215.284	210.605 E3	2.2	98	0.00	4.74- 4.94
41	AR1262-A	788.094	750.261 E3	4.8	95	0.00	6.71- 6.91
42	AR1262-B	1.030	0.986 E6	4.3	96	0.00	7.24- 7.44
43	AR1262-C	920.576	878.916 E3	4.5	95	0.00	7.57- 7.77
44	AR1262-D	2.121	2.033 E6	4.1	96	0.00	8.00- 8.20
45	AR1262-E	2.204	2.109 E6	4.3	96	0.00	8.44- 8.64
*****	Signal #2 *****						
7	AR1232-A	1.101	1.080 E6	1.9	98	0.00	4.32- 4.52
8	AR1232-B	920.207	901.361 E3	2.0	98	0.00	4.90- 5.10
9	AR1232-C	2.053	1.999 E6	2.6	97	0.00	5.54- 5.74
10	AR1232-D	802.151	793.601 E3	1.1	99	0.00	5.73- 5.93
11	AR1232-E	517.857	503.032 E3	2.9	97	0.00	6.40- 6.60
41	AR1262-A	2.489	2.382 E6	4.3	96	0.00	8.50- 8.70
42	AR1262-B	3.638	3.480 E6	4.3	96	0.00	9.15- 9.35
43	AR1262-C	3.184	3.030 E6	4.8	95	0.00	9.59- 9.79
44	AR1262-D	7.124	6.796 E6	4.6	95	0.00	9.93-10.13
45	AR1262-E	8.422	7.998 E6	5.0	95	0.00	10.46-10.66

```
   (#) = Out of Range              SPCC's out = 0  CCC's out = 0
    rk401.d    RKPCB12.M       Thu Jun 10 13:33:49 2021
```

10.9.15 10

Initial Calibration Verification

Job Number: JD27540 **Sample:** GRK12-ICV12
Account: SESINJPB SESI Consulting Engineers **Lab FileID:** RK411.D
Project: Remedial Investigation, 247 North Avenue, New Rochelle, NY

Evaluate Continuing Calibration Report

```
Signal #1 : C:\msdchem\1\DATA\rk12\rk411.d\ECD1A.ch      Vial: 16
Signal #2 : C:\msdchem\1\DATA\rk12\rk411.d\ECD2B.ch
Acq On    : 10 Jun 2021   1:10 am                    Operator: rebeccak
Sample    : icv12-1000                               Inst    : GCRK
Misc      : op33494,grk12,15.0,,,10,1                Multiplr: 1.00
IntFile Signal #1: autoint1.e   IntFile Signal #2: autoint2.e

Method       : C:\MSDCHEM\1\METHODS\RKPCB12.M (ChemStation Integrator)
Title        :
Last Update  : Thu Jun 10 13:22:09 2021
Response via : Multiple Level Calibration

Min. RRF     :   0.000  Min. Rel. Area :  50%  Max. R.T. Dev  0.50min
Max. RRF Dev :  20%     Max. Rel. Area : 150%
```

	Compound	AvgRF	CCRF	%Dev	Area%	Dev(min)	RT Window
12	AR1242-A	452.371	459.144 E3	-1.5	101	0.00	3.52- 3.72
13	AR1242-B	1.125	1.044 E6	7.2	93	0.00	4.06- 4.26
14	AR1242-C	383.049	385.987 E3	-0.8	101	0.00	4.23- 4.43
15	AR1242-D	629.477	612.558 E3	2.7	97	0.00	4.48- 4.68
16	AR1242-E	418.307	414.901 E3	0.8	99	0.00	4.74- 4.94
46	AR1268-A	2.005	1.999 E6	0.3	100	0.00	8.44- 8.64
47	AR1268-B	2.114	2.137 E6	-1.1	101	0.00	8.49- 8.69
48	AR1268-C	1.667	1.663 E6	0.2	100	0.00	8.76- 8.96
49	AR1268-D	695.271	694.368 E3	0.1	100	0.00	9.25- 9.45
50	AR1268-E	5.239	5.207 E6	0.6	99	0.00	9.65- 9.85
*****	Signal #2 *****						
12	AR1242-A	1.671	1.694 E6	-1.4	101	0.00	4.90- 5.10
13	AR1242-B	3.620	3.639 E6	-0.5	101	0.00	5.54- 5.74
14	AR1242-C	1.425	1.445 E6	-1.4	101	0.00	5.73- 5.93
15	AR1242-D	1.013	0.999 E6	1.4	99	0.00	6.40- 6.60
16	AR1242-E	1.355	1.309 E6	3.4	97	0.00	7.01- 7.21
46	AR1268-A	7.866	7.814 E6	0.7	99	0.00	10.46-10.66
47	AR1268-B	8.453	8.385 E6	0.8	99	0.00	10.53-10.73
48	AR1268-C	6.671	6.612 E6	0.9	99	0.00	10.90-11.10
49	AR1268-D	2.624	2.595 E6	1.1	99	0.00	11.30-11.50
50	AR1268-E	18.538	18.424 E6	0.6	99	0.00	11.78-11.98

```
   (#) = Out of Range              SPCC's out = 0  CCC's out = 0
    rk401.d    RKPCB12.M       Thu Jun 10 13:33:51 2021
```

10.9.16 10

Initial Calibration Verification

Job Number: JD27540 **Sample:** GRK12-ICV12
Account: SESINJPB SESI Consulting Engineers **Lab FileID:** RK412.D
Project: Remedial Investigation, 247 North Avenue, New Rochelle, NY

Evaluate Continuing Calibration Report

```
Signal #1 : C:\msdchem\1\DATA\rk12\rk412.d\ECD1A.ch      Vial: 17
Signal #2 : C:\msdchem\1\DATA\rk12\rk412.d\ECD2B.ch
Acq On    : 10 Jun 2021   1:27 am                    Operator: rebeccak
Sample    : icv12-1000                               Inst    : GCRK
Misc      : op33494,grk12,15.0,,,10,1                Multiplr: 1.00
IntFile Signal #1: autoint1.e   IntFile Signal #2: autoint2.e

Method       : C:\MSDCHEM\1\METHODS\RKPCB12.M (ChemStation Integrator)
Title        :
Last Update  : Thu Jun 10 13:22:09 2021
Response via : Multiple Level Calibration

Min. RRF     :   0.000  Min. Rel. Area :  50%  Max. R.T. Dev  0.50min
Max. RRF Dev :  20%     Max. Rel. Area : 150%
```

	Compound	AvgRF	CCRF	%Dev	Area%	Dev(min)	RT Window
17	AR1248-A	232.532	212.846 E3	8.5	92	0.00	3.51- 3.71
18	AR1248-B	680.787	658.833 E3	3.2	97	0.00	4.06- 4.26
19	AR1248-C	700.371	718.404 E3	-2.6	103	0.00	4.47- 4.67
20	AR1248-D	634.229	653.115 E3	-3.0	103	0.00	4.74- 4.94
21	AR1248-E	361.022	385.975 E3	-6.9	107	0.00	4.85- 5.05
22	AR1248-F	1.114	1.174 E6	-5.4	105	0.02	5.30- 5.50
23	AR1248-G	488.856	512.178 E3	-4.8	105	0.00	5.17- 6.17
*****	Signal #2 *****						
17	AR1248-A	827.028	734.646 E3	11.2	89	0.00	4.89- 5.09
18	AR1248-B	2.331	2.208 E6	5.3	95	0.00	5.53- 5.73
19	AR1248-C	1.269	1.274 E6	-0.4	100	0.00	6.01- 6.21
20	AR1248-D	1.627	1.638 E6	-0.7	101	0.00	6.40- 6.60
21	AR1248-E	1.804	1.864 E6	-3.3	103	0.00	6.58- 6.78
22	AR1248-F	2.323	2.403 E6	-3.4	103	0.00	7.01- 7.21
23	AR1248-G	2.089	2.179 E6	-4.3	104	0.00	6.94- 7.94

```
   (#) = Out of Range              SPCC's out = 0  CCC's out = 0
    rk401.d    RKPCB12.M        Thu Jun 10 13:33:53 2021
```

10.9.17 10

Continuing Calibration Summary

Job Number: JD27540 **Sample:** GRK30-CC12
Account: SESINJPB SESI Consulting Engineers **Lab FileID:** RK1160.D
Project: Remedial Investigation, 247 North Avenue, New Rochelle, NY

Evaluate Continuing Calibration Report

```
Signal #1 : C:\msdchem\1\data\sa...k30\rk1160.d\ECD1A.ch Vial: 63
Signal #2 : C:\msdchem\1\data\sarah\rk30\rk1160.d\ECD2B.ch
Acq On    :  5 Jul 2021  11:03 pm                    Operator: christp
Sample    : cc12-1000                                Inst    : GCRK
Misc      : op34036,grk30,15.0,,,10,1                Multiplr: 1.00
IntFile Signal #1: autoint1.e   IntFile Signal #2: autoint2.e

Method       : C:\MSDCHEM\1\METHODS\RKPCB12.M (ChemStation Integrator)
Title        :
Last Update  : Sun Jun 27 21:16:10 2021
Response via : Multiple Level Calibration

Min. RRF     :   0.000  Min. Rel. Area :  50%  Max. R.T. Dev  0.50min
Max. RRF Dev :  20%     Max. Rel. Area : 150%
```

	Compound	AvgRF	CCRF	%Dev	Area%	Dev(min)	RT Window
1 S	Tetrachloro-m-xylene	14.578	14.744 E6	-1.1	97	0.00	2.82- 2.88
2	AR1221-A		----------NA----------				
3	AR1221-B		----------NA----------				
4	AR1221-C		----------NA----------				
5	AR1221-D		----------NA----------				
6	AR1221-E		----------NA----------				
7	AR1232-A		----------NA----------				
8	AR1232-B		----------NA----------				
9	AR1232-C		----------NA----------				
10	AR1232-D		----------NA----------				
11	AR1232-E		----------NA----------				
12	AR1242-A		----------NA----------				
13	AR1242-B		----------NA----------				
14	AR1242-C		----------NA----------				
15	AR1242-D		----------NA----------				
16	AR1242-E		----------NA----------				
17	AR1248-A		----------NA----------				
18	AR1248-B		----------NA----------				
19	AR1248-C		----------NA----------				
20	AR1248-D		----------NA----------				
21	AR1248-E		----------NA----------				
22	AR1248-F		----------NA----------				
23	AR1248-G		----------NA----------				
24	AR1254-A		----------NA----------				
25	AR1254-B		----------NA----------				
26	AR1254-C		----------NA----------				
27	AR1254-D		----------NA----------				
28	AR1254-E		----------NA----------				
29	AR1254-F		----------NA----------				
30	AR1254-G		----------NA----------				
31	AR1016-A	283.145	276.621 E3	2.3	97	0.00	3.19- 3.25
32	AR1016-B	562.516	515.451 E3	8.4	94	0.00	3.60- 3.66
33	AR1016-C	1.271	1.122 E6	11.7	88	0.00	4.14- 4.20
34	AR1016-D	479.230	426.563 E3	11.0	91	0.00	4.31- 4.37
35	AR1016-E	512.454	459.170 E3	10.4	93	0.00	4.82- 4.88
36	AR1260-A	1.141	1.058 E6	7.3	91	0.00	7.16- 7.22
37	AR1260-B	625.455	647.368 E3	-3.5	105	0.00	7.31- 7.37
38	AR1260-C	660.881	643.876 E3	2.6	96	0.00	7.65- 7.71
39	AR1260-D	1.633	1.597 E6	2.2	95	0.00	8.07- 8.13
40	AR1260-E	1.554	1.479 E6	4.8	96	0.00	8.41- 8.57
41	AR1262-A		----------NA----------				

Continuing Calibration Summary

Job Number: JD27540 **Sample:** GRK30-CC12
Account: SESINJPB SESI Consulting Engineers **Lab FileID:** RK1160.D
Project: Remedial Investigation, 247 North Avenue, New Rochelle, NY

42		AR1262-B			----------NA----------				
43		AR1262-C			----------NA----------				
44		AR1262-D			----------NA----------				
45		AR1262-E			----------NA----------				
46		AR1268-A			----------NA----------				
47		AR1268-B			----------NA----------				
48		AR1268-C			----------NA----------				
49		AR1268-D			----------NA----------				
50		AR1268-E			----------NA----------				
51	S	Decachlorobiphenyl	12.472	12.286	E6	1.5	95	0.00	9.99-10.05
*****		Signal #2 *****							
1	S	Tetrachloro-m-xylene	47.677	55.744	E6	-16.9	111	0.01	3.72- 3.78
2		AR1221-A			----------NA----------				
3		AR1221-B			----------NA----------				
4		AR1221-C			----------NA----------				
5		AR1221-D			----------NA----------				
6		AR1221-E			----------NA----------				
7		AR1232-A			----------NA----------				
8		AR1232-B			----------NA----------				
9		AR1232-C			----------NA----------				
10		AR1232-D			----------NA----------				
11		AR1232-E			----------NA----------				
12		AR1242-A			----------NA----------				
13		AR1242-B			----------NA----------				
14		AR1242-C			----------NA----------				
15		AR1242-D			----------NA----------				
16		AR1242-E			----------NA----------				
17		AR1248-A			----------NA----------				
18		AR1248-B			----------NA----------				
19		AR1248-C			----------NA----------				
20		AR1248-D			----------NA----------				
21		AR1248-E			----------NA----------				
22		AR1248-F			----------NA----------				
23		AR1248-G			----------NA----------				
24		AR1254-A			----------NA----------				
25		AR1254-B			----------NA----------				
26		AR1254-C			----------NA----------				
27		AR1254-D			----------NA----------				
28		AR1254-E			----------NA----------				
29		AR1254-F			----------NA----------				
30		AR1254-G			----------NA----------				
31		AR1016-A	871.013	930.210	E3	-6.8	107	0.01	4.40- 4.46
32		AR1016-B	2.133	2.181	E6	-2.3	106	0.01	4.97- 5.03
33		AR1016-C	4.683	4.596	E6	1.9	101	0.01	5.61- 5.67
34		AR1016-D	1.878	1.879	E6	-0.1	105	0.01	5.81- 5.87
35		AR1016-E	1.230	1.335	E6	-8.5	107	0.00	6.48- 6.54
36		AR1260-A	4.022	4.287	E6	-6.6	104	0.00	9.11- 9.17
37		AR1260-B	2.307	2.620	E6	-13.6	112	0.00	9.23- 9.29
38		AR1260-C	2.393	2.598	E6	-8.6	106	0.00	9.67- 9.73
39		AR1260-D	5.656	6.242	E6	-10.4	106	0.01	10.02-10.08
40		AR1260-E	5.855	5.996	E6	-2.4	102	0.00	10.56-10.62
41		AR1262-A			----------NA----------				
42		AR1262-B			----------NA----------				
43		AR1262-C			----------NA----------				
44		AR1262-D			----------NA----------				
45		AR1262-E			----------NA----------				
46		AR1268-A			----------NA----------				
47		AR1268-B			----------NA----------				

Continuing Calibration Summary

Job Number: JD27540 **Sample:** GRK30-CC12
Account: SESINJPB SESI Consulting Engineers **Lab FileID:** RK1160.D
Project: Remedial Investigation, 247 North Avenue, New Rochelle, NY

48		AR1268-C			----------NA----------			
49		AR1268-D			----------NA----------			
50		AR1268-E			----------NA----------			
51	S	Decachlorobiphenyl	45.369	43.460 E6	4.2	95	0.00	12.24-12.30

(#) = Out of Range SPCC's out = 0 CCC's out = 0
rk401.d RKPCB12.M Tue Jul 06 20:31:00 2021

10.9.18
10

Continuing Calibration Summary

Job Number: JD27540 **Sample:** GRK30-CC12
Account: SESINJPB SESI Consulting Engineers **Lab FileID:** RK1171.D
Project: Remedial Investigation, 247 North Avenue, New Rochelle, NY

Evaluate Continuing Calibration Report

```
Signal #1 : C:\msdchem\1\data\sa...k30\rk1171.d\ECD1A.ch Vial: 71
Signal #2 : C:\msdchem\1\data\sarah\rk30\rk1171.d\ECD2B.ch
Acq On    :  6 Jul 2021   3:33 am                    Operator: christp
Sample    : cc12-500                                 Inst    : GCRK
Misc      : op34114,grk30,15.0,,,10,1                Multiplr: 1.00
IntFile Signal #1: autoint1.e   IntFile Signal #2: autoint2.e

Method       : C:\MSDCHEM\1\METHODS\RKPCB12.M (ChemStation Integrator)
Title        :
Last Update  : Sun Jun 27 21:16:10 2021
Response via : Multiple Level Calibration

Min. RRF     :   0.000  Min. Rel. Area :  50%  Max. R.T. Dev  0.50min
Max. RRF Dev :  20%     Max. Rel. Area : 150%
```

	Compound	AvgRF	CCRF	%Dev	Area%	Dev(min)	RT Window
1 S	Tetrachloro-m-xylene	14.578	17.002 E6	-16.6	114	0.00	2.82- 2.88
2	AR1221-A		----------NA----------				
3	AR1221-B		----------NA----------				
4	AR1221-C		----------NA----------				
5	AR1221-D		----------NA----------				
6	AR1221-E		----------NA----------				
7	AR1232-A		----------NA----------				
8	AR1232-B		----------NA----------				
9	AR1232-C		----------NA----------				
10	AR1232-D		----------NA----------				
11	AR1232-E		----------NA----------				
12	AR1242-A		----------NA----------				
13	AR1242-B		----------NA----------				
14	AR1242-C		----------NA----------				
15	AR1242-D		----------NA----------				
16	AR1242-E		----------NA----------				
17	AR1248-A		----------NA----------				
18	AR1248-B		----------NA----------				
19	AR1248-C		----------NA----------				
20	AR1248-D		----------NA----------				
21	AR1248-E		----------NA----------				
22	AR1248-F		----------NA----------				
23	AR1248-G		----------NA----------				
24	AR1254-A		----------NA----------				
25	AR1254-B		----------NA----------				
26	AR1254-C		----------NA----------				
27	AR1254-D		----------NA----------				
28	AR1254-E		----------NA----------				
29	AR1254-F		----------NA----------				
30	AR1254-G		----------NA----------				
31	AR1016-A	283.145	336.864 E3	-19.0	117	0.00	3.20- 3.26
32	AR1016-B	562.516	608.248 E3	-8.1	109	0.00	3.60- 3.66
33	AR1016-C	1.271	1.299 E6	-2.2	103	0.00	4.14- 4.20
34	AR1016-D	479.230	505.053 E3	-5.4	107	0.00	4.31- 4.37
35	AR1016-E	512.454	541.783 E3	-5.7	109	0.00	4.82- 4.88
36	AR1260-A	1.141	1.190 E6	-4.3	105	0.00	7.16- 7.22
37	AR1260-B	625.455	737.052 E3	-17.8	120	0.00	7.32- 7.38
38	AR1260-C	660.881	682.652 E3	-3.3	103	0.00	7.65- 7.71
39	AR1260-D	1.633	1.582 E6	3.1	96	0.00	8.08- 8.14
40	AR1260-E	1.554	1.650 E6	-6.2	106	0.00	8.42- 8.58
41	AR1262-A		----------NA----------				

Continuing Calibration Summary

Job Number: JD27540 **Sample:** GRK30-CC12
Account: SESINJPB SESI Consulting Engineers **Lab FileID:** RK1171.D
Project: Remedial Investigation, 247 North Avenue, New Rochelle, NY

42		AR1262-B		----------NA----------					
43		AR1262-C		----------NA----------					
44		AR1262-D		----------NA----------					
45		AR1262-E		----------NA----------					
46		AR1268-A		----------NA----------					
47		AR1268-B		----------NA----------					
48		AR1268-C		----------NA----------					
49		AR1268-D		----------NA----------					
50		AR1268-E		----------NA----------					
51	S	Decachlorobiphenyl	12.472	13.869	E6	-11.2	111	0.00	9.99-10.05
*****		Signal #2 *****							
1	S	Tetrachloro-m-xylene	47.677	59.018	E6	-23.8#	123	0.01	3.71- 3.77
2		AR1221-A		----------NA----------					
3		AR1221-B		----------NA----------					
4		AR1221-C		----------NA----------					
5		AR1221-D		----------NA----------					
6		AR1221-E		----------NA----------					
7		AR1232-A		----------NA----------					
8		AR1232-B		----------NA----------					
9		AR1232-C		----------NA----------					
10		AR1232-D		----------NA----------					
11		AR1232-E		----------NA----------					
12		AR1242-A		----------NA----------					
13		AR1242-B		----------NA----------					
14		AR1242-C		----------NA----------					
15		AR1242-D		----------NA----------					
16		AR1242-E		----------NA----------					
17		AR1248-A		----------NA----------					
18		AR1248-B		----------NA----------					
19		AR1248-C		----------NA----------					
20		AR1248-D		----------NA----------					
21		AR1248-E		----------NA----------					
22		AR1248-F		----------NA----------					
23		AR1248-G		----------NA----------					
24		AR1254-A		----------NA----------					
25		AR1254-B		----------NA----------					
26		AR1254-C		----------NA----------					
27		AR1254-D		----------NA----------					
28		AR1254-E		----------NA----------					
29		AR1254-F		----------NA----------					
30		AR1254-G		----------NA----------					
31		AR1016-A	871.013	1030.557	E3	-18.3	116	0.01	4.40- 4.46
32		AR1016-B	2.133	2.447	E6	-14.7	116	0.00	4.97- 5.03
33		AR1016-C	4.683	5.105	E6	-9.0	110	0.00	5.61- 5.67
34		AR1016-D	1.878	2.130	E6	-13.4	116	0.00	5.81- 5.87
35		AR1016-E	1.230	1.426	E6	-15.9	113	0.00	6.48- 6.54
36		AR1260-A	4.022	4.287	E6	-6.6	106	0.00	9.11- 9.17
37		AR1260-B	2.307	2.703	E6	-17.2	115	0.00	9.23- 9.29
38		AR1260-C	2.393	2.631	E6	-9.9	108	0.00	9.67- 9.73
39		AR1260-D	5.656	6.557	E6	-15.9	113	0.01	10.02-10.08
40		AR1260-E	5.855	6.148	E6	-5.0	101	0.00	10.56-10.62
41		AR1262-A		----------NA----------					
42		AR1262-B		----------NA----------					
43		AR1262-C		----------NA----------					
44		AR1262-D		----------NA----------					
45		AR1262-E		----------NA----------					
46		AR1268-A		----------NA----------					
47		AR1268-B		----------NA----------					

Continuing Calibration Summary

Job Number: JD27540 **Sample:** GRK30-CC12
Account: SESINJPB SESI Consulting Engineers **Lab FileID:** RK1171.D
Project: Remedial Investigation, 247 North Avenue, New Rochelle, NY

48		AR1268-C		----------NA----------				
49		AR1268-D		----------NA----------				
50		AR1268-E		----------NA----------				
51	S	Decachlorobiphenyl	45.369	44.635 E6	1.6	98	0.00	12.24-12.30

(#) = Out of Range SPCC's out = 0 CCC's out = 0
rk400.d RKPCB12.M Tue Jul 06 20:34:54 2021

10.9.19
10

Continuing Calibration Summary

Job Number: JD27540 **Sample:** GRK30-CC12
Account: SESINJPB SESI Consulting Engineers **Lab FileID:** RK1182.D
Project: Remedial Investigation, 247 North Avenue, New Rochelle, NY

Evaluate Continuing Calibration Report

```
Signal #1 : C:\msdchem\1\data\sa...k30\rk1182.d\ECD1A.ch Vial: 79
Signal #2 : C:\msdchem\1\data\sarah\rk30\rk1182.d\ECD2B.ch
Acq On    :  6 Jul 2021   6:37 am                    Operator: christp
Sample    : cc12-1000                                Inst    : GCRK
Misc      : op34114,grk30,15.0,,,10,1                Multiplr: 1.00
IntFile Signal #1: autoint1.e   IntFile Signal #2: autoint2.e

Method       : C:\MSDCHEM\1\METHODS\RKPCB12.M (ChemStation Integrator)
Title        :
Last Update  : Sun Jun 27 21:16:10 2021
Response via : Multiple Level Calibration

Min. RRF     :   0.000  Min. Rel. Area :  50%  Max. R.T. Dev  0.50min
Max. RRF Dev :  20%     Max. Rel. Area : 150%
```

	Compound	AvgRF	CCRF	%Dev	Area%	Dev(min)	RT Window
1 S	Tetrachloro-m-xylene	14.578	16.218 E6	-11.2	106	0.00	2.82- 2.88
2	AR1221-A		----------NA----------				
3	AR1221-B		----------NA----------				
4	AR1221-C		----------NA----------				
5	AR1221-D		----------NA----------				
6	AR1221-E		----------NA----------				
7	AR1232-A		----------NA----------				
8	AR1232-B		----------NA----------				
9	AR1232-C		----------NA----------				
10	AR1232-D		----------NA----------				
11	AR1232-E		----------NA----------				
12	AR1242-A		----------NA----------				
13	AR1242-B		----------NA----------				
14	AR1242-C		----------NA----------				
15	AR1242-D		----------NA----------				
16	AR1242-E		----------NA----------				
17	AR1248-A		----------NA----------				
18	AR1248-B		----------NA----------				
19	AR1248-C		----------NA----------				
20	AR1248-D		----------NA----------				
21	AR1248-E		----------NA----------				
22	AR1248-F		----------NA----------				
23	AR1248-G		----------NA----------				
24	AR1254-A		----------NA----------				
25	AR1254-B		----------NA----------				
26	AR1254-C		----------NA----------				
27	AR1254-D		----------NA----------				
28	AR1254-E		----------NA----------				
29	AR1254-F		----------NA----------				
30	AR1254-G		----------NA----------				
31	AR1016-A	283.145	306.316 E3	-8.2	107	0.00	3.20- 3.26
32	AR1016-B	562.516	570.028 E3	-1.3	104	0.00	3.60- 3.66
33	AR1016-C	1.271	1.285 E6	-1.1	101	0.00	4.14- 4.20
34	AR1016-D	479.230	486.746 E3	-1.6	103	0.00	4.31- 4.37
35	AR1016-E	512.454	523.522 E3	-2.2	106	0.00	4.82- 4.88
36	AR1260-A	1.141	1.220 E6	-6.9	105	0.00	7.16- 7.22
37	AR1260-B	625.455	731.763 E3	-17.0	119	0.00	7.32- 7.38
38	AR1260-C	660.881	686.492 E3	-3.9	102	0.00	7.65- 7.71
39	AR1260-D	1.633	1.594 E6	2.4	95	0.00	8.08- 8.14
40	AR1260-E	1.554	1.671 E6	-7.5	108	0.00	8.42- 8.57
41	AR1262-A		----------NA----------				

Continuing Calibration Summary

Job Number: JD27540 **Sample:** GRK30-CC12
Account: SESINJPB SESI Consulting Engineers **Lab FileID:** RK1182.D
Project: Remedial Investigation, 247 North Avenue, New Rochelle, NY

42		AR1262-B		----------NA----------					
43		AR1262-C		----------NA----------					
44		AR1262-D		----------NA----------					
45		AR1262-E		----------NA----------					
46		AR1268-A		----------NA----------					
47		AR1268-B		----------NA----------					
48		AR1268-C		----------NA----------					
49		AR1268-D		----------NA----------					
50		AR1268-E		----------NA----------					
51	S	Decachlorobiphenyl	12.472	13.998	E6	-12.2	109	0.00	9.99-10.05
*****		Signal #2 *****							
1	S	Tetrachloro-m-xylene	47.677	61.499	E6	-29.0#	122	0.01	3.72- 3.78
2		AR1221-A		----------NA----------					
3		AR1221-B		----------NA----------					
4		AR1221-C		----------NA----------					
5		AR1221-D		----------NA----------					
6		AR1221-E		----------NA----------					
7		AR1232-A		----------NA----------					
8		AR1232-B		----------NA----------					
9		AR1232-C		----------NA----------					
10		AR1232-D		----------NA----------					
11		AR1232-E		----------NA----------					
12		AR1242-A		----------NA----------					
13		AR1242-B		----------NA----------					
14		AR1242-C		----------NA----------					
15		AR1242-D		----------NA----------					
16		AR1242-E		----------NA----------					
17		AR1248-A		----------NA----------					
18		AR1248-B		----------NA----------					
19		AR1248-C		----------NA----------					
20		AR1248-D		----------NA----------					
21		AR1248-E		----------NA----------					
22		AR1248-F		----------NA----------					
23		AR1248-G		----------NA----------					
24		AR1254-A		----------NA----------					
25		AR1254-B		----------NA----------					
26		AR1254-C		----------NA----------					
27		AR1254-D		----------NA----------					
28		AR1254-E		----------NA----------					
29		AR1254-F		----------NA----------					
30		AR1254-G		----------NA----------					
31		AR1016-A	871.013	1020.693	E3	-17.2	118	0.01	4.40- 4.46
32		AR1016-B	2.133	2.371	E6	-11.2	115	0.01	4.97- 5.03
33		AR1016-C	4.683	5.074	E6	-8.3	112	0.00	5.61- 5.67
34		AR1016-D	1.878	2.103	E6	-12.0	117	0.00	5.81- 5.87
35		AR1016-E	1.230	1.465	E6	-19.1	118	0.00	6.48- 6.54
36		AR1260-A	4.022	4.407	E6	-9.6	107	0.00	9.11- 9.17
37		AR1260-B	2.307	2.674	E6	-15.9	114	0.00	9.23- 9.29
38		AR1260-C	2.393	2.696	E6	-12.7	110	0.00	9.67- 9.73
39		AR1260-D	5.656	6.781	E6	-19.9	115	0.00	10.01-10.07
40		AR1260-E	5.855	6.575	E6	-12.3	111	0.01	10.56-10.62
41		AR1262-A		----------NA----------					
42		AR1262-B		----------NA----------					
43		AR1262-C		----------NA----------					
44		AR1262-D		----------NA----------					
45		AR1262-E		----------NA----------					
46		AR1268-A		----------NA----------					
47		AR1268-B		----------NA----------					

Continuing Calibration Summary

Job Number: JD27540 **Sample:** GRK30-CC12
Account: SESINJPB SESI Consulting Engineers **Lab FileID:** RK1182.D
Project: Remedial Investigation, 247 North Avenue, New Rochelle, NY

48		AR1268-C			----------NA----------			
49		AR1268-D			----------NA----------			
50		AR1268-E			----------NA----------			
51	S	Decachlorobiphenyl	45.369	47.036 E6	-3.7	103	0.00	12.24-12.30

(#) = Out of Range SPCC's out = 0 CCC's out = 0
rk401.d RKPCB12.M Tue Jul 06 20:31:08 2021

10.9.20
10

Continuing Calibration Summary

Job Number: JD27540 **Sample:** GRK30-CC12
Account: SESINJPB SESI Consulting Engineers **Lab FileID:** RK1193.D
Project: Remedial Investigation, 247 North Avenue, New Rochelle, NY

Evaluate Continuing Calibration Report

```
Signal #1 : C:\msdchem\1\data\sa...k30\rk1193.d\ECD1A.ch Vial: 87
Signal #2 : C:\msdchem\1\data\sarah\rk30\rk1193.d\ECD2B.ch
Acq On    :  6 Jul 2021   9:37 am                    Operator: christp
Sample    : cc12-500                                 Inst    : GCRK
Misc      : op34114,grk30,15.1,,,10,1                Multiplr: 1.00
IntFile Signal #1: autoint1.e   IntFile Signal #2: autoint2.e

Method       : C:\MSDCHEM\1\METHODS\RKPCB12.M (ChemStation Integrator)
Title        :
Last Update  : Sun Jun 27 21:16:10 2021
Response via : Multiple Level Calibration

Min. RRF     :   0.000  Min. Rel. Area :  50%  Max. R.T. Dev  0.50min
Max. RRF Dev :  20%     Max. Rel. Area : 150%
```

	Compound	AvgRF	CCRF	%Dev	Area%	Dev(min)	RT Window
1 S	Tetrachloro-m-xylene	14.578	16.360 E6	-12.2	110	0.00	2.82- 2.88
2	AR1221-A		----------NA----------				
3	AR1221-B		----------NA----------				
4	AR1221-C		----------NA----------				
5	AR1221-D		----------NA----------				
6	AR1221-E		----------NA----------				
7	AR1232-A		----------NA----------				
8	AR1232-B		----------NA----------				
9	AR1232-C		----------NA----------				
10	AR1232-D		----------NA----------				
11	AR1232-E		----------NA----------				
12	AR1242-A		----------NA----------				
13	AR1242-B		----------NA----------				
14	AR1242-C		----------NA----------				
15	AR1242-D		----------NA----------				
16	AR1242-E		----------NA----------				
17	AR1248-A		----------NA----------				
18	AR1248-B		----------NA----------				
19	AR1248-C		----------NA----------				
20	AR1248-D		----------NA----------				
21	AR1248-E		----------NA----------				
22	AR1248-F		----------NA----------				
23	AR1248-G		----------NA----------				
24	AR1254-A		----------NA----------				
25	AR1254-B		----------NA----------				
26	AR1254-C		----------NA----------				
27	AR1254-D		----------NA----------				
28	AR1254-E		----------NA----------				
29	AR1254-F		----------NA----------				
30	AR1254-G		----------NA----------				
31	AR1016-A	283.145	332.584 E3	-17.5	116	0.00	3.19- 3.25
32	AR1016-B	562.516	601.213 E3	-6.9	108	0.00	3.59- 3.65
33	AR1016-C	1.271	1.314 E6	-3.4	104	0.00	4.14- 4.20
34	AR1016-D	479.230	505.779 E3	-5.5	107	0.00	4.31- 4.37
35	AR1016-E	512.454	534.390 E3	-4.3	107	0.00	4.82- 4.88
36	AR1260-A	1.141	1.175 E6	-3.0	103	0.00	7.16- 7.22
37	AR1260-B	625.455	713.400 E3	-14.1	117	0.00	7.32- 7.38
38	AR1260-C	660.881	659.837 E3	0.2	100	0.00	7.65- 7.71
39	AR1260-D	1.633	1.539 E6	5.8	94	0.00	8.08- 8.14
40	AR1260-E	1.554	1.606 E6	-3.3	103	0.00	8.42- 8.58
41	AR1262-A		----------NA----------				

10.9.21 10

Continuing Calibration Summary

Job Number: JD27540 **Sample:** GRK30-CC12
Account: SESINJPB SESI Consulting Engineers **Lab FileID:** RK1193.D
Project: Remedial Investigation, 247 North Avenue, New Rochelle, NY

42		AR1262-B			----------NA----------				
43		AR1262-C			----------NA----------				
44		AR1262-D			----------NA----------				
45		AR1262-E			----------NA----------				
46		AR1268-A			----------NA----------				
47		AR1268-B			----------NA----------				
48		AR1268-C			----------NA----------				
49		AR1268-D			----------NA----------				
50		AR1268-E			----------NA----------				
51	S	Decachlorobiphenyl	12.472	12.886	E6	-3.3	103	0.00	9.99-10.05
*****		Signal #2 *****							
1	S	Tetrachloro-m-xylene	47.677	58.451	E6	-22.6#	122	0.00	3.71- 3.77
2		AR1221-A			----------NA----------				
3		AR1221-B			----------NA----------				
4		AR1221-C			----------NA----------				
5		AR1221-D			----------NA----------				
6		AR1221-E			----------NA----------				
7		AR1232-A			----------NA----------				
8		AR1232-B			----------NA----------				
9		AR1232-C			----------NA----------				
10		AR1232-D			----------NA----------				
11		AR1232-E			----------NA----------				
12		AR1242-A			----------NA----------				
13		AR1242-B			----------NA----------				
14		AR1242-C			----------NA----------				
15		AR1242-D			----------NA----------				
16		AR1242-E			----------NA----------				
17		AR1248-A			----------NA----------				
18		AR1248-B			----------NA----------				
19		AR1248-C			----------NA----------				
20		AR1248-D			----------NA----------				
21		AR1248-E			----------NA----------				
22		AR1248-F			----------NA----------				
23		AR1248-G			----------NA----------				
24		AR1254-A			----------NA----------				
25		AR1254-B			----------NA----------				
26		AR1254-C			----------NA----------				
27		AR1254-D			----------NA----------				
28		AR1254-E			----------NA----------				
29		AR1254-F			----------NA----------				
30		AR1254-G			----------NA----------				
31		AR1016-A	871.013	1017.610	E3	-16.8	115	0.00	4.39- 4.45
32		AR1016-B	2.133	2.401	E6	-12.6	114	0.00	4.97- 5.03
33		AR1016-C	4.683	5.045	E6	-7.7	109	0.00	5.61- 5.67
34		AR1016-D	1.878	2.078	E6	-10.6	113	0.00	5.81- 5.87
35		AR1016-E	1.230	1.364	E6	-10.9	108	0.00	6.48- 6.54
36		AR1260-A	4.022	3.876	E6	3.6	95	0.00	9.11- 9.17
37		AR1260-B	2.307	2.479	E6	-7.5	106	0.00	9.23- 9.29
38		AR1260-C	2.393	2.384	E6	0.4	98	0.00	9.67- 9.73
39		AR1260-D	5.656	6.073	E6	-7.4	104	0.01	10.02-10.08
40		AR1260-E	5.855	5.679	E6	3.0	93	0.01	10.56-10.62
41		AR1262-A			----------NA----------				
42		AR1262-B			----------NA----------				
43		AR1262-C			----------NA----------				
44		AR1262-D			----------NA----------				
45		AR1262-E			----------NA----------				
46		AR1268-A			----------NA----------				
47		AR1268-B			----------NA----------				

Continuing Calibration Summary

Job Number: JD27540 **Sample:** GRK30-CC12
Account: SESINJPB SESI Consulting Engineers **Lab FileID:** RK1193.D
Project: Remedial Investigation, 247 North Avenue, New Rochelle, NY

48		AR1268-C			----------NA----------			
49		AR1268-D			----------NA----------			
50		AR1268-E			----------NA----------			
51	S	Decachlorobiphenyl	45.369	45.164 E6	0.5	99	0.00	12.24-12.30

(#) = Out of Range SPCC's out = 0 CCC's out = 0
rk400.d RKPCB12.M Tue Jul 06 20:33:27 2021

10.9.21
10

Continuing Calibration Summary

Job Number: JD27540 **Sample:** GRK30-CC12
Account: SESINJPB SESI Consulting Engineers **Lab FileID:** RK1200.D
Project: Remedial Investigation, 247 North Avenue, New Rochelle, NY

Evaluate Continuing Calibration Report

```
Signal #1 : C:\msdchem\1\data\sa...k30\rk1200.d\ECD1A.ch Vial: 91
Signal #2 : C:\msdchem\1\data\sarah\rk30\rk1200.d\ECD2B.ch
Acq On    :  6 Jul 2021  11:32 am                    Operator: christp
Sample    : cc12-1000                                Inst    : GCRK
Misc      : op34114,grk30,15.0,,,10,1                Multiplr: 1.00
IntFile Signal #1: autoint1.e   IntFile Signal #2: autoint2.e

Method       : C:\MSDCHEM\1\METHODS\RKPCB12.M (ChemStation Integrator)
Title        :
Last Update  : Sun Jun 27 21:16:10 2021
Response via : Multiple Level Calibration

Min. RRF     :   0.000  Min. Rel. Area :  50%  Max. R.T. Dev  0.50min
Max. RRF Dev :  20%     Max. Rel. Area : 150%
```

	Compound	AvgRF	CCRF	%Dev	Area%	Dev(min)	RT Window
1 S	Tetrachloro-m-xylene	14.578	15.893 E6	-9.0	104	0.00	2.82- 2.88
2	AR1221-A		----------NA----------				
3	AR1221-B		----------NA----------				
4	AR1221-C		----------NA----------				
5	AR1221-D		----------NA----------				
6	AR1221-E		----------NA----------				
7	AR1232-A		----------NA----------				
8	AR1232-B		----------NA----------				
9	AR1232-C		----------NA----------				
10	AR1232-D		----------NA----------				
11	AR1232-E		----------NA----------				
12	AR1242-A		----------NA----------				
13	AR1242-B		----------NA----------				
14	AR1242-C		----------NA----------				
15	AR1242-D		----------NA----------				
16	AR1242-E		----------NA----------				
17	AR1248-A		----------NA----------				
18	AR1248-B		----------NA----------				
19	AR1248-C		----------NA----------				
20	AR1248-D		----------NA----------				
21	AR1248-E		----------NA----------				
22	AR1248-F		----------NA----------				
23	AR1248-G		----------NA----------				
24	AR1254-A		----------NA----------				
25	AR1254-B		----------NA----------				
26	AR1254-C		----------NA----------				
27	AR1254-D		----------NA----------				
28	AR1254-E		----------NA----------				
29	AR1254-F		----------NA----------				
30	AR1254-G		----------NA----------				
31	AR1016-A	283.145	298.603 E3	-5.5	105	0.00	3.20- 3.26
32	AR1016-B	562.516	555.412 E3	1.3	102	0.00	3.60- 3.66
33	AR1016-C	1.271	1.267 E6	0.3	99	0.00	4.14- 4.20
34	AR1016-D	479.230	482.348 E3	-0.7	103	0.00	4.31- 4.37
35	AR1016-E	512.454	498.496 E3	2.7	101	0.00	4.82- 4.88
36	AR1260-A	1.141	1.041 E6	8.8	90	0.00	7.16- 7.22
37	AR1260-B	625.455	598.572 E3	4.3	97	0.00	7.32- 7.38
38	AR1260-C	660.881	570.937 E3	13.6	85	0.00	7.65- 7.71
39	AR1260-D	1.633	1.331 E6	18.5	79	0.00	8.08- 8.14
40	AR1260-E	1.554	1.271 E6	18.2	82	0.00	8.41- 8.57
41	AR1262-A		----------NA----------				

10.9.22 10

Continuing Calibration Summary

Job Number: JD27540 **Sample:** GRK30-CC12
Account: SESINJPB SESI Consulting Engineers **Lab FileID:** RK1200.D
Project: Remedial Investigation, 247 North Avenue, New Rochelle, NY

42		AR1262-B			----------NA----------				
43		AR1262-C			----------NA----------				
44		AR1262-D			----------NA----------				
45		AR1262-E			----------NA----------				
46		AR1268-A			----------NA----------				
47		AR1268-B			----------NA----------				
48		AR1268-C			----------NA----------				
49		AR1268-D			----------NA----------				
50		AR1268-E			----------NA----------				
51	S	Decachlorobiphenyl	12.472	8.880 E6	28.8#	69	0.00	9.99-10.05	
*****		Signal #2 *****							
1	S	Tetrachloro-m-xylene	47.677	59.220 E6	-24.2#	118	0.01	3.72- 3.78	
2		AR1221-A			----------NA----------				
3		AR1221-B			----------NA----------				
4		AR1221-C			----------NA----------				
5		AR1221-D			----------NA----------				
6		AR1221-E			----------NA----------				
7		AR1232-A			----------NA----------				
8		AR1232-B			----------NA----------				
9		AR1232-C			----------NA----------				
10		AR1232-D			----------NA----------				
11		AR1232-E			----------NA----------				
12		AR1242-A			----------NA----------				
13		AR1242-B			----------NA----------				
14		AR1242-C			----------NA----------				
15		AR1242-D			----------NA----------				
16		AR1242-E			----------NA----------				
17		AR1248-A			----------NA----------				
18		AR1248-B			----------NA----------				
19		AR1248-C			----------NA----------				
20		AR1248-D			----------NA----------				
21		AR1248-E			----------NA----------				
22		AR1248-F			----------NA----------				
23		AR1248-G			----------NA----------				
24		AR1254-A			----------NA----------				
25		AR1254-B			----------NA----------				
26		AR1254-C			----------NA----------				
27		AR1254-D			----------NA----------				
28		AR1254-E			----------NA----------				
29		AR1254-F			----------NA----------				
30		AR1254-G			----------NA----------				
31		AR1016-A	871.013	948.249 E3	-8.9	109	0.01	4.40- 4.46	
32		AR1016-B	2.133	2.173 E6	-1.9	105	0.00	4.97- 5.03	
33		AR1016-C	4.683	4.687 E6	-0.1	103	0.00	5.61- 5.67	
34		AR1016-D	1.878	1.829 E6	2.6	102	0.00	5.81- 5.87	
35		AR1016-E	1.230	1.208 E6	1.8	97	0.00	6.48- 6.54	
36		AR1260-A	4.022	3.741 E6	7.0	91	0.00	9.11- 9.17	
37		AR1260-B	2.307	2.239 E6	2.9	96	0.00	9.23- 9.29	
38		AR1260-C	2.393	2.231 E6	6.8	91	0.00	9.67- 9.73	
39		AR1260-D	5.656	5.675 E6	-0.3	97	0.00	10.01-10.07	
40		AR1260-E	5.855	5.339 E6	8.8	90	0.00	10.56-10.62	
41		AR1262-A			----------NA----------				
42		AR1262-B			----------NA----------				
43		AR1262-C			----------NA----------				
44		AR1262-D			----------NA----------				
45		AR1262-E			----------NA----------				
46		AR1268-A			----------NA----------				
47		AR1268-B			----------NA----------				

Continuing Calibration Summary

Job Number: JD27540 **Sample:** GRK30-CC12
Account: SESINJPB SESI Consulting Engineers **Lab FileID:** RK1200.D
Project: Remedial Investigation, 247 North Avenue, New Rochelle, NY

48		AR1268-C		----------NA----------				
49		AR1268-D		----------NA----------				
50		AR1268-E		----------NA----------				
51	S	Decachlorobiphenyl	45.369	39.084 E6	13.9	85	0.00	12.24-12.30

(#) = Out of Range SPCC's out = 0 CCC's out = 0
rk401.d RKPCB12.M Tue Jul 06 20:31:12 2021

10.9.22
10

Run Sequence Report

Job Number: JD27540
Account: SESINJPB SESI Consulting Engineers
Project: Remedial Investigation, 247 North Avenue, New Rochelle, NY

Run ID: G1G5651 **Method:** SW846 8081B **Instrument ID:** GC1G

Lab Sample ID	Lab File ID	Date/Time Analyzed	Prep QC Batch	Client Sample ID
G1G5651-DDT	1G166078.D	05/13/21 22:34	n/a	DDT/Endrin Breakdown Check
G1G5651-IC5651	1G166080.D	05/13/21 23:11	n/a	Initial cal 1
G1G5651-IC5651	1G166081.D	05/13/21 23:29	n/a	Initial cal 2
G1G5651-IC5651	1G166082.D	05/13/21 23:48	n/a	Initial cal 5
G1G5651-IC5651	1G166083.D	05/14/21 00:06	n/a	Initial cal 10
G1G5651-ICC5651	1G166084.D	05/14/21 00:24	n/a	Initial cal 25
G1G5651-IC5651	1G166085.D	05/14/21 00:43	n/a	Initial cal 50
G1G5651-IC5651	1G166086.D	05/14/21 01:01	n/a	Initial cal 75
G1G5651-IC5651	1G166087.D	05/14/21 01:19	n/a	Initial cal 100
G1G5651-IC5651	1G166088.D	05/14/21 01:38	n/a	Initial cal 500
G1G5651-IC5651	1G166089.D	05/14/21 01:56	n/a	Initial cal 500
G1G5651-ICV5651	1G166091.D	05/14/21 02:33	n/a	Initial cal verification 500
G1G5651-ICV5651	1G166092.D	05/14/21 02:51	n/a	Initial cal verification 500
G1G5651-ICV5651	1G166093.D	05/14/21 03:09	n/a	Initial cal verification 25
G1G5651-ICV5651	1G166094.D	05/14/21 03:28	n/a	Initial cal verification 25
G1G5651-DDT	1G166095A.D	05/14/21 22:11	n/a	DDT/Endrin Breakdown Check
G1G5651-ICV5651	1G166096A.D	05/14/21 22:29	n/a	Initial cal verification 25

Run Sequence Report

Job Number: JD27540
Account: SESINJPB SESI Consulting Engineers
Project: Remedial Investigation, 247 North Avenue, New Rochelle, NY

Run ID: G1G5715 **Method:** SW846 8081B **Instrument ID:** GC1G

Lab Sample ID	Lab File ID	Date/Time Analyzed	Prep QC Batch	Client Sample ID
G1G5715-DDT	1G167674.D	07/06/21 13:08	n/a	DDT/Endrin Breakdown Check
G1G5715-CC5651	1G167675.D	07/06/21 13:27	n/a	Continuing cal 25
OP34113-MB1	1G167678.D	07/06/21 14:48	OP34113	Method Blank
OP34113-BS1	1G167679.D	07/06/21 15:06	OP34113	Blank Spike
JD27449-2	1G167680.D	07/06/21 15:25	OP34113	(used for QC only; not part of job JD27540)
OP34113-MS	1G167681.D	07/06/21 15:43	OP34113	Matrix Spike
OP34113-MSD	1G167682.D	07/06/21 16:01	OP34113	Matrix Spike Duplicate
OP33844-MB1	1G167683.D	07/06/21 16:20	OP33844	Method Blank
ZZZZZZ	1G167684.D	07/06/21 16:44	OP34113	(unrelated sample)
ZZZZZZ	1G167685.D	07/06/21 17:02	OP34113	(unrelated sample)
ZZZZZZ	1G167686.D	07/06/21 17:21	OP34113	(unrelated sample)
ZZZZZZ	1G167687.D	07/06/21 17:39	OP34113	(unrelated sample)
ZZZZZZ	1G167688.D	07/06/21 17:57	OP34113	(unrelated sample)
ZZZZZZ	1G167689.D	07/06/21 18:15	OP34113	(unrelated sample)
ZZZZZZ	1G167691.D	07/06/21 18:52	OP34113	(unrelated sample)
ZZZZZZ	1G167693.D	07/06/21 19:29	OP34113	(unrelated sample)
ZZZZZZ	1G167694.D	07/06/21 19:47	OP34113	(unrelated sample)
ZZZZZZ	1G167695.D	07/06/21 20:05	OP34113	(unrelated sample)
G1G5715-CC5651	1G167698.D	07/06/21 21:00	n/a	Continuing cal 50
JD27540-1	1G167700.D	07/06/21 21:54	OP34113	R1-SB-1(1.5-2.0)
JD27540-2	1G167701.D	07/06/21 22:13	OP34113	R1-SB-1(5.0-5.5)
JD27540-3	1G167702.D	07/06/21 22:31	OP34113	R1-SB-1(11-11.5)
JD27540-14	1G167703.D	07/06/21 22:49	OP34113	R1-SB-6(5.5-6.0)

Run Sequence Report

Job Number: JD27540
Account: SESINJPB SESI Consulting Engineers
Project: Remedial Investigation, 247 North Avenue, New Rochelle, NY

Run ID: G1G5716 **Method:** SW846 8081B **Instrument ID:** GC1G

Lab Sample ID	Lab File ID	Date/Time Analyzed	Prep QC Batch	Client Sample ID
G1G5716-DDT	1G167707.D	07/07/21 01:20	n/a	DDT/Endrin Breakdown Check
G1G5716-CC5651	1G167708.D	07/07/21 01:52	n/a	Continuing cal 25
OP34133-MB1	1G167710.D	07/07/21 02:29	OP34133	Method Blank
OP34133-BS1	1G167711.D	07/07/21 02:47	OP34133	Blank Spike
JD27613-2	1G167712.D	07/07/21 03:06	OP34133	(used for QC only; not part of job JD27540)
OP34133-MS	1G167713.D	07/07/21 03:24	OP34133	Matrix Spike
OP34133-MSD	1G167714.D	07/07/21 03:42	OP34133	Matrix Spike Duplicate
ZZZZZZ	1G167715.D	07/07/21 04:00	OP34133	(unrelated sample)
ZZZZZZ	1G167717.D	07/07/21 04:37	OP34133	(unrelated sample)
ZZZZZZ	1G167718.D	07/07/21 04:55	OP34133	(unrelated sample)
ZZZZZZ	1G167719.D	07/07/21 05:14	OP34133	(unrelated sample)
ZZZZZZ	1G167720.D	07/07/21 05:32	OP34133	(unrelated sample)
ZZZZZZ	1G167721.D	07/07/21 05:50	OP34133	(unrelated sample)
ZZZZZZ	1G167722.D	07/07/21 06:09	OP34133	(unrelated sample)
ZZZZZZ	1G167723.D	07/07/21 06:27	OP34133	(unrelated sample)
ZZZZZZ	1G167724.D	07/07/21 06:45	OP34133	(unrelated sample)
ZZZZZZ	1G167725.D	07/07/21 07:03	OP34133	(unrelated sample)
ZZZZZZ	1G167726.D	07/07/21 07:22	OP34133	(unrelated sample)
G1G5716-CC5651	1G167729.D	07/07/21 08:17	n/a	Continuing cal 50
ZZZZZZ	1G167731.D	07/07/21 08:53	OP34133	(unrelated sample)
ZZZZZZ	1G167732.D	07/07/21 09:12	OP34133	(unrelated sample)
ZZZZZZ	1G167734.D	07/07/21 09:48	OP34133	(unrelated sample)
ZZZZZZ	1G167735.D	07/07/21 10:07	OP34133	(unrelated sample)
ZZZZZZ	1G167737.D	07/07/21 10:43	OP34133	(unrelated sample)

Run Sequence Report

Job Number: JD27540
Account: SESINJPB SESI Consulting Engineers
Project: Remedial Investigation, 247 North Avenue, New Rochelle, NY

Run ID: G1G5717 **Method:** SW846 8081B **Instrument ID:** GC1G

Lab Sample ID	Lab File ID	Date/Time Analyzed	Prep QC Batch	Client Sample ID
G1G5717-DDT	1G167738.D	07/07/21 12:25	n/a	DDT/Endrin Breakdown Check
G1G5717-CC5651	1G167739.D	07/07/21 12:43	n/a	Continuing cal 25
ZZZZZZ	1G167741.D	07/07/21 13:31	OP34113	(unrelated sample)
ZZZZZZ	1G167742.D	07/07/21 13:49	OP34113	(unrelated sample)
ZZZZZZ	1G167743.D	07/07/21 14:07	OP34113	(unrelated sample)
JD27540-17	1G167744.D	07/07/21 14:26	OP34113	R1-SB-11(1.5-2.0)
JD27540-18	1G167745.D	07/07/21 14:44	OP34113	R1-SB-11(6-6.5)
JD27540-13	1G167746.D	07/07/21 15:02	OP34113	R1-SB-6(3.5-4.0)
OP34121-MB1	1G167748.D	07/07/21 15:39	OP34121	Method Blank
OP34121-BS1	1G167749.D	07/07/21 15:57	OP34121	Blank Spike
JD27614-1	1G167750.D	07/07/21 16:15	OP34121	(used for QC only; not part of job JD27540)
OP34121-MS	1G167751.D	07/07/21 16:34	OP34121	Matrix Spike
OP34121-MSD	1G167752.D	07/07/21 16:52	OP34121	Matrix Spike Duplicate
ZZZZZZ	1G167753.D	07/07/21 17:10	OP34121	(unrelated sample)
ZZZZZZ	1G167754.D	07/07/21 17:29	OP34121	(unrelated sample)
ZZZZZZ	1G167756.D	07/07/21 18:05	OP34121	(unrelated sample)
ZZZZZZ	1G167757.D	07/07/21 18:23	OP34121	(unrelated sample)
ZZZZZZ	1G167758.D	07/07/21 18:42	OP34121	(unrelated sample)
ZZZZZZ	1G167759.D	07/07/21 19:00	OP34121	(unrelated sample)
G1G5717-CC5651	1G167762.D	07/07/21 19:55	n/a	Continuing cal 50
ZZZZZZ	1G167764.D	07/07/21 20:31	OP34121	(unrelated sample)
ZZZZZZ	1G167765.D	07/07/21 20:49	OP34121	(unrelated sample)
ZZZZZZ	1G167766.D	07/07/21 21:08	OP34133	(unrelated sample)
ZZZZZZ	1G167767.D	07/07/21 21:26	OP34133	(unrelated sample)
ZZZZZZ	1G167768.D	07/07/21 21:44	OP34133	(unrelated sample)
ZZZZZZ	1G167769.D	07/07/21 22:02	OP34133	(unrelated sample)
ZZZZZZ	1G167770.D	07/07/21 22:22	OP34133	(unrelated sample)

Run Sequence Report

Job Number: JD27540
Account: SESINJPB SESI Consulting Engineers
Project: Remedial Investigation, 247 North Avenue, New Rochelle, NY

Run ID: GRK12 **Method:** SW846 8082A **Instrument ID:** GCRK

Lab Sample ID	Lab File ID	Date/Time Analyzed	Prep QC Batch	Client Sample ID
GRK12-IC12	RK398.D	06/09/21 21:36	n/a	Initial cal 50
GRK12-IC12	RK399.D	06/09/21 21:52	n/a	Initial cal 250
GRK12-IC12	RK400.D	06/09/21 22:09	n/a	Initial cal 500
GRK12-ICC12	RK401.D	06/09/21 22:25	n/a	Initial cal 1000
GRK12-IC12	RK402.D	06/09/21 22:42	n/a	Initial cal 2000
GRK12-IC12	RK403.D	06/09/21 22:58	n/a	Initial cal 3000
GRK12-IC12	RK404.D	06/09/21 23:15	n/a	Initial cal 1000
GRK12-IC12	RK405.D	06/09/21 23:31	n/a	Initial cal 1000
GRK12-IC12	RK406.D	06/09/21 23:48	n/a	Initial cal 1000
GRK12-IC12	RK407.D	06/10/21 00:04	n/a	Initial cal 1000
GRK12-ICV12	RK408.D	06/10/21 00:21	n/a	Initial cal verification 1000
GRK12-ICV12	RK409.D	06/10/21 00:37	n/a	Initial cal verification 1000
GRK12-ICV12	RK410.D	06/10/21 00:54	n/a	Initial cal verification 1000
GRK12-ICV12	RK411.D	06/10/21 01:10	n/a	Initial cal verification 1000
GRK12-ICV12	RK412.D	06/10/21 01:27	n/a	Initial cal verification 1000

Run Sequence Report

Job Number: JD27540
Account: SESINJPB SESI Consulting Engineers
Project: Remedial Investigation, 247 North Avenue, New Rochelle, NY

Run ID: GRK30 **Method:** SW846 8082A **Instrument ID:** GCRK

Lab Sample ID	Lab File ID	Date/Time Analyzed	Prep QC Batch	Client Sample ID
GRK30-CC12	RK1160.D	07/05/21 23:03	n/a	Continuing cal 1000
OP34114-MB1	RK1162.D	07/06/21 01:05	OP34114	Method Blank
OP34114-BS1	RK1163.D	07/06/21 01:22	OP34114	Blank Spike
JD27540-1	RK1164.D	07/06/21 01:38	OP34114	R1-SB-1(1.5-2.0)
OP34114-MS	RK1165.D	07/06/21 01:54	OP34114	Matrix Spike
OP34114-MSD	RK1166.D	07/06/21 02:11	OP34114	Matrix Spike Duplicate
ZZZZZZ	RK1167.D	07/06/21 02:27	OP34114	(unrelated sample)
ZZZZZZ	RK1168.D	07/06/21 02:44	OP34114	(unrelated sample)
GRK30-CC12	RK1171.D	07/06/21 03:33	n/a	Continuing cal 500
ZZZZZZ	RK1173.D	07/06/21 04:09	OP34114	(unrelated sample)
ZZZZZZ	RK1174.D	07/06/21 04:25	OP34114	(unrelated sample)
ZZZZZZ	RK1175.D	07/06/21 04:42	OP34114	(unrelated sample)
ZZZZZZ	RK1176.D	07/06/21 04:58	OP34114	(unrelated sample)
ZZZZZZ	RK1177.D	07/06/21 05:14	OP34114	(unrelated sample)
ZZZZZZ	RK1178.D	07/06/21 05:31	OP34114	(unrelated sample)
ZZZZZZ	RK1179.D	07/06/21 05:47	OP34114	(unrelated sample)
GRK30-CC12	RK1182.D	07/06/21 06:37	n/a	Continuing cal 1000
ZZZZZZ	RK1184.D	07/06/21 07:09	OP34114	(unrelated sample)
ZZZZZZ	RK1185.D	07/06/21 07:26	OP34114	(unrelated sample)
ZZZZZZ	RK1186.D	07/06/21 07:42	OP34114	(unrelated sample)
ZZZZZZ	RK1187.D	07/06/21 07:59	OP34114	(unrelated sample)
JD27540-2	RK1188.D	07/06/21 08:15	OP34114	R1-SB-1(5.0-5.5)
JD27540-3	RK1189.D	07/06/21 08:31	OP34114	R1-SB-1(11-11.5)
JD27540-14	RK1190.D	07/06/21 08:48	OP34114	R1-SB-6(5.5-6.0)
GRK30-CC12	RK1193.D	07/06/21 09:37	n/a	Continuing cal 500
JD27540-17	RK1195.D	07/06/21 10:10	OP34114	R1-SB-11(1.5-2.0)
JD27540-18	RK1196.D	07/06/21 10:26	OP34114	R1-SB-11(6-6.5)
JD27540-13	RK1197.D	07/06/21 10:43	OP34114	R1-SB-6(3.5-4.0)
GRK30-CC12	RK1200.D	07/06/21 11:32	n/a	Continuing cal 1000
OP34115-MB1	RK1202.D	07/06/21 12:48	OP34115	Method Blank
OP34115-BS1	RK1203.D	07/06/21 13:04	OP34115	Blank Spike
JD27502-4	RK1204.D	07/06/21 13:21	OP34115	(used for QC only; not part of job JD27540)
OP34115-MS	RK1205.D	07/06/21 13:37	OP34115	Matrix Spike
OP34115-MSD	RK1206.D	07/06/21 13:54	OP34115	Matrix Spike Duplicate
ZZZZZZ	RK1207.D	07/06/21 14:10	OP34115	(unrelated sample)
ZZZZZZ	RK1208.D	07/06/21 14:26	OP34115	(unrelated sample)
ZZZZZZ	RK1209.D	07/06/21 14:43	OP34115	(unrelated sample)
GRK30-CC12	RK1211.D	07/06/21 15:16	n/a	Continuing cal 500
OP34122-MB1	RK1213.D	07/06/21 16:31	OP34122	Method Blank
OP34122-BS1	RK1214.D	07/06/21 16:48	OP34122	Blank Spike
JD27614-1	RK1215.D	07/06/21 17:04	OP34122	(used for QC only; not part of job JD27540)
OP34122-MS	RK1216.D	07/06/21 17:21	OP34122	Matrix Spike
OP34122-MSD	RK1217.D	07/06/21 17:37	OP34122	Matrix Spike Duplicate
ZZZZZZ	RK1218.D	07/06/21 17:53	OP34122	(unrelated sample)
ZZZZZZ	RK1219.D	07/06/21 18:10	OP34122	(unrelated sample)
GRK30-CC12	RK1222.D	07/06/21 18:59	n/a	Continuing cal 1000

Run Sequence Report

Job Number: JD27540
Account: SESINJPB SESI Consulting Engineers
Project: Remedial Investigation, 247 North Avenue, New Rochelle, NY

Run ID: GRK30	**Method:** SW846 8082A	**Instrument ID:** GCRK

Lab Sample ID	Lab File ID	Date/Time Analyzed	Prep QC Batch	Client Sample ID
GRK30-CC12	RK1233.D	07/06/21 22:00	n/a	Continuing cal 500
ZZZZZZ	RK1235.D	07/06/21 22:33	OP34122	(unrelated sample)
ZZZZZZ	RK1236.D	07/06/21 22:50	OP34122	(unrelated sample)
ZZZZZZ	RK1237.D	07/06/21 23:06	OP34122	(unrelated sample)
ZZZZZZ	RK1238.D	07/06/21 23:23	OP34122	(unrelated sample)
ZZZZZZ	RK1239.D	07/06/21 23:39	OP34122	(unrelated sample)
ZZZZZZ	RK1240.D	07/06/21 23:56	OP34122	(unrelated sample)
ZZZZZZ	RK1241.D	07/07/21 00:12	OP34122	(unrelated sample)
GRK30-CC12	RK1244.D	07/07/21 01:02	n/a	Continuing cal 1000
ZZZZZZ	RK1246.D	07/07/21 01:35	OP34122	(unrelated sample)
ZZZZZZ	RK1247.D	07/07/21 01:51	OP34122	(unrelated sample)
ZZZZZZ	RK1248.D	07/07/21 02:08	OP34122	(unrelated sample)
GRK30-CC12	RK1251.D	07/07/21 02:57	n/a	Continuing cal 500

GC/LC Semi-volatiles

Raw Data

Manual Integrations APPROVED (compounds with "m" flag)
Gwendolyn Burns 07/07/21 09:01

Quantitation Report (QT Reviewed)

Data Path : C:\msdchem\1\data\syrap\1g5715\
Data File : 1g167700.d
Signal(s) : Signal #1: ECD1A.CH Signal #2: ECD2B.CH
Acq On : 06 Jul 2021 9:54 pm
Operator : taylorc
Sample : jd27540-1
Misc : op34113,g1g5715,15.1,,,10,1
ALS Vial : 49 Sample Multiplier: 1

Integration File signal 1: autoint1.e
Integration File signal 2: autoint2.e
Quant Time: Jul 07 02:00:19 2021
Quant Method : C:\MSDCHEM\1\METHODS\1pst5651.m
Quant Title : PEST/PCB
QLast Update : Wed Jul 07 01:39:45 2021
Response via : Initial Calibration
Integrator: ChemStation 6890 Scale Mode: Large solvent peaks clipped

Volume Inj. : 1ul/column
Signal #1 Phase : RTXCLP I Signal #2 Phase: RTX-CLP II
Signal #1 Info : 30mx.32mmx.50um Signal #2 Info : 30m x .32mm x .25um

Compound	RT#1	RT#2	Resp#1	Resp#2	PPB	PPB
Internal Standards						
1) I 1-bromo-2...	1.579	1.867	908.4E6	219.4E6	50.000	50.000
27) I 1-bromo-2...	1.579	1.867	908.4E6	219.4E6	50.000	50.000
33) I 1-bromo-2...	1.579	1.867	908.4E6	219.4E6	50.000	50.000
System Monitoring Compounds						
2) SAB Tetrachlo...	2.054	2.611	435.6E6	75845123	25.951	28.340
Spiked Amount	40.000	Range 30 - 150	Recovery	=	64.88%	70.85%
26) SA Decachlor...	9.425	11.584	470.8E6	102.2E6	27.313m	28.176
Spiked Amount	40.000		Recovery	=	68.28%	70.44%
Target Compounds						
Sum Toxaphene			0	0	N.D.	N.D.
Average Toxaphene					0.000	0.000

SemiQuant Compounds - Not Calibrated on this Instrument

(f)=RT Delta > 1/2 Window (#)=Amounts differ by > 25% (m)=manual int.

11.1.1 11

Quantitation Report (QT Reviewed)

Data Path : C:\msdchem\1\data\syrap\1g5715\
Data File : 1g167700.d
Signal(s) : Signal #1: ECD1A.CH Signal #2: ECD2B.CH
Acq On : 06 Jul 2021 9:54 pm
Operator : taylorc
Sample : jd27540-1
Misc : op34113,g1g5715,15.1,,,10,1
ALS Vial : 49 Sample Multiplier: 1

Integration File signal 1: autoint1.e
Integration File signal 2: autoint2.e
Quant Time: Jul 07 02:00:19 2021
Quant Method : C:\MSDCHEM\1\METHODS\1pst5651.m
Quant Title : PEST/PCB
QLast Update : Wed Jul 07 01:39:45 2021
Response via : Initial Calibration
Integrator: ChemStation 6890 Scale Mode: Large solvent peaks clipped

Volume Inj. : 1ul/column
Signal #1 Phase : RTXCLP I Signal #2 Phase: RTX-CLP II
Signal #1 Info : 30mx.32mmx.50um Signal #2 Info : 30m x .32mm x .25um

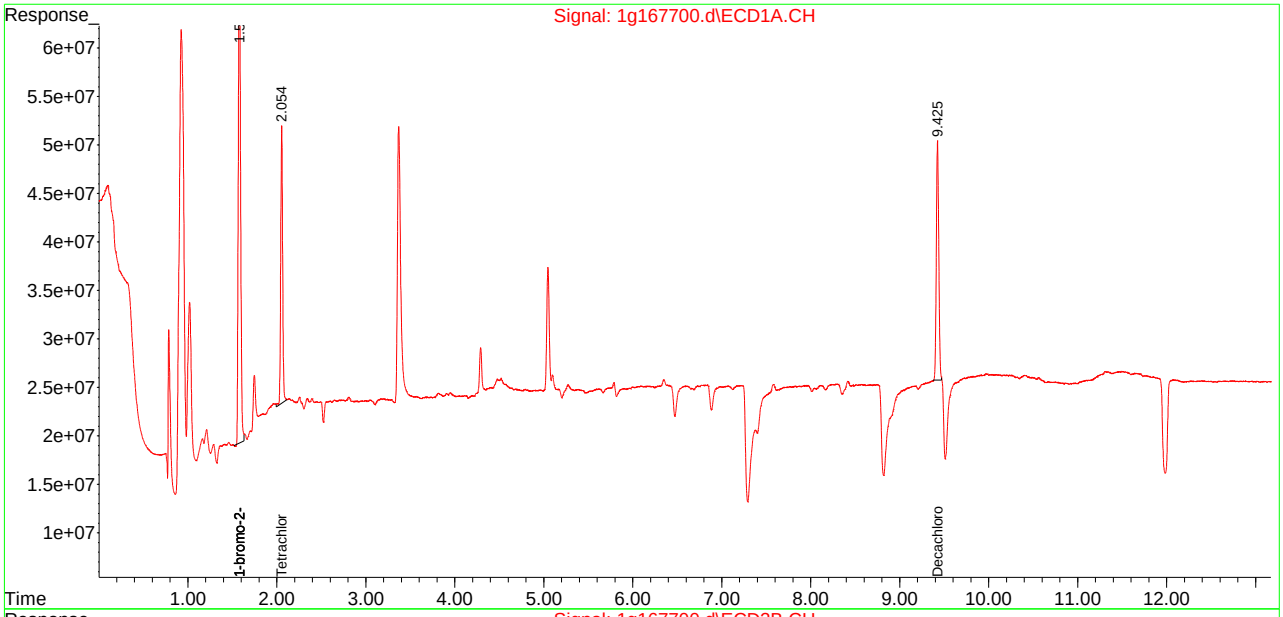

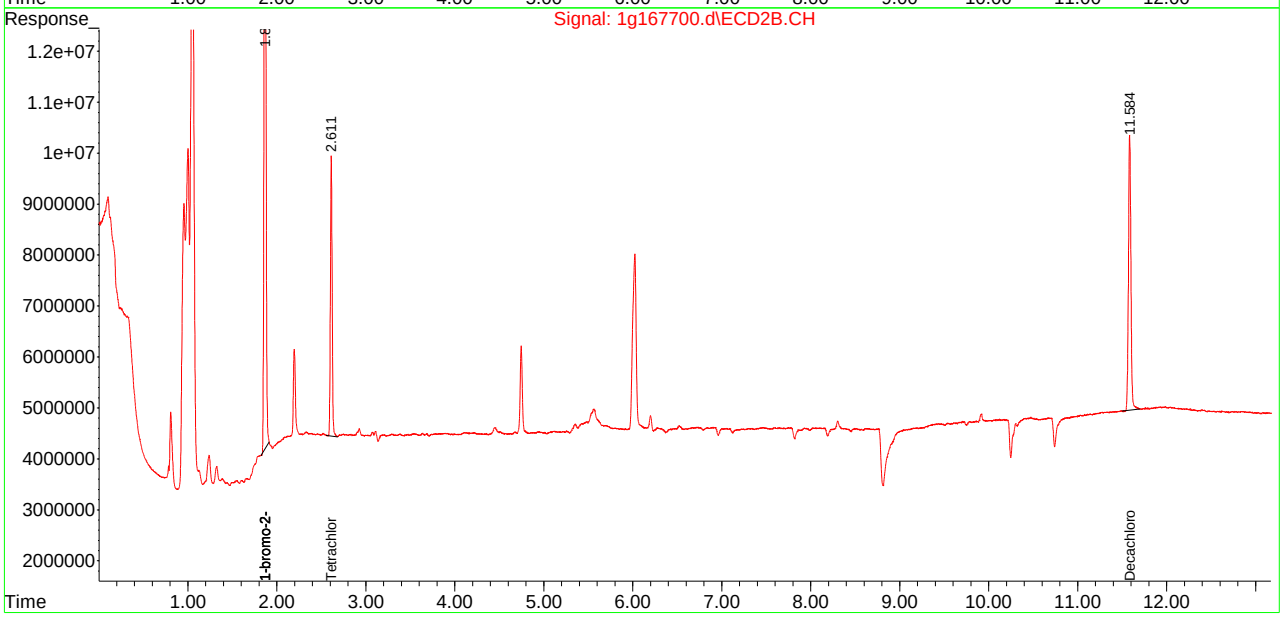

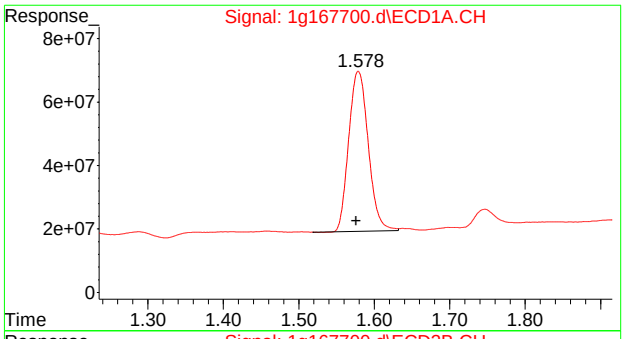

#1 1-bromo-2-nitrobenzene

R.T.: 1.579 min
Delta R.T.: 0.003 min
Response: 908418475
Conc: 50.00 PPB

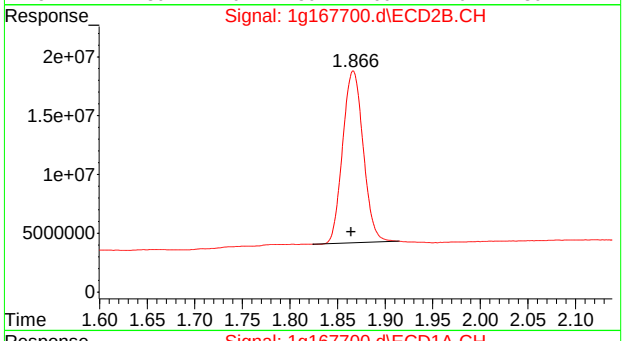

#1 1-bromo-2-nitrobenzene

R.T.: 1.867 min
Delta R.T.: 0.002 min
Response: 219420806
Conc: 50.00 PPB

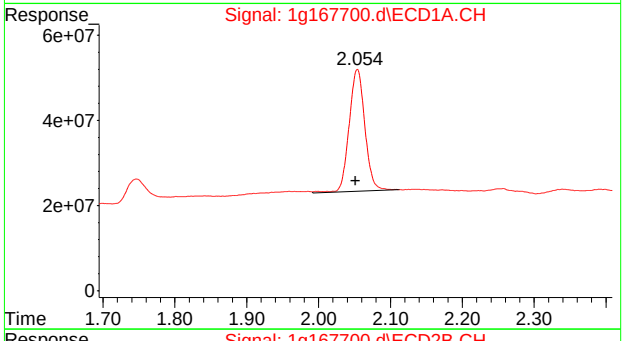

#2 Tetrachloro-m-xylene

R.T.: 2.054 min
Delta R.T.: 0.003 min
Response: 435610676
Conc: 25.95 PPB

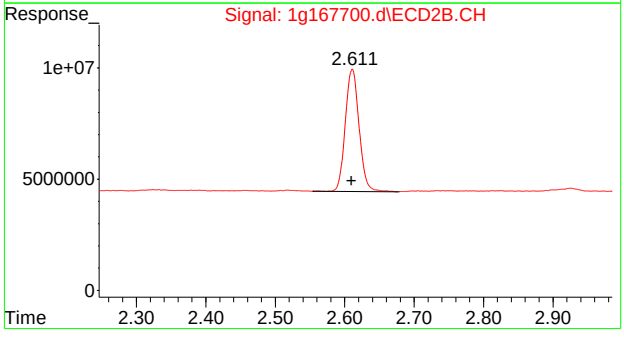

#2 Tetrachloro-m-xylene

R.T.: 2.611 min
Delta R.T.: 0.002 min
Response: 75845123
Conc: 28.34 PPB

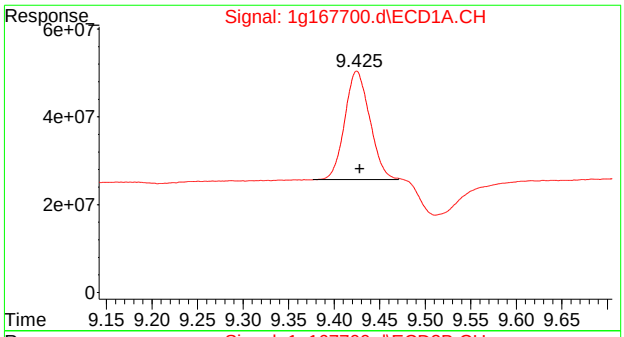

#26 Decachlorobiphenyl

R.T.: 9.425 min
Delta R.T.: -0.004 min
Response: 470835005
Conc: 27.31 PPB m

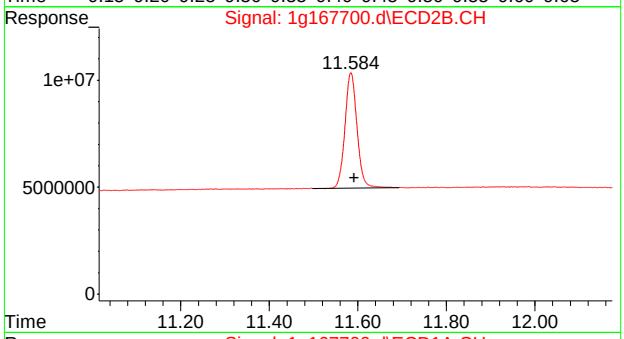

#26 Decachlorobiphenyl

R.T.: 11.584 min
Delta R.T.: -0.007 min
Response: 102239791
Conc: 28.18 PPB

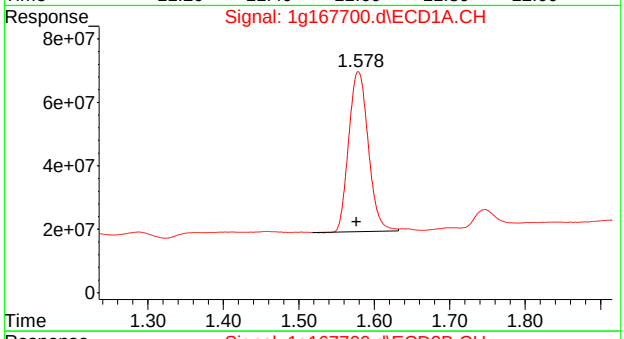

#27 1-bromo-2-nitrobenzeneA

R.T.: 1.579 min
Delta R.T.: 0.003 min
Response: 908418475
Conc: 50.00 PPB

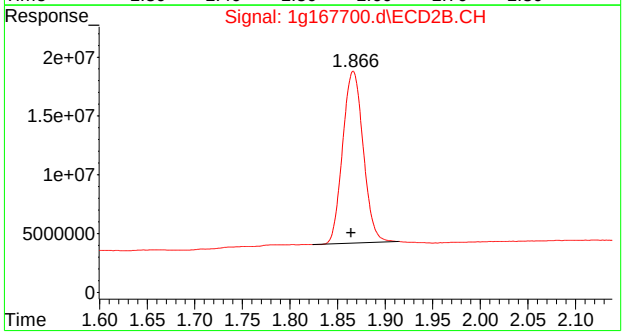

#27 1-bromo-2-nitrobenzeneA

R.T.: 1.867 min
Delta R.T.: 0.002 min
Response: 219420806
Conc: 50.00 PPB

11.1.1
11

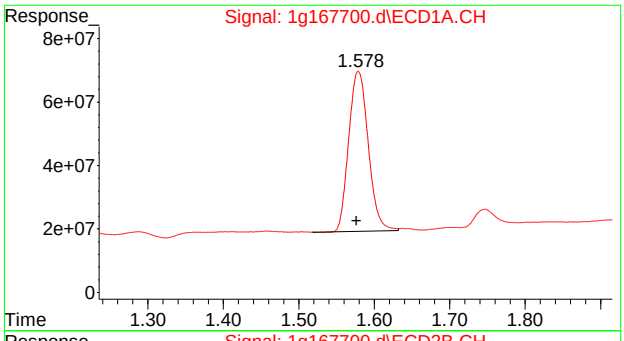

#33 1-bromo-2-nitrobenzeneB

R.T.: 1.579 min
Delta R.T.: 0.003 min
Response: 908418475
Conc: 50.00 PPB

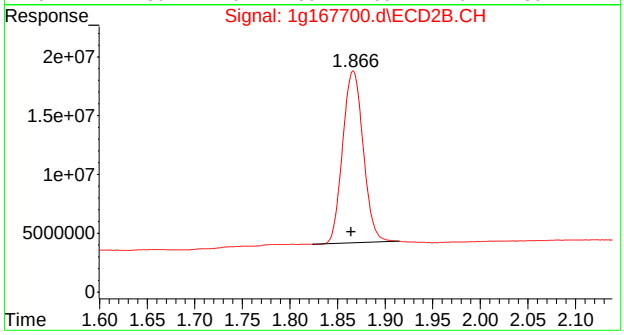

#33 1-bromo-2-nitrobenzeneB

R.T.: 1.867 min
Delta R.T.: 0.002 min
Response: 219420806
Conc: 50.00 PPB

Manual Integration Approval Summary

Sample Number: JD27540-1
Lab FileID: 1G167700.D
Injection Time: 07/06/21 21:54
Method: SW846 8081B
Analyst approved: 07/07/21 03:00 Syra Marie Pacheco
Supervisor approved: 07/07/21 09:01 Gwendolyn Burns

Parameter	CAS	Sig#	R.T. (min.)	Reason
Decachlorobiphenyl	2051-24-3	1	9.42	Poorly defined baseline

Quantitation Report (Qedit)

Data Path : C:\msdchem\1\data\syrap\1g5715\
Data File : 1g167700.d
Signal(s) : Signal #1: ECD1A.CH Signal #2: ECD2B.CH
Acq On : 06 Jul 2021 9:54 pm
Operator : taylorc
Sample : jd27540-1
Misc : op34113,g1g5715,15.1,,,10,1
ALS Vial : 49 Sample Multiplier: 1

Integration File signal 1: autoint1.e
Integration File signal 2: autoint2.e
Quant Time: Jul 07 01:46:03 2021
Quant Method : C:\MSDCHEM\1\METHODS\1pst5651.m
Quant Title : PEST/PCB
QLast Update : Wed Jul 07 01:39:45 2021
Response via : Initial Calibration
Integrator: ChemStation 6890 Scale Mode: Large solvent peaks clipped

Volume Inj. : 1ul/column
Signal #1 Phase : RTXCLP I Signal #2 Phase: RTX-CLP II
Signal #1 Info : 30mx.32mmx.50um Signal #2 Info : 30m x .32mm x .25um

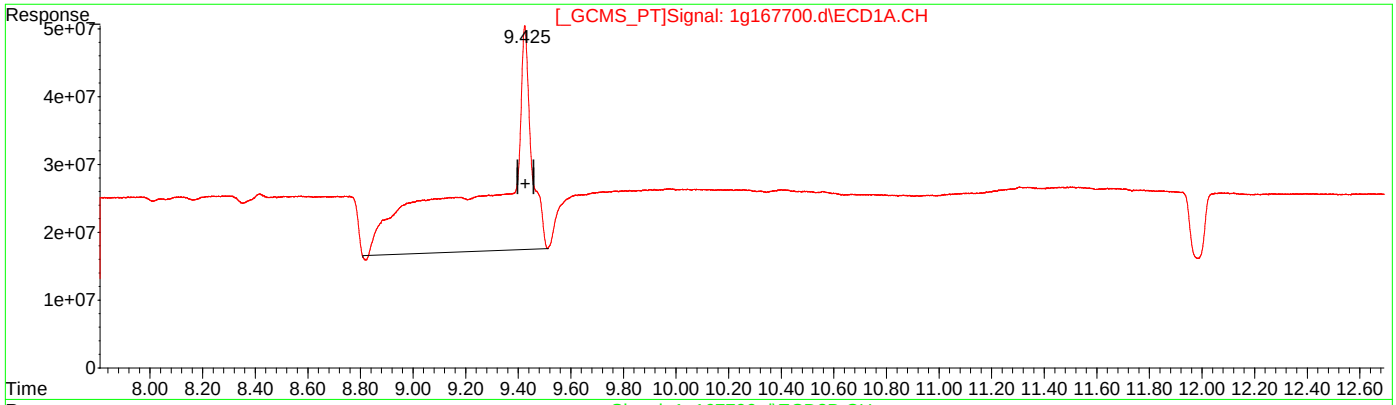

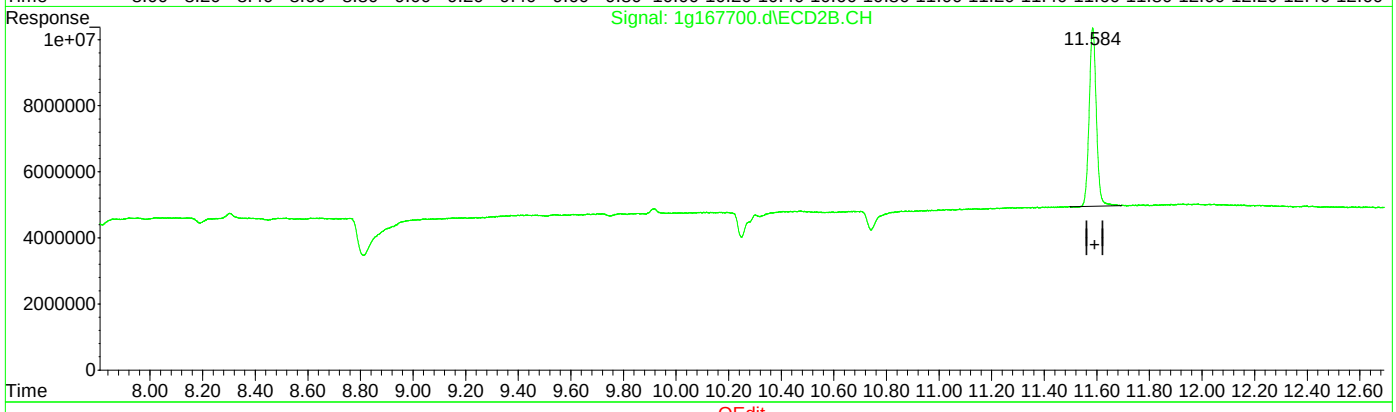

QEdit

(26) Decachlorobiphenyl (SA)

9.425min 197.247 PPB

response 3400271203

(26) Decachlorobiphenyl #2 (SA)

11.584min 28.176 PPB

response 102239791

(+) = Expected Retention Time
1pst5651.m Wed Jul 07 01:59:53 2021

11.1.1.2

Quantitation Report (Qedit)

Data Path : C:\msdchem\1\data\syrap\1g5715\
Data File : 1g167700.d
Signal(s) : Signal #1: ECD1A.CH Signal #2: ECD2B.CH
Acq On : 06 Jul 2021 9:54 pm
Operator : taylorc
Sample : jd27540-1
Misc : op34113,g1g5715,15.1,,,10,1
ALS Vial : 49 Sample Multiplier: 1

Integration File signal 1: autoint1.e
Integration File signal 2: autoint2.e
Quant Time: Jul 07 01:46:03 2021
Quant Method : C:\MSDCHEM\1\METHODS\1pst5651.m
Quant Title : PEST/PCB
QLast Update : Wed Jul 07 01:39:45 2021
Response via : Initial Calibration
Integrator: ChemStation 6890 Scale Mode: Large solvent peaks clipped

Volume Inj. : 1ul/column
Signal #1 Phase : RTXCLP I Signal #2 Phase: RTX-CLP II
Signal #1 Info : 30mx.32mmx.50um Signal #2 Info : 30m x .32mm x .25um

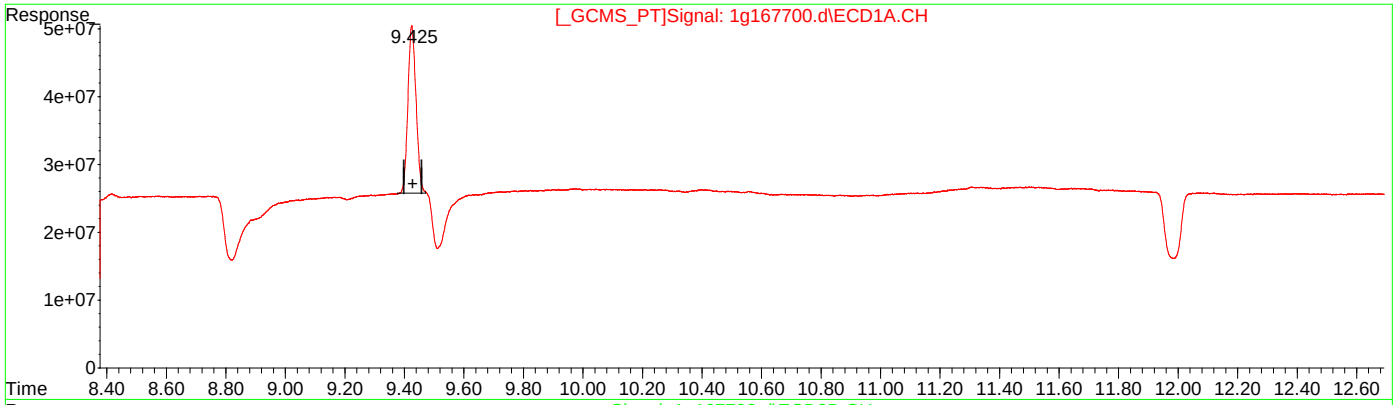

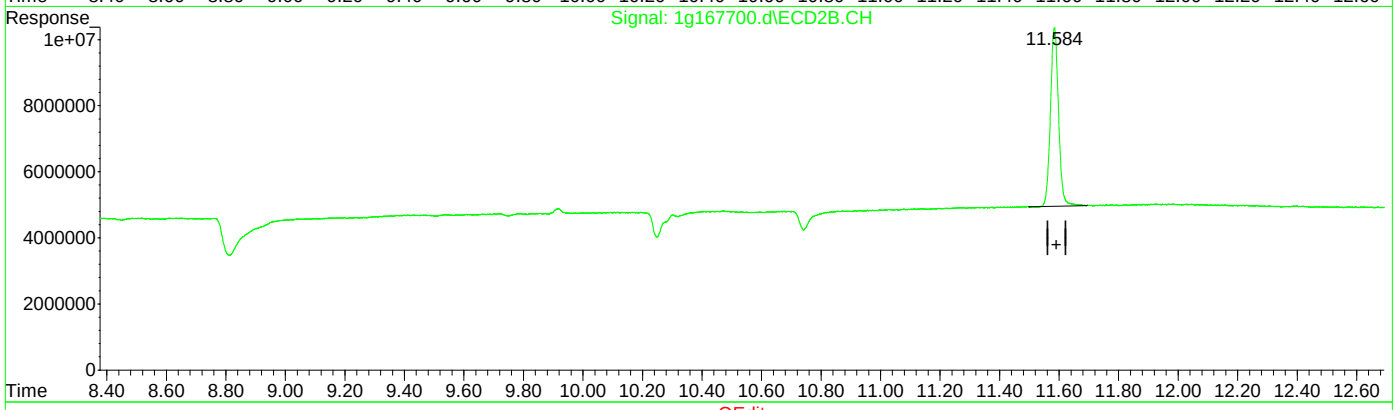

QEdit

(26) Decachlorobiphenyl (SA)

9.425min 27.313 PPB m

response 470835005

(26) Decachlorobiphenyl #2 (SA)

11.584min 28.176 PPB

response 102239791

(+) = Expected Retention Time
1pst5651.m Wed Jul 07 02:00:00 2021

Quantitation Report (QT Reviewed)

Data Path : C:\msdchem\1\data\syrap\1g5715\
Data File : 1g167701.d
Signal(s) : Signal #1: ECD1A.CH Signal #2: ECD2B.CH
Acq On : 06 Jul 2021 10:13 pm
Operator : taylorc
Sample : jd27540-2
Misc : op34113,g1g5715,15.0,,,10,1
ALS Vial : 50 Sample Multiplier: 1

Integration File signal 1: autoint1.e
Integration File signal 2: autoint2.e
Quant Time: Jul 07 02:03:31 2021
Quant Method : C:\MSDCHEM\1\METHODS\1pst5651.m
Quant Title : PEST/PCB
QLast Update : Wed Jul 07 01:39:45 2021
Response via : Initial Calibration
Integrator: ChemStation 6890 Scale Mode: Large solvent peaks clipped

Volume Inj. : 1ul/column
Signal #1 Phase : RTXCLP I Signal #2 Phase: RTX-CLP II
Signal #1 Info : 30mx.32mmx.50um Signal #2 Info : 30m x .32mm x .25um

Compound	RT#1	RT#2	Resp#1	Resp#2	PPB	PPB
Internal Standards						
1) I 1-bromo-2...	1.577	1.864	908.0E6	216.0E6	50.000	50.000
27) I 1-bromo-2...	1.577	1.864	908.0E6	216.0E6	50.000	50.000
33) I 1-bromo-2...	1.577	1.864	908.0E6	216.0E6	50.000	50.000
System Monitoring Compounds						
2) SAB Tetrachlo...	2.052	2.609	526.9E6	92281644	31.404	35.033
Spiked Amount	40.000 Range	30 - 150	Recovery	=	78.51%	87.58%
26) SA Decachlor...	9.424	11.580	616.8E6	129.3E6	35.798	36.205
Spiked Amount	40.000		Recovery	=	89.50%	90.51%
Target Compounds						
Sum Toxaphene			0	0	N.D.	N.D.
Average Toxaphene					0.000	0.000

SemiQuant Compounds - Not Calibrated on this Instrument

(f)=RT Delta > 1/2 Window (#)=Amounts differ by > 25% (m)=manual int.

Quantitation Report (QT Reviewed)

Data Path : C:\msdchem\1\data\syrap\1g5715\
Data File : 1g167701.d
Signal(s) : Signal #1: ECD1A.CH Signal #2: ECD2B.CH
Acq On : 06 Jul 2021 10:13 pm
Operator : taylorc
Sample : jd27540-2
Misc : op34113,g1g5715,15.0,,,10,1
ALS Vial : 50 Sample Multiplier: 1

Integration File signal 1: autoint1.e
Integration File signal 2: autoint2.e
Quant Time: Jul 07 02:03:31 2021
Quant Method : C:\MSDCHEM\1\METHODS\1pst5651.m
Quant Title : PEST/PCB
QLast Update : Wed Jul 07 01:39:45 2021
Response via : Initial Calibration
Integrator: ChemStation 6890 Scale Mode: Large solvent peaks clipped

Volume Inj. : 1ul/column
Signal #1 Phase : RTXCLP I Signal #2 Phase: RTX-CLP II
Signal #1 Info : 30mx.32mmx.50um Signal #2 Info : 30m x .32mm x .25um

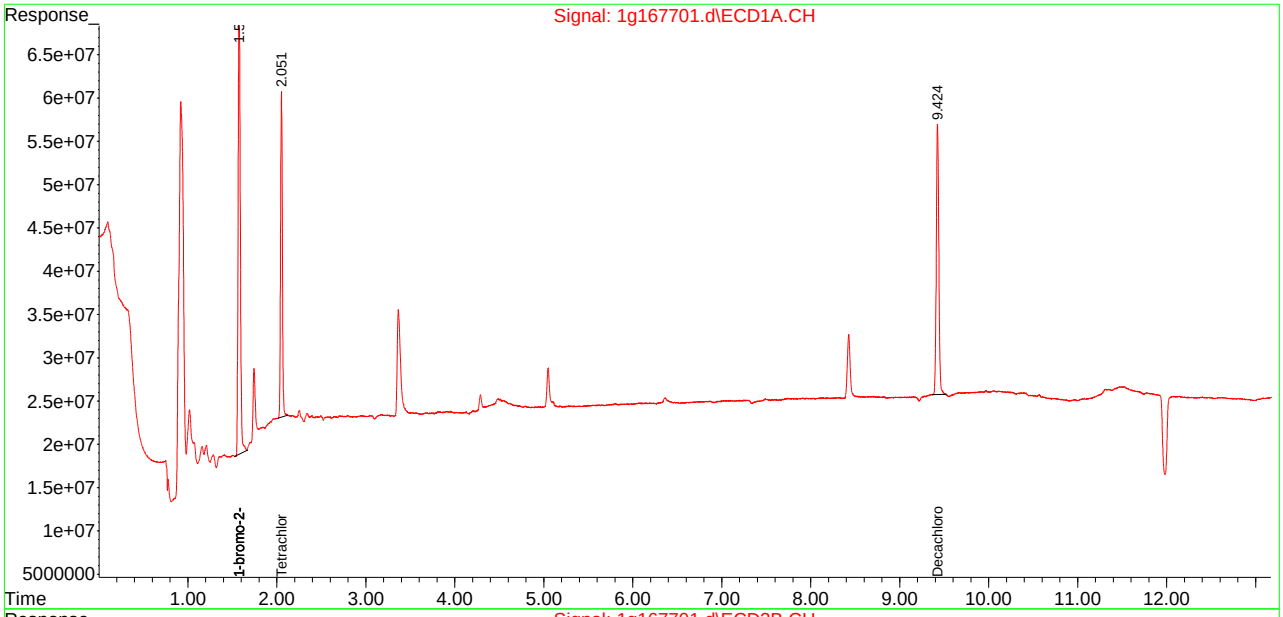

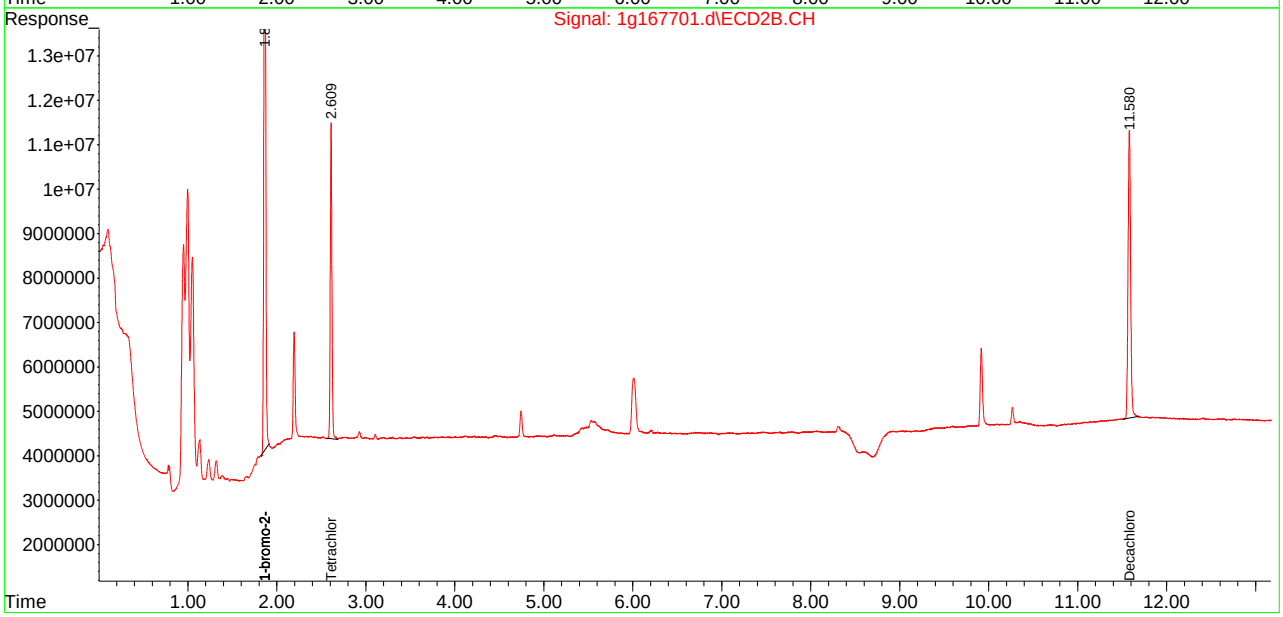

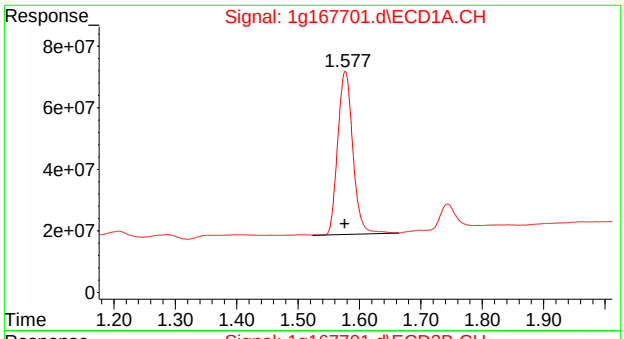

#1 1-bromo-2-nitrobenzene

R.T.: 1.577 min
Delta R.T.: 0.000 min
Response: 907975867
Conc: 50.00 PPB

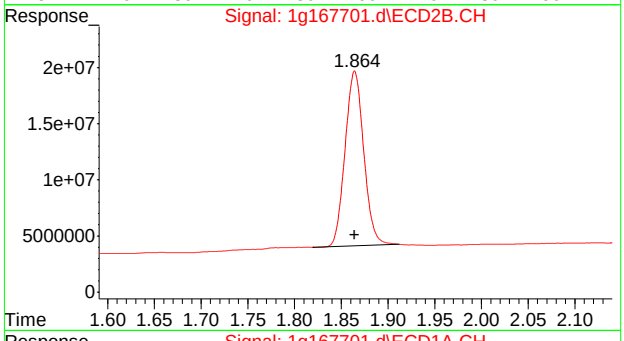

#1 1-bromo-2-nitrobenzene

R.T.: 1.864 min
Delta R.T.: 0.000 min
Response: 215962976
Conc: 50.00 PPB

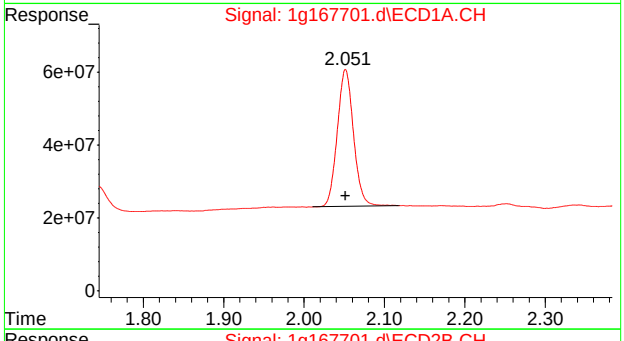

#2 Tetrachloro-m-xylene

R.T.: 2.052 min
Delta R.T.: 0.000 min
Response: 526892003
Conc: 31.40 PPB

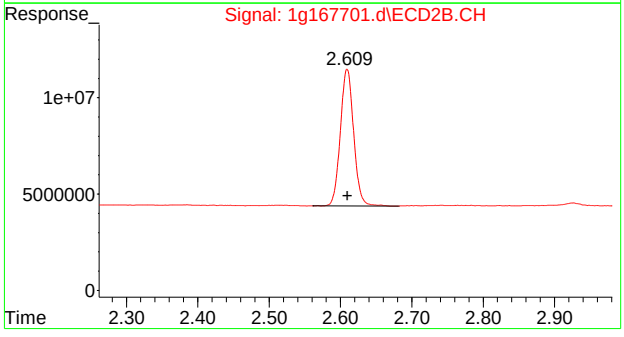

#2 Tetrachloro-m-xylene

R.T.: 2.609 min
Delta R.T.: 0.000 min
Response: 92281644
Conc: 35.03 PPB

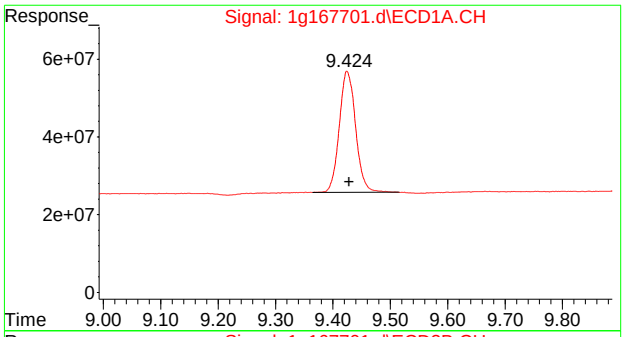

#26 Decachlorobiphenyl

R.T.: 9.424 min
Delta R.T.: -0.004 min
Response: 616801238
Conc: 35.80 PPB

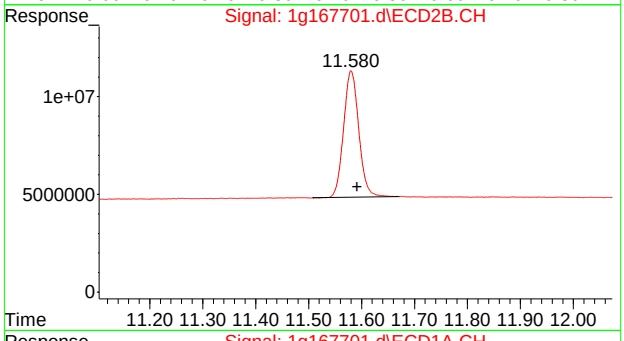

#26 Decachlorobiphenyl

R.T.: 11.580 min
Delta R.T.: -0.011 min
Response: 129306184
Conc: 36.21 PPB

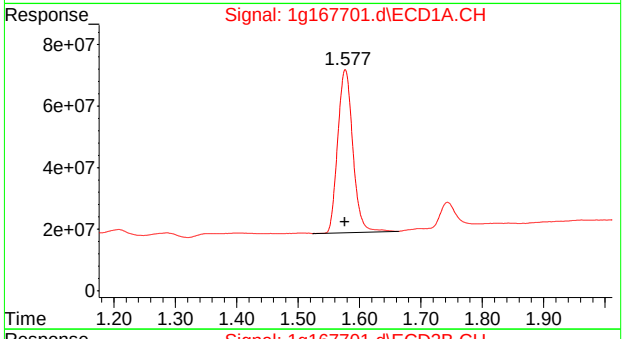

#27 1-bromo-2-nitrobenzeneA

R.T.: 1.577 min
Delta R.T.: 0.000 min
Response: 907975867
Conc: 50.00 PPB

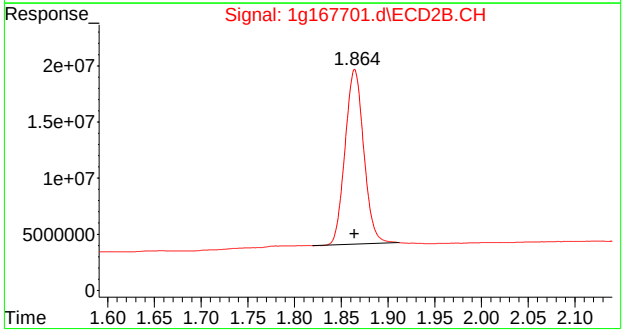

#27 1-bromo-2-nitrobenzeneA

R.T.: 1.864 min
Delta R.T.: 0.000 min
Response: 215962976
Conc: 50.00 PPB

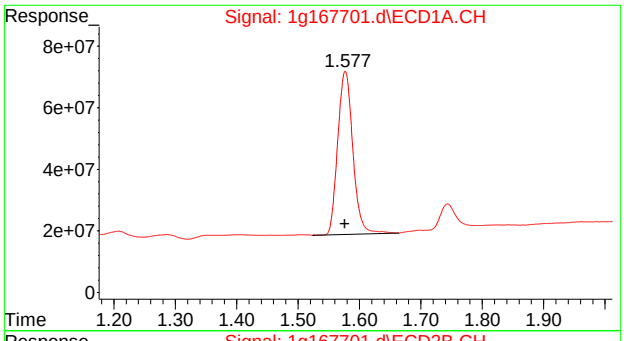

#33 1-bromo-2-nitrobenzeneB

R.T.: 1.577 min
Delta R.T.: 0.000 min
Response: 907975867
Conc: 50.00 PPB

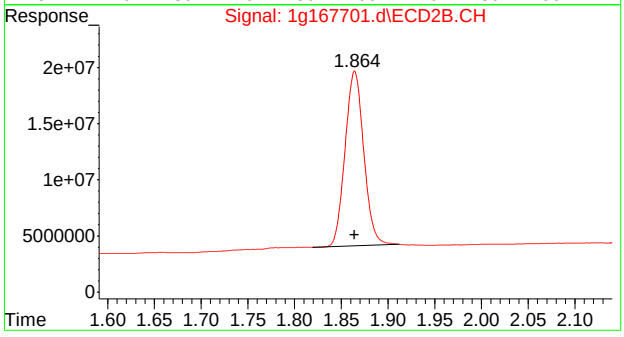

#33 1-bromo-2-nitrobenzeneB

R.T.: 1.864 min
Delta R.T.: 0.000 min
Response: 215962976
Conc: 50.00 PPB

Manual Integrations APPROVED (compounds with "m" flag)
Gwendolyn Burns 07/07/21 09:01

Quantitation Report (QT Reviewed)

Data Path : C:\msdchem\1\data\syrap\1g5715\
Data File : 1g167702.d
Signal(s) : Signal #1: ECD1A.CH Signal #2: ECD2B.CH
Acq On : 06 Jul 2021 10:31 pm
Operator : taylorc
Sample : jd27540-3
Misc : op34113,g1g5715,15.1,,,10,1
ALS Vial : 51 Sample Multiplier: 1

Integration File signal 1: autoint1.e
Integration File signal 2: autoint2.e
Quant Time: Jul 07 02:04:38 2021
Quant Method : C:\MSDCHEM\1\METHODS\1pst5651.m
Quant Title : PEST/PCB
QLast Update : Wed Jul 07 01:39:45 2021
Response via : Initial Calibration
Integrator: ChemStation 6890 Scale Mode: Large solvent peaks clipped

Volume Inj. : 1ul/column
Signal #1 Phase : RTXCLP I Signal #2 Phase: RTX-CLP II
Signal #1 Info : 30mx.32mmx.50um Signal #2 Info : 30m x .32mm x .25um

Compound	RT#1	RT#2	Resp#1	Resp#2	PPB	PPB
Internal Standards						
1) I 1-bromo-2...	1.578	1.866	906.7E6	217.4E6	50.000	50.000
27) I 1-bromo-2...	1.578	1.866	906.7E6	217.4E6	50.000	50.000
33) I 1-bromo-2...	1.578	1.866	906.7E6	217.4E6	50.000	50.000
System Monitoring Compounds						
2) SAB Tetrachlo...	2.053	2.611	408.7E6	71493388	24.395m	26.961
Spiked Amount	40.000	Range 30 - 150	Recovery	=	60.99%	67.40%
26) SA Decachlor...	9.429	11.588	437.7E6	93075419	25.440m	25.888
Spiked Amount	40.000		Recovery	=	63.60%	64.72%
Target Compounds						
Sum Toxaphene			0	0	N.D.	N.D.
Average Toxaphene					0.000	0.000

SemiQuant Compounds - Not Calibrated on this Instrument

(f)=RT Delta > 1/2 Window (#)=Amounts differ by > 25% (m)=manual int.

11.1.3 11

Quantitation Report (QT Reviewed)

Data Path : C:\msdchem\1\data\syrap\1g5715\
Data File : 1g167702.d
Signal(s) : Signal #1: ECD1A.CH Signal #2: ECD2B.CH
Acq On : 06 Jul 2021 10:31 pm
Operator : taylorc
Sample : jd27540-3
Misc : op34113,g1g5715,15.1,,,10,1
ALS Vial : 51 Sample Multiplier: 1

Integration File signal 1: autoint1.e
Integration File signal 2: autoint2.e
Quant Time: Jul 07 02:04:38 2021
Quant Method : C:\MSDCHEM\1\METHODS\1pst5651.m
Quant Title : PEST/PCB
QLast Update : Wed Jul 07 01:39:45 2021
Response via : Initial Calibration
Integrator: ChemStation 6890 Scale Mode: Large solvent peaks clipped

Volume Inj. : 1ul/column
Signal #1 Phase : RTXCLP I Signal #2 Phase: RTX-CLP II
Signal #1 Info : 30mx.32mmx.50um Signal #2 Info : 30m x .32mm x .25um

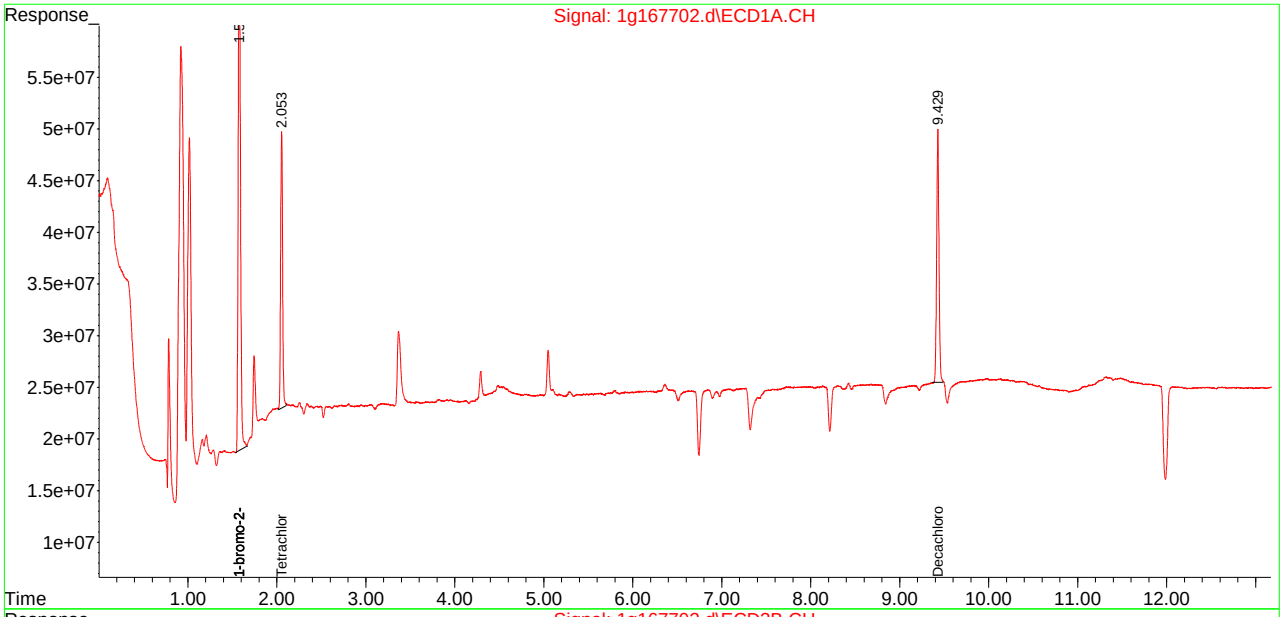

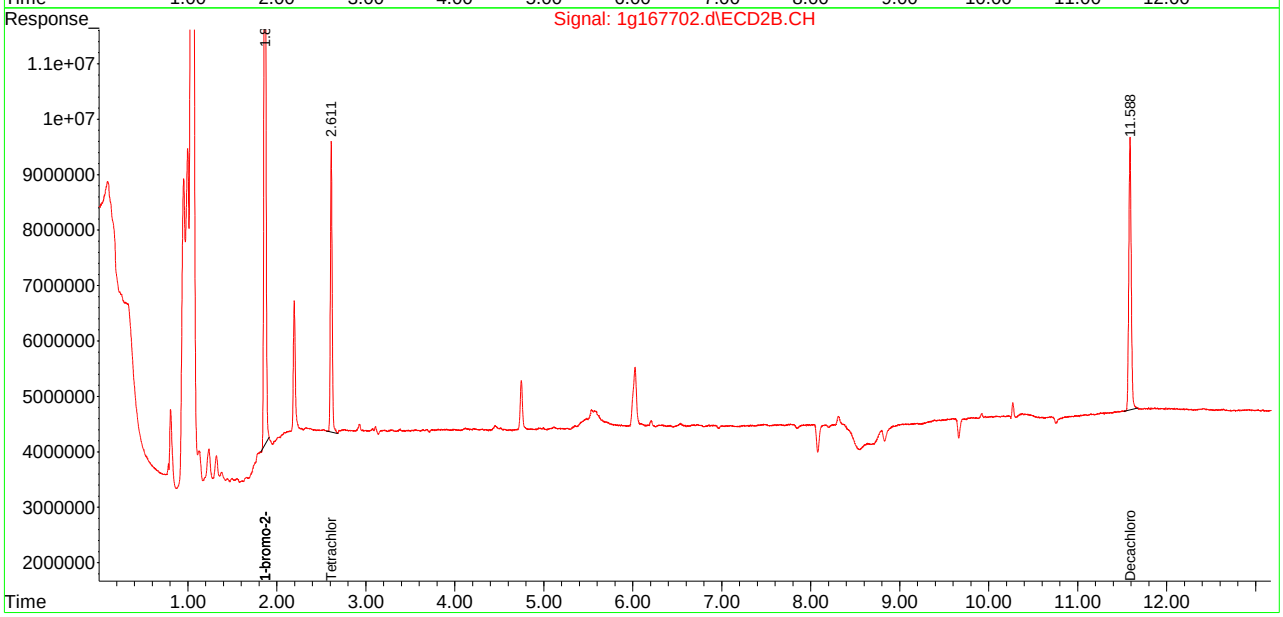

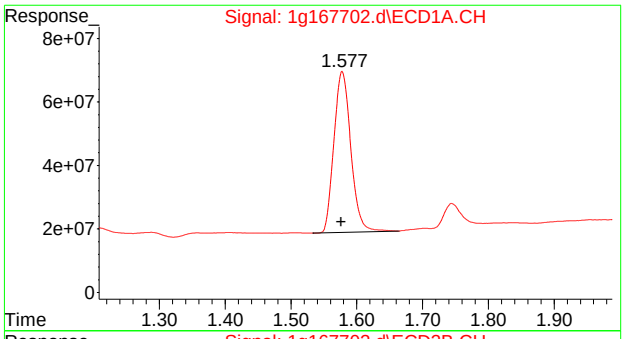

#1 1-bromo-2-nitrobenzene

R.T.: 1.578 min
Delta R.T.: 0.002 min
Response: 906698360
Conc: 50.00 PPB

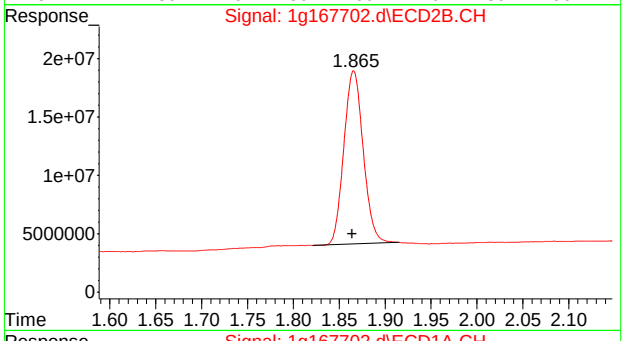

#1 1-bromo-2-nitrobenzene

R.T.: 1.866 min
Delta R.T.: 0.002 min
Response: 217406314
Conc: 50.00 PPB

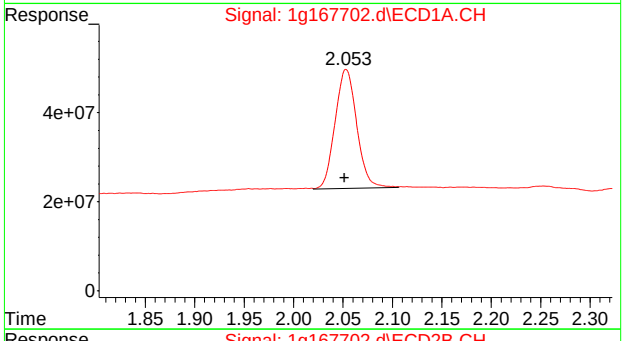

#2 Tetrachloro-m-xylene

R.T.: 2.053 min
Delta R.T.: 0.001 min
Response: 408714713
Conc: 24.39 PPB m

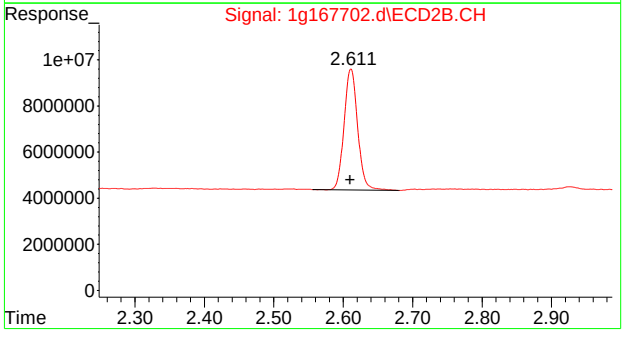

#2 Tetrachloro-m-xylene

R.T.: 2.611 min
Delta R.T.: 0.002 min
Response: 71493388
Conc: 26.96 PPB

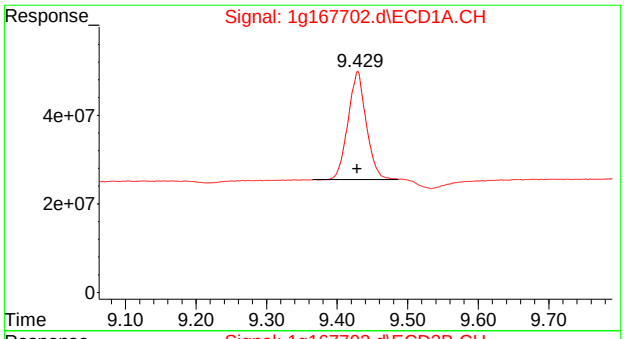

#26 Decachlorobiphenyl

R.T.: 9.429 min
Delta R.T.: 0.000 min
Response: 437725936
Conc: 25.44 PPB m

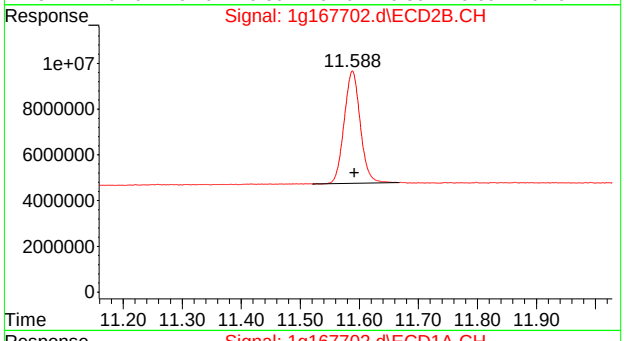

#26 Decachlorobiphenyl

R.T.: 11.588 min
Delta R.T.: -0.003 min
Response: 93075419
Conc: 25.89 PPB

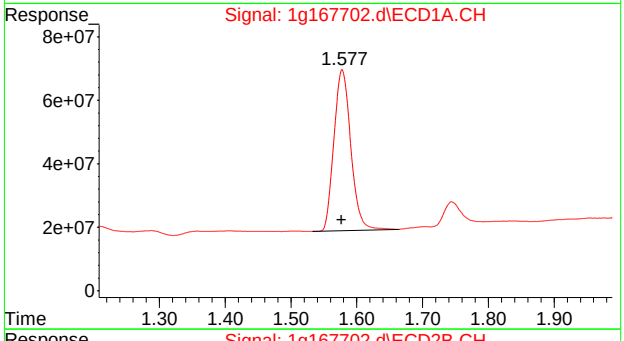

#27 1-bromo-2-nitrobenzeneA

R.T.: 1.578 min
Delta R.T.: 0.002 min
Response: 906698360
Conc: 50.00 PPB

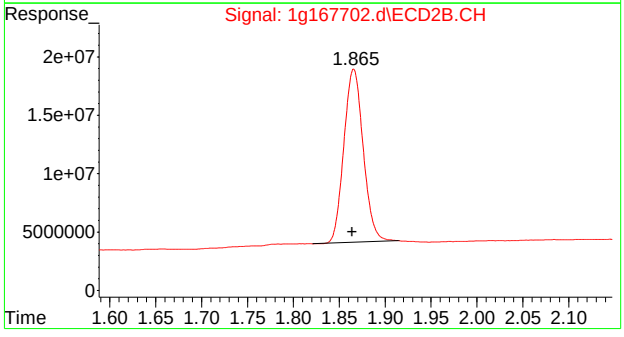

#27 1-bromo-2-nitrobenzeneA

R.T.: 1.866 min
Delta R.T.: 0.002 min
Response: 217406314
Conc: 50.00 PPB

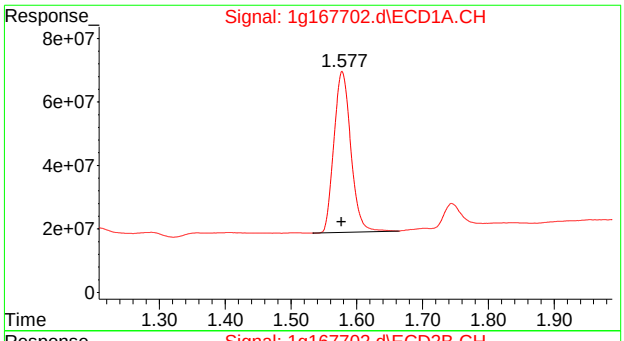

#33 1-bromo-2-nitrobenzeneB

R.T.: 1.578 min
Delta R.T.: 0.002 min
Response: 906698360
Conc: 50.00 PPB

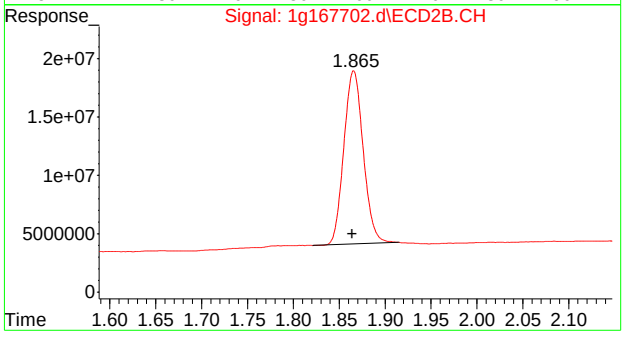

#33 1-bromo-2-nitrobenzeneB

R.T.: 1.866 min
Delta R.T.: 0.002 min
Response: 217406314
Conc: 50.00 PPB

Manual Integration Approval Summary

Sample Number: JD27540-3
Lab FileID: 1G167702.D
Injection Time: 07/06/21 22:31
Method: SW846 8081B
Analyst approved: 07/07/21 03:00 Syra Marie Pacheco
Supervisor approved: 07/07/21 09:01 Gwendolyn Burns

Parameter	CAS	Sig#	R.T. (min.)	Reason
Tetrachloro-m-xylene	877-09-8	1	2.05	Poorly defined baseline
Decachlorobiphenyl	2051-24-3	1	9.43	Poorly defined baseline

Quantitation Report (Qedit)

Data Path : C:\msdchem\1\data\syrap\1g5715\
Data File : 1g167702.d
Signal(s) : Signal #1: ECD1A.CH Signal #2: ECD2B.CH
Acq On : 06 Jul 2021 10:31 pm
Operator : taylorc
Sample : jd27540-3
Misc : op34113,g1g5715,15.1,,,10,1
ALS Vial : 51 Sample Multiplier: 1

Integration File signal 1: autoint1.e
Integration File signal 2: autoint2.e
Quant Time: Jul 07 01:46:21 2021
Quant Method : C:\MSDCHEM\1\METHODS\1pst5651.m
Quant Title : PEST/PCB
QLast Update : Wed Jul 07 01:39:45 2021
Response via : Initial Calibration
Integrator: ChemStation 6890 Scale Mode: Large solvent peaks clipped

Volume Inj. : 1ul/column
Signal #1 Phase : RTXCLP I Signal #2 Phase: RTX-CLP II
Signal #1 Info : 30mx.32mmx.50um Signal #2 Info : 30m x .32mm x .25um

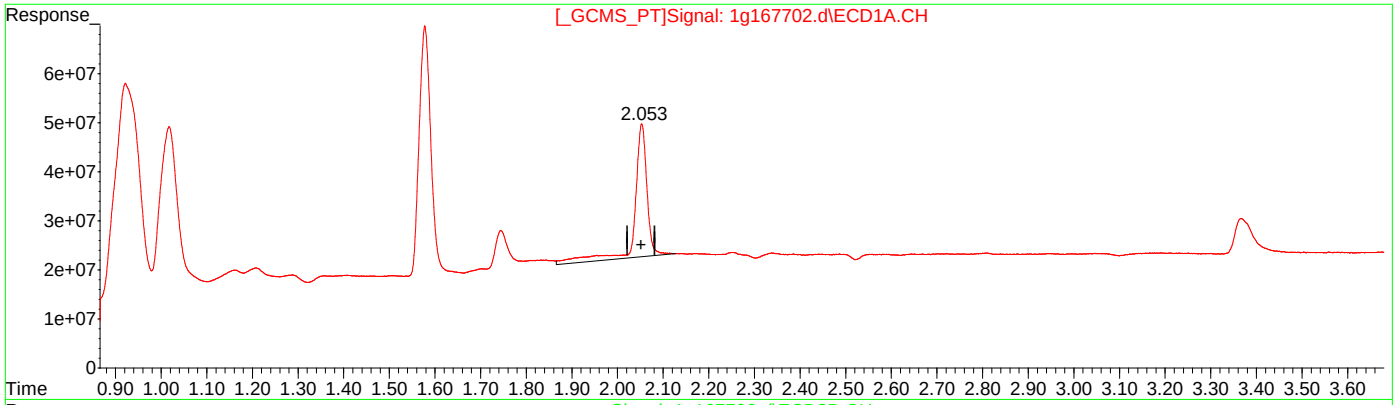

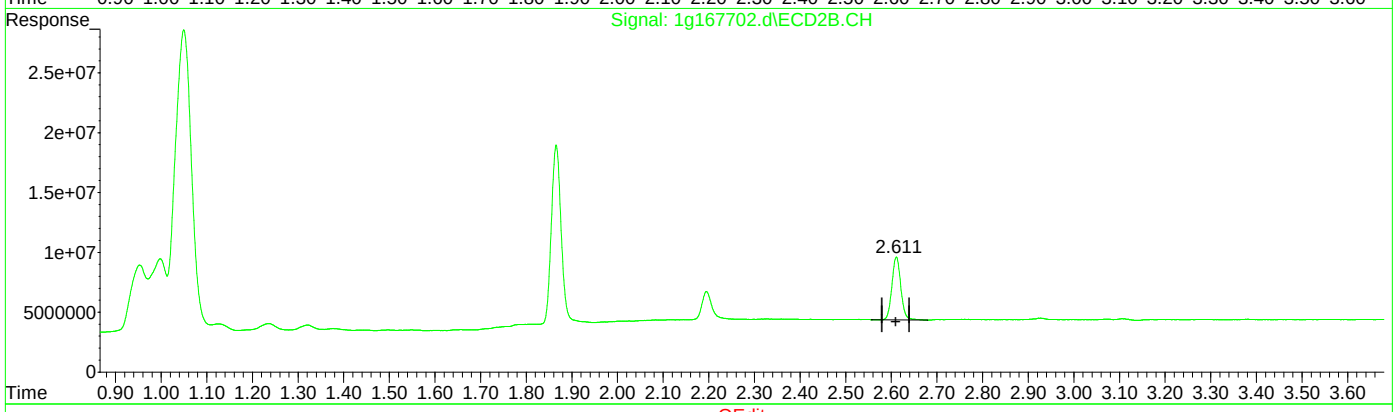

QEdit

(2) Tetrachloro-m-xylene (SAB)

2.053min 30.322 PPB

response 508021872

(2) Tetrachloro-m-xylene #2 (SAB)

2.611min 26.961 PPB

response 71493388

(+) = Expected Retention Time
1pst5651.m Wed Jul 07 02:03:45 2021

Quantitation Report (Qedit)

Data Path : C:\msdchem\1\data\syrap\1g5715\
Data File : 1g167702.d
Signal(s) : Signal #1: ECD1A.CH Signal #2: ECD2B.CH
Acq On : 06 Jul 2021 10:31 pm
Operator : taylorc
Sample : jd27540-3
Misc : op34113,g1g5715,15.1,,,10,1
ALS Vial : 51 Sample Multiplier: 1

Integration File signal 1: autoint1.e
Integration File signal 2: autoint2.e
Quant Time: Jul 07 01:46:21 2021
Quant Method : C:\MSDCHEM\1\METHODS\1pst5651.m
Quant Title : PEST/PCB
QLast Update : Wed Jul 07 01:39:45 2021
Response via : Initial Calibration
Integrator: ChemStation 6890 Scale Mode: Large solvent peaks clipped

Volume Inj. : 1ul/column
Signal #1 Phase : RTXCLP I Signal #2 Phase: RTX-CLP II
Signal #1 Info : 30mx.32mmx.50um Signal #2 Info : 30m x .32mm x .25um

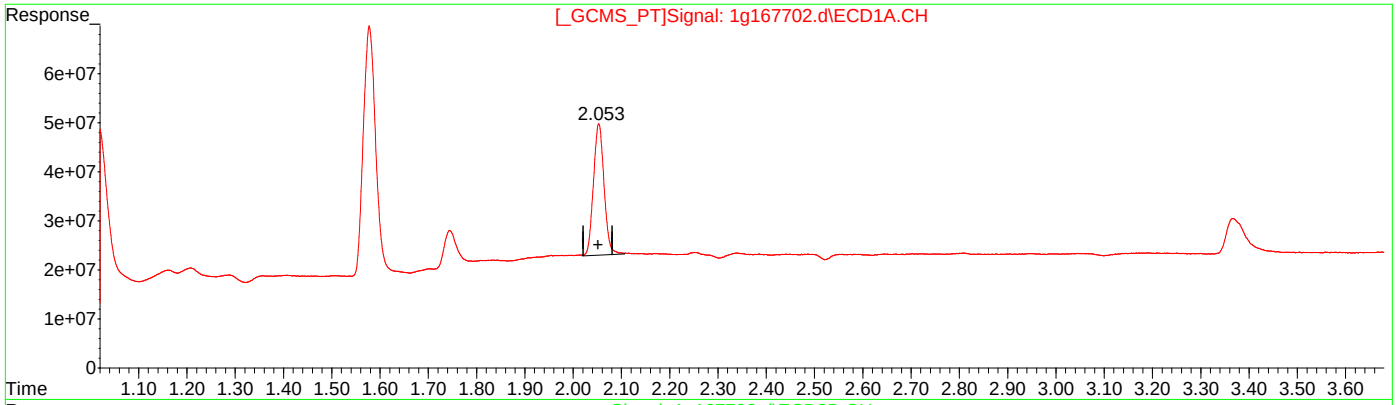

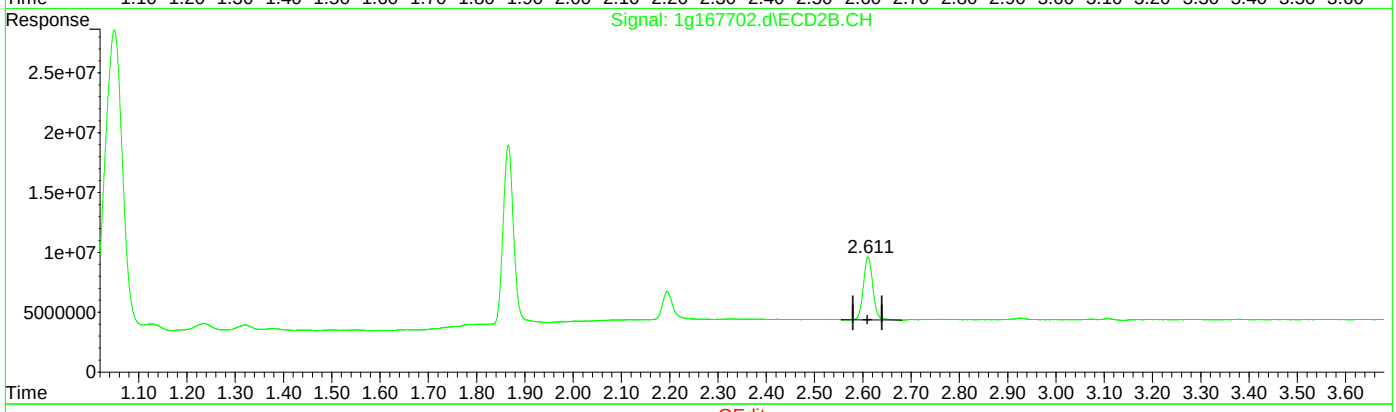

QEdit

(2) Tetrachloro-m-xylene (SAB)

2.053min 24.395 PPB m

response 408714713

(2) Tetrachloro-m-xylene #2 (SAB)

2.611min 26.961 PPB

response 71493388

(+) = Expected Retention Time
1pst5651.m Wed Jul 07 02:03:54 2021

Quantitation Report (Qedit)

Data Path : C:\msdchem\1\data\syrap\1g5715\
Data File : 1g167702.d
Signal(s) : Signal #1: ECD1A.CH Signal #2: ECD2B.CH
Acq On : 06 Jul 2021 10:31 pm
Operator : taylorc
Sample : jd27540-3
Misc : op34113,g1g5715,15.1,,,10,1
ALS Vial : 51 Sample Multiplier: 1

Integration File signal 1: autoint1.e
Integration File signal 2: autoint2.e
Quant Time: Jul 07 01:46:21 2021
Quant Method : C:\MSDCHEM\1\METHODS\1pst5651.m
Quant Title : PEST/PCB
QLast Update : Wed Jul 07 01:39:45 2021
Response via : Initial Calibration
Integrator: ChemStation 6890 Scale Mode: Large solvent peaks clipped

Volume Inj. : 1ul/column
Signal #1 Phase : RTXCLP I Signal #2 Phase: RTX-CLP II
Signal #1 Info : 30mx.32mmx.50um Signal #2 Info : 30m x .32mm x .25um

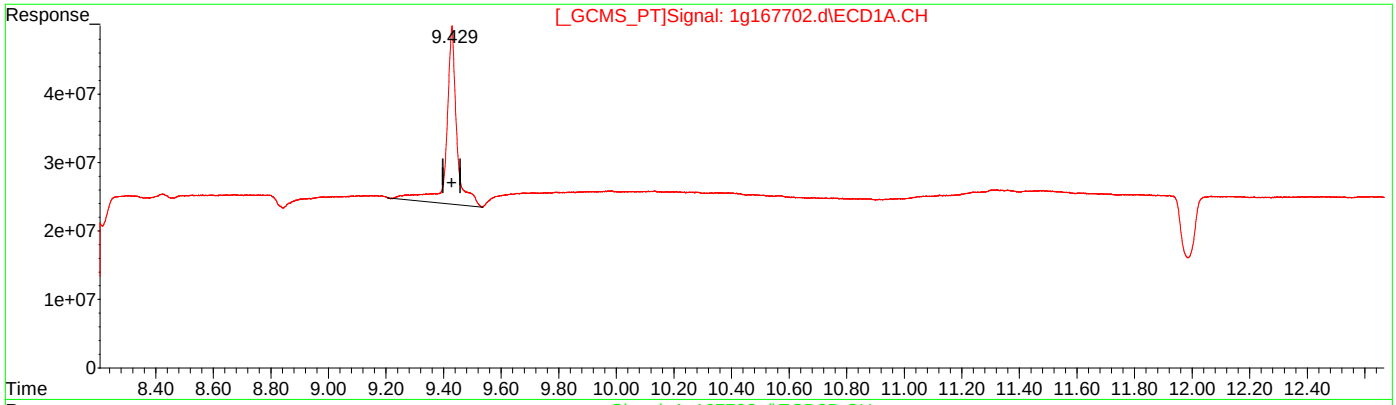

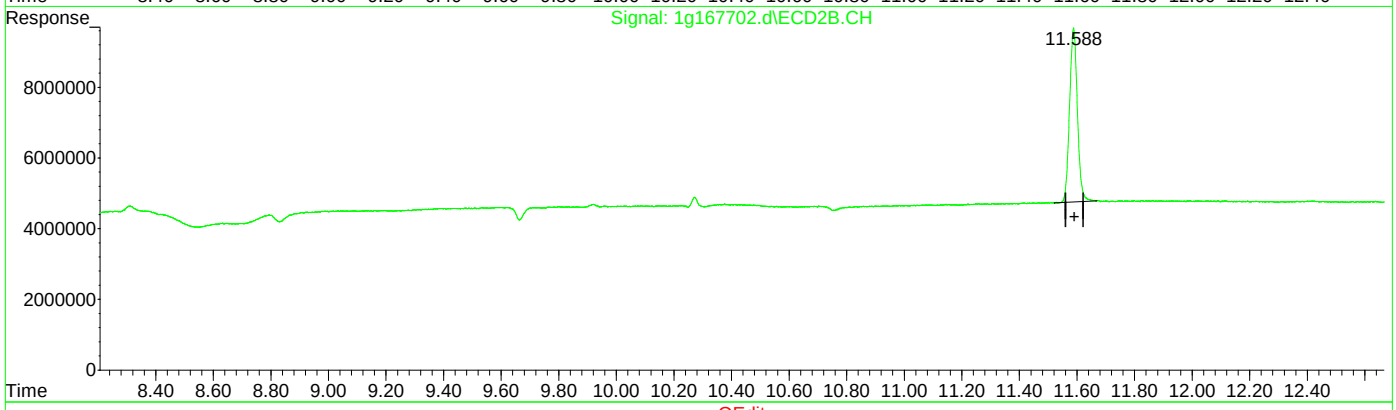

QEdit

(26) Decachlorobiphenyl (SA)

9.429min 37.499 PPB

response 645205451

(26) Decachlorobiphenyl #2 (SA)

11.588min 25.888 PPB

response 93075419

(+) = Expected Retention Time
1pst5651.m Wed Jul 07 02:04:04 2021

Quantitation Report (Qedit)

Data Path : C:\msdchem\1\data\syrap\1g5715\
Data File : 1g167702.d
Signal(s) : Signal #1: ECD1A.CH Signal #2: ECD2B.CH
Acq On : 06 Jul 2021 10:31 pm
Operator : taylorc
Sample : jd27540-3
Misc : op34113,g1g5715,15.1,,,10,1
ALS Vial : 51 Sample Multiplier: 1

Integration File signal 1: autoint1.e
Integration File signal 2: autoint2.e
Quant Time: Jul 07 01:46:21 2021
Quant Method : C:\MSDCHEM\1\METHODS\1pst5651.m
Quant Title : PEST/PCB
QLast Update : Wed Jul 07 01:39:45 2021
Response via : Initial Calibration
Integrator: ChemStation 6890 Scale Mode: Large solvent peaks clipped

Volume Inj. : 1ul/column
Signal #1 Phase : RTXCLP I Signal #2 Phase: RTX-CLP II
Signal #1 Info : 30mx.32mmx.50um Signal #2 Info : 30m x .32mm x .25um

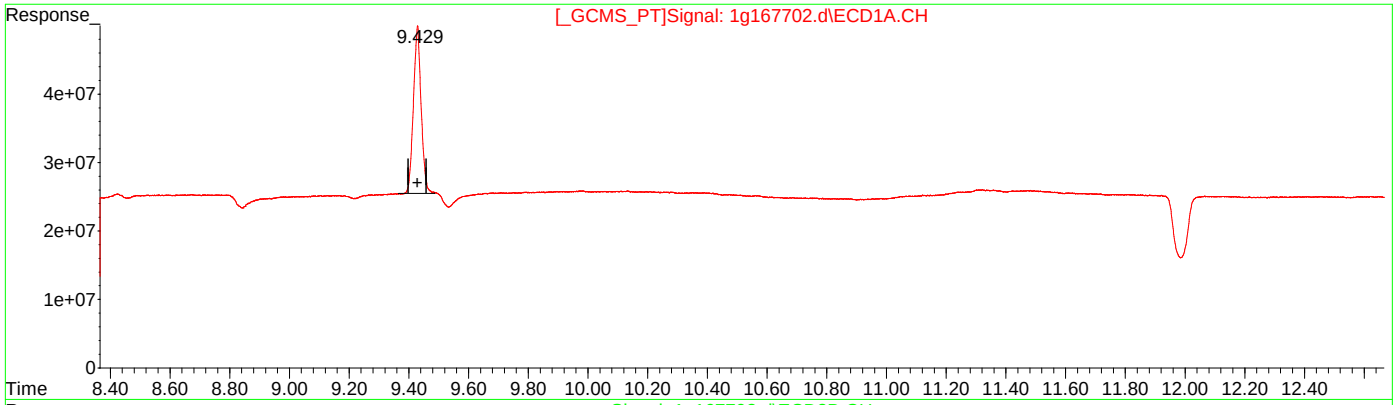

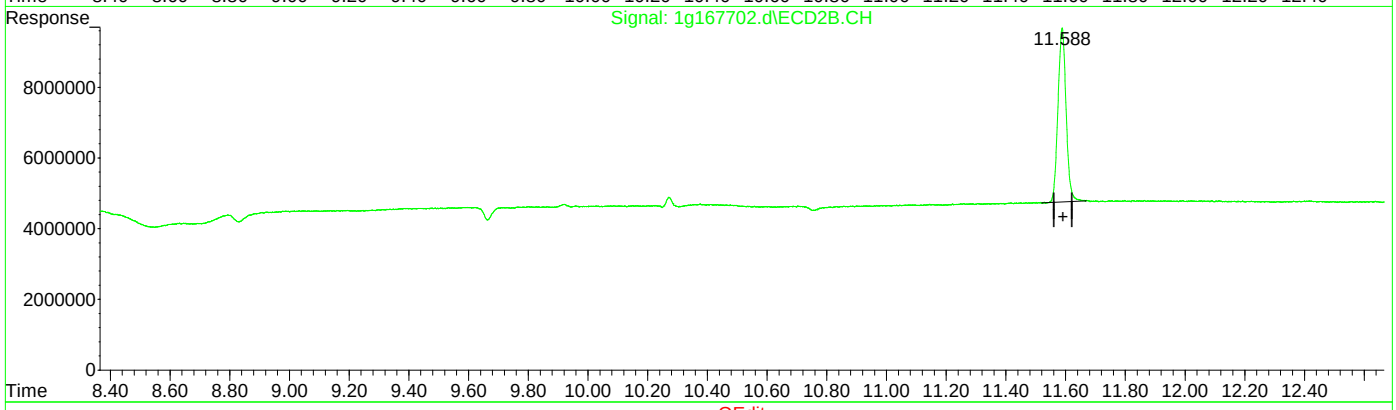

QEdit

(26) Decachlorobiphenyl (SA)

9.429min 25.440 PPB m

response 437725936

(26) Decachlorobiphenyl #2 (SA)

11.588min 25.888 PPB

response 93075419

(+) = Expected Retention Time
1pst5651.m Wed Jul 07 02:04:18 2021

Manual Integrations APPROVED (compounds with "m" flag)
Gwendolyn Burns 07/08/21 09:21

Quantitation Report (QT Reviewed)

Data Path : C:\msdchem\1\data\chrisc2\1g5717\
Data File : 1g167746.d
Signal(s) : Signal #1: ECD1A.CH Signal #2: ECD2B.CH
Acq On : 07 Jul 2021 3:02 pm
Operator : taylorc
Sample : jd27540-13
Misc : op34133,g1g5717,15.0,,,10,1
ALS Vial : 85 Sample Multiplier: 1

Integration File signal 1: autoint1.e
Integration File signal 2: autoint2.e
Quant Time: Jul 08 00:31:58 2021
Quant Method : C:\MSDCHEM\1\METHODS\1pst5651.m
Quant Title : PEST/PCB
QLast Update : Thu Jul 08 00:02:33 2021
Response via : Initial Calibration
Integrator: ChemStation 6890 Scale Mode: Large solvent peaks clipped

Volume Inj. : 1ul/column
Signal #1 Phase : RTXCLP I Signal #2 Phase: RTX-CLP II
Signal #1 Info : 30mx.32mmx.50um Signal #2 Info : 30m x .32mm x .25um

Compound	RT#1	RT#2	Resp#1	Resp#2	PPB	PPB
Internal Standards						
1) I 1-bromo-2...	1.579	1.867	625.0E6	197.7E6	50.000	50.000m
27) I 1-bromo-2...	1.579	1.867	625.0E6	198.4E6	50.000	50.000m
33) I 1-bromo-2...	1.579	1.867	625.0E6	199.3E6	50.000	50.000m
System Monitoring Compounds						
2) SAB Tetrachlo...	2.054	2.613	298.0E6	65834488	25.802	27.303
Spiked Amount	40.000	Range 30 - 150	Recovery	=	64.50%	68.26%
26) SA Decachlor...	9.420	11.580	203.5E6	108.9E6	17.156	33.298m#
Spiked Amount	40.000		Recovery	=	42.89%	83.25%
Target Compounds						
Sum Toxaphene			0	0	N.D.	N.D.
Average Toxaphene					0.000	0.000

SemiQuant Compounds - Not Calibrated on this Instrument

(f)=RT Delta > 1/2 Window (#)=Amounts differ by > 25% (m)=manual int.

11.1.4 11

Quantitation Report (QT Reviewed)

Data Path : C:\msdchem\1\data\chrisc2\1g5717\
Data File : 1g167746.d
Signal(s) : Signal #1: ECD1A.CH Signal #2: ECD2B.CH
Acq On : 07 Jul 2021 3:02 pm
Operator : taylorc
Sample : jd27540-13
Misc : op34133,g1g5717,15.0,,,10,1
ALS Vial : 85 Sample Multiplier: 1

Integration File signal 1: autoint1.e
Integration File signal 2: autoint2.e
Quant Time: Jul 08 00:31:58 2021
Quant Method : C:\MSDCHEM\1\METHODS\1pst5651.m
Quant Title : PEST/PCB
QLast Update : Thu Jul 08 00:02:33 2021
Response via : Initial Calibration
Integrator: ChemStation 6890 Scale Mode: Large solvent peaks clipped

Volume Inj. : 1ul/column
Signal #1 Phase : RTXCLP I Signal #2 Phase: RTX-CLP II
Signal #1 Info : 30mx.32mmx.50um Signal #2 Info : 30m x .32mm x .25um

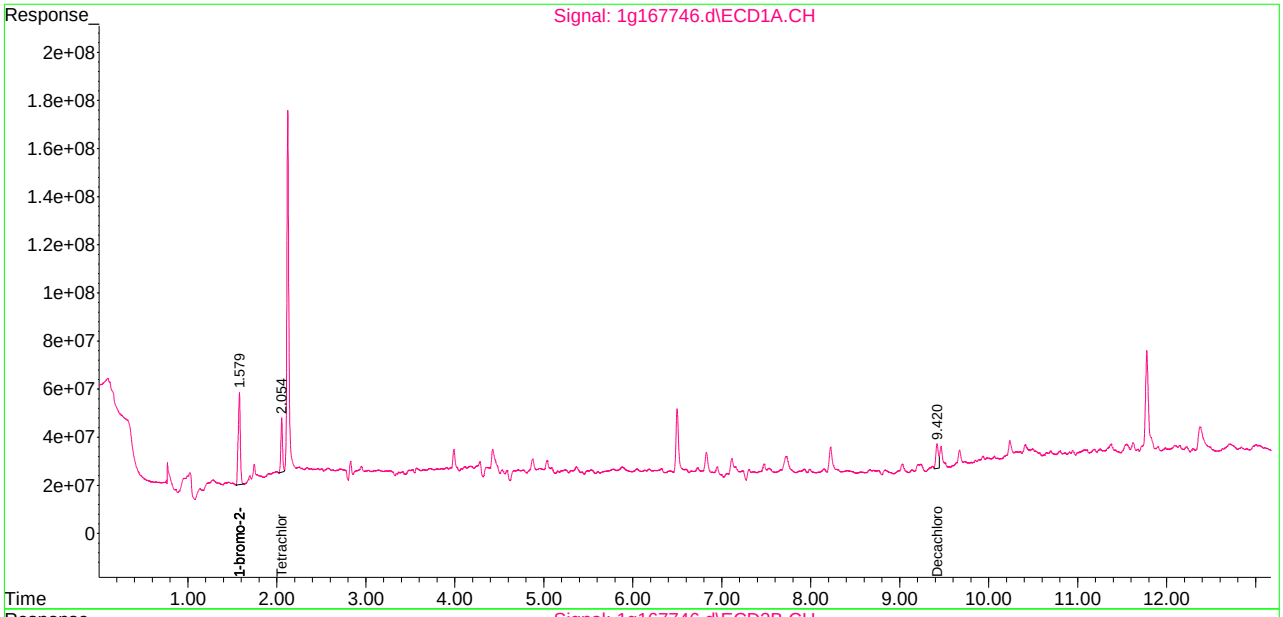

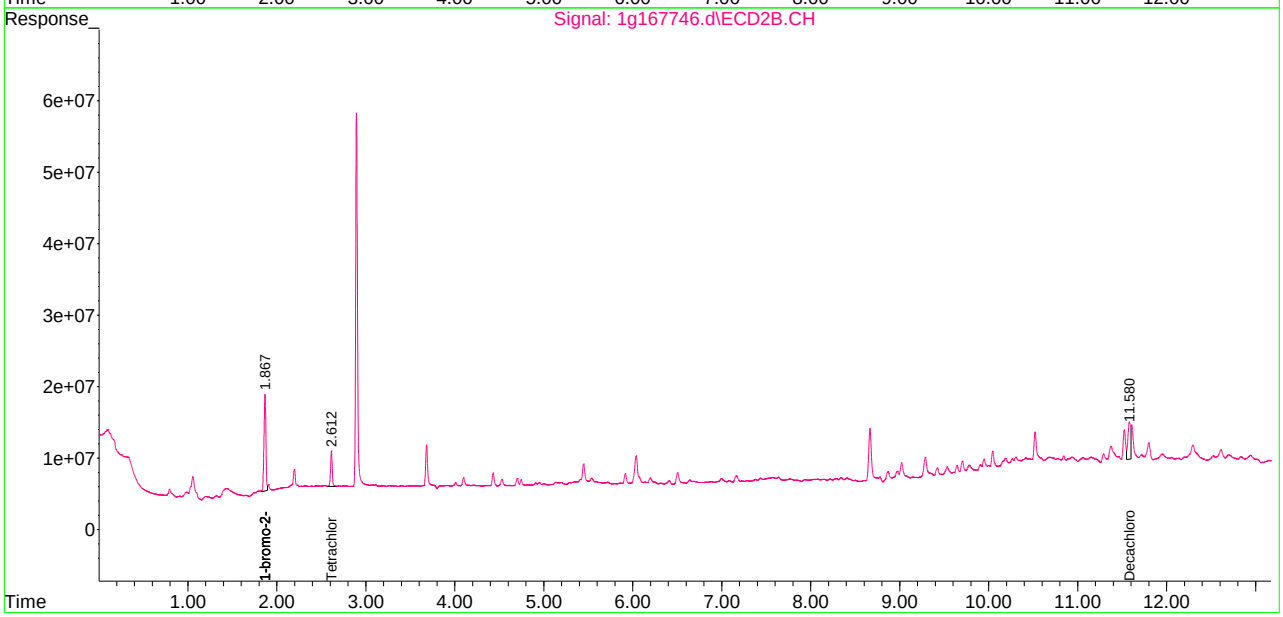

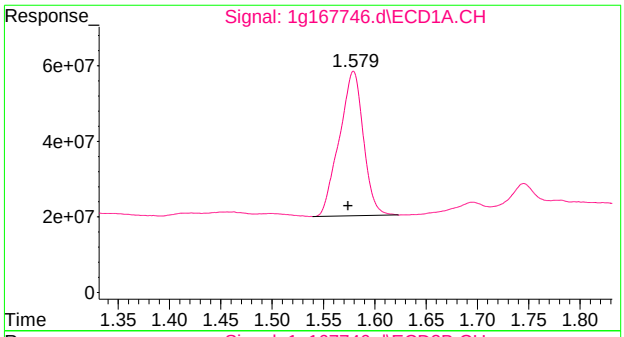

#1 1-bromo-2-nitrobenzene

R.T.: 1.579 min
Delta R.T.: 0.005 min
Response: 625047178
Conc: 50.00 PPB

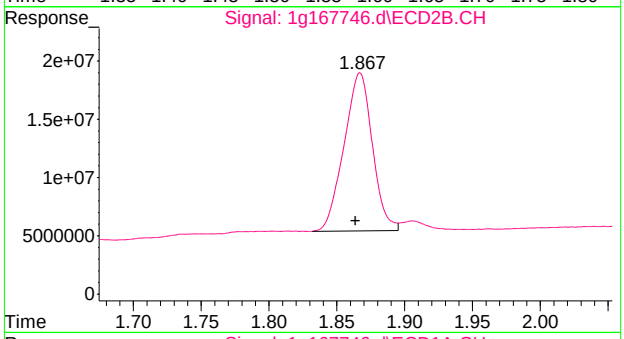

#1 1-bromo-2-nitrobenzene

R.T.: 1.867 min
Delta R.T.: 0.003 min
Response: 197691540
Conc: 50.00 PPB m

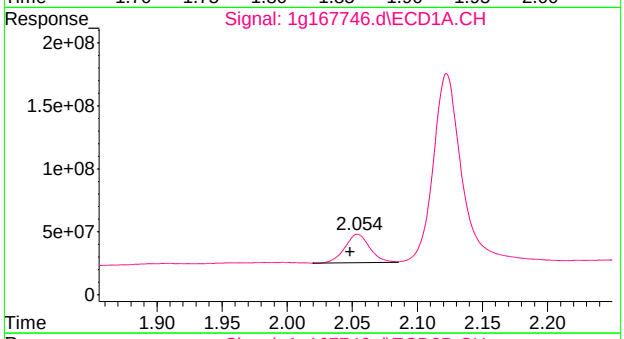

#2 Tetrachloro-m-xylene

R.T.: 2.054 min
Delta R.T.: 0.006 min
Response: 298006024
Conc: 25.80 PPB

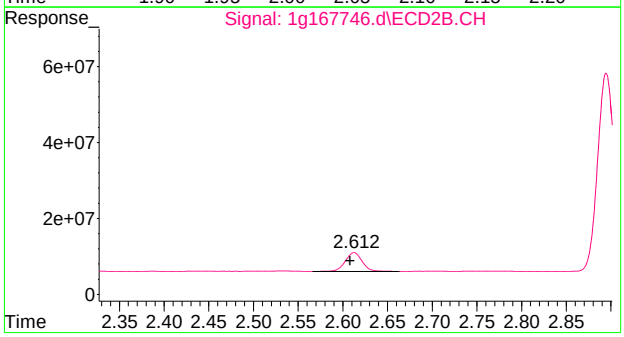

#2 Tetrachloro-m-xylene

R.T.: 2.613 min
Delta R.T.: 0.004 min
Response: 65834488
Conc: 27.30 PPB

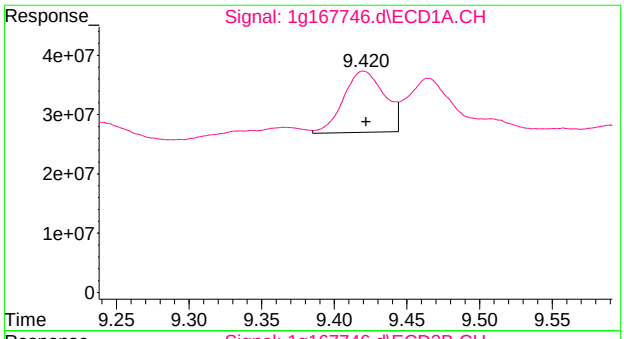

#26 Decachlorobiphenyl

R.T.: 9.420 min
Delta R.T.: -0.002 min
Response: 203493665
Conc: 17.16 PPB

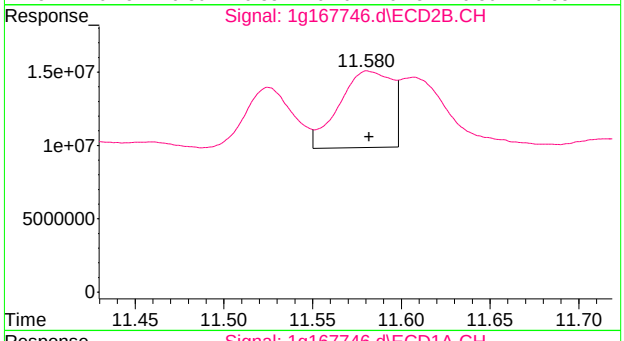

#26 Decachlorobiphenyl

R.T.: 11.580 min
Delta R.T.: -0.002 min
Response: 108859457
Conc: 33.30 PPB m

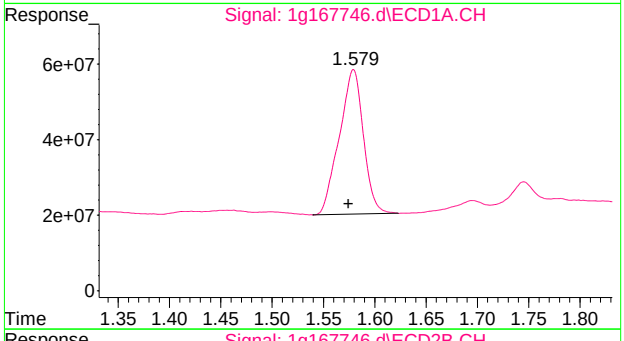

#27 1-bromo-2-nitrobenzeneA

R.T.: 1.579 min
Delta R.T.: 0.005 min
Response: 625047178
Conc: 50.00 PPB

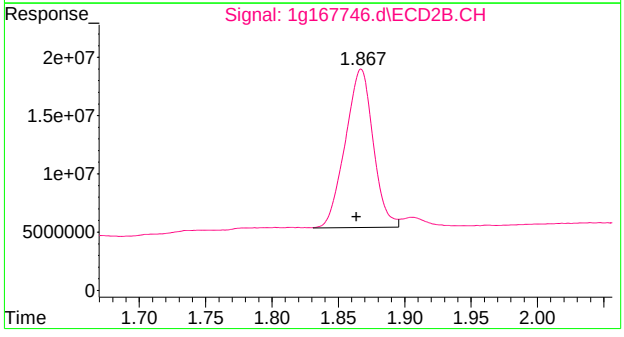

#27 1-bromo-2-nitrobenzeneA

R.T.: 1.867 min
Delta R.T.: 0.003 min
Response: 198360064
Conc: 50.00 PPB m

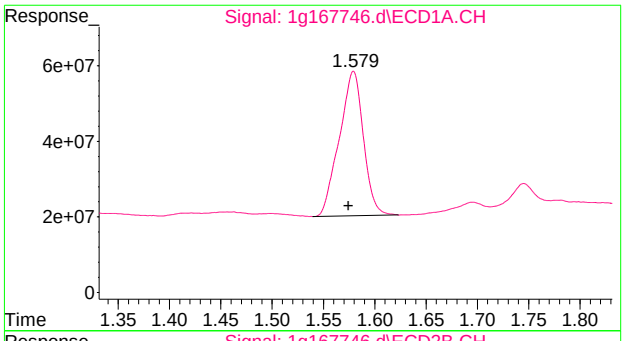

#33 1-bromo-2-nitrobenzeneB

R.T.: 1.579 min
Delta R.T.: 0.005 min
Response: 625047178
Conc: 50.00 PPB

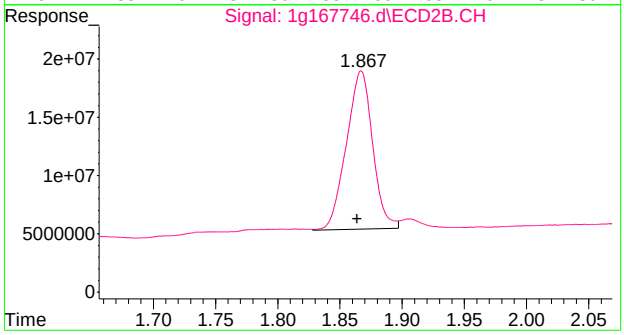

#33 1-bromo-2-nitrobenzeneB

R.T.: 1.867 min
Delta R.T.: 0.003 min
Response: 199283505
Conc: 50.00 PPB m

Manual Integration Approval Summary

Sample Number: JD27540-13
Lab FileID: 1G167746.D
Injection Time: 07/07/21 15:02
Method: SW846 8081B
Analyst approved: 07/08/21 01:45 Christopher Changho
Supervisor approved: 07/08/21 09:21 Gwendolyn Burns

Parameter	CAS	Sig#	R.T. (min.)	Reason
1-Bromo-2-nitrobenzene	577-19-5	2	1.87	Poorly defined baseline
Decachlorobiphenyl	2051-24-3	2	11.58	Poorly defined baseline

Quantitation Report (Qedit)

Data Path : C:\msdchem\1\data\chrisc2\1g5717\
Data File : 1g167746.d
Signal(s) : Signal #1: ECD1A.CH Signal #2: ECD2B.CH
Acq On : 07 Jul 2021 3:02 pm
Operator : taylorc
Sample : jd27540-13
Misc : op34133,g1g5717,15.0,,,10,1
ALS Vial : 85 Sample Multiplier: 1

Integration File signal 1: autoint1.e
Integration File signal 2: autoint2.e
Quant Time: Jul 08 00:05:52 2021
Quant Method : C:\MSDCHEM\1\METHODS\1pst5651.m
Quant Title : PEST/PCB
QLast Update : Thu Jul 08 00:02:33 2021
Response via : Initial Calibration
Integrator: ChemStation 6890 Scale Mode: Large solvent peaks clipped

Volume Inj. : 1ul/column
Signal #1 Phase : RTXCLP I Signal #2 Phase: RTX-CLP II
Signal #1 Info : 30mx.32mmx.50um Signal #2 Info : 30m x .32mm x .25um

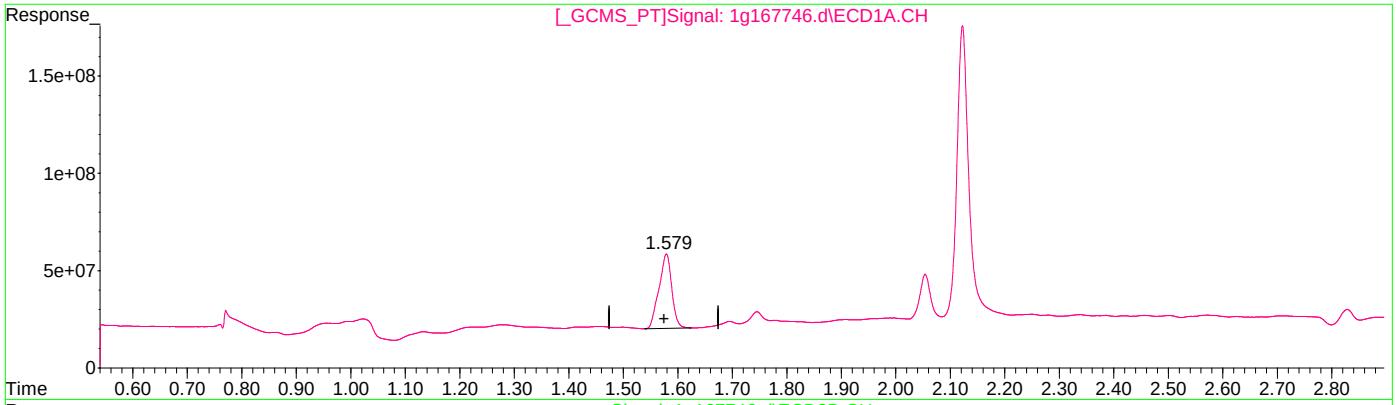

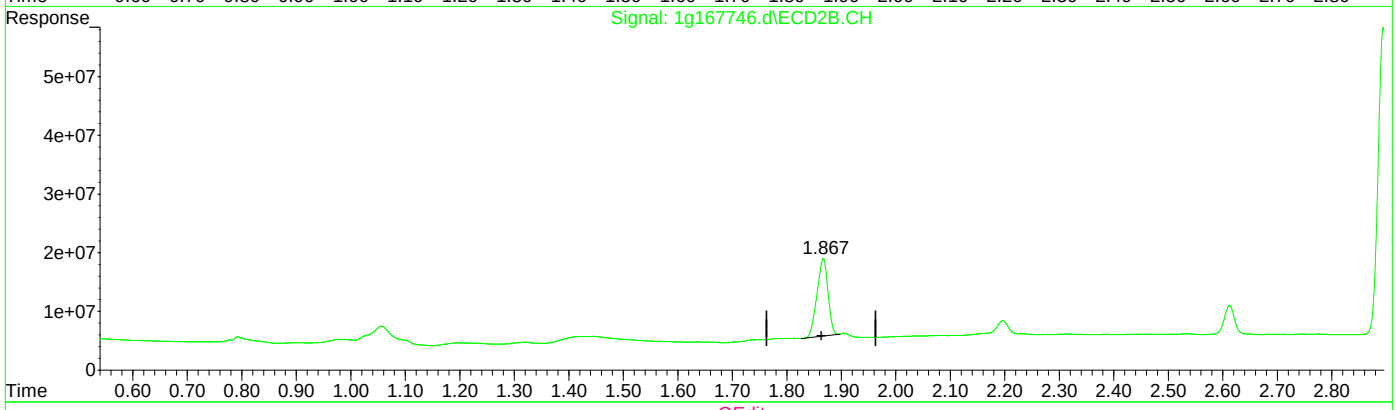

QEdit

(33) 1-bromo-2-nitrobenzeneB (I)

1.579min 50.000 PPB

response 625047178

(33) 1-bromo-2-nitrobenzeneB #2 (I)

1.867min 50.000 PPB

response 184505717

(+) = Expected Retention Time
1pst5651.m Thu Jul 08 00:30:29 2021

1G167746.D edits: 1-bromo-2-nitrobenzeneB

11.1.4.2

Quantitation Report (Qedit)

Data Path : C:\msdchem\1\data\chrisc2\1g5717\
Data File : 1g167746.d
Signal(s) : Signal #1: ECD1A.CH Signal #2: ECD2B.CH
Acq On : 07 Jul 2021 3:02 pm
Operator : taylorc
Sample : jd27540-13
Misc : op34133,g1g5717,15.0,,,10,1
ALS Vial : 85 Sample Multiplier: 1

Integration File signal 1: autoint1.e
Integration File signal 2: autoint2.e
Quant Time: Jul 08 00:05:52 2021
Quant Method : C:\MSDCHEM\1\METHODS\1pst5651.m
Quant Title : PEST/PCB
QLast Update : Thu Jul 08 00:02:33 2021
Response via : Initial Calibration
Integrator: ChemStation 6890 Scale Mode: Large solvent peaks clipped

Volume Inj. : 1ul/column
Signal #1 Phase : RTXCLP I Signal #2 Phase: RTX-CLP II
Signal #1 Info : 30mx.32mmx.50um Signal #2 Info : 30m x .32mm x .25um

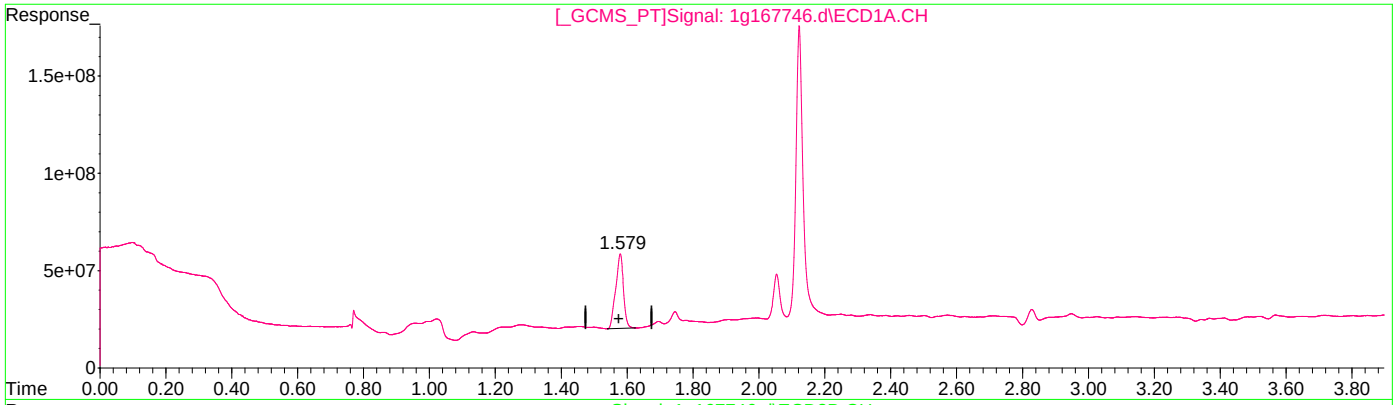

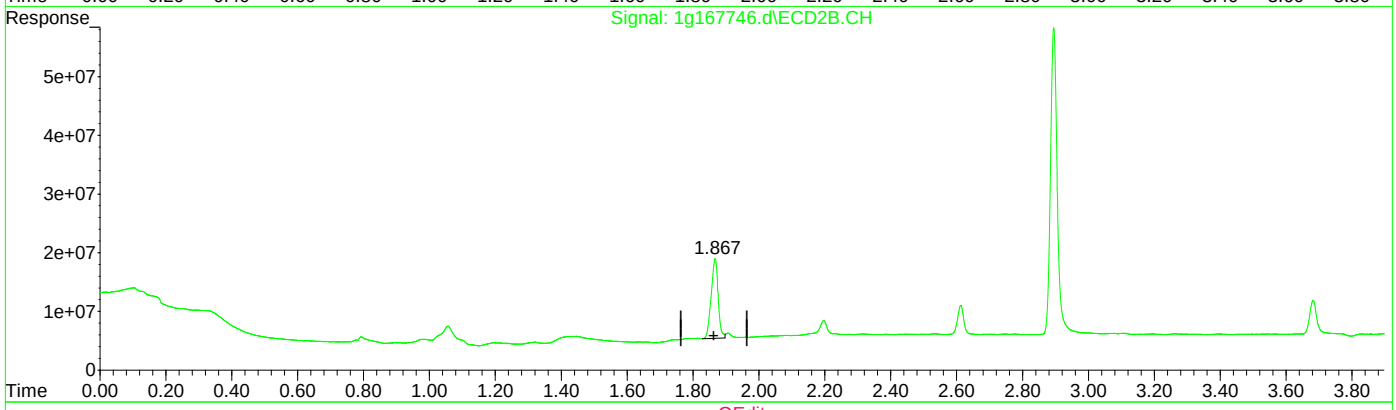

QEdit

(33) 1-bromo-2-nitrobenzeneB (I)

1.579min 50.000 PPB

response 625047178

(33) 1-bromo-2-nitrobenzeneB #2 (I)

1.867min 50.000 PPB m

response 199283505

(+) = Expected Retention Time
1pst5651.m Thu Jul 08 00:30:36 2021

Quantitation Report (Qedit)

Data Path : C:\msdchem\1\data\chrisc2\1g5717\
Data File : 1g167746.d
Signal(s) : Signal #1: ECD1A.CH Signal #2: ECD2B.CH
Acq On : 07 Jul 2021 3:02 pm
Operator : taylorc
Sample : jd27540-13
Misc : op34133,g1g5717,15.0,,,10,1
ALS Vial : 85 Sample Multiplier: 1

Integration File signal 1: autoint1.e
Integration File signal 2: autoint2.e
Quant Time: Jul 08 00:05:52 2021
Quant Method : C:\MSDCHEM\1\METHODS\1pst5651.m
Quant Title : PEST/PCB
QLast Update : Thu Jul 08 00:02:33 2021
Response via : Initial Calibration
Integrator: ChemStation 6890 Scale Mode: Large solvent peaks clipped

Volume Inj. : 1ul/column
Signal #1 Phase : RTXCLP I Signal #2 Phase: RTX-CLP II
Signal #1 Info : 30mx.32mmx.50um Signal #2 Info : 30m x .32mm x .25um

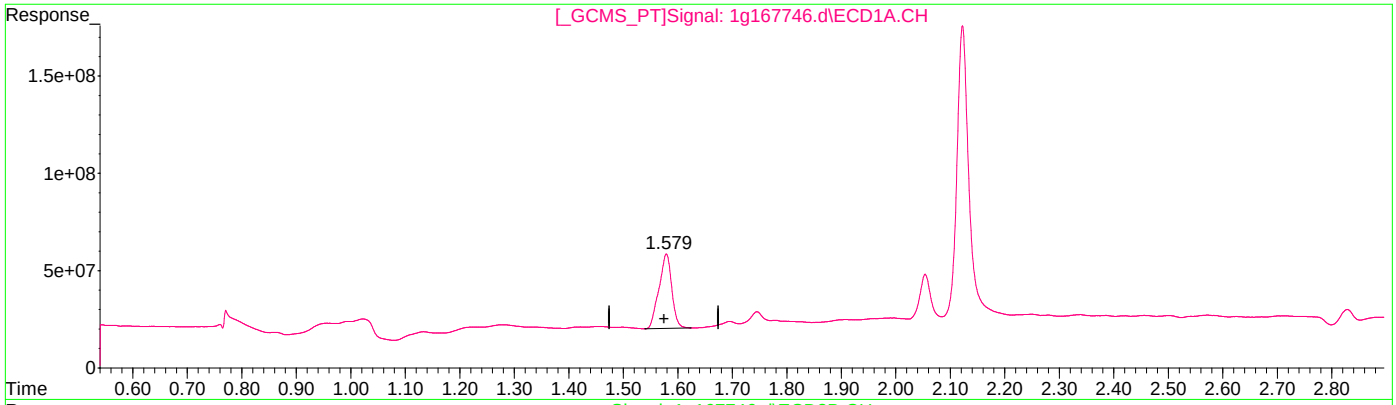

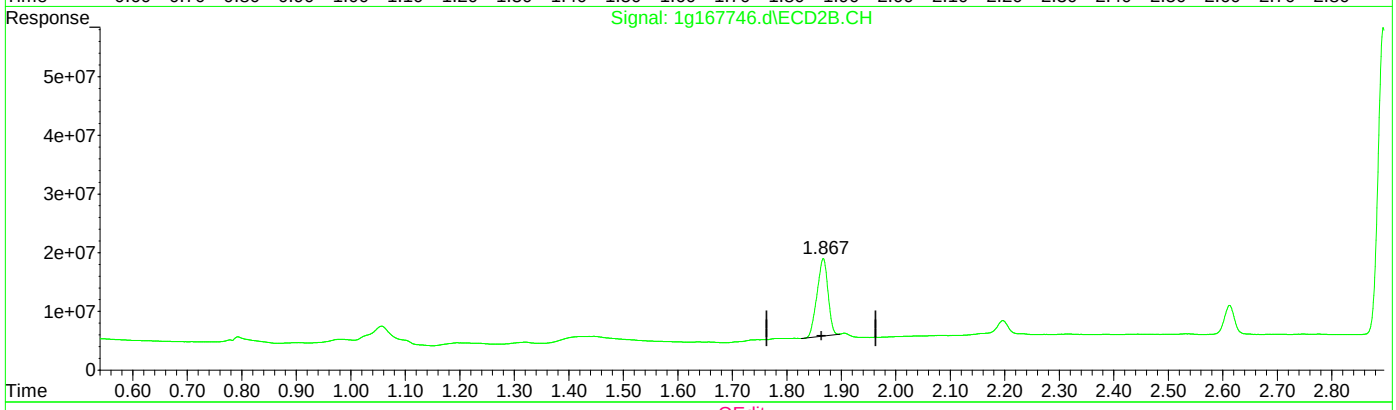

QEdit

(27) 1-bromo-2-nitrobenzeneA (I)

1.579min 50.000 PPB

response 625047178

(27) 1-bromo-2-nitrobenzeneA #2 (I)

1.867min 50.000 PPB

response 184505717

(+) = Expected Retention Time
1pst5651.m Thu Jul 08 00:30:39 2021

1G167746.D edits: 1-bromo-2-nitrobenzeneA

11.1.4.4

Quantitation Report (Qedit)

Data Path : C:\msdchem\1\data\chrisc2\1g5717\
Data File : 1g167746.d
Signal(s) : Signal #1: ECD1A.CH Signal #2: ECD2B.CH
Acq On : 07 Jul 2021 3:02 pm
Operator : taylorc
Sample : jd27540-13
Misc : op34133,g1g5717,15.0,,,10,1
ALS Vial : 85 Sample Multiplier: 1

Integration File signal 1: autoint1.e
Integration File signal 2: autoint2.e
Quant Time: Jul 08 00:05:52 2021
Quant Method : C:\MSDCHEM\1\METHODS\1pst5651.m
Quant Title : PEST/PCB
QLast Update : Thu Jul 08 00:02:33 2021
Response via : Initial Calibration
Integrator: ChemStation 6890 Scale Mode: Large solvent peaks clipped

Volume Inj. : 1ul/column
Signal #1 Phase : RTXCLP I Signal #2 Phase: RTX-CLP II
Signal #1 Info : 30mx.32mmx.50um Signal #2 Info : 30m x .32mm x .25um

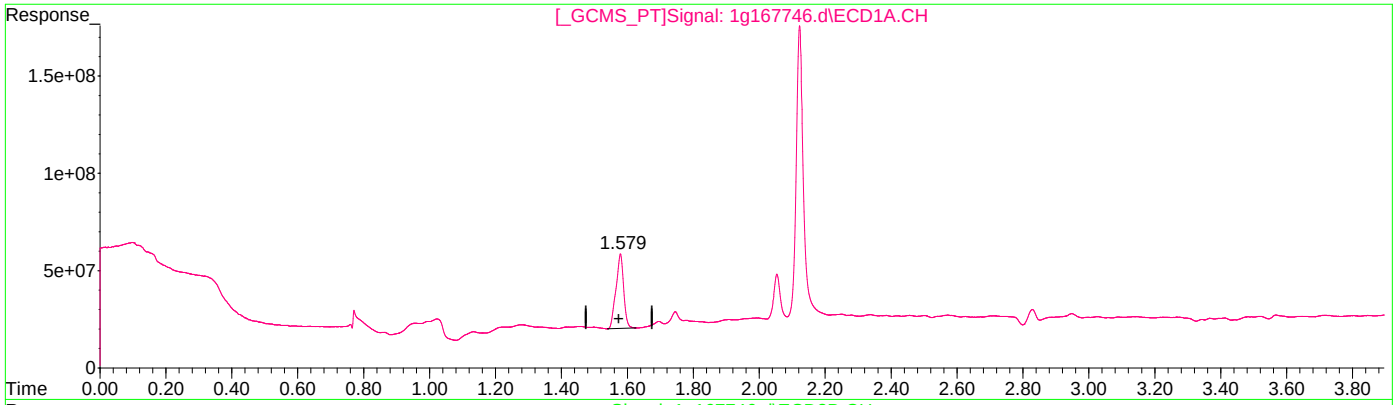

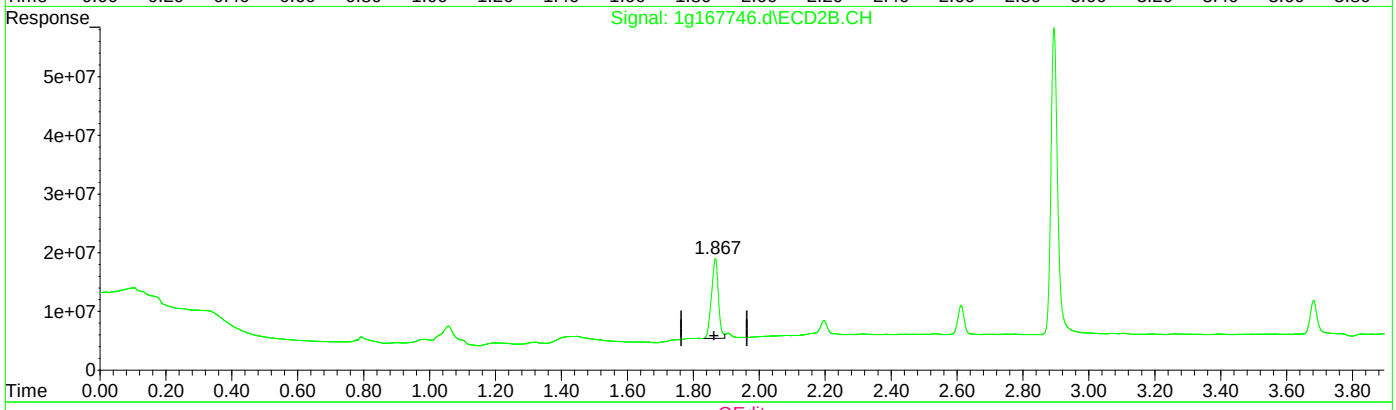

QEdit

(27) 1-bromo-2-nitrobenzeneA (I)

1.579min 50.000 PPB

response 625047178

(27) 1-bromo-2-nitrobenzeneA #2 (I)

1.867min 50.000 PPB m

response 198360064

(+) = Expected Retention Time
1pst5651.m Thu Jul 08 00:30:44 2021

Quantitation Report (Qedit)

Data Path : C:\msdchem\1\data\chrisc2\1g5717\
Data File : 1g167746.d
Signal(s) : Signal #1: ECD1A.CH Signal #2: ECD2B.CH
Acq On : 07 Jul 2021 3:02 pm
Operator : taylorc
Sample : jd27540-13
Misc : op34133,g1g5717,15.0,,,10,1
ALS Vial : 85 Sample Multiplier: 1

Integration File signal 1: autoint1.e
Integration File signal 2: autoint2.e
Quant Time: Jul 08 00:05:52 2021
Quant Method : C:\MSDCHEM\1\METHODS\1pst5651.m
Quant Title : PEST/PCB
QLast Update : Thu Jul 08 00:02:33 2021
Response via : Initial Calibration
Integrator: ChemStation 6890 Scale Mode: Large solvent peaks clipped

Volume Inj. : 1ul/column
Signal #1 Phase : RTXCLP I Signal #2 Phase: RTX-CLP II
Signal #1 Info : 30mx.32mmx.50um Signal #2 Info : 30m x .32mm x .25um

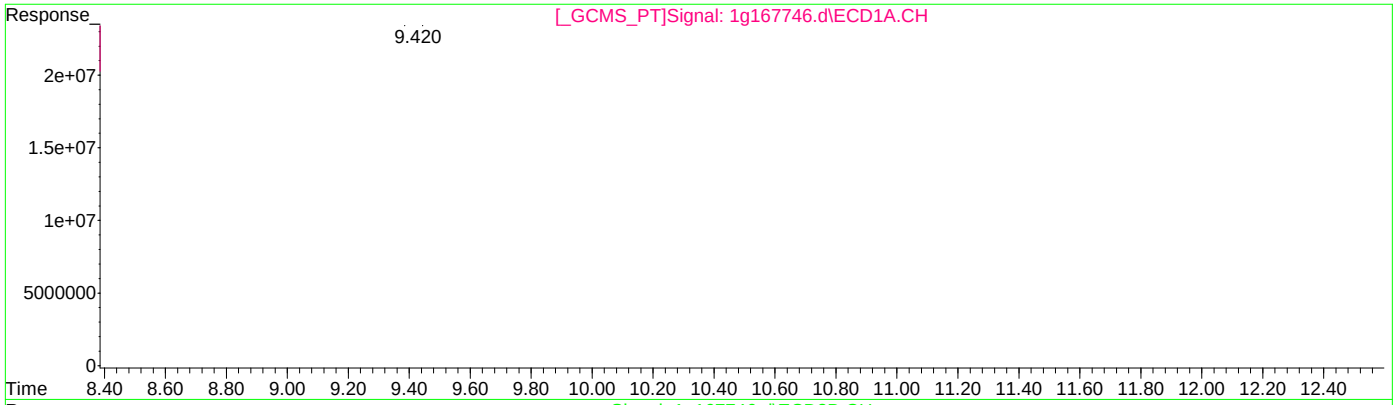

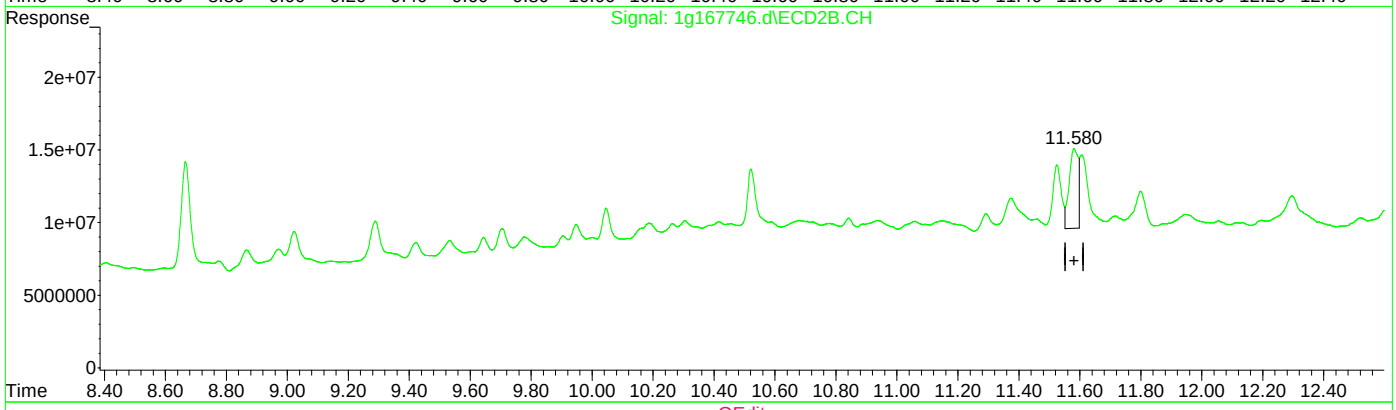

QEdit

(26) Decachlorobiphenyl (SA)

9.420min 17.156 PPB

response 203493665

(26) Decachlorobiphenyl #2 (SA)

11.581min 36.977 PPB

response 112824347

(+) = Expected Retention Time

1pst5651.m Thu Jul 08 00:30:50 2021

Quantitation Report (Qedit)

Data Path : C:\msdchem\1\data\chrisc2\1g5717\
Data File : 1g167746.d
Signal(s) : Signal #1: ECD1A.CH Signal #2: ECD2B.CH
Acq On : 07 Jul 2021 3:02 pm
Operator : taylorc
Sample : jd27540-13
Misc : op34133,g1g5717,15.0,,,10,1
ALS Vial : 85 Sample Multiplier: 1

Integration File signal 1: autoint1.e
Integration File signal 2: autoint2.e
Quant Time: Jul 08 00:05:52 2021
Quant Method : C:\MSDCHEM\1\METHODS\1pst5651.m
Quant Title : PEST/PCB
QLast Update : Thu Jul 08 00:02:33 2021
Response via : Initial Calibration
Integrator: ChemStation 6890 Scale Mode: Large solvent peaks clipped

Volume Inj. : 1ul/column
Signal #1 Phase : RTXCLP I Signal #2 Phase: RTX-CLP II
Signal #1 Info : 30mx.32mmx.50um Signal #2 Info : 30m x .32mm x .25um

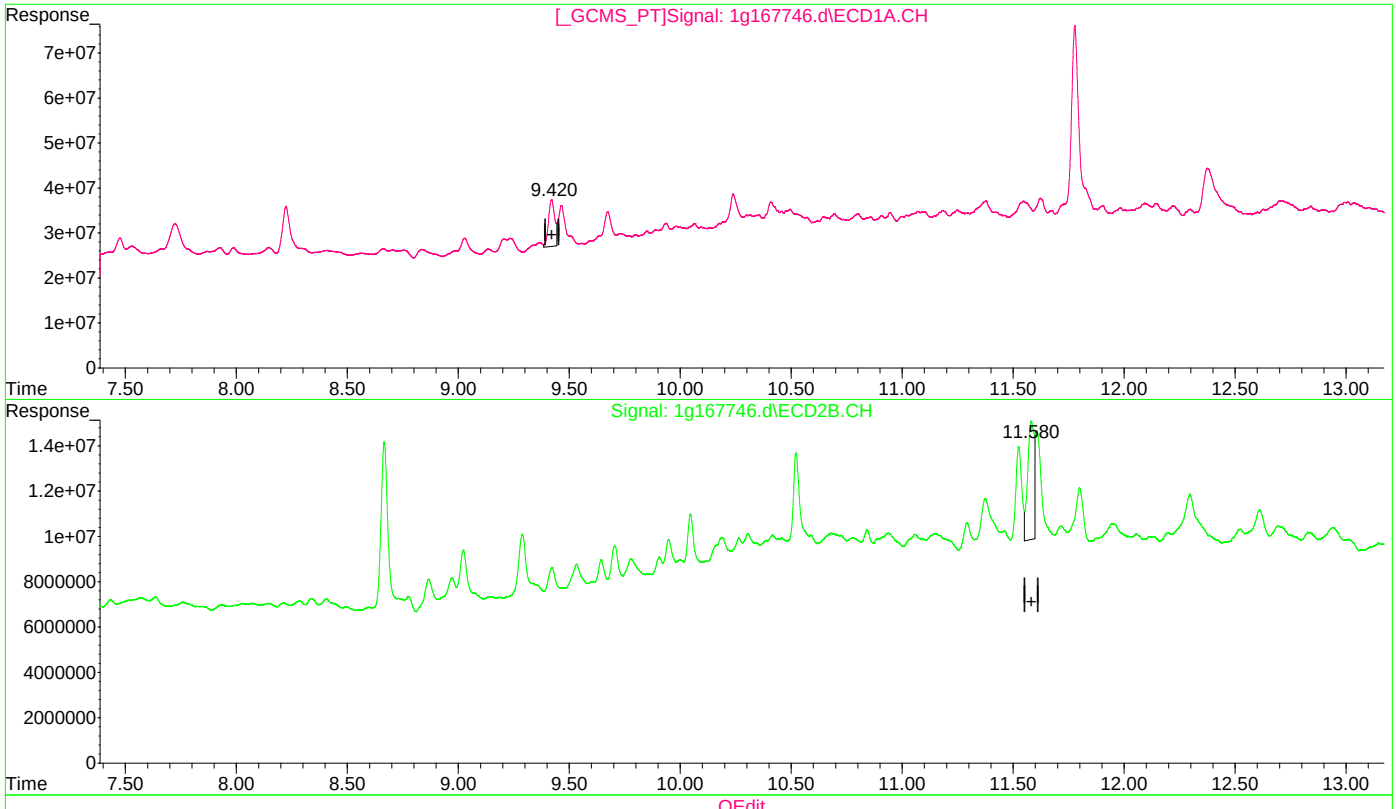

(26) Decachlorobiphenyl (SA)

9.420min 17.156 PPB

response 203493665

(26) Decachlorobiphenyl #2 (SA)

11.580min 35.677 PPB m

response 108859457

(+) = Expected Retention Time

Quantitation Report (Qedit)

Data Path : C:\msdchem\1\data\chrisc2\1g5717\
Data File : 1g167746.d
Signal(s) : Signal #1: ECD1A.CH Signal #2: ECD2B.CH
Acq On : 07 Jul 2021 3:02 pm
Operator : taylorc
Sample : jd27540-13
Misc : op34133,g1g5717,15.0,,,10,1
ALS Vial : 85 Sample Multiplier: 1

Integration File signal 1: autoint1.e
Integration File signal 2: autoint2.e
Quant Time: Jul 08 00:05:52 2021
Quant Method : C:\MSDCHEM\1\METHODS\1pst5651.m
Quant Title : PEST/PCB
QLast Update : Thu Jul 08 00:02:33 2021
Response via : Initial Calibration
Integrator: ChemStation 6890 Scale Mode: Large solvent peaks clipped

Volume Inj. : 1ul/column
Signal #1 Phase : RTXCLP I Signal #2 Phase: RTX-CLP II
Signal #1 Info : 30mx.32mmx.50um Signal #2 Info : 30m x .32mm x .25um

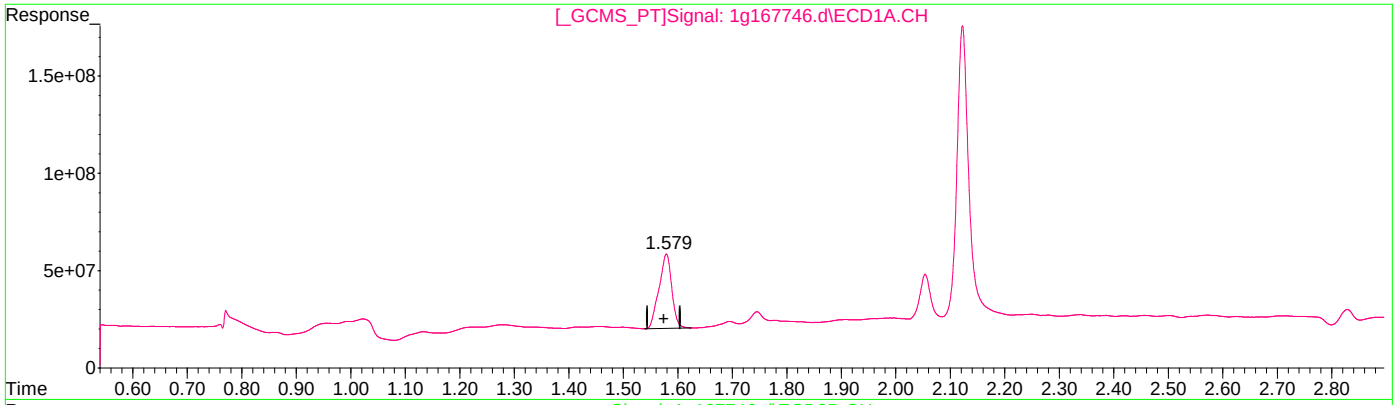

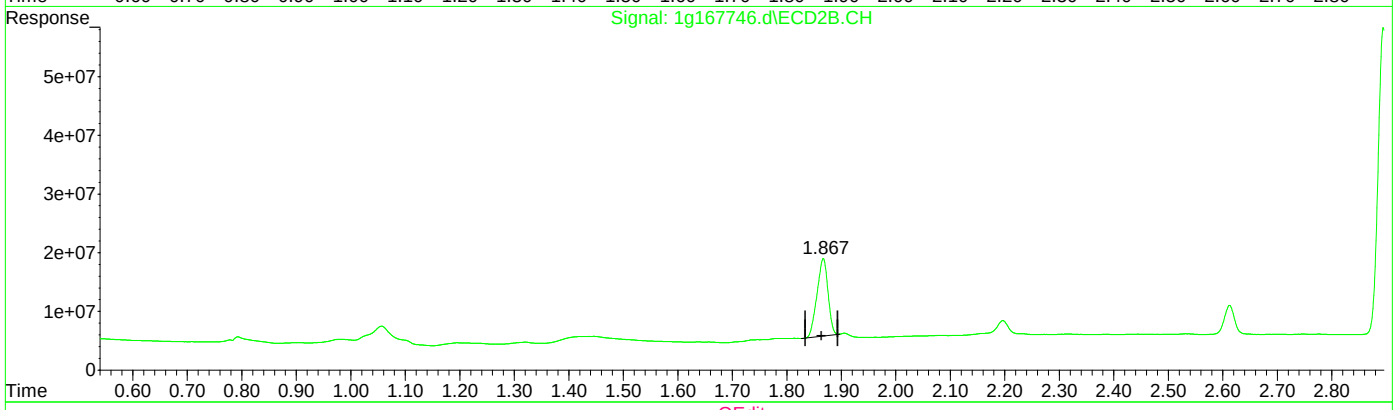

QEdit

(1) 1-bromo-2-nitrobenzene (I)

1.579min 50.000 PPB

response 625047178

(1) 1-bromo-2-nitrobenzene #2 (I)

1.867min 50.000 PPB

response 184505717

(+) = Expected Retention Time

Quantitation Report (Qedit)

Data Path : C:\msdchem\1\data\chrisc2\1g5717\
Data File : 1g167746.d
Signal(s) : Signal #1: ECD1A.CH Signal #2: ECD2B.CH
Acq On : 07 Jul 2021 3:02 pm
Operator : taylorc
Sample : jd27540-13
Misc : op34133,g1g5717,15.0,,,10,1
ALS Vial : 85 Sample Multiplier: 1

Integration File signal 1: autoint1.e
Integration File signal 2: autoint2.e
Quant Time: Jul 08 00:05:52 2021
Quant Method : C:\MSDCHEM\1\METHODS\1pst5651.m
Quant Title : PEST/PCB
QLast Update : Thu Jul 08 00:02:33 2021
Response via : Initial Calibration
Integrator: ChemStation 6890 Scale Mode: Large solvent peaks clipped

Volume Inj. : 1ul/column
Signal #1 Phase : RTXCLP I Signal #2 Phase: RTX-CLP II
Signal #1 Info : 30mx.32mmx.50um Signal #2 Info : 30m x .32mm x .25um

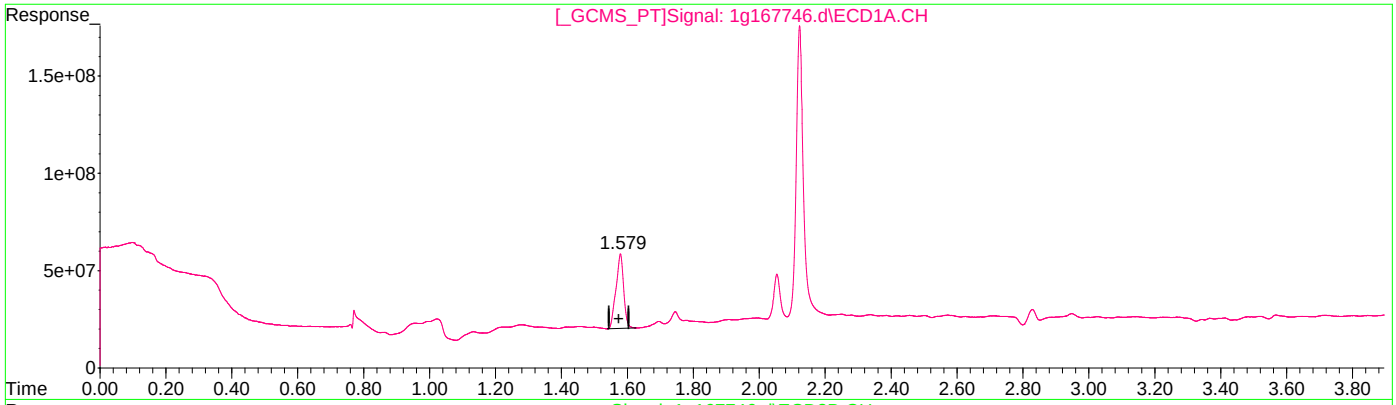

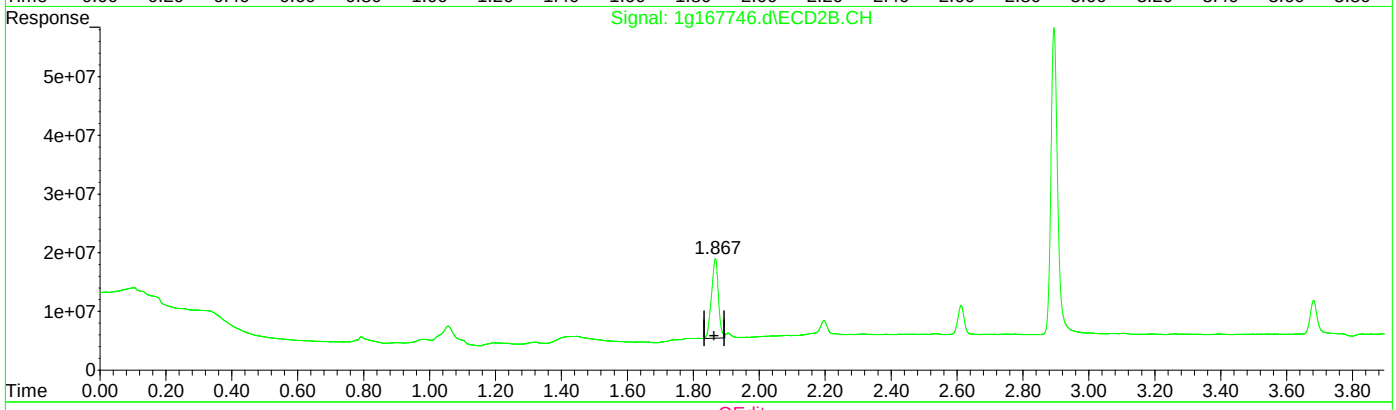

QEdit

(1) 1-bromo-2-nitrobenzene (I)

1.579min 50.000 PPB

response 625047178

(1) 1-bromo-2-nitrobenzene #2 (I)

1.867min 50.000 PPB m

response 197691540

(+) = Expected Retention Time
1pst5651.m Thu Jul 08 00:31:07 2021

Manual Integrations APPROVED (compounds with "m" flag)
Gwendolyn Burns 07/07/21 09:01

Quantitation Report (QT Reviewed)

Data Path : C:\msdchem\1\data\syrap\1g5715\
Data File : 1g167703.d
Signal(s) : Signal #1: ECD1A.CH Signal #2: ECD2B.CH
Acq On : 06 Jul 2021 10:49 pm
Operator : taylorc
Sample : jd27540-14
Misc : op34113,g1g5715,15.1,,,10,1
ALS Vial : 52 Sample Multiplier: 1

Integration File signal 1: autoint1.e
Integration File signal 2: autoint2.e
Quant Time: Jul 07 02:06:22 2021
Quant Method : C:\MSDCHEM\1\METHODS\1pst5651.m
Quant Title : PEST/PCB
QLast Update : Wed Jul 07 01:39:45 2021
Response via : Initial Calibration
Integrator: ChemStation 6890 Scale Mode: Large solvent peaks clipped

Volume Inj. : 1ul/column
Signal #1 Phase : RTXCLP I Signal #2 Phase: RTX-CLP II
Signal #1 Info : 30mx.32mmx.50um Signal #2 Info : 30m x .32mm x .25um

Compound	RT#1	RT#2	Resp#1	Resp#2	PPB	PPB
Internal Standards						
1) I 1-bromo-2...	1.579	1.866	501.4E6	167.2E6	50.000	50.000
27) I 1-bromo-2...	1.579	1.866	501.4E6	167.2E6	50.000	50.000
33) I 1-bromo-2...	1.579	1.866	501.4E6	167.2E6	50.000	50.000
System Monitoring Compounds						
2) SAB Tetrachlo...	2.055	2.613	324.6E6	68658572	35.033	33.664
Spiked Amount 40.000	Range 30 - 150		Recovery =		87.58%	84.16%
26) SA Decachlor...	9.424	11.586	312.8E6	91630676	32.873	33.136
Spiked Amount 40.000			Recovery =		82.18%	82.84%
Target Compounds						
9) MB Aldrin	3.514f	4.746	15855867	13357247	1.393m	3.365m#
16) MA Dieldrin	5.037f	6.707	29389732	5143405	2.629	1.287m#
Sum Toxaphene			0	0	N.D.	N.D.
Average Toxaphene					0.000	0.000

SemiQuant Compounds - Not Calibrated on this Instrument

(f)=RT Delta > 1/2 Window (#)=Amounts differ by > 25% (m)=manual int.

11.1.5 11

Quantitation Report (QT Reviewed)

Data Path : C:\msdchem\1\data\syrap\1g5715\
Data File : 1g167703.d
Signal(s) : Signal #1: ECD1A.CH Signal #2: ECD2B.CH
Acq On : 06 Jul 2021 10:49 pm
Operator : taylorc
Sample : jd27540-14
Misc : op34113,g1g5715,15.1,,,10,1
ALS Vial : 52 Sample Multiplier: 1

Integration File signal 1: autoint1.e
Integration File signal 2: autoint2.e
Quant Time: Jul 07 02:06:22 2021
Quant Method : C:\MSDCHEM\1\METHODS\1pst5651.m
Quant Title : PEST/PCB
QLast Update : Wed Jul 07 01:39:45 2021
Response via : Initial Calibration
Integrator: ChemStation 6890 Scale Mode: Large solvent peaks clipped

Volume Inj. : 1ul/column
Signal #1 Phase : RTXCLP I Signal #2 Phase: RTX-CLP II
Signal #1 Info : 30mx.32mmx.50um Signal #2 Info : 30m x .32mm x .25um

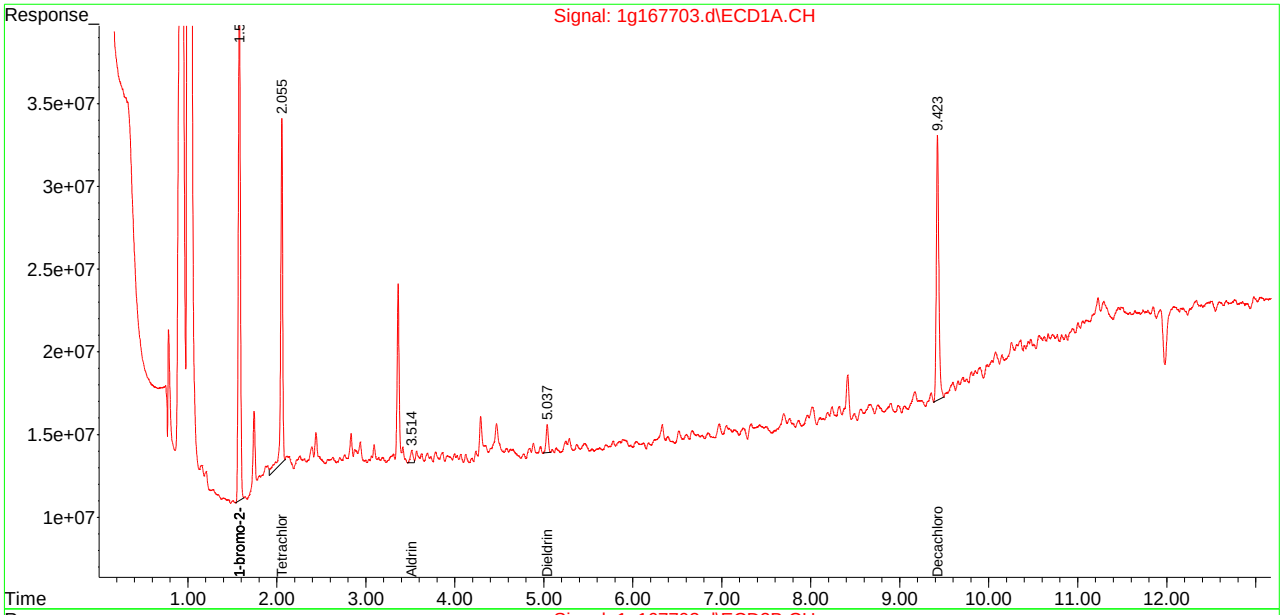

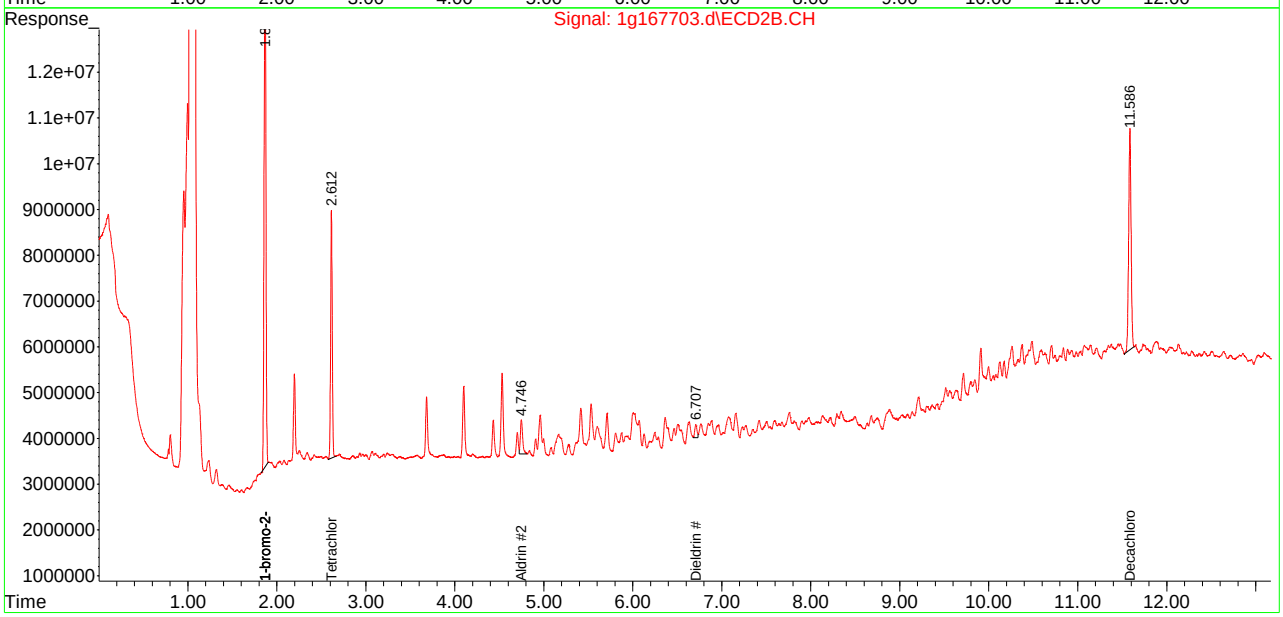

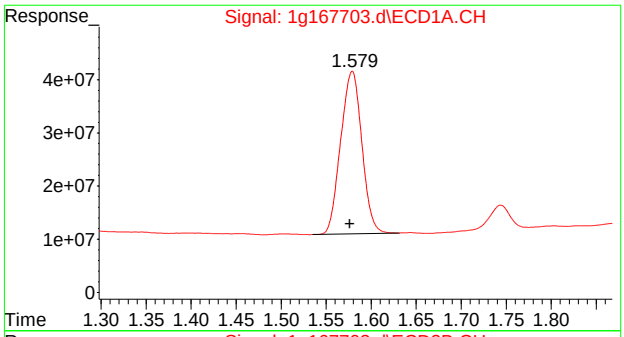

#1 1-bromo-2-nitrobenzene

R.T.: 1.579 min
Delta R.T.: 0.003 min
Response: 501393714
Conc: 50.00 PPB

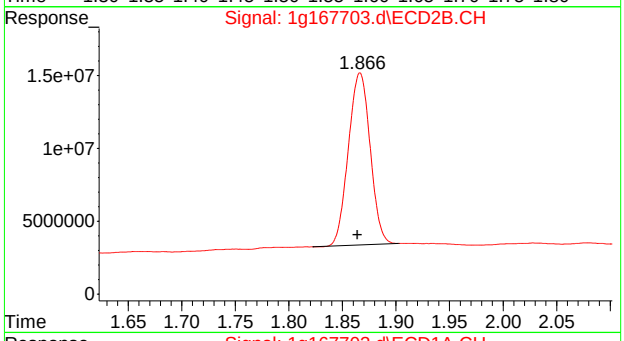

#1 1-bromo-2-nitrobenzene

R.T.: 1.866 min
Delta R.T.: 0.002 min
Response: 167212740
Conc: 50.00 PPB

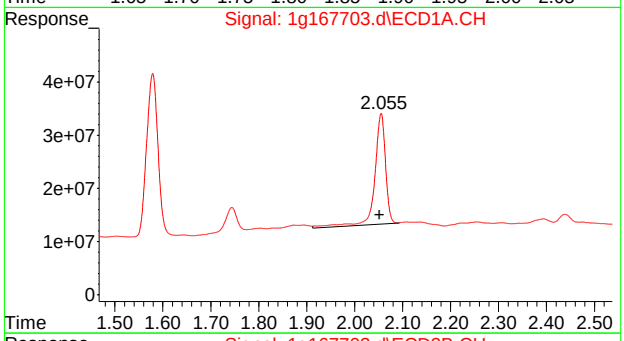

#2 Tetrachloro-m-xylene

R.T.: 2.055 min
Delta R.T.: 0.004 min
Response: 324583931
Conc: 35.03 PPB

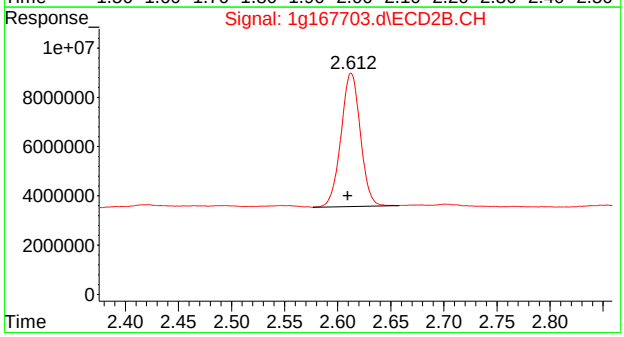

#2 Tetrachloro-m-xylene

R.T.: 2.613 min
Delta R.T.: 0.003 min
Response: 68658572
Conc: 33.66 PPB

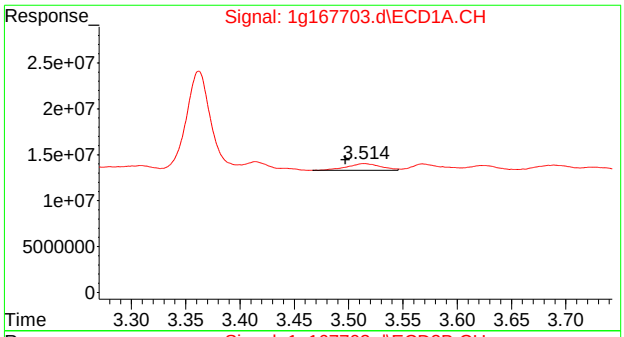

#9 Aldrin

R.T.: 3.514 min
Delta R.T.: 0.017 min
Response: 15855867
Conc: 1.39 PPB m

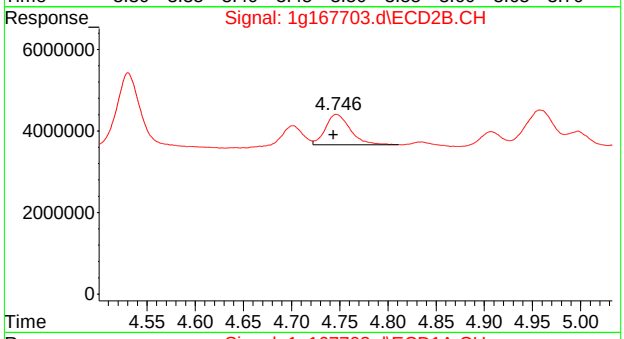

#9 Aldrin

R.T.: 4.746 min
Delta R.T.: 0.002 min
Response: 13357247
Conc: 3.36 PPB m

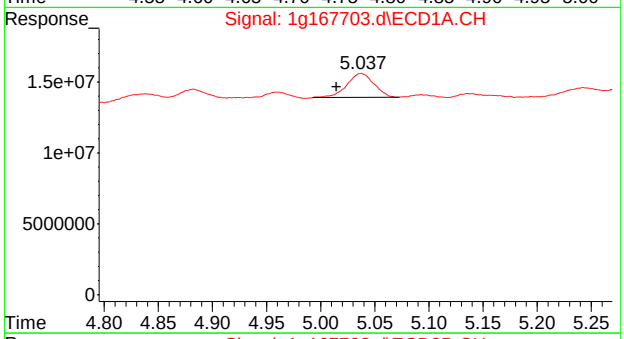

#16 Dieldrin

R.T.: 5.037 min
Delta R.T.: 0.022 min
Response: 29389732
Conc: 2.63 PPB

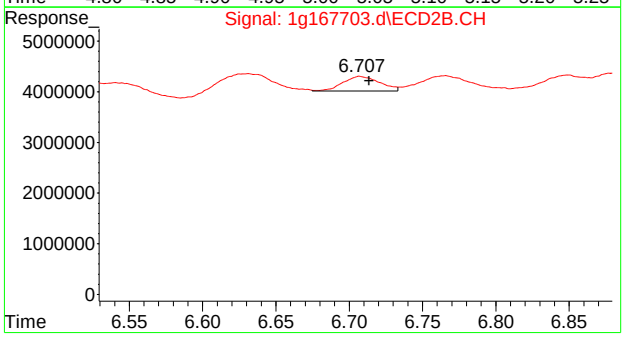

#16 Dieldrin

R.T.: 6.707 min
Delta R.T.: -0.007 min
Response: 5143405
Conc: 1.29 PPB m

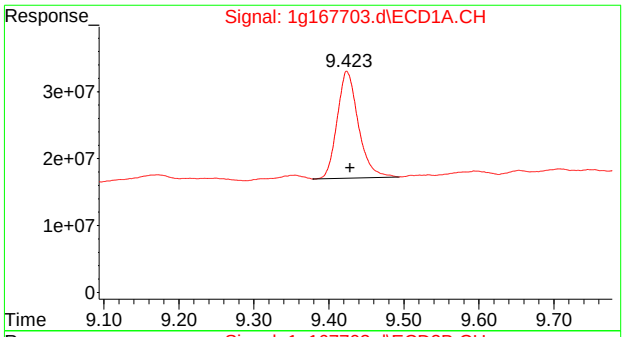

#26 Decachlorobiphenyl

R.T.: 9.424 min
Delta R.T.: -0.004 min
Response: 312777264
Conc: 32.87 PPB

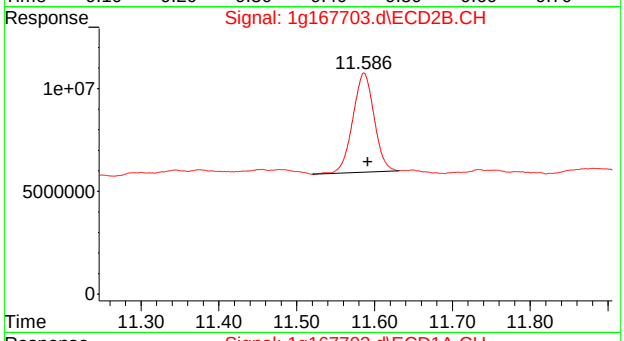

#26 Decachlorobiphenyl

R.T.: 11.586 min
Delta R.T.: -0.005 min
Response: 91630676
Conc: 33.14 PPB

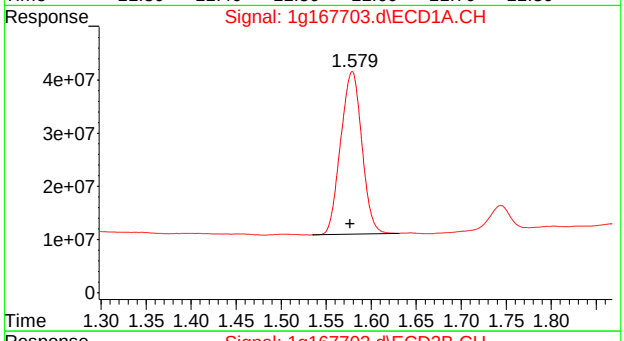

#27 1-bromo-2-nitrobenzeneA

R.T.: 1.579 min
Delta R.T.: 0.003 min
Response: 501393714
Conc: 50.00 PPB

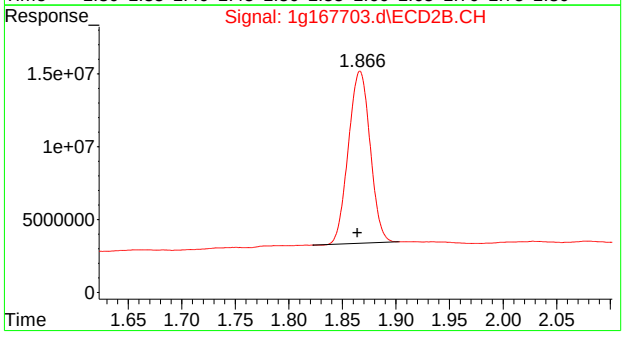

#27 1-bromo-2-nitrobenzeneA

R.T.: 1.866 min
Delta R.T.: 0.002 min
Response: 167212740
Conc: 50.00 PPB

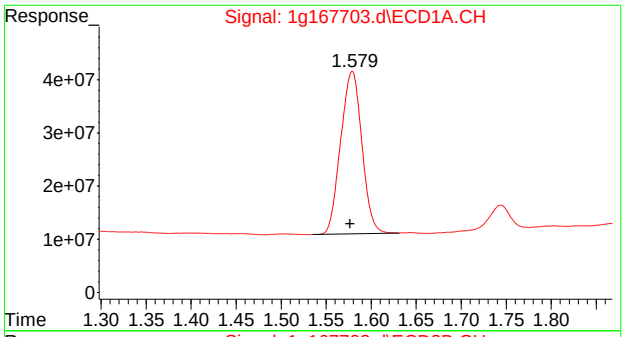

#33 1-bromo-2-nitrobenzeneB

R.T.: 1.579 min
Delta R.T.: 0.003 min
Response: 501393714
Conc: 50.00 PPB

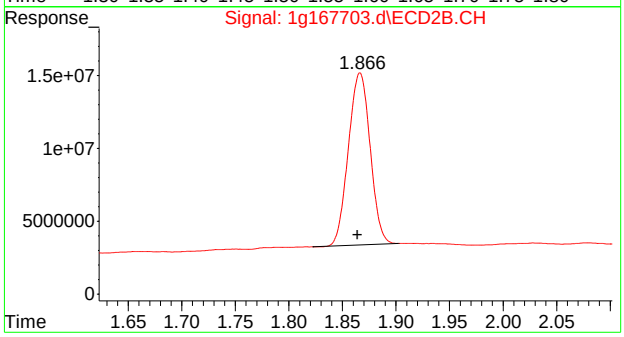

#33 1-bromo-2-nitrobenzeneB

R.T.: 1.866 min
Delta R.T.: 0.002 min
Response: 167212740
Conc: 50.00 PPB

Manual Integration Approval Summary

Sample Number: JD27540-14
Lab FileID: 1G167703.D
Injection Time: 07/06/21 22:49

Method: SW846 8081B
Analyst approved: 07/07/21 03:00 Syra Marie Pacheco
Supervisor approved: 07/07/21 09:01 Gwendolyn Burns

Parameter	CAS	Sig#	R.T. (min.)	Reason
Aldrin	309-00-2	1	3.51	Poorly defined baseline
Aldrin	309-00-2	2	4.75	Poorly defined baseline
Dieldrin	60-57-1	2	6.71	Poorly defined baseline

Quantitation Report (Qedit)

Data Path : C:\msdchem\1\data\syrap\1g5715\
Data File : 1g167703.d
Signal(s) : Signal #1: ECD1A.CH Signal #2: ECD2B.CH
Acq On : 06 Jul 2021 10:49 pm
Operator : taylorc
Sample : jd27540-14
Misc : op34113,g1g5715,15.1,,,10,1
ALS Vial : 52 Sample Multiplier: 1

Integration File signal 1: autoint1.e
Integration File signal 2: autoint2.e
Quant Time: Jul 07 01:46:30 2021
Quant Method : C:\MSDCHEM\1\METHODS\1pst5651.m
Quant Title : PEST/PCB
QLast Update : Wed Jul 07 01:39:45 2021
Response via : Initial Calibration
Integrator: ChemStation 6890 Scale Mode: Large solvent peaks clipped

Volume Inj. : 1ul/column
Signal #1 Phase : RTXCLP I Signal #2 Phase: RTX-CLP II
Signal #1 Info : 30mx.32mmx.50um Signal #2 Info : 30m x .32mm x .25um

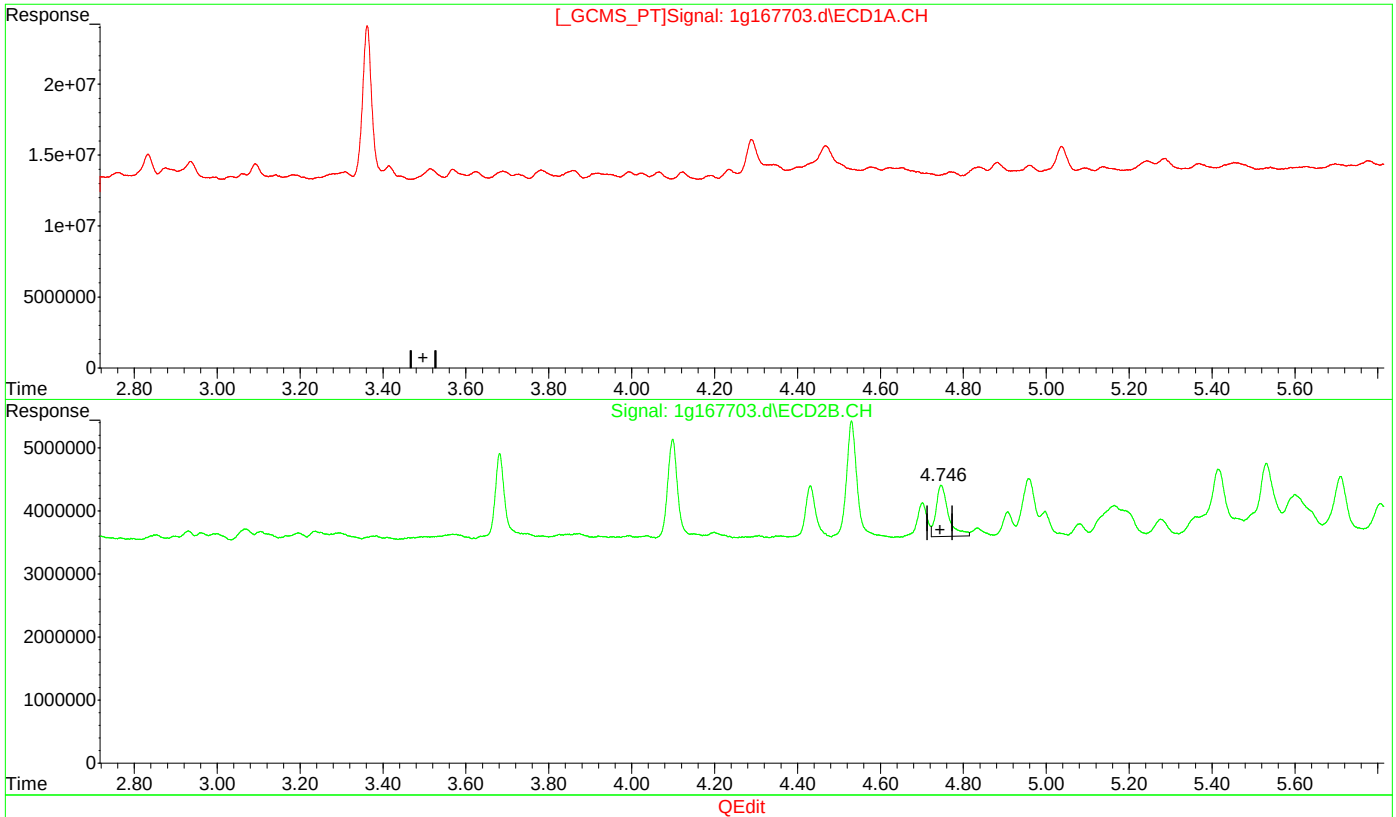

QEdit

(9) Aldrin (MB)

0.000min 0.000 PPB

response 0

(9) Aldrin #2 (MB)

4.747min 4.222 PPB

response 16757692

(+) = Expected Retention Time
1pst5651.m Wed Jul 07 02:05:09 2021

Quantitation Report (Qedit)

Data Path : C:\msdchem\1\data\syrap\1g5715\
Data File : 1g167703.d
Signal(s) : Signal #1: ECD1A.CH Signal #2: ECD2B.CH
Acq On : 06 Jul 2021 10:49 pm
Operator : taylorc
Sample : jd27540-14
Misc : op34113,g1g5715,15.1,,,10,1
ALS Vial : 52 Sample Multiplier: 1

Integration File signal 1: autoint1.e
Integration File signal 2: autoint2.e
Quant Time: Jul 07 01:46:30 2021
Quant Method : C:\MSDCHEM\1\METHODS\1pst5651.m
Quant Title : PEST/PCB
QLast Update : Wed Jul 07 01:39:45 2021
Response via : Initial Calibration
Integrator: ChemStation 6890 Scale Mode: Large solvent peaks clipped

Volume Inj. : 1ul/column
Signal #1 Phase : RTXCLP I Signal #2 Phase: RTX-CLP II
Signal #1 Info : 30mx.32mmx.50um Signal #2 Info : 30m x .32mm x .25um

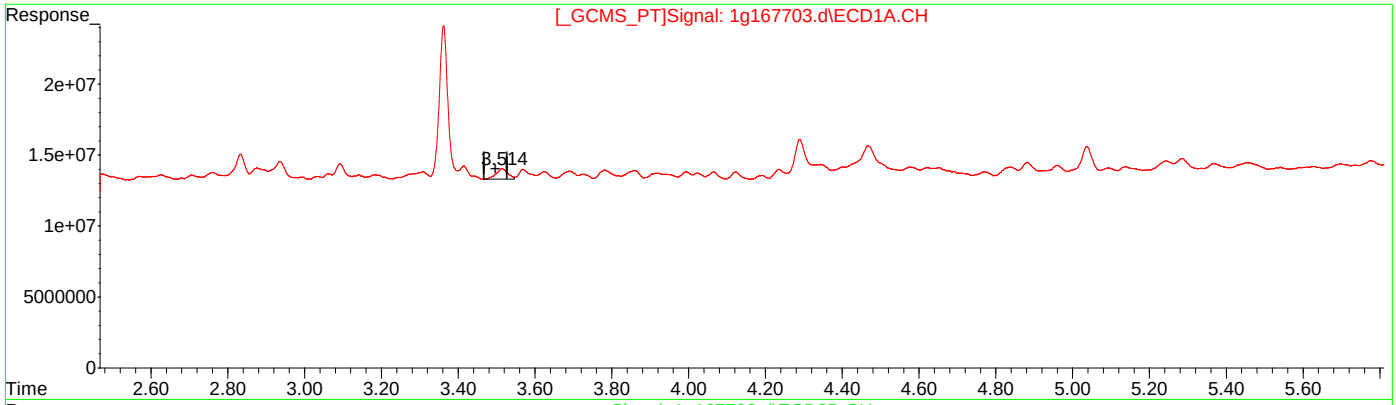

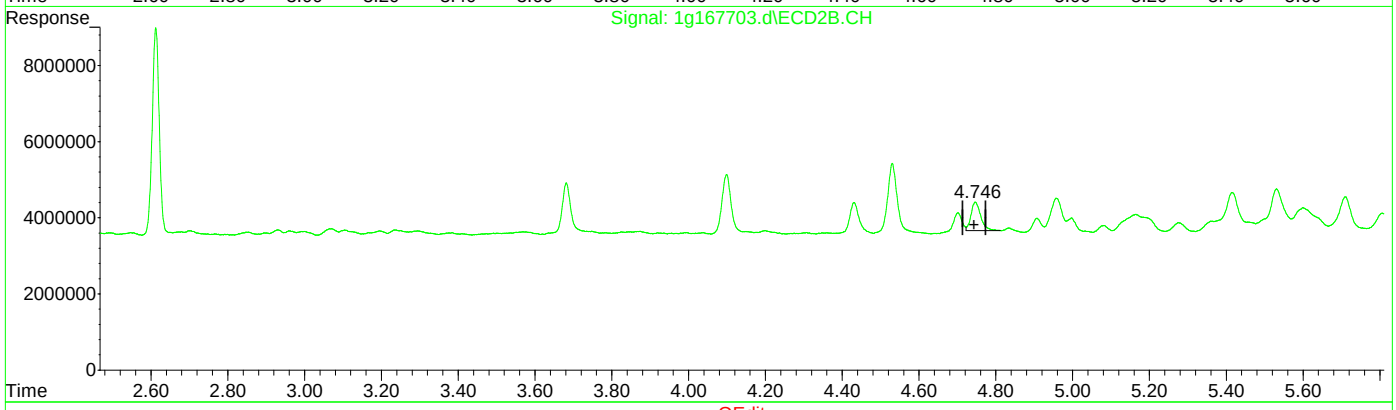

QEdit

(9) Aldrin (MB)

3.514min 1.393 PPB m

response 15855867

(9) Aldrin #2 (MB)

4.746min 3.365 PPB m

response 13357247

(+) = Expected Retention Time
1pst5651.m Wed Jul 07 02:05:32 2021

Quantitation Report (Qedit)

Data Path : C:\msdchem\1\data\syrap\1g5715\
Data File : 1g167703.d
Signal(s) : Signal #1: ECD1A.CH Signal #2: ECD2B.CH
Acq On : 06 Jul 2021 10:49 pm
Operator : taylorc
Sample : jd27540-14
Misc : op34113,g1g5715,15.1,,,10,1
ALS Vial : 52 Sample Multiplier: 1

Integration File signal 1: autoint1.e
Integration File signal 2: autoint2.e
Quant Time: Jul 07 01:46:30 2021
Quant Method : C:\MSDCHEM\1\METHODS\1pst5651.m
Quant Title : PEST/PCB
QLast Update : Wed Jul 07 01:39:45 2021
Response via : Initial Calibration
Integrator: ChemStation 6890 Scale Mode: Large solvent peaks clipped

Volume Inj. : 1ul/column
Signal #1 Phase : RTXCLP I Signal #2 Phase: RTX-CLP II
Signal #1 Info : 30mx.32mmx.50um Signal #2 Info : 30m x .32mm x .25um

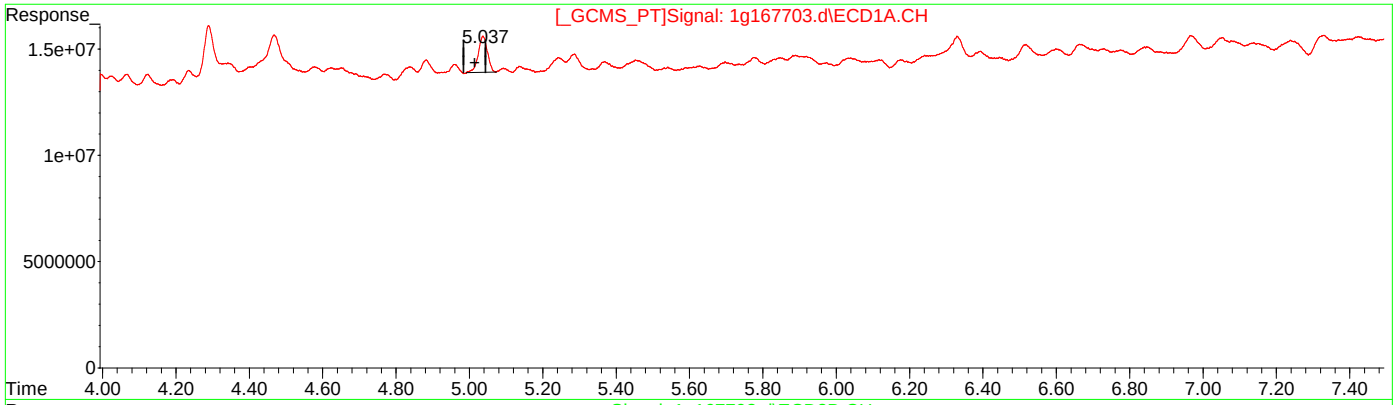

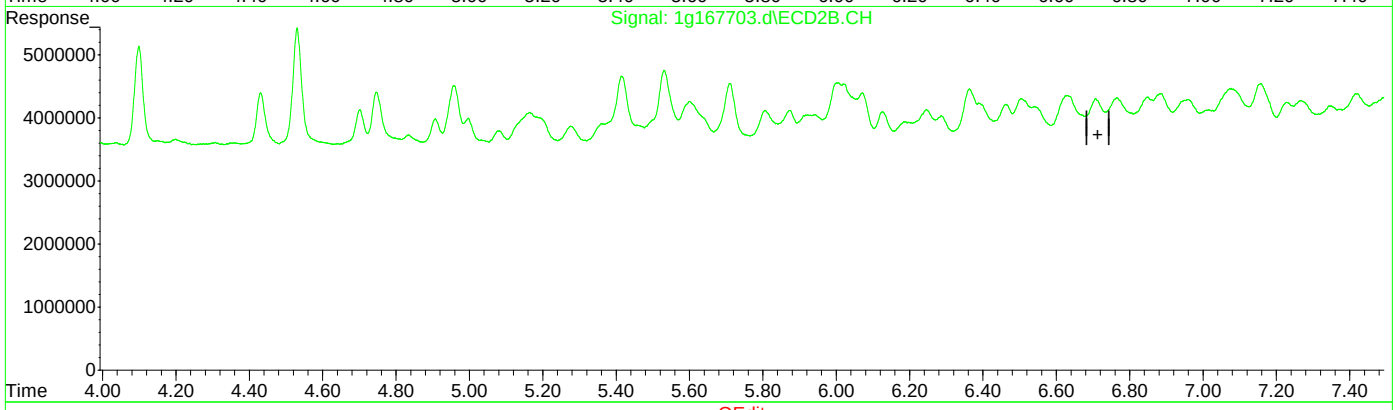

QEdit

(16) Dieldrin (MA)

5.037min 2.629 PPB

response 29389732

(16) Dieldrin #2 (MA)

0.000min 0.000 PPB

response 0

(+) = Expected Retention Time

1pst5651.m Wed Jul 07 02:05:51 2021

Quantitation Report (Qedit)

Data Path : C:\msdchem\1\data\syrap\1g5715\
Data File : 1g167703.d
Signal(s) : Signal #1: ECD1A.CH Signal #2: ECD2B.CH
Acq On : 06 Jul 2021 10:49 pm
Operator : taylorc
Sample : jd27540-14
Misc : op34113,g1g5715,15.1,,,10,1
ALS Vial : 52 Sample Multiplier: 1

Integration File signal 1: autoint1.e
Integration File signal 2: autoint2.e
Quant Time: Jul 07 01:46:30 2021
Quant Method : C:\MSDCHEM\1\METHODS\1pst5651.m
Quant Title : PEST/PCB
QLast Update : Wed Jul 07 01:39:45 2021
Response via : Initial Calibration
Integrator: ChemStation 6890 Scale Mode: Large solvent peaks clipped

Volume Inj. : 1ul/column
Signal #1 Phase : RTXCLP I Signal #2 Phase: RTX-CLP II
Signal #1 Info : 30mx.32mmx.50um Signal #2 Info : 30m x .32mm x .25um

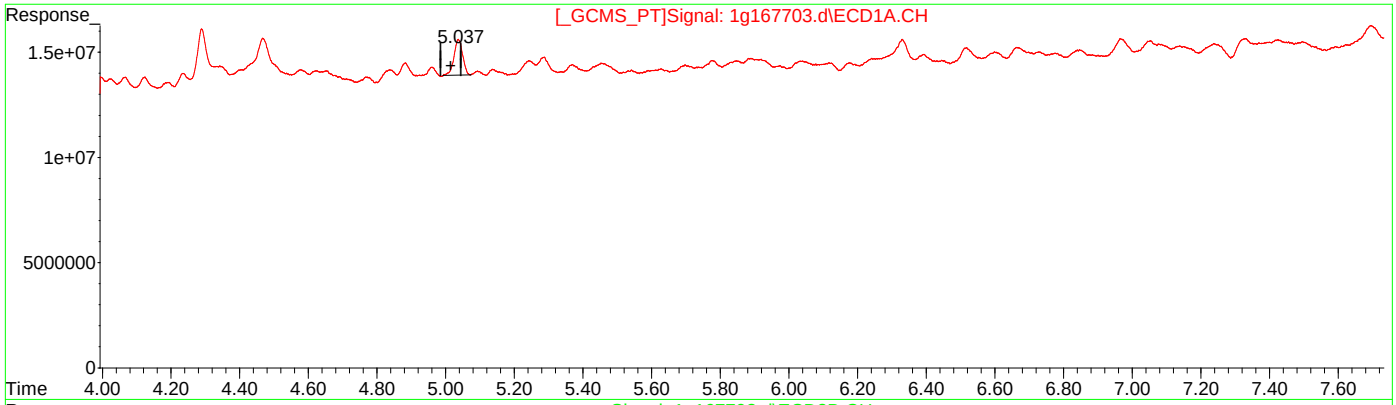

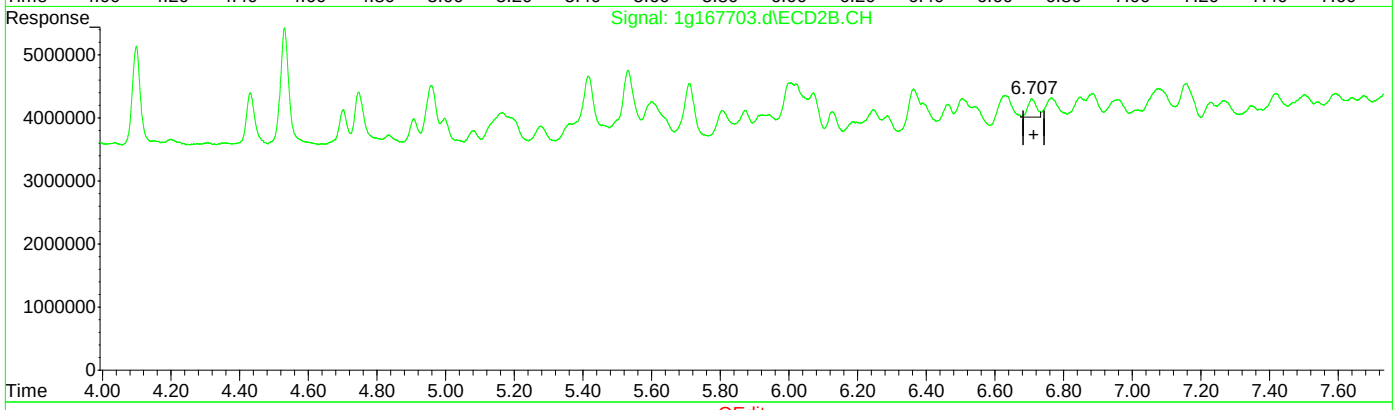

QEdit

(16) Dieldrin (MA)

5.037min 2.629 PPB

response 29389732

(16) Dieldrin #2 (MA)

6.707min 1.287 PPB m

response 5143405

(+) = Expected Retention Time
1pst5651.m Wed Jul 07 02:05:59 2021

Manual Integrations APPROVED (compounds with "m" flag)
Gwendolyn Burns 07/08/21 09:21

Quantitation Report (QT Reviewed)

Data Path : C:\msdchem\1\data\chrisc2\1g5717\
Data File : 1g167744.d
Signal(s) : Signal #1: ECD1A.CH Signal #2: ECD2B.CH
Acq On : 07 Jul 2021 2:26 pm
Operator : taylorc
Sample : jd27540-17
Misc : op34133,g1g5717,15.0,,,10,1
ALS Vial : 83 Sample Multiplier: 1

Integration File signal 1: autoint1.e
Integration File signal 2: autoint2.e
Quant Time: Jul 08 00:27:55 2021
Quant Method : C:\MSDCHEM\1\METHODS\1pst5651.m
Quant Title : PEST/PCB
QLast Update : Thu Jul 08 00:02:33 2021
Response via : Initial Calibration
Integrator: ChemStation 6890 Scale Mode: Large solvent peaks clipped

Volume Inj. : 1ul/column
Signal #1 Phase : RTXCLP I Signal #2 Phase: RTX-CLP II
Signal #1 Info : 30mx.32mmx.50um Signal #2 Info : 30m x .32mm x .25um

Compound	RT#1	RT#2	Resp#1	Resp#2	PPB	PPB
Internal Standards						
1) I 1-bromo-2...	1.575	1.862	725.0E6	202.0E6	50.000	50.000
27) I 1-bromo-2...	1.575	1.862	725.0E6	202.0E6	50.000	50.000
33) I 1-bromo-2...	1.575	1.862	725.0E6	202.0E6	50.000	50.000
System Monitoring Compounds						
2) SAB Tetrachlo...	2.050	2.609	475.5E6	91977904	35.496	37.325
Spiked Amount	40.000	Range 30 - 150	Recovery	=	88.74%	93.31%
26) SA Decachlor...	9.419	11.586	359.3E6	147.5E6	26.117m	44.162 #
Spiked Amount	40.000		Recovery	=	65.29%	110.41%
Target Compounds						
Sum Toxaphene			0	0	N.D.	N.D.
Average Toxaphene					0.000	0.000

SemiQuant Compounds - Not Calibrated on this Instrument

(f)=RT Delta > 1/2 Window (#)=Amounts differ by > 25% (m)=manual int.

11.1.6 11

Quantitation Report (QT Reviewed)

Data Path : C:\msdchem\1\data\chrisc2\1g5717\
Data File : 1g167744.d
Signal(s) : Signal #1: ECD1A.CH Signal #2: ECD2B.CH
Acq On : 07 Jul 2021 2:26 pm
Operator : taylorc
Sample : jd27540-17
Misc : op34133,g1g5717,15.0,,,10,1
ALS Vial : 83 Sample Multiplier: 1

Integration File signal 1: autoint1.e
Integration File signal 2: autoint2.e
Quant Time: Jul 08 00:27:55 2021
Quant Method : C:\MSDCHEM\1\METHODS\1pst5651.m
Quant Title : PEST/PCB
QLast Update : Thu Jul 08 00:02:33 2021
Response via : Initial Calibration
Integrator: ChemStation 6890 Scale Mode: Large solvent peaks clipped

Volume Inj. : 1ul/column
Signal #1 Phase : RTXCLP I Signal #2 Phase: RTX-CLP II
Signal #1 Info : 30mx.32mmx.50um Signal #2 Info : 30m x .32mm x .25um

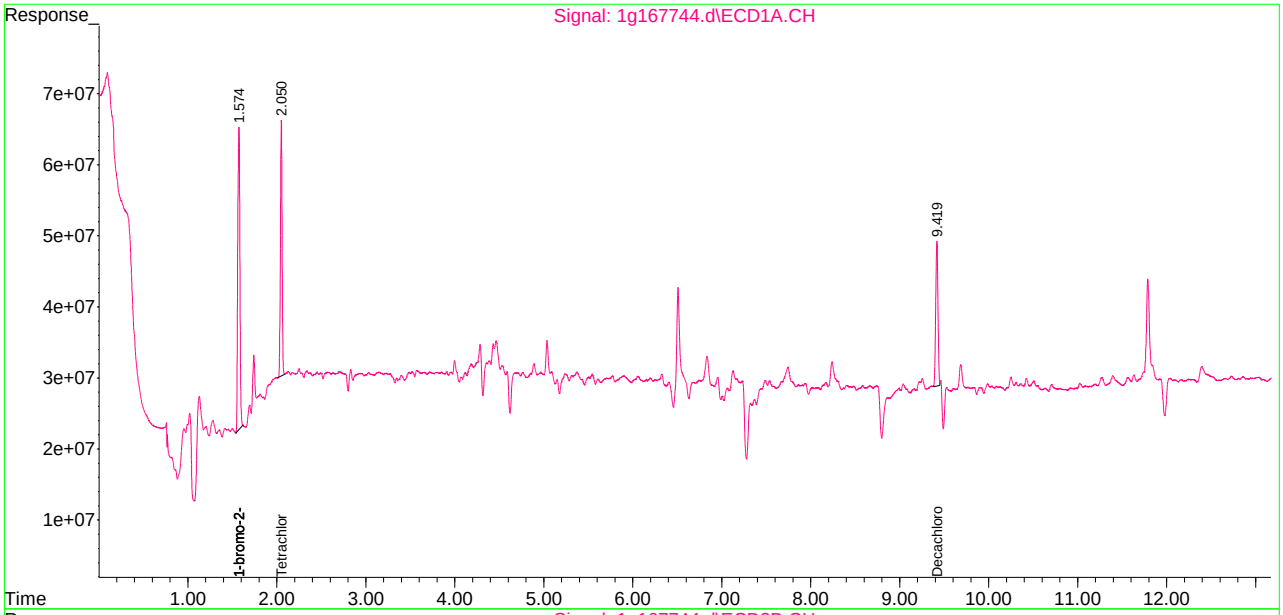

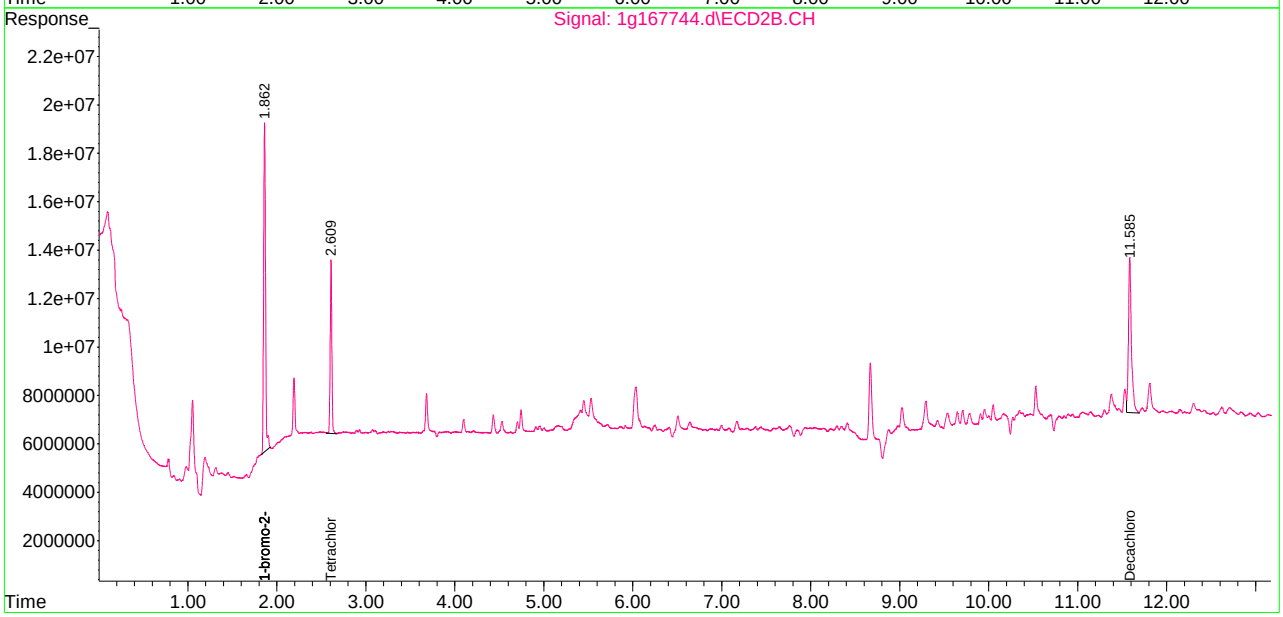

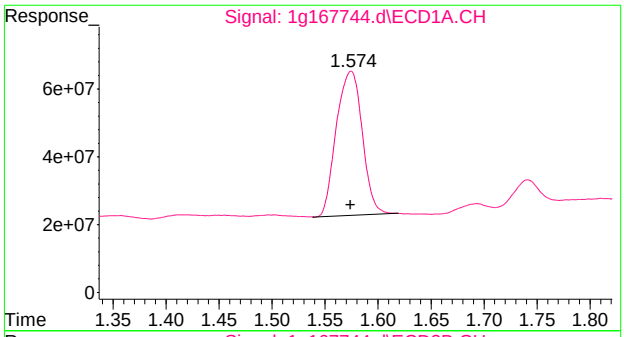

#1 1-bromo-2-nitrobenzene

R.T.: 1.575 min
Delta R.T.: 0.000 min
Response: 724996492
Conc: 50.00 PPB

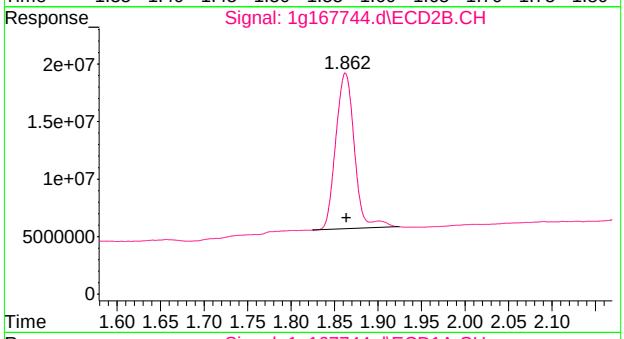

#1 1-bromo-2-nitrobenzene

R.T.: 1.862 min
Delta R.T.: -0.001 min
Response: 202033385
Conc: 50.00 PPB

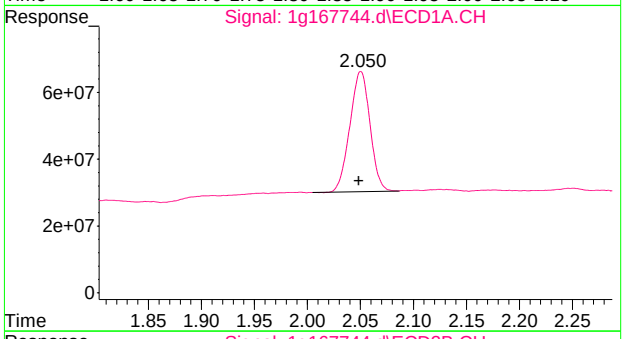

#2 Tetrachloro-m-xylene

R.T.: 2.050 min
Delta R.T.: 0.002 min
Response: 475530055
Conc: 35.50 PPB

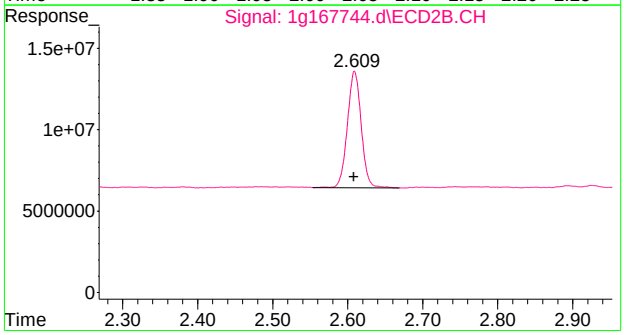

#2 Tetrachloro-m-xylene

R.T.: 2.609 min
Delta R.T.: 0.000 min
Response: 91977904
Conc: 37.33 PPB

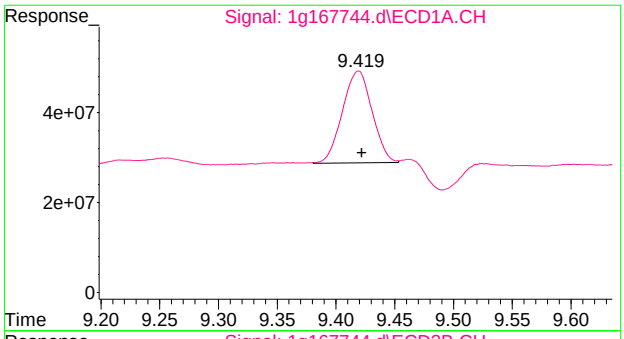

#26 Decachlorobiphenyl

R.T.: 9.419 min
Delta R.T.: -0.003 min
Response: 359322766
Conc: 26.12 PPB m

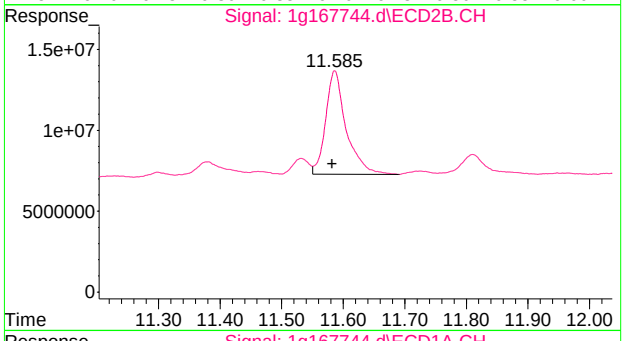

#26 Decachlorobiphenyl

R.T.: 11.586 min
Delta R.T.: 0.004 min
Response: 147549907
Conc: 44.16 PPB

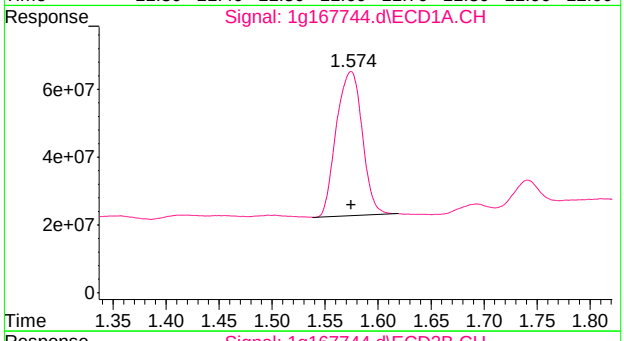

#27 1-bromo-2-nitrobenzeneA

R.T.: 1.575 min
Delta R.T.: 0.000 min
Response: 724996492
Conc: 50.00 PPB

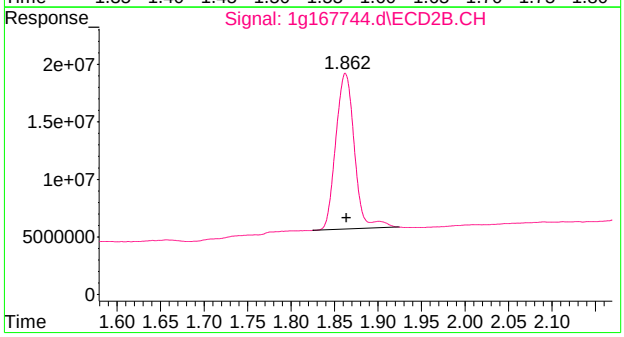

#27 1-bromo-2-nitrobenzeneA

R.T.: 1.862 min
Delta R.T.: -0.001 min
Response: 202033385
Conc: 50.00 PPB

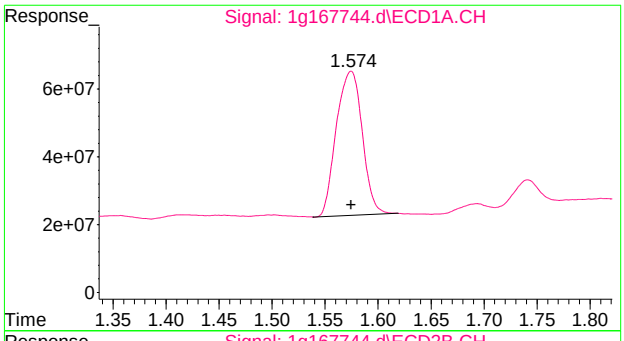

#33 1-bromo-2-nitrobenzeneB

R.T.: 1.575 min
Delta R.T.: 0.000 min
Response: 724996492
Conc: 50.00 PPB

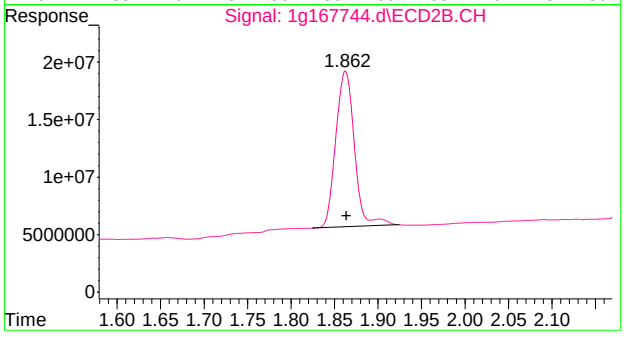

#33 1-bromo-2-nitrobenzeneB

R.T.: 1.862 min
Delta R.T.: -0.001 min
Response: 202033385
Conc: 50.00 PPB

Manual Integration Approval Summary

Sample Number:	JD27540-17	**Method:**	SW846 8081B
Lab FileID:	1G167744.D	**Analyst approved:**	07/08/21 01:45 Christopher Changho
Injection Time:	07/07/21 14:26	**Supervisor approved:**	07/08/21 09:21 Gwendolyn Burns

Parameter	CAS	Sig#	R.T. (min.)	Reason
Decachlorobiphenyl	2051-24-3	1	9.42	Poorly defined baseline

Quantitation Report (Qedit)

Data Path : C:\msdchem\1\data\chrisc2\1g5717\
Data File : 1g167744.d
Signal(s) : Signal #1: ECD1A.CH Signal #2: ECD2B.CH
Acq On : 07 Jul 2021 2:26 pm
Operator : taylorc
Sample : jd27540-17
Misc : op34133,g1g5717,15.0,,,10,1
ALS Vial : 83 Sample Multiplier: 1

Integration File signal 1: autoint1.e
Integration File signal 2: autoint2.e
Quant Time: Jul 08 00:05:18 2021
Quant Method : C:\MSDCHEM\1\METHODS\1pst5651.m
Quant Title : PEST/PCB
QLast Update : Thu Jul 08 00:02:33 2021
Response via : Initial Calibration
Integrator: ChemStation 6890 Scale Mode: Large solvent peaks clipped

Volume Inj. : 1ul/column
Signal #1 Phase : RTXCLP I Signal #2 Phase: RTX-CLP II
Signal #1 Info : 30mx.32mmx.50um Signal #2 Info : 30m x .32mm x .25um

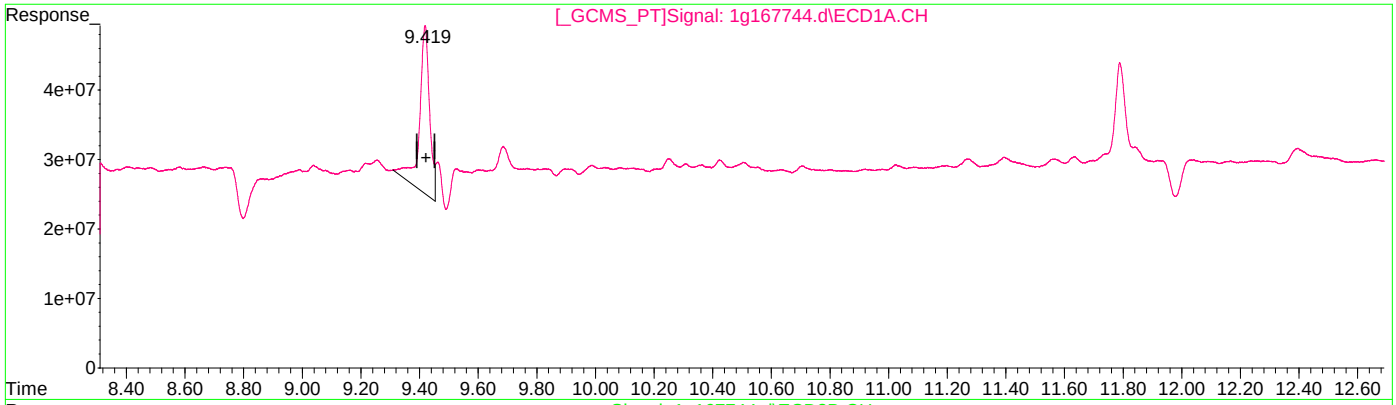

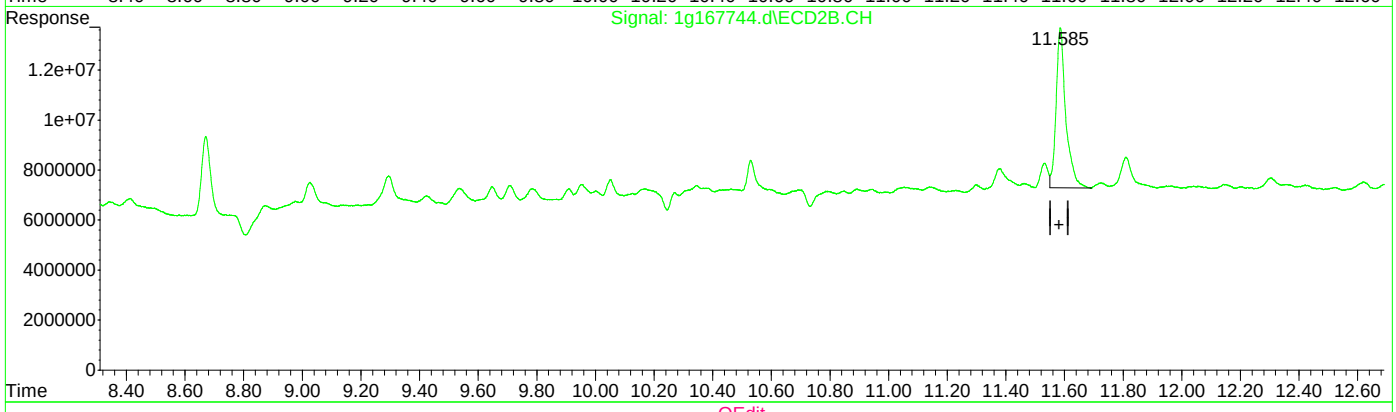

QEdit

(26) Decachlorobiphenyl (SA)

9.419min 42.006 PPB

response 577917071

(26) Decachlorobiphenyl #2 (SA)

11.586min 44.162 PPB

response 147549907

(+) = Expected Retention Time
1pst5651.m Thu Jul 08 00:26:46 2021

Quantitation Report (Qedit)

Data Path : C:\msdchem\1\data\chrisc2\1g5717\
Data File : 1g167744.d
Signal(s) : Signal #1: ECD1A.CH Signal #2: ECD2B.CH
Acq On : 07 Jul 2021 2:26 pm
Operator : taylorc
Sample : jd27540-17
Misc : op34133,g1g5717,15.0,,,10,1
ALS Vial : 83 Sample Multiplier: 1

Integration File signal 1: autoint1.e
Integration File signal 2: autoint2.e
Quant Time: Jul 08 00:05:18 2021
Quant Method : C:\MSDCHEM\1\METHODS\1pst5651.m
Quant Title : PEST/PCB
QLast Update : Thu Jul 08 00:02:33 2021
Response via : Initial Calibration
Integrator: ChemStation 6890 Scale Mode: Large solvent peaks clipped

Volume Inj. : 1ul/column
Signal #1 Phase : RTXCLP I Signal #2 Phase: RTX-CLP II
Signal #1 Info : 30mx.32mmx.50um Signal #2 Info : 30m x .32mm x .25um

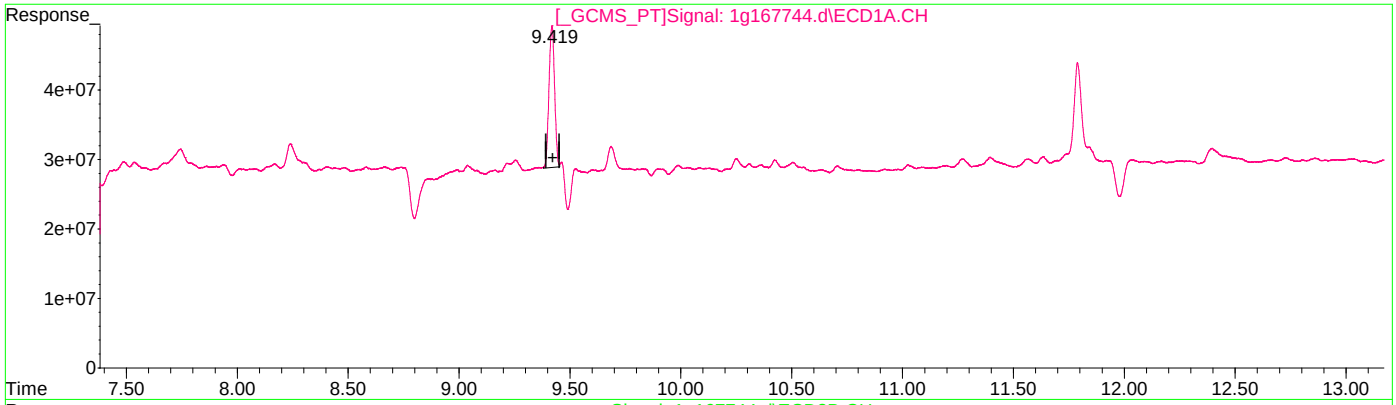

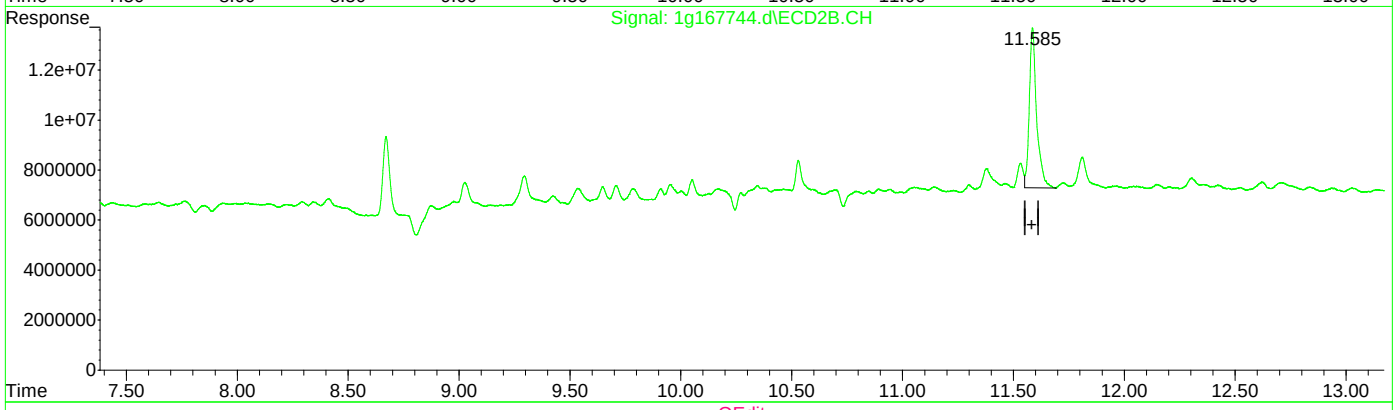

QEdit

(26) Decachlorobiphenyl (SA)

9.419min 26.117 PPB m

response 359322766

(26) Decachlorobiphenyl #2 (SA)

11.586min 44.162 PPB

response 147549907

(+) = Expected Retention Time

Manual Integrations APPROVED (compounds with "m" flag)
Gwendolyn Burns 07/08/21 09:21

Quantitation Report (QT Reviewed)

Data Path : C:\msdchem\1\data\chrisc2\1g5717\
Data File : 1g167745.d
Signal(s) : Signal #1: ECD1A.CH Signal #2: ECD2B.CH
Acq On : 07 Jul 2021 2:44 pm
Operator : taylorc
Sample : jd27540-18
Misc : op34133,g1g5717,15.2,,,10,1
ALS Vial : 84 Sample Multiplier: 1

Integration File signal 1: autoint1.e
Integration File signal 2: autoint2.e
Quant Time: Jul 08 00:29:50 2021
Quant Method : C:\MSDCHEM\1\METHODS\1pst5651.m
Quant Title : PEST/PCB
QLast Update : Thu Jul 08 00:02:33 2021
Response via : Initial Calibration
Integrator: ChemStation 6890 Scale Mode: Large solvent peaks clipped

Volume Inj. : 1ul/column
Signal #1 Phase : RTXCLP I Signal #2 Phase: RTX-CLP II
Signal #1 Info : 30mx.32mmx.50um Signal #2 Info : 30m x .32mm x .25um

Compound	RT#1	RT#2	Resp#1	Resp#2	PPB	PPB
Internal Standards						
1) I 1-bromo-2...	1.578	1.865	663.8E6	201.8E6	50.000	50.000m
27) I 1-bromo-2...	1.578	1.865	663.8E6	202.5E6	50.000	50.000m
33) I 1-bromo-2...	1.578	1.865	663.8E6	203.0E6	50.000	50.000m
System Monitoring Compounds						
2) SAB Tetrachlo...	2.053	2.612	346.3E6	73430129	28.233	29.834
Spiked Amount	40.000	Range 30 - 150	Recovery	=	70.58%	74.59%
26) SA Decachlor...	9.418	11.582	262.4E6	91022470	20.832	27.276 #
Spiked Amount	40.000		Recovery	=	52.08%	68.19%
Target Compounds						
Sum Toxaphene			0	0	N.D.	N.D.
Average Toxaphene					0.000	0.000

SemiQuant Compounds - Not Calibrated on this Instrument

(f)=RT Delta > 1/2 Window (#)=Amounts differ by > 25% (m)=manual int.

11.1.7 11

Quantitation Report (QT Reviewed)

Data Path : C:\msdchem\1\data\chrisc2\1g5717\
Data File : 1g167745.d
Signal(s) : Signal #1: ECD1A.CH Signal #2: ECD2B.CH
Acq On : 07 Jul 2021 2:44 pm
Operator : taylorc
Sample : jd27540-18
Misc : op34133,g1g5717,15.2,,,10,1
ALS Vial : 84 Sample Multiplier: 1

Integration File signal 1: autoint1.e
Integration File signal 2: autoint2.e
Quant Time: Jul 08 00:29:50 2021
Quant Method : C:\MSDCHEM\1\METHODS\1pst5651.m
Quant Title : PEST/PCB
QLast Update : Thu Jul 08 00:02:33 2021
Response via : Initial Calibration
Integrator: ChemStation 6890 Scale Mode: Large solvent peaks clipped

Volume Inj. : 1ul/column
Signal #1 Phase : RTXCLP I Signal #2 Phase: RTX-CLP II
Signal #1 Info : 30mx.32mmx.50um Signal #2 Info : 30m x .32mm x .25um

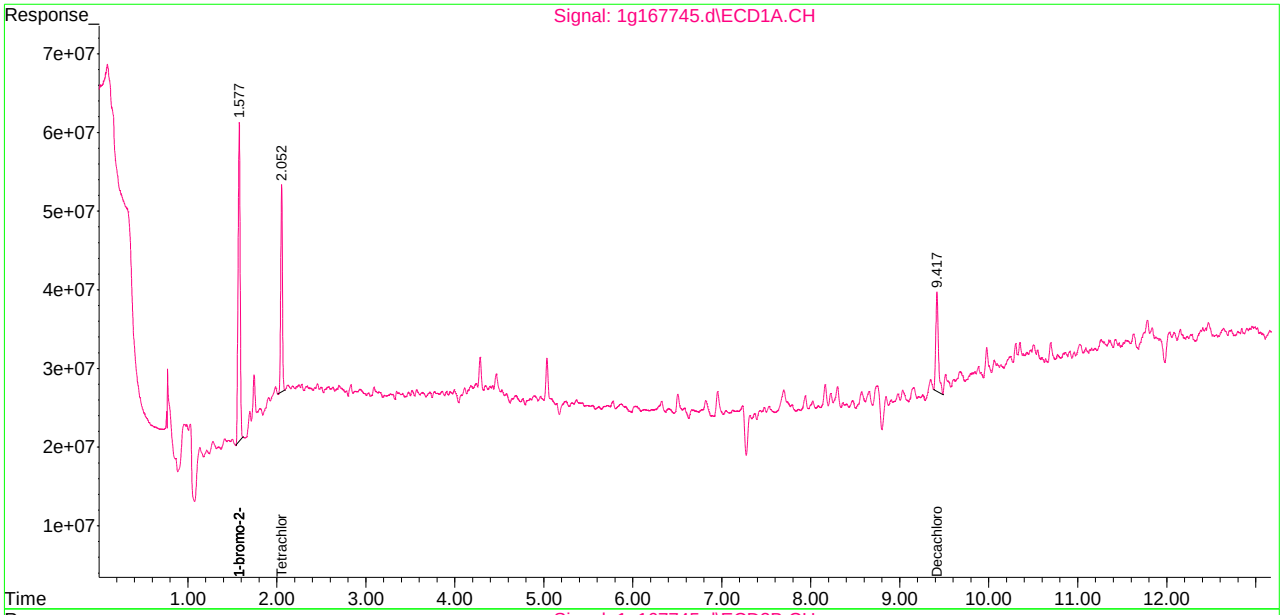

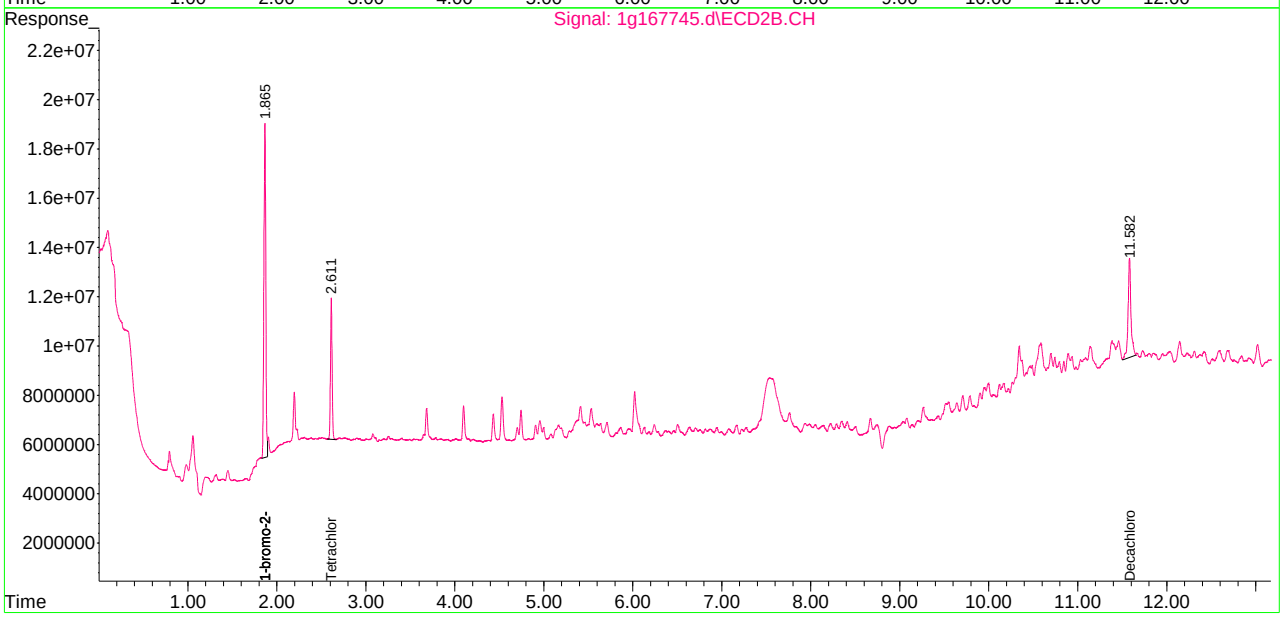

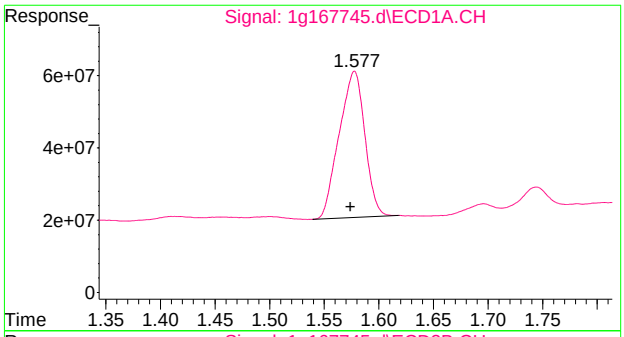

#1 1-bromo-2-nitrobenzene

R.T.: 1.578 min
Delta R.T.: 0.004 min
Response: 663768622
Conc: 50.00 PPB

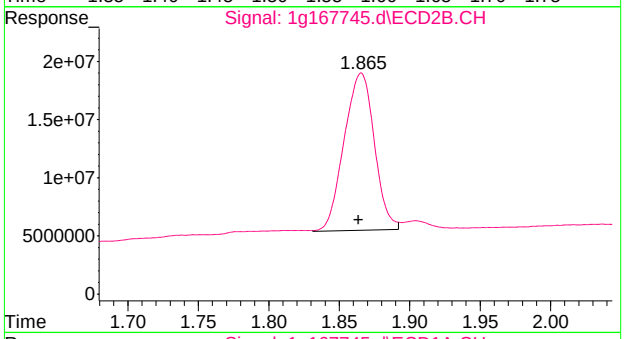

#1 1-bromo-2-nitrobenzene

R.T.: 1.865 min
Delta R.T.: 0.002 min
Response: 201793387
Conc: 50.00 PPB m

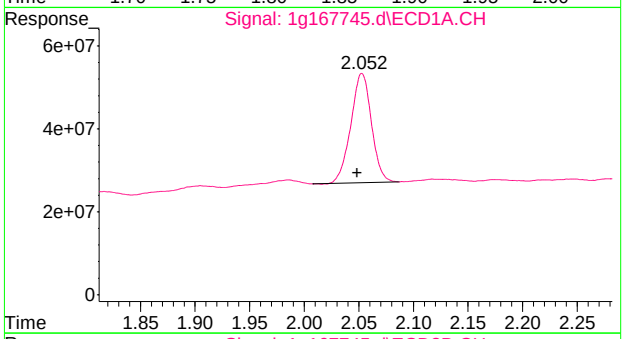

#2 Tetrachloro-m-xylene

R.T.: 2.053 min
Delta R.T.: 0.005 min
Response: 346287418
Conc: 28.23 PPB

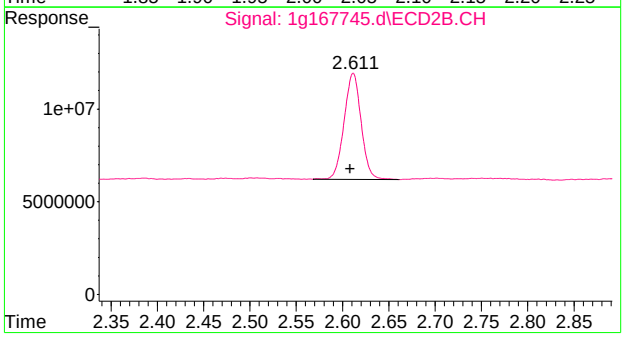

#2 Tetrachloro-m-xylene

R.T.: 2.612 min
Delta R.T.: 0.003 min
Response: 73430129
Conc: 29.83 PPB

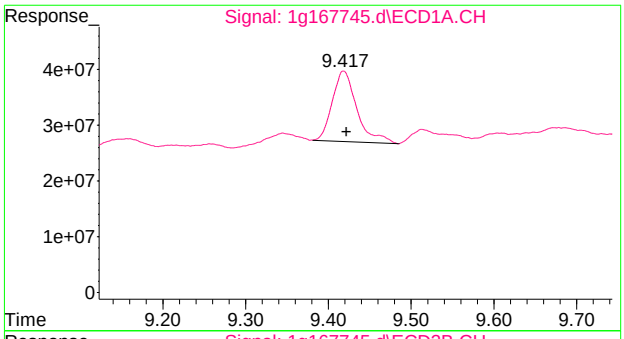

#26 Decachlorobiphenyl

R.T.: 9.418 min
Delta R.T.: -0.004 min
Response: 262395668
Conc: 20.83 PPB

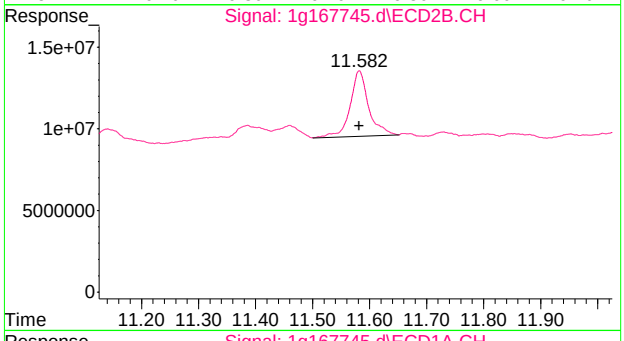

#26 Decachlorobiphenyl

R.T.: 11.582 min
Delta R.T.: 0.000 min
Response: 91022470
Conc: 27.28 PPB

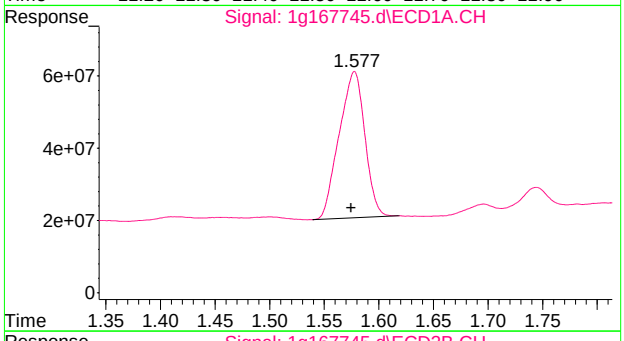

#27 1-bromo-2-nitrobenzeneA

R.T.: 1.578 min
Delta R.T.: 0.003 min
Response: 663768622
Conc: 50.00 PPB

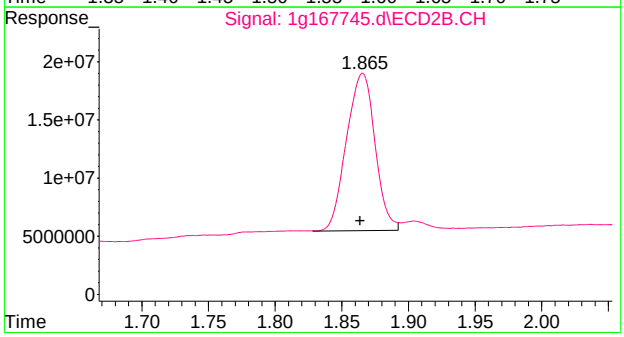

#27 1-bromo-2-nitrobenzeneA

R.T.: 1.865 min
Delta R.T.: 0.002 min
Response: 202497234
Conc: 50.00 PPB m

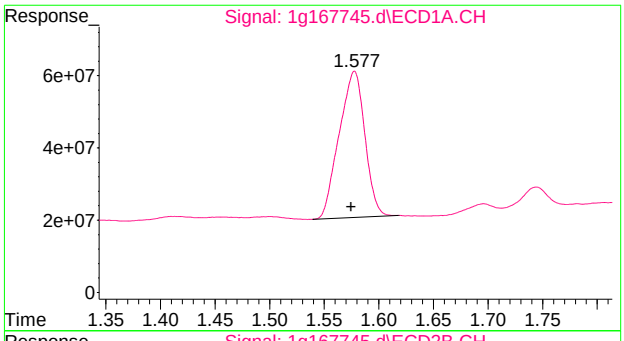

#33 1-bromo-2-nitrobenzeneB

R.T.: 1.578 min
Delta R.T.: 0.003 min
Response: 663768622
Conc: 50.00 PPB

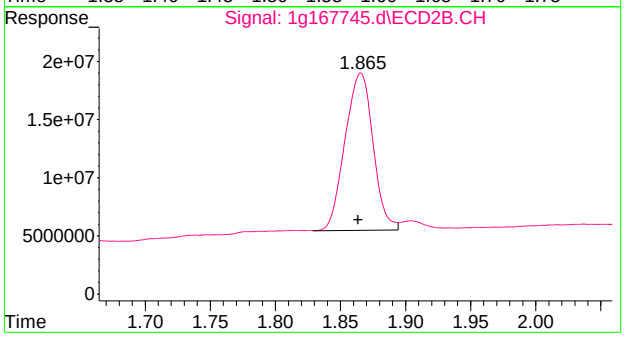

#33 1-bromo-2-nitrobenzeneB

R.T.: 1.865 min
Delta R.T.: 0.002 min
Response: 202994500
Conc: 50.00 PPB m

Manual Integration Approval Summary

Sample Number:	JD27540-18	**Method:**	SW846 8081B
Lab FileID:	1G167745.D	**Analyst approved:**	07/08/21 01:45 Christopher Changho
Injection Time:	07/07/21 14:44	**Supervisor approved:**	07/08/21 09:21 Gwendolyn Burns

Parameter	CAS	Sig#	R.T. (min.)	Reason
1-Bromo-2-nitrobenzene	577-19-5	2	1.87	Poorly defined baseline

Quantitation Report (Qedit)

Data Path : C:\msdchem\1\data\chrisc2\1g5717\
Data File : 1g167745.d
Signal(s) : Signal #1: ECD1A.CH Signal #2: ECD2B.CH
Acq On : 07 Jul 2021 2:44 pm
Operator : taylorc
Sample : jd27540-18
Misc : op34133,g1g5717,15.2,,,10,1
ALS Vial : 84 Sample Multiplier: 1

Integration File signal 1: autoint1.e
Integration File signal 2: autoint2.e
Quant Time: Jul 08 00:05:36 2021
Quant Method : C:\MSDCHEM\1\METHODS\1pst5651.m
Quant Title : PEST/PCB
QLast Update : Thu Jul 08 00:02:33 2021
Response via : Initial Calibration
Integrator: ChemStation 6890 Scale Mode: Large solvent peaks clipped

Volume Inj. : 1ul/column
Signal #1 Phase : RTXCLP I Signal #2 Phase: RTX-CLP II
Signal #1 Info : 30mx.32mmx.50um Signal #2 Info : 30m x .32mm x .25um

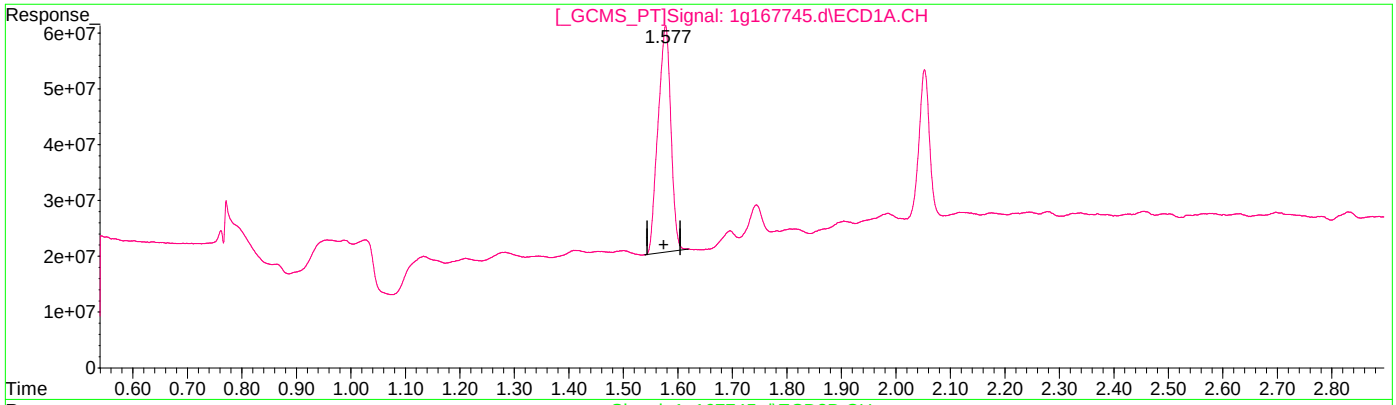

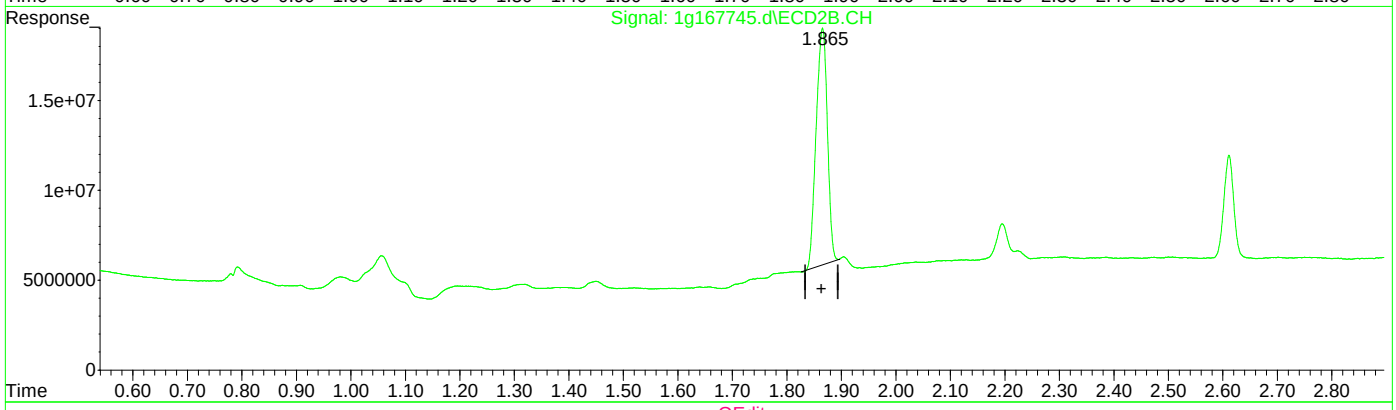

QEdit

(1) 1-bromo-2-nitrobenzene (I)

1.578min 50.000 PPB

response 663768622

(1) 1-bromo-2-nitrobenzene #2 (I)

1.866min 50.000 PPB

response 189493539

(+) = Expected Retention Time
1pst5651.m Thu Jul 08 00:29:14 2021

1G167745.D edits: 1-bromo-2-nitrobenzene

11.1.7.2

Quantitation Report (Qedit)

Data Path : C:\msdchem\1\data\chrisc2\1g5717\
Data File : 1g167745.d
Signal(s) : Signal #1: ECD1A.CH Signal #2: ECD2B.CH
Acq On : 07 Jul 2021 2:44 pm
Operator : taylorc
Sample : jd27540-18
Misc : op34133,g1g5717,15.2,,,10,1
ALS Vial : 84 Sample Multiplier: 1

Integration File signal 1: autoint1.e
Integration File signal 2: autoint2.e
Quant Time: Jul 08 00:05:36 2021
Quant Method : C:\MSDCHEM\1\METHODS\1pst5651.m
Quant Title : PEST/PCB
QLast Update : Thu Jul 08 00:02:33 2021
Response via : Initial Calibration
Integrator: ChemStation 6890 Scale Mode: Large solvent peaks clipped

Volume Inj. : 1ul/column
Signal #1 Phase : RTXCLP I Signal #2 Phase: RTX-CLP II
Signal #1 Info : 30mx.32mmx.50um Signal #2 Info : 30m x .32mm x .25um

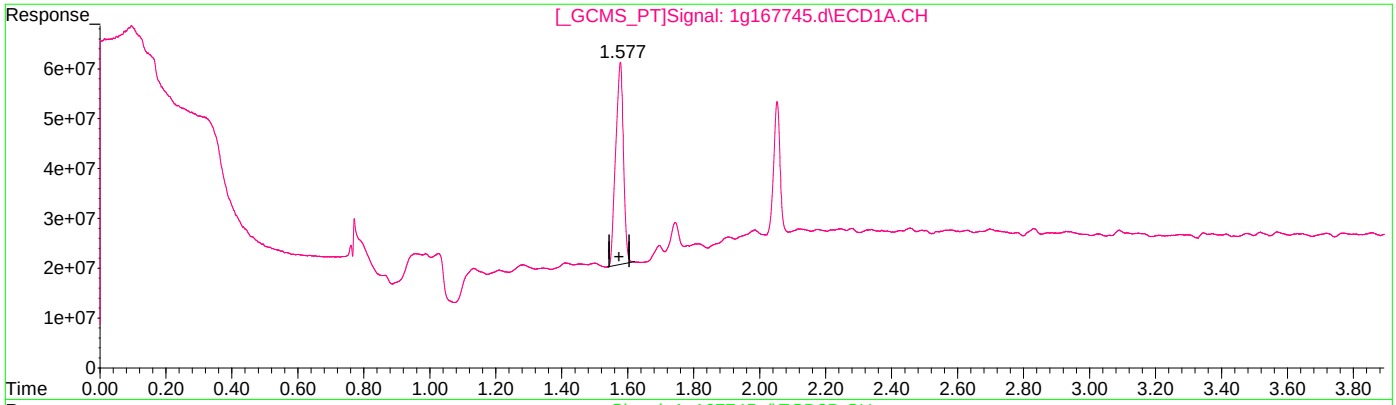

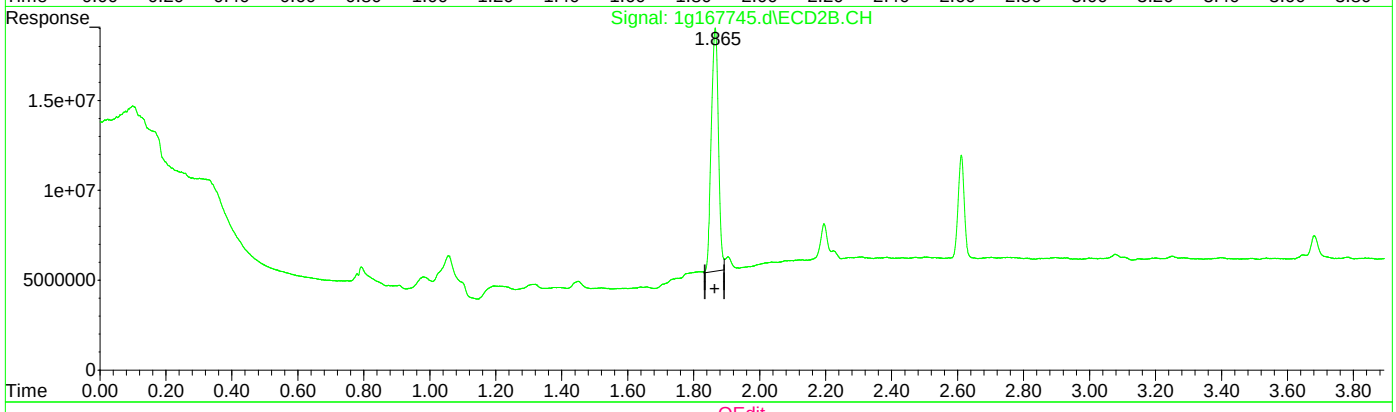

QEdit

(1) 1-bromo-2-nitrobenzene (I)

1.578min 50.000 PPB

response 663768622

(1) 1-bromo-2-nitrobenzene #2 (I)

1.865min 50.000 PPB m

response 201793387

(+) = Expected Retention Time
1pst5651.m Thu Jul 08 00:29:27 2021

11.1.7.3

Quantitation Report (Qedit)

Data Path : C:\msdchem\1\data\chrisc2\1g5717\
Data File : 1g167745.d
Signal(s) : Signal #1: ECD1A.CH Signal #2: ECD2B.CH
Acq On : 07 Jul 2021 2:44 pm
Operator : taylorc
Sample : jd27540-18
Misc : op34133,g1g5717,15.2,,,10,1
ALS Vial : 84 Sample Multiplier: 1

Integration File signal 1: autoint1.e
Integration File signal 2: autoint2.e
Quant Time: Jul 08 00:05:36 2021
Quant Method : C:\MSDCHEM\1\METHODS\1pst5651.m
Quant Title : PEST/PCB
QLast Update : Thu Jul 08 00:02:33 2021
Response via : Initial Calibration
Integrator: ChemStation 6890 Scale Mode: Large solvent peaks clipped

Volume Inj. : 1ul/column
Signal #1 Phase : RTXCLP I Signal #2 Phase: RTX-CLP II
Signal #1 Info : 30mx.32mmx.50um Signal #2 Info : 30m x .32mm x .25um

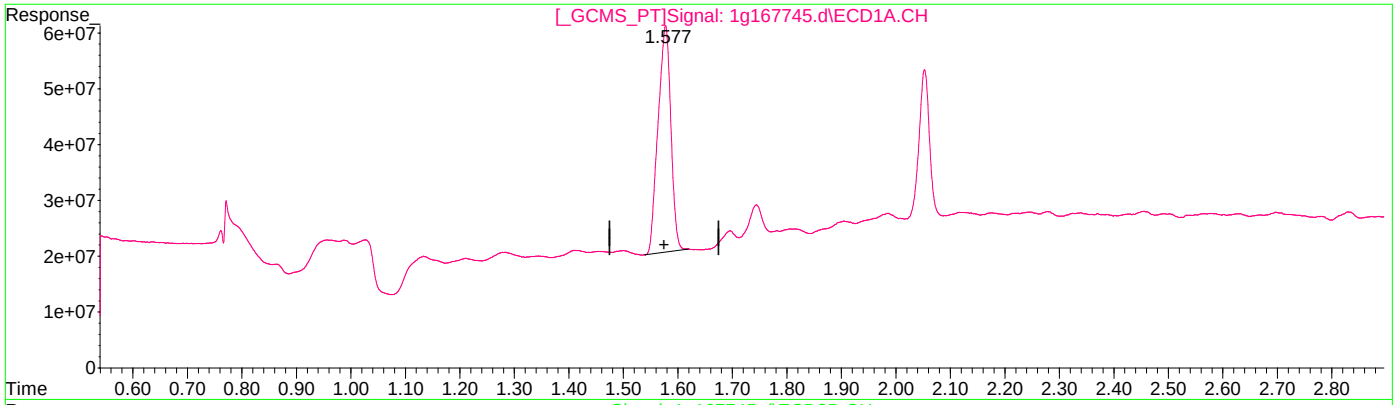

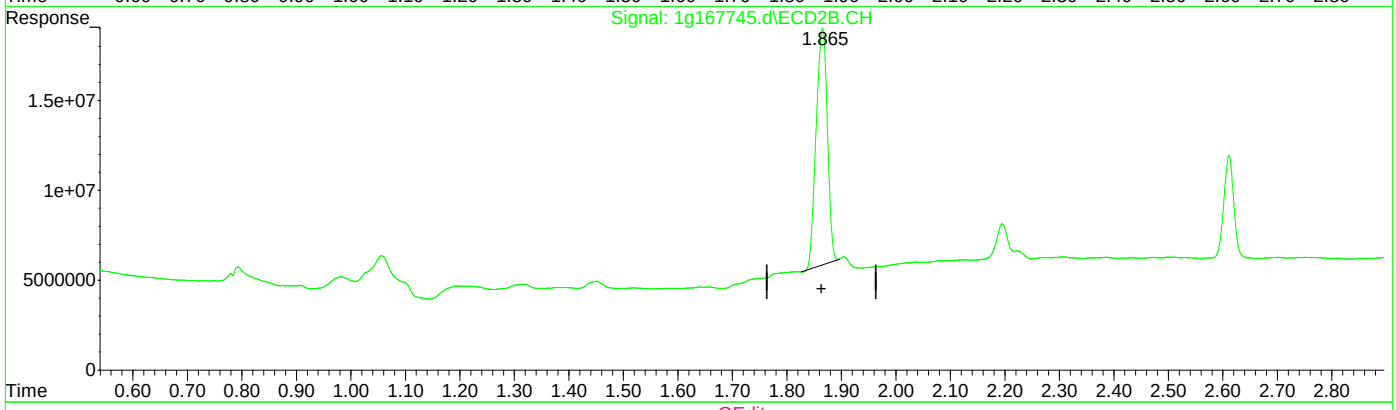

QEdit

(27) 1-bromo-2-nitrobenzeneA (I)

1.578min 50.000 PPB

response 663768622

(27) 1-bromo-2-nitrobenzeneA #2 (I)

1.866min 50.000 PPB

response 189493539

(+) = Expected Retention Time
1pst5651.m Thu Jul 08 00:29:30 2021

1G167745.D edits: 1-bromo-2-nitrobenzeneA

Quantitation Report (Qedit)

Data Path : C:\msdchem\1\data\chrisc2\1g5717\
Data File : 1g167745.d
Signal(s) : Signal #1: ECD1A.CH Signal #2: ECD2B.CH
Acq On : 07 Jul 2021 2:44 pm
Operator : taylorc
Sample : jd27540-18
Misc : op34133,g1g5717,15.2,,,10,1
ALS Vial : 84 Sample Multiplier: 1

Integration File signal 1: autoint1.e
Integration File signal 2: autoint2.e
Quant Time: Jul 08 00:05:36 2021
Quant Method : C:\MSDCHEM\1\METHODS\1pst5651.m
Quant Title : PEST/PCB
QLast Update : Thu Jul 08 00:02:33 2021
Response via : Initial Calibration
Integrator: ChemStation 6890 Scale Mode: Large solvent peaks clipped

Volume Inj. : 1ul/column
Signal #1 Phase : RTXCLP I Signal #2 Phase: RTX-CLP II
Signal #1 Info : 30mx.32mmx.50um Signal #2 Info : 30m x .32mm x .25um

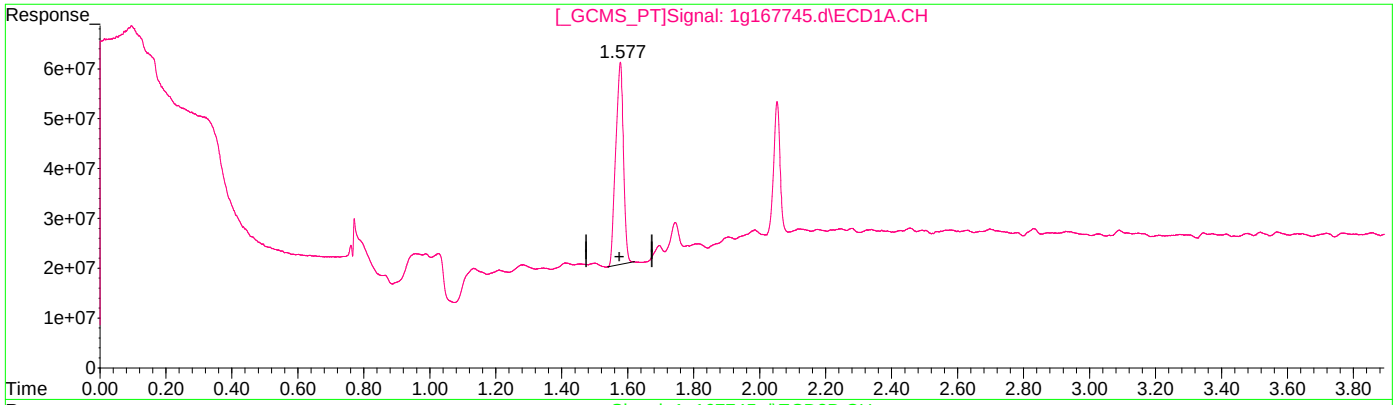

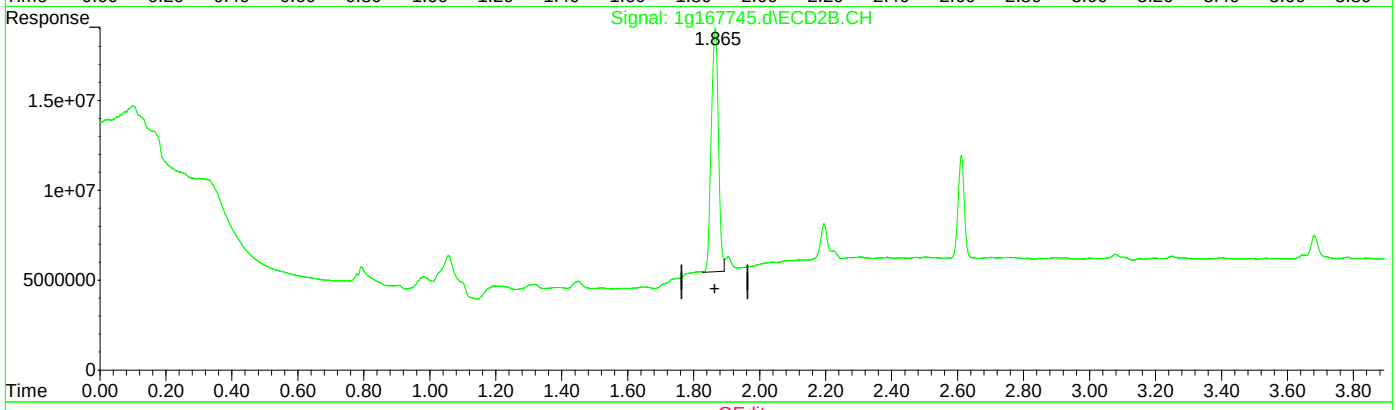

QEdit

(27) 1-bromo-2-nitrobenzeneA (I)

1.578min 50.000 PPB

response 663768622

(27) 1-bromo-2-nitrobenzeneA #2 (I)

1.865min 50.000 PPB m

response 202497234

(+) = Expected Retention Time
1pst5651.m Thu Jul 08 00:29:36 2021

Quantitation Report (Qedit)

Data Path : C:\msdchem\1\data\chrisc2\1g5717\
Data File : 1g167745.d
Signal(s) : Signal #1: ECD1A.CH Signal #2: ECD2B.CH
Acq On : 07 Jul 2021 2:44 pm
Operator : taylorc
Sample : jd27540-18
Misc : op34133,g1g5717,15.2,,,10,1
ALS Vial : 84 Sample Multiplier: 1

Integration File signal 1: autoint1.e
Integration File signal 2: autoint2.e
Quant Time: Jul 08 00:05:36 2021
Quant Method : C:\MSDCHEM\1\METHODS\1pst5651.m
Quant Title : PEST/PCB
QLast Update : Thu Jul 08 00:02:33 2021
Response via : Initial Calibration
Integrator: ChemStation 6890 Scale Mode: Large solvent peaks clipped

Volume Inj. : 1ul/column
Signal #1 Phase : RTXCLP I Signal #2 Phase: RTX-CLP II
Signal #1 Info : 30mx.32mmx.50um Signal #2 Info : 30m x .32mm x .25um

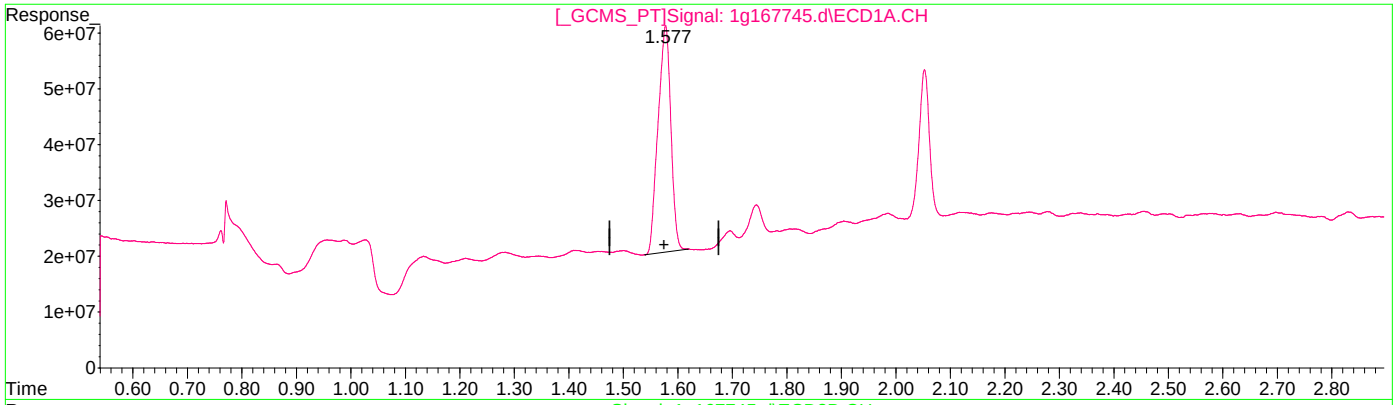

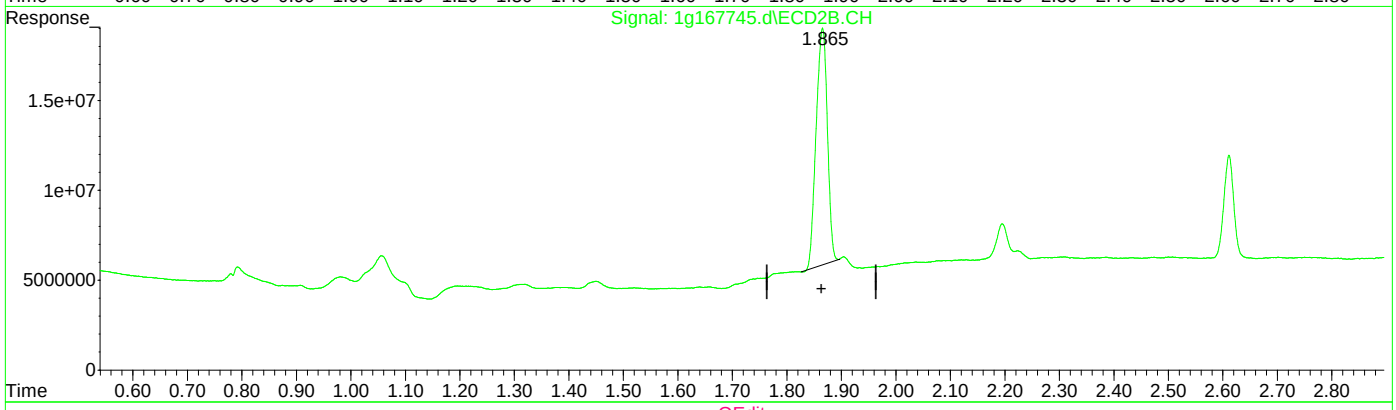

QEdit

(33) 1-bromo-2-nitrobenzeneB (I)

1.578min 50.000 PPB

response 663768622

(33) 1-bromo-2-nitrobenzeneB #2 (I)

1.866min 50.000 PPB

response 189493539

(+) = Expected Retention Time
1pst5651.m Thu Jul 08 00:29:43 2021

1G167745.D edits: 1-bromo-2-nitrobenzeneB

Quantitation Report (Qedit)

Data Path : C:\msdchem\1\data\chrisc2\1g5717\
Data File : 1g167745.d
Signal(s) : Signal #1: ECD1A.CH Signal #2: ECD2B.CH
Acq On : 07 Jul 2021 2:44 pm
Operator : taylorc
Sample : jd27540-18
Misc : op34133,g1g5717,15.2,,,10,1
ALS Vial : 84 Sample Multiplier: 1

Integration File signal 1: autoint1.e
Integration File signal 2: autoint2.e
Quant Time: Jul 08 00:05:36 2021
Quant Method : C:\MSDCHEM\1\METHODS\1pst5651.m
Quant Title : PEST/PCB
QLast Update : Thu Jul 08 00:02:33 2021
Response via : Initial Calibration
Integrator: ChemStation 6890 Scale Mode: Large solvent peaks clipped

Volume Inj. : 1ul/column
Signal #1 Phase : RTXCLP I Signal #2 Phase: RTX-CLP II
Signal #1 Info : 30mx.32mmx.50um Signal #2 Info : 30m x .32mm x .25um

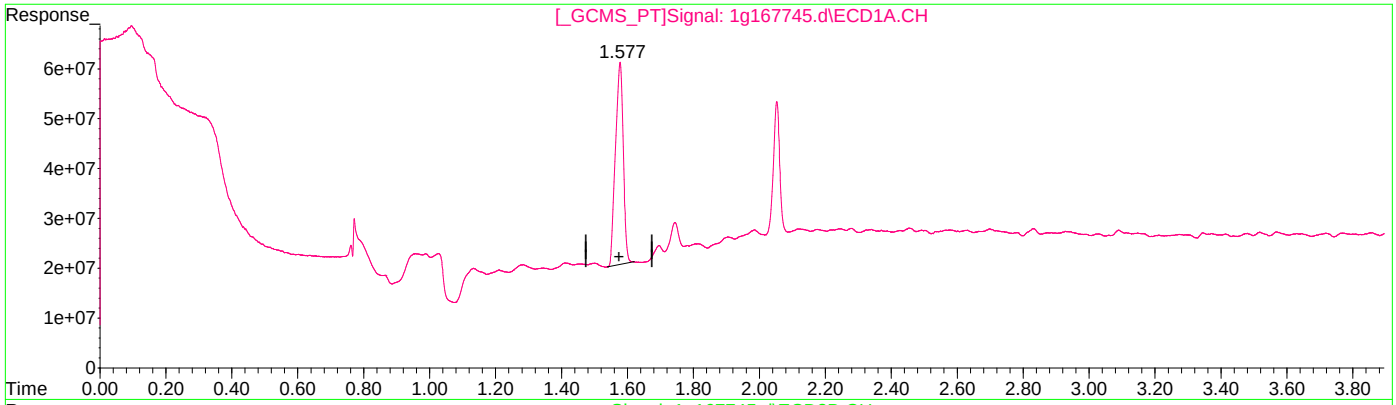

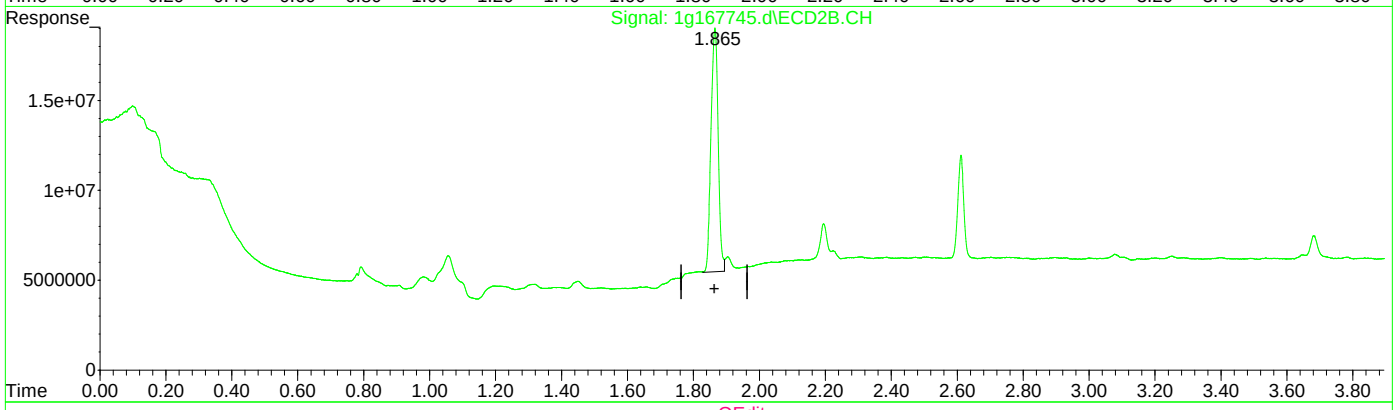

QEdit

(33) 1-bromo-2-nitrobenzeneB (I)

1.578min 50.000 PPB

response 663768622

(33) 1-bromo-2-nitrobenzeneB #2 (I)

1.865min 50.000 PPB m

response 202994500

(+) = Expected Retention Time
1pst5651.m Thu Jul 08 00:29:55 2021

Quantitation Report (QT Reviewed)

Data Path : C:\msdchem\1\data\sarah\rk30\
Data File : rk1164.d
Signal(s) : Signal #1: ECD1A.ch Signal #2: ECD2B.ch
Acq On : 6 Jul 2021 1:38 am
Operator : christp
Sample : jd27540-1
Misc : op34114,grk30,15.1,,,10,1
ALS Vial : 66 Sample Multiplier: 1

Integration File signal 1: autoint1.e
Integration File signal 2: autoint2.e
Quant Time: Jul 06 21:02:42 2021
Quant Method : C:\MSDCHEM\1\METHODS\rkpcb12.m
Quant Title :
QLast Update : Sun Jun 27 21:16:10 2021
Response via : Initial Calibration
Integrator: ChemStation

Volume Inj. : 1ul
Signal #1 Phase : ZBCLP-1 Signal #2 Phase: ZBCLP-2
Signal #1 Info : 30m X 0.32mm(.32u Signal #2 Info : 30m X 0.32 mm (.25um)

Compound	RT#1	RT#2	Resp#1	Resp#2	ppb	ppb
System Monitoring Compounds						
1) S Tetrachlo...	2.851	3.744	454.5E6	1814.6E6	31.177	38.061
Spiked Amount 40.000			Recovery	=	77.94%	95.15%
51) S Decachlor...	10.021	12.268	402.6E6	1321.7E6	32.277	29.132
Spiked Amount 40.000			Recovery	=	80.69%	72.83%
Target Compounds						

(f)=RT Delta > 1/2 Window (#)=Amounts differ by > 25% (m)=manual int.

Quantitation Report (QT Reviewed)

Data Path : C:\msdchem\1\data\sarah\rk30\
Data File : rk1164.d
Signal(s) : Signal #1: ECD1A.ch Signal #2: ECD2B.ch
Acq On : 6 Jul 2021 1:38 am
Operator : christp
Sample : jd27540-1
Misc : op34114,grk30,15.1,,,10,1
ALS Vial : 66 Sample Multiplier: 1

Integration File signal 1: autoint1.e
Integration File signal 2: autoint2.e
Quant Time: Jul 06 21:02:42 2021
Quant Method : C:\MSDCHEM\1\METHODS\rkpcb12.m
Quant Title :
QLast Update : Sun Jun 27 21:16:10 2021
Response via : Initial Calibration
Integrator: ChemStation

Volume Inj. : 1ul
Signal #1 Phase : ZBCLP-1 Signal #2 Phase: ZBCLP-2
Signal #1 Info : 30m X 0.32mm(.32u Signal #2 Info : 30m X 0.32 mm (.25um)

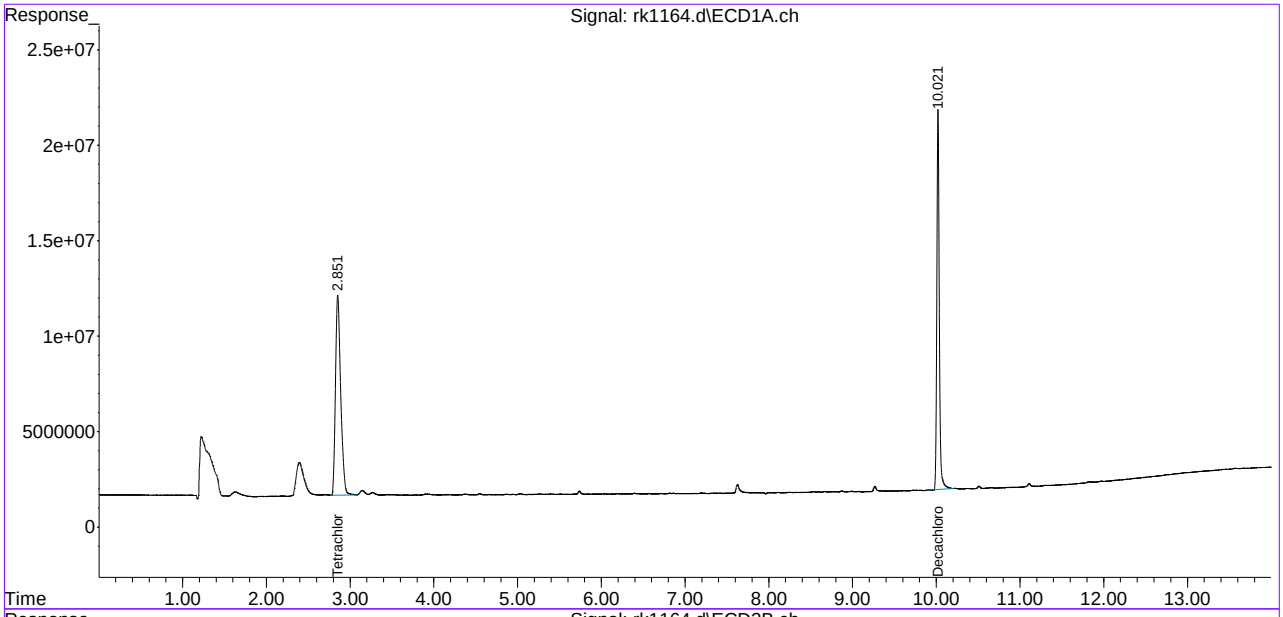

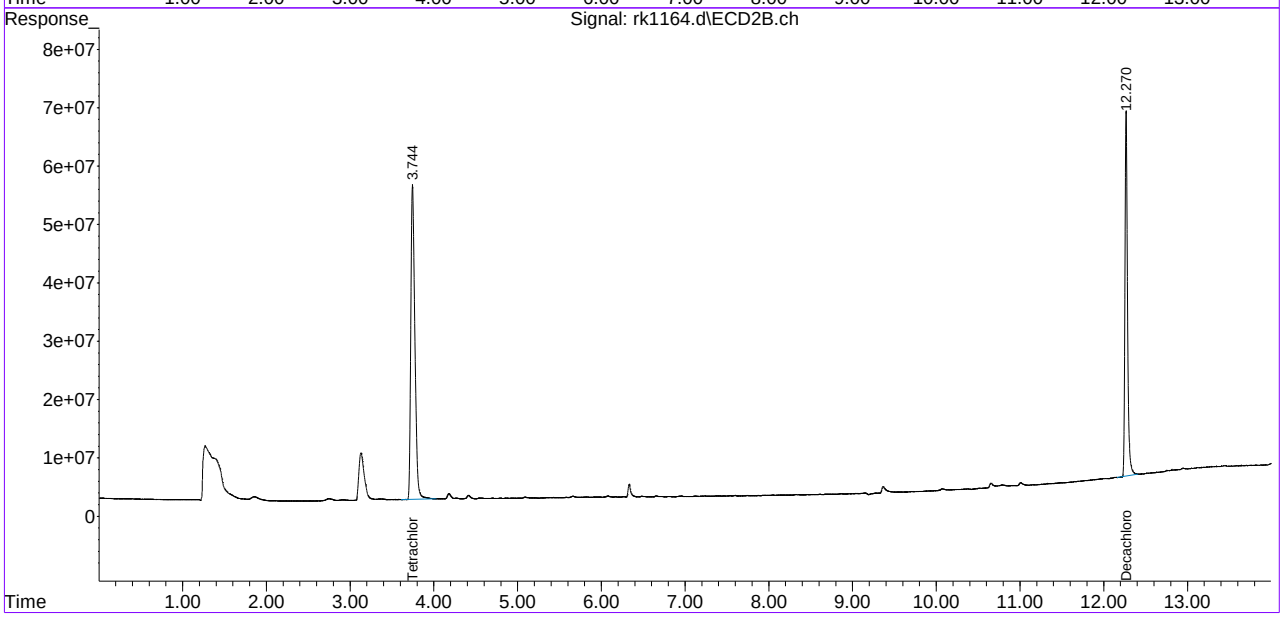

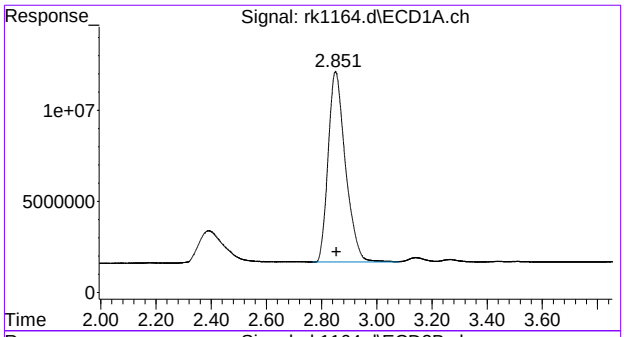

#1 Tetrachloro-m-xylene

R.T.: 2.851 min
Delta R.T.: -0.003 min
Response: 454499094
Conc: 31.18 ppb

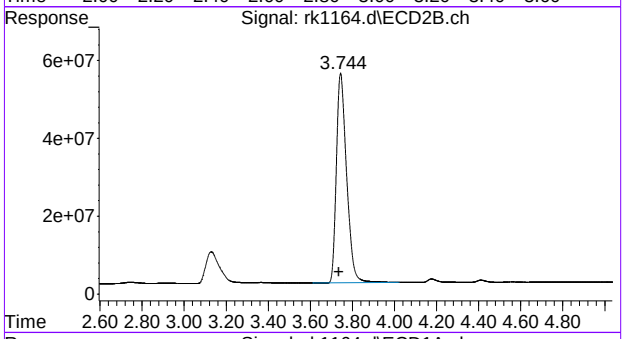

#1 Tetrachloro-m-xylene

R.T.: 3.744 min
Delta R.T.: 0.010 min
Response: 1814627280
Conc: 38.06 ppb

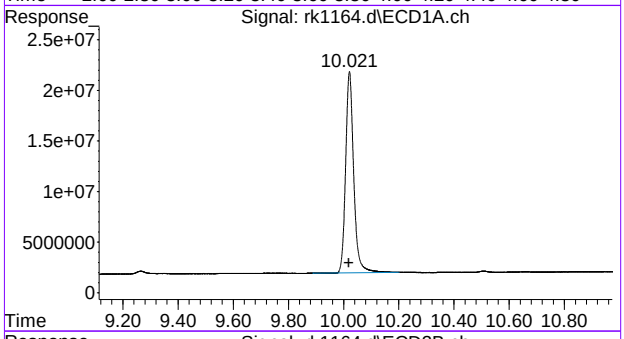

#51 Decachlorobiphenyl

R.T.: 10.021 min
Delta R.T.: 0.002 min
Response: 402569972
Conc: 32.28 ppb

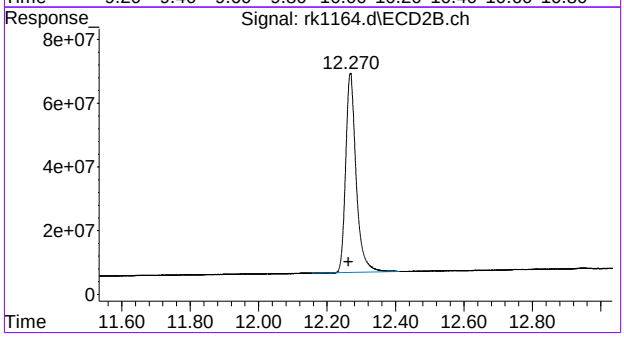

#51 Decachlorobiphenyl

R.T.: 12.268 min
Delta R.T.: 0.007 min
Response: 1321687689
Conc: 29.13 ppb

Manual Integrations APPROVED
(compounds with "m" flag)
Gwendolyn Burns
07/07/21 08:23

Quantitation Report (QT Reviewed)

Data Path : C:\msdchem\1\data\sarah\rk30\
Data File : rk1188.d
Signal(s) : Signal #1: ECD1A.ch Signal #2: ECD2B.ch
Acq On : 6 Jul 2021 8:15 am
Operator : christp
Sample : jd27540-2
Misc : op34114,grk30,15.0,,,10,1
ALS Vial : 84 Sample Multiplier: 1

Integration File signal 1: autoint1.e
Integration File signal 2: autoint2.e
Quant Time: Jul 06 21:12:45 2021
Quant Method : C:\MSDCHEM\1\METHODS\rkpcb12.m
Quant Title :
QLast Update : Sun Jun 27 21:16:10 2021
Response via : Initial Calibration
Integrator: ChemStation

Volume Inj. : 1ul
Signal #1 Phase : ZBCLP-1 Signal #2 Phase: ZBCLP-2
Signal #1 Info : 30m X 0.32mm(.32u Signal #2 Info : 30m X 0.32 mm (.25um)

	Compound	RT#1	RT#2	Resp#1	Resp#2	ppb	ppb
	System Monitoring Compounds						
1) S	Tetrachlo...	2.852	3.746	534.8E6	2151.5E6	36.682	45.125
	Spiked Amount	40.000		Recovery	=	91.70%	112.81%
51) S	Decachlor...	10.020	12.268	494.9E6	1941.9E6	39.682	42.802m
	Spiked Amount	40.000		Recovery	=	99.21%	107.01%
	Target Compounds						

(f)=RT Delta > 1/2 Window (#)=Amounts differ by > 25% (m)=manual int.

11.1.9
11

Quantitation Report (QT Reviewed)

Data Path : C:\msdchem\1\data\sarah\rk30\
Data File : rk1188.d
Signal(s) : Signal #1: ECD1A.ch Signal #2: ECD2B.ch
Acq On : 6 Jul 2021 8:15 am
Operator : christp
Sample : jd27540-2
Misc : op34114,grk30,15.0,,,10,1
ALS Vial : 84 Sample Multiplier: 1

Integration File signal 1: autoint1.e
Integration File signal 2: autoint2.e
Quant Time: Jul 06 21:12:45 2021
Quant Method : C:\MSDCHEM\1\METHODS\rkpcb12.m
Quant Title :
QLast Update : Sun Jun 27 21:16:10 2021
Response via : Initial Calibration
Integrator: ChemStation

Volume Inj. : 1ul
Signal #1 Phase : ZBCLP-1 Signal #2 Phase: ZBCLP-2
Signal #1 Info : 30m X 0.32mm(.32u Signal #2 Info : 30m X 0.32 mm (.25um)

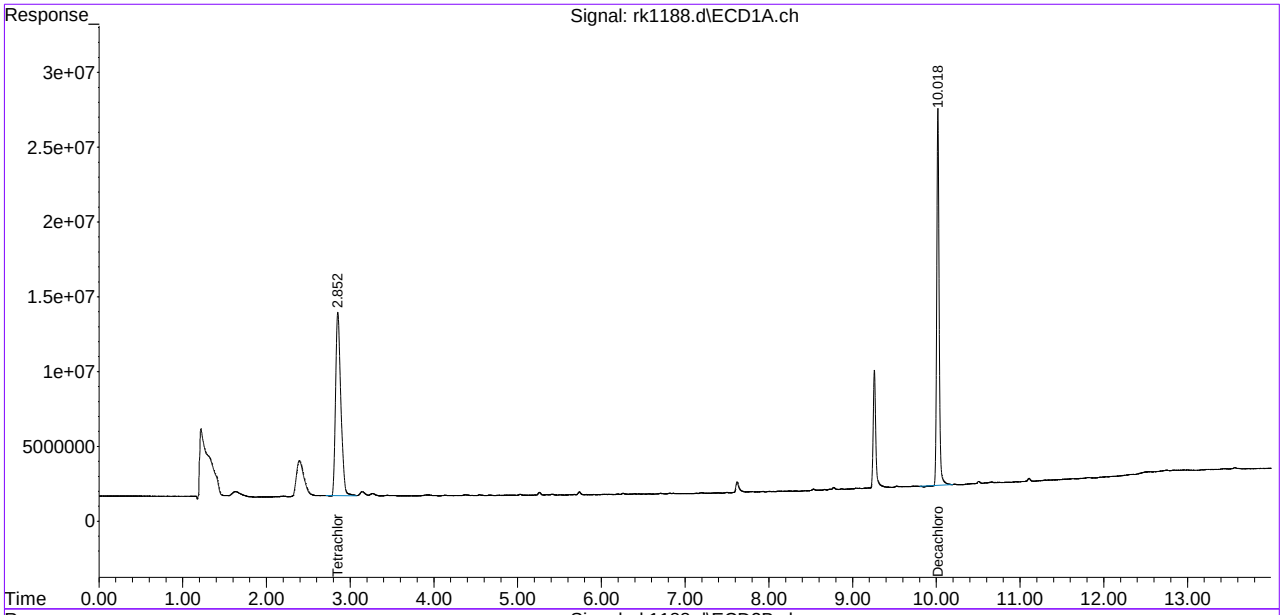

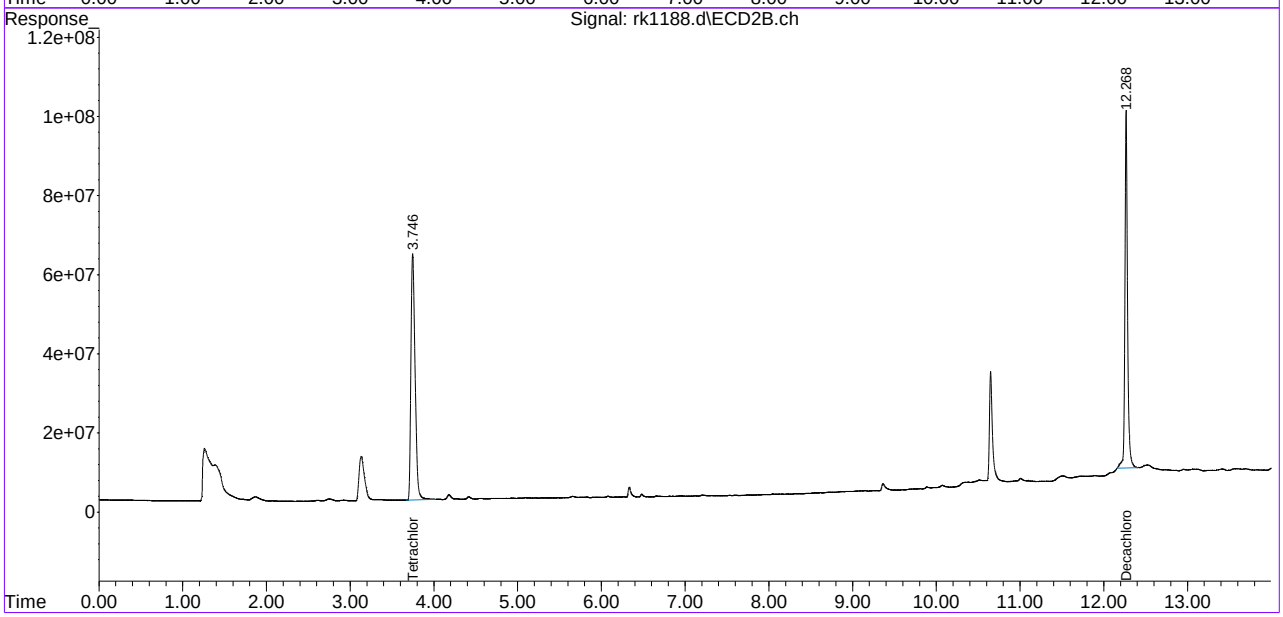

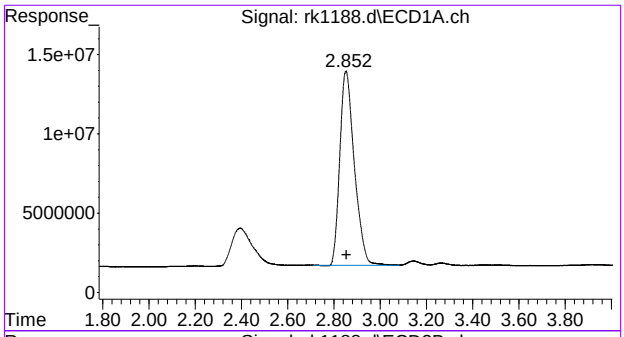

#1 Tetrachloro-m-xylene

R.T.: 2.852 min
Delta R.T.: -0.002 min
Response: 534752281
Conc: 36.68 ppb

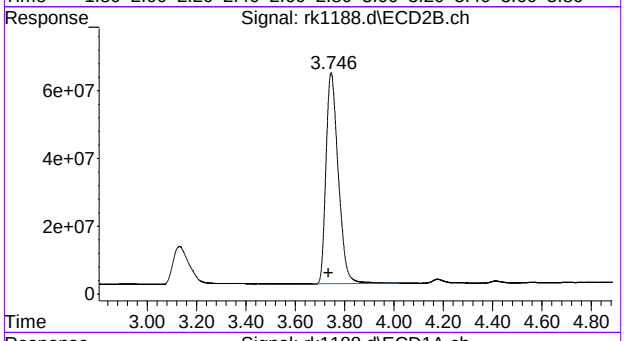

#1 Tetrachloro-m-xylene

R.T.: 3.746 min
Delta R.T.: 0.012 min
Response: 2151456491
Conc: 45.13 ppb

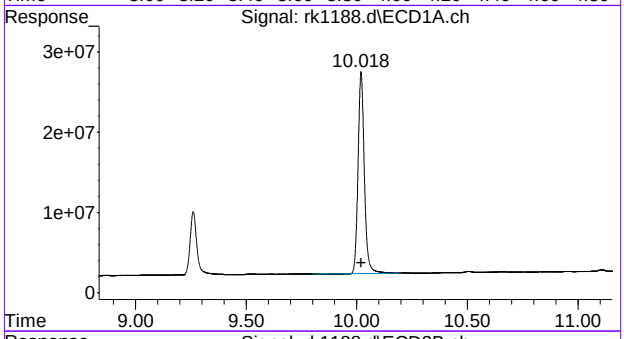

#51 Decachlorobiphenyl

R.T.: 10.020 min
Delta R.T.: 0.000 min
Response: 494923448
Conc: 39.68 ppb

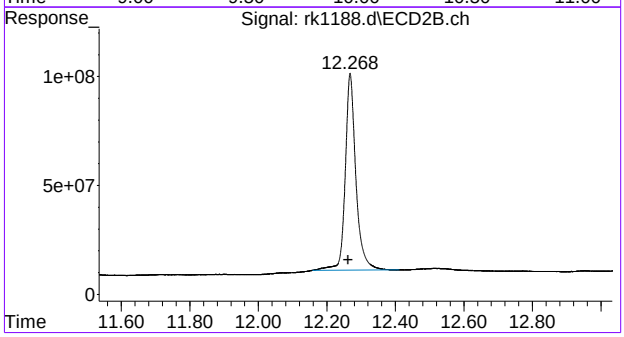

#51 Decachlorobiphenyl

R.T.: 12.268 min
Delta R.T.: 0.006 min
Response: 1941893527
Conc: 42.80 ppb m

Manual Integration Approval Summary

Sample Number: JD27540-2
Lab FileID: RK1188.D
Injection Time: 07/06/21 08:15
Method: SW846 8082A
Analyst approved: 07/06/21 21:25 Sarah Cruz
Supervisor approved: 07/07/21 08:23 Gwendolyn Burns

Parameter	CAS	Sig#	R.T. (min.)	Reason
Decachlorobiphenyl	2051-24-3	2	12.27	Poorly defined baseline

Quantitation Report (Qedit)

Data Path : C:\msdchem\1\data\sarah\rk30\
Data File : rk1188.d
Signal(s) : Signal #1: ECD1A.ch Signal #2: ECD2B.ch
Acq On : 6 Jul 2021 8:15 am
Operator : christp
Sample : jd27540-2
Misc : op34114,grk30,15.0,,,10,1
ALS Vial : 84 Sample Multiplier: 1

Integration File signal 1: autoint1.e
Integration File signal 2: autoint2.e
Quant Time: Jul 06 20:56:52 2021
Quant Method : C:\MSDCHEM\1\METHODS\rkpcb12.m
Quant Title :
QLast Update : Sun Jun 27 21:16:10 2021
Response via : Initial Calibration
Integrator: ChemStation

Volume Inj. : 1ul
Signal #1 Phase : ZBCLP-1 Signal #2 Phase: ZBCLP-2
Signal #1 Info : 30m X 0.32mm(.32u Signal #2 Info : 30m X 0.32 mm (.25um)

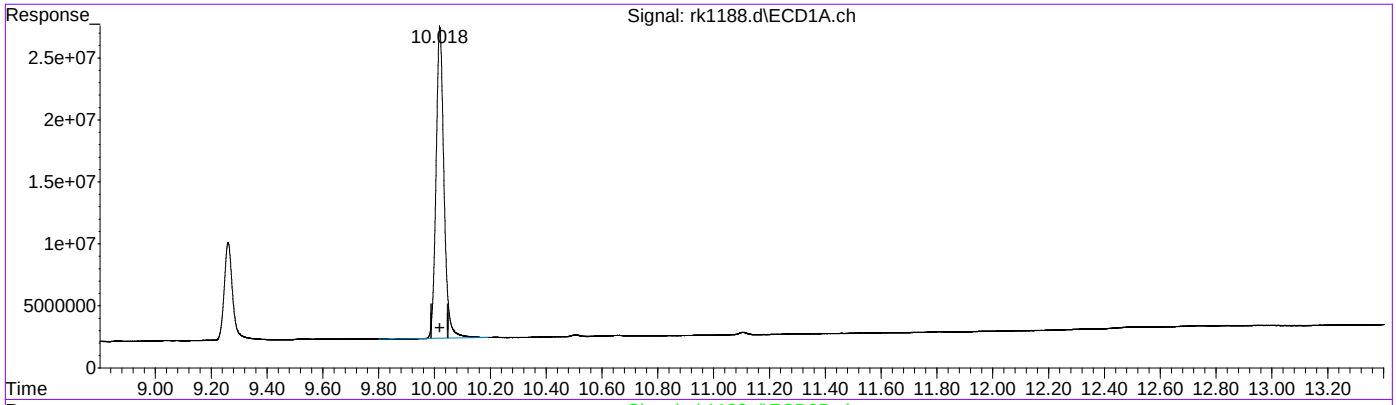

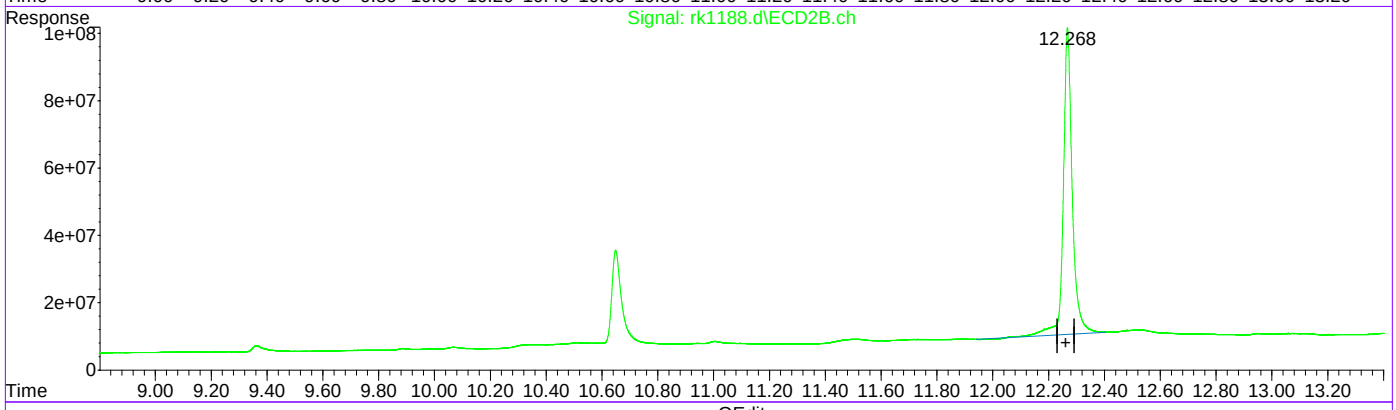

QEdit

(51) Decachlorobiphenyl (S)

10.020min 39.682 ppb

response 494923448

(51) Decachlorobiphenyl #2 (S)

12.268min 44.716 ppb

response 2028727958

(+) = Expected Retention Time
rkpcb12.m Tue Jul 06 21:12:08 2021

Quantitation Report (Qedit)

Data Path : C:\msdchem\1\data\sarah\rk30\
Data File : rk1188.d
Signal(s) : Signal #1: ECD1A.ch Signal #2: ECD2B.ch
Acq On : 6 Jul 2021 8:15 am
Operator : christp
Sample : jd27540-2
Misc : op34114,grk30,15.0,,,10,1
ALS Vial : 84 Sample Multiplier: 1

Integration File signal 1: autoint1.e
Integration File signal 2: autoint2.e
Quant Time: Jul 06 20:56:52 2021
Quant Method : C:\MSDCHEM\1\METHODS\rkpcb12.m
Quant Title :
QLast Update : Sun Jun 27 21:16:10 2021
Response via : Initial Calibration
Integrator: ChemStation

Volume Inj. : 1ul
Signal #1 Phase : ZBCLP-1 Signal #2 Phase: ZBCLP-2
Signal #1 Info : 30m X 0.32mm(.32u Signal #2 Info : 30m X 0.32 mm (.25um)

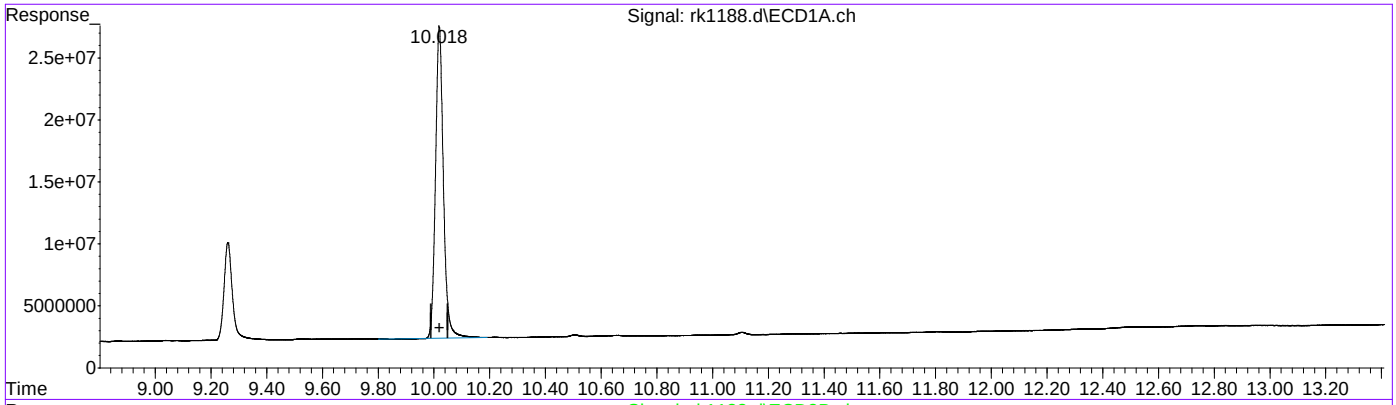

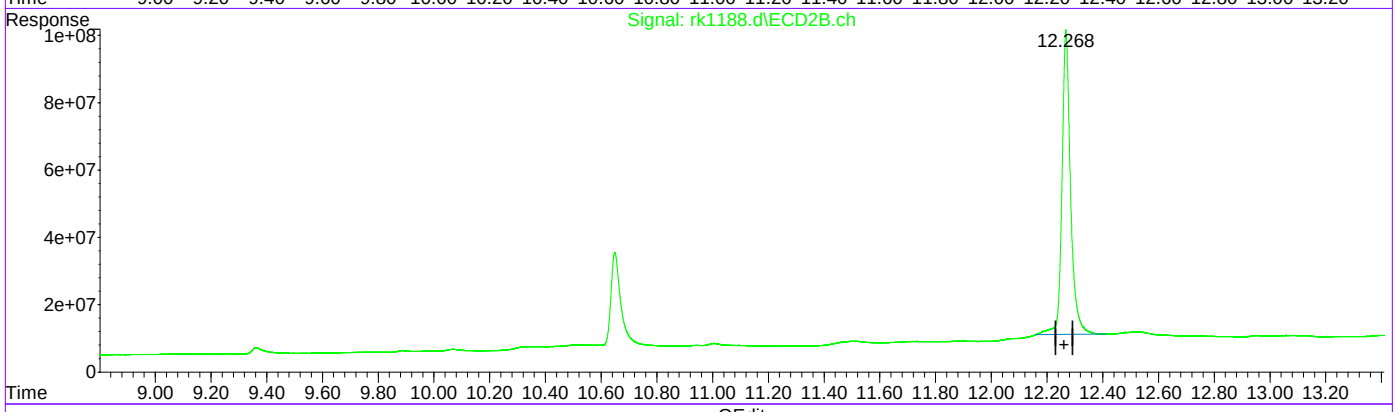

QEdit

(51) Decachlorobiphenyl (S)

10.020min 39.682 ppb

response 494923448

(51) Decachlorobiphenyl #2 (S)

12.268min 42.802 ppb m

response 1941893527

(+) = Expected Retention Time
rkpcb12.m Tue Jul 06 21:12:19 2021

Quantitation Report (QT Reviewed)

Data Path : C:\msdchem\1\data\sarah\rk30\
Data File : rk1189.d
Signal(s) : Signal #1: ECD1A.ch Signal #2: ECD2B.ch
Acq On : 6 Jul 2021 8:31 am
Operator : christp
Sample : jd27540-3
Misc : op34114,grk30,15.1,,,10,1
ALS Vial : 85 Sample Multiplier: 1

Integration File signal 1: autoint1.e
Integration File signal 2: autoint2.e
Quant Time: Jul 06 21:13:07 2021
Quant Method : C:\MSDCHEM\1\METHODS\rkpcb12.m
Quant Title :
QLast Update : Sun Jun 27 21:16:10 2021
Response via : Initial Calibration
Integrator: ChemStation

Volume Inj. : 1ul
Signal #1 Phase : ZBCLP-1 Signal #2 Phase: ZBCLP-2
Signal #1 Info : 30m X 0.32mm(.32u Signal #2 Info : 30m X 0.32 mm (.25um)

	Compound	RT#1	RT#2	Resp#1	Resp#2	ppb	ppb
	System Monitoring Compounds						
1) S	Tetrachlo...	2.852	3.746	385.9E6	1523.7E6	26.471	31.959
	Spiked Amount	40.000		Recovery	=	66.18%	79.90%
51) S	Decachlor...	10.020	12.268	346.5E6	1193.3E6	27.786	26.302
	Spiked Amount	40.000		Recovery	=	69.47%	65.75%
	Target Compounds						

(f)=RT Delta > 1/2 Window (#)=Amounts differ by > 25% (m)=manual int.

Quantitation Report (QT Reviewed)

Data Path : C:\msdchem\1\data\sarah\rk30\
Data File : rk1189.d
Signal(s) : Signal #1: ECD1A.ch Signal #2: ECD2B.ch
Acq On : 6 Jul 2021 8:31 am
Operator : christp
Sample : jd27540-3
Misc : op34114,grk30,15.1,,,10,1
ALS Vial : 85 Sample Multiplier: 1

Integration File signal 1: autoint1.e
Integration File signal 2: autoint2.e
Quant Time: Jul 06 21:13:07 2021
Quant Method : C:\MSDCHEM\1\METHODS\rkpcb12.m
Quant Title :
QLast Update : Sun Jun 27 21:16:10 2021
Response via : Initial Calibration
Integrator: ChemStation

Volume Inj. : 1ul
Signal #1 Phase : ZBCLP-1 Signal #2 Phase: ZBCLP-2
Signal #1 Info : 30m X 0.32mm(.32u Signal #2 Info : 30m X 0.32 mm (.25um)

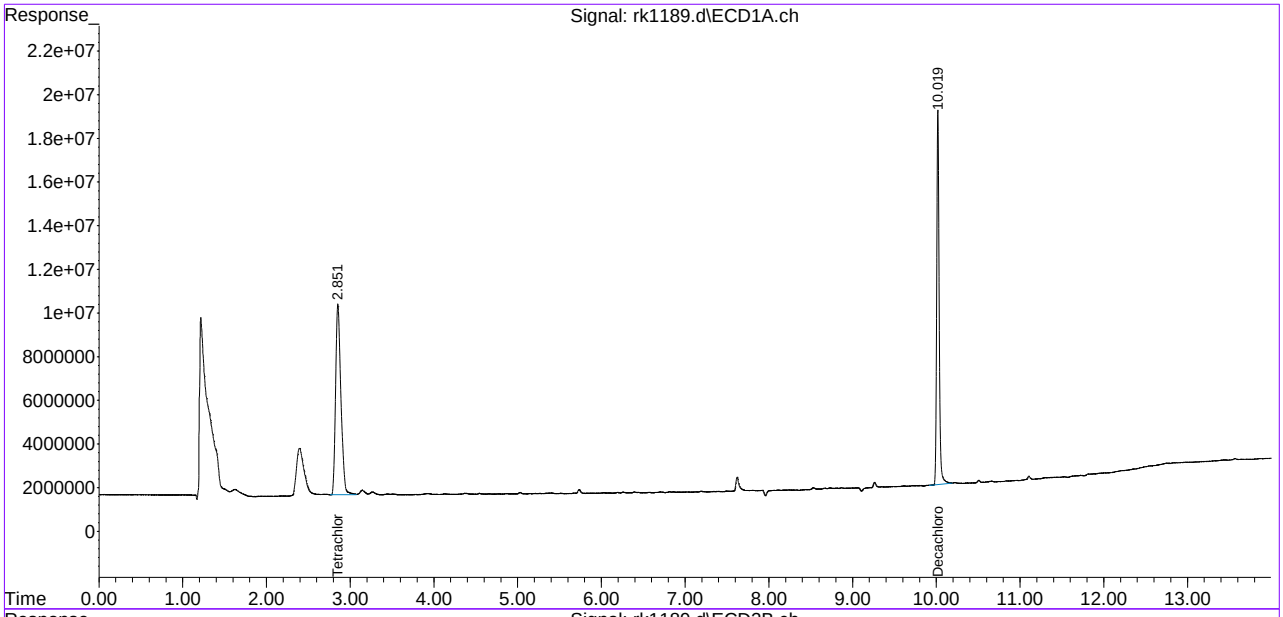

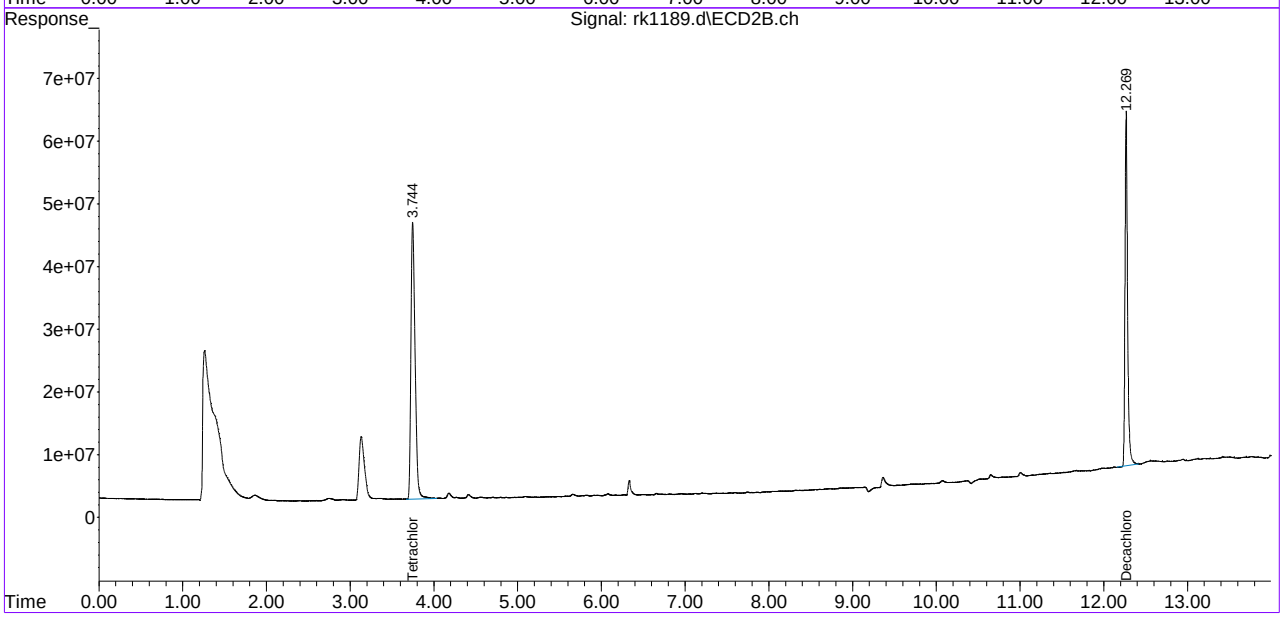

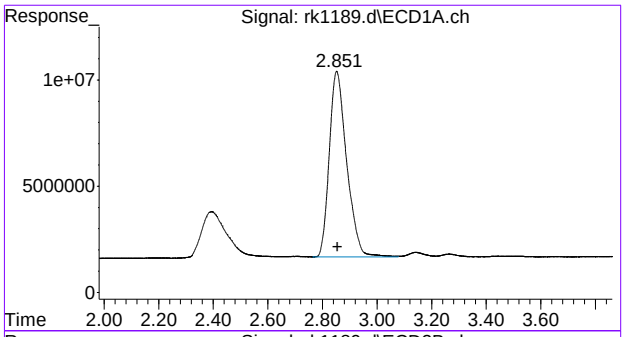

#1 Tetrachloro-m-xylene

R.T.: 2.852 min
Delta R.T.: -0.002 min
Response: 385884737
Conc: 26.47 ppb

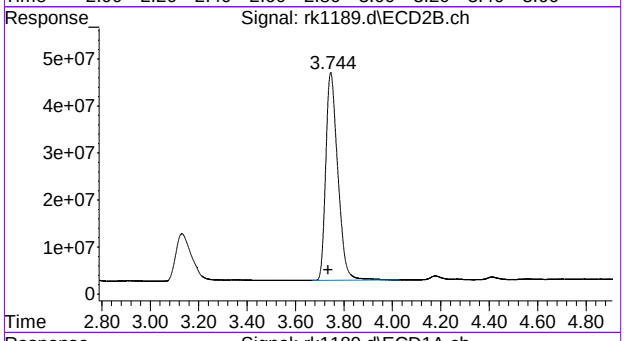

#1 Tetrachloro-m-xylene

R.T.: 3.746 min
Delta R.T.: 0.011 min
Response: 1523702974
Conc: 31.96 ppb

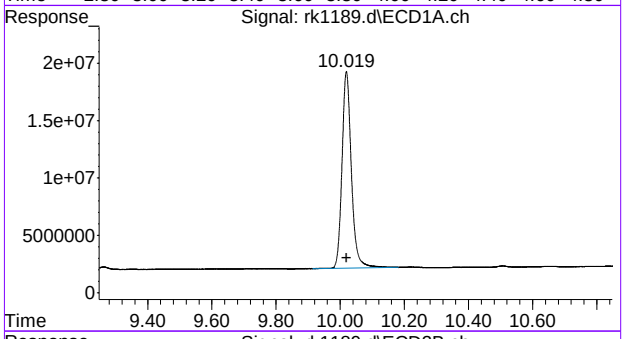

#51 Decachlorobiphenyl

R.T.: 10.020 min
Delta R.T.: 0.000 min
Response: 346549831
Conc: 27.79 ppb

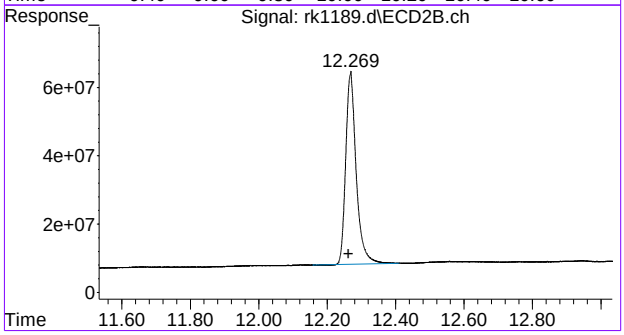

#51 Decachlorobiphenyl

R.T.: 12.268 min
Delta R.T.: 0.007 min
Response: 1193323118
Conc: 26.30 ppb

Manual Integrations APPROVED
(compounds with "m" flag)
Gwendolyn Burns
07/07/21 08:24

Quantitation Report (QT Reviewed)

Data Path : C:\msdchem\1\data\sarah\rk30\
Data File : rk1197.d
Signal(s) : Signal #1: ECD1A.ch Signal #2: ECD2B.ch
Acq On : 6 Jul 2021 10:43 am
Operator : christp
Sample : jd27540-13
Misc : op34114,grk30,15.0,,,10,1
ALS Vial : 90 Sample Multiplier: 1

Integration File signal 1: autoint1.e
Integration File signal 2: autoint2.e
Quant Time: Jul 06 21:17:12 2021
Quant Method : C:\MSDCHEM\1\METHODS\rkpcb12.m
Quant Title :
QLast Update : Sun Jun 27 21:16:10 2021
Response via : Initial Calibration
Integrator: ChemStation

Volume Inj. : 1ul
Signal #1 Phase : ZBCLP-1 Signal #2 Phase: ZBCLP-2
Signal #1 Info : 30m X 0.32mm(.32u Signal #2 Info : 30m X 0.32 mm (.25um)

Compound	RT#1	RT#2	Resp#1	Resp#2	ppb	ppb
System Monitoring Compounds						
1) S Tetrachlo...	2.853	3.746	356.3E6	1325.8E6	24.439	27.808
Spiked Amount 40.000			Recovery	=	61.10%	69.52%
51) S Decachlor...	10.020	12.273	176.7E6	2087.9E6	14.171m	46.021m#
Spiked Amount 40.000			Recovery	=	35.43%	115.05%
Target Compounds						

(f)=RT Delta > 1/2 Window (#)=Amounts differ by > 25% (m)=manual int.

11.1.11

Quantitation Report (QT Reviewed)

Data Path : C:\msdchem\1\data\sarah\rk30\
Data File : rk1197.d
Signal(s) : Signal #1: ECD1A.ch Signal #2: ECD2B.ch
Acq On : 6 Jul 2021 10:43 am
Operator : christp
Sample : jd27540-13
Misc : op34114,grk30,15.0,,,10,1
ALS Vial : 90 Sample Multiplier: 1

Integration File signal 1: autoint1.e
Integration File signal 2: autoint2.e
Quant Time: Jul 06 21:17:12 2021
Quant Method : C:\MSDCHEM\1\METHODS\rkpcb12.m
Quant Title :
QLast Update : Sun Jun 27 21:16:10 2021
Response via : Initial Calibration
Integrator: ChemStation

Volume Inj. : 1ul
Signal #1 Phase : ZBCLP-1 Signal #2 Phase: ZBCLP-2
Signal #1 Info : 30m X 0.32mm(.32u Signal #2 Info : 30m X 0.32 mm (.25um)

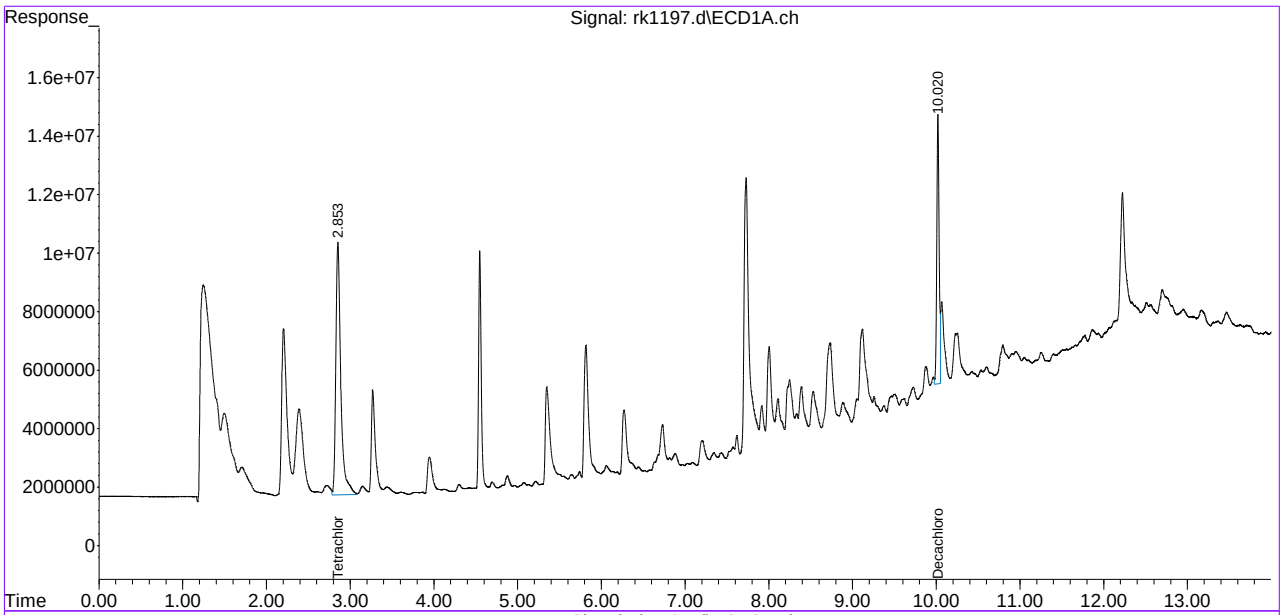

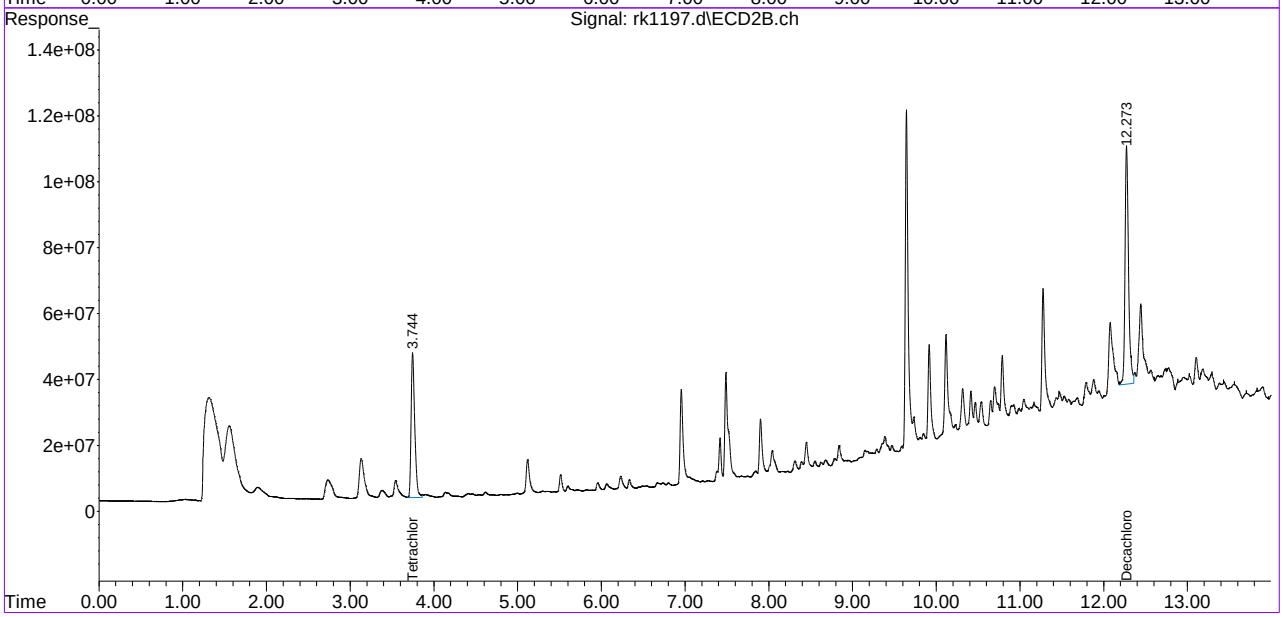

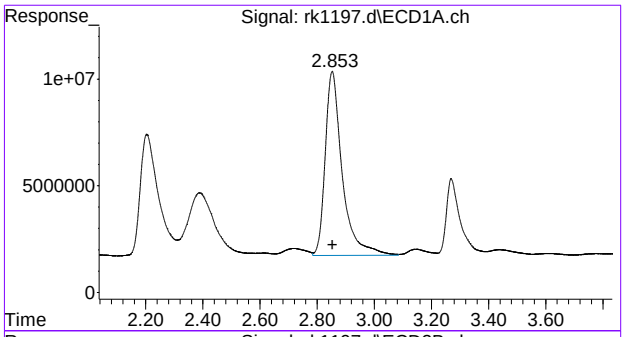

#1 Tetrachloro-m-xylene

R.T.: 2.853 min
Delta R.T.: -0.001 min
Response: 356264708
Conc: 24.44 ppb

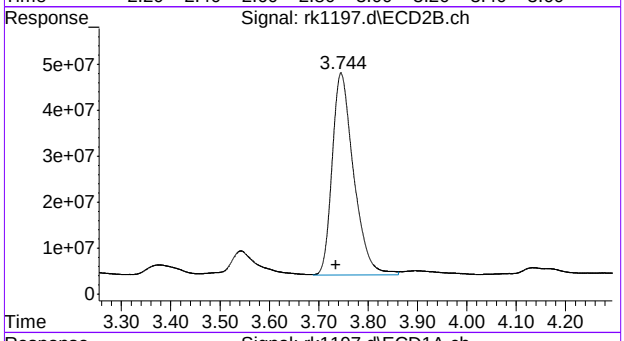

#1 Tetrachloro-m-xylene

R.T.: 3.746 min
Delta R.T.: 0.011 min
Response: 1325820200
Conc: 27.81 ppb

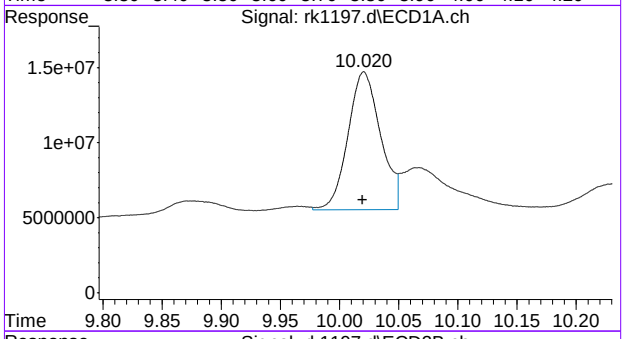

#51 Decachlorobiphenyl

R.T.: 10.020 min
Delta R.T.: 0.001 min
Response: 176742212
Conc: 14.17 ppb m

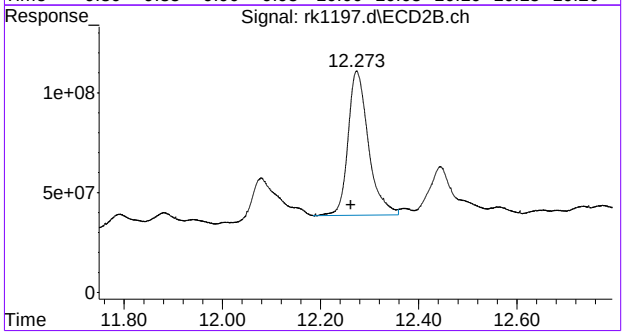

#51 Decachlorobiphenyl

R.T.: 12.273 min
Delta R.T.: 0.012 min
Response: 2087936476
Conc: 46.02 ppb m

Manual Integration Approval Summary

Sample Number: JD27540-13
Lab FileID: RK1197.D
Injection Time: 07/06/21 10:43
Method: SW846 8082A
Analyst approved: 07/06/21 21:25 Sarah Cruz
Supervisor approved: 07/07/21 08:24 Gwendolyn Burns

Parameter	CAS	Sig#	R.T. (min.)	Reason
Decachlorobiphenyl	2051-24-3	1	10.02	Poorly defined baseline
Decachlorobiphenyl	2051-24-3	2	12.27	Poorly defined baseline

Quantitation Report (Qedit)

Data Path : C:\msdchem\1\data\sarah\rk30\
Data File : rk1197.d
Signal(s) : Signal #1: ECD1A.ch Signal #2: ECD2B.ch
Acq On : 6 Jul 2021 10:43 am
Operator : christp
Sample : jd27540-13
Misc : op34114,grk30,15.0,,,10,1
ALS Vial : 90 Sample Multiplier: 1

Integration File signal 1: autoint1.e
Integration File signal 2: autoint2.e
Quant Time: Jul 06 20:58:55 2021
Quant Method : C:\MSDCHEM\1\METHODS\rkpcb12.m
Quant Title :
QLast Update : Sun Jun 27 21:16:10 2021
Response via : Initial Calibration
Integrator: ChemStation

Volume Inj. : 1ul
Signal #1 Phase : ZBCLP-1 Signal #2 Phase: ZBCLP-2
Signal #1 Info : 30m X 0.32mm(.32u Signal #2 Info : 30m X 0.32 mm (.25um)

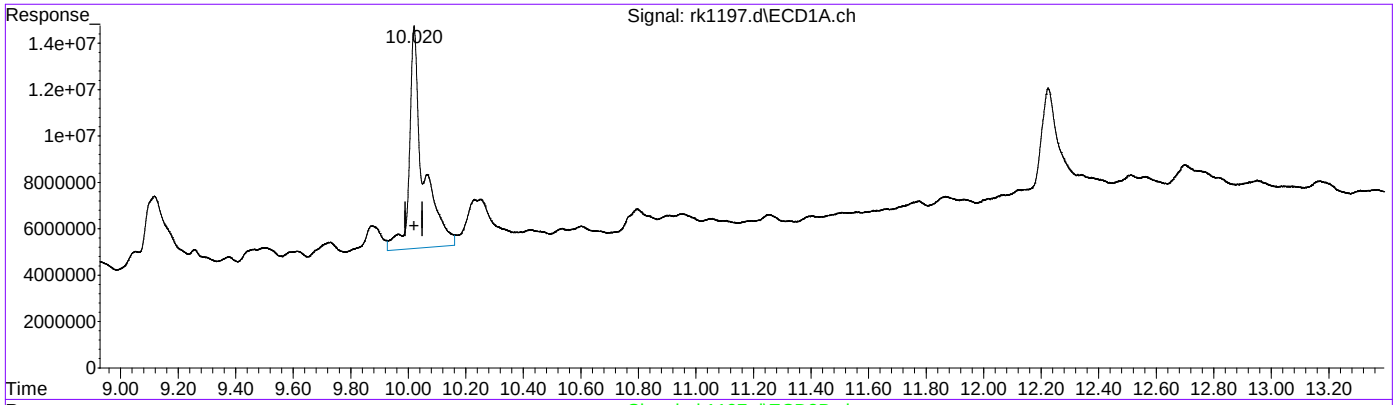

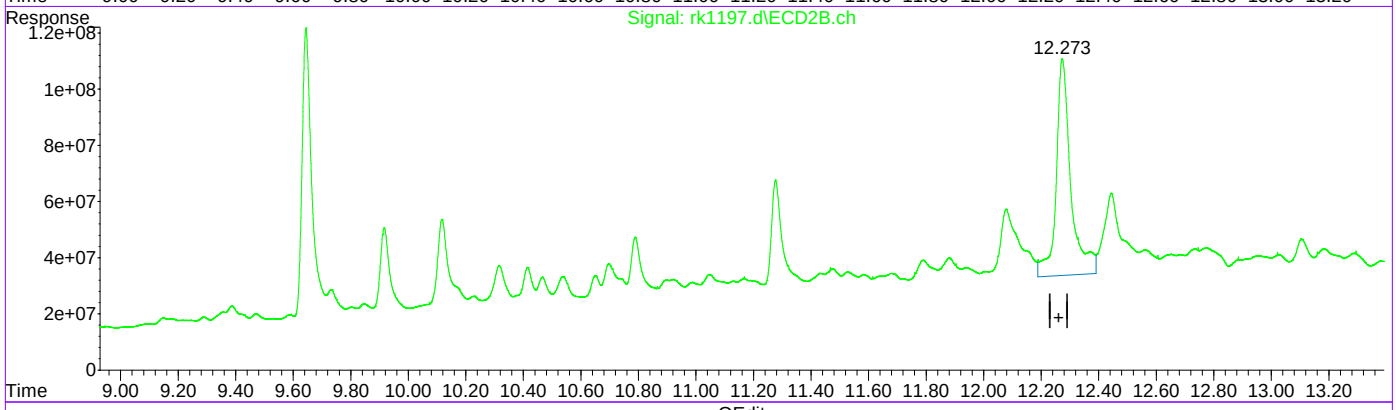

QEdit

(51) Decachlorobiphenyl (S)

10.021min 25.563 ppb

response 318826934

(51) Decachlorobiphenyl #2 (S)

12.274min 60.381 ppb

response 2739428386

(+) = Expected Retention Time
rkpcb12.m Tue Jul 06 21:16:27 2021

Quantitation Report (Qedit)

Data Path : C:\msdchem\1\data\sarah\rk30\
Data File : rk1197.d
Signal(s) : Signal #1: ECD1A.ch Signal #2: ECD2B.ch
Acq On : 6 Jul 2021 10:43 am
Operator : christp
Sample : jd27540-13
Misc : op34114,grk30,15.0,,,10,1
ALS Vial : 90 Sample Multiplier: 1

Integration File signal 1: autoint1.e
Integration File signal 2: autoint2.e
Quant Time: Jul 06 20:58:55 2021
Quant Method : C:\MSDCHEM\1\METHODS\rkpcb12.m
Quant Title :
QLast Update : Sun Jun 27 21:16:10 2021
Response via : Initial Calibration
Integrator: ChemStation

Volume Inj. : 1ul
Signal #1 Phase : ZBCLP-1 Signal #2 Phase: ZBCLP-2
Signal #1 Info : 30m X 0.32mm(.32u Signal #2 Info : 30m X 0.32 mm (.25um)

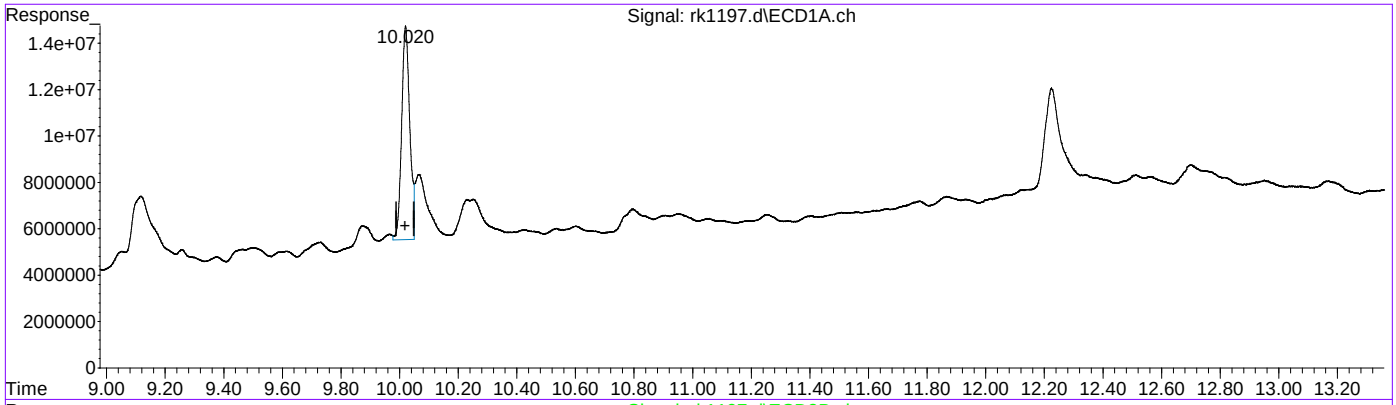

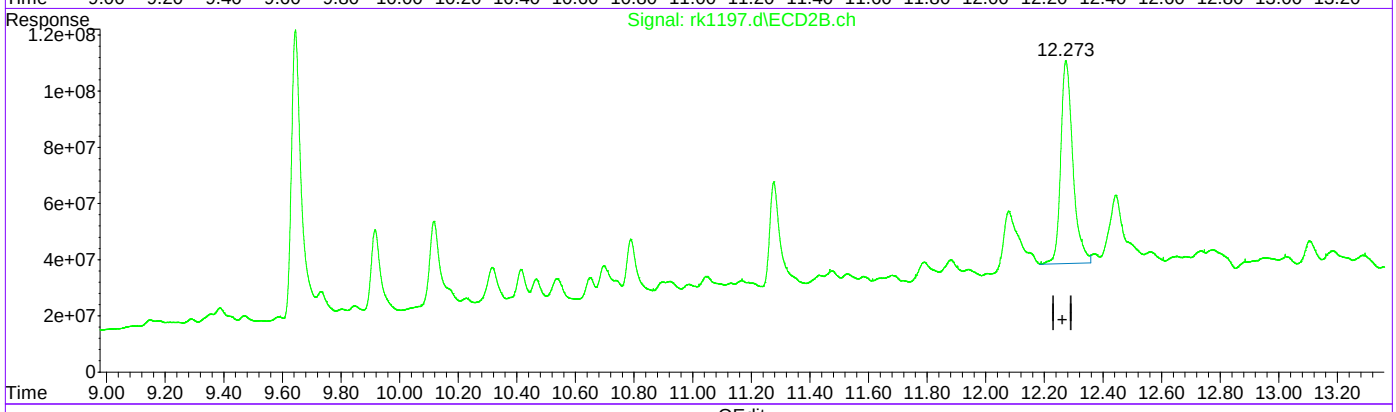

QEdit

(51) Decachlorobiphenyl (S)

10.020min 14.171 ppb m

response 176742212

(51) Decachlorobiphenyl #2 (S)

12.273min 46.021 ppb m

response 2087936476

(+) = Expected Retention Time
rkpcb12.m Tue Jul 06 21:16:41 2021

Manual Integrations APPROVED
(compounds with "m" flag)
Gwendolyn Burns
07/07/21 08:23

Quantitation Report (QT Reviewed)

Data Path : C:\msdchem\1\data\sarah\rk30\
Data File : rk1190.d
Signal(s) : Signal #1: ECD1A.ch Signal #2: ECD2B.ch
Acq On : 6 Jul 2021 8:48 am
Operator : christp
Sample : jd27540-14
Misc : op34114,grk30,15.1,,,10,1
ALS Vial : 86 Sample Multiplier: 1

Integration File signal 1: autoint1.e
Integration File signal 2: autoint2.e
Quant Time: Jul 06 21:13:55 2021
Quant Method : C:\MSDCHEM\1\METHODS\rkpcb12.m
Quant Title :
QLast Update : Sun Jun 27 21:16:10 2021
Response via : Initial Calibration
Integrator: ChemStation

Volume Inj. : 1ul
Signal #1 Phase : ZBCLP-1 Signal #2 Phase: ZBCLP-2
Signal #1 Info : 30m X 0.32mm(.32u Signal #2 Info : 30m X 0.32 mm (.25um)

Compound	RT#1	RT#2	Resp#1	Resp#2	ppb	ppb
System Monitoring Compounds						
1) S Tetrachlo...	2.851	3.745	347.8E6	1706.1E6	23.857	35.785 #
Spiked Amount 40.000			Recovery	=	59.64%	89.46%
51) S Decachlor...	10.024	12.269	301.2E6	1839.2E6	24.147m	40.538 #
Spiked Amount 40.000			Recovery	=	60.37%	101.35%
Target Compounds						

(f)=RT Delta > 1/2 Window (#)=Amounts differ by > 25% (m)=manual int.

11.1.12

Quantitation Report (QT Reviewed)

Data Path : C:\msdchem\1\data\sarah\rk30\
Data File : rk1190.d
Signal(s) : Signal #1: ECD1A.ch Signal #2: ECD2B.ch
Acq On : 6 Jul 2021 8:48 am
Operator : christp
Sample : jd27540-14
Misc : op34114,grk30,15.1,,,10,1
ALS Vial : 86 Sample Multiplier: 1

Integration File signal 1: autoint1.e
Integration File signal 2: autoint2.e
Quant Time: Jul 06 21:13:55 2021
Quant Method : C:\MSDCHEM\1\METHODS\rkpcb12.m
Quant Title :
QLast Update : Sun Jun 27 21:16:10 2021
Response via : Initial Calibration
Integrator: ChemStation

Volume Inj. : 1ul
Signal #1 Phase : ZBCLP-1 Signal #2 Phase: ZBCLP-2
Signal #1 Info : 30m X 0.32mm(.32u Signal #2 Info : 30m X 0.32 mm (.25um)

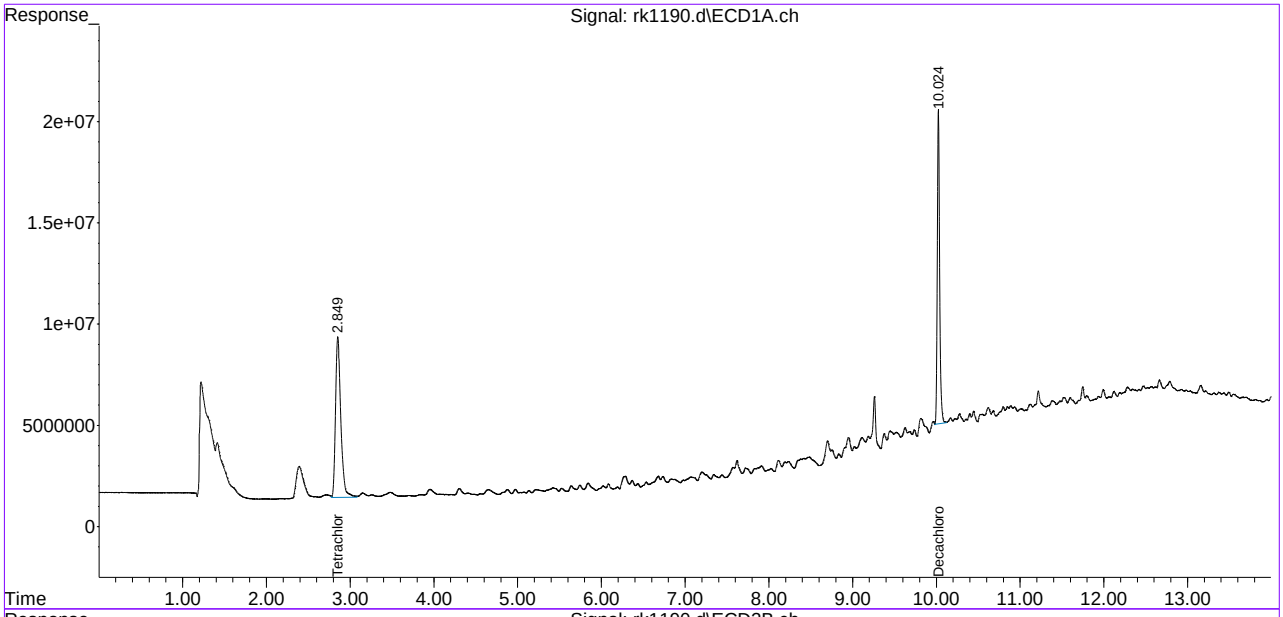



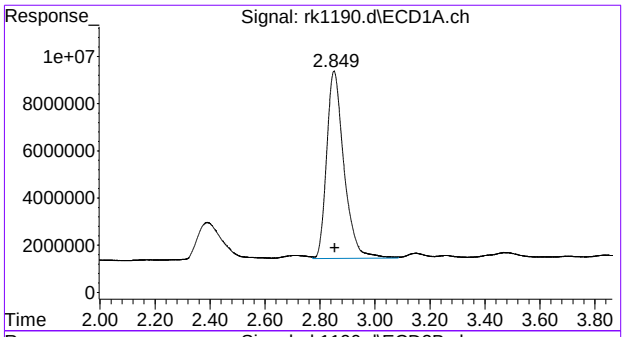

#1 Tetrachloro-m-xylene

R.T.: 2.851 min
Delta R.T.: -0.003 min
Response: 347787646
Conc: 23.86 ppb

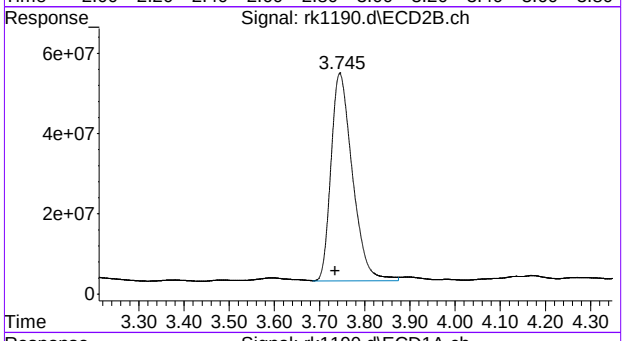

#1 Tetrachloro-m-xylene

R.T.: 3.745 min
Delta R.T.: 0.011 min
Response: 1706147485
Conc: 35.79 ppb

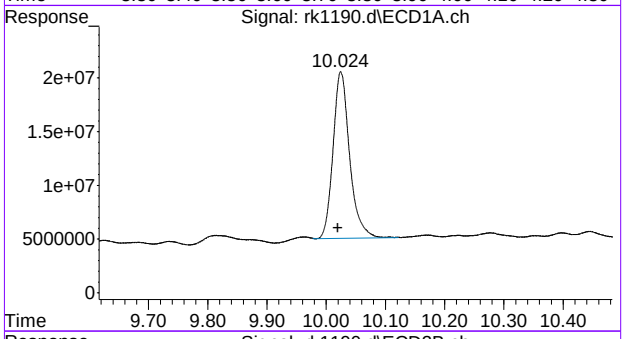

#51 Decachlorobiphenyl

R.T.: 10.024 min
Delta R.T.: 0.005 min
Response: 301163371
Conc: 24.15 ppb m

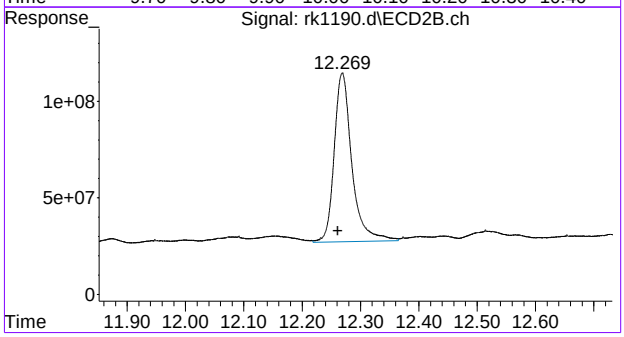

#51 Decachlorobiphenyl

R.T.: 12.269 min
Delta R.T.: 0.007 min
Response: 1839187776
Conc: 40.54 ppb

Manual Integration Approval Summary

Sample Number: JD27540-14
Lab FileID: RK1190.D
Injection Time: 07/06/21 08:48
Method: SW846 8082A
Analyst approved: 07/06/21 21:25 Sarah Cruz
Supervisor approved: 07/07/21 08:23 Gwendolyn Burns

Parameter	CAS	Sig#	R.T. (min.)	Reason
Decachlorobiphenyl	2051-24-3	1	10.02	Poorly defined baseline

Quantitation Report (Qedit)

Data Path : C:\msdchem\1\data\sarah\rk30\
Data File : rk1190.d
Signal(s) : Signal #1: ECD1A.ch Signal #2: ECD2B.ch
Acq On : 6 Jul 2021 8:48 am
Operator : christp
Sample : jd27540-14
Misc : op34114,grk30,15.1,,,10,1
ALS Vial : 86 Sample Multiplier: 1

Integration File signal 1: autoint1.e
Integration File signal 2: autoint2.e
Quant Time: Jul 06 20:57:30 2021
Quant Method : C:\MSDCHEM\1\METHODS\rkpcb12.m
Quant Title :
QLast Update : Sun Jun 27 21:16:10 2021
Response via : Initial Calibration
Integrator: ChemStation

Volume Inj. : 1ul
Signal #1 Phase : ZBCLP-1 Signal #2 Phase: ZBCLP-2
Signal #1 Info : 30m X 0.32mm(.32u Signal #2 Info : 30m X 0.32 mm (.25um)

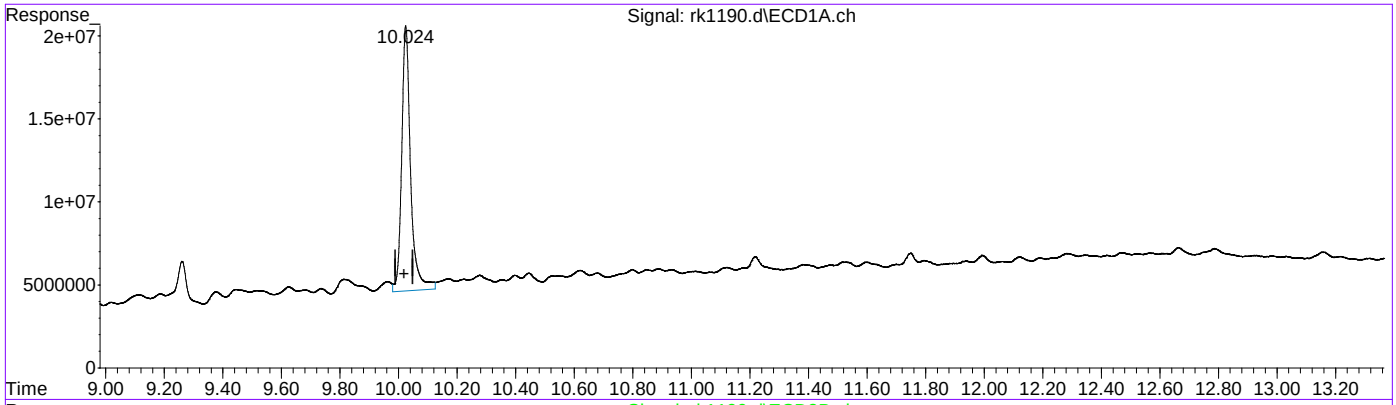

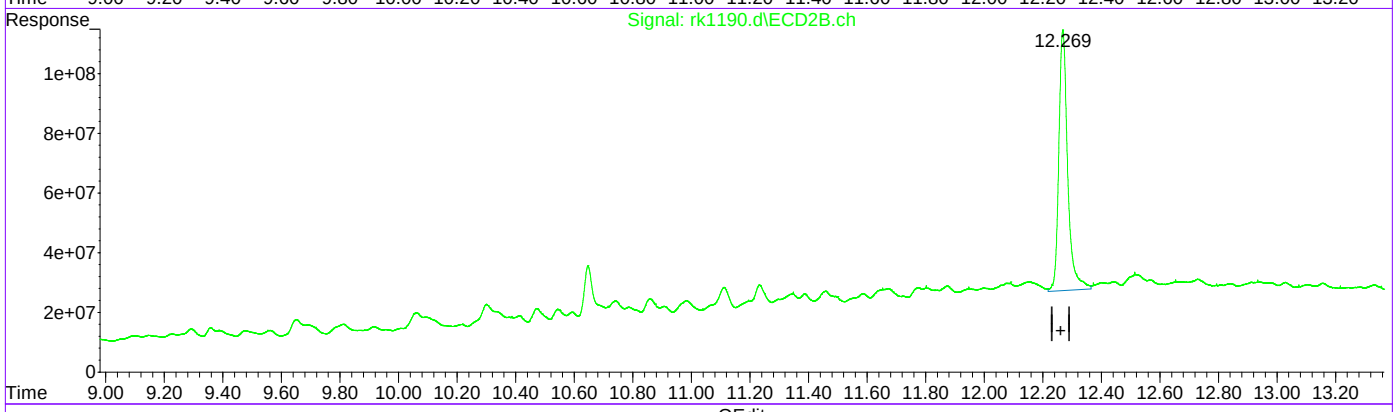

QEdit

(51) Decachlorobiphenyl (S)

10.025min 27.084 ppb

response 337796476

(51) Decachlorobiphenyl #2 (S)

12.269min 40.538 ppb

response 1839187776

(+) = Expected Retention Time
rkpcb12.m Tue Jul 06 21:13:18 2021

Quantitation Report (Qedit)

Data Path : C:\msdchem\1\data\sarah\rk30\
Data File : rk1190.d
Signal(s) : Signal #1: ECD1A.ch Signal #2: ECD2B.ch
Acq On : 6 Jul 2021 8:48 am
Operator : christp
Sample : jd27540-14
Misc : op34114,grk30,15.1,,,10,1
ALS Vial : 86 Sample Multiplier: 1

Integration File signal 1: autoint1.e
Integration File signal 2: autoint2.e
Quant Time: Jul 06 20:57:30 2021
Quant Method : C:\MSDCHEM\1\METHODS\rkpcb12.m
Quant Title :
QLast Update : Sun Jun 27 21:16:10 2021
Response via : Initial Calibration
Integrator: ChemStation

Volume Inj. : 1ul
Signal #1 Phase : ZBCLP-1 Signal #2 Phase: ZBCLP-2
Signal #1 Info : 30m X 0.32mm(.32u Signal #2 Info : 30m X 0.32 mm (.25um)

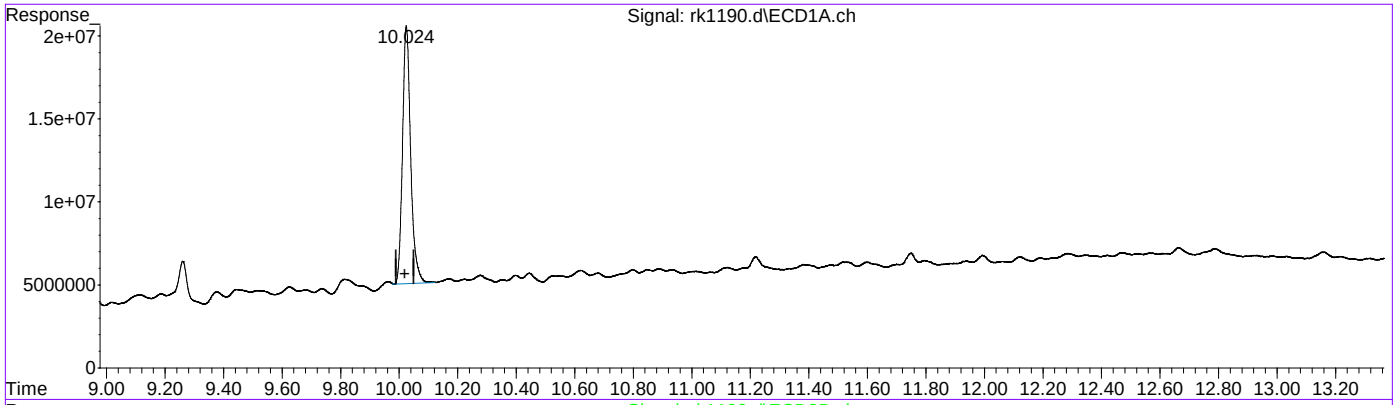

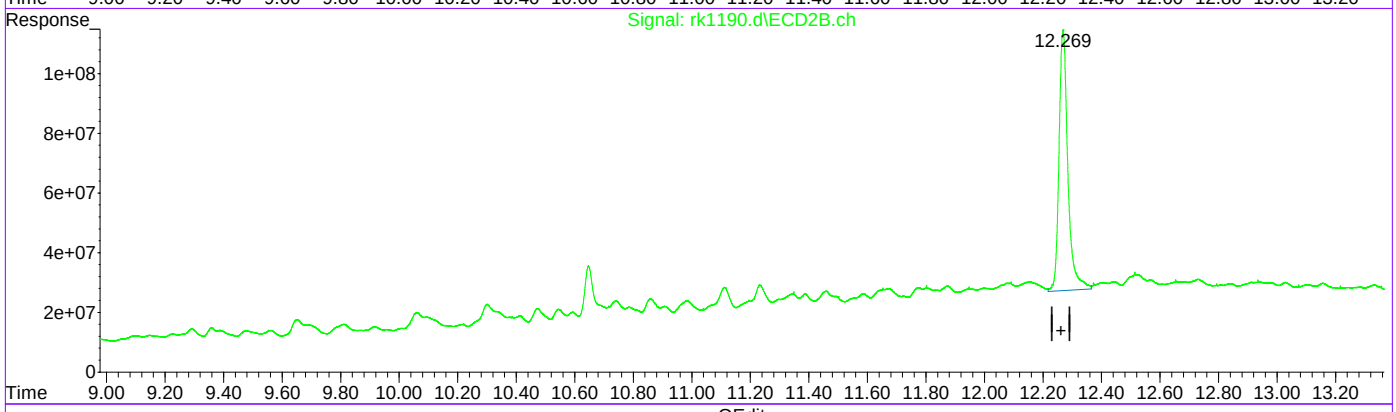

QEdit

(51) Decachlorobiphenyl (S)

10.024min 24.147 ppb m

response 301163371

(51) Decachlorobiphenyl #2 (S)

12.269min 40.538 ppb

response 1839187776

(+) = Expected Retention Time
rkpcb12.m Tue Jul 06 21:13:25 2021

Manual Integrations APPROVED
(compounds with "m" flag)
Gwendolyn Burns
07/07/21 08:24

Quantitation Report (QT Reviewed)

Data Path : C:\msdchem\1\data\sarah\rk30\
Data File : rk1195.d
Signal(s) : Signal #1: ECD1A.ch Signal #2: ECD2B.ch
Acq On : 6 Jul 2021 10:10 am
Operator : christp
Sample : jd27540-17
Misc : op34114,grk30,15.0,,,10,1
ALS Vial : 88 Sample Multiplier: 1

Integration File signal 1: autoint1.e
Integration File signal 2: autoint2.e
Quant Time: Jul 06 21:14:49 2021
Quant Method : C:\MSDCHEM\1\METHODS\rkpcb12.m
Quant Title :
QLast Update : Sun Jun 27 21:16:10 2021
Response via : Initial Calibration
Integrator: ChemStation

Volume Inj. : 1ul
Signal #1 Phase : ZBCLP-1 Signal #2 Phase: ZBCLP-2
Signal #1 Info : 30m X 0.32mm(.32u Signal #2 Info : 30m X 0.32 mm (.25um)

	Compound	RT#1	RT#2	Resp#1	Resp#2	ppb	ppb
	System Monitoring Compounds						
1) S	Tetrachlo...	2.852	3.745	509.1E6	2043.0E6	34.922	42.850
	Spiked Amount 40.000			Recovery	=	87.30%	107.13%
51) S	Decachlor...	10.017	12.267	318.5E6	1895.1E6	25.536m	41.770 #
	Spiked Amount 40.000			Recovery	=	63.84%	104.43%
	Target Compounds						

(f)=RT Delta > 1/2 Window (#)=Amounts differ by > 25% (m)=manual int.

11.1.13 11

Quantitation Report (QT Reviewed)

Data Path : C:\msdchem\1\data\sarah\rk30\
Data File : rk1195.d
Signal(s) : Signal #1: ECD1A.ch Signal #2: ECD2B.ch
Acq On : 6 Jul 2021 10:10 am
Operator : christp
Sample : jd27540-17
Misc : op34114,grk30,15.0,,,10,1
ALS Vial : 88 Sample Multiplier: 1

Integration File signal 1: autoint1.e
Integration File signal 2: autoint2.e
Quant Time: Jul 06 21:14:49 2021
Quant Method : C:\MSDCHEM\1\METHODS\rkpcb12.m
Quant Title :
QLast Update : Sun Jun 27 21:16:10 2021
Response via : Initial Calibration
Integrator: ChemStation

Volume Inj. : 1ul
Signal #1 Phase : ZBCLP-1 Signal #2 Phase: ZBCLP-2
Signal #1 Info : 30m X 0.32mm(.32u Signal #2 Info : 30m X 0.32 mm (.25um)

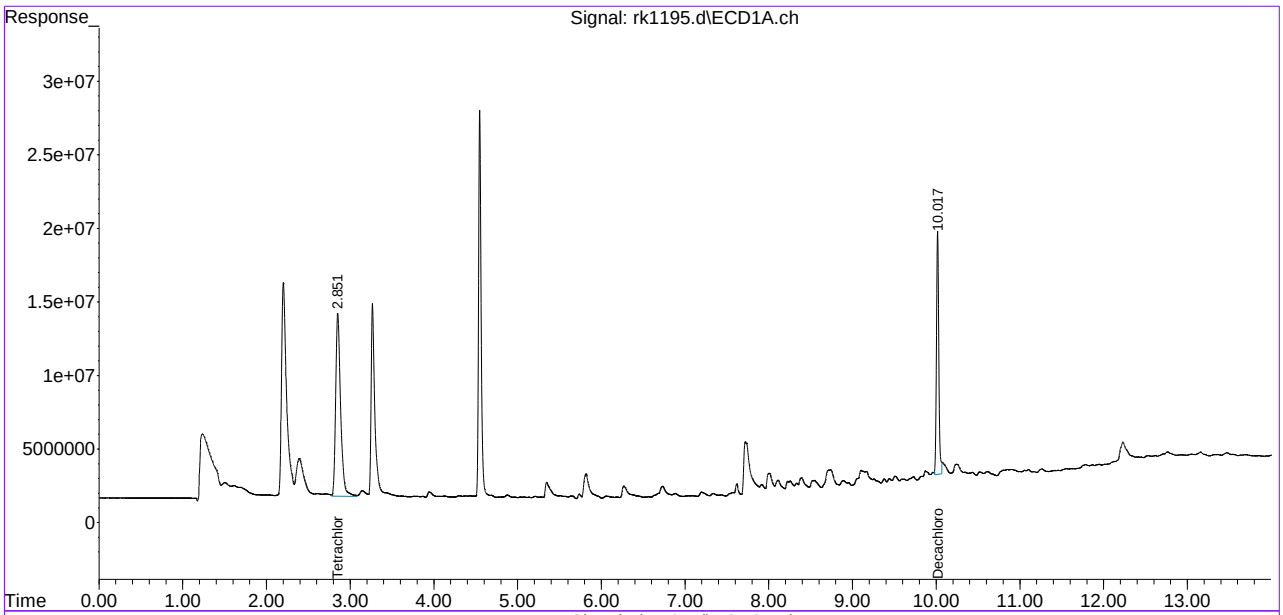

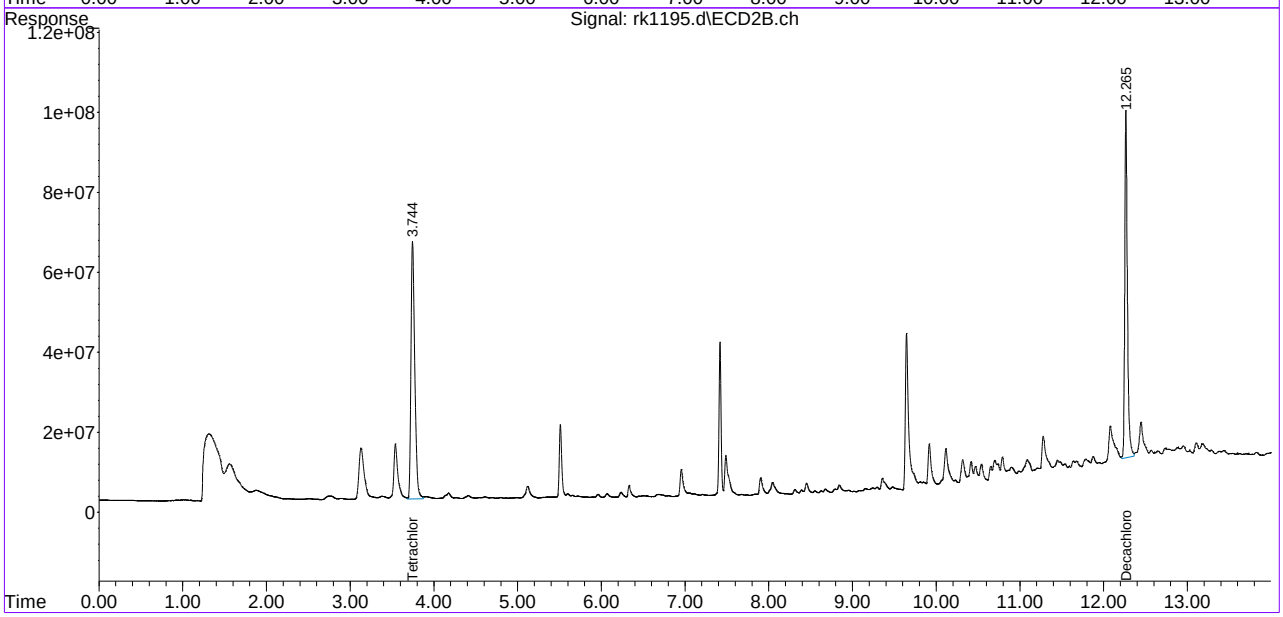

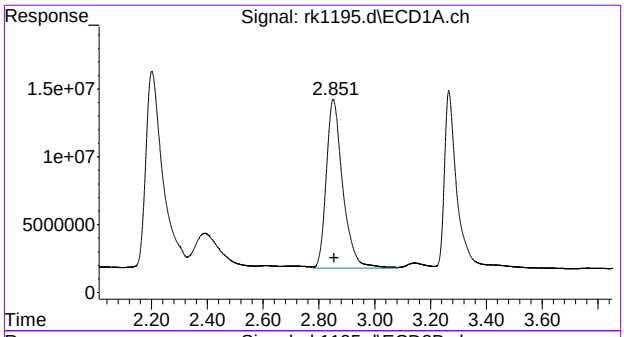

#1 Tetrachloro-m-xylene

R.T.: 2.852 min
Delta R.T.: -0.002 min
Response: 509092551
Conc: 34.92 ppb

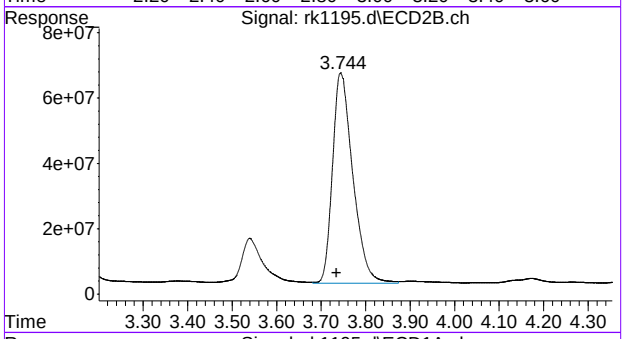

#1 Tetrachloro-m-xylene

R.T.: 3.745 min
Delta R.T.: 0.011 min
Response: 2042989922
Conc: 42.85 ppb

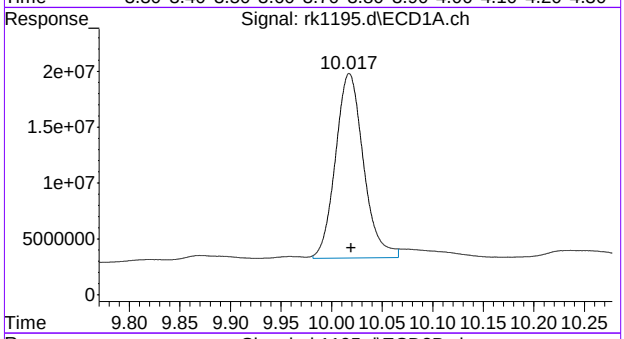

#51 Decachlorobiphenyl

R.T.: 10.017 min
Delta R.T.: -0.002 min
Response: 318491984
Conc: 25.54 ppb m

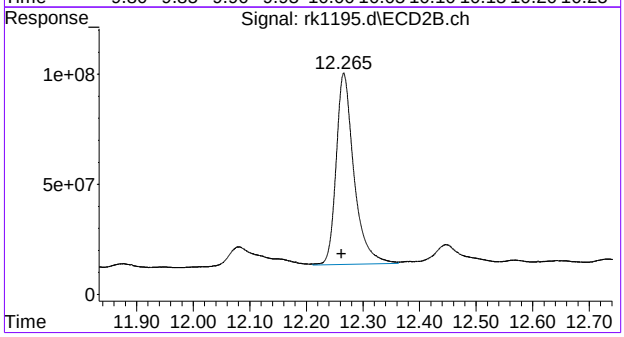

#51 Decachlorobiphenyl

R.T.: 12.267 min
Delta R.T.: 0.005 min
Response: 1895081605
Conc: 41.77 ppb

Manual Integration Approval Summary

Sample Number: JD27540-17
Lab FileID: RK1195.D
Injection Time: 07/06/21 10:10
Method: SW846 8082A
Analyst approved: 07/06/21 21:25 Sarah Cruz
Supervisor approved: 07/07/21 08:24 Gwendolyn Burns

Parameter	CAS	Sig#	R.T. (min.)	Reason
Decachlorobiphenyl	2051-24-3	1	10.02	Poorly defined baseline

Quantitation Report (Qedit)

Data Path : C:\msdchem\1\data\sarah\rk30\
Data File : rk1195.d
Signal(s) : Signal #1: ECD1A.ch Signal #2: ECD2B.ch
Acq On : 6 Jul 2021 10:10 am
Operator : christp
Sample : jd27540-17
Misc : op34114,grk30,15.0,,,10,1
ALS Vial : 88 Sample Multiplier: 1

Integration File signal 1: autoint1.e
Integration File signal 2: autoint2.e
Quant Time: Jul 06 20:57:57 2021
Quant Method : C:\MSDCHEM\1\METHODS\rkpcb12.m
Quant Title :
QLast Update : Sun Jun 27 21:16:10 2021
Response via : Initial Calibration
Integrator: ChemStation

Volume Inj. : 1ul
Signal #1 Phase : ZBCLP-1 Signal #2 Phase: ZBCLP-2
Signal #1 Info : 30m X 0.32mm(.32u Signal #2 Info : 30m X 0.32 mm (.25um)

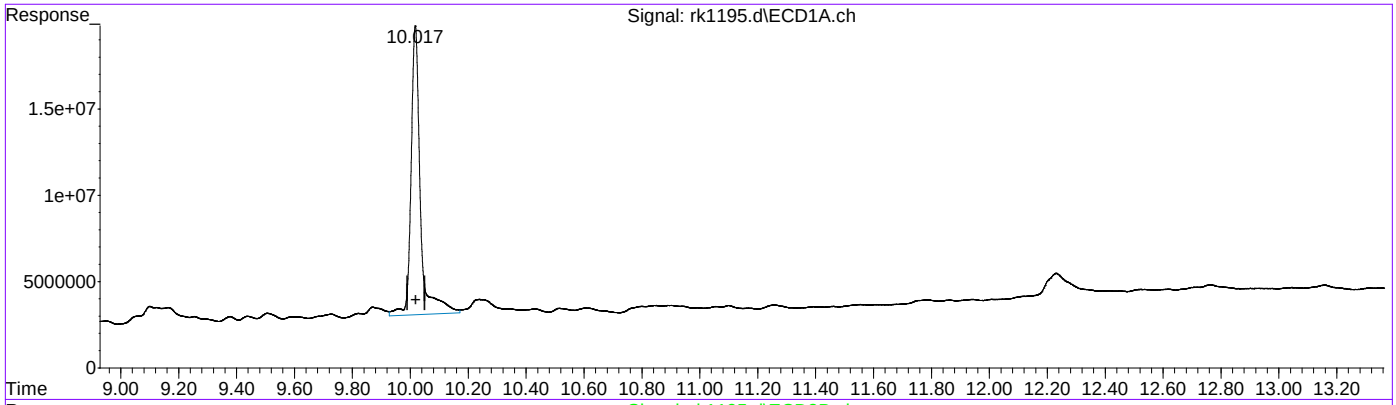

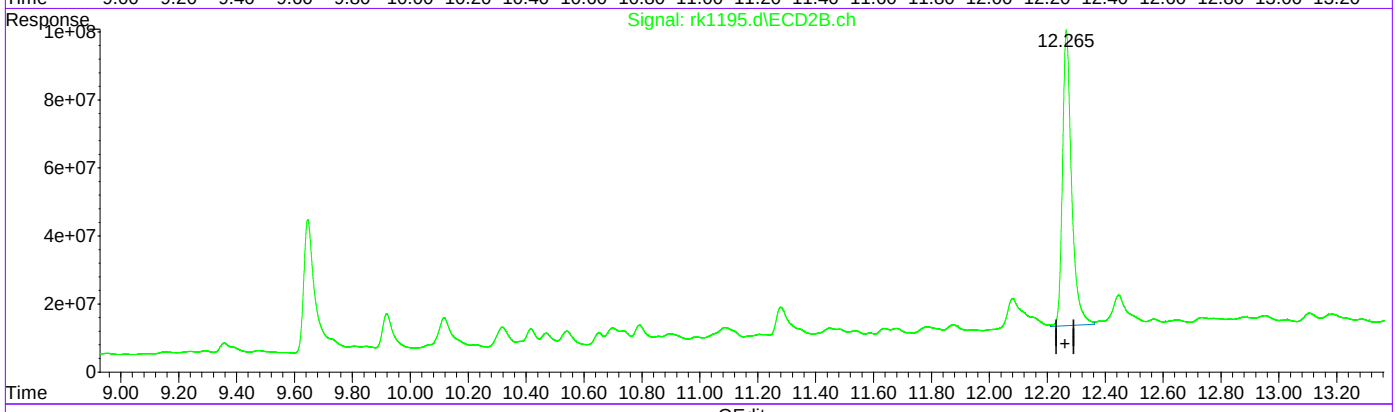

QEdit

(51) Decachlorobiphenyl (S)

10.018min 30.075 ppb

response 375098124

(51) Decachlorobiphenyl #2 (S)

12.267min 41.770 ppb

response 1895081605

(+) = Expected Retention Time
rkpcb12.m Tue Jul 06 21:14:08 2021

Quantitation Report (Qedit)

Data Path : C:\msdchem\1\data\sarah\rk30\
Data File : rk1195.d
Signal(s) : Signal #1: ECD1A.ch Signal #2: ECD2B.ch
Acq On : 6 Jul 2021 10:10 am
Operator : christp
Sample : jd27540-17
Misc : op34114,grk30,15.0,,,10,1
ALS Vial : 88 Sample Multiplier: 1

Integration File signal 1: autoint1.e
Integration File signal 2: autoint2.e
Quant Time: Jul 06 20:57:57 2021
Quant Method : C:\MSDCHEM\1\METHODS\rkpcb12.m
Quant Title :
QLast Update : Sun Jun 27 21:16:10 2021
Response via : Initial Calibration
Integrator: ChemStation

Volume Inj. : 1ul
Signal #1 Phase : ZBCLP-1 Signal #2 Phase: ZBCLP-2
Signal #1 Info : 30m X 0.32mm(.32u Signal #2 Info : 30m X 0.32 mm (.25um)

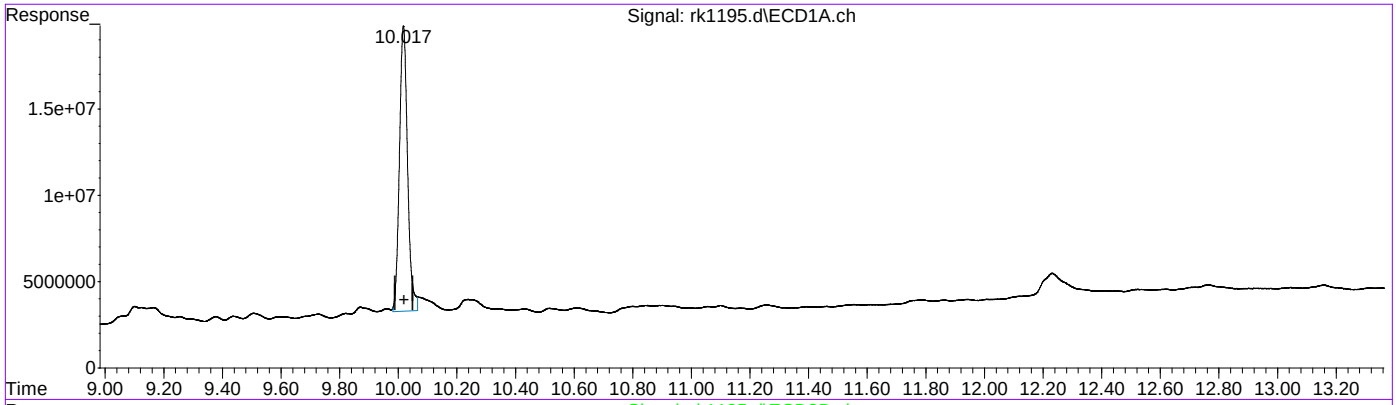

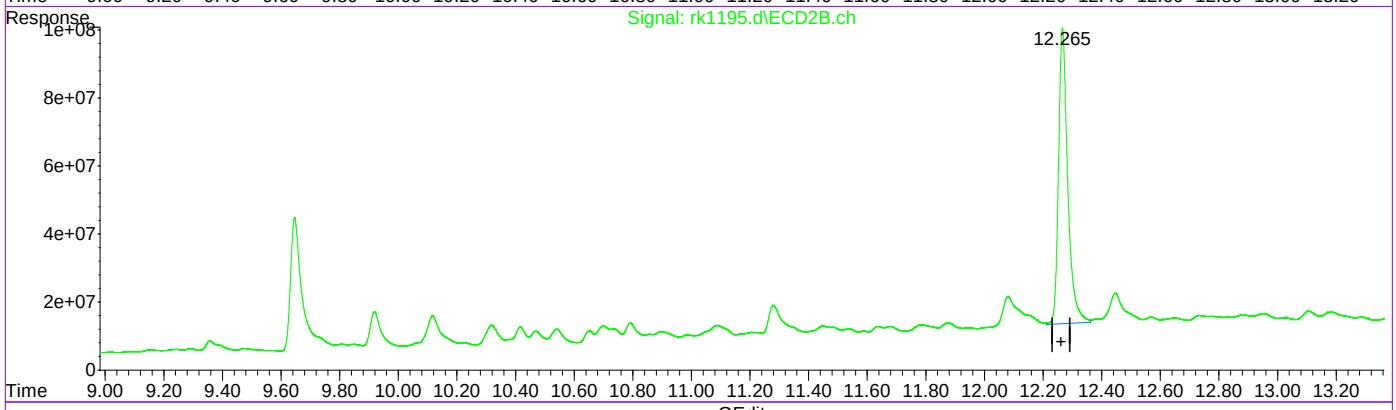

QEdit

(51) Decachlorobiphenyl (S)

10.017min 25.536 ppb m

response 318491984

(51) Decachlorobiphenyl #2 (S)

12.267min 41.770 ppb

response 1895081605

(+) = Expected Retention Time
rkpcb12.m Tue Jul 06 21:14:16 2021

Manual Integrations APPROVED
(compounds with "m" flag)
Gwendolyn Burns
07/07/21 08:24

Quantitation Report (QT Reviewed)

Data Path : C:\msdchem\1\data\sarah\rk30\
Data File : rk1196.d
Signal(s) : Signal #1: ECD1A.ch Signal #2: ECD2B.ch
Acq On : 6 Jul 2021 10:26 am
Operator : christp
Sample : jd27540-18
Misc : op34114,grk30,15.2,,,10,1
ALS Vial : 89 Sample Multiplier: 1

Integration File signal 1: autoint1.e
Integration File signal 2: autoint2.e
Quant Time: Jul 06 21:16:18 2021
Quant Method : C:\MSDCHEM\1\METHODS\rkpcb12.m
Quant Title :
QLast Update : Sun Jun 27 21:16:10 2021
Response via : Initial Calibration
Integrator: ChemStation

Volume Inj. : 1ul
Signal #1 Phase : ZBCLP-1 Signal #2 Phase: ZBCLP-2
Signal #1 Info : 30m X 0.32mm(.32u Signal #2 Info : 30m X 0.32 mm (.25um)

Compound	RT#1	RT#2	Resp#1	Resp#2	ppb	ppb
System Monitoring Compounds						
1) S Tetrachlo...	2.850	3.744	366.8E6	1510.7E6	25.161m	31.686m#
Spiked Amount 40.000			Recovery	=	62.90%	79.22%
51) S Decachlor...	10.019	12.265	224.3E6	1620.2E6	17.981m	35.712m#
Spiked Amount 40.000			Recovery	=	44.95%	89.28%
Target Compounds						

(f)=RT Delta > 1/2 Window (#)=Amounts differ by > 25% (m)=manual int.

11.1.14 11

Quantitation Report (QT Reviewed)

Data Path : C:\msdchem\1\data\sarah\rk30\
Data File : rk1196.d
Signal(s) : Signal #1: ECD1A.ch Signal #2: ECD2B.ch
Acq On : 6 Jul 2021 10:26 am
Operator : christp
Sample : jd27540-18
Misc : op34114,grk30,15.2,,,10,1
ALS Vial : 89 Sample Multiplier: 1

Integration File signal 1: autoint1.e
Integration File signal 2: autoint2.e
Quant Time: Jul 06 21:16:18 2021
Quant Method : C:\MSDCHEM\1\METHODS\rkpcb12.m
Quant Title :
QLast Update : Sun Jun 27 21:16:10 2021
Response via : Initial Calibration
Integrator: ChemStation

Volume Inj. : 1ul
Signal #1 Phase : ZBCLP-1 Signal #2 Phase: ZBCLP-2
Signal #1 Info : 30m X 0.32mm(.32u Signal #2 Info : 30m X 0.32 mm (.25um)

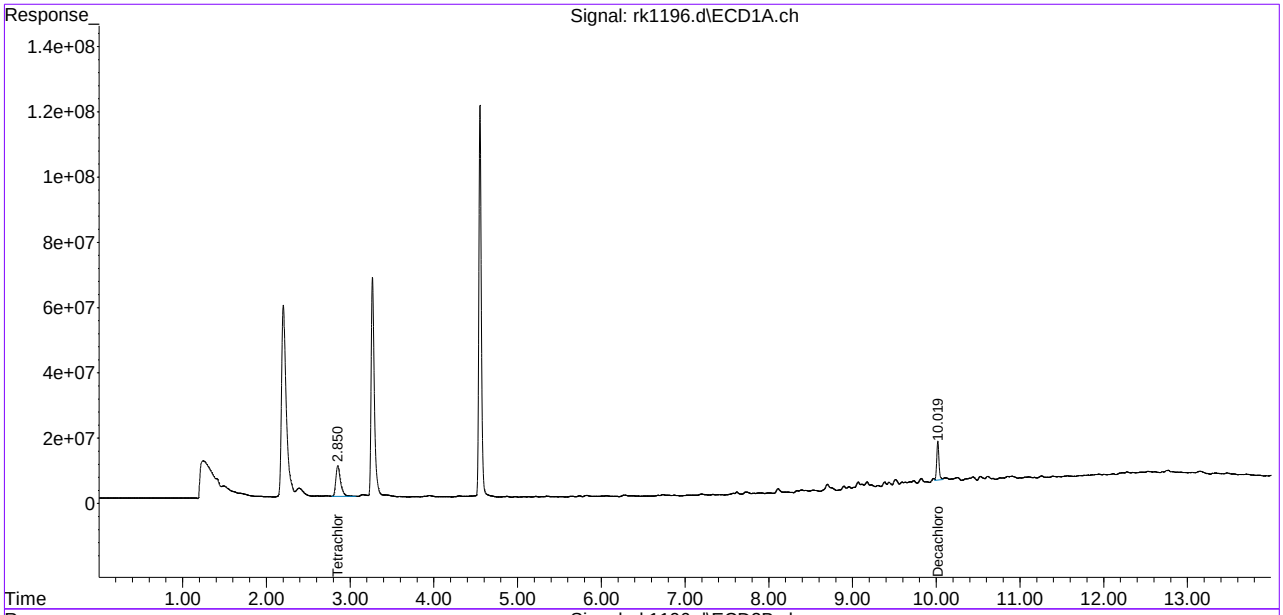

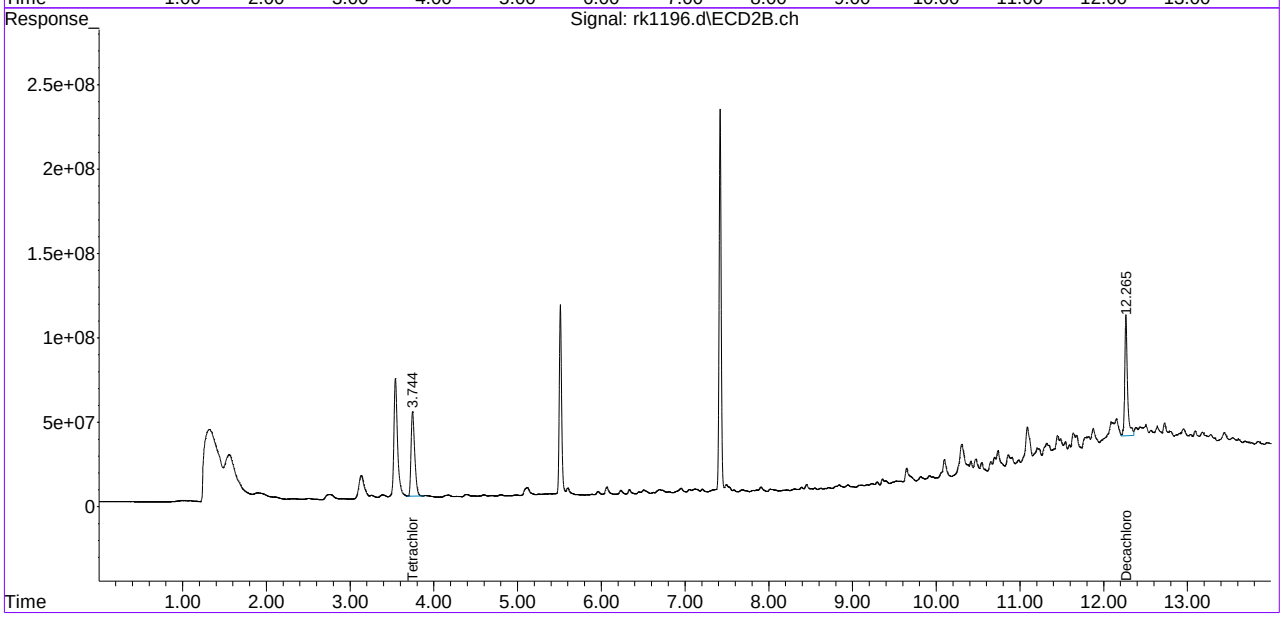

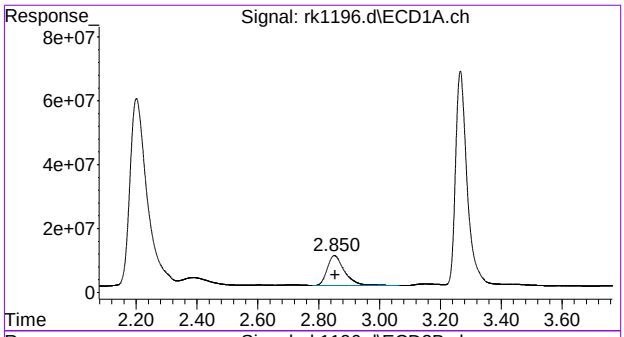

#1 Tetrachloro-m-xylene

R.T.: 2.850 min
Delta R.T.: -0.004 min
Response: 366799418
Conc: 25.16 ppb m

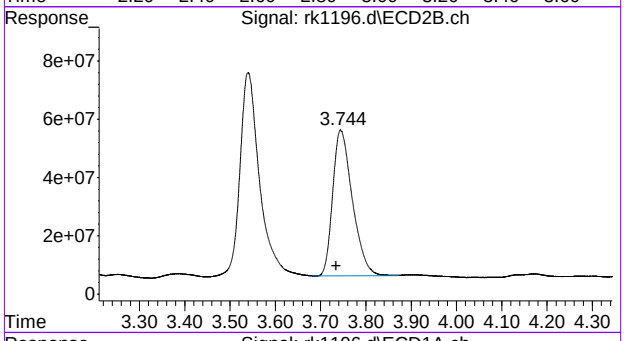

#1 Tetrachloro-m-xylene

R.T.: 3.744 min
Delta R.T.: 0.009 min
Response: 1510718242
Conc: 31.69 ppb m

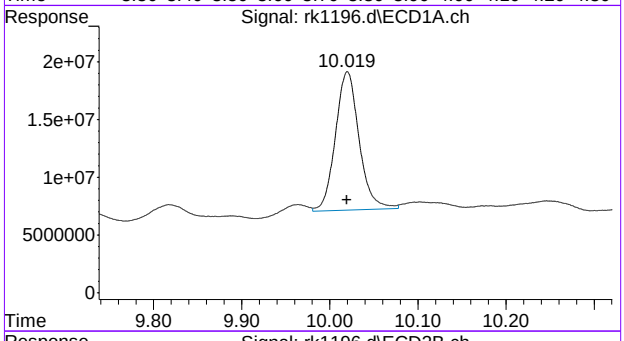

#51 Decachlorobiphenyl

R.T.: 10.019 min
Delta R.T.: 0.000 min
Response: 224262714
Conc: 17.98 ppb m

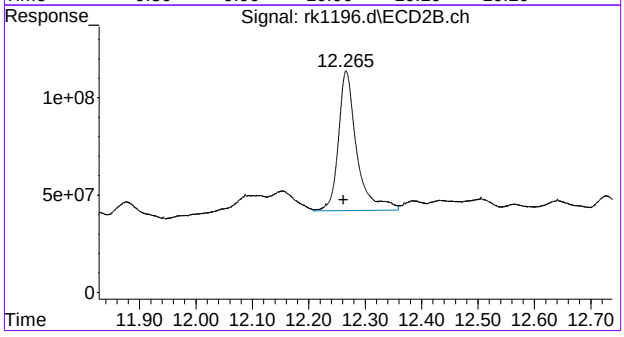

#51 Decachlorobiphenyl

R.T.: 12.265 min
Delta R.T.: 0.004 min
Response: 1620233917
Conc: 35.71 ppb m

Manual Integration Approval Summary

Sample Number: JD27540-18
Lab FileID: RK1196.D
Injection Time: 07/06/21 10:26
Method: SW846 8082A
Analyst approved: 07/06/21 21:25 Sarah Cruz
Supervisor approved: 07/07/21 08:24 Gwendolyn Burns

Parameter	CAS	Sig#	R.T. (min.)	Reason
Tetrachloro-m-xylene	877-09-8	1	2.85	Poorly defined baseline
Tetrachloro-m-xylene	877-09-8	2	3.74	Poorly defined baseline
Decachlorobiphenyl	2051-24-3	1	10.02	Poorly defined baseline
Decachlorobiphenyl	2051-24-3	2	12.27	Poorly defined baseline

Quantitation Report (Qedit)

Data Path : C:\msdchem\1\data\sarah\rk30\
Data File : rk1196.d
Signal(s) : Signal #1: ECD1A.ch Signal #2: ECD2B.ch
Acq On : 6 Jul 2021 10:26 am
Operator : christp
Sample : jd27540-18
Misc : op34114,grk30,15.2,,,10,1
ALS Vial : 89 Sample Multiplier: 1

Integration File signal 1: autoint1.e
Integration File signal 2: autoint2.e
Quant Time: Jul 06 20:58:26 2021
Quant Method : C:\MSDCHEM\1\METHODS\rkpcb12.m
Quant Title :
QLast Update : Sun Jun 27 21:16:10 2021
Response via : Initial Calibration
Integrator: ChemStation

Volume Inj. : 1ul
Signal #1 Phase : ZBCLP-1 Signal #2 Phase: ZBCLP-2
Signal #1 Info : 30m X 0.32mm(.32u Signal #2 Info : 30m X 0.32 mm (.25um)

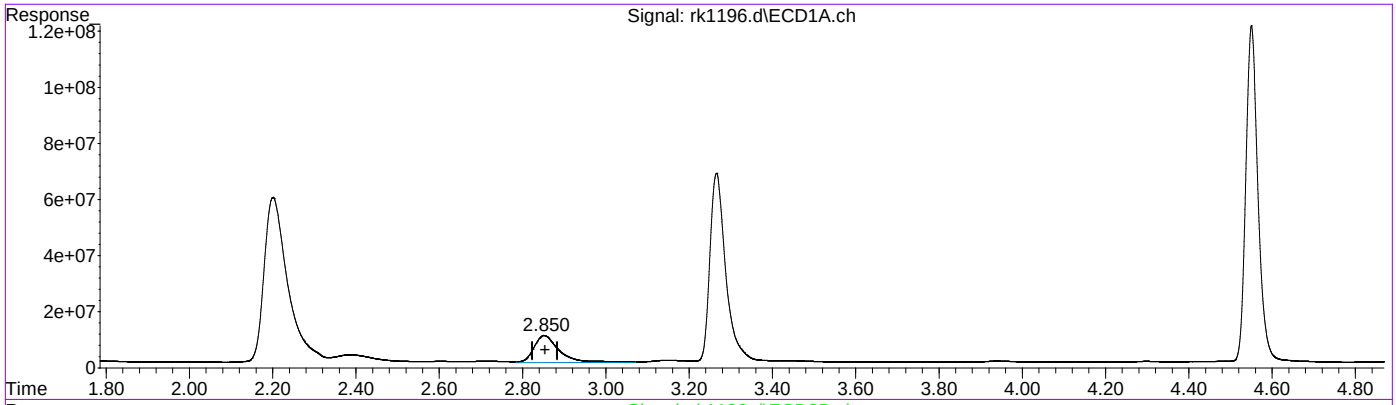

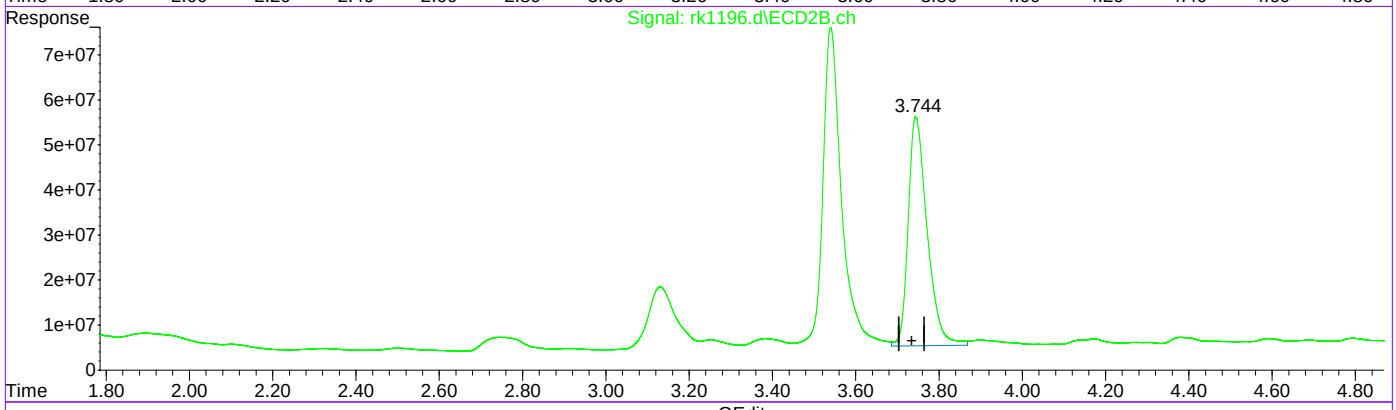

QEdit

(1) Tetrachloro-m-xylene (S)

2.852min 28.047 ppb

response 408872707

(1) Tetrachloro-m-xylene #2 (S)

3.745min 33.665 ppb

response 1605056865

(+) = Expected Retention Time
rkpcb12.m Tue Jul 06 21:14:59 2021

Quantitation Report (Qedit)

Data Path : C:\msdchem\1\data\sarah\rk30\
Data File : rk1196.d
Signal(s) : Signal #1: ECD1A.ch Signal #2: ECD2B.ch
Acq On : 6 Jul 2021 10:26 am
Operator : christp
Sample : jd27540-18
Misc : op34114,grk30,15.2,,,10,1
ALS Vial : 89 Sample Multiplier: 1

Integration File signal 1: autoint1.e
Integration File signal 2: autoint2.e
Quant Time: Jul 06 20:58:26 2021
Quant Method : C:\MSDCHEM\1\METHODS\rkpcb12.m
Quant Title :
QLast Update : Sun Jun 27 21:16:10 2021
Response via : Initial Calibration
Integrator: ChemStation

Volume Inj. : 1ul
Signal #1 Phase : ZBCLP-1 Signal #2 Phase: ZBCLP-2
Signal #1 Info : 30m X 0.32mm(.32u Signal #2 Info : 30m X 0.32 mm (.25um)

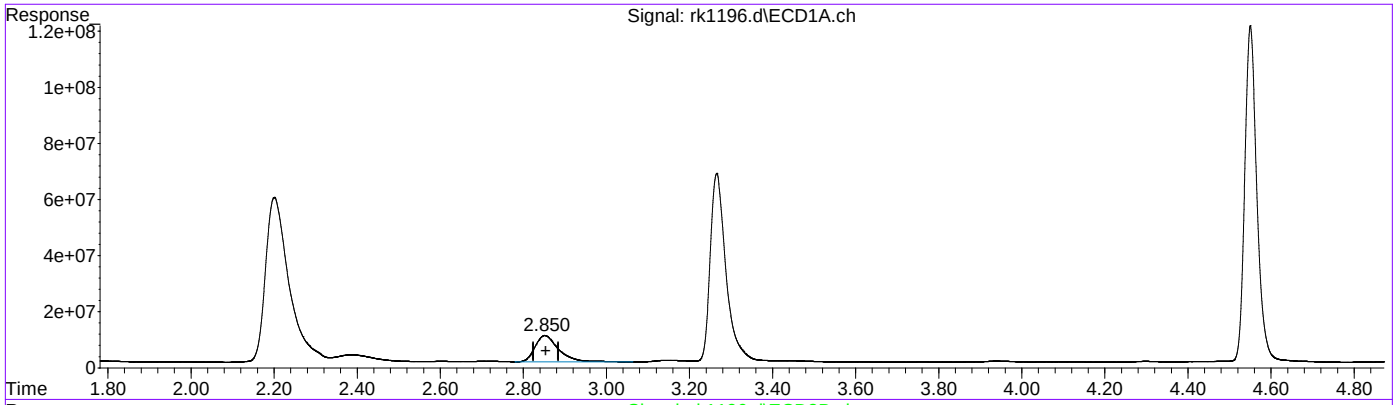

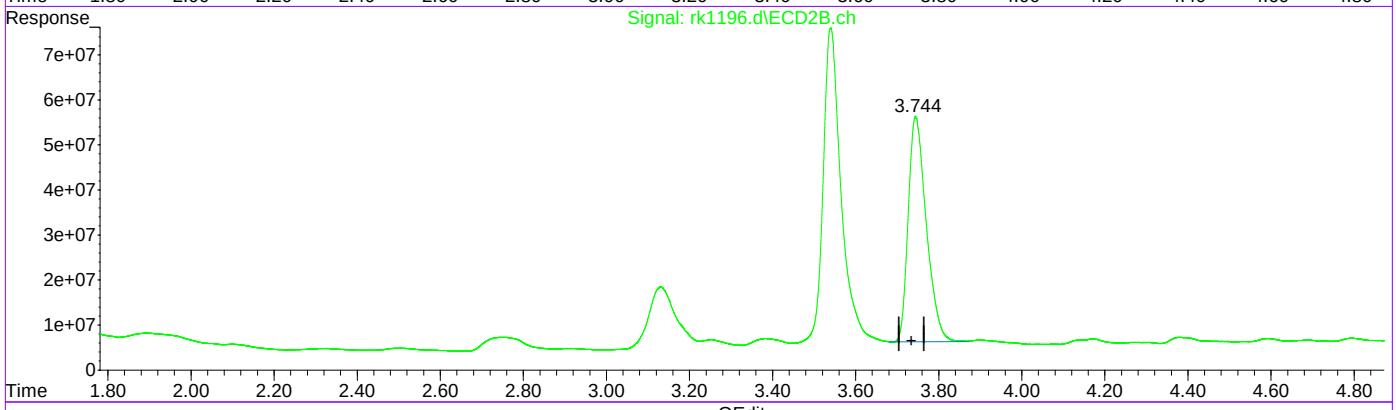

QEdit

(1) Tetrachloro-m-xylene (S)

2.850min 25.161 ppb m

response 366799418

(1) Tetrachloro-m-xylene #2 (S)

3.744min 31.686 ppb m

response 1510718242

(+) = Expected Retention Time
rkpcb12.m Tue Jul 06 21:15:16 2021

Quantitation Report (Qedit)

Data Path : C:\msdchem\1\data\sarah\rk30\
Data File : rk1196.d
Signal(s) : Signal #1: ECD1A.ch Signal #2: ECD2B.ch
Acq On : 6 Jul 2021 10:26 am
Operator : christp
Sample : jd27540-18
Misc : op34114,grk30,15.2,,,10,1
ALS Vial : 89 Sample Multiplier: 1

Integration File signal 1: autoint1.e
Integration File signal 2: autoint2.e
Quant Time: Jul 06 20:58:26 2021
Quant Method : C:\MSDCHEM\1\METHODS\rkpcb12.m
Quant Title :
QLast Update : Sun Jun 27 21:16:10 2021
Response via : Initial Calibration
Integrator: ChemStation

Volume Inj. : 1ul
Signal #1 Phase : ZBCLP-1 Signal #2 Phase: ZBCLP-2
Signal #1 Info : 30m X 0.32mm(.32u Signal #2 Info : 30m X 0.32 mm (.25um)

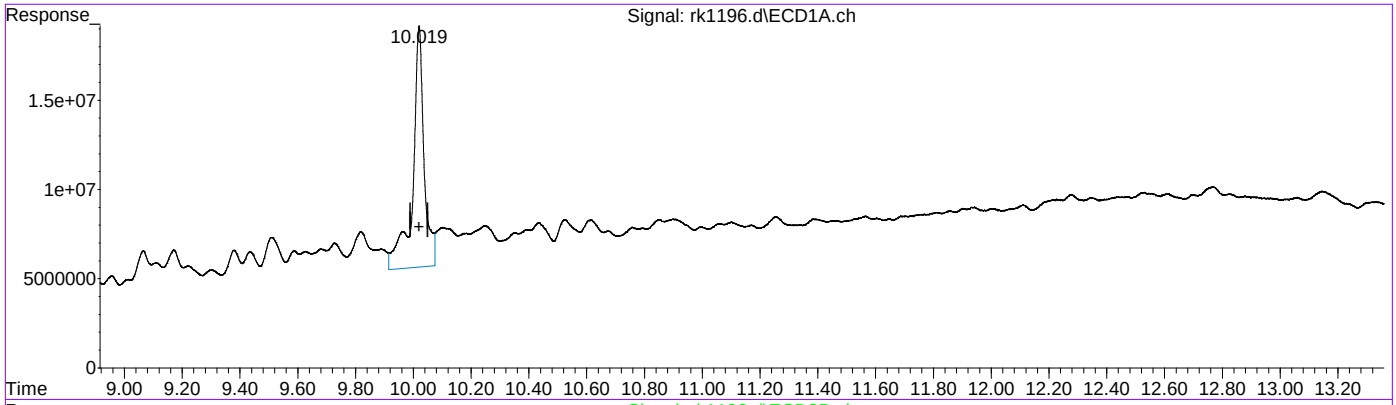

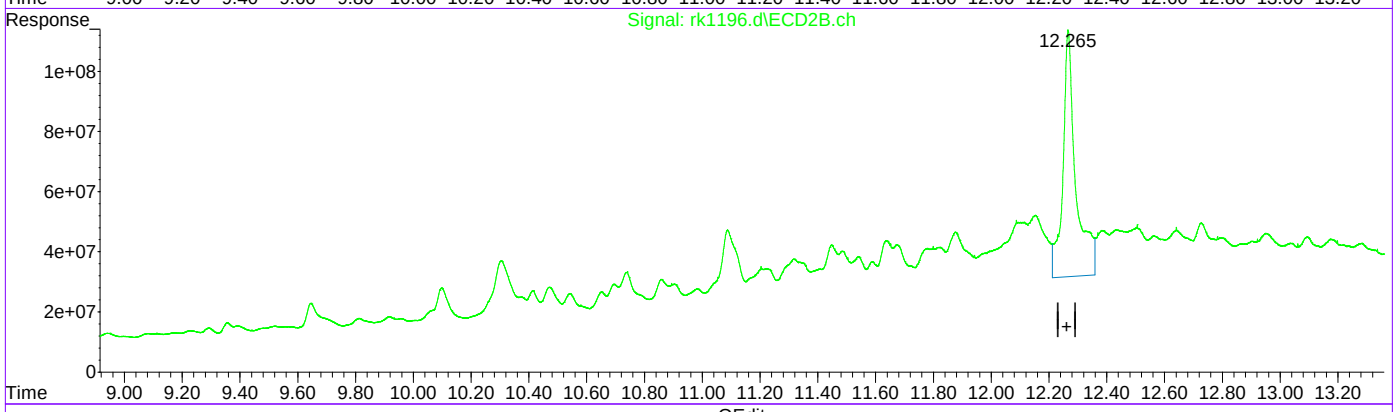

QEdit

(51) Decachlorobiphenyl (S)

10.020min 29.620 ppb

response 369433888

(51) Decachlorobiphenyl #2 (S)

12.267min 55.588 ppb

response 2521981957

(+) = Expected Retention Time
rkpcb12.m Tue Jul 06 21:15:20 2021

Quantitation Report (Qedit)

Data Path : C:\msdchem\1\data\sarah\rk30\
Data File : rk1196.d
Signal(s) : Signal #1: ECD1A.ch Signal #2: ECD2B.ch
Acq On : 6 Jul 2021 10:26 am
Operator : christp
Sample : jd27540-18
Misc : op34114,grk30,15.2,,,10,1
ALS Vial : 89 Sample Multiplier: 1

Integration File signal 1: autoint1.e
Integration File signal 2: autoint2.e
Quant Time: Jul 06 20:58:26 2021
Quant Method : C:\MSDCHEM\1\METHODS\rkpcb12.m
Quant Title :
QLast Update : Sun Jun 27 21:16:10 2021
Response via : Initial Calibration
Integrator: ChemStation

Volume Inj. : 1ul
Signal #1 Phase : ZBCLP-1 Signal #2 Phase: ZBCLP-2
Signal #1 Info : 30m X 0.32mm(.32u Signal #2 Info : 30m X 0.32 mm (.25um)

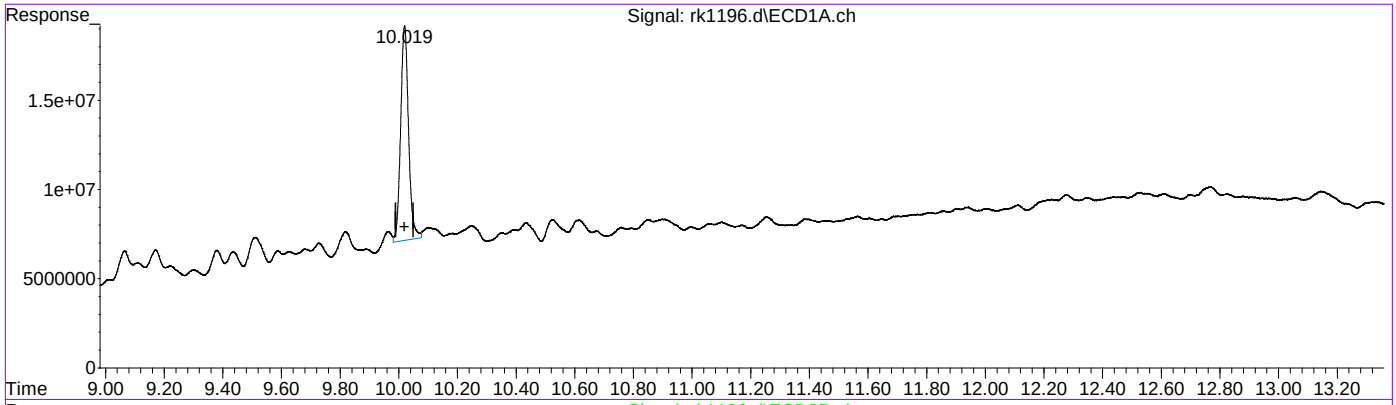

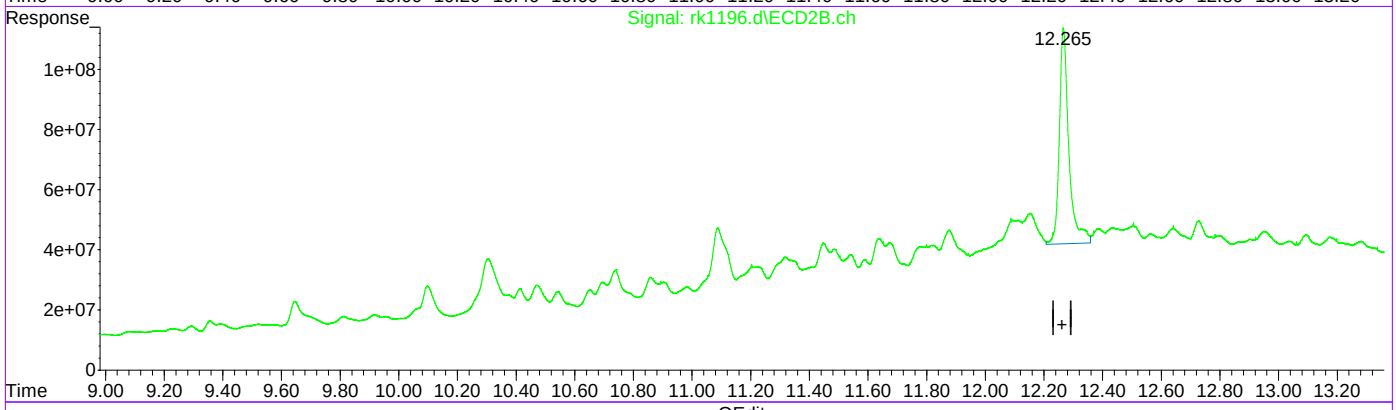

QEdit

(51) Decachlorobiphenyl (S)

10.019min 17.981 ppb m

response 224262714

(51) Decachlorobiphenyl #2 (S)

12.265min 35.712 ppb m

response 1620233917

(+) = Expected Retention Time
rkpcb12.m Tue Jul 06 21:15:33 2021

Manual Integrations APPROVED
(compounds with "m" flag)
Gwendolyn Burns
07/07/21 08:53

Quantitation Report (QT Reviewed)

Data Path : C:\msdchem\1\data\syrap\1g5715\
Data File : 1g167678.d
Signal(s) : Signal #1: ECD1A.CH Signal #2: ECD2B.CH
Acq On : 06 Jul 2021 2:48 pm
Operator : taylorc
Sample : op33844-mb1
Misc : op33113,g1g5715,15.0,,,10,1
ALS Vial : 31 Sample Multiplier: 1

Integration File signal 1: autoint1.e
Integration File signal 2: autoint2.e
Quant Time: Jul 07 02:13:13 2021
Quant Method : C:\MSDCHEM\1\METHODS\1pst5651.m
Quant Title : PEST/PCB
QLast Update : Wed Jul 07 01:39:45 2021
Response via : Initial Calibration
Integrator: ChemStation 6890 Scale Mode: Large solvent peaks clipped

Volume Inj. : 1ul/column
Signal #1 Phase : RTXCLP I Signal #2 Phase: RTX-CLP II
Signal #1 Info : 30mx.32mmx.50um Signal #2 Info : 30m x .32mm x .25um

Compound	RT#1	RT#2	Resp#1	Resp#2	PPB	PPB
Internal Standards						
1) I 1-bromo-2...	1.577	1.863	756.8E6	209.9E6	50.000	50.000
27) I 1-bromo-2...	1.577	1.863	756.8E6	209.9E6	50.000	50.000
33) I 1-bromo-2...	1.577	1.863	756.8E6	209.9E6	50.000	50.000
System Monitoring Compounds						
2) SAB Tetrachlo...	2.053	2.609	401.1E6	79426595	28.681m	31.018
Spiked Amount	40.000 Range	30 - 150	Recovery	=	71.70%	77.55%
26) SA Decachlor...	9.434	11.599	463.1E6	112.7E6	32.247m	32.474
Spiked Amount	40.000		Recovery	=	80.62%	81.19%
Target Compounds						
Sum Toxaphene			0	0	N.D.	N.D.
Average Toxaphene					0.000	0.000

SemiQuant Compounds - Not Calibrated on this Instrument

(f)=RT Delta > 1/2 Window (#)=Amounts differ by > 25% (m)=manual int.

11.2.1 11

Quantitation Report (QT Reviewed)

Data Path : C:\msdchem\1\data\syrap\1g5715\
Data File : 1g167678.d
Signal(s) : Signal #1: ECD1A.CH Signal #2: ECD2B.CH
Acq On : 06 Jul 2021 2:48 pm
Operator : taylorc
Sample : op33844-mb1
Misc : op33113,g1g5715,15.0,,,10,1
ALS Vial : 31 Sample Multiplier: 1

Integration File signal 1: autoint1.e
Integration File signal 2: autoint2.e
Quant Time: Jul 07 02:13:13 2021
Quant Method : C:\MSDCHEM\1\METHODS\1pst5651.m
Quant Title : PEST/PCB
QLast Update : Wed Jul 07 01:39:45 2021
Response via : Initial Calibration
Integrator: ChemStation 6890 Scale Mode: Large solvent peaks clipped

Volume Inj. : 1ul/column
Signal #1 Phase : RTXCLP I Signal #2 Phase: RTX-CLP II
Signal #1 Info : 30mx.32mmx.50um Signal #2 Info : 30m x .32mm x .25um

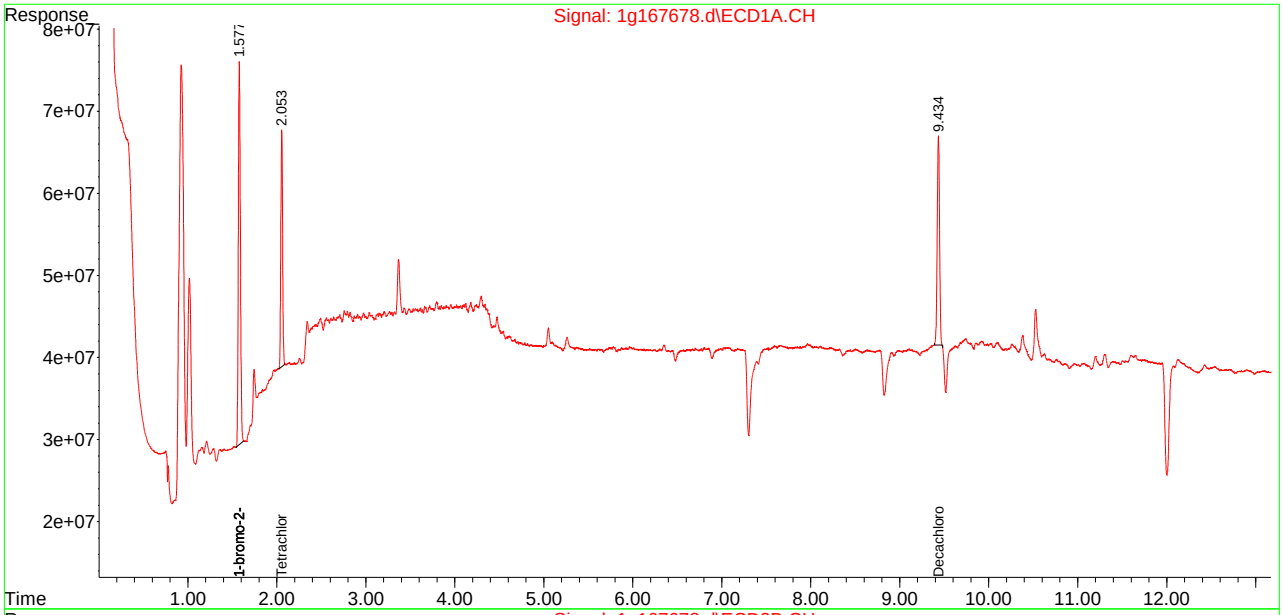

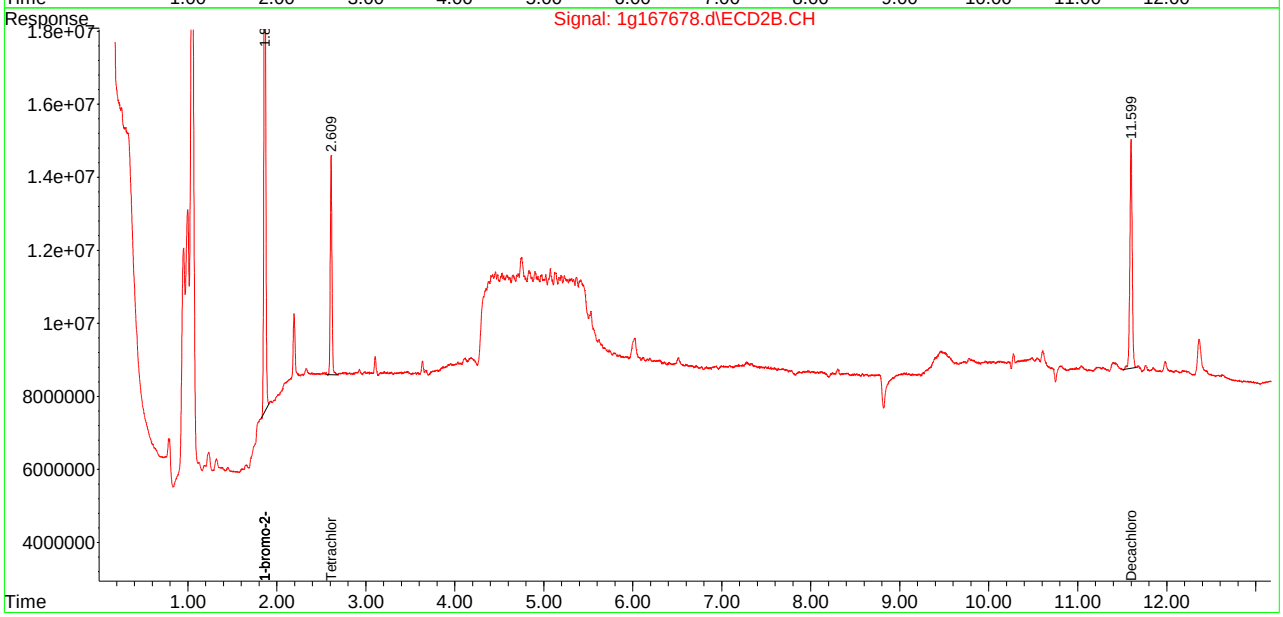

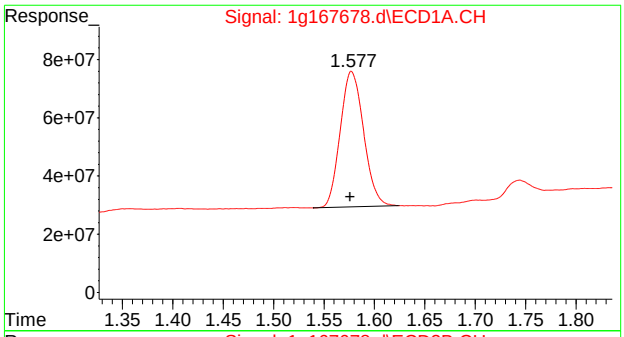

#1 1-bromo-2-nitrobenzene

R.T.: 1.577 min
Delta R.T.: 0.000 min
Response: 756813887
Conc: 50.00 PPB

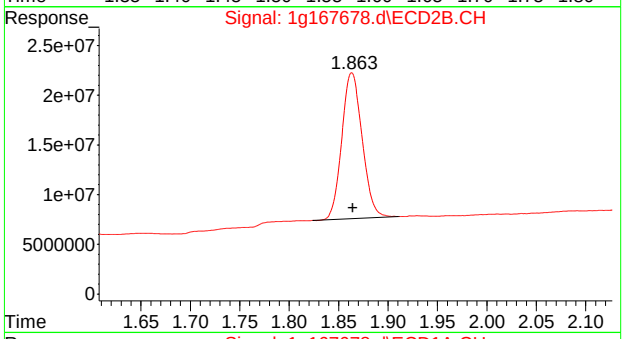

#1 1-bromo-2-nitrobenzene

R.T.: 1.863 min
Delta R.T.: 0.000 min
Response: 209941344
Conc: 50.00 PPB

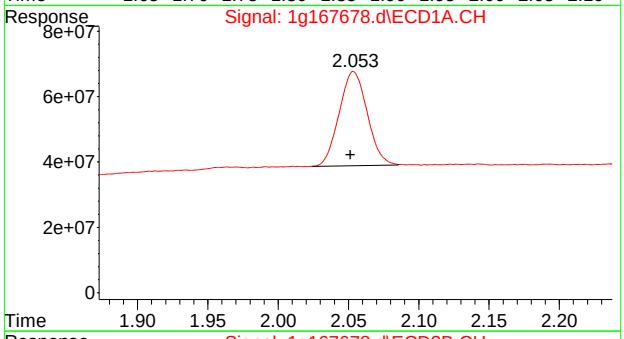

#2 Tetrachloro-m-xylene

R.T.: 2.053 min
Delta R.T.: 0.002 min
Response: 401100945
Conc: 28.68 PPB m

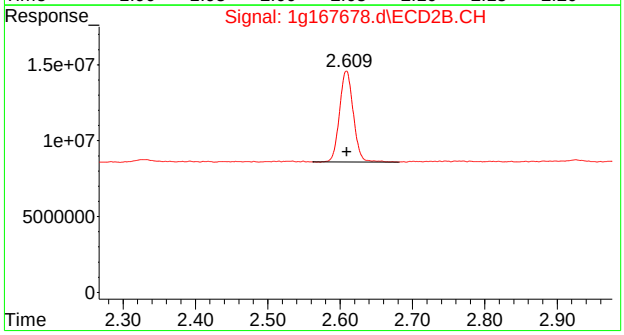

#2 Tetrachloro-m-xylene

R.T.: 2.609 min
Delta R.T.: 0.000 min
Response: 79426595
Conc: 31.02 PPB

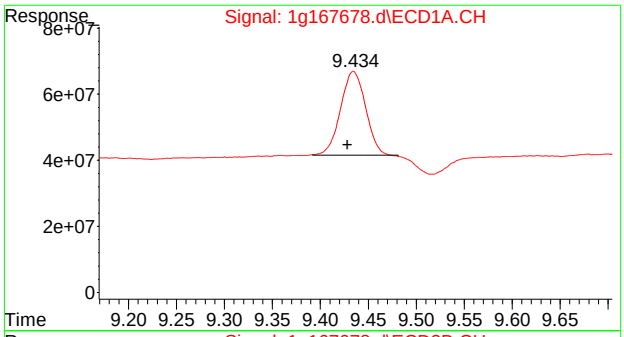

#26 Decachlorobiphenyl

R.T.: 9.434 min
Delta R.T.: 0.006 min
Response: 463120994
Conc: 32.25 PPB m

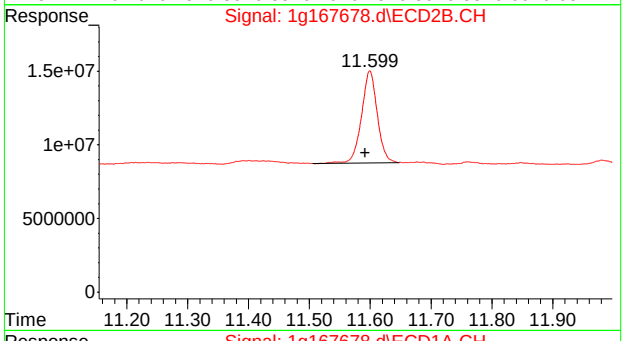

#26 Decachlorobiphenyl

R.T.: 11.599 min
Delta R.T.: 0.008 min
Response: 112746765
Conc: 32.47 PPB

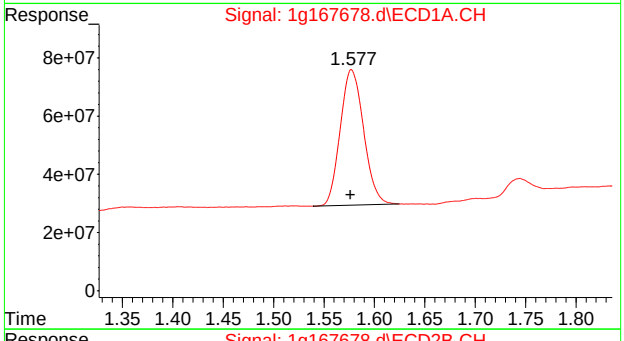

#27 1-bromo-2-nitrobenzeneA

R.T.: 1.577 min
Delta R.T.: 0.000 min
Response: 756813887
Conc: 50.00 PPB

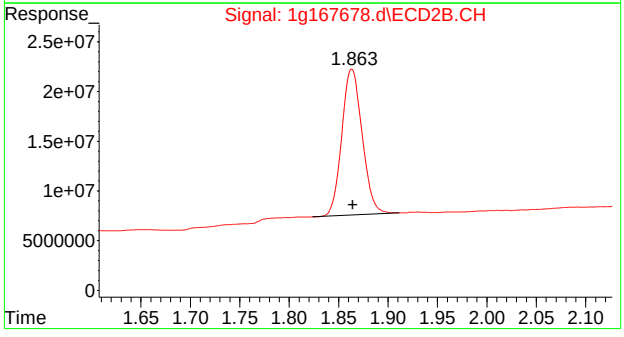

#27 1-bromo-2-nitrobenzeneA

R.T.: 1.863 min
Delta R.T.: 0.000 min
Response: 209941344
Conc: 50.00 PPB

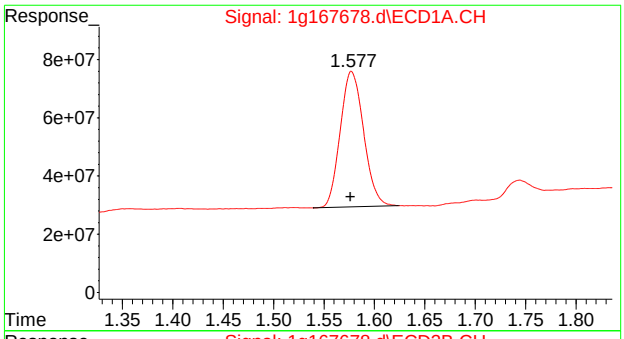

#33 1-bromo-2-nitrobenzeneB

R.T.: 1.577 min
Delta R.T.: 0.000 min
Response: 756813887
Conc: 50.00 PPB

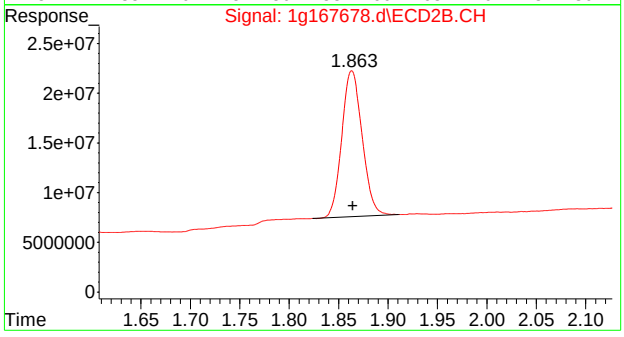

#33 1-bromo-2-nitrobenzeneB

R.T.: 1.863 min
Delta R.T.: 0.000 min
Response: 209941344
Conc: 50.00 PPB

Manual Integration Approval Summary

Sample Number:	OP34113-MB1	**Method:**	SW846 8081B
Lab FileID:	1G167678.D	**Analyst approved:**	07/07/21 07:54 Gwendolyn Burns
Injection Time:	07/06/21 14:48	**Supervisor approved:**	07/07/21 08:53 Gwendolyn Burns

Parameter	CAS	Sig#	R.T. (min.)	Reason
Tetrachloro-m-xylene	877-09-8	1	2.05	Poorly defined baseline
Decachlorobiphenyl	2051-24-3	1	9.43	Poorly defined baseline

Quantitation Report (Qedit)

Data Path : C:\msdchem\1\data\syrap\1g5715\
Data File : 1g167678.d
Signal(s) : Signal #1: ECD1A.CH Signal #2: ECD2B.CH
Acq On : 06 Jul 2021 2:48 pm
Operator : taylorc
Sample : op33844-mb1
Misc : op33113,g1g5715,15.0,,,10,1
ALS Vial : 31 Sample Multiplier: 1

Integration File signal 1: autoint1.e
Integration File signal 2: autoint2.e
Quant Time: Jul 07 01:42:12 2021
Quant Method : C:\MSDCHEM\1\METHODS\1pst5651.m
Quant Title : PEST/PCB
QLast Update : Wed Jul 07 01:39:45 2021
Response via : Initial Calibration
Integrator: ChemStation 6890 Scale Mode: Large solvent peaks clipped

Volume Inj. : 1ul/column
Signal #1 Phase : RTXCLP I Signal #2 Phase: RTX-CLP II
Signal #1 Info : 30mx.32mmx.50um Signal #2 Info : 30m x .32mm x .25um

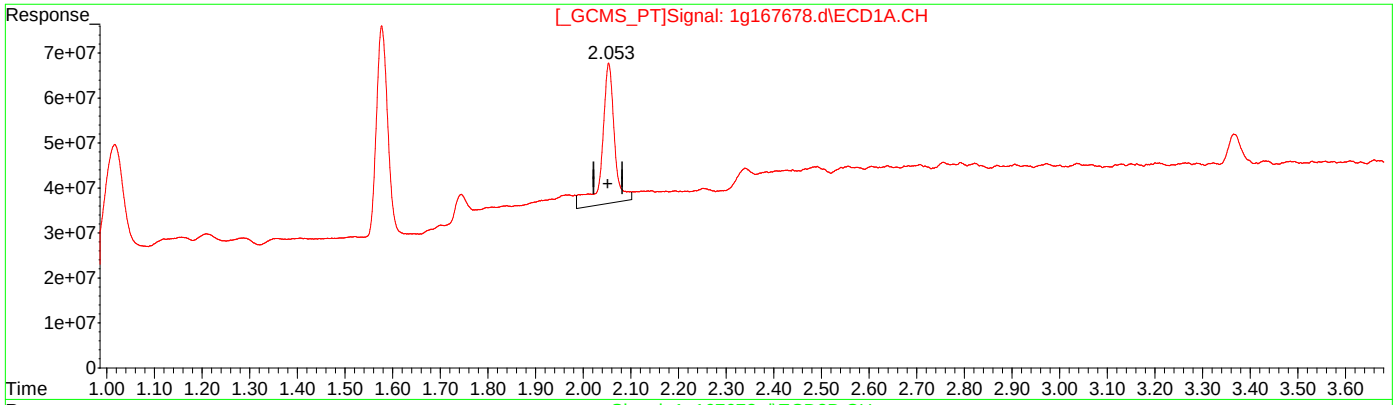

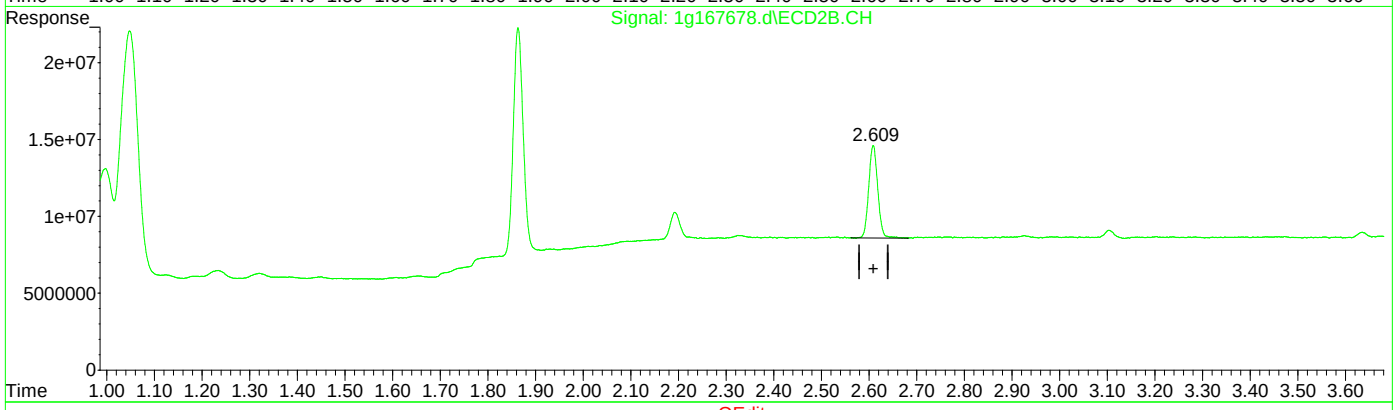

QEdit

(2) Tetrachloro-m-xylene (SAB)

2.054min 40.460 PPB

response 565814996

(2) Tetrachloro-m-xylene #2 (SAB)

2.609min 31.018 PPB

response 79426595

(+) = Expected Retention Time
1pst5651.m Wed Jul 07 02:12:18 2021

Quantitation Report (Qedit)

Data Path : C:\msdchem\1\data\syrap\1g5715\
Data File : 1g167678.d
Signal(s) : Signal #1: ECD1A.CH Signal #2: ECD2B.CH
Acq On : 06 Jul 2021 2:48 pm
Operator : taylorc
Sample : op33844-mb1
Misc : op33113,g1g5715,15.0,,,10,1
ALS Vial : 31 Sample Multiplier: 1

Integration File signal 1: autoint1.e
Integration File signal 2: autoint2.e
Quant Time: Jul 07 01:42:12 2021
Quant Method : C:\MSDCHEM\1\METHODS\1pst5651.m
Quant Title : PEST/PCB
QLast Update : Wed Jul 07 01:39:45 2021
Response via : Initial Calibration
Integrator: ChemStation 6890 Scale Mode: Large solvent peaks clipped

Volume Inj. : 1ul/column
Signal #1 Phase : RTXCLP I Signal #2 Phase: RTX-CLP II
Signal #1 Info : 30mx.32mmx.50um Signal #2 Info : 30m x .32mm x .25um

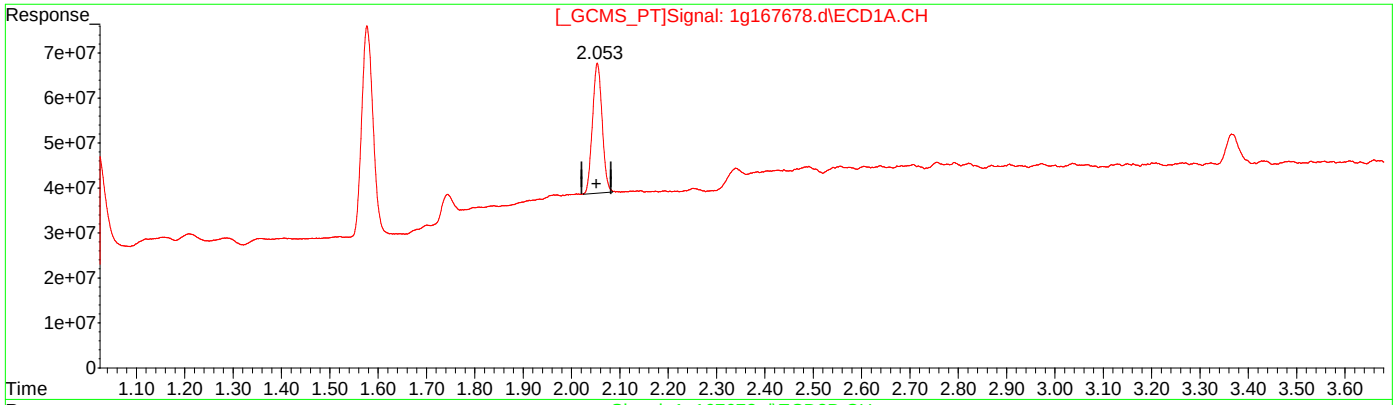

(2) Tetrachloro-m-xylene (SAB)

2.053min 28.681 PPB m

response 401100945

(2) Tetrachloro-m-xylene #2 (SAB)

2.609min 31.018 PPB

response 79426595

(+) = Expected Retention Time

Quantitation Report (Qedit)

Data Path : C:\msdchem\1\data\syrap\1g5715\
Data File : 1g167678.d
Signal(s) : Signal #1: ECD1A.CH Signal #2: ECD2B.CH
Acq On : 06 Jul 2021 2:48 pm
Operator : taylorc
Sample : op33844-mb1
Misc : op33113,g1g5715,15.0,,,10,1
ALS Vial : 31 Sample Multiplier: 1

Integration File signal 1: autoint1.e
Integration File signal 2: autoint2.e
Quant Time: Jul 07 01:42:12 2021
Quant Method : C:\MSDCHEM\1\METHODS\1pst5651.m
Quant Title : PEST/PCB
QLast Update : Wed Jul 07 01:39:45 2021
Response via : Initial Calibration
Integrator: ChemStation 6890 Scale Mode: Large solvent peaks clipped

Volume Inj. : 1ul/column
Signal #1 Phase : RTXCLP I Signal #2 Phase: RTX-CLP II
Signal #1 Info : 30mx.32mmx.50um Signal #2 Info : 30m x .32mm x .25um

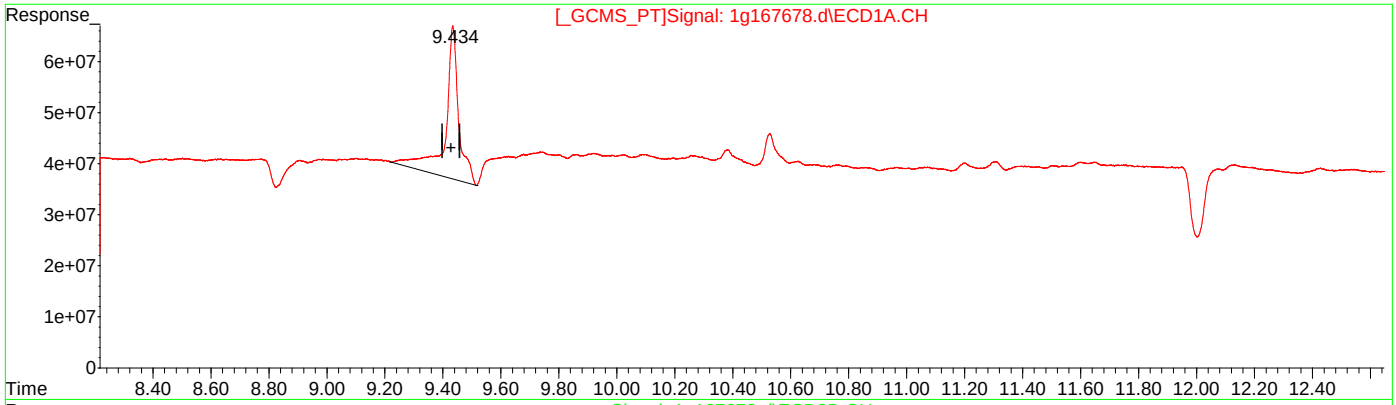

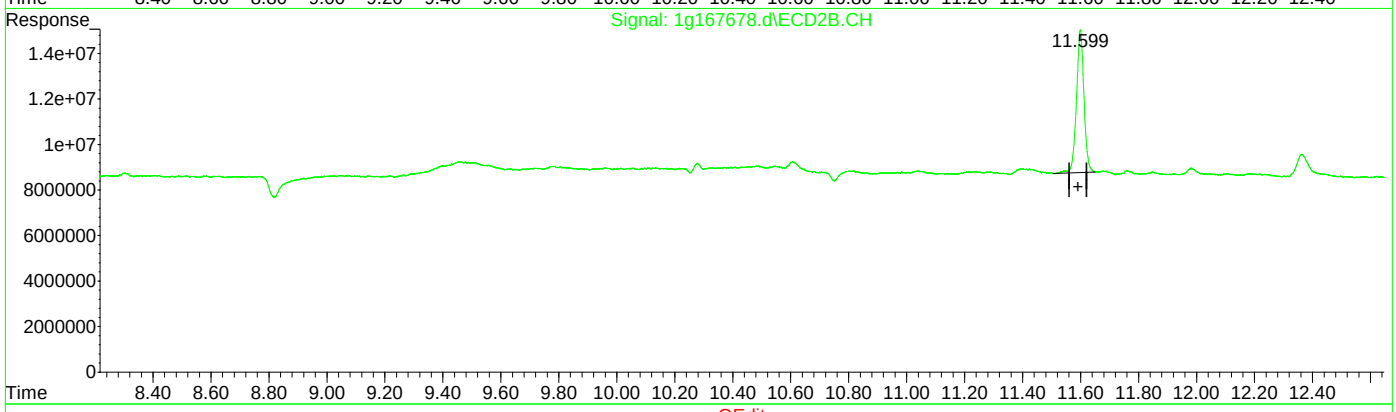

QEdit

(26) Decachlorobiphenyl (SA)

9.434min 66.983 PPB

response 961997170

(26) Decachlorobiphenyl #2 (SA)

11.599min 32.474 PPB

response 112746765

(+) = Expected Retention Time
1pst5651.m Wed Jul 07 02:12:49 2021

Quantitation Report (Qedit)

Data Path : C:\msdchem\1\data\syrap\1g5715\
Data File : 1g167678.d
Signal(s) : Signal #1: ECD1A.CH Signal #2: ECD2B.CH
Acq On : 06 Jul 2021 2:48 pm
Operator : taylorc
Sample : op33844-mb1
Misc : op33113,g1g5715,15.0,,,10,1
ALS Vial : 31 Sample Multiplier: 1

Integration File signal 1: autoint1.e
Integration File signal 2: autoint2.e
Quant Time: Jul 07 01:42:12 2021
Quant Method : C:\MSDCHEM\1\METHODS\1pst5651.m
Quant Title : PEST/PCB
QLast Update : Wed Jul 07 01:39:45 2021
Response via : Initial Calibration
Integrator: ChemStation 6890 Scale Mode: Large solvent peaks clipped

Volume Inj. : 1ul/column
Signal #1 Phase : RTXCLP I Signal #2 Phase: RTX-CLP II
Signal #1 Info : 30mx.32mmx.50um Signal #2 Info : 30m x .32mm x .25um

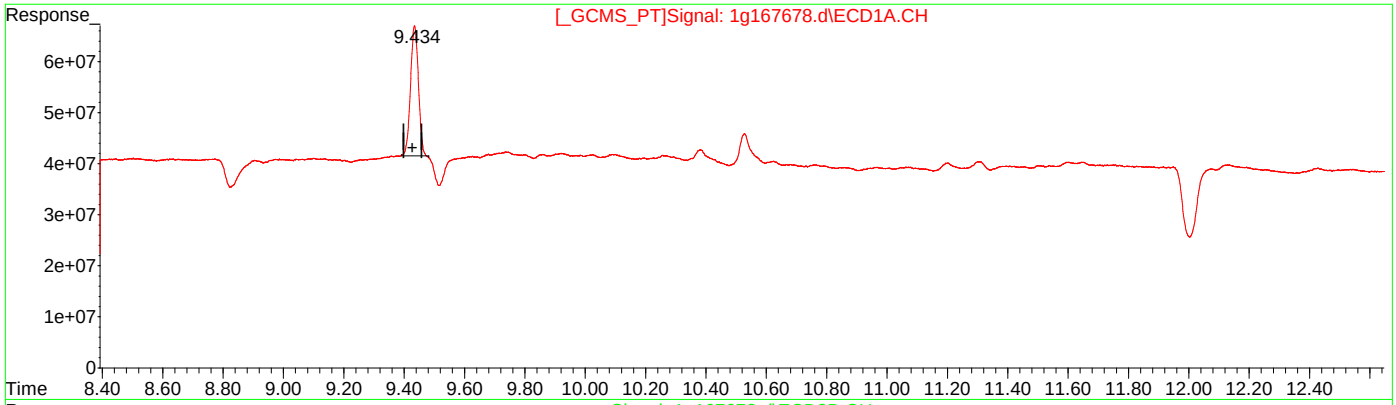

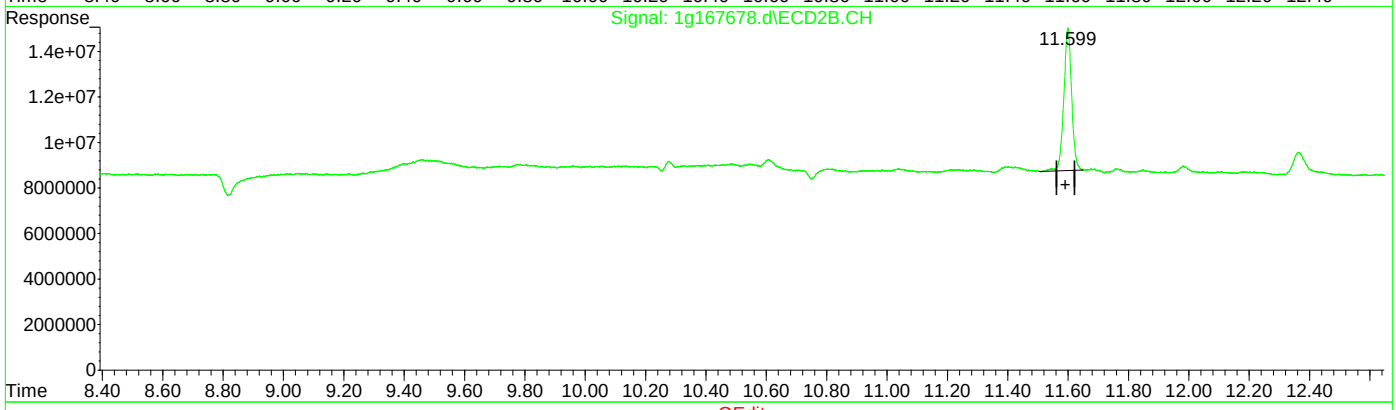

QEdit

(26) Decachlorobiphenyl (SA)

9.434min 32.247 PPB m

response 463120994

(26) Decachlorobiphenyl #2 (SA)

11.599min 32.474 PPB

response 112746765

(+) = Expected Retention Time
1pst5651.m Wed Jul 07 02:12:57 2021

Manual Integrations APPROVED
(compounds with "m" flag)
Gwendolyn Burns
07/07/21 08:16

Quantitation Report (QT Reviewed)

Data Path : C:\msdchem\1\data\sarah\rk30\
Data File : rk1162.d
Signal(s) : Signal #1: ECD1A.ch Signal #2: ECD2B.ch
Acq On : 6 Jul 2021 1:05 am
Operator : christp
Sample : op34114-mb1
Misc : op34114,grk30,15.0,,,10,1
ALS Vial : 64 Sample Multiplier: 1

Integration File signal 1: autoint1.e
Integration File signal 2: autoint2.e
Quant Time: Jul 06 20:49:20 2021
Quant Method : C:\MSDCHEM\1\METHODS\RKPCB12.M
Quant Title :
QLast Update : Sun Jun 27 21:16:10 2021
Response via : Initial Calibration
Integrator: ChemStation

Volume Inj. : 1ul
Signal #1 Phase : ZBCLP-1 Signal #2 Phase: ZBCLP-2
Signal #1 Info : 30m X 0.32mm(.32u Signal #2 Info : 30m X 0.32 mm (.25um)

	Compound	RT#1	RT#2	Resp#1	Resp#2	ppb	ppb
	System Monitoring Compounds						
1) S	Tetrachlo...	2.865	3.737	434.1E6	1857.7E6	29.780m	38.965 #
	Spiked Amount 40.000			Recovery	=	74.45%	97.41%
51) S	Decachlor...	10.027	12.268	384.8E6	1270.1E6	30.855	27.995
	Spiked Amount 40.000			Recovery	=	77.14%	69.99%
	Target Compounds						

(f)=RT Delta > 1/2 Window (#)=Amounts differ by > 25% (m)=manual int.

Quantitation Report (QT Reviewed)

Data Path : C:\msdchem\1\data\sarah\rk30\
Data File : rk1162.d
Signal(s) : Signal #1: ECD1A.ch Signal #2: ECD2B.ch
Acq On : 6 Jul 2021 1:05 am
Operator : christp
Sample : op34114-mb1
Misc : op34114,grk30,15.0,,,10,1
ALS Vial : 64 Sample Multiplier: 1

Integration File signal 1: autoint1.e
Integration File signal 2: autoint2.e
Quant Time: Jul 06 20:49:20 2021
Quant Method : C:\MSDCHEM\1\METHODS\RKPCB12.M
Quant Title :
QLast Update : Sun Jun 27 21:16:10 2021
Response via : Initial Calibration
Integrator: ChemStation

Volume Inj. : 1ul
Signal #1 Phase : ZBCLP-1 Signal #2 Phase: ZBCLP-2
Signal #1 Info : 30m X 0.32mm(.32u Signal #2 Info : 30m X 0.32 mm (.25um)

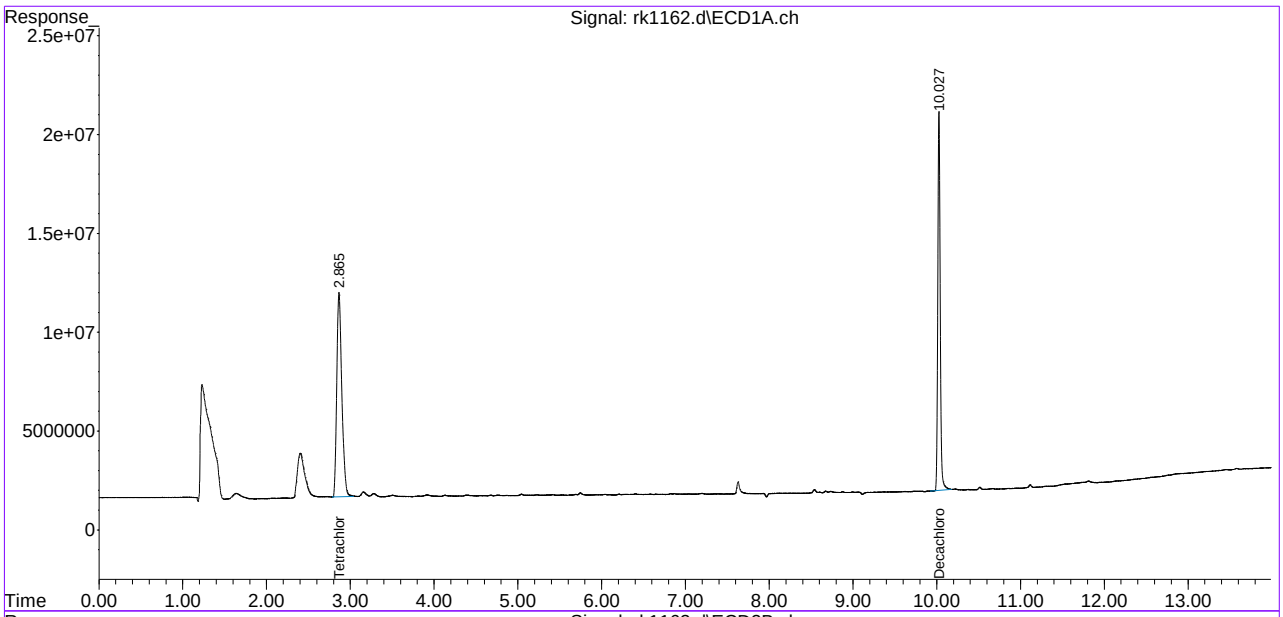

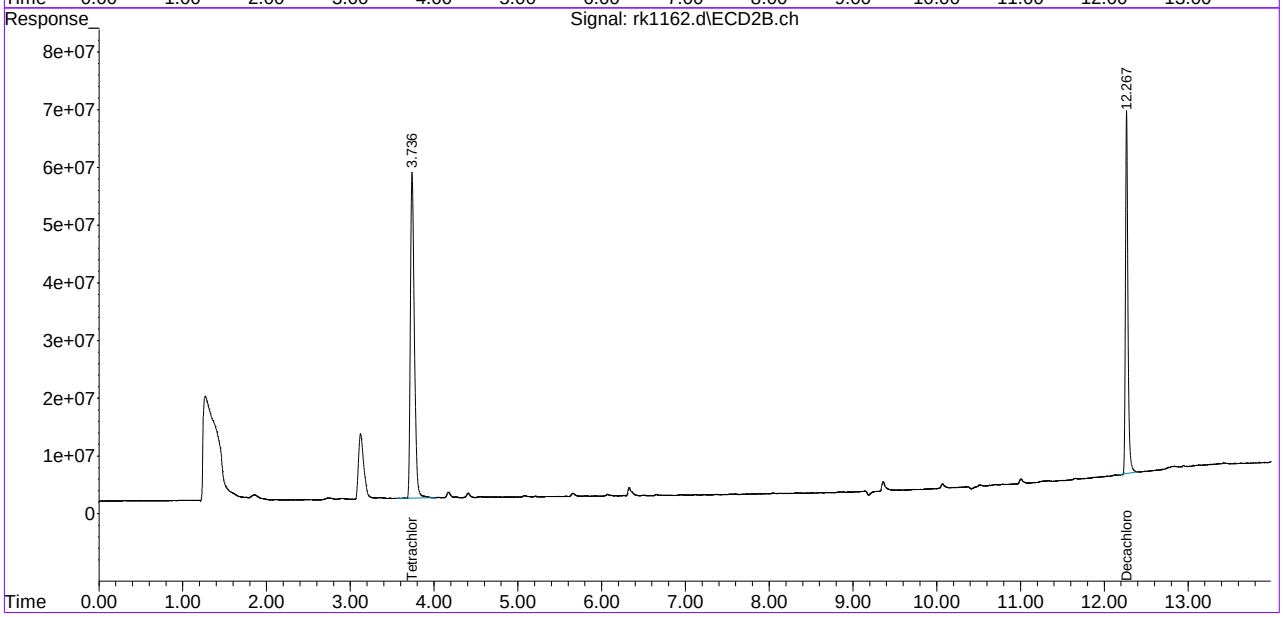

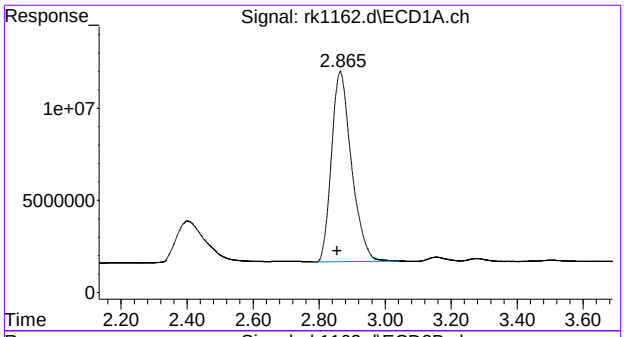

#1 Tetrachloro-m-xylene

R.T.: 2.865 min
Delta R.T.: 0.011 min
Response: 434126787
Conc: 29.78 ppb m

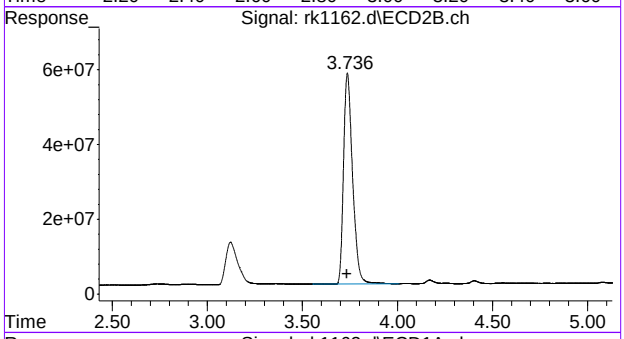

#1 Tetrachloro-m-xylene

R.T.: 3.737 min
Delta R.T.: 0.002 min
Response: 1857738568
Conc: 38.96 ppb

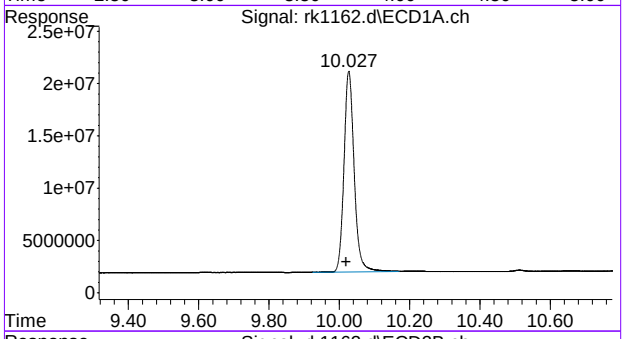

#51 Decachlorobiphenyl

R.T.: 10.027 min
Delta R.T.: 0.008 min
Response: 384829263
Conc: 30.85 ppb

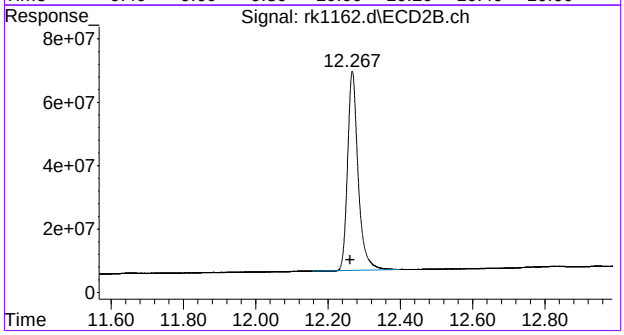

#51 Decachlorobiphenyl

R.T.: 12.268 min
Delta R.T.: 0.006 min
Response: 1270124471
Conc: 28.00 ppb

Manual Integration Approval Summary

Sample Number: OP34114-MB1
Lab FileID: RK1162.D
Injection Time: 07/06/21 01:05
Method: SW846 8082A
Analyst approved: 07/06/21 21:25 Sarah Cruz
Supervisor approved: 07/07/21 08:16 Gwendolyn Burns

Parameter	CAS	Sig#	R.T. (min.)	Reason
Tetrachloro-m-xylene	877-09-8	1	2.86	Poorly defined baseline

Quantitation Report (Qedit)

Data Path : C:\msdchem\1\data\sarah\rk30\
Data File : rk1162.d
Signal(s) : Signal #1: ECD1A.ch Signal #2: ECD2B.ch
Acq On : 6 Jul 2021 1:05 am
Operator : christp
Sample : op34114-mb1
Misc : op34114,grk30,15.0,,,10,1
ALS Vial : 64 Sample Multiplier: 1

Integration File signal 1: autoint1.e
Integration File signal 2: autoint2.e
Quant Time: Jul 06 20:35:24 2021
Quant Method : C:\MSDCHEM\1\METHODS\RKPCB12.M
Quant Title :
QLast Update : Sun Jun 27 21:16:10 2021
Response via : Initial Calibration
Integrator: ChemStation

Volume Inj. : 1ul
Signal #1 Phase : ZBCLP-1 Signal #2 Phase: ZBCLP-2
Signal #1 Info : 30m X 0.32mm(.32u Signal #2 Info : 30m X 0.32 mm (.25um)

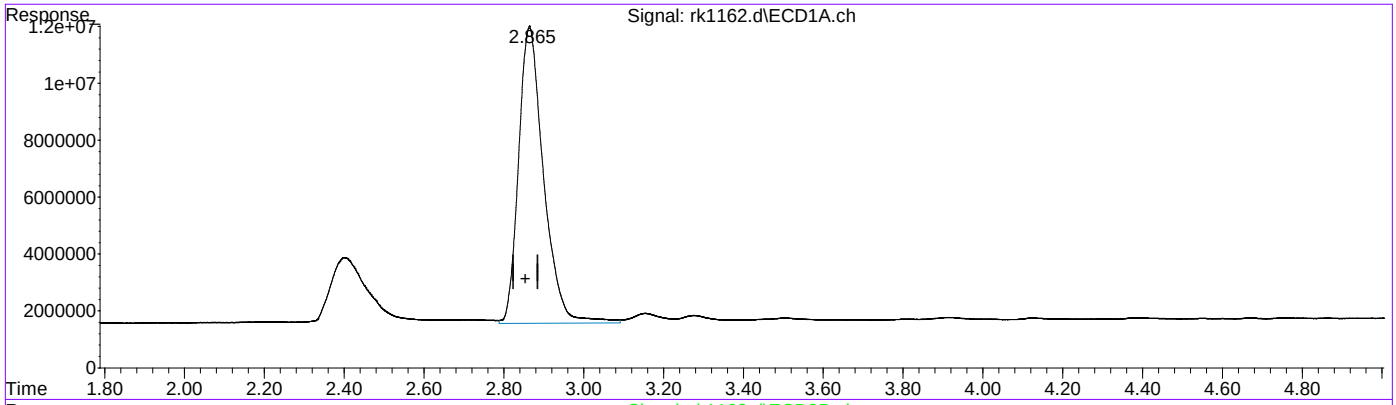

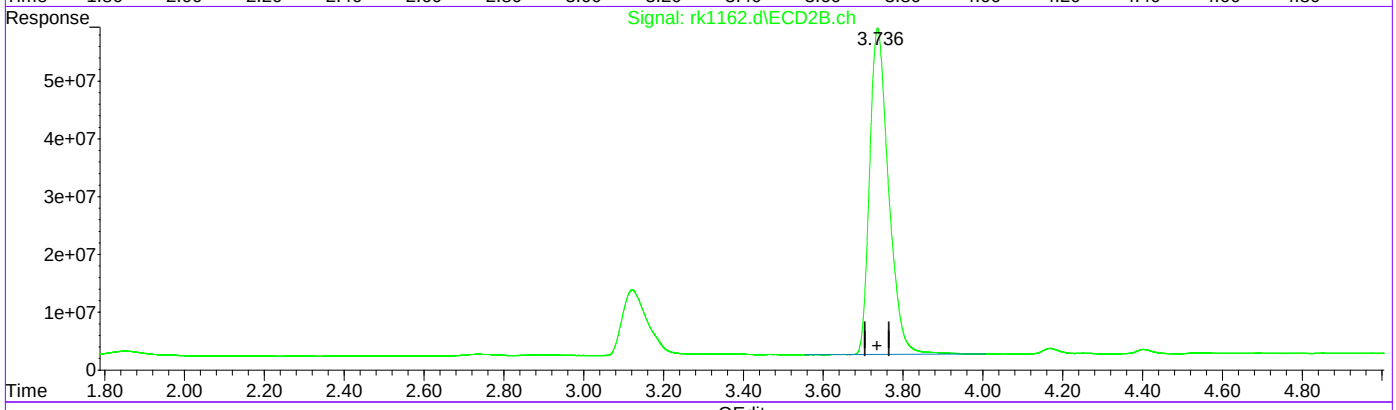

QEdit

(1) Tetrachloro-m-xylene (S)

2.864min 31.142 ppb

response 453978834

(1) Tetrachloro-m-xylene #2 (S)

3.737min 38.965 ppb

response 1857738568

(+) = Expected Retention Time
RKPCB12.M Tue Jul 06 20:48:48 2021

Quantitation Report (Qedit)

Data Path : C:\msdchem\1\data\sarah\rk30\
Data File : rk1162.d
Signal(s) : Signal #1: ECD1A.ch Signal #2: ECD2B.ch
Acq On : 6 Jul 2021 1:05 am
Operator : christp
Sample : op34114-mb1
Misc : op34114,grk30,15.0,,,10,1
ALS Vial : 64 Sample Multiplier: 1

Integration File signal 1: autoint1.e
Integration File signal 2: autoint2.e
Quant Time: Jul 06 20:35:24 2021
Quant Method : C:\MSDCHEM\1\METHODS\RKPCB12.M
Quant Title :
QLast Update : Sun Jun 27 21:16:10 2021
Response via : Initial Calibration
Integrator: ChemStation

Volume Inj. : 1ul
Signal #1 Phase : ZBCLP-1 Signal #2 Phase: ZBCLP-2
Signal #1 Info : 30m X 0.32mm(.32u Signal #2 Info : 30m X 0.32 mm (.25um)

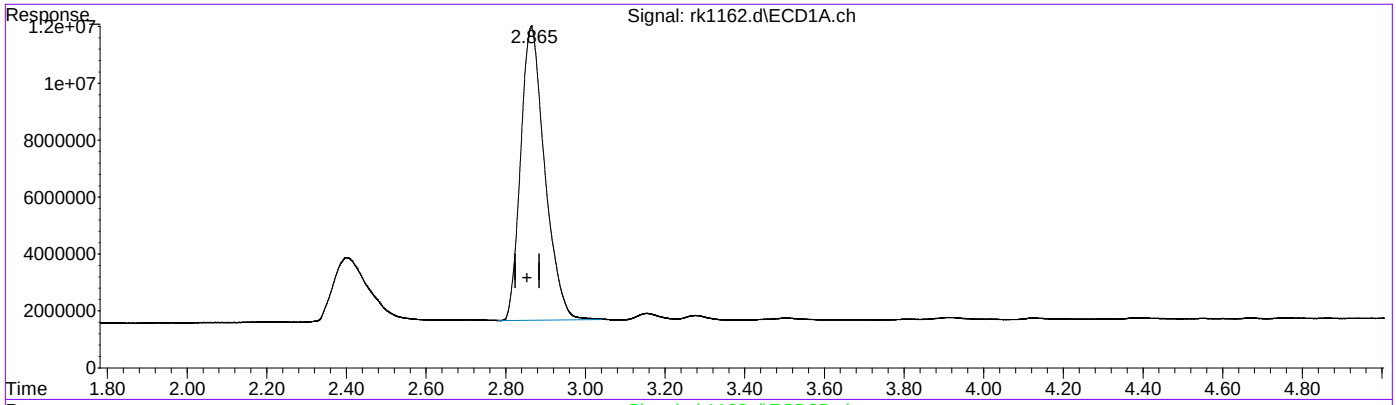

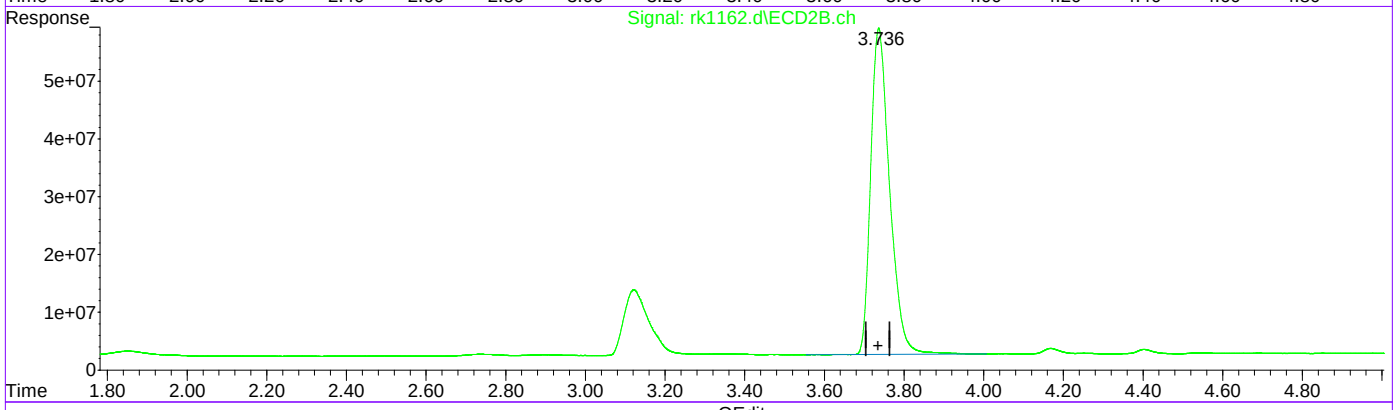

QEdit

(1) Tetrachloro-m-xylene (S)

2.865min 29.780 ppb m

response 434126787

(1) Tetrachloro-m-xylene #2 (S)

3.737min 38.965 ppb

response 1857738568

(+) = Expected Retention Time
RKPCB12.M Tue Jul 06 20:48:58 2021

Manual Integrations APPROVED (compounds with "m" flag)
Gwendolyn Burns
07/07/21 08:53

Quantitation Report (QT Reviewed)

Data Path : C:\msdchem\1\data\syrap\1g5715\
Data File : 1g167679.d
Signal(s) : Signal #1: ECD1A.CH Signal #2: ECD2B.CH
Acq On : 06 Jul 2021 3:06 pm
Operator : taylorc
Sample : op33844-bs1
Misc : op34113,g1g5715,15.0,,,10,1
ALS Vial : 32 Sample Multiplier: 1

Integration File signal 1: autoint1.e
Integration File signal 2: autoint2.e
Quant Time: Jul 07 02:16:15 2021
Quant Method : C:\MSDCHEM\1\METHODS\1pst5651.m
Quant Title : PEST/PCB
QLast Update : Wed Jul 07 01:39:45 2021
Response via : Initial Calibration
Integrator: ChemStation 6890 Scale Mode: Large solvent peaks clipped

Volume Inj. : 1ul/column
Signal #1 Phase : RTXCLP I Signal #2 Phase: RTX-CLP II
Signal #1 Info : 30mx.32mmx.50um Signal #2 Info : 30m x .32mm x .25um

	Compound	RT#1	RT#2	Resp#1	Resp#2	PPB	PPB
	Internal Standards						
1)	I 1-bromo-2...	1.576	1.864	797.1E6	208.3E6	50.000	50.000
27)	I 1-bromo-2...	1.576	1.864	797.1E6	208.3E6	50.000	50.000
33)	I 1-bromo-2...	1.576	1.864	797.1E6	208.3E6	50.000	50.000
	System Monitoring Compounds						
2)	SAB Tetrachlo...	2.051	2.609	366.3E6	71701984	24.865m	28.228
	Spiked Amount 40.000	Range 30 - 150		Recovery =		62.16%	70.57%
26)	SA Decachlor...	9.428	11.592	469.7E6	107.5E6	31.053m	31.200
	Spiked Amount 40.000			Recovery =		77.63%	78.00%
	Target Compounds						
3)	Hexachlor...	2.338	3.105	361.8E6	107.7E6	16.687	17.634
4)	A alpha-BHC	2.457	3.253	411.5E6	108.1E6	19.201	19.369
5)	MA gamma-BHC	2.721	3.683	358.6E6	100.9E6	18.335	19.895
6)	MA Heptachlor	3.180	4.274	363.4E6	99602368	18.877	18.823
7)	B beta-BHC	2.791	3.769	154.1E6	36453765	18.145	18.945
8)	B delta-BHC	2.962	4.175	347.9E6	103.2E6	18.407	20.604
9)	MB Aldrin	3.497	4.743	330.7E6	105.4E6	18.276	21.322
10)	Alachlor	3.625	4.532	26430506	10412562	12.427	20.173 #
11)	B Heptachlo...	4.183	5.605	324.4E6	93135280	18.397m	18.906m
12)	B gamma-Chl...	4.346	5.908	355.1E6	89222795	19.085m	19.909
13)	B alpha-Chl...	4.514	6.146	359.1E6	87721215	21.031m	20.052
14)	A Endosulfan I	4.689	6.251	331.7E6	88443557	18.802m	19.676
15)	B 4,4'-DDE	4.637	6.426	313.1E6	87374574	19.687m	19.992
16)	MA Dieldrin	5.015	6.713	410.8E6	102.7E6	23.120	20.624
17)	MA Endrin	5.340	7.257	381.3E6	92917691	21.491	20.211
18)	A 4,4'-DDD	5.490	7.447	282.3E6	73163791	20.262	21.862
19)	B Endosulfa...	5.673	7.633	309.9E6	84883768	19.538	20.607
20)	MA 4,4'-DDT	5.915	8.018	290.7E6	70755898	20.307	22.513
21)	B Endrin Al...	6.315	8.251	255.0E6	61553575	19.293	19.693
22)	B Endosulfa...	7.026	8.760	314.3E6	55770864	20.622	15.323 #
23)	A Methoxychlor	6.748	9.354	150.9E6	34349582	18.653	21.858m
25)	B Endrin Ke...	7.488	9.747	342.9E6	82422474	21.617m	21.622
	Sum Toxaphene			0	0	N.D.	N.D.
	Average Toxaphene					0.000	0.000

SemiQuant Compounds - Not Calibrated on this Instrument

(f)=RT Delta > 1/2 Window (#)=Amounts differ by > 25% (m)=manual int.

Quantitation Report (QT Reviewed)

Data Path : C:\msdchem\1\data\syrap\1g5715\
Data File : 1g167679.d
Signal(s) : Signal #1: ECD1A.CH Signal #2: ECD2B.CH
Acq On : 06 Jul 2021 3:06 pm
Operator : taylorc
Sample : op33844-bs1
Misc : op34113,g1g5715,15.0,,,10,1
ALS Vial : 32 Sample Multiplier: 1

Integration File signal 1: autoint1.e
Integration File signal 2: autoint2.e
Quant Time: Jul 07 02:16:15 2021
Quant Method : C:\MSDCHEM\1\METHODS\1pst5651.m
Quant Title : PEST/PCB
QLast Update : Wed Jul 07 01:39:45 2021
Response via : Initial Calibration
Integrator: ChemStation 6890 Scale Mode: Large solvent peaks clipped

Volume Inj. : 1ul/column
Signal #1 Phase : RTXCLP I Signal #2 Phase: RTX-CLP II
Signal #1 Info : 30mx.32mmx.50um Signal #2 Info : 30m x .32mm x .25um

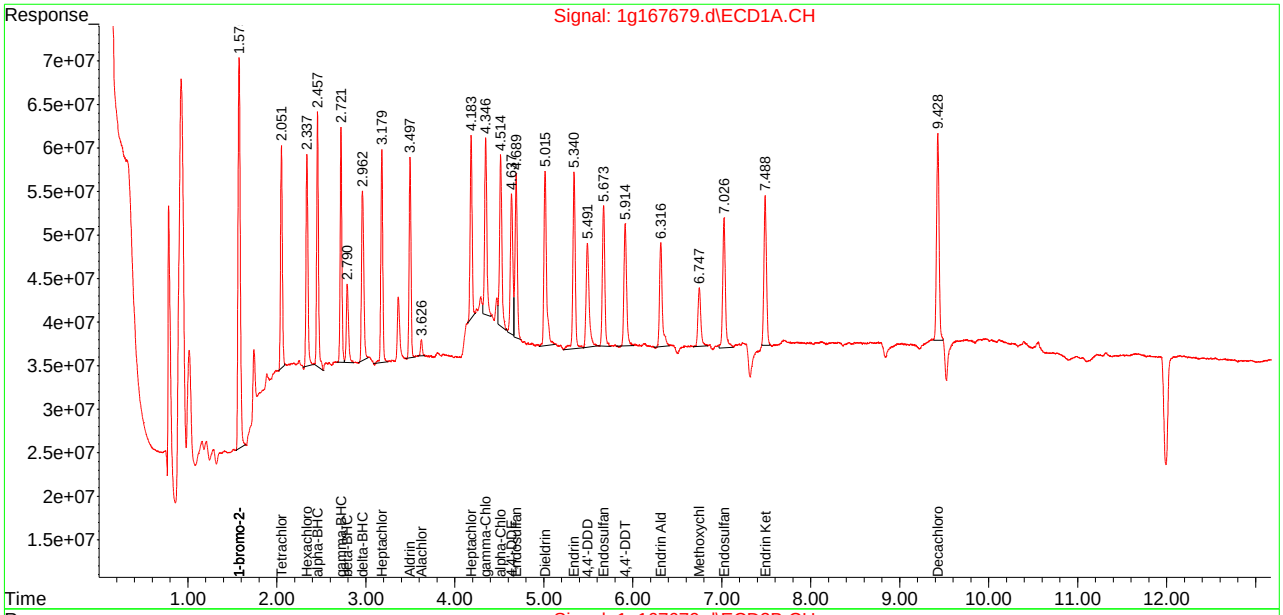

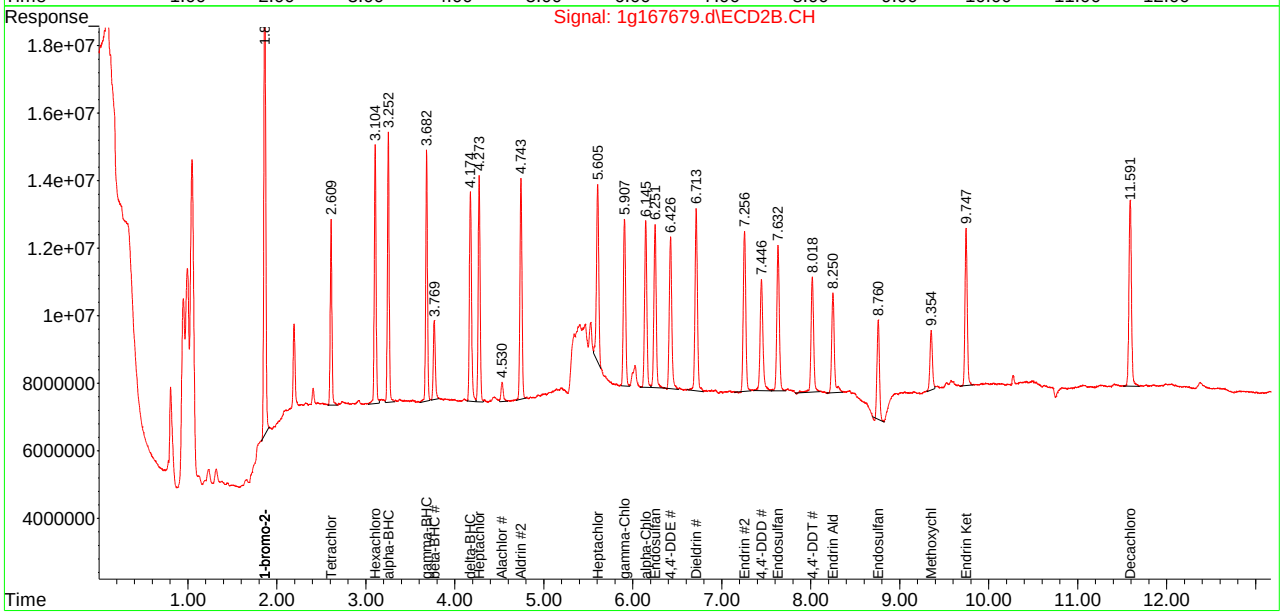

Manual Integration Approval Summary

Sample Number: OP34113-BS1
Lab FileID: 1G167679.D
Injection Time: 07/06/21 15:06
Method: SW846 8081B
Analyst approved: 07/07/21 07:54 Gwendolyn Burns
Supervisor approved: 07/07/21 08:53 Gwendolyn Burns

Parameter	CAS	Sig#	R.T. (min.)	Reason
Tetrachloro-m-xylene	877-09-8	1	2.05	Poorly defined baseline
Heptachlor epoxide	1024-57-3	1	4.18	Poorly defined baseline
gamma-Chlordane	5103-74-2	1	4.35	Poorly defined baseline
alpha-Chlordane	5103-71-9	1	4.51	Poorly defined baseline
4,4'-DDE	72-55-9	1	4.64	Poorly defined baseline
Endosulfan-I	959-98-8	1	4.69	Poorly defined baseline
Heptachlor epoxide	1024-57-3	2	5.60	Poorly defined baseline
Endrin ketone	53494-70-5	1	7.49	Poorly defined baseline
Methoxychlor	72-43-5	2	9.35	Poorly defined baseline
Decachlorobiphenyl	2051-24-3	1	9.43	Poorly defined baseline

Quantitation Report (Qedit)

Data Path : C:\msdchem\1\data\syrap\1g5715\
Data File : 1g167679.d
Signal(s) : Signal #1: ECD1A.CH Signal #2: ECD2B.CH
Acq On : 06 Jul 2021 3:06 pm
Operator : taylorc
Sample : op33844-bs1
Misc : op34113,g1g5715,15.0,,,10,1
ALS Vial : 32 Sample Multiplier: 1

Integration File signal 1: autoint1.e
Integration File signal 2: autoint2.e
Quant Time: Jul 07 01:42:25 2021
Quant Method : C:\MSDCHEM\1\METHODS\1pst5651.m
Quant Title : PEST/PCB
QLast Update : Wed Jul 07 01:39:45 2021
Response via : Initial Calibration
Integrator: ChemStation 6890 Scale Mode: Large solvent peaks clipped

Volume Inj. : 1ul/column
Signal #1 Phase : RTXCLP I Signal #2 Phase: RTX-CLP II
Signal #1 Info : 30mx.32mmx.50um Signal #2 Info : 30m x .32mm x .25um

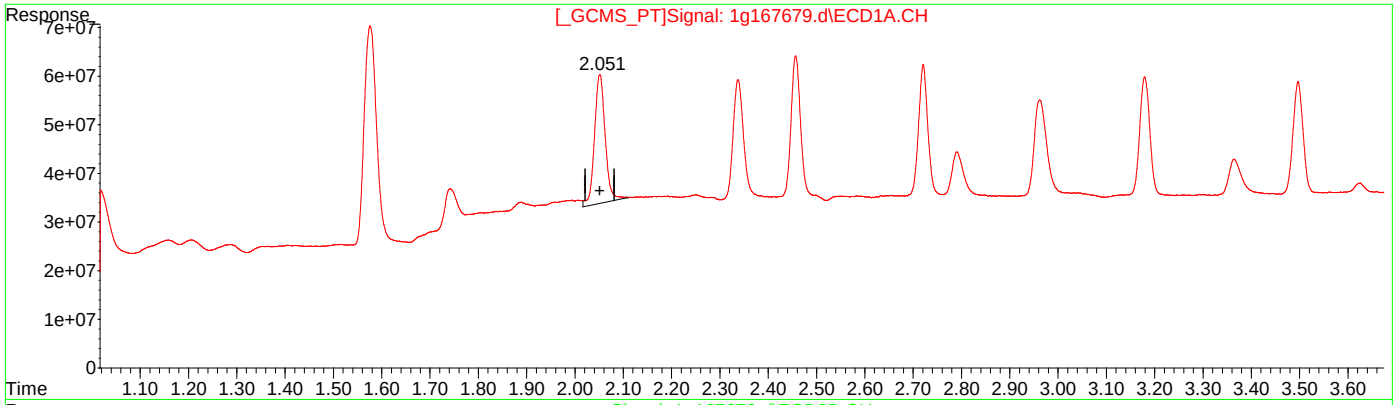

(2) Tetrachloro-m-xylene (SAB)

2.052min 27.734 PPB

response 408512291

(2) Tetrachloro-m-xylene #2 (SAB)

2.609min 28.228 PPB

response 71701984

(+) = Expected Retention Time
1pst5651.m Wed Jul 07 02:13:25 2021

Quantitation Report (Qedit)

Data Path : C:\msdchem\1\data\syrap\1g5715\
Data File : 1g167679.d
Signal(s) : Signal #1: ECD1A.CH Signal #2: ECD2B.CH
Acq On : 06 Jul 2021 3:06 pm
Operator : taylorc
Sample : op33844-bs1
Misc : op34113,g1g5715,15.0,,,10,1
ALS Vial : 32 Sample Multiplier: 1

Integration File signal 1: autoint1.e
Integration File signal 2: autoint2.e
Quant Time: Jul 07 01:42:25 2021
Quant Method : C:\MSDCHEM\1\METHODS\1pst5651.m
Quant Title : PEST/PCB
QLast Update : Wed Jul 07 01:39:45 2021
Response via : Initial Calibration
Integrator: ChemStation 6890 Scale Mode: Large solvent peaks clipped

Volume Inj. : 1ul/column
Signal #1 Phase : RTXCLP I Signal #2 Phase: RTX-CLP II
Signal #1 Info : 30mx.32mmx.50um Signal #2 Info : 30m x .32mm x .25um

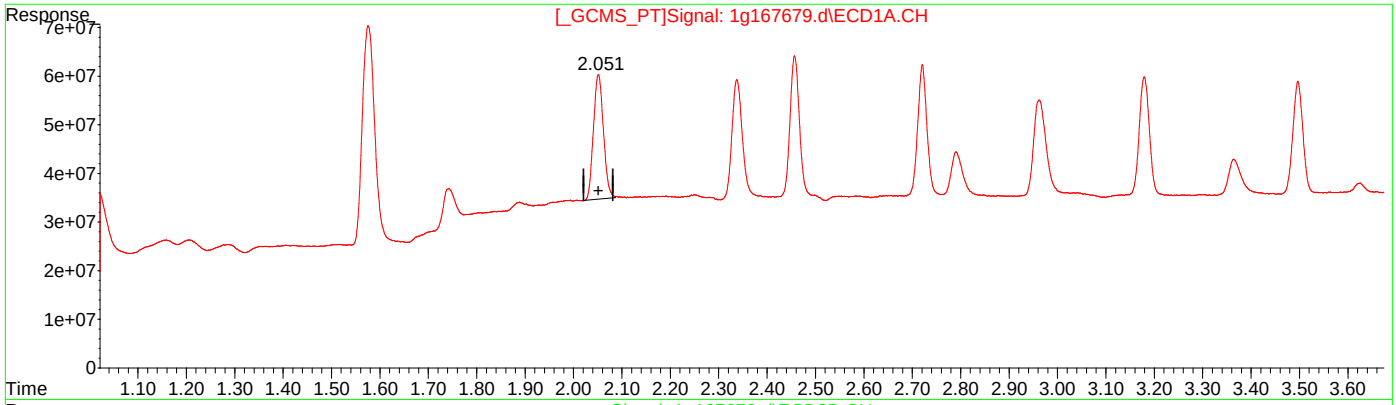

(2) Tetrachloro-m-xylene (SAB)

2.051min 24.865 PPB m

response 366260164

(2) Tetrachloro-m-xylene #2 (SAB)

2.609min 28.228 PPB

response 71701984

(+) = Expected Retention Time
1pst5651.m Wed Jul 07 02:13:33 2021

Quantitation Report (Qedit)

Data Path : C:\msdchem\1\data\syrap\1g5715\
Data File : 1g167679.d
Signal(s) : Signal #1: ECD1A.CH Signal #2: ECD2B.CH
Acq On : 06 Jul 2021 3:06 pm
Operator : taylorc
Sample : op33844-bs1
Misc : op34113,g1g5715,15.0,,,10,1
ALS Vial : 32 Sample Multiplier: 1

Integration File signal 1: autoint1.e
Integration File signal 2: autoint2.e
Quant Time: Jul 07 01:42:25 2021
Quant Method : C:\MSDCHEM\1\METHODS\1pst5651.m
Quant Title : PEST/PCB
QLast Update : Wed Jul 07 01:39:45 2021
Response via : Initial Calibration
Integrator: ChemStation 6890 Scale Mode: Large solvent peaks clipped

Volume Inj. : 1ul/column
Signal #1 Phase : RTXCLP I Signal #2 Phase: RTX-CLP II
Signal #1 Info : 30mx.32mmx.50um Signal #2 Info : 30m x .32mm x .25um

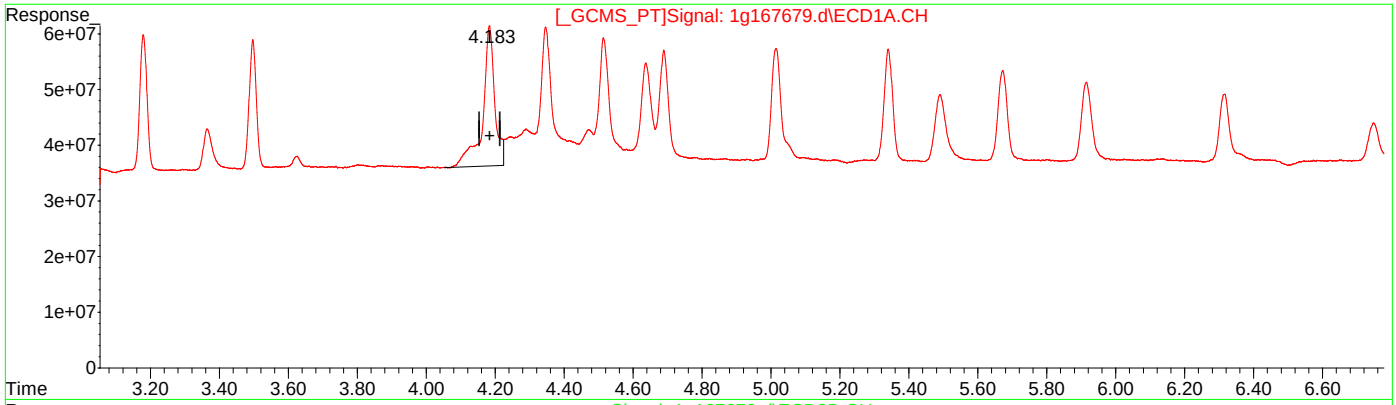

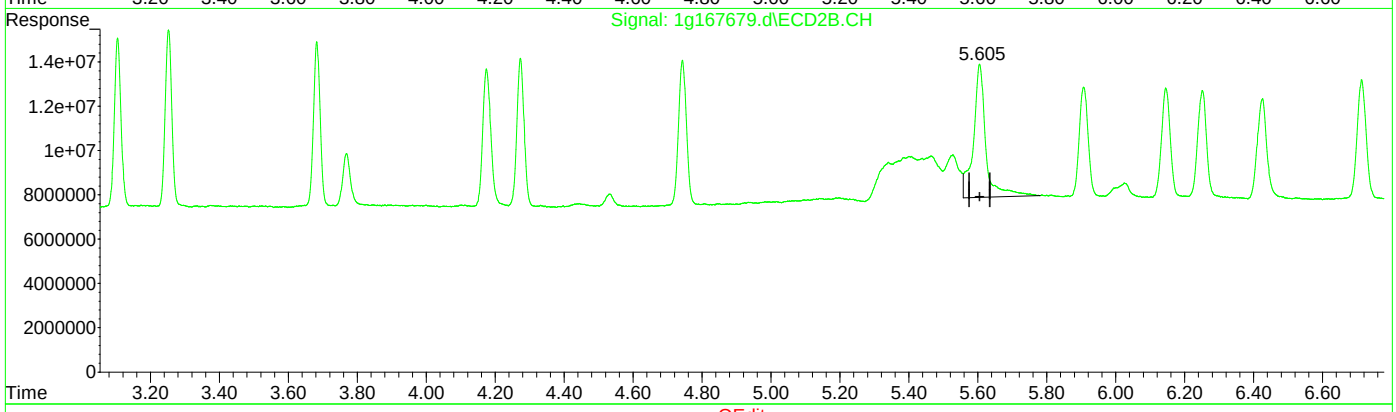

QEdit

(11) Heptachlor Epoxide (B)

4.183min 34.603 PPB

response 610102019

(11) Heptachlor Epoxide #2 (B)

5.605min 30.516 PPB

response 150330559

(+) = Expected Retention Time
1pst5651.m Wed Jul 07 02:13:45 2021

Quantitation Report (Qedit)

Data Path : C:\msdchem\1\data\syrap\1g5715\
Data File : 1g167679.d
Signal(s) : Signal #1: ECD1A.CH Signal #2: ECD2B.CH
Acq On : 06 Jul 2021 3:06 pm
Operator : taylorc
Sample : op33844-bs1
Misc : op34113,g1g5715,15.0,,,10,1
ALS Vial : 32 Sample Multiplier: 1

Integration File signal 1: autoint1.e
Integration File signal 2: autoint2.e
Quant Time: Jul 07 01:42:25 2021
Quant Method : C:\MSDCHEM\1\METHODS\1pst5651.m
Quant Title : PEST/PCB
QLast Update : Wed Jul 07 01:39:45 2021
Response via : Initial Calibration
Integrator: ChemStation 6890 Scale Mode: Large solvent peaks clipped

Volume Inj. : 1ul/column
Signal #1 Phase : RTXCLP I Signal #2 Phase: RTX-CLP II
Signal #1 Info : 30mx.32mmx.50um Signal #2 Info : 30m x .32mm x .25um

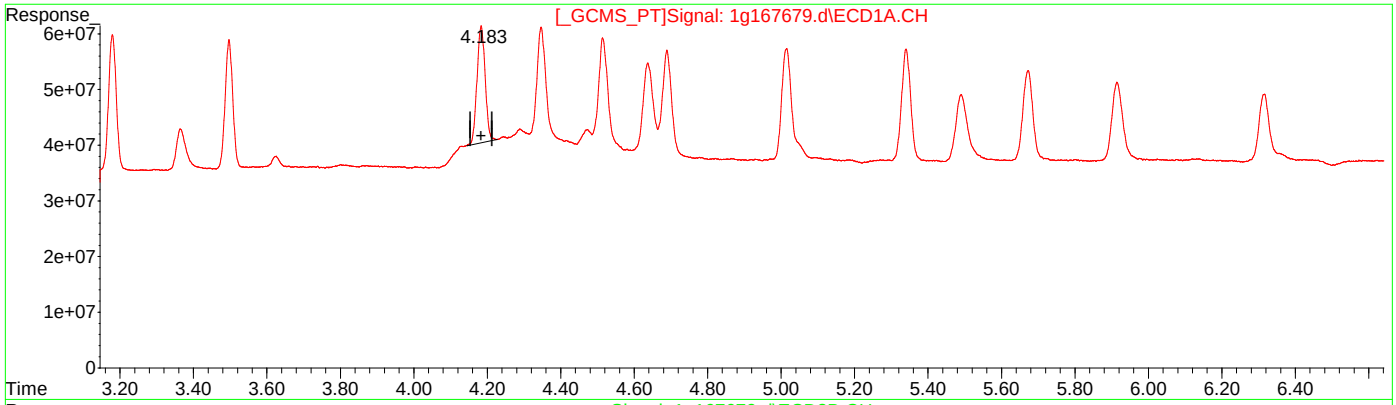

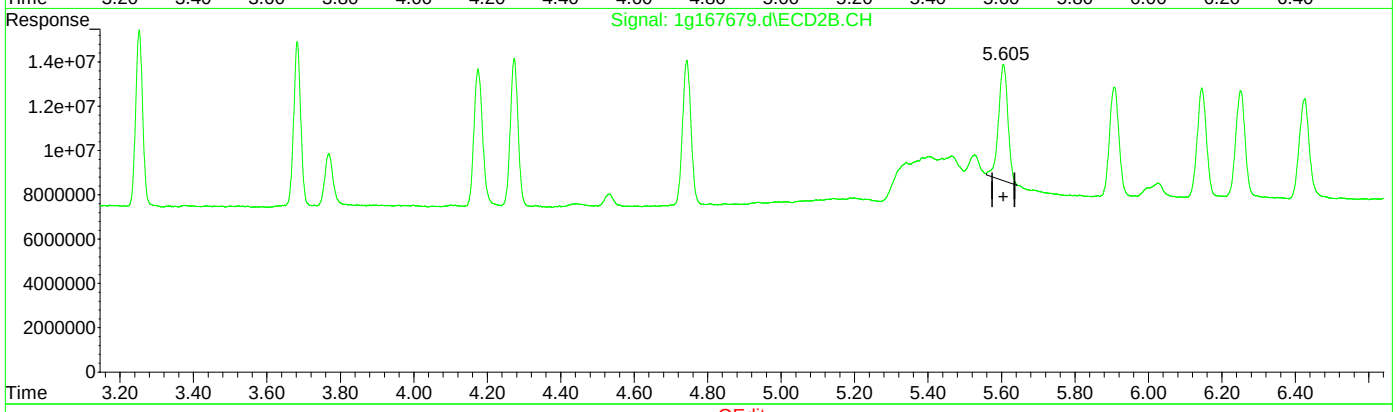

QEdit

(11) Heptachlor Epoxide (B)

4.183min 18.397 PPB m

response 324365671

(11) Heptachlor Epoxide #2 (B)

5.605min 18.906 PPB m

response 93135280

(+) = Expected Retention Time
1pst5651.m Wed Jul 07 02:14:00 2021

Quantitation Report (Qedit)

Data Path : C:\msdchem\1\data\syrap\1g5715\
Data File : 1g167679.d
Signal(s) : Signal #1: ECD1A.CH Signal #2: ECD2B.CH
Acq On : 06 Jul 2021 3:06 pm
Operator : taylorc
Sample : op33844-bs1
Misc : op34113,g1g5715,15.0,,,10,1
ALS Vial : 32 Sample Multiplier: 1

Integration File signal 1: autoint1.e
Integration File signal 2: autoint2.e
Quant Time: Jul 07 01:42:25 2021
Quant Method : C:\MSDCHEM\1\METHODS\1pst5651.m
Quant Title : PEST/PCB
QLast Update : Wed Jul 07 01:39:45 2021
Response via : Initial Calibration
Integrator: ChemStation 6890 Scale Mode: Large solvent peaks clipped

Volume Inj. : 1ul/column
Signal #1 Phase : RTXCLP I Signal #2 Phase: RTX-CLP II
Signal #1 Info : 30mx.32mmx.50um Signal #2 Info : 30m x .32mm x .25um

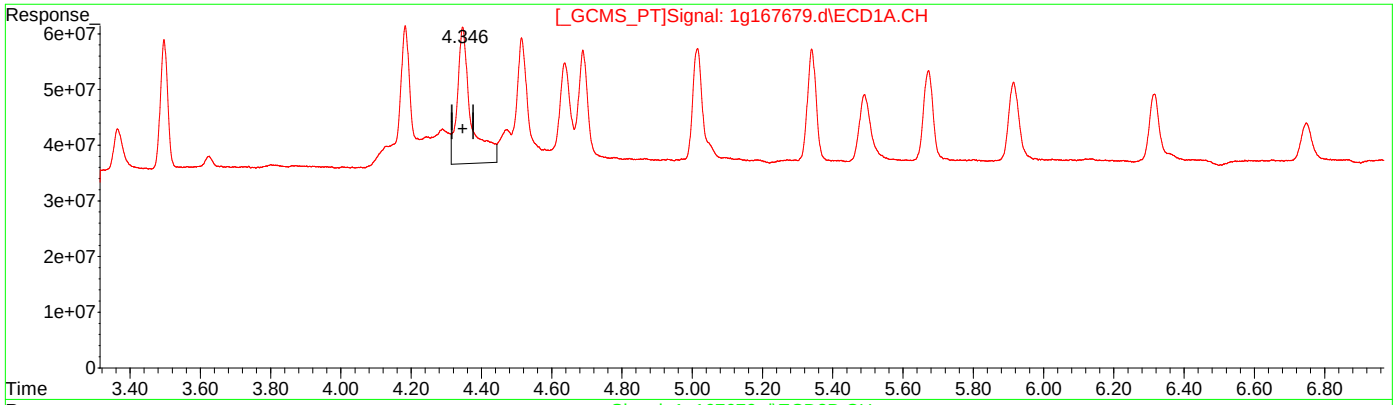

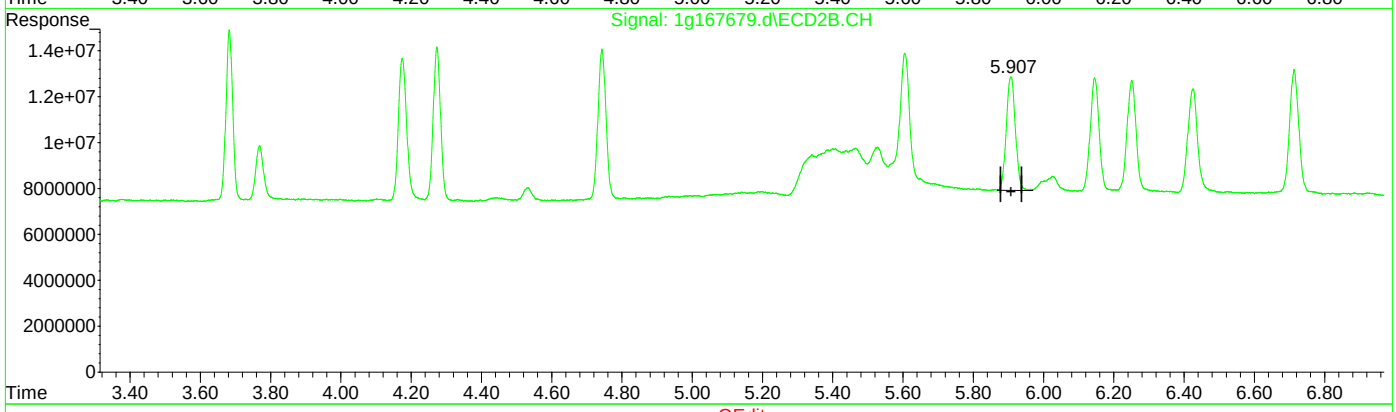

QEdit

(12) gamma-Chlordane (B)

4.347min 35.829 PPB

response 666561781

(12) gamma-Chlordane #2 (B)

5.908min 19.909 PPB

response 89222795

(+) = Expected Retention Time
1pst5651.m Wed Jul 07 02:14:03 2021

Quantitation Report (Qedit)

Data Path : C:\msdchem\1\data\syrap\1g5715\
Data File : 1g167679.d
Signal(s) : Signal #1: ECD1A.CH Signal #2: ECD2B.CH
Acq On : 06 Jul 2021 3:06 pm
Operator : taylorc
Sample : op33844-bs1
Misc : op34113,g1g5715,15.0,,,10,1
ALS Vial : 32 Sample Multiplier: 1

Integration File signal 1: autoint1.e
Integration File signal 2: autoint2.e
Quant Time: Jul 07 01:42:25 2021
Quant Method : C:\MSDCHEM\1\METHODS\1pst5651.m
Quant Title : PEST/PCB
QLast Update : Wed Jul 07 01:39:45 2021
Response via : Initial Calibration
Integrator: ChemStation 6890 Scale Mode: Large solvent peaks clipped

Volume Inj. : 1ul/column
Signal #1 Phase : RTXCLP I Signal #2 Phase: RTX-CLP II
Signal #1 Info : 30mx.32mmx.50um Signal #2 Info : 30m x .32mm x .25um

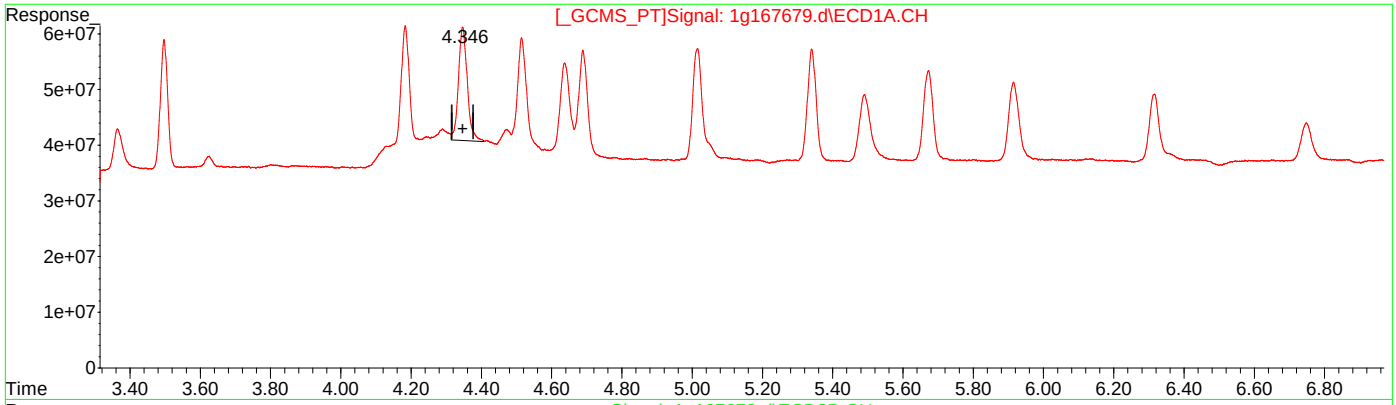

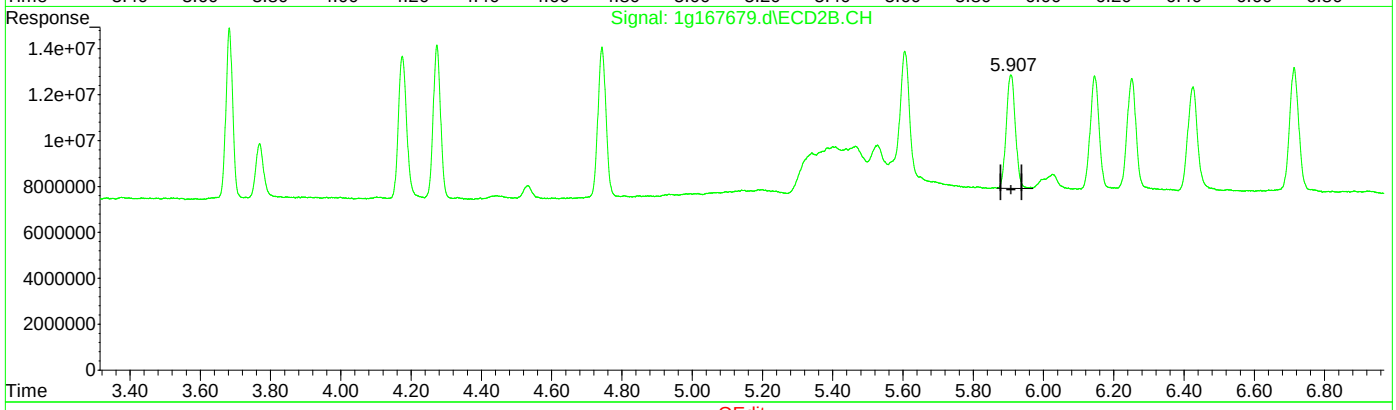

QEdit

(12) gamma-Chlordane (B)

4.346min 19.085 PPB m

response 355053743

(12) gamma-Chlordane #2 (B)

5.908min 19.909 PPB

response 89222795

(+) = Expected Retention Time
1pst5651.m Wed Jul 07 02:14:15 2021

Quantitation Report (Qedit)

Data Path : C:\msdchem\1\data\syrap\1g5715\
Data File : 1g167679.d
Signal(s) : Signal #1: ECD1A.CH Signal #2: ECD2B.CH
Acq On : 06 Jul 2021 3:06 pm
Operator : taylorc
Sample : op33844-bs1
Misc : op34113,g1g5715,15.0,,,10,1
ALS Vial : 32 Sample Multiplier: 1

Integration File signal 1: autoint1.e
Integration File signal 2: autoint2.e
Quant Time: Jul 07 01:42:25 2021
Quant Method : C:\MSDCHEM\1\METHODS\1pst5651.m
Quant Title : PEST/PCB
QLast Update : Wed Jul 07 01:39:45 2021
Response via : Initial Calibration
Integrator: ChemStation 6890 Scale Mode: Large solvent peaks clipped

Volume Inj. : 1ul/column
Signal #1 Phase : RTXCLP I Signal #2 Phase: RTX-CLP II
Signal #1 Info : 30mx.32mmx.50um Signal #2 Info : 30m x .32mm x .25um

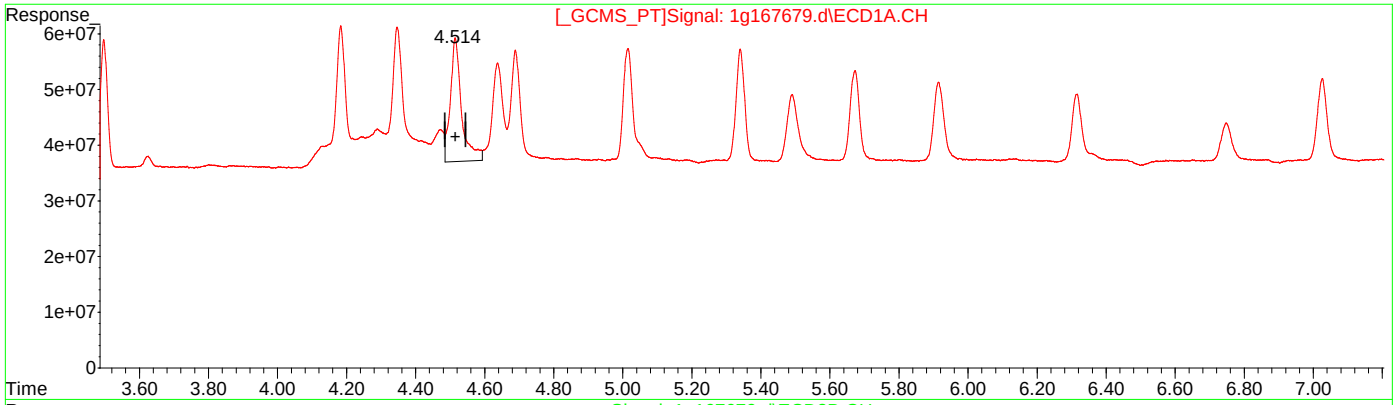

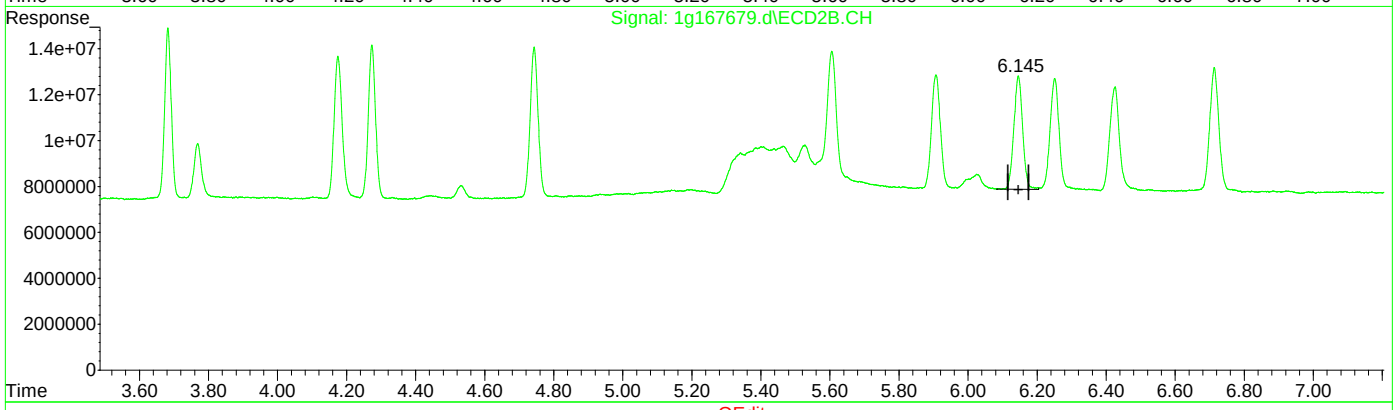

QEdit

(13) alpha-Chlordane (B)

4.514min 29.434 PPB

response 502630029

(13) alpha-Chlordane #2 (B)

6.146min 20.052 PPB

response 87721215

(+) = Expected Retention Time
1pst5651.m Wed Jul 07 02:14:18 2021

Quantitation Report (Qedit)

Data Path : C:\msdchem\1\data\syrap\1g5715\
Data File : 1g167679.d
Signal(s) : Signal #1: ECD1A.CH Signal #2: ECD2B.CH
Acq On : 06 Jul 2021 3:06 pm
Operator : taylorc
Sample : op33844-bs1
Misc : op34113,g1g5715,15.0,,,10,1
ALS Vial : 32 Sample Multiplier: 1

Integration File signal 1: autoint1.e
Integration File signal 2: autoint2.e
Quant Time: Jul 07 01:42:25 2021
Quant Method : C:\MSDCHEM\1\METHODS\1pst5651.m
Quant Title : PEST/PCB
QLast Update : Wed Jul 07 01:39:45 2021
Response via : Initial Calibration
Integrator: ChemStation 6890 Scale Mode: Large solvent peaks clipped

Volume Inj. : 1ul/column
Signal #1 Phase : RTXCLP I Signal #2 Phase: RTX-CLP II
Signal #1 Info : 30mx.32mmx.50um Signal #2 Info : 30m x .32mm x .25um

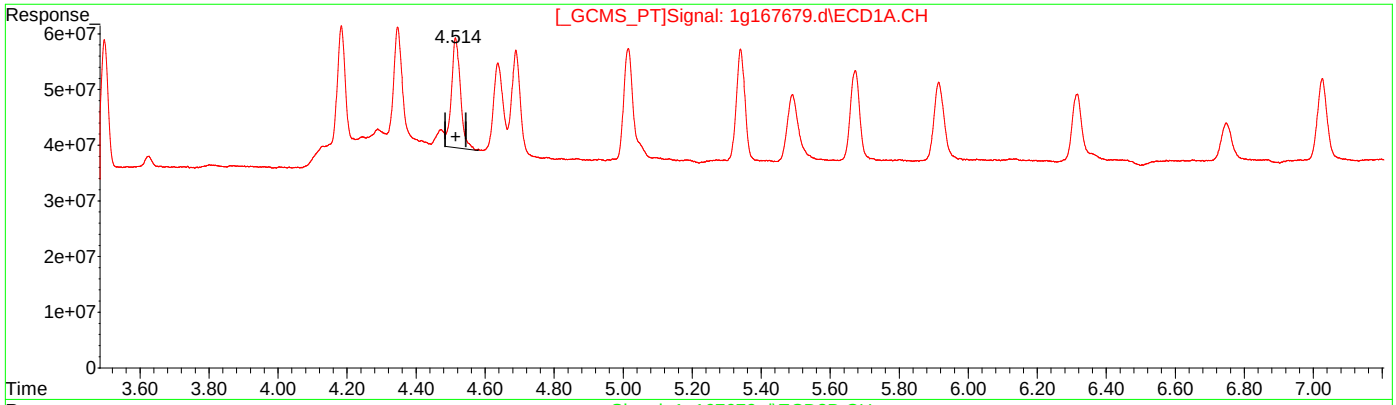

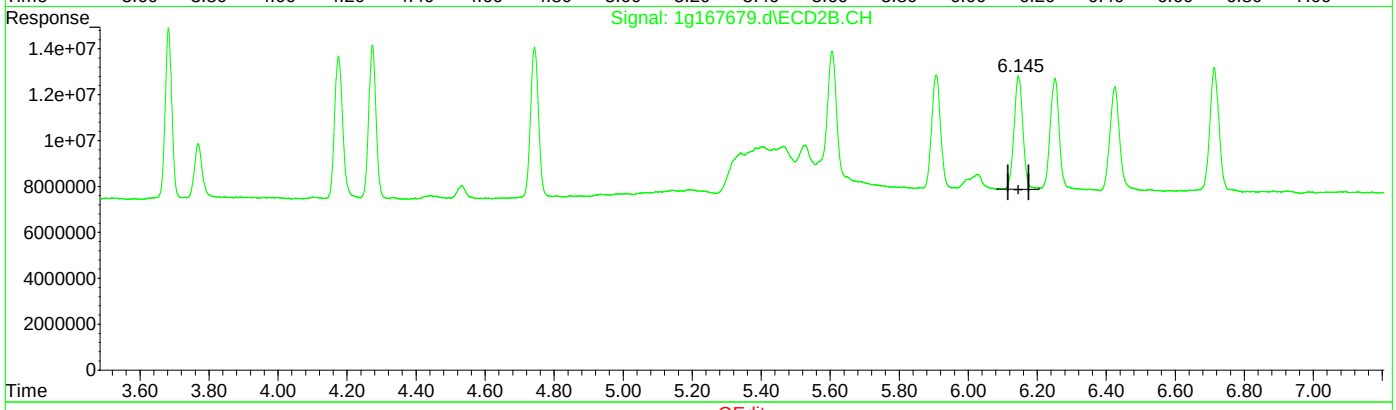

QEdit

(13) alpha-Chlordane (B)

4.514min 21.031 PPB m

response 359129436

(13) alpha-Chlordane #2 (B)

6.146min 20.052 PPB

response 87721215

(+) = Expected Retention Time
1pst5651.m Wed Jul 07 02:14:29 2021

Quantitation Report (Qedit)

Data Path : C:\msdchem\1\data\syrap\1g5715\
Data File : 1g167679.d
Signal(s) : Signal #1: ECD1A.CH Signal #2: ECD2B.CH
Acq On : 06 Jul 2021 3:06 pm
Operator : taylorc
Sample : op33844-bs1
Misc : op34113,g1g5715,15.0,,,10,1
ALS Vial : 32 Sample Multiplier: 1

Integration File signal 1: autoint1.e
Integration File signal 2: autoint2.e
Quant Time: Jul 07 01:42:25 2021
Quant Method : C:\MSDCHEM\1\METHODS\1pst5651.m
Quant Title : PEST/PCB
QLast Update : Wed Jul 07 01:39:45 2021
Response via : Initial Calibration
Integrator: ChemStation 6890 Scale Mode: Large solvent peaks clipped

Volume Inj. : 1ul/column
Signal #1 Phase : RTXCLP I Signal #2 Phase: RTX-CLP II
Signal #1 Info : 30mx.32mmx.50um Signal #2 Info : 30m x .32mm x .25um

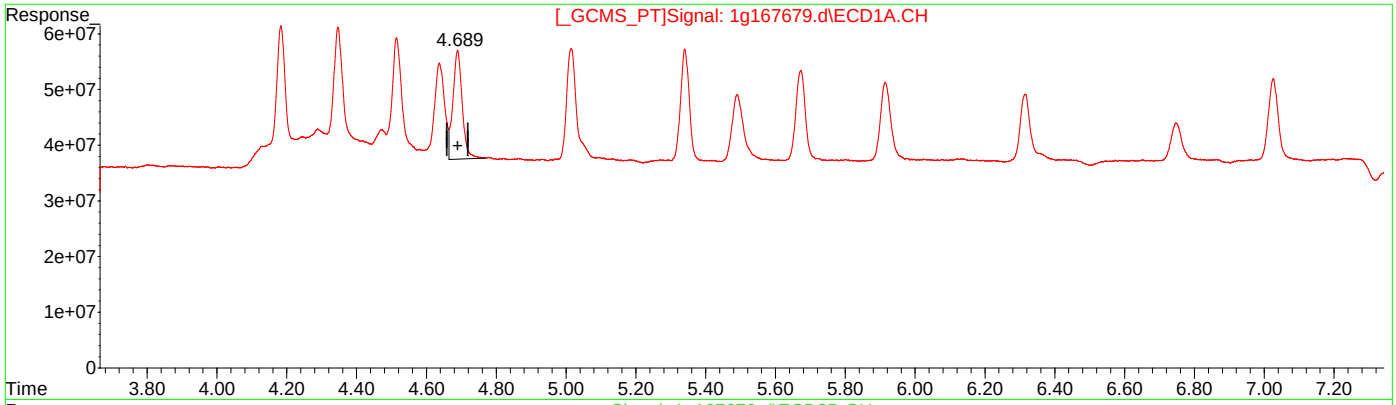

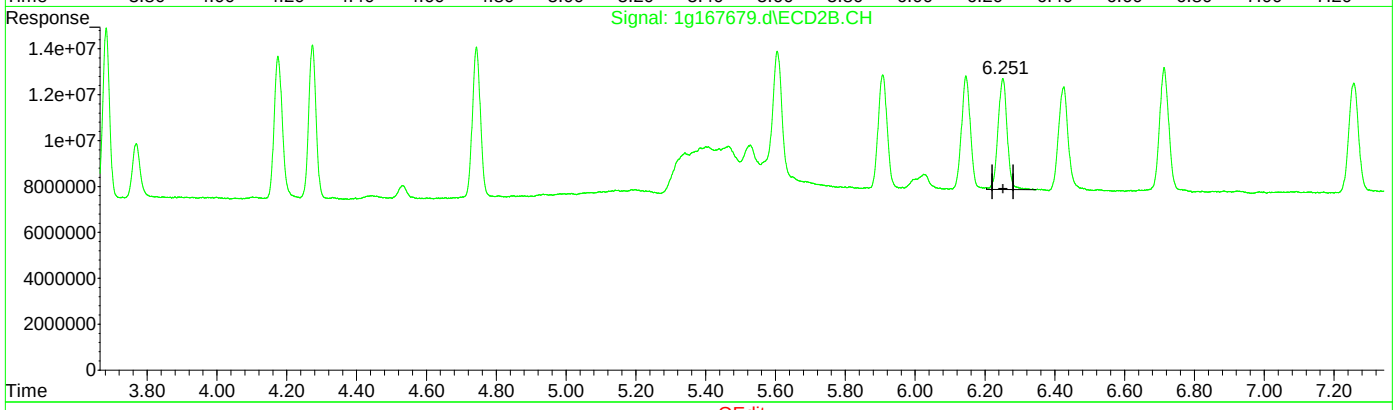

QEdit

(14) Endosulfan I (A)

4.689min 20.551 PPB

response 362580197

(14) Endosulfan I #2 (A)

6.251min 19.676 PPB

response 88443557

(+) = Expected Retention Time
1pst5651.m Wed Jul 07 02:14:34 2021

Quantitation Report (Qedit)

Data Path : C:\msdchem\1\data\syrap\1g5715\
Data File : 1g167679.d
Signal(s) : Signal #1: ECD1A.CH Signal #2: ECD2B.CH
Acq On : 06 Jul 2021 3:06 pm
Operator : taylorc
Sample : op33844-bs1
Misc : op34113,g1g5715,15.0,,,10,1
ALS Vial : 32 Sample Multiplier: 1

Integration File signal 1: autoint1.e
Integration File signal 2: autoint2.e
Quant Time: Jul 07 01:42:25 2021
Quant Method : C:\MSDCHEM\1\METHODS\1pst5651.m
Quant Title : PEST/PCB
QLast Update : Wed Jul 07 01:39:45 2021
Response via : Initial Calibration
Integrator: ChemStation 6890 Scale Mode: Large solvent peaks clipped

Volume Inj. : 1ul/column
Signal #1 Phase : RTXCLP I Signal #2 Phase: RTX-CLP II
Signal #1 Info : 30mx.32mmx.50um Signal #2 Info : 30m x .32mm x .25um

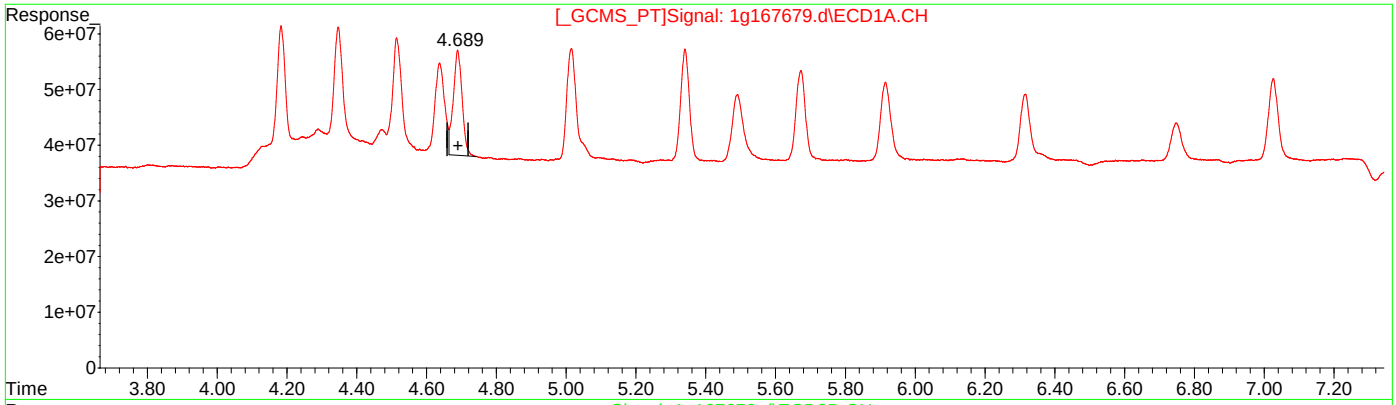

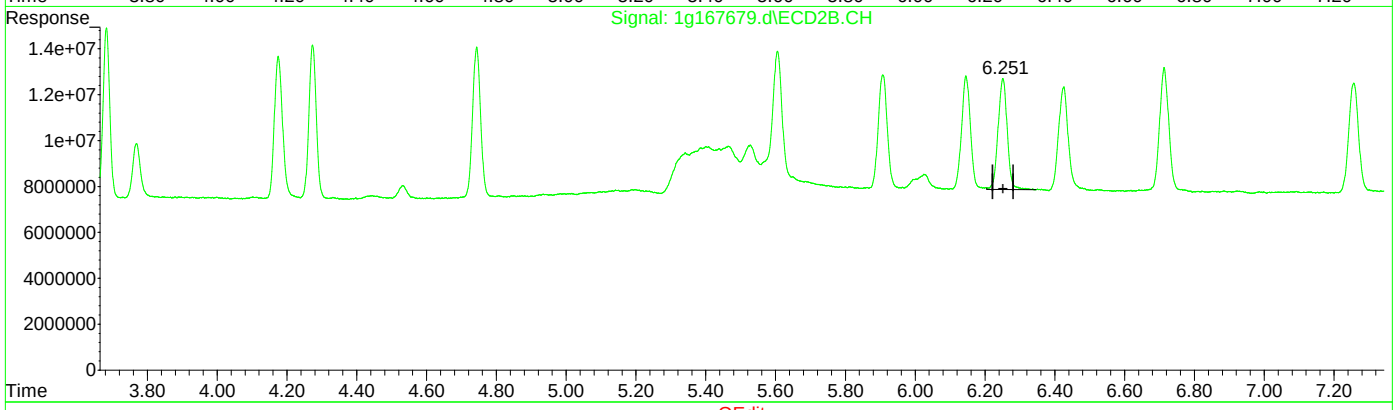

QEdit

(14) Endosulfan I (A)

4.689min 18.802 PPB m

response 331727470

(14) Endosulfan I #2 (A)

6.251min 19.676 PPB

response 88443557

(+) = Expected Retention Time
1pst5651.m Wed Jul 07 02:14:48 2021

Quantitation Report (Qedit)

Data Path : C:\msdchem\1\data\syrap\1g5715\
Data File : 1g167679.d
Signal(s) : Signal #1: ECD1A.CH Signal #2: ECD2B.CH
Acq On : 06 Jul 2021 3:06 pm
Operator : taylorc
Sample : op33844-bs1
Misc : op34113,g1g5715,15.0,,,10,1
ALS Vial : 32 Sample Multiplier: 1

Integration File signal 1: autoint1.e
Integration File signal 2: autoint2.e
Quant Time: Jul 07 01:42:25 2021
Quant Method : C:\MSDCHEM\1\METHODS\1pst5651.m
Quant Title : PEST/PCB
QLast Update : Wed Jul 07 01:39:45 2021
Response via : Initial Calibration
Integrator: ChemStation 6890 Scale Mode: Large solvent peaks clipped

Volume Inj. : 1ul/column
Signal #1 Phase : RTXCLP I Signal #2 Phase: RTX-CLP II
Signal #1 Info : 30mx.32mmx.50um Signal #2 Info : 30m x .32mm x .25um

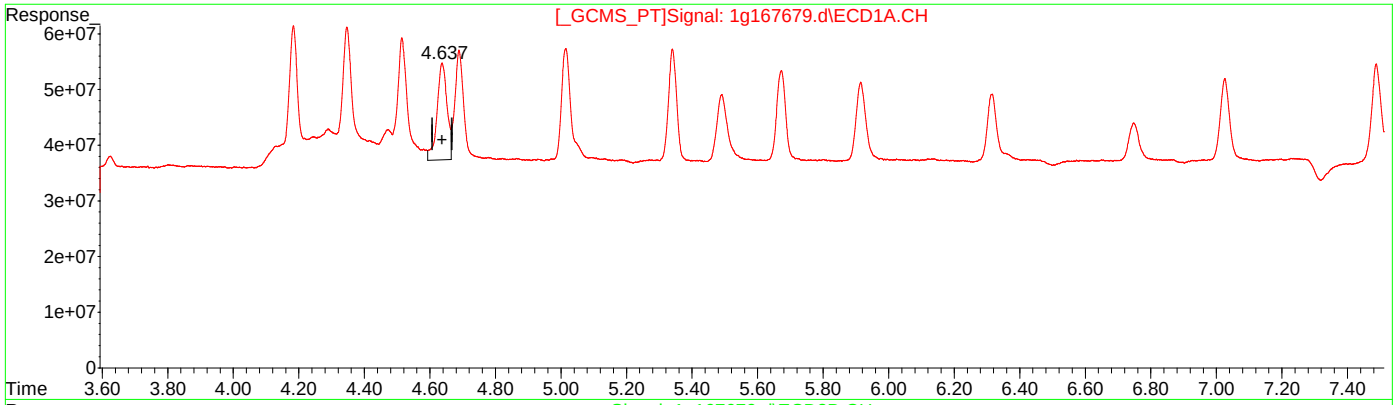

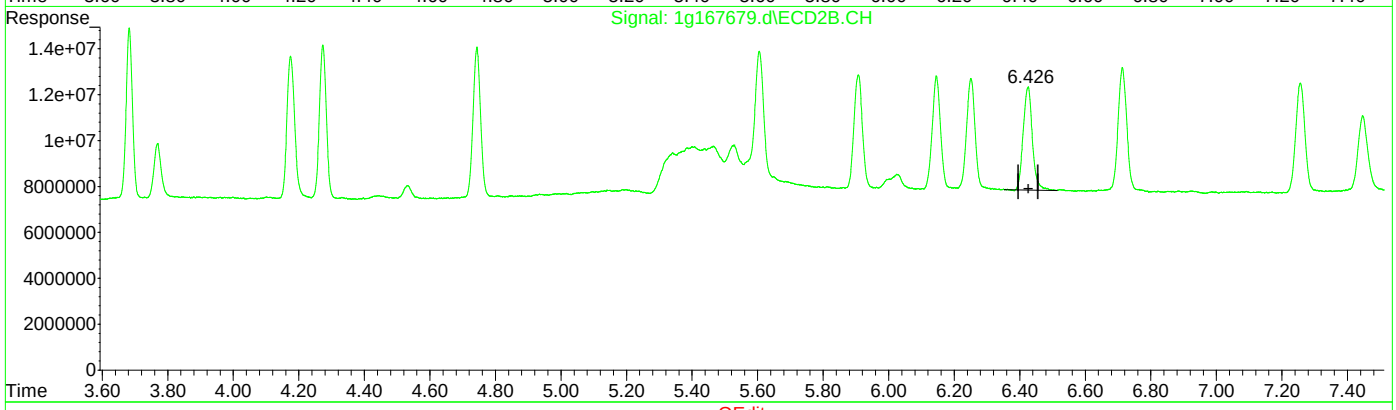

QEdit

(15) 4,4'-DDE (B)

4.637min 23.154 PPB

response 368250413

(15) 4,4'-DDE #2 (B)

6.426min 19.992 PPB

response 87374574

(+) = Expected Retention Time
1pst5651.m Wed Jul 07 02:14:51 2021

Quantitation Report (Qedit)

Data Path : C:\msdchem\1\data\syrap\1g5715\
Data File : 1g167679.d
Signal(s) : Signal #1: ECD1A.CH Signal #2: ECD2B.CH
Acq On : 06 Jul 2021 3:06 pm
Operator : taylorc
Sample : op33844-bs1
Misc : op34113,g1g5715,15.0,,,10,1
ALS Vial : 32 Sample Multiplier: 1

Integration File signal 1: autoint1.e
Integration File signal 2: autoint2.e
Quant Time: Jul 07 01:42:25 2021
Quant Method : C:\MSDCHEM\1\METHODS\1pst5651.m
Quant Title : PEST/PCB
QLast Update : Wed Jul 07 01:39:45 2021
Response via : Initial Calibration
Integrator: ChemStation 6890 Scale Mode: Large solvent peaks clipped

Volume Inj. : 1ul/column
Signal #1 Phase : RTXCLP I Signal #2 Phase: RTX-CLP II
Signal #1 Info : 30mx.32mmx.50um Signal #2 Info : 30m x .32mm x .25um

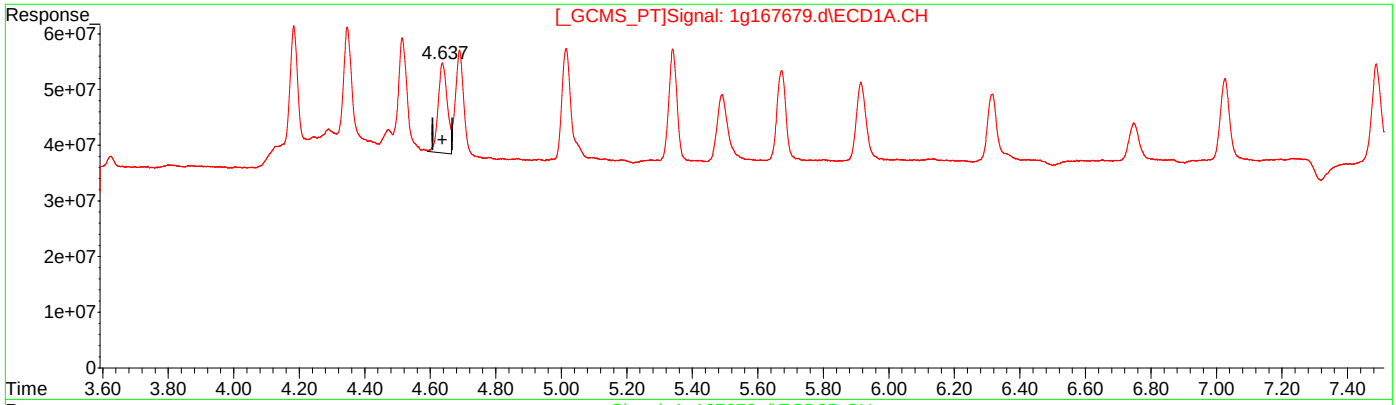

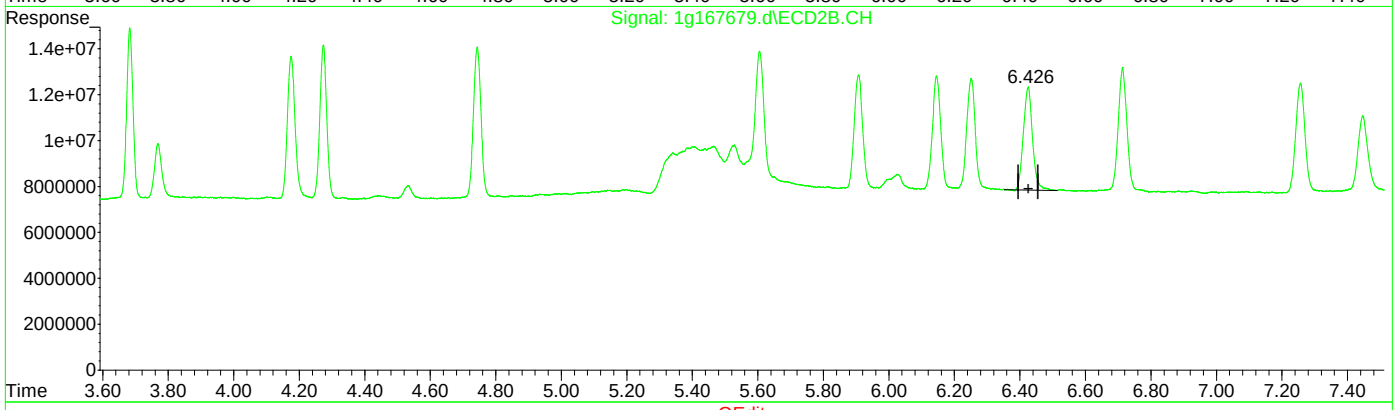

QEdit

(15) 4,4'-DDE (B)

4.637min 19.687 PPB m

response 313108449

(15) 4,4'-DDE #2 (B)

6.426min 19.992 PPB

response 87374574

(+) = Expected Retention Time
1pst5651.m Wed Jul 07 02:15:03 2021

Quantitation Report (Qedit)

Data Path : C:\msdchem\1\data\syrap\1g5715\
Data File : 1g167679.d
Signal(s) : Signal #1: ECD1A.CH Signal #2: ECD2B.CH
Acq On : 06 Jul 2021 3:06 pm
Operator : taylorc
Sample : op33844-bs1
Misc : op34113,g1g5715,15.0,,,10,1
ALS Vial : 32 Sample Multiplier: 1

Integration File signal 1: autoint1.e
Integration File signal 2: autoint2.e
Quant Time: Jul 07 01:42:25 2021
Quant Method : C:\MSDCHEM\1\METHODS\1pst5651.m
Quant Title : PEST/PCB
QLast Update : Wed Jul 07 01:39:45 2021
Response via : Initial Calibration
Integrator: ChemStation 6890 Scale Mode: Large solvent peaks clipped

Volume Inj. : 1ul/column
Signal #1 Phase : RTXCLP I Signal #2 Phase: RTX-CLP II
Signal #1 Info : 30mx.32mmx.50um Signal #2 Info : 30m x .32mm x .25um

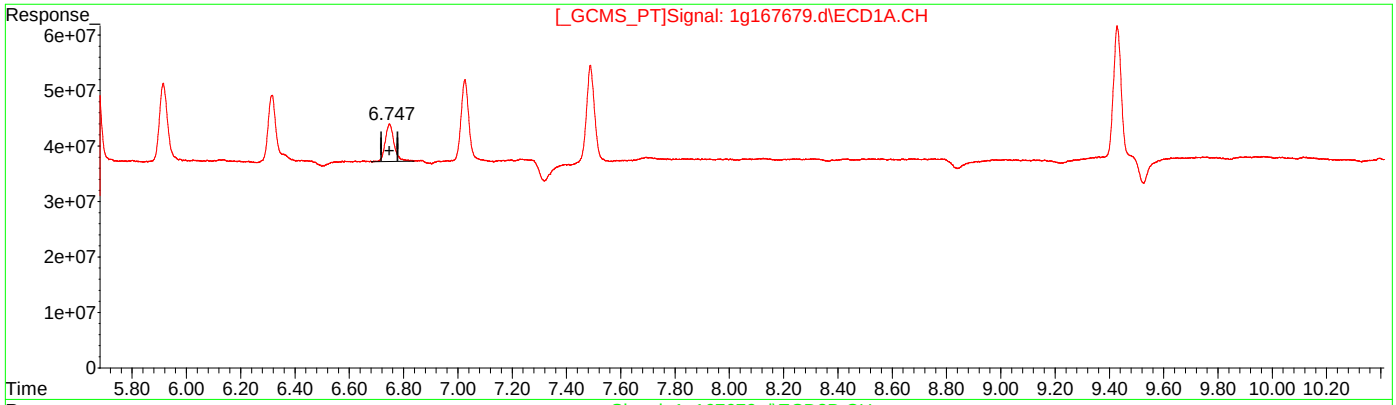

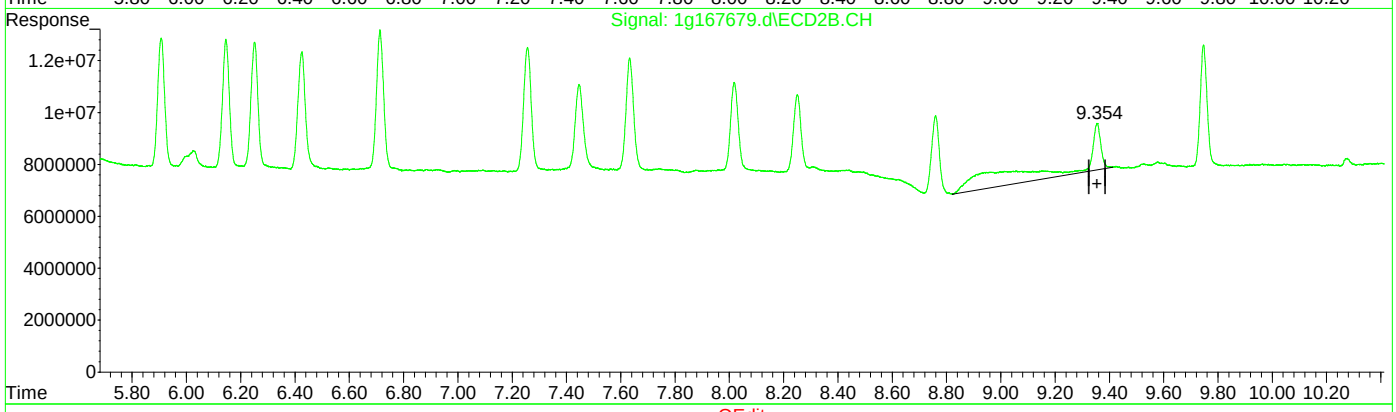

QEdit

(23) Methoxychlor (A)

6.748min 18.653 PPB

response 150850312

(23) Methoxychlor #2 (A)

9.355min 85.817 PPB

response 134862088

(+) = Expected Retention Time
1pst5651.m Wed Jul 07 02:15:15 2021

Quantitation Report (Qedit)

Data Path : C:\msdchem\1\data\syrap\1g5715\
Data File : 1g167679.d
Signal(s) : Signal #1: ECD1A.CH Signal #2: ECD2B.CH
Acq On : 06 Jul 2021 3:06 pm
Operator : taylorc
Sample : op33844-bs1
Misc : op34113,g1g5715,15.0,,,10,1
ALS Vial : 32 Sample Multiplier: 1

Integration File signal 1: autoint1.e
Integration File signal 2: autoint2.e
Quant Time: Jul 07 01:42:25 2021
Quant Method : C:\MSDCHEM\1\METHODS\1pst5651.m
Quant Title : PEST/PCB
QLast Update : Wed Jul 07 01:39:45 2021
Response via : Initial Calibration
Integrator: ChemStation 6890 Scale Mode: Large solvent peaks clipped

Volume Inj. : 1ul/column
Signal #1 Phase : RTXCLP I Signal #2 Phase: RTX-CLP II
Signal #1 Info : 30mx.32mmx.50um Signal #2 Info : 30m x .32mm x .25um

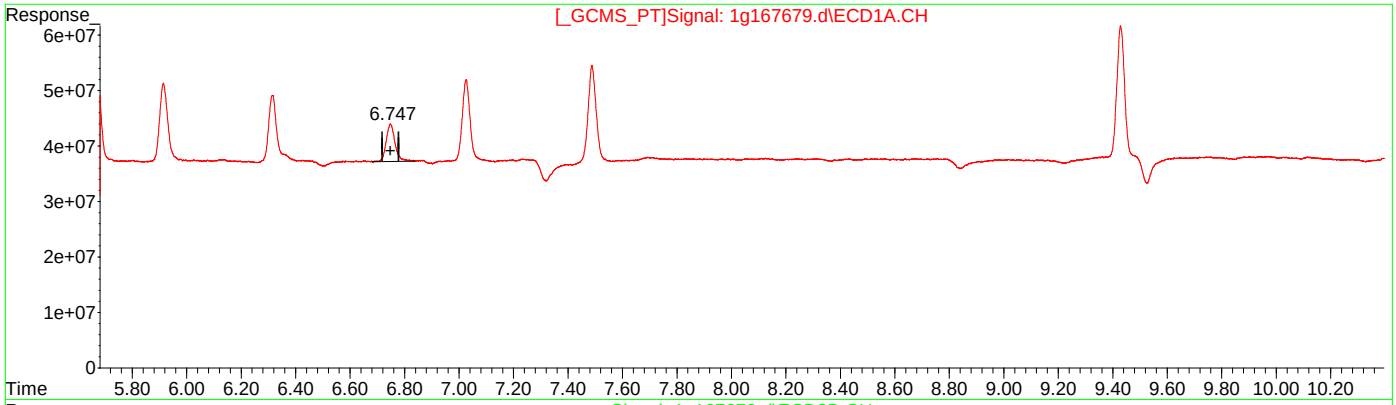

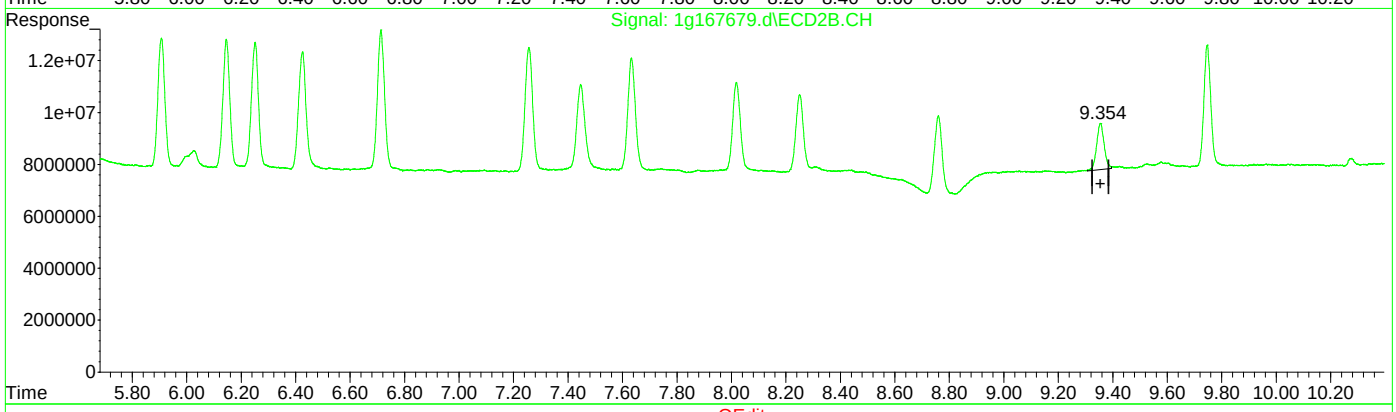

QEdit

(23) Methoxychlor (A)

6.748min 18.653 PPB

response 150850312

(23) Methoxychlor #2 (A)

9.354min 21.858 PPB m

response 34349582

(+) = Expected Retention Time
1pst5651.m Wed Jul 07 02:15:23 2021

Quantitation Report (Qedit)

Data Path : C:\msdchem\1\data\syrap\1g5715\
Data File : 1g167679.d
Signal(s) : Signal #1: ECD1A.CH Signal #2: ECD2B.CH
Acq On : 06 Jul 2021 3:06 pm
Operator : taylorc
Sample : op33844-bs1
Misc : op34113,g1g5715,15.0,,,10,1
ALS Vial : 32 Sample Multiplier: 1

Integration File signal 1: autoint1.e
Integration File signal 2: autoint2.e
Quant Time: Jul 07 01:42:25 2021
Quant Method : C:\MSDCHEM\1\METHODS\1pst5651.m
Quant Title : PEST/PCB
QLast Update : Wed Jul 07 01:39:45 2021
Response via : Initial Calibration
Integrator: ChemStation 6890 Scale Mode: Large solvent peaks clipped

Volume Inj. : 1ul/column
Signal #1 Phase : RTXCLP I Signal #2 Phase: RTX-CLP II
Signal #1 Info : 30mx.32mmx.50um Signal #2 Info : 30m x .32mm x .25um

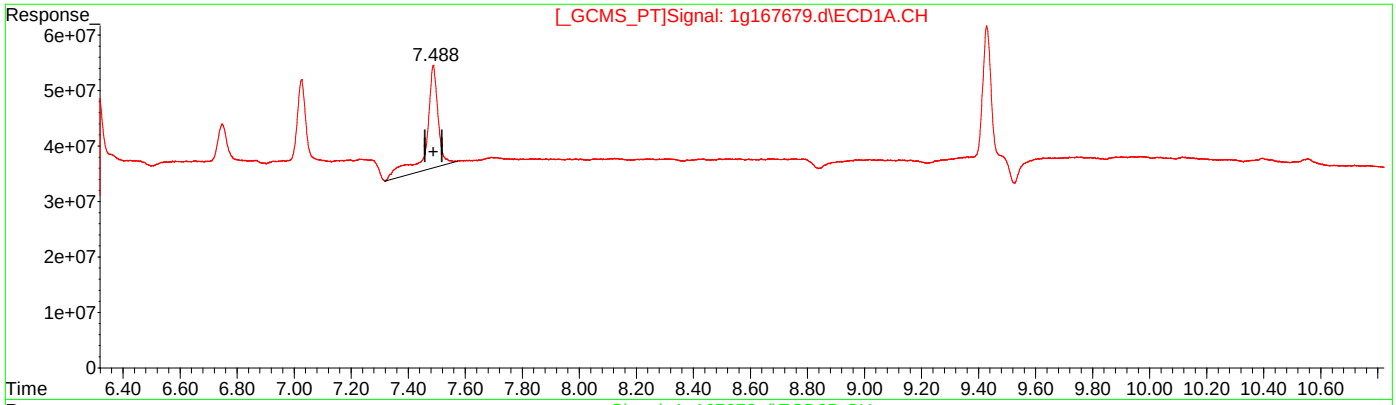

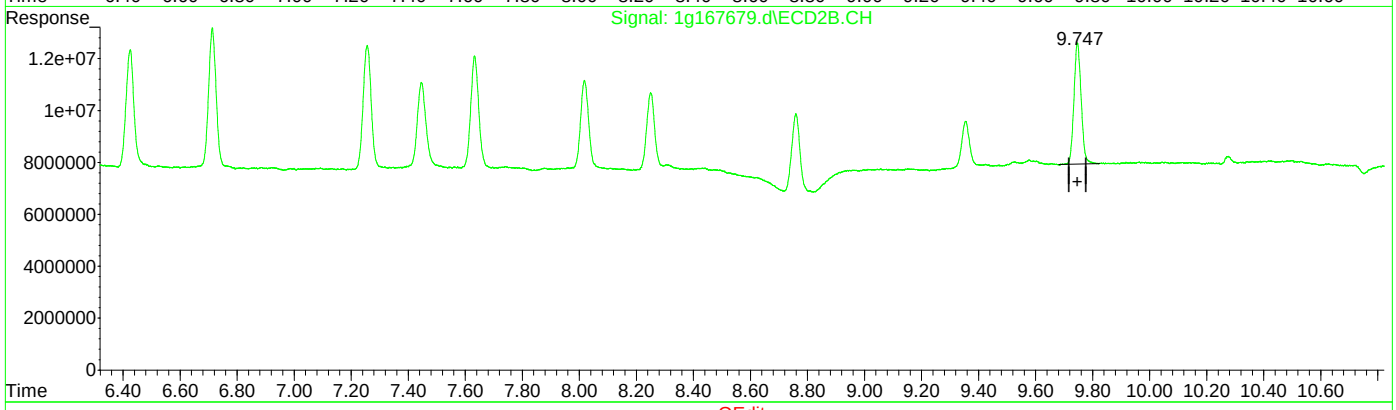

QEdit

(25) Endrin Ketone (B)

7.488min 33.388 PPB

response 529552878

(25) Endrin Ketone #2 (B)

9.747min 21.622 PPB

response 82422474

(+) = Expected Retention Time
1pst5651.m Wed Jul 07 02:15:29 2021

Quantitation Report (Qedit)

Data Path : C:\msdchem\1\data\syrap\1g5715\
Data File : 1g167679.d
Signal(s) : Signal #1: ECD1A.CH Signal #2: ECD2B.CH
Acq On : 06 Jul 2021 3:06 pm
Operator : taylorc
Sample : op33844-bs1
Misc : op34113,g1g5715,15.0,,,10,1
ALS Vial : 32 Sample Multiplier: 1

Integration File signal 1: autoint1.e
Integration File signal 2: autoint2.e
Quant Time: Jul 07 01:42:25 2021
Quant Method : C:\MSDCHEM\1\METHODS\1pst5651.m
Quant Title : PEST/PCB
QLast Update : Wed Jul 07 01:39:45 2021
Response via : Initial Calibration
Integrator: ChemStation 6890 Scale Mode: Large solvent peaks clipped

Volume Inj. : 1ul/column
Signal #1 Phase : RTXCLP I Signal #2 Phase: RTX-CLP II
Signal #1 Info : 30mx.32mmx.50um Signal #2 Info : 30m x .32mm x .25um

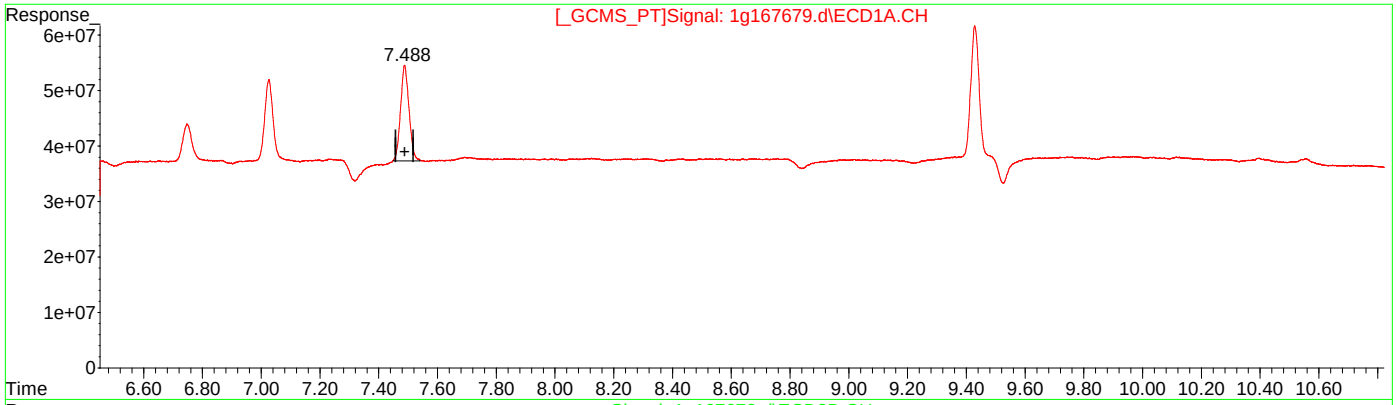

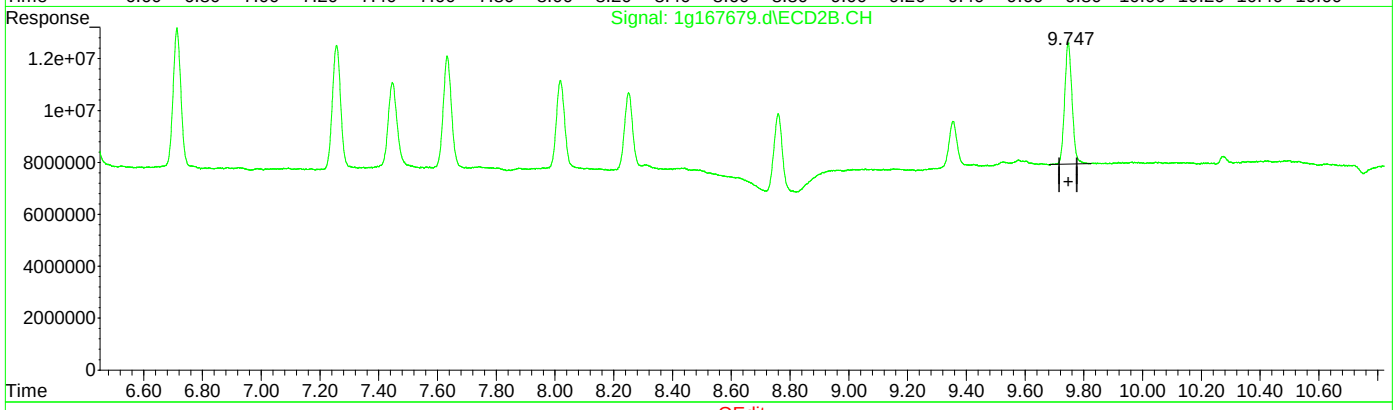

QEdit

(25) Endrin Ketone (B)

7.488min 21.617 PPB m

response 342850344

(25) Endrin Ketone #2 (B)

9.747min 21.622 PPB

response 82422474

(+) = Expected Retention Time
1pst5651.m Wed Jul 07 02:15:44 2021

Quantitation Report (Qedit)

Data Path : C:\msdchem\1\data\syrap\1g5715\
Data File : 1g167679.d
Signal(s) : Signal #1: ECD1A.CH Signal #2: ECD2B.CH
Acq On : 06 Jul 2021 3:06 pm
Operator : taylorc
Sample : op33844-bs1
Misc : op34113,g1g5715,15.0,,,10,1
ALS Vial : 32 Sample Multiplier: 1

Integration File signal 1: autoint1.e
Integration File signal 2: autoint2.e
Quant Time: Jul 07 01:42:25 2021
Quant Method : C:\MSDCHEM\1\METHODS\1pst5651.m
Quant Title : PEST/PCB
QLast Update : Wed Jul 07 01:39:45 2021
Response via : Initial Calibration
Integrator: ChemStation 6890 Scale Mode: Large solvent peaks clipped

Volume Inj. : 1ul/column
Signal #1 Phase : RTXCLP I Signal #2 Phase: RTX-CLP II
Signal #1 Info : 30mx.32mmx.50um Signal #2 Info : 30m x .32mm x .25um

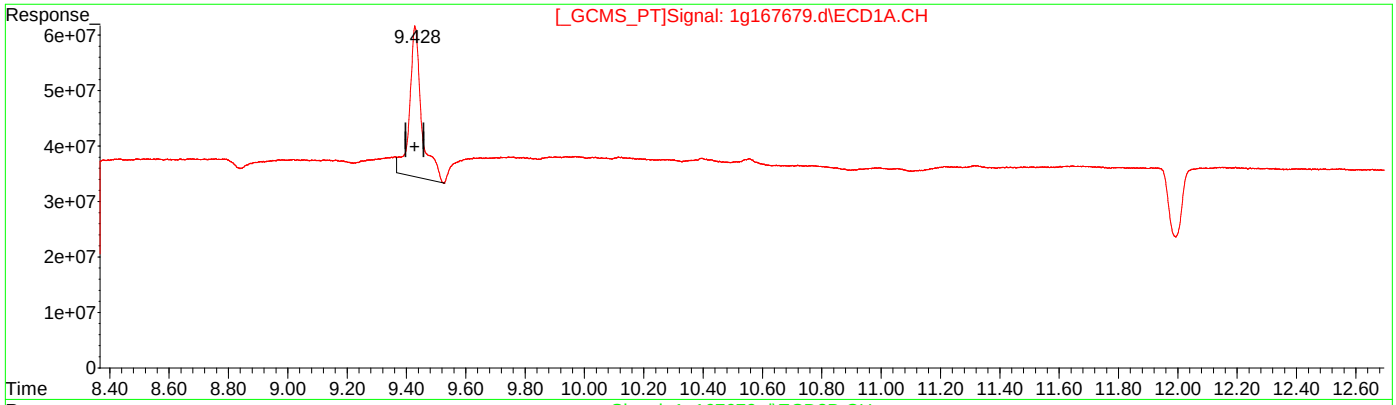

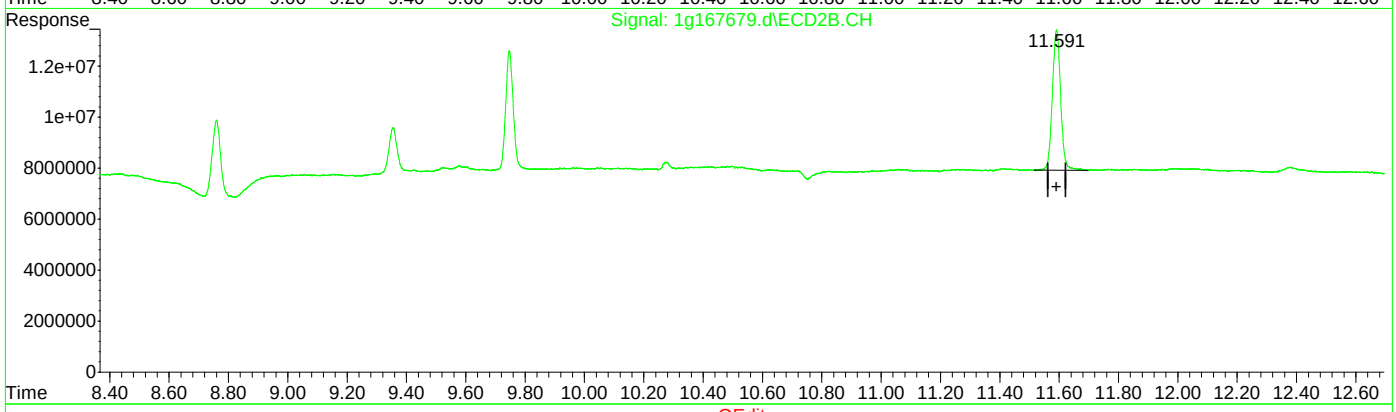

QEdit

(26) Decachlorobiphenyl (SA)

9.429min 51.041 PPB

response 772080947

(26) Decachlorobiphenyl #2 (SA)

11.592min 31.200 PPB

response 107453683

(+) = Expected Retention Time
1pst5651.m Wed Jul 07 02:15:47 2021

Quantitation Report (Qedit)

Data Path : C:\msdchem\1\data\syrap\1g5715\
Data File : 1g167679.d
Signal(s) : Signal #1: ECD1A.CH Signal #2: ECD2B.CH
Acq On : 06 Jul 2021 3:06 pm
Operator : taylorc
Sample : op33844-bs1
Misc : op34113,g1g5715,15.0,,,10,1
ALS Vial : 32 Sample Multiplier: 1

Integration File signal 1: autoint1.e
Integration File signal 2: autoint2.e
Quant Time: Jul 07 01:42:25 2021
Quant Method : C:\MSDCHEM\1\METHODS\1pst5651.m
Quant Title : PEST/PCB
QLast Update : Wed Jul 07 01:39:45 2021
Response via : Initial Calibration
Integrator: ChemStation 6890 Scale Mode: Large solvent peaks clipped

Volume Inj. : 1ul/column
Signal #1 Phase : RTXCLP I Signal #2 Phase: RTX-CLP II
Signal #1 Info : 30mx.32mmx.50um Signal #2 Info : 30m x .32mm x .25um

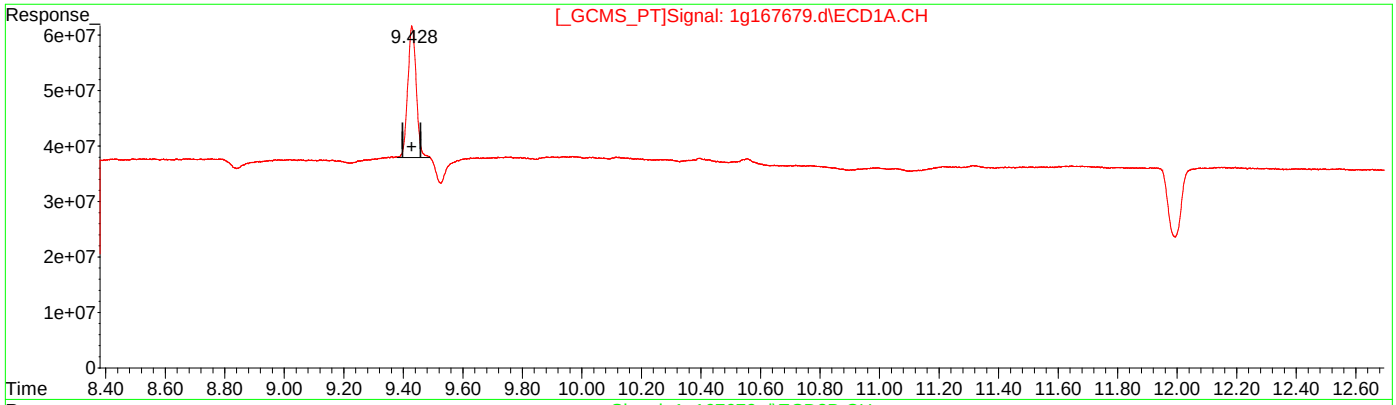

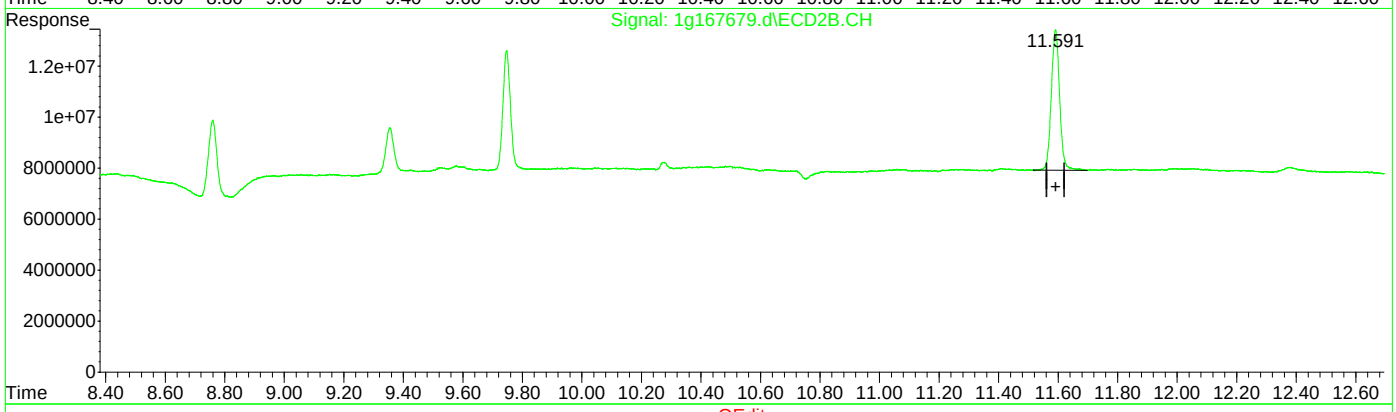

QEdit

(26) Decachlorobiphenyl (SA)

9.428min 31.053 PPB m

response 469734800

(26) Decachlorobiphenyl #2 (SA)

11.592min 31.200 PPB

response 107453683

(+) = Expected Retention Time
1pst5651.m Wed Jul 07 02:15:58 2021

Manual Integrations APPROVED
(compounds with "m" flag)
Gwendolyn Burns
07/07/21 08:16

Quantitation Report (QT Reviewed)

Data Path : C:\msdchem\1\data\sarah\rk30\
Data File : rk1163.d
Signal(s) : Signal #1: ECD1A.ch Signal #2: ECD2B.ch
Acq On : 6 Jul 2021 1:22 am
Operator : christp
Sample : op34114-bs1
Misc : op34114,grk30,15.0,,,10,1
ALS Vial : 65 Sample Multiplier: 1

Integration File signal 1: autoint1.e
Integration File signal 2: autoint2.e
Quant Time: Jul 06 20:50:15 2021
Quant Method : C:\MSDCHEM\1\METHODS\RKPCB12.M
Quant Title :
QLast Update : Sun Jun 27 21:16:10 2021
Response via : Initial Calibration
Integrator: ChemStation

Volume Inj. : 1ul
Signal #1 Phase : ZBCLP-1 Signal #2 Phase: ZBCLP-2
Signal #1 Info : 30m X 0.32mm(.32u Signal #2 Info : 30m X 0.32 mm (.25um)

	Compound	RT#1	RT#2	Resp#1	Resp#2	ppb	ppb
	System Monitoring Compounds						
1) S	Tetrachlo...	2.850	3.744	460.4E6	1845.5E6	31.583m	38.709
	Spiked Amount 40.000			Recovery	=	78.96%	96.77%
51) S	Decachlor...	10.023	12.269	414.9E6	1354.3E6	33.265	29.851
	Spiked Amount 40.000			Recovery	=	83.16%	74.63%
	Target Compounds						
32)	AR1016-B	3.626	4.998	109.2E6	387.3E6	194.166	181.612
33)	AR1016-C	4.171	5.641	210.6E6	783.9E6	165.668	167.374
34)	AR1016-D	4.340	5.836	85945558	329.5E6	179.341	175.407
35)	AR1016-E	4.849	6.507	93016949	222.7E6	181.513	181.128
36)	AR1260-A	7.190	9.138	189.2E6	639.3E6	165.834	158.954
37)	AR1260-B	7.348	9.260	121.3E6	431.3E6	193.883	186.961
38)	AR1260-C	7.680	9.697	130.4E6	402.5E6	197.259	168.220
39)	AR1260-D	8.109	10.045	279.8E6	980.6E6	171.304	173.393

(f)=RT Delta > 1/2 Window (#)=Amounts differ by > 25% (m)=manual int.

Quantitation Report (QT Reviewed)

Data Path : C:\msdchem\1\data\sarah\rk30\
Data File : rk1163.d
Signal(s) : Signal #1: ECD1A.ch Signal #2: ECD2B.ch
Acq On : 6 Jul 2021 1:22 am
Operator : christp
Sample : op34114-bs1
Misc : op34114,grk30,15.0,,,10,1
ALS Vial : 65 Sample Multiplier: 1

Integration File signal 1: autoint1.e
Integration File signal 2: autoint2.e
Quant Time: Jul 06 20:50:15 2021
Quant Method : C:\MSDCHEM\1\METHODS\RKPCB12.M
Quant Title :
QLast Update : Sun Jun 27 21:16:10 2021
Response via : Initial Calibration
Integrator: ChemStation

Volume Inj. : 1ul
Signal #1 Phase : ZBCLP-1 Signal #2 Phase: ZBCLP-2
Signal #1 Info : 30m X 0.32mm(.32u Signal #2 Info : 30m X 0.32 mm (.25um)

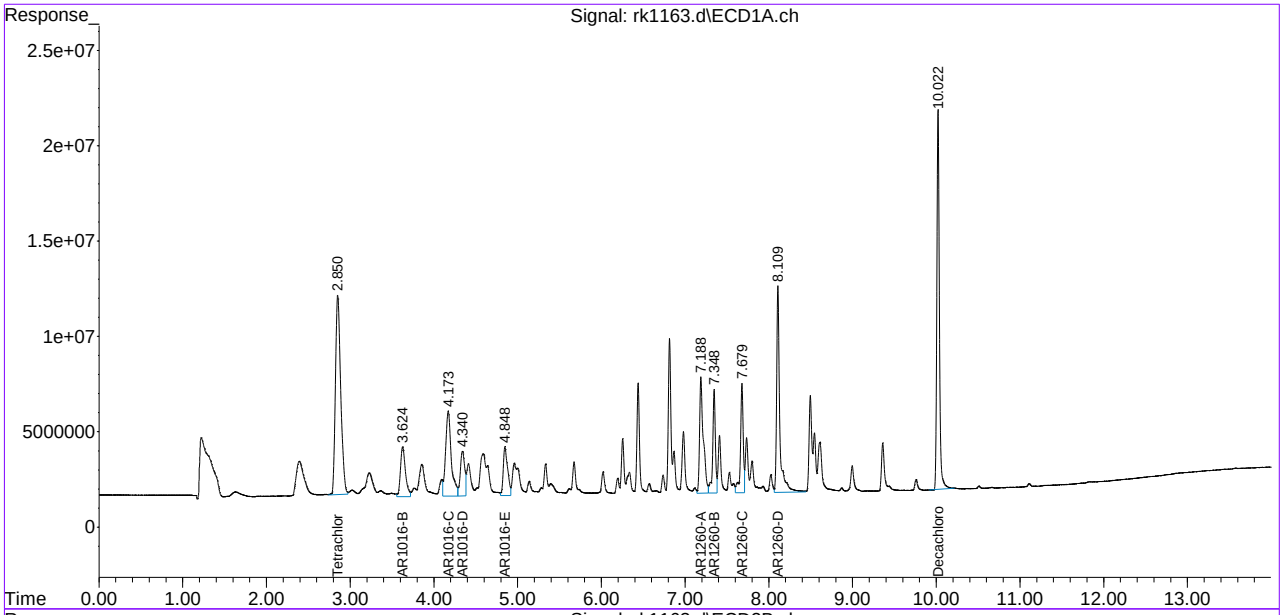

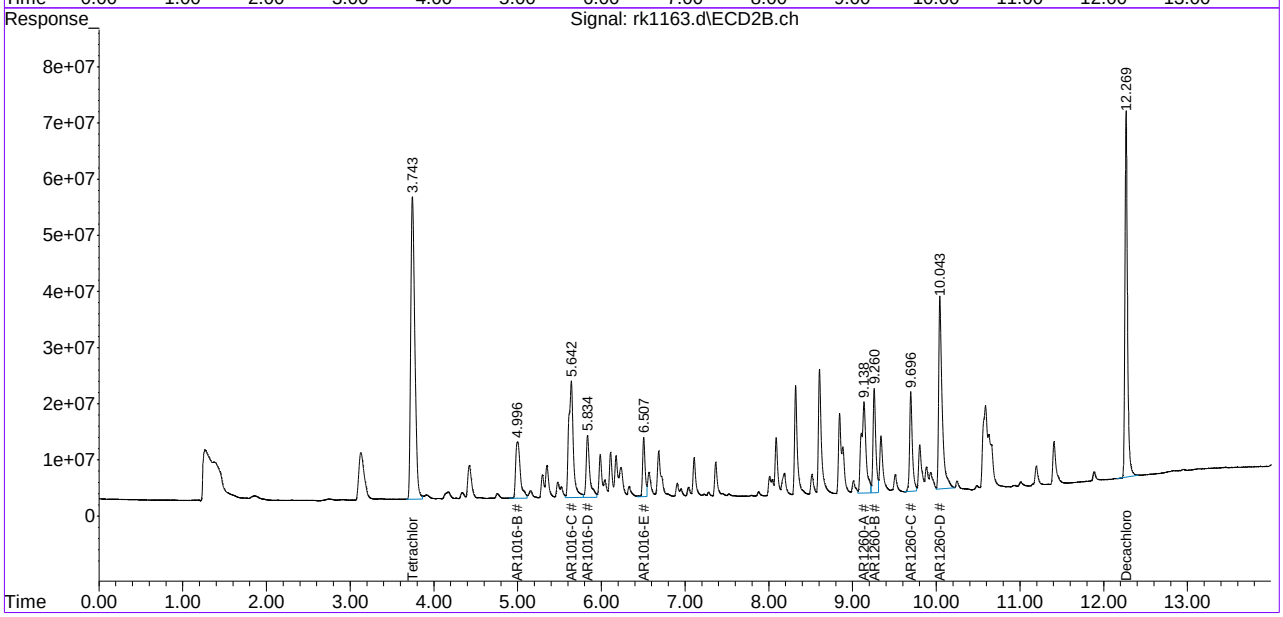

Manual Integration Approval Summary

Sample Number: OP34114-BS1
Lab FileID: RK1163.D
Injection Time: 07/06/21 01:22
Method: SW846 8082A
Analyst approved: 07/06/21 21:25 Sarah Cruz
Supervisor approved: 07/07/21 08:16 Gwendolyn Burns

Parameter	CAS	Sig#	R.T. (min.)	Reason
Tetrachloro-m-xylene	877-09-8	1	2.85	Poorly defined baseline

Quantitation Report (Qedit)

Data Path : C:\msdchem\1\data\sarah\rk30\
Data File : rk1163.d
Signal(s) : Signal #1: ECD1A.ch Signal #2: ECD2B.ch
Acq On : 6 Jul 2021 1:22 am
Operator : christp
Sample : op34114-bs1
Misc : op34114,grk30,15.0,,,10,1
ALS Vial : 65 Sample Multiplier: 1

Integration File signal 1: autoint1.e
Integration File signal 2: autoint2.e
Quant Time: Jul 06 20:35:49 2021
Quant Method : C:\MSDCHEM\1\METHODS\RKPCB12.M
Quant Title :
QLast Update : Sun Jun 27 21:16:10 2021
Response via : Initial Calibration
Integrator: ChemStation

Volume Inj. : 1ul
Signal #1 Phase : ZBCLP-1 Signal #2 Phase: ZBCLP-2
Signal #1 Info : 30m X 0.32mm(.32u Signal #2 Info : 30m X 0.32 mm (.25um)

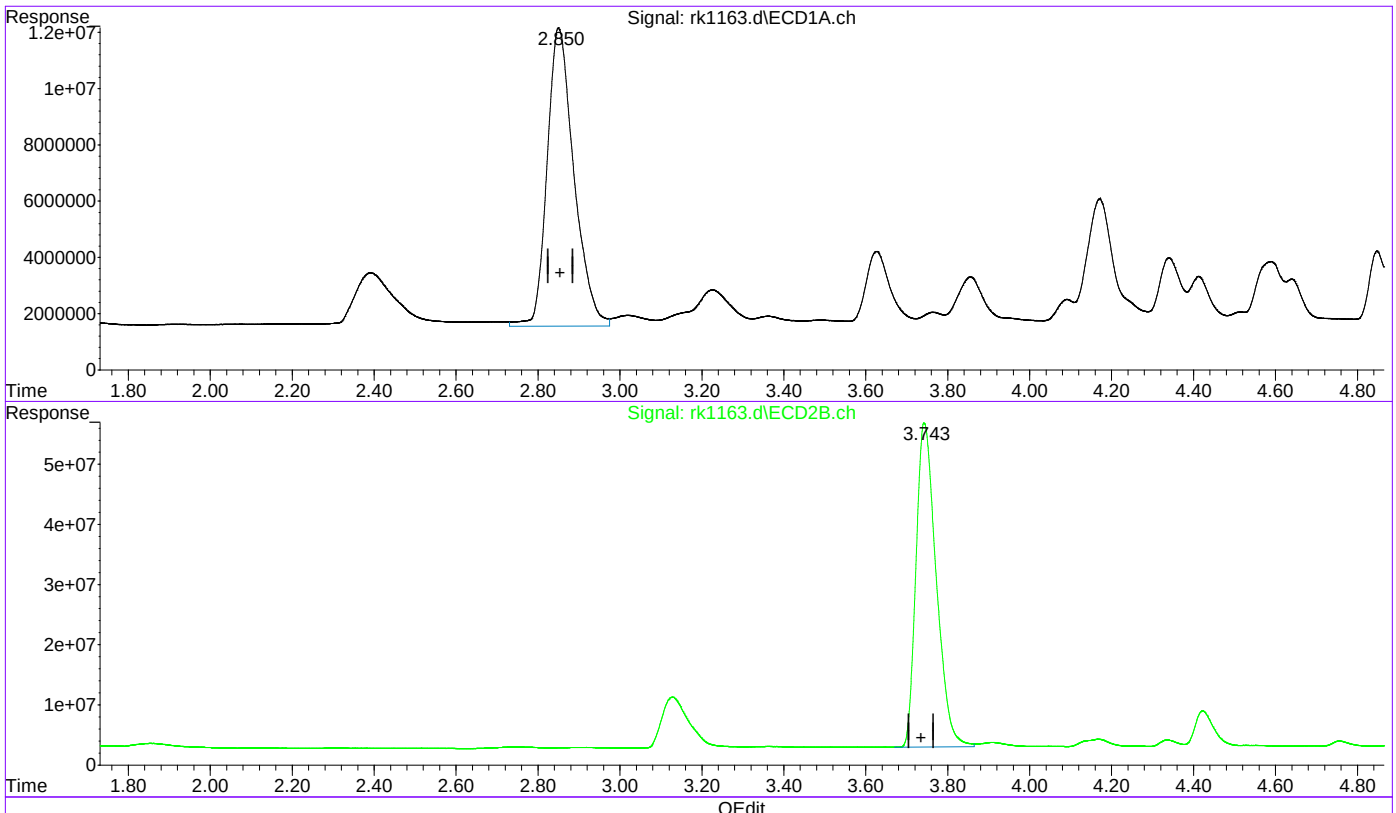

(1) Tetrachloro-m-xylene (S)

2.851min 33.134 ppb

response 483027967

(1) Tetrachloro-m-xylene #2 (S)

3.744min 38.709 ppb

response 1845535039

(+) = Expected Retention Time
RKPCB12.M Tue Jul 06 20:49:32 2021

Quantitation Report (Qedit)

Data Path : C:\msdchem\1\data\sarah\rk30\
Data File : rk1163.d
Signal(s) : Signal #1: ECD1A.ch Signal #2: ECD2B.ch
Acq On : 6 Jul 2021 1:22 am
Operator : christp
Sample : op34114-bs1
Misc : op34114,grk30,15.0,,,10,1
ALS Vial : 65 Sample Multiplier: 1

Integration File signal 1: autoint1.e
Integration File signal 2: autoint2.e
Quant Time: Jul 06 20:35:49 2021
Quant Method : C:\MSDCHEM\1\METHODS\RKPCB12.M
Quant Title :
QLast Update : Sun Jun 27 21:16:10 2021
Response via : Initial Calibration
Integrator: ChemStation

Volume Inj. : 1ul
Signal #1 Phase : ZBCLP-1 Signal #2 Phase: ZBCLP-2
Signal #1 Info : 30m X 0.32mm(.32u Signal #2 Info : 30m X 0.32 mm (.25um)

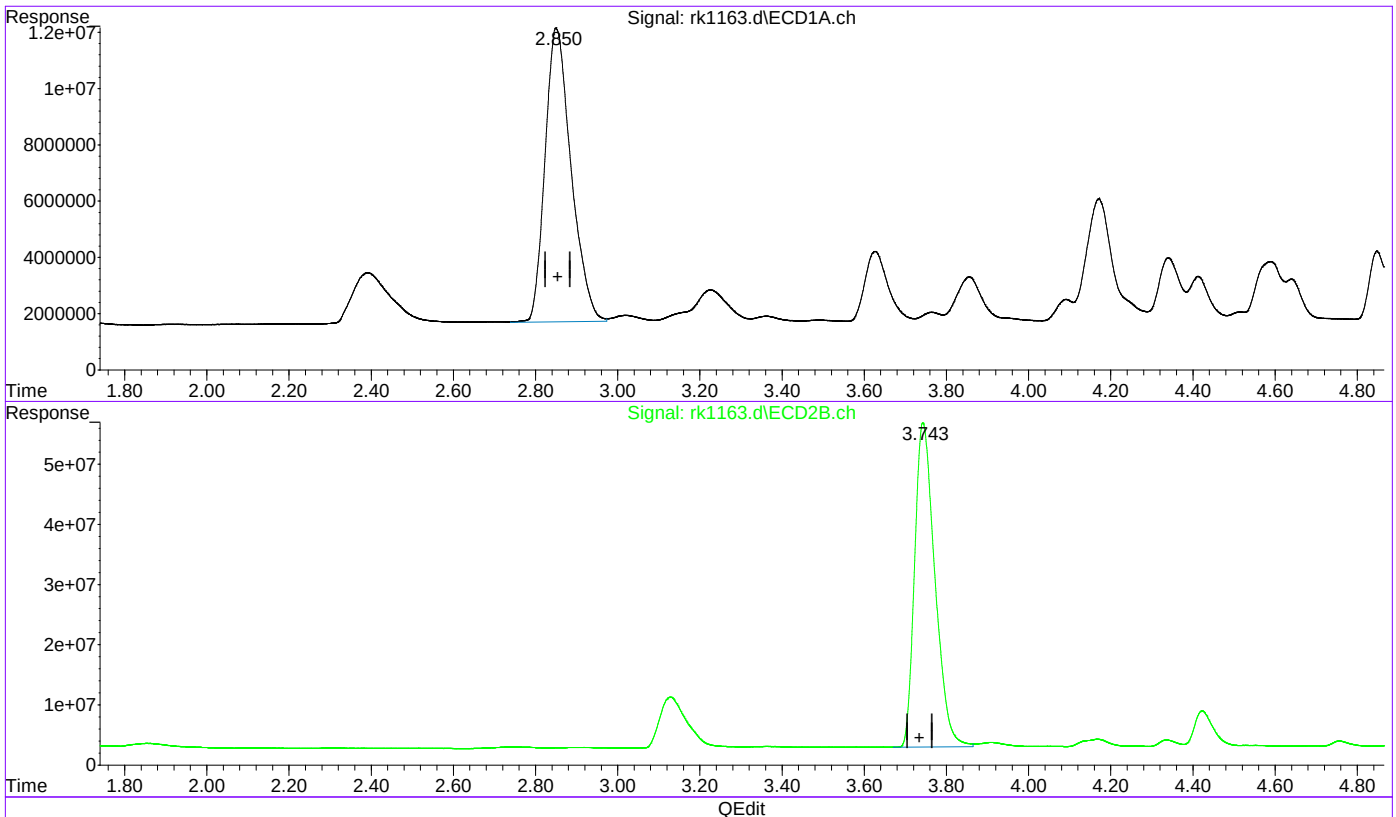

QEdit

(1) Tetrachloro-m-xylene (S)

2.850min 31.583 ppb m

response 460406759

(1) Tetrachloro-m-xylene #2 (S)

3.744min 38.709 ppb

response 1845535039

(+) = Expected Retention Time
RKPCB12.M Tue Jul 06 20:49:41 2021

Manual Integrations APPROVED
(compounds with "m" flag)
Gwendolyn Burns
07/07/21 08:53

Quantitation Report (QT Reviewed)

Data Path : C:\msdchem\1\data\syrap\1g5715\
Data File : 1g167681.d
Signal(s) : Signal #1: ECD1A.CH Signal #2: ECD2B.CH
Acq On : 06 Jul 2021 3:43 pm
Operator : taylorc
Sample : op34113-ms
Misc : op34113,g1g5715,15.2,,,10,1
ALS Vial : 34 Sample Multiplier: 1

Integration File signal 1: autoint1.e
Integration File signal 2: autoint2.e
Quant Time: Jul 07 02:35:30 2021
Quant Method : C:\MSDCHEM\1\METHODS\1pst5651.m
Quant Title : PEST/PCB
QLast Update : Wed Jul 07 01:39:45 2021
Response via : Initial Calibration
Integrator: ChemStation 6890 Scale Mode: Large solvent peaks clipped

Volume Inj. : 1ul/column
Signal #1 Phase : RTXCLP I Signal #2 Phase: RTX-CLP II
Signal #1 Info : 30mx.32mmx.50um Signal #2 Info : 30m x .32mm x .25um

	Compound	RT#1	RT#2	Resp#1	Resp#2	PPB	PPB
	Internal Standards						
1)	I 1-bromo-2...	1.579	1.866	787.8E6	210.3E6	50.000	50.000
27)	I 1-bromo-2...	1.579	1.866	787.8E6	210.3E6	50.000	50.000
33)	I 1-bromo-2...	1.579	1.866	787.8E6	210.3E6	50.000	50.000
	System Monitoring Compounds						
2)	SAB Tetrachlo...	2.052	2.610	499.2E6	97299963	34.290m	37.933
	Spiked Amount 40.000	Range 30 - 150		Recovery =		85.72%	94.83%
26)	SA Decachlor...	9.431	11.595	563.9E6	131.6E6	37.717m	37.837
	Spiked Amount 40.000			Recovery =		94.29%	94.59%
	Target Compounds						
3)	Hexachlor...	2.339	3.107	460.6E6	135.2E6	21.495	21.915
4)	A alpha-BHC	2.459	3.255	506.1E6	124.3E6	23.891	22.055
5)	MA gamma-BHC	2.722	3.685	425.1E6	111.9E6	21.990	21.836
6)	MA Heptachlor	3.181	4.275	436.4E6	122.0E6	22.932	22.835
7)	B beta-BHC	2.793	3.770	205.6E6	45510860	24.508	23.422
8)	B delta-BHC	2.964	4.177	288.7E6	87020940	15.458	17.210
9)	MB Aldrin	3.498	4.745	437.5E6	139.6E6	24.459	27.970
10)	Alachlor	3.625	4.534	27957529	11395085	13.301	21.862 #
11)	B Heptachlo...	4.184	5.607	391.2E6	112.5E6	22.452m	22.611m
12)	B gamma-Chl...	4.348	5.908	411.4E6	108.9E6	22.372m	24.068
13)	B alpha-Chl...	4.516	6.148	432.1E6	109.5E6	25.602m	24.779
14)	A Endosulfan I	4.692	6.252	308.3E6	89076990	17.682m	19.625
15)	B 4,4'-DDE	4.636	6.426	377.8E6	106.5E6	24.032m	24.125
16)	MA Dieldrin	5.016	6.717	461.0E6	119.3E6	26.248	23.739
17)	MA Endrin	5.342	7.258	458.1E6	102.4E6	26.128	22.065
18)	A 4,4'-DDD	5.489	7.447	339.9E6	94513984	24.691	27.967
19)	B Endosulfa...	5.673	7.636	233.9E6	63559433	14.922	15.280
20)	MA 4,4'-DDT	5.915	8.020	388.2E6	83454584	27.433	26.295
21)	B Endrin Al...	6.317	8.253	277.4E6	55952876	21.239	17.727
22)	B Endosulfa...	7.026	8.762	304.2E6	77350267	20.200m	21.045
23)	A Methoxychlor	6.743	9.355	166.0E6	38689515	20.769	24.380m
25)	B Endrin Ke...	7.489	9.750	361.9E6	90553966	23.089m	23.524
	Sum Toxaphene			0	0	N.D.	N.D.
Average	Toxaphene					0.000	0.000

SemiQuant Compounds - Not Calibrated on this Instrument

(f)=RT Delta > 1/2 Window (#)=Amounts differ by > 25% (m)=manual int.

Quantitation Report (QT Reviewed)

Data Path : C:\msdchem\1\data\syrap\1g5715\
Data File : 1g167681.d
Signal(s) : Signal #1: ECD1A.CH Signal #2: ECD2B.CH
Acq On : 06 Jul 2021 3:43 pm
Operator : taylorc
Sample : op34113-ms
Misc : op34113,g1g5715,15.2,,,10,1
ALS Vial : 34 Sample Multiplier: 1

Integration File signal 1: autoint1.e
Integration File signal 2: autoint2.e
Quant Time: Jul 07 02:35:30 2021
Quant Method : C:\MSDCHEM\1\METHODS\1pst5651.m
Quant Title : PEST/PCB
QLast Update : Wed Jul 07 01:39:45 2021
Response via : Initial Calibration
Integrator: ChemStation 6890 Scale Mode: Large solvent peaks clipped

Volume Inj. : 1ul/column
Signal #1 Phase : RTXCLP I Signal #2 Phase: RTX-CLP II
Signal #1 Info : 30mx.32mmx.50um Signal #2 Info : 30m x .32mm x .25um

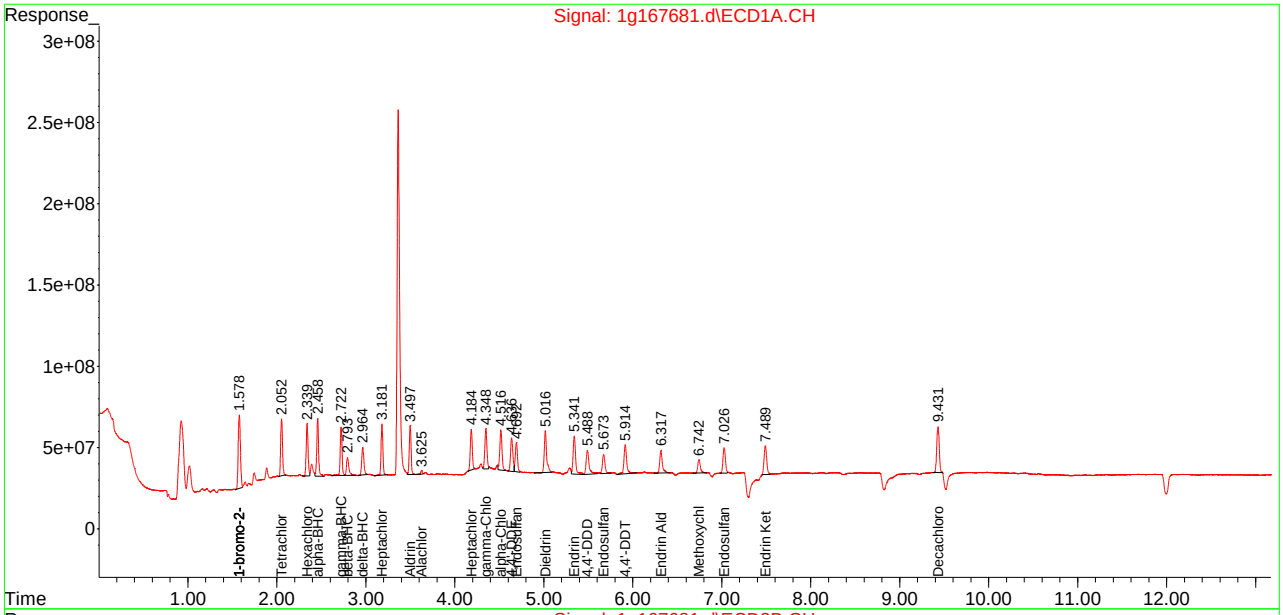

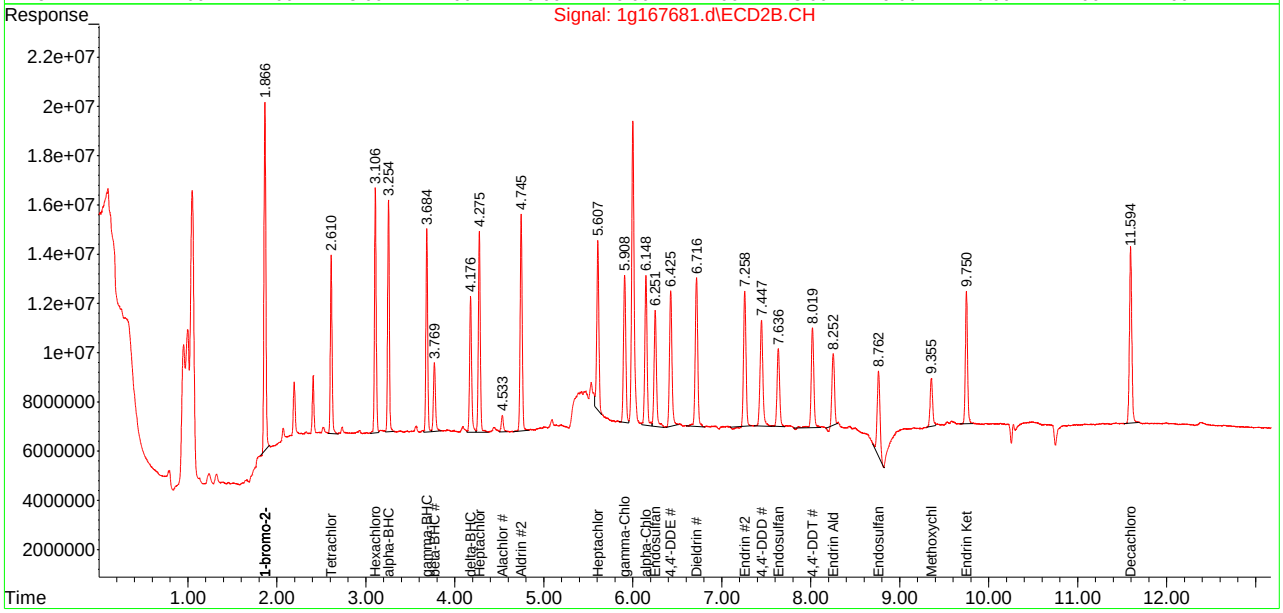

Manual Integration Approval Summary

Sample Number: OP34113-MS
Lab FileID: 1G167681.D
Injection Time: 07/06/21 15:43
Method: SW846 8081B
Analyst approved: 07/07/21 03:00 Syra Marie Pacheco
Supervisor approved: 07/07/21 08:53 Gwendolyn Burns

Parameter	CAS	Sig#	R.T. (min.)	Reason
Tetrachloro-m-xylene	877-09-8	1	2.05	Poorly defined baseline
Heptachlor epoxide	1024-57-3	1	4.18	Poorly defined baseline
gamma-Chlordane	5103-74-2	1	4.35	Poorly defined baseline
alpha-Chlordane	5103-71-9	1	4.52	Poorly defined baseline
4,4'-DDE	72-55-9	1	4.64	Poorly defined baseline
Endosulfan-I	959-98-8	1	4.69	Poorly defined baseline
Heptachlor epoxide	1024-57-3	2	5.61	Poorly defined baseline
Endosulfan sulfate	1031-07-8	1	7.03	Poorly defined baseline
Endrin ketone	53494-70-5	1	7.49	Poorly defined baseline
Methoxychlor	72-43-5	2	9.35	Poorly defined baseline
Decachlorobiphenyl	2051-24-3	1	9.43	Poorly defined baseline

Quantitation Report (Qedit)

Data Path : C:\msdchem\1\data\syrap\1g5715\
Data File : 1g167681.d
Signal(s) : Signal #1: ECD1A.CH Signal #2: ECD2B.CH
Acq On : 06 Jul 2021 3:43 pm
Operator : taylorc
Sample : op34113-ms
Misc : op34113,g1g5715,15.2,,,10,1
ALS Vial : 34 Sample Multiplier: 1

Integration File signal 1: autoint1.e
Integration File signal 2: autoint2.e
Quant Time: Jul 07 01:42:55 2021
Quant Method : C:\MSDCHEM\1\METHODS\1pst5651.m
Quant Title : PEST/PCB
QLast Update : Wed Jul 07 01:39:45 2021
Response via : Initial Calibration
Integrator: ChemStation 6890 Scale Mode: Large solvent peaks clipped

Volume Inj. : 1ul/column
Signal #1 Phase : RTXCLP I Signal #2 Phase: RTX-CLP II
Signal #1 Info : 30mx.32mmx.50um Signal #2 Info : 30m x .32mm x .25um

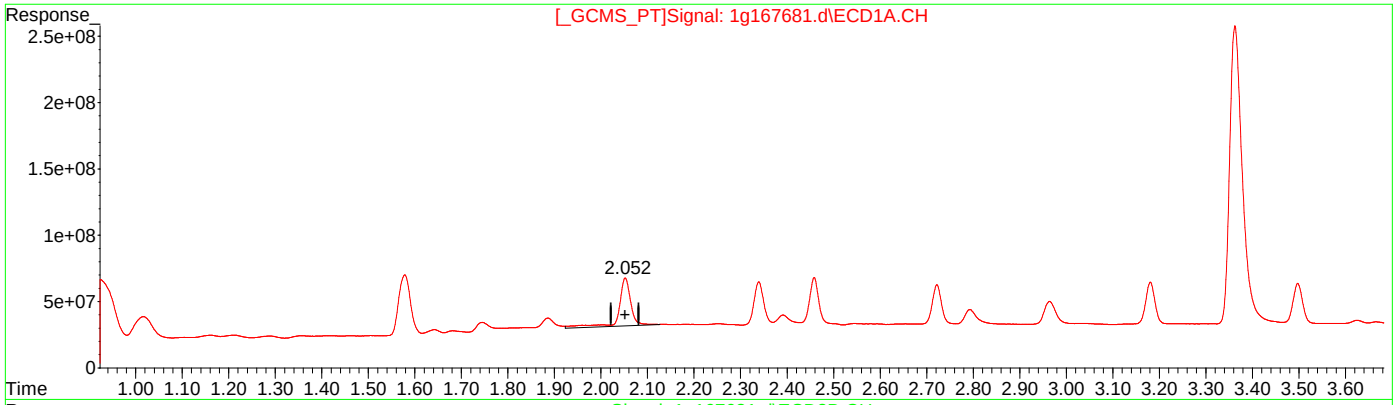

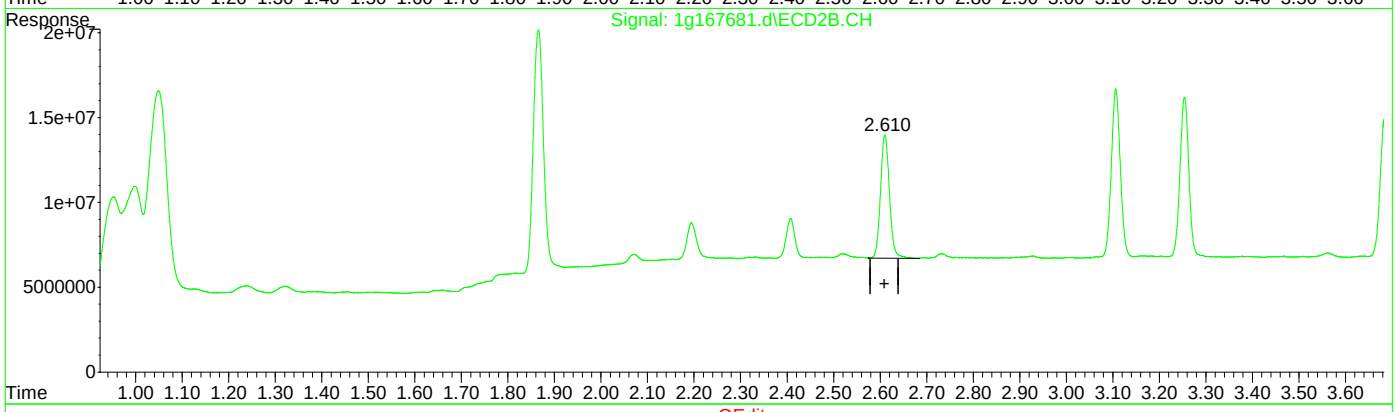

QEdit

(2) Tetrachloro-m-xylene (SAB)

2.052min 43.622 PPB

response 635038776

(2) Tetrachloro-m-xylene #2 (SAB)

2.610min 37.933 PPB

response 97299963

(+) = Expected Retention Time
1pst5651.m Wed Jul 07 02:32:17 2021

Quantitation Report (Qedit)

Data Path : C:\msdchem\1\data\syrap\1g5715\
Data File : 1g167681.d
Signal(s) : Signal #1: ECD1A.CH Signal #2: ECD2B.CH
Acq On : 06 Jul 2021 3:43 pm
Operator : taylorc
Sample : op34113-ms
Misc : op34113,g1g5715,15.2,,,10,1
ALS Vial : 34 Sample Multiplier: 1

Integration File signal 1: autoint1.e
Integration File signal 2: autoint2.e
Quant Time: Jul 07 01:42:55 2021
Quant Method : C:\MSDCHEM\1\METHODS\1pst5651.m
Quant Title : PEST/PCB
QLast Update : Wed Jul 07 01:39:45 2021
Response via : Initial Calibration
Integrator: ChemStation 6890 Scale Mode: Large solvent peaks clipped

Volume Inj. : 1ul/column
Signal #1 Phase : RTXCLP I Signal #2 Phase: RTX-CLP II
Signal #1 Info : 30mx.32mmx.50um Signal #2 Info : 30m x .32mm x .25um

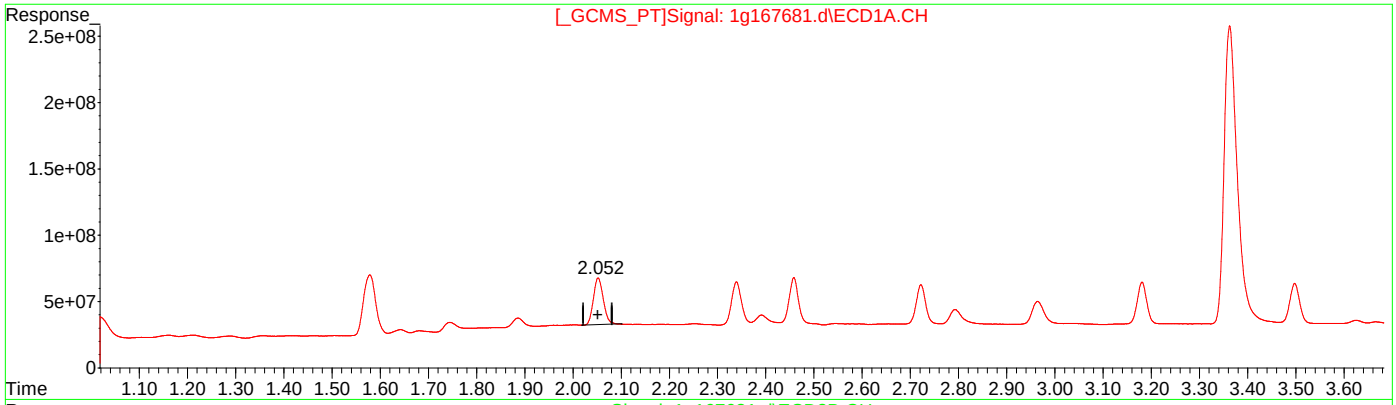

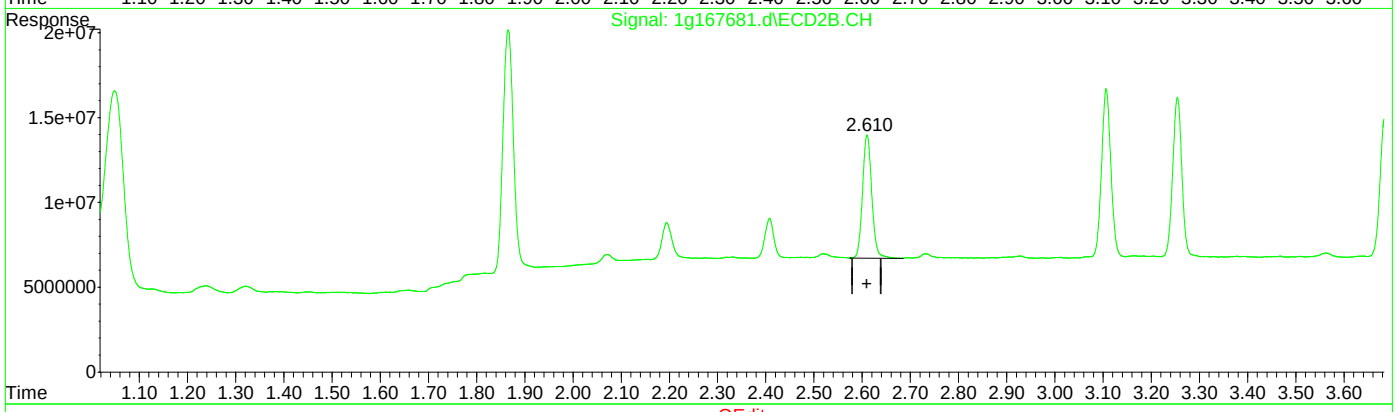

QEdit

(2) Tetrachloro-m-xylene (SAB)

2.052min 34.290 PPB m

response 499189961

(2) Tetrachloro-m-xylene #2 (SAB)

2.610min 37.933 PPB

response 97299963

(+) = Expected Retention Time
1pst5651.m Wed Jul 07 02:32:27 2021

Quantitation Report (Qedit)

Data Path : C:\msdchem\1\data\syrap\1g5715\
Data File : 1g167681.d
Signal(s) : Signal #1: ECD1A.CH Signal #2: ECD2B.CH
Acq On : 06 Jul 2021 3:43 pm
Operator : taylorc
Sample : op34113-ms
Misc : op34113,g1g5715,15.2,,,10,1
ALS Vial : 34 Sample Multiplier: 1

Integration File signal 1: autoint1.e
Integration File signal 2: autoint2.e
Quant Time: Jul 07 01:42:55 2021
Quant Method : C:\MSDCHEM\1\METHODS\1pst5651.m
Quant Title : PEST/PCB
QLast Update : Wed Jul 07 01:39:45 2021
Response via : Initial Calibration
Integrator: ChemStation 6890 Scale Mode: Large solvent peaks clipped

Volume Inj. : 1ul/column
Signal #1 Phase : RTXCLP I Signal #2 Phase: RTX-CLP II
Signal #1 Info : 30mx.32mmx.50um Signal #2 Info : 30m x .32mm x .25um

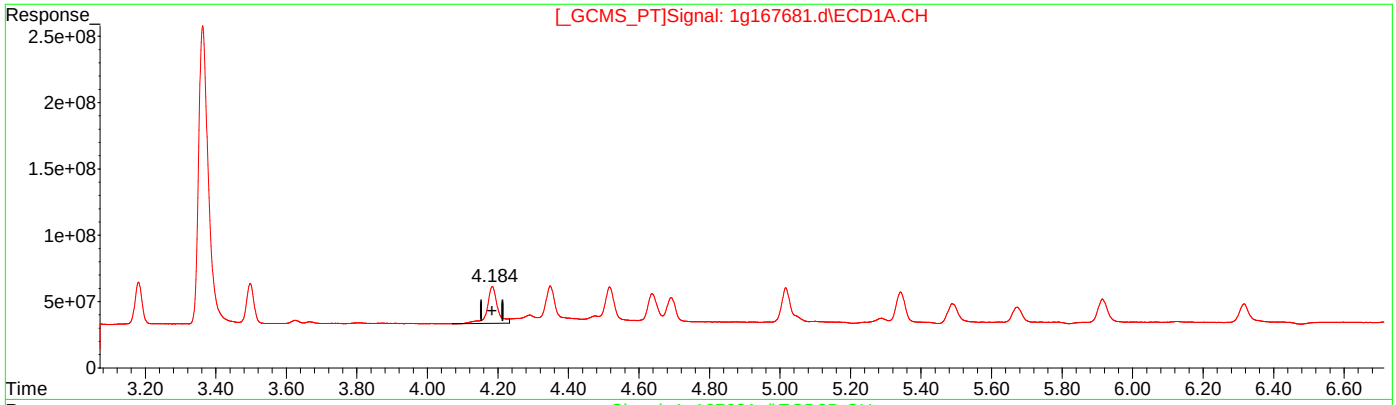

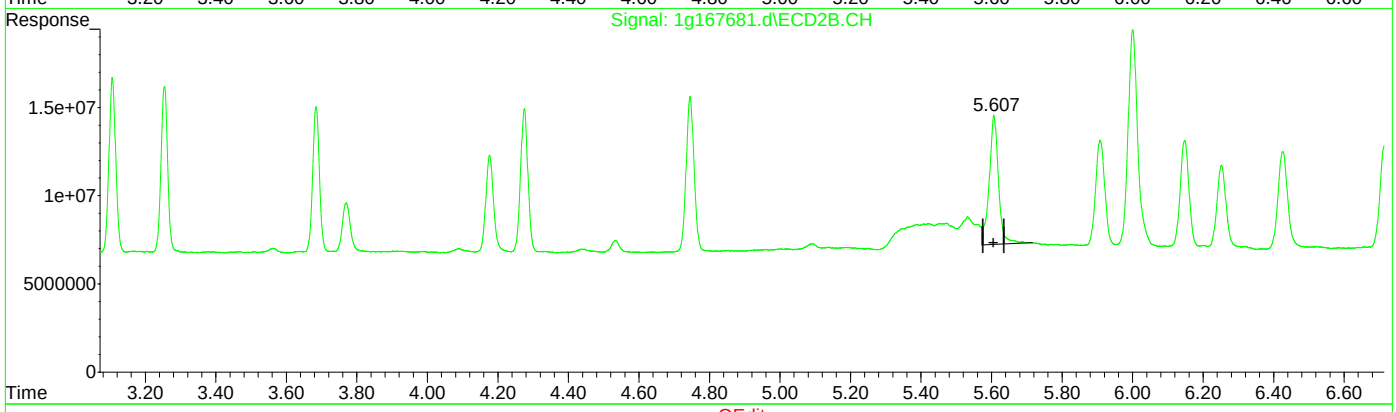

QEdit

(11) Heptachlor Epoxide (B)

4.184min 32.377 PPB

response 564184942

(11) Heptachlor Epoxide #2 (B)

5.607min 27.029 PPB

response 134459010

(+) = Expected Retention Time
1pst5651.m Wed Jul 07 02:32:40 2021

Quantitation Report (Qedit)

Data Path : C:\msdchem\1\data\syrap\1g5715\
Data File : 1g167681.d
Signal(s) : Signal #1: ECD1A.CH Signal #2: ECD2B.CH
Acq On : 06 Jul 2021 3:43 pm
Operator : taylorc
Sample : op34113-ms
Misc : op34113,g1g5715,15.2,,,10,1
ALS Vial : 34 Sample Multiplier: 1

Integration File signal 1: autoint1.e
Integration File signal 2: autoint2.e
Quant Time: Jul 07 01:42:55 2021
Quant Method : C:\MSDCHEM\1\METHODS\1pst5651.m
Quant Title : PEST/PCB
QLast Update : Wed Jul 07 01:39:45 2021
Response via : Initial Calibration
Integrator: ChemStation 6890 Scale Mode: Large solvent peaks clipped

Volume Inj. : 1ul/column
Signal #1 Phase : RTXCLP I Signal #2 Phase: RTX-CLP II
Signal #1 Info : 30mx.32mmx.50um Signal #2 Info : 30m x .32mm x .25um

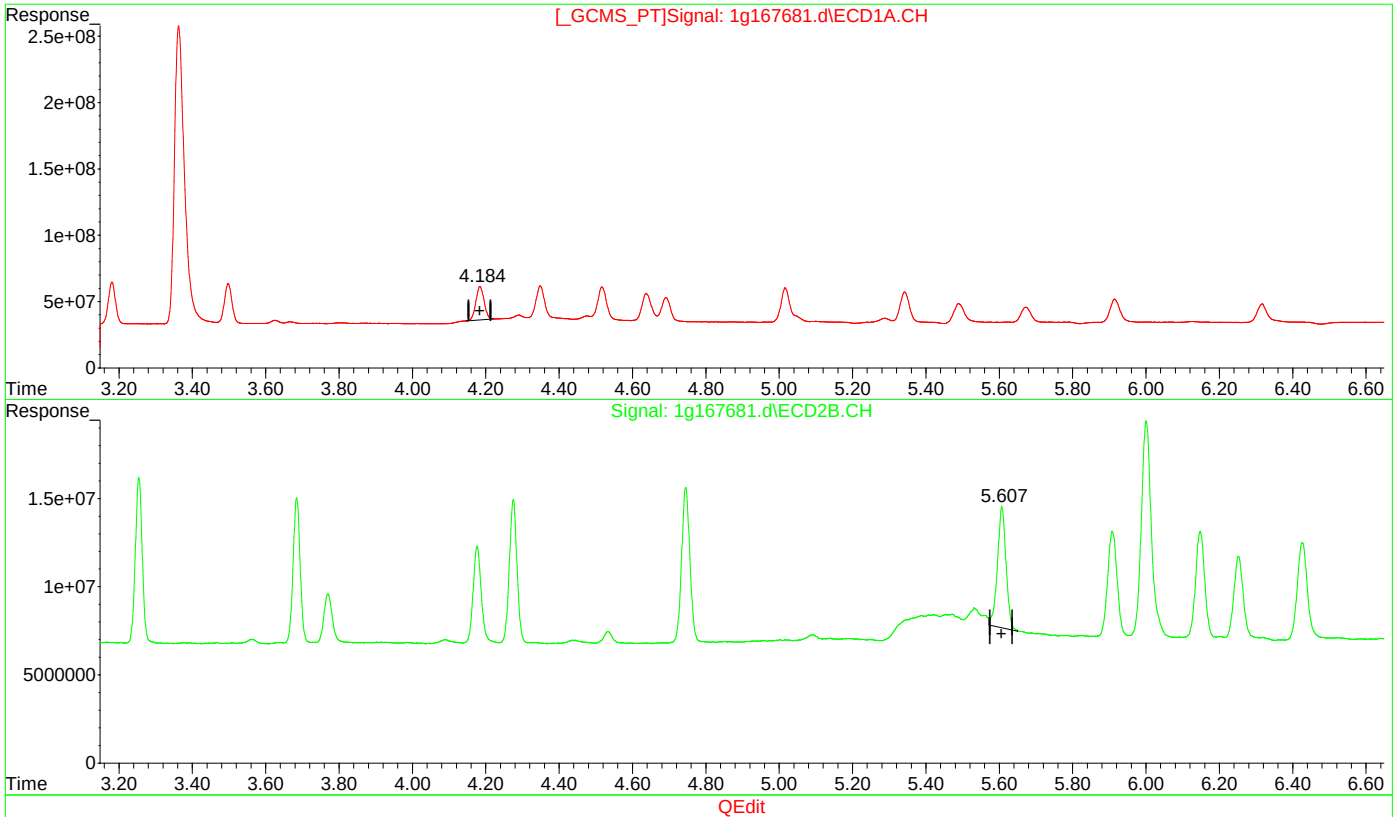

(11) Heptachlor Epoxide (B)

4.184min 22.452 PPB m

response 391230064

(11) Heptachlor Epoxide #2 (B)

5.607min 22.611 PPB m

response 112480659

(+) = Expected Retention Time
1pst5651.m Wed Jul 07 02:32:59 2021

Quantitation Report (Qedit)

Data Path : C:\msdchem\1\data\syrap\1g5715\
Data File : 1g167681.d
Signal(s) : Signal #1: ECD1A.CH Signal #2: ECD2B.CH
Acq On : 06 Jul 2021 3:43 pm
Operator : taylorc
Sample : op34113-ms
Misc : op34113,g1g5715,15.2,,,10,1
ALS Vial : 34 Sample Multiplier: 1

Integration File signal 1: autoint1.e
Integration File signal 2: autoint2.e
Quant Time: Jul 07 01:42:55 2021
Quant Method : C:\MSDCHEM\1\METHODS\1pst5651.m
Quant Title : PEST/PCB
QLast Update : Wed Jul 07 01:39:45 2021
Response via : Initial Calibration
Integrator: ChemStation 6890 Scale Mode: Large solvent peaks clipped

Volume Inj. : 1ul/column
Signal #1 Phase : RTXCLP I Signal #2 Phase: RTX-CLP II
Signal #1 Info : 30mx.32mmx.50um Signal #2 Info : 30m x .32mm x .25um

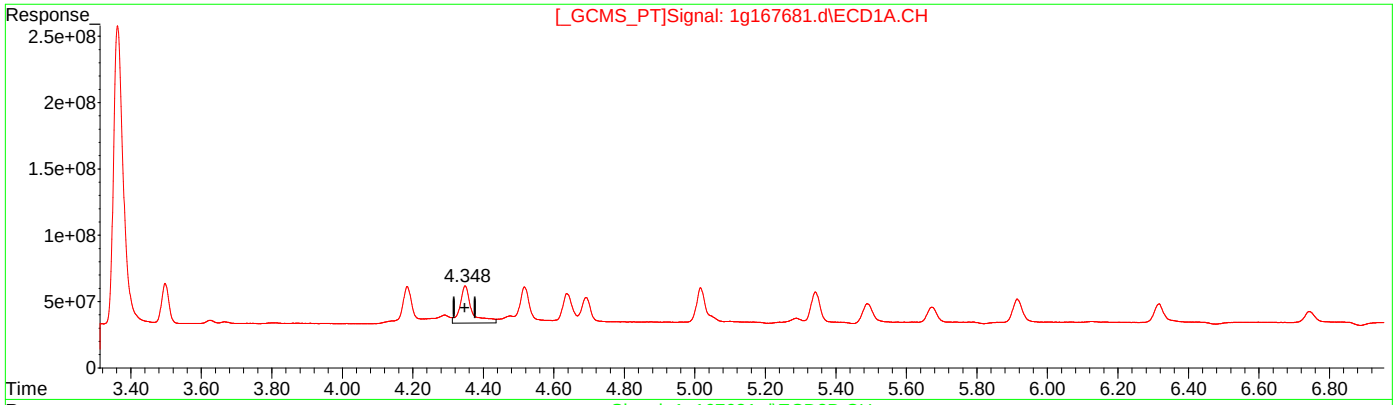

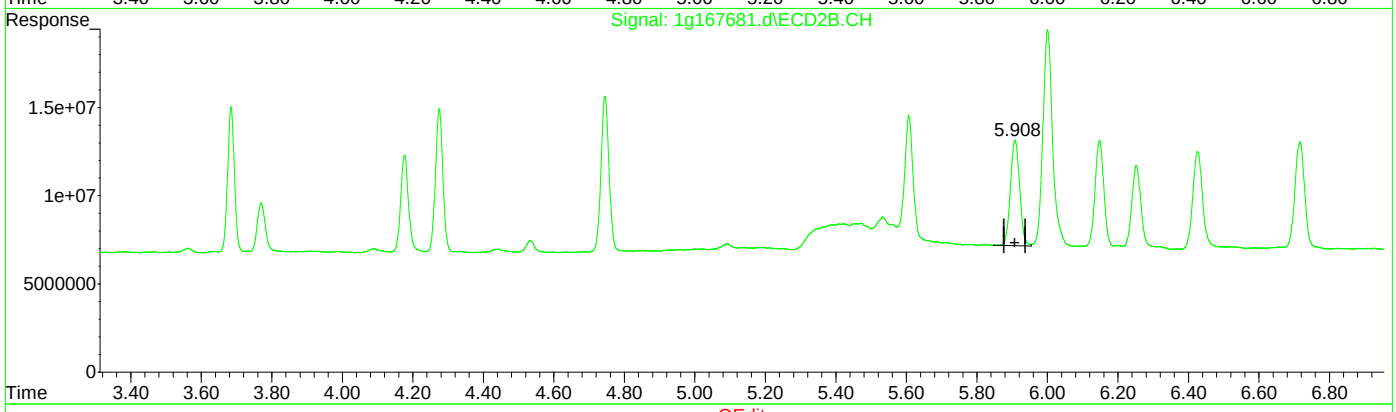

QEdit

(12) gamma-Chlordane (B)

4.349min 35.570 PPB

response 654016253

(12) gamma-Chlordane #2 (B)

5.908min 24.068 PPB

response 108923366

(+) = Expected Retention Time
1pst5651.m Wed Jul 07 02:33:02 2021

Quantitation Report (Qedit)

Data Path : C:\msdchem\1\data\syrap\1g5715\
Data File : 1g167681.d
Signal(s) : Signal #1: ECD1A.CH Signal #2: ECD2B.CH
Acq On : 06 Jul 2021 3:43 pm
Operator : taylorc
Sample : op34113-ms
Misc : op34113,g1g5715,15.2,,,10,1
ALS Vial : 34 Sample Multiplier: 1

Integration File signal 1: autoint1.e
Integration File signal 2: autoint2.e
Quant Time: Jul 07 01:42:55 2021
Quant Method : C:\MSDCHEM\1\METHODS\1pst5651.m
Quant Title : PEST/PCB
QLast Update : Wed Jul 07 01:39:45 2021
Response via : Initial Calibration
Integrator: ChemStation 6890 Scale Mode: Large solvent peaks clipped

Volume Inj. : 1ul/column
Signal #1 Phase : RTXCLP I Signal #2 Phase: RTX-CLP II
Signal #1 Info : 30mx.32mmx.50um Signal #2 Info : 30m x .32mm x .25um

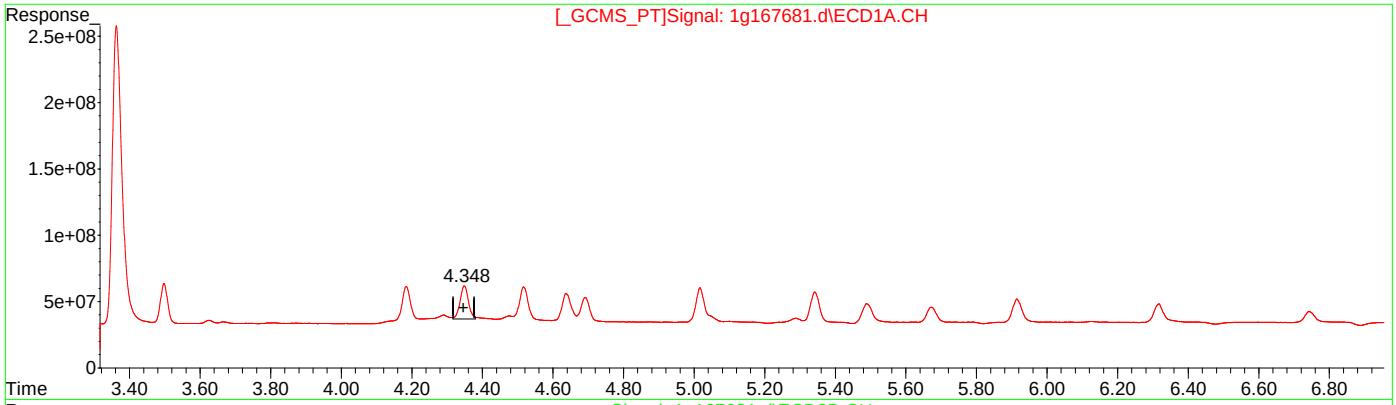

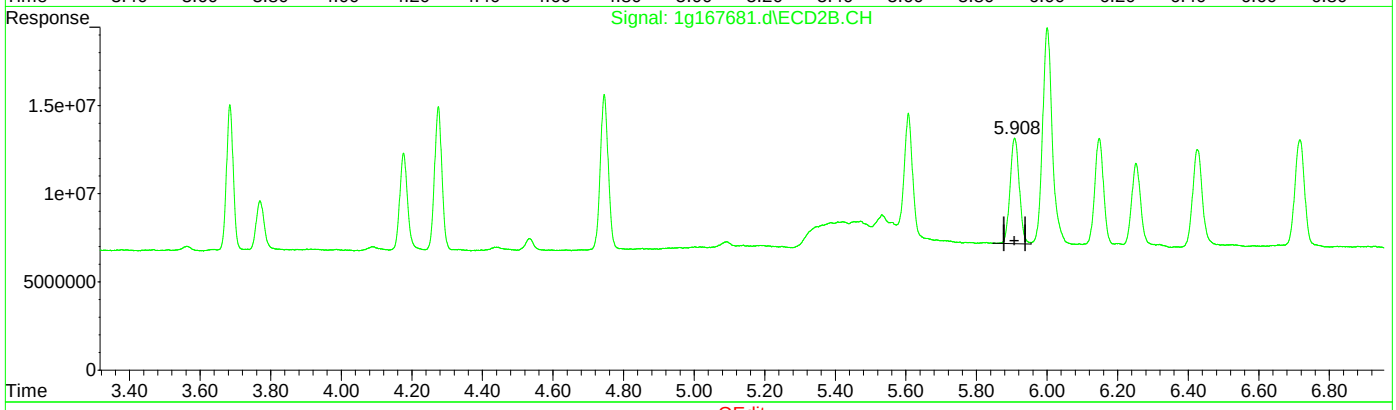

QEdit

(12) gamma-Chlordane (B)

4.348min 22.372 PPB m

response 411352539

(12) gamma-Chlordane #2 (B)

5.908min 24.068 PPB

response 108923366

(+) = Expected Retention Time
1pst5651.m Wed Jul 07 02:33:20 2021

Quantitation Report (Qedit)

Data Path : C:\msdchem\1\data\syrap\1g5715\
Data File : 1g167681.d
Signal(s) : Signal #1: ECD1A.CH Signal #2: ECD2B.CH
Acq On : 06 Jul 2021 3:43 pm
Operator : taylorc
Sample : op34113-ms
Misc : op34113,g1g5715,15.2,,,10,1
ALS Vial : 34 Sample Multiplier: 1

Integration File signal 1: autoint1.e
Integration File signal 2: autoint2.e
Quant Time: Jul 07 01:42:55 2021
Quant Method : C:\MSDCHEM\1\METHODS\1pst5651.m
Quant Title : PEST/PCB
QLast Update : Wed Jul 07 01:39:45 2021
Response via : Initial Calibration
Integrator: ChemStation 6890 Scale Mode: Large solvent peaks clipped

Volume Inj. : 1ul/column
Signal #1 Phase : RTXCLP I Signal #2 Phase: RTX-CLP II
Signal #1 Info : 30mx.32mmx.50um Signal #2 Info : 30m x .32mm x .25um

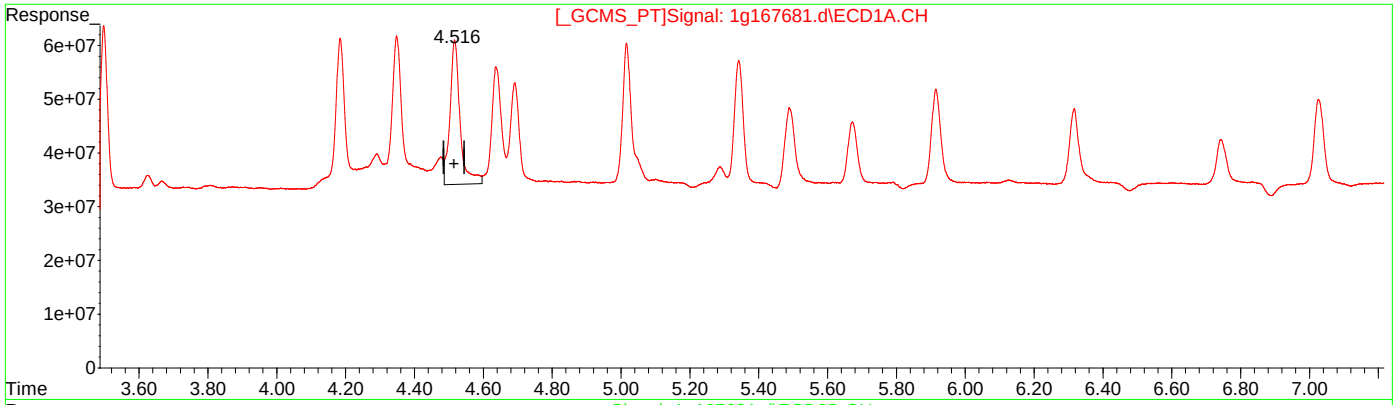

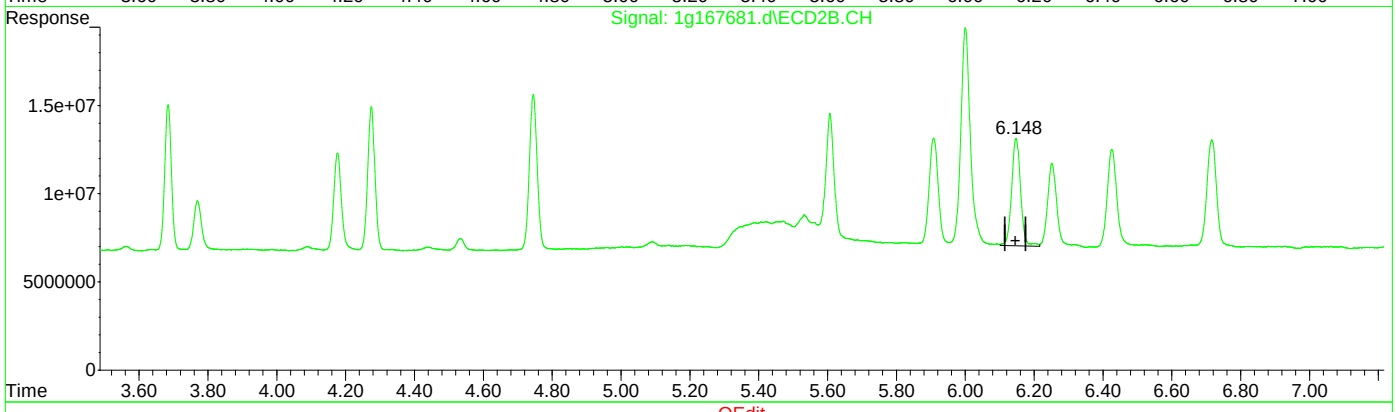

QEdit

(13) alpha-Chlordane (B)

4.517min 32.780 PPB

response 553231151

(13) alpha-Chlordane #2 (B)

6.148min 24.779 PPB

response 109468632

(+) = Expected Retention Time
1pst5651.m Wed Jul 07 02:33:23 2021

Quantitation Report (Qedit)

Data Path : C:\msdchem\1\data\syrap\1g5715\
Data File : 1g167681.d
Signal(s) : Signal #1: ECD1A.CH Signal #2: ECD2B.CH
Acq On : 06 Jul 2021 3:43 pm
Operator : taylorc
Sample : op34113-ms
Misc : op34113,g1g5715,15.2,,,10,1
ALS Vial : 34 Sample Multiplier: 1

Integration File signal 1: autoint1.e
Integration File signal 2: autoint2.e
Quant Time: Jul 07 01:42:55 2021
Quant Method : C:\MSDCHEM\1\METHODS\1pst5651.m
Quant Title : PEST/PCB
QLast Update : Wed Jul 07 01:39:45 2021
Response via : Initial Calibration
Integrator: ChemStation 6890 Scale Mode: Large solvent peaks clipped

Volume Inj. : 1ul/column
Signal #1 Phase : RTXCLP I Signal #2 Phase: RTX-CLP II
Signal #1 Info : 30mx.32mmx.50um Signal #2 Info : 30m x .32mm x .25um

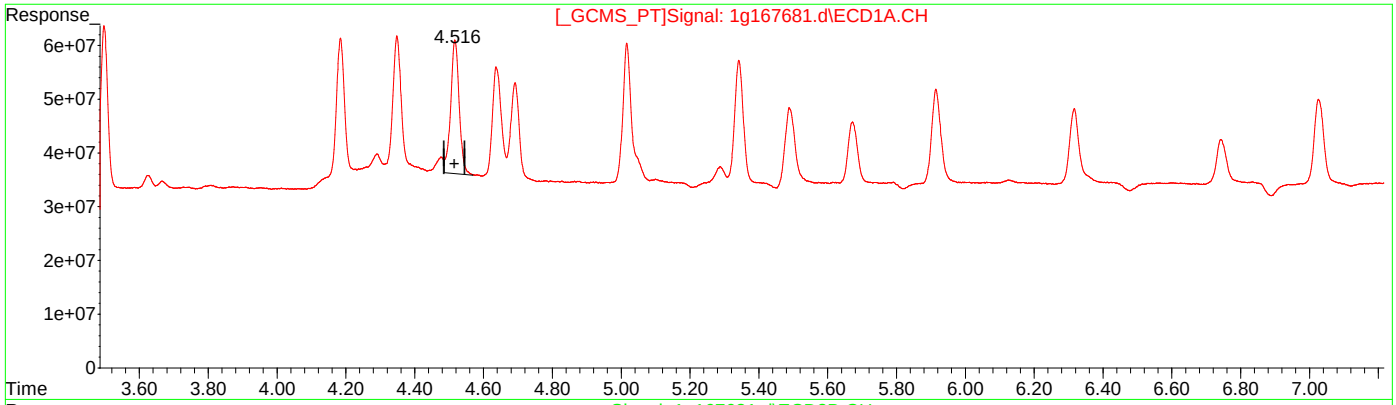

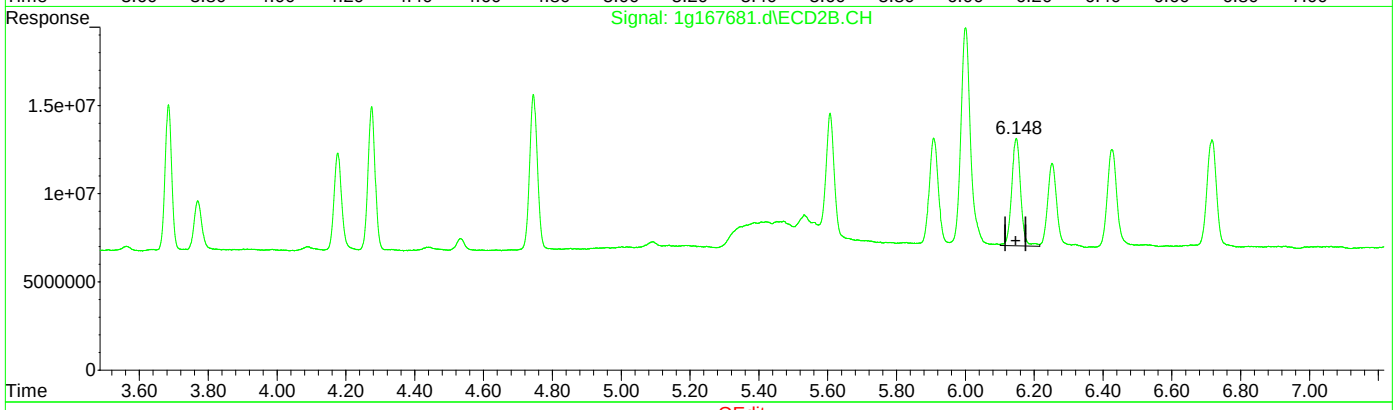

QEdit

(13) alpha-Chlordane (B)

4.516min 25.602 PPB m

response 432078893

(13) alpha-Chlordane #2 (B)

6.148min 24.779 PPB

response 109468632

(+) = Expected Retention Time
1pst5651.m Wed Jul 07 02:33:35 2021

Quantitation Report (Qedit)

Data Path : C:\msdchem\1\data\syrap\1g5715\
Data File : 1g167681.d
Signal(s) : Signal #1: ECD1A.CH Signal #2: ECD2B.CH
Acq On : 06 Jul 2021 3:43 pm
Operator : taylorc
Sample : op34113-ms
Misc : op34113,g1g5715,15.2,,,10,1
ALS Vial : 34 Sample Multiplier: 1

Integration File signal 1: autoint1.e
Integration File signal 2: autoint2.e
Quant Time: Jul 07 01:42:55 2021
Quant Method : C:\MSDCHEM\1\METHODS\1pst5651.m
Quant Title : PEST/PCB
QLast Update : Wed Jul 07 01:39:45 2021
Response via : Initial Calibration
Integrator: ChemStation 6890 Scale Mode: Large solvent peaks clipped

Volume Inj. : 1ul/column
Signal #1 Phase : RTXCLP I Signal #2 Phase: RTX-CLP II
Signal #1 Info : 30mx.32mmx.50um Signal #2 Info : 30m x .32mm x .25um

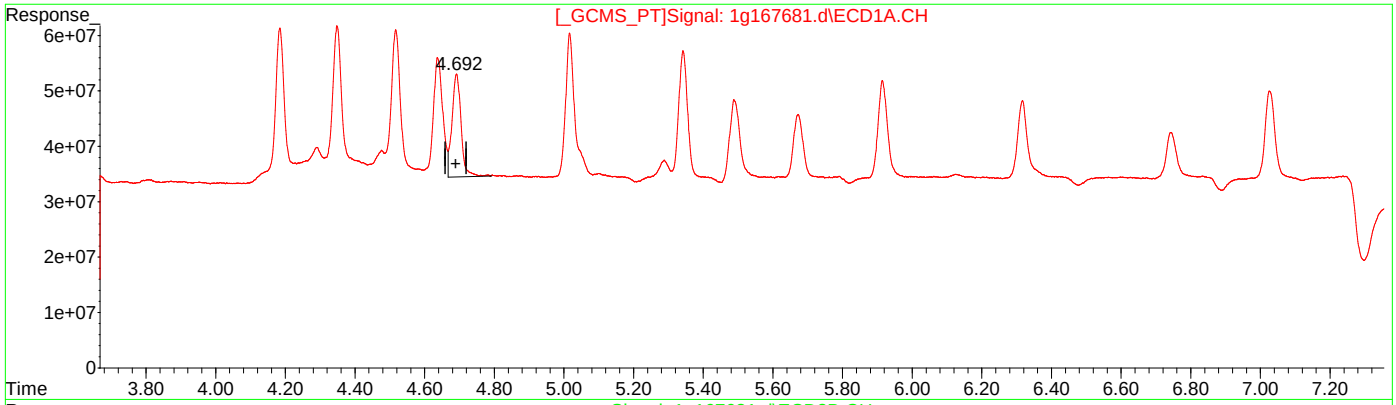

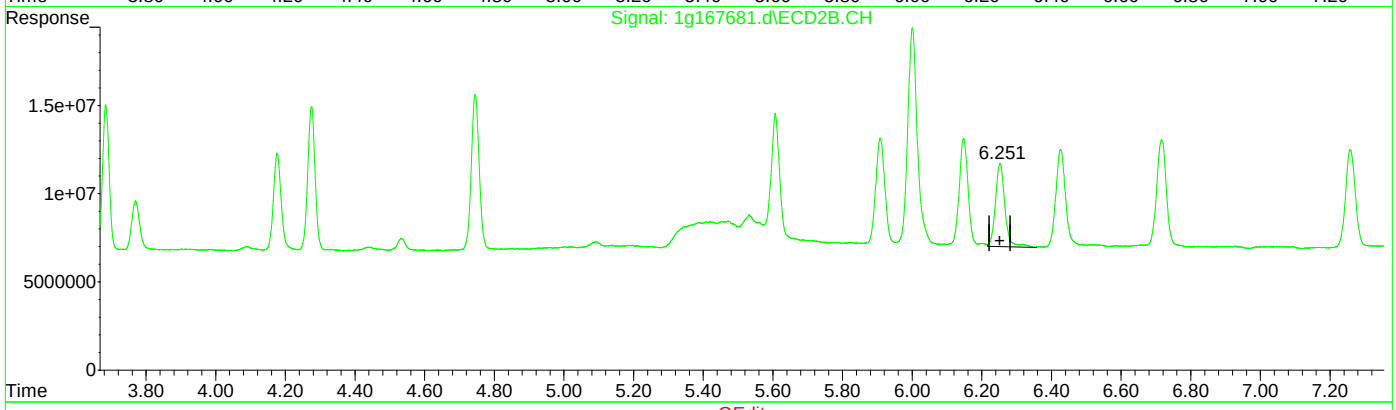

QEdit

(14) Endosulfan I (A)

4.692min 19.441 PPB

response 338999747

(14) Endosulfan I #2 (A)

6.252min 19.625 PPB

response 89076990

(+) = Expected Retention Time
1pst5651.m Wed Jul 07 02:33:39 2021

Quantitation Report (Qedit)

Data Path : C:\msdchem\1\data\syrap\1g5715\
Data File : 1g167681.d
Signal(s) : Signal #1: ECD1A.CH Signal #2: ECD2B.CH
Acq On : 06 Jul 2021 3:43 pm
Operator : taylorc
Sample : op34113-ms
Misc : op34113,g1g5715,15.2,,,10,1
ALS Vial : 34 Sample Multiplier: 1

Integration File signal 1: autoint1.e
Integration File signal 2: autoint2.e
Quant Time: Jul 07 01:42:55 2021
Quant Method : C:\MSDCHEM\1\METHODS\1pst5651.m
Quant Title : PEST/PCB
QLast Update : Wed Jul 07 01:39:45 2021
Response via : Initial Calibration
Integrator: ChemStation 6890 Scale Mode: Large solvent peaks clipped

Volume Inj. : 1ul/column
Signal #1 Phase : RTXCLP I Signal #2 Phase: RTX-CLP II
Signal #1 Info : 30mx.32mmx.50um Signal #2 Info : 30m x .32mm x .25um

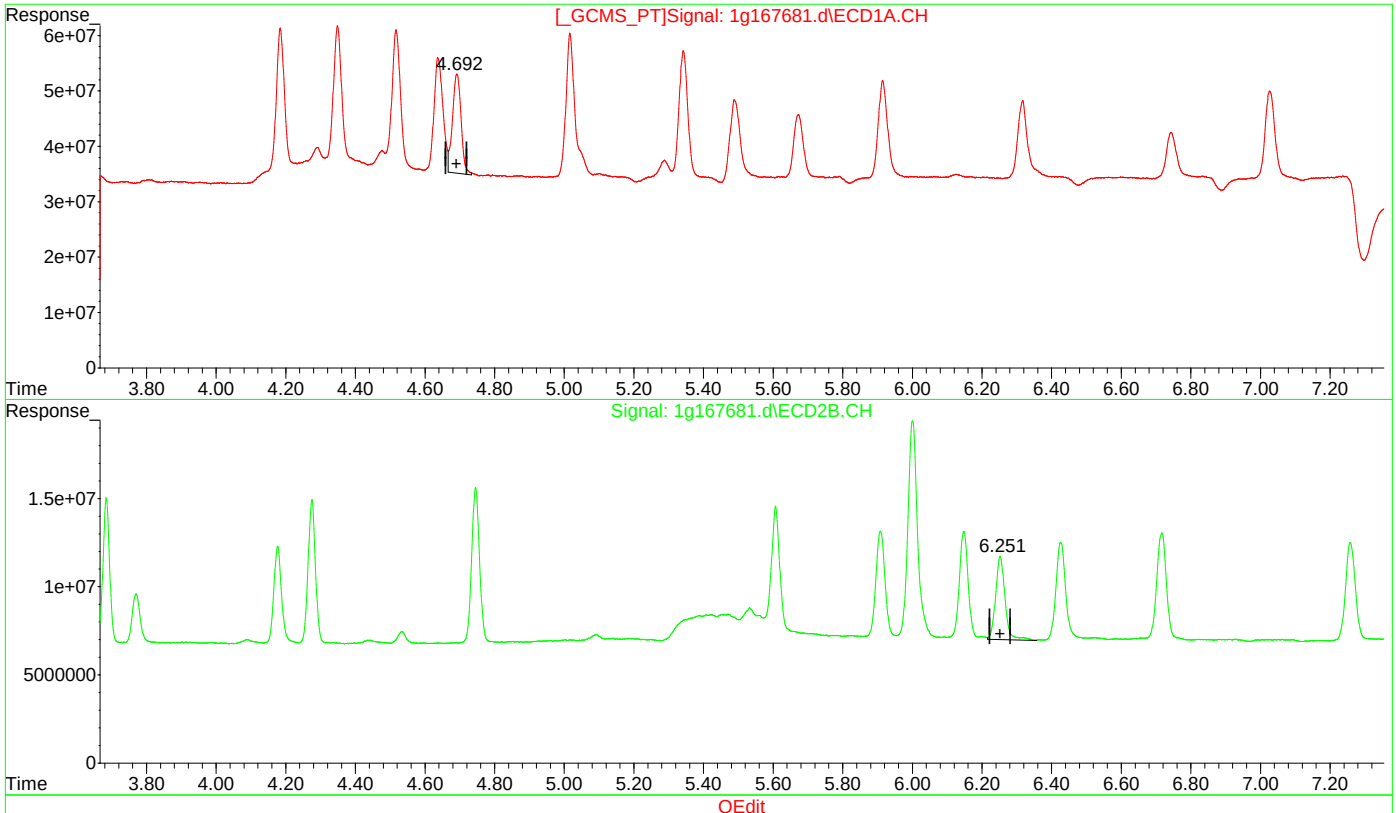

QEdit

(14) Endosulfan I (A)

4.692min 17.682 PPB m

response 308323899

(14) Endosulfan I #2 (A)

6.252min 19.625 PPB

response 89076990

(+) = Expected Retention Time
1pst5651.m Wed Jul 07 02:33:55 2021

Quantitation Report (Qedit)

Data Path : C:\msdchem\1\data\syrap\1g5715\
Data File : 1g167681.d
Signal(s) : Signal #1: ECD1A.CH Signal #2: ECD2B.CH
Acq On : 06 Jul 2021 3:43 pm
Operator : taylorc
Sample : op34113-ms
Misc : op34113,g1g5715,15.2,,,10,1
ALS Vial : 34 Sample Multiplier: 1

Integration File signal 1: autoint1.e
Integration File signal 2: autoint2.e
Quant Time: Jul 07 01:42:55 2021
Quant Method : C:\MSDCHEM\1\METHODS\1pst5651.m
Quant Title : PEST/PCB
QLast Update : Wed Jul 07 01:39:45 2021
Response via : Initial Calibration
Integrator: ChemStation 6890 Scale Mode: Large solvent peaks clipped

Volume Inj. : 1ul/column
Signal #1 Phase : RTXCLP I Signal #2 Phase: RTX-CLP II
Signal #1 Info : 30mx.32mmx.50um Signal #2 Info : 30m x .32mm x .25um

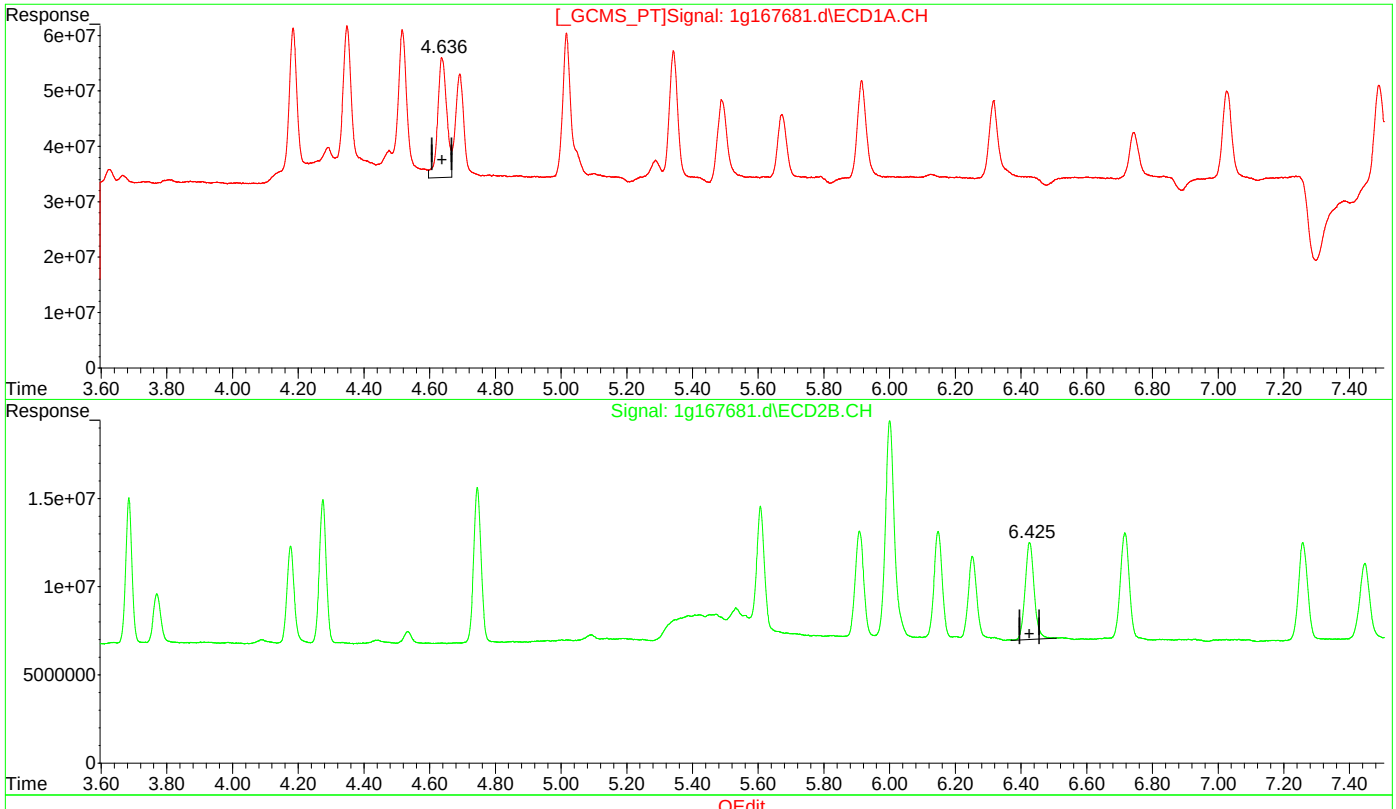

QEdit

(15) 4,4'-DDE (B)

4.637min 26.658 PPB

response 419024703

(15) 4,4'-DDE #2 (B)

6.426min 24.125 PPB

response 106474232

(+) = Expected Retention Time
1pst5651.m Wed Jul 07 02:33:57 2021

Quantitation Report (Qedit)

Data Path : C:\msdchem\1\data\syrap\1g5715\
Data File : 1g167681.d
Signal(s) : Signal #1: ECD1A.CH Signal #2: ECD2B.CH
Acq On : 06 Jul 2021 3:43 pm
Operator : taylorc
Sample : op34113-ms
Misc : op34113,g1g5715,15.2,,,10,1
ALS Vial : 34 Sample Multiplier: 1

Integration File signal 1: autoint1.e
Integration File signal 2: autoint2.e
Quant Time: Jul 07 01:42:55 2021
Quant Method : C:\MSDCHEM\1\METHODS\1pst5651.m
Quant Title : PEST/PCB
QLast Update : Wed Jul 07 01:39:45 2021
Response via : Initial Calibration
Integrator: ChemStation 6890 Scale Mode: Large solvent peaks clipped

Volume Inj. : 1ul/column
Signal #1 Phase : RTXCLP I Signal #2 Phase: RTX-CLP II
Signal #1 Info : 30mx.32mmx.50um Signal #2 Info : 30m x .32mm x .25um

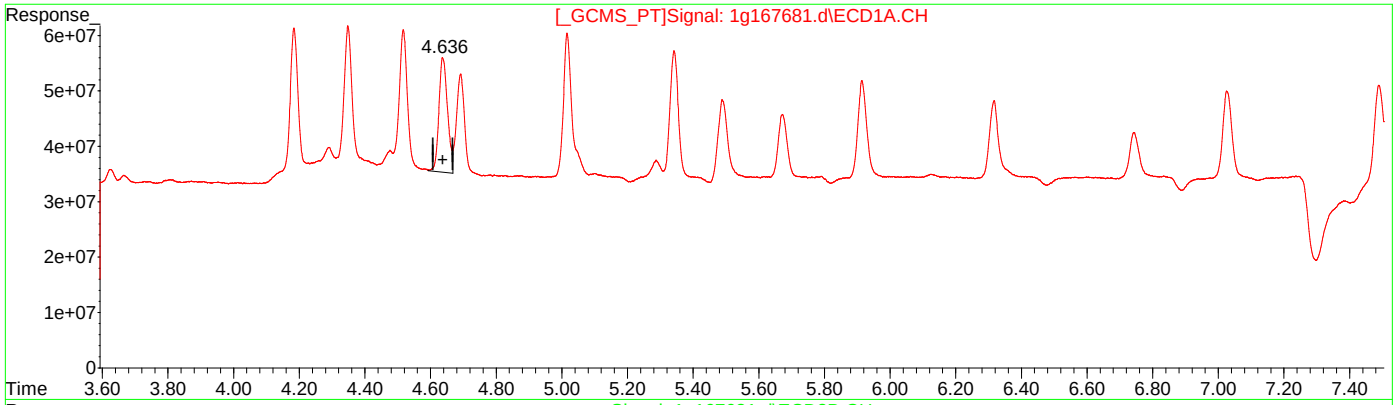

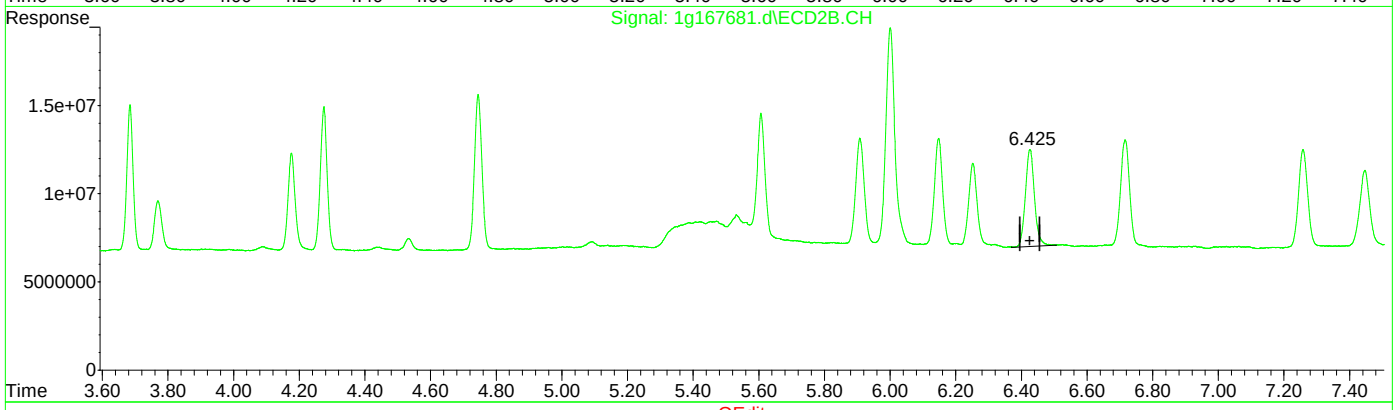

QEdit

(15) 4,4'-DDE (B)

4.636min 24.032 PPB m

response 377750553

(15) 4,4'-DDE #2 (B)

6.426min 24.125 PPB

response 106474232

(+) = Expected Retention Time
1pst5651.m Wed Jul 07 02:34:09 2021

Quantitation Report (Qedit)

Data Path : C:\msdchem\1\data\syrap\1g5715\
Data File : 1g167681.d
Signal(s) : Signal #1: ECD1A.CH Signal #2: ECD2B.CH
Acq On : 06 Jul 2021 3:43 pm
Operator : taylorc
Sample : op34113-ms
Misc : op34113,g1g5715,15.2,,,10,1
ALS Vial : 34 Sample Multiplier: 1

Integration File signal 1: autoint1.e
Integration File signal 2: autoint2.e
Quant Time: Jul 07 01:42:55 2021
Quant Method : C:\MSDCHEM\1\METHODS\1pst5651.m
Quant Title : PEST/PCB
QLast Update : Wed Jul 07 01:39:45 2021
Response via : Initial Calibration
Integrator: ChemStation 6890 Scale Mode: Large solvent peaks clipped

Volume Inj. : 1ul/column
Signal #1 Phase : RTXCLP I Signal #2 Phase: RTX-CLP II
Signal #1 Info : 30mx.32mmx.50um Signal #2 Info : 30m x .32mm x .25um

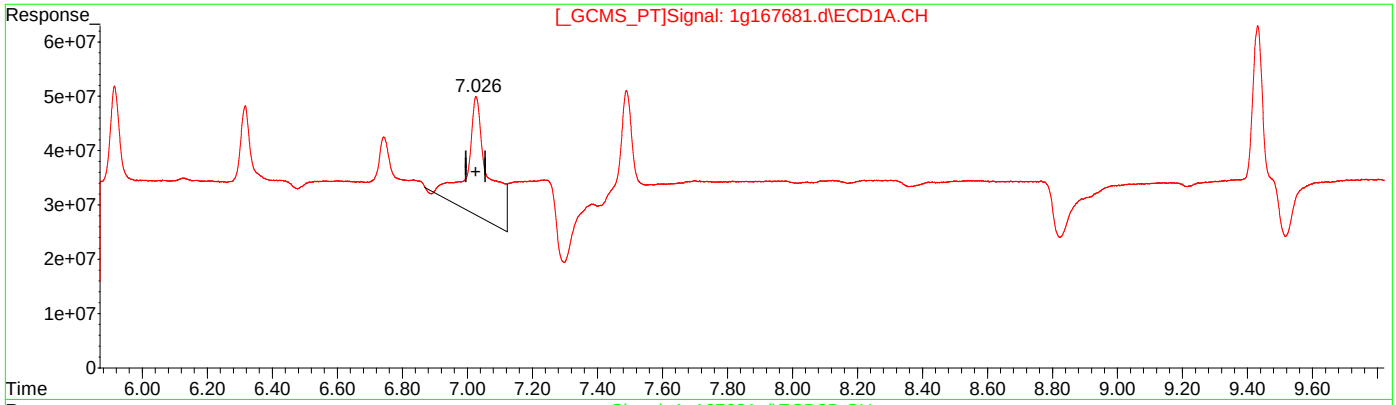

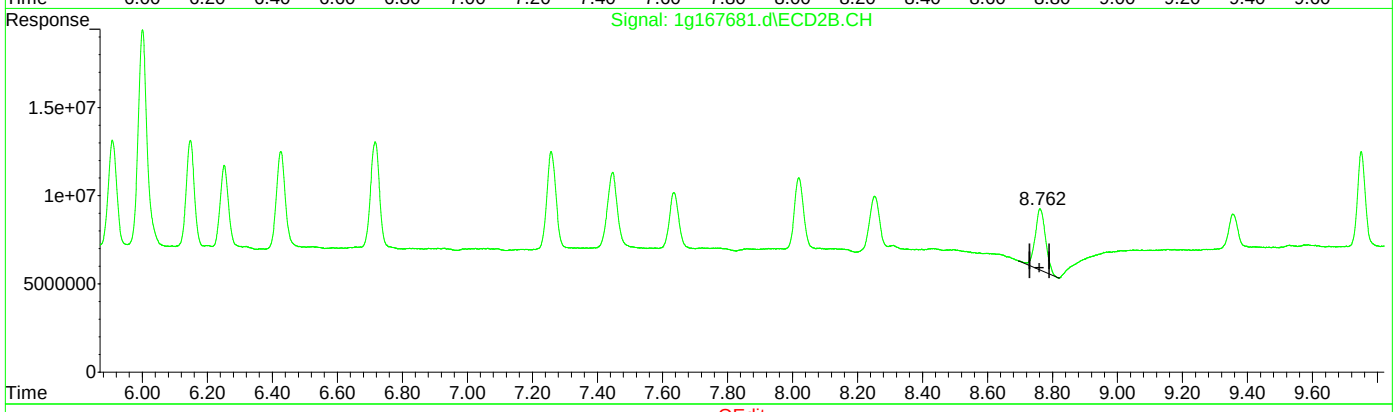

QEdit

(22) Endosulfan Sulfate (B)

7.027min 68.730 PPB

response 1035163435

(22) Endosulfan Sulfate #2 (B)

8.762min 21.045 PPB

response 77350267

(+) = Expected Retention Time
1pst5651.m Wed Jul 07 02:34:20 2021

Quantitation Report (Qedit)

Data Path : C:\msdchem\1\data\syrap\1g5715\
Data File : 1g167681.d
Signal(s) : Signal #1: ECD1A.CH Signal #2: ECD2B.CH
Acq On : 06 Jul 2021 3:43 pm
Operator : taylorc
Sample : op34113-ms
Misc : op34113,g1g5715,15.2,,,10,1
ALS Vial : 34 Sample Multiplier: 1

Integration File signal 1: autoint1.e
Integration File signal 2: autoint2.e
Quant Time: Jul 07 01:42:55 2021
Quant Method : C:\MSDCHEM\1\METHODS\1pst5651.m
Quant Title : PEST/PCB
QLast Update : Wed Jul 07 01:39:45 2021
Response via : Initial Calibration
Integrator: ChemStation 6890 Scale Mode: Large solvent peaks clipped

Volume Inj. : 1ul/column
Signal #1 Phase : RTXCLP I Signal #2 Phase: RTX-CLP II
Signal #1 Info : 30mx.32mmx.50um Signal #2 Info : 30m x .32mm x .25um

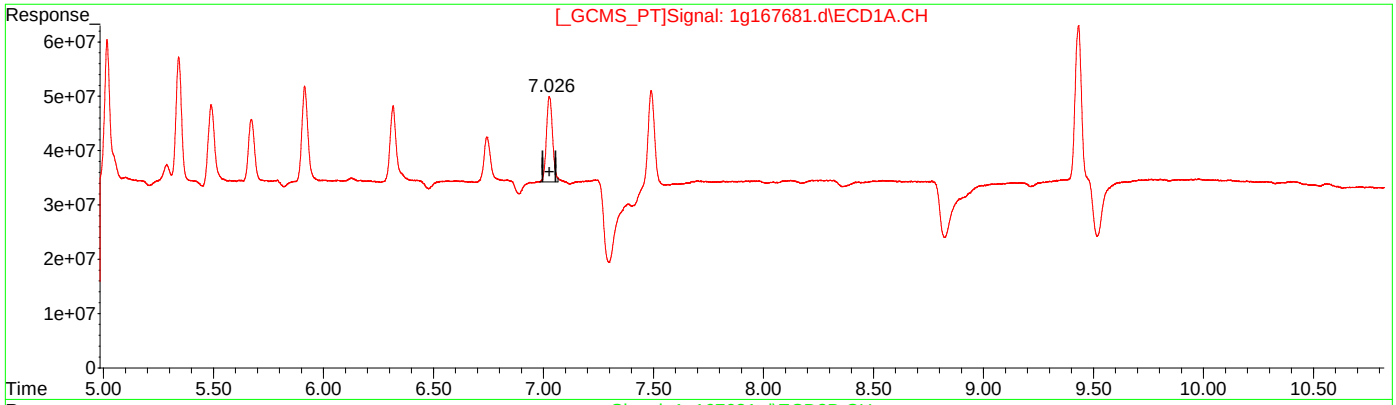

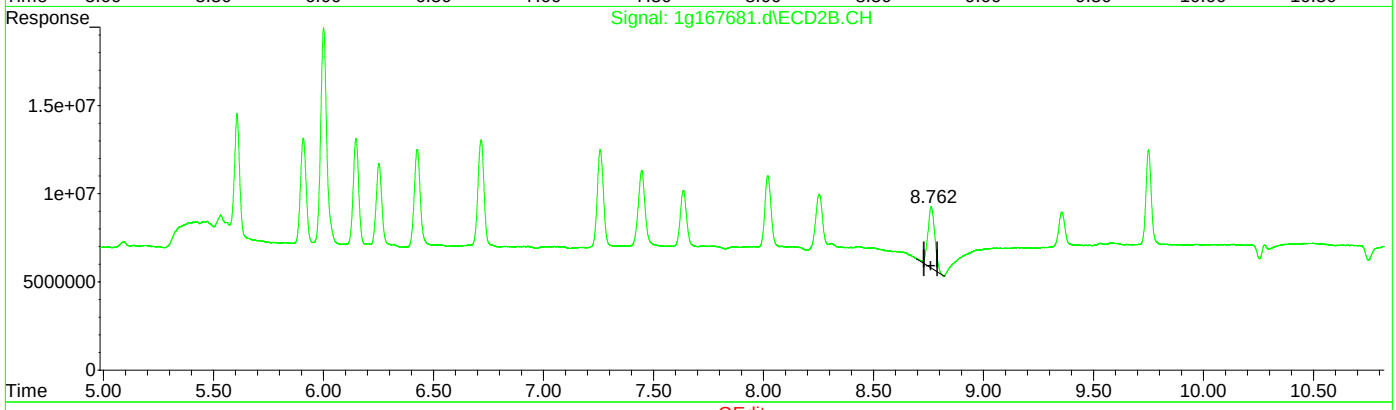

QEdit

(22) Endosulfan Sulfate (B)

7.026min 20.200 PPB m

response 304235683

(22) Endosulfan Sulfate #2 (B)

8.762min 21.045 PPB

response 77350267

(+) = Expected Retention Time
1pst5651.m Wed Jul 07 02:34:28 2021

Quantitation Report (Qedit)

Data Path : C:\msdchem\1\data\syrap\1g5715\
Data File : 1g167681.d
Signal(s) : Signal #1: ECD1A.CH Signal #2: ECD2B.CH
Acq On : 06 Jul 2021 3:43 pm
Operator : taylorc
Sample : op34113-ms
Misc : op34113,g1g5715,15.2,,,10,1
ALS Vial : 34 Sample Multiplier: 1

Integration File signal 1: autoint1.e
Integration File signal 2: autoint2.e
Quant Time: Jul 07 01:42:55 2021
Quant Method : C:\MSDCHEM\1\METHODS\1pst5651.m
Quant Title : PEST/PCB
QLast Update : Wed Jul 07 01:39:45 2021
Response via : Initial Calibration
Integrator: ChemStation 6890 Scale Mode: Large solvent peaks clipped

Volume Inj. : 1ul/column
Signal #1 Phase : RTXCLP I Signal #2 Phase: RTX-CLP II
Signal #1 Info : 30mx.32mmx.50um Signal #2 Info : 30m x .32mm x .25um

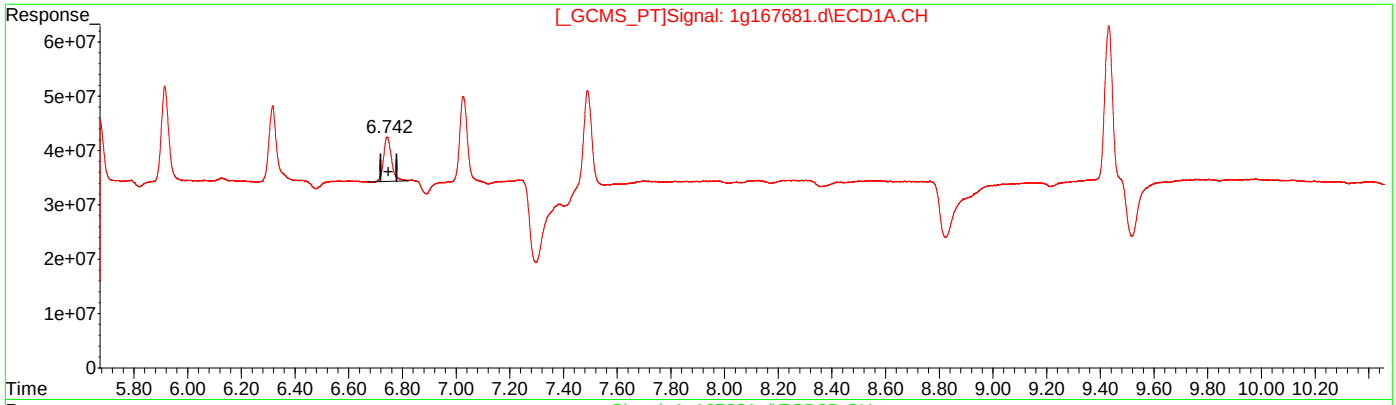

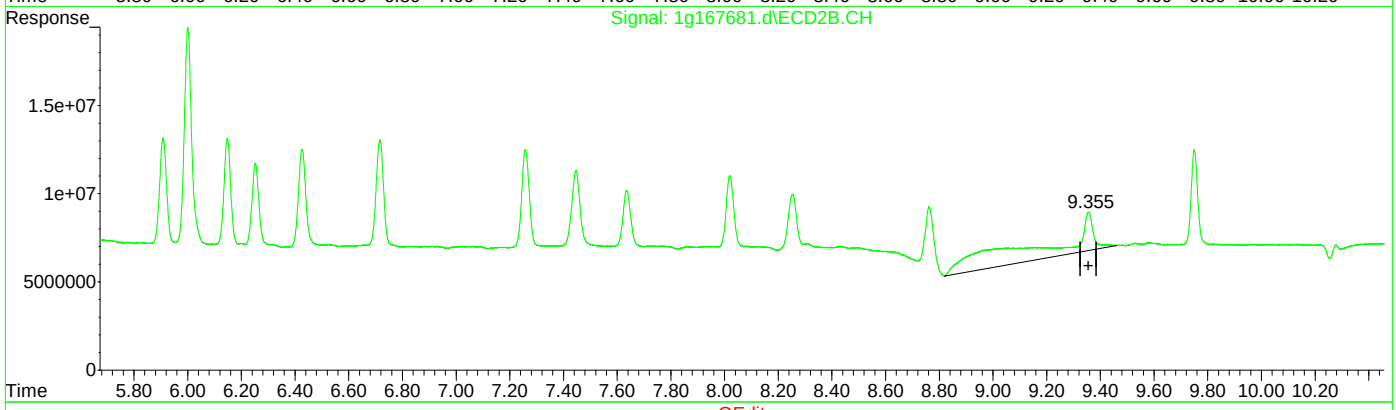

QEdit

(23) Methoxychlor (A)

6.743min 20.769 PPB

response 166000424

(23) Methoxychlor #2 (A)

9.356min 166.669 PPB

response 264493036

(+) = Expected Retention Time
1pst5651.m Wed Jul 07 02:34:32 2021

Quantitation Report (Qedit)

Data Path : C:\msdchem\1\data\syrap\1g5715\
Data File : 1g167681.d
Signal(s) : Signal #1: ECD1A.CH Signal #2: ECD2B.CH
Acq On : 06 Jul 2021 3:43 pm
Operator : taylorc
Sample : op34113-ms
Misc : op34113,g1g5715,15.2,,,10,1
ALS Vial : 34 Sample Multiplier: 1

Integration File signal 1: autoint1.e
Integration File signal 2: autoint2.e
Quant Time: Jul 07 01:42:55 2021
Quant Method : C:\MSDCHEM\1\METHODS\1pst5651.m
Quant Title : PEST/PCB
QLast Update : Wed Jul 07 01:39:45 2021
Response via : Initial Calibration
Integrator: ChemStation 6890 Scale Mode: Large solvent peaks clipped

Volume Inj. : 1ul/column
Signal #1 Phase : RTXCLP I Signal #2 Phase: RTX-CLP II
Signal #1 Info : 30mx.32mmx.50um Signal #2 Info : 30m x .32mm x .25um

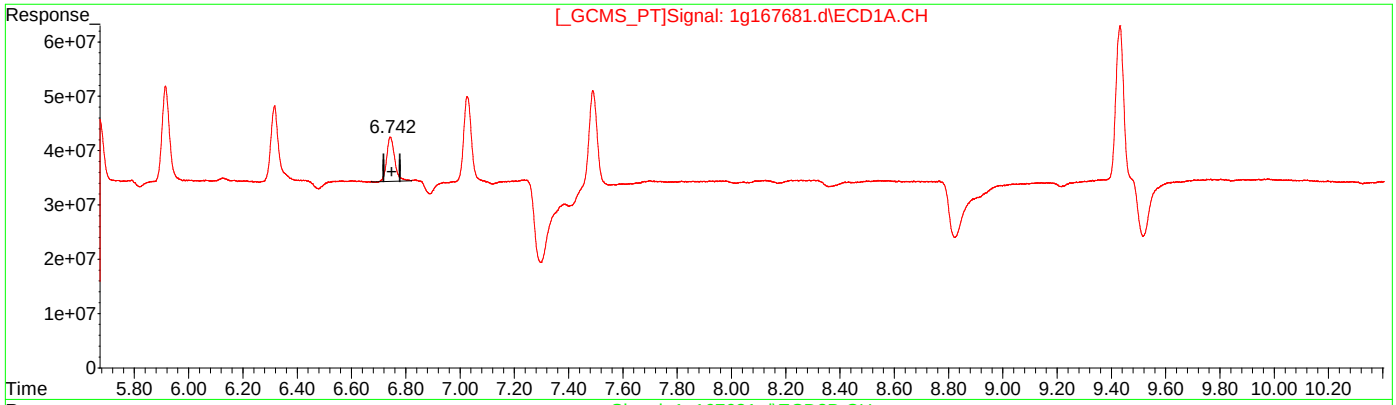

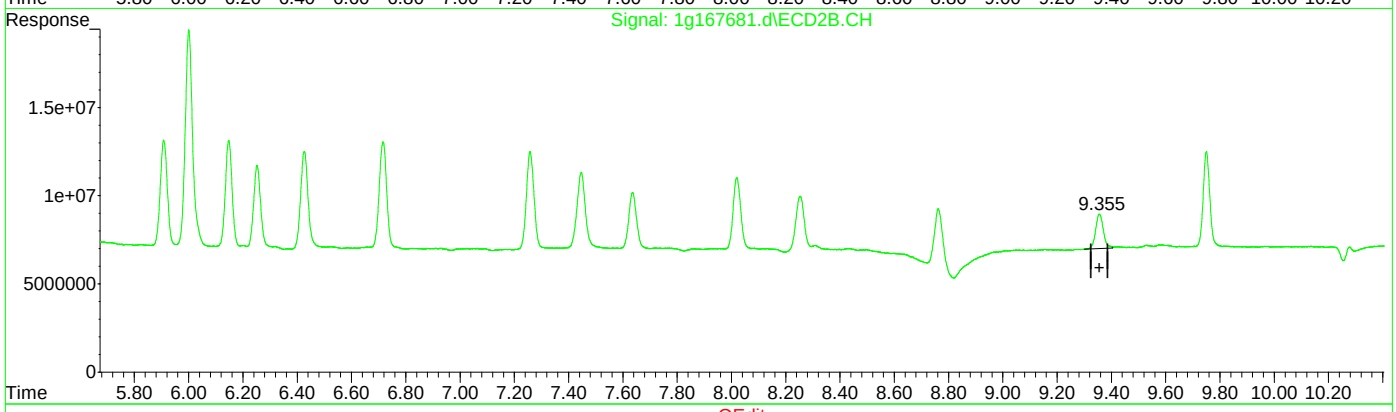

QEdit

(23) Methoxychlor (A)

6.743min 20.769 PPB

response 166000424

(23) Methoxychlor #2 (A)

9.355min 24.380 PPB m

response 38689515

(+) = Expected Retention Time
1pst5651.m Wed Jul 07 02:34:41 2021

Quantitation Report (Qedit)

Data Path : C:\msdchem\1\data\syrap\1g5715\
Data File : 1g167681.d
Signal(s) : Signal #1: ECD1A.CH Signal #2: ECD2B.CH
Acq On : 06 Jul 2021 3:43 pm
Operator : taylorc
Sample : op34113-ms
Misc : op34113,g1g5715,15.2,,,10,1
ALS Vial : 34 Sample Multiplier: 1

Integration File signal 1: autoint1.e
Integration File signal 2: autoint2.e
Quant Time: Jul 07 01:42:55 2021
Quant Method : C:\MSDCHEM\1\METHODS\1pst5651.m
Quant Title : PEST/PCB
QLast Update : Wed Jul 07 01:39:45 2021
Response via : Initial Calibration
Integrator: ChemStation 6890 Scale Mode: Large solvent peaks clipped

Volume Inj. : 1ul/column
Signal #1 Phase : RTXCLP I Signal #2 Phase: RTX-CLP II
Signal #1 Info : 30mx.32mmx.50um Signal #2 Info : 30m x .32mm x .25um

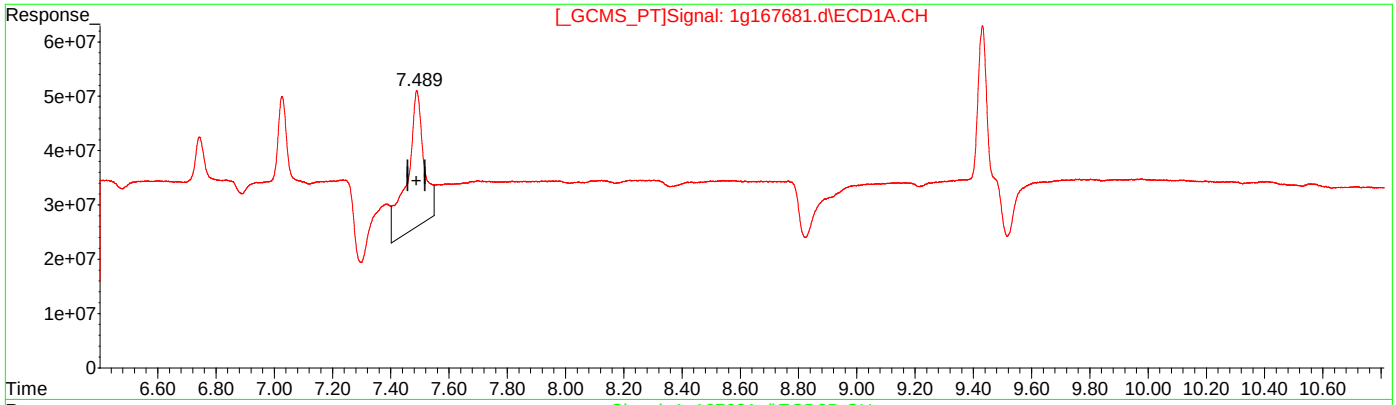

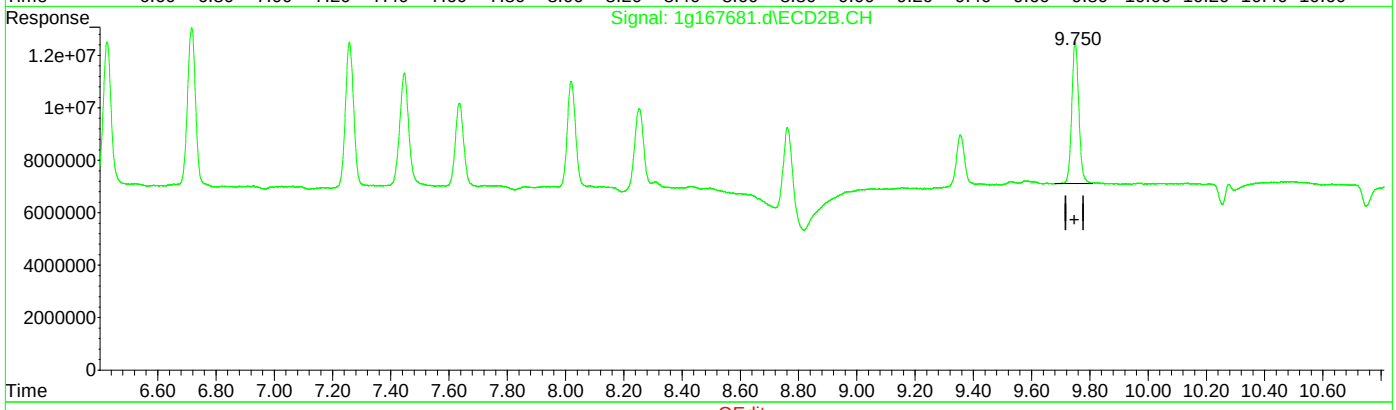

QEdit

(25) Endrin Ketone (B)

7.489min 63.476 PPB

response 995000051

(25) Endrin Ketone #2 (B)

9.750min 23.524 PPB

response 90553966

(+) = Expected Retention Time
1pst5651.m Wed Jul 07 02:34:45 2021

Quantitation Report (Qedit)

Data Path : C:\msdchem\1\data\syrap\1g5715\
Data File : 1g167681.d
Signal(s) : Signal #1: ECD1A.CH Signal #2: ECD2B.CH
Acq On : 06 Jul 2021 3:43 pm
Operator : taylorc
Sample : op34113-ms
Misc : op34113,g1g5715,15.2,,,10,1
ALS Vial : 34 Sample Multiplier: 1

Integration File signal 1: autoint1.e
Integration File signal 2: autoint2.e
Quant Time: Jul 07 01:42:55 2021
Quant Method : C:\MSDCHEM\1\METHODS\1pst5651.m
Quant Title : PEST/PCB
QLast Update : Wed Jul 07 01:39:45 2021
Response via : Initial Calibration
Integrator: ChemStation 6890 Scale Mode: Large solvent peaks clipped

Volume Inj. : 1ul/column
Signal #1 Phase : RTXCLP I Signal #2 Phase: RTX-CLP II
Signal #1 Info : 30mx.32mmx.50um Signal #2 Info : 30m x .32mm x .25um

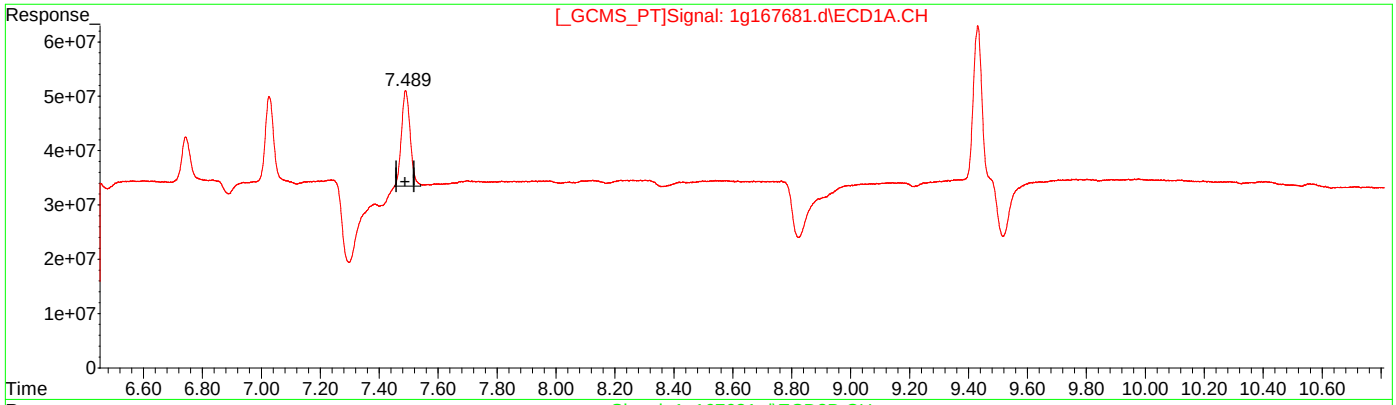

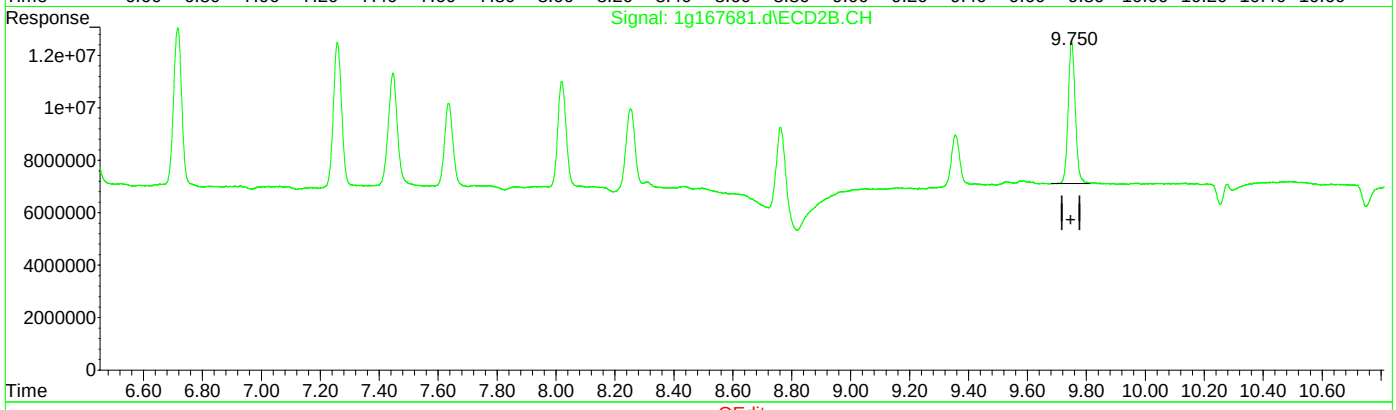

QEdit

(25) Endrin Ketone (B)

7.489min 23.089 PPB m

response 361927769

(25) Endrin Ketone #2 (B)

9.750min 23.524 PPB

response 90553966

(+) = Expected Retention Time
1pst5651.m Wed Jul 07 02:34:54 2021

Quantitation Report (Qedit)

Data Path : C:\msdchem\1\data\syrap\1g5715\
Data File : 1g167681.d
Signal(s) : Signal #1: ECD1A.CH Signal #2: ECD2B.CH
Acq On : 06 Jul 2021 3:43 pm
Operator : taylorc
Sample : op34113-ms
Misc : op34113,g1g5715,15.2,,,10,1
ALS Vial : 34 Sample Multiplier: 1

Integration File signal 1: autoint1.e
Integration File signal 2: autoint2.e
Quant Time: Jul 07 01:42:55 2021
Quant Method : C:\MSDCHEM\1\METHODS\1pst5651.m
Quant Title : PEST/PCB
QLast Update : Wed Jul 07 01:39:45 2021
Response via : Initial Calibration
Integrator: ChemStation 6890 Scale Mode: Large solvent peaks clipped

Volume Inj. : 1ul/column
Signal #1 Phase : RTXCLP I Signal #2 Phase: RTX-CLP II
Signal #1 Info : 30mx.32mmx.50um Signal #2 Info : 30m x .32mm x .25um

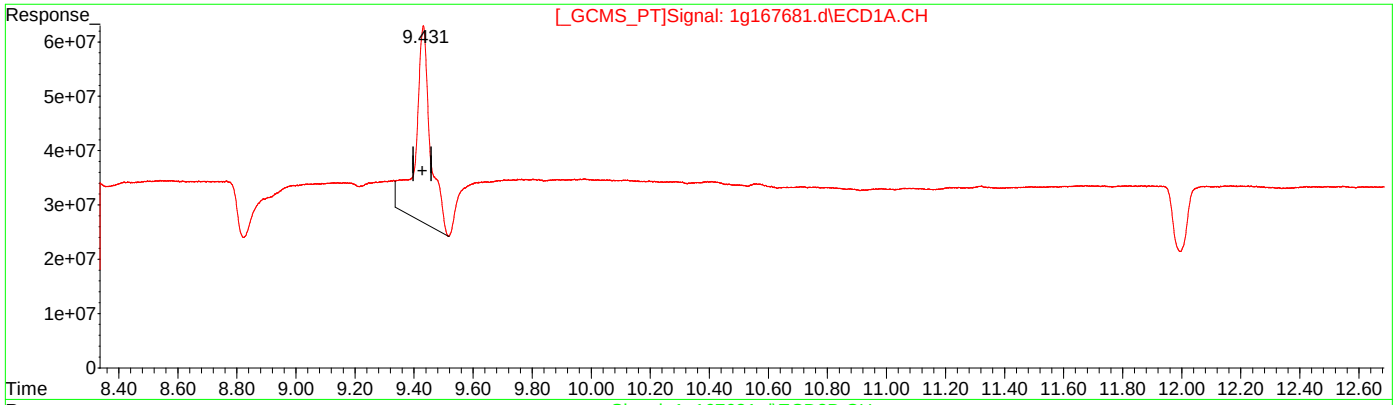

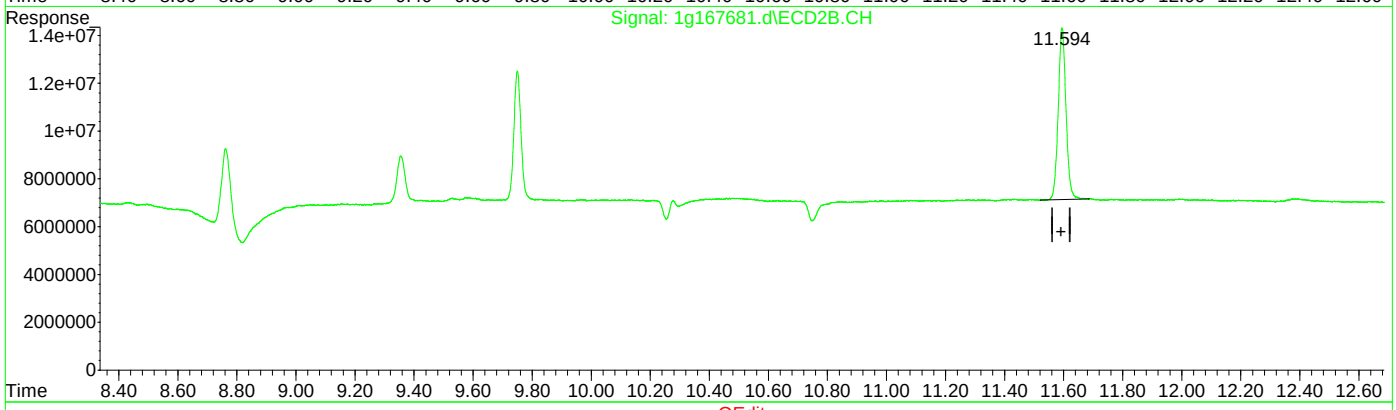

QEdit

(26) Decachlorobiphenyl (SA)

9.432min 85.042 PPB

response 1271391804

(26) Decachlorobiphenyl #2 (SA)

11.595min 37.837 PPB

response 131591278

(+) = Expected Retention Time
1pst5651.m Wed Jul 07 02:34:57 2021

Quantitation Report (Qedit)

Data Path : C:\msdchem\1\data\syrap\1g5715\
Data File : 1g167681.d
Signal(s) : Signal #1: ECD1A.CH Signal #2: ECD2B.CH
Acq On : 06 Jul 2021 3:43 pm
Operator : taylorc
Sample : op34113-ms
Misc : op34113,g1g5715,15.2,,,10,1
ALS Vial : 34 Sample Multiplier: 1

Integration File signal 1: autoint1.e
Integration File signal 2: autoint2.e
Quant Time: Jul 07 01:42:55 2021
Quant Method : C:\MSDCHEM\1\METHODS\1pst5651.m
Quant Title : PEST/PCB
QLast Update : Wed Jul 07 01:39:45 2021
Response via : Initial Calibration
Integrator: ChemStation 6890 Scale Mode: Large solvent peaks clipped

Volume Inj. : 1ul/column
Signal #1 Phase : RTXCLP I Signal #2 Phase: RTX-CLP II
Signal #1 Info : 30mx.32mmx.50um Signal #2 Info : 30m x .32mm x .25um

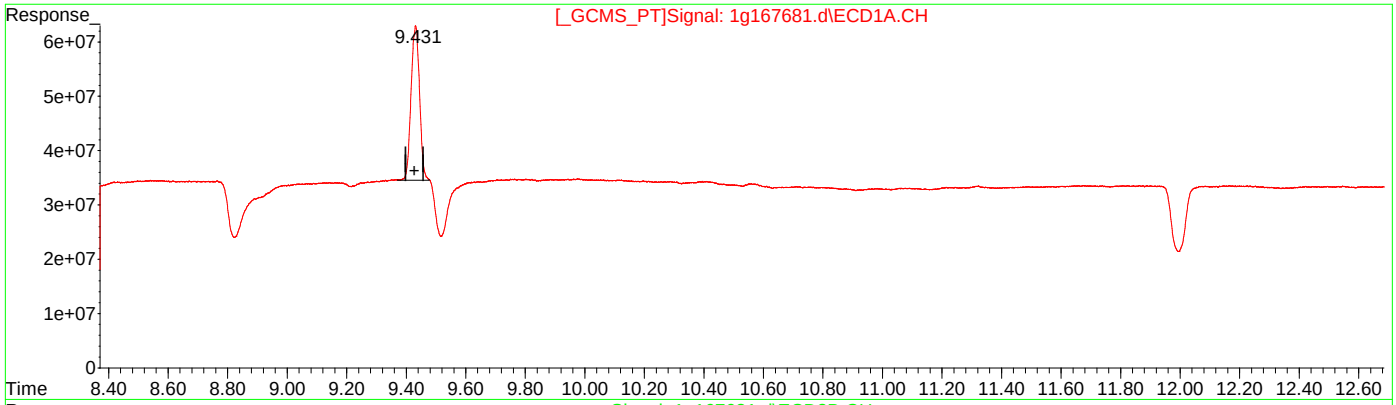

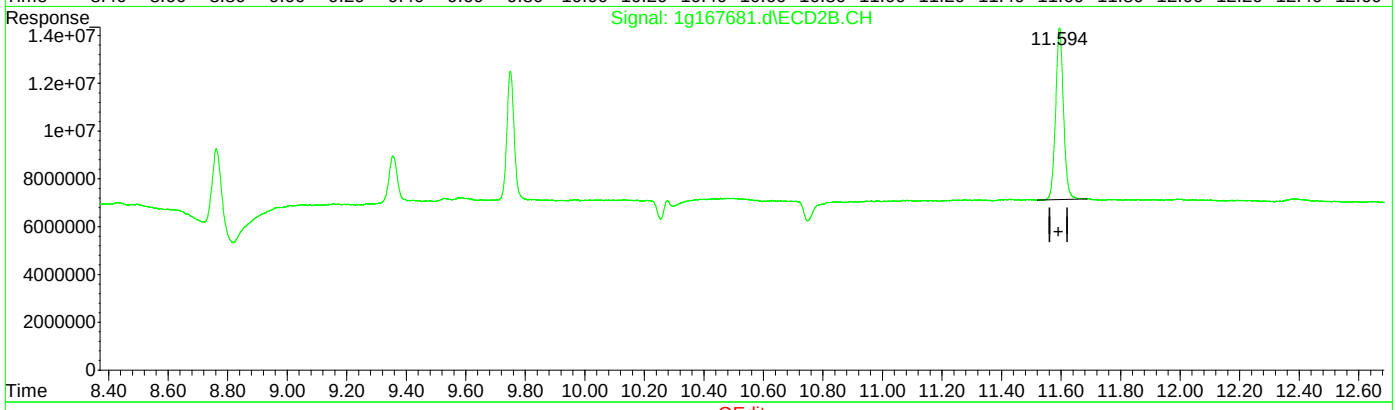

QEdit

(26) Decachlorobiphenyl (SA)

9.431min 37.717 PPB m

response 563882086

(26) Decachlorobiphenyl #2 (SA)

11.595min 37.837 PPB

response 131591278

(+) = Expected Retention Time
1pst5651.m Wed Jul 07 02:35:08 2021

Manual Integrations APPROVED (compounds with "m" flag)
Gwendolyn Burns
07/07/21 08:53

Quantitation Report (QT Reviewed)

Data Path : C:\msdchem\1\data\syrap\1g5715\
Data File : 1g167682.d
Signal(s) : Signal #1: ECD1A.CH Signal #2: ECD2B.CH
Acq On : 06 Jul 2021 4:01 pm
Operator : taylorc
Sample : op34113-msd
Misc : op34113,g1g5715,15.0,,,10,1
ALS Vial : 35 Sample Multiplier: 1

Integration File signal 1: autoint1.e
Integration File signal 2: autoint2.e
Quant Time: Jul 07 02:40:03 2021
Quant Method : C:\MSDCHEM\1\METHODS\1pst5651.m
Quant Title : PEST/PCB
QLast Update : Wed Jul 07 01:39:45 2021
Response via : Initial Calibration
Integrator: ChemStation 6890 Scale Mode: Large solvent peaks clipped

Volume Inj. : 1ul/column
Signal #1 Phase : RTXCLP I Signal #2 Phase: RTX-CLP II
Signal #1 Info : 30mx.32mmx.50um Signal #2 Info : 30m x .32mm x .25um

	Compound	RT#1	RT#2	Resp#1	Resp#2	PPB	PPB
	Internal Standards						
1) I	1-bromo-2...	1.577	1.865	806.7E6	213.0E6	50.000	50.000
27) I	1-bromo-2...	1.577	1.865	806.7E6	213.0E6	50.000	50.000
33) I	1-bromo-2...	1.577	1.865	806.7E6	213.0E6	50.000	50.000
	System Monitoring Compounds						
2) SAB	Tetrachlo...	2.052	2.610	495.1E6	99142997	33.213m	38.166
	Spiked Amount 40.000	Range 30 - 150		Recovery =		83.03%	95.41%
26) SA	Decachlor...	9.431	11.593	525.8E6	119.3E6	34.349m	33.887
	Spiked Amount 40.000			Recovery =		85.87%	84.72%
	Target Compounds						
3)	Hexachlor...	2.338	3.106	472.4E6	133.4E6	21.532	21.358
4) A	alpha-BHC	2.457	3.253	483.7E6	124.7E6	22.301	21.836
5) MA	gamma-BHC	2.721	3.683	442.8E6	113.1E6	22.374	21.791
6) MA	Heptachlor	3.181	4.274	440.9E6	121.9E6	22.631	22.529
7) B	beta-BHC	2.793	3.769	187.2E6	46278866	21.784	23.518
8) B	delta-BHC	2.964	4.176	350.4E6	102.5E6	18.322	20.024
9) MB	Aldrin	3.497	4.744	432.0E6	131.5E6	23.587	26.008
10)	Alachlor	3.625	4.533	29991644	11366243	13.935	21.533 #
11) B	Heptachlo...	4.182	5.607	394.0E6	106.0E6	22.081m	21.050
12) B	gamma-Chl...	4.348	5.908	379.9E6	105.7E6	20.178m	23.072
13) B	alpha-Chl...	4.516	6.148	427.5E6	103.1E6	24.736m	23.043
14) A	Endosulfan I	4.690	6.251	336.3E6	89086220	18.837m	19.381
15) B	4,4'-DDE	4.637	6.426	357.2E6	102.0E6	22.194m	22.820
16) MA	Dieldrin	5.015	6.715	450.7E6	115.9E6	25.066	22.772
17) MA	Endrin	5.341	7.258	399.5E6	103.6E6	22.251	22.040
18) A	4,4'-DDD	5.490	7.447	303.6E6	82953376	21.539	24.238
19) B	Endosulfa...	5.673	7.636	271.3E6	74949042	16.900	17.792
20) MA	4,4'-DDT	5.914	8.020	334.4E6	77312874	23.078	24.054
21) B	Endrin Al...	6.315	8.254	265.0E6	55097056	19.811	17.237
22) B	Endosulfa...	7.026	8.761	291.0E6	70768937	18.871m	19.013
23) A	Methoxychlor	6.746	9.355	158.7E6	37436889	19.390	23.295m
25) B	Endrin Ke...	7.488	9.751	352.4E6	88433234	21.959m	22.685
	Sum Toxaphene			0	0	N.D.	N.D.
Average	Toxaphene					0.000	0.000

SemiQuant Compounds - Not Calibrated on this Instrument

(f)=RT Delta > 1/2 Window (#)=Amounts differ by > 25% (m)=manual int.

11.4.2 11

Quantitation Report (QT Reviewed)

Data Path : C:\msdchem\1\data\syrap\1g5715\
Data File : 1g167682.d
Signal(s) : Signal #1: ECD1A.CH Signal #2: ECD2B.CH
Acq On : 06 Jul 2021 4:01 pm
Operator : taylorc
Sample : op34113-msd
Misc : op34113,g1g5715,15.0,,,10,1
ALS Vial : 35 Sample Multiplier: 1

Integration File signal 1: autoint1.e
Integration File signal 2: autoint2.e
Quant Time: Jul 07 02:40:03 2021
Quant Method : C:\MSDCHEM\1\METHODS\1pst5651.m
Quant Title : PEST/PCB
QLast Update : Wed Jul 07 01:39:45 2021
Response via : Initial Calibration
Integrator: ChemStation 6890 Scale Mode: Large solvent peaks clipped

Volume Inj. : 1ul/column
Signal #1 Phase : RTXCLP I Signal #2 Phase: RTX-CLP II
Signal #1 Info : 30mx.32mmx.50um Signal #2 Info : 30m x .32mm x .25um

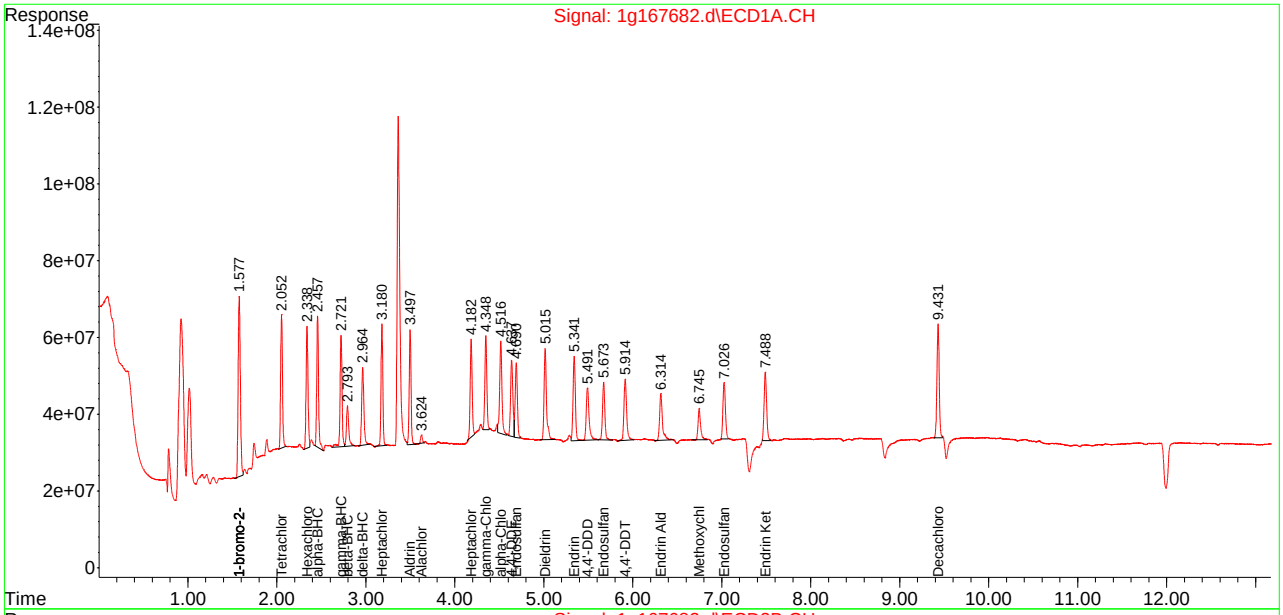

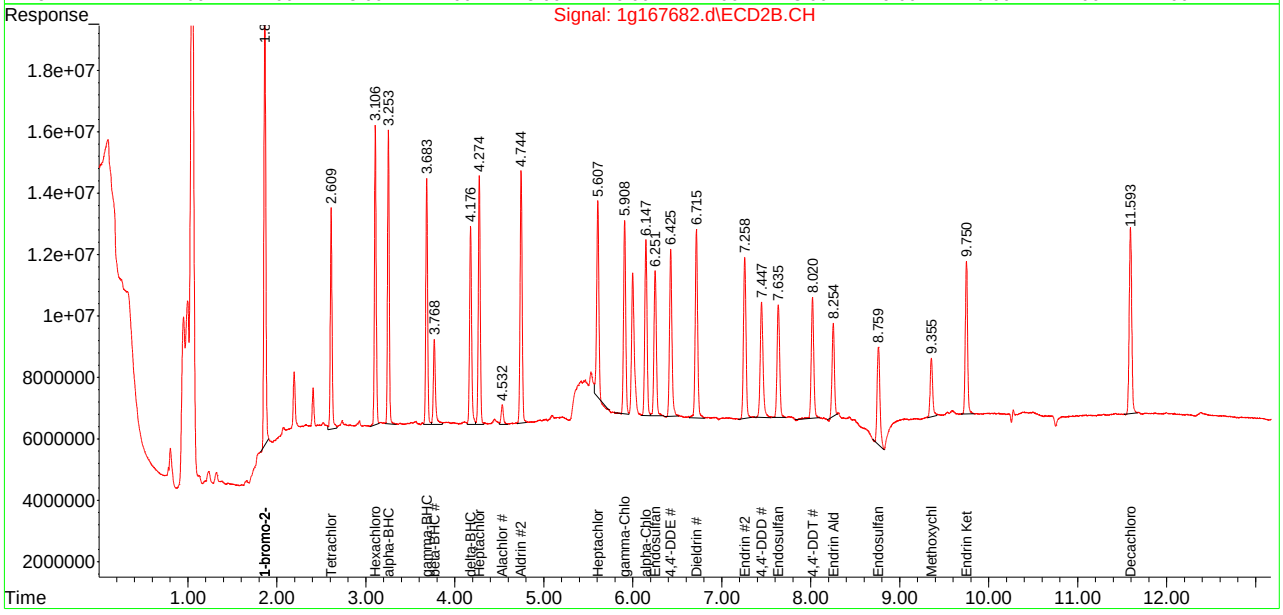

Manual Integration Approval Summary

Sample Number: OP34113-MSD
Lab FileID: 1G167682.D
Injection Time: 07/06/21 16:01
Method: SW846 8081B
Analyst approved: 07/07/21 03:00 Syra Marie Pacheco
Supervisor approved: 07/07/21 08:53 Gwendolyn Burns

Parameter	CAS	Sig#	R.T. (min.)	Reason
Tetrachloro-m-xylene	877-09-8	1	2.05	Poorly defined baseline
Heptachlor epoxide	1024-57-3	1	4.18	Poorly defined baseline
gamma-Chlordane	5103-74-2	1	4.35	Poorly defined baseline
alpha-Chlordane	5103-71-9	1	4.52	Poorly defined baseline
4,4'-DDE	72-55-9	1	4.64	Poorly defined baseline
Endosulfan-I	959-98-8	1	4.69	Poorly defined baseline
Endosulfan sulfate	1031-07-8	1	7.03	Poorly defined baseline
Endrin ketone	53494-70-5	1	7.49	Poorly defined baseline
Methoxychlor	72-43-5	2	9.36	Poorly defined baseline
Decachlorobiphenyl	2051-24-3	1	9.43	Poorly defined baseline

Quantitation Report (Qedit)

Data Path : C:\msdchem\1\data\syrap\1g5715\
Data File : 1g167682.d
Signal(s) : Signal #1: ECD1A.CH Signal #2: ECD2B.CH
Acq On : 06 Jul 2021 4:01 pm
Operator : taylorc
Sample : op34113-msd
Misc : op34113,g1g5715,15.0,,,10,1
ALS Vial : 35 Sample Multiplier: 1

Integration File signal 1: autoint1.e
Integration File signal 2: autoint2.e
Quant Time: Jul 07 01:43:13 2021
Quant Method : C:\MSDCHEM\1\METHODS\1pst5651.m
Quant Title : PEST/PCB
QLast Update : Wed Jul 07 01:39:45 2021
Response via : Initial Calibration
Integrator: ChemStation 6890 Scale Mode: Large solvent peaks clipped

Volume Inj. : 1ul/column
Signal #1 Phase : RTXCLP I Signal #2 Phase: RTX-CLP II
Signal #1 Info : 30mx.32mmx.50um Signal #2 Info : 30m x .32mm x .25um

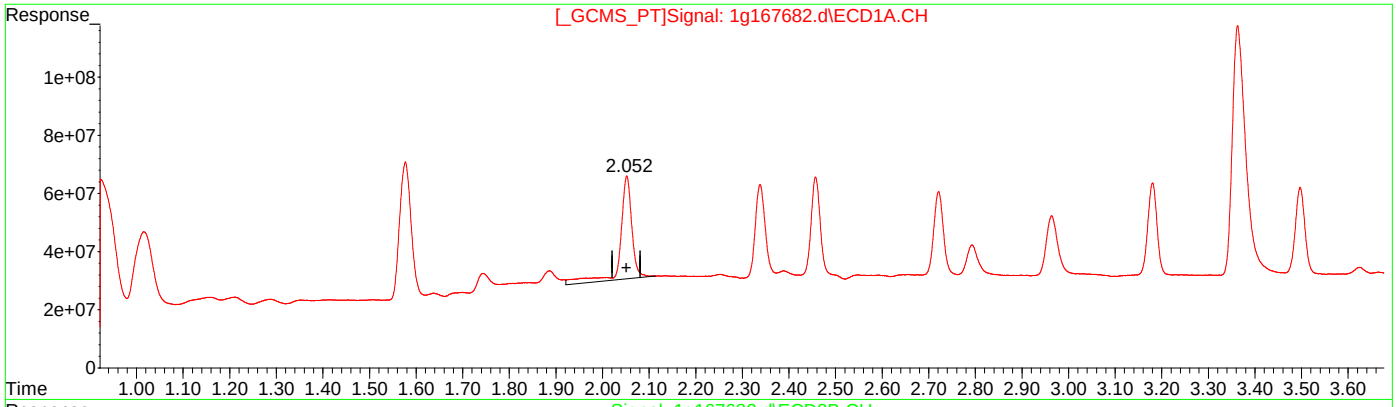

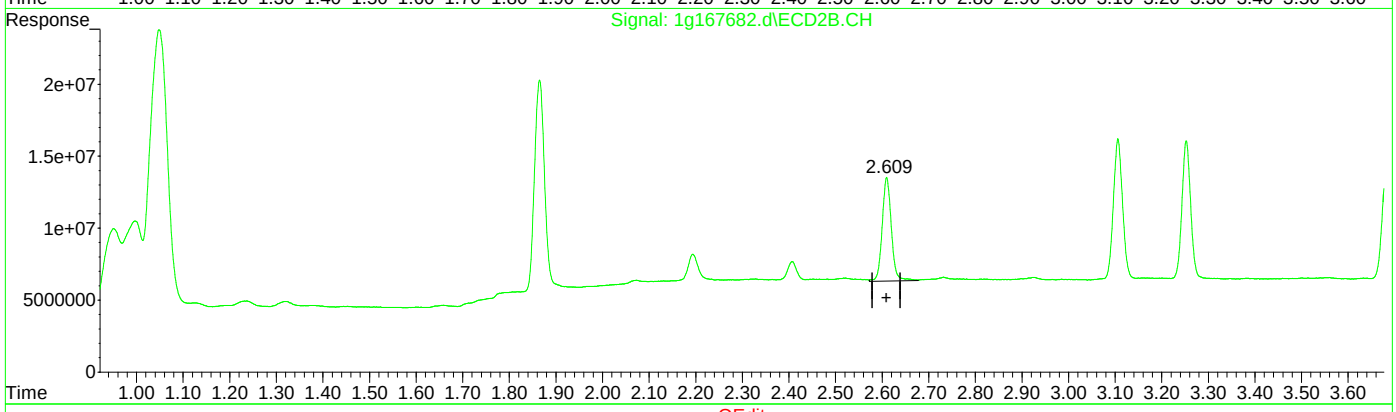

QEdit

(2) Tetrachloro-m-xylene (SAB)

2.052min 40.667 PPB

response 606169537

(2) Tetrachloro-m-xylene #2 (SAB)

2.610min 38.166 PPB

response 99142997

(+) = Expected Retention Time
1pst5651.m Wed Jul 07 02:37:18 2021

Quantitation Report (Qedit)

Data Path : C:\msdchem\1\data\syrap\1g5715\
Data File : 1g167682.d
Signal(s) : Signal #1: ECD1A.CH Signal #2: ECD2B.CH
Acq On : 06 Jul 2021 4:01 pm
Operator : taylorc
Sample : op34113-msd
Misc : op34113,g1g5715,15.0,,,10,1
ALS Vial : 35 Sample Multiplier: 1

Integration File signal 1: autoint1.e
Integration File signal 2: autoint2.e
Quant Time: Jul 07 01:43:13 2021
Quant Method : C:\MSDCHEM\1\METHODS\1pst5651.m
Quant Title : PEST/PCB
QLast Update : Wed Jul 07 01:39:45 2021
Response via : Initial Calibration
Integrator: ChemStation 6890 Scale Mode: Large solvent peaks clipped

Volume Inj. : 1ul/column
Signal #1 Phase : RTXCLP I Signal #2 Phase: RTX-CLP II
Signal #1 Info : 30mx.32mmx.50um Signal #2 Info : 30m x .32mm x .25um

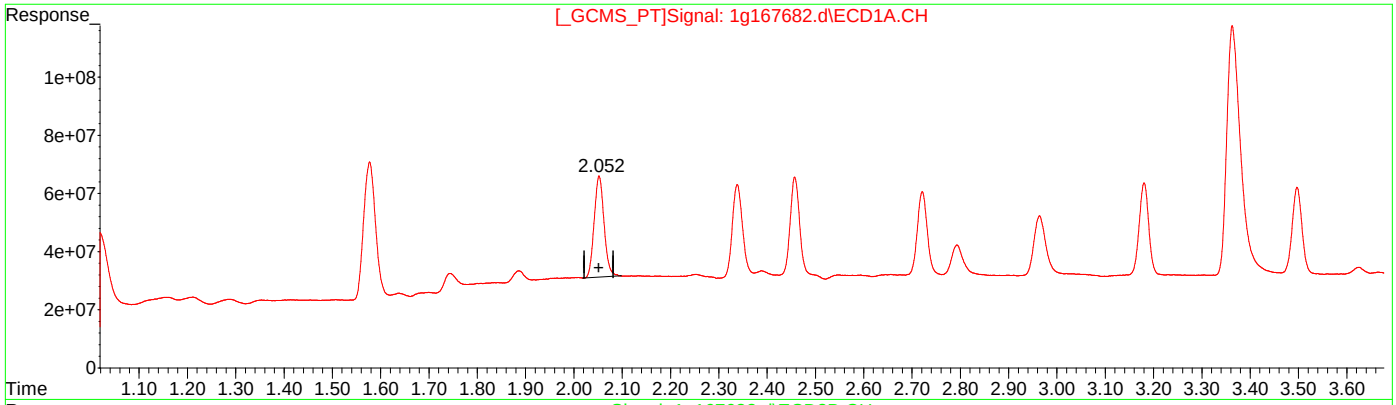

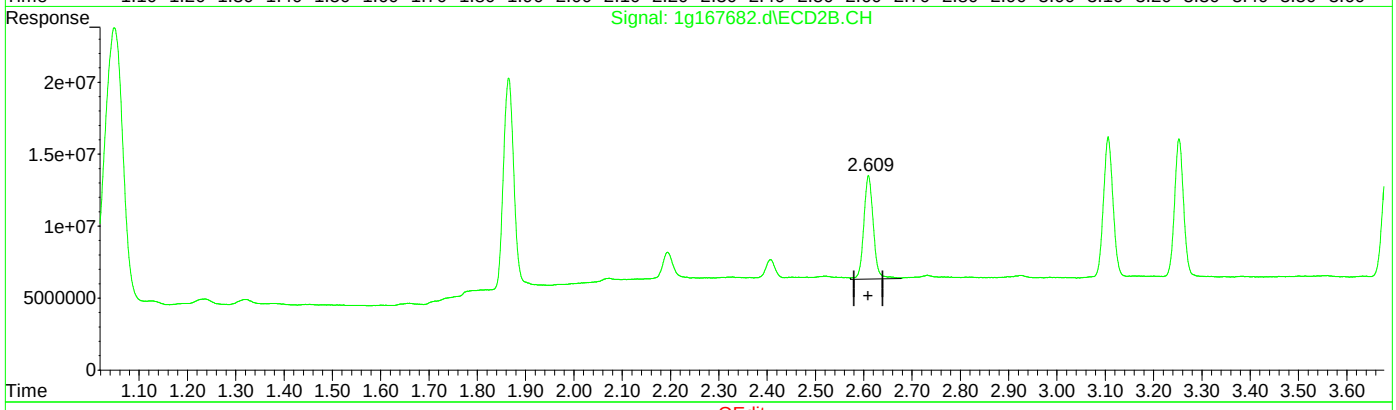

QEdit

(2) Tetrachloro-m-xylene (SAB)

2.052min 33.213 PPB m

response 495073690

(2) Tetrachloro-m-xylene #2 (SAB)

2.610min 38.166 PPB

response 99142997

(+) = Expected Retention Time
1pst5651.m Wed Jul 07 02:37:25 2021

Quantitation Report (Qedit)

Data Path : C:\msdchem\1\data\syrap\1g5715\
Data File : 1g167682.d
Signal(s) : Signal #1: ECD1A.CH Signal #2: ECD2B.CH
Acq On : 06 Jul 2021 4:01 pm
Operator : taylorc
Sample : op34113-msd
Misc : op34113,g1g5715,15.0,,,10,1
ALS Vial : 35 Sample Multiplier: 1

Integration File signal 1: autoint1.e
Integration File signal 2: autoint2.e
Quant Time: Jul 07 01:43:13 2021
Quant Method : C:\MSDCHEM\1\METHODS\1pst5651.m
Quant Title : PEST/PCB
QLast Update : Wed Jul 07 01:39:45 2021
Response via : Initial Calibration
Integrator: ChemStation 6890 Scale Mode: Large solvent peaks clipped

Volume Inj. : 1ul/column
Signal #1 Phase : RTXCLP I Signal #2 Phase: RTX-CLP II
Signal #1 Info : 30mx.32mmx.50um Signal #2 Info : 30m x .32mm x .25um

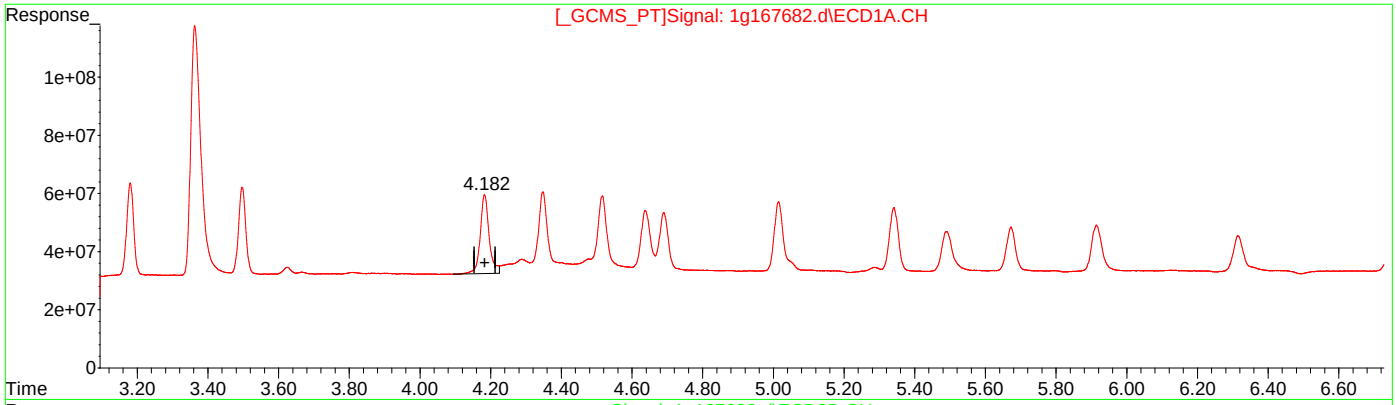

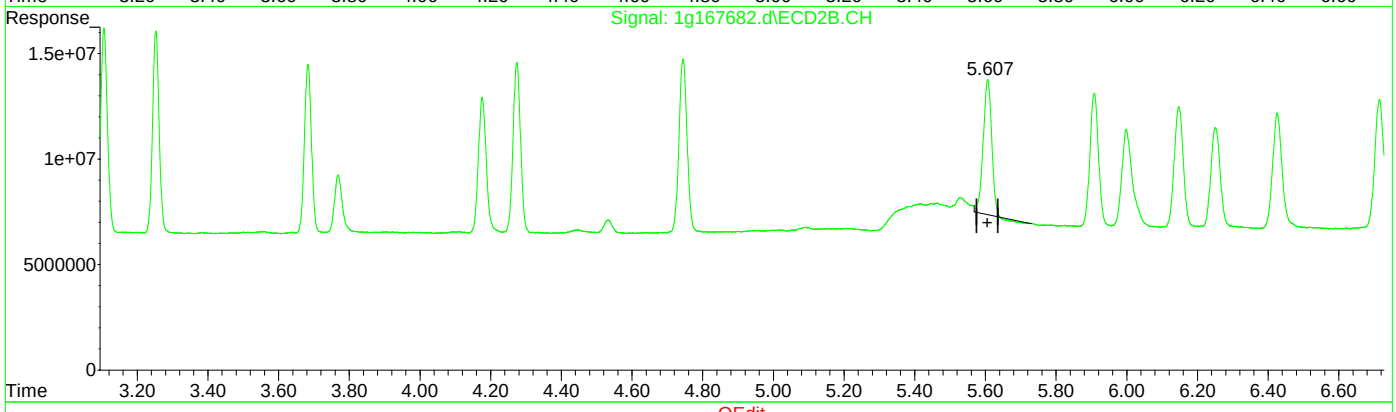

QEdit

(11) Heptachlor Epoxide (B)

4.183min 26.855 PPB

response 479140522

(11) Heptachlor Epoxide #2 (B)

5.607min 21.050 PPB

response 106045090

(+) = Expected Retention Time
1pst5651.m Wed Jul 07 02:37:39 2021

Quantitation Report (Qedit)

Data Path : C:\msdchem\1\data\syrap\1g5715\
Data File : 1g167682.d
Signal(s) : Signal #1: ECD1A.CH Signal #2: ECD2B.CH
Acq On : 06 Jul 2021 4:01 pm
Operator : taylorc
Sample : op34113-msd
Misc : op34113,g1g5715,15.0,,,10,1
ALS Vial : 35 Sample Multiplier: 1

Integration File signal 1: autoint1.e
Integration File signal 2: autoint2.e
Quant Time: Jul 07 01:43:13 2021
Quant Method : C:\MSDCHEM\1\METHODS\1pst5651.m
Quant Title : PEST/PCB
QLast Update : Wed Jul 07 01:39:45 2021
Response via : Initial Calibration
Integrator: ChemStation 6890 Scale Mode: Large solvent peaks clipped

Volume Inj. : 1ul/column
Signal #1 Phase : RTXCLP I Signal #2 Phase: RTX-CLP II
Signal #1 Info : 30mx.32mmx.50um Signal #2 Info : 30m x .32mm x .25um

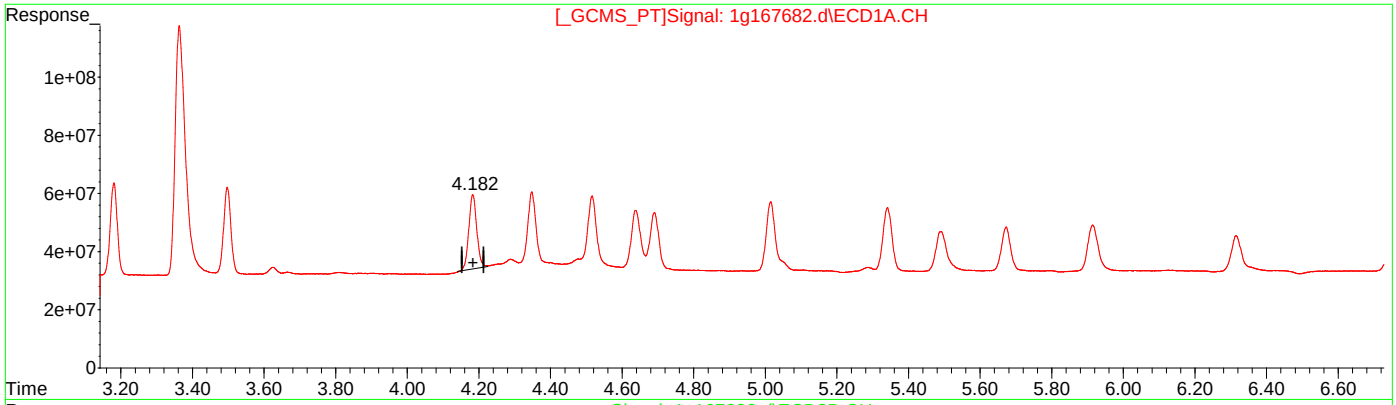

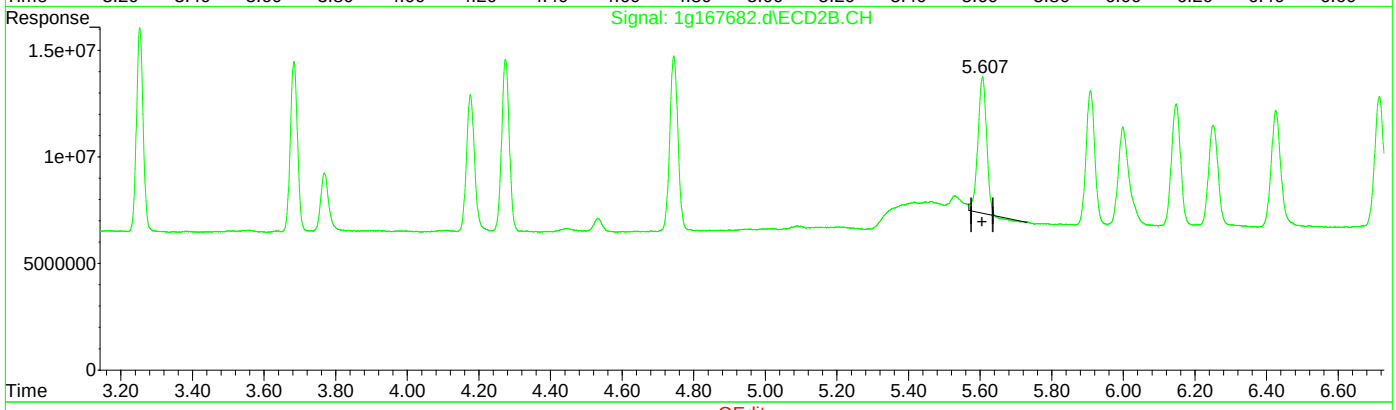

QEdit

(11) Heptachlor Epoxide (B)

4.182min 22.081 PPB m

response 393964857

(11) Heptachlor Epoxide #2 (B)

5.607min 21.050 PPB

response 106045090

(+) = Expected Retention Time
1pst5651.m Wed Jul 07 02:37:46 2021

11.4.2.5 11

Quantitation Report (Qedit)

Data Path : C:\msdchem\1\data\syrap\1g5715\
Data File : 1g167682.d
Signal(s) : Signal #1: ECD1A.CH Signal #2: ECD2B.CH
Acq On : 06 Jul 2021 4:01 pm
Operator : taylorc
Sample : op34113-msd
Misc : op34113,g1g5715,15.0,,,10,1
ALS Vial : 35 Sample Multiplier: 1

Integration File signal 1: autoint1.e
Integration File signal 2: autoint2.e
Quant Time: Jul 07 01:43:13 2021
Quant Method : C:\MSDCHEM\1\METHODS\1pst5651.m
Quant Title : PEST/PCB
QLast Update : Wed Jul 07 01:39:45 2021
Response via : Initial Calibration
Integrator: ChemStation 6890 Scale Mode: Large solvent peaks clipped

Volume Inj. : 1ul/column
Signal #1 Phase : RTXCLP I Signal #2 Phase: RTX-CLP II
Signal #1 Info : 30mx.32mmx.50um Signal #2 Info : 30m x .32mm x .25um

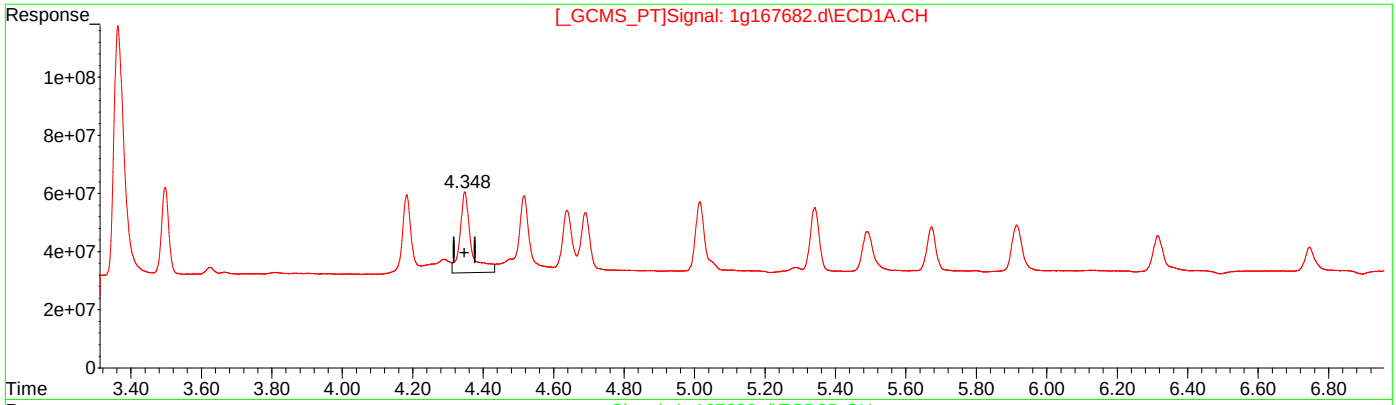

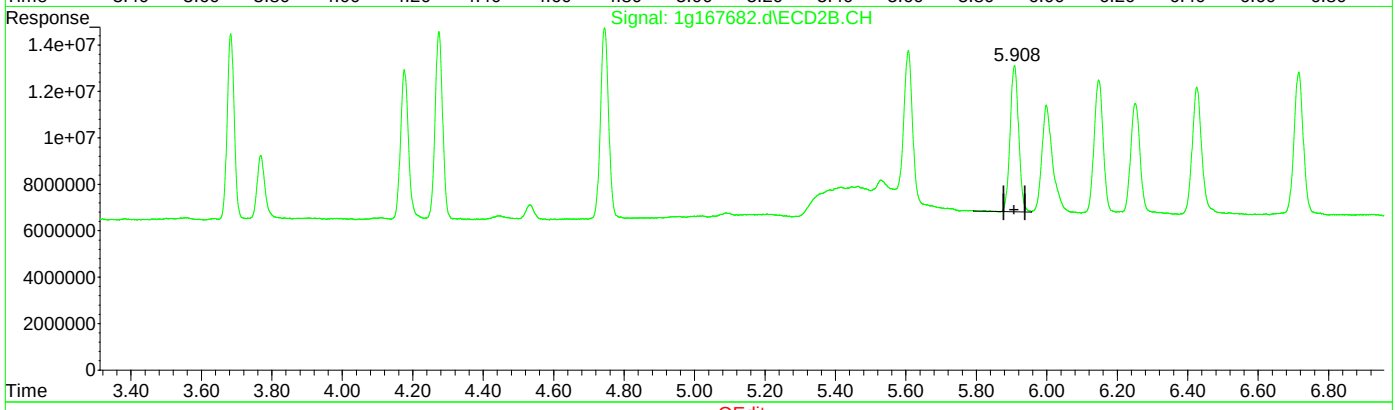

QEdit

(12) gamma-Chlordane (B)

4.348min 32.569 PPB

response 613148489

(12) gamma-Chlordane #2 (B)

5.908min 23.072 PPB

response 105741232

(+) = Expected Retention Time
1pst5651.m Wed Jul 07 02:37:49 2021

Quantitation Report (Qedit)

Data Path : C:\msdchem\1\data\syrap\1g5715\
Data File : 1g167682.d
Signal(s) : Signal #1: ECD1A.CH Signal #2: ECD2B.CH
Acq On : 06 Jul 2021 4:01 pm
Operator : taylorc
Sample : op34113-msd
Misc : op34113,g1g5715,15.0,,,10,1
ALS Vial : 35 Sample Multiplier: 1

Integration File signal 1: autoint1.e
Integration File signal 2: autoint2.e
Quant Time: Jul 07 01:43:13 2021
Quant Method : C:\MSDCHEM\1\METHODS\1pst5651.m
Quant Title : PEST/PCB
QLast Update : Wed Jul 07 01:39:45 2021
Response via : Initial Calibration
Integrator: ChemStation 6890 Scale Mode: Large solvent peaks clipped

Volume Inj. : 1ul/column
Signal #1 Phase : RTXCLP I Signal #2 Phase: RTX-CLP II
Signal #1 Info : 30mx.32mmx.50um Signal #2 Info : 30m x .32mm x .25um

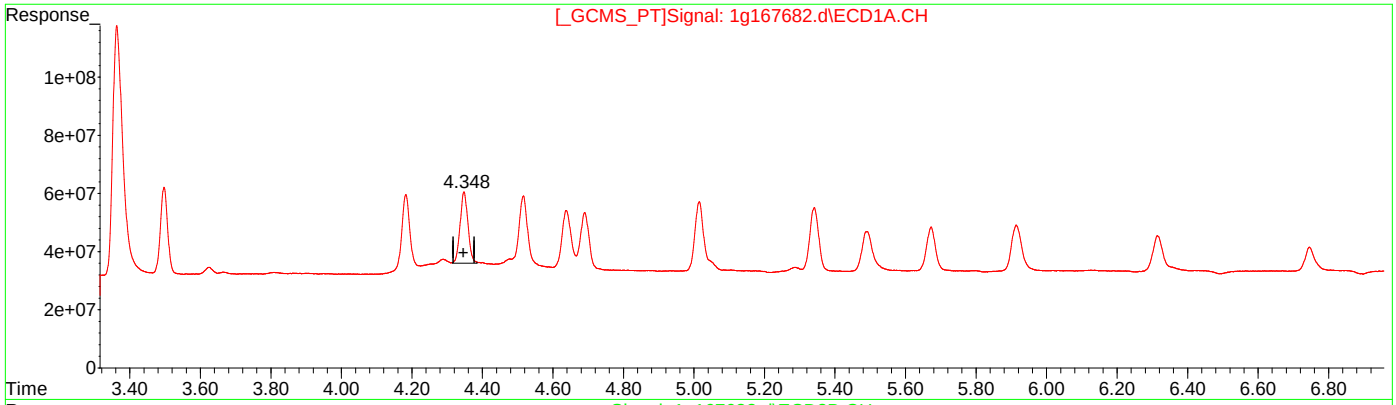

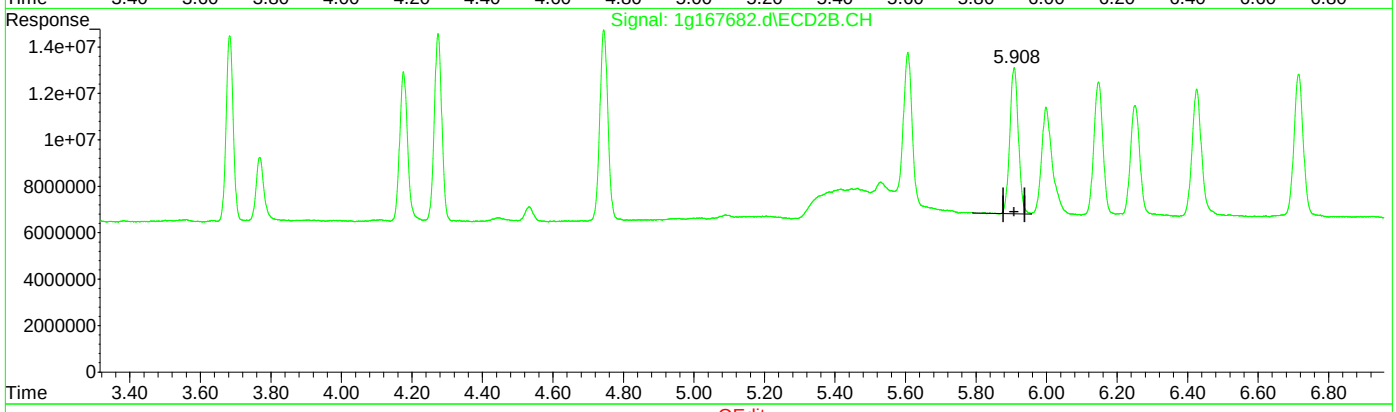

QEdit

(12) gamma-Chlordane (B)

4.348min 20.178 PPB m

response 379878167

(12) gamma-Chlordane #2 (B)

5.908min 23.072 PPB

response 105741232

(+) = Expected Retention Time
1pst5651.m Wed Jul 07 02:37:57 2021

Quantitation Report (Qedit)

Data Path : C:\msdchem\1\data\syrap\1g5715\
Data File : 1g167682.d
Signal(s) : Signal #1: ECD1A.CH Signal #2: ECD2B.CH
Acq On : 06 Jul 2021 4:01 pm
Operator : taylorc
Sample : op34113-msd
Misc : op34113,g1g5715,15.0,,,10,1
ALS Vial : 35 Sample Multiplier: 1

Integration File signal 1: autoint1.e
Integration File signal 2: autoint2.e
Quant Time: Jul 07 01:43:13 2021
Quant Method : C:\MSDCHEM\1\METHODS\1pst5651.m
Quant Title : PEST/PCB
QLast Update : Wed Jul 07 01:39:45 2021
Response via : Initial Calibration
Integrator: ChemStation 6890 Scale Mode: Large solvent peaks clipped

Volume Inj. : 1ul/column
Signal #1 Phase : RTXCLP I Signal #2 Phase: RTX-CLP II
Signal #1 Info : 30mx.32mmx.50um Signal #2 Info : 30m x .32mm x .25um

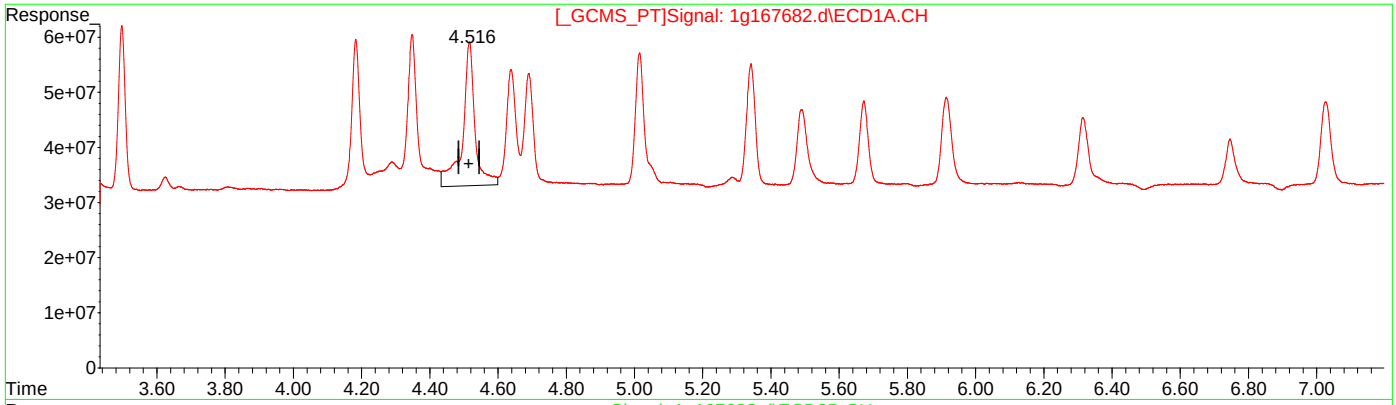

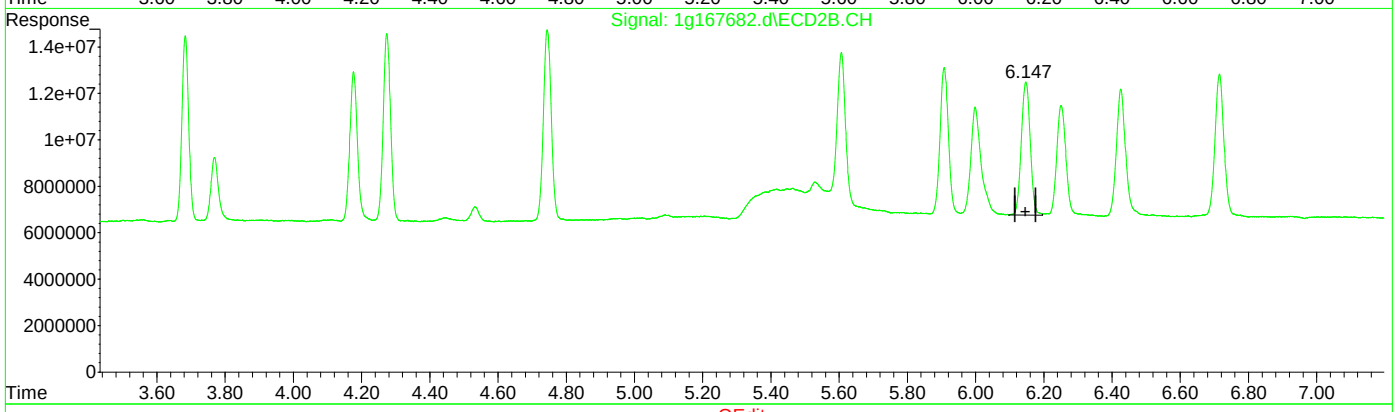

QEdit

(13) alpha-Chlordane (B)

4.516min 37.728 PPB

response 651954584

(13) alpha-Chlordane #2 (B)

6.148min 23.043 PPB

response 103090132

(+) = Expected Retention Time
1pst5651.m Wed Jul 07 02:38:00 2021

Quantitation Report (Qedit)

Data Path : C:\msdchem\1\data\syrap\1g5715\
Data File : 1g167682.d
Signal(s) : Signal #1: ECD1A.CH Signal #2: ECD2B.CH
Acq On : 06 Jul 2021 4:01 pm
Operator : taylorc
Sample : op34113-msd
Misc : op34113,g1g5715,15.0,,,10,1
ALS Vial : 35 Sample Multiplier: 1

Integration File signal 1: autoint1.e
Integration File signal 2: autoint2.e
Quant Time: Jul 07 01:43:13 2021
Quant Method : C:\MSDCHEM\1\METHODS\1pst5651.m
Quant Title : PEST/PCB
QLast Update : Wed Jul 07 01:39:45 2021
Response via : Initial Calibration
Integrator: ChemStation 6890 Scale Mode: Large solvent peaks clipped

Volume Inj. : 1ul/column
Signal #1 Phase : RTXCLP I Signal #2 Phase: RTX-CLP II
Signal #1 Info : 30mx.32mmx.50um Signal #2 Info : 30m x .32mm x .25um

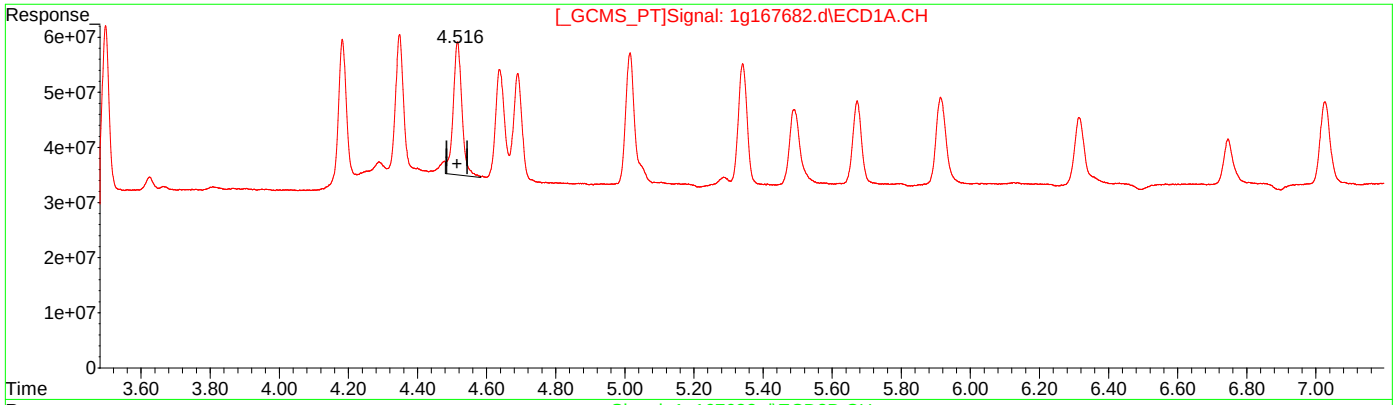

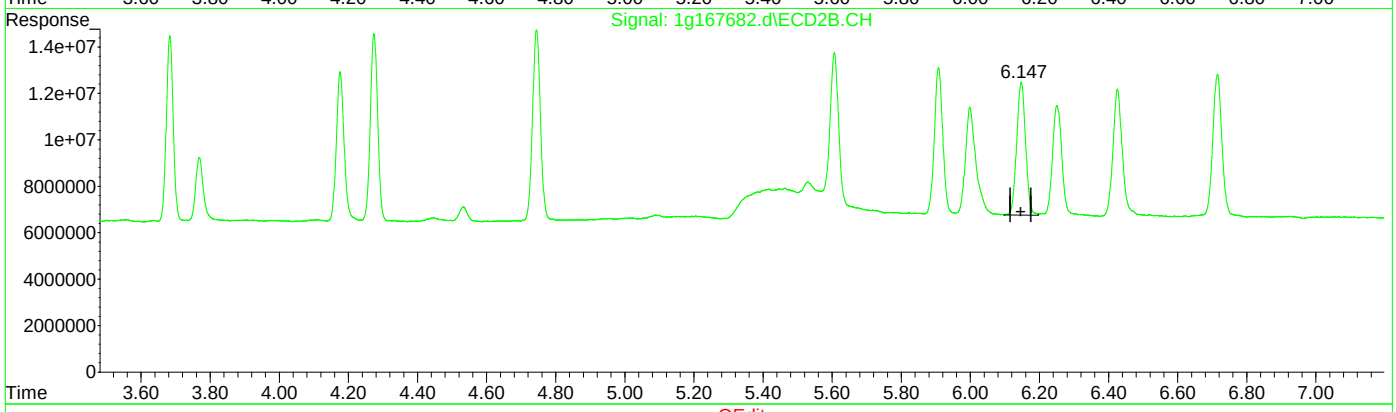

QEdit

(13) alpha-Chlordane (B)

4.516min 24.736 PPB m

response 427454237

(13) alpha-Chlordane #2 (B)

6.148min 23.043 PPB

response 103090132

(+) = Expected Retention Time
1pst5651.m Wed Jul 07 02:38:11 2021

Quantitation Report (Qedit)

Data Path : C:\msdchem\1\data\syrap\1g5715\
Data File : 1g167682.d
Signal(s) : Signal #1: ECD1A.CH Signal #2: ECD2B.CH
Acq On : 06 Jul 2021 4:01 pm
Operator : taylorc
Sample : op34113-msd
Misc : op34113,g1g5715,15.0,,,10,1
ALS Vial : 35 Sample Multiplier: 1

Integration File signal 1: autoint1.e
Integration File signal 2: autoint2.e
Quant Time: Jul 07 01:43:13 2021
Quant Method : C:\MSDCHEM\1\METHODS\1pst5651.m
Quant Title : PEST/PCB
QLast Update : Wed Jul 07 01:39:45 2021
Response via : Initial Calibration
Integrator: ChemStation 6890 Scale Mode: Large solvent peaks clipped

Volume Inj. : 1ul/column
Signal #1 Phase : RTXCLP I Signal #2 Phase: RTX-CLP II
Signal #1 Info : 30mx.32mmx.50um Signal #2 Info : 30m x .32mm x .25um

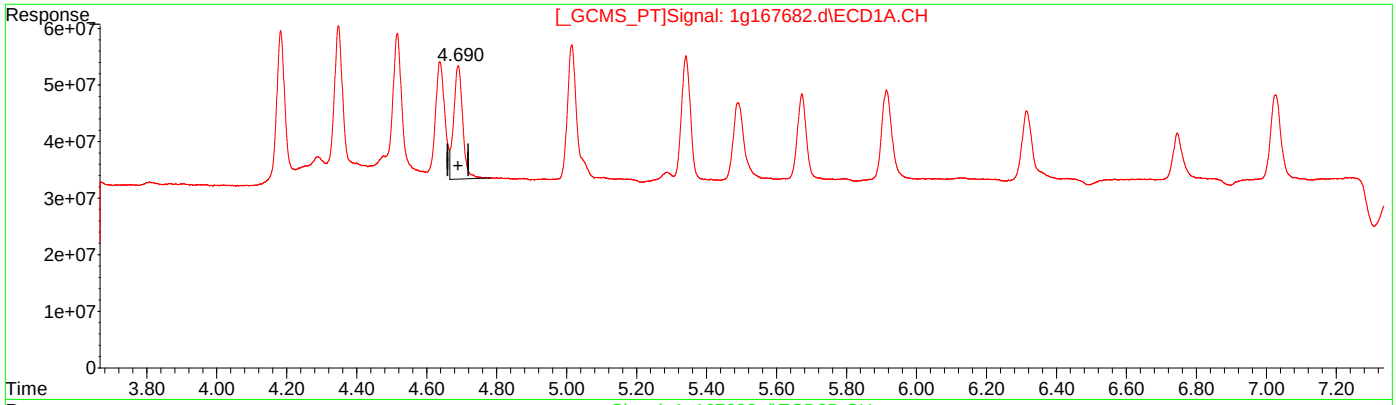

(14) Endosulfan I (A)

4.690min 20.243 PPB

response 361408812

(14) Endosulfan I #2 (A)

6.251min 19.381 PPB

response 89086220

(+) = Expected Retention Time
1pst5651.m Wed Jul 07 02:38:13 2021

Quantitation Report (Qedit)

Data Path : C:\msdchem\1\data\syrap\1g5715\
Data File : 1g167682.d
Signal(s) : Signal #1: ECD1A.CH Signal #2: ECD2B.CH
Acq On : 06 Jul 2021 4:01 pm
Operator : taylorc
Sample : op34113-msd
Misc : op34113,g1g5715,15.0,,,10,1
ALS Vial : 35 Sample Multiplier: 1

Integration File signal 1: autoint1.e
Integration File signal 2: autoint2.e
Quant Time: Jul 07 01:43:13 2021
Quant Method : C:\MSDCHEM\1\METHODS\1pst5651.m
Quant Title : PEST/PCB
QLast Update : Wed Jul 07 01:39:45 2021
Response via : Initial Calibration
Integrator: ChemStation 6890 Scale Mode: Large solvent peaks clipped

Volume Inj. : 1ul/column
Signal #1 Phase : RTXCLP I Signal #2 Phase: RTX-CLP II
Signal #1 Info : 30mx.32mmx.50um Signal #2 Info : 30m x .32mm x .25um

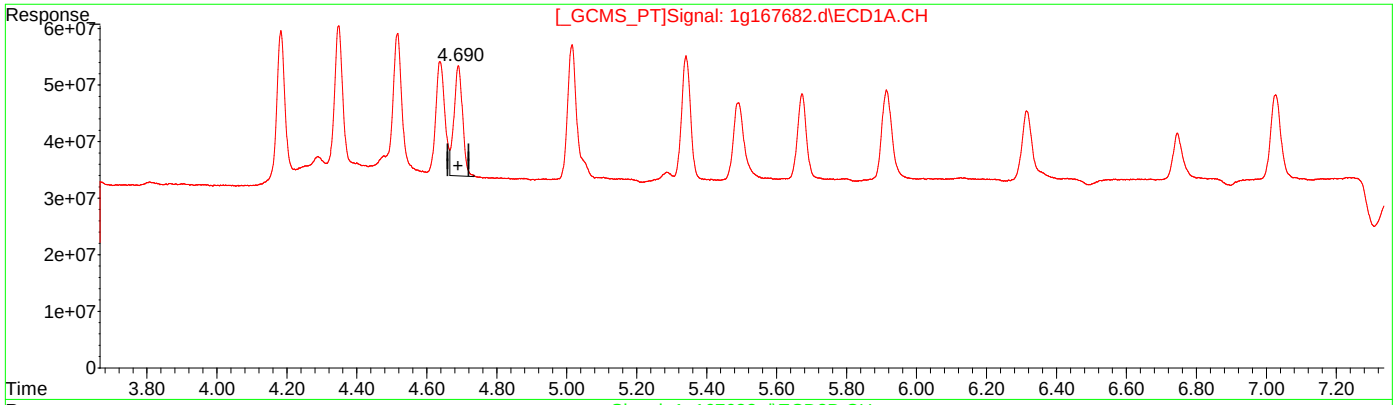

QEdit

(14) Endosulfan I (A)

4.690min 18.837 PPB m

response 336316053

(14) Endosulfan I #2 (A)

6.251min 19.381 PPB

response 89086220

(+) = Expected Retention Time
1pst5651.m Wed Jul 07 02:38:25 2021

Quantitation Report (Qedit)

Data Path : C:\msdchem\1\data\syrap\1g5715\
Data File : 1g167682.d
Signal(s) : Signal #1: ECD1A.CH Signal #2: ECD2B.CH
Acq On : 06 Jul 2021 4:01 pm
Operator : taylorc
Sample : op34113-msd
Misc : op34113,g1g5715,15.0,,,10,1
ALS Vial : 35 Sample Multiplier: 1

Integration File signal 1: autoint1.e
Integration File signal 2: autoint2.e
Quant Time: Jul 07 01:43:13 2021
Quant Method : C:\MSDCHEM\1\METHODS\1pst5651.m
Quant Title : PEST/PCB
QLast Update : Wed Jul 07 01:39:45 2021
Response via : Initial Calibration
Integrator: ChemStation 6890 Scale Mode: Large solvent peaks clipped

Volume Inj. : 1ul/column
Signal #1 Phase : RTXCLP I Signal #2 Phase: RTX-CLP II
Signal #1 Info : 30mx.32mmx.50um Signal #2 Info : 30m x .32mm x .25um

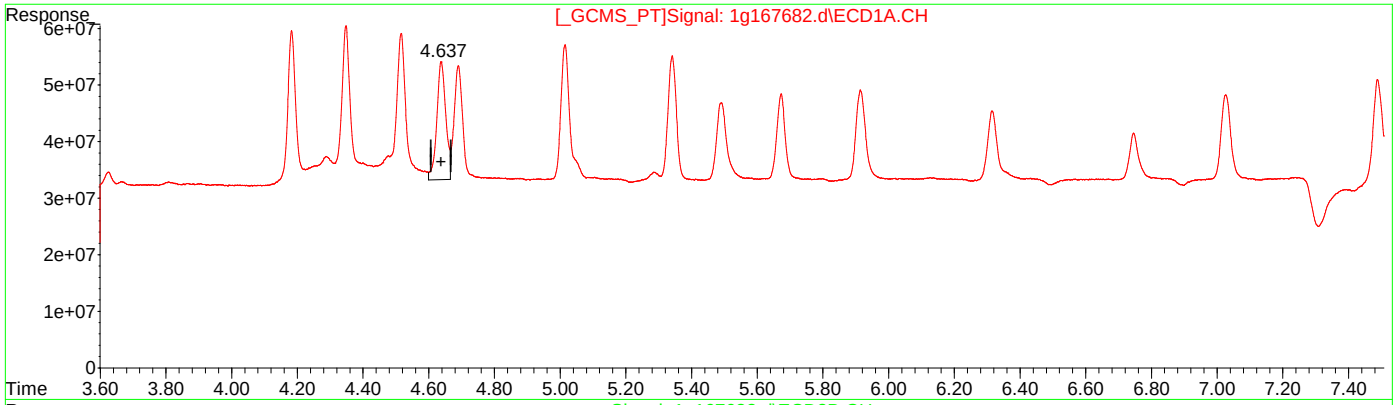

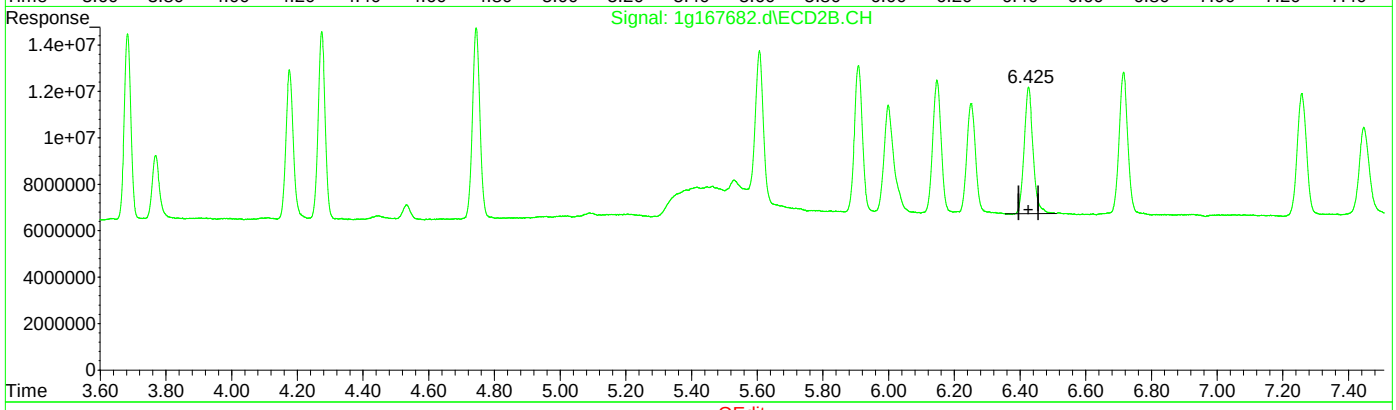

QEdit

(15) 4,4'-DDE (B)

4.638min 24.820 PPB

response 399474874

(15) 4,4'-DDE #2 (B)

6.426min 22.820 PPB

response 101992654

(+) = Expected Retention Time
1pst5651.m Wed Jul 07 02:38:28 2021

Quantitation Report (Qedit)

Data Path : C:\msdchem\1\data\syrap\1g5715\
Data File : 1g167682.d
Signal(s) : Signal #1: ECD1A.CH Signal #2: ECD2B.CH
Acq On : 06 Jul 2021 4:01 pm
Operator : taylorc
Sample : op34113-msd
Misc : op34113,g1g5715,15.0,,,10,1
ALS Vial : 35 Sample Multiplier: 1

Integration File signal 1: autoint1.e
Integration File signal 2: autoint2.e
Quant Time: Jul 07 01:43:13 2021
Quant Method : C:\MSDCHEM\1\METHODS\1pst5651.m
Quant Title : PEST/PCB
QLast Update : Wed Jul 07 01:39:45 2021
Response via : Initial Calibration
Integrator: ChemStation 6890 Scale Mode: Large solvent peaks clipped

Volume Inj. : 1ul/column
Signal #1 Phase : RTXCLP I Signal #2 Phase: RTX-CLP II
Signal #1 Info : 30mx.32mmx.50um Signal #2 Info : 30m x .32mm x .25um

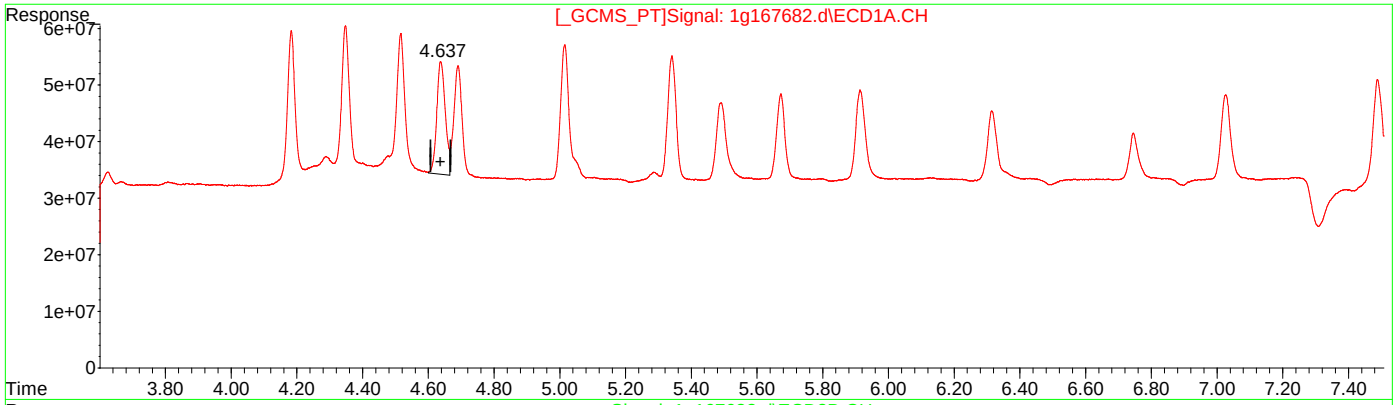

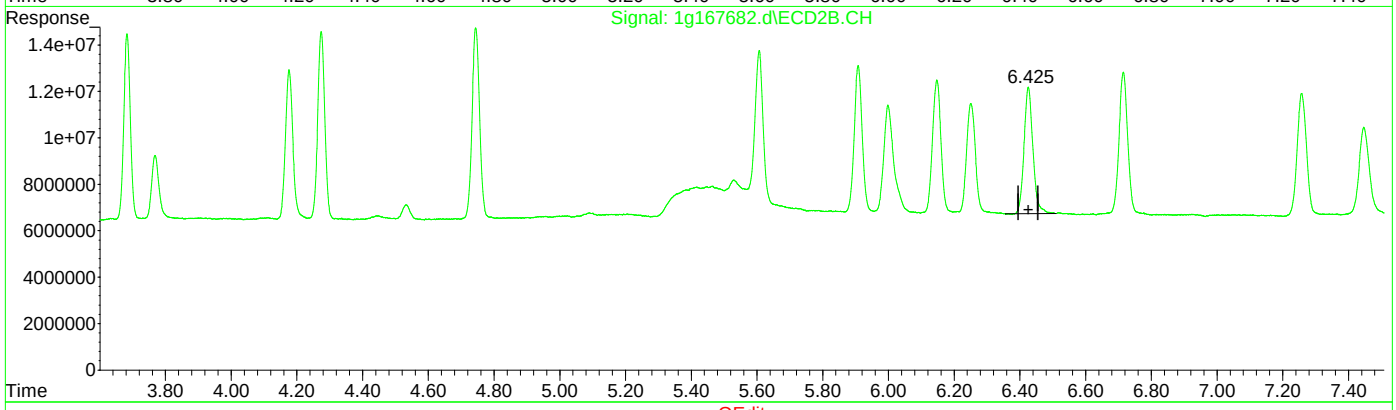

QEdit

(15) 4,4'-DDE (B)

4.637min 22.194 PPB m

response 357206170

(15) 4,4'-DDE #2 (B)

6.426min 22.820 PPB

response 101992654

(+) = Expected Retention Time
1pst5651.m Wed Jul 07 02:38:39 2021

Quantitation Report (Qedit)

Data Path : C:\msdchem\1\data\syrap\1g5715\
Data File : 1g167682.d
Signal(s) : Signal #1: ECD1A.CH Signal #2: ECD2B.CH
Acq On : 06 Jul 2021 4:01 pm
Operator : taylorc
Sample : op34113-msd
Misc : op34113,g1g5715,15.0,,,10,1
ALS Vial : 35 Sample Multiplier: 1

Integration File signal 1: autoint1.e
Integration File signal 2: autoint2.e
Quant Time: Jul 07 01:43:13 2021
Quant Method : C:\MSDCHEM\1\METHODS\1pst5651.m
Quant Title : PEST/PCB
QLast Update : Wed Jul 07 01:39:45 2021
Response via : Initial Calibration
Integrator: ChemStation 6890 Scale Mode: Large solvent peaks clipped

Volume Inj. : 1ul/column
Signal #1 Phase : RTXCLP I Signal #2 Phase: RTX-CLP II
Signal #1 Info : 30mx.32mmx.50um Signal #2 Info : 30m x .32mm x .25um

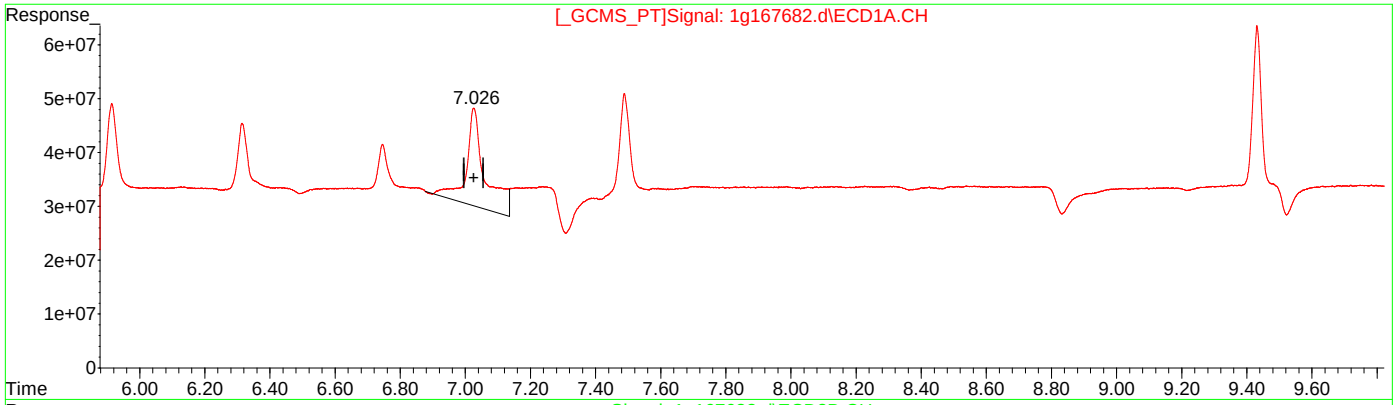

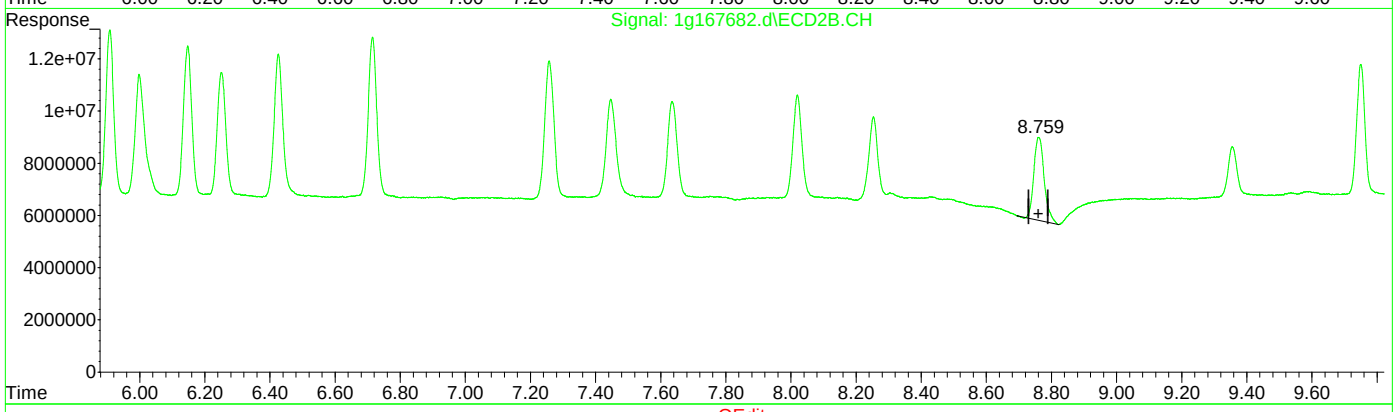

QEdit

(22) Endosulfan Sulfate (B)

7.026min 47.581 PPB

response 733759000

(22) Endosulfan Sulfate #2 (B)

8.761min 19.013 PPB

response 70768937

(+) = Expected Retention Time
1pst5651.m Wed Jul 07 02:38:49 2021

Quantitation Report (Qedit)

Data Path : C:\msdchem\1\data\syrap\1g5715\
Data File : 1g167682.d
Signal(s) : Signal #1: ECD1A.CH Signal #2: ECD2B.CH
Acq On : 06 Jul 2021 4:01 pm
Operator : taylorc
Sample : op34113-msd
Misc : op34113,g1g5715,15.0,,,10,1
ALS Vial : 35 Sample Multiplier: 1

Integration File signal 1: autoint1.e
Integration File signal 2: autoint2.e
Quant Time: Jul 07 01:43:13 2021
Quant Method : C:\MSDCHEM\1\METHODS\1pst5651.m
Quant Title : PEST/PCB
QLast Update : Wed Jul 07 01:39:45 2021
Response via : Initial Calibration
Integrator: ChemStation 6890 Scale Mode: Large solvent peaks clipped

Volume Inj. : 1ul/column
Signal #1 Phase : RTXCLP I Signal #2 Phase: RTX-CLP II
Signal #1 Info : 30mx.32mmx.50um Signal #2 Info : 30m x .32mm x .25um

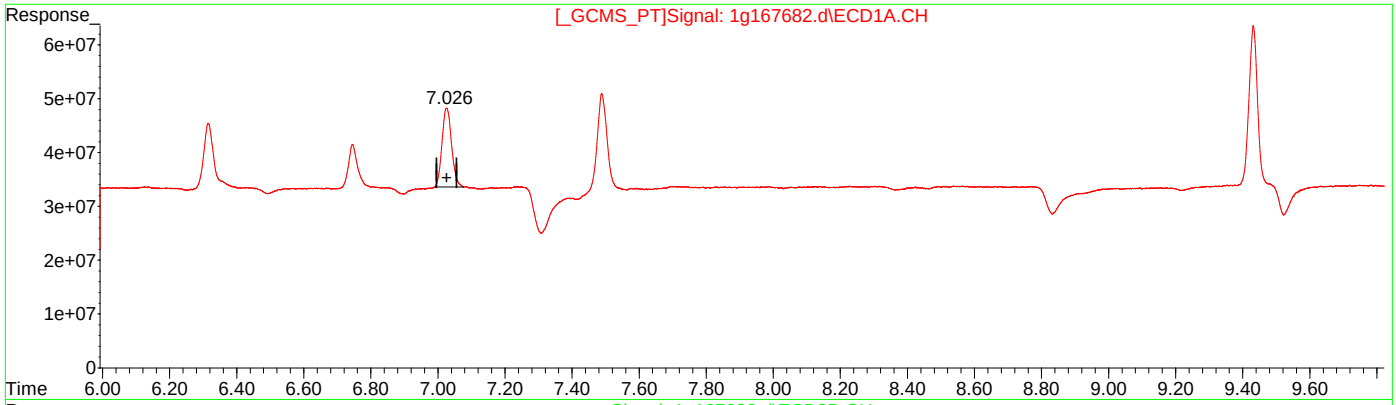

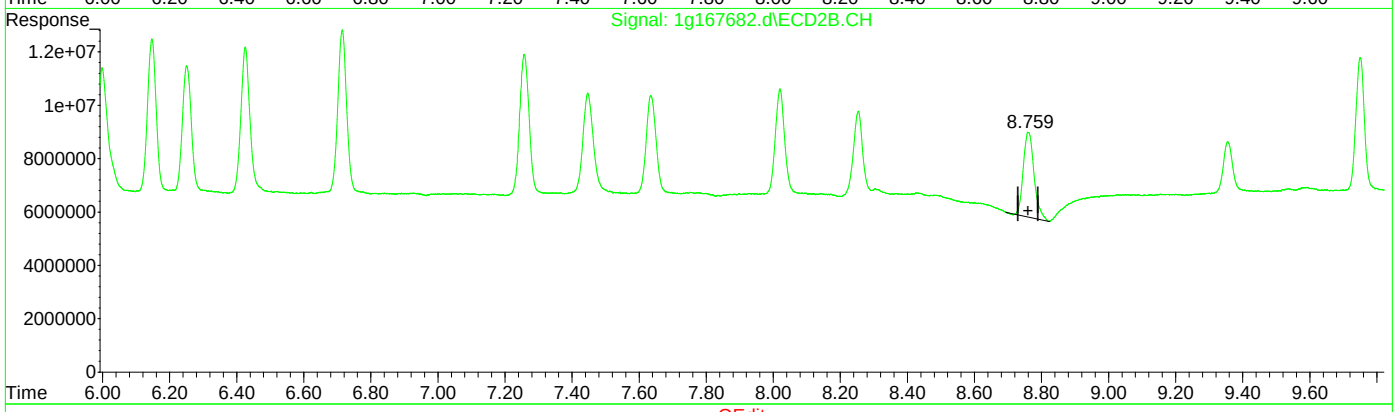

QEdit

(22) Endosulfan Sulfate (B)

7.026min 18.871 PPB m

response 291008303

(22) Endosulfan Sulfate #2 (B)

8.761min 19.013 PPB

response 70768937

(+) = Expected Retention Time
1pst5651.m Wed Jul 07 02:39:00 2021

Quantitation Report (Qedit)

Data Path : C:\msdchem\1\data\syrap\1g5715\
Data File : 1g167682.d
Signal(s) : Signal #1: ECD1A.CH Signal #2: ECD2B.CH
Acq On : 06 Jul 2021 4:01 pm
Operator : taylorc
Sample : op34113-msd
Misc : op34113,g1g5715,15.0,,,10,1
ALS Vial : 35 Sample Multiplier: 1

Integration File signal 1: autoint1.e
Integration File signal 2: autoint2.e
Quant Time: Jul 07 01:43:13 2021
Quant Method : C:\MSDCHEM\1\METHODS\1pst5651.m
Quant Title : PEST/PCB
QLast Update : Wed Jul 07 01:39:45 2021
Response via : Initial Calibration
Integrator: ChemStation 6890 Scale Mode: Large solvent peaks clipped

Volume Inj. : 1ul/column
Signal #1 Phase : RTXCLP I Signal #2 Phase: RTX-CLP II
Signal #1 Info : 30mx.32mmx.50um Signal #2 Info : 30m x .32mm x .25um

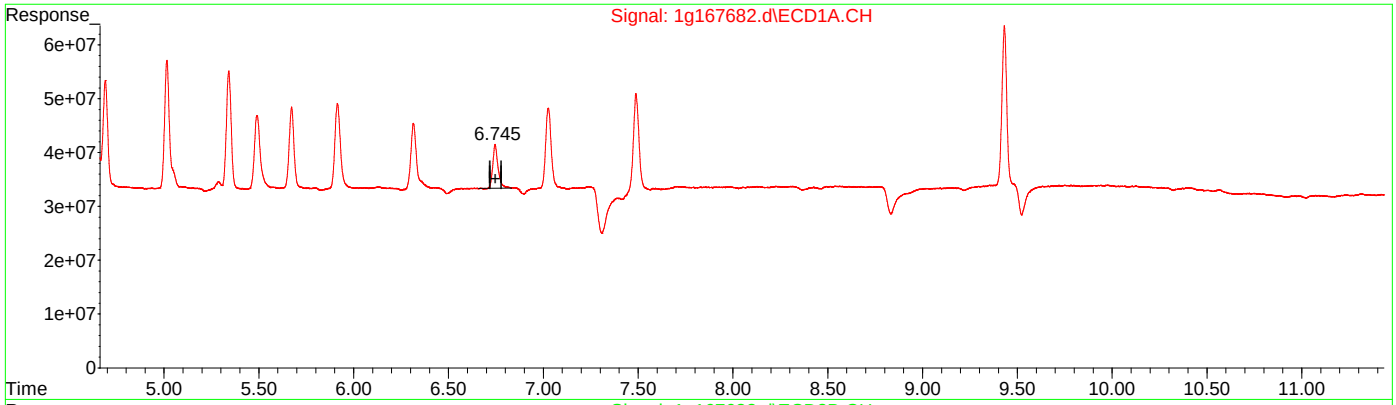

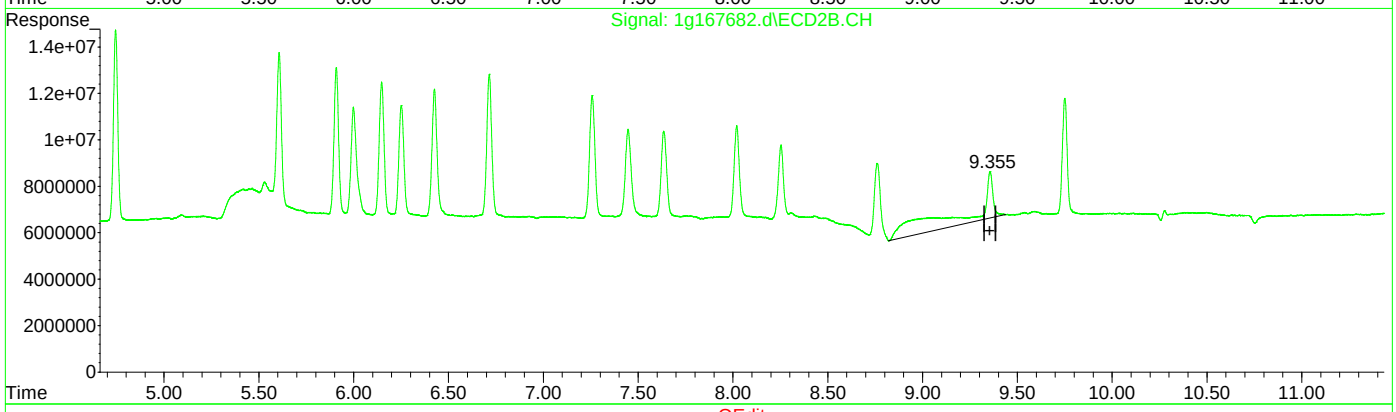

QEdit

(23) Methoxychlor (A)

6.746min 19.390 PPB

response 158685671

(23) Methoxychlor #2 (A)

9.356min 104.827 PPB

response 168466472

(+) = Expected Retention Time
1pst5651.m Wed Jul 07 02:39:05 2021

Quantitation Report (Qedit)

Data Path : C:\msdchem\1\data\syrap\1g5715\
Data File : 1g167682.d
Signal(s) : Signal #1: ECD1A.CH Signal #2: ECD2B.CH
Acq On : 06 Jul 2021 4:01 pm
Operator : taylorc
Sample : op34113-msd
Misc : op34113,g1g5715,15.0,,,10,1
ALS Vial : 35 Sample Multiplier: 1

Integration File signal 1: autoint1.e
Integration File signal 2: autoint2.e
Quant Time: Jul 07 01:43:13 2021
Quant Method : C:\MSDCHEM\1\METHODS\1pst5651.m
Quant Title : PEST/PCB
QLast Update : Wed Jul 07 01:39:45 2021
Response via : Initial Calibration
Integrator: ChemStation 6890 Scale Mode: Large solvent peaks clipped

Volume Inj. : 1ul/column
Signal #1 Phase : RTXCLP I Signal #2 Phase: RTX-CLP II
Signal #1 Info : 30mx.32mmx.50um Signal #2 Info : 30m x .32mm x .25um

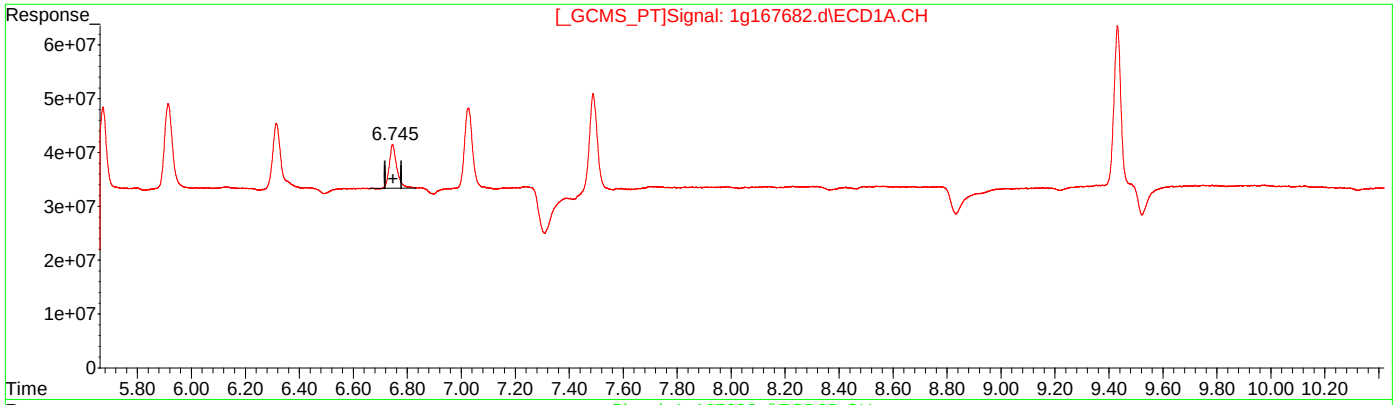

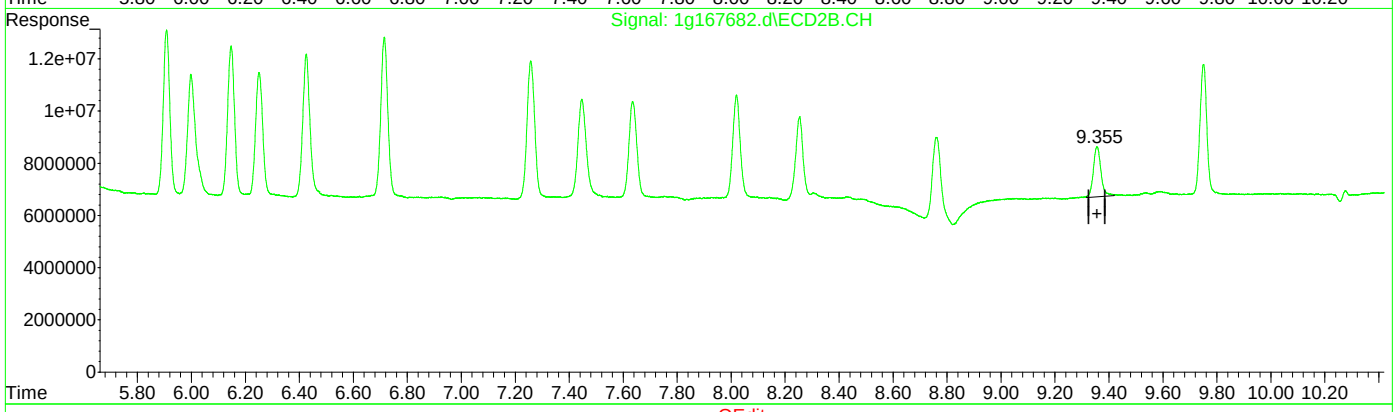

QEdit

(23) Methoxychlor (A)

6.746min 19.390 PPB

response 158685671

(23) Methoxychlor #2 (A)

9.355min 23.295 PPB m

response 37436889

(+) = Expected Retention Time
1pst5651.m Wed Jul 07 02:39:16 2021

Quantitation Report (Qedit)

Data Path : C:\msdchem\1\data\syrap\1g5715\
Data File : 1g167682.d
Signal(s) : Signal #1: ECD1A.CH Signal #2: ECD2B.CH
Acq On : 06 Jul 2021 4:01 pm
Operator : taylorc
Sample : op34113-msd
Misc : op34113,g1g5715,15.0,,,10,1
ALS Vial : 35 Sample Multiplier: 1

Integration File signal 1: autoint1.e
Integration File signal 2: autoint2.e
Quant Time: Jul 07 01:43:13 2021
Quant Method : C:\MSDCHEM\1\METHODS\1pst5651.m
Quant Title : PEST/PCB
QLast Update : Wed Jul 07 01:39:45 2021
Response via : Initial Calibration
Integrator: ChemStation 6890 Scale Mode: Large solvent peaks clipped

Volume Inj. : 1ul/column
Signal #1 Phase : RTXCLP I Signal #2 Phase: RTX-CLP II
Signal #1 Info : 30mx.32mmx.50um Signal #2 Info : 30m x .32mm x .25um

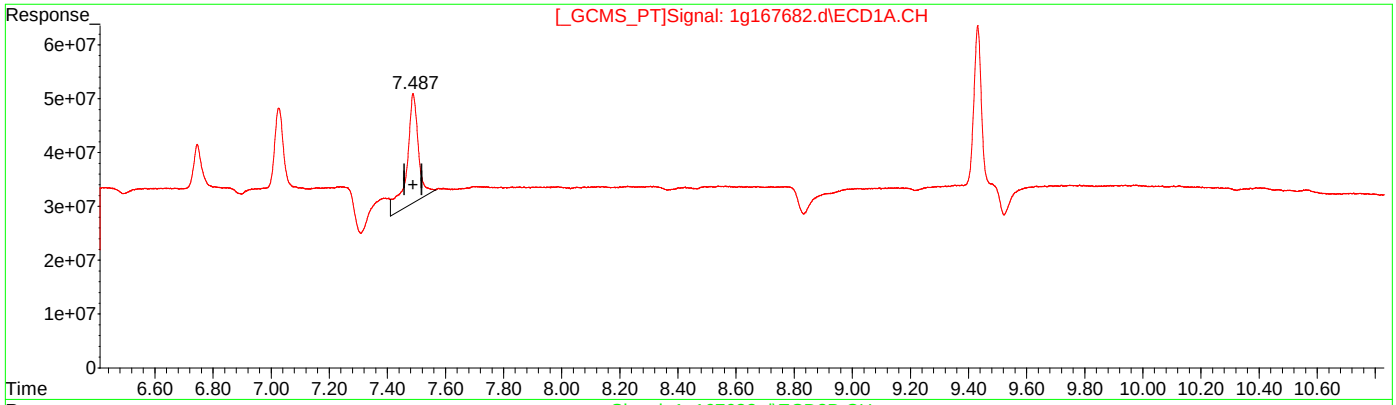

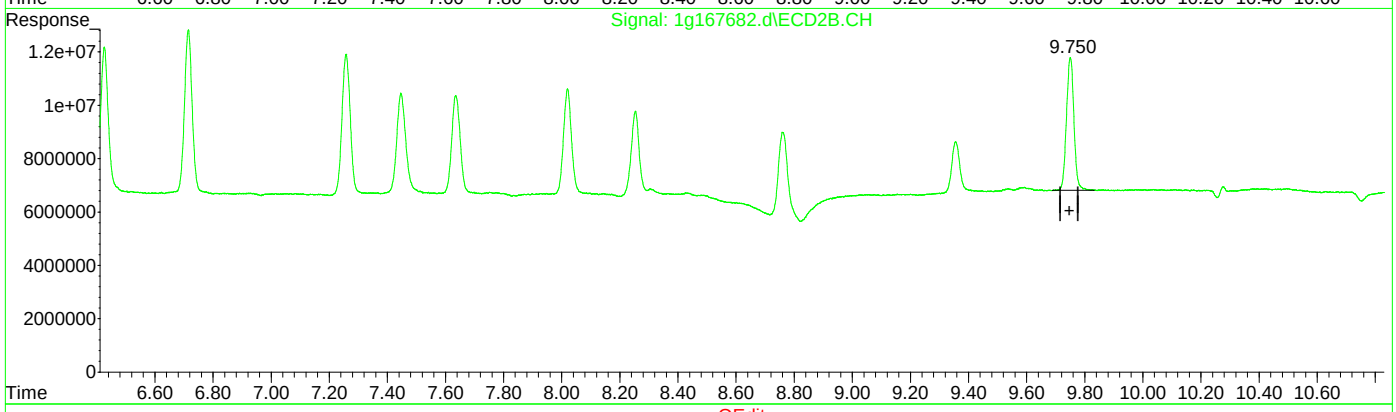

QEdit

(25) Endrin Ketone (B)

7.489min 34.525 PPB

response 554124709

(25) Endrin Ketone #2 (B)

9.751min 22.685 PPB

response 88433234

(+) = Expected Retention Time
1pst5651.m Wed Jul 07 02:39:20 2021

Quantitation Report (Qedit)

Data Path : C:\msdchem\1\data\syrap\1g5715\
Data File : 1g167682.d
Signal(s) : Signal #1: ECD1A.CH Signal #2: ECD2B.CH
Acq On : 06 Jul 2021 4:01 pm
Operator : taylorc
Sample : op34113-msd
Misc : op34113,g1g5715,15.0,,,10,1
ALS Vial : 35 Sample Multiplier: 1

Integration File signal 1: autoint1.e
Integration File signal 2: autoint2.e
Quant Time: Jul 07 01:43:13 2021
Quant Method : C:\MSDCHEM\1\METHODS\1pst5651.m
Quant Title : PEST/PCB
QLast Update : Wed Jul 07 01:39:45 2021
Response via : Initial Calibration
Integrator: ChemStation 6890 Scale Mode: Large solvent peaks clipped

Volume Inj. : 1ul/column
Signal #1 Phase : RTXCLP I Signal #2 Phase: RTX-CLP II
Signal #1 Info : 30mx.32mmx.50um Signal #2 Info : 30m x .32mm x .25um

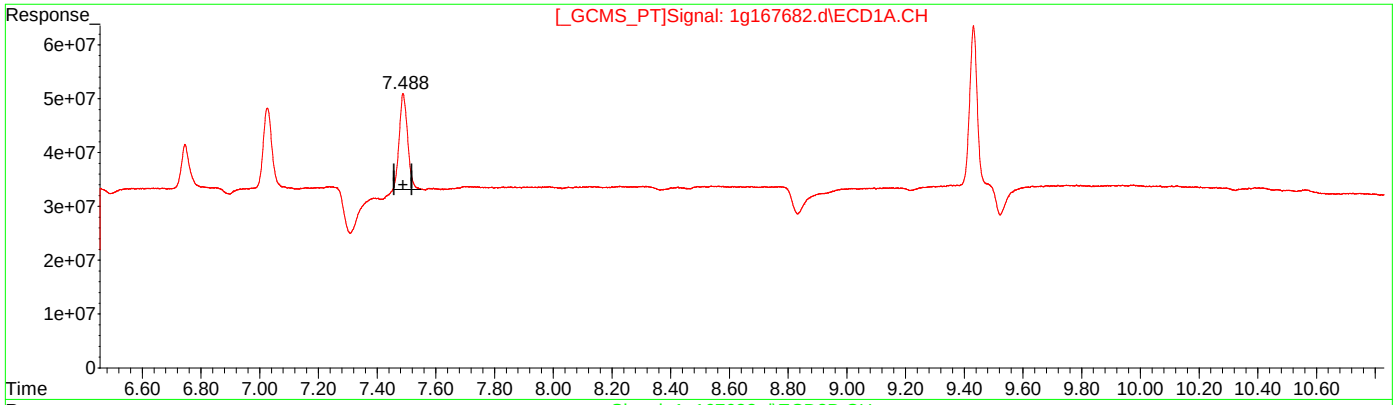

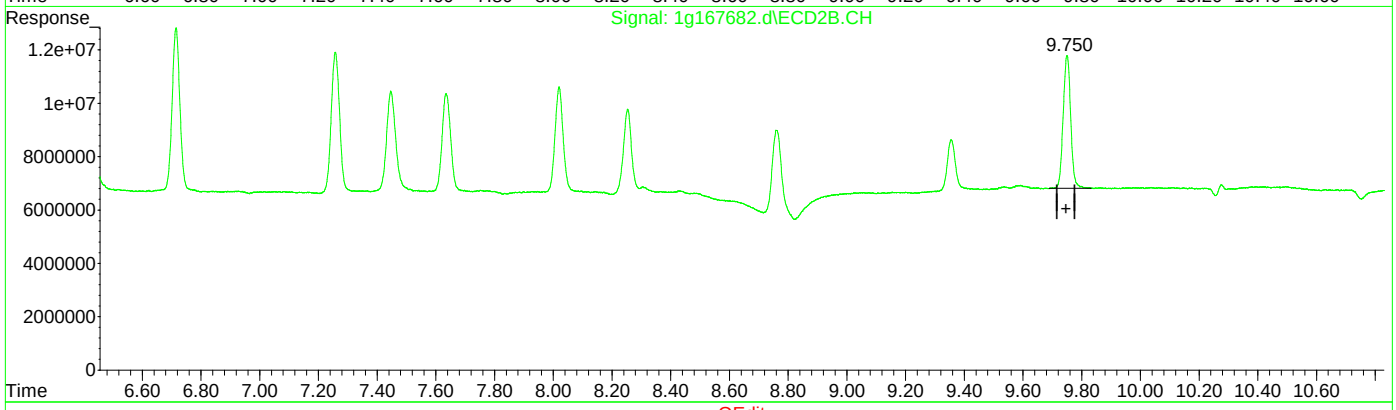

QEdit

(25) Endrin Ketone (B)

7.488min 21.959 PPB m

response 352445384

(25) Endrin Ketone #2 (B)

9.751min 22.685 PPB

response 88433234

(+) = Expected Retention Time
1pst5651.m Wed Jul 07 02:39:35 2021

Quantitation Report (Qedit)

Data Path : C:\msdchem\1\data\syrap\1g5715\
Data File : 1g167682.d
Signal(s) : Signal #1: ECD1A.CH Signal #2: ECD2B.CH
Acq On : 06 Jul 2021 4:01 pm
Operator : taylorc
Sample : op34113-msd
Misc : op34113,g1g5715,15.0,,,10,1
ALS Vial : 35 Sample Multiplier: 1

Integration File signal 1: autoint1.e
Integration File signal 2: autoint2.e
Quant Time: Jul 07 01:43:13 2021
Quant Method : C:\MSDCHEM\1\METHODS\1pst5651.m
Quant Title : PEST/PCB
QLast Update : Wed Jul 07 01:39:45 2021
Response via : Initial Calibration
Integrator: ChemStation 6890 Scale Mode: Large solvent peaks clipped

Volume Inj. : 1ul/column
Signal #1 Phase : RTXCLP I Signal #2 Phase: RTX-CLP II
Signal #1 Info : 30mx.32mmx.50um Signal #2 Info : 30m x .32mm x .25um

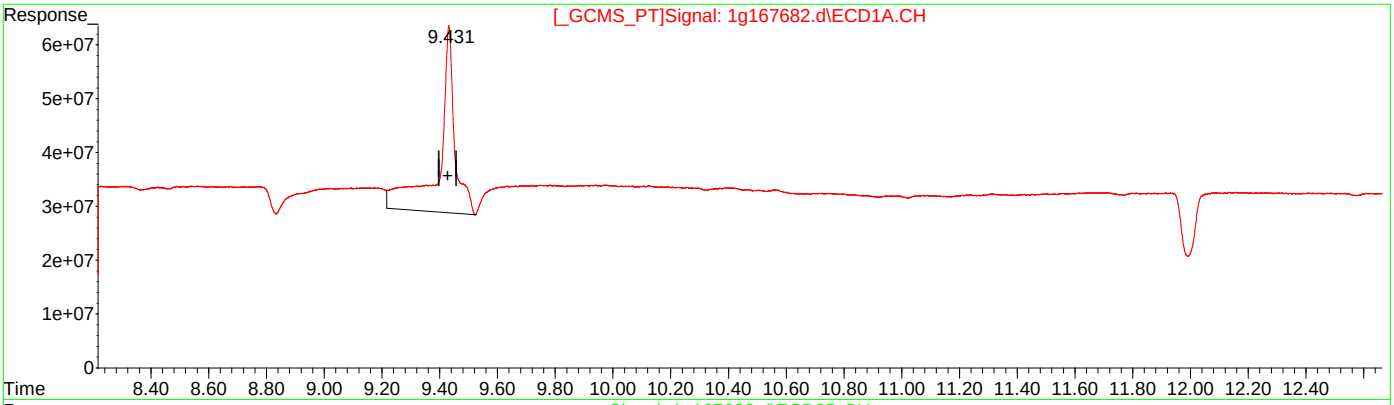

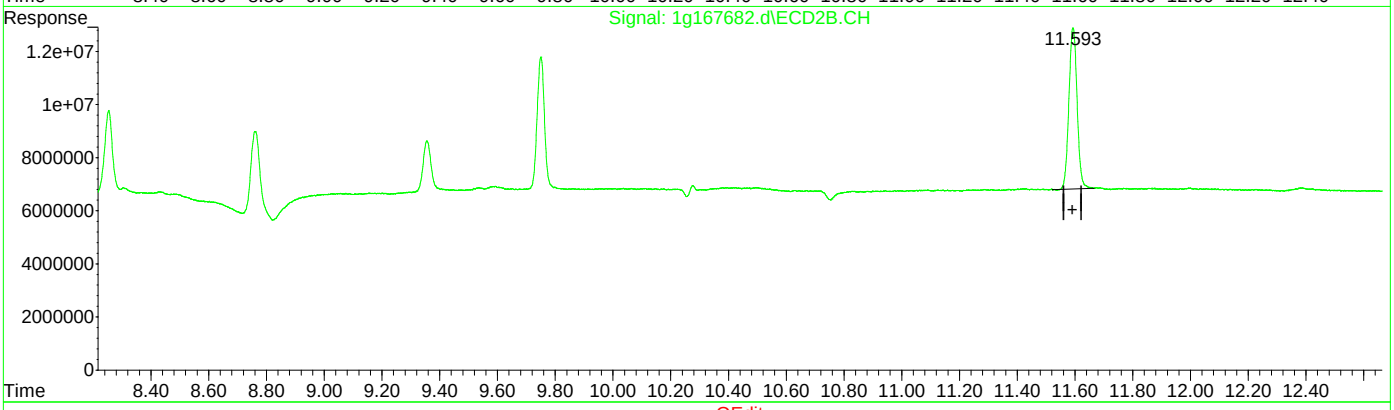

QEdit

(26) Decachlorobiphenyl (SA)

9.432min 87.366 PPB

response 1337368878

(26) Decachlorobiphenyl #2 (SA)

11.593min 33.887 PPB

response 119349304

(+) = Expected Retention Time
1pst5651.m Wed Jul 07 02:39:38 2021

Quantitation Report (Qedit)

Data Path : C:\msdchem\1\data\syrap\1g5715\
Data File : 1g167682.d
Signal(s) : Signal #1: ECD1A.CH Signal #2: ECD2B.CH
Acq On : 06 Jul 2021 4:01 pm
Operator : taylorc
Sample : op34113-msd
Misc : op34113,g1g5715,15.0,,,10,1
ALS Vial : 35 Sample Multiplier: 1

Integration File signal 1: autoint1.e
Integration File signal 2: autoint2.e
Quant Time: Jul 07 01:43:13 2021
Quant Method : C:\MSDCHEM\1\METHODS\1pst5651.m
Quant Title : PEST/PCB
QLast Update : Wed Jul 07 01:39:45 2021
Response via : Initial Calibration
Integrator: ChemStation 6890 Scale Mode: Large solvent peaks clipped

Volume Inj. : 1ul/column
Signal #1 Phase : RTXCLP I Signal #2 Phase: RTX-CLP II
Signal #1 Info : 30mx.32mmx.50um Signal #2 Info : 30m x .32mm x .25um

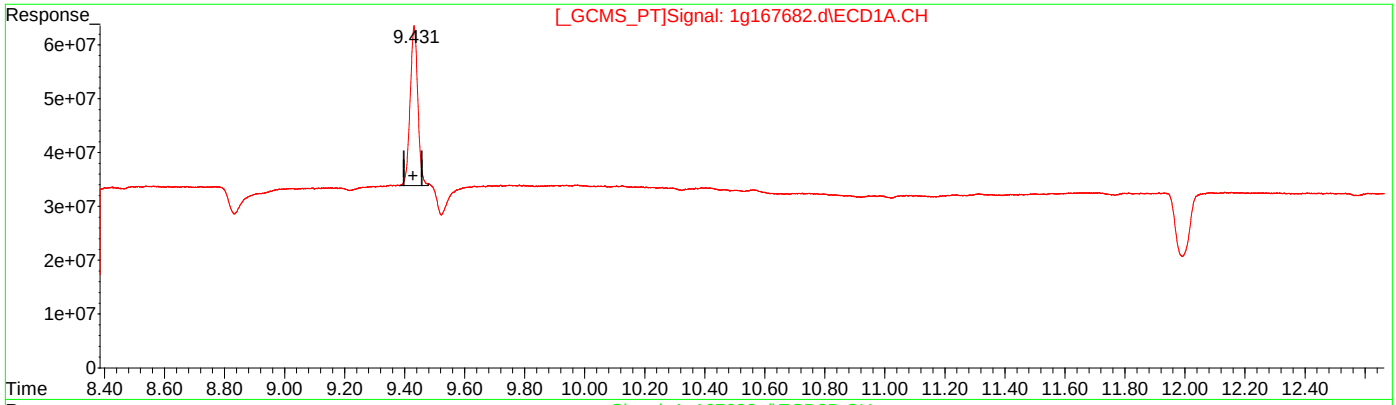

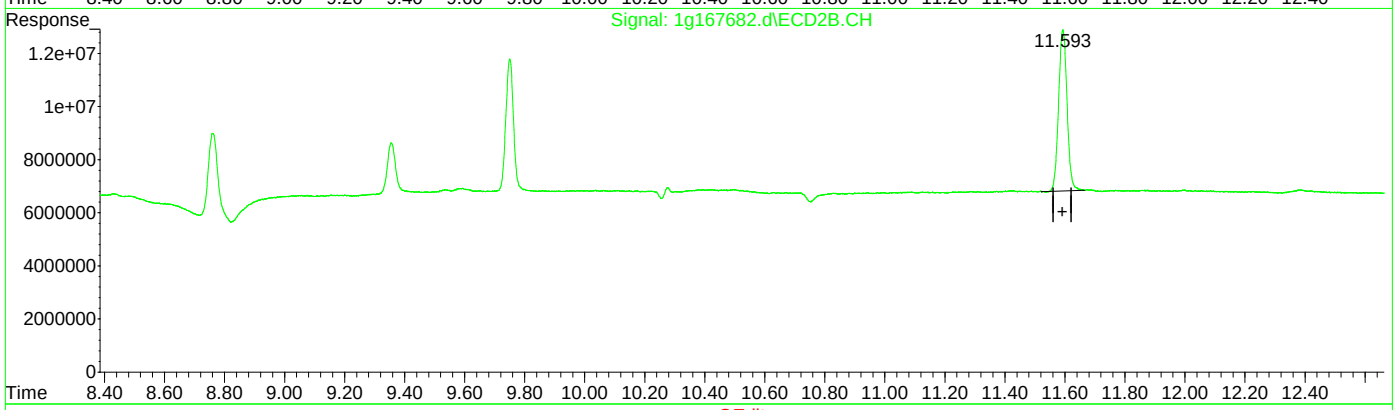

QEdit

(26) Decachlorobiphenyl (SA)

9.431min 34.349 PPB m

response 525800985

(26) Decachlorobiphenyl #2 (SA)

11.593min 33.887 PPB

response 119349304

(+) = Expected Retention Time
1pst5651.m Wed Jul 07 02:39:47 2021

Quantitation Report (QT Reviewed)

Data Path : C:\msdchem\1\data\sarah\rk30\
Data File : rk1165.d
Signal(s) : Signal #1: ECD1A.ch Signal #2: ECD2B.ch
Acq On : 6 Jul 2021 1:54 am
Operator : christp
Sample : op34114-ms
Misc : op34114,grk30,15.3,,,10,1
ALS Vial : 67 Sample Multiplier: 1

Integration File signal 1: autoint1.e
Integration File signal 2: autoint2.e
Quant Time: Jul 06 21:03:17 2021
Quant Method : C:\MSDCHEM\1\METHODS\rkpcb12.m
Quant Title :
QLast Update : Sun Jun 27 21:16:10 2021
Response via : Initial Calibration
Integrator: ChemStation

Volume Inj. : 1ul
Signal #1 Phase : ZBCLP-1 Signal #2 Phase: ZBCLP-2
Signal #1 Info : 30m X 0.32mm(.32u Signal #2 Info : 30m X 0.32 mm (.25um)

	Compound	RT#1	RT#2	Resp#1	Resp#2	ppb	ppb
	System Monitoring Compounds						
1) S	Tetrachlo...	2.851	3.744	448.1E6	1776.3E6	30.738	37.257
	Spiked Amount 40.000			Recovery	=	76.84%	93.14%
51) S	Decachlor...	10.021	12.269	410.2E6	1367.8E6	32.885	30.149
	Spiked Amount 40.000			Recovery	=	82.21%	75.37%
	Target Compounds						
32)	AR1016-B	3.626	4.998	97539028	384.2E6	173.398	180.130
33)	AR1016-C	4.170	5.642	199.8E6	785.2E6	157.139	167.653
34)	AR1016-D	4.340	5.837	80690955	324.6E6	168.376	172.828
35)	AR1016-E	4.848	6.507	87301321	226.4E6	170.359	184.116
36)	AR1260-A	7.189	9.139	191.1E6	667.2E6	167.514	165.898
37)	AR1260-B	7.347	9.260	121.9E6	440.5E6	194.879	190.950
38)	AR1260-C	7.679	9.698	136.8E6	423.4E6	206.922	176.983
39)	AR1260-D	8.108	10.045	287.1E6	1021.0E6	175.736	180.529

(f)=RT Delta > 1/2 Window (#)=Amounts differ by > 25% (m)=manual int.

Quantitation Report (QT Reviewed)

Data Path : C:\msdchem\1\data\sarah\rk30\
Data File : rk1165.d
Signal(s) : Signal #1: ECD1A.ch Signal #2: ECD2B.ch
Acq On : 6 Jul 2021 1:54 am
Operator : christp
Sample : op34114-ms
Misc : op34114,grk30,15.3,,,10,1
ALS Vial : 67 Sample Multiplier: 1

Integration File signal 1: autoint1.e
Integration File signal 2: autoint2.e
Quant Time: Jul 06 21:03:17 2021
Quant Method : C:\MSDCHEM\1\METHODS\rkpcb12.m
Quant Title :
QLast Update : Sun Jun 27 21:16:10 2021
Response via : Initial Calibration
Integrator: ChemStation

Volume Inj. : 1ul
Signal #1 Phase : ZBCLP-1 Signal #2 Phase: ZBCLP-2
Signal #1 Info : 30m X 0.32mm(.32u Signal #2 Info : 30m X 0.32 mm (.25um)

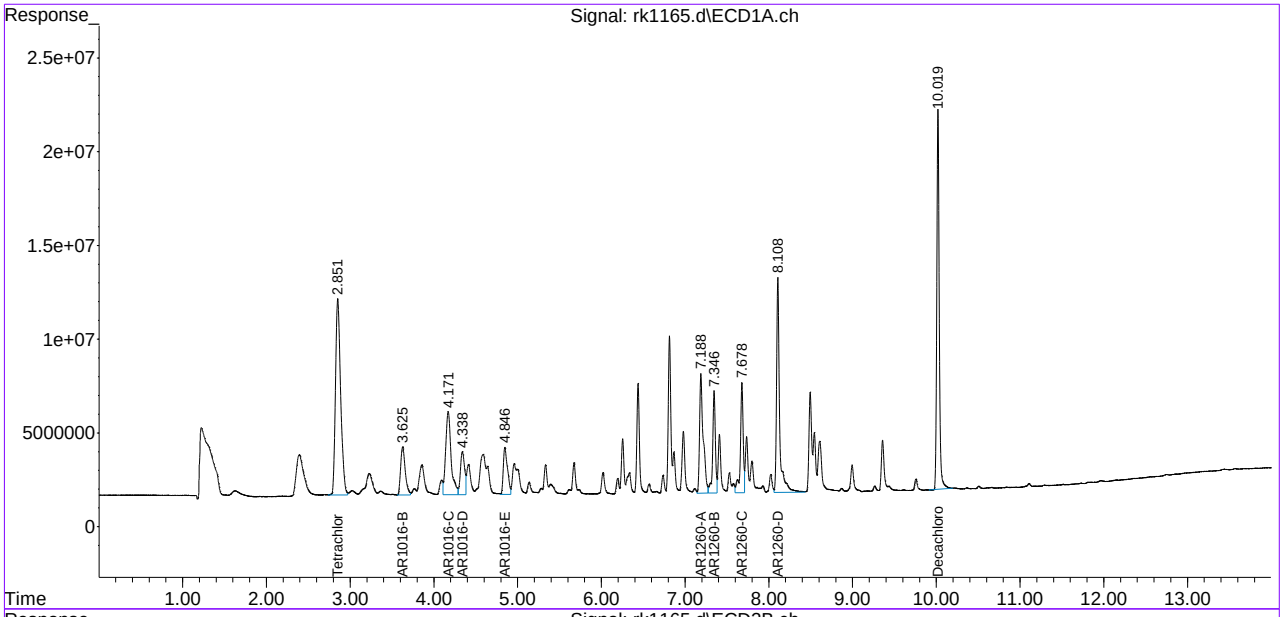

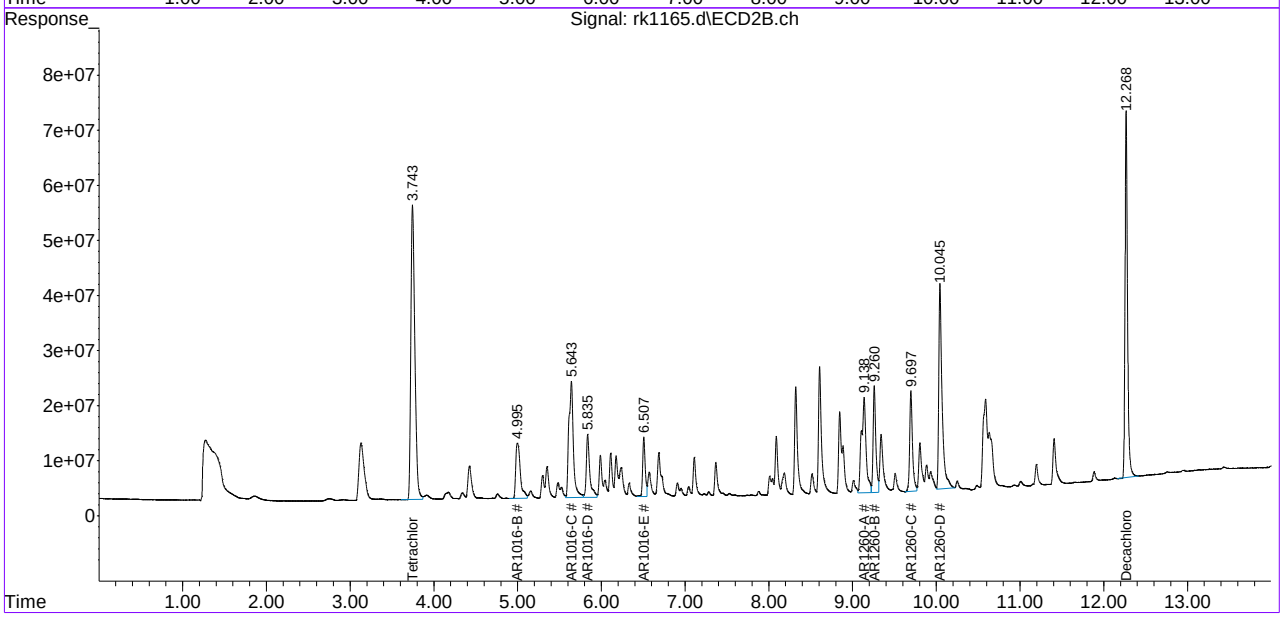

Quantitation Report (QT Reviewed)

Data Path : C:\msdchem\1\data\sarah\rk30\
Data File : rk1166.d
Signal(s) : Signal #1: ECD1A.ch Signal #2: ECD2B.ch
Acq On : 6 Jul 2021 2:11 am
Operator : christp
Sample : op34114-msd
Misc : op34114,grk30,15.2,,,10,1
ALS Vial : 68 Sample Multiplier: 1

Integration File signal 1: autoint1.e
Integration File signal 2: autoint2.e
Quant Time: Jul 06 21:03:58 2021
Quant Method : C:\MSDCHEM\1\METHODS\rkpcb12.m
Quant Title :
QLast Update : Sun Jun 27 21:16:10 2021
Response via : Initial Calibration
Integrator: ChemStation

Volume Inj. : 1ul
Signal #1 Phase : ZBCLP-1 Signal #2 Phase: ZBCLP-2
Signal #1 Info : 30m X 0.32mm(.32u Signal #2 Info : 30m X 0.32 mm (.25um)

	Compound	RT#1	RT#2	Resp#1	Resp#2	ppb	ppb
	System Monitoring Compounds						
1) S	Tetrachlo...	2.851	3.745	529.0E6	2102.5E6	36.285	44.098
	Spiked Amount 40.000			Recovery	=	90.71%	110.24%
51) S	Decachlor...	10.020	12.269	474.0E6	1560.4E6	38.005	34.393
	Spiked Amount 40.000			Recovery	=	95.01%	85.98%
	Target Compounds						
32)	AR1016-B	3.626	4.999	110.4E6	442.3E6	196.316	207.377
33)	AR1016-C	4.170	5.642	226.6E6	903.5E6	178.217	192.920
34)	AR1016-D	4.339	5.836	91876700	371.4E6	191.717	197.703
35)	AR1016-E	4.848	6.508	98050968	258.0E6	191.336	209.758
36)	AR1260-A	7.189	9.139	214.4E6	778.1E6	187.957	193.460
37)	AR1260-B	7.346	9.261	135.5E6	505.6E6	216.656	219.171
38)	AR1260-C	7.679	9.698	148.1E6	478.1E6	224.158	199.828
39)	AR1260-D	8.107	10.046	315.5E6	1175.3E6	193.153	207.807

(f)=RT Delta > 1/2 Window (#)=Amounts differ by > 25% (m)=manual int.

Quantitation Report (QT Reviewed)

Data Path : C:\msdchem\1\data\sarah\rk30\
Data File : rk1166.d
Signal(s) : Signal #1: ECD1A.ch Signal #2: ECD2B.ch
Acq On : 6 Jul 2021 2:11 am
Operator : christp
Sample : op34114-msd
Misc : op34114,grk30,15.2,,,10,1
ALS Vial : 68 Sample Multiplier: 1

Integration File signal 1: autoint1.e
Integration File signal 2: autoint2.e
Quant Time: Jul 06 21:03:58 2021
Quant Method : C:\MSDCHEM\1\METHODS\rkpcb12.m
Quant Title :
QLast Update : Sun Jun 27 21:16:10 2021
Response via : Initial Calibration
Integrator: ChemStation

Volume Inj. : 1ul
Signal #1 Phase : ZBCLP-1 Signal #2 Phase: ZBCLP-2
Signal #1 Info : 30m X 0.32mm(.32u Signal #2 Info : 30m X 0.32 mm (.25um)

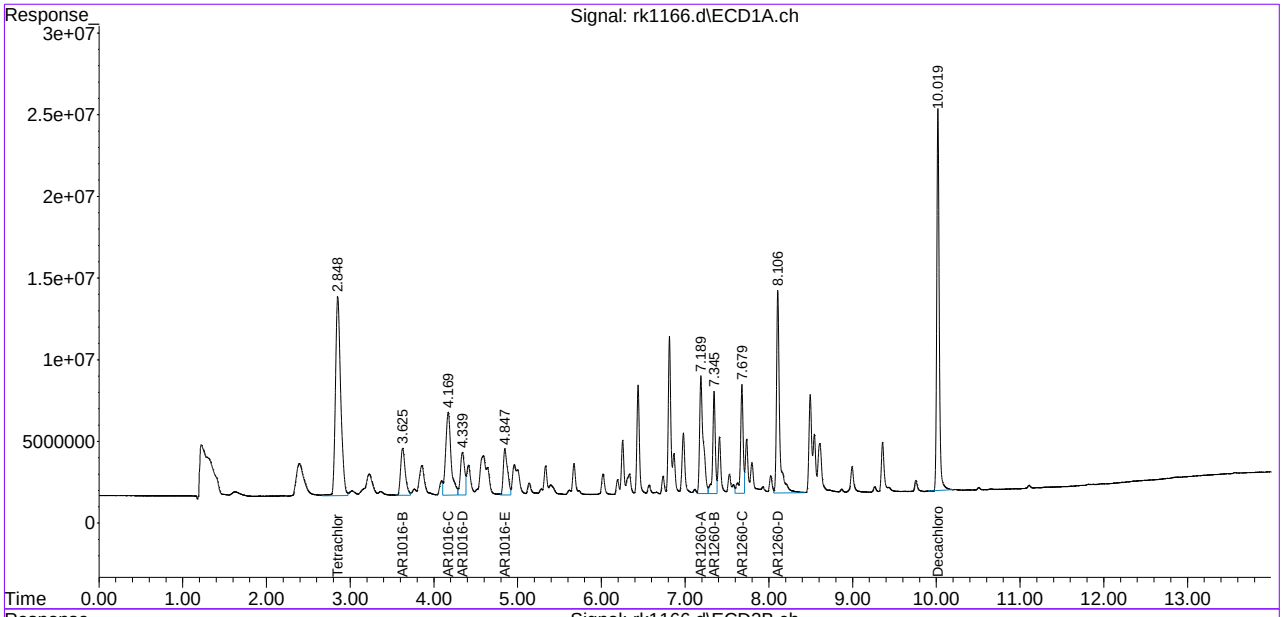

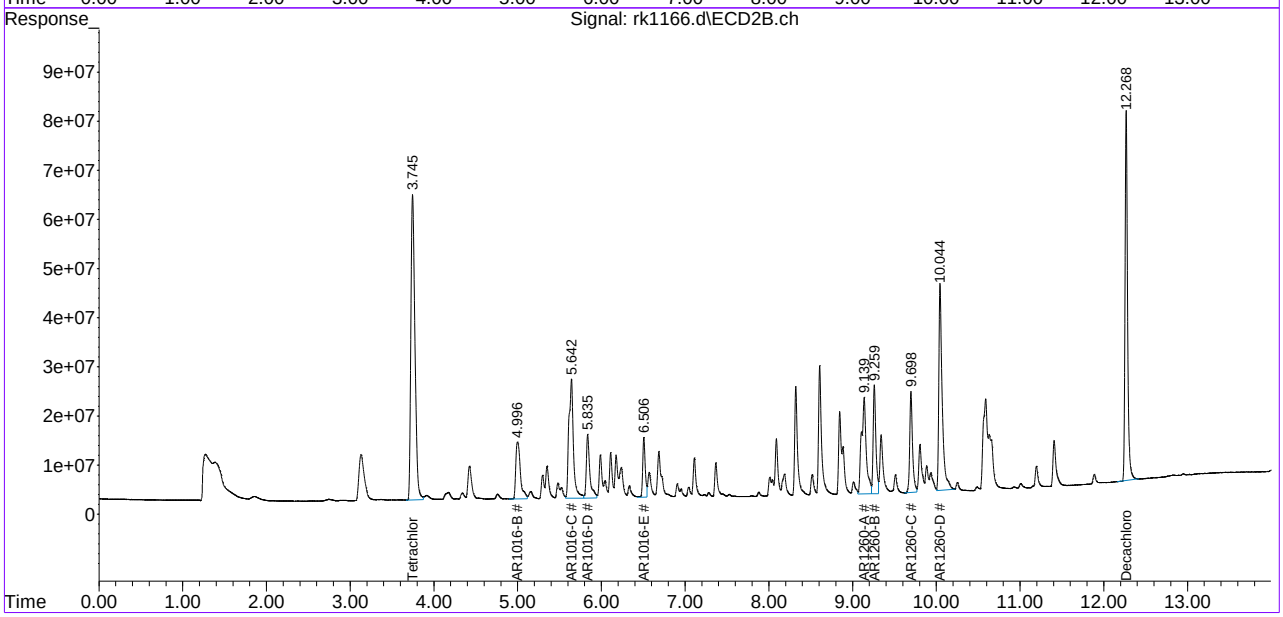

Manual Integrations APPROVED (compounds with "m" flag)
Gwendolyn Burns 05/17/21 11:11

Quantitation Report (QT Reviewed)

Data Path : C:\msdchem\1\DATA\1G5651\
Data File : 1g166078.D
Signal(s) : Signal #1: ECD1A.CH Signal #2: ECD2B.CH
Acq On : 13 May 2021 10:34 pm
Operator : christp
Sample : ddt
Misc : op33250,g1g5651,30,,,2,1
ALS Vial : 1 Sample Multiplier: 1

Integration File signal 1: autoint1.e
Integration File signal 2: autoint2.e
Quant Time: May 14 21:54:01 2021
Quant Method : C:\MSDCHEM\1\METHODS\1PST5651.M
Quant Title : PEST/PCB
QLast Update : Fri May 14 21:42:38 2021
Response via : Initial Calibration
Integrator: ChemStation 6890 Scale Mode: Large solvent peaks clipped

Volume Inj. : 1ul/column
Signal #1 Phase : RTXCLP I Signal #2 Phase: RTX-CLP II
Signal #1 Info : 30mx.32mmx.50um Signal #2 Info : 30m x .32mm x .25um

	Compound	RT#1	RT#2	Resp#1	Resp#2	PPB	PPB
	Compound	RT#1	RT#2	Resp#1	Resp#2	PPB	PPB
	Internal Standards						
1) I	1-bromo-2...	1.580	1.866	757.7E6	220.2E6	50.000	50.000
27) I	1-bromo-2...	1.580	1.866	757.7E6	220.2E6	50.000	50.000
33) I	1-bromo-2...	1.580	1.866	757.7E6	220.2E6	50.000	50.000
	System Monitoring Compounds						
2) SAB	Tetrachlo...	2.057	2.615	654.5E6	128.1E6	46.744m	47.716
	Spiked Amount 40.000	Range 30 - 150		Recovery = 116.86%		119.29%	
26) SA	Decachlor...	9.455	11.619	724.8E6	179.1E6	50.408m	49.197
	Spiked Amount 40.000			Recovery = 126.02%		122.99%	
	Target Compounds						
15) B	4,4'-DDE	4.649	6.447	19628625	4369331	1.298m	0.946m#
17) MA	Endrin	5.364	7.281	893.7E6	244.3E6	52.995	50.257
18) A	4,4'-DDD	5.499	7.464	10771314	2325568	0.813m	0.657m
20) MA	4,4'-DDT	5.931	8.043	1543.5E6	382.0E6	113.418	114.968
25) B	Endrin Ke...	7.518	9.771	5280959	23049144	0.350m	5.719m#
	Sum Toxaphene			0	0	N.D.	N.D.
Average	Toxaphene					0.000	0.000

(f)=RT Delta > 1/2 Window (#)=Amounts differ by > 25% (m)=manual int.

11.5.1 11

Quantitation Report (QT Reviewed)

Data Path : C:\msdchem\1\DATA\1G5651\
Data File : 1g166078.D
Signal(s) : Signal #1: ECD1A.CH Signal #2: ECD2B.CH
Acq On : 13 May 2021 10:34 pm
Operator : christp
Sample : ddt
Misc : op33250,g1g5651,30,,,2,1
ALS Vial : 1 Sample Multiplier: 1

Integration File signal 1: autoint1.e
Integration File signal 2: autoint2.e
Quant Time: May 14 21:54:01 2021
Quant Method : C:\MSDCHEM\1\METHODS\1PST5651.M
Quant Title : PEST/PCB
QLast Update : Fri May 14 21:42:38 2021
Response via : Initial Calibration
Integrator: ChemStation 6890 Scale Mode: Large solvent peaks clipped

Volume Inj. : 1ul/column
Signal #1 Phase : RTXCLP I Signal #2 Phase: RTX-CLP II
Signal #1 Info : 30mx.32mmx.50um Signal #2 Info : 30m x .32mm x .25um

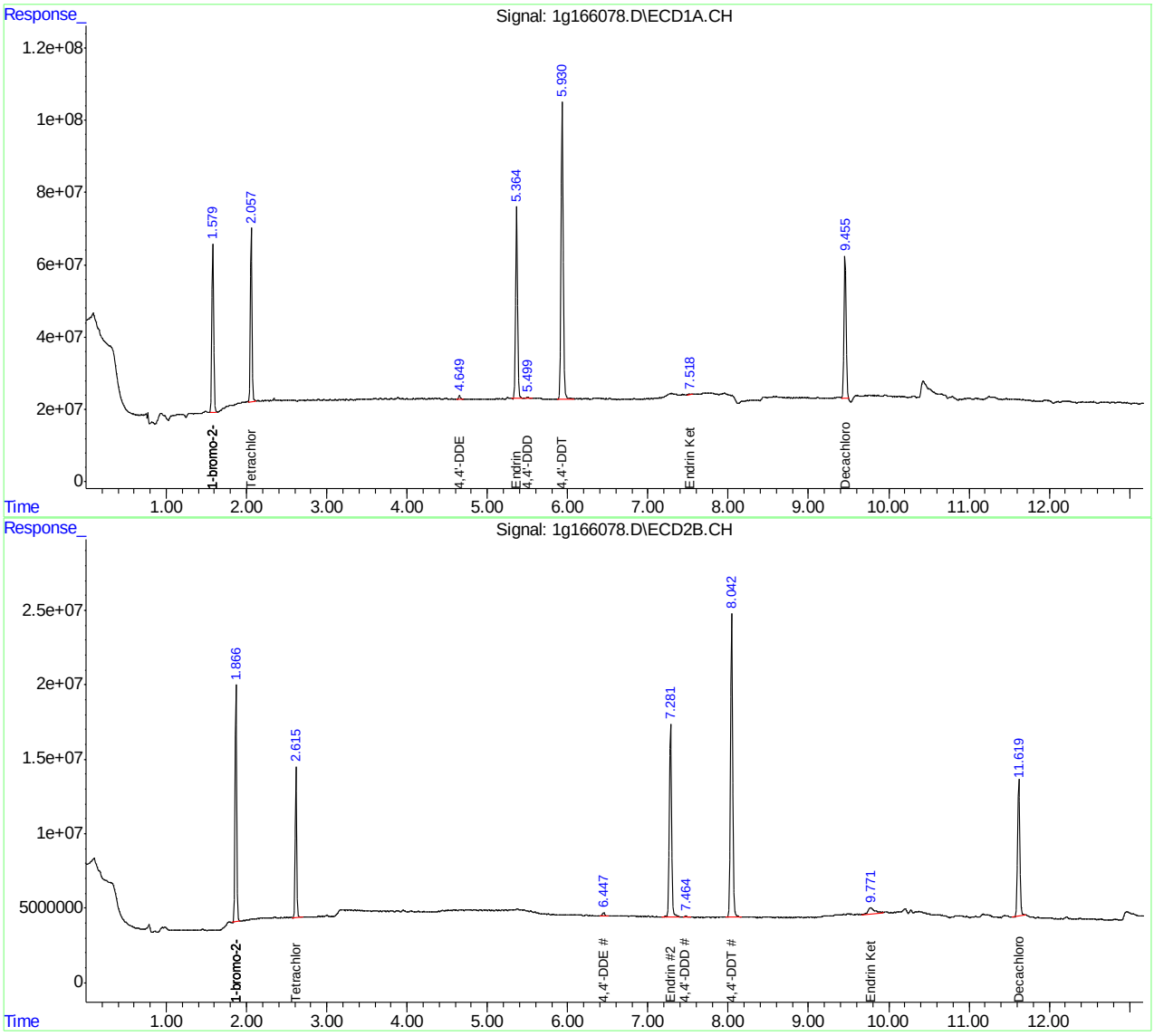

JD27540

Manual Integration Approval Summary

Sample Number: G1G5651-DDT
Lab FileID: 1G166078.D
Injection Time: 05/13/21 22:34
Method: SW846 8081B
Analyst approved: 05/14/21 23:04 Rebecca Krug
Supervisor approved: 05/17/21 11:11 Gwendolyn Burns

Parameter	CAS	Sig#	R.T. (min.)	Reason
Tetrachloro-m-xylene	877-09-8	1	2.06	Poorly defined baseline
4,4'-DDE	72-55-9	1	4.65	Poorly defined baseline
4,4'-DDD	72-54-8	1	5.50	Poorly defined baseline
4,4'-DDE	72-55-9	2	6.45	Poorly defined baseline
4,4'-DDD	72-54-8	2	7.46	Poorly defined baseline
Endrin ketone	53494-70-5	1	7.52	Poorly defined baseline
Decachlorobiphenyl	2051-24-3	1	9.46	Poorly defined baseline
Endrin ketone	53494-70-5	2	9.77	Poorly defined baseline

Quantitation Report (Qedit)

Data Path : C:\msdchem\1\DATA\1G5651\
Data File : 1g166078.D
Signal(s) : Signal #1: ECD1A.CH Signal #2: ECD2B.CH
Acq On : 13 May 2021 10:34 pm
Operator : christp
Sample : ddt
Misc : op33250,g1g5651,30,,,2,1
ALS Vial : 1 Sample Multiplier: 1

Integration File signal 1: autoint1.e
Integration File signal 2: autoint2.e
Quant Time: May 14 21:52:24 2021
Quant Method : C:\MSDCHEM\1\METHODS\1PST5651.M
Quant Title : PEST/PCB
QLast Update : Fri May 14 21:42:38 2021
Response via : Initial Calibration
Integrator: ChemStation 6890 Scale Mode: Large solvent peaks clipped

Volume Inj. : 1ul/column
Signal #1 Phase : RTXCLP I Signal #2 Phase: RTX-CLP II
Signal #1 Info : 30mx.32mmx.50um Signal #2 Info : 30m x .32mm x .25um

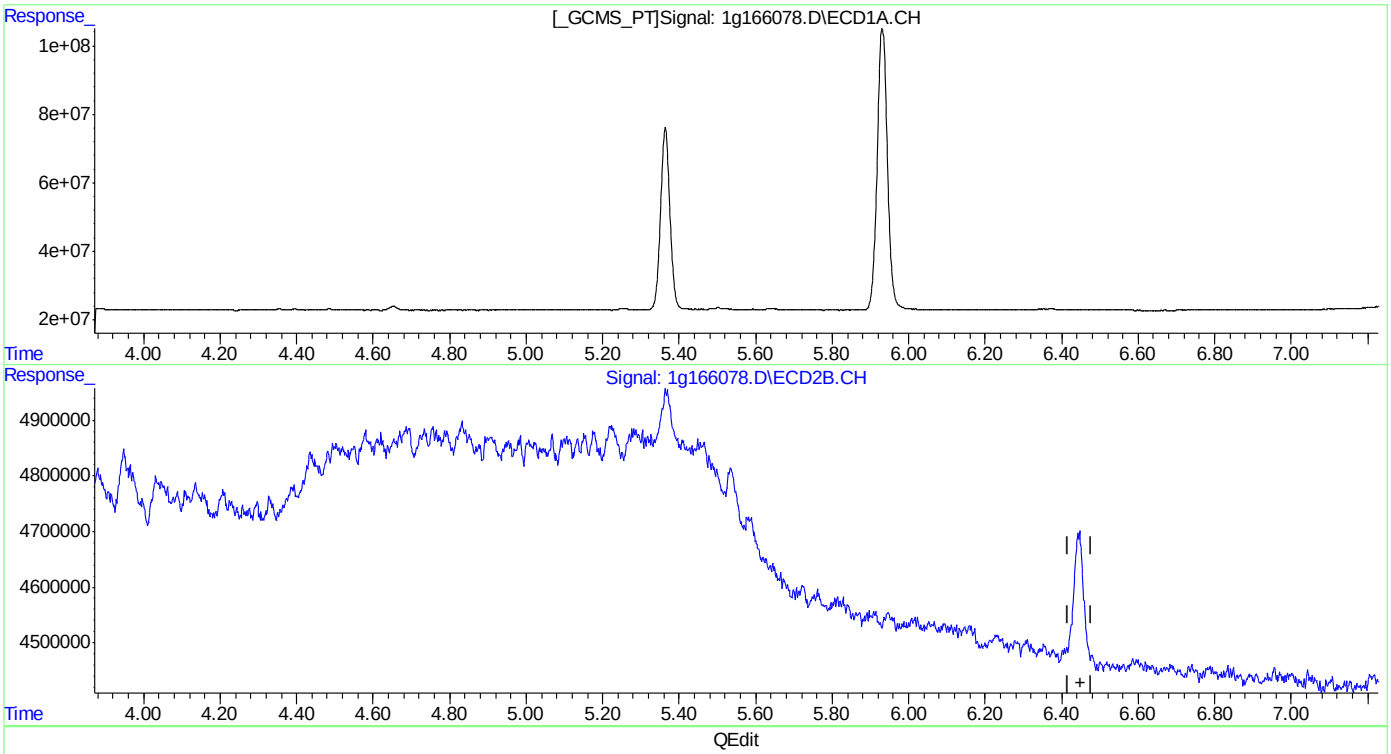

QEdit

(15) 4,4'-DDE (B)
0.000min 0.000PPB
response 0

(15) 4,4'-DDE #2 (B)
0.000min 0.000PPB
response 0

(+) = Expected Retention Time

Quantitation Report (Qedit)

Data Path : C:\msdchem\1\DATA\1G5651\
Data File : 1g166078.D
Signal(s) : Signal #1: ECD1A.CH Signal #2: ECD2B.CH
Acq On : 13 May 2021 10:34 pm
Operator : christp
Sample : ddt
Misc : op33250,g1g5651,30,,,2,1
ALS Vial : 1 Sample Multiplier: 1

Integration File signal 1: autoint1.e
Integration File signal 2: autoint2.e
Quant Time: May 14 21:52:24 2021
Quant Method : C:\MSDCHEM\1\METHODS\1PST5651.M
Quant Title : PEST/PCB
QLast Update : Fri May 14 21:42:38 2021
Response via : Initial Calibration
Integrator: ChemStation 6890 Scale Mode: Large solvent peaks clipped

Volume Inj. : 1ul/column
Signal #1 Phase : RTXCLP I Signal #2 Phase: RTX-CLP II
Signal #1 Info : 30mx.32mmx.50um Signal #2 Info : 30m x .32mm x .25um

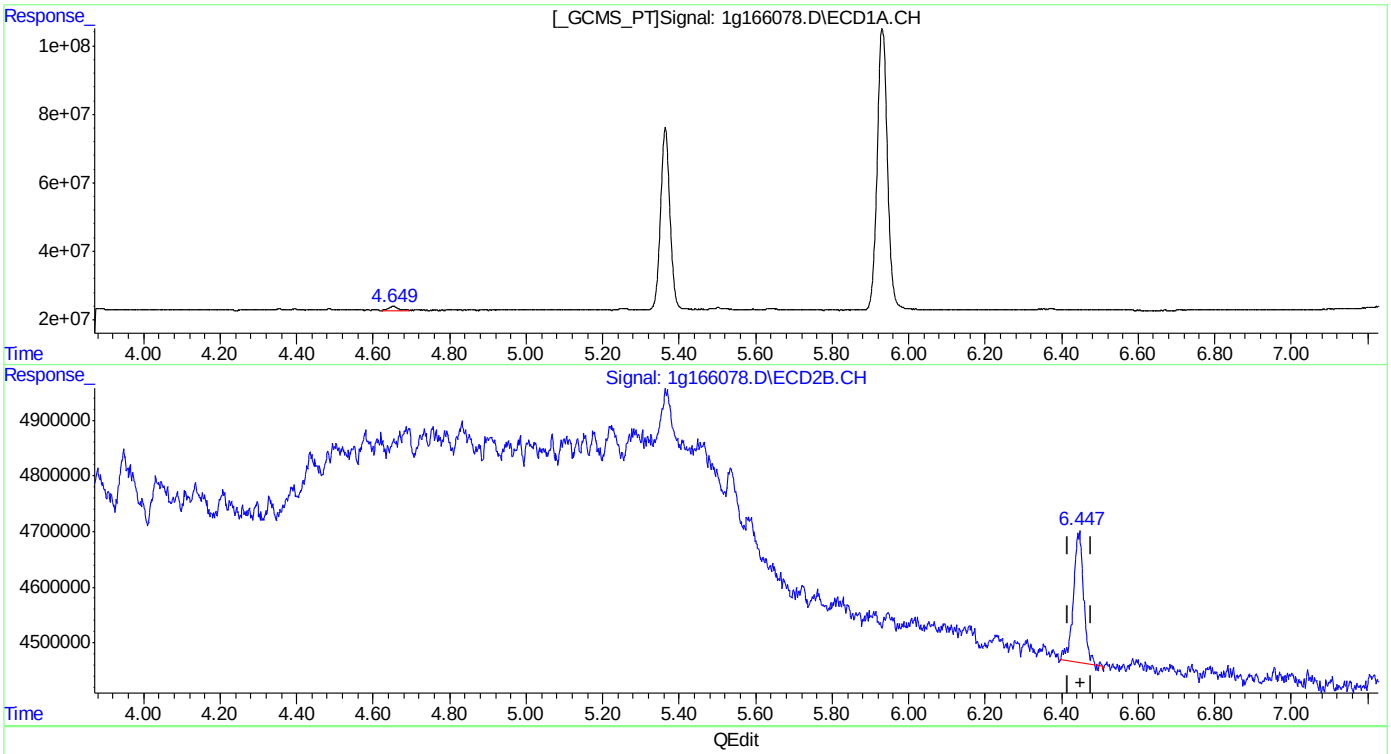

QEdit

(15) 4,4'-DDE (B)
4.649min 1.298PPB m
response 19628625

(15) 4,4'-DDE #2 (B)
6.447min 0.946PPB m
response 4369331

(+) = Expected Retention Time

Quantitation Report (Qedit)

Data Path : C:\msdchem\1\DATA\1G5651\
Data File : 1g166078.D
Signal(s) : Signal #1: ECD1A.CH Signal #2: ECD2B.CH
Acq On : 13 May 2021 10:34 pm
Operator : christp
Sample : ddt
Misc : op33250,g1g5651,30,,,2,1
ALS Vial : 1 Sample Multiplier: 1

Integration File signal 1: autoint1.e
Integration File signal 2: autoint2.e
Quant Time: May 14 21:52:24 2021
Quant Method : C:\MSDCHEM\1\METHODS\1PST5651.M
Quant Title : PEST/PCB
QLast Update : Fri May 14 21:42:38 2021
Response via : Initial Calibration
Integrator: ChemStation 6890 Scale Mode: Large solvent peaks clipped

Volume Inj. : 1ul/column
Signal #1 Phase : RTXCLP I Signal #2 Phase: RTX-CLP II
Signal #1 Info : 30mx.32mmx.50um Signal #2 Info : 30m x .32mm x .25um

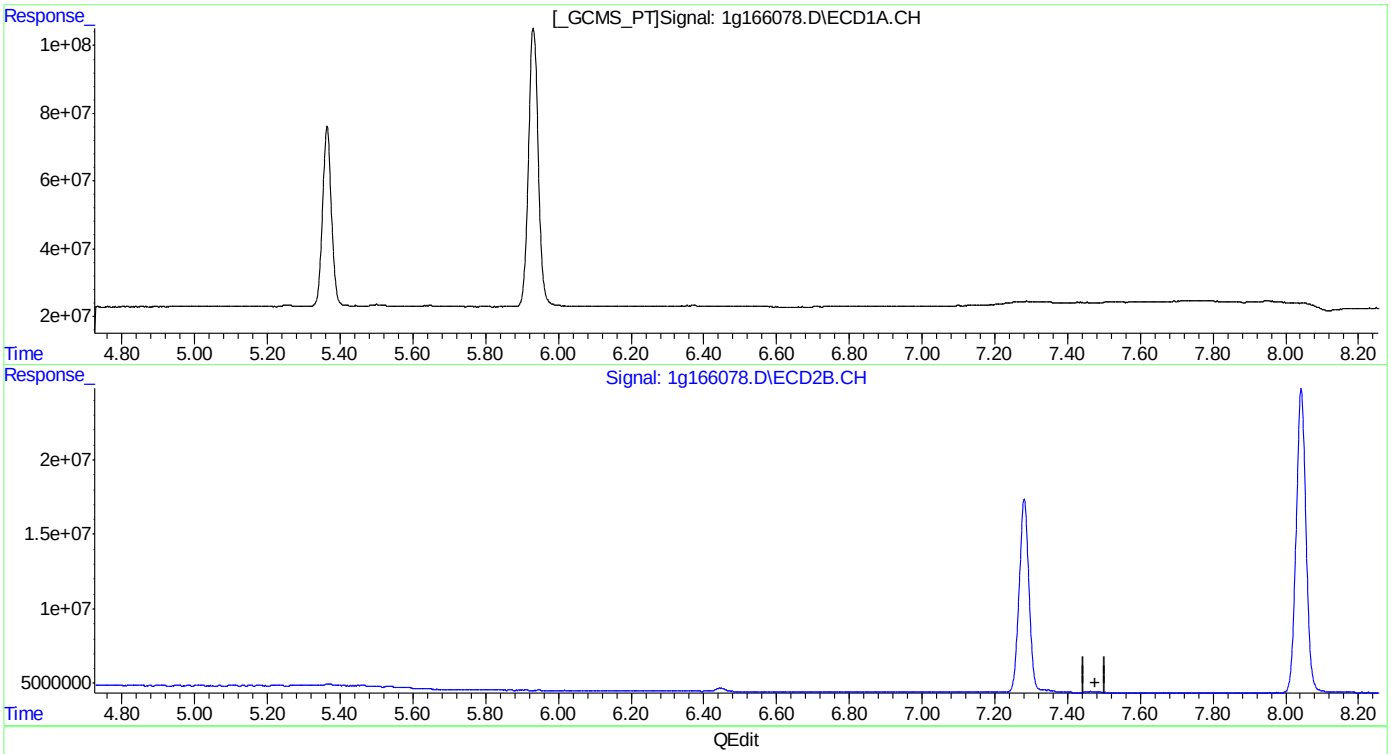

QEdit

(18) 4,4'-DDD (A)
0.000min 0.000PPB
response 0

(18) 4,4'-DDD #2 (A)
0.000min 0.000PPB
response 0

(+) = Expected Retention Time
1PST5651.M Fri May 14 21:53:04 2021 Page: 1

Quantitation Report (Qedit)

Data Path : C:\msdchem\1\DATA\1G5651\
Data File : 1g166078.D
Signal(s) : Signal #1: ECD1A.CH Signal #2: ECD2B.CH
Acq On : 13 May 2021 10:34 pm
Operator : christp
Sample : ddt
Misc : op33250,g1g5651,30,,,2,1
ALS Vial : 1 Sample Multiplier: 1

Integration File signal 1: autoint1.e
Integration File signal 2: autoint2.e
Quant Time: May 14 21:52:24 2021
Quant Method : C:\MSDCHEM\1\METHODS\1PST5651.M
Quant Title : PEST/PCB
QLast Update : Fri May 14 21:42:38 2021
Response via : Initial Calibration
Integrator: ChemStation 6890 Scale Mode: Large solvent peaks clipped

Volume Inj. : 1ul/column
Signal #1 Phase : RTXCLP I Signal #2 Phase: RTX-CLP II
Signal #1 Info : 30mx.32mmx.50um Signal #2 Info : 30m x .32mm x .25um

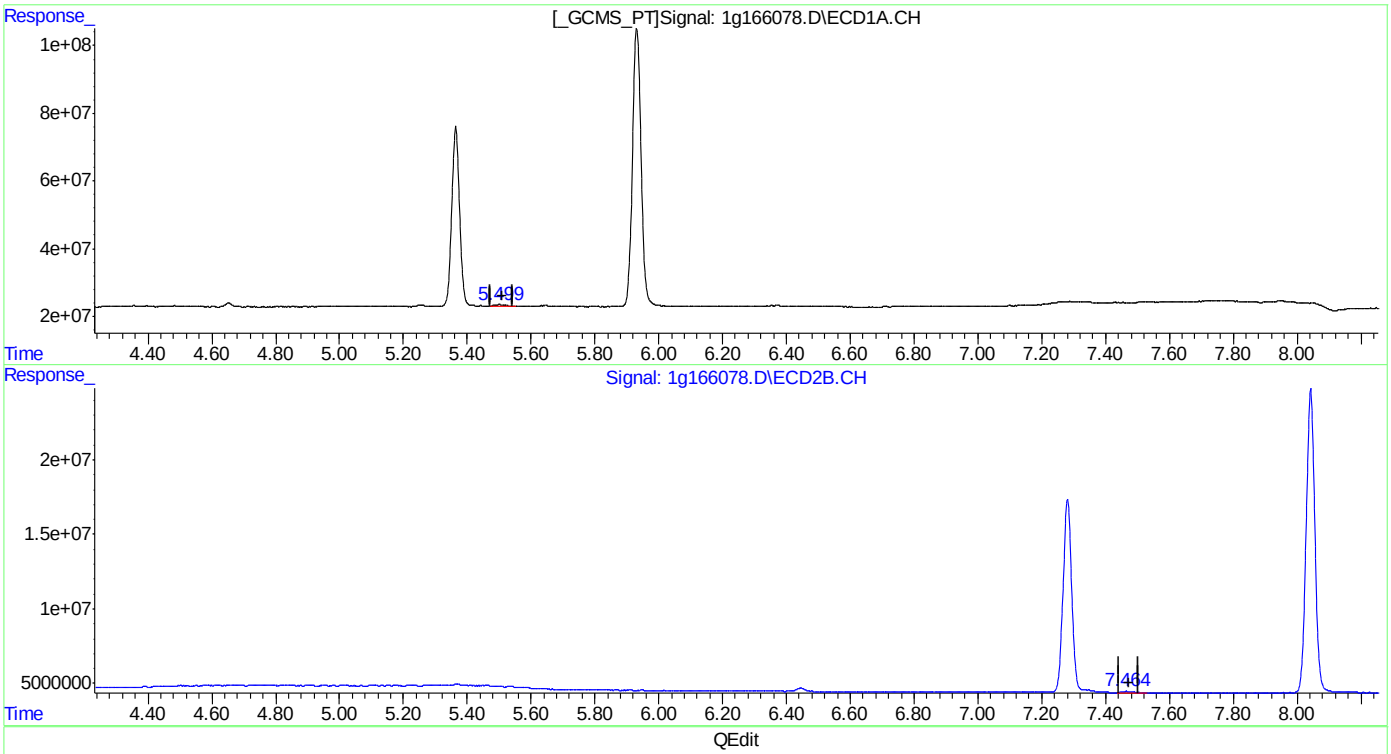

QEdit

(18) 4,4'-DDD (A)
5.499min 0.813PPB m
response 10771314

(18) 4,4'-DDD #2 (A)
7.464min 0.657PPB m
response 2325568

(+) = Expected Retention Time
1PST5651.M Fri May 14 21:53:23 2021

Quantitation Report (Qedit)

Data Path : C:\msdchem\1\DATA\1G5651\
Data File : 1g166078.D
Signal(s) : Signal #1: ECD1A.CH Signal #2: ECD2B.CH
Acq On : 13 May 2021 10:34 pm
Operator : christp
Sample : ddt
Misc : op33250,g1g5651,30,,,2,1
ALS Vial : 1 Sample Multiplier: 1

Integration File signal 1: autoint1.e
Integration File signal 2: autoint2.e
Quant Time: May 14 21:52:24 2021
Quant Method : C:\MSDCHEM\1\METHODS\1PST5651.M
Quant Title : PEST/PCB
QLast Update : Fri May 14 21:42:38 2021
Response via : Initial Calibration
Integrator: ChemStation 6890 Scale Mode: Large solvent peaks clipped

Volume Inj. : 1ul/column
Signal #1 Phase : RTXCLP I Signal #2 Phase: RTX-CLP II
Signal #1 Info : 30mx.32mmx.50um Signal #2 Info : 30m x .32mm x .25um

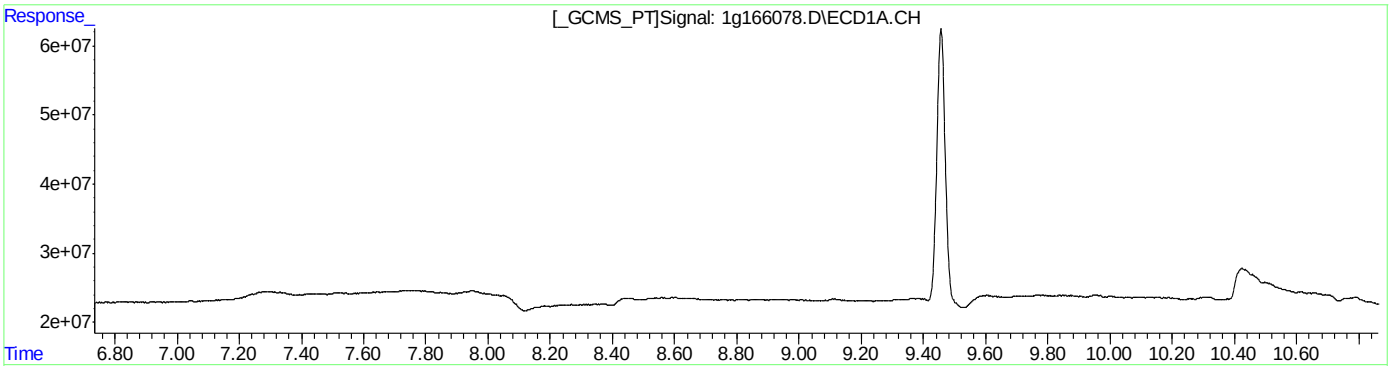

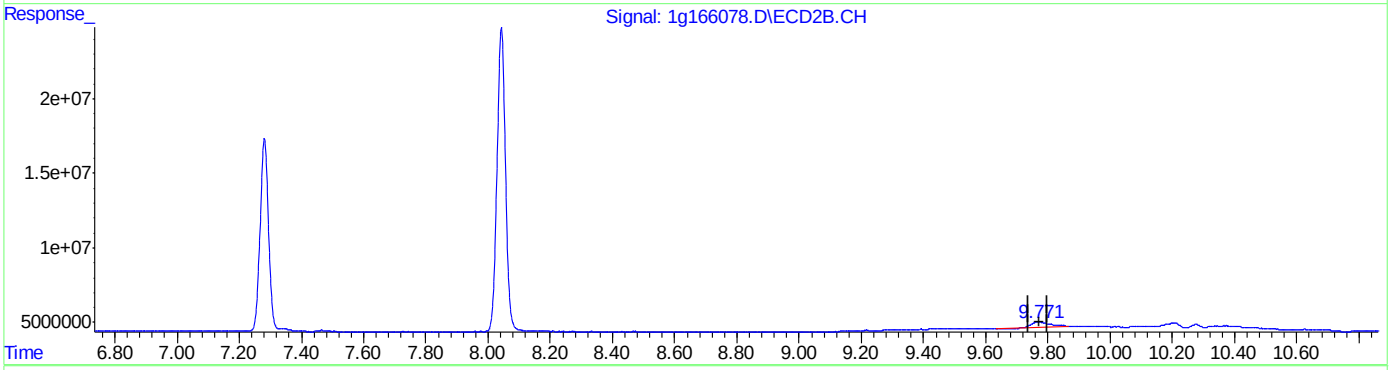

QEdit

(25) Endrin Ketone (B)
0.000min 0.000PPB
response 0

(25) Endrin Ketone #2 (B)
9.771min 3.530PPB
response 14225059

(+) = Expected Retention Time
1PST5651.M Fri May 14 21:53:33 2021 Page: 1

Quantitation Report (Qedit)

Data Path : C:\msdchem\1\DATA\1G5651\
Data File : 1g166078.D
Signal(s) : Signal #1: ECD1A.CH Signal #2: ECD2B.CH
Acq On : 13 May 2021 10:34 pm
Operator : christp
Sample : ddt
Misc : op33250,g1g5651,30,,,2,1
ALS Vial : 1 Sample Multiplier: 1

Integration File signal 1: autoint1.e
Integration File signal 2: autoint2.e
Quant Time: May 14 21:52:24 2021
Quant Method : C:\MSDCHEM\1\METHODS\1PST5651.M
Quant Title : PEST/PCB
QLast Update : Fri May 14 21:42:38 2021
Response via : Initial Calibration
Integrator: ChemStation 6890 Scale Mode: Large solvent peaks clipped

Volume Inj. : 1ul/column
Signal #1 Phase : RTXCLP I Signal #2 Phase: RTX-CLP II
Signal #1 Info : 30mx.32mmx.50um Signal #2 Info : 30m x .32mm x .25um

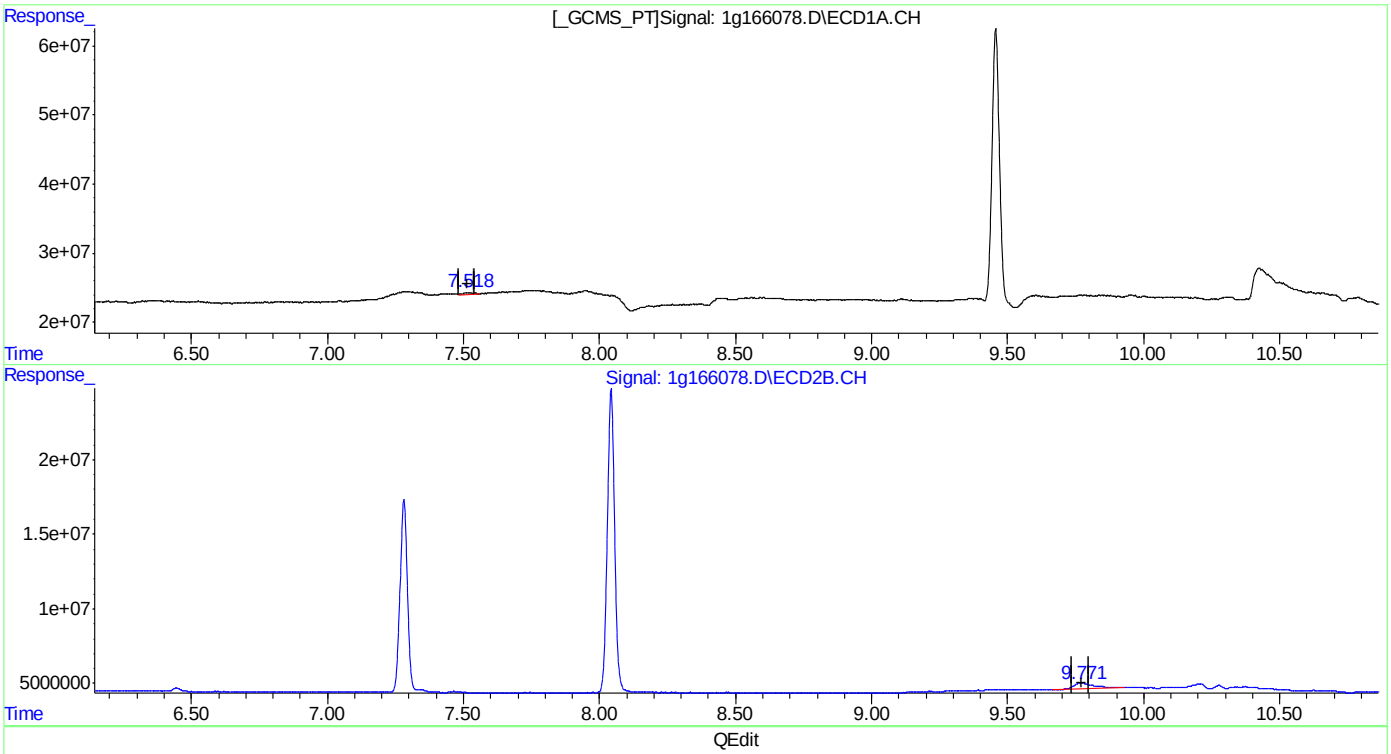

QEdit

(25) Endrin Ketone (B)
7.518min 0.350PPB m
response 5280959

(25) Endrin Ketone #2 (B)
9.771min 5.719PPB m
response 23049144

(+) = Expected Retention Time
1PST5651.M Fri May 14 21:53:46 2021 Page: 1

11.5.1.7 11

Quantitation Report (Qedit)

Data Path : C:\msdchem\1\DATA\1G5651\
Data File : 1g166078.D
Signal(s) : Signal #1: ECD1A.CH Signal #2: ECD2B.CH
Acq On : 13 May 2021 10:34 pm
Operator : christp
Sample : ddt
Misc : op33250,g1g5651,30,,,2,1
ALS Vial : 1 Sample Multiplier: 1

Integration File signal 1: autoint1.e
Integration File signal 2: autoint2.e
Quant Time: May 14 21:52:24 2021
Quant Method : C:\MSDCHEM\1\METHODS\1PST5651.M
Quant Title : PEST/PCB
QLast Update : Fri May 14 21:42:38 2021
Response via : Initial Calibration
Integrator: ChemStation 6890 Scale Mode: Large solvent peaks clipped

Volume Inj. : 1ul/column
Signal #1 Phase : RTXCLP I Signal #2 Phase: RTX-CLP II
Signal #1 Info : 30mx.32mmx.50um Signal #2 Info : 30m x .32mm x .25um

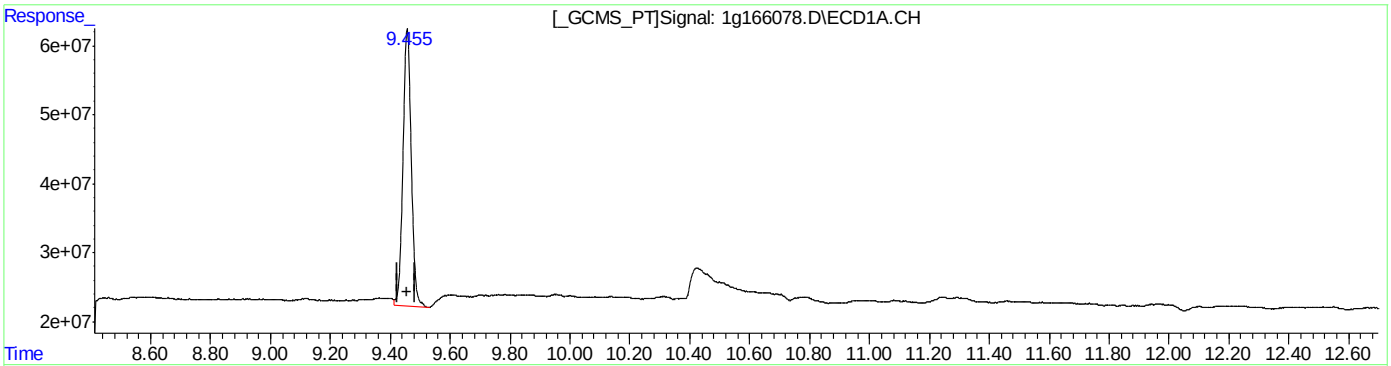

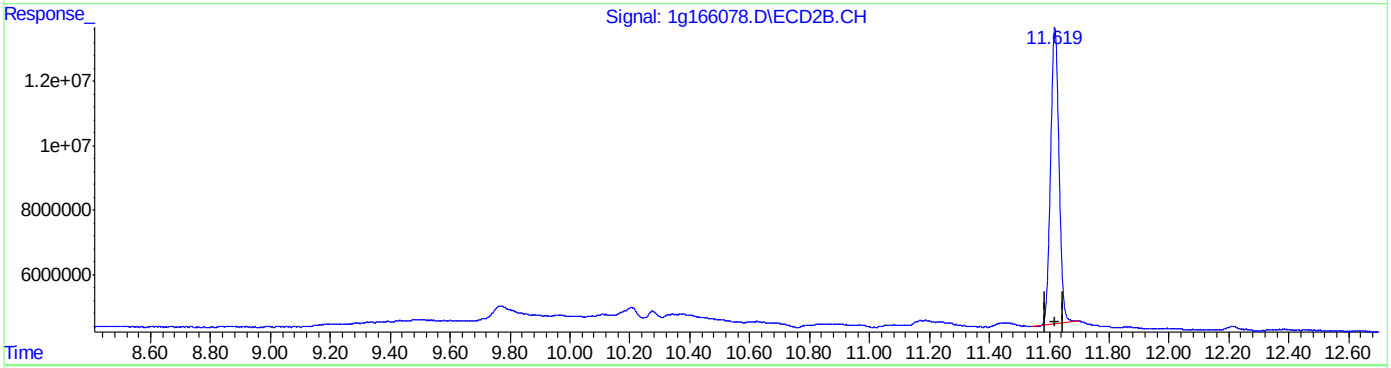

QEdit

(26) Decachlorobiphenyl (SA)
9.456min 53.790PPB
response 773433393

(26) Decachlorobiphenyl #2 (SA)
11.619min 49.197PPB
response 179122736

(+) = Expected Retention Time
1PST5651.M Fri May 14 21:53:49 2021 Page: 1

Quantitation Report (Qedit)

Data Path : C:\msdchem\1\DATA\1G5651\
Data File : 1g166078.D
Signal(s) : Signal #1: ECD1A.CH Signal #2: ECD2B.CH
Acq On : 13 May 2021 10:34 pm
Operator : christp
Sample : ddt
Misc : op33250,g1g5651,30,,,2,1
ALS Vial : 1 Sample Multiplier: 1

Integration File signal 1: autoint1.e
Integration File signal 2: autoint2.e
Quant Time: May 14 21:52:24 2021
Quant Method : C:\MSDCHEM\1\METHODS\1PST5651.M
Quant Title : PEST/PCB
QLast Update : Fri May 14 21:42:38 2021
Response via : Initial Calibration
Integrator: ChemStation 6890 Scale Mode: Large solvent peaks clipped

Volume Inj. : 1ul/column
Signal #1 Phase : RTXCLP I Signal #2 Phase: RTX-CLP II
Signal #1 Info : 30mx.32mmx.50um Signal #2 Info : 30m x .32mm x .25um

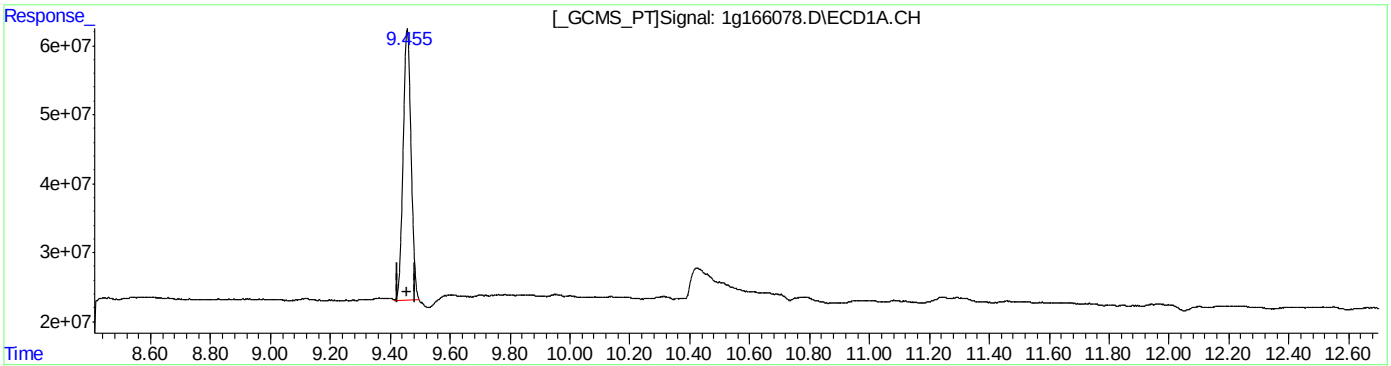

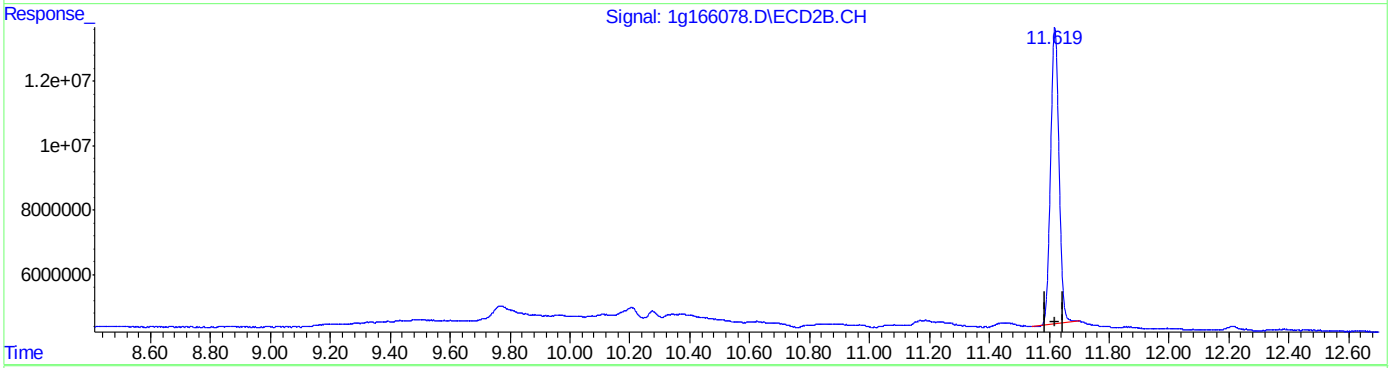

QEdit

(26) Decachlorobiphenyl (SA)
9.455min 50.408PPB m
response 724802109

(26) Decachlorobiphenyl #2 (SA)
11.619min 49.197PPB
response 179122736

(+) = Expected Retention Time
1PST5651.M Fri May 14 21:53:54 2021 Page: 1

Quantitation Report (Qedit)

Data Path : C:\msdchem\1\DATA\1G5651\
Data File : 1g166078.D
Signal(s) : Signal #1: ECD1A.CH Signal #2: ECD2B.CH
Acq On : 13 May 2021 10:34 pm
Operator : christp
Sample : ddt
Misc : op33250,g1g5651,30,,,2,1
ALS Vial : 1 Sample Multiplier: 1

Integration File signal 1: autoint1.e
Integration File signal 2: autoint2.e
Quant Time: May 14 21:52:24 2021
Quant Method : C:\MSDCHEM\1\METHODS\1PST5651.M
Quant Title : PEST/PCB
QLast Update : Fri May 14 21:42:38 2021
Response via : Initial Calibration
Integrator: ChemStation 6890 Scale Mode: Large solvent peaks clipped

Volume Inj. : 1ul/column
Signal #1 Phase : RTXCLP I Signal #2 Phase: RTX-CLP II
Signal #1 Info : 30mx.32mmx.50um Signal #2 Info : 30m x .32mm x .25um

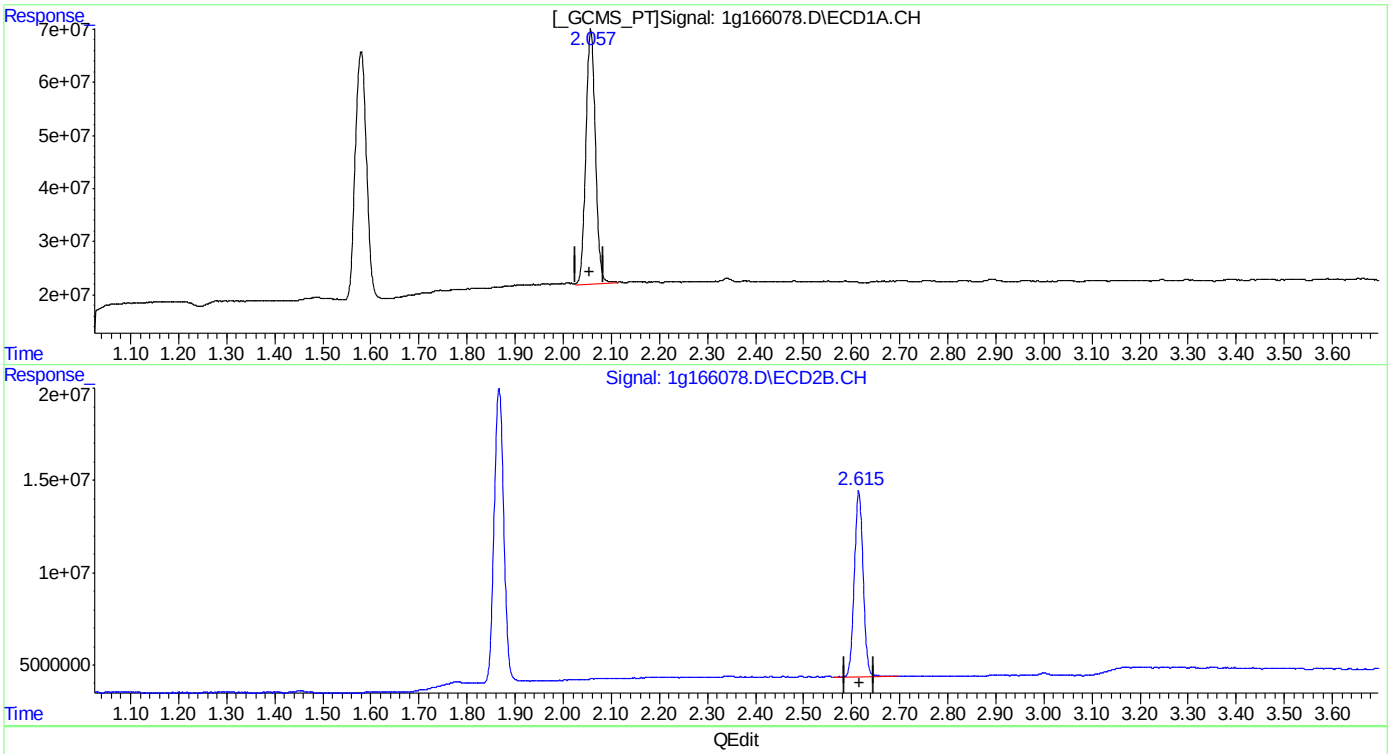

QEdit

(2) Tetrachloro-m-xylene (SAB)
2.057min 47.225PPB
response 661209620

(2) Tetrachloro-m-xylene #2 (SAB)
2.615min 47.716PPB
response 128134072

(+) = Expected Retention Time
1PST5651.M Fri May 14 21:53:58 2021 Page: 1

Quantitation Report (Qedit)

Data Path : C:\msdchem\1\DATA\1G5651\
Data File : 1g166078.D
Signal(s) : Signal #1: ECD1A.CH Signal #2: ECD2B.CH
Acq On : 13 May 2021 10:34 pm
Operator : christp
Sample : ddt
Misc : op33250,g1g5651,30,,,2,1
ALS Vial : 1 Sample Multiplier: 1

Integration File signal 1: autoint1.e
Integration File signal 2: autoint2.e
Quant Time: May 14 21:52:24 2021
Quant Method : C:\MSDCHEM\1\METHODS\1PST5651.M
Quant Title : PEST/PCB
QLast Update : Fri May 14 21:42:38 2021
Response via : Initial Calibration
Integrator: ChemStation 6890 Scale Mode: Large solvent peaks clipped

Volume Inj. : 1ul/column
Signal #1 Phase : RTXCLP I Signal #2 Phase: RTX-CLP II
Signal #1 Info : 30mx.32mmx.50um Signal #2 Info : 30m x .32mm x .25um

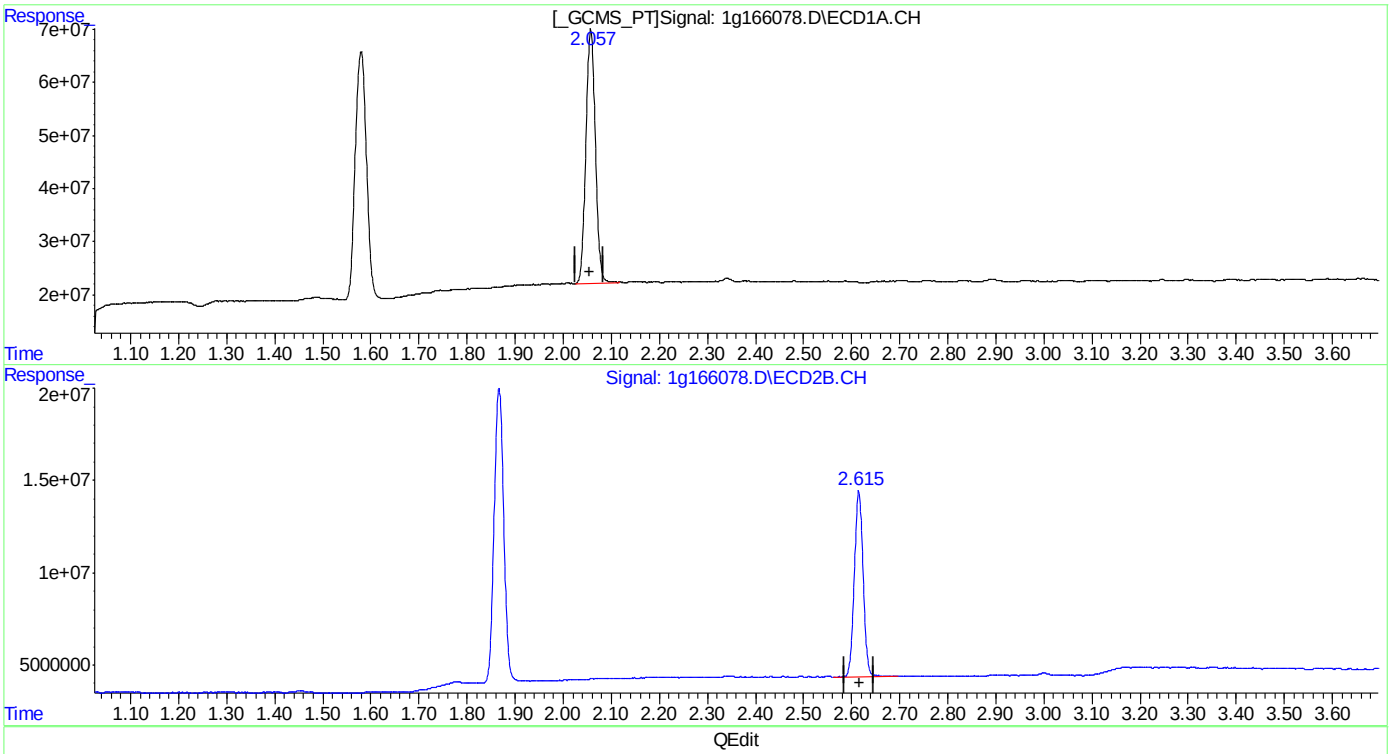

QEdit

(2) Tetrachloro-m-xylene (SAB)
2.057min 46.744PPB m
response 654479631

(2) Tetrachloro-m-xylene #2 (SAB)
2.615min 47.716PPB
response 128134072

(+) = Expected Retention Time

Manual Integrations APPROVED (compounds with "m" flag)
Gwendolyn Burns 05/17/21 11:11

Quantitation Report (QT Reviewed)

Data Path : C:\msdchem\1\DATA\1G5651\
Data File : 1g166095a.D
Signal(s) : Signal #1: ECD1A.CH Signal #2: ECD2B.CH
Acq On : 14 May 2021 10:11 pm
Operator : christp
Sample : ddt
Misc : op33250,g1g5651,30,,,2,1
ALS Vial : 1 Sample Multiplier: 1

Integration File signal 1: autoint1.e
Integration File signal 2: autoint2.e
Quant Time: May 14 22:59:50 2021
Quant Method : C:\MSDCHEM\1\METHODS\1PST5651.M
Quant Title : PEST/PCB
QLast Update : Fri May 14 21:42:38 2021
Response via : Initial Calibration
Integrator: ChemStation 6890 Scale Mode: Large solvent peaks clipped

Volume Inj. : 1ul/column
Signal #1 Phase : RTXCLP I Signal #2 Phase: RTX-CLP II
Signal #1 Info : 30mx.32mmx.50um Signal #2 Info : 30m x .32mm x .25um

	Compound	RT#1	RT#2	Resp#1	Resp#2	PPB	PPB
	Compound	RT#1	RT#2	Resp#1	Resp#2	PPB	PPB
	Internal Standards						
1) I	1-bromo-2...	1.577	1.867	828.7E6	242.3E6	50.000	50.000
27) I	1-bromo-2...	1.577	1.867	828.7E6	242.3E6	50.000	50.000
33) I	1-bromo-2...	1.577	1.867	828.7E6	242.3E6	50.000	50.000
	System Monitoring Compounds						
2) SAB	Tetrachlo...	2.053	2.616	699.1E6	130.5E6	45.654m	44.168
Spiked Amount	40.000	Range	30 - 150	Recovery	=	114.14%	110.42%
26) SA	Decachlor...	9.447	11.611	758.3E6	176.4E6	48.219	44.032
Spiked Amount	40.000			Recovery	=	120.55%	110.08%
	Target Compounds						
15) B	4,4'-DDE	4.645	6.443	22064870	3679959	1.335m	0.724m#
17) MA	Endrin	5.355	7.280	912.9E6	249.4E6	49.499	46.627
18) A	4,4'-DDD	5.494f	7.468	9077948	2807419	0.627m	0.721m
20) MA	4,4'-DDT	5.919	8.040	1558.5E6	388.1E6	104.710	106.139
Sum	Toxaphene			0	0	N.D.	N.D.
Average	Toxaphene					0.000	0.000

(f)=RT Delta > 1/2 Window (#)=Amounts differ by > 25% (m)=manual int.

11.5.2 11

Quantitation Report (QT Reviewed)

Data Path : C:\msdchem\1\DATA\1G5651\
Data File : 1g166095a.D
Signal(s) : Signal #1: ECD1A.CH Signal #2: ECD2B.CH
Acq On : 14 May 2021 10:11 pm
Operator : christp
Sample : ddt
Misc : op33250,g1g5651,30,,,2,1
ALS Vial : 1 Sample Multiplier: 1

Integration File signal 1: autoint1.e
Integration File signal 2: autoint2.e
Quant Time: May 14 22:59:50 2021
Quant Method : C:\MSDCHEM\1\METHODS\1PST5651.M
Quant Title : PEST/PCB
QLast Update : Fri May 14 21:42:38 2021
Response via : Initial Calibration
Integrator: ChemStation 6890 Scale Mode: Large solvent peaks clipped

Volume Inj. : 1ul/column
Signal #1 Phase : RTXCLP I Signal #2 Phase: RTX-CLP II
Signal #1 Info : 30mx.32mmx.50um Signal #2 Info : 30m x .32mm x .25um

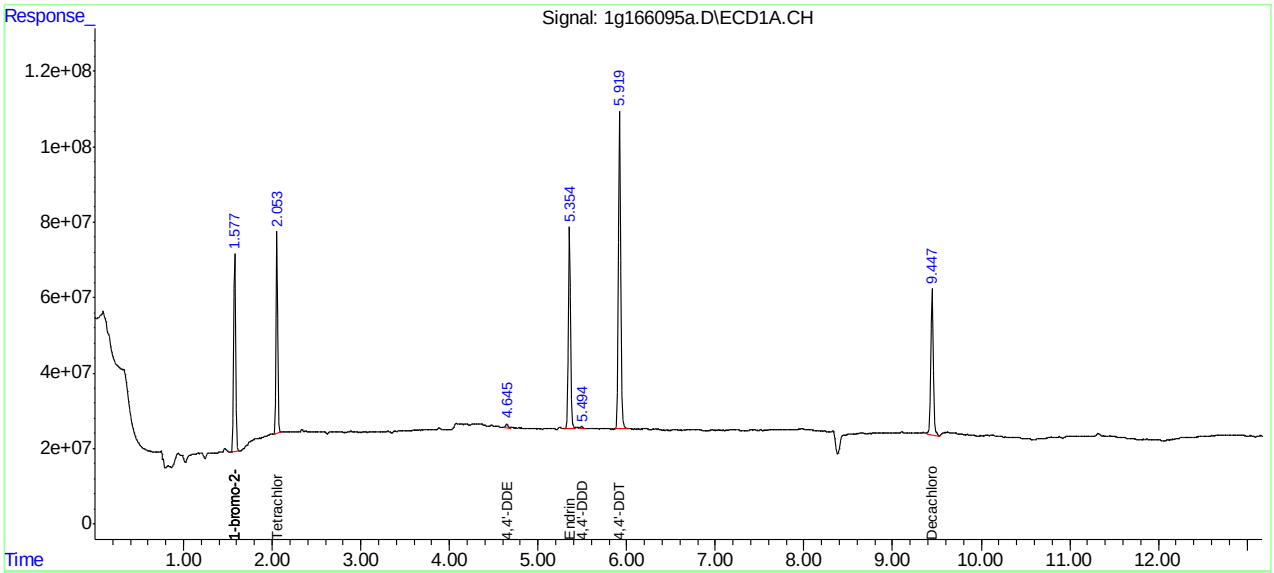

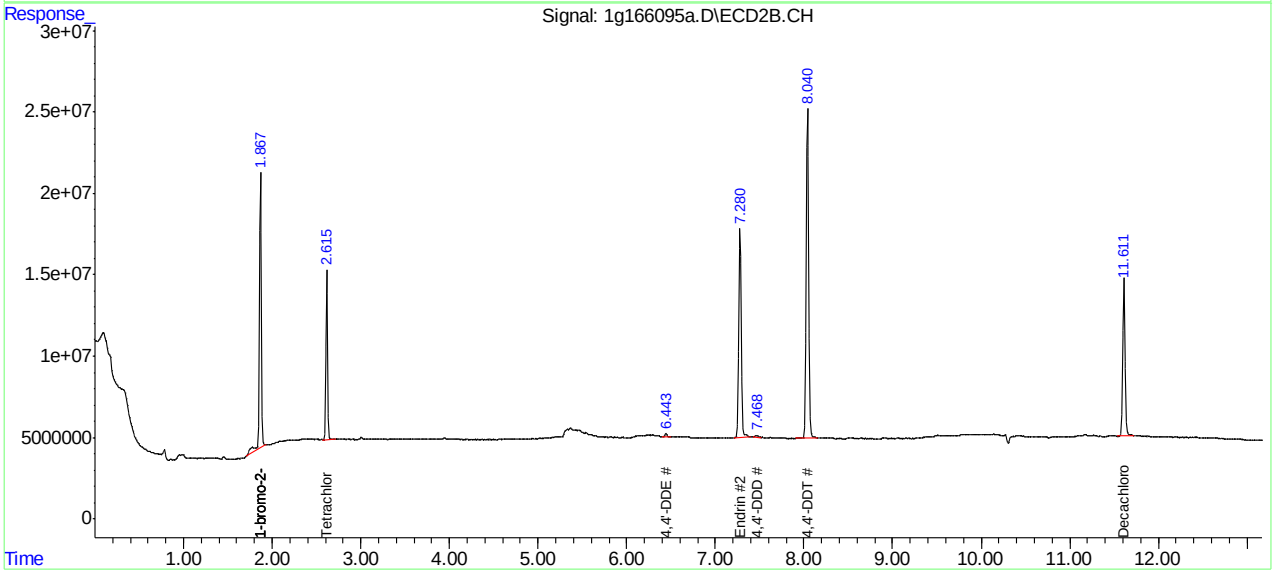

Manual Integration Approval Summary

Sample Number: G1G5651-DDT
Lab FileID: 1G166095A.D
Injection Time: 05/14/21 22:11
Method: SW846 8081B
Analyst approved: 05/14/21 23:03 Rebecca Krug
Supervisor approved: 05/17/21 11:11 Gwendolyn Burns

Parameter	CAS	Sig#	R.T. (min.)	Reason
Tetrachloro-m-xylene	877-09-8	1	2.05	Poorly defined baseline
4,4'-DDE	72-55-9	1	4.64	Poorly defined baseline
4,4'-DDD	72-54-8	1	5.49	Poorly defined baseline
4,4'-DDE	72-55-9	2	6.44	Poorly defined baseline
4,4'-DDD	72-54-8	2	7.47	Poorly defined baseline

Quantitation Report (Qedit)

Data Path : C:\msdchem\1\DATA\1G5651\
Data File : 1g166095a.D
Signal(s) : Signal #1: ECD1A.CH Signal #2: ECD2B.CH
Acq On : 14 May 2021 10:11 pm
Operator : christp
Sample : ddt
Misc : op33250,g1g5651,30,,,2,1
ALS Vial : 1 Sample Multiplier: 1

Integration File signal 1: autoint1.e
Integration File signal 2: autoint2.e
Quant Time: May 14 22:58:53 2021
Quant Method : C:\MSDCHEM\1\METHODS\1PST5651.M
Quant Title : PEST/PCB
QLast Update : Fri May 14 21:42:38 2021
Response via : Initial Calibration
Integrator: ChemStation 6890 Scale Mode: Large solvent peaks clipped

Volume Inj. : 1ul/column
Signal #1 Phase : RTXCLP I Signal #2 Phase: RTX-CLP II
Signal #1 Info : 30mx.32mmx.50um Signal #2 Info : 30m x .32mm x .25um

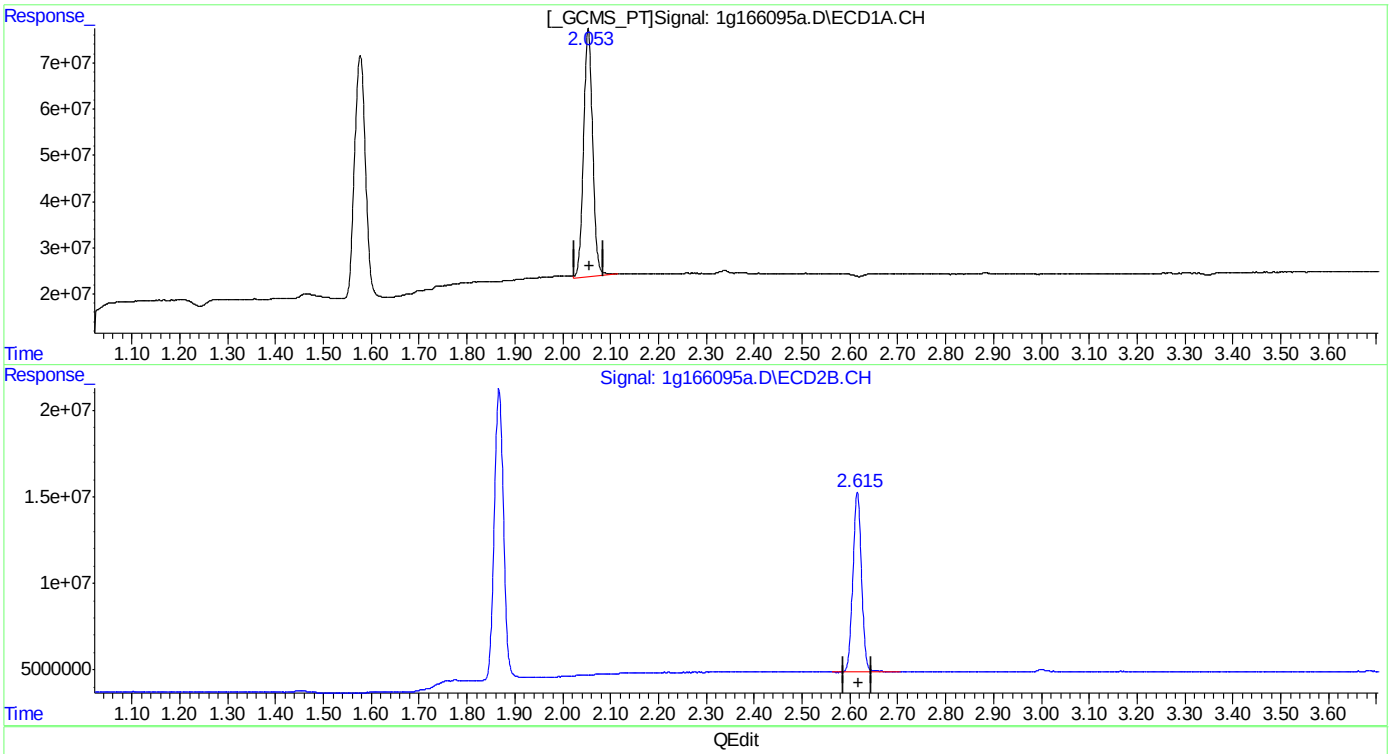

QEdit

(2) Tetrachloro-m-xylene (SAB)
2.053min 46.427PPB
response 710923040

(2) Tetrachloro-m-xylene #2 (SAB)
2.616min 44.168PPB
response 130527520

(+) = Expected Retention Time

1G166095A.D edits: Tetrachloro-m-xylene

Quantitation Report (Qedit)

Data Path : C:\msdchem\1\DATA\1G5651\
Data File : 1g166095a.D
Signal(s) : Signal #1: ECD1A.CH Signal #2: ECD2B.CH
Acq On : 14 May 2021 10:11 pm
Operator : christp
Sample : ddt
Misc : op33250,g1g5651,30,,,2,1
ALS Vial : 1 Sample Multiplier: 1

Integration File signal 1: autoint1.e
Integration File signal 2: autoint2.e
Quant Time: May 14 22:58:53 2021
Quant Method : C:\MSDCHEM\1\METHODS\1PST5651.M
Quant Title : PEST/PCB
QLast Update : Fri May 14 21:42:38 2021
Response via : Initial Calibration
Integrator: ChemStation 6890 Scale Mode: Large solvent peaks clipped

Volume Inj. : 1ul/column
Signal #1 Phase : RTXCLP I Signal #2 Phase: RTX-CLP II
Signal #1 Info : 30mx.32mmx.50um Signal #2 Info : 30m x .32mm x .25um

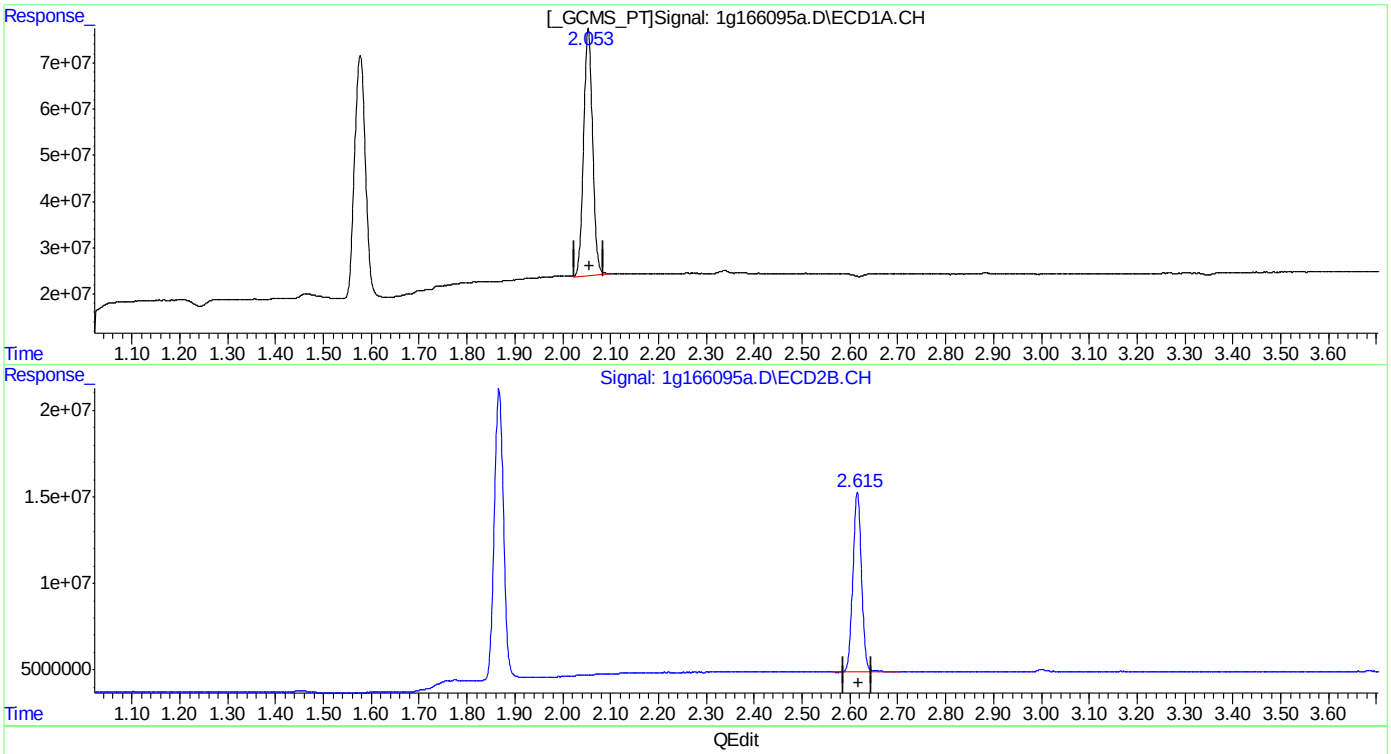

QEdit

(2) Tetrachloro-m-xylene (SAB)
2.053min 45.654PPB m
response 699086481

(2) Tetrachloro-m-xylene #2 (SAB)
2.616min 44.168PPB
response 130527520

(+) = Expected Retention Time
1PST5651.M Fri May 14 22:59:19 2021 Page: 1

1G166095A.D edits: Tetrachloro-m-xylene

Quantitation Report (Qedit)

Data Path : C:\msdchem\1\DATA\1G5651\
Data File : 1g166095a.D
Signal(s) : Signal #1: ECD1A.CH Signal #2: ECD2B.CH
Acq On : 14 May 2021 10:11 pm
Operator : christp
Sample : ddt
Misc : op33250,g1g5651,30,,,2,1
ALS Vial : 1 Sample Multiplier: 1

Integration File signal 1: autoint1.e
Integration File signal 2: autoint2.e
Quant Time: May 14 22:58:53 2021
Quant Method : C:\MSDCHEM\1\METHODS\1PST5651.M
Quant Title : PEST/PCB
QLast Update : Fri May 14 21:42:38 2021
Response via : Initial Calibration
Integrator: ChemStation 6890 Scale Mode: Large solvent peaks clipped

Volume Inj. : 1ul/column
Signal #1 Phase : RTXCLP I Signal #2 Phase: RTX-CLP II
Signal #1 Info : 30mx.32mmx.50um Signal #2 Info : 30m x .32mm x .25um

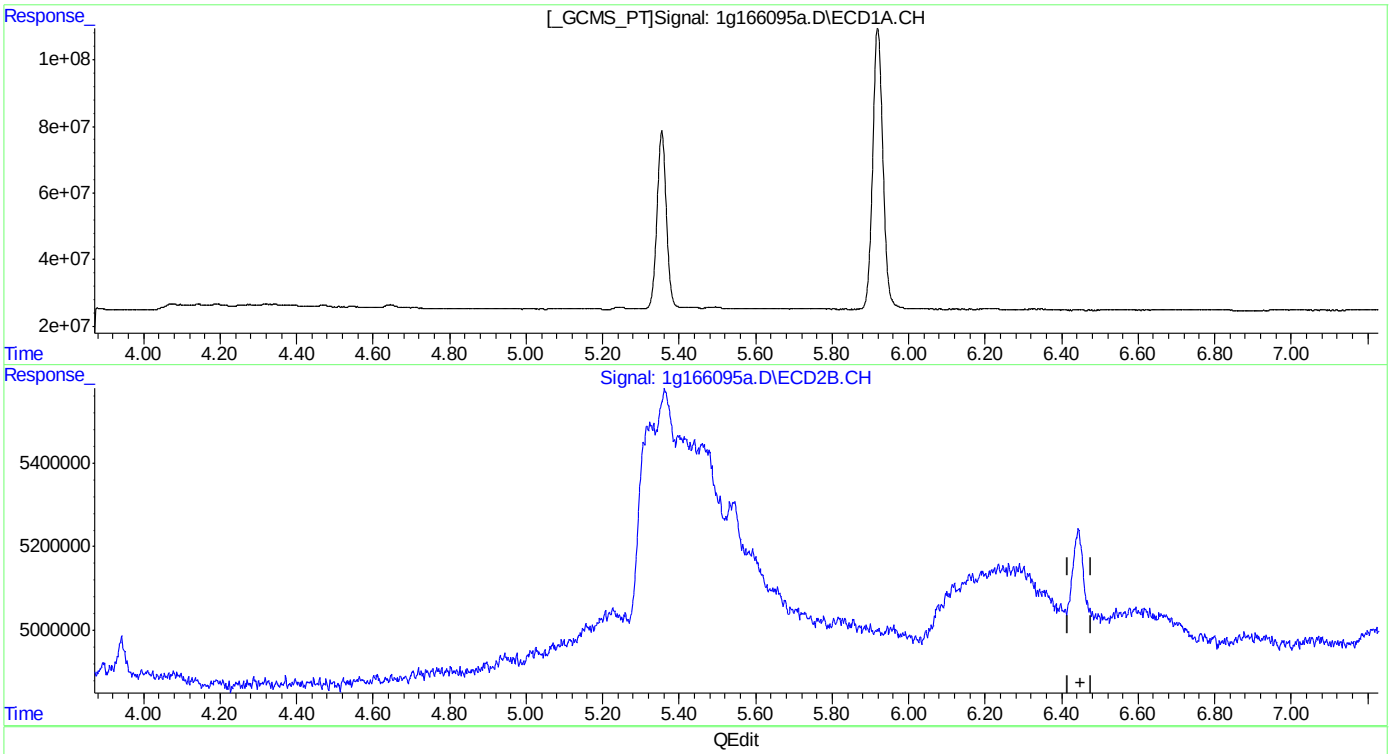

(15) 4,4'-DDE (B)
0.000min 0.000PPB
response 0

(15) 4,4'-DDE #2 (B)
0.000min 0.000PPB
response 0

(+) = Expected Retention Time

Quantitation Report (Qedit)

Data Path : C:\msdchem\1\DATA\1G5651\
Data File : 1g166095a.D
Signal(s) : Signal #1: ECD1A.CH Signal #2: ECD2B.CH
Acq On : 14 May 2021 10:11 pm
Operator : christp
Sample : ddt
Misc : op33250,g1g5651,30,,,2,1
ALS Vial : 1 Sample Multiplier: 1

Integration File signal 1: autoint1.e
Integration File signal 2: autoint2.e
Quant Time: May 14 22:58:53 2021
Quant Method : C:\MSDCHEM\1\METHODS\1PST5651.M
Quant Title : PEST/PCB
QLast Update : Fri May 14 21:42:38 2021
Response via : Initial Calibration
Integrator: ChemStation 6890 Scale Mode: Large solvent peaks clipped

Volume Inj. : 1ul/column
Signal #1 Phase : RTXCLP I Signal #2 Phase: RTX-CLP II
Signal #1 Info : 30mx.32mmx.50um Signal #2 Info : 30m x .32mm x .25um

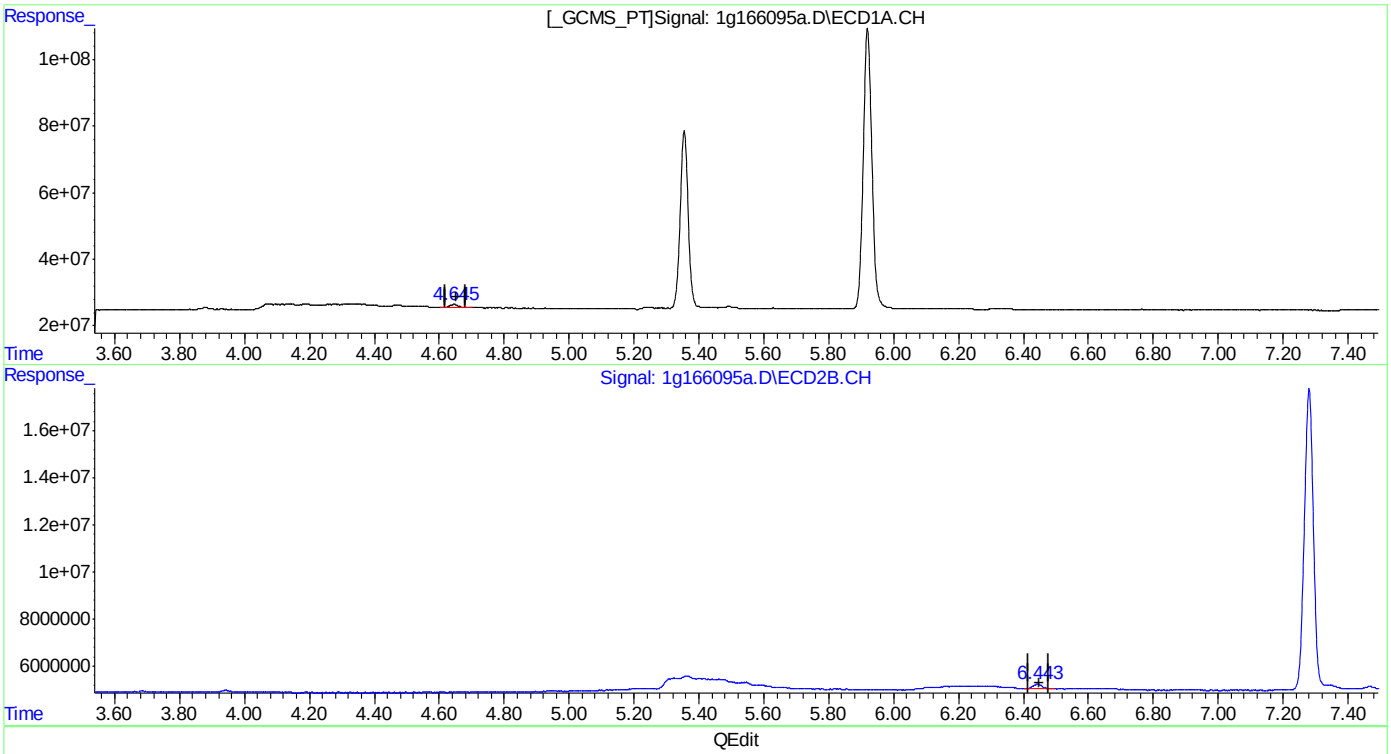

QEdit

(15) 4,4'-DDE (B)
4.645min 1.335PPB m
response 22064870

(15) 4,4'-DDE #2 (B)
6.443min 0.724PPB m
response 3679959

(+) = Expected Retention Time

Quantitation Report (Qedit)

Data Path : C:\msdchem\1\DATA\1G5651\
Data File : 1g166095a.D
Signal(s) : Signal #1: ECD1A.CH Signal #2: ECD2B.CH
Acq On : 14 May 2021 10:11 pm
Operator : christp
Sample : ddt
Misc : op33250,g1g5651,30,,,2,1
ALS Vial : 1 Sample Multiplier: 1

Integration File signal 1: autoint1.e
Integration File signal 2: autoint2.e
Quant Time: May 14 22:58:53 2021
Quant Method : C:\MSDCHEM\1\METHODS\1PST5651.M
Quant Title : PEST/PCB
QLast Update : Fri May 14 21:42:38 2021
Response via : Initial Calibration
Integrator: ChemStation 6890 Scale Mode: Large solvent peaks clipped

Volume Inj. : 1ul/column
Signal #1 Phase : RTXCLP I Signal #2 Phase: RTX-CLP II
Signal #1 Info : 30mx.32mmx.50um Signal #2 Info : 30m x .32mm x .25um

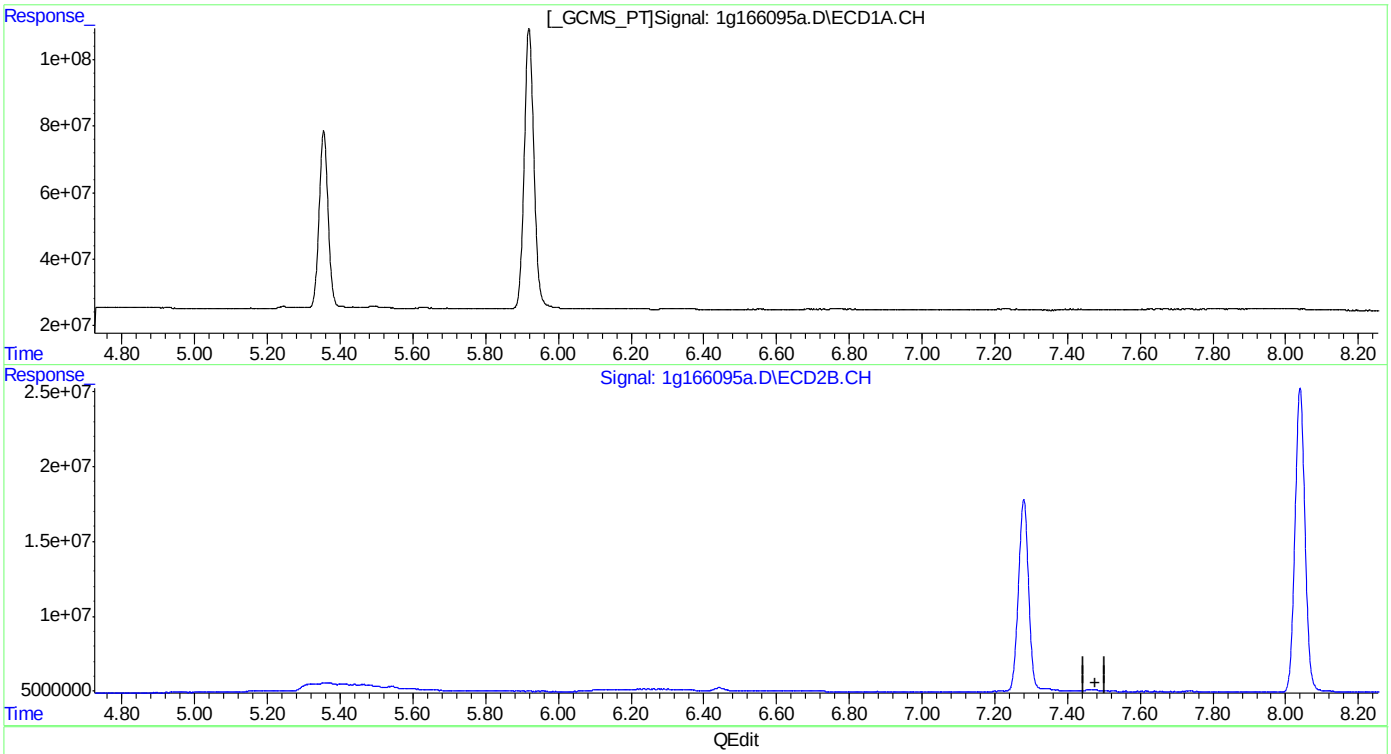

QEdit

(18) 4,4'-DDD (A)
0.000min 0.000PPB
response 0

(18) 4,4'-DDD #2 (A)
0.000min 0.000PPB
response 0

(+) = Expected Retention Time

Quantitation Report (Qedit)

Data Path : C:\msdchem\1\DATA\1G5651\
Data File : 1g166095a.D
Signal(s) : Signal #1: ECD1A.CH Signal #2: ECD2B.CH
Acq On : 14 May 2021 10:11 pm
Operator : christp
Sample : ddt
Misc : op33250,g1g5651,30,,,2,1
ALS Vial : 1 Sample Multiplier: 1

Integration File signal 1: autoint1.e
Integration File signal 2: autoint2.e
Quant Time: May 14 22:58:53 2021
Quant Method : C:\MSDCHEM\1\METHODS\1PST5651.M
Quant Title : PEST/PCB
QLast Update : Fri May 14 21:42:38 2021
Response via : Initial Calibration
Integrator: ChemStation 6890 Scale Mode: Large solvent peaks clipped

Volume Inj. : 1ul/column
Signal #1 Phase : RTXCLP I Signal #2 Phase: RTX-CLP II
Signal #1 Info : 30mx.32mmx.50um Signal #2 Info : 30m x .32mm x .25um

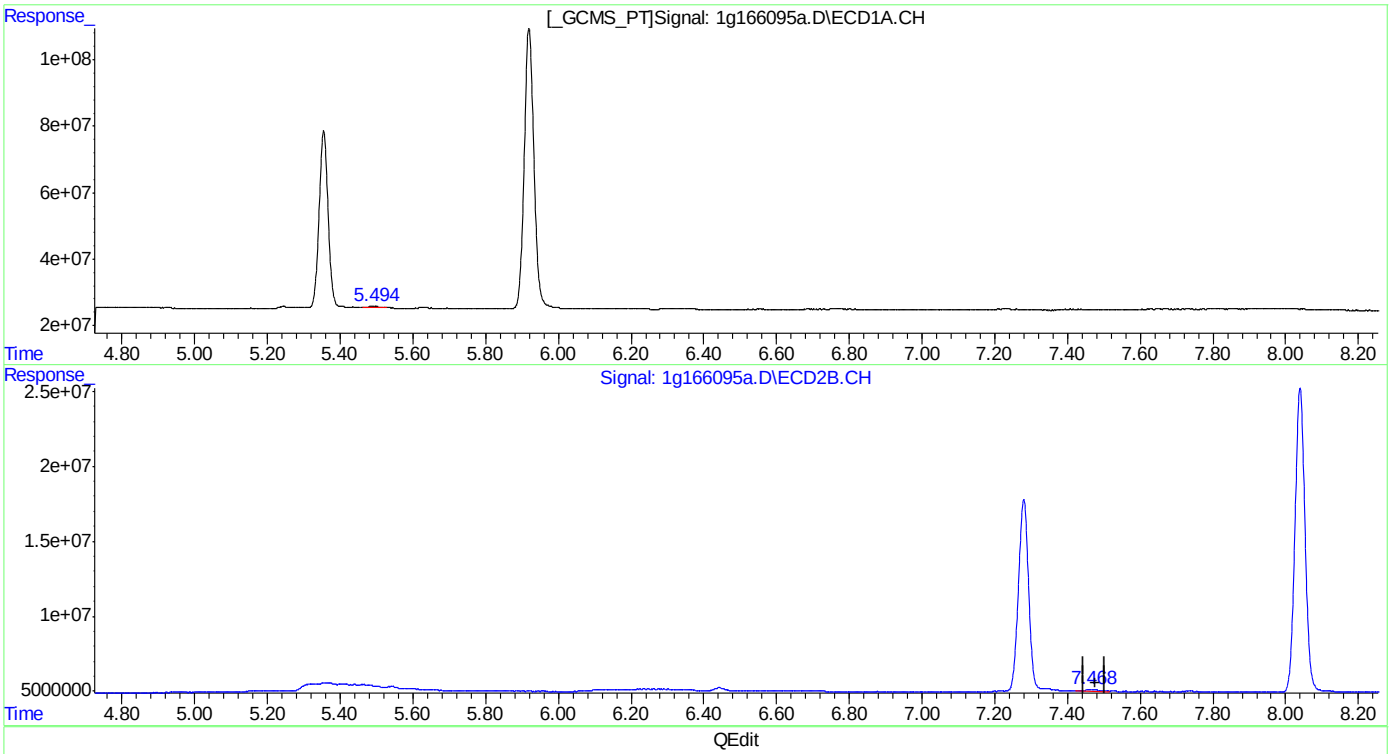

QEdit

(18) 4,4'-DDD (A)
5.494min 0.627PPB m
response 9077948

(18) 4,4'-DDD #2 (A)
7.468min 0.721PPB m
response 2807419

(+) = Expected Retention Time
1PST5651.M Fri May 14 22:59:44 2021

Manual Integrations APPROVED (compounds with "m" flag)
Gwendolyn Burns 07/06/21 17:03

Quantitation Report (QT Reviewed)

Data Path : C:\msdchem\1\DATA\1G5715\
Data File : 1g167674.D
Signal(s) : Signal #1: ECD1A.CH Signal #2: ECD2B.CH
Acq On : 06 Jul 2021 1:08 pm
Operator : taylorc
Sample : ddt
Misc : op34088,g1g5715,1050,,,5,1
ALS Vial : 1 Sample Multiplier: 1

Integration File signal 1: autoint1.e
Integration File signal 2: autoint2.e
Quant Time: Jul 06 16:50:01 2021
Quant Method : C:\MSDCHEM\1\METHODS\1PST5651.M
Quant Title : PEST/PCB
QLast Update : Wed Jun 30 12:32:20 2021
Response via : Initial Calibration
Integrator: ChemStation 6890 Scale Mode: Large solvent peaks clipped

Volume Inj. : 1ul/column
Signal #1 Phase : RTXCLP I Signal #2 Phase: RTX-CLP II
Signal #1 Info : 30mx.32mmx.50um Signal #2 Info : 30m x .32mm x .25um

	Compound	RT#1	RT#2	Resp#1	Resp#2	PPB	PPB
	Compound	RT#1	RT#2	Resp#1	Resp#2	PPB	PPB
	Internal Standards						
1) I	1-bromo-2...	1.576	1.865	729.7E6	212.9E6	50.000	50.000
27) I	1-bromo-2...	1.576	1.865	729.7E6	212.9E6	50.000	50.000
33) I	1-bromo-2...	1.576	1.865	729.7E6	212.9E6	50.000	50.000
	System Monitoring Compounds						
2) SAB	Tetrachlo...	2.049	2.610	672.6E6	132.5E6	49.882m	51.010
Spiked Amount	40.000	Range	30 - 150	Recovery	=	124.71%	127.53%
26) SA	Decachlor...	9.429	11.590	675.5E6	179.2E6	48.788m	50.891
Spiked Amount	40.000			Recovery	=	121.97%	127.23%
	Target Compounds						
15) B	4,4'-DDE	4.646	6.425	3465445	2207904	0.238m	0.494m#
17) MA	Endrin	5.339	7.259	821.5E6	253.6E6	50.586	53.957
18) A	4,4'-DDD	5.482	7.451	18041208	4301964	1.415m	1.257m
20) MA	4,4'-DDT	5.911	8.018	1375.2E6	388.0E6	104.933	120.752
Sum	Toxaphene			0	0	N.D.	N.D.
Average	Toxaphene					0.000	0.000

(f)=RT Delta > 1/2 Window (#)=Amounts differ by > 25% (m)=manual int.

Quantitation Report (QT Reviewed)

Data Path : C:\msdchem\1\DATA\1G5715\
Data File : 1g167674.D
Signal(s) : Signal #1: ECD1A.CH Signal #2: ECD2B.CH
Acq On : 06 Jul 2021 1:08 pm
Operator : taylorc
Sample : ddt
Misc : op34088,g1g5715,1050,,,5,1
ALS Vial : 1 Sample Multiplier: 1

Integration File signal 1: autoint1.e
Integration File signal 2: autoint2.e
Quant Time: Jul 06 16:50:01 2021
Quant Method : C:\MSDCHEM\1\METHODS\1PST5651.M
Quant Title : PEST/PCB
QLast Update : Wed Jun 30 12:32:20 2021
Response via : Initial Calibration
Integrator: ChemStation 6890 Scale Mode: Large solvent peaks clipped

Volume Inj. : 1ul/column
Signal #1 Phase : RTXCLP I Signal #2 Phase: RTX-CLP II
Signal #1 Info : 30mx.32mmx.50um Signal #2 Info : 30m x .32mm x .25um

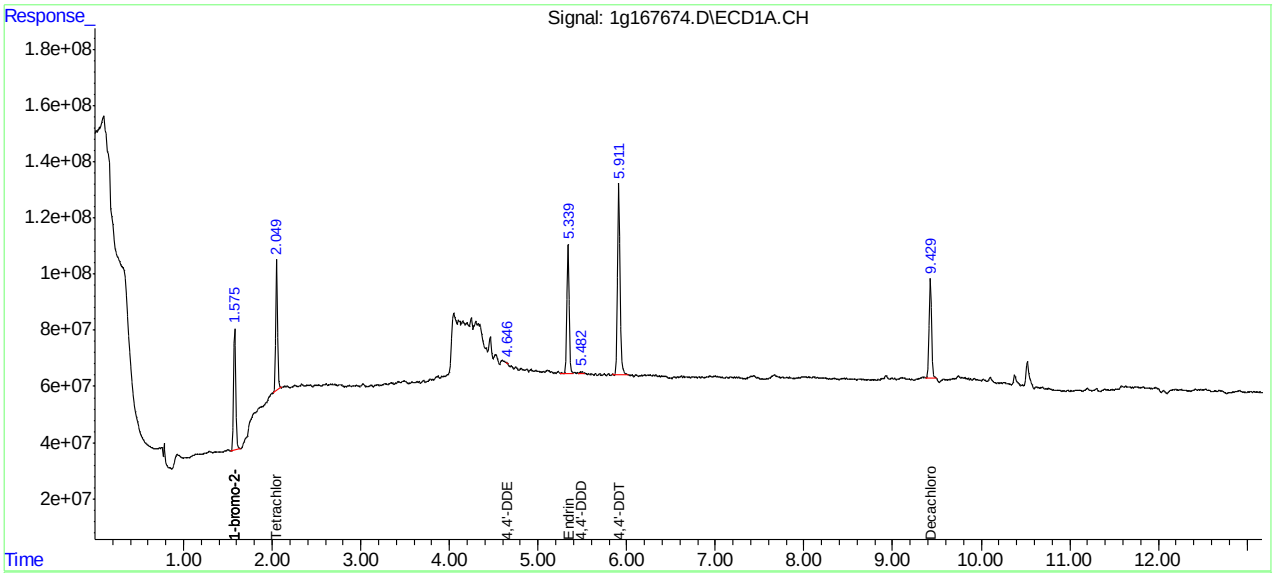

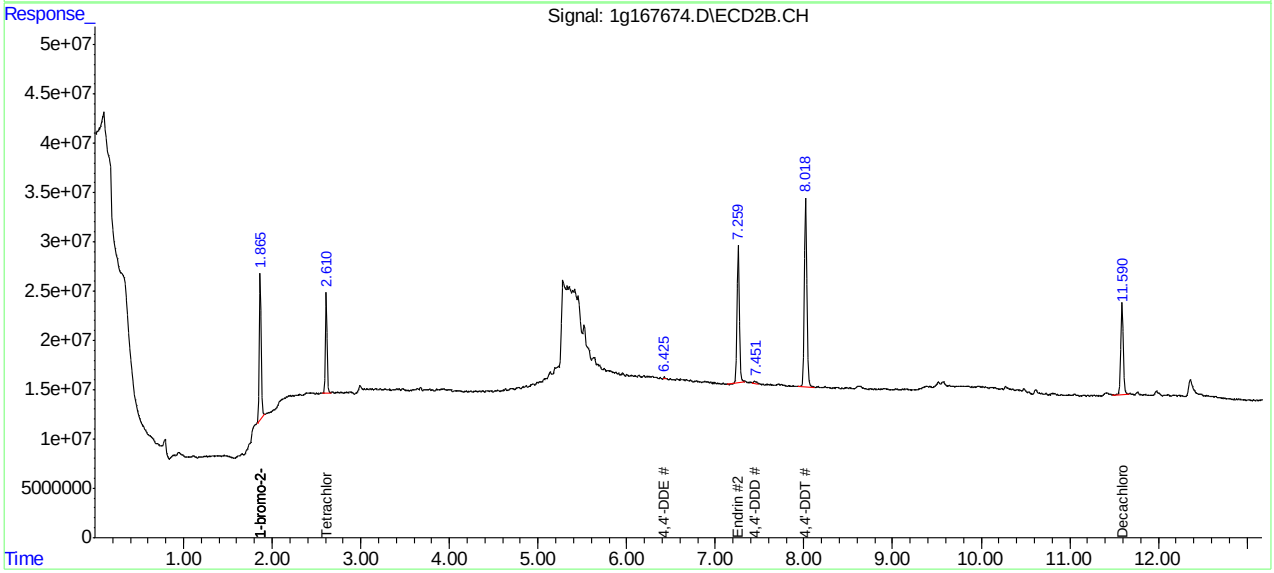

Manual Integration Approval Summary

Sample Number: G1G5715-DDT
Lab FileID: 1G167674.D
Injection Time: 07/06/21 13:08
Method: EPA 608.3
Analyst approved: 07/06/21 16:55 Kristi Schollenberger
Supervisor approved: 07/06/21 17:03 Gwendolyn Burns

Parameter	CAS	Sig#	R.T. (min.)	Reason
Tetrachloro-m-xylene	877-09-8	1	2.05	Poor instrument integration
4,4'-DDE	72-55-9	1	4.65	Poor instrument integration
4,4'-DDD	72-54-8	1	5.48	Poor instrument integration
4,4'-DDE	72-55-9	2	6.42	Poor instrument integration
4,4'-DDD	72-54-8	2	7.45	Poor instrument integration
Decachlorobiphenyl	2051-24-3	1	9.43	Poor instrument integration

Quantitation Report (Qedit)

Data Path : C:\msdchem\1\DATA\1G5715\
Data File : 1g167674.D
Signal(s) : Signal #1: ECD1A.CH Signal #2: ECD2B.CH
Acq On : 06 Jul 2021 1:08 pm
Operator : taylorc
Sample : ddt
Misc : op34088,g1g5715,1050,,,5,1
ALS Vial : 1 Sample Multiplier: 1

Integration File signal 1: autoint1.e
Integration File signal 2: autoint2.e
Quant Time: Jul 06 13:52:06 2021
Quant Method : C:\MSDCHEM\1\METHODS\1PST5651.M
Quant Title : PEST/PCB
QLast Update : Wed Jun 30 12:32:20 2021
Response via : Initial Calibration
Integrator: ChemStation 6890 Scale Mode: Large solvent peaks clipped

Volume Inj. : 1ul/column
Signal #1 Phase : RTXCLP I Signal #2 Phase: RTX-CLP II
Signal #1 Info : 30mx.32mmx.50um Signal #2 Info : 30m x .32mm x .25um

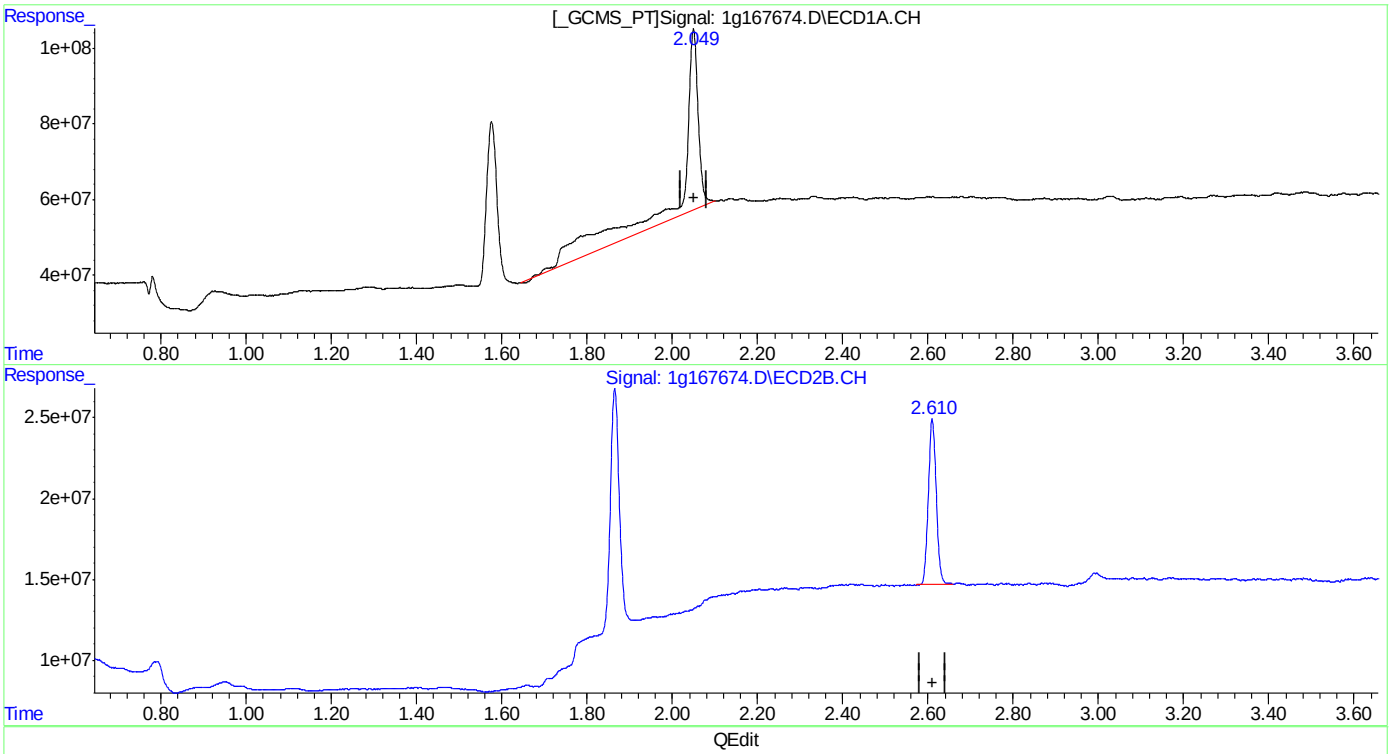

QEdit

(2) Tetrachloro-m-xylene (SAB)
2.050min 104.102PPB
response 1403609529

(2) Tetrachloro-m-xylene #2 (SAB)
2.610min 51.010PPB
response 132464925

(+) = Expected Retention Time
1PST5651.M Tue Jul 06 16:48:07 2021 Page: 1

Quantitation Report (Qedit)

Data Path : C:\msdchem\1\DATA\1G5715\
Data File : 1g167674.D
Signal(s) : Signal #1: ECD1A.CH Signal #2: ECD2B.CH
Acq On : 06 Jul 2021 1:08 pm
Operator : taylorc
Sample : ddt
Misc : op34088,g1g5715,1050,,,5,1
ALS Vial : 1 Sample Multiplier: 1

Integration File signal 1: autoint1.e
Integration File signal 2: autoint2.e
Quant Time: Jul 06 13:52:06 2021
Quant Method : C:\MSDCHEM\1\METHODS\1PST5651.M
Quant Title : PEST/PCB
QLast Update : Wed Jun 30 12:32:20 2021
Response via : Initial Calibration
Integrator: ChemStation 6890 Scale Mode: Large solvent peaks clipped

Volume Inj. : 1ul/column
Signal #1 Phase : RTXCLP I Signal #2 Phase: RTX-CLP II
Signal #1 Info : 30mx.32mmx.50um Signal #2 Info : 30m x .32mm x .25um

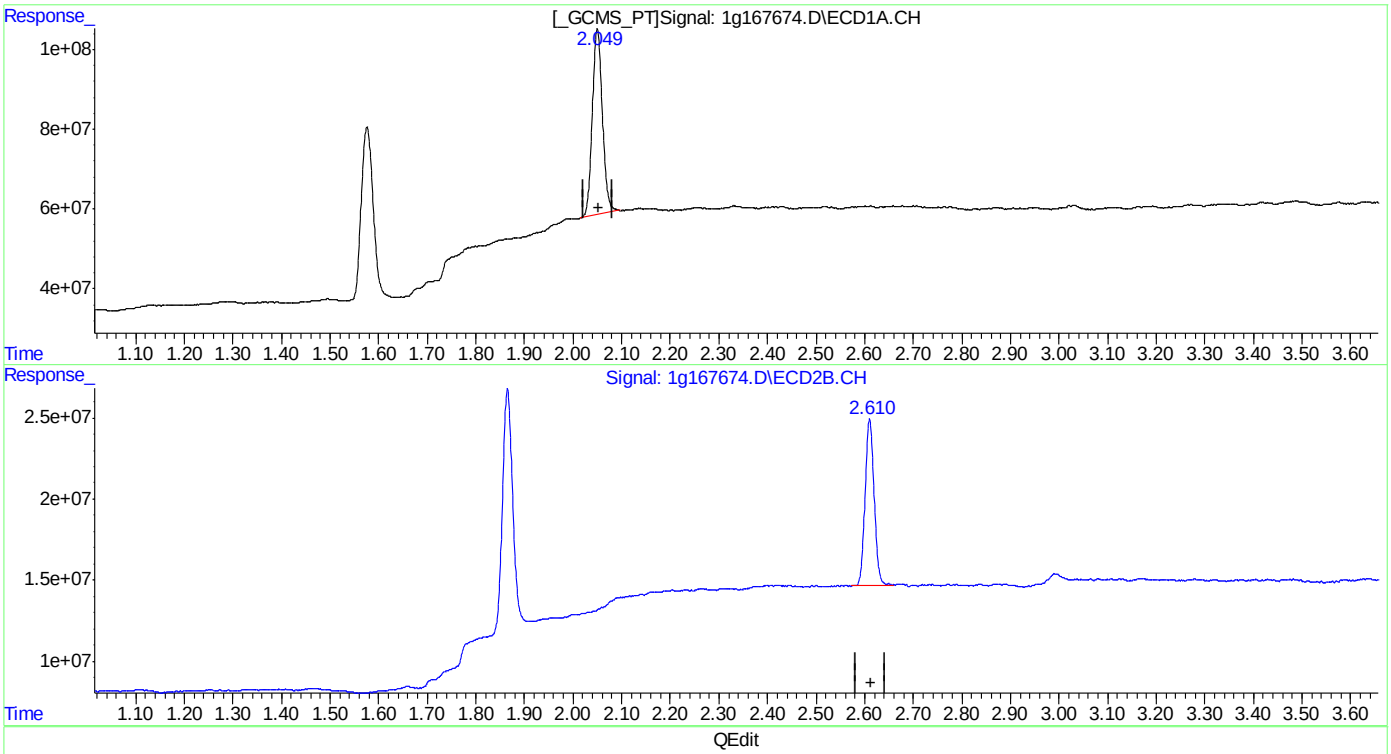

QEdit

(2) Tetrachloro-m-xylene (SAB)
2.049min 49.882PPB m
response 672562833

(2) Tetrachloro-m-xylene #2 (SAB)
2.610min 51.010PPB
response 132464925

(+) = Expected Retention Time
1PST5651.M Tue Jul 06 16:48:15 2021

Quantitation Report (Qedit)

Data Path : C:\msdchem\1\DATA\1G5715\
Data File : 1g167674.D
Signal(s) : Signal #1: ECD1A.CH Signal #2: ECD2B.CH
Acq On : 06 Jul 2021 1:08 pm
Operator : taylorc
Sample : ddt
Misc : op34088,g1g5715,1050,,,5,1
ALS Vial : 1 Sample Multiplier: 1

Integration File signal 1: autoint1.e
Integration File signal 2: autoint2.e
Quant Time: Jul 06 13:52:06 2021
Quant Method : C:\MSDCHEM\1\METHODS\1PST5651.M
Quant Title : PEST/PCB
QLast Update : Wed Jun 30 12:32:20 2021
Response via : Initial Calibration
Integrator: ChemStation 6890 Scale Mode: Large solvent peaks clipped

Volume Inj. : 1ul/column
Signal #1 Phase : RTXCLP I Signal #2 Phase: RTX-CLP II
Signal #1 Info : 30mx.32mmx.50um Signal #2 Info : 30m x .32mm x .25um

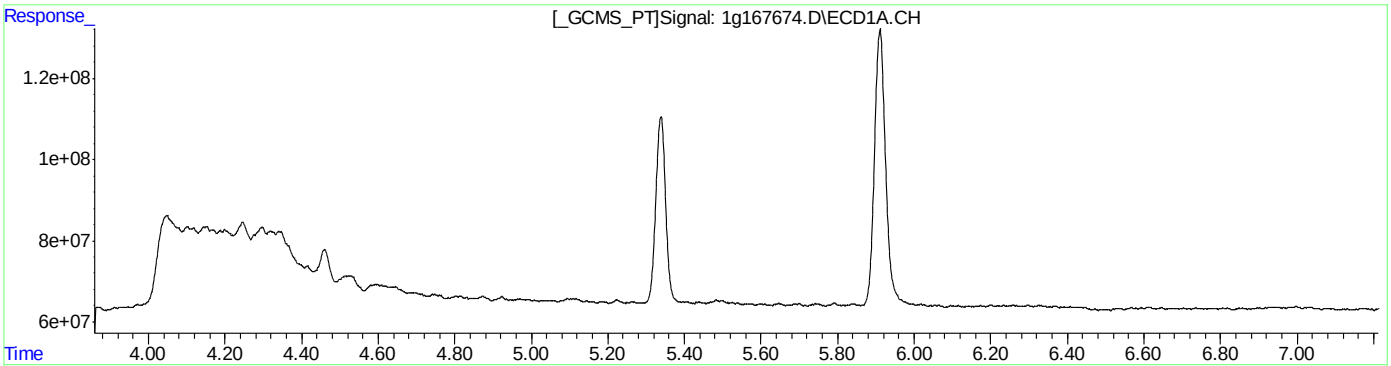

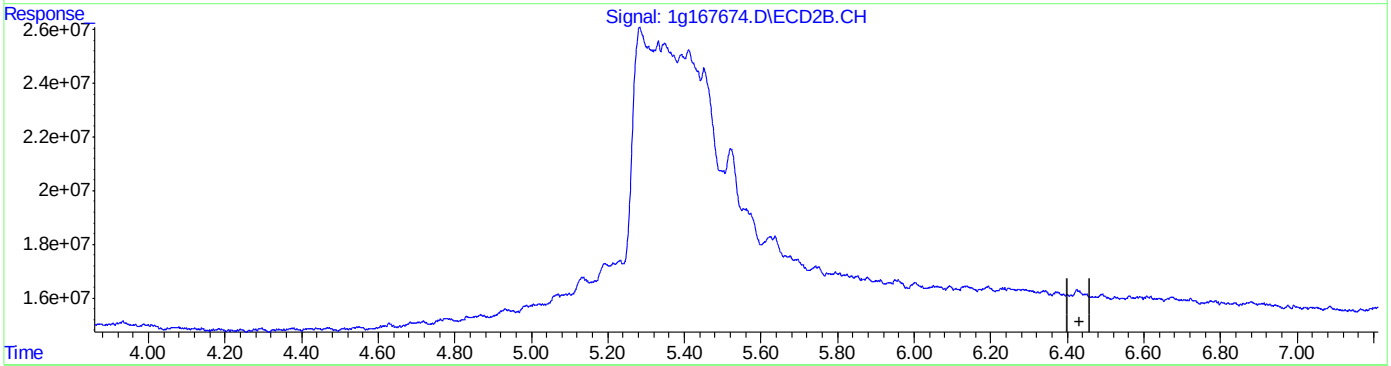

QEdit

(15) 4,4'-DDE (B)
0.000min 0.000PPB
response 0

(15) 4,4'-DDE #2 (B)
0.000min 0.000PPB
response 0

(+) = Expected Retention Time
1PST5651.M Tue Jul 06 16:48:33 2021 Page: 1

Quantitation Report (Qedit)

Data Path : C:\msdchem\1\DATA\1G5715\
Data File : 1g167674.D
Signal(s) : Signal #1: ECD1A.CH Signal #2: ECD2B.CH
Acq On : 06 Jul 2021 1:08 pm
Operator : taylorc
Sample : ddt
Misc : op34088,g1g5715,1050,,,5,1
ALS Vial : 1 Sample Multiplier: 1

Integration File signal 1: autoint1.e
Integration File signal 2: autoint2.e
Quant Time: Jul 06 13:52:06 2021
Quant Method : C:\MSDCHEM\1\METHODS\1PST5651.M
Quant Title : PEST/PCB
QLast Update : Wed Jun 30 12:32:20 2021
Response via : Initial Calibration
Integrator: ChemStation 6890 Scale Mode: Large solvent peaks clipped

Volume Inj. : 1ul/column
Signal #1 Phase : RTXCLP I Signal #2 Phase: RTX-CLP II
Signal #1 Info : 30mx.32mmx.50um Signal #2 Info : 30m x .32mm x .25um

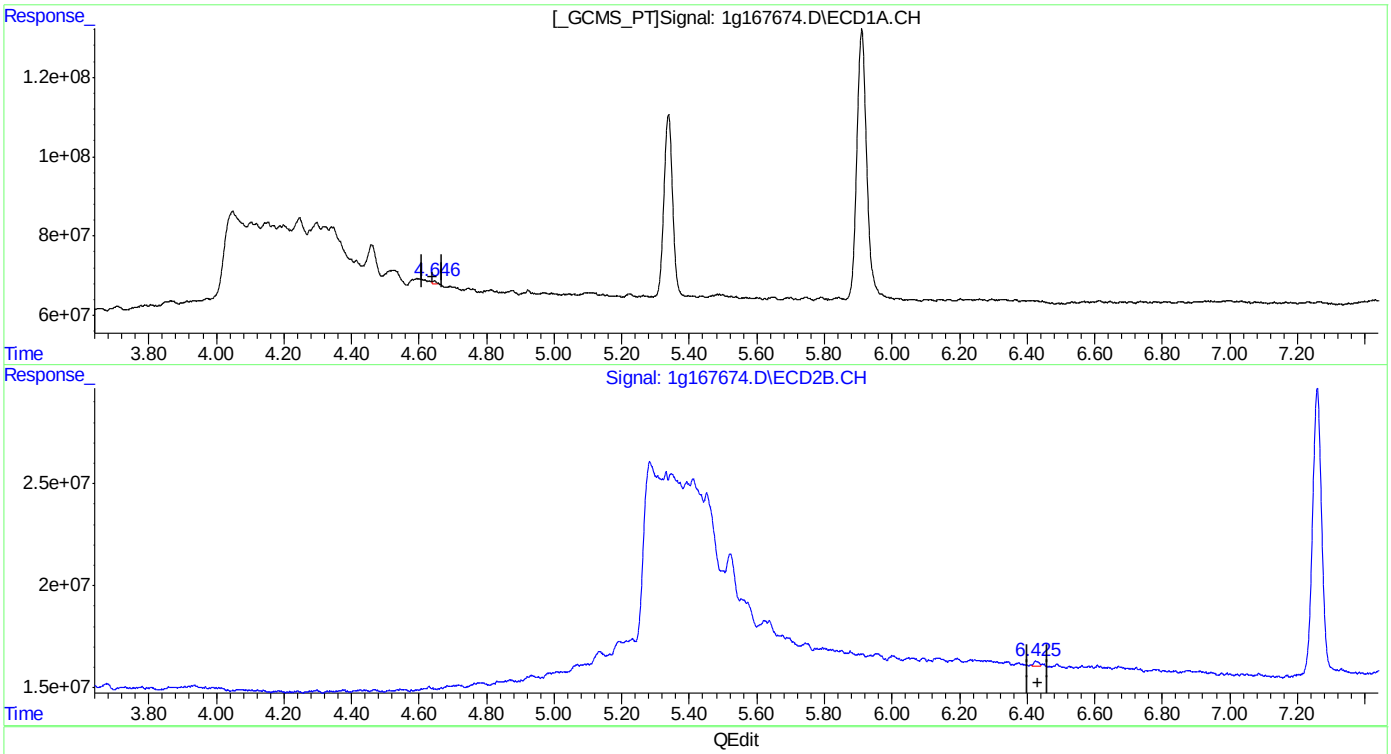

QEdit

(15) 4,4'-DDE (B)
4.646min 0.238PPB m
response 3465445

(15) 4,4'-DDE #2 (B)
6.425min 0.494PPB m
response 2207904

(+) = Expected Retention Time

Quantitation Report (Qedit)

Data Path : C:\msdchem\1\DATA\1G5715\
Data File : 1g167674.D
Signal(s) : Signal #1: ECD1A.CH Signal #2: ECD2B.CH
Acq On : 06 Jul 2021 1:08 pm
Operator : taylorc
Sample : ddt
Misc : op34088,g1g5715,1050,,,5,1
ALS Vial : 1 Sample Multiplier: 1

Integration File signal 1: autoint1.e
Integration File signal 2: autoint2.e
Quant Time: Jul 06 13:52:06 2021
Quant Method : C:\MSDCHEM\1\METHODS\1PST5651.M
Quant Title : PEST/PCB
QLast Update : Wed Jun 30 12:32:20 2021
Response via : Initial Calibration
Integrator: ChemStation 6890 Scale Mode: Large solvent peaks clipped

Volume Inj. : 1ul/column
Signal #1 Phase : RTXCLP I Signal #2 Phase: RTX-CLP II
Signal #1 Info : 30mx.32mmx.50um Signal #2 Info : 30m x .32mm x .25um

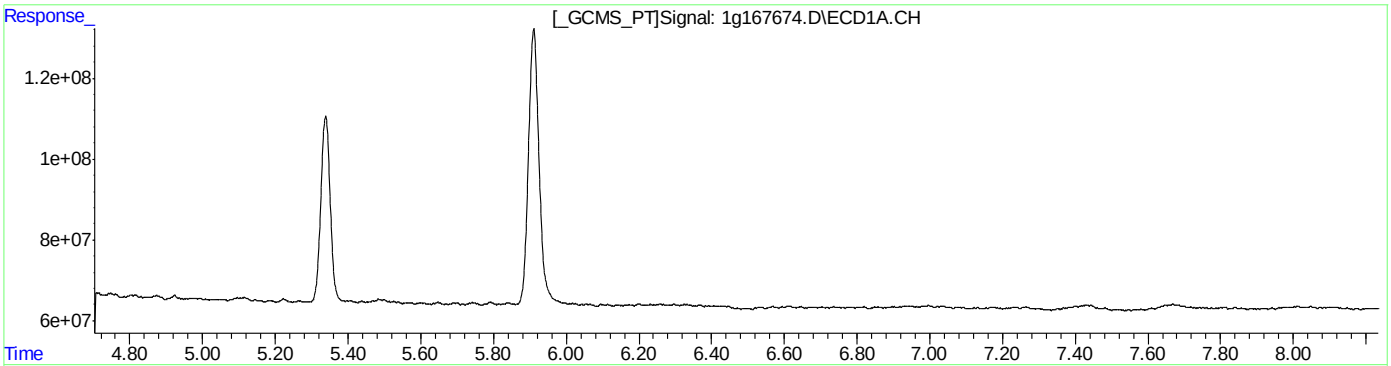

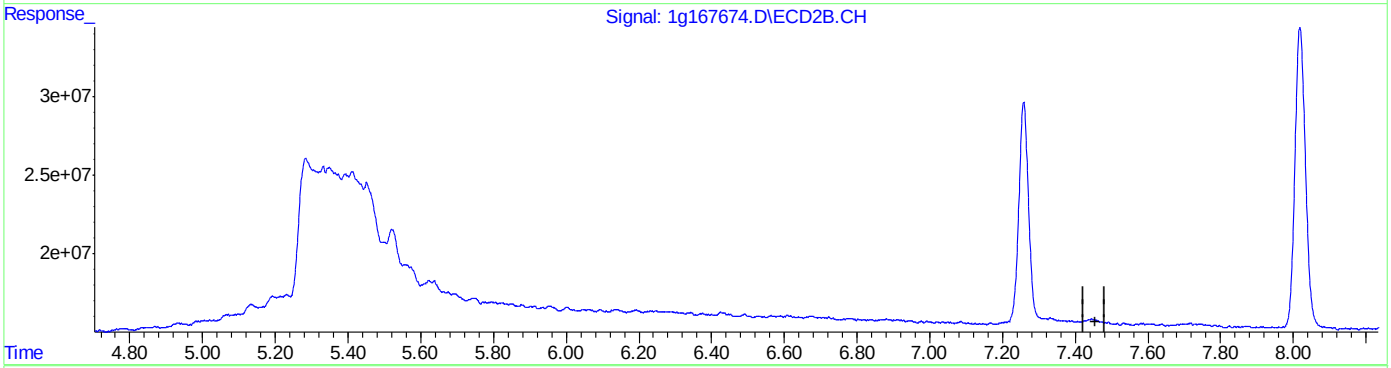

QEdit

(18) 4,4'-DDD (A)
0.000min 0.000PPB
response 0

(18) 4,4'-DDD #2 (A)
0.000min 0.000PPB
response 0

(+) = Expected Retention Time
1PST5651.M Tue Jul 06 16:49:12 2021 Page: 1

Quantitation Report (Qedit)

Data Path : C:\msdchem\1\DATA\1G5715\
Data File : 1g167674.D
Signal(s) : Signal #1: ECD1A.CH Signal #2: ECD2B.CH
Acq On : 06 Jul 2021 1:08 pm
Operator : taylorc
Sample : ddt
Misc : op34088,g1g5715,1050,,,5,1
ALS Vial : 1 Sample Multiplier: 1

Integration File signal 1: autoint1.e
Integration File signal 2: autoint2.e
Quant Time: Jul 06 13:52:06 2021
Quant Method : C:\MSDCHEM\1\METHODS\1PST5651.M
Quant Title : PEST/PCB
QLast Update : Wed Jun 30 12:32:20 2021
Response via : Initial Calibration
Integrator: ChemStation 6890 Scale Mode: Large solvent peaks clipped

Volume Inj. : 1ul/column
Signal #1 Phase : RTXCLP I Signal #2 Phase: RTX-CLP II
Signal #1 Info : 30mx.32mmx.50um Signal #2 Info : 30m x .32mm x .25um

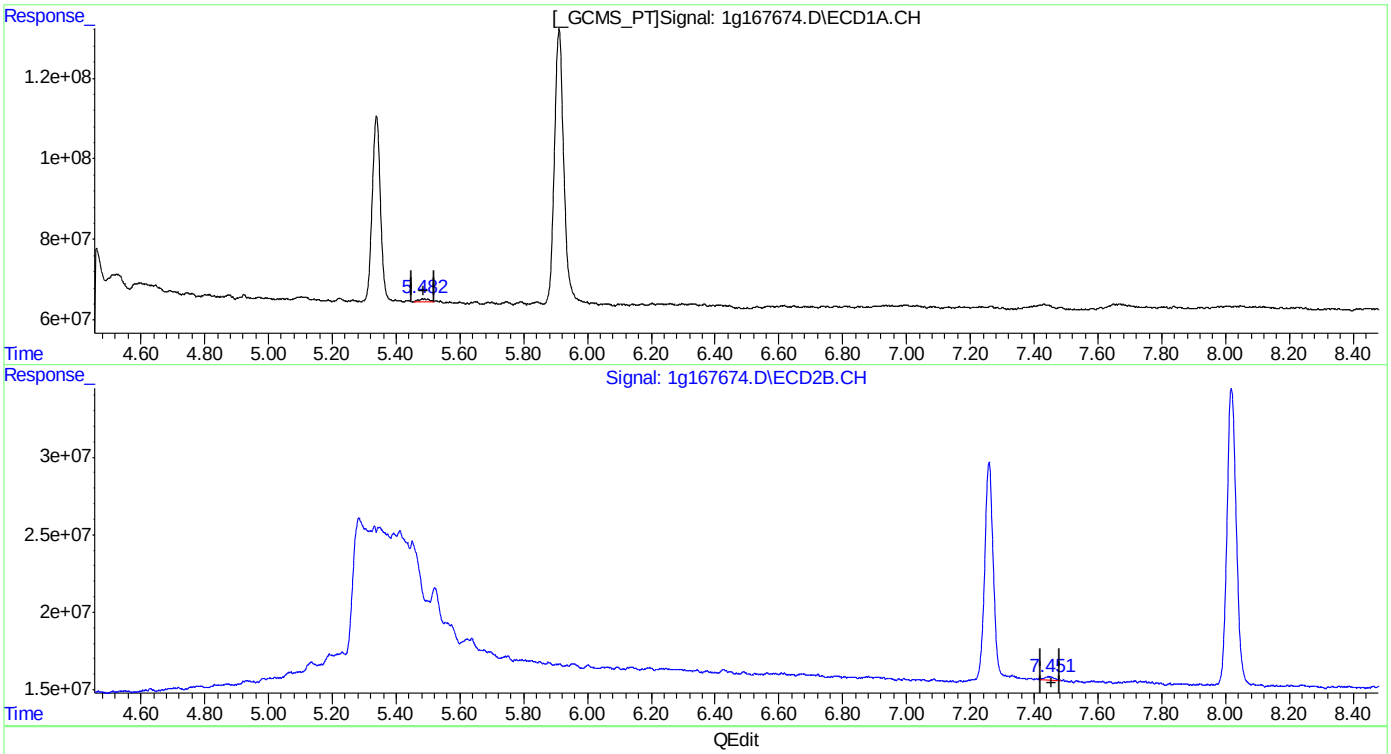

QEdit

(18) 4,4'-DDD (A)
5.482min 1.415PPB m
response 18041208

(18) 4,4'-DDD #2 (A)
7.451min 1.257PPB m
response 4301964

(+) = Expected Retention Time
1PST5651.M Tue Jul 06 16:49:29 2021

Quantitation Report (Qedit)

Data Path : C:\msdchem\1\DATA\1G5715\
Data File : 1g167674.D
Signal(s) : Signal #1: ECD1A.CH Signal #2: ECD2B.CH
Acq On : 06 Jul 2021 1:08 pm
Operator : taylorc
Sample : ddt
Misc : op34088,g1g5715,1050,,,5,1
ALS Vial : 1 Sample Multiplier: 1

Integration File signal 1: autoint1.e
Integration File signal 2: autoint2.e
Quant Time: Jul 06 13:52:06 2021
Quant Method : C:\MSDCHEM\1\METHODS\1PST5651.M
Quant Title : PEST/PCB
QLast Update : Wed Jun 30 12:32:20 2021
Response via : Initial Calibration
Integrator: ChemStation 6890 Scale Mode: Large solvent peaks clipped

Volume Inj. : 1ul/column
Signal #1 Phase : RTXCLP I Signal #2 Phase: RTX-CLP II
Signal #1 Info : 30mx.32mmx.50um Signal #2 Info : 30m x .32mm x .25um

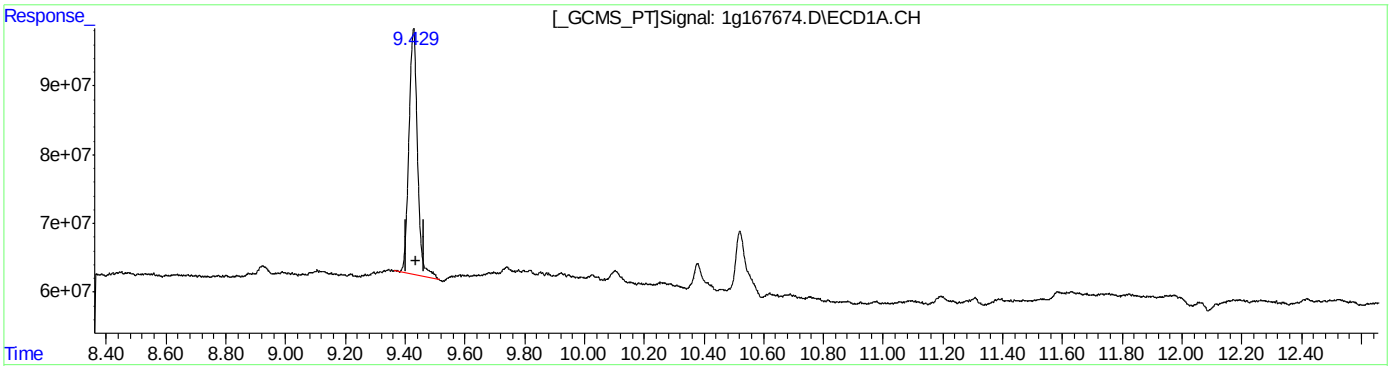

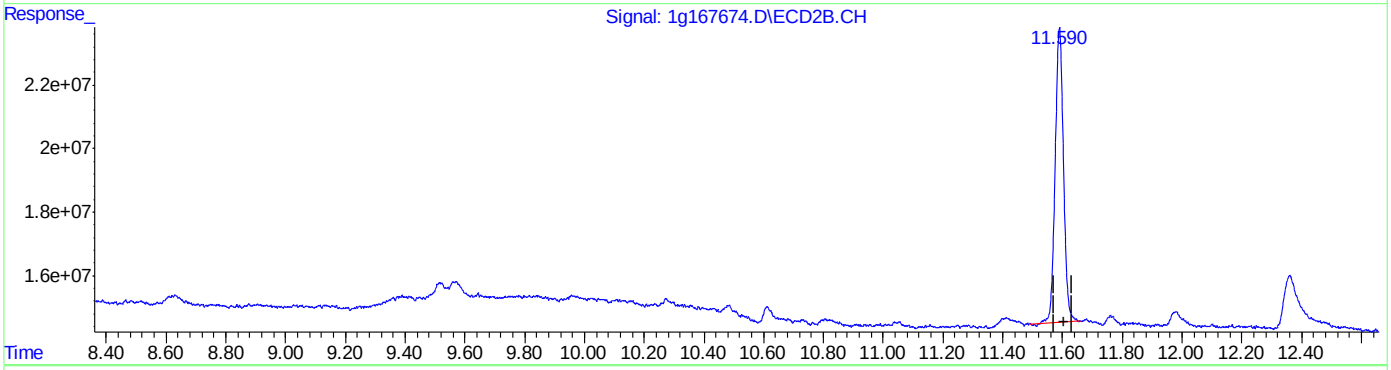

QEdit

(26) Decachlorobiphenyl (SA)
9.428min 51.709PPB
response 715995256

(26) Decachlorobiphenyl #2 (SA)
11.590min 50.891PPB
response 179180664

(+) = Expected Retention Time
1PST5651.M Tue Jul 06 16:49:40 2021

Quantitation Report (Qedit)

Data Path : C:\msdchem\1\DATA\1G5715\
Data File : 1g167674.D
Signal(s) : Signal #1: ECD1A.CH Signal #2: ECD2B.CH
Acq On : 06 Jul 2021 1:08 pm
Operator : taylorc
Sample : ddt
Misc : op34088,g1g5715,1050,,,5,1
ALS Vial : 1 Sample Multiplier: 1

Integration File signal 1: autoint1.e
Integration File signal 2: autoint2.e
Quant Time: Jul 06 13:52:06 2021
Quant Method : C:\MSDCHEM\1\METHODS\1PST5651.M
Quant Title : PEST/PCB
QLast Update : Wed Jun 30 12:32:20 2021
Response via : Initial Calibration
Integrator: ChemStation 6890 Scale Mode: Large solvent peaks clipped

Volume Inj. : 1ul/column
Signal #1 Phase : RTXCLP I Signal #2 Phase: RTX-CLP II
Signal #1 Info : 30mx.32mmx.50um Signal #2 Info : 30m x .32mm x .25um

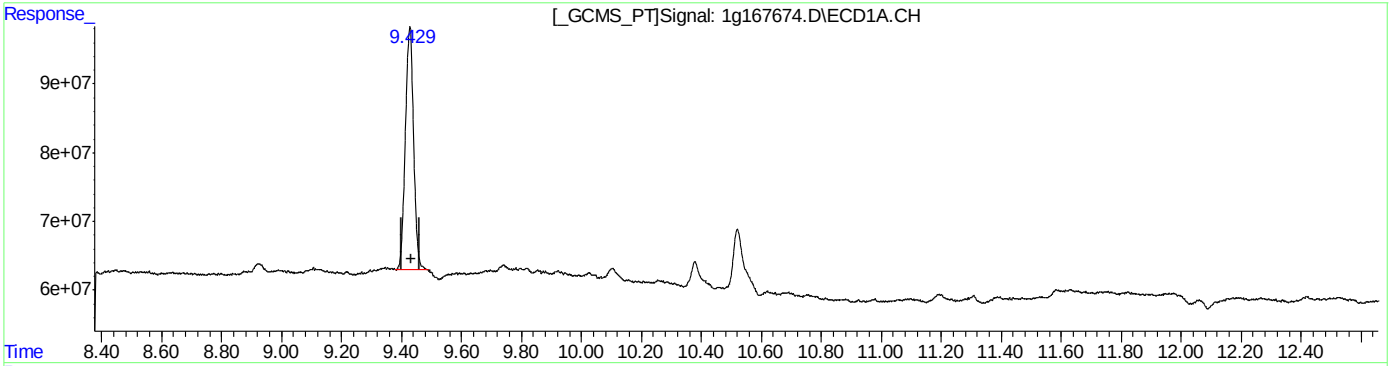

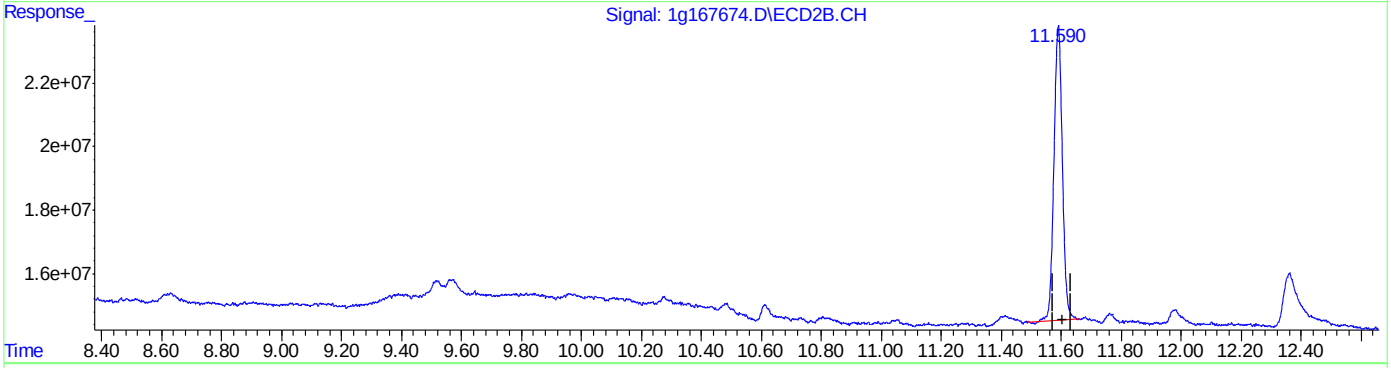

QEdit

(26) Decachlorobiphenyl (SA)
9.429min 48.788PPB m
response 675543423

(26) Decachlorobiphenyl #2 (SA)
11.590min 50.891PPB
response 179180664

(+) = Expected Retention Time
1PST5651.M Tue Jul 06 16:49:53 2021 Page: 1

Manual Integrations APPROVED
(compounds with "m" flag)
Gwendolyn Burns
07/08/21 08:56

Quantitation Report (QT Reviewed)

Data Path : C:\msdchem\1\data\chrisc2\1g5717\
Data File : 1g167738.d
Signal(s) : Signal #1: ECD1A.CH Signal #2: ECD2B.CH
Acq On : 07 Jul 2021 12:25 pm
Operator : taylorc
Sample : ddt
Misc : op34133,g1g5717,15.2,,,10,1
ALS Vial : 1 Sample Multiplier: 1

Integration File signal 1: autoint1.e
Integration File signal 2: autoint2.e
Quant Time: Jul 08 00:19:52 2021
Quant Method : C:\MSDCHEM\1\METHODS\1pst5651.m
Quant Title : PEST/PCB
QLast Update : Thu Jul 08 00:02:33 2021
Response via : Initial Calibration
Integrator: ChemStation 6890 Scale Mode: Large solvent peaks clipped

Volume Inj. : 1ul/column
Signal #1 Phase : RTXCLP I Signal #2 Phase: RTX-CLP II
Signal #1 Info : 30mx.32mmx.50um Signal #2 Info : 30m x .32mm x .25um

	Compound	RT#1	RT#2	Resp#1	Resp#2	PPB	PPB
	Internal Standards						
1)	I 1-bromo-2...	1.573	1.864	770.1E6	214.6E6	50.000	50.000
27)	I 1-bromo-2...	1.573	1.864	770.1E6	214.6E6	50.000	50.000
33)	I 1-bromo-2...	1.573	1.864	770.1E6	214.6E6	50.000	50.000
	System Monitoring Compounds						
2)	SAB Tetrachlo...	2.047	2.608	697.5E6	137.7E6	49.017	52.598
	Spiked Amount 40.000	Range 30 - 150		Recovery = 122.54%		131.50%	
26)	SA Decachlor...	9.420	11.584	751.8E6	186.6E6	51.442m	52.573
	Spiked Amount 40.000			Recovery = 128.60%		131.43%	
	Target Compounds						
15)	B 4,4'-DDE	4.627	6.424	6690650	2980478	0.435m	0.662m#
17)	MA Endrin	5.333	7.256	915.8E6	265.9E6	53.430	56.138
18)	A 4,4'-DDD	5.482	7.452	14309572	3541113	1.063m	1.027m
20)	MA 4,4'-DDT	5.903	8.016	1583.8E6	413.4E6	114.504	127.644
21)	B Endrin Al...	6.301	8.262f	3932783	2890740	0.308m	0.898m#
25)	B Endrin Ke...	7.452f	9.746	7536575	1316062	0.492m	0.335m#
	Sum Toxaphene			0	0	N.D.	N.D.
	Average Toxaphene					0.000	0.000
	SemiQuant Compounds - Not Calibrated on this Instrument						

(f)=RT Delta > 1/2 Window (#)=Amounts differ by > 25% (m)=manual int.

11.5.4 11

Quantitation Report (QT Reviewed)

Data Path : C:\msdchem\1\data\chrisc2\1g5717\
Data File : 1g167738.d
Signal(s) : Signal #1: ECD1A.CH Signal #2: ECD2B.CH
Acq On : 07 Jul 2021 12:25 pm
Operator : taylorc
Sample : ddt
Misc : op34133,g1g5717,15.2,,,10,1
ALS Vial : 1 Sample Multiplier: 1

Integration File signal 1: autoint1.e
Integration File signal 2: autoint2.e
Quant Time: Jul 08 00:19:52 2021
Quant Method : C:\MSDCHEM\1\METHODS\1pst5651.m
Quant Title : PEST/PCB
QLast Update : Thu Jul 08 00:02:33 2021
Response via : Initial Calibration
Integrator: ChemStation 6890 Scale Mode: Large solvent peaks clipped

Volume Inj. : 1ul/column
Signal #1 Phase : RTXCLP I Signal #2 Phase: RTX-CLP II
Signal #1 Info : 30mx.32mmx.50um Signal #2 Info : 30m x .32mm x .25um

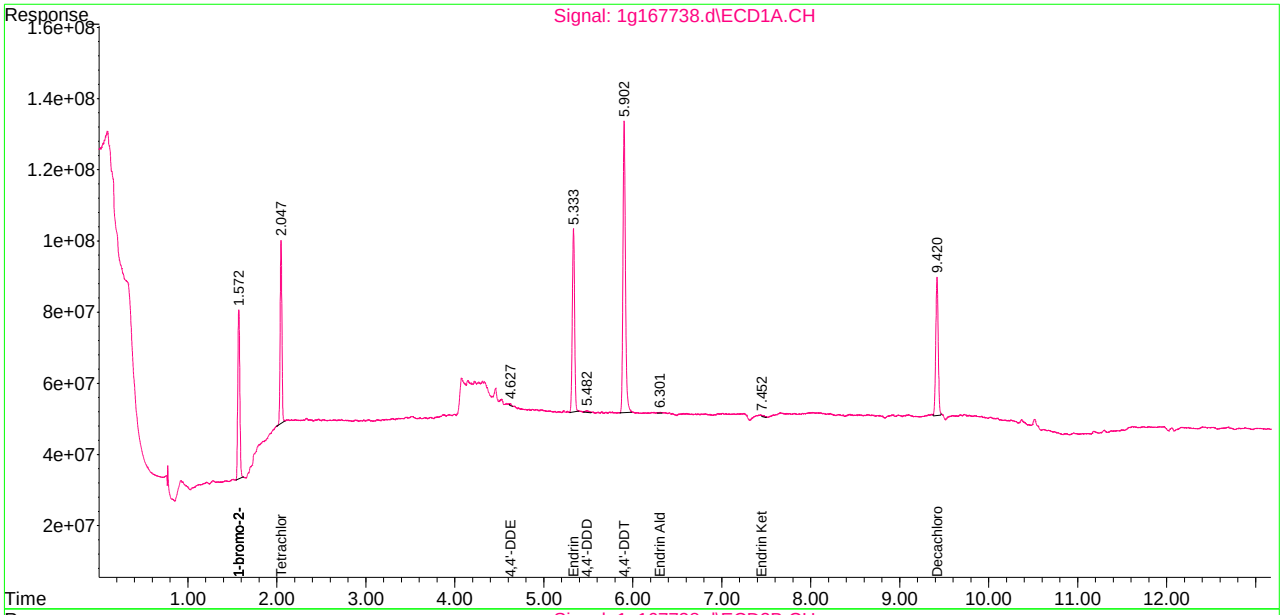

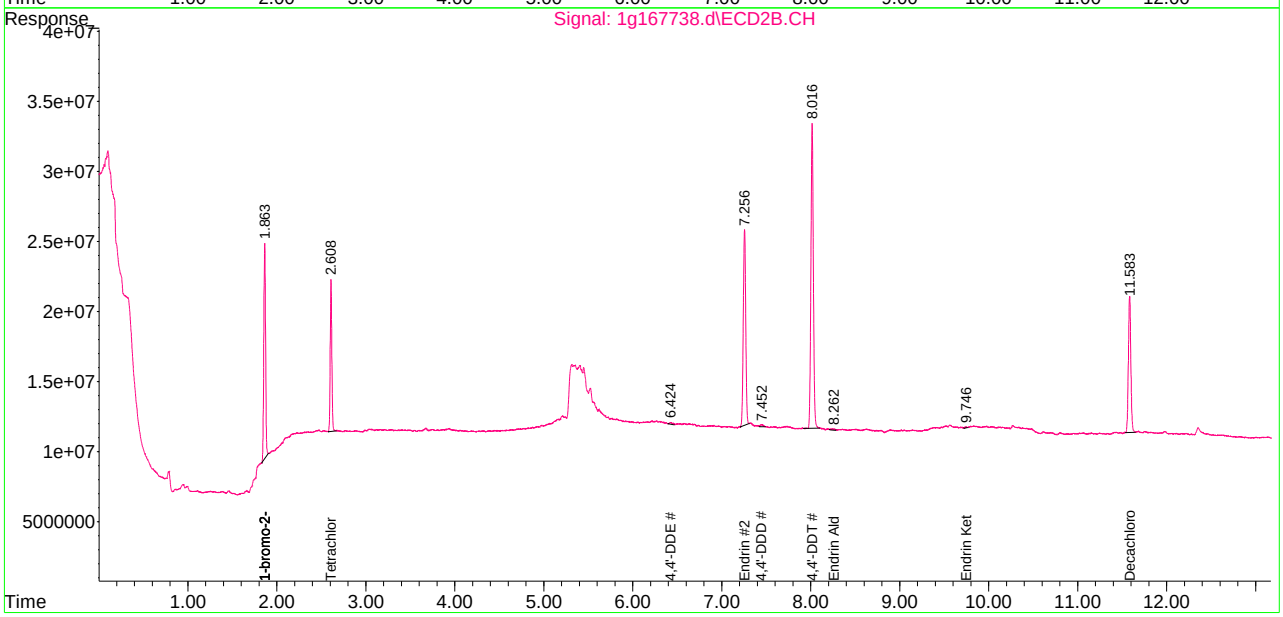

Manual Integration Approval Summary

Sample Number: G1G5717-DDT
Lab FileID: 1G167738.D
Injection Time: 07/07/21 12:25
Method: SW846 8081B
Analyst approved: 07/08/21 01:41 Christopher Changho
Supervisor approved: 07/08/21 08:56 Gwendolyn Burns

Parameter	CAS	Sig#	R.T. (min.)	Reason
4,4'-DDE	72-55-9	1	4.63	Poorly defined baseline
4,4'-DDD	72-54-8	1	5.48	Poorly defined baseline
Endrin aldehyde	7421-93-4	1	6.30	Poorly defined baseline
4,4'-DDE	72-55-9	2	6.42	Poorly defined baseline
Endrin ketone	53494-70-5	1	7.45	Poorly defined baseline
4,4'-DDD	72-54-8	2	7.45	Poorly defined baseline
Endrin aldehyde	7421-93-4	2	8.26	Poorly defined baseline
Decachlorobiphenyl	2051-24-3	1	9.42	Poorly defined baseline
Endrin ketone	53494-70-5	2	9.75	Poorly defined baseline

Quantitation Report (Qedit)

Data Path : C:\msdchem\1\data\chrisc2\1g5717\
Data File : 1g167738.d
Signal(s) : Signal #1: ECD1A.CH Signal #2: ECD2B.CH
Acq On : 07 Jul 2021 12:25 pm
Operator : taylorc
Sample : ddt
Misc : op34133,g1g5717,15.2,,,10,1
ALS Vial : 1 Sample Multiplier: 1

Integration File signal 1: autoint1.e
Integration File signal 2: autoint2.e
Quant Time: Jul 08 00:15:53 2021
Quant Method : C:\MSDCHEM\1\METHODS\1pst5651.m
Quant Title : PEST/PCB
QLast Update : Thu Jul 08 00:02:33 2021
Response via : Initial Calibration
Integrator: ChemStation 6890 Scale Mode: Large solvent peaks clipped

Volume Inj. : 1ul/column
Signal #1 Phase : RTXCLP I Signal #2 Phase: RTX-CLP II
Signal #1 Info : 30mx.32mmx.50um Signal #2 Info : 30m x .32mm x .25um

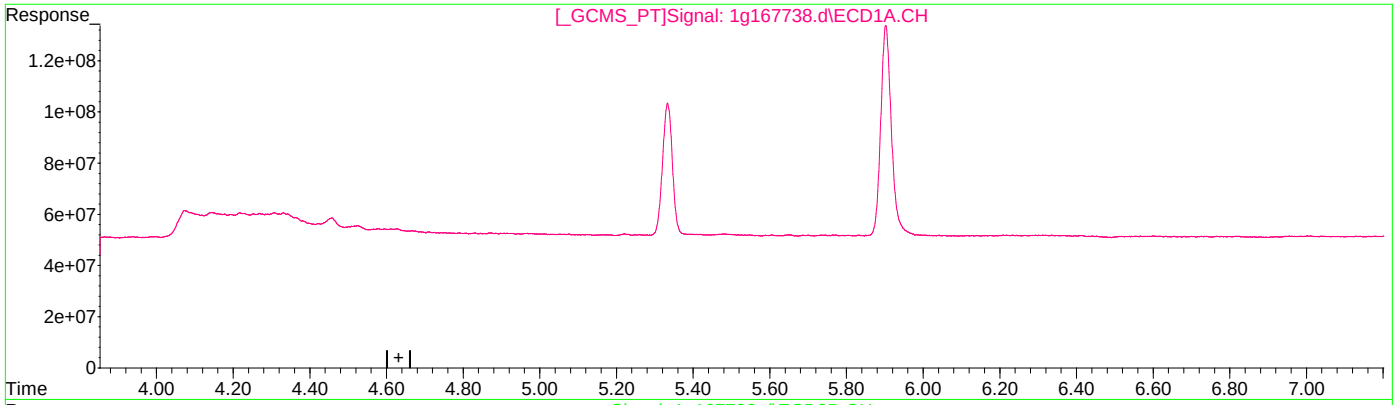

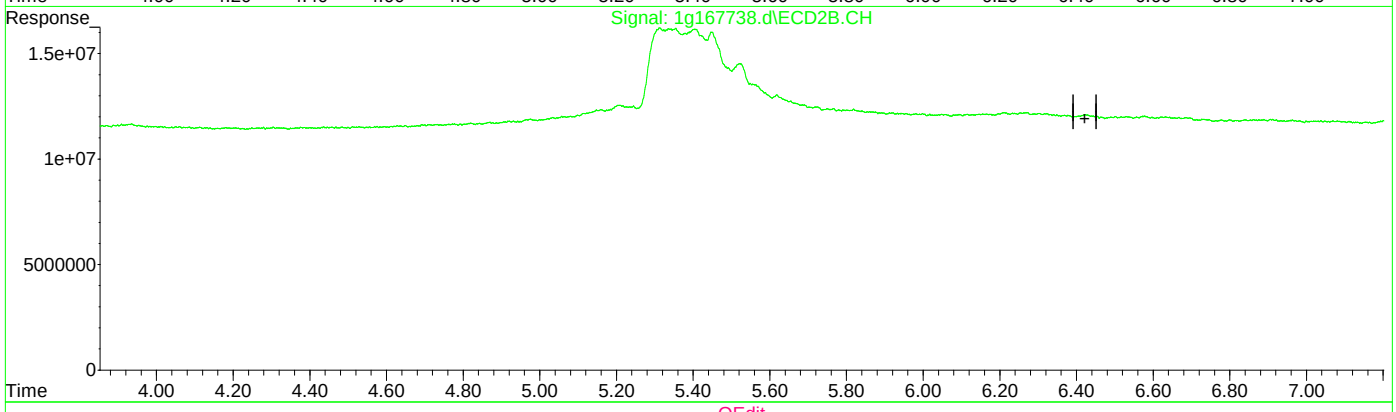

QEdit

(15) 4,4'-DDE (B)

0.000min 0.000 PPB

response 0

(15) 4,4'-DDE #2 (B)

0.000min 0.000 PPB

response 0

(+) = Expected Retention Time
1pst5651.m Thu Jul 08 00:17:38 2021

Quantitation Report (Qedit)

Data Path : C:\msdchem\1\data\chrisc2\1g5717\
Data File : 1g167738.d
Signal(s) : Signal #1: ECD1A.CH Signal #2: ECD2B.CH
Acq On : 07 Jul 2021 12:25 pm
Operator : taylorc
Sample : ddt
Misc : op34133,g1g5717,15.2,,,10,1
ALS Vial : 1 Sample Multiplier: 1

Integration File signal 1: autoint1.e
Integration File signal 2: autoint2.e
Quant Time: Jul 08 00:15:53 2021
Quant Method : C:\MSDCHEM\1\METHODS\1pst5651.m
Quant Title : PEST/PCB
QLast Update : Thu Jul 08 00:02:33 2021
Response via : Initial Calibration
Integrator: ChemStation 6890 Scale Mode: Large solvent peaks clipped

Volume Inj. : 1ul/column
Signal #1 Phase : RTXCLP I Signal #2 Phase: RTX-CLP II
Signal #1 Info : 30mx.32mmx.50um Signal #2 Info : 30m x .32mm x .25um

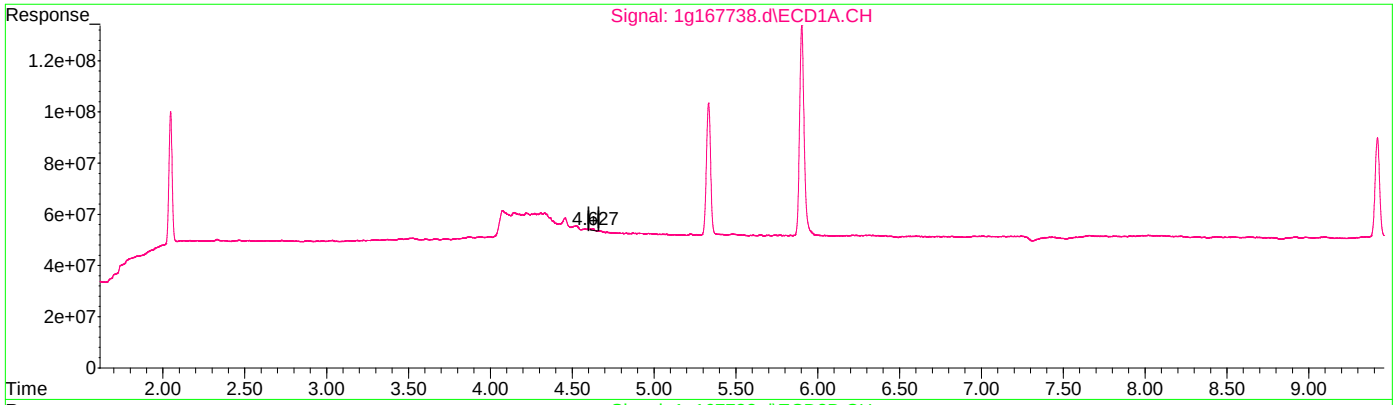

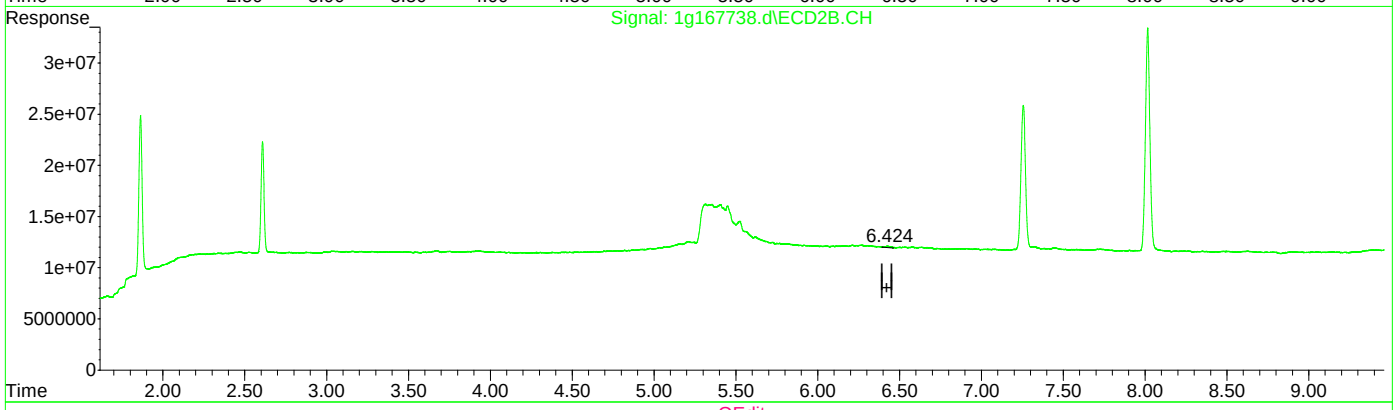

QEdit

(15) 4,4'-DDE (B)

4.627min 0.435 PPB m

response 6690650

(15) 4,4'-DDE #2 (B)

6.424min 0.662 PPB m

response 2980478

(+) = Expected Retention Time
1pst5651.m Thu Jul 08 00:17:58 2021

Quantitation Report (Qedit)

Data Path : C:\msdchem\1\data\chrisc2\1g5717\
Data File : 1g167738.d
Signal(s) : Signal #1: ECD1A.CH Signal #2: ECD2B.CH
Acq On : 07 Jul 2021 12:25 pm
Operator : taylorc
Sample : ddt
Misc : op34133,g1g5717,15.2,,,10,1
ALS Vial : 1 Sample Multiplier: 1

Integration File signal 1: autoint1.e
Integration File signal 2: autoint2.e
Quant Time: Jul 08 00:15:53 2021
Quant Method : C:\MSDCHEM\1\METHODS\1pst5651.m
Quant Title : PEST/PCB
QLast Update : Thu Jul 08 00:02:33 2021
Response via : Initial Calibration
Integrator: ChemStation 6890 Scale Mode: Large solvent peaks clipped

Volume Inj. : 1ul/column
Signal #1 Phase : RTXCLP I Signal #2 Phase: RTX-CLP II
Signal #1 Info : 30mx.32mmx.50um Signal #2 Info : 30m x .32mm x .25um

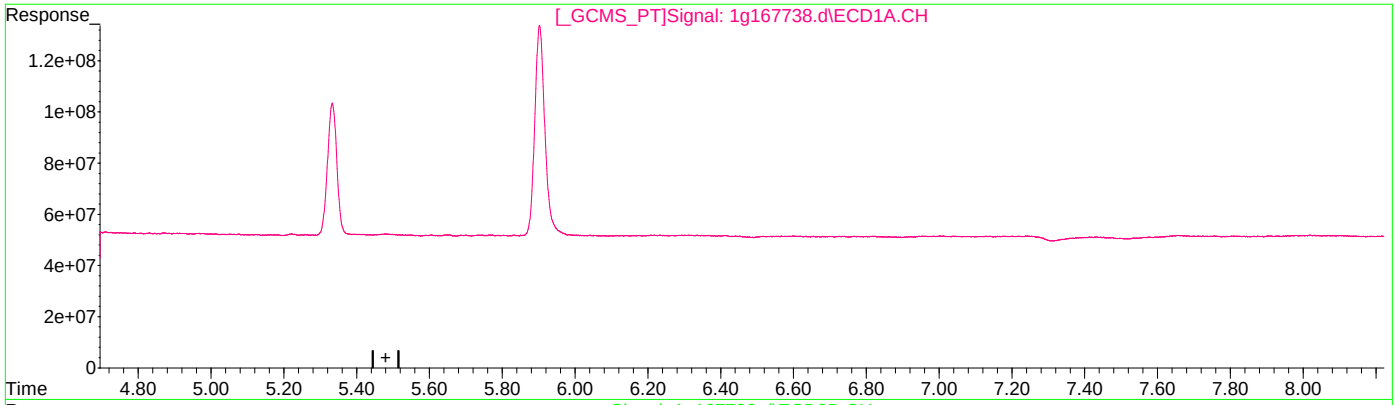

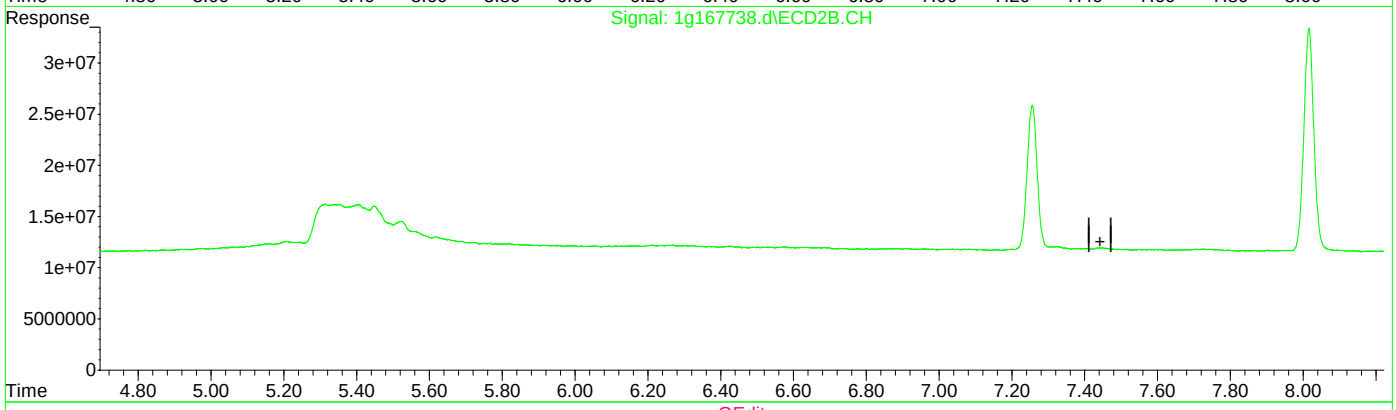

QEdit

(18) 4,4'-DDD (A)

0.000min 0.000 PPB

response 0

(18) 4,4'-DDD #2 (A)

0.000min 0.000 PPB

response 0

(+) = Expected Retention Time
1pst5651.m Thu Jul 08 00:18:05 2021

Quantitation Report (Qedit)

Data Path : C:\msdchem\1\data\chrisc2\1g5717\
Data File : 1g167738.d
Signal(s) : Signal #1: ECD1A.CH Signal #2: ECD2B.CH
Acq On : 07 Jul 2021 12:25 pm
Operator : taylorc
Sample : ddt
Misc : op34133,g1g5717,15.2,,,10,1
ALS Vial : 1 Sample Multiplier: 1

Integration File signal 1: autoint1.e
Integration File signal 2: autoint2.e
Quant Time: Jul 08 00:15:53 2021
Quant Method : C:\MSDCHEM\1\METHODS\1pst5651.m
Quant Title : PEST/PCB
QLast Update : Thu Jul 08 00:02:33 2021
Response via : Initial Calibration
Integrator: ChemStation 6890 Scale Mode: Large solvent peaks clipped

Volume Inj. : 1ul/column
Signal #1 Phase : RTXCLP I Signal #2 Phase: RTX-CLP II
Signal #1 Info : 30mx.32mmx.50um Signal #2 Info : 30m x .32mm x .25um

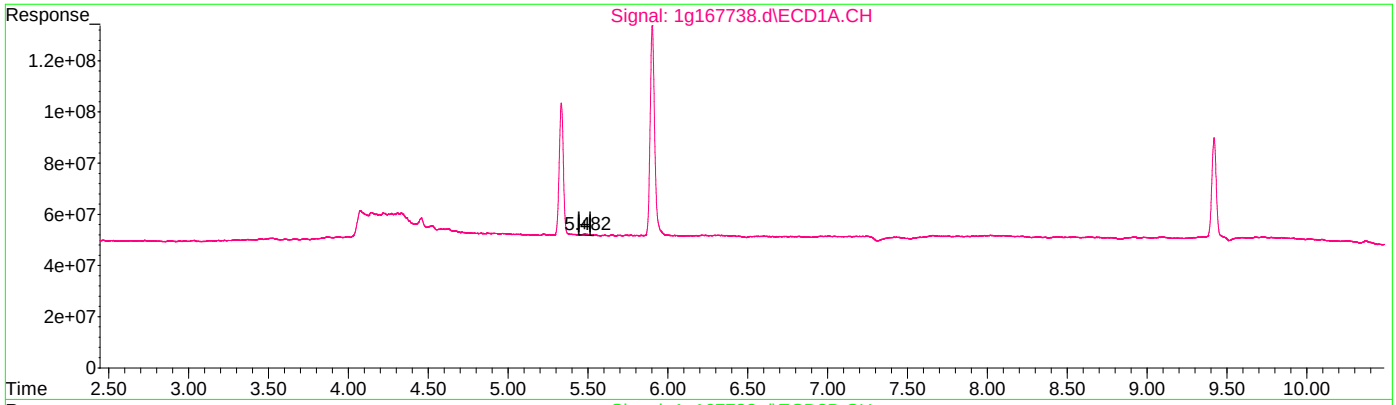

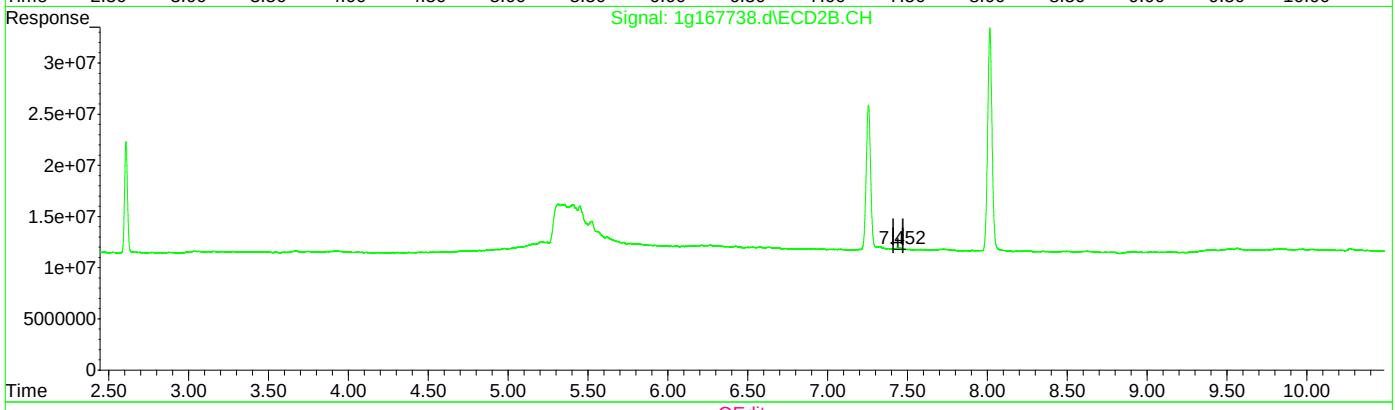

QEdit

(18) 4,4'-DDD (A)

5.482min 1.063 PPB m

response 14309572

(18) 4,4'-DDD #2 (A)

7.452min 1.027 PPB m

response 3541113

(+) = Expected Retention Time

Quantitation Report (Qedit)

Data Path : C:\msdchem\1\data\chrisc2\1g5717\
Data File : 1g167738.d
Signal(s) : Signal #1: ECD1A.CH Signal #2: ECD2B.CH
Acq On : 07 Jul 2021 12:25 pm
Operator : taylorc
Sample : ddt
Misc : op34133,g1g5717,15.2,,,10,1
ALS Vial : 1 Sample Multiplier: 1

Integration File signal 1: autoint1.e
Integration File signal 2: autoint2.e
Quant Time: Jul 08 00:15:53 2021
Quant Method : C:\MSDCHEM\1\METHODS\1pst5651.m
Quant Title : PEST/PCB
QLast Update : Thu Jul 08 00:02:33 2021
Response via : Initial Calibration
Integrator: ChemStation 6890 Scale Mode: Large solvent peaks clipped

Volume Inj. : 1ul/column
Signal #1 Phase : RTXCLP I Signal #2 Phase: RTX-CLP II
Signal #1 Info : 30mx.32mmx.50um Signal #2 Info : 30m x .32mm x .25um

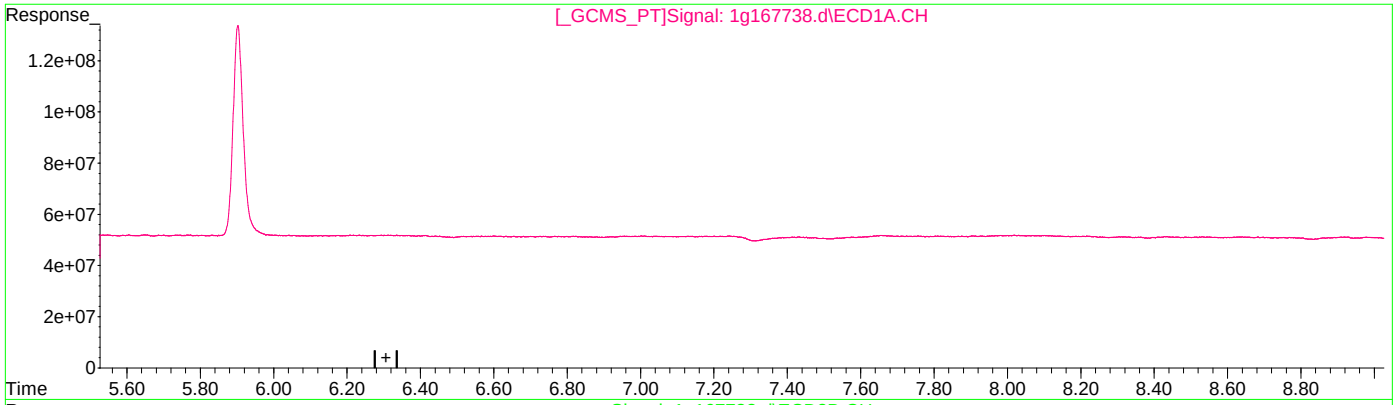

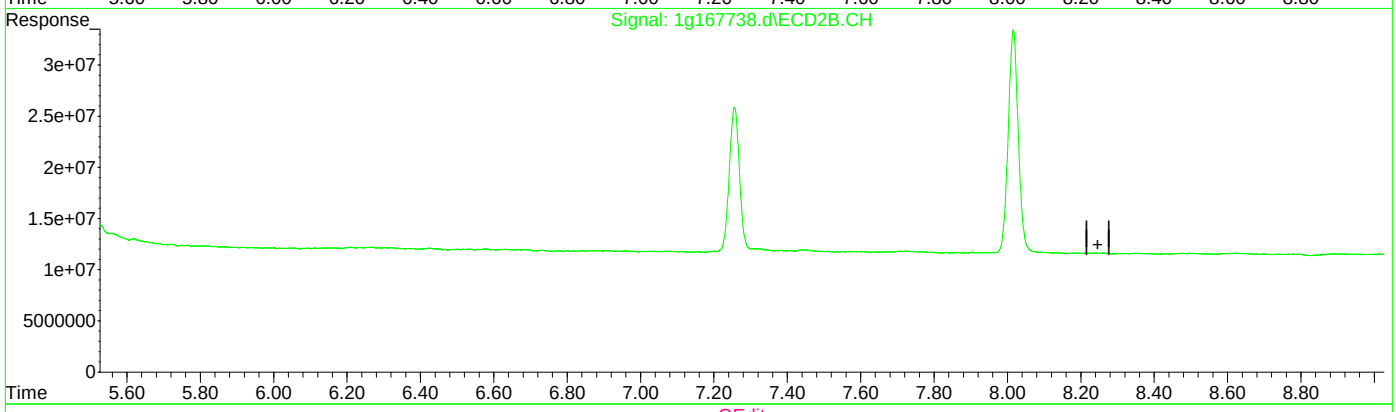

QEdit

(21) Endrin Aldehyde (B)

0.000min 0.000 PPB

response 0

(21) Endrin Aldehyde #2 (B)

0.000min 0.000 PPB

response 0

(+) = Expected Retention Time
1pst5651.m Thu Jul 08 00:18:25 2021

11.5.4.6
11

Quantitation Report (Qedit)

Data Path : C:\msdchem\1\data\chrisc2\1g5717\
Data File : 1g167738.d
Signal(s) : Signal #1: ECD1A.CH Signal #2: ECD2B.CH
Acq On : 07 Jul 2021 12:25 pm
Operator : taylorc
Sample : ddt
Misc : op34133,g1g5717,15.2,,,10,1
ALS Vial : 1 Sample Multiplier: 1

Integration File signal 1: autoint1.e
Integration File signal 2: autoint2.e
Quant Time: Jul 08 00:15:53 2021
Quant Method : C:\MSDCHEM\1\METHODS\1pst5651.m
Quant Title : PEST/PCB
QLast Update : Thu Jul 08 00:02:33 2021
Response via : Initial Calibration
Integrator: ChemStation 6890 Scale Mode: Large solvent peaks clipped

Volume Inj. : 1ul/column
Signal #1 Phase : RTXCLP I Signal #2 Phase: RTX-CLP II
Signal #1 Info : 30mx.32mmx.50um Signal #2 Info : 30m x .32mm x .25um

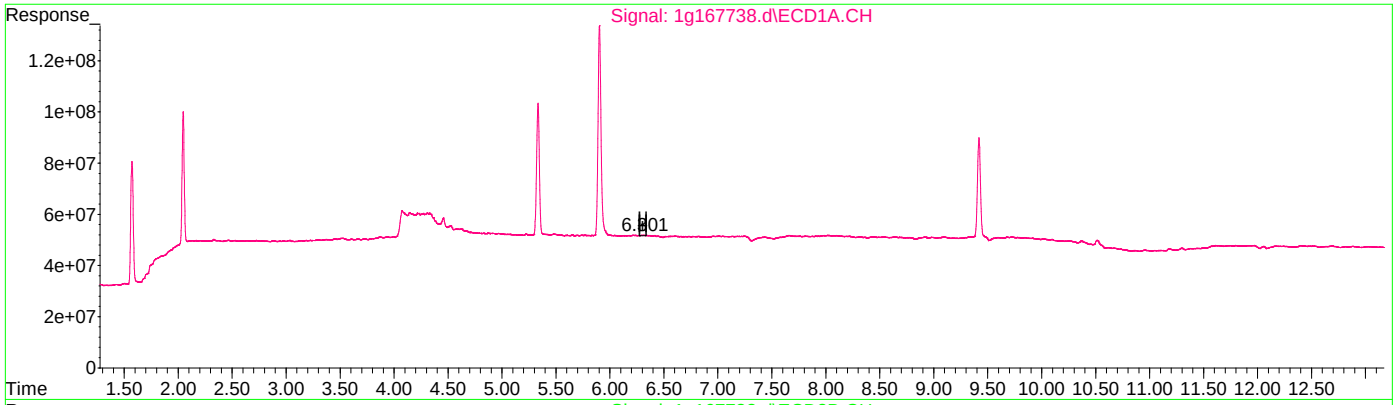

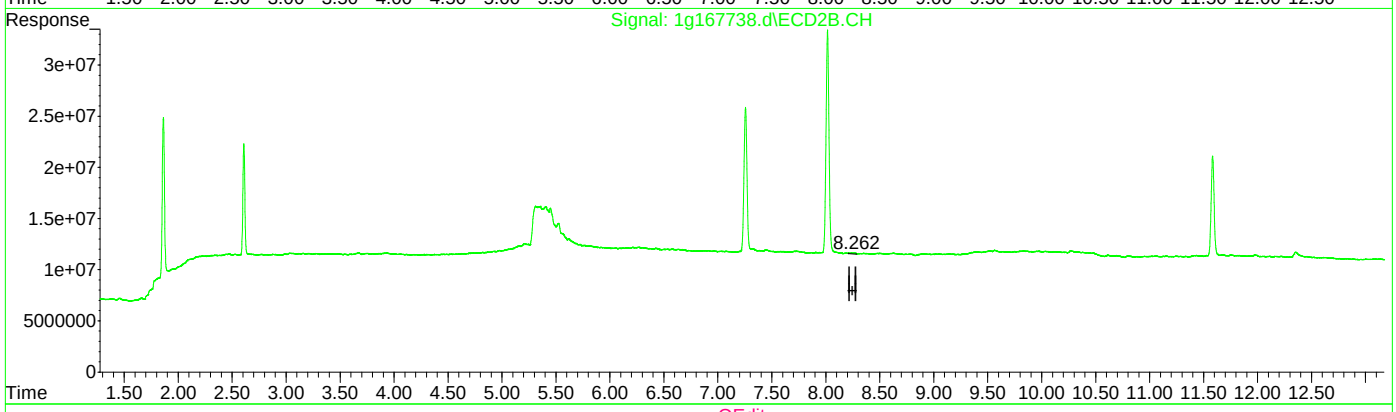

QEdit

(21) Endrin Aldehyde (B)

6.301min 0.308 PPB m

response 3932783

(21) Endrin Aldehyde #2 (B)

8.262min 0.898 PPB m

response 2890740

(+) = Expected Retention Time
1pst5651.m Thu Jul 08 00:18:52 2021

Quantitation Report (Qedit)

Data Path : C:\msdchem\1\data\chrisc2\1g5717\
Data File : 1g167738.d
Signal(s) : Signal #1: ECD1A.CH Signal #2: ECD2B.CH
Acq On : 07 Jul 2021 12:25 pm
Operator : taylorc
Sample : ddt
Misc : op34133,g1g5717,15.2,,,10,1
ALS Vial : 1 Sample Multiplier: 1

Integration File signal 1: autoint1.e
Integration File signal 2: autoint2.e
Quant Time: Jul 08 00:15:53 2021
Quant Method : C:\MSDCHEM\1\METHODS\1pst5651.m
Quant Title : PEST/PCB
QLast Update : Thu Jul 08 00:02:33 2021
Response via : Initial Calibration
Integrator: ChemStation 6890 Scale Mode: Large solvent peaks clipped

Volume Inj. : 1ul/column
Signal #1 Phase : RTXCLP I Signal #2 Phase: RTX-CLP II
Signal #1 Info : 30mx.32mmx.50um Signal #2 Info : 30m x .32mm x .25um

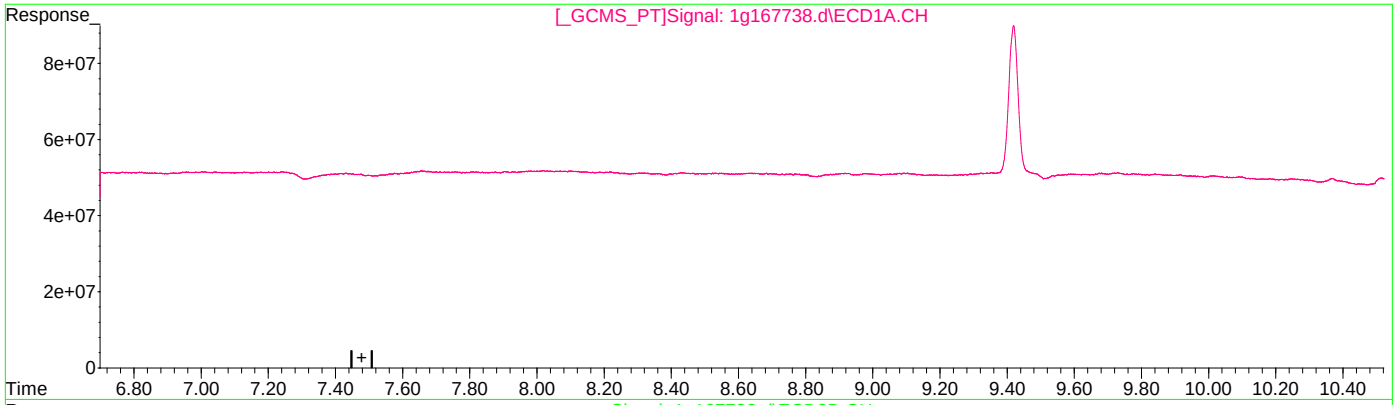

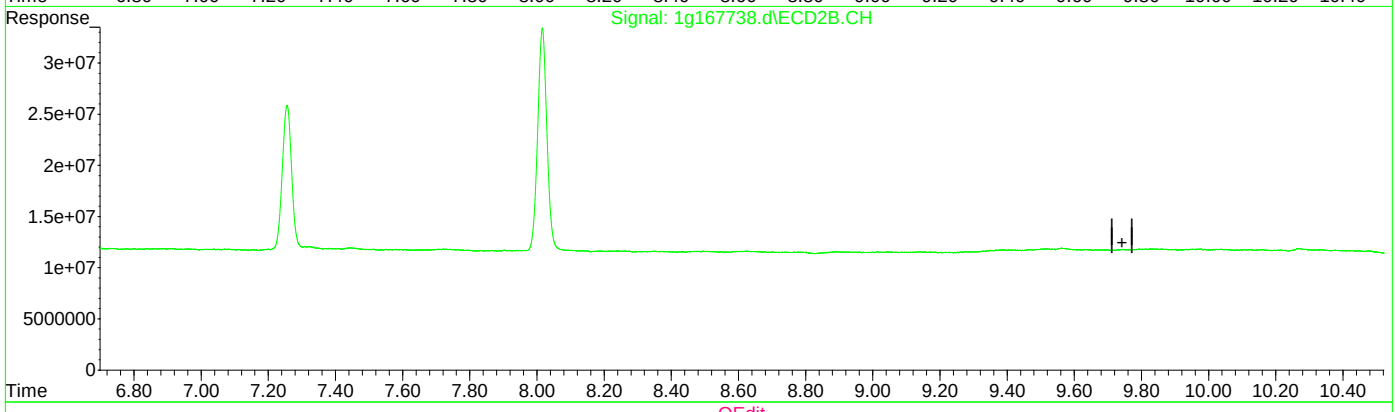

QEdit

(25) Endrin Ketone (B)

0.000min 0.000 PPB

response 0

(25) Endrin Ketone #2 (B)

0.000min 0.000 PPB

response 0

(+) = Expected Retention Time
1pst5651.m Thu Jul 08 00:18:57 2021

Quantitation Report (Qedit)

Data Path : C:\msdchem\1\data\chrisc2\1g5717\
Data File : 1g167738.d
Signal(s) : Signal #1: ECD1A.CH Signal #2: ECD2B.CH
Acq On : 07 Jul 2021 12:25 pm
Operator : taylorc
Sample : ddt
Misc : op34133,g1g5717,15.2,,,10,1
ALS Vial : 1 Sample Multiplier: 1

Integration File signal 1: autoint1.e
Integration File signal 2: autoint2.e
Quant Time: Jul 08 00:15:53 2021
Quant Method : C:\MSDCHEM\1\METHODS\1pst5651.m
Quant Title : PEST/PCB
QLast Update : Thu Jul 08 00:02:33 2021
Response via : Initial Calibration
Integrator: ChemStation 6890 Scale Mode: Large solvent peaks clipped

Volume Inj. : 1ul/column
Signal #1 Phase : RTXCLP I Signal #2 Phase: RTX-CLP II
Signal #1 Info : 30mx.32mmx.50um Signal #2 Info : 30m x .32mm x .25um

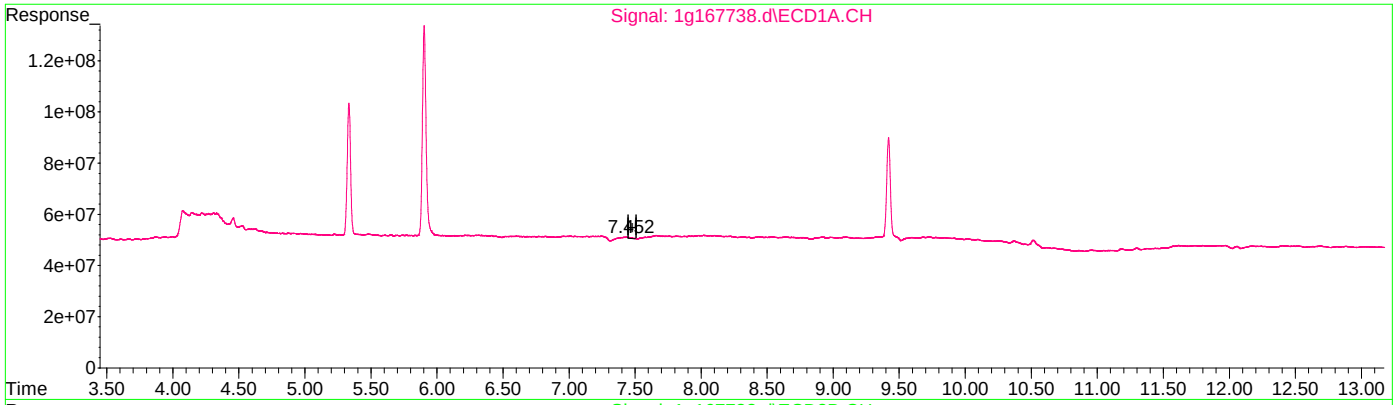

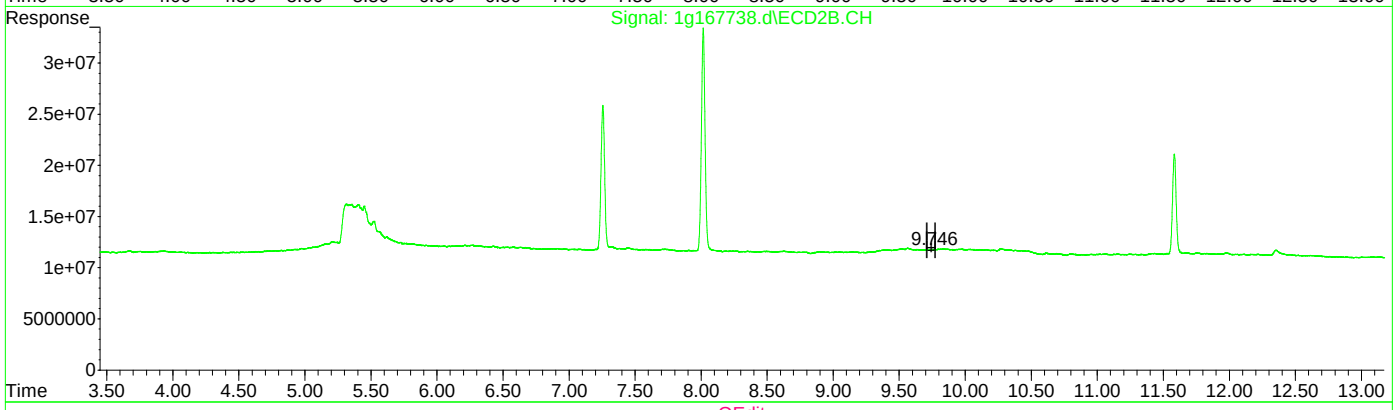

QEdit

(25) Endrin Ketone (B)

7.452min 0.492 PPB m

response 7536575

(25) Endrin Ketone #2 (B)

9.746min 0.335 PPB m

response 1316062

(+) = Expected Retention Time
1pst5651.m Thu Jul 08 00:19:32 2021

11.5.4.9 11

Quantitation Report (Qedit)

Data Path : C:\msdchem\1\data\chrisc2\1g5717\
Data File : 1g167738.d
Signal(s) : Signal #1: ECD1A.CH Signal #2: ECD2B.CH
Acq On : 07 Jul 2021 12:25 pm
Operator : taylorc
Sample : ddt
Misc : op34133,g1g5717,15.2,,,10,1
ALS Vial : 1 Sample Multiplier: 1

Integration File signal 1: autoint1.e
Integration File signal 2: autoint2.e
Quant Time: Jul 08 00:15:53 2021
Quant Method : C:\MSDCHEM\1\METHODS\1pst5651.m
Quant Title : PEST/PCB
QLast Update : Thu Jul 08 00:02:33 2021
Response via : Initial Calibration
Integrator: ChemStation 6890 Scale Mode: Large solvent peaks clipped

Volume Inj. : 1ul/column
Signal #1 Phase : RTXCLP I Signal #2 Phase: RTX-CLP II
Signal #1 Info : 30mx.32mmx.50um Signal #2 Info : 30m x .32mm x .25um

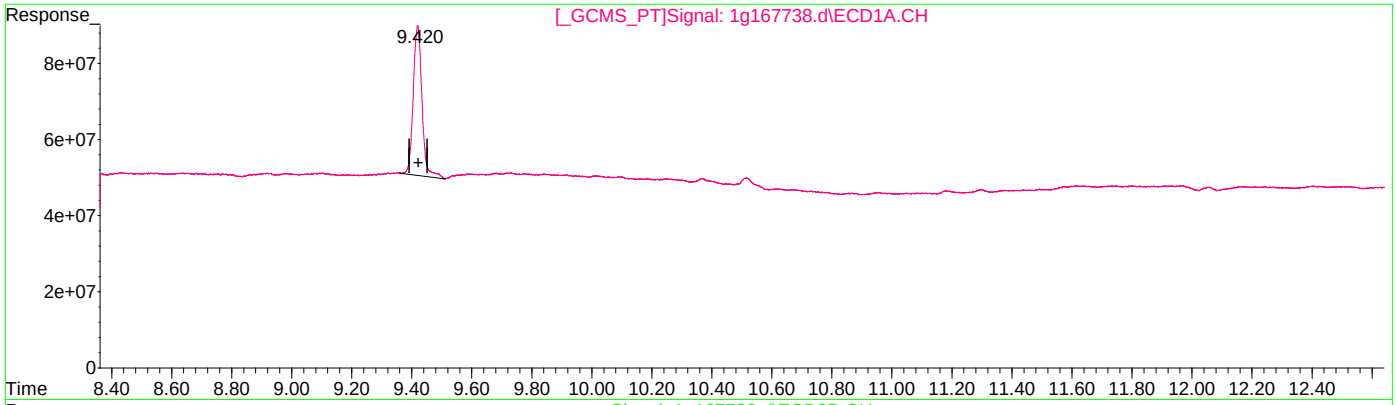

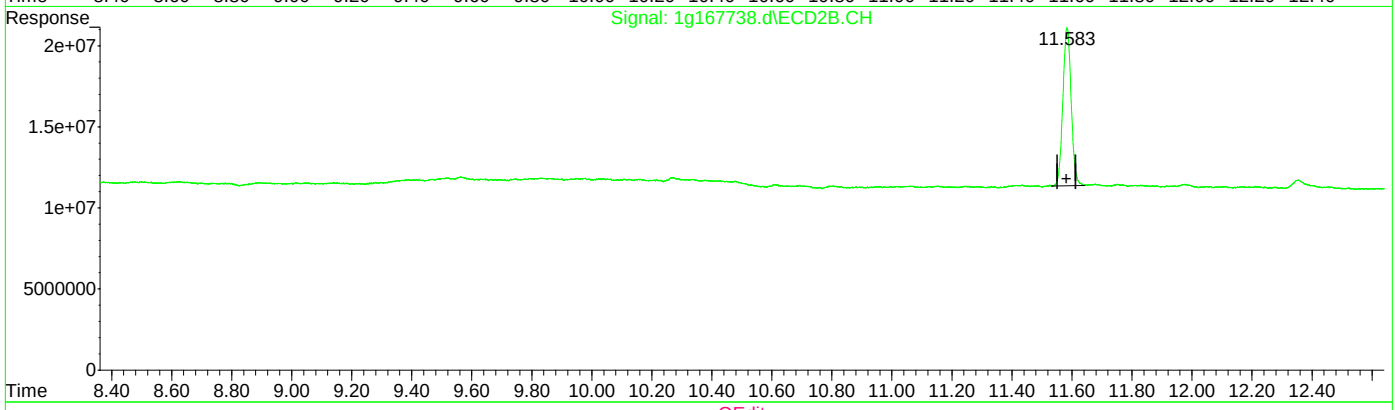

QEdit

(26) Decachlorobiphenyl (SA)

9.420min 54.530 PPB

response 796896043

(26) Decachlorobiphenyl #2 (SA)

11.584min 52.573 PPB

response 186572626

(+) = Expected Retention Time
1pst5651.m Thu Jul 08 00:19:45 2021

Quantitation Report (Qedit)

Data Path : C:\msdchem\1\data\chrisc2\1g5717\
Data File : 1g167738.d
Signal(s) : Signal #1: ECD1A.CH Signal #2: ECD2B.CH
Acq On : 07 Jul 2021 12:25 pm
Operator : taylorc
Sample : ddt
Misc : op34133,g1g5717,15.2,,,10,1
ALS Vial : 1 Sample Multiplier: 1

Integration File signal 1: autoint1.e
Integration File signal 2: autoint2.e
Quant Time: Jul 08 00:15:53 2021
Quant Method : C:\MSDCHEM\1\METHODS\1pst5651.m
Quant Title : PEST/PCB
QLast Update : Thu Jul 08 00:02:33 2021
Response via : Initial Calibration
Integrator: ChemStation 6890 Scale Mode: Large solvent peaks clipped

Volume Inj. : 1ul/column
Signal #1 Phase : RTXCLP I Signal #2 Phase: RTX-CLP II
Signal #1 Info : 30mx.32mmx.50um Signal #2 Info : 30m x .32mm x .25um

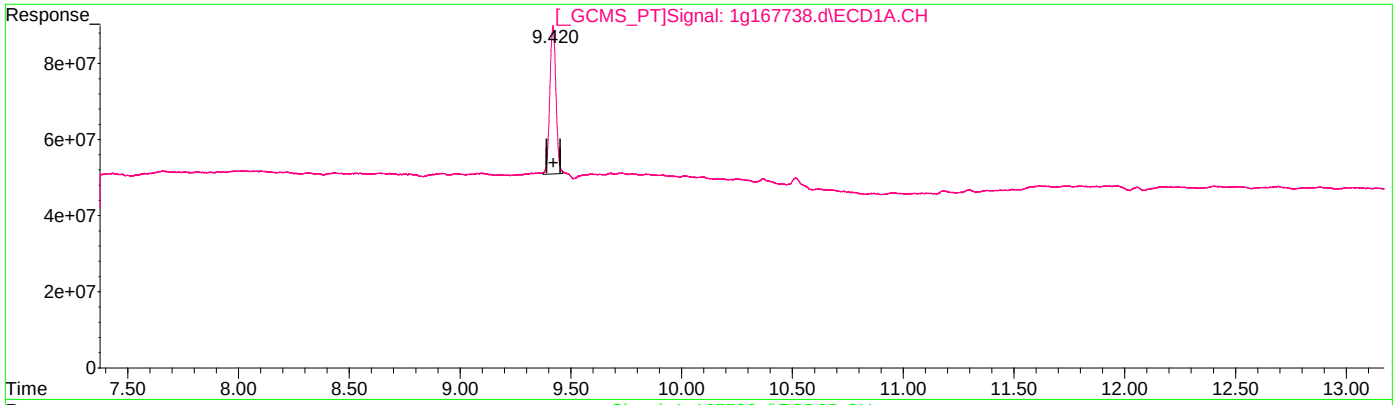

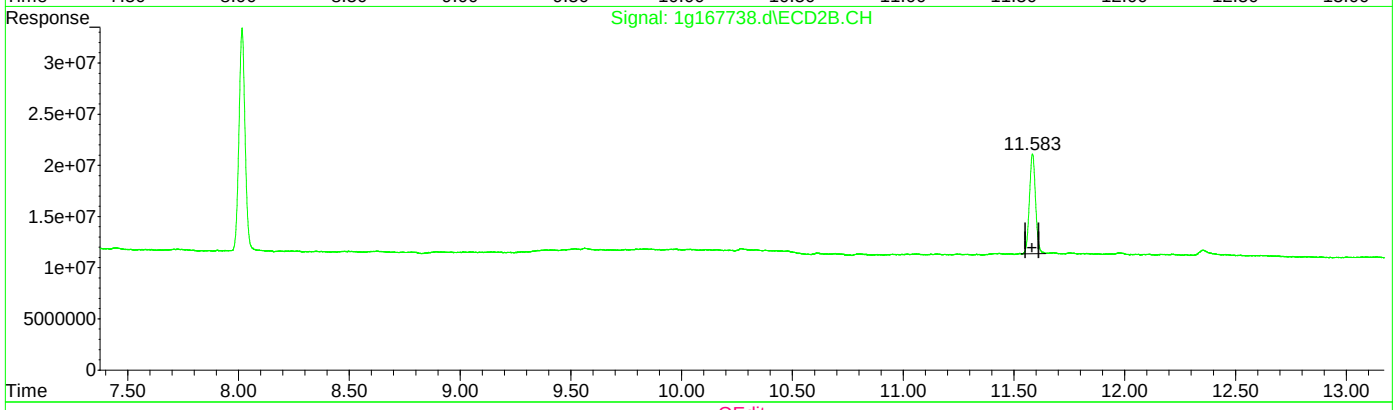

QEdit

(26) Decachlorobiphenyl (SA)

9.420min 51.442 PPB m

response 751768352

(26) Decachlorobiphenyl #2 (SA)

11.584min 52.573 PPB

response 186572626

(+) = Expected Retention Time
1pst5651.m Thu Jul 08 00:19:53 2021

Manual Integrations APPROVED
(compounds with "m" flag)
Gwendolyn Burns
05/18/21 10:03

Quantitation Report (QT Reviewed)

Data Path : C:\msdchem\1\DATA\1G5651\
Data File : 1g166080.D
Signal(s) : Signal #1: ECD1A.CH Signal #2: ECD2B.CH
Acq On : 13 May 2021 11:11 pm
Operator : christp
Sample : ic5651-1
Misc : op33250,g1g5651,30,,,2,1
ALS Vial : 3 Sample Multiplier: 1

Integration File signal 1: autoint1.e
Integration File signal 2: autoint2.e
Quant Time: May 14 20:54:20 2021
Quant Method : C:\MSDCHEM\1\METHODS\1PST5651.M
Quant Title : PEST/PCB
QLast Update : Wed May 12 00:29:34 2021
Response via : Initial Calibration
Integrator: ChemStation 6890 Scale Mode: Large solvent peaks clipped

Volume Inj. : 1ul/column
Signal #1 Phase : RTXCLP I Signal #2 Phase: RTX-CLP II
Signal #1 Info : 30mx.32mmx.50um Signal #2 Info : 30m x .32mm x .25um

	Compound	RT#1	RT#2	Resp#1	Resp#2	PPB	PPB
	Compound	RT#1	RT#2	Resp#1	Resp#2	PPB	PPB
	Internal Standards						
1) I	1-bromo-2...	1.576	1.866	848.1E6	213.5E6	50.000	50.000
	System Monitoring Compounds						
2) SAB	Tetrachlo...	2.057	2.614	20835886	2726538	1.375	1.048
	Spiked Amount	40.000	Range	30 - 150	Recovery	= 3.44%#	2.62%#
26) SA	Decachlor...	9.455	11.613	19033606	3746405	1.230	1.130m
	Spiked Amount	40.000			Recovery	= 3.08%	2.82%
	Target Compounds						
3)	Hexachlor...	2.342	3.114	24220733	6484918	1.031	1.039
4) A	alpha-BHC	2.463	3.263	22954467	5462040	0.995	0.943
5) MA	gamma-BHC	2.727	3.694	21940285	5002909	1.046m	0.945
6) MA	Heptachlor	3.189	4.288	22079855	5410070	1.048	0.981
7) B	beta-BHC	2.797	3.776	8998488	1656591	0.992	0.830
8) B	delta-BHC	2.967	4.187	20305965	4589633	1.034	0.903
9) MB	Aldrin	3.506	4.760	20384103	5008529	1.014	0.950
11) B	Heptachlo...	4.197	5.624	21962211	6434528	1.162m	1.349
12) B	gamma-Chl...	4.361	5.926	28413036	4347192	1.474m	0.928 #
13) B	alpha-Chl...	4.528	6.165	17775673	4493892	0.948m	0.971
14) A	Endosulfan I	4.703	6.272	19633675	4984737	1.066m	1.021
15) B	4,4'-DDE	4.650	6.448	18145870	3944434	0.991	0.850
16) MA	Dieldrin	5.030	6.735	20588912	5801971	1.069	1.160m
17) MA	Endrin	5.358	7.279	21084231	4856811	1.094	0.977
18) A	4,4'-DDD	5.507	7.475	14082101	3557823	0.937	0.989
19) B	Endosulfa...	5.690	7.658	17972549	4297424	1.075	0.984
20) MA	4,4'-DDT	5.928	8.047	15004491	2493930	0.989m	0.743
21) B	Endrin Al...	6.333	8.278	14453558	3250334	0.969m	0.977
22) B	Endosulfa...	7.049	8.786	20301922	3713220	1.268	1.033
23) A	Methoxychlor	6.770f	9.381	8866297	1214025	1.008m	0.721 #
24)	Mirex	6.900	9.705	13098735	2898801	1.081m	1.106m
25) B	Endrin Ke...	7.516	9.765	18179334	3847001	1.127	1.015m
	Sum Toxaphene			0	0	N.D.	N.D.
	Average Toxaphene					0.000	0.000

(f)=RT Delta > 1/2 Window (#)=Amounts differ by > 25% (m)=manual int.

Quantitation Report (QT Reviewed)

Data Path : C:\msdchem\1\DATA\1G5651\
Data File : 1g166080.D
Signal(s) : Signal #1: ECD1A.CH Signal #2: ECD2B.CH
Acq On : 13 May 2021 11:11 pm
Operator : christp
Sample : ic5651-1
Misc : op33250,g1g5651,30,,,2,1
ALS Vial : 3 Sample Multiplier: 1

Integration File signal 1: autoint1.e
Integration File signal 2: autoint2.e
Quant Time: May 14 20:54:20 2021
Quant Method : C:\MSDCHEM\1\METHODS\1PST5651.M
Quant Title : PEST/PCB
QLast Update : Wed May 12 00:29:34 2021
Response via : Initial Calibration
Integrator: ChemStation 6890 Scale Mode: Large solvent peaks clipped

Volume Inj. : 1ul/column
Signal #1 Phase : RTXCLP I Signal #2 Phase: RTX-CLP II
Signal #1 Info : 30mx.32mmx.50um Signal #2 Info : 30m x .32mm x .25um

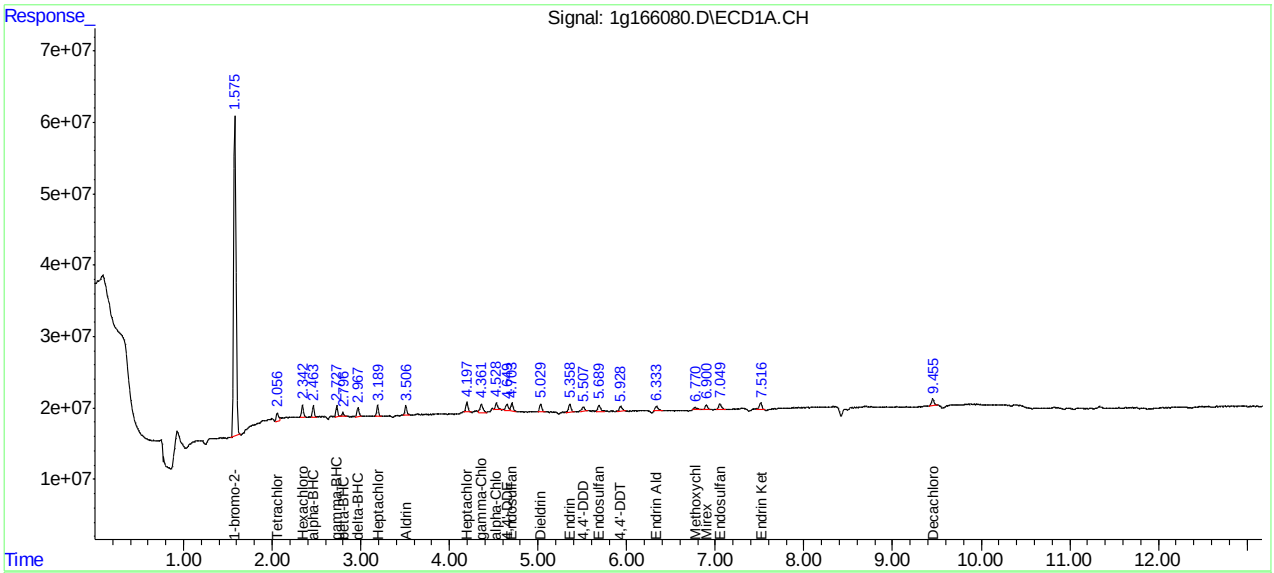

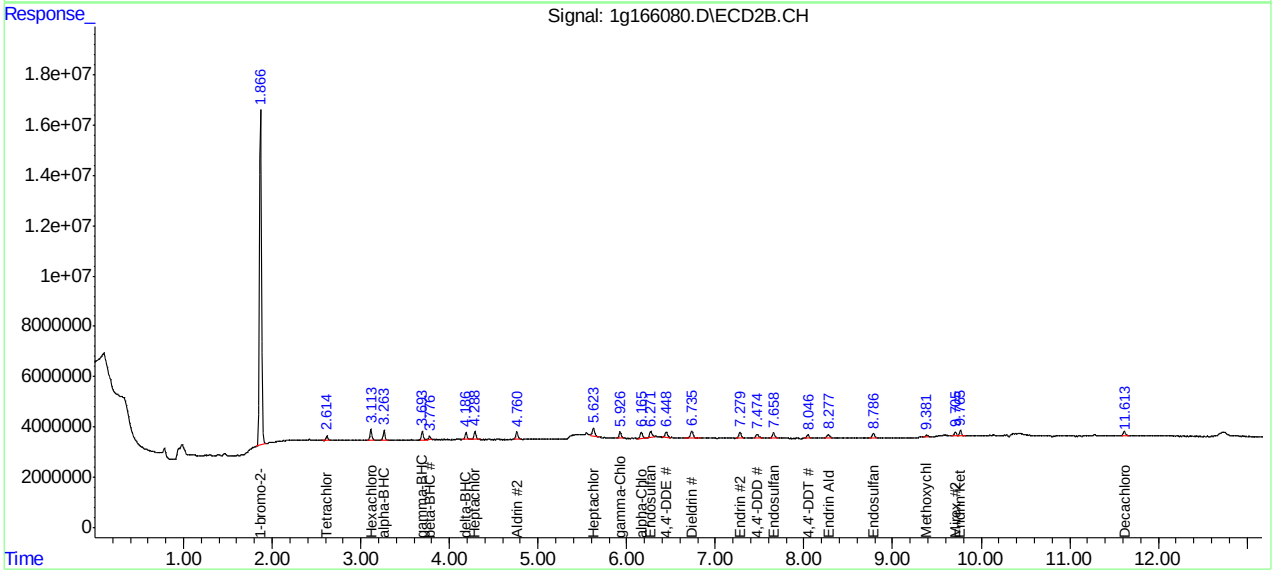

Manual Integration Approval Summary

Sample Number: G1G5651-IC5651
Lab FileID: 1G166080.D
Injection Time: 05/13/21 23:11
Method: SW846 8081B
Analyst approved: 05/14/21 23:03 Rebecca Krug
Supervisor approved: 05/18/21 10:03 Gwendolyn Burns

Parameter	CAS	Sig#	R.T. (min.)	Reason
gamma-BHC (Lindane)	58-89-9	1	2.73	Poorly defined baseline
Heptachlor epoxide	1024-57-3	1	4.20	Poorly defined baseline
gamma-Chlordane	5103-74-2	1	4.36	Poorly defined baseline
alpha-Chlordane	5103-71-9	1	4.53	Poorly defined baseline
Endosulfan-I	959-98-8	1	4.70	Poorly defined baseline
4,4'-DDT	50-29-3	1	5.93	Poorly defined baseline
Endrin aldehyde	7421-93-4	1	6.33	Poorly defined baseline
Dieldrin	60-57-1	2	6.73	Poorly defined baseline
Methoxychlor	72-43-5	1	6.77	Poorly defined baseline
Mirex	2385-85-5	1	6.90	Poorly defined baseline
Mirex	2385-85-5	2	9.71	Poorly defined baseline
Endrin ketone	53494-70-5	2	9.77	Poorly defined baseline
Decachlorobiphenyl	2051-24-3	2	11.61	Poorly defined baseline

Quantitation Report (Qedit)

Data Path : C:\msdchem\1\DATA\1G5651\
Data File : 1g166080.D
Signal(s) : Signal #1: ECD1A.CH Signal #2: ECD2B.CH
Acq On : 13 May 2021 11:11 pm
Operator : christp
Sample : ic5651-1
Misc : op33250,g1g5651,30,,,2,1
ALS Vial : 3 Sample Multiplier: 1

Integration File signal 1: autoint1.e
Integration File signal 2: autoint2.e
Quant Time: May 14 20:40:08 2021
Quant Method : C:\MSDCHEM\1\METHODS\1PST5651.M
Quant Title : PEST/PCB
QLast Update : Wed May 12 00:29:34 2021
Response via : Initial Calibration
Integrator: ChemStation 6890 Scale Mode: Large solvent peaks clipped

Volume Inj. : 1ul/column
Signal #1 Phase : RTXCLP I Signal #2 Phase: RTX-CLP II
Signal #1 Info : 30mx.32mmx.50um Signal #2 Info : 30m x .32mm x .25um

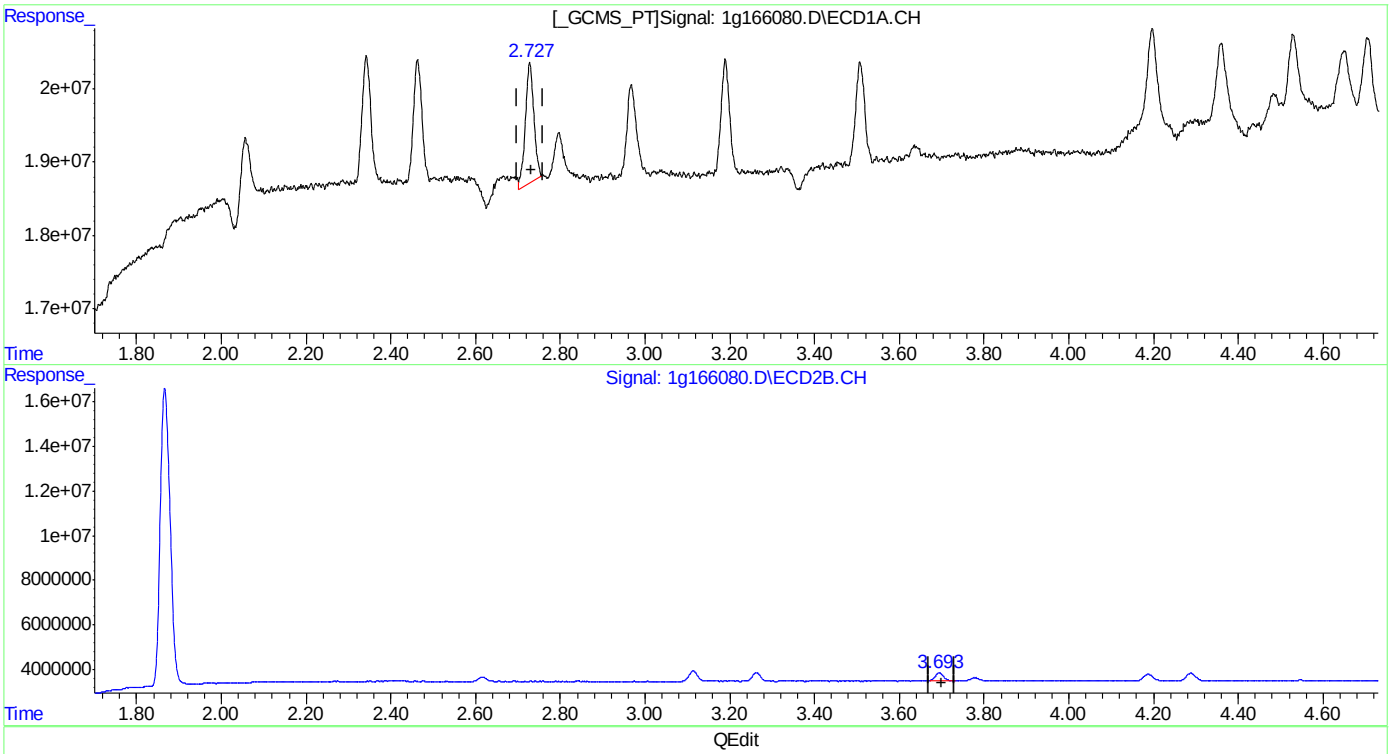

QEdit

(5) gamma-BHC (MA)
2.727min 1.097PPB
response 23010219

(5) gamma-BHC #2 (MA)
3.694min 0.945PPB
response 5002909

(+) = Expected Retention Time

Quantitation Report (Qedit)

Data Path : C:\msdchem\1\DATA\1G5651\
Data File : 1g166080.D
Signal(s) : Signal #1: ECD1A.CH Signal #2: ECD2B.CH
Acq On : 13 May 2021 11:11 pm
Operator : christp
Sample : ic5651-1
Misc : op33250,g1g5651,30,,,2,1
ALS Vial : 3 Sample Multiplier: 1

Integration File signal 1: autoint1.e
Integration File signal 2: autoint2.e
Quant Time: May 14 20:40:08 2021
Quant Method : C:\MSDCHEM\1\METHODS\1PST5651.M
Quant Title : PEST/PCB
QLast Update : Wed May 12 00:29:34 2021
Response via : Initial Calibration
Integrator: ChemStation 6890 Scale Mode: Large solvent peaks clipped

Volume Inj. : 1ul/column
Signal #1 Phase : RTXCLP I Signal #2 Phase: RTX-CLP II
Signal #1 Info : 30mx.32mmx.50um Signal #2 Info : 30m x .32mm x .25um

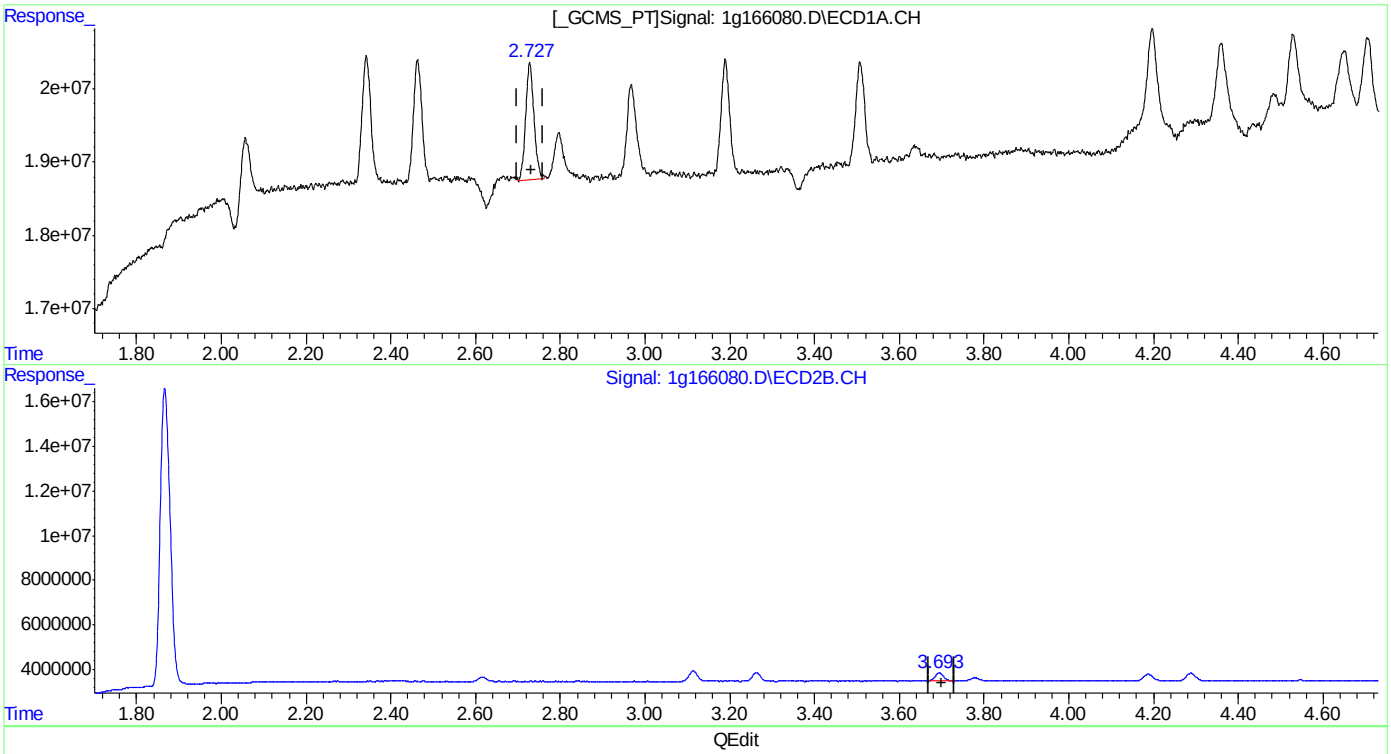

QEdit

(5) gamma-BHC (MA)
2.727min 1.046PPB m
response 21940285

(5) gamma-BHC #2 (MA)
3.694min 0.945PPB
response 5002909

(+) = Expected Retention Time

Quantitation Report (Qedit)

Data Path : C:\msdchem\1\DATA\1G5651\
Data File : 1g166080.D
Signal(s) : Signal #1: ECD1A.CH Signal #2: ECD2B.CH
Acq On : 13 May 2021 11:11 pm
Operator : christp
Sample : ic5651-1
Misc : op33250,g1g5651,30,,,2,1
ALS Vial : 3 Sample Multiplier: 1

Integration File signal 1: autoint1.e
Integration File signal 2: autoint2.e
Quant Time: May 14 20:40:08 2021
Quant Method : C:\MSDCHEM\1\METHODS\1PST5651.M
Quant Title : PEST/PCB
QLast Update : Wed May 12 00:29:34 2021
Response via : Initial Calibration
Integrator: ChemStation 6890 Scale Mode: Large solvent peaks clipped

Volume Inj. : 1ul/column
Signal #1 Phase : RTXCLP I Signal #2 Phase: RTX-CLP II
Signal #1 Info : 30mx.32mmx.50um Signal #2 Info : 30m x .32mm x .25um

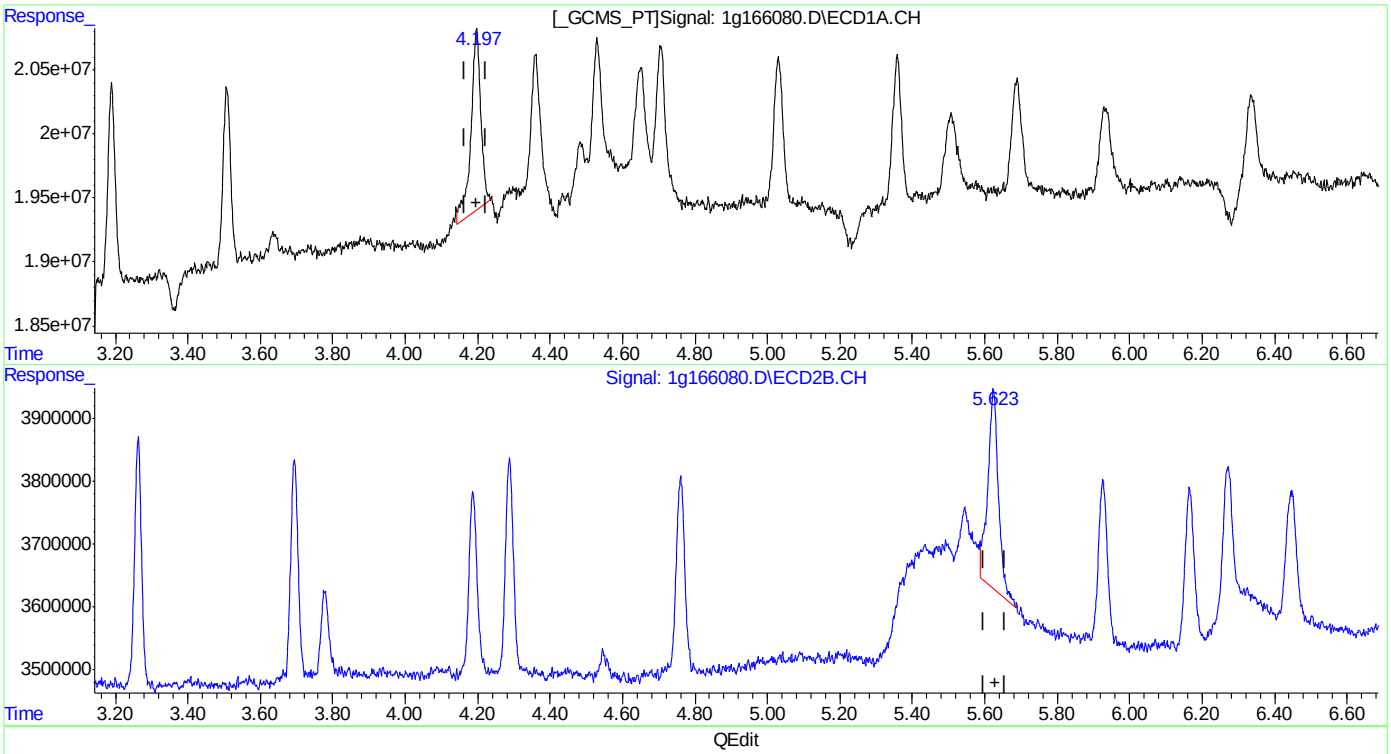

QEdit

(11) Heptachlor Epoxide (B)
4.197min 1.427PPB
response 26968850

(11) Heptachlor Epoxide #2 (B)
5.624min 1.349PPB
response 6434528

(+) = Expected Retention Time

Quantitation Report (Qedit)

Data Path : C:\msdchem\1\DATA\1G5651\
Data File : 1g166080.D
Signal(s) : Signal #1: ECD1A.CH Signal #2: ECD2B.CH
Acq On : 13 May 2021 11:11 pm
Operator : christp
Sample : ic5651-1
Misc : op33250,g1g5651,30,,,2,1
ALS Vial : 3 Sample Multiplier: 1

Integration File signal 1: autoint1.e
Integration File signal 2: autoint2.e
Quant Time: May 14 20:40:08 2021
Quant Method : C:\MSDCHEM\1\METHODS\1PST5651.M
Quant Title : PEST/PCB
QLast Update : Wed May 12 00:29:34 2021
Response via : Initial Calibration
Integrator: ChemStation 6890 Scale Mode: Large solvent peaks clipped

Volume Inj. : 1ul/column
Signal #1 Phase : RTXCLP I Signal #2 Phase: RTX-CLP II
Signal #1 Info : 30mx.32mmx.50um Signal #2 Info : 30m x .32mm x .25um

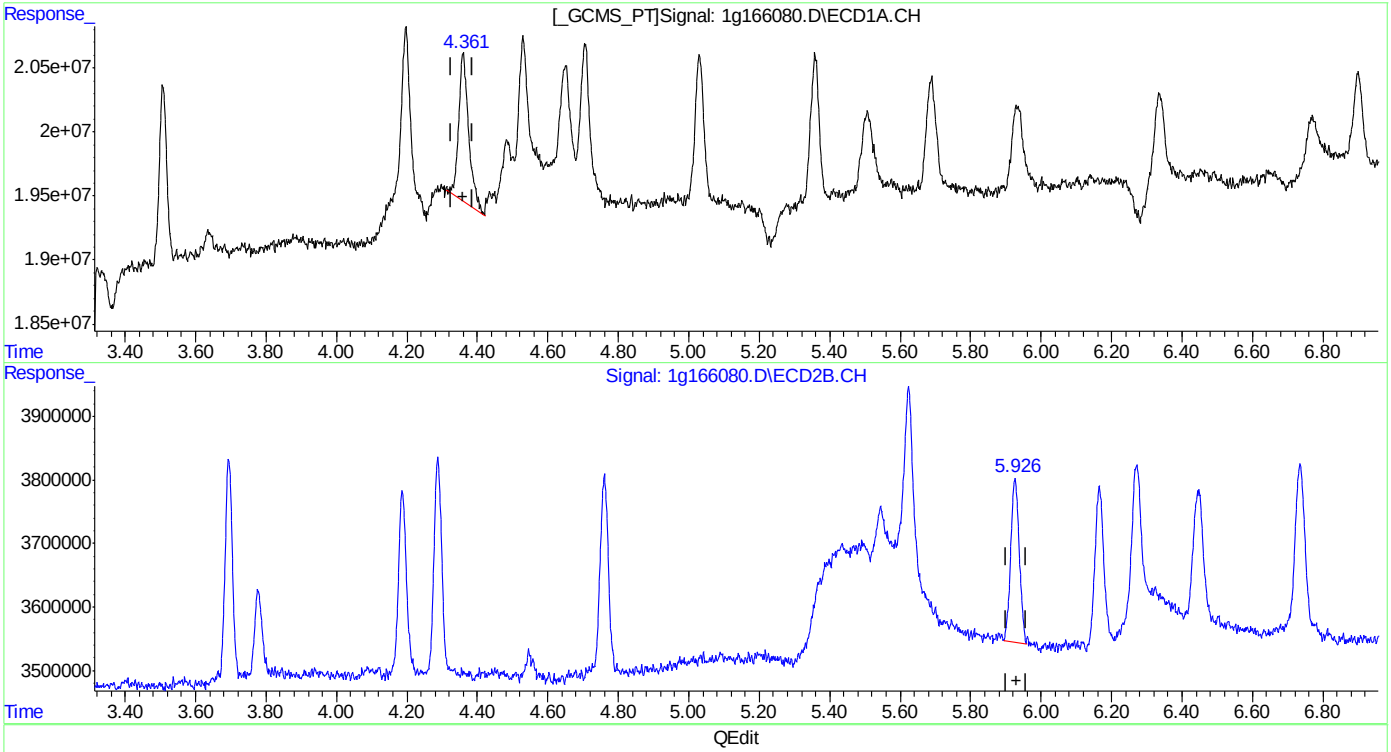

QEdit

(12) gamma-Chlordane (B)
4.361min 1.184PPB
response 22816187

(12) gamma-Chlordane #2 (B)
5.926min 0.928PPB
response 4347192

(+) = Expected Retention Time

Quantitation Report (Qedit)

Data Path : C:\msdchem\1\DATA\1G5651\
Data File : 1g166080.D
Signal(s) : Signal #1: ECD1A.CH Signal #2: ECD2B.CH
Acq On : 13 May 2021 11:11 pm
Operator : christp
Sample : ic5651-1
Misc : op33250,g1g5651,30,,,2,1
ALS Vial : 3 Sample Multiplier: 1

Integration File signal 1: autoint1.e
Integration File signal 2: autoint2.e
Quant Time: May 14 20:40:08 2021
Quant Method : C:\MSDCHEM\1\METHODS\1PST5651.M
Quant Title : PEST/PCB
QLast Update : Wed May 12 00:29:34 2021
Response via : Initial Calibration
Integrator: ChemStation 6890 Scale Mode: Large solvent peaks clipped

Volume Inj. : 1ul/column
Signal #1 Phase : RTXCLP I Signal #2 Phase: RTX-CLP II
Signal #1 Info : 30mx.32mmx.50um Signal #2 Info : 30m x .32mm x .25um

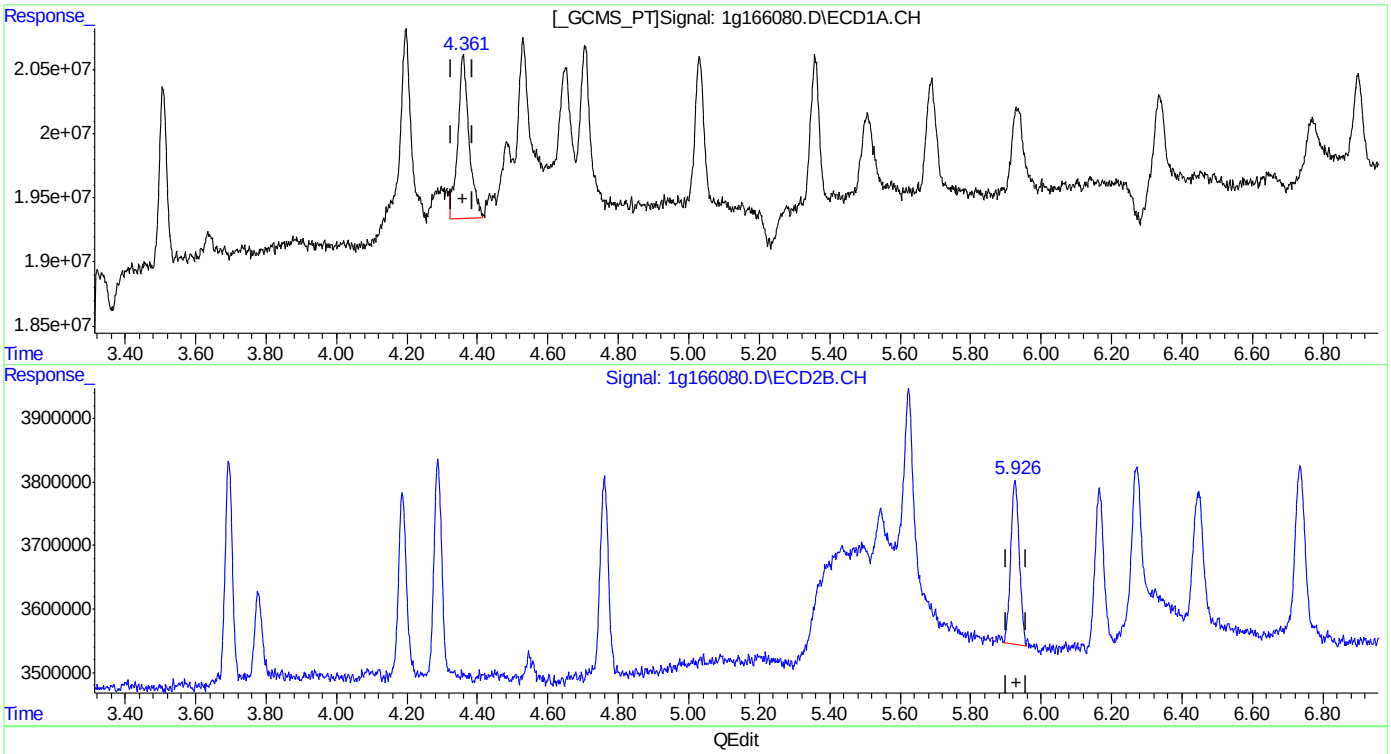

QEdit

(12) gamma-Chlordane (B)
4.361min 1.474PPB m
response 28413036

(12) gamma-Chlordane #2 (B)
5.926min 0.928PPB
response 4347192

(+) = Expected Retention Time

Quantitation Report (Qedit)

Data Path : C:\msdchem\1\DATA\1G5651\
Data File : 1g166080.D
Signal(s) : Signal #1: ECD1A.CH Signal #2: ECD2B.CH
Acq On : 13 May 2021 11:11 pm
Operator : christp
Sample : ic5651-1
Misc : op33250,g1g5651,30,,,2,1
ALS Vial : 3 Sample Multiplier: 1

Integration File signal 1: autoint1.e
Integration File signal 2: autoint2.e
Quant Time: May 14 20:40:08 2021
Quant Method : C:\MSDCHEM\1\METHODS\1PST5651.M
Quant Title : PEST/PCB
QLast Update : Wed May 12 00:29:34 2021
Response via : Initial Calibration
Integrator: ChemStation 6890 Scale Mode: Large solvent peaks clipped

Volume Inj. : 1ul/column
Signal #1 Phase : RTXCLP I Signal #2 Phase: RTX-CLP II
Signal #1 Info : 30mx.32mmx.50um Signal #2 Info : 30m x .32mm x .25um

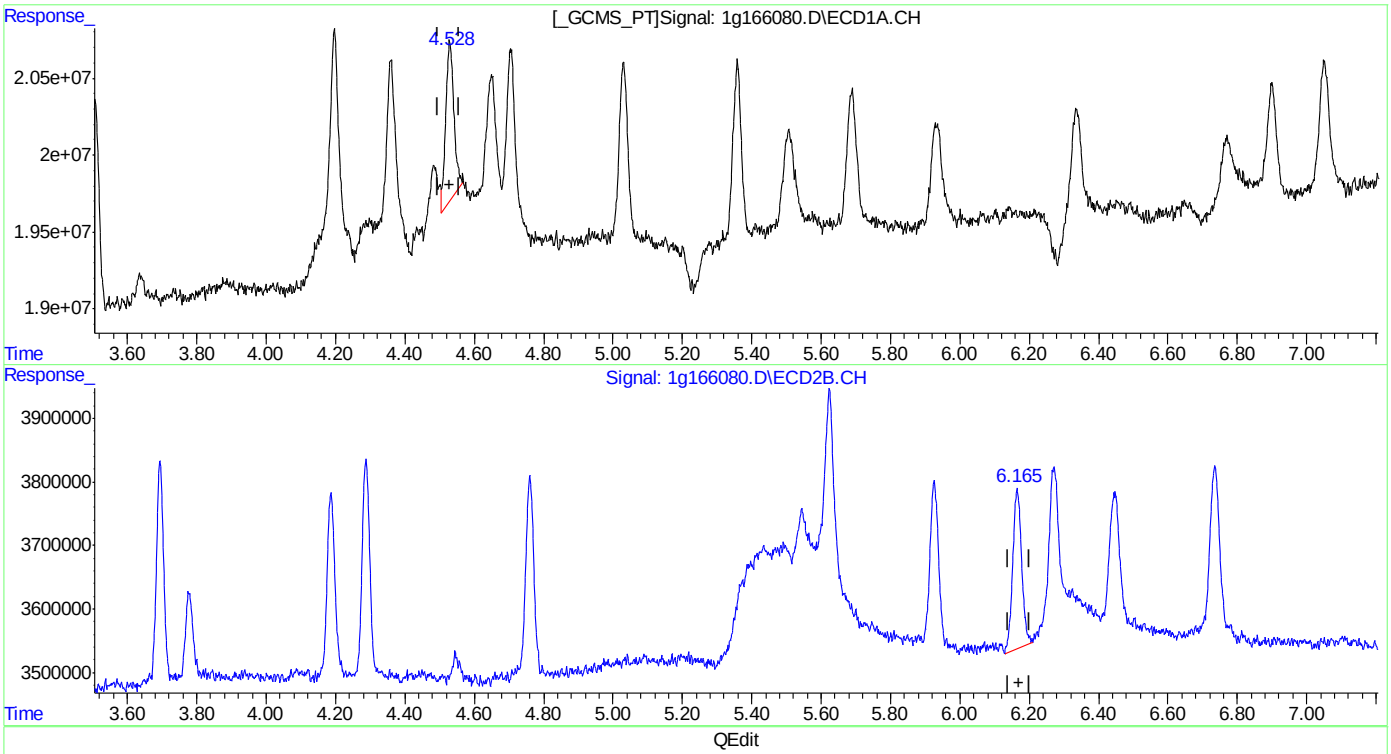

QEdit

(13) alpha-Chlordane (B)
4.529min 0.896PPB
response 16795992

(13) alpha-Chlordane #2 (B)
6.165min 0.971PPB
response 4493892

(+) = Expected Retention Time
1PST5651.M Fri May 14 20:42:52 2021 Page: 1

Quantitation Report (Qedit)

Data Path : C:\msdchem\1\DATA\1G5651\
Data File : 1g166080.D
Signal(s) : Signal #1: ECD1A.CH Signal #2: ECD2B.CH
Acq On : 13 May 2021 11:11 pm
Operator : christp
Sample : ic5651-1
Misc : op33250,g1g5651,30,,,2,1
ALS Vial : 3 Sample Multiplier: 1

Integration File signal 1: autoint1.e
Integration File signal 2: autoint2.e
Quant Time: May 14 20:40:08 2021
Quant Method : C:\MSDCHEM\1\METHODS\1PST5651.M
Quant Title : PEST/PCB
QLast Update : Wed May 12 00:29:34 2021
Response via : Initial Calibration
Integrator: ChemStation 6890 Scale Mode: Large solvent peaks clipped

Volume Inj. : 1ul/column
Signal #1 Phase : RTXCLP I Signal #2 Phase: RTX-CLP II
Signal #1 Info : 30mx.32mmx.50um Signal #2 Info : 30m x .32mm x .25um

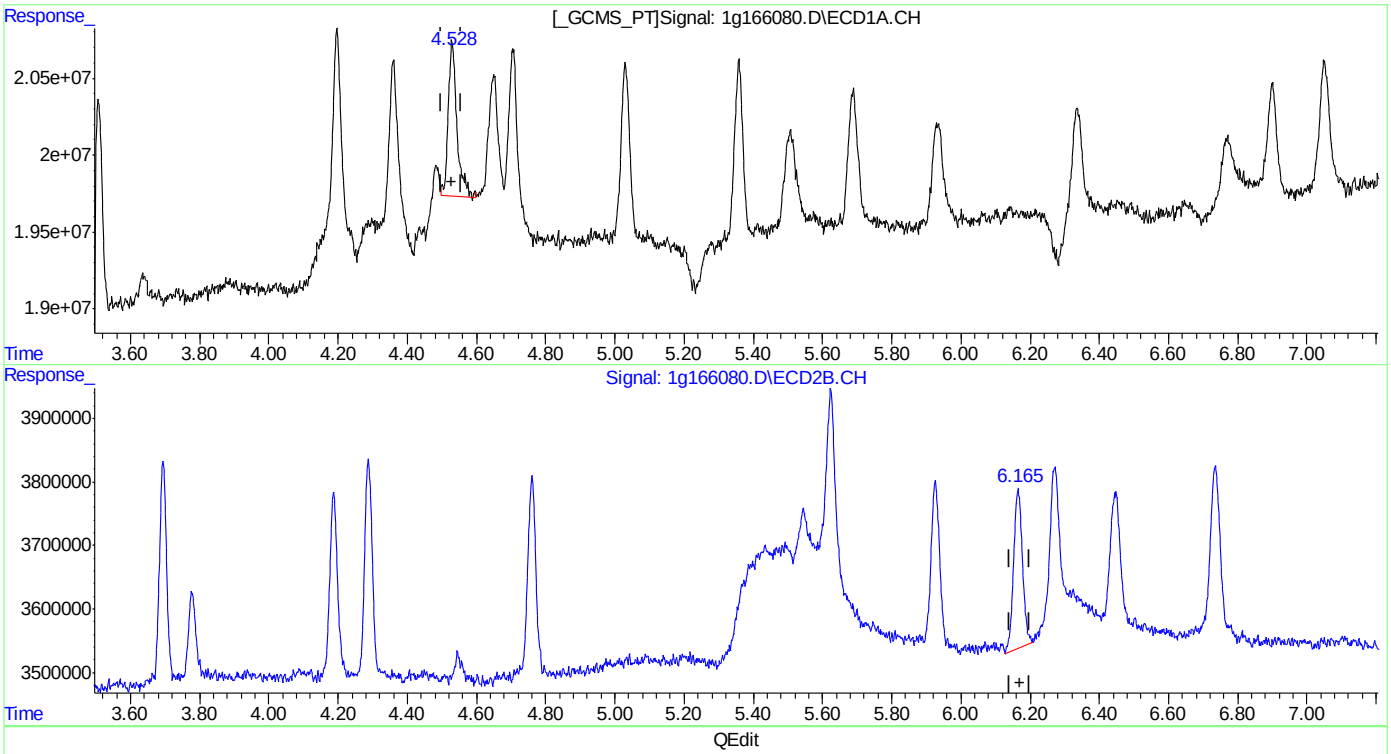

QEdit

(13) alpha-Chlordane (B)
4.528min 0.948PPB m
response 17775673

(13) alpha-Chlordane #2 (B)
6.165min 0.971PPB
response 4493892

(+) = Expected Retention Time
1PST5651.M Fri May 14 20:43:01 2021

Quantitation Report (Qedit)

Data Path : C:\msdchem\1\DATA\1G5651\
Data File : 1g166080.D
Signal(s) : Signal #1: ECD1A.CH Signal #2: ECD2B.CH
Acq On : 13 May 2021 11:11 pm
Operator : christp
Sample : ic5651-1
Misc : op33250,g1g5651,30,,,2,1
ALS Vial : 3 Sample Multiplier: 1

Integration File signal 1: autoint1.e
Integration File signal 2: autoint2.e
Quant Time: May 14 20:40:08 2021
Quant Method : C:\MSDCHEM\1\METHODS\1PST5651.M
Quant Title : PEST/PCB
QLast Update : Wed May 12 00:29:34 2021
Response via : Initial Calibration
Integrator: ChemStation 6890 Scale Mode: Large solvent peaks clipped

Volume Inj. : 1ul/column
Signal #1 Phase : RTXCLP I Signal #2 Phase: RTX-CLP II
Signal #1 Info : 30mx.32mmx.50um Signal #2 Info : 30m x .32mm x .25um

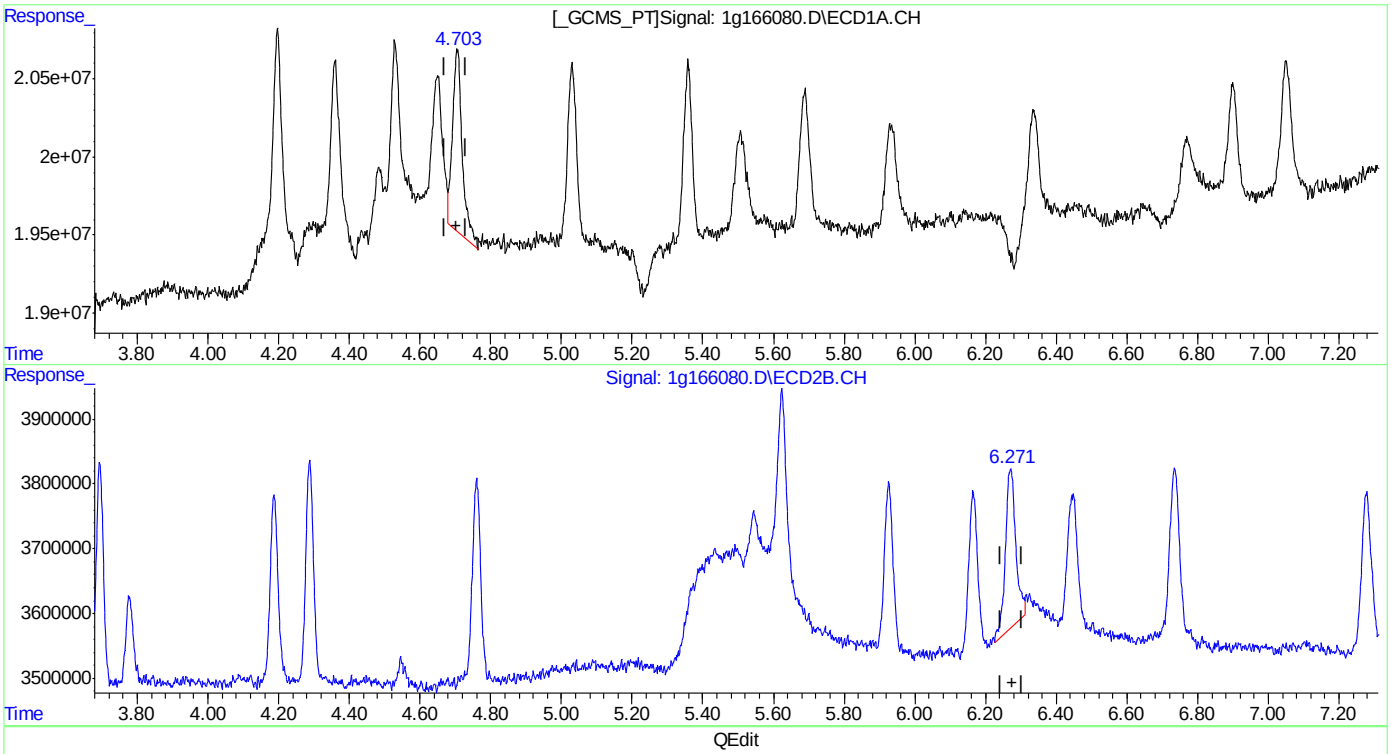

QEdit

(14) Endosulfan I (A)
4.704min 1.220PPB
response 22478153

(14) Endosulfan I #2 (A)
6.272min 1.021PPB
response 4984737

(+) = Expected Retention Time

Quantitation Report (Qedit)

Data Path : C:\msdchem\1\DATA\1G5651\
Data File : 1g166080.D
Signal(s) : Signal #1: ECD1A.CH Signal #2: ECD2B.CH
Acq On : 13 May 2021 11:11 pm
Operator : christp
Sample : ic5651-1
Misc : op33250,g1g5651,30,,,2,1
ALS Vial : 3 Sample Multiplier: 1

Integration File signal 1: autoint1.e
Integration File signal 2: autoint2.e
Quant Time: May 14 20:40:08 2021
Quant Method : C:\MSDCHEM\1\METHODS\1PST5651.M
Quant Title : PEST/PCB
QLast Update : Wed May 12 00:29:34 2021
Response via : Initial Calibration
Integrator: ChemStation 6890 Scale Mode: Large solvent peaks clipped

Volume Inj. : 1ul/column
Signal #1 Phase : RTXCLP I Signal #2 Phase: RTX-CLP II
Signal #1 Info : 30mx.32mmx.50um Signal #2 Info : 30m x .32mm x .25um

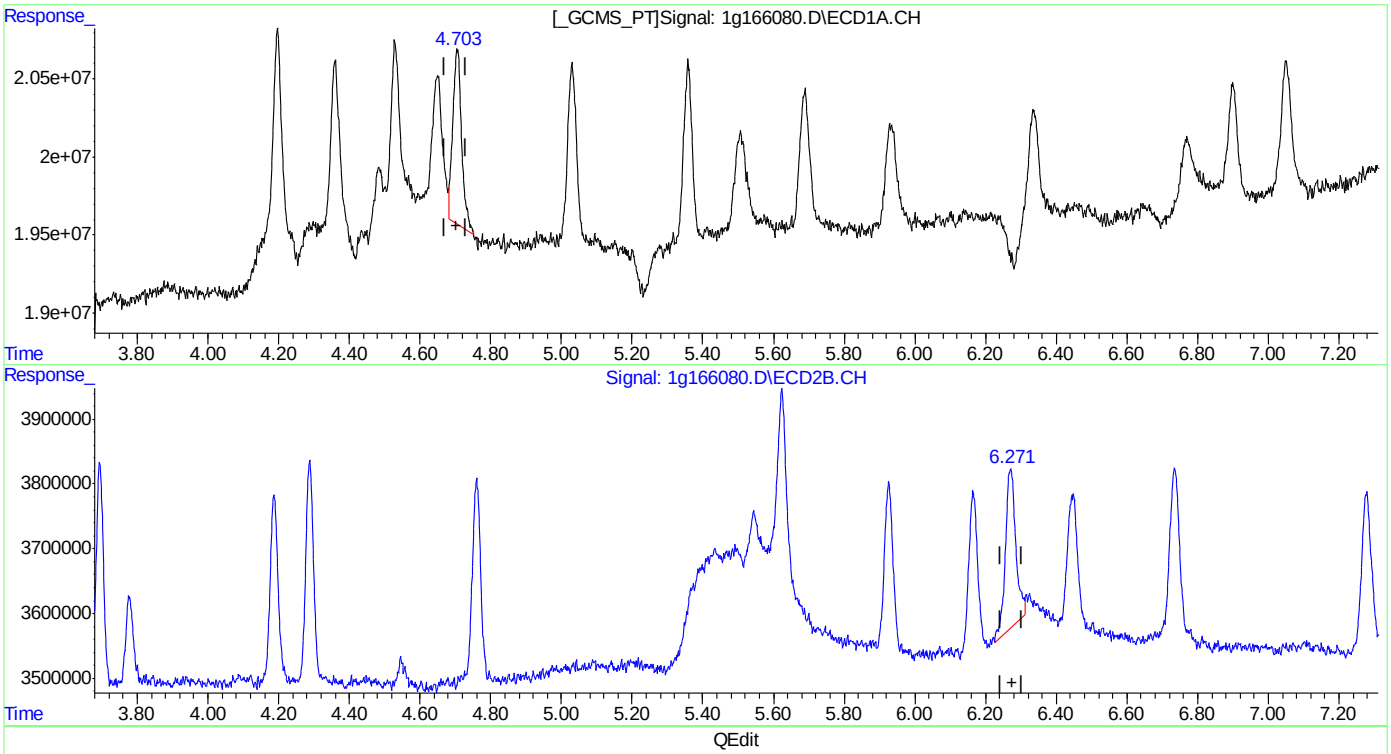

QEdit

(14) Endosulfan I (A)
4.703min 1.066PPB m
response 19633675

(14) Endosulfan I #2 (A)
6.272min 1.021PPB
response 4984737

(+) = Expected Retention Time
1PST5651.M Fri May 14 20:43:12 2021 Page: 1

Quantitation Report (Qedit)

Data Path : C:\msdchem\1\DATA\1G5651\
Data File : 1g166080.D
Signal(s) : Signal #1: ECD1A.CH Signal #2: ECD2B.CH
Acq On : 13 May 2021 11:11 pm
Operator : christp
Sample : ic5651-1
Misc : op33250,g1g5651,30,,,2,1
ALS Vial : 3 Sample Multiplier: 1

Integration File signal 1: autoint1.e
Integration File signal 2: autoint2.e
Quant Time: May 14 20:40:08 2021
Quant Method : C:\MSDCHEM\1\METHODS\1PST5651.M
Quant Title : PEST/PCB
QLast Update : Wed May 12 00:29:34 2021
Response via : Initial Calibration
Integrator: ChemStation 6890 Scale Mode: Large solvent peaks clipped

Volume Inj. : 1ul/column
Signal #1 Phase : RTXCLP I Signal #2 Phase: RTX-CLP II
Signal #1 Info : 30mx.32mmx.50um Signal #2 Info : 30m x .32mm x .25um

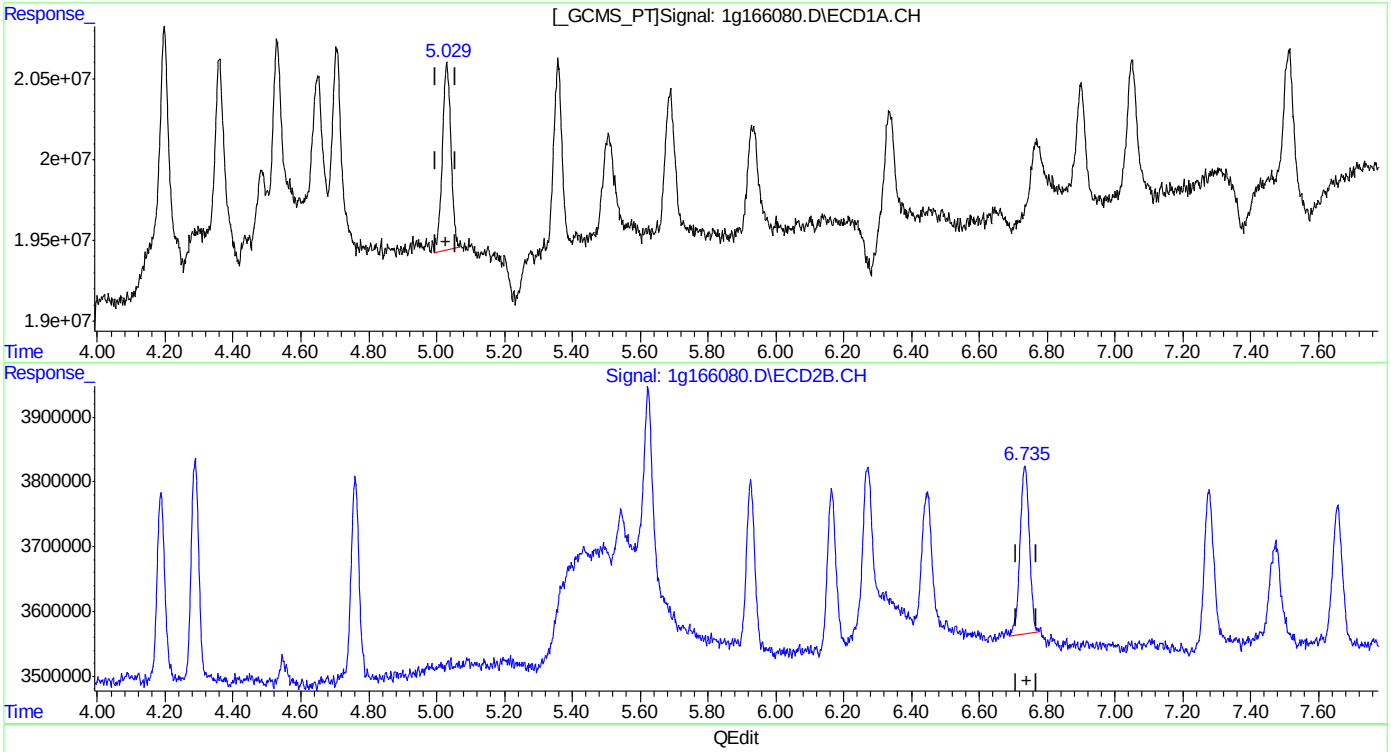

QEdit

(16) Dieldrin (MA)
5.030min 1.069PPB
response 20588912

(16) Dieldrin #2 (MA)
6.735min 0.996PPB
response 4981160

(+) = Expected Retention Time
1PST5651.M Fri May 14 20:43:20 2021 Page: 1

Quantitation Report (Qedit)

Data Path : C:\msdchem\1\DATA\1G5651\
Data File : 1g166080.D
Signal(s) : Signal #1: ECD1A.CH Signal #2: ECD2B.CH
Acq On : 13 May 2021 11:11 pm
Operator : christp
Sample : ic5651-1
Misc : op33250,g1g5651,30,,,2,1
ALS Vial : 3 Sample Multiplier: 1

Integration File signal 1: autoint1.e
Integration File signal 2: autoint2.e
Quant Time: May 14 20:40:08 2021
Quant Method : C:\MSDCHEM\1\METHODS\1PST5651.M
Quant Title : PEST/PCB
QLast Update : Wed May 12 00:29:34 2021
Response via : Initial Calibration
Integrator: ChemStation 6890 Scale Mode: Large solvent peaks clipped

Volume Inj. : 1ul/column
Signal #1 Phase : RTXCLP I Signal #2 Phase: RTX-CLP II
Signal #1 Info : 30mx.32mmx.50um Signal #2 Info : 30m x .32mm x .25um

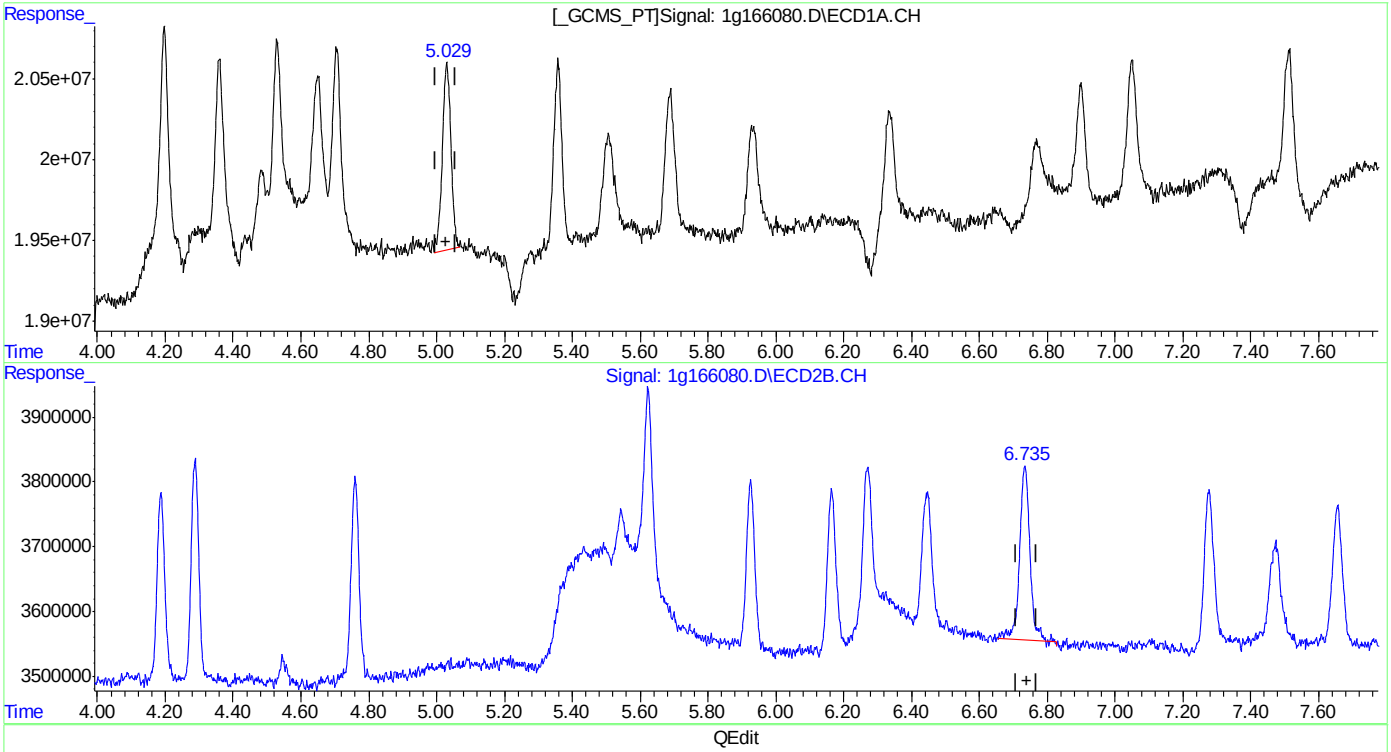

QEdit

(16) Dieldrin (MA)
5.030min 1.069PPB
response 20588912

(16) Dieldrin #2 (MA)
6.735min 1.160PPB m
response 5801971

(+) = Expected Retention Time
1PST5651.M Fri May 14 20:43:24 2021 Page: 1

Quantitation Report (Qedit)

Data Path : C:\msdchem\1\DATA\1G5651\
Data File : 1g166080.D
Signal(s) : Signal #1: ECD1A.CH Signal #2: ECD2B.CH
Acq On : 13 May 2021 11:11 pm
Operator : christp
Sample : ic5651-1
Misc : op33250,g1g5651,30,,,2,1
ALS Vial : 3 Sample Multiplier: 1

Integration File signal 1: autoint1.e
Integration File signal 2: autoint2.e
Quant Time: May 14 20:40:08 2021
Quant Method : C:\MSDCHEM\1\METHODS\1PST5651.M
Quant Title : PEST/PCB
QLast Update : Wed May 12 00:29:34 2021
Response via : Initial Calibration
Integrator: ChemStation 6890 Scale Mode: Large solvent peaks clipped

Volume Inj. : 1ul/column
Signal #1 Phase : RTXCLP I Signal #2 Phase: RTX-CLP II
Signal #1 Info : 30mx.32mmx.50um Signal #2 Info : 30m x .32mm x .25um

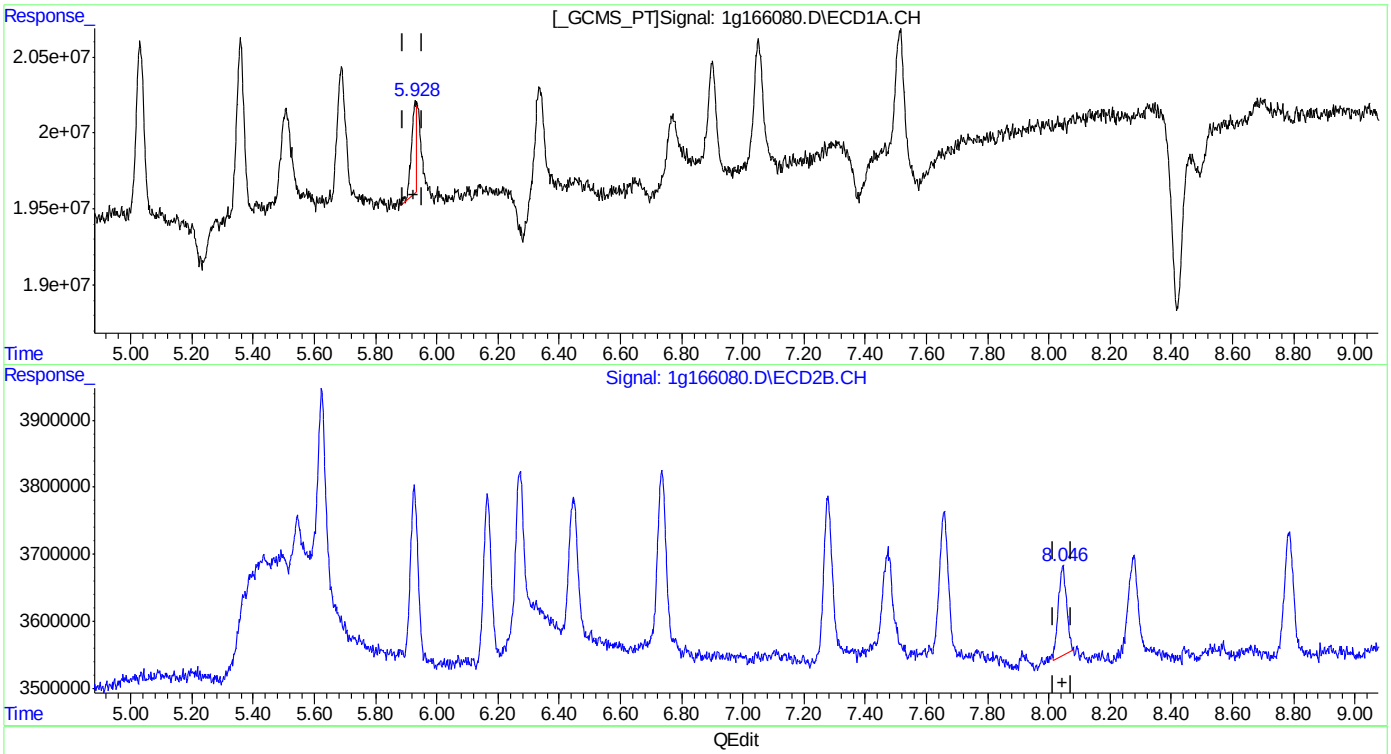

QEdit

(20) 4,4'-DDT (MA)
5.928min 0.392PPB
response 5957433

(20) 4,4'-DDT #2 (MA)
8.047min 0.743PPB
response 2493930

(+) = Expected Retention Time

Quantitation Report (Qedit)

Data Path : C:\msdchem\1\DATA\1G5651\
Data File : 1g166080.D
Signal(s) : Signal #1: ECD1A.CH Signal #2: ECD2B.CH
Acq On : 13 May 2021 11:11 pm
Operator : christp
Sample : ic5651-1
Misc : op33250,g1g5651,30,,,2,1
ALS Vial : 3 Sample Multiplier: 1

Integration File signal 1: autoint1.e
Integration File signal 2: autoint2.e
Quant Time: May 14 20:40:08 2021
Quant Method : C:\MSDCHEM\1\METHODS\1PST5651.M
Quant Title : PEST/PCB
QLast Update : Wed May 12 00:29:34 2021
Response via : Initial Calibration
Integrator: ChemStation 6890 Scale Mode: Large solvent peaks clipped

Volume Inj. : 1ul/column
Signal #1 Phase : RTXCLP I Signal #2 Phase: RTX-CLP II
Signal #1 Info : 30mx.32mmx.50um Signal #2 Info : 30m x .32mm x .25um

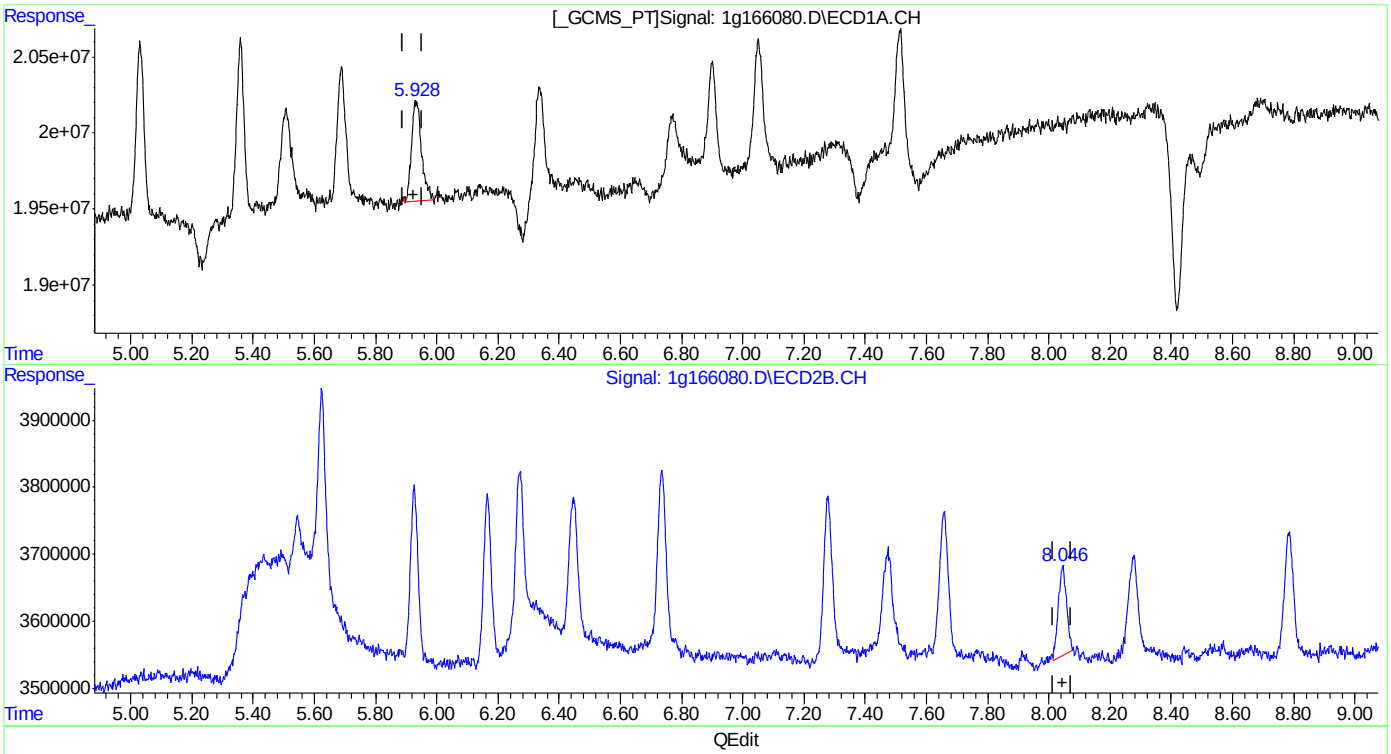

QEdit

(20) 4,4'-DDT (MA)
5.928min 0.989PPB m
response 15004491

(20) 4,4'-DDT #2 (MA)
8.047min 0.743PPB
response 2493930

(+) = Expected Retention Time
1PST5651.M Fri May 14 20:43:35 2021 Page: 1

Quantitation Report (Qedit)

Data Path : C:\msdchem\1\DATA\1G5651\
Data File : 1g166080.D
Signal(s) : Signal #1: ECD1A.CH Signal #2: ECD2B.CH
Acq On : 13 May 2021 11:11 pm
Operator : christp
Sample : ic5651-1
Misc : op33250,g1g5651,30,,,2,1
ALS Vial : 3 Sample Multiplier: 1

Integration File signal 1: autoint1.e
Integration File signal 2: autoint2.e
Quant Time: May 14 20:40:08 2021
Quant Method : C:\MSDCHEM\1\METHODS\1PST5651.M
Quant Title : PEST/PCB
QLast Update : Wed May 12 00:29:34 2021
Response via : Initial Calibration
Integrator: ChemStation 6890 Scale Mode: Large solvent peaks clipped

Volume Inj. : 1ul/column
Signal #1 Phase : RTXCLP I Signal #2 Phase: RTX-CLP II
Signal #1 Info : 30mx.32mmx.50um Signal #2 Info : 30m x .32mm x .25um

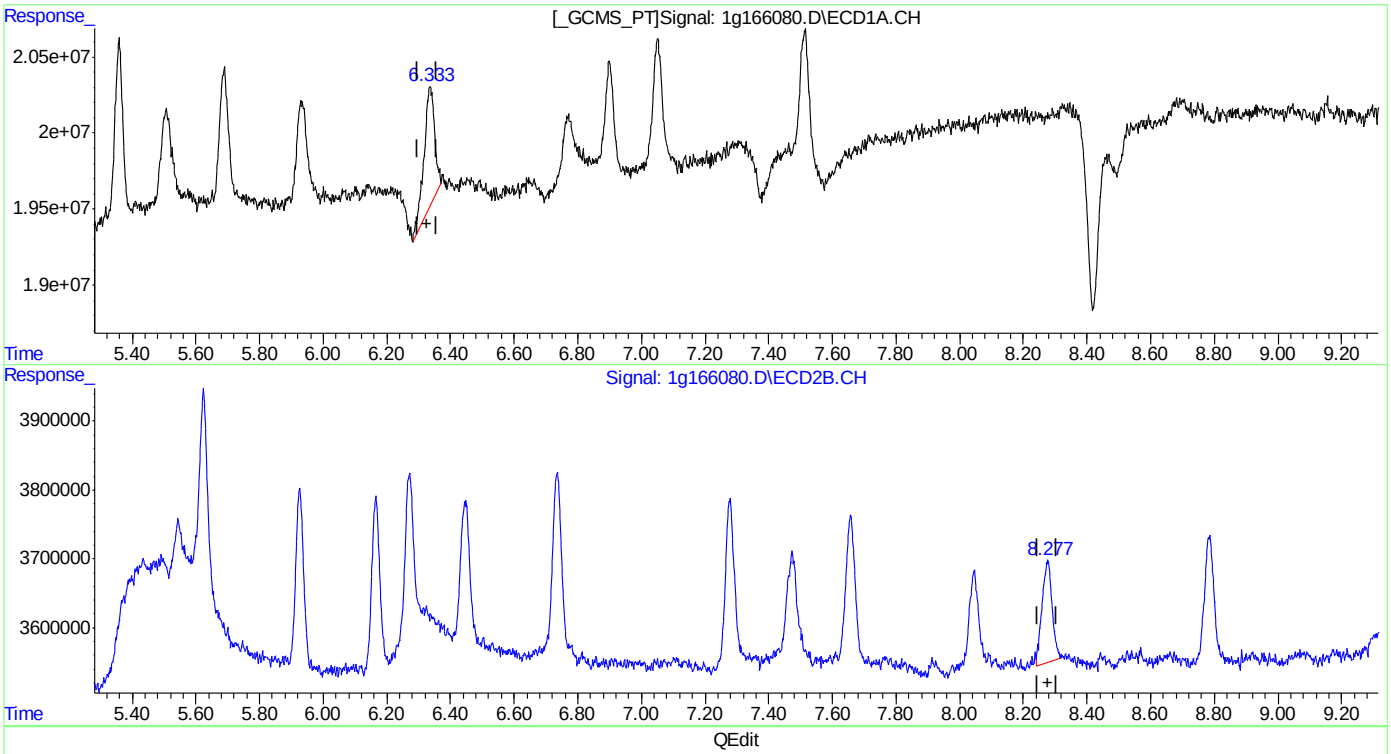

QEdit

(21) Endrin Aldehyde (B)
6.334min 1.243PPB
response 18542560

(21) Endrin Aldehyde #2 (B)
8.278min 0.977PPB
response 3250334

(+) = Expected Retention Time
1PST5651.M Fri May 14 20:43:38 2021 Page: 1

Quantitation Report (Qedit)

Data Path : C:\msdchem\1\DATA\1G5651\
Data File : 1g166080.D
Signal(s) : Signal #1: ECD1A.CH Signal #2: ECD2B.CH
Acq On : 13 May 2021 11:11 pm
Operator : christp
Sample : ic5651-1
Misc : op33250,g1g5651,30,,,2,1
ALS Vial : 3 Sample Multiplier: 1

Integration File signal 1: autoint1.e
Integration File signal 2: autoint2.e
Quant Time: May 14 20:40:08 2021
Quant Method : C:\MSDCHEM\1\METHODS\1PST5651.M
Quant Title : PEST/PCB
QLast Update : Wed May 12 00:29:34 2021
Response via : Initial Calibration
Integrator: ChemStation 6890 Scale Mode: Large solvent peaks clipped

Volume Inj. : 1ul/column
Signal #1 Phase : RTXCLP I Signal #2 Phase: RTX-CLP II
Signal #1 Info : 30mx.32mmx.50um Signal #2 Info : 30m x .32mm x .25um

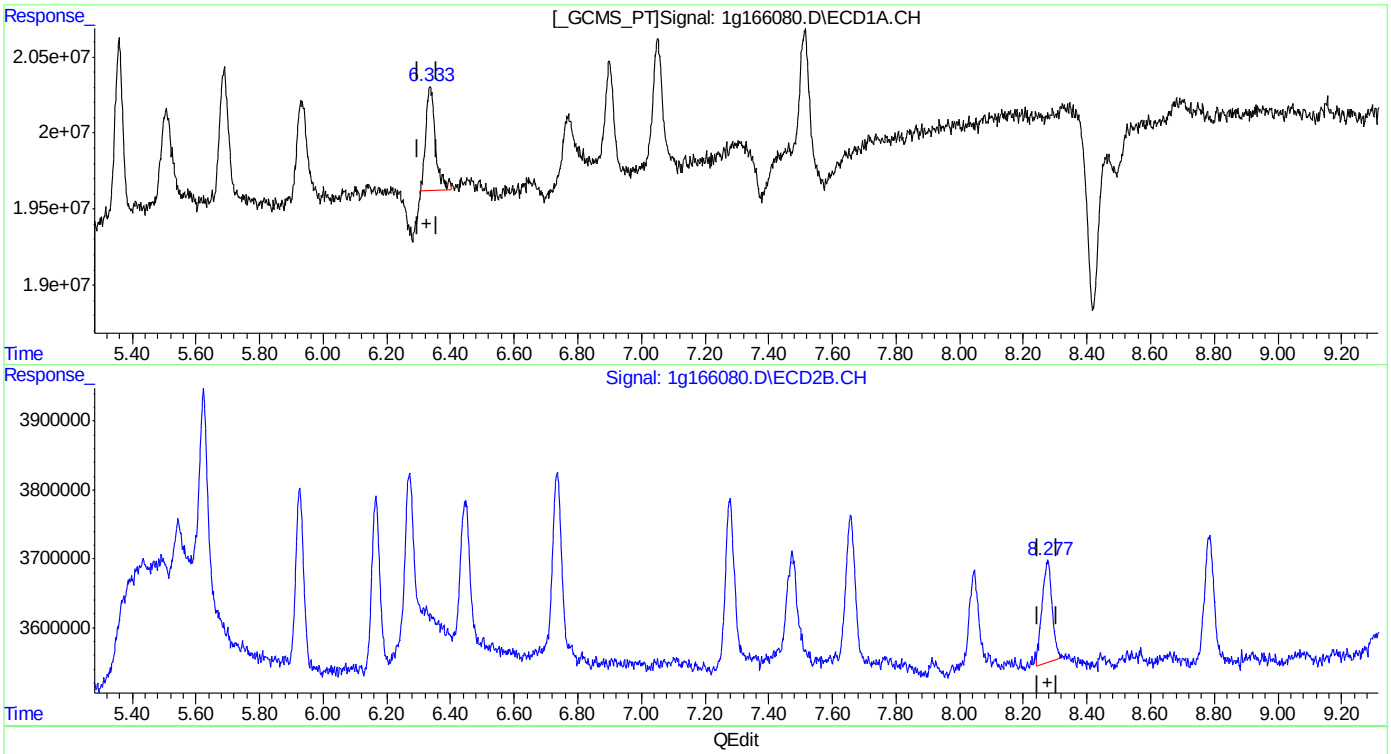

QEdit

(21) Endrin Aldehyde (B)
6.333min 0.969PPB m
response 14453558

(21) Endrin Aldehyde #2 (B)
8.278min 0.977PPB
response 3250334

(+) = Expected Retention Time
1PST5651.M Fri May 14 20:43:43 2021 Page: 1

Quantitation Report (Qedit)

Data Path : C:\msdchem\1\DATA\1G5651\
Data File : 1g166080.D
Signal(s) : Signal #1: ECD1A.CH Signal #2: ECD2B.CH
Acq On : 13 May 2021 11:11 pm
Operator : christp
Sample : ic5651-1
Misc : op33250,g1g5651,30,,,2,1
ALS Vial : 3 Sample Multiplier: 1

Integration File signal 1: autoint1.e
Integration File signal 2: autoint2.e
Quant Time: May 14 20:40:08 2021
Quant Method : C:\MSDCHEM\1\METHODS\1PST5651.M
Quant Title : PEST/PCB
QLast Update : Wed May 12 00:29:34 2021
Response via : Initial Calibration
Integrator: ChemStation 6890 Scale Mode: Large solvent peaks clipped

Volume Inj. : 1ul/column
Signal #1 Phase : RTXCLP I Signal #2 Phase: RTX-CLP II
Signal #1 Info : 30mx.32mmx.50um Signal #2 Info : 30m x .32mm x .25um

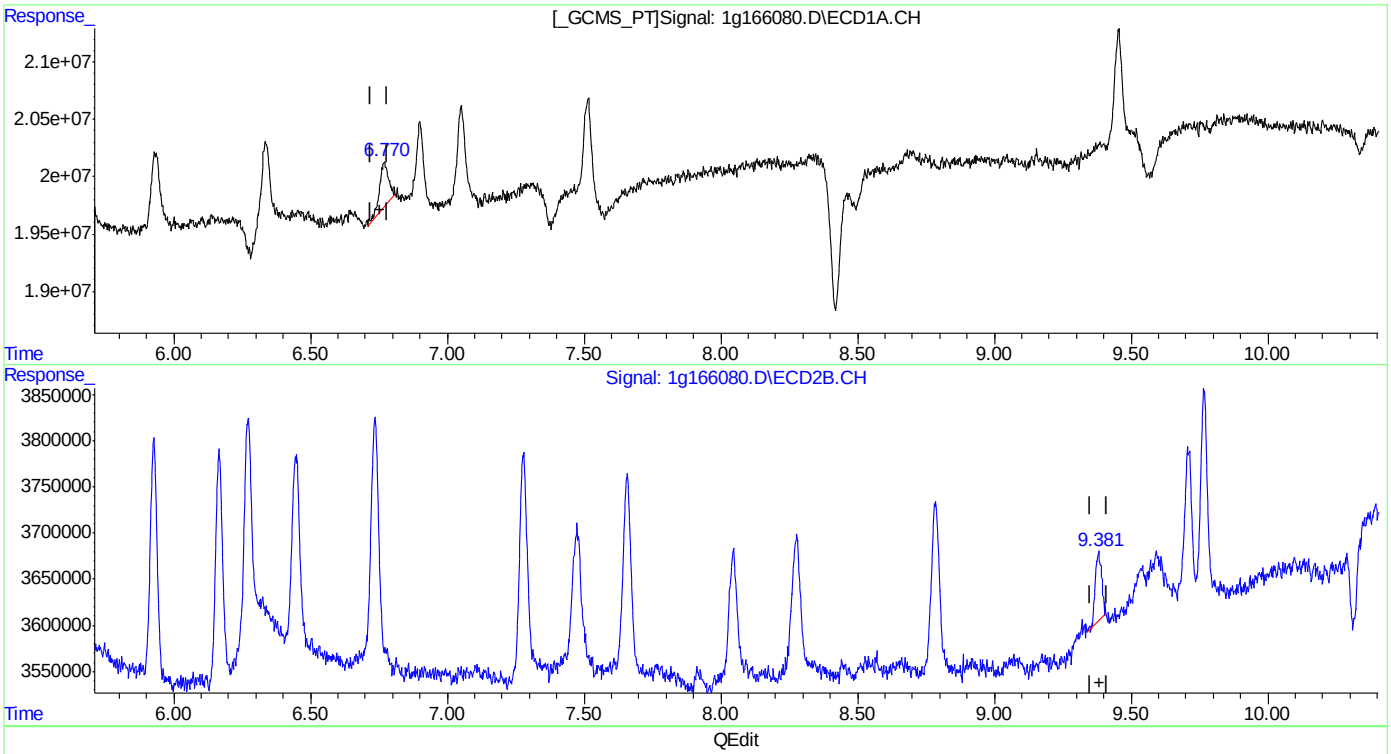

(23) Methoxychlor (A)
6.771min 0.979PPB
response 8611502

(23) Methoxychlor #2 (A)
9.381min 0.721PPB
response 1214025

(+) = Expected Retention Time
1PST5651.M Fri May 14 20:43:47 2021 Page: 1

Quantitation Report (Qedit)

Data Path : C:\msdchem\1\DATA\1G5651\
Data File : 1g166080.D
Signal(s) : Signal #1: ECD1A.CH Signal #2: ECD2B.CH
Acq On : 13 May 2021 11:11 pm
Operator : christp
Sample : ic5651-1
Misc : op33250,g1g5651,30,,,2,1
ALS Vial : 3 Sample Multiplier: 1

Integration File signal 1: autoint1.e
Integration File signal 2: autoint2.e
Quant Time: May 14 20:40:08 2021
Quant Method : C:\MSDCHEM\1\METHODS\1PST5651.M
Quant Title : PEST/PCB
QLast Update : Wed May 12 00:29:34 2021
Response via : Initial Calibration
Integrator: ChemStation 6890 Scale Mode: Large solvent peaks clipped

Volume Inj. : 1ul/column
Signal #1 Phase : RTXCLP I Signal #2 Phase: RTX-CLP II
Signal #1 Info : 30mx.32mmx.50um Signal #2 Info : 30m x .32mm x .25um

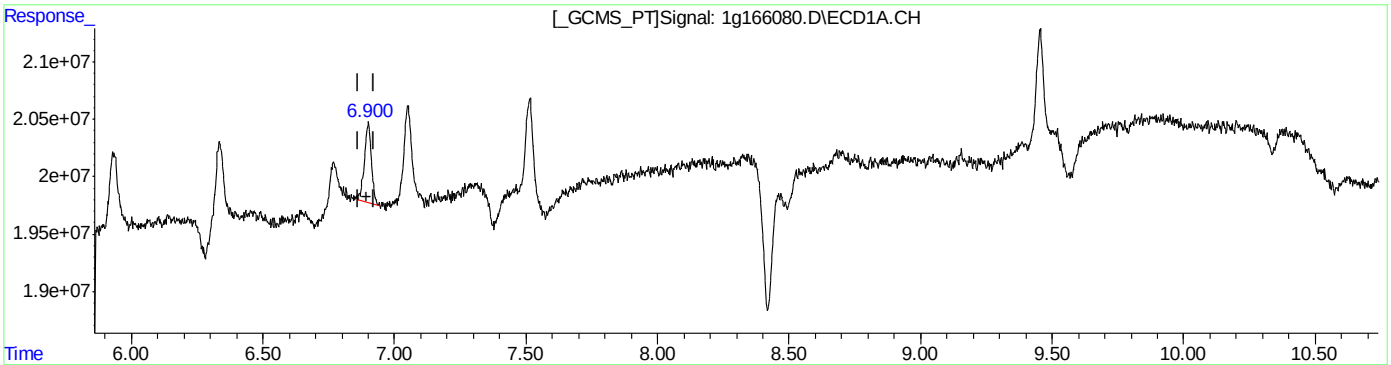

QEdit

(24) Mirex
6.900min 1.059PPB
response 12841509

(24) Mirex #2
9.713min 0.524PPB
response 1372792

(+) = Expected Retention Time

Quantitation Report (Qedit)

Data Path : C:\msdchem\1\DATA\1G5651\
Data File : 1g166080.D
Signal(s) : Signal #1: ECD1A.CH Signal #2: ECD2B.CH
Acq On : 13 May 2021 11:11 pm
Operator : christp
Sample : ic5651-1
Misc : op33250,g1g5651,30,,,2,1
ALS Vial : 3 Sample Multiplier: 1

Integration File signal 1: autoint1.e
Integration File signal 2: autoint2.e
Quant Time: May 14 20:40:08 2021
Quant Method : C:\MSDCHEM\1\METHODS\1PST5651.M
Quant Title : PEST/PCB
QLast Update : Wed May 12 00:29:34 2021
Response via : Initial Calibration
Integrator: ChemStation 6890 Scale Mode: Large solvent peaks clipped

Volume Inj. : 1ul/column
Signal #1 Phase : RTXCLP I Signal #2 Phase: RTX-CLP II
Signal #1 Info : 30mx.32mmx.50um Signal #2 Info : 30m x .32mm x .25um

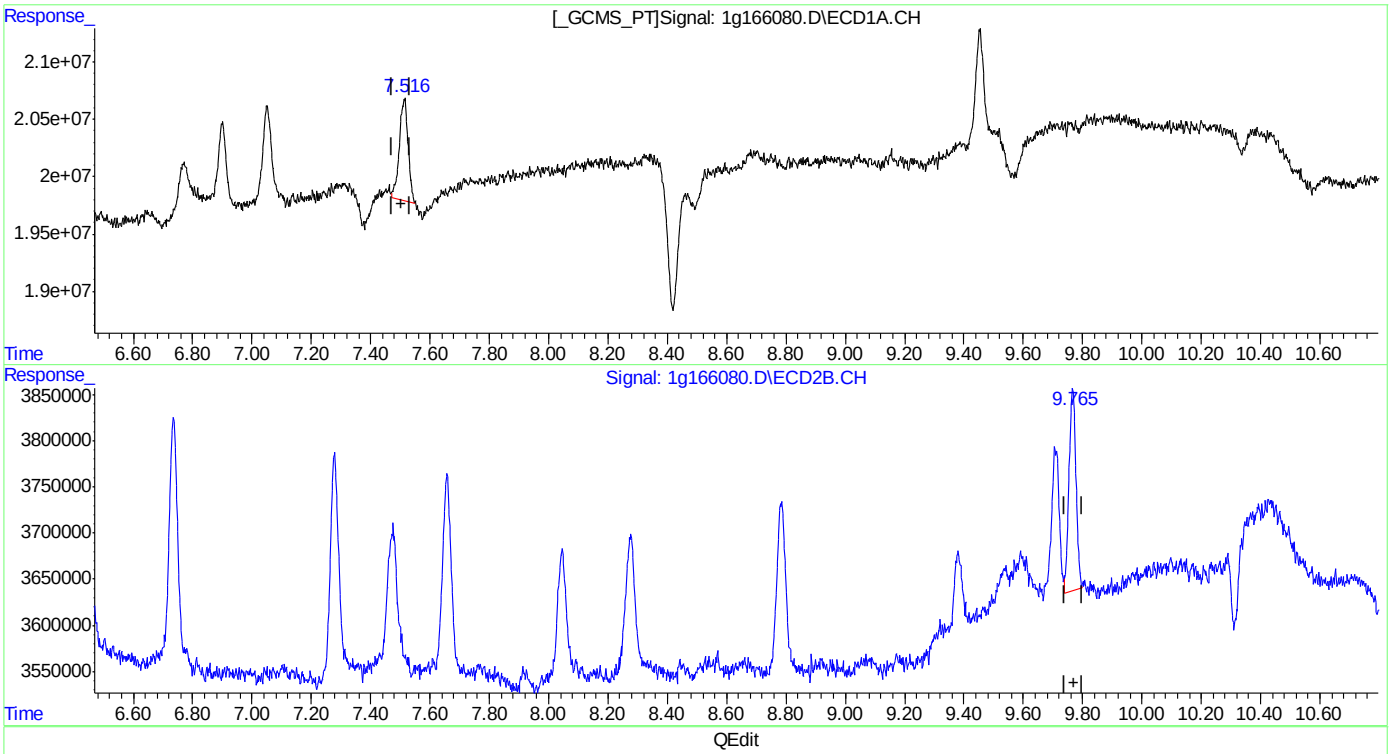

(25) Endrin Ketone (B)
7.516min 1.127PPB
response 18179334

(25) Endrin Ketone #2 (B)
9.766min 0.944PPB
response 3575900

(+) = Expected Retention Time
1PST5651.M Fri May 14 20:44:22 2021 Page: 1

Quantitation Report (Qedit)

Data Path : C:\msdchem\1\DATA\1G5651\
Data File : 1g166080.D
Signal(s) : Signal #1: ECD1A.CH Signal #2: ECD2B.CH
Acq On : 13 May 2021 11:11 pm
Operator : christp
Sample : ic5651-1
Misc : op33250,g1g5651,30,,,2,1
ALS Vial : 3 Sample Multiplier: 1

Integration File signal 1: autoint1.e
Integration File signal 2: autoint2.e
Quant Time: May 14 20:40:08 2021
Quant Method : C:\MSDCHEM\1\METHODS\1PST5651.M
Quant Title : PEST/PCB
QLast Update : Wed May 12 00:29:34 2021
Response via : Initial Calibration
Integrator: ChemStation 6890 Scale Mode: Large solvent peaks clipped

Volume Inj. : 1ul/column
Signal #1 Phase : RTXCLP I Signal #2 Phase: RTX-CLP II
Signal #1 Info : 30mx.32mmx.50um Signal #2 Info : 30m x .32mm x .25um

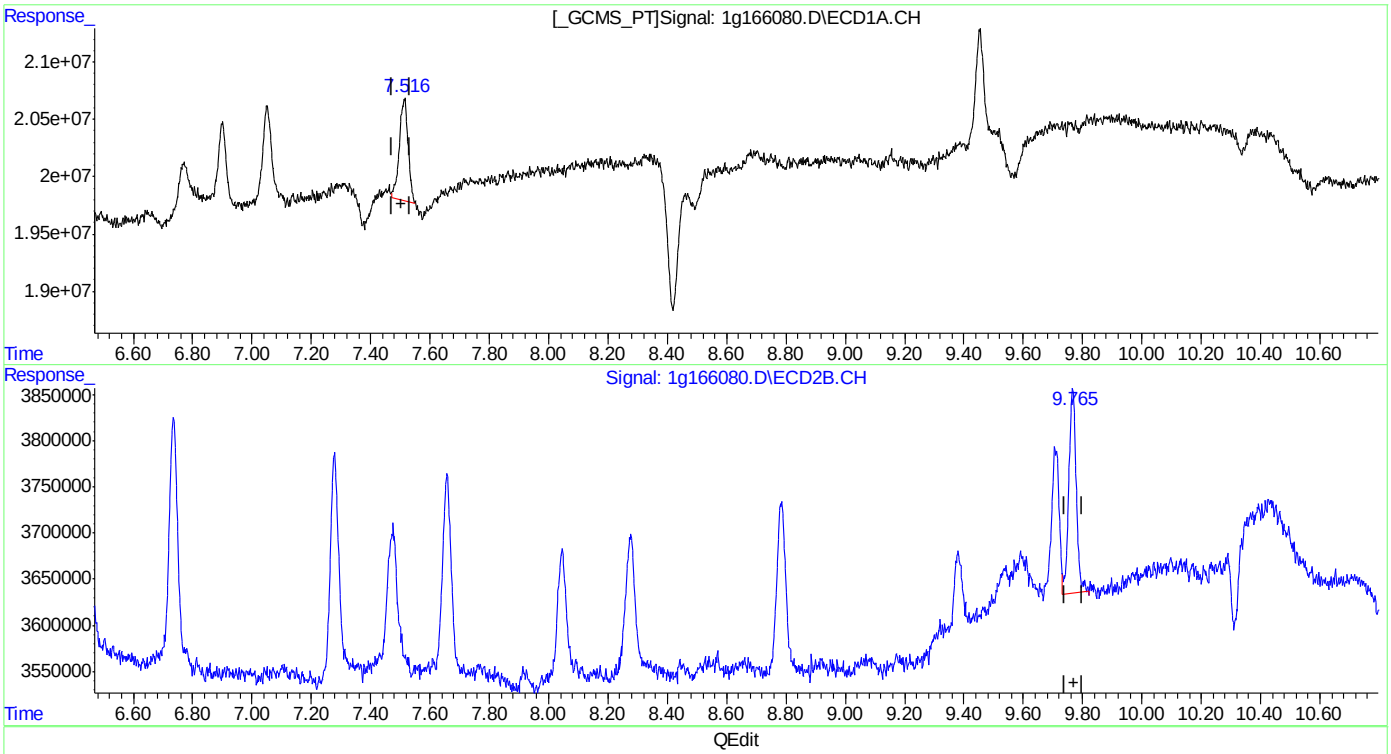

QEdit

(25) Endrin Ketone (B)
7.516min 1.127PPB
response 18179334

(25) Endrin Ketone #2 (B)
9.765min 1.015PPB m
response 3847001

(+) = Expected Retention Time

Quantitation Report (Qedit)

Data Path : C:\msdchem\1\DATA\1G5651\
Data File : 1g166080.D
Signal(s) : Signal #1: ECD1A.CH Signal #2: ECD2B.CH
Acq On : 13 May 2021 11:11 pm
Operator : christp
Sample : ic5651-1
Misc : op33250,g1g5651,30,,,2,1
ALS Vial : 3 Sample Multiplier: 1

Integration File signal 1: autoint1.e
Integration File signal 2: autoint2.e
Quant Time: May 14 20:40:08 2021
Quant Method : C:\MSDCHEM\1\METHODS\1PST5651.M
Quant Title : PEST/PCB
QLast Update : Wed May 12 00:29:34 2021
Response via : Initial Calibration
Integrator: ChemStation 6890 Scale Mode: Large solvent peaks clipped

Volume Inj. : 1ul/column
Signal #1 Phase : RTXCLP I Signal #2 Phase: RTX-CLP II
Signal #1 Info : 30mx.32mmx.50um Signal #2 Info : 30m x .32mm x .25um

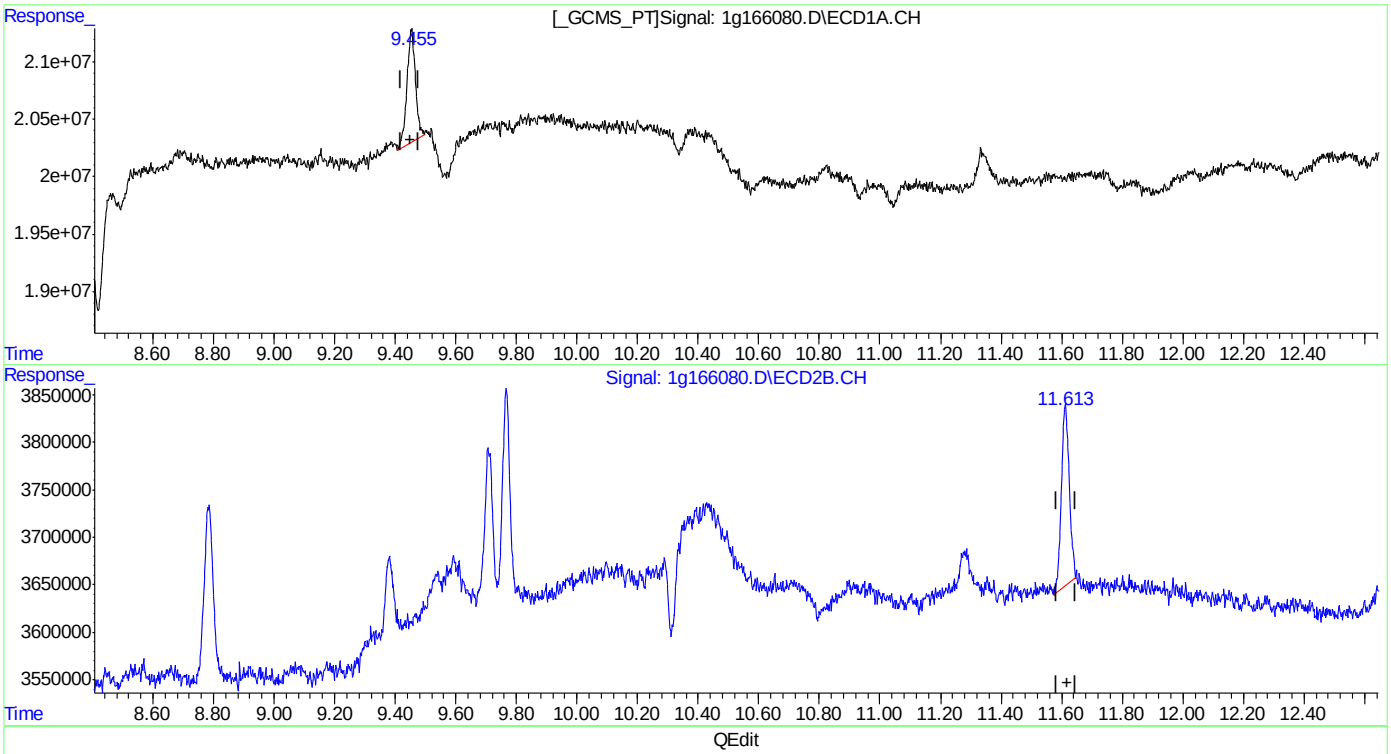

QEdit

(26) Decachlorobiphenyl (SA)
9.455min 1.230PPB
response 19033606

(26) Decachlorobiphenyl #2 (SA)
11.613min 1.038PPB
response 3442641

(+) = Expected Retention Time
1PST5651.M Fri May 14 20:44:34 2021 Page: 1

Quantitation Report (Qedit)

Data Path : C:\msdchem\1\DATA\1G5651\
Data File : 1g166080.D
Signal(s) : Signal #1: ECD1A.CH Signal #2: ECD2B.CH
Acq On : 13 May 2021 11:11 pm
Operator : christp
Sample : ic5651-1
Misc : op33250,g1g5651,30,,,2,1
ALS Vial : 3 Sample Multiplier: 1

Integration File signal 1: autoint1.e
Integration File signal 2: autoint2.e
Quant Time: May 14 20:40:08 2021
Quant Method : C:\MSDCHEM\1\METHODS\1PST5651.M
Quant Title : PEST/PCB
QLast Update : Wed May 12 00:29:34 2021
Response via : Initial Calibration
Integrator: ChemStation 6890 Scale Mode: Large solvent peaks clipped

Volume Inj. : 1ul/column
Signal #1 Phase : RTXCLP I Signal #2 Phase: RTX-CLP II
Signal #1 Info : 30mx.32mmx.50um Signal #2 Info : 30m x .32mm x .25um

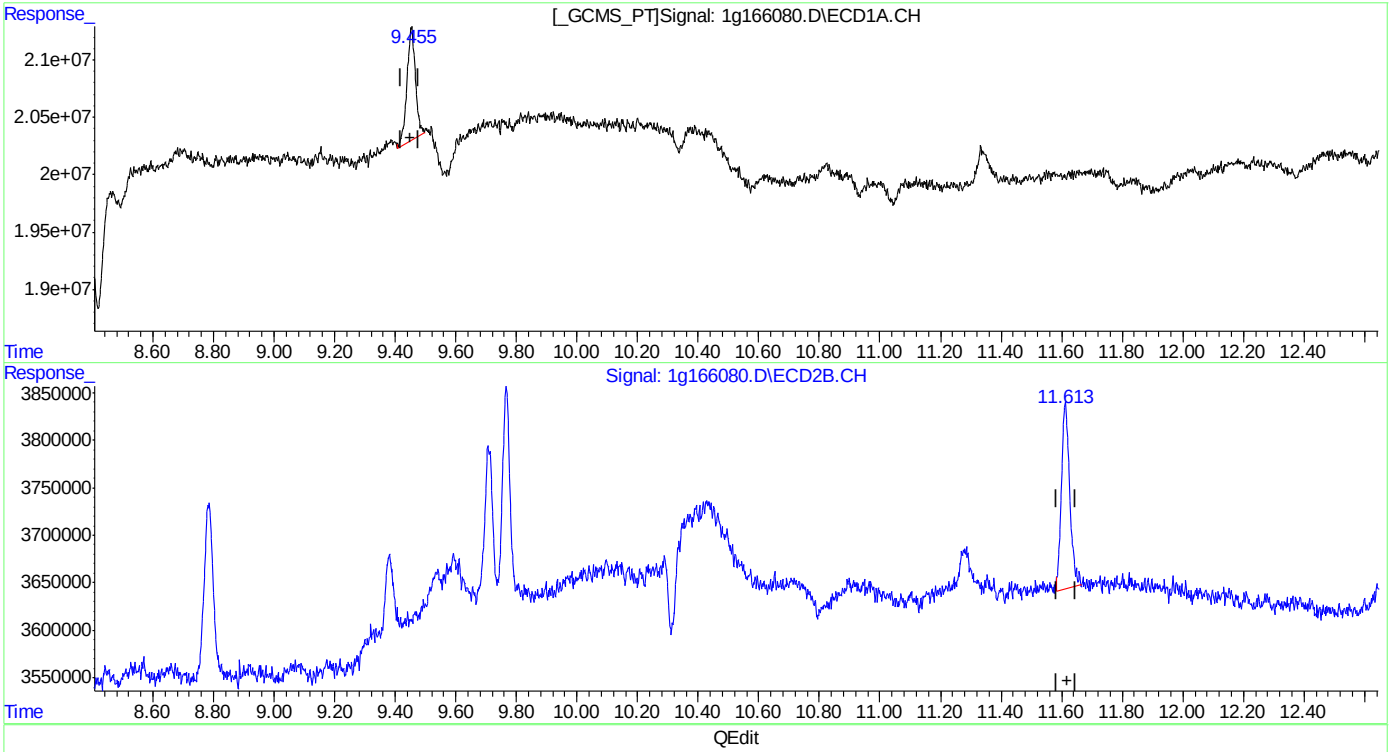

QEdit

(26) Decachlorobiphenyl (SA)
9.455min 1.230PPB
response 19033606

(26) Decachlorobiphenyl #2 (SA)
11.613min 1.130PPB m
response 3746405

(+) = Expected Retention Time
1PST5651.M Fri May 14 20:44:38 2021 Page: 1

Quantitation Report (Qedit)

Data Path : C:\msdchem\1\DATA\1G5651\
Data File : 1g166080.D
Signal(s) : Signal #1: ECD1A.CH Signal #2: ECD2B.CH
Acq On : 13 May 2021 11:11 pm
Operator : christp
Sample : ic5651-1
Misc : op33250,g1g5651,30,,,2,1
ALS Vial : 3 Sample Multiplier: 1

Integration File signal 1: autoint1.e
Integration File signal 2: autoint2.e
Quant Time: May 14 20:52:01 2021
Quant Method : C:\MSDCHEM\1\METHODS\1PST5651.M
Quant Title : PEST/PCB
QLast Update : Wed May 12 00:29:34 2021
Response via : Initial Calibration
Integrator: ChemStation 6890 Scale Mode: Large solvent peaks clipped

Volume Inj. : 1ul/column
Signal #1 Phase : RTXCLP I Signal #2 Phase: RTX-CLP II
Signal #1 Info : 30mx.32mmx.50um Signal #2 Info : 30m x .32mm x .25um

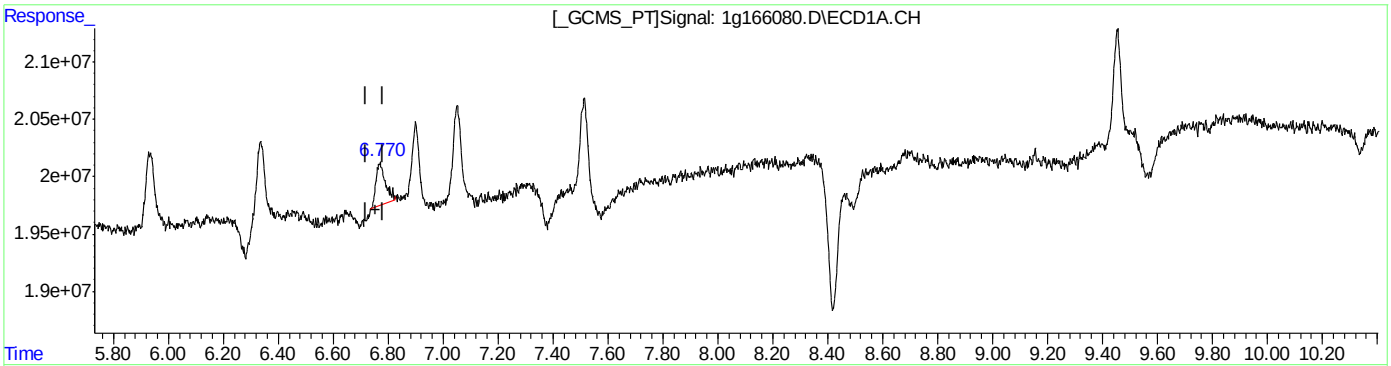

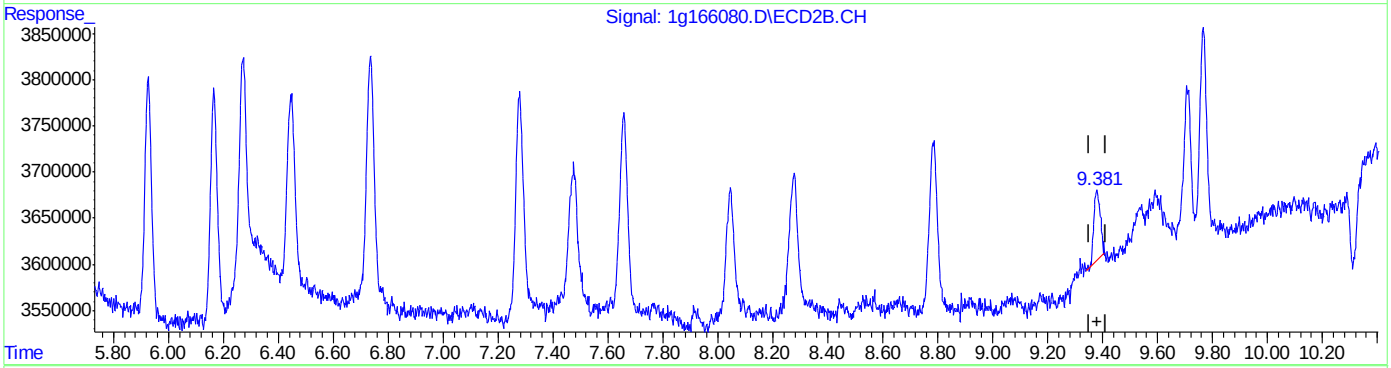

QEdit

(23) Methoxychlor (A)
6.770min 1.008PPB m
response 8866297

(23) Methoxychlor #2 (A)
9.381min 0.721PPB
response 1214025

(+) = Expected Retention Time
1PST5651.M Fri May 14 20:54:06 2021 Page: 1

Quantitation Report (Qedit)

Data Path : C:\msdchem\1\DATA\1G5651\
Data File : 1g166080.D
Signal(s) : Signal #1: ECD1A.CH Signal #2: ECD2B.CH
Acq On : 13 May 2021 11:11 pm
Operator : christp
Sample : ic5651-1
Misc : op33250,g1g5651,30,,,2,1
ALS Vial : 3 Sample Multiplier: 1

Integration File signal 1: autoint1.e
Integration File signal 2: autoint2.e
Quant Time: May 14 20:52:01 2021
Quant Method : C:\MSDCHEM\1\METHODS\1PST5651.M
Quant Title : PEST/PCB
QLast Update : Wed May 12 00:29:34 2021
Response via : Initial Calibration
Integrator: ChemStation 6890 Scale Mode: Large solvent peaks clipped

Volume Inj. : 1ul/column
Signal #1 Phase : RTXCLP I Signal #2 Phase: RTX-CLP II
Signal #1 Info : 30mx.32mmx.50um Signal #2 Info : 30m x .32mm x .25um

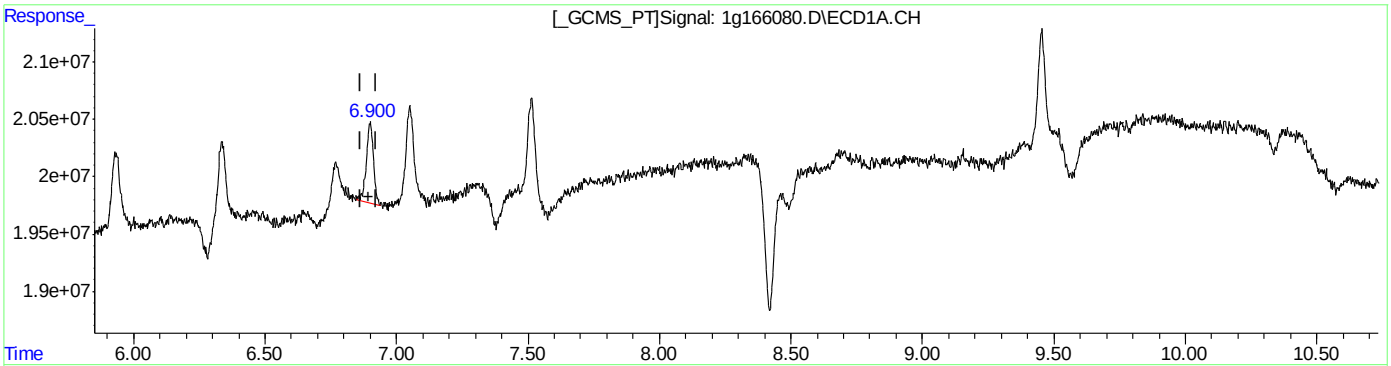

QEdit

(24) Mirex
6.900min 1.081PPB m
response 13098735

(24) Mirex #2
9.705min 1.106PPB m
response 2898801

(+) = Expected Retention Time

Quantitation Report (Qedit)

Data Path : C:\msdchem\1\DATA\1G5651\
Data File : 1g166080.D
Signal(s) : Signal #1: ECD1A.CH Signal #2: ECD2B.CH
Acq On : 13 May 2021 11:11 pm
Operator : christp
Sample : ic5651-1
Misc : op33250,g1g5651,30,,,2,1
ALS Vial : 3 Sample Multiplier: 1

Integration File signal 1: autoint1.e
Integration File signal 2: autoint2.e
Quant Time: May 14 20:52:01 2021
Quant Method : C:\MSDCHEM\1\METHODS\1PST5651.M
Quant Title : PEST/PCB
QLast Update : Wed May 12 00:29:34 2021
Response via : Initial Calibration
Integrator: ChemStation 6890 Scale Mode: Large solvent peaks clipped

Volume Inj. : 1ul/column
Signal #1 Phase : RTXCLP I Signal #2 Phase: RTX-CLP II
Signal #1 Info : 30mx.32mmx.50um Signal #2 Info : 30m x .32mm x .25um

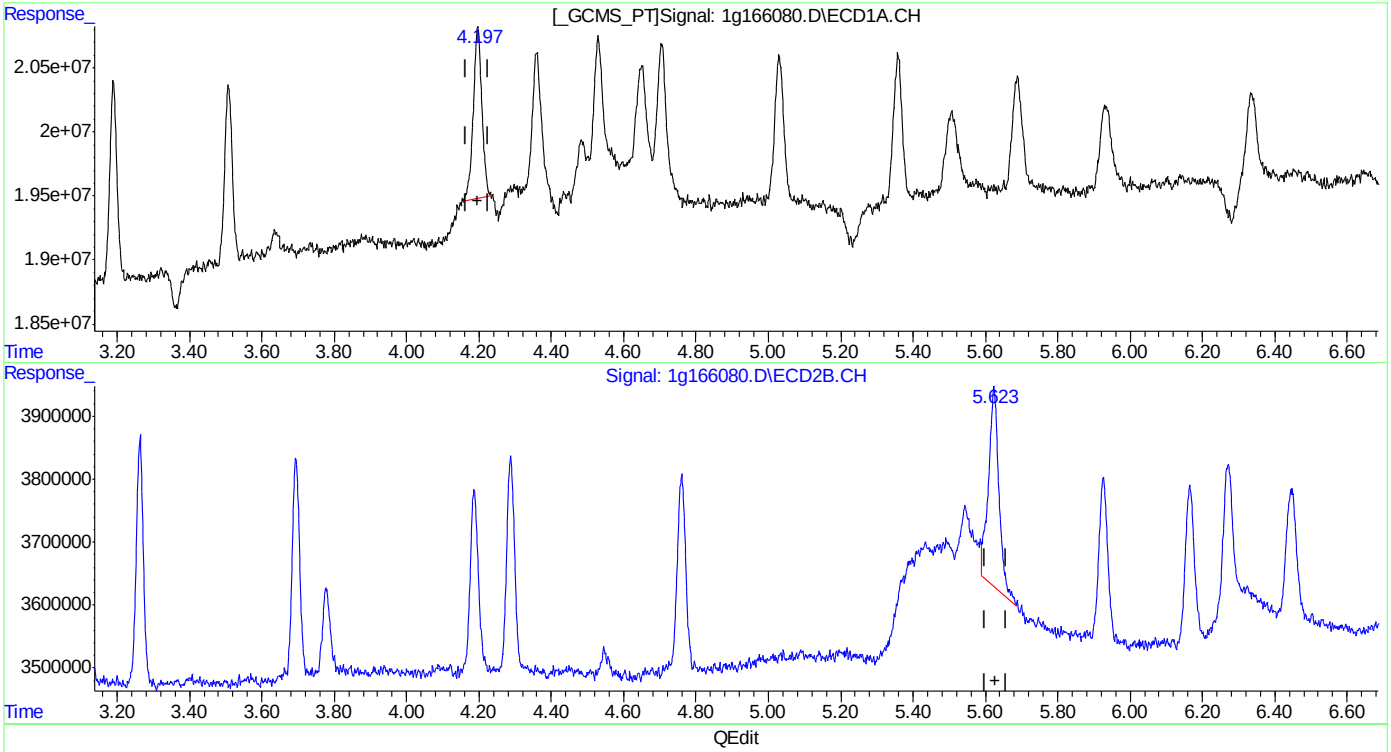

QEdit

(11) Heptachlor Epoxide (B)
4.197min 1.162PPB m
response 21962211

(11) Heptachlor Epoxide #2 (B)
5.624min 1.349PPB
response 6434528

(+) = Expected Retention Time

Manual Integrations APPROVED (compounds with "m" flag)
Gwendolyn Burns 05/18/21 10:03

Quantitation Report (QT Reviewed)

Data Path : C:\msdchem\1\DATA\1G5651\
Data File : 1g166081.D
Signal(s) : Signal #1: ECD1A.CH Signal #2: ECD2B.CH
Acq On : 13 May 2021 11:29 pm
Operator : christp
Sample : ic5651-2
Misc : op33250,g1g5651,30,,,2,1
ALS Vial : 4 Sample Multiplier: 1

Integration File signal 1: autoint1.e
Integration File signal 2: autoint2.e
Quant Time: May 14 20:38:24 2021
Quant Method : C:\MSDCHEM\1\METHODS\1PST5651.M
Quant Title : PEST/PCB
QLast Update : Wed May 12 00:29:34 2021
Response via : Initial Calibration
Integrator: ChemStation 6890 Scale Mode: Large solvent peaks clipped

Volume Inj. : 1ul/column
Signal #1 Phase : RTXCLP I Signal #2 Phase: RTX-CLP II
Signal #1 Info : 30mx.32mmx.50um Signal #2 Info : 30m x .32mm x .25um

	Compound	RT#1	RT#2	Resp#1	Resp#2	PPB	PPB
	Compound	RT#1	RT#2	Resp#1	Resp#2	PPB	PPB
	Internal Standards						
1)	I 1-bromo-2...	1.576	1.867	878.3E6	213.6E6	50.000	50.000
27)	I 1-bromo-2...	1.576	1.867	878.3E6	213.6E6	50.000	50.000
33)	I 1-bromo-2...	1.576	1.867	878.3E6	213.6E6	50.000	50.000
	System Monitoring Compounds						
2)	SAB Tetrachlo...	2.054	2.616	34298329	5453413	2.186m	2.095
	Spiked Amount 40.000	Range 30 - 150		Recovery =		5.46%#	5.24%#
26)	SA Decachlor...	9.455	11.620	36451736	8047100	2.275m	2.426
	Spiked Amount 40.000			Recovery =		5.69%	6.07%
	Target Compounds						
3)	Hexachlor...	2.341	3.114	50535438	12853641	2.078m	2.059
4)	A alpha-BHC	2.463	3.263	49382220	10783283	2.067m	1.862
5)	MA gamma-BHC	2.729	3.696	45368936	10192320	2.089	1.924
6)	MA Heptachlor	3.190	4.289	45299770	11149695	2.077	2.022
7)	B beta-BHC	2.796	3.779	22190367	4019344	2.363	2.013
8)	B delta-BHC	2.968	4.187	38433638	10007533	1.889	1.969
9)	MB Aldrin	3.509	4.761	42501134	9969055	2.042m	1.890
10)	Alachlor	3.641	4.551	5947323	1197680	2.820m	2.451
11)	B Heptachlo...	4.198	5.626	45575853	10588181	2.329m	2.219m
12)	B gamma-Chl...	4.360	5.929	43711654	9434656	2.190m	2.013
13)	B alpha-Chl...	4.531	6.167	46081726	9183778	2.374m	1.983
14)	A Endosulfan I	4.707	6.274	39655626	9200685	2.079m	1.884
15)	B 4,4'-DDE	4.651	6.449	36891125	9254889	1.945m	1.994
16)	MA Dieldrin	5.030	6.738	40458571	11022581	2.028	2.203
17)	MA Endrin	5.358	7.281	41561272	9692859	2.083m	1.950m
18)	A 4,4'-DDD	5.508f	7.476	35724099	7275298	2.295	2.022
19)	B Endosulfa...	5.691	7.660	37833320	8750196	2.185	2.003
20)	MA 4,4'-DDT	5.936	8.049	32959698	7056029	2.097	2.102
21)	B Endrin Al...	6.337	8.279	39153432	6784112	2.534	2.040
22)	B Endosulfa...	7.049	8.788	35038043	7634892	2.113m	2.123
23)	A Methoxychlor	6.774f	9.384	24138742	3380514	2.651m	2.007m
24)	Mirex	6.901	9.713	33675939	6168615	2.683m	2.353
25)	B Endrin Ke...	7.514	9.773	34451577	7453096	2.062m	1.967
	Sum Toxaphene			0	0	N.D.	N.D.
Average	Toxaphene					0.000	0.000

(f)=RT Delta > 1/2 Window (#)=Amounts differ by > 25% (m)=manual int.

Quantitation Report (QT Reviewed)

Data Path : C:\msdchem\1\DATA\1G5651\
Data File : 1g166081.D
Signal(s) : Signal #1: ECD1A.CH Signal #2: ECD2B.CH
Acq On : 13 May 2021 11:29 pm
Operator : christp
Sample : ic5651-2
Misc : op33250,g1g5651,30,,,2,1
ALS Vial : 4 Sample Multiplier: 1

Integration File signal 1: autoint1.e
Integration File signal 2: autoint2.e
Quant Time: May 14 20:38:24 2021
Quant Method : C:\MSDCHEM\1\METHODS\1PST5651.M
Quant Title : PEST/PCB
QLast Update : Wed May 12 00:29:34 2021
Response via : Initial Calibration
Integrator: ChemStation 6890 Scale Mode: Large solvent peaks clipped

Volume Inj. : 1ul/column
Signal #1 Phase : RTXCLP I Signal #2 Phase: RTX-CLP II
Signal #1 Info : 30mx.32mmx.50um Signal #2 Info : 30m x .32mm x .25um

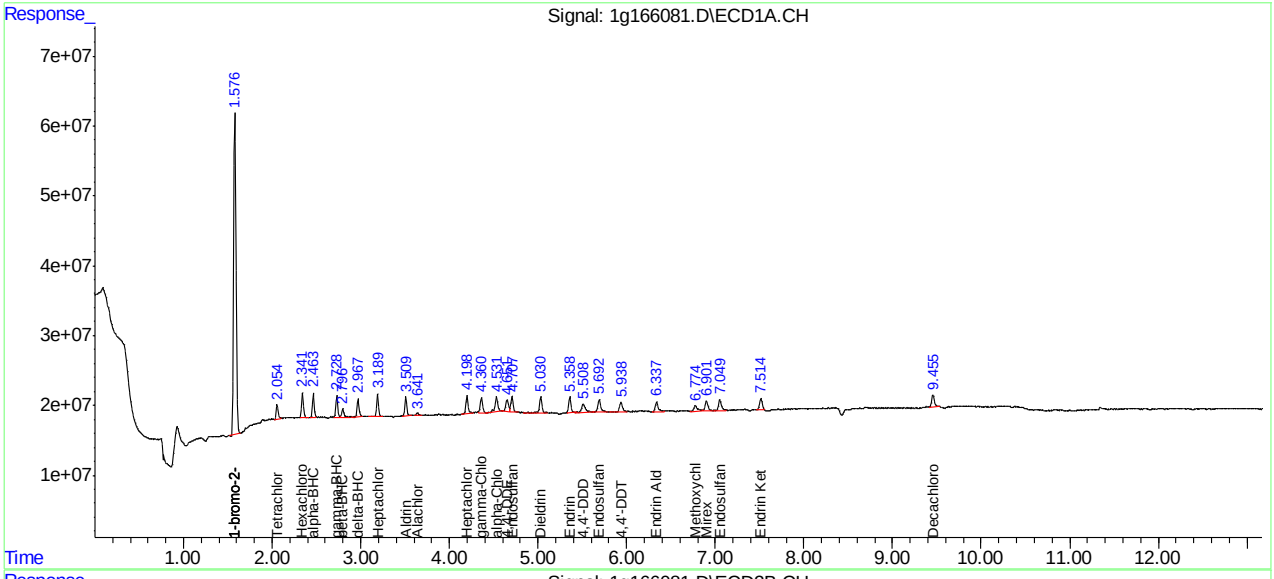

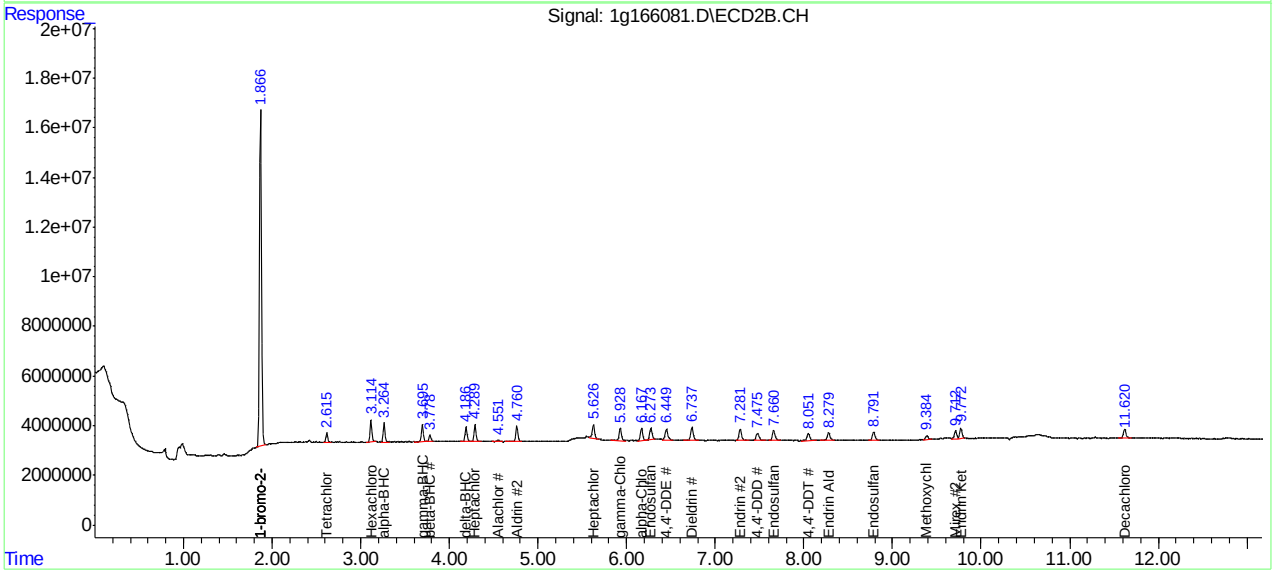

Manual Integration Approval Summary

Sample Number: G1G5651-IC5651
Lab FileID: 1G166081.D
Injection Time: 05/13/21 23:29
Method: SW846 8081B
Analyst approved: 05/14/21 23:03 Rebecca Krug
Supervisor approved: 05/18/21 10:03 Gwendolyn Burns

Parameter	CAS	Sig#	R.T. (min.)	Reason
Tetrachloro-m-xylene	877-09-8	1	2.05	Poorly defined baseline
Hexachlorobenzene	118-74-1	1	2.34	Poorly defined baseline
alpha-BHC	319-84-6	1	2.46	Poorly defined baseline
Aldrin	309-00-2	1	3.51	Poorly defined baseline
Alachlor	15972-60-8	1	3.64	Poorly defined baseline
Heptachlor epoxide	1024-57-3	1	4.20	Poorly defined baseline
gamma-Chlordane	5103-74-2	1	4.36	Poorly defined baseline
alpha-Chlordane	5103-71-9	1	4.53	Poorly defined baseline
4,4'-DDE	72-55-9	1	4.65	Poorly defined baseline
Endosulfan-I	959-98-8	1	4.71	Poorly defined baseline
Endrin	72-20-8	1	5.36	Poorly defined baseline
Heptachlor epoxide	1024-57-3	2	5.63	Poorly defined baseline
Methoxychlor	72-43-5	1	6.77	Poorly defined baseline
Mirex	2385-85-5	1	6.90	Poorly defined baseline
Endosulfan sulfate	1031-07-8	1	7.05	Poorly defined baseline
Endrin	72-20-8	2	7.28	Poorly defined baseline
Endrin ketone	53494-70-5	1	7.51	Poorly defined baseline
Methoxychlor	72-43-5	2	9.38	Poorly defined baseline
Decachlorobiphenyl	2051-24-3	1	9.45	Poorly defined baseline

Quantitation Report (Qedit)

Data Path : C:\msdchem\1\DATA\1G5651\
Data File : 1g166081.D
Signal(s) : Signal #1: ECD1A.CH Signal #2: ECD2B.CH
Acq On : 13 May 2021 11:29 pm
Operator : christp
Sample : ic5651-2
Misc : op33250,g1g5651,30,,,2,1
ALS Vial : 4 Sample Multiplier: 1

Integration File signal 1: autoint1.e
Integration File signal 2: autoint2.e
Quant Time: May 14 20:35:17 2021
Quant Method : C:\MSDCHEM\1\METHODS\1PST5651.M
Quant Title : PEST/PCB
QLast Update : Wed May 12 00:29:34 2021
Response via : Initial Calibration
Integrator: ChemStation 6890 Scale Mode: Large solvent peaks clipped

Volume Inj. : 1ul/column
Signal #1 Phase : RTXCLP I Signal #2 Phase: RTX-CLP II
Signal #1 Info : 30mx.32mmx.50um Signal #2 Info : 30m x .32mm x .25um

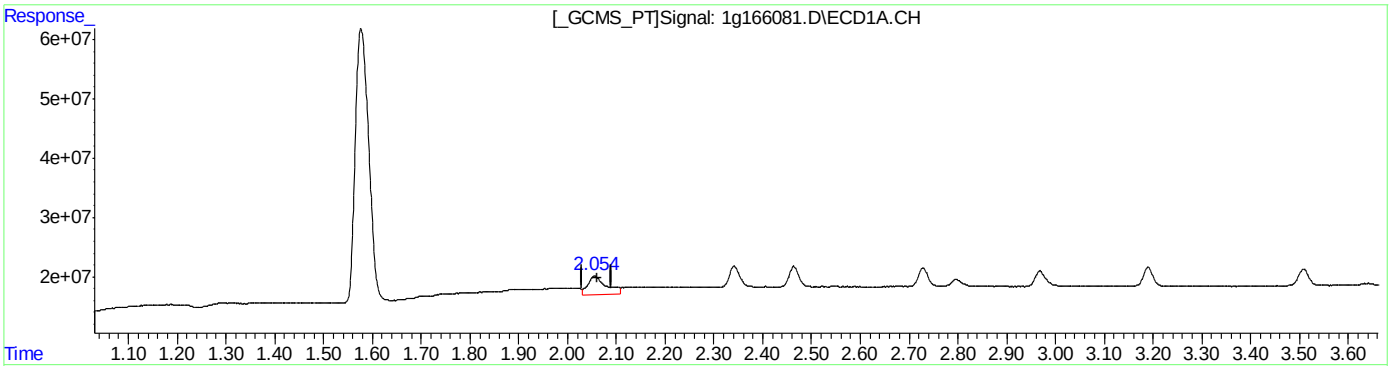

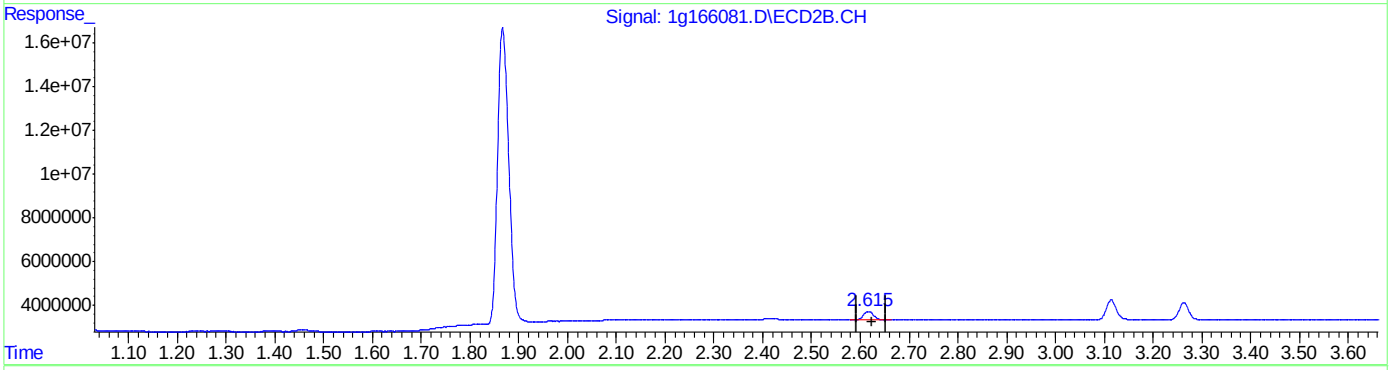

QEdit

(2) Tetrachloro-m-xylene (SAB)
2.055min 5.133PPB
response 80551877

(2) Tetrachloro-m-xylene #2 (SAB)
2.616min 2.095PPB
response 5453413

(+) = Expected Retention Time

Quantitation Report (Qedit)

Data Path : C:\msdchem\1\DATA\1G5651\
Data File : 1g166081.D
Signal(s) : Signal #1: ECD1A.CH Signal #2: ECD2B.CH
Acq On : 13 May 2021 11:29 pm
Operator : christp
Sample : ic5651-2
Misc : op33250,g1g5651,30,,,2,1
ALS Vial : 4 Sample Multiplier: 1

Integration File signal 1: autoint1.e
Integration File signal 2: autoint2.e
Quant Time: May 14 20:35:17 2021
Quant Method : C:\MSDCHEM\1\METHODS\1PST5651.M
Quant Title : PEST/PCB
QLast Update : Wed May 12 00:29:34 2021
Response via : Initial Calibration
Integrator: ChemStation 6890 Scale Mode: Large solvent peaks clipped

Volume Inj. : 1ul/column
Signal #1 Phase : RTXCLP I Signal #2 Phase: RTX-CLP II
Signal #1 Info : 30mx.32mmx.50um Signal #2 Info : 30m x .32mm x .25um

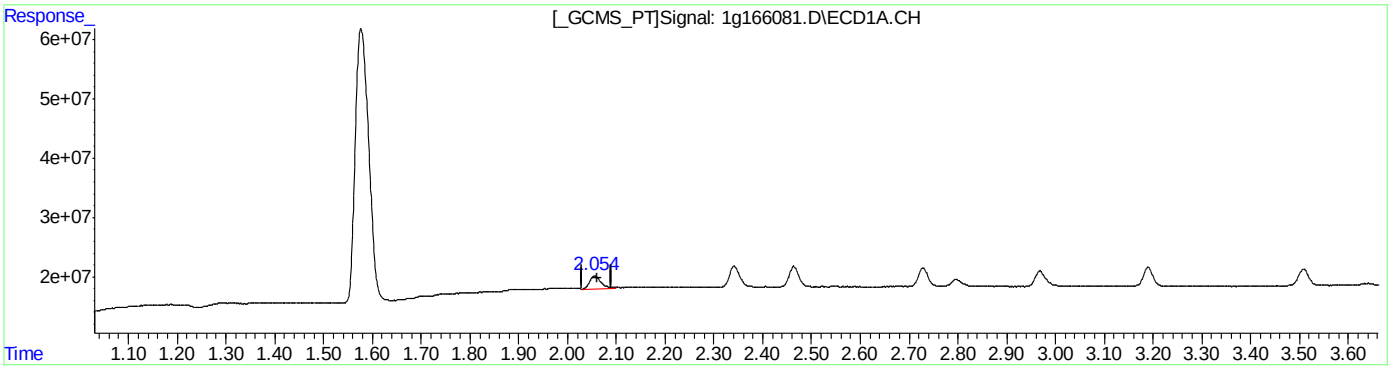

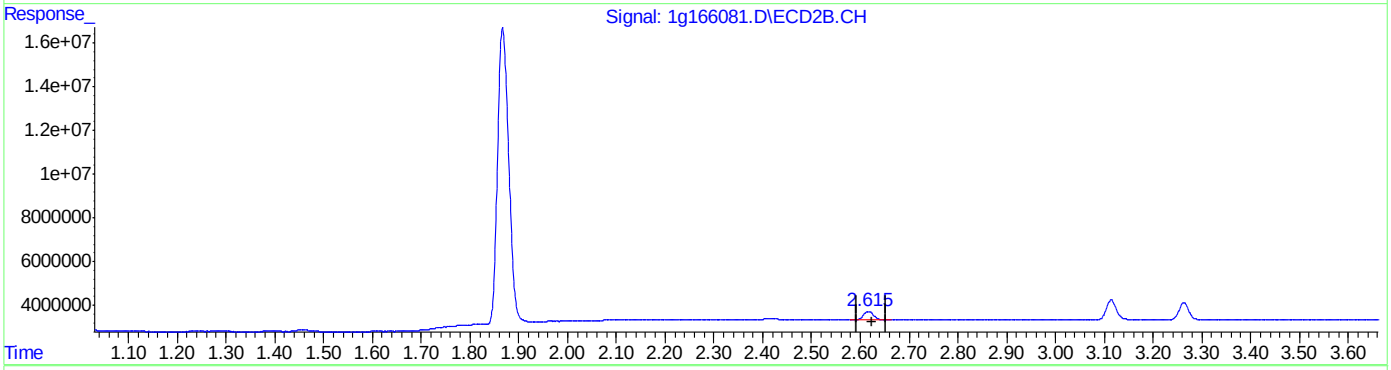

QEdit

(2) Tetrachloro-m-xylene (SAB)
2.054min 2.186PPB m
response 34298329

(2) Tetrachloro-m-xylene #2 (SAB)
2.616min 2.095PPB
response 5453413

(+) = Expected Retention Time

Quantitation Report (Qedit)

Data Path : C:\msdchem\1\DATA\1G5651\
Data File : 1g166081.D
Signal(s) : Signal #1: ECD1A.CH Signal #2: ECD2B.CH
Acq On : 13 May 2021 11:29 pm
Operator : christp
Sample : ic5651-2
Misc : op33250,g1g5651,30,,,2,1
ALS Vial : 4 Sample Multiplier: 1

Integration File signal 1: autoint1.e
Integration File signal 2: autoint2.e
Quant Time: May 14 20:35:17 2021
Quant Method : C:\MSDCHEM\1\METHODS\1PST5651.M
Quant Title : PEST/PCB
QLast Update : Wed May 12 00:29:34 2021
Response via : Initial Calibration
Integrator: ChemStation 6890 Scale Mode: Large solvent peaks clipped

Volume Inj. : 1ul/column
Signal #1 Phase : RTXCLP I Signal #2 Phase: RTX-CLP II
Signal #1 Info : 30mx.32mmx.50um Signal #2 Info : 30m x .32mm x .25um

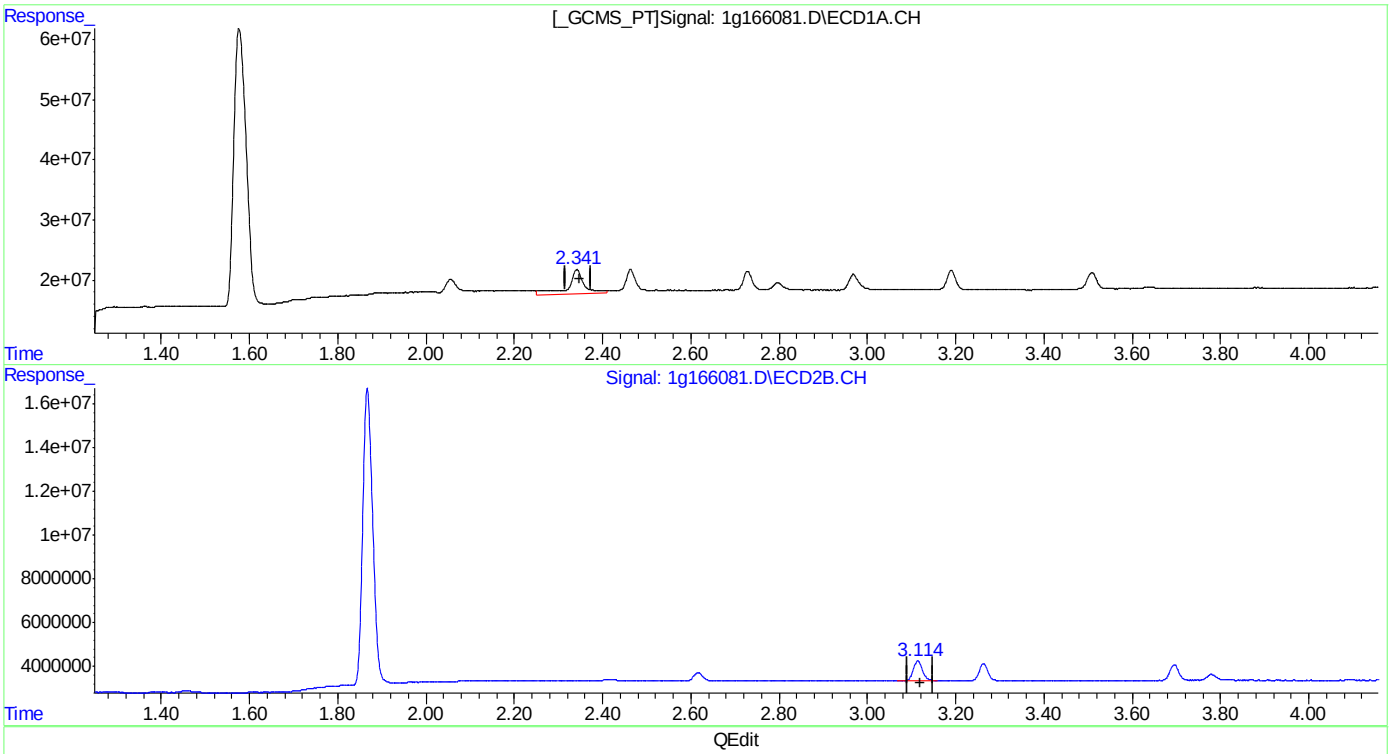

QEdit

(3) Hexachlorobenzene
2.342min 4.374PPB
response 106386170

(3) Hexachlorobenzene #2
3.114min 2.059PPB
response 12853641

(+) = Expected Retention Time

Quantitation Report (Qedit)

Data Path : C:\msdchem\1\DATA\1G5651\
Data File : 1g166081.D
Signal(s) : Signal #1: ECD1A.CH Signal #2: ECD2B.CH
Acq On : 13 May 2021 11:29 pm
Operator : christp
Sample : ic5651-2
Misc : op33250,g1g5651,30,,,2,1
ALS Vial : 4 Sample Multiplier: 1

Integration File signal 1: autoint1.e
Integration File signal 2: autoint2.e
Quant Time: May 14 20:35:17 2021
Quant Method : C:\MSDCHEM\1\METHODS\1PST5651.M
Quant Title : PEST/PCB
QLast Update : Wed May 12 00:29:34 2021
Response via : Initial Calibration
Integrator: ChemStation 6890 Scale Mode: Large solvent peaks clipped

Volume Inj. : 1ul/column
Signal #1 Phase : RTXCLP I Signal #2 Phase: RTX-CLP II
Signal #1 Info : 30mx.32mmx.50um Signal #2 Info : 30m x .32mm x .25um

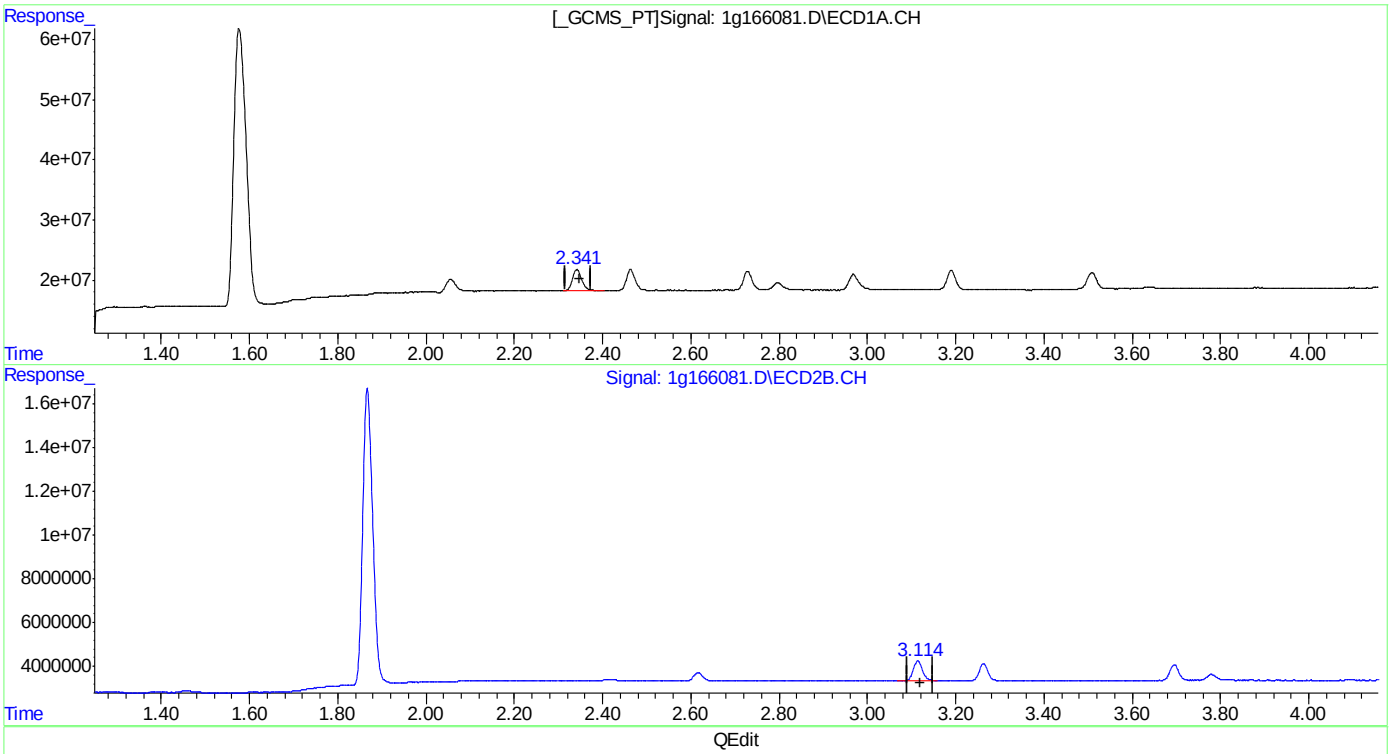

QEdit

(3) Hexachlorobenzene
2.341min 2.078PPB m
response 50535438

(3) Hexachlorobenzene #2
3.114min 2.059PPB
response 12853641

(+) = Expected Retention Time
1PST5651.M Fri May 14 20:35:49 2021 Page: 1

Quantitation Report (Qedit)

Data Path : C:\msdchem\1\DATA\1G5651\
Data File : 1g166081.D
Signal(s) : Signal #1: ECD1A.CH Signal #2: ECD2B.CH
Acq On : 13 May 2021 11:29 pm
Operator : christp
Sample : ic5651-2
Misc : op33250,g1g5651,30,,,2,1
ALS Vial : 4 Sample Multiplier: 1

Integration File signal 1: autoint1.e
Integration File signal 2: autoint2.e
Quant Time: May 14 20:35:17 2021
Quant Method : C:\MSDCHEM\1\METHODS\1PST5651.M
Quant Title : PEST/PCB
QLast Update : Wed May 12 00:29:34 2021
Response via : Initial Calibration
Integrator: ChemStation 6890 Scale Mode: Large solvent peaks clipped

Volume Inj. : 1ul/column
Signal #1 Phase : RTXCLP I Signal #2 Phase: RTX-CLP II
Signal #1 Info : 30mx.32mmx.50um Signal #2 Info : 30m x .32mm x .25um

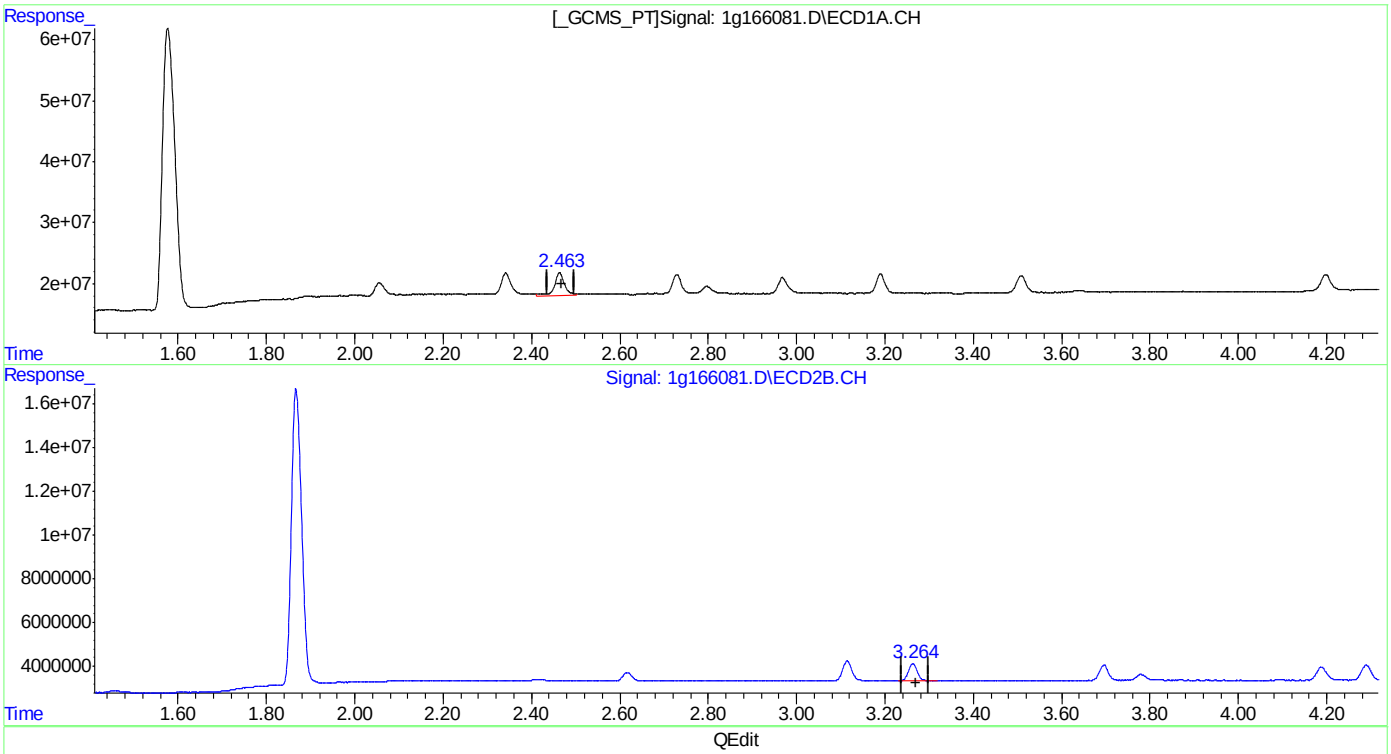

QEdit

(4) alpha-BHC (A)
2.464min 2.580PPB
response 61639023

(4) alpha-BHC #2 (A)
3.263min 1.862PPB
response 10783283

(+) = Expected Retention Time
1PST5651.M Fri May 14 20:35:52 2021 Page: 1

Quantitation Report (Qedit)

Data Path : C:\msdchem\1\DATA\1G5651\
Data File : 1g166081.D
Signal(s) : Signal #1: ECD1A.CH Signal #2: ECD2B.CH
Acq On : 13 May 2021 11:29 pm
Operator : christp
Sample : ic5651-2
Misc : op33250,g1g5651,30,,,2,1
ALS Vial : 4 Sample Multiplier: 1

Integration File signal 1: autoint1.e
Integration File signal 2: autoint2.e
Quant Time: May 14 20:35:17 2021
Quant Method : C:\MSDCHEM\1\METHODS\1PST5651.M
Quant Title : PEST/PCB
QLast Update : Wed May 12 00:29:34 2021
Response via : Initial Calibration
Integrator: ChemStation 6890 Scale Mode: Large solvent peaks clipped

Volume Inj. : 1ul/column
Signal #1 Phase : RTXCLP I Signal #2 Phase: RTX-CLP II
Signal #1 Info : 30mx.32mmx.50um Signal #2 Info : 30m x .32mm x .25um

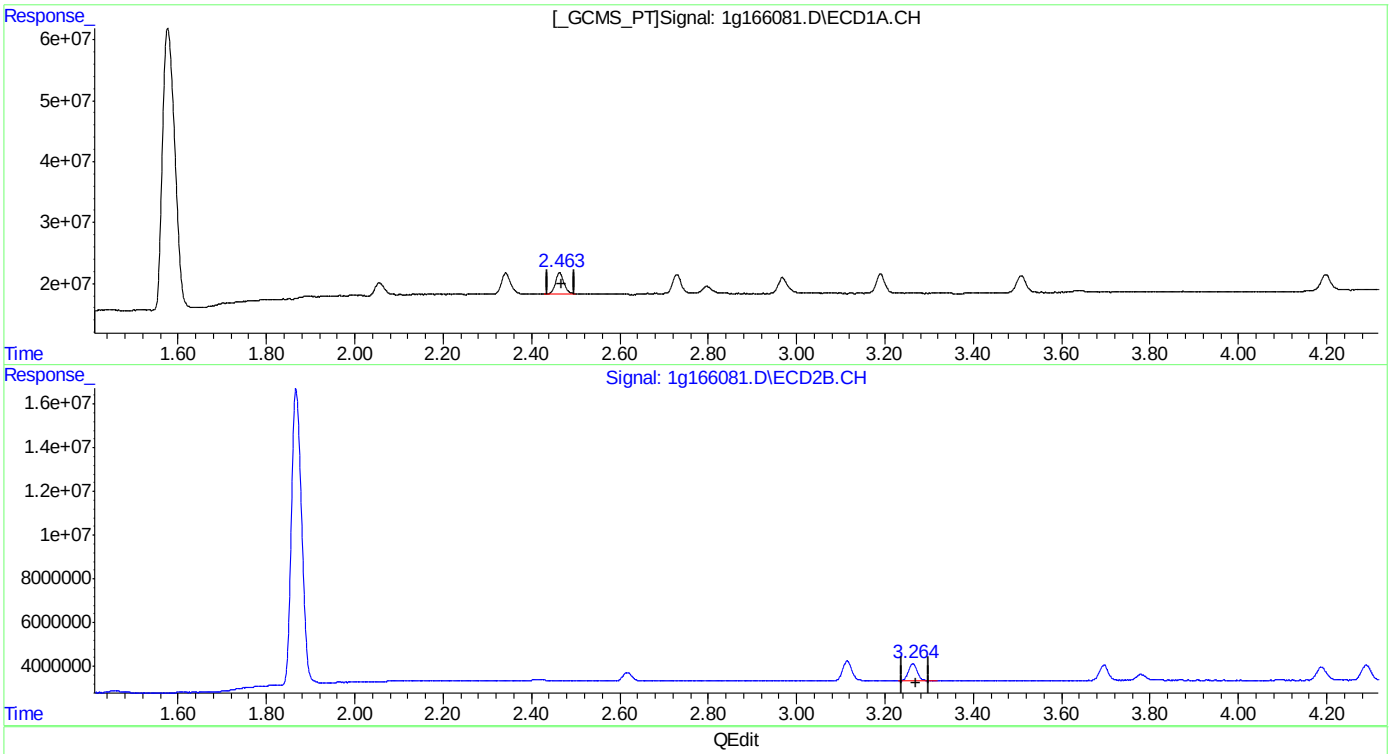

QEdit

(4) alpha-BHC (A)
2.463min 2.067PPB m
response 49382220

(4) alpha-BHC #2 (A)
3.263min 1.862PPB
response 10783283

(+) = Expected Retention Time
1PST5651.M Fri May 14 20:35:58 2021 Page: 1

Quantitation Report (Qedit)

Data Path : C:\msdchem\1\DATA\1G5651\
Data File : 1g166081.D
Signal(s) : Signal #1: ECD1A.CH Signal #2: ECD2B.CH
Acq On : 13 May 2021 11:29 pm
Operator : christp
Sample : ic5651-2
Misc : op33250,g1g5651,30,,,2,1
ALS Vial : 4 Sample Multiplier: 1

Integration File signal 1: autoint1.e
Integration File signal 2: autoint2.e
Quant Time: May 14 20:35:17 2021
Quant Method : C:\MSDCHEM\1\METHODS\1PST5651.M
Quant Title : PEST/PCB
QLast Update : Wed May 12 00:29:34 2021
Response via : Initial Calibration
Integrator: ChemStation 6890 Scale Mode: Large solvent peaks clipped

Volume Inj. : 1ul/column
Signal #1 Phase : RTXCLP I Signal #2 Phase: RTX-CLP II
Signal #1 Info : 30mx.32mmx.50um Signal #2 Info : 30m x .32mm x .25um

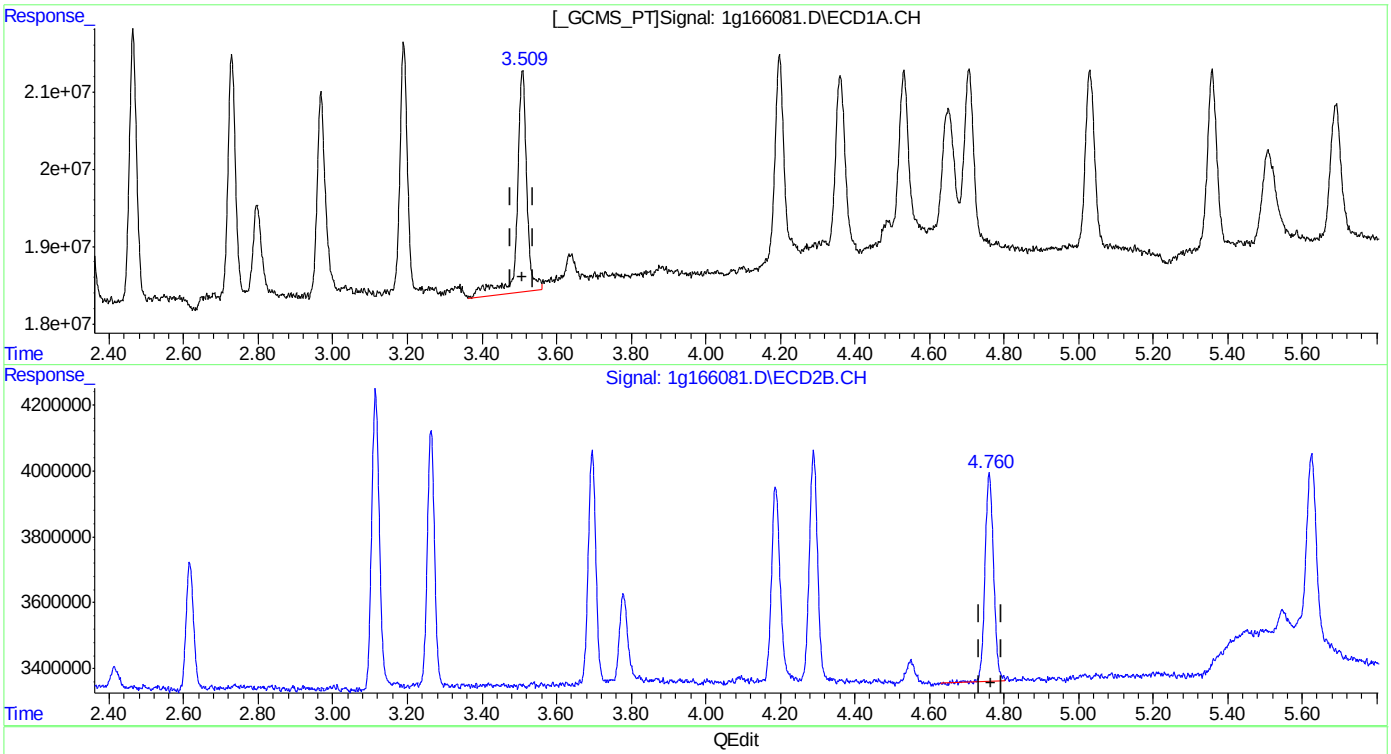

QEdit

(9) Aldrin (MB)
3.509min 2.505PPB
response 52158763

(9) Aldrin #2 (MB)
4.761min 1.890PPB
response 9969055

(+) = Expected Retention Time
1PST5651.M Fri May 14 20:36:04 2021 Page: 1

Quantitation Report (Qedit)

Data Path : C:\msdchem\1\DATA\1G5651\
Data File : 1g166081.D
Signal(s) : Signal #1: ECD1A.CH Signal #2: ECD2B.CH
Acq On : 13 May 2021 11:29 pm
Operator : christp
Sample : ic5651-2
Misc : op33250,g1g5651,30,,,2,1
ALS Vial : 4 Sample Multiplier: 1

Integration File signal 1: autoint1.e
Integration File signal 2: autoint2.e
Quant Time: May 14 20:35:17 2021
Quant Method : C:\MSDCHEM\1\METHODS\1PST5651.M
Quant Title : PEST/PCB
QLast Update : Wed May 12 00:29:34 2021
Response via : Initial Calibration
Integrator: ChemStation 6890 Scale Mode: Large solvent peaks clipped

Volume Inj. : 1ul/column
Signal #1 Phase : RTXCLP I Signal #2 Phase: RTX-CLP II
Signal #1 Info : 30mx.32mmx.50um Signal #2 Info : 30m x .32mm x .25um

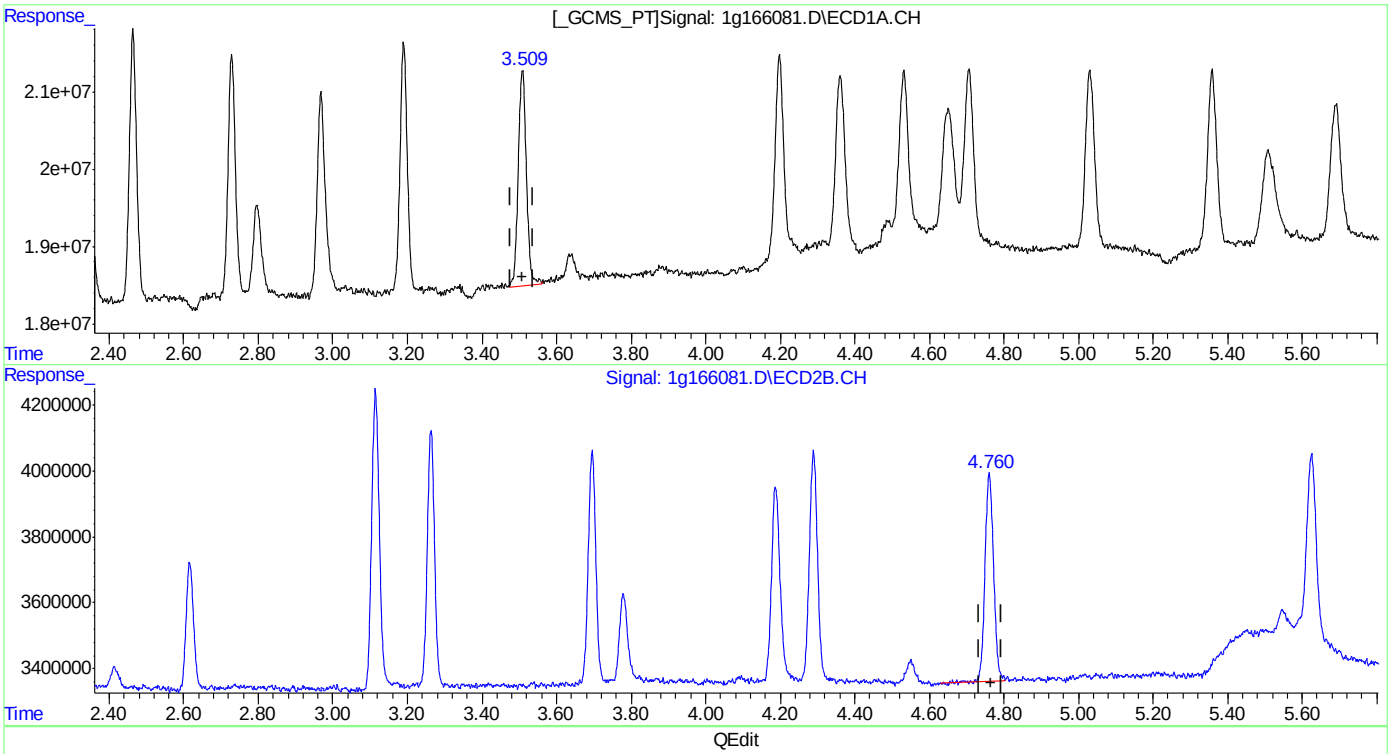

QEdit

(9) Aldrin (MB)
3.509min 2.042PPB m
response 42501134

(9) Aldrin #2 (MB)
4.761min 1.890PPB
response 9969055

(+) = Expected Retention Time
1PST5651.M Fri May 14 20:36:07 2021 Page: 1

Quantitation Report (Qedit)

Data Path : C:\msdchem\1\DATA\1G5651\
Data File : 1g166081.D
Signal(s) : Signal #1: ECD1A.CH Signal #2: ECD2B.CH
Acq On : 13 May 2021 11:29 pm
Operator : christp
Sample : ic5651-2
Misc : op33250,g1g5651,30,,,2,1
ALS Vial : 4 Sample Multiplier: 1

Integration File signal 1: autoint1.e
Integration File signal 2: autoint2.e
Quant Time: May 14 20:35:17 2021
Quant Method : C:\MSDCHEM\1\METHODS\1PST5651.M
Quant Title : PEST/PCB
QLast Update : Wed May 12 00:29:34 2021
Response via : Initial Calibration
Integrator: ChemStation 6890 Scale Mode: Large solvent peaks clipped

Volume Inj. : 1ul/column
Signal #1 Phase : RTXCLP I Signal #2 Phase: RTX-CLP II
Signal #1 Info : 30mx.32mmx.50um Signal #2 Info : 30m x .32mm x .25um

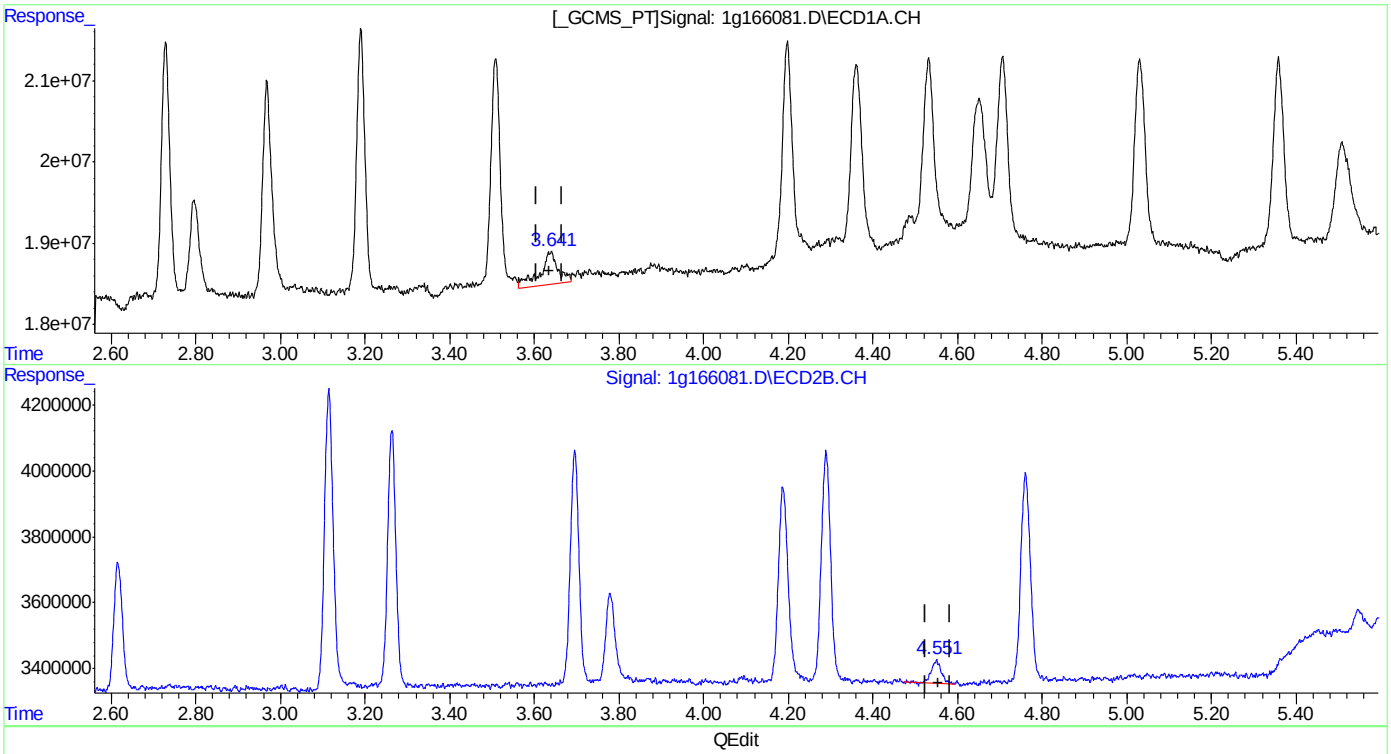

QEdit

(10) Alachlor
3.638min 5.675PPB
response 11967607

(10) Alachlor #2
4.551min 2.451PPB
response 1197680

(+) = Expected Retention Time
1PST5651.M Fri May 14 20:36:11 2021 Page: 1

11.6.2.10

Quantitation Report (Qedit)

Data Path : C:\msdchem\1\DATA\1G5651\
Data File : 1g166081.D
Signal(s) : Signal #1: ECD1A.CH Signal #2: ECD2B.CH
Acq On : 13 May 2021 11:29 pm
Operator : christp
Sample : ic5651-2
Misc : op33250,g1g5651,30,,,2,1
ALS Vial : 4 Sample Multiplier: 1

Integration File signal 1: autoint1.e
Integration File signal 2: autoint2.e
Quant Time: May 14 20:35:17 2021
Quant Method : C:\MSDCHEM\1\METHODS\1PST5651.M
Quant Title : PEST/PCB
QLast Update : Wed May 12 00:29:34 2021
Response via : Initial Calibration
Integrator: ChemStation 6890 Scale Mode: Large solvent peaks clipped

Volume Inj. : 1ul/column
Signal #1 Phase : RTXCLP I Signal #2 Phase: RTX-CLP II
Signal #1 Info : 30mx.32mmx.50um Signal #2 Info : 30m x .32mm x .25um

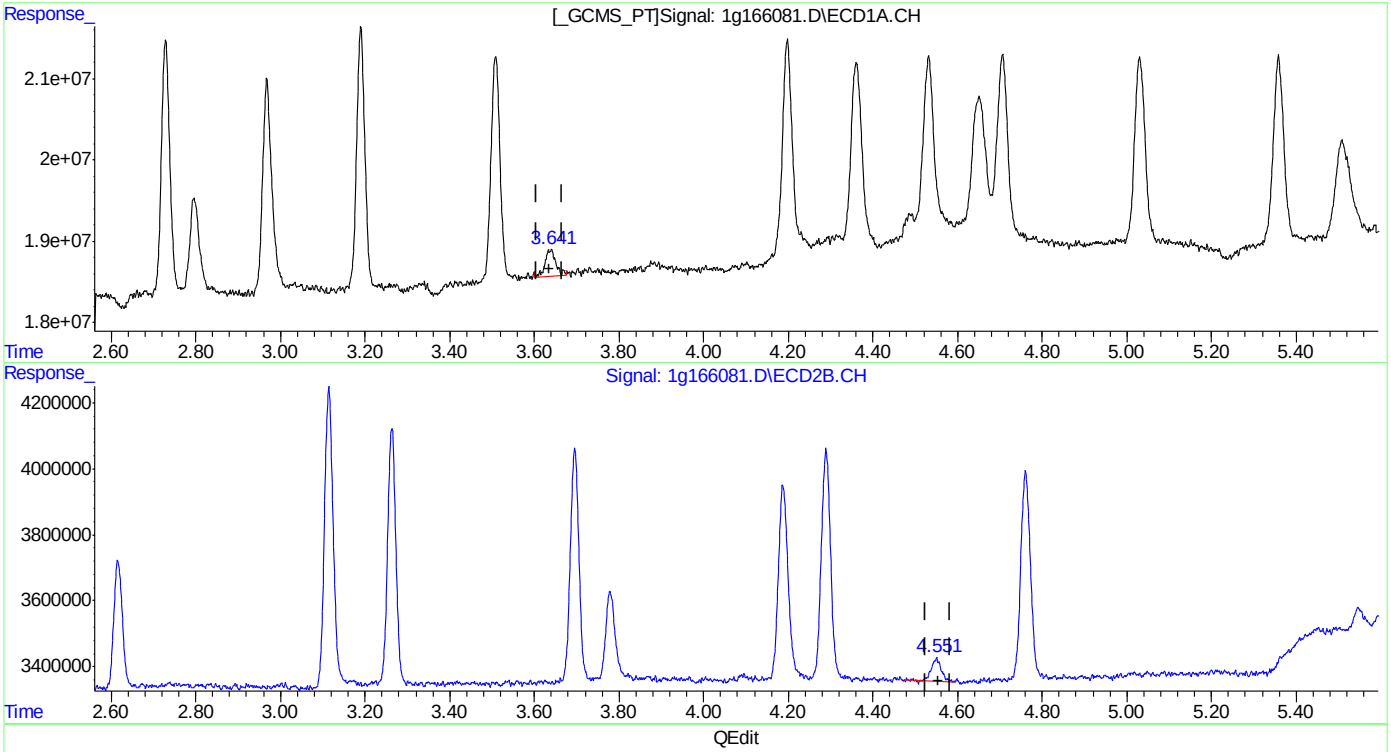

QEdit

(10) Alachlor
3.641min 2.820PPB m
response 5947323

(10) Alachlor #2
4.551min 2.451PPB
response 1197680

(+) = Expected Retention Time
1PST5651.M Fri May 14 20:36:15 2021 Page: 1

Quantitation Report (Qedit)

Data Path : C:\msdchem\1\DATA\1G5651\
Data File : 1g166081.D
Signal(s) : Signal #1: ECD1A.CH Signal #2: ECD2B.CH
Acq On : 13 May 2021 11:29 pm
Operator : christp
Sample : ic5651-2
Misc : op33250,g1g5651,30,,,2,1
ALS Vial : 4 Sample Multiplier: 1

Integration File signal 1: autoint1.e
Integration File signal 2: autoint2.e
Quant Time: May 14 20:35:17 2021
Quant Method : C:\MSDCHEM\1\METHODS\1PST5651.M
Quant Title : PEST/PCB
QLast Update : Wed May 12 00:29:34 2021
Response via : Initial Calibration
Integrator: ChemStation 6890 Scale Mode: Large solvent peaks clipped

Volume Inj. : 1ul/column
Signal #1 Phase : RTXCLP I Signal #2 Phase: RTX-CLP II
Signal #1 Info : 30mx.32mmx.50um Signal #2 Info : 30m x .32mm x .25um

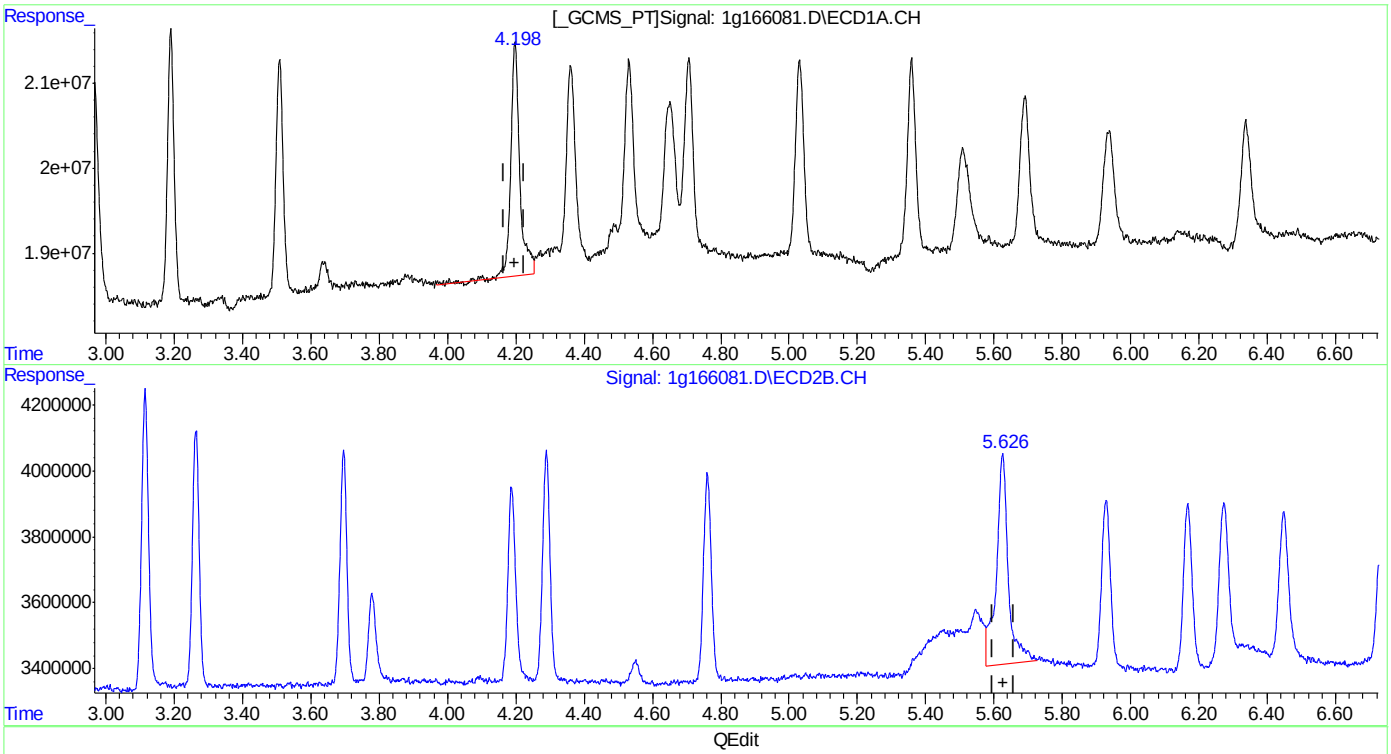

QEdit

(11) Heptachlor Epoxide (B)
4.198min 2.609PPB
response 51058638

(11) Heptachlor Epoxide #2 (B)
5.625min 3.269PPB
response 15598846

(+) = Expected Retention Time
1PST5651.M Fri May 14 20:36:18 2021 Page: 1

Quantitation Report (Qedit)

Data Path : C:\msdchem\1\DATA\1G5651\
Data File : 1g166081.D
Signal(s) : Signal #1: ECD1A.CH Signal #2: ECD2B.CH
Acq On : 13 May 2021 11:29 pm
Operator : christp
Sample : ic5651-2
Misc : op33250,g1g5651,30,,,2,1
ALS Vial : 4 Sample Multiplier: 1

Integration File signal 1: autoint1.e
Integration File signal 2: autoint2.e
Quant Time: May 14 20:35:17 2021
Quant Method : C:\MSDCHEM\1\METHODS\1PST5651.M
Quant Title : PEST/PCB
QLast Update : Wed May 12 00:29:34 2021
Response via : Initial Calibration
Integrator: ChemStation 6890 Scale Mode: Large solvent peaks clipped

Volume Inj. : 1ul/column
Signal #1 Phase : RTXCLP I Signal #2 Phase: RTX-CLP II
Signal #1 Info : 30mx.32mmx.50um Signal #2 Info : 30m x .32mm x .25um

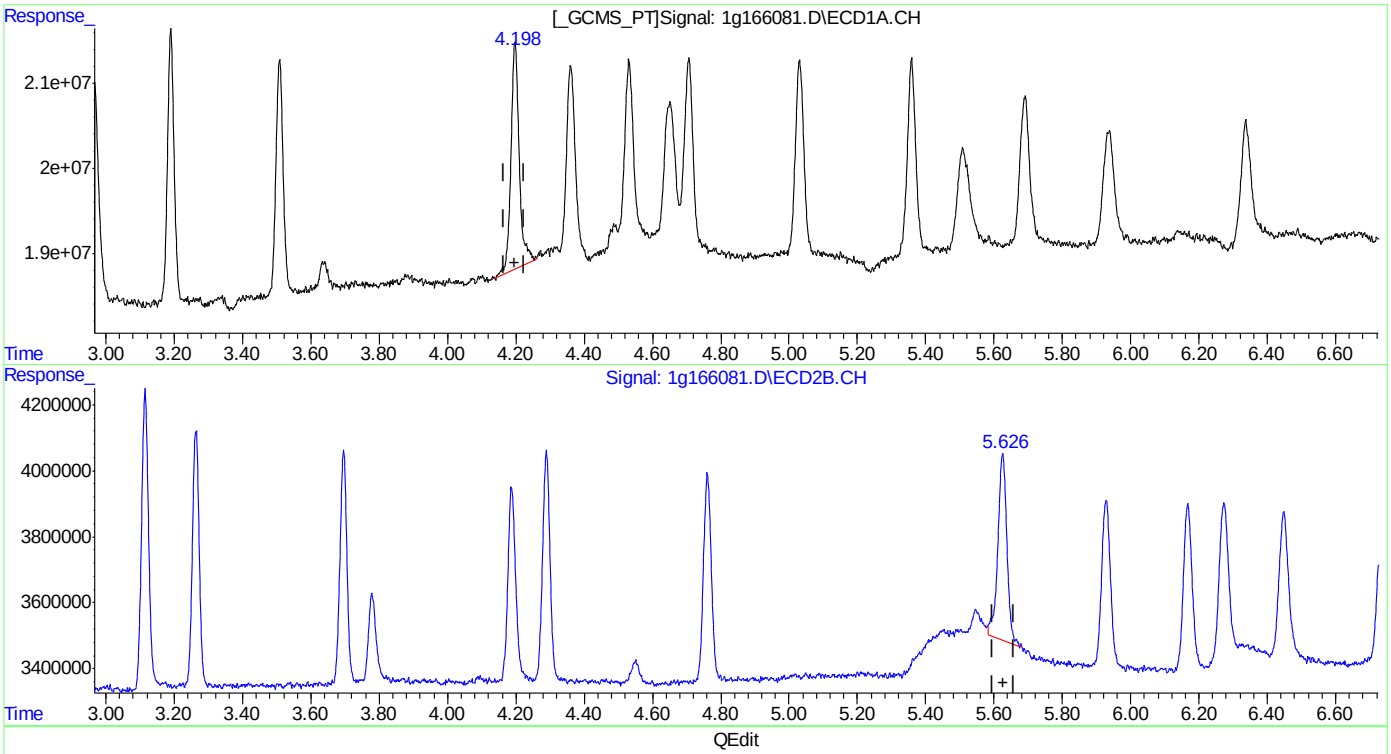

QEdit

(11) Heptachlor Epoxide (B)
4.198min 2.329PPB m
response 45575853

(11) Heptachlor Epoxide #2 (B)
5.626min 2.219PPB m
response 10588181

(+) = Expected Retention Time
1PST5651.M Fri May 14 20:36:26 2021 Page: 1

Quantitation Report (Qedit)

Data Path : C:\msdchem\1\DATA\1G5651\
Data File : 1g166081.D
Signal(s) : Signal #1: ECD1A.CH Signal #2: ECD2B.CH
Acq On : 13 May 2021 11:29 pm
Operator : christp
Sample : ic5651-2
Misc : op33250,g1g5651,30,,,2,1
ALS Vial : 4 Sample Multiplier: 1

Integration File signal 1: autoint1.e
Integration File signal 2: autoint2.e
Quant Time: May 14 20:35:17 2021
Quant Method : C:\MSDCHEM\1\METHODS\1PST5651.M
Quant Title : PEST/PCB
QLast Update : Wed May 12 00:29:34 2021
Response via : Initial Calibration
Integrator: ChemStation 6890 Scale Mode: Large solvent peaks clipped

Volume Inj. : 1ul/column
Signal #1 Phase : RTXCLP I Signal #2 Phase: RTX-CLP II
Signal #1 Info : 30mx.32mmx.50um Signal #2 Info : 30m x .32mm x .25um

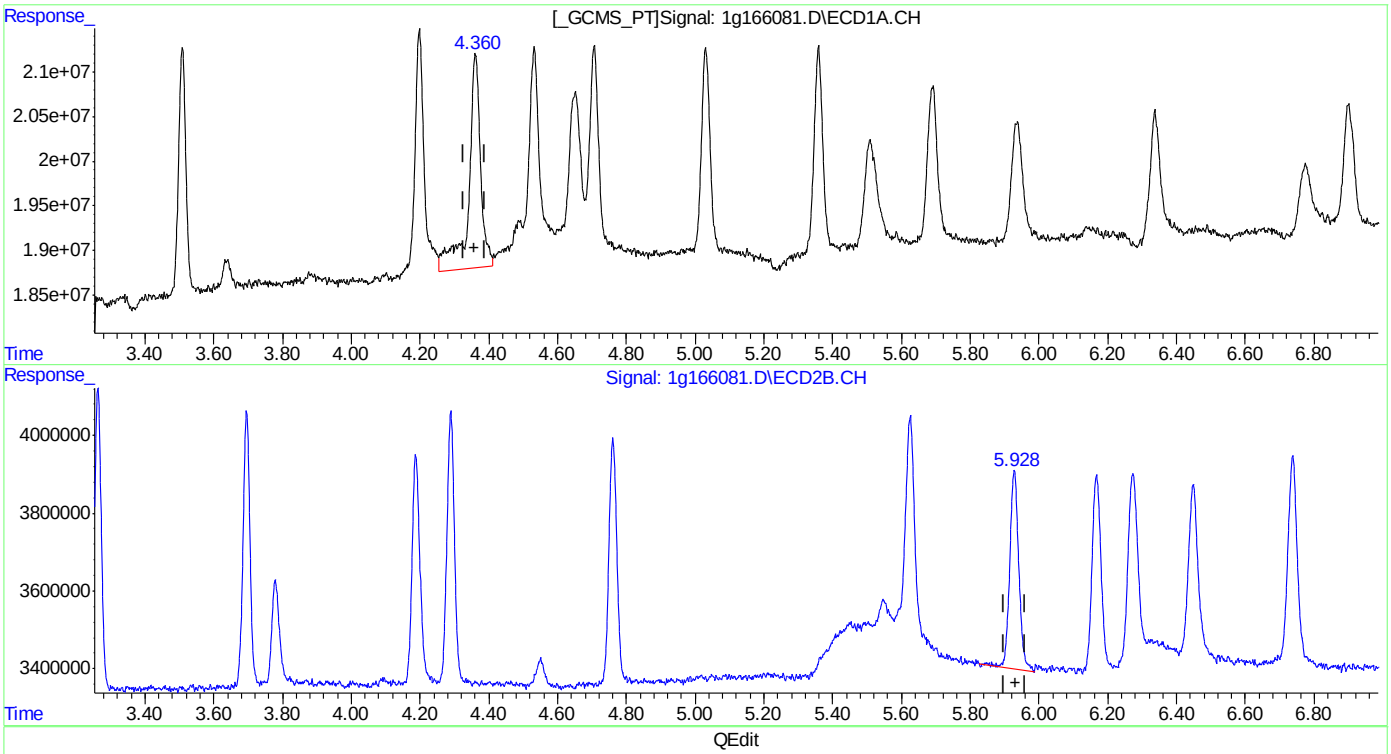

QEdit

(12) gamma-Chlordane (B)
4.361min 2.934PPB
response 58559801

(12) gamma-Chlordane #2 (B)
5.929min 2.013PPB
response 9434656

(+) = Expected Retention Time
1PST5651.M Fri May 14 20:36:32 2021 Page: 1

11.6.2.14

Quantitation Report (Qedit)

Data Path : C:\msdchem\1\DATA\1G5651\
Data File : 1g166081.D
Signal(s) : Signal #1: ECD1A.CH Signal #2: ECD2B.CH
Acq On : 13 May 2021 11:29 pm
Operator : christp
Sample : ic5651-2
Misc : op33250,g1g5651,30,,,2,1
ALS Vial : 4 Sample Multiplier: 1

Integration File signal 1: autoint1.e
Integration File signal 2: autoint2.e
Quant Time: May 14 20:35:17 2021
Quant Method : C:\MSDCHEM\1\METHODS\1PST5651.M
Quant Title : PEST/PCB
QLast Update : Wed May 12 00:29:34 2021
Response via : Initial Calibration
Integrator: ChemStation 6890 Scale Mode: Large solvent peaks clipped

Volume Inj. : 1ul/column
Signal #1 Phase : RTXCLP I Signal #2 Phase: RTX-CLP II
Signal #1 Info : 30mx.32mmx.50um Signal #2 Info : 30m x .32mm x .25um

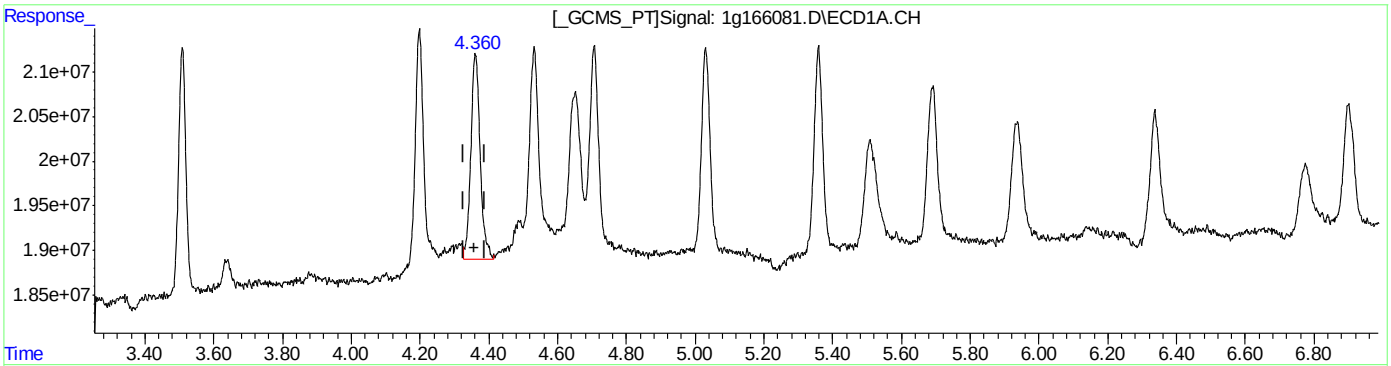

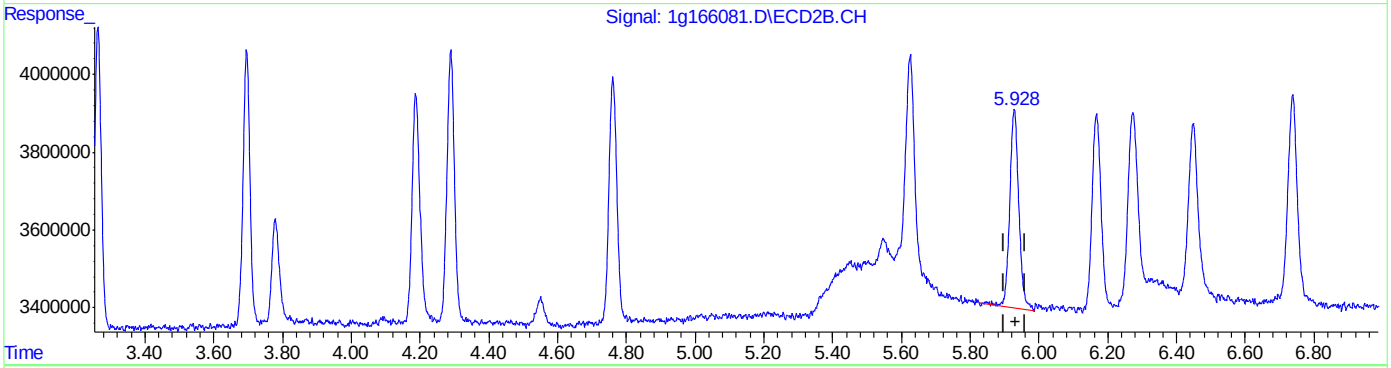

QEdit

(12) gamma-Chlordane (B)
4.360min 2.190PPB m
response 43711654

(12) gamma-Chlordane #2 (B)
5.929min 2.013PPB
response 9434656

(+) = Expected Retention Time
1PST5651.M Fri May 14 20:36:40 2021 Page: 1

11.6.2.15

Quantitation Report (Qedit)

Data Path : C:\msdchem\1\DATA\1G5651\
Data File : 1g166081.D
Signal(s) : Signal #1: ECD1A.CH Signal #2: ECD2B.CH
Acq On : 13 May 2021 11:29 pm
Operator : christp
Sample : ic5651-2
Misc : op33250,g1g5651,30,,,2,1
ALS Vial : 4 Sample Multiplier: 1

Integration File signal 1: autoint1.e
Integration File signal 2: autoint2.e
Quant Time: May 14 20:35:17 2021
Quant Method : C:\MSDCHEM\1\METHODS\1PST5651.M
Quant Title : PEST/PCB
QLast Update : Wed May 12 00:29:34 2021
Response via : Initial Calibration
Integrator: ChemStation 6890 Scale Mode: Large solvent peaks clipped

Volume Inj. : 1ul/column
Signal #1 Phase : RTXCLP I Signal #2 Phase: RTX-CLP II
Signal #1 Info : 30mx.32mmx.50um Signal #2 Info : 30m x .32mm x .25um

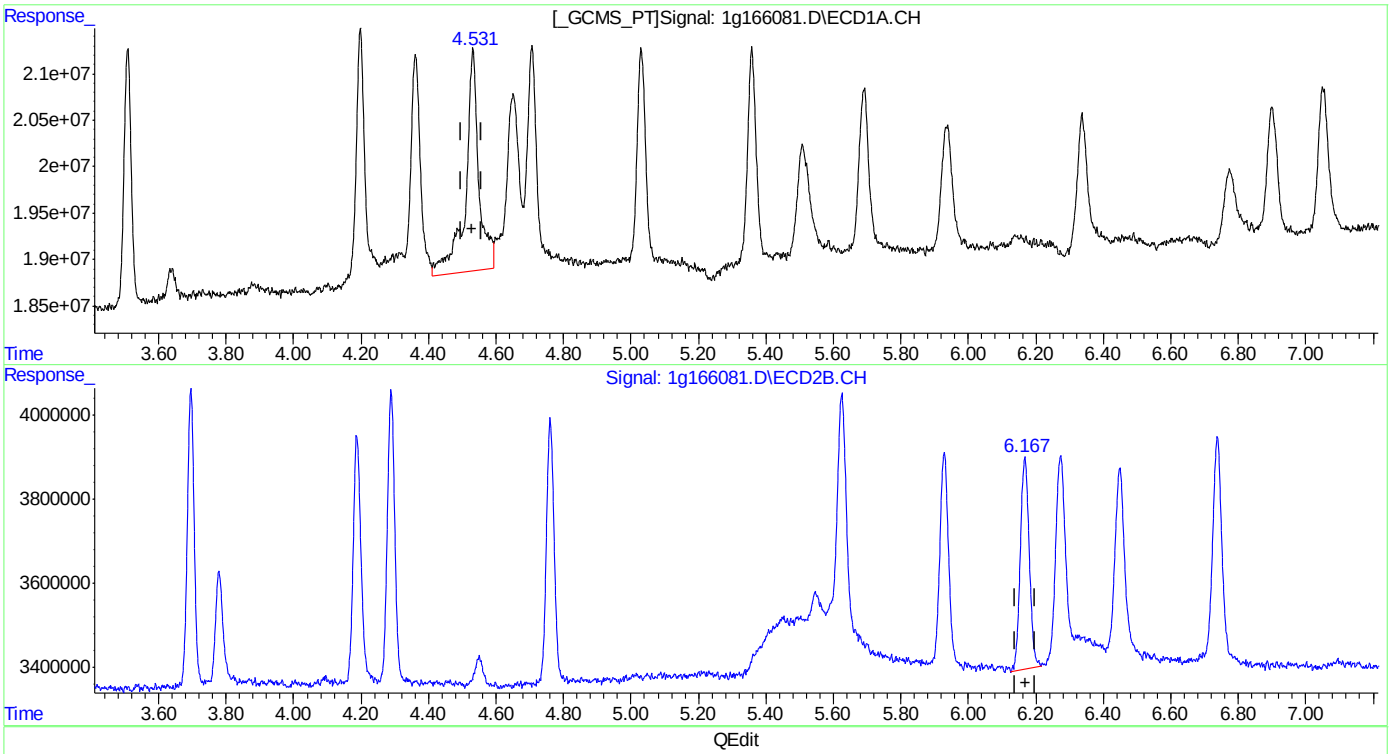

QEdit

(13) alpha-Chlordane (B)
4.532min 3.406PPB
response 66116729

(13) alpha-Chlordane #2 (B)
6.167min 1.983PPB
response 9183778

(+) = Expected Retention Time
1PST5651.M Fri May 14 20:36:46 2021 Page: 1

11.6.2.16

Quantitation Report (Qedit)

Data Path : C:\msdchem\1\DATA\1G5651\
Data File : 1g166081.D
Signal(s) : Signal #1: ECD1A.CH Signal #2: ECD2B.CH
Acq On : 13 May 2021 11:29 pm
Operator : christp
Sample : ic5651-2
Misc : op33250,g1g5651,30,,,2,1
ALS Vial : 4 Sample Multiplier: 1

Integration File signal 1: autoint1.e
Integration File signal 2: autoint2.e
Quant Time: May 14 20:35:17 2021
Quant Method : C:\MSDCHEM\1\METHODS\1PST5651.M
Quant Title : PEST/PCB
QLast Update : Wed May 12 00:29:34 2021
Response via : Initial Calibration
Integrator: ChemStation 6890 Scale Mode: Large solvent peaks clipped

Volume Inj. : 1ul/column
Signal #1 Phase : RTXCLP I Signal #2 Phase: RTX-CLP II
Signal #1 Info : 30mx.32mmx.50um Signal #2 Info : 30m x .32mm x .25um

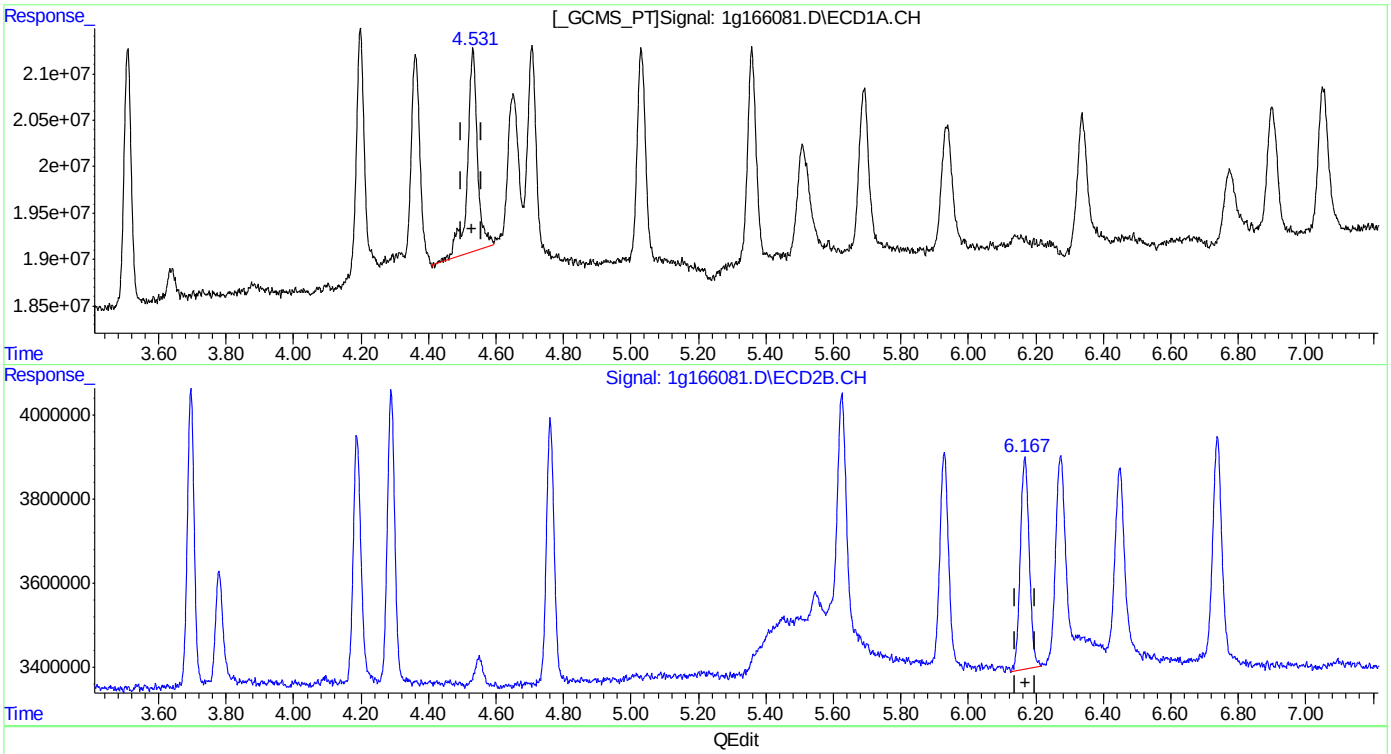

QEdit

(13) alpha-Chlordane (B)
4.531min 2.374PPB m
response 46081726

(13) alpha-Chlordane #2 (B)
6.167min 1.983PPB
response 9183778

(+) = Expected Retention Time
1PST5651.M Fri May 14 20:36:56 2021 Page: 1

11.6.2.17

Quantitation Report (Qedit)

Data Path : C:\msdchem\1\DATA\1G5651\
Data File : 1g166081.D
Signal(s) : Signal #1: ECD1A.CH Signal #2: ECD2B.CH
Acq On : 13 May 2021 11:29 pm
Operator : christp
Sample : ic5651-2
Misc : op33250,g1g5651,30,,,2,1
ALS Vial : 4 Sample Multiplier: 1

Integration File signal 1: autoint1.e
Integration File signal 2: autoint2.e
Quant Time: May 14 20:35:17 2021
Quant Method : C:\MSDCHEM\1\METHODS\1PST5651.M
Quant Title : PEST/PCB
QLast Update : Wed May 12 00:29:34 2021
Response via : Initial Calibration
Integrator: ChemStation 6890 Scale Mode: Large solvent peaks clipped

Volume Inj. : 1ul/column
Signal #1 Phase : RTXCLP I Signal #2 Phase: RTX-CLP II
Signal #1 Info : 30mx.32mmx.50um Signal #2 Info : 30m x .32mm x .25um

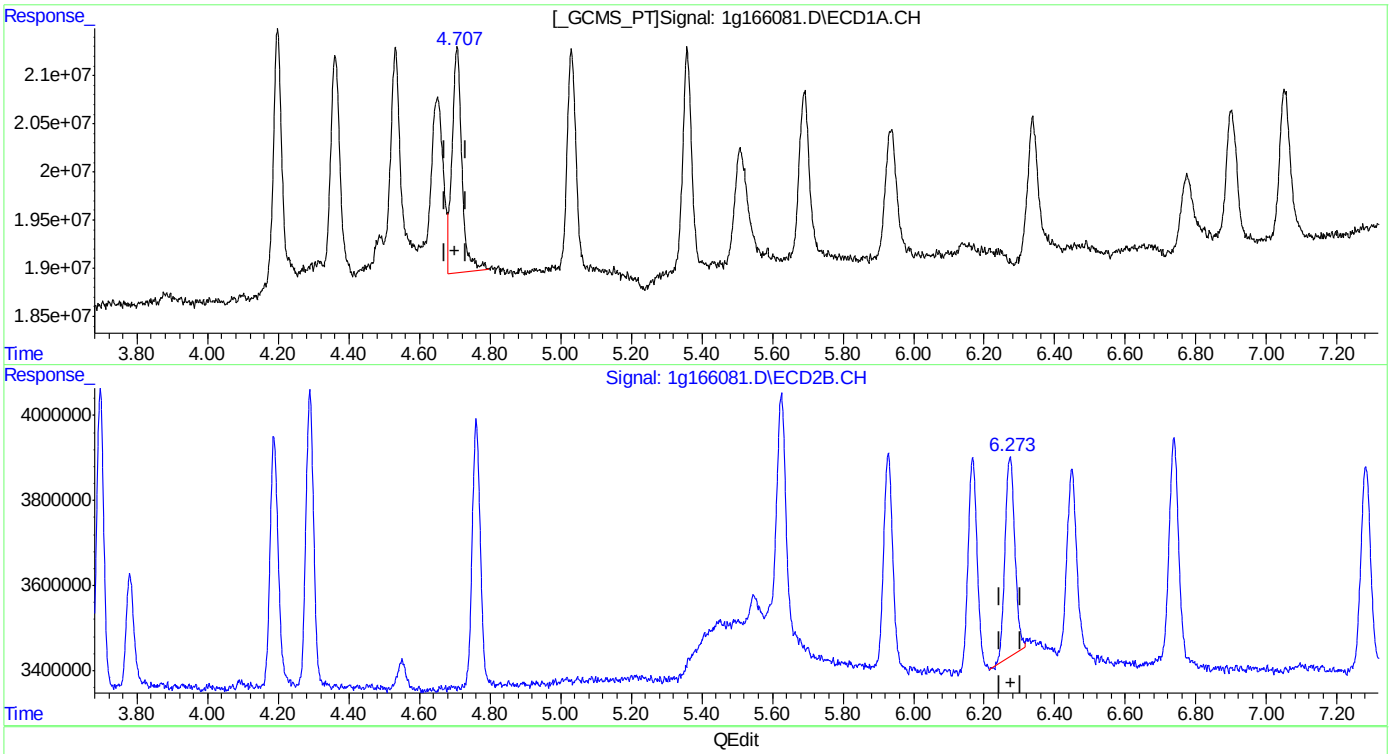

QEdit

(14) Endosulfan I (A)
4.706min 2.387PPB
response 45533307

(14) Endosulfan I #2 (A)
6.274min 1.884PPB
response 9200685

(+) = Expected Retention Time
1PST5651.M Fri May 14 20:36:59 2021 Page: 1

Quantitation Report (Qedit)

Data Path : C:\msdchem\1\DATA\1G5651\
Data File : 1g166081.D
Signal(s) : Signal #1: ECD1A.CH Signal #2: ECD2B.CH
Acq On : 13 May 2021 11:29 pm
Operator : christp
Sample : ic5651-2
Misc : op33250,g1g5651,30,,,2,1
ALS Vial : 4 Sample Multiplier: 1

Integration File signal 1: autoint1.e
Integration File signal 2: autoint2.e
Quant Time: May 14 20:35:17 2021
Quant Method : C:\MSDCHEM\1\METHODS\1PST5651.M
Quant Title : PEST/PCB
QLast Update : Wed May 12 00:29:34 2021
Response via : Initial Calibration
Integrator: ChemStation 6890 Scale Mode: Large solvent peaks clipped

Volume Inj. : 1ul/column
Signal #1 Phase : RTXCLP I Signal #2 Phase: RTX-CLP II
Signal #1 Info : 30mx.32mmx.50um Signal #2 Info : 30m x .32mm x .25um

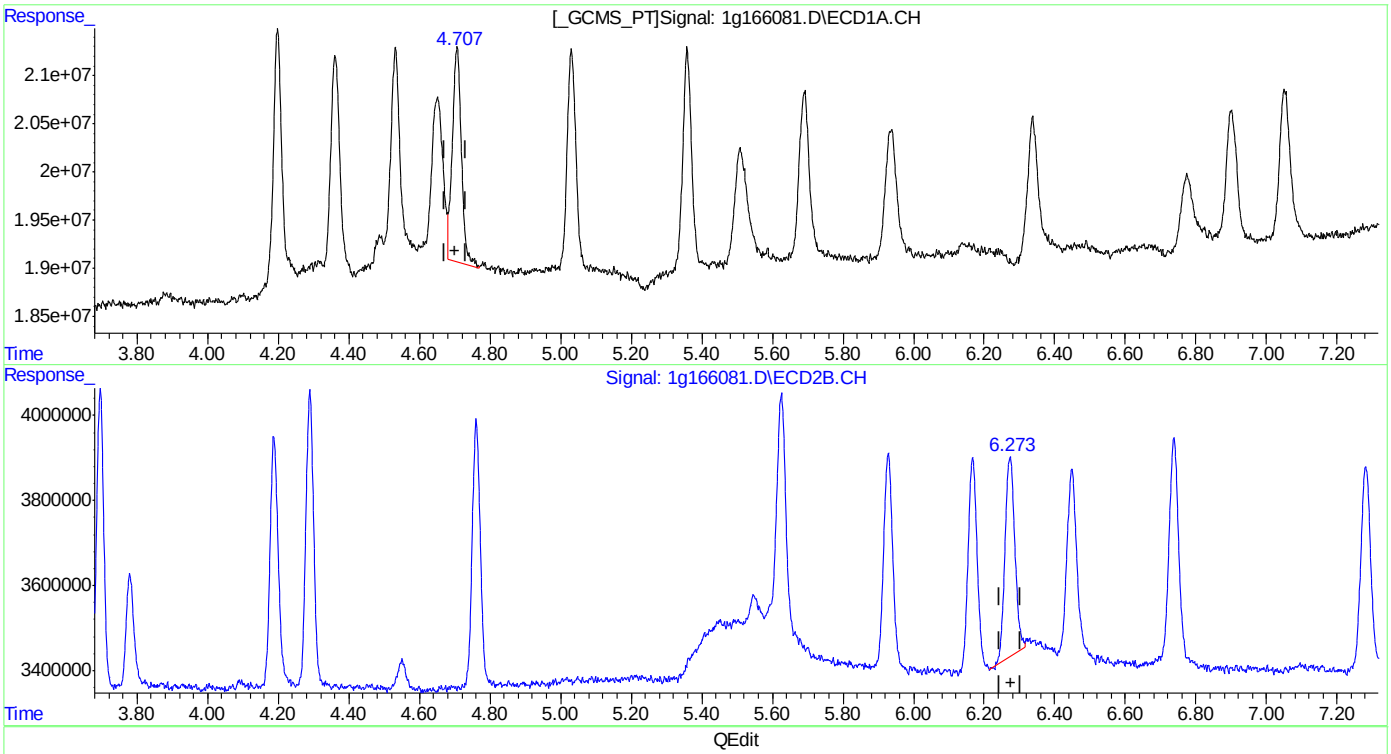

QEdit

(14) Endosulfan I (A)
4.707min 2.079PPB m
response 39655626

(14) Endosulfan I #2 (A)
6.274min 1.884PPB
response 9200685

(+) = Expected Retention Time
1PST5651.M Fri May 14 20:37:08 2021 Page: 1

Quantitation Report (Qedit)

Data Path : C:\msdchem\1\DATA\1G5651\
Data File : 1g166081.D
Signal(s) : Signal #1: ECD1A.CH Signal #2: ECD2B.CH
Acq On : 13 May 2021 11:29 pm
Operator : christp
Sample : ic5651-2
Misc : op33250,g1g5651,30,,,2,1
ALS Vial : 4 Sample Multiplier: 1

Integration File signal 1: autoint1.e
Integration File signal 2: autoint2.e
Quant Time: May 14 20:35:17 2021
Quant Method : C:\MSDCHEM\1\METHODS\1PST5651.M
Quant Title : PEST/PCB
QLast Update : Wed May 12 00:29:34 2021
Response via : Initial Calibration
Integrator: ChemStation 6890 Scale Mode: Large solvent peaks clipped

Volume Inj. : 1ul/column
Signal #1 Phase : RTXCLP I Signal #2 Phase: RTX-CLP II
Signal #1 Info : 30mx.32mmx.50um Signal #2 Info : 30m x .32mm x .25um

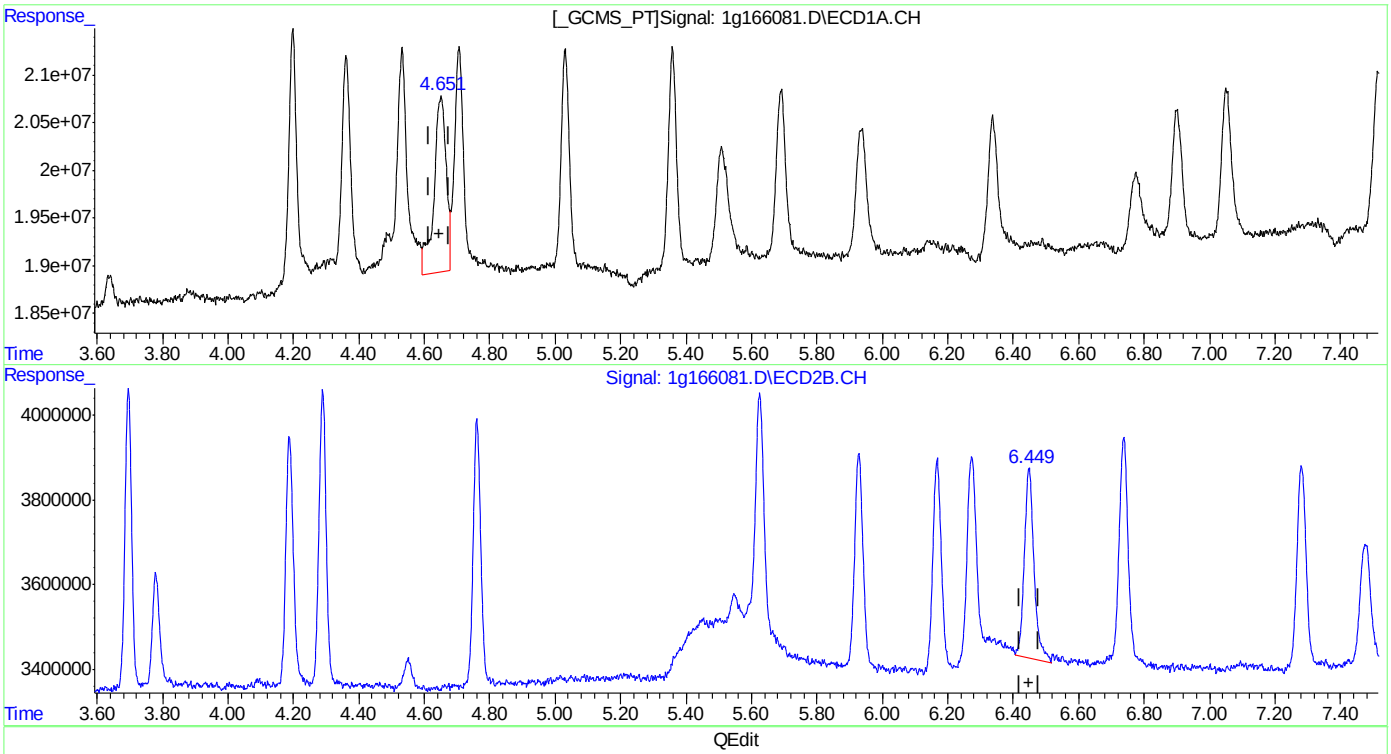

(15) 4,4'-DDE (B)
4.651min 2.542PPB
response 48231396

(15) 4,4'-DDE #2 (B)
6.449min 1.994PPB
response 9254889

(+) = Expected Retention Time
1PST5651.M Fri May 14 20:37:12 2021

Quantitation Report (Qedit)

Data Path : C:\msdchem\1\DATA\1G5651\
Data File : 1g166081.D
Signal(s) : Signal #1: ECD1A.CH Signal #2: ECD2B.CH
Acq On : 13 May 2021 11:29 pm
Operator : christp
Sample : ic5651-2
Misc : op33250,g1g5651,30,,,2,1
ALS Vial : 4 Sample Multiplier: 1

Integration File signal 1: autoint1.e
Integration File signal 2: autoint2.e
Quant Time: May 14 20:35:17 2021
Quant Method : C:\MSDCHEM\1\METHODS\1PST5651.M
Quant Title : PEST/PCB
QLast Update : Wed May 12 00:29:34 2021
Response via : Initial Calibration
Integrator: ChemStation 6890 Scale Mode: Large solvent peaks clipped

Volume Inj. : 1ul/column
Signal #1 Phase : RTXCLP I Signal #2 Phase: RTX-CLP II
Signal #1 Info : 30mx.32mmx.50um Signal #2 Info : 30m x .32mm x .25um

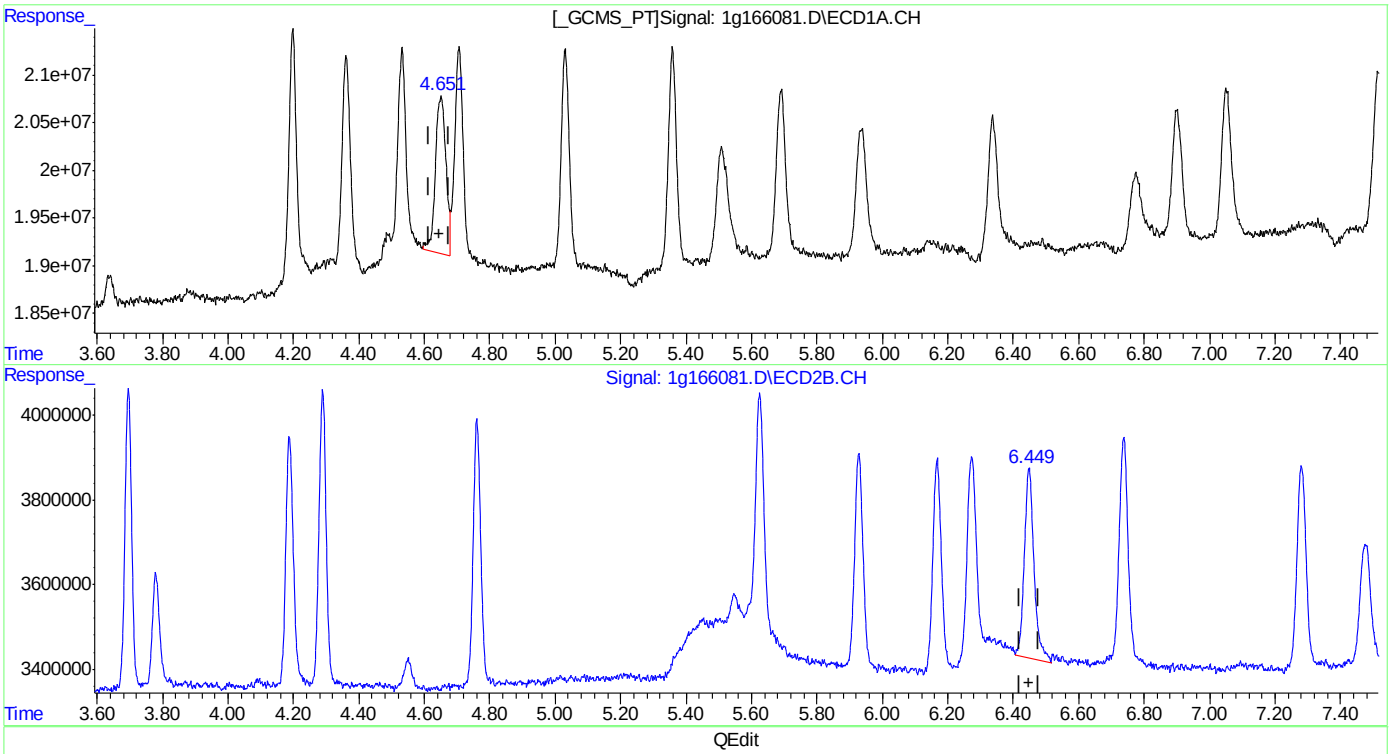

(15) 4,4'-DDE (B)
4.651min 1.945PPB m
response 36891125

(15) 4,4'-DDE #2 (B)
6.449min 1.994PPB
response 9254889

(+) = Expected Retention Time
1PST5651.M Fri May 14 20:37:20 2021

Quantitation Report (Qedit)

Data Path : C:\msdchem\1\DATA\1G5651\
Data File : 1g166081.D
Signal(s) : Signal #1: ECD1A.CH Signal #2: ECD2B.CH
Acq On : 13 May 2021 11:29 pm
Operator : christp
Sample : ic5651-2
Misc : op33250,g1g5651,30,,,2,1
ALS Vial : 4 Sample Multiplier: 1

Integration File signal 1: autoint1.e
Integration File signal 2: autoint2.e
Quant Time: May 14 20:35:17 2021
Quant Method : C:\MSDCHEM\1\METHODS\1PST5651.M
Quant Title : PEST/PCB
QLast Update : Wed May 12 00:29:34 2021
Response via : Initial Calibration
Integrator: ChemStation 6890 Scale Mode: Large solvent peaks clipped

Volume Inj. : 1ul/column
Signal #1 Phase : RTXCLP I Signal #2 Phase: RTX-CLP II
Signal #1 Info : 30mx.32mmx.50um Signal #2 Info : 30m x .32mm x .25um

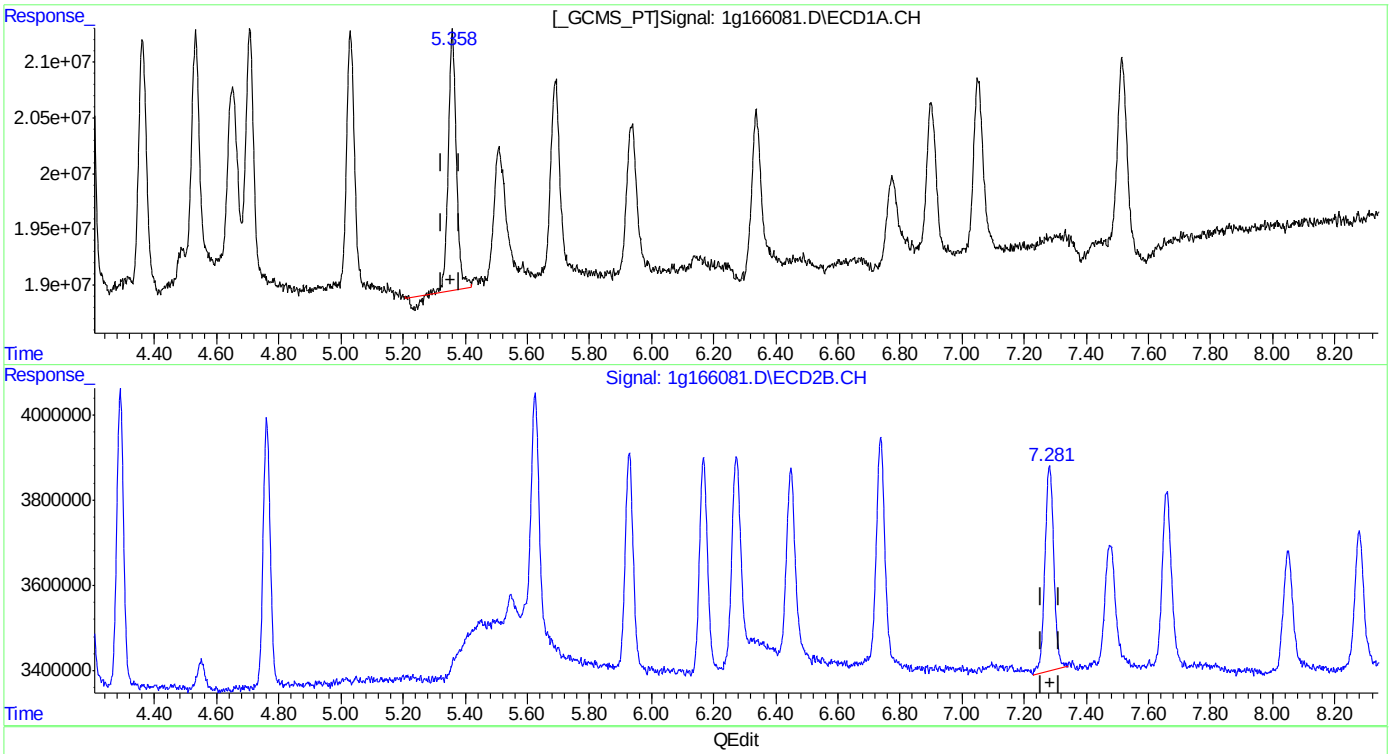

QEdit

(17) Endrin (MA)
5.358min 2.027PPB
response 40438660

(17) Endrin #2 (MA)
7.281min 1.944PPB
response 9667040

(+) = Expected Retention Time
1PST5651.M Fri May 14 20:37:24 2021 Page: 1

11.6.2.22

Quantitation Report (Qedit)

Data Path : C:\msdchem\1\DATA\1G5651\
Data File : 1g166081.D
Signal(s) : Signal #1: ECD1A.CH Signal #2: ECD2B.CH
Acq On : 13 May 2021 11:29 pm
Operator : christp
Sample : ic5651-2
Misc : op33250,g1g5651,30,,,2,1
ALS Vial : 4 Sample Multiplier: 1

Integration File signal 1: autoint1.e
Integration File signal 2: autoint2.e
Quant Time: May 14 20:35:17 2021
Quant Method : C:\MSDCHEM\1\METHODS\1PST5651.M
Quant Title : PEST/PCB
QLast Update : Wed May 12 00:29:34 2021
Response via : Initial Calibration
Integrator: ChemStation 6890 Scale Mode: Large solvent peaks clipped

Volume Inj. : 1ul/column
Signal #1 Phase : RTXCLP I Signal #2 Phase: RTX-CLP II
Signal #1 Info : 30mx.32mmx.50um Signal #2 Info : 30m x .32mm x .25um

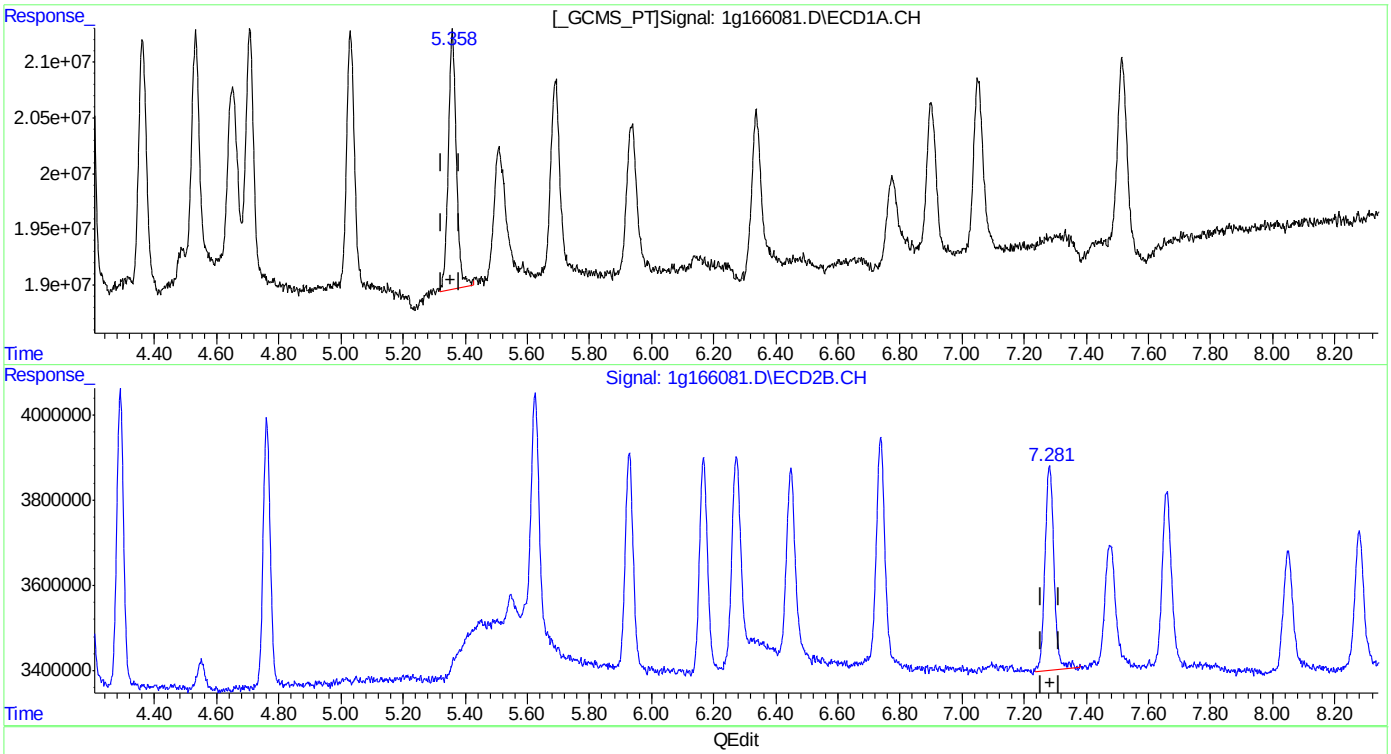

QEdit

(17) Endrin (MA)
5.358min 2.083PPB m
response 41561272

(17) Endrin #2 (MA)
7.281min 1.950PPB m
response 9692859

(+) = Expected Retention Time
1PST5651.M Fri May 14 20:37:32 2021 Page: 1

Quantitation Report (Qedit)

Data Path : C:\msdchem\1\DATA\1G5651\
Data File : 1g166081.D
Signal(s) : Signal #1: ECD1A.CH Signal #2: ECD2B.CH
Acq On : 13 May 2021 11:29 pm
Operator : christp
Sample : ic5651-2
Misc : op33250,g1g5651,30,,,2,1
ALS Vial : 4 Sample Multiplier: 1

Integration File signal 1: autoint1.e
Integration File signal 2: autoint2.e
Quant Time: May 14 20:35:17 2021
Quant Method : C:\MSDCHEM\1\METHODS\1PST5651.M
Quant Title : PEST/PCB
QLast Update : Wed May 12 00:29:34 2021
Response via : Initial Calibration
Integrator: ChemStation 6890 Scale Mode: Large solvent peaks clipped

Volume Inj. : 1ul/column
Signal #1 Phase : RTXCLP I Signal #2 Phase: RTX-CLP II
Signal #1 Info : 30mx.32mmx.50um Signal #2 Info : 30m x .32mm x .25um

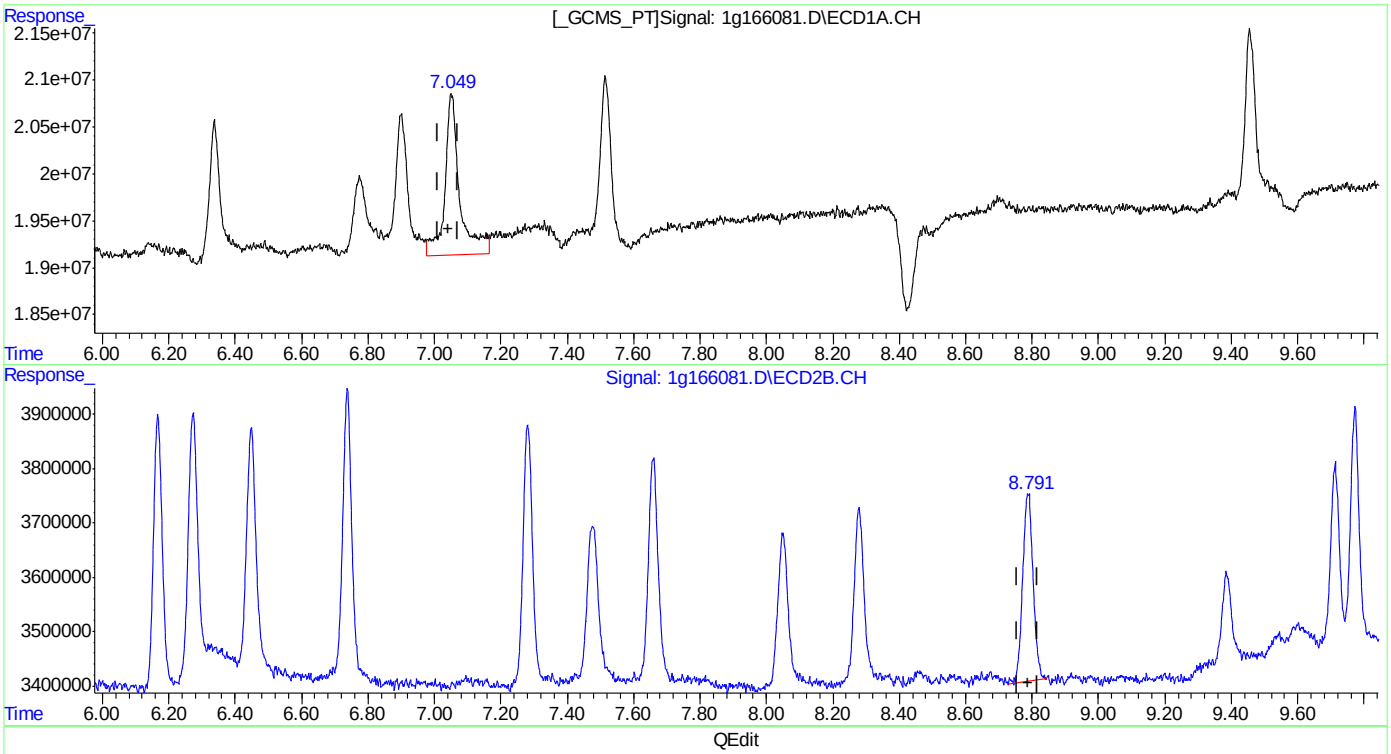

(22) Endosulfan Sulfate (B)
7.051min 3.199PPB
response 53057345

(22) Endosulfan Sulfate #2 (B)
8.788min 2.123PPB
response 7634892

(+) = Expected Retention Time
1PST5651.M Fri May 14 20:37:40 2021 Page: 1

Quantitation Report (Qedit)

Data Path : C:\msdchem\1\DATA\1G5651\
Data File : 1g166081.D
Signal(s) : Signal #1: ECD1A.CH Signal #2: ECD2B.CH
Acq On : 13 May 2021 11:29 pm
Operator : christp
Sample : ic5651-2
Misc : op33250,g1g5651,30,,,2,1
ALS Vial : 4 Sample Multiplier: 1

Integration File signal 1: autoint1.e
Integration File signal 2: autoint2.e
Quant Time: May 14 20:35:17 2021
Quant Method : C:\MSDCHEM\1\METHODS\1PST5651.M
Quant Title : PEST/PCB
QLast Update : Wed May 12 00:29:34 2021
Response via : Initial Calibration
Integrator: ChemStation 6890 Scale Mode: Large solvent peaks clipped

Volume Inj. : 1ul/column
Signal #1 Phase : RTXCLP I Signal #2 Phase: RTX-CLP II
Signal #1 Info : 30mx.32mmx.50um Signal #2 Info : 30m x .32mm x .25um

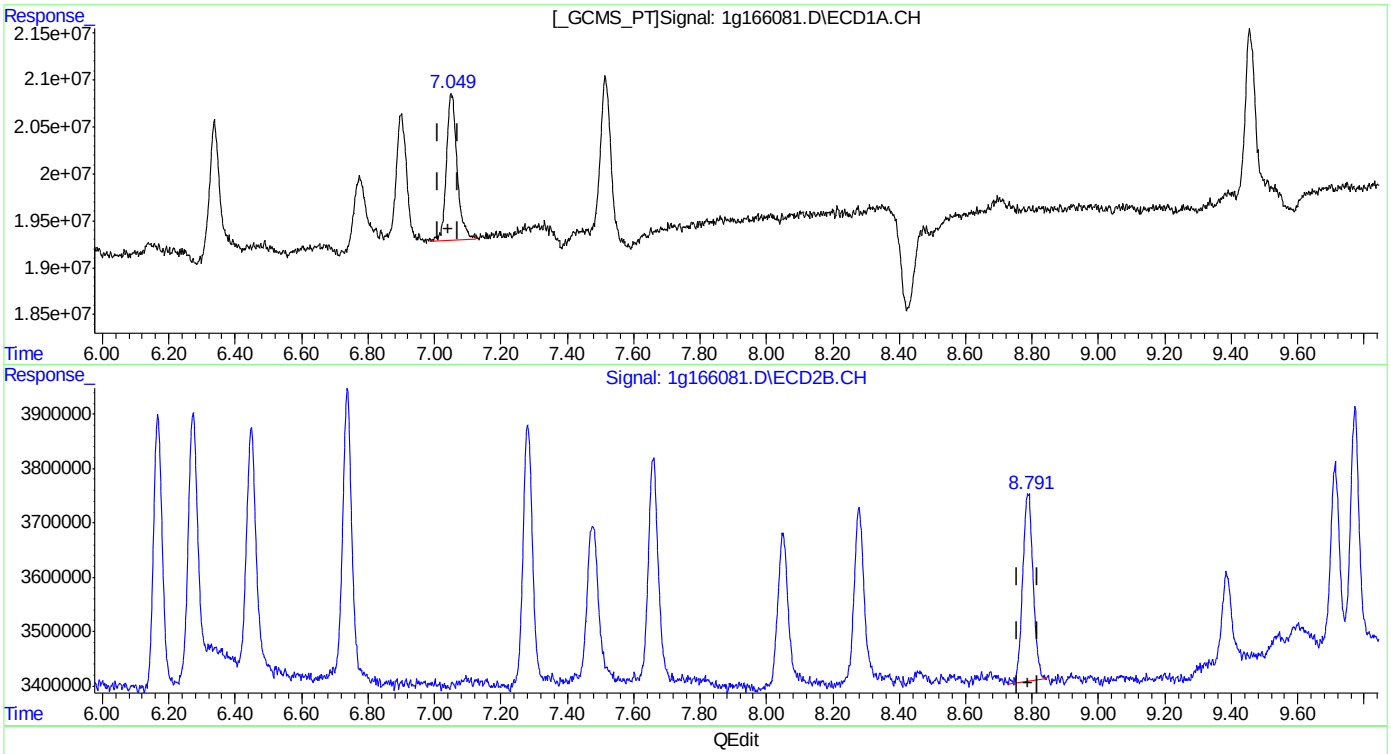

(22) Endosulfan Sulfate (B)
7.049min 2.113PPB m
response 35038043

(22) Endosulfan Sulfate #2 (B)
8.788min 2.123PPB
response 7634892

(+) = Expected Retention Time
1PST5651.M Fri May 14 20:37:44 2021 Page: 1

Quantitation Report (Qedit)

Data Path : C:\msdchem\1\DATA\1G5651\
Data File : 1g166081.D
Signal(s) : Signal #1: ECD1A.CH Signal #2: ECD2B.CH
Acq On : 13 May 2021 11:29 pm
Operator : christp
Sample : ic5651-2
Misc : op33250,g1g5651,30,,,2,1
ALS Vial : 4 Sample Multiplier: 1

Integration File signal 1: autoint1.e
Integration File signal 2: autoint2.e
Quant Time: May 14 20:35:17 2021
Quant Method : C:\MSDCHEM\1\METHODS\1PST5651.M
Quant Title : PEST/PCB
QLast Update : Wed May 12 00:29:34 2021
Response via : Initial Calibration
Integrator: ChemStation 6890 Scale Mode: Large solvent peaks clipped

Volume Inj. : 1ul/column
Signal #1 Phase : RTXCLP I Signal #2 Phase: RTX-CLP II
Signal #1 Info : 30mx.32mmx.50um Signal #2 Info : 30m x .32mm x .25um

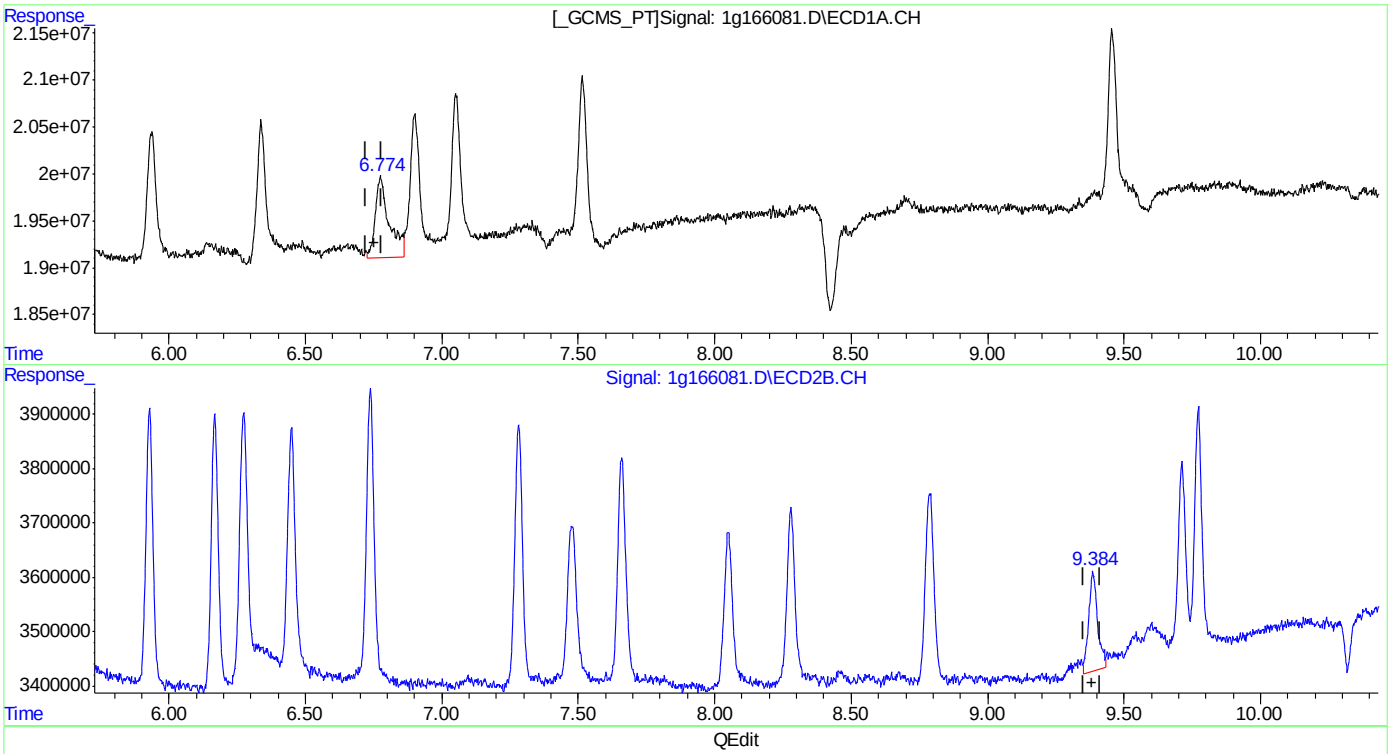

QEdit

(23) Methoxychlor (A)
6.775min 3.376PPB
response 30740416

(23) Methoxychlor #2 (A)
9.385min 2.434PPB
response 4099215

(+) = Expected Retention Time
1PST5651.M Fri May 14 20:37:47 2021 Page: 1

11.6.2.26

Quantitation Report (Qedit)

Data Path : C:\msdchem\1\DATA\1G5651\
Data File : 1g166081.D
Signal(s) : Signal #1: ECD1A.CH Signal #2: ECD2B.CH
Acq On : 13 May 2021 11:29 pm
Operator : christp
Sample : ic5651-2
Misc : op33250,g1g5651,30,,,2,1
ALS Vial : 4 Sample Multiplier: 1

Integration File signal 1: autoint1.e
Integration File signal 2: autoint2.e
Quant Time: May 14 20:35:17 2021
Quant Method : C:\MSDCHEM\1\METHODS\1PST5651.M
Quant Title : PEST/PCB
QLast Update : Wed May 12 00:29:34 2021
Response via : Initial Calibration
Integrator: ChemStation 6890 Scale Mode: Large solvent peaks clipped

Volume Inj. : 1ul/column
Signal #1 Phase : RTXCLP I Signal #2 Phase: RTX-CLP II
Signal #1 Info : 30mx.32mmx.50um Signal #2 Info : 30m x .32mm x .25um

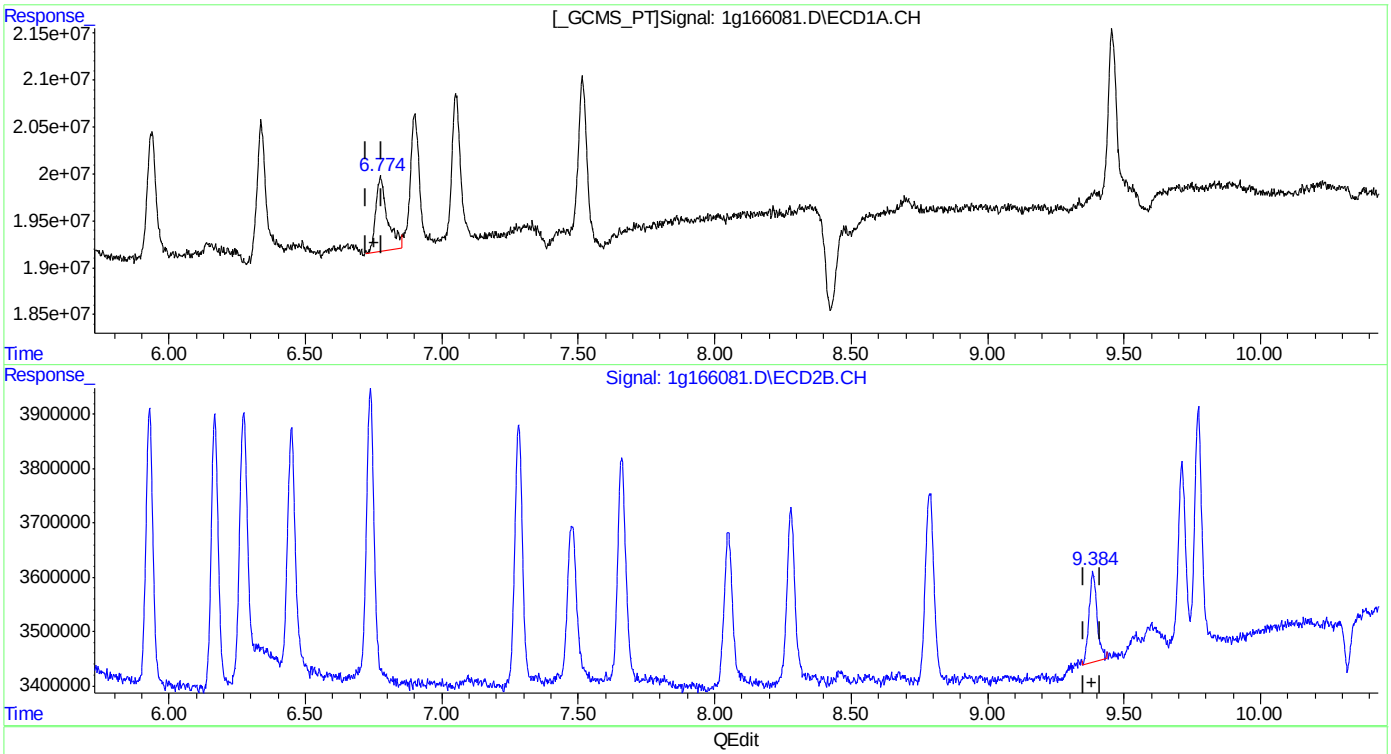

QEdit

(23) Methoxychlor (A)
6.774min 2.651PPB m
response 24138742

(23) Methoxychlor #2 (A)
9.384min 2.007PPB m
response 3380514

(+) = Expected Retention Time
1PST5651.M Fri May 14 20:37:58 2021 Page: 1

Quantitation Report (Qedit)

Data Path : C:\msdchem\1\DATA\1G5651\
Data File : 1g166081.D
Signal(s) : Signal #1: ECD1A.CH Signal #2: ECD2B.CH
Acq On : 13 May 2021 11:29 pm
Operator : christp
Sample : ic5651-2
Misc : op33250,g1g5651,30,,,2,1
ALS Vial : 4 Sample Multiplier: 1

Integration File signal 1: autoint1.e
Integration File signal 2: autoint2.e
Quant Time: May 14 20:35:17 2021
Quant Method : C:\MSDCHEM\1\METHODS\1PST5651.M
Quant Title : PEST/PCB
QLast Update : Wed May 12 00:29:34 2021
Response via : Initial Calibration
Integrator: ChemStation 6890 Scale Mode: Large solvent peaks clipped

Volume Inj. : 1ul/column
Signal #1 Phase : RTXCLP I Signal #2 Phase: RTX-CLP II
Signal #1 Info : 30mx.32mmx.50um Signal #2 Info : 30m x .32mm x .25um

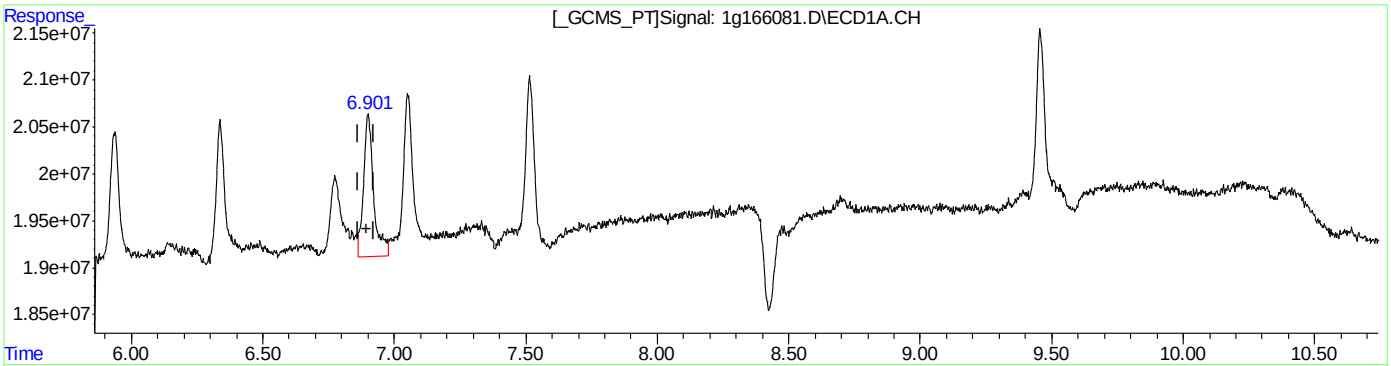

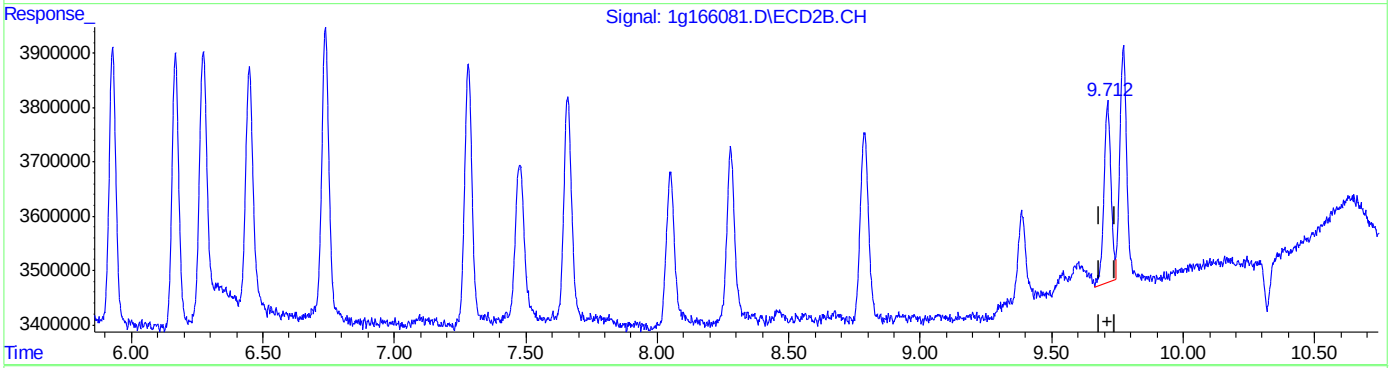

QEdit

(24) Mirex
6.900min 3.224PPB
response 40470818

(24) Mirex #2
9.713min 2.353PPB
response 6168615

(+) = Expected Retention Time
1PST5651.M Fri May 14 20:38:00 2021 Page: 1

Quantitation Report (Qedit)

Data Path : C:\msdchem\1\DATA\1G5651\
Data File : 1g166081.D
Signal(s) : Signal #1: ECD1A.CH Signal #2: ECD2B.CH
Acq On : 13 May 2021 11:29 pm
Operator : christp
Sample : ic5651-2
Misc : op33250,g1g5651,30,,,2,1
ALS Vial : 4 Sample Multiplier: 1

Integration File signal 1: autoint1.e
Integration File signal 2: autoint2.e
Quant Time: May 14 20:35:17 2021
Quant Method : C:\MSDCHEM\1\METHODS\1PST5651.M
Quant Title : PEST/PCB
QLast Update : Wed May 12 00:29:34 2021
Response via : Initial Calibration
Integrator: ChemStation 6890 Scale Mode: Large solvent peaks clipped

Volume Inj. : 1ul/column
Signal #1 Phase : RTXCLP I Signal #2 Phase: RTX-CLP II
Signal #1 Info : 30mx.32mmx.50um Signal #2 Info : 30m x .32mm x .25um

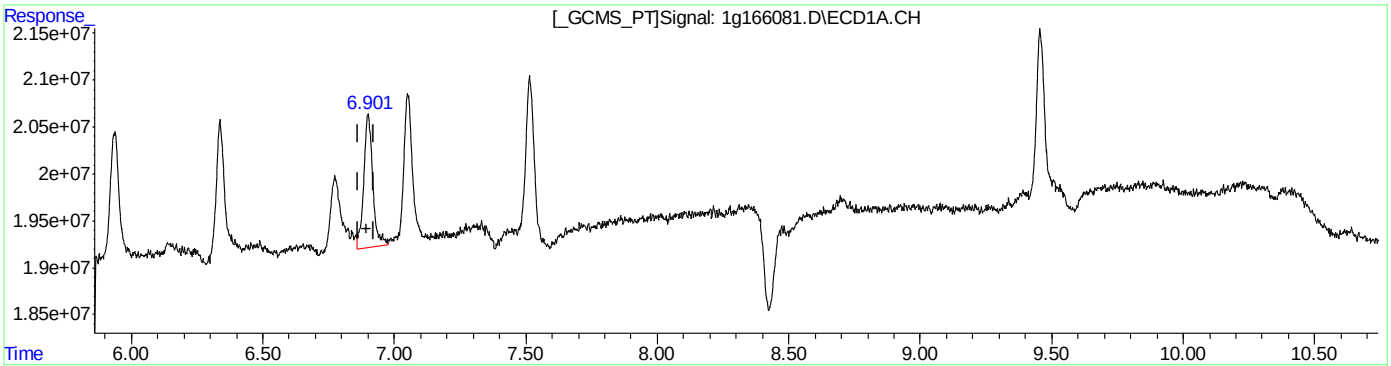

(24) Mirex
6.901min 2.683PPB m
response 33675939

(24) Mirex #2
9.713min 2.353PPB
response 6168615

(+) = Expected Retention Time
1PST5651.M Fri May 14 20:38:08 2021 Page: 1

Quantitation Report (Qedit)

Data Path : C:\msdchem\1\DATA\1G5651\
Data File : 1g166081.D
Signal(s) : Signal #1: ECD1A.CH Signal #2: ECD2B.CH
Acq On : 13 May 2021 11:29 pm
Operator : christp
Sample : ic5651-2
Misc : op33250,g1g5651,30,,,2,1
ALS Vial : 4 Sample Multiplier: 1

Integration File signal 1: autoint1.e
Integration File signal 2: autoint2.e
Quant Time: May 14 20:35:17 2021
Quant Method : C:\MSDCHEM\1\METHODS\1PST5651.M
Quant Title : PEST/PCB
QLast Update : Wed May 12 00:29:34 2021
Response via : Initial Calibration
Integrator: ChemStation 6890 Scale Mode: Large solvent peaks clipped

Volume Inj. : 1ul/column
Signal #1 Phase : RTXCLP I Signal #2 Phase: RTX-CLP II
Signal #1 Info : 30mx.32mmx.50um Signal #2 Info : 30m x .32mm x .25um

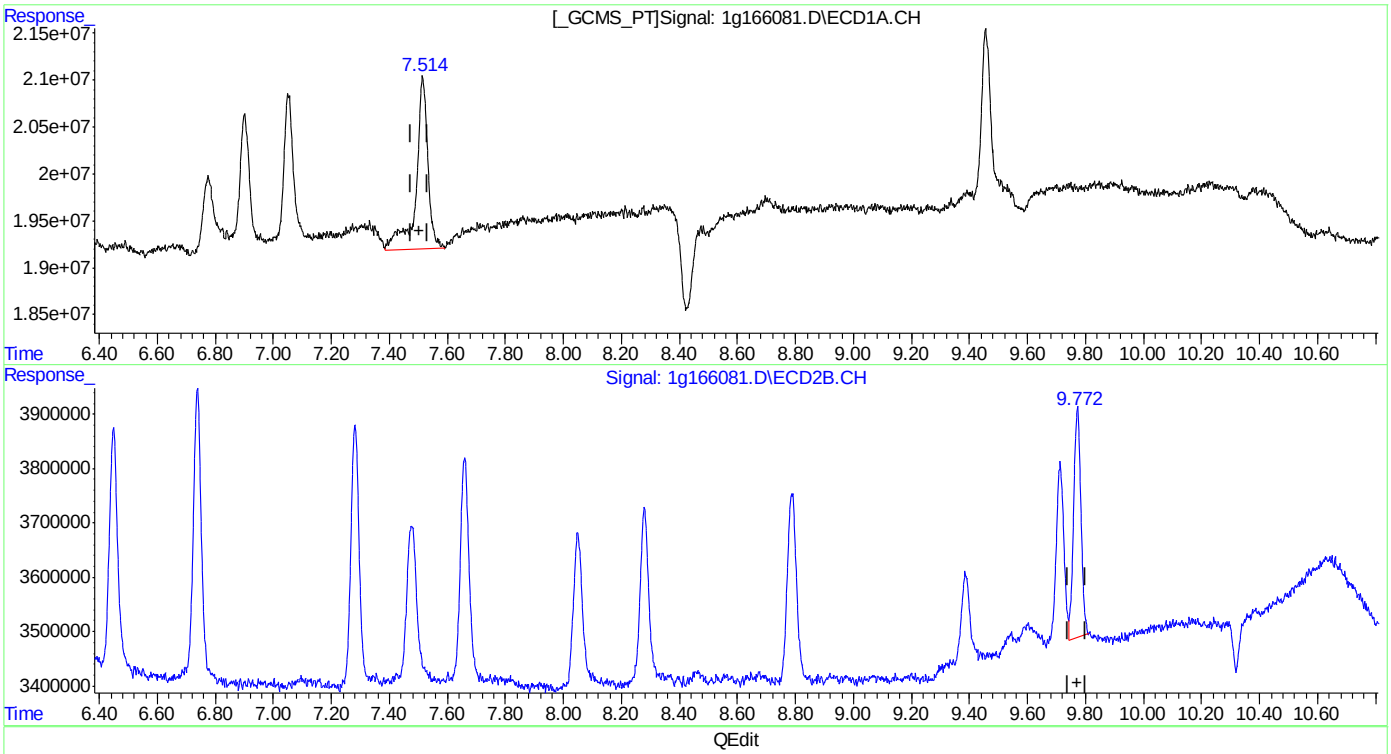

QEdit

(25) Endrin Ketone (B)
7.515min 3.122PPB
response 52158018

(25) Endrin Ketone #2 (B)
9.773min 1.967PPB
response 7453096

(+) = Expected Retention Time
1PST5651.M Fri May 14 20:38:11 2021 Page: 1

11.6.2.30

Quantitation Report (Qedit)

Data Path : C:\msdchem\1\DATA\1G5651\
Data File : 1g166081.D
Signal(s) : Signal #1: ECD1A.CH Signal #2: ECD2B.CH
Acq On : 13 May 2021 11:29 pm
Operator : christp
Sample : ic5651-2
Misc : op33250,g1g5651,30,,,2,1
ALS Vial : 4 Sample Multiplier: 1

Integration File signal 1: autoint1.e
Integration File signal 2: autoint2.e
Quant Time: May 14 20:35:17 2021
Quant Method : C:\MSDCHEM\1\METHODS\1PST5651.M
Quant Title : PEST/PCB
QLast Update : Wed May 12 00:29:34 2021
Response via : Initial Calibration
Integrator: ChemStation 6890 Scale Mode: Large solvent peaks clipped

Volume Inj. : 1ul/column
Signal #1 Phase : RTXCLP I Signal #2 Phase: RTX-CLP II
Signal #1 Info : 30mx.32mmx.50um Signal #2 Info : 30m x .32mm x .25um

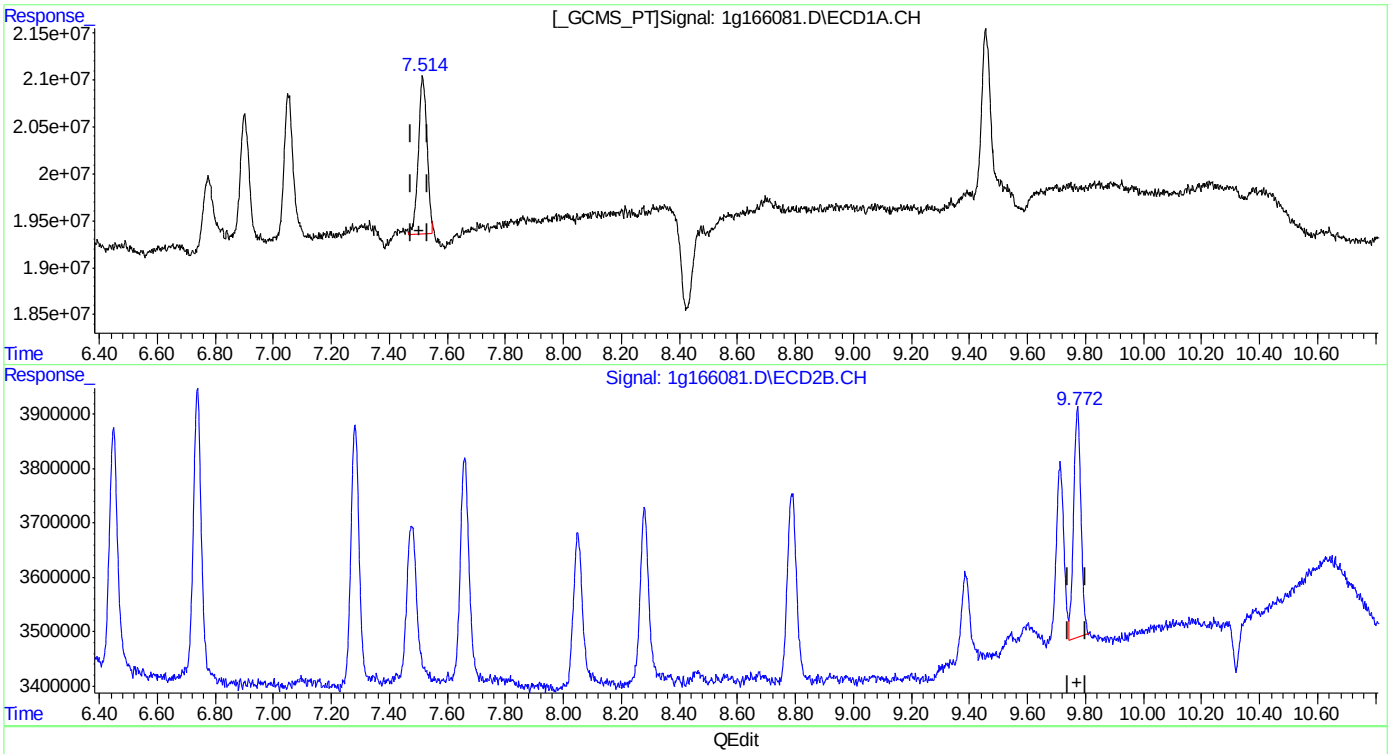

QEdit

(25) Endrin Ketone (B)
7.514min 2.062PPB m
response 34451577

(25) Endrin Ketone #2 (B)
9.773min 1.967PPB
response 7453096

(+) = Expected Retention Time
1PST5651.M Fri May 14 20:38:19 2021 Page: 1

11.6.2.31

Quantitation Report (Qedit)

Data Path : C:\msdchem\1\DATA\1G5651\
Data File : 1g166081.D
Signal(s) : Signal #1: ECD1A.CH Signal #2: ECD2B.CH
Acq On : 13 May 2021 11:29 pm
Operator : christp
Sample : ic5651-2
Misc : op33250,g1g5651,30,,,2,1
ALS Vial : 4 Sample Multiplier: 1

Integration File signal 1: autoint1.e
Integration File signal 2: autoint2.e
Quant Time: May 14 20:35:17 2021
Quant Method : C:\MSDCHEM\1\METHODS\1PST5651.M
Quant Title : PEST/PCB
QLast Update : Wed May 12 00:29:34 2021
Response via : Initial Calibration
Integrator: ChemStation 6890 Scale Mode: Large solvent peaks clipped

Volume Inj. : 1ul/column
Signal #1 Phase : RTXCLP I Signal #2 Phase: RTX-CLP II
Signal #1 Info : 30mx.32mmx.50um Signal #2 Info : 30m x .32mm x .25um

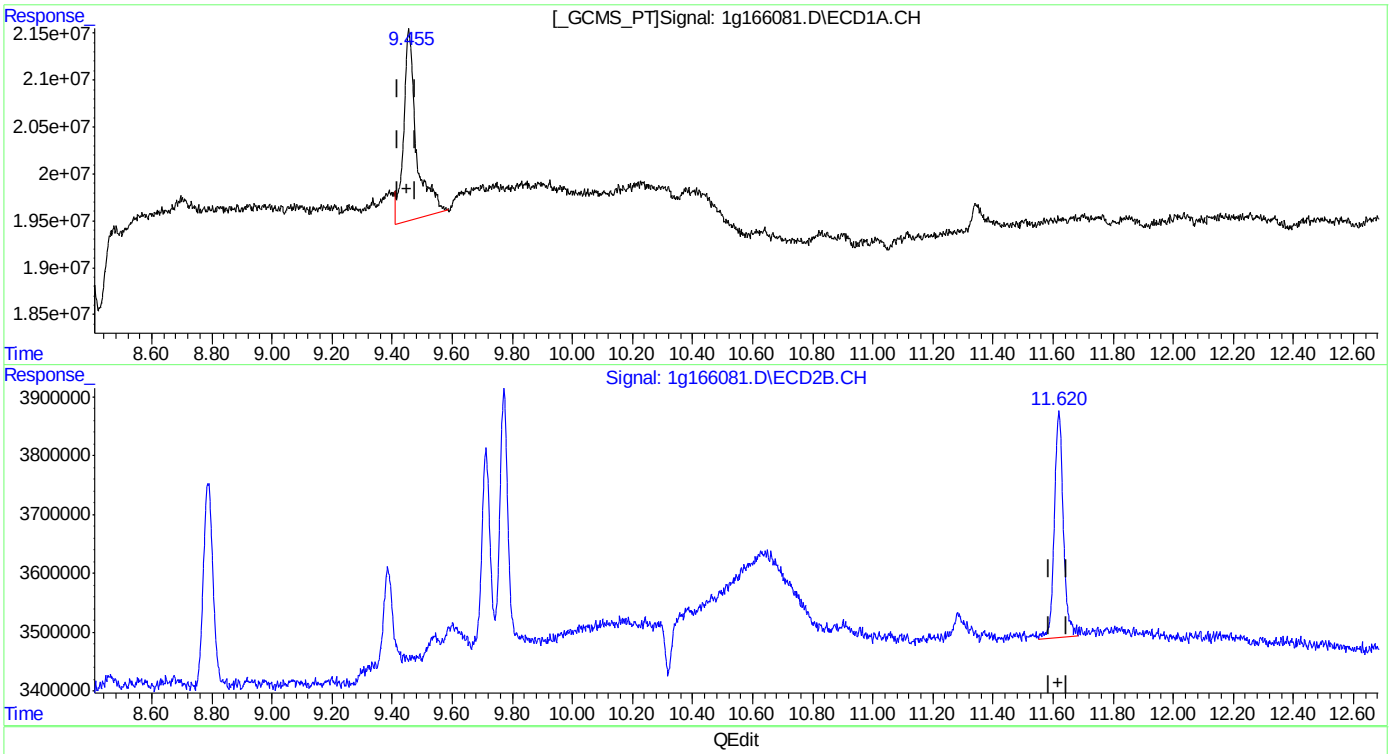

QEdit

(26) Decachlorobiphenyl (SA)
9.457min 3.812PPB
response 61092673

(26) Decachlorobiphenyl #2 (SA)
11.620min 2.426PPB
response 8047100

(+) = Expected Retention Time
1PST5651.M Fri May 14 20:38:22 2021 Page: 1

Quantitation Report (Qedit)

Data Path : C:\msdchem\1\DATA\1G5651\
Data File : 1g166081.D
Signal(s) : Signal #1: ECD1A.CH Signal #2: ECD2B.CH
Acq On : 13 May 2021 11:29 pm
Operator : christp
Sample : ic5651-2
Misc : op33250,g1g5651,30,,,2,1
ALS Vial : 4 Sample Multiplier: 1

Integration File signal 1: autoint1.e
Integration File signal 2: autoint2.e
Quant Time: May 14 20:35:17 2021
Quant Method : C:\MSDCHEM\1\METHODS\1PST5651.M
Quant Title : PEST/PCB
QLast Update : Wed May 12 00:29:34 2021
Response via : Initial Calibration
Integrator: ChemStation 6890 Scale Mode: Large solvent peaks clipped

Volume Inj. : 1ul/column
Signal #1 Phase : RTXCLP I Signal #2 Phase: RTX-CLP II
Signal #1 Info : 30mx.32mmx.50um Signal #2 Info : 30m x .32mm x .25um

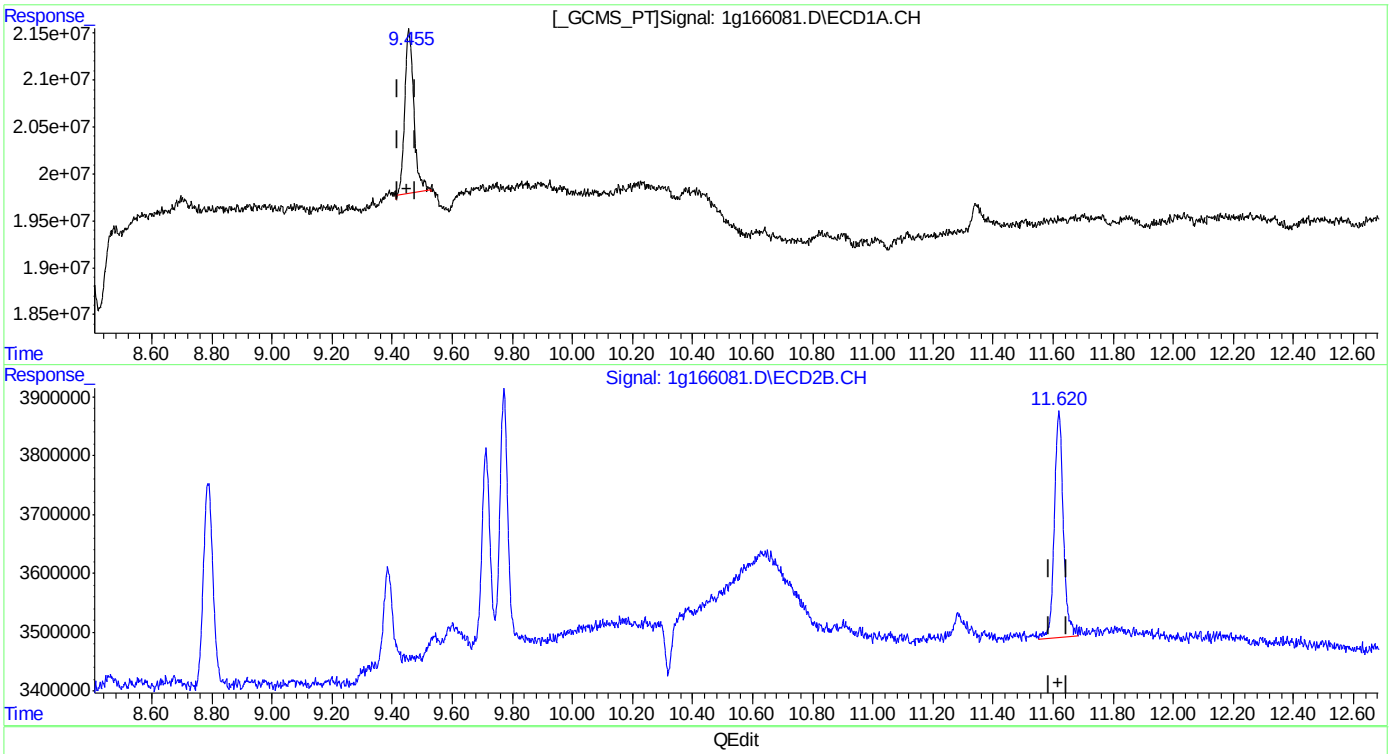

QEdit

(26) Decachlorobiphenyl (SA)
9.455min 2.275PPB m
response 36451736

(26) Decachlorobiphenyl #2 (SA)
11.620min 2.426PPB
response 8047100

(+) = Expected Retention Time
1PST5651.M Fri May 14 20:38:26 2021 Page: 1

Manual Integrations APPROVED (compounds with "m" flag)
Gwendolyn Burns 05/18/21 10:03

Quantitation Report (QT Reviewed)

Data Path : C:\msdchem\1\DATA\1G5651\
Data File : 1g166082.D
Signal(s) : Signal #1: ECD1A.CH Signal #2: ECD2B.CH
Acq On : 13 May 2021 11:48 pm
Operator : christp
Sample : ic5651-5
Misc : op33250,g1g5651,30,,,2,1
ALS Vial : 5 Sample Multiplier: 1

Integration File signal 1: autoint1.e
Integration File signal 2: autoint2.e
Quant Time: May 14 20:34:44 2021
Quant Method : C:\MSDCHEM\1\METHODS\1PST5651.M
Quant Title : PEST/PCB
QLast Update : Wed May 12 00:29:34 2021
Response via : Initial Calibration
Integrator: ChemStation 6890 Scale Mode: Large solvent peaks clipped

Volume Inj. : 1ul/column
Signal #1 Phase : RTXCLP I Signal #2 Phase: RTX-CLP II
Signal #1 Info : 30mx.32mmx.50um Signal #2 Info : 30m x .32mm x .25um

	Compound	RT#1	RT#2	Resp#1	Resp#2	PPB	PPB
	Compound	RT#1	RT#2	Resp#1	Resp#2	PPB	PPB
	Internal Standards						
1) I	1-bromo-2...	1.578	1.868	907.0E6	218.6E6	50.000	50.000
27) I	1-bromo-2...	1.578	1.868	907.0E6	218.6E6	50.000	50.000
33) I	1-bromo-2...	1.578	1.868	907.0E6	218.6E6	50.000	50.000
	System Monitoring Compounds						
2) SAB	Tetrachlo...	2.054	2.616	78409372	13287601	4.838	4.988
	Spiked Amount 40.000	Range 30 - 150		Recovery =		12.10%#	12.47%#
26) SA	Decachlor...	9.455	11.616	84772812	18902760	5.122m	5.568
	Spiked Amount 40.000			Recovery =		12.81%	13.92%
	Target Compounds						
3)	Hexachlor...	2.342	3.114	125.7E6	31507318	5.006	4.933
4) A	alpha-BHC	2.463	3.263	117.8E6	26150602	4.772	4.412
5) MA	gamma-BHC	2.729	3.694	107.5E6	24082858	4.792	4.443
6) MA	Heptachlor	3.190	4.289	110.0E6	25380944	4.882	4.498
7) B	beta-BHC	2.797	3.780	43163505	10167808	4.451	4.977
8) B	delta-BHC	2.968	4.189	99291375	23510964	4.726	4.521
9) MB	Aldrin	3.508	4.761	102.9E6	24717406	4.787	4.578
10)	Alachlor	3.637	4.549	14045272	2871667	6.449	5.742
11) B	Heptachlo...	4.197	5.624	99704807	24347057	4.934	4.986m
12) B	gamma-Chl...	4.362	5.927	96146489	22635152	4.665	4.720
13) B	alpha-Chl...	4.531	6.167	95867931	21676588	4.783	4.575
14) A	Endosulfan I	4.706	6.272	98006440	22205527	4.975	4.443
15) B	4,4'-DDE	4.650	6.448	85931148	21985028	4.386	4.629
16) MA	Dieldrin	5.031	6.737	99798685	25161295	4.844	4.915
17) MA	Endrin	5.359	7.280	97557764	23573371	4.735	4.634
18) A	4,4'-DDD	5.511f	7.477	71677166	17362531	4.458	4.715
19) B	Endosulfa...	5.690	7.658	87279402	21180042	4.880	4.737
20) MA	4,4'-DDT	5.935	8.047	75760008	15180688	4.667	4.419
21) B	Endrin Al...	6.337	8.277	71417817	15004442	4.476	4.408
22) B	Endosulfa...	7.053	8.786	84388518	18921952	4.927	5.142
23) A	Methoxychlor	6.774f	9.385	48800361	8027540	5.189	4.657
24)	Mirex	6.901	9.711	74403478	14596295	5.739	5.441
25) B	Endrin Ke...	7.512	9.770	92421148	19310114	5.356	4.980
	Sum Toxaphene			0	0	N.D.	N.D.
Average	Toxaphene					0.000	0.000

(f)=RT Delta > 1/2 Window (#)=Amounts differ by > 25% (m)=manual int.

Quantitation Report (QT Reviewed)

Data Path : C:\msdchem\1\DATA\1G5651\
Data File : 1g166082.D
Signal(s) : Signal #1: ECD1A.CH Signal #2: ECD2B.CH
Acq On : 13 May 2021 11:48 pm
Operator : christp
Sample : ic5651-5
Misc : op33250,g1g5651,30,,,2,1
ALS Vial : 5 Sample Multiplier: 1

Integration File signal 1: autoint1.e
Integration File signal 2: autoint2.e
Quant Time: May 14 20:34:44 2021
Quant Method : C:\MSDCHEM\1\METHODS\1PST5651.M
Quant Title : PEST/PCB
QLast Update : Wed May 12 00:29:34 2021
Response via : Initial Calibration
Integrator: ChemStation 6890 Scale Mode: Large solvent peaks clipped

Volume Inj. : 1ul/column
Signal #1 Phase : RTXCLP I Signal #2 Phase: RTX-CLP II
Signal #1 Info : 30mx.32mmx.50um Signal #2 Info : 30m x .32mm x .25um

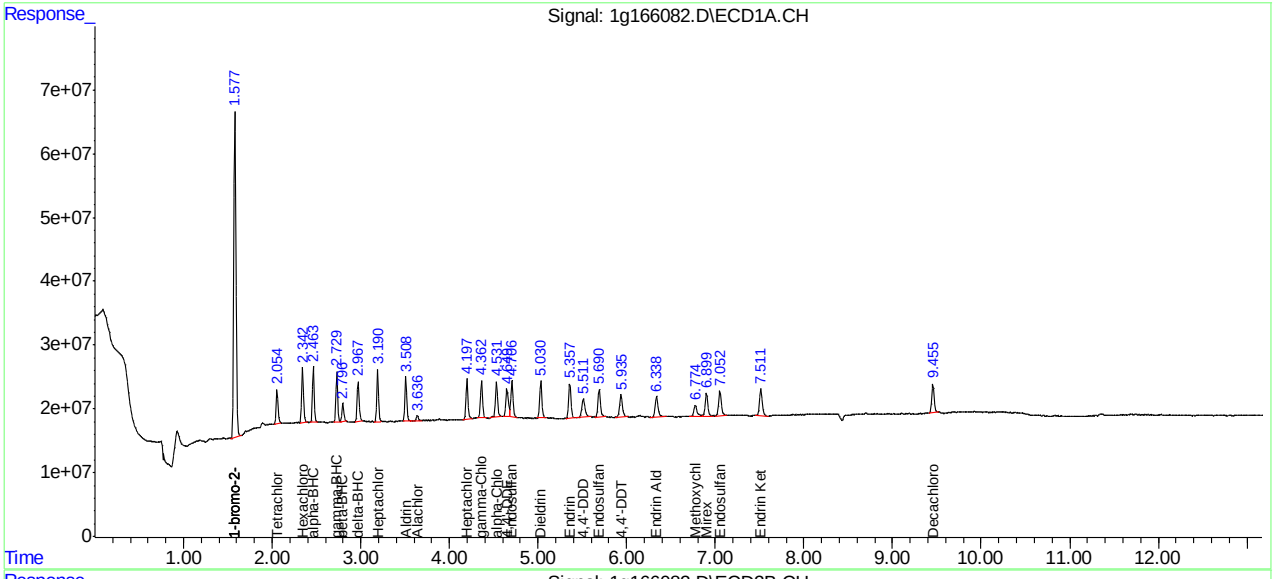

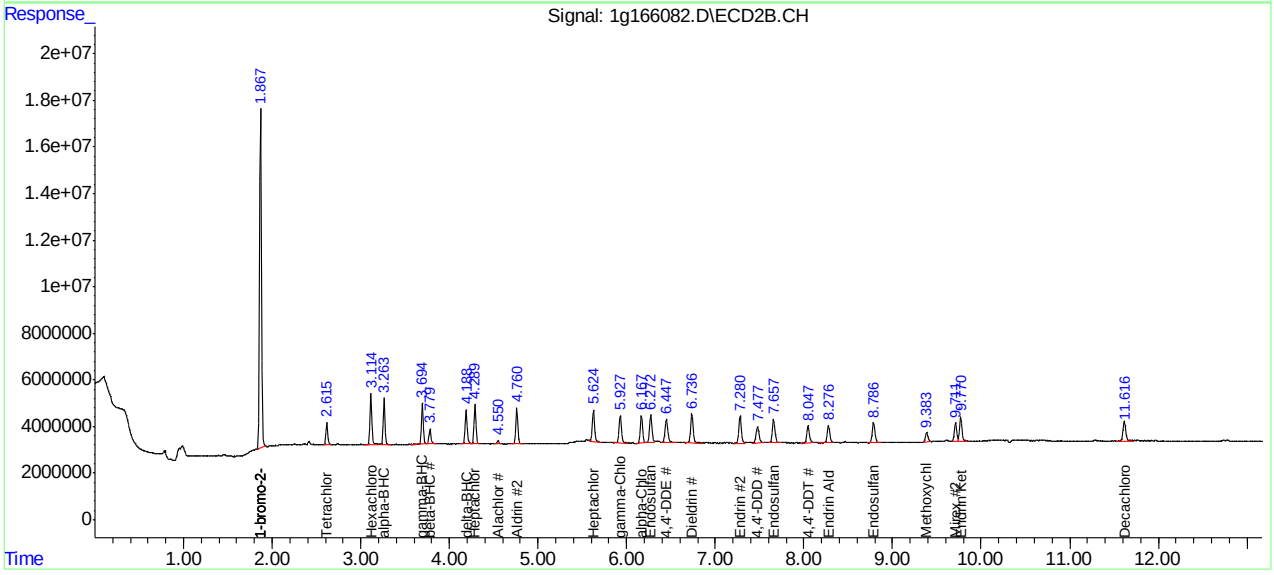

Manual Integration Approval Summary

Sample Number: G1G5651-IC5651
Lab FileID: 1G166082.D
Injection Time: 05/13/21 23:48
Method: SW846 8081B
Analyst approved: 05/14/21 23:03 Rebecca Krug
Supervisor approved: 05/18/21 10:03 Gwendolyn Burns

Parameter	CAS	Sig#	R.T. (min.)	Reason
Heptachlor epoxide	1024-57-3	2	5.62	Poorly defined baseline
Decachlorobiphenyl	2051-24-3	1	9.46	Poorly defined baseline

Quantitation Report (Qedit)

Data Path : C:\msdchem\1\DATA\1G5651\
Data File : 1g166082.D
Signal(s) : Signal #1: ECD1A.CH Signal #2: ECD2B.CH
Acq On : 13 May 2021 11:48 pm
Operator : christp
Sample : ic5651-5
Misc : op33250,g1g5651,30,,,2,1
ALS Vial : 5 Sample Multiplier: 1

Integration File signal 1: autoint1.e
Integration File signal 2: autoint2.e
Quant Time: May 14 20:33:56 2021
Quant Method : C:\MSDCHEM\1\METHODS\1PST5651.M
Quant Title : PEST/PCB
QLast Update : Wed May 12 00:29:34 2021
Response via : Initial Calibration
Integrator: ChemStation 6890 Scale Mode: Large solvent peaks clipped

Volume Inj. : 1ul/column
Signal #1 Phase : RTXCLP I Signal #2 Phase: RTX-CLP II
Signal #1 Info : 30mx.32mmx.50um Signal #2 Info : 30m x .32mm x .25um

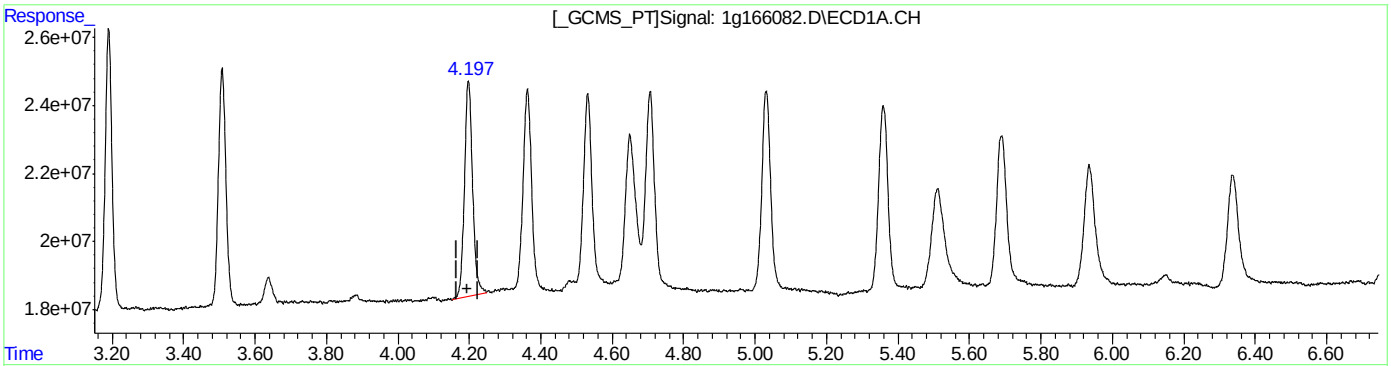

(11) Heptachlor Epoxide (B)
4.197min 4.934PPB
response 99704807

(11) Heptachlor Epoxide #2 (B)
5.625min 5.920PPB
response 28905987

(+) = Expected Retention Time
1PST5651.M Fri May 14 20:34:15 2021 Page: 1

Quantitation Report (Qedit)

Data Path : C:\msdchem\1\DATA\1G5651\
Data File : 1g166082.D
Signal(s) : Signal #1: ECD1A.CH Signal #2: ECD2B.CH
Acq On : 13 May 2021 11:48 pm
Operator : christp
Sample : ic5651-5
Misc : op33250,g1g5651,30,,,2,1
ALS Vial : 5 Sample Multiplier: 1

Integration File signal 1: autoint1.e
Integration File signal 2: autoint2.e
Quant Time: May 14 20:33:56 2021
Quant Method : C:\MSDCHEM\1\METHODS\1PST5651.M
Quant Title : PEST/PCB
QLast Update : Wed May 12 00:29:34 2021
Response via : Initial Calibration
Integrator: ChemStation 6890 Scale Mode: Large solvent peaks clipped

Volume Inj. : 1ul/column
Signal #1 Phase : RTXCLP I Signal #2 Phase: RTX-CLP II
Signal #1 Info : 30mx.32mmx.50um Signal #2 Info : 30m x .32mm x .25um

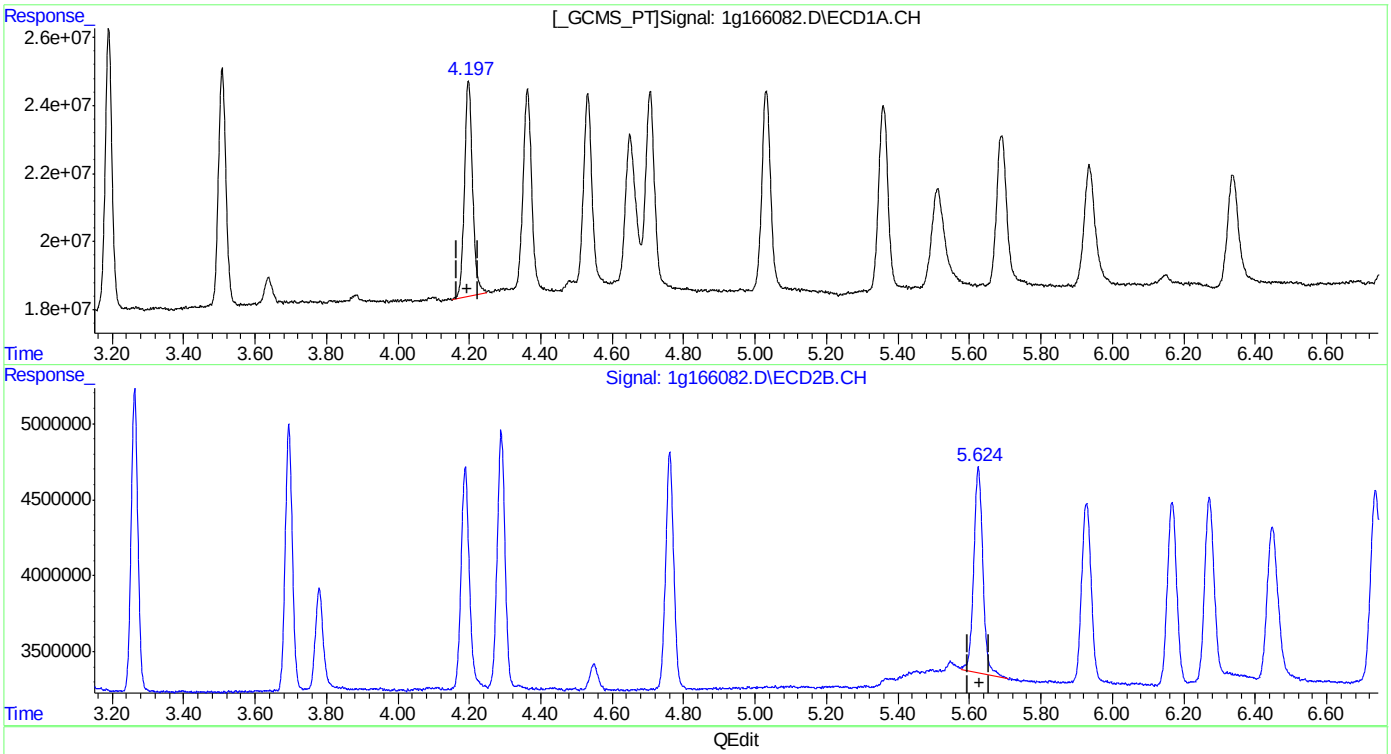

(11) Heptachlor Epoxide (B)
4.197min 4.934PPB
response 99704807

(11) Heptachlor Epoxide #2 (B)
5.624min 4.986PPB m
response 24347057

(+) = Expected Retention Time

Quantitation Report (Qedit)

Data Path : C:\msdchem\1\DATA\1G5651\
Data File : 1g166082.D
Signal(s) : Signal #1: ECD1A.CH Signal #2: ECD2B.CH
Acq On : 13 May 2021 11:48 pm
Operator : christp
Sample : ic5651-5
Misc : op33250,g1g5651,30,,,2,1
ALS Vial : 5 Sample Multiplier: 1

Integration File signal 1: autoint1.e
Integration File signal 2: autoint2.e
Quant Time: May 14 20:33:56 2021
Quant Method : C:\MSDCHEM\1\METHODS\1PST5651.M
Quant Title : PEST/PCB
QLast Update : Wed May 12 00:29:34 2021
Response via : Initial Calibration
Integrator: ChemStation 6890 Scale Mode: Large solvent peaks clipped

Volume Inj. : 1ul/column
Signal #1 Phase : RTXCLP I Signal #2 Phase: RTX-CLP II
Signal #1 Info : 30mx.32mmx.50um Signal #2 Info : 30m x .32mm x .25um

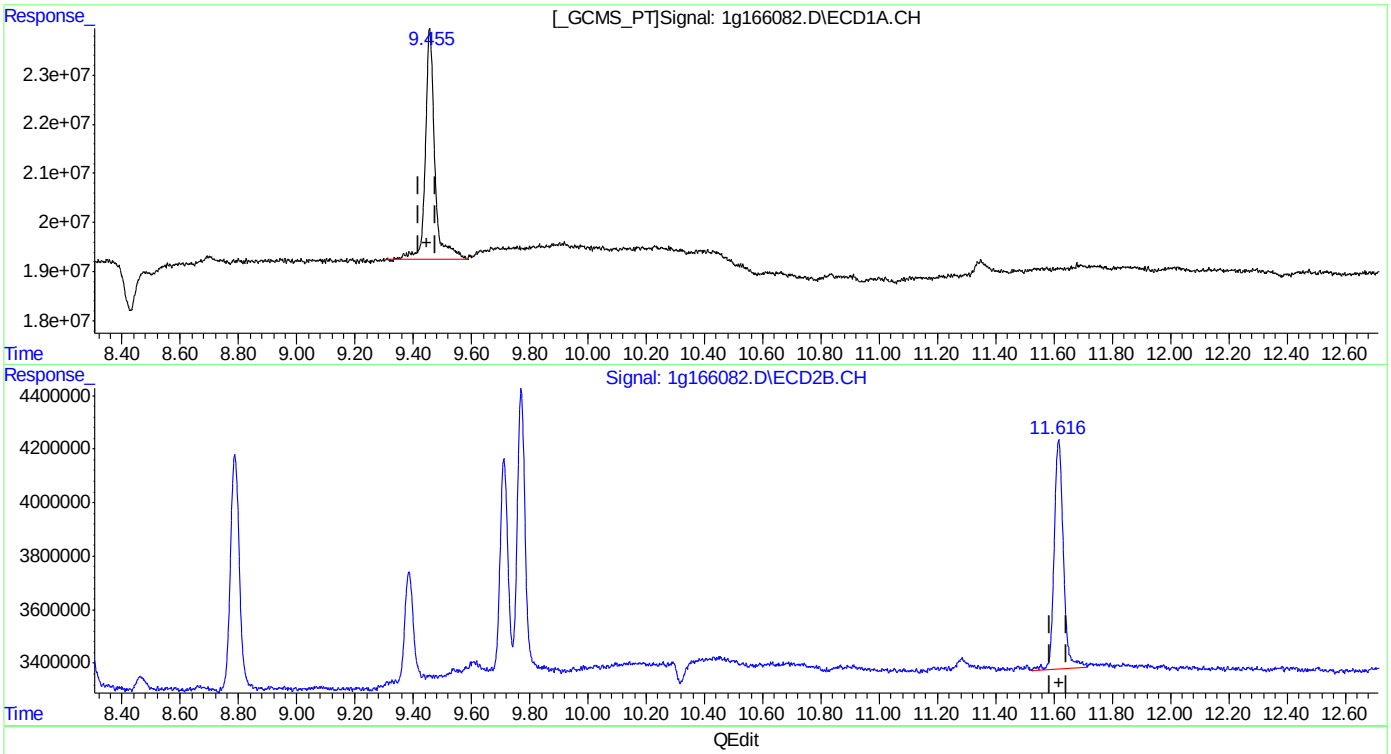

QEdit

(26) Decachlorobiphenyl (SA)
9.456min 6.372PPB
response 105459960

(26) Decachlorobiphenyl #2 (SA)
11.616min 5.568PPB
response 18902760

(+) = Expected Retention Time
1PST5651.M Fri May 14 20:34:38 2021 Page: 1

Quantitation Report (Qedit)

Data Path : C:\msdchem\1\DATA\1G5651\
Data File : 1g166082.D
Signal(s) : Signal #1: ECD1A.CH Signal #2: ECD2B.CH
Acq On : 13 May 2021 11:48 pm
Operator : christp
Sample : ic5651-5
Misc : op33250,g1g5651,30,,,2,1
ALS Vial : 5 Sample Multiplier: 1

Integration File signal 1: autoint1.e
Integration File signal 2: autoint2.e
Quant Time: May 14 20:33:56 2021
Quant Method : C:\MSDCHEM\1\METHODS\1PST5651.M
Quant Title : PEST/PCB
QLast Update : Wed May 12 00:29:34 2021
Response via : Initial Calibration
Integrator: ChemStation 6890 Scale Mode: Large solvent peaks clipped

Volume Inj. : 1ul/column
Signal #1 Phase : RTXCLP I Signal #2 Phase: RTX-CLP II
Signal #1 Info : 30mx.32mmx.50um Signal #2 Info : 30m x .32mm x .25um

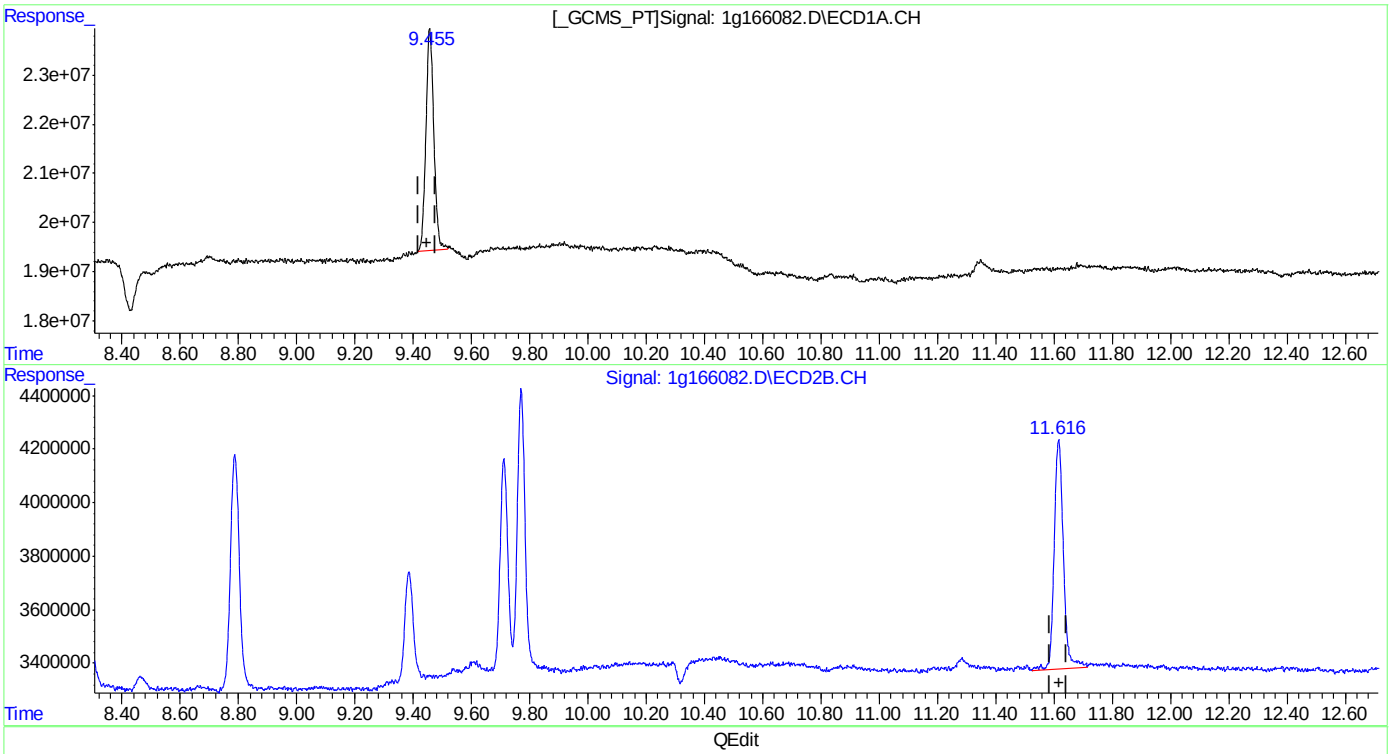

QEdit

(26) Decachlorobiphenyl (SA)
9.455min 5.122PPB m
response 84772812

(26) Decachlorobiphenyl #2 (SA)
11.616min 5.568PPB
response 18902760

(+) = Expected Retention Time
1PST5651.M Fri May 14 20:34:47 2021 Page: 1

Manual Integrations APPROVED (compounds with "m" flag)
Gwendolyn Burns 05/18/21 10:03

Quantitation Report (QT Reviewed)

Data Path : C:\msdchem\1\DATA\1G5651\
Data File : 1g166083.D
Signal(s) : Signal #1: ECD1A.CH Signal #2: ECD2B.CH
Acq On : 14 May 2021 12:06 am
Operator : christp
Sample : ic5651-10
Misc : op33250,g1g5651,30,,,2,1
ALS Vial : 6 Sample Multiplier: 1

Integration File signal 1: autoint1.e
Integration File signal 2: autoint2.e
Quant Time: May 14 20:32:52 2021
Quant Method : C:\MSDCHEM\1\METHODS\1PST5651.M
Quant Title : PEST/PCB
QLast Update : Wed May 12 00:29:34 2021
Response via : Initial Calibration
Integrator: ChemStation 6890 Scale Mode: Large solvent peaks clipped

Volume Inj. : 1ul/column
Signal #1 Phase : RTXCLP I Signal #2 Phase: RTX-CLP II
Signal #1 Info : 30mx.32mmx.50um Signal #2 Info : 30m x .32mm x .25um

	Compound	RT#1	RT#2	Resp#1	Resp#2	PPB	PPB
	Compound	RT#1	RT#2	Resp#1	Resp#2	PPB	PPB
	Internal Standards						
1) I	1-bromo-2...	1.578	1.868	928.9E6	222.1E6	50.000	50.000
27) I	1-bromo-2...	1.578	1.868	928.9E6	222.1E6	50.000	50.000
33) I	1-bromo-2...	1.578	1.868	928.9E6	222.1E6	50.000	50.000
	System Monitoring Compounds						
2) SAB	Tetrachlo...	2.055	2.616	168.4E6	26561255	10.149	9.811
Spiked Amount	40.000	Range	30 - 150	Recovery	=	25.37%#	24.53%#
26) SA	Decachlor...	9.455	11.615	189.8E6	35636716	11.196	10.328
Spiked Amount	40.000			Recovery	=	27.99%	25.82%
	Target Compounds						
3)	Hexachlor...	2.342	3.114	259.5E6	64227386	10.087	9.894
4) A	alpha-BHC	2.464	3.263	245.6E6	55483452	9.716	9.210
5) MA	gamma-BHC	2.728	3.695	225.5E6	50740797	9.819	9.211
6) MA	Heptachlor	3.190	4.290	224.0E6	54635794	9.711	9.526
7) B	beta-BHC	2.796	3.779	101.1E6	20721251	10.176	9.981
8) B	delta-BHC	2.967	4.188	226.9E6	50271278	10.545	9.511
9) MB	Aldrin	3.508	4.762	210.1E6	50778425	9.541	9.254
10)	Alachlor	3.636	4.548	25935725	5951880	11.628	11.710
11) B	Heptachlo...	4.197	5.624	198.4E6	49057142	9.588	9.885m
12) B	gamma-Chl...	4.360	5.926	203.1E6	46185804	9.621	9.475
13) B	alpha-Chl...	4.531	6.167	192.6E6	45176444	9.382	9.381
14) A	Endosulfan I	4.705	6.272	206.9E6	46501895	10.256	9.154
15) B	4,4'-DDE	4.654	6.447	182.7E6	47571659	9.104	9.856
16) MA	Dieldrin	5.032	6.738	206.6E6	49187783	9.793	9.454
17) MA	Endrin	5.357	7.280	205.3E6	46889148	9.730	9.068
18) A	4,4'-DDD	5.510f	7.476	156.1E6	34156035	9.481	9.125
19) B	Endosulfa...	5.690	7.657	181.8E6	44316105	9.926	9.752
20) MA	4,4'-DDT	5.934	8.046	168.0E6	32175569	10.102	9.216
21) B	Endrin Al...	6.337	8.276	151.1E6	33955957	9.249	9.815
22) B	Endosulfa...	7.051	8.786	171.5E6	38320800	9.774	10.246
23) A	Methoxychlor	6.773f	9.384	88756156	17032432	9.215	9.723
24)	Mirex	6.899	9.712	150.8E6	29675513	11.355	10.884
25) B	Endrin Ke...	7.515	9.768	187.9E6	40740775	10.632	10.337
Sum	Toxaphene			0	0	N.D.	N.D.
Average	Toxaphene					0.000	0.000

(f)=RT Delta > 1/2 Window (#)=Amounts differ by > 25% (m)=manual int.

Quantitation Report (QT Reviewed)

Data Path : C:\msdchem\1\DATA\1G5651\
Data File : 1g166083.D
Signal(s) : Signal #1: ECD1A.CH Signal #2: ECD2B.CH
Acq On : 14 May 2021 12:06 am
Operator : christp
Sample : ic5651-10
Misc : op33250,g1g5651,30,,,2,1
ALS Vial : 6 Sample Multiplier: 1

Integration File signal 1: autoint1.e
Integration File signal 2: autoint2.e
Quant Time: May 14 20:32:52 2021
Quant Method : C:\MSDCHEM\1\METHODS\1PST5651.M
Quant Title : PEST/PCB
QLast Update : Wed May 12 00:29:34 2021
Response via : Initial Calibration
Integrator: ChemStation 6890 Scale Mode: Large solvent peaks clipped

Volume Inj. : 1ul/column
Signal #1 Phase : RTXCLP I Signal #2 Phase: RTX-CLP II
Signal #1 Info : 30mx.32mmx.50um Signal #2 Info : 30m x .32mm x .25um

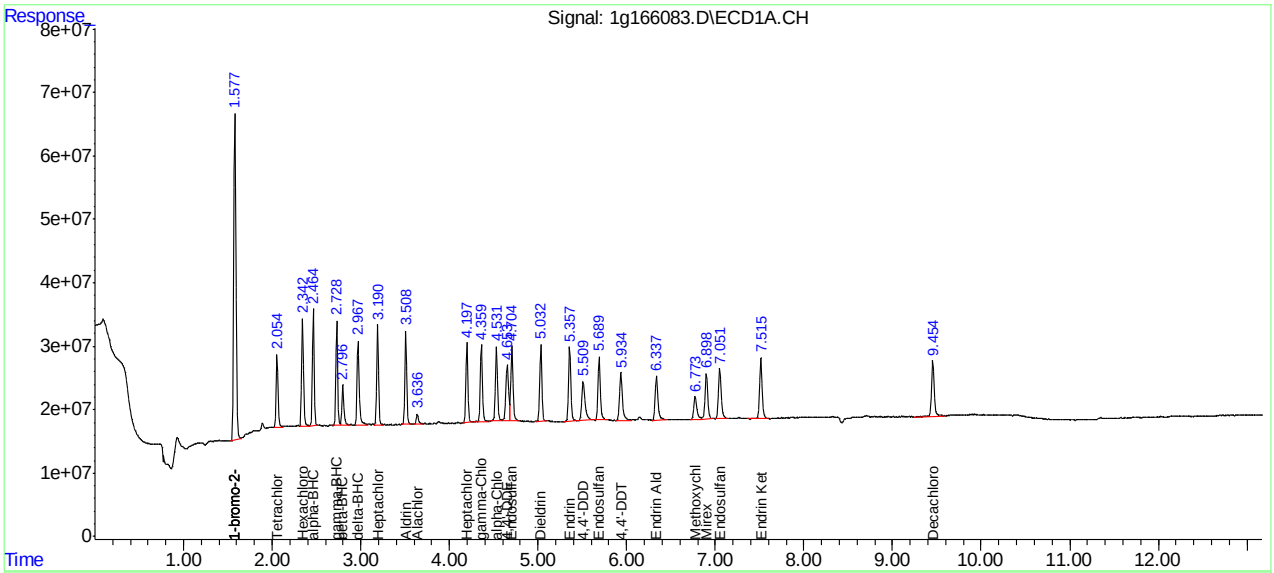

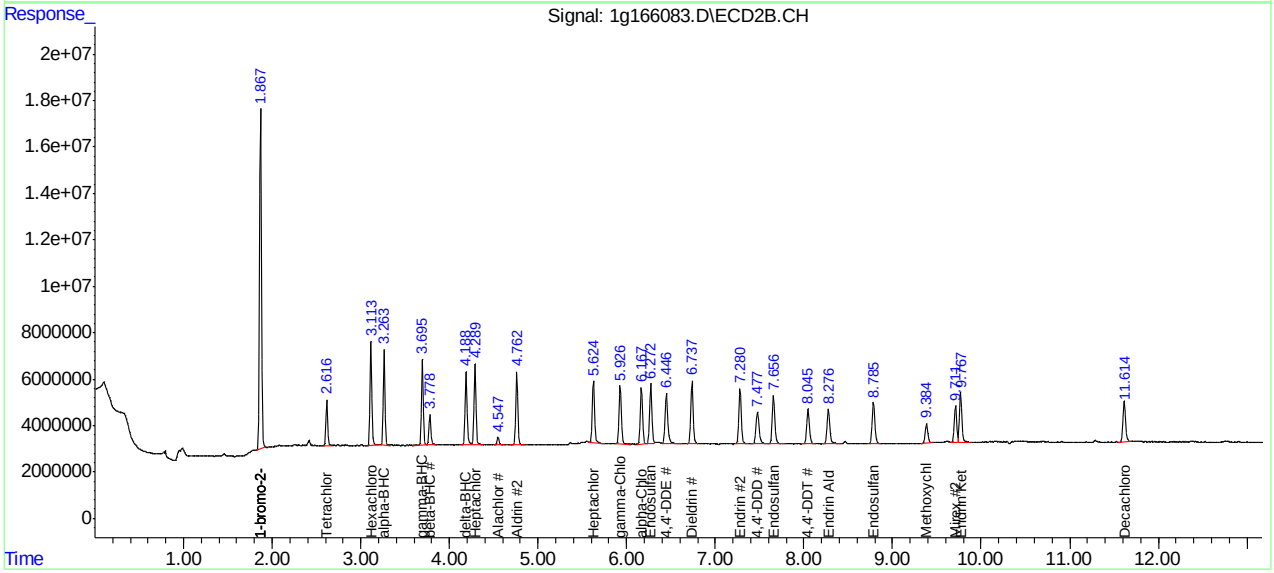

Manual Integration Approval Summary

Sample Number: G1G5651-IC5651
Lab FileID: 1G166083.D
Injection Time: 05/14/21 00:06
Method: SW846 8081B
Analyst approved: 05/14/21 23:03 Rebecca Krug
Supervisor approved: 05/18/21 10:03 Gwendolyn Burns

Parameter	CAS	Sig#	R.T. (min.)	Reason
Heptachlor epoxide	1024-57-3	2	5.62	Poorly defined baseline

Quantitation Report (Qedit)

Data Path : C:\msdchem\1\DATA\1G5651\
Data File : 1g166083.D
Signal(s) : Signal #1: ECD1A.CH Signal #2: ECD2B.CH
Acq On : 14 May 2021 12:06 am
Operator : christp
Sample : ic5651-10
Misc : op33250,g1g5651,30,,,2,1
ALS Vial : 6 Sample Multiplier: 1

Integration File signal 1: autoint1.e
Integration File signal 2: autoint2.e
Quant Time: May 14 20:32:32 2021
Quant Method : C:\MSDCHEM\1\METHODS\1PST5651.M
Quant Title : PEST/PCB
QLast Update : Wed May 12 00:29:34 2021
Response via : Initial Calibration
Integrator: ChemStation 6890 Scale Mode: Large solvent peaks clipped

Volume Inj. : 1ul/column
Signal #1 Phase : RTXCLP I Signal #2 Phase: RTX-CLP II
Signal #1 Info : 30mx.32mmx.50um Signal #2 Info : 30m x .32mm x .25um

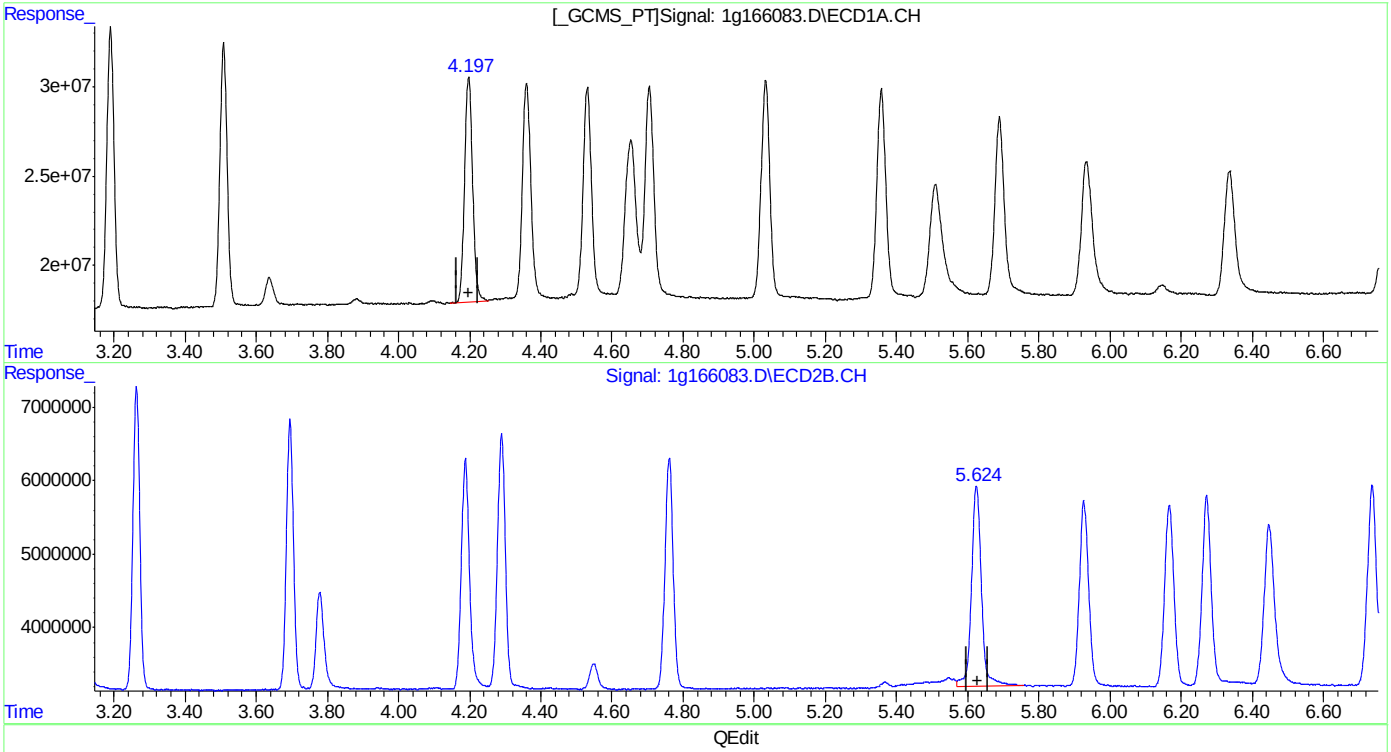

QEdit

(11) Heptachlor Epoxide (B)
4.197min 9.588PPB
response 198432834

(11) Heptachlor Epoxide #2 (B)
5.625min 10.796PPB
response 53580267

(+) = Expected Retention Time
1PST5651.M Fri May 14 20:32:48 2021 Page: 1

Quantitation Report (Qedit)

Data Path : C:\msdchem\1\DATA\1G5651\
Data File : 1g166083.D
Signal(s) : Signal #1: ECD1A.CH Signal #2: ECD2B.CH
Acq On : 14 May 2021 12:06 am
Operator : christp
Sample : ic5651-10
Misc : op33250,g1g5651,30,,,2,1
ALS Vial : 6 Sample Multiplier: 1

Integration File signal 1: autoint1.e
Integration File signal 2: autoint2.e
Quant Time: May 14 20:32:32 2021
Quant Method : C:\MSDCHEM\1\METHODS\1PST5651.M
Quant Title : PEST/PCB
QLast Update : Wed May 12 00:29:34 2021
Response via : Initial Calibration
Integrator: ChemStation 6890 Scale Mode: Large solvent peaks clipped

Volume Inj. : 1ul/column
Signal #1 Phase : RTXCLP I Signal #2 Phase: RTX-CLP II
Signal #1 Info : 30mx.32mmx.50um Signal #2 Info : 30m x .32mm x .25um

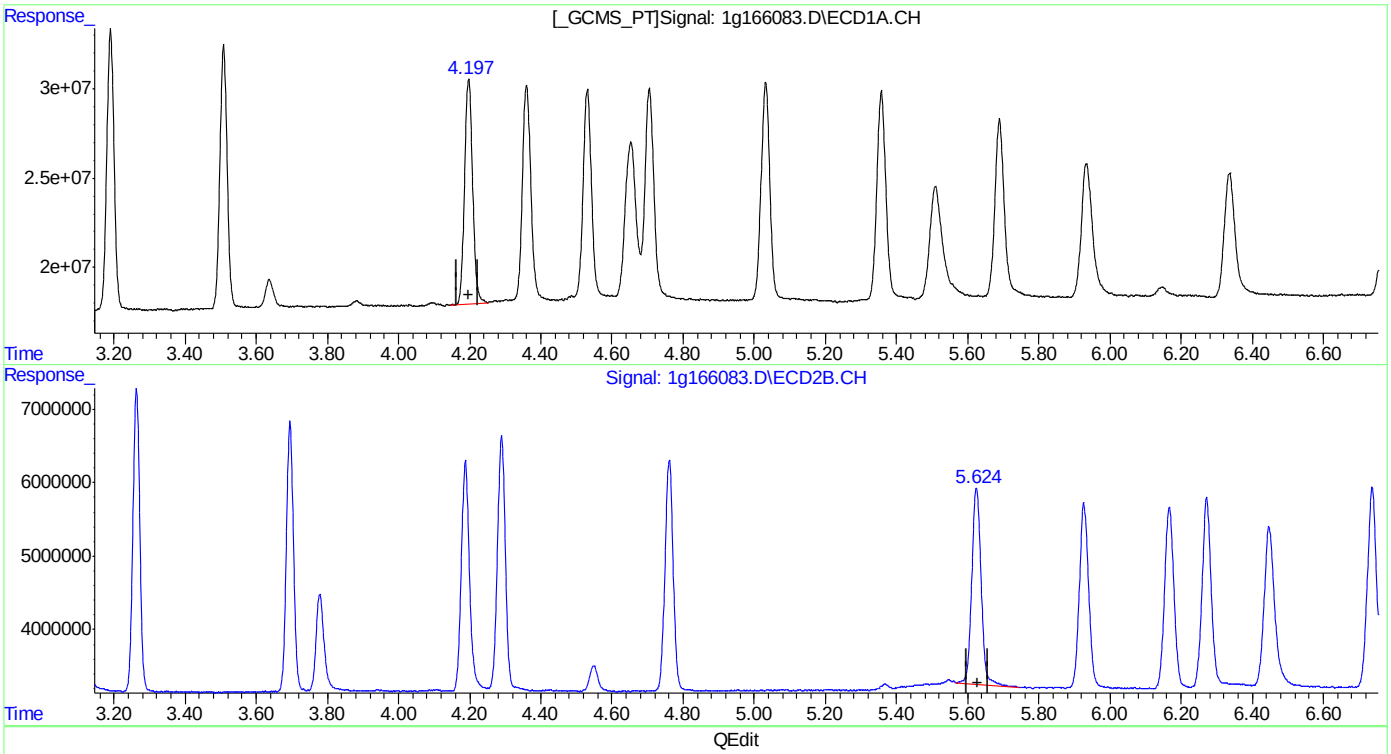

QEdit

(11) Heptachlor Epoxide (B)
4.197min 9.588PPB
response 198432834

(11) Heptachlor Epoxide #2 (B)
5.624min 9.885PPB m
response 49057142

(+) = Expected Retention Time
1PST5651.M Fri May 14 20:32:54 2021 Page: 1

Manual Integrations APPROVED (compounds with "m" flag)
Gwendolyn Burns 05/18/21 10:03

Quantitation Report (QT Reviewed)

Data Path : C:\msdchem\1\DATA\1G5651\
Data File : 1g166084.D
Signal(s) : Signal #1: ECD1A.CH Signal #2: ECD2B.CH
Acq On : 14 May 2021 12:24 am
Operator : christp
Sample : icc5651-25
Misc : op33250,g1g5651,30,,,2,1
ALS Vial : 7 Sample Multiplier: 1

Integration File signal 1: autoint1.e
Integration File signal 2: autoint2.e
Quant Time: May 14 20:33:25 2021
Quant Method : C:\MSDCHEM\1\METHODS\1PST5651.M
Quant Title : PEST/PCB
QLast Update : Wed May 12 00:29:34 2021
Response via : Initial Calibration
Integrator: ChemStation 6890 Scale Mode: Large solvent peaks clipped

Volume Inj. : 1ul/column
Signal #1 Phase : RTXCLP I Signal #2 Phase: RTX-CLP II
Signal #1 Info : 30mx.32mmx.50um Signal #2 Info : 30m x .32mm x .25um

	Compound	RT#1	RT#2	Resp#1	Resp#2	PPB	PPB
	Compound	RT#1	RT#2	Resp#1	Resp#2	PPB	PPB
	Internal Standards						
1) I	1-bromo-2...	1.579	1.870	913.2E6	218.7E6	50.000	50.000
27) I	1-bromo-2...	1.579	1.870	913.2E6	218.7E6	50.000	50.000
33) I	1-bromo-2...	1.579	1.870	913.2E6	218.7E6	50.000	50.000
	System Monitoring Compounds						
2) SAB	Tetrachlo...	2.058	2.618	391.4E6	64821039	23.991	24.321
Spiked Amount	40.000	Range	30 - 150	Recovery	=	59.98%	60.80%
26) SA	Decachlor...	9.454	11.614	409.6E6	84272888	24.582	24.809
Spiked Amount	40.000			Recovery	=	61.46%	62.02%
	Target Compounds						
3)	Hexachlor...	2.344	3.115	607.0E6	156.7E6	24.005	24.518
4) A	alpha-BHC	2.465	3.264	601.4E6	145.1E6	24.206	24.468
5) MA	gamma-BHC	2.730	3.696	540.6E6	130.9E6	23.943	24.130
6) MA	Heptachlor	3.191	4.290	530.1E6	136.1E6	23.377	24.097
7) B	beta-BHC	2.797	3.778	239.1E6	51225610	24.492	25.062
8) B	delta-BHC	2.969	4.188	543.4E6	128.5E6	25.691	24.702
9) MB	Aldrin	3.508	4.761	505.1E6	126.8E6	23.335	23.473
10)	Alachlor	3.638	4.549	60223041	13387664	27.465	26.754
11) B	Heptachlo...	4.198	5.626	470.6E6	117.2E6	23.133	23.989m
12) B	gamma-Chl...	4.361	5.928	487.2E6	114.3E6	23.479	23.826
13) B	alpha-Chl...	4.530	6.168	483.3E6	111.2E6	23.947	23.448
14) A	Endosulfan I	4.706	6.271	513.0E6	115.5E6	25.864	23.086
15) B	4,4'-DDE	4.652	6.448	450.6E6	114.0E6	22.846	23.987
16) MA	Dieldrin	5.030	6.737	490.3E6	121.6E6	23.642	23.749
17) MA	Endrin	5.358	7.279	492.6E6	114.8E6	23.745	22.558
18) A	4,4'-DDD	5.509f	7.474	406.9E6	82144420	25.139	22.293
19) B	Endosulfa...	5.688	7.656	452.2E6	101.8E6	25.113	22.746
20) MA	4,4'-DDT	5.933	8.045	408.8E6	81778278	25.014	23.793
21) B	Endrin Al...	6.336	8.275	358.7E6	80195548	22.333	23.547
22) B	Endosulfa...	7.051	8.784	410.3E6	91994540	23.792	24.986
23) A	Methoxychlor	6.772f	9.383	209.8E6	42036625	22.152	24.375
24)	Mirex	6.900	9.709	347.3E6	68485865	26.606	25.514
25) B	Endrin Ke...	7.511	9.769	446.1E6	98168057	25.680	25.301
	Sum Toxaphene			0	0	N.D.	N.D.
Average	Toxaphene					0.000	0.000

(f)=RT Delta > 1/2 Window (#)=Amounts differ by > 25% (m)=manual int.

Quantitation Report (QT Reviewed)

Data Path : C:\msdchem\1\DATA\1G5651\
Data File : 1g166084.D
Signal(s) : Signal #1: ECD1A.CH Signal #2: ECD2B.CH
Acq On : 14 May 2021 12:24 am
Operator : christp
Sample : icc5651-25
Misc : op33250,g1g5651,30,,,2,1
ALS Vial : 7 Sample Multiplier: 1

Integration File signal 1: autoint1.e
Integration File signal 2: autoint2.e
Quant Time: May 14 20:33:25 2021
Quant Method : C:\MSDCHEM\1\METHODS\1PST5651.M
Quant Title : PEST/PCB
QLast Update : Wed May 12 00:29:34 2021
Response via : Initial Calibration
Integrator: ChemStation 6890 Scale Mode: Large solvent peaks clipped

Volume Inj. : 1ul/column
Signal #1 Phase : RTXCLP I Signal #2 Phase: RTX-CLP II
Signal #1 Info : 30mx.32mmx.50um Signal #2 Info : 30m x .32mm x .25um

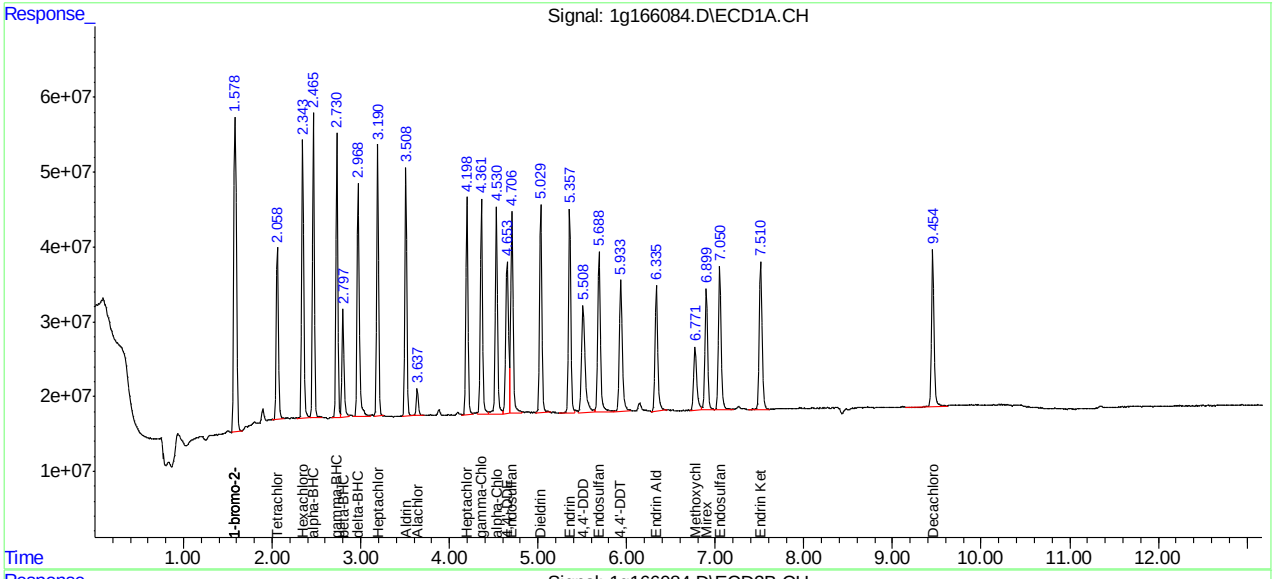

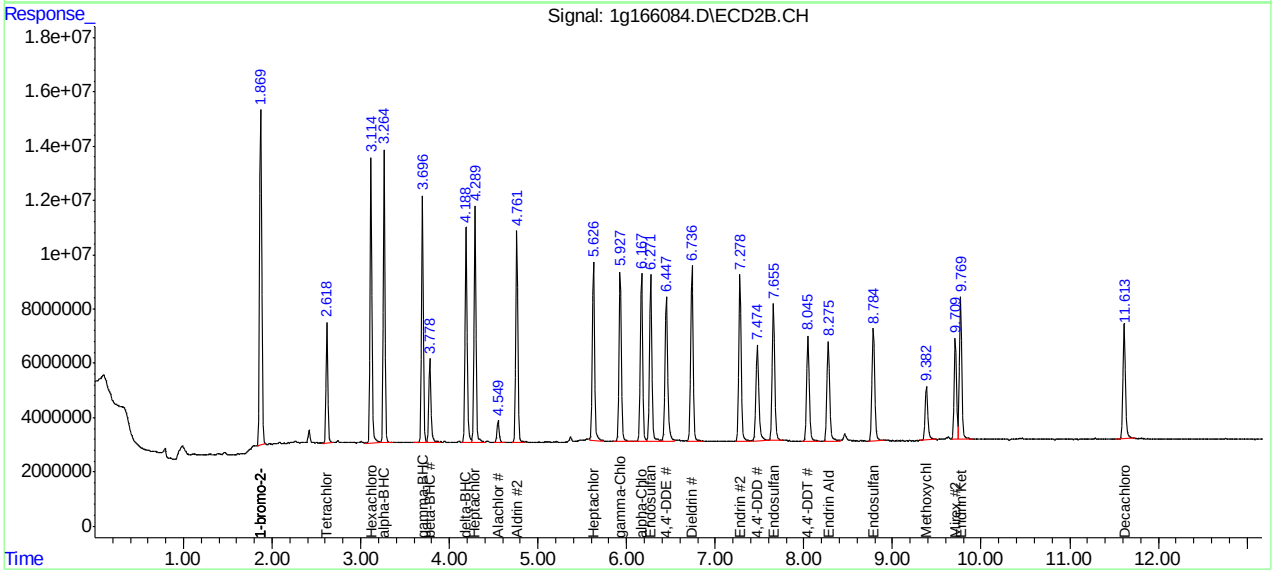

Manual Integration Approval Summary

Sample Number: G1G5651-ICC5651
Lab FileID: 1G166084.D
Injection Time: 05/14/21 00:24
Method: SW846 8081B
Analyst approved: 05/14/21 23:03 Rebecca Krug
Supervisor approved: 05/18/21 10:03 Gwendolyn Burns

Parameter	CAS	Sig#	R.T. (min.)	Reason
Heptachlor epoxide	1024-57-3	2	5.63	Poorly defined baseline

Quantitation Report (Qedit)

Data Path : C:\msdchem\1\DATA\1G5651\
Data File : 1g166084.D
Signal(s) : Signal #1: ECD1A.CH Signal #2: ECD2B.CH
Acq On : 14 May 2021 12:24 am
Operator : christp
Sample : icc5651-25
Misc : op33250,g1g5651,30,,,2,1
ALS Vial : 7 Sample Multiplier: 1

Integration File signal 1: autoint1.e
Integration File signal 2: autoint2.e
Quant Time: May 14 20:14:50 2021
Quant Method : C:\MSDCHEM\1\METHODS\1PST5651.M
Quant Title : PEST/PCB
QLast Update : Wed May 12 00:29:34 2021
Response via : Initial Calibration
Integrator: ChemStation 6890 Scale Mode: Large solvent peaks clipped

Volume Inj. : 1ul/column
Signal #1 Phase : RTXCLP I Signal #2 Phase: RTX-CLP II
Signal #1 Info : 30mx.32mmx.50um Signal #2 Info : 30m x .32mm x .25um

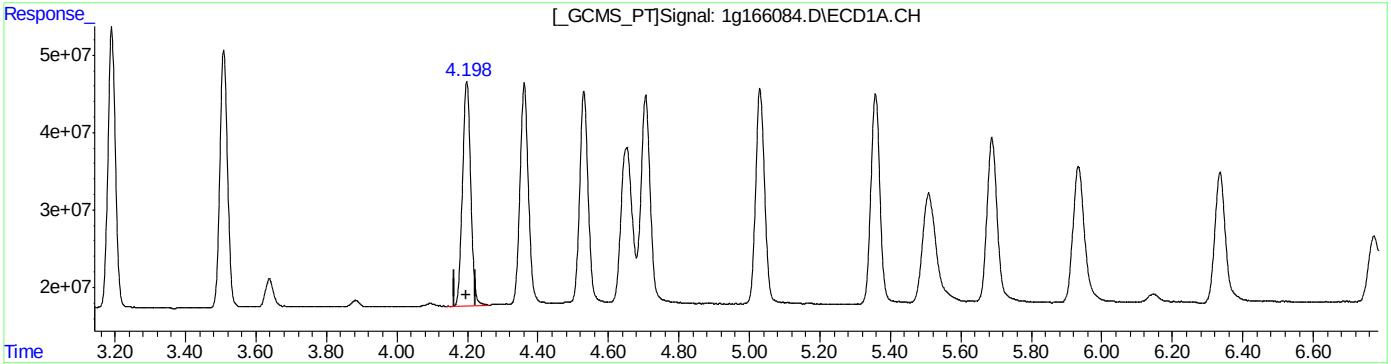

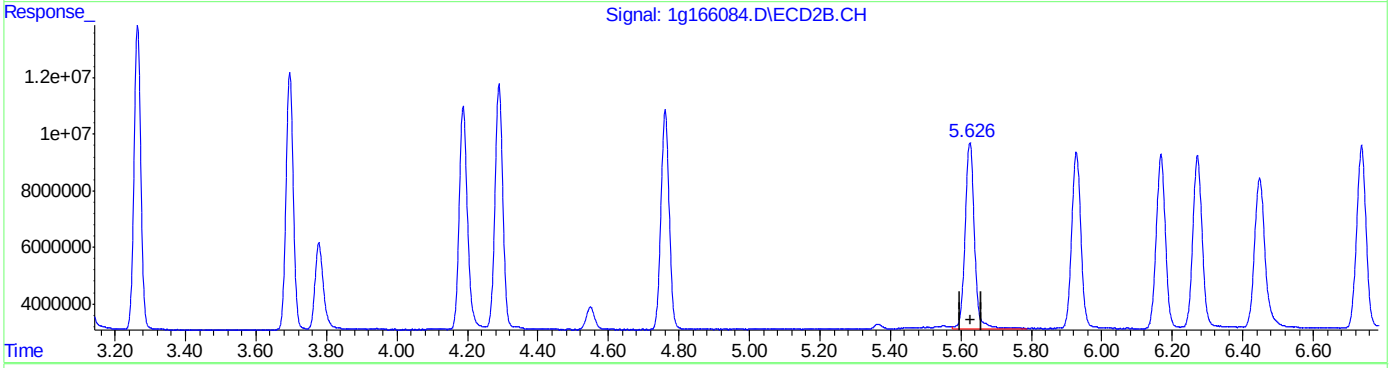

QEdit

(11) Heptachlor Epoxide (B)
4.198min 23.133PPB
response 470647656

(11) Heptachlor Epoxide #2 (B)
5.626min 25.107PPB
response 122667834

(+) = Expected Retention Time
1PST5651.M Fri May 14 20:28:10 2021 Page: 1

Quantitation Report (Qedit)

Data Path : C:\msdchem\1\DATA\1G5651\
Data File : 1g166084.D
Signal(s) : Signal #1: ECD1A.CH Signal #2: ECD2B.CH
Acq On : 14 May 2021 12:24 am
Operator : christp
Sample : icc5651-25
Misc : op33250,g1g5651,30,,,2,1
ALS Vial : 7 Sample Multiplier: 1

Integration File signal 1: autoint1.e
Integration File signal 2: autoint2.e
Quant Time: May 14 20:28:53 2021
Quant Method : C:\MSDCHEM\1\METHODS\1PST5651.M
Quant Title : PEST/PCB
QLast Update : Wed May 12 00:29:34 2021
Response via : Initial Calibration
Integrator: ChemStation 6890 Scale Mode: Large solvent peaks clipped

Volume Inj. : 1ul/column
Signal #1 Phase : RTXCLP I Signal #2 Phase: RTX-CLP II
Signal #1 Info : 30mx.32mmx.50um Signal #2 Info : 30m x .32mm x .25um

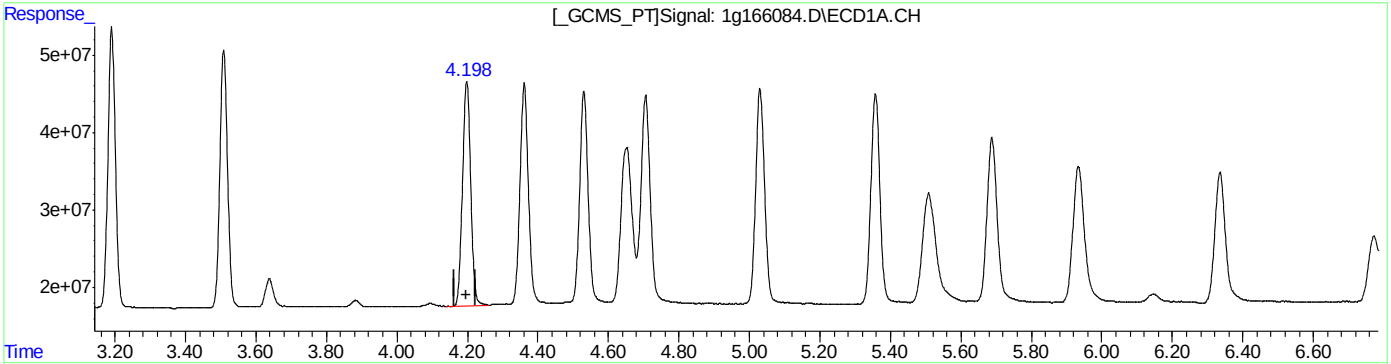

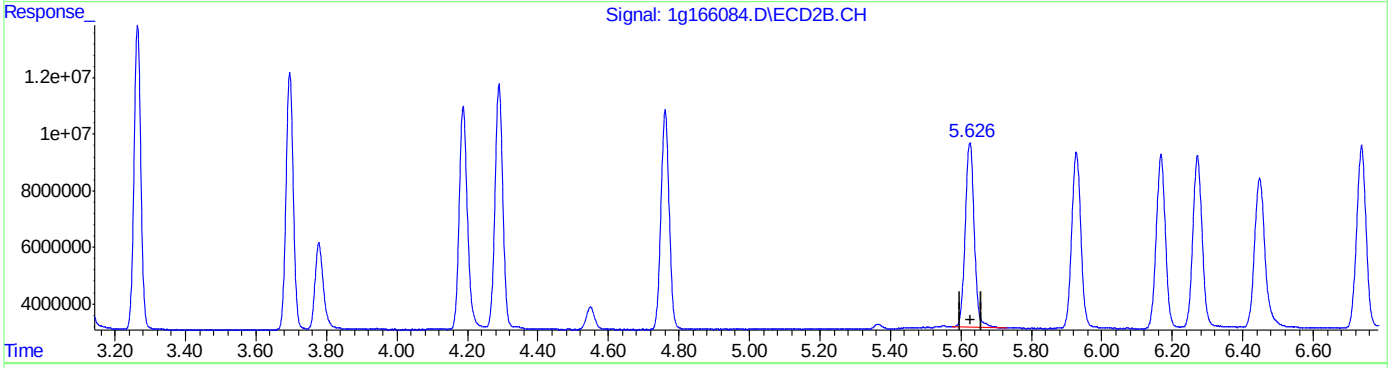

QEdit

(11) Heptachlor Epoxide (B)
4.198min 23.133PPB
response 470647656

(11) Heptachlor Epoxide #2 (B)
5.626min 23.989PPB m
response 117203701

(+) = Expected Retention Time
1PST5651.M Fri May 14 20:33:27 2021 Page: 1

Quantitation Report (QT Reviewed)

Data Path : C:\msdchem\1\DATA\1G5651\
Data File : 1g166085.D
Signal(s) : Signal #1: ECD1A.CH Signal #2: ECD2B.CH
Acq On : 14 May 2021 12:43 am
Operator : christp
Sample : ic5651-50
Misc : op33250,g1g5651,30,,,2,1
ALS Vial : 8 Sample Multiplier: 1

Integration File signal 1: autoint1.e
Integration File signal 2: autoint2.e
Quant Time: May 14 20:30:21 2021
Quant Method : C:\MSDCHEM\1\METHODS\1PST5651.M
Quant Title : PEST/PCB
QLast Update : Wed May 12 00:29:34 2021
Response via : Initial Calibration
Integrator: ChemStation 6890 Scale Mode: Large solvent peaks clipped

Volume Inj. : 1ul/column
Signal #1 Phase : RTXCLP I Signal #2 Phase: RTX-CLP II
Signal #1 Info : 30mx.32mmx.50um Signal #2 Info : 30m x .32mm x .25um

	Compound	RT#1	RT#2	Resp#1	Resp#2	PPB	PPB
	Compound	RT#1	RT#2	Resp#1	Resp#2	PPB	PPB
	Internal Standards						
1) I	1-bromo-2...	1.578	1.868	945.3E6	225.6E6	50.000	50.000
27) I	1-bromo-2...	1.578	1.868	945.3E6	225.6E6	50.000	50.000
33) I	1-bromo-2...	1.578	1.868	945.3E6	225.6E6	50.000	50.000
	System Monitoring Compounds						
2) SAB	Tetrachlo...	2.056	2.617	799.8E6	133.2E6	47.352	48.444
	Spiked Amount 40.000	Range 30 - 150		Recovery = 118.38%		121.11%	
26) SA	Decachlor...	9.456	11.618	810.9E6	175.2E6	47.010	50.014
	Spiked Amount 40.000			Recovery = 117.52%		125.04%	
	Target Compounds						
3)	Hexachlor...	2.342	3.114	1216.6E6	324.6E6	46.474	49.252
4) A	alpha-BHC	2.465	3.264	1244.0E6	317.1E6	48.368	51.845
5) MA	gamma-BHC	2.729	3.695	1119.6E6	284.4E6	47.896	50.846
6) MA	Heptachlor	3.191	4.290	1075.4E6	290.3E6	45.812	49.842
7) B	beta-BHC	2.796	3.780	482.0E6	106.6E6	47.696	50.562
8) B	delta-BHC	2.969	4.189	1140.7E6	286.0E6	52.096	53.290
9) MB	Aldrin	3.509	4.762	1020.8E6	270.9E6	45.555	48.627
10)	Alachlor	3.638	4.548	118.2E6	26804755	52.087	51.937
11) B	Heptachlo...	4.198	5.626	955.7E6	251.2E6	45.378	49.850
12) B	gamma-Chl...	4.362	5.929	989.3E6	244.5E6	46.049	49.403
13) B	alpha-Chl...	4.532	6.168	952.9E6	236.8E6	45.610	48.420
14) A	Endosulfan I	4.707	6.273	1013.1E6	240.3E6	49.340	46.586
15) B	4,4'-DDE	4.652	6.448	911.2E6	238.6E6	44.625	48.681
16) MA	Dieldrin	5.033	6.738	1013.2E6	258.9E6	47.189	49.001
17) MA	Endrin	5.359	7.281	1002.5E6	246.7E6	46.685	46.991
18) A	4,4'-DDD	5.510f	7.475	811.8E6	176.6E6	48.442	46.479
19) B	Endosulfa...	5.688	7.659	903.6E6	218.9E6	48.475	47.434
20) MA	4,4'-DDT	5.934	8.049	839.6E6	177.6E6	49.625	50.104
21) B	Endrin Al...	6.336	8.278	713.7E6	168.1E6	42.923	47.857
22) B	Endosulfa...	7.050	8.786	831.6E6	194.5E6	46.582	51.232
23) A	Methoxychlor	6.773f	9.384	431.2E6	89010243	43.990	50.042
24)	Mirex	6.901	9.712	681.6E6	140.7E6	50.445	50.809
25) B	Endrin Ke...	7.515	9.771	897.0E6	210.3E6	49.873	52.554
	Sum Toxaphene			0	0	N.D.	N.D.
Average	Toxaphene					0.000	0.000

(f)=RT Delta > 1/2 Window (#)=Amounts differ by > 25% (m)=manual int.

Quantitation Report (QT Reviewed)

Data Path : C:\msdchem\1\DATA\1G5651\
Data File : 1g166085.D
Signal(s) : Signal #1: ECD1A.CH Signal #2: ECD2B.CH
Acq On : 14 May 2021 12:43 am
Operator : christp
Sample : ic5651-50
Misc : op33250,g1g5651,30,,,2,1
ALS Vial : 8 Sample Multiplier: 1

Integration File signal 1: autoint1.e
Integration File signal 2: autoint2.e
Quant Time: May 14 20:30:21 2021
Quant Method : C:\MSDCHEM\1\METHODS\1PST5651.M
Quant Title : PEST/PCB
QLast Update : Wed May 12 00:29:34 2021
Response via : Initial Calibration
Integrator: ChemStation 6890 Scale Mode: Large solvent peaks clipped

Volume Inj. : 1ul/column
Signal #1 Phase : RTXCLP I Signal #2 Phase: RTX-CLP II
Signal #1 Info : 30mx.32mmx.50um Signal #2 Info : 30m x .32mm x .25um

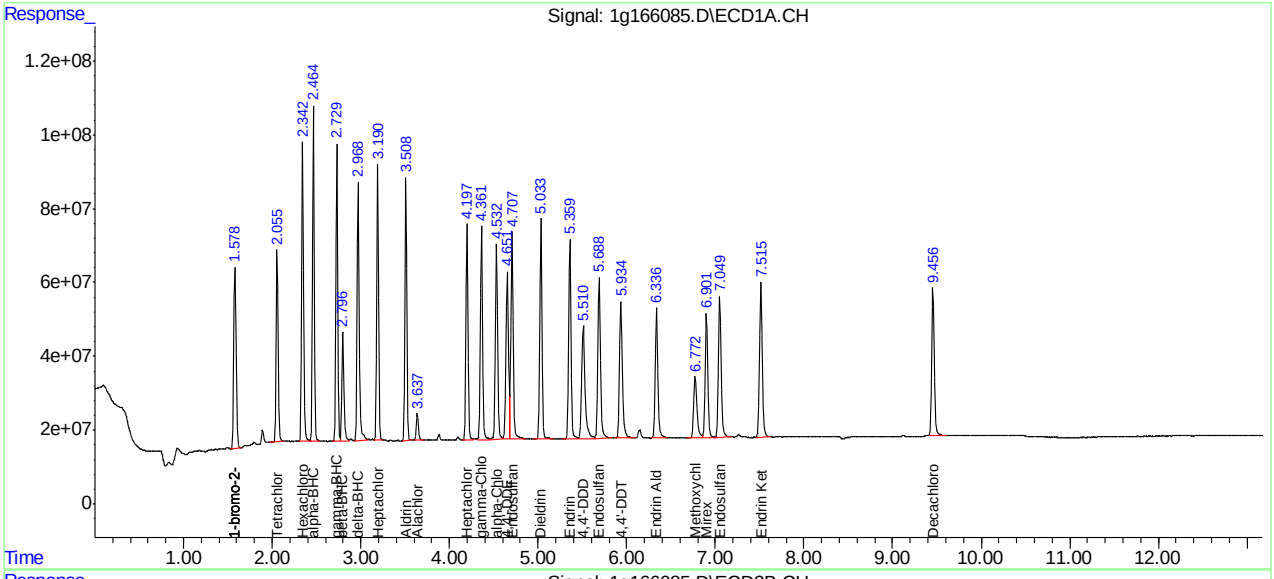

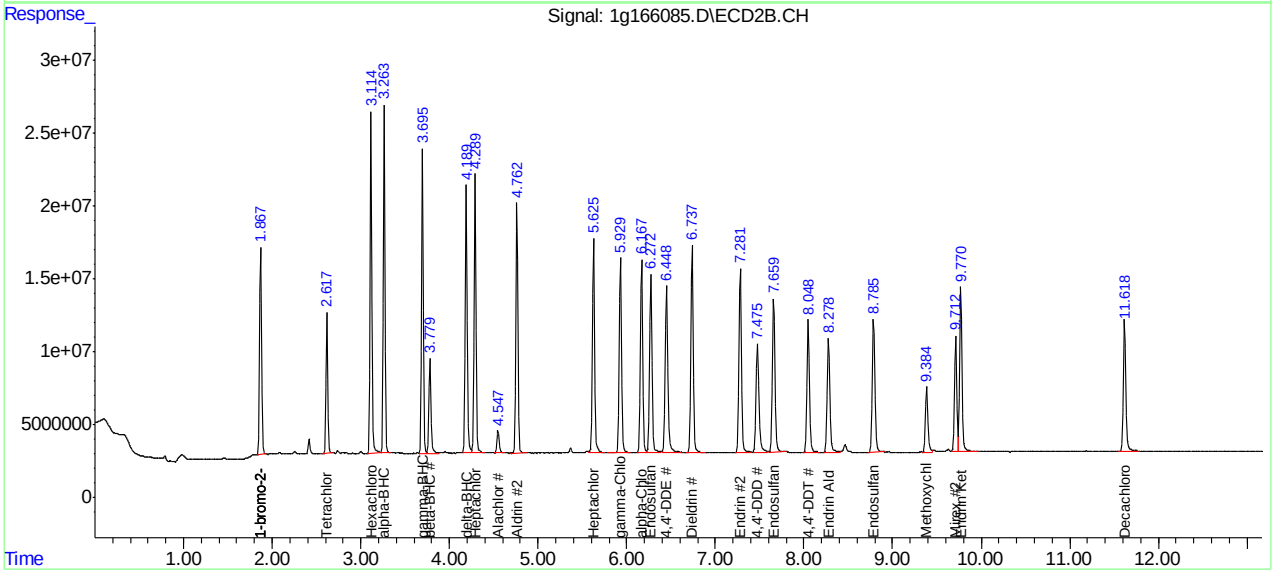

Quantitation Report (QT Reviewed)

Data Path : C:\msdchem\1\DATA\1G5651\
Data File : 1g166086.D
Signal(s) : Signal #1: ECD1A.CH Signal #2: ECD2B.CH
Acq On : 14 May 2021 1:01 am
Operator : christp
Sample : ic5651-75
Misc : op33250,g1g5651,30,,,2,1
ALS Vial : 9 Sample Multiplier: 1

Integration File signal 1: autoint1.e
Integration File signal 2: autoint2.e
Quant Time: May 14 20:30:58 2021
Quant Method : C:\MSDCHEM\1\METHODS\1PST5651.M
Quant Title : PEST/PCB
QLast Update : Wed May 12 00:29:34 2021
Response via : Initial Calibration
Integrator: ChemStation 6890 Scale Mode: Large solvent peaks clipped

Volume Inj. : 1ul/column
Signal #1 Phase : RTXCLP I Signal #2 Phase: RTX-CLP II
Signal #1 Info : 30mx.32mmx.50um Signal #2 Info : 30m x .32mm x .25um

	Compound	RT#1	RT#2	Resp#1	Resp#2	PPB	PPB
	Compound	RT#1	RT#2	Resp#1	Resp#2	PPB	PPB
	Internal Standards						
1) I	1-bromo-2...	1.576	1.867	932.9E6	227.0E6	50.000	50.000
27) I	1-bromo-2...	1.576	1.867	932.9E6	227.0E6	50.000	50.000
33) I	1-bromo-2...	1.576	1.867	932.9E6	227.0E6	50.000	50.000
	System Monitoring Compounds						
2) SAB	Tetrachlo...	2.055	2.616	1194.8E6	204.0E6	71.685	73.753
	Spiked Amount 40.000	Range 30 - 150		Recovery = 179.21%#		184.38%#	
26) SA	Decachlor...	9.459	11.616	1214.3E6	266.0E6	71.339	75.448
	Spiked Amount 40.000			Recovery = 178.35%		188.62%	
	Target Compounds						
3)	Hexachlor...	2.342	3.114	1836.9E6	496.8E6	71.103	74.905
4) A	alpha-BHC	2.464	3.264	1913.4E6	503.3E6	75.390	81.774
5) MA	gamma-BHC	2.729	3.695	1729.8E6	447.6E6	74.992	79.526
6) MA	Heptachlor	3.191	4.290	1658.4E6	448.1E6	71.593	76.465
7) B	beta-BHC	2.796	3.779	739.4E6	162.0E6	74.135	76.370
8) B	delta-BHC	2.968	4.188	1739.9E6	453.0E6	80.528	83.893
9) MB	Aldrin	3.509	4.762	1557.3E6	423.5E6	70.426	75.531
10)	Alachlor	3.637	4.549	173.5E6	40504575	77.458	77.992
11) B	Heptachlo...	4.198	5.626	1442.6E6	389.0E6	69.411	76.716
12) B	gamma-Chl...	4.362	5.928	1511.6E6	381.6E6	71.307	76.620
13) B	alpha-Chl...	4.531	6.167	1441.7E6	369.0E6	69.930	74.998
14) A	Endosulfan I	4.706	6.273	1525.1E6	371.1E6	75.266	71.505
15) B	4,4'-DDE	4.651	6.448	1390.0E6	372.5E6	68.982	75.522
16) MA	Dieldrin	5.032	6.737	1541.2E6	400.7E6	72.739	75.377
17) MA	Endrin	5.358	7.281	1520.2E6	383.4E6	71.738	72.576
18) A	4,4'-DDD	5.505	7.474	1238.7E6	277.9E6	74.905	72.657
19) B	Endosulfa...	5.689	7.657	1359.4E6	339.9E6	73.903	73.213
20) MA	4,4'-DDT	5.932	8.046	1287.2E6	279.6E6	77.100	78.369
21) B	Endrin Al...	6.336	8.276	1070.7E6	255.5E6	65.252	72.291
22) B	Endosulfa...	7.051	8.784	1291.2E6	301.4E6	73.297	78.884
23) A	Methoxychlor	6.771f	9.385	648.2E6	139.1E6	67.010	77.711
24)	Mirex	6.900	9.712	1033.8E6	211.2E6	77.532	75.819
25) B	Endrin Ke...	7.513	9.769	1375.9E6	321.4E6	77.524	79.816
	Sum Toxaphene			0	0	N.D.	N.D.
Average	Toxaphene					0.000	0.000

(f)=RT Delta > 1/2 Window (#)=Amounts differ by > 25% (m)=manual int.

Quantitation Report (QT Reviewed)

Data Path : C:\msdchem\1\DATA\1G5651\
Data File : 1g166086.D
Signal(s) : Signal #1: ECD1A.CH Signal #2: ECD2B.CH
Acq On : 14 May 2021 1:01 am
Operator : christp
Sample : ic5651-75
Misc : op33250,g1g5651,30,,,2,1
ALS Vial : 9 Sample Multiplier: 1

Integration File signal 1: autoint1.e
Integration File signal 2: autoint2.e
Quant Time: May 14 20:30:58 2021
Quant Method : C:\MSDCHEM\1\METHODS\1PST5651.M
Quant Title : PEST/PCB
QLast Update : Wed May 12 00:29:34 2021
Response via : Initial Calibration
Integrator: ChemStation 6890 Scale Mode: Large solvent peaks clipped

Volume Inj. : 1ul/column
Signal #1 Phase : RTXCLP I Signal #2 Phase: RTX-CLP II
Signal #1 Info : 30mx.32mmx.50um Signal #2 Info : 30m x .32mm x .25um

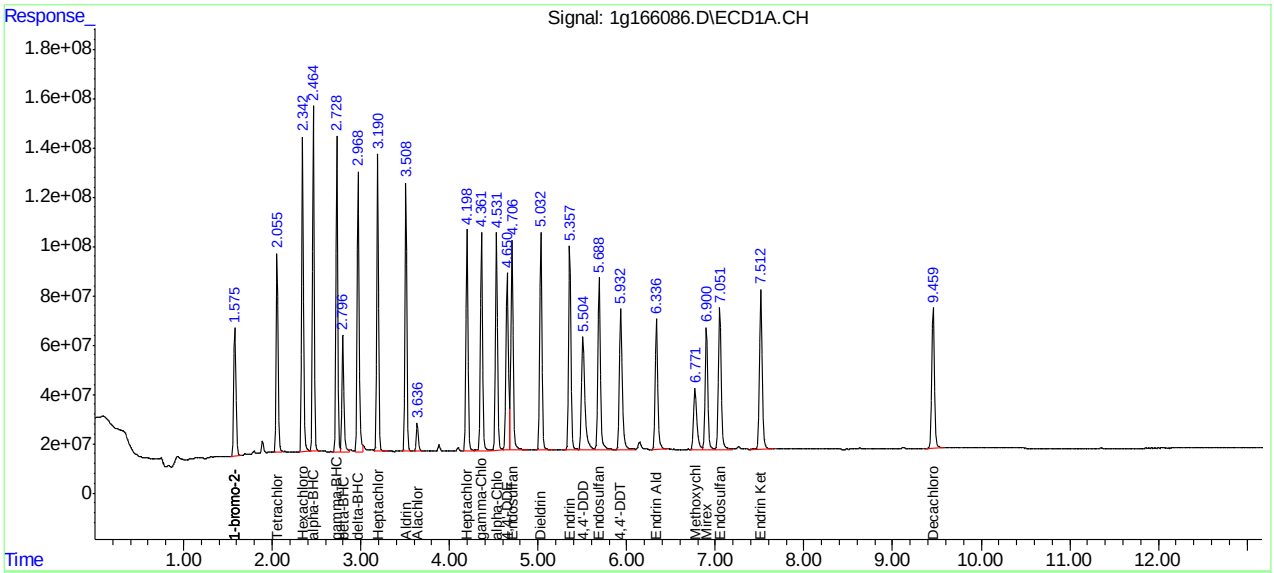

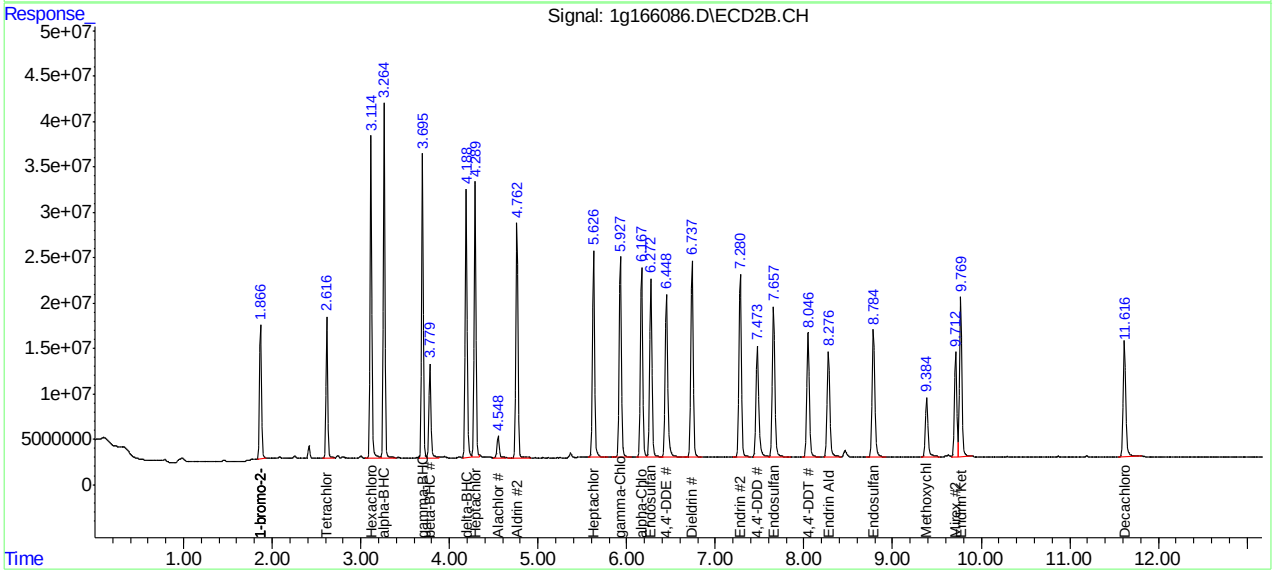

Quantitation Report (QT Reviewed)

Data Path : C:\msdchem\1\DATA\1G5651\
Data File : 1g166087.D
Signal(s) : Signal #1: ECD1A.CH Signal #2: ECD2B.CH
Acq On : 14 May 2021 1:19 am
Operator : christp
Sample : ic5651-100
Misc : op33250,g1g5651,30,,,2,1
ALS Vial : 10 Sample Multiplier: 1

Integration File signal 1: autoint1.e
Integration File signal 2: autoint2.e
Quant Time: May 14 20:31:40 2021
Quant Method : C:\MSDCHEM\1\METHODS\1PST5651.M
Quant Title : PEST/PCB
QLast Update : Wed May 12 00:29:34 2021
Response via : Initial Calibration
Integrator: ChemStation 6890 Scale Mode: Large solvent peaks clipped

Volume Inj. : 1ul/column
Signal #1 Phase : RTXCLP I Signal #2 Phase: RTX-CLP II
Signal #1 Info : 30mx.32mmx.50um Signal #2 Info : 30m x .32mm x .25um

	Compound	RT#1	RT#2	Resp#1	Resp#2	PPB	PPB
	Compound	RT#1	RT#2	Resp#1	Resp#2	PPB	PPB
	Internal Standards						
1) I	1-bromo-2...	1.577	1.867	931.9E6	220.2E6	50.000	50.000
27) I	1-bromo-2...	1.577	1.867	931.9E6	220.2E6	50.000	50.000
33) I	1-bromo-2...	1.577	1.867	931.9E6	220.2E6	50.000	50.000
	System Monitoring Compounds						
2) SAB	Tetrachlo...	2.055	2.616	1599.7E6	270.4E6	96.076	100.737
	Spiked Amount 40.000	Range 30 - 150		Recovery = 240.19%#		251.84%#	
26) SA	Decachlor...	9.455	11.617	1588.2E6	352.3E6	93.397	102.997
	Spiked Amount 40.000			Recovery = 233.49%		257.49%	
	Target Compounds						
3)	Hexachlor...	2.342	3.114	2424.3E6	657.0E6	93.935	102.091
4) A	alpha-BHC	2.464	3.263	2563.0E6	671.5E6	101.086	112.443
5) MA	gamma-BHC	2.729	3.696	2285.4E6	601.1E6	99.179	110.086
6) MA	Heptachlor	3.189	4.289	2177.4E6	596.0E6	94.090	104.826
7) B	beta-BHC	2.795	3.779	962.4E6	215.4E6	96.589	104.639
8) B	delta-BHC	2.967	4.187	2303.7E6	612.1E6	106.729	116.826
9) MB	Aldrin	3.508	4.762	2059.0E6	562.6E6	93.209	103.430
10)	Alachlor	3.637	4.548	233.0E6	51948813	104.106	103.096
11) B	Heptachlo...	4.197	5.625	1891.8E6	515.0E6	91.114	104.683
12) B	gamma-Chl...	4.361	5.928	1992.3E6	510.8E6	94.075	105.702
13) B	alpha-Chl...	4.530	6.166	1898.9E6	491.8E6	92.201	103.019
14) A	Endosulfan I	4.705	6.272	2026.5E6	491.1E6	100.112	97.519
15) B	4,4'-DDE	4.649	6.445	1837.8E6	491.8E6	91.299	102.780
16) MA	Dieldrin	5.030	6.736	2035.1E6	536.1E6	96.146	103.936
17) MA	Endrin	5.358	7.280	1994.1E6	508.4E6	94.195	99.172
18) A	4,4'-DDD	5.503	7.471	1635.3E6	365.3E6	98.988	98.462
19) B	Endosulfa...	5.686	7.657	1797.2E6	447.2E6	97.806	99.266
20) MA	4,4'-DDT	5.932	8.045	1712.2E6	375.0E6	102.656	108.346
21) B	Endrin Al...	6.335	8.276	1414.7E6	338.4E6	86.305	98.667
22) B	Endosulfa...	7.049	8.784	1674.2E6	400.8E6	95.129	108.105
23) A	Methoxychlor	6.769f	9.382	845.8E6	176.2E6	87.524	101.485
24)	Mirex	6.900	9.711	1340.8E6	277.8E6	100.657	102.767
25) B	Endrin Ke...	7.512	9.770	1801.5E6	428.8E6	101.608	109.760
	Sum Toxaphene			0	0	N.D.	N.D.
Average	Toxaphene					0.000	0.000

(f)=RT Delta > 1/2 Window (#)=Amounts differ by > 25% (m)=manual int.

Quantitation Report (QT Reviewed)

Data Path : C:\msdchem\1\DATA\1G5651\
Data File : 1g166087.D
Signal(s) : Signal #1: ECD1A.CH Signal #2: ECD2B.CH
Acq On : 14 May 2021 1:19 am
Operator : christp
Sample : ic5651-100
Misc : op33250,g1g5651,30,,,2,1
ALS Vial : 10 Sample Multiplier: 1

Integration File signal 1: autoint1.e
Integration File signal 2: autoint2.e
Quant Time: May 14 20:31:40 2021
Quant Method : C:\MSDCHEM\1\METHODS\1PST5651.M
Quant Title : PEST/PCB
QLast Update : Wed May 12 00:29:34 2021
Response via : Initial Calibration
Integrator: ChemStation 6890 Scale Mode: Large solvent peaks clipped

Volume Inj. : 1ul/column
Signal #1 Phase : RTXCLP I Signal #2 Phase: RTX-CLP II
Signal #1 Info : 30mx.32mmx.50um Signal #2 Info : 30m x .32mm x .25um

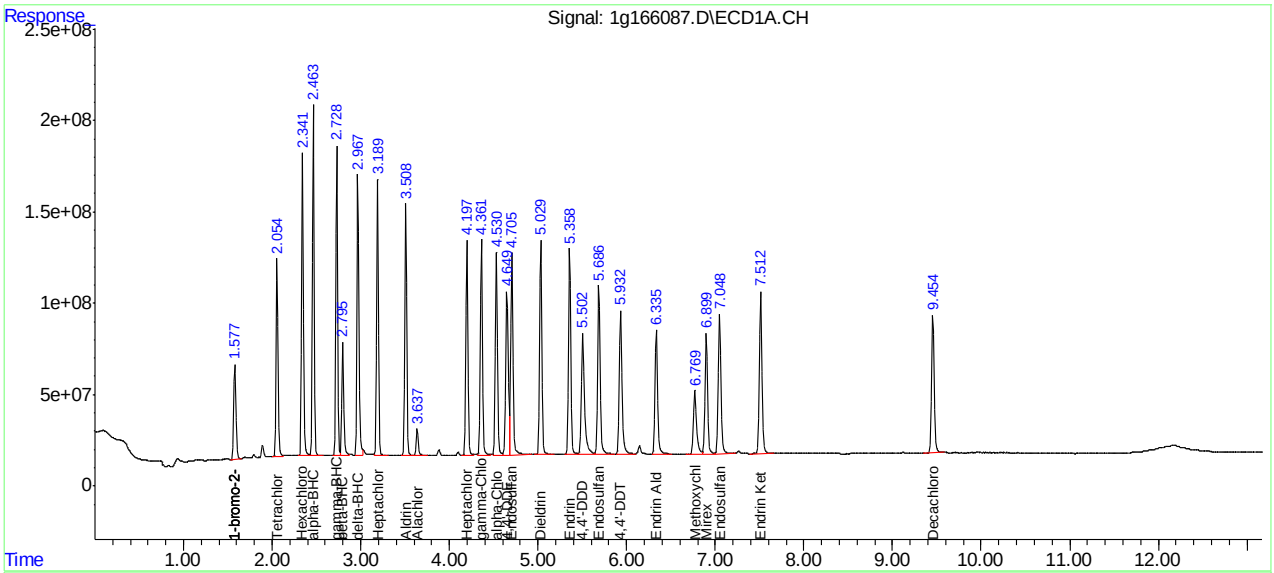

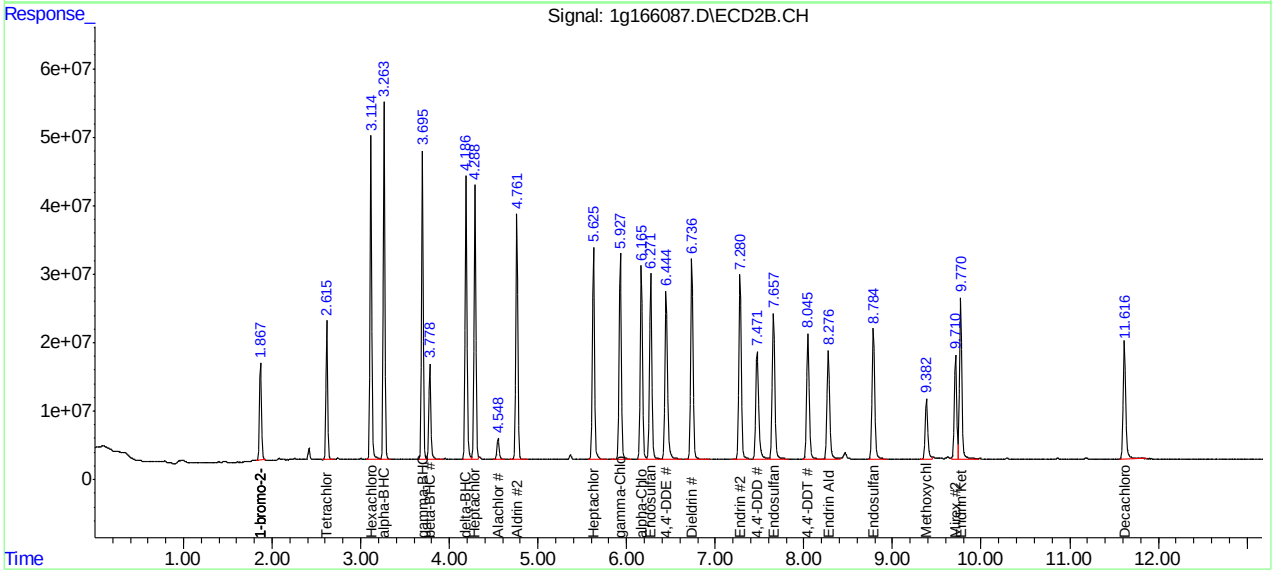

Manual Integrations APPROVED (compounds with "m" flag)
Gwendolyn Burns 05/18/21 10:03

Quantitation Report (QT Reviewed)

Data Path : C:\msdchem\1\DATA\1G5651\
Data File : 1g166088.D
Signal(s) : Signal #1: ECD1A.CH Signal #2: ECD2B.CH
Acq On : 14 May 2021 1:38 am
Operator : christp
Sample : ic5651-500
Misc : op33250,g1g5651,30,,,2,1
ALS Vial : 11 Sample Multiplier: 1

Integration File signal 1: autoint1.e
Integration File signal 2: autoint2.e
Quant Time: May 14 21:42:00 2021
Quant Method : C:\MSDCHEM\1\METHODS\1PST5651.M
Quant Title : PEST/PCB
QLast Update : Fri May 14 21:41:36 2021
Response via : Initial Calibration
Integrator: ChemStation 6890 Scale Mode: Large solvent peaks clipped

Volume Inj. : 1ul/column
Signal #1 Phase : RTXCLP I Signal #2 Phase: RTX-CLP II
Signal #1 Info : 30mx.32mmx.50um Signal #2 Info : 30m x .32mm x .25um

	Compound	RT#1	RT#2	Resp#1	Resp#2	PPB	PPB
	Compound	RT#1	RT#2	Resp#1	Resp#2	PPB	PPB
	Internal Standards						
1) I	1-bromo-2...	1.581	1.869	1010.3E6	268.0E6	50.000	50.000
27) I	1-bromo-2...	1.581	1.869	1010.3E6	268.0E6	50.000	50.000
33) I	1-bromo-2...	1.581	1.869	1010.3E6	268.0E6	50.000	50.000
	System Monitoring Compounds						
2) SAB	Tetrachlo...	2.057	2.617	892.9E6	152.3E6	47.827	46.602
Spiked Amount	40.000	Range	30 - 150	Recovery	=	119.57%	116.51%
26) SA	Decachlor...	9.454	11.611	938.7E6	197.4E6	48.960	44.526
Spiked Amount	40.000			Recovery	=	122.40%	111.32%
	Target Compounds						
	Sum Toxaphene			0	0	N.D.	N.D.
Average	Toxaphene					0.000	0.000
34)	Chlordane...	3.105	4.085	333.8E6	80079199	332.058	320.739
35)	Chlordane...	3.642	4.960	385.4E6	81545753	500.000	482.653
36)	Chlordane...	4.361	5.926	1352.4E6	301.2E6	500.000	488.874
37)	Chlordane...	4.519	6.071	2290.3E6	563.0E6	500.000	484.779m
38)	Chlordane...	5.595	7.743	409.4E6	84335550	500.000	446.601

(f)=RT Delta > 1/2 Window (#)=Amounts differ by > 25% (m)=manual int.

11.6.9 11

Quantitation Report (QT Reviewed)

Data Path : C:\msdchem\1\DATA\1G5651\
Data File : 1g166088.D
Signal(s) : Signal #1: ECD1A.CH Signal #2: ECD2B.CH
Acq On : 14 May 2021 1:38 am
Operator : christp
Sample : ic5651-500
Misc : op33250,g1g5651,30,,,2,1
ALS Vial : 11 Sample Multiplier: 1

Integration File signal 1: autoint1.e
Integration File signal 2: autoint2.e
Quant Time: May 14 21:42:00 2021
Quant Method : C:\MSDCHEM\1\METHODS\1PST5651.M
Quant Title : PEST/PCB
QLast Update : Fri May 14 21:41:36 2021
Response via : Initial Calibration
Integrator: ChemStation 6890 Scale Mode: Large solvent peaks clipped

Volume Inj. : 1ul/column
Signal #1 Phase : RTXCLP I Signal #2 Phase: RTX-CLP II
Signal #1 Info : 30mx.32mmx.50um Signal #2 Info : 30m x .32mm x .25um

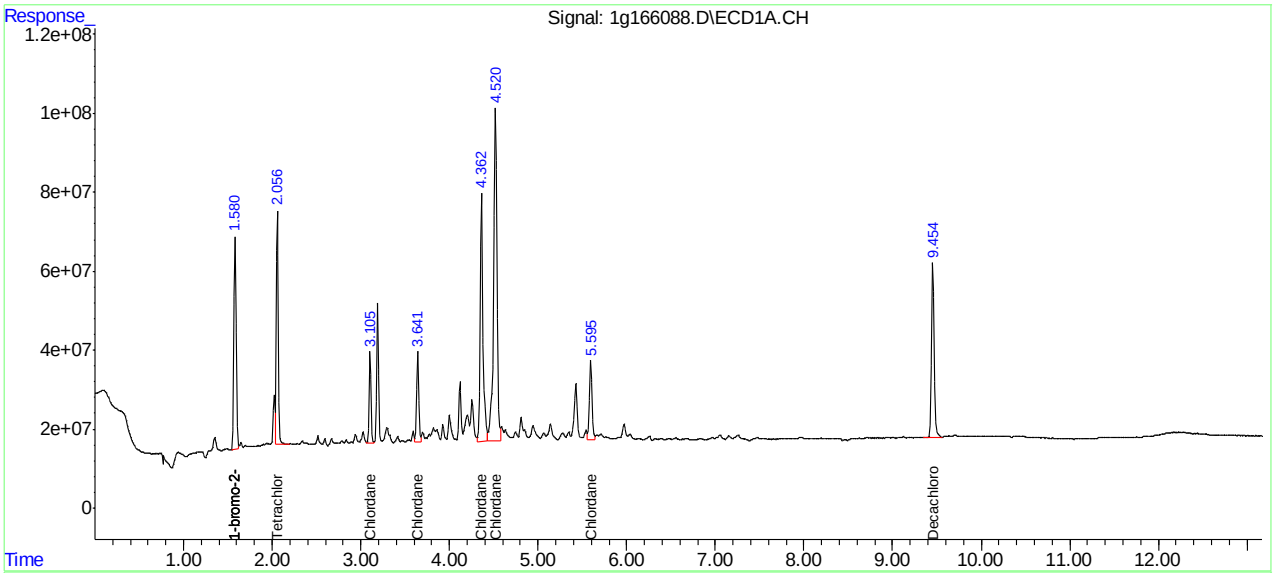

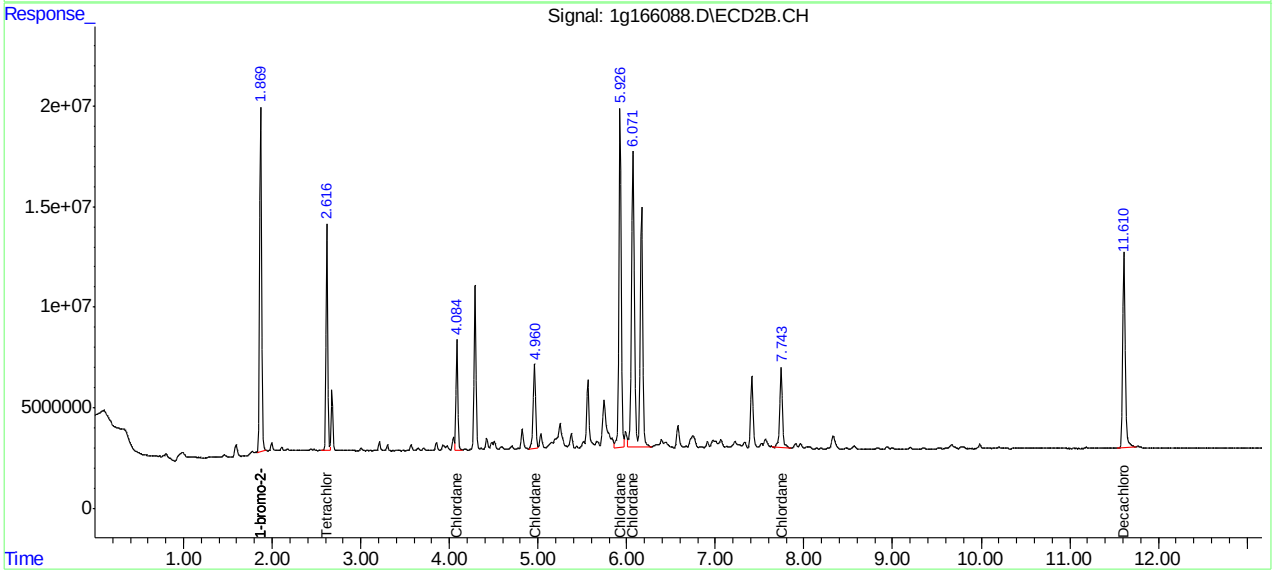

Manual Integration Approval Summary

Sample Number:	G1G5651-IC5651	**Method:**	SW846 8081B
Lab FileID:	1G166088.D	**Analyst approved:**	05/14/21 23:03 Rebecca Krug
Injection Time:	05/14/21 01:38	**Supervisor approved:**	05/18/21 10:03 Gwendolyn Burns

Parameter	CAS	Sig#	R.T. (min.)	Reason
Chlordane-D		2	6.07	Split peak

Quantitation Report (Qedit)

Data Path : C:\msdchem\1\DATA\1G5651\
Data File : 1g166088.D
Signal(s) : Signal #1: ECD1A.CH Signal #2: ECD2B.CH
Acq On : 14 May 2021 1:38 am
Operator : christp
Sample : ic5651-500
Misc : op33250,g1g5651,30,,,2,1
ALS Vial : 11 Sample Multiplier: 1

Integration File signal 1: autoint1.e
Integration File signal 2: autoint2.e
Quant Time: May 14 21:41:40 2021
Quant Method : C:\MSDCHEM\1\METHODS\1PST5651.M
Quant Title : PEST/PCB
QLast Update : Fri May 14 21:41:36 2021
Response via : Initial Calibration
Integrator: ChemStation 6890 Scale Mode: Large solvent peaks clipped

Volume Inj. : 1ul/column
Signal #1 Phase : RTXCLP I Signal #2 Phase: RTX-CLP II
Signal #1 Info : 30mx.32mmx.50um Signal #2 Info : 30m x .32mm x .25um

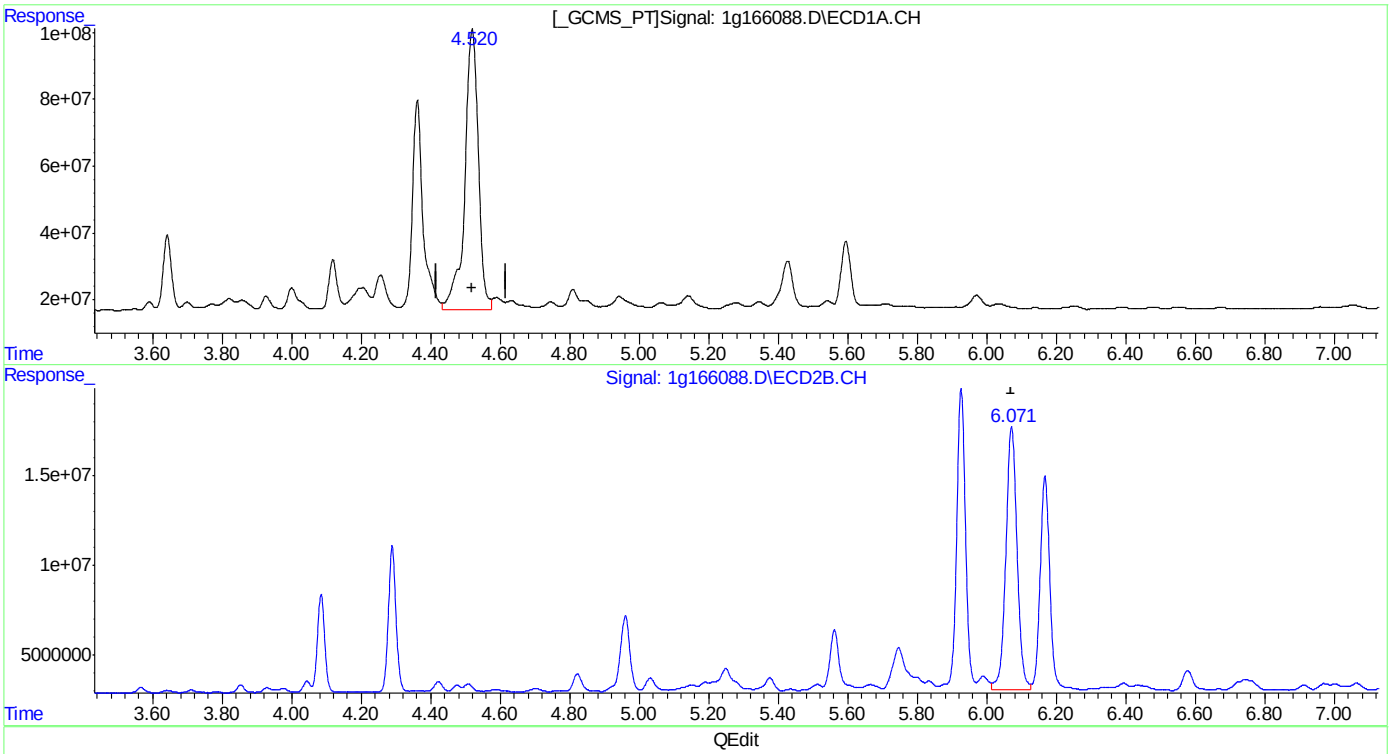

QEdit

(37) Chlordane {D}
4.519min 500.000PPB
response 2290316513

(37) Chlordane {D} #2
6.071min 285.139PPB
response 331120490

(+) = Expected Retention Time
1PST5651.M Fri May 14 21:41:53 2021 Page: 1

Quantitation Report (Qedit)

Data Path : C:\msdchem\1\DATA\1G5651\
Data File : 1g166088.D
Signal(s) : Signal #1: ECD1A.CH Signal #2: ECD2B.CH
Acq On : 14 May 2021 1:38 am
Operator : christp
Sample : ic5651-500
Misc : op33250,g1g5651,30,,,2,1
ALS Vial : 11 Sample Multiplier: 1

Integration File signal 1: autoint1.e
Integration File signal 2: autoint2.e
Quant Time: May 14 21:41:40 2021
Quant Method : C:\MSDCHEM\1\METHODS\1PST5651.M
Quant Title : PEST/PCB
QLast Update : Fri May 14 21:41:36 2021
Response via : Initial Calibration
Integrator: ChemStation 6890 Scale Mode: Large solvent peaks clipped

Volume Inj. : 1ul/column
Signal #1 Phase : RTXCLP I Signal #2 Phase: RTX-CLP II
Signal #1 Info : 30mx.32mmx.50um Signal #2 Info : 30m x .32mm x .25um

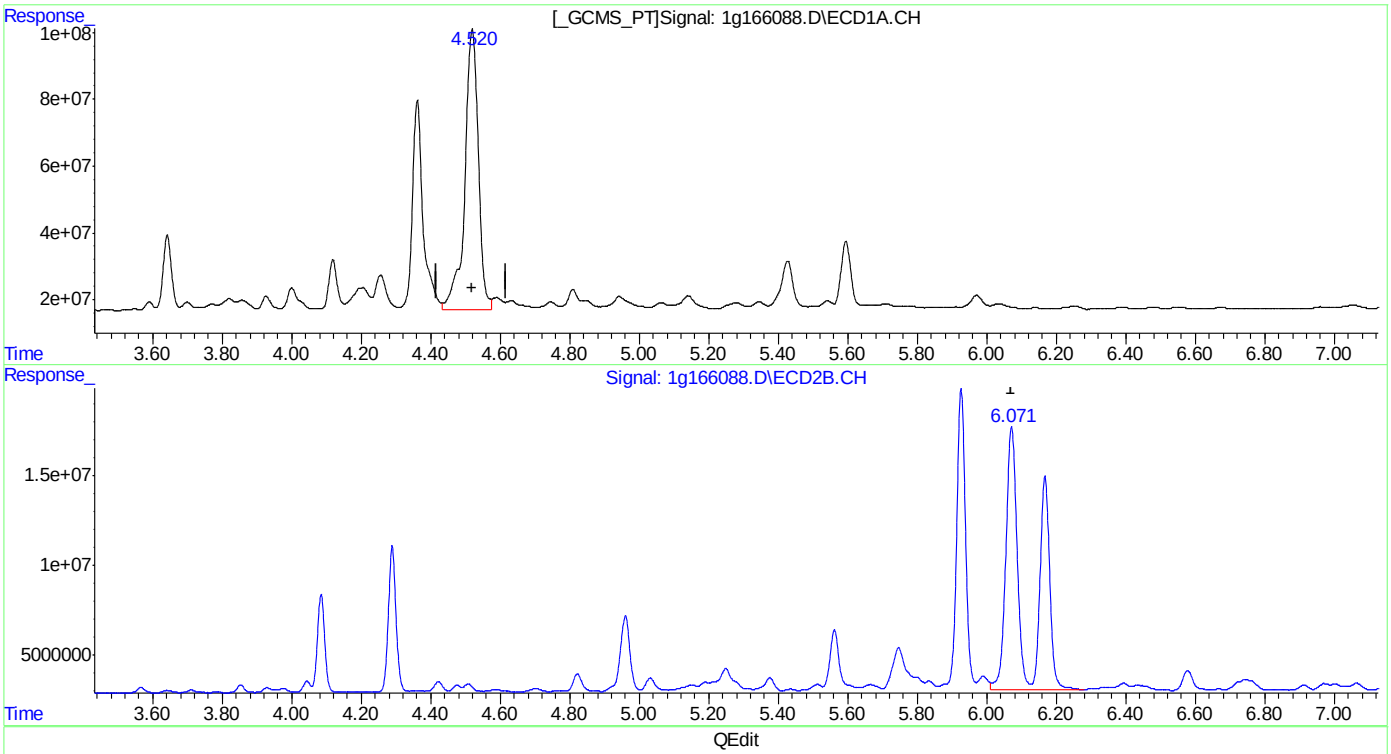

QEdit

(37) Chlordane {D}
4.519min 500.000PPB
response 2290316513

(37) Chlordane {D} #2
6.071min 484.779PPB m
response 562955271

(+) = Expected Retention Time

Manual Integrations APPROVED (compounds with "m" flag)
Gwendolyn Burns 05/18/21 10:03

Quantitation Report (QT Reviewed)

Data Path : C:\msdchem\1\DATA\1G5651\
Data File : 1g166089.D
Signal(s) : Signal #1: ECD1A.CH Signal #2: ECD2B.CH
Acq On : 14 May 2021 1:56 am
Operator : christp
Sample : ic5651-500
Misc : op33250,g1g5651,30,,,2,1
ALS Vial : 12 Sample Multiplier: 1

Integration File signal 1: autoint1.e
Integration File signal 2: autoint2.e
Quant Time: May 14 20:48:28 2021
Quant Method : C:\MSDCHEM\1\METHODS\1PST5651.M
Quant Title : PEST/PCB
QLast Update : Fri May 14 20:46:05 2021
Response via : Initial Calibration
Integrator: ChemStation 6890 Scale Mode: Large solvent peaks clipped

Volume Inj. : 1ul/column
Signal #1 Phase : RTXCLP I Signal #2 Phase: RTX-CLP II
Signal #1 Info : 30mx.32mmx.50um Signal #2 Info : 30m x .32mm x .25um

	Compound	RT#1	RT#2	Resp#1	Resp#2	PPB	PPB
	Compound	RT#1	RT#2	Resp#1	Resp#2	PPB	PPB
	Internal Standards						
1) I	1-bromo-2...	1.580	1.870	910.0E6	217.0E6	50.000	50.000
27) I	1-bromo-2...	1.580	1.870	910.0E6	217.0E6	50.000	50.000
33) I	1-bromo-2...	1.580	1.870	910.0E6	217.0E6	50.000	50.000
	System Monitoring Compounds						
2) SAB	Tetrachlo...	2.056	2.618	817.4E6	138.6E6	50.276	52.414
	Spiked Amount 40.000	Range 30 - 150		Recovery = 125.69%		131.04%	
26) SA	Decachlor...	9.458	11.620	865.4E6	186.2E6	52.119	55.226
	Spiked Amount 40.000			Recovery = 130.30%		138.07%	
	Target Compounds						
28) L8	Toxaphene{A}	5.040	6.704	76228453	29707801	308.798	490.659 #
29) L8	Toxaphene{B}	5.676	7.630	242.6E6	41494015	283.524m	388.113 #
30) L8	Toxaphene{C}	5.855	7.801	244.7E6	81904965	393.647m	421.951
31) L8	Toxaphene{D}	6.317	8.275	92053276	39555232	268.087m	331.884m
32) L8	Toxaphene{E}	6.893	9.261	211.6E6	42110894	382.370m	478.027m#
	Sum Toxaphene			867.3E6	234.8E6	1636.426	2110.635
Average	Toxaphene					327.285	422.127

(f)=RT Delta > 1/2 Window (#)=Amounts differ by > 25% (m)=manual int.

11.6.10 11

Quantitation Report (QT Reviewed)

Data Path : C:\msdchem\1\DATA\1G5651\
Data File : 1g166089.D
Signal(s) : Signal #1: ECD1A.CH Signal #2: ECD2B.CH
Acq On : 14 May 2021 1:56 am
Operator : christp
Sample : ic5651-500
Misc : op33250,g1g5651,30,,,2,1
ALS Vial : 12 Sample Multiplier: 1

Integration File signal 1: autoint1.e
Integration File signal 2: autoint2.e
Quant Time: May 14 20:48:28 2021
Quant Method : C:\MSDCHEM\1\METHODS\1PST5651.M
Quant Title : PEST/PCB
QLast Update : Fri May 14 20:46:05 2021
Response via : Initial Calibration
Integrator: ChemStation 6890 Scale Mode: Large solvent peaks clipped

Volume Inj. : 1ul/column
Signal #1 Phase : RTXCLP I Signal #2 Phase: RTX-CLP II
Signal #1 Info : 30mx.32mmx.50um Signal #2 Info : 30m x .32mm x .25um

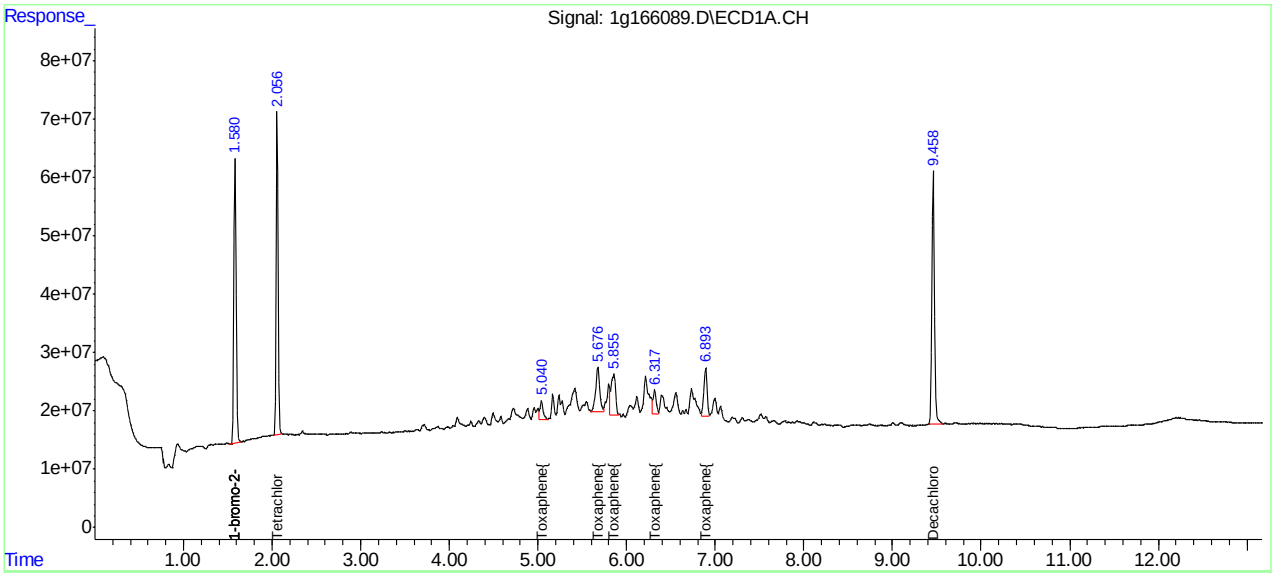

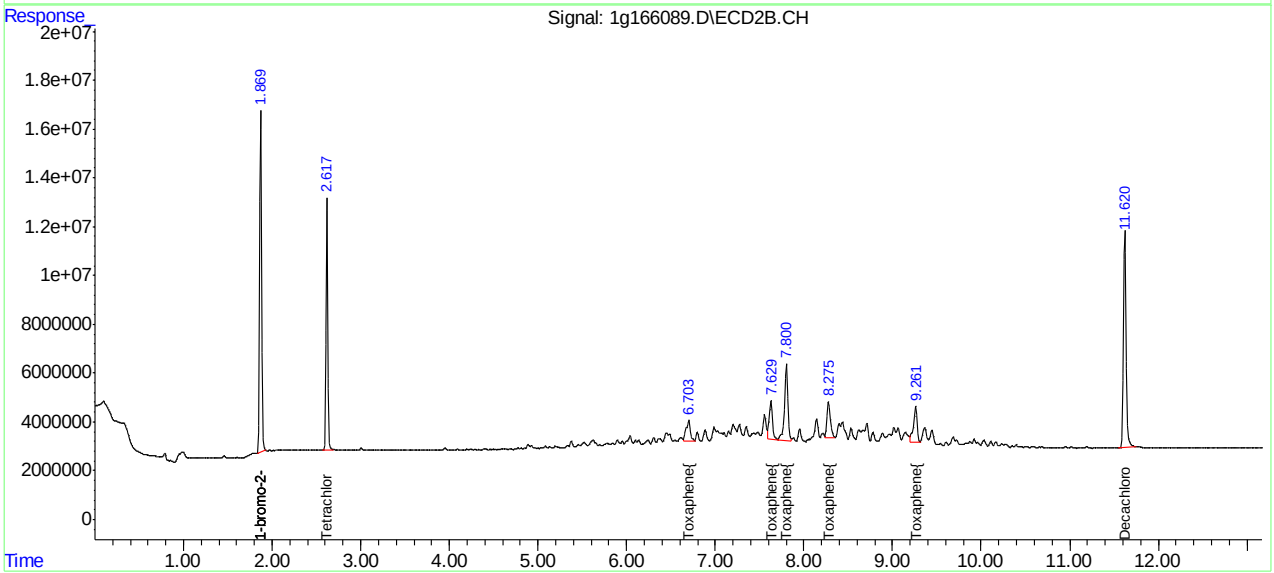

Manual Integration Approval Summary

Sample Number: G1G5651-IC5651 **Method:** SW846 8081B
Lab FileID: 1G166089.D **Analyst approved:** 05/14/21 23:03 Rebecca Krug
Injection Time: 05/14/21 01:56 **Supervisor approved:** 05/18/21 10:03 Gwendolyn Burns

Parameter	CAS	Sig#	R.T. (min.)	Reason
Toxaphene-B		1	5.68	Poorly defined baseline
Toxaphene-C		1	5.85	Poorly defined baseline
Toxaphene-D		1	6.32	Poorly defined baseline
Toxaphene-E		1	6.89	Poorly defined baseline
Toxaphene-D		2	8.27	Poorly defined baseline
Toxaphene-E		2	9.26	Poorly defined baseline

Quantitation Report (Qedit)

Data Path : C:\msdchem\1\DATA\1G5651\
Data File : 1g166089.D
Signal(s) : Signal #1: ECD1A.CH Signal #2: ECD2B.CH
Acq On : 14 May 2021 1:56 am
Operator : christp
Sample : ic5651-500
Misc : op33250,g1g5651,30,,,2,1
ALS Vial : 12 Sample Multiplier: 1

Integration File signal 1: autoint1.e
Integration File signal 2: autoint2.e
Quant Time: May 14 20:47:01 2021
Quant Method : C:\MSDCHEM\1\METHODS\1PST5651.M
Quant Title : PEST/PCB
QLast Update : Fri May 14 20:46:05 2021
Response via : Initial Calibration
Integrator: ChemStation 6890 Scale Mode: Large solvent peaks clipped

Volume Inj. : 1ul/column
Signal #1 Phase : RTXCLP I Signal #2 Phase: RTX-CLP II
Signal #1 Info : 30mx.32mmx.50um Signal #2 Info : 30m x .32mm x .25um

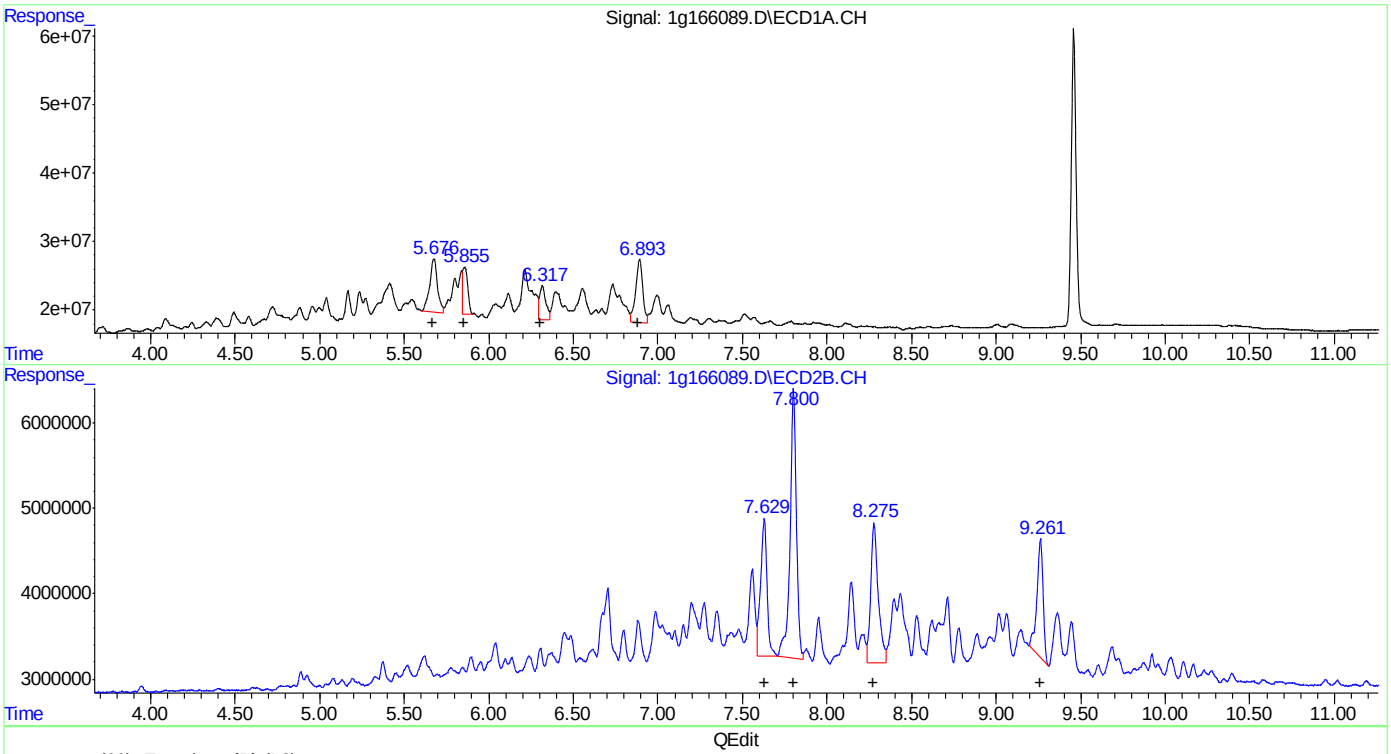

QEdit

(29) Toxaphene{B} (L8)

R.T.	Response	Conc
5.68	248261079	290.13
5.86	138451920	222.69
6.32	127074399	370.08
6.89	268581214	485.26

(29) Toxaphene{B} #2 (L8)

R.T.	Response	Conc
7.63	41494015	388.11
7.80	81904965	421.95
8.28	50807580	426.30
9.26	34618872	392.98

(+) = Expected Retention Time
1PST5651.M Fri May 14 20:47:21 2021

Quantitation Report (Qedit)

Data Path : C:\msdchem\1\DATA\1G5651\
Data File : 1g166089.D
Signal(s) : Signal #1: ECD1A.CH Signal #2: ECD2B.CH
Acq On : 14 May 2021 1:56 am
Operator : christp
Sample : ic5651-500
Misc : op33250,g1g5651,30,,,2,1
ALS Vial : 12 Sample Multiplier: 1

Integration File signal 1: autoint1.e
Integration File signal 2: autoint2.e
Quant Time: May 14 20:47:01 2021
Quant Method : C:\MSDCHEM\1\METHODS\1PST5651.M
Quant Title : PEST/PCB
QLast Update : Fri May 14 20:46:05 2021
Response via : Initial Calibration
Integrator: ChemStation 6890 Scale Mode: Large solvent peaks clipped

Volume Inj. : 1ul/column
Signal #1 Phase : RTXCLP I Signal #2 Phase: RTX-CLP II
Signal #1 Info : 30mx.32mmx.50um Signal #2 Info : 30m x .32mm x .25um

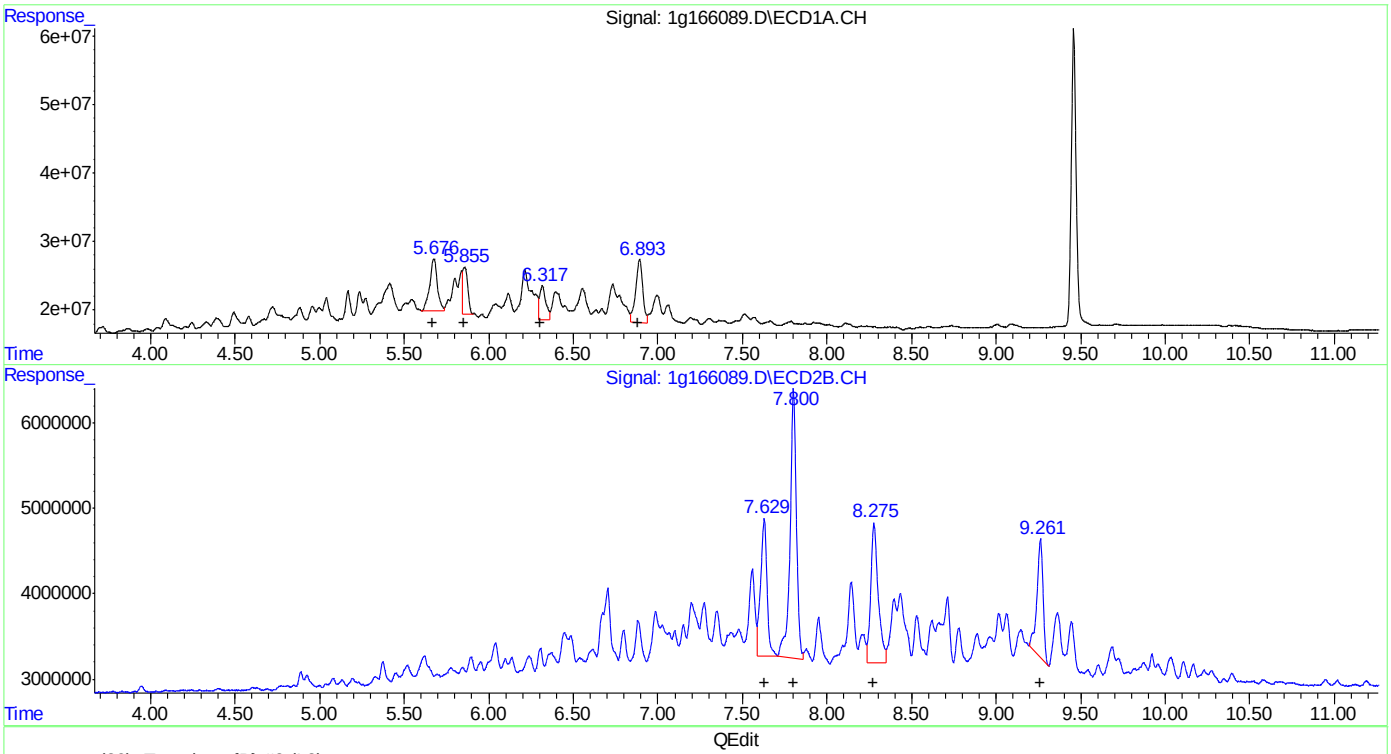

QEdit

(29) Toxaphene{B} #2 (L8)

R.T.	Response	Conc
5.68	242606539	283.52
5.86	138451920	222.69
6.32	127074399	370.08
6.89	268581214	485.26

(29) Toxaphene{B} #2 (L8)

R.T.	Response	Conc
7.63	41494015	388.11
7.80	81904965	421.95
8.28	50807580	426.30
9.26	34618872	392.98

(+) = Expected Retention Time
1PST5651.M Fri May 14 20:47:29 2021 Page: 1

11.6.10.3

Quantitation Report (Qedit)

Data Path : C:\msdchem\1\DATA\1G5651\
Data File : 1g166089.D
Signal(s) : Signal #1: ECD1A.CH Signal #2: ECD2B.CH
Acq On : 14 May 2021 1:56 am
Operator : christp
Sample : ic5651-500
Misc : op33250,g1g5651,30,,,2,1
ALS Vial : 12 Sample Multiplier: 1

Integration File signal 1: autoint1.e
Integration File signal 2: autoint2.e
Quant Time: May 14 20:47:01 2021
Quant Method : C:\MSDCHEM\1\METHODS\1PST5651.M
Quant Title : PEST/PCB
QLast Update : Fri May 14 20:46:05 2021
Response via : Initial Calibration
Integrator: ChemStation 6890 Scale Mode: Large solvent peaks clipped

Volume Inj. : 1ul/column
Signal #1 Phase : RTXCLP I Signal #2 Phase: RTX-CLP II
Signal #1 Info : 30mx.32mmx.50um Signal #2 Info : 30m x .32mm x .25um

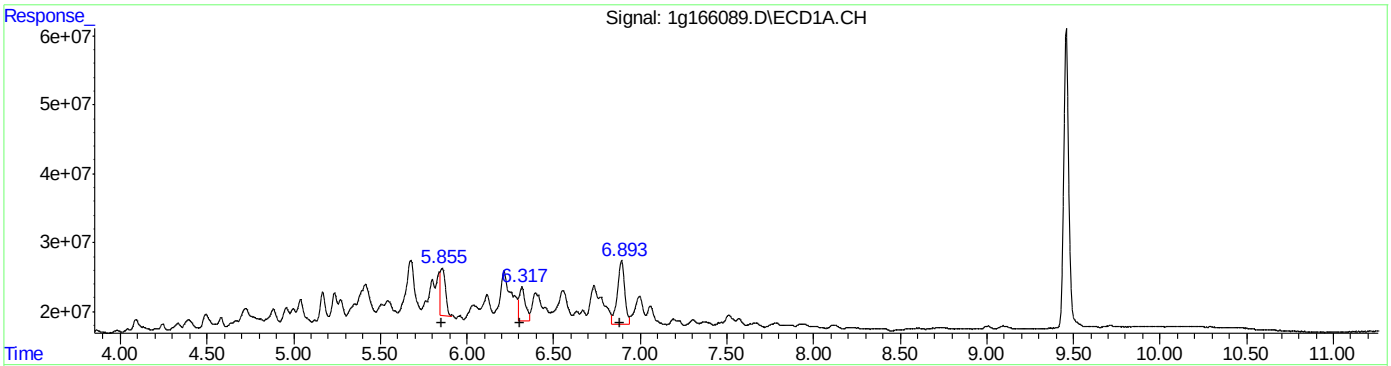

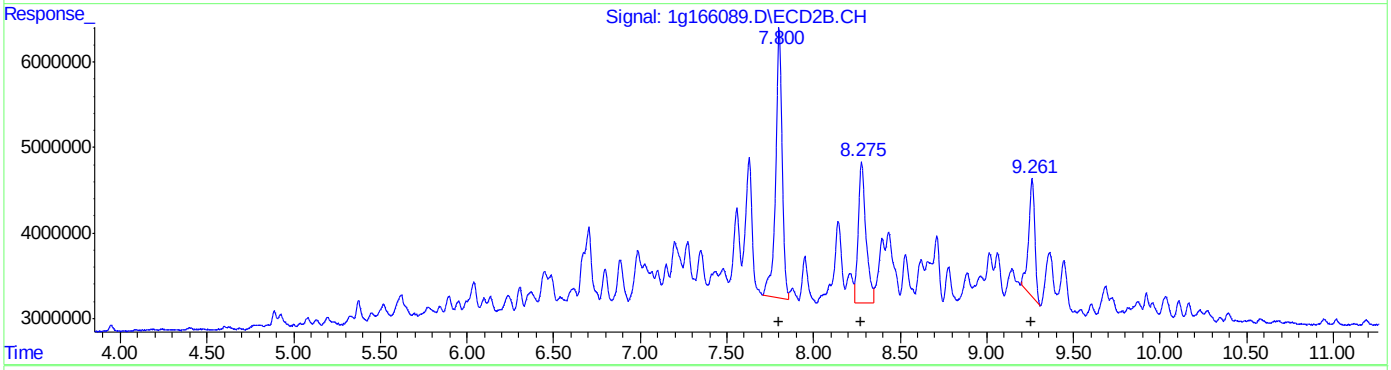

QEdit

(30) Toxaphene{C} (L8)

R.T.	Response	Conc
5.86	138451920	222.69
6.32	127074399	370.08
6.89	268581214	485.26

(30) Toxaphene{C} #2 (L8)

R.T.	Response	Conc
7.80	81904965	421.95
8.28	50807580	426.30
9.26	34618872	392.98

(+) = Expected Retention Time

Quantitation Report (Qedit)

Data Path : C:\msdchem\1\DATA\1G5651\
Data File : 1g166089.D
Signal(s) : Signal #1: ECD1A.CH Signal #2: ECD2B.CH
Acq On : 14 May 2021 1:56 am
Operator : christp
Sample : ic5651-500
Misc : op33250,g1g5651,30,,,2,1
ALS Vial : 12 Sample Multiplier: 1

Integration File signal 1: autoint1.e
Integration File signal 2: autoint2.e
Quant Time: May 14 20:47:01 2021
Quant Method : C:\MSDCHEM\1\METHODS\1PST5651.M
Quant Title : PEST/PCB
QLast Update : Fri May 14 20:46:05 2021
Response via : Initial Calibration
Integrator: ChemStation 6890 Scale Mode: Large solvent peaks clipped

Volume Inj. : 1ul/column
Signal #1 Phase : RTXCLP I Signal #2 Phase: RTX-CLP II
Signal #1 Info : 30mx.32mmx.50um Signal #2 Info : 30m x .32mm x .25um

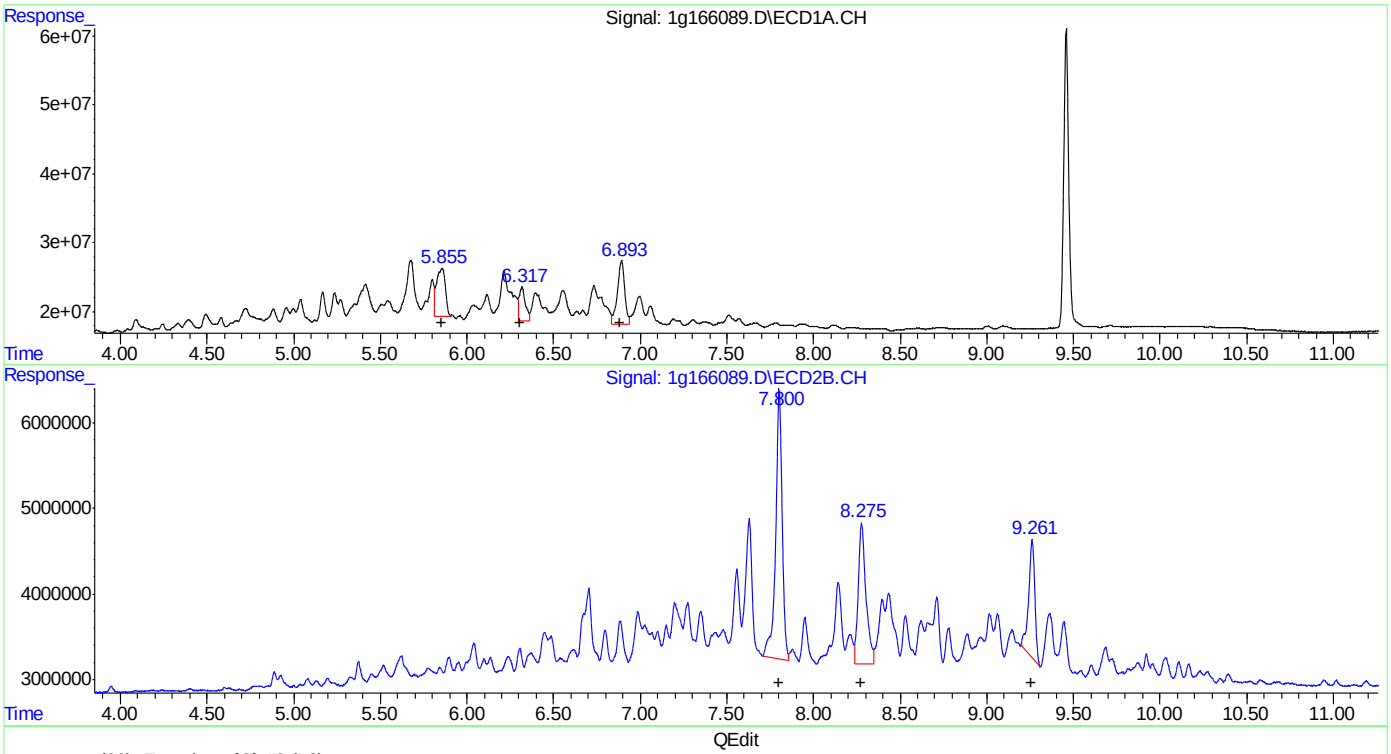

QEdit

(30) Toxaphene{C} #2 (L8)

R.T.	Response	Conc
5.85	244734719	393.65
6.32	127074399	370.08
6.89	268581214	485.26

(30) Toxaphene{C} #2 (L8)

R.T.	Response	Conc
7.80	81904965	421.95
8.28	50807580	426.30
9.26	34618872	392.98

(+) = Expected Retention Time

Quantitation Report (Qedit)

Data Path : C:\msdchem\1\DATA\1G5651\
Data File : 1g166089.D
Signal(s) : Signal #1: ECD1A.CH Signal #2: ECD2B.CH
Acq On : 14 May 2021 1:56 am
Operator : christp
Sample : ic5651-500
Misc : op33250,g1g5651,30,,,2,1
ALS Vial : 12 Sample Multiplier: 1

Integration File signal 1: autoint1.e
Integration File signal 2: autoint2.e
Quant Time: May 14 20:47:01 2021
Quant Method : C:\MSDCHEM\1\METHODS\1PST5651.M
Quant Title : PEST/PCB
QLast Update : Fri May 14 20:46:05 2021
Response via : Initial Calibration
Integrator: ChemStation 6890 Scale Mode: Large solvent peaks clipped

Volume Inj. : 1ul/column
Signal #1 Phase : RTXCLP I Signal #2 Phase: RTX-CLP II
Signal #1 Info : 30mx.32mmx.50um Signal #2 Info : 30m x .32mm x .25um

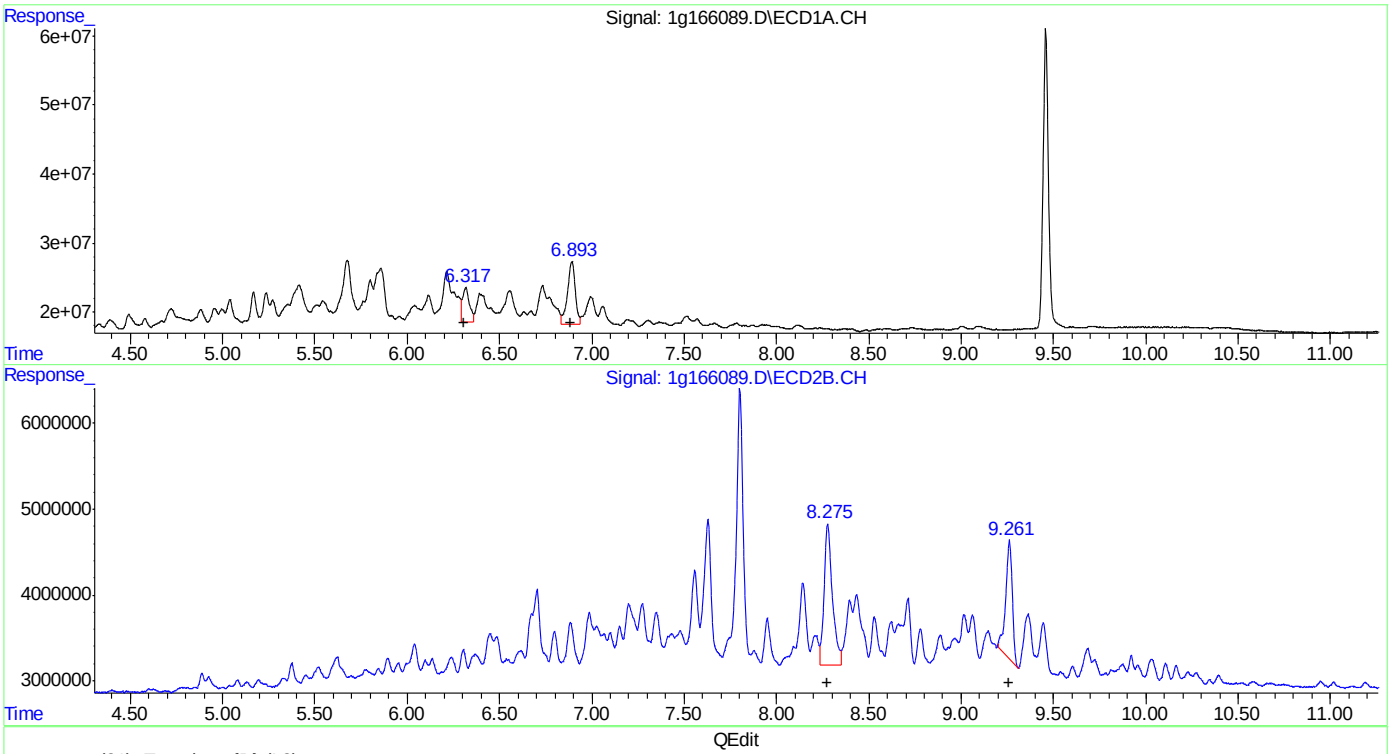

(31) Toxaphene{D} (L8)

R.T.	Response	Conc
6.32	127074399	370.08
6.89	268581214	485.26

(31) Toxaphene{D} #2 (L8)

R.T.	Response	Conc
8.28	50807580	426.30
9.26	34618872	392.98

(+) = Expected Retention Time

11.6.10.6

Quantitation Report (Qedit)

Data Path : C:\msdchem\1\DATA\1G5651\
Data File : 1g166089.D
Signal(s) : Signal #1: ECD1A.CH Signal #2: ECD2B.CH
Acq On : 14 May 2021 1:56 am
Operator : christp
Sample : ic5651-500
Misc : op33250,g1g5651,30,,,2,1
ALS Vial : 12 Sample Multiplier: 1

Integration File signal 1: autoint1.e
Integration File signal 2: autoint2.e
Quant Time: May 14 20:47:01 2021
Quant Method : C:\MSDCHEM\1\METHODS\1PST5651.M
Quant Title : PEST/PCB
QLast Update : Fri May 14 20:46:05 2021
Response via : Initial Calibration
Integrator: ChemStation 6890 Scale Mode: Large solvent peaks clipped

Volume Inj. : 1ul/column
Signal #1 Phase : RTXCLP I Signal #2 Phase: RTX-CLP II
Signal #1 Info : 30mx.32mmx.50um Signal #2 Info : 30m x .32mm x .25um

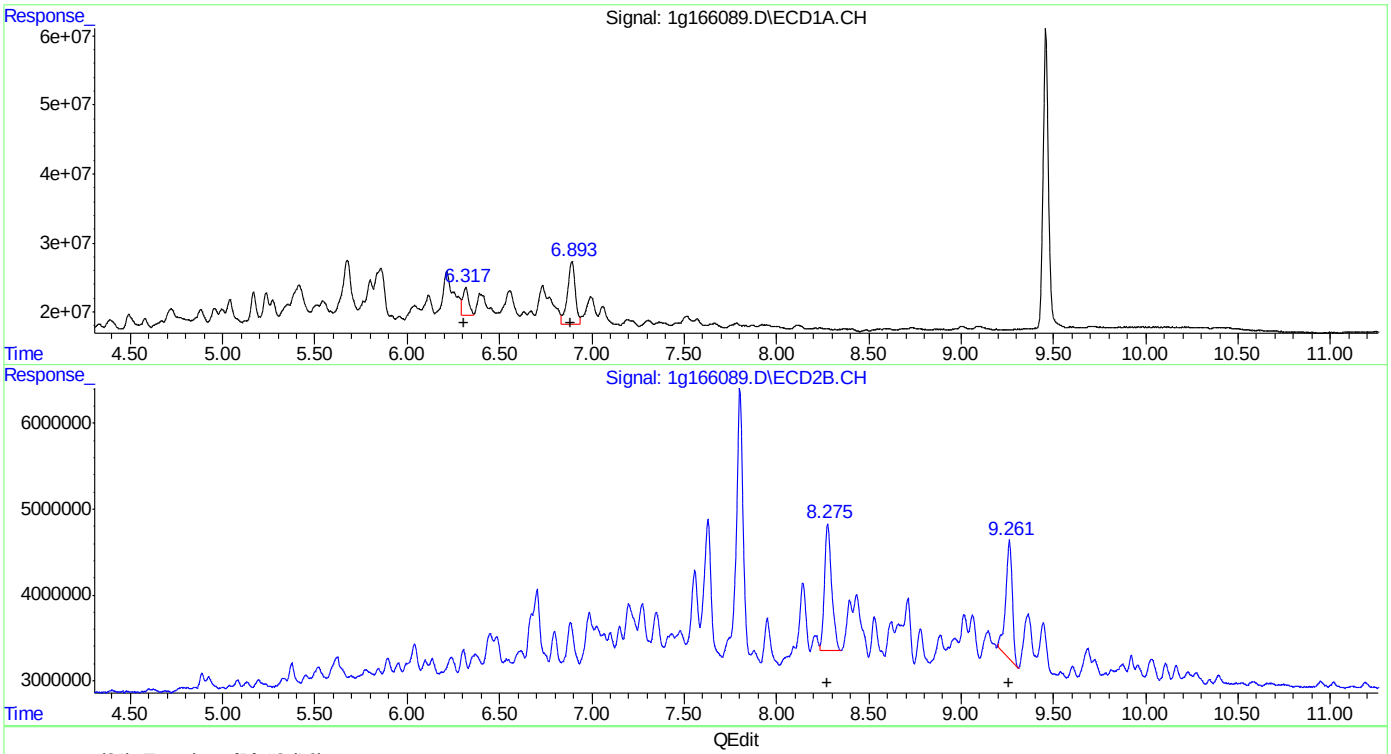

(31) Toxaphene{D} #2 (L8)

R.T.	Response	Conc
6.32	92053276	268.09
6.89	268581214	485.26

(31) Toxaphene{D} #2 (L8)

R.T.	Response	Conc
8.27	39555232	331.88
9.26	34618872	392.98

(+) = Expected Retention Time

Quantitation Report (Qedit)

Data Path : C:\msdchem\1\DATA\1G5651\
Data File : 1g166089.D
Signal(s) : Signal #1: ECD1A.CH Signal #2: ECD2B.CH
Acq On : 14 May 2021 1:56 am
Operator : christp
Sample : ic5651-500
Misc : op33250,g1g5651,30,,,2,1
ALS Vial : 12 Sample Multiplier: 1

Integration File signal 1: autoint1.e
Integration File signal 2: autoint2.e
Quant Time: May 14 20:47:01 2021
Quant Method : C:\MSDCHEM\1\METHODS\1PST5651.M
Quant Title : PEST/PCB
QLast Update : Fri May 14 20:46:05 2021
Response via : Initial Calibration
Integrator: ChemStation 6890 Scale Mode: Large solvent peaks clipped

Volume Inj. : 1ul/column
Signal #1 Phase : RTXCLP I Signal #2 Phase: RTX-CLP II
Signal #1 Info : 30mx.32mmx.50um Signal #2 Info : 30m x .32mm x .25um

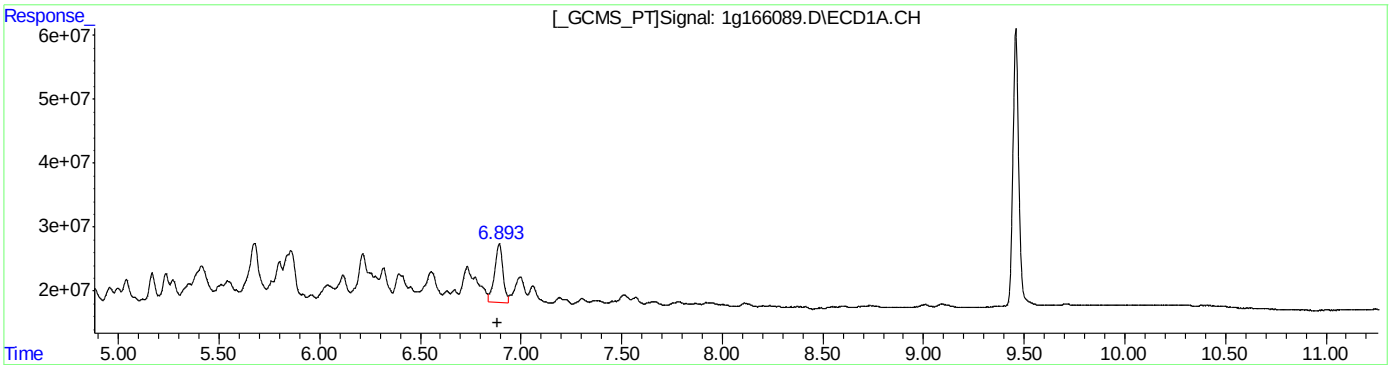

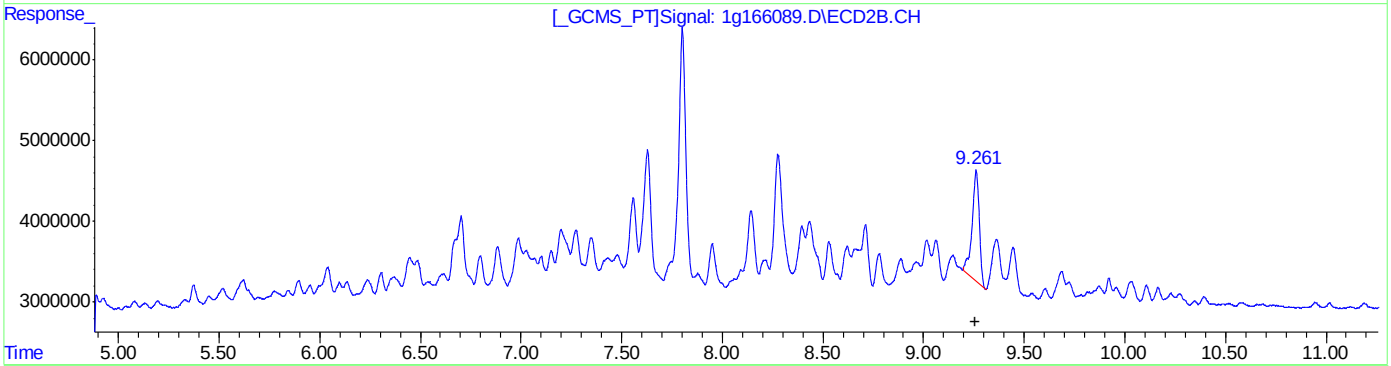

QEdit

(32) Toxaphene{E} (L8)
R.T. Response Conc
6.89 268581214 485.26

(32) Toxaphene{E} #2 (L8)
R.T. Response Conc
9.26 34618872 392.98

(+) = Expected Retention Time

Quantitation Report (Qedit)

Data Path : C:\msdchem\1\DATA\1G5651\
Data File : 1g166089.D
Signal(s) : Signal #1: ECD1A.CH Signal #2: ECD2B.CH
Acq On : 14 May 2021 1:56 am
Operator : christp
Sample : ic5651-500
Misc : op33250,g1g5651,30,,,2,1
ALS Vial : 12 Sample Multiplier: 1

Integration File signal 1: autoint1.e
Integration File signal 2: autoint2.e
Quant Time: May 14 20:47:01 2021
Quant Method : C:\MSDCHEM\1\METHODS\1PST5651.M
Quant Title : PEST/PCB
QLast Update : Fri May 14 20:46:05 2021
Response via : Initial Calibration
Integrator: ChemStation 6890 Scale Mode: Large solvent peaks clipped

Volume Inj. : 1ul/column
Signal #1 Phase : RTXCLP I Signal #2 Phase: RTX-CLP II
Signal #1 Info : 30mx.32mmx.50um Signal #2 Info : 30m x .32mm x .25um

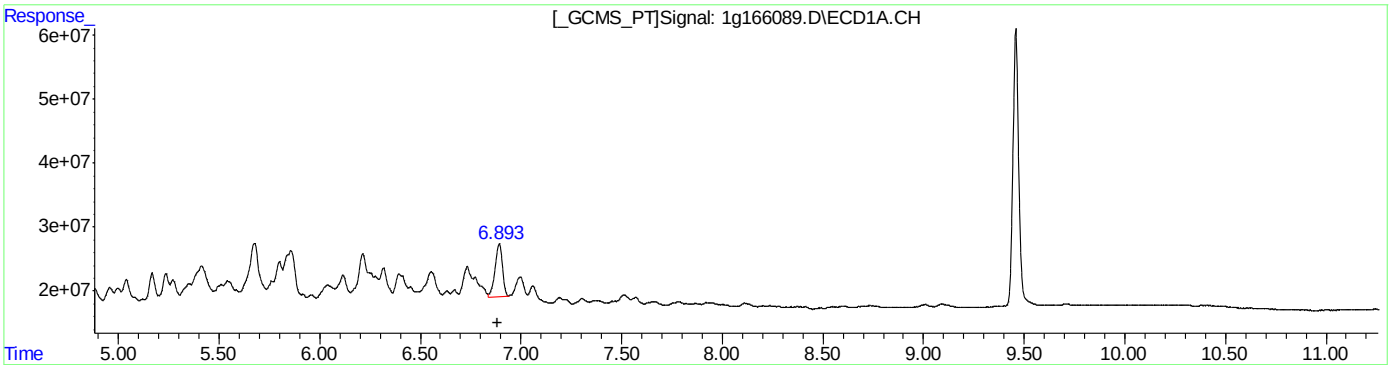

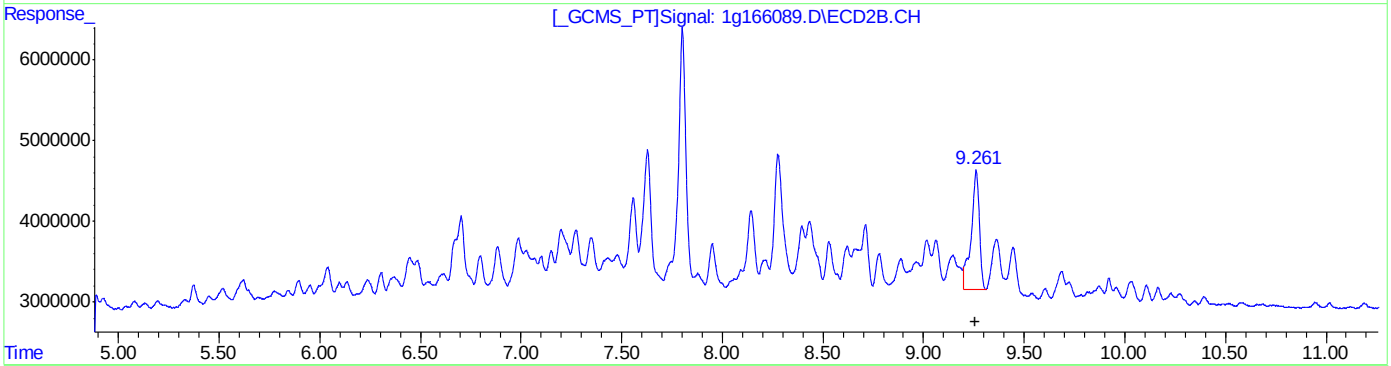

QEdit

(32) Toxaphene{E} #2 (L8)
R.T. Response Conc
6.89 211635947 382.37

(32) Toxaphene{E} #2 (L8)
R.T. Response Conc
9.26 42110894 478.03

(+) = Expected Retention Time

Manual Integrations APPROVED (compounds with "m" flag)
Gwendolyn Burns 05/18/21 10:03

Quantitation Report (QT Reviewed)

Data Path : C:\msdchem\1\DATA\1G5651\
Data File : 1g166091.D
Signal(s) : Signal #1: ECD1A.CH Signal #2: ECD2B.CH
Acq On : 14 May 2021 2:33 am
Operator : christp
Sample : icv5651-500
Misc : op33250,g1g5651,30,,,2,1
ALS Vial : 14 Sample Multiplier: 1

Integration File signal 1: autoint1.e
Integration File signal 2: autoint2.e
Quant Time: May 14 21:44:37 2021
Quant Method : C:\MSDCHEM\1\METHODS\1PST5651.M
Quant Title : PEST/PCB
QLast Update : Fri May 14 21:42:38 2021
Response via : Initial Calibration
Integrator: ChemStation 6890 Scale Mode: Large solvent peaks clipped

Volume Inj. : 1ul/column
Signal #1 Phase : RTXCLP I Signal #2 Phase: RTX-CLP II
Signal #1 Info : 30mx.32mmx.50um Signal #2 Info : 30m x .32mm x .25um

	Compound	RT#1	RT#2	Resp#1	Resp#2	PPB	PPB
	Compound	RT#1	RT#2	Resp#1	Resp#2	PPB	PPB
	Internal Standards						
1) I	1-bromo-2...	1.580	1.869	983.5E6	234.9E6	50.000	50.000
27) I	1-bromo-2...	1.580	1.869	983.5E6	234.9E6	50.000	50.000
33) I	1-bromo-2...	1.580	1.869	983.5E6	234.9E6	50.000	50.000
	System Monitoring Compounds						
2) SAB	Tetrachlo...	2.057	2.617	908.5E6	149.5E6	49.990	52.181
Spiked Amount	40.000	Range	30 - 150	Recovery	=	124.98%	130.45%
26) SA	Decachlor...	9.457	11.615	913.7E6	188.9E6	48.957	48.607
Spiked Amount	40.000			Recovery	=	122.39%	121.52%
	Target Compounds						
Sum	Toxaphene			0	0	N.D.	N.D.
Average	Toxaphene					0.000	0.000
34)	Chlordane...	3.106	4.087	341.5E6	82333657	525.432	586.453
35)	Chlordane...	3.643	4.959	388.2E6	81190984	517.467	567.913
36)	Chlordane...	4.361	5.928	1368.4E6	314.2E6	519.710	594.944m
37)	Chlordane...	4.526	6.168f	2113.0E6	516.8E6	473.877	523.590m
38)	Chlordane...	5.596	7.745	384.2E6	76395784	482.074	516.695

(f)=RT Delta > 1/2 Window (#)=Amounts differ by > 25% (m)=manual int.

11.6.11
11

Quantitation Report (QT Reviewed)

Data Path : C:\msdchem\1\DATA\1G5651\
Data File : 1g166091.D
Signal(s) : Signal #1: ECD1A.CH Signal #2: ECD2B.CH
Acq On : 14 May 2021 2:33 am
Operator : christp
Sample : icv5651-500
Misc : op33250,g1g5651,30,,,2,1
ALS Vial : 14 Sample Multiplier: 1

Integration File signal 1: autoint1.e
Integration File signal 2: autoint2.e
Quant Time: May 14 21:44:37 2021
Quant Method : C:\MSDCHEM\1\METHODS\1PST5651.M
Quant Title : PEST/PCB
QLast Update : Fri May 14 21:42:38 2021
Response via : Initial Calibration
Integrator: ChemStation 6890 Scale Mode: Large solvent peaks clipped

Volume Inj. : 1ul/column
Signal #1 Phase : RTXCLP I Signal #2 Phase: RTX-CLP II
Signal #1 Info : 30mx.32mmx.50um Signal #2 Info : 30m x .32mm x .25um

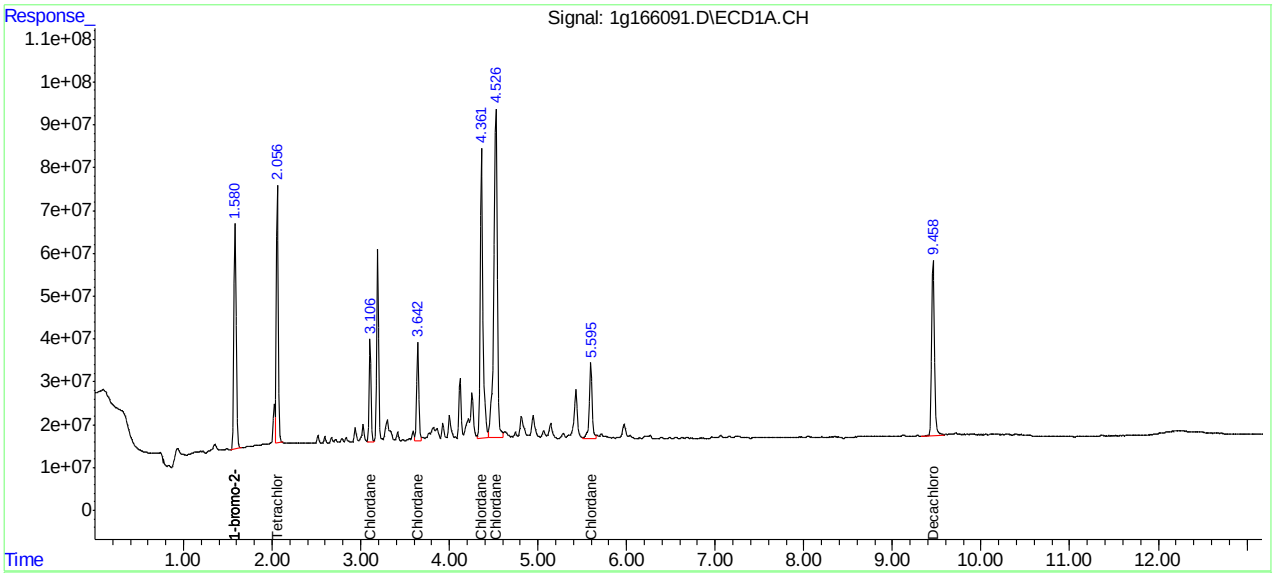

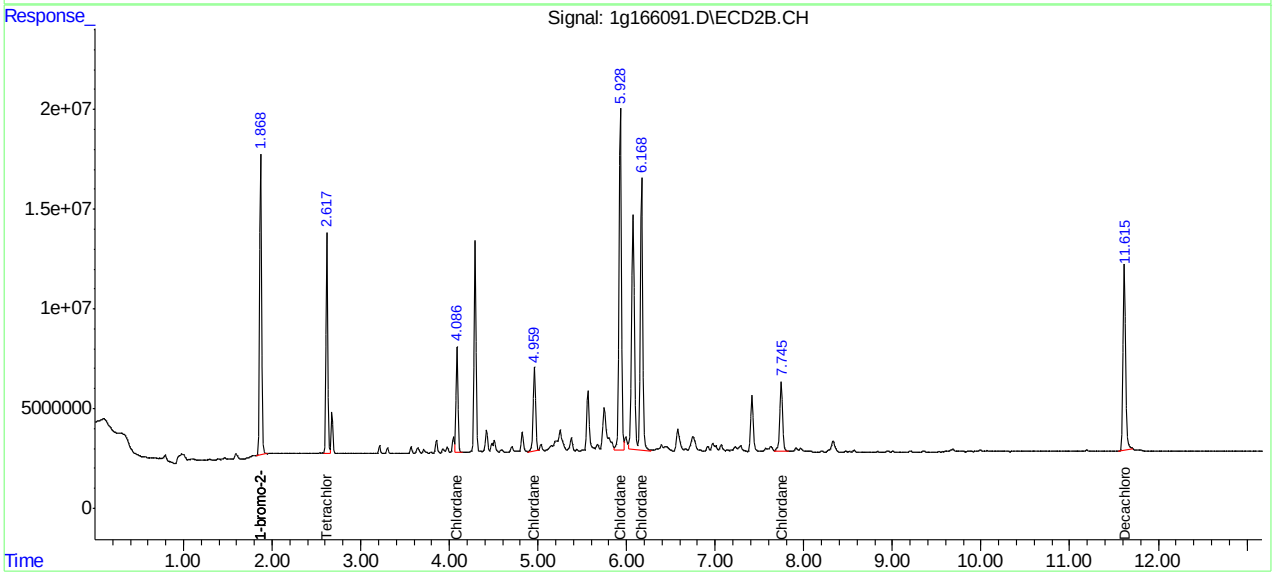

Manual Integration Approval Summary

Sample Number: G1G5651-ICV5651 **Method:** SW846 8081B
Lab FileID: 1G166091.D **Analyst approved:** 05/14/21 23:03 Rebecca Krug
Injection Time: 05/14/21 02:33 **Supervisor approved:** 05/18/21 10:03 Gwendolyn Burns

Parameter	CAS	Sig#	R.T. (min.)	Reason
Chlordane-C		2	5.93	Poorly defined baseline
Chlordane-D		2	6.17	Split peak

Quantitation Report (Qedit)

Data Path : C:\msdchem\1\DATA\1G5651\
Data File : 1g166091.D
Signal(s) : Signal #1: ECD1A.CH Signal #2: ECD2B.CH
Acq On : 14 May 2021 2:33 am
Operator : christp
Sample : icv5651-500
Misc : op33250,g1g5651,30,,,2,1
ALS Vial : 14 Sample Multiplier: 1

Integration File signal 1: autoint1.e
Integration File signal 2: autoint2.e
Quant Time: May 14 21:44:01 2021
Quant Method : C:\MSDCHEM\1\METHODS\1PST5651.M
Quant Title : PEST/PCB
QLast Update : Fri May 14 21:42:38 2021
Response via : Initial Calibration
Integrator: ChemStation 6890 Scale Mode: Large solvent peaks clipped

Volume Inj. : 1ul/column
Signal #1 Phase : RTXCLP I Signal #2 Phase: RTX-CLP II
Signal #1 Info : 30mx.32mmx.50um Signal #2 Info : 30m x .32mm x .25um

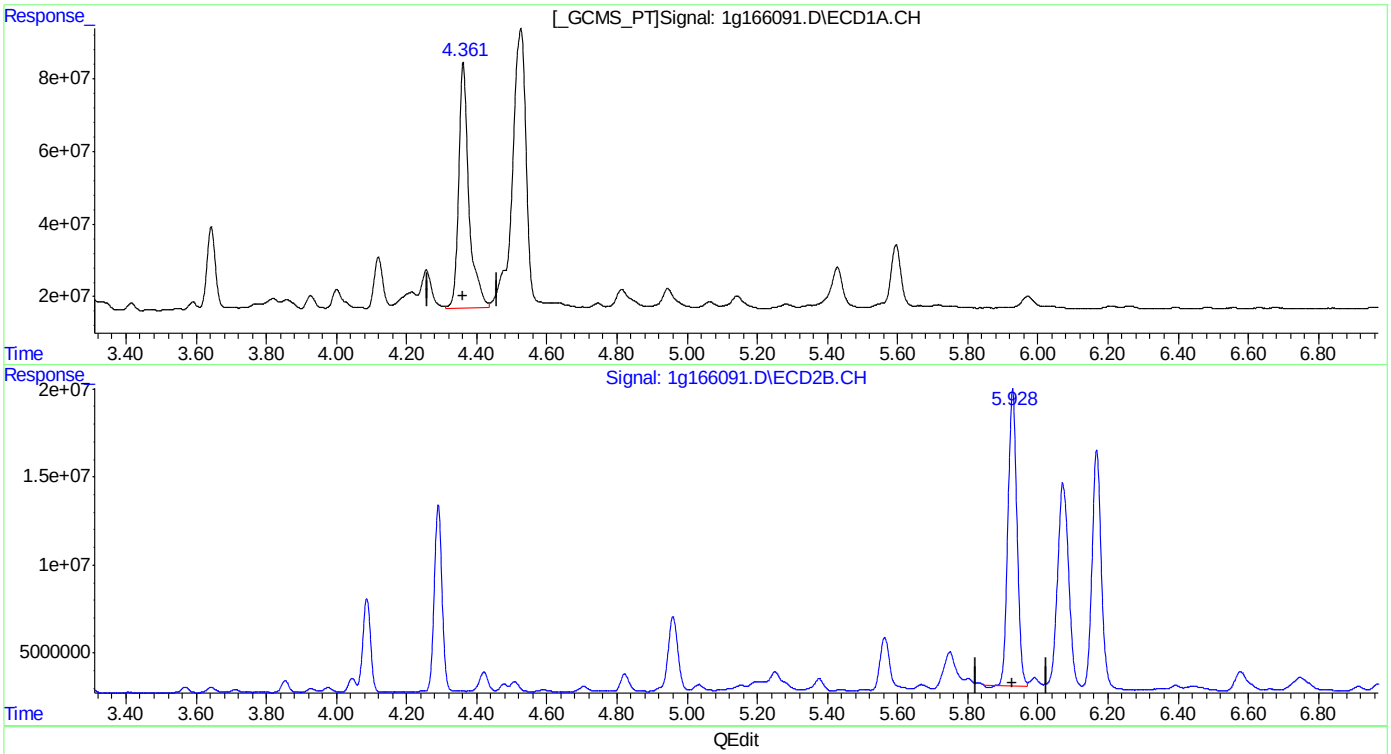

QEdit

(36) Chlordane {C}
4.361min 519.710PPB
response 1368360202

(36) Chlordane {C} #2
5.928min 571.012PPB
response 301526223

(+) = Expected Retention Time
1PST5651.M Fri May 14 21:44:16 2021 Page: 1

Quantitation Report (Qedit)

Data Path : C:\msdchem\1\DATA\1G5651\
Data File : 1g166091.D
Signal(s) : Signal #1: ECD1A.CH Signal #2: ECD2B.CH
Acq On : 14 May 2021 2:33 am
Operator : christp
Sample : icv5651-500
Misc : op33250,g1g5651,30,,,2,1
ALS Vial : 14 Sample Multiplier: 1

Integration File signal 1: autoint1.e
Integration File signal 2: autoint2.e
Quant Time: May 14 21:44:01 2021
Quant Method : C:\MSDCHEM\1\METHODS\1PST5651.M
Quant Title : PEST/PCB
QLast Update : Fri May 14 21:42:38 2021
Response via : Initial Calibration
Integrator: ChemStation 6890 Scale Mode: Large solvent peaks clipped

Volume Inj. : 1ul/column
Signal #1 Phase : RTXCLP I Signal #2 Phase: RTX-CLP II
Signal #1 Info : 30mx.32mmx.50um Signal #2 Info : 30m x .32mm x .25um

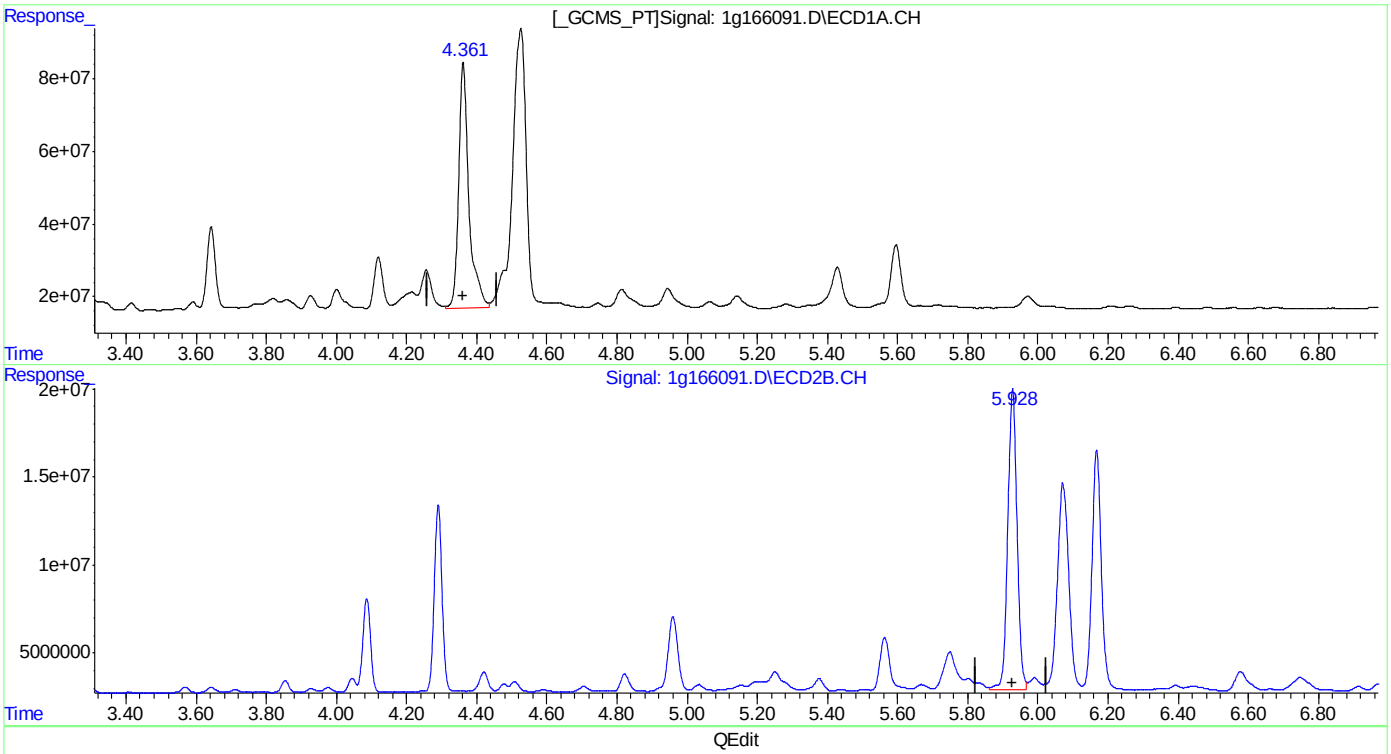

QEdit

(36) Chlordane {C}
4.361min 519.710PPB
response 1368360202

(36) Chlordane {C} #2
5.928min 594.944PPB m
response 314163472

(+) = Expected Retention Time
1PST5651.M Fri May 14 21:44:28 2021 Page: 1

Quantitation Report (Qedit)

Data Path : C:\msdchem\1\DATA\1G5651\
Data File : 1g166091.D
Signal(s) : Signal #1: ECD1A.CH Signal #2: ECD2B.CH
Acq On : 14 May 2021 2:33 am
Operator : christp
Sample : icv5651-500
Misc : op33250,g1g5651,30,,,2,1
ALS Vial : 14 Sample Multiplier: 1

Integration File signal 1: autoint1.e
Integration File signal 2: autoint2.e
Quant Time: May 14 21:44:01 2021
Quant Method : C:\MSDCHEM\1\METHODS\1PST5651.M
Quant Title : PEST/PCB
QLast Update : Fri May 14 21:42:38 2021
Response via : Initial Calibration
Integrator: ChemStation 6890 Scale Mode: Large solvent peaks clipped

Volume Inj. : 1ul/column
Signal #1 Phase : RTXCLP I Signal #2 Phase: RTX-CLP II
Signal #1 Info : 30mx.32mmx.50um Signal #2 Info : 30m x .32mm x .25um

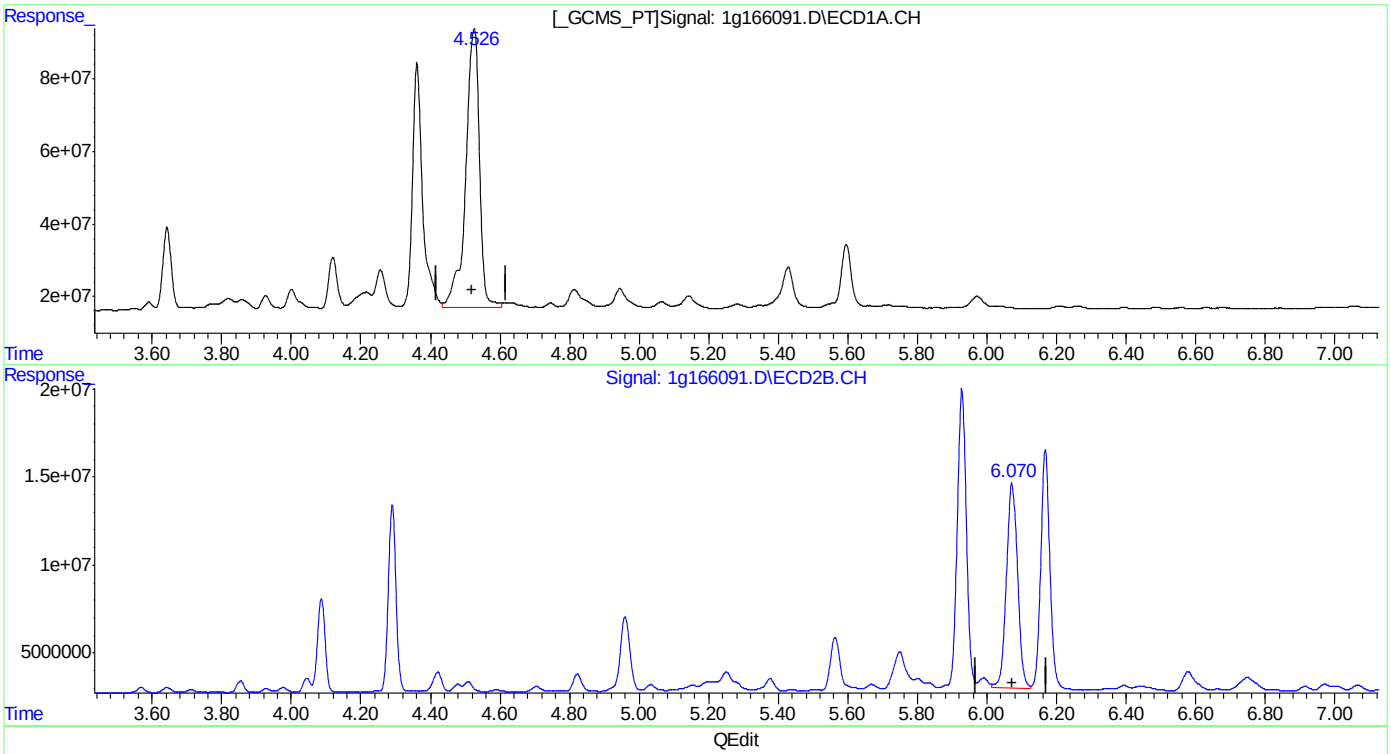

QEdit

(37) Chlordane {D}
4.526min 473.877PPB
response 2113031433

(37) Chlordane {D} #2
6.071min 261.919PPB
response 258502550

(+) = Expected Retention Time
1PST5651.M Fri May 14 21:44:30 2021 Page: 1

Quantitation Report (Qedit)

Data Path : C:\msdchem\1\DATA\1G5651\
Data File : 1g166091.D
Signal(s) : Signal #1: ECD1A.CH Signal #2: ECD2B.CH
Acq On : 14 May 2021 2:33 am
Operator : christp
Sample : icv5651-500
Misc : op33250,g1g5651,30,,,2,1
ALS Vial : 14 Sample Multiplier: 1

Integration File signal 1: autoint1.e
Integration File signal 2: autoint2.e
Quant Time: May 14 21:44:01 2021
Quant Method : C:\MSDCHEM\1\METHODS\1PST5651.M
Quant Title : PEST/PCB
QLast Update : Fri May 14 21:42:38 2021
Response via : Initial Calibration
Integrator: ChemStation 6890 Scale Mode: Large solvent peaks clipped

Volume Inj. : 1ul/column
Signal #1 Phase : RTXCLP I Signal #2 Phase: RTX-CLP II
Signal #1 Info : 30mx.32mmx.50um Signal #2 Info : 30m x .32mm x .25um

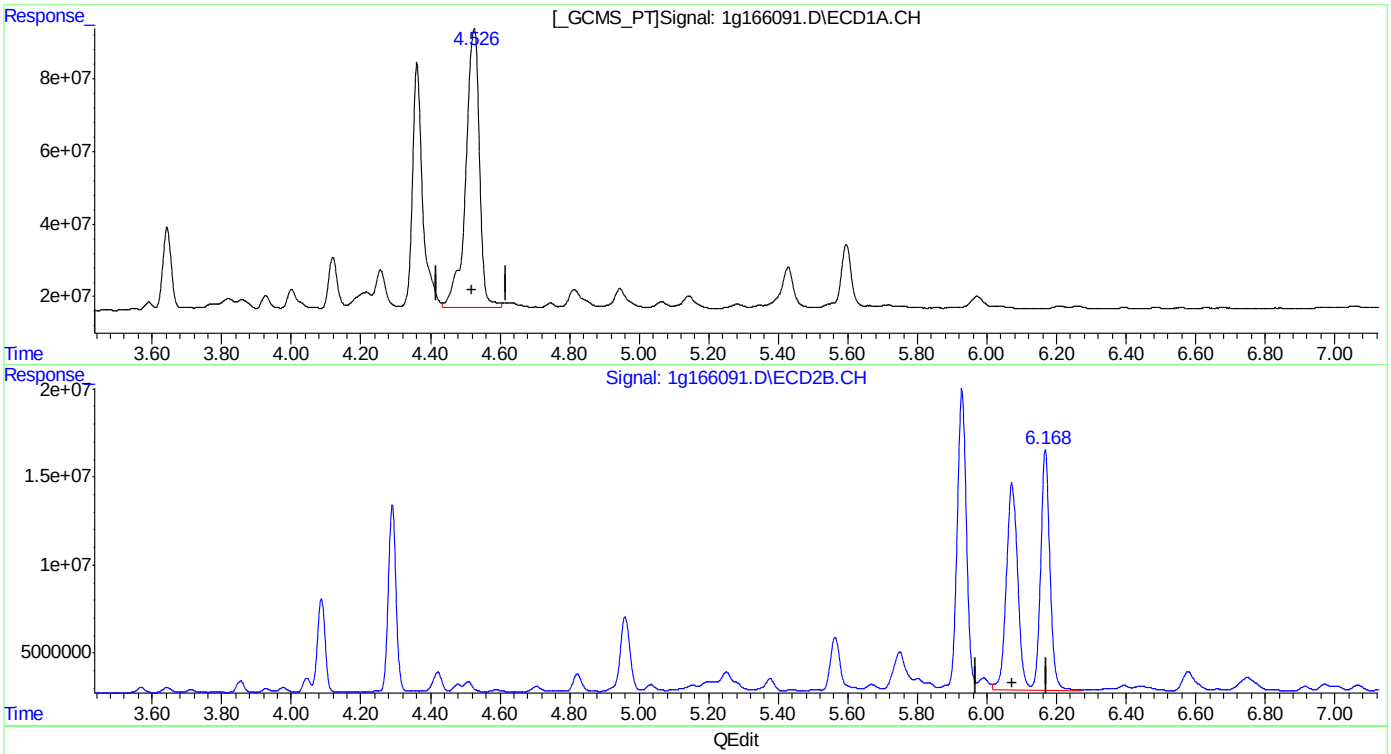

QEdit

(37) Chlordane {D}
4.526min 473.877PPB
response 2113031433

(37) Chlordane {D} #2
6.168min 523.590PPB m
response 516761118

(+) = Expected Retention Time

Manual Integrations APPROVED (compounds with "m" flag)
Gwendolyn Burns 05/18/21 10:03

Quantitation Report (QT Reviewed)

Data Path : C:\msdchem\1\DATA\1G5651\
Data File : 1g166092.D
Signal(s) : Signal #1: ECD1A.CH Signal #2: ECD2B.CH
Acq On : 14 May 2021 2:51 am
Operator : christp
Sample : icv5651-500
Misc : op33250,g1g5651,30,,,2,1
ALS Vial : 15 Sample Multiplier: 1

Integration File signal 1: autoint1.e
Integration File signal 2: autoint2.e
Quant Time: May 14 21:50:30 2021
Quant Method : C:\MSDCHEM\1\METHODS\1PST5651.M
Quant Title : PEST/PCB
QLast Update : Fri May 14 21:42:38 2021
Response via : Initial Calibration
Integrator: ChemStation 6890 Scale Mode: Large solvent peaks clipped

Volume Inj. : 1ul/column
Signal #1 Phase : RTXCLP I Signal #2 Phase: RTX-CLP II
Signal #1 Info : 30mx.32mmx.50um Signal #2 Info : 30m x .32mm x .25um

	Compound	RT#1	RT#2	Resp#1	Resp#2	PPB	PPB
	Compound	RT#1	RT#2	Resp#1	Resp#2	PPB	PPB
	Internal Standards						
1) I	1-bromo-2...	1.580	1.870	996.9E6	240.3E6	50.000	50.000
27) I	1-bromo-2...	1.580	1.870	996.9E6	240.3E6	50.000	50.000
33) I	1-bromo-2...	1.580	1.870	996.9E6	240.3E6	50.000	50.000
	System Monitoring Compounds						
2) SAB	Tetrachlo...	2.057	2.618	926.8E6	154.8E6	50.308	52.827
Spiked Amount	40.000	Range	30 - 150	Recovery	=	125.77%	132.07%
26) SA	Decachlor...	9.456	11.615	937.6E6	196.5E6	49.557	49.445
Spiked Amount	40.000			Recovery	=	123.89%	123.61%
	Target Compounds						
28) L8	Toxaphene{A}	5.039	6.700	81299689	33957919	486.749	516.177
29) L8	Toxaphene{B}	5.671	7.627	247.3E6	45059906	465.237m	490.380m
30) L8	Toxaphene{C}	5.841	7.802	278.2E6	84080749	518.833m	463.569m
31) L8	Toxaphene{D}	6.318	8.275	90833894	44607520	450.341m	509.252m
32) L8	Toxaphene{E}	6.891	9.257	215.6E6	45448951	464.922m	487.369m
Sum	Toxaphene			913.3E6	253.2E6	2386.083	2466.747
Average	Toxaphene					477.217	493.349

(f)=RT Delta > 1/2 Window (#)=Amounts differ by > 25% (m)=manual int.

11.6.12
11

Quantitation Report (QT Reviewed)

Data Path : C:\msdchem\1\DATA\1G5651\
Data File : 1g166092.D
Signal(s) : Signal #1: ECD1A.CH Signal #2: ECD2B.CH
Acq On : 14 May 2021 2:51 am
Operator : christp
Sample : icv5651-500
Misc : op33250,g1g5651,30,,,2,1
ALS Vial : 15 Sample Multiplier: 1

Integration File signal 1: autoint1.e
Integration File signal 2: autoint2.e
Quant Time: May 14 21:50:30 2021
Quant Method : C:\MSDCHEM\1\METHODS\1PST5651.M
Quant Title : PEST/PCB
QLast Update : Fri May 14 21:42:38 2021
Response via : Initial Calibration
Integrator: ChemStation 6890 Scale Mode: Large solvent peaks clipped

Volume Inj. : 1ul/column
Signal #1 Phase : RTXCLP I Signal #2 Phase: RTX-CLP II
Signal #1 Info : 30mx.32mmx.50um Signal #2 Info : 30m x .32mm x .25um

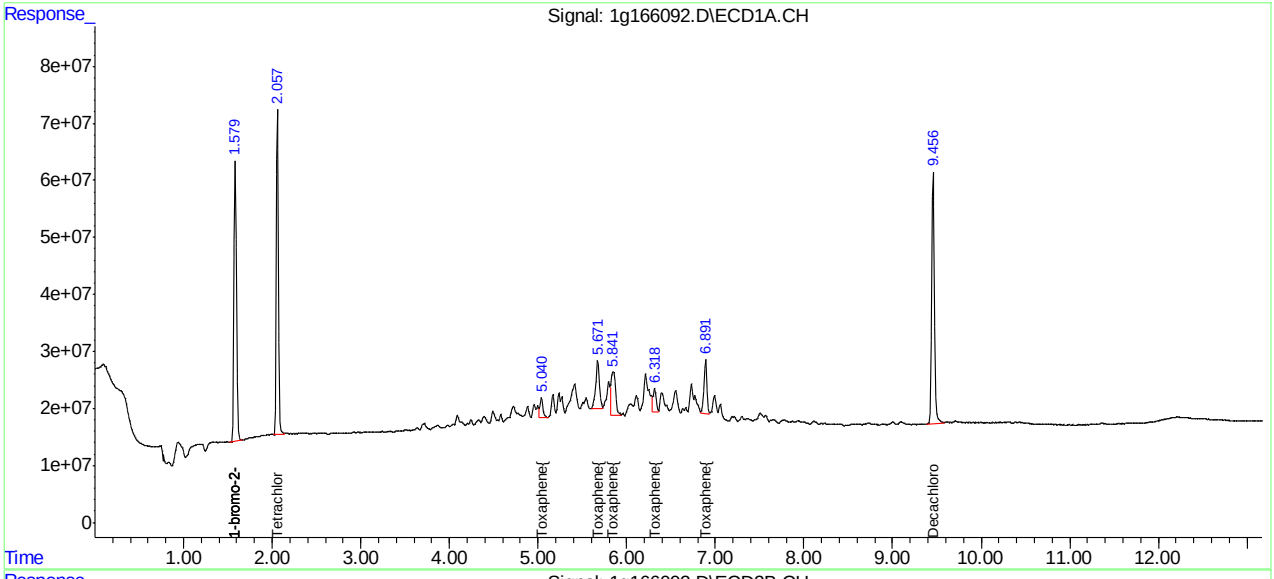

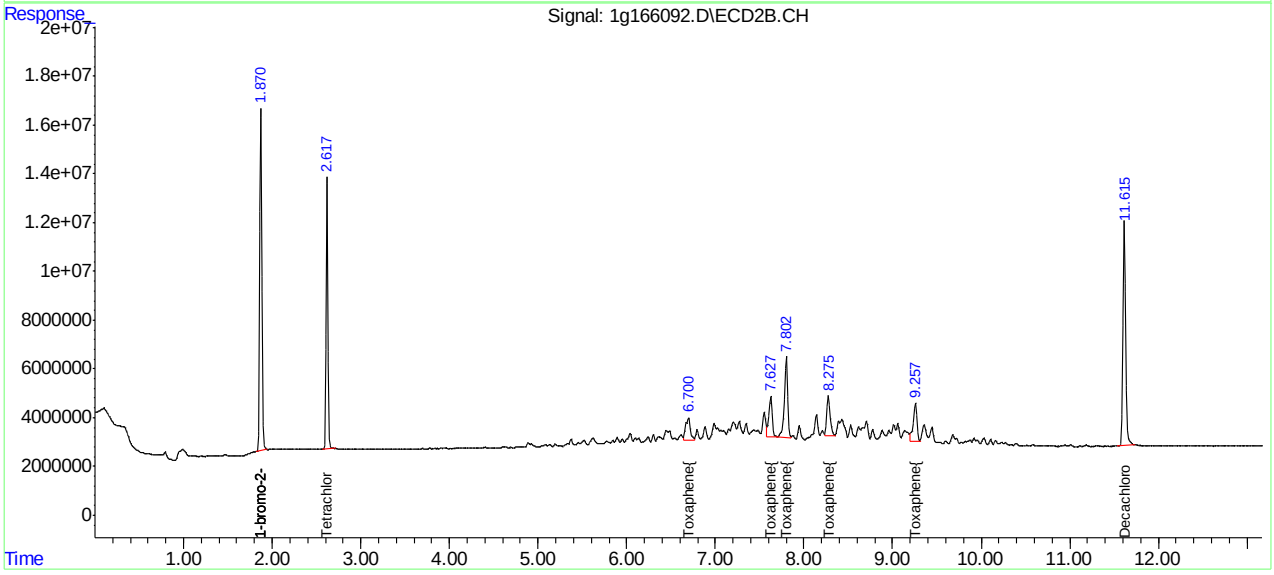

Manual Integration Approval Summary

Sample Number: G1G5651-ICV5651 **Method:** SW846 8081B
Lab FileID: 1G166092.D **Analyst approved:** 05/14/21 23:03 Rebecca Krug
Injection Time: 05/14/21 02:51 **Supervisor approved:** 05/18/21 10:03 Gwendolyn Burns

Parameter	CAS	Sig#	R.T. (min.)	Reason
Toxaphene-B		1	5.67	Poorly defined baseline
Toxaphene-C		1	5.84	Poorly defined baseline
Toxaphene-D		1	6.32	Poorly defined baseline
Toxaphene-E		1	6.89	Poorly defined baseline
Toxaphene-B		2	7.63	Poorly defined baseline
Toxaphene-C		2	7.80	Poorly defined baseline
Toxaphene-D		2	8.28	Poorly defined baseline
Toxaphene-E		2	9.26	Poorly defined baseline

Quantitation Report (Qedit)

Data Path : C:\msdchem\1\DATA\1G5651\
Data File : 1g166092.D
Signal(s) : Signal #1: ECD1A.CH Signal #2: ECD2B.CH
Acq On : 14 May 2021 2:51 am
Operator : christp
Sample : icv5651-500
Misc : op33250,g1g5651,30,,,2,1
ALS Vial : 15 Sample Multiplier: 1

Integration File signal 1: autoint1.e
Integration File signal 2: autoint2.e
Quant Time: May 14 21:45:36 2021
Quant Method : C:\MSDCHEM\1\METHODS\1PST5651.M
Quant Title : PEST/PCB
QLast Update : Fri May 14 21:42:38 2021
Response via : Initial Calibration
Integrator: ChemStation 6890 Scale Mode: Large solvent peaks clipped

Volume Inj. : 1ul/column
Signal #1 Phase : RTXCLP I Signal #2 Phase: RTX-CLP II
Signal #1 Info : 30mx.32mmx.50um Signal #2 Info : 30m x .32mm x .25um

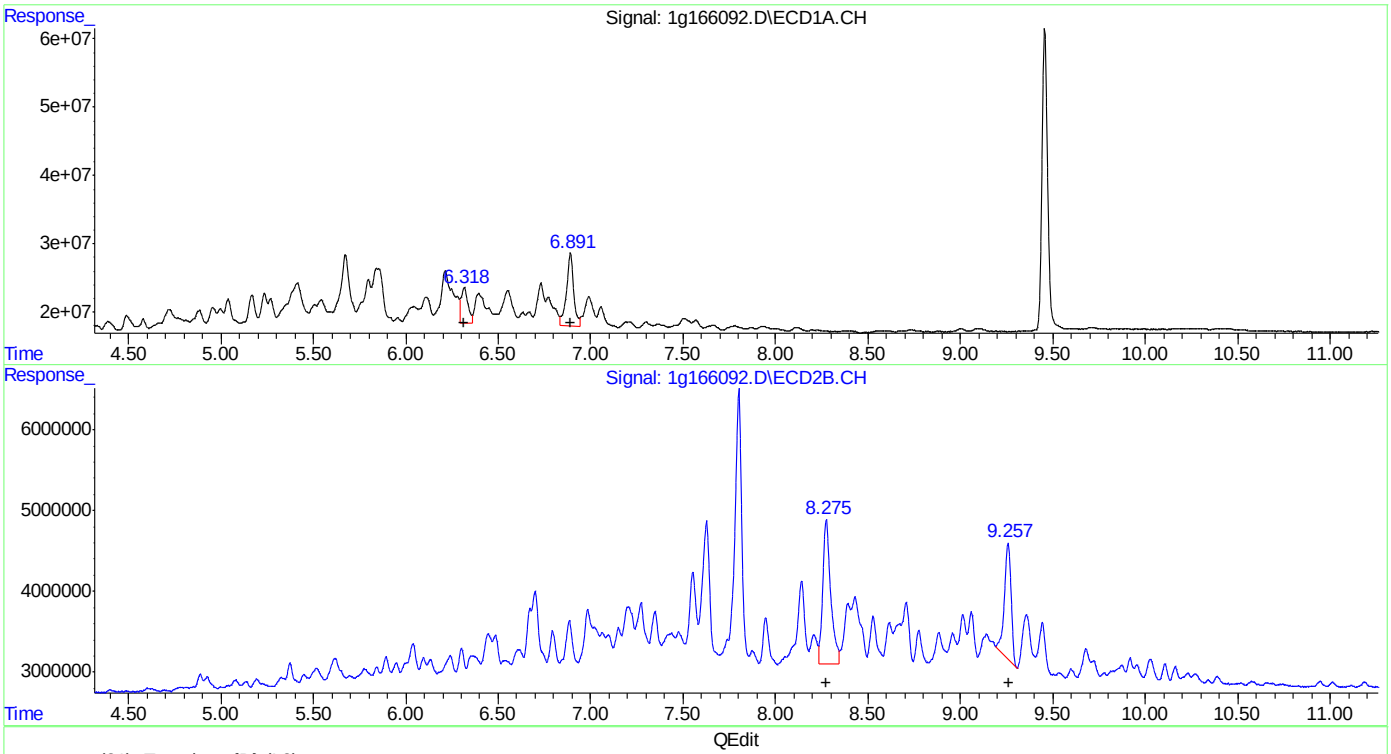

(31) Toxaphene{D} (L8)

R.T.	Response	Conc
6.32	138942426	688.86
6.89	286792153	618.46

(31) Toxaphene{D} #2 (L8)

R.T.	Response	Conc
8.28	54122336	617.88
9.26	36404752	390.38

(+) = Expected Retention Time

Quantitation Report (Qedit)

Data Path : C:\msdchem\1\DATA\1G5651\
Data File : 1g166092.D
Signal(s) : Signal #1: ECD1A.CH Signal #2: ECD2B.CH
Acq On : 14 May 2021 2:51 am
Operator : christp
Sample : icv5651-500
Misc : op33250,g1g5651,30,,,2,1
ALS Vial : 15 Sample Multiplier: 1

Integration File signal 1: autoint1.e
Integration File signal 2: autoint2.e
Quant Time: May 14 21:45:36 2021
Quant Method : C:\MSDCHEM\1\METHODS\1PST5651.M
Quant Title : PEST/PCB
QLast Update : Fri May 14 21:42:38 2021
Response via : Initial Calibration
Integrator: ChemStation 6890 Scale Mode: Large solvent peaks clipped

Volume Inj. : 1ul/column
Signal #1 Phase : RTXCLP I Signal #2 Phase: RTX-CLP II
Signal #1 Info : 30mx.32mmx.50um Signal #2 Info : 30m x .32mm x .25um

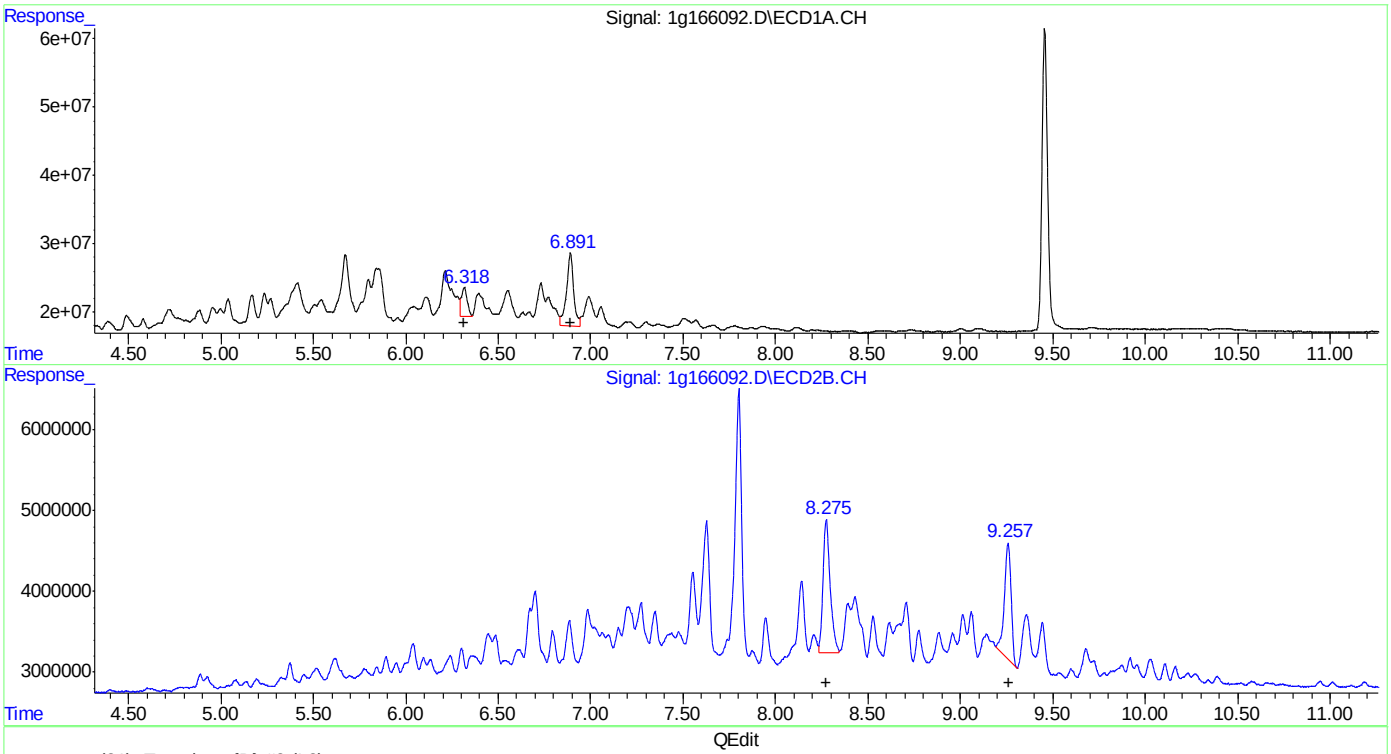

(31) Toxaphene{D} #2 (L8)
R.T. Response Conc
6.32 90833894 450.34
6.89 286792153 618.46

(31) Toxaphene{D} #2 (L8)
R.T. Response Conc
8.28 44607520 509.25
9.26 36404752 390.38

(+) = Expected Retention Time

Quantitation Report (Qedit)

Data Path : C:\msdchem\1\DATA\1G5651\
Data File : 1g166092.D
Signal(s) : Signal #1: ECD1A.CH Signal #2: ECD2B.CH
Acq On : 14 May 2021 2:51 am
Operator : christp
Sample : icv5651-500
Misc : op33250,g1g5651,30,,,2,1
ALS Vial : 15 Sample Multiplier: 1

Integration File signal 1: autoint1.e
Integration File signal 2: autoint2.e
Quant Time: May 14 21:45:36 2021
Quant Method : C:\MSDCHEM\1\METHODS\1PST5651.M
Quant Title : PEST/PCB
QLast Update : Fri May 14 21:42:38 2021
Response via : Initial Calibration
Integrator: ChemStation 6890 Scale Mode: Large solvent peaks clipped

Volume Inj. : 1ul/column
Signal #1 Phase : RTXCLP I Signal #2 Phase: RTX-CLP II
Signal #1 Info : 30mx.32mmx.50um Signal #2 Info : 30m x .32mm x .25um

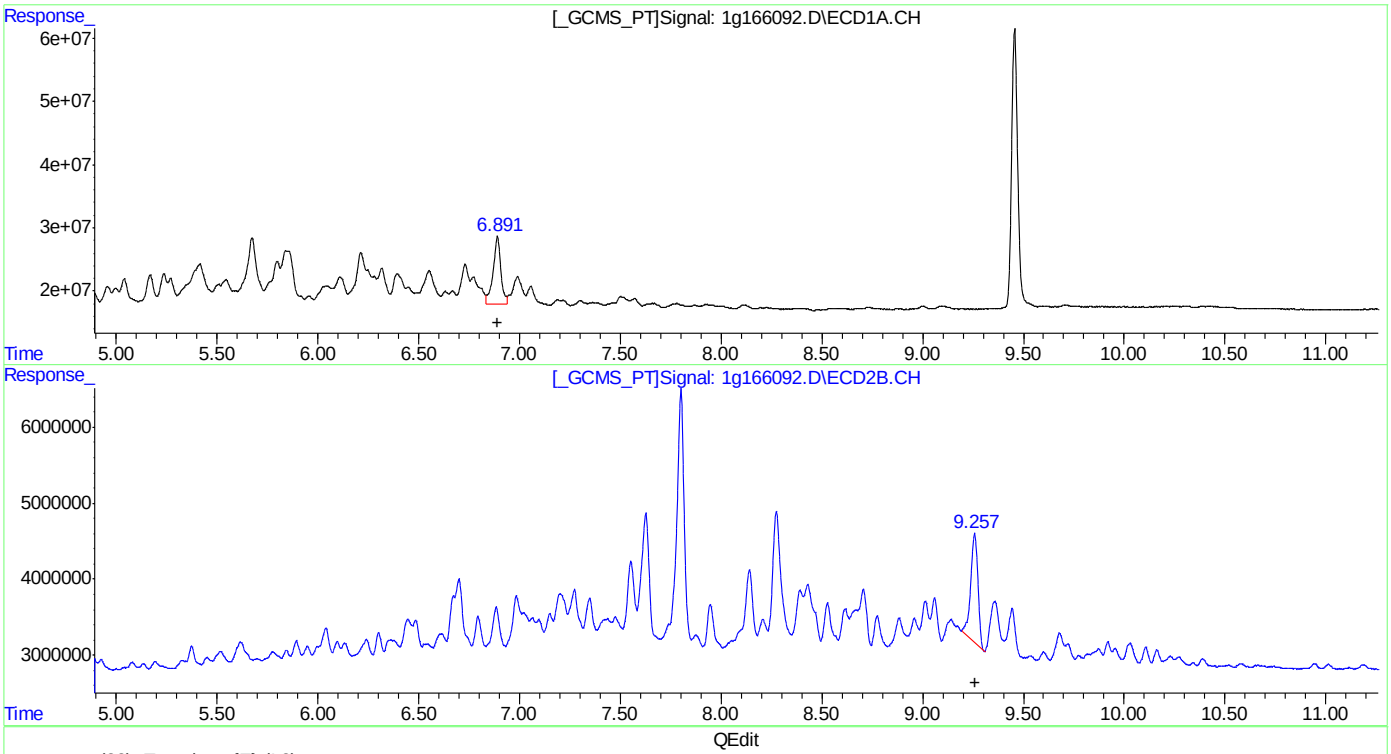

QEdit

(32) Toxaphene{E} (L8)
R.T. Response Conc
6.89 286792153 618.46

(32) Toxaphene{E} #2 (L8)
R.T. Response Conc
9.26 36404752 390.38

(+) = Expected Retention Time
1PST5651.M Fri May 14 21:49:16 2021 Page: 1

Quantitation Report (Qedit)

Data Path : C:\msdchem\1\DATA\1G5651\
Data File : 1g166092.D
Signal(s) : Signal #1: ECD1A.CH Signal #2: ECD2B.CH
Acq On : 14 May 2021 2:51 am
Operator : christp
Sample : icv5651-500
Misc : op33250,g1g5651,30,,,2,1
ALS Vial : 15 Sample Multiplier: 1

Integration File signal 1: autoint1.e
Integration File signal 2: autoint2.e
Quant Time: May 14 21:45:36 2021
Quant Method : C:\MSDCHEM\1\METHODS\1PST5651.M
Quant Title : PEST/PCB
QLast Update : Fri May 14 21:42:38 2021
Response via : Initial Calibration
Integrator: ChemStation 6890 Scale Mode: Large solvent peaks clipped

Volume Inj. : 1ul/column
Signal #1 Phase : RTXCLP I Signal #2 Phase: RTX-CLP II
Signal #1 Info : 30mx.32mmx.50um Signal #2 Info : 30m x .32mm x .25um

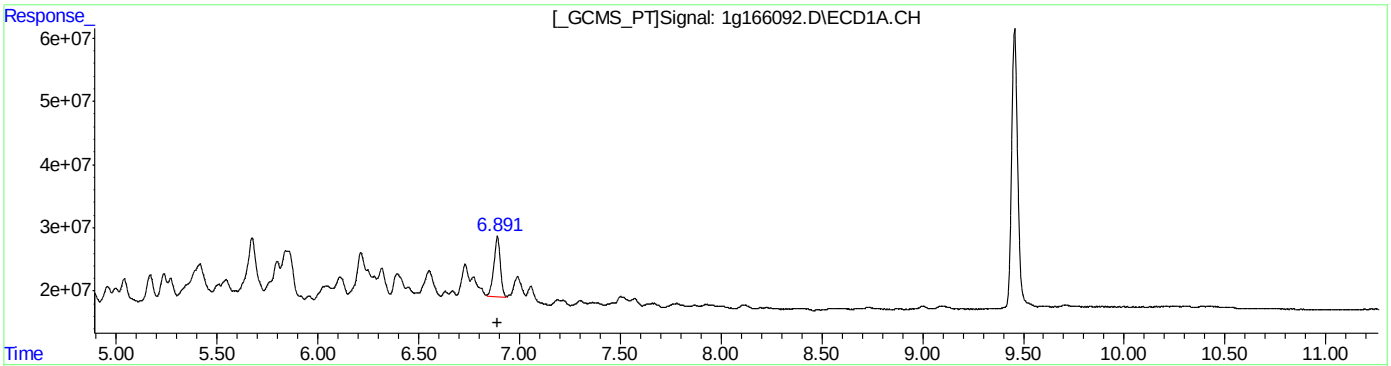

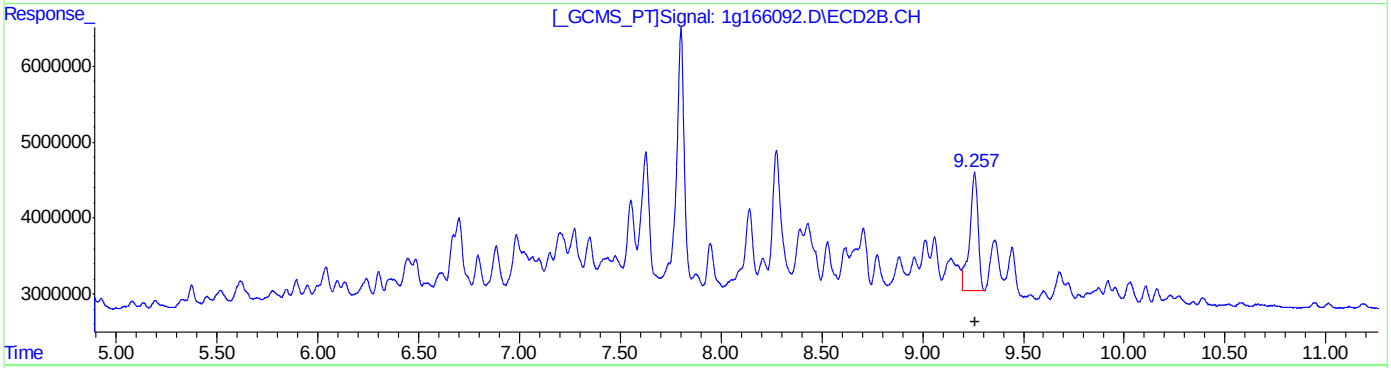

QEdit

(32) Toxaphene{E} #2 (L8)
R.T. Response Conc
6.89 215594184 464.92

(32) Toxaphene{E} #2 (L8)
R.T. Response Conc
9.26 45448951 487.37

(+) = Expected Retention Time
1PST5651.M Fri May 14 21:49:29 2021 Page: 1

Quantitation Report (Qedit)

Data Path : C:\msdchem\1\DATA\1G5651\
Data File : 1g166092.D
Signal(s) : Signal #1: ECD1A.CH Signal #2: ECD2B.CH
Acq On : 14 May 2021 2:51 am
Operator : christp
Sample : icv5651-500
Misc : op33250,g1g5651,30,,,2,1
ALS Vial : 15 Sample Multiplier: 1

Integration File signal 1: autoint1.e
Integration File signal 2: autoint2.e
Quant Time: May 14 21:45:36 2021
Quant Method : C:\MSDCHEM\1\METHODS\1PST5651.M
Quant Title : PEST/PCB
QLast Update : Fri May 14 21:42:38 2021
Response via : Initial Calibration
Integrator: ChemStation 6890 Scale Mode: Large solvent peaks clipped

Volume Inj. : 1ul/column
Signal #1 Phase : RTXCLP I Signal #2 Phase: RTX-CLP II
Signal #1 Info : 30mx.32mmx.50um Signal #2 Info : 30m x .32mm x .25um

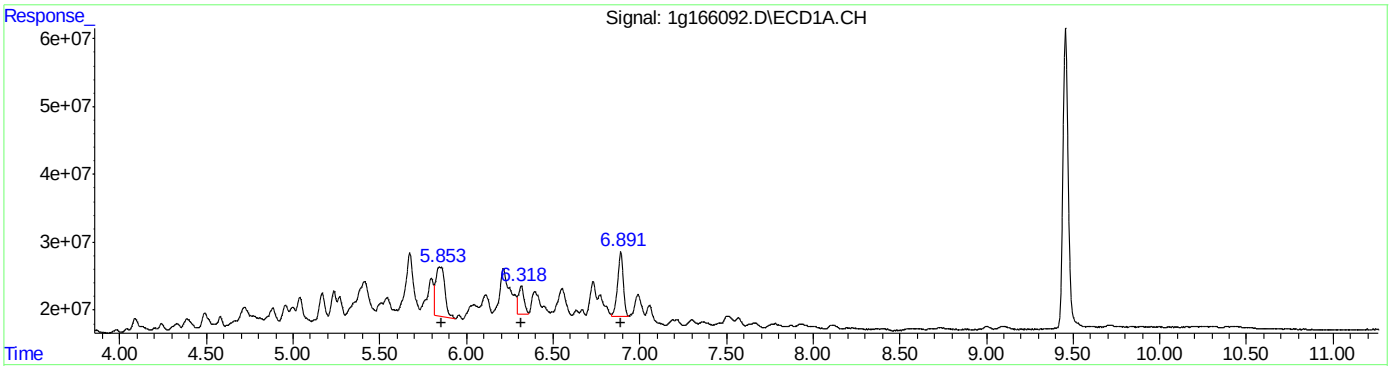

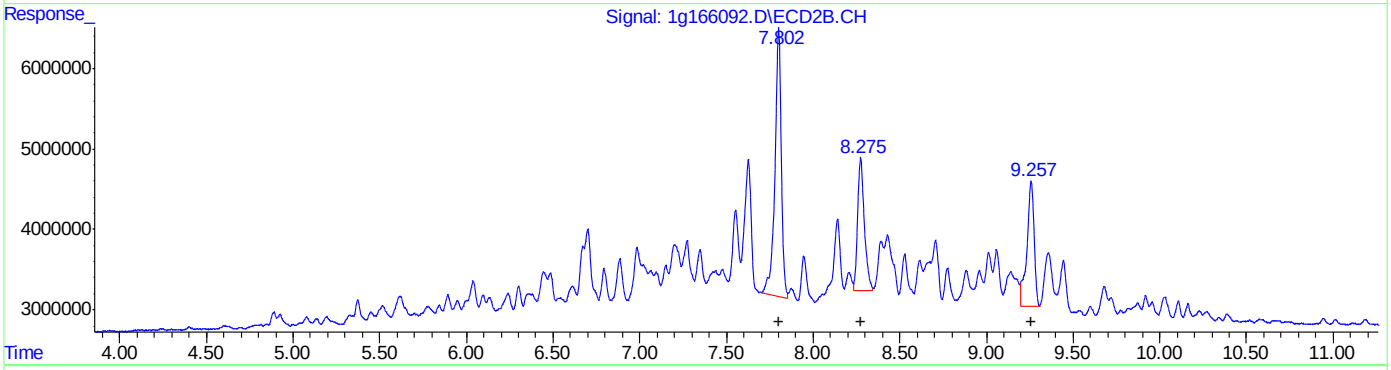

QEdit

(30) Toxaphene{C} (L8)

R.T.	Response	Conc
5.84	277572193	517.62
6.32	90833894	450.34
6.89	215594184	464.92

(30) Toxaphene{C} #2 (L8)

R.T.	Response	Conc
7.80	85427154	470.99
8.28	44607520	509.25
9.26	45448951	487.37

(+) = Expected Retention Time

Quantitation Report (Qedit)

Data Path : C:\msdchem\1\DATA\1G5651\
Data File : 1g166092.D
Signal(s) : Signal #1: ECD1A.CH Signal #2: ECD2B.CH
Acq On : 14 May 2021 2:51 am
Operator : christp
Sample : icv5651-500
Misc : op33250,g1g5651,30,,,2,1
ALS Vial : 15 Sample Multiplier: 1

Integration File signal 1: autoint1.e
Integration File signal 2: autoint2.e
Quant Time: May 14 21:45:36 2021
Quant Method : C:\MSDCHEM\1\METHODS\1PST5651.M
Quant Title : PEST/PCB
QLast Update : Fri May 14 21:42:38 2021
Response via : Initial Calibration
Integrator: ChemStation 6890 Scale Mode: Large solvent peaks clipped

Volume Inj. : 1ul/column
Signal #1 Phase : RTXCLP I Signal #2 Phase: RTX-CLP II
Signal #1 Info : 30mx.32mmx.50um Signal #2 Info : 30m x .32mm x .25um

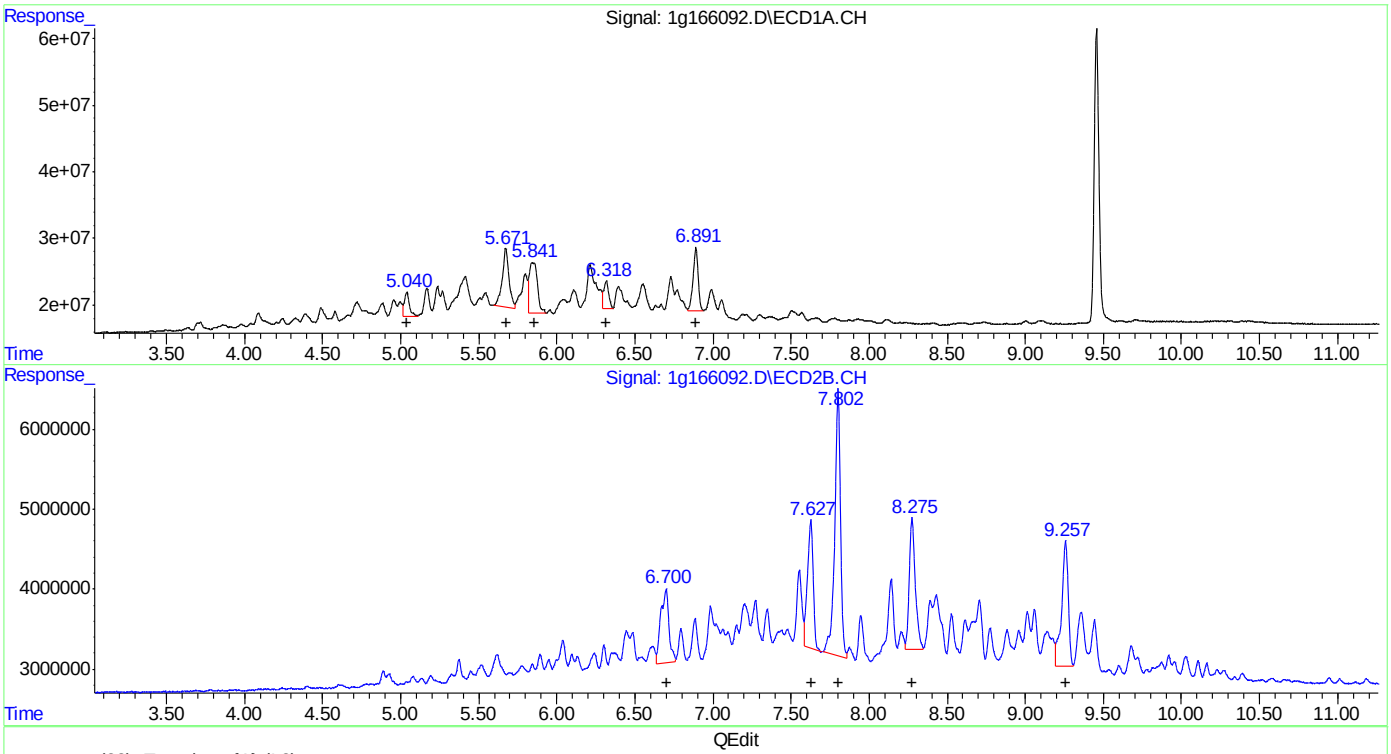

QEdit

(28) Toxaphene{A} (L8)

R.T.	Response	Conc
5.04	81299689	486.75
5.67	262031730	492.93
5.84	278221397	518.83
6.32	90833894	450.34
6.89	215594184	464.92

(28) Toxaphene{A} #2 (L8)

R.T.	Response	Conc
6.70	33957919	516.18
7.63	41352682	450.04
7.80	85427154	470.99
8.28	44607520	509.25
9.26	45448951	487.37

(+) = Expected Retention Time

11.6.12.7

Quantitation Report (Qedit)

Data Path : C:\msdchem\1\DATA\1G5651\
Data File : 1g166092.D
Signal(s) : Signal #1: ECD1A.CH Signal #2: ECD2B.CH
Acq On : 14 May 2021 2:51 am
Operator : christp
Sample : icv5651-500
Misc : op33250,g1g5651,30,,,2,1
ALS Vial : 15 Sample Multiplier: 1

Integration File signal 1: autoint1.e
Integration File signal 2: autoint2.e
Quant Time: May 14 21:45:36 2021
Quant Method : C:\MSDCHEM\1\METHODS\1PST5651.M
Quant Title : PEST/PCB
QLast Update : Fri May 14 21:42:38 2021
Response via : Initial Calibration
Integrator: ChemStation 6890 Scale Mode: Large solvent peaks clipped

Volume Inj. : 1ul/column
Signal #1 Phase : RTXCLP I Signal #2 Phase: RTX-CLP II
Signal #1 Info : 30mx.32mmx.50um Signal #2 Info : 30m x .32mm x .25um

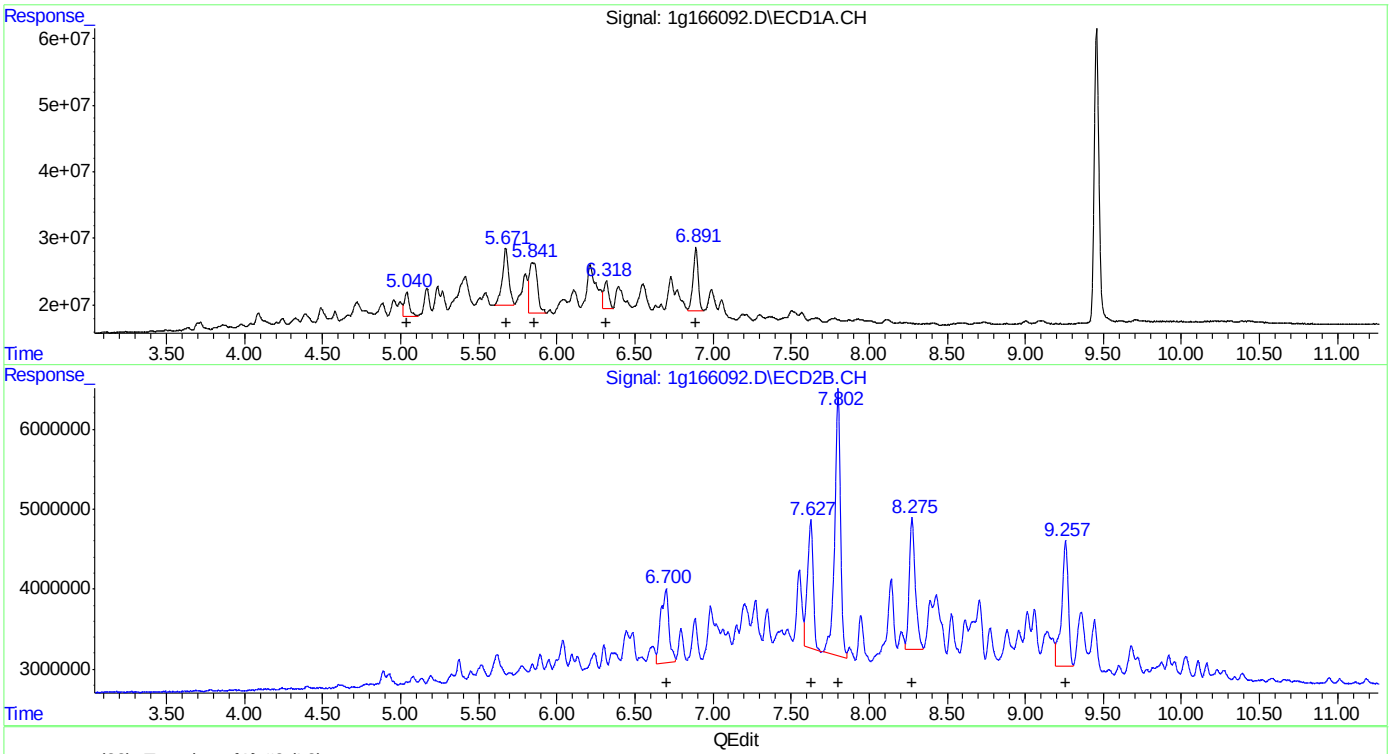

QEdit

(28) Toxaphene{A} #2 (L8)

R.T.	Response	Conc
5.04	81299689	486.75
5.67	247311417	465.24
5.84	278221397	518.83
6.32	90833894	450.34
6.89	215594184	464.92

(28) Toxaphene{A} #2 (L8)

R.T.	Response	Conc
6.70	33957919	516.18
7.63	41352682	450.04
7.80	85427154	470.99
8.28	44607520	509.25
9.26	45448951	487.37

(+) = Expected Retention Time

11.6.12.8

Quantitation Report (Qedit)

Data Path : C:\msdchem\1\DATA\1G5651\
Data File : 1g166092.D
Signal(s) : Signal #1: ECD1A.CH Signal #2: ECD2B.CH
Acq On : 14 May 2021 2:51 am
Operator : christp
Sample : icv5651-500
Misc : op33250,g1g5651,30,,,2,1
ALS Vial : 15 Sample Multiplier: 1

Integration File signal 1: autoint1.e
Integration File signal 2: autoint2.e
Quant Time: May 14 21:45:36 2021
Quant Method : C:\MSDCHEM\1\METHODS\1PST5651.M
Quant Title : PEST/PCB
QLast Update : Fri May 14 21:42:38 2021
Response via : Initial Calibration
Integrator: ChemStation 6890 Scale Mode: Large solvent peaks clipped

Volume Inj. : 1ul/column
Signal #1 Phase : RTXCLP I Signal #2 Phase: RTX-CLP II
Signal #1 Info : 30mx.32mmx.50um Signal #2 Info : 30m x .32mm x .25um

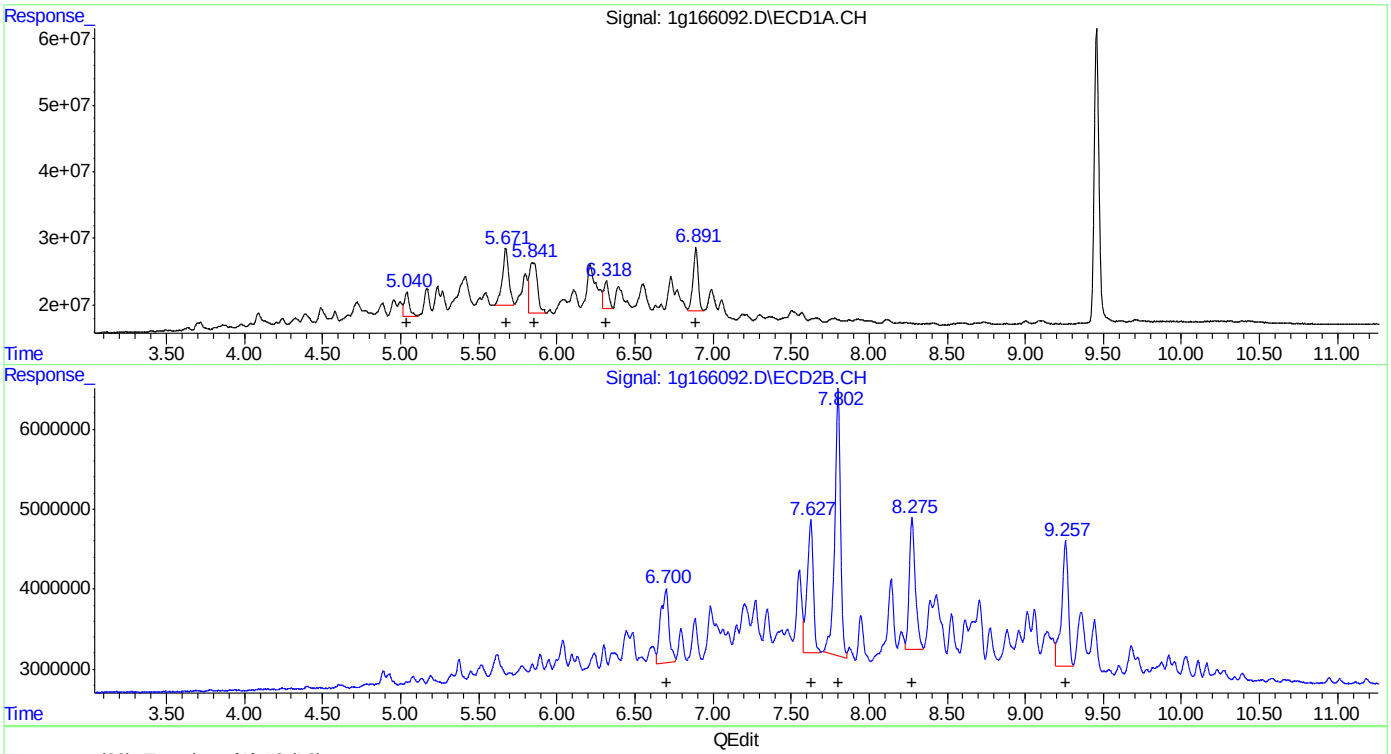

QEdit

(28) Toxaphene{A} #2 (L8)

R.T.	Response	Conc
5.04	81299689	486.75
5.67	247311417	465.24
5.84	278221397	518.83
6.32	90833894	450.34
6.89	215594184	464.92

(28) Toxaphene{A} #2 (L8)

R.T.	Response	Conc
6.70	33957919	516.18
7.63	45059906	490.38
7.80	85427154	470.99
8.28	44607520	509.25
9.26	45448951	487.37

(+) = Expected Retention Time

Quantitation Report (Qedit)

Data Path : C:\msdchem\1\DATA\1G5651\
Data File : 1g166092.D
Signal(s) : Signal #1: ECD1A.CH Signal #2: ECD2B.CH
Acq On : 14 May 2021 2:51 am
Operator : christp
Sample : icv5651-500
Misc : op33250,g1g5651,30,,,2,1
ALS Vial : 15 Sample Multiplier: 1

Integration File signal 1: autoint1.e
Integration File signal 2: autoint2.e
Quant Time: May 14 21:45:36 2021
Quant Method : C:\MSDCHEM\1\METHODS\1PST5651.M
Quant Title : PEST/PCB
QLast Update : Fri May 14 21:42:38 2021
Response via : Initial Calibration
Integrator: ChemStation 6890 Scale Mode: Large solvent peaks clipped

Volume Inj. : 1ul/column
Signal #1 Phase : RTXCLP I Signal #2 Phase: RTX-CLP II
Signal #1 Info : 30mx.32mmx.50um Signal #2 Info : 30m x .32mm x .25um

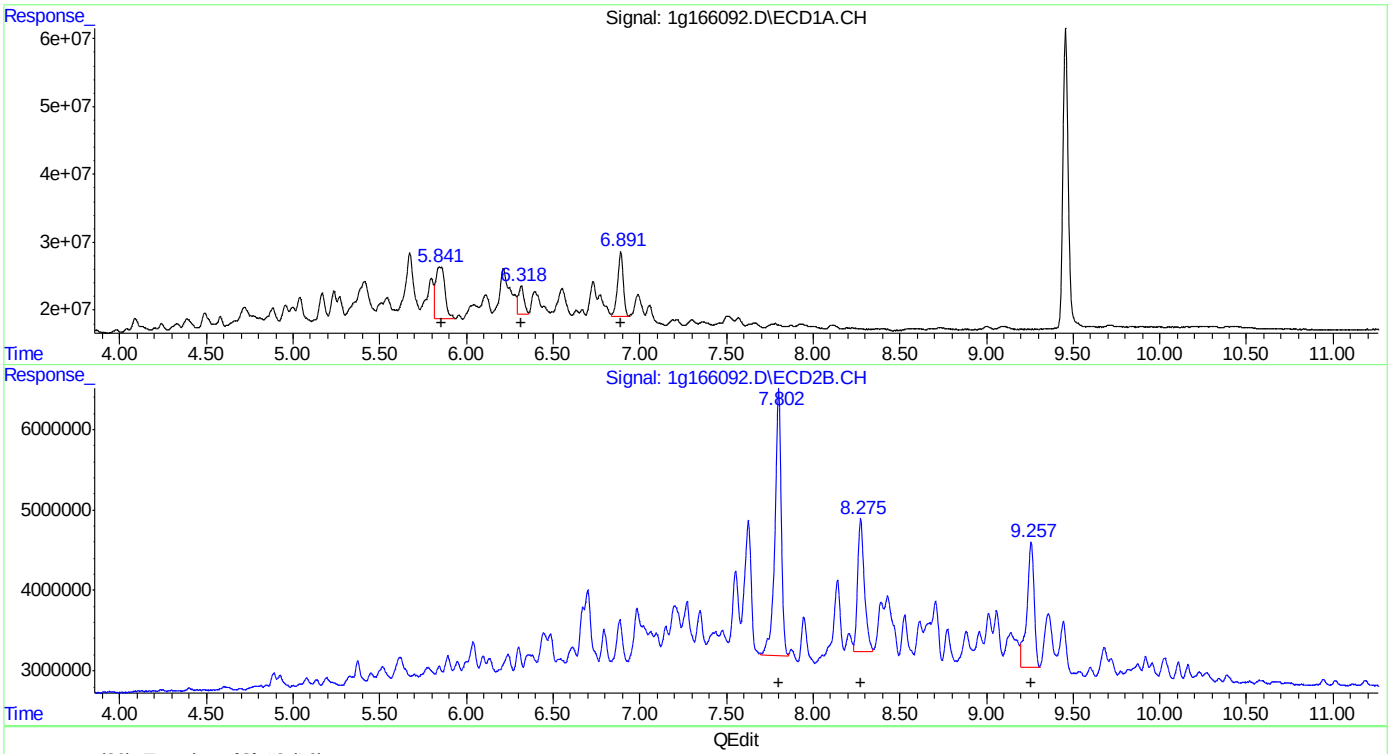

QEdit

(30) Toxaphene{C} #2 (L8)

R.T.	Response	Conc
5.84	278221397	518.83
6.32	90833894	450.34
6.89	215594184	464.92

(30) Toxaphene{C} #2 (L8)

R.T.	Response	Conc
7.80	84080749	463.57
8.28	44607520	509.25
9.26	45448951	487.37

(+) = Expected Retention Time
1PST5651.M Fri May 14 21:50:33 2021

Quantitation Report (QT Reviewed)

Data Path : C:\msdchem\1\DATA\1G5651\
Data File : 1g166093.D
Signal(s) : Signal #1: ECD1A.CH Signal #2: ECD2B.CH
Acq On : 14 May 2021 3:09 am
Operator : christp
Sample : icv5651-25
Misc : op33250,g1g5651,30,,,2,1
ALS Vial : 16 Sample Multiplier: 1

Integration File signal 1: autoint1.e
Integration File signal 2: autoint2.e
Quant Time: May 14 21:51:02 2021
Quant Method : C:\MSDCHEM\1\METHODS\1PST5651.M
Quant Title : PEST/PCB
QLast Update : Fri May 14 21:42:38 2021
Response via : Initial Calibration
Integrator: ChemStation 6890 Scale Mode: Large solvent peaks clipped

Volume Inj. : 1ul/column
Signal #1 Phase : RTXCLP I Signal #2 Phase: RTX-CLP II
Signal #1 Info : 30mx.32mmx.50um Signal #2 Info : 30m x .32mm x .25um

	Compound	RT#1	RT#2	Resp#1	Resp#2	PPB	PPB
	Compound	RT#1	RT#2	Resp#1	Resp#2	PPB	PPB
	Internal Standards						
1) I	1-bromo-2...	1.581	1.870	949.3E6	243.3E6	50.000	50.000
27) I	1-bromo-2...	1.581	1.870	949.3E6	243.3E6	50.000	50.000
33) I	1-bromo-2...	1.581	1.870	949.3E6	243.3E6	50.000	50.000
	System Monitoring Compounds						
	Target Compounds						
24)	Mirex	6.903	9.713	381.5E6	78058244	25.504	24.503
	Sum Toxaphene			0	0	N.D.	N.D.
Average	Toxaphene					0.000	0.000

(f)=RT Delta > 1/2 Window (#)=Amounts differ by > 25% (m)=manual int.

Quantitation Report (QT Reviewed)

Data Path : C:\msdchem\1\DATA\1G5651\
Data File : 1g166093.D
Signal(s) : Signal #1: ECD1A.CH Signal #2: ECD2B.CH
Acq On : 14 May 2021 3:09 am
Operator : christp
Sample : icv5651-25
Misc : op33250,g1g5651,30,,,2,1
ALS Vial : 16 Sample Multiplier: 1

Integration File signal 1: autoint1.e
Integration File signal 2: autoint2.e
Quant Time: May 14 21:51:02 2021
Quant Method : C:\MSDCHEM\1\METHODS\1PST5651.M
Quant Title : PEST/PCB
QLast Update : Fri May 14 21:42:38 2021
Response via : Initial Calibration
Integrator: ChemStation 6890 Scale Mode: Large solvent peaks clipped

Volume Inj. : 1ul/column
Signal #1 Phase : RTXCLP I Signal #2 Phase: RTX-CLP II
Signal #1 Info : 30mx.32mmx.50um Signal #2 Info : 30m x .32mm x .25um

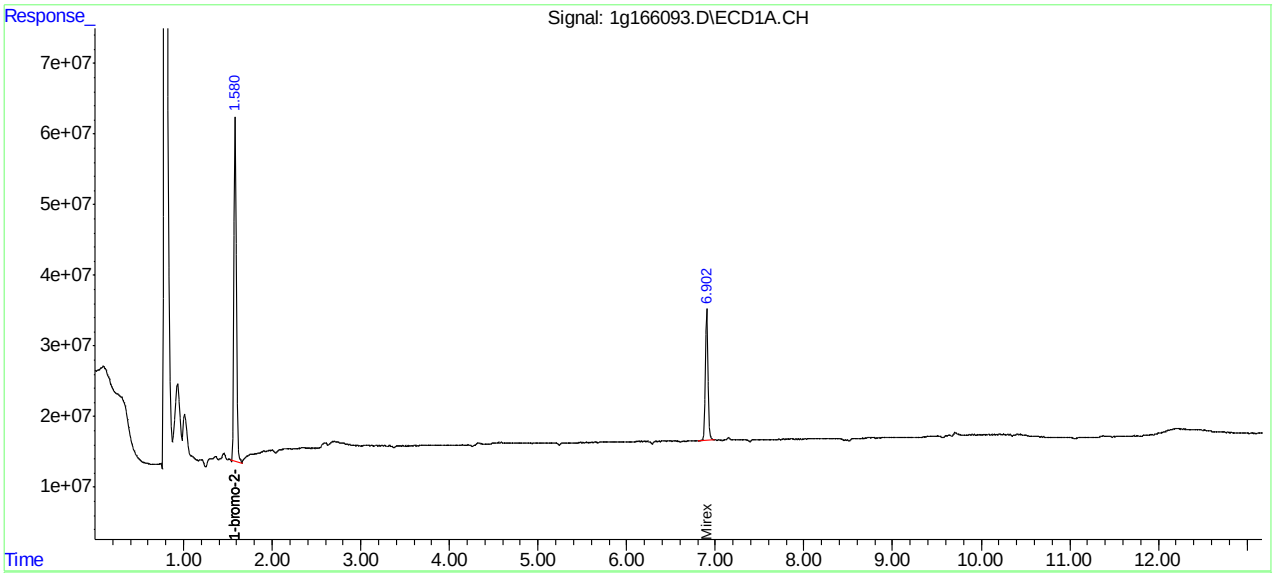

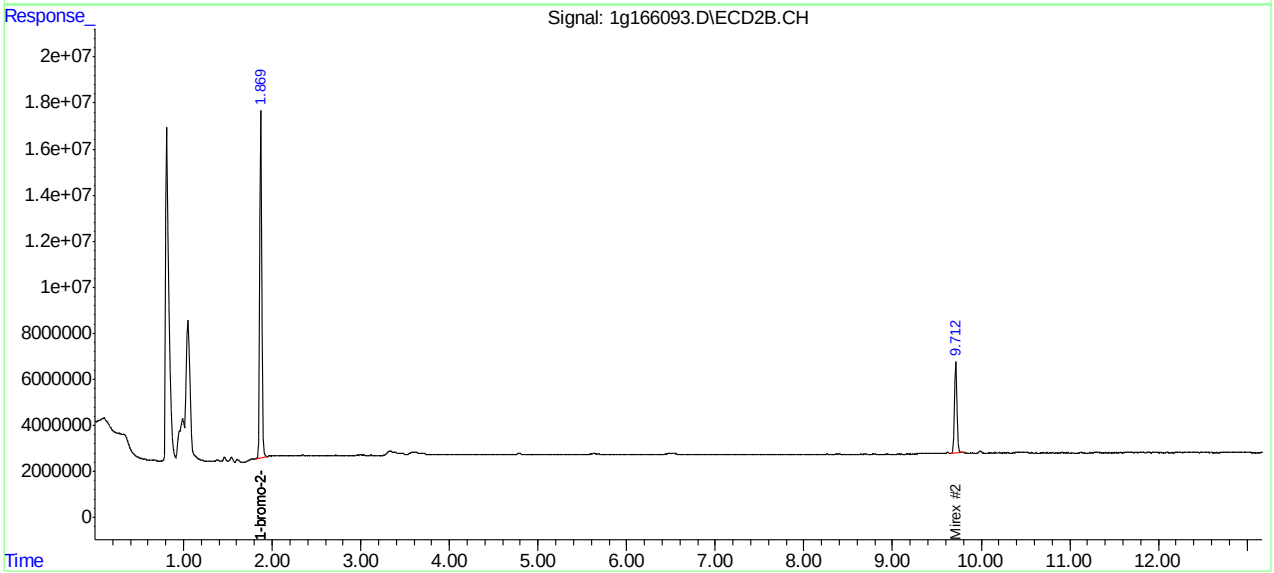

Quantitation Report (QT Reviewed)

Data Path : C:\msdchem\1\DATA\1G5651\
Data File : 1g166094.D
Signal(s) : Signal #1: ECD1A.CH Signal #2: ECD2B.CH
Acq On : 14 May 2021 3:28 am
Operator : christp
Sample : icv5651-25
Misc : op33250,g1g5651,30,,,2,1
ALS Vial : 17 Sample Multiplier: 1

Integration File signal 1: autoint1.e
Integration File signal 2: autoint2.e
Quant Time: May 14 21:52:11 2021
Quant Method : C:\MSDCHEM\1\METHODS\1PST5651.M
Quant Title : PEST/PCB
QLast Update : Fri May 14 21:42:38 2021
Response via : Initial Calibration
Integrator: ChemStation 6890 Scale Mode: Large solvent peaks clipped

Volume Inj. : 1ul/column
Signal #1 Phase : RTXCLP I Signal #2 Phase: RTX-CLP II
Signal #1 Info : 30mx.32mmx.50um Signal #2 Info : 30m x .32mm x .25um

	Compound	RT#1	RT#2	Resp#1	Resp#2	PPB	PPB
	Compound	RT#1	RT#2	Resp#1	Resp#2	PPB	PPB
	Internal Standards						
1) I	1-bromo-2...	1.579	1.869	893.9E6	235.9E6	50.000	50.000
27) I	1-bromo-2...	1.579	1.869	893.9E6	235.9E6	50.000	50.000
33) I	1-bromo-2...	1.579	1.869	893.9E6	235.9E6	50.000	50.000
	System Monitoring Compounds						
	Target Compounds						
3)	Hexachlor...	2.343	3.115	612.8E6	158.3E6	25.205	22.883
10)	Alachlor	3.637	4.549	65774008	14010172	27.577	23.963
	Sum Toxaphene			0	0	N.D.	N.D.
	Average Toxaphene					0.000	0.000

(f)=RT Delta > 1/2 Window (#)=Amounts differ by > 25% (m)=manual int.

Quantitation Report (QT Reviewed)

Data Path : C:\msdchem\1\DATA\1G5651\
Data File : 1g166094.D
Signal(s) : Signal #1: ECD1A.CH Signal #2: ECD2B.CH
Acq On : 14 May 2021 3:28 am
Operator : christp
Sample : icv5651-25
Misc : op33250,g1g5651,30,,,2,1
ALS Vial : 17 Sample Multiplier: 1

Integration File signal 1: autoint1.e
Integration File signal 2: autoint2.e
Quant Time: May 14 21:52:11 2021
Quant Method : C:\MSDCHEM\1\METHODS\1PST5651.M
Quant Title : PEST/PCB
QLast Update : Fri May 14 21:42:38 2021
Response via : Initial Calibration
Integrator: ChemStation 6890 Scale Mode: Large solvent peaks clipped

Volume Inj. : 1ul/column
Signal #1 Phase : RTXCLP I Signal #2 Phase: RTX-CLP II
Signal #1 Info : 30mx.32mmx.50um Signal #2 Info : 30m x .32mm x .25um

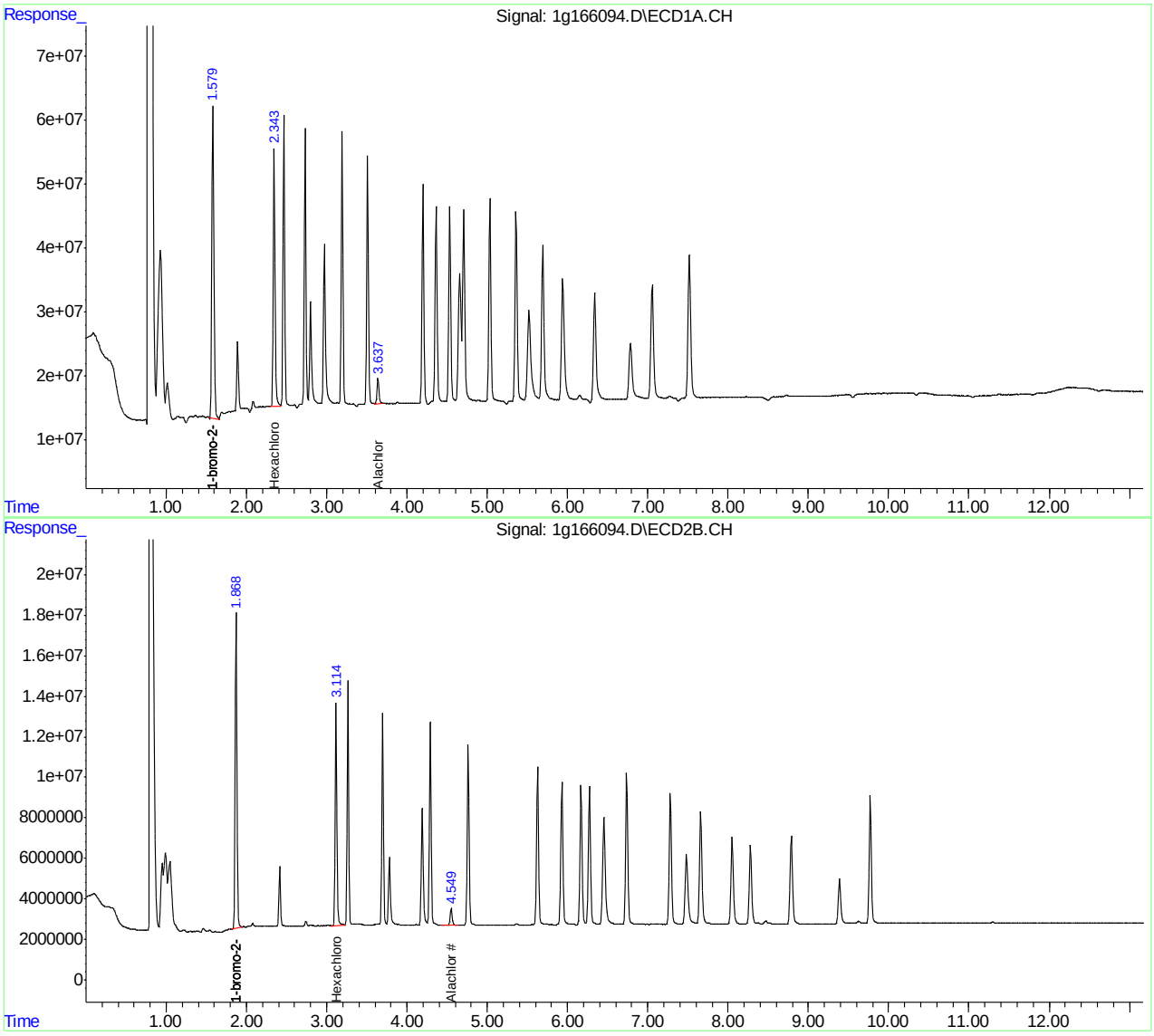

Manual Integrations APPROVED
(compounds with "m" flag)
Gwendolyn Burns
05/18/21 10:03

Quantitation Report (QT Reviewed)

Data Path : C:\msdchem\1\DATA\1G5651\
Data File : 1g166096a.D
Signal(s) : Signal #1: ECD1A.CH Signal #2: ECD2B.CH
Acq On : 14 May 2021 10:29 pm
Operator : christp
Sample : icv5651-25
Misc : op33250,g1g5651,30,,,2,1
ALS Vial : 5 Sample Multiplier: 1

Integration File signal 1: autoint1.e
Integration File signal 2: autoint2.e
Quant Time: May 14 22:58:18 2021
Quant Method : C:\MSDCHEM\1\METHODS\1PST5651.M
Quant Title : PEST/PCB
QLast Update : Fri May 14 21:42:38 2021
Response via : Initial Calibration
Integrator: ChemStation 6890 Scale Mode: Large solvent peaks clipped

Volume Inj. : 1ul/column
Signal #1 Phase : RTXCLP I Signal #2 Phase: RTX-CLP II
Signal #1 Info : 30mx.32mmx.50um Signal #2 Info : 30m x .32mm x .25um

	Compound	RT#1	RT#2	Resp#1	Resp#2	PPB	PPB
	Compound	RT#1	RT#2	Resp#1	Resp#2	PPB	PPB
	Internal Standards						
1) I	1-bromo-2...	1.576	1.866	856.1E6	235.2E6	50.000	50.000
27) I	1-bromo-2...	1.576	1.866	856.1E6	235.2E6	50.000	50.000
33) I	1-bromo-2...	1.576	1.866	856.1E6	235.2E6	50.000	50.000
	System Monitoring Compounds						
2) SAB	Tetrachlo...	2.054	2.615	391.6E6	68895624	24.753	24.013
	Spiked Amount 40.000	Range 30 - 150		Recovery =		61.88%	60.03%
26) SA	Decachlor...	9.447	11.612	415.1E6	93081524	25.550m	23.928
	Spiked Amount 40.000			Recovery =		63.88%	59.82%
	Target Compounds						
4) A	alpha-BHC	2.462	3.263	610.6E6	166.5E6	26.526	26.400
5) MA	gamma-BHC	2.728	3.694	559.9E6	150.2E6	26.655	26.215
6) MA	Heptachlor	3.189	4.289	550.6E6	148.7E6	26.627	24.878
7) B	beta-BHC	2.796	3.778	240.4E6	55002904	26.364	25.307
8) B	delta-BHC	2.967	4.188	557.1E6	151.8E6	27.451	26.845
9) MB	Aldrin	3.508	4.760	532.7E6	143.2E6	27.407	25.645
11) B	Heptachlo...	4.197	5.625	480.6E6	132.5E6	25.379	23.812
12) B	gamma-Chl...	4.359	5.926	492.1E6	129.1E6	24.631	25.499
13) B	alpha-Chl...	4.529	6.166	484.9E6	128.5E6	26.438	25.998
14) A	Endosulfan I	4.704	6.271	471.2E6	127.4E6	24.870	25.098
15) B	4,4'-DDE	4.645	6.444	484.7E6	125.1E6	28.377	25.338
16) MA	Dieldrin	5.029	6.736	504.0E6	135.6E6	26.409	24.122
17) MA	Endrin	5.356	7.278	496.5E6	127.4E6	26.057	24.542
18) A	4,4'-DDD	5.490f	7.463	405.2E6	94951192	27.085	25.118
19) B	Endosulfa...	5.685	7.655	453.3E6	117.6E6	26.611	25.284
20) MA	4,4'-DDT	5.921	8.040	433.4E6	96564385	28.187	27.201
21) B	Endrin Al...	6.331	8.273	381.8E6	90271769	26.897	25.569
22) B	Endosulfa...	7.045	8.781	425.3E6	103.2E6	25.984	25.102
23) A	Methoxychlor	6.751f	9.374	248.0E6	50651287	28.549	28.535
25) B	Endrin Ke...	7.507	9.765	475.9E6	113.4E6	27.940	26.339
	Sum Toxaphene			0	0	N.D.	N.D.
	Average Toxaphene					0.000	0.000

(f)=RT Delta > 1/2 Window (#)=Amounts differ by > 25% (m)=manual int.

Quantitation Report (QT Reviewed)

Data Path : C:\msdchem\1\DATA\1G5651\
Data File : 1g166096a.D
Signal(s) : Signal #1: ECD1A.CH Signal #2: ECD2B.CH
Acq On : 14 May 2021 10:29 pm
Operator : christp
Sample : icv5651-25
Misc : op33250,g1g5651,30,,,2,1
ALS Vial : 5 Sample Multiplier: 1

Integration File signal 1: autoint1.e
Integration File signal 2: autoint2.e
Quant Time: May 14 22:58:18 2021
Quant Method : C:\MSDCHEM\1\METHODS\1PST5651.M
Quant Title : PEST/PCB
QLast Update : Fri May 14 21:42:38 2021
Response via : Initial Calibration
Integrator: ChemStation 6890 Scale Mode: Large solvent peaks clipped

Volume Inj. : 1ul/column
Signal #1 Phase : RTXCLP I Signal #2 Phase: RTX-CLP II
Signal #1 Info : 30mx.32mmx.50um Signal #2 Info : 30m x .32mm x .25um

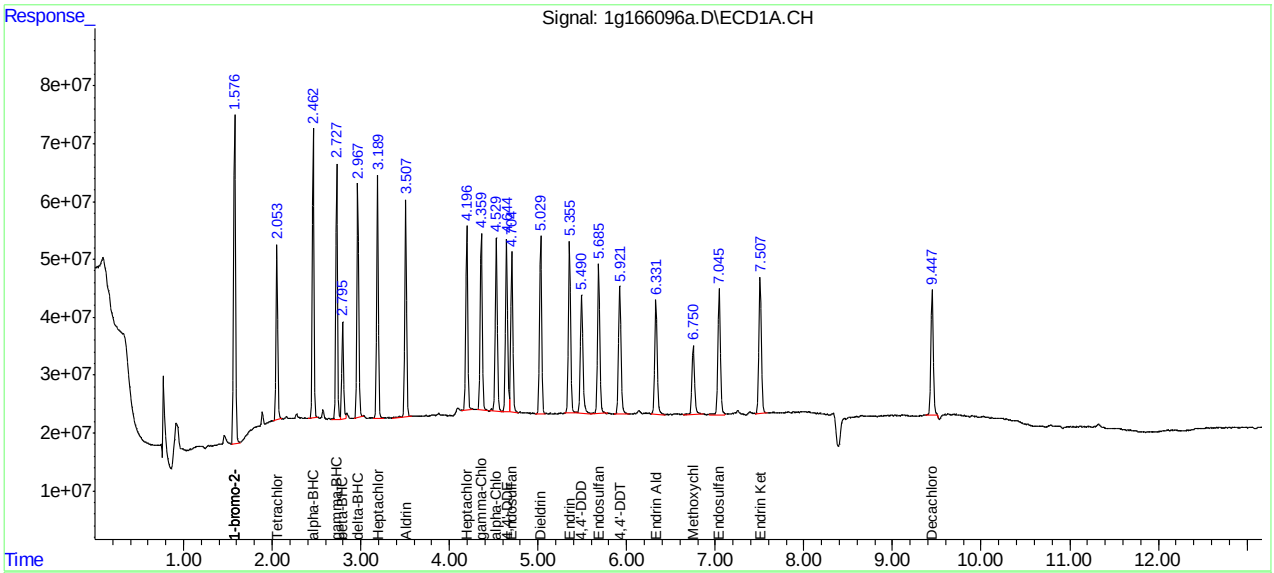

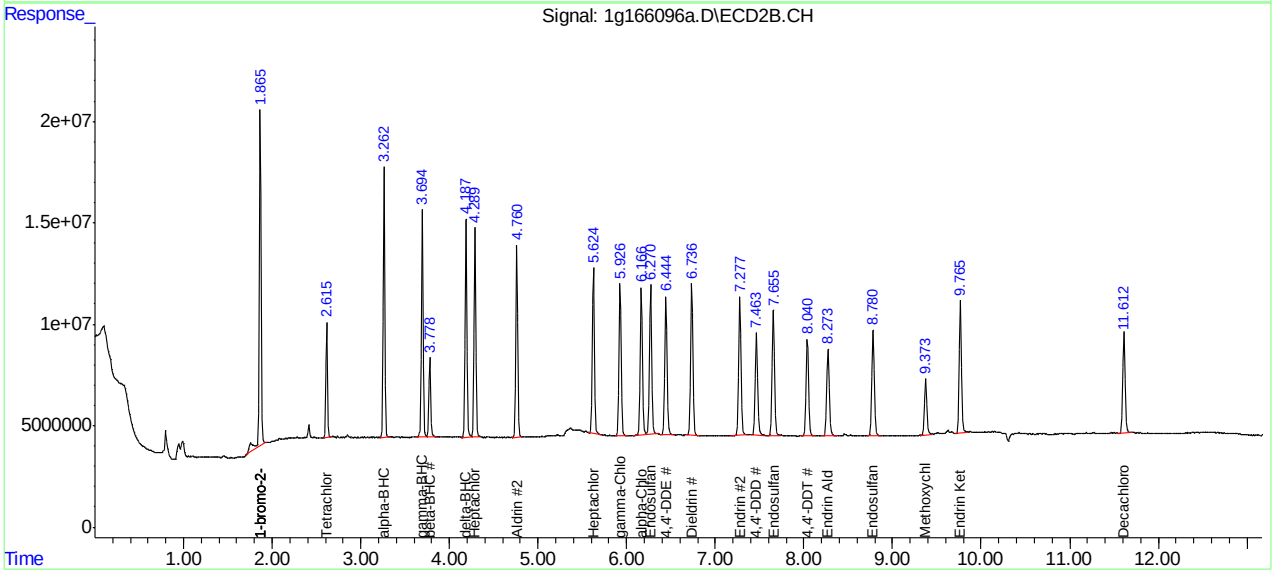

Manual Integration Approval Summary

Sample Number:	G1G5651-ICV5651	**Method:**	SW846 8081B
Lab FileID:	1G166096A.D	**Analyst approved:**	05/14/21 23:03 Rebecca Krug
Injection Time:	05/14/21 22:29	**Supervisor approved:**	05/18/21 10:03 Gwendolyn Burns

Parameter	CAS	Sig#	R.T. (min.)	Reason
Decachlorobiphenyl	2051-24-3	1	9.45	Poorly defined baseline

Quantitation Report (Qedit)

Data Path : C:\msdchem\1\DATA\1G5651\
Data File : 1g166096a.D
Signal(s) : Signal #1: ECD1A.CH Signal #2: ECD2B.CH
Acq On : 14 May 2021 10:29 pm
Operator : christp
Sample : icv5651-25
Misc : op33250,g1g5651,30,,,2,1
ALS Vial : 5 Sample Multiplier: 1

Integration File signal 1: autoint1.e
Integration File signal 2: autoint2.e
Quant Time: May 14 22:48:14 2021
Quant Method : C:\MSDCHEM\1\METHODS\1PST5651.M
Quant Title : PEST/PCB
QLast Update : Fri May 14 21:42:38 2021
Response via : Initial Calibration
Integrator: ChemStation 6890 Scale Mode: Large solvent peaks clipped

Volume Inj. : 1ul/column
Signal #1 Phase : RTXCLP I Signal #2 Phase: RTX-CLP II
Signal #1 Info : 30mx.32mmx.50um Signal #2 Info : 30m x .32mm x .25um

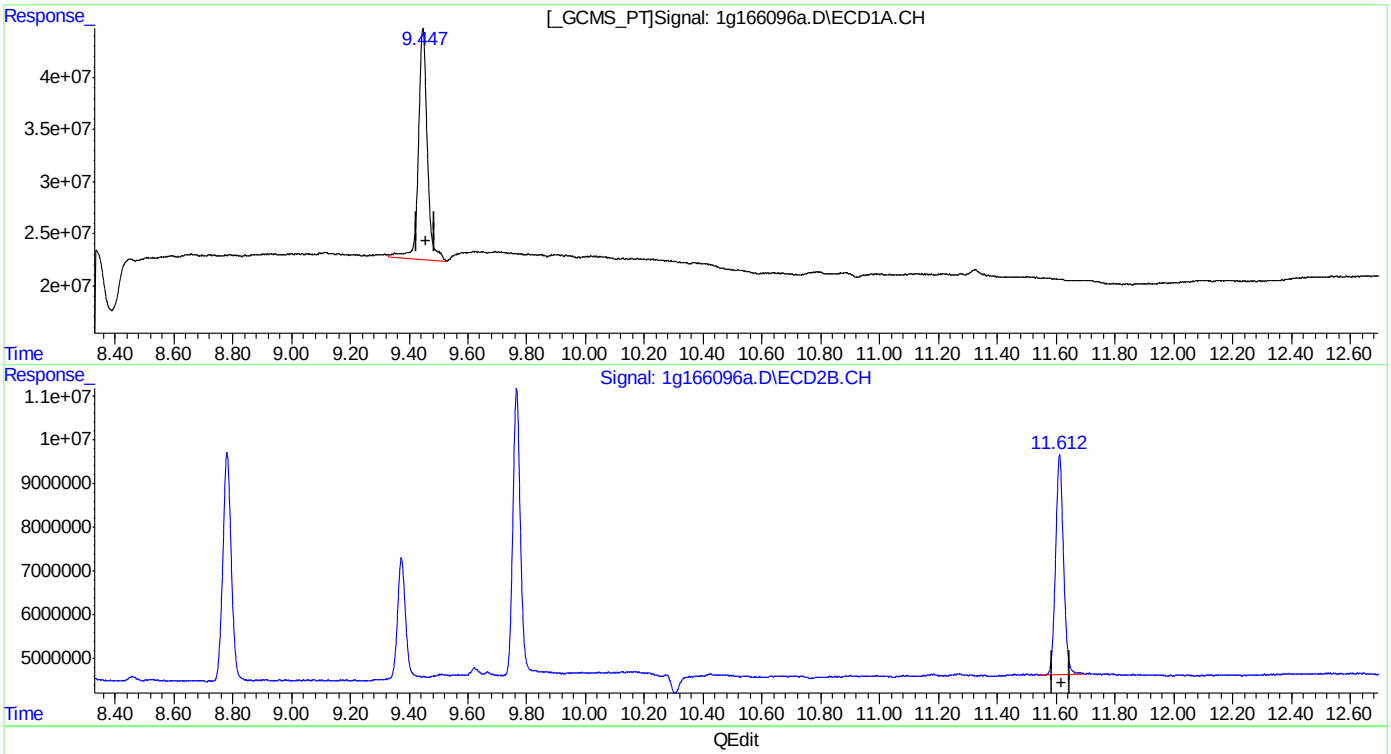

QEdit

(26) Decachlorobiphenyl (SA)
9.447min 28.996PPB
response 471058614

(26) Decachlorobiphenyl #2 (SA)
11.612min 23.928PPB
response 93081524

(+) = Expected Retention Time
1PST5651.M Fri May 14 22:58:16 2021 Page: 1

Quantitation Report (Qedit)

Data Path : C:\msdchem\1\DATA\1G5651\
Data File : 1g166096a.D
Signal(s) : Signal #1: ECD1A.CH Signal #2: ECD2B.CH
Acq On : 14 May 2021 10:29 pm
Operator : christp
Sample : icv5651-25
Misc : op33250,g1g5651,30,,,2,1
ALS Vial : 5 Sample Multiplier: 1

Integration File signal 1: autoint1.e
Integration File signal 2: autoint2.e
Quant Time: May 14 22:48:14 2021
Quant Method : C:\MSDCHEM\1\METHODS\1PST5651.M
Quant Title : PEST/PCB
QLast Update : Fri May 14 21:42:38 2021
Response via : Initial Calibration
Integrator: ChemStation 6890 Scale Mode: Large solvent peaks clipped

Volume Inj. : 1ul/column
Signal #1 Phase : RTXCLP I Signal #2 Phase: RTX-CLP II
Signal #1 Info : 30mx.32mmx.50um Signal #2 Info : 30m x .32mm x .25um

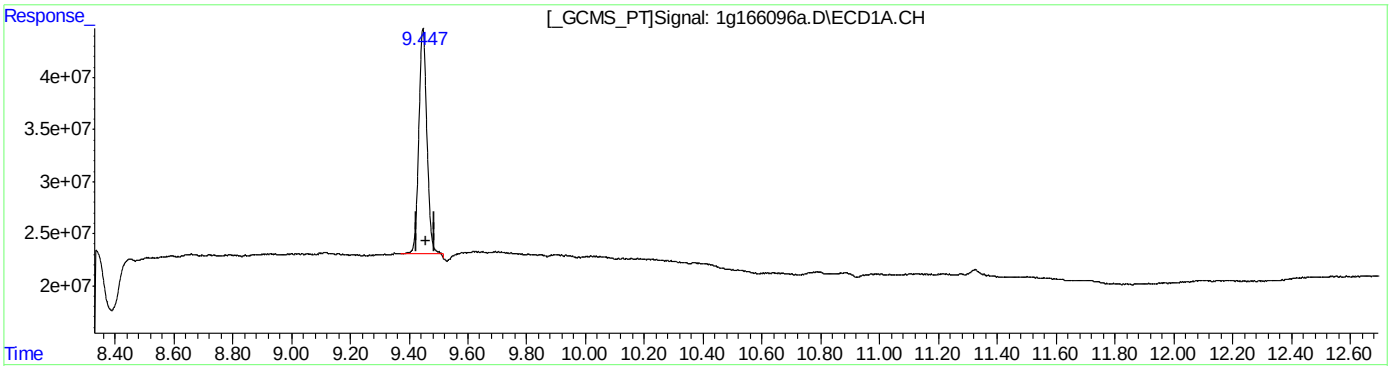

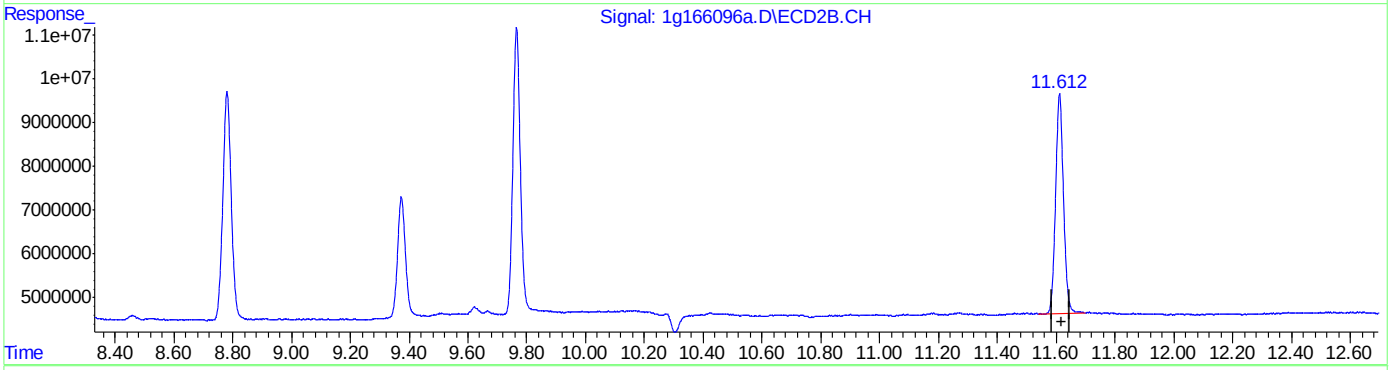

QEdit

(26) Decachlorobiphenyl (SA)
9.447min 25.550PPB m
response 415075584

(26) Decachlorobiphenyl #2 (SA)
11.612min 23.928PPB
response 93081524

(+) = Expected Retention Time

Manual Integrations APPROVED
(compounds with "m" flag)
Gwendolyn Burns
07/06/21 17:03

Quantitation Report (QT Reviewed)

Data Path : C:\msdchem\1\DATA\1G5715\
Data File : 1g167675.D
Signal(s) : Signal #1: ECD1A.CH Signal #2: ECD2B.CH
Acq On : 06 Jul 2021 1:27 pm
Operator : taylorc
Sample : cc5651-25
Misc : op34088,g1g5715,1050,,,5,1
ALS Vial : 2 Sample Multiplier: 1

Integration File signal 1: autoint1.e
Integration File signal 2: autoint2.e
Quant Time: Jul 06 16:52:53 2021
Quant Method : C:\MSDCHEM\1\METHODS\1PST5651.M
Quant Title : PEST/PCB
QLast Update : Wed Jun 30 12:32:20 2021
Response via : Initial Calibration
Integrator: ChemStation 6890 Scale Mode: Large solvent peaks clipped

Volume Inj. : 1ul/column
Signal #1 Phase : RTXCLP I Signal #2 Phase: RTX-CLP II
Signal #1 Info : 30mx.32mmx.50um Signal #2 Info : 30m x .32mm x .25um

	Compound	RT#1	RT#2	Resp#1	Resp#2	PPB	PPB
	Compound	RT#1	RT#2	Resp#1	Resp#2	PPB	PPB
	Internal Standards						
1) I	1-bromo-2...	1.577	1.865	732.5E6	210.3E6	50.000	50.000
27) I	1-bromo-2...	1.577	1.865	732.5E6	210.3E6	50.000	50.000
33) I	1-bromo-2...	1.577	1.865	732.5E6	210.3E6	50.000	50.000
	System Monitoring Compounds						
2) SAB	Tetrachlo...	2.050	2.610	318.0E6	65272696	23.497m	25.449
Spiked Amount	40.000	Range	30 - 150	Recovery	=	58.74%	63.62%
26) SA	Decachlor...	9.428	11.589f	340.3E6	89222384	24.479	25.657
Spiked Amount	40.000			Recovery	=	61.20%	64.14%
	Target Compounds						
3)	Hexachlor...	2.337	3.106	499.0E6	157.7E6	25.049	25.560
4) A	alpha-BHC	2.457	3.253	526.4E6	160.2E6	26.732	28.413
5) MA	gamma-BHC	2.720	3.683	473.1E6	147.4E6	26.327	28.763
6) MA	Heptachlor	3.180	4.275	458.7E6	144.7E6	25.931	27.091
7) B	beta-BHC	2.790	3.770	194.6E6	52993862	24.947	27.275
8) B	delta-BHC	2.962	4.176	460.4E6	150.3E6	26.512	29.734
9) MB	Aldrin	3.496	4.745	439.4E6	134.8E6	26.425	27.004
10)	Alachlor	3.621	4.534	47466567	11350494	24.289m	21.779
11) B	Heptachlo...	4.182	5.606	386.4E6	114.4E6	23.853m	23.004m
12) B	gamma-Chl...	4.347	5.909	429.6E6	125.2E6	25.133m	27.662
13) B	alpha-Chl...	4.515	6.147	383.1E6	121.7E6	24.414	27.555
14) A	Endosulfan I	4.688	6.251	398.0E6	128.6E6	24.548	28.343
15) B	4,4'-DDE	4.637	6.425	404.9E6	126.0E6	27.707	28.558
16) MA	Dieldrin	5.014	6.715	422.0E6	141.1E6	25.846	28.073
17) MA	Endrin	5.340	7.258	421.8E6	125.7E6	25.873	27.073
18) A	4,4'-DDD	5.486	7.448	330.0E6	97845104	25.779	28.955
19) B	Endosulfa...	5.672	7.636	360.4E6	111.1E6	24.730	26.718
20) MA	4,4'-DDT	5.913	8.020	332.2E6	90150923	25.249	28.408
21) B	Endrin Al...	6.314	8.253	289.5E6	84769447	23.840	26.859
22) B	Endosulfa...	7.025	8.759	360.8E6	104.2E6	25.767	28.355
23) A	Methoxychlor	6.748	9.356	169.8E6	47716558	22.846	30.072 #
24)	Mirex	6.880	9.688	266.8E6	68055734	23.120	24.717
25) B	Endrin Ke...	7.489	9.748	428.6E6	108.2E6	29.406	28.112
Sum	Toxaphene			0	0	N.D.	N.D.
Average	Toxaphene					0.000	0.000

(f)=RT Delta > 1/2 Window (#)=Amounts differ by > 25% (m)=manual int.

Quantitation Report (QT Reviewed)

Data Path : C:\msdchem\1\DATA\1G5715\
Data File : 1g167675.D
Signal(s) : Signal #1: ECD1A.CH Signal #2: ECD2B.CH
Acq On : 06 Jul 2021 1:27 pm
Operator : taylorc
Sample : cc5651-25
Misc : op34088,g1g5715,1050,,,5,1
ALS Vial : 2 Sample Multiplier: 1

Integration File signal 1: autoint1.e
Integration File signal 2: autoint2.e
Quant Time: Jul 06 16:52:53 2021
Quant Method : C:\MSDCHEM\1\METHODS\1PST5651.M
Quant Title : PEST/PCB
QLast Update : Wed Jun 30 12:32:20 2021
Response via : Initial Calibration
Integrator: ChemStation 6890 Scale Mode: Large solvent peaks clipped

Volume Inj. : 1ul/column
Signal #1 Phase : RTXCLP I Signal #2 Phase: RTX-CLP II
Signal #1 Info : 30mx.32mmx.50um Signal #2 Info : 30m x .32mm x .25um

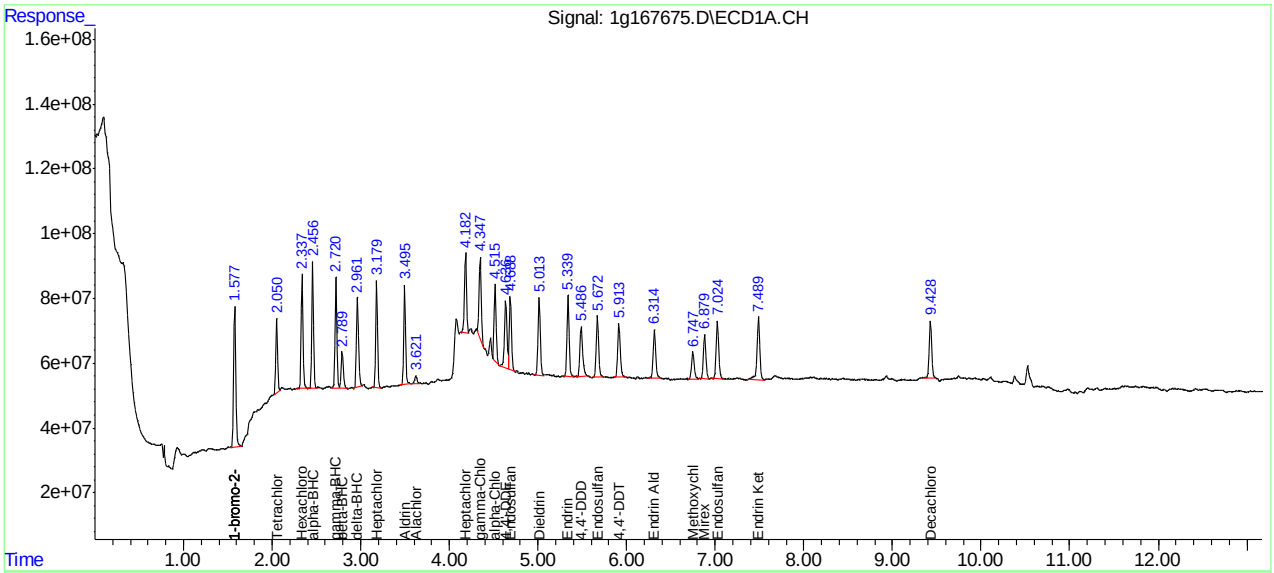

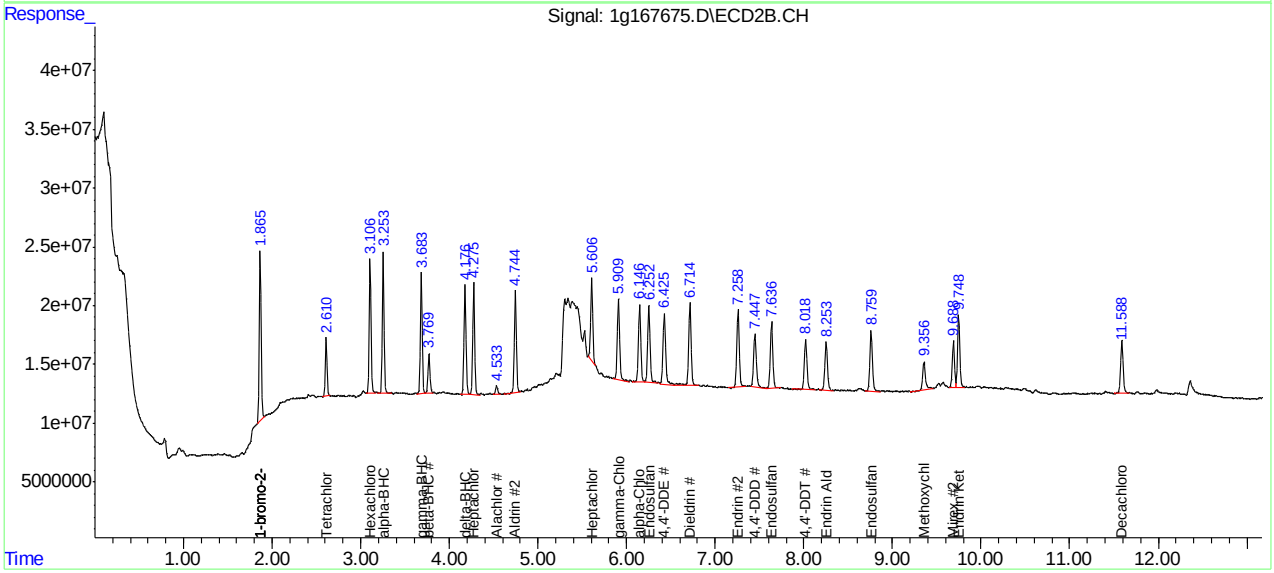

Manual Integration Approval Summary

Sample Number: G1G5715-CC5651 **Method:** EPA 608.3
Lab FileID: 1G167675.D **Analyst approved:** 07/06/21 16:55 Kristi Schollenberger
Injection Time: 07/06/21 13:27 **Supervisor approved:** 07/06/21 17:03 Gwendolyn Burns

Parameter	CAS	Sig#	R.T. (min.)	Reason
Tetrachloro-m-xylene	877-09-8	1	2.05	Poor instrument integration
Heptachlor epoxide	1024-57-3	1	4.18	Poor instrument integration
gamma-Chlordane	5103-74-2	1	4.35	Poor instrument integration
Heptachlor epoxide	1024-57-3	2	5.61	Poor instrument integration

Quantitation Report (Qedit)

Data Path : C:\msdchem\1\DATA\1G5715\
Data File : 1g167675.D
Signal(s) : Signal #1: ECD1A.CH Signal #2: ECD2B.CH
Acq On : 06 Jul 2021 1:27 pm
Operator : taylorc
Sample : cc5651-25
Misc : op34088,g1g5715,1050,,,5,1
ALS Vial : 2 Sample Multiplier: 1

Integration File signal 1: autoint1.e
Integration File signal 2: autoint2.e
Quant Time: Jul 06 16:51:03 2021
Quant Method : C:\MSDCHEM\1\METHODS\1PST5651.M
Quant Title : PEST/PCB
QLast Update : Wed Jun 30 12:32:20 2021
Response via : Initial Calibration
Integrator: ChemStation 6890 Scale Mode: Large solvent peaks clipped

Volume Inj. : 1ul/column
Signal #1 Phase : RTXCLP I Signal #2 Phase: RTX-CLP II
Signal #1 Info : 30mx.32mmx.50um Signal #2 Info : 30m x .32mm x .25um

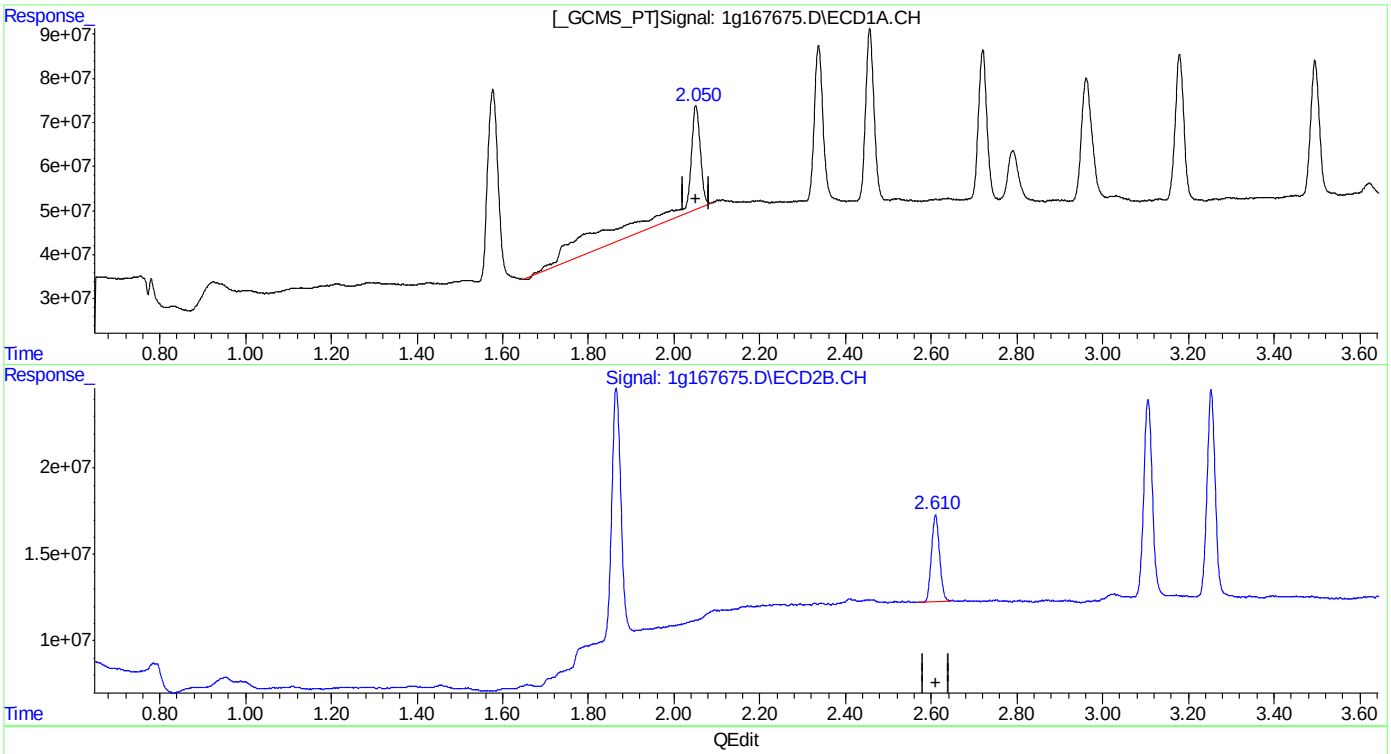

QEdit

(2) Tetrachloro-m-xylene (SAB)
2.051min 65.067PPB
response 880666952

(2) Tetrachloro-m-xylene #2 (SAB)
2.610min 25.449PPB
response 65272696

(+) = Expected Retention Time
1PST5651.M Tue Jul 06 16:51:09 2021 Page: 1

11.6.16.2

Quantitation Report (Qedit)

Data Path : C:\msdchem\1\DATA\1G5715\
Data File : 1g167675.D
Signal(s) : Signal #1: ECD1A.CH Signal #2: ECD2B.CH
Acq On : 06 Jul 2021 1:27 pm
Operator : taylorc
Sample : cc5651-25
Misc : op34088,g1g5715,1050,,,5,1
ALS Vial : 2 Sample Multiplier: 1

Integration File signal 1: autoint1.e
Integration File signal 2: autoint2.e
Quant Time: Jul 06 16:51:03 2021
Quant Method : C:\MSDCHEM\1\METHODS\1PST5651.M
Quant Title : PEST/PCB
QLast Update : Wed Jun 30 12:32:20 2021
Response via : Initial Calibration
Integrator: ChemStation 6890 Scale Mode: Large solvent peaks clipped

Volume Inj. : 1ul/column
Signal #1 Phase : RTXCLP I Signal #2 Phase: RTX-CLP II
Signal #1 Info : 30mx.32mmx.50um Signal #2 Info : 30m x .32mm x .25um

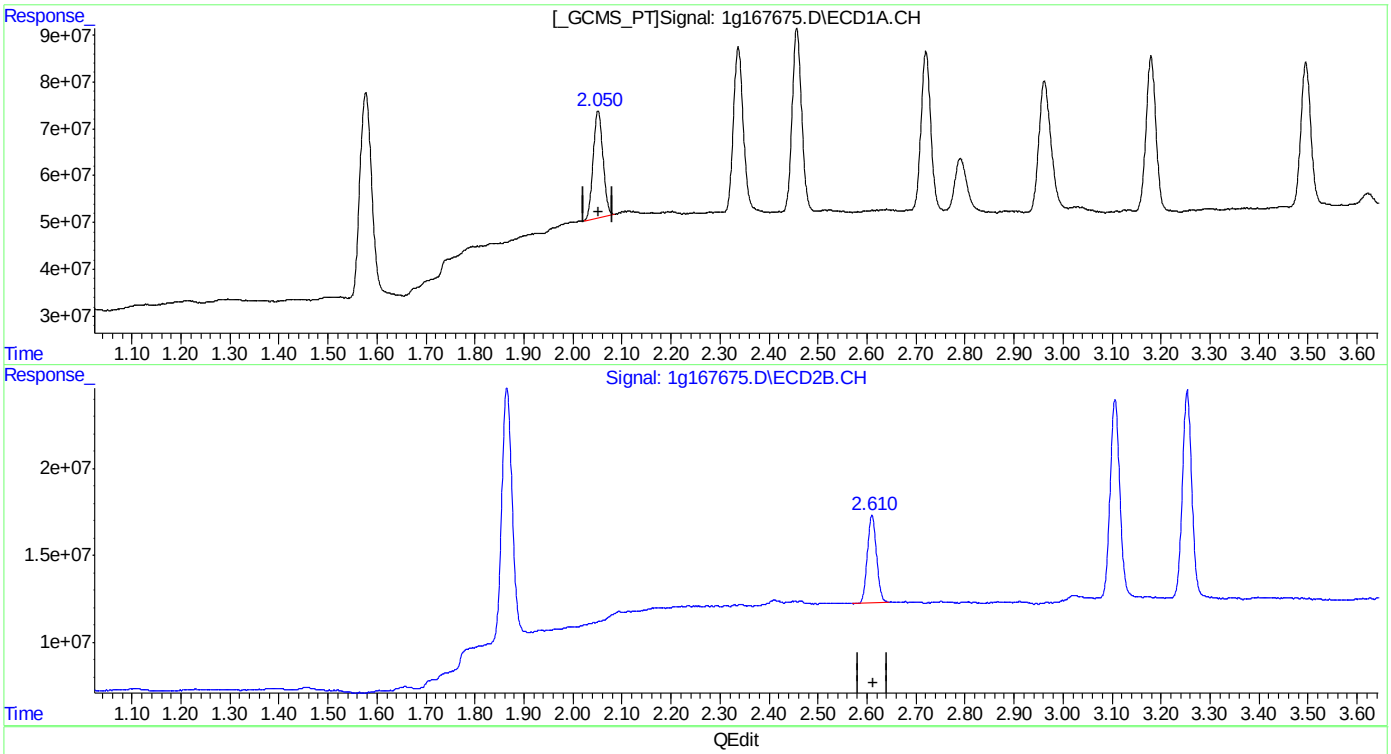

QEdit

(2) Tetrachloro-m-xylene (SAB)
2.050min 23.497PPB m
response 318018472

(2) Tetrachloro-m-xylene #2 (SAB)
2.610min 25.449PPB
response 65272696

(+) = Expected Retention Time
1PST5651.M Tue Jul 06 16:51:20 2021 Page: 1

Quantitation Report (Qedit)

Data Path : C:\msdchem\1\DATA\1G5715\
Data File : 1g167675.D
Signal(s) : Signal #1: ECD1A.CH Signal #2: ECD2B.CH
Acq On : 06 Jul 2021 1:27 pm
Operator : taylorc
Sample : cc5651-25
Misc : op34088,g1g5715,1050,,,5,1
ALS Vial : 2 Sample Multiplier: 1

Integration File signal 1: autoint1.e
Integration File signal 2: autoint2.e
Quant Time: Jul 06 16:51:03 2021
Quant Method : C:\MSDCHEM\1\METHODS\1PST5651.M
Quant Title : PEST/PCB
QLast Update : Wed Jun 30 12:32:20 2021
Response via : Initial Calibration
Integrator: ChemStation 6890 Scale Mode: Large solvent peaks clipped

Volume Inj. : 1ul/column
Signal #1 Phase : RTXCLP I Signal #2 Phase: RTX-CLP II
Signal #1 Info : 30mx.32mmx.50um Signal #2 Info : 30m x .32mm x .25um

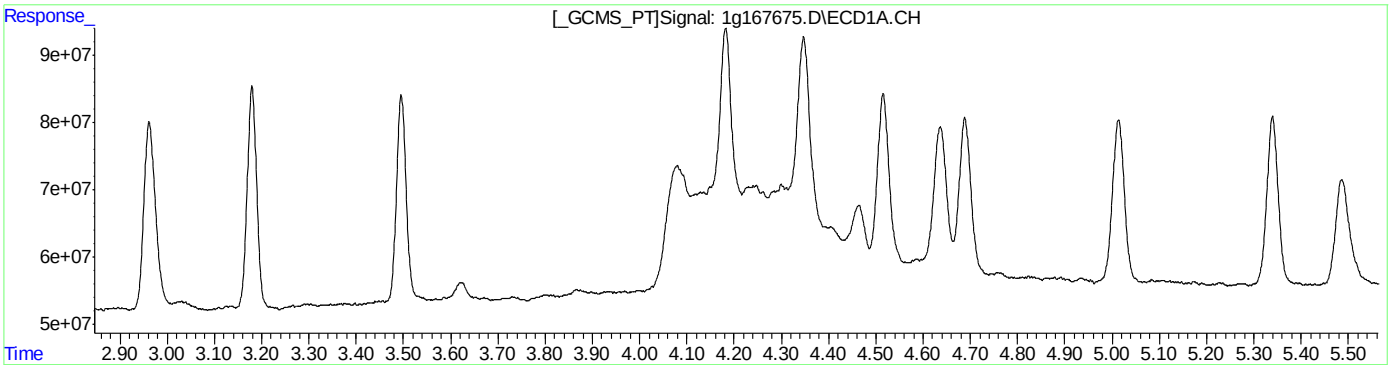

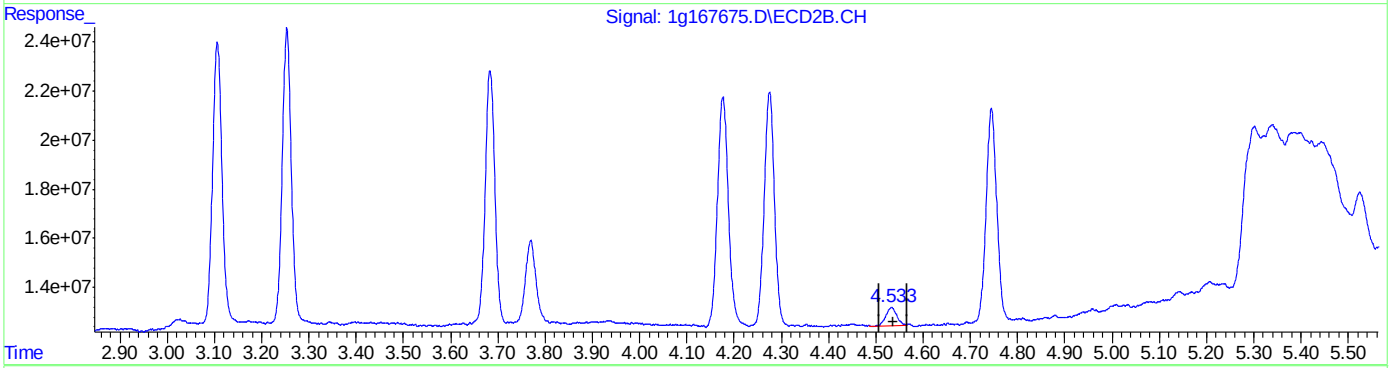

QEdit

(10) Alachlor
0.000min 0.000PPB
response 0

(10) Alachlor #2
4.534min 21.779PPB
response 11350494

(+) = Expected Retention Time
1PST5651.M Tue Jul 06 16:51:33 2021

Quantitation Report (Qedit)

Data Path : C:\msdchem\1\DATA\1G5715\
Data File : 1g167675.D
Signal(s) : Signal #1: ECD1A.CH Signal #2: ECD2B.CH
Acq On : 06 Jul 2021 1:27 pm
Operator : taylorc
Sample : cc5651-25
Misc : op34088,g1g5715,1050,,,5,1
ALS Vial : 2 Sample Multiplier: 1

Integration File signal 1: autoint1.e
Integration File signal 2: autoint2.e
Quant Time: Jul 06 16:51:03 2021
Quant Method : C:\MSDCHEM\1\METHODS\1PST5651.M
Quant Title : PEST/PCB
QLast Update : Wed Jun 30 12:32:20 2021
Response via : Initial Calibration
Integrator: ChemStation 6890 Scale Mode: Large solvent peaks clipped

Volume Inj. : 1ul/column
Signal #1 Phase : RTXCLP I Signal #2 Phase: RTX-CLP II
Signal #1 Info : 30mx.32mmx.50um Signal #2 Info : 30m x .32mm x .25um

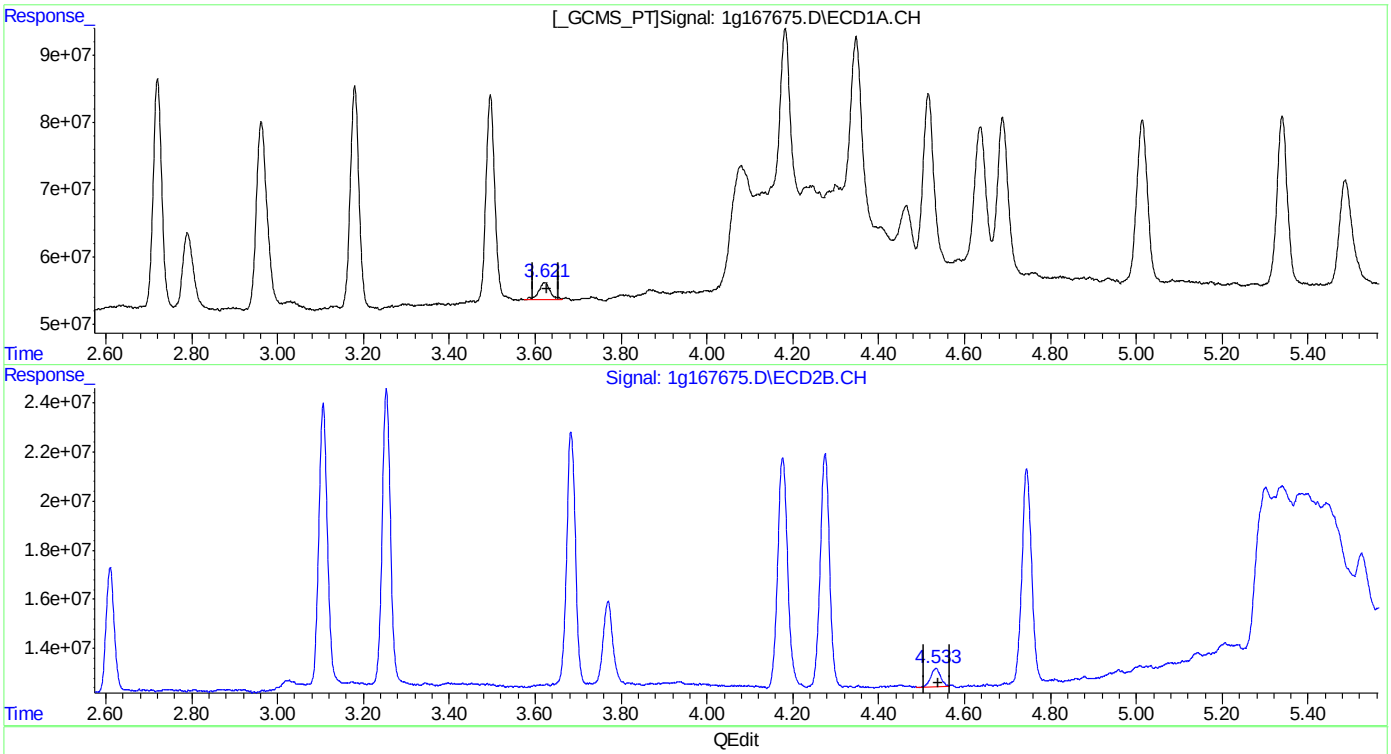

QEdit

(10) Alachlor
3.621min 24.289PPB m
response 47466567

(10) Alachlor #2
4.534min 21.779PPB
response 11350494

(+) = Expected Retention Time
1PST5651.M Tue Jul 06 16:51:41 2021 Page: 1

Quantitation Report (Qedit)

Data Path : C:\msdchem\1\DATA\1G5715\
Data File : 1g167675.D
Signal(s) : Signal #1: ECD1A.CH Signal #2: ECD2B.CH
Acq On : 06 Jul 2021 1:27 pm
Operator : taylorc
Sample : cc5651-25
Misc : op34088,g1g5715,1050,,,5,1
ALS Vial : 2 Sample Multiplier: 1

Integration File signal 1: autoint1.e
Integration File signal 2: autoint2.e
Quant Time: Jul 06 16:51:03 2021
Quant Method : C:\MSDCHEM\1\METHODS\1PST5651.M
Quant Title : PEST/PCB
QLast Update : Wed Jun 30 12:32:20 2021
Response via : Initial Calibration
Integrator: ChemStation 6890 Scale Mode: Large solvent peaks clipped

Volume Inj. : 1ul/column
Signal #1 Phase : RTXCLP I Signal #2 Phase: RTX-CLP II
Signal #1 Info : 30mx.32mmx.50um Signal #2 Info : 30m x .32mm x .25um

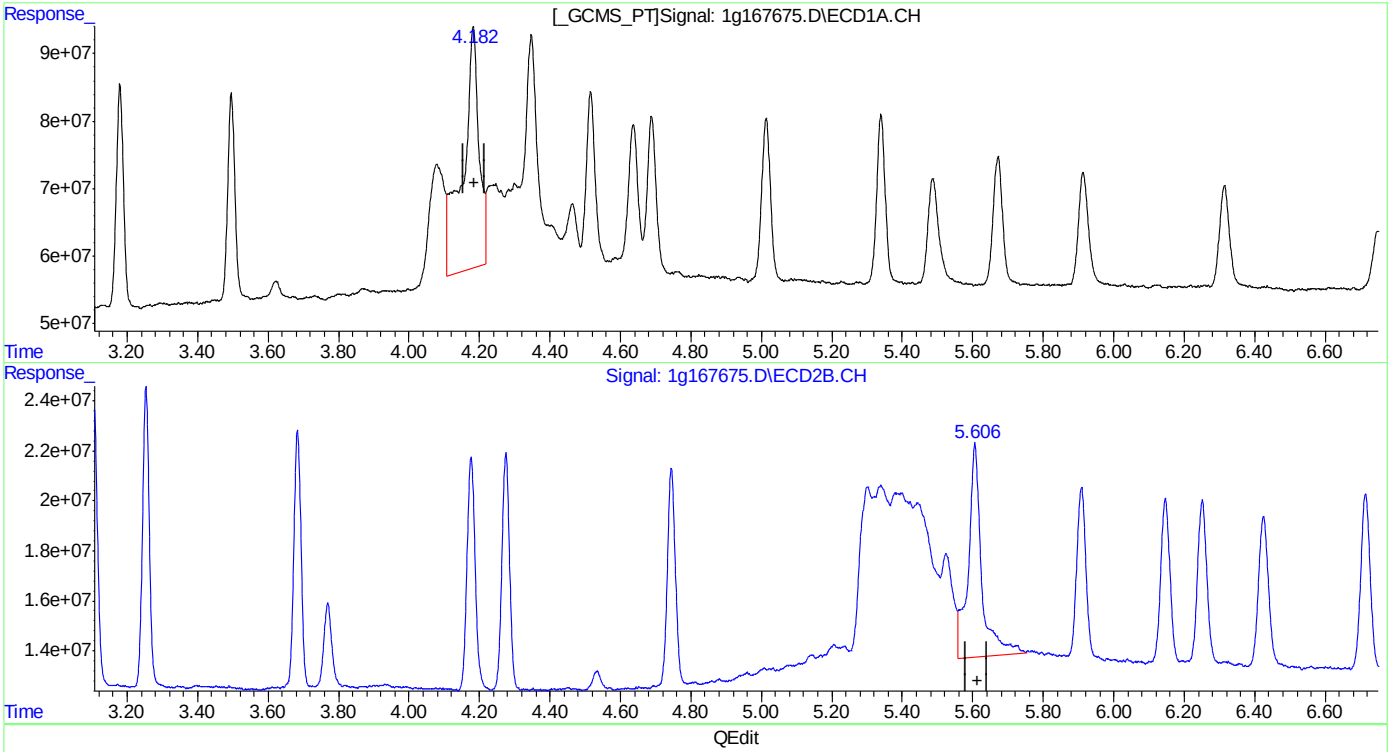

QEdit

(11) Heptachlor Epoxide (B)
4.182min 70.333PPB
response 1139445065

(11) Heptachlor Epoxide #2 (B)
5.606min 46.191PPB
response 229758414

(+) = Expected Retention Time

Quantitation Report (Qedit)

Data Path : C:\msdchem\1\DATA\1G5715\
Data File : 1g167675.D
Signal(s) : Signal #1: ECD1A.CH Signal #2: ECD2B.CH
Acq On : 06 Jul 2021 1:27 pm
Operator : taylorc
Sample : cc5651-25
Misc : op34088,g1g5715,1050,,,5,1
ALS Vial : 2 Sample Multiplier: 1

Integration File signal 1: autoint1.e
Integration File signal 2: autoint2.e
Quant Time: Jul 06 16:51:03 2021
Quant Method : C:\MSDCHEM\1\METHODS\1PST5651.M
Quant Title : PEST/PCB
QLast Update : Wed Jun 30 12:32:20 2021
Response via : Initial Calibration
Integrator: ChemStation 6890 Scale Mode: Large solvent peaks clipped

Volume Inj. : 1ul/column
Signal #1 Phase : RTXCLP I Signal #2 Phase: RTX-CLP II
Signal #1 Info : 30mx.32mmx.50um Signal #2 Info : 30m x .32mm x .25um

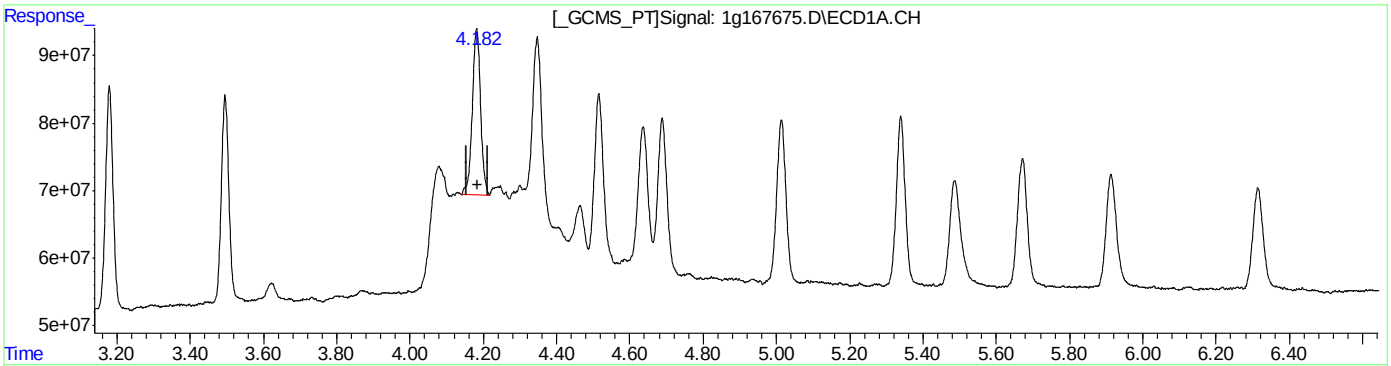

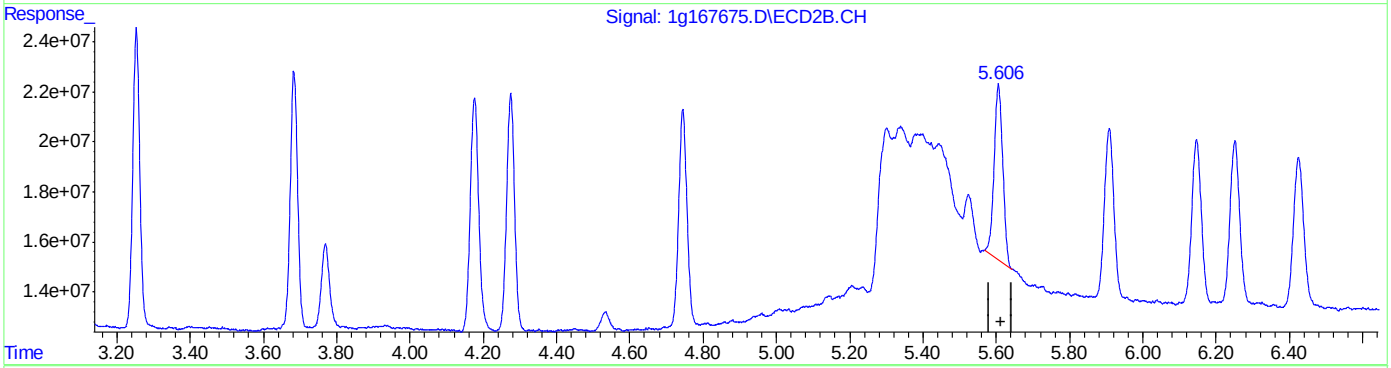

QEdit

(11) Heptachlor Epoxide (B)
4.182min 23.853PPB m
response 386437544

(11) Heptachlor Epoxide #2 (B)
5.606min 23.004PPB m
response 114425169

(+) = Expected Retention Time

Quantitation Report (Qedit)

Data Path : C:\msdchem\1\DATA\1G5715\
Data File : 1g167675.D
Signal(s) : Signal #1: ECD1A.CH Signal #2: ECD2B.CH
Acq On : 06 Jul 2021 1:27 pm
Operator : taylorc
Sample : cc5651-25
Misc : op34088,g1g5715,1050,,,5,1
ALS Vial : 2 Sample Multiplier: 1

Integration File signal 1: autoint1.e
Integration File signal 2: autoint2.e
Quant Time: Jul 06 16:51:03 2021
Quant Method : C:\MSDCHEM\1\METHODS\1PST5651.M
Quant Title : PEST/PCB
QLast Update : Wed Jun 30 12:32:20 2021
Response via : Initial Calibration
Integrator: ChemStation 6890 Scale Mode: Large solvent peaks clipped

Volume Inj. : 1ul/column
Signal #1 Phase : RTXCLP I Signal #2 Phase: RTX-CLP II
Signal #1 Info : 30mx.32mmx.50um Signal #2 Info : 30m x .32mm x .25um

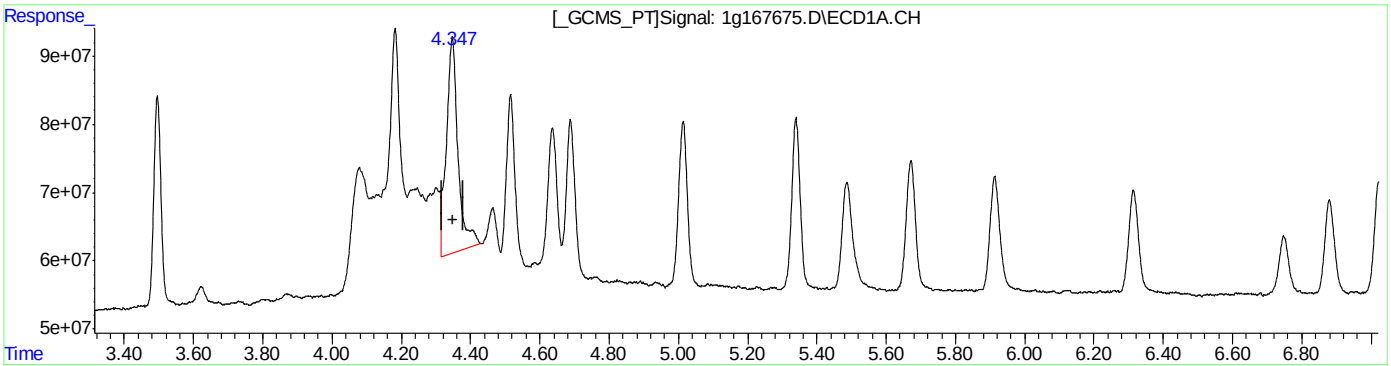

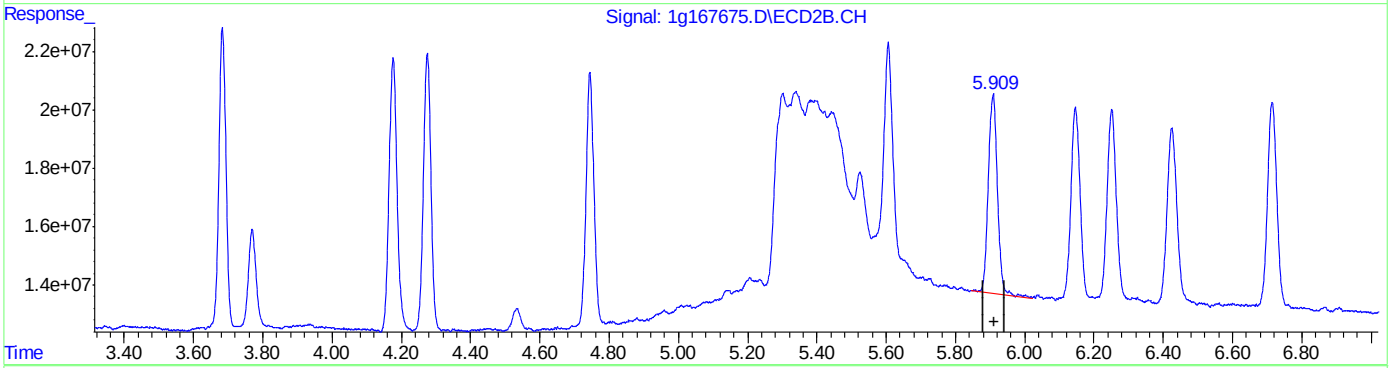

QEdit

(12) gamma-Chlordane (B)
4.347min 43.553PPB
response 744530455

(12) gamma-Chlordane #2 (B)
5.909min 27.662PPB
response 125171940

(+) = Expected Retention Time
1PST5651.M Tue Jul 06 16:52:07 2021 Page: 1

Quantitation Report (Qedit)

Data Path : C:\msdchem\1\DATA\1G5715\
Data File : 1g167675.D
Signal(s) : Signal #1: ECD1A.CH Signal #2: ECD2B.CH
Acq On : 06 Jul 2021 1:27 pm
Operator : taylorc
Sample : cc5651-25
Misc : op34088,g1g5715,1050,,,5,1
ALS Vial : 2 Sample Multiplier: 1

Integration File signal 1: autoint1.e
Integration File signal 2: autoint2.e
Quant Time: Jul 06 16:51:03 2021
Quant Method : C:\MSDCHEM\1\METHODS\1PST5651.M
Quant Title : PEST/PCB
QLast Update : Wed Jun 30 12:32:20 2021
Response via : Initial Calibration
Integrator: ChemStation 6890 Scale Mode: Large solvent peaks clipped

Volume Inj. : 1ul/column
Signal #1 Phase : RTXCLP I Signal #2 Phase: RTX-CLP II
Signal #1 Info : 30mx.32mmx.50um Signal #2 Info : 30m x .32mm x .25um

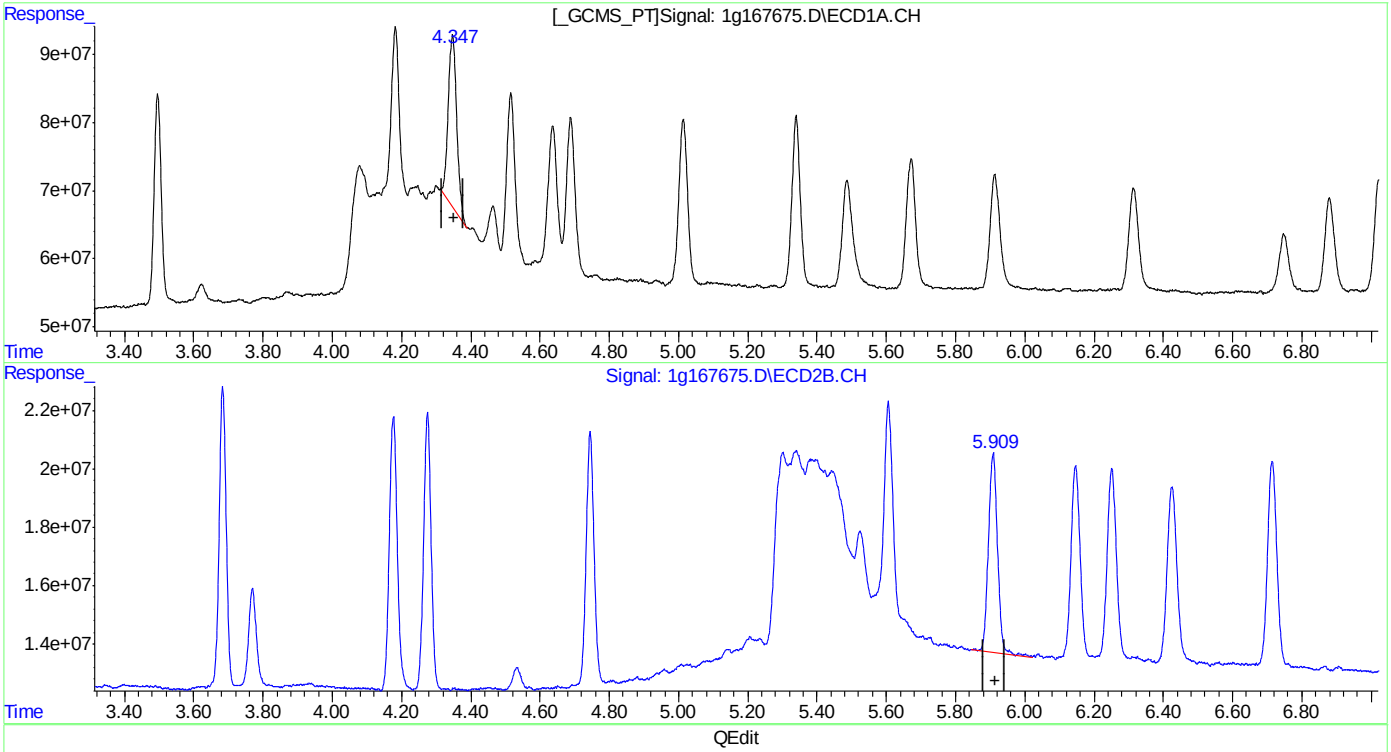

QEdit

(12) gamma-Chlordane (B)
4.347min 25.133PPB m
response 429641980

(12) gamma-Chlordane #2 (B)
5.909min 27.662PPB
response 125171940

(+) = Expected Retention Time
1PST5651.M Tue Jul 06 16:52:20 2021 Page: 1

Quantitation Report (QT Reviewed)

Data Path : C:\msdchem\1\data\syrap\1g5715\
Data File : 1g167698.d
Signal(s) : Signal #1: ECD1A.CH Signal #2: ECD2B.CH
Acq On : 06 Jul 2021 9:00 pm
Operator : taylorc
Sample : cc5651-50
Misc : op34113,g1g5715,15.8,,,10,1
ALS Vial : 4 Sample Multiplier: 1

Integration File signal 1: autoint1.e
Integration File signal 2: autoint2.e
Quant Time: Jul 07 01:58:18 2021
Quant Method : C:\MSDCHEM\1\METHODS\1pst5651.m
Quant Title : PEST/PCB
QLast Update : Wed Jul 07 01:39:45 2021
Response via : Initial Calibration
Integrator: ChemStation 6890 Scale Mode: Large solvent peaks clipped

Volume Inj. : 1ul/column
Signal #1 Phase : RTXCLP I Signal #2 Phase: RTX-CLP II
Signal #1 Info : 30mx.32mmx.50um Signal #2 Info : 30m x .32mm x .25um

	Compound	RT#1	RT#2	Resp#1	Resp#2	PPB	PPB	
	Internal Standards							
1)	I 1-bromo-2...	1.576	1.865	907.8E6	211.5E6	50.000	50.000	
27)	I 1-bromo-2...	1.576	1.865	907.8E6	211.5E6	50.000	50.000	
33)	I 1-bromo-2...	1.576	1.865	907.8E6	211.5E6	50.000	50.000	
	System Monitoring Compounds							
2)	SAB Tetrachlo...	2.051	2.610	797.1E6	141.0E6	47.517	54.658	
	Spiked Amount 40.000	Range 30 - 150		Recovery =		118.79%	136.64%	
26)	SA Decachlor...	9.430	11.590	790.5E6	167.9E6	45.884	48.011	
	Spiked Amount 40.000			Recovery =		114.71%	120.03%	
	Target Compounds							
3)	Hexachlor...	2.338	3.106	1225.3E6	342.4E6	49.622	55.197	
4)	A alpha-BHC	2.457	3.253	1272.6E6	341.4E6	52.136	60.220	
5)	MA gamma-BHC	2.721	3.683	1140.1E6	304.2E6	51.181	59.044	
6)	MA Heptachlor	3.180	4.275	1118.0E6	308.2E6	50.987	57.351	
7)	B beta-BHC	2.792	3.770	468.3E6	114.6E6	48.434	58.653	
8)	B delta-BHC	2.963	4.177	1172.9E6	315.4E6	54.495	62.027	
9)	MB Aldrin	3.497	4.744	1058.5E6	290.3E6	51.359	57.822	
10)	Alachlor	3.625	4.533	112.4E6	27040695	46.424	51.591	
11)	B Heptachlo...	4.184	5.606	952.2E6	280.5E6	47.418	56.079	
12)	B gamma-Chl...	4.348	5.907	973.5E6	261.7E6	45.948	57.517	#
13)	B alpha-Chl...	4.517	6.145	971.9E6	253.8E6	49.976	57.137	
14)	A Endosulfan I	4.691	6.251	1102.3E6	254.6E6	54.861	55.783	
15)	B 4,4'-DDE	4.644	6.429	818.4E6	247.3E6	45.183	55.721	
16)	MA Dieldrin	5.014	6.714	1025.7E6	275.2E6	50.683	54.447	
17)	MA Endrin	5.340	7.257	1005.5E6	259.7E6	49.765	55.632	
18)	A 4,4'-DDD	5.499	7.451	803.3E6	187.2E6	50.630	55.073	
19)	B Endosulfa...	5.672	7.634	910.1E6	228.3E6	50.381	54.569	
20)	MA 4,4'-DDT	5.920	8.020	832.8E6	181.3E6	51.075	56.812	
21)	B Endrin Al...	6.314	8.250	745.0E6	174.2E6	49.493	54.874	
22)	B Endosulfa...	7.027	8.759	896.9E6	213.2E6	51.676	57.678	
23)	A Methoxychlor	6.754	9.358	409.4E6	86086143	44.450	53.946	
24)	Mirex	6.881	9.687	699.7E6	143.4E6	48.915	51.778	
25)	B Endrin Ke...	7.489	9.748	974.8E6	220.7E6	53.968	57.015	
	Sum Toxaphene			0	0	N.D.	N.D.	
Average	Toxaphene					0.000	0.000	

SemiQuant Compounds - Not Calibrated on this Instrument

(f)=RT Delta > 1/2 Window (#)=Amounts differ by > 25% (m)=manual int.

11.6.17 11

Quantitation Report (QT Reviewed)

Data Path : C:\msdchem\1\data\syrap\1g5715\
Data File : 1g167698.d
Signal(s) : Signal #1: ECD1A.CH Signal #2: ECD2B.CH
Acq On : 06 Jul 2021 9:00 pm
Operator : taylorc
Sample : cc5651-50
Misc : op34113,g1g5715,15.8,,,10,1
ALS Vial : 4 Sample Multiplier: 1

Integration File signal 1: autoint1.e
Integration File signal 2: autoint2.e
Quant Time: Jul 07 01:58:18 2021
Quant Method : C:\MSDCHEM\1\METHODS\1pst5651.m
Quant Title : PEST/PCB
QLast Update : Wed Jul 07 01:39:45 2021
Response via : Initial Calibration
Integrator: ChemStation 6890 Scale Mode: Large solvent peaks clipped

Volume Inj. : 1ul/column
Signal #1 Phase : RTXCLP I Signal #2 Phase: RTX-CLP II
Signal #1 Info : 30mx.32mmx.50um Signal #2 Info : 30m x .32mm x .25um

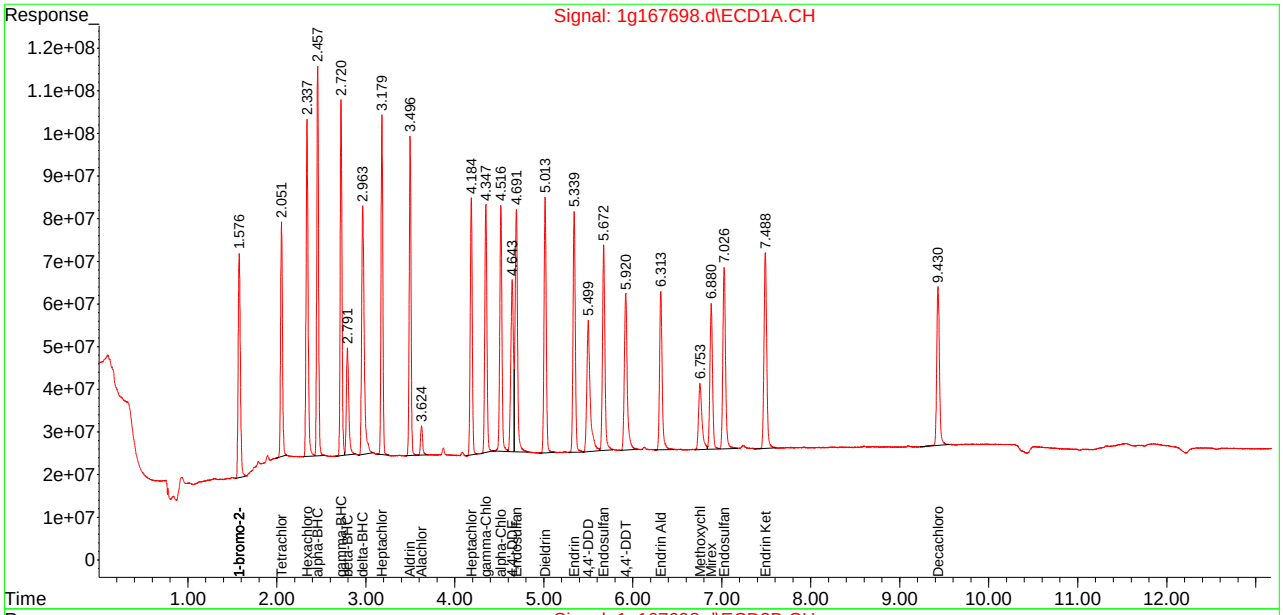

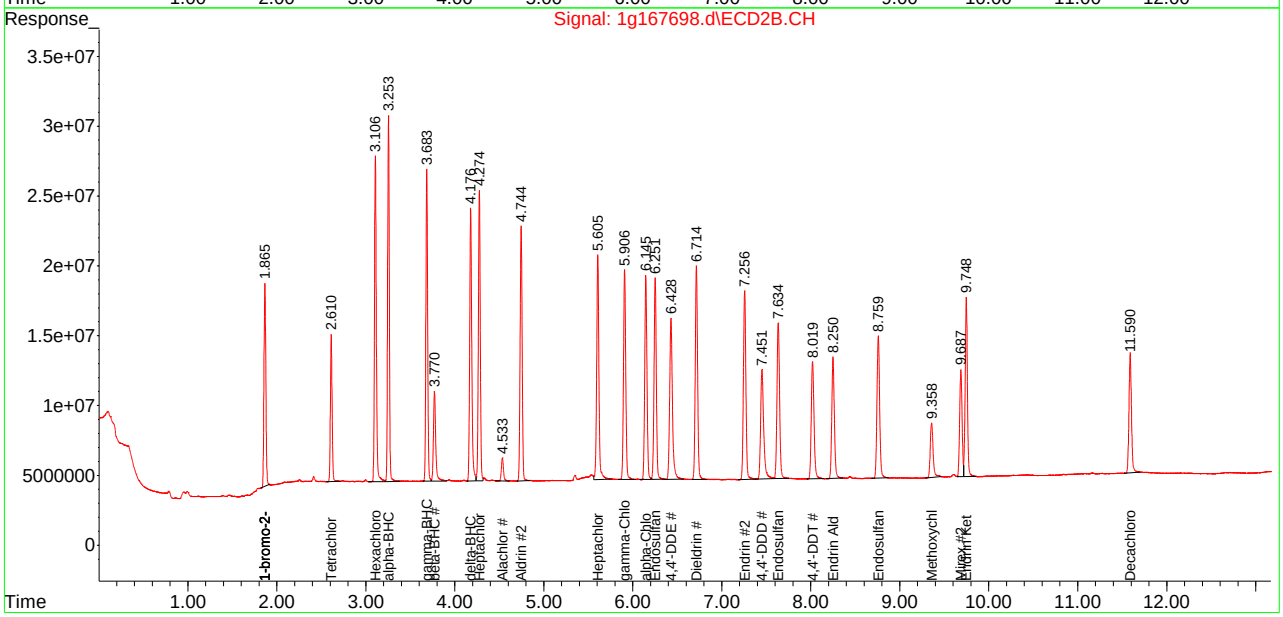

Manual Integrations APPROVED
(compounds with "m" flag)
Gwendolyn Burns
07/07/21 16:51

Quantitation Report (QT Reviewed)

Data Path : C:\msdchem\1\DATA\1G5716\
Data File : 1g167708.D
Signal(s) : Signal #1: ECD1A.CH Signal #2: ECD2B.CH
Acq On : 07 Jul 2021 1:52 am
Operator : christp
Sample : cc5651-25
Misc : op34113,g1g5716,15.0,,,10,1
ALS Vial : 2 Sample Multiplier: 1

Integration File signal 1: autoint1.e
Integration File signal 2: autoint2.e
Quant Time: Jul 07 15:48:03 2021
Quant Method : C:\MSDCHEM\1\METHODS\1PST5651.M
Quant Title : PEST/PCB
QLast Update : Wed Jul 07 01:50:23 2021
Response via : Initial Calibration
Integrator: ChemStation 6890 Scale Mode: Large solvent peaks clipped

Volume Inj. : 1ul/column
Signal #1 Phase : RTXCLP I Signal #2 Phase: RTX-CLP II
Signal #1 Info : 30mx.32mmx.50um Signal #2 Info : 30m x .32mm x .25um

	Compound	RT#1	RT#2	Resp#1	Resp#2	PPB	PPB
	Compound	RT#1	RT#2	Resp#1	Resp#2	PPB	PPB
	Internal Standards						
1) I	1-bromo-2...	1.582	1.868	780.2E6	214.0E6	50.000	50.000
27) I	1-bromo-2...	1.582	1.868	780.2E6	214.0E6	50.000	50.000
33) I	1-bromo-2...	1.582	1.868	780.2E6	214.0E6	50.000	50.000
	System Monitoring Compounds						
2) SAB	Tetrachlo...	2.056	2.611	342.0E6	68173170	23.724	26.123
Spiked Amount	40.000	Range	30 - 150	Recovery	=	59.31%	65.31%
26) SA	Decachlor...	9.430	11.585	376.5E6	88514788	25.427	25.016
Spiked Amount	40.000			Recovery	=	63.57%	62.54%
	Target Compounds						
3)	Hexachlor...	2.342	3.106	522.7E6	164.4E6	24.633	26.197
4) A	alpha-BHC	2.461	3.252	538.3E6	157.7E6	25.660	27.491
5) MA	gamma-BHC	2.725	3.684	488.5E6	143.1E6	25.520	27.445
6) MA	Heptachlor	3.184	4.273	485.6E6	149.2E6	25.770	27.436m
7) B	beta-BHC	2.793	3.768	200.9E6	52667536	24.181	26.641
8) B	delta-BHC	2.965	4.173	483.5E6	151.1E6	26.136	29.380m
9) MB	Aldrin	3.500	4.742	453.3E6	137.2E6	25.592	27.004
10)	Alachlor	3.626	4.530	45555266	13997252	21.884m	26.395
11) B	Heptachlo...	4.187	5.604	423.5E6	124.0E6	24.542	24.507
12) B	gamma-Chl...	4.350	5.906	439.2E6	125.2E6	24.120	27.191
13) B	alpha-Chl...	4.518	6.144	416.7E6	122.0E6	24.930	27.142
14) A	Endosulfan I	4.694	6.250	414.2E6	123.4E6	23.986	26.731
15) B	4,4'-DDE	4.636	6.419	430.6E6	123.1E6	27.660	27.405
16) MA	Dieldrin	5.017	6.712	444.3E6	133.5E6	25.545	26.112
17) MA	Endrin	5.344	7.254	447.0E6	126.9E6	25.745	26.861m
18) A	4,4'-DDD	5.483	7.438	350.5E6	94685788	25.703	27.538
19) B	Endosulfa...	5.674	7.631	384.3E6	108.5E6	24.750	25.644
20) MA	4,4'-DDT	5.911	8.012	365.0E6	97926212	26.046	30.327
21) B	Endrin Al...	6.315	8.247	307.9E6	85946100	23.800	26.763
22) B	Endosulfa...	7.026	8.755	360.6E6	104.8E6	24.174	28.015
23) A	Methoxychlor	6.739	9.350	189.2E6	46857903	23.902	29.022m
24)	Mirex	6.885	9.686	294.1E6	73267981	23.924	26.152
25) B	Endrin Ke...	7.489	9.746	392.7E6	156.7E6	25.295	40.004 #
Sum	Toxaphene			0	0	N.D.	N.D.
Average	Toxaphene					0.000	0.000

(f)=RT Delta > 1/2 Window (#)=Amounts differ by > 25% (m)=manual int.

Quantitation Report (QT Reviewed)

Data Path : C:\msdchem\1\DATA\1G5716\
Data File : 1g167708.D
Signal(s) : Signal #1: ECD1A.CH Signal #2: ECD2B.CH
Acq On : 07 Jul 2021 1:52 am
Operator : christp
Sample : cc5651-25
Misc : op34113,g1g5716,15.0,,,10,1
ALS Vial : 2 Sample Multiplier: 1

Integration File signal 1: autoint1.e
Integration File signal 2: autoint2.e
Quant Time: Jul 07 15:48:03 2021
Quant Method : C:\MSDCHEM\1\METHODS\1PST5651.M
Quant Title : PEST/PCB
QLast Update : Wed Jul 07 01:50:23 2021
Response via : Initial Calibration
Integrator: ChemStation 6890 Scale Mode: Large solvent peaks clipped

Volume Inj. : 1ul/column
Signal #1 Phase : RTXCLP I Signal #2 Phase: RTX-CLP II
Signal #1 Info : 30mx.32mmx.50um Signal #2 Info : 30m x .32mm x .25um

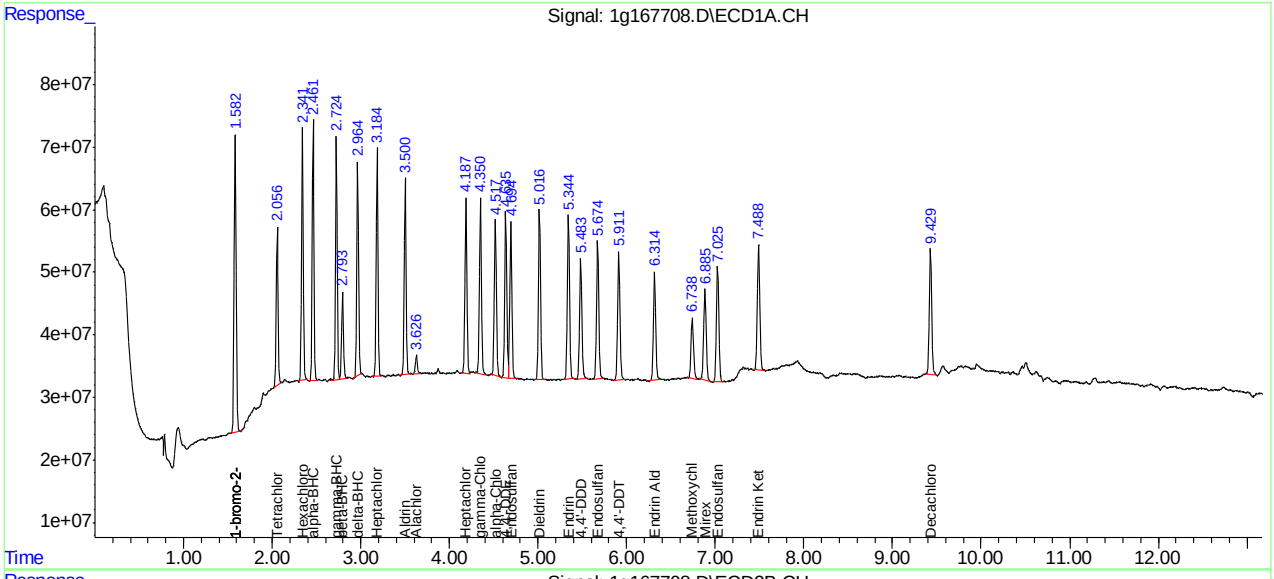

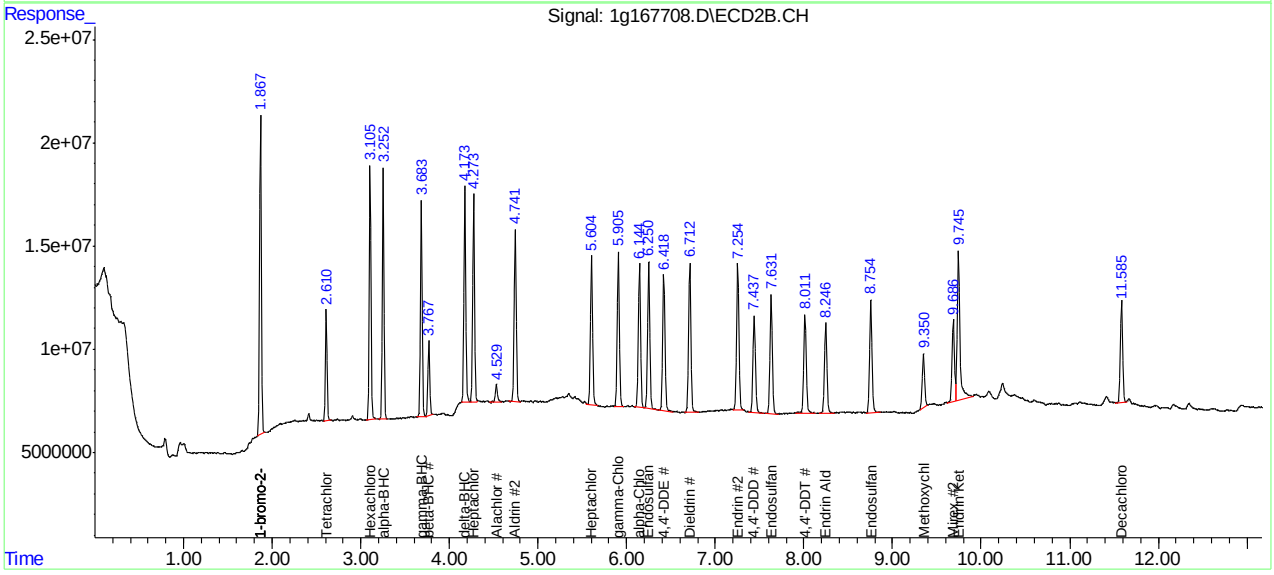

JD27540

Manual Integration Approval Summary

Sample Number: G1G5716-CC5651
Lab FileID: 1G167708.D
Injection Time: 07/07/21 01:52
Method: SW846 8081B
Analyst approved: 07/07/21 16:28 Kristi Schollenberger
Supervisor approved: 07/07/21 16:51 Gwendolyn Burns

Parameter	CAS	Sig#	R.T. (min.)	Reason
Alachlor	15972-60-8	1	3.63	Poor instrument integration
delta-BHC	319-86-8	2	4.17	Poor instrument integration
Heptachlor	76-44-8	2	4.27	Poor instrument integration
Endrin	72-20-8	2	7.25	Poor instrument integration
Methoxychlor	72-43-5	2	9.35	Poor instrument integration

Quantitation Report (Qedit)

Data Path : C:\msdchem\1\DATA\1G5716\
Data File : 1g167708.D
Signal(s) : Signal #1: ECD1A.CH Signal #2: ECD2B.CH
Acq On : 07 Jul 2021 1:52 am
Operator : christp
Sample : cc5651-25
Misc : op34113,g1g5716,15.0,,,10,1
ALS Vial : 2 Sample Multiplier: 1

Integration File signal 1: autoint1.e
Integration File signal 2: autoint2.e
Quant Time: Jul 07 02:08:27 2021
Quant Method : C:\MSDCHEM\1\METHODS\1PST5651.M
Quant Title : PEST/PCB
QLast Update : Wed Jul 07 01:50:23 2021
Response via : Initial Calibration
Integrator: ChemStation 6890 Scale Mode: Large solvent peaks clipped

Volume Inj. : 1ul/column
Signal #1 Phase : RTXCLP I Signal #2 Phase: RTX-CLP II
Signal #1 Info : 30mx.32mmx.50um Signal #2 Info : 30m x .32mm x .25um

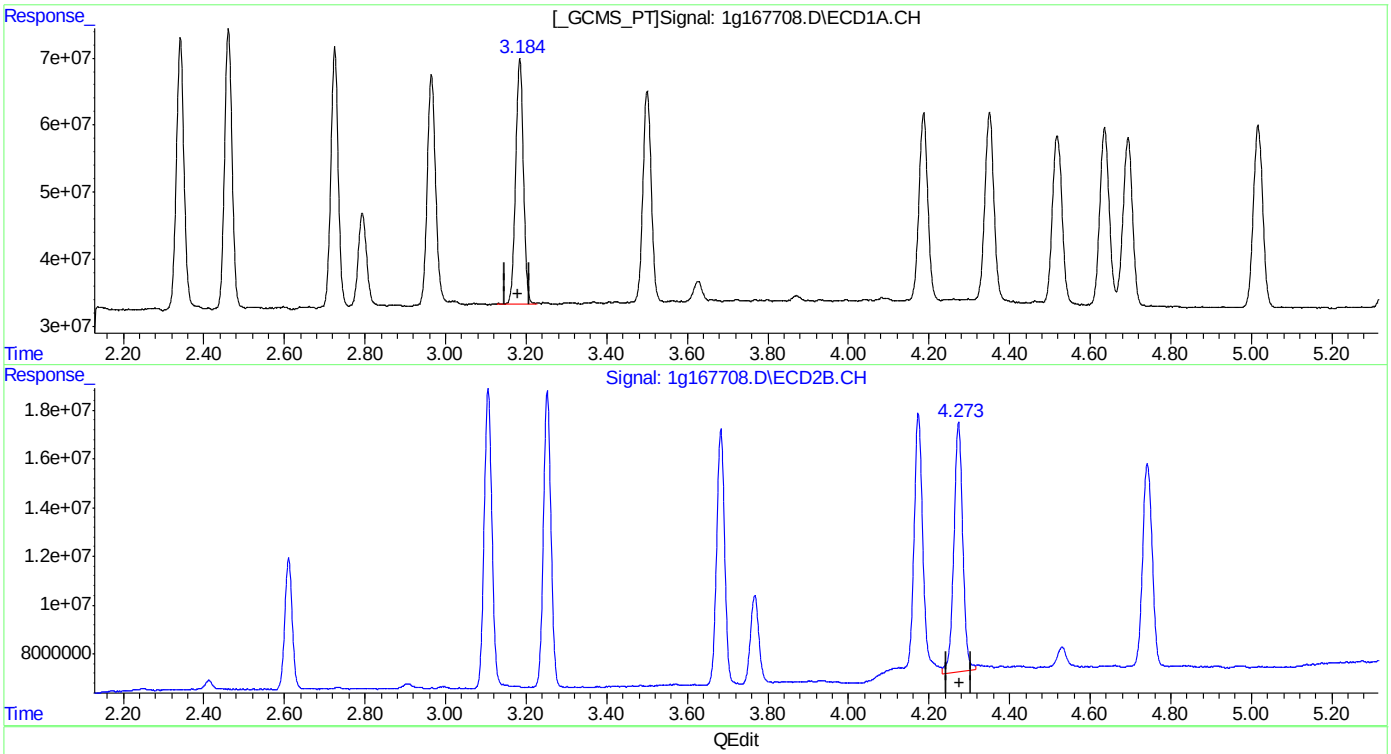

QEdit

(6) Heptachlor (MA)
3.184min 25.770PPB
response 485624863

(6) Heptachlor #2 (MA)
4.273min 28.935PPB
response 157308206

(+) = Expected Retention Time
1PST5651.M Wed Jul 07 15:46:22 2021 Page: 1

Quantitation Report (Qedit)

Data Path : C:\msdchem\1\DATA\1G5716\
Data File : 1g167708.D
Signal(s) : Signal #1: ECD1A.CH Signal #2: ECD2B.CH
Acq On : 07 Jul 2021 1:52 am
Operator : christp
Sample : cc5651-25
Misc : op34113,g1g5716,15.0,,,10,1
ALS Vial : 2 Sample Multiplier: 1

Integration File signal 1: autoint1.e
Integration File signal 2: autoint2.e
Quant Time: Jul 07 02:08:27 2021
Quant Method : C:\MSDCHEM\1\METHODS\1PST5651.M
Quant Title : PEST/PCB
QLast Update : Wed Jul 07 01:50:23 2021
Response via : Initial Calibration
Integrator: ChemStation 6890 Scale Mode: Large solvent peaks clipped

Volume Inj. : 1ul/column
Signal #1 Phase : RTXCLP I Signal #2 Phase: RTX-CLP II
Signal #1 Info : 30mx.32mmx.50um Signal #2 Info : 30m x .32mm x .25um

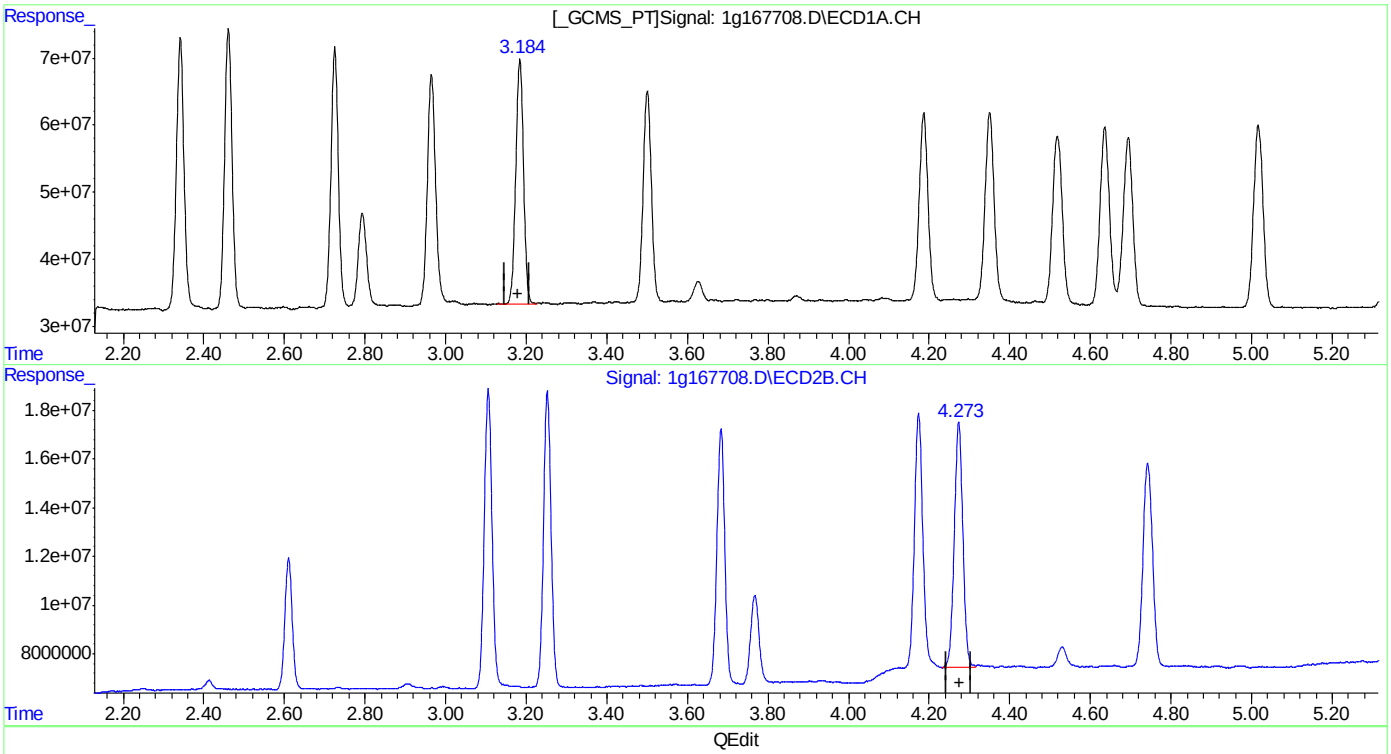

QEdit

(6) Heptachlor (MA)
3.184min 25.770PPB
response 485624863

(6) Heptachlor #2 (MA)
4.273min 27.436PPB m
response 149155566

(+) = Expected Retention Time
1PST5651.M Wed Jul 07 15:46:35 2021 Page: 1

Quantitation Report (Qedit)

Data Path : C:\msdchem\1\DATA\1G5716\
Data File : 1g167708.D
Signal(s) : Signal #1: ECD1A.CH Signal #2: ECD2B.CH
Acq On : 07 Jul 2021 1:52 am
Operator : christp
Sample : cc5651-25
Misc : op34113,g1g5716,15.0,,,10,1
ALS Vial : 2 Sample Multiplier: 1

Integration File signal 1: autoint1.e
Integration File signal 2: autoint2.e
Quant Time: Jul 07 02:08:27 2021
Quant Method : C:\MSDCHEM\1\METHODS\1PST5651.M
Quant Title : PEST/PCB
QLast Update : Wed Jul 07 01:50:23 2021
Response via : Initial Calibration
Integrator: ChemStation 6890 Scale Mode: Large solvent peaks clipped

Volume Inj. : 1ul/column
Signal #1 Phase : RTXCLP I Signal #2 Phase: RTX-CLP II
Signal #1 Info : 30mx.32mmx.50um Signal #2 Info : 30m x .32mm x .25um

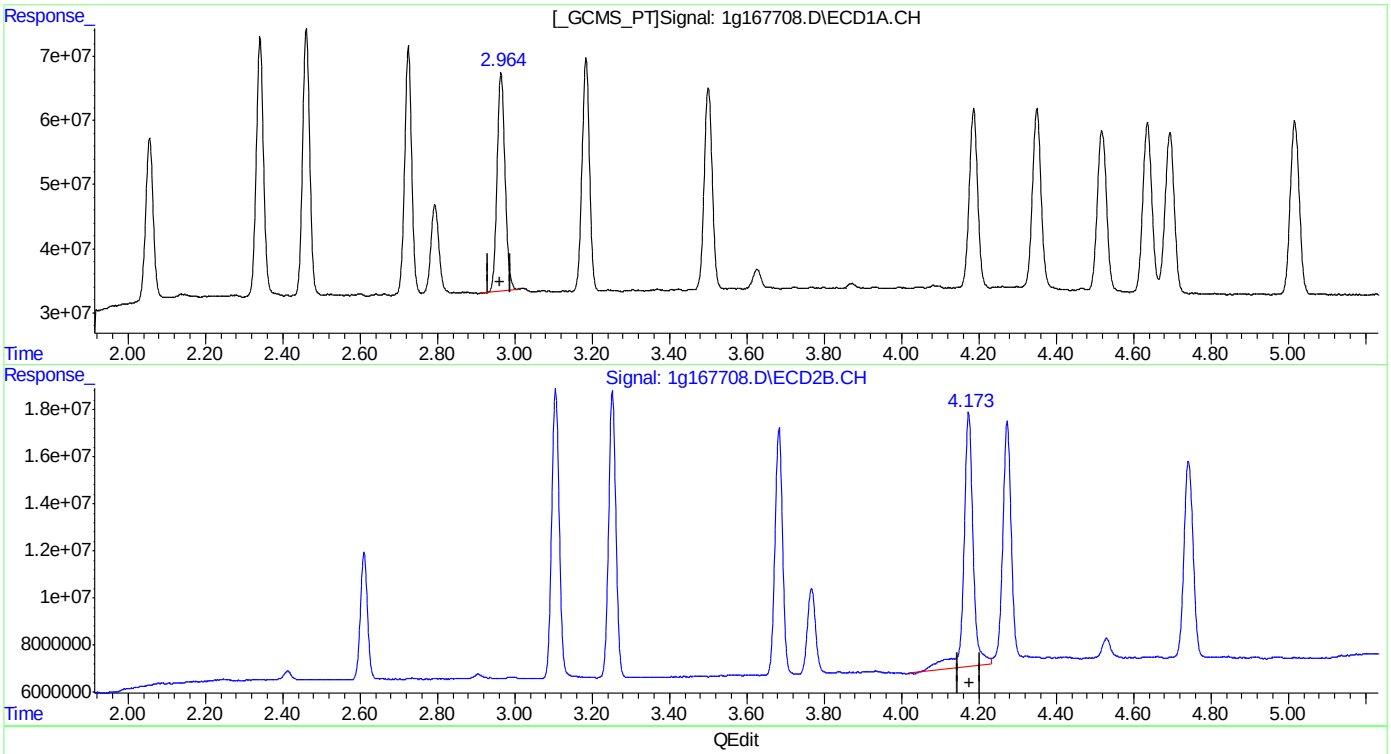

(8) delta-BHC (B)
2.965min 26.136PPB
response 483450620

(8) delta-BHC #2 (B)
4.174min 35.963PPB
response 185003925

(+) = Expected Retention Time
1PST5651.M Wed Jul 07 15:46:40 2021

Quantitation Report (Qedit)

Data Path : C:\msdchem\1\DATA\1G5716\
Data File : 1g167708.D
Signal(s) : Signal #1: ECD1A.CH Signal #2: ECD2B.CH
Acq On : 07 Jul 2021 1:52 am
Operator : christp
Sample : cc5651-25
Misc : op34113,g1g5716,15.0,,,10,1
ALS Vial : 2 Sample Multiplier: 1

Integration File signal 1: autoint1.e
Integration File signal 2: autoint2.e
Quant Time: Jul 07 02:08:27 2021
Quant Method : C:\MSDCHEM\1\METHODS\1PST5651.M
Quant Title : PEST/PCB
QLast Update : Wed Jul 07 01:50:23 2021
Response via : Initial Calibration
Integrator: ChemStation 6890 Scale Mode: Large solvent peaks clipped

Volume Inj. : 1ul/column
Signal #1 Phase : RTXCLP I Signal #2 Phase: RTX-CLP II
Signal #1 Info : 30mx.32mmx.50um Signal #2 Info : 30m x .32mm x .25um

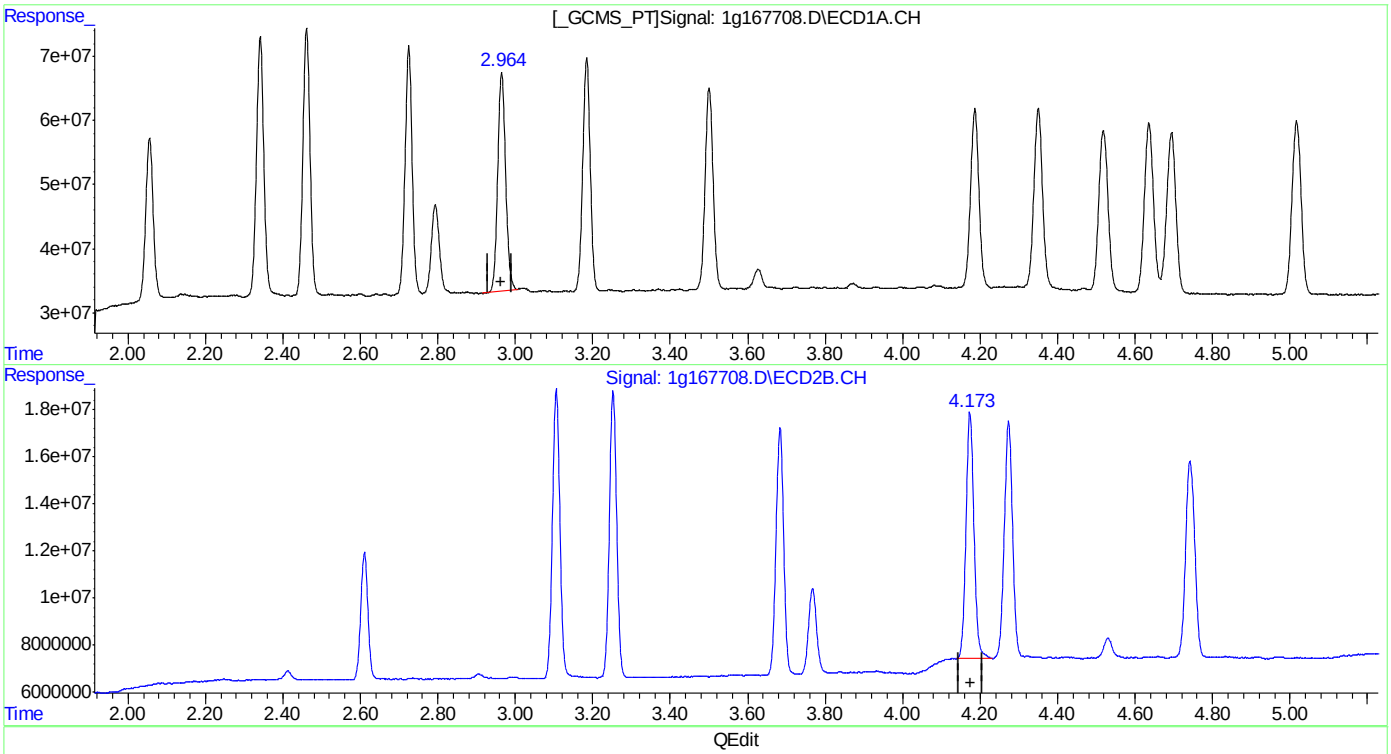

QEdit

(8) delta-BHC (B)
2.965min 26.136PPB
response 483450620

(8) delta-BHC #2 (B)
4.173min 29.380PPB m
response 151138729

(+) = Expected Retention Time
1PST5651.M Wed Jul 07 15:46:49 2021 Page: 1

Quantitation Report (Qedit)

Data Path : C:\msdchem\1\DATA\1G5716\
Data File : 1g167708.D
Signal(s) : Signal #1: ECD1A.CH Signal #2: ECD2B.CH
Acq On : 07 Jul 2021 1:52 am
Operator : christp
Sample : cc5651-25
Misc : op34113,g1g5716,15.0,,,10,1
ALS Vial : 2 Sample Multiplier: 1

Integration File signal 1: autoint1.e
Integration File signal 2: autoint2.e
Quant Time: Jul 07 02:08:27 2021
Quant Method : C:\MSDCHEM\1\METHODS\1PST5651.M
Quant Title : PEST/PCB
QLast Update : Wed Jul 07 01:50:23 2021
Response via : Initial Calibration
Integrator: ChemStation 6890 Scale Mode: Large solvent peaks clipped

Volume Inj. : 1ul/column
Signal #1 Phase : RTXCLP I Signal #2 Phase: RTX-CLP II
Signal #1 Info : 30mx.32mmx.50um Signal #2 Info : 30m x .32mm x .25um

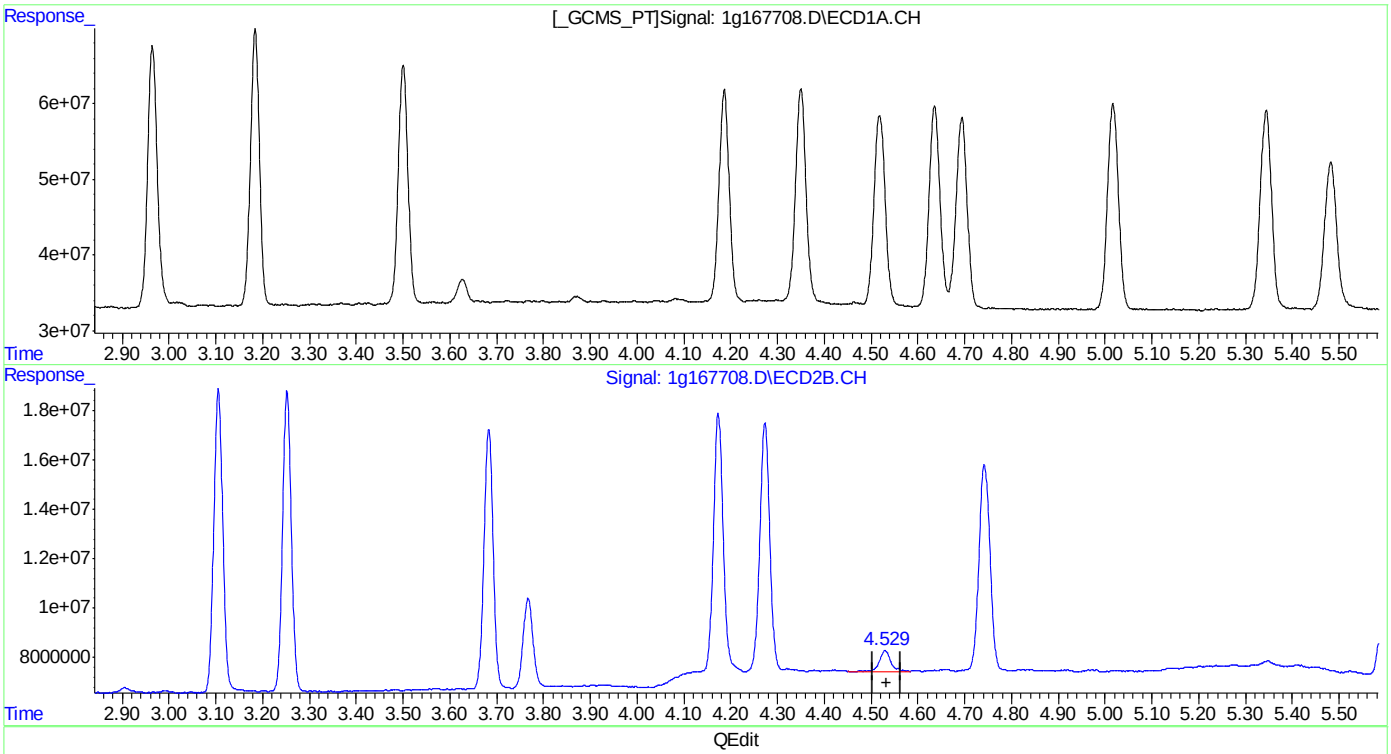

QEdit

(10) Alachlor
0.000min 0.000PPB
response 0

(10) Alachlor #2
4.530min 26.395PPB
response 13997252

(+) = Expected Retention Time
1PST5651.M Wed Jul 07 15:46:55 2021 Page: 1

11.6.18.6

Quantitation Report (Qedit)

Data Path : C:\msdchem\1\DATA\1G5716\
Data File : 1g167708.D
Signal(s) : Signal #1: ECD1A.CH Signal #2: ECD2B.CH
Acq On : 07 Jul 2021 1:52 am
Operator : christp
Sample : cc5651-25
Misc : op34113,g1g5716,15.0,,,10,1
ALS Vial : 2 Sample Multiplier: 1

Integration File signal 1: autoint1.e
Integration File signal 2: autoint2.e
Quant Time: Jul 07 02:08:27 2021
Quant Method : C:\MSDCHEM\1\METHODS\1PST5651.M
Quant Title : PEST/PCB
QLast Update : Wed Jul 07 01:50:23 2021
Response via : Initial Calibration
Integrator: ChemStation 6890 Scale Mode: Large solvent peaks clipped

Volume Inj. : 1ul/column
Signal #1 Phase : RTXCLP I Signal #2 Phase: RTX-CLP II
Signal #1 Info : 30mx.32mmx.50um Signal #2 Info : 30m x .32mm x .25um

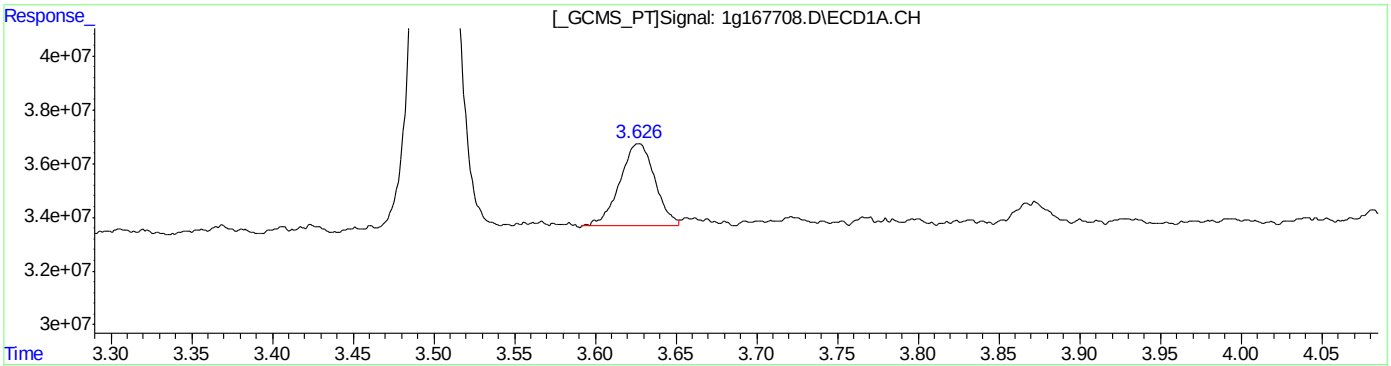

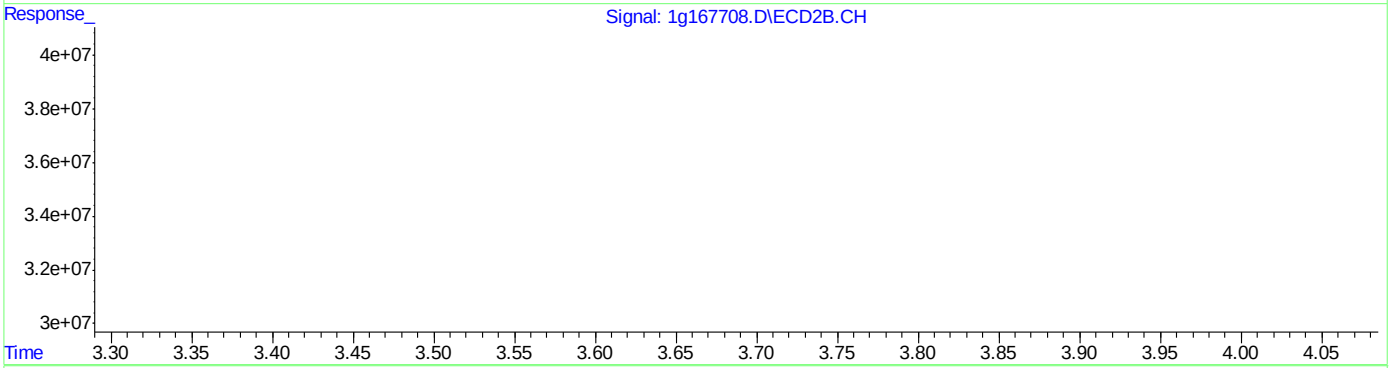

QEdit

(10) Alachlor
3.626min 21.884PPB m
response 45555266

(10) Alachlor #2
4.530min 26.395PPB
response 13997252

(+) = Expected Retention Time
1PST5651.M Wed Jul 07 15:47:01 2021 Page: 1

11.6.18.7

Quantitation Report (Qedit)

Data Path : C:\msdchem\1\DATA\1G5716\
Data File : 1g167708.D
Signal(s) : Signal #1: ECD1A.CH Signal #2: ECD2B.CH
Acq On : 07 Jul 2021 1:52 am
Operator : christp
Sample : cc5651-25
Misc : op34113,g1g5716,15.0,,,10,1
ALS Vial : 2 Sample Multiplier: 1

Integration File signal 1: autoint1.e
Integration File signal 2: autoint2.e
Quant Time: Jul 07 02:08:27 2021
Quant Method : C:\MSDCHEM\1\METHODS\1PST5651.M
Quant Title : PEST/PCB
QLast Update : Wed Jul 07 01:50:23 2021
Response via : Initial Calibration
Integrator: ChemStation 6890 Scale Mode: Large solvent peaks clipped

Volume Inj. : 1ul/column
Signal #1 Phase : RTXCLP I Signal #2 Phase: RTX-CLP II
Signal #1 Info : 30mx.32mmx.50um Signal #2 Info : 30m x .32mm x .25um

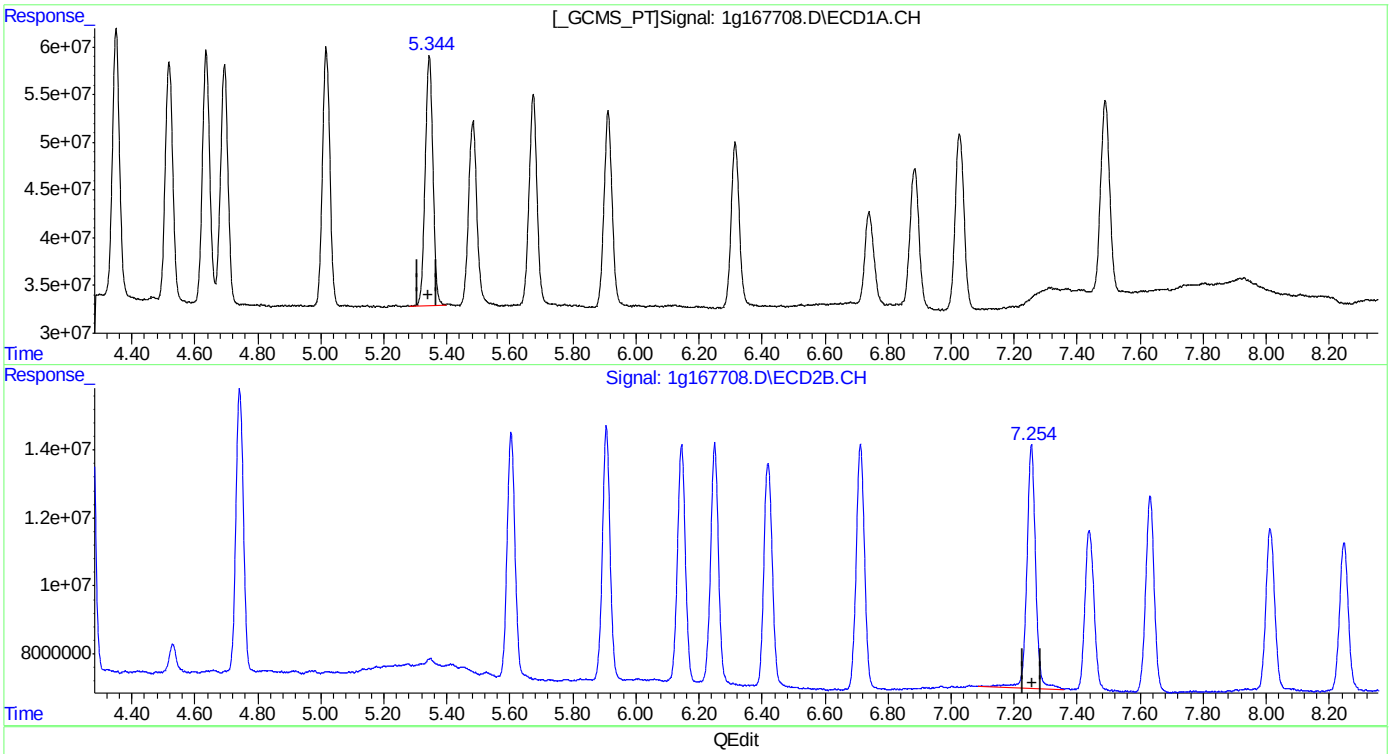

QEdit

(17) Endrin (MA)
5.344min 25.745PPB
response 447043226

(17) Endrin #2 (MA)
7.255min 29.196PPB
response 137903516

(+) = Expected Retention Time
1PST5651.M Wed Jul 07 15:47:14 2021 Page: 1

11.6.18.8
11

Quantitation Report (Qedit)

Data Path : C:\msdchem\1\DATA\1G5716\
Data File : 1g167708.D
Signal(s) : Signal #1: ECD1A.CH Signal #2: ECD2B.CH
Acq On : 07 Jul 2021 1:52 am
Operator : christp
Sample : cc5651-25
Misc : op34113,g1g5716,15.0,,,10,1
ALS Vial : 2 Sample Multiplier: 1

Integration File signal 1: autoint1.e
Integration File signal 2: autoint2.e
Quant Time: Jul 07 02:08:27 2021
Quant Method : C:\MSDCHEM\1\METHODS\1PST5651.M
Quant Title : PEST/PCB
QLast Update : Wed Jul 07 01:50:23 2021
Response via : Initial Calibration
Integrator: ChemStation 6890 Scale Mode: Large solvent peaks clipped

Volume Inj. : 1ul/column
Signal #1 Phase : RTXCLP I Signal #2 Phase: RTX-CLP II
Signal #1 Info : 30mx.32mmx.50um Signal #2 Info : 30m x .32mm x .25um

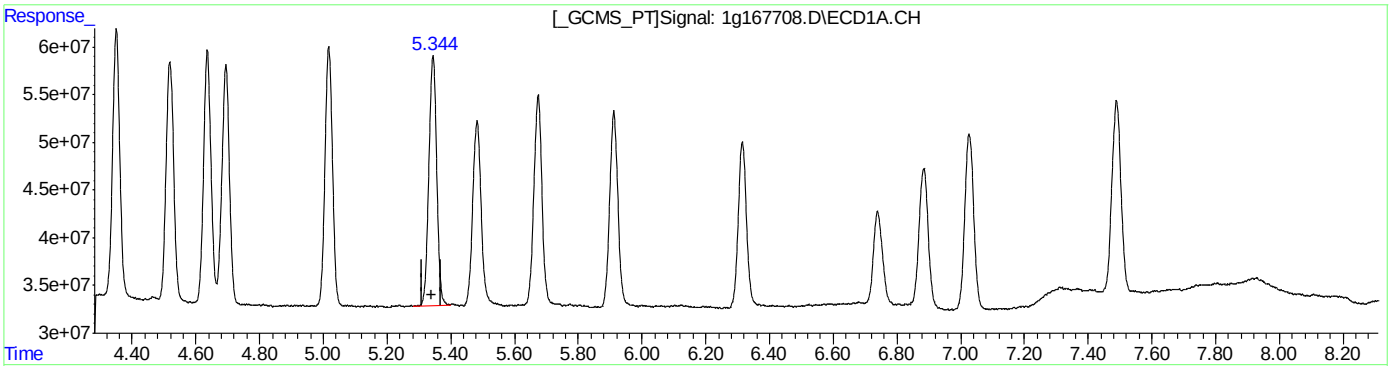

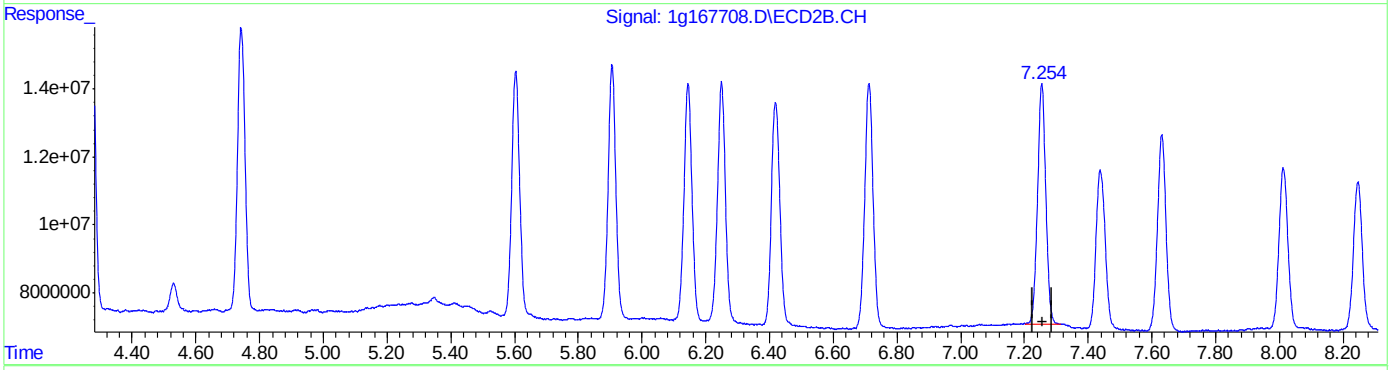

QEdit

(17) Endrin (MA)
5.344min 25.745PPB
response 447043226

(17) Endrin #2 (MA)
7.254min 26.861PPB m
response 126873272

(+) = Expected Retention Time
1PST5651.M Wed Jul 07 15:47:23 2021 Page: 1

11.6.18.9
11

Quantitation Report (Qedit)

Data Path : C:\msdchem\1\DATA\1G5716\
Data File : 1g167708.D
Signal(s) : Signal #1: ECD1A.CH Signal #2: ECD2B.CH
Acq On : 07 Jul 2021 1:52 am
Operator : christp
Sample : cc5651-25
Misc : op34113,g1g5716,15.0,,,10,1
ALS Vial : 2 Sample Multiplier: 1

Integration File signal 1: autoint1.e
Integration File signal 2: autoint2.e
Quant Time: Jul 07 02:08:27 2021
Quant Method : C:\MSDCHEM\1\METHODS\1PST5651.M
Quant Title : PEST/PCB
QLast Update : Wed Jul 07 01:50:23 2021
Response via : Initial Calibration
Integrator: ChemStation 6890 Scale Mode: Large solvent peaks clipped

Volume Inj. : 1ul/column
Signal #1 Phase : RTXCLP I Signal #2 Phase: RTX-CLP II
Signal #1 Info : 30mx.32mmx.50um Signal #2 Info : 30m x .32mm x .25um

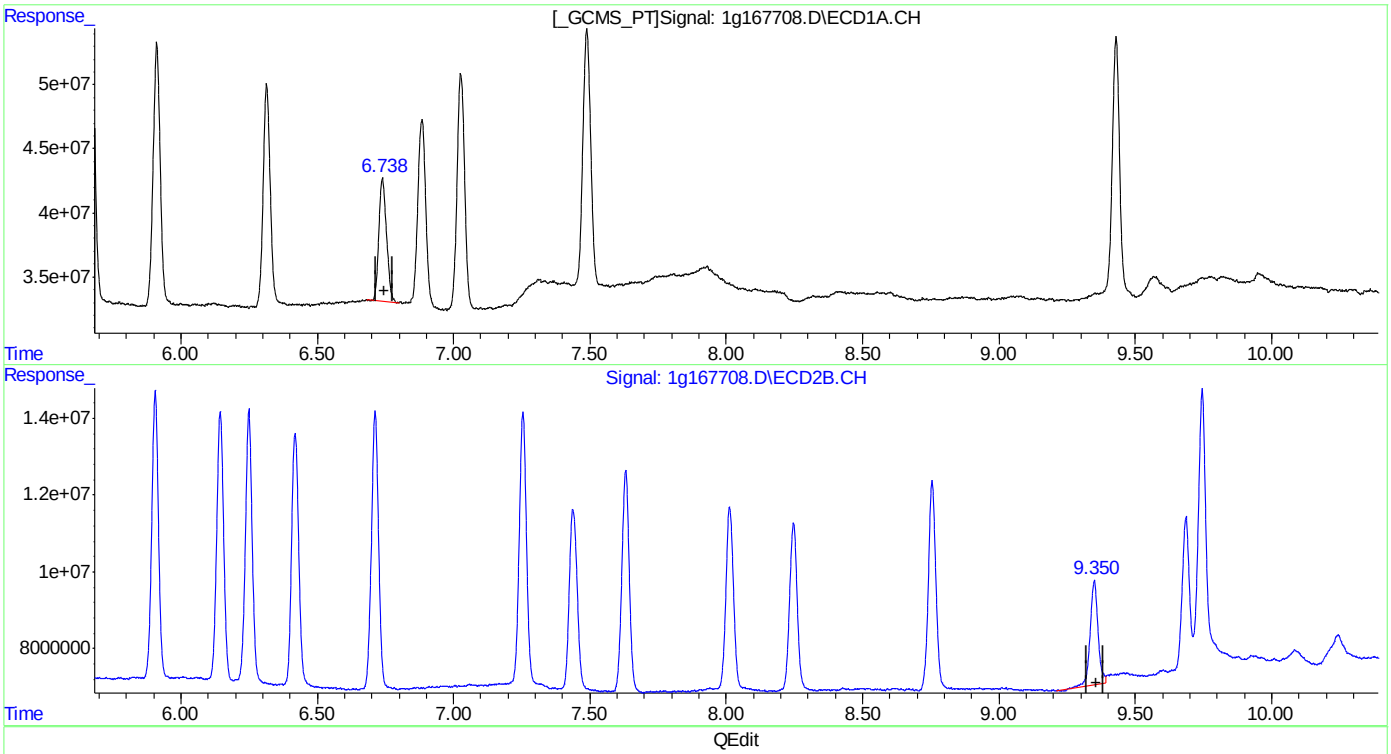

QEdit

(23) Methoxychlor (A)
6.739min 23.902PPB
response 189199992

(23) Methoxychlor #2 (A)
9.350min 33.005PPB
response 53287363

(+) = Expected Retention Time
1PST5651.M Wed Jul 07 15:47:36 2021 Page: 1

Quantitation Report (Qedit)

Data Path : C:\msdchem\1\DATA\1G5716\
Data File : 1g167708.D
Signal(s) : Signal #1: ECD1A.CH Signal #2: ECD2B.CH
Acq On : 07 Jul 2021 1:52 am
Operator : christp
Sample : cc5651-25
Misc : op34113,g1g5716,15.0,,,10,1
ALS Vial : 2 Sample Multiplier: 1

Integration File signal 1: autoint1.e
Integration File signal 2: autoint2.e
Quant Time: Jul 07 02:08:27 2021
Quant Method : C:\MSDCHEM\1\METHODS\1PST5651.M
Quant Title : PEST/PCB
QLast Update : Wed Jul 07 01:50:23 2021
Response via : Initial Calibration
Integrator: ChemStation 6890 Scale Mode: Large solvent peaks clipped

Volume Inj. : 1ul/column
Signal #1 Phase : RTXCLP I Signal #2 Phase: RTX-CLP II
Signal #1 Info : 30mx.32mmx.50um Signal #2 Info : 30m x .32mm x .25um

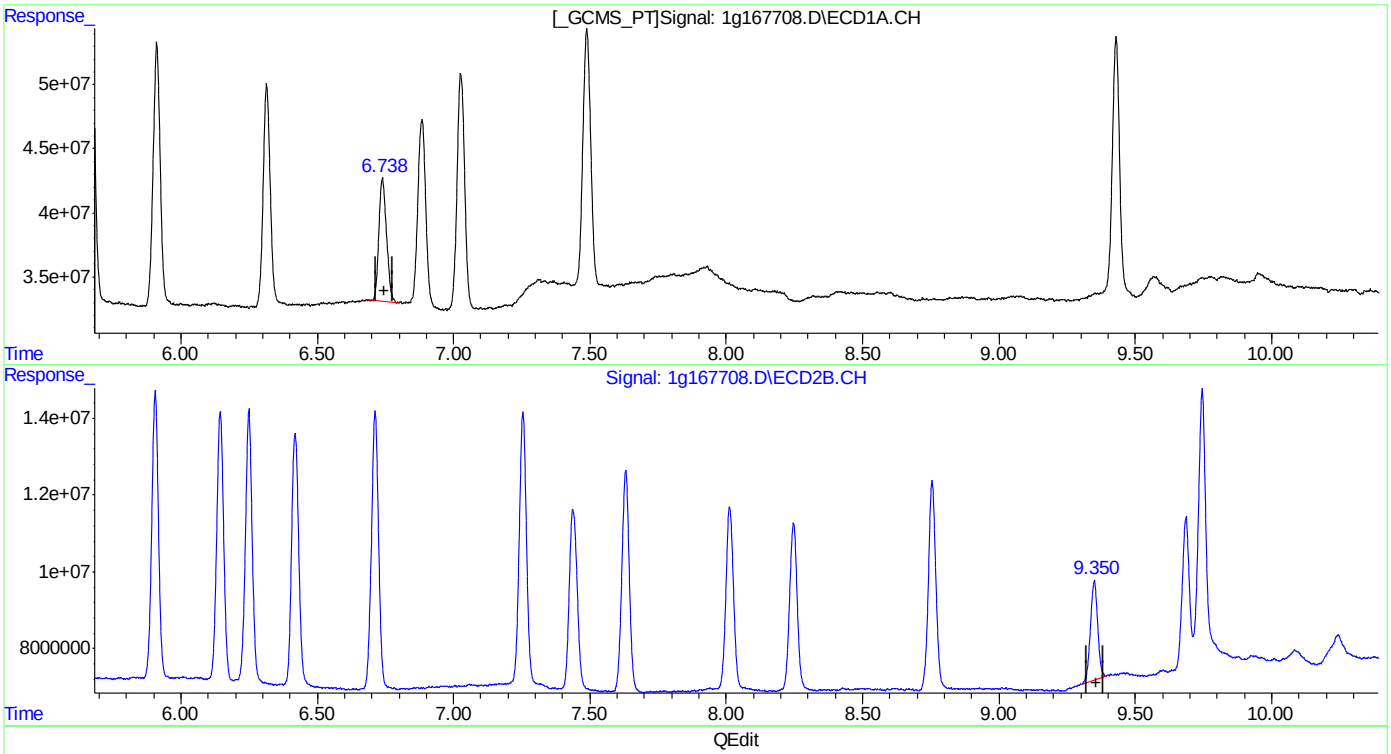

QEdit

(23) Methoxychlor (A)
6.739min 23.902PPB
response 189199992

(23) Methoxychlor #2 (A)
9.350min 29.022PPB m
response 46857903

(+) = Expected Retention Time
1PST5651.M Wed Jul 07 15:47:45 2021 Page: 1

Manual Integrations APPROVED
(compounds with "m" flag)
Gwendolyn Burns
07/08/21 08:56

Quantitation Report (QT Reviewed)

Data Path : C:\msdchem\1\data\chrisc2\1g5717\
Data File : 1g167739.d
Signal(s) : Signal #1: ECD1A.CH Signal #2: ECD2B.CH
Acq On : 07 Jul 2021 12:43 pm
Operator : taylorc
Sample : cc5651-25
Misc : op34133,g1g5717,15.2,,,10,1
ALS Vial : 2 Sample Multiplier: 1

Integration File signal 1: autoint1.e
Integration File signal 2: autoint2.e
Quant Time: Jul 08 00:22:00 2021
Quant Method : C:\MSDCHEM\1\METHODS\1pst5651.m
Quant Title : PEST/PCB
QLast Update : Thu Jul 08 00:02:33 2021
Response via : Initial Calibration
Integrator: ChemStation 6890 Scale Mode: Large solvent peaks clipped

Volume Inj. : 1ul/column
Signal #1 Phase : RTXCLP I Signal #2 Phase: RTX-CLP II
Signal #1 Info : 30mx.32mmx.50um Signal #2 Info : 30m x .32mm x .25um

	Compound	RT#1	RT#2	Resp#1	Resp#2	PPB	PPB	
	Internal Standards							
1)	I 1-bromo-2...	1.574	1.864	791.4E6	213.0E6	50.000	50.000	
27)	I 1-bromo-2...	1.574	1.864	791.4E6	213.0E6	50.000	50.000	
33)	I 1-bromo-2...	1.574	1.864	791.4E6	213.0E6	50.000	50.000	
	System Monitoring Compounds							
2)	SAB Tetrachlo...	2.049	2.608	353.7E6	67071839	24.188	25.822	
	Spiked Amount 40.000	Range 30 - 150		Recovery =		60.47%	64.55%	
26)	SA Decachlor...	9.420	11.582	377.8E6	89986187	25.154m	25.552	
	Spiked Amount 40.000			Recovery =		62.89%	63.88%	
	Target Compounds							
3)	Hexachlor...	2.334	3.104	547.4E6	168.0E6	25.431	26.886	
4)	A alpha-BHC	2.454	3.251	568.9E6	166.1E6	26.735	29.101	
5)	MA gamma-BHC	2.718	3.683	517.0E6	147.4E6	26.622	28.415	
6)	MA Heptachlor	3.177	4.273	521.5E6	151.5E6	27.284	27.991	
7)	B beta-BHC	2.787	3.768	213.1E6	52236704	25.275	26.548	
8)	B delta-BHC	2.960	4.175	503.0E6	153.8E6	26.809	30.043	
9)	MB Aldrin	3.494	4.743	486.4E6	143.3E6	27.072	28.339	
10)	Alachlor	3.619	4.531	42555762	13868118	20.154	26.275	#
11)	B Heptachlo...	4.179	5.603	432.1E6	127.7E6	24.684m	25.354	
12)	B gamma-Chl...	4.342	5.905	509.4E6	129.9E6	27.581	28.350	
13)	B alpha-Chl...	4.510	6.144	441.2E6	124.6E6	26.025	27.856	
14)	A Endosulfan I	4.684	6.249	447.6E6	127.1E6	25.552	27.647	
15)	B 4,4'-DDE	4.632	6.422	429.0E6	125.5E6	27.171	28.088	
16)	MA Dieldrin	5.007	6.712	476.8E6	137.8E6	27.024	27.065	
17)	MA Endrin	5.334	7.254	481.0E6	138.5E6	27.310	29.458	
18)	A 4,4'-DDD	5.480	7.443	388.2E6	104.9E6	28.066	30.655	
19)	B Endosulfa...	5.663	7.630	405.1E6	112.6E6	25.726	26.733	
20)	MA 4,4'-DDT	5.907	8.015	393.3E6	96675200	27.668	30.081	
21)	B Endrin Al...	6.306	8.247	337.6E6	88495608	25.729	27.687	
22)	B Endosulfa...	7.016	8.754	412.1E6	109.2E6	27.238	29.335	
23)	A Methoxychlor	6.738	9.350	199.1E6	45968676	24.798	28.606	
24)	Mirex	6.875	9.682	302.2E6	71916722	24.236	25.790	
25)	B Endrin Ke...	7.477	9.742	431.6E6	109.7E6	27.411m	28.132	
	Sum Toxaphene			0	0	N.D.	N.D.	
Average	Toxaphene					0.000	0.000	

SemiQuant Compounds - Not Calibrated on this Instrument

(f)=RT Delta > 1/2 Window (#)=Amounts differ by > 25% (m)=manual int.

11.6.19
11

Quantitation Report (QT Reviewed)

Data Path : C:\msdchem\1\data\chrisc2\1g5717\
Data File : 1g167739.d
Signal(s) : Signal #1: ECD1A.CH Signal #2: ECD2B.CH
Acq On : 07 Jul 2021 12:43 pm
Operator : taylorc
Sample : cc5651-25
Misc : op34133,g1g5717,15.2,,,10,1
ALS Vial : 2 Sample Multiplier: 1

Integration File signal 1: autoint1.e
Integration File signal 2: autoint2.e
Quant Time: Jul 08 00:22:00 2021
Quant Method : C:\MSDCHEM\1\METHODS\1pst5651.m
Quant Title : PEST/PCB
QLast Update : Thu Jul 08 00:02:33 2021
Response via : Initial Calibration
Integrator: ChemStation 6890 Scale Mode: Large solvent peaks clipped

Volume Inj. : 1ul/column
Signal #1 Phase : RTXCLP I Signal #2 Phase: RTX-CLP II
Signal #1 Info : 30mx.32mmx.50um Signal #2 Info : 30m x .32mm x .25um

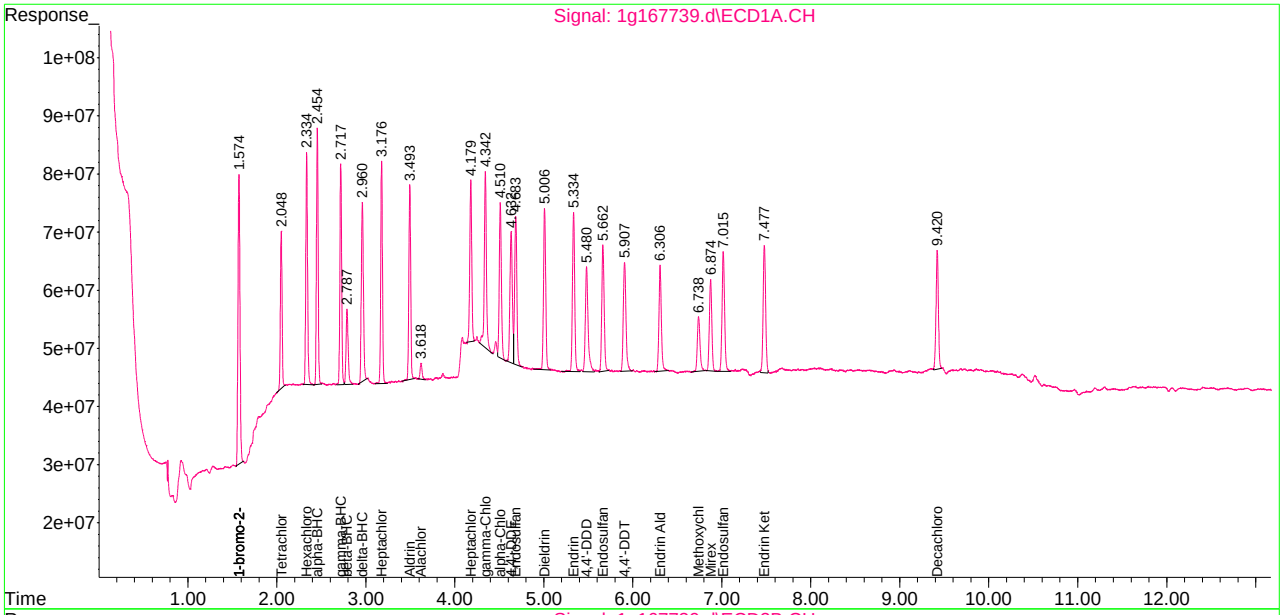

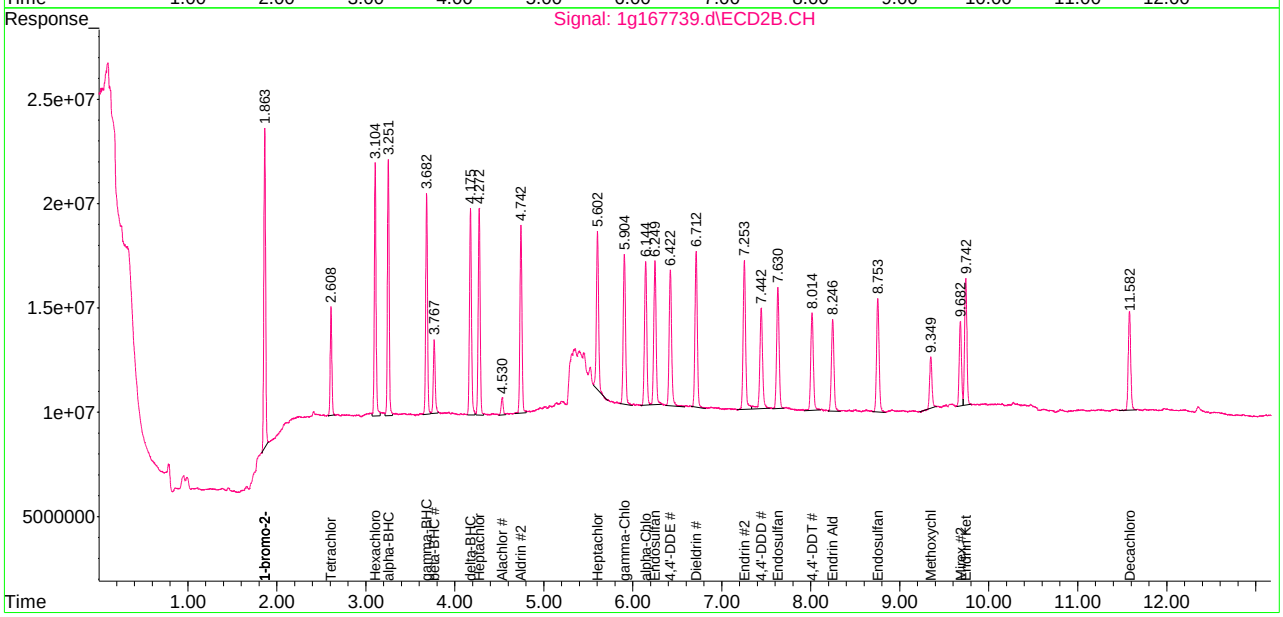

Manual Integration Approval Summary

Sample Number: G1G5717-CC5651 **Method:** SW846 8081B
Lab FileID: 1G167739.D **Analyst approved:** 07/08/21 01:41 Christopher Changho
Injection Time: 07/07/21 12:43 **Supervisor approved:** 07/08/21 08:56 Gwendolyn Burns

Parameter	CAS	Sig#	R.T. (min.)	Reason
Heptachlor epoxide	1024-57-3	1	4.18	Poorly defined baseline
Endrin ketone	53494-70-5	1	7.48	Poorly defined baseline
Decachlorobiphenyl	2051-24-3	1	9.42	Poorly defined baseline

Quantitation Report (Qedit)

Data Path : C:\msdchem\1\data\chrisc2\1g5717\
Data File : 1g167739.d
Signal(s) : Signal #1: ECD1A.CH Signal #2: ECD2B.CH
Acq On : 07 Jul 2021 12:43 pm
Operator : taylorc
Sample : cc5651-25
Misc : op34133,g1g5717,15.2,,,10,1
ALS Vial : 2 Sample Multiplier: 1

Integration File signal 1: autoint1.e
Integration File signal 2: autoint2.e
Quant Time: Jul 08 00:03:43 2021
Quant Method : C:\MSDCHEM\1\METHODS\1pst5651.m
Quant Title : PEST/PCB
QLast Update : Thu Jul 08 00:02:33 2021
Response via : Initial Calibration
Integrator: ChemStation 6890 Scale Mode: Large solvent peaks clipped

Volume Inj. : 1ul/column
Signal #1 Phase : RTXCLP I Signal #2 Phase: RTX-CLP II
Signal #1 Info : 30mx.32mmx.50um Signal #2 Info : 30m x .32mm x .25um

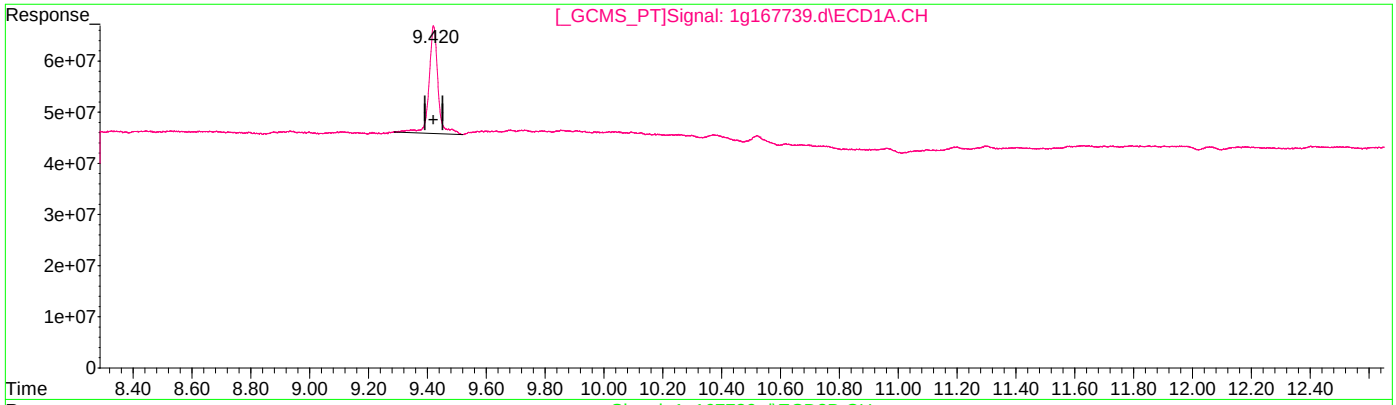

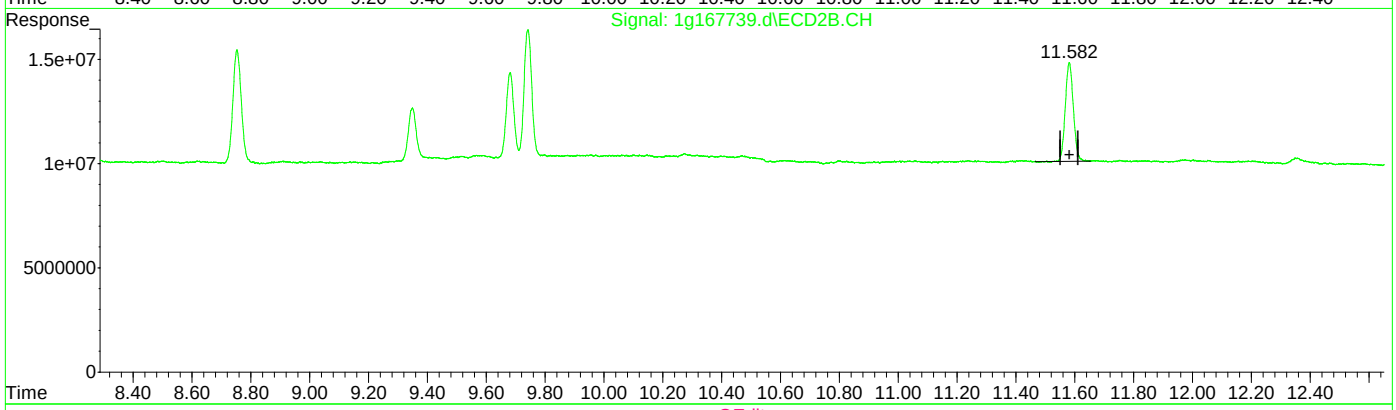

QEdit

(26) Decachlorobiphenyl (SA)

9.421min 29.796 PPB

response 447481913

(26) Decachlorobiphenyl #2 (SA)

11.582min 25.552 PPB

response 89986187

(+) = Expected Retention Time
1pst5651.m Thu Jul 08 00:21:09 2021

Quantitation Report (Qedit)

Data Path : C:\msdchem\1\data\chrisc2\1g5717\
Data File : 1g167739.d
Signal(s) : Signal #1: ECD1A.CH Signal #2: ECD2B.CH
Acq On : 07 Jul 2021 12:43 pm
Operator : taylorc
Sample : cc5651-25
Misc : op34133,g1g5717,15.2,,,10,1
ALS Vial : 2 Sample Multiplier: 1

Integration File signal 1: autoint1.e
Integration File signal 2: autoint2.e
Quant Time: Jul 08 00:03:43 2021
Quant Method : C:\MSDCHEM\1\METHODS\1pst5651.m
Quant Title : PEST/PCB
QLast Update : Thu Jul 08 00:02:33 2021
Response via : Initial Calibration
Integrator: ChemStation 6890 Scale Mode: Large solvent peaks clipped

Volume Inj. : 1ul/column
Signal #1 Phase : RTXCLP I Signal #2 Phase: RTX-CLP II
Signal #1 Info : 30mx.32mmx.50um Signal #2 Info : 30m x .32mm x .25um

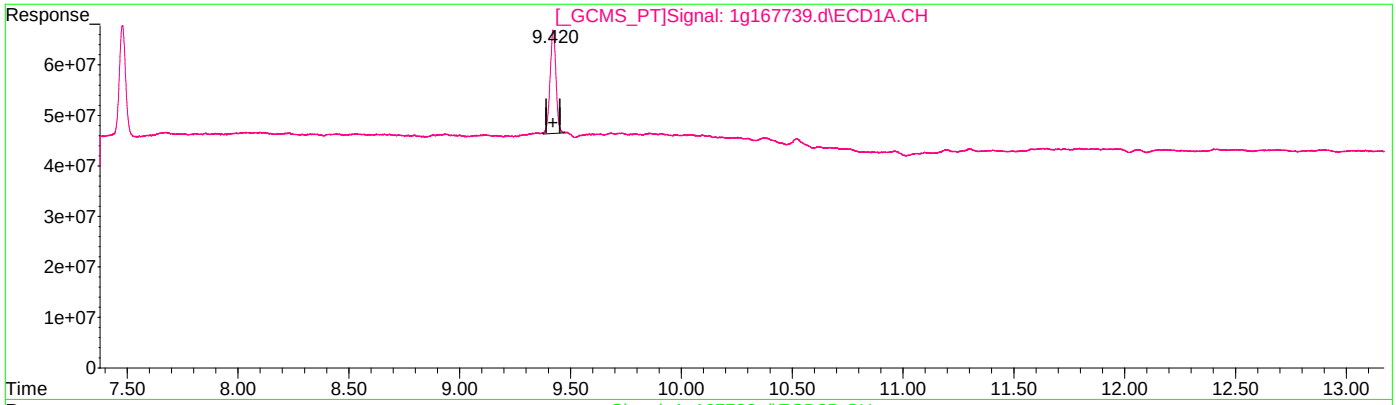

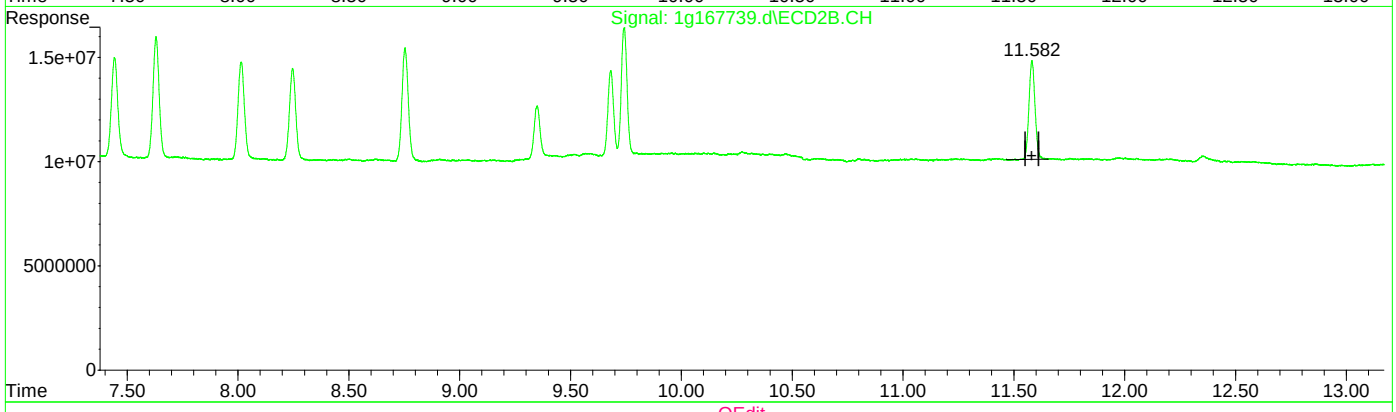

QEdit

(26) Decachlorobiphenyl (SA)

9.420min 25.154 PPB m

response 377768509

(26) Decachlorobiphenyl #2 (SA)

11.582min 25.552 PPB

response 89986187

(+) = Expected Retention Time
1pst5651.m Thu Jul 08 00:21:14 2021

Quantitation Report (Qedit)

Data Path : C:\msdchem\1\data\chrisc2\1g5717\
Data File : 1g167739.d
Signal(s) : Signal #1: ECD1A.CH Signal #2: ECD2B.CH
Acq On : 07 Jul 2021 12:43 pm
Operator : taylorc
Sample : cc5651-25
Misc : op34133,g1g5717,15.2,,,10,1
ALS Vial : 2 Sample Multiplier: 1

Integration File signal 1: autoint1.e
Integration File signal 2: autoint2.e
Quant Time: Jul 08 00:03:43 2021
Quant Method : C:\MSDCHEM\1\METHODS\1pst5651.m
Quant Title : PEST/PCB
QLast Update : Thu Jul 08 00:02:33 2021
Response via : Initial Calibration
Integrator: ChemStation 6890 Scale Mode: Large solvent peaks clipped

Volume Inj. : 1ul/column
Signal #1 Phase : RTXCLP I Signal #2 Phase: RTX-CLP II
Signal #1 Info : 30mx.32mmx.50um Signal #2 Info : 30m x .32mm x .25um

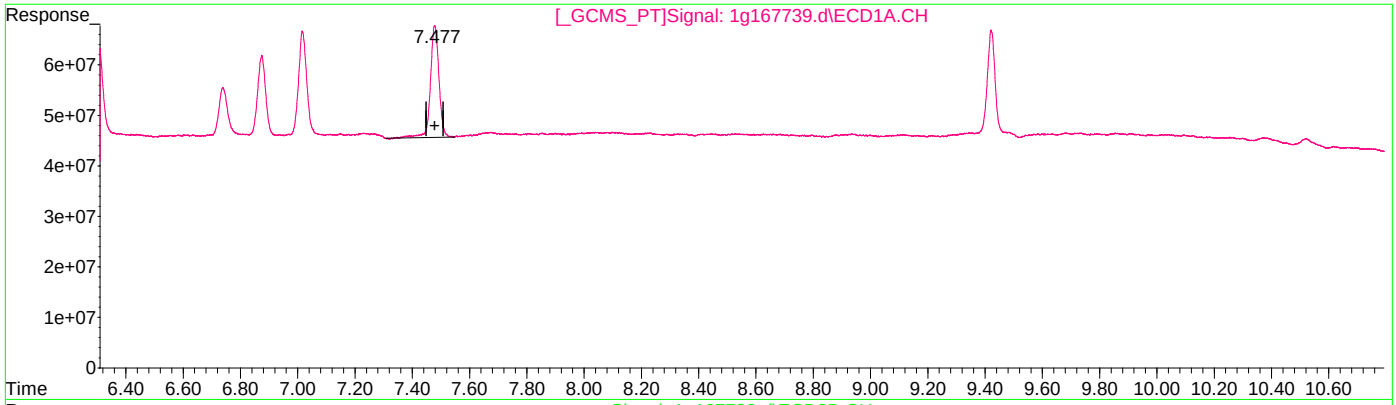

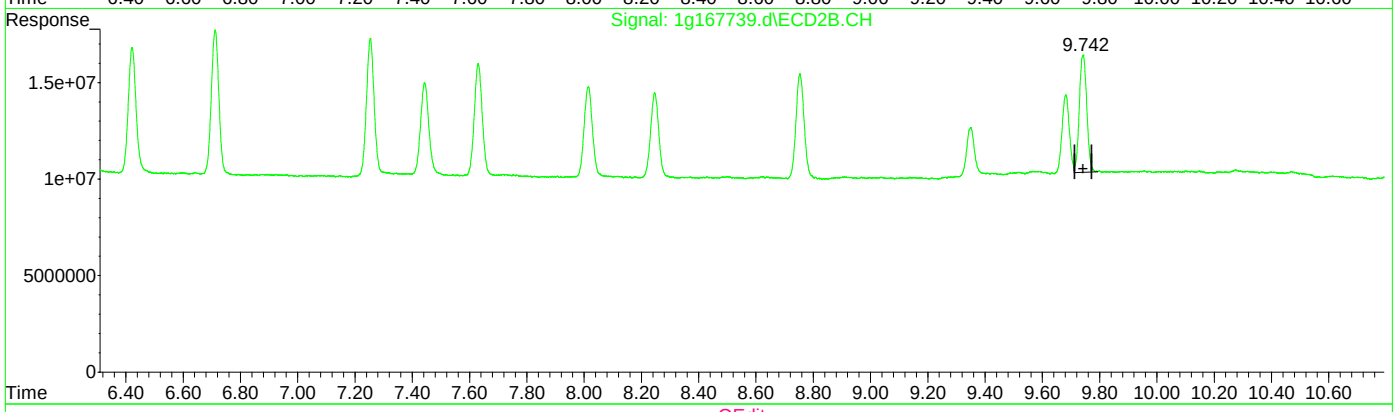

QEdit

(25) Endrin Ketone (B)

7.478min 29.332 PPB

response 461877400

(25) Endrin Ketone #2 (B)

9.742min 28.132 PPB

response 109658840

(+) = Expected Retention Time
1pst5651.m Thu Jul 08 00:21:16 2021

11.6.19.4
11

Quantitation Report (Qedit)

Data Path : C:\msdchem\1\data\chrisc2\1g5717\
Data File : 1g167739.d
Signal(s) : Signal #1: ECD1A.CH Signal #2: ECD2B.CH
Acq On : 07 Jul 2021 12:43 pm
Operator : taylorc
Sample : cc5651-25
Misc : op34133,g1g5717,15.2,,,10,1
ALS Vial : 2 Sample Multiplier: 1

Integration File signal 1: autoint1.e
Integration File signal 2: autoint2.e
Quant Time: Jul 08 00:03:43 2021
Quant Method : C:\MSDCHEM\1\METHODS\1pst5651.m
Quant Title : PEST/PCB
QLast Update : Thu Jul 08 00:02:33 2021
Response via : Initial Calibration
Integrator: ChemStation 6890 Scale Mode: Large solvent peaks clipped

Volume Inj. : 1ul/column
Signal #1 Phase : RTXCLP I Signal #2 Phase: RTX-CLP II
Signal #1 Info : 30mx.32mmx.50um Signal #2 Info : 30m x .32mm x .25um

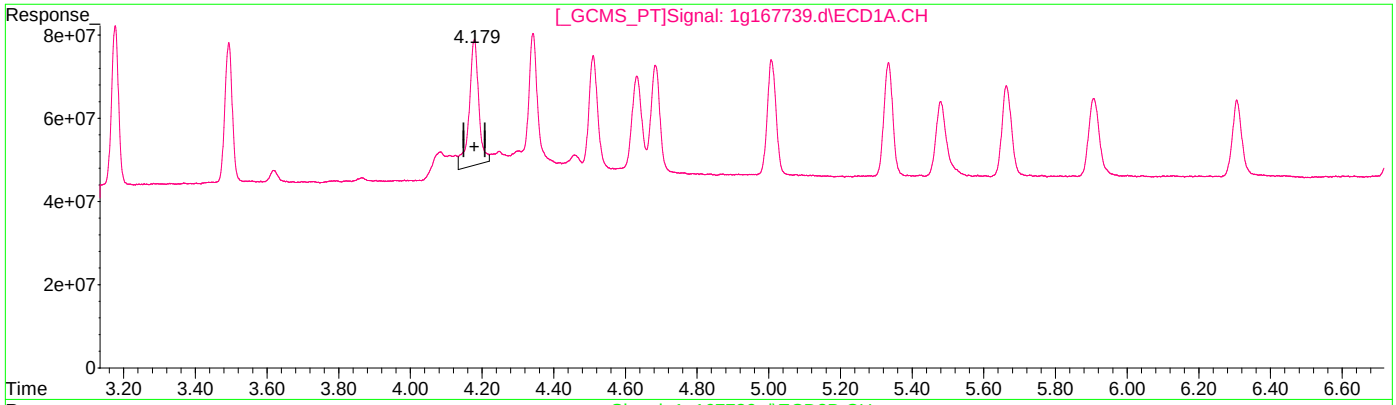

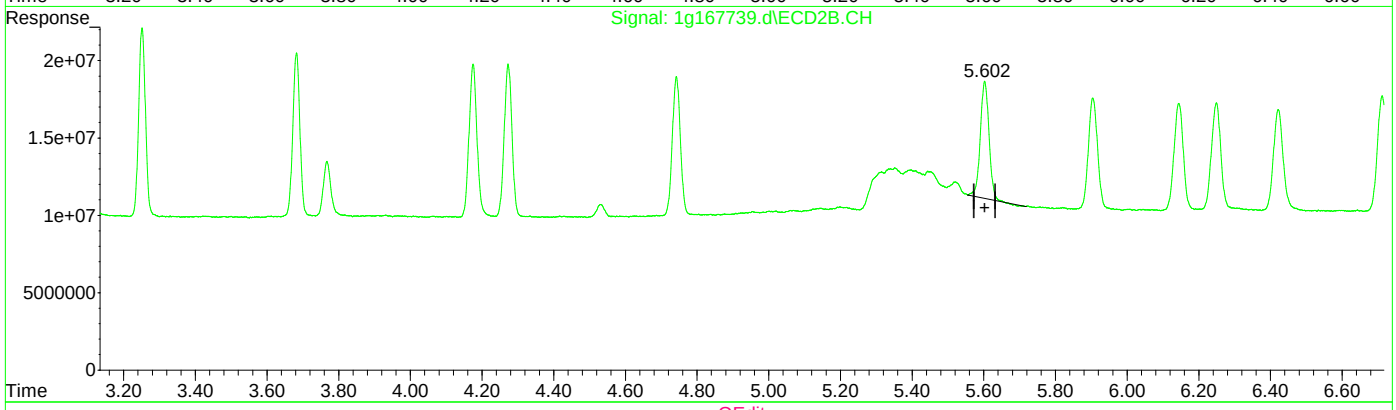

QEdit

(11) Heptachlor Epoxide (B)

4.179min 32.004 PPB

response 560235264

(11) Heptachlor Epoxide #2 (B)

5.603min 25.354 PPB

response 127717824

(+) = Expected Retention Time
1pst5651.m Thu Jul 08 00:21:36 2021

Quantitation Report (Qedit)

Data Path : C:\msdchem\1\data\chrisc2\1g5717\
Data File : 1g167739.d
Signal(s) : Signal #1: ECD1A.CH Signal #2: ECD2B.CH
Acq On : 07 Jul 2021 12:43 pm
Operator : taylorc
Sample : cc5651-25
Misc : op34133,g1g5717,15.2,,,10,1
ALS Vial : 2 Sample Multiplier: 1

Integration File signal 1: autoint1.e
Integration File signal 2: autoint2.e
Quant Time: Jul 08 00:03:43 2021
Quant Method : C:\MSDCHEM\1\METHODS\1pst5651.m
Quant Title : PEST/PCB
QLast Update : Thu Jul 08 00:02:33 2021
Response via : Initial Calibration
Integrator: ChemStation 6890 Scale Mode: Large solvent peaks clipped

Volume Inj. : 1ul/column
Signal #1 Phase : RTXCLP I Signal #2 Phase: RTX-CLP II
Signal #1 Info : 30mx.32mmx.50um Signal #2 Info : 30m x .32mm x .25um

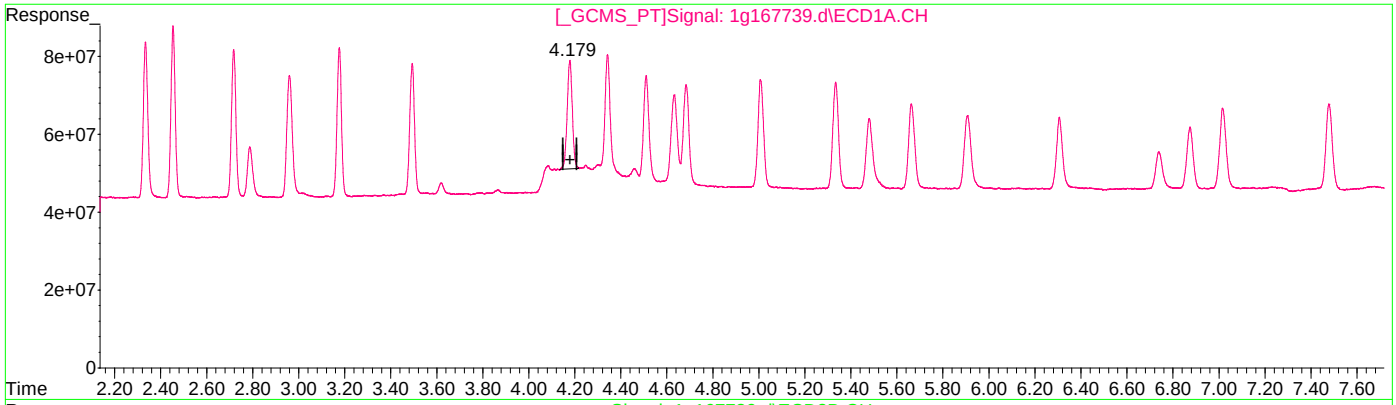

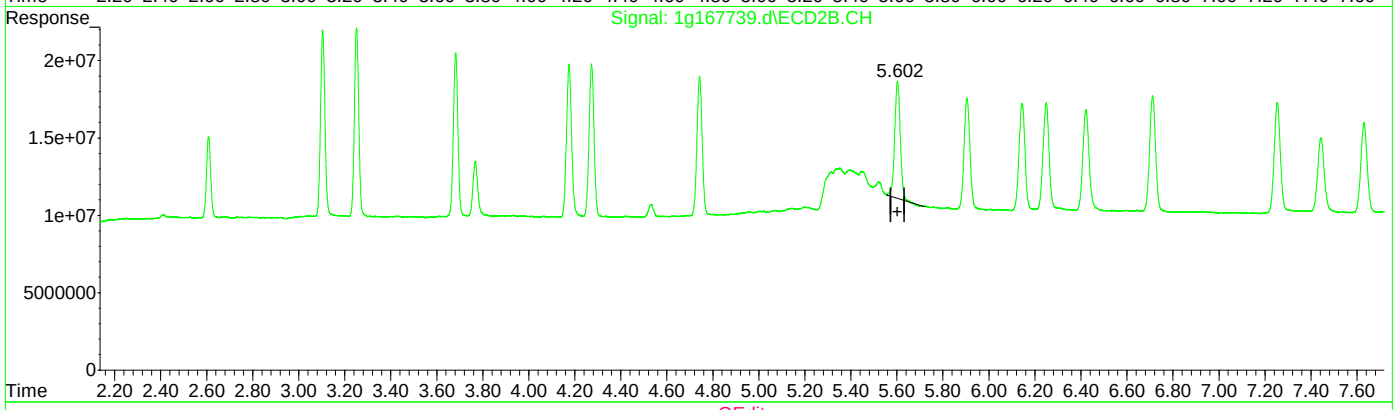

QEdit

(11) Heptachlor Epoxide (B)

4.179min 24.684 PPB m

response 432097155

(11) Heptachlor Epoxide #2 (B)

5.603min 25.354 PPB

response 127717824

(+) = Expected Retention Time

Quantitation Report (Qedit)

Data Path : C:\msdchem\1\data\chrisc2\1g5717\
Data File : 1g167739.d
Signal(s) : Signal #1: ECD1A.CH Signal #2: ECD2B.CH
Acq On : 07 Jul 2021 12:43 pm
Operator : taylorc
Sample : cc5651-25
Misc : op34133,g1g5717,15.2,,,10,1
ALS Vial : 2 Sample Multiplier: 1

Integration File signal 1: autoint1.e
Integration File signal 2: autoint2.e
Quant Time: Jul 08 00:03:43 2021
Quant Method : C:\MSDCHEM\1\METHODS\1pst5651.m
Quant Title : PEST/PCB
QLast Update : Thu Jul 08 00:02:33 2021
Response via : Initial Calibration
Integrator: ChemStation 6890 Scale Mode: Large solvent peaks clipped

Volume Inj. : 1ul/column
Signal #1 Phase : RTXCLP I Signal #2 Phase: RTX-CLP II
Signal #1 Info : 30mx.32mmx.50um Signal #2 Info : 30m x .32mm x .25um

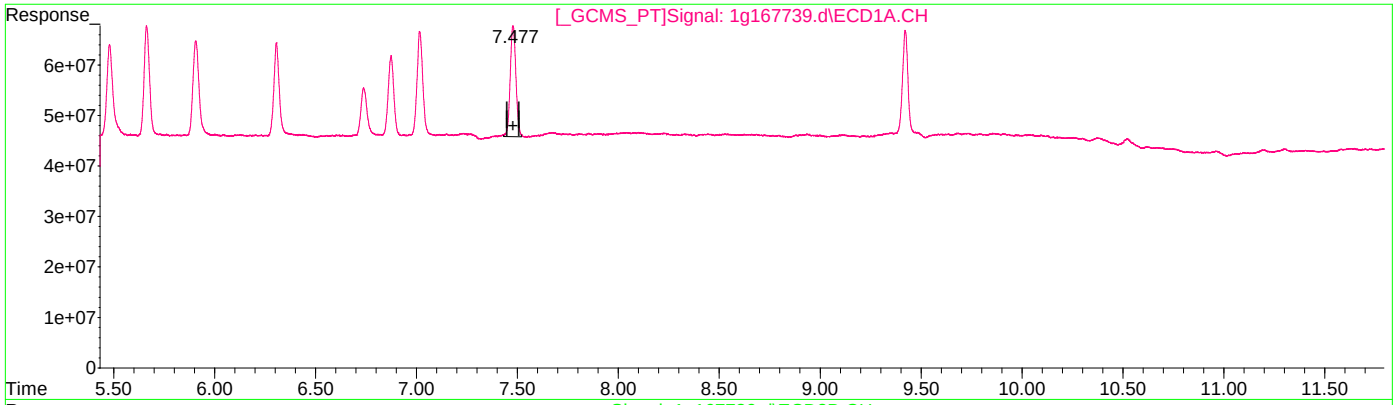

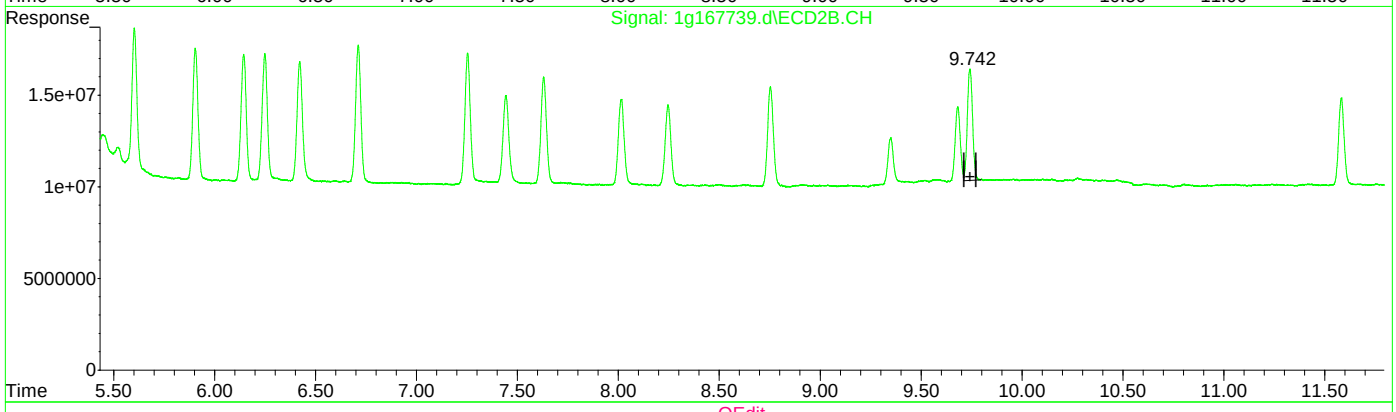

QEdit

(25) Endrin Ketone (B)

7.477min 27.411 PPB m

response 431640276

(25) Endrin Ketone #2 (B)

9.742min 28.132 PPB

response 109658840

(+) = Expected Retention Time
1pst5651.m Thu Jul 08 00:22:03 2021

Quantitation Report (QT Reviewed)

Data Path : C:\msdchem\1\data\chrisc2\1g5717\
Data File : 1g167762.d
Signal(s) : Signal #1: ECD1A.CH Signal #2: ECD2B.CH
Acq On : 07 Jul 2021 7:55 pm
Operator : taylorc
Sample : cc5651-50
Misc : op34121,g1g5717,15.0,,,10,1
ALS Vial : 4 Sample Multiplier: 1

Integration File signal 1: autoint1.e
Integration File signal 2: autoint2.e
Quant Time: Jul 08 01:08:40 2021
Quant Method : C:\MSDCHEM\1\METHODS\1pst5651.m
Quant Title : PEST/PCB
QLast Update : Thu Jul 08 00:02:33 2021
Response via : Initial Calibration
Integrator: ChemStation 6890 Scale Mode: Large solvent peaks clipped

Volume Inj. : 1ul/column
Signal #1 Phase : RTXCLP I Signal #2 Phase: RTX-CLP II
Signal #1 Info : 30mx.32mmx.50um Signal #2 Info : 30m x .32mm x .25um

	Compound	RT#1	RT#2	Resp#1	Resp#2	PPB	PPB	
	Internal Standards							
1)	I 1-bromo-2...	1.575	1.864	867.4E6	207.1E6	50.000	50.000	
27)	I 1-bromo-2...	1.575	1.864	867.4E6	207.1E6	50.000	50.000	
33)	I 1-bromo-2...	1.575	1.864	867.4E6	207.1E6	50.000	50.000	
	System Monitoring Compounds							
2)	SAB Tetrachlo...	2.051	2.610	804.9E6	137.9E6	50.213	54.610	
	Spiked Amount 40.000	Range 30 - 150		Recovery =		125.53%	136.53%	
26)	SA Decachlor...	9.423	11.580	664.1E6	163.1E6	40.341	47.640	
	Spiked Amount 40.000			Recovery =		100.85%	119.10%	
	Target Compounds							
3)	Hexachlor...	2.336	3.105	1232.5E6	337.4E6	52.241	55.543	
4)	A alpha-BHC	2.455	3.252	1277.2E6	333.9E6	54.760	60.150	
5)	MA gamma-BHC	2.718	3.682	1138.9E6	298.4E6	53.509	59.148	
6)	MA Heptachlor	3.177	4.272	1109.3E6	303.7E6	52.944	57.723	
7)	B beta-BHC	2.788	3.768	470.0E6	106.5E6	50.865	55.668	
8)	B delta-BHC	2.960	4.175	1189.0E6	314.1E6	57.813	63.089	
9)	MB Aldrin	3.494	4.742	1053.6E6	287.2E6	53.501	58.438	
10)	Alachlor	3.619	4.530	106.0E6	26357679	45.779	51.360	
11)	B Heptachlo...	4.178	5.603	945.5E6	260.2E6	49.280	53.131	
12)	B gamma-Chl...	4.343	5.906	984.1E6	255.7E6	48.609	57.378	
13)	B alpha-Chl...	4.511	6.143	953.8E6	248.4E6	51.327	57.118	
14)	A Endosulfan I	4.686	6.247	1017.6E6	247.0E6	53.002	55.274	
15)	B 4,4'-DDE	4.633	6.421	900.1E6	241.7E6	52.004	55.619	
16)	MA Dieldrin	5.010	6.711	1027.6E6	268.8E6	53.142	54.303	
17)	MA Endrin	5.334	7.253	993.7E6	251.9E6	51.470	55.101	
18)	A 4,4'-DDD	5.478	7.441	849.5E6	194.5E6	56.036	58.463	
19)	B Endosulfa...	5.664	7.628	865.1E6	220.5E6	50.121	53.848	
20)	MA 4,4'-DDT	5.905	8.012	739.5E6	160.0E6	47.464	51.209	
21)	B Endrin Al...	6.306	8.244	691.2E6	168.3E6	48.056	54.146	
22)	B Endosulfa...	7.017	8.753	813.7E6	208.4E6	49.070	57.593	
23)	A Methoxychlor	6.737	9.348	364.9E6	81539376	41.468	52.186	#
24)	Mirex	6.876	9.681	610.0E6	132.0E6	44.629	48.692	
25)	B Endrin Ke...	7.479	9.741	856.0E6	208.3E6	49.599	54.956	
	Sum Toxaphene			0	0	N.D.	N.D.	
Average	Toxaphene					0.000	0.000	

SemiQuant Compounds - Not Calibrated on this Instrument

(f)=RT Delta > 1/2 Window (#)=Amounts differ by > 25% (m)=manual int.

Quantitation Report (QT Reviewed)

Data Path : C:\msdchem\1\data\chrisc2\1g5717\
Data File : 1g167762.d
Signal(s) : Signal #1: ECD1A.CH Signal #2: ECD2B.CH
Acq On : 07 Jul 2021 7:55 pm
Operator : taylorc
Sample : cc5651-50
Misc : op34121,g1g5717,15.0,,,10,1
ALS Vial : 4 Sample Multiplier: 1

Integration File signal 1: autoint1.e
Integration File signal 2: autoint2.e
Quant Time: Jul 08 01:08:40 2021
Quant Method : C:\MSDCHEM\1\METHODS\1pst5651.m
Quant Title : PEST/PCB
QLast Update : Thu Jul 08 00:02:33 2021
Response via : Initial Calibration
Integrator: ChemStation 6890 Scale Mode: Large solvent peaks clipped

Volume Inj. : 1ul/column
Signal #1 Phase : RTXCLP I Signal #2 Phase: RTX-CLP II
Signal #1 Info : 30mx.32mmx.50um Signal #2 Info : 30m x .32mm x .25um

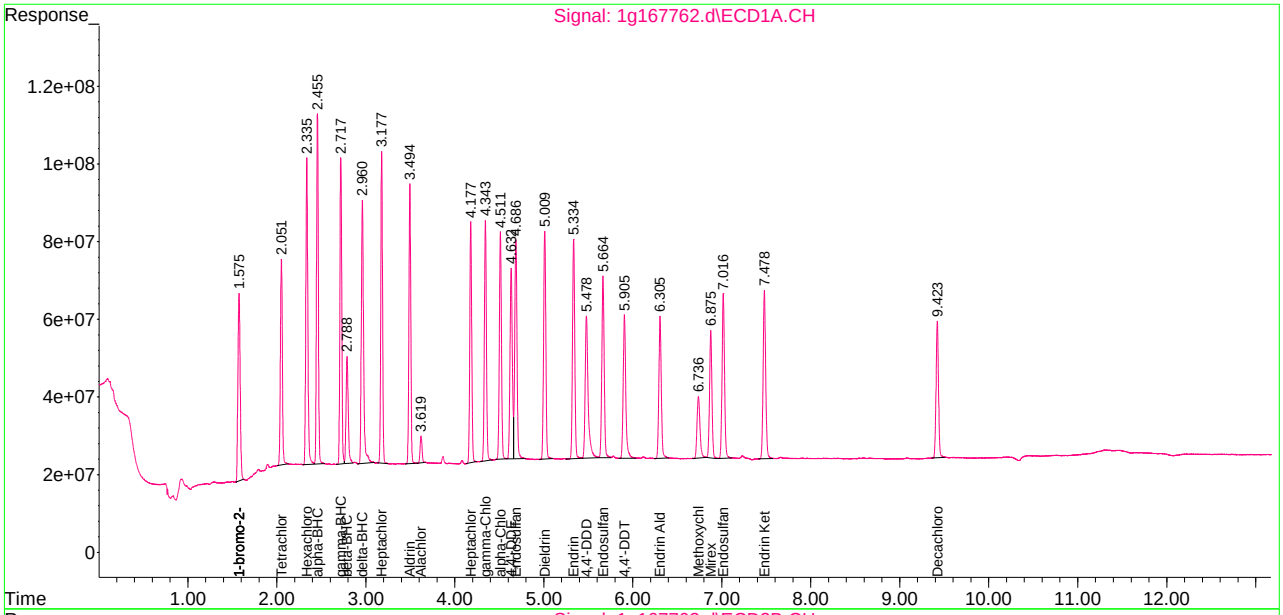

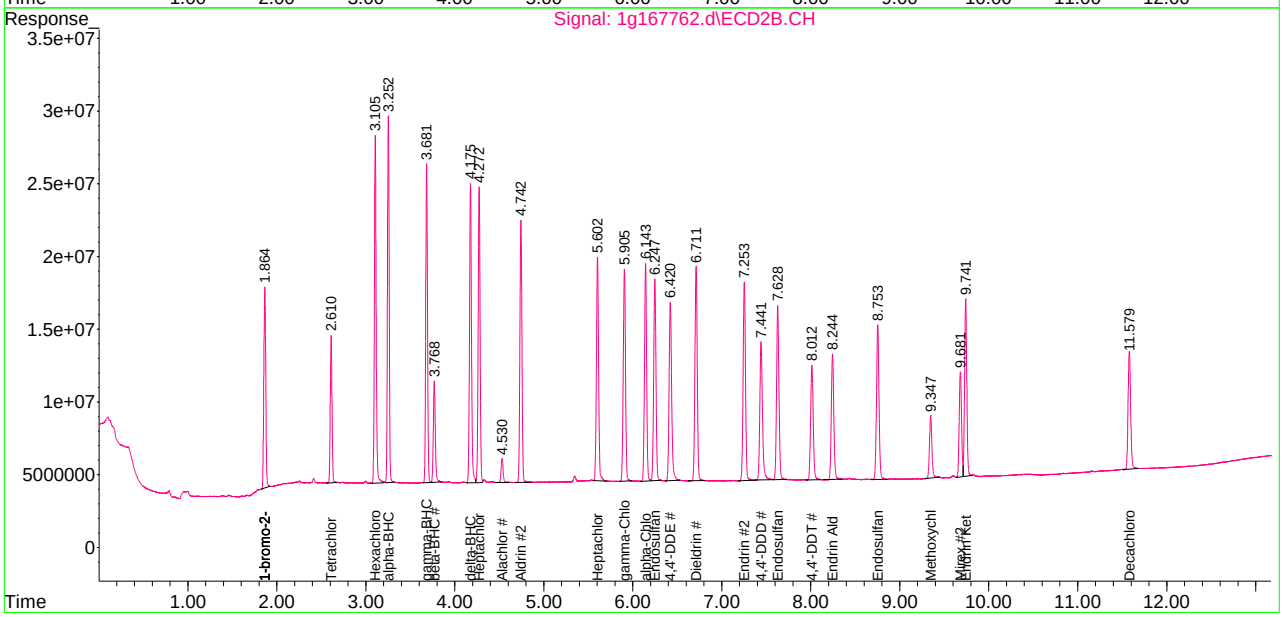

Manual Integrations APPROVED
(compounds with "m" flag)
Gwendolyn Burns
06/11/21 09:58

Quantitation Report (QT Reviewed)

Data Path : C:\msdchem\1\DATA\rk12\
Data File : rk398.d
Signal(s) : Signal #1: ECD1A.ch Signal #2: ECD2B.ch
Acq On : 9 Jun 2021 9:36 pm
Operator : rebeccak
Sample : ic12-50
Misc : op33494,grk12,15.0,,,10,1
ALS Vial : 3 Sample Multiplier: 1

Integration File signal 1: autoint1.e
Integration File signal 2: autoint2.e
Quant Time: Jun 10 13:02:36 2021
Quant Method : C:\MSDCHEM\1\METHODS\RKPCB12.M
Quant Title :
QLast Update : Thu Jun 03 19:38:55 2021
Response via : Initial Calibration
Integrator: ChemStation

Volume Inj. : 1ul
Signal #1 Phase : ZBCLP-1 Signal #2 Phase: ZBCLP-2
Signal #1 Info : 30m X 0.32mm(.32u Signal #2 Info : 30m X 0.32 mm (.25um)

	Compound	RT#1	RT#2	Resp#1	Resp#2	ppb	ppb	
	System Monitoring Compounds							
1)	S Tetrachlo...	2.838	3.739	26450928	84520177	4.913m	28.997	#
	Spiked Amount 40.000			Recovery	=	12.28%	72.49%	
51)	S Decachlor...	10.014	12.263	23866191	86629670	4.347	20.338	#
	Spiked Amount 40.000			Recovery	=	10.87%	50.85%	
	Target Compounds							
31)	AR1016-A	3.214	4.422	14476886	45955095	119.483m	793.468	#
32)	AR1016-B	3.614	4.997	32506945	127.7E6	160.446	1064.144	#
33)	AR1016-C	4.156f	5.637	65421980	279.5E6	136.947	1073.074	#
34)	AR1016-D	4.324	5.832	26760640	120.4E6	155.015	1024.940	#
35)	AR1016-E	4.835	6.503	29758449	60888538	168.275	763.705	#
36)	AR1260-A	7.180	9.130	54497453	189.0E6	130.124	697.243m	#
37)	AR1260-B	7.341	9.253	31908208	113.0E6	137.869	697.189	#
38)	AR1260-C	7.673	9.690	31376922	112.0E6	126.243	632.335	#
39)	AR1260-D	8.099	10.034	74887729	262.2E6	118.534m	646.962	#
40)	AR1260-E	8.482	10.580	76612951	276.3E6	126.388m	641.240m	#

(f)=RT Delta > 1/2 Window (#)=Amounts differ by > 25% (m)=manual int.

11.6.21
11

Quantitation Report (QT Reviewed)

Data Path : C:\msdchem\1\DATA\rk12\
Data File : rk398.d
Signal(s) : Signal #1: ECD1A.ch Signal #2: ECD2B.ch
Acq On : 9 Jun 2021 9:36 pm
Operator : rebeccak
Sample : ic12-50
Misc : op33494,grk12,15.0,,,10,1
ALS Vial : 3 Sample Multiplier: 1

Integration File signal 1: autoint1.e
Integration File signal 2: autoint2.e
Quant Time: Jun 10 13:02:36 2021
Quant Method : C:\MSDCHEM\1\METHODS\RKPCB12.M
Quant Title :
QLast Update : Thu Jun 03 19:38:55 2021
Response via : Initial Calibration
Integrator: ChemStation

Volume Inj. : 1ul
Signal #1 Phase : ZBCLP-1 Signal #2 Phase: ZBCLP-2
Signal #1 Info : 30m X 0.32mm(.32u Signal #2 Info : 30m X 0.32 mm (.25um)

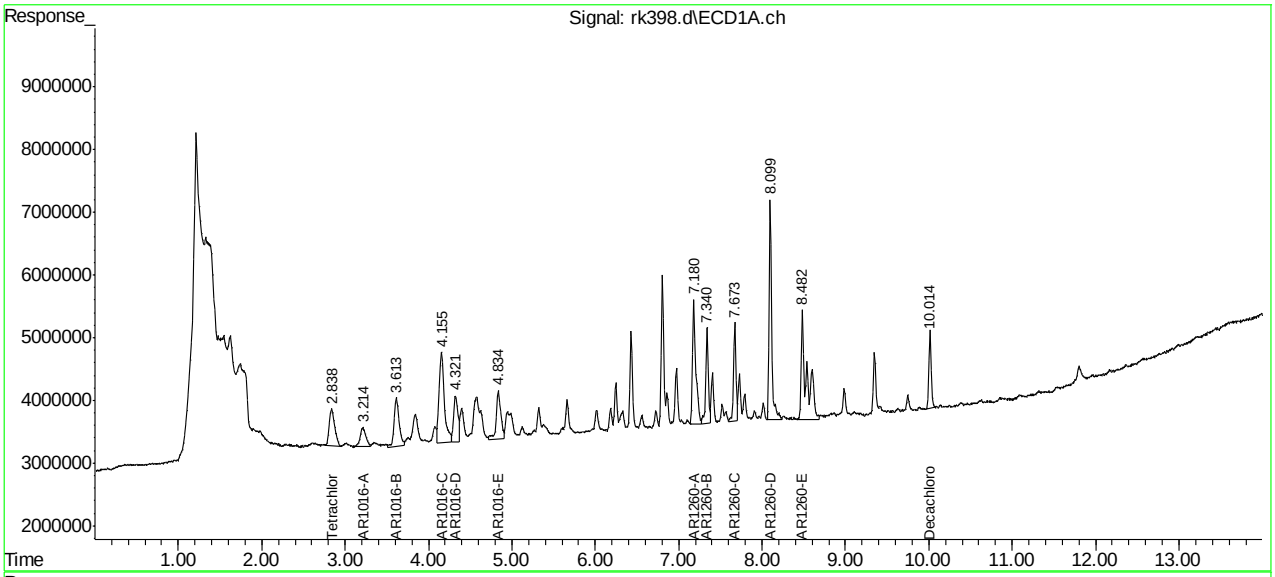

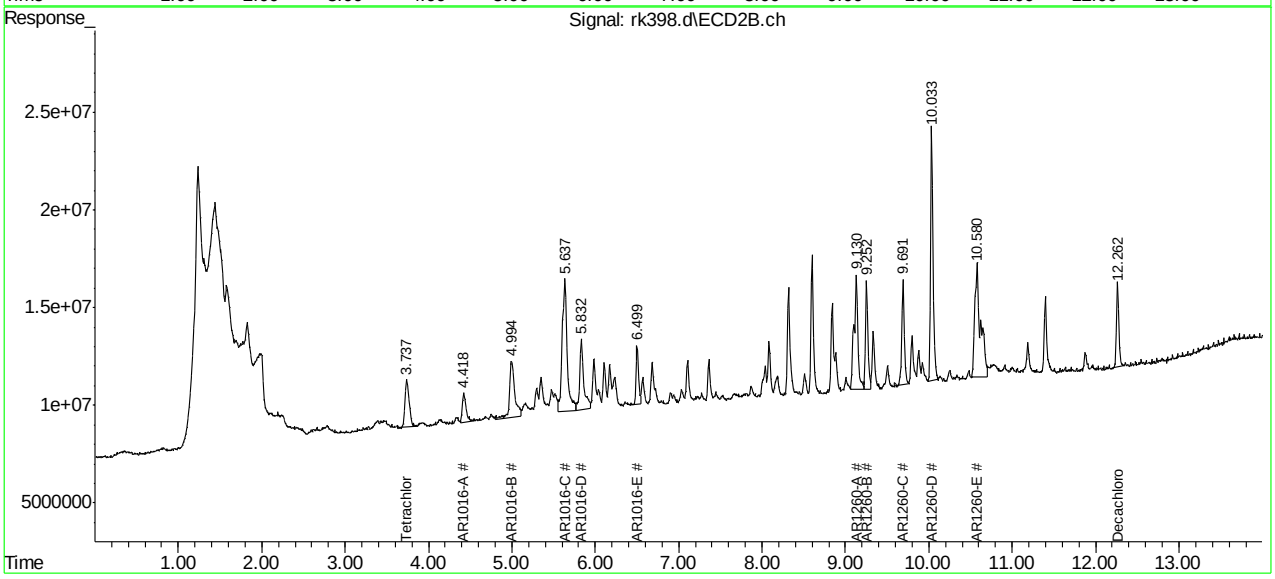

Manual Integration Approval Summary

Sample Number: GRK12-IC12
Lab FileID: RK398.D
Injection Time: 06/09/21 21:36
Method: SW846 8082A
Analyst approved: 06/10/21 13:44 Kristi Schollenberger
Supervisor approved: 06/11/21 09:58 Gwendolyn Burns

Parameter	CAS	Sig#	R.T. (min.)	Reason
Tetrachloro-m-xylene	877-09-8	1	2.84	Poor instrument integration
AR1016-A		1	3.21	Poor instrument integration
AR1260-D		1	8.10	Poor instrument integration
AR1260-E		1	8.48	Poor instrument integration
AR1260-A		2	9.13	Poor instrument integration
AR1260-E		2	10.58	Poor instrument integration

Quantitation Report (Qedit)

Data Path : C:\msdchem\1\DATA\rk12\
Data File : rk398.d
Signal(s) : Signal #1: ECD1A.ch Signal #2: ECD2B.ch
Acq On : 9 Jun 2021 9:36 pm
Operator : rebeccak
Sample : ic12-50
Misc : op33494,grk12,15.0,,,10,1
ALS Vial : 3 Sample Multiplier: 1

Integration File signal 1: autoint1.e
Integration File signal 2: autoint2.e
Quant Time: Jun 10 12:59:31 2021
Quant Method : C:\MSDCHEM\1\METHODS\RKPCB12.M
Quant Title :
QLast Update : Thu Jun 03 19:38:55 2021
Response via : Initial Calibration
Integrator: ChemStation

Volume Inj. : 1ul
Signal #1 Phase : ZBCLP-1 Signal #2 Phase: ZBCLP-2
Signal #1 Info : 30m X 0.32mm(.32u Signal #2 Info : 30m X 0.32 mm (.25um)

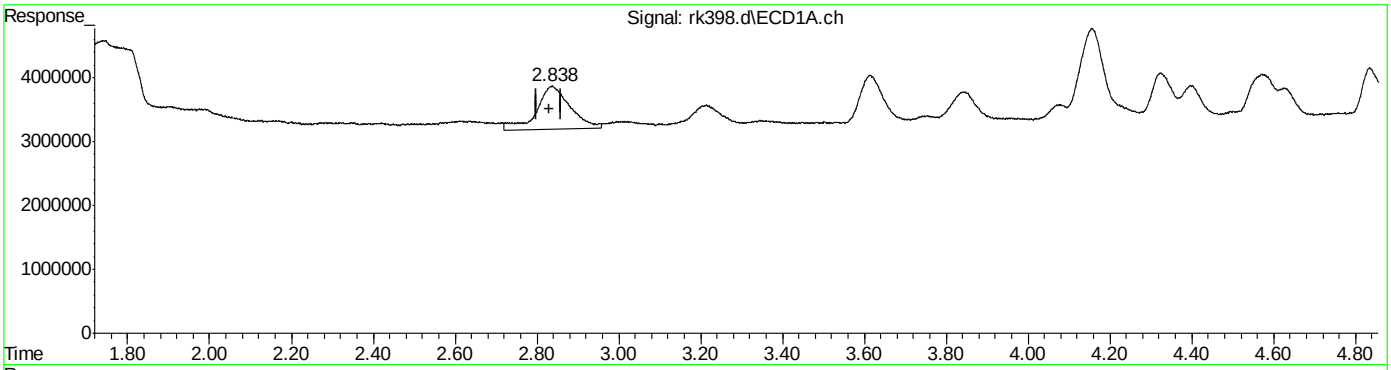

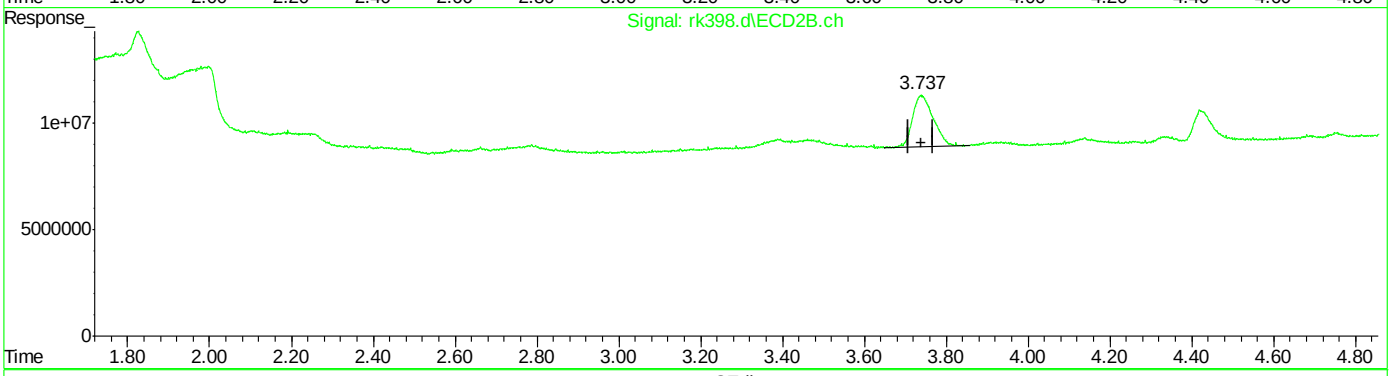

QEdit

(1) Tetrachloro-m-xylene (S)
2.837min 7.235 ppb
response 38949963

(1) Tetrachloro-m-xylene #2 (S)
3.739min 28.997 ppb
response 84520177

(+) = Expected Retention Time
RKPCB12.M Thu Jun 10 12:59:40 2021 Page: 1

Quantitation Report (Qedit)

Data Path : C:\msdchem\1\DATA\rk12\
Data File : rk398.d
Signal(s) : Signal #1: ECD1A.ch Signal #2: ECD2B.ch
Acq On : 9 Jun 2021 9:36 pm
Operator : rebeccak
Sample : ic12-50
Misc : op33494,grk12,15.0,,,10,1
ALS Vial : 3 Sample Multiplier: 1

Integration File signal 1: autoint1.e
Integration File signal 2: autoint2.e
Quant Time: Jun 10 12:59:31 2021
Quant Method : C:\MSDCHEM\1\METHODS\RKPCB12.M
Quant Title :
QLast Update : Thu Jun 03 19:38:55 2021
Response via : Initial Calibration
Integrator: ChemStation

Volume Inj. : 1ul
Signal #1 Phase : ZBCLP-1 Signal #2 Phase: ZBCLP-2
Signal #1 Info : 30m X 0.32mm(.32u Signal #2 Info : 30m X 0.32 mm (.25um)

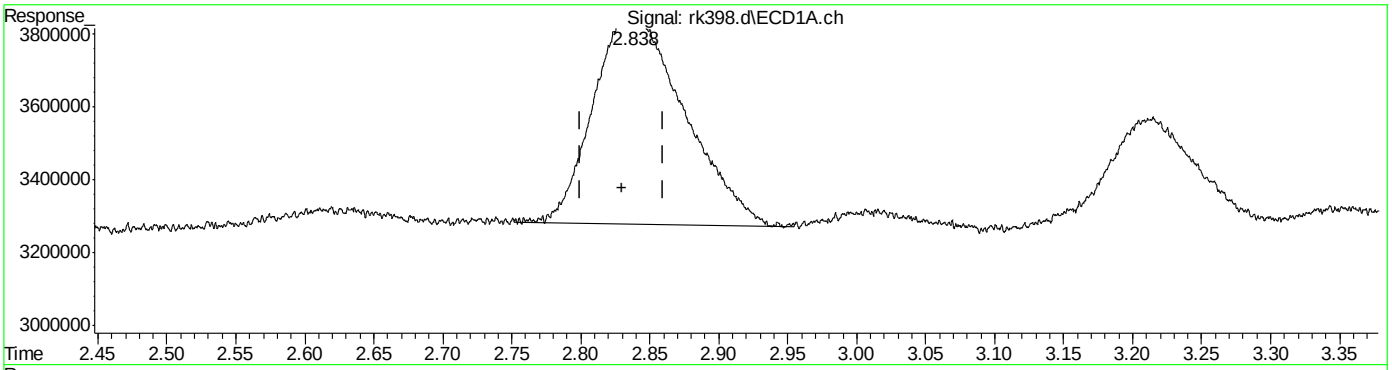

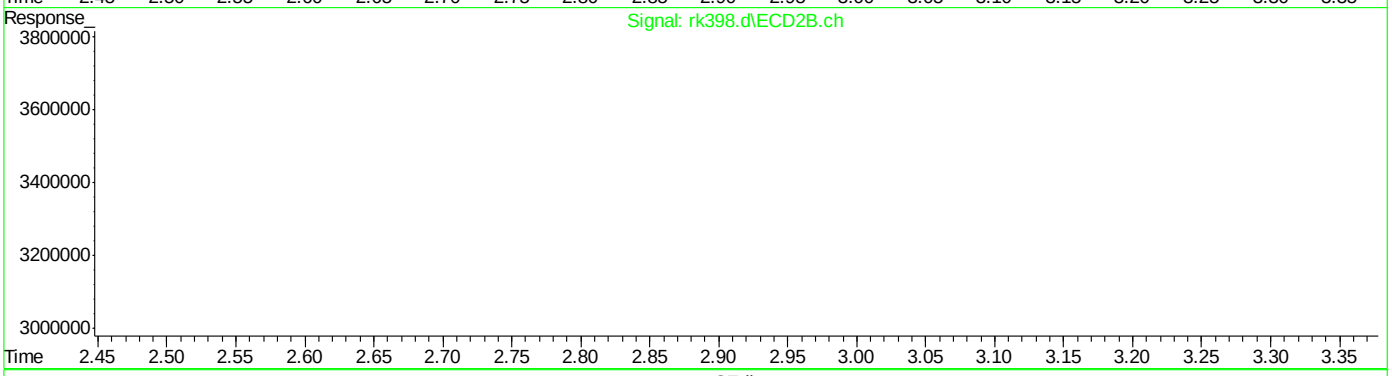

QEdit

(1) Tetrachloro-m-xylene (S)
2.838min 4.913 ppb m
response 26450928

(1) Tetrachloro-m-xylene #2 (S)
3.739min 28.997 ppb
response 84520177

(+) = Expected Retention Time

Quantitation Report (Qedit)

Data Path : C:\msdchem\1\DATA\rk12\
Data File : rk398.d
Signal(s) : Signal #1: ECD1A.ch Signal #2: ECD2B.ch
Acq On : 9 Jun 2021 9:36 pm
Operator : rebeccak
Sample : ic12-50
Misc : op33494,grk12,15.0,,,10,1
ALS Vial : 3 Sample Multiplier: 1

Integration File signal 1: autoint1.e
Integration File signal 2: autoint2.e
Quant Time: Jun 10 12:59:31 2021
Quant Method : C:\MSDCHEM\1\METHODS\RKPCB12.M
Quant Title :
QLast Update : Thu Jun 03 19:38:55 2021
Response via : Initial Calibration
Integrator: ChemStation

Volume Inj. : 1ul
Signal #1 Phase : ZBCLP-1 Signal #2 Phase: ZBCLP-2
Signal #1 Info : 30m X 0.32mm(.32u Signal #2 Info : 30m X 0.32 mm (.25um)

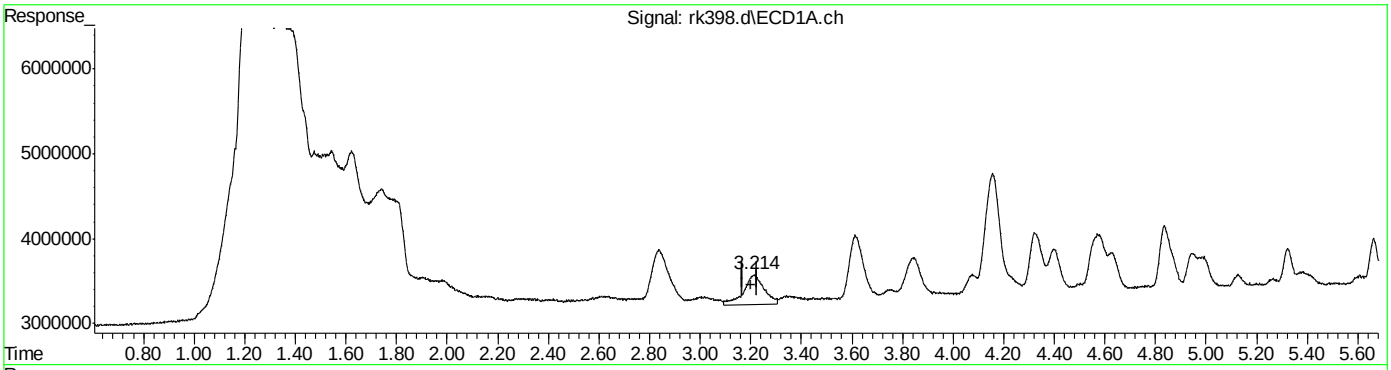

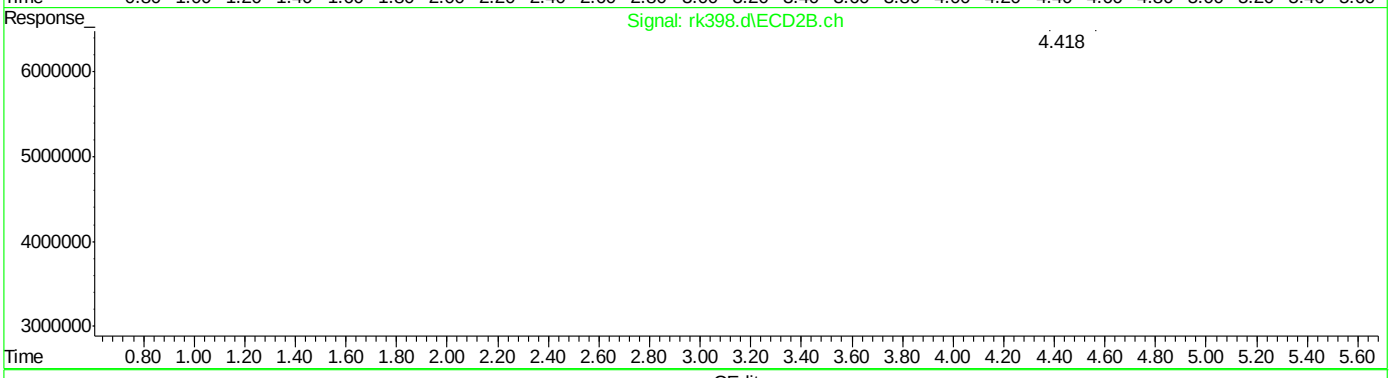

QEdit

(31) AR1016-A
3.213min 159.670 PPB
response 19346073

(31) AR1016-A #2
4.422min 793.468 PPB
response 45955095

(+) = Expected Retention Time

Quantitation Report (Qedit)

Data Path : C:\msdchem\1\DATA\rk12\
Data File : rk398.d
Signal(s) : Signal #1: ECD1A.ch Signal #2: ECD2B.ch
Acq On : 9 Jun 2021 9:36 pm
Operator : rebeccak
Sample : ic12-50
Misc : op33494,grk12,15.0,,,10,1
ALS Vial : 3 Sample Multiplier: 1

Integration File signal 1: autoint1.e
Integration File signal 2: autoint2.e
Quant Time: Jun 10 12:59:31 2021
Quant Method : C:\MSDCHEM\1\METHODS\RKPCB12.M
Quant Title :
QLast Update : Thu Jun 03 19:38:55 2021
Response via : Initial Calibration
Integrator: ChemStation

Volume Inj. : 1ul
Signal #1 Phase : ZBCLP-1 Signal #2 Phase: ZBCLP-2
Signal #1 Info : 30m X 0.32mm(.32u Signal #2 Info : 30m X 0.32 mm (.25um)

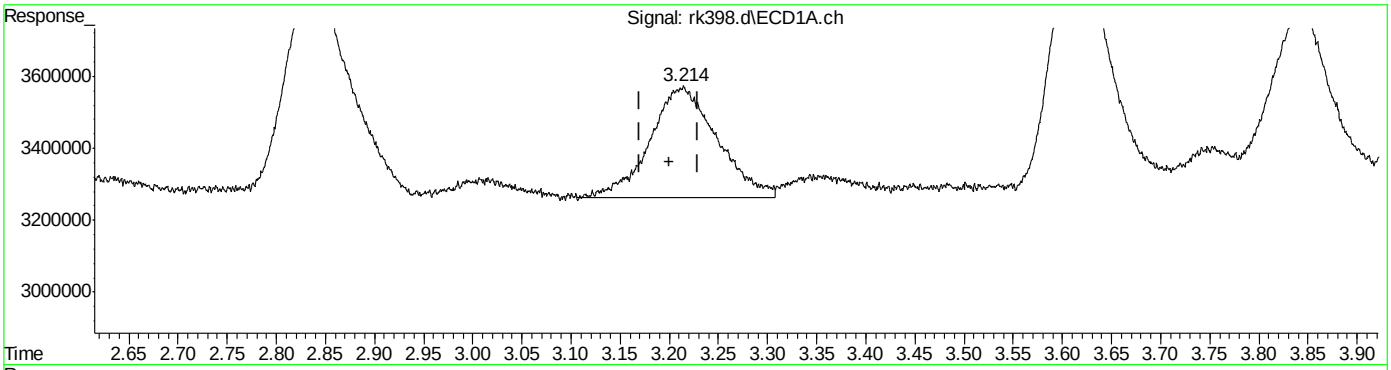

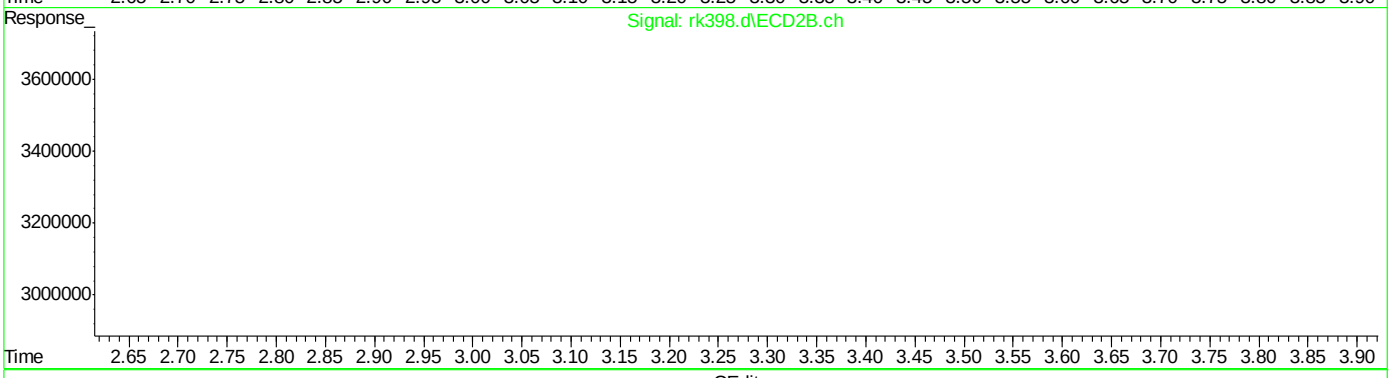

QEdit

(31) AR1016-A
3.214min 119.483 PPB m
response 14476886

(31) AR1016-A #2
4.422min 793.468 PPB
response 45955095

(+) = Expected Retention Time

Quantitation Report (Qedit)

Data Path : C:\msdchem\1\DATA\rk12\
Data File : rk398.d
Signal(s) : Signal #1: ECD1A.ch Signal #2: ECD2B.ch
Acq On : 9 Jun 2021 9:36 pm
Operator : rebeccak
Sample : ic12-50
Misc : op33494,grk12,15.0,,,10,1
ALS Vial : 3 Sample Multiplier: 1

Integration File signal 1: autoint1.e
Integration File signal 2: autoint2.e
Quant Time: Jun 10 12:59:31 2021
Quant Method : C:\MSDCHEM\1\METHODS\RKPCB12.M
Quant Title :
QLast Update : Thu Jun 03 19:38:55 2021
Response via : Initial Calibration
Integrator: ChemStation

Volume Inj. : 1ul
Signal #1 Phase : ZBCLP-1 Signal #2 Phase: ZBCLP-2
Signal #1 Info : 30m X 0.32mm(.32u Signal #2 Info : 30m X 0.32 mm (.25um)

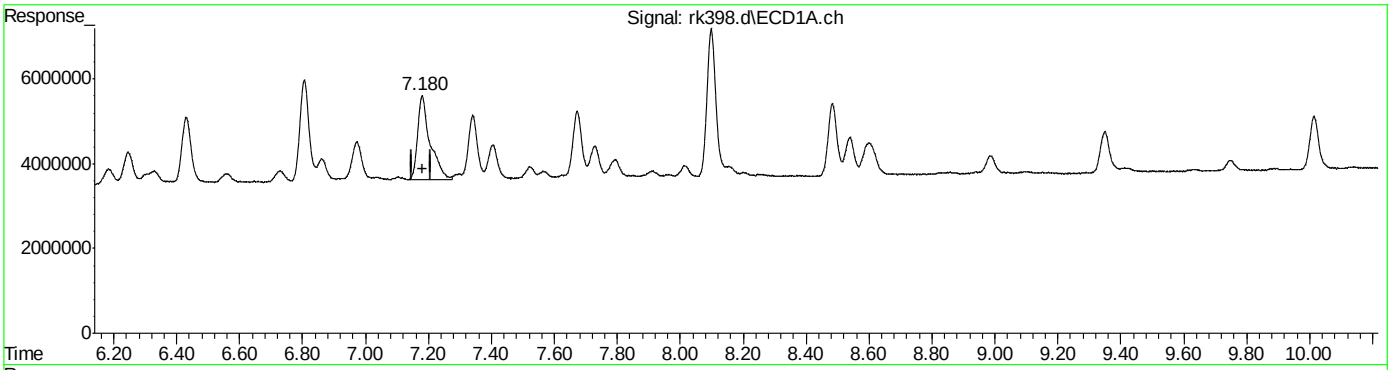

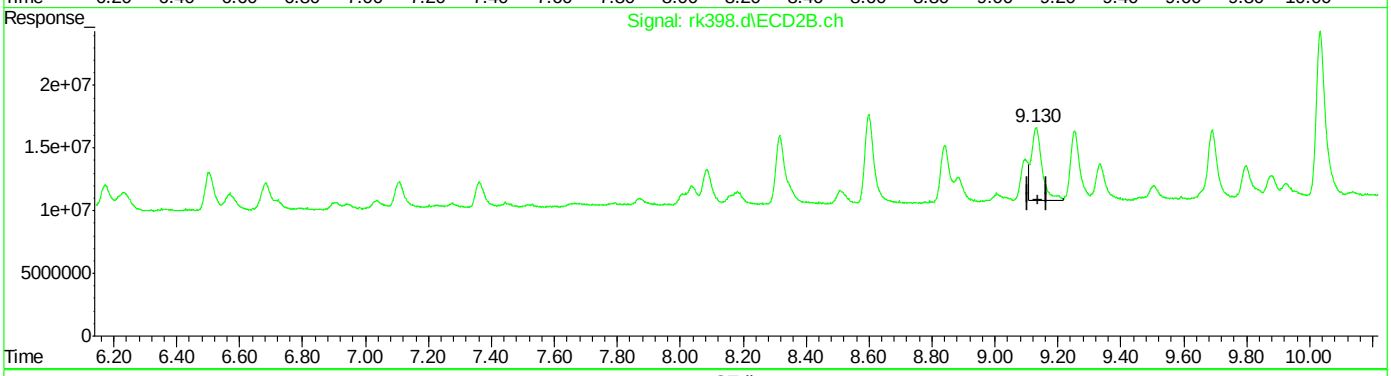

QEdit

(36) AR1260-A
7.180min 130.124 PPB
response 54497453

(36) AR1260-A #2
9.131min 510.158 PPB
response 138293353

(+) = Expected Retention Time
RKPCB12.M Thu Jun 10 13:00:56 2021 Page: 1

Quantitation Report (Qedit)

Data Path : C:\msdchem\1\DATA\rk12\
Data File : rk398.d
Signal(s) : Signal #1: ECD1A.ch Signal #2: ECD2B.ch
Acq On : 9 Jun 2021 9:36 pm
Operator : rebeccak
Sample : ic12-50
Misc : op33494,grk12,15.0,,,10,1
ALS Vial : 3 Sample Multiplier: 1

Integration File signal 1: autoint1.e
Integration File signal 2: autoint2.e
Quant Time: Jun 10 12:59:31 2021
Quant Method : C:\MSDCHEM\1\METHODS\RKPCB12.M
Quant Title :
QLast Update : Thu Jun 03 19:38:55 2021
Response via : Initial Calibration
Integrator: ChemStation

Volume Inj. : 1ul
Signal #1 Phase : ZBCLP-1 Signal #2 Phase: ZBCLP-2
Signal #1 Info : 30m X 0.32mm(.32u Signal #2 Info : 30m X 0.32 mm (.25um)

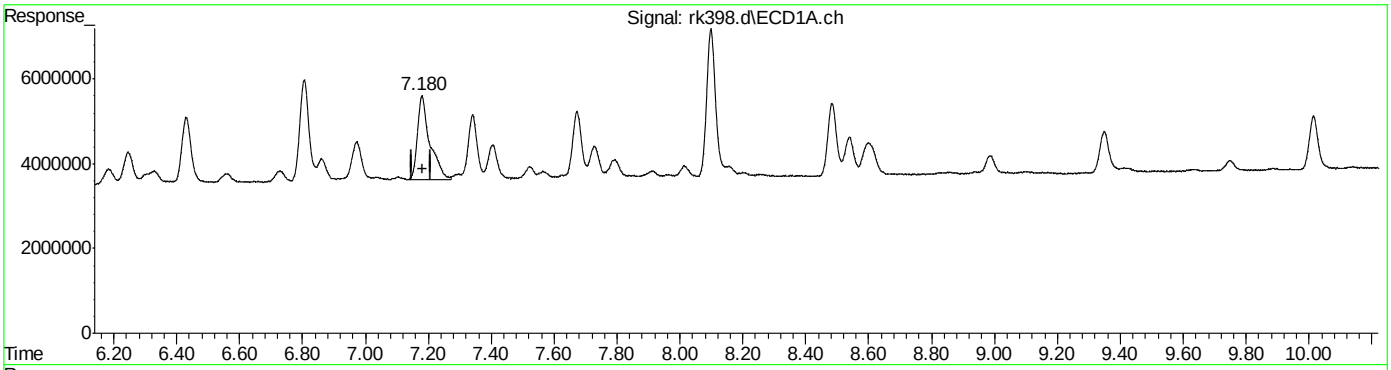

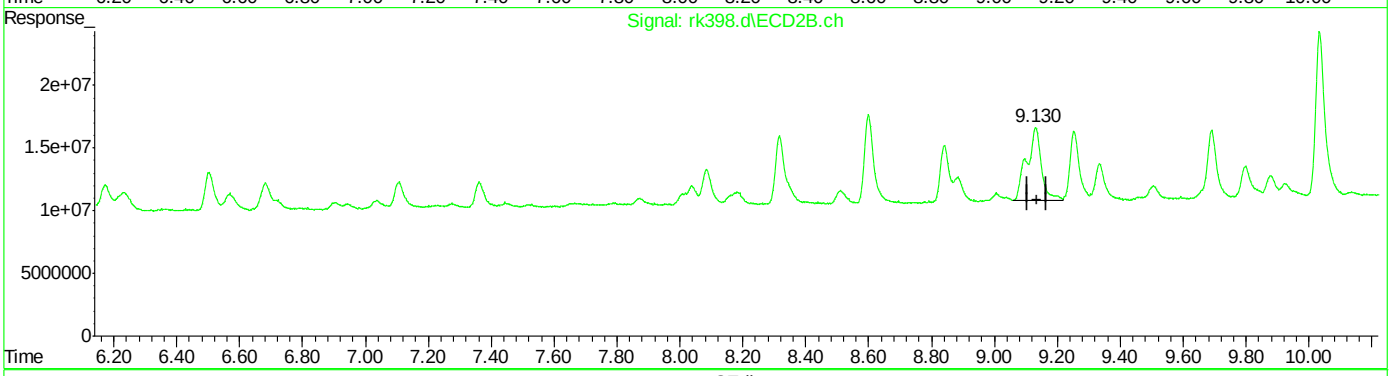

QEdit

(36) AR1260-A
7.180min 130.124 PPB
response 54497453

(36) AR1260-A #2
9.130min 697.243 PPB m
response 189008428

(+) = Expected Retention Time
RKPCB12.M Thu Jun 10 13:01:09 2021 Page: 1

Quantitation Report (Qedit)

Data Path : C:\msdchem\1\DATA\rk12\
Data File : rk398.d
Signal(s) : Signal #1: ECD1A.ch Signal #2: ECD2B.ch
Acq On : 9 Jun 2021 9:36 pm
Operator : rebeccak
Sample : ic12-50
Misc : op33494,grk12,15.0,,,10,1
ALS Vial : 3 Sample Multiplier: 1

Integration File signal 1: autoint1.e
Integration File signal 2: autoint2.e
Quant Time: Jun 10 12:59:31 2021
Quant Method : C:\MSDCHEM\1\METHODS\RKPCB12.M
Quant Title :
QLast Update : Thu Jun 03 19:38:55 2021
Response via : Initial Calibration
Integrator: ChemStation

Volume Inj. : 1ul
Signal #1 Phase : ZBCLP-1 Signal #2 Phase: ZBCLP-2
Signal #1 Info : 30m X 0.32mm(.32u Signal #2 Info : 30m X 0.32 mm (.25um)

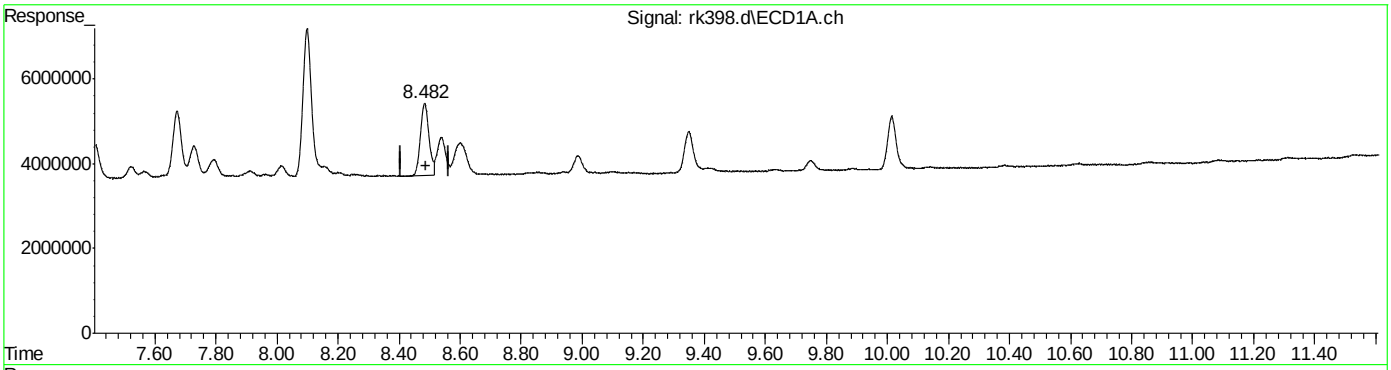

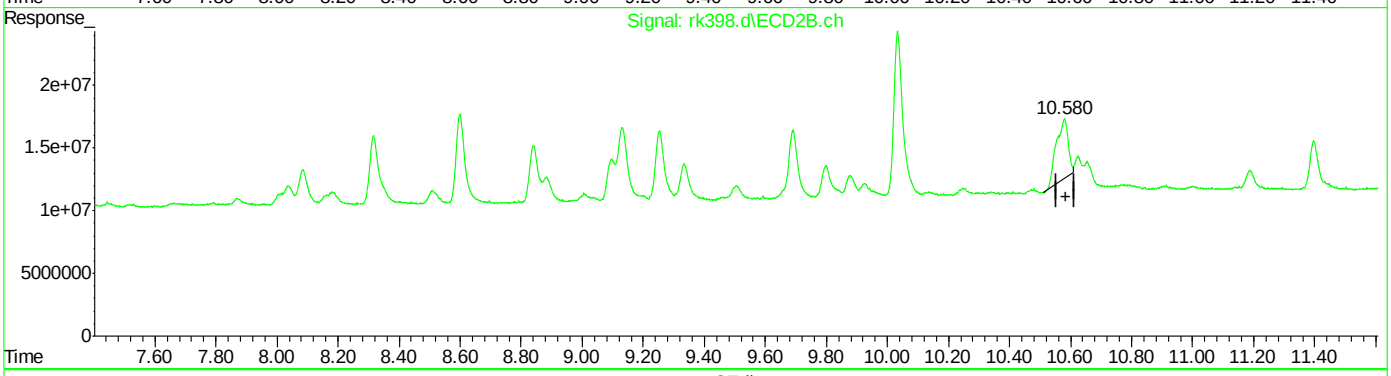

QEdit

(40) AR1260-E
8.484min 54.492 PPB
response 33031832

(40) AR1260-E #2
10.580min 300.017 PPB
response 129275331

(+) = Expected Retention Time

Quantitation Report (Qedit)

Data Path : C:\msdchem\1\DATA\rk12\
Data File : rk398.d
Signal(s) : Signal #1: ECD1A.ch Signal #2: ECD2B.ch
Acq On : 9 Jun 2021 9:36 pm
Operator : rebeccak
Sample : ic12-50
Misc : op33494,grk12,15.0,,,10,1
ALS Vial : 3 Sample Multiplier: 1

Integration File signal 1: autoint1.e
Integration File signal 2: autoint2.e
Quant Time: Jun 10 12:59:31 2021
Quant Method : C:\MSDCHEM\1\METHODS\RKPCB12.M
Quant Title :
QLast Update : Thu Jun 03 19:38:55 2021
Response via : Initial Calibration
Integrator: ChemStation

Volume Inj. : 1ul
Signal #1 Phase : ZBCLP-1 Signal #2 Phase: ZBCLP-2
Signal #1 Info : 30m X 0.32mm(.32u Signal #2 Info : 30m X 0.32 mm (.25um)

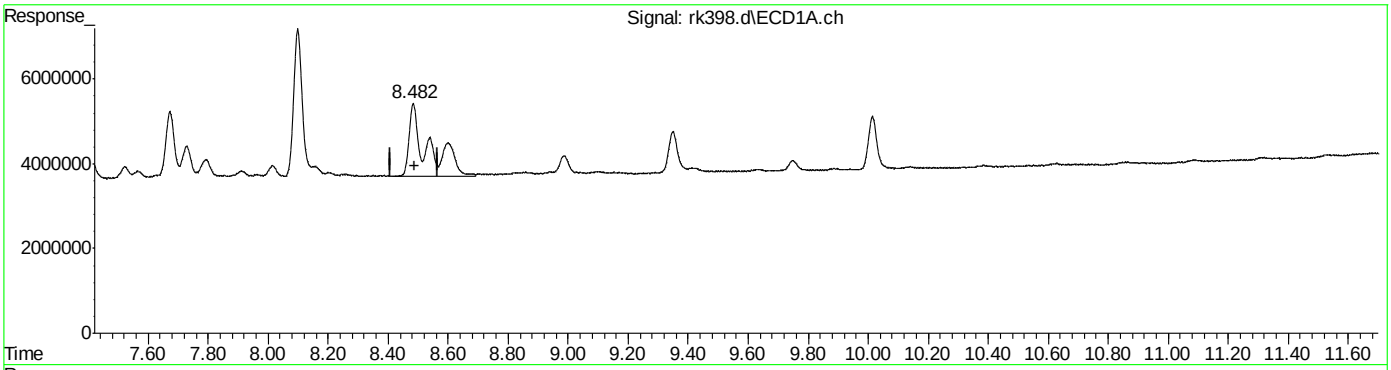

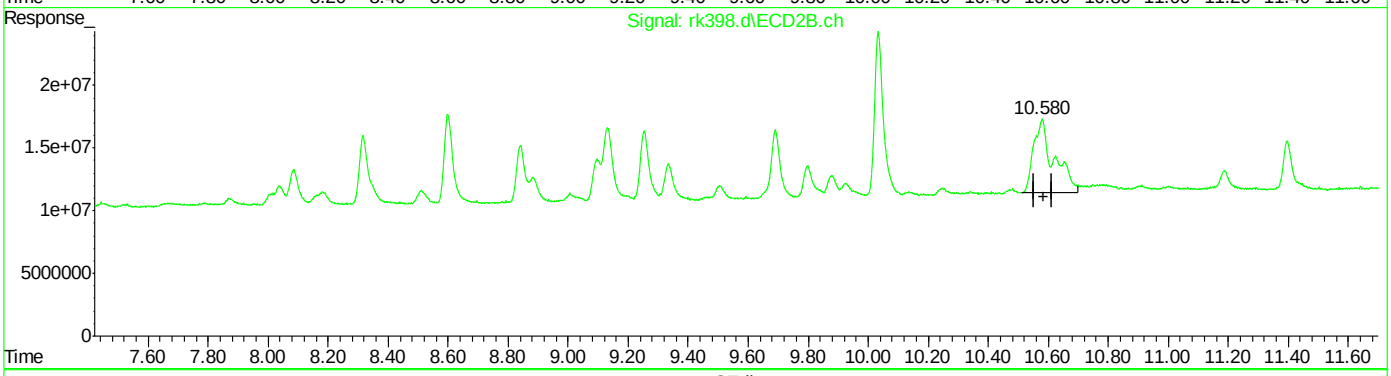

QEdit

(40) AR1260-E
8.482min 126.388 PPB m
response 76612951

(40) AR1260-E #2
10.580min 641.240 PPB m
response 276305888

(+) = Expected Retention Time
RKPCB12.M Thu Jun 10 13:01:42 2021 Page: 1

Quantitation Report (Qedit)

Data Path : C:\msdchem\1\DATA\rk12\
Data File : rk398.d
Signal(s) : Signal #1: ECD1A.ch Signal #2: ECD2B.ch
Acq On : 9 Jun 2021 9:36 pm
Operator : rebeccak
Sample : ic12-50
Misc : op33494,grk12,15.0,,,10,1
ALS Vial : 3 Sample Multiplier: 1

Integration File signal 1: autoint1.e
Integration File signal 2: autoint2.e
Quant Time: Jun 10 13:01:36 2021
Quant Method : C:\MSDCHEM\1\METHODS\RKPCB12.M
Quant Title :
QLast Update : Thu Jun 03 19:38:55 2021
Response via : Initial Calibration
Integrator: ChemStation

Volume Inj. : 1ul
Signal #1 Phase : ZBCLP-1 Signal #2 Phase: ZBCLP-2
Signal #1 Info : 30m X 0.32mm(.32u Signal #2 Info : 30m X 0.32 mm (.25um)

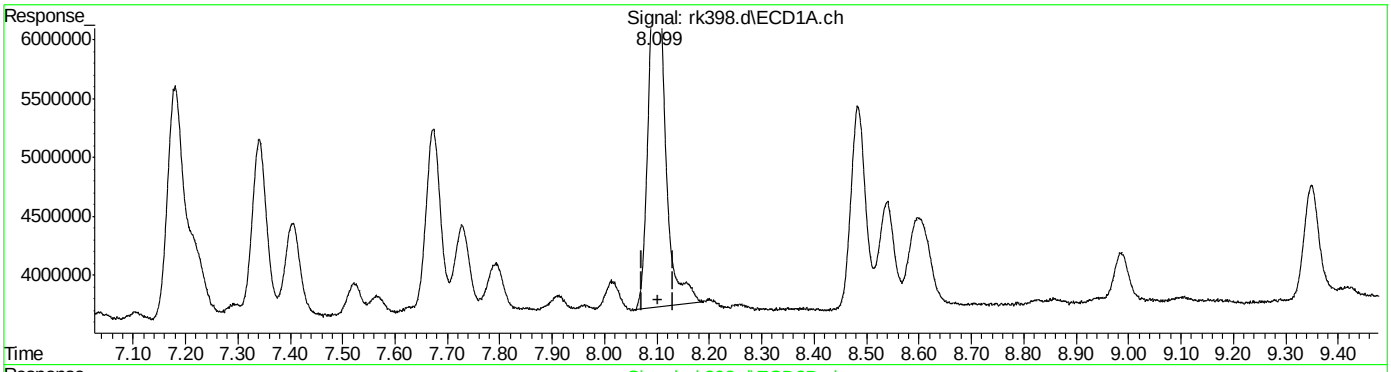

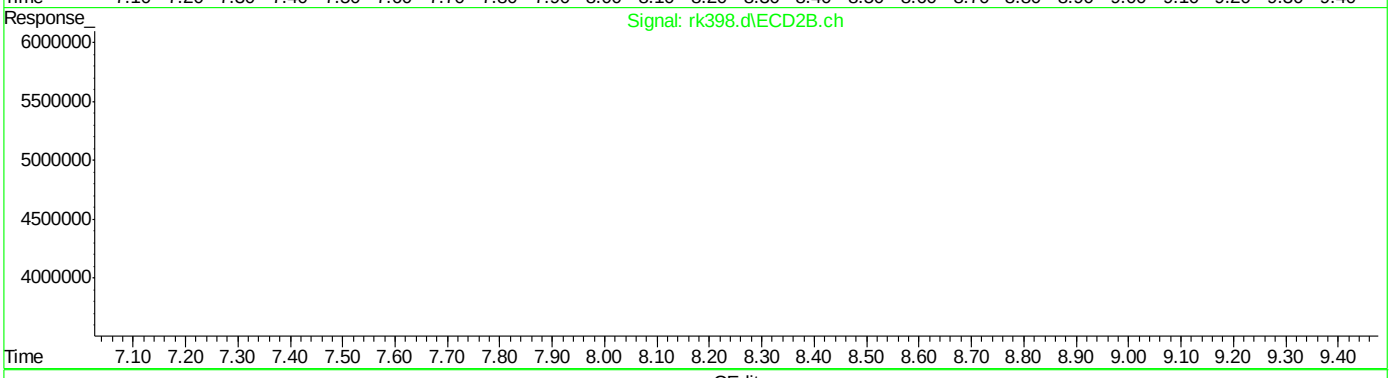

QEdit

(39) AR1260-D
8.099min 111.199 PPB
response 70253590

(39) AR1260-D #2
10.034min 646.962 PPB
response 262178768

(+) = Expected Retention Time

Quantitation Report (Qedit)

Data Path : C:\msdchem\1\DATA\rk12\
Data File : rk398.d
Signal(s) : Signal #1: ECD1A.ch Signal #2: ECD2B.ch
Acq On : 9 Jun 2021 9:36 pm
Operator : rebeccak
Sample : ic12-50
Misc : op33494,grk12,15.0,,,10,1
ALS Vial : 3 Sample Multiplier: 1

Integration File signal 1: autoint1.e
Integration File signal 2: autoint2.e
Quant Time: Jun 10 13:01:36 2021
Quant Method : C:\MSDCHEM\1\METHODS\RKPCB12.M
Quant Title :
QLast Update : Thu Jun 03 19:38:55 2021
Response via : Initial Calibration
Integrator: ChemStation

Volume Inj. : 1ul
Signal #1 Phase : ZBCLP-1 Signal #2 Phase: ZBCLP-2
Signal #1 Info : 30m X 0.32mm(.32u Signal #2 Info : 30m X 0.32 mm (.25um)

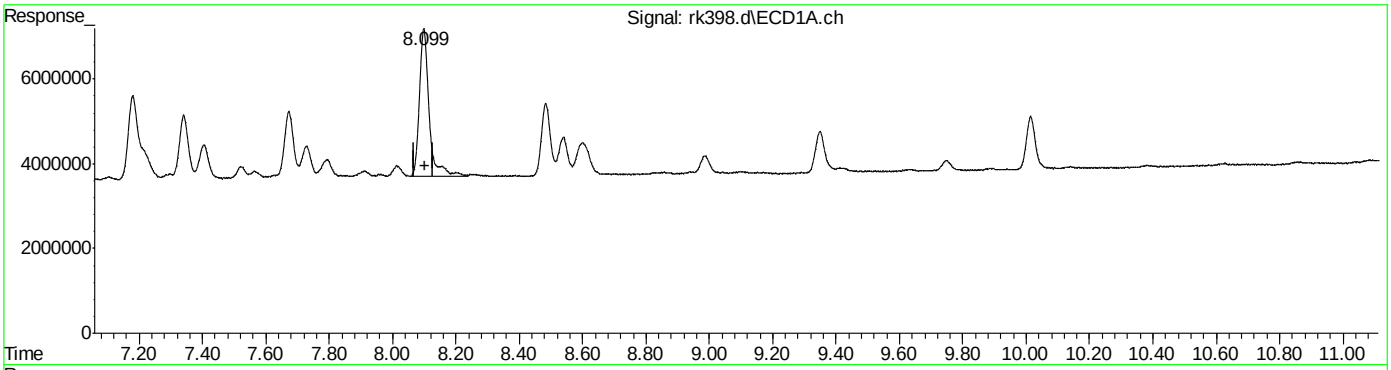

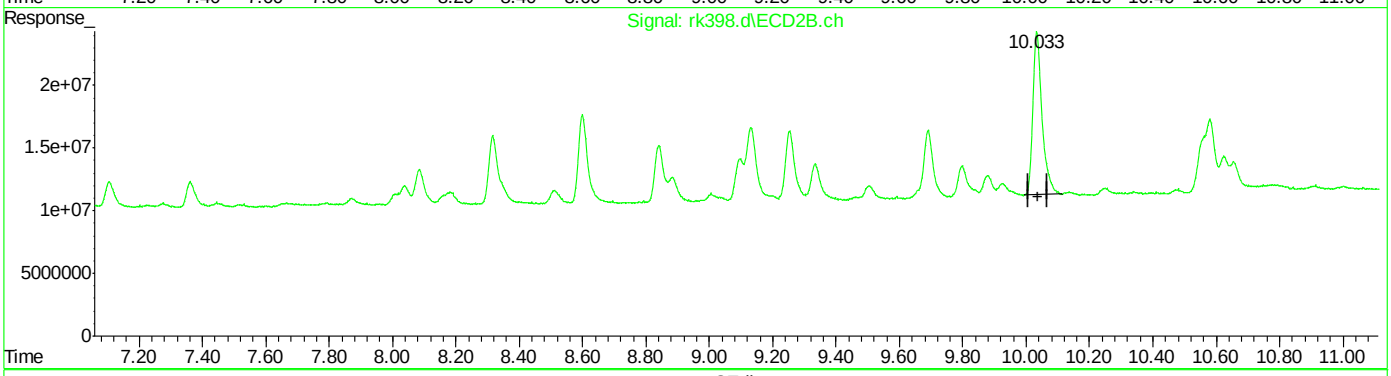

QEdit

(39) AR1260-D
8.099min 118.534 PPB m
response 74887729

(39) AR1260-D #2
10.034min 646.962 PPB
response 262178768

(+) = Expected Retention Time
RKPCB12.M Thu Jun 10 13:02:40 2021 Page: 1

Manual Integrations APPROVED (compounds with "m" flag)
Gwendolyn Burns 06/11/21 09:58

Quantitation Report (QT Reviewed)

Data Path : C:\msdchem\1\DATA\rk12\
Data File : rk399.d
Signal(s) : Signal #1: ECD1A.ch Signal #2: ECD2B.ch
Acq On : 9 Jun 2021 9:52 pm
Operator : rebeccak
Sample : ic12-250
Misc : op33494,grk12,15.0,,,10,1
ALS Vial : 4 Sample Multiplier: 1

Integration File signal 1: autoint1.e
Integration File signal 2: autoint2.e
Quant Time: Jun 10 13:06:47 2021
Quant Method : C:\MSDCHEM\1\METHODS\RKPCB12.M
Quant Title :
QLast Update : Thu Jun 03 19:38:55 2021
Response via : Initial Calibration
Integrator: ChemStation

Volume Inj. : 1ul
Signal #1 Phase : ZBCLP-1 Signal #2 Phase: ZBCLP-2
Signal #1 Info : 30m X 0.32mm(.32u Signal #2 Info : 30m X 0.32 mm (.25um)

	Compound	RT#1	RT#2	Resp#1	Resp#2	ppb	ppb	
	System Monitoring Compounds							
1)	S Tetrachlo...	2.836	3.738	148.7E6	464.8E6	27.618	159.467	#
	Spiked Amount 40.000			Recovery	=	69.05%	398.67%	
51)	S Decachlor...	10.014	12.263	126.8E6	461.8E6	23.087	108.419	#
	Spiked Amount 40.000			Recovery	=	57.72%	271.05%	
	Target Compounds							
31)	AR1016-A	3.210	4.421	73431805	219.6E6	606.059	3791.330	#
32)	AR1016-B	3.612	4.997	141.8E6	526.9E6	700.099	4391.104	#
33)	AR1016-C	4.154	5.637	316.1E6	1163.1E6	661.631	4465.656	#
34)	AR1016-D	4.324	5.832	118.7E6	457.8E6	687.735	3897.190	#
35)	AR1016-E	4.834	6.504	125.7E6	311.3E6	710.662	3905.097	#
36)	AR1260-A	7.180	9.131	280.8E6	1013.7E6	670.364	3739.518m	#
37)	AR1260-B	7.340	9.254	151.7E6	588.5E6	655.664	3631.456	#
38)	AR1260-C	7.672	9.691	162.4E6	597.4E6	653.432	3371.634	#
39)	AR1260-D	8.098	10.035	402.3E6	1406.8E6	636.706m	3471.482	#
40)	AR1260-E	8.483	10.581	381.0E6	1459.1E6	628.562m	3386.203m	#

(f)=RT Delta > 1/2 Window (#)=Amounts differ by > 25% (m)=manual int.

11.6.22 11

Quantitation Report (QT Reviewed)

Data Path : C:\msdchem\1\DATA\rk12\
Data File : rk399.d
Signal(s) : Signal #1: ECD1A.ch Signal #2: ECD2B.ch
Acq On : 9 Jun 2021 9:52 pm
Operator : rebeccak
Sample : ic12-250
Misc : op33494,grk12,15.0,,,10,1
ALS Vial : 4 Sample Multiplier: 1

Integration File signal 1: autoint1.e
Integration File signal 2: autoint2.e
Quant Time: Jun 10 13:06:47 2021
Quant Method : C:\MSDCHEM\1\METHODS\RKPCB12.M
Quant Title :
QLast Update : Thu Jun 03 19:38:55 2021
Response via : Initial Calibration
Integrator: ChemStation

Volume Inj. : 1ul
Signal #1 Phase : ZBCLP-1 Signal #2 Phase: ZBCLP-2
Signal #1 Info : 30m X 0.32mm(.32u Signal #2 Info : 30m X 0.32 mm (.25um)

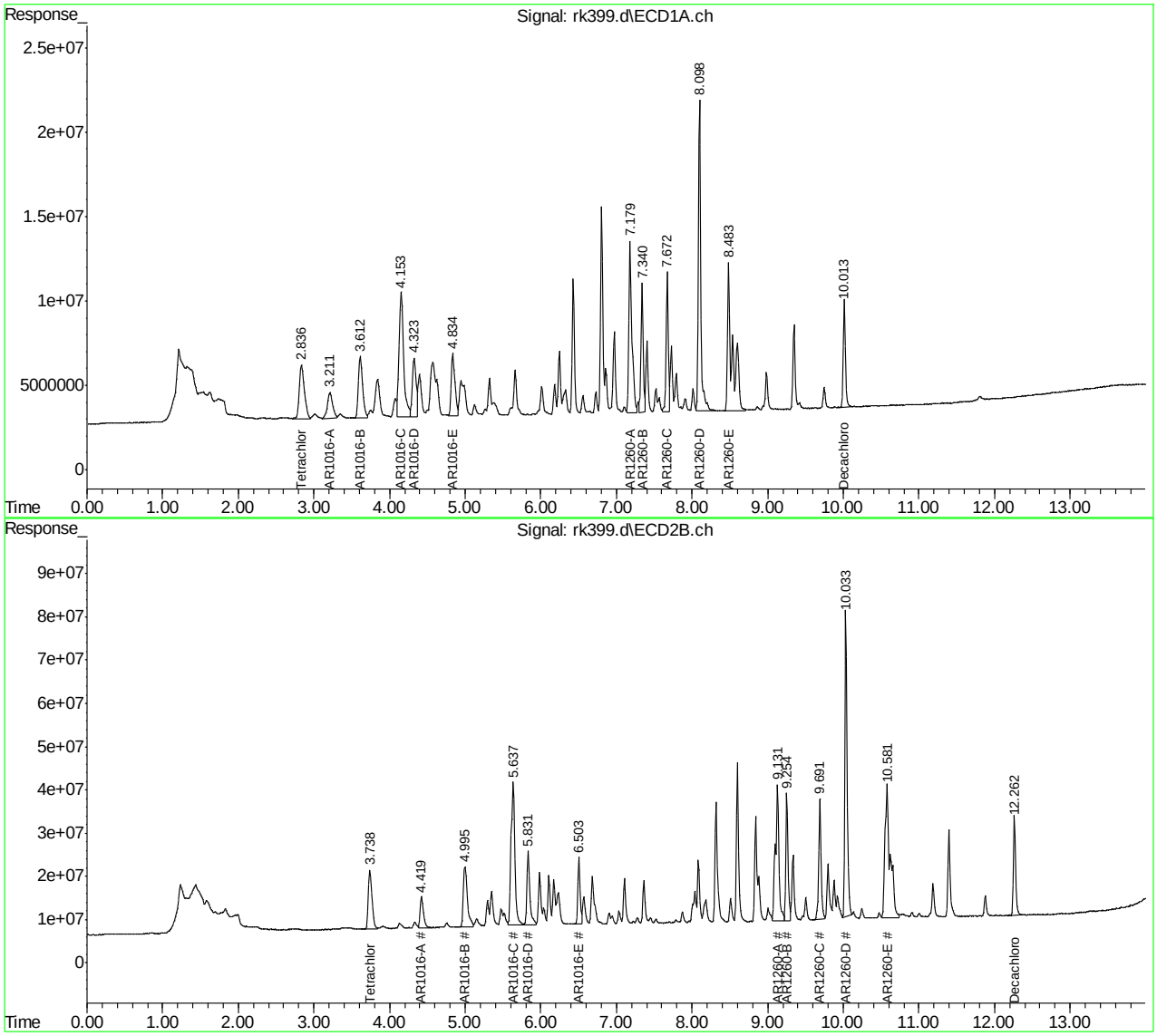

Manual Integration Approval Summary

Sample Number: GRK12-IC12
Lab FileID: RK399.D
Injection Time: 06/09/21 21:52
Method: SW846 8082A
Analyst approved: 06/10/21 13:44 Kristi Schollenberger
Supervisor approved: 06/11/21 09:58 Gwendolyn Burns

Parameter	CAS	Sig#	R.T. (min.)	Reason
AR1260-D		1	8.10	Poor instrument integration
AR1260-E		1	8.48	Poor instrument integration
AR1260-A		2	9.13	Poor instrument integration
AR1260-E		2	10.58	Poor instrument integration

Quantitation Report (Qedit)

Data Path : C:\msdchem\1\DATA\rk12\
Data File : rk399.d
Signal(s) : Signal #1: ECD1A.ch Signal #2: ECD2B.ch
Acq On : 9 Jun 2021 9:52 pm
Operator : rebeccak
Sample : ic12-250
Misc : op33494,grk12,15.0,,,10,1
ALS Vial : 4 Sample Multiplier: 1

Integration File signal 1: autoint1.e
Integration File signal 2: autoint2.e
Quant Time: Jun 10 13:02:54 2021
Quant Method : C:\MSDCHEM\1\METHODS\RKPCB12.M
Quant Title :
QLast Update : Thu Jun 03 19:38:55 2021
Response via : Initial Calibration
Integrator: ChemStation

Volume Inj. : 1ul
Signal #1 Phase : ZBCLP-1 Signal #2 Phase: ZBCLP-2
Signal #1 Info : 30m X 0.32mm(.32u Signal #2 Info : 30m X 0.32 mm (.25um)

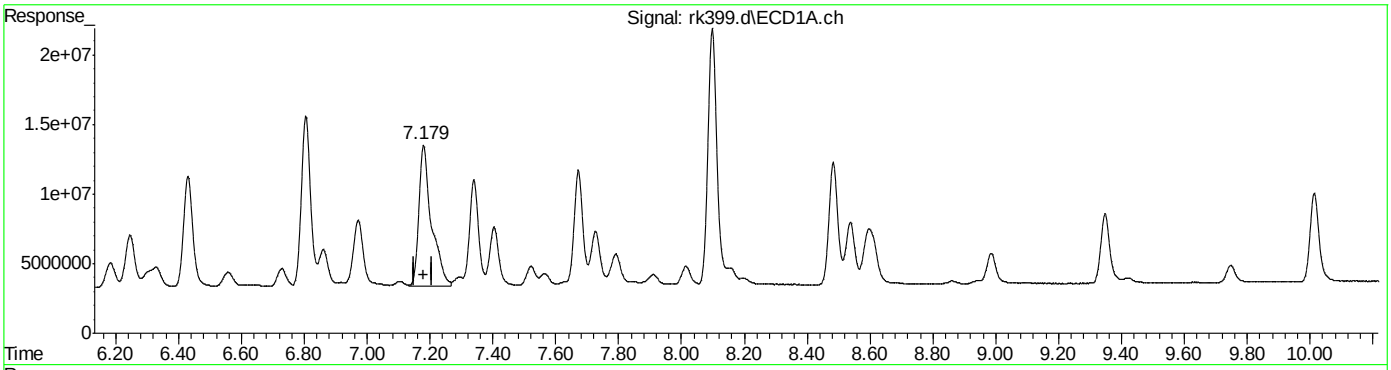

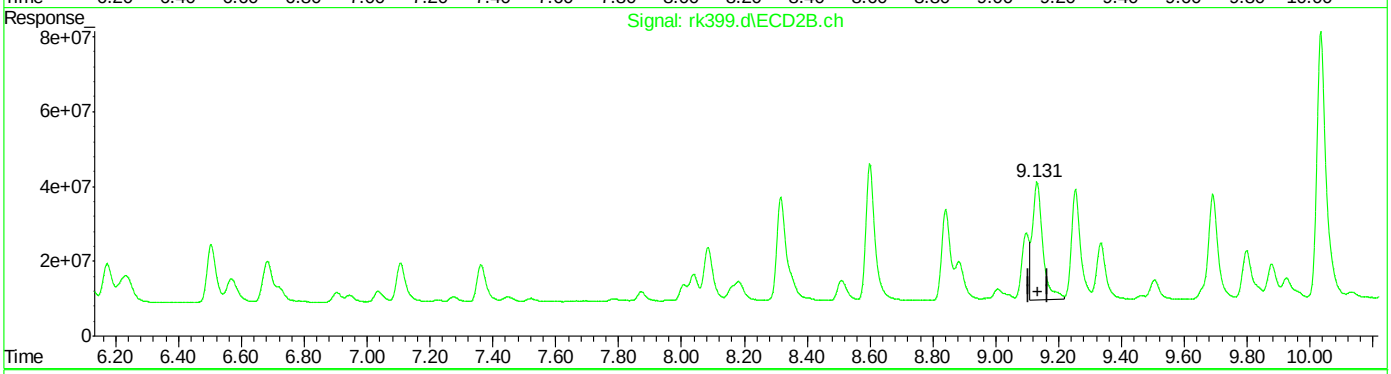

QEdit

(36) AR1260-A
7.180min 670.364 PPB
response 280755137

(36) AR1260-A #2
9.132min 2681.389 PPB
response 726869655

(+) = Expected Retention Time
RKPCB12.M Thu Jun 10 13:03:17 2021 Page: 1

Quantitation Report (Qedit)

Data Path : C:\msdchem\1\DATA\rk12\
Data File : rk399.d
Signal(s) : Signal #1: ECD1A.ch Signal #2: ECD2B.ch
Acq On : 9 Jun 2021 9:52 pm
Operator : rebeccak
Sample : ic12-250
Misc : op33494,grk12,15.0,,,10,1
ALS Vial : 4 Sample Multiplier: 1

Integration File signal 1: autoint1.e
Integration File signal 2: autoint2.e
Quant Time: Jun 10 13:02:54 2021
Quant Method : C:\MSDCHEM\1\METHODS\RKPCB12.M
Quant Title :
QLast Update : Thu Jun 03 19:38:55 2021
Response via : Initial Calibration
Integrator: ChemStation

Volume Inj. : 1ul
Signal #1 Phase : ZBCLP-1 Signal #2 Phase: ZBCLP-2
Signal #1 Info : 30m X 0.32mm(.32u Signal #2 Info : 30m X 0.32 mm (.25um)

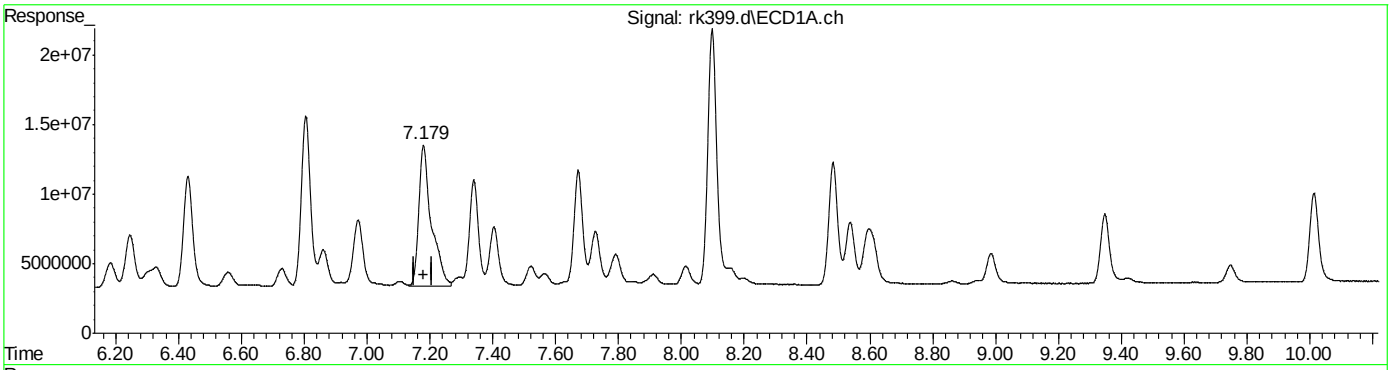

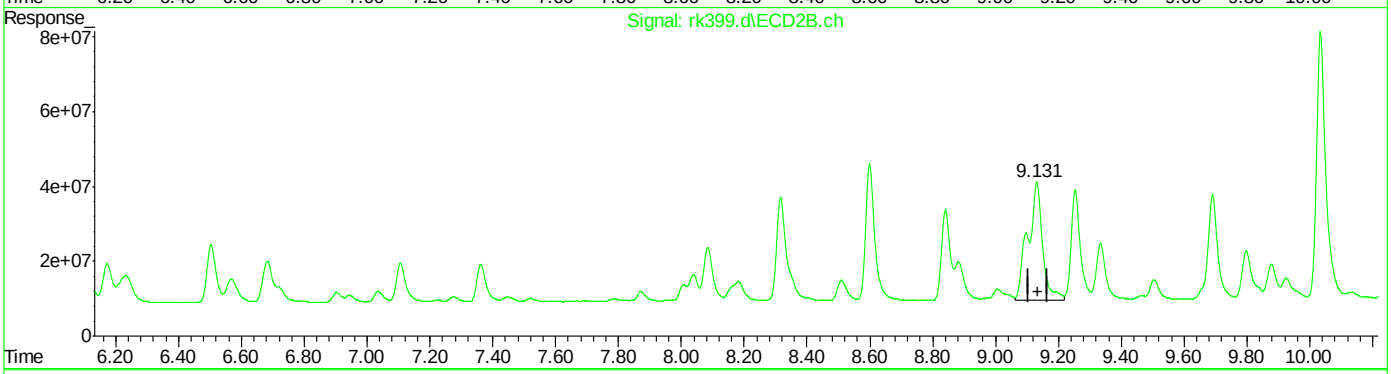

QEdit

(36) AR1260-A
7.180min 670.364 PPB
response 280755137

(36) AR1260-A #2
9.131min 3739.518 PPB m
response 1013706829

(+) = Expected Retention Time
RKPCB12.M Thu Jun 10 13:03:28 2021 Page: 1

Quantitation Report (Qedit)

Data Path : C:\msdchem\1\DATA\rk12\
Data File : rk399.d
Signal(s) : Signal #1: ECD1A.ch Signal #2: ECD2B.ch
Acq On : 9 Jun 2021 9:52 pm
Operator : rebeccak
Sample : ic12-250
Misc : op33494,grk12,15.0,,,10,1
ALS Vial : 4 Sample Multiplier: 1

Integration File signal 1: autoint1.e
Integration File signal 2: autoint2.e
Quant Time: Jun 10 13:02:54 2021
Quant Method : C:\MSDCHEM\1\METHODS\RKPCB12.M
Quant Title :
QLast Update : Thu Jun 03 19:38:55 2021
Response via : Initial Calibration
Integrator: ChemStation

Volume Inj. : 1ul
Signal #1 Phase : ZBCLP-1 Signal #2 Phase: ZBCLP-2
Signal #1 Info : 30m X 0.32mm(.32u Signal #2 Info : 30m X 0.32 mm (.25um)

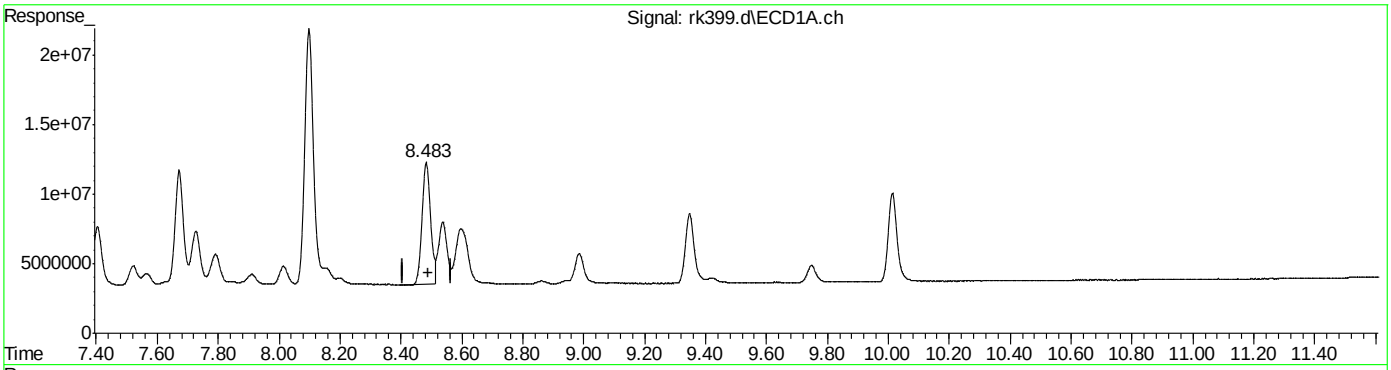

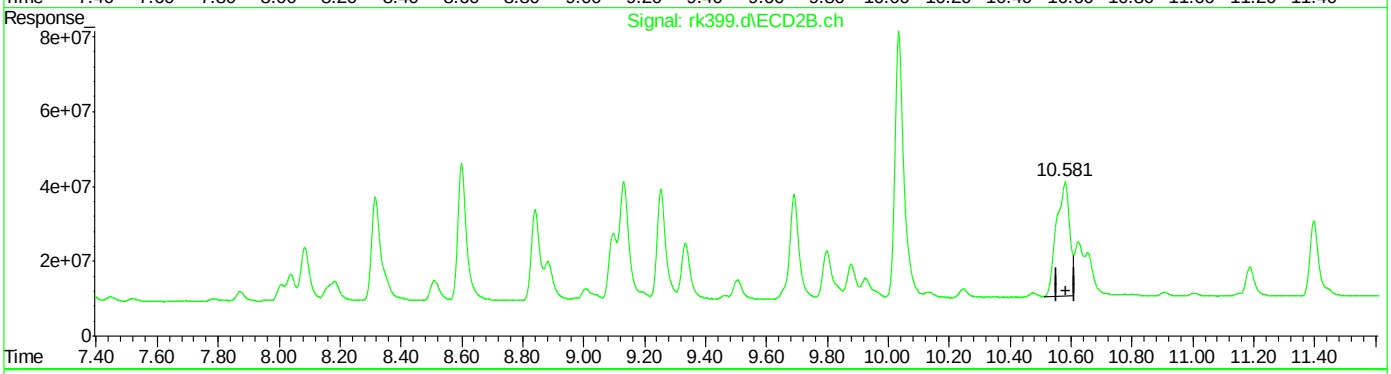

QEdit

(40) AR1260-E
8.483min 281.834 PPB
response 170840008

(40) AR1260-E #2
10.581min 2137.007 PPB
response 920821556

(+) = Expected Retention Time
RKPCB12.M Thu Jun 10 13:03:39 2021 Page: 1

11.6.22.4 11

Quantitation Report (Qedit)

Data Path : C:\msdchem\1\DATA\rk12\
Data File : rk399.d
Signal(s) : Signal #1: ECD1A.ch Signal #2: ECD2B.ch
Acq On : 9 Jun 2021 9:52 pm
Operator : rebeccak
Sample : ic12-250
Misc : op33494,grk12,15.0,,,10,1
ALS Vial : 4 Sample Multiplier: 1

Integration File signal 1: autoint1.e
Integration File signal 2: autoint2.e
Quant Time: Jun 10 13:02:54 2021
Quant Method : C:\MSDCHEM\1\METHODS\RKPCB12.M
Quant Title :
QLast Update : Thu Jun 03 19:38:55 2021
Response via : Initial Calibration
Integrator: ChemStation

Volume Inj. : 1ul
Signal #1 Phase : ZBCLP-1 Signal #2 Phase: ZBCLP-2
Signal #1 Info : 30m X 0.32mm(.32u Signal #2 Info : 30m X 0.32 mm (.25um)

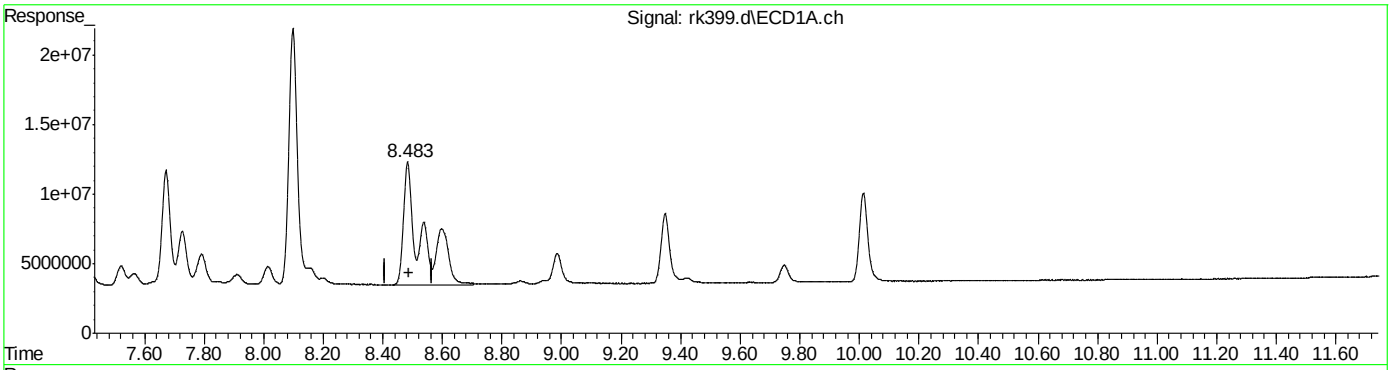

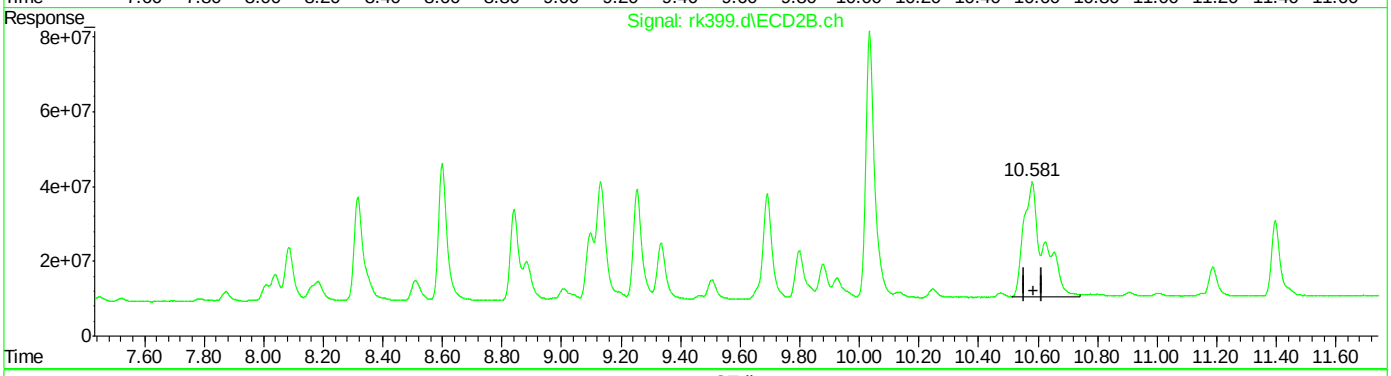

QEdit

(40) AR1260-E
8.483min 628.562 PPB m
response 381017097

(40) AR1260-E #2
10.581min 3386.203 PPB m
response 1459091076

(+) = Expected Retention Time
RKPCB12.M Thu Jun 10 13:04:10 2021 Page: 1

Quantitation Report (Qedit)

Data Path : C:\msdchem\1\DATA\rk12\
Data File : rk399.d
Signal(s) : Signal #1: ECD1A.ch Signal #2: ECD2B.ch
Acq On : 9 Jun 2021 9:52 pm
Operator : rebeccak
Sample : ic12-250
Misc : op33494,grk12,15.0,,,10,1
ALS Vial : 4 Sample Multiplier: 1

Integration File signal 1: autoint1.e
Integration File signal 2: autoint2.e
Quant Time: Jun 10 13:04:05 2021
Quant Method : C:\MSDCHEM\1\METHODS\RKPCB12.M
Quant Title :
QLast Update : Thu Jun 03 19:38:55 2021
Response via : Initial Calibration
Integrator: ChemStation

Volume Inj. : 1ul
Signal #1 Phase : ZBCLP-1 Signal #2 Phase: ZBCLP-2
Signal #1 Info : 30m X 0.32mm(.32u Signal #2 Info : 30m X 0.32 mm (.25um)

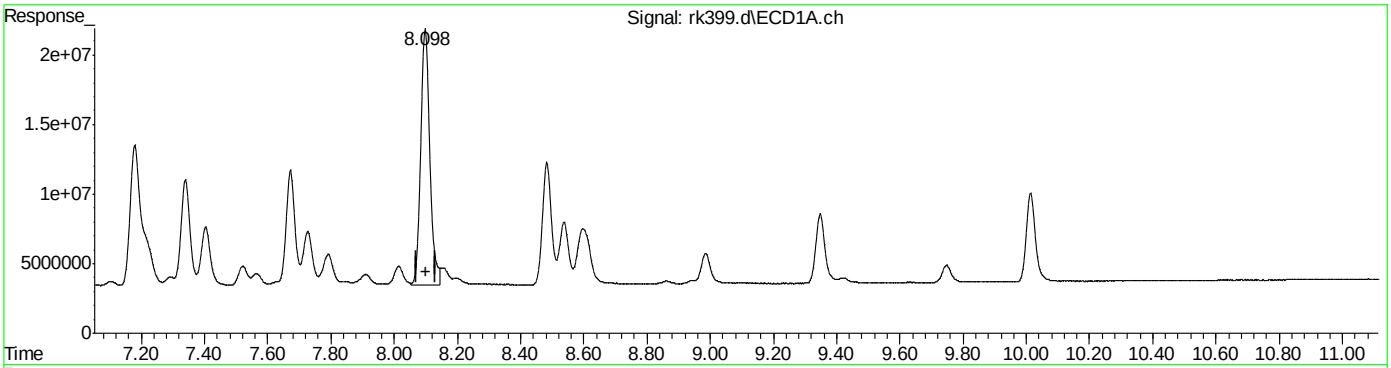

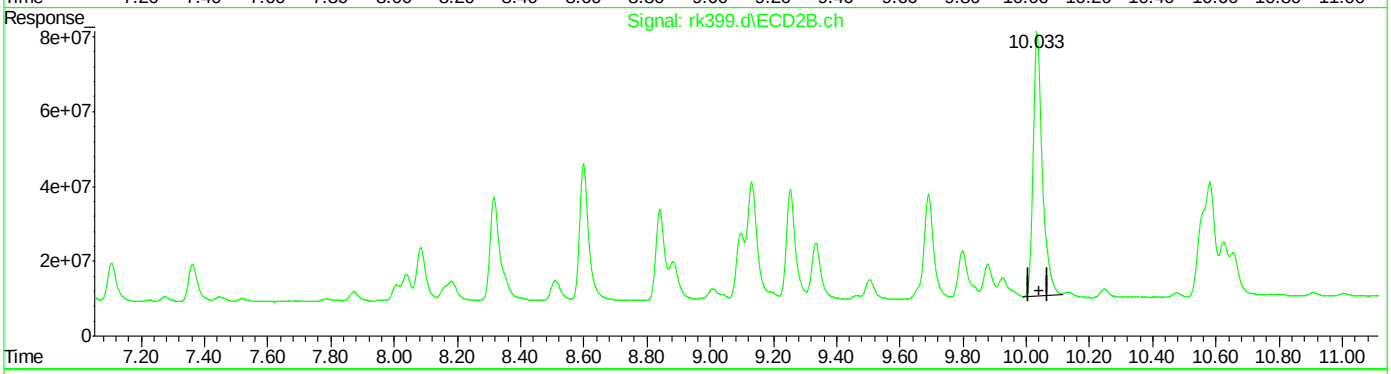

QEdit

(39) AR1260-D
8.098min 583.516 PPB
response 368654201

(39) AR1260-D #2
10.035min 3471.482 PPB
response 1406803419

(+) = Expected Retention Time
RKPCB12.M Thu Jun 10 13:06:39 2021 Page: 1

Quantitation Report (Qedit)

Data Path : C:\msdchem\1\DATA\rk12\
Data File : rk399.d
Signal(s) : Signal #1: ECD1A.ch Signal #2: ECD2B.ch
Acq On : 9 Jun 2021 9:52 pm
Operator : rebeccak
Sample : ic12-250
Misc : op33494,grk12,15.0,,,10,1
ALS Vial : 4 Sample Multiplier: 1

Integration File signal 1: autoint1.e
Integration File signal 2: autoint2.e
Quant Time: Jun 10 13:04:05 2021
Quant Method : C:\MSDCHEM\1\METHODS\RKPCB12.M
Quant Title :
QLast Update : Thu Jun 03 19:38:55 2021
Response via : Initial Calibration
Integrator: ChemStation

Volume Inj. : 1ul
Signal #1 Phase : ZBCLP-1 Signal #2 Phase: ZBCLP-2
Signal #1 Info : 30m X 0.32mm(.32u Signal #2 Info : 30m X 0.32 mm (.25um)

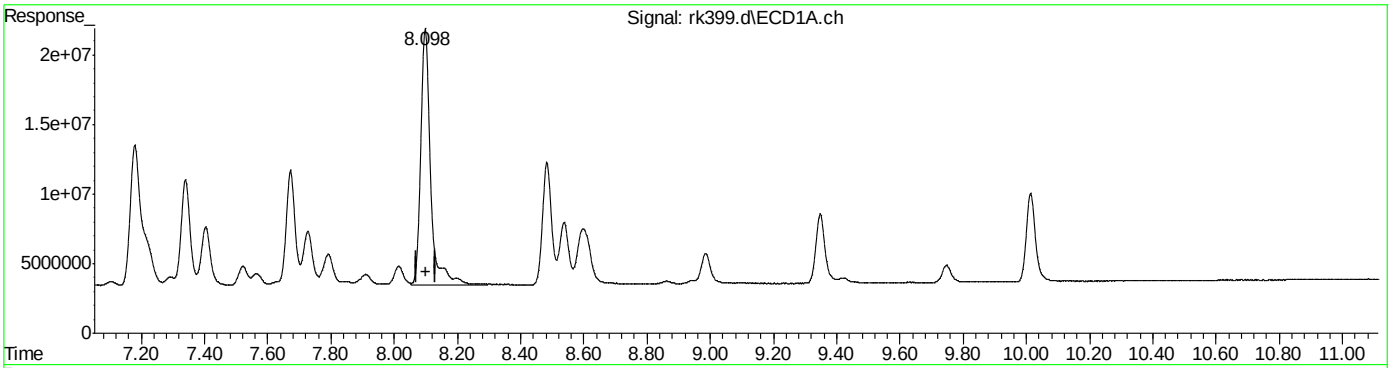

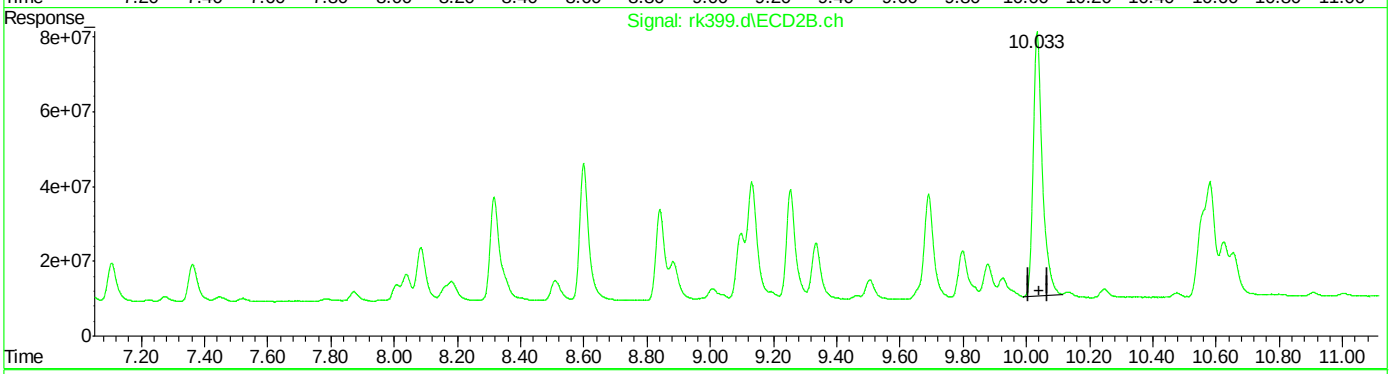

QEdit

(39) AR1260-D
8.098min 636.706 PPB m
response 402258628

(39) AR1260-D #2
10.035min 3471.482 PPB
response 1406803419

(+) = Expected Retention Time

Manual Integrations APPROVED (compounds with "m" flag)
Gwendolyn Burns 06/11/21 09:58

Quantitation Report (QT Reviewed)

Data Path : C:\msdchem\1\DATA\rk12\
Data File : rk400.d
Signal(s) : Signal #1: ECD1A.ch Signal #2: ECD2B.ch
Acq On : 9 Jun 2021 10:09 pm
Operator : rebeccak
Sample : ic12-500
Misc : op33494,grk12,15.0,,,10,1
ALS Vial : 5 Sample Multiplier: 1

Integration File signal 1: autoint1.e
Integration File signal 2: autoint2.e
Quant Time: Jun 10 13:06:22 2021
Quant Method : C:\MSDCHEM\1\METHODS\RKPCB12.M
Quant Title :
QLast Update : Thu Jun 03 19:38:55 2021
Response via : Initial Calibration
Integrator: ChemStation

Volume Inj. : 1ul
Signal #1 Phase : ZBCLP-1 Signal #2 Phase: ZBCLP-2
Signal #1 Info : 30m X 0.32mm(.32u Signal #2 Info : 30m X 0.32 mm (.25um)

	Compound	RT#1	RT#2	Resp#1	Resp#2	ppb	ppb	
	System Monitoring Compounds							
1)	S Tetrachlo...	2.837	3.739	297.2E6	960.8E6	55.208	329.640	#
	Spiked Amount 40.000			Recovery	= 138.02%	824.10%		
51)	S Decachlor...	10.014	12.262	250.7E6	908.7E6	45.664	213.341	m#
	Spiked Amount 40.000			Recovery	= 114.16%	533.35%		
	Target Compounds							
31)	AR1016-A	3.211	4.422	143.8E6	443.0E6	1186.772	7648.904	#
32)	AR1016-B	3.613	4.997	278.0E6	1053.1E6	1372.002	8775.592	#
33)	AR1016-C	4.155f	5.638	633.3E6	2322.9E6	1325.752	8918.204	#
34)	AR1016-D	4.324	5.832	235.8E6	921.4E6	1365.773	7843.224	#
35)	AR1016-E	4.835	6.504	249.0E6	630.7E6	1408.146	7910.486	#
36)	AR1260-A	7.180	9.131	568.8E6	2030.4E6	1358.079	7490.187	m#
37)	AR1260-B	7.340	9.254	306.0E6	1171.7E6	1322.249	7230.250	#
38)	AR1260-C	7.673	9.691	330.5E6	1216.6E6	1329.561	6866.511	#
39)	AR1260-D	8.098	10.034	822.9E6	2910.1E6	1302.570m	7180.966	#
40)	AR1260-E	8.483	10.580	778.5E6	3049.7E6	1284.244m	7077.590	m#

(f)=RT Delta > 1/2 Window (#)=Amounts differ by > 25% (m)=manual int.

Quantitation Report (QT Reviewed)

Data Path : C:\msdchem\1\DATA\rk12\
Data File : rk400.d
Signal(s) : Signal #1: ECD1A.ch Signal #2: ECD2B.ch
Acq On : 9 Jun 2021 10:09 pm
Operator : rebeccak
Sample : ic12-500
Misc : op33494,grk12,15.0,,,10,1
ALS Vial : 5 Sample Multiplier: 1

Integration File signal 1: autoint1.e
Integration File signal 2: autoint2.e
Quant Time: Jun 10 13:06:22 2021
Quant Method : C:\MSDCHEM\1\METHODS\RKPCB12.M
Quant Title :
QLast Update : Thu Jun 03 19:38:55 2021
Response via : Initial Calibration
Integrator: ChemStation

Volume Inj. : 1ul
Signal #1 Phase : ZBCLP-1 Signal #2 Phase: ZBCLP-2
Signal #1 Info : 30m X 0.32mm(.32u Signal #2 Info : 30m X 0.32 mm (.25um)

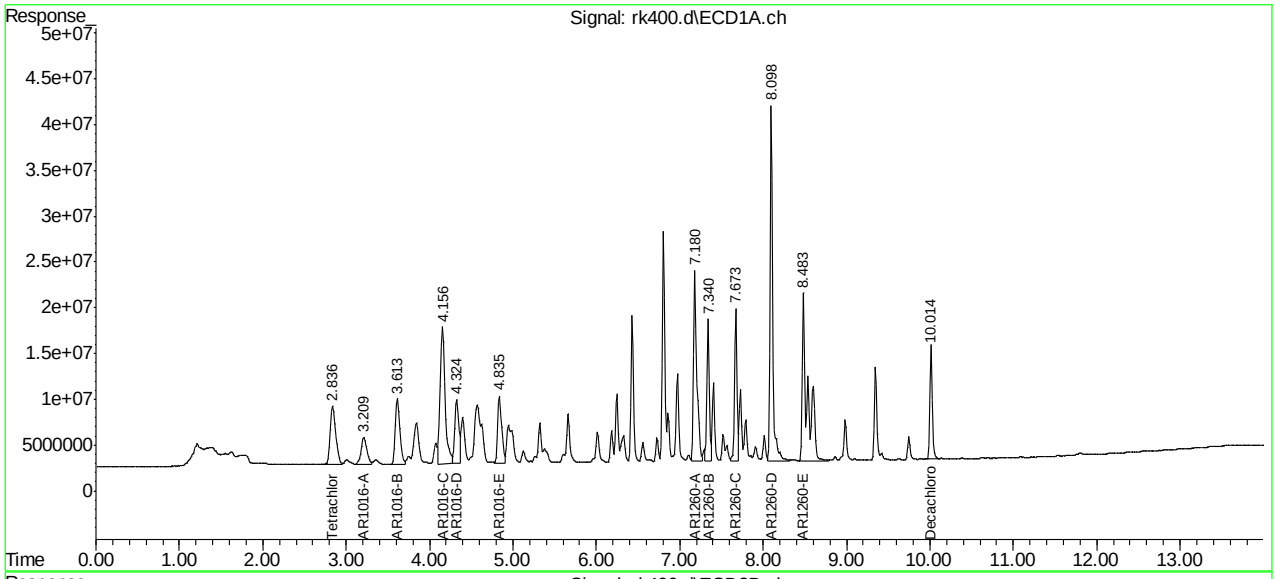

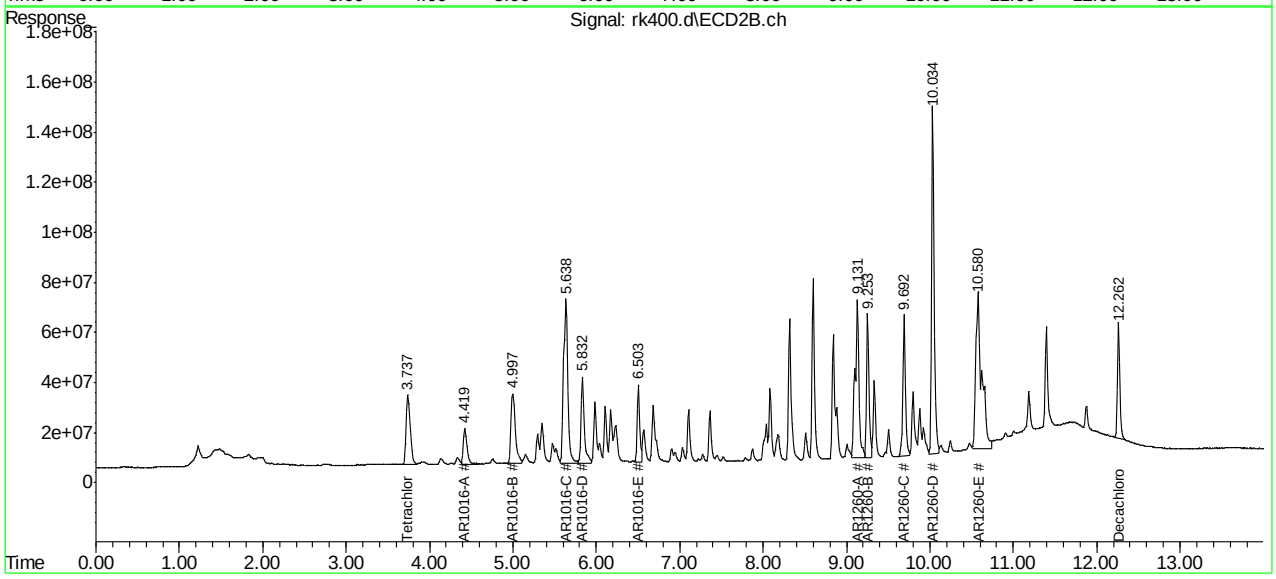

Manual Integration Approval Summary

Sample Number: GRK12-IC12
Lab FileID: RK400.D
Injection Time: 06/09/21 22:09
Method: SW846 8082A
Analyst approved: 06/10/21 13:44 Kristi Schollenberger
Supervisor approved: 06/11/21 09:58 Gwendolyn Burns

Parameter	CAS	Sig#	R.T. (min.)	Reason
AR1260-D		1	8.10	Poor instrument integration
AR1260-E		1	8.48	Poor instrument integration
AR1260-A		2	9.13	Poor instrument integration
AR1260-E		2	10.58	Poor instrument integration
Decachlorobiphenyl	2051-24-3	2	12.26	Poor instrument integration

Quantitation Report (Qedit)

Data Path : C:\msdchem\1\DATA\rk12\
Data File : rk400.d
Signal(s) : Signal #1: ECD1A.ch Signal #2: ECD2B.ch
Acq On : 9 Jun 2021 10:09 pm
Operator : rebeccak
Sample : ic12-500
Misc : op33494,grk12,15.0,,,10,1
ALS Vial : 5 Sample Multiplier: 1

Integration File signal 1: autoint1.e
Integration File signal 2: autoint2.e
Quant Time: Jun 10 13:04:24 2021
Quant Method : C:\MSDCHEM\1\METHODS\RKPCB12.M
Quant Title :
QLast Update : Thu Jun 03 19:38:55 2021
Response via : Initial Calibration
Integrator: ChemStation

Volume Inj. : 1ul
Signal #1 Phase : ZBCLP-1 Signal #2 Phase: ZBCLP-2
Signal #1 Info : 30m X 0.32mm(.32u Signal #2 Info : 30m X 0.32 mm (.25um)

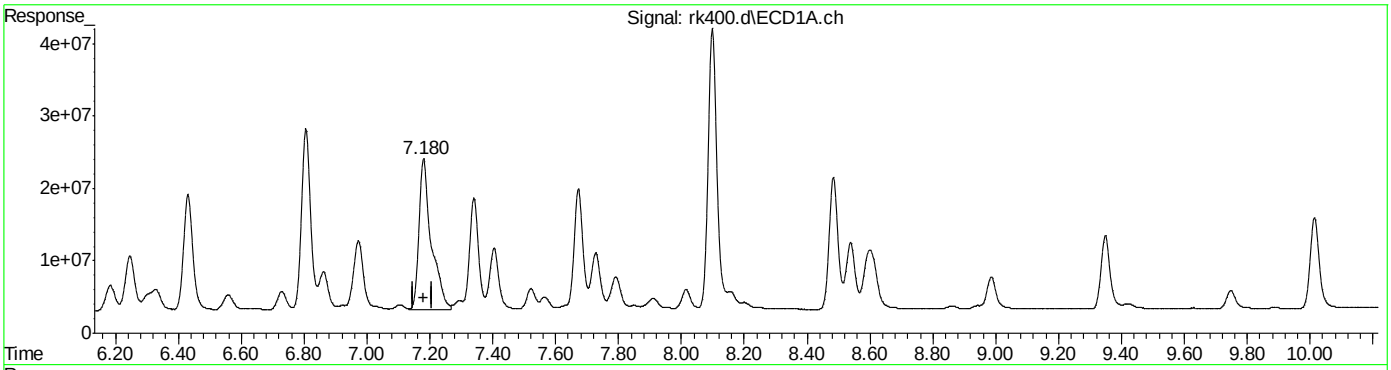

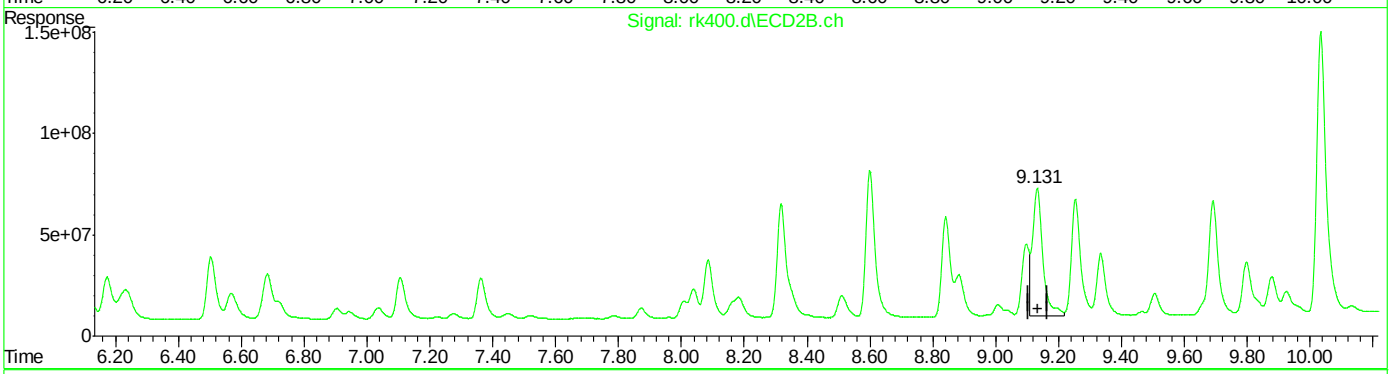

QEdit

(36) AR1260-A
7.180min 1358.079 PPB
response 568777155

(36) AR1260-A #2
9.132min 5369.440 PPB
response 1455545413

(+) = Expected Retention Time
RKPCB12.M Thu Jun 10 13:04:49 2021 Page: 1

Quantitation Report (Qedit)

Data Path : C:\msdchem\1\DATA\rk12\
Data File : rk400.d
Signal(s) : Signal #1: ECD1A.ch Signal #2: ECD2B.ch
Acq On : 9 Jun 2021 10:09 pm
Operator : rebeccak
Sample : ic12-500
Misc : op33494,grk12,15.0,,,10,1
ALS Vial : 5 Sample Multiplier: 1

Integration File signal 1: autoint1.e
Integration File signal 2: autoint2.e
Quant Time: Jun 10 13:04:24 2021
Quant Method : C:\MSDCHEM\1\METHODS\RKPCB12.M
Quant Title :
QLast Update : Thu Jun 03 19:38:55 2021
Response via : Initial Calibration
Integrator: ChemStation

Volume Inj. : 1ul
Signal #1 Phase : ZBCLP-1 Signal #2 Phase: ZBCLP-2
Signal #1 Info : 30m X 0.32mm(.32u Signal #2 Info : 30m X 0.32 mm (.25um)

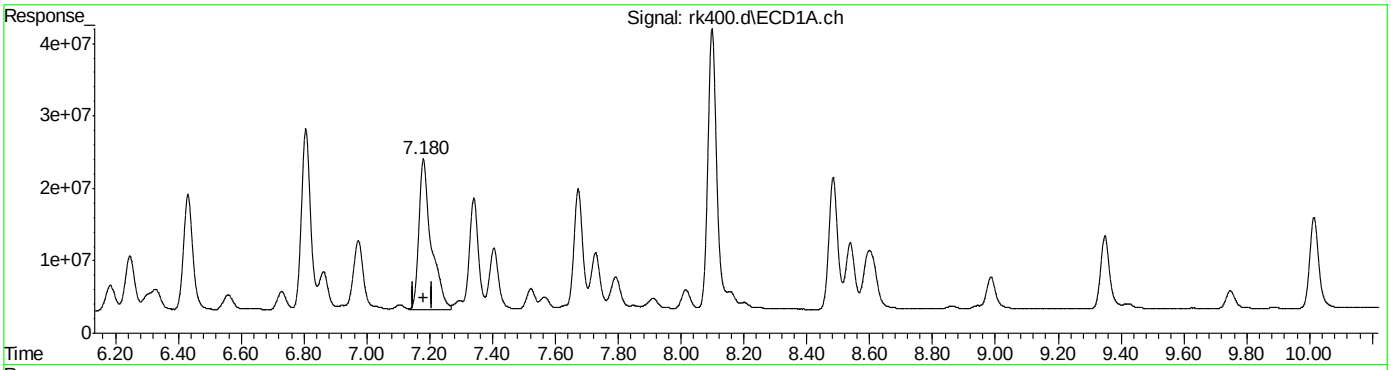

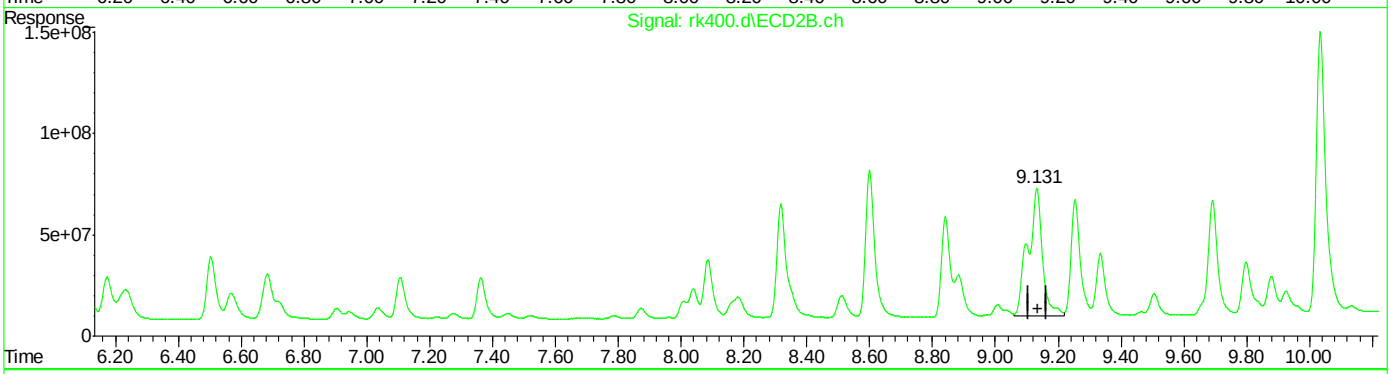

QEdit

(36) AR1260-A
7.180min 1358.079 PPB
response 568777155

(36) AR1260-A #2
9.131min 7490.187 PPB m
response 2030436447

(+) = Expected Retention Time
RKPCB12.M Thu Jun 10 13:05:00 2021 Page: 1

Quantitation Report (Qedit)

Data Path : C:\msdchem\1\DATA\rk12\
Data File : rk400.d
Signal(s) : Signal #1: ECD1A.ch Signal #2: ECD2B.ch
Acq On : 9 Jun 2021 10:09 pm
Operator : rebeccak
Sample : ic12-500
Misc : op33494,grk12,15.0,,,10,1
ALS Vial : 5 Sample Multiplier: 1

Integration File signal 1: autoint1.e
Integration File signal 2: autoint2.e
Quant Time: Jun 10 13:04:24 2021
Quant Method : C:\MSDCHEM\1\METHODS\RKPCB12.M
Quant Title :
QLast Update : Thu Jun 03 19:38:55 2021
Response via : Initial Calibration
Integrator: ChemStation

Volume Inj. : 1ul
Signal #1 Phase : ZBCLP-1 Signal #2 Phase: ZBCLP-2
Signal #1 Info : 30m X 0.32mm(.32u Signal #2 Info : 30m X 0.32 mm (.25um)

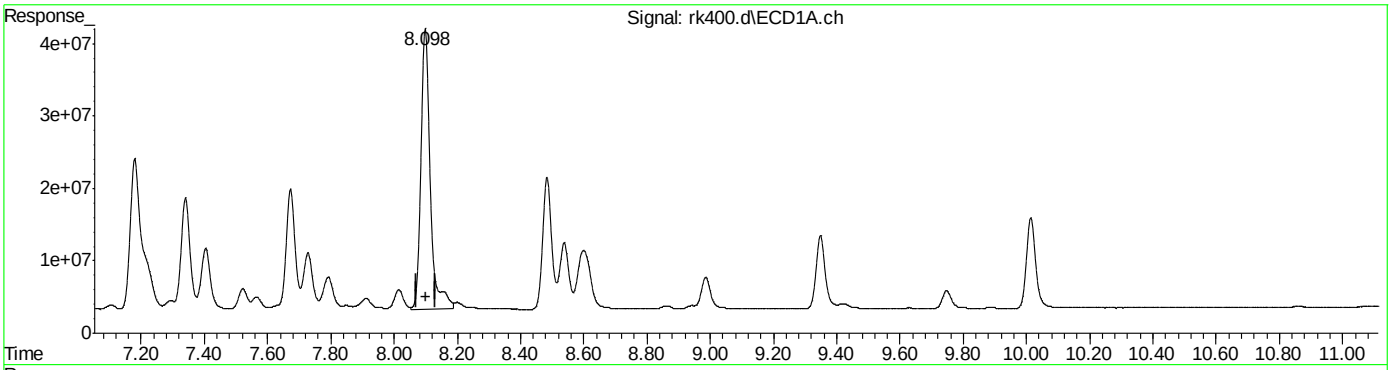

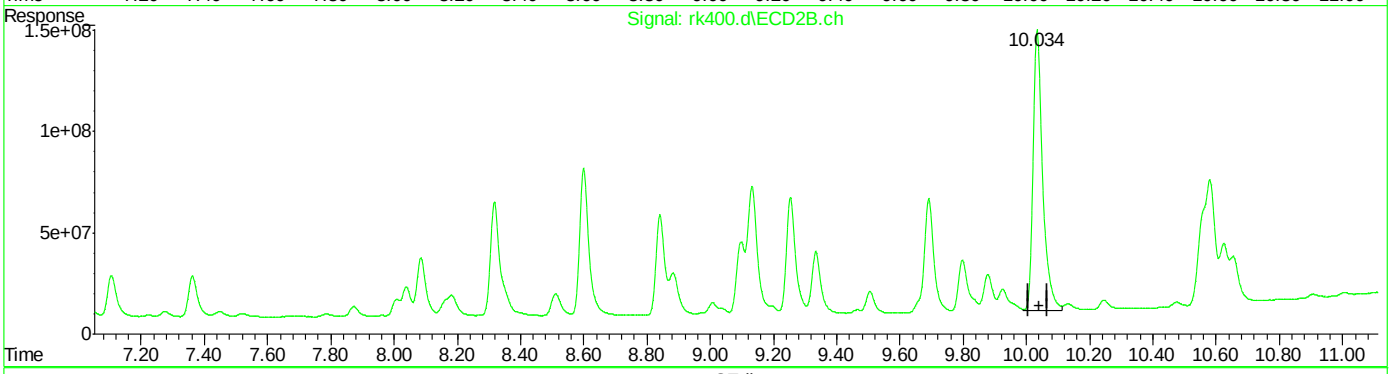

QEdit

(39) AR1260-D
8.099min 1264.952 PPB
response 799171704

(39) AR1260-D #2
10.034min 7180.966 PPB
response 2910056077

(+) = Expected Retention Time
RKPCB12.M Thu Jun 10 13:05:09 2021 Page: 1

Quantitation Report (Qedit)

Data Path : C:\msdchem\1\DATA\rk12\
Data File : rk400.d
Signal(s) : Signal #1: ECD1A.ch Signal #2: ECD2B.ch
Acq On : 9 Jun 2021 10:09 pm
Operator : rebeccak
Sample : ic12-500
Misc : op33494,grk12,15.0,,,10,1
ALS Vial : 5 Sample Multiplier: 1

Integration File signal 1: autoint1.e
Integration File signal 2: autoint2.e
Quant Time: Jun 10 13:04:24 2021
Quant Method : C:\MSDCHEM\1\METHODS\RKPCB12.M
Quant Title :
QLast Update : Thu Jun 03 19:38:55 2021
Response via : Initial Calibration
Integrator: ChemStation

Volume Inj. : 1ul
Signal #1 Phase : ZBCLP-1 Signal #2 Phase: ZBCLP-2
Signal #1 Info : 30m X 0.32mm(.32u Signal #2 Info : 30m X 0.32 mm (.25um)

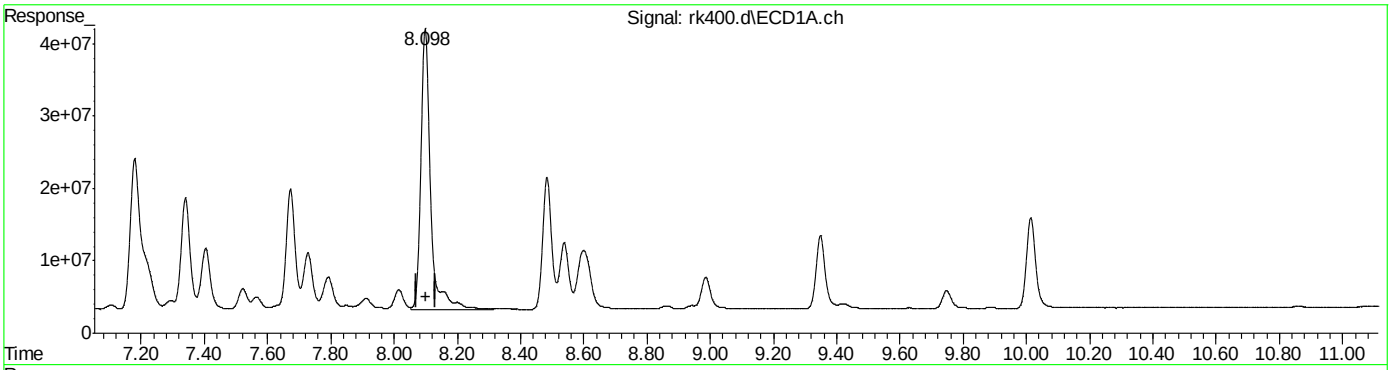

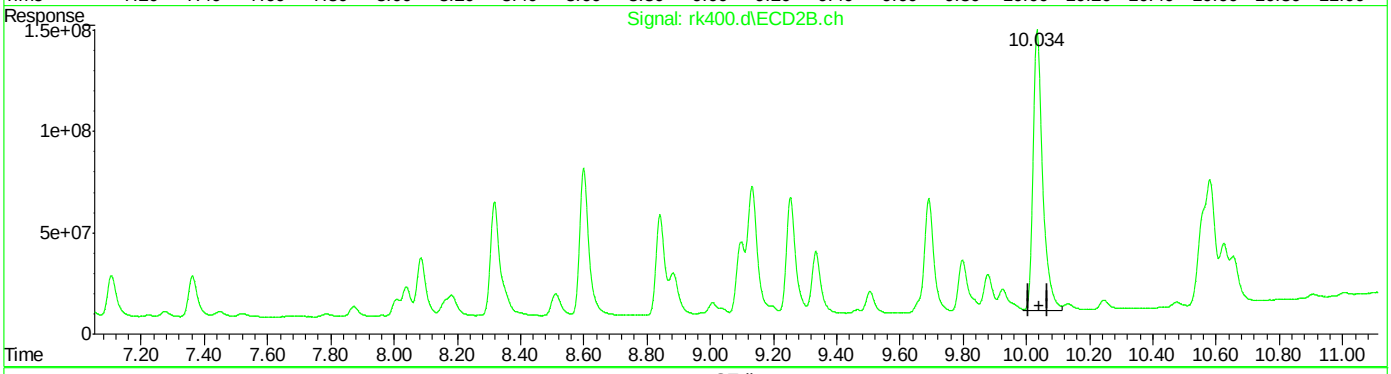

QEdit

(39) AR1260-D
8.098min 1302.570 PPB m
response 822938477

(39) AR1260-D #2
10.034min 7180.966 PPB
response 2910056077

(+) = Expected Retention Time

Quantitation Report (Qedit)

Data Path : C:\msdchem\1\DATA\rk12\
Data File : rk400.d
Signal(s) : Signal #1: ECD1A.ch Signal #2: ECD2B.ch
Acq On : 9 Jun 2021 10:09 pm
Operator : rebeccak
Sample : ic12-500
Misc : op33494,grk12,15.0,,,10,1
ALS Vial : 5 Sample Multiplier: 1

Integration File signal 1: autoint1.e
Integration File signal 2: autoint2.e
Quant Time: Jun 10 13:04:24 2021
Quant Method : C:\MSDCHEM\1\METHODS\RKPCB12.M
Quant Title :
QLast Update : Thu Jun 03 19:38:55 2021
Response via : Initial Calibration
Integrator: ChemStation

Volume Inj. : 1ul
Signal #1 Phase : ZBCLP-1 Signal #2 Phase: ZBCLP-2
Signal #1 Info : 30m X 0.32mm(.32u Signal #2 Info : 30m X 0.32 mm (.25um)

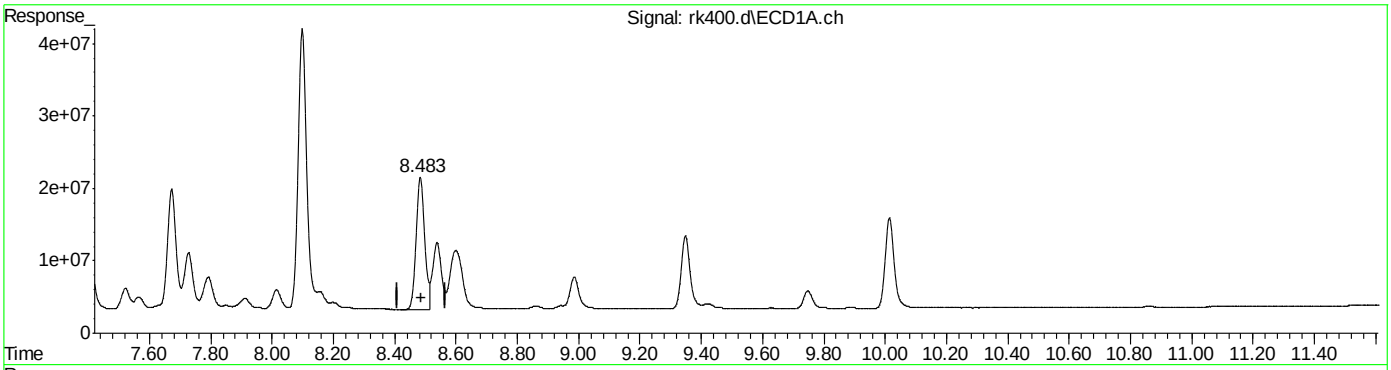

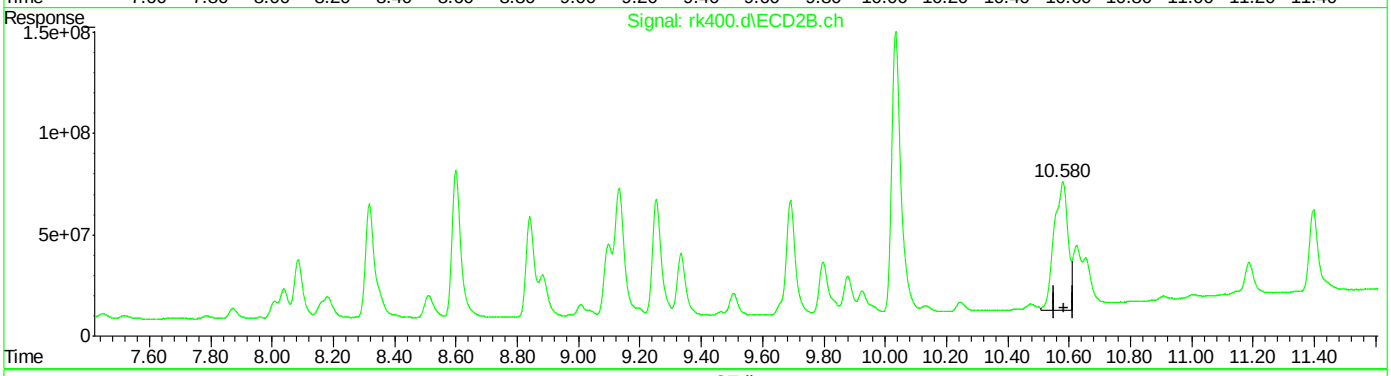

QEdit

(40) AR1260-E
8.484min 582.708 PPB
response 353221432

(40) AR1260-E #2
10.580min 4572.433 PPB
response 1970229519

(+) = Expected Retention Time
RKPCB12.M Thu Jun 10 13:05:41 2021 Page: 1

Quantitation Report (Qedit)

Data Path : C:\msdchem\1\DATA\rk12\
Data File : rk400.d
Signal(s) : Signal #1: ECD1A.ch Signal #2: ECD2B.ch
Acq On : 9 Jun 2021 10:09 pm
Operator : rebeccak
Sample : ic12-500
Misc : op33494,grk12,15.0,,,10,1
ALS Vial : 5 Sample Multiplier: 1

Integration File signal 1: autoint1.e
Integration File signal 2: autoint2.e
Quant Time: Jun 10 13:04:24 2021
Quant Method : C:\MSDCHEM\1\METHODS\RKPCB12.M
Quant Title :
QLast Update : Thu Jun 03 19:38:55 2021
Response via : Initial Calibration
Integrator: ChemStation

Volume Inj. : 1ul
Signal #1 Phase : ZBCLP-1 Signal #2 Phase: ZBCLP-2
Signal #1 Info : 30m X 0.32mm(.32u Signal #2 Info : 30m X 0.32 mm (.25um)

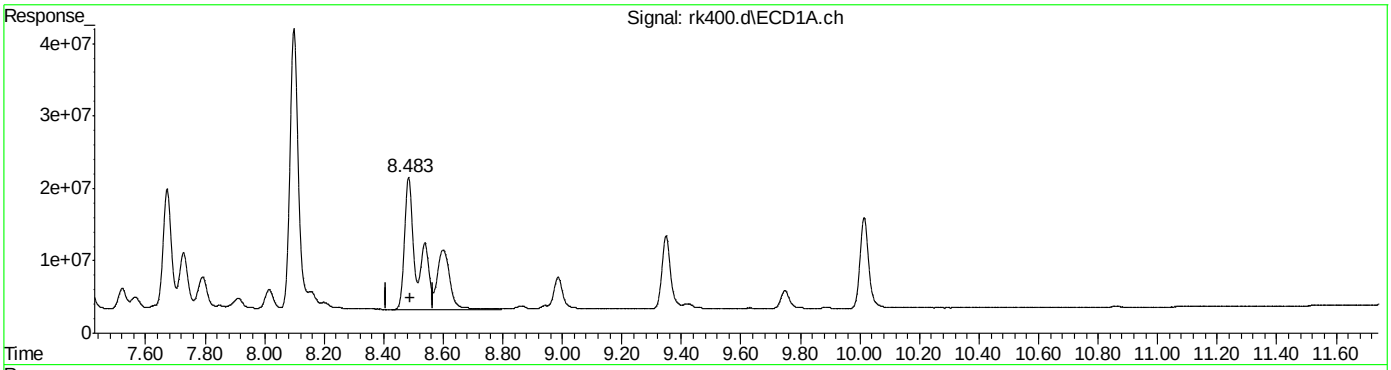

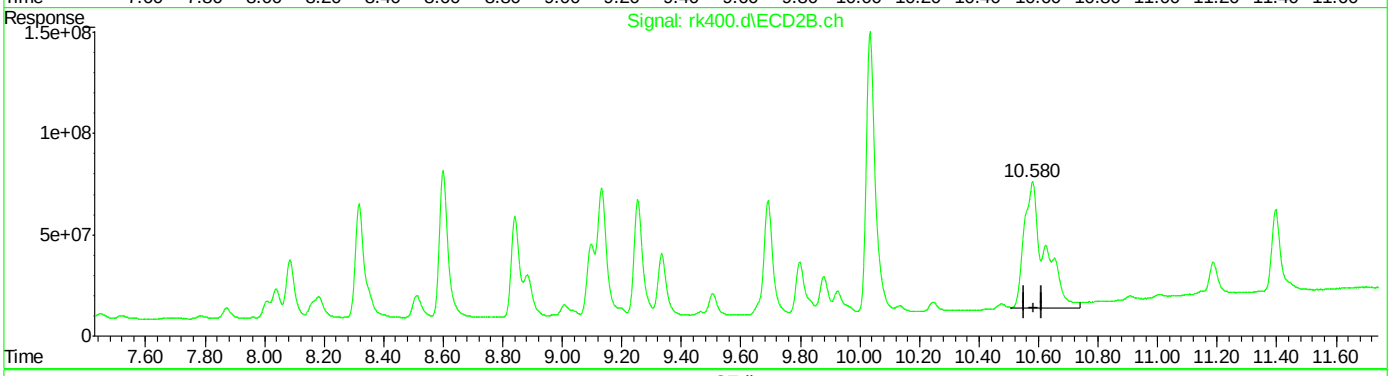

QEdit

(40) AR1260-E
8.483min 1284.244 PPB m
response 778473512

(40) AR1260-E #2
10.580min 7077.590 PPB m
response 3049684301

(+) = Expected Retention Time
RKPCB12.M Thu Jun 10 13:06:12 2021 Page: 1

Quantitation Report (Qedit)

Data Path : C:\msdchem\1\DATA\rk12\
Data File : rk400.d
Signal(s) : Signal #1: ECD1A.ch Signal #2: ECD2B.ch
Acq On : 9 Jun 2021 10:09 pm
Operator : rebeccak
Sample : ic12-500
Misc : op33494,grk12,15.0,,,10,1
ALS Vial : 5 Sample Multiplier: 1

Integration File signal 1: autoint1.e
Integration File signal 2: autoint2.e
Quant Time: Jun 10 13:04:24 2021
Quant Method : C:\MSDCHEM\1\METHODS\RKPCB12.M
Quant Title :
QLast Update : Thu Jun 03 19:38:55 2021
Response via : Initial Calibration
Integrator: ChemStation

Volume Inj. : 1ul
Signal #1 Phase : ZBCLP-1 Signal #2 Phase: ZBCLP-2
Signal #1 Info : 30m X 0.32mm(.32u Signal #2 Info : 30m X 0.32 mm (.25um)

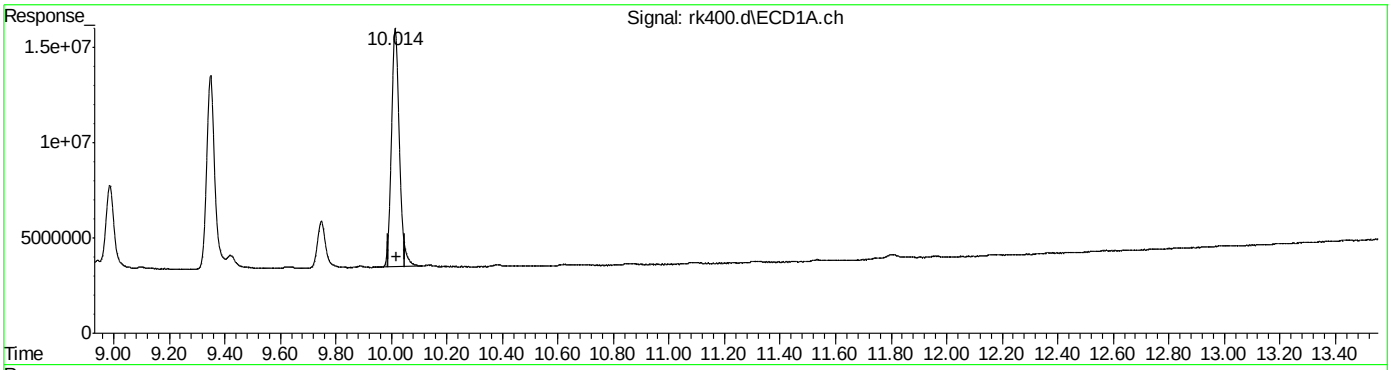

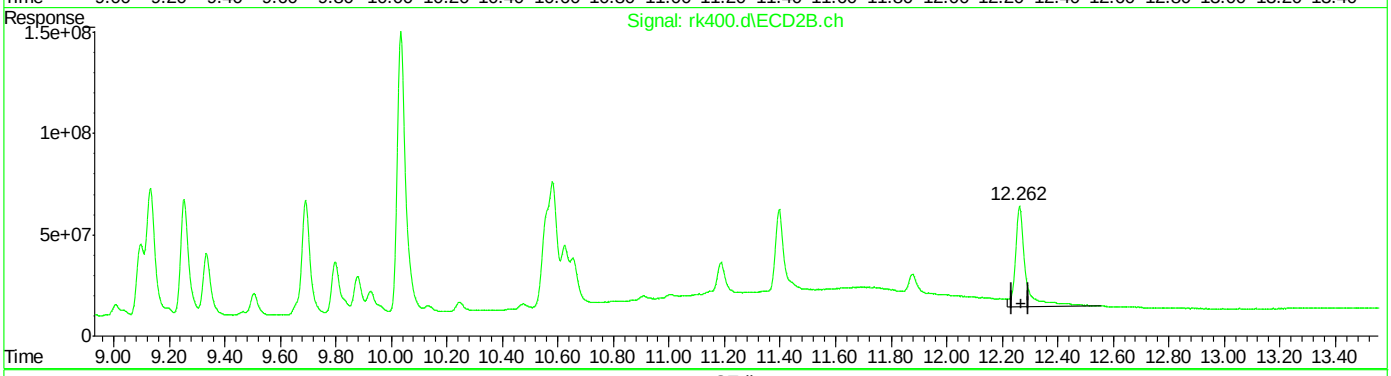

QEdit

(51) Decachlorobiphenyl (S)
10.014min 45.664 ppb
response 250718138

(51) Decachlorobiphenyl #2 (S)
12.263min 299.363 ppb
response 1275119959

(+) = Expected Retention Time
RKPCB12.M Thu Jun 10 13:06:16 2021

Quantitation Report (Qedit)

Data Path : C:\msdchem\1\DATA\rk12\
Data File : rk400.d
Signal(s) : Signal #1: ECD1A.ch Signal #2: ECD2B.ch
Acq On : 9 Jun 2021 10:09 pm
Operator : rebeccak
Sample : ic12-500
Misc : op33494,grk12,15.0,,,10,1
ALS Vial : 5 Sample Multiplier: 1

Integration File signal 1: autoint1.e
Integration File signal 2: autoint2.e
Quant Time: Jun 10 13:04:24 2021
Quant Method : C:\MSDCHEM\1\METHODS\RKPCB12.M
Quant Title :
QLast Update : Thu Jun 03 19:38:55 2021
Response via : Initial Calibration
Integrator: ChemStation

Volume Inj. : 1ul
Signal #1 Phase : ZBCLP-1 Signal #2 Phase: ZBCLP-2
Signal #1 Info : 30m X 0.32mm(.32u Signal #2 Info : 30m X 0.32 mm (.25um)

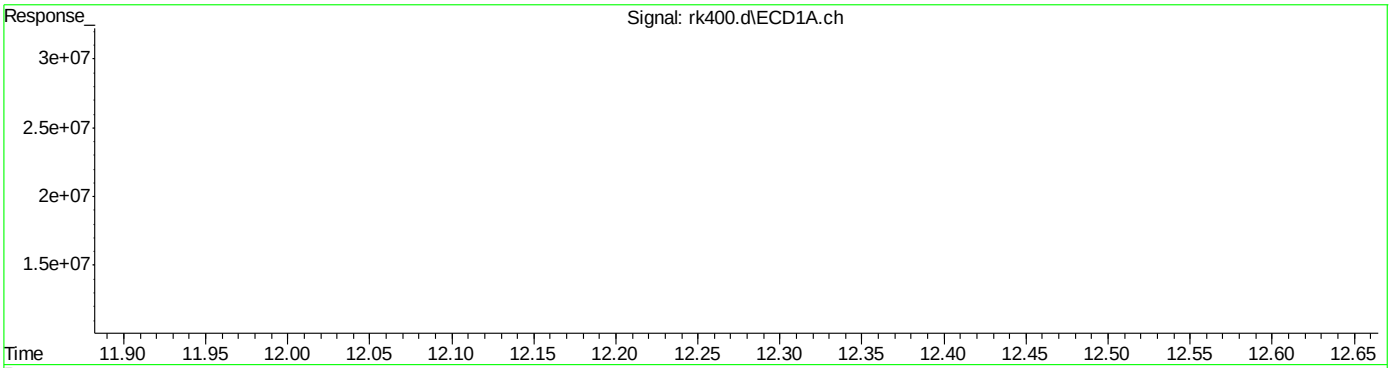

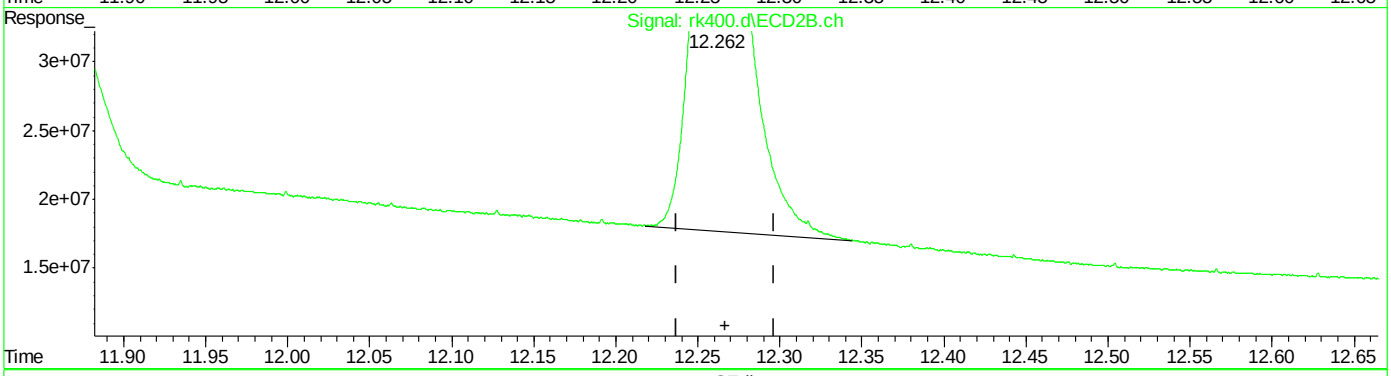

QEdit

(51) Decachlorobiphenyl (S)
10.014min 45.664 ppb
response 250718138

(51) Decachlorobiphenyl #2 (S)
12.262min 213.341 ppb m
response 908715301

(+) = Expected Retention Time
RKPCB12.M Thu Jun 10 13:06:25 2021

Manual Integrations APPROVED (compounds with "m" flag)
Gwendolyn Burns 06/11/21 09:58

Quantitation Report (QT Reviewed)

Data Path : C:\msdchem\1\DATA\rk12\
Data File : rk401.d
Signal(s) : Signal #1: ECD1A.ch Signal #2: ECD2B.ch
Acq On : 9 Jun 2021 10:25 pm
Operator : rebeccak
Sample : icc12-1000
Misc : op33494,grk12,15.0,,,10,1
ALS Vial : 6 Sample Multiplier: 1

Integration File signal 1: autoint1.e
Integration File signal 2: autoint2.e
Quant Time: Jun 10 13:08:39 2021
Quant Method : C:\MSDCHEM\1\METHODS\RKPCB12.M
Quant Title :
QLast Update : Thu Jun 03 19:38:55 2021
Response via : Initial Calibration
Integrator: ChemStation

Volume Inj. : 1ul
Signal #1 Phase : ZBCLP-1 Signal #2 Phase: ZBCLP-2
Signal #1 Info : 30m X 0.32mm(.32u Signal #2 Info : 30m X 0.32 mm (.25um)

	Compound	RT#1	RT#2	Resp#1	Resp#2	ppb	ppb
	System Monitoring Compounds						
1)	S Tetrachlo...	2.838	3.741	609.7E6	2011.6E6	113.241	690.137 #
	Spiked Amount 40.000			Recovery	=	283.10%	1725.34%
51)	S Decachlor...	10.014	12.263	514.9E6	1834.1E6	93.781	430.591 #
	Spiked Amount 40.000			Recovery	=	234.45%	1076.48%
	Target Compounds						
31)	AR1016-A	3.212	4.422	285.0E6	867.6E6	2351.850	14979.837 #
32)	AR1016-B	3.613	4.997	546.8E6	2066.9E6	2698.799	17223.999 #
33)	AR1016-C	4.156f	5.638	1273.8E6	4538.3E6	2666.432	17424.123 #
34)	AR1016-D	4.325	5.832	470.5E6	1793.9E6	2725.267	15269.835 #
35)	AR1016-E	4.835	6.504	493.3E6	1245.0E6	2789.289	15615.618 #
36)	AR1260-A	7.180	9.131	1157.7E6	4113.0E6	2764.205	15172.745m#
37)	AR1260-B	7.340	9.254	615.9E6	2341.1E6	2661.312	14445.958 #
38)	AR1260-C	7.673	9.691	670.5E6	2450.3E6	2697.545	13829.760 #
39)	AR1260-D	8.099	10.035	1676.5E6	5875.4E6	2653.689m	14498.295 #
40)	AR1260-E	8.484	10.581	1544.0E6	5900.2E6	2547.109m	13692.885m#

(f)=RT Delta > 1/2 Window (#)=Amounts differ by > 25% (m)=manual int.

11.6.24 11

Quantitation Report (QT Reviewed)

Data Path : C:\msdchem\1\DATA\rk12\
Data File : rk401.d
Signal(s) : Signal #1: ECD1A.ch Signal #2: ECD2B.ch
Acq On : 9 Jun 2021 10:25 pm
Operator : rebeccak
Sample : icc12-1000
Misc : op33494,grk12,15.0,,,10,1
ALS Vial : 6 Sample Multiplier: 1

Integration File signal 1: autoint1.e
Integration File signal 2: autoint2.e
Quant Time: Jun 10 13:08:39 2021
Quant Method : C:\MSDCHEM\1\METHODS\RKPCB12.M
Quant Title :
QLast Update : Thu Jun 03 19:38:55 2021
Response via : Initial Calibration
Integrator: ChemStation

Volume Inj. : 1ul
Signal #1 Phase : ZBCLP-1 Signal #2 Phase: ZBCLP-2
Signal #1 Info : 30m X 0.32mm(.32u Signal #2 Info : 30m X 0.32 mm (.25um)

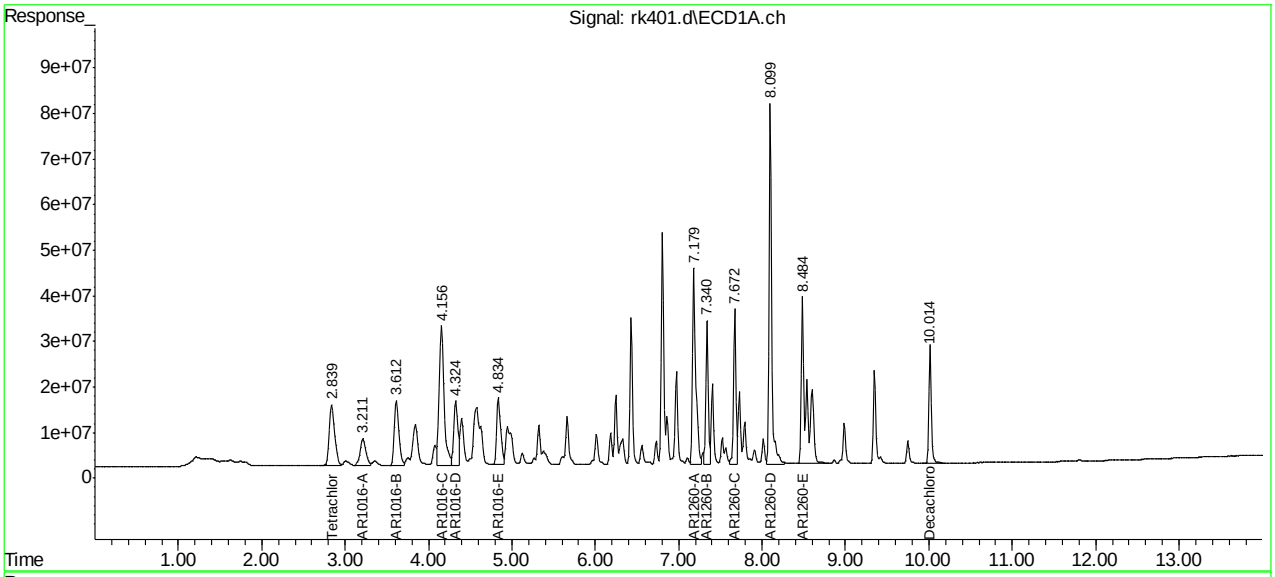

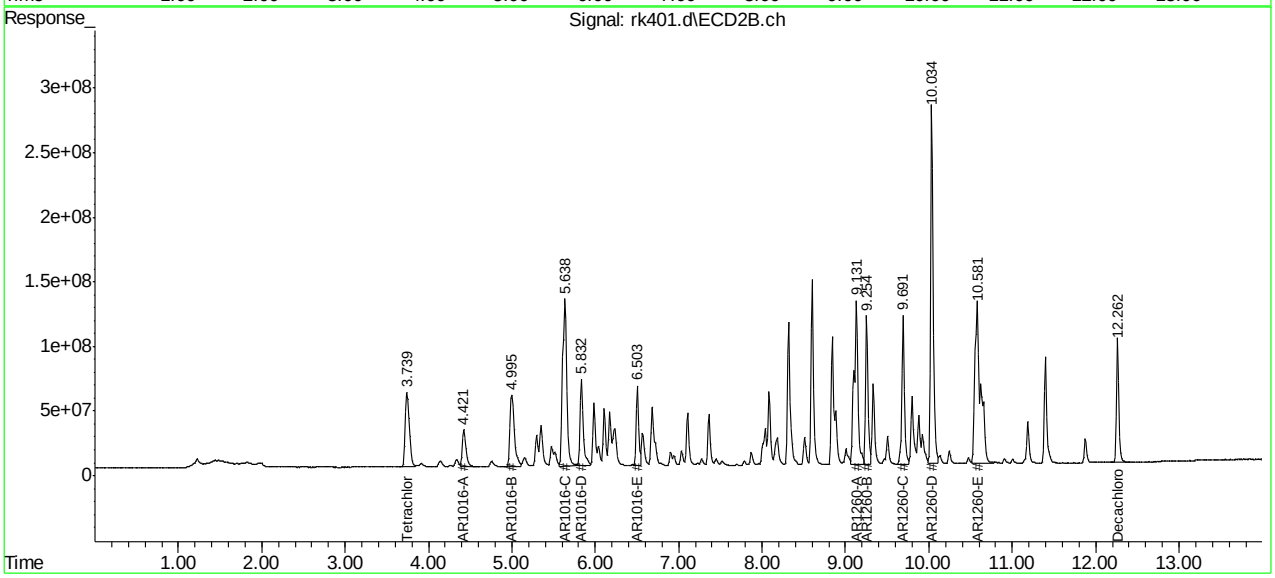

Manual Integration Approval Summary

Sample Number: GRK12-ICC12
Lab FileID: RK401.D
Injection Time: 06/09/21 22:25
Method: SW846 8082A
Analyst approved: 06/10/21 13:44 Kristi Schollenberger
Supervisor approved: 06/11/21 09:58 Gwendolyn Burns

Parameter	CAS	Sig#	R.T. (min.)	Reason
AR1260-D		1	8.10	Poor instrument integration
AR1260-E		1	8.48	Poor instrument integration
AR1260-A		2	9.13	Poor instrument integration
AR1260-E		2	10.58	Poor instrument integration

Quantitation Report (Qedit)

Data Path : C:\msdchem\1\DATA\rk12\
Data File : rk401.d
Signal(s) : Signal #1: ECD1A.ch Signal #2: ECD2B.ch
Acq On : 9 Jun 2021 10:25 pm
Operator : rebeccak
Sample : icc12-1000
Misc : op33494,grk12,15.0,,,10,1
ALS Vial : 6 Sample Multiplier: 1

Integration File signal 1: autoint1.e
Integration File signal 2: autoint2.e
Quant Time: Jun 10 13:07:04 2021
Quant Method : C:\MSDCHEM\1\METHODS\RKPCB12.M
Quant Title :
QLast Update : Thu Jun 03 19:38:55 2021
Response via : Initial Calibration
Integrator: ChemStation

Volume Inj. : 1ul
Signal #1 Phase : ZBCLP-1 Signal #2 Phase: ZBCLP-2
Signal #1 Info : 30m X 0.32mm(.32u Signal #2 Info : 30m X 0.32 mm (.25um)

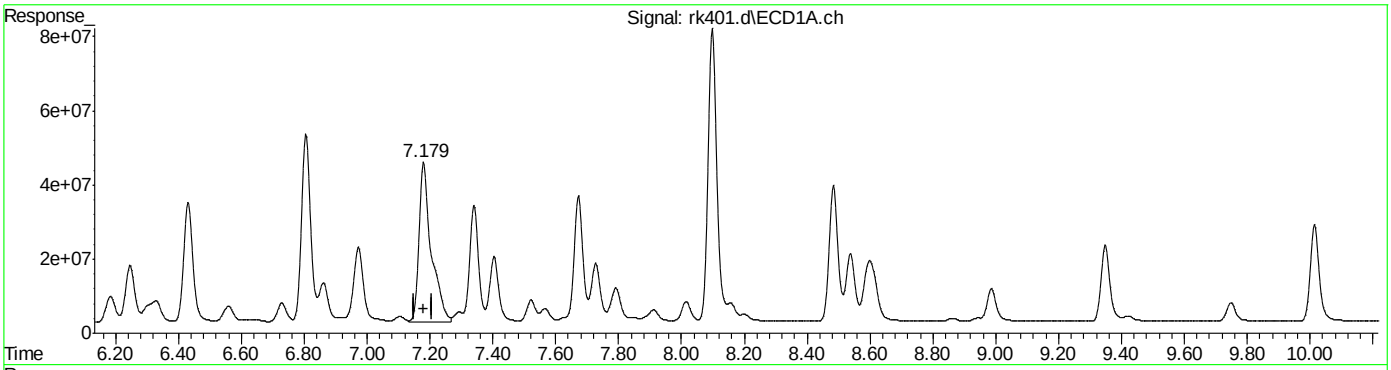

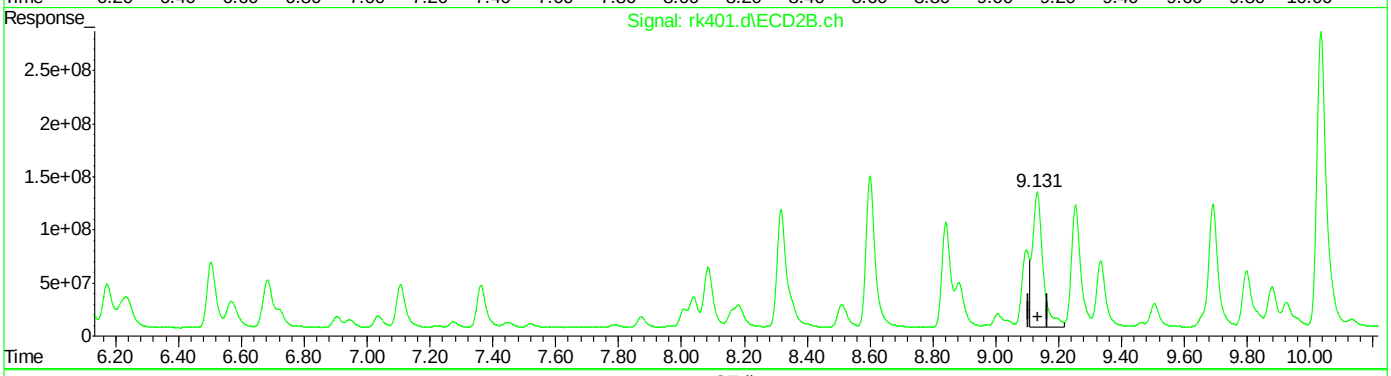

QEdit

(36) AR1260-A
7.180min 2764.205 PPB
response 1157677096

(36) AR1260-A #2
9.132min 10864.041 PPB
response 2945019266

(+) = Expected Retention Time
RKPCB12.M Thu Jun 10 13:07:26 2021 Page: 1

Quantitation Report (Qedit)

Data Path : C:\msdchem\1\DATA\rk12\
Data File : rk401.d
Signal(s) : Signal #1: ECD1A.ch Signal #2: ECD2B.ch
Acq On : 9 Jun 2021 10:25 pm
Operator : rebeccak
Sample : icc12-1000
Misc : op33494,grk12,15.0,,,10,1
ALS Vial : 6 Sample Multiplier: 1

Integration File signal 1: autoint1.e
Integration File signal 2: autoint2.e
Quant Time: Jun 10 13:07:04 2021
Quant Method : C:\MSDCHEM\1\METHODS\RKPCB12.M
Quant Title :
QLast Update : Thu Jun 03 19:38:55 2021
Response via : Initial Calibration
Integrator: ChemStation

Volume Inj. : 1ul
Signal #1 Phase : ZBCLP-1 Signal #2 Phase: ZBCLP-2
Signal #1 Info : 30m X 0.32mm(.32u Signal #2 Info : 30m X 0.32 mm (.25um)

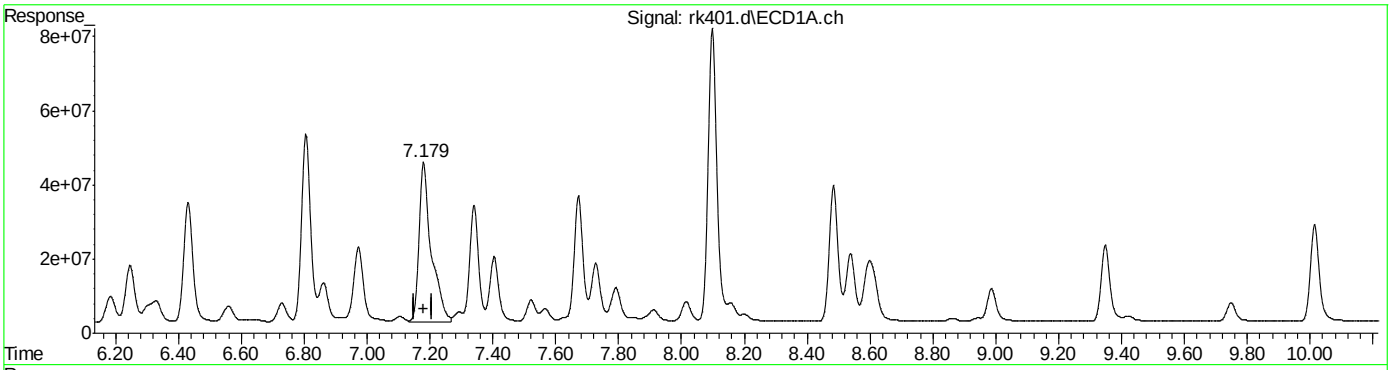

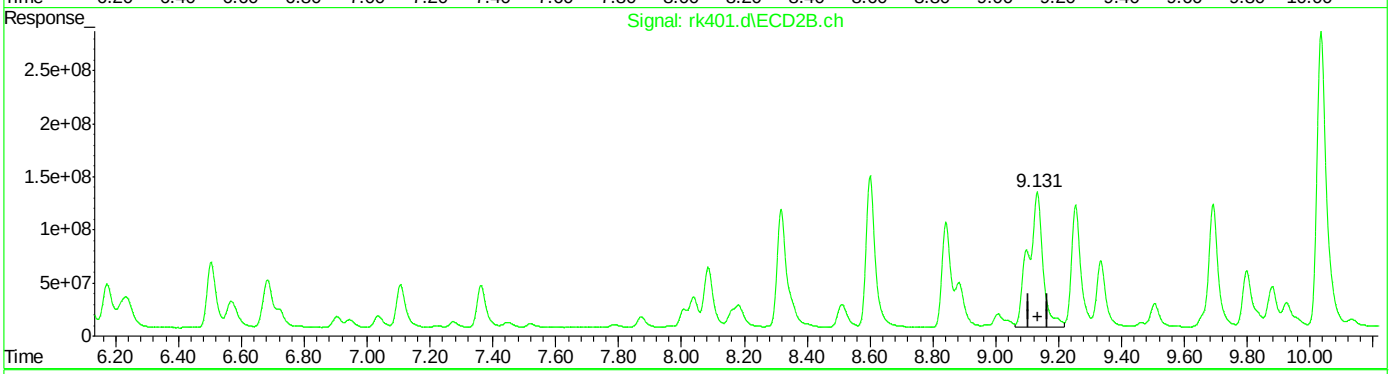

QEdit

(36) AR1260-A
7.180min 2764.205 PPB
response 1157677096

(36) AR1260-A #2
9.131min 15172.745 PPB m
response 4113020606

(+) = Expected Retention Time
RKPCB12.M Thu Jun 10 13:07:46 2021 Page: 1

Quantitation Report (Qedit)

Data Path : C:\msdchem\1\DATA\rk12\
Data File : rk401.d
Signal(s) : Signal #1: ECD1A.ch Signal #2: ECD2B.ch
Acq On : 9 Jun 2021 10:25 pm
Operator : rebeccak
Sample : icc12-1000
Misc : op33494,grk12,15.0,,,10,1
ALS Vial : 6 Sample Multiplier: 1

Integration File signal 1: autoint1.e
Integration File signal 2: autoint2.e
Quant Time: Jun 10 13:07:04 2021
Quant Method : C:\MSDCHEM\1\METHODS\RKPCB12.M
Quant Title :
QLast Update : Thu Jun 03 19:38:55 2021
Response via : Initial Calibration
Integrator: ChemStation

Volume Inj. : 1ul
Signal #1 Phase : ZBCLP-1 Signal #2 Phase: ZBCLP-2
Signal #1 Info : 30m X 0.32mm(.32u Signal #2 Info : 30m X 0.32 mm (.25um)

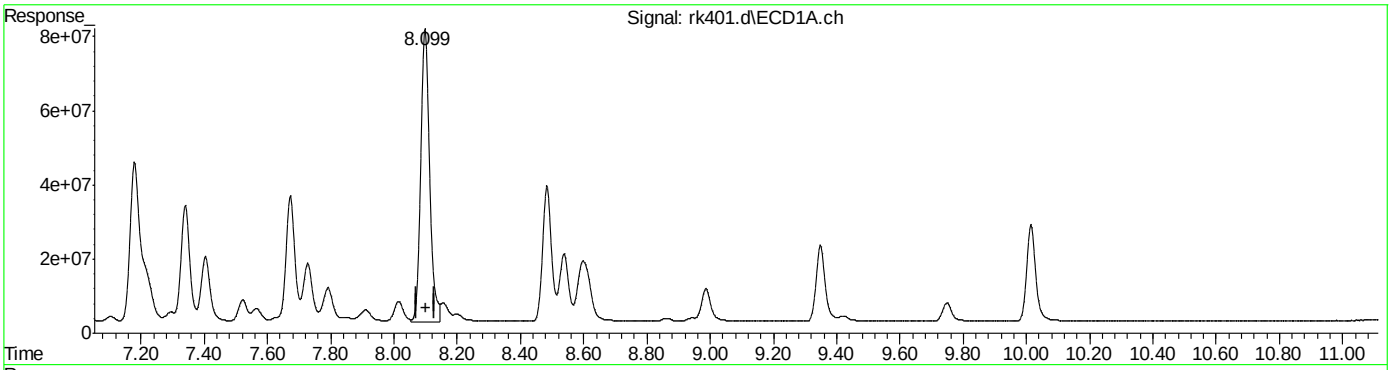

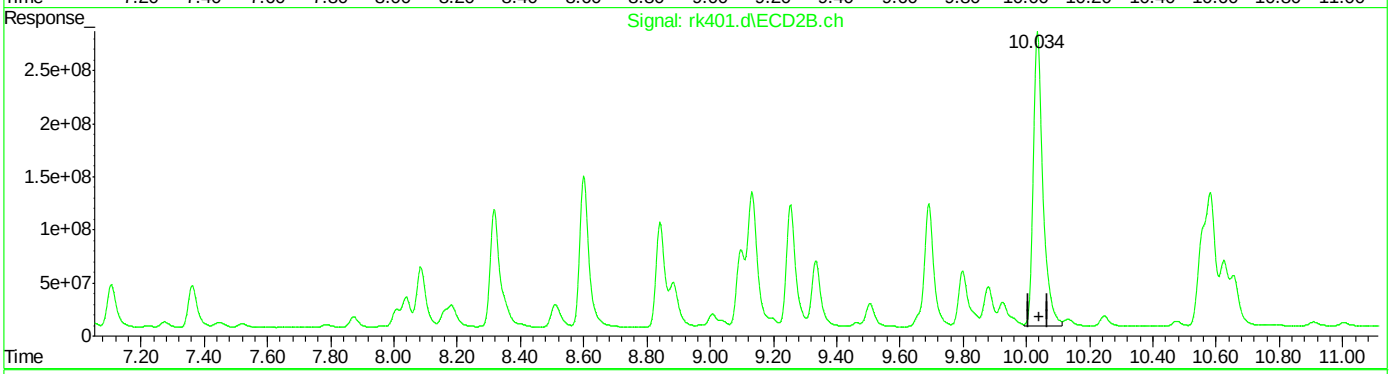

QEdit

(39) AR1260-D
8.098min 2442.979 PPB
response 1543426355

(39) AR1260-D #2
10.035min 14498.295 PPB
response 5875372975

(+) = Expected Retention Time
RKPCB12.M Thu Jun 10 13:07:56 2021 Page: 1

Quantitation Report (Qedit)

Data Path : C:\msdchem\1\DATA\rk12\
Data File : rk401.d
Signal(s) : Signal #1: ECD1A.ch Signal #2: ECD2B.ch
Acq On : 9 Jun 2021 10:25 pm
Operator : rebeccak
Sample : icc12-1000
Misc : op33494,grk12,15.0,,,10,1
ALS Vial : 6 Sample Multiplier: 1

Integration File signal 1: autoint1.e
Integration File signal 2: autoint2.e
Quant Time: Jun 10 13:07:04 2021
Quant Method : C:\MSDCHEM\1\METHODS\RKPCB12.M
Quant Title :
QLast Update : Thu Jun 03 19:38:55 2021
Response via : Initial Calibration
Integrator: ChemStation

Volume Inj. : 1ul
Signal #1 Phase : ZBCLP-1 Signal #2 Phase: ZBCLP-2
Signal #1 Info : 30m X 0.32mm(.32u Signal #2 Info : 30m X 0.32 mm (.25um)

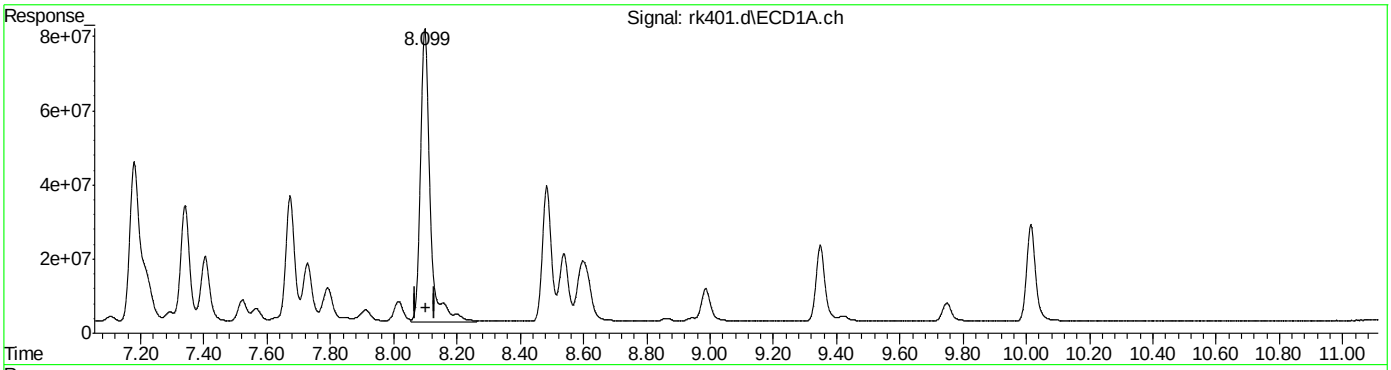

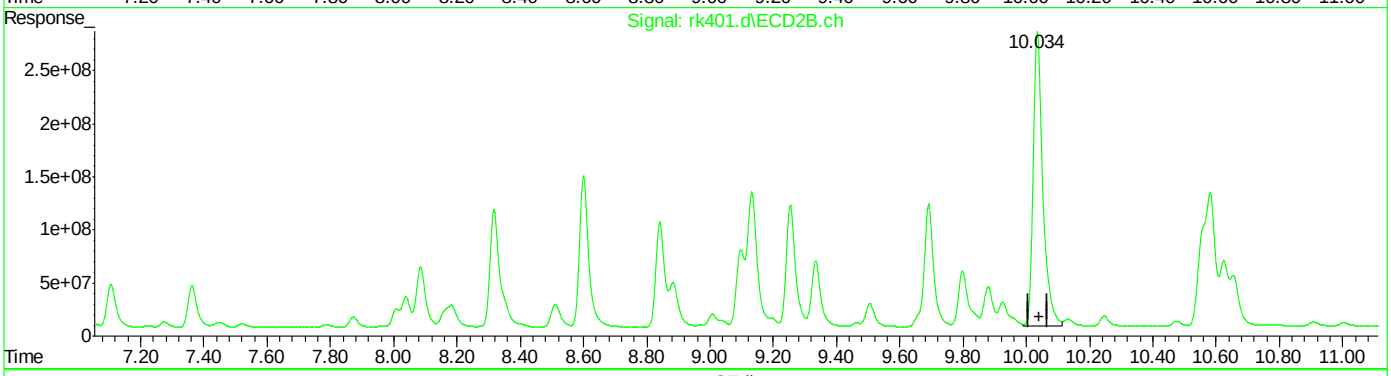

QEdit

(39) AR1260-D
8.099min 2653.689 PPB m
response 1676548899

(39) AR1260-D #2
10.035min 14498.295 PPB
response 5875372975

(+) = Expected Retention Time
RKPCB12.M Thu Jun 10 13:08:13 2021 Page: 1

Quantitation Report (Qedit)

Data Path : C:\msdchem\1\DATA\rk12\
Data File : rk401.d
Signal(s) : Signal #1: ECD1A.ch Signal #2: ECD2B.ch
Acq On : 9 Jun 2021 10:25 pm
Operator : rebeccak
Sample : icc12-1000
Misc : op33494,grk12,15.0,,,10,1
ALS Vial : 6 Sample Multiplier: 1

Integration File signal 1: autoint1.e
Integration File signal 2: autoint2.e
Quant Time: Jun 10 13:07:04 2021
Quant Method : C:\MSDCHEM\1\METHODS\RKPCB12.M
Quant Title :
QLast Update : Thu Jun 03 19:38:55 2021
Response via : Initial Calibration
Integrator: ChemStation

Volume Inj. : 1ul
Signal #1 Phase : ZBCLP-1 Signal #2 Phase: ZBCLP-2
Signal #1 Info : 30m X 0.32mm(.32u Signal #2 Info : 30m X 0.32 mm (.25um)

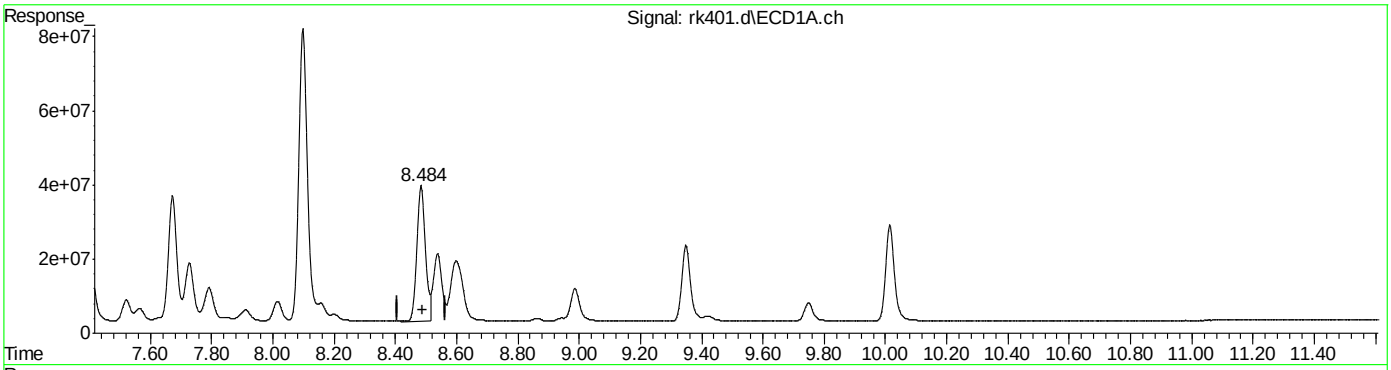

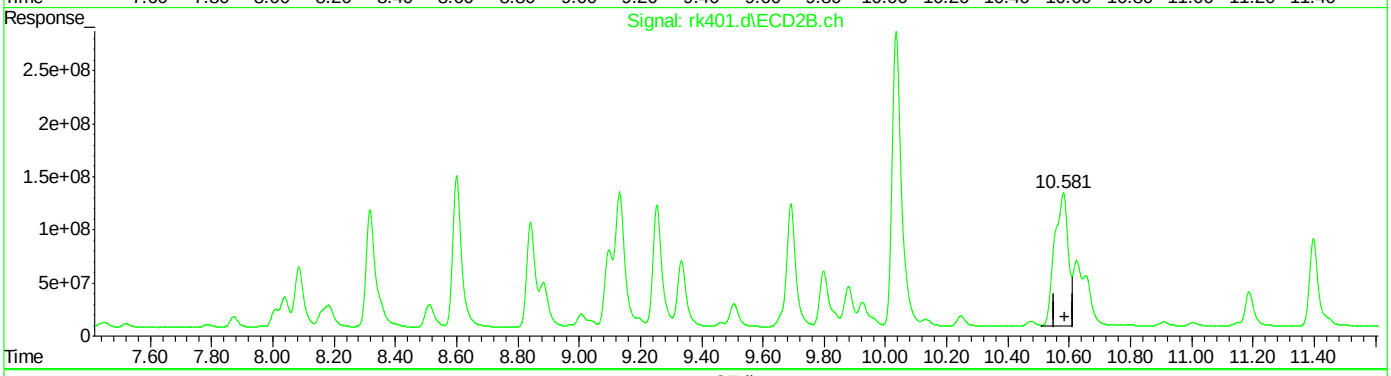

QEdit

(40) AR1260-E
8.484min 1165.894 PPB
response 706732752

(40) AR1260-E #2
10.581min 8871.080 PPB
response 3822486410

(+) = Expected Retention Time
RKPCB12.M Thu Jun 10 13:08:18 2021 Page: 1

Quantitation Report (Qedit)

Data Path : C:\msdchem\1\DATA\rk12\
Data File : rk401.d
Signal(s) : Signal #1: ECD1A.ch Signal #2: ECD2B.ch
Acq On : 9 Jun 2021 10:25 pm
Operator : rebeccak
Sample : icc12-1000
Misc : op33494,grk12,15.0,,,10,1
ALS Vial : 6 Sample Multiplier: 1

Integration File signal 1: autoint1.e
Integration File signal 2: autoint2.e
Quant Time: Jun 10 13:07:04 2021
Quant Method : C:\MSDCHEM\1\METHODS\RKPCB12.M
Quant Title :
QLast Update : Thu Jun 03 19:38:55 2021
Response via : Initial Calibration
Integrator: ChemStation

Volume Inj. : 1ul
Signal #1 Phase : ZBCLP-1 Signal #2 Phase: ZBCLP-2
Signal #1 Info : 30m X 0.32mm(.32u Signal #2 Info : 30m X 0.32 mm (.25um)

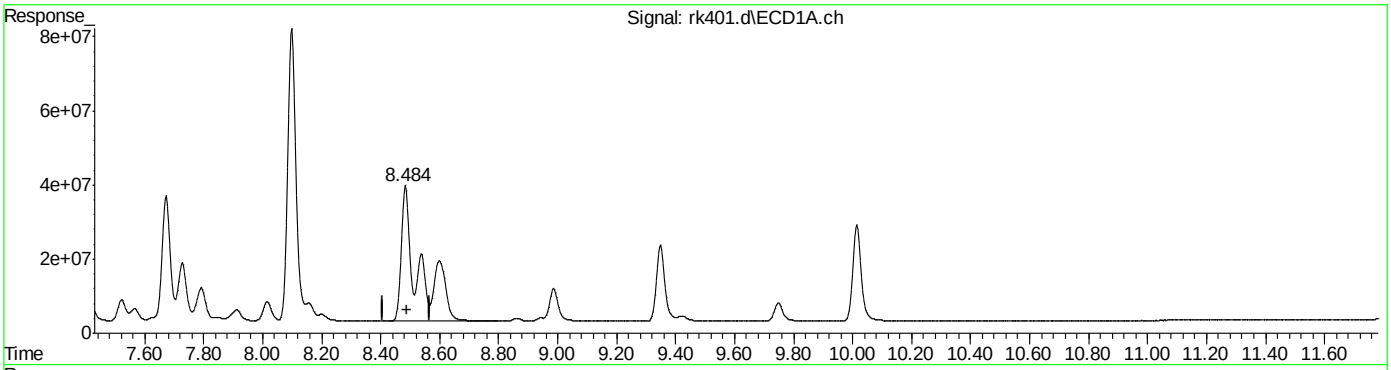

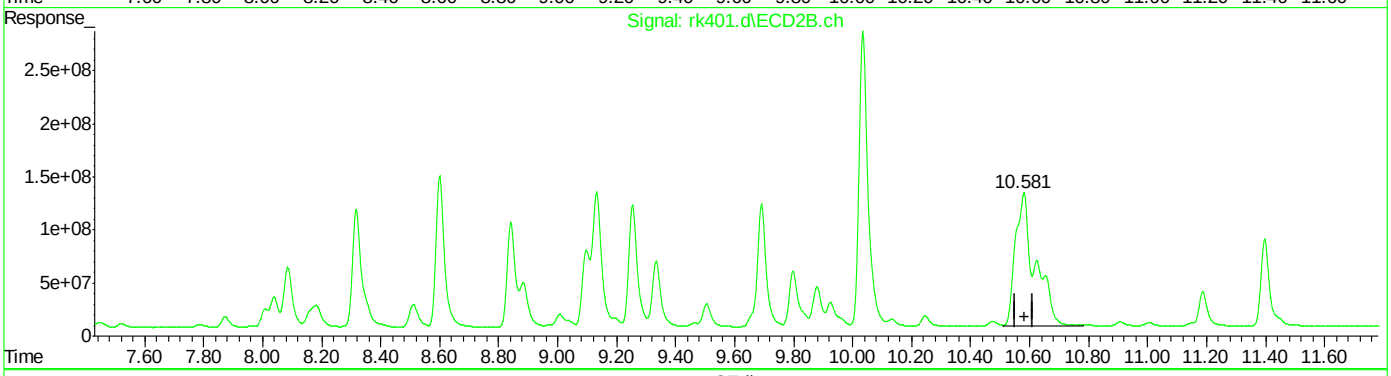

QEdit

(40) AR1260-E
8.484min 2547.109 PPB m
response 1543987799

(40) AR1260-E #2
10.581min 13692.885 PPB m
response 5900168747

(+) = Expected Retention Time
RKPCB12.M Thu Jun 10 13:08:43 2021 Page: 1

Manual Integrations APPROVED (compounds with "m" flag)
Gwendolyn Burns 06/11/21 09:58

Quantitation Report (QT Reviewed)

Data Path : C:\msdchem\1\DATA\rk12\
Data File : rk402.d
Signal(s) : Signal #1: ECD1A.ch Signal #2: ECD2B.ch
Acq On : 9 Jun 2021 10:42 pm
Operator : rebeccak
Sample : ic12-2000
Misc : op33494,grk12,15.0,,,10,1
ALS Vial : 7 Sample Multiplier: 1

Integration File signal 1: autoint1.e
Integration File signal 2: autoint2.e
Quant Time: Jun 10 13:10:26 2021
Quant Method : C:\MSDCHEM\1\METHODS\RKPCB12.M
Quant Title :
QLast Update : Thu Jun 03 19:38:55 2021
Response via : Initial Calibration
Integrator: ChemStation

Volume Inj. : 1ul
Signal #1 Phase : ZBCLP-1 Signal #2 Phase: ZBCLP-2
Signal #1 Info : 30m X 0.32mm(.32u Signal #2 Info : 30m X 0.32 mm (.25um)

	Compound	RT#1	RT#2	Resp#1	Resp#2	ppb	ppb
	System Monitoring Compounds						
1)	S Tetrachlo...	2.835	3.742	1082.2E6	3786.0E6	201.005	1298.866 #
	Spiked Amount 40.000			Recovery	= 502.51%	3247.16%	
51)	S Decachlor...	10.014	12.262	923.6E6	3608.9E6	168.209	847.268 #
	Spiked Amount 40.000			Recovery	= 420.52%	2118.17%	
	Target Compounds						
31)	AR1016-A	3.213	4.423	538.7E6	1629.5E6	4446.466	28136.045 #
32)	AR1016-B	3.615	4.998	1047.2E6	3923.1E6	5168.658	32691.597 #
33)	AR1016-C	4.157f	5.638	2471.1E6	8613.9E6	5172.732	33071.503 #
34)	AR1016-D	4.326	5.833	907.9E6	3313.1E6	5259.247	28202.354 #
35)	AR1016-E	4.836	6.504	969.4E6	2373.0E6	5481.917	29764.271 #
36)	AR1260-A	7.180	9.132	2291.8E6	8019.3E6	5472.229	29582.983m#
37)	AR1260-B	7.340	9.254	1298.2E6	4484.0E6	5609.416	27669.321 #
38)	AR1260-C	7.673	9.691	1329.1E6	4782.9E6	5347.695	26995.759 #
39)	AR1260-D	8.099	10.035	3330.6E6	11237.3E6	5271.734	27729.549 #
40)	AR1260-E	8.483	10.581	3110.4E6	11609.6E6	5131.271m	26943.007m#

(f)=RT Delta > 1/2 Window (#)=Amounts differ by > 25% (m)=manual int.

11.6.25 11

Quantitation Report (QT Reviewed)

Data Path : C:\msdchem\1\DATA\rk12\
Data File : rk402.d
Signal(s) : Signal #1: ECD1A.ch Signal #2: ECD2B.ch
Acq On : 9 Jun 2021 10:42 pm
Operator : rebeccak
Sample : ic12-2000
Misc : op33494,grk12,15.0,,,10,1
ALS Vial : 7 Sample Multiplier: 1

Integration File signal 1: autoint1.e
Integration File signal 2: autoint2.e
Quant Time: Jun 10 13:10:26 2021
Quant Method : C:\MSDCHEM\1\METHODS\RKPCB12.M
Quant Title :
QLast Update : Thu Jun 03 19:38:55 2021
Response via : Initial Calibration
Integrator: ChemStation

Volume Inj. : 1ul
Signal #1 Phase : ZBCLP-1 Signal #2 Phase: ZBCLP-2
Signal #1 Info : 30m X 0.32mm(.32u Signal #2 Info : 30m X 0.32 mm (.25um)

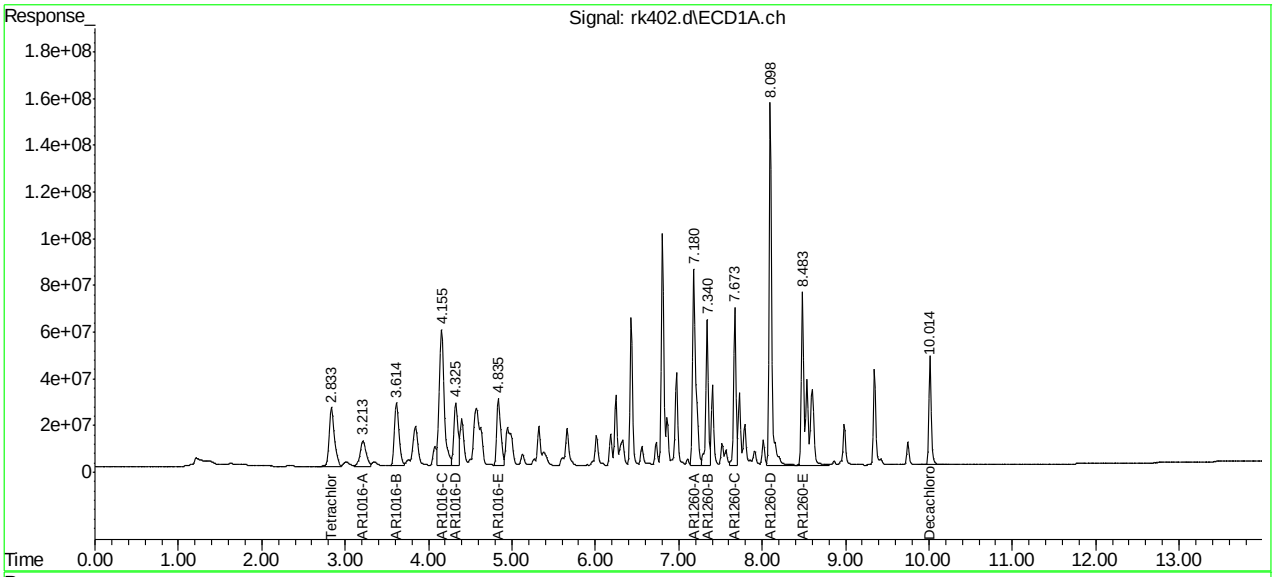

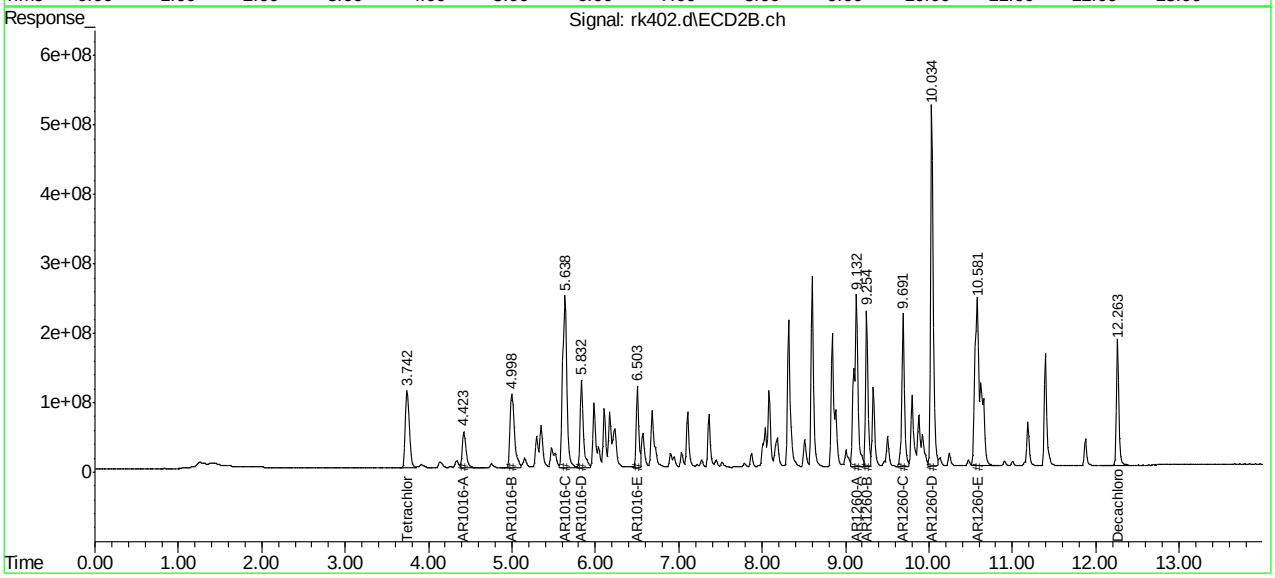

Manual Integration Approval Summary

Sample Number: GRK12-IC12
Lab FileID: RK402.D
Injection Time: 06/09/21 22:42
Method: SW846 8082A
Analyst approved: 06/10/21 13:44 Kristi Schollenberger
Supervisor approved: 06/11/21 09:58 Gwendolyn Burns

Parameter	CAS	Sig#	R.T. (min.)	Reason
AR1260-E		1	8.48	Poor instrument integration
AR1260-A		2	9.13	Poor instrument integration
AR1260-E		2	10.58	Poor instrument integration

Quantitation Report (Qedit)

Data Path : C:\msdchem\1\DATA\rk12\
Data File : rk402.d
Signal(s) : Signal #1: ECD1A.ch Signal #2: ECD2B.ch
Acq On : 9 Jun 2021 10:42 pm
Operator : rebeccak
Sample : ic12-2000
Misc : op33494,grk12,15.0,,,10,1
ALS Vial : 7 Sample Multiplier: 1

Integration File signal 1: autoint1.e
Integration File signal 2: autoint2.e
Quant Time: Jun 10 13:09:00 2021
Quant Method : C:\MSDCHEM\1\METHODS\RKPCB12.M
Quant Title :
QLast Update : Thu Jun 03 19:38:55 2021
Response via : Initial Calibration
Integrator: ChemStation

Volume Inj. : 1ul
Signal #1 Phase : ZBCLP-1 Signal #2 Phase: ZBCLP-2
Signal #1 Info : 30m X 0.32mm(.32u Signal #2 Info : 30m X 0.32 mm (.25um)

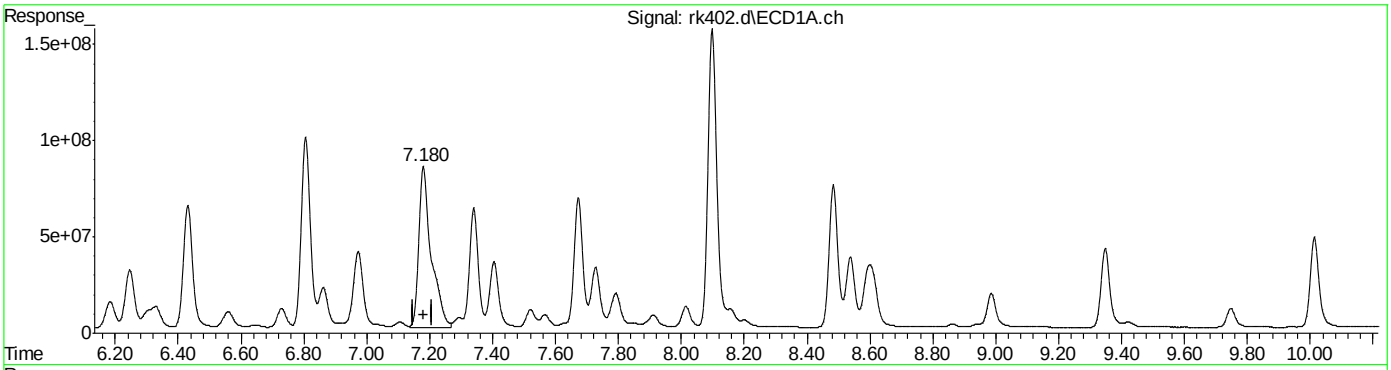

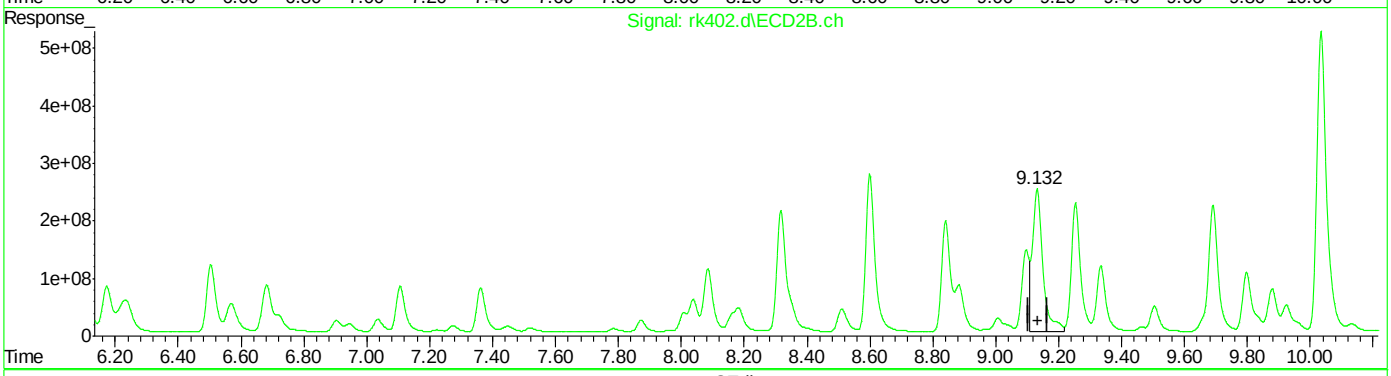

QEdit

(36) AR1260-A
7.180min 5472.229 PPB
response 2291825387

(36) AR1260-A #2
9.132min 21134.055 PPB
response 5729009773

(+) = Expected Retention Time
RKPCB12.M Thu Jun 10 13:09:26 2021 Page: 1

Quantitation Report (Qedit)

Data Path : C:\msdchem\1\DATA\rk12\
Data File : rk402.d
Signal(s) : Signal #1: ECD1A.ch Signal #2: ECD2B.ch
Acq On : 9 Jun 2021 10:42 pm
Operator : rebeccak
Sample : ic12-2000
Misc : op33494,grk12,15.0,,,10,1
ALS Vial : 7 Sample Multiplier: 1

Integration File signal 1: autoint1.e
Integration File signal 2: autoint2.e
Quant Time: Jun 10 13:09:00 2021
Quant Method : C:\MSDCHEM\1\METHODS\RKPCB12.M
Quant Title :
QLast Update : Thu Jun 03 19:38:55 2021
Response via : Initial Calibration
Integrator: ChemStation

Volume Inj. : 1ul
Signal #1 Phase : ZBCLP-1 Signal #2 Phase: ZBCLP-2
Signal #1 Info : 30m X 0.32mm(.32u Signal #2 Info : 30m X 0.32 mm (.25um)

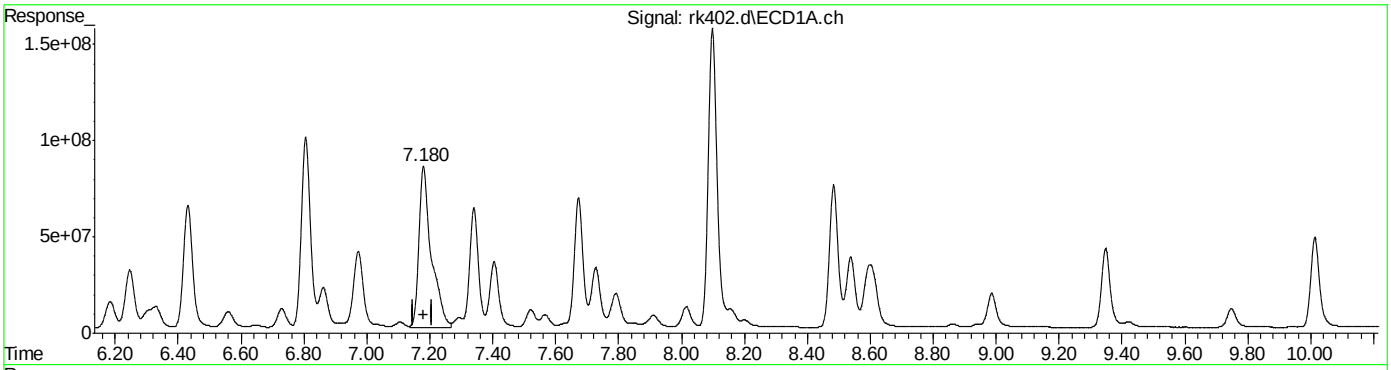

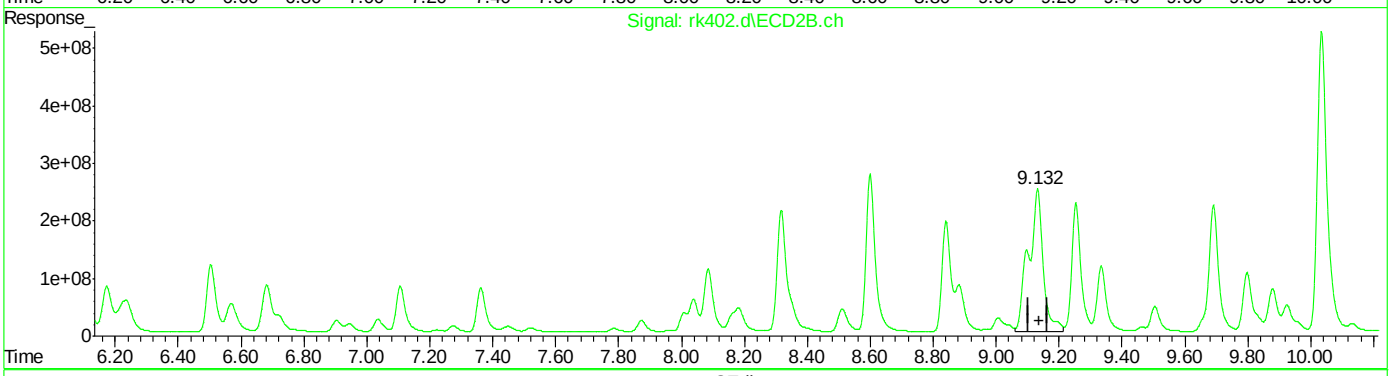

QEdit

(36) AR1260-A
7.180min 5472.229 PPB
response 2291825387

(36) AR1260-A #2
9.132min 29582.983 PPB m
response 8019341245

(+) = Expected Retention Time
RKPCB12.M Thu Jun 10 13:09:39 2021 Page: 1

Quantitation Report (Qedit)

Data Path : C:\msdchem\1\DATA\rk12\
Data File : rk402.d
Signal(s) : Signal #1: ECD1A.ch Signal #2: ECD2B.ch
Acq On : 9 Jun 2021 10:42 pm
Operator : rebeccak
Sample : ic12-2000
Misc : op33494,grk12,15.0,,,10,1
ALS Vial : 7 Sample Multiplier: 1

Integration File signal 1: autoint1.e
Integration File signal 2: autoint2.e
Quant Time: Jun 10 13:09:00 2021
Quant Method : C:\MSDCHEM\1\METHODS\RKPCB12.M
Quant Title :
QLast Update : Thu Jun 03 19:38:55 2021
Response via : Initial Calibration
Integrator: ChemStation

Volume Inj. : 1ul
Signal #1 Phase : ZBCLP-1 Signal #2 Phase: ZBCLP-2
Signal #1 Info : 30m X 0.32mm(.32u Signal #2 Info : 30m X 0.32 mm (.25um)

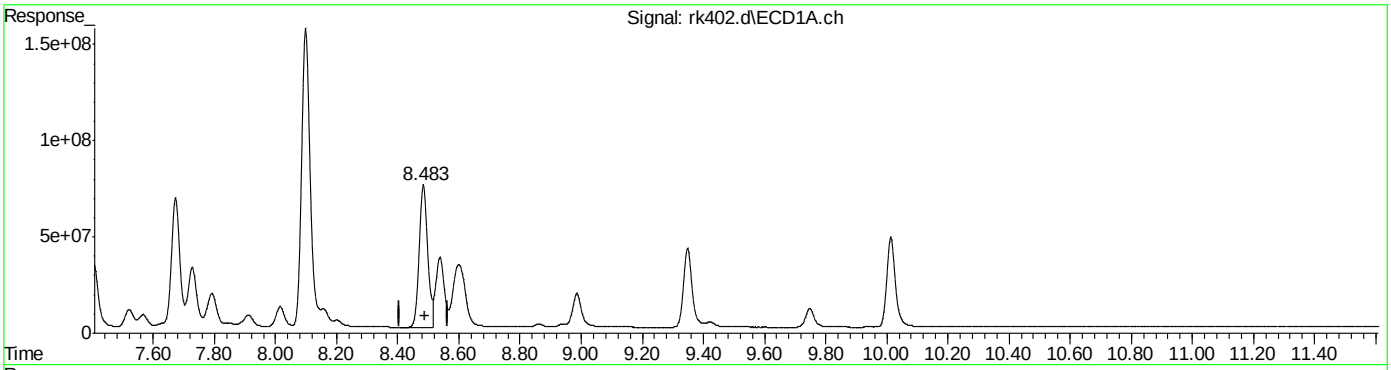

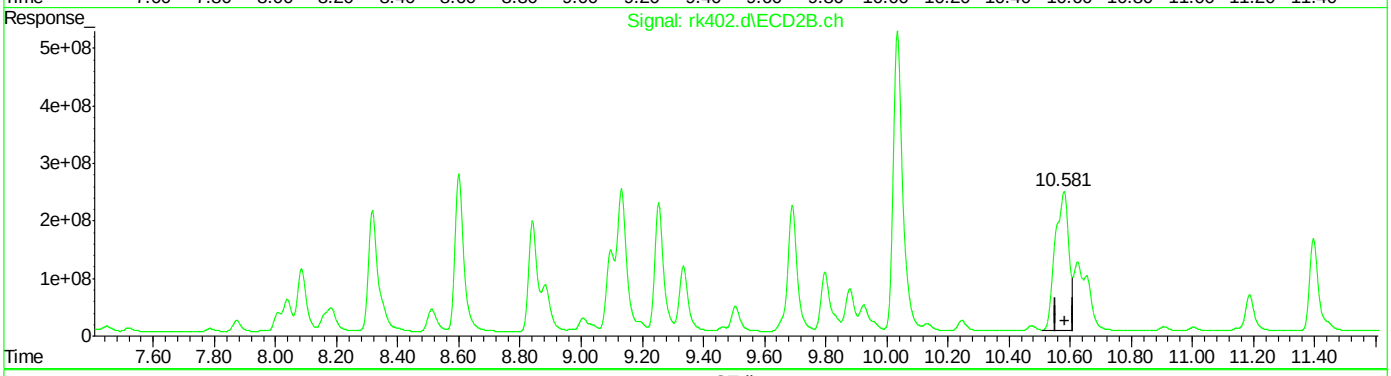

QEdit

(40) AR1260-E
8.484min 2352.203 PPB
response 1425840992

(40) AR1260-E #2
10.580min 17446.317 PPB
response 7517496500

(+) = Expected Retention Time
RKPCB12.M Thu Jun 10 13:09:47 2021 Page: 1

Quantitation Report (Qedit)

Data Path : C:\msdchem\1\DATA\rk12\
Data File : rk402.d
Signal(s) : Signal #1: ECD1A.ch Signal #2: ECD2B.ch
Acq On : 9 Jun 2021 10:42 pm
Operator : rebeccak
Sample : ic12-2000
Misc : op33494,grk12,15.0,,,10,1
ALS Vial : 7 Sample Multiplier: 1

Integration File signal 1: autoint1.e
Integration File signal 2: autoint2.e
Quant Time: Jun 10 13:09:00 2021
Quant Method : C:\MSDCHEM\1\METHODS\RKPCB12.M
Quant Title :
QLast Update : Thu Jun 03 19:38:55 2021
Response via : Initial Calibration
Integrator: ChemStation

Volume Inj. : 1ul
Signal #1 Phase : ZBCLP-1 Signal #2 Phase: ZBCLP-2
Signal #1 Info : 30m X 0.32mm(.32u Signal #2 Info : 30m X 0.32 mm (.25um)

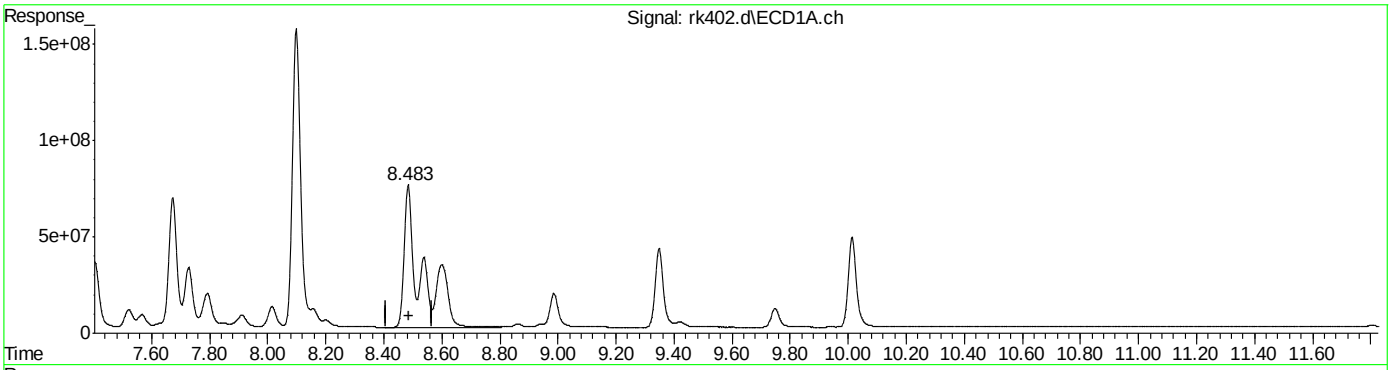

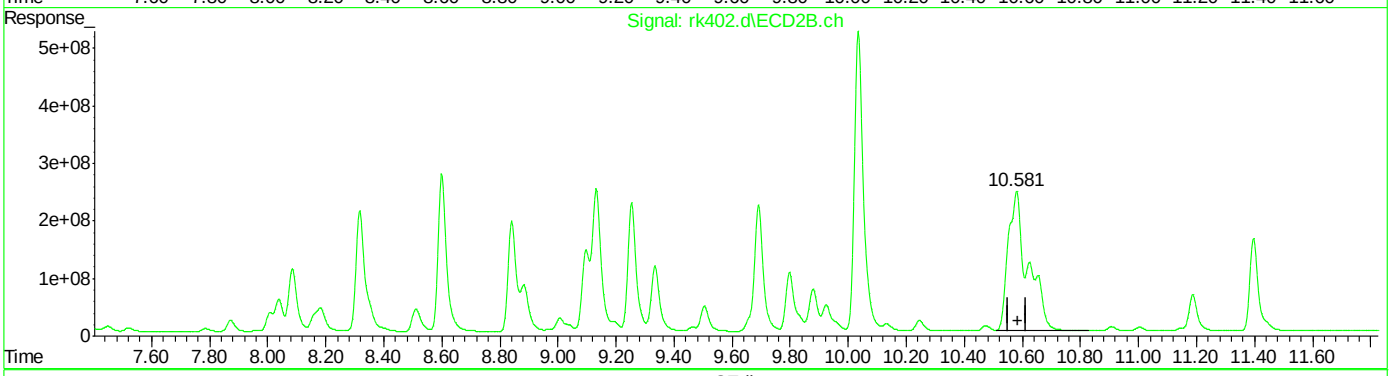

QEdit

(40) AR1260-E
8.483min 5131.271 PPB m
response 3110435752

(40) AR1260-E #2
10.581min 26943.007 PPB m
response 11609554215

(+) = Expected Retention Time
RKPCB12.M Thu Jun 10 13:10:30 2021 Page: 1

Manual Integrations APPROVED (compounds with "m" flag)
Gwendolyn Burns 06/11/21 09:58

Quantitation Report (QT Reviewed)

Data Path : C:\msdchem\1\DATA\rk12\
Data File : rk403.d
Signal(s) : Signal #1: ECD1A.ch Signal #2: ECD2B.ch
Acq On : 9 Jun 2021 10:58 pm
Operator : rebeccak
Sample : ic12-3000
Misc : op33494,grk12,15.0,,,10,1
ALS Vial : 8 Sample Multiplier: 1

Integration File signal 1: autoint1.e
Integration File signal 2: autoint2.e
Quant Time: Jun 10 13:12:20 2021
Quant Method : C:\MSDCHEM\1\METHODS\RKPCB12.M
Quant Title :
QLast Update : Thu Jun 03 19:38:55 2021
Response via : Initial Calibration
Integrator: ChemStation

Volume Inj. : 1ul
Signal #1 Phase : ZBCLP-1 Signal #2 Phase: ZBCLP-2
Signal #1 Info : 30m X 0.32mm(.32u Signal #2 Info : 30m X 0.32 mm (.25um)

	Compound	RT#1	RT#2	Resp#1	Resp#2	ppb	ppb
	System Monitoring Compounds						
1) S	Tetrachlo...	2.838	3.740	1889.3E6	6199.7E6	350.924	2126.961 #
	Spiked Amount 40.000			Recovery	= 877.31%		5317.40%
51) S	Decachlor...	10.014	12.264	1592.6E6	5558.7E6	290.061	1305.021 #
	Spiked Amount 40.000			Recovery	= 725.15%		3262.55%
	Target Compounds						
31)	AR1016-A	3.212	4.422	821.1E6	2580.9E6	6776.580	44561.979 #
32)	AR1016-B	3.614	4.996	1593.8E6	6000.0E6	7866.533	49999.428 #
33)	AR1016-C	4.157f	5.638	3837.3E6	13099.4E6	8032.558	50293.158 #
34)	AR1016-D	4.325	5.833	1407.8E6	5212.6E6	8155.120	44370.958 #
35)	AR1016-E	4.835	6.504	1502.4E6	3667.6E6	8495.744	46001.337 #
36)	AR1260-A	7.180	9.133	3574.6E6	12336.2E6	8535.086	45507.495m#
37)	AR1260-B	7.340	9.254	1891.5E6	6903.8E6	8172.633	42601.042 #
38)	AR1260-C	7.673	9.691	2076.5E6	7351.5E6	8354.770	41493.560 #
39)	AR1260-D	8.098	10.035	5119.2E6	17246.8E6	8102.784m	42558.961 #
40)	AR1260-E	8.484	10.580	4831.7E6	17883.5E6	7970.869m	41503.453m#

(f)=RT Delta > 1/2 Window (#)=Amounts differ by > 25% (m)=manual int.

11.6.26 11

Quantitation Report (QT Reviewed)

Data Path : C:\msdchem\1\DATA\rk12\
Data File : rk403.d
Signal(s) : Signal #1: ECD1A.ch Signal #2: ECD2B.ch
Acq On : 9 Jun 2021 10:58 pm
Operator : rebeccak
Sample : ic12-3000
Misc : op33494,grk12,15.0,,,10,1
ALS Vial : 8 Sample Multiplier: 1

Integration File signal 1: autoint1.e
Integration File signal 2: autoint2.e
Quant Time: Jun 10 13:12:20 2021
Quant Method : C:\MSDCHEM\1\METHODS\RKPCB12.M
Quant Title :
QLast Update : Thu Jun 03 19:38:55 2021
Response via : Initial Calibration
Integrator: ChemStation

Volume Inj. : 1ul
Signal #1 Phase : ZBCLP-1 Signal #2 Phase: ZBCLP-2
Signal #1 Info : 30m X 0.32mm(.32u Signal #2 Info : 30m X 0.32 mm (.25um)

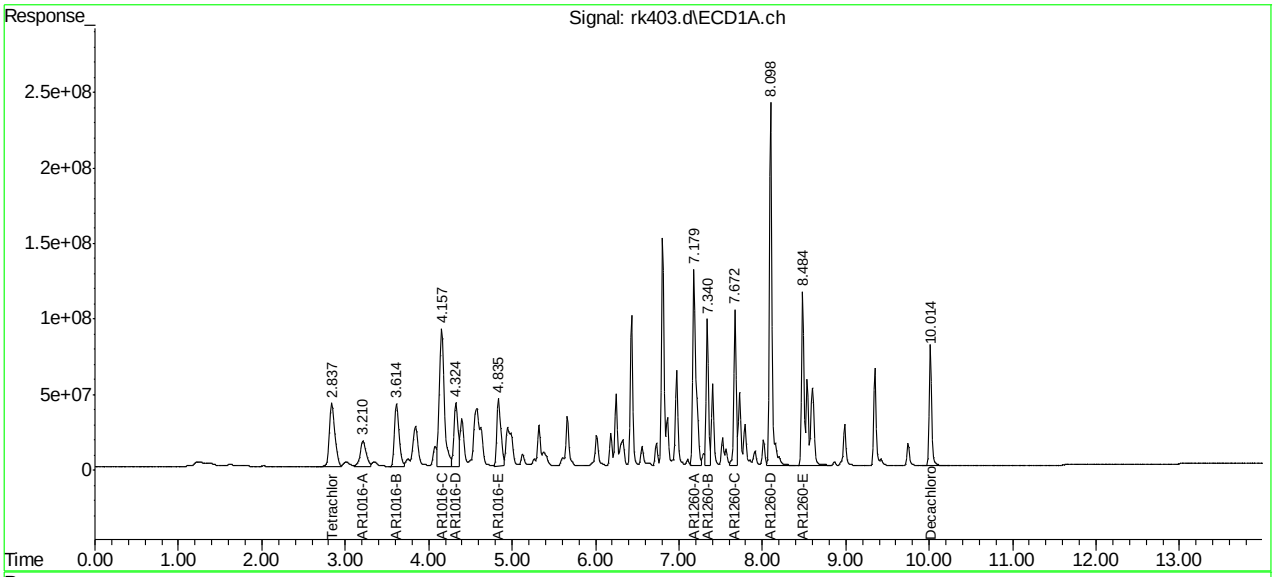

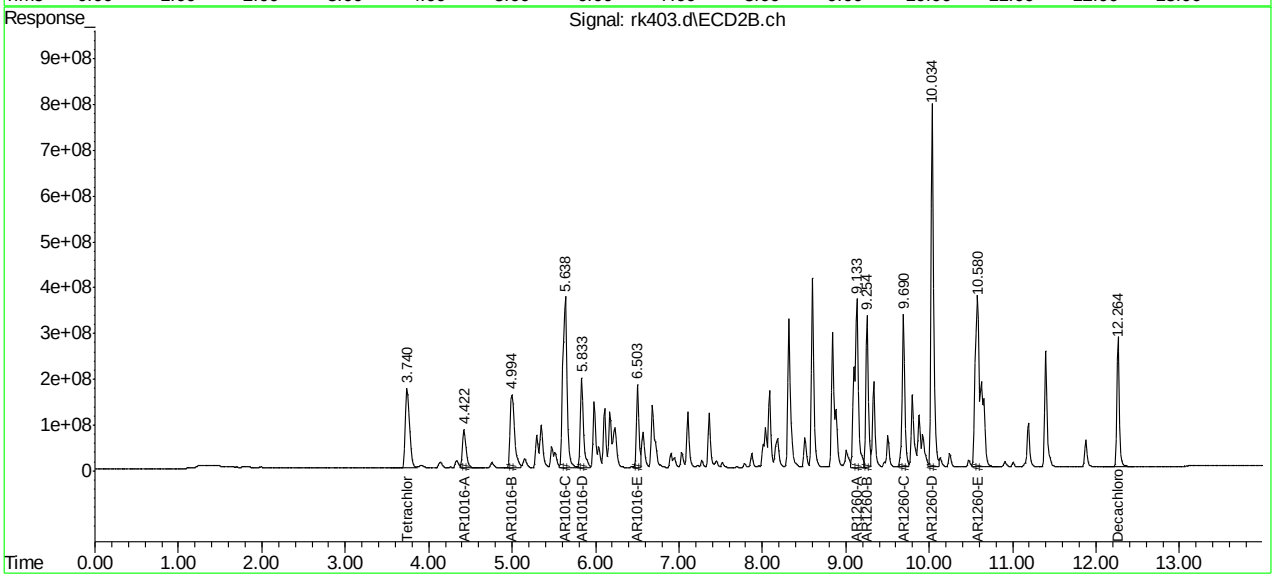

Manual Integration Approval Summary

Sample Number: GRK12-IC12
Lab FileID: RK403.D
Injection Time: 06/09/21 22:58
Method: SW846 8082A
Analyst approved: 06/10/21 13:44 Kristi Schollenberger
Supervisor approved: 06/11/21 09:58 Gwendolyn Burns

Parameter	CAS	Sig#	R.T. (min.)	Reason
AR1260-D		1	8.10	Poor instrument integration
AR1260-E		1	8.48	Poor instrument integration
AR1260-A		2	9.13	Poor instrument integration
AR1260-E		2	10.58	Poor instrument integration

Quantitation Report (Qedit)

Data Path : C:\msdchem\1\DATA\rk12\
Data File : rk403.d
Signal(s) : Signal #1: ECD1A.ch Signal #2: ECD2B.ch
Acq On : 9 Jun 2021 10:58 pm
Operator : rebeccak
Sample : ic12-3000
Misc : op33494,grk12,15.0,,,10,1
ALS Vial : 8 Sample Multiplier: 1

Integration File signal 1: autoint1.e
Integration File signal 2: autoint2.e
Quant Time: Jun 10 13:10:45 2021
Quant Method : C:\MSDCHEM\1\METHODS\RKPCB12.M
Quant Title :
QLast Update : Thu Jun 03 19:38:55 2021
Response via : Initial Calibration
Integrator: ChemStation

Volume Inj. : 1ul
Signal #1 Phase : ZBCLP-1 Signal #2 Phase: ZBCLP-2
Signal #1 Info : 30m X 0.32mm(.32u Signal #2 Info : 30m X 0.32 mm (.25um)

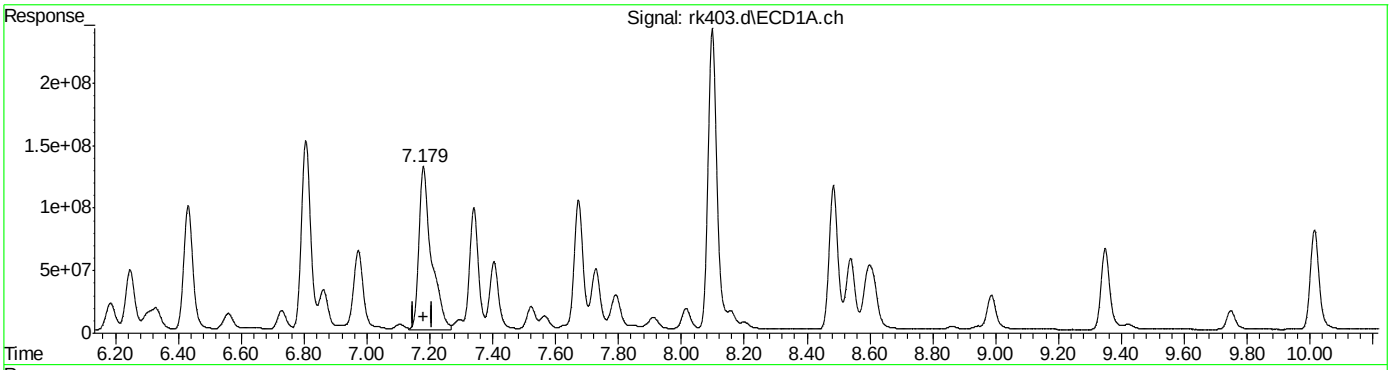

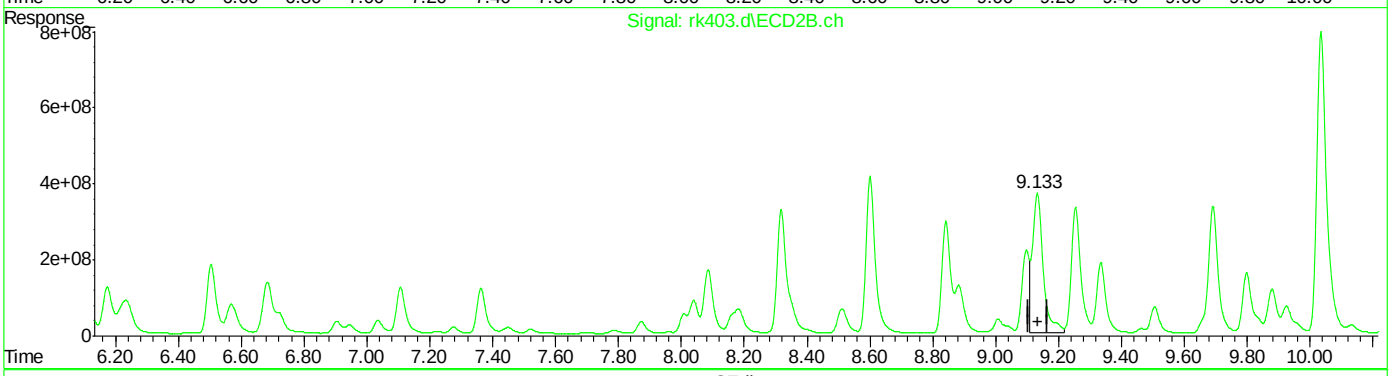

QEdit

(36) AR1260-A
7.180min 8535.086 PPB
response 3574581023

(36) AR1260-A #2
9.133min 32518.629 PPB
response 8815134809

(+) = Expected Retention Time
RKPCB12.M Thu Jun 10 13:11:08 2021 Page: 1

Quantitation Report (Qedit)

Data Path : C:\msdchem\1\DATA\rk12\
Data File : rk403.d
Signal(s) : Signal #1: ECD1A.ch Signal #2: ECD2B.ch
Acq On : 9 Jun 2021 10:58 pm
Operator : rebeccak
Sample : ic12-3000
Misc : op33494,grk12,15.0,,,10,1
ALS Vial : 8 Sample Multiplier: 1

Integration File signal 1: autoint1.e
Integration File signal 2: autoint2.e
Quant Time: Jun 10 13:10:45 2021
Quant Method : C:\MSDCHEM\1\METHODS\RKPCB12.M
Quant Title :
QLast Update : Thu Jun 03 19:38:55 2021
Response via : Initial Calibration
Integrator: ChemStation

Volume Inj. : 1ul
Signal #1 Phase : ZBCLP-1 Signal #2 Phase: ZBCLP-2
Signal #1 Info : 30m X 0.32mm(.32u Signal #2 Info : 30m X 0.32 mm (.25um)

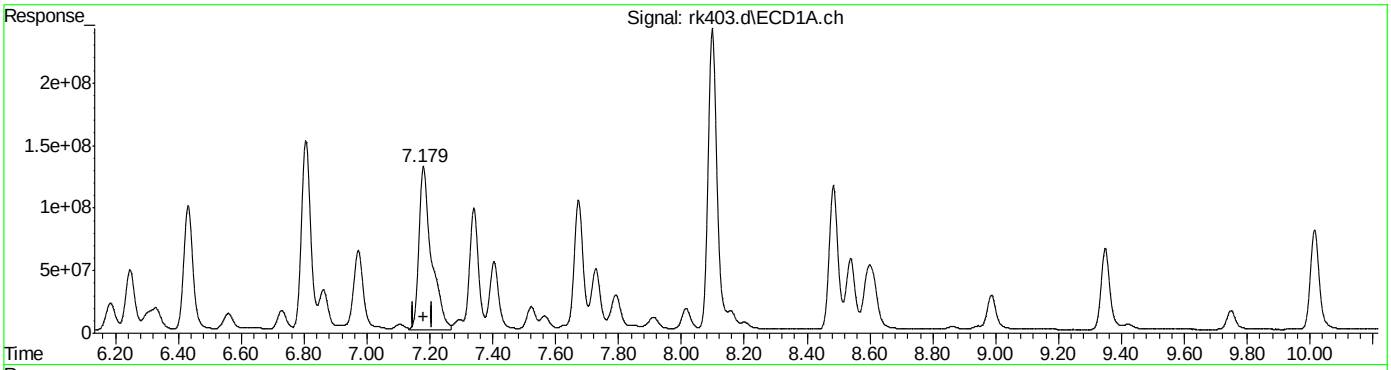

QEdit

(36) AR1260-A
7.180min 8535.086 PPB
response 3574581023

(36) AR1260-A #2
9.133min 45507.495 PPB m
response 12336150479

(+) = Expected Retention Time
RKPCB12.M Thu Jun 10 13:11:24 2021 Page: 1

Quantitation Report (Qedit)

Data Path : C:\msdchem\1\DATA\rk12\
Data File : rk403.d
Signal(s) : Signal #1: ECD1A.ch Signal #2: ECD2B.ch
Acq On : 9 Jun 2021 10:58 pm
Operator : rebeccak
Sample : ic12-3000
Misc : op33494,grk12,15.0,,,10,1
ALS Vial : 8 Sample Multiplier: 1

Integration File signal 1: autoint1.e
Integration File signal 2: autoint2.e
Quant Time: Jun 10 13:10:45 2021
Quant Method : C:\MSDCHEM\1\METHODS\RKPCB12.M
Quant Title :
QLast Update : Thu Jun 03 19:38:55 2021
Response via : Initial Calibration
Integrator: ChemStation

Volume Inj. : 1ul
Signal #1 Phase : ZBCLP-1 Signal #2 Phase: ZBCLP-2
Signal #1 Info : 30m X 0.32mm(.32u Signal #2 Info : 30m X 0.32 mm (.25um)

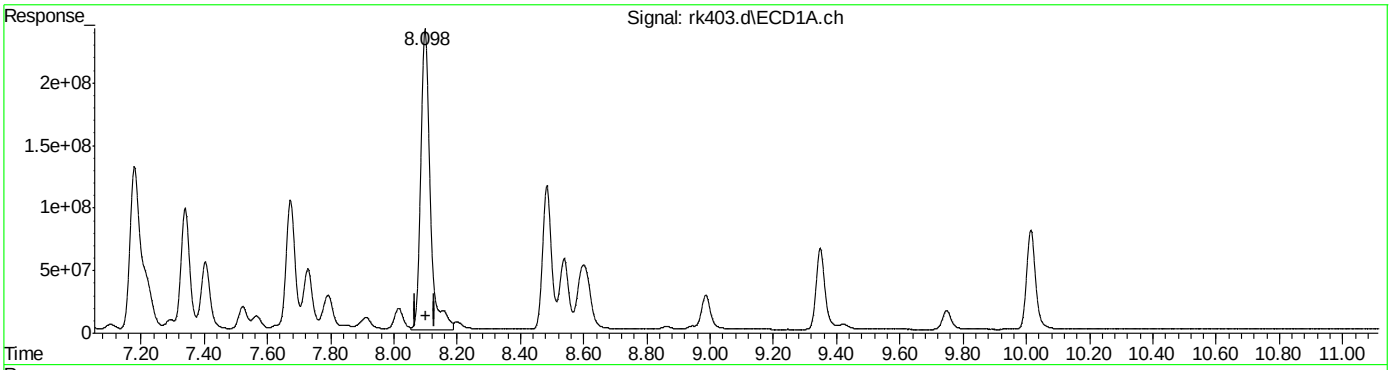

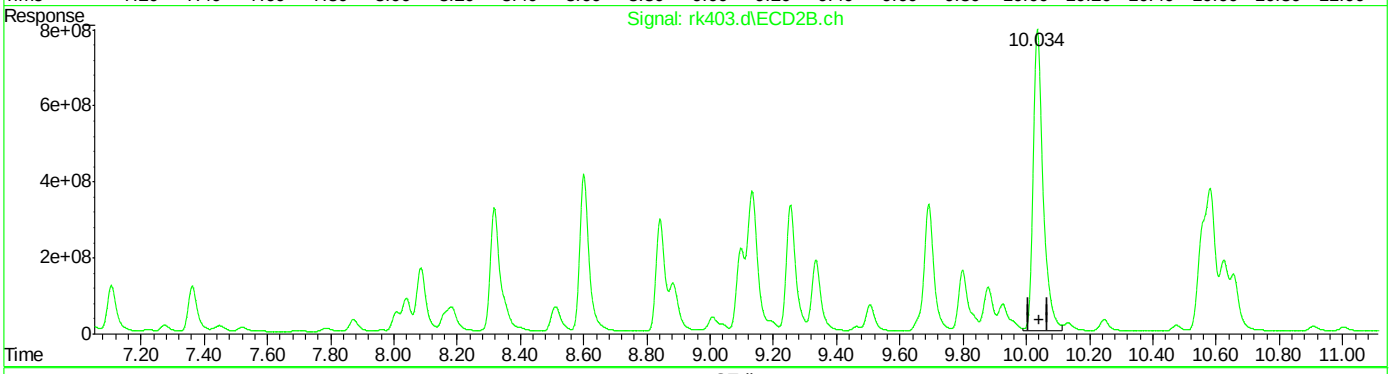

QEdit

(39) AR1260-D
8.099min 7893.188 PPB
response 4986762088

(39) AR1260-D #2
10.035min 42558.961 PPB
response 17246839360

(+) = Expected Retention Time
RKPCB12.M Thu Jun 10 13:11:31 2021 Page: 1

Quantitation Report (Qedit)

Data Path : C:\msdchem\1\DATA\rk12\
Data File : rk403.d
Signal(s) : Signal #1: ECD1A.ch Signal #2: ECD2B.ch
Acq On : 9 Jun 2021 10:58 pm
Operator : rebeccak
Sample : ic12-3000
Misc : op33494,grk12,15.0,,,10,1
ALS Vial : 8 Sample Multiplier: 1

Integration File signal 1: autoint1.e
Integration File signal 2: autoint2.e
Quant Time: Jun 10 13:10:45 2021
Quant Method : C:\MSDCHEM\1\METHODS\RKPCB12.M
Quant Title :
QLast Update : Thu Jun 03 19:38:55 2021
Response via : Initial Calibration
Integrator: ChemStation

Volume Inj. : 1ul
Signal #1 Phase : ZBCLP-1 Signal #2 Phase: ZBCLP-2
Signal #1 Info : 30m X 0.32mm(.32u Signal #2 Info : 30m X 0.32 mm (.25um)

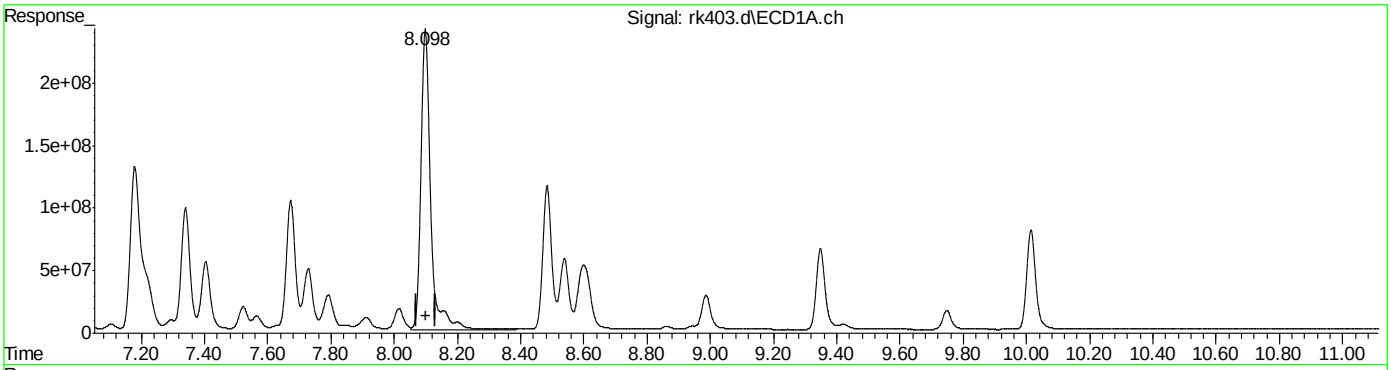

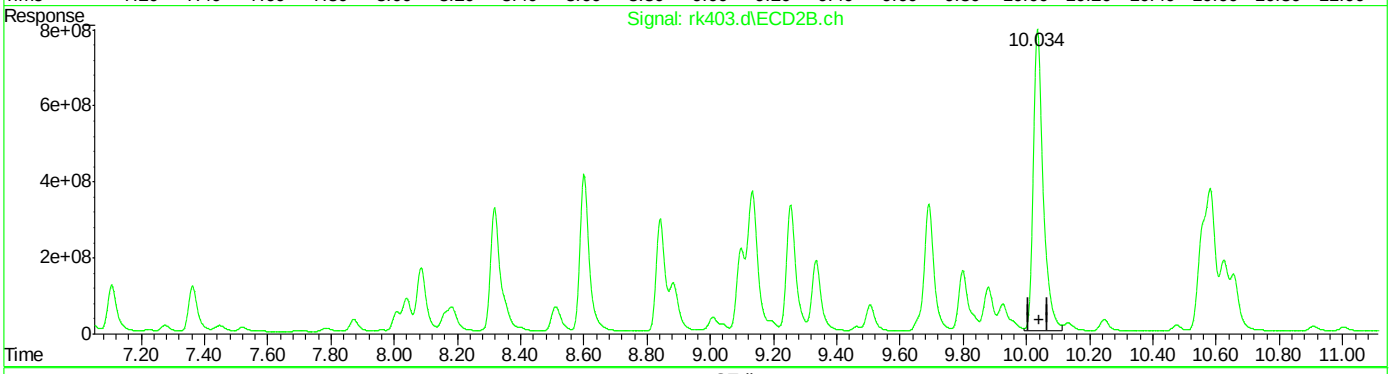

QEdit

(39) AR1260-D
8.098min 8102.784 PPB m
response 5119180974

(39) AR1260-D #2
10.035min 42558.961 PPB
response 17246839360

(+) = Expected Retention Time
RKPCB12.M Thu Jun 10 13:11:51 2021 Page: 1

Quantitation Report (Qedit)

Data Path : C:\msdchem\1\DATA\rk12\
Data File : rk403.d
Signal(s) : Signal #1: ECD1A.ch Signal #2: ECD2B.ch
Acq On : 9 Jun 2021 10:58 pm
Operator : rebeccak
Sample : ic12-3000
Misc : op33494,grk12,15.0,,,10,1
ALS Vial : 8 Sample Multiplier: 1

Integration File signal 1: autoint1.e
Integration File signal 2: autoint2.e
Quant Time: Jun 10 13:10:45 2021
Quant Method : C:\MSDCHEM\1\METHODS\RKPCB12.M
Quant Title :
QLast Update : Thu Jun 03 19:38:55 2021
Response via : Initial Calibration
Integrator: ChemStation

Volume Inj. : 1ul
Signal #1 Phase : ZBCLP-1 Signal #2 Phase: ZBCLP-2
Signal #1 Info : 30m X 0.32mm(.32u Signal #2 Info : 30m X 0.32 mm (.25um)

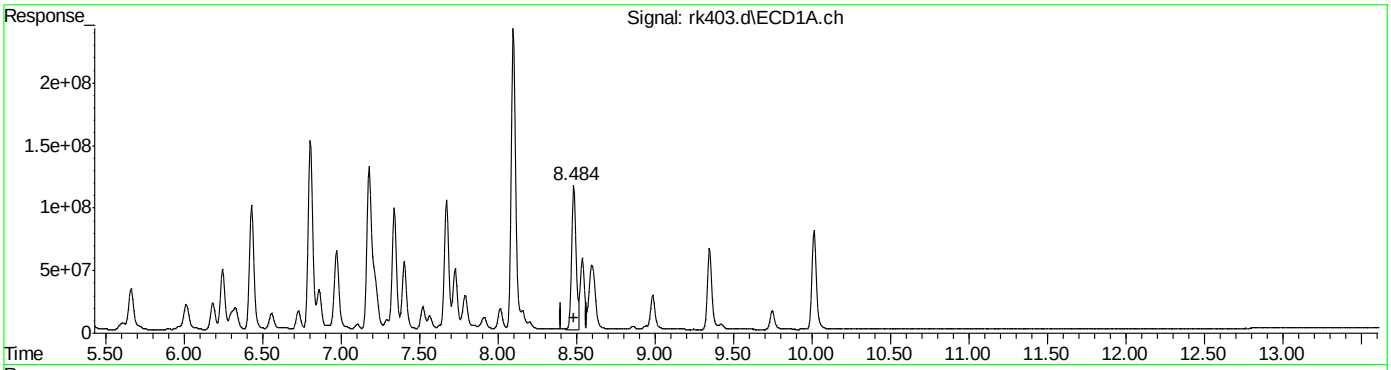

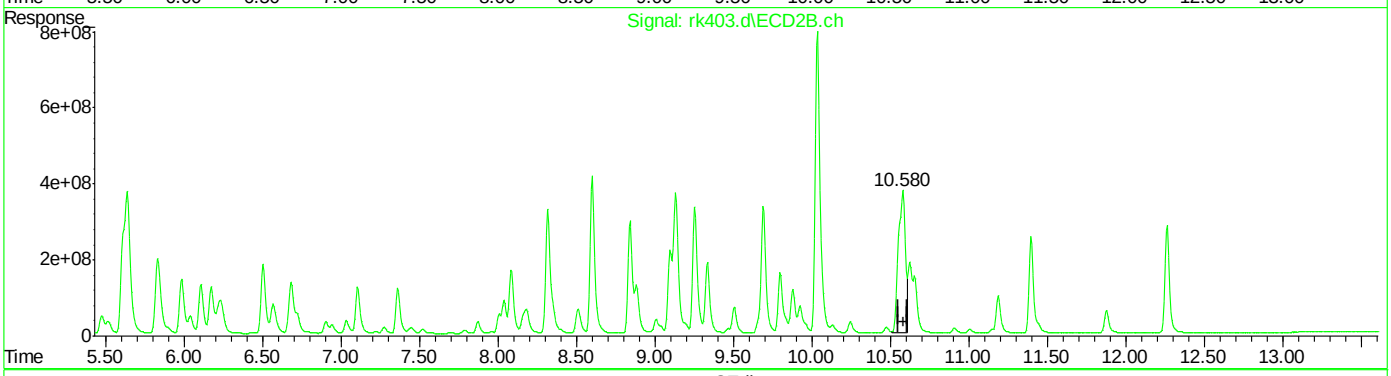

QEdit

(40) AR1260-E
8.484min 3646.534 PPB
response 2210429000

(40) AR1260-E #2
10.581min 26881.411 PPB
response 11583012856

(+) = Expected Retention Time
RKPCB12.M Thu Jun 10 13:12:00 2021 Page: 1

RK404.D

Manual Integrations APPROVED (compounds with "m" flag)

Gwendolyn Burns 06/11/21 09:58

Quantitation Report (QT Reviewed)

Data Path : C:\msdchem\1\DATA\rk12\
Data File : rk404.d
Signal(s) : Signal #1: ECD1A.ch Signal #2: ECD2B.ch
Acq On : 9 Jun 2021 11:15 pm
Operator : rebeccak
Sample : ic12-1000
Misc : op33494,grk12,15.0,,,10,1
ALS Vial : 9 Sample Multiplier: 1

Integration File signal 1: autoint1.e
Integration File signal 2: autoint2.e
Quant Time: Jun 10 13:47:14 2021
Quant Method : C:\MSDCHEM\1\METHODS\RKPCB12.M
Quant Title :
QLast Update : Thu Jun 03 19:38:55 2021
Response via : Initial Calibration
Integrator: ChemStation

Volume Inj. : 1ul
Signal #1 Phase : ZBCLP-1 Signal #2 Phase: ZBCLP-2
Signal #1 Info : 30m X 0.32mm(.32u Signal #2 Info : 30m X 0.32 mm (.25um)

	Compound	RT#1	RT#2	Resp#1	Resp#2	ppb	ppb	
	System Monitoring Compounds							
1)	S Tetrachlo...	2.839	3.741	650.2E6	2014.3E6	120.778	691.066	#
	Spiked Amount 40.000			Recovery	= 301.94%	1727.67%		
51)	S Decachlor...	10.014	12.262	515.9E6	1840.8E6	93.965	432.180	#
	Spiked Amount 40.000			Recovery	= 234.91%	1080.45%		
	Target Compounds							
2)	AR1221-A	2.337	3.150	110.8E6	342.5E6	2883.005	15362.584	#
3)	AR1221-B	3.011	4.139	162.2E6	538.0E6	2746.421	15996.895	#
4)	AR1221-C	3.211	4.423	491.5E6	1376.7E6	2572.343	15703.555	#
5)	AR1221-D	3.615	4.988	77799394	267.9E6	2414.603	16944.964	#
6)	AR1221-E	3.750f	5.068	91692887	189.5E6	2892.251m	21011.192	#
24)	AR1254-A	5.323	7.106	499.3E6	2066.0E6	2520.356	14476.060	#
25)	AR1254-B	5.662	7.362	1005.6E6	2218.8E6	4004.406	15469.096	#
26)	AR1254-C	6.023	7.872	554.7E6	1744.3E6	2809.385	15103.728	#
27)	AR1254-D	6.184	8.040	969.0E6	3813.6E6	2431.155	15814.892	#
28)	AR1254-E	6.556	8.351	696.4E6	2853.8E6	2435.319	16485.028	#
29)	AR1254-F	6.807	8.867	664.3E6	2801.1E6	2528.855	14634.938m	#
30)	AR1254-G	7.181	9.133	991.2E6	3376.4E6	2639.616	14311.091	#

(f)=RT Delta > 1/2 Window (#)=Amounts differ by > 25% (m)=manual int.

11.6.27 11

Quantitation Report (QT Reviewed)

Data Path : C:\msdchem\1\DATA\rk12\
Data File : rk404.d
Signal(s) : Signal #1: ECD1A.ch Signal #2: ECD2B.ch
Acq On : 9 Jun 2021 11:15 pm
Operator : rebeccak
Sample : ic12-1000
Misc : op33494,grk12,15.0,,,10,1
ALS Vial : 9 Sample Multiplier: 1

Integration File signal 1: autoint1.e
Integration File signal 2: autoint2.e
Quant Time: Jun 10 13:47:14 2021
Quant Method : C:\MSDCHEM\1\METHODS\RKPCB12.M
Quant Title :
QLast Update : Thu Jun 03 19:38:55 2021
Response via : Initial Calibration
Integrator: ChemStation

Volume Inj. : 1ul
Signal #1 Phase : ZBCLP-1 Signal #2 Phase: ZBCLP-2
Signal #1 Info : 30m X 0.32mm(.32u Signal #2 Info : 30m X 0.32 mm (.25um)

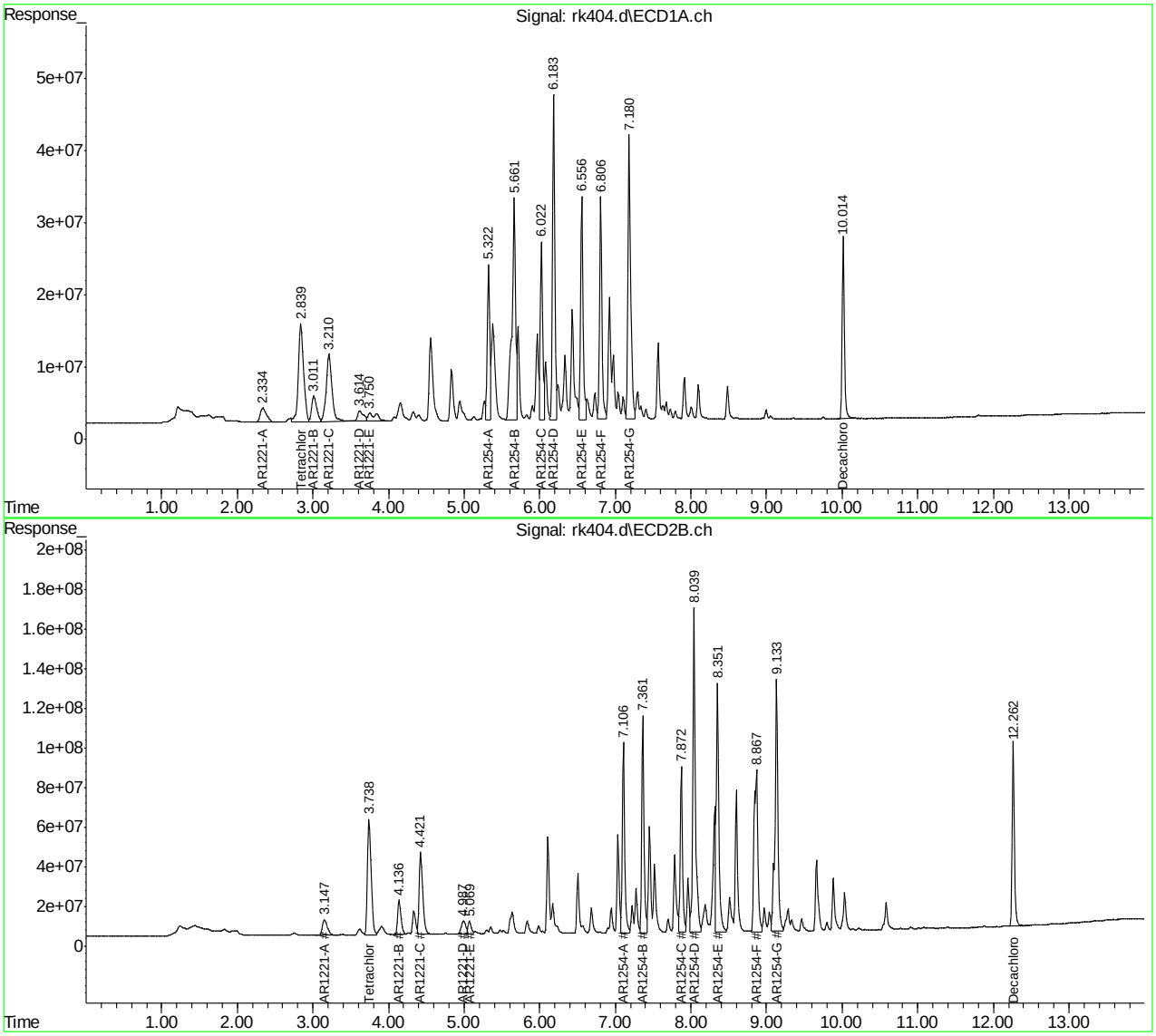

Manual Integration Approval Summary

Sample Number: GRK12-IC12
Lab FileID: RK404.D
Injection Time: 06/09/21 23:15
Method: SW846 8082A
Analyst approved: 06/10/21 13:51 Kristi Schollenberger
Supervisor approved: 06/11/21 09:58 Gwendolyn Burns

Parameter	CAS	Sig#	R.T. (min.)	Reason
AR1221-E		1	3.75	Poor instrument integration
AR1254-F		2	8.87	Poor instrument integration

Quantitation Report (Qedit)

Data Path : C:\msdchem\1\DATA\rk12\
Data File : rk404.d
Signal(s) : Signal #1: ECD1A.ch Signal #2: ECD2B.ch
Acq On : 9 Jun 2021 11:15 pm
Operator : rebeccak
Sample : ic12-1000
Misc : op33494,grk12,15.0,,,10,1
ALS Vial : 9 Sample Multiplier: 1

Integration File signal 1: autoint1.e
Integration File signal 2: autoint2.e
Quant Time: Jun 10 13:12:54 2021
Quant Method : C:\MSDCHEM\1\METHODS\RKPCB12.M
Quant Title :
QLast Update : Thu Jun 03 19:38:55 2021
Response via : Initial Calibration
Integrator: ChemStation

Volume Inj. : 1ul
Signal #1 Phase : ZBCLP-1 Signal #2 Phase: ZBCLP-2
Signal #1 Info : 30m X 0.32mm(.32u Signal #2 Info : 30m X 0.32 mm (.25um)

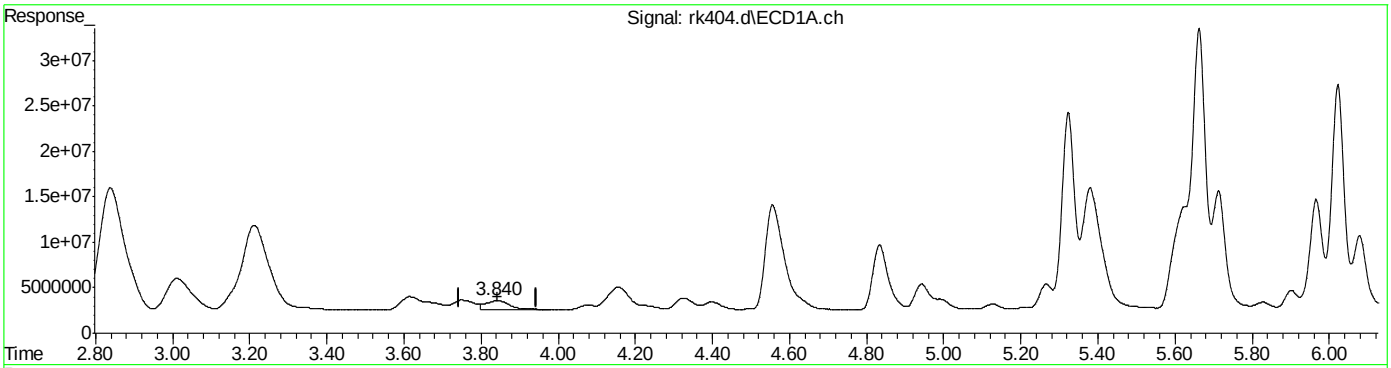

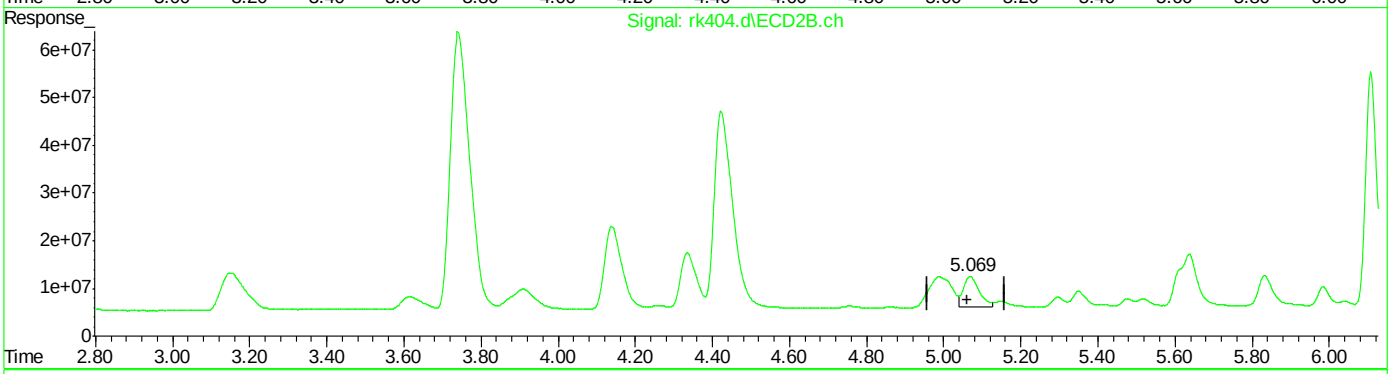

QEdit

(6) AR1221-E
3.842min 1507.158 PPB
response 47781357

(6) AR1221-E #2
5.068min 21011.192 PPB
response 189535122

(+) = Expected Retention Time
RKPCB12.M Thu Jun 10 13:13:20 2021 Page: 1

Quantitation Report (Qedit)

Data Path : C:\msdchem\1\DATA\rk12\
Data File : rk404.d
Signal(s) : Signal #1: ECD1A.ch Signal #2: ECD2B.ch
Acq On : 9 Jun 2021 11:15 pm
Operator : rebeccak
Sample : ic12-1000
Misc : op33494,grk12,15.0,,,10,1
ALS Vial : 9 Sample Multiplier: 1

Integration File signal 1: autoint1.e
Integration File signal 2: autoint2.e
Quant Time: Jun 10 13:12:54 2021
Quant Method : C:\MSDCHEM\1\METHODS\RKPCB12.M
Quant Title :
QLast Update : Thu Jun 03 19:38:55 2021
Response via : Initial Calibration
Integrator: ChemStation

Volume Inj. : 1ul
Signal #1 Phase : ZBCLP-1 Signal #2 Phase: ZBCLP-2
Signal #1 Info : 30m X 0.32mm(.32u Signal #2 Info : 30m X 0.32 mm (.25um)

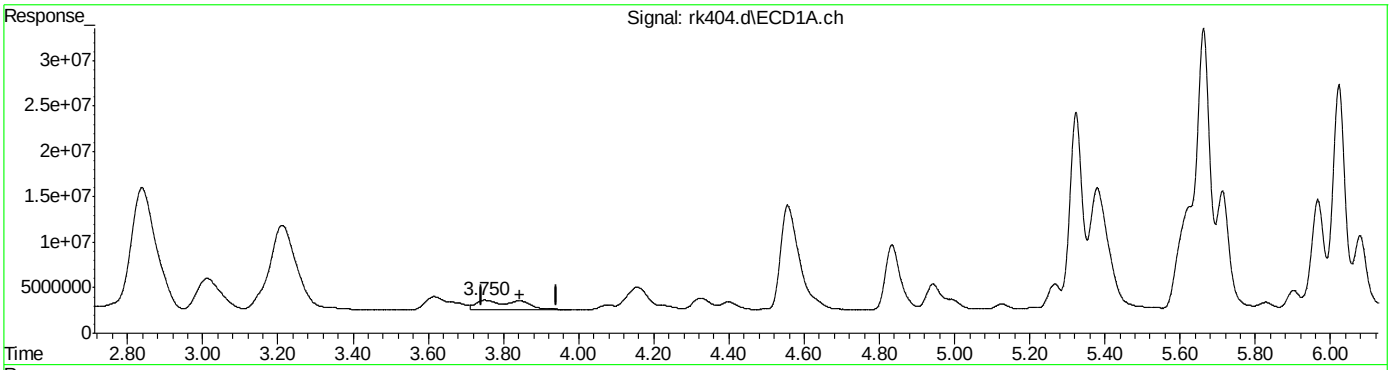

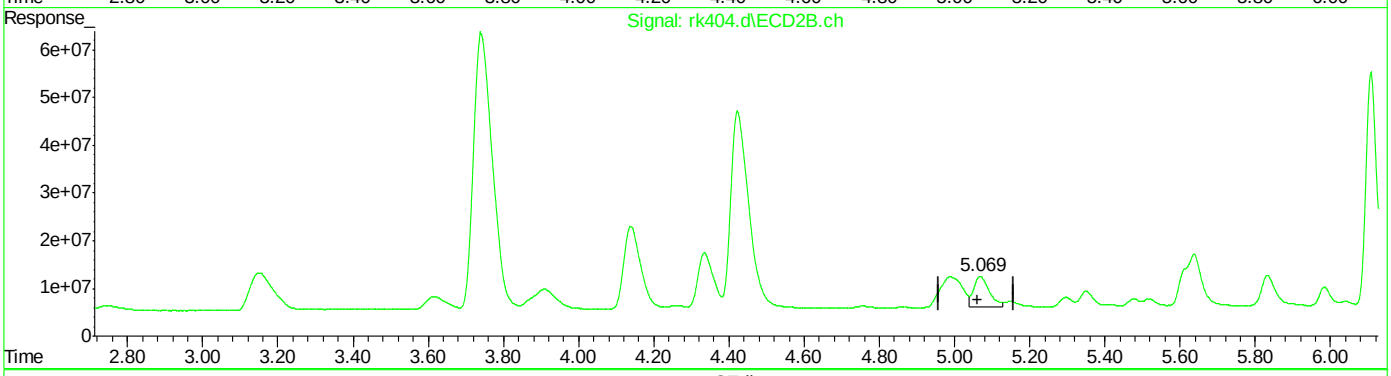

QEdit

(6) AR1221-E
3.750min 2892.251 PPB m
response 91692887

(6) AR1221-E #2
5.068min 21011.192 PPB
response 189535122

(+) = Expected Retention Time
RKPCB12.M Thu Jun 10 13:13:58 2021 Page: 1

Quantitation Report (Qedit)

Data Path : C:\msdchem\1\DATA\rk12\
Data File : rk404.d
Signal(s) : Signal #1: ECD1A.ch Signal #2: ECD2B.ch
Acq On : 9 Jun 2021 11:15 pm
Operator : rebeccak
Sample : ic12-1000
Misc : op33494,grk12,15.0,,,10,1
ALS Vial : 9 Sample Multiplier: 1

Integration File signal 1: autoint1.e
Integration File signal 2: autoint2.e
Quant Time: Jun 10 13:12:54 2021
Quant Method : C:\MSDCHEM\1\METHODS\RKPCB12.M
Quant Title :
QLast Update : Thu Jun 03 19:38:55 2021
Response via : Initial Calibration
Integrator: ChemStation

Volume Inj. : 1ul
Signal #1 Phase : ZBCLP-1 Signal #2 Phase: ZBCLP-2
Signal #1 Info : 30m X 0.32mm(.32u Signal #2 Info : 30m X 0.32 mm (.25um)

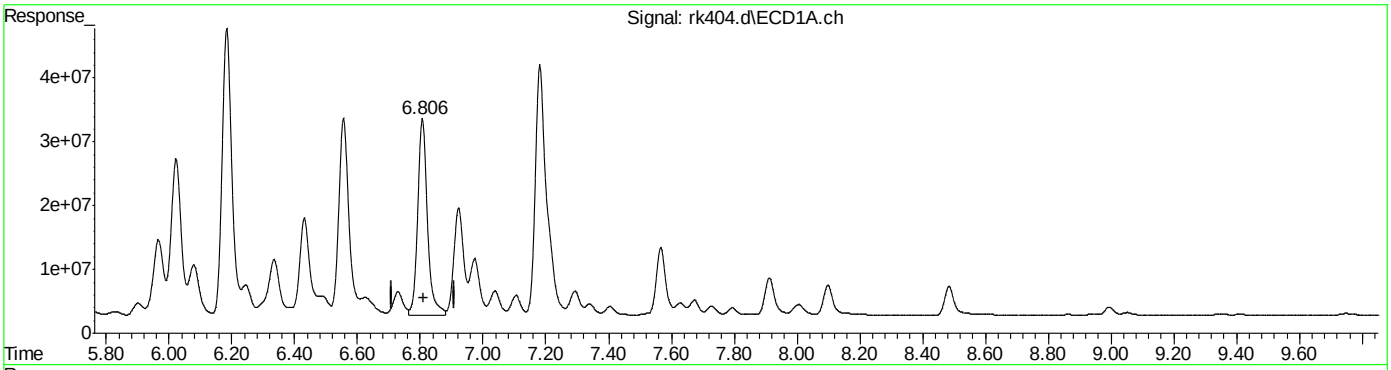

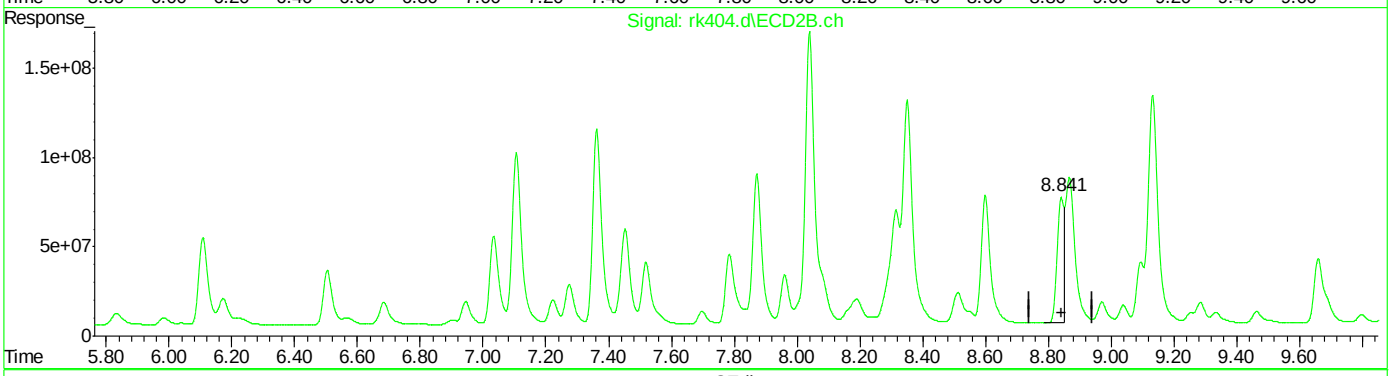

QEdit

(29) AR1254-F
6.807min 2528.855 PPB
response 664328289

(29) AR1254-F #2
8.842min 5297.550 PPB
response 1013924383

(+) = Expected Retention Time
RKPCB12.M Thu Jun 10 13:14:32 2021 Page: 1

Quantitation Report (Qedit)

Data Path : C:\msdchem\1\DATA\rk12\
Data File : rk404.d
Signal(s) : Signal #1: ECD1A.ch Signal #2: ECD2B.ch
Acq On : 9 Jun 2021 11:15 pm
Operator : rebeccak
Sample : ic12-1000
Misc : op33494,grk12,15.0,,,10,1
ALS Vial : 9 Sample Multiplier: 1

Integration File signal 1: autoint1.e
Integration File signal 2: autoint2.e
Quant Time: Jun 10 13:12:54 2021
Quant Method : C:\MSDCHEM\1\METHODS\RKPCB12.M
Quant Title :
QLast Update : Thu Jun 03 19:38:55 2021
Response via : Initial Calibration
Integrator: ChemStation

Volume Inj. : 1ul
Signal #1 Phase : ZBCLP-1 Signal #2 Phase: ZBCLP-2
Signal #1 Info : 30m X 0.32mm(.32u Signal #2 Info : 30m X 0.32 mm (.25um)

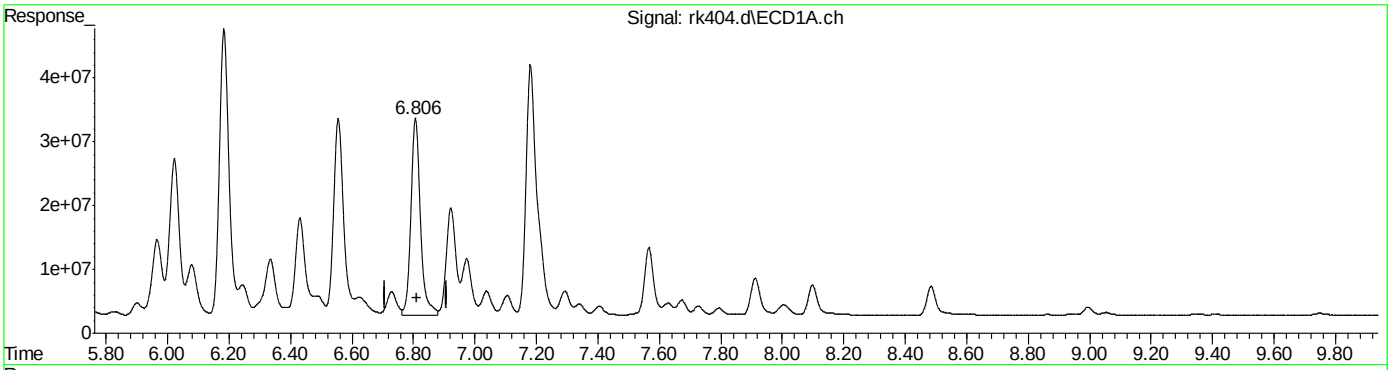

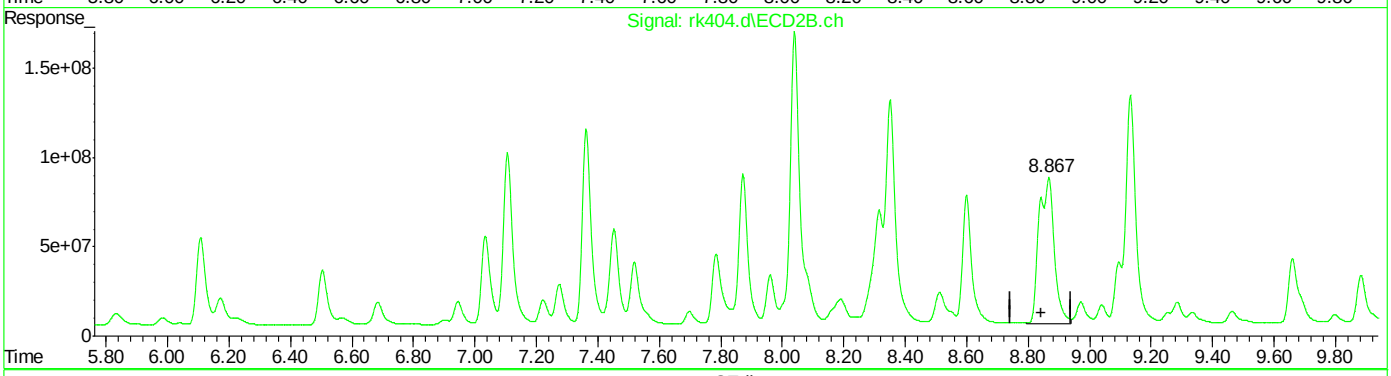

QEdit

(29) AR1254-F
6.807min 2528.855 PPB
response 664328289

(29) AR1254-F #2
8.867min 14634.938 PPB m
response 2801053278

(+) = Expected Retention Time
RKPCB12.M Thu Jun 10 13:14:47 2021 Page: 1

Manual Integrations APPROVED (compounds with "m" flag)
Gwendolyn Burns 06/11/21 09:58

Quantitation Report (QT Reviewed)

Data Path : C:\msdchem\1\DATA\rk12\
Data File : rk405.d
Signal(s) : Signal #1: ECD1A.ch Signal #2: ECD2B.ch
Acq On : 9 Jun 2021 11:31 pm
Operator : rebeccak
Sample : ic12-1000
Misc : op33494,grk12,15.0,,,10,1
ALS Vial : 10 Sample Multiplier: 1

Integration File signal 1: autoint1.e
Integration File signal 2: autoint2.e
Quant Time: Jun 10 13:16:17 2021
Quant Method : C:\MSDCHEM\1\METHODS\RKPCB12.M
Quant Title :
QLast Update : Thu Jun 03 19:38:55 2021
Response via : Initial Calibration
Integrator: ChemStation

Volume Inj. : 1ul
Signal #1 Phase : ZBCLP-1 Signal #2 Phase: ZBCLP-2
Signal #1 Info : 30m X 0.32mm(.32u Signal #2 Info : 30m X 0.32 mm (.25um)

	Compound	RT#1	RT#2	Resp#1	Resp#2	ppb	ppb
	System Monitoring Compounds						
1) S	Tetrachlo...	2.833	3.738	599.3E6	1939.7E6	111.318	665.446 #
	Spiked Amount 40.000			Recovery	= 278.30%	1663.62%	
51) S	Decachlor...	10.014	12.262	501.4E6	1845.7E6	91.327	433.328 #
	Spiked Amount 40.000			Recovery	= 228.32%	1083.32%	
	Target Compounds						
7)	AR1232-A	3.209	4.421	385.5E6	1100.5E6	2418.709	14696.598 #
8)	AR1232-B	3.612	4.997	272.1E6	920.2E6	2828.780	15915.794 #
9)	AR1232-C	4.155	5.637	577.3E6	2053.5E6	2647.927	17082.323 #
10)	AR1232-D	4.324	5.832	216.4E6	802.2E6	2716.576	14313.844 #
11)	AR1232-E	4.835	6.503	215.3E6	517.9E6	2799.186	15200.976 #
41)	AR1262-A	6.806	8.599	788.1E6	2488.7E6	2893.197	15228.674 #
42)	AR1262-B	7.340	9.253	1030.1E6	3637.7E6	2734.723	15071.093 #
43)	AR1262-C	7.673	9.691	920.6E6	3183.6E6	2708.043	14613.414 #
44)	AR1262-D	8.099	10.034	2121.4E6	7124.4E6	2695.836	14861.027 #
45)	AR1262-E	8.538	10.559	2204.0E6	8422.2E6	2677.096m	14364.300m#

(f)=RT Delta > 1/2 Window (#)=Amounts differ by > 25% (m)=manual int.

11.6.28 11

Quantitation Report (QT Reviewed)

Data Path : C:\msdchem\1\DATA\rk12\
Data File : rk405.d
Signal(s) : Signal #1: ECD1A.ch Signal #2: ECD2B.ch
Acq On : 9 Jun 2021 11:31 pm
Operator : rebeccak
Sample : ic12-1000
Misc : op33494,grk12,15.0,,,10,1
ALS Vial : 10 Sample Multiplier: 1

Integration File signal 1: autoint1.e
Integration File signal 2: autoint2.e
Quant Time: Jun 10 13:16:17 2021
Quant Method : C:\MSDCHEM\1\METHODS\RKPCB12.M
Quant Title :
QLast Update : Thu Jun 03 19:38:55 2021
Response via : Initial Calibration
Integrator: ChemStation

Volume Inj. : 1ul
Signal #1 Phase : ZBCLP-1 Signal #2 Phase: ZBCLP-2
Signal #1 Info : 30m X 0.32mm(.32u Signal #2 Info : 30m X 0.32 mm (.25um)

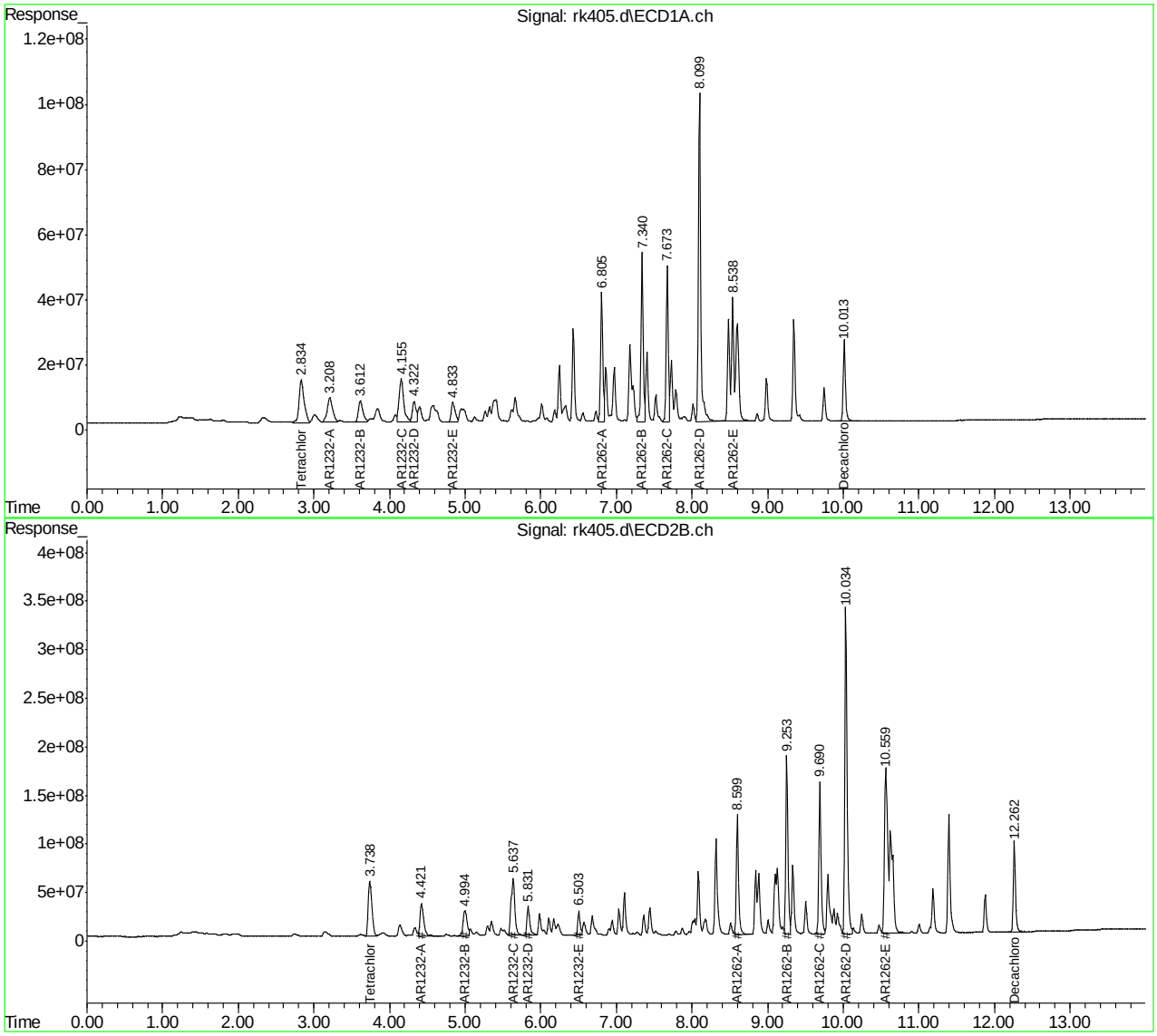

Manual Integration Approval Summary

Sample Number: GRK12-IC12
Lab FileID: RK405.D
Injection Time: 06/09/21 23:31
Method: SW846 8082A
Analyst approved: 06/10/21 13:44 Kristi Schollenberger
Supervisor approved: 06/11/21 09:58 Gwendolyn Burns

Parameter	CAS	Sig#	R.T. (min.)	Reason
AR1262-E		1	8.54	Poor instrument integration
AR1262-E		2	10.56	Poor instrument integration

Quantitation Report (Qedit)

Data Path : C:\msdchem\1\DATA\rk12\
Data File : rk405.d
Signal(s) : Signal #1: ECD1A.ch Signal #2: ECD2B.ch
Acq On : 9 Jun 2021 11:31 pm
Operator : rebeccak
Sample : ic12-1000
Misc : op33494,grk12,15.0,,,10,1
ALS Vial : 10 Sample Multiplier: 1

Integration File signal 1: autoint1.e
Integration File signal 2: autoint2.e
Quant Time: Jun 10 13:15:06 2021
Quant Method : C:\MSDCHEM\1\METHODS\RKPCB12.M
Quant Title :
QLast Update : Thu Jun 03 19:38:55 2021
Response via : Initial Calibration
Integrator: ChemStation

Volume Inj. : 1ul
Signal #1 Phase : ZBCLP-1 Signal #2 Phase: ZBCLP-2
Signal #1 Info : 30m X 0.32mm(.32u Signal #2 Info : 30m X 0.32 mm (.25um)

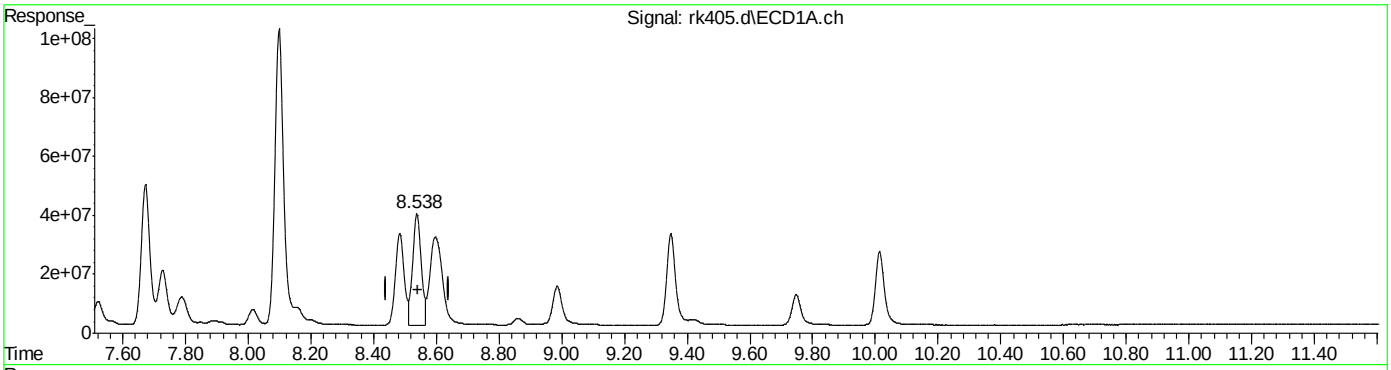

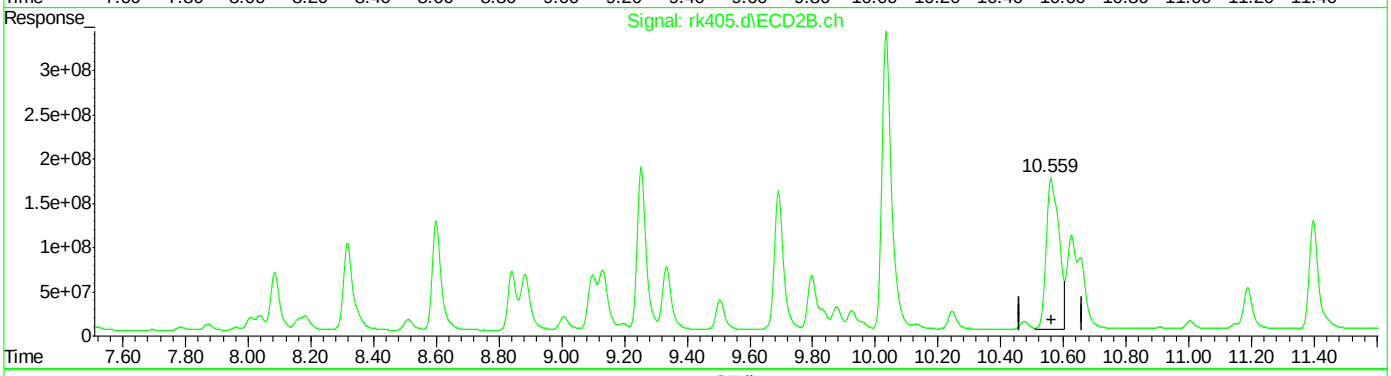

QEdit

(45) AR1262-E
8.538min 896.854 PPB
response 738369350

(45) AR1262-E #2
10.560min 8226.020 PPB
response 4823176766

(+) = Expected Retention Time
RKPCB12.M Thu Jun 10 13:15:51 2021 Page: 1

Quantitation Report (Qedit)

Data Path : C:\msdchem\1\DATA\rk12\
Data File : rk405.d
Signal(s) : Signal #1: ECD1A.ch Signal #2: ECD2B.ch
Acq On : 9 Jun 2021 11:31 pm
Operator : rebeccak
Sample : ic12-1000
Misc : op33494,grk12,15.0,,,10,1
ALS Vial : 10 Sample Multiplier: 1

Integration File signal 1: autoint1.e
Integration File signal 2: autoint2.e
Quant Time: Jun 10 13:15:06 2021
Quant Method : C:\MSDCHEM\1\METHODS\RKPCB12.M
Quant Title :
QLast Update : Thu Jun 03 19:38:55 2021
Response via : Initial Calibration
Integrator: ChemStation

Volume Inj. : 1ul
Signal #1 Phase : ZBCLP-1 Signal #2 Phase: ZBCLP-2
Signal #1 Info : 30m X 0.32mm(.32u Signal #2 Info : 30m X 0.32 mm (.25um)

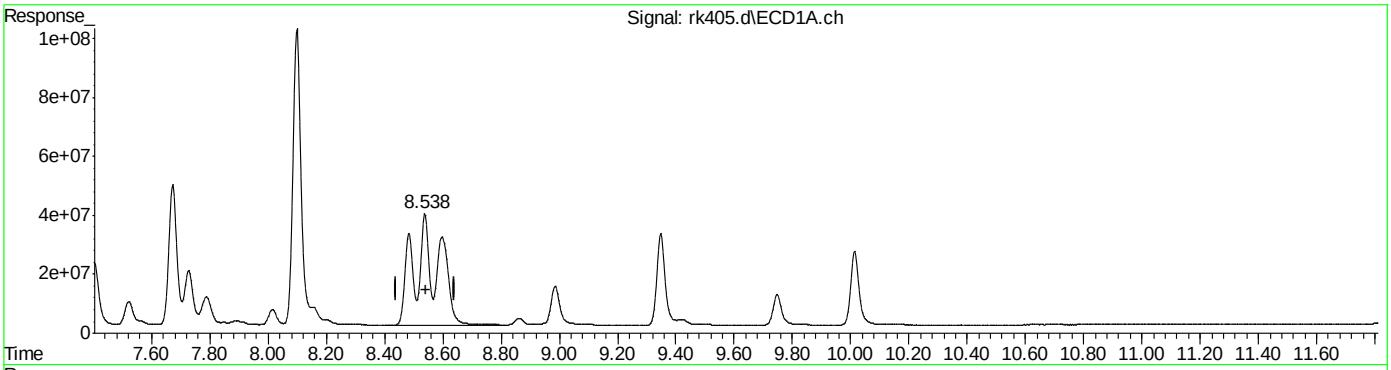

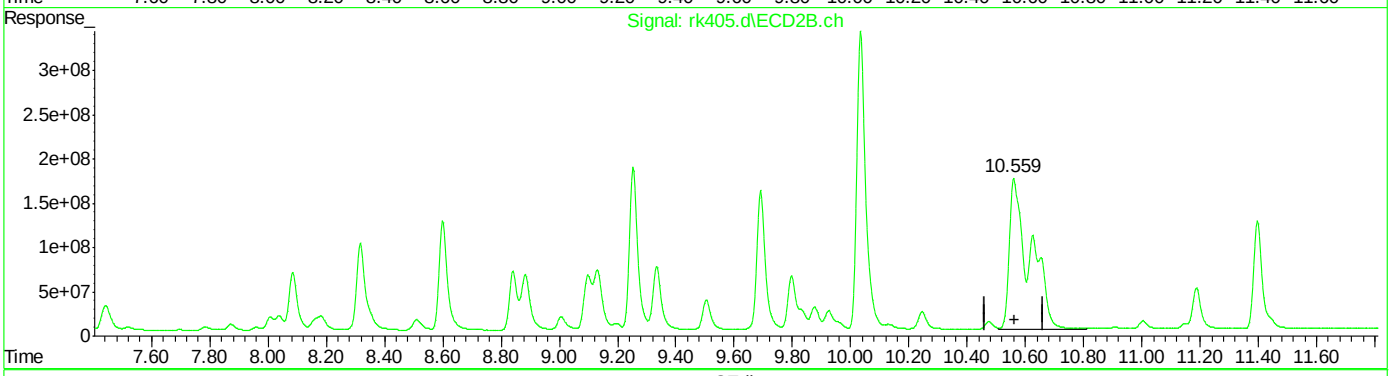

QEdit

(45) AR1262-E
8.538min 2677.096 PPB m
response 2204021588

(45) AR1262-E #2
10.559min 14364.300 PPB m
response 8422245157

(+) = Expected Retention Time

Quantitation Report (QT Reviewed)

Data Path : C:\msdchem\1\DATA\rk12\
Data File : rk406.d
Signal(s) : Signal #1: ECD1A.ch Signal #2: ECD2B.ch
Acq On : 9 Jun 2021 11:48 pm
Operator : rebeccak
Sample : ic12-1000
Misc : op33494,grk12,15.0,,,10,1
ALS Vial : 11 Sample Multiplier: 1

Integration File signal 1: autoint1.e
Integration File signal 2: autoint2.e
Quant Time: Jun 10 13:18:22 2021
Quant Method : C:\MSDCHEM\1\METHODS\RKPCB12.M
Quant Title :
QLast Update : Thu Jun 03 19:38:55 2021
Response via : Initial Calibration
Integrator: ChemStation

Volume Inj. : 1ul
Signal #1 Phase : ZBCLP-1 Signal #2 Phase: ZBCLP-2
Signal #1 Info : 30m X 0.32mm(.32u Signal #2 Info : 30m X 0.32 mm (.25um)

	Compound	RT#1	RT#2	Resp#1	Resp#2	ppb	ppb	
	System Monitoring Compounds							
1)	S Tetrachlo...	2.838	3.740	612.8E6	1997.9E6	113.821	685.436	#
	Spiked Amount 40.000			Recovery	= 284.55%		1713.59%	
51)	S Decachlor...	10.015	12.263	1545.7E6	5305.1E6	281.518	1245.486	#
	Spiked Amount 40.000			Recovery	= 703.79%		3113.72%	
	Target Compounds							
12)	AR1242-A	3.615	4.996	452.4E6	1671.4E6	4019.382	16839.049	#
13)	AR1242-B	4.157	5.638	1124.8E6	3620.3E6	2833.935	17012.109	#
14)	AR1242-C	4.326	5.833	383.0E6	1424.6E6	2668.098	14408.919	#
15)	AR1242-D	4.576	6.503	629.5E6	1013.2E6	4169.958	15070.024	#
16)	AR1242-E	4.836	7.106	418.3E6	1355.2E6	1713.324	14646.437	#
46)	AR1268-A	8.539	10.559	2005.2E6	7866.4E6	2445.919	13230.094	#
47)	AR1268-B	8.592	10.626	2114.1E6	8453.0E6	2554.317	14326.558	#
48)	AR1268-C	8.863	11.004	1666.6E6	6670.6E6	2480.826	13263.300	#
49)	AR1268-D	9.349	11.397	695.3E6	2623.6E6	2439.563	12268.614	#
50)	AR1268-E	9.749	11.877	5238.5E6	18537.6E6	2354.194	11290.577	#

(f)=RT Delta > 1/2 Window (#)=Amounts differ by > 25% (m)=manual int.

Quantitation Report (QT Reviewed)

Data Path : C:\msdchem\1\DATA\rk12\
Data File : rk406.d
Signal(s) : Signal #1: ECD1A.ch Signal #2: ECD2B.ch
Acq On : 9 Jun 2021 11:48 pm
Operator : rebeccak
Sample : ic12-1000
Misc : op33494,grk12,15.0,,,10,1
ALS Vial : 11 Sample Multiplier: 1

Integration File signal 1: autoint1.e
Integration File signal 2: autoint2.e
Quant Time: Jun 10 13:18:22 2021
Quant Method : C:\MSDCHEM\1\METHODS\RKPCB12.M
Quant Title :
QLast Update : Thu Jun 03 19:38:55 2021
Response via : Initial Calibration
Integrator: ChemStation

Volume Inj. : 1ul
Signal #1 Phase : ZBCLP-1 Signal #2 Phase: ZBCLP-2
Signal #1 Info : 30m X 0.32mm(.32u Signal #2 Info : 30m X 0.32 mm (.25um)

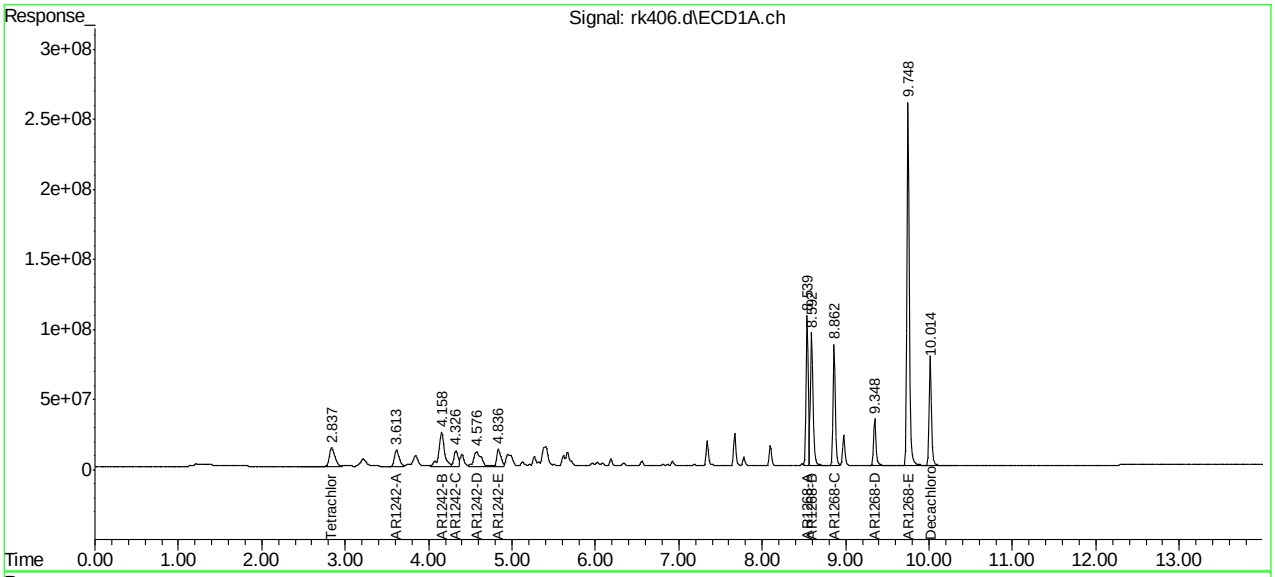

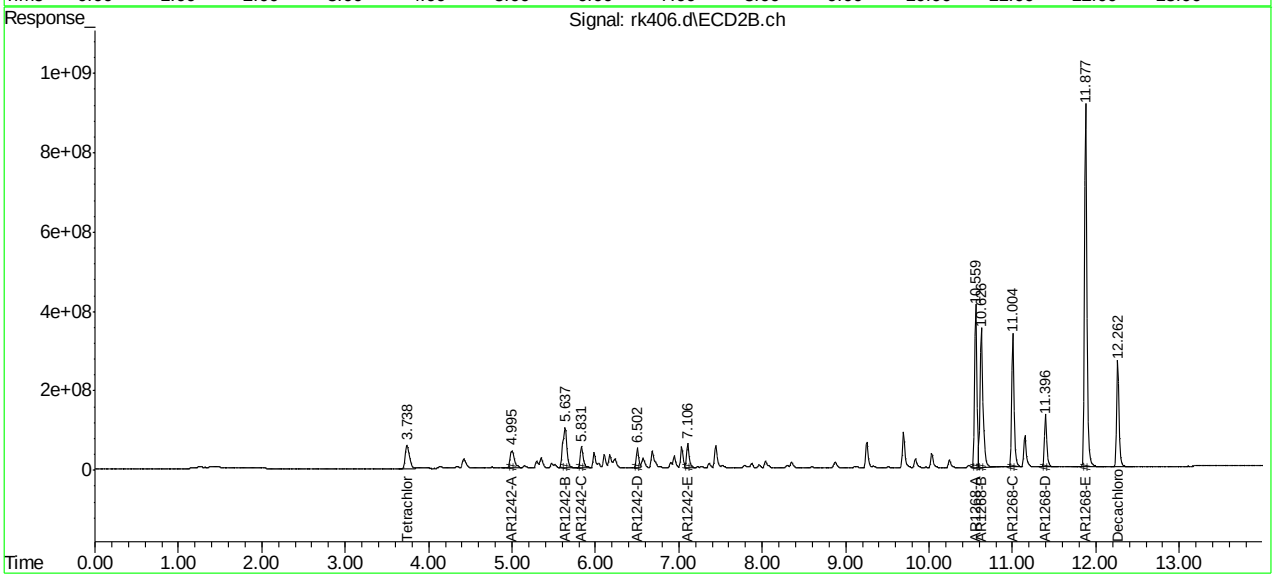

Quantitation Report (QT Reviewed)

Data Path : C:\msdchem\1\DATA\rk12\
Data File : rk407.d
Signal(s) : Signal #1: ECD1A.ch Signal #2: ECD2B.ch
Acq On : 10 Jun 2021 12:04 am
Operator : rebeccak
Sample : ic12-1000
Misc : op33494,grk12,15.0,,,10,1
ALS Vial : 12 Sample Multiplier: 1

Integration File signal 1: autoint1.e
Integration File signal 2: autoint2.e
Quant Time: Jun 10 13:19:05 2021
Quant Method : C:\MSDCHEM\1\METHODS\RKPCB12.M
Quant Title :
QLast Update : Thu Jun 03 19:38:55 2021
Response via : Initial Calibration
Integrator: ChemStation

Volume Inj. : 1ul
Signal #1 Phase : ZBCLP-1 Signal #2 Phase: ZBCLP-2
Signal #1 Info : 30m X 0.32mm(.32u Signal #2 Info : 30m X 0.32 mm (.25um)

	Compound	RT#1	RT#2	Resp#1	Resp#2	ppb	ppb	
	System Monitoring Compounds							
1)	S Tetrachlo...	2.838	3.739	598.8E6	2011.6E6	111.227	690.127	#
	Spiked Amount 40.000			Recovery	= 278.07%	1725.32%		
51)	S Decachlor...	10.015	12.262	514.4E6	1829.1E6	93.690	429.414	#
	Spiked Amount 40.000			Recovery	= 234.22%	1073.54%		
	Target Compounds							
17)	AR1248-A	3.615	4.993	232.5E6	827.0E6	2852.043	16416.984	#
18)	AR1248-B	4.156	5.636	680.8E6	2330.5E6	3011.892	17711.144	#
19)	AR1248-C	4.572	6.107	700.4E6	1269.4E6	3188.087	15844.303	#
20)	AR1248-D	4.837	6.504	634.2E6	1626.8E6	2896.249	15802.385	#
21)	AR1248-E	4.946	6.683	361.0E6	1804.4E6	1802.446	14896.398	#
22)	AR1248-F	5.384	7.106	1114.3E6	2322.6E6	4998.954	15130.388	#
23)	AR1248-G	5.667	7.444	488.9E6	2088.7E6	1423.781	17015.959	#

(f)=RT Delta > 1/2 Window (#)=Amounts differ by > 25% (m)=manual int.

Quantitation Report (QT Reviewed)

Data Path : C:\msdchem\1\DATA\rk12\
Data File : rk407.d
Signal(s) : Signal #1: ECD1A.ch Signal #2: ECD2B.ch
Acq On : 10 Jun 2021 12:04 am
Operator : rebeccak
Sample : ic12-1000
Misc : op33494,grk12,15.0,,,10,1
ALS Vial : 12 Sample Multiplier: 1

Integration File signal 1: autoint1.e
Integration File signal 2: autoint2.e
Quant Time: Jun 10 13:19:05 2021
Quant Method : C:\MSDCHEM\1\METHODS\RKPCB12.M
Quant Title :
QLast Update : Thu Jun 03 19:38:55 2021
Response via : Initial Calibration
Integrator: ChemStation

Volume Inj. : 1ul
Signal #1 Phase : ZBCLP-1 Signal #2 Phase: ZBCLP-2
Signal #1 Info : 30m X 0.32mm(.32u Signal #2 Info : 30m X 0.32 mm (.25um)

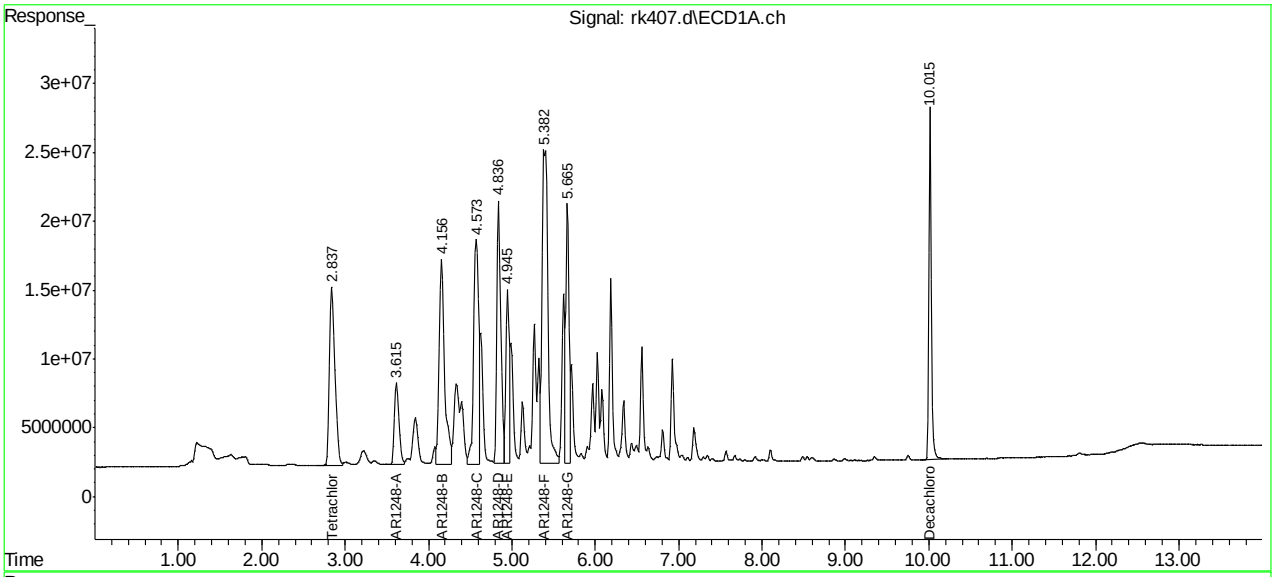

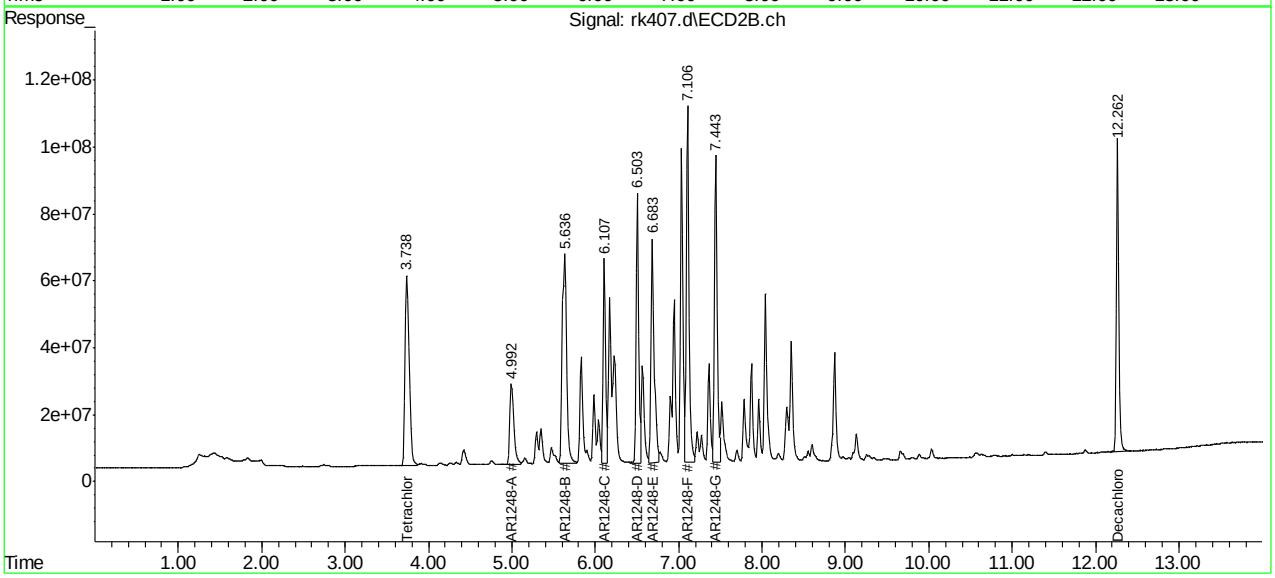

Manual Integrations APPROVED
(compounds with "m" flag)
Gwendolyn Burns
06/11/21 09:58

Quantitation Report (QT Reviewed)

Data Path : C:\msdchem\1\DATA\rk12\
Data File : rk408.d
Signal(s) : Signal #1: ECD1A.ch Signal #2: ECD2B.ch
Acq On : 10 Jun 2021 12:21 am
Operator : rebeccak
Sample : icv12-1000
Misc : op33494,grk12,15.0,,,10,1
ALS Vial : 13 Sample Multiplier: 1

Integration File signal 1: autoint1.e
Integration File signal 2: autoint2.e
Quant Time: Jun 10 13:24:35 2021
Quant Method : C:\MSDCHEM\1\METHODS\RKPCB12.M
Quant Title :
QLast Update : Thu Jun 10 13:22:09 2021
Response via : Initial Calibration
Integrator: ChemStation

Volume Inj. : 1ul
Signal #1 Phase : ZBCLP-1 Signal #2 Phase: ZBCLP-2
Signal #1 Info : 30m X 0.32mm(.32u Signal #2 Info : 30m X 0.32 mm (.25um)

	Compound	RT#1	RT#2	Resp#1	Resp#2	ppb	ppb
	System Monitoring Compounds						
1) S	Tetrachlo...	2.838	3.739	621.9E6	2030.2E6	42.657	42.583
	Spiked Amount 40.000			Recovery	=	106.64%	106.46%
51) S	Decachlor...	10.015	12.263	507.7E6	1785.2E6	40.704	39.349
	Spiked Amount 40.000			Recovery	=	101.76%	98.37%
	Target Compounds						
31)	AR1016-A	3.213	4.421	286.8E6	872.8E6	1012.766	1002.098
32)	AR1016-B	3.616	4.997	554.8E6	2060.2E6	986.295	965.995
33)	AR1016-C	4.159	5.637	1285.0E6	4493.0E6	1010.777	959.370
34)	AR1016-D	4.329	5.832	472.4E6	1771.6E6	985.821	943.150
35)	AR1016-E	4.839	6.503	494.4E6	1213.0E6	964.849	986.359
36)	AR1260-A	7.183	9.131	1197.8E6	4158.1E6	1049.875	1033.898m
37)	AR1260-B	7.343	9.254	637.3E6	2369.1E6	1018.987	1026.937
38)	AR1260-C	7.675	9.691	687.8E6	2446.3E6	1040.682	1022.435
39)	AR1260-D	8.100	10.034	1719.8E6	5905.3E6	1052.873m	1044.149
40)	AR1260-E	8.485	10.581	1558.1E6	5792.0E6	1002.739m	989.304m

(f)=RT Delta > 1/2 Window (#)=Amounts differ by > 25% (m)=manual int.

Quantitation Report (QT Reviewed)

Data Path : C:\msdchem\1\DATA\rk12\
Data File : rk408.d
Signal(s) : Signal #1: ECD1A.ch Signal #2: ECD2B.ch
Acq On : 10 Jun 2021 12:21 am
Operator : rebeccak
Sample : icv12-1000
Misc : op33494,grk12,15.0,,,10,1
ALS Vial : 13 Sample Multiplier: 1

Integration File signal 1: autoint1.e
Integration File signal 2: autoint2.e
Quant Time: Jun 10 13:24:35 2021
Quant Method : C:\MSDCHEM\1\METHODS\RKPCB12.M
Quant Title :
QLast Update : Thu Jun 10 13:22:09 2021
Response via : Initial Calibration
Integrator: ChemStation

Volume Inj. : 1ul
Signal #1 Phase : ZBCLP-1 Signal #2 Phase: ZBCLP-2
Signal #1 Info : 30m X 0.32mm(.32u Signal #2 Info : 30m X 0.32 mm (.25um)

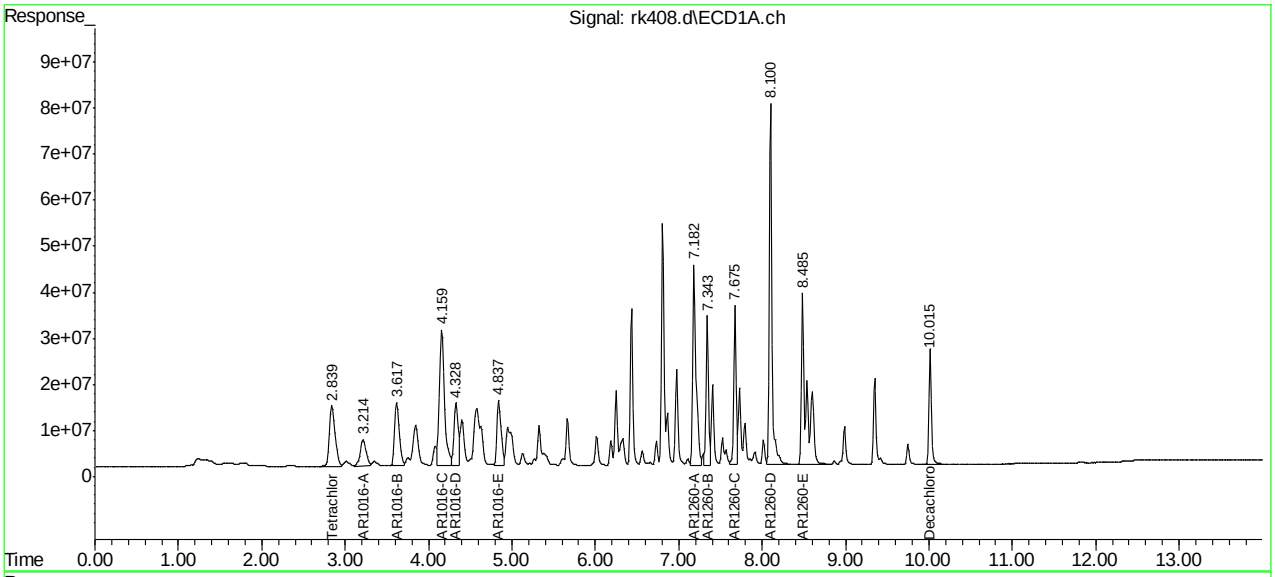

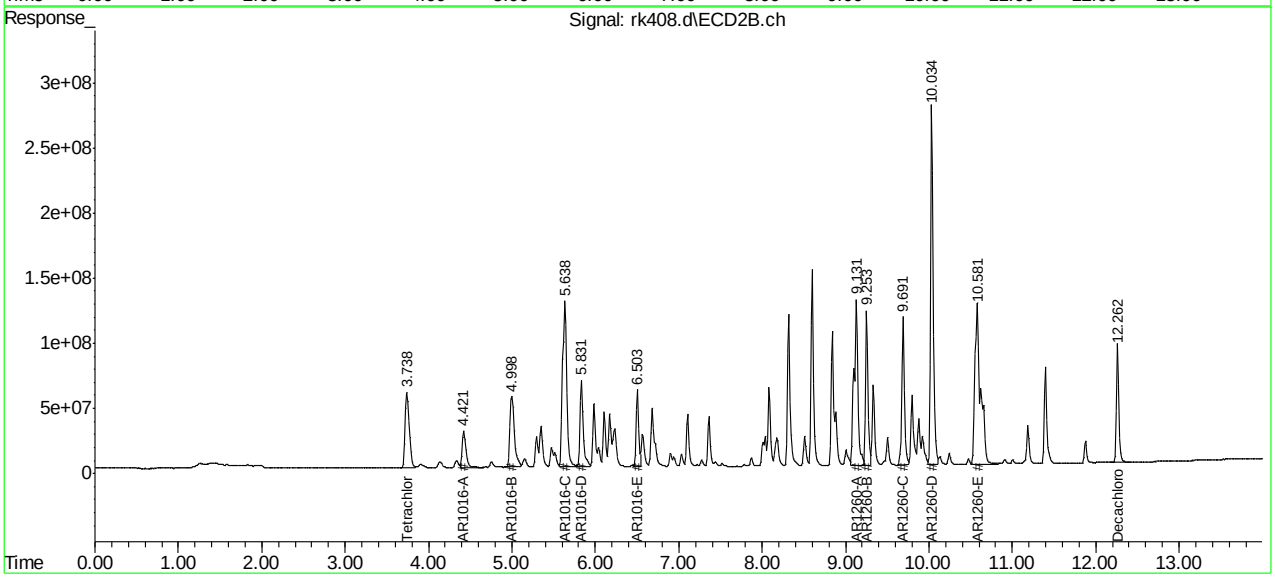

Manual Integration Approval Summary

Sample Number: GRK12-ICV12
Lab FileID: RK408.D
Injection Time: 06/10/21 00:21
Method: SW846 8082A
Analyst approved: 06/10/21 13:44 Kristi Schollenberger
Supervisor approved: 06/11/21 09:58 Gwendolyn Burns

Parameter	CAS	Sig#	R.T. (min.)	Reason
AR1260-D		1	8.10	Poor instrument integration
AR1260-E		1	8.49	Poor instrument integration
AR1260-A		2	9.13	Poor instrument integration
AR1260-E		2	10.58	Poor instrument integration

Quantitation Report (Qedit)

Data Path : C:\msdchem\1\DATA\rk12\
Data File : rk408.d
Signal(s) : Signal #1: ECD1A.ch Signal #2: ECD2B.ch
Acq On : 10 Jun 2021 12:21 am
Operator : rebeccak
Sample : icv12-1000
Misc : op33494,grk12,15.0,,,10,1
ALS Vial : 13 Sample Multiplier: 1

Integration File signal 1: autoint1.e
Integration File signal 2: autoint2.e
Quant Time: Jun 10 13:22:52 2021
Quant Method : C:\MSDCHEM\1\METHODS\RKPCB12.M
Quant Title :
QLast Update : Thu Jun 10 13:22:09 2021
Response via : Initial Calibration
Integrator: ChemStation

Volume Inj. : 1ul
Signal #1 Phase : ZBCLP-1 Signal #2 Phase: ZBCLP-2
Signal #1 Info : 30m X 0.32mm(.32u Signal #2 Info : 30m X 0.32 mm (.25um)

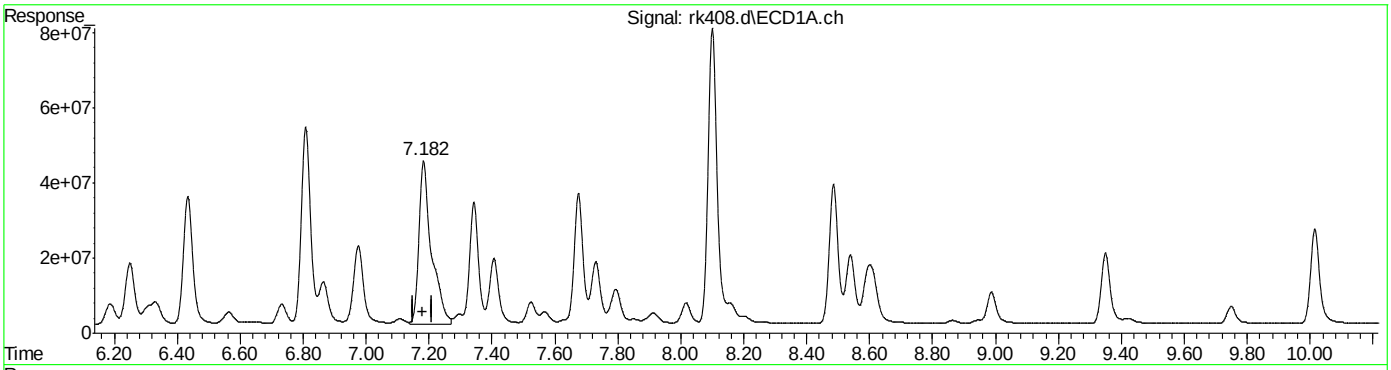

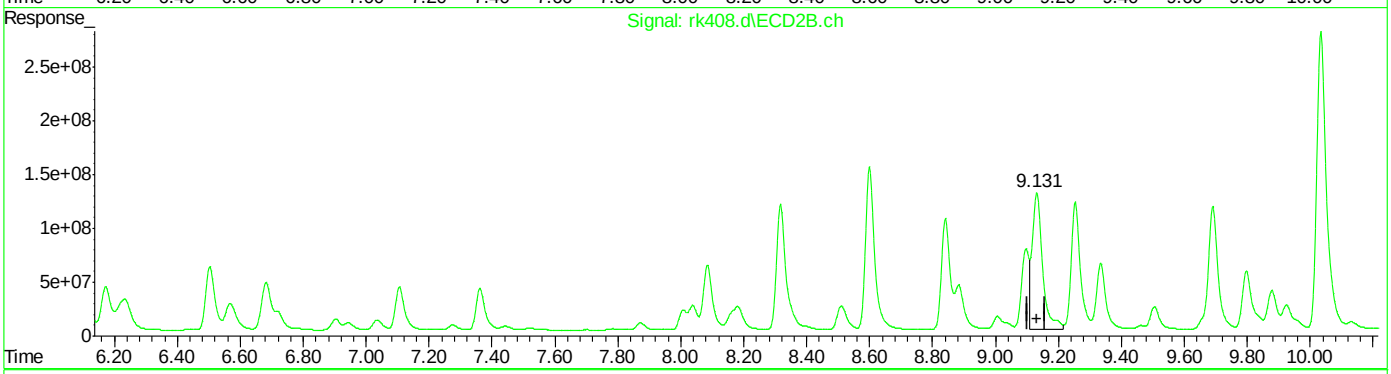

QEdit

(36) AR1260-A
7.183min 1049.875 PPB
response 1197844254

(36) AR1260-A #2
9.132min 738.888 PPB
response 2971634683

(+) = Expected Retention Time
RKPCB12.M Thu Jun 10 13:23:21 2021 Page: 1

Quantitation Report (Qedit)

Data Path : C:\msdchem\1\DATA\rk12\
Data File : rk408.d
Signal(s) : Signal #1: ECD1A.ch Signal #2: ECD2B.ch
Acq On : 10 Jun 2021 12:21 am
Operator : rebeccak
Sample : icv12-1000
Misc : op33494,grk12,15.0,,,10,1
ALS Vial : 13 Sample Multiplier: 1

Integration File signal 1: autoint1.e
Integration File signal 2: autoint2.e
Quant Time: Jun 10 13:22:52 2021
Quant Method : C:\MSDCHEM\1\METHODS\RKPCB12.M
Quant Title :
QLast Update : Thu Jun 10 13:22:09 2021
Response via : Initial Calibration
Integrator: ChemStation

Volume Inj. : 1ul
Signal #1 Phase : ZBCLP-1 Signal #2 Phase: ZBCLP-2
Signal #1 Info : 30m X 0.32mm(.32u Signal #2 Info : 30m X 0.32 mm (.25um)

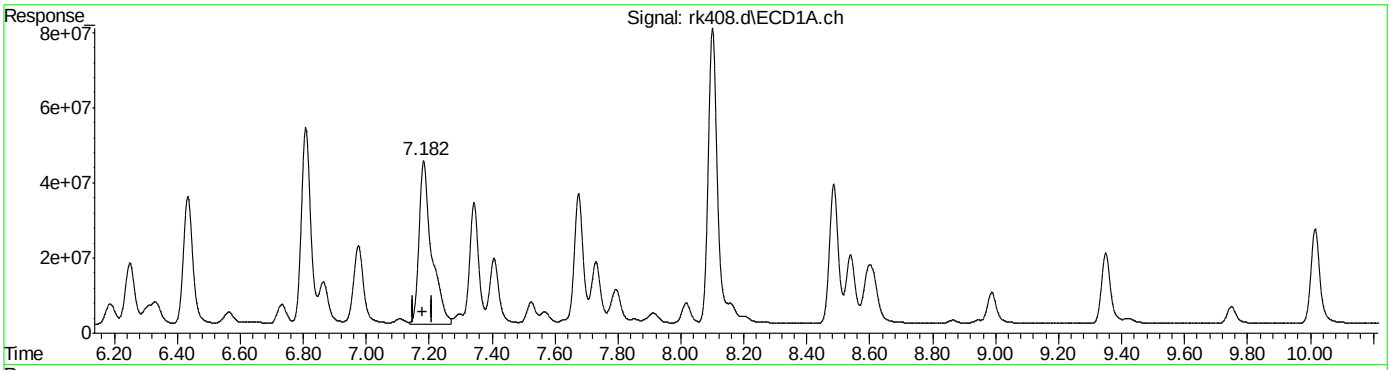

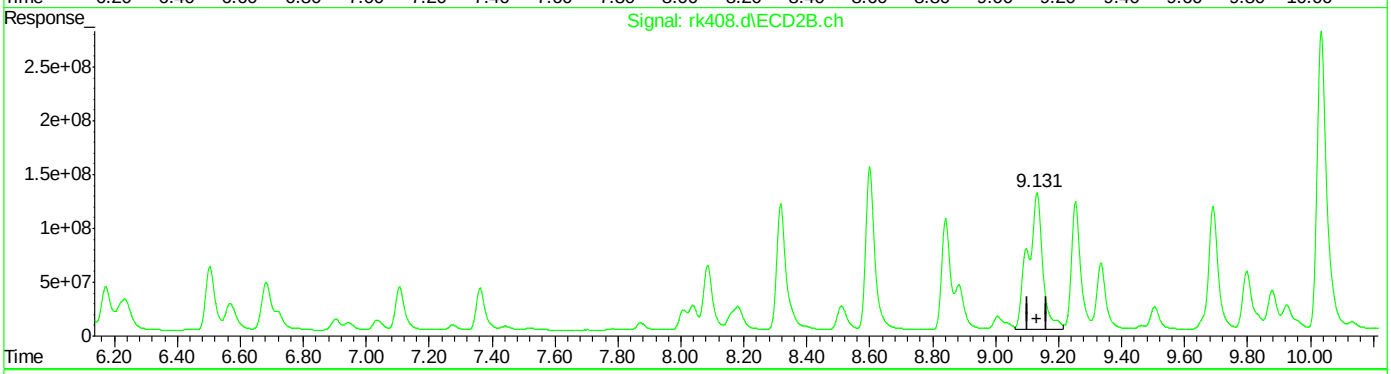

QEdit

(36) AR1260-A
7.183min 1049.875 PPB
response 1197844254

(36) AR1260-A #2
9.131min 1033.898 PPB m
response 4158099832

(+) = Expected Retention Time
RKPCB12.M Thu Jun 10 13:23:40 2021 Page: 1

Quantitation Report (Qedit)

Data Path : C:\msdchem\1\DATA\rk12\
Data File : rk408.d
Signal(s) : Signal #1: ECD1A.ch Signal #2: ECD2B.ch
Acq On : 10 Jun 2021 12:21 am
Operator : rebeccak
Sample : icv12-1000
Misc : op33494,grk12,15.0,,,10,1
ALS Vial : 13 Sample Multiplier: 1

Integration File signal 1: autoint1.e
Integration File signal 2: autoint2.e
Quant Time: Jun 10 13:22:52 2021
Quant Method : C:\MSDCHEM\1\METHODS\RKPCB12.M
Quant Title :
QLast Update : Thu Jun 10 13:22:09 2021
Response via : Initial Calibration
Integrator: ChemStation

Volume Inj. : 1ul
Signal #1 Phase : ZBCLP-1 Signal #2 Phase: ZBCLP-2
Signal #1 Info : 30m X 0.32mm(.32u Signal #2 Info : 30m X 0.32 mm (.25um)

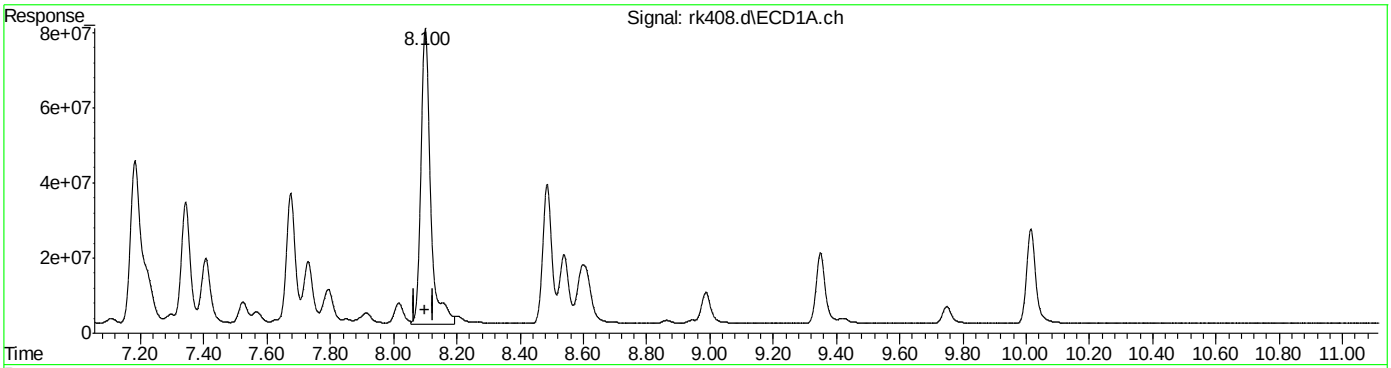

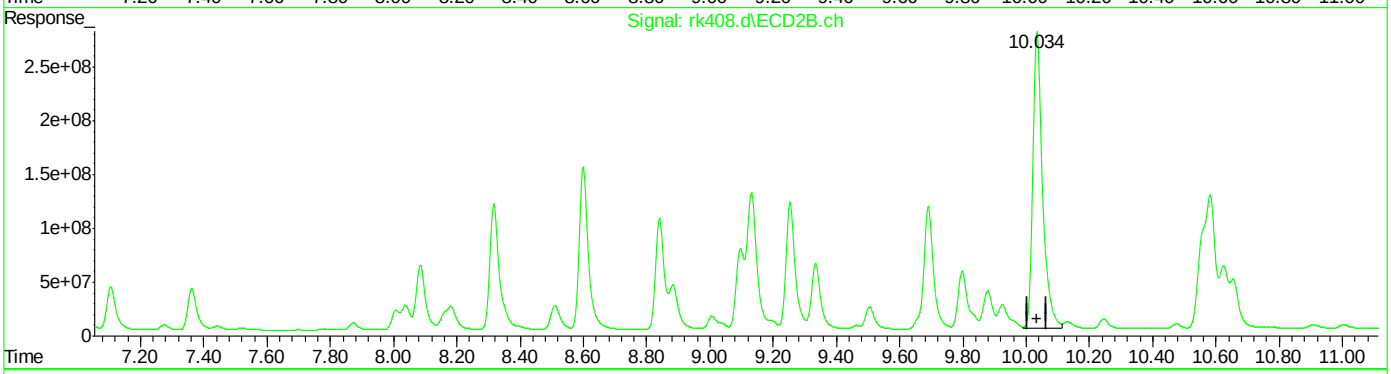

QEdit

(39) AR1260-D
8.101min 1019.777 PPB
response 1665787811

(39) AR1260-D #2
10.034min 1044.149 PPB
response 5905334006

(+) = Expected Retention Time
RKPCB12.M Thu Jun 10 13:23:49 2021 Page: 1

Quantitation Report (Qedit)

Data Path : C:\msdchem\1\DATA\rk12\
Data File : rk408.d
Signal(s) : Signal #1: ECD1A.ch Signal #2: ECD2B.ch
Acq On : 10 Jun 2021 12:21 am
Operator : rebeccak
Sample : icv12-1000
Misc : op33494,grk12,15.0,,,10,1
ALS Vial : 13 Sample Multiplier: 1

Integration File signal 1: autoint1.e
Integration File signal 2: autoint2.e
Quant Time: Jun 10 13:22:52 2021
Quant Method : C:\MSDCHEM\1\METHODS\RKPCB12.M
Quant Title :
QLast Update : Thu Jun 10 13:22:09 2021
Response via : Initial Calibration
Integrator: ChemStation

Volume Inj. : 1ul
Signal #1 Phase : ZBCLP-1 Signal #2 Phase: ZBCLP-2
Signal #1 Info : 30m X 0.32mm(.32u Signal #2 Info : 30m X 0.32 mm (.25um)

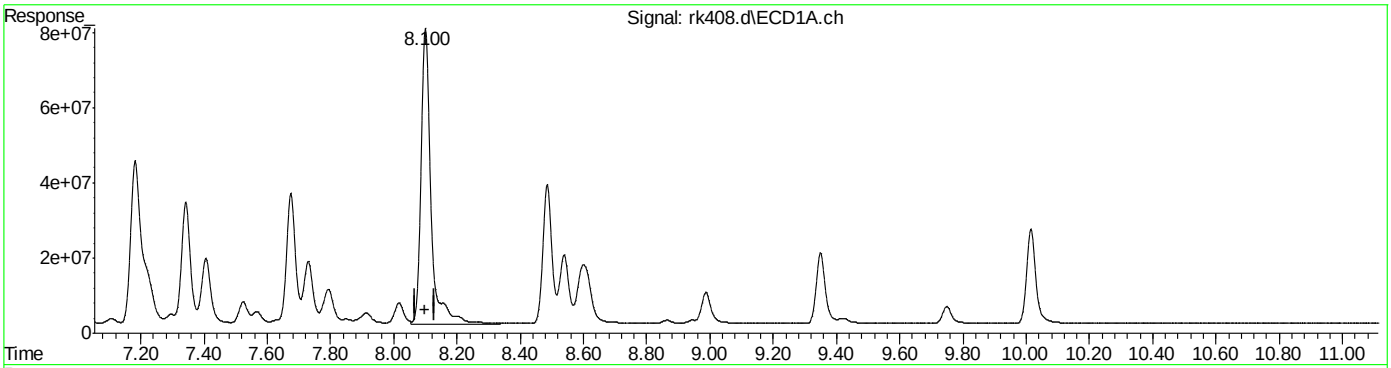

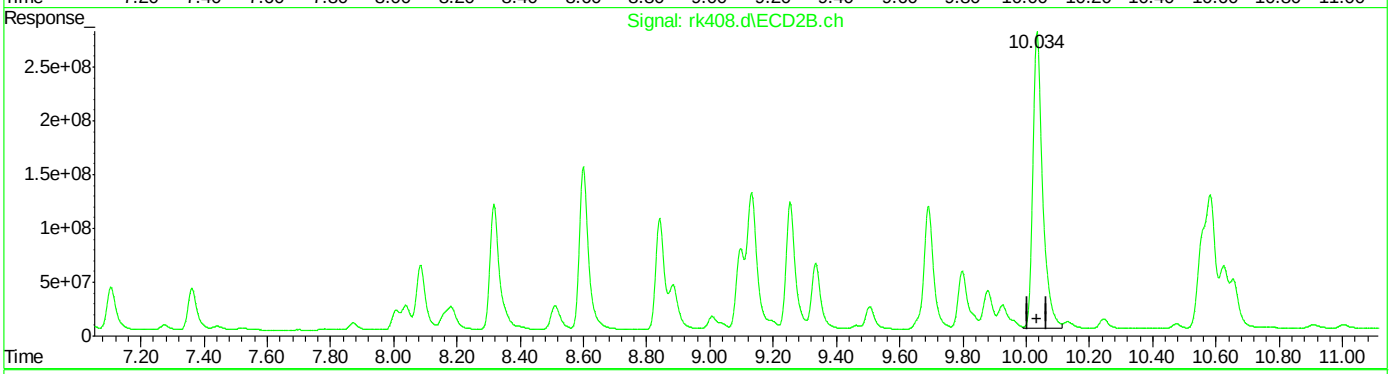

QEdit

(39) AR1260-D
8.100min 1052.873 PPB m
response 1719849458

(39) AR1260-D #2
10.034min 1044.149 PPB
response 5905334006

(+) = Expected Retention Time
RKPCB12.M Thu Jun 10 13:24:04 2021 Page: 1

Quantitation Report (Qedit)

Data Path : C:\msdchem\1\DATA\rk12\
Data File : rk408.d
Signal(s) : Signal #1: ECD1A.ch Signal #2: ECD2B.ch
Acq On : 10 Jun 2021 12:21 am
Operator : rebeccak
Sample : icv12-1000
Misc : op33494,grk12,15.0,,,10,1
ALS Vial : 13 Sample Multiplier: 1

Integration File signal 1: autoint1.e
Integration File signal 2: autoint2.e
Quant Time: Jun 10 13:22:52 2021
Quant Method : C:\MSDCHEM\1\METHODS\RKPCB12.M
Quant Title :
QLast Update : Thu Jun 10 13:22:09 2021
Response via : Initial Calibration
Integrator: ChemStation

Volume Inj. : 1ul
Signal #1 Phase : ZBCLP-1 Signal #2 Phase: ZBCLP-2
Signal #1 Info : 30m X 0.32mm(.32u Signal #2 Info : 30m X 0.32 mm (.25um)

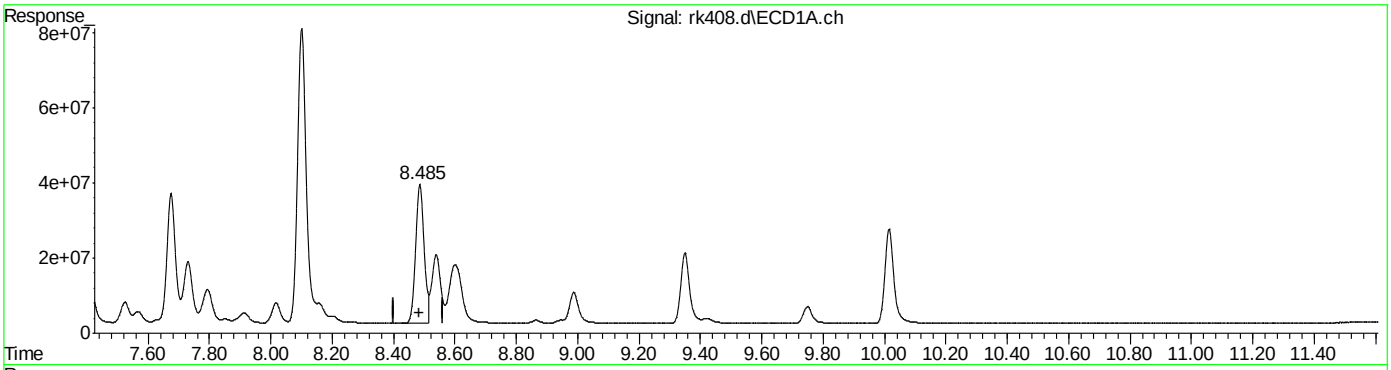

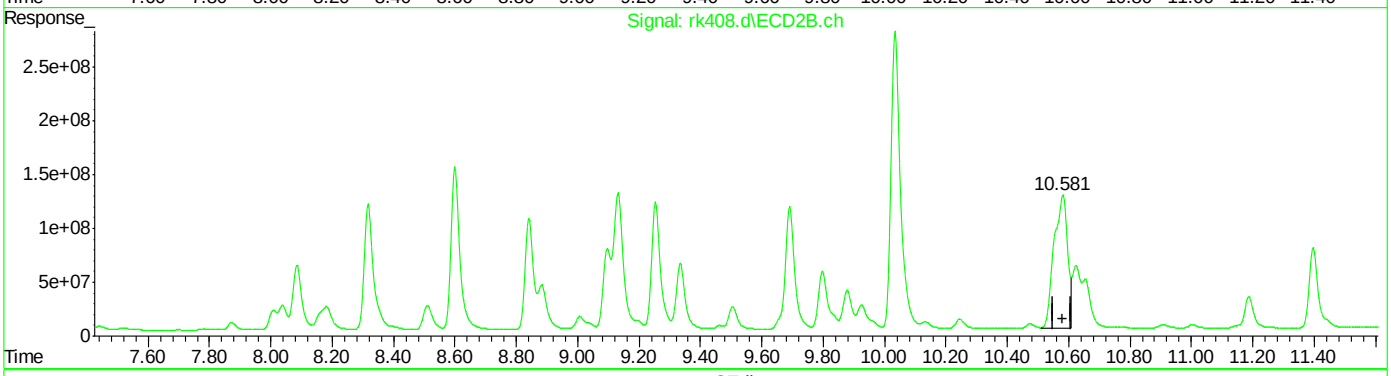

QEdit

(40) AR1260-E
8.486min 463.812 PPB
response 720689965

(40) AR1260-E #2
10.582min 648.827 PPB
response 3798664381

(+) = Expected Retention Time

Quantitation Report (Qedit)

Data Path : C:\msdchem\1\DATA\rk12\
Data File : rk408.d
Signal(s) : Signal #1: ECD1A.ch Signal #2: ECD2B.ch
Acq On : 10 Jun 2021 12:21 am
Operator : rebeccak
Sample : icv12-1000
Misc : op33494,grk12,15.0,,,10,1
ALS Vial : 13 Sample Multiplier: 1

Integration File signal 1: autoint1.e
Integration File signal 2: autoint2.e
Quant Time: Jun 10 13:22:52 2021
Quant Method : C:\MSDCHEM\1\METHODS\RKPCB12.M
Quant Title :
QLast Update : Thu Jun 10 13:22:09 2021
Response via : Initial Calibration
Integrator: ChemStation

Volume Inj. : 1ul
Signal #1 Phase : ZBCLP-1 Signal #2 Phase: ZBCLP-2
Signal #1 Info : 30m X 0.32mm(.32u Signal #2 Info : 30m X 0.32 mm (.25um)

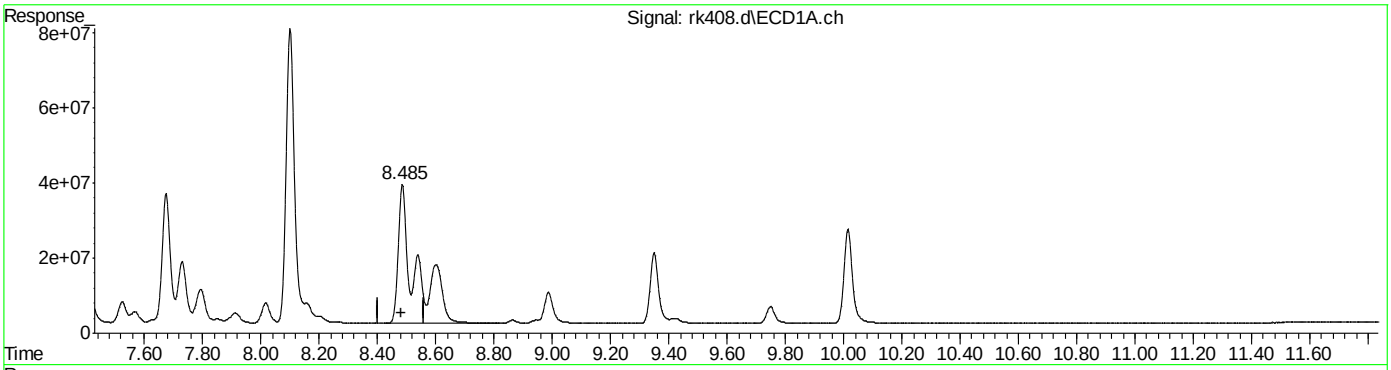

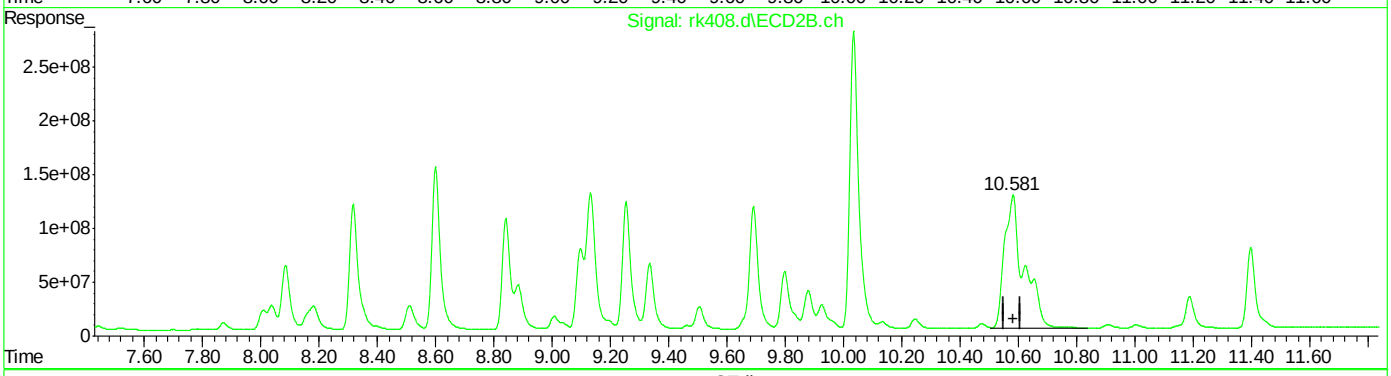

QEdit

(40) AR1260-E
8.485min 1002.739 PPB m
response 1558098986

(40) AR1260-E #2
10.581min 989.304 PPB m
response 5792039319

(+) = Expected Retention Time

Manual Integrations APPROVED (compounds with "m" flag)
Gwendolyn Burns 06/11/21 09:58

Quantitation Report (QT Reviewed)

Data Path : C:\msdchem\1\DATA\rk12\
Data File : rk409.d
Signal(s) : Signal #1: ECD1A.ch Signal #2: ECD2B.ch
Acq On : 10 Jun 2021 12:37 am
Operator : rebeccak
Sample : icv12-1000
Misc : op33494,grk12,15.0,,,10,1
ALS Vial : 14 Sample Multiplier: 1

Integration File signal 1: autoint1.e
Integration File signal 2: autoint2.e
Quant Time: Jun 10 13:26:46 2021
Quant Method : C:\MSDCHEM\1\METHODS\RKPCB12.M
Quant Title :
QLast Update : Thu Jun 10 13:22:09 2021
Response via : Initial Calibration
Integrator: ChemStation

Volume Inj. : 1ul
Signal #1 Phase : ZBCLP-1 Signal #2 Phase: ZBCLP-2
Signal #1 Info : 30m X 0.32mm(.32u Signal #2 Info : 30m X 0.32 mm (.25um)

	Compound	RT#1	RT#2	Resp#1	Resp#2	ppb	ppb
	System Monitoring Compounds						
1)	S Tetrachlo...	2.840	3.739	689.4E6	2158.7E6	47.291	45.278
	Spiked Amount 40.000			Recovery	= 118.23%	113.20%	
51)	S Decachlor...	10.015	12.262	538.7E6	1875.0E6	43.190	41.327
	Spiked Amount 40.000			Recovery	= 107.97%	103.32%	
	Target Compounds						
2)	AR1221-A	2.337	3.146	110.2E6	345.1E6	994.626	1007.599
3)	AR1221-B	3.013	4.137	156.6E6	513.2E6	965.779	953.831
4)	AR1221-C	3.212	4.421	465.7E6	1306.1E6	947.489	948.697
5)	AR1221-D	3.619	4.984	66967975	225.0E6	860.778m	839.871
6)	AR1221-E	3.752	5.067	85104906	198.9E6	928.152m	1049.607
24)	AR1254-A	5.326	7.106	519.7E6	2140.1E6	1040.868	1035.826
25)	AR1254-B	5.665	7.362	1042.4E6	2273.6E6	1036.532	1024.678
26)	AR1254-C	6.026	7.872	572.1E6	1771.6E6	1031.309	1015.646
27)	AR1254-D	6.187	8.039	994.4E6	3906.4E6	1026.187	1024.319
28)	AR1254-E	6.559	8.351	708.9E6	2887.5E6	1017.969	1011.809
29)	AR1254-F	6.810	8.867	698.0E6	2856.7E6	1050.712	1019.883m
30)	AR1254-G	7.184	9.133	1032.0E6	2961.9E6	1041.141	877.248

(f)=RT Delta > 1/2 Window (#)=Amounts differ by > 25% (m)=manual int.

11.6.32 11

Quantitation Report (QT Reviewed)

Data Path : C:\msdchem\1\DATA\rk12\
Data File : rk409.d
Signal(s) : Signal #1: ECD1A.ch Signal #2: ECD2B.ch
Acq On : 10 Jun 2021 12:37 am
Operator : rebeccak
Sample : icv12-1000
Misc : op33494,grk12,15.0,,,10,1
ALS Vial : 14 Sample Multiplier: 1

Integration File signal 1: autoint1.e
Integration File signal 2: autoint2.e
Quant Time: Jun 10 13:26:46 2021
Quant Method : C:\MSDCHEM\1\METHODS\RKPCB12.M
Quant Title :
QLast Update : Thu Jun 10 13:22:09 2021
Response via : Initial Calibration
Integrator: ChemStation

Volume Inj. : 1ul
Signal #1 Phase : ZBCLP-1 Signal #2 Phase: ZBCLP-2
Signal #1 Info : 30m X 0.32mm(.32u Signal #2 Info : 30m X 0.32 mm (.25um)

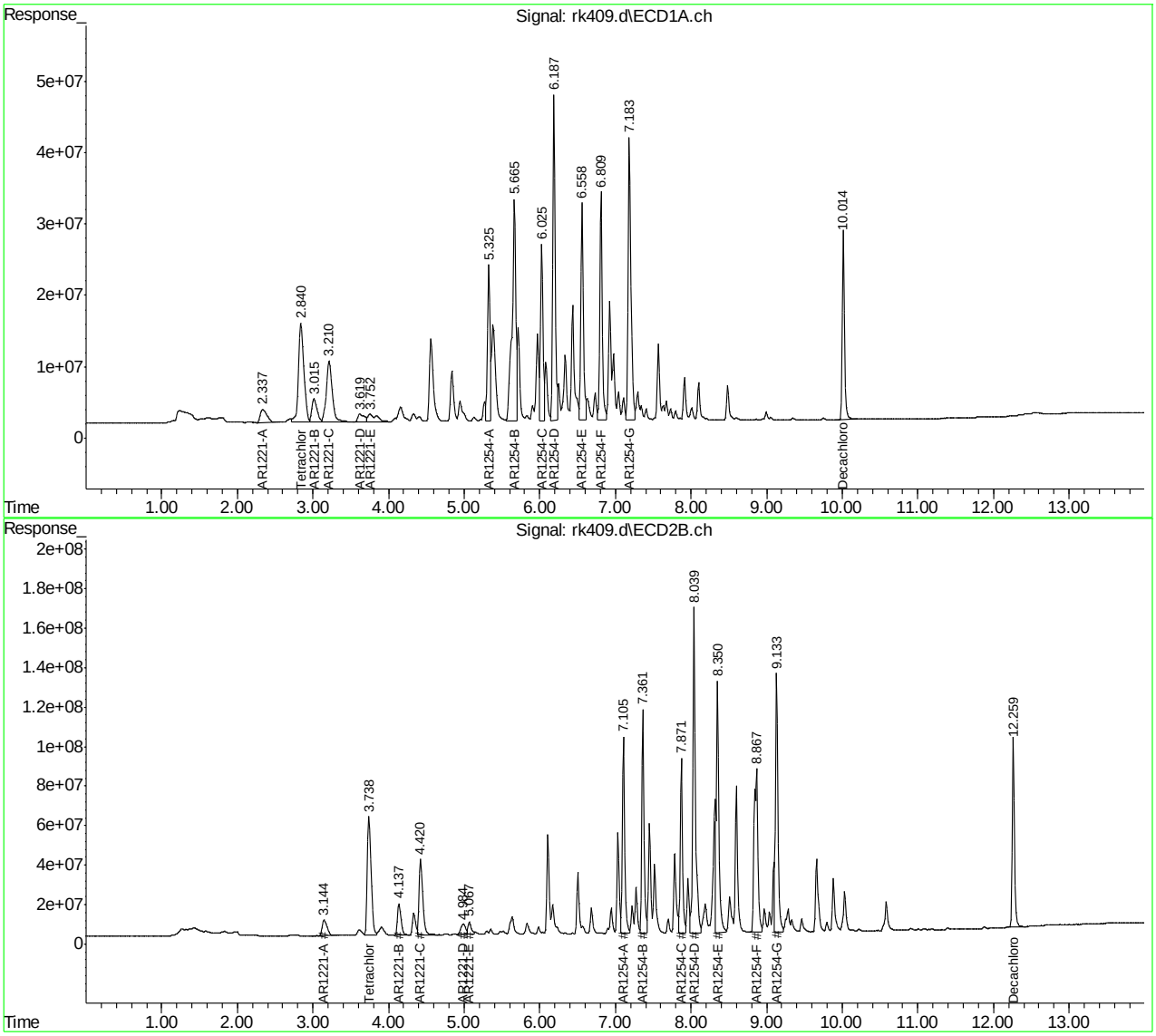

Manual Integration Approval Summary

Sample Number: GRK12-ICV12
Lab FileID: RK409.D
Injection Time: 06/10/21 00:37

Method: SW846 8082A
Analyst approved: 06/10/21 13:44 Kristi Schollenberger
Supervisor approved: 06/11/21 09:58 Gwendolyn Burns

Parameter	CAS	Sig#	R.T. (min.)	Reason
AR1221-D		1	3.62	Poor instrument integration
AR1221-E		1	3.75	Poor instrument integration
AR1254-F		2	8.87	Poor instrument integration

Quantitation Report (Qedit)

Data Path : C:\msdchem\1\DATA\rk12\
Data File : rk409.d
Signal(s) : Signal #1: ECD1A.ch Signal #2: ECD2B.ch
Acq On : 10 Jun 2021 12:37 am
Operator : rebeccak
Sample : icv12-1000
Misc : op33494,grk12,15.0,,,10,1
ALS Vial : 14 Sample Multiplier: 1

Integration File signal 1: autoint1.e
Integration File signal 2: autoint2.e
Quant Time: Jun 10 13:25:12 2021
Quant Method : C:\MSDCHEM\1\METHODS\RKPCB12.M
Quant Title :
QLast Update : Thu Jun 10 13:22:09 2021
Response via : Initial Calibration
Integrator: ChemStation

Volume Inj. : 1ul
Signal #1 Phase : ZBCLP-1 Signal #2 Phase: ZBCLP-2
Signal #1 Info : 30m X 0.32mm(.32u Signal #2 Info : 30m X 0.32 mm (.25um)

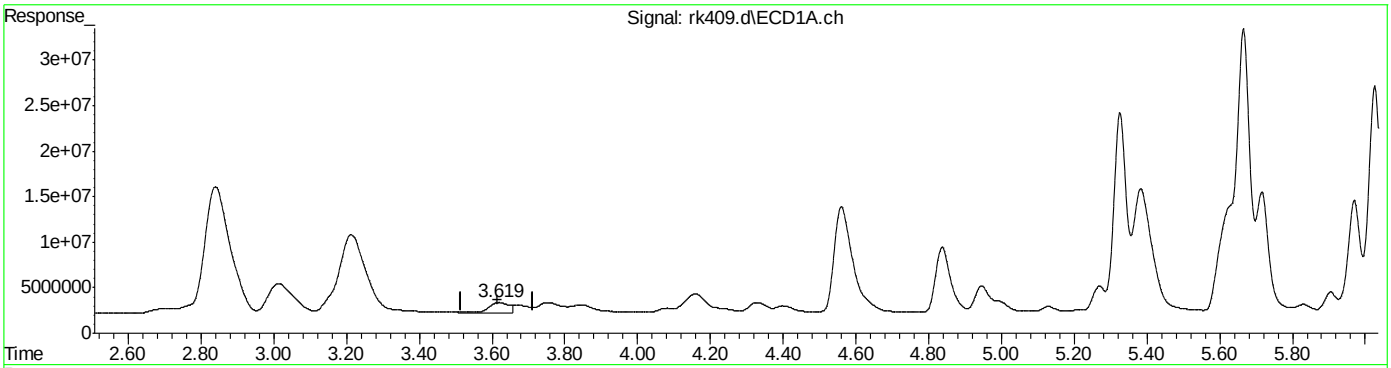

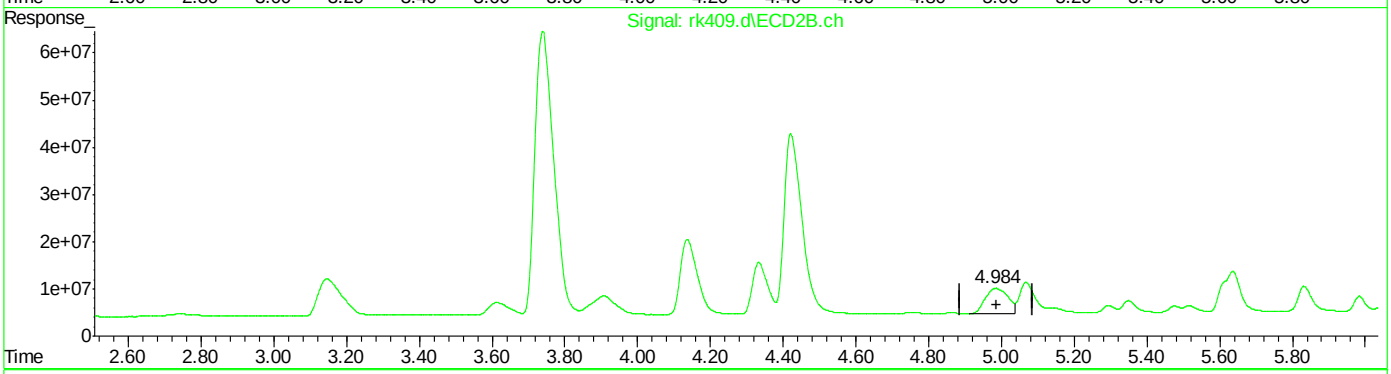

QEdit

(5) AR1221-D
3.619min 532.333 PPB
response 41415212

(5) AR1221-D #2
4.984min 839.871 PPB
response 225036304

(+) = Expected Retention Time
RKPCB12.M Thu Jun 10 13:25:29 2021 Page: 1

Quantitation Report (Qedit)

Data Path : C:\msdchem\1\DATA\rk12\
Data File : rk409.d
Signal(s) : Signal #1: ECD1A.ch Signal #2: ECD2B.ch
Acq On : 10 Jun 2021 12:37 am
Operator : rebeccak
Sample : icv12-1000
Misc : op33494,grk12,15.0,,,10,1
ALS Vial : 14 Sample Multiplier: 1

Integration File signal 1: autoint1.e
Integration File signal 2: autoint2.e
Quant Time: Jun 10 13:25:12 2021
Quant Method : C:\MSDCHEM\1\METHODS\RKPCB12.M
Quant Title :
QLast Update : Thu Jun 10 13:22:09 2021
Response via : Initial Calibration
Integrator: ChemStation

Volume Inj. : 1ul
Signal #1 Phase : ZBCLP-1 Signal #2 Phase: ZBCLP-2
Signal #1 Info : 30m X 0.32mm(.32u Signal #2 Info : 30m X 0.32 mm (.25um)

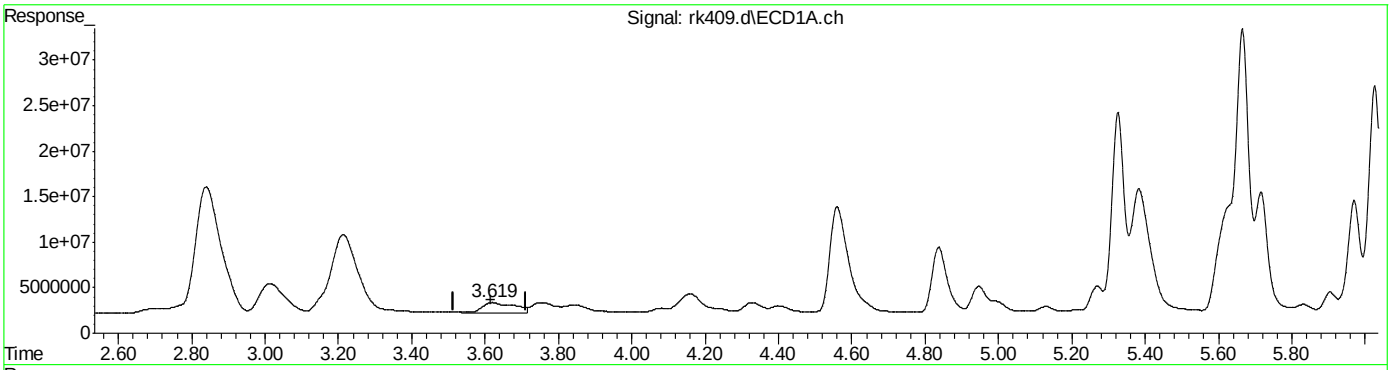

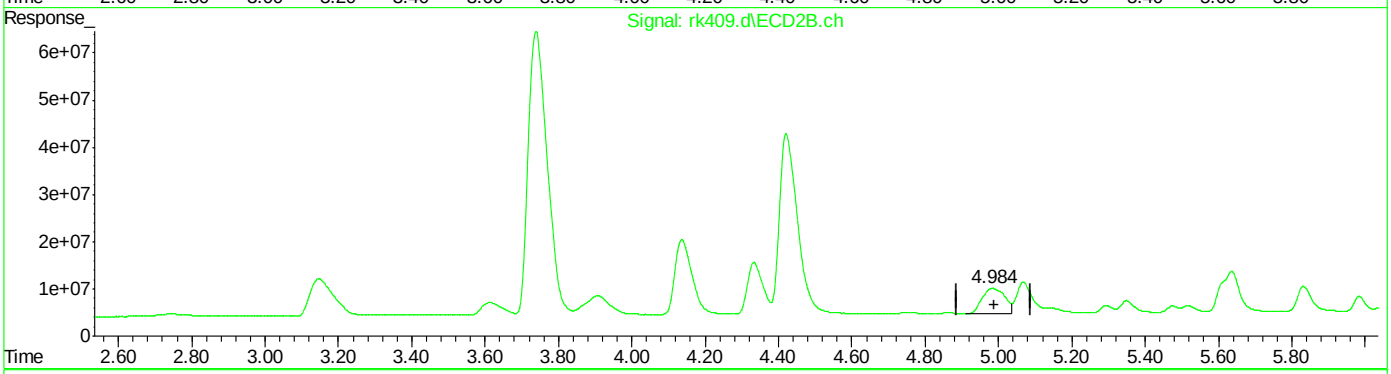

QEdit

(5) AR1221-D
3.619min 860.778 PPB m
response 66967975

(5) AR1221-D #2
4.984min 839.871 PPB
response 225036304

(+) = Expected Retention Time

Quantitation Report (Qedit)

Data Path : C:\msdchem\1\DATA\rk12\
Data File : rk409.d
Signal(s) : Signal #1: ECD1A.ch Signal #2: ECD2B.ch
Acq On : 10 Jun 2021 12:37 am
Operator : rebeccak
Sample : icv12-1000
Misc : op33494,grk12,15.0,,,10,1
ALS Vial : 14 Sample Multiplier: 1

Integration File signal 1: autoint1.e
Integration File signal 2: autoint2.e
Quant Time: Jun 10 13:25:12 2021
Quant Method : C:\MSDCHEM\1\METHODS\RKPCB12.M
Quant Title :
QLast Update : Thu Jun 10 13:22:09 2021
Response via : Initial Calibration
Integrator: ChemStation

Volume Inj. : 1ul
Signal #1 Phase : ZBCLP-1 Signal #2 Phase: ZBCLP-2
Signal #1 Info : 30m X 0.32mm(.32u Signal #2 Info : 30m X 0.32 mm (.25um)

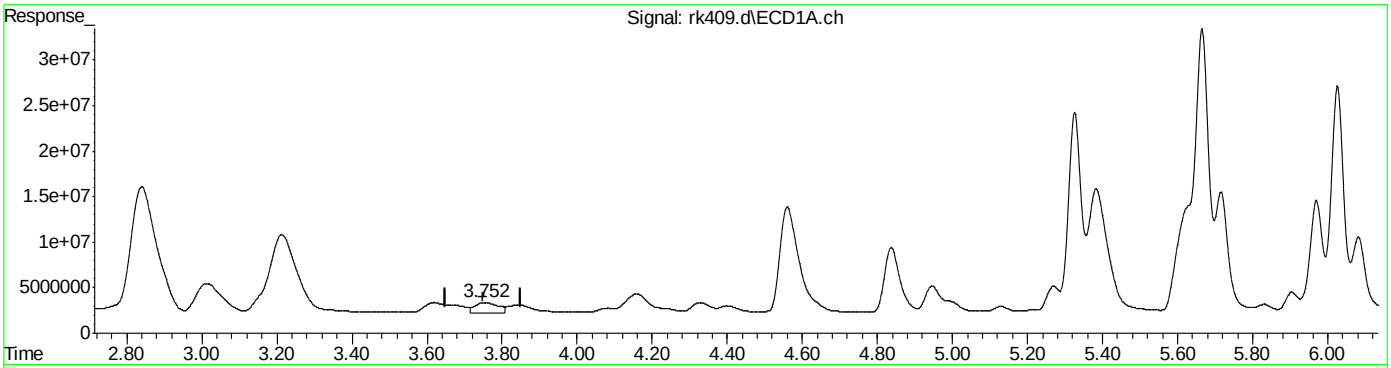

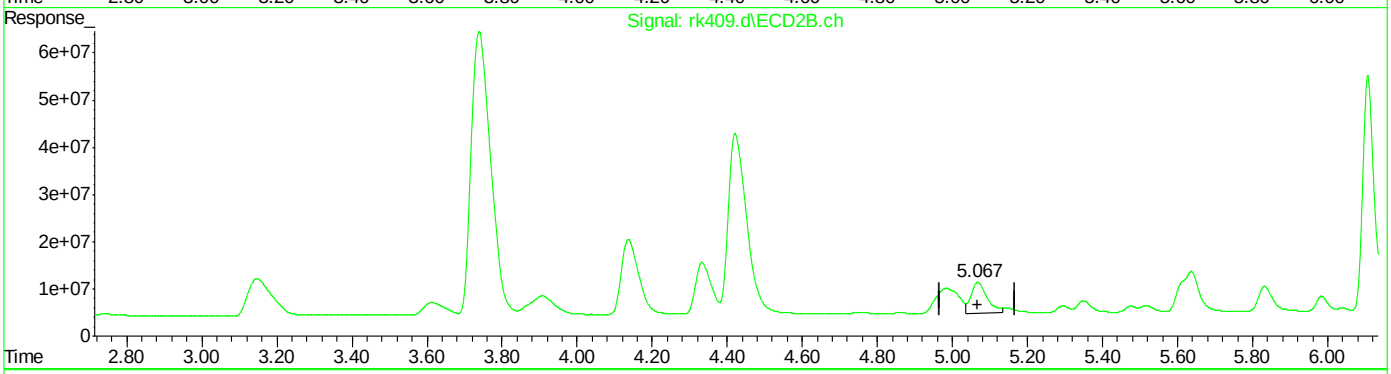

QEdit

(6) AR1221-E
3.753min 512.811 PPB
response 47021107

(6) AR1221-E #2
5.067min 1049.607 PPB
response 198937369

(+) = Expected Retention Time
RKPCB12.M Thu Jun 10 13:25:48 2021

Quantitation Report (Qedit)

Data Path : C:\msdchem\1\DATA\rk12\
Data File : rk409.d
Signal(s) : Signal #1: ECD1A.ch Signal #2: ECD2B.ch
Acq On : 10 Jun 2021 12:37 am
Operator : rebeccak
Sample : icv12-1000
Misc : op33494,grk12,15.0,,,10,1
ALS Vial : 14 Sample Multiplier: 1

Integration File signal 1: autoint1.e
Integration File signal 2: autoint2.e
Quant Time: Jun 10 13:25:12 2021
Quant Method : C:\MSDCHEM\1\METHODS\RKPCB12.M
Quant Title :
QLast Update : Thu Jun 10 13:22:09 2021
Response via : Initial Calibration
Integrator: ChemStation

Volume Inj. : 1ul
Signal #1 Phase : ZBCLP-1 Signal #2 Phase: ZBCLP-2
Signal #1 Info : 30m X 0.32mm(.32u Signal #2 Info : 30m X 0.32 mm (.25um)

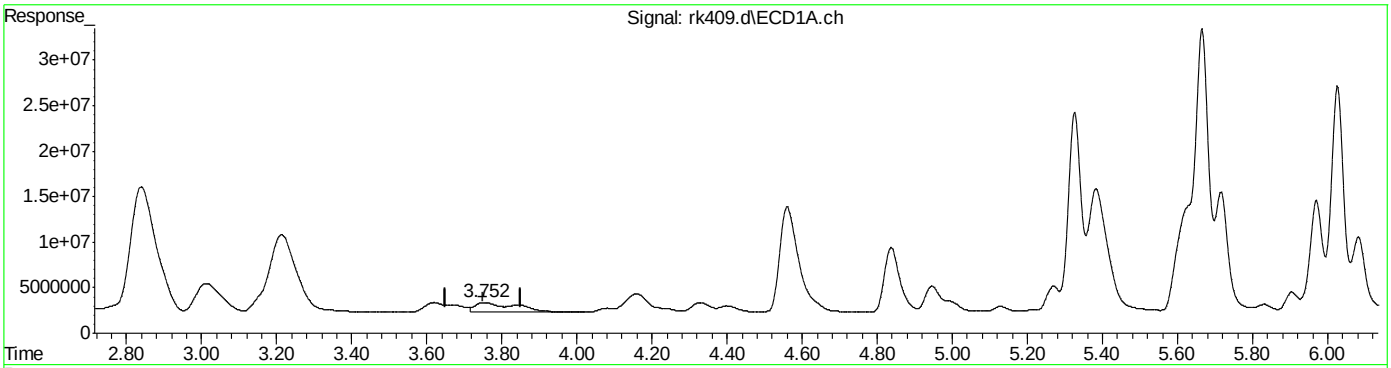

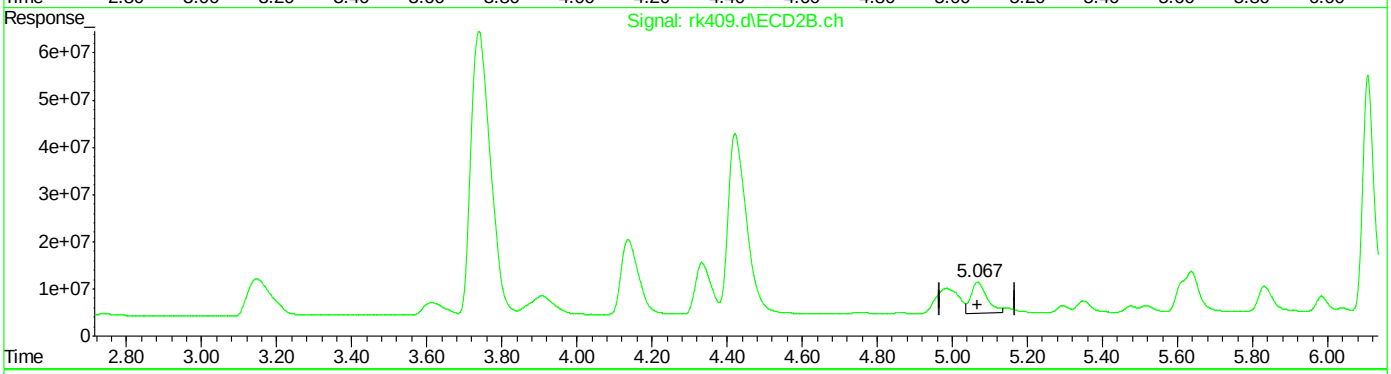

QEdit

(6) AR1221-E
3.752min 928.152 PPB m
response 85104906

(6) AR1221-E #2
5.067min 1049.607 PPB
response 198937369

(+) = Expected Retention Time
RKPCB12.M Thu Jun 10 13:26:11 2021

Quantitation Report (Qedit)

Data Path : C:\msdchem\1\DATA\rk12\
Data File : rk409.d
Signal(s) : Signal #1: ECD1A.ch Signal #2: ECD2B.ch
Acq On : 10 Jun 2021 12:37 am
Operator : rebeccak
Sample : icv12-1000
Misc : op33494,grk12,15.0,,,10,1
ALS Vial : 14 Sample Multiplier: 1

Integration File signal 1: autoint1.e
Integration File signal 2: autoint2.e
Quant Time: Jun 10 13:25:12 2021
Quant Method : C:\MSDCHEM\1\METHODS\RKPCB12.M
Quant Title :
QLast Update : Thu Jun 10 13:22:09 2021
Response via : Initial Calibration
Integrator: ChemStation

Volume Inj. : 1ul
Signal #1 Phase : ZBCLP-1 Signal #2 Phase: ZBCLP-2
Signal #1 Info : 30m X 0.32mm(.32u Signal #2 Info : 30m X 0.32 mm (.25um)

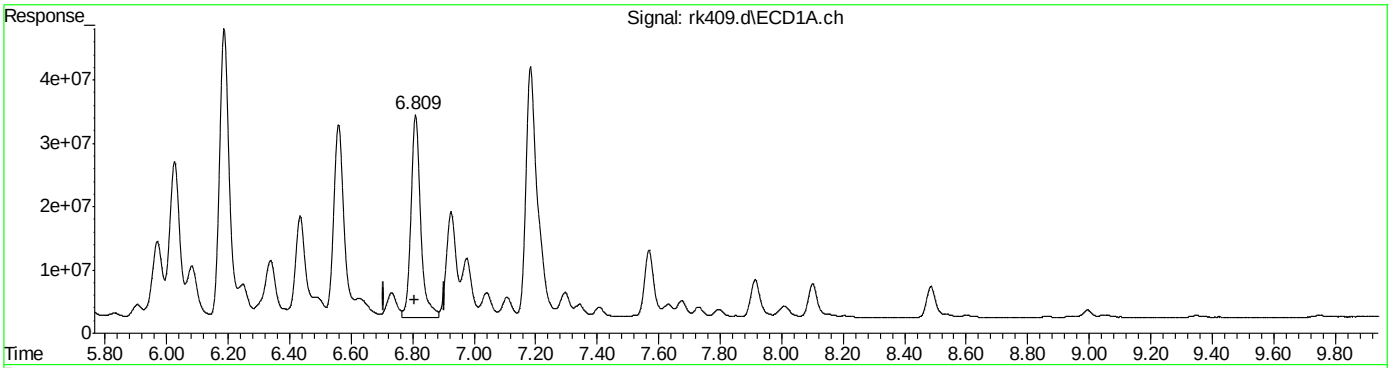

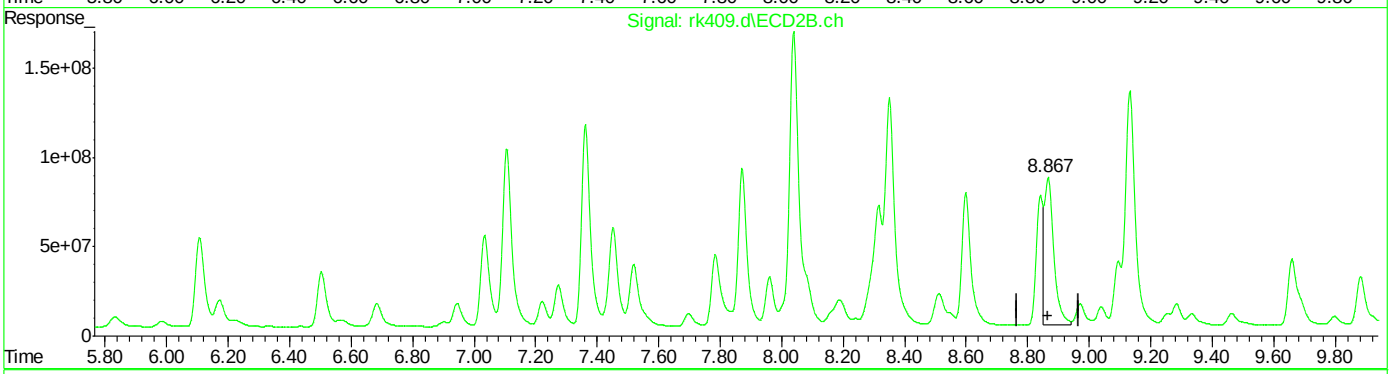

QEdit

(29) AR1254-F
6.810min 1050.712 PPB
response 698017828

(29) AR1254-F #2
8.867min 637.126 PPB
response 1784622510

(+) = Expected Retention Time
RKPCB12.M Thu Jun 10 13:26:39 2021 Page: 1

Quantitation Report (Qedit)

Data Path : C:\msdchem\1\DATA\rk12\
Data File : rk409.d
Signal(s) : Signal #1: ECD1A.ch Signal #2: ECD2B.ch
Acq On : 10 Jun 2021 12:37 am
Operator : rebeccak
Sample : icv12-1000
Misc : op33494,grk12,15.0,,,10,1
ALS Vial : 14 Sample Multiplier: 1

Integration File signal 1: autoint1.e
Integration File signal 2: autoint2.e
Quant Time: Jun 10 13:25:12 2021
Quant Method : C:\MSDCHEM\1\METHODS\RKPCB12.M
Quant Title :
QLast Update : Thu Jun 10 13:22:09 2021
Response via : Initial Calibration
Integrator: ChemStation

Volume Inj. : 1ul
Signal #1 Phase : ZBCLP-1 Signal #2 Phase: ZBCLP-2
Signal #1 Info : 30m X 0.32mm(.32u Signal #2 Info : 30m X 0.32 mm (.25um)

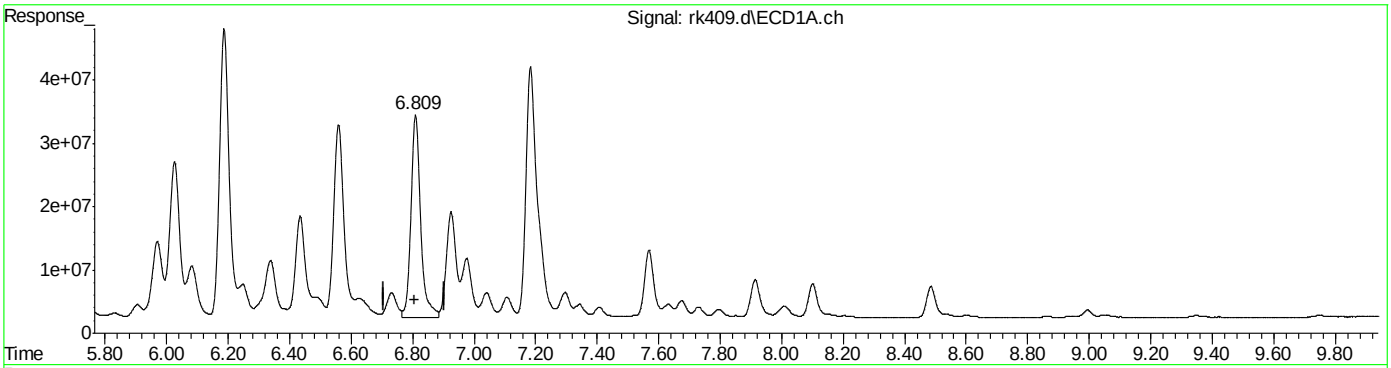

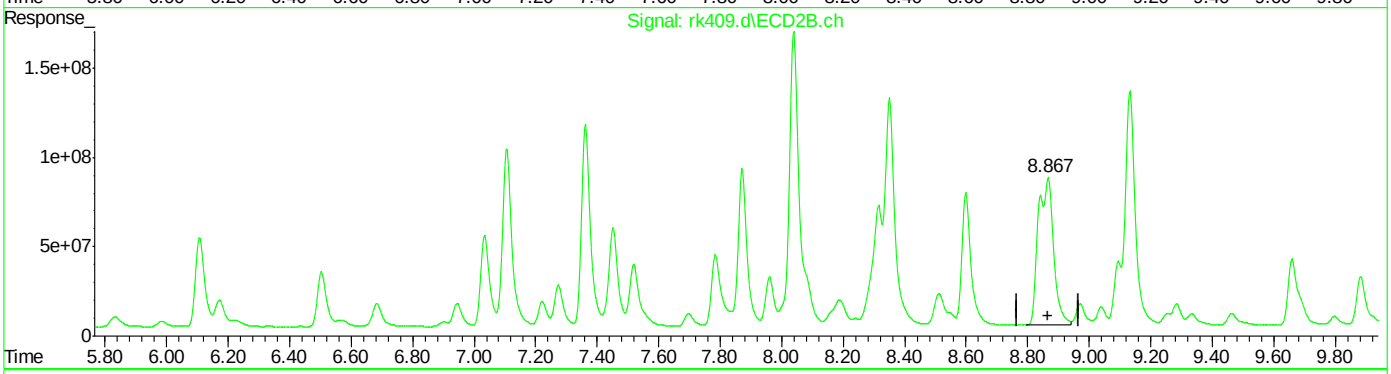

QEdit

(29) AR1254-F
6.810min 1050.712 PPB
response 698017828

(29) AR1254-F #2
8.867min 1019.883 PPB m
response 2856745651

(+) = Expected Retention Time
RKPCB12.M Thu Jun 10 13:26:50 2021 Page: 1

Manual Integrations APPROVED
(compounds with "m" flag)
Gwendolyn Burns
06/11/21 09:58

Quantitation Report (QT Reviewed)

Data Path : C:\msdchem\1\DATA\rk12\
Data File : rk410.d
Signal(s) : Signal #1: ECD1A.ch Signal #2: ECD2B.ch
Acq On : 10 Jun 2021 12:54 am
Operator : rebeccak
Sample : icv12-1000
Misc : op33494,grk12,15.0,,,10,1
ALS Vial : 15 Sample Multiplier: 1

Integration File signal 1: autoint1.e
Integration File signal 2: autoint2.e
Quant Time: Jun 10 13:28:24 2021
Quant Method : C:\MSDCHEM\1\METHODS\RKPCB12.M
Quant Title :
QLast Update : Thu Jun 10 13:22:09 2021
Response via : Initial Calibration
Integrator: ChemStation

Volume Inj. : 1ul
Signal #1 Phase : ZBCLP-1 Signal #2 Phase: ZBCLP-2
Signal #1 Info : 30m X 0.32mm(.32u Signal #2 Info : 30m X 0.32 mm (.25um)

	Compound	RT#1	RT#2	Resp#1	Resp#2	ppb	ppb
	System Monitoring Compounds						
1) S	Tetrachlo...	2.840	3.739	677.4E6	2156.3E6	46.469	45.227
	Spiked Amount 40.000			Recovery	=	116.17%	113.07%
51) S	Decachlor...	10.015	12.262	545.1E6	1894.7E6	43.709	41.761
	Spiked Amount 40.000			Recovery	=	109.27%	104.40%
	Target Compounds						
7)	AR1232-A	3.213	4.421	371.7E6	1079.9E6	964.190	981.262
8)	AR1232-B	3.617	4.996	265.9E6	901.4E6	977.411	979.519
9)	AR1232-C	4.159	5.636	565.4E6	1999.0E6	979.492	973.452
10)	AR1232-D	4.328	5.832	210.1E6	793.6E6	971.179	989.341
11)	AR1232-E	4.839	6.503	210.6E6	503.0E6	978.266	971.371
41)	AR1262-A	6.808	8.600	750.3E6	2382.0E6	951.993	957.124
42)	AR1262-B	7.343	9.254	986.1E6	3479.6E6	957.274	956.533
43)	AR1262-C	7.675	9.692	878.9E6	3029.8E6	954.746	951.701
44)	AR1262-D	8.100	10.034	2033.3E6	6796.4E6	958.486	953.969
45)	AR1262-E	8.539	10.560	2109.3E6	7998.1E6	957.036m	949.644m

(f)=RT Delta > 1/2 Window (#)=Amounts differ by > 25% (m)=manual int.

11.6.33
11

Quantitation Report (QT Reviewed)

Data Path : C:\msdchem\1\DATA\rk12\
Data File : rk410.d
Signal(s) : Signal #1: ECD1A.ch Signal #2: ECD2B.ch
Acq On : 10 Jun 2021 12:54 am
Operator : rebeccak
Sample : icv12-1000
Misc : op33494,grk12,15.0,,,10,1
ALS Vial : 15 Sample Multiplier: 1

Integration File signal 1: autoint1.e
Integration File signal 2: autoint2.e
Quant Time: Jun 10 13:28:24 2021
Quant Method : C:\MSDCHEM\1\METHODS\RKPCB12.M
Quant Title :
QLast Update : Thu Jun 10 13:22:09 2021
Response via : Initial Calibration
Integrator: ChemStation

Volume Inj. : 1ul
Signal #1 Phase : ZBCLP-1 Signal #2 Phase: ZBCLP-2
Signal #1 Info : 30m X 0.32mm(.32u Signal #2 Info : 30m X 0.32 mm (.25um)

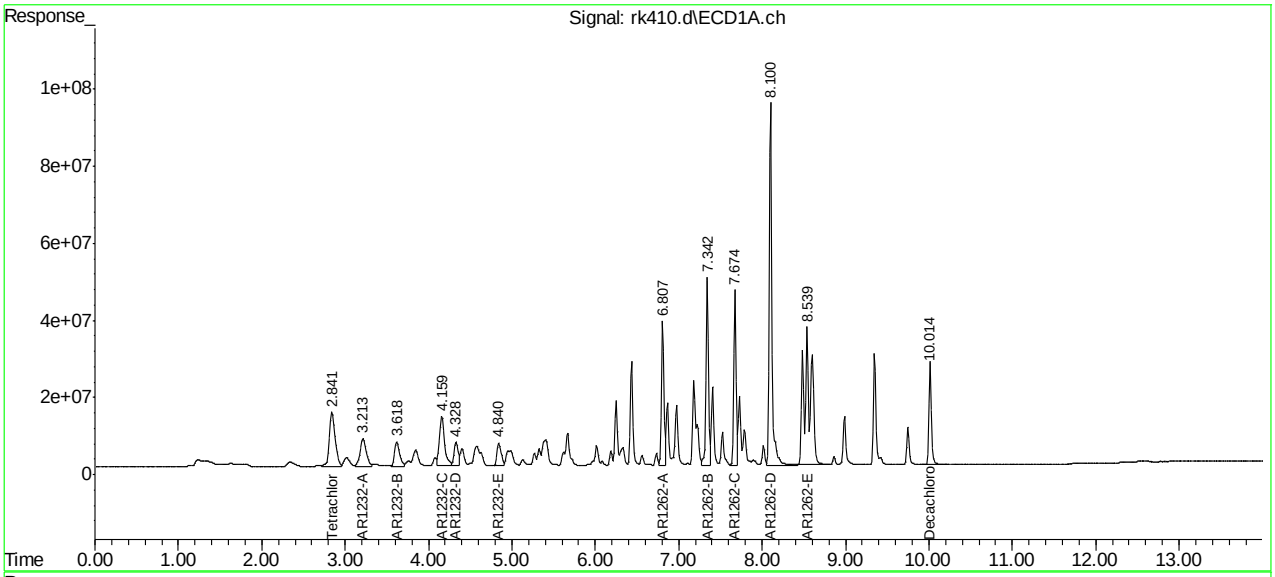

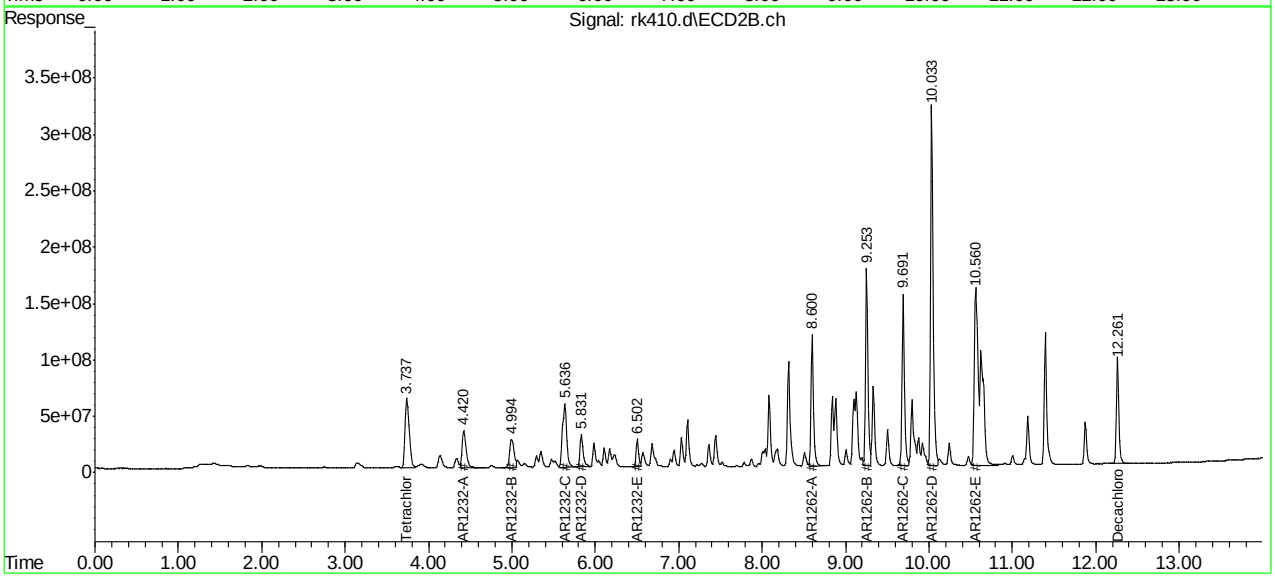

Manual Integration Approval Summary

Sample Number:	GRK12-ICV12	**Method:**	SW846 8082A
Lab FileID:	RK410.D	**Analyst approved:**	06/10/21 13:44 Kristi Schollenberger
Injection Time:	06/10/21 00:54	**Supervisor approved:**	06/11/21 09:58 Gwendolyn Burns

Parameter	CAS	Sig#	R.T. (min.)	Reason
AR1262-E		1	8.54	Poor instrument integration
AR1262-E		2	10.56	Poor instrument integration

Quantitation Report (Qedit)

Data Path : C:\msdchem\1\DATA\rk12\
Data File : rk410.d
Signal(s) : Signal #1: ECD1A.ch Signal #2: ECD2B.ch
Acq On : 10 Jun 2021 12:54 am
Operator : rebeccak
Sample : icv12-1000
Misc : op33494,grk12,15.0,,,10,1
ALS Vial : 15 Sample Multiplier: 1

Integration File signal 1: autoint1.e
Integration File signal 2: autoint2.e
Quant Time: Jun 10 13:27:22 2021
Quant Method : C:\MSDCHEM\1\METHODS\RKPCB12.M
Quant Title :
QLast Update : Thu Jun 10 13:22:09 2021
Response via : Initial Calibration
Integrator: ChemStation

Volume Inj. : 1ul
Signal #1 Phase : ZBCLP-1 Signal #2 Phase: ZBCLP-2
Signal #1 Info : 30m X 0.32mm(.32u Signal #2 Info : 30m X 0.32 mm (.25um)

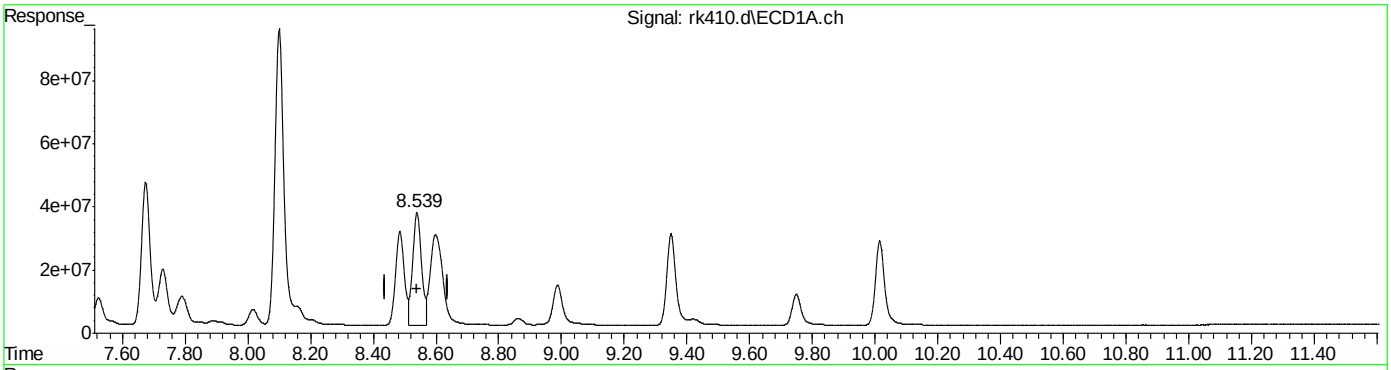

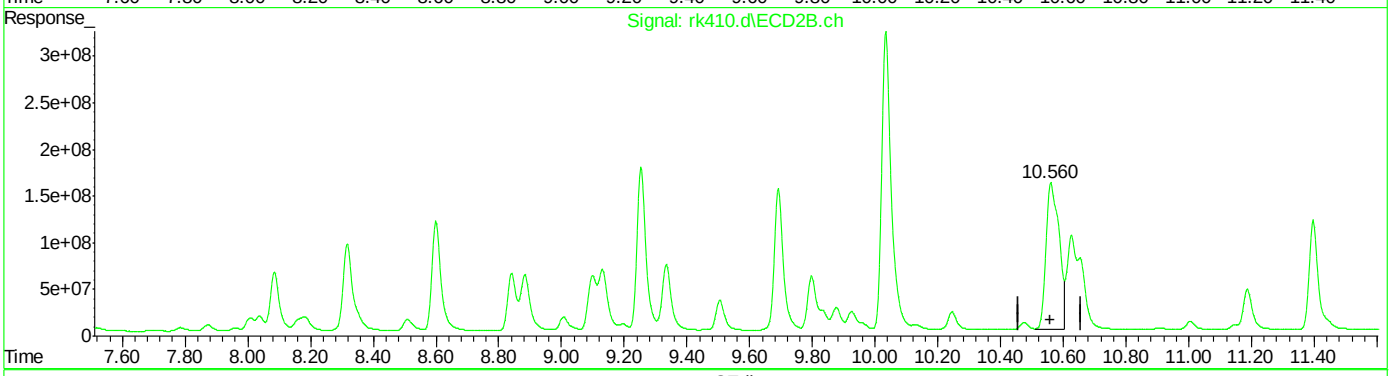

QEdit

(45) AR1262-E
8.540min 321.914 PPB
response 709506267

(45) AR1262-E #2
10.560min 543.099 PPB
response 4574111384

(+) = Expected Retention Time
RKPCB12.M Thu Jun 10 13:28:00 2021 Page: 1

Quantitation Report (Qedit)

Data Path : C:\msdchem\1\DATA\rk12\
Data File : rk410.d
Signal(s) : Signal #1: ECD1A.ch Signal #2: ECD2B.ch
Acq On : 10 Jun 2021 12:54 am
Operator : rebeccak
Sample : icv12-1000
Misc : op33494,grk12,15.0,,,10,1
ALS Vial : 15 Sample Multiplier: 1

Integration File signal 1: autoint1.e
Integration File signal 2: autoint2.e
Quant Time: Jun 10 13:27:22 2021
Quant Method : C:\MSDCHEM\1\METHODS\RKPCB12.M
Quant Title :
QLast Update : Thu Jun 10 13:22:09 2021
Response via : Initial Calibration
Integrator: ChemStation

Volume Inj. : 1ul
Signal #1 Phase : ZBCLP-1 Signal #2 Phase: ZBCLP-2
Signal #1 Info : 30m X 0.32mm(.32u Signal #2 Info : 30m X 0.32 mm (.25um)

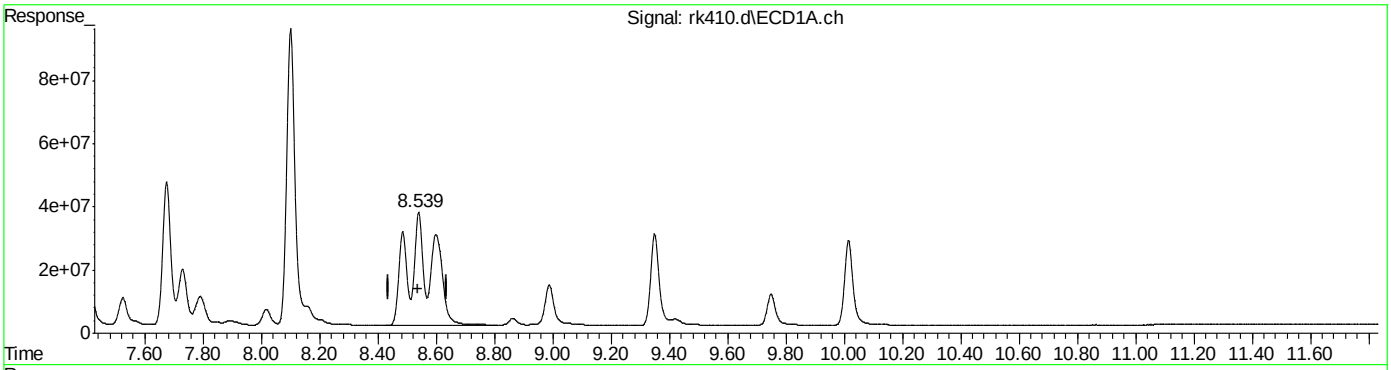

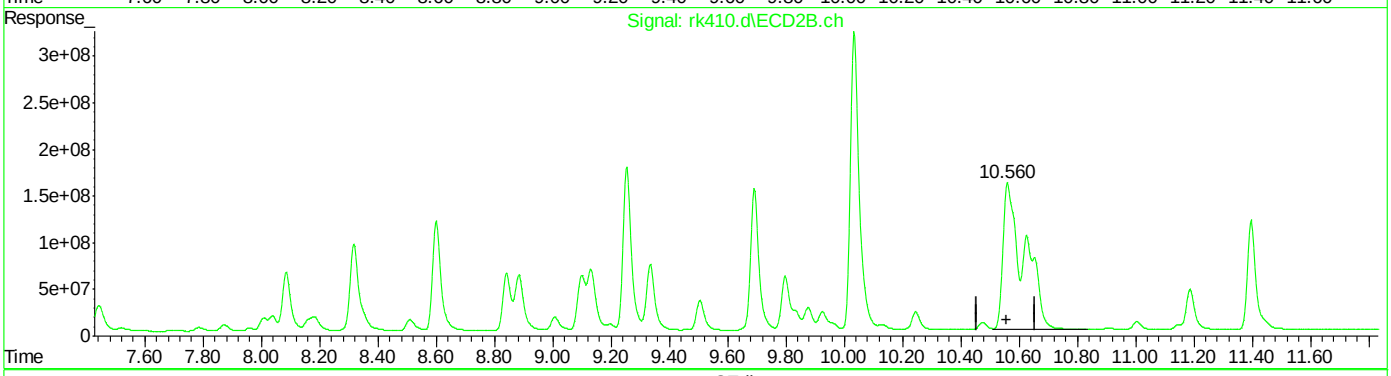

QEdit

(45) AR1262-E
8.539min 957.036 PPB m
response 2109327939

(45) AR1262-E #2
10.560min 949.644 PPB m
response 7998135637

(+) = Expected Retention Time
RKPCB12.M Thu Jun 10 13:28:28 2021 Page: 1

Manual Integrations APPROVED (compounds with "m" flag)
Gwendolyn Burns 06/11/21 09:58

Quantitation Report (QT Reviewed)

Data Path : C:\msdchem\1\DATA\rk12\
Data File : rk411.d
Signal(s) : Signal #1: ECD1A.ch Signal #2: ECD2B.ch
Acq On : 10 Jun 2021 1:10 am
Operator : rebeccak
Sample : icv12-1000
Misc : op33494,grk12,15.0,,,10,1
ALS Vial : 16 Sample Multiplier: 1

Integration File signal 1: autoint1.e
Integration File signal 2: autoint2.e
Quant Time: Jun 10 13:29:44 2021
Quant Method : C:\MSDCHEM\1\METHODS\RKPCB12.M
Quant Title :
QLast Update : Thu Jun 10 13:22:09 2021
Response via : Initial Calibration
Integrator: ChemStation

Volume Inj. : 1ul
Signal #1 Phase : ZBCLP-1 Signal #2 Phase: ZBCLP-2
Signal #1 Info : 30m X 0.32mm(.32u Signal #2 Info : 30m X 0.32 mm (.25um)

	Compound	RT#1	RT#2	Resp#1	Resp#2	ppb	ppb
	System Monitoring Compounds						
1) S	Tetrachlo...	2.840	3.739	636.1E6	2061.2E6	43.634	43.232
	Spiked Amount 40.000			Recovery	=	109.09%	108.08%
51) S	Decachlor...	10.015	12.263	1548.3E6	5277.4E6	124.139	116.320
	Spiked Amount 40.000			Recovery	=	310.35%	290.80%
	Target Compounds						
12)	AR1242-A	3.616	4.996	459.1E6	1694.1E6	1014.974	1013.545
13)	AR1242-B	4.159	5.637	1043.9E6	3639.3E6	928.026	1005.229
14)	AR1242-C	4.328	5.832	386.0E6	1444.9E6	1007.668	1014.221
15)	AR1242-D	4.575	6.504	612.6E6	999.1E6	973.121m	986.144
16)	AR1242-E	4.838	7.106	414.9E6	1309.3E6	991.858	966.116
46)	AR1268-A	8.540	10.560	1999.5E6	7813.9E6	997.141	993.329
47)	AR1268-B	8.593	10.627	2136.7E6	8385.5E6	1010.725	992.011
48)	AR1268-C	8.863	11.004	1662.8E6	6611.8E6	997.715	991.189
49)	AR1268-D	9.349	11.396	694.4E6	2595.3E6	998.701	989.198
50)	AR1268-E	9.749	11.878	5207.1E6	18424.4E6	994.008	993.896

(f)=RT Delta > 1/2 Window (#)=Amounts differ by > 25% (m)=manual int.

11.6.34
11

Quantitation Report (QT Reviewed)

Data Path : C:\msdchem\1\DATA\rk12\
Data File : rk411.d
Signal(s) : Signal #1: ECD1A.ch Signal #2: ECD2B.ch
Acq On : 10 Jun 2021 1:10 am
Operator : rebeccak
Sample : icv12-1000
Misc : op33494,grk12,15.0,,,10,1
ALS Vial : 16 Sample Multiplier: 1

Integration File signal 1: autoint1.e
Integration File signal 2: autoint2.e
Quant Time: Jun 10 13:29:44 2021
Quant Method : C:\MSDCHEM\1\METHODS\RKPCB12.M
Quant Title :
QLast Update : Thu Jun 10 13:22:09 2021
Response via : Initial Calibration
Integrator: ChemStation

Volume Inj. : 1ul
Signal #1 Phase : ZBCLP-1 Signal #2 Phase: ZBCLP-2
Signal #1 Info : 30m X 0.32mm(.32u Signal #2 Info : 30m X 0.32 mm (.25um)

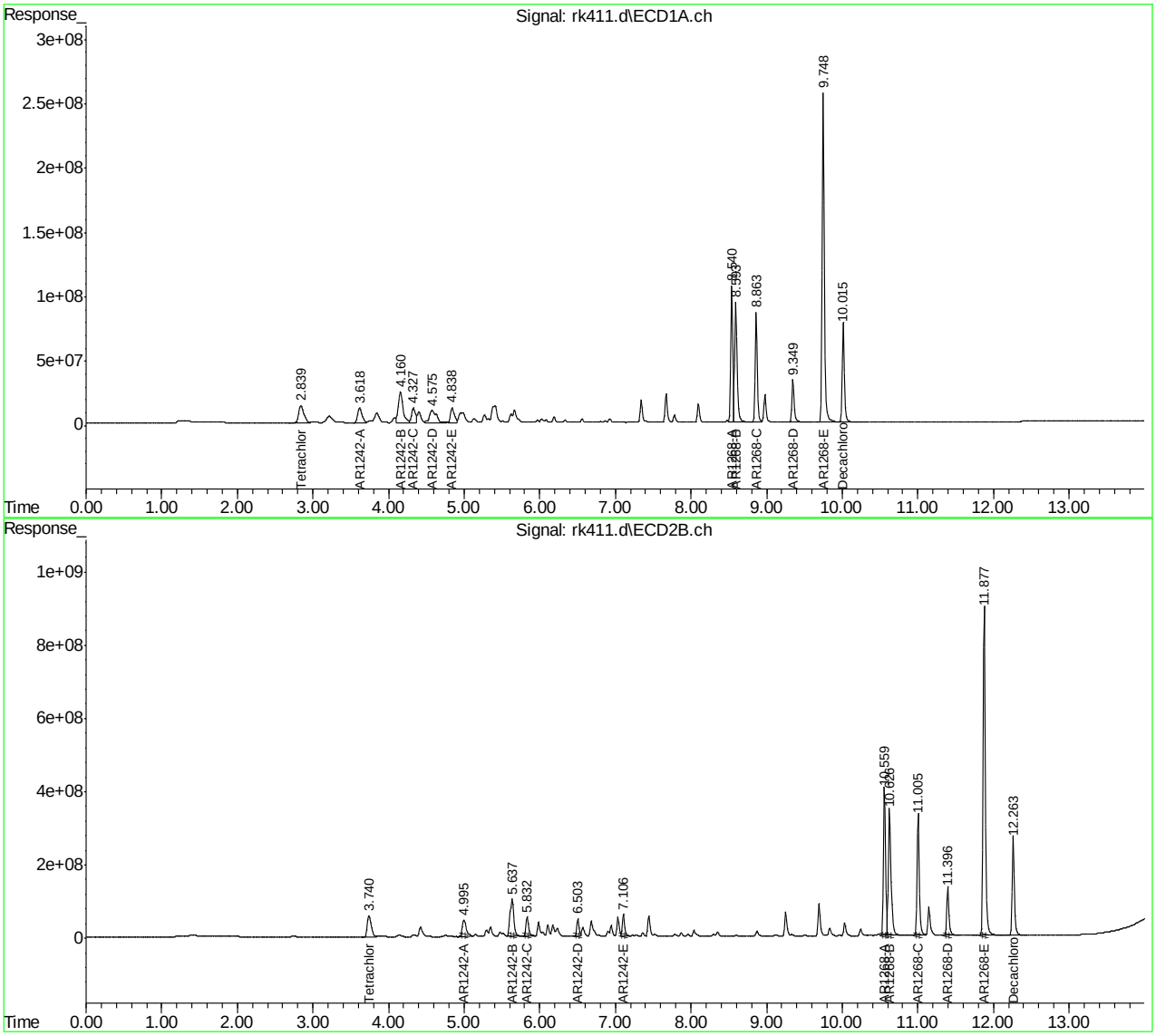

Manual Integration Approval Summary

Sample Number: GRK12-ICV12
Lab FileID: RK411.D
Injection Time: 06/10/21 01:10

Method: SW846 8082A
Analyst approved: 06/10/21 13:44 Kristi Schollenberger
Supervisor approved: 06/11/21 09:58 Gwendolyn Burns

Parameter	CAS	Sig#	R.T. (min.)	Reason
AR1242-D		1	4.58	Poor instrument integration

Quantitation Report (Qedit)

Data Path : C:\msdchem\1\DATA\rk12\
Data File : rk411.d
Signal(s) : Signal #1: ECD1A.ch Signal #2: ECD2B.ch
Acq On : 10 Jun 2021 1:10 am
Operator : rebeccak
Sample : icv12-1000
Misc : op33494,grk12,15.0,,,10,1
ALS Vial : 16 Sample Multiplier: 1

Integration File signal 1: autoint1.e
Integration File signal 2: autoint2.e
Quant Time: Jun 10 13:29:03 2021
Quant Method : C:\MSDCHEM\1\METHODS\RKPCB12.M
Quant Title :
QLast Update : Thu Jun 10 13:22:09 2021
Response via : Initial Calibration
Integrator: ChemStation

Volume Inj. : 1ul
Signal #1 Phase : ZBCLP-1 Signal #2 Phase: ZBCLP-2
Signal #1 Info : 30m X 0.32mm(.32u Signal #2 Info : 30m X 0.32 mm (.25um)

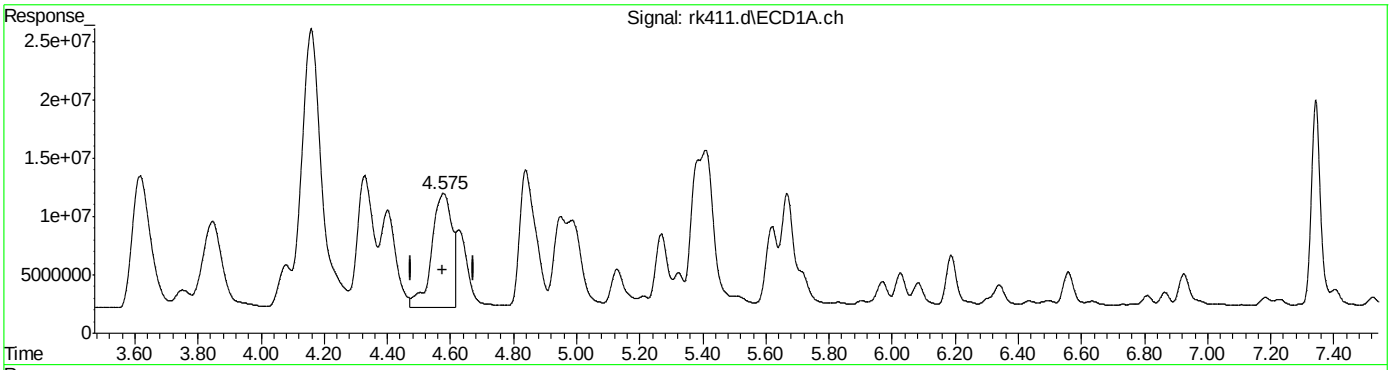

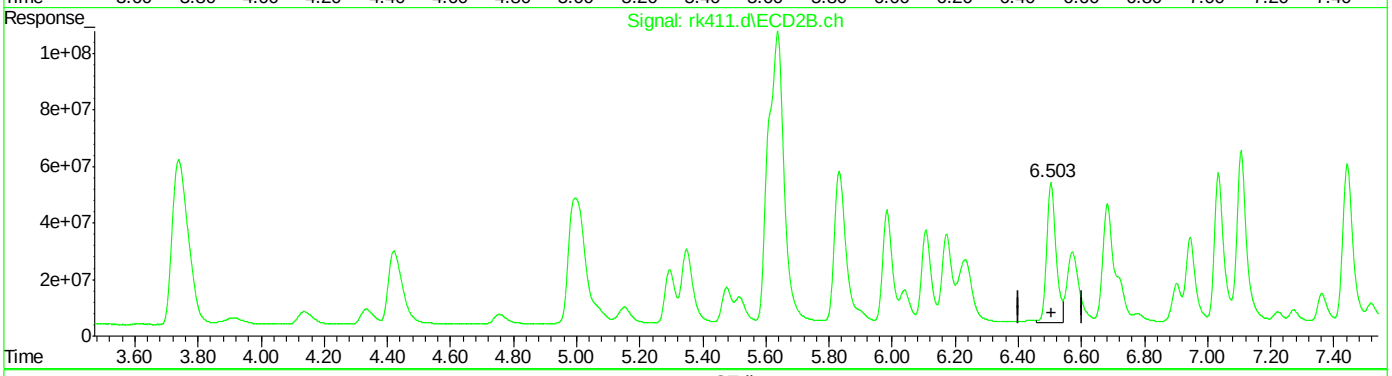

QEdit

(15) AR1242-D
4.578min 691.678 PPB
response 435395860

(15) AR1242-D #2
6.504min 986.144 PPB
response 999133340

(+) = Expected Retention Time
RKPCB12.M Thu Jun 10 13:29:38 2021 Page: 1

Quantitation Report (Qedit)

Data Path : C:\msdchem\1\DATA\rk12\
Data File : rk411.d
Signal(s) : Signal #1: ECD1A.ch Signal #2: ECD2B.ch
Acq On : 10 Jun 2021 1:10 am
Operator : rebeccak
Sample : icv12-1000
Misc : op33494,grk12,15.0,,,10,1
ALS Vial : 16 Sample Multiplier: 1

Integration File signal 1: autoint1.e
Integration File signal 2: autoint2.e
Quant Time: Jun 10 13:29:03 2021
Quant Method : C:\MSDCHEM\1\METHODS\RKPCB12.M
Quant Title :
QLast Update : Thu Jun 10 13:22:09 2021
Response via : Initial Calibration
Integrator: ChemStation

Volume Inj. : 1ul
Signal #1 Phase : ZBCLP-1 Signal #2 Phase: ZBCLP-2
Signal #1 Info : 30m X 0.32mm(.32u Signal #2 Info : 30m X 0.32 mm (.25um)

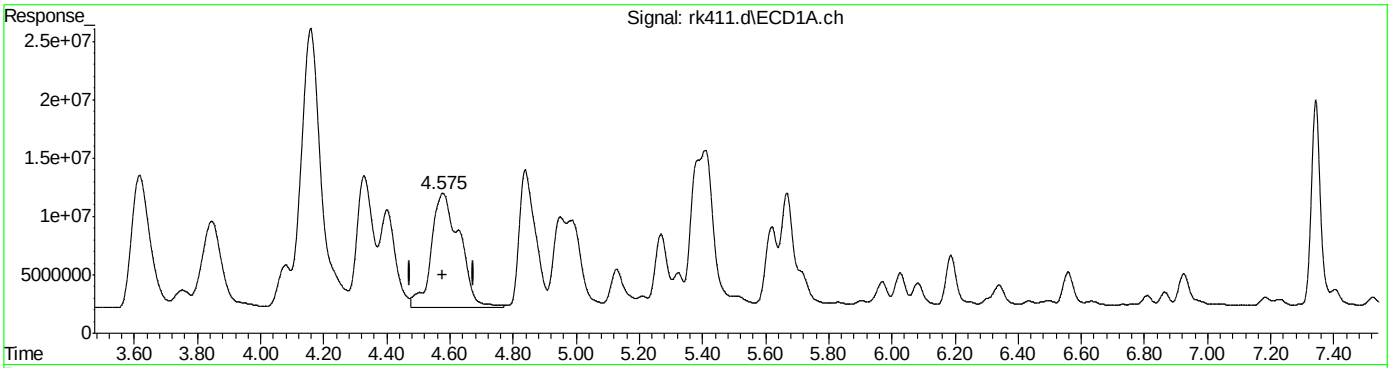

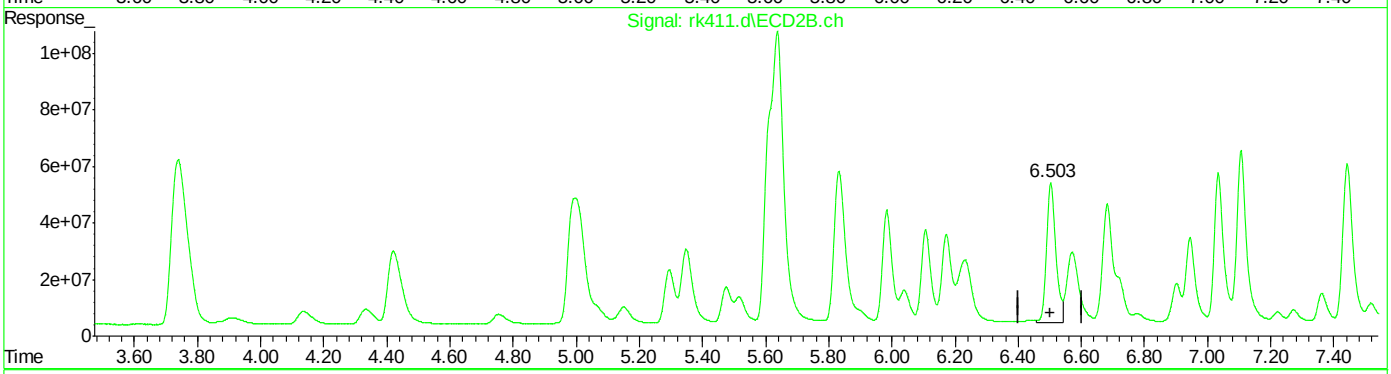

QEdit

(15) AR1242-D
4.575min 973.121 PPB m
response 612557529

(15) AR1242-D #2
6.504min 986.144 PPB
response 999133340

(+) = Expected Retention Time
RKPCB12.M Thu Jun 10 13:29:49 2021 Page: 1

Manual Integrations APPROVED (compounds with "m" flag)
Gwendolyn Burns 06/11/21 09:58

Quantitation Report (QT Reviewed)

Data Path : C:\msdchem\1\DATA\rk12\
Data File : rk412.d
Signal(s) : Signal #1: ECD1A.ch Signal #2: ECD2B.ch
Acq On : 10 Jun 2021 1:27 am
Operator : rebeccak
Sample : icv12-1000
Misc : op33494,grk12,15.0,,,10,1
ALS Vial : 17 Sample Multiplier: 1

Integration File signal 1: autoint1.e
Integration File signal 2: autoint2.e
Quant Time: Jun 10 13:31:39 2021
Quant Method : C:\MSDCHEM\1\METHODS\RKPCB12.M
Quant Title :
QLast Update : Thu Jun 10 13:22:09 2021
Response via : Initial Calibration
Integrator: ChemStation

Volume Inj. : 1ul
Signal #1 Phase : ZBCLP-1 Signal #2 Phase: ZBCLP-2
Signal #1 Info : 30m X 0.32mm(.32u Signal #2 Info : 30m X 0.32 mm (.25um)

	Compound	RT#1	RT#2	Resp#1	Resp#2	ppb	ppb
	System Monitoring Compounds						
1) S	Tetrachlo...	2.839	3.739	639.4E6	2100.5E6	43.858	44.058
	Spiked Amount 40.000			Recovery	=	109.65%	110.15%
51) S	Decachlor...	10.015	12.262	533.7E6	1832.4E6	42.793	40.389m
	Spiked Amount 40.000			Recovery	=	106.98%	100.97%
	Target Compounds						
17)	AR1248-A	3.615	4.991	212.8E6	734.6E6	915.340	888.296
18)	AR1248-B	4.156	5.635	658.8E6	2207.6E6	967.752	947.270
19)	AR1248-C	4.571	6.107	718.4E6	1273.9E6	1025.749m	1003.524
20)	AR1248-D	4.838	6.503	653.1E6	1638.1E6	1029.777	1006.975
21)	AR1248-E	4.947	6.682	386.0E6	1863.7E6	1069.117	1032.848
22)	AR1248-F	5.405	7.106	1174.1E6	2403.3E6	1053.630	1034.736
23)	AR1248-G	5.666	7.443	512.2E6	2179.1E6	1047.708	1043.323

(f)=RT Delta > 1/2 Window (#)=Amounts differ by > 25% (m)=manual int.

Quantitation Report (QT Reviewed)

Data Path : C:\msdchem\1\DATA\rk12\
Data File : rk412.d
Signal(s) : Signal #1: ECD1A.ch Signal #2: ECD2B.ch
Acq On : 10 Jun 2021 1:27 am
Operator : rebeccak
Sample : icv12-1000
Misc : op33494,grk12,15.0,,,10,1
ALS Vial : 17 Sample Multiplier: 1

Integration File signal 1: autoint1.e
Integration File signal 2: autoint2.e
Quant Time: Jun 10 13:31:39 2021
Quant Method : C:\MSDCHEM\1\METHODS\RKPCB12.M
Quant Title :
QLast Update : Thu Jun 10 13:22:09 2021
Response via : Initial Calibration
Integrator: ChemStation

Volume Inj. : 1ul
Signal #1 Phase : ZBCLP-1 Signal #2 Phase: ZBCLP-2
Signal #1 Info : 30m X 0.32mm(.32u Signal #2 Info : 30m X 0.32 mm (.25um)

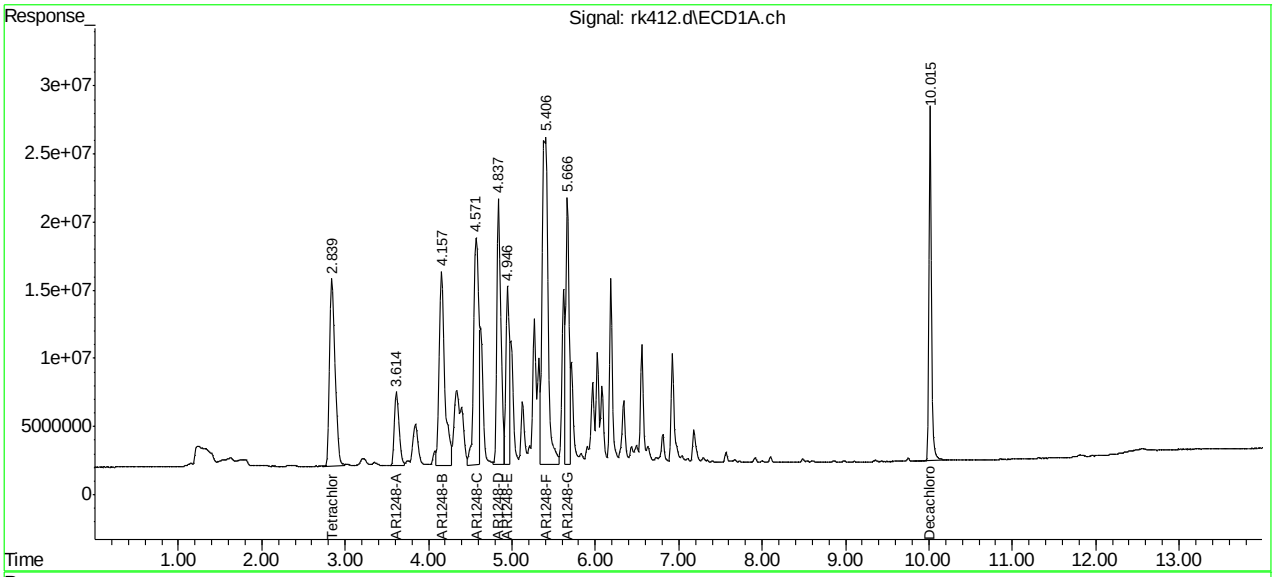

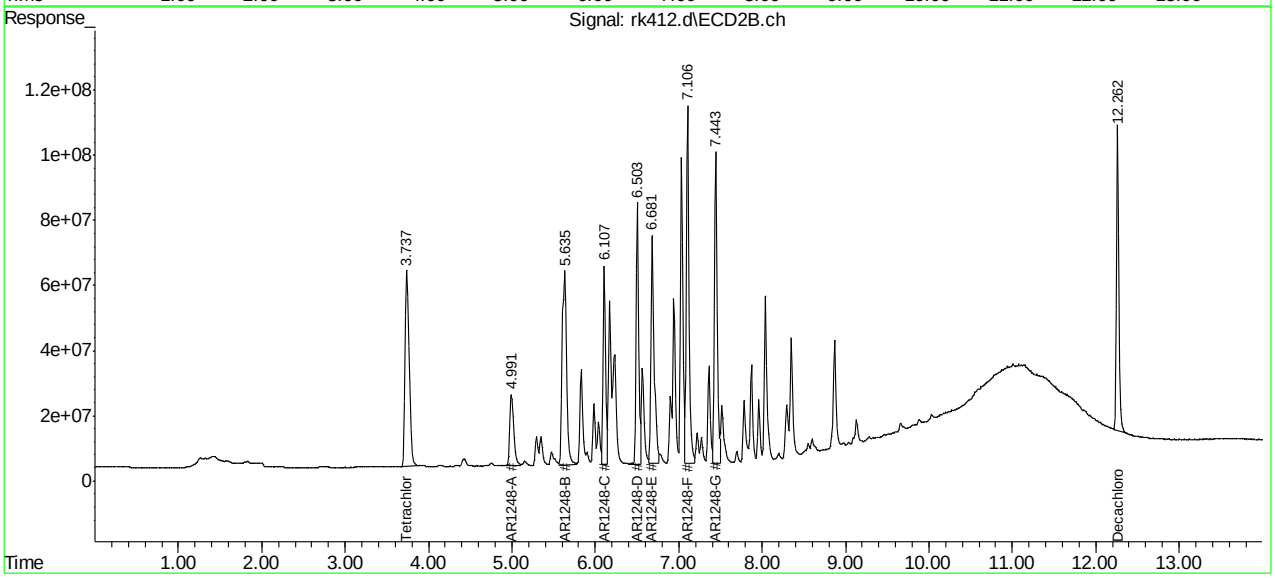

RKPCB12.M Thu Jun 10 13:31:46 2021 Page: 2

Manual Integration Approval Summary

Sample Number: GRK12-ICV12
Lab FileID: RK412.D
Injection Time: 06/10/21 01:27
Method: SW846 8082A
Analyst approved: 06/10/21 13:44 Kristi Schollenberger
Supervisor approved: 06/11/21 09:58 Gwendolyn Burns

Parameter	CAS	Sig#	R.T. (min.)	Reason
AR1248-C		1	4.57	Poor instrument integration
Decachlorobiphenyl	2051-24-3	2	12.26	Poor instrument integration

Quantitation Report (Qedit)

Data Path : C:\msdchem\1\DATA\rk12\
Data File : rk412.d
Signal(s) : Signal #1: ECD1A.ch Signal #2: ECD2B.ch
Acq On : 10 Jun 2021 1:27 am
Operator : rebeccak
Sample : icv12-1000
Misc : op33494,grk12,15.0,,,10,1
ALS Vial : 17 Sample Multiplier: 1

Integration File signal 1: autoint1.e
Integration File signal 2: autoint2.e
Quant Time: Jun 10 13:30:30 2021
Quant Method : C:\MSDCHEM\1\METHODS\RKPCB12.M
Quant Title :
QLast Update : Thu Jun 10 13:22:09 2021
Response via : Initial Calibration
Integrator: ChemStation

Volume Inj. : 1ul
Signal #1 Phase : ZBCLP-1 Signal #2 Phase: ZBCLP-2
Signal #1 Info : 30m X 0.32mm(.32u Signal #2 Info : 30m X 0.32 mm (.25um)

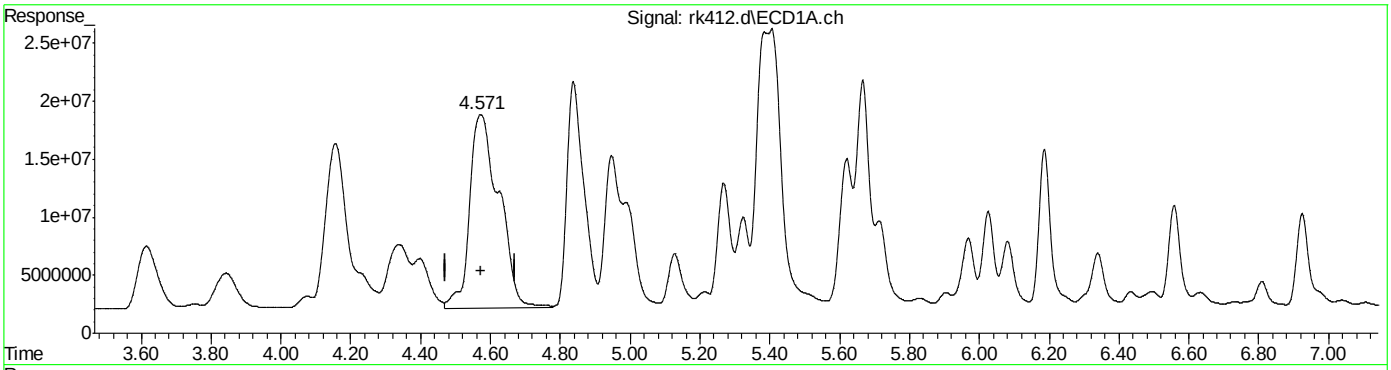

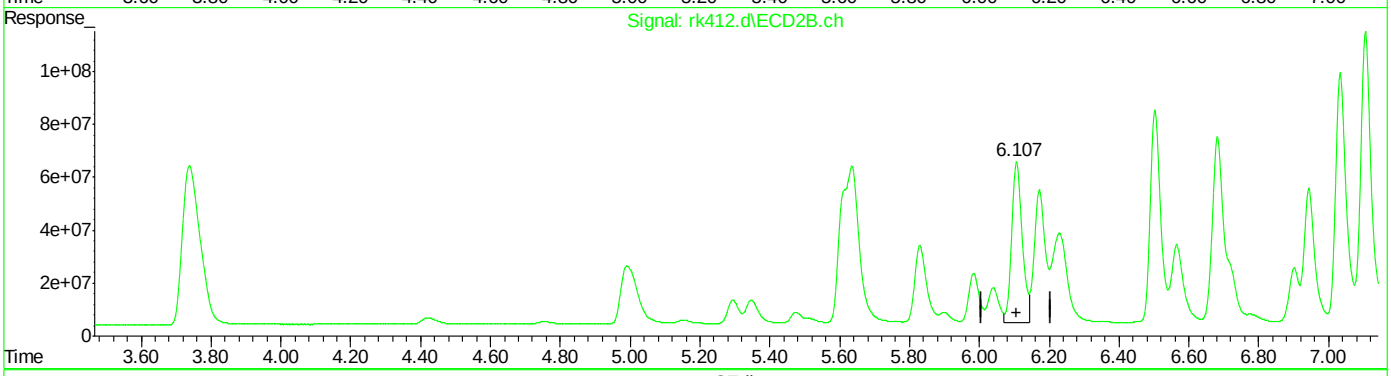

QEdit

(19) AR1248-C
4.572min 1395.195 PPB
response 977153209

(19) AR1248-C #2
6.107min 1003.524 PPB
response 1273868249

(+) = Expected Retention Time
RKPCB12.M Thu Jun 10 13:31:00 2021

Quantitation Report (Qedit)

Data Path : C:\msdchem\1\DATA\rk12\
Data File : rk412.d
Signal(s) : Signal #1: ECD1A.ch Signal #2: ECD2B.ch
Acq On : 10 Jun 2021 1:27 am
Operator : rebeccak
Sample : icv12-1000
Misc : op33494,grk12,15.0,,,10,1
ALS Vial : 17 Sample Multiplier: 1

Integration File signal 1: autoint1.e
Integration File signal 2: autoint2.e
Quant Time: Jun 10 13:30:30 2021
Quant Method : C:\MSDCHEM\1\METHODS\RKPCB12.M
Quant Title :
QLast Update : Thu Jun 10 13:22:09 2021
Response via : Initial Calibration
Integrator: ChemStation

Volume Inj. : 1ul
Signal #1 Phase : ZBCLP-1 Signal #2 Phase: ZBCLP-2
Signal #1 Info : 30m X 0.32mm(.32u Signal #2 Info : 30m X 0.32 mm (.25um)

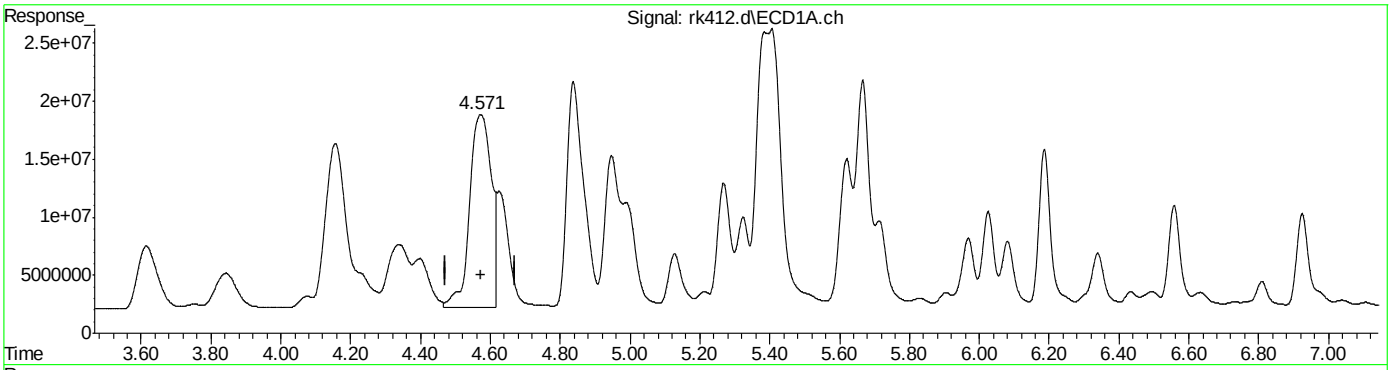

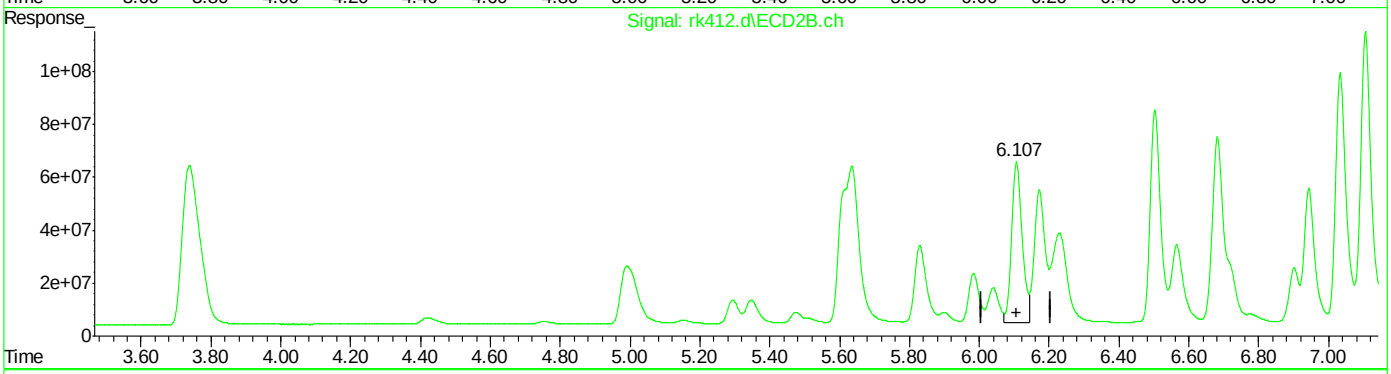

QEdit

(19) AR1248-C
4.571min 1025.749 PPB m
response 718404447

(19) AR1248-C #2
6.107min 1003.524 PPB
response 1273868249

(+) = Expected Retention Time
RKPCB12.M Thu Jun 10 13:31:19 2021 Page: 1

Quantitation Report (Qedit)

Data Path : C:\msdchem\1\DATA\rk12\
Data File : rk412.d
Signal(s) : Signal #1: ECD1A.ch Signal #2: ECD2B.ch
Acq On : 10 Jun 2021 1:27 am
Operator : rebeccak
Sample : icv12-1000
Misc : op33494,grk12,15.0,,,10,1
ALS Vial : 17 Sample Multiplier: 1

Integration File signal 1: autoint1.e
Integration File signal 2: autoint2.e
Quant Time: Jun 10 13:30:30 2021
Quant Method : C:\MSDCHEM\1\METHODS\RKPCB12.M
Quant Title :
QLast Update : Thu Jun 10 13:22:09 2021
Response via : Initial Calibration
Integrator: ChemStation

Volume Inj. : 1ul
Signal #1 Phase : ZBCLP-1 Signal #2 Phase: ZBCLP-2
Signal #1 Info : 30m X 0.32mm(.32u Signal #2 Info : 30m X 0.32 mm (.25um)

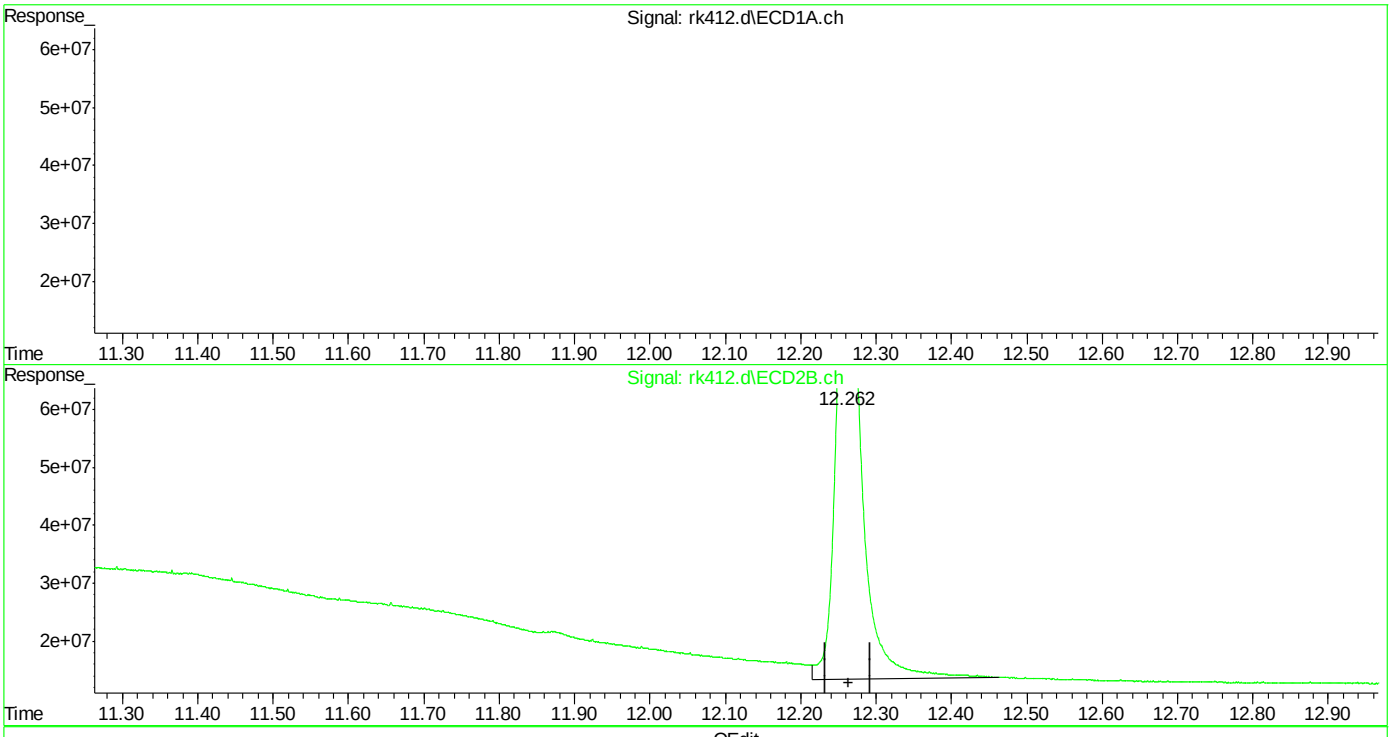

QEdit

(51) Decachlorobiphenyl (S)
10.015min 42.793 ppb
response 533725994

(51) Decachlorobiphenyl #2 (S)
12.262min 44.367 ppb
response 2012908561

(+) = Expected Retention Time
RKPCB12.M Thu Jun 10 13:31:33 2021 Page: 1

Quantitation Report (Qedit)

Data Path : C:\msdchem\1\DATA\rk12\
Data File : rk412.d
Signal(s) : Signal #1: ECD1A.ch Signal #2: ECD2B.ch
Acq On : 10 Jun 2021 1:27 am
Operator : rebeccak
Sample : icv12-1000
Misc : op33494,grk12,15.0,,,10,1
ALS Vial : 17 Sample Multiplier: 1

Integration File signal 1: autoint1.e
Integration File signal 2: autoint2.e
Quant Time: Jun 10 13:30:30 2021
Quant Method : C:\MSDCHEM\1\METHODS\RKPCB12.M
Quant Title :
QLast Update : Thu Jun 10 13:22:09 2021
Response via : Initial Calibration
Integrator: ChemStation

Volume Inj. : 1ul
Signal #1 Phase : ZBCLP-1 Signal #2 Phase: ZBCLP-2
Signal #1 Info : 30m X 0.32mm(.32u Signal #2 Info : 30m X 0.32 mm (.25um)

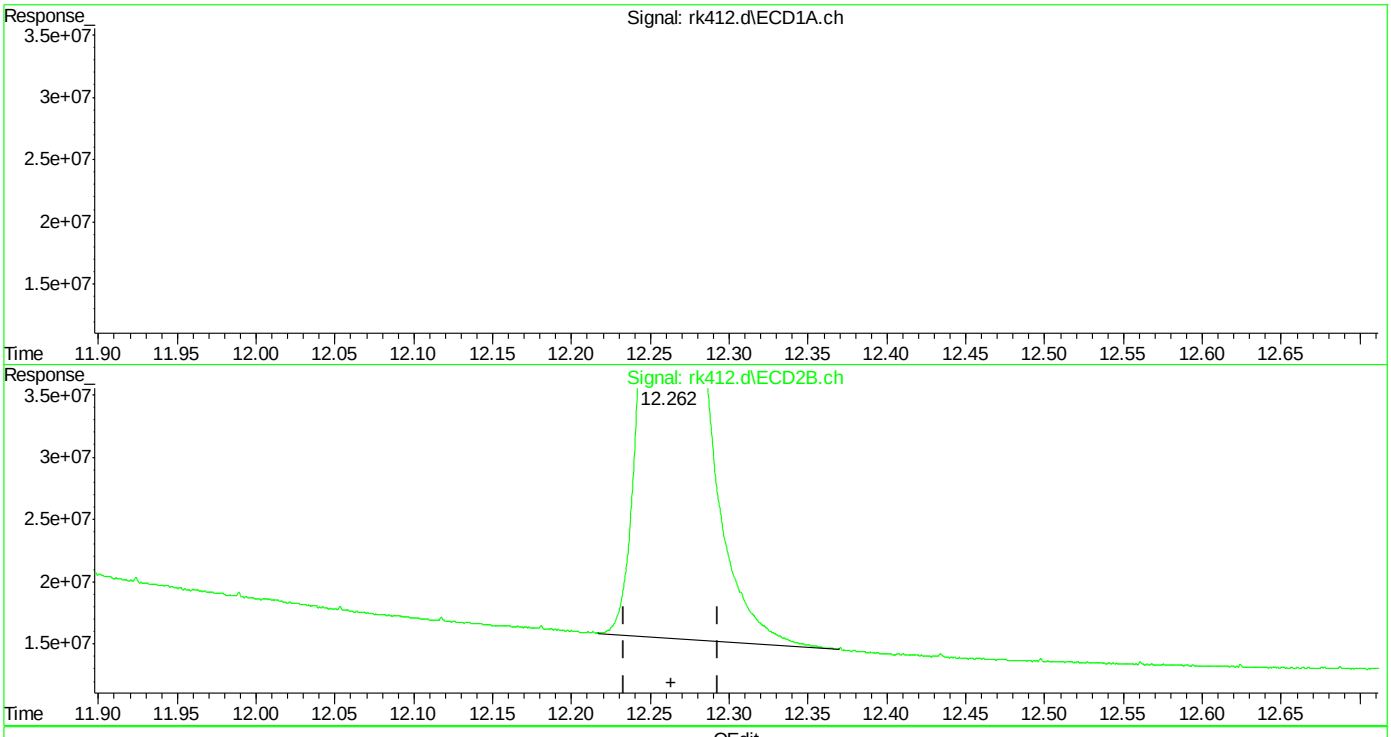

QEdit

(51) Decachlorobiphenyl (S)
10.015min 42.793 ppb
response 533725994

(51) Decachlorobiphenyl #2 (S)
12.262min 40.389 ppb m
response 1832415671

(+) = Expected Retention Time

Manual Integrations APPROVED
(compounds with "m" flag)
Gwendolyn Burns
07/07/21 08:16

Quantitation Report (QT Reviewed)

Data Path : C:\msdchem\1\data\sarah\rk30\
Data File : rk1160.d
Signal(s) : Signal #1: ECD1A.ch Signal #2: ECD2B.ch
Acq On : 5 Jul 2021 11:03 pm
Operator : christp
Sample : cc12-1000
Misc : op34036,grk30,15.0,,,10,1
ALS Vial : 63 Sample Multiplier: 1

Integration File signal 1: autoint1.e
Integration File signal 2: autoint2.e
Quant Time: Jul 06 20:22:32 2021
Quant Method : C:\MSDCHEM\1\METHODS\RKPCB12.M
Quant Title :
QLast Update : Sun Jun 27 21:16:10 2021
Response via : Initial Calibration
Integrator: ChemStation

Volume Inj. : 1ul
Signal #1 Phase : ZBCLP-1 Signal #2 Phase: ZBCLP-2
Signal #1 Info : 30m X 0.32mm(.32u Signal #2 Info : 30m X 0.32 mm (.25um)

	Compound	RT#1	RT#2	Resp#1	Resp#2	ppb	ppb
	System Monitoring Compounds						
1) S	Tetrachlo...	2.850	3.747	589.8E6	2229.7E6	40.457	46.768
	Spiked Amount 40.000			Recovery	=	101.14%	116.92%
51) S	Decachlor...	10.018	12.269	491.5E6	1738.4E6	39.404	38.316
	Spiked Amount 40.000			Recovery	=	98.51%	95.79%
	Target Compounds						
31)	AR1016-A	3.225	4.428	276.6E6	930.2E6	976.958	1067.962
32)	AR1016-B	3.625	5.001	515.5E6	2181.3E6	916.331	1022.782
33)	AR1016-C	4.169	5.645	1121.6E6	4595.7E6	882.266	981.284
34)	AR1016-D	4.339	5.840	426.6E6	1879.2E6	890.101	1000.430
35)	AR1016-E	4.846	6.510	459.2E6	1335.2E6	896.023	1085.714
36)	AR1260-A	7.186	9.140	1058.1E6	4287.0E6	927.403	1065.944
37)	AR1260-B	7.344	9.261	647.4E6	2620.2E6	1035.035	1135.783
38)	AR1260-C	7.676	9.698	643.9E6	2597.6E6	974.269	1085.672
39)	AR1260-D	8.105	10.046	1596.8E6	6241.9E6	977.547	1103.654
40)	AR1260-E	8.490	10.589	1479.3E6	5995.7E6	952.053m	1024.094

(f)=RT Delta > 1/2 Window (#)=Amounts differ by > 25% (m)=manual int.

11.6.36 11

Quantitation Report (QT Reviewed)

Data Path : C:\msdchem\1\data\sarah\rk30\
Data File : rk1160.d
Signal(s) : Signal #1: ECD1A.ch Signal #2: ECD2B.ch
Acq On : 5 Jul 2021 11:03 pm
Operator : christp
Sample : cc12-1000
Misc : op34036,grk30,15.0,,,10,1
ALS Vial : 63 Sample Multiplier: 1

Integration File signal 1: autoint1.e
Integration File signal 2: autoint2.e
Quant Time: Jul 06 20:22:32 2021
Quant Method : C:\MSDCHEM\1\METHODS\RKPCB12.M
Quant Title :
QLast Update : Sun Jun 27 21:16:10 2021
Response via : Initial Calibration
Integrator: ChemStation

Volume Inj. : 1ul
Signal #1 Phase : ZBCLP-1 Signal #2 Phase: ZBCLP-2
Signal #1 Info : 30m X 0.32mm(.32u Signal #2 Info : 30m X 0.32 mm (.25um)

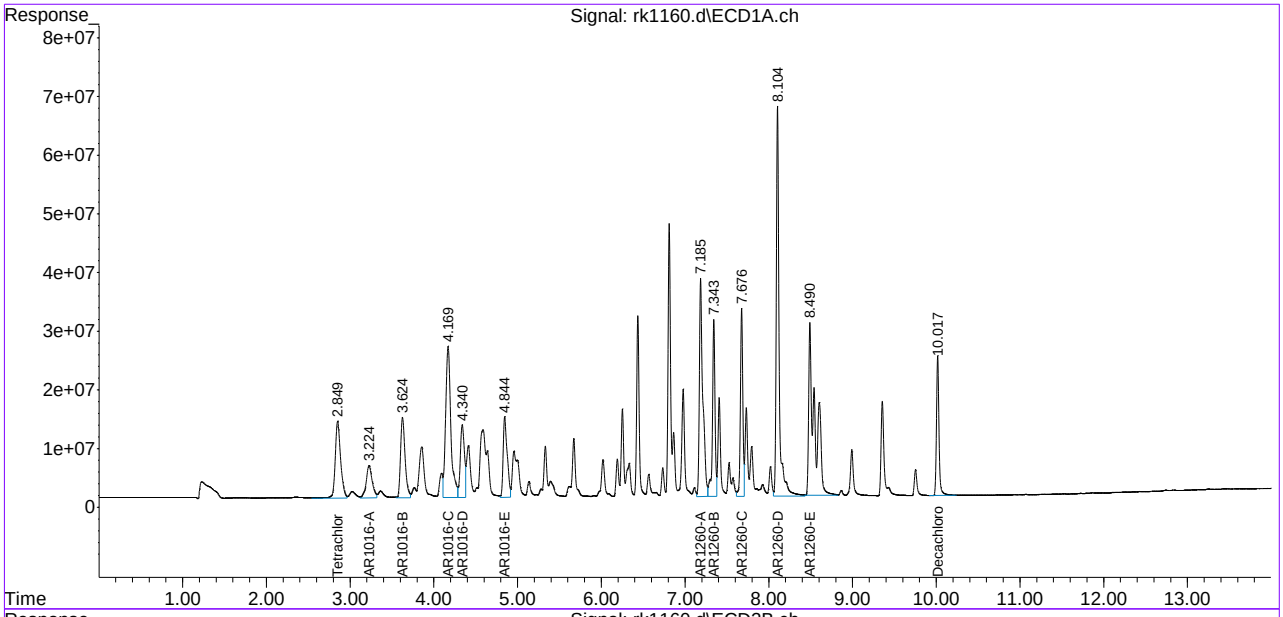

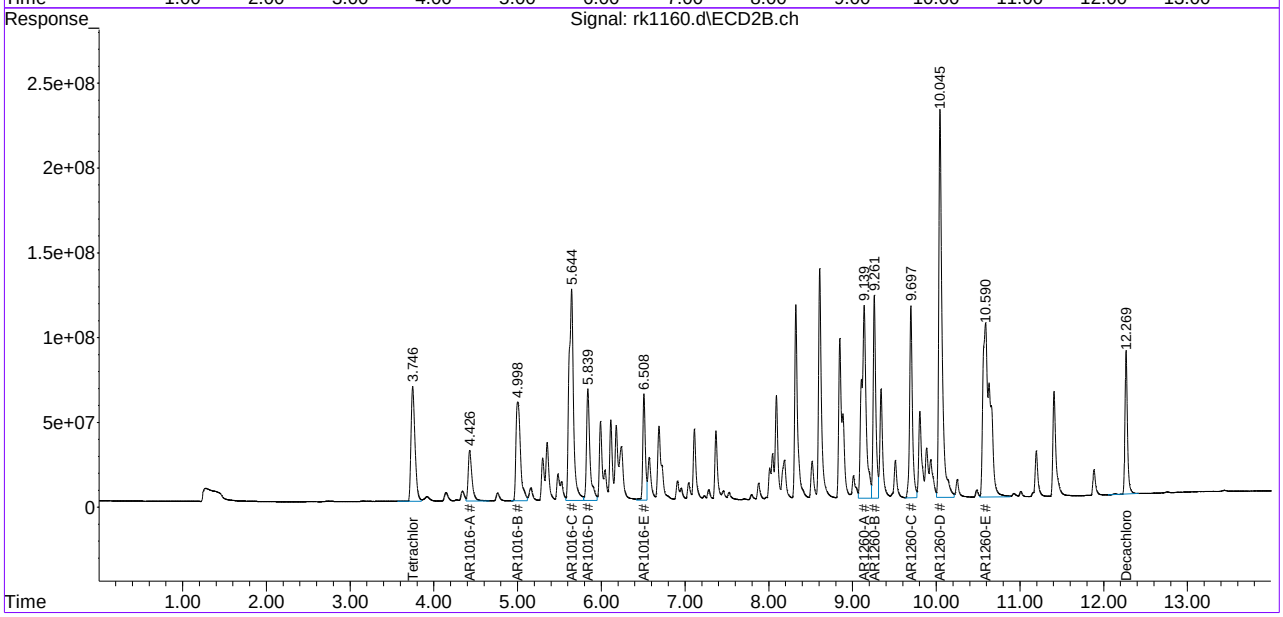

Manual Integration Approval Summary

Sample Number:	GRK30-CC12	**Method:**	SW846 8082A
Lab FileID:	RK1160.D	**Analyst approved:**	07/06/21 21:25 Sarah Cruz
Injection Time:	07/05/21 23:03	**Supervisor approved:**	07/07/21 08:16 Gwendolyn Burns

Parameter	CAS	Sig#	R.T. (min.)	Reason
AR1260-E		1	8.49	Poorly defined baseline

Quantitation Report (Qedit)

Data Path : C:\msdchem\1\data\sarah\rk30\
Data File : rk1160.d
Signal(s) : Signal #1: ECD1A.ch Signal #2: ECD2B.ch
Acq On : 5 Jul 2021 11:03 pm
Operator : christp
Sample : cc12-1000
Misc : op34036,grk30,15.0,,,10,1
ALS Vial : 63 Sample Multiplier: 1

Integration File signal 1: autoint1.e
Integration File signal 2: autoint2.e
Quant Time: Jul 06 20:20:34 2021
Quant Method : C:\MSDCHEM\1\METHODS\RKPCB12.M
Quant Title :
QLast Update : Sun Jun 27 21:16:10 2021
Response via : Initial Calibration
Integrator: ChemStation

Volume Inj. : 1ul
Signal #1 Phase : ZBCLP-1 Signal #2 Phase: ZBCLP-2
Signal #1 Info : 30m X 0.32mm(.32u Signal #2 Info : 30m X 0.32 mm (.25um)

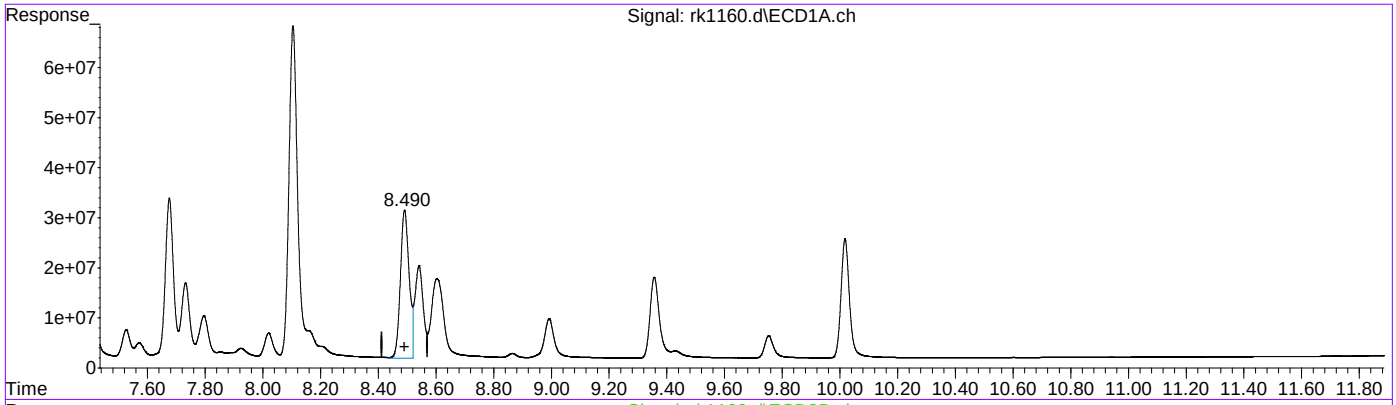

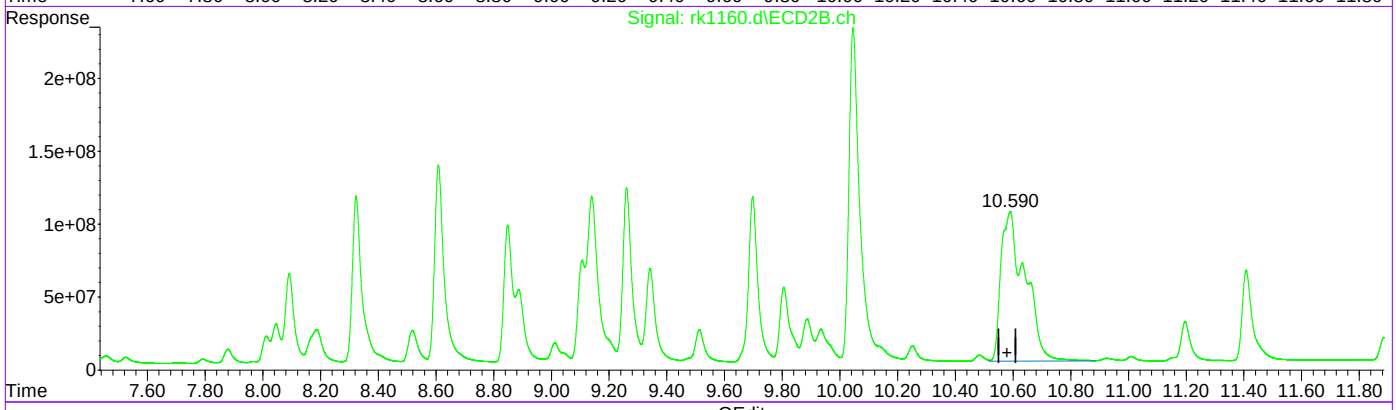

QEdit

(40) AR1260-E

8.492min 401.745 PPB

response 624248440

(40) AR1260-E #2

10.589min 1024.094 PPB

response 5995728380

(+) = Expected Retention Time
RKPCB12.M Tue Jul 06 20:22:01 2021

Quantitation Report (Qedit)

Data Path : C:\msdchem\1\data\sarah\rk30\
Data File : rk1160.d
Signal(s) : Signal #1: ECD1A.ch Signal #2: ECD2B.ch
Acq On : 5 Jul 2021 11:03 pm
Operator : christp
Sample : cc12-1000
Misc : op34036,grk30,15.0,,,10,1
ALS Vial : 63 Sample Multiplier: 1

Integration File signal 1: autoint1.e
Integration File signal 2: autoint2.e
Quant Time: Jul 06 20:20:34 2021
Quant Method : C:\MSDCHEM\1\METHODS\RKPCB12.M
Quant Title :
QLast Update : Sun Jun 27 21:16:10 2021
Response via : Initial Calibration
Integrator: ChemStation

Volume Inj. : 1ul
Signal #1 Phase : ZBCLP-1 Signal #2 Phase: ZBCLP-2
Signal #1 Info : 30m X 0.32mm(.32u Signal #2 Info : 30m X 0.32 mm (.25um)

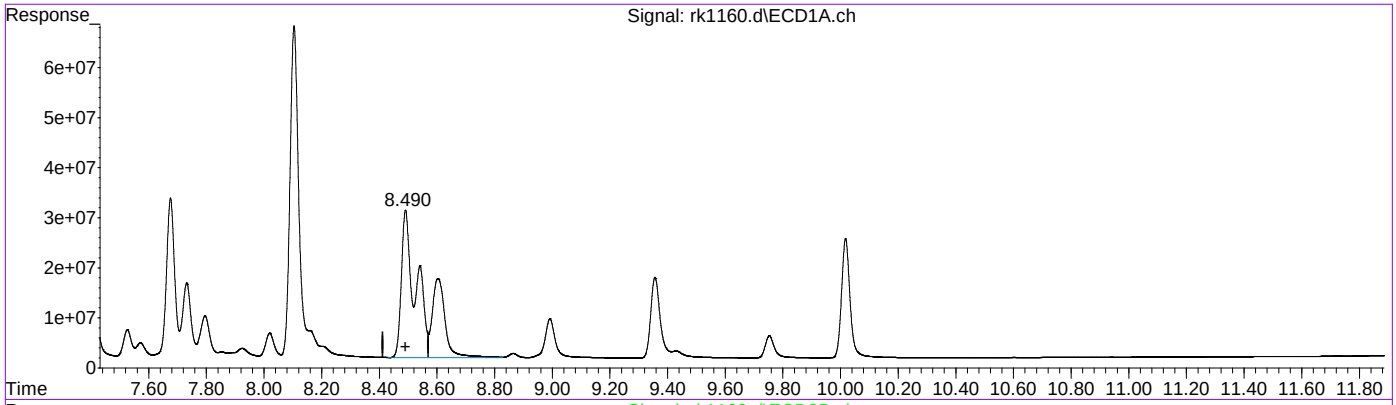

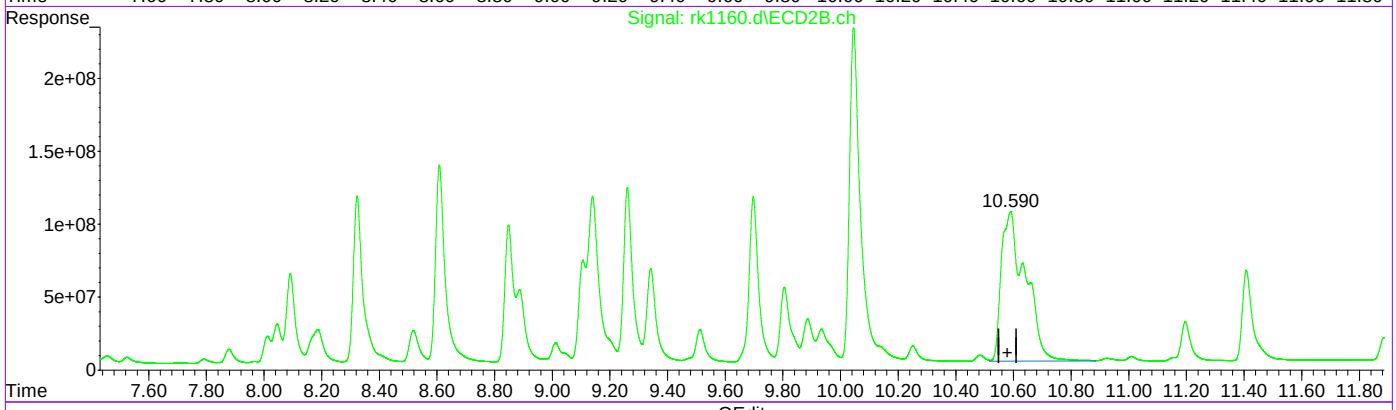

QEdit

(40) AR1260-E

8.490min 952.053 PPB m

response 1479340181

(40) AR1260-E #2

10.589min 1024.094 PPB

response 5995728380

(+) = Expected Retention Time
RKPCB12.M Tue Jul 06 20:22:15 2021

Manual Integrations APPROVED
(compounds with "m" flag)
Gwendolyn Burns
07/07/21 08:16

Quantitation Report (QT Reviewed)

Data Path : C:\msdchem\1\data\sarah\rk30\
Data File : rk1171.d
Signal(s) : Signal #1: ECD1A.ch Signal #2: ECD2B.ch
Acq On : 6 Jul 2021 3:33 am
Operator : christp
Sample : cc12-500
Misc : op34114,grk30,15.0,,,10,1
ALS Vial : 71 Sample Multiplier: 1

Integration File signal 1: autoint1.e
Integration File signal 2: autoint2.e
Quant Time: Jul 06 20:34:15 2021
Quant Method : C:\MSDCHEM\1\METHODS\RKPCB12.M
Quant Title :
QLast Update : Sun Jun 27 21:16:10 2021
Response via : Initial Calibration
Integrator: ChemStation

Volume Inj. : 1ul
Signal #1 Phase : ZBCLP-1 Signal #2 Phase: ZBCLP-2
Signal #1 Info : 30m X 0.32mm(.32u Signal #2 Info : 30m X 0.32 mm (.25um)

	Compound	RT#1	RT#2	Resp#1	Resp#2	ppb	ppb
	System Monitoring Compounds						
1) S	Tetrachlo...	2.851	3.745	340.0E6	1180.4E6	23.326	24.757
	Spiked Amount 40.000			Recovery	=	58.32%	61.89%
51) S	Decachlor...	10.021	12.270	277.4E6	892.7E6	22.240	19.676
	Spiked Amount 40.000			Recovery	=	55.60%	49.19%
	Target Compounds						
31)	AR1016-A	3.225	4.425	168.4E6	515.3E6	594.862	591.585
32)	AR1016-B	3.626	4.999	304.1E6	1223.3E6	540.650	573.573
33)	AR1016-C	4.171	5.642	649.6E6	2552.6E6	510.991	545.034
34)	AR1016-D	4.339	5.837	252.5E6	1065.2E6	526.942	567.103
35)	AR1016-E	4.848	6.506	270.9E6	713.0E6	528.616	579.824m
36)	AR1260-A	7.189	9.139	595.0E6	2143.7E6	521.517	533.018
37)	AR1260-B	7.347	9.261	368.5E6	1351.5E6	589.213	585.867
38)	AR1260-C	7.679	9.698	341.3E6	1315.6E6	516.471	549.875
39)	AR1260-D	8.108	10.046	790.8E6	3278.4E6	484.142	579.674
40)	AR1260-E	8.497	10.589	824.8E6	3074.0E6	530.829m	525.053

(f)=RT Delta > 1/2 Window (#)=Amounts differ by > 25% (m)=manual int.

11.6.37 11

Quantitation Report (QT Reviewed)

Data Path : C:\msdchem\1\data\sarah\rk30\
Data File : rk1171.d
Signal(s) : Signal #1: ECD1A.ch Signal #2: ECD2B.ch
Acq On : 6 Jul 2021 3:33 am
Operator : christp
Sample : cc12-500
Misc : op34114,grk30,15.0,,,10,1
ALS Vial : 71 Sample Multiplier: 1

Integration File signal 1: autoint1.e
Integration File signal 2: autoint2.e
Quant Time: Jul 06 20:34:15 2021
Quant Method : C:\MSDCHEM\1\METHODS\RKPCB12.M
Quant Title :
QLast Update : Sun Jun 27 21:16:10 2021
Response via : Initial Calibration
Integrator: ChemStation

Volume Inj. : 1ul
Signal #1 Phase : ZBCLP-1 Signal #2 Phase: ZBCLP-2
Signal #1 Info : 30m X 0.32mm(.32u Signal #2 Info : 30m X 0.32 mm (.25um)

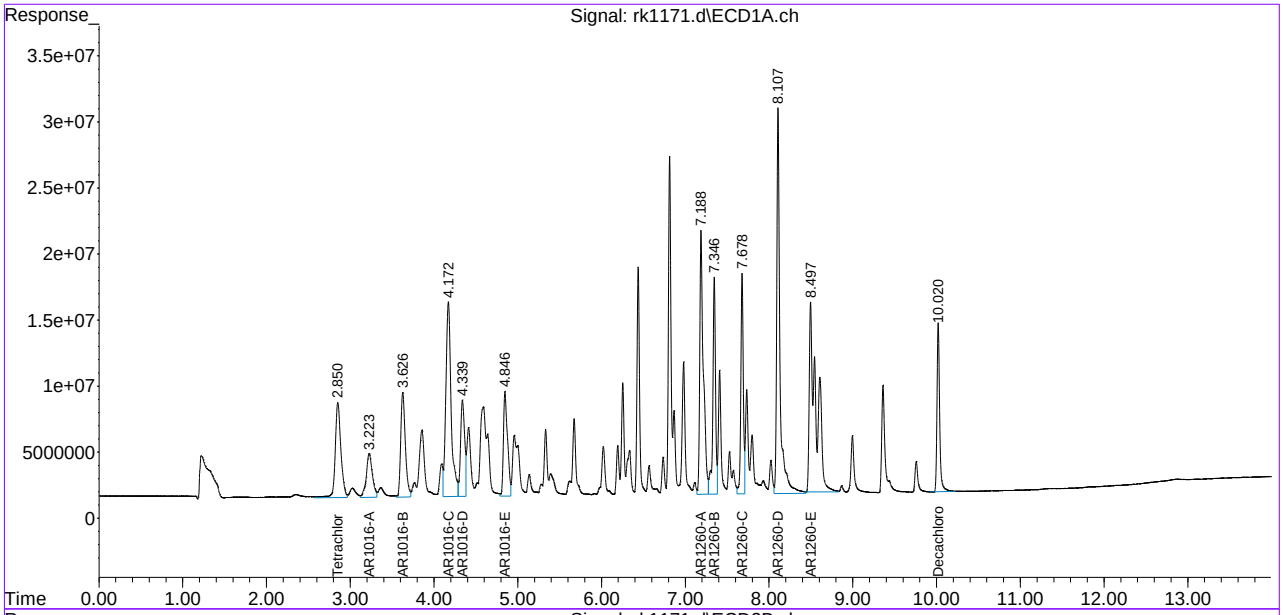

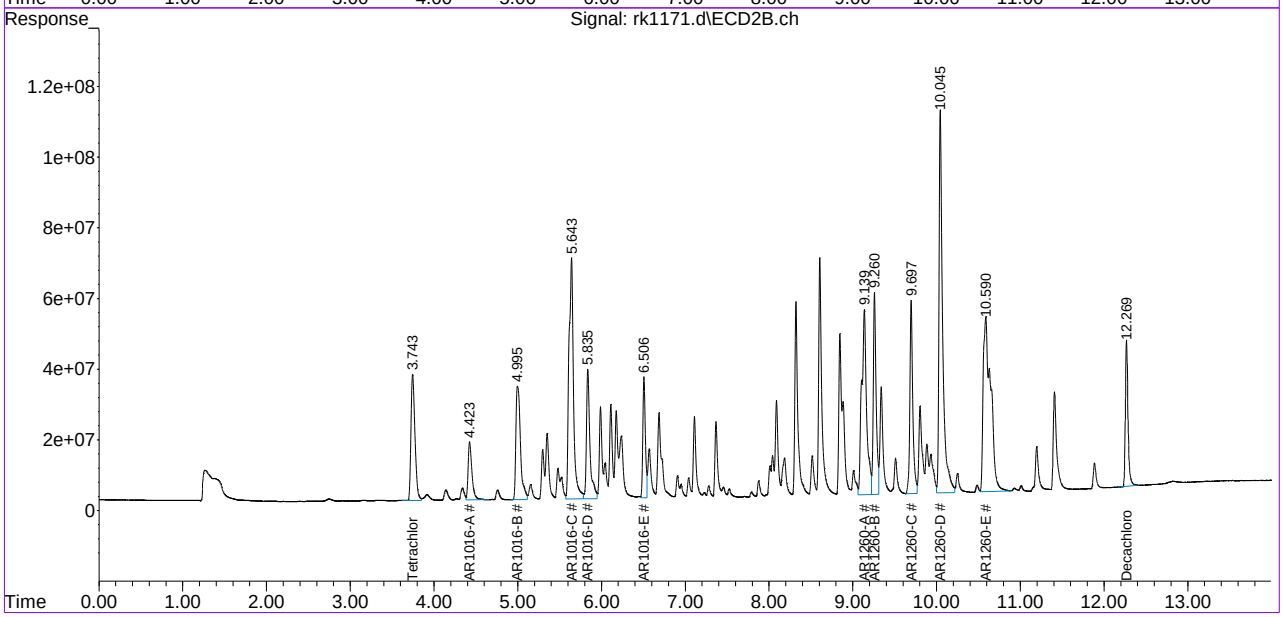

Manual Integration Approval Summary

Sample Number: GRK30-CC12
Lab FileID: RK1171.D
Injection Time: 07/06/21 03:33
Method: SW846 8082A
Analyst approved: 07/06/21 21:25 Sarah Cruz
Supervisor approved: 07/07/21 08:16 Gwendolyn Burns

Parameter	CAS	Sig#	R.T. (min.)	Reason
AR1016-E		2	6.51	Poorly defined baseline
AR1260-E		1	8.50	Poorly defined baseline

Quantitation Report (Qedit)

Data Path : C:\msdchem\1\data\sarah\rk30\
Data File : rk1171.d
Signal(s) : Signal #1: ECD1A.ch Signal #2: ECD2B.ch
Acq On : 6 Jul 2021 3:33 am
Operator : christp
Sample : cc12-500
Misc : op34114,grk30,15.0,,,10,1
ALS Vial : 71 Sample Multiplier: 1

Integration File signal 1: autoint1.e
Integration File signal 2: autoint2.e
Quant Time: Jul 06 20:23:11 2021
Quant Method : C:\MSDCHEM\1\METHODS\RKPCB12.M
Quant Title :
QLast Update : Sun Jun 27 21:16:10 2021
Response via : Initial Calibration
Integrator: ChemStation

Volume Inj. : 1ul
Signal #1 Phase : ZBCLP-1 Signal #2 Phase: ZBCLP-2
Signal #1 Info : 30m X 0.32mm(.32u Signal #2 Info : 30m X 0.32 mm (.25um)

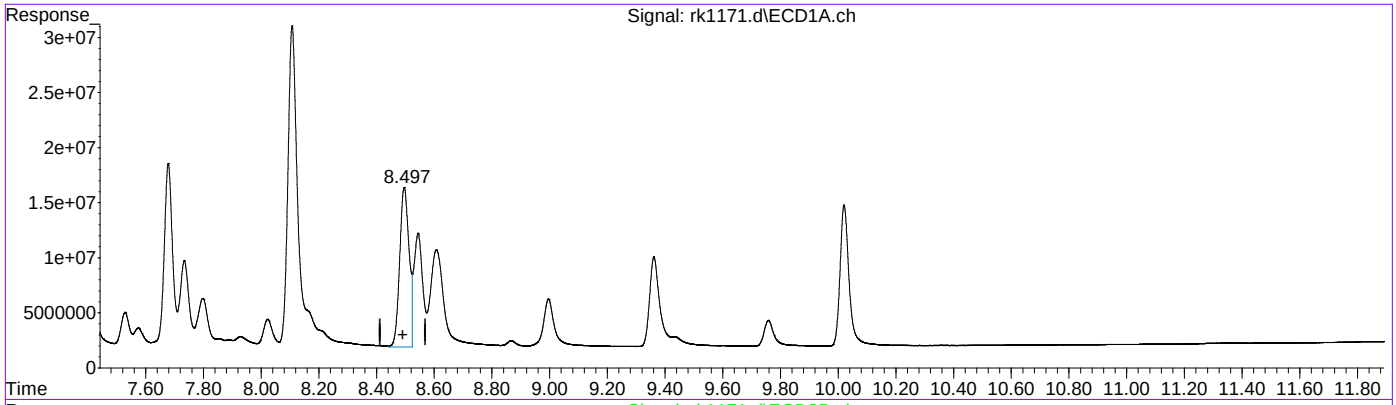

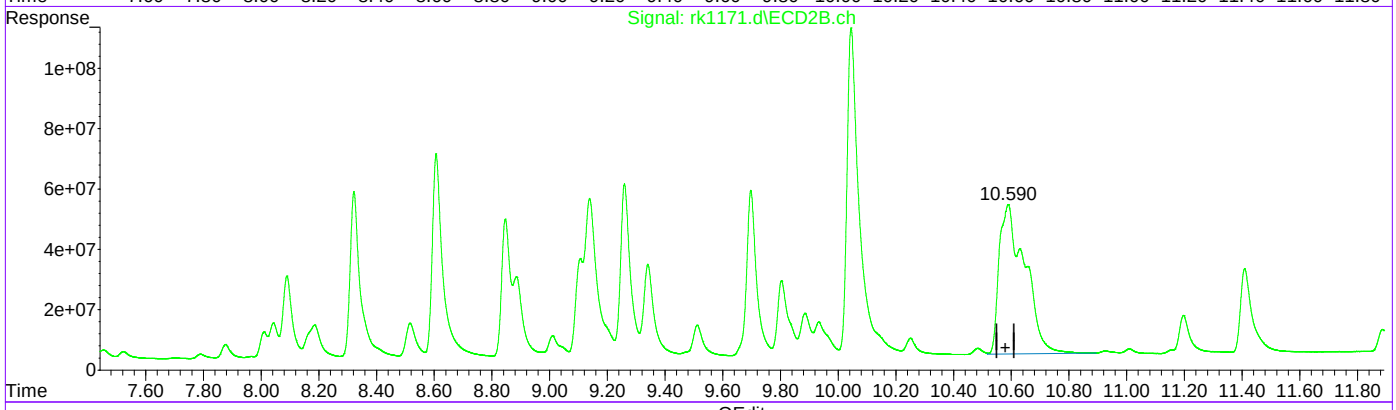

QEdit

(40) AR1260-E

8.497min 212.453 PPB

response 330118104

(40) AR1260-E #2

10.589min 525.053 PPB

response 3074010513

(+) = Expected Retention Time
RKPCB12.M Tue Jul 06 20:23:39 2021

Quantitation Report (Qedit)

Data Path : C:\msdchem\1\data\sarah\rk30\
Data File : rk1171.d
Signal(s) : Signal #1: ECD1A.ch Signal #2: ECD2B.ch
Acq On : 6 Jul 2021 3:33 am
Operator : christp
Sample : cc12-500
Misc : op34114,grk30,15.0,,,10,1
ALS Vial : 71 Sample Multiplier: 1

Integration File signal 1: autoint1.e
Integration File signal 2: autoint2.e
Quant Time: Jul 06 20:23:11 2021
Quant Method : C:\MSDCHEM\1\METHODS\RKPCB12.M
Quant Title :
QLast Update : Sun Jun 27 21:16:10 2021
Response via : Initial Calibration
Integrator: ChemStation

Volume Inj. : 1ul
Signal #1 Phase : ZBCLP-1 Signal #2 Phase: ZBCLP-2
Signal #1 Info : 30m X 0.32mm(.32u Signal #2 Info : 30m X 0.32 mm (.25um)

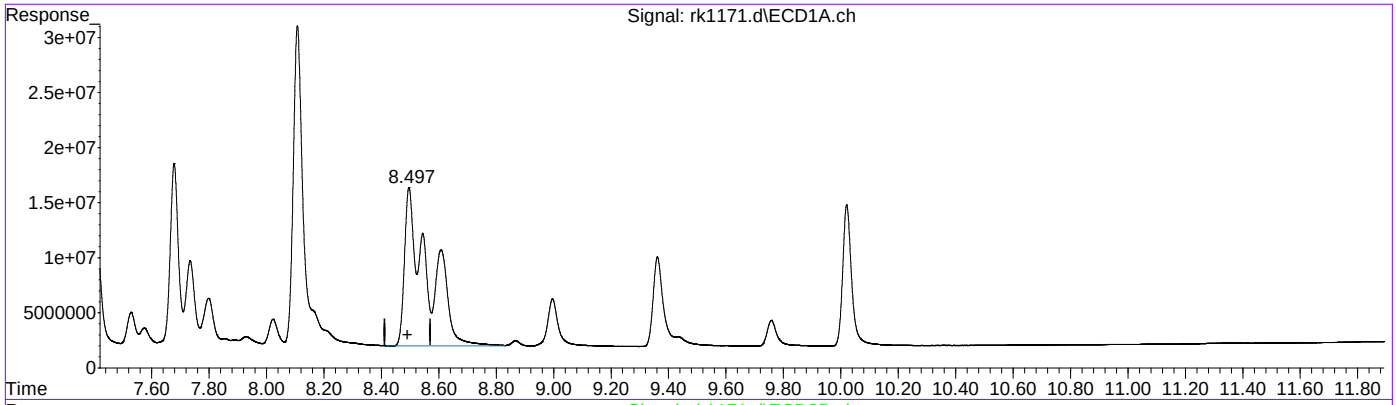

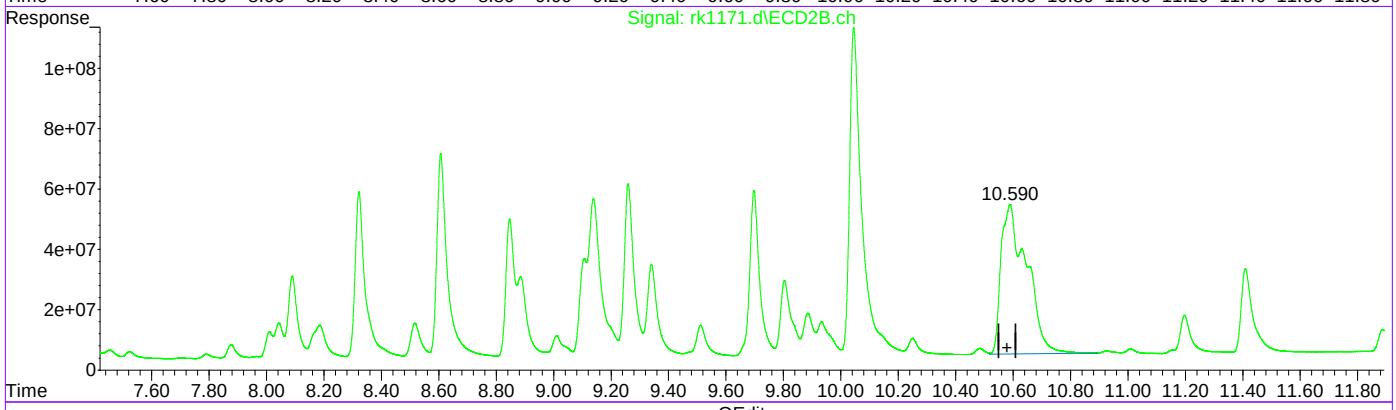

QEdit

(40) AR1260-E

8.497min 530.829 PPB m

response 824825147

(40) AR1260-E #2

10.589min 525.053 PPB

response 3074010513

(+) = Expected Retention Time
RKPCB12.M Tue Jul 06 20:23:49 2021

Quantitation Report (Qedit)

Data Path : C:\msdchem\1\data\sarah\rk30\
Data File : rk1171.d
Signal(s) : Signal #1: ECD1A.ch Signal #2: ECD2B.ch
Acq On : 6 Jul 2021 3:33 am
Operator : christp
Sample : cc12-500
Misc : op34114,grk30,15.0,,,10,1
ALS Vial : 71 Sample Multiplier: 1

Integration File signal 1: autoint1.e
Integration File signal 2: autoint2.e
Quant Time: Jul 06 20:24:13 2021
Quant Method : C:\MSDCHEM\1\METHODS\RKPCB12.M
Quant Title :
QLast Update : Sun Jun 27 21:16:10 2021
Response via : Initial Calibration
Integrator: ChemStation

Volume Inj. : 1ul
Signal #1 Phase : ZBCLP-1 Signal #2 Phase: ZBCLP-2
Signal #1 Info : 30m X 0.32mm(.32u Signal #2 Info : 30m X 0.32 mm (.25um)

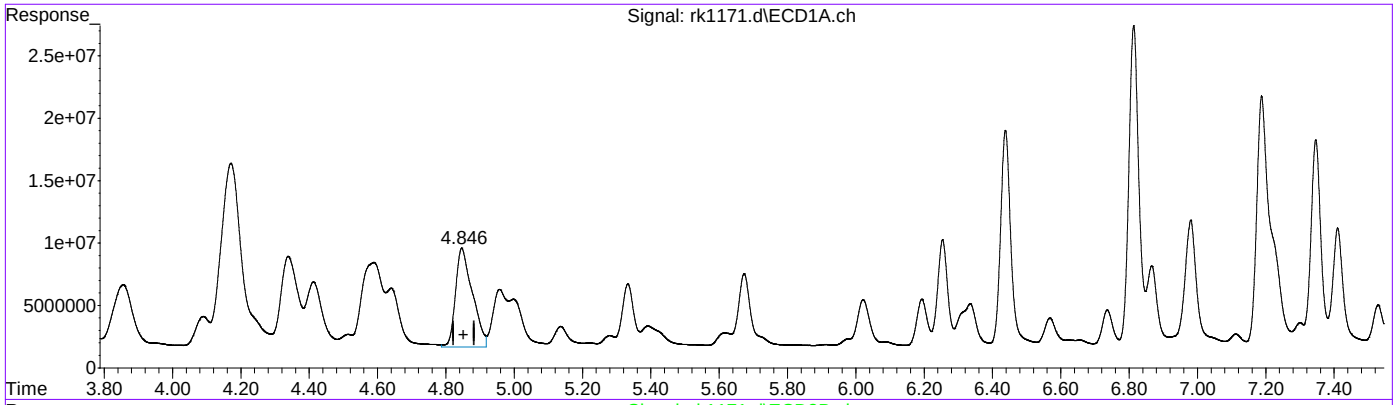

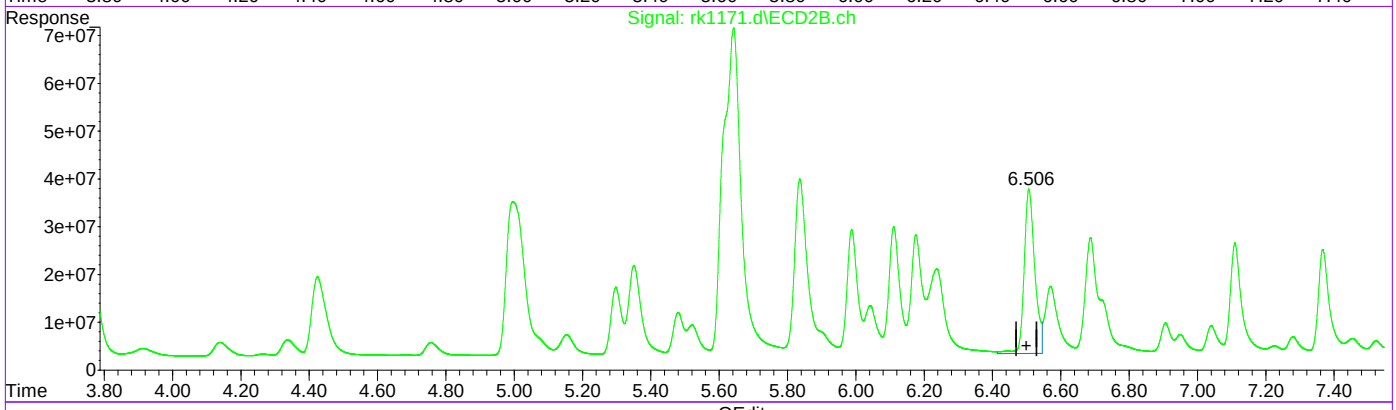

QEdit

(35) AR1016-E

4.848min 528.616 PPB

response 270891275

(35) AR1016-E #2

6.507min 603.199 PPB

response 741790897

(+) = Expected Retention Time
RKPCB12.M Tue Jul 06 20:34:08 2021

Quantitation Report (Qedit)

Data Path : C:\msdchem\1\data\sarah\rk30\
Data File : rk1171.d
Signal(s) : Signal #1: ECD1A.ch Signal #2: ECD2B.ch
Acq On : 6 Jul 2021 3:33 am
Operator : christp
Sample : cc12-500
Misc : op34114,grk30,15.0,,,10,1
ALS Vial : 71 Sample Multiplier: 1

Integration File signal 1: autoint1.e
Integration File signal 2: autoint2.e
Quant Time: Jul 06 20:24:13 2021
Quant Method : C:\MSDCHEM\1\METHODS\RKPCB12.M
Quant Title :
QLast Update : Sun Jun 27 21:16:10 2021
Response via : Initial Calibration
Integrator: ChemStation

Volume Inj. : 1ul
Signal #1 Phase : ZBCLP-1 Signal #2 Phase: ZBCLP-2
Signal #1 Info : 30m X 0.32mm(.32u Signal #2 Info : 30m X 0.32 mm (.25um)

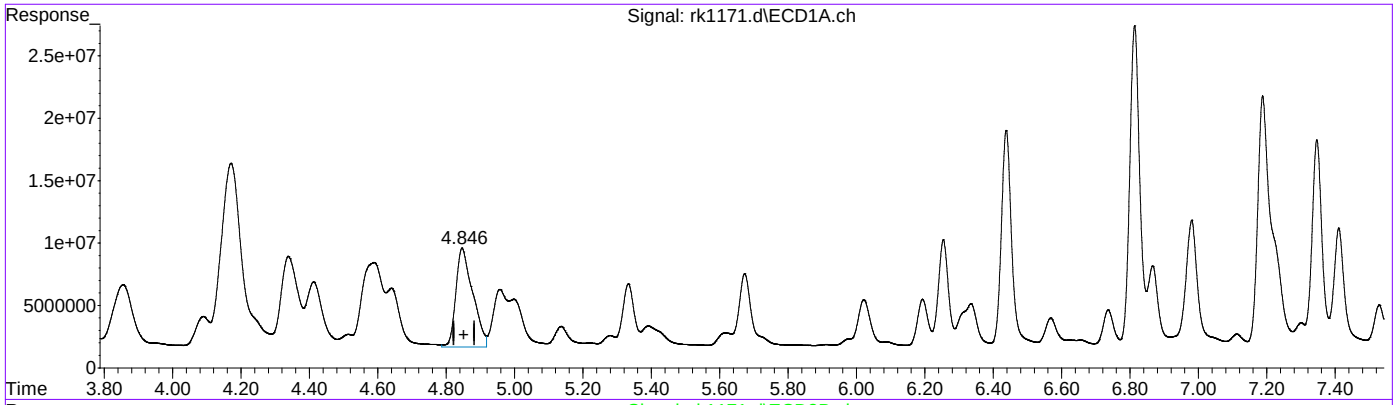

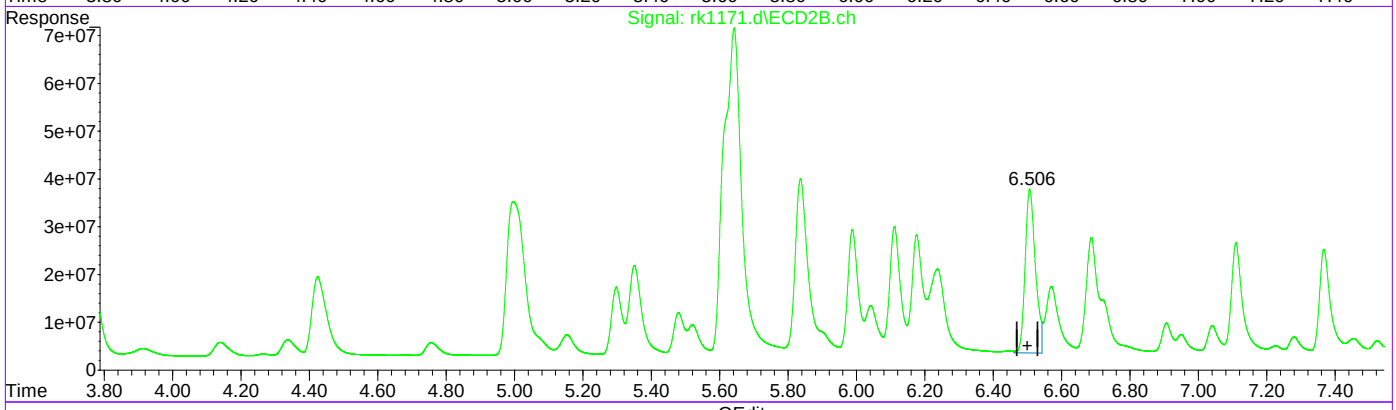

QEdit

(35) AR1016-E

4.848min 528.616 PPB

response 270891275

(35) AR1016-E #2

6.506min 579.824 PPB m

response 713045199

(+) = Expected Retention Time
RKPCB12.M Tue Jul 06 20:34:20 2021

Manual Integrations APPROVED
(compounds with "m" flag)
Gwendolyn Burns
07/07/21 08:21

Quantitation Report (QT Reviewed)

Data Path : C:\msdchem\1\data\sarah\rk30\
Data File : rk1182.d
Signal(s) : Signal #1: ECD1A.ch Signal #2: ECD2B.ch
Acq On : 6 Jul 2021 6:37 am
Operator : christp
Sample : cc12-1000
Misc : op34114,grk30,15.0,,,10,1
ALS Vial : 79 Sample Multiplier: 1

Integration File signal 1: autoint1.e
Integration File signal 2: autoint2.e
Quant Time: Jul 06 20:26:02 2021
Quant Method : C:\MSDCHEM\1\METHODS\RKPCB12.M
Quant Title :
QLast Update : Sun Jun 27 21:16:10 2021
Response via : Initial Calibration
Integrator: ChemStation

Volume Inj. : 1ul
Signal #1 Phase : ZBCLP-1 Signal #2 Phase: ZBCLP-2
Signal #1 Info : 30m X 0.32mm(.32u Signal #2 Info : 30m X 0.32 mm (.25um)

	Compound	RT#1	RT#2	Resp#1	Resp#2	ppb	ppb
	System Monitoring Compounds						
1) S	Tetrachlo...	2.851	3.745	648.7E6	2460.0E6	44.502	51.596
	Spiked Amount 40.000			Recovery	=	111.26%	128.99%
51) S	Decachlor...	10.021	12.269	559.9E6	1881.4E6	44.892	41.469
	Spiked Amount 40.000			Recovery	=	112.23%	103.67%
	Target Compounds						
31)	AR1016-A	3.225	4.425	306.3E6	1020.7E6	1081.836	1171.845
32)	AR1016-B	3.626	5.000	570.0E6	2370.9E6	1013.354	1111.681
33)	AR1016-C	4.170	5.642	1285.5E6	5073.5E6	1011.155	1083.317
34)	AR1016-D	4.339	5.837	486.7E6	2102.5E6	1015.684	1119.332
35)	AR1016-E	4.847	6.507	523.5E6	1465.1E6	1021.599	1191.333
36)	AR1260-A	7.188	9.139	1220.2E6	4406.8E6	1069.511	1095.738
37)	AR1260-B	7.346	9.260	731.8E6	2673.8E6	1169.968	1159.018
38)	AR1260-C	7.678	9.698	686.5E6	2696.5E6	1038.752	1127.025
39)	AR1260-D	8.107	10.044	1593.6E6	6781.3E6	975.563	1199.039m
40)	AR1260-E	8.494	10.590	1671.0E6	6575.0E6	1075.400m	1123.038

(f)=RT Delta > 1/2 Window (#)=Amounts differ by > 25% (m)=manual int.

11.6.38 11

Quantitation Report (QT Reviewed)

Data Path : C:\msdchem\1\data\sarah\rk30\
Data File : rk1182.d
Signal(s) : Signal #1: ECD1A.ch Signal #2: ECD2B.ch
Acq On : 6 Jul 2021 6:37 am
Operator : christp
Sample : cc12-1000
Misc : op34114,grk30,15.0,,,10,1
ALS Vial : 79 Sample Multiplier: 1

Integration File signal 1: autoint1.e
Integration File signal 2: autoint2.e
Quant Time: Jul 06 20:26:02 2021
Quant Method : C:\MSDCHEM\1\METHODS\RKPCB12.M
Quant Title :
QLast Update : Sun Jun 27 21:16:10 2021
Response via : Initial Calibration
Integrator: ChemStation

Volume Inj. : 1ul
Signal #1 Phase : ZBCLP-1 Signal #2 Phase: ZBCLP-2
Signal #1 Info : 30m X 0.32mm(.32u Signal #2 Info : 30m X 0.32 mm (.25um)

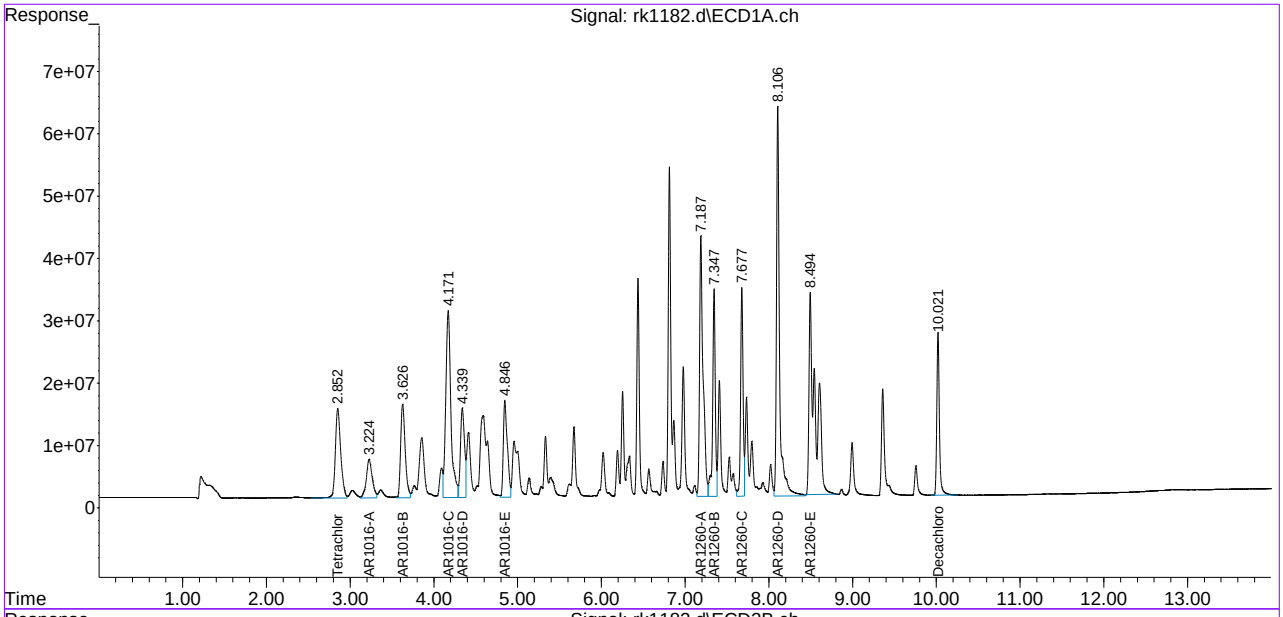

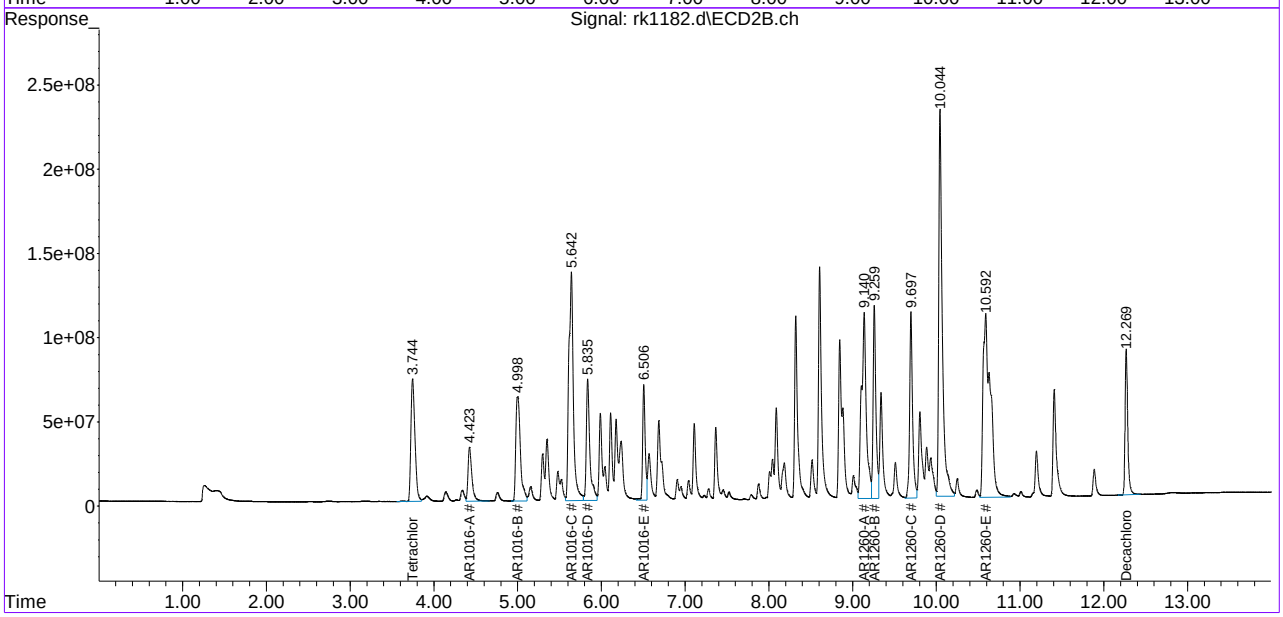

Manual Integration Approval Summary

Sample Number: GRK30-CC12
Lab FileID: RK1182.D
Injection Time: 07/06/21 06:37
Method: SW846 8082A
Analyst approved: 07/06/21 21:25 Sarah Cruz
Supervisor approved: 07/07/21 08:21 Gwendolyn Burns

Parameter	CAS	Sig#	R.T. (min.)	Reason
AR1260-E		1	8.49	Poorly defined baseline
AR1260-D		2	10.04	Poorly defined baseline

Quantitation Report (Qedit)

Data Path : C:\msdchem\1\data\sarah\rk30\
Data File : rk1182.d
Signal(s) : Signal #1: ECD1A.ch Signal #2: ECD2B.ch
Acq On : 6 Jul 2021 6:37 am
Operator : christp
Sample : cc12-1000
Misc : op34114,grk30,15.0,,,10,1
ALS Vial : 79 Sample Multiplier: 1

Integration File signal 1: autoint1.e
Integration File signal 2: autoint2.e
Quant Time: Jul 06 20:24:34 2021
Quant Method : C:\MSDCHEM\1\METHODS\RKPCB12.M
Quant Title :
QLast Update : Sun Jun 27 21:16:10 2021
Response via : Initial Calibration
Integrator: ChemStation

Volume Inj. : 1ul
Signal #1 Phase : ZBCLP-1 Signal #2 Phase: ZBCLP-2
Signal #1 Info : 30m X 0.32mm(.32u Signal #2 Info : 30m X 0.32 mm (.25um)

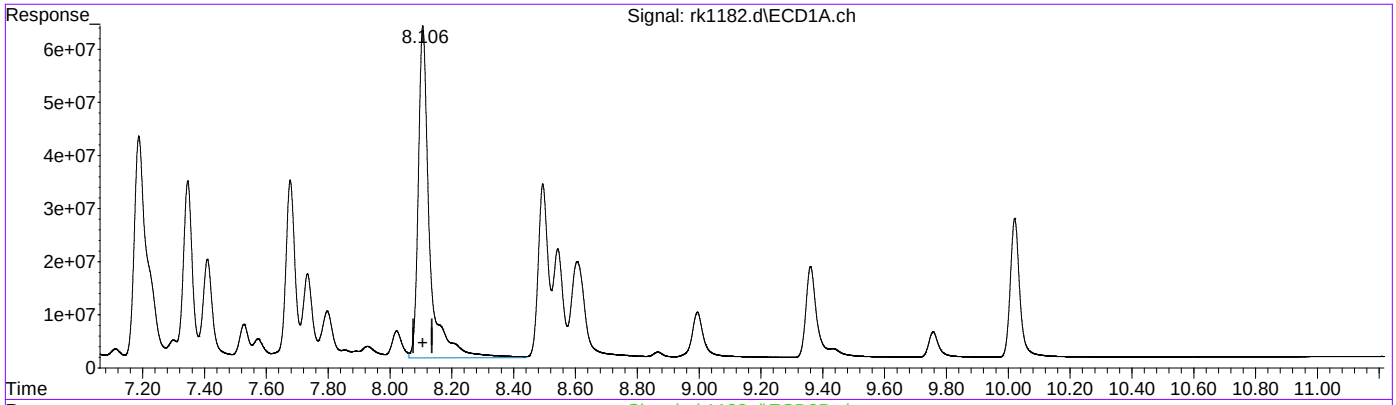

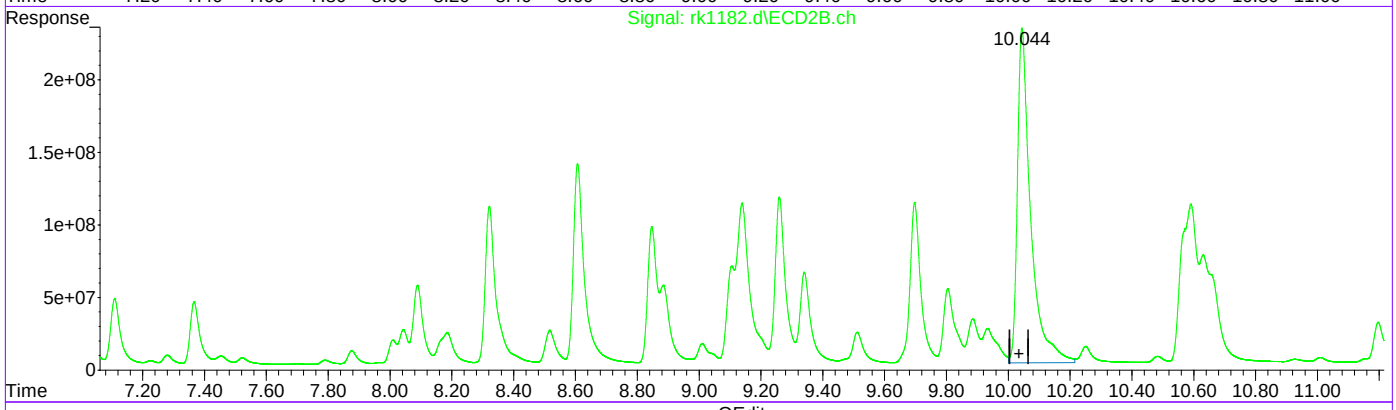

QEdit

(39) AR1260-D

8.107min 975.563 PPB

response 1593566183

(39) AR1260-D #2

10.045min 1218.598 PPB

response 6891955497

(+) = Expected Retention Time
RKPCB12.M Tue Jul 06 20:25:03 2021

Quantitation Report (Qedit)

Data Path : C:\msdchem\1\data\sarah\rk30\
Data File : rk1182.d
Signal(s) : Signal #1: ECD1A.ch Signal #2: ECD2B.ch
Acq On : 6 Jul 2021 6:37 am
Operator : christp
Sample : cc12-1000
Misc : op34114,grk30,15.0,,,10,1
ALS Vial : 79 Sample Multiplier: 1

Integration File signal 1: autoint1.e
Integration File signal 2: autoint2.e
Quant Time: Jul 06 20:24:34 2021
Quant Method : C:\MSDCHEM\1\METHODS\RKPCB12.M
Quant Title :
QLast Update : Sun Jun 27 21:16:10 2021
Response via : Initial Calibration
Integrator: ChemStation

Volume Inj. : 1ul
Signal #1 Phase : ZBCLP-1 Signal #2 Phase: ZBCLP-2
Signal #1 Info : 30m X 0.32mm(.32u Signal #2 Info : 30m X 0.32 mm (.25um)

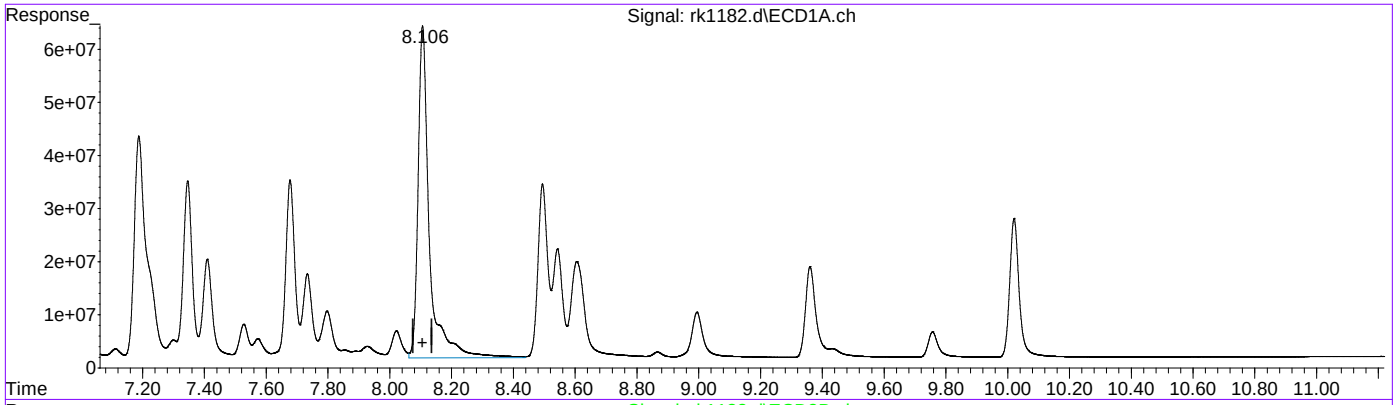

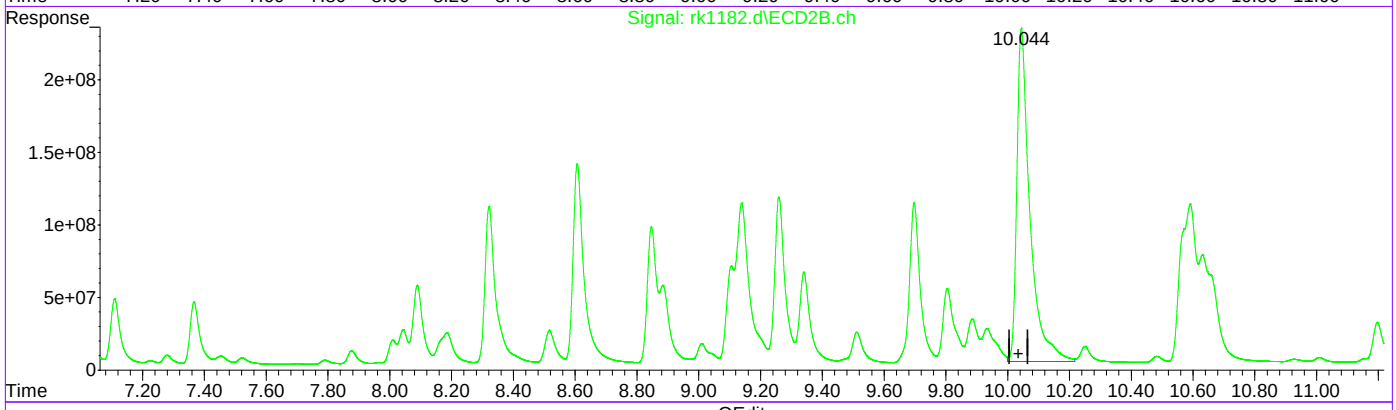

QEdit

(39) AR1260-D

8.107min 975.563 PPB

response 1593566183

(39) AR1260-D #2

10.044min 1199.039 PPB m

response 6781335716

(+) = Expected Retention Time
RKPCB12.M Tue Jul 06 20:25:30 2021

Quantitation Report (Qedit)

Data Path : C:\msdchem\1\data\sarah\rk30\
Data File : rk1182.d
Signal(s) : Signal #1: ECD1A.ch Signal #2: ECD2B.ch
Acq On : 6 Jul 2021 6:37 am
Operator : christp
Sample : cc12-1000
Misc : op34114,grk30,15.0,,,10,1
ALS Vial : 79 Sample Multiplier: 1

Integration File signal 1: autoint1.e
Integration File signal 2: autoint2.e
Quant Time: Jul 06 20:24:34 2021
Quant Method : C:\MSDCHEM\1\METHODS\RKPCB12.M
Quant Title :
QLast Update : Sun Jun 27 21:16:10 2021
Response via : Initial Calibration
Integrator: ChemStation

Volume Inj. : 1ul
Signal #1 Phase : ZBCLP-1 Signal #2 Phase: ZBCLP-2
Signal #1 Info : 30m X 0.32mm(.32u Signal #2 Info : 30m X 0.32 mm (.25um)

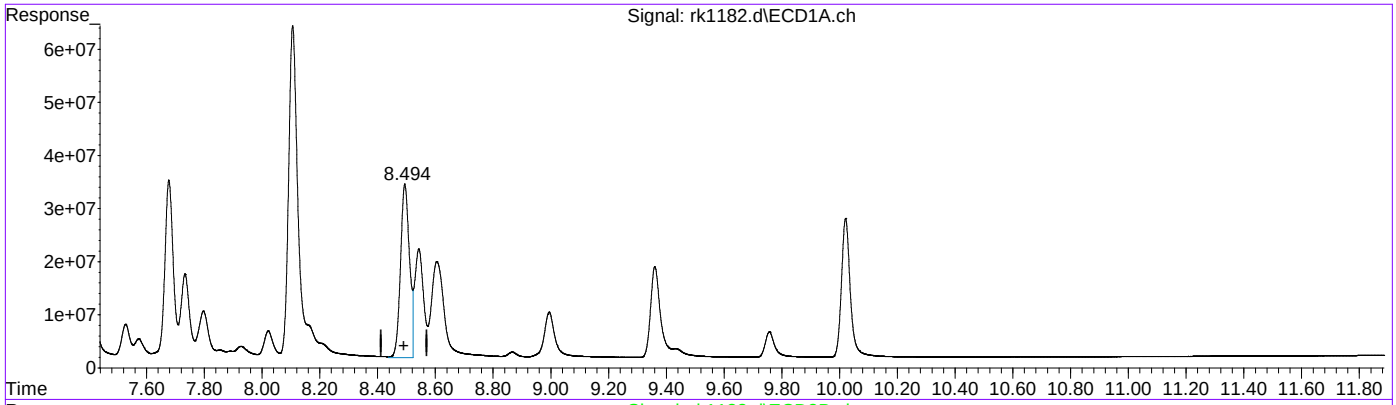

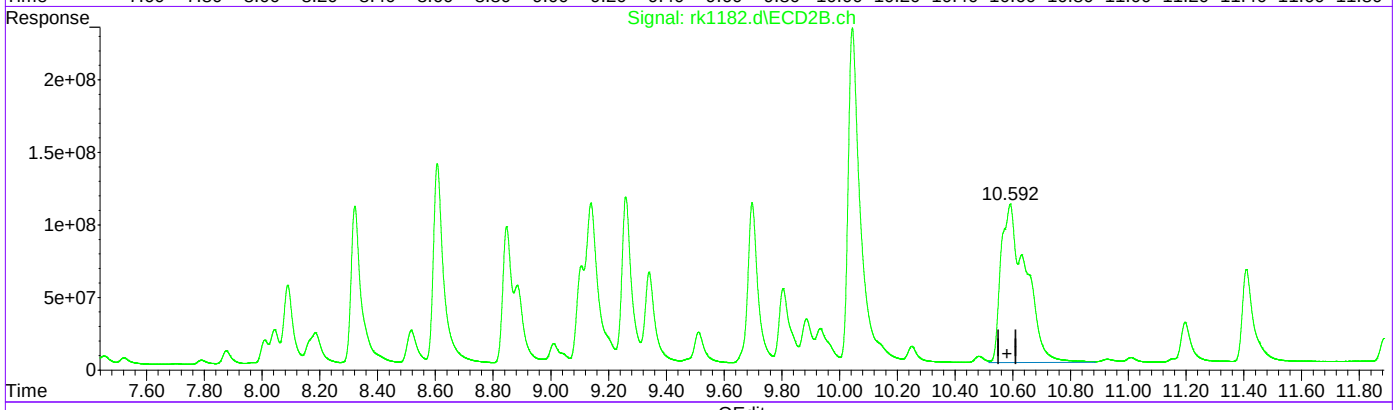

QEdit

(40) AR1260-E

8.495min 455.547 PPB

response 707848289

(40) AR1260-E #2

10.590min 1123.038 PPB

response 6575008105

(+) = Expected Retention Time
RKPCB12.M Tue Jul 06 20:25:34 2021

Quantitation Report (Qedit)

Data Path : C:\msdchem\1\data\sarah\rk30\
Data File : rk1182.d
Signal(s) : Signal #1: ECD1A.ch Signal #2: ECD2B.ch
Acq On : 6 Jul 2021 6:37 am
Operator : christp
Sample : cc12-1000
Misc : op34114,grk30,15.0,,,10,1
ALS Vial : 79 Sample Multiplier: 1

Integration File signal 1: autoint1.e
Integration File signal 2: autoint2.e
Quant Time: Jul 06 20:24:34 2021
Quant Method : C:\MSDCHEM\1\METHODS\RKPCB12.M
Quant Title :
QLast Update : Sun Jun 27 21:16:10 2021
Response via : Initial Calibration
Integrator: ChemStation

Volume Inj. : 1ul
Signal #1 Phase : ZBCLP-1 Signal #2 Phase: ZBCLP-2
Signal #1 Info : 30m X 0.32mm(.32u Signal #2 Info : 30m X 0.32 mm (.25um)

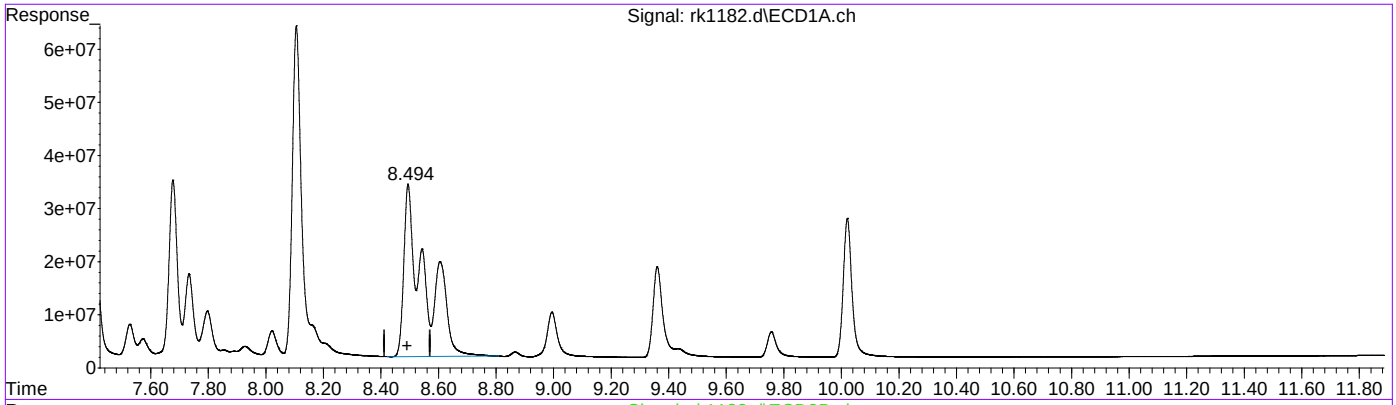

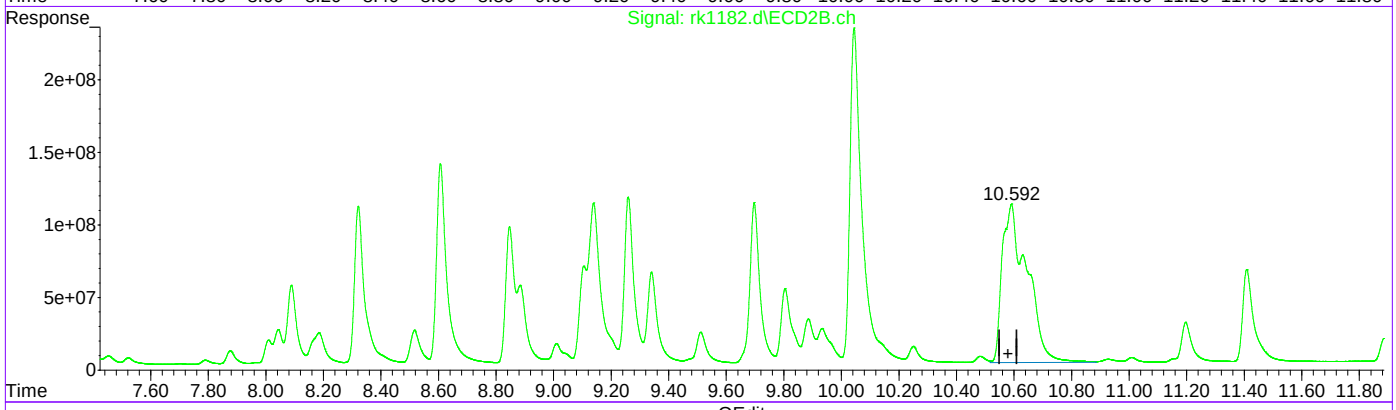

QEdit

(40) AR1260-E

8.494min 1075.400 PPB m

response 1671001392

(40) AR1260-E #2

10.590min 1123.038 PPB

response 6575008105

(+) = Expected Retention Time
RKPCB12.M Tue Jul 06 20:25:44 2021

Manual Integrations APPROVED
(compounds with "m" flag)
Gwendolyn Burns
07/07/21 08:23

Quantitation Report (QT Reviewed)

Data Path : C:\msdchem\1\data\sarah\rk30\
Data File : rk1193.d
Signal(s) : Signal #1: ECD1A.ch Signal #2: ECD2B.ch
Acq On : 6 Jul 2021 9:37 am
Operator : christp
Sample : cc12-500
Misc : op34114,grk30,15.1,,,10,1
ALS Vial : 87 Sample Multiplier: 1

Integration File signal 1: autoint1.e
Integration File signal 2: autoint2.e
Quant Time: Jul 06 20:27:46 2021
Quant Method : C:\MSDCHEM\1\METHODS\RKPCB12.M
Quant Title :
QLast Update : Thu Jun 10 13:22:09 2021
Response via : Initial Calibration
Integrator: ChemStation

Volume Inj. : 1ul
Signal #1 Phase : ZBCLP-1 Signal #2 Phase: ZBCLP-2
Signal #1 Info : 30m X 0.32mm(.32u Signal #2 Info : 30m X 0.32 mm (.25um)

	Compound	RT#1	RT#2	Resp#1	Resp#2	ppb	ppb
	System Monitoring Compounds						
1) S	Tetrachlo...	2.849	3.743	327.2E6	1169.0E6	22.446	24.520
	Spiked Amount 40.000			Recovery	=	56.12%	61.30%
51) S	Decachlor...	10.021	12.270	257.7E6	903.3E6	20.663	19.909
	Spiked Amount 40.000			Recovery	=	51.66%	49.77%
	Target Compounds						
31)	AR1016-A	3.224	4.424	166.3E6	508.8E6	587.304	584.153
32)	AR1016-B	3.625	4.998	300.6E6	1200.3E6	534.397	562.797
33)	AR1016-C	4.170	5.641	656.8E6	2522.4E6	516.621	538.588
34)	AR1016-D	4.339	5.836	252.9E6	1039.0E6	527.700	553.134
35)	AR1016-E	4.847	6.507	267.2E6	682.0E6	521.404	554.605
36)	AR1260-A	7.189	9.139	587.3E6	1938.1E6	514.760	481.909
37)	AR1260-B	7.346	9.261	356.7E6	1239.5E6	570.305	537.299
38)	AR1260-C	7.678	9.699	329.9E6	1192.0E6	499.210	498.193
39)	AR1260-D	8.108	10.047	769.5E6	3036.6E6	471.089	536.911
40)	AR1260-E	8.496	10.590	803.1E6	2839.7E6	516.854m	485.027

(f)=RT Delta > 1/2 Window (#)=Amounts differ by > 25% (m)=manual int.

11.6.39 11

Quantitation Report (QT Reviewed)

Data Path : C:\msdchem\1\data\sarah\rk30\
Data File : rk1193.d
Signal(s) : Signal #1: ECD1A.ch Signal #2: ECD2B.ch
Acq On : 6 Jul 2021 9:37 am
Operator : christp
Sample : cc12-500
Misc : op34114,grk30,15.1,,,10,1
ALS Vial : 87 Sample Multiplier: 1

Integration File signal 1: autoint1.e
Integration File signal 2: autoint2.e
Quant Time: Jul 06 20:27:46 2021
Quant Method : C:\MSDCHEM\1\METHODS\RKPCB12.M
Quant Title :
QLast Update : Thu Jun 10 13:22:09 2021
Response via : Initial Calibration
Integrator: ChemStation

Volume Inj. : 1ul
Signal #1 Phase : ZBCLP-1 Signal #2 Phase: ZBCLP-2
Signal #1 Info : 30m X 0.32mm(.32u Signal #2 Info : 30m X 0.32 mm (.25um)

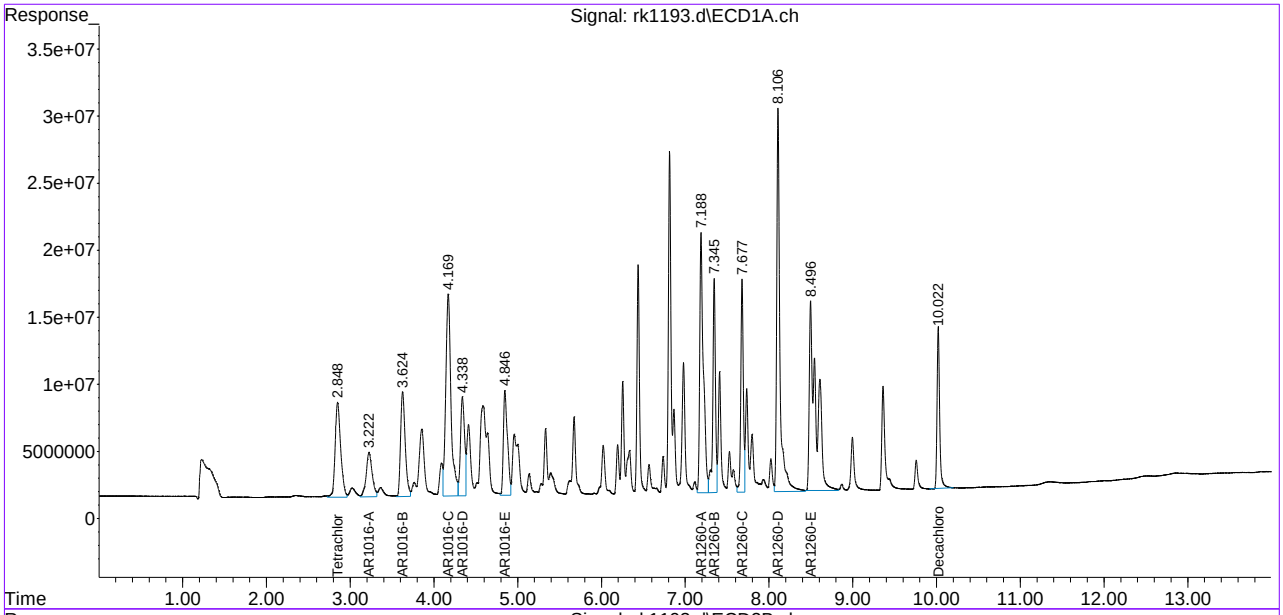

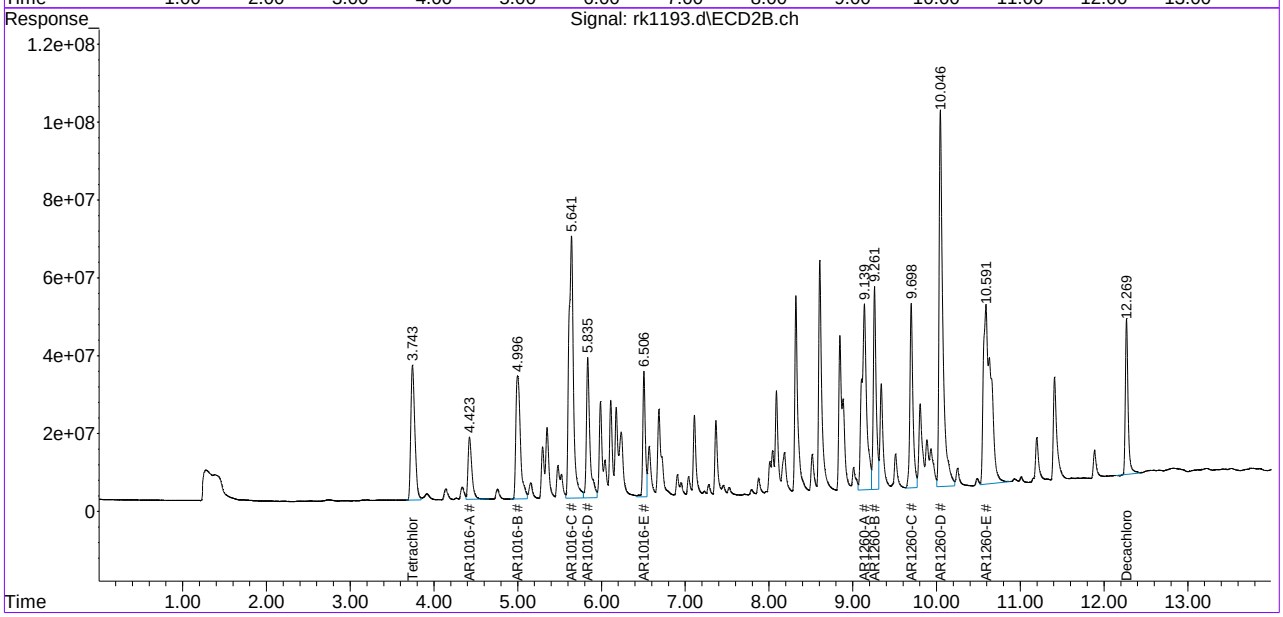

Manual Integration Approval Summary

Sample Number:	GRK30-CC12	**Method:**	SW846 8082A
Lab FileID:	RK1193.D	**Analyst approved:**	07/06/21 21:25 Sarah Cruz
Injection Time:	07/06/21 09:37	**Supervisor approved:**	07/07/21 08:23 Gwendolyn Burns

Parameter	CAS	Sig#	R.T. (min.)	Reason
AR1260-E		1	8.50	Poorly defined baseline

Quantitation Report (Qedit)

Data Path : C:\msdchem\1\data\sarah\rk30\
Data File : rk1193.d
Signal(s) : Signal #1: ECD1A.ch Signal #2: ECD2B.ch
Acq On : 6 Jul 2021 9:37 am
Operator : christp
Sample : cc12-500
Misc : op34114,grk30,15.1,,,10,1
ALS Vial : 87 Sample Multiplier: 1

Integration File signal 1: autoint1.e
Integration File signal 2: autoint2.e
Quant Time: Jul 06 20:26:20 2021
Quant Method : C:\MSDCHEM\1\METHODS\RKPCB12.M
Quant Title :
QLast Update : Sun Jun 27 21:16:10 2021
Response via : Initial Calibration
Integrator: ChemStation

Volume Inj. : 1ul
Signal #1 Phase : ZBCLP-1 Signal #2 Phase: ZBCLP-2
Signal #1 Info : 30m X 0.32mm(.32u Signal #2 Info : 30m X 0.32 mm (.25um)

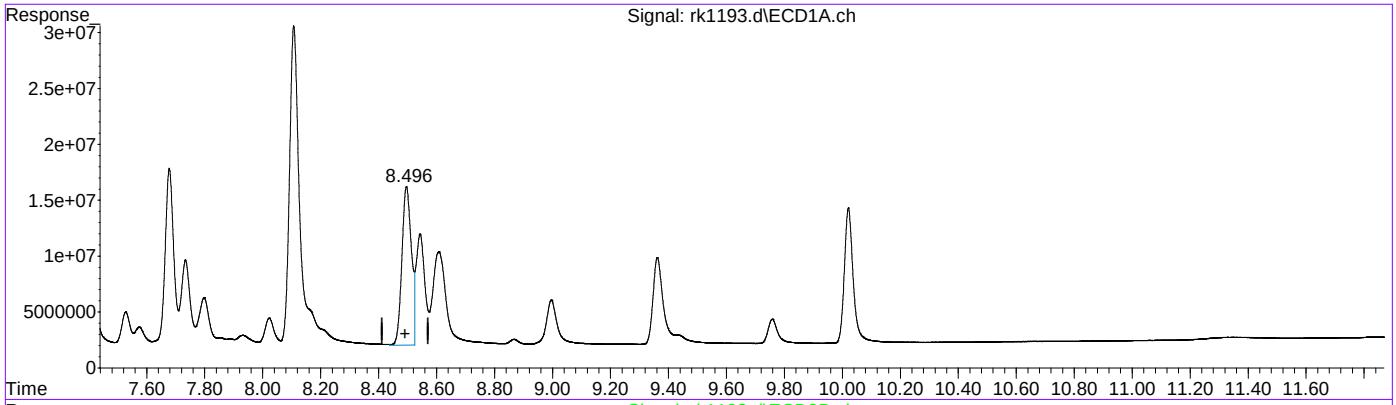

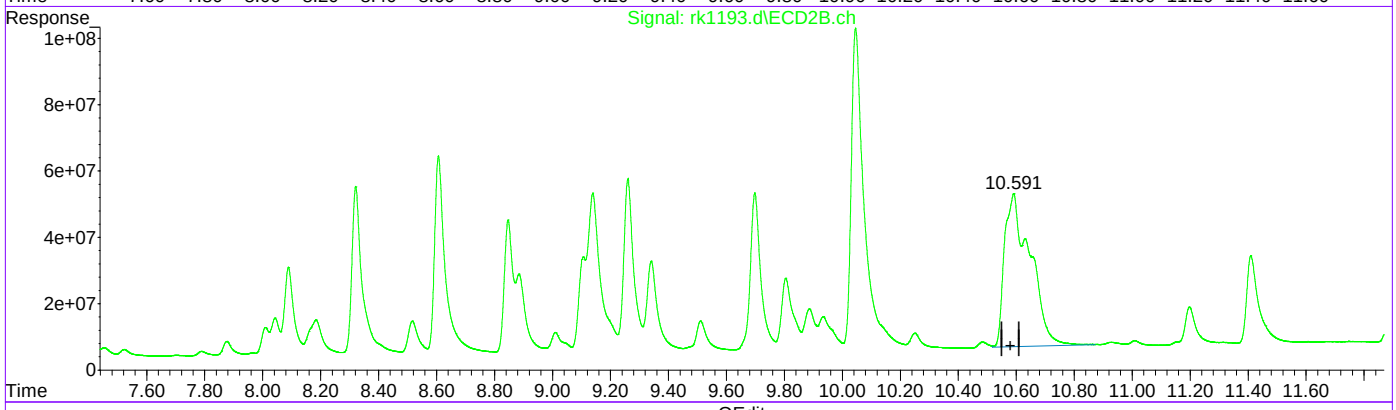

QEdit

(40) AR1260-E

8.497min 207.266 PPB

response 322058797

(40) AR1260-E #2

10.590min 485.027 PPB

response 2839669494

(+) = Expected Retention Time
RKPCB12.M Tue Jul 06 20:26:55 2021

Quantitation Report (Qedit)

Data Path : C:\msdchem\1\data\sarah\rk30\
Data File : rk1193.d
Signal(s) : Signal #1: ECD1A.ch Signal #2: ECD2B.ch
Acq On : 6 Jul 2021 9:37 am
Operator : christp
Sample : cc12-500
Misc : op34114,grk30,15.1,,,10,1
ALS Vial : 87 Sample Multiplier: 1

Integration File signal 1: autoint1.e
Integration File signal 2: autoint2.e
Quant Time: Jul 06 20:26:20 2021
Quant Method : C:\MSDCHEM\1\METHODS\RKPCB12.M
Quant Title :
QLast Update : Sun Jun 27 21:16:10 2021
Response via : Initial Calibration
Integrator: ChemStation

Volume Inj. : 1ul
Signal #1 Phase : ZBCLP-1 Signal #2 Phase: ZBCLP-2
Signal #1 Info : 30m X 0.32mm(.32u Signal #2 Info : 30m X 0.32 mm (.25um)

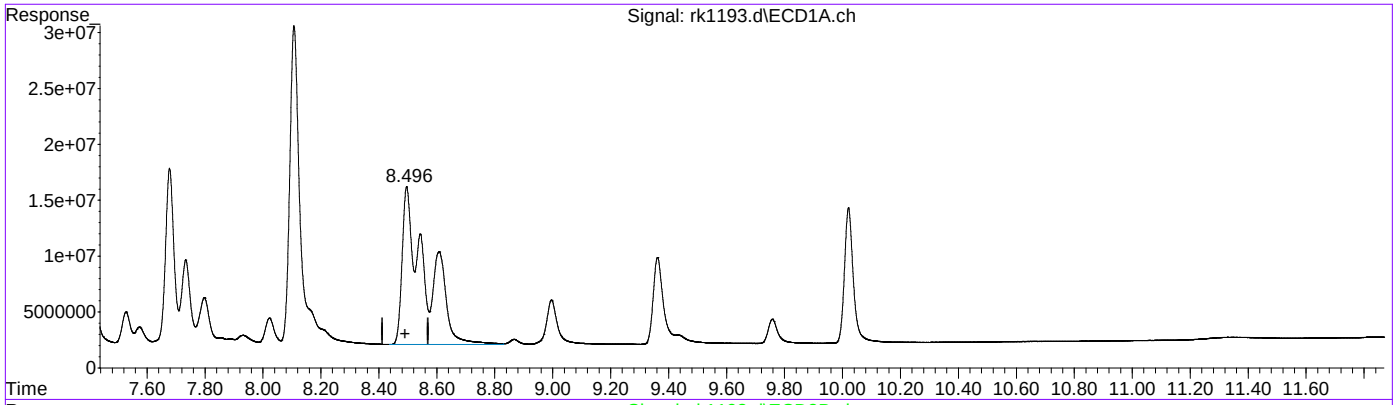

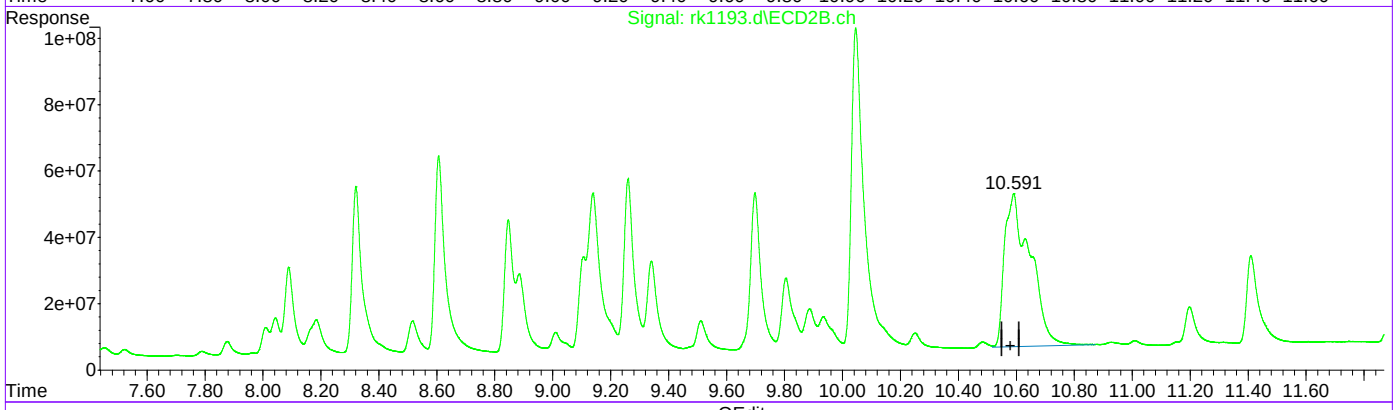

QEdit

(40) AR1260-E

8.496min 516.854 PPB m

response 803109612

(40) AR1260-E #2

10.590min 485.027 PPB

response 2839669494

(+) = Expected Retention Time
RKPCB12.M Tue Jul 06 20:27:22 2021

Manual Integrations APPROVED
(compounds with "m" flag)
Gwendolyn Burns
07/07/21 08:24

Quantitation Report (QT Reviewed)

Data Path : C:\msdchem\1\data\sarah\rk30\
Data File : rk1200.d
Signal(s) : Signal #1: ECD1A.ch Signal #2: ECD2B.ch
Acq On : 6 Jul 2021 11:32 am
Operator : christp
Sample : cc12-1000
Misc : op34114,grk30,15.0,,,10,1
ALS Vial : 91 Sample Multiplier: 1

Integration File signal 1: autoint1.e
Integration File signal 2: autoint2.e
Quant Time: Jul 06 20:30:09 2021
Quant Method : C:\MSDCHEM\1\METHODS\RKPCB12.M
Quant Title :
QLast Update : Thu Jun 10 13:22:09 2021
Response via : Initial Calibration
Integrator: ChemStation

Volume Inj. : 1ul
Signal #1 Phase : ZBCLP-1 Signal #2 Phase: ZBCLP-2
Signal #1 Info : 30m X 0.32mm(.32u Signal #2 Info : 30m X 0.32 mm (.25um)

	Compound	RT#1	RT#2	Resp#1	Resp#2	ppb	ppb
	System Monitoring Compounds						
1) S	Tetrachlo...	2.852	3.745	635.7E6	2368.8E6	43.608	49.684
	Spiked Amount 40.000			Recovery	=	109.02%	124.21%
51) S	Decachlor...	10.020	12.268	355.2E6	1563.3E6	28.480	34.458
	Spiked Amount 40.000			Recovery	=	71.20%	86.14%
	Target Compounds						
31)	AR1016-A	3.226	4.425	298.6E6	948.2E6	1054.594	1088.674
32)	AR1016-B	3.626	4.998	555.4E6	2172.7E6	987.371	1018.740
33)	AR1016-C	4.171	5.643	1266.6E6	4686.6E6	996.317	1000.696
34)	AR1016-D	4.339	5.837	482.3E6	1828.9E6	1006.507	973.668
35)	AR1016-E	4.847	6.508	498.5E6	1208.1E6	972.763	982.400
36)	AR1260-A	7.188	9.139	1041.0E6	3741.1E6	912.449	930.219
37)	AR1260-B	7.346	9.261	598.6E6	2239.2E6	957.018	970.638
38)	AR1260-C	7.678	9.697	570.9E6	2231.1E6	863.903	932.507
39)	AR1260-D	8.107	10.044	1331.0E6	5675.5E6	814.810	1003.506
40)	AR1260-E	8.493	10.589	1271.2E6	5338.7E6	818.079m	911.866

(f)=RT Delta > 1/2 Window (#)=Amounts differ by > 25% (m)=manual int.

11.6.40 11

Quantitation Report (QT Reviewed)

Data Path : C:\msdchem\1\data\sarah\rk30\
Data File : rk1200.d
Signal(s) : Signal #1: ECD1A.ch Signal #2: ECD2B.ch
Acq On : 6 Jul 2021 11:32 am
Operator : christp
Sample : cc12-1000
Misc : op34114,grk30,15.0,,,10,1
ALS Vial : 91 Sample Multiplier: 1

Integration File signal 1: autoint1.e
Integration File signal 2: autoint2.e
Quant Time: Jul 06 20:30:09 2021
Quant Method : C:\MSDCHEM\1\METHODS\RKPCB12.M
Quant Title :
QLast Update : Thu Jun 10 13:22:09 2021
Response via : Initial Calibration
Integrator: ChemStation

Volume Inj. : 1ul
Signal #1 Phase : ZBCLP-1 Signal #2 Phase: ZBCLP-2
Signal #1 Info : 30m X 0.32mm(.32u Signal #2 Info : 30m X 0.32 mm (.25um)

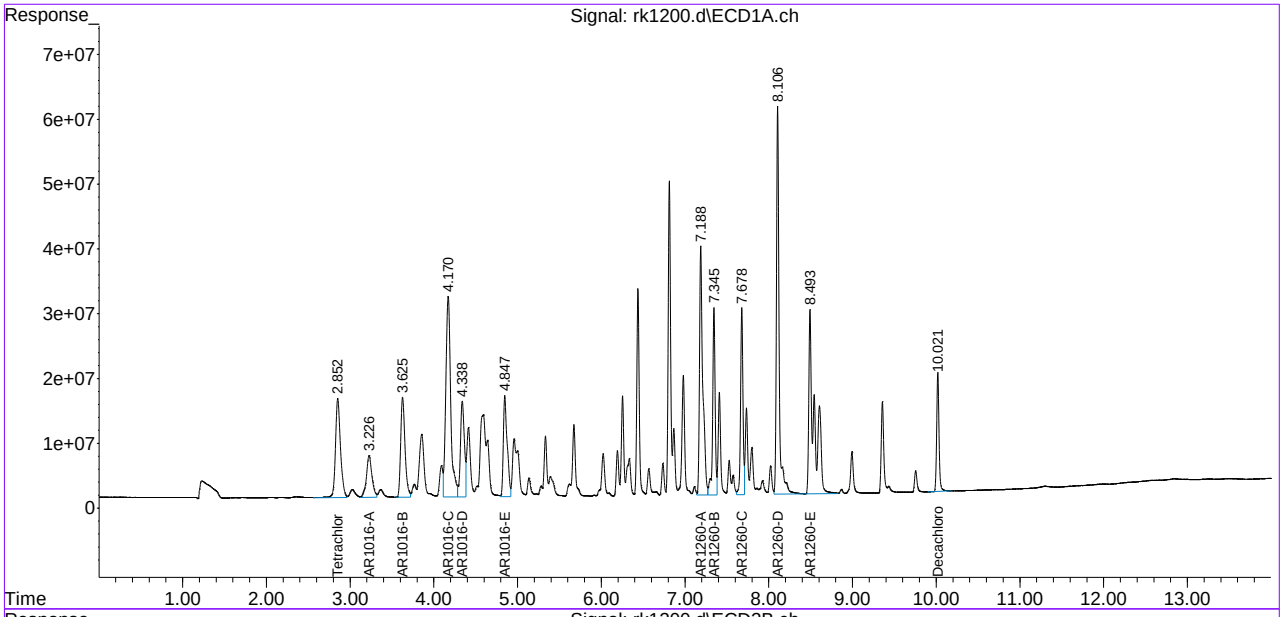

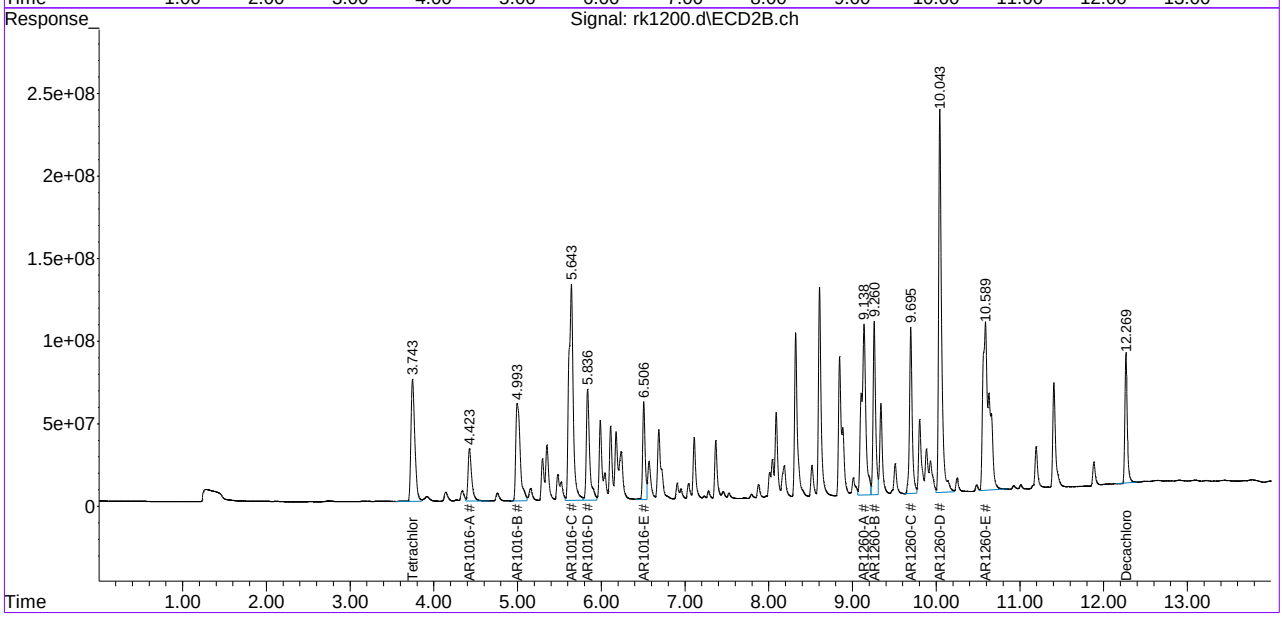

Manual Integration Approval Summary

Sample Number: GRK30-CC12
Lab FileID: RK1200.D
Injection Time: 07/06/21 11:32
Method: SW846 8082A
Analyst approved: 07/06/21 21:25 Sarah Cruz
Supervisor approved: 07/07/21 08:24 Gwendolyn Burns

Parameter	CAS	Sig#	R.T. (min.)	Reason
AR1260-E		1	8.49	Poorly defined baseline

Quantitation Report (Qedit)

Data Path : C:\msdchem\1\data\sarah\rk30\
Data File : rk1200.d
Signal(s) : Signal #1: ECD1A.ch Signal #2: ECD2B.ch
Acq On : 6 Jul 2021 11:32 am
Operator : christp
Sample : cc12-1000
Misc : op34114,grk30,15.0,,,10,1
ALS Vial : 91 Sample Multiplier: 1

Integration File signal 1: autoint1.e
Integration File signal 2: autoint2.e
Quant Time: Jul 06 20:28:49 2021
Quant Method : C:\MSDCHEM\1\METHODS\RKPCB12.M
Quant Title :
QLast Update : Sun Jun 27 21:16:10 2021
Response via : Initial Calibration
Integrator: ChemStation

Volume Inj. : 1ul
Signal #1 Phase : ZBCLP-1 Signal #2 Phase: ZBCLP-2
Signal #1 Info : 30m X 0.32mm(.32u Signal #2 Info : 30m X 0.32 mm (.25um)

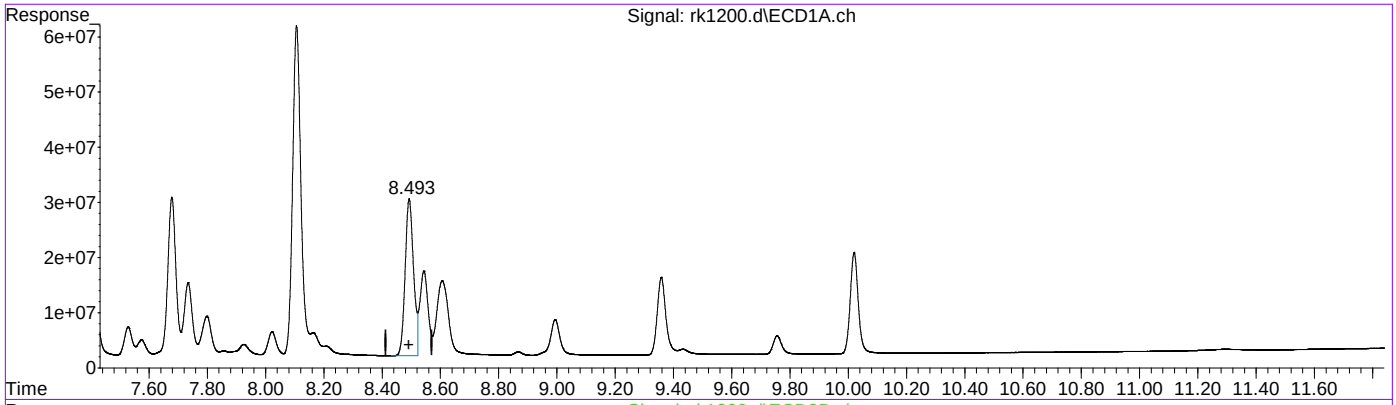

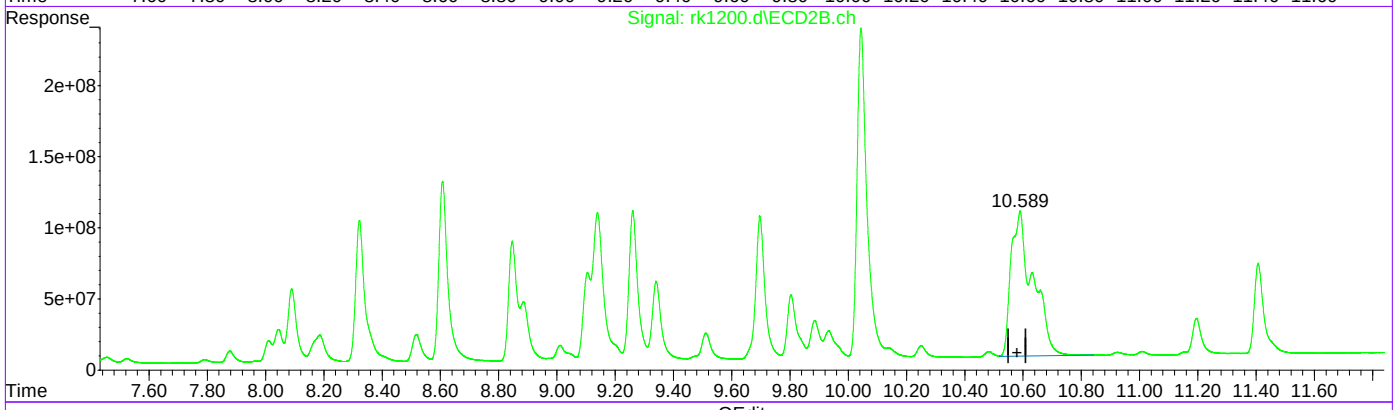

QEdit

(40) AR1260-E

8.493min 367.365 PPB

response 570827066

(40) AR1260-E #2

10.589min 911.866 PPB

response 5338665510

(+) = Expected Retention Time
RKPCB12.M Tue Jul 06 20:29:20 2021

Quantitation Report (Qedit)

Data Path : C:\msdchem\1\data\sarah\rk30\
Data File : rk1200.d
Signal(s) : Signal #1: ECD1A.ch Signal #2: ECD2B.ch
Acq On : 6 Jul 2021 11:32 am
Operator : christp
Sample : cc12-1000
Misc : op34114,grk30,15.0,,,10,1
ALS Vial : 91 Sample Multiplier: 1

Integration File signal 1: autoint1.e
Integration File signal 2: autoint2.e
Quant Time: Jul 06 20:28:49 2021
Quant Method : C:\MSDCHEM\1\METHODS\RKPCB12.M
Quant Title :
QLast Update : Sun Jun 27 21:16:10 2021
Response via : Initial Calibration
Integrator: ChemStation

Volume Inj. : 1ul
Signal #1 Phase : ZBCLP-1 Signal #2 Phase: ZBCLP-2
Signal #1 Info : 30m X 0.32mm(.32u Signal #2 Info : 30m X 0.32 mm (.25um)

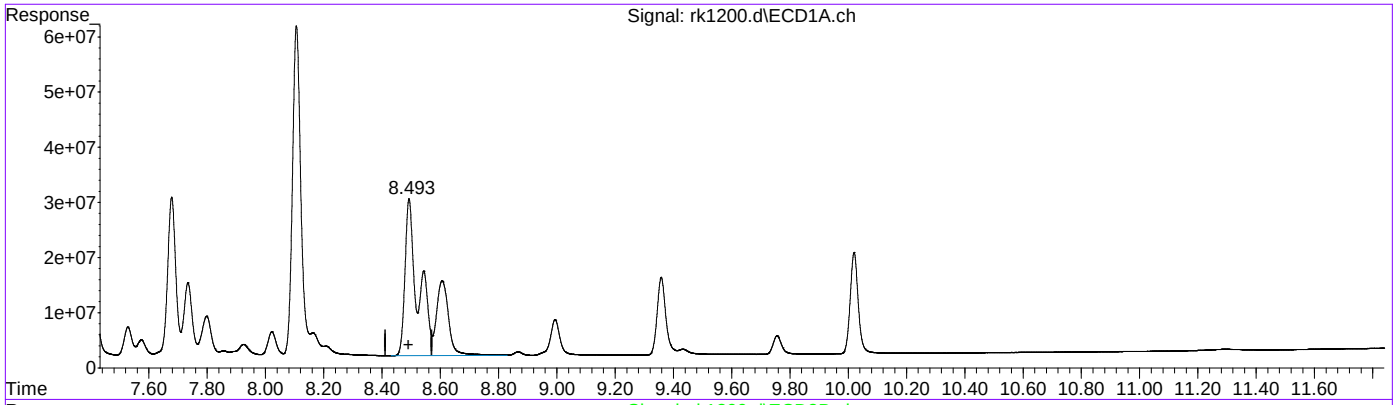

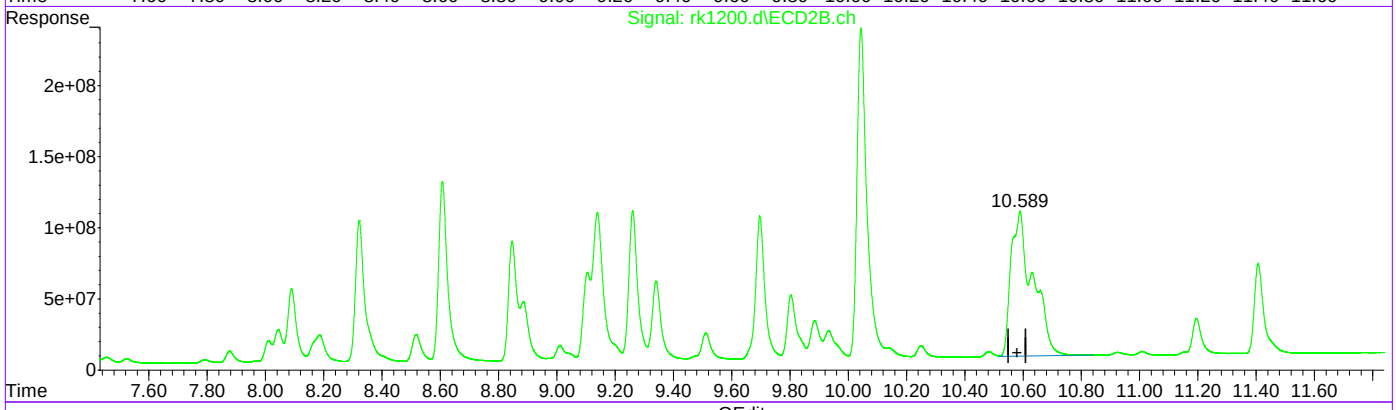

QEdit

(40) AR1260-E

8.493min 818.079 PPB m

response 1271166144

(40) AR1260-E #2

10.589min 911.866 PPB

response 5338665510

(+) = Expected Retention Time
RKPCB12.M Tue Jul 06 20:29:47 2021

SEMIVOLATILE by GC ANALYSIS LOG

Batch ID: G1G5651

Print Analyst Name: CHRISTINE PHILLIPS

Date: 5/13/2021

Analyst Signature: CAP

Standard Data

Lot #	Description	Conc.
SU21-2763-73A	Pest Mix	1ppb
-73B		2ppb
-73C		5ppb
-73D		10ppb
-73E		75ppb
-73F		100ppb

Standard Data

Lot #	Description	Conc.
SU21-2763-74	IB	20ppb
-74	Pest 2stel	5ppm
-72A	Pest Mix	25ppb
-72B	Pest Mix	50ppb
-76	PSM	50-250ppb
266365	hexane-fisher	—

Columns: 2BCLPI / 2BCLPII

Method 8081

Initial Cal. Method 1PST 5651

Injection Volume: 1.0ul

Date Archived:

Manually integrated chromatographic peaks in the following reportable files have been reviewed and verified to comply with the criteria of Accutest SOP EQA044.

Supervisor Signature: [signature] Date: 5/14/21

R	Data File	Sample ID	Ext. Batch	Test	MTX	ALS #	Dilution	IS	SU	Status (Data)	Comments
	1G166078	ddt				1			/	OK	
	079	IB				2			/	OK	
	080	1C5651.1	PEST MIX	1ST SOURCE		3			/	OK	
	081	.2				4			/	OK	
	082	.5				5			/	OK	
	083	.10				6			/	OK	
	084	1CC5651.25				7			/	OK	
	085	1C5651.50				8			/	OK	
	086	.75				9			/	OK	
	087	.100				10			/	OK	
	088	.500	CHL			11			/	OK	
	089	.500	TOX			12			/	OK	
	090	1CV5651.25	PEST MIX	2ND SOURCE		13				NG	↑
	091	.500	CHL			14			/	OK	
	092	.500	TOX			15			/	OK	
	093	.25	MIREX			16			/	OK	
	094	.25	ALACHLOR HEXACHLORO-BENZENE			17			/	OK	
	095A	DDT				1			/	OK	
	096A	1CV5651.25				5			/	OK	

MTX = Matrix . Designate W for water, S for soil, O for oil.. IS = Internal Standard Area. (if used) SU = Surrogate.
Sample volume/weight refer to extraction log.
All strikeouts must be initialed, dated, and reason applied if not transcription error

Form: OR016-09
Rev. Date: 5/25/17

49

11.7.1

11

SEMIVOLATILE by GC ANALYSIS LOG

Batch ID: G1G5715 TC 7/6

Print Analyst Name: Taylor Cavanaugh

Date: 7/6/21

Analyst Signature: TC

Standard Data		
Lot #	Description	Conc.

Standard Data		
Lot #	Description	Conc.
JV21-2703-36	1B	20 ppb
-44	Pest ISTD	5 ppm
-72A	Pest Mix	25 ppb
-72B	Pest Mix	50 ppb
-76	PEM	50-250 ppb
2066635	hexane (fisher)	—

Columns: ZBCLPI / ZBCLPII

Method 8081

Initial Cal. Method 1PST5651

Injection Volume: 1.0 µL

Date Archived:

Manually integrated chromatographic peaks in the following reportable files have been reviewed and verified to comply with the criteria of Accutest SOP EQA044.

Supervisor Signature: [signature] Date: 7-5-21

R	Data File	Sample ID	Ext. Batch	Test	MTX	ALS #	Dilution	IS	SU	Status (Data)	Comments
	1G167674	ddt				1			—	ok	1:08 PM
	675	CC5651-25				2			—	ok	
	676	1B				3				ok	
	677	OP33844-mbl	33844	2021 RUG	W	30		1st ↓		not using	Run backup
	678	OP34113-MB1	34113	8081 tcl	S	31		—	—	ok	
	679	-BS1				32		—	—	ok	
	680	JD27449-2				33		—	—	ok	
	681	OP34113-MS				34		—	—	ok	
	682	-MSD				35		—	—	ok	
	683	OP33844-mbl	33844	8081 RUG	W	36		—	—	ok	
	684	JD27445-3	34113	8081 tcl	S	37		—	—	ok	
	685	-4				38		—	—	ok	
	686	-7				39		—	—	ok	
	687	-8				40		—	—	ok	
	688	-11				41		—	—	ok	
	689	-12				42		—	—	ok	
	690	-15				43				not using	mud TBA
	691	-16				44		—	—	ok	
	692	-18				45				not using	mud TBA

MTX = Matrix . Designate W for water, S for soil, O for oil.. IS = Internal Standard Area. (if used) SU = Surrogate.

Sample volume/weight refer to extraction log.

All strikeouts must be initialed, dated, and reason applied if not transcription error

Form: OR016-09

Rev. Date: 5/25/17

71

11.7.2

11

SEMIVOLATILE by GC ANALYSIS LOG

Batch ID: G1G5715

Print Analyst Name: Taylor Cavanaugh

Date: 7/6/21

Analyst Signature: TC

Standard Data		
Lot #	Description	Conc.

Standard Data		
Lot #	Description	Conc.
	See pg 71	

Columns: ZBCLPI/ZBCLPII

Method 8081

Initial Cal. Method 1PST5651

Injection Volume: 1.0 µL

Date Archived:

Manually integrated chromatographic peaks in the following reportable files have been reviewed and verified to comply with the criteria of Accutest SOP EQA044.

Supervisor Signature: [signature] Date: 7/9/21

R	Data File	Sample ID	Ext. Batch	Test	MTX	ALS #	Dilution	IS	SU	Status (Data)	Comments
	1G167643	JD27445-70	34113	8081 TCI	S	46		✓	✓	ok	
	644	-22				47				ok	RPD >100 RRSx
	645	-24				48		✓	✓	ok	
	646/647	hexane				100				ok	
	648	CC5651-50				4			✓	ok	
	649	1B				3				ok	
	700	JD27540-1	34113	8081 TCI	S	49		✓	✓	ok	
	701	-2				50		✓	✓	ok	
	702	-3				51		✓	✓	ok	
	703	-14				52		✓	✓	ok	
	704	-17				53				not using	mid TBA
	705	-18				54				↓	↓
	706	-13				55					

MTX = Matrix. Designate W for water, S for soil, O for oil.. IS = Internal Standard Area. (if used) SU = Surrogate.
Sample volume/weight refer to extraction log.
All strikeouts must be initialed, dated, and reason applied if not transcription error

Form: OR016-09
Rev. Date: 5/25/17

73

11.7.2 11

SEMIVOLATILE by GC ANALYSIS LOG

Batch ID: G1G5716

Print Analyst Name: CHRISTINE PHILLIPS

Date: 7/7/2021

Analyst Signature: CAP

Standard Data

Lot #	Description	Conc.

Standard Data

Lot #	Description	Conc.
SV 21-2783-36	IB	20ppb
.44	PEST ISTD	5ppm
.72A	PEST MIX	75ppb
.72B	PEST MIX	50ppb
.76	PEM	50-250ppb
206635	HEXANE (FISHER)	—

Columns: ZBCLPI / ZBCLPII

Method 8081

Initial Cal. Method 1PST5651

Injection Volume: 1.0ml

Date Archived:

Manually integrated chromatographic peaks in the following reportable files have been reviewed and verified to comply with the criteria of Accutest SOP EQA044.

Supervisor Signature: [signature] Date: 7-5-21

R	Data File	Sample ID	Ext. Batch	Test	MTX	ALS #	Dilution	IS	SU	Status (Data)	Comments
	1G167707	ddt				1				dl	1:20am
	708	CC5651.25				2				dl	
	709	IB				3				dl	
	710	OP34133.MB1	34133	8081tcl	S	56		/	/	dl	
	711	.BS1				57		/	/	dl	
	712	jd27613.2				58		/	/	dl	
	713	OP34133.MS				59		/	/	dl	
	714	.MSD				60		/	/	dl	-
	715	jd27613.4				61		/	/	dl	
MTX = Sample	716	.6				62				not using	7BA
	717	.8				63		/	/	dl	-
	718	.10				64		/	/	dl	
	719	.12				65		/	/	dl	
	720	.14				66		/	/	dl	
	721	.16				67		/	/	dl	
	722	.18				68		/	/	dl	RR 1.2 RPD
	723	.20				69		/	/	dl	
	724	.22				70		/	/	dl	
	725	.24				71		/	/	dl	

MTX = Matrix . Designate W for water, S for soil, O for oil.. IS = Internal Standard Area. (if used) SU = Surrogate.
Sample volume/weight refer to extraction log.
All strikeouts must be initialed, dated, and reason applied if not transcription error

Form: OR016-09
Rev. Date: 5/25/17

75

11.7.3 11

SEMIVOLATILE by GC ANALYSIS LOG

Batch ID: G1G5716

Print Analyst Name: CHRISTINE PHILLIPS

Date: 7/7/2021

Analyst Signature: CP

Standard Data

Lot #	Description	Conc.

Standard Data

Lot #	Description	Conc.
	SEE PAGE 75	

Columns: ZB CLPI / ZB CLPII

Method 8081

Initial Cal. Method IPST5651

Injection Volume: 1.0 ul

Date Archived:

Manually integrated chromatographic peaks in the following reportable files have been reviewed and verified to comply with the criteria of Accutest SOP EQA044.

Supervisor Signature: [signature] Date: 7.5.21

R	Data File	Sample ID	Ext. Batch	Test	MTX	ALS #	Dilution	IS	SU	Status (Data)	Comments
	1G167726	jd27613.26	34133	8081tcl	S	72		/	/	dl	B2L2RPD
	727/728	HEXANE				100				/	
	729	CC 5657.50				4			/	dl	
	730	MB				3				dl	
	731	jd27613.28	34133	8081tcl	S	73		/	/	dl	
	732	.30				74		/	/	dl	
	733	.32				75				Wt xing	needs IBA
	734	.34				76		/	/	dl	
	735	.36				77		/	/	dl	
	736	.38				78				Wt xing	needs IBA
	737	.40				79		/	/	dl	

MTX = Matrix . Designate W for water, S for soil, O for oil.. IS = Internal Standard Area. (if used) SU = Surrogate.

Sample volume/weight refer to extraction log.

All strikeouts must be initialed, dated, and reason applied if not transcription error

77

Form: OR016-09

Rev. Date: 5/25/17

11.7.3 11

SEMIVOLATILE by GC ANALYSIS LOG

Batch ID: G1G5717

Print Analyst Name: Taylor Cavanaugh

Date: 7/7/21

Analyst Signature: TC

Standard Data		
Lot #	Description	Conc.

Standard Data		
Lot #	Description	Conc.
SU 21-2783-36	IB	70 ppb
-44	Pest ISTD	5 ppm
-72A	Pest Mix	25 ppb
-72B	Pest Mix	50 ppb
-76	PCM	10250 ppb
2066035	Hexane (Fisher)	—

Columns: ZBCLPI/ZBCLPII

Method 8081

Initial Cal. Method 1PSTSC651

Injection Volume: 1.0 µL

Date Archived:

Manually integrated chromatographic peaks in the following reportable files have been reviewed and verified to comply with the criteria of Accutest SOP EQA044.

Supervisor Signature: [signature] Date: 7/8/21

R	Data File	Sample ID	Ext. Batch	Test	MTX	ALS #	Dilution	IS	SU	Status (Data)	Comments
	1G67738	clct				1			—	OK	12:25 pm
	734	CC5651-25				2			—	OK	
	740	IB				3				OK	
	741	JD27445-22	34113	8021 FCI	S	80	5	—	T	OK	
	742	~~JD~~ -15				81		—	—	OK	Had TBA
	743	-18				82		—	—	OK	
	744	JD27540-17				83		—	—	OK	
	745	-18				84		—	—	OK	
	746	-13				85		—	—	OK	
MX Stop	747	Pest Spike	717630-72			86	5				@250 ppb
	748	OP34121-MB1	34121	8021 FCI	S	87		—	—	OK	
	744	-BS1				88		—	—	OK	
	750	JD27614-1				89		—	—	OK	
	751	OP34121-MS				90		—	—	OK	
	752	-MSD				91		—	—	OK	
	753	JD27614-7				92		—	—	OK	
	754	-3				93				OK	Had TBA RPD>100 RR 5x
	755	-4				94				not using	Had TBA
	756	-5				95		—	—	OK	

MTX = Matrix . Designate W for water, S for soil, O for oil.. IS = Internal Standard Area. (if used) SU = Surrogate.
Sample volume/weight refer to extraction log.
All strikeouts must be initialed, dated, and reason applied if not transcription error

79

Form: OR016-09
Rev. Date: 5/25/17

11.7.4 11

SEMIVOLATILE by GC ANALYSIS LOG

Batch ID: G1G5717

Print Analyst Name: Taylor Cavanaugh

Date: 7/7/21

Analyst Signature: TC

Standard Data

Lot #	Description	Conc.

Standard Data

Lot #	Description	Conc.
	See pg 7C1	

Columns: ZBCLP7/ZBCLP8

Method 8081

Initial Cal. Method LPST5651

Injection Volume: 1.0 µL

Date Archived:

Manually integrated chromatographic peaks in the following reportable files have been reviewed and verified to comply with the criteria of Accutest SOP EQA044.

Supervisor Signature: [signature] Date: 7/7/21

R	Data File	Sample ID	Ext. Batch	Test	MTX	ALS #	Dilution	IS	SU	Status (Data)	Comments
	16G67757	JD27614-6	34121	8081 TCI	S	96		✓	✓	OK	
	758	-7				97		✓	✓	OK	
	754	-8				5		✓	✓	OK	
	760/761	hexane				100			✓	OK	
	762	CCS651-80				4			✓	OK	
	763	IB				3				OK	
	764	JD27614-20	34121	8081 TCI	S	6		✓	✓	OK	
	765	-19				7		✓	✓	OK	
	766	JD27613-18	34133			8	2				
	767	-26				9	2	✓	✓	OK	
	768	-6				10		✓	✓	OK	HAS TBA
	764	-32				11				OK	ZBD7100 RR 5x
	770	-38				12		✓	✓	OK	

7/7/21 OK

MTX = Matrix . Designate W for water, S for soil, O for oil.. IS = Internal Standard Area. (if used) SU = Surrogate.
Sample volume/weight refer to extraction log.
All strikeouts must be initialed, dated, and reason applied if not transcription error

Form: OR016-09
Rev. Date: 5/25/17

81

11.7.4 11

SEMIVOLATILE by GC ANALYSIS LOG

Batch ID: GRK12

Print Analyst Name: Rebecca Krug

Analyst Signature: RK

Date: 06/09/21

Columns: ZBCLPT / ZBCLPTT

Method 8082

Initial Cal. Method RKPCB12

Injection Volume: 1.0 uL

Date Archived:

Standard Data

Lot #	Description	Conc.
11.2783.116	Ar1016/1260	20 ppm SV
.109A	Ar1221/1254	1000 ppb
.109B	Ar1232/1262	↓
.109C	Ar1242/1268	
.109D	Ar1248	

Standard Data

Lot #	Description	Conc.
21.2783.110A	Ar1221/1254 2nd	1000 ppb
.110E	Ar1016/1260 2nd	↓
.110B	Ar1232/1262 2nd	
.110C	Ar1242/1268 2nd	
.110D	Ar1248 2nd	

Manually integrated chromatographic peaks in the following reportable files have been reviewed and verified to comply with the criteria of Accutest SOP EQA044.

Supervisor Signature: [signature] Date: 06/10/21

R	Data File	Sample ID	Ext. Batch	Test	MTX	ALS #	Dilution	IS	SU	Status (Data)	Comments
	RK 397	IB				2				dl	
	398	IC12-50	Ar1016/1260	1st source		3	400x			dl	
	399	-250	↓	↓		4	80x			dl	
	400	-500				5	40x			dl	
	401	-1000				6	20x			dl	
	402	-2000				7	10x			dl	
	403	-3000	↓			8	150uL/1mL			dl	
	404	IC12-1000	Ar1221/1254			9				dl	
	405	-1000	Ar1232/1262			10				dl	
	406	-1000	Ar1242/1268			11				dl	
	407	-1000	Ar1248	↓		12				dl	
	408	ICV12-1000	Ar1016/1260	2nd source		13				dl	
	409	-1000	Ar1221/1254	↓		14				dl	
	410	-1000	Ar1232/1262			15				dl	
	411	-1000	Ar1242/1268			16				dl	
	412	-1000	Ar1248	↓		17				dl	
	413	PEST MIX				18				dl	

MTX = Matrix. Designate W for water, S for soil, O for oil.. IS = Internal Standard Area. (if used) SU = Surrogate.
Sample volume/weight refer to extraction log.
All strikeouts must be initialed, dated, and reason applied if not transcription error

Form: OR016-09
Rev. Date: 5/25/17

13

JJG

SEMIVOLATILE by GC ANALYSIS LOG

Batch ID: GRK30

Print Analyst Name: CHRISTINE PHILLIPS

Date: 7/5/2021

Analyst Signature: CMP

Columns: ZBCLPI / ZBCLPIF

Method 8082

Initial Cal. Method RK PCB12

Injection Volume: 1.0uL

Date Archived:

Standard Data

Lot #	Description	Conc.

Standard Data

Lot #	Description	Conc.
21-2783-120A	AR1016/1260	500ppb
-120B	AR1016/1260	1000ppb
-36	IB	20ppb
206635	HEXANE (FISHER)	—

Manually integrated chromatographic peaks in the following reportable files have been reviewed and verified to comply with the criteria of Accutest SOP EQA044.

Supervisor Signature: [signature] Date: 7-6-21

R	Data File	Sample ID	Ext. Batch	Test	MTX	ALS #	Dilution	IS	SU	Status (Data)	Comments
	RK1160	CC12-1000				63			/	OK	
	161	IB				2				OK	
	162	OP34114-MB1	34114	8082	S	64			-	OK	
	163	-BS1				65			-	OK	
	164	j27540-1				66			-	OK	
	165	OP34114-MS				67			-	OK	
	166	-MSD				68			-	OK	
	167	j27449-2				69			-	OK	
	168	j27495-3				70			-	OK	
	169/170	HEXANE				1				OK	
	171	CC12-500				71			-	OK	
	172	IB				2				OK	
	173	j27495-4	34114	8082	S	72			-	OK	
	174	-7				73			-	OK	
	175	-8				74			-	OK	
	176	-11				75			-	OK	
	177	-12				76			-	OK	
	178	-15				77			-	OK	
	179	-16				78			-	OK	

MTX = Matrix. Designate W for water, S for soil, O for oil.. IS = Internal Standard Area. (if used) SU = Surrogate.
Sample volume/weight refer to extraction log.
All strikeouts must be initialed, dated, and reason applied if not transcription error

101

Form: OR016-09
Rev. Date: 5/25/17

11.7.6 11

SGS

SEMIVOLATILE by GC ANALYSIS LOG

Batch ID: GRK30

Print Analyst Name: CHRISTINE PHILLIPS

Date: 7/6/2021

Analyst Signature: CLP

Standard Data

Lot #	Description	Conc.

Standard Data

Lot #	Description	Conc.
	SEE PAGE 101	

Columns: 2BCLP I / 2BCLP II

Method 8082

Initial Cal. Method RK PCB12

Injection Volume: 1.0 ml

Date Archived:

Manually integrated chromatographic peaks in the following reportable files have been reviewed and verified to comply with the criteria of Accutest SOP EQA044.

Supervisor Signature: [signature] Date: 7-8-21

R	Data File	Sample ID	Ext. Batch	Test	MTX	ALS #	Dilution	IS	SU	Status (Data)	Comments
	RK1180-181	HEXANE				~~100~~ 1	CLP 7/6/21			OK	
	182	CC 12-1000				79			/	OK	
	183	1B				2				OK	
	184	jd27495.18	34114	8082	S	80			/	OK	
	185	.20				81			/	OK	
	186	.22				82			/	OK	
	187	.24				83			/	OK	
	188	jd27540.2				84			/	OK	
	189	.3				85			/	OK	
	190	.14				86			/	OK	
	191/192	HEXANE				1				OK	
	193	CC12-500				87			/	OK	TCMX T 2nd
	194	1B				2				OK	
	195	jd27540.17	34114	8082	S	88			/	OK	
	196	.18				89			/	OK	
	197	.13				90			/	OK	
	198/199	HEXANE				1				OK	
	200	CC12-1000				91			/	OK	TCMX ↑2nd DCB ↓ 1st 1260 D↓ 1st
	201	1B				2				OK	

MTX = Matrix . Designate W for water, S for soil, O for oil.. IS = Internal Standard Area. (if used) SU = Surrogate.

Sample volume/weight refer to extraction log.

All strikeouts must be initialed, dated, and reason applied if not transcription error

Form: OR016-09

Rev. Date: 5/25/17

103

11.7.6 11

SGS

SEMIVOLATILE by GC ANALYSIS LOG

Batch ID: GRK 30

Print Analyst Name: Taylor Cavanaugh

Date: 7/6/21

Analyst Signature: TC

Standard Data

Lot #	Description	Conc.

Standard Data

Lot #	Description	Conc.
SU 21-2783-120A	Ar1016/1260	500 ppb
-120B	Ar1016/1260	1000 ppb
36	1B	20 ppb
1066635	hexane (Chlorid)	-

Columns: ZBCLPI/ZBCLPII

Method 2082

Initial Cal. Method RK PCB12

Injection Volume: 1.0µl

Date Archived:

Manually integrated chromatographic peaks in the following reportable files have been reviewed and verified to comply with the criteria of Accutest SOP EQA044.

Supervisor Signature: [signature] Date: 7-8-21

R	Data File	Sample ID	Ext. Batch	Test	MTX	ALS #	Dilution	IS	SU	Status (Data)	Comments
	RK1202	OP34115-MS1	34115	2082	S	3			✓	ok	
	203	-BS1				4			✓	ok	
	204	JD27502-4				5			✓	ok	
	205	OP34115-MS				6			✓	ok	
	206	-MSD				7			✓	ok	
	207	JD24735-35U				8			✓	ok	
	208	-52U				9			✓	ok	
	209	JD25100-27R				10				ok	RR 10x
	210	hexane				1				ok	
	211	CC12-500				11			✓	ok	TC Mix ↑ 2nd
	212	1B				2				ok	
	213	OP34122-MS1	34122	2082	S	12			✓	ok	
	214	-BS1				13			✓	ok	
	215	JD27614-1 ~~-BSD~~				14			✓	ok	
	216	OP34122-MS				15			✓	ok	
	217	-MSD				16			✓	ok	~~RR~~ TC/7/7
	218	JD27614-2				17			✓	ok	
	219	-3				18			✓	ok	
	220/221	hexane				1				ok	

MTX = Matrix. Designate W for water, S for soil, O for oil.. IS = Internal Standard Area. (if used) SU = Surrogate.
Sample volume/weight refer to extraction log.
All strikeouts must be initialed, dated, and reason applied if not transcription error

Form: OR016-09
Rev. Date: 5/25/17

105

11.7.6 11

JJJ

SEMIVOLATILE by GC ANALYSIS LOG

Batch ID: GRK30

Print Analyst Name: Taylor Cavanaugh

Analyst Signature: TC

Date: 7/6/21

Standard Data

Lot #	Description	Conc.

Standard Data

Lot #	Description	Conc.
	See pg 105	

Columns: ZBLCPI/ZBLCPII

Method 8082

Initial Cal. Method PKPCB12

Injection Volume: 1.0 µL

Date Archived:

Manually integrated chromatographic peaks in the following reportable files have been reviewed and verified to comply with the criteria of Accutest SOP EQA044.

Supervisor Signature: [signature] Date: 7/8/21

R	Data File	Sample ID	Ext. Batch	Test	MTX	ALS #	Dilution	IS	SU	Status (Data)	Comments
	RK1222	CC12 - 1000				19			✓	OK	Tune 730% + 2nd
	223	IB				2				OK	
	224	JD27614-4	34122	8082	S	20				RR	w/ pressure loss
	225	-5				21					
	226	-6				22					
	227	-7				23					
	228	-8				24					
	229	-9				25					
	230	-10				26				↓	
	231/232	hexane				1				OK	
	233	CC12 - 500				27			✓	OK	
	234	IB				2			✓	OK	
	235	JD27614-11	34122	8082	S	28			✓	OK	
	236	-12				29			✓	OK	
	237	-13				30			✓	OK	
	238	-14				31			✓	OK	
	239	-15				32			✓	OK	
	240	-16				33			✓	OK	
	241	-17				34			✓	OK	

MTX = Matrix . Designate W for water, S for soil, O for oil.. IS = Internal Standard Area. (if used) SU = Surrogate.
Sample volume/weight refer to extraction log.
All strikeouts must be initialed, dated, and reason applied if not transcription error

Form: QR016-09
Rev. Date: 5/25/17

107

11.7.6 11

JUJ

SEMIVOLATILE by GC ANALYSIS LOG

Batch ID: GRK30

Print Analyst Name: Taylor Cunningham

Date: 7/6/21

Analyst Signature: TC

Standard Data

Lot #	Description	Conc.

Standard Data

Lot #	Description	Conc.
	See Pg 105	

Columns: ZBxLPZ/ZBxLPQ

Method 8082

Initial Cal. Method RKPCB12

Injection Volume: 1.0 µL

Date Archived:

Manually integrated chromatographic peaks in the following reportable files have been reviewed and verified to comply with the criteria of Accutest SOP EQA044.

Supervisor Signature: [signature] Date: 7-8-21

R	Data File	Sample ID	Ext. Batch	Test	MTX	ALS #	Dilution	IS	SU	Status (Data)	Comments
	241/242/243	hexane				1				OK	
	244	CCI2-1000				35			/	OK	
	245	IB				2				OK	
	246	JD27614-18	34122	8082	S	36			/	OK	
	247	-20				37			/	OK	
	248	-14				38			/	OK	
	249/250	hexane				1				OK	
	251	CCI2-500				34			/	OK	
	252	IB				2				OK	

MTX = Matrix . Designate W for water, S for soil, O for oil.. IS = Internal Standard Area. (if used) SU = Surrogate.
Sample volume/weight refer to extraction log.
All strikeouts must be initialed, dated, and reason applied if not transcription error

109

Form: OR016-09
Rev. Date: 5/25/17

11.7.6 11

OP34114

LOGBOOK ID:

Pest / PCB Extraction Log - Soils

Date Started: 7/2/21 Time Started: 17:10
Date Finished: 7/2/21 Time Finished: 21:00

Extract Method (CHECK OFF "√" /DO NOT CIRCLE):
Microwave SW3546 √ Sonication SW3550C
Waste Dilution SW3580A Soxhlet SW3540

BATCH # GCOP34113 RACK# GF7

Weighed by: JH
Extracted by: JH
Concentrated by: JH, LJ
Final Vol. Top-up: LJ
Vialed by: LJ
Supervisor Review: 7/2/21

Special Client Spike Instructions

QC ID# for Special Spike	Amt to Spike	Spike ID	Lot #	Conc.	Amt. Spiked

WITNESS SIGN: SPIKE SIGN:
Manager/Supervisor/Team Lead Approval:

SPECIAL PROCESSING INSTRUCTIONS
Rx Reason:
Spiking:
Weights/Volumes:
Required MS/MSD:
Final Volume:
Other: 17 7/13 e 08:00 due 7/7

GS
orm: OP018A-09
ev Date: 8/2/17

89

Sample #	Lab Analysis Type	Sample Bottle #	Sample Description	Sample Wet Wt. (g). Oil (g) Liq (mL)	Decant Y	Decant N	Sonication ID	Microwave ID	Final Extract Color	Final Extract Vol (mL)	Extract Cleanup H2SO4	Florisil	Cu	KMnO4	GPC	Comment
MB1			Sand	15.0			15		Clear	10.0		-	-			
BS1			Sand	15.0			15		Clear	10.0		-	-			
310274449-2 MS		1	Soil	15.2		-	15		Clear	10.0		-	-			
MSD		1	Soil	15.0		-	15		Clear	10.0		-	-			
BS	D		Sand	15.0			15		Clear	10.0		-	-			
MS																
MSD																
310274449-2		1	Soil	14.7		-	15		Clear	10.0		-	-			
310274495-3		1	Mud	15.0		-	15		Clear	10.0		-	-			
-4		1	Sand	15.0		-	15		Clear	10.0		-	-			
-7		1	Clay	15.2		-	15		Clear	10.0		-	-			
-8		1	Mud	15.0		-	15		Yellow	10.0		-	-			
-12		1	Mud	15.0		-	15		Clear	10.0		-	-			
-15		1	Sand	15.1		-	15		Clear	10.0		-	-			
-16		1	Clay	15.2		-	15		Clear	10.0		-	-			
-18		1	Soil	15.0		-	15		Clear	10.0		-	-			
-20		1	Mud	15.1		-	15		Clear	10.0		-	-			
-22		1	Sand	15.1		-	15		Clear	10.0		-	-			
-24		1	Sand	15.0		-	15		Yellow	10.0		-	-			
310274440-1		1	Soil	15.0		-	15		Clear	10.0		-	-			
-2		1	Clay	15.1		-	15		Clear	10.0		-	-			
-3		1	Soil	15.0		-	15		Clear	10.0		-	-			
-13		1	Soil	15.1		-	15		Clear	10.0		-	-			
-14		1	Gravel	15.0		-	15		brown	10.0		-	-			
-17		1	Sand	15.1		-	15		Yellow	10.0		-	-			
-18		1	Soil	15.0		-	15		brown	10.0		-	-			
		1	Gravel	15.1		-	15		brown	10.0		-	-			

Comments: QC Samples (MS, MSD, LINK and/or DUP, Link) Confirmed by:

Equipment/ Range	ID	Observed Temp (°C)	Correction Factor (°C)	Corrected Temp (°C)	Pressure/ Flowrate
Buchi (65-71°C)	1	65	-	-	OK
Buchi Chiller	B1	11	-	-	OK
Waterbath (70-80°C)					
Waterbath Chiller (GPM)					
NEVAP (32-38°C, LPM)	2	35.0	-	-	10
Balance	B48	N/A	N/A	N/A	N/A

SURROGATE	LOT #	CONC (ppb)	AMT (mL)
PPCB	212630-73	400	1.0
PPCB LL			
WITNESS SIGN: JH		SPIKE SIGN: LJ	

MATRIX SPIKE	LOT #	CONC	AMT (mL)
PEST	212630-50	250ppb	1.0
PEST LL			
PCB			
PCB LL			
WITNESS SIGN: JH		SPIKE SIGN: LJ	

SOLVENT	LOT #	BRAND	AMT (mL)
2:1 HEXANE/ ACETONE	211274 207051	Fisher	30
1:1 METH CHLOR/ ACETONE			
HEXANE			

REAGENT	LOT #	BAKE BATCH #	BRAND
HYDROMATRIX	648248	59-21	Agilent
SODIUM SULFATE	201575	3-3-21	Fisher
FILTER PAPER	1725837		Fisher
FLORISIL	0584288821-1		restek
1:1 SULFURIC ACID			
COPPER	021040-01		restek
PERMANG(KMnO4)			
HYDROXYLAMINE			

MATRIX	LOT #	BAKE BATCH #	BRAND
SAND	9/18/18 +20m/10		

Pest / PCB Extraction Log - Soils

LOGBOOK ID

Date Started: 7/1/21 Time Started: 17:10
Date Finished: 7/2/21 Time Finished: 21:00

Extract Method (CHECK OFF ONE - DO NOT CIRCLE):
Microwave SW3546 X Sonication SW3550C
Waste Dilution SW3580A Soxhlet SW3540

BATCH # GC OP34114 RACK# ICE-5

Weighed by: JH
Extracted by: JH
Concentrated by: JH
Final Vol. Top-up: LJ
Vialed by: JH, LJ
Supervisor Review: 7/2/21

Special Client Spike Instructions

QC ID# for Special Spike	Amt to Spike	Spike ID	Lot #	Conc.	Amt Spiked

WITNESS SIGN: SPIKE SIGN:

Manager/Supervisor Team Lead Approval:

SPECIAL PROCESSING INSTRUCTIONS
Rx Reason:
Spiking:
Weights/Volumes:
Required MS/MSD:
Final Volume:
Other:

#	Sample #	Analysis Type	Sample Description	Sample Wet Wt (g) Oil (g) Liq (mL)	Decant Y	Decant N	Microwave ID	Final Extract Color	Final Extract Vol (mL)	Extract Cleanup H2SO4	Florisil	Cu	KMnO4	GPC	Comment
	MB1		Sand	15.0			15	Clear	10.0	-		-			
	BS1		Sand	15.0			15	Clear	10.0	-		-			
	MS		Clay	15.3		-	15	Clear	10.0	-		-			
	MSD		Clay	15.2		-	15	Clear	10.0	-		-			
	BS		Sand	15.0			15	Clear	10.0	-		-			
	MS														
	MSD														
1	21127449-2		Sand	14.7		-	15	Clear	10.0	-		-			
2	21127449-3		mud	15.0		-	15	Yellow	10.0	-		-			
3	-4		Sand	15.0		-	15	Yellow	10.0	-		-			
4	-5		clay	15.2		-	15	Yellow	10.0	-		-			
5	-6		mud	15.8		-	15	Yellow	10.0	-		-			
6	-11		mud	15.4		-	15	Yellow	10.0	-		-			
7	-12		Sand	15.1		-	15	Yellow	10.0	-		-			
8	-13		clay	15.2		-	15	Yellow	10.0	-		-			
9	-18		Sand	15.0		-	15	Yellow	10.0	-		-			
10	-19		mud	15.1		-	15	Yellow	10.0	-		-			
11	-20		Sand	15.1		-	15	Yellow	10.0	-		-			
12	-27		Sand	15.0		-	15	Yellow	10.0	-		-			
13	-28		Sand	15.0		-	15	Yellow	10.0	-		-			
14	21127449-1		Clay	15.1		-	15	Yellow	10.0	-		-			
15	-2		Sand	15.0		-	15	Yellow	10.0	-		-			
16	-3		Sand	15.1		-	15	Yellow	10.0	-		-			
17	-4		Gravel	15.0		-	15	Yellow	10.0	-		-			
18	-5		Sand	15.1		-	15	Yellow	10.0	-		-			
19	-6		Sand	15.0		-	15	Yellow	10.0	-		-			
20	-7		Gravel	15.2		-	15	Yellow	10.0	-		-			

Comments: QC Samples (MS, MSD, LINK and/or DUP, Link) Confirmed by:

Equipment/ Range	ID	Observed Temp (°C)	Correction Factor (°C)	Corrected Temp (°C)	Pressure Flowrate
Buchi (65-71°C)	1	65	—	—	Ok
Buchi Chiller	B1	11	—	—	Ok
Waterbath (70-80°C)					
Waterbath Chiller (GPM)					
NESLAB (32-38°C LPM)					
Balance	B40	N A	N A	N A	N A

SURROGATE	LOT #	CONC (ppb)	AMT (mL)
PPCB	212630-73	400	1.0
PPCB LL			
WITNESS SIGN: JH		SPIKE SIGN: LJ	

MATRIX SPIKE	LOT #	CONC	AMT (mL)
PEST			
PEST LL			
PCB	212630-15	2 ppm	1.0
PCB LL			
WITNESS SIGN: JH		SPIKE SIGN: LJ	

SOLVENT	LOT #	BRAND	AMT (mL)
1:1 HEXANE/ ACETONE	212274 201051	Fisher	30
1:1 METH CHLOR/ ACETONE			
HEXANE			

REAGENT	LOT #	BAKE BATCH #	BRAND
HYDROMATRIX	6487043	5-4-21	Agilent
SODIUM SULFATE	201575	3-3-21	Fisher
FILTER PAPER	1825 0389		Fisher
FLORISIL			
1:1 SULFURIC ACID	0210 10 BL		Reco
COPPER	203G150 J		Reg/Rep
PERMANGANATE (KMnO4)			
HYDROXYLAMINE			

MATRIX	LOT #	BAKE BATCH #	BRAND
SAND	0418220214		Fisher

SGS
Form: OP018A-08
Rev Date 8/2/17

91

Metals Analysis

QC Data Summaries

Includes the following where applicable:

- Instrument Runlogs
- Initial and Continuing Calibration Blanks
- Initial and Continuing Calibration Checks
- High and Low Check Standards
- Interfering Element Check Standards
- Method Blank Summaries
- Matrix Spike and Duplicate Summaries
- Blank Spike and Lab Control Sample Summaries
- Serial Dilution Summaries
- IDL and Linear Range Summaries

SGS Instrument Runlog
Inorganics Analyses

Login Number: JD27540
Account: SESINJPB - SESI Consulting Engineers
Project: Remedial Investigation, 247 North Avenue, New Rochelle, NY

File ID: H9070621S1.CSV Date Analyzed: 07/06/21 Methods: SW846 7471B
Analyst: MS Run ID: MA50767
Parameters: Hg

Time	Sample Description	Dilution Factor	PS Recov	Comments
12:52	MA50767-STD1	1		b=1.1026e-004,c=-1.9207e-003,rho=0.9998880
12:53	MA50767-STD2	1		STDB
12:55	MA50767-STD3	1		STDC
12:56	MA50767-STD4	1		STDD
12:58	MA50767-STD5	1		STDE
13:00	MA50767-STD6	1		STDF
13:06	MA50767-STD7	1		STDF
13:09	MA50767-STD8	1		STDF
13:12	MA50767-ICV1	1		
13:13	MA50767-ICB1	1		
13:15	MA50767-CCV1	1		
13:17	MA50767-CCB1	1		
13:18	ZZZZZZ	1		
13:21	MA50767-CRI1	1		
13:22	MP27322-B1	1		
13:24	MP27322-S1	1		overrange
13:26	MP27322-S2	1		overrange
13:28	MA50767-CCV2	1		
13:30	MA50767-CCB2	1		
13:32	MP27322-MB1	1		
13:33	JD27384-5A	1		(sample used for QC only; not part of login JD27540)
13:34	ZZZZZZ	1		
13:36	ZZZZZZ	1		
13:38	ZZZZZZ	1		
13:39	ZZZZZZ	1		
13:41	MA50767-CCV3	1		
13:42	MA50767-CCB3	1		
13:44	ZZZZZZ	1		
13:46	ZZZZZZ	1		
13:47	ZZZZZZ	1		
13:48	ZZZZZZ	1		
13:50	ZZZZZZ	1		
13:51	ZZZZZZ	1		

SGS Instrument Runlog
Inorganics Analyses

Login Number: JD27540
Account: SESINJPB - SESI Consulting Engineers
Project: Remedial Investigation, 247 North Avenue, New Rochelle, NY

File ID: H9070621S1.CSV Date Analyzed: 07/06/21 Methods: SW846 7471B
Analyst: MS Run ID: MA50767
Parameters: Hg

Time	Sample Description	Dilution Factor	PS Recov	Comments
13:53	MA50767-CCV4	1		
13:55	MA50767-CCB4	1		
13:57	ZZZZZZ	1		
13:58	ZZZZZZ	1		
14:00	ZZZZZZ	1		
14:02	ZZZZZZ	1		
14:04	ZZZZZZ	1		
14:06	ZZZZZZ	1		
14:08	MA50767-CCV5	1		
14:10	MA50767-CCB5	1		
14:11	MP27323-B1	1		
14:13	MP27323-S1	1		
14:15	MP27323-S2	1		
14:17	ZZZZZZ	1		
14:32	MA50767-CCV6	1		
14:34	MA50767-CCB6	1		
14:36	MP27323-MB1	1		
14:37	JD27136-1	1		(sample used for QC only; not part of login JD27540)
14:38	ZZZZZZ	1		
14:40	ZZZZZZ	1		
14:42	ZZZZZZ	1		
14:44	ZZZZZZ	1		
14:45	MA50767-CCV7	1		
14:47	MA50767-CCB7	1		
14:49	MP27324-B1	1		
14:50	MP27324-S1	1		
14:52	MP27324-S2	1		
14:54	MA50767-CCV8	1		
14:56	MA50767-CCB8	1		
14:58	MP27324-MB1	1		
14:59	JD27447-1	1		(sample used for QC only; not part of login JD27540)
15:01	ZZZZZZ	1		
15:02	ZZZZZZ	1		

SGS Instrument Runlog
Inorganics Analyses

Login Number: JD27540
Account: SESINJPB - SESI Consulting Engineers
Project: Remedial Investigation, 247 North Avenue, New Rochelle, NY

File ID: H9070621S1.CSV Date Analyzed: 07/06/21 Methods: SW846 7471B
Analyst: MS Run ID: MA50767
Parameters: Hg

Time	Sample Description	Dilution Factor	PS Recov	Comments
15:04	ZZZZZZ	1		
15:05	ZZZZZZ	1		
15:07	MA50767-CCV9	1		
15:09	MA50767-CCB9	1		
15:11	ZZZZZZ	1		
15:12	ZZZZZZ	1		
15:14	ZZZZZZ	1		
15:15	ZZZZZZ	1		
15:16	ZZZZZZ	1		
15:18	MP27325-B1	1		
15:19	MP27325-S1	1		
15:21	MP27325-S2	1		
15:23	MA50767-CCV10	1		
15:25	MA50767-CCB10	1		
15:27	MP27325-MB1	1		
15:29	JD27540-5	1		
15:30	ZZZZZZ	1		
15:31	ZZZZZZ	1		
15:33	ZZZZZZ	1		
15:35	ZZZZZZ	1		
15:36	MA50767-CCV11	1		
15:38	MA50767-CCB11	1		
15:40	ZZZZZZ	1		
15:41	ZZZZZZ	1		
15:42	ZZZZZZ	1		
15:44	ZZZZZZ	1		
15:46	ZZZZZZ	1		
15:47	ZZZZZZ	1		
15:49	MA50767-CCV12	1		
15:50	MA50767-CCB12	1		
15:52	ZZZZZZ	1		
15:53	ZZZZZZ	1		
15:55	JD27540-1	1		

SGS Instrument Runlog
Inorganics Analyses

Login Number: JD27540
Account: SESINJPB - SESI Consulting Engineers
Project: Remedial Investigation, 247 North Avenue, New Rochelle, NY

File ID: H9070621S1.CSV Date Analyzed: 07/06/21 Methods: SW846 7471B
Analyst: MS Run ID: MA50767
Parameters: Hg

Time	Sample Description	Dilution Factor	PS Recov	Comments
15:56	JD27540-2	1		
15:58	JD27540-3	1		
15:59	ZZZZZZ	1		
16:01	MA50767-CCV13	1		
16:02	MA50767-CCB13	1		
16:04	JD27540-4	1		
16:06	JD27540-6	1		
16:07	JD27540-7	1		
16:09	MP27326-B1	1		
16:10	MP27326-S1	1		
16:12	MP27326-S2	1		
16:14	MA50767-CCV14	1		
16:16	MA50767-CCB14	1		
16:18	MP27326-MB1	1		
16:19	JD27493-1	1		(sample used for QC only; not part of login JD27540)
16:21	JD27540-9	1		
16:23	JD27540-10	1		
16:24	JD27540-11	1		
16:26	JD27540-12	1		
16:28	JD27540-13	1		
16:29	JD27540-14	1		
16:31	MA50767-CCV15	1		
16:32	MA50767-CCB15	1		
16:34	JD27540-15	1		
16:36	JD27540-16	1		
16:37	JD27540-17	1		
16:39	JD27540-18	1		
16:41	JD27540-8	1		
---------->	Last reportable sample/prep for job JD27540			
16:42	ZZZZZZ	1		
16:44	MP27322-PS1	1		
16:46	ZZZZZZ	2		
16:48	MA50767-CCV16	1		
16:50	MA50767-CCB16	1		
---------->	Last reportable CCB for job JD27540			

SGS Instrument Runlog
Inorganics Analyses

Login Number: JD27540
Account: SESINJPB - SESI Consulting Engineers
Project: Remedial Investigation, 247 North Avenue, New Rochelle, NY

File ID: H9070621S1.CSV Date Analyzed: 07/06/21 Methods: SW846 7471B
Analyst: MS Run ID: MA50767
Parameters: Hg

Time	Sample Description	Dilution Factor	PS Recov	Comments
16:52	ZZZZZZ	2		
16:53	ZZZZZZ	2		
16:55	MA50767-CCV17	1		
16:57	MA50767-CCB17	1		

Refer to raw data for calibration curve and standards.

REPORTED ELEMENTS SUMMARY

Login Number: JD27540
Account: SESINJPB - SESI Consulting Engineers
Project: Remedial Investigation, 247 North Avenue, New Rochelle, NY

File ID: H9070621S1.CSV Date Analyzed: 07/06/21 Methods: SW846 7471B
Analyst: MS Run ID: MA50767
Parameters: Hg

Time	Sample Description	Element: Dilution	Hg
13:12	MA50767-ICV1	1	X
13:13	MA50767-ICB1	1	X
13:15	MA50767-CCV1	1	X
13:17	MA50767-CCB1	1	X
13:18	ZZZZZZ	1	
13:21	MA50767-CRI1	1	X
13:22	MP27322-B1	1	X
13:24	MP27322-S1	1	overrange
13:26	MP27322-S2	1	overrange
13:28	MA50767-CCV2	1	X
13:30	MA50767-CCB2	1	X
13:32	MP27322-MB1	1	X
13:33	JD27384-5A	1	X (a)
13:34	ZZZZZZ	1	
13:36	ZZZZZZ	1	
13:38	ZZZZZZ	1	
13:39	ZZZZZZ	1	
13:41	MA50767-CCV3	1	X
13:42	MA50767-CCB3	1	X
13:44	ZZZZZZ	1	
13:46	ZZZZZZ	1	
13:47	ZZZZZZ	1	
13:48	ZZZZZZ	1	
13:50	ZZZZZZ	1	
13:51	ZZZZZZ	1	
13:53	MA50767-CCV4	1	X
13:55	MA50767-CCB4	1	X
13:57	ZZZZZZ	1	
13:58	ZZZZZZ	1	
14:00	ZZZZZZ	1	
14:02	ZZZZZZ	1	
14:04	ZZZZZZ	1	
14:06	ZZZZZZ	1	
		Element:	Hg

REPORTED ELEMENTS SUMMARY

Login Number: JD27540
Account: SESINJPB - SESI Consulting Engineers
Project: Remedial Investigation, 247 North Avenue, New Rochelle, NY

File ID: H9070621S1.CSV Date Analyzed: 07/06/21 Methods: SW846 7471B
Analyst: MS Run ID: MA50767
Parameters: Hg

Time	Sample Description	Element: Dilution	Hg	
14:08	MA50767-CCV5	1	X	
14:10	MA50767-CCB5	1	X	
14:11	MP27323-B1	1	X	
14:13	MP27323-S1	1	X	
14:15	MP27323-S2	1	X	
14:17	ZZZZZZ	1		
14:32	MA50767-CCV6	1	X	
14:34	MA50767-CCB6	1	X	
14:36	MP27323-MB1	1	X	
14:37	JD27136-1	1	X	(a)
14:38	ZZZZZZ	1		
14:40	ZZZZZZ	1		
14:42	ZZZZZZ	1		
14:44	ZZZZZZ	1		
14:45	MA50767-CCV7	1	X	
14:47	MA50767-CCB7	1	X	
14:49	MP27324-B1	1	X	
14:50	MP27324-S1	1	X	
14:52	MP27324-S2	1	X	
14:54	MA50767-CCV8	1	X	
14:56	MA50767-CCB8	1	X	
14:58	MP27324-MB1	1	X	
14:59	JD27447-1	1	X	(a)
15:01	ZZZZZZ	1		
15:02	ZZZZZZ	1		
15:04	ZZZZZZ	1		
15:05	ZZZZZZ	1		
15:07	MA50767-CCV9	1	X	
15:09	MA50767-CCB9	1	X	
15:11	ZZZZZZ	1		
15:12	ZZZZZZ	1		
15:14	ZZZZZZ	1		
15:15	ZZZZZZ	1		
		Element:	Hg	

REPORTED ELEMENTS SUMMARY

Login Number: JD27540
Account: SESINJPB - SESI Consulting Engineers
Project: Remedial Investigation, 247 North Avenue, New Rochelle, NY

File ID: H9070621S1.CSV Date Analyzed: 07/06/21 Methods: SW846 7471B
Analyst: MS Run ID: MA50767
Parameters: Hg

Time	Sample Description	Dilution	Element: Hg
15:16	ZZZZZZ	1	
15:18	MP27325-B1	1	X
15:19	MP27325-S1	1	X
15:21	MP27325-S2	1	X
15:23	MA50767-CCV10	1	X
15:25	MA50767-CCB10	1	X
15:27	MP27325-MB1	1	X
15:29	JD27540-5	1	X
15:30	ZZZZZZ	1	
15:31	ZZZZZZ	1	
15:33	ZZZZZZ	1	
15:35	ZZZZZZ	1	
15:36	MA50767-CCV11	1	X
15:38	MA50767-CCB11	1	X
15:40	ZZZZZZ	1	
15:41	ZZZZZZ	1	
15:42	ZZZZZZ	1	
15:44	ZZZZZZ	1	
15:46	ZZZZZZ	1	
15:47	ZZZZZZ	1	
15:49	MA50767-CCV12	1	X
15:50	MA50767-CCB12	1	X
15:52	ZZZZZZ	1	
15:53	ZZZZZZ	1	
15:55	JD27540-1	1	X
15:56	JD27540-2	1	X
15:58	JD27540-3	1	X
15:59	ZZZZZZ	1	
16:01	MA50767-CCV13	1	X
16:02	MA50767-CCB13	1	X
16:04	JD27540-4	1	X
16:06	JD27540-6	1	X
16:07	JD27540-7	1	X
		Element:	Hg

REPORTED ELEMENTS SUMMARY

Login Number: JD27540
Account: SESINJPB - SESI Consulting Engineers
Project: Remedial Investigation, 247 North Avenue, New Rochelle, NY

File ID: H9070621S1.CSV Date Analyzed: 07/06/21 Methods: SW846 7471B
Analyst: MS Run ID: MA50767
Parameters: Hg

Time	Sample Description	Element: Dilution	Hg
16:09	MP27326-B1	1	X
16:10	MP27326-S1	1	X
16:12	MP27326-S2	1	X
16:14	MA50767-CCV14	1	X
16:16	MA50767-CCB14	1	X
16:18	MP27326-MB1	1	X
16:19	JD27493-1	1	X (a)
16:21	JD27540-9	1	X
16:23	JD27540-10	1	X
16:24	JD27540-11	1	X
16:26	JD27540-12	1	X
16:28	JD27540-13	1	X
16:29	JD27540-14	1	X
16:31	MA50767-CCV15	1	X
16:32	MA50767-CCB15	1	X
16:34	JD27540-15	1	X
16:36	JD27540-16	1	X
16:37	JD27540-17	1	X
16:39	JD27540-18	1	X
16:41	JD27540-8	1	X
16:42	ZZZZZZ	1	
16:44	MP27322-PS1	1	
16:46	ZZZZZZ	2	
16:48	MA50767-CCV16	1	X
16:50	MA50767-CCB16	1	X
16:52	ZZZZZZ	2	
16:53	ZZZZZZ	2	
16:55	MA50767-CCV17	1	X
16:57	MA50767-CCB17	1	X

(a) Sample used for QC only; not part of login JD27540.

Element: Hg

BLANK RESULTS SUMMARY
Part 1 - Initial and Continuing Calibration Blanks

Login Number: JD27540
Account: SESINJPB - SESI Consulting Engineers
Project: Remedial Investigation, 247 North Avenue, New Rochelle, NY

File ID: H9070621S1.CSV Date Analyzed: 07/06/21 Methods: SW846 7471B
QC Limits: result < RL Run ID: MA50767 Units: ug/l

Time:			13:13		13:17		13:30		13:42	
Sample ID:			ICB1		CCB1		CCB2		CCB3	
Metal	RL	IDL	raw	final	raw	final	raw	final	raw	final
Mercury	0.20	.034	0.000900	<0.20	-0.0124	<0.20	-0.0200	<0.20	-0.00750	<0.20

(*) Outside of QC limits
(anr) Analyte not requested

BLANK RESULTS SUMMARY
Part 1 - Initial and Continuing Calibration Blanks

Login Number: JD27540
Account: SESINJPB - SESI Consulting Engineers
Project: Remedial Investigation, 247 North Avenue, New Rochelle, NY

File ID: H9070621S1.CSV Date Analyzed: 07/06/21 Methods: SW846 7471B
QC Limits: result < RL Run ID: MA50767 Units: ug/l

Time:			13:55		14:10		14:34		14:47	
Sample ID:			CCB4		CCB5		CCB6		CCB7	
Metal	RL	IDL	raw	final	raw	final	raw	final	raw	final
Mercury	0.20	.034	-0.0122	<0.20	-0.0223	<0.20	-0.0124	<0.20	-0.00490	<0.20

(*) Outside of QC limits
(anr) Analyte not requested

BLANK RESULTS SUMMARY
Part 1 - Initial and Continuing Calibration Blanks

Login Number: JD27540
Account: SESINJPB - SESI Consulting Engineers
Project: Remedial Investigation, 247 North Avenue, New Rochelle, NY

File ID: H9070621S1.CSV Date Analyzed: 07/06/21 Methods: SW846 7471B
QC Limits: result < RL Run ID: MA50767 Units: ug/l

Time:			14:56		15:09		15:25		15:38	
Sample ID:			CCB8		CCB9		CCB10		CCB11	
Metal	RL	IDL	raw	final	raw	final	raw	final	raw	final
Mercury	0.20	.034	-0.0241	<0.20	-0.0153	<0.20	-0.0228	<0.20	-0.0168	<0.20

(*) Outside of QC limits
(anr) Analyte not requested

BLANK RESULTS SUMMARY
Part 1 - Initial and Continuing Calibration Blanks

Login Number: JD27540
Account: SESINJPB - SESI Consulting Engineers
Project: Remedial Investigation, 247 North Avenue, New Rochelle, NY

File ID: H9070621S1.CSV Date Analyzed: 07/06/21 Methods: SW846 7471B
QC Limits: result < RL Run ID: MA50767 Units: ug/l

Time:			15:50		16:02		16:16		16:32	
Sample ID:			CCB12		CCB13		CCB14		CCB15	
Metal	RL	IDL	raw	final	raw	final	raw	final	raw	final
Mercury	0.20	.034	-0.0492	<0.20	-0.0297	<0.20	-0.0230	<0.20	-0.0245	<0.20

(*) Outside of QC limits
(anr) Analyte not requested

BLANK RESULTS SUMMARY
Part 1 - Initial and Continuing Calibration Blanks

Login Number: JD27540
Account: SESINJPB - SESI Consulting Engineers
Project: Remedial Investigation, 247 North Avenue, New Rochelle, NY

File ID: H9070621S1.CSV Date Analyzed: 07/06/21 Methods: SW846 7471B
QC Limits: result < RL Run ID: MA50767 Units: ug/l

Time:			16:50	
Sample ID:			CCB16	
Metal	RL	IDL	raw	final
Mercury	0.20	.034	-0.0444	<0.20

(*) Outside of QC limits
(anr) Analyte not requested

CALIBRATION CHECK STANDARDS SUMMARY
Initial and Continuing Calibration Checks

Login Number: JD27540
Account: SESINJPB - SESI Consulting Engineers
Project: Remedial Investigation, 247 North Avenue, New Rochelle, NY

File ID: H9070621S1.CSV Date Analyzed: 07/06/21 Methods: SW846 7471B
QC Limits: 90 to 110 % Recovery Run ID: MA50767 Units: ug/l

Time:		13:12			13:15			13:28	
Sample ID:	ICV	ICV1		CCV	CCV1		CCV	CCV2	
Metal	True	Results	% Rec	True	Results	% Rec	True	Results	% Rec
Mercury	3	3.02	100.7	2.5	2.40	96.0	2.5	2.36	94.4

(*) Outside of QC limits
(anr) Analyte not requested

CALIBRATION CHECK STANDARDS SUMMARY
Initial and Continuing Calibration Checks

Login Number: JD27540
Account: SESINJPB - SESI Consulting Engineers
Project: Remedial Investigation, 247 North Avenue, New Rochelle, NY

File ID: H9070621S1.CSV Date Analyzed: 07/06/21 Methods: SW846 7471B
QC Limits: 90 to 110 % Recovery Run ID: MA50767 Units: ug/l

Time:		13:41			13:53			14:08	
Sample ID:	CCV	CCV3		CCV	CCV4		CCV	CCV5	
Metal	True	Results	% Rec	True	Results	% Rec	True	Results	% Rec
Mercury	2.5	2.42	96.8	2.5	2.40	96.0	2.5	2.37	94.8

(*) Outside of QC limits
(anr) Analyte not requested

CALIBRATION CHECK STANDARDS SUMMARY
Initial and Continuing Calibration Checks

Login Number: JD27540
Account: SESINJPB - SESI Consulting Engineers
Project: Remedial Investigation, 247 North Avenue, New Rochelle, NY

File ID: H9070621S1.CSV Date Analyzed: 07/06/21 Methods: SW846 7471B
QC Limits: 90 to 110 % Recovery Run ID: MA50767 Units: ug/l

Time:		14:32			14:45			14:54	
Sample ID:	CCV	CCV6		CCV	CCV7		CCV	CCV8	
Metal	True	Results	% Rec	True	Results	% Rec	True	Results	% Rec
Mercury	2.5	2.36	94.4	2.5	2.44	97.6	2.5	2.42	96.8

(*) Outside of QC limits
(anr) Analyte not requested

CALIBRATION CHECK STANDARDS SUMMARY
Initial and Continuing Calibration Checks

Login Number: JD27540
Account: SESINJPB - SESI Consulting Engineers
Project: Remedial Investigation, 247 North Avenue, New Rochelle, NY

File ID: H9070621S1.CSV Date Analyzed: 07/06/21 Methods: SW846 7471B
QC Limits: 90 to 110 % Recovery Run ID: MA50767 Units: ug/l

Time:		15:07			15:23			15:36	
Sample ID:	CCV	CCV9		CCV	CCV10		CCV	CCV11	
Metal	True	Results	% Rec	True	Results	% Rec	True	Results	% Rec
Mercury	2.5	2.46	98.4	2.5	2.40	96.0	2.5	2.38	95.2

(*) Outside of QC limits
(anr) Analyte not requested

CALIBRATION CHECK STANDARDS SUMMARY
Initial and Continuing Calibration Checks

Login Number: JD27540
Account: SESINJPB - SESI Consulting Engineers
Project: Remedial Investigation, 247 North Avenue, New Rochelle, NY

File ID: H9070621S1.CSV Date Analyzed: 07/06/21 Methods: SW846 7471B
QC Limits: 90 to 110 % Recovery Run ID: MA50767 Units: ug/l

Time:		15:49			16:01			16:14	
Sample ID:	CCV	CCV12		CCV	CCV13		CCV	CCV14	
Metal	True	Results	% Rec	True	Results	% Rec	True	Results	% Rec
Mercury	2.5	2.47	98.8	2.5	2.44	97.6	2.5	2.39	95.6

(*) Outside of QC limits
(anr) Analyte not requested

CALIBRATION CHECK STANDARDS SUMMARY
Initial and Continuing Calibration Checks

Login Number: JD27540
Account: SESINJPB - SESI Consulting Engineers
Project: Remedial Investigation, 247 North Avenue, New Rochelle, NY

File ID: H9070621S1.CSV Date Analyzed: 07/06/21 Methods: SW846 7471B
QC Limits: 90 to 110 % Recovery Run ID: MA50767 Units: ug/l

Time:		16:31			16:48	
Sample ID:	CCV	CCV15		CCV	CCV16	
Metal	True	Results	% Rec	True	Results	% Rec
Mercury	2.5	2.39	95.6	2.5	2.38	95.2

(*) Outside of QC limits
(anr) Analyte not requested

LOW CALIBRATION CHECK STANDARDS SUMMARY

Login Number: JD27540
Account: SESINJPB - SESI Consulting Engineers
Project: Remedial Investigation, 247 North Avenue, New Rochelle, NY

File ID: H9070621S1.CSV Date Analyzed: 07/06/21 Methods: SW846 7471B
QC Limits: 70 to 130 % Recovery Run ID: MA50767 Units: ug/l

Time:			13:21	
Sample ID:	CRI	CRIA	CRI1	
Metal	True	True	Results	% Rec
Mercury	0.20		0.247	123.5

(*) Outside of QC limits
(anr) Analyte not requested

SGS Instrument Runlog
Inorganics Analyses

Login Number: JD27540
Account: SESINJPB - SESI Consulting Engineers
Project: Remedial Investigation, 247 North Avenue, New Rochelle, NY

File ID: SF070621M1.ICP Date Analyzed: 07/06/21 Methods: SW846 6010D
Analyst: ND Run ID: MA50799
Parameters: Al,Sb,As,Ba,Be,Cd,Ca,Cr,Co,Cu,Fe,Pb,Mg,Mn,Ni,K,Se,Ag,Na,Tl,V,Zn

Time	Sample Description	Dilution Factor	PS Recov	Comments
15:05	MA50799-STD1	1		STDA
15:10	MA50799-STD2	1		STDB
15:15	ZZZZZZ	1		
15:20	ZZZZZZ	1		
15:25	MA50799-ICV1	1		
15:32	MA50799-ICB1	1		
15:38	MA50799-ICCV1	1		
15:46	MA50799-CCB1	1		
15:55	MA50799-CRI1	1		
16:01	MA50799-CRID1	1		
16:06	MA50799-ICSA1	1		
16:11	MA50799-ICSAB1	1		
16:16	MA50799-HSTD1	1		
16:21	MA50799-HSTD2	1		MG out
16:26	ZZZZZZ	1		
16:32	ZZZZZZ	1		
16:37	MA50799-HSTD3	1		
16:42	ZZZZZZ	1		
16:47	MA50799-CCV1	1		
16:52	MA50799-CCB2	1		
16:57	MP27286-MB1	1		
17:03	MP27286-B1	1		
17:07	MP27286-S1	1		
17:12	MP27286-S2	1		
17:17	JD27449-1	1		(sample used for QC only; not part of login JD27540)
17:23	MP27286-SD1	5		
17:28	MP27286-PS1	1		
17:33	MP27286-S1	10		
17:38	MP27286-S2	10		FE still high
17:43	MA50799-CCV2	1		
17:48	MA50799-CCB3	1		
17:53	JD27449-1	10		(sample used for QC only; not part of login JD27540)
17:58	MP27286-SD1	50		

SGS Instrument Runlog
Inorganics Analyses

Login Number: JD27540
Account: SESINJPB - SESI Consulting Engineers
Project: Remedial Investigation, 247 North Avenue, New Rochelle, NY

File ID: SF070621M1.ICP Date Analyzed: 07/06/21 Methods: SW846 6010D
Analyst: ND Run ID: MA50799
Parameters: Al,Sb,As,Ba,Be,Cd,Ca,Cr,Co,Cu,Fe,Pb,Mg,Mn,Ni,K,Se,Ag,Na,Tl,V,Zn

Time	Sample Description	Dilution Factor	PS Recov	Comments
18:03	MP27286-PS1	10		
18:08	ZZZZZZ	1		
18:13	ZZZZZZ	1		
18:18	ZZZZZZ	1		
18:23	ZZZZZZ	1		
18:28	ZZZZZZ	1		
18:33	ZZZZZZ	1		
18:38	MA50799-CCV3	1		
18:43	MA50799-CCB4	1		
18:49	ZZZZZZ	1		
18:54	ZZZZZZ	1		
18:59	ZZZZZZ	1		
19:04	ZZZZZZ	1		
19:09	ZZZZZZ	1		
19:14	ZZZZZZ	1		
19:19	ZZZZZZ	1		
19:24	ZZZZZZ	1		
19:29	ZZZZZZ	1		
19:34	ZZZZZZ	1		
19:39	MA50799-CCV4	1		
19:44	MA50799-CCB5	1		
19:49	MP27287-MB1	1		
19:55	MP27287-B1	1		
20:00	MP27287-S1	1		needs post spike for Sb
20:04	MP27287-S2	1		
20:09	JD27540-5	1		
20:14	MP27287-SD1	5		
20:19	ZZZZZZ	1		
20:24	JD27540-1	1		Ti high
20:29	JD27540-2	1		
---------->	Last reportable sample/prep for job JD27540			
20:34	MA50799-CCV5	1		
20:39	MA50799-CCB6	1		
---------->	Last reportable CCB for job JD27540			
20:45	JD27540-3	1		instrument stopped

SGS Instrument Runlog
Inorganics Analyses

Login Number: JD27540
Account: SESINJPB - SESI Consulting Engineers
Project: Remedial Investigation, 247 North Avenue, New Rochelle, NY

File ID: SF070621M1.ICP Date Analyzed: 07/06/21 Methods: SW846 6010D
Analyst: ND Run ID: MA50799
Parameters: Al,Sb,As,Ba,Be,Cd,Ca,Cr,Co,Cu,Fe,Pb,Mg,Mn,Ni,K,Se,Ag,Na,Tl,V,Zn

Time	Sample Description	Dilution Factor	PS Recov	Comments
20:50	JD27540-4	1		instrument stopped
20:55	JD27540-6	1		instrument stopped
21:00	JD27540-7	1		instrument stopped. rerun straight and on dilution for Fe interference
21:05	JD27540-8	1		instrument stopped. rerun straight and on dilution for Fe interference
21:10	JD27540-9	1		instrument stopped
21:15	JD27540-10	1		instrument stopped

Refer to raw data for calibration curve and standards.

REPORTED ELEMENTS SUMMARY

Login Number: JD27540
Account: SESINJPB - SESI Consulting Engineers
Project: Remedial Investigation, 247 North Avenue, New Rochelle, NY

File ID: SF070621M1.ICP Date Analyzed: 07/06/21 Methods: SW846 6010D
Analyst: ND Run ID: MA50799
Parameters: Al,Sb,As,Ba,Be,Cd,Ca,Cr,Co,Cu,Fe,Pb,Mg,Mn,Ni,K,Se,Ag,Na,Tl,V,Zn

Time	Sample Description	Element: Dilution	Al	Sb	As	Ba	Be	Cd	Ca	Cr	Co	Cu	Fe	Pb	Mg	Mn	Ni	K	Se	Ag	Na	Tl	V	Zn	
15:15	ZZZZZZ	1																							
15:20	ZZZZZZ	1																							
15:25	MA50799-ICV1	1	X	X	X	X	X	X	X	X	X	X	X	X	X	X	X	X	X	X	X	X	X	X	
15:32	MA50799-ICB1	1	X	X	X	X	X	X	X	X	X	X	X	X	X	X	X	X	X	X	X	X	X	X	
15:38	MA50799-ICCV1	1	X	X	X	X	X	X	X	X	X	X	X	X	X	X	X	X	X	X	X	X	X	X	
15:46	MA50799-CCB1	1	X	X	X	X	X	X	X	X	X	X	X	X	X	X	X	X	X	X	X	X	X	X	
15:55	MA50799-CRI1	1	X	X	X	X	X	X	X	X	X	X	X	X	X	X	X	X	X	X	X	X	X	X	
16:01	MA50799-CRID1	1	X	X	X	X	X	X	X	X	X	X	X	X	X	X	X	X	X	X	X	X	X	X	
16:06	MA50799-ICSA1	1	X	X	X	X	X	X	X	X	X	X	X	X	X	X	X	X	X	X	X	X	X	X	
16:11	MA50799-ICSAB1	1	X	X	X	X	X	X	X	X	X	X	X	X	X	X	X	X	X	X	X	X	X	X	
16:16	MA50799-HSTD1	1		X	X	X	X	X		X	X	X		X		X	X		X	X		X	X	X	
16:21	MA50799-HSTD2	1	X					X					X		X		X				X				
16:26	ZZZZZZ	1																							
16:32	ZZZZZZ	1																							
16:37	MA50799-HSTD3	1	X					X					X		X		X				X				
16:42	ZZZZZZ	1																							
16:47	MA50799-CCV1	1	X	X	X	X	X	X	X	X	X	X	X	X	X	X	X	X	X	X	X	X	X	X	
16:52	MA50799-CCB2	1	X	X	X	X	X	X	X	X	X	X	X	X	X	X	X	X	X	X	X	X	X	X	
16:57	MP27286-MB1	1	X	X	X	X	X	X	X	X	X	X	X	X	X	X	X	X	X	X	X	X	X	X	
17:03	MP27286-B1	1	X	X	X	X	X	X	X	X	X	X	X	X	X	X	X	X	X	X	X	X	X	X	
17:07	MP27286-S1	1	X			X			X				X			X		X			X		X	X	
17:12	MP27286-S2	1	X			X			X				X			X		X			X		X	X	
17:17	JD27449-1	1	X			X			X				X			X		X			X		X	X	(a)
17:23	MP27286-SD1	5	X			X			X				X			X		X			X		X	X	
17:28	MP27286-PS1	1	X			X			X				X			X		X			X		X	X	
17:33	MP27286-S1	10		X	X		X	X	X		X	X	X	X			X	X		X	X		X		
17:38	MP27286-S2	10		X	X		X	X	X		X	X		X			X	X		X	X		X		
17:43	MA50799-CCV2	1	X	X	X	X	X	X	X	X	X	X	X	X	X	X	X	X	X	X	X	X	X	X	
17:48	MA50799-CCB3	1	X	X	X	X	X	X	X	X	X	X	X	X	X	X	X	X	X	X	X	X	X	X	
17:53	JD27449-1	10						X	X		X	X	X	X			X	X		X	X				(a)
17:58	MP27286-SD1	50		X	X		X	X	X		X	X	X	X			X	X		X	X		X		
18:03	MP27286-PS1	10		X	X		X	X			X	X		X				X		X	X		X		
18:08	ZZZZZZ	1																							
		Element:	Al	Sb	As	Ba	Be	Cd	Ca	Cr	Co	Cu	Fe	Pb	Mg	Mn	Ni	K	Se	Ag	Na	Tl	V	Zn	

REPORTED ELEMENTS SUMMARY

Login Number: JD27540
Account: SESINJPB - SESI Consulting Engineers
Project: Remedial Investigation, 247 North Avenue, New Rochelle, NY

File ID: SF070621M1.ICP Date Analyzed: 07/06/21 Methods: SW846 6010D
Analyst: ND Run ID: MA50799
Parameters: Al,Sb,As,Ba,Be,Cd,Ca,Cr,Co,Cu,Fe,Pb,Mg,Mn,Ni,K,Se,Ag,Na,Tl,V,Zn

Time	Sample Description	Element: Dilution	Al	Sb	As	Ba	Be	Cd	Ca	Cr	Co	Cu	Fe	Pb	Mg	Mn	Ni	K	Se	Ag	Na	Tl	V	Zn
18:13	ZZZZZZ	1																						
18:18	ZZZZZZ	1																						
18:23	ZZZZZZ	1																						
18:28	ZZZZZZ	1																						
18:33	ZZZZZZ	1																						
18:38	MA50799-CCV3	1	X	X	X	X	X	X	X	X	X	X	X	X	X	X	X	X	X	X	X	X	X	X
18:43	MA50799-CCB4	1	X	X	X	X	X	X	X	X	X	X	X	X	X	X	X	X	X	X	X	X	X	X
18:49	ZZZZZZ	1																						
18:54	ZZZZZZ	1																						
18:59	ZZZZZZ	1																						
19:04	ZZZZZZ	1																						
19:09	ZZZZZZ	1																						
19:14	ZZZZZZ	1																						
19:19	ZZZZZZ	1																						
19:24	ZZZZZZ	1																						
19:29	ZZZZZZ	1																						
19:34	ZZZZZZ	1																						
19:39	MA50799-CCV4	1	X	X	X	X	X	X	X	X	X	X	X	X	X	X	X	X	X	X	X	X	X	X
19:44	MA50799-CCB5	1	X	X	X	X	X	X	X	X	X	X	X	X	X	X	X	X	X	X	X	X	X	X
19:49	MP27287-MB1	1	X	X	X	X	X	X	X	X	X	X	X	X	X	X	X	X	X	X	X	X	X	X
19:55	MP27287-B1	1	X	X	X	X	X	X	X	X	X	X	X	X	X	X	X	X	X	X	X	X	X	X
20:00	MP27287-S1	1	X	X	X	X	X	X	X	X	X	X	X	X	X	X	X	X	X	X	X	X	X	X
20:04	MP27287-S2	1	X	X	X	X	X	X	X	X	X	X	X	X	X	X	X	X	X	X	X	X	X	X
20:09	JD27540-5	1	X	X	X	X	X	X	X	X	X	X	X	X	X	X	X	X	X	X	X	X	X	X
20:14	MP27287-SD1	5	X	X	X	X	X	X	X	X	X	X	X	X	X	X	X	X	X	X	X	X	X	X
20:19	ZZZZZZ	1																						
20:24	JD27540-1	1	X	X	X	X		X	X	X		X	X	X	X	X	X	X	X	X		X	X
20:29	JD27540-2	1	X	X	X	X	X	X	X	X	X	X	X	X	X	X	X	X	X	X	X	X	X	X
20:34	MA50799-CCV5	1	X	X	X	X	X	X	X	X	X	X	X	X	X	X	X	X	X	X	X	X	X	X
20:39	MA50799-CCB6	1	X	X	X	X	X	X	X	X	X	X	X	X	X	X	X	X	X	X	X	X	X	X
20:45	JD27540-3	1	instrument stopped																					
20:50	JD27540-4	1	instrument stopped																					
20:55	JD27540-6	1	instrument stopped																					
		Element:	Al	Sb	As	Ba	Be	Cd	Ca	Cr	Co	Cu	Fe	Pb	Mg	Mn	Ni	K	Se	Ag	Na	Tl	V	Zn

REPORTED ELEMENTS SUMMARY

Login Number: JD27540
Account: SESINJPB - SESI Consulting Engineers
Project: Remedial Investigation, 247 North Avenue, New Rochelle, NY

File ID: SF070621M1.ICP Date Analyzed: 07/06/21 Methods: SW846 6010D
Analyst: ND Run ID: MA50799
Parameters: Al,Sb,As,Ba,Be,Cd,Ca,Cr,Co,Cu,Fe,Pb,Mg,Mn,Ni,K,Se,Ag,Na,Tl,V,Zn

Time	Sample Description	Element: Dilution	Al	Sb	As	Ba	Be	Cd	Ca	Cr	Co	Cu	Fe	Pb	Mg	Mn	Ni	K	Se	Ag	Na	Tl	V	Zn
21:00	JD27540-7	1	instrument stopped. rerun straight and on dilution for Fe interference																					
21:05	JD27540-8	1	instrument stopped. rerun straight and on dilution for Fe interference																					
21:10	JD27540-9	1	instrument stopped																					
21:15	JD27540-10	1	instrument stopped																					

(a) Sample used for QC only; not part of login JD27540.

Element: Al Sb As Ba Be Cd Ca Cr Co Cu Fe Pb Mg Mn Ni K Se Ag Na Tl V Zn

INTERNAL STANDARD SUMMARY

Login Number: JD27540
Account: SESINJPB - SESI Consulting Engineers
Project: Remedial Investigation, 247 North Avenue, New Rochelle, NY

File ID: SF070621M1.ICP Date Analyzed: 07/06/21 Methods: SW846 6010D
Analyst: ND Run ID: MA50799
Parameters: Al,Sb,As,Ba,Be,Cd,Ca,Cr,Co,Cu,Fe,Pb,Mg,Mn,Ni,K,Se,Ag,Na,Tl,V,Zn

Time	Sample Description	Istd#1	Istd#2	Istd#3	Istd#4
15:05	MA50799-STD1	1402 R	60047 R	4689 R	4437 R
15:10	MA50799-STD2	1322	55814	4669	4260
15:15	ZZZZZZ	1357	58045	4634	4304
15:20	ZZZZZZ	1389	59494	4650	4393
15:25	MA50799-ICV1	1354	58383	4703	4301
15:32	MA50799-ICB1	1377	60299	4679	4360
15:38	MA50799-ICCV1	1357	58867	4691	4317
15:46	MA50799-CCB1	1397	60371	4725	4421
15:55	MA50799-CRI1	1370	58620	4591	4356
16:01	MA50799-CRID1	1358	58643	4666	4331
16:06	MA50799-ICSA1	1250	53091	4512	4087
16:11	MA50799-ICSAB1	1265	53417	4533	4123
16:16	MA50799-HSTD1	1342	57694	4622	4440
16:21	MA50799-HSTD2	1254	53589	4439	4045
16:26	ZZZZZZ	1397	58820	4613	4604
16:32	ZZZZZZ	1376	59467	4537	4473
16:37	MA50799-HSTD3	1294	55225	4465	4130
16:42	ZZZZZZ	1434	61460	4582	4481
16:47	MA50799-CCV1	1359	58284	4553	4297
16:52	MA50799-CCB2	1435	60281	4603	4494
16:57	MP27286-MB1	1403	60299	4628	4417
17:03	MP27286-B1	1361	59384	4600	4315
17:07	MP27286-S1	1273	56118	4438	5017
17:12	MP27286-S2	1239	55334	4443	5205
17:17	JD27449-1	1269	55952	4422	5008
17:23	MP27286-SD1	1360	58465	4529	4529
17:28	MP27286-PS1	1273	55383	4406	5012
17:33	MP27286-S1	1383	59653	4694	4478
17:38	MP27286-S2	1362	58473	4516	4469
17:43	MA50799-CCV2	1348	57889	4516	4271
17:48	MA50799-CCB3	1397	59108	4530	4392
17:53	JD27449-1	1374	58186	4523	4446
17:58	MP27286-SD1	1398	58801	4683	4416

INTERNAL STANDARD SUMMARY

Login Number: JD27540
Account: SESINJPB - SESI Consulting Engineers
Project: Remedial Investigation, 247 North Avenue, New Rochelle, NY

File ID: SF070621M1.ICP Date Analyzed: 07/06/21 Methods: SW846 6010D
Analyst: ND Run ID: MA50799
Parameters: Al,Sb,As,Ba,Be,Cd,Ca,Cr,Co,Cu,Fe,Pb,Mg,Mn,Ni,K,Se,Ag,Na,Tl,V,Zn

Time	Sample Description	Istd#1	Istd#2	Istd#3	Istd#4
18:03	MP27286-PS1	1369	58219	4507	4436
18:08	ZZZZZZ	1516	63746	5148	4423
18:13	ZZZZZZ	1452	61536	4813	4395
18:18	ZZZZZZ	1491	62372	4953	4429
18:23	ZZZZZZ	1507	63861	5013	4436
18:28	ZZZZZZ	1621	67725	5404	4452
18:33	ZZZZZZ	1491	62085	4876	4464
18:38	MA50799-CCV3	1378	57952	4483	4339
18:43	MA50799-CCB4	1398	59261	4501	4409
18:49	ZZZZZZ	1502	61674	4932	4438
18:54	ZZZZZZ	1475	62651	4838	4435
18:59	ZZZZZZ	1584	66711	5261	4430
19:04	ZZZZZZ	1477	62653	4890	4445
19:09	ZZZZZZ	1464	62989	4787	4492
19:14	ZZZZZZ	1459	62208	4820	4438
19:19	ZZZZZZ	1473	63131	4857	4459
19:24	ZZZZZZ	1473	63492	4902	4525
19:29	ZZZZZZ	1477	63676	4952	4585
19:34	ZZZZZZ	1456	62563	4875	4479
19:39	MA50799-CCV4	1343	58773	4523	4310
19:44	MA50799-CCB5	1379	60176	4565	4411
19:49	MP27287-MB1	1370	60170	4593	4392
19:55	MP27287-B1	1353	60442	4575	4351
20:00	MP27287-S1	1478	64776	5034	4369
20:04	MP27287-S2	1399	61793	4829	4335
20:09	JD27540-5	1430	62538	4846	4381
20:14	MP27287-SD1	1408	60837	4639	4426
20:19	ZZZZZZ	1388	61451	4769	4793
20:24	JD27540-1	1470	62943	4857	4399
20:29	JD27540-2	1439	62753	4855	4373
20:34	MA50799-CCV5	1333	58754	4518	4275
20:39	MA50799-CCB6	1374	60406	4551	4387
20:45	JD27540-3	No results reported for the elements associated with this internal standard.			

INTERNAL STANDARD SUMMARY

Login Number: JD27540
Account: SESINJPB - SESI Consulting Engineers
Project: Remedial Investigation, 247 North Avenue, New Rochelle, NY

File ID: SF070621M1.ICP Date Analyzed: 07/06/21 Methods: SW846 6010D
Analyst: ND Run ID: MA50799
Parameters: Al,Sb,As,Ba,Be,Cd,Ca,Cr,Co,Cu,Fe,Pb,Mg,Mn,Ni,K,Se,Ag,Na,Tl,V,Zn

Time	Sample Description	Istd#1	Istd#2	Istd#3	Istd#4
20:50	JD27540-4	No results reported for the elements associated with this internal standard.			
20:55	JD27540-6	No results reported for the elements associated with this internal standard.			
21:00	JD27540-7	No results reported for the elements associated with this internal standard.			
21:05	JD27540-8	No results reported for the elements associated with this internal standard.			
21:10	JD27540-9	No results reported for the elements associated with this internal standard.			
21:15	JD27540-10	No results reported for the elements associated with this internal standard.			

R = Reference for ISTD limits. ! = Outside limits.

LEGEND:

Istd#	Parameter	Limits
Istd#1	Yttrium (2243)	70-130 %
Istd#2	Yttrium (3600)	70-130 %
Istd#3	Yttrium (3710)	70-130 %
Istd#4	Indium	70-130 %

BLANK RESULTS SUMMARY
Part 1 - Initial and Continuing Calibration Blanks

Login Number: JD27540
Account: SESINJPB - SESI Consulting Engineers
Project: Remedial Investigation, 247 North Avenue, New Rochelle, NY

File ID: SF070621M1.ICP Date Analyzed: 07/06/21 Methods: SW846 6010D
QC Limits: result < RL Run ID: MA50799 Units: ug/l

Time:			15:32		15:46		16:52		17:48	
Sample ID:			ICB1		CCB1		CCB2		CCB3	
Metal	RL	IDL	raw	final	raw	final	raw	final	raw	final
Aluminum	500	9.2	-6.70	<500	-3.20	<500	5.00	<500	-2.90	<500
Antimony	20	2.8	-0.500	<20	-0.400	<20	-0.600	<20	1.40	<20
Arsenic	20	2.6	-0.600	<20	-3.40	<20	-0.500	<20	-1.80	<20
Barium	200	.2	0.200	<200	0.300	<200	0.300	<200	-0.100	<200
Beryllium	2.0	.2	0.100	<2.0	0.00	<2.0	0.200	<2.0	0.200	<2.0
Bismuth	20	2.5								
Boron	100	1.8								
Cadmium	5.0	.4	0.100	<5.0	-0.100	<5.0	0.100	<5.0	0.00	<5.0
Calcium	5000	13	-7.20	<5000	-5.10	<5000	-2.20	<5000	-4.30	<5000
Chromium	10	.7	-0.100	<10	0.00	<10	0.100	<10	0.00	<10
Cobalt	50	.6	0.300	<50	0.100	<50	-0.200	<50	0.200	<50
Copper	25	.7	0.300	<25	0.100	<25	-0.200	<25	0.00	<25
Iron	500	3.3	1.80	<500	4.80	<500	3.10	<500	5.80	<500
Lead	20	2	-0.100	<20	0.100	<20	0.100	<20	-0.600	<20
Lithium	50	1.5								
Magnesium	5000	25	-7.90	<5000	27.9	<5000	5.30	<5000	-10.6	<5000
Manganese	15	.1	0.100	<15	0.100	<15	0.100	<15	0.100	<15
Molybdenum	20	.6	anr							
Nickel	40	.8	-0.100	<40	0.100	<40	0.00	<40	0.300	<40
Phosphorus	200	7								
Potassium	10000	35	10.5	<10000	17.0	<10000	-9.20	<10000	9.00	<10000
Selenium	20	3.6	-0.500	<20	-2.40	<20	-1.90	<20	-0.500	<20
Silicon	200	2.2								
Silver	5.0	.6	0.100	<5.0	0.100	<5.0	-0.100	<5.0	-0.200	<5.0
Sodium	10000	14	25.9	<10000	22.5	<10000	-2.60	<10000	-5.50	<10000
Strontium	50	.1								
Sulfur	100	3.7	anr							
Thallium	10	5.2	4.80	<10	2.20	<10	-0.300	<10	2.30	<10
Tin	200	1.4								
Titanium	10	.8								
Tungsten	50	1.3								
Vanadium	50	.5	0.100	<50	-0.200	<50	0.00	<50	0.500	<50
Zinc	50	.3	-2.60	<50	-2.60	<50	-2.20	<50	-2.00	<50

BLANK RESULTS SUMMARY
Part 1 - Initial and Continuing Calibration Blanks

Login Number: JD27540
Account: SESINJPB - SESI Consulting Engineers
Project: Remedial Investigation, 247 North Avenue, New Rochelle, NY

File ID: SF070621M1.ICP Date Analyzed: 07/06/21 Methods: SW846 6010D
QC Limits: result < RL Run ID: MA50799 Units: ug/l

Time:			15:32		15:46		16:52		17:48	
Sample ID:			ICB1		CCB1		CCB2		CCB3	
Metal	RL	IDL	raw	final	raw	final	raw	final	raw	final
Zirconium	20	.5								

(*) Outside of QC limits
(anr) Analyte not requested

BLANK RESULTS SUMMARY
Part 1 - Initial and Continuing Calibration Blanks

Login Number: JD27540
Account: SESINJPB - SESI Consulting Engineers
Project: Remedial Investigation, 247 North Avenue, New Rochelle, NY

File ID: SF070621M1.ICP Date Analyzed: 07/06/21 Methods: SW846 6010D
QC Limits: result < RL Run ID: MA50799 Units: ug/l

Time:			18:43		19:44		20:39	
Sample ID:			CCB4		CCB5		CCB6	
Metal	RL	IDL	raw	final	raw	final	raw	final
Aluminum	500	9.2	2.50	<500	6.40	<500	10.1	<500
Antimony	20	2.8	-0.600	<20	0.100	<20	1.70	<20
Arsenic	20	2.6	-2.30	<20	-1.40	<20	-1.10	<20
Barium	200	.2	0.300	<200	0.300	<200	0.200	<200
Beryllium	2.0	.2	0.100	<2.0	0.200	<2.0	0.200	<2.0
Bismuth	20	2.5						
Boron	100	1.8						
Cadmium	5.0	.4	-0.100	<5.0	-0.100	<5.0	0.200	<5.0
Calcium	5000	13	-4.40	<5000	-1.20	<5000	1.50	<5000
Chromium	10	.7	0.100	<10	0.300	<10	0.00	<10
Cobalt	50	.6	0.00	<50	-0.100	<50	-0.100	<50
Copper	25	.7	-0.400	<25	0.500	<25	0.500	<25
Iron	500	3.3	3.30	<500	6.80	<500	6.30	<500
Lead	20	2	-1.00	<20	0.100	<20	-0.300	<20
Lithium	50	1.5						
Magnesium	5000	25	31.2	<5000	22.1	<5000	-31.9	<5000
Manganese	15	.1	0.100	<15	0.100	<15	0.100	<15
Molybdenum	20	.6	anr					
Nickel	40	.8	0.100	<40	-0.100	<40	0.300	<40
Phosphorus	200	7						
Potassium	10000	35	-52.0	<10000	-0.600	<10000	23.6	<10000
Selenium	20	3.6	-2.10	<20	-1.30	<20	-1.00	<20
Silicon	200	2.2						
Silver	5.0	.6	-0.300	<5.0	0.300	<5.0	0.400	<5.0
Sodium	10000	14	-3.10	<10000	-9.40	<10000	-25.1	<10000
Strontium	50	.1						
Sulfur	100	3.7	anr					
Thallium	10	5.2	-0.900	<10	-0.100	<10	-0.100	<10
Tin	200	1.4						
Titanium	10	.8						
Tungsten	50	1.3						
Vanadium	50	.5	0.200	<50	0.00	<50	-0.200	<50
Zinc	50	.3	-2.10	<50	-2.10	<50	-1.90	<50

BLANK RESULTS SUMMARY
Part 1 - Initial and Continuing Calibration Blanks

Login Number: JD27540
Account: SESINJPB - SESI Consulting Engineers
Project: Remedial Investigation, 247 North Avenue, New Rochelle, NY

File ID: SF070621M1.ICP Date Analyzed: 07/06/21 Methods: SW846 6010D
QC Limits: result < RL Run ID: MA50799 Units: ug/l

Time:			18:43		19:44		20:39	
Sample ID:			CCB4		CCB5		CCB6	
Metal	RL	IDL	raw	final	raw	final	raw	final
Zirconium	20	.5						

(*) Outside of QC limits
(anr) Analyte not requested

CALIBRATION CHECK STANDARDS SUMMARY
Initial Continuing Calibration Check

Login Number: JD27540
Account: SESINJPB - SESI Consulting Engineers
Project: Remedial Investigation, 247 North Avenue, New Rochelle, NY

File ID: SF070621M1.ICP Date Analyzed: 07/06/21 Methods: SW846 6010D
QC Limits: to % Recovery Run ID: MA50799 Units: ug/l

Time:		15:38	
Sample ID:	ICCV	ICCV1	
Metal	True	Results	% Rec
Aluminum	40000	40200	100.5
Antimony	2000	2000	100.0
Arsenic	2000	2000	100.0
Barium	2000	2020	101.0
Beryllium	2000	2040	102.0
Bismuth			
Boron			
Cadmium	2000	1990	99.5
Calcium	40000	40600	101.5
Chromium	2000	1940	97.0
Cobalt	2000	2030	101.5
Copper	2000	1900	95.0
Iron	40000	40700	101.8
Lead	2000	2050	102.5
Lithium			
Magnesium	40000	40000	100.0
Manganese	2000	1960	98.0
Molybdenum	anr		
Nickel	2000	2050	102.5
Phosphorus			
Potassium	40000	39700	99.3
Selenium	2000	1980	99.0
Silicon			
Silver	250	240	96.0
Sodium	40000	40000	100.0
Strontium			
Sulfur	anr		
Thallium	2000	2070	103.5
Tin			
Titanium			
Tungsten			
Vanadium	2000	1930	96.5
Zinc	2000	2030	101.5

CALIBRATION CHECK STANDARDS SUMMARY
Initial Continuing Calibration Check

Login Number: JD27540
Account: SESINJPB - SESI Consulting Engineers
Project: Remedial Investigation, 247 North Avenue, New Rochelle, NY

File ID: SF070621M1.ICP Date Analyzed: 07/06/21 Methods: SW846 6010D
QC Limits: to % Recovery Run ID: MA50799 Units: ug/l

Time:		15:38	
Sample ID:	ICCV	ICCV1	
Metal	True	Results	% Rec
Zirconium			

(*) Outside of QC limits
(anr) Analyte not requested

CALIBRATION CHECK STANDARDS SUMMARY
Initial and Continuing Calibration Checks

Login Number: JD27540
Account: SESINJPB - SESI Consulting Engineers
Project: Remedial Investigation, 247 North Avenue, New Rochelle, NY

File ID: SF070621M1.ICP Date Analyzed: 07/06/21 Methods: SW846 6010D
QC Limits: 95 to 105 % Recovery Run ID: MA50799 Units: ug/l

Time:		15:25			16:47			17:43	
Sample ID:	ICV	ICV1		CCV	CCV1		CCV	CCV2	
Metal	True	Results	% Rec	True	Results	% Rec	True	Results	% Rec
Aluminum	40000	40600	101.5	40000	40800	102.0	40000	41000	102.5
Antimony	2000	2020	101.0	2000	2010	100.5	2000	2020	101.0
Arsenic	2000	2020	101.0	2000	2020	101.0	2000	2030	101.5
Barium	2000	2040	102.0	2000	2040	102.0	2000	2060	103.0
Beryllium	2000	2060	103.0	2000	2070	103.5	2000	2070	103.5
Bismuth									
Boron									
Cadmium	2000	2020	101.0	2000	2010	100.5	2000	2020	101.0
Calcium	40000	41000	102.5	40000	40900	102.3	40000	41000	102.5
Chromium	2000	1970	98.5	2000	1950	97.5	2000	1960	98.0
Cobalt	2000	2060	103.0	2000	2060	103.0	2000	2060	103.0
Copper	2000	1930	96.5	2000	1880	94.0	2000	1900	95.0
Iron	40000	41300	103.3	40000	41600	104.0	40000	41300	103.3
Lead	2000	2070	103.5	2000	2080	104.0	2000	2090	104.5
Lithium									
Magnesium	40000	40500	101.3	40000	40500	101.3	40000	40500	101.3
Manganese	2000	2000	100.0	2000	2000	100.0	2000	2010	100.5
Molybdenum	anr								
Nickel	2000	2080	104.0	2000	2060	103.0	2000	2080	104.0
Phosphorus									
Potassium	40000	40200	100.5	40000	40200	100.5	40000	40400	101.0
Selenium	2000	2010	100.5	2000	1990	99.5	2000	2010	100.5
Silicon									
Silver	250	243	97.2	250	241	96.4	250	242	96.8
Sodium	40000	40500	101.3	40000	40700	101.8	40000	41000	102.5
Strontium									
Sulfur	anr								
Thallium	2000	2080	104.0	2000	2070	103.5	2000	2090	104.5
Tin									
Titanium									
Tungsten									
Vanadium	2000	1970	98.5	2000	1960	98.0	2000	1970	98.5
Zinc	2000	2050	102.5	2000	2050	102.5	2000	2060	103.0

CALIBRATION CHECK STANDARDS SUMMARY
Initial and Continuing Calibration Checks

Login Number: JD27540
Account: SESINJPB - SESI Consulting Engineers
Project: Remedial Investigation, 247 North Avenue, New Rochelle, NY

File ID: SF070621M1.ICP Date Analyzed: 07/06/21 Methods: SW846 6010D
QC Limits: 95 to 105 % Recovery Run ID: MA50799 Units: ug/l

Time:		15:25			16:47			17:43	
Sample ID:	ICV	ICV1		CCV	CCV1		CCV	CCV2	
Metal	True	Results	% Rec	True	Results	% Rec	True	Results	% Rec
Zirconium									

(*) Outside of QC limits
(anr) Analyte not requested

CALIBRATION CHECK STANDARDS SUMMARY
Initial and Continuing Calibration Checks

Login Number: JD27540
Account: SESINJPB - SESI Consulting Engineers
Project: Remedial Investigation, 247 North Avenue, New Rochelle, NY

File ID: SF070621M1.ICP Date Analyzed: 07/06/21 Methods: SW846 6010D
QC Limits: 95 to 105 % Recovery Run ID: MA50799 Units: ug/l

Time:		18:38			19:39			20:34	
Sample ID:	CCV	CCV3		CCV	CCV4		CCV	CCV5	
Metal	True	Results	% Rec	True	Results	% Rec	True	Results	% Rec
Aluminum	40000	40900	102.3	40000	41500	103.8	40000	41700	104.3
Antimony	2000	1970	98.5	2000	2050	102.5	2000	2070	103.5
Arsenic	2000	1980	99.0	2000	2050	102.5	2000	2060	103.0
Barium	2000	2050	102.5	2000	2070	103.5	2000	2080	104.0
Beryllium	2000	2070	103.5	2000	2060	103.0	2000	2070	103.5
Bismuth									
Boron									
Cadmium	2000	1980	99.0	2000	2040	102.0	2000	2050	102.5
Calcium	40000	40900	102.3	40000	41300	103.3	40000	41300	103.3
Chromium	2000	1960	98.0	2000	1960	98.0	2000	1950	97.5
Cobalt	2000	2030	101.5	2000	2060	103.0	2000	2070	103.5
Copper	2000	1880	94.0	2000	1940	97.0	2000	1940	97.0
Iron	40000	41300	103.3	40000	40900	102.3	40000	40900	102.3
Lead	2000	2050	102.5	2000	2080	104.0	2000	2090	104.5
Lithium									
Magnesium	40000	40400	101.0	40000	40300	100.8	40000	40100	100.3
Manganese	2000	2010	100.5	2000	1980	99.0	2000	1980	99.0
Molybdenum	anr								
Nickel	2000	2030	101.5	2000	2100	105.0	2000	2100	105.0
Phosphorus									
Potassium	40000	40400	101.0	40000	40500	101.3	40000	40700	101.8
Selenium	2000	1960	98.0	2000	2040	102.0	2000	2060	103.0
Silicon									
Silver	250	241	96.4	250	241	96.4	250	242	96.8
Sodium	40000	40900	102.3	40000	41400	103.5	40000	41500	103.8
Strontium									
Sulfur	anr								
Thallium	2000	2050	102.5	2000	2110	105.5	2000	2120	106.0
Tin									
Titanium									
Tungsten									
Vanadium	2000	1970	98.5	2000	1950	97.5	2000	1950	97.5
Zinc	2000	2020	101.0	2000	2090	104.5	2000	2080	104.0

CALIBRATION CHECK STANDARDS SUMMARY
Initial and Continuing Calibration Checks

Login Number: JD27540
Account: SESINJPB - SESI Consulting Engineers
Project: Remedial Investigation, 247 North Avenue, New Rochelle, NY

File ID: SF070621M1.ICP Date Analyzed: 07/06/21 Methods: SW846 6010D
QC Limits: 95 to 105 % Recovery Run ID: MA50799 Units: ug/l

Time:		18:38			19:39			20:34	
Sample ID:	CCV	CCV3		CCV	CCV4		CCV	CCV5	
Metal	True	Results	% Rec	True	Results	% Rec	True	Results	% Rec
Zirconium									

(*) Outside of QC limits
(anr) Analyte not requested

HIGH STANDARD CHECK SUMMARY

Login Number: JD27540
Account: SESINJPB - SESI Consulting Engineers
Project: Remedial Investigation, 247 North Avenue, New Rochelle, NY

File ID: SF070621M1.ICP Date Analyzed: 07/06/21 Methods: SW846 6010D
QC Limits: 90 to 110 % Recovery Run ID: MA50799 Units: ug/l

Time:		16:16			16:21			16:37	
Sample ID:	HSTD	HSTD1		HSTD	HSTD2		HSTD	HSTD3	
Metal	True	Results	% Rec	True	Results	% Rec	True	Results	% Rec
Aluminum				300000	322000	107.3	300000	304000	101.3
Antimony	8000	8060	100.8						
Arsenic	8000	8050	100.6						
Barium	8000	8270	103.4						
Beryllium	8000	8290	103.6						
Bismuth									
Boron									
Cadmium	8000	7890	98.6						
Calcium				200000	211000	105.5	200000	197000	98.5
Chromium	8000	8230	102.9						
Cobalt	8000	8210	102.6						
Copper	8000	7880	98.5						
Iron				200000	211000	105.5	200000	202000	101.0
Lead	8000	8160	102.0						
Lithium									
Magnesium				300000	339000	113.0*	300000	314000	104.7
Manganese	8000	7940	99.3						
Molybdenum	anr								
Nickel	8000	8240	103.0						
Phosphorus									
Potassium				200000	219000	109.5	200000	204000	102.0
Selenium	8000	7960	99.5						
Silicon									
Silver	625	617	98.7						
Sodium				200000	215000	107.5	200000	205000	102.5
Strontium									
Sulfur	anr								
Thallium	8000	8190	102.4						
Tin									
Titanium									
Tungsten									
Vanadium	8000	8070	100.9						
Zinc	8000	8300	103.8						

HIGH STANDARD CHECK SUMMARY

Login Number: JD27540
Account: SESINJPB - SESI Consulting Engineers
Project: Remedial Investigation, 247 North Avenue, New Rochelle, NY

File ID: SF070621M1.ICP Date Analyzed: 07/06/21 Methods: SW846 6010D
QC Limits: 90 to 110 % Recovery Run ID: MA50799 Units: ug/l

Time:		16:16			16:21			16:37	
Sample ID:	HSTD	HSTD1		HSTD	HSTD2		HSTD	HSTD3	
Metal	True	Results	% Rec	True	Results	% Rec	True	Results	% Rec
Zirconium									

(*) Outside of QC limits
(anr) Analyte not requested

LOW CALIBRATION CHECK STANDARDS SUMMARY

Login Number: JD27540
Account: SESINJPB - SESI Consulting Engineers
Project: Remedial Investigation, 247 North Avenue, New Rochelle, NY

File ID: SF070621M1.ICP Date Analyzed: 07/06/21 Methods: SW846 6010D
QC Limits: CRI 80-120% CRIA 80-120% Run ID: MA50799 Units: ug/l

Time:				15:55		16:01	
Sample ID:	CRI	CRIA	CRID	CRI1		CRID1	
Metal	True	True	True	Results	% Rec	Results	% Rec
Aluminum	200	500	100	211	105.5	105	105.0
Antimony	6.0	20	3.0	5.00	83.3		
Arsenic	8.0	20	3.0	6.90	86.3		
Barium	200		4.0	203	101.5	4.10	102.5
Beryllium	2.0		1.0	2.00	100.0	1.00	100.0
Bismuth	20						
Boron	100		10				
Cadmium	3.0		1.0	2.70	90.0	1.00	100.0
Calcium	5000	2000	1000	5240	104.8	1070	107.0
Chromium	10		2.0	9.80	98.0	1.90	95.0
Cobalt	50		3.0	50.6	101.2	3.30	110.0
Copper	10		2.0	9.50	95.0		
Iron	100	500		107	107.0		
Lead	3.0	20	2.5	3.00	100.0		
Lithium	50						
Magnesium	5000	2000	100	5200	104.0	91.7	91.7
Manganese	15		3.0	14.9	99.3	3.10	103.3
Molybdenum	20			anr			
Nickel	10		4.0	10.7	107.0	4.40	110.0
Phosphorus	50						
Potassium	5000		2000	5050	101.0	2010	100.5
Selenium	10	20	5.0	9.30	93.0		
Silicon	200						
Silver	5.0		2.0	5.00	100.0		
Sodium	5000		1000	5030	100.6	1030	103.0
Strontium	10						
Sulfur	50			anr			
Thallium	10		2.0	9.10	91.0		
Tin	10						
Titanium	10						
Tungsten	50						
Vanadium	50		2.0	48.7	97.4	2.00	100.0
Zinc	20		10	17.7	88.5		

LOW CALIBRATION CHECK STANDARDS SUMMARY

Login Number: JD27540
Account: SESINJPB - SESI Consulting Engineers
Project: Remedial Investigation, 247 North Avenue, New Rochelle, NY

File ID: SF070621M1.ICP Date Analyzed: 07/06/21 Methods: SW846 6010D
QC Limits: CRI 80-120% CRIA 80-120% Run ID: MA50799 Units: ug/l

Time:				15:55		16:01	
Sample ID:	CRI	CRIA	CRID	CRI1		CRID1	
Metal	True	True	True	Results	% Rec	Results	% Rec
Zirconium	10						

(*) Outside of QC limits
(anr) Analyte not requested

INTERFERING ELEMENT CHECK STANDARDS SUMMARY
Part 1 - ICSA and ICSAB Standards

Login Number: JD27540
Account: SESINJPB - SESI Consulting Engineers
Project: Remedial Investigation, 247 North Avenue, New Rochelle, NY

File ID: SF070621M1.ICP Date Analyzed: 07/06/21 Methods: SW846 6010D
QC Limits: 80 to 120 % Recovery Run ID: MA50799 Units: ug/l

Time:			16:06		16:11	
Sample ID:	ICSA	ICSAB	ICSA1		ICSAB1	
Metal	True	True	Results	% Rec	Results	% Rec
Aluminum	500000	500000	520000	104.0	512000	102.4
Antimony		1000	-1.20		1030	103.0
Arsenic		1000	0.500		1030	103.0
Barium		500	2.70		499	99.8
Beryllium		500	-0.700		485	97.0
Bismuth		500	0.900		508	101.6
Boron		500	-2.20		486	97.2
Cadmium		1000	1.90		998	99.8
Calcium	400000	400000	401000	100.3	401000	100.3
Chromium		500	-0.700		477	95.4
Cobalt		500	0.200		463	92.6
Copper		500	6.90		523	104.6
Iron	200000	200000	206000	103.0	195000	97.5
Lead		1000	0.400		938	93.8
Lithium		500	-4.10		510	102.0
Magnesium	500000	500000	516000	103.2	511000	102.2
Manganese		500	-1.20		491	98.2
Molybdenum		500	-0.300		481	96.2
Nickel		1000	2.20		955	95.5
Phosphorus		500	3.20		480	96.0
Potassium			40.3		35.0	
Selenium		1000	3.40		960	96.0
Silicon		500	-16.0		521	104.2
Silver		1000	1.90		1020	102.0
Sodium			70.5		41.0	
Strontium		500	-1.60		509	101.8
Sulfur		500	-27.4		469	93.8
Thallium		1000	-5.80		891	89.1
Tin		500	-2.80		461	92.2
Titanium		500	-1.30		499	99.8
Tungsten		500	-6.30		469	93.8
Vanadium		500	-0.700		478	95.6
Zinc		1000	4.80		953	95.3

INTERFERING ELEMENT CHECK STANDARDS SUMMARY
Part 1 - ICSA and ICSAB Standards

Login Number: JD27540
Account: SESINJPB - SESI Consulting Engineers
Project: Remedial Investigation, 247 North Avenue, New Rochelle, NY

File ID: SF070621M1.ICP Date Analyzed: 07/06/21 Methods: SW846 6010D
QC Limits: 80 to 120 % Recovery Run ID: MA50799 Units: ug/l

Time:			16:06		16:11	
Sample ID:	ICSA	ICSAB	ICSA1		ICSAB1	
Metal	True	True	Results	% Rec	Results	% Rec
Zirconium		500	0.100		416	83.2

(*) Outside of QC limits
(anr) Analyte not requested

SGS Instrument Runlog
Inorganics Analyses

Login Number: JD27540
Account: SESINJPB - SESI Consulting Engineers
Project: Remedial Investigation, 247 North Avenue, New Rochelle, NY

File ID: SF070721M1.ICP Date Analyzed: 07/07/21 Methods: SW846 6010D
Analyst: ND Run ID: MA50802
Parameters: Al,Sb,As,Ba,Be,Cd,Ca,Cr,Co,Cu,Fe,Pb,Mg,Mn,Ni,K,Se,Ag,Na,Tl,V,Zn

Time	Sample Description	Dilution Factor	PS Recov	Comments
14:51	MA50802-STD1	1		STDA
14:56	MA50802-STD2	1		STDB
15:01	ZZZZZZ	1		
15:06	ZZZZZZ	1		
15:11	MA50802-ICV1	1		
15:16	MA50802-ICB1	1		
15:21	MA50802-CCV1	1		
15:26	MA50802-CCB1	1		
15:31	MA50802-CRI1	1		
15:36	MA50802-CRID1	1		
15:42	MA50802-ICSA1	1		
15:47	MA50802-ICSAB1	1		
15:52	MA50802-HSTD1	1		
15:57	MA50802-HSTD2	1		
16:02	ZZZZZZ	1		
16:07	ZZZZZZ	1		
16:13	MA50802-CRI2	1		
16:18	ZZZZZZ	1		
16:23	MA50802-CCV2	1		
16:28	MA50802-CCB2	1		
16:33	MP27319-MB1	1		
16:38	MP27319-B1	1		
16:43	MP27319-S1	1		
16:48	MP27319-S2	1		
16:53	JD27613-6	1		(sample used for QC only; not part of login JD27540)
16:58	MP27319-SD1	5		
17:04	MP27319-PS1	1		
17:09	ZZZZZZ	1		
17:14	ZZZZZZ	1		
17:19	MA50802-CCV3	1		
17:24	MA50802-CCB3	1		
17:29	ZZZZZZ	1		
17:34	ZZZZZZ	1		

SGS Instrument Runlog
Inorganics Analyses

Login Number: JD27540
Account: SESINJPB - SESI Consulting Engineers
Project: Remedial Investigation, 247 North Avenue, New Rochelle, NY

File ID: SF070721M1.ICP Date Analyzed: 07/07/21 Methods: SW846 6010D
Analyst: ND Run ID: MA50802
Parameters: Al,Sb,As,Ba,Be,Cd,Ca,Cr,Co,Cu,Fe,Pb,Mg,Mn,Ni,K,Se,Ag,Na,Tl,V,Zn

Time	Sample Description	Dilution Factor	PS Recov	Comments
17:39	ZZZZZZ	1		
17:45	ZZZZZZ	1		
17:50	ZZZZZZ	1		
17:55	ZZZZZZ	1		
18:00	ZZZZZZ	1		
18:05	ZZZZZZ	1		
18:10	ZZZZZZ	1		
18:15	MA50802-CCV4	1		
18:20	MA50802-CCB4	1		
18:25	ZZZZZZ	1		
18:30	ZZZZZZ	1		
18:35	ZZZZZZ	1		
18:40	ZZZZZZ	1		
18:46	ZZZZZZ	1		
18:51	ZZZZZZ	1		
18:56	ZZZZZZ	1		
19:01	ZZZZZZ	1		
19:06	MA50802-CCV5	1		
19:11	MA50802-CCB5	1		
19:16	MP27319-S1	5		
19:21	MP27319-S2	5		
19:26	JD27613-6	5		(sample used for QC only; not part of login JD27540)
19:31	MP27319-SD1	25		
19:37	MP27319-PS1	5		
19:42	ZZZZZZ	5		
19:47	ZZZZZZ	5		
19:52	ZZZZZZ	2		
19:57	ZZZZZZ	5		
20:02	MA50802-CCV6	1		
20:07	MA50802-CCB6	1		
20:12	ZZZZZZ	2		
20:17	ZZZZZZ	2		
20:22	ZZZZZZ	5		

SGS Instrument Runlog
Inorganics Analyses

Login Number: JD27540
Account: SESINJPB - SESI Consulting Engineers
Project: Remedial Investigation, 247 North Avenue, New Rochelle, NY

File ID: SF070721M1.ICP Date Analyzed: 07/07/21 Methods: SW846 6010D
Analyst: ND Run ID: MA50802
Parameters: Al,Sb,As,Ba,Be,Cd,Ca,Cr,Co,Cu,Fe,Pb,Mg,Mn,Ni,K,Se,Ag,Na,Tl,V,Zn

Time	Sample Description	Dilution Factor	PS Recov	Comments
20:27	ZZZZZZ	2		
20:32	ZZZZZZ	2		
20:38	ZZZZZZ	2		
20:43	ZZZZZZ	1		
20:48	MP27286-S2	20		
20:53	ZZZZZZ	2		
20:58	ZZZZZZ	2		
21:03	MA50802-CCV7	1		
21:08	MA50802-CCB7	1		
21:13	ZZZZZZ	2		
21:18	ZZZZZZ	5		
21:23	ZZZZZZ	2		
21:29	ZZZZZZ	1		
21:34	MP27287-PS1	1		
21:39	JD27540-1	2		
21:44	JD27540-3	1		
21:49	JD27540-4	1		
21:54	JD27540-6	1		
21:59	MA50802-CCV8	1		
22:04	MA50802-CCB8	1		
22:09	JD27540-7	1		
22:14	JD27540-7	5		
22:19	JD27540-8	1		
22:24	JD27540-8	5		
22:29	JD27540-9	1		
22:34	JD27540-10	1		
22:39	JD27540-11	1		
22:45	JD27540-12	1		
22:50	MA50802-CCV9	1		
22:54	MA50802-CCB9	1		
23:00	JD27540-13	1		
23:05	JD27540-14	1		
23:10	JD27540-15	1		

SGS Instrument Runlog
Inorganics Analyses

Login Number: JD27540
Account: SESINJPB - SESI Consulting Engineers
Project: Remedial Investigation, 247 North Avenue, New Rochelle, NY

File ID: SF070721M1.ICP Date Analyzed: 07/07/21 Methods: SW846 6010D
Analyst: ND Run ID: MA50802
Parameters: Al,Sb,As,Ba,Be,Cd,Ca,Cr,Co,Cu,Fe,Pb,Mg,Mn,Ni,K,Se,Ag,Na,Tl,V,Zn

Time	Sample Description	Dilution Factor	PS Recov	Comments
23:15	JD27540-16	1		
23:20	JD27540-17	1		
23:25	JD27540-18	1		
23:30	MA50802-CCV10	1		
23:35	MA50802-CCB10	1		
23:40	MP27313-MB1	1		Zn raise for 4x for the batch
23:45	MP27313-B1	1		
23:50	MP27313-S1	1		
23:55	MP27313-S2	1		
00:00	JD27600-10	1		(sample used for QC only; not part of login JD27540)
00:05	MP27313-SD1	5		
00:10	MP27313-PS1	1		
00:15	ZZZZZZ	1		
00:20	ZZZZZZ	1		
00:26	ZZZZZZ	1		
00:31	MA50802-CCV11	1		
00:36	MA50802-CCB11	1		
00:41	ZZZZZZ	1		
00:46	ZZZZZZ	1		
00:51	ZZZZZZ	1		
00:56	ZZZZZZ	1		
01:02	ZZZZZZ	1		
01:07	ZZZZZZ	1		
01:12	ZZZZZZ	1		
01:17	ZZZZZZ	1		
01:22	ZZZZZZ	1		
01:27	MA50802-CCV12	1		
01:32	MA50802-CCB12	1		
01:37	ZZZZZZ	1		
01:42	ZZZZZZ	1		
01:47	ZZZZZZ	1		
01:52	ZZZZZZ	1		
01:57	ZZZZZZ	1		

SGS Instrument Runlog
Inorganics Analyses

Login Number: JD27540
Account: SESINJPB - SESI Consulting Engineers
Project: Remedial Investigation, 247 North Avenue, New Rochelle, NY

File ID: SF070721M1.ICP Date Analyzed: 07/07/21 Methods: SW846 6010D
Analyst: ND Run ID: MA50802
Parameters: Al,Sb,As,Ba,Be,Cd,Ca,Cr,Co,Cu,Fe,Pb,Mg,Mn,Ni,K,Se,Ag,Na,Tl,V,Zn

Time	Sample Description	Dilution Factor	PS Recov	Comments
02:03	MP27312-B1	1		
02:07	MP27312-MB1	1		
02:13	MP27312-S1	1		FE high
02:18	MP27312-S2	1		FE high
02:23	MA50802-CCV13	1		
02:27	MA50802-CCB13	1		
02:33	JD27686-5	1		(sample used for QC only; not part of login JD27540)
02:38	MP27312-SD1	5		FE high
02:43	MP27312-PS1	1		
02:48	ZZZZZZ	1		
02:53	ZZZZZZ	1		
02:58	ZZZZZZ	1		
03:03	ZZZZZZ	1		
03:08	ZZZZZZ	1		
03:13	ZZZZZZ	1		
03:18	MA50802-CCV14	1		
03:23	MA50802-CCB14	1		
03:28	ZZZZZZ	1		
03:33	ZZZZZZ	1		
03:38	ZZZZZZ	1		
03:43	ZZZZZZ	1		
03:48	ZZZZZZ	1		
03:53	ZZZZZZ	1		
03:58	ZZZZZZ	1		
04:04	ZZZZZZ	1		
04:09	ZZZZZZ	1		
04:14	MA50802-CCV15	1		
04:18	MA50802-CCB15	1		
04:24	ZZZZZZ	1		
04:29	ZZZZZZ	1		
04:34	ZZZZZZ	1		
04:39	ZZZZZZ	1		
04:44	MA50802-CCV16	1		

SGS Instrument Runlog
Inorganics Analyses

Login Number: JD27540
Account: SESINJPB - SESI Consulting Engineers
Project: Remedial Investigation, 247 North Avenue, New Rochelle, NY

File ID: SF070721M1.ICP Date Analyzed: 07/07/21 Methods: SW846 6010D
Analyst: ND Run ID: MA50802
Parameters: Al,Sb,As,Ba,Be,Cd,Ca,Cr,Co,Cu,Fe,Pb,Mg,Mn,Ni,K,Se,Ag,Na,Tl,V,Zn

Time	Sample Description	Dilution Factor	PS Recov	Comments
04:49	MA50802-CCB16	1		
04:54	JD27540-11	5		
04:59	JD27540-12	5		
05:04	JD27540-13	5		not needed
05:09	JD27540-14	5		not needed
05:14	JD27540-15	5		not needed
05:20	JD27540-16	5		
---------->	Last reportable sample/prep for job JD27540			
05:25	JD27540-17	5		not needed
05:30	JD27540-18	5		not needed
05:35	MA50802-CCV17	1		
05:40	MA50802-CCB17	1		
---------->	Last reportable CCB for job JD27540			
05:45	ZZZZZZ	1		
05:50	ZZZZZZ	1		
05:56	ZZZZZZ	1		
06:01	ZZZZZZ	1		
06:06	ZZZZZZ	1		
06:11	ZZZZZZ	1		
06:17	ZZZZZZ	1		
06:22	MA50802-CCV18	1		
06:27	MA50802-CCB18	1		
06:32	MP27314-MB1	1		
06:37	MP27314-B1	1		
06:42	MP27314-S1	1		
06:47	MP27314-S2	1		
06:52	JD27525-2	1		(sample used for QC only; not part of login JD27540)
06:57	MP27314-SD1	5		
07:02	ZZZZZZ	1		
07:07	ZZZZZZ	1		
07:12	ZZZZZZ	1		
07:18	MA50802-CCV19	1		
07:22	MA50802-CCB19	1		
07:28	ZZZZZZ	1		
07:33	ZZZZZZ	1		

SGS Instrument Runlog
Inorganics Analyses

Login Number: JD27540
Account: SESINJPB - SESI Consulting Engineers
Project: Remedial Investigation, 247 North Avenue, New Rochelle, NY

File ID: SF070721M1.ICP Date Analyzed: 07/07/21 Methods: SW846 6010D
Analyst: ND Run ID: MA50802
Parameters: Al,Sb,As,Ba,Be,Cd,Ca,Cr,Co,Cu,Fe,Pb,Mg,Mn,Ni,K,Se,Ag,Na,Tl,V,Zn

Time	Sample Description	Dilution Factor	PS Recov	Comments
07:38	MP27314-S1	5		
07:43	MP27314-S2	5		
07:48	JD27525-2	5		(sample used for QC only; not part of login JD27540)
07:53	MP27314-SD1	25		
07:58	ZZZZZZ	1		
08:04	ZZZZZZ	2		
08:09	MA50802-CCV20	1		
08:14	MA50802-CCB20	1		
08:20	ZZZZZZ	1		

Refer to raw data for calibration curve and standards.

REPORTED ELEMENTS SUMMARY

Login Number: JD27540
Account: SESINJPB - SESI Consulting Engineers
Project: Remedial Investigation, 247 North Avenue, New Rochelle, NY

File ID: SF070721M1.ICP Date Analyzed: 07/07/21 Methods: SW846 6010D
Analyst: ND Run ID: MA50802
Parameters: Al,Sb,As,Ba,Be,Cd,Ca,Cr,Co,Cu,Fe,Pb,Mg,Mn,Ni,K,Se,Ag,Na,Tl,V,Zn

Time	Sample Description	Element: Dilution	Al	Sb	As	Ba	Be	Cd	Ca	Cr	Co	Cu	Fe	Pb	Mg	Mn	Ni	K	Se	Ag	Na	Tl	V	Zn	
15:01	ZZZZZZ	1																							
15:06	ZZZZZZ	1																							
15:11	MA50802-ICV1	1	X	X	X	X	X	X	X	X	X	X	X	X	X	X	X	X	X	X	X	X	X	X	
15:16	MA50802-ICB1	1	X	X	X	X	X	X	X	X	X	X	X	X	X	X	X	X	X	X	X	X	X	X	
15:21	MA50802-CCV1	1	X	X	X	X	X	X	X	X	X	X	X	X	X	X	X	X	X	X	X	X	X	X	
15:26	MA50802-CCB1	1	X	X	X	X	X	X	X	X	X	X	X	X	X	X	X	X	X	X	X	X	X	X	
15:31	MA50802-CRI1	1																							
15:36	MA50802-CRID1	1	X	X	X	X	X	X	X	X	X	X	X	X	X	X	X	X	X	X	X	X	X	X	
15:42	MA50802-ICSA1	1	X	X	X	X	X	X	X	X	X	X	X	X	X	X	X	X	X	X	X	X	X	X	
15:47	MA50802-ICSAB1	1	X	X	X	X	X	X	X	X	X	X	X	X	X	X	X	X	X	X	X	X	X	X	
15:52	MA50802-HSTD1	1	X	X	X	X	X	X	X	X	X	X	X	X	X	X	X	X	X	X	X	X	X	X	
15:57	MA50802-HSTD2	1	X	X	X	X	X	X	X	X	X	X	X	X	X	X	X	X	X	X	X	X	X	X	
16:02	ZZZZZZ	1																							
16:07	ZZZZZZ	1																							
16:13	MA50802-CRI2	1	X	X	X	X	X	X	X	X	X	X	X	X	X	X	X	X	X	X	X	X	X	X	
16:18	ZZZZZZ	1																							
16:23	MA50802-CCV2	1	X	X	X	X	X	X	X	X	X	X	X	X	X	X	X	X	X	X	X	X	X	X	
16:28	MA50802-CCB2	1	X	X	X	X	X	X	X	X	X	X	X	X	X	X	X	X	X	X	X	X	X	X	
16:33	MP27319-MB1	1	X	X	X	X	X	X	X	X	X	X	X	X	X	X	X	X	X	X	X	X	X	X	
16:38	MP27319-B1	1	X	X	X	X	X	X	X	X	X	X	X	X	X	X	X	X	X	X	X	X	X	X	
16:43	MP27319-S1	1	X	X		X			X	X				X	X		X	X			X		X	X	
16:48	MP27319-S2	1	X	X		X			X	X				X	X		X	X			X		X	X	
16:53	JD27613-6	1	X	X		X			X	X				X	X		X	X			X		X	X	(a)
16:58	MP27319-SD1	5	X	X		X			X	X				X	X		X	X			X		X	X	
17:04	MP27319-PS1	1		X						X							X						X		
17:09	ZZZZZZ	1																							
17:14	ZZZZZZ	1																							
17:19	MA50802-CCV3	1	X	X	X	X	X	X	X	X	X	X	X	X	X	X	X	X	X	X	X	X	X	X	
17:24	MA50802-CCB3	1	X	X	X	X	X	X	X	X	X	X	X	X	X	X	X	X	X	X	X	X	X	X	
17:29	ZZZZZZ	1																							
17:34	ZZZZZZ	1																							
17:39	ZZZZZZ	1																							
17:45	ZZZZZZ	1																							
		Element:	Al	Sb	As	Ba	Be	Cd	Ca	Cr	Co	Cu	Fe	Pb	Mg	Mn	Ni	K	Se	Ag	Na	Tl	V	Zn	

REPORTED ELEMENTS SUMMARY

Login Number: JD27540
Account: SESINJPB - SESI Consulting Engineers
Project: Remedial Investigation, 247 North Avenue, New Rochelle, NY

File ID: SF070721M1.ICP Date Analyzed: 07/07/21 Methods: SW846 6010D
Analyst: ND Run ID: MA50802
Parameters: Al,Sb,As,Ba,Be,Cd,Ca,Cr,Co,Cu,Fe,Pb,Mg,Mn,Ni,K,Se,Ag,Na,Tl,V,Zn

Time	Sample Description	Element: Dilution	Al	Sb	As	Ba	Be	Cd	Ca	Cr	Co	Cu	Fe	Pb	Mg	Mn	Ni	K	Se	Ag	Na	Tl	V	Zn	
17:50	ZZZZZZ	1																							
17:55	ZZZZZZ	1																							
18:00	ZZZZZZ	1																							
18:05	ZZZZZZ	1																							
18:10	ZZZZZZ	1																							
18:15	MA50802-CCV4	1	X	X	X	X	X	X	X	X	X	X	X	X	X	X	X	X	X	X	X	X	X	X	
18:20	MA50802-CCB4	1	X	X	X	X	X	X	X	X	X	X	X	X	X	X	X	X	X	X	X	X	X	X	
18:25	ZZZZZZ	1																							
18:30	ZZZZZZ	1																							
18:35	ZZZZZZ	1																							
18:40	ZZZZZZ	1																							
18:46	ZZZZZZ	1																							
18:51	ZZZZZZ	1																							
18:56	ZZZZZZ	1																							
19:01	ZZZZZZ	1																							
19:06	MA50802-CCV5	1	X	X	X	X	X	X	X	X	X	X	X	X	X	X	X	X	X	X	X	X	X	X	
19:11	MA50802-CCB5	1	X	X	X	X	X	X	X	X	X	X	X	X	X	X	X	X	X	X	X	X	X	X	
19:16	MP27319-S1	5			X		X	X		X	X	X			X			X	X		X				
19:21	MP27319-S2	5			X		X	X		X	X	X			X			X	X		X				
19:26	JD27613-6	5			X		X	X		X	X	X			X			X	X		X				(a)
19:31	MP27319-SD1	25			X		X	X		X	X	X			X			X	X		X				
19:37	MP27319-PS1	5																							
19:42	ZZZZZZ	5																							
19:47	ZZZZZZ	5																							
19:52	ZZZZZZ	2																							
19:57	ZZZZZZ	5																							
20:02	MA50802-CCV6	1	X	X	X	X	X	X	X	X	X	X	X	X	X	X	X	X	X	X	X	X	X	X	
20:07	MA50802-CCB6	1	X	X	X	X	X	X	X	X	X	X	X	X	X	X	X	X	X	X	X	X	X	X	
20:12	ZZZZZZ	2																							
20:17	ZZZZZZ	2																							
20:22	ZZZZZZ	5																							
20:27	ZZZZZZ	2																							
20:32	ZZZZZZ	2																							
		Element:	Al	Sb	As	Ba	Be	Cd	Ca	Cr	Co	Cu	Fe	Pb	Mg	Mn	Ni	K	Se	Ag	Na	Tl	V	Zn	

REPORTED ELEMENTS SUMMARY

Login Number: JD27540
Account: SESINJPB - SESI Consulting Engineers
Project: Remedial Investigation, 247 North Avenue, New Rochelle, NY

File ID: SF070721M1.ICP Date Analyzed: 07/07/21 Methods: SW846 6010D
Analyst: ND Run ID: MA50802
Parameters: Al,Sb,As,Ba,Be,Cd,Ca,Cr,Co,Cu,Fe,Pb,Mg,Mn,Ni,K,Se,Ag,Na,Tl,V,Zn

Time	Sample Description	Element: Dilution	Al	Sb	As	Ba	Be	Cd	Ca	Cr	Co	Cu	Fe	Pb	Mg	Mn	Ni	K	Se	Ag	Na	Tl	V	Zn
20:38	ZZZZZZ	2																						
20:43	ZZZZZZ	1																						
20:48	MP27286-S2	20											X											
20:53	ZZZZZZ	2																						
20:58	ZZZZZZ	2																						
21:03	MA50802-CCV7	1	X	X	X	X	X	X	X	X	X	X	X	X	X	X	X	X	X	X	X	X	X	X
21:08	MA50802-CCB7	1	X	X	X	X	X	X	X	X	X	X	X	X	X	X	X	X	X	X	X	X	X	X
21:13	ZZZZZZ	2																						
21:18	ZZZZZZ	5																						
21:23	ZZZZZZ	2																						
21:29	ZZZZZZ	1																						
21:34	MP27287-PS1	1		X																				
21:39	JD27540-1	2					X				X											X		
21:44	JD27540-3	1	X	X	X	X	X	X	X	X	X	X	X	X	X	X	X	X	X	X	X	X	X	X
21:49	JD27540-4	1	X	X	X	X	X	X	X	X	X	X	X	X	X	X	X	X	X	X	X	X	X	X
21:54	JD27540-6	1	X	X	X	X	X	X	X	X	X	X	X	X	X	X	X	X	X	X	X	X	X	X
21:59	MA50802-CCV8	1	X	X	X	X	X	X	X	X	X	X	X	X	X	X	X	X	X	X	X	X	X	X
22:04	MA50802-CCB8	1	X	X	X	X	X	X	X	X	X	X	X	X	X	X	X	X	X	X	X	X	X	X
22:09	JD27540-7	1	X	X		X			X	X				X	X		X	X			X		X	X
22:14	JD27540-7	5			X		X	X			X	X	X			X			X	X		X		
22:19	JD27540-8	1	X	X		X			X	X				X	X		X	X			X		X	X
22:24	JD27540-8	5			X		X	X			X	X	X			X			X	X		X		
22:29	JD27540-9	1	X	X	X	X	X	X	X	X	X	X	X	X	X	X	X	X	X	X	X	X	X	X
22:34	JD27540-10	1	X	X	X	X	X	X	X	X	X	X	X	X	X	X	X	X	X	X	X	X	X	X
22:39	JD27540-11	1	X	X	X	X	X	X	X	X	X	X	X	X	X	X	X	X	X	X	X	X	X	X
22:45	JD27540-12	1	X	X		X			X	X				X	X		X	X			X		X	X
22:50	MA50802-CCV9	1	X	X	X	X	X	X	X	X	X	X	X	X	X	X	X	X	X	X	X	X	X	X
22:54	MA50802-CCB9	1	X	X	X	X	X	X	X	X	X	X	X	X	X	X	X	X	X	X	X	X	X	X
23:00	JD27540-13	1	X	X	X	X	X	X	X	X	X	X	X	X	X	X	X	X	X	X	X	X	X	X
23:05	JD27540-14	1	X	X	X	X	X	X	X	X	X	X	X	X	X	X	X	X	X	X	X	X	X	X
23:10	JD27540-15	1	X	X	X	X	X	X	X	X	X	X	X	X	X	X	X	X	X	X	X	X	X	X
23:15	JD27540-16	1	X	X		X			X	X				X	X		X	X			X		X	X
23:20	JD27540-17	1	X	X	X	X	X	X	X	X	X	X	X	X	X	X	X	X	X	X	X	X	X	X
		Element:	Al	Sb	As	Ba	Be	Cd	Ca	Cr	Co	Cu	Fe	Pb	Mg	Mn	Ni	K	Se	Ag	Na	Tl	V	Zn

REPORTED ELEMENTS SUMMARY

Login Number: JD27540
Account: SESINJPB - SESI Consulting Engineers
Project: Remedial Investigation, 247 North Avenue, New Rochelle, NY

File ID: SF070721M1.ICP Date Analyzed: 07/07/21 Methods: SW846 6010D
Analyst: ND Run ID: MA50802
Parameters: Al,Sb,As,Ba,Be,Cd,Ca,Cr,Co,Cu,Fe,Pb,Mg,Mn,Ni,K,Se,Ag,Na,Tl,V,Zn

Time	Sample Description	Element: Dilution	Al	Sb	As	Ba	Be	Cd	Ca	Cr	Co	Cu	Fe	Pb	Mg	Mn	Ni	K	Se	Ag	Na	Tl	V	Zn	
23:25	JD27540-18	1	X	X	X	X	X	X	X	X	X	X	X	X	X	X	X	X	X	X	X	X	X	X	
23:30	MA50802-CCV10	1	X	X	X	X	X	X	X	X	X	X	X	X	X	X	X	X	X	X	X	X	X	X	
23:35	MA50802-CCB10	1	X	X	X	X	X	X	X	X	X	X	X	X	X	X	X	X	X	X	X	X	X	X	
23:40	MP27313-MB1	1	X	X	X	X	X	X	X	X	X	X	X	X	X	X	X	X	X	X	X	X	X	X	
23:45	MP27313-B1	1	X	X	X	X	X	X	X	X	X	X	X	X	X	X	X	X	X	X	X	X	X	X	
23:50	MP27313-S1	1	X	X	X	X	X	X	X	X	X	X	X	X	X	X	X	X	X	X	X	X	X	X	
23:55	MP27313-S2	1	X	X	X	X	X	X	X	X	X	X	X	X	X	X	X	X	X	X	X	X	X	X	
00:00	JD27600-10	1	X	X	X	X	X	X	X	X	X	X	X	X	X	X	X	X	X	X	X	X	X	X	(a)
00:05	MP27313-SD1	5	X	X	X	X	X	X	X	X	X	X	X	X	X	X	X	X	X	X	X	X	X	X	
00:10	MP27313-PS1	1		X																					
00:15	ZZZZZZ	1																							
00:20	ZZZZZZ	1																							
00:26	ZZZZZZ	1																							
00:31	MA50802-CCV11	1	X	X	X	X	X	X	X	X	X	X	X	X	X	X	X	X	X	X	X	X	X	X	
00:36	MA50802-CCB11	1	X	X	X	X	X	X	X	X	X	X	X	X	X	X	X	X	X	X	X	X	X	X	
00:41	ZZZZZZ	1																							
00:46	ZZZZZZ	1																							
00:51	ZZZZZZ	1																							
00:56	ZZZZZZ	1																							
01:02	ZZZZZZ	1																							
01:07	ZZZZZZ	1																							
01:12	ZZZZZZ	1																							
01:17	ZZZZZZ	1																							
01:22	ZZZZZZ	1																							
01:27	MA50802-CCV12	1	X	X	X	X	X	X	X	X	X	X	X	X	X	X	X	X	X	X	X	X	X	X	
01:32	MA50802-CCB12	1	X	X	X	X	X	X	X	X	X	X	X	X	X	X	X	X	X	X	X	X	X	X	
01:37	ZZZZZZ	1																							
01:42	ZZZZZZ	1																							
01:47	ZZZZZZ	1																							
01:52	ZZZZZZ	1																							
01:57	ZZZZZZ	1																							
02:03	MP27312-B1	1	X	X	X	X	X	X	X	X	X	X	X	X	X	X	X	X	X	X	X	X	X	X	
02:07	MP27312-MB1	1	X	X	X	X	X	X	X	X	X	X	X	X	X	X	X	X	X	X	X	X	X	X	
		Element:	Al	Sb	As	Ba	Be	Cd	Ca	Cr	Co	Cu	Fe	Pb	Mg	Mn	Ni	K	Se	Ag	Na	Tl	V	Zn	

REPORTED ELEMENTS SUMMARY

Login Number: JD27540
Account: SESINJPB - SESI Consulting Engineers
Project: Remedial Investigation, 247 North Avenue, New Rochelle, NY

File ID: SF070721M1.ICP Date Analyzed: 07/07/21 Methods: SW846 6010D
Analyst: ND Run ID: MA50802
Parameters: Al,Sb,As,Ba,Be,Cd,Ca,Cr,Co,Cu,Fe,Pb,Mg,Mn,Ni,K,Se,Ag,Na,Tl,V,Zn

Time	Sample Description	Element: Dilution	Al	Sb	As	Ba	Be	Cd	Ca	Cr	Co	Cu	Fe	Pb	Mg	Mn	Ni	K	Se	Ag	Na	Tl	V	Zn	
02:13	MP27312-S1	1	X	X		X	X		X	X	X			X	X		X	X			X		X	X	
02:18	MP27312-S2	1	X	X		X	X		X	X	X			X	X		X	X			X		X	X	
02:23	MA50802-CCV13	1	X	X	X	X	X	X	X	X	X	X	X	X	X	X	X	X	X	X	X	X	X	X	
02:27	MA50802-CCB13	1	X	X	X	X	X	X	X	X	X	X	X	X	X	X	X	X	X	X	X	X	X	X	
02:33	JD27686-5	1	X	X		X	X		X	X	X			X	X		X	X			X		X	X	(a)
02:38	MP27312-SD1	5	X	X		X	X		X	X	X			X	X		X	X			X		X	X	
02:43	MP27312-PS1	1		X																				X	
02:48	ZZZZZZ	1																							
02:53	ZZZZZZ	1																							
02:58	ZZZZZZ	1																							
03:03	ZZZZZZ	1																							
03:08	ZZZZZZ	1																							
03:13	ZZZZZZ	1																							
03:18	MA50802-CCV14	1	X	X	X	X	X	X	X	X	X	X	X	X	X	X	X	X	X	X	X	X	X	X	
03:23	MA50802-CCB14	1	X	X	X	X	X	X	X	X	X	X	X	X	X	X	X	X	X	X	X	X	X	X	
03:28	ZZZZZZ	1																							
03:33	ZZZZZZ	1																							
03:38	ZZZZZZ	1																							
03:43	ZZZZZZ	1																							
03:48	ZZZZZZ	1																							
03:53	ZZZZZZ	1																							
03:58	ZZZZZZ	1																							
04:04	ZZZZZZ	1																							
04:09	ZZZZZZ	1																							
04:14	MA50802-CCV15	1	X	X	X	X	X	X	X	X	X	X	X	X	X	X	X	X	X	X	X	X	X	X	
04:18	MA50802-CCB15	1	X	X	X	X	X	X	X	X	X	X	X	X	X	X	X	X	X	X	X	X	X	X	
04:24	ZZZZZZ	1																							
04:29	ZZZZZZ	1																							
04:34	ZZZZZZ	1																							
04:39	ZZZZZZ	1																							
04:44	MA50802-CCV16	1	X	X	X	X	X	X	X	X	X	X	X	X	X	X	X	X	X	X	X	X	X	X	
04:49	MA50802-CCB16	1	X	X	X	X	X	X	X	X	X	X	X	X	X	X	X	X	X	X	X	X	X	X	
04:54	JD27540-11	5																							
		Element:	Al	Sb	As	Ba	Be	Cd	Ca	Cr	Co	Cu	Fe	Pb	Mg	Mn	Ni	K	Se	Ag	Na	Tl	V	Zn	

REPORTED ELEMENTS SUMMARY

Login Number: JD27540
Account: SESINJPB - SESI Consulting Engineers
Project: Remedial Investigation, 247 North Avenue, New Rochelle, NY

File ID: SF070721M1.ICP Date Analyzed: 07/07/21 Methods: SW846 6010D
Analyst: ND Run ID: MA50802
Parameters: Al,Sb,As,Ba,Be,Cd,Ca,Cr,Co,Cu,Fe,Pb,Mg,Mn,Ni,K,Se,Ag,Na,Tl,V,Zn

Time	Sample Description	Element: Dilution	Al	Sb	As	Ba	Be	Cd	Ca	Cr	Co	Cu	Fe	Pb	Mg	Mn	Ni	K	Se	Ag	Na	Tl	V	Zn	
04:59	JD27540-12	5			X		X	X			X	X	X			X			X	X		X			
05:04	JD27540-13	5																							
05:09	JD27540-14	5	not needed																						
05:14	JD27540-15	5	not needed																						
05:20	JD27540-16	5			X		X	X			X	X	X			X			X	X		X			
05:25	JD27540-17	5	not needed																						
05:30	JD27540-18	5	not needed																						
05:35	MA50802-CCV17	1	X	X	X	X	X	X	X	X	X	X	X	X	X	X	X	X	X	X	X	X	X	X	
05:40	MA50802-CCB17	1	X	X	X	X	X	X	X	X	X	X	X	X	X	X	X	X	X	X	X	X	X	X	
05:45	ZZZZZZ	1																							
05:50	ZZZZZZ	1																							
05:56	ZZZZZZ	1																							
06:01	ZZZZZZ	1																							
06:06	ZZZZZZ	1																							
06:11	ZZZZZZ	1																							
06:17	ZZZZZZ	1																							
06:22	MA50802-CCV18	1	X	X	X	X	X	X	X	X	X	X	X	X	X	X	X	X	X	X	X	X	X	X	
06:27	MA50802-CCB18	1	X	X	X	X	X	X	X	X	X	X	X	X	X	X	X	X	X	X	X	X	X	X	
06:32	MP27314-MB1	1							X				X		X										
06:37	MP27314-B1	1							X				X		X										
06:42	MP27314-S1	1											X		X										
06:47	MP27314-S2	1											X		X										
06:52	JD27525-2	1													X										(a)
06:57	MP27314-SD1	5											X		X										
07:02	ZZZZZZ	1																							
07:07	ZZZZZZ	1																							
07:12	ZZZZZZ	1																							
07:18	MA50802-CCV19	1	X	X	X	X	X	X	X	X	X	X	X	X	X	X	X	X	X	X	X	X	X	X	
07:22	MA50802-CCB19	1	X	X	X	X	X	X	X	X	X	X	X	X	X	X	X	X	X	X	X	X	X	X	
07:28	ZZZZZZ	1																							
07:33	ZZZZZZ	1																							
07:38	MP27314-S1	5							X																
07:43	MP27314-S2	5							X																
		Element:	Al	Sb	As	Ba	Be	Cd	Ca	Cr	Co	Cu	Fe	Pb	Mg	Mn	Ni	K	Se	Ag	Na	Tl	V	Zn	

REPORTED ELEMENTS SUMMARY

Login Number: JD27540
Account: SESINJPB - SESI Consulting Engineers
Project: Remedial Investigation, 247 North Avenue, New Rochelle, NY

File ID: SF070721M1.ICP Date Analyzed: 07/07/21 Methods: SW846 6010D
Analyst: ND Run ID: MA50802
Parameters: Al,Sb,As,Ba,Be,Cd,Ca,Cr,Co,Cu,Fe,Pb,Mg,Mn,Ni,K,Se,Ag,Na,Tl,V,Zn

Time	Sample Description	Element: Dilution	Al	Sb	As	Ba	Be	Cd	Ca	Cr	Co	Cu	Fe	Pb	Mg	Mn	Ni	K	Se	Ag	Na	Tl	V	Zn	
07:48	JD27525-2	5																							(a)
07:53	MP27314-SD1	25							X																
07:58	ZZZZZZ	1																							
08:04	ZZZZZZ	2																							
08:09	MA50802-CCV20	1	X	X	X	X	X	X	X	X	X	X	X	X	X	X	X	X	X	X	X	X	X	X	
08:14	MA50802-CCB20	1	X	X	X	X	X	X	X	X	X	X	X	X	X	X	X	X	X	X	X	X	X	X	
08:20	ZZZZZZ	1																							

(a) Sample used for QC only; not part of login JD27540.

Element: Al Sb As Ba Be Cd Ca Cr Co Cu Fe Pb Mg Mn Ni K Se Ag Na Tl V Zn

INTERNAL STANDARD SUMMARY

Login Number: JD27540
Account: SESINJPB - SESI Consulting Engineers
Project: Remedial Investigation, 247 North Avenue, New Rochelle, NY

File ID: SF070721M1.ICP Date Analyzed: 07/07/21 Methods: SW846 6010D
Analyst: ND Run ID: MA50802
Parameters: Al,Sb,As,Ba,Be,Cd,Ca,Cr,Co,Cu,Fe,Pb,Mg,Mn,Ni,K,Se,Ag,Na,Tl,V,Zn

Time	Sample Description	Istd#1	Istd#2	Istd#3	Istd#4
14:51	MA50802-STD1	1387 R	58083 R	4460 R	4348 R
14:56	MA50802-STD2	1320	55640	4395	4210
15:01	ZZZZZZ	1353	56954	4489	4243
15:06	ZZZZZZ	1398	58706	4533	4371
15:11	MA50802-ICV1	1358	57029	4460	4257
15:16	MA50802-ICB1	1393	58821	4522	4362
15:21	MA50802-CCV1	1351	57413	4531	4243
15:26	MA50802-CCB1	1395	59329	4572	4366
15:31	MA50802-CRI1	No results reported for the elements associated with this internal standard.			
15:36	MA50802-CRID1	1387	59049	4520	4334
15:42	MA50802-ICSA1	1257	53695	4380	4036
15:47	MA50802-ICSAB1	1255	53641	4351	4038
15:52	MA50802-HSTD1	1350	58509	4529	4391
15:57	MA50802-HSTD2	1277	54400	4400	4052
16:02	ZZZZZZ	1381	59010	4549	4509
16:07	ZZZZZZ	1342	59068	4531	4327
16:13	MA50802-CRI2	1376	58776	4516	4305
16:18	ZZZZZZ	1392	59467	4475	4348
16:23	MA50802-CCV2	1348	57817	4540	4230
16:28	MA50802-CCB2	1393	59692	4556	4364
16:33	MP27319-MB1	1387	59400	4587	4345
16:38	MP27319-B1	1365	58488	4578	4304
16:43	MP27319-S1	1398	59606	4754	4401
16:48	MP27319-S2	1406	59801	4776	4402
16:53	JD27613-6	1427	59559	4803	4410
16:58	MP27319-SD1	1404	59567	4631	4358
17:04	MP27319-PS1	1395	59376	4741	4377
17:09	ZZZZZZ	1456	61860	4930	4410
17:14	ZZZZZZ	1484	62505	4939	4419
17:19	MA50802-CCV3	1343	57376	4506	4228
17:24	MA50802-CCB3	1374	59001	4506	4307
17:29	ZZZZZZ	1413	60549	4825	4333
17:34	ZZZZZZ	1463	62037	4904	4384

INTERNAL STANDARD SUMMARY

Login Number: JD27540
Account: SESINJPB - SESI Consulting Engineers
Project: Remedial Investigation, 247 North Avenue, New Rochelle, NY

File ID: SF070721M1.ICP Date Analyzed: 07/07/21 Methods: SW846 6010D
Analyst: ND Run ID: MA50802
Parameters: Al,Sb,As,Ba,Be,Cd,Ca,Cr,Co,Cu,Fe,Pb,Mg,Mn,Ni,K,Se,Ag,Na,Tl,V,Zn

Time	Sample Description	Istd#1	Istd#2	Istd#3	Istd#4
17:39	ZZZZZZ	1434	60450	4862	4387
17:45	ZZZZZZ	1461	62186	4959	4386
17:50	ZZZZZZ	1470	62697	4961	4391
17:55	ZZZZZZ	1462	62228	4935	4354
18:00	ZZZZZZ	1480	63093	4995	4363
18:05	ZZZZZZ	1443	61190	4869	4386
18:10	ZZZZZZ	1466	62533	4892	4351
18:15	MA50802-CCV4	1357	58389	4571	4255
18:20	MA50802-CCB4	1357	59185	4516	4263
18:25	ZZZZZZ	1493	63222	5001	4389
18:30	ZZZZZZ	1433	60936	4809	4372
18:35	ZZZZZZ	1465	62525	5003	4413
18:40	ZZZZZZ	1381	59592	4696	4386
18:46	ZZZZZZ	1433	60917	4840	4359
18:51	ZZZZZZ	1489	63421	5014	4413
18:56	ZZZZZZ	1477	63090	4989	4371
19:01	ZZZZZZ	1451	62048	4912	4371
19:06	MA50802-CCV5	1370	58115	4637	4304
19:11	MA50802-CCB5	1408	60230	4567	4414
19:16	MP27319-S1	1399	59723	4589	4357
19:21	MP27319-S2	1394	58946	4566	4351
19:26	JD27613-6	1407	59648	4542	4378
19:31	MP27319-SD1	1400	59736	4541	4374
19:37	MP27319-PS1	1401	59720	4594	4373
19:42	ZZZZZZ	1393	59467	4571	4322
19:47	ZZZZZZ	1403	59897	4572	4356
19:52	ZZZZZZ	1431	60579	4698	4377
19:57	ZZZZZZ	1400	59913	4540	4331
20:02	MA50802-CCV6	1341	57110	4391	4222
20:07	MA50802-CCB6	1399	58737	4411	4374
20:12	ZZZZZZ	1454	60709	4661	4388
20:17	ZZZZZZ	1424	59902	4625	4356
20:22	ZZZZZZ	1387	58647	4459	4320

INTERNAL STANDARD SUMMARY

Login Number: JD27540
Account: SESINJPB - SESI Consulting Engineers
Project: Remedial Investigation, 247 North Avenue, New Rochelle, NY

File ID: SF070721M1.ICP Date Analyzed: 07/07/21 Methods: SW846 6010D
Analyst: ND Run ID: MA50802
Parameters: Al,Sb,As,Ba,Be,Cd,Ca,Cr,Co,Cu,Fe,Pb,Mg,Mn,Ni,K,Se,Ag,Na,Tl,V,Zn

Time	Sample Description	Istd#1	Istd#2	Istd#3	Istd#4
20:27	ZZZZZZ	1418	59473	4592	4351
20:32	ZZZZZZ	1434	60665	4641	4344
20:38	ZZZZZZ	1428	59803	4598	4362
20:43	ZZZZZZ	1415	59800	4516	4400
20:48	MP27286-S2	1396	58793	4408	4439
20:53	ZZZZZZ	1518	63126	4877	4399
20:58	ZZZZZZ	1421	60064	4601	4344
21:03	MA50802-CCV7	1348	57510	4394	4238
21:08	MA50802-CCB7	1416	59487	4438	4410
21:13	ZZZZZZ	1461	61229	4706	4472
21:18	ZZZZZZ	1418	59722	4522	4390
21:23	ZZZZZZ	1419	60219	4623	4358
21:29	ZZZZZZ	1394	59031	4468	4360
21:34	MP27287-PS1	1415	60516	4669	4311
21:39	JD27540-1	1428	60396	4620	4330
21:44	JD27540-3	1410	60581	4652	4282
21:49	JD27540-4	1485	62751	4945	4349
21:54	JD27540-6	1433	60751	4747	4325
21:59	MA50802-CCV8	1351	57934	4408	4257
22:04	MA50802-CCB8	1385	59171	4418	4354
22:09	JD27540-7	1522	64546	4918	4373
22:14	JD27540-7	1416	59831	4530	4329
22:19	JD27540-8	1492	63199	4893	4365
22:24	JD27540-8	1403	59485	4469	4313
22:29	JD27540-9	1415	59891	4667	4290
22:34	JD27540-10	1521	64307	4917	4350
22:39	JD27540-11	1495	62335	4837	4325
22:45	JD27540-12	1417	60431	4620	4335
22:50	MA50802-CCV9	1346	57251	4313	4225
22:54	MA50802-CCB9	1374	58548	4339	4306
23:00	JD27540-13	1409	59680	4607	4185
23:05	JD27540-14	1446	60950	4596	4342
23:10	JD27540-15	1474	61804	4713	4322

INTERNAL STANDARD SUMMARY

Login Number: JD27540
Account: SESINJPB - SESI Consulting Engineers
Project: Remedial Investigation, 247 North Avenue, New Rochelle, NY

File ID: SF070721M1.ICP Date Analyzed: 07/07/21 Methods: SW846 6010D
Analyst: ND Run ID: MA50802
Parameters: Al,Sb,As,Ba,Be,Cd,Ca,Cr,Co,Cu,Fe,Pb,Mg,Mn,Ni,K,Se,Ag,Na,Tl,V,Zn

Time	Sample Description	Istd#1	Istd#2	Istd#3	Istd#4
23:15	JD27540-16	1441	61732	4733	4369
23:20	JD27540-17	1439	60056	4663	4273
23:25	JD27540-18	1411	59641	4632	4270
23:30	MA50802-CCV10	1347	57442	4324	4235
23:35	MA50802-CCB10	1385	58534	4335	4336
23:40	MP27313-MB1	1402	58930	4374	4375
23:45	MP27313-B1	1352	57293	4363	4263
23:50	MP27313-S1	1414	60336	4626	4288
23:55	MP27313-S2	1412	60126	4577	4267
00:00	JD27600-10	1437	61065	4666	4337
00:05	MP27313-SD1	1406	58632	4443	4355
00:10	MP27313-PS1	1409	59788	4546	4304
00:15	ZZZZZZ	1407	60305	4751	4420
00:20	ZZZZZZ	1311	55551	4454	4188
00:26	ZZZZZZ	1287	55344	4431	4070
00:31	MA50802-CCV11	1360	57143	4313	4270
00:36	MA50802-CCB11	1384	58613	4278	4342
00:41	ZZZZZZ	1297	55739	4309	4382
00:46	ZZZZZZ	1339	57610	4502	3961
00:51	ZZZZZZ	1250	54666	4250	3805
00:56	ZZZZZZ	1239	53985	4195	3796
01:02	ZZZZZZ	1459	61345	4635	4363
01:07	ZZZZZZ	1458	61244	4662	4382
01:12	ZZZZZZ	1498	63381	4767	4401
01:17	ZZZZZZ	1454	61106	4599	4356
01:22	ZZZZZZ	1443	60953	4669	4304
01:27	MA50802-CCV12	1354	56883	4238	4246
01:32	MA50802-CCB12	1382	58492	4256	4338
01:37	ZZZZZZ	1489	62471	4709	4474
01:42	ZZZZZZ	1507	63279	4826	4474
01:47	ZZZZZZ	1467	63669	4846	4401
01:52	ZZZZZZ	1478	62683	4732	4446
01:57	ZZZZZZ	1482	62485	4724	4427

INTERNAL STANDARD SUMMARY

Login Number: JD27540
Account: SESINJPB - SESI Consulting Engineers
Project: Remedial Investigation, 247 North Avenue, New Rochelle, NY

File ID: SF070721M1.ICP Date Analyzed: 07/07/21 Methods: SW846 6010D
Analyst: ND Run ID: MA50802
Parameters: Al,Sb,As,Ba,Be,Cd,Ca,Cr,Co,Cu,Fe,Pb,Mg,Mn,Ni,K,Se,Ag,Na,Tl,V,Zn

Time	Sample Description	Istd#1	Istd#2	Istd#3	Istd#4
02:03	MP27312-B1	1368	57454	4276	4296
02:07	MP27312-MB1	1394	58862	4320	4356
02:13	MP27312-S1	1453	60814	4676	4399
02:18	MP27312-S2	1465	62113	4748	4404
02:23	MA50802-CCV13	1342	57408	4232	4232
02:27	MA50802-CCB13	1379	59188	4328	4329
02:33	JD27686-5	1502	62783	4760	4458
02:38	MP27312-SD1	1404	59139	4386	4331
02:43	MP27312-PS1	1458	62617	4781	4410
02:48	ZZZZZZ	1320	58163	4522	4105
02:53	ZZZZZZ	1556	65453	4961	4387
02:58	ZZZZZZ	1428	62041	4660	4339
03:03	ZZZZZZ	1443	61600	4615	4349
03:08	ZZZZZZ	1430	61775	4673	4339
03:13	ZZZZZZ	1411	59225	4578	4297
03:18	MA50802-CCV14	1326	56736	4208	4181
03:23	MA50802-CCB14	1380	58805	4258	4321
03:28	ZZZZZZ	1437	61687	4627	4336
03:33	ZZZZZZ	1399	60824	4596	4255
03:38	ZZZZZZ	1434	60558	4534	4317
03:43	ZZZZZZ	1416	59634	4524	4303
03:48	ZZZZZZ	1418	61190	4530	4323
03:53	ZZZZZZ	1416	61162	4605	4305
03:58	ZZZZZZ	1474	62424	4737	4394
04:04	ZZZZZZ	1426	60167	4597	4337
04:09	ZZZZZZ	1431	61373	4583	4367
04:14	MA50802-CCV15	1343	58439	4270	4227
04:18	MA50802-CCB15	1365	59185	4304	4303
04:24	ZZZZZZ	1428	61917	4631	4304
04:29	ZZZZZZ	1468	61861	4497	4388
04:34	ZZZZZZ	1448	61499	4646	4401
04:39	ZZZZZZ	1446	61990	4712	4350
04:44	MA50802-CCV16	1328	56908	4206	4195

INTERNAL STANDARD SUMMARY

Login Number: JD27540
Account: SESINJPB - SESI Consulting Engineers
Project: Remedial Investigation, 247 North Avenue, New Rochelle, NY

File ID: SF070721M1.ICP Date Analyzed: 07/07/21 Methods: SW846 6010D
Analyst: ND Run ID: MA50802
Parameters: Al,Sb,As,Ba,Be,Cd,Ca,Cr,Co,Cu,Fe,Pb,Mg,Mn,Ni,K,Se,Ag,Na,Tl,V,Zn

Time	Sample Description	Istd#1	Istd#2	Istd#3	Istd#4
04:49	MA50802-CCB16	1376	58684	4245	4326
04:54	JD27540-11	1393	59886	4425	4277
04:59	JD27540-12	1372	59339	4340	4279
05:04	JD27540-13	1367	58129	4296	4238
05:09	JD27540-14	No results reported for the elements associated with this internal standard.			
05:14	JD27540-15	No results reported for the elements associated with this internal standard.			
05:20	JD27540-16	1381	59774	4364	4289
05:25	JD27540-17	No results reported for the elements associated with this internal standard.			
05:30	JD27540-18	No results reported for the elements associated with this internal standard.			
05:35	MA50802-CCV17	1339	57564	4244	4227
05:40	MA50802-CCB17	1392	59403	4346	4371
05:45	ZZZZZZ	1282	55275	4035	4022
05:50	ZZZZZZ	1398	59042	4233	4388
05:56	ZZZZZZ	1392	56235	4421	4201
06:01	ZZZZZZ	1400	58951	4260	4388
06:06	ZZZZZZ	3268 !	123140 !	6373 !	9831 !
06:11	ZZZZZZ	1279	55471	4077	4007
06:17	ZZZZZZ	1362	57988	4108	4269
06:22	MA50802-CCV18	1335	56278	4215	4203
06:27	MA50802-CCB18	1390	58903	4207	4357
06:32	MP27314-MB1	1397	58718	4230	4371
06:37	MP27314-B1	1387	57574	4125	4332
06:42	MP27314-S1	1320	56982	4255	4123
06:47	MP27314-S2	1318	56569	4202	4128
06:52	JD27525-2	1323	56507	4166	4126
06:57	MP27314-SD1	1378	58726	4192	4311
07:02	ZZZZZZ	1385	58310	4268	4277
07:07	ZZZZZZ	1392	58283	4239	4344
07:12	ZZZZZZ	1373	58372	4266	4291
07:18	MA50802-CCV19	1361	58204	4256	4287
07:22	MA50802-CCB19	1405	59041	4244	4404
07:28	ZZZZZZ	1388	59120	4294	4327
07:33	ZZZZZZ	1410	59365	4252	4404

INTERNAL STANDARD SUMMARY

Login Number: JD27540
Account: SESINJPB - SESI Consulting Engineers
Project: Remedial Investigation, 247 North Avenue, New Rochelle, NY

File ID: SF070721M1.ICP Date Analyzed: 07/07/21 Methods: SW846 6010D
Analyst: ND Run ID: MA50802
Parameters: Al,Sb,As,Ba,Be,Cd,Ca,Cr,Co,Cu,Fe,Pb,Mg,Mn,Ni,K,Se,Ag,Na,Tl,V,Zn

Time	Sample Description	Istd#1	Istd#2	Istd#3	Istd#4
07:38	MP27314-S1	1383	58047	4251	4309
07:43	MP27314-S2	1388	58521	4220	4323
07:48	JD27525-2	1380	58902	4240	4312
07:53	MP27314-SD1	1390	58971	4238	4365
07:58	ZZZZZZ	1420	60464	4296	4427
08:04	ZZZZZZ	1449	60829	4449	4456
08:09	MA50802-CCV20	1385	58442	4258	4336
08:14	MA50802-CCB20	1426	59711	4256	4449
08:20	ZZZZZZ	1432	59764	4261	4467

R = Reference for ISTD limits. ! = Outside limits.

LEGEND:

Istd#	Parameter	Limits
Istd#1	Yttrium (2243)	70-130 %
Istd#2	Yttrium (3600)	70-130 %
Istd#3	Yttrium (3710)	70-130 %
Istd#4	Indium	70-130 %

BLANK RESULTS SUMMARY
Part 1 - Initial and Continuing Calibration Blanks

Login Number: JD27540
Account: SESINJPB - SESI Consulting Engineers
Project: Remedial Investigation, 247 North Avenue, New Rochelle, NY

File ID: SF070721M1.ICP Date Analyzed: 07/07/21 Methods: SW846 6010D
QC Limits: result < RL Run ID: MA50802 Units: ug/l

Time: / Sample ID:			15:16 ICB1		15:26 CCB1		16:28 CCB2		17:24 CCB3	
Metal	RL	IDL	raw	final	raw	final	raw	final	raw	final
Aluminum	200	9.2	-6.20	<200	3.10	<200	-13.4	<200	-0.100	<200
Antimony	6.0	2.8	0.600	<6.0	0.700	<6.0	0.300	<6.0	0.800	<6.0
Arsenic	3.0	2.6	0.700	<3.0	2.10	<3.0	1.30	<3.0	1.00	<3.0
Barium	200	.2	0.200	<200	0.300	<200	0.100	<200	0.400	<200
Beryllium	1.0	.2	0.200	<1.0	0.300	<1.0	0.100	<1.0	0.300	<1.0
Bismuth	20	2.5								
Boron	100	1.8								
Cadmium	3.0	.4	0.200	<3.0	0.300	<3.0	0.300	<3.0	0.600	<3.0
Calcium	5000	13	-4.70	<5000	-2.10	<5000	-6.40	<5000	-0.200	<5000
Cerium	100									
Chromium	10	.7	0.00	<10	0.00	<10	0.100	<10	0.200	<10
Cobalt	50	.6	-0.400	<50	-0.600	<50	-0.300	<50	-0.700	<50
Copper	10	.7	0.100	<10	-0.100	<10	-0.200	<10	0.00	<10
Iron	100	3.3	1.00	<100	2.90	<100	1.90	<100	7.80	<100
Lead	3.0	2	-0.300	<3.0	0.00	<3.0	-0.700	<3.0	-0.800	<3.0
Lithium	50	1.5								
Magnesium	5000	25	7.70	<5000	40.4	<5000	33.9	<5000	3.90	<5000
Manganese	15	.1	0.00	<15	-0.100	<15	0.00	<15	0.00	<15
Molybdenum	20	.6								
Nickel	10	.8	0.600	<10	0.00	<10	0.300	<10	0.500	<10
Phosphorus	50	7								
Potassium	10000	35	80.3	<10000	83.7	<10000	65.5	<10000	31.8	<10000
Selenium	10	3.6	2.90	<10	3.40	<10	2.10	<10	1.50	<10
Silicon	200	2.2	anr							
Silver	10	.6	-0.100	<10	0.100	<10	-0.300	<10	-0.200	<10
Sodium	10000	14	-11.1	<10000	-0.200	<10000	-11.8	<10000	-23.0	<10000
Strontium	10	.1								
Sulfur	50	3.7								
Thallium	10	5.2	3.60	<10	1.50	<10	1.40	<10	3.20	<10
Tin	10	1.4								
Titanium	10	.8								
Tungsten	50	1.3								
Vanadium	50	.5	0.00	<50	0.00	<50	0.00	<50	0.600	<50

BLANK RESULTS SUMMARY
Part 1 - Initial and Continuing Calibration Blanks

Login Number: JD27540
Account: SESINJPB - SESI Consulting Engineers
Project: Remedial Investigation, 247 North Avenue, New Rochelle, NY

File ID: SF070721M1.ICP Date Analyzed: 07/07/21 Methods: SW846 6010D
QC Limits: result < RL Run ID: MA50802 Units: ug/l

Time:			15:16		15:26		16:28		17:24	
Sample ID:			ICB1		CCB1		CCB2		CCB3	
Metal	RL	IDL	raw	final	raw	final	raw	final	raw	final
Zinc	20	.3	-5.10	<20	-5.20	<20	-5.00	<20	-3.90	<20
Zirconium	10	.5								

(*) Outside of QC limits
(anr) Analyte not requested

BLANK RESULTS SUMMARY
Part 1 - Initial and Continuing Calibration Blanks

Login Number: JD27540
Account: SESINJPB - SESI Consulting Engineers
Project: Remedial Investigation, 247 North Avenue, New Rochelle, NY

File ID: SF070721M1.ICP Date Analyzed: 07/07/21 Methods: SW846 6010D
QC Limits: result < RL Run ID: MA50802 Units: ug/l

Time:			18:20		19:11		20:07		21:08	
Sample ID:			CCB4		CCB5		CCB6		CCB7	
Metal	RL	IDL	raw	final	raw	final	raw	final	raw	final
Aluminum	200	9.2	2.10	<200	-1.90	<200	-9.00	<200	0.00	<200
Antimony	6.0	2.8	-0.100	<6.0	0.800	<6.0	1.70	<6.0	1.70	<6.0
Arsenic	3.0	2.6	1.20	<3.0	1.90	<3.0	1.50	<3.0	0.200	<3.0
Barium	200	.2	0.500	<200	0.500	<200	0.500	<200	0.400	<200
Beryllium	1.0	.2	0.300	<1.0	0.400	<1.0	0.300	<1.0	0.300	<1.0
Bismuth	20	2.5								
Boron	100	1.8								
Cadmium	3.0	.4	0.200	<3.0	0.200	<3.0	0.200	<3.0	0.500	<3.0
Calcium	5000	13	-1.40	<5000	-2.50	<5000	-6.30	<5000	-5.80	<5000
Cerium	100									
Chromium	10	.7	0.100	<10	0.00	<10	0.00	<10	0.300	<10
Cobalt	50	.6	-0.600	<50	-0.600	<50	-0.100	<50	-0.400	<50
Copper	10	.7	0.00	<10	-0.100	<10	-0.200	<10	-0.400	<10
Iron	100	3.3	4.50	<100	8.00	<100	10.2	<100	3.80	<100
Lead	3.0	2	0.100	<3.0	-0.800	<3.0	-0.500	<3.0	0.00	<3.0
Lithium	50	1.5								
Magnesium	5000	25	26.7	<5000	56.7	<5000	31.2	<5000	14.6	<5000
Manganese	15	.1	0.100	<15	0.00	<15	0.100	<15	0.00	<15
Molybdenum	20	.6								
Nickel	10	.8	0.300	<10	0.700	<10	0.300	<10	0.00	<10
Phosphorus	50	7								
Potassium	10000	35	42.2	<10000	74.2	<10000	72.3	<10000	-28.5	<10000
Selenium	10	3.6	2.10	<10	2.60	<10	0.500	<10	3.00	<10
Silicon	200	2.2	anr							
Silver	10	.6	-0.100	<10	0.00	<10	-0.400	<10	-0.100	<10
Sodium	10000	14	-35.5	<10000	-38.1	<10000	-44.7	<10000	-48.0	<10000
Strontium	10	.1								
Sulfur	50	3.7								
Thallium	10	5.2	1.00	<10	1.60	<10	0.400	<10	2.70	<10
Tin	10	1.4								
Titanium	10	.8								
Tungsten	50	1.3								
Vanadium	50	.5	0.400	<50	0.300	<50	0.300	<50	0.400	<50

BLANK RESULTS SUMMARY
Part 1 - Initial and Continuing Calibration Blanks

Login Number: JD27540
Account: SESINJPB - SESI Consulting Engineers
Project: Remedial Investigation, 247 North Avenue, New Rochelle, NY

File ID: SF070721M1.ICP Date Analyzed: 07/07/21 Methods: SW846 6010D
QC Limits: result < RL Run ID: MA50802 Units: ug/l

Time:			18:20		19:11		20:07		21:08	
Sample ID:			CCB4		CCB5		CCB6		CCB7	
Metal	RL	IDL	raw	final	raw	final	raw	final	raw	final
Zinc	20	.3	-4.20	<20	-4.60	<20	-4.80	<20	-4.70	<20
Zirconium	10	.5								

(*) Outside of QC limits
(anr) Analyte not requested

BLANK RESULTS SUMMARY
Part 1 - Initial and Continuing Calibration Blanks

Login Number: JD27540
Account: SESINJPB - SESI Consulting Engineers
Project: Remedial Investigation, 247 North Avenue, New Rochelle, NY

File ID: SF070721M1.ICP Date Analyzed: 07/07/21 Methods: SW846 6010D
QC Limits: result < RL Run ID: MA50802 Units: ug/l

Time:			22:04		22:54		23:35		00:36	
Sample ID:			CCB8		CCB9		CCB10		CCB11	
Metal	RL	IDL	raw	final	raw	final	raw	final	raw	final
Aluminum	200	9.2	-13.3	<200	-2.40	<200	2.40	<200	-1.00	<200
Antimony	6.0	2.8	-0.900	<6.0	0.800	<6.0	0.800	<6.0	0.00	<6.0
Arsenic	3.0	2.6	1.10	<3.0	0.500	<3.0	-0.200	<3.0	1.10	<3.0
Barium	200	.2	0.600	<200	0.700	<200	0.600	<200	0.600	<200
Beryllium	1.0	.2	0.200	<1.0	0.400	<1.0	0.300	<1.0	0.200	<1.0
Bismuth	20	2.5								
Boron	100	1.8								
Cadmium	3.0	.4	0.100	<3.0	0.300	<3.0	0.200	<3.0	0.300	<3.0
Calcium	5000	13	-4.20	<5000	-2.30	<5000	-2.70	<5000	-2.40	<5000
Cerium	100									
Chromium	10	.7	0.200	<10	0.200	<10	0.200	<10	0.00	<10
Cobalt	50	.6	-0.400	<50	-0.500	<50	-0.500	<50	-0.500	<50
Copper	10	.7	-0.100	<10	-0.100	<10	-0.100	<10	0.100	<10
Iron	100	3.3	9.70	<100	7.70	<100	8.00	<100	11.2	<100
Lead	3.0	2	-0.600	<3.0	0.00	<3.0	-0.700	<3.0	0.00	<3.0
Lithium	50	1.5								
Magnesium	5000	25	19.3	<5000	14.2	<5000	30.2	<5000	9.40	<5000
Manganese	15	.1	0.100	<15	0.100	<15	0.100	<15	0.100	<15
Molybdenum	20	.6								
Nickel	10	.8	0.500	<10	0.300	<10	0.100	<10	0.700	<10
Phosphorus	50	7								
Potassium	10000	35	60.4	<10000	58.8	<10000	38.2	<10000	63.1	<10000
Selenium	10	3.6	1.30	<10	2.60	<10	2.30	<10	1.90	<10
Silicon	200	2.2	anr							
Silver	10	.6	0.100	<10	-0.400	<10	-0.100	<10	-0.400	<10
Sodium	10000	14	-48.5	<10000	-52.0	<10000	-53.6	<10000	-44.6	<10000
Strontium	10	.1								
Sulfur	50	3.7								
Thallium	10	5.2	2.20	<10	2.40	<10	2.00	<10	2.00	<10
Tin	10	1.4								
Titanium	10	.8								
Tungsten	50	1.3								
Vanadium	50	.5	0.500	<50	0.400	<50	0.500	<50	0.700	<50

BLANK RESULTS SUMMARY
Part 1 - Initial and Continuing Calibration Blanks

Login Number: JD27540
Account: SESINJPB - SESI Consulting Engineers
Project: Remedial Investigation, 247 North Avenue, New Rochelle, NY

File ID: SF070721M1.ICP Date Analyzed: 07/07/21 Methods: SW846 6010D
QC Limits: result < RL Run ID: MA50802 Units: ug/l

Time:			22:04		22:54		23:35		00:36	
Sample ID:			CCB8		CCB9		CCB10		CCB11	
Metal	RL	IDL	raw	final	raw	final	raw	final	raw	final
Zinc	20	.3	-4.80	<20	-4.30	<20	-4.60	<20	-4.40	<20
Zirconium	10	.5								

(*) Outside of QC limits
(anr) Analyte not requested

BLANK RESULTS SUMMARY
Part 1 - Initial and Continuing Calibration Blanks

Login Number: JD27540
Account: SESINJPB - SESI Consulting Engineers
Project: Remedial Investigation, 247 North Avenue, New Rochelle, NY

File ID: SF070721M1.ICP Date Analyzed: 07/07/21 Methods: SW846 6010D
QC Limits: result < RL Run ID: MA50802 Units: ug/l

Time:			01:32		02:27		03:23		04:18	
Sample ID:			CCB12		CCB13		CCB14		CCB15	
Metal	RL	IDL	raw	final	raw	final	raw	final	raw	final
Aluminum	200	9.2	-7.50	<200	-0.900	<200	-8.70	<200	0.900	<200
Antimony	6.0	2.8	1.40	<6.0	1.00	<6.0	0.500	<6.0	0.700	<6.0
Arsenic	3.0	2.6	0.900	<3.0	1.60	<3.0	0.200	<3.0	2.30	<3.0
Barium	200	.2	0.400	<200	0.700	<200	0.200	<200	0.700	<200
Beryllium	1.0	.2	0.300	<1.0	0.400	<1.0	0.400	<1.0	0.300	<1.0
Bismuth	20	2.5								
Boron	100	1.8								
Cadmium	3.0	.4	0.500	<3.0	0.300	<3.0	0.400	<3.0	0.400	<3.0
Calcium	5000	13	-3.80	<5000	-1.40	<5000	-4.20	<5000	-1.50	<5000
Cerium	100									
Chromium	10	.7	0.00	<10	0.100	<10	0.200	<10	0.200	<10
Cobalt	50	.6	-0.300	<50	-0.300	<50	-0.400	<50	0.100	<50
Copper	10	.7	0.00	<10	0.00	<10	0.100	<10	0.400	<10
Iron	100	3.3	7.70	<100	7.60	<100	8.20	<100	6.50	<100
Lead	3.0	2	-1.00	<3.0	-0.900	<3.0	0.300	<3.0	-0.100	<3.0
Lithium	50	1.5								
Magnesium	5000	25	9.60	<5000	7.30	<5000	18.7	<5000	9.20	<5000
Manganese	15	.1	0.100	<15	0.100	<15	0.100	<15	0.100	<15
Molybdenum	20	.6								
Nickel	10	.8	0.400	<10	0.600	<10	0.400	<10	0.800	<10
Phosphorus	50	7								
Potassium	10000	35	55.5	<10000	77.2	<10000	40.3	<10000	62.7	<10000
Selenium	10	3.6	1.10	<10	2.20	<10	1.80	<10	3.40	<10
Silicon	200	2.2	anr							
Silver	10	.6	-0.400	<10	-0.300	<10	0.00	<10	0.100	<10
Sodium	10000	14	-49.9	<10000	-46.1	<10000	-43.4	<10000	-44.3	<10000
Strontium	10	.1								
Sulfur	50	3.7								
Thallium	10	5.2	3.00	<10	1.50	<10	2.20	<10	1.90	<10
Tin	10	1.4								
Titanium	10	.8								
Tungsten	50	1.3								
Vanadium	50	.5	0.400	<50	0.300	<50	0.300	<50	0.600	<50

BLANK RESULTS SUMMARY
Part 1 - Initial and Continuing Calibration Blanks

Login Number: JD27540
Account: SESINJPB - SESI Consulting Engineers
Project: Remedial Investigation, 247 North Avenue, New Rochelle, NY

File ID: SF070721M1.ICP Date Analyzed: 07/07/21 Methods: SW846 6010D
QC Limits: result < RL Run ID: MA50802 Units: ug/l

Time:			01:32		02:27		03:23		04:18	
Sample ID:			CCB12		CCB13		CCB14		CCB15	
Metal	RL	IDL	raw	final	raw	final	raw	final	raw	final
Zinc	20	.3	-4.50	<20	-4.30	<20	-4.50	<20	-4.60	<20
Zirconium	10	.5								

(*) Outside of QC limits
(anr) Analyte not requested

BLANK RESULTS SUMMARY
Part 1 - Initial and Continuing Calibration Blanks

Login Number: JD27540
Account: SESINJPB - SESI Consulting Engineers
Project: Remedial Investigation, 247 North Avenue, New Rochelle, NY

File ID: SF070721M1.ICP Date Analyzed: 07/07/21 Methods: SW846 6010D
QC Limits: result < RL Run ID: MA50802 Units: ug/l

Time:			04:49		05:40	
Sample ID:			CCB16		CCB17	
Metal	RL	IDL	raw	final	raw	final
Aluminum	200	9.2	-9.60	<200	-9.00	<200
Antimony	6.0	2.8	0.800	<6.0	0.900	<6.0
Arsenic	3.0	2.6	2.10	<3.0	0.700	<3.0
Barium	200	.2	0.500	<200	0.400	<200
Beryllium	1.0	.2	0.300	<1.0	0.300	<1.0
Bismuth	20	2.5				
Boron	100	1.8				
Cadmium	3.0	.4	0.300	<3.0	0.300	<3.0
Calcium	5000	13	-5.70	<5000	0.400	<5000
Cerium	100					
Chromium	10	.7	0.200	<10	0.100	<10
Cobalt	50	.6	-0.700	<50	-0.500	<50
Copper	10	.7	0.00	<10	0.300	<10
Iron	100	3.3	-0.300	<100	8.00	<100
Lead	3.0	2	-1.10	<3.0	-1.60	<3.0
Lithium	50	1.5				
Magnesium	5000	25	29.4	<5000	58.2	<5000
Manganese	15	.1	0.100	<15	0.100	<15
Molybdenum	20	.6				
Nickel	10	.8	0.500	<10	0.800	<10
Phosphorus	50	7				
Potassium	10000	35	58.6	<10000	23.6	<10000
Selenium	10	3.6	0.600	<10	1.60	<10
Silicon	200	2.2	anr			
Silver	10	.6	0.200	<10	-0.100	<10
Sodium	10000	14	-57.6	<10000	-58.8	<10000
Strontium	10	.1				
Sulfur	50	3.7				
Thallium	10	5.2	1.60	<10	1.90	<10
Tin	10	1.4				
Titanium	10	.8				
Tungsten	50	1.3				
Vanadium	50	.5	0.400	<50	0.400	<50

BLANK RESULTS SUMMARY
Part 1 - Initial and Continuing Calibration Blanks

Login Number: JD27540
Account: SESINJPB - SESI Consulting Engineers
Project: Remedial Investigation, 247 North Avenue, New Rochelle, NY

File ID: SF070721M1.ICP Date Analyzed: 07/07/21 Methods: SW846 6010D
QC Limits: result < RL Run ID: MA50802 Units: ug/l

Time:			04:49		05:40	
Sample ID:			CCB16		CCB17	
Metal	RL	IDL	raw	final	raw	final
Zinc	20	.3	-4.50	<20	-4.60	<20
Zirconium	10	.5				

(*) Outside of QC limits
(anr) Analyte not requested

CALIBRATION CHECK STANDARDS SUMMARY
Initial and Continuing Calibration Checks

Login Number: JD27540
Account: SESINJPB - SESI Consulting Engineers
Project: Remedial Investigation, 247 North Avenue, New Rochelle, NY

File ID: SF070721M1.ICP Date Analyzed: 07/07/21 Methods: SW846 6010D
QC Limits: 95 to 105 % Recovery Run ID: MA50802 Units: ug/l

Time:		15:11			15:21			16:23	
Sample ID:	ICV	ICV1		CCV	CCV1		CCV	CCV2	
Metal	True	Results	% Rec	True	Results	% Rec	True	Results	% Rec
Aluminum	40000	39800	99.5	40000	39800	99.5	40000	39800	99.5
Antimony	2000	1980	99.0	2000	2010	100.5	2000	2020	101.0
Arsenic	2000	1980	99.0	2000	2000	100.0	2000	2000	100.0
Barium	2000	2010	100.5	2000	2000	100.0	2000	2000	100.0
Beryllium	2000	2020	101.0	2000	2020	101.0	2000	2020	101.0
Bismuth									
Boron									
Cadmium	2000	1990	99.5	2000	2000	100.0	2000	2010	100.5
Calcium	40000	40000	100.0	40000	39800	99.5	40000	39400	98.5
Cerium									
Chromium	2000	2000	100.0	2000	1990	99.5	2000	1960	98.0
Cobalt	2000	2030	101.5	2000	2040	102.0	2000	2040	102.0
Copper	2000	1960	98.0	2000	1960	98.0	2000	1950	97.5
Iron	40000	40500	101.3	40000	40400	101.0	40000	40300	100.8
Lead	2000	2040	102.0	2000	2050	102.5	2000	2040	102.0
Lithium									
Magnesium	40000	39600	99.0	40000	39100	97.8	40000	38700	96.8
Manganese	2000	2030	101.5	2000	2030	101.5	2000	2010	100.5
Molybdenum									
Nickel	2000	2040	102.0	2000	2060	103.0	2000	2050	102.5
Phosphorus									
Potassium	40000	39600	99.0	40000	39400	98.5	40000	39400	98.5
Selenium	2000	1970	98.5	2000	2000	100.0	2000	2000	100.0
Silicon	anr								
Silver	250	248	99.2	250	247	98.8	250	245	98.0
Sodium	40000	39800	99.5	40000	39900	99.8	40000	40000	100.0
Strontium									
Sulfur									
Thallium	2000	2050	102.5	2000	2070	103.5	2000	2070	103.5
Tin									
Titanium									
Tungsten									
Vanadium	2000	2000	100.0	2000	1990	99.5	2000	1980	99.0

CALIBRATION CHECK STANDARDS SUMMARY
Initial and Continuing Calibration Checks

Login Number: JD27540
Account: SESINJPB - SESI Consulting Engineers
Project: Remedial Investigation, 247 North Avenue, New Rochelle, NY

File ID: SF070721M1.ICP Date Analyzed: 07/07/21 Methods: SW846 6010D
QC Limits: 95 to 105 % Recovery Run ID: MA50802 Units: ug/l

Time:		15:11			15:21			16:23	
Sample ID:	ICV	ICV1		CCV	CCV1		CCV	CCV2	
Metal	True	Results	% Rec	True	Results	% Rec	True	Results	% Rec
Zinc	2000	2010	100.5	2000	2020	101.0	2000	2010	100.5
Zirconium									

(*) Outside of QC limits
(anr) Analyte not requested

CALIBRATION CHECK STANDARDS SUMMARY
Initial and Continuing Calibration Checks

Login Number: JD27540
Account: SESINJPB - SESI Consulting Engineers
Project: Remedial Investigation, 247 North Avenue, New Rochelle, NY

File ID: SF070721M1.ICP Date Analyzed: 07/07/21 Methods: SW846 6010D
QC Limits: 95 to 105 % Recovery Run ID: MA50802 Units: ug/l

Time:		17:19			18:15			19:06	
Sample ID:	CCV	CCV3		CCV	CCV4		CCV	CCV5	
Metal	True	Results	% Rec	True	Results	% Rec	True	Results	% Rec
Aluminum	40000	39600	99.0	40000	39300	98.3	40000	38500	96.3
Antimony	2000	2010	100.5	2000	1990	99.5	2000	1970	98.5
Arsenic	2000	1990	99.5	2000	1970	98.5	2000	1950	97.5
Barium	2000	2000	100.0	2000	1990	99.5	2000	1960	98.0
Beryllium	2000	2010	100.5	2000	1980	99.0	2000	1940	97.0
Bismuth									
Boron									
Cadmium	2000	2000	100.0	2000	1980	99.0	2000	1950	97.5
Calcium	40000	39400	98.5	40000	38700	96.8	40000	37700	94.3
Cerium									
Chromium	2000	1980	99.0	2000	1930	96.5	2000	1940	97.0
Cobalt	2000	2030	101.5	2000	2010	100.5	2000	1980	99.0
Copper	2000	1960	98.0	2000	1940	97.0	2000	1940	97.0
Iron	40000	40000	100.0	40000	39200	98.0	40000	38300	95.8
Lead	2000	2040	102.0	2000	2020	101.0	2000	1990	99.5
Lithium									
Magnesium	40000	38800	97.0	40000	37700	94.3	40000	36800	92.0
Manganese	2000	2020	101.0	2000	1980	99.0	2000	1990	99.5
Molybdenum									
Nickel	2000	2040	102.0	2000	2020	101.0	2000	1990	99.5
Phosphorus									
Potassium	40000	39200	98.0	40000	39100	97.8	40000	38400	96.0
Selenium	2000	1980	99.0	2000	1970	98.5	2000	1940	97.0
Silicon	anr								
Silver	250	247	98.8	250	242	96.8	250	243	97.2
Sodium	40000	39900	99.8	40000	39800	99.5	40000	39000	97.5
Strontium									
Sulfur									
Thallium	2000	2060	103.0	2000	2040	102.0	2000	2010	100.5
Tin									
Titanium									
Tungsten									
Vanadium	2000	1990	99.5	2000	1950	97.5	2000	1960	98.0

CALIBRATION CHECK STANDARDS SUMMARY
Initial and Continuing Calibration Checks

Login Number: JD27540
Account: SESINJPB - SESI Consulting Engineers
Project: Remedial Investigation, 247 North Avenue, New Rochelle, NY

File ID: SF070721M1.ICP Date Analyzed: 07/07/21 Methods: SW846 6010D
QC Limits: 95 to 105 % Recovery Run ID: MA50802 Units: ug/l

Time:		17:19			18:15			19:06	
Sample ID:	CCV	CCV3		CCV	CCV4		CCV	CCV5	
Metal	True	Results	% Rec	True	Results	% Rec	True	Results	% Rec
Zinc	2000	2000	100.0	2000	1960	98.0	2000	1940	97.0
Zirconium									

(*) Outside of QC limits
(anr) Analyte not requested

CALIBRATION CHECK STANDARDS SUMMARY
Initial and Continuing Calibration Checks

Login Number: JD27540
Account: SESINJPB - SESI Consulting Engineers
Project: Remedial Investigation, 247 North Avenue, New Rochelle, NY

File ID: SF070721M1.ICP Date Analyzed: 07/07/21 Methods: SW846 6010D
QC Limits: 95 to 105 % Recovery Run ID: MA50802 Units: ug/l

Time:		20:02			21:03			21:59	
Sample ID:	CCV	CCV6		CCV	CCV7		CCV	CCV8	
Metal	True	Results	% Rec	True	Results	% Rec	True	Results	% Rec
Aluminum	40000	39800	99.5	40000	39900	99.8	40000	39800	99.5
Antimony	2000	2000	100.0	2000	2010	100.5	2000	2000	100.0
Arsenic	2000	1990	99.5	2000	1990	99.5	2000	1990	99.5
Barium	2000	2020	101.0	2000	2030	101.5	2000	2020	101.0
Beryllium	2000	2000	100.0	2000	2010	100.5	2000	1990	99.5
Bismuth									
Boron									
Cadmium	2000	2000	100.0	2000	2000	100.0	2000	1990	99.5
Calcium	40000	39100	97.8	40000	39200	98.0	40000	39000	97.5
Cerium									
Chromium	2000	1970	98.5	2000	1980	99.0	2000	1960	98.0
Cobalt	2000	2020	101.0	2000	2030	101.5	2000	2020	101.0
Copper	2000	1950	97.5	2000	1960	98.0	2000	1950	97.5
Iron	40000	39500	98.8	40000	39600	99.0	40000	39200	98.0
Lead	2000	2040	102.0	2000	2050	102.5	2000	2030	101.5
Lithium									
Magnesium	40000	38500	96.3	40000	38500	96.3	40000	38100	95.3
Manganese	2000	2020	101.0	2000	2020	101.0	2000	2000	100.0
Molybdenum									
Nickel	2000	2030	101.5	2000	2040	102.0	2000	2030	101.5
Phosphorus									
Potassium	40000	39700	99.3	40000	40000	100.0	40000	39800	99.5
Selenium	2000	1970	98.5	2000	1980	99.0	2000	1970	98.5
Silicon	anr								
Silver	250	247	98.8	250	247	98.8	250	244	97.6
Sodium	40000	40200	100.5	40000	40300	100.8	40000	40300	100.8
Strontium									
Sulfur									
Thallium	2000	2060	103.0	2000	2060	103.0	2000	2040	102.0
Tin									
Titanium									
Tungsten									
Vanadium	2000	1990	99.5	2000	1990	99.5	2000	1970	98.5

CALIBRATION CHECK STANDARDS SUMMARY
Initial and Continuing Calibration Checks

Login Number: JD27540
Account: SESINJPB - SESI Consulting Engineers
Project: Remedial Investigation, 247 North Avenue, New Rochelle, NY

File ID: SF070721M1.ICP Date Analyzed: 07/07/21 Methods: SW846 6010D
QC Limits: 95 to 105 % Recovery Run ID: MA50802 Units: ug/l

Time:		20:02			21:03			21:59	
Sample ID:	CCV	CCV6		CCV	CCV7		CCV	CCV8	
Metal	True	Results	% Rec	True	Results	% Rec	True	Results	% Rec
Zinc	2000	2000	100.0	2000	2000	100.0	2000	1990	99.5
Zirconium									

(*) Outside of QC limits
(anr) Analyte not requested

CALIBRATION CHECK STANDARDS SUMMARY
Initial and Continuing Calibration Checks

Login Number: JD27540
Account: SESINJPB - SESI Consulting Engineers
Project: Remedial Investigation, 247 North Avenue, New Rochelle, NY

File ID: SF070721M1.ICP Date Analyzed: 07/07/21 Methods: SW846 6010D
QC Limits: 95 to 105 % Recovery Run ID: MA50802 Units: ug/l

Time:		22:50			23:30			00:31	
Sample ID:	CCV	CCV9		CCV	CCV10		CCV	CCV11	
Metal	True	Results	% Rec	True	Results	% Rec	True	Results	% Rec
Aluminum	40000	40100	100.3	40000	40100	100.3	40000	40200	100.5
Antimony	2000	2010	100.5	2000	2010	100.5	2000	1990	99.5
Arsenic	2000	1990	99.5	2000	1990	99.5	2000	1970	98.5
Barium	2000	2030	101.5	2000	2040	102.0	2000	2040	102.0
Beryllium	2000	2010	100.5	2000	2000	100.0	2000	2000	100.0
Bismuth									
Boron									
Cadmium	2000	2010	100.5	2000	2010	100.5	2000	1990	99.5
Calcium	40000	39200	98.0	40000	39200	98.0	40000	39100	97.8
Cerium									
Chromium	2000	1980	99.0	2000	1980	99.0	2000	1990	99.5
Cobalt	2000	2040	102.0	2000	2040	102.0	2000	2020	101.0
Copper	2000	1950	97.5	2000	1960	98.0	2000	1950	97.5
Iron	40000	39700	99.3	40000	39500	98.8	40000	39400	98.5
Lead	2000	2060	103.0	2000	2050	102.5	2000	2040	102.0
Lithium									
Magnesium	40000	38600	96.5	40000	38400	96.0	40000	38300	95.8
Manganese	2000	2030	101.5	2000	2030	101.5	2000	2040	102.0
Molybdenum									
Nickel	2000	2040	102.0	2000	2040	102.0	2000	2020	101.0
Phosphorus									
Potassium	40000	40300	100.8	40000	40300	100.8	40000	40500	101.3
Selenium	2000	1980	99.0	2000	1980	99.0	2000	1960	98.0
Silicon	anr								
Silver	250	247	98.8	250	248	99.2	250	248	99.2
Sodium	40000	40700	101.8	40000	40700	101.8	40000	40900	102.3
Strontium									
Sulfur									
Thallium	2000	2060	103.0	2000	2060	103.0	2000	2050	102.5
Tin									
Titanium									
Tungsten									
Vanadium	2000	2000	100.0	2000	2000	100.0	2000	2000	100.0

CALIBRATION CHECK STANDARDS SUMMARY
Initial and Continuing Calibration Checks

Login Number: JD27540
Account: SESINJPB - SESI Consulting Engineers
Project: Remedial Investigation, 247 North Avenue, New Rochelle, NY

File ID: SF070721M1.ICP Date Analyzed: 07/07/21 Methods: SW846 6010D
QC Limits: 95 to 105 % Recovery Run ID: MA50802 Units: ug/l

Time:		22:50			23:30			00:31	
Sample ID:	CCV	CCV9		CCV	CCV10		CCV	CCV11	
Metal	True	Results	% Rec	True	Results	% Rec	True	Results	% Rec
Zinc	2000	2010	100.5	2000	2020	101.0	2000	2000	100.0
Zirconium									

(*) Outside of QC limits
(anr) Analyte not requested

CALIBRATION CHECK STANDARDS SUMMARY
Initial and Continuing Calibration Checks

Login Number: JD27540
Account: SESINJPB - SESI Consulting Engineers
Project: Remedial Investigation, 247 North Avenue, New Rochelle, NY

File ID: SF070721M1.ICP Date Analyzed: 07/07/21 Methods: SW846 6010D
QC Limits: 95 to 105 % Recovery Run ID: MA50802 Units: ug/l

Time:		01:27			02:23			03:18	
Sample ID:	CCV	CCV12		CCV	CCV13		CCV	CCV14	
Metal	True	Results	% Rec	True	Results	% Rec	True	Results	% Rec
Aluminum	40000	40200	100.5	40000	41200	103.0	40000	40400	101.0
Antimony	2000	1990	99.5	2000	2020	101.0	2000	2030	101.5
Arsenic	2000	1980	99.0	2000	2010	100.5	2000	2020	101.0
Barium	2000	2050	102.5	2000	2090	104.5	2000	2060	103.0
Beryllium	2000	2000	100.0	2000	2030	101.5	2000	1990	99.5
Bismuth									
Boron									
Cadmium	2000	1990	99.5	2000	2010	100.5	2000	2030	101.5
Calcium	40000	39100	97.8	40000	39700	99.3	40000	39000	97.5
Cerium									
Chromium	2000	2000	100.0	2000	1980	99.0	2000	1990	99.5
Cobalt	2000	2020	101.0	2000	2040	102.0	2000	2050	102.5
Copper	2000	1960	98.0	2000	1960	98.0	2000	1970	98.5
Iron	40000	39200	98.0	40000	39600	99.0	40000	38800	97.0
Lead	2000	2050	102.5	2000	2050	102.5	2000	2070	103.5
Lithium									
Magnesium	40000	38300	95.8	40000	38600	96.5	40000	37900	94.8
Manganese	2000	2040	102.0	2000	2020	101.0	2000	2040	102.0
Molybdenum									
Nickel	2000	2030	101.5	2000	2050	102.5	2000	2060	103.0
Phosphorus									
Potassium	40000	40700	101.8	40000	41400	103.5	40000	40900	102.3
Selenium	2000	1960	98.0	2000	2000	100.0	2000	2000	100.0
Silicon	anr								
Silver	250	249	99.6	250	247	98.8	250	249	99.6
Sodium	40000	40900	102.3	40000	42000	105.0	40000	41300	103.3
Strontium									
Sulfur									
Thallium	2000	2040	102.0	2000	2070	103.5	2000	2080	104.0
Tin									
Titanium									
Tungsten									
Vanadium	2000	2010	100.5	2000	1990	99.5	2000	2010	100.5

CALIBRATION CHECK STANDARDS SUMMARY
Initial and Continuing Calibration Checks

Login Number: JD27540
Account: SESINJPB - SESI Consulting Engineers
Project: Remedial Investigation, 247 North Avenue, New Rochelle, NY

File ID: SF070721M1.ICP Date Analyzed: 07/07/21 Methods: SW846 6010D
QC Limits: 95 to 105 % Recovery Run ID: MA50802 Units: ug/l

Time:		01:27			02:23			03:18	
Sample ID:	CCV	CCV12		CCV	CCV13		CCV	CCV14	
Metal	True	Results	% Rec	True	Results	% Rec	True	Results	% Rec
Zinc	2000	2000	100.0	2000	2020	101.0	2000	2040	102.0
Zirconium									

(*) Outside of QC limits
(anr) Analyte not requested

CALIBRATION CHECK STANDARDS SUMMARY
Initial and Continuing Calibration Checks

Login Number: JD27540
Account: SESINJPB - SESI Consulting Engineers
Project: Remedial Investigation, 247 North Avenue, New Rochelle, NY

File ID: SF070721M1.ICP Date Analyzed: 07/07/21 Methods: SW846 6010D
QC Limits: 95 to 105 % Recovery Run ID: MA50802 Units: ug/l

Time:		04:14			04:44			05:35	
Sample ID:	CCV	CCV15		CCV	CCV16		CCV	CCV17	
Metal	True	Results	% Rec	True	Results	% Rec	True	Results	% Rec
Aluminum	40000	40500	101.3	40000	40600	101.5	40000	40500	101.3
Antimony	2000	2030	101.5	2000	2030	101.5	2000	2040	102.0
Arsenic	2000	2010	100.5	2000	2010	100.5	2000	2020	101.0
Barium	2000	2080	104.0	2000	2080	104.0	2000	2070	103.5
Beryllium	2000	1990	99.5	2000	1980	99.0	2000	1980	99.0
Bismuth									
Boron									
Cadmium	2000	2020	101.0	2000	2030	101.5	2000	2030	101.5
Calcium	40000	38800	97.0	40000	39000	97.5	40000	38800	97.0
Cerium									
Chromium	2000	1930	96.5	2000	1990	99.5	2000	1990	99.5
Cobalt	2000	2040	102.0	2000	2040	102.0	2000	2050	102.5
Copper	2000	1930	96.5	2000	1980	99.0	2000	1970	98.5
Iron	40000	38600	96.5	40000	38500	96.3	40000	38400	96.0
Lead	2000	2050	102.5	2000	2060	103.0	2000	2070	103.5
Lithium									
Magnesium	40000	37600	94.0	40000	37800	94.5	40000	37600	94.0
Manganese	2000	1980	99.0	2000	2030	101.5	2000	2030	101.5
Molybdenum									
Nickel	2000	2050	102.5	2000	2050	102.5	2000	2060	103.0
Phosphorus									
Potassium	40000	41000	102.5	40000	41200	103.0	40000	41000	102.5
Selenium	2000	2000	100.0	2000	2000	100.0	2000	2010	100.5
Silicon	anr								
Silver	250	242	96.8	250	248	99.2	250	247	98.8
Sodium	40000	41500	103.8	40000	41500	103.8	40000	41600	104.0
Strontium									
Sulfur									
Thallium	2000	2070	103.5	2000	2070	103.5	2000	2080	104.0
Tin									
Titanium									
Tungsten									
Vanadium	2000	1950	97.5	2000	2000	100.0	2000	2000	100.0

CALIBRATION CHECK STANDARDS SUMMARY
Initial and Continuing Calibration Checks

Login Number: JD27540
Account: SESINJPB - SESI Consulting Engineers
Project: Remedial Investigation, 247 North Avenue, New Rochelle, NY

File ID: SF070721M1.ICP Date Analyzed: 07/07/21 Methods: SW846 6010D
QC Limits: 95 to 105 % Recovery Run ID: MA50802 Units: ug/l

Time:		04:14			04:44			05:35	
Sample ID:	CCV	CCV15		CCV	CCV16		CCV	CCV17	
Metal	True	Results	% Rec	True	Results	% Rec	True	Results	% Rec
Zinc	2000	2010	100.5	2000	2020	101.0	2000	2030	101.5
Zirconium									

(*) Outside of QC limits
(anr) Analyte not requested

HIGH STANDARD CHECK SUMMARY

Login Number: JD27540
Account: SESINJPB - SESI Consulting Engineers
Project: Remedial Investigation, 247 North Avenue, New Rochelle, NY

File ID: SF070721M1.ICP Date Analyzed: 07/07/21 Methods: SW846 6010D
QC Limits: 90 to 110 % Recovery Run ID: MA50802 Units: ug/l

Time:		15:52			15:57	
Sample ID:	HSTD	HSTD1		HSTD	HSTD2	
Metal	True	Results	% Rec	True	Results	% Rec
Aluminum				300000	303000	101.0
Antimony	8000	8000	100.0			
Arsenic	8000	7920	99.0			
Barium	8000	8040	100.5			
Beryllium	8000	8140	101.8			
Bismuth						
Boron						
Cadmium	8000	7860	98.3			
Calcium				200000	192000	96.0
Cerium						
Chromium	8000	7910	98.9			
Cobalt	8000	8160	102.0			
Copper	8000	7710	96.4			
Iron				200000	198000	99.0
Lead	8000	8040	100.5			
Lithium						
Magnesium				300000	296000	98.7
Manganese	8000	7930	99.1			
Molybdenum						
Nickel	8000	8060	100.8			
Phosphorus						
Potassium				200000	202000	101.0
Selenium	8000	7910	98.9			
Silicon	anr					
Silver	625	597	95.5			
Sodium				200000	205000	102.5
Strontium						
Sulfur						
Thallium	8000	8110	101.4			
Tin						
Titanium						
Tungsten						
Vanadium	8000	7950	99.4			

HIGH STANDARD CHECK SUMMARY

Login Number: JD27540
Account: SESINJPB - SESI Consulting Engineers
Project: Remedial Investigation, 247 North Avenue, New Rochelle, NY

File ID: SF070721M1.ICP Date Analyzed: 07/07/21 Methods: SW846 6010D
QC Limits: 90 to 110 % Recovery Run ID: MA50802 Units: ug/l

Time:		15:52			15:57	
Sample ID:	HSTD	HSTD1		HSTD	HSTD2	
Metal	True	Results	% Rec	True	Results	% Rec
Zinc	8000	8140	101.8			
Zirconium						

(*) Outside of QC limits
(anr) Analyte not requested

LOW CALIBRATION CHECK STANDARDS SUMMARY

Login Number: JD27540
Account: SESINJPB - SESI Consulting Engineers
Project: Remedial Investigation, 247 North Avenue, New Rochelle, NY

File ID: SF070721M1.ICP Date Analyzed: 07/07/21 Methods: SW846 6010D
QC Limits: CRI 80-120% CRIA 80-120% Run ID: MA50802 Units: ug/l

Time:				15:36		16:13	
Sample ID:	CRI	CRIA	CRID	CRID1		CRI2	
Metal	True	True	True	Results	% Rec	Results	% Rec
Aluminum	200	500	100	94.7	94.7	185	92.5
Antimony	6.0	20	3.0			6.80	113.3
Arsenic	8.0	20	3.0	3.30	110.0	7.00	87.5
Barium	200		4.0	4.10	102.5	196	98.0
Beryllium	2.0		1.0	1.10	110.0	2.10	105.0
Bismuth	20						
Boron	100		10				
Cadmium	3.0		1.0			3.00	100.0
Calcium	5000	2000	1000	1030	103.0	4960	99.2
Cerium							
Chromium	10		2.0	2.00	100.0	10.2	102.0
Cobalt	50		3.0	2.50	83.3	49.5	99.0
Copper	10		2.0			9.20	92.0
Iron	100	500				107	107.0
Lead	3.0	20	2.5			3.00	100.0
Lithium	50						
Magnesium	5000	2000	100			4910	98.2
Manganese	15		3.0	3.10	103.3	15.0	100.0
Molybdenum	20						
Nickel	10		4.0	4.30	107.5	10.4	104.0
Phosphorus	50						
Potassium	5000		2000	2040	102.0	4970	99.4
Selenium	10	20	5.0			10.2	102.0
Silicon	200						
Silver	5.0		2.0			5.00	100.0
Sodium	5000		1000	1000	100.0	4940	98.8
Strontium	10						
Sulfur	50						
Thallium	10		2.0			8.90	89.0
Tin	10						
Titanium	10						
Tungsten	50						
Vanadium	50		2.0	2.00	100.0	48.7	97.4

LOW CALIBRATION CHECK STANDARDS SUMMARY

Login Number: JD27540
Account: SESINJPB - SESI Consulting Engineers
Project: Remedial Investigation, 247 North Avenue, New Rochelle, NY

File ID: SF070721M1.ICP Date Analyzed: 07/07/21 Methods: SW846 6010D
QC Limits: CRI 80-120% CRIA 80-120% Run ID: MA50802 Units: ug/l

Time:				15:36		16:13	
Sample ID:	CRI	CRIA	CRID	CRID1		CRI2	
Metal	True	True	True	Results	% Rec	Results	% Rec
Zinc	20		10	11.2	112.0	16.3	81.5
Zirconium	10						

(*) Outside of QC limits
(anr) Analyte not requested

INTERFERING ELEMENT CHECK STANDARDS SUMMARY
Part 1 - ICSA and ICSAB Standards

Login Number: JD27540
Account: SESINJPB - SESI Consulting Engineers
Project: Remedial Investigation, 247 North Avenue, New Rochelle, NY

File ID: SF070721M1.ICP Date Analyzed: 07/07/21 Methods: SW846 6010D
QC Limits: 80 to 120 % Recovery Run ID: MA50802 Units: ug/l

Time:			15:42		15:47	
Sample ID:	ICSA	ICSAB	ICSA1		ICSAB1	
Metal	True	True	Results	% Rec	Results	% Rec
Aluminum	500000	500000	511000	102.2	504000	100.8
Antimony		1000	1.30		1030	103.0
Arsenic		1000	2.30		1010	101.0
Barium		500	3.10		483	96.6
Beryllium		500	-0.500		479	95.8
Bismuth		500	-5.00		498	99.6
Boron		500	-2.90		485	97.0
Cadmium		1000	1.40		997	99.7
Calcium	400000	400000	384000	96.0	382000	95.5
Cerium			51.0		525*	
Chromium		500	-0.600		454	90.8
Cobalt		500	-0.500		459	91.8
Copper		500	7.20		513	102.6
Iron	200000	200000	205000	102.5	194000	97.0
Lead		1000	0.400		927	92.7
Lithium		500	-6.40		528	105.6
Magnesium	500000	500000	492000	98.4	483000	96.6
Manganese		500	-2.70		483	96.6
Molybdenum		500	0.700		476	95.2
Nickel		1000	2.20		925	92.5
Phosphorus		500	8.30		486	97.2
Potassium			123		79.5	
Selenium		1000	0.200		946	94.6
Silicon		500	-21.8		515	103.0
Silver		1000	0.00		990	99.0
Sodium			60.5		53.3	
Strontium		500	-1.40		500	100.0
Sulfur		500	-20.8		473	94.6
Thallium		1000	-2.30		892	89.2
Tin		500	-4.00		457	91.4
Titanium		500	-1.70		480	96.0
Tungsten		500	-7.00		471	94.2
Vanadium		500	0.200		469	93.8

INTERFERING ELEMENT CHECK STANDARDS SUMMARY
Part 1 - ICSA and ICSAB Standards

Login Number: JD27540
Account: SESINJPB - SESI Consulting Engineers
Project: Remedial Investigation, 247 North Avenue, New Rochelle, NY

File ID: SF070721M1.ICP Date Analyzed: 07/07/21 Methods: SW846 6010D
QC Limits: 80 to 120 % Recovery Run ID: MA50802 Units: ug/l

Time:			15:42		15:47	
Sample ID:	ICSA	ICSAB	ICSA1		ICSAB1	
Metal	True	True	Results	% Rec	Results	% Rec
Zinc		1000	-8.90		898	89.8
Zirconium		500	-0.600		426	85.2

(*) Outside of QC limits
(anr) Analyte not requested

BLANK RESULTS SUMMARY
Part 2 - Method Blanks

Login Number: JD27540
Account: SESINJPB - SESI Consulting Engineers
Project: Remedial Investigation, 247 North Avenue, New Rochelle, NY

QC Batch ID: MP27287
Matrix Type: SOLID

Methods: SW846 6010D
Units: mg/kg

Prep Date: 07/06/21

Metal	RL	IDL	MDL	MB raw	final
Aluminum	50	.92	8.1	1.9	<50
Antimony	2.0	.28	.41	-0.040	<2.0
Arsenic	2.0	.26	.28	-0.16	<2.0
Barium	20	.02	1.9	0.11	<20
Beryllium	0.20	.02	.08	0.0	<0.20
Bismuth	2.0	.25	.52		
Boron	10	.18	1.5		
Cadmium	0.50	.04	.07	0.0	<0.50
Calcium	500	1.3	44	6.0	<500
Chromium	1.0	.07	.37	0.090	<1.0
Cobalt	5.0	.06	.28	0.010	<5.0
Copper	2.5	.07	.84	0.19	<2.5
Iron	50	.33	19	4.9	<50
Lead	2.0	.2	.41	0.080	<2.0
Lithium	5.0	.15	.92		
Magnesium	500	2.5	14	2.7	<500
Manganese	1.5	.01	.41	0.080	<1.5
Molybdenum	2.0	.06	.32		
Nickel	4.0	.08	.35	0.10	<4.0
Phosphorus	20	.7	3.3		
Potassium	1000	3.5	32	6.1	<1000
Selenium	2.0	.36	.65	-0.030	<2.0
Silicon	20	.22	11		
Silver	0.50	.06	.17	0.040	<0.50
Sodium	1000	1.4	78	6.8	<1000
Strontium	5.0	.01	.18		
Sulfur	10	.37	9.4		
Thallium	1.0	.52	.58	0.030	<1.0
Tin	20	.14	3.8		
Titanium	1.0	.08	.34		
Tungsten	5.0	.13	1.8		
Vanadium	5.0	.05	.19	0.020	<5.0
Zinc	5.0	.03	2.3	1.8	<5.0

BLANK RESULTS SUMMARY
Part 2 - Method Blanks

Login Number: JD27540
Account: SESINJPB - SESI Consulting Engineers
Project: Remedial Investigation, 247 North Avenue, New Rochelle, NY

QC Batch ID: MP27287
Matrix Type: SOLID

Methods: SW846 6010D
Units: mg/kg

Prep Date: 07/06/21

Metal	RL	IDL	MDL	MB raw	final
Zirconium	2.0	.05	.23		

Associated samples MP27287: JD27540-1, JD27540-2, JD27540-3, JD27540-4, JD27540-5, JD27540-6, JD27540-7, JD27540-8, JD27540-9, JD27540-10, JD27540-11, JD27540-12, JD27540-13, JD27540-14, JD27540-15, JD27540-16, JD27540-17, JD27540-18

Results < IDL are shown as zero for calculation purposes
(*) Outside of QC limits
(anr) Analyte not requested

MATRIX SPIKE AND DUPLICATE RESULTS SUMMARY

Login Number: JD27540
Account: SESINJPB - SESI Consulting Engineers
Project: Remedial Investigation, 247 North Avenue, New Rochelle, NY

QC Batch ID: MP27287
Matrix Type: SOLID

Methods: SW846 6010D
Units: mg/kg

Prep Date: 07/06/21

Metal	JD27540-5 Original	MS	Spikelot MPSPK2	% Rec	QC Limits
Aluminum	4790	8870	2590	157.8N(a	75-125
Antimony	0.33	115	207	55.4N(a)	75-125
Arsenic	1.2	178	207	85.5	75-125
Barium	34.7	225	207	92.0	75-125
Beryllium	0.19	179	207	86.4	75-125
Bismuth					
Boron					
Cadmium	0.0	178	207	86.1	75-125
Calcium	1550	4250	2590	104.4	75-125
Chromium	10.1	180	207	82.1	75-125
Cobalt	3.9	198	207	93.8	75-125
Copper	8.7	180	207	82.8	75-125
Iron	8470	11700	2590	124.9	75-125
Lead	2.7	198	207	94.4	75-125
Lithium					
Magnesium	1380	4100	2590	105.2	75-125
Manganese	127	343	207	104.4	75-125
Molybdenum					
Nickel	8.5	206	207	95.5	75-125
Phosphorus					
Potassium	1580	4510	2590	113.3	75-125
Selenium	0.0	178	207	86.1	75-125
Silicon					
Silver	0.19	21.7	25.9	83.2	75-125
Sodium	161	2620	2590	95.1	75-125
Strontium					
Sulfur	anr				
Thallium	0.81	201	207	96.8	75-125
Tin					
Titanium					
Tungsten					
Vanadium	13.6	183	207	81.9	75-125
Zinc	16.2	203	207	90.3	75-125

MATRIX SPIKE AND DUPLICATE RESULTS SUMMARY

Login Number: JD27540
Account: SESINJPB - SESI Consulting Engineers
Project: Remedial Investigation, 247 North Avenue, New Rochelle, NY

QC Batch ID: MP27287
Matrix Type: SOLID
Methods: SW846 6010D
Units: mg/kg

Prep Date: 07/06/21

Metal	JD27540-5 Original MS	Spikelot MPSPK2	% Rec	QC Limits
Zirconium				

Associated samples MP27287: JD27540-1, JD27540-2, JD27540-3, JD27540-4, JD27540-5, JD27540-6, JD27540-7, JD27540-8, JD27540-9, JD27540-10, JD27540-11, JD27540-12, JD27540-13, JD27540-14, JD27540-15, JD27540-16, JD27540-17, JD27540-18

Results < IDL are shown as zero for calculation purposes
(*) Outside of QC limits
(N) Matrix Spike Rec. outside of QC limits
(anr) Analyte not requested
(a) Spike recovery indicates possible matrix interference and/or sample nonhomogeneity.

MATRIX SPIKE AND DUPLICATE RESULTS SUMMARY

Login Number: JD27540
Account: SESINJPB - SESI Consulting Engineers
Project: Remedial Investigation, 247 North Avenue, New Rochelle, NY

QC Batch ID: MP27287
Matrix Type: SOLID

Methods: SW846 6010D
Units: mg/kg

Prep Date: 07/06/21

Metal	JD27540-5 Original	MSD	Spikelot MPSPK2	% Rec	MSD RPD	QC Limit
Aluminum	4790	8850	2590	157.0N(a	0.2	20
Antimony	0.33	129	207	62.2N(a)	11.5	20
Arsenic	1.2	189	207	90.8	6.0	20
Barium	34.7	231	207	94.9	2.6	20
Beryllium	0.19	189	207	91.3	5.4	20
Bismuth						
Boron						
Cadmium	0.0	188	207	90.9	5.5	20
Calcium	1550	4370	2590	109.1	2.8	20
Chromium	10.1	187	207	85.5	3.8	20
Cobalt	3.9	199	207	94.3	0.5	20
Copper	8.7	188	207	86.7	4.3	20
Iron	8470	11400	2590	113.3	2.6	20
Lead	2.7	198	207	94.4	0.0	20
Lithium						
Magnesium	1380	4220	2590	109.8	2.9	20
Manganese	127	357	207	111.2	4.0	20
Molybdenum						
Nickel	8.5	206	207	95.5	0.0	20
Phosphorus						
Potassium	1580	4570	2590	115.6	1.3	20
Selenium	0.0	188	207	90.9	5.5	20
Silicon						
Silver	0.19	23.0	25.9	88.2	5.8	20
Sodium	161	2780	2590	101.3	5.9	20
Strontium						
Sulfur	anr					
Thallium	0.81	203	207	97.7	1.0	20
Tin						
Titanium						
Tungsten						
Vanadium	13.6	191	207	85.8	4.3	20
Zinc	16.2	206	207	91.8	1.5	20

MATRIX SPIKE AND DUPLICATE RESULTS SUMMARY

Login Number: JD27540
Account: SESINJPB - SESI Consulting Engineers
Project: Remedial Investigation, 247 North Avenue, New Rochelle, NY

QC Batch ID: MP27287 Methods: SW846 6010D
Matrix Type: SOLID Units: mg/kg

Prep Date: 07/06/21

Metal	JD27540-5 Original MSD	Spikelot MPSPK2	% Rec	MSD RPD	QC Limit
Zirconium					

Associated samples MP27287: JD27540-1, JD27540-2, JD27540-3, JD27540-4, JD27540-5, JD27540-6, JD27540-7, JD27540-8, JD27540-9, JD27540-10, JD27540-11, JD27540-12, JD27540-13, JD27540-14, JD27540-15, JD27540-16, JD27540-17, JD27540-18

Results < IDL are shown as zero for calculation purposes
(*) Outside of QC limits
(N) Matrix Spike Rec. outside of QC limits
(anr) Analyte not requested
(a) Spike recovery indicates possible matrix interference and/or sample nonhomogeneity.

SPIKE BLANK AND LAB CONTROL SAMPLE SUMMARY

Login Number: JD27540
Account: SESINJPB - SESI Consulting Engineers
Project: Remedial Investigation, 247 North Avenue, New Rochelle, NY

QC Batch ID: MP27287
Matrix Type: SOLID

Methods: SW846 6010D
Units: mg/kg

Prep Date: 07/06/21

Metal	BSP Result	Spikelot MPSPK2	% Rec	QC Limits
Aluminum	2480	2500	99.2	80-120
Antimony	175	200	87.5	80-120
Arsenic	177	200	88.5	80-120
Barium	181	200	90.5	80-120
Beryllium	180	200	90.0	80-120
Bismuth				
Boron				
Cadmium	176	200	88.0	80-120
Calcium	2470	2500	98.8	80-120
Chromium	167	200	83.5	80-120
Cobalt	180	200	90.0	80-120
Copper	166	200	83.0	80-120
Iron	2450	2500	98.0	80-120
Lead	181	200	90.5	80-120
Lithium				
Magnesium	2400	2500	96.0	80-120
Manganese	169	200	84.5	80-120
Molybdenum				
Nickel	183	200	91.5	80-120
Phosphorus				
Potassium	2400	2500	96.0	80-120
Selenium	175	200	87.5	80-120
Silicon				
Silver	21.1	25	84.4	80-120
Sodium	2460	2500	98.4	80-120
Strontium				
Sulfur	anr			
Thallium	186	200	93.0	80-120
Tin				
Titanium				
Tungsten				
Vanadium	166	200	83.0	80-120
Zinc	194	200	97.0	80-120

SPIKE BLANK AND LAB CONTROL SAMPLE SUMMARY

Login Number: JD27540
Account: SESINJPB - SESI Consulting Engineers
Project: Remedial Investigation, 247 North Avenue, New Rochelle, NY

QC Batch ID: MP27287
Matrix Type: SOLID

Methods: SW846 6010D
Units: mg/kg

Prep Date: 07/06/21

Metal	BSP Result	Spikelot MPSPK2	% Rec	QC Limits
Zirconium				

Associated samples MP27287: JD27540-1, JD27540-2, JD27540-3, JD27540-4, JD27540-5, JD27540-6, JD27540-7, JD27540-8, JD27540-9, JD27540-10, JD27540-11, JD27540-12, JD27540-13, JD27540-14, JD27540-15, JD27540-16, JD27540-17, JD27540-18

Results < IDL are shown as zero for calculation purposes
(*) Outside of QC limits
(anr) Analyte not requested

SERIAL DILUTION RESULTS SUMMARY

Login Number: JD27540
Account: SESINJPB - SESI Consulting Engineers
Project: Remedial Investigation, 247 North Avenue, New Rochelle, NY

QC Batch ID: MP27287
Matrix Type: SOLID

Methods: SW846 6010D
Units: ug/l

Prep Date: 07/06/21

Metal	JD27540-5 Original	SDL 1:5	%DIF	QC Limits
Aluminum	46300	47900	3.4	0-10
Antimony	3.20	0.00	100.0(a)	0-10
Arsenic	11.2	0.00	100.0(a)	0-10
Barium	335	346	3.3	0-10
Beryllium	1.80	1.60	11.1 (a)	0-10
Bismuth				
Boron				
Cadmium	0.00	0.00	NC	0-10
Calcium	15000	15600	4.1	0-10
Chromium	97.2	101	3.6	0-10
Cobalt	37.7	37.8	0.3	0-10
Copper	83.7	85.8	2.5	0-10
Iron	81900	85900	4.9	0-10
Lead	26.4	22.0	16.7 (a)	0-10
Lithium				
Magnesium	13400	13900	4.2	0-10
Manganese	1230	1290	4.7	0-10
Molybdenum				
Nickel	82.5	82.9	0.5	0-10
Phosphorus				
Potassium	15300	15700	2.8	0-10
Selenium	0.00	0.00	NC	0-10
Silicon				
Silver	1.80	0.00	100.0(a)	0-10
Sodium	1560	1610	3.1	0-10
Strontium				
Sulfur	anr			
Thallium	7.80	0.00	100.0(a)	0-10
Tin				
Titanium				
Tungsten				
Vanadium	132	138	4.6	0-10
Zinc	157	155	1.2	0-10

SERIAL DILUTION RESULTS SUMMARY

Login Number: JD27540
Account: SESINJPB - SESI Consulting Engineers
Project: Remedial Investigation, 247 North Avenue, New Rochelle, NY

QC Batch ID: MP27287 Methods: SW846 6010D
Matrix Type: SOLID Units: ug/l

Prep Date: 07/06/21

	JD27540-5		QC
Metal	Original SDL 1:5	%DIF	Limits

Zirconium

Associated samples MP27287: JD27540-1, JD27540-2, JD27540-3, JD27540-4, JD27540-5, JD27540-6, JD27540-7, JD27540-8, JD27540-9, JD27540-10, JD27540-11, JD27540-12, JD27540-13, JD27540-14, JD27540-15, JD27540-16, JD27540-17, JD27540-18

Results < IDL are shown as zero for calculation purposes
(*) Outside of QC limits
(anr) Analyte not requested
(a) Percent difference acceptable due to low initial sample concentration (< 50 times IDL).

POST DIGESTATE SPIKE SUMMARY

Login Number: JD27540
Account: SESINJPB - SESI Consulting Engineers
Project: Remedial Investigation, 247 North Avenue, New Rochelle, NY

QC Batch ID: MP27287
Matrix Type: SOLID

Methods: SW846 6010D
Units: ug/l

Prep Date: 07/06/21

Metal	Sample ml	Final ml	JD27540-5 Raw	Corr.**	PS ug/l	Spike ml	Spike ug/ml	Spike ug/l	% Rec	QC Limits
Aluminum										
Antimony	19.25	20	3.2	3.08	1866	0.2	200	2000	93.1	80-120
Arsenic										
Barium										
Beryllium										
Bismuth										
Boron										
Cadmium										
Calcium										
Chromium										
Cobalt										
Copper										
Iron										
Lead										
Lithium										
Magnesium										
Manganese										
Molybdenum										
Nickel										
Phosphorus										
Potassium										
Selenium										
Silicon										
Silver										
Sodium										
Strontium										
Sulfur										
Thallium										
Tin										
Titanium										
Tungsten										
Vanadium										
Zinc										

POST DIGESTATE SPIKE SUMMARY

Login Number: JD27540
Account: SESINJPB - SESI Consulting Engineers
Project: Remedial Investigation, 247 North Avenue, New Rochelle, NY

QC Batch ID: MP27287
Matrix Type: SOLID

Methods: SW846 6010D
Units: ug/l

Prep Date: 07/06/21

Metal	Sample ml	Final ml	JD27540-5 Raw	Corr.**	PS ug/l	Spike ml	Spike ug/ml	Spike ug/l	% Rec	QC Limits
Zirconium										

Associated samples MP27287: JD27540-1, JD27540-2, JD27540-3, JD27540-4, JD27540-5, JD27540-6, JD27540-7, JD27540-8, JD27540-9, JD27540-10, JD27540-11, JD27540-12, JD27540-13, JD27540-14, JD27540-15, JD27540-16, JD27540-17, JD27540-18

Results < IDL are shown as zero for calculation purposes
(*) Outside of QC limits
(**) Corr. sample result = Raw * (sample volume / final volume)
(anr) Analyte not requested

BLANK RESULTS SUMMARY
Part 2 - Method Blanks

Login Number: JD27540
Account: SESINJPB - SESI Consulting Engineers
Project: Remedial Investigation, 247 North Avenue, New Rochelle, NY

QC Batch ID: MP27325
Matrix Type: SOLID

Methods: SW846 7471B
Units: mg/kg

Prep Date: 07/06/21

Metal	RL	IDL	MDL	MB raw	final
Mercury	0.033	.0057	.015	0.0058	<0.033

Associated samples MP27325: JD27540-1, JD27540-2, JD27540-3, JD27540-4, JD27540-5, JD27540-6, JD27540-7

Results < IDL are shown as zero for calculation purposes
(*) Outside of QC limits
(anr) Analyte not requested

MATRIX SPIKE AND DUPLICATE RESULTS SUMMARY

Login Number: JD27540
Account: SESINJPB - SESI Consulting Engineers
Project: Remedial Investigation, 247 North Avenue, New Rochelle, NY

QC Batch ID: MP27325
Matrix Type: SOLID

Methods: SW846 7471B
Units: mg/kg

Prep Date: 07/06/21

Metal	JD27540-5 Original	MS	Spikelot HGPWS1	% Rec	QC Limits
Mercury	0.0058	0.29	0.292	97.2	80-120

Associated samples MP27325: JD27540-1, JD27540-2, JD27540-3, JD27540-4, JD27540-5, JD27540-6, JD27540-7

Results < IDL are shown as zero for calculation purposes
(*) Outside of QC limits
(N) Matrix Spike Rec. outside of QC limits
(anr) Analyte not requested

MATRIX SPIKE AND DUPLICATE RESULTS SUMMARY

Login Number: JD27540
Account: SESINJPB - SESI Consulting Engineers
Project: Remedial Investigation, 247 North Avenue, New Rochelle, NY

QC Batch ID: MP27325 Methods: SW846 7471B
Matrix Type: SOLID Units: mg/kg

Prep Date: 07/06/21

Metal	JD27540-5 Original	MSD	Spikelot HGPWS1	% Rec	MSD RPD	QC Limit
Mercury	0.0058	0.31	0.295	103.1	6.7	20

Associated samples MP27325: JD27540-1, JD27540-2, JD27540-3, JD27540-4, JD27540-5, JD27540-6, JD27540-7

Results < IDL are shown as zero for calculation purposes
(*) Outside of QC limits
(N) Matrix Spike Rec. outside of QC limits
(anr) Analyte not requested

SPIKE BLANK AND LAB CONTROL SAMPLE SUMMARY

Login Number: JD27540
Account: SESINJPB - SESI Consulting Engineers
Project: Remedial Investigation, 247 North Avenue, New Rochelle, NY

QC Batch ID: MP27325
Matrix Type: SOLID

Methods: SW846 7471B
Units: mg/kg

Prep Date: 07/06/21

Metal	BSP Result	Spikelot HGPWS1	% Rec	QC Limits
Mercury	0.35	0.333	105.0	80-120

Associated samples MP27325: JD27540-1, JD27540-2, JD27540-3, JD27540-4, JD27540-5, JD27540-6, JD27540-7

Results < IDL are shown as zero for calculation purposes
(*) Outside of QC limits
(anr) Analyte not requested

BLANK RESULTS SUMMARY
Part 2 - Method Blanks

Login Number: JD27540
Account: SESINJPB - SESI Consulting Engineers
Project: Remedial Investigation, 247 North Avenue, New Rochelle, NY

QC Batch ID: MP27326 Methods: SW846 7471B
Matrix Type: SOLID Units: mg/kg

Prep Date: 07/06/21

Metal	RL	IDL	MDL	MB raw	final
Mercury	0.033	.0057	.015	0.0078	<0.033

Associated samples MP27326: JD27540-8, JD27540-9, JD27540-10, JD27540-11, JD27540-12, JD27540-13, JD27540-14, JD27540-15, JD27540-16, JD27540-17, JD27540-18

Results < IDL are shown as zero for calculation purposes
(*) Outside of QC limits
(anr) Analyte not requested

MATRIX SPIKE AND DUPLICATE RESULTS SUMMARY

Login Number: JD27540
Account: SESINJPB - SESI Consulting Engineers
Project: Remedial Investigation, 247 North Avenue, New Rochelle, NY

QC Batch ID: MP27326
Matrix Type: SOLID
Methods: SW846 7471B
Units: mg/kg

Prep Date: 07/06/21

Metal	JD27493-1 Original	MS	Spikelot HGPWS1	% Rec	QC Limits
Mercury	0.049	0.38	0.362	91.5	80-120

Associated samples MP27326: JD27540-8, JD27540-9, JD27540-10, JD27540-11, JD27540-12, JD27540-13, JD27540-14, JD27540-15, JD27540-16, JD27540-17, JD27540-18

Results < IDL are shown as zero for calculation purposes
(*) Outside of QC limits
(N) Matrix Spike Rec. outside of QC limits
(anr) Analyte not requested

MATRIX SPIKE AND DUPLICATE RESULTS SUMMARY

Login Number: JD27540
Account: SESINJPB - SESI Consulting Engineers
Project: Remedial Investigation, 247 North Avenue, New Rochelle, NY

QC Batch ID: MP27326 Methods: SW846 7471B
Matrix Type: SOLID Units: mg/kg

Prep Date: 07/06/21

Metal	JD27493-1 Original	MSD	Spikelot HGPWS1	% Rec	MSD RPD	QC Limit
Mercury	0.049	0.33	0.305	92.1	14.1	20

Associated samples MP27326: JD27540-8, JD27540-9, JD27540-10, JD27540-11, JD27540-12, JD27540-13, JD27540-14, JD27540-15, JD27540-16, JD27540-17, JD27540-18

Results < IDL are shown as zero for calculation purposes
(*) Outside of QC limits
(N) Matrix Spike Rec. outside of QC limits
(anr) Analyte not requested

SPIKE BLANK AND LAB CONTROL SAMPLE SUMMARY

Login Number: JD27540
Account: SESINJPB - SESI Consulting Engineers
Project: Remedial Investigation, 247 North Avenue, New Rochelle, NY

QC Batch ID: MP27326
Matrix Type: SOLID

Methods: SW846 7471B
Units: mg/kg

Prep Date: 07/06/21

Metal	BSP Result	Spikelot HGPWS1	% Rec	QC Limits
Mercury	0.34	0.333	102.0	80-120

Associated samples MP27326: JD27540-8, JD27540-9, JD27540-10, JD27540-11, JD27540-12, JD27540-13, JD27540-14, JD27540-15, JD27540-16, JD27540-17, JD27540-18

Results < IDL are shown as zero for calculation purposes
(*) Outside of QC limits
(anr) Analyte not requested

Instrument Detection Limits

Job Number: JD27540
Account: SESINJPB SESI Consulting Engineers
Project: Remedial Investigation, 247 North Avenue, New Rochelle, NY

Instrument ID: LEEMANHG9 **Effective Date:** 01/12/21

Analyte	IDL ug/l
Mercury	.034

The above applies to the following instrument runs:
MA50767

Instrument Detection Limits

Job Number: JD27540
Account: SESINJPB SESI Consulting Engineers
Project: Remedial Investigation, 247 North Avenue, New Rochelle, NY

Instrument ID: SSTRACE6 **Effective Date:** 02/11/21

Analyte	IDL ug/l
Aluminum	9.2
Antimony	2.8
Arsenic	2.6
Barium	.2
Beryllium	.2
Bismuth	2.5
Boron	1.8
Cadmium	.4
Calcium	13
Chromium	.7
Cobalt	.6
Copper	.7
Iron	3.3
Lead	2
Lithium	1.5
Magnesium	24.8
Manganese	.1
Molybdenum	.6
Nickel	.8
Phosphorus	7
Potassium	34.5
Selenium	3.6
Silicon	2.2
Silver	.6
Sodium	13.9
Sulfur	3.7
Strontium	.1
Thallium	5.2
Tin	1.4
Titanium	.8
Tungsten	1.3
Vanadium	.5
Zinc	.3
Zirconium	.5

The above applies to the following instrument runs:
MA50799,MA50802

Instrument Linear Ranges

Job Number: JD27540
Account: SESINJPB SESI Consulting Engineers
Project: Remedial Investigation, 247 North Avenue, New Rochelle, NY

Instrument ID: LEEMANHG9 **Effective Date:** 02/26/18

Analyte	Linear Range ug/l
Mercury	5

The above applies to the following instrument runs:
MA50767

Instrument Linear Ranges

Job Number: JD27540
Account: SESINJPB SESI Consulting Engineers
Project: Remedial Investigation, 247 North Avenue, New Rochelle, NY

Instrument ID: SSTRACE6 **Effective Date:** 08/22/19

Analyte	Linear Range ug/l
Aluminum	300000
Antimony	8000
Arsenic	8000
Barium	8000
Beryllium	8000
Bismuth	8000
Boron	8000
Cadmium	8000
Calcium	200000
Cerium	8000
Chromium	8000
Cobalt	8000
Copper	8000
Iron	200000
Lead	8000
Lithium	8000
Magnesium	300000
Manganese	8000
Molybdenum	8000
Nickel	8000
Palladium	8000
Phosphorus	8000
Potassium	200000
Selenium	8000
Silicon	25000
Silver	625
Sodium	200000
Sulfur	100000
Strontium	8000
Thallium	8000
Tin	8000
Titanium	8000
Tungsten	8000
Vanadium	8000
Zinc	8000
Zirconium	8000

The above applies to the following instrument runs:
MA50799,MA50802

Metals Analysis

Raw Data

MA50767

Method: ACCUTEST Operator: Admin Date of Analysis: 06 Jul 2021 12:50:59

Sample ID	Date	Type	Units	Conc.	µ Abs.	Wt.	Vol.
STDA - 1	06 Jul 2021 12:52:28	Std	ug/l	-	30	1.000	1.000
STDB - 1	06 Jul 2021 12:53:52	Std	ug/l	-	2088	1.000	1.000
STDC - 1	06 Jul 2021 12:55:16	Std	ug/l	-	4614	1.000	1.000
STDD - 1	06 Jul 2021 12:56:54	Std	ug/l	-	8989	1.000	1.000
STDE - 1	06 Jul 2021 12:58:37	Std	ug/l	-	22233	1.000	1.000
STDF - 1	06 Jul 2021 13:00:25	Std	ug/l	-	40326	1.000	1.000
STDF - 1	06 Jul 2021 13:06:13	Std	ug/l	-	49058	1.000	1.000
STDF - 1	06 Jul 2021 13:09:40	Std	ug/l	-	45589	1.000	1.000
ICV - 1	06 Jul 2021 13:12:18	CK STND	ug/l	100.7% 3.0204	27411	1.000	1.000
ICB - 1	06 Jul 2021 13:13:39	CK STND	ug/l	0.0009	26	1.000	1.000
CCV - 1	06 Jul 2021 13:15:37	CK STND	ug/l	96.0% 2.3991	21776	1.000	1.000
CCB - 1	06 Jul 2021 13:17:00	CK STND	ug/l	-0.0124	-95	1.000	1.000
SAMPLECONF - 1	06 Jul 2021 13:18:55	CK STND	ug/l	(H)141.0% 0.2820	2575	1.000	1.000
CRI - 1	06 Jul 2021 13:21:18	CK STND	ug/l	123.2% 0.2465	2253	1.000	1.000
MP27322-B1 - 1	06 Jul 2021 13:22:39	SMPL	ug/l	1.8049	16387	1.000	1.000
MP27322-S1 - 1	06 Jul 2021 13:24:18	SMPL	ug/l	5.1679	46887	1.000	1.000
MP27322-S2 - 1	06 Jul 2021 13:26:12	SMPL	ug/l	5.9146	53659	1.000	1.000
CCV - 1	06 Jul 2021 13:28:11	CK STND	ug/l	94.5% 2.3619	21438	1.000	1.000
CCB - 1	06 Jul 2021 13:30:14	CK STND	ug/l	-0.0200	-164	1.000	1.000
MP27322-MB1 - 1	06 Jul 2021 13:32:08	SMPL	ug/l	0.0710	661	1.000	1.000
JD27384-5 - 1	06 Jul 2021 13:33:30	SMPL	ug/l	4.4370	40258	1.000	1.000
DA35312-1 - 1	06 Jul 2021 13:34:57	SMPL	ug/l	0.0372	355	1.000	1.000
DA35313-1 - 1	06 Jul 2021 13:36:55	SMPL	ug/l	0.0240	235	1.000	1.000
DA35314-1 - 1	06 Jul 2021 13:38:21	SMPL	ug/l	0.0326	313	1.000	1.000
DA35315-1 - 1	06 Jul 2021 13:39:48	SMPL	ug/l	0.0629	588	1.000	1.000
CCV - 1	06 Jul 2021 13:41:15	CK STND	ug/l	96.8% 2.4201	21966	1.000	1.000
CCB - 1	06 Jul 2021 13:42:43	CK STND	ug/l	-0.0075	-51	1.000	1.000
DA35316-1 - 1	06 Jul 2021 13:44:38	SMPL	ug/l	0.0671	626	1.000	1.000
DA35317-1 - 1	06 Jul 2021 13:46:02	SMPL	ug/l	0.0338	324	1.000	1.000
DA35318-1 - 1	06 Jul 2021 13:47:30	SMPL	ug/l	0.0428	406	1.000	1.000
DA35319-1 - 1	06 Jul 2021 13:48:55	SMPL	ug/l	0.0533	501	1.000	1.000
DA35320-1 - 1	06 Jul 2021 13:50:24	SMPL	ug/l	0.0554	520	1.000	1.000
JD27384-1A - 1	06 Jul 2021 13:51:49	SMPL	ug/l	3.3095	30033	1.000	1.000
CCV - 1	06 Jul 2021 13:53:18	CK STND	ug/l	96.1% 2.4014	21797	1.000	1.000
CCB - 1	06 Jul 2021 13:55:15	CK STND	ug/l	-0.0122	-93	1.000	1.000
JD27384-2A - 1	06 Jul 2021 13:57:11	SMPL	ug/l	6.6022	59895	1.000	1.000
JD27384-3A - 1	06 Jul 2021 13:58:33	SMPL	ug/l	3.3396	30306	1.000	1.000
JD27384-4A - 1	06 Jul 2021 14:00:36	SMPL	ug/l	5.3918	48918	1.000	1.000
DA35311-1 - 1	06 Jul 2021 14:02:32	SMPL	ug/l	0.0262	255	1.000	1.000
JD27384-6A - 1	06 Jul 2021 14:04:34	SMPL	ug/l	5.2070	47242	1.000	1.000
JD27384-7A - 1	06 Jul 2021 14:06:00	SMPL	ug/l	5.1636	46848	1.000	1.000
CCV - 1	06 Jul 2021 14:08:01	CK STND	ug/l	95.0% 2.3739	21547	1.000	1.000
CCB - 1	06 Jul 2021 14:10:01	CK STND	ug/l	-0.0223	-185	1.000	1.000
MP27323-B1 - 1	06 Jul 2021 14:11:58	SMPL	ug/l	1.9853	18023	1.000	1.000
MP27323-S1 - 1	06 Jul 2021 14:13:22	SMPL	ug/l	2.2230	20179	1.000	1.000
MP27323-S2 - 1	06 Jul 2021 14:15:17	SMPL	ug/l	2.2229	20178	1.000	1.000
SAMPLECONF - 1	06 Jul 2021 14:17:11	CK STND	ug/l	(L)-1.6% -0.0393	-339	1.000	1.000
CCV - 1	06 Jul 2021 14:32:42	CK STND	ug/l	94.3% 2.3567	21391	1.000	1.000
CCB - 1	06 Jul 2021 14:34:04	CK STND	ug/l	-0.0124	-95	1.000	1.000
MP27323-MB1 - 1	06 Jul 2021 14:36:00	SMPL	ug/l	0.0380	362	1.000	1.000
JD27136-1 - 1	06 Jul 2021 14:37:23	SMPL	ug/l	0.1830	1677	1.000	1.000
JD27137-1 - 1	06 Jul 2021 14:38:49	SMPL	ug/l	0.8504	7730	1.000	1.000
JD27136-2 - 1	06 Jul 2021 14:40:25	SMPL	ug/l	4.5396	41189	1.000	1.000
JD27136-3 - 1	06 Jul 2021 14:42:09	SMPL	ug/l	0.3172	2894	1.000	1.000
JD27136-4 - 1	06 Jul 2021 14:44:07	SMPL	ug/l	0.2169	1985	1.000	1.000
CCV - 1	06 Jul 2021 14:45:47	CK STND	ug/l	97.6% 2.4390	22138	1.000	1.000
CCB - 1	06 Jul 2021 14:47:26	CK STND	ug/l	-0.0049	-27	1.000	1.000
MP27324-B1 - 1	06 Jul 2021 14:49:22	SMPL	ug/l	2.0202	18339	1.000	1.000
MP27324-S1 - 1	06 Jul 2021 14:50:45	SMPL	ug/l	2.0702	18793	1.000	1.000
MP27324-S2 - 1	06 Jul 2021 14:52:39	SMPL	ug/l	2.0895	18968	1.000	1.000
CCV - 1	06 Jul 2021 14:54:33	CK STND	ug/l	96.7% 2.4168	21936	1.000	1.000
CCB - 1	06 Jul 2021 14:56:27	CK STND	ug/l	-0.0241	-201	1.000	1.000
MP27324-MB1 - 1	06 Jul 2021 14:58:20	SMPL	ug/l	0.0549	515	1.000	1.000
JD27447-1 - 1	06 Jul 2021 14:59:44	SMPL	ug/l	0.1078	995	1.000	1.000
JD27442-26CONF - 1	06 Jul 2021 15:01:11	SMPL	ug/l	0.1356	1247	1.000	1.000
JD27442-27CONF - 1	06 Jul 2021 15:02:41	SMPL	ug/l	0.1017	940	1.000	1.000
JD27445-1 - 1	06 Jul 2021 15:04:15	SMPL	ug/l	0.4751	4326	1.000	1.000
JD27445-2 - 1	06 Jul 2021 15:05:46	SMPL	ug/l	0.2121	1941	1.000	1.000
CCV - 1	06 Jul 2021 15:07:28	CK STND	ug/l	98.3% 2.4579	22309	1.000	1.000
CCB - 1	06 Jul 2021 15:09:04	CK STND	ug/l	-0.0153	-121	1.000	1.000
JD27442-25CONF - 1	06 Jul 2021 15:11:00	SMPL	ug/l	0.2324	2125	1.000	1.000
JD27447-2 - 1	06 Jul 2021 15:12:23	SMPL	ug/l	0.0468	442	1.000	1.000
JD27447-3 - 1	06 Jul 2021 15:14:00	SMPL	ug/l	0.1458	1340	1.000	1.000
JD27448-1 - 1	06 Jul 2021 15:15:26	SMPL	ug/l	0.1182	1089	1.000	1.000
JD27449-1 - 1	06 Jul 2021 15:16:58	SMPL	ug/l	0.0301	290	1.000	1.000
MP27325-B1 - 1	06 Jul 2021 15:18:33	SMPL	ug/l	2.1086	19141	1.000	1.000
MP27325-S1 - 1	06 Jul 2021 15:19:59	SMPL	ug/l	1.9813	17987	1.000	1.000
MP27325-S2 - 1	06 Jul 2021 15:21:55	SMPL	ug/l	2.0820	18900	1.000	1.000
CCV - 1	06 Jul 2021 15:23:50	CK STND	ug/l	96.0% 2.4002	21786	1.000	1.000
CCB - 1	06 Jul 2021 15:25:44	CK STND	ug/l	-0.0228	-189	1.000	1.000
MP27325-MB1 - 1	06 Jul 2021 15:27:38	SMPL	ug/l	0.0349	334	1.000	1.000

MA50767

Method: ACCUTEST Operator: Admin Date of Analysis: 06 Jul 2021 12:50:59

Sample ID	Date	Type	Units	Conc.	µ Abs.	Wt.	Vol.
JD27540-5 - 1	06 Jul 2021 15:29:01	SMPL	ug/l	0.0360	344	1.000	1.000
JD27495-3 - 1	06 Jul 2021 15:30:26	SMPL	ug/l	0.0575	539	1.000	1.000
JD27495-4 - 1	06 Jul 2021 15:31:52	SMPL	ug/l	0.8168	7425	1.000	1.000
JD27495-7 - 1	06 Jul 2021 15:33:20	SMPL	ug/l	0.1387	1275	1.000	1.000
JD27495-8 - 1	06 Jul 2021 15:35:09	SMPL	ug/l	0.0496	467	1.000	1.000
CCV - 1	06 Jul 2021 15:36:43	CK STND	ug/l	95.2% 2.3808	21610	1.000	1.000
CCB - 1	06 Jul 2021 15:38:10	CK STND	ug/l	-0.0168	-135	1.000	1.000
JD27495-11 - 1	06 Jul 2021 15:40:04	SMPL	ug/l	0.1209	1114	1.000	1.000
JD27495-12 - 1	06 Jul 2021 15:41:27	SMPL	ug/l	0.0232	228	1.000	1.000
JD27495-15 - 1	06 Jul 2021 15:42:59	SMPL	ug/l	0.5449	4959	1.000	1.000
JD27495-16 - 1	06 Jul 2021 15:44:25	SMPL	ug/l	0.0294	284	1.000	1.000
JD27495-18 - 1	06 Jul 2021 15:46:11	SMPL	ug/l	0.0937	867	1.000	1.000
JD27495-20 - 1	06 Jul 2021 15:47:38	SMPL	ug/l	0.0298	288	1.000	1.000
CCV - 1	06 Jul 2021 15:49:09	CK STND	ug/l	98.9% 2.4731	22447	1.000	1.000
CCB - 1	06 Jul 2021 15:50:35	CK STND	ug/l	-0.0492	-429	1.000	1.000
JD27495-22 - 1	06 Jul 2021 15:52:29	SMPL	ug/l	0.1128	1040	1.000	1.000
JD27495-24 - 1	06 Jul 2021 15:53:52	SMPL	ug/l	0.0350	335	1.000	1.000
JD27540-1 - 1	06 Jul 2021 15:55:23	SMPL	ug/l	0.0619	579	1.000	1.000
JD27540-2 - 1	06 Jul 2021 15:56:49	SMPL	ug/l	0.0230	226	1.000	1.000
JD27540-3 - 1	06 Jul 2021 15:58:17	SMPL	ug/l	0.0247	241	1.000	1.000
JD27484-1 - 1	06 Jul 2021 15:59:43	SMPL	ug/l	0.2295	2099	1.000	1.000
CCV - 1	06 Jul 2021 16:01:09	CK STND	ug/l	97.4% 2.4354	22105	1.000	1.000
CCB - 1	06 Jul 2021 16:02:46	CK STND	ug/l	-0.0297	-252	1.000	1.000
JD27540-4 - 1	06 Jul 2021 16:04:42	SMPL	ug/l	0.2923	2668	1.000	1.000
JD27540-6 - 1	06 Jul 2021 16:06:05	SMPL	ug/l	0.2466	2254	1.000	1.000
JD27540-7 - 1	06 Jul 2021 16:07:43	SMPL	ug/l	0.0533	501	1.000	1.000
MP27326-B1 - 1	06 Jul 2021 16:09:21	SMPL	ug/l	2.0568	18671	1.000	1.000
MP27326-S1 - 1	06 Jul 2021 16:10:48	SMPL	ug/l	2.1102	19156	1.000	1.000
MP27326-S2 - 1	06 Jul 2021 16:12:43	SMPL	ug/l	2.1869	19851	1.000	1.000
CCV - 1	06 Jul 2021 16:14:40	CK STND	ug/l	95.5% 2.3870	21666	1.000	1.000
CCB - 1	06 Jul 2021 16:16:35	CK STND	ug/l	-0.0230	-191	1.000	1.000
MP27326-MB1 - 1	06 Jul 2021 16:18:31	SMPL	ug/l	0.0470	444	1.000	1.000
JD27493-1 - 1	06 Jul 2021 16:19:55	SMPL	ug/l	0.2618	2392	1.000	1.000
JD27540-9 - 1	06 Jul 2021 16:21:21	SMPL	ug/l	3.2361	29367	1.000	1.000
JD27540-10 - 1	06 Jul 2021 16:23:00	SMPL	ug/l	0.0385	367	1.000	1.000
JD27540-11 - 1	06 Jul 2021 16:24:57	SMPL	ug/l	0.1719	1576	1.000	1.000
JD27540-12 - 1	06 Jul 2021 16:26:24	SMPL	ug/l	0.0563	528	1.000	1.000
JD27540-13 - 1	06 Jul 2021 16:28:02	SMPL	ug/l	1.8002	16344	1.000	1.000
JD27540-14 - 1	06 Jul 2021 16:29:29	SMPL	ug/l	0.0462	436	1.000	1.000
CCV - 1	06 Jul 2021 16:31:22	CK STND	ug/l	95.4% 2.3861	21658	1.000	1.000
CCB - 1	06 Jul 2021 16:32:48	CK STND	ug/l	-0.0245	-205	1.000	1.000
JD27540-15 - 1	06 Jul 2021 16:34:44	SMPL	ug/l	0.1449	1332	1.000	1.000
JD27540-16 - 1	06 Jul 2021 16:36:07	SMPL	ug/l	0.0627	586	1.000	1.000
JD27540-17 - 1	06 Jul 2021 16:37:42	SMPL	ug/l	3.4495	31302	1.000	1.000
JD27540-18 - 1	06 Jul 2021 16:39:11	SMPL	ug/l	0.4206	3832	1.000	1.000
JD27540-8 - 1	06 Jul 2021 16:41:08	SMPL	ug/l	0.0732	681	1.000	1.000
JD27502-4 - 1	06 Jul 2021 16:42:50	SMPL	ug/l	0.3077	2808	1.000	1.000
MP27322-PS1 - 1	06 Jul 2021 16:44:22	SMPL	ug/l	9.6177	87244	1.000	1.000
JD27384-4A - 1	06 Jul 2021 16:46:02	SMPL	ug/l	5.3121	24106	1.000	2.000
CCV - 1	06 Jul 2021 16:48:16	CK STND	ug/l	95.4% 2.3843	21642	1.000	1.000
CCB - 1	06 Jul 2021 16:50:07	CK STND	ug/l	-0.0444	-385	1.000	1.000
JD27384-6A - 1	06 Jul 2021 16:52:04	SMPL	ug/l	5.3776	24403	1.000	2.000
JD27384-7A - 1	06 Jul 2021 16:53:28	SMPL	ug/l	4.5374	20593	1.000	2.000
CCV - 1	06 Jul 2021 16:55:21	CK STND	ug/l	95.4% 2.3856	21653	1.000	1.000
CCB - 1	06 Jul 2021 16:57:11	CK STND	ug/l	-0.0300	-255	1.000	1.000

ACCUTEST

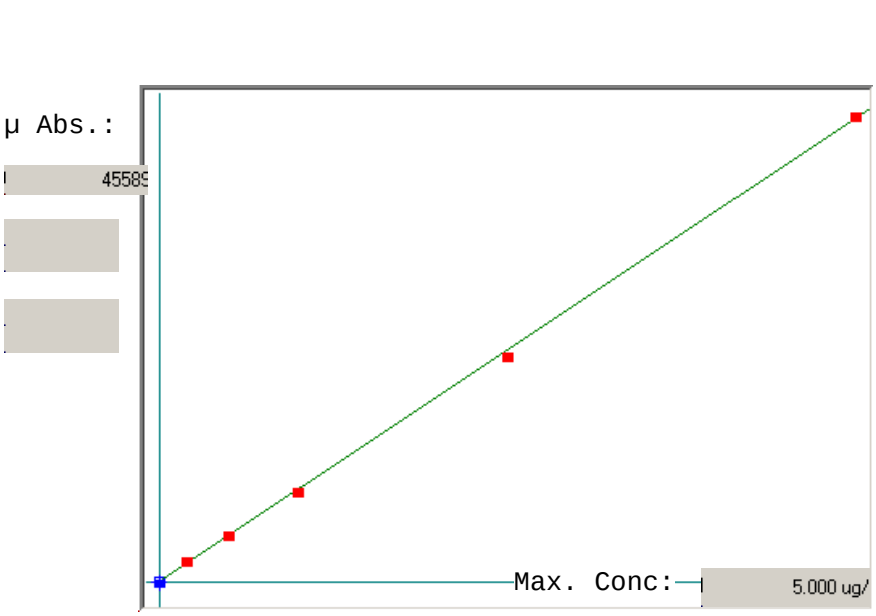

A= 0.0000e+000

B= 1.1026e-004

C= -1.9207e-003

Rho= 0.9998880

Accept= Accepted

Accepted Date=

07/06/21 13:11

Std ID	Conc.	Calc.	Dev.	Mean	SD or %RSD	Rep 1	Rep 2	Rep 3	Rep 4	Rep 5
STDA	0.000	0.001	0.001	30	0.000	30				
STDB	0.200	0.228	0.028	2088	0.0 %	2088				
STDC	0.500	0.507	0.007	4614	0.0 %	4614				
STDD	1.000	0.989	-0.011	8989	0.0 %	8989				
STDE	2.500	2.450	-0.050	22233	0.0 %	22233				
STDF	5.000	5.025	0.025	45589	0.0 %	45589				

Inst QC: MA50799

Zoom In ▶ Zoom Out

Sample Name: STDA Acquired: 7/6/2021 15:05:10 Type: Cal
Method: SGS NO VALVE3(v101) Mode: IR Corr. Factor: 1.000000
User: admin Custom ID1: Custom ID2: Custom ID3:
Comment:

Elem	Ag3280	Al3961	As1890	B_2089	Ba4554	Be3130	Bi2230	Ca3179	Cd2288
Units	Cts/S	Cts/S	Cts/S	Cts/S	Cts/S	Cts/S	Cts/S	Cts/S	Cts/S
Avg	**-.0002**	**.0011**	**-.0005**	**.0002**	**.0001**	**.0000**	**-.0008**	**.0041**	**.0007**
Stddev	.0000	.0003	.0003	.0001	.0005	.0003	.0006	.0002	.0002
%RSD	12.85	27.45	58.98	66.97	386.6	1880.	71.91	4.917	25.95
#1	-.0002	.0011	-.0002	.0002	.0006	-.0003	-.0001	.0043	.0009
#2	-.0002	.0014	-.0006	.0003	-.0004	.0001	-.0012	.0042	.0006
#3	-.0003	.0008	-.0007	.0000	.0001	.0003	-.0010	.0039	.0006

Elem	Ce4040	Co2286	Cr2677	Cu3247	Fe2599	K_7664	Li6707	Mg2790	Mn2576
Units	Cts/S	Cts/S	Cts/S	Cts/S	Cts/S	Cts/S	Cts/S	Cts/S	Cts/S
Avg	**.0005**	**-.0000**	**.0000**	**.0036**	**.0001**	**.0019**	**-.0036**	**-.0004**	**.0000**
Stddev	.0001	.0002	.0000	.0001	.0002	.0007	.0022	.0001	.0000
%RSD	20.89	661.6	756.1	2.903	293.1	37.72	61.41	35.64	234.3
#1	.0006	.0000	.0001	.0037	-.0002	.0020	-.0017	-.0005	.0000
#2	.0004	-.0002	-.0000	.0035	.0001	.0026	-.0032	-.0003	.0000
#3	.0005	.0001	-.0000	.0037	.0003	.0012	-.0060	-.0002	-.0000

Elem	Mo2020	Na5895	Ni2316	P_1774	Pb2203	S_1820	Sb2068	Se1960	Si2124
Units	Cts/S	Cts/S	Cts/S	Cts/S	Cts/S	Cts/S	Cts/S	Cts/S	Cts/S
Avg	**.0008**	**-.0072**	**-.0001**	**-.0090**	**-.0009**	**-.0016**	**-.0003**	**.0007**	**.0087**
Stddev	.0002	.0023	.0002	.0001	.0003	.0002	.0004	.0004	.0014
%RSD	29.24	32.38	172.9	.6610	32.83	10.21	118.5	47.70	15.85
#1	.0005	-.0061	-.0001	-.0090	-.0009	-.0018	-.0005	.0011	.0101
#2	.0009	-.0057	.0001	-.0090	-.0006	-.0014	.0001	.0005	.0086
#3	.0010	-.0099	-.0003	-.0089	-.0011	-.0016	-.0006	.0006	.0074

Elem	Sn1899	Sr4077	Ti3349	Tl1908	V_2924	W_2079	Zn2062	Zr3391
Units	Cts/S	Cts/S	Cts/S	Cts/S	Cts/S	Cts/S	Cts/S	Cts/S
Avg	**-.0001**	**.0009**	**.0002**	**-.0005**	**-.0005**	**.0004**	**.0057**	**-.0008**
Stddev	.0001	.0002	.0000	.0000	.0001	.0006	.0001	.0000
%RSD	118.0	22.70	16.54	8.367	12.69	144.0	2.478	5.040
#1	-.0001	.0008	.0003	-.0005	-.0005	.0003	.0058	-.0007
#2	.0000	.0012	.0002	-.0005	-.0005	-.0001	.0056	-.0008
#3	-.0002	.0009	.0002	-.0005	-.0006	.0011	.0058	-.0008

◀ Zoom In ▶ Zoom Out

Sample Name: STDA Acquired: 7/6/2021 15:05:10 Type: Cal
Method: SGS NO VALVE3(v101) Mode: IR Corr. Factor: 1.000000
User: admin Custom ID1: Custom ID2: Custom ID3:
Comment:

Int. Std.	In2306	Y_3600	Y_3710	Y_2243
Units	Cts/S	Cts/S	Cts/S	Cts/S
Avg	**4436.8**	**60047.**	**4689.3**	**1402.3**
Stddev	3.5	99.	8.0	1.6
%RSD	.07928	.16523	.17086	.11169
#1	4440.9	60159.	4682.1	1403.9
#2	4434.9	59970.	4697.9	1400.8
#3	4434.7	60012.	4687.9	1402.1

◀ Zoom In ▶ Zoom Out

Sample Name: STDB Acquired: 7/6/2021 15:10:22 Type: Cal
Method: SGS NO VALVE3(v101) Mode: IR Corr. Factor: 1.000000
User: admin Custom ID1: Custom ID2: Custom ID3:
Comment:

Elem	Ag3280	Al3961	As1890	B_2089	Ba4554	Be3130	Bi2230	Ca3179	Cd2288
Units	Cts/S	Cts/S	Cts/S	Cts/S	Cts/S	Cts/S	Cts/S	Cts/S	Cts/S
Avg	**.1165**	**4.536**	**.9314**	**1.598**	**15.63**	**12.12**	**1.715**	**7.375**	**7.833**
Stddev	.0079	.025	.0007	.000	.08	.05	.005	.038	.009
%RSD	6.814	.5565	.0744	.0141	.5025	.4362	.3082	.5121	.1183
#1	.1121	4.507	.9314	1.599	15.54	12.06	1.720	7.332	7.840
#2	.1117	4.548	.9322	1.598	15.65	12.14	1.717	7.402	7.837
#3	.1256	4.554	.9308	1.598	15.70	12.16	1.710	7.392	7.822

Elem	Ce4040	Co2286	Cr2677	Cu3247	Fe2599	K_7664	Li6707	Mg2790	Mn2576
Units	Cts/S	Cts/S	Cts/S	Cts/S	Cts/S	Cts/S	Cts/S	Cts/S	Cts/S
Avg	**.2233**	**2.527**	**.7200**	**1.333**	**2.727**	**4.047**	**5.302**	**.5078**	**1.652**
Stddev	.0152	.002	.0500	.091	.016	.021	.026	.0028	.117
%RSD	6.825	.0790	6.939	6.858	.5863	.5072	.4859	.5511	7.075
#1	.2146	2.529	.6917	1.282	2.708	4.023	5.272	.5046	1.586
#2	.2144	2.528	.6906	1.279	2.738	4.058	5.312	.5098	1.584
#3	.2409	2.525	.7777	1.439	2.734	4.059	5.320	.5091	1.787

Elem	Mo2020	Na5895	Ni2316	P_1774	Pb2203	S_1820	Sb2068	Se1960	Si2124
Units	Cts/S	Cts/S	Cts/S	Cts/S	Cts/S	Cts/S	Cts/S	Cts/S	Cts/S
Avg	**5.644**	**13.06**	**1.926**	**.7929**	**.8247**	**.4799**	**1.385**	**.6864**	**4.471**
Stddev	.003	.06	.001	.0023	.0006	.0007	.002	.0012	.006
%RSD	.0576	.4934	.0450	.2911	.0782	.1451	.1190	.1766	.1322
#1	5.647	12.99	1.926	.7935	.8244	.4804	1.386	.6877	4.476
#2	5.644	13.09	1.927	.7948	.8254	.4802	1.385	.6861	4.474
#3	5.641	13.11	1.925	.7903	.8242	.4791	1.383	.6853	4.465

Elem	Sn1899	Sr4077	Ti3349	Tl1908	V_2924	W_2079	Zn2062	Zr3391
Units	Cts/S	Cts/S	Cts/S	Cts/S	Cts/S	Cts/S	Cts/S	Cts/S
Avg	**1.009**	**11.54**	**1.092**	**.2318**	**1.141**	**2.849**	**8.178**	**2.624**
Stddev	.002	.06	.076	.0009	.080	.008	.008	.185
%RSD	.1652	.4839	6.932	.3788	7.008	.2689	.0998	7.051
#1	1.008	11.47	1.050	.2308	1.095	2.852	8.170	2.518
#2	1.011	11.55	1.047	.2324	1.094	2.855	8.187	2.516
#3	1.009	11.58	1.180	.2322	1.233	2.840	8.177	2.837

◀ Zoom In ▶ Zoom Out

Sample Name: STDB Acquired: 7/6/2021 15:10:22 Type: Cal
Method: SGS NO VALVE3(v101) Mode: IR Corr. Factor: 1.000000
User: admin Custom ID1: Custom ID2: Custom ID3:
Comment:

Int. Std.	In2306	Y_3600	Y_3710	Y_2243
Units	Cts/S	Cts/S	Cts/S	Cts/S
Avg	**4260.4**	**55814.**	**4669.0**	**1321.8**
Stddev	3.8	3310.	31.8	.9
%RSD	.09031	5.9294	.68087	.06776
#1	4263.9	57652.	4695.0	1322.0
#2	4256.3	57797.	4633.6	1320.8
#3	4261.0	51994.	4678.5	1322.5

Zoom In Zoom Out

Sample Name: ccvconf Acquired: 7/6/2021 15:15:11 Type: QC
Method: SGS NO VALVE3(v101) Mode: CONC Corr. Factor: 1.000000
User: admin Custom ID1: Custom ID2: Custom ID3:
Comment:

Elem	Ag3280	Al3961	As1890	B_2089	Ba4554	Be3130	Bi2230	Ca3179	Cd2288
Units	ppm	ppm	ppm	ppm	ppm	ppm	ppm	ppm	ppm
Avg	**.2439**	**40.65**	**2.025**	**2.011**	**2.046**	**2.064**	**2.008**	**41.25**	**2.010**
Stddev	.0005	.14	.004	.003	.003	.004	.001	.19	.002
%RSD	.2235	.3528	.2105	.1529	.1600	.1909	.0310	.4557	.1106
#1	.2440	40.69	2.027	2.014	2.043	2.062	2.008	41.35	2.008
#2	.2444	40.77	2.020	2.008	2.049	2.069	2.008	41.37	2.012
#3	.2433	40.49	2.028	2.010	2.046	2.063	2.009	41.03	2.011
Check ?	Chk Pass	Chk Pass	Chk Pass	Chk Pass	Chk Pass	Chk Pass	Chk Pass	Chk Pass	Chk Pass
Value									
Range									

Elem	Ce4040	Co2286	Cr2677	Cu3247	Fe2599	K_7664	Li6707	Mg2790	Mn2576
Units	ppm	ppm	ppm	ppm	ppm	ppm	ppm	ppm	ppm
Avg	**1.965**	**2.054**	**1.985**	**1.918**	**41.36**	**40.43**	**2.003**	**40.87**	**2.008**
Stddev	.002	.002	.002	.002	.10	.07	.005	.09	.002
%RSD	.0846	.0941	.1054	.1134	.2420	.1748	.2549	.2247	.0974
#1	1.966	2.053	1.987	1.916	41.34	40.37	1.997	40.94	2.010
#2	1.966	2.056	1.986	1.920	41.47	40.51	2.006	40.89	2.007
#3	1.963	2.052	1.983	1.919	41.27	40.42	2.007	40.76	2.008
Check ?	Chk Pass	Chk Pass	Chk Pass	Chk Pass	Chk Pass	Chk Pass	Chk Pass	Chk Pass	Chk Pass
Value									
Range									

Elem	Mo2020	Na5895	Ni2316	P_1774	Pb2203	S_1820	Sb2068	Se1960	Si2124
Units	ppm	ppm	ppm	ppm	ppm	ppm	ppm	ppm	ppm
Avg	**2.048**	**40.53**	**2.076**	**2.009**	**2.077**	**1.992**	**2.018**	**2.004**	**4.972**
Stddev	.001	.09	.003	.002	.004	.006	.004	.003	.004
%RSD	.0313	.2298	.1498	.1081	.1786	.2979	.2173	.1563	.0879
#1	2.048	40.50	2.076	2.007	2.080	1.999	2.013	2.007	4.972
#2	2.048	40.64	2.079	2.011	2.073	1.987	2.019	2.001	4.968
#3	2.047	40.46	2.073	2.010	2.079	1.990	2.022	2.003	4.977
Check ?	Chk Pass	Chk Pass	Chk Pass	Chk Pass	Chk Pass	Chk Pass	Chk Pass	Chk Pass	Chk Pass
Value									
Range									

Zoom In Zoom Out

Sample Name: ccvconf Acquired: 7/6/2021 15:15:11 Type: QC
Method: SGS NO VALVE3(v101) Mode: CONC Corr. Factor: 1.000000
User: admin Custom ID1: Custom ID2: Custom ID3:
Comment:

Elem	Sn1899	Sr4077	Ti3349	Tl1908	V_2924	W_2079	Zn2062	Zr3391
Units	ppm	ppm	ppm	ppm	ppm	ppm	ppm	ppm
Avg	**2.055**	**2.065**	**1.978**	**2.087**	**1.975**	**2.046**	**2.054**	**1.982**
Stddev	.001	.003	.002	.004	.001	.002	.003	.002
%RSD	.0417	.1189	.0849	.1876	.0704	.0901	.1259	.1074
#1	2.055	2.063	1.977	2.090	1.974	2.044	2.056	1.979
#2	2.054	2.068	1.976	2.082	1.974	2.047	2.055	1.983
#3	2.055	2.064	1.979	2.088	1.977	2.046	2.051	1.983
Check ?	Chk Pass	Chk Pass	Chk Pass	Chk Pass	Chk Pass	Chk Pass	Chk Pass	Chk Pass
Value								
Range								

Int. Std.	In2306	Y_3600	Y_3710	Y_2243
Units	Cts/S	Cts/S	Cts/S	Cts/S
Avg	**4303.8**	**58045.**	**4633.9**	**1357.1**
Stddev	5.4	106.	40.4	.8
%RSD	.12552	.18189	.87197	.05762
#1	4304.0	57943.	4621.5	1357.8
#2	4298.3	58154.	4601.1	1356.2
#3	4309.1	58036.	4679.0	1357.2

Zoom In Zoom Out

Sample Name: ccbconf Acquired: 7/6/2021 15:20:03 Type: QC
Method: SGS NO VALVE3(v101) Mode: CONC Corr. Factor: 1.000000
User: admin Custom ID1: Custom ID2: Custom ID3:
Comment:

Elem	Ag3280	Al3961	As1890	B_2089	Ba4554	Be3130	Bi2230	Ca3179	Cd2288
Units	ppm	ppm	ppm	ppm	ppm	ppm	ppm	ppm	ppm
Avg	**.0004**	**-.0052**	**-.0011**	**.0031**	**.0002**	**-.0000**	**.0001**	**-.0075**	**-.0002**
Stddev	.0001	.0108	.0003	.0001	.0001	.0000	.0005	.0003	.0004
%RSD	21.73	208.7	29.66	4.740	24.82	83.27	582.2	4.263	200.7
#1	.0005	-.0175	-.0014	.0033	.0002	-.0001	.0006	-.0077	-.0005
#2	.0005	-.0003	-.0012	.0031	.0003	-.0000	.0000	-.0076	.0002
#3	.0003	.0023	-.0007	.0030	.0003	-.0000	-.0003	-.0071	-.0003
Check ?	Chk Pass	Chk Pass	Chk Pass	Chk Pass	Chk Pass	Chk Pass	Chk Pass	Chk Pass	Chk Pass
High Limit									
Low Limit									

Elem	Ce4040	Co2286	Cr2677	Cu3247	Fe2599	K_7664	Li6707	Mg2790	Mn2576
Units	ppm	ppm	ppm	ppm	ppm	ppm	ppm	ppm	ppm
Avg	**-.0026**	**.0001**	**.0002**	**.0004**	**.0045**	**.0293**	**.0011**	**-.0026**	**.0000**
Stddev	.0007	.0002	.0001	.0001	.0009	.0191	.0006	.0730	.0000
%RSD	28.45	183.2	66.10	27.23	19.25	65.08	56.48	2848.	271.3
#1	-.0029	.0003	.0002	.0003	.0035	.0216	.0004	.0248	.0000
#2	-.0017	-.0001	.0002	.0004	.0047	.0153	.0014	-.0853	.0001
#3	-.0031	.0001	.0000	.0005	.0052	.0511	.0015	.0528	-.0000
Check ?	None	Chk Pass	Chk Pass	Chk Pass	Chk Pass	Chk Pass	Chk Pass	Chk Pass	Chk Pass
High Limit									
Low Limit									

Elem	Mo2020	Na5895	Ni2316	P_1774	Pb2203	S_1820	Sb2068	Se1960	Si2124
Units	ppm	ppm	ppm	ppm	ppm	ppm	ppm	ppm	ppm
Avg	**.0004**	**.0314**	**-.0000**	**-.0001**	**.0004**	**.0034**	**-.0008**	**-.0032**	**.0033**
Stddev	.0002	.0017	.0003	.0004	.0014	.0048	.0012	.0013	.0008
%RSD	39.47	5.546	1219.	617.4	331.8	137.9	148.6	41.90	24.63
#1	.0003	.0334	.0001	-.0000	.0008	.0075	.0005	-.0046	.0035
#2	.0003	.0306	-.0003	.0003	-.0011	-.0018	-.0011	-.0030	.0024
#3	.0006	.0301	.0001	-.0004	.0016	.0047	-.0019	-.0020	.0039
Check ?	Chk Pass	Chk Pass	Chk Pass	Chk Pass	Chk Pass	Chk Pass	Chk Pass	Chk Pass	Chk Pass
High Limit									
Low Limit									

Zoom In Zoom Out

Sample Name: ccbconf Acquired: 7/6/2021 15:20:03 Type: QC
Method: SGS NO VALVE3(v101) Mode: CONC Corr. Factor: 1.000000
User: admin Custom ID1: Custom ID2: Custom ID3:
Comment:

Elem	Sn1899	Sr4077	Ti3349	Tl1908	V_2924	W_2079	Zn2062	Zr3391
Units	ppm	ppm	ppm	ppm	ppm	ppm	ppm	ppm
Avg	**.0027**	**.0001**	**.0004**	**.0014**	**-.0000**	**-.0010**	**-.0024**	**.0004**
Stddev	.0008	.0001	.0003	.0012	.0001	.0007	.0002	.0000
%RSD	28.95	180.7	68.42	86.28	657.9	71.59	9.631	13.00
#1	.0032	-.0001	.0001	.0024	-.0001	-.0002	-.0021	.0004
#2	.0030	.0001	.0003	.0001	.0001	-.0015	-.0026	.0004
#3	.0018	.0001	.0006	.0017	-.0001	-.0012	-.0024	.0003
Check ?	Chk Pass	Chk Pass	Chk Pass	Chk Pass	Chk Pass	Chk Pass	Chk Pass	Chk Pass
High Limit								
Low Limit								

Int. Std.	In2306	Y_3600	Y_3710	Y_2243
Units	Cts/S	Cts/S	Cts/S	Cts/S
Avg	**4393.0**	**59494.**	**4650.1**	**1389.1**
Stddev	8.1	130.	1.7	4.4
%RSD	.18398	.21896	.03595	.32005
#1	4386.5	59585.	4652.0	1385.8
#2	4390.4	59345.	4649.4	1387.3
#3	4402.1	59552.	4648.9	1394.1

Zoom In Zoom Out

Sample Name: icv 7 Acquired: 7/6/2021 15:25:20 Type: QC
Method: SGS NO VALVE3(v101) Mode: CONC Corr. Factor: 1.000000
User: admin Custom ID1: Custom ID2: Custom ID3:
Comment:

Elem	Ag3280	Al3961	As1890	B_2089	Ba4554	Be3130	Bi2230	Ca3179	Cd2288
Units	ppm	ppm	ppm	ppm	ppm	ppm	ppm	ppm	ppm
Avg	**.2430**	**40.60**	**2.016**	**2.025**	**2.041**	**2.063**	**2.003**	**41.01**	**2.016**
Stddev	.0005	.18	.004	.001	.006	.005	.004	.16	.001
%RSD	.2089	.4356	.1756	.0646	.2902	.2272	.2088	.3835	.0643
#1	.2427	40.48	2.018	2.026	2.036	2.060	2.000	40.92	2.017
#2	.2429	40.51	2.012	2.024	2.039	2.061	2.000	40.92	2.015
#3	.2436	40.80	2.019	2.025	2.047	2.068	2.008	41.19	2.015
Check ?	Chk Pass	Chk Pass	Chk Pass	Chk Pass	Chk Pass	Chk Pass	Chk Pass	Chk Pass	Chk Pass
Value									
Range									

Elem	Ce4040	Co2286	Cr2677	Cu3247	Fe2599	K_7664	Li6707	Mg2790	Mn2576
Units	ppm	ppm	ppm	ppm	ppm	ppm	ppm	ppm	ppm
Avg	**1.956**	**2.057**	**1.969**	**1.925**	**41.28**	**40.17**	**2.026**	**40.51**	**1.996**
Stddev	.004	.001	.005	.004	.15	.19	.006	.05	.004
%RSD	.2017	.0470	.2398	.2103	.3664	.4643	.3093	.1198	.1846
#1	1.951	2.058	1.973	1.921	41.20	40.08	2.021	40.49	2.000
#2	1.959	2.057	1.964	1.925	41.17	40.04	2.024	40.47	1.993
#3	1.957	2.056	1.968	1.929	41.45	40.38	2.033	40.56	1.996
Check ?	None	Chk Pass	Chk Pass	Chk Pass	Chk Pass	Chk Pass	Chk Pass	Chk Pass	Chk Pass
Value									
Range									

Elem	Mo2020	Na5895	Ni2316	P_1774	Pb2203	S_1820	Sb2068	Se1960	Si2124
Units	ppm	ppm	ppm	ppm	ppm	ppm	ppm	ppm	ppm
Avg	**2.047**	**40.52**	**2.083**	**2.008**	**2.074**	**1.987**	**2.015**	**2.008**	**5.082**
Stddev	.002	.11	.001	.001	.001	.003	.003	.003	.004
%RSD	.1123	.2781	.0346	.0649	.0583	.1732	.1350	.1535	.0754
#1	2.048	40.42	2.084	2.009	2.074	1.983	2.012	2.009	5.078
#2	2.048	40.50	2.082	2.009	2.075	1.990	2.017	2.011	5.083
#3	2.044	40.64	2.083	2.006	2.073	1.987	2.017	2.005	5.086
Check ?	Chk Pass	Chk Pass	Chk Pass	Chk Pass	Chk Pass	Chk Pass	Chk Pass	Chk Pass	Chk Pass
Value									
Range									

Zoom In Zoom Out

Sample Name: icv 7 Acquired: 7/6/2021 15:25:20 Type: QC
Method: SGS NO VALVE3(v101) Mode: CONC Corr. Factor: 1.000000
User: admin Custom ID1: Custom ID2: Custom ID3:
Comment:

Elem	Sn1899	Sr4077	Ti3349	Tl1908	V_2924	W_2079	Zn2062	Zr3391
Units	ppm	ppm	ppm	ppm	ppm	ppm	ppm	ppm
Avg	**2.043**	**2.062**	**1.959**	**2.076**	**1.966**	**2.042**	**2.049**	**1.973**
Stddev	.004	.005	.003	.006	.002	.004	.004	.001
%RSD	.1912	.2215	.1676	.2718	.1090	.2203	.2079	.0642
#1	2.048	2.059	1.960	2.079	1.967	2.038	2.054	1.972
#2	2.041	2.060	1.956	2.069	1.964	2.041	2.045	1.974
#3	2.041	2.067	1.962	2.079	1.968	2.047	2.048	1.974
Check ?	Chk Pass	Chk Pass	Chk Pass	Chk Pass	Chk Pass	Chk Pass	Chk Pass	Chk Pass
Value								
Range								

Int. Std.	In2306	Y_3600	Y_3710	Y_2243
Units	Cts/S	Cts/S	Cts/S	Cts/S
Avg	**4301.3**	**58383.**	**4703.0**	**1354.4**
Stddev	7.7	217.	23.3	2.5
%RSD	.17852	.37250	.49625	.18811
#1	4294.1	58149.	4704.8	1351.8
#2	4309.4	58578.	4725.4	1356.9
#3	4300.4	58422.	4678.8	1354.4

Zoom In Zoom Out

Sample Name: icb 7 Acquired: 7/6/2021 15:32:38 Type: QC
Method: SGS NO VALVE3(v101) Mode: CONC Corr. Factor: 1.000000
User: admin Custom ID1: Custom ID2: Custom ID3:
Comment:

Elem	Ag3280	Al3961	As1890	B_2089	Ba4554	Be3130	Bi2230	Ca3179	Cd2288
Units	ppm	ppm	ppm	ppm	ppm	ppm	ppm	ppm	ppm
Avg	**.0001**	**-.0067**	**-.0006**	**.0021**	**.0002**	**.0001**	**.0009**	**-.0072**	**.0001**
Stddev	.0002	.0065	.0005	.0014	.0002	.0001	.0009	.0033	.0002
%RSD	358.5	97.16	80.12	69.78	90.03	242.4	95.15	45.34	303.4
#1	.0002	-.0114	-.0006	.0033	.0000	.0001	.0013	-.0036	.0001
#2	-.0002	.0007	-.0011	.0005	.0004	.0001	-.0001	-.0100	.0002
#3	.0002	-.0094	-.0001	.0024	.0002	-.0001	.0016	-.0080	-.0001
Check ?	Chk Pass	Chk Pass	Chk Pass	Chk Pass	Chk Pass	Chk Pass	Chk Pass	Chk Pass	Chk Pass
High Limit									
Low Limit									

Elem	Ce4040	Co2286	Cr2677	Cu3247	Fe2599	K_7664	Li6707	Mg2790	Mn2576
Units	ppm	ppm	ppm	ppm	ppm	ppm	ppm	ppm	ppm
Avg	**-.0033**	**.0003**	**-.0001**	**.0003**	**.0018**	**.0105**	**.0008**	**-.0079**	**.0001**
Stddev	.0018	.0002	.0001	.0002	.0059	.0270	.0007	.0368	.0000
%RSD	54.01	66.02	117.6	64.20	321.3	257.5	93.83	466.0	48.13
#1	-.0044	.0004	.0000	.0002	.0084	.0337	.0016	-.0345	.0000
#2	-.0043	.0001	-.0002	.0002	.0002	.0169	.0005	-.0233	.0001
#3	-.0013	.0004	-.0001	.0005	-.0031	-.0191	.0003	.0341	.0001
Check ?	None	Chk Pass	Chk Pass	Chk Pass	Chk Pass	Chk Pass	Chk Pass	Chk Pass	Chk Pass
High Limit									
Low Limit									

Elem	Mo2020	Na5895	Ni2316	P_1774	Pb2203	S_1820	Sb2068	Se1960	Si2124
Units	ppm	ppm	ppm	ppm	ppm	ppm	ppm	ppm	ppm
Avg	**.0000**	**.0259**	**-.0001**	**.0001**	**-.0001**	**-.0008**	**-.0005**	**-.0005**	**.0041**
Stddev	.0004	.0099	.0003	.0021	.0012	.0023	.0003	.0020	.0015
%RSD	1279.	38.18	368.7	2240.	1149.	298.8	58.13	411.5	36.92
#1	.0005	.0373	.0002	.0003	-.0015	-.0034	-.0006	-.0016	.0030
#2	.0000	.0197	-.0000	-.0021	.0007	.0004	-.0002	.0018	.0035
#3	-.0004	.0207	-.0004	.0021	.0005	.0007	-.0008	-.0016	.0058
Check ?	Chk Pass	Chk Pass	Chk Pass	Chk Pass	Chk Pass	Chk Pass	Chk Pass	Chk Pass	Chk Pass
High Limit									
Low Limit									

Zoom In Zoom Out

Sample Name: icb 7 Acquired: 7/6/2021 15:32:38 Type: QC
Method: SGS NO VALVE3(v101) Mode: CONC Corr. Factor: 1.000000
User: admin Custom ID1: Custom ID2: Custom ID3:
Comment:

Elem	Sn1899	Sr4077	Ti3349	Tl1908	V_2924	W_2079	Zn2062	Zr3391
Units	ppm	ppm	ppm	ppm	ppm	ppm	ppm	ppm
Avg	**.0030**	**.0002**	**.0001**	**.0048**	**.0001**	**.0003**	**-.0026**	**.0003**
Stddev	.0004	.0001	.0001	.0026	.0001	.0018	.0001	.0001
%RSD	12.41	43.10	104.7	52.67	97.70	533.7	4.675	39.22
#1	.0030	.0002	.0000	.0035	.0001	-.0018	-.0025	.0003
#2	.0033	.0002	.0000	.0032	.0000	.0014	-.0028	.0002
#3	.0026	.0001	.0001	.0078	.0002	.0014	-.0026	.0005
Check ?	Chk Pass	Chk Pass	Chk Pass	Chk Pass	Chk Pass	Chk Pass	Chk Pass	Chk Pass
High Limit								
Low Limit								

Int. Std.	In2306	Y_3600	Y_3710	Y_2243
Units	Cts/S	Cts/S	Cts/S	Cts/S
Avg	**4359.7**	**60299.**	**4679.1**	**1376.7**
Stddev	109.6	105.	32.0	36.3
%RSD	2.5142	.17474	.68394	2.6389
#1	4418.5	60221.	4686.7	1395.7
#2	4427.5	60258.	4644.0	1399.6
#3	4233.3	60419.	4706.6	1334.8

Zoom In Zoom Out

Sample Name: iccv Acquired: 7/6/2021 15:38:21 Type: QC
Method: SGS NO VALVE3(v101) Mode: CONC Corr. Factor: 1.000000
User: admin Custom ID1: Custom ID2: Custom ID3:
Comment:

Elem	Ag3280	Al3961	As1890	B_2089	Ba4554	Be3130	Bi2230	Ca3179	Cd2288
Units	ppm	ppm	ppm	ppm	ppm	ppm	ppm	ppm	ppm
Avg	**.2396**	**40.18**	**2.000**	**1.993**	**2.019**	**2.040**	**1.990**	**40.56**	**1.991**
Stddev	.0005	.11	.003	.003	.004	.002	.004	.05	.001
%RSD	.2018	.2673	.1254	.1346	.1831	.1102	.1762	.1221	.0451
#1	.2398	40.20	1.999	1.991	2.020	2.041	1.994	40.54	1.990
#2	.2392	40.05	1.998	1.991	2.014	2.039	1.986	40.56	1.992
#3	.2393	40.16	1.999	1.997	2.019	2.038	1.992	40.52	1.991
#4	.2402	40.31	2.004	1.991	2.023	2.043	1.989	40.63	1.990
Check ?	Chk Pass	Chk Pass	Chk Pass	Chk Pass	Chk Pass	Chk Pass	Chk Pass	Chk Pass	Chk Pass
Value									
Range									

Elem	Ce4040	Co2286	Cr2677	Cu3247	Fe2599	K_7664	Li6707	Mg2790	Mn2576
Units	ppm	ppm	ppm	ppm	ppm	ppm	ppm	ppm	ppm
Avg	**1.934**	**2.029**	**1.936**	F **1.898**	**40.72**	**39.73**	**1.993**	**39.95**	**1.961**
Stddev	.002	.003	.003	.002	.08	.11	.004	.02	.002
%RSD	.1261	.1406	.1468	.0895	.1896	.2799	.2070	.0516	.0990
#1	1.933	2.027	1.938	1.899	40.72	39.67	1.994	39.93	1.962
#2	1.938	2.026	1.932	1.897	40.73	39.65	1.988	39.95	1.958
#3	1.934	2.031	1.936	1.897	40.63	39.72	1.992	39.94	1.961
#4	1.932	2.032	1.938	1.900	40.81	39.90	1.998	39.98	1.963
Check ?	Chk Pass	Chk Pass	Chk Pass	Chk Fail	Chk Pass	Chk Pass	Chk Pass	Chk Pass	Chk Pass
Value				2.000					
Range				-5.000%					

Elem	Mo2020	Na5895	Ni2316	P_1774	Pb2203	S_1820	Sb2068	Se1960	Si2124
Units	ppm	ppm	ppm	ppm	ppm	ppm	ppm	ppm	ppm
Avg	**2.026**	**40.04**	**2.054**	**1.983**	**2.048**	**1.969**	**1.998**	**1.983**	**4.943**
Stddev	.001	.07	.003	.006	.006	.006	.005	.005	.006
%RSD	.0556	.1841	.1359	.2836	.2742	.2865	.2695	.2525	.1163
#1	2.025	40.06	2.053	1.977	2.045	1.966	1.999	1.976	4.944
#2	2.027	39.95	2.053	1.980	2.045	1.977	1.990	1.985	4.936
#3	2.027	40.03	2.052	1.988	2.046	1.971	2.002	1.982	4.950
#4	2.026	40.13	2.058	1.988	2.057	1.964	2.000	1.988	4.942
Check ?	Chk Pass	Chk Pass	Chk Pass	Chk Pass	Chk Pass	Chk Pass	Chk Pass	Chk Pass	Chk Pass
Value									
Range									

Zoom In Zoom Out

Sample Name: iccv Acquired: 7/6/2021 15:38:21 Type: QC
Method: SGS NO VALVE3(v101) Mode: CONC Corr. Factor: 1.000000
User: admin Custom ID1: Custom ID2: Custom ID3:
Comment:

Elem	Sn1899	Sr4077	Ti3349	Tl1908	V_2924	W_2079	Zn2062	Zr3391
Units	ppm	ppm	ppm	ppm	ppm	ppm	ppm	ppm
Avg	**2.030**	**2.039**	**1.937**	**2.068**	**1.932**	**2.025**	**2.027**	**1.952**
Stddev	.003	.005	.001	.004	.002	.003	.006	.001
%RSD	.1665	.2437	.0515	.1763	.0792	.1346	.2891	.0594
#1	2.027	2.041	1.939	2.068	1.933	2.025	2.021	1.953
#2	2.034	2.032	1.937	2.064	1.930	2.024	2.032	1.951
#3	2.028	2.039	1.936	2.068	1.932	2.024	2.023	1.951
#4	2.031	2.043	1.937	2.073	1.934	2.029	2.032	1.952
Check ?	Chk Pass	Chk Pass	Chk Pass	Chk Pass	Chk Pass	Chk Pass	Chk Pass	Chk Pass
Value								
Range								

Int. Std.	In2306	Y_3600	Y_3710	Y_2243
Units	Cts/S	Cts/S	Cts/S	Cts/S
Avg	**4316.6**	**58867.**	**4690.6**	**1357.3**
Stddev	9.5	164.	12.8	3.4
%RSD	.22054	.27822	.27255	.24988
#1	4324.2	58880.	4708.0	1360.8
#2	4313.9	59080.	4688.8	1355.0
#3	4324.0	58822.	4688.4	1359.5
#4	4304.2	58686.	4677.2	1353.9

Zoom In Zoom Out

Sample Name: ccb 7 Acquired: 7/6/2021 15:46:01 Type: QC
Method: SGS NO VALVE3(v101) Mode: CONC Corr. Factor: 1.000000
User: admin Custom ID1: Custom ID2: Custom ID3:
Comment:

Elem	Ag3280	Al3961	As1890	B_2089	Ba4554	Be3130	Bi2230	Ca3179
Units	ppm	ppm	ppm	ppm	ppm	ppm	ppm	ppm
Avg	**.0001**	**-.0032**	F **-.0034**	**.0021**	**.0003**	**.0000**	**.0005**	**-.0051**
Stddev	.0001	.0074	.0015	.0009	.0005	.0001	.0008	.0018
%RSD	241.5	230.7	44.94	41.47	210.9	411.2	147.1	36.41
#1	.0002	-.0060	-.0031	.0024	.0005	.0001	.0014	-.0048
#2	-.0001	.0052	-.0021	.0012	.0007	-.0001	.0004	-.0034
#3	.0001	-.0089	-.0051	.0029	-.0004	.0001	-.0002	-.0070
Check ?	Chk Pass	Chk Pass	Chk Fail	Chk Pass	Chk Pass	Chk Pass	Chk Pass	Chk Pass
High Limit			.0030					
Low Limit			-.0030					

Elem	Cd2288	Ce4040	Co2286	Cr2677	Cu3247	Fe2599	K_7664	Li6707
Units	ppm	ppm	ppm	ppm	ppm	ppm	ppm	ppm
Avg	**-.0001**	**-.0020**	**.0001**	**-.0000**	**.0001**	**.0048**	**.0170**	**-.0008**
Stddev	.0002	.0022	.0001	.0003	.0003	.0053	.0230	.0007
%RSD	331.8	110.3	52.44	711.7	407.2	110.3	135.2	85.79
#1	.0001	.0005	.0001	.0001	-.0002	.0109	.0197	-.0007
#2	-.0003	-.0027	.0002	-.0004	-.0000	.0014	-.0072	-.0016
#3	.0000	-.0037	.0001	.0002	.0004	.0021	.0386	-.0002
Check ?	Chk Pass	None	Chk Pass	Chk Pass	Chk Pass	Chk Pass	Chk Pass	Chk Pass
High Limit								
Low Limit								

Elem	Mg2790	Mn2576	Mo2020	Na5895	Ni2316	P_1774	Pb2203	S_1820
Units	ppm	ppm	ppm	ppm	ppm	ppm	ppm	ppm
Avg	**.0279**	**.0001**	**.0002**	**.0225**	**.0001**	**.0001**	**.0001**	**-.0011**
Stddev	.0094	.0000	.0002	.0101	.0001	.0012	.0006	.0007
%RSD	33.71	56.67	107.4	44.74	87.02	865.3	648.2	59.96
#1	.0217	.0000	.0003	.0262	.0001	-.0012	.0007	-.0007
#2	.0388	.0000	.0000	.0111	.0003	.0009	.0001	-.0018
#3	.0234	.0001	.0001	.0302	.0001	.0007	-.0006	-.0007
Check ?	Chk Pass	Chk Pass	Chk Pass	Chk Pass	Chk Pass	Chk Pass	Chk Pass	Chk Pass
High Limit								
Low Limit								

Zoom In Zoom Out

Sample Name: ccb 7 Acquired: 7/6/2021 15:46:01 Type: QC
Method: SGS NO VALVE3(v101) Mode: CONC Corr. Factor: 1.000000
User: admin Custom ID1: Custom ID2: Custom ID3:
Comment:

Elem	Sb2068	Se1960	Si2124	Sn1899	Sr4077	Ti3349	Tl1908	V_2924
Units	ppm	ppm	ppm	ppm	ppm	ppm	ppm	ppm
Avg	**-.0004**	**-.0024**	**.0032**	**.0025**	**.0000**	**.0001**	F **.0022**	**-.0002**
Stddev	.0021	.0014	.0003	.0007	.0001	.0002	.0013	.0000
%RSD	475.4	56.42	8.103	29.66	3048.	389.7	59.12	21.77
#1	-.0023	-.0029	.0035	.0032	.0001	.0003	.0008	-.0002
#2	.0018	-.0035	.0033	.0017	-.0001	-.0001	.0024	-.0002
#3	-.0008	-.0009	.0030	.0025	.0000	.0000	.0033	-.0002
Check ?	Chk Pass	Chk Pass	Chk Pass	Chk Pass	Chk Pass	Chk Pass	Chk Fail	Chk Pass
High Limit							.0020	
Low Limit							-.0020	

Elem	W_2079	Zn2062	Zr3391
Units	ppm	ppm	ppm
Avg	**-.0011**	F **-.0026**	**.0003**
Stddev	.0023	.0001	.0001
%RSD	204.0	4.690	38.53
#1	-.0037	-.0027	.0004
#2	-.0003	-.0025	.0002
#3	.0006	-.0025	.0004
Check ?	Chk Pass	Chk Fail	Chk Pass
High Limit		.0020	
Low Limit		-.0020	

Int. Std.	In2306	Y_3600	Y_3710	Y_2243
Units	Cts/S	Cts/S	Cts/S	Cts/S
Avg	**4421.2**	**60371.**	**4725.2**	**1396.8**
Stddev	12.0	48.	39.6	4.3
%RSD	.27056	.07994	.83885	.30780
#1	4407.7	60365.	4680.9	1391.9
#2	4430.4	60422.	4737.5	1400.0
#3	4425.6	60326.	4757.3	1398.4

Zoom In Zoom Out

Sample Name: cri Acquired: 7/6/2021 15:55:53 Type: QC
Method: SGS NO VALVE3(v101) Mode: CONC Corr. Factor: 1.000000
User: admin Custom ID1: Custom ID2: Custom ID3:
Comment:

Elem	Ag3280	Al3961	As1890	B_2089	Ba4554	Be3130	Bi2230	Ca3179	Cd2288
Units	ppm	ppm	ppm	ppm	ppm	ppm	ppm	ppm	ppm
Avg	**.0050**	**.2108**	**.0069**	**.0977**	**.2025**	**.0020**	**.0201**	**5.241**	**.0027**
Stddev	.0003	.0030	.0004	.0012	.0028	.0001	.0002	.081	.0003
%RSD	6.103	1.441	6.130	1.273	1.404	3.063	1.126	1.540	10.92
#1	.0052	.2073	.0073	.0963	.2004	.0020	.0199	5.187	.0025
#2	.0047	.2130	.0065	.0986	.2058	.0020	.0203	5.334	.0026
#3	.0052	.2120	.0069	.0982	.2014	.0021	.0200	5.202	.0031
Check ?	Chk Pass	Chk Pass	Chk Pass	Chk Pass	Chk Pass	Chk Pass	Chk Pass	Chk Pass	Chk Pass
Value									
Range									

Elem	Ce4040	Co2286	Cr2677	Cu3247	Fe2599	K_7664	Li6707	Mg2790	Mn2576
Units	ppm	ppm	ppm	ppm	ppm	ppm	ppm	ppm	ppm
Avg	**-.0017**	**.0506**	**.0098**	**.0095**	**.1074**	**5.049**	**.0508**	**5.202**	**.0149**
Stddev	.0028	.0004	.0005	.0003	.0045	.079	.0013	.028	.0001
%RSD	170.0	.7264	4.864	2.703	4.162	1.555	2.473	.5281	.6714
#1	-.0041	.0511	.0100	.0098	.1029	4.972	.0498	5.175	.0149
#2	.0015	.0504	.0092	.0093	.1118	5.129	.0522	5.230	.0150
#3	-.0024	.0504	.0100	.0094	.1075	5.044	.0504	5.201	.0148
Check ?	None	Chk Pass	Chk Pass	Chk Pass	Chk Pass	Chk Pass	Chk Pass	Chk Pass	Chk Pass
Value									
Range									

Elem	Mo2020	Na5895	Ni2316	P_1774	Pb2203	S_1820	Sb2068	Se1960	Si2124
Units	ppm	ppm	ppm	ppm	ppm	ppm	ppm	ppm	ppm
Avg	**.0197**	**5.027**	**.0107**	**.0484**	**.0030**	**.0483**	**.0050**	**.0093**	**.1906**
Stddev	.0003	.085	.0004	.0006	.0009	.0019	.0009	.0010	.0020
%RSD	1.577	1.685	3.861	1.241	29.20	4.011	18.89	10.81	1.046
#1	.0195	4.971	.0103	.0480	.0031	.0500	.0055	.0081	.1924
#2	.0201	5.125	.0108	.0491	.0038	.0462	.0039	.0097	.1908
#3	.0195	4.987	.0111	.0480	.0020	.0485	.0055	.0100	.1884
Check ?	Chk Pass	Chk Pass	Chk Pass	Chk Pass	Chk Pass	Chk Pass	Chk Pass	Chk Pass	Chk Pass
Value									
Range									

Zoom In Zoom Out

Sample Name: cri Acquired: 7/6/2021 15:55:53 Type: QC
Method: SGS NO VALVE3(v101) Mode: CONC Corr. Factor: 1.000000
User: admin Custom ID1: Custom ID2: Custom ID3:
Comment:

Elem	Sn1899	Sr4077	Ti3349	Tl1908	V_2924	W_2079	Zn2062	Zr3391
Units	ppm	ppm	ppm	ppm	ppm	ppm	ppm	ppm
Avg	**.0115**	**.0101**	**.0101**	**.0091**	**.0487**	**.0486**	**.0177**	**.0105**
Stddev	.0006	.0002	.0006	.0006	.0001	.0009	.0001	.0003
%RSD	5.260	1.516	5.631	6.925	.1496	1.825	.6054	2.598
#1	.0113	.0100	.0099	.0084	.0487	.0485	.0177	.0107
#2	.0122	.0102	.0107	.0095	.0487	.0495	.0175	.0106
#3	.0110	.0103	.0096	.0096	.0486	.0477	.0177	.0102
Check ?	Chk Pass	Chk Pass	Chk Pass	Chk Pass	Chk Pass	Chk Pass	Chk Pass	Chk Pass
Value								
Range								

Int. Std.	In2306	Y_3600	Y_3710	Y_2243
Units	Cts/S	Cts/S	Cts/S	Cts/S
Avg	**4356.2**	**58620.**	**4591.2**	**1370.4**
Stddev	7.9	150.	71.2	2.8
%RSD	.18073	.25523	1.5505	.20488
#1	4351.2	58628.	4597.8	1368.0
#2	4365.2	58466.	4516.9	1373.5
#3	4352.0	58765.	4658.8	1369.6

Zoom In Zoom Out

Sample Name: crid Acquired: 7/6/2021 16:01:07 Type: QC
Method: SGS NO VALVE3(v101) Mode: CONC Corr. Factor: 1.000000
User: admin Custom ID1: Custom ID2: Custom ID3:
Comment:

Elem	Ag3280	Al3961	As1890	B_2089	Ba4554	Be3130	Bi2230	Ca3179
Units	ppm	ppm	ppm	ppm	ppm	ppm	ppm	ppm
Avg	F **.0003**	**.1050**	**.0024**	**.0007**	**.0041**	**.0010**	**.0007**	**1.068**
Stddev	.0001	.0007	.0010	.0014	.0003	.0001	.0011	.005
%RSD	29.64	.7141	39.63	202.8	7.935	6.878	152.1	.4734
#1	.0004	.1044	.0016	-.0009	.0041	.0010	.0018	1.072
#2	.0003	.1059	.0034	.0015	.0044	.0009	.0009	1.070
#3	.0002	.1048	.0022	.0014	.0038	.0009	-.0004	1.062
Check ?	Chk Fail	Chk Pass	Chk Pass	None	Chk Pass	Chk Pass	None	Chk Pass
Value	.0020							
Range	-20.00%							

Elem	Cd2288	Ce4040	Co2286	Cr2677	Cu3247	Fe2599	K_7664	Li6707
Units	ppm	ppm	ppm	ppm	ppm	ppm	ppm	ppm
Avg	**.0010**	**-.0021**	**.0033**	**.0019**	F **.0006**	**.0039**	**2.012**	**-.0005**
Stddev	.0001	.0002	.0002	.0003	.0004	.0039	.044	.0021
%RSD	10.16	9.856	5.590	17.69	61.52	100.1	2.206	446.0
#1	.0011	-.0023	.0031	.0015	.0007	.0074	2.046	-.0025
#2	.0009	-.0019	.0034	.0021	.0008	-.0003	2.028	-.0006
#3	.0009	-.0021	.0033	.0020	.0002	.0047	1.962	.0017
Check ?	Chk Pass	None	Chk Pass	Chk Pass	Chk Fail	None	Chk Pass	None
Value					.0020			
Range					-20.00%			

Elem	Mg2790	Mn2576	Mo2020	Na5895	Ni2316	P_1774	Pb2203	S_1820
Units	ppm	ppm	ppm	ppm	ppm	ppm	ppm	ppm
Avg	**.0917**	**.0031**	**-.0001**	**1.025**	**.0044**	**-.0008**	F **-.0004**	**-.0000**
Stddev	.0531	.0001	.0003	.014	.0007	.0025	.0002	.0017
%RSD	57.88	1.990	363.0	1.389	14.90	335.0	55.04	4050.
#1	.0306	.0031	.0003	1.019	.0038	-.0023	-.0003	-.0017
#2	.1181	.0032	-.0004	1.042	.0043	.0022	-.0006	.0018
#3	.1264	.0031	-.0001	1.015	.0051	-.0021	-.0002	-.0003
Check ?	Chk Pass	Chk Pass	None	Chk Pass	Chk Pass	None	Chk Fail	None
Value							.0025	
Range							-20.00%	

Zoom In Zoom Out

Sample Name: crid Acquired: 7/6/2021 16:01:07 Type: QC
Method: SGS NO VALVE3(v101) Mode: CONC Corr. Factor: 1.000000
User: admin Custom ID1: Custom ID2: Custom ID3:
Comment:

Elem	Sb2068	Se1960	Si2124	Sn1899	Sr4077	Ti3349	Tl1908	V_2924
Units	ppm	ppm	ppm	ppm	ppm	ppm	ppm	ppm
Avg	F **.0005**	F **.0022**	**.0048**	**.0021**	**.0000**	**.0004**	F **.0027**	**.0020**
Stddev	.0019	.0028	.0014	.0014	.0002	.0002	.0023	.0002
%RSD	393.4	128.0	29.36	65.91	3081.	60.75	85.65	7.857
#1	.0006	-.0002	.0033	.0032	-.0000	.0001	.0001	.0019
#2	.0023	.0014	.0051	.0025	.0002	.0004	.0046	.0022
#3	-.0015	.0052	.0061	.0005	-.0002	.0006	.0035	.0020
Check ?	Chk Fail	Chk Fail	None	None	None	None	Chk Fail	Chk Pass
Value	.0030	.0050					.0020	
Range	-20.00%	-20.00%					20.00%	

Elem	W_2079	Zn2062	Zr3391
Units	ppm	ppm	ppm
Avg	**-.0002**	F **.0144**	**-.0001**
Stddev	.0004	.0006	.0000
%RSD	230.9	4.203	48.90
#1	-.0004	.0139	-.0000
#2	.0003	.0141	-.0001
#3	-.0004	.0151	-.0000
Check ?	None	Chk Fail	None
Value		.0100	
Range		30.00%	

Int. Std.	In2306	Y_3600	Y_3710	Y_2243
Units	Cts/S	Cts/S	Cts/S	Cts/S
Avg	**4331.3**	**58643.**	**4666.4**	**1357.6**
Stddev	132.5	259.	42.3	46.8
%RSD	3.0595	.44207	.90710	3.4440
#1	4421.6	58919.	4623.4	1389.2
#2	4393.1	58404.	4667.7	1379.6
#3	4179.1	58608.	4708.0	1303.9

Zoom In Zoom Out

Sample Name: icsa Acquired: 7/6/2021 16:06:23 Type: QC
Method: SGS NO VALVE3(v101) Mode: CONC Corr. Factor: 1.000000
User: admin Custom ID1: Custom ID2: Custom ID3:
Comment:

Elem	Ag3280	Al3961	As1890	B_2089	Ba4554	Be3130	Bi2230	Ca3179
Units	ppm	ppm	ppm	ppm	ppm	ppm	ppm	ppm
Avg	**.0019**	**520.3**	**.0005**	**-.0022**	**.0027**	**-.0007**	**.0009**	**400.9**
Stddev	.0004	1.9	.0020	.0021	.0001	.0001	.0026	1.6
%RSD	20.60	.3625	367.3	95.72	2.526	9.016	304.3	.3940
#1	.0015	518.1	.0014	-.0014	.0027	-.0008	.0000	399.2
#2	.0019	521.7	.0019	-.0006	.0027	-.0008	.0038	402.4
#3	.0023	520.9	-.0017	-.0046	.0028	-.0007	-.0012	401.0
Check ?	Chk Pass	Chk Pass	Chk Pass	Chk Pass	Chk Pass	Chk Pass	Chk Pass	Chk Pass
High Limit								
Low Limit								

Elem	Cd2288	Ce4040	Co2286	Cr2677	Cu3247	Fe2599	K_7664	Li6707
Units	ppm	ppm	ppm	ppm	ppm	ppm	ppm	ppm
Avg	**.0019**	**.0434**	**.0002**	**-.0007**	**.0069**	**206.1**	**.0403**	**-.0041**
Stddev	.0005	.0010	.0005	.0004	.0004	.7	.0254	.0006
%RSD	25.23	2.226	252.2	53.50	6.242	.3307	63.08	13.49
#1	.0021	.0445	-.0003	-.0011	.0066	205.4	.0495	-.0041
#2	.0014	.0429	.0003	-.0008	.0067	206.7	.0599	-.0047
#3	.0023	.0428	.0006	-.0003	.0074	206.4	.0116	-.0035
Check ?	Chk Pass	None	Chk Pass	Chk Pass	Chk Pass	Chk Pass	Chk Pass	Chk Pass
High Limit								
Low Limit								

Elem	Mg2790	Mn2576	Mo2020	Na5895	Ni2316	P_1774	Pb2203	S_1820
Units	ppm	ppm	ppm	ppm	ppm	ppm	ppm	ppm
Avg	**515.7**	**-.0012**	**-.0003**	**.0705**	**.0022**	**.0032**	**.0004**	**-.0274**
Stddev	2.3	.0000	.0005	.0021	.0004	.0044	.0019	.0029
%RSD	.4468	3.189	191.9	2.949	17.60	138.9	512.1	10.44
#1	513.6	-.0012	-.0005	.0681	.0018	.0010	-.0017	-.0307
#2	518.2	-.0012	.0003	.0719	.0026	.0003	.0021	-.0260
#3	515.5	-.0012	-.0006	.0716	.0022	.0083	.0007	-.0256
Check ?	Chk Pass	Chk Pass	Chk Pass	Chk Pass	Chk Pass	Chk Pass	Chk Pass	Chk Pass
High Limit								
Low Limit								

Zoom In Zoom Out

Sample Name: icsa Acquired: 7/6/2021 16:06:23 Type: QC
Method: SGS NO VALVE3(v101) Mode: CONC Corr. Factor: 1.000000
User: admin Custom ID1: Custom ID2: Custom ID3:
Comment:

Elem	Sb2068	Se1960	Si2124	Sn1899	Sr4077	Ti3349	Tl1908	V_2924
Units	ppm	ppm	ppm	ppm	ppm	ppm	ppm	ppm
Avg	**-.0012**	**.0034**	**-.0160**	**-.0028**	**-.0016**	**-.0013**	F **-.0058**	**-.0007**
Stddev	.0018	.0040	.0030	.0007	.0001	.0004	.0032	.0002
%RSD	152.0	118.8	18.80	25.76	7.586	30.49	55.36	26.28
#1	-.0008	.0078	-.0131	-.0035	-.0016	-.0010	-.0073	-.0005
#2	.0004	.0025	-.0158	-.0021	-.0017	-.0017	-.0079	-.0007
#3	-.0031	-.0001	-.0191	-.0028	-.0015	-.0011	-.0021	-.0009
Check ?	Chk Pass	Chk Pass	Chk Pass	Chk Pass	Chk Pass	Chk Pass	Chk Fail	Chk Pass
High Limit							.0040	
Low Limit							-.0040	

Elem	W_2079	Zn2062	Zr3391
Units	ppm	ppm	ppm
Avg	**-.0063**	**.0048**	**.0001**
Stddev	.0009	.0003	.0001
%RSD	14.92	6.927	100.5
#1	-.0066	.0044	.0000
#2	-.0070	.0051	.0003
#3	-.0052	.0048	.0001
Check ?	Chk Pass	Chk Pass	Chk Pass
High Limit			
Low Limit			

Int. Std.	In2306	Y_3600	Y_3710	Y_2243
Units	Cts/S	Cts/S	Cts/S	Cts/S
Avg	**4087.0**	**53091.**	**4512.2**	**1250.2**
Stddev	7.2	253.	31.4	4.0
%RSD	.17734	.47738	.69665	.32177
#1	4089.4	53352.	4545.9	1254.7
#2	4092.8	52846.	4483.6	1249.2
#3	4078.9	53074.	4507.1	1246.9

Zoom In Zoom Out

Sample Name: ICSAB Acquired: 7/6/2021 16:11:30 Type: QC
Method: SGS NO VALVE3(v101) Mode: CONC Corr. Factor: 1.000000
User: admin Custom ID1: Custom ID2: Custom ID3:
Comment:

Elem	Ag3280	Al3961	As1890	B_2089	Ba4554	Be3130	Bi2230	Ca3179	Cd2288
Units	ppm	ppm	ppm	ppm	ppm	ppm	ppm	ppm	ppm
Avg	**1.019**	**512.2**	**1.032**	**.4861**	**.4987**	**.4852**	**.5083**	**401.0**	**.9983**
Stddev	.001	.3	.008	.0028	.0009	.0014	.0045	.2	.0097
%RSD	.1309	.0618	.7421	.5772	.1826	.2941	.8907	.0536	.9684
#1	1.018	512.2	1.024	.4836	.4993	.4850	.5033	401.2	.9882
#2	1.019	512.4	1.039	.4892	.4991	.4867	.5121	401.1	1.007
#3	1.020	511.8	1.034	.4857	.4976	.4839	.5094	400.8	.9993
Check ?	Chk Pass	Chk Pass	Chk Pass	Chk Pass	Chk Pass	Chk Pass	Chk Pass	Chk Pass	Chk Pass
Value									
Range									

Elem	Ce4040	Co2286	Cr2677	Cu3247	Fe2599	K_7664	Li6707	Mg2790	Mn2576
Units	ppm	ppm	ppm	ppm	ppm	ppm	ppm	ppm	ppm
Avg	**.5079**	**.4632**	**.4768**	**.5229**	**195.4**	**.0350**	**.5100**	**511.1**	**.4909**
Stddev	.0037	.0041	.0013	.0010	.2	.0215	.0005	1.0	.0007
%RSD	.7251	.8913	.2636	.1820	.0875	61.30	.1063	.2032	.1353
#1	.5096	.4590	.4773	.5228	195.6	.0134	.5094	512.3	.4916
#2	.5037	.4673	.4776	.5220	195.4	.0353	.5104	510.6	.4902
#3	.5105	.4633	.4753	.5239	195.3	.0564	.5103	510.4	.4910
Check ?	None	Chk Pass	Chk Pass	Chk Pass	Chk Pass	None	Chk Pass	Chk Pass	Chk Pass
Value									
Range									

Elem	Mo2020	Na5895	Ni2316	P_1774	Pb2203	S_1820	Sb2068	Se1960	Si2124
Units	ppm	ppm	ppm	ppm	ppm	ppm	ppm	ppm	ppm
Avg	**.4806**	**.0410**	**.9547**	**.4803**	**.9375**	**.4691**	**1.032**	**.9598**	**.5205**
Stddev	.0056	.0091	.0067	.0059	.0073	.0046	.008	.0139	.0051
%RSD	1.165	22.24	.7030	1.231	.7773	.9808	.8184	1.451	.9825
#1	.4744	.0490	.9484	.4736	.9291	.4637	1.022	.9455	.5153
#2	.4852	.0310	.9617	.4849	.9419	.4718	1.038	.9733	.5255
#3	.4822	.0429	.9541	.4823	.9416	.4716	1.034	.9607	.5207
Check ?	Chk Pass	None	Chk Pass	Chk Pass	Chk Pass	Chk Pass	Chk Pass	Chk Pass	Chk Pass
Value									
Range									

Zoom In Zoom Out

Sample Name: ICSAB Acquired: 7/6/2021 16:11:30 Type: QC
Method: SGS NO VALVE3(v101) Mode: CONC Corr. Factor: 1.000000
User: admin Custom ID1: Custom ID2: Custom ID3:
Comment:

Elem	Sn1899	Sr4077	Ti3349	Tl1908	V_2924	W_2079	Zn2062	Zr3391
Units	ppm	ppm	ppm	ppm	ppm	ppm	ppm	ppm
Avg	**.4608**	**.5091**	**.4993**	**.8905**	**.4775**	**.4687**	**.9532**	**.4162**
Stddev	.0019	.0013	.0007	.0101	.0007	.0086	.0087	.0011
%RSD	.4102	.2465	.1464	1.137	.1384	1.832	.9148	.2606
#1	.4593	.5099	.4989	.8792	.4774	.4590	.9451	.4152
#2	.4629	.5098	.4988	.8988	.4770	.4717	.9624	.4162
#3	.4602	.5077	.5001	.8935	.4783	.4753	.9521	.4173
Check ?	Chk Pass	Chk Pass	Chk Pass	Chk Pass	Chk Pass	Chk Pass	Chk Pass	Chk Pass
Value								
Range								

Int. Std.	In2306	Y_3600	Y_3710	Y_2243
Units	Cts/S	Cts/S	Cts/S	Cts/S
Avg	**4122.7**	**53417.**	**4533.1**	**1264.9**
Stddev	36.4	131.	15.1	12.6
%RSD	.88203	.24517	.33382	.99873
#1	4161.5	53557.	4519.1	1278.5
#2	4089.4	53298.	4549.2	1253.5
#3	4117.4	53394.	4531.0	1262.7

Zoom In Zoom Out

Sample Name: hstd Acquired: 7/6/2021 16:16:24 Type: QC
Method: SGS NO VALVE3(v101) Mode: CONC Corr. Factor: 1.000000
User: admin Custom ID1: Custom ID2: Custom ID3:
Comment:

Elem	Ag3280	Al3961	As1890	B_2089	Ba4554	Be3130	Bi2230	Ca3179	Cd2288
Units	ppm	ppm	ppm	ppm	ppm	ppm	ppm	ppm	ppm
Avg	**.6170**	**.2127**	**8.049**	**8.047**	**8.266**	**8.292**	**7.949**	**.1253**	**7.887**
Stddev	.0018	.0105	.014	.007	.007	.012	.010	.0111	.013
%RSD	.2842	4.929	.1759	.0819	.0818	.1471	.1263	8.867	.1629
#1	.6153	.2202	8.043	8.046	8.270	8.300	7.938	.1364	7.887
#2	.6169	.2172	8.066	8.054	8.258	8.278	7.958	.1252	7.899
#3	.6188	.2007	8.039	8.041	8.270	8.299	7.950	.1142	7.874
Check ?	Chk Pass	None	Chk Pass	Chk Pass	Chk Pass	Chk Pass	Chk Pass	None	Chk Pass
Value									
Range									

Elem	Ce4040	Co2286	Cr2677	Cu3247	Fe2599	K_7664	Li6707	Mg2790	Mn2576
Units	ppm	ppm	ppm	ppm	ppm	ppm	ppm	ppm	ppm
Avg	**-.0194**	**8.207**	**8.228**	**7.879**	**.0850**	**.0645**	**7.784**	**.0170**	**7.940**
Stddev	.0002	.006	.019	.006	.0099	.0356	.009	.0586	.021
%RSD	1.073	.0682	.2277	.0784	11.63	55.22	.1202	343.9	.2709
#1	-.0196	8.211	8.211	7.878	.0961	.0798	7.782	-.0032	7.921
#2	-.0194	8.209	8.226	7.874	.0771	.0238	7.776	-.0288	7.935
#3	-.0192	8.200	8.248	7.886	.0817	.0899	7.794	.0831	7.963
Check ?	None	Chk Pass	Chk Pass	Chk Pass	None	None	Chk Pass	None	Chk Pass
Value									
Range									

Elem	Mo2020	Na5895	Ni2316	P_1774	Pb2203	S_1820	Sb2068	Se1960	Si2124
Units	ppm	ppm	ppm	ppm	ppm	ppm	ppm	ppm	ppm
Avg	**8.250**	**.1632**	**8.240**	**7.950**	**8.156**	**97.63**	**8.063**	**7.961**	**26.80**
Stddev	.016	.0087	.007	.019	.008	.14	.006	.009	.04
%RSD	.1876	5.339	.0879	.2418	.0950	.1443	.0696	.1081	.1305
#1	8.254	.1697	8.242	7.941	8.149	97.63	8.063	7.962	26.77
#2	8.263	.1533	8.246	7.972	8.164	97.77	8.069	7.969	26.84
#3	8.233	.1666	8.232	7.937	8.153	97.49	8.058	7.952	26.79
Check ?	Chk Pass	None	Chk Pass	Chk Pass	Chk Pass	Chk Pass	Chk Pass	Chk Pass	Chk Pass
Value									
Range									

Zoom In Zoom Out

Sample Name: hstd Acquired: 7/6/2021 16:16:24 Type: QC
Method: SGS NO VALVE3(v101) Mode: CONC Corr. Factor: 1.000000
User: admin Custom ID1: Custom ID2: Custom ID3:
Comment:

Elem	Sn1899	Sr4077	Ti3349	Tl1908	V_2924	W_2079	Zn2062	Zr3391
Units	ppm	ppm	ppm	ppm	ppm	ppm	ppm	ppm
Avg	**8.247**	**8.167**	**8.161**	**8.187**	**8.072**	**8.308**	**8.296**	**7.771**
Stddev	.021	.029	.015	.014	.014	.011	.024	.064
%RSD	.2604	.3495	.1805	.1653	.1782	.1266	.2857	.8182
#1	8.245	8.158	8.148	8.203	8.059	8.315	8.291	7.844
#2	8.269	8.144	8.159	8.181	8.071	8.312	8.322	7.724
#3	8.226	8.199	8.177	8.178	8.087	8.296	8.275	7.746
Check ?	Chk Pass	Chk Pass	Chk Pass	Chk Pass	Chk Pass	Chk Pass	Chk Pass	Chk Pass
Value								
Range								

Int. Std.	In2306	Y_3600	Y_3710	Y_2243
Units	Cts/S	Cts/S	Cts/S	Cts/S
Avg	**4439.9**	**57694.**	**4622.3**	**1341.8**
Stddev	4.3	243.	17.6	3.2
%RSD	.09792	.42095	.37976	.23484
#1	4444.3	57964.	4612.5	1343.8
#2	4435.6	57625.	4642.6	1338.2
#3	4439.7	57493.	4611.8	1343.5

Zoom In Zoom Out

Sample Name: hstd Acquired: 7/6/2021 16:21:36 Type: QC
Method: SGS NO VALVE3(v101) Mode: CONC Corr. Factor: 1.000000
User: admin Custom ID1: Custom ID2: Custom ID3:
Comment:

Elem	Ag3280	Al3961	As1890	B_2089	Ba4554	Be3130	Bi2230	Ca3179	Cd2288
Units	ppm	ppm	ppm	ppm	ppm	ppm	ppm	ppm	ppm
Avg	**.0018**	**321.9**	**.0028**	**.0038**	**.0025**	**.0011**	**.0054**	**211.0**	**.0024**
Stddev	.0001	.4	.0006	.0009	.0003	.0002	.0015	.3	.0002
%RSD	4.028	.1273	21.77	23.71	12.56	21.42	28.52	.1253	6.417
#1	.0019	321.7	.0033	.0029	.0029	.0013	.0066	210.7	.0024
#2	.0018	322.4	.0021	.0047	.0022	.0011	.0060	211.2	.0022
#3	.0018	321.7	.0031	.0037	.0025	.0008	.0037	211.1	.0025
Check ?	None	Chk Pass	None	None	None	None	None	Chk Pass	None
Value									
Range									

Elem	Ce4040	Co2286	Cr2677	Cu3247	Fe2599	K_7664	Li6707	Mg2790	Mn2576
Units	ppm	ppm	ppm	ppm	ppm	ppm	ppm	ppm	ppm
Avg	**.0437**	**.0007**	**.0001**	**.0082**	**210.9**	**219.0**	**.0005**	F **338.8**	**-.0007**
Stddev	.0017	.0004	.0005	.0003	.4	.3	.0004	.9	.0002
%RSD	3.944	59.54	588.1	3.589	.1870	.1247	98.27	.2615	26.98
#1	.0430	.0002	-.0002	.0083	210.5	218.7	.0001	337.8	-.0005
#2	.0424	.0009	.0007	.0085	211.2	219.1	.0003	339.5	-.0006
#3	.0457	.0009	-.0003	.0079	211.0	219.1	.0010	339.0	-.0009
Check ?	None	None	None	None	Chk Pass	Chk Pass	None	Chk Fail	None
Value								300.0	
Range								10.00%	

Elem	Mo2020	Na5895	Ni2316	P_1774	Pb2203	S_1820	Sb2068	Se1960	Si2124
Units	ppm	ppm	ppm	ppm	ppm	ppm	ppm	ppm	ppm
Avg	**.0028**	**215.2**	**.0039**	**.0014**	**-.0017**	**.0152**	**.0018**	**-.0015**	**.0090**
Stddev	.0005	.3	.0004	.0024	.0015	.0032	.0018	.0028	.0092
%RSD	16.98	.1347	9.436	167.2	91.00	20.98	99.90	179.2	101.7
#1	.0025	215.1	.0043	-.0004	-.0018	.0115	.0021	-.0045	.0046
#2	.0034	215.5	.0036	.0041	-.0001	.0167	.0034	-.0012	.0195
#3	.0026	215.0	.0039	.0006	-.0032	.0172	-.0001	.0011	.0029
Check ?	None	Chk Pass	None	None	None	None	None	None	None
Value									
Range									

Zoom In Zoom Out

Sample Name: hstd Acquired: 7/6/2021 16:21:36 Type: QC
Method: SGS NO VALVE3(v101) Mode: CONC Corr. Factor: 1.000000
User: admin Custom ID1: Custom ID2: Custom ID3:
Comment:

Elem	Sn1899	Sr4077	Ti3349	Tl1908	V_2924	W_2079	Zn2062	Zr3391
Units	ppm	ppm	ppm	ppm	ppm	ppm	ppm	ppm
Avg	**-.0008**	**.0001**	**.0004**	**.0089**	**-.0002**	**-.0001**	**.0044**	**.0013**
Stddev	.0008	.0003	.0005	.0014	.0004	.0024	.0001	.0001
%RSD	93.27	171.3	138.7	16.27	166.4	2771.	3.046	9.794
#1	-.0015	.0004	.0010	.0100	-.0006	-.0028	.0044	.0013
#2	-.0010	.0001	-.0001	.0093	-.0003	.0011	.0043	.0012
#3	.0000	-.0001	.0003	.0072	.0002	.0015	.0045	.0015
Check ?	None	None	None	None	None	None	None	None
Value								
Range								

Int. Std.	In2306	Y_3600	Y_3710	Y_2243
Units	Cts/S	Cts/S	Cts/S	Cts/S
Avg	**4044.7**	**53589.**	**4438.5**	**1253.5**
Stddev	25.4	260.	22.8	10.4
%RSD	.62798	.48542	.51451	.82827
#1	4015.5	53838.	4460.7	1241.7
#2	4057.3	53609.	4439.7	1261.1
#3	4061.4	53319.	4415.1	1257.6

Zoom In Zoom Out

Sample Name: feconf Acquired: 7/6/2021 16:26:48 Type: Unk
Method: SGS NO VALVE3(v101) Mode: CONC Corr. Factor: 1.000000
User: admin Custom ID1: Custom ID2: Custom ID3:
Comment:

Elem	Ag3280	Al3961	As1890	B_2089	Ba4554	Be3130	Bi2230	Ca3179	Cd2288
Units	ppm	ppm	ppm	ppm	ppm	ppm	ppm	ppm	ppm
Avg	**.0036**	**.0172**	**.0002**	**.0004**	**.0002**	**.0007**	**.0022**	**-.0060**	**.0011**
Stddev	.0002	.0021	.0011	.0002	.0003	.0001	.0010	.0034	.0003
%RSD	6.687	12.37	603.5	62.34	146.7	8.507	45.34	55.92	30.36
#1	.0038	.0194	.0011	.0003	-.0001	.0008	.0012	-.0023	.0015
#2	.0033	.0151	-.0010	.0002	.0003	.0007	.0023	-.0070	.0008
#3	.0036	.0170	.0004	.0006	.0005	.0007	.0032	-.0088	.0011

Elem	Ce4040	Co2286	Cr2677	Cu3247	Fe2599	K_7664	Li6707	Mg2790	Mn2576
Units	ppm	ppm	ppm	ppm	ppm	ppm	ppm	ppm	ppm
Avg	**.0377**	**.0006**	**-.0008**	**.0068**	F **211.8**	**.0123**	**.0007**	**.0287**	**-.0013**
Stddev	.0032	.0003	.0001	.0002	.5	.0261	.0014	.0287	.0000
%RSD	8.426	58.30	11.81	3.536	.2296	212.1	197.3	99.93	2.507
#1	.0363	.0005	-.0007	.0067	211.6	-.0119	.0001	.0183	-.0014
#2	.0354	.0009	-.0008	.0071	211.4	.0089	-.0003	.0067	-.0014
#3	.0413	.0002	-.0009	.0067	212.4	.0399	.0023	.0612	-.0013

Elem	Mo2020	Na5895	Ni2316	P_1774	Pb2203	S_1820	Sb2068	Se1960	Si2124
Units	ppm	ppm	ppm	ppm	ppm	ppm	ppm	ppm	ppm
Avg	**-.0004**	**.0350**	**.0036**	**-.0046**	**.0022**	**.0004**	**-.0017**	**-.0001**	**-.0025**
Stddev	.0004	.0094	.0003	.0006	.0006	.0009	.0007	.0006	.0012
%RSD	88.75	26.87	7.512	13.23	28.96	214.9	40.39	545.2	47.41
#1	-.0009	.0278	.0036	-.0043	.0019	.0003	-.0009	.0002	-.0035
#2	-.0001	.0316	.0039	-.0053	.0029	-.0004	-.0021	-.0009	-.0012
#3	-.0003	.0457	.0033	-.0043	.0017	.0013	-.0021	.0003	-.0027

Elem	Sn1899	Sr4077	Ti3349	Tl1908	V_2924	W_2079	Zn2062	Zr3391
Units	ppm	ppm	ppm	ppm	ppm	ppm	ppm	ppm
Avg	**.0009**	**.0000**	**.0001**	**.0058**	**-.0001**	**-.0007**	**.0037**	**.0013**
Stddev	.0024	.0001	.0005	.0027	.0000	.0017	.0001	.0000
%RSD	257.3	850.9	551.8	46.40	9.014	251.2	3.252	3.247
#1	.0001	-.0001	.0006	.0078	-.0001	-.0024	.0036	.0014
#2	-.0009	-.0001	.0002	.0067	-.0001	-.0006	.0038	.0013
#3	.0036	.0002	-.0005	.0027	-.0001	.0010	.0038	.0014

Zoom In Zoom Out

Sample Name: feconf Acquired: 7/6/2021 16:26:48 Type: Unk
Method: SGS NO VALVE3(v101) Mode: CONC Corr. Factor: 1.000000
User: admin Custom ID1: Custom ID2: Custom ID3:
Comment:

Int. Std.	In2306	Y_3600	Y_3710	Y_2243
Units	Cts/S	Cts/S	Cts/S	Cts/S
Avg	**4603.6**	**58820.**	**4612.7**	**1396.9**
Stddev	80.0	218.	13.5	27.4
%RSD	1.7386	.37090	.29208	1.9611
#1	4696.0	58869.	4614.0	1428.5
#2	4559.9	59010.	4598.7	1381.5
#3	4554.9	58582.	4625.5	1380.6

Zoom In Zoom Out

Sample Name: crconf Acquired: 7/6/2021 16:32:04 Type: Unk
Method: SGS NO VALVE3(v101) Mode: CONC Corr. Factor: 1.000000
User: admin Custom ID1: Custom ID2: Custom ID3:
Comment:

Elem	Ag3280	Al3961	As1890	B_2089	Ba4554	Be3130	Bi2230	Ca3179	Cd2288
Units	ppm	ppm	ppm	ppm	ppm	ppm	ppm	ppm	ppm
Avg	**.0000**	**.0067**	**-.0022**	**.0018**	**.0002**	**.0000**	**.0010**	**.0059**	**-.0000**
Stddev	.0002	.0038	.0003	.0008	.0003	.0000	.0019	.0024	.0003
%RSD	721.4	55.76	11.85	43.89	173.8	8.922	190.1	40.82	1771.
#1	-.0002	.0075	-.0023	.0010	.0005	.0000	.0024	.0086	-.0003
#2	.0001	.0027	-.0019	.0026	.0001	.0000	.0017	.0044	.0001
#3	.0003	.0101	-.0023	.0018	-.0001	.0001	-.0011	.0046	.0002

Elem	Ce4040	Co2286	Cr2677	Cu3247	Fe2599	K_7664	Li6707	Mg2790	Mn2576
Units	ppm	ppm	ppm	ppm	ppm	ppm	ppm	ppm	ppm
Avg	**-.0010**	**.0008**	F **9.780**	**-.0000**	**.0257**	**-.0030**	**.0006**	**.0010**	**-.0012**
Stddev	.0005	.0004	.024	.0002	.0091	.0426	.0002	.0236	.0000
%RSD	48.44	53.32	.2413	2408.	35.46	1409.	28.95	2363.	3.840
#1	-.0008	.0012	9.762	.0001	.0326	-.0445	.0005	-.0260	-.0011
#2	-.0006	.0004	9.771	.0000	.0292	-.0053	.0006	.0176	-.0012
#3	-.0015	.0007	9.806	-.0002	.0154	.0407	.0008	.0114	-.0012

Elem	Mo2020	Na5895	Ni2316	P_1774	Pb2203	S_1820	Sb2068	Se1960	Si2124
Units	ppm	ppm	ppm	ppm	ppm	ppm	ppm	ppm	ppm
Avg	**-.0001**	**.0227**	**-.0005**	**-.0050**	**-.0014**	**.0001**	**.0046**	**-.0006**	**.0024**
Stddev	.0004	.0053	.0001	.0011	.0008	.0008	.0044	.0021	.0020
%RSD	316.0	23.50	22.56	22.98	56.03	734.7	95.53	374.6	83.35
#1	.0002	.0264	-.0007	-.0060	-.0010	-.0006	-.0005	-.0027	.0001
#2	-.0005	.0166	-.0004	-.0052	-.0023	.0000	.0075	.0014	.0031
#3	.0000	.0252	-.0005	-.0037	-.0009	.0009	.0068	-.0004	.0039

Elem	Sn1899	Sr4077	Ti3349	Tl1908	V_2924	W_2079	Zn2062	Zr3391
Units	ppm	ppm	ppm	ppm	ppm	ppm	ppm	ppm
Avg	**.0007**	**.0002**	**-.0007**	**-.0007**	**.0055**	**.0002**	**-.0009**	**-.0029**
Stddev	.0007	.0002	.0002	.0008	.0004	.0019	.0004	.0001
%RSD	101.4	65.20	31.84	114.4	7.330	832.8	37.84	2.798
#1	.0012	.0002	-.0005	-.0012	.0059	-.0014	-.0006	-.0028
#2	.0009	.0004	-.0006	-.0011	.0051	-.0003	-.0010	-.0029
#3	-.0001	.0001	-.0009	.0002	.0055	.0024	-.0013	-.0029

Zoom In Zoom Out

Sample Name: crconf Acquired: 7/6/2021 16:32:04 Type: Unk
Method: SGS NO VALVE3(v101) Mode: CONC Corr. Factor: 1.000000
User: admin Custom ID1: Custom ID2: Custom ID3:
Comment:

Int. Std.	In2306	Y_3600	Y_3710	Y_2243
Units	Cts/S	Cts/S	Cts/S	Cts/S
Avg	**4472.6**	**59467.**	**4536.8**	**1376.1**
Stddev	103.6	341.	150.8	36.7
%RSD	2.3173	.57307	3.3231	2.6676
#1	4591.2	59765.	4648.4	1418.1
#2	4399.3	59541.	4365.3	1350.5
#3	4427.4	59095.	4596.8	1359.7

Zoom In Zoom Out

Sample Name: hstd Acquired: 7/6/2021 16:37:20 Type: QC
Method: SGS NO VALVE3(v101) Mode: CONC Corr. Factor: 1.000000
User: admin Custom ID1: Custom ID2: Custom ID3:
Comment:

Elem	Ag3280	Al3961	As1890	B_2089	Ba4554	Be3130	Bi2230	Ca3179	Cd2288
Units	ppm	ppm	ppm	ppm	ppm	ppm	ppm	ppm	ppm
Avg	**.0028**	**303.6**	**.0010**	**.0002**	**.0017**	**.0002**	**-.0003**	**196.7**	**.0010**
Stddev	.0003	.9	.0009	.0008	.0000	.0001	.0014	.5	.0003
%RSD	12.07	.2865	93.56	310.3	.9912	64.00	427.2	.2698	35.14
#1	.0024	302.6	.0012	-.0002	.0017	.0001	-.0016	196.1	.0008
#2	.0029	303.7	-.0000	-.0002	.0017	.0003	-.0006	196.9	.0014
#3	.0030	304.4	.0017	.0011	.0017	.0001	.0012	197.1	.0008
Check ?	None	Chk Pass	None	None	None	None	None	Chk Pass	None
Value									
Range									

Elem	Ce4040	Co2286	Cr2677	Cu3247	Fe2599	K_7664	Li6707	Mg2790	Mn2576
Units	ppm	ppm	ppm	ppm	ppm	ppm	ppm	ppm	ppm
Avg	**.0427**	**-.0001**	**.0007**	**.0102**	**202.4**	**203.9**	**-.0040**	**314.1**	**-.0013**
Stddev	.0003	.0002	.0002	.0002	.2	.3	.0018	.7	.0000
%RSD	.7259	161.2	27.69	2.153	.0973	.1447	43.92	.2326	3.392
#1	.0424	-.0001	.0007	.0103	202.2	203.6	-.0020	313.4	-.0014
#2	.0430	-.0001	.0005	.0104	202.5	204.1	-.0052	314.2	-.0013
#3	.0428	-.0003	.0009	.0100	202.6	204.1	-.0048	314.8	-.0013
Check ?	None	None	None	None	Chk Pass	Chk Pass	None	Chk Pass	None
Value									
Range									

Elem	Mo2020	Na5895	Ni2316	P_1774	Pb2203	S_1820	Sb2068	Se1960	Si2124
Units	ppm	ppm	ppm	ppm	ppm	ppm	ppm	ppm	ppm
Avg	**-.0000**	**205.4**	**.0031**	**.0033**	**.0009**	**.0245**	**-.0007**	**-.0024**	**-.0030**
Stddev	.0001	.6	.0003	.0014	.0023	.0071	.0011	.0043	.0014
%RSD	11060.	.3020	10.53	43.80	258.3	28.78	161.7	177.9	46.82
#1	.0001	204.7	.0035	.0017	.0006	.0326	-.0009	-.0057	-.0025
#2	-.0001	205.6	.0031	.0036	-.0012	.0210	.0005	-.0039	-.0019
#3	.0000	205.9	.0028	.0045	.0033	.0199	-.0017	.0024	-.0046
Check ?	None	Chk Pass	None	None	None	None	None	None	None
Value									
Range									

Zoom In Zoom Out

Sample Name: hstd Acquired: 7/6/2021 16:37:20 Type: QC
Method: SGS NO VALVE3(v101) Mode: CONC Corr. Factor: 1.000000
User: admin Custom ID1: Custom ID2: Custom ID3:
Comment:

Elem	Sn1899	Sr4077	Ti3349	Tl1908	V_2924	W_2079	Zn2062	Zr3391
Units	ppm	ppm	ppm	ppm	ppm	ppm	ppm	ppm
Avg	**-.0007**	**-.0004**	**-.0001**	**.0017**	**.0000**	**-.0061**	**.0087**	**.0010**
Stddev	.0015	.0000	.0003	.0032	.0000	.0029	.0002	.0001
%RSD	209.9	3.688	418.2	189.2	235.5	46.85	2.164	6.722
#1	-.0003	-.0004	.0003	-.0013	.0000	-.0053	.0089	.0011
#2	-.0024	-.0005	-.0003	.0013	-.0000	-.0093	.0086	.0009
#3	.0005	-.0004	-.0002	.0051	.0000	-.0037	.0087	.0009
Check ?	None	None	None	None	None	None	None	None
Value								
Range								

Int. Std.	In2306	Y_3600	Y_3710	Y_2243
Units	Cts/S	Cts/S	Cts/S	Cts/S
Avg	**4130.3**	**55225.**	**4465.1**	**1293.6**
Stddev	9.3	275.	19.1	.7
%RSD	.22423	.49799	.42680	.05448
#1	4128.1	55184.	4473.3	1293.6
#2	4122.3	55518.	4443.4	1292.8
#3	4140.4	54973.	4478.8	1294.3

Zoom In Zoom Out

Sample Name: asconf Acquired: 7/6/2021 16:42:32 Type: Unk
Method: SGS NO VALVE3(v101) Mode: CONC Corr. Factor: 1.000000
User: admin Custom ID1: Custom ID2: Custom ID3:
Comment:

Elem	Ag3280	Al3961	As1890	B_2089	Ba4554	Be3130	Bi2230	Ca3179	Cd2288
Units	ppm	ppm	ppm	ppm	ppm	ppm	ppm	ppm	ppm
Avg	**-.0007**	**.0241**	**5.071**	**.0020**	**-.0000**	**.0000**	**-.0011**	**.0007**	**.0008**
Stddev	.0002	.0132	.004	.0003	.0004	.0001	.0003	.0013	.0004
%RSD	23.12	54.63	.0765	16.58	7022.	2953.	26.66	197.3	53.75
#1	-.0008	.0274	5.075	.0020	-.0003	-.0001	-.0014	.0021	.0003
#2	-.0005	.0353	5.071	.0022	-.0002	-.0001	-.0010	.0003	.0010
#3	-.0007	.0096	5.067	.0016	.0004	.0002	-.0008	-.0004	.0010

Elem	Ce4040	Co2286	Cr2677	Cu3247	Fe2599	K_7664	Li6707	Mg2790	Mn2576
Units	ppm	ppm	ppm	ppm	ppm	ppm	ppm	ppm	ppm
Avg	**-.0014**	**-.0004**	**.0001**	**-.0005**	**.0161**	**.0376**	**-.0056**	**.0558**	**.0000**
Stddev	.0017	.0003	.0002	.0002	.0098	.0231	.0010	.0123	.0000
%RSD	116.7	80.16	229.0	35.03	60.63	61.25	17.79	22.04	2564.
#1	-.0029	-.0005	-.0000	-.0004	.0188	.0643	-.0048	.0539	-.0000
#2	-.0018	-.0006	-.0000	-.0003	.0243	.0245	-.0067	.0446	.0001
#3	.0004	-.0000	.0004	-.0007	.0053	.0241	-.0053	.0690	-.0000

Elem	Mo2020	Na5895	Ni2316	P_1774	Pb2203	S_1820	Sb2068	Se1960	Si2124
Units	ppm	ppm	ppm	ppm	ppm	ppm	ppm	ppm	ppm
Avg	**-.0003**	**.0084**	**.0005**	**-.0002**	**-.0003**	**-.0004**	**.0055**	**-.0011**	**.0024**
Stddev	.0003	.0103	.0004	.0017	.0004	.0002	.0018	.0008	.0012
%RSD	124.6	121.8	76.84	812.9	136.1	48.61	32.55	68.33	48.74
#1	-.0005	.0178	.0004	.0018	.0002	-.0003	.0037	-.0002	.0011
#2	-.0003	.0101	.0002	-.0011	-.0005	-.0006	.0072	-.0016	.0032
#3	.0001	-.0026	.0009	-.0013	-.0005	-.0002	.0056	-.0016	.0029

Elem	Sn1899	Sr4077	Ti3349	Tl1908	V_2924	W_2079	Zn2062	Zr3391
Units	ppm	ppm	ppm	ppm	ppm	ppm	ppm	ppm
Avg	**.0005**	**-.0000**	**-.0000**	**.0002**	**.0003**	**-.0007**	**.0040**	**.0002**
Stddev	.0007	.0001	.0002	.0024	.0003	.0008	.0001	.0001
%RSD	140.1	142.3	325.5	1029.	94.90	123.7	2.126	33.87
#1	.0006	.0000	-.0001	-.0002	-.0000	-.0004	.0040	.0002
#2	-.0002	-.0001	.0001	.0028	.0004	-.0016	.0041	.0002
#3	.0012	-.0001	-.0001	-.0019	.0006	-.0000	.0040	.0001

Zoom In Zoom Out

Sample Name: asconf Acquired: 7/6/2021 16:42:32 Type: Unk
Method: SGS NO VALVE3(v101) Mode: CONC Corr. Factor: 1.000000
User: admin Custom ID1: Custom ID2: Custom ID3:
Comment:

Int. Std.	In2306	Y_3600	Y_3710	Y_2243
Units	Cts/S	Cts/S	Cts/S	Cts/S
Avg	**4480.9**	**61460.**	**4581.8**	**1433.7**
Stddev	5.9	2332.	16.8	1.9
%RSD	.13063	3.7940	.36735	.12969
#1	4477.5	60150.	4592.1	1434.1
#2	4487.7	60078.	4590.8	1435.4
#3	4477.6	64152.	4562.3	1431.7

Zoom In Zoom Out

Sample Name: ccv Acquired: 7/6/2021 16:47:46 Type: QC
Method: SGS NO VALVE3(v101) Mode: CONC Corr. Factor: 1.000000
User: admin Custom ID1: Custom ID2: Custom ID3:
Comment:

Elem	Ag3280	Al3961	As1890	B_2089	Ba4554	Be3130	Bi2230	Ca3179	Cd2288
Units	ppm	ppm	ppm	ppm	ppm	ppm	ppm	ppm	ppm
Avg	**.2411**	**40.79**	**2.016**	**2.007**	**2.043**	**2.072**	**2.002**	**40.94**	**2.013**
Stddev	.0002	.10	.005	.002	.004	.003	.001	.07	.001
%RSD	.0642	.2415	.2304	.0832	.2005	.1533	.0361	.1592	.0452
#1	.2412	40.78	2.021	2.005	2.046	2.073	2.003	40.92	2.014
#2	.2411	40.70	2.014	2.008	2.038	2.069	2.002	40.89	2.012
#3	.2409	40.89	2.012	2.008	2.045	2.075	2.001	41.02	2.012
Check ?	Chk Pass	Chk Pass	Chk Pass	Chk Pass	Chk Pass	Chk Pass	Chk Pass	Chk Pass	Chk Pass
Value									
Range									

Elem	Ce4040	Co2286	Cr2677	Cu3247	Fe2599	K_7664	Li6707	Mg2790	Mn2576
Units	ppm	ppm	ppm	ppm	ppm	ppm	ppm	ppm	ppm
Avg	**1.967**	**2.057**	**1.949**	**1.879**	**41.57**	**40.15**	**2.022**	**40.46**	**2.002**
Stddev	.004	.001	.006	.000	.06	.12	.004	.14	.005
%RSD	.1944	.0513	.3158	.0105	.1435	.3101	.2086	.3541	.2400
#1	1.969	2.056	1.956	1.879	41.60	40.18	2.023	40.51	2.007
#2	1.962	2.058	1.949	1.879	41.51	40.01	2.017	40.30	2.002
#3	1.969	2.057	1.943	1.879	41.62	40.26	2.025	40.57	1.997
Check ?	Chk Pass	Chk Pass	Chk Pass	Chk Pass	Chk Pass	Chk Pass	Chk Pass	Chk Pass	Chk Pass
Value									
Range									

Elem	Mo2020	Na5895	Ni2316	P_1774	Pb2203	S_1820	Sb2068	Se1960	Si2124
Units	ppm	ppm	ppm	ppm	ppm	ppm	ppm	ppm	ppm
Avg	**2.037**	**40.74**	**2.059**	**2.018**	**2.075**	**1.989**	**2.005**	**1.992**	**4.944**
Stddev	.002	.10	.002	.002	.002	.003	.003	.005	.005
%RSD	.0853	.2407	.1165	.0932	.1086	.1415	.1611	.2529	.1095
#1	2.039	40.78	2.056	2.019	2.075	1.992	2.009	1.990	4.951
#2	2.036	40.63	2.061	2.020	2.072	1.986	2.003	1.998	4.940
#3	2.036	40.81	2.060	2.016	2.077	1.988	2.004	1.989	4.943
Check ?	Chk Pass	Chk Pass	Chk Pass	Chk Pass	Chk Pass	Chk Pass	Chk Pass	Chk Pass	Chk Pass
Value									
Range									

Zoom In Zoom Out

Sample Name: ccv Acquired: 7/6/2021 16:47:46 Type: QC
Method: SGS NO VALVE3(v101) Mode: CONC Corr. Factor: 1.000000
User: admin Custom ID1: Custom ID2: Custom ID3:
Comment:

Elem	Sn1899	Sr4077	Ti3349	Tl1908	V_2924	W_2079	Zn2062	Zr3391
Units	ppm	ppm	ppm	ppm	ppm	ppm	ppm	ppm
Avg	**2.060**	**2.077**	**1.945**	**2.071**	**1.958**	**2.052**	**2.047**	**1.982**
Stddev	.001	.005	.004	.001	.004	.002	.003	.002
%RSD	.0645	.2288	.2332	.0385	.2201	.1161	.1228	.0784
#1	2.061	2.081	1.949	2.072	1.962	2.049	2.047	1.982
#2	2.061	2.072	1.946	2.071	1.959	2.053	2.045	1.983
#3	2.059	2.079	1.940	2.071	1.953	2.053	2.050	1.980
Check ?	Chk Pass	Chk Pass	Chk Pass	Chk Pass	Chk Pass	Chk Pass	Chk Pass	Chk Pass
Value								
Range								

Int. Std.	In2306	Y_3600	Y_3710	Y_2243
Units	Cts/S	Cts/S	Cts/S	Cts/S
Avg	**4297.3**	**58284.**	**4553.1**	**1359.4**
Stddev	.6	232.	40.6	.9
%RSD	.01357	.39761	.89269	.06272
#1	4297.5	58018.	4596.9	1358.4
#2	4297.8	58399.	4545.8	1359.7
#3	4296.7	58436.	4516.6	1360.0

Zoom In Zoom Out

Sample Name: ccb Acquired: 7/6/2021 16:52:38 Type: QC
Method: SGS NO VALVE3(v101) Mode: CONC Corr. Factor: 1.000000
User: admin Custom ID1: Custom ID2: Custom ID3:
Comment:

Elem	Ag3280	Al3961	As1890	B_2089	Ba4554	Be3130	Bi2230	Ca3179
Units	ppm	ppm	ppm	ppm	ppm	ppm	ppm	ppm
Avg	**-.0001**	**.0050**	**-.0005**	**.0035**	**.0003**	**.0002**	**.0010**	**-.0022**
Stddev	.0001	.0141	.0006	.0001	.0002	.0001	.0013	.0010
%RSD	65.98	283.5	114.9	1.910	75.66	43.72	123.3	44.81
#1	-.0001	.0212	-.0007	.0035	.0005	.0003	-.0001	-.0011
#2	-.0001	-.0018	.0001	.0036	.0004	.0001	.0025	-.0030
#3	-.0002	-.0045	-.0010	.0035	.0001	.0001	.0008	-.0025
Check ?	Chk Pass	Chk Pass	Chk Pass	Chk Pass	Chk Pass	Chk Pass	Chk Pass	Chk Pass
High Limit								
Low Limit								

Elem	Cd2288	Ce4040	Co2286	Cr2677	Cu3247	Fe2599	K_7664	Li6707
Units	ppm	ppm	ppm	ppm	ppm	ppm	ppm	ppm
Avg	**.0001**	**-.0014**	**-.0002**	**.0001**	**-.0002**	**.0031**	**-.0092**	**-.0037**
Stddev	.0000	.0016	.0001	.0003	.0001	.0047	.0384	.0018
%RSD	18.61	111.9	94.44	279.3	88.60	150.6	416.0	48.84
#1	.0001	.0004	.0000	.0004	-.0002	-.0020	.0349	-.0030
#2	.0001	-.0023	-.0002	-.0001	.0000	.0072	-.0349	-.0058
#3	.0001	-.0023	-.0003	-.0000	-.0002	.0042	-.0277	-.0024
Check ?	Chk Pass	None	Chk Pass	Chk Pass	Chk Pass	Chk Pass	Chk Pass	Chk Pass
High Limit								
Low Limit								

Elem	Mg2790	Mn2576	Mo2020	Na5895	Ni2316	P_1774	Pb2203	S_1820
Units	ppm	ppm	ppm	ppm	ppm	ppm	ppm	ppm
Avg	**.0053**	**.0001**	**.0001**	**-.0026**	**.0000**	**-.0010**	**.0001**	**-.0033**
Stddev	.0267	.0001	.0004	.0051	.0005	.0018	.0014	.0017
%RSD	499.6	56.07	299.0	195.2	1119.	189.7	2603.	51.41
#1	.0119	.0002	-.0000	.0032	.0005	.0010	.0007	-.0017
#2	-.0240	.0002	.0005	-.0066	.0002	-.0026	.0010	-.0051
#3	.0281	.0001	-.0001	-.0045	-.0005	-.0012	-.0016	-.0032
Check ?	Chk Pass	Chk Pass	Chk Pass	Chk Pass	Chk Pass	Chk Pass	Chk Pass	Chk Pass
High Limit								
Low Limit								

Zoom In Zoom Out

Sample Name: ccb Acquired: 7/6/2021 16:52:38 Type: QC
Method: SGS NO VALVE3(v101) Mode: CONC Corr. Factor: 1.000000
User: admin Custom ID1: Custom ID2: Custom ID3:
Comment:

Elem	Sb2068	Se1960	Si2124	Sn1899	Sr4077	Ti3349	Tl1908	V_2924
Units	ppm	ppm	ppm	ppm	ppm	ppm	ppm	ppm
Avg	**-.0006**	**-.0019**	**.0045**	**.0019**	**.0001**	**-.0000**	**-.0003**	**.0000**
Stddev	.0004	.0010	.0040	.0003	.0001	.0001	.0021	.0001
%RSD	65.43	52.55	88.48	18.76	81.49	923.5	705.3	226.2
#1	-.0008	-.0027	.0038	.0015	.0002	-.0000	.0001	.0001
#2	-.0008	-.0021	.0009	.0022	.0000	.0001	-.0025	.0001
#3	-.0001	-.0008	.0089	.0018	.0002	-.0002	.0015	-.0001
Check ?	Chk Pass	Chk Pass	Chk Pass	Chk Pass	Chk Pass	Chk Pass	Chk Pass	Chk Pass
High Limit								
Low Limit								

Elem	W_2079	Zn2062	Zr3391
Units	ppm	ppm	ppm
Avg	**-.0011**	F **-.0022**	**.0002**
Stddev	.0011	.0002	.0001
%RSD	103.5	10.55	36.34
#1	-.0007	-.0021	.0002
#2	-.0002	-.0020	.0003
#3	-.0024	-.0024	.0001
Check ?	Chk Pass	Chk Fail	Chk Pass
High Limit		.0020	
Low Limit		-.0020	

Int. Std.	In2306	Y_3600	Y_3710	Y_2243
Units	Cts/S	Cts/S	Cts/S	Cts/S
Avg	**4493.7**	**60281.**	**4603.4**	**1435.2**
Stddev	80.6	127.	32.9	28.6
%RSD	1.7946	.21138	.71543	1.9900
#1	4455.2	60317.	4632.5	1419.8
#2	4586.4	60139.	4567.7	1468.2
#3	4439.6	60387.	4610.1	1417.6

Zoom In Zoom Out

Sample Name: mp27286-mb1 Acquired: 7/6/2021 16:57:52 Type: Unk
Method: SGS NO VALVE3(v101) Mode: CONC Corr. Factor: 1.000000
User: admin Custom ID1: Custom ID2: Custom ID3:
Comment:

Elem	Ag3280	Al3961	As1890	B_2089	Ba4554	Be3130	Bi2230	Ca3179
Units	ppm	ppm	ppm	ppm	ppm	ppm	ppm	ppm
Avg	**-.0003**	**.0033**	F **-.0032**	**.0030**	**.0004**	**.0000**	**.0011**	**.0351**
Stddev	.0004	.0096	.0008	.0003	.0001	.0001	.0015	.0015
%RSD	156.7	295.2	24.78	10.67	19.88	282.2	130.0	4.264
#1	-.0001	.0141	-.0030	.0033	.0005	.0000	.0025	.0368
#2	.0001	-.0043	-.0026	.0027	.0003	.0001	-.0005	.0340
#3	-.0008	-.0000	-.0041	.0032	.0003	-.0000	.0014	.0344

Elem	Cd2288	Ce4040	Co2286	Cr2677	Cu3247	Fe2599	K_7664	Li6707
Units	ppm	ppm	ppm	ppm	ppm	ppm	ppm	ppm
Avg	**-.0000**	**-.0008**	**.0000**	**.0011**	**.0003**	**.0254**	**.0360**	**.0007**
Stddev	.0001	.0017	.0000	.0002	.0003	.0021	.0338	.0016
%RSD	1013.	220.4	116.6	17.36	77.18	8.370	93.72	224.0
#1	.0001	-.0018	.0000	.0011	.0001	.0253	.0586	.0012
#2	-.0001	.0012	.0000	.0009	.0006	.0276	-.0028	.0020
#3	.0001	-.0017	.0001	.0013	.0004	.0233	.0523	-.0011

Elem	Mg2790	Mn2576	Mo2020	Na5895	Ni2316	P_1774	Pb2203	S_1820
Units	ppm	ppm	ppm	ppm	ppm	ppm	ppm	ppm
Avg	**.0406**	**.0005**	**-.0000**	**.0627**	**.0008**	**.0210**	**-.0004**	**.0050**
Stddev	.0122	.0000	.0004	.0057	.0002	.0012	.0008	.0023
%RSD	30.12	4.528	5261.	9.159	26.99	5.477	211.4	46.15
#1	.0265	.0005	.0002	.0573	.0009	.0216	.0003	.0028
#2	.0477	.0006	.0002	.0619	.0009	.0218	-.0002	.0048
#3	.0477	.0005	-.0004	.0687	.0006	.0197	-.0012	.0074

Elem	Sb2068	Se1960	Si2124	Sn1899	Sr4077	Ti3349	Tl1908	V_2924
Units	ppm	ppm	ppm	ppm	ppm	ppm	ppm	ppm
Avg	**.0003**	**-.0010**	**.0117**	**.0215**	**.0003**	**.0007**	**.0014**	**.0002**
Stddev	.0022	.0024	.0014	.0003	.0001	.0001	.0013	.0002
%RSD	673.6	239.6	12.32	1.189	22.30	14.58	99.56	95.94
#1	-.0006	-.0018	.0130	.0212	.0004	.0008	-.0002	-.0000
#2	.0028	-.0029	.0102	.0217	.0003	.0006	.0022	.0004
#3	-.0013	.0017	.0120	.0216	.0003	.0007	.0020	.0003

Zoom In Zoom Out

Sample Name: mp27286-mb1 Acquired: 7/6/2021 16:57:52 Type: Unk
Method: SGS NO VALVE3(v101) Mode: CONC Corr. Factor: 1.000000
User: admin Custom ID1: Custom ID2: Custom ID3:
Comment:

Elem	W_2079	Zn2062	Zr3391
Units	ppm	ppm	ppm
Avg	**-.0004**	**.0078**	**.0005**
Stddev	.0009	.0002	.0001
%RSD	231.5	3.194	21.83
#1	.0006	.0076	.0005
#2	-.0009	.0078	.0005
#3	-.0009	.0081	.0007

Int. Std.	In2306	Y_3600	Y_3710	Y_2243
Units	Cts/S	Cts/S	Cts/S	Cts/S
Avg	**4417.2**	**60299.**	**4627.8**	**1403.1**
Stddev	5.3	183.	19.6	1.8
%RSD	.11998	.30419	.42444	.12537
#1	4412.8	60467.	4650.5	1401.4
#2	4423.1	60328.	4617.3	1402.9
#3	4415.7	60103.	4615.7	1404.9

Zoom In Zoom Out

Sample Name: mp27286-b1 Acquired: 7/6/2021 17:03:05 Type: Unk
Method: SGS NO VALVE3(v101) Mode: CONC Corr. Factor: 1.000000
User: admin Custom ID1: Custom ID2: Custom ID3:
Comment:

Elem	Ag3280	Al3961	As1890	B_2089	Ba4554	Be3130	Bi2230	Ca3179	Cd2288
Units	ppm	ppm	ppm	ppm	ppm	ppm	ppm	ppm	ppm
Avg	**.2088**	**25.33**	**1.823**	**1.827**	**1.891**	**1.932**	**.0878**	**25.50**	**1.865**
Stddev	.0009	.04	.025	.021	.005	.001	.0018	.04	.025
%RSD	.4165	.1455	1.354	1.156	.2797	.0649	2.082	.1670	1.347
#1	.2082	25.31	1.851	1.851	1.888	1.932	.0857	25.46	1.894
#2	.2098	25.31	1.806	1.814	1.888	1.931	.0888	25.49	1.852
#3	.2084	25.37	1.812	1.815	1.897	1.933	.0889	25.54	1.850

Elem	Ce4040	Co2286	Cr2677	Cu3247	Fe2599	K_7664	Li6707	Mg2790	Mn2576
Units	ppm	ppm	ppm	ppm	ppm	ppm	ppm	ppm	ppm
Avg	**-.0047**	**1.924**	**1.788**	**1.726**	**26.05**	**24.77**	**-.0000**	**24.99**	**1.848**
Stddev	.0025	.022	.003	.002	.05	.05	.0023	.10	.003
%RSD	52.11	1.170	.1443	.1037	.1921	.2134	5804.	.3963	.1517
#1	-.0076	1.950	1.786	1.728	26.00	24.79	.0025	24.99	1.845
#2	-.0034	1.911	1.791	1.725	26.03	24.71	-.0006	24.89	1.850
#3	-.0032	1.910	1.787	1.726	26.10	24.81	-.0020	25.09	1.849

Elem	Mo2020	Na5895	Ni2316	P_1774	Pb2203	S_1820	Sb2068	Se1960	Si2124
Units	ppm	ppm	ppm	ppm	ppm	ppm	ppm	ppm	ppm
Avg	**1.868**	**25.26**	**1.926**	**1.875**	**1.936**	**-.0311**	**1.793**	**1.841**	**.0592**
Stddev	.024	.05	.025	.023	.024	.0053	.020	.026	.0010
%RSD	1.286	.1885	1.275	1.215	1.243	17.02	1.099	1.389	1.663
#1	1.895	25.25	1.954	1.900	1.964	-.0260	1.816	1.870	.0593
#2	1.856	25.22	1.911	1.857	1.923	-.0365	1.785	1.832	.0581
#3	1.852	25.31	1.912	1.867	1.921	-.0307	1.779	1.821	.0601

Elem	Sn1899	Sr4077	Ti3349	Tl1908	V_2924	W_2079	Zn2062	Zr3391
Units	ppm	ppm	ppm	ppm	ppm	ppm	ppm	ppm
Avg	**1.915**	**1.918**	**1.764**	**1.965**	**1.802**	**1.442**	**1.934**	**1.807**
Stddev	.030	.002	.003	.024	.004	.011	.032	.001
%RSD	1.593	.1257	.1717	1.242	.2145	.7890	1.675	.0580
#1	1.950	1.918	1.761	1.993	1.799	1.455	1.971	1.806
#2	1.899	1.916	1.766	1.948	1.806	1.433	1.916	1.806
#3	1.894	1.921	1.765	1.954	1.801	1.439	1.914	1.808

Zoom In Zoom Out

Sample Name: mp27286-b1 Acquired: 7/6/2021 17:03:05 Type: Unk
Method: SGS NO VALVE3(v101) Mode: CONC Corr. Factor: 1.000000
User: admin Custom ID1: Custom ID2: Custom ID3:
Comment:

Int. Std.	In2306	Y_3600	Y_3710	Y_2243
Units	Cts/S	Cts/S	Cts/S	Cts/S
Avg	**4315.1**	**59384.**	**4600.0**	**1360.7**
Stddev	50.1	170.	10.2	18.1
%RSD	1.1601	.28618	.22076	1.3305
#1	4257.3	59580.	4589.3	1339.8
#2	4345.7	59275.	4601.3	1370.5
#3	4342.3	59297.	4609.4	1371.8

Zoom In Zoom Out

Sample Name: mp27286-s1 Acquired: 7/6/2021 17:07:56 Type: Unk
Method: SGS NO VALVE3(v101) Mode: CONC Corr. Factor: 1.000000
User: admin Custom ID1: Custom ID2: Custom ID3:
Comment:

Elem	Ag3280	Al3961	As1890	B_2089	Ba4554	Be3130	Bi2230	Ca3179	Cd2288
Units	ppm	ppm	ppm	ppm	ppm	ppm	ppm	ppm	ppm
Avg	*****	**21.82**	**1.340**	**1.285**	**2.869**	**1.350**	**.0778**	F **383.3**	**1.359**
Stddev	-----	.04	.005	.003	.002	.002	.0005	.5	.002
%RSD	-----	.1724	.3841	.2441	.0826	.1417	.5970	.1180	.1316
#1	-----	21.78	1.346	1.284	2.871	1.351	.0775	383.1	1.359
#2	-----	21.84	1.337	1.283	2.868	1.348	.0783	382.9	1.361
#3	-----	21.85	1.338	1.289	2.867	1.349	.0776	383.8	1.357

Elem	Ce4040	Co2286	Cr2677	Cu3247	Fe2599	K_7664	Li6707	Mg2790	Mn2576
Units	ppm	ppm	ppm	ppm	ppm	ppm	ppm	ppm	ppm
Avg	**.2689**	**1.046**	**1.223**	**1.316**	F **1181.**	**18.46**	**-.0090**	**36.21**	F **17.24**
Stddev	.0037	.002	.002	.002	1.	.04	.0006	.16	.11
%RSD	1.360	.1520	.1810	.1754	.1004	.2004	6.858	.4511	.6558
#1	.2686	1.048	1.220	1.316	1181.	18.42	-.0087	36.23	17.15
#2	.2727	1.045	1.223	1.314	1180.	18.47	-.0087	36.04	17.19
#3	.2654	1.046	1.225	1.319	1183.	18.49	-.0097	36.36	17.36

Elem	Mo2020	Na5895	Ni2316	P_1774	Pb2203	S_1820	Sb2068	Se1960	Si2124
Units	ppm	ppm	ppm	ppm	ppm	ppm	ppm	ppm	ppm
Avg	**1.319**	**20.73**	**1.060**	**3.402**	**1.064**	**3.298**	**1.147**	**1.266**	**5.736**
Stddev	.000	.04	.000	.005	.001	.004	.000	.007	.004
%RSD	.0340	.1759	.0361	.1546	.0880	.1284	.0390	.5366	.0707
#1	1.319	20.77	1.061	3.407	1.064	3.293	1.147	1.268	5.737
#2	1.320	20.72	1.060	3.403	1.064	3.300	1.147	1.272	5.739
#3	1.319	20.70	1.060	3.396	1.062	3.301	1.148	1.259	5.731

Elem	Sn1899	Sr4077	Ti3349	Tl1908	V_2924	W_2079	Zn2062	Zr3391
Units	ppm	ppm	ppm	ppm	ppm	ppm	ppm	ppm
Avg	**1.316**	**1.960**	**1.361**	**1.046**	**1.263**	**1.310**	**1.324**	**1.273**
Stddev	.004	.004	.002	.002	.002	.001	.004	.002
%RSD	.2959	.2142	.1701	.1631	.1335	.0496	.3016	.1154
#1	1.320	1.965	1.358	1.045	1.262	1.311	1.328	1.272
#2	1.317	1.958	1.361	1.046	1.263	1.311	1.324	1.272
#3	1.312	1.957	1.363	1.048	1.265	1.310	1.320	1.275

Zoom In Zoom Out

Sample Name: mp27286-s1 Acquired: 7/6/2021 17:07:56 Type: Unk
Method: SGS NO VALVE3(v101) Mode: CONC Corr. Factor: 1.000000
User: admin Custom ID1: Custom ID2: Custom ID3:
Comment:

Int. Std.	In2306	Y_3600	Y_3710	Y_2243
Units	Cts/S	Cts/S	Cts/S	Cts/S
Avg	**5017.3**	**56118.**	**4437.7**	**1272.6**
Stddev	8.2	98.	10.6	.7
%RSD	.16374	.17438	.23983	.05616
#1	5017.0	56186.	4445.0	1272.5
#2	5025.7	56161.	4442.6	1273.3
#3	5009.2	56006.	4425.5	1271.9

Zoom In Zoom Out

Sample Name: mp27286-s2 Acquired: 7/6/2021 17:12:51 Type: Unk
Method: SGS NO VALVE3(v101) Mode: CONC Corr. Factor: 1.000000
User: admin Custom ID1: Custom ID2: Custom ID3:
Comment:

Elem	Ag3280	Al3961	As1890	B_2089	Ba4554	Be3130	Bi2230	Ca3179	Cd2288
Units	ppm	ppm	ppm	ppm	ppm	ppm	ppm	ppm	ppm
Avg	*****	**30.09**	**1.834**	**1.748**	**3.970**	**1.835**	**.1205**	F **518.2**	**1.883**
Stddev	-----	.13	.004	.003	.016	.006	.0065	.6	.004
%RSD	-----	.4446	.1965	.1494	.4086	.3426	5.412	.1245	.2269
#1	-----	30.15	1.832	1.747	3.981	1.839	.1131	518.7	1.881
#2	-----	30.19	1.838	1.746	3.977	1.838	.1251	518.4	1.880
#3	-----	29.94	1.831	1.751	3.951	1.828	.1235	517.5	1.888

Elem	Ce4040	Co2286	Cr2677	Cu3247	Fe2599	K_7664	Li6707	Mg2790	Mn2576
Units	ppm	ppm	ppm	ppm	ppm	ppm	ppm	ppm	ppm
Avg	**.3693**	**1.331**	**1.646**	**1.812**	F **1479.**	**25.62**	**-.0077**	**48.32**	F **22.50**
Stddev	.0031	.002	.001	.006	14.	.10	.0005	.11	.05
%RSD	.8371	.1102	.0764	.3140	.9448	.4027	6.501	.2308	.2036
#1	.3664	1.332	1.646	1.818	1492.	25.73	-.0071	48.44	22.47
#2	.3688	1.332	1.645	1.811	1480.	25.60	-.0081	48.30	22.55
#3	.3725	1.330	1.647	1.807	1465.	25.53	-.0078	48.22	22.48

Elem	Mo2020	Na5895	Ni2316	P_1774	Pb2203	S_1820	Sb2068	Se1960	Si2124
Units	ppm	ppm	ppm	ppm	ppm	ppm	ppm	ppm	ppm
Avg	**1.804**	**28.69**	**1.337**	**4.643**	**1.342**	**4.507**	**1.509**	**1.684**	**6.505**
Stddev	.003	.07	.001	.013	.004	.008	.002	.004	.011
%RSD	.1761	.2520	.1033	.2771	.2967	.1758	.1300	.2221	.1742
#1	1.804	28.69	1.338	4.646	1.338	4.500	1.511	1.689	6.508
#2	1.800	28.77	1.336	4.629	1.343	4.505	1.507	1.682	6.493
#3	1.807	28.62	1.336	4.655	1.346	4.516	1.508	1.682	6.516

Elem	Sn1899	Sr4077	Ti3349	Tl1908	V_2924	W_2079	Zn2062	Zr3391
Units	ppm	ppm	ppm	ppm	ppm	ppm	ppm	ppm
Avg	**1.757**	**2.690**	**1.845**	**1.313**	**1.721**	**1.776**	**1.723**	**1.724**
Stddev	.008	.010	.002	.004	.002	.004	.005	.002
%RSD	.4742	.3811	.0836	.2871	.0969	.2045	.2941	.1150
#1	1.754	2.698	1.847	1.312	1.719	1.775	1.717	1.726
#2	1.751	2.694	1.845	1.309	1.723	1.773	1.726	1.724
#3	1.767	2.678	1.844	1.317	1.721	1.780	1.725	1.722

Zoom In Zoom Out

Sample Name: mp27286-s2 Acquired: 7/6/2021 17:12:51 Type: Unk
Method: SGS NO VALVE3(v101) Mode: CONC Corr. Factor: 1.000000
User: admin Custom ID1: Custom ID2: Custom ID3:
Comment:

Int. Std.	In2306	Y_3600	Y_3710	Y_2243
Units	Cts/S	Cts/S	Cts/S	Cts/S
Avg	**5204.8**	**55334.**	**4442.8**	**1238.6**
Stddev	4.1	191.	25.9	2.3
%RSD	.07872	.34596	.58402	.18224
#1	5207.8	55544.	4450.8	1240.5
#2	5206.4	55287.	4463.8	1239.2
#3	5200.1	55170.	4413.8	1236.1

Zoom In Zoom Out

Sample Name: jd27449-1 Acquired: 7/6/2021 17:17:56 Type: Unk
Method: SGS NO VALVE3(v101) Mode: CONC Corr. Factor: 1.000000
User: admin Custom ID1: Custom ID2: Custom ID3:
Comment:

Elem	Ag3280	Al3961	As1890	B_2089	Ba4554	Be3130	Bi2230	Ca3179
Units	ppm	ppm	ppm	ppm	ppm	ppm	ppm	ppm
Avg	*****	**3.450**	F **-.0223**	**.0018**	**1.605**	**.0063**	**.1571**	F **382.0**
Stddev	-----	.012	.0015	.0007	.003	.0001	.0021	.3
%RSD	-----	.3437	6.690	37.45	.1678	.8901	1.310	.0674
#1	-----	3.436	-.0214	.0010	1.602	.0063	.1574	382.2
#2	-----	3.455	-.0240	.0019	1.608	.0063	.1549	382.0
#3	-----	3.458	-.0216	.0023	1.605	.0062	.1590	381.7

Elem	Cd2288	Ce4040	Co2286	Cr2677	Cu3247	Fe2599	K_7664	Li6707
Units	ppm	ppm	ppm	ppm	ppm	ppm	ppm	ppm
Avg	**.0239**	**.2435**	**-.0025**	**-.0030**	F **-.2179**	F **1206.**	**.0970**	**.0029**
Stddev	.0002	.0040	.0008	.0004	.0007	1.	.0446	.0011
%RSD	.8908	1.639	30.66	14.28	.3207	.0581	46.00	38.66
#1	.0237	.2399	-.0026	-.0029	-.2172	1207.	.0991	.0034
#2	.0241	.2478	-.0032	-.0026	-.2186	1206.	.1405	.0016
#3	.0238	.2427	-.0017	-.0034	-.2181	1206.	.0513	.0038

Elem	Mg2790	Mn2576	Mo2020	Na5895	Ni2316	P_1774	Pb2203	S_1820
Units	ppm	ppm	ppm	ppm	ppm	ppm	ppm	ppm
Avg	**19.35**	F **16.71**	**-.0104**	**2.208**	**.0285**	**2.122**	**.0475**	**3.435**
Stddev	.02	.04	.0002	.018	.0004	.007	.0002	.006
%RSD	.1199	.2157	1.549	.8170	1.480	.3298	.3828	.1822
#1	19.36	16.68	-.0106	2.190	.0289	2.121	.0473	3.435
#2	19.32	16.69	-.0102	2.208	.0284	2.117	.0474	3.429
#3	19.37	16.75	-.0104	2.226	.0281	2.130	.0477	3.442

Elem	Sb2068	Se1960	Si2124	Sn1899	Sr4077	Ti3349	Tl1908	V_2924
Units	ppm	ppm	ppm	ppm	ppm	ppm	ppm	ppm
Avg	**-.0031**	F **-.2914**	**3.523**	**.0266**	**.6473**	**.1593**	F **-.0500**	**.0132**
Stddev	.0016	.0039	.007	.0027	.0012	.0006	.0027	.0007
%RSD	52.65	1.331	.1879	10.15	.1839	.3783	5.353	5.261
#1	-.0041	-.2928	3.530	.0266	.6470	.1594	-.0488	.0126
#2	-.0012	-.2870	3.520	.0294	.6487	.1586	-.0531	.0140
#3	-.0039	-.2943	3.518	.0239	.6464	.1598	-.0482	.0132

Zoom In Zoom Out

Sample Name: jd27449-1 Acquired: 7/6/2021 17:17:56 Type: Unk
Method: SGS NO VALVE3(v101) Mode: CONC Corr. Factor: 1.000000
User: admin Custom ID1: Custom ID2: Custom ID3:
Comment:

Elem	W_2079	Zn2062	Zr3391
Units	ppm	ppm	ppm
Avg	**-.0010**	**.0539**	*****
Stddev	.0005	.0006	-----
%RSD	53.52	1.039	-----
#1	-.0005	.0535	-----
#2	-.0009	.0537	-----
#3	-.0015	.0546	-----

Int. Std.	In2306	Y_3600	Y_3710	Y_2243
Units	Cts/S	Cts/S	Cts/S	Cts/S
Avg	**5008.2**	**55952.**	**4421.8**	**1269.1**
Stddev	4.5	224.	15.6	2.5
%RSD	.09047	.40020	.35380	.19587
#1	5013.4	56192.	4403.9	1268.6
#2	5006.4	55749.	4432.6	1271.9
#3	5004.9	55915.	4429.0	1267.0

Zoom In Zoom Out

Sample Name: mp27286-sd1 Acquired: 7/6/2021 17:23:05 Type: Unk
Method: SGS NO VALVE3(v101) Mode: CONC Corr. Factor: 5.000000
User: admin Custom ID1: Custom ID2: Custom ID3:
Comment:

Elem	Ag3280	Al3961	As1890	B_2089	Ba4554	Be3130	Bi2230	Ca3179	Cd2288
Units	ppm	ppm	ppm	ppm	ppm	ppm	ppm	ppm	ppm
Avg	**.0238**	**3.574**	**.0187**	**.0083**	**1.612**	**.0095**	**.0100**	**398.1**	**.0083**
Stddev	.0016	.022	.0104	.0021	.004	.0003	.0073	.8	.0012
%RSD	6.652	.6306	55.77	25.19	.2203	3.309	72.91	.2111	14.42
#1	.0253	3.597	.0067	.0059	1.608	.0095	.0183	397.4	.0096
#2	.0221	3.552	.0240	.0099	1.615	.0092	.0045	399.0	.0077
#3	.0241	3.573	.0253	.0091	1.612	.0099	.0073	397.9	.0075

Elem	Ce4040	Co2286	Cr2677	Cu3247	Fe2599	K_7664	Li6707	Mg2790	Mn2576
Units	ppm	ppm	ppm	ppm	ppm	ppm	ppm	ppm	ppm
Avg	**.3040**	**-.0038**	**.0025**	**.0584**	F **1418.**	**-.0201**	**-.0079**	**20.91**	**18.78**
Stddev	.0059	.0029	.0011	.0004	2.	.0390	.0055	.15	.01
%RSD	1.953	76.10	45.70	.6656	.1642	193.7	68.86	.7363	.0726
#1	.2986	-.0058	.0016	.0583	1417.	-.0587	-.0139	21.06	18.78
#2	.3030	-.0053	.0021	.0580	1421.	-.0210	-.0031	20.92	18.78
#3	.3104	-.0005	.0038	.0587	1416.	.0193	-.0068	20.75	18.80

Elem	Mo2020	Na5895	Ni2316	P_1774	Pb2203	S_1820	Sb2068	Se1960	Si2124
Units	ppm	ppm	ppm	ppm	ppm	ppm	ppm	ppm	ppm
Avg	**-.0066**	**2.234**	**.0298**	**2.216**	**.0239**	**3.359**	**.0065**	**-.0160**	**3.375**
Stddev	.0014	.035	.0026	.014	.0023	.012	.0119	.0110	.004
%RSD	21.27	1.561	8.643	.6239	9.713	.3632	181.5	68.99	.1205
#1	-.0082	2.254	.0270	2.213	.0244	3.373	.0147	-.0171	3.375
#2	-.0055	2.253	.0320	2.204	.0213	3.355	.0120	-.0264	3.379
#3	-.0060	2.193	.0305	2.231	.0259	3.349	-.0071	-.0044	3.371

Elem	Sn1899	Sr4077	Ti3349	Tl1908	V_2924	W_2079	Zn2062	Zr3391
Units	ppm	ppm	ppm	ppm	ppm	ppm	ppm	ppm
Avg	**.0203**	**.6474**	**.1613**	**.0114**	**.0116**	**.0056**	**.0695**	**.0111**
Stddev	.0075	.0021	.0014	.0145	.0012	.0023	.0023	.0012
%RSD	36.88	.3261	.8460	126.4	10.67	40.23	3.360	11.07
#1	.0221	.6476	.1629	.0029	.0122	.0059	.0668	.0097
#2	.0267	.6494	.1605	.0281	.0124	.0077	.0708	.0119
#3	.0121	.6452	.1606	.0033	.0102	.0032	.0709	.0118

Zoom In Zoom Out

Sample Name: mp27286-sd1 Acquired: 7/6/2021 17:23:05 Type: Unk
Method: SGS NO VALVE3(v101) Mode: CONC Corr. Factor: 5.000000
User: admin Custom ID1: Custom ID2: Custom ID3:
Comment:

Int. Std.	In2306	Y_3600	Y_3710	Y_2243
Units	Cts/S	Cts/S	Cts/S	Cts/S
Avg	**4528.6**	**58465.**	**4529.4**	**1360.0**
Stddev	6.5	43.	9.7	.9
%RSD	.14298	.07432	.21375	.06574
#1	4524.8	58503.	4540.4	1359.1
#2	4524.9	58474.	4522.1	1360.9
#3	4536.1	58418.	4525.8	1360.0

Zoom In Zoom Out

Sample Name: mp27286-ps1 Acquired: 7/6/2021 17:28:14 Type: Unk
Method: SGS NO VALVE3(v101) Mode: CONC Corr. Factor: 1.000000
User: admin Custom ID1: Custom ID2: Custom ID3:
Comment:

Elem	Ag3280	Al3961	As1890	B_2089	Ba4554	Be3130	Bi2230	Ca3179	Cd2288
Units	ppm	ppm	ppm	ppm	ppm	ppm	ppm	ppm	ppm
Avg	*****	**30.75**	**1.955**	**2.002**	**3.635**	**2.075**	**.1083**	F **389.8**	**2.066**
Stddev	-----	.06	.053	.054	.005	.003	.0031	.9	.058
%RSD	-----	.1943	2.735	2.677	.1485	.1269	2.850	.2313	2.788
#1	-----	30.69	1.983	2.031	3.632	2.074	.1070	390.5	2.097
#2	-----	30.75	1.988	2.035	3.632	2.073	.1119	388.8	2.101
#3	-----	30.81	1.893	1.940	3.641	2.078	.1062	390.2	2.000

Elem	Ce4040	Co2286	Cr2677	Cu3247	Fe2599	K_7664	Li6707	Mg2790	Mn2576
Units	ppm	ppm	ppm	ppm	ppm	ppm	ppm	ppm	ppm
Avg	**.2704**	**1.585**	**1.879**	**2.025**	F **1178.**	**27.43**	**-.0058**	**43.93**	F **17.81**
Stddev	.0020	.034	.001	.001	3.	.08	.0012	.13	.04
%RSD	.7272	2.115	.0726	.0341	.2132	.2970	21.39	.2905	.2390
#1	.2724	1.605	1.878	2.026	1180.	27.48	-.0045	44.07	17.80
#2	.2684	1.604	1.880	2.024	1175.	27.33	-.0069	43.84	17.86
#3	.2703	1.546	1.880	2.025	1179.	27.47	-.0059	43.87	17.77

Elem	Mo2020	Na5895	Ni2316	P_1774	Pb2203	S_1820	Sb2068	Se1960	Si2124
Units	ppm	ppm	ppm	ppm	ppm	ppm	ppm	ppm	ppm
Avg	**1.900**	**29.75**	**1.591**	**4.067**	**1.596**	**3.189**	**1.966**	**1.956**	**3.310**
Stddev	.052	.03	.035	.115	.032	.090	.052	.048	.097
%RSD	2.765	.1135	2.213	2.826	2.010	2.830	2.639	2.447	2.933
#1	1.928	29.71	1.610	4.132	1.615	3.241	1.995	1.984	3.370
#2	1.931	29.74	1.612	4.135	1.614	3.241	1.996	1.982	3.362
#3	1.839	29.78	1.550	3.935	1.559	3.085	1.906	1.901	3.198

Elem	Sn1899	Sr4077	Ti3349	Tl1908	V_2924	W_2079	Zn2062	Zr3391
Units	ppm	ppm	ppm	ppm	ppm	ppm	ppm	ppm
Avg	**1.911**	**2.702**	**2.011**	**1.589**	**1.941**	**1.770**	**1.926**	**1.901**
Stddev	.051	.005	.000	.037	.001	.050	.051	.002
%RSD	2.685	.1729	.0172	2.343	.0718	2.805	2.644	.1273
#1	1.943	2.700	2.011	1.606	1.939	1.789	1.954	1.903
#2	1.938	2.700	2.011	1.615	1.942	1.807	1.957	1.898
#3	1.852	2.708	2.010	1.546	1.941	1.713	1.868	1.902

Zoom In Zoom Out

Sample Name: mp27286-ps1 Acquired: 7/6/2021 17:28:14 Type: Unk
Method: SGS NO VALVE3(v101) Mode: CONC Corr. Factor: 1.000000
User: admin Custom ID1: Custom ID2: Custom ID3:
Comment:

Int. Std.	In2306	Y_3600	Y_3710	Y_2243
Units	Cts/S	Cts/S	Cts/S	Cts/S
Avg	**5012.2**	**55383.**	**4406.0**	**1272.5**
Stddev	77.9	73.	30.9	27.6
%RSD	1.5543	.13259	.70147	2.1671
#1	4969.5	55372.	4372.2	1257.6
#2	4964.9	55315.	4432.8	1255.6
#3	5102.1	55461.	4412.9	1304.3

Zoom In Zoom Out

Sample Name: mp27286-s1 Acquired: 7/6/2021 17:33:11 Type: Unk
Method: SGS NO VALVE3(v101) Mode: CONC Corr. Factor: 10.000000
User: admin Custom ID1: Custom ID2: Custom ID3:
Comment:

Elem	Ag3280	Al3961	As1890	B_2089	Ba4554	Be3130	Bi2230	Ca3179	Cd2288
Units	ppm	ppm	ppm	ppm	ppm	ppm	ppm	ppm	ppm
Avg	**.1745**	**22.24**	**1.360**	**1.337**	**2.881**	**1.387**	**.0765**	**401.4**	**1.365**
Stddev	.0064	.75	.017	.003	.057	.027	.0081	8.6	.002
%RSD	3.660	3.356	1.279	.2416	1.981	1.940	10.53	2.133	.1638
#1	.1724	21.87	1.341	1.337	2.857	1.374	.0857	397.7	1.366
#2	.1695	21.76	1.374	1.340	2.840	1.369	.0707	395.3	1.363
#3	.1817	23.10	1.366	1.334	2.946	1.418	.0731	411.2	1.367

Elem	Ce4040	Co2286	Cr2677	Cu3247	Fe2599	K_7664	Li6707	Mg2790	Mn2576
Units	ppm	ppm	ppm	ppm	ppm	ppm	ppm	ppm	ppm
Avg	**.3210**	**1.357**	**1.316**	**1.311**	**1401.**	**18.30**	**.0052**	**38.45**	**20.06**
Stddev	.0376	.006	.006	.008	30.	.49	.0055	.50	.02
%RSD	11.70	.4271	.4835	.6291	2.158	2.651	106.4	1.301	.1127
#1	.3067	1.353	1.312	1.313	1387.	18.18	.0103	38.02	20.04
#2	.3637	1.353	1.323	1.302	1380.	17.89	-.0007	38.34	20.09
#3	.2928	1.363	1.312	1.318	1436.	18.84	.0061	39.00	20.06

Elem	Mo2020	Na5895	Ni2316	P_1774	Pb2203	S_1820	Sb2068	Se1960	Si2124
Units	ppm	ppm	ppm	ppm	ppm	ppm	ppm	ppm	ppm
Avg	**1.401**	**20.38**	**1.392**	**3.509**	**1.391**	**3.274**	**1.175**	**1.307**	**5.705**
Stddev	.002	.41	.006	.022	.020	.036	.013	.016	.024
%RSD	.1525	1.991	.4367	.6290	1.430	1.091	1.113	1.221	.4145
#1	1.402	20.15	1.399	3.524	1.411	3.302	1.181	1.322	5.691
#2	1.403	20.14	1.388	3.484	1.391	3.286	1.183	1.290	5.732
#3	1.399	20.84	1.389	3.519	1.372	3.234	1.159	1.309	5.692

Elem	Sn1899	Sr4077	Ti3349	Tl1908	V_2924	W_2079	Zn2062	Zr3391
Units	ppm	ppm	ppm	ppm	ppm	ppm	ppm	ppm
Avg	**1.399**	**1.992**	**1.428**	**1.419**	**1.345**	**1.618**	**1.437**	**1.308**
Stddev	.010	.039	.003	.023	.005	.031	.004	.005
%RSD	.7353	1.942	.1864	1.640	.4039	1.926	.2833	.3549
#1	1.407	1.973	1.425	1.407	1.350	1.649	1.442	1.307
#2	1.403	1.966	1.427	1.445	1.346	1.619	1.436	1.304
#3	1.388	2.036	1.431	1.403	1.340	1.586	1.434	1.313

Zoom In Zoom Out

Sample Name: mp27286-s1 Acquired: 7/6/2021 17:33:11 Type: Unk
Method: SGS NO VALVE3(v101) Mode: CONC Corr. Factor: 10.000000
User: admin Custom ID1: Custom ID2: Custom ID3:
Comment:

Int. Std.	In2306	Y_3600	Y_3710	Y_2243
Units	Cts/S	Cts/S	Cts/S	Cts/S
Avg	**4478.4**	**59653.**	**4693.9**	**1382.5**
Stddev	10.6	301.	88.7	8
%RSD	.23583	.50494	1.8892	.05923
#1	4468.7	59932.	4724.0	1383.0
#2	4477.0	59334.	4763.5	1381.6
#3	4489.6	59694.	4594.0	1383.0

Zoom In Zoom Out

Sample Name: mp27286-s2 Acquired: 7/6/2021 17:38:13 Type: Unk
Method: SGS NO VALVE3(v101) Mode: CONC Corr. Factor: 10.000000
User: admin Custom ID1: Custom ID2: Custom ID3:
Comment:

Elem	Ag3280	Al3961	As1890	B_2089	Ba4554	Be3130	Bi2230	Ca3179	Cd2288
Units	ppm	ppm	ppm	ppm	ppm	ppm	ppm	ppm	ppm
Avg	**.2591**	**31.59**	**1.905**	**1.866**	**4.200**	**1.997**	**.1063**	**584.7**	**1.913**
Stddev	.0058	.58	.034	.011	.054	.029	.0224	8.1	.008
%RSD	2.246	1.833	1.768	.5779	1.289	1.436	21.11	1.383	.4329
#1	.2527	31.04	1.928	1.872	4.150	1.972	.0931	578.0	1.907
#2	.2640	32.19	1.867	1.854	4.258	2.028	.0936	593.7	1.910
#3	.2606	31.53	1.921	1.873	4.192	1.991	.1323	582.4	1.923

Elem	Ce4040	Co2286	Cr2677	Cu3247	Fe2599	K_7664	Li6707	Mg2790	Mn2576
Units	ppm	ppm	ppm	ppm	ppm	ppm	ppm	ppm	ppm
Avg	**.4221**	**1.877**	**1.856**	**1.863**	F **2016.**	**25.92**	**-.0038**	**54.31**	**28.17**
Stddev	.0155	.004	.004	.002	26.	.38	.0136	.34	.05
%RSD	3.662	.2026	.2021	.1236	1.269	1.474	354.7	.6263	.1618
#1	.4400	1.880	1.859	1.861	1994.	25.58	-.0126	54.14	28.16
#2	.4124	1.873	1.857	1.866	2044.	26.33	.0118	54.70	28.22
#3	.4140	1.879	1.852	1.863	2011.	25.84	-.0107	54.08	28.13

Elem	Mo2020	Na5895	Ni2316	P_1774	Pb2203	S_1820	Sb2068	Se1960	Si2124
Units	ppm	ppm	ppm	ppm	ppm	ppm	ppm	ppm	ppm
Avg	**1.932**	**29.45**	**1.928**	**4.938**	**1.931**	**4.675**	**1.547**	**1.877**	**6.567**
Stddev	.004	.52	.000	.013	.008	.024	.014	.029	.037
%RSD	.2162	1.749	.0204	.2597	.4093	.5176	.8814	1.559	.5593
#1	1.929	28.93	1.929	4.932	1.931	4.651	1.550	1.887	6.524
#2	1.929	29.96	1.928	4.931	1.938	4.674	1.532	1.900	6.591
#3	1.936	29.46	1.929	4.953	1.922	4.699	1.558	1.844	6.584

Elem	Sn1899	Sr4077	Ti3349	Tl1908	V_2924	W_2079	Zn2062	Zr3391
Units	ppm	ppm	ppm	ppm	ppm	ppm	ppm	ppm
Avg	**1.935**	**2.877**	**1.991**	**1.913**	**1.876**	**2.020**	**1.971**	**1.848**
Stddev	.007	.038	.003	.032	.006	.011	.009	.001
%RSD	.3491	1.319	.1393	1.664	.3266	.5666	.4482	.0279
#1	1.927	2.843	1.993	1.879	1.873	2.024	1.964	1.847
#2	1.939	2.918	1.992	1.943	1.883	2.029	1.968	1.848
#3	1.938	2.870	1.988	1.917	1.873	2.007	1.981	1.848

Zoom In Zoom Out

Sample Name: mp27286-s2 Acquired: 7/6/2021 17:38:13 Type: Unk
Method: SGS NO VALVE3(v101) Mode: CONC Corr. Factor: 10.000000
User: admin Custom ID1: Custom ID2: Custom ID3:
Comment:

Int. Std.	In2306	Y_3600	Y_3710	Y_2243
Units	Cts/S	Cts/S	Cts/S	Cts/S
Avg	**4468.7**	**58473.**	**4515.9**	**1361.5**
Stddev	5.2	249.	63.3	4.6
%RSD	.11565	.42650	1.4008	.33885
#1	4474.6	58391.	4563.9	1366.7
#2	4465.2	58276.	4444.2	1360.0
#3	4466.4	58754.	4539.6	1357.8

Zoom In Zoom Out

Sample Name: ccv Acquired: 7/6/2021 17:43:16 Type: QC
Method: SGS NO VALVE3(v101) Mode: CONC Corr. Factor: 1.000000
User: admin Custom ID1: Custom ID2: Custom ID3:
Comment:

Elem	Ag3280	Al3961	As1890	B_2089	Ba4554	Be3130	Bi2230	Ca3179	Cd2288
Units	ppm	ppm	ppm	ppm	ppm	ppm	ppm	ppm	ppm
Avg	**.2423**	**41.03**	**2.027**	**2.019**	**2.058**	**2.073**	**2.017**	**41.03**	**2.024**
Stddev	.0003	.02	.004	.003	.001	.001	.002	.03	.003
%RSD	.1333	.0603	.2139	.1708	.0404	.0614	.0966	.0773	.1328
#1	.2419	41.06	2.030	2.020	2.059	2.072	2.019	41.00	2.024
#2	.2426	41.01	2.022	2.015	2.058	2.074	2.015	41.06	2.021
#3	.2423	41.02	2.029	2.021	2.059	2.072	2.016	41.03	2.026
Check ?	Chk Pass	Chk Pass	Chk Pass	Chk Pass	Chk Pass	Chk Pass	Chk Pass	Chk Pass	Chk Pass
Value									
Range									

Elem	Ce4040	Co2286	Cr2677	Cu3247	Fe2599	K_7664	Li6707	Mg2790	Mn2576
Units	ppm	ppm	ppm	ppm	ppm	ppm	ppm	ppm	ppm
Avg	**1.968**	**2.064**	**1.959**	**1.896**	**41.28**	**40.39**	**2.028**	**40.52**	**2.006**
Stddev	.003	.002	.005	.001	.03	.07	.002	.08	.004
%RSD	.1546	.1026	.2412	.0648	.0714	.1839	.0897	.2035	.2167
#1	1.969	2.066	1.959	1.894	41.26	40.31	2.030	40.47	2.006
#2	1.965	2.065	1.954	1.896	41.27	40.39	2.026	40.62	2.001
#3	1.971	2.062	1.963	1.897	41.31	40.46	2.028	40.48	2.010
Check ?	Chk Pass	Chk Pass	Chk Pass	Chk Pass	Chk Pass	Chk Pass	Chk Pass	Chk Pass	Chk Pass
Value									
Range									

Elem	Mo2020	Na5895	Ni2316	P_1774	Pb2203	S_1820	Sb2068	Se1960	Si2124
Units	ppm	ppm	ppm	ppm	ppm	ppm	ppm	ppm	ppm
Avg	**2.051**	**40.95**	**2.076**	**2.029**	**2.086**	**2.001**	**2.020**	**2.009**	**4.982**
Stddev	.003	.03	.002	.002	.002	.005	.002	.003	.007
%RSD	.1304	.0710	.0746	.0883	.1107	.2705	.1035	.1673	.1464
#1	2.050	40.91	2.074	2.027	2.084	2.001	2.021	2.005	4.990
#2	2.050	40.96	2.076	2.031	2.087	1.995	2.018	2.010	4.975
#3	2.054	40.96	2.077	2.029	2.088	2.006	2.022	2.011	4.982
Check ?	Chk Pass	Chk Pass	Chk Pass	Chk Pass	Chk Pass	Chk Pass	Chk Pass	Chk Pass	Chk Pass
Value									
Range									

Zoom In Zoom Out

Sample Name: ccv Acquired: 7/6/2021 17:43:16 Type: QC
Method: SGS NO VALVE3(v101) Mode: CONC Corr. Factor: 1.000000
User: admin Custom ID1: Custom ID2: Custom ID3:
Comment:

Elem	Sn1899	Sr4077	Ti3349	Tl1908	V_2924	W_2079	Zn2062	Zr3391
Units	ppm	ppm	ppm	ppm	ppm	ppm	ppm	ppm
Avg	**2.067**	**2.086**	**1.956**	**2.092**	**1.965**	**2.069**	**2.060**	**1.989**
Stddev	.003	.002	.003	.002	.003	.003	.005	.002
%RSD	.1352	.0757	.1466	.0761	.1399	.1219	.2280	.0935
#1	2.064	2.088	1.958	2.092	1.967	2.070	2.054	1.989
#2	2.067	2.085	1.953	2.093	1.962	2.066	2.062	1.988
#3	2.069	2.086	1.958	2.090	1.967	2.071	2.063	1.991
Check ?	Chk Pass	Chk Pass	Chk Pass	Chk Pass	Chk Pass	Chk Pass	Chk Pass	Chk Pass
Value								
Range								

Int. Std.	In2306	Y_3600	Y_3710	Y_2243
Units	Cts/S	Cts/S	Cts/S	Cts/S
Avg	**4271.2**	**57889.**	**4516.4**	**1347.9**
Stddev	8.5	244.	25.3	4.1
%RSD	.19992	.42198	.55927	.30780
#1	4281.0	57945.	4545.6	1352.3
#2	4266.3	58101.	4502.1	1347.3
#3	4266.2	57622.	4501.5	1344.0

Zoom In Zoom Out

Sample Name: ccb Acquired: 7/6/2021 17:48:08 Type: QC
Method: SGS NO VALVE3(v101) Mode: CONC Corr. Factor: 1.000000
User: admin Custom ID1: Custom ID2: Custom ID3:
Comment:

Elem	Ag3280	Al3961	As1890	B_2089	Ba4554	Be3130	Bi2230	Ca3179
Units	ppm	ppm	ppm	ppm	ppm	ppm	ppm	ppm
Avg	**-.0002**	**-.0029**	**-.0018**	**.0033**	**-.0001**	**.0002**	**.0006**	**-.0043**
Stddev	.0002	.0033	.0008	.0013	.0001	.0000	.0017	.0037
%RSD	84.63	113.4	47.38	39.05	85.16	27.73	295.0	86.05
#1	-.0004	-.0051	-.0023	.0039	-.0000	.0002	-.0010	-.0004
#2	-.0001	.0009	-.0022	.0018	-.0002	.0001	.0023	-.0046
#3	-.0002	-.0046	-.0008	.0042	-.0000	.0002	.0004	-.0077
Check ?	Chk Pass	Chk Pass	Chk Pass	Chk Pass	Chk Pass	Chk Pass	Chk Pass	Chk Pass
High Limit								
Low Limit								

Elem	Cd2288	Ce4040	Co2286	Cr2677	Cu3247	Fe2599	K_7664	Li6707
Units	ppm	ppm	ppm	ppm	ppm	ppm	ppm	ppm
Avg	**-.0000**	**-.0045**	**.0002**	**-.0000**	**-.0000**	**.0058**	**.0090**	**.0013**
Stddev	.0002	.0003	.0004	.0003	.0001	.0060	.0308	.0004
%RSD	750.4	7.294	212.6	62030.	288.3	103.6	343.7	28.17
#1	-.0001	-.0045	-.0001	.0001	.0001	.0108	.0036	.0009
#2	-.0002	-.0042	-.0000	-.0003	-.0000	-.0009	.0421	.0014
#3	.0002	-.0049	.0007	.0002	-.0002	.0076	-.0188	.0015
Check ?	Chk Pass	None	Chk Pass	Chk Pass	Chk Pass	Chk Pass	Chk Pass	Chk Pass
High Limit								
Low Limit								

Elem	Mg2790	Mn2576	Mo2020	Na5895	Ni2316	P_1774	Pb2203	S_1820
Units	ppm	ppm	ppm	ppm	ppm	ppm	ppm	ppm
Avg	**-.0106**	**.0001**	**.0007**	**-.0055**	**.0003**	**.0002**	**-.0006**	**-.0026**
Stddev	.0221	.0000	.0005	.0078	.0003	.0015	.0018	.0053
%RSD	208.3	21.46	68.92	142.0	97.94	632.8	306.8	204.4
#1	-.0293	.0001	.0012	-.0036	.0006	.0001	-.0020	-.0087
#2	.0138	.0002	.0002	-.0141	.0003	-.0012	-.0012	-.0005
#3	-.0164	.0001	.0007	.0012	-.0000	.0018	.0014	.0013
Check ?	Chk Pass	Chk Pass	Chk Pass	Chk Pass	Chk Pass	Chk Pass	Chk Pass	Chk Pass
High Limit								
Low Limit								

Zoom In Zoom Out

Sample Name: ccb Acquired: 7/6/2021 17:48:08 Type: QC
Method: SGS NO VALVE3(v101) Mode: CONC Corr. Factor: 1.000000
User: admin Custom ID1: Custom ID2: Custom ID3:
Comment:

Elem	Sb2068	Se1960	Si2124	Sn1899	Sr4077	Ti3349	Tl1908	V_2924
Units	ppm	ppm	ppm	ppm	ppm	ppm	ppm	ppm
Avg	**.0014**	**-.0005**	**.0036**	**.0024**	**.0002**	**.0003**	F **.0023**	**.0005**
Stddev	.0003	.0013	.0007	.0010	.0001	.0001	.0035	.0001
%RSD	23.68	272.3	18.42	39.98	50.93	15.95	153.9	22.83
#1	.0014	-.0001	.0041	.0018	.0004	.0003	.0064	.0004
#2	.0010	.0006	.0039	.0035	.0002	.0004	.0003	.0006
#3	.0017	-.0020	.0028	.0019	.0002	.0003	.0002	.0006
Check ?	Chk Pass	Chk Pass	Chk Pass	Chk Pass	Chk Pass	Chk Pass	Chk Fail	Chk Pass
High Limit							.0020	
Low Limit							-.0020	

Elem	W_2079	Zn2062	Zr3391
Units	ppm	ppm	ppm
Avg	**.0041**	F **-.0020**	**.0002**
Stddev	.0007	.0002	.0002
%RSD	18.27	7.467	104.9
#1	.0049	-.0019	.0001
#2	.0040	-.0022	.0004
#3	.0034	-.0020	.0001
Check ?	Chk Pass	Chk Fail	Chk Pass
High Limit		.0020	
Low Limit		-.0020	

Int. Std.	In2306	Y_3600	Y_3710	Y_2243
Units	Cts/S	Cts/S	Cts/S	Cts/S
Avg	**4392.1**	**59108.**	**4530.2**	**1396.6**
Stddev	5.5	97.	10.8	1.3
%RSD	.12466	.16420	.23736	.09610
#1	4388.9	58999.	4530.6	1396.3
#2	4398.5	59136.	4519.3	1398.1
#3	4389.1	59187.	4540.8	1395.5

Zoom In Zoom Out

Sample Name: jd27449-1 Acquired: 7/6/2021 17:53:24 Type: Unk
Method: SGS NO VALVE3(v101) Mode: CONC Corr. Factor: 10.000000
User: admin Custom ID1: Custom ID2: Custom ID3:
Comment:

Elem	Ag3280	Al3961	As1890	B_2089	Ba4554	Be3130	Bi2230	Ca3179	Cd2288
Units	ppm	ppm	ppm	ppm	ppm	ppm	ppm	ppm	ppm
Avg	**.0221**	**3.855**	**.0022**	**.0292**	**1.673**	**.0094**	**.0166**	**414.7**	**.0092**
Stddev	.0042	.113	.0148	.0046	.006	.0008	.0075	.6	.0017
%RSD	19.19	2.931	663.0	15.64	.3713	8.657	45.27	.1429	19.01
#1	.0177	3.951	-.0048	.0325	1.667	.0091	.0084	414.2	.0108
#2	.0262	3.883	.0193	.0311	1.672	.0103	.0232	414.5	.0073
#3	.0223	3.731	-.0078	.0240	1.679	.0088	.0181	415.3	.0095

Elem	Ce4040	Co2286	Cr2677	Cu3247	Fe2599	K_7664	Li6707	Mg2790	Mn2576
Units	ppm	ppm	ppm	ppm	ppm	ppm	ppm	ppm	ppm
Avg	**.3078**	**-.0078**	**.0015**	**.0575**	**1469.**	**.1475**	**.0087**	**21.62**	**19.85**
Stddev	.0304	.0041	.0031	.0031	2.	.0150	.0060	.40	.05
%RSD	9.877	52.60	212.4	5.419	.1242	10.18	68.69	1.864	.2532
#1	.2824	-.0073	.0009	.0611	1467.	.1648	.0153	21.16	19.89
#2	.2994	-.0039	.0048	.0555	1470.	.1398	.0070	21.88	19.79
#3	.3415	-.0121	-.0013	.0559	1471.	.1380	.0037	21.84	19.87

Elem	Mo2020	Na5895	Ni2316	P_1774	Pb2203	S_1820	Sb2068	Se1960	Si2124
Units	ppm	ppm	ppm	ppm	ppm	ppm	ppm	ppm	ppm
Avg	**-.0015**	**2.099**	**.0296**	**2.244**	**.0301**	**3.462**	**.0038**	**-.0057**	**3.468**
Stddev	.0082	.152	.0044	.008	.0135	.026	.0071	.0189	.012
%RSD	551.1	7.250	14.92	.3451	44.89	.7400	187.5	329.2	.3529
#1	-.0071	2.055	.0308	2.249	.0376	3.455	.0036	-.0096	3.459
#2	-.0054	2.269	.0333	2.249	.0145	3.490	-.0032	.0148	3.463
#3	.0080	1.975	.0247	2.236	.0381	3.440	.0110	-.0224	3.482

Elem	Sn1899	Sr4077	Ti3349	Tl1908	V_2924	W_2079	Zn2062	Zr3391
Units	ppm	ppm	ppm	ppm	ppm	ppm	ppm	ppm
Avg	**.0173**	**.6686**	**.1738**	**.0178**	**.0139**	**.0224**	**.0315**	**.0126**
Stddev	.0100	.0011	.0032	.0139	.0010	.0099	.0024	.0002
%RSD	57.61	.1594	1.823	78.05	7.422	44.21	7.483	1.572
#1	.0150	.6685	.1772	.0068	.0127	.0158	.0339	.0125
#2	.0282	.6676	.1709	.0133	.0147	.0338	.0312	.0128
#3	.0087	.6698	.1732	.0334	.0142	.0176	.0293	.0124

Zoom In Zoom Out

Sample Name: jd27449-1 Acquired: 7/6/2021 17:53:24 Type: Unk
Method: SGS NO VALVE3(v101) Mode: CONC Corr. Factor: 10.000000
User: admin Custom ID1: Custom ID2: Custom ID3:
Comment:

Int. Std.	In2306	Y_3600	Y_3710	Y_2243
Units	Cts/S	Cts/S	Cts/S	Cts/S
Avg	**4446.4**	**58186.**	**4523.1**	**1373.6**
Stddev	8.7	266.	20.5	2.0
%RSD	.19477	.45726	.45259	.14453
#1	4439.6	58067.	4527.5	1372.0
#2	4443.5	58491.	4541.1	1373.0
#3	4456.2	58001.	4500.8	1375.9

Zoom In Zoom Out

Sample Name: mp27286-sd1 Acquired: 7/6/2021 17:58:34 Type: Unk
Method: SGS NO VALVE3(v101) Mode: CONC Corr. Factor: 50.000000
User: admin Custom ID1: Custom ID2: Custom ID3:
Comment:

Elem	Ag3280	Al3961	As1890	B_2089	Ba4554	Be3130	Bi2230	Ca3179	Cd2288
Units	ppm	ppm	ppm	ppm	ppm	ppm	ppm	ppm	ppm
Avg	**.0144**	**4.649**	**-.0585**	**.0631**	**1.622**	**.0109**	**-.0282**	**406.0**	**-.0020**
Stddev	.0122	.701	.0337	.0649	.105	.0014	.0256	25.3	.0197
%RSD	84.92	15.08	57.58	102.8	6.452	12.59	90.88	6.230	996.6
#1	.0037	3.967	-.0894	.1055	1.502	.0094	-.0199	376.8	.0131
#2	.0116	5.368	-.0226	.0955	1.681	.0114	-.0569	420.2	-.0243
#3	.0277	4.613	-.0636	-.0116	1.685	.0120	-.0077	421.1	.0052

Elem	Ce4040	Co2286	Cr2677	Cu3247	Fe2599	K_7664	Li6707	Mg2790	Mn2576
Units	ppm	ppm	ppm	ppm	ppm	ppm	ppm	ppm	ppm
Avg	**.2362**	**-.0104**	**-.0071**	**.0594**	**1448.**	**.1636**	**.0642**	**21.99**	**20.20**
Stddev	.0531	.0193	.0099	.0296	91.	1.340	.1203	2.15	.03
%RSD	22.47	185.1	139.8	49.93	6.309	819.2	187.4	9.796	.1509
#1	.2204	.0053	-.0083	.0252	1342.	-.6122	.1996	19.50	20.18
#2	.1928	-.0320	-.0164	.0756	1499.	1.711	-.0303	23.25	20.19
#3	.2954	-.0046	.0034	.0774	1503.	-.6083	.0232	23.21	20.24

Elem	Mo2020	Na5895	Ni2316	P_1774	Pb2203	S_1820	Sb2068	Se1960	Si2124
Units	ppm	ppm	ppm	ppm	ppm	ppm	ppm	ppm	ppm
Avg	**.0016**	**1.235**	**.0149**	**2.257**	**-.0042**	**3.408**	**.0028**	**-.1363**	**3.604**
Stddev	.0216	.506	.0151	.068	.0356	.122	.0618	.0922	.041
%RSD	1361.	41.00	100.9	3.007	848.9	3.590	2207.	67.61	1.149
#1	.0146	1.362	.0321	2.181	-.0453	3.546	-.0032	-.0684	3.652
#2	-.0234	1.666	.0043	2.276	.0147	3.362	-.0558	-.2413	3.578
#3	.0136	.6772	.0084	2.313	.0180	3.315	.0673	-.0993	3.582

Elem	Sn1899	Sr4077	Ti3349	Tl1908	V_2924	W_2079	Zn2062	Zr3391
Units	ppm	ppm	ppm	ppm	ppm	ppm	ppm	ppm
Avg	**.1098**	**.6578**	**.1595**	**.0676**	**.0301**	**.2473**	**.0291**	**.0074**
Stddev	.0945	.0404	.0088	.1679	.0093	.0263	.0065	.0007
%RSD	86.10	6.135	5.538	248.3	30.97	10.64	22.31	9.020
#1	.0837	.6117	.1688	-.1009	.0261	.2648	.0219	.0066
#2	.2146	.6744	.1512	.2350	.0407	.2171	.0345	.0076
#3	.0310	.6871	.1585	.0688	.0234	.2601	.0308	.0078

Zoom In Zoom Out

Sample Name: mp27286-sd1 Acquired: 7/6/2021 17:58:34 Type: Unk
Method: SGS NO VALVE3(v101) Mode: CONC Corr. Factor: 50.000000
User: admin Custom ID1: Custom ID2: Custom ID3:
Comment:

Int. Std.	In2306	Y_3600	Y_3710	Y_2243
Units	Cts/S	Cts/S	Cts/S	Cts/S
Avg	**4415.6**	**58801.**	**4682.6**	**1398.0**
Stddev	7.7	234.	217.4	4.0
%RSD	.17525	.39840	4.6435	.28913
#1	4409.9	59071.	4933.6	1393.9
#2	4412.6	58678.	4561.4	1398.3
#3	4424.4	58654.	4552.8	1401.9

Zoom In Zoom Out

Sample Name: mp27286-ps1 Acquired: 7/6/2021 18:03:48 Type: Unk
Method: SGS NO VALVE3(v101) Mode: CONC Corr. Factor: 10.000000
User: admin Custom ID1: Custom ID2: Custom ID3:
Comment:

Elem	Ag3280	Al3961	As1890	B_2089	Ba4554	Be3130	Bi2230	Ca3179	Cd2288
Units	ppm	ppm	ppm	ppm	ppm	ppm	ppm	ppm	ppm
Avg	**.2747**	**31.47**	**1.995**	**2.084**	**3.752**	**2.189**	**.0964**	**425.5**	**2.099**
Stddev	.0026	.08	.009	.008	.010	.007	.0303	.7	.004
%RSD	.9461	.2674	.4379	.3971	.2672	.3327	31.42	.1750	.2084
#1	.2750	31.37	2.003	2.078	3.746	2.187	.0707	425.5	2.100
#2	.2771	31.52	1.986	2.080	3.763	2.197	.1298	426.3	2.094
#3	.2719	31.52	1.996	2.093	3.746	2.183	.0887	424.8	2.102

Elem	Ce4040	Co2286	Cr2677	Cu3247	Fe2599	K_7664	Li6707	Mg2790	Mn2576
Units	ppm	ppm	ppm	ppm	ppm	ppm	ppm	ppm	ppm
Avg	**.3048**	**2.092**	**2.084**	**2.039**	**1436.**	**26.85**	**.0093**	**48.10**	**21.08**
Stddev	.0173	.006	.005	.001	3.	.20	.0149	.45	.03
%RSD	5.671	.2747	.2361	.0605	.2047	.7295	161.0	.9336	.1199
#1	.2864	2.085	2.080	2.040	1435.	27.00	.0258	48.24	21.07
#2	.3074	2.095	2.089	2.040	1440.	26.93	-.0032	48.47	21.11
#3	.3207	2.096	2.084	2.038	1434.	26.63	.0051	47.60	21.06

Elem	Mo2020	Na5895	Ni2316	P_1774	Pb2203	S_1820	Sb2068	Se1960	Si2124
Units	ppm	ppm	ppm	ppm	ppm	ppm	ppm	ppm	ppm
Avg	**2.008**	**29.63**	**2.156**	**4.251**	**2.142**	**3.250**	**2.003**	**2.043**	**3.333**
Stddev	.003	.16	.006	.009	.011	.014	.008	.022	.005
%RSD	.1624	.5522	.2992	.2179	.4984	.4365	.4197	1.093	.1384
#1	2.011	29.44	2.160	4.241	2.139	3.263	1.997	2.021	3.338
#2	2.005	29.75	2.159	4.259	2.154	3.235	2.012	2.065	3.329
#3	2.008	29.68	2.148	4.252	2.133	3.253	2.000	2.043	3.332

Elem	Sn1899	Sr4077	Ti3349	Tl1908	V_2924	W_2079	Zn2062	Zr3391
Units	ppm	ppm	ppm	ppm	ppm	ppm	ppm	ppm
Avg	**2.066**	**2.806**	**2.151**	**2.149**	**2.081**	**1.783**	**2.164**	**1.973**
Stddev	.017	.004	.002	.019	.002	.022	.005	.001
%RSD	.8230	.1576	.1025	.8787	.1114	1.212	.2185	.0563
#1	2.050	2.804	2.154	2.166	2.078	1.761	2.167	1.972
#2	2.084	2.811	2.150	2.129	2.082	1.784	2.158	1.974
#3	2.065	2.803	2.150	2.151	2.083	1.804	2.165	1.973

Zoom In Zoom Out

Sample Name: mp27286-ps1 Acquired: 7/6/2021 18:03:48 Type: Unk
Method: SGS NO VALVE3(v101) Mode: CONC Corr. Factor: 10.000000
User: admin Custom ID1: Custom ID2: Custom ID3:
Comment:

Int. Std.	In2306	Y_3600	Y_3710	Y_2243
Units	Cts/S	Cts/S	Cts/S	Cts/S
Avg	**4435.7**	**58219.**	**4506.6**	**1368.9**
Stddev	6.2	149.	17.6	1.8
%RSD	.13989	.25573	.38953	.13322
#1	4436.0	58299.	4495.3	1367.9
#2	4441.8	58047.	4497.7	1371.0
#3	4429.4	58310.	4526.8	1367.8

Zoom In Zoom Out

Sample Name: jd27495-3 Acquired: 7/6/2021 18:08:50 Type: Unk
Method: SGS NO VALVE3(v101) Mode: CONC Corr. Factor: 1.000000
User: admin Custom ID1: Custom ID2: Custom ID3:
Comment:

Elem	Ag3280	Al3961	As1890	B_2089	Ba4554	Be3130	Bi2230	Ca3179	Cd2288
Units	ppm	ppm	ppm	ppm	ppm	ppm	ppm	ppm	ppm
Avg	**.0005**	**150.7**	**.0222**	**.0201**	**.7657**	**.0057**	**.1442**	**22.84**	**.0002**
Stddev	.0003	.2	.0009	.0015	.0023	.0000	.0004	.02	.0002
%RSD	58.33	.1365	3.980	7.469	.3032	.4263	.3102	.0703	99.77
#1	.0003	150.4	.0225	.0212	.7631	.0057	.1440	22.83	.0000
#2	.0009	150.7	.0212	.0184	.7664	.0058	.1438	22.84	.0002
#3	.0005	150.8	.0229	.0206	.7675	.0057	.1447	22.86	.0004

Elem	Ce4040	Co2286	Cr2677	Cu3247	Fe2599	K_7664	Li6707	Mg2790	Mn2576
Units	ppm	ppm	ppm	ppm	ppm	ppm	ppm	ppm	ppm
Avg	**.7175**	**.0610**	**.2304**	**.1278**	**154.4**	**23.22**	**.1187**	**32.44**	**2.080**
Stddev	.0011	.0003	.0004	.0006	.4	.08	.0015	.09	.003
%RSD	.1518	.5265	.1909	.4639	.2802	.3244	1.261	.2688	.1631
#1	.7166	.0610	.2299	.1272	153.9	23.14	.1170	32.35	2.076
#2	.7172	.0607	.2306	.1278	154.7	23.26	.1198	32.52	2.081
#3	.7187	.0614	.2307	.1283	154.7	23.27	.1192	32.46	2.082

Elem	Mo2020	Na5895	Ni2316	P_1774	Pb2203	S_1820	Sb2068	Se1960	Si2124
Units	ppm	ppm	ppm	ppm	ppm	ppm	ppm	ppm	ppm
Avg	**.0052**	**3.383**	**.1584**	**3.313**	**.1360**	**.7018**	**-.0027**	**-.0015**	**3.679**
Stddev	.0003	.012	.0014	.005	.0008	.0013	.0002	.0020	.026
%RSD	5.399	.3513	.8657	.1540	.5968	.1899	7.481	129.8	.7201
#1	.0054	3.371	.1595	3.307	.1355	.7013	-.0025	.0006	3.656
#2	.0052	3.384	.1569	3.315	.1369	.7033	-.0029	-.0033	3.708
#3	.0049	3.395	.1589	3.316	.1355	.7008	-.0027	-.0019	3.672

Elem	Sn1899	Sr4077	Ti3349	Tl1908	V_2924	W_2079	Zn2062	Zr3391
Units	ppm	ppm	ppm	ppm	ppm	ppm	ppm	ppm
Avg	**.0205**	**.1191**	**7.467**	**.0067**	**.2947**	**.0037**	**.3288**	**.0160**
Stddev	.0007	.0004	.011	.0018	.0003	.0010	.0005	.0004
%RSD	3.607	.3164	.1405	27.39	.1051	27.10	.1508	2.516
#1	.0198	.1187	7.455	.0071	.2944	.0037	.3289	.0161
#2	.0204	.1191	7.472	.0047	.2947	.0046	.3283	.0155
#3	.0213	.1194	7.475	.0084	.2950	.0026	.3292	.0163

Zoom In Zoom Out

Sample Name: jd27495-3 Acquired: 7/6/2021 18:08:50 Type: Unk
Method: SGS NO VALVE3(v101) Mode: CONC Corr. Factor: 1.000000
User: admin Custom ID1: Custom ID2: Custom ID3:
Comment:

Int. Std.	In2306	Y_3600	Y_3710	Y_2243
Units	Cts/S	Cts/S	Cts/S	Cts/S
Avg	**4423.4**	**63746.**	**5147.9**	**1515.6**
Stddev	1.2	162.	16.8	2.9
%RSD	.02762	.25411	.32727	.19035
#1	4424.3	63933.	5129.2	1518.0
#2	4423.9	63651.	5152.8	1516.4
#3	4422.0	63654.	5161.8	1512.4

Zoom In Zoom Out

Sample Name: jd27495-4 Acquired: 7/6/2021 18:13:49 Type: Unk
Method: SGS NO VALVE3(v101) Mode: CONC Corr. Factor: 1.000000
User: admin Custom ID1: Custom ID2: Custom ID3:
Comment:

Elem	Ag3280	Al3961	As1890	B_2089	Ba4554	Be3130	Bi2230	Ca3179	Cd2288
Units	ppm	ppm	ppm	ppm	ppm	ppm	ppm	ppm	ppm
Avg	**.0007**	**77.79**	**.0141**	**.0093**	**.6089**	**.0032**	**.1219**	**31.02**	**.0003**
Stddev	.0003	.40	.0017	.0008	.0039	.0001	.0015	.11	.0001
%RSD	43.56	.5161	11.91	8.607	.6424	2.564	1.193	.3407	36.76
#1	.0008	77.75	.0122	.0092	.6089	.0032	.1235	30.99	.0002
#2	.0010	78.21	.0152	.0086	.6129	.0031	.1207	31.14	.0004
#3	.0004	77.41	.0149	.0102	.6050	.0033	.1216	30.93	.0003

Elem	Ce4040	Co2286	Cr2677	Cu3247	Fe2599	K_7664	Li6707	Mg2790	Mn2576
Units	ppm	ppm	ppm	ppm	ppm	ppm	ppm	ppm	ppm
Avg	**.4930**	**.0647**	**.1774**	**.1252**	**110.1**	**24.87**	**.0676**	**30.22**	**3.150**
Stddev	.0024	.0008	.0007	.0004	.5	.12	.0011	.15	.009
%RSD	.4949	1.281	.4012	.3459	.4515	.4871	1.570	.4889	.2751
#1	.4946	.0648	.1781	.1249	110.0	24.85	.0664	30.11	3.159
#2	.4942	.0654	.1774	.1257	110.6	25.00	.0681	30.39	3.146
#3	.4902	.0638	.1767	.1250	109.7	24.76	.0684	30.16	3.143

Elem	Mo2020	Na5895	Ni2316	P_1774	Pb2203	S_1820	Sb2068	Se1960	Si2124
Units	ppm	ppm	ppm	ppm	ppm	ppm	ppm	ppm	ppm
Avg	**.0102**	**2.636**	**.1404**	**3.032**	**.1038**	**.2902**	**-.0011**	**.0005**	**3.307**
Stddev	.0005	.017	.0011	.007	.0009	.0020	.0007	.0001	.038
%RSD	4.661	.6358	.7981	.2289	.8664	.6758	59.60	28.84	1.146
#1	.0101	2.639	.1414	3.037	.1038	.2918	-.0004	.0005	3.315
#2	.0107	2.652	.1392	3.036	.1029	.2880	-.0013	.0006	3.341
#3	.0098	2.618	.1405	3.024	.1047	.2908	-.0017	.0003	3.266

Elem	Sn1899	Sr4077	Ti3349	Tl1908	V_2924	W_2079	Zn2062	Zr3391
Units	ppm	ppm	ppm	ppm	ppm	ppm	ppm	ppm
Avg	**.0188**	**.0898**	**6.000**	**.0032**	**.1843**	**.0033**	**.2039**	**.0211**
Stddev	.0014	.0005	.016	.0011	.0009	.0013	.0004	.0002
%RSD	7.262	.5629	.2625	35.08	.4622	40.32	.1785	1.129
#1	.0189	.0898	6.016	.0019	.1853	.0035	.2040	.0209
#2	.0201	.0903	5.998	.0040	.1841	.0019	.2041	.0213
#3	.0174	.0893	5.984	.0038	.1837	.0045	.2034	.0210

Zoom In Zoom Out

Sample Name: jd27495-4 Acquired: 7/6/2021 18:13:49 Type: Unk
Method: SGS NO VALVE3(v101) Mode: CONC Corr. Factor: 1.000000
User: admin Custom ID1: Custom ID2: Custom ID3:
Comment:

Int. Std.	In2306	Y_3600	Y_3710	Y_2243
Units	Cts/S	Cts/S	Cts/S	Cts/S
Avg	**4394.7**	**61536.**	**4813.0**	**1452.0**
Stddev	5.1	259.	22.6	2.0
%RSD	.11710	.42097	.47055	.13863
#1	4391.6	61238.	4838.4	1451.5
#2	4391.9	61658.	4805.7	1450.3
#3	4400.6	61711.	4794.8	1454.2

Zoom In Zoom Out

Sample Name: jd27495-7 Acquired: 7/6/2021 18:18:50 Type: Unk
Method: SGS NO VALVE3(v101) Mode: CONC Corr. Factor: 1.000000
User: admin Custom ID1: Custom ID2: Custom ID3:
Comment:

Elem	Ag3280	Al3961	As1890	B_2089	Ba4554	Be3130	Bi2230	Ca3179	Cd2288
Units	ppm	ppm	ppm	ppm	ppm	ppm	ppm	ppm	ppm
Avg	**.0011**	**139.0**	**.0241**	**.0196**	**.5682**	**.0045**	**.0832**	**17.14**	**.0005**
Stddev	.0003	.3	.0020	.0009	.0009	.0001	.0009	.04	.0001
%RSD	27.68	.1810	8.254	4.669	.1630	1.602	1.032	.2378	32.25
#1	.0012	138.9	.0220	.0188	.5678	.0046	.0833	17.10	.0005
#2	.0014	138.9	.0245	.0206	.5675	.0046	.0840	17.16	.0006
#3	.0008	139.3	.0259	.0194	.5693	.0045	.0823	17.17	.0003

Elem	Ce4040	Co2286	Cr2677	Cu3247	Fe2599	K_7664	Li6707	Mg2790	Mn2576
Units	ppm	ppm	ppm	ppm	ppm	ppm	ppm	ppm	ppm
Avg	**.6464**	**.0373**	**.1970**	**.0772**	**122.4**	**10.58**	**.1363**	**19.49**	**.7801**
Stddev	.0023	.0003	.0002	.0001	.3	.02	.0012	.10	.0011
%RSD	.3561	.7861	.0773	.1122	.2393	.2227	.9077	.5300	.1363
#1	.6461	.0375	.1969	.0772	122.1	10.57	.1377	19.37	.7808
#2	.6488	.0370	.1970	.0772	122.3	10.61	.1356	19.55	.7806
#3	.6442	.0375	.1972	.0773	122.7	10.57	.1355	19.55	.7789

Elem	Mo2020	Na5895	Ni2316	P_1774	Pb2203	S_1820	Sb2068	Se1960	Si2124
Units	ppm	ppm	ppm	ppm	ppm	ppm	ppm	ppm	ppm
Avg	**.0039**	**2.219**	**.1116**	**1.629**	**.3227**	**.5029**	**-.0017**	**-.0006**	**2.709**
Stddev	.0002	.006	.0005	.006	.0011	.0064	.0008	.0027	.056
%RSD	6.438	.2871	.4866	.3476	.3286	1.270	49.84	427.2	2.079
#1	.0036	2.211	.1122	1.635	.3231	.5099	-.0023	-.0022	2.768
#2	.0041	2.223	.1116	1.625	.3214	.4973	-.0007	.0025	2.702
#3	.0038	2.221	.1112	1.625	.3234	.5016	-.0020	-.0022	2.656

Elem	Sn1899	Sr4077	Ti3349	Tl1908	V_2924	W_2079	Zn2062	Zr3391
Units	ppm	ppm	ppm	ppm	ppm	ppm	ppm	ppm
Avg	**.0227**	**.1268**	**3.849**	**.0058**	**.2671**	**.0019**	**.2912**	**.0540**
Stddev	.0007	.0003	.004	.0023	.0005	.0008	.0014	.0004
%RSD	3.271	.2414	.1115	40.18	.1962	40.91	.4884	.7408
#1	.0221	.1266	3.852	.0035	.2666	.0016	.2927	.0536
#2	.0225	.1267	3.851	.0056	.2671	.0013	.2908	.0544
#3	.0235	.1271	3.844	.0081	.2676	.0028	.2899	.0539

Zoom In Zoom Out

Sample Name: jd27495-7 Acquired: 7/6/2021 18:18:50 Type: Unk
Method: SGS NO VALVE3(v101) Mode: CONC Corr. Factor: 1.000000
User: admin Custom ID1: Custom ID2: Custom ID3:
Comment:

Int. Std.	In2306	Y_3600	Y_3710	Y_2243
Units	Cts/S	Cts/S	Cts/S	Cts/S
Avg	**4429.3**	**62372.**	**4953.4**	**1491.4**
Stddev	9.5	58.	25.6	2.9
%RSD	.21486	.09369	.51730	.19768
#1	4418.7	62386.	4976.1	1488.0
#2	4437.0	62308.	4925.6	1493.3
#3	4432.3	62422.	4958.6	1492.8

Zoom In Zoom Out

Sample Name: jd27495-8 Acquired: 7/6/2021 18:23:51 Type: Unk
Method: SGS NO VALVE3(v101) Mode: CONC Corr. Factor: 1.000000
User: admin Custom ID1: Custom ID2: Custom ID3:
Comment:

Elem	Ag3280	Al3961	As1890	B_2089	Ba4554	Be3130	Bi2230	Ca3179	Cd2288
Units	ppm	ppm	ppm	ppm	ppm	ppm	ppm	ppm	ppm
Avg	**.0006**	**120.8**	**.0201**	**.0182**	**.8335**	**.0065**	**.1602**	**20.28**	**.0017**
Stddev	.0005	.1	.0004	.0012	.0010	.0001	.0156	.01	.0001
%RSD	75.59	.0663	1.855	6.762	.1246	1.151	9.763	.0489	7.857
#1	.0011	120.8	.0206	.0173	.8345	.0064	.1443	20.27	.0017
#2	.0002	120.9	.0201	.0178	.8336	.0066	.1756	20.29	.0015
#3	.0004	120.7	.0198	.0196	.8324	.0065	.1608	20.27	.0018

Elem	Ce4040	Co2286	Cr2677	Cu3247	Fe2599	K_7664	Li6707	Mg2790	Mn2576
Units	ppm	ppm	ppm	ppm	ppm	ppm	ppm	ppm	ppm
Avg	**.6927**	**.0705**	**.2110**	**.1655**	**155.8**	**34.35**	**.1022**	**29.11**	**1.722**
Stddev	.0128	.0006	.0040	.0025	.0	.05	.0007	.19	.031
%RSD	1.843	.8665	1.894	1.492	.0083	.1437	.6551	.6452	1.805
#1	.6804	.0712	.2073	.1630	155.8	34.39	.1018	28.99	1.691
#2	.7059	.0702	.2152	.1680	155.9	34.38	.1029	29.33	1.753
#3	.6919	.0701	.2104	.1654	155.8	34.30	.1017	29.01	1.722

Elem	Mo2020	Na5895	Ni2316	P_1774	Pb2203	S_1820	Sb2068	Se1960	Si2124
Units	ppm	ppm	ppm	ppm	ppm	ppm	ppm	ppm	ppm
Avg	**.0046**	**2.314**	**.1772**	**3.770**	**.1486**	**.2706**	**-.0017**	**-.0009**	**2.977**
Stddev	.0004	.014	.0005	.007	.0022	.0039	.0005	.0043	.055
%RSD	9.201	.5896	.2797	.1982	1.451	1.436	28.65	496.1	1.858
#1	.0051	2.330	.1778	3.778	.1507	.2747	-.0011	.0026	3.038
#2	.0045	2.307	.1769	3.764	.1488	.2669	-.0018	-.0058	2.965
#3	.0043	2.306	.1771	3.767	.1464	.2702	-.0021	.0006	2.929

Elem	Sn1899	Sr4077	Ti3349	Tl1908	V_2924	W_2079	Zn2062	Zr3391
Units	ppm	ppm	ppm	ppm	ppm	ppm	ppm	ppm
Avg	**.0248**	**.0826**	**7.739**	**.0080**	**.2952**	**.0020**	**.3618**	**.0470**
Stddev	.0004	.0003	.136	.0049	.0050	.0008	.0010	.0008
%RSD	1.569	.3563	1.754	61.23	1.696	38.42	.2821	1.726
#1	.0244	.0829	7.605	.0094	.2901	.0027	.3630	.0462
#2	.0247	.0824	7.876	.0025	.3001	.0021	.3612	.0478
#3	.0252	.0824	7.736	.0120	.2953	.0012	.3612	.0471

Zoom In Zoom Out

Sample Name: jd27495-8 Acquired: 7/6/2021 18:23:51 Type: Unk
Method: SGS NO VALVE3(v101) Mode: CONC Corr. Factor: 1.000000
User: admin Custom ID1: Custom ID2: Custom ID3:
Comment:

Int. Std.	In2306	Y_3600	Y_3710	Y_2243
Units	Cts/S	Cts/S	Cts/S	Cts/S
Avg	**4435.9**	**63861.**	**5012.5**	**1506.7**
Stddev	7.6	952.	37.7	3.1
%RSD	.17158	1.4900	.75301	.20322
#1	4427.6	64824.	5053.4	1503.4
#2	4442.5	62921.	5005.1	1509.4
#3	4437.7	63838.	4979.0	1507.4

Zoom In Zoom Out

Sample Name: jd27495-11 Acquired: 7/6/2021 18:28:51 Type: Unk
Method: SGS NO VALVE3(v101) Mode: CONC Corr. Factor: 1.000000
User: admin Custom ID1: Custom ID2: Custom ID3:
Comment:

Elem	Ag3280	Al3961	As1890	B_2089	Ba4554	Be3130	Bi2230	Ca3179	Cd2288
Units	ppm	ppm	ppm	ppm	ppm	ppm	ppm	ppm	ppm
Avg	**-.0004**	**230.0**	**.0305**	**.0255**	**.8402**	**.0087**	**.2255**	**22.24**	**.0013**
Stddev	.0004	.2	.0010	.0004	.0014	.0001	.0040	.02	.0001
%RSD	125.2	.0962	3.288	1.753	.1637	1.044	1.769	.0773	6.515
#1	.0001	230.2	.0299	.0250	.8416	.0086	.2280	22.23	.0013
#2	-.0007	229.8	.0300	.0259	.8403	.0088	.2209	22.24	.0013
#3	-.0005	230.1	.0317	.0256	.8388	.0087	.2277	22.26	.0014

Elem	Ce4040	Co2286	Cr2677	Cu3247	Fe2599	K_7664	Li6707	Mg2790	Mn2576
Units	ppm	ppm	ppm	ppm	ppm	ppm	ppm	ppm	ppm
Avg	**.9320**	**.1041**	**.3388**	**.2028**	F **239.1**	**20.53**	**.1824**	**41.86**	**3.108**
Stddev	.0025	.0003	.0009	.0007	.3	.02	.0011	.06	.004
%RSD	.2713	.2906	.2763	.3392	.1118	.1064	.6104	.1439	.1287
#1	.9347	.1042	.3387	.2021	239.4	20.51	.1831	41.84	3.109
#2	.9297	.1037	.3397	.2027	238.9	20.52	.1830	41.93	3.111
#3	.9316	.1042	.3379	.2035	238.9	20.56	.1811	41.81	3.103

Elem	Mo2020	Na5895	Ni2316	P_1774	Pb2203	S_1820	Sb2068	Se1960	Si2124
Units	ppm	ppm	ppm	ppm	ppm	ppm	ppm	ppm	ppm
Avg	**.0102**	**4.151**	**.2628**	**7.047**	**.2196**	**1.218**	**-.0029**	**.0031**	**3.010**
Stddev	.0004	.015	.0005	.002	.0023	.005	.0009	.0024	.033
%RSD	3.483	.3590	.1878	.0306	1.050	.4218	31.84	78.09	1.091
#1	.0102	4.151	.2626	7.045	.2169	1.212	-.0019	.0047	3.041
#2	.0098	4.136	.2633	7.050	.2205	1.222	-.0037	.0003	3.014
#3	.0105	4.166	.2624	7.047	.2213	1.219	-.0032	.0044	2.976

Elem	Sn1899	Sr4077	Ti3349	Tl1908	V_2924	W_2079	Zn2062	Zr3391
Units	ppm	ppm	ppm	ppm	ppm	ppm	ppm	ppm
Avg	**.0260**	**.1084**	F **9.941**	**.0059**	**.4598**	**-.0002**	**.4642**	**.0187**
Stddev	.0002	.0003	.009	.0022	.0009	.0008	.0009	.0003
%RSD	.6490	.2520	.0867	38.06	.1889	516.5	.2040	1.510
#1	.0260	.1087	9.946	.0038	.4591	.0008	.4639	.0188
#2	.0262	.1082	9.947	.0055	.4607	-.0006	.4653	.0184
#3	.0259	.1082	9.932	.0083	.4594	-.0006	.4635	.0189

Zoom In Zoom Out

Sample Name: jd27495-11 Acquired: 7/6/2021 18:28:51 Type: Unk
Method: SGS NO VALVE3(v101) Mode: CONC Corr. Factor: 1.000000
User: admin Custom ID1: Custom ID2: Custom ID3:
Comment:

Int. Std.	In2306	Y_3600	Y_3710	Y_2243
Units	Cts/S	Cts/S	Cts/S	Cts/S
Avg	**4452.1**	**67725.**	**5403.6**	**1620.9**
Stddev	2.1	169.	16.5	.8
%RSD	.04661	.24925	.30609	.04892
#1	4450.8	67759.	5417.3	1621.0
#2	4450.9	67542.	5408.2	1621.6
#3	4454.5	67875.	5385.2	1620.0

Zoom In Zoom Out

Sample Name: jd27495-12 Acquired: 7/6/2021 18:33:52 Type: Unk
Method: SGS NO VALVE3(v101) Mode: CONC Corr. Factor: 1.000000
User: admin Custom ID1: Custom ID2: Custom ID3:
Comment:

Elem	Ag3280	Al3961	As1890	B_2089	Ba4554	Be3130	Bi2230	Ca3179	Cd2288
Units	ppm	ppm	ppm	ppm	ppm	ppm	ppm	ppm	ppm
Avg	**.0005**	**88.39**	**.0132**	**.0086**	**.5487**	**.0040**	**.1242**	**11.54**	**.0007**
Stddev	.0003	.21	.0015	.0008	.0009	.0001	.0067	.03	.0002
%RSD	53.11	.2404	11.52	9.377	.1662	2.770	5.390	.2500	32.60
#1	.0007	88.17	.0121	.0095	.5479	.0040	.1185	11.51	.0009
#2	.0007	88.38	.0126	.0085	.5484	.0041	.1224	11.56	.0005
#3	.0002	88.60	.0150	.0079	.5497	.0038	.1316	11.56	.0007

Elem	Ce4040	Co2286	Cr2677	Cu3247	Fe2599	K_7664	Li6707	Mg2790	Mn2576
Units	ppm	ppm	ppm	ppm	ppm	ppm	ppm	ppm	ppm
Avg	**.4890**	**.0484**	**.1824**	**.1105**	**124.5**	**18.04**	**.0666**	**20.56**	**2.134**
Stddev	.0012	.0008	.0007	.0002	.4	.03	.0007	.11	.002
%RSD	.2437	1.611	.3930	.1882	.2818	.1799	1.001	.5406	.1058
#1	.4888	.0490	.1829	.1104	124.1	18.04	.0670	20.59	2.134
#2	.4879	.0488	.1827	.1104	124.5	18.07	.0670	20.65	2.136
#3	.4903	.0475	.1816	.1108	124.8	18.00	.0658	20.43	2.131

Elem	Mo2020	Na5895	Ni2316	P_1774	Pb2203	S_1820	Sb2068	Se1960	Si2124
Units	ppm	ppm	ppm	ppm	ppm	ppm	ppm	ppm	ppm
Avg	**.0086**	**1.656**	**.1146**	**2.695**	**.0502**	**.4042**	**-.0000**	**-.0002**	**2.307**
Stddev	.0001	.014	.0016	.045	.0021	.0072	.0021	.0005	.077
%RSD	.8758	.8320	1.431	1.656	4.088	1.792	9147.	234.0	3.350
#1	.0087	1.646	.1154	2.721	.0480	.4103	.0001	-.0007	2.382
#2	.0086	1.651	.1156	2.721	.0505	.4062	-.0022	.0001	2.310
#3	.0085	1.672	.1127	2.644	.0520	.3962	.0021	.0001	2.228

Elem	Sn1899	Sr4077	Ti3349	Tl1908	V_2924	W_2079	Zn2062	Zr3391
Units	ppm	ppm	ppm	ppm	ppm	ppm	ppm	ppm
Avg	**.0205**	**.0606**	**5.464**	**.0040**	**.1916**	**-.0004**	**.2429**	**.0226**
Stddev	.0003	.0002	.004	.0050	.0003	.0003	.0044	.0001
%RSD	1.600	.3191	.0793	124.9	.1337	77.60	1.822	.4645
#1	.0206	.0604	5.464	.0011	.1915	-.0002	.2456	.0225
#2	.0201	.0607	5.468	.0098	.1919	-.0008	.2454	.0226
#3	.0208	.0608	5.459	.0011	.1915	-.0003	.2378	.0227

Zoom In Zoom Out

Sample Name: jd27495-12 Acquired: 7/6/2021 18:33:52 Type: Unk
Method: SGS NO VALVE3(v101) Mode: CONC Corr. Factor: 1.000000
User: admin Custom ID1: Custom ID2: Custom ID3:
Comment:

Int. Std.	In2306	Y_3600	Y_3710	Y_2243
Units	Cts/S	Cts/S	Cts/S	Cts/S
Avg	**4463.7**	**62085.**	**4876.1**	**1490.7**
Stddev	54.9	169.	11.8	19.3
%RSD	1.2298	.27272	.24200	1.2977
#1	4428.2	62050.	4889.2	1475.8
#2	4436.0	61935.	4866.3	1483.7
#3	4526.9	62269.	4872.9	1512.6

Zoom In Zoom Out

Sample Name: ccv Acquired: 7/6/2021 18:38:56 Type: QC
Method: SGS NO VALVE3(v101) Mode: CONC Corr. Factor: 1.000000
User: admin Custom ID1: Custom ID2: Custom ID3:
Comment:

Elem	Ag3280	Al3961	As1890	B_2089	Ba4554	Be3130	Bi2230	Ca3179	Cd2288
Units	ppm	ppm	ppm	ppm	ppm	ppm	ppm	ppm	ppm
Avg	**.2410**	**40.94**	**1.979**	**1.971**	**2.053**	**2.072**	**1.968**	**40.87**	**1.981**
Stddev	.0005	.12	.053	.053	.003	.001	.044	.09	.053
%RSD	.1875	.2903	2.656	2.682	.1527	.0500	2.233	.2235	2.691
#1	.2415	40.85	2.012	2.004	2.052	2.072	1.999	40.76	2.018
#2	.2409	40.90	1.918	1.910	2.051	2.070	1.917	40.89	1.920
#3	.2406	41.07	2.006	1.999	2.057	2.072	1.986	40.94	2.006
Check ?	Chk Pass	Chk Pass	Chk Pass	Chk Pass	Chk Pass	Chk Pass	Chk Pass	Chk Pass	Chk Pass
Value									
Range									

Elem	Ce4040	Co2286	Cr2677	Cu3247	Fe2599	K_7664	Li6707	Mg2790	Mn2576
Units	ppm	ppm	ppm	ppm	ppm	ppm	ppm	ppm	ppm
Avg	**1.973**	**2.029**	**1.955**	**1.881**	**41.27**	**40.38**	**2.030**	**40.36**	**2.010**
Stddev	.006	.049	.004	.004	.11	.06	.005	.07	.003
%RSD	.3133	2.431	.2012	.1901	.2628	.1431	.2472	.1627	.1294
#1	1.980	2.062	1.957	1.885	41.24	40.37	2.027	40.29	2.011
#2	1.970	1.972	1.958	1.879	41.17	40.33	2.027	40.41	2.011
#3	1.968	2.053	1.951	1.878	41.38	40.45	2.036	40.39	2.007
Check ?	Chk Pass	Chk Pass	Chk Pass	Chk Pass	Chk Pass	Chk Pass	Chk Pass	Chk Pass	Chk Pass
Value									
Range									

Elem	Mo2020	Na5895	Ni2316	P_1774	Pb2203	S_1820	Sb2068	Se1960	Si2124
Units	ppm	ppm	ppm	ppm	ppm	ppm	ppm	ppm	ppm
Avg	**2.002**	**40.89**	**2.030**	**1.993**	**2.048**	**1.945**	**1.970**	**1.957**	**4.853**
Stddev	.054	.12	.048	.053	.048	.052	.052	.054	.127
%RSD	2.675	.2898	2.379	2.679	2.356	2.685	2.626	2.736	2.624
#1	2.040	40.80	2.061	2.028	2.082	1.976	2.007	1.993	4.935
#2	1.941	40.85	1.974	1.932	1.993	1.885	1.911	1.896	4.706
#3	2.025	41.03	2.054	2.019	2.069	1.974	1.993	1.983	4.918
Check ?	Chk Pass	Chk Pass	Chk Pass	Chk Pass	Chk Pass	Chk Pass	Chk Pass	Chk Pass	Chk Pass
Value									
Range									

Zoom In Zoom Out

Sample Name: ccv Acquired: 7/6/2021 18:38:56 Type: QC
Method: SGS NO VALVE3(v101) Mode: CONC Corr. Factor: 1.000000
User: admin Custom ID1: Custom ID2: Custom ID3:
Comment:

Elem	Sn1899	Sr4077	Ti3349	Tl1908	V_2924	W_2079	Zn2062	Zr3391
Units	ppm	ppm	ppm	ppm	ppm	ppm	ppm	ppm
Avg	**2.029**	**2.088**	**1.952**	**2.049**	**1.966**	**2.021**	**2.016**	**1.989**
Stddev	.056	.004	.004	.046	.003	.056	.056	.003
%RSD	2.774	.1779	.1858	2.231	.1699	2.781	2.778	.1693
#1	2.069	2.087	1.955	2.082	1.969	2.058	2.055	1.990
#2	1.965	2.085	1.953	1.997	1.967	1.957	1.952	1.991
#3	2.053	2.092	1.948	2.069	1.963	2.049	2.041	1.985
Check ?	Chk Pass	Chk Pass	Chk Pass	Chk Pass	Chk Pass	Chk Pass	Chk Pass	Chk Pass
Value								
Range								

Int. Std.	In2306	Y_3600	Y_3710	Y_2243
Units	Cts/S	Cts/S	Cts/S	Cts/S
Avg	**4338.9**	**57952.**	**4482.6**	**1377.5**
Stddev	88.7	105.	17.9	32.3
%RSD	2.0439	.18136	.39874	2.3430
#1	4282.4	57837.	4502.7	1356.0
#2	4441.1	57976.	4476.6	1414.6
#3	4293.2	58044.	4468.6	1362.0

Zoom In Zoom Out

Sample Name: ccb Acquired: 7/6/2021 18:43:48 Type: QC
Method: SGS NO VALVE3(v101) Mode: CONC Corr. Factor: 1.000000
User: admin Custom ID1: Custom ID2: Custom ID3:
Comment:

Elem	Ag3280	Al3961	As1890	B_2089	Ba4554	Be3130	Bi2230	Ca3179
Units	ppm	ppm	ppm	ppm	ppm	ppm	ppm	ppm
Avg	**-.0003**	**.0025**	**-.0023**	**.0018**	**.0003**	**.0001**	**-.0006**	**-.0044**
Stddev	.0003	.0083	.0016	.0009	.0001	.0001	.0010	.0032
%RSD	130.1	336.0	70.68	50.95	51.16	55.79	163.2	72.34
#1	-.0006	.0120	-.0004	.0017	.0004	.0002	-.0016	-.0017
#2	-.0000	-.0036	-.0035	.0028	.0002	.0002	.0005	-.0079
#3	-.0001	-.0009	-.0030	.0010	.0002	.0000	-.0008	-.0036
Check ?	Chk Pass	Chk Pass	Chk Pass	Chk Pass	Chk Pass	Chk Pass	Chk Pass	Chk Pass
High Limit								
Low Limit								

Elem	Cd2288	Ce4040	Co2286	Cr2677	Cu3247	Fe2599	K_7664	Li6707
Units	ppm	ppm	ppm	ppm	ppm	ppm	ppm	ppm
Avg	**-.0001**	**-.0025**	**-.0000**	**.0001**	**-.0004**	**.0033**	**-.0520**	**.0003**
Stddev	.0001	.0021	.0004	.0002	.0002	.0040	.0221	.0008
%RSD	69.20	83.64	2224.	168.6	47.19	120.9	42.50	257.5
#1	-.0001	-.0041	-.0004	-.0000	-.0002	-.0000	-.0637	.0002
#2	-.0000	-.0001	-.0001	.0004	-.0005	.0078	-.0659	.0011
#3	-.0002	-.0032	.0005	.0000	-.0004	.0022	-.0265	-.0004
Check ?	Chk Pass	None	Chk Pass	Chk Pass	Chk Pass	Chk Pass	Chk Pass	Chk Pass
High Limit								
Low Limit								

Elem	Mg2790	Mn2576	Mo2020	Na5895	Ni2316	P_1774	Pb2203	S_1820
Units	ppm	ppm	ppm	ppm	ppm	ppm	ppm	ppm
Avg	**.0312**	**.0001**	**.0002**	**-.0031**	**.0001**	**-.0000**	**-.0010**	**-.0028**
Stddev	.0168	.0000	.0006	.0084	.0002	.0010	.0006	.0014
%RSD	53.94	52.46	389.0	272.5	141.1	2022.	54.79	51.86
#1	.0129	.0001	.0008	.0036	.0003	.0006	-.0004	-.0022
#2	.0461	.0001	-.0005	-.0125	-.0001	-.0012	-.0013	-.0017
#3	.0346	.0001	.0002	-.0003	.0001	.0005	-.0014	-.0044
Check ?	Chk Pass	Chk Pass	Chk Pass	Chk Pass	Chk Pass	Chk Pass	Chk Pass	Chk Pass
High Limit								
Low Limit								

Zoom In Zoom Out

Sample Name: ccb Acquired: 7/6/2021 18:43:48 Type: QC
Method: SGS NO VALVE3(v101) Mode: CONC Corr. Factor: 1.000000
User: admin Custom ID1: Custom ID2: Custom ID3:
Comment:

Elem	Sb2068	Se1960	Si2124	Sn1899	Sr4077	Ti3349	Tl1908	V_2924
Units	ppm	ppm	ppm	ppm	ppm	ppm	ppm	ppm
Avg	**-.0006**	**-.0021**	**.0047**	**.0017**	**.0001**	**.0005**	**-.0009**	**.0002**
Stddev	.0024	.0038	.0007	.0005	.0001	.0002	.0026	.0003
%RSD	418.3	176.7	14.98	28.62	123.9	44.38	287.9	176.1
#1	.0017	-.0030	.0054	.0018	-.0000	.0008	.0021	.0006
#2	-.0030	.0020	.0040	.0022	.0002	.0004	-.0029	-.0000
#3	-.0004	-.0054	.0046	.0012	.0000	.0004	-.0019	.0000
Check ?	Chk Pass	Chk Pass	Chk Pass	Chk Pass	Chk Pass	Chk Pass	Chk Pass	Chk Pass
High Limit								
Low Limit								

Elem	W_2079	Zn2062	Zr3391
Units	ppm	ppm	ppm
Avg	**.0024**	F **-.0021**	**.0002**
Stddev	.0025	.0003	.0001
%RSD	104.7	13.10	49.18
#1	.0052	-.0018	.0003
#2	.0014	-.0024	.0002
#3	.0005	-.0021	.0001
Check ?	Chk Pass	Chk Fail	Chk Pass
High Limit		.0020	
Low Limit		-.0020	

Int. Std.	In2306	Y_3600	Y_3710	Y_2243
Units	Cts/S	Cts/S	Cts/S	Cts/S
Avg	**4409.3**	**59261.**	**4500.6**	**1398.4**
Stddev	4.4	133.	45.1	2.9
%RSD	.09960	.22474	1.0025	.20988
#1	4407.1	59182.	4526.0	1396.2
#2	4414.4	59186.	4448.5	1401.7
#3	4406.6	59415.	4527.4	1397.2

Zoom In Zoom Out

Sample Name: jd27495-15 Acquired: 7/6/2021 18:49:03 Type: Unk
Method: SGS NO VALVE3(v101) Mode: CONC Corr. Factor: 1.000000
User: admin Custom ID1: Custom ID2: Custom ID3:
Comment:

Elem	Ag3280	Al3961	As1890	B_2089	Ba4554	Be3130	Bi2230	Ca3179	Cd2288
Units	ppm	ppm	ppm	ppm	ppm	ppm	ppm	ppm	ppm
Avg	**.0003**	**123.8**	**.0187**	**.0199**	**.6081**	**.0050**	**.1010**	**12.97**	**.0002**
Stddev	.0007	.2	.0010	.0006	.0005	.0001	.0178	.02	.0002
%RSD	244.8	.1943	5.507	3.080	.0862	1.451	17.60	.1645	112.1
#1	.0009	124.1	.0198	.0203	.6087	.0049	.0902	12.99	-.0001
#2	.0003	123.6	.0186	.0192	.6079	.0050	.0913	12.96	.0004
#3	-.0004	123.7	.0177	.0202	.6077	.0051	.1215	12.95	.0003

Elem	Ce4040	Co2286	Cr2677	Cu3247	Fe2599	K_7664	Li6707	Mg2790	Mn2576
Units	ppm	ppm	ppm	ppm	ppm	ppm	ppm	ppm	ppm
Avg	**.4966**	**.0391**	**.1627**	**.0808**	**109.3**	**6.699**	**.1005**	**17.37**	**1.190**
Stddev	.0177	.0006	.0058	.0023	.3	.072	.0008	.09	.042
%RSD	3.568	1.568	3.562	2.816	.3163	1.080	.8291	.5301	3.557
#1	.4850	.0398	.1594	.0800	109.7	6.783	.0995	17.47	1.167
#2	.4878	.0387	.1593	.0791	109.0	6.653	.1007	17.30	1.164
#3	.5170	.0388	.1694	.0834	109.3	6.662	.1011	17.33	1.239

Elem	Mo2020	Na5895	Ni2316	P_1774	Pb2203	S_1820	Sb2068	Se1960	Si2124
Units	ppm	ppm	ppm	ppm	ppm	ppm	ppm	ppm	ppm
Avg	**.0030**	**3.294**	**.1082**	**2.822**	**.3320**	**3.132**	**-.0014**	**.0023**	**2.533**
Stddev	.0001	.011	.0006	.002	.0010	.005	.0013	.0028	.036
%RSD	4.701	.3309	.5456	.0721	.2965	.1475	95.94	123.6	1.404
#1	.0029	3.307	.1085	2.824	.3310	3.136	-.0024	-.0007	2.568
#2	.0032	3.288	.1086	2.823	.3322	3.127	.0001	.0026	2.534
#3	.0030	3.287	.1075	2.820	.3329	3.132	-.0019	.0049	2.496

Elem	Sn1899	Sr4077	Ti3349	Tl1908	V_2924	W_2079	Zn2062	Zr3391
Units	ppm	ppm	ppm	ppm	ppm	ppm	ppm	ppm
Avg	**.0218**	**.0897**	**4.578**	**.0062**	**.2212**	**-.0002**	**.2474**	**.0150**
Stddev	.0012	.0003	.167	.0037	.0083	.0004	.0006	.0004
%RSD	5.713	.2806	3.649	59.36	3.732	184.7	.2451	2.655
#1	.0229	.0900	4.483	.0085	.2164	-.0002	.2476	.0150
#2	.0220	.0895	4.480	.0080	.2165	-.0007	.2479	.0146
#3	.0204	.0897	4.771	.0020	.2308	.0002	.2467	.0154

Zoom In Zoom Out

Sample Name: jd27495-15 Acquired: 7/6/2021 18:49:03 Type: Unk
Method: SGS NO VALVE3(v101) Mode: CONC Corr. Factor: 1.000000
User: admin Custom ID1: Custom ID2: Custom ID3:
Comment:

Int. Std.	In2306	Y_3600	Y_3710	Y_2243
Units	Cts/S	Cts/S	Cts/S	Cts/S
Avg	**4437.8**	**61674.**	**4931.5**	**1502.3**
Stddev	8.0	1777.	15.6	2.0
%RSD	.18047	2.8808	.31564	.13077
#1	4446.2	62514.	4916.7	1504.3
#2	4430.2	62875.	4930.0	1500.4
#3	4436.8	59633.	4947.7	1502.2

Zoom In Zoom Out

Sample Name: jd27495-16 Acquired: 7/6/2021 18:54:05 Type: Unk
Method: SGS NO VALVE3(v101) Mode: CONC Corr. Factor: 1.000000
User: admin Custom ID1: Custom ID2: Custom ID3:
Comment:

Elem	Ag3280	Al3961	As1890	B_2089	Ba4554	Be3130	Bi2230	Ca3179	Cd2288
Units	ppm	ppm	ppm	ppm	ppm	ppm	ppm	ppm	ppm
Avg	**.0008**	**87.01**	**.0132**	**.0074**	**.6928**	**.0037**	**.1397**	**16.82**	**.0002**
Stddev	.0005	.24	.0013	.0008	.0020	.0001	.0017	.05	.0001
%RSD	56.48	.2746	9.898	10.93	.2940	1.786	1.221	.2921	51.07
#1	.0012	86.87	.0118	.0071	.6922	.0037	.1377	16.77	.0004
#2	.0003	87.28	.0136	.0067	.6951	.0037	.1410	16.87	.0001
#3	.0009	86.87	.0144	.0083	.6911	.0036	.1404	16.81	.0002

Elem	Ce4040	Co2286	Cr2677	Cu3247	Fe2599	K_7664	Li6707	Mg2790	Mn2576
Units	ppm	ppm	ppm	ppm	ppm	ppm	ppm	ppm	ppm
Avg	**.5533**	**.0732**	**.1545**	**.1550**	**139.7**	**29.15**	**.1036**	**27.29**	**2.083**
Stddev	.0027	.0004	.0002	.0001	.4	.07	.0012	.18	.008
%RSD	.4795	.4953	.1596	.0634	.2763	.2569	1.119	.6613	.3627
#1	.5504	.0736	.1544	.1550	139.4	29.11	.1049	27.09	2.075
#2	.5557	.0731	.1543	.1551	140.1	29.24	.1031	27.43	2.087
#3	.5539	.0729	.1547	.1549	139.6	29.10	.1028	27.36	2.088

Elem	Mo2020	Na5895	Ni2316	P_1774	Pb2203	S_1820	Sb2068	Se1960	Si2124
Units	ppm	ppm	ppm	ppm	ppm	ppm	ppm	ppm	ppm
Avg	**.0016**	**2.402**	**.1675**	**4.044**	**.0387**	**.0902**	**-.0014**	**-.0030**	**3.069**
Stddev	.0003	.005	.0006	.010	.0013	.0007	.0004	.0009	.028
%RSD	17.11	.2258	.3855	.2366	3.416	.7841	27.20	28.96	.9099
#1	.0019	2.406	.1682	4.052	.0399	.0897	-.0012	-.0025	3.094
#2	.0015	2.404	.1672	4.034	.0373	.0899	-.0012	-.0024	3.039
#3	.0013	2.396	.1670	4.048	.0388	.0910	-.0019	-.0039	3.073

Elem	Sn1899	Sr4077	Ti3349	Tl1908	V_2924	W_2079	Zn2062	Zr3391
Units	ppm	ppm	ppm	ppm	ppm	ppm	ppm	ppm
Avg	**.0200**	**.0595**	**7.509**	**.0047**	**.2131**	**-.0006**	**.2767**	**.0260**
Stddev	.0006	.0002	.019	.0018	.0005	.0014	.0005	.0001
%RSD	2.770	.3497	.2497	37.91	.2166	229.6	.1766	.2146
#1	.0193	.0593	7.488	.0063	.2128	.0002	.2771	.0259
#2	.0201	.0597	7.519	.0050	.2129	.0002	.2762	.0259
#3	.0204	.0594	7.521	.0028	.2136	-.0023	.2769	.0260

Zoom In Zoom Out

Sample Name: jd27495-16 Acquired: 7/6/2021 18:54:05 Type: Unk
Method: SGS NO VALVE3(v101) Mode: CONC Corr. Factor: 1.000000
User: admin Custom ID1: Custom ID2: Custom ID3:
Comment:

Int. Std.	In2306	Y_3600	Y_3710	Y_2243
Units	Cts/S	Cts/S	Cts/S	Cts/S
Avg	**4434.6**	**62651.**	**4837.7**	**1474.6**
Stddev	3.3	460.	29.7	4.0
%RSD	.07333	.73355	.61325	.27330
#1	4435.1	63130.	4870.6	1472.9
#2	4437.6	62608.	4813.0	1479.2
#3	4431.1	62214.	4829.5	1471.7

Zoom In Zoom Out

Sample Name: jd27495-18 Acquired: 7/6/2021 18:59:07 Type: Unk
Method: SGS NO VALVE3(v101) Mode: CONC Corr. Factor: 1.000000
User: admin Custom ID1: Custom ID2: Custom ID3:
Comment:

Elem	Ag3280	Al3961	As1890	B_2089	Ba4554	Be3130	Bi2230	Ca3179	Cd2288
Units	ppm	ppm	ppm	ppm	ppm	ppm	ppm	ppm	ppm
Avg	**.0011**	**170.8**	**.0311**	**.0299**	**1.148**	**.0065**	**.1112**	**15.76**	**.0005**
Stddev	.0006	.2	.0010	.0006	.003	.0001	.0008	.01	.0000
%RSD	52.33	.1354	3.257	2.174	.2451	.9959	.6753	.0801	8.295
#1	.0005	170.5	.0304	.0297	1.145	.0064	.1104	15.77	.0005
#2	.0016	170.8	.0307	.0293	1.149	.0064	.1116	15.75	.0005
#3	.0013	171.0	.0323	.0306	1.150	.0066	.1117	15.77	.0005

Elem	Ce4040	Co2286	Cr2677	Cu3247	Fe2599	K_7664	Li6707	Mg2790	Mn2576
Units	ppm	ppm	ppm	ppm	ppm	ppm	ppm	ppm	ppm
Avg	**.8464**	**.0665**	**.2371**	**.1718**	**170.9**	**32.70**	**.2040**	**30.09**	**1.242**
Stddev	.0010	.0009	.0010	.0005	.1	.06	.0006	.04	.001
%RSD	.1150	1.293	.4366	.2901	.0717	.1690	.3108	.1388	.0923
#1	.8460	.0667	.2380	.1719	170.8	32.63	.2046	30.14	1.242
#2	.8457	.0672	.2360	.1713	170.9	32.72	.2039	30.06	1.240
#3	.8475	.0655	.2372	.1723	171.1	32.74	.2034	30.07	1.242

Elem	Mo2020	Na5895	Ni2316	P_1774	Pb2203	S_1820	Sb2068	Se1960	Si2124
Units	ppm	ppm	ppm	ppm	ppm	ppm	ppm	ppm	ppm
Avg	**.0110**	**2.991**	**.2118**	**3.685**	**.2368**	**1.460**	**-.0012**	**.0015**	**3.035**
Stddev	.0002	.010	.0008	.008	.0015	.002	.0026	.0012	.018
%RSD	1.855	.3377	.3690	.2061	.6315	.1440	217.3	81.11	.5955
#1	.0111	2.982	.2118	3.693	.2379	1.457	-.0005	.0001	3.046
#2	.0112	2.989	.2125	3.679	.2374	1.461	-.0041	.0025	3.044
#3	.0108	3.002	.2109	3.682	.2350	1.460	.0010	.0019	3.014

Elem	Sn1899	Sr4077	Ti3349	Tl1908	V_2924	W_2079	Zn2062	Zr3391
Units	ppm	ppm	ppm	ppm	ppm	ppm	ppm	ppm
Avg	**.0250**	**.0896**	**6.216**	**.0027**	**.3231**	**-.0018**	**.3454**	**.0705**
Stddev	.0017	.0003	.005	.0044	.0005	.0020	.0003	.0003
%RSD	6.738	.3299	.0868	167.1	.1535	111.6	.0753	.3756
#1	.0262	.0893	6.220	.0061	.3233	.0005	.3455	.0702
#2	.0258	.0899	6.210	.0043	.3225	-.0030	.3455	.0705
#3	.0231	.0896	6.217	-.0024	.3234	-.0029	.3451	.0707

Zoom In Zoom Out

Sample Name: jd27495-18 Acquired: 7/6/2021 18:59:07 Type: Unk
Method: SGS NO VALVE3(v101) Mode: CONC Corr. Factor: 1.000000
User: admin Custom ID1: Custom ID2: Custom ID3:
Comment:

Int. Std.	In2306	Y_3600	Y_3710	Y_2243
Units	Cts/S	Cts/S	Cts/S	Cts/S
Avg	**4429.9**	**66711.**	**5261.1**	**1583.8**
Stddev	4.5	128.	12.3	.8
%RSD	.10158	.19197	.23352	.04874
#1	4425.0	66612.	5250.7	1583.3
#2	4433.8	66856.	5274.6	1584.7
#3	4430.8	66665.	5257.8	1583.4

Zoom In Zoom Out

Sample Name: jd27495-20 Acquired: 7/6/2021 19:04:09 Type: Unk
Method: SGS NO VALVE3(v101) Mode: CONC Corr. Factor: 1.000000
User: admin Custom ID1: Custom ID2: Custom ID3:
Comment:

Elem	Ag3280	Al3961	As1890	B_2089	Ba4554	Be3130	Bi2230	Ca3179	Cd2288
Units	ppm	ppm	ppm	ppm	ppm	ppm	ppm	ppm	ppm
Avg	**.0010**	**95.28**	**.0192**	**.0078**	**.7936**	**.0040**	**.1304**	**15.82**	**.0000**
Stddev	.0003	.02	.0013	.0010	.0021	.0000	.0028	.05	.0003
%RSD	29.16	.0233	6.587	12.56	.2632	1.139	2.114	.3341	27e6
#1	.0010	95.27	.0194	.0079	.7917	.0041	.1293	15.88	.0000
#2	.0012	95.30	.0204	.0068	.7959	.0041	.1283	15.78	-.0004
#3	.0007	95.26	.0179	.0088	.7933	.0040	.1335	15.80	.0003

Elem	Ce4040	Co2286	Cr2677	Cu3247	Fe2599	K_7664	Li6707	Mg2790	Mn2576
Units	ppm	ppm	ppm	ppm	ppm	ppm	ppm	ppm	ppm
Avg	**.5636**	**.0610**	**.1836**	**.1383**	**132.7**	**32.85**	**.0880**	**27.78**	**1.768**
Stddev	.0034	.0004	.0004	.0000	.1	.05	.0019	.06	.002
%RSD	.5969	.6314	.2194	.0248	.0556	.1385	2.193	.2247	.0862
#1	.5666	.0614	.1831	.1383	132.8	32.80	.0869	27.85	1.767
#2	.5643	.0606	.1839	.1383	132.8	32.89	.0869	27.75	1.770
#3	.5600	.0609	.1837	.1383	132.6	32.87	.0903	27.73	1.768

Elem	Mo2020	Na5895	Ni2316	P_1774	Pb2203	S_1820	Sb2068	Se1960	Si2124
Units	ppm	ppm	ppm	ppm	ppm	ppm	ppm	ppm	ppm
Avg	**.0036**	**1.430**	**.1414**	**3.430**	**.0384**	**.2555**	**-.0018**	**-.0021**	**3.136**
Stddev	.0004	.016	.0005	.008	.0007	.0023	.0008	.0023	.022
%RSD	10.56	1.122	.3831	.2332	1.751	.9150	42.47	108.5	.7047
#1	.0036	1.423	.1417	3.435	.0378	.2582	-.0009	-.0003	3.157
#2	.0040	1.418	.1417	3.434	.0383	.2543	-.0024	-.0013	3.113
#3	.0032	1.448	.1408	3.421	.0392	.2540	-.0020	-.0047	3.140

Elem	Sn1899	Sr4077	Ti3349	Tl1908	V_2924	W_2079	Zn2062	Zr3391
Units	ppm	ppm	ppm	ppm	ppm	ppm	ppm	ppm
Avg	**.0205**	**.0672**	**7.570**	**.0046**	**.2347**	**-.0012**	**.2836**	**.0339**
Stddev	.0003	.0002	.004	.0010	.0003	.0006	.0009	.0002
%RSD	1.582	.2496	.0574	21.49	.1285	47.42	.3226	.4885
#1	.0208	.0673	7.571	.0041	.2345	-.0005	.2840	.0337
#2	.0202	.0670	7.574	.0057	.2346	-.0014	.2842	.0340
#3	.0206	.0671	7.566	.0039	.2350	-.0016	.2825	.0338

Zoom In Zoom Out

Sample Name: jd27495-20 Acquired: 7/6/2021 19:04:09 Type: Unk
Method: SGS NO VALVE3(v101) Mode: CONC Corr. Factor: 1.000000
User: admin Custom ID1: Custom ID2: Custom ID3:
Comment:

Int. Std.	In2306	Y_3600	Y_3710	Y_2243
Units	Cts/S	Cts/S	Cts/S	Cts/S
Avg	**4444.8**	**62653.**	**4889.6**	**1477.1**
Stddev	6.4	262.	34.5	1.6
%RSD	.14325	.41889	.70629	.10606
#1	4444.2	62956.	4851.3	1476.9
#2	4438.8	62516.	4918.3	1475.6
#3	4451.5	62488.	4899.3	1478.8

Zoom In Zoom Out

Sample Name: jd27495-22 Acquired: 7/6/2021 19:09:12 Type: Unk
Method: SGS NO VALVE3(v101) Mode: CONC Corr. Factor: 1.000000
User: admin Custom ID1: Custom ID2: Custom ID3:
Comment:

Elem	Ag3280	Al3961	As1890	B_2089	Ba4554	Be3130	Bi2230	Ca3179	Cd2288
Units	ppm	ppm	ppm	ppm	ppm	ppm	ppm	ppm	ppm
Avg	**.0031**	**69.40**	**.0329**	**.0100**	**.6010**	**.0029**	**.0862**	**28.66**	**.0010**
Stddev	.0007	.11	.0005	.0006	.0009	.0001	.0079	.02	.0002
%RSD	22.22	.1521	1.435	5.915	.1517	2.247	9.202	.0755	24.65
#1	.0039	69.43	.0333	.0106	.6011	.0029	.0776	28.66	.0009
#2	.0026	69.29	.0330	.0095	.6000	.0029	.0878	28.63	.0008
#3	.0029	69.49	.0324	.0099	.6018	.0030	.0933	28.67	.0013

Elem	Ce4040	Co2286	Cr2677	Cu3247	Fe2599	K_7664	Li6707	Mg2790	Mn2576
Units	ppm	ppm	ppm	ppm	ppm	ppm	ppm	ppm	ppm
Avg	**.4920**	**.0549**	**.1425**	**.1707**	**156.9**	**22.58**	**.0764**	**25.64**	**2.369**
Stddev	.0082	.0002	.0016	.0017	.3	.04	.0014	.08	.030
%RSD	1.674	.4456	1.153	1.012	.1668	.1891	1.869	.3279	1.285
#1	.4826	.0549	.1406	.1688	157.0	22.58	.0775	25.68	2.335
#2	.4953	.0551	.1432	.1710	156.6	22.53	.0748	25.54	2.378
#3	.4980	.0547	.1436	.1722	157.1	22.62	.0768	25.70	2.394

Elem	Mo2020	Na5895	Ni2316	P_1774	Pb2203	S_1820	Sb2068	Se1960	Si2124
Units	ppm	ppm	ppm	ppm	ppm	ppm	ppm	ppm	ppm
Avg	**.0048**	**1.442**	**.1241**	**3.300**	**.4056**	**.6281**	**.0033**	**-.0038**	**2.718**
Stddev	.0001	.007	.0001	.003	.0041	.0031	.0009	.0017	.032
%RSD	2.971	.5172	.0747	.0821	1.009	.4972	28.45	45.57	1.160
#1	.0048	1.444	.1241	3.298	.4103	.6287	.0027	-.0052	2.755
#2	.0047	1.434	.1242	3.298	.4041	.6309	.0028	-.0019	2.703
#3	.0050	1.448	.1241	3.303	.4025	.6247	.0044	-.0043	2.697

Elem	Sn1899	Sr4077	Ti3349	Tl1908	V_2924	W_2079	Zn2062	Zr3391
Units	ppm	ppm	ppm	ppm	ppm	ppm	ppm	ppm
Avg	**.0471**	**.0752**	**5.372**	**.0091**	**.1668**	**-.0003**	**.3610**	**.0262**
Stddev	.0007	.0001	.072	.0036	.0027	.0033	.0006	.0003
%RSD	1.437	.1390	1.341	39.24	1.618	1094.	.1683	1.186
#1	.0475	.0753	5.292	.0075	.1640	-.0036	.3616	.0259
#2	.0476	.0751	5.389	.0132	.1671	.0029	.3609	.0261
#3	.0463	.0753	5.433	.0067	.1694	-.0002	.3604	.0265

Zoom In Zoom Out

Sample Name: jd27495-22 Acquired: 7/6/2021 19:09:12 Type: Unk
Method: SGS NO VALVE3(v101) Mode: CONC Corr. Factor: 1.000000
User: admin Custom ID1: Custom ID2: Custom ID3:
Comment:

Int. Std.	In2306	Y_3600	Y_3710	Y_2243
Units	Cts/S	Cts/S	Cts/S	Cts/S
Avg	**4491.7**	**62989.**	**4787.2**	**1463.6**
Stddev	8.2	708.	17.8	2.8
%RSD	.18357	1.1243	.37285	.18971
#1	4483.6	63794.	4772.0	1460.7
#2	4491.5	62711.	4806.9	1463.9
#3	4500.1	62462.	4782.7	1466.2

Zoom In Zoom Out

Sample Name: jd27495-24 Acquired: 7/6/2021 19:14:15 Type: Unk
Method: SGS NO VALVE3(v101) Mode: CONC Corr. Factor: 1.000000
User: admin Custom ID1: Custom ID2: Custom ID3:
Comment:

Elem	Ag3280	Al3961	As1890	B_2089	Ba4554	Be3130	Bi2230	Ca3179	Cd2288
Units	ppm	ppm	ppm	ppm	ppm	ppm	ppm	ppm	ppm
Avg	**.0010**	**89.76**	**.0185**	**.0130**	**.7933**	**.0035**	**.1340**	**17.66**	**.0005**
Stddev	.0003	.09	.0014	.0007	.0008	.0001	.0031	.03	.0003
%RSD	26.86	.1011	7.813	4.988	.1035	2.742	2.305	.1596	57.64
#1	.0009	89.65	.0169	.0123	.7924	.0035	.1338	17.64	.0008
#2	.0008	89.79	.0196	.0134	.7940	.0036	.1310	17.65	.0003
#3	.0013	89.83	.0189	.0134	.7936	.0034	.1372	17.69	.0003

Elem	Ce4040	Co2286	Cr2677	Cu3247	Fe2599	K_7664	Li6707	Mg2790	Mn2576
Units	ppm	ppm	ppm	ppm	ppm	ppm	ppm	ppm	ppm
Avg	**.5076**	**.0731**	**.1624**	**.1611**	**139.8**	**34.27**	**.0815**	**28.19**	**2.208**
Stddev	.0033	.0011	.0004	.0004	.2	.07	.0003	.04	.002
%RSD	.6436	1.444	.2570	.2788	.1710	.2069	.3287	.1593	.1067
#1	.5057	.0742	.1628	.1606	139.6	34.22	.0817	28.15	2.210
#2	.5057	.0721	.1619	.1612	139.9	34.23	.0815	28.20	2.205
#3	.5113	.0730	.1625	.1615	140.0	34.35	.0812	28.23	2.208

Elem	Mo2020	Na5895	Ni2316	P_1774	Pb2203	S_1820	Sb2068	Se1960	Si2124
Units	ppm	ppm	ppm	ppm	ppm	ppm	ppm	ppm	ppm
Avg	**.0036**	**1.856**	**.1519**	**4.203**	**.0492**	**.4235**	**.0000**	**-.0012**	**3.097**
Stddev	.0003	.012	.0003	.004	.0024	.0031	.0015	.0005	.072
%RSD	8.200	.6376	.2162	.0998	4.816	.7391	3204.	41.20	2.339
#1	.0033	1.866	.1521	4.205	.0514	.4203	-.0015	-.0007	3.167
#2	.0038	1.860	.1515	4.207	.0467	.4265	.0014	-.0017	3.103
#3	.0037	1.843	.1521	4.199	.0496	.4237	.0003	-.0012	3.022

Elem	Sn1899	Sr4077	Ti3349	Tl1908	V_2924	W_2079	Zn2062	Zr3391
Units	ppm	ppm	ppm	ppm	ppm	ppm	ppm	ppm
Avg	**.1159**	**.0886**	F **8.078**	**.0079**	**.2408**	**.0004**	**.3115**	**.0285**
Stddev	.0008	.0004	.003	.0007	.0003	.0013	.0009	.0002
%RSD	.7120	.4591	.0315	8.212	.1362	314.0	.2911	.7876
#1	.1165	.0883	8.078	.0079	.2407	.0012	.3122	.0287
#2	.1150	.0891	8.081	.0086	.2412	-.0011	.3119	.0282
#3	.1163	.0886	8.076	.0073	.2406	.0011	.3105	.0285

Zoom In Zoom Out

Sample Name: jd27495-24 Acquired: 7/6/2021 19:14:15 Type: Unk
Method: SGS NO VALVE3(v101) Mode: CONC Corr. Factor: 1.000000
User: admin Custom ID1: Custom ID2: Custom ID3:
Comment:

Int. Std.	In2306	Y_3600	Y_3710	Y_2243
Units	Cts/S	Cts/S	Cts/S	Cts/S
Avg	**4437.5**	**62208.**	**4820.0**	**1459.1**
Stddev	.4	80.	25.2	1.1
%RSD	.00839	.12903	.52290	.07495
#1	4437.3	62185.	4835.9	1458.3
#2	4437.9	62297.	4833.3	1458.7
#3	4437.2	62141.	4791.0	1460.4

Zoom In Zoom Out

Sample Name: jd27502-4 Acquired: 7/6/2021 19:19:18 Type: Unk
Method: SGS NO VALVE3(v101) Mode: CONC Corr. Factor: 1.000000
User: admin Custom ID1: Custom ID2: Custom ID3:
Comment:

Elem	Ag3280	Al3961	As1890	B_2089	Ba4554	Be3130	Bi2230	Ca3179	Cd2288
Units	ppm	ppm	ppm	ppm	ppm	ppm	ppm	ppm	ppm
Avg	**.0028**	**108.4**	**.0252**	**.1160**	**.9016**	**.0078**	**.0561**	**22.77**	**.0013**
Stddev	.0020	4.7	.0013	.0006	.0393	.0002	.0012	.94	.0004
%RSD	71.06	4.325	5.052	.4974	4.354	2.636	2.222	4.148	33.02
#1	.0008	103.9	.0249	.1167	.8638	.0076	.0569	21.88	.0015
#2	.0047	113.3	.0265	.1158	.9422	.0080	.0547	23.76	.0009
#3	.0028	107.9	.0240	.1156	.8988	.0079	.0568	22.67	.0017

Elem	Ce4040	Co2286	Cr2677	Cu3247	Fe2599	K_7664	Li6707	Mg2790	Mn2576
Units	ppm	ppm	ppm	ppm	ppm	ppm	ppm	ppm	ppm
Avg	**.4189**	**.0798**	**.1961**	**.1069**	**194.9**	**25.21**	**.1677**	**44.77**	**7.648**
Stddev	.0032	.0003	.0004	.0017	8.2	1.04	.0074	1.84	.028
%RSD	.7548	.3473	.2042	1.544	4.189	4.113	4.387	4.114	.3649
#1	.4188	.0799	.1964	.1054	187.3	24.21	.1621	43.04	7.638
#2	.4222	.0799	.1956	.1087	203.5	26.28	.1760	46.71	7.626
#3	.4159	.0794	.1961	.1068	194.0	25.15	.1649	44.55	7.680

Elem	Mo2020	Na5895	Ni2316	P_1774	Pb2203	S_1820	Sb2068	Se1960	Si2124
Units	ppm	ppm	ppm	ppm	ppm	ppm	ppm	ppm	ppm
Avg	**.0016**	**1.922**	**.1803**	**3.466**	**.1208**	**.8893**	**.0013**	**-.0010**	**2.614**
Stddev	.0003	.086	.0001	.013	.0009	.0068	.0006	.0049	.027
%RSD	19.11	4.448	.0344	.3822	.7292	.7610	46.12	487.0	1.036
#1	.0015	1.842	.1804	3.478	.1198	.8820	.0009	-.0032	2.636
#2	.0018	2.012	.1803	3.452	.1211	.8908	.0020	-.0045	2.622
#3	.0013	1.913	.1802	3.468	.1215	.8952	.0010	.0046	2.584

Elem	Sn1899	Sr4077	Ti3349	Tl1908	V_2924	W_2079	Zn2062	Zr3391
Units	ppm	ppm	ppm	ppm	ppm	ppm	ppm	ppm
Avg	**.0206**	**.0915**	**3.544**	**.0078**	**.2483**	**-.0008**	**.3385**	**.0769**
Stddev	.0003	.0040	.005	.0035	.0002	.0019	.0003	.0009
%RSD	1.357	4.352	.1432	44.99	.0708	246.1	.0996	1.137
#1	.0208	.0878	3.549	.0105	.2482	.0014	.3386	.0759
#2	.0207	.0957	3.539	.0090	.2485	-.0013	.3381	.0776
#3	.0203	.0910	3.543	.0038	.2482	-.0024	.3387	.0771

Zoom In Zoom Out

Sample Name: jd27502-4 Acquired: 7/6/2021 19:19:18 Type: Unk
Method: SGS NO VALVE3(v101) Mode: CONC Corr. Factor: 1.000000
User: admin Custom ID1: Custom ID2: Custom ID3:
Comment:

Int. Std.	In2306	Y_3600	Y_3710	Y_2243
Units	Cts/S	Cts/S	Cts/S	Cts/S
Avg	**4458.9**	**63131.**	**4856.9**	**1473.3**
Stddev	2.9	199.	142.4	2.0
%RSD	.06607	.31559	2.9312	.13799
#1	4455.5	62997.	4979.5	1471.6
#2	4460.6	63360.	4700.8	1475.5
#3	4460.5	63035.	4890.5	1472.8

Zoom In Zoom Out

Sample Name: jd27563-1 Acquired: 7/6/2021 19:24:25 Type: Unk
Method: SGS NO VALVE3(v101) Mode: CONC Corr. Factor: 1.000000
User: admin Custom ID1: Custom ID2: Custom ID3:
Comment:

Elem	Ag3280	Al3961	As1890	B_2089	Ba4554	Be3130	Bi2230	Ca3179	Cd2288
Units	ppm	ppm	ppm	ppm	ppm	ppm	ppm	ppm	ppm
Avg	**.0110**	**130.9**	**.0383**	**.2019**	**.6630**	**.0073**	**.0732**	**34.75**	**.0201**
Stddev	.0011	.1	.0019	.0013	.0002	.0001	.0124	.06	.0005
%RSD	10.32	.0936	5.055	.6516	.0357	1.309	16.95	.1850	2.239
#1	.0099	130.8	.0403	.2028	.6629	.0073	.0785	34.73	.0196
#2	.0110	130.8	.0382	.2026	.6633	.0073	.0821	34.70	.0204
#3	.0122	131.0	.0365	.2004	.6629	.0072	.0590	34.82	.0203

Elem	Ce4040	Co2286	Cr2677	Cu3247	Fe2599	K_7664	Li6707	Mg2790	Mn2576
Units	ppm	ppm	ppm	ppm	ppm	ppm	ppm	ppm	ppm
Avg	**.5036**	**.1219**	**.2166**	**.2535**	F **248.5**	**18.25**	**.2966**	**54.96**	**5.765**
Stddev	.0148	.0008	.0055	.0056	.3	.06	.0008	.21	.097
%RSD	2.930	.6297	2.549	2.206	.1096	.3400	.2581	.3888	1.681
#1	.5122	.1225	.2206	.2566	248.3	18.25	.2958	55.04	5.803
#2	.5120	.1210	.2190	.2568	248.3	18.19	.2966	54.72	5.838
#3	.4865	.1221	.2103	.2470	248.8	18.32	.2974	55.13	5.655

Elem	Mo2020	Na5895	Ni2316	P_1774	Pb2203	S_1820	Sb2068	Se1960	Si2124
Units	ppm	ppm	ppm	ppm	ppm	ppm	ppm	ppm	ppm
Avg	**.0036**	**2.864**	**.2150**	**3.003**	**.1149**	**.4161**	**-.0003**	**.0026**	**2.680**
Stddev	.0003	.008	.0004	.009	.0018	.0041	.0006	.0043	.004
%RSD	8.838	.2668	.1631	.2959	1.534	.9765	198.9	167.1	.1406
#1	.0037	2.864	.2154	2.999	.1169	.4171	.0004	-.0022	2.684
#2	.0039	2.856	.2148	3.013	.1141	.4196	-.0008	.0039	2.677
#3	.0032	2.871	.2147	2.997	.1137	.4117	-.0005	.0061	2.678

Elem	Sn1899	Sr4077	Ti3349	Tl1908	V_2924	W_2079	Zn2062	Zr3391
Units	ppm	ppm	ppm	ppm	ppm	ppm	ppm	ppm
Avg	**.0209**	**.1431**	**5.235**	**.0068**	**.4400**	**-.0006**	**.4520**	**.0799**
Stddev	.0005	.0002	.129	.0012	.0111	.0001	.0011	.0018
%RSD	2.627	.1088	2.472	17.57	2.534	8.128	.2410	2.302
#1	.0207	.1431	5.308	.0075	.4468	-.0007	.4527	.0810
#2	.0205	.1430	5.311	.0054	.4461	-.0006	.4526	.0810
#3	.0215	.1433	5.086	.0075	.4272	-.0006	.4508	.0778

Zoom In Zoom Out

Sample Name: jd27563-1 Acquired: 7/6/2021 19:24:25 Type: Unk
Method: SGS NO VALVE3(v101) Mode: CONC Corr. Factor: 1.000000
User: admin Custom ID1: Custom ID2: Custom ID3:
Comment:

Int. Std.	In2306	Y_3600	Y_3710	Y_2243
Units	Cts/S	Cts/S	Cts/S	Cts/S
Avg	**4525.2**	**63492.**	**4901.6**	**1473.2**
Stddev	3.9	1170.	41.0	2.9
%RSD	.08551	1.8425	.83690	.19973
#1	4522.7	62940.	4874.3	1475.7
#2	4523.3	62699.	4948.8	1469.9
#3	4529.7	64835.	4881.8	1473.8

Zoom In Zoom Out

Sample Name: jd27563-2 Acquired: 7/6/2021 19:29:31 Type: Unk
Method: SGS NO VALVE3(v101) Mode: CONC Corr. Factor: 1.000000
User: admin Custom ID1: Custom ID2: Custom ID3:
Comment:

Elem	Ag3280	Al3961	As1890	B_2089	Ba4554	Be3130	Bi2230	Ca3179	Cd2288
Units	ppm	ppm	ppm	ppm	ppm	ppm	ppm	ppm	ppm
Avg	**.0060**	**122.7**	**.0445**	**.1047**	**.7071**	**.0076**	**.0674**	**11.52**	**.0033**
Stddev	.0001	.1	.0004	.0011	.0010	.0001	.0046	.04	.0002
%RSD	1.803	.1188	.9537	1.062	.1386	1.410	6.834	.3541	5.726
#1	.0059	122.9	.0444	.1049	.7075	.0077	.0681	11.57	.0033
#2	.0061	122.6	.0441	.1035	.7060	.0075	.0715	11.49	.0034
#3	.0059	122.7	.0450	.1057	.7078	.0076	.0624	11.50	.0030

Elem	Ce4040	Co2286	Cr2677	Cu3247	Fe2599	K_7664	Li6707	Mg2790	Mn2576
Units	ppm	ppm	ppm	ppm	ppm	ppm	ppm	ppm	ppm
Avg	**.5243**	**.1057**	**.1948**	**.1822**	F **263.7**	**13.44**	**.2681**	**39.85**	F **25.50**
Stddev	.0045	.0006	.0005	.0006	.4	.02	.0009	.15	.03
%RSD	.8576	.5229	.2414	.3496	.1559	.1183	.3343	.3658	.1264
#1	.5291	.1053	.1949	.1829	264.2	13.44	.2671	39.86	25.47
#2	.5238	.1055	.1953	.1819	263.3	13.46	.2685	39.99	25.53
#3	.5201	.1063	.1943	.1817	263.7	13.43	.2688	39.70	25.51

Elem	Mo2020	Na5895	Ni2316	P_1774	Pb2203	S_1820	Sb2068	Se1960	Si2124
Units	ppm	ppm	ppm	ppm	ppm	ppm	ppm	ppm	ppm
Avg	**.0014**	**3.242**	**.1924**	**3.285**	**.1064**	**.5292**	**.0040**	**.0024**	**3.002**
Stddev	.0004	.008	.0004	.024	.0027	.0068	.0008	.0043	.029
%RSD	27.27	.2392	.2154	.7158	2.527	1.285	19.29	179.6	.9710
#1	.0015	3.238	.1923	3.284	.1033	.5332	.0043	.0024	2.980
#2	.0010	3.251	.1922	3.263	.1077	.5214	.0046	.0067	2.991
#3	.0017	3.237	.1929	3.310	.1082	.5331	.0032	-.0019	3.035

Elem	Sn1899	Sr4077	Ti3349	Tl1908	V_2924	W_2079	Zn2062	Zr3391
Units	ppm	ppm	ppm	ppm	ppm	ppm	ppm	ppm
Avg	**.0215**	**.0964**	**4.515**	**.0111**	**.4071**	**.0011**	**.4277**	**.0362**
Stddev	.0004	.0002	.006	.0048	.0009	.0008	.0021	.0004
%RSD	1.768	.1626	.1288	43.04	.2129	67.01	.4953	1.165
#1	.0217	.0966	4.518	.0056	.4078	.0013	.4265	.0367
#2	.0211	.0963	4.519	.0135	.4072	.0003	.4265	.0359
#3	.0218	.0965	4.509	.0143	.4061	.0018	.4302	.0360

Zoom In Zoom Out

Sample Name: jd27563-2 Acquired: 7/6/2021 19:29:31 Type: Unk
Method: SGS NO VALVE3(v101) Mode: CONC Corr. Factor: 1.000000
User: admin Custom ID1: Custom ID2: Custom ID3:
Comment:

Int. Std.	In2306	Y_3600	Y_3710	Y_2243
Units	Cts/S	Cts/S	Cts/S	Cts/S
Avg	**4584.8**	**63676.**	**4951.9**	**1477.3**
Stddev	17.7	112.	20.6	8.5
%RSD	.38640	.17597	.41511	.57609
#1	4597.5	63802.	4928.4	1482.2
#2	4592.3	63588.	4961.0	1482.2
#3	4564.6	63638.	4966.4	1467.5

Zoom In Zoom Out

Sample Name: jd27563-5 Acquired: 7/6/2021 19:34:39 Type: Unk
Method: SGS NO VALVE3(v101) Mode: CONC Corr. Factor: 1.000000
User: admin Custom ID1: Custom ID2: Custom ID3:
Comment:

Elem	Ag3280	Al3961	As1890	B_2089	Ba4554	Be3130	Bi2230	Ca3179	Cd2288
Units	ppm	ppm	ppm	ppm	ppm	ppm	ppm	ppm	ppm
Avg	**.0029**	**133.0**	**.0340**	**.1129**	**.7664**	**.0071**	**.0639**	**8.327**	**.0013**
Stddev	.0004	.4	.0012	.0014	.0020	.0001	.0016	.011	.0001
%RSD	13.29	.2634	3.463	1.268	.2642	1.299	2.431	.1284	10.71
#1	.0030	133.4	.0342	.1142	.7687	.0072	.0652	8.339	.0014
#2	.0033	133.0	.0328	.1132	.7651	.0070	.0622	8.325	.0012
#3	.0025	132.7	.0351	.1114	.7652	.0071	.0644	8.318	.0015

Elem	Ce4040	Co2286	Cr2677	Cu3247	Fe2599	K_7664	Li6707	Mg2790	Mn2576
Units	ppm	ppm	ppm	ppm	ppm	ppm	ppm	ppm	ppm
Avg	**.5139**	**.0968**	**.2018**	**.2067**	F **207.9**	**16.78**	**.3043**	**43.47**	**4.983**
Stddev	.0017	.0001	.0007	.0002	.5	.04	.0010	.23	.035
%RSD	.3276	.1458	.3516	.0922	.2467	.2573	.3379	.5217	.6954
#1	.5131	.0967	.2015	.2065	208.5	16.83	.3055	43.72	4.974
#2	.5159	.0968	.2013	.2069	207.8	16.75	.3036	43.30	4.954
#3	.5128	.0970	.2026	.2068	207.5	16.75	.3039	43.38	5.021

Elem	Mo2020	Na5895	Ni2316	P_1774	Pb2203	S_1820	Sb2068	Se1960	Si2124
Units	ppm	ppm	ppm	ppm	ppm	ppm	ppm	ppm	ppm
Avg	**.0025**	**1.689**	**.1872**	**2.348**	**.1161**	**.6223**	**.0007**	**.0020**	**2.933**
Stddev	.0004	.018	.0007	.009	.0002	.0009	.0008	.0018	.024
%RSD	15.79	1.058	.3835	.3674	.2022	.1520	112.5	90.00	.8300
#1	.0023	1.676	.1864	2.352	.1159	.6232	.0011	-.0000	2.940
#2	.0022	1.709	.1873	2.353	.1163	.6224	.0013	.0033	2.953
#3	.0029	1.682	.1878	2.338	.1161	.6213	-.0002	.0026	2.906

Elem	Sn1899	Sr4077	Ti3349	Tl1908	V_2924	W_2079	Zn2062	Zr3391
Units	ppm	ppm	ppm	ppm	ppm	ppm	ppm	ppm
Avg	**.0227**	**.0632**	**4.636**	**.0083**	**.3822**	**-.0031**	**.4050**	**.0564**
Stddev	.0012	.0001	.007	.0031	.0009	.0010	.0019	.0001
%RSD	5.189	.1239	.1518	37.36	.2403	31.49	.4652	.1231
#1	.0236	.0633	4.640	.0112	.3827	-.0041	.4065	.0565
#2	.0213	.0632	4.628	.0050	.3811	-.0021	.4056	.0564
#3	.0231	.0631	4.640	.0088	.3826	-.0030	.4029	.0564

Zoom In Zoom Out

Sample Name: jd27563-5 Acquired: 7/6/2021 19:34:39 Type: Unk
Method: SGS NO VALVE3(v101) Mode: CONC Corr. Factor: 1.000000
User: admin Custom ID1: Custom ID2: Custom ID3:
Comment:

Int. Std.	In2306	Y_3600	Y_3710	Y_2243
Units	Cts/S	Cts/S	Cts/S	Cts/S
Avg	**4479.4**	**62563.**	**4874.9**	**1455.9**
Stddev	11.4	249.	5.7	5.2
%RSD	.25368	.39762	.11786	.35918
#1	4479.1	62579.	4880.4	1452.5
#2	4468.2	62803.	4869.0	1453.3
#3	4490.9	62306.	4875.5	1461.9

Zoom In Zoom Out

Sample Name: ccv Acquired: 7/6/2021 19:39:50 Type: QC
Method: SGS NO VALVE3(v101) Mode: CONC Corr. Factor: 1.000000
User: admin Custom ID1: Custom ID2: Custom ID3:
Comment:

Elem	Ag3280	Al3961	As1890	B_2089	Ba4554	Be3130	Bi2230	Ca3179	Cd2288
Units	ppm	ppm	ppm	ppm	ppm	ppm	ppm	ppm	ppm
Avg	**.2413**	**41.47**	**2.049**	**2.028**	**2.071**	**2.063**	**2.039**	**41.33**	**2.036**
Stddev	.0017	.05	.003	.004	.005	.003	.005	.07	.002
%RSD	.6972	.1228	.1504	.1873	.2623	.1619	.2238	.1618	.0727
#1	.2430	41.42	2.048	2.024	2.065	2.059	2.034	41.26	2.034
#2	.2396	41.52	2.053	2.031	2.072	2.064	2.042	41.39	2.037
#3	.2413	41.47	2.048	2.029	2.075	2.066	2.041	41.33	2.037
Check ?	Chk Pass	Chk Pass	Chk Pass	Chk Pass	Chk Pass	Chk Pass	Chk Pass	Chk Pass	Chk Pass
Value									
Range									

Elem	Ce4040	Co2286	Cr2677	Cu3247	Fe2599	K_7664	Li6707	Mg2790	Mn2576
Units	ppm	ppm	ppm	ppm	ppm	ppm	ppm	ppm	ppm
Avg	**1.955**	**2.064**	**1.960**	**1.939**	**40.90**	**40.51**	**2.013**	**40.32**	**1.983**
Stddev	.002	.003	.003	.001	.06	.07	.004	.17	.002
%RSD	.1179	.1653	.1653	.0439	.1365	.1671	.1824	.4180	.1132
#1	1.956	2.060	1.961	1.938	40.84	40.43	2.010	40.26	1.982
#2	1.956	2.065	1.956	1.940	40.95	40.55	2.013	40.51	1.981
#3	1.952	2.066	1.963	1.939	40.90	40.54	2.017	40.18	1.985
Check ?	Chk Pass	Chk Pass	Chk Pass	Chk Pass	Chk Pass	Chk Pass	Chk Pass	Chk Pass	Chk Pass
Value									
Range									

Elem	Mo2020	Na5895	Ni2316	P_1774	Pb2203	S_1820	Sb2068	Se1960	Si2124
Units	ppm	ppm	ppm	ppm	ppm	ppm	ppm	ppm	ppm
Avg	**2.073**	**41.37**	**2.097**	**2.046**	**2.084**	**2.012**	**2.049**	**2.039**	**5.094**
Stddev	.002	.07	.005	.001	.002	.008	.006	.006	.013
%RSD	.1072	.1768	.2171	.0595	.1134	.3842	.2858	.3119	.2483
#1	2.070	41.29	2.093	2.044	2.081	2.004	2.042	2.034	5.080
#2	2.074	41.40	2.096	2.046	2.085	2.019	2.050	2.038	5.096
#3	2.074	41.43	2.102	2.047	2.085	2.014	2.054	2.046	5.105
Check ?	Chk Pass	Chk Pass	Chk Pass	Chk Pass	Chk Pass	Chk Pass	Chk Pass	Chk Pass	Chk Pass
Value									
Range									

Zoom In Zoom Out

Sample Name: ccv Acquired: 7/6/2021 19:39:50 Type: QC
Method: SGS NO VALVE3(v101) Mode: CONC Corr. Factor: 1.000000
User: admin Custom ID1: Custom ID2: Custom ID3:
Comment:

Elem	Sn1899	Sr4077	Ti3349	Tl1908	V_2924	W_2079	Zn2062	Zr3391
Units	ppm	ppm	ppm	ppm	ppm	ppm	ppm	ppm
Avg	**2.074**	**2.083**	**1.958**	**2.105**	**1.951**	**2.069**	**2.085**	**1.989**
Stddev	.004	.004	.002	.007	.003	.002	.003	.001
%RSD	.2091	.1899	.0744	.3360	.1648	.0965	.1369	.0639
#1	2.070	2.079	1.958	2.100	1.950	2.067	2.083	1.988
#2	2.079	2.083	1.956	2.113	1.949	2.071	2.083	1.988
#3	2.074	2.087	1.959	2.103	1.955	2.070	2.088	1.990
Check ?	Chk Pass	Chk Pass	Chk Pass	Chk Pass	Chk Pass	Chk Pass	Chk Pass	Chk Pass
Value								
Range								

Int. Std.	In2306	Y_3600	Y_3710	Y_2243
Units	Cts/S	Cts/S	Cts/S	Cts/S
Avg	**4310.0**	**58773.**	**4522.8**	**1343.2**
Stddev	8.5	204.	26.1	2.3
%RSD	.19819	.34664	.57617	.17431
#1	4317.4	58814.	4522.7	1345.4
#2	4311.9	58954.	4496.8	1343.4
#3	4300.6	58552.	4548.9	1340.8

Zoom In Zoom Out

Sample Name: ccb Acquired: 7/6/2021 19:44:40 Type: QC
Method: SGS NO VALVE3(v101) Mode: CONC Corr. Factor: 1.000000
User: admin Custom ID1: Custom ID2: Custom ID3:
Comment:

Elem	Ag3280	Al3961	As1890	B_2089	Ba4554	Be3130	Bi2230	Ca3179
Units	ppm	ppm	ppm	ppm	ppm	ppm	ppm	ppm
Avg	**.0003**	**.0064**	**-.0014**	**.0017**	**.0003**	**.0002**	**-.0002**	**-.0012**
Stddev	.0001	.0144	.0011	.0002	.0001	.0001	.0008	.0026
%RSD	35.11	224.7	75.90	12.18	46.96	47.87	324.9	215.6
#1	.0003	-.0101	-.0005	.0018	.0002	.0003	-.0008	-.0003
#2	.0002	.0165	-.0012	.0018	.0002	.0002	.0007	.0008
#3	.0004	.0128	-.0026	.0014	.0005	.0001	-.0006	-.0041
Check ?	Chk Pass	Chk Pass	Chk Pass	Chk Pass	Chk Pass	Chk Pass	Chk Pass	Chk Pass
High Limit								
Low Limit								

Elem	Cd2288	Ce4040	Co2286	Cr2677	Cu3247	Fe2599	K_7664	Li6707
Units	ppm	ppm	ppm	ppm	ppm	ppm	ppm	ppm
Avg	**-.0001**	**-.0012**	**-.0001**	**.0003**	**.0005**	**.0068**	**-.0006**	**.0006**
Stddev	.0002	.0015	.0004	.0001	.0000	.0037	.0258	.0009
%RSD	319.5	130.9	305.9	22.76	7.498	54.54	4300.	145.3
#1	-.0002	-.0028	-.0000	.0004	.0005	.0090	-.0299	-.0004
#2	-.0002	.0003	.0002	.0003	.0005	.0025	.0094	.0014
#3	.0002	-.0010	-.0006	.0003	.0005	.0090	.0187	.0009
Check ?	Chk Pass	None	Chk Pass	Chk Pass	Chk Pass	Chk Pass	Chk Pass	Chk Pass
High Limit								
Low Limit								

Elem	Mg2790	Mn2576	Mo2020	Na5895	Ni2316	P_1774	Pb2203	S_1820
Units	ppm	ppm	ppm	ppm	ppm	ppm	ppm	ppm
Avg	**.0221**	**.0001**	**.0001**	**-.0094**	**-.0001**	**-.0036**	**.0001**	**-.0055**
Stddev	.0086	.0000	.0001	.0037	.0002	.0004	.0019	.0038
%RSD	38.93	23.61	80.47	39.74	143.7	11.10	2007.	69.05
#1	.0227	.0001	.0002	-.0091	.0001	-.0033	.0013	-.0091
#2	.0304	.0001	.0002	-.0058	-.0003	-.0040	-.0021	-.0015
#3	.0132	.0001	.0000	-.0132	-.0002	-.0035	.0010	-.0058
Check ?	Chk Pass	Chk Pass	Chk Pass	Chk Pass	Chk Pass	Chk Pass	Chk Pass	Chk Pass
High Limit								
Low Limit								

Zoom In Zoom Out

Sample Name: ccb Acquired: 7/6/2021 19:44:40 Type: QC
Method: SGS NO VALVE3(v101) Mode: CONC Corr. Factor: 1.000000
User: admin Custom ID1: Custom ID2: Custom ID3:
Comment:

Elem	Sb2068	Se1960	Si2124	Sn1899	Sr4077	Ti3349	Tl1908	V_2924
Units	ppm	ppm	ppm	ppm	ppm	ppm	ppm	ppm
Avg	**.0001**	**-.0013**	**.0044**	**.0015**	**.0001**	**.0008**	**-.0001**	**.0000**
Stddev	.0015	.0047	.0016	.0016	.0001	.0009	.0008	.0002
%RSD	1101.	361.3	36.51	106.7	56.33	112.1	870.6	770.7
#1	-.0013	-.0063	.0034	.0032	.0002	.0005	-.0010	-.0002
#2	-.0000	-.0004	.0063	.0002	.0001	.0019	.0002	.0002
#3	.0017	.0028	.0035	.0010	.0001	.0001	.0005	.0001
Check ?	Chk Pass	Chk Pass	Chk Pass	Chk Pass	Chk Pass	Chk Pass	Chk Pass	Chk Pass
High Limit								
Low Limit								

Elem	W_2079	Zn2062	Zr3391
Units	ppm	ppm	ppm
Avg	**.0001**	F **-.0021**	**.0003**
Stddev	.0013	.0002	.0001
%RSD	2310.	7.953	19.79
#1	-.0013	-.0021	.0004
#2	.0014	-.0019	.0003
#3	.0000	-.0022	.0003
Check ?	Chk Pass	Chk Fail	Chk Pass
High Limit		.0020	
Low Limit		-.0020	

Int. Std.	In2306	Y_3600	Y_3710	Y_2243
Units	Cts/S	Cts/S	Cts/S	Cts/S
Avg	**4411.4**	**60176.**	**4564.7**	**1379.1**
Stddev	1.4	107.	2.1	1.1
%RSD	.03226	.17753	.04619	.08062
#1	4409.9	60054.	4567.1	1379.0
#2	4412.8	60250.	4563.8	1380.3
#3	4411.6	60225.	4563.2	1378.1

Zoom In Zoom Out

Sample Name: mp27287-mb1 Acquired: 7/6/2021 19:49:56 Type: Unk
Method: SGS NO VALVE3(v101) Mode: CONC Corr. Factor: 1.000000
User: admin Custom ID1: Custom ID2: Custom ID3:
Comment:

Elem	Ag3280	Al3961	As1890	B_2089	Ba4554	Be3130	Bi2230	Ca3179	Cd2288
Units	ppm	ppm	ppm	ppm	ppm	ppm	ppm	ppm	ppm
Avg	**.0004**	**.0187**	**-.0016**	**.0050**	**.0011**	**.0000**	**.0002**	**.0604**	**.0000**
Stddev	.0004	.0119	.0008	.0009	.0001	.0001	.0030	.0012	.0001
%RSD	92.60	63.48	51.90	17.36	11.61	182.7	1862.	2.032	1753.
#1	-.0000	.0149	-.0009	.0043	.0012	-.0000	.0011	.0601	.0001
#2	.0008	.0092	-.0013	.0060	.0010	.0001	-.0032	.0593	.0000
#3	.0005	.0321	-.0025	.0047	.0010	.0000	.0026	.0617	-.0001

Elem	Ce4040	Co2286	Cr2677	Cu3247	Fe2599	K_7664	Li6707	Mg2790	Mn2576
Units	ppm	ppm	ppm	ppm	ppm	ppm	ppm	ppm	ppm
Avg	**-.0024**	**.0001**	**.0009**	**.0019**	**.0489**	**.0614**	**.0024**	**.0271**	**.0008**
Stddev	.0031	.0005	.0000	.0003	.0023	.0207	.0019	.0170	.0001
%RSD	131.8	895.5	3.159	13.92	4.767	33.64	78.95	62.54	7.534
#1	-.0054	.0000	.0009	.0016	.0468	.0794	.0043	.0267	.0008
#2	-.0025	-.0005	.0009	.0019	.0514	.0658	.0023	.0443	.0008
#3	.0008	.0006	.0009	.0021	.0486	.0389	.0005	.0104	.0007

Elem	Mo2020	Na5895	Ni2316	P_1774	Pb2203	S_1820	Sb2068	Se1960	Si2124
Units	ppm	ppm	ppm	ppm	ppm	ppm	ppm	ppm	ppm
Avg	**.0005**	**.0680**	**.0010**	**.0315**	**.0008**	**.0085**	**-.0004**	**-.0003**	**.0231**
Stddev	.0003	.0115	.0004	.0023	.0026	.0033	.0013	.0006	.0007
%RSD	70.12	16.86	37.30	7.225	323.1	39.00	375.3	210.6	3.085
#1	.0007	.0670	.0011	.0302	-.0001	.0048	-.0018	.0002	.0224
#2	.0007	.0570	.0013	.0341	-.0012	.0112	.0001	-.0001	.0231
#3	.0001	.0798	.0006	.0301	.0037	.0093	.0007	-.0009	.0238

Elem	Sn1899	Sr4077	Ti3349	Tl1908	V_2924	W_2079	Zn2062	Zr3391
Units	ppm	ppm	ppm	ppm	ppm	ppm	ppm	ppm
Avg	**.0313**	**.0003**	**.0029**	**.0003**	**.0002**	**.0006**	**.0177**	**.0008**
Stddev	.0005	.0002	.0004	.0021	.0002	.0007	.0000	.0002
%RSD	1.639	69.96	14.12	750.9	147.6	109.6	.2753	25.68
#1	.0307	.0001	.0027	.0025	.0004	.0014	.0178	.0009
#2	.0316	.0005	.0034	-.0017	-.0000	.0003	.0177	.0010
#3	.0315	.0005	.0026	.0000	.0001	.0002	.0177	.0006

Zoom In Zoom Out

Sample Name: mp27287-mb1 Acquired: 7/6/2021 19:49:56 Type: Unk
Method: SGS NO VALVE3(v101) Mode: CONC Corr. Factor: 1.000000
User: admin Custom ID1: Custom ID2: Custom ID3:
Comment:

Int. Std.	In2306	Y_3600	Y_3710	Y_2243
Units	Cts/S	Cts/S	Cts/S	Cts/S
Avg	**4392.1**	**60170.**	**4592.8**	**1370.0**
Stddev	1.3	1522.	12.8	1.3
%RSD	.02959	2.5293	.27773	.09431
#1	4392.5	61104.	4603.3	1371.0
#2	4393.1	58414.	4596.5	1370.4
#3	4390.7	60992.	4578.6	1368.5

Zoom In Zoom Out

Sample Name: mp27287-b1 Acquired: 7/6/2021 19:55:08 Type: Unk
Method: SGS NO VALVE3(v101) Mode: CONC Corr. Factor: 1.000000
User: admin Custom ID1: Custom ID2: Custom ID3:
Comment:

Elem	Ag3280	Al3961	As1890	B_2089	Ba4554	Be3130	Bi2230	Ca3179	Cd2288
Units	ppm	ppm	ppm	ppm	ppm	ppm	ppm	ppm	ppm
Avg	**.2114**	**24.81**	**1.774**	**1.719**	**1.807**	**1.799**	**.0631**	**24.74**	**1.764**
Stddev	.0058	.02	.004	.006	.002	.004	.0033	.06	.004
%RSD	2.760	.0791	.2230	.3722	.1218	.2109	5.292	.2320	.2296
#1	.2146	24.81	1.776	1.725	1.806	1.798	.0633	24.69	1.769
#2	.2148	24.80	1.777	1.719	1.805	1.797	.0663	24.73	1.763
#3	.2046	24.84	1.770	1.712	1.809	1.804	.0597	24.80	1.761

Elem	Ce4040	Co2286	Cr2677	Cu3247	Fe2599	K_7664	Li6707	Mg2790	Mn2576
Units	ppm	ppm	ppm	ppm	ppm	ppm	ppm	ppm	ppm
Avg	**.0014**	**1.797**	**1.668**	**1.658**	**24.47**	**24.04**	**.0011**	**23.97**	**1.691**
Stddev	.0014	.002	.050	.049	.03	.04	.0011	.10	.049
%RSD	97.69	.1257	3.013	2.944	.1402	.1692	104.0	.4010	2.908
#1	.0029	1.799	1.700	1.690	24.46	24.03	.0024	24.00	1.722
#2	.0005	1.796	1.693	1.682	24.44	24.01	.0007	23.87	1.716
#3	.0007	1.795	1.610	1.602	24.51	24.09	.0002	24.05	1.634

Elem	Mo2020	Na5895	Ni2316	P_1774	Pb2203	S_1820	Sb2068	Se1960	Si2124
Units	ppm	ppm	ppm	ppm	ppm	ppm	ppm	ppm	ppm
Avg	**1.804**	**24.63**	**1.825**	**1.774**	**1.809**	**1.966**	**1.754**	**1.747**	**.0177**
Stddev	.005	.04	.006	.007	.004	.007	.002	.007	.0013
%RSD	.2604	.1601	.3116	.4127	.2237	.3568	.0867	.3993	7.407
#1	1.808	24.59	1.830	1.780	1.812	1.973	1.756	1.755	.0179
#2	1.804	24.63	1.826	1.777	1.810	1.966	1.753	1.741	.0163
#3	1.799	24.66	1.819	1.766	1.804	1.959	1.754	1.746	.0188

Elem	Sn1899	Sr4077	Ti3349	Tl1908	V_2924	W_2079	Zn2062	Zr3391
Units	ppm	ppm	ppm	ppm	ppm	ppm	ppm	ppm
Avg	**1.835**	**1.806**	**1.684**	**1.859**	**1.659**	**1.617**	**1.943**	**1.710**
Stddev	.004	.003	.051	.007	.048	.002	.007	.050
%RSD	.2237	.1769	3.013	.4049	2.916	.1351	.3862	2.946
#1	1.838	1.805	1.715	1.866	1.689	1.619	1.949	1.741
#2	1.836	1.803	1.710	1.859	1.684	1.615	1.945	1.737
#3	1.830	1.809	1.625	1.851	1.603	1.617	1.934	1.651

Zoom In Zoom Out

Sample Name: mp27287-b1 Acquired: 7/6/2021 19:55:08 Type: Unk
Method: SGS NO VALVE3(v101) Mode: CONC Corr. Factor: 1.000000
User: admin Custom ID1: Custom ID2: Custom ID3:
Comment:

Int. Std.	In2306	Y_3600	Y_3710	Y_2243
Units	Cts/S	Cts/S	Cts/S	Cts/S
Avg	**4350.7**	**60442.**	**4574.7**	**1352.9**
Stddev	4.7	1449.	15.7	3.0
%RSD	.10735	2.3973	.34333	.22528
#1	4347.3	59429.	4589.8	1349.8
#2	4348.7	59795.	4558.5	1353.2
#3	4356.0	62102.	4575.7	1355.9

Zoom In Zoom Out

Sample Name: mp27287-s1 Acquired: 7/6/2021 20:00:00 Type: Unk
Method: SGS NO VALVE3(v101) Mode: CONC Corr. Factor: 1.000000
User: admin Custom ID1: Custom ID2: Custom ID3:
Comment:

Elem	Ag3280	Al3961	As1890	B_2089	Ba4554	Be3130	Bi2230	Ca3179	Cd2288
Units	ppm	ppm	ppm	ppm	ppm	ppm	ppm	ppm	ppm
Avg	**.2094**	**85.81**	**1.719**	**1.661**	**2.173**	**1.735**	**.1258**	**41.07**	**1.724**
Stddev	.0007	.10	.002	.002	.000	.002	.0031	.08	.001
%RSD	.3219	.1209	.1341	.1044	.0123	.1389	2.485	.2020	.0368
#1	.2099	85.86	1.720	1.663	2.173	1.736	.1226	41.10	1.724
#2	.2086	85.87	1.717	1.659	2.173	1.737	.1259	41.14	1.723
#3	.2097	85.69	1.721	1.661	2.173	1.733	.1289	40.98	1.725

Elem	Ce4040	Co2286	Cr2677	Cu3247	Fe2599	K_7664	Li6707	Mg2790	Mn2576
Units	ppm	ppm	ppm	ppm	ppm	ppm	ppm	ppm	ppm
Avg	**1.863**	**1.918**	**1.745**	**1.739**	**113.2**	**43.62**	**.0522**	**39.66**	**3.314**
Stddev	.005	.001	.002	.002	.2	.06	.0003	.17	.005
%RSD	.2737	.0714	.1256	.1223	.1505	.1414	.5425	.4184	.1539
#1	1.861	1.919	1.745	1.739	113.2	43.62	.0520	39.76	3.314
#2	1.860	1.918	1.743	1.737	113.4	43.69	.0526	39.74	3.309
#3	1.869	1.916	1.747	1.741	113.1	43.56	.0521	39.46	3.319

Elem	Mo2020	Na5895	Ni2316	P_1774	Pb2203	S_1820	Sb2068	Se1960	Si2124
Units	ppm	ppm	ppm	ppm	ppm	ppm	ppm	ppm	ppm
Avg	**1.684**	**25.33**	**1.987**	**5.245**	**1.913**	**1.951**	**1.114**	**1.718**	**4.844**
Stddev	.002	.06	.003	.005	.002	.003	.002	.000	.013
%RSD	.0940	.2315	.1254	.1058	.1184	.1624	.2027	.0250	.2595
#1	1.685	25.33	1.989	5.250	1.914	1.953	1.116	1.719	4.849
#2	1.684	25.39	1.988	5.245	1.915	1.953	1.112	1.719	4.853
#3	1.682	25.27	1.984	5.239	1.911	1.948	1.112	1.718	4.830

Elem	Sn1899	Sr4077	Ti3349	Tl1908	V_2924	W_2079	Zn2062	Zr3391
Units	ppm	ppm	ppm	ppm	ppm	ppm	ppm	ppm
Avg	**1.678**	**1.806**	**6.378**	**1.940**	**1.773**	**.9637**	**1.962**	**1.691**
Stddev	.001	.002	.012	.001	.003	.0060	.002	.004
%RSD	.0656	.0844	.1876	.0658	.1448	.6251	.1057	.2059
#1	1.678	1.807	6.381	1.938	1.774	.9568	1.963	1.689
#2	1.679	1.805	6.365	1.940	1.770	.9669	1.963	1.688
#3	1.677	1.805	6.389	1.941	1.775	.9675	1.960	1.695

Zoom In Zoom Out

Sample Name: mp27287-s1 Acquired: 7/6/2021 20:00:00 Type: Unk
Method: SGS NO VALVE3(v101) Mode: CONC Corr. Factor: 1.000000
User: admin Custom ID1: Custom ID2: Custom ID3:
Comment:

Int. Std.	In2306	Y_3600	Y_3710	Y_2243
Units	Cts/S	Cts/S	Cts/S	Cts/S
Avg	**4369.1**	**64776.**	**5034.2**	**1478.1**
Stddev	5.5	94.	33.8	1.9
%RSD	.12551	.14474	.67082	.12675
#1	4373.3	64724.	5040.1	1479.9
#2	4362.9	64884.	4997.9	1476.2
#3	4371.3	64720.	5064.7	1478.0

Zoom In Zoom Out

Sample Name: mp27287-s2 Acquired: 7/6/2021 20:04:49 Type: Unk
Method: SGS NO VALVE3(v101) Mode: CONC Corr. Factor: 1.000000
User: admin Custom ID1: Custom ID2: Custom ID3:
Comment:

Elem	Ag3280	Al3961	As1890	B_2089	Ba4554	Be3130	Bi2230	Ca3179	Cd2288
Units	ppm	ppm	ppm	ppm	ppm	ppm	ppm	ppm	ppm
Avg	**.2228**	**85.53**	**1.827**	**1.752**	**2.235**	**1.823**	**.1224**	**42.27**	**1.818**
Stddev	.0008	.20	.015	.011	.006	.002	.0041	.10	.010
%RSD	.3393	.2331	.8246	.6283	.2489	.1180	3.379	.2354	.5548
#1	.2226	85.30	1.814	1.741	2.229	1.821	.1268	42.15	1.808
#2	.2222	85.63	1.824	1.751	2.241	1.825	.1218	42.34	1.818
#3	.2237	85.66	1.844	1.763	2.235	1.823	.1186	42.31	1.829

Elem	Ce4040	Co2286	Cr2677	Cu3247	Fe2599	K_7664	Li6707	Mg2790	Mn2576
Units	ppm	ppm	ppm	ppm	ppm	ppm	ppm	ppm	ppm
Avg	**.4057**	**1.924**	**1.812**	**1.822**	**109.9**	**44.22**	**.0478**	**40.84**	**3.447**
Stddev	.0016	.010	.001	.001	.2	.13	.0006	.13	.004
%RSD	.3828	.5162	.0678	.0727	.2252	.2948	1.245	.3219	.1032
#1	.4054	1.916	1.813	1.823	109.6	44.09	.0476	40.90	3.449
#2	.4043	1.922	1.811	1.820	110.1	44.35	.0485	40.93	3.443
#3	.4074	1.935	1.813	1.822	110.0	44.21	.0474	40.69	3.449

Elem	Mo2020	Na5895	Ni2316	P_1774	Pb2203	S_1820	Sb2068	Se1960	Si2124
Units	ppm	ppm	ppm	ppm	ppm	ppm	ppm	ppm	ppm
Avg	**1.815**	**26.88**	**1.993**	**5.095**	**1.916**	**2.095**	**1.243**	**1.815**	**5.451**
Stddev	.011	.06	.009	.033	.008	.016	.007	.016	.037
%RSD	.5976	.2096	.4373	.6498	.4162	.7738	.5553	.8932	.6739
#1	1.804	26.83	1.984	5.061	1.908	2.081	1.238	1.798	5.426
#2	1.815	26.94	1.993	5.096	1.917	2.090	1.241	1.818	5.434
#3	1.826	26.87	2.001	5.127	1.924	2.113	1.251	1.830	5.493

Elem	Sn1899	Sr4077	Ti3349	Tl1908	V_2924	W_2079	Zn2062	Zr3391
Units	ppm	ppm	ppm	ppm	ppm	ppm	ppm	ppm
Avg	**1.811**	**1.899**	**6.358**	**1.963**	**1.845**	**1.015**	**1.988**	**1.811**
Stddev	.010	.004	.008	.017	.001	.009	.009	.002
%RSD	.5626	.2150	.1307	.8795	.0484	.9251	.4736	.0855
#1	1.802	1.895	6.367	1.949	1.846	1.008	1.977	1.812
#2	1.808	1.904	6.350	1.958	1.844	1.013	1.990	1.809
#3	1.822	1.899	6.357	1.983	1.846	1.026	1.996	1.810

Zoom In Zoom Out

Sample Name: mp27287-s2 Acquired: 7/6/2021 20:04:49 Type: Unk
Method: SGS NO VALVE3(v101) Mode: CONC Corr. Factor: 1.000000
User: admin Custom ID1: Custom ID2: Custom ID3:
Comment:

Int. Std.	In2306	Y_3600	Y_3710	Y_2243
Units	Cts/S	Cts/S	Cts/S	Cts/S
Avg	**4334.8**	**61793.**	**4828.8**	**1398.6**
Stddev	20.8	64.	21.0	7.2
%RSD	.48025	.10285	.43400	.51293
#1	4358.4	61757.	4849.7	1406.8
#2	4327.2	61866.	4828.9	1395.4
#3	4318.9	61755.	4807.7	1393.5

Zoom In Zoom Out

Sample Name: jd27540-5 Acquired: 7/6/2021 20:09:38 Type: Unk
Method: SGS NO VALVE3(v101) Mode: CONC Corr. Factor: 1.000000
User: admin Custom ID1: Custom ID2: Custom ID3:
Comment:

Elem	Ag3280	Al3961	As1890	B_2089	Ba4554	Be3130	Bi2230	Ca3179	Cd2288
Units	ppm	ppm	ppm	ppm	ppm	ppm	ppm	ppm	ppm
Avg	**.0018**	**46.30**	**.0112**	**.0089**	**.3353**	**.0018**	**.0448**	**15.02**	**.0003**
Stddev	.0003	.12	.0013	.0005	.0006	.0001	.0017	.04	.0002
%RSD	15.02	.2611	11.94	6.128	.1687	6.602	3.686	.2522	45.83
#1	.0019	46.24	.0097	.0083	.3354	.0019	.0459	15.02	.0005
#2	.0019	46.22	.0119	.0092	.3347	.0017	.0456	14.99	.0002
#3	.0015	46.44	.0120	.0092	.3359	.0018	.0429	15.06	.0004

Elem	Ce4040	Co2286	Cr2677	Cu3247	Fe2599	K_7664	Li6707	Mg2790	Mn2576
Units	ppm	ppm	ppm	ppm	ppm	ppm	ppm	ppm	ppm
Avg	**.5098**	**.0377**	**.0972**	**.0837**	**81.86**	**15.26**	**.0406**	**13.37**	**1.232**
Stddev	.0031	.0002	.0001	.0001	.22	.01	.0006	.02	.003
%RSD	.6079	.6420	.0710	.1378	.2674	.0848	1.444	.1521	.2712
#1	.5125	.0375	.0972	.0837	81.75	15.24	.0400	13.37	1.232
#2	.5105	.0377	.0971	.0835	81.71	15.27	.0408	13.40	1.229
#3	.5064	.0380	.0972	.0838	82.11	15.27	.0411	13.36	1.236

Elem	Mo2020	Na5895	Ni2316	P_1774	Pb2203	S_1820	Sb2068	Se1960	Si2124
Units	ppm	ppm	ppm	ppm	ppm	ppm	ppm	ppm	ppm
Avg	**.0019**	**1.560**	**.0825**	**3.472**	**.0264**	**.0484**	**.0032**	**-.0049**	**3.170**
Stddev	.0003	.011	.0004	.011	.0011	.0043	.0013	.0023	.017
%RSD	17.81	.6917	.4592	.3030	4.225	8.776	41.43	47.36	.5492
#1	.0018	1.557	.0824	3.468	.0255	.0512	.0031	-.0075	3.180
#2	.0016	1.551	.0821	3.463	.0277	.0436	.0019	-.0042	3.150
#3	.0023	1.572	.0829	3.483	.0261	.0506	.0046	-.0030	3.180

Elem	Sn1899	Sr4077	Ti3349	Tl1908	V_2924	W_2079	Zn2062	Zr3391
Units	ppm	ppm	ppm	ppm	ppm	ppm	ppm	ppm
Avg	**.0261**	**.0478**	**3.747**	**.0078**	**.1316**	**.0172**	**.1565**	**.0222**
Stddev	.0003	.0002	.008	.0006	.0001	.0026	.0009	.0000
%RSD	1.171	.4148	.2021	7.620	.1012	15.13	.5489	.1816
#1	.0261	.0477	3.745	.0076	.1314	.0200	.1574	.0222
#2	.0257	.0476	3.741	.0084	.1316	.0149	.1557	.0222
#3	.0264	.0480	3.755	.0072	.1316	.0166	.1564	.0223

Zoom In Zoom Out

Sample Name: jd27540-5 Acquired: 7/6/2021 20:09:38 Type: Unk
Method: SGS NO VALVE3(v101) Mode: CONC Corr. Factor: 1.000000
User: admin Custom ID1: Custom ID2: Custom ID3:
Comment:

Int. Std.	In2306	Y_3600	Y_3710	Y_2243
Units	Cts/S	Cts/S	Cts/S	Cts/S
Avg	**4381.3**	**62538.**	**4846.4**	**1429.9**
Stddev	4.2	323.	14.4	4.0
%RSD	.09649	.51572	.29715	.27991
#1	4379.8	62527.	4863.0	1429.6
#2	4386.1	62866.	4838.3	1434.1
#3	4378.1	62221.	4837.9	1426.1

Zoom In Zoom Out

Sample Name: mp27287-sd1 Acquired: 7/6/2021 20:14:41 Type: Unk
Method: SGS NO VALVE3(v101) Mode: CONC Corr. Factor: 5.000000
User: admin Custom ID1: Custom ID2: Custom ID3:
Comment:

Elem	Ag3280	Al3961	As1890	B_2089	Ba4554	Be3130	Bi2230	Ca3179	Cd2288
Units	ppm	ppm	ppm	ppm	ppm	ppm	ppm	ppm	ppm
Avg	**.0022**	**47.86**	**.0107**	**.0165**	**.3462**	**.0016**	**.0504**	**15.64**	**-.0003**
Stddev	.0002	.17	.0042	.0040	.0003	.0000	.0035	.08	.0004
%RSD	8.079	.3563	39.28	23.99	.1006	1.629	6.954	.4883	152.1
#1	.0024	47.99	.0104	.0210	.3466	.0016	.0531	15.65	-.0005
#2	.0021	47.91	.0150	.0148	.3459	.0016	.0465	15.70	.0002
#3	.0020	47.67	.0066	.0137	.3461	.0016	.0517	15.55	-.0005

Elem	Ce4040	Co2286	Cr2677	Cu3247	Fe2599	K_7664	Li6707	Mg2790	Mn2576
Units	ppm	ppm	ppm	ppm	ppm	ppm	ppm	ppm	ppm
Avg	**.5194**	**.0378**	**.1007**	**.0858**	**85.89**	**15.69**	**.0497**	**13.93**	**1.290**
Stddev	.0102	.0013	.0010	.0007	.24	.02	.0047	.16	.003
%RSD	1.966	3.345	1.002	.8164	.2755	.1552	9.428	1.131	.1995
#1	.5217	.0392	.1004	.0864	85.98	15.69	.0496	14.11	1.293
#2	.5083	.0370	.1018	.0860	86.06	15.66	.0451	13.84	1.289
#3	.5284	.0371	.0999	.0850	85.62	15.71	.0545	13.84	1.287

Elem	Mo2020	Na5895	Ni2316	P_1774	Pb2203	S_1820	Sb2068	Se1960	Si2124
Units	ppm	ppm	ppm	ppm	ppm	ppm	ppm	ppm	ppm
Avg	**.0030**	**1.608**	**.0829**	**3.523**	**.0220**	**.0424**	**.0095**	**.0011**	**3.266**
Stddev	.0020	.047	.0007	.014	.0060	.0169	.0068	.0061	.070
%RSD	67.65	2.916	.8740	.3978	27.25	39.87	71.60	544.6	2.154
#1	.0008	1.584	.0832	3.514	.0288	.0535	.0141	-.0000	3.294
#2	.0035	1.578	.0835	3.539	.0179	.0507	.0017	-.0043	3.317
#3	.0047	1.662	.0821	3.517	.0192	.0229	.0127	.0077	3.186

Elem	Sn1899	Sr4077	Ti3349	Tl1908	V_2924	W_2079	Zn2062	Zr3391
Units	ppm	ppm	ppm	ppm	ppm	ppm	ppm	ppm
Avg	**.0372**	**.0490**	**3.838**	**-.0057**	**.1377**	**.0486**	**.1547**	**.0226**
Stddev	.0057	.0011	.007	.0067	.0010	.0023	.0014	.0008
%RSD	15.44	2.209	.1923	117.4	.7327	4.647	.8907	3.702
#1	.0328	.0502	3.846	-.0081	.1388	.0476	.1561	.0235
#2	.0437	.0482	3.834	.0019	.1374	.0470	.1549	.0226
#3	.0352	.0484	3.833	-.0107	.1369	.0511	.1533	.0219

Zoom In Zoom Out

Sample Name: mp27287-sd1 Acquired: 7/6/2021 20:14:41 Type: Unk
Method: SGS NO VALVE3(v101) Mode: CONC Corr. Factor: 5.000000
User: admin Custom ID1: Custom ID2: Custom ID3:
Comment:

Int. Std.	In2306	Y_3600	Y_3710	Y_2243
Units	Cts/S	Cts/S	Cts/S	Cts/S
Avg	**4425.5**	**60837.**	**4639.0**	**1407.9**
Stddev	8.0	138.	25.4	5.8
%RSD	.18019	.22744	.54829	.41437
#1	4421.4	60765.	4633.7	1404.8
#2	4420.4	60750.	4616.7	1404.2
#3	4434.7	60997.	4666.7	1414.6

Zoom In Zoom Out

Sample Name: da35556-2 Acquired: 7/6/2021 20:19:50 Type: Unk
Method: SGS NO VALVE3(v101) Mode: CONC Corr. Factor: 1.000000
User: admin Custom ID1: Custom ID2: Custom ID3:
Comment:

Elem	Ag3280	Al3961	As1890	B_2089	Ba4554	Be3130	Bi2230	Ca3179	Cd2288
Units	ppm	ppm	ppm	ppm	ppm	ppm	ppm	ppm	ppm
Avg	**.0078**	**21.89**	**.0481**	**.0832**	**1.616**	**.0090**	**.0337**	**30.32**	**.0088**
Stddev	.0044	.61	.0027	.0003	.050	.0002	.0042	.84	.0002
%RSD	56.51	2.772	5.591	.3522	3.074	2.699	12.50	2.770	1.953
#1	.0027	21.19	.0451	.0834	1.559	.0088	.0386	29.35	.0088
#2	.0105	22.23	.0502	.0833	1.644	.0092	.0311	30.82	.0090
#3	.0102	22.26	.0491	.0829	1.646	.0092	.0315	30.79	.0086

Elem	Ce4040	Co2286	Cr2677	Cu3247	Fe2599	K_7664	Li6707	Mg2790	Mn2576
Units	ppm	ppm	ppm	ppm	ppm	ppm	ppm	ppm	ppm
Avg	**.3044**	**.0619**	**.1451**	**.4010**	F **614.3**	**4.235**	**.0201**	**6.944**	**.8377**
Stddev	.0020	.0004	.0000	.0027	17.3	.142	.0009	.195	.0011
%RSD	.6713	.6048	.0187	.6855	2.811	3.345	4.259	2.810	.1320
#1	.3022	.0615	.1451	.3978	594.4	4.071	.0203	6.719	.8378
#2	.3063	.0622	.1451	.4022	623.5	4.309	.0209	7.046	.8365
#3	.3047	.0619	.1451	.4029	625.1	4.324	.0192	7.066	.8387

Elem	Mo2020	Na5895	Ni2316	P_1774	Pb2203	S_1820	Sb2068	Se1960	Si2124
Units	ppm	ppm	ppm	ppm	ppm	ppm	ppm	ppm	ppm
Avg	**.0357**	**.6616**	**.7164**	**4.715**	**.1734**	**16.46**	**.0017**	**-.0040**	**9.376**
Stddev	.0003	.0226	.0044	.048	.0022	.18	.0015	.0043	.049
%RSD	.7407	3.417	.6163	1.007	1.270	1.089	87.60	108.9	.5273
#1	.0359	.6359	.7113	4.661	.1729	16.25	.0025	-.0067	9.341
#2	.0354	.6785	.7186	4.738	.1759	16.55	-.0000	.0010	9.433
#3	.0358	.6704	.7193	4.747	.1715	16.57	.0025	-.0063	9.355

Elem	Sn1899	Sr4077	Ti3349	Tl1908	V_2924	W_2079	Zn2062	Zr3391
Units	ppm	ppm	ppm	ppm	ppm	ppm	ppm	ppm
Avg	**.0426**	**.5906**	**1.220**	**.0155**	**2.161**	**.0253**	**.8522**	**.1201**
Stddev	.0006	.0178	.003	.0002	.004	.0013	.0049	.0007
%RSD	1.520	3.016	.2065	.9928	.1988	5.096	.5800	.5835
#1	.0433	.5700	1.222	.0156	2.164	.0265	.8467	.1193
#2	.0423	.6005	1.218	.0155	2.156	.0254	.8538	.1206
#3	.0421	.6012	1.219	.0153	2.163	.0239	.8562	.1204

Zoom In Zoom Out

Sample Name: da35556-2 Acquired: 7/6/2021 20:19:50 Type: Unk
Method: SGS NO VALVE3(v101) Mode: CONC Corr. Factor: 1.000000
User: admin Custom ID1: Custom ID2: Custom ID3:
Comment:

Int. Std.	In2306	Y_3600	Y_3710	Y_2243
Units	Cts/S	Cts/S	Cts/S	Cts/S
Avg	**4792.6**	**61451.**	**4768.7**	**1388.1**
Stddev	18.1	263.	79.1	9.6
%RSD	.37729	.42767	1.6587	.69245
#1	4813.5	61623.	4858.3	1399.2
#2	4782.0	61582.	4739.0	1383.7
#3	4782.3	61149.	4708.7	1381.5

Zoom In Zoom Out

Sample Name: jd27540-1 Acquired: 7/6/2021 20:24:50 Type: Unk
Method: SGS NO VALVE3(v101) Mode: CONC Corr. Factor: 1.000000
User: admin Custom ID1: Custom ID2: Custom ID3:
Comment:

Elem	Ag3280	Al3961	As1890	B_2089	Ba4554	Be3130	Bi2230	Ca3179	Cd2288
Units	ppm	ppm	ppm	ppm	ppm	ppm	ppm	ppm	ppm
Avg	**.0005**	**111.6**	**.0166**	**.0156**	**.9021**	**.0060**	**.1660**	**15.49**	**.0001**
Stddev	.0007	.0	.0009	.0009	.0003	.0001	.0053	.03	.0002
%RSD	137.6	.0303	5.652	5.519	.0363	.8646	3.168	.2101	129.3
#1	-.0003	111.5	.0174	.0146	.9017	.0059	.1719	15.51	-.0000
#2	.0007	111.6	.0156	.0158	.9022	.0060	.1641	15.45	.0003
#3	.0011	111.6	.0169	.0163	.9023	.0060	.1619	15.50	.0001

Elem	Ce4040	Co2286	Cr2677	Cu3247	Fe2599	K_7664	Li6707	Mg2790	Mn2576
Units	ppm	ppm	ppm	ppm	ppm	ppm	ppm	ppm	ppm
Avg	**.5435**	**.0793**	**.1994**	**.1416**	**148.5**	**32.08**	**.1030**	**31.83**	**2.464**
Stddev	.0007	.0004	.0014	.0001	.1	.07	.0014	.16	.010
%RSD	.1303	.5405	.7154	.0885	.0431	.2255	1.352	.5171	.4059
#1	.5428	.0789	.2010	.1415	148.5	32.15	.1042	32.00	2.474
#2	.5434	.0795	.1993	.1417	148.4	32.01	.1034	31.67	2.465
#3	.5442	.0797	.1981	.1418	148.5	32.09	.1015	31.81	2.454

Elem	Mo2020	Na5895	Ni2316	P_1774	Pb2203	S_1820	Sb2068	Se1960	Si2124
Units	ppm	ppm	ppm	ppm	ppm	ppm	ppm	ppm	ppm
Avg	**.0012**	**3.454**	**.1700**	**3.237**	**.0590**	**.3014**	**.0004**	**.0004**	**2.404**
Stddev	.0004	.009	.0005	.003	.0010	.0014	.0002	.0019	.050
%RSD	34.44	.2522	.2669	.0931	1.670	.4658	47.24	464.3	2.083
#1	.0008	3.447	.1698	3.236	.0601	.3022	.0002	.0003	2.454
#2	.0016	3.464	.1698	3.235	.0581	.3022	.0005	.0024	2.354
#3	.0013	3.450	.1706	3.241	.0588	.2997	.0004	-.0014	2.405

Elem	Sn1899	Sr4077	Ti3349	Tl1908	V_2924	W_2079	Zn2062	Zr3391
Units	ppm	ppm	ppm	ppm	ppm	ppm	ppm	ppm
Avg	**.0230**	**.0786**	F **10.11**	**.0089**	**.2528**	**.0037**	**.3679**	**.0278**
Stddev	.0013	.0002	.03	.0027	.0011	.0004	.0004	.0002
%RSD	5.846	.2627	.3062	30.18	.4477	9.521	.1194	.5538
#1	.0229	.0788	10.14	.0095	.2541	.0041	.3678	.0277
#2	.0217	.0784	10.11	.0059	.2523	.0035	.3675	.0277
#3	.0244	.0785	10.08	.0112	.2520	.0036	.3684	.0280

Zoom In Zoom Out

Sample Name: jd27540-1 Acquired: 7/6/2021 20:24:50 Type: Unk
Method: SGS NO VALVE3(v101) Mode: CONC Corr. Factor: 1.000000
User: admin Custom ID1: Custom ID2: Custom ID3:
Comment:

Int. Std.	In2306	Y_3600	Y_3710	Y_2243
Units	Cts/S	Cts/S	Cts/S	Cts/S
Avg	**4399.3**	**62943.**	**4856.5**	**1469.8**
Stddev	2.7	420.	23.9	2.3
%RSD	.06045	.66793	.49316	.15911
#1	4402.3	62545.	4838.2	1471.6
#2	4398.2	62900.	4883.6	1470.6
#3	4397.3	63383.	4847.6	1467.2

Zoom In Zoom Out

Sample Name: jd27540-2 Acquired: 7/6/2021 20:29:51 Type: Unk
Method: SGS NO VALVE3(v101) Mode: CONC Corr. Factor: 1.000000
User: admin Custom ID1: Custom ID2: Custom ID3:
Comment:

Elem	Ag3280	Al3961	As1890	B_2089	Ba4554	Be3130	Bi2230	Ca3179	Cd2288
Units	ppm	ppm	ppm	ppm	ppm	ppm	ppm	ppm	ppm
Avg	**.0017**	**94.28**	**.0136**	**.0094**	**.7665**	**.0035**	**.1020**	**58.10**	**.0006**
Stddev	.0007	.22	.0023	.0015	.0015	.0001	.0016	.16	.0001
%RSD	42.00	.2320	16.59	16.29	.1948	2.230	1.593	.2820	11.66
#1	.0021	94.39	.0149	.0096	.7678	.0034	.1027	58.27	.0007
#2	.0009	94.03	.0150	.0078	.7648	.0035	.1030	57.94	.0006
#3	.0022	94.43	.0110	.0108	.7667	.0035	.1001	58.09	.0006

Elem	Ce4040	Co2286	Cr2677	Cu3247	Fe2599	K_7664	Li6707	Mg2790	Mn2576
Units	ppm	ppm	ppm	ppm	ppm	ppm	ppm	ppm	ppm
Avg	**.6263**	**.0732**	**.1966**	**.1589**	**157.3**	**31.48**	**.0940**	**52.16**	**2.230**
Stddev	.0010	.0002	.0013	.0002	.3	.07	.0012	.23	.003
%RSD	.1587	.3053	.6558	.1068	.1624	.2255	1.249	.4326	.1286
#1	.6274	.0734	.1980	.1588	157.6	31.51	.0954	52.40	2.232
#2	.6254	.0730	.1963	.1591	157.1	31.39	.0934	52.12	2.231
#3	.6262	.0734	.1954	.1589	157.4	31.53	.0933	51.96	2.226

Elem	Mo2020	Na5895	Ni2316	P_1774	Pb2203	S_1820	Sb2068	Se1960	Si2124
Units	ppm	ppm	ppm	ppm	ppm	ppm	ppm	ppm	ppm
Avg	**.0022**	**3.712**	**.1951**	**4.584**	**.0408**	**.0980**	**.0010**	**.0003**	**4.149**
Stddev	.0001	.012	.0001	.012	.0036	.0015	.0015	.0042	.138
%RSD	2.808	.3227	.0681	.2533	8.853	1.482	160.7	1368.	3.316
#1	.0023	3.719	.1950	4.597	.0371	.0996	.0025	.0038	4.292
#2	.0023	3.698	.1952	4.577	.0443	.0975	.0009	-.0044	4.137
#3	.0021	3.718	.1952	4.577	.0409	.0969	-.0006	.0015	4.018

Elem	Sn1899	Sr4077	Ti3349	Tl1908	V_2924	W_2079	Zn2062	Zr3391
Units	ppm	ppm	ppm	ppm	ppm	ppm	ppm	ppm
Avg	**.0273**	**.1063**	**7.425**	**.0056**	**.2191**	**.0040**	**.2973**	**.0296**
Stddev	.0013	.0001	.014	.0031	.0006	.0007	.0006	.0004
%RSD	4.942	.1176	.1837	56.13	.2770	17.67	.1990	1.266
#1	.0262	.1065	7.433	.0090	.2195	.0036	.2973	.0294
#2	.0288	.1063	7.432	.0028	.2194	.0048	.2967	.0300
#3	.0268	.1062	7.409	.0049	.2184	.0035	.2979	.0293

Zoom In Zoom Out

Sample Name: jd27540-2 Acquired: 7/6/2021 20:29:51 Type: Unk
Method: SGS NO VALVE3(v101) Mode: CONC Corr. Factor: 1.000000
User: admin Custom ID1: Custom ID2: Custom ID3:
Comment:

Int. Std.	In2306	Y_3600	Y_3710	Y_2243
Units	Cts/S	Cts/S	Cts/S	Cts/S
Avg	**4372.5**	**62753.**	**4854.6**	**1438.6**
Stddev	2.3	49.	22.1	1.1
%RSD	.05208	.07772	.45534	.07403
#1	4375.1	62706.	4834.8	1437.6
#2	4371.4	62803.	4850.6	1439.7
#3	4371.0	62750.	4878.5	1438.6

Zoom In Zoom Out

Sample Name: ccv Acquired: 7/6/2021 20:34:54 Type: QC
Method: SGS NO VALVE3(v101) Mode: CONC Corr. Factor: 1.000000
User: admin Custom ID1: Custom ID2: Custom ID3:
Comment:

Elem	Ag3280	Al3961	As1890	B_2089	Ba4554	Be3130	Bi2230	Ca3179	Cd2288
Units	ppm	ppm	ppm	ppm	ppm	ppm	ppm	ppm	ppm
Avg	**.2421**	**41.70**	**2.062**	**2.049**	**2.083**	**2.069**	**2.051**	**41.26**	**2.054**
Stddev	.0005	.09	.010	.006	.001	.004	.006	.08	.007
%RSD	.2221	.2087	.4983	.2888	.0544	.1750	.2809	.1848	.3240
#1	.2420	41.79	2.050	2.043	2.085	2.073	2.045	41.34	2.046
#2	.2427	41.61	2.067	2.054	2.083	2.067	2.055	41.25	2.055
#3	.2416	41.69	2.069	2.051	2.083	2.067	2.055	41.19	2.059
Check ?	Chk Pass	Chk Pass	Chk Pass	Chk Pass	Chk Pass	Chk Pass	Chk Pass	Chk Pass	Chk Pass
Value									
Range									

Elem	Ce4040	Co2286	Cr2677	Cu3247	Fe2599	K_7664	Li6707	Mg2790	Mn2576
Units	ppm	ppm	ppm	ppm	ppm	ppm	ppm	ppm	ppm
Avg	**1.968**	**2.074**	**1.952**	**1.940**	**40.88**	**40.70**	**2.036**	**40.14**	**1.984**
Stddev	.002	.001	.008	.001	.09	.04	.003	.06	.006
%RSD	.0768	.0339	.3956	.0572	.2215	.0918	.1276	.1545	.3112
#1	1.966	2.074	1.952	1.939	40.98	40.71	2.034	40.07	1.984
#2	1.969	2.075	1.960	1.939	40.81	40.66	2.036	40.16	1.990
#3	1.967	2.074	1.945	1.941	40.86	40.73	2.039	40.19	1.978
Check ?	Chk Pass	Chk Pass	Chk Pass	Chk Pass	Chk Pass	Chk Pass	Chk Pass	Chk Pass	Chk Pass
Value									
Range									

Elem	Mo2020	Na5895	Ni2316	P_1774	Pb2203	S_1820	Sb2068	Se1960	Si2124
Units	ppm	ppm	ppm	ppm	ppm	ppm	ppm	ppm	ppm
Avg	**2.078**	**41.54**	**2.096**	**2.054**	**2.088**	**2.033**	**2.067**	**2.055**	**5.122**
Stddev	.007	.06	.002	.011	.004	.006	.009	.002	.018
%RSD	.3542	.1344	.1042	.5254	.1885	.3197	.4241	.0897	.3427
#1	2.069	41.60	2.094	2.042	2.083	2.026	2.057	2.053	5.102
#2	2.080	41.51	2.096	2.061	2.091	2.033	2.070	2.057	5.128
#3	2.083	41.50	2.098	2.060	2.089	2.039	2.074	2.055	5.135
Check ?	Chk Pass	Chk Pass	Chk Pass	Chk Pass	Chk Pass	Chk Pass	Chk Pass	Chk Pass	Chk Pass
Value									
Range									

Zoom In Zoom Out

Sample Name: ccv Acquired: 7/6/2021 20:34:54 Type: QC
Method: SGS NO VALVE3(v101) Mode: CONC Corr. Factor: 1.000000
User: admin Custom ID1: Custom ID2: Custom ID3:
Comment:

Elem	Sn1899	Sr4077	Ti3349	Tl1908	V_2924	W_2079	Zn2062	Zr3391
Units	ppm	ppm	ppm	ppm	ppm	ppm	ppm	ppm
Avg	**2.077**	**2.101**	**1.956**	**2.119**	**1.950**	**2.089**	**2.084**	**1.998**
Stddev	.008	.002	.004	.011	.004	.008	.008	.001
%RSD	.3743	.1117	.2122	.5401	.2248	.3729	.3806	.0340
#1	2.068	2.102	1.957	2.106	1.951	2.080	2.075	1.997
#2	2.082	2.098	1.960	2.127	1.954	2.094	2.091	1.999
#3	2.082	2.103	1.951	2.124	1.945	2.094	2.086	1.997
Check ?	Chk Pass	Chk Pass	Chk Pass	Chk Pass	Chk Pass	Chk Pass	Chk Pass	Chk Pass
Value								
Range								

Int. Std.	In2306	Y_3600	Y_3710	Y_2243
Units	Cts/S	Cts/S	Cts/S	Cts/S
Avg	**4275.0**	**58754.**	**4518.3**	**1333.1**
Stddev	1.9	426.	19.3	4.5
%RSD	.04503	.72559	.42630	.34124
#1	4276.8	58859.	4499.6	1338.4
#2	4273.0	58284.	4517.2	1330.3
#3	4275.1	59117.	4538.1	1330.7

Inst QC: MA50799

Zoom In Zoom Out

Sample Name: ccb Acquired: 7/6/2021 20:39:45 Type: QC
Method: SGS NO VALVE3(v101) Mode: CONC Corr. Factor: 1.000000
User: admin Custom ID1: Custom ID2: Custom ID3:
Comment:

Elem	Ag3280	Al3961	As1890	B_2089	Ba4554	Be3130	Bi2230	Ca3179	Cd2288
Units	ppm	ppm	ppm	ppm	ppm	ppm	ppm	ppm	ppm
Avg	**.0004**	**.0101**	**-.0011**	**.0023**	**.0002**	**.0002**	**.0002**	**.0015**	**.0002**
Stddev	.0003	.0036	.0013	.0011	.0004	.0001	.0010	.0041	.0001
%RSD	77.30	36.04	116.7	48.23	179.1	68.48	552.4	273.6	87.51
#1	.0007	.0066	-.0026	.0034	.0005	.0002	-.0008	.0063	-.0000
#2	.0004	.0098	-.0004	.0025	-.0002	.0002	.0002	-.0004	.0003
#3	.0001	.0139	-.0003	.0011	.0005	.0000	.0011	-.0013	.0002
Check ?	Chk Pass	Chk Pass	Chk Pass	Chk Pass	Chk Pass	Chk Pass	Chk Pass	Chk Pass	Chk Pass
High Limit									
Low Limit									

Elem	Ce4040	Co2286	Cr2677	Cu3247	Fe2599	K_7664	Li6707	Mg2790	Mn2576
Units	ppm	ppm	ppm	ppm	ppm	ppm	ppm	ppm	ppm
Avg	**-.0009**	**-.0001**	**-.0000**	**.0005**	**.0063**	**.0236**	**.0029**	**-.0319**	**.0001**
Stddev	.0006	.0003	.0001	.0002	.0019	.0274	.0005	.0251	.0000
%RSD	69.75	549.1	391.3	30.59	30.50	115.7	17.26	78.71	23.80
#1	-.0008	-.0001	.0000	.0004	.0083	-.0079	.0024	-.0530	.0001
#2	-.0015	-.0003	.0001	.0007	.0061	.0414	.0029	-.0387	.0002
#3	-.0003	.0003	-.0002	.0005	.0045	.0374	.0034	-.0041	.0001
Check ?	None	Chk Pass	Chk Pass	Chk Pass	Chk Pass	Chk Pass	Chk Pass	Chk Pass	Chk Pass
High Limit									
Low Limit									

Elem	Mo2020	Na5895	Ni2316	P_1774	Pb2203	S_1820	Sb2068	Se1960	Si2124
Units	ppm	ppm	ppm	ppm	ppm	ppm	ppm	ppm	ppm
Avg	**.0002**	**-.0251**	**.0003**	**-.0001**	**-.0003**	**-.0038**	**.0017**	**-.0010**	**.0049**
Stddev	.0001	.0007	.0002	.0003	.0007	.0015	.0008	.0012	.0011
%RSD	65.96	2.826	74.58	322.2	248.4	39.29	46.74	119.9	22.18
#1	.0000	-.0257	.0000	-.0000	-.0002	-.0021	.0025	-.0013	.0057
#2	.0002	-.0243	.0004	.0002	.0004	-.0044	.0009	.0003	.0054
#3	.0003	-.0252	.0004	-.0005	-.0009	-.0050	.0017	-.0020	.0037
Check ?	Chk Pass	Chk Pass	Chk Pass	Chk Pass	Chk Pass	Chk Pass	Chk Pass	Chk Pass	Chk Pass
High Limit									
Low Limit									

Zoom In Zoom Out

Sample Name: ccb Acquired: 7/6/2021 20:39:45 Type: QC
Method: SGS NO VALVE3(v101) Mode: CONC Corr. Factor: 1.000000
User: admin Custom ID1: Custom ID2: Custom ID3:
Comment:

Elem	Sn1899	Sr4077	Ti3349	Tl1908	V_2924	W_2079	Zn2062	Zr3391
Units	ppm	ppm	ppm	ppm	ppm	ppm	ppm	ppm
Avg	**.0018**	**.0002**	**.0005**	**-.0001**	**-.0002**	**.0034**	**-.0019**	**.0004**
Stddev	.0009	.0001	.0003	.0002	.0002	.0006	.0001	.0001
%RSD	53.46	27.37	60.03	132.7	147.5	19.01	7.814	18.66
#1	.0019	.0002	.0004	-.0002	-.0004	.0040	-.0017	.0003
#2	.0007	.0002	.0002	-.0002	-.0000	.0027	-.0019	.0004
#3	.0026	.0001	.0008	.0001	-.0000	.0033	-.0020	.0003
Check ?	Chk Pass	Chk Pass	Chk Pass	Chk Pass	Chk Pass	Chk Pass	Chk Pass	Chk Pass
High Limit								
Low Limit								

Int. Std.	In2306	Y_3600	Y_3710	Y_2243
Units	Cts/S	Cts/S	Cts/S	Cts/S
Avg	**4386.6**	**60406.**	**4550.7**	**1374.0**
Stddev	8.2	57.	27.4	1.9
%RSD	.18800	.09390	.60135	.13935
#1	4396.1	60467.	4575.1	1376.2
#2	4382.5	60396.	4521.1	1373.2
#3	4381.2	60354.	4555.9	1372.6

NOTE: The remaining raw data for this batch is not relevant to this job. As such it has been omitted.

Element, Wavelength and Order	Use?	# IECs	IEC	k1	k2	Calc-in-fit?
Ag 328.068 {103}	☒	17	Mn	0.000056	0.000000	No
			Mo	-0.000079	0.000000	No
			Ti	-0.000030	0.000000	No
			V	-0.002500	0.000000	No
			Zr	0.004520	0.000000	No
			Sb	-0.000013	0.000000	No
			Mg	-0.000001	0.000000	No
			Ca	-0.000005	0.000000	No
			Fe	-0.000241	0.000000	No
			Al	0.000001	0.000000	No
			Zn	-0.000090	0.000000	No
			Ba	-0.000087	0.000000	No
			Ni	-0.000021	0.000000	No
			Cr	0.000013	0.000000	No
			As	0.000081	0.000000	No
			Ce	-0.001282	0.000000	No
			W	0.000000	0.000000	No
Al 396.152 { 85}	☒	9	Ca	0.000067	0.000000	No
			Mo	0.044823	0.000000	No
			Ti	0.000037	0.000000	No
			Si	0.000228	0.000000	No
			Co	-0.000115	0.000000	No
			Li	-0.001000	0.000000	No
			Ba	0.000725	0.000000	No
			Zr	0.004878	0.000000	No
			Ce	-0.001000	0.000000	No
As 189.042 {478}	☒	23	Al	0.000021	0.000000	No
			Fe	-0.000028	0.000000	No
			Ca	0.000002	0.000000	No
			Mn	-0.000148	0.000000	No
			Mo	0.002167	0.000000	No
			Cr	0.001400	0.000000	No
			Co	-0.000023	0.000000	No
			Si	-0.000047	0.000000	No
			Cu	0.000120	0.000000	No
			Mg	-0.000007	0.000000	No
			Cd	-0.025100	0.000000	No
			Sn	-0.000017	0.000000	No
			Zn	-0.000045	0.000000	No
			Zr	-0.000145	0.000000	No
			Sb	0.000022	0.000000	No
			Ti	0.000017	0.000000	No
			Ni	0.000131	0.000000	No
			W	0.000000	0.000000	No
			S	0.000000	0.000000	No
			Ba	-0.000070	0.000000	No
			Sr	0.000000	0.000000	No
			V	0.000000	0.000000	No
			Ce	-0.000636	0.000000	No
B 208.959 {462}	☒	1	Mo	0.028260	0.000000	No
Ba 455.403 { 74}	☒	3	Al	0.000000	0.000000	No
			Zr	0.000824	0.000000	No
			Mn	0.000000	0.000000	No
Be 313.042 {108}	☒	13	V	0.000220	0.000000	No
			Mo	-0.000040	0.000000	No
			Ti	-0.000600	0.000000	No
			Mn	0.000006	0.000000	No
			Ba	-0.000013	0.000000	No
			Zn	0.000010	0.000000	No
			Sb	-0.000021	0.000000	No
			Ag	0.000060	0.000000	No

Element, Wavelength and Order	Use?	# IECs	IEC	k1	k2	Calc-in-fit?
			Sn	0.000010	0.000000	No
			Fe	-0.000003	0.000000	No
			K	0.000000	0.000000	No
			Ca	0.000002	0.000000	No
			Al	0.000001	0.000000	No
Bi 223.061 {451}	☒	8	Fe	0.000118	0.000000	No
			Ti	-0.099700	0.000000	No
			Co	-0.033172	0.000000	No
			Cr	0.001172	0.000000	No
			Cu	-0.001562	0.000000	No
			V	-0.000498	0.000000	No
			W	0.000000	0.000000	No
			Ce	0.000000	0.000000	No
Ca 317.933 {106}	☒	5	Al	0.000043	0.000000	No
			Fe	0.000046	0.000000	No
			Mg	0.000071	0.000000	No
			Ti	-0.000042	0.000000	No
			Co	0.001523	0.000000	No
Cd 228.802 {448}	☒	14	As	0.020800	0.000000	No
			Ni	-0.000060	0.000000	No
			Fe	0.000010	0.000000	No
			Ba	0.000100	0.000000	No
			Co	-0.002364	0.000000	No
			Al	0.000000	0.000000	No
			Mg	0.000000	0.000000	No
			Ca	0.000000	0.000000	No
			Mn	-0.000014	0.000000	No
			Ti	0.000051	0.000000	No
			Cu	0.000009	0.000000	No
			Sr	-0.000050	0.000000	No
			W	-0.000194	0.000000	No
			Cr	0.000010	0.000000	No
Ce 404.076 { 83}	☒	2	Mn	-0.002972	0.000000	No
			Zr	-0.006800	0.000000	No
Co 228.616 {448}	☒	5	Fe	-0.000001	0.000000	No
			Ca	-0.000003	0.000000	No
			Mg	0.000001	0.000000	No
			Ti	0.001922	0.000000	No
			Mo	-0.001460	0.000000	No
Cr 267.716 {126}	☒	8	Mn	0.000098	0.000000	No
			Mo	-0.000153	0.000000	No
			Co	0.000007	0.000000	No
			Al	0.000000	0.000000	No
			Sn	0.000032	0.000000	No
			Ti	0.000042	0.000000	No
			Ca	0.000000	0.000000	No
			Fe	-0.000003	0.000000	No
Cu 324.754 {104}2	☒	7	Cr	0.000009	0.000000	No
			Mn	-0.000130	0.000000	No
			Zn	0.000037	0.000000	No
			Fe	-0.000203	0.000000	No
			V	-0.000357	0.000000	No
			Ni	-0.000268	0.000000	No
			W	0.000000	0.000000	No
Fe 259.940 {130}	☒	11	Cr	0.000237	0.000000	No
			Zn	0.000466	0.000000	No
			Al	0.000022	0.000000	No
			Co	0.000318	0.000000	No
			Cd	0.000700	0.000000	No
			Sn	-0.000019	0.000000	No
			Ti	-0.000710	0.000000	No

	Element, Wavelength and Order	Use?	# IECs	IEC	k1	k2	Calc-in-fit?
				Si	0.000053	0.000000	No
				Ca	0.000012	0.000000	No
				Ba	0.000400	0.000000	No
				Mn	-0.000272	0.000000	No
	In 230.606 {446}*	☒	None				
	K 766.490 { 44}	☒	None				
	Li 670.784 { 50}	☒	2	Ca	0.000022	0.000000	No
				Fe	0.000000	0.000000	No
	Mg 279.079 {121}	☒	3	Mo	-0.021115	0.000000	No
				Pb	-0.000009	0.000000	No
				Fe	-0.000081	0.000000	No
	Mn 257.610 {131}	☒	2	Fe	-0.000041	0.000000	No
				Mo	0.000011	0.000000	No
	Mo 202.030 {467}	☒	6	Ti	0.000050	0.000000	No
				Mg	-0.000005	0.000000	No
				Ca	0.000000	0.000000	No
				Fe	-0.000006	0.000000	No
				V	-0.000100	0.000000	No
				W	-0.000612	0.000000	No
	Na 589.592 { 57}	☒	1	Al	0.000039	0.000000	No
	Ni 231.604 {446}	☒	7	Cr	-0.000028	0.000000	No
				Mo	-0.000041	0.000000	No
				Fe	0.000010	0.000000	No
				Zn	0.000017	0.000000	No
				Co	-0.000329	0.000000	No
				Ti	0.000010	0.000000	No
				W	-0.000073	0.000000	No
	P 177.495 {490}	☒	2	Mn	-0.004648	0.000000	No
				Cu	0.004091	0.000000	No
	Pb 220.353 {453}	☒	22	Al	-0.000130	0.000000	No
				Ca	-0.000003	0.000000	No
				Mn	0.000066	0.000000	No
				Zn	0.000027	0.000000	No
				Mo	-0.001700	0.000000	No
				Ni	0.000306	0.000000	No
				Cu	0.000235	0.000000	No
				V	-0.000083	0.000000	No
				Co	-0.000540	0.000000	No
				Ti	-0.000030	0.000000	No
				Si	-0.000046	0.000000	No
				Mg	0.000007	0.000000	No
				Sb	0.000041	0.000000	No
				Cr	-0.000030	0.000000	No
				Sn	0.000010	0.000000	No
				Fe	0.000021	0.000000	No
				W	-0.005000	0.000000	No
				Sr	-0.000036	0.000000	No
				Zr	-0.000610	0.000000	No
				S	0.000010	0.000000	No
				Ce	0.000000	0.000000	No
				As	0.000260	0.000000	No
	S 182.034 {485}	☒	10	Ca	-0.000040	0.000000	No
				Mo	-0.003422	0.000000	No
				Al	-0.000024	0.000000	No
				Fe	0.000008	0.000000	No
				Mn	0.002516	0.000000	No
				W	0.000000	0.000000	No
				Mg	0.000012	0.000000	No
				Cr	0.000119	0.000000	No
				V	0.000018	0.000000	No
				B	-0.000196	0.000000	No

	Element, Wavelength and Order	Use?	# IECs	IEC	k1	k2	Calc-in-fit?
	Sb 206.833 {463}	☒	18	Fe	0.000001	0.000000	No
				Al	-0.000005	0.000000	No
				Ca	-0.000002	0.000000	No
				Ni	0.000014	0.000000	No
				Cr	0.014400	0.000000	No
				V	-0.002200	0.000000	No
				Zn	-0.000104	0.000000	No
				Mo	-0.001218	0.000000	No
				Ti	0.000781	0.000000	No
				Sn	-0.009920	0.000000	No
				Mn	-0.000200	0.000000	No
				Co	-0.000336	0.000000	No
				Se	-0.000075	0.000000	No
				Zr	0.000000	0.000000	No
				W	-0.010000	0.000000	No
				Mg	0.000003	0.000000	No
				S	-0.000017	0.000000	No
				Ce	-0.001909	0.000000	No
	Se 196.090 {472}	☒	19	Al	-0.000012	0.000000	No
				Ca	0.000003	0.000000	No
				Mn	0.000349	0.000000	No
				Mo	0.000066	0.000000	No
				Co	-0.000296	0.000000	No
				Cu	-0.000107	0.000000	No
				Mg	-0.000001	0.000000	No
				Ti	-0.000093	0.000000	No
				Zn	-0.000077	0.000000	No
				Fe	-0.000208	0.000000	No
				Si	0.000068	0.000000	No
				B	-0.000043	0.000000	No
				Ba	0.000050	0.000000	No
				S	-0.000033	0.000000	No
				Zr	-0.000206	0.000000	No
				V	0.000082	0.000000	No
				W	0.020000	0.000000	No
				Sn	0.000000	0.000000	No
				Ce	-0.002000	0.000000	No
	Si 212.412 {459}	☒	12	Mn	0.000152	0.000000	No
				Fe	0.000021	0.000000	No
				Ca	0.000041	0.000000	No
				Ni	0.000391	0.000000	No
				Cd	0.001794	0.000000	No
				Cr	0.001112	0.000000	No
				Mo	0.028700	0.000000	No
				Ti	0.004391	0.000000	No
				Ba	0.000825	0.000000	No
				Sn	0.005204	0.000000	No
				V	0.001738	0.000000	No
				Zr	0.000400	0.000000	No
	Sn 189.989 {478}	☒	5	Ti	-0.000359	0.000000	No
				Fe	-0.000003	0.000000	No
				Mo	-0.000051	0.000000	No
				Zr	0.000976	0.000000	No
				W	0.000000	0.000000	No
	Sr 407.771 { 83}	☒	2	Ca	0.000019	0.000000	No
				Zr	-0.000004	0.000000	No
	Ti 334.904 {101}	☒	5	Cr	0.000072	0.000000	No
				Mo	0.002014	0.000000	No
				Zr	0.000002	0.000000	No
				W	0.000004	0.000000	No
				V	0.000064	0.000000	No

Element, Wavelength and Order	Use?	# IECs	IEC	k1	k2	Calc-in-fit?
Tl 190.856 {477}	☒	31	Cr	0.000310	0.000000	No
			Mo	-0.008785	0.000000	No
			Al	0.000008	0.000000	No
			V	-0.023704	0.000000	No
			Mn	0.001310	0.000000	No
			Si	-0.000121	0.000000	No
			Ca	0.000013	0.000000	No
			Ti	-0.001550	0.000000	No
			Cu	0.000040	0.000000	No
			Co	0.004600	0.000000	No
			Sr	-0.000233	0.000000	No
			Zn	0.000069	0.000000	No
			Pb	0.000324	0.000000	No
			Mg	-0.000005	0.000000	No
			Ba	0.000319	0.000000	No
			W	0.000000	0.000000	No
			B	-0.000349	0.000000	No
			Ni	-0.000034	0.000000	No
			Sn	0.000010	0.000000	No
			Fe	-0.000063	0.000000	No
			Li	-0.000199	0.000000	No
			S	-0.000010	0.000000	No
			As	0.000036	0.000000	No
			Bi	-0.000040	0.000000	No
			P	0.000021	0.000000	No
			Cd	0.000117	0.000000	No
			Sb	0.000034	0.000000	No
			K	0.000000	0.000000	No
			Zr	0.000059	0.000000	No
			Be	-0.000289	0.000000	No
			Ce	-0.002100	0.000000	No
V 292.402 {115}	☒	6	Fe	0.000010	0.000000	No
			Ti	0.000440	0.000000	No
			Mo	-0.013150	0.000000	No
			Co	-0.000085	0.000000	No
			Cr	-0.003900	0.000000	No
			Mn	-0.000620	0.000000	No
W 207.911 {462}	☒	3	V	0.000064	0.000000	No
			Zn	0.009425	0.000000	No
			Fe	0.000002	0.000000	No
Y 360.073 { 94}*	☒	None				
Y 371.030 { 91}*	☒	None				
Y 224.306 {451}*	☒	None				
Zn 206.200 {464}	☒	13	Cr	-0.001000	0.000000	No
			Mo	-0.000376	0.000000	No
			Fe	0.000011	0.000000	No
			Co	0.000122	0.000000	No
			Ni	0.000058	0.000000	No
			Se	0.000849	0.000000	No
			Ca	0.000003	0.000000	No
			Ti	0.000131	0.000000	No
			Sn	0.000068	0.000000	No
			V	-0.000012	0.000000	No
			Al	0.000001	0.000000	No
			Si	0.000017	0.000000	No
			Zr	0.000269	0.000000	No
Zr 339.198 { 99}	☒	14	Fe	-0.000067	0.000000	No
			Si	0.000631	0.000000	No
			Ba	-0.000049	0.000000	No
			Sn	0.000146	0.000000	No
			Sb	-0.000067	0.000000	No

	Element, Wavelength and Order	Use?	# IECs	IEC	k1	k2	Calc-in-fit?
				V	0.000026	0.000000	No
				W	0.020000	0.000000	No
				Ti	0.000107	0.000000	No
				Al	0.000001	0.000000	No
				Ca	-0.000001	0.000000	No
				Li	-0.000097	0.000000	No
				Bi	0.000607	0.000000	No
				Mn	0.000059	0.000000	No
				Mo	0.000801	0.000000	No

Element, Wavelength and Order	Date of Fit	Date of Cal.	Type of Fit	Weighting	A0	A1	A2	n (Exponent)
Ag 328.068 {103}	7/7/2021 8:26:19	7/6/2021 15:15:05	Linear	None	-0.000239	0.241827	0.000000	1.000000
Al 396.152 { 85}	7/7/2021 8:26:19	7/6/2021 15:15:05	Linear	None	0.001078	0.056550	0.000000	1.000000
As 189.042 {478}	7/7/2021 8:26:19	7/6/2021 15:15:05	Linear	None	-0.000475	0.238385	0.000000	1.000000
B 208.959 {462}	7/7/2021 8:26:19	7/6/2021 15:15:05	Linear	None	0.000162	0.388583	0.000000	1.000000
Ba 455.403 { 74}	7/7/2021 8:26:19	7/6/2021 15:15:05	Linear	None	0.000130	3.904406	0.000000	1.000000
Be 313.042 {108}	7/7/2021 8:26:19	7/6/2021 15:15:05	Linear	None	0.000017	3.031272	0.000000	1.000000
Bi 223.061 {451}	7/7/2021 8:26:19	7/6/2021 15:15:05	Linear	None	-0.000768	0.493971	0.000000	1.000000
Ca 317.933 {106}	7/7/2021 8:26:19	7/6/2021 15:15:05	Linear	None	0.004130	0.092119	0.000000	1.000000
Cd 228.802 {448}	7/7/2021 8:26:19	7/6/2021 15:15:05	Linear	None	0.000695	1.922516	0.000000	1.000000
Ce 404.076 { 83}	7/7/2021 8:26:19	7/6/2021 15:15:05	Linear	1/Conc	0.000510	0.056241	0.000000	1.000000
Co 228.616 {448}	7/7/2021 8:26:19	7/6/2021 15:15:05	Linear	None	-0.000023	0.631612	0.000000	1.000000
Cr 267.716 {126}	7/7/2021 8:26:19	7/6/2021 15:15:05	Linear	None	0.000005	0.180003	0.000000	1.000000
Cu 324.754 {104}2	7/7/2021 8:26:19	7/6/2021 15:15:05	Linear	None	0.003626	0.334022	0.000000	1.000000
Fe 259.940 {130}	7/7/2021 8:26:19	7/6/2021 15:15:05	Linear	None	0.000083	0.034079	0.000000	1.000000
In 230.606 {446}*	7/7/2021 8:26:19	5/1/2013 13:59:18	Linear	None	0.000000	0.000000	0.000000	1.000000
K 766.490 { 44}	7/7/2021 8:26:19	7/6/2021 15:15:05	Linear	None	0.001919	0.050563	0.000000	1.000000
Li 670.784 { 50}	7/7/2021 8:26:19	7/6/2021 15:15:05	Linear	None	-0.003623	1.325698	0.000000	1.000000
Mg 279.079 {121}	7/7/2021 8:26:19	7/6/2021 15:15:05	Linear	None	-0.000353	0.006359	0.000000	1.000000
Mn 257.610 {131}	7/7/2021 8:26:19	7/6/2021 15:15:05	Linear	None	0.000006	0.413432	0.000000	1.000000
Mo 202.030 {467}	7/7/2021 8:26:19	7/6/2021 15:15:05	Linear	None	0.000810	1.412022	0.000000	1.000000
Na 589.592 { 57}	7/7/2021 8:26:19	7/6/2021 15:15:05	Linear	None	-0.007236	0.163387	0.000000	1.000000
Ni 231.604 {446}	7/7/2021 8:26:19	7/6/2021 15:15:05	Linear	None	-0.000116	0.481622	0.000000	1.000000
P 177.495 {490}	7/7/2021 8:26:19	7/6/2021 15:15:05	Linear	1/Conc	-0.009010	0.200578	0.000000	1.000000
Pb 220.353 {453}	7/7/2021 8:26:19	7/6/2021 15:15:05	Linear	None	-0.000863	0.208317	0.000000	1.000000
S 182.034 {485}	7/7/2021 8:26:19	7/6/2021 15:15:05	Linear	None	-0.001588	0.120597	0.000000	1.000000
Sb 206.833 {463}	7/7/2021 8:26:19	7/6/2021 15:15:05	Linear	None	-0.000320	0.350055	0.000000	1.000000
Se 196.090 {472}	7/7/2021 8:26:19	7/6/2021 15:15:05	Linear	None	0.000739	0.169125	0.000000	1.000000
Si 212.412 {459}	7/7/2021 8:26:19	7/6/2021 15:15:05	Linear	None	0.008684	0.438214	0.000000	1.000000
Sn 189.989 {478}	7/7/2021 8:26:19	7/6/2021 15:15:05	Linear	None	-0.000086	0.252174	0.000000	1.000000
Sr 407.771 { 83}	7/7/2021 8:26:19	7/6/2021 15:15:05	Linear	None	0.000942	2.882557	0.000000	1.000000
Ti 334.904 {101}	7/7/2021 8:26:19	7/6/2021 15:15:05	Linear	None	0.000219	0.272405	0.000000	1.000000
Tl 190.856 {477}	7/7/2021 8:26:19	7/6/2021 15:15:05	Linear	None	-0.000507	0.059949	0.000000	1.000000
V 292.402 {115}	7/7/2021 8:26:19	7/6/2021 15:15:05	Linear	None	-0.000529	0.290257	0.000000	1.000000
W 207.911 {462}	7/7/2021 8:26:19	7/6/2021 15:15:05	Linear	None	0.000443	0.705473	0.000000	1.000000
Y 360.073 { 94}*	7/7/2021 8:26:19	5/1/2013 13:59:18	Linear	None	0.000000	0.000000	0.000000	1.000000
Y 371.030 { 91}*	7/7/2021 8:26:19	5/1/2013 13:59:18	Linear	None	0.000000	0.000000	0.000000	1.000000
Y 224.306 {451}*	7/7/2021 8:26:19	5/1/2013 13:59:18	Linear	None	0.000000	0.000000	0.000000	1.000000
Zn 206.200 {464}	7/7/2021 8:26:19	7/6/2021 15:15:05	Linear	None	0.005744	2.042160	0.000000	1.000000
Zr 339.198 { 99}	7/7/2021 8:26:19	7/6/2021 15:15:05	Linear	None	-0.000773	0.642156	0.000000	1.000000

	Element, Wavelength and Order	Correlation	Std Error of Est	Predicted MDL	Predicted MQL	Status	Reslope		QC Norm	
							Slope	Y-int	Slope factor	Offset
	Ag 328.068 {103}	1.000000	0.000000	0.000419	0.001398	OK.	1.000000	0.000000	1	0
	Al 396.152 { 85}	1.000000	0.000000	0.014714	0.049046	OK.	1.000000	0.000000	1	0
	As 189.042 {478}	1.000000	0.000000	0.001722	0.005739	OK.	1.000000	0.000000	1	0
	B 208.959 {462}	1.000000	0.000000	0.001091	0.003637	OK.	1.000000	0.000000	1	0
	Ba 455.403 { 74}	1.000000	0.000000	0.000306	0.001022	OK.	1.000000	0.000000	1	0
	Be 313.042 {108}	1.000000	0.000000	0.000116	0.000388	OK.	1.000000	0.000000	1	0
	Bi 223.061 {451}	1.000000	0.000000	0.001783	0.005943	OK.	1.000000	0.000000	1	0
	Ca 317.933 {106}	1.000000	0.000000	0.004661	0.015538	OK.	1.000000	0.000000	1	0
	Cd 228.802 {448}	1.000000	0.000000	0.000291	0.000969	OK.	1.000000	0.000000	1	0
	Ce 404.076 { 83}	1.000000	0.000000	0.002960	0.009868	OK.	1.000000	0.000000	1	0
	Co 228.616 {448}	1.000000	0.000000	0.000452	0.001506	OK.	1.000000	0.000000	1	0
	Cr 267.716 {126}	1.000000	0.000000	0.000364	0.001213	OK.	1.000000	0.000000	1	0
	Cu 324.754 {104}2	1.000000	0.000000	0.000317	0.001057	OK.	1.000000	0.000000	1	0
	Fe 259.940 {130}	1.000000	0.000000	0.005609	0.018697	OK.	1.000000	0.000000	1	0
	In 230.606 {446}*	0.000000	0.000000	-1.000000	-1.000000	Warnin	1.000000	0.000000	1	0
	K 766.490 { 44}	1.000000	0.000000	0.040364	0.134547	OK.	1.000000	0.000000	1	0
	Li 670.784 { 50}	1.000000	0.000000	0.001497	0.004990	OK.	1.000000	0.000000	1	0
	Mg 279.079 {121}	1.000000	0.000000	0.038925	0.129750	OK.	1.000000	0.000000	1	0
	Mn 257.610 {131}	1.000000	0.000000	0.000056	0.000185	OK.	1.000000	0.000000	1	0
	Mo 202.030 {467}	1.000000	0.000000	0.000378	0.001259	OK.	1.000000	0.000000	1	0
	Na 589.592 { 57}	1.000000	0.000000	0.012113	0.040376	OK.	1.000000	0.000000	1	0
	Ni 231.604 {446}	1.000000	0.000000	0.000527	0.001756	OK.	1.000000	0.000000	1	0
	P 177.495 {490}	1.000000	0.000000	0.001918	0.006394	OK.	1.000000	0.000000	1	0
	Pb 220.353 {453}	1.000000	0.000000	0.001768	0.005892	OK.	1.000000	0.000000	1	0
	S 182.034 {485}	1.000000	0.000000	0.003445	0.011482	OK.	1.000000	0.000000	1	0
	Sb 206.833 {463}	1.000000	0.000000	0.001821	0.006070	OK.	1.000000	0.000000	1	0
	Se 196.090 {472}	1.000000	0.000000	0.002909	0.009697	OK.	1.000000	0.000000	1	0
	Si 212.412 {459}	1.000000	0.000000	0.001448	0.004826	OK.	1.000000	0.000000	1	0
	Sn 189.989 {478}	1.000000	0.000000	0.001283	0.004276	OK.	1.000000	0.000000	1	0
	Sr 407.771 { 83}	1.000000	0.000000	0.000159	0.000531	OK.	1.000000	0.000000	1	0
	Ti 334.904 {101}	1.000000	0.000000	0.000351	0.001169	OK.	1.000000	0.000000	1	0
	Tl 190.856 {477}	1.000000	0.000000	0.003092	0.010306	OK.	1.000000	0.000000	1	0
	V 292.402 {115}	1.000000	0.000000	0.000316	0.001054	OK.	1.000000	0.000000	1	0
	W 207.911 {462}	1.000000	0.000000	0.001597	0.005324	OK.	1.000000	0.000000	1	0
	Y 360.073 { 94}*	0.000000	0.000000	0.000796	0.002654	Warnin	1.000000	0.000000	1	0
	Y 371.030 { 91}*	0.000000	0.000000	0.002186	0.007287	Warnin	1.000000	0.000000	1	0
	Y 224.306 {451}*	0.000000	0.000000	0.004215	0.014050	Warnin	1.000000	0.000000	1	0
	Zn 206.200 {464}	1.000000	0.000000	0.000230	0.000767	OK.	1.000000	0.000000	1	0
	Zr 339.198 { 99}	1.000000	0.000000	0.000196	0.000652	OK.	1.000000	0.000000	1	0

Zoom In ▶ Zoom Out

Sample Name: STDA Acquired: 7/7/2021 14:51:09 Type: Cal
Method: SGS NO VALVE3(v105) Mode: IR Corr. Factor: 1.000000
User: admin Custom ID1: Custom ID2: Custom ID3:
Comment:

Elem	Ag3280	Al3961	As1890	B_2089	Ba4554	Be3130	Bi2230	Ca3179	Cd2288
Units	Cts/S	Cts/S	Cts/S	Cts/S	Cts/S	Cts/S	Cts/S	Cts/S	Cts/S
Avg	**-.0002**	**.0019**	**-.0020**	**.0009**	**-.0000**	**-.0003**	**-.0008**	**.0039**	**-.0000**
Stddev	.0001	.0002	.0001	.0008	.0013	.0002	.0011	.0002	.0001
%RSD	28.19	9.822	3.367	89.55	9029.	45.88	141.8	4.943	1001.
#1	-.0003	.0017	-.0019	.0013	-.0006	-.0002	.0003	.0040	-.0001
#2	-.0002	.0020	-.0020	-.0000	.0014	-.0005	-.0007	.0041	-.0000
#3	-.0002	.0020	-.0019	.0015	-.0009	-.0004	-.0020	.0037	.0001

Elem	Ce4040	Co2286	Cr2677	Cu3247	Fe2599	K_7664	Li6707	Mg2790	Mn2576
Units	Cts/S	Cts/S	Cts/S	Cts/S	Cts/S	Cts/S	Cts/S	Cts/S	Cts/S
Avg	**.0005**	**.0004**	**.0000**	**.0037**	**.0001**	**.0027**	**-.0011**	**-.0004**	**.0001**
Stddev	.0001	.0001	.0000	.0001	.0003	.0028	.0010	.0003	.0000
%RSD	24.16	26.18	218.7	2.007	264.0	105.2	84.62	67.07	24.37
#1	.0005	.0003	-.0000	.0037	.0004	.0059	-.0008	-.0005	.0000
#2	.0007	.0004	.0000	.0036	.0001	.0005	-.0004	-.0006	.0001
#3	.0004	.0004	.0000	.0036	-.0002	.0017	-.0022	-.0001	.0000

Elem	Mo2020	Na5895	Ni2316	P_1774	Pb2203	S_1820	Sb2068	Se1960	Si2124
Units	Cts/S	Cts/S	Cts/S	Cts/S	Cts/S	Cts/S	Cts/S	Cts/S	Cts/S
Avg	**.0001**	**-.0072**	**-.0002**	**-.0094**	**-.0006**	**-.0016**	**-.0001**	**.0000**	**.0092**
Stddev	.0004	.0009	.0001	.0002	.0002	.0003	.0002	.0002	.0006
%RSD	352.2	12.52	52.08	2.521	33.93	17.22	280.5	813.3	6.406
#1	.0005	-.0067	-.0001	-.0091	-.0005	-.0019	-.0003	-.0002	.0087
#2	-.0003	-.0067	-.0002	-.0095	-.0008	-.0017	-.0001	.0001	.0098
#3	.0001	-.0082	-.0004	-.0095	-.0004	-.0013	.0001	.0002	.0091

Elem	Sn1899	Sr4077	Ti3349	Tl1908	V_2924	W_2079	Zn2062	Zr3391
Units	Cts/S	Cts/S	Cts/S	Cts/S	Cts/S	Cts/S	Cts/S	Cts/S
Avg	**.0002**	**.0012**	**.0003**	**-.0004**	**-.0006**	**.0014**	**.0125**	**-.0008**
Stddev	.0003	.0000	.0001	.0001	.0001	.0005	.0006	.0001
%RSD	111.9	3.404	20.27	31.26	23.73	32.46	4.755	16.04
#1	.0000	.0012	.0002	-.0005	-.0005	.0009	.0125	-.0009
#2	.0001	.0012	.0004	-.0003	-.0007	.0016	.0119	-.0007
#3	.0006	.0013	.0003	-.0005	-.0005	.0018	.0131	-.0007

◀ Zoom In ▶ Zoom Out

Sample Name: STDA Acquired: 7/7/2021 14:51:09 Type: Cal
Method: SGS NO VALVE3(v105) Mode: IR Corr. Factor: 1.000000
User: admin Custom ID1: Custom ID2: Custom ID3:
Comment:

Int. Std.	In2306	Y_3600	Y_3710	Y_2243
Units	Cts/S	Cts/S	Cts/S	Cts/S
Avg	**4347.6**	**58083.**	**4460.3**	**1386.8**
Stddev	11.4	139.	18.8	3.1
%RSD	.26114	.23890	.42082	.22232
#1	4350.3	58134.	4477.1	1383.9
#2	4335.2	57926.	4440.1	1386.5
#3	4357.4	58189.	4463.6	1390.0

◀ Zoom In ▶ Zoom Out

Sample Name: STDB Acquired: 7/7/2021 14:56:21 Type: Cal
Method: SGS NO VALVE3(v105) Mode: IR Corr. Factor: 1.000000
User: admin Custom ID1: Custom ID2: Custom ID3:
Comment:

Elem	Ag3280	Al3961	As1890	B_2089	Ba4554	Be3130	Bi2230	Ca3179	Cd2288
Units	Cts/S	Cts/S	Cts/S	Cts/S	Cts/S	Cts/S	Cts/S	Cts/S	Cts/S
Avg	**.1156**	**4.884**	**.9680**	**1.665**	**16.69**	**12.58**	**1.756**	**7.688**	**8.126**
Stddev	.0001	.006	.0028	.005	.01	.02	.005	.008	.012
%RSD	.1135	.1137	.2943	.2760	.0879	.1397	.2729	.1023	.1513
#1	.1155	4.877	.9704	1.666	16.69	12.57	1.757	7.683	8.133
#2	.1158	4.888	.9648	1.660	16.70	12.60	1.751	7.697	8.111
#3	.1156	4.886	.9687	1.668	16.67	12.57	1.761	7.684	8.132

Elem	Ce4040	Co2286	Cr2677	Cu3247	Fe2599	K_7664	Li6707	Mg2790	Mn2576
Units	Cts/S	Cts/S	Cts/S	Cts/S	Cts/S	Cts/S	Cts/S	Cts/S	Cts/S
Avg	**.2243**	**2.635**	**.7195**	**1.311**	**2.734**	**4.313**	**5.574**	**.5176**	**1.681**
Stddev	.0003	.002	.0022	.001	.006	.007	.008	.0008	.005
%RSD	.1196	.0842	.3020	.0563	.2207	.1688	.1421	.1634	.2881
#1	.2240	2.637	.7175	1.311	2.731	4.306	5.566	.5178	1.676
#2	.2246	2.633	.7218	1.312	2.741	4.320	5.582	.5167	1.686
#3	.2243	2.636	.7191	1.310	2.730	4.315	5.573	.5183	1.681

Elem	Mo2020	Na5895	Ni2316	P_1774	Pb2203	S_1820	Sb2068	Se1960	Si2124
Units	Cts/S	Cts/S	Cts/S	Cts/S	Cts/S	Cts/S	Cts/S	Cts/S	Cts/S
Avg	**5.859**	**13.99**	**1.983**	**.8339**	**.8615**	**.5024**	**1.442**	**.7180**	**4.601**
Stddev	.008	.02	.003	.0026	.0012	.0002	.004	.0019	.010
%RSD	.1291	.1375	.1262	.3150	.1412	.0454	.2835	.2589	.2225
#1	5.862	13.97	1.986	.8352	.8628	.5025	1.444	.7194	4.603
#2	5.851	14.01	1.981	.8309	.8605	.5021	1.437	.7159	4.590
#3	5.866	13.99	1.983	.8357	.8612	.5026	1.444	.7187	4.610

Elem	Sn1899	Sr4077	Ti3349	Tl1908	V_2924	W_2079	Zn2062	Zr3391
Units	Cts/S	Cts/S	Cts/S	Cts/S	Cts/S	Cts/S	Cts/S	Cts/S
Avg	**1.069**	**12.29**	**1.084**	**.2454**	**1.145**	**2.971**	**8.601**	**2.651**
Stddev	.002	.01	.002	.0003	.002	.004	.019	.004
%RSD	.2223	.0858	.1414	.1288	.1534	.1309	.2230	.1333
#1	1.072	12.29	1.082	.2456	1.143	2.974	8.622	2.647
#2	1.068	12.30	1.085	.2451	1.147	2.966	8.599	2.652
#3	1.067	12.28	1.083	.2457	1.145	2.972	8.583	2.654

◀ Zoom In ▶ Zoom Out

Sample Name: STDB Acquired: 7/7/2021 14:56:21 Type: Cal
Method: SGS NO VALVE3(v105) Mode: IR Corr. Factor: 1.000000
User: admin Custom ID1: Custom ID2: Custom ID3:
Comment:

Int. Std.	In2306	Y_3600	Y_3710	Y_2243
Units	Cts/S	Cts/S	Cts/S	Cts/S
Avg	**4209.9**	**55640.**	**4395.0**	**1319.7**
Stddev	8.5	290.	15.5	2.9
%RSD	.20152	.52177	.35371	.21828
#1	4200.9	55926.	4410.3	1316.5
#2	4210.9	55346.	4395.6	1320.5
#3	4217.8	55647.	4379.2	1322.0

Zoom In Zoom Out

Sample Name: ccvconf Acquired: 7/7/2021 15:01:12 Type: QC
Method: SGS NO VALVE3(v105) Mode: CONC Corr. Factor: 1.000000
User: admin Custom ID1: Custom ID2: Custom ID3:
Comment:

Elem	Ag3280	Al3961	As1890	B_2089	Ba4554	Be3130	Bi2230	Ca3179	Cd2288
Units	ppm	ppm	ppm	ppm	ppm	ppm	ppm	ppm	ppm
Avg	**.2508**	**39.56**	**2.006**	**2.004**	**2.001**	**2.019**	**2.004**	**39.95**	**1.999**
Stddev	.0009	.02	.006	.002	.001	.002	.002	.08	.001
%RSD	.3723	.0423	.3028	.1007	.0615	.1174	.0765	.1922	.0670
#1	.2518	39.58	2.000	2.006	2.000	2.021	2.005	40.04	2.000
#2	.2506	39.56	2.012	2.003	2.003	2.019	2.003	39.92	2.000
#3	.2499	39.55	2.007	2.002	2.001	2.017	2.005	39.89	1.998
Check ?	Chk Pass	Chk Pass	Chk Pass	Chk Pass	Chk Pass	Chk Pass	Chk Pass	Chk Pass	Chk Pass
Value									
Range									

Elem	Ce4040	Co2286	Cr2677	Cu3247	Fe2599	K_7664	Li6707	Mg2790	Mn2576
Units	ppm	ppm	ppm	ppm	ppm	ppm	ppm	ppm	ppm
Avg	**2.018**	**2.041**	**2.019**	**1.971**	**40.22**	**39.47**	**1.988**	**39.60**	**2.045**
Stddev	.004	.002	.005	.004	.01	.07	.002	.14	.004
%RSD	.1888	.0857	.2746	.2082	.0362	.1780	.0964	.3507	.1891
#1	2.015	2.041	2.025	1.969	40.24	39.55	1.988	39.76	2.049
#2	2.022	2.043	2.017	1.975	40.21	39.42	1.990	39.51	2.043
#3	2.017	2.040	2.014	1.968	40.22	39.44	1.986	39.52	2.042
Check ?	Chk Pass	Chk Pass	Chk Pass	Chk Pass	Chk Pass	Chk Pass	Chk Pass	Chk Pass	Chk Pass
Value									
Range									

Elem	Mo2020	Na5895	Ni2316	P_1774	Pb2203	S_1820	Sb2068	Se1960	Si2124
Units	ppm	ppm	ppm	ppm	ppm	ppm	ppm	ppm	ppm
Avg	**2.033**	**39.58**	**2.060**	**1.995**	**2.056**	**1.972**	**2.001**	**1.991**	**4.935**
Stddev	.002	.01	.001	.000	.003	.005	.001	.007	.003
%RSD	.0901	.0201	.0569	.0203	.1357	.2556	.0559	.3538	.0632
#1	2.032	39.59	2.059	1.995	2.059	1.969	2.000	1.985	4.936
#2	2.035	39.58	2.062	1.995	2.056	1.969	2.001	1.999	4.938
#3	2.031	39.59	2.060	1.996	2.054	1.978	2.002	1.990	4.932
Check ?	Chk Pass	Chk Pass	Chk Pass	Chk Pass	Chk Pass	Chk Pass	Chk Pass	Chk Pass	Chk Pass
Value									
Range									

Zoom In Zoom Out

Sample Name: ccvconf Acquired: 7/7/2021 15:01:12 Type: QC
Method: SGS NO VALVE3(v105) Mode: CONC Corr. Factor: 1.000000
User: admin Custom ID1: Custom ID2: Custom ID3:
Comment:

Elem	Sn1899	Sr4077	Ti3349	Tl1908	V_2924	W_2079	Zn2062	Zr3391
Units	ppm	ppm	ppm	ppm	ppm	ppm	ppm	ppm
Avg	**2.041**	**2.022**	**2.021**	**2.072**	**2.014**	**2.031**	**2.033**	**2.023**
Stddev	.002	.003	.003	.006	.003	.005	.003	.001
%RSD	.0885	.1336	.1630	.2898	.1235	.2632	.1455	.0541
#1	2.043	2.020	2.024	2.077	2.017	2.029	2.029	2.022
#2	2.042	2.025	2.022	2.073	2.014	2.027	2.034	2.024
#3	2.039	2.020	2.018	2.065	2.012	2.037	2.035	2.023
Check ?	Chk Pass	Chk Pass	Chk Pass	Chk Pass	Chk Pass	Chk Pass	Chk Pass	Chk Pass
Value								
Range								

Int. Std.	In2306	Y_3600	Y_3710	Y_2243
Units	Cts/S	Cts/S	Cts/S	Cts/S
Avg	**4243.3**	**56954.**	**4489.0**	**1352.8**
Stddev	7.2	312.	24.3	2.9
%RSD	.16988	.54804	.54189	.21533
#1	4251.5	56593.	4463.0	1356.1
#2	4238.1	57123.	4511.2	1350.7
#3	4240.3	57144.	4492.8	1351.5

Zoom In Zoom Out

Sample Name: ccbconf Acquired: 7/7/2021 15:06:03 Type: QC
Method: SGS NO VALVE3(v105) Mode: CONC Corr. Factor: 1.000000
User: admin Custom ID1: Custom ID2: Custom ID3:
Comment:

Elem	Ag3280	Al3961	As1890	B_2089	Ba4554	Be3130	Bi2230	Ca3179	Cd2288
Units	ppm	ppm	ppm	ppm	ppm	ppm	ppm	ppm	ppm
Avg	**.0000**	**-.0044**	**.0005**	**.0026**	**.0004**	**.0003**	**-.0003**	**-.0035**	**.0001**
Stddev	.0003	.0094	.0007	.0007	.0000	.0000	.0009	.0037	.0001
%RSD	726.3	213.5	140.0	25.17	12.96	17.96	259.8	106.0	107.1
#1	.0002	-.0134	.0006	.0019	.0004	.0003	-.0013	-.0054	.0002
#2	.0003	.0053	.0011	.0031	.0004	.0002	.0004	.0008	.0002
#3	-.0003	-.0051	-.0002	.0027	.0003	.0003	-.0002	-.0059	-.0000
Check ?	Chk Pass	Chk Pass	Chk Pass	Chk Pass	Chk Pass	Chk Pass	Chk Pass	Chk Pass	Chk Pass
High Limit									
Low Limit									

Elem	Ce4040	Co2286	Cr2677	Cu3247	Fe2599	K_7664	Li6707	Mg2790	Mn2576
Units	ppm	ppm	ppm	ppm	ppm	ppm	ppm	ppm	ppm
Avg	**.0006**	**-.0006**	**-.0001**	**-.0000**	**.0031**	**.0733**	**.0003**	**.0577**	**.0000**
Stddev	.0040	.0002	.0005	.0001	.0053	.0165	.0014	.0321	.0000
%RSD	653.1	36.90	756.0	914.2	169.2	22.54	504.9	55.72	210.1
#1	.0046	-.0008	.0005	-.0002	-.0024	.0566	.0019	.0929	.0000
#2	.0005	-.0008	-.0002	.0001	.0082	.0736	-.0004	.0504	-.0000
#3	-.0033	-.0004	-.0006	.0001	.0036	.0896	-.0007	.0298	.0000
Check ?	None	Chk Pass	Chk Pass	Chk Pass	Chk Pass	Chk Pass	Chk Pass	Chk Pass	Chk Pass
High Limit									
Low Limit									

Elem	Mo2020	Na5895	Ni2316	P_1774	Pb2203	S_1820	Sb2068	Se1960	Si2124
Units	ppm	ppm	ppm	ppm	ppm	ppm	ppm	ppm	ppm
Avg	**.0006**	**-.0060**	**.0003**	**.0014**	**-.0015**	**.0003**	**-.0001**	**.0017**	**-.0012**
Stddev	.0004	.0065	.0003	.0013	.0006	.0006	.0020	.0006	.0014
%RSD	61.06	106.7	109.4	97.08	38.76	190.0	1491.	36.77	111.9
#1	.0005	-.0033	-.0001	-.0002	-.0022	.0009	.0017	.0012	-.0026
#2	.0011	-.0134	.0004	.0020	-.0013	-.0002	.0002	.0015	-.0012
#3	.0003	-.0014	.0005	.0023	-.0010	.0002	-.0023	.0024	.0001
Check ?	Chk Pass	Chk Pass	Chk Pass	Chk Pass	Chk Pass	Chk Pass	Chk Pass	Chk Pass	Chk Pass
High Limit									
Low Limit									

Zoom In Zoom Out

Sample Name: ccbconf Acquired: 7/7/2021 15:06:03 Type: QC
Method: SGS NO VALVE3(v105) Mode: CONC Corr. Factor: 1.000000
User: admin Custom ID1: Custom ID2: Custom ID3:
Comment:

Elem	Sn1899	Sr4077	Ti3349	Tl1908	V_2924	W_2079	Zn2062	Zr3391
Units	ppm	ppm	ppm	ppm	ppm	ppm	ppm	ppm
Avg	**-.0001**	**.0001**	**.0000**	**.0022**	**.0006**	**.0007**	**-.0052**	**.0003**
Stddev	.0005	.0001	.0003	.0006	.0001	.0001	.0001	.0000
%RSD	711.7	108.3	1803.	24.97	22.82	15.79	1.372	10.76
#1	-.0003	.0003	-.0003	.0028	.0007	.0008	-.0051	.0003
#2	-.0004	.0002	.0002	.0017	.0005	.0007	-.0053	.0003
#3	.0005	-.0000	.0002	.0022	.0008	.0006	-.0052	.0003
Check ?	Chk Pass	Chk Pass	Chk Pass	Chk Pass	Chk Pass	Chk Pass	Chk Pass	Chk Pass
High Limit								
Low Limit								

Int. Std.	In2306	Y_3600	Y_3710	Y_2243
Units	Cts/S	Cts/S	Cts/S	Cts/S
Avg	**4371.1**	**58706.**	**4532.9**	**1397.7**
Stddev	14.0	133.	18.2	4.2
%RSD	.32038	.22601	.40150	.30261
#1	4386.8	58563.	4518.8	1402.1
#2	4366.4	58729.	4553.5	1397.4
#3	4360.0	58825.	4526.6	1393.6

Zoom In Zoom Out

Sample Name: icv 7 Acquired: 7/7/2021 15:11:19 Type: QC
Method: SGS NO VALVE3(v105) Mode: CONC Corr. Factor: 1.000000
User: admin Custom ID1: Custom ID2: Custom ID3:
Comment:

Elem	Ag3280	Al3961	As1890	B_2089	Ba4554	Be3130	Bi2230	Ca3179	Cd2288
Units	ppm	ppm	ppm	ppm	ppm	ppm	ppm	ppm	ppm
Avg	**.2476**	**39.76**	**1.983**	**1.987**	**2.006**	**2.024**	**1.983**	**40.03**	**1.985**
Stddev	.0003	.10	.016	.017	.003	.005	.014	.17	.020
%RSD	.1151	.2530	.7907	.8443	.1448	.2326	.7128	.4171	1.002
#1	.2478	39.84	1.997	1.998	2.008	2.027	1.994	40.12	1.998
#2	.2477	39.80	1.987	1.994	2.007	2.026	1.988	40.14	1.995
#3	.2473	39.65	1.966	1.967	2.002	2.019	1.967	39.84	1.962
Check ?	Chk Pass	Chk Pass	Chk Pass	Chk Pass	Chk Pass	Chk Pass	Chk Pass	Chk Pass	Chk Pass
Value									
Range									

Elem	Ce4040	Co2286	Cr2677	Cu3247	Fe2599	K_7664	Li6707	Mg2790	Mn2576
Units	ppm	ppm	ppm	ppm	ppm	ppm	ppm	ppm	ppm
Avg	**2.001**	**2.029**	**1.999**	**1.957**	**40.45**	**39.61**	**2.000**	**39.58**	**2.033**
Stddev	.002	.020	.003	.002	.09	.07	.002	.20	.001
%RSD	.0970	.9595	.1364	.0781	.2256	.1731	.1135	.5134	.0679
#1	2.000	2.044	2.001	1.957	40.48	39.58	1.999	39.64	2.034
#2	2.003	2.036	2.000	1.958	40.52	39.69	2.003	39.75	2.034
#3	2.000	2.007	1.996	1.955	40.35	39.56	1.999	39.36	2.032
Check ?	None	Chk Pass	Chk Pass	Chk Pass	Chk Pass	Chk Pass	Chk Pass	Chk Pass	Chk Pass
Value									
Range									

Elem	Mo2020	Na5895	Ni2316	P_1774	Pb2203	S_1820	Sb2068	Se1960	Si2124
Units	ppm	ppm	ppm	ppm	ppm	ppm	ppm	ppm	ppm
Avg	**2.012**	**39.84**	**2.044**	**1.978**	**2.041**	**1.956**	**1.983**	**1.972**	**4.937**
Stddev	.018	.10	.019	.015	.019	.018	.019	.019	.044
%RSD	.9030	.2436	.9082	.7767	.9511	.9008	.9801	.9744	.8901
#1	2.025	39.84	2.056	1.986	2.055	1.970	1.996	1.983	4.968
#2	2.020	39.94	2.053	1.987	2.049	1.963	1.992	1.983	4.957
#3	1.991	39.74	2.022	1.960	2.019	1.936	1.960	1.950	4.887
Check ?	Chk Pass	Chk Pass	Chk Pass	Chk Pass	Chk Pass	Chk Pass	Chk Pass	Chk Pass	Chk Pass
Value									
Range									

Zoom In Zoom Out

Sample Name: icv 7 Acquired: 7/7/2021 15:11:19 Type: QC
Method: SGS NO VALVE3(v105) Mode: CONC Corr. Factor: 1.000000
User: admin Custom ID1: Custom ID2: Custom ID3:
Comment:

Elem	Sn1899	Sr4077	Ti3349	Tl1908	V_2924	W_2079	Zn2062	Zr3391
Units	ppm	ppm	ppm	ppm	ppm	ppm	ppm	ppm
Avg	**2.015**	**2.028**	**1.996**	**2.049**	**1.998**	**2.011**	**2.014**	**2.013**
Stddev	.020	.003	.003	.015	.004	.020	.020	.001
%RSD	.9662	.1395	.1622	.7402	.1948	.9677	1.005	.0660
#1	2.028	2.029	1.999	2.058	2.001	2.024	2.025	2.013
#2	2.025	2.030	1.995	2.056	1.999	2.020	2.026	2.014
#3	1.993	2.025	1.992	2.031	1.994	1.988	1.990	2.012
Check ?	Chk Pass	Chk Pass	Chk Pass	Chk Pass	Chk Pass	Chk Pass	Chk Pass	Chk Pass
Value								
Range								

Int. Std.	In2306	Y_3600	Y_3710	Y_2243
Units	Cts/S	Cts/S	Cts/S	Cts/S
Avg	**4256.9**	**57029.**	**4460.3**	**1358.0**
Stddev	27.7	85.	29.9	9.9
%RSD	.64953	.14945	.66933	.72914
#1	4243.5	57110.	4442.7	1352.6
#2	4238.5	56940.	4443.5	1352.0
#3	4288.7	57038.	4494.8	1369.5

Zoom In Zoom Out

Sample Name: icb 7 Acquired: 7/7/2021 15:16:10 Type: QC
Method: SGS NO VALVE3(v105) Mode: CONC Corr. Factor: 1.000000
User: admin Custom ID1: Custom ID2: Custom ID3:
Comment:

Elem	Ag3280	Al3961	As1890	B_2089	Ba4554	Be3130	Bi2230	Ca3179	Cd2288
Units	ppm	ppm	ppm	ppm	ppm	ppm	ppm	ppm	ppm
Avg	**-.0001**	**-.0062**	**.0007**	**.0022**	**.0002**	**.0002**	**.0004**	**-.0047**	**.0002**
Stddev	.0002	.0109	.0010	.0007	.0002	.0000	.0011	.0010	.0001
%RSD	187.6	174.2	142.4	33.05	136.9	16.94	268.8	20.32	55.76
#1	-.0002	.0055	.0013	.0027	.0000	.0003	.0009	-.0047	.0003
#2	-.0002	-.0159	.0012	.0024	.0004	.0002	-.0009	-.0057	.0003
#3	.0001	-.0084	-.0004	.0013	.0000	.0002	.0013	-.0038	.0001
Check ?	Chk Pass	Chk Pass	Chk Pass	Chk Pass	Chk Pass	Chk Pass	Chk Pass	Chk Pass	Chk Pass
High Limit									
Low Limit									

Elem	Ce4040	Co2286	Cr2677	Cu3247	Fe2599	K_7664	Li6707	Mg2790	Mn2576
Units	ppm	ppm	ppm	ppm	ppm	ppm	ppm	ppm	ppm
Avg	**-.0012**	**-.0004**	**.0000**	**.0001**	**.0010**	**.0803**	**-.0001**	**.0077**	**.0000**
Stddev	.0005	.0002	.0001	.0002	.0051	.0102	.0017	.0316	.0000
%RSD	38.76	47.55	225.2	226.2	513.3	12.76	1191.	409.8	4825.
#1	-.0016	-.0006	.0001	.0003	.0067	.0921	.0004	-.0281	-.0000
#2	-.0013	-.0002	.0000	-.0001	-.0031	.0755	-.0020	.0317	-.0000
#3	-.0007	-.0004	-.0000	.0000	-.0007	.0733	.0012	.0194	.0000
Check ?	None	Chk Pass	Chk Pass	Chk Pass	Chk Pass	Chk Pass	Chk Pass	Chk Pass	Chk Pass
High Limit									
Low Limit									

Elem	Mo2020	Na5895	Ni2316	P_1774	Pb2203	S_1820	Sb2068	Se1960	Si2124
Units	ppm	ppm	ppm	ppm	ppm	ppm	ppm	ppm	ppm
Avg	**.0006**	**-.0111**	**.0006**	**.0026**	**-.0003**	**.0009**	**.0006**	**.0029**	**.0005**
Stddev	.0004	.0041	.0003	.0003	.0007	.0018	.0021	.0009	.0022
%RSD	64.88	37.31	47.06	10.03	227.4	197.4	323.6	30.19	432.7
#1	.0006	-.0076	.0008	.0023	-.0009	.0010	.0016	.0028	.0023
#2	.0009	-.0156	.0008	.0027	.0005	.0027	-.0017	.0039	-.0019
#3	.0002	-.0101	.0003	.0027	-.0005	-.0009	.0021	.0021	.0011
Check ?	Chk Pass	Chk Pass	Chk Pass	Chk Pass	Chk Pass	Chk Pass	Chk Pass	Chk Pass	Chk Pass
High Limit									
Low Limit									

Zoom In Zoom Out

Sample Name: icb 7 Acquired: 7/7/2021 15:16:10 Type: QC
Method: SGS NO VALVE3(v105) Mode: CONC Corr. Factor: 1.000000
User: admin Custom ID1: Custom ID2: Custom ID3:
Comment:

Elem	Sn1899	Sr4077	Ti3349	Tl1908	V_2924	W_2079	Zn2062	Zr3391
Units	ppm	ppm	ppm	ppm	ppm	ppm	ppm	ppm
Avg	**-.0000**	**-.0000**	**-.0002**	**.0036**	**.0000**	**-.0002**	**-.0051**	**.0003**
Stddev	.0006	.0001	.0001	.0016	.0002	.0003	.0001	.0001
%RSD	2012.	287.1	32.41	44.49	961.2	131.7	1.339	28.30
#1	-.0004	-.0001	-.0001	.0018	.0001	-.0005	-.0051	.0002
#2	-.0004	-.0001	-.0003	.0049	-.0002	-.0003	-.0051	.0003
#3	.0007	.0001	-.0002	.0042	.0002	.0001	-.0050	.0004
Check ?	Chk Pass	Chk Pass	Chk Pass	Chk Pass	Chk Pass	Chk Pass	Chk Pass	Chk Pass
High Limit								
Low Limit								

Int. Std.	In2306	Y_3600	Y_3710	Y_2243
Units	Cts/S	Cts/S	Cts/S	Cts/S
Avg	**4362.0**	**58821.**	**4521.7**	**1393.1**
Stddev	5.8	175.	11.6	3.6
%RSD	.13345	.29792	.25579	.26154
#1	4356.9	59007.	4520.0	1389.7
#2	4360.9	58659.	4511.2	1396.9
#3	4368.4	58797.	4534.1	1392.6

Zoom In Zoom Out

Sample Name: ccv Acquired: 7/7/2021 15:21:27 Type: QC
Method: SGS NO VALVE3(v105) Mode: CONC Corr. Factor: 1.000000
User: admin Custom ID1: Custom ID2: Custom ID3:
Comment:

Elem	Ag3280	Al3961	As1890	B_2089	Ba4554	Be3130	Bi2230	Ca3179	Cd2288
Units	ppm	ppm	ppm	ppm	ppm	ppm	ppm	ppm	ppm
Avg	**.2466**	**39.77**	**2.003**	**2.001**	**2.002**	**2.020**	**2.012**	**39.77**	**1.999**
Stddev	.0006	.06	.006	.001	.003	.001	.003	.04	.002
%RSD	.2570	.1491	.3144	.0503	.1605	.0310	.1222	.1106	.0925
#1	.2470	39.70	2.003	2.000	2.001	2.019	2.011	39.74	2.000
#2	.2470	39.79	1.997	2.002	2.000	2.021	2.010	39.75	1.997
#3	.2459	39.81	2.009	2.000	2.006	2.020	2.014	39.82	2.001
Check ?	Chk Pass	Chk Pass	Chk Pass	Chk Pass	Chk Pass	Chk Pass	Chk Pass	Chk Pass	Chk Pass
Value									
Range									

Elem	Ce4040	Co2286	Cr2677	Cu3247	Fe2599	K_7664	Li6707	Mg2790	Mn2576
Units	ppm	ppm	ppm	ppm	ppm	ppm	ppm	ppm	ppm
Avg	**2.008**	**2.037**	**1.985**	**1.959**	**40.35**	**39.44**	**2.003**	**39.14**	**2.025**
Stddev	.002	.002	.006	.002	.08	.06	.004	.05	.005
%RSD	.1142	.0716	.3001	.1145	.2063	.1525	.2193	.1275	.2406
#1	2.010	2.039	1.983	1.962	40.26	39.38	2.005	39.09	2.023
#2	2.006	2.036	1.992	1.959	40.39	39.43	1.998	39.19	2.031
#3	2.007	2.037	1.980	1.957	40.41	39.50	2.006	39.15	2.022
Check ?	Chk Pass	Chk Pass	Chk Pass	Chk Pass	Chk Pass	Chk Pass	Chk Pass	Chk Pass	Chk Pass
Value									
Range									

Elem	Mo2020	Na5895	Ni2316	P_1774	Pb2203	S_1820	Sb2068	Se1960	Si2124
Units	ppm	ppm	ppm	ppm	ppm	ppm	ppm	ppm	ppm
Avg	**2.033**	**39.89**	**2.056**	**1.993**	**2.046**	**1.974**	**2.007**	**2.000**	**4.960**
Stddev	.002	.03	.001	.003	.001	.003	.003	.004	.007
%RSD	.0788	.0711	.0444	.1348	.0313	.1567	.1340	.2093	.1443
#1	2.034	39.87	2.056	1.993	2.047	1.970	2.005	2.004	4.962
#2	2.031	39.87	2.056	1.995	2.046	1.975	2.010	2.002	4.952
#3	2.033	39.92	2.055	1.990	2.046	1.976	2.006	1.996	4.966
Check ?	Chk Pass	Chk Pass	Chk Pass	Chk Pass	Chk Pass	Chk Pass	Chk Pass	Chk Pass	Chk Pass
Value									
Range									

Zoom In Zoom Out

Sample Name: ccv Acquired: 7/7/2021 15:21:27 Type: QC
Method: SGS NO VALVE3(v105) Mode: CONC Corr. Factor: 1.000000
User: admin Custom ID1: Custom ID2: Custom ID3:
Comment:

Elem	Sn1899	Sr4077	Ti3349	Tl1908	V_2924	W_2079	Zn2062	Zr3391
Units	ppm	ppm	ppm	ppm	ppm	ppm	ppm	ppm
Avg	**2.031**	**2.026**	**1.991**	**2.072**	**1.989**	**2.029**	**2.020**	**2.020**
Stddev	.001	.002	.002	.007	.003	.003	.001	.003
%RSD	.0561	.1166	.1221	.3607	.1337	.1430	.0635	.1473
#1	2.030	2.026	1.992	2.072	1.988	2.028	2.022	2.018
#2	2.032	2.024	1.994	2.080	1.992	2.027	2.020	2.023
#3	2.031	2.029	1.989	2.065	1.987	2.032	2.019	2.018
Check ?	Chk Pass	Chk Pass	Chk Pass	Chk Pass	Chk Pass	Chk Pass	Chk Pass	Chk Pass
Value								
Range								

Int. Std.	In2306	Y_3600	Y_3710	Y_2243
Units	Cts/S	Cts/S	Cts/S	Cts/S
Avg	**4243.0**	**57413.**	**4530.6**	**1350.8**
Stddev	2.1	318.	20.3	.3
%RSD	.04852	.55413	.44889	.01943
#1	4241.9	57626.	4553.9	1350.9
#2	4241.8	57047.	4521.5	1351.0
#3	4245.4	57566.	4516.5	1350.5

Zoom In Zoom Out

Sample Name: ccb Acquired: 7/7/2021 15:26:18 Type: QC
Method: SGS NO VALVE3(v105) Mode: CONC Corr. Factor: 1.000000
User: admin Custom ID1: Custom ID2: Custom ID3:
Comment:

Elem	Ag3280	Al3961	As1890	B_2089	Ba4554	Be3130	Bi2230	Ca3179
Units	ppm	ppm	ppm	ppm	ppm	ppm	ppm	ppm
Avg	**.0001**	**.0031**	**.0021**	**.0017**	**.0003**	**.0003**	**.0009**	**-.0021**
Stddev	.0002	.0024	.0004	.0007	.0002	.0001	.0015	.0010
%RSD	183.9	76.08	20.78	41.45	52.04	20.99	157.7	46.60
#1	.0001	.0024	.0022	.0022	.0004	.0003	.0019	-.0013
#2	.0003	.0057	.0016	.0009	.0004	.0004	.0017	-.0018
#3	-.0001	.0012	.0025	.0019	.0001	.0003	-.0008	-.0032
Check ?	Chk Pass	Chk Pass	Chk Pass	Chk Pass	Chk Pass	Chk Pass	Chk Pass	Chk Pass
High Limit								
Low Limit								

Elem	Cd2288	Ce4040	Co2286	Cr2677	Cu3247	Fe2599	K_7664	Li6707
Units	ppm	ppm	ppm	ppm	ppm	ppm	ppm	ppm
Avg	**.0003**	**-.0005**	**-.0006**	**.0000**	**-.0001**	**.0029**	**.0837**	**-.0012**
Stddev	.0001	.0032	.0002	.0004	.0003	.0017	.0231	.0008
%RSD	39.75	638.6	37.70	1329.	296.4	58.64	27.58	69.88
#1	.0003	-.0004	-.0007	.0005	.0002	.0029	.0921	-.0010
#2	.0001	-.0038	-.0003	-.0003	-.0005	.0047	.1014	-.0004
#3	.0004	.0027	-.0008	-.0000	-.0000	.0013	.0576	-.0021
Check ?	Chk Pass	None	Chk Pass	Chk Pass	Chk Pass	Chk Pass	Chk Pass	Chk Pass
High Limit								
Low Limit								

Elem	Mg2790	Mn2576	Mo2020	Na5895	Ni2316	P_1774	Pb2203	S_1820
Units	ppm	ppm	ppm	ppm	ppm	ppm	ppm	ppm
Avg	**.0404**	**-.0001**	**.0007**	**-.0002**	**.0000**	**.0022**	**-.0000**	**.0006**
Stddev	.0081	.0000	.0003	.0069	.0006	.0014	.0011	.0023
%RSD	20.16	14.36	52.08	2860.	1302.	62.81	6636.	362.4
#1	.0346	-.0001	.0003	.0071	.0002	.0020	.0012	-.0015
#2	.0369	-.0001	.0010	-.0066	-.0006	.0010	-.0005	.0004
#3	.0497	-.0001	.0006	-.0012	.0005	.0037	-.0008	.0031
Check ?	Chk Pass	Chk Pass	Chk Pass	Chk Pass	Chk Pass	Chk Pass	Chk Pass	Chk Pass
High Limit								
Low Limit								

Zoom In Zoom Out

Sample Name: ccb Acquired: 7/7/2021 15:26:18 Type: QC
Method: SGS NO VALVE3(v105) Mode: CONC Corr. Factor: 1.000000
User: admin Custom ID1: Custom ID2: Custom ID3:
Comment:

Elem	Sb2068	Se1960	Si2124	Sn1899	Sr4077	Ti3349	Tl1908	V_2924
Units	ppm	ppm	ppm	ppm	ppm	ppm	ppm	ppm
Avg	**.0007**	**.0034**	**-.0011**	**-.0005**	**.0001**	**-.0004**	**.0015**	**.0000**
Stddev	.0003	.0026	.0012	.0019	.0002	.0002	.0019	.0003
%RSD	34.95	77.58	107.0	343.6	143.0	44.36	124.2	3097.
#1	.0005	.0037	-.0020	.0008	.0003	-.0006	.0035	.0000
#2	.0006	.0059	-.0016	.0003	-.0000	-.0003	-.0002	-.0003
#3	.0010	.0006	.0002	-.0027	.0001	-.0003	.0012	.0003
Check ?	Chk Pass	Chk Pass	Chk Pass	Chk Pass	Chk Pass	Chk Pass	Chk Pass	Chk Pass
High Limit								
Low Limit								

Elem	W_2079	Zn2062	Zr3391
Units	ppm	ppm	ppm
Avg	**-.0009**	F **-.0052**	**.0003**
Stddev	.0010	.0002	.0001
%RSD	101.6	4.035	43.50
#1	.0002	-.0052	.0002
#2	-.0014	-.0050	.0004
#3	-.0016	-.0054	.0003
Check ?	Chk Pass	Chk Fail	Chk Pass
High Limit		.0020	
Low Limit		-.0020	

Int. Std.	In2306	Y_3600	Y_3710	Y_2243
Units	Cts/S	Cts/S	Cts/S	Cts/S
Avg	**4366.3**	**59329.**	**4572.4**	**1394.8**
Stddev	29.0	208.	17.8	9.2
%RSD	.66359	.35010	.38872	.65712
#1	4345.9	59364.	4592.2	1388.0
#2	4399.4	59107.	4567.1	1405.2
#3	4353.5	59518.	4557.9	1391.1

Inst QC: MA50802

Zoom In / Zoom Out

Sample Name: cri Acquired: 7/7/2021 15:31:36 Type: QC
Method: SGS NO VALVE3(v105) Mode: CONC Corr. Factor: 1.000000
User: admin Custom ID1: Custom ID2: Custom ID3:
Comment:

Elem	Ag3280	Al3961	As1890	B_2089	Ba4554	Be3130	Bi2230	Ca3179	Cd2288
Units	ppm	ppm	ppm	ppm	ppm	ppm	ppm	ppm	ppm
Avg	**.0048**	**.1950**	**.0078**	**.0946**	**.1953**	**.0020**	**.0197**	**4.993**	**.0033**
Stddev	.0004	.0125	.0014	.0005	.0005	.0000	.0017	.017	.0001
%RSD	8.973	6.436	18.22	.4876	.2671	1.982	8.412	.3309	3.152
#1	.0048	.1939	.0082	.0949	.1950	.0020	.0189	4.980	.0033
#2	.0053	.2080	.0063	.0948	.1950	.0021	.0217	4.988	.0031
#3	.0044	.1830	.0091	.0941	.1959	.0020	.0187	5.012	.0033
Check ?	Chk Pass	Chk Pass	Chk Pass	Chk Pass	Chk Pass	Chk Pass	Chk Pass	Chk Pass	Chk Pass
Value									
Range									

Elem	Ce4040	Co2286	Cr2677	Cu3247	Fe2599	K_7664	Li6707	Mg2790	Mn2576
Units	ppm	ppm	ppm	ppm	ppm	ppm	ppm	ppm	ppm
Avg	**.0012**	**.0493**	**.0096**	**.0092**	**.1011**	**4.938**	**.0484**	**4.937**	**.0149**
Stddev	.0033	.0002	.0003	.0002	.0036	.020	.0022	.022	.0001
%RSD	271.4	.4886	3.554	1.763	3.571	.4073	4.584	.4546	.9156
#1	-.0022	.0495	.0097	.0093	.1036	4.924	.0510	4.912	.0148
#2	.0014	.0490	.0100	.0092	.1027	4.961	.0469	4.946	.0151
#3	.0045	.0493	.0093	.0090	.0970	4.929	.0474	4.954	.0148
Check ?	None	Chk Pass	Chk Pass	Chk Pass	Chk Pass	Chk Pass	Chk Pass	Chk Pass	Chk Pass
Value									
Range									

Elem	Mo2020	Na5895	Ni2316	P_1774	Pb2203	S_1820	Sb2068	Se1960	Si2124
Units	ppm	ppm	ppm	ppm	ppm	ppm	ppm	ppm	ppm
Avg	**.0203**	**4.941**	**.0109**	**.0492**	F **.0004**	**.0485**	**.0057**	**.0111**	**.1833**
Stddev	.0004	.028	.0002	.0011	.0004	.0024	.0021	.0011	.0007
%RSD	1.862	.5689	1.988	2.268	109.5	4.848	37.06	9.936	.3807
#1	.0204	4.916	.0111	.0484	-.0001	.0459	.0072	.0098	.1833
#2	.0207	4.935	.0106	.0505	.0008	.0505	.0068	.0114	.1840
#3	.0199	4.971	.0109	.0488	.0005	.0491	.0033	.0119	.1826
Check ?	Chk Pass	Chk Pass	Chk Pass	Chk Pass	Chk Fail	Chk Pass	Chk Pass	Chk Pass	Chk Pass
Value					.0030				
Range					-20.00%				

Zoom In / Zoom Out

Sample Name: cri Acquired: 7/7/2021 15:31:36 Type: QC
Method: SGS NO VALVE3(v105) Mode: CONC Corr. Factor: 1.000000
User: admin Custom ID1: Custom ID2: Custom ID3:
Comment:

Elem	Sn1899	Sr4077	Ti3349	Tl1908	V_2924	W_2079	Zn2062	Zr3391
Units	ppm	ppm	ppm	ppm	ppm	ppm	ppm	ppm
Avg	**.0105**	**.0098**	**.0093**	**.0097**	**.0485**	**.0493**	**.0164**	**.0107**
Stddev	.0009	.0000	.0001	.0019	.0004	.0005	.0002	.0002
%RSD	8.648	.4817	.8666	19.50	.9088	1.083	1.422	1.697
#1	.0106	.0098	.0093	.0117	.0480	.0493	.0164	.0109
#2	.0096	.0097	.0093	.0095	.0489	.0498	.0166	.0106
#3	.0114	.0098	.0092	.0080	.0485	.0488	.0161	.0106
Check ?	Chk Pass	Chk Pass	Chk Pass	Chk Pass	Chk Pass	Chk Pass	Chk Pass	Chk Pass
Value								
Range								

Int. Std.	In2306	Y_3600	Y_3710	Y_2243
Units	Cts/S	Cts/S	Cts/S	Cts/S
Avg	**4322.6**	**59331.**	**4514.7**	**1381.4**
Stddev	1.9	25.	23.5	1.5
%RSD	.04299	.04257	.52124	.10799
#1	4321.5	59316.	4541.8	1380.1
#2	4321.4	59317.	4502.4	1383.0
#3	4324.7	59360.	4499.9	1381.0

Zoom In / Zoom Out

Sample Name: crid Acquired: 7/7/2021 15:36:50 Type: QC
Method: SGS NO VALVE3(v105) Mode: CONC Corr. Factor: 1.000000
User: admin Custom ID1: Custom ID2: Custom ID3:
Comment:

Elem	Ag3280	Al3961	As1890	B_2089	Ba4554	Be3130	Bi2230	Ca3179
Units	ppm	ppm	ppm	ppm	ppm	ppm	ppm	ppm
Avg	F **-.0001**	**.0947**	**.0033**	**.0010**	**.0041**	**.0011**	**-.0001**	**1.030**
Stddev	.0003	.0122	.0008	.0007	.0001	.0001	.0012	.008
%RSD	495.0	12.91	22.84	72.75	2.094	10.79	889.0	.7660
#1	-.0003	.1085	.0041	.0015	.0042	.0010	.0012	1.039
#2	-.0001	.0851	.0027	.0012	.0041	.0010	-.0013	1.027
#3	.0002	.0906	.0031	.0002	.0041	.0012	-.0003	1.024
Check ?	Chk Fail	Chk Pass	Chk Pass	None	Chk Pass	Chk Pass	None	Chk Pass
Value	.0020							
Range	-20.00%							

Elem	Cd2288	Ce4040	Co2286	Cr2677	Cu3247	Fe2599	K_7664	Li6707
Units	ppm	ppm	ppm	ppm	ppm	ppm	ppm	ppm
Avg	F **.0014**	**.0008**	**.0025**	**.0020**	F **-.0000**	**.0074**	**2.041**	**-.0017**
Stddev	.0002	.0008	.0002	.0002	.0002	.0033	.047	.0022
%RSD	11.82	102.9	6.010	9.983	5913.	45.07	2.295	131.3
#1	.0015	-.0001	.0027	.0018	-.0002	.0036	2.081	-.0032
#2	.0015	.0010	.0024	.0022	.0000	.0089	2.052	-.0027
#3	.0012	.0015	.0025	.0020	.0002	.0098	1.989	.0008
Check ?	Chk Fail	None	Chk Pass	Chk Pass	Chk Fail	None	Chk Pass	None
Value	.0010				.0020			
Range	30.00%				-20.00%			

Elem	Mg2790	Mn2576	Mo2020	Na5895	Ni2316	P_1774	Pb2203	S_1820
Units	ppm	ppm	ppm	ppm	ppm	ppm	ppm	ppm
Avg	F **.1320**	**.0031**	**.0004**	**1.004**	**.0043**	**.0027**	F **-.0000**	**.0022**
Stddev	.0106	.0001	.0003	.010	.0001	.0006	.0003	.0040
%RSD	8.016	1.989	85.33	.9576	3.234	23.56	1182.	180.6
#1	.1434	.0031	.0006	1.006	.0045	.0030	-.0000	.0019
#2	.1300	.0030	.0000	.9936	.0044	.0019	.0002	-.0016
#3	.1225	.0031	.0006	1.013	.0042	.0030	-.0003	.0063
Check ?	Chk Fail	Chk Pass	None	Chk Pass	Chk Pass	None	Chk Fail	None
Value	.1000						.0025	
Range	30.00%						-20.00%	

Zoom In / Zoom Out

Sample Name: crid Acquired: 7/7/2021 15:36:50 Type: QC
Method: SGS NO VALVE3(v105) Mode: CONC Corr. Factor: 1.000000
User: admin Custom ID1: Custom ID2: Custom ID3:
Comment:

Elem	Sb2068	Se1960	Si2124	Sn1899	Sr4077	Ti3349	Tl1908	V_2924
Units	ppm	ppm	ppm	ppm	ppm	ppm	ppm	ppm
Avg	F **.0001**	F **.0077**	**.0009**	**.0006**	**-.0001**	**-.0003**	**.0023**	**.0020**
Stddev	.0006	.0016	.0014	.0006	.0001	.0002	.0007	.0003
%RSD	760.0	21.20	151.8	113.8	62.24	63.88	31.29	12.61
#1	-.0003	.0059	.0024	.0007	-.0000	-.0002	.0031	.0023
#2	.0007	.0090	.0009	.0011	-.0001	-.0006	.0018	.0020
#3	-.0002	.0081	-.0005	-.0001	-.0001	-.0002	.0019	.0018
Check ?	Chk Fail	Chk Fail	None	None	None	None	Chk Pass	Chk Pass
Value	.0030	.0050						
Range	-20.00%	30.00%						

Elem	W_2079	Zn2062	Zr3391
Units	ppm	ppm	ppm
Avg	**-.0006**	**.0112**	**.0001**
Stddev	.0005	.0001	.0001
%RSD	82.12	1.099	60.41
#1	-.0004	.0111	.0001
#2	-.0002	.0113	.0002
#3	-.0011	.0113	.0001
Check ?	None	Chk Pass	None
Value			
Range			

Int. Std.	In2306	Y_3600	Y_3710	Y_2243
Units	Cts/S	Cts/S	Cts/S	Cts/S
Avg	**4334.3**	**59049.**	**4519.7**	**1386.7**
Stddev	2.7	111.	20.1	2.0
%RSD	.06303	.18878	.44395	.14520
#1	4332.4	58970.	4511.7	1384.4
#2	4332.9	59177.	4542.6	1388.1
#3	4337.4	59001.	4504.9	1387.6

Zoom In Zoom Out

Sample Name: icsa Acquired: 7/7/2021 15:42:05 Type: QC
Method: SGS NO VALVE3(v105) Mode: CONC Corr. Factor: 1.000000
User: admin Custom ID1: Custom ID2: Custom ID3:
Comment:

Elem	Ag3280	Al3961	As1890	B_2089	Ba4554	Be3130	Bi2230	Ca3179	Cd2288
Units	ppm	ppm	ppm	ppm	ppm	ppm	ppm	ppm	ppm
Avg	**-.0000**	**510.8**	**.0023**	**-.0029**	**.0031**	**-.0005**	**-.0050**	**384.4**	**.0014**
Stddev	.0005	1.0	.0023	.0022	.0002	.0001	.0016	1.1	.0005
%RSD	1298.	.1917	101.4	75.71	6.508	24.69	32.26	.2785	40.02
#1	.0000	510.1	.0006	-.0023	.0033	-.0007	-.0046	384.1	.0018
#2	-.0006	510.4	.0049	-.0011	.0029	-.0005	-.0068	383.5	.0008
#3	.0005	511.9	.0013	-.0054	.0032	-.0005	-.0036	385.6	.0015
Check ?	Chk Pass	Chk Pass	Chk Pass	Chk Pass	Chk Pass	Chk Pass	Chk Pass	Chk Pass	Chk Pass
High Limit									
Low Limit									

Elem	Ce4040	Co2286	Cr2677	Cu3247	Fe2599	K_7664	Li6707	Mg2790	Mn2576
Units	ppm	ppm	ppm	ppm	ppm	ppm	ppm	ppm	ppm
Avg	**.0510**	**-.0005**	**-.0006**	**.0072**	**204.8**	**.1229**	**-.0064**	**491.7**	**-.0027**
Stddev	.0020	.0002	.0003	.0002	.3	.0232	.0010	1.8	.0001
%RSD	3.858	40.17	42.11	2.889	.1326	18.89	16.47	.3566	2.346
#1	.0499	-.0003	-.0009	.0072	204.9	.1379	-.0070	492.0	-.0028
#2	.0498	-.0005	-.0005	.0074	204.6	.0961	-.0052	489.9	-.0027
#3	.0533	-.0006	-.0005	.0070	205.1	.1345	-.0070	493.4	-.0027
Check ?	None	Chk Pass	Chk Pass	Chk Pass	Chk Pass	Chk Pass	Chk Pass	Chk Pass	Chk Pass
High Limit									
Low Limit									

Elem	Mo2020	Na5895	Ni2316	P_1774	Pb2203	S_1820	Sb2068	Se1960	Si2124
Units	ppm	ppm	ppm	ppm	ppm	ppm	ppm	ppm	ppm
Avg	**.0007**	**.0605**	**.0022**	**.0083**	**.0004**	**-.0208**	**.0013**	**.0002**	**-.0218**
Stddev	.0003	.0067	.0005	.0010	.0022	.0018	.0021	.0044	.0020
%RSD	36.88	11.07	22.14	11.88	540.9	8.782	159.3	1858.	9.030
#1	.0009	.0559	.0024	.0086	.0022	-.0222	.0037	.0033	-.0237
#2	.0007	.0682	.0025	.0072	.0011	-.0187	.0004	.0021	-.0219
#3	.0004	.0575	.0016	.0092	-.0020	-.0214	-.0002	-.0048	-.0198
Check ?	Chk Pass	Chk Pass	Chk Pass	Chk Pass	Chk Pass	Chk Pass	Chk Pass	Chk Pass	Chk Pass
High Limit									
Low Limit									

Zoom In Zoom Out

Sample Name: icsa Acquired: 7/7/2021 15:42:05 Type: QC
Method: SGS NO VALVE3(v105) Mode: CONC Corr. Factor: 1.000000
User: admin Custom ID1: Custom ID2: Custom ID3:
Comment:

Elem	Sn1899	Sr4077	Ti3349	Tl1908	V_2924	W_2079	Zn2062	Zr3391
Units	ppm	ppm	ppm	ppm	ppm	ppm	ppm	ppm
Avg	**-.0040**	**-.0014**	**-.0017**	**-.0023**	**.0002**	**-.0070**	**-.0089**	**-.0006**
Stddev	.0013	.0001	.0002	.0007	.0001	.0017	.0002	.0001
%RSD	31.73	8.808	12.00	29.20	64.11	24.43	2.434	15.60
#1	-.0034	-.0013	-.0016	-.0022	.0001	-.0063	-.0090	-.0005
#2	-.0031	-.0014	-.0019	-.0030	.0003	-.0090	-.0090	-.0007
#3	-.0054	-.0016	-.0015	-.0017	.0003	-.0058	-.0087	-.0006
Check ?	Chk Pass	Chk Pass	Chk Pass	Chk Pass	Chk Pass	Chk Pass	Chk Pass	Chk Pass
High Limit								
Low Limit								

Int. Std.	In2306	Y_3600	Y_3710	Y_2243
Units	Cts/S	Cts/S	Cts/S	Cts/S
Avg	**4036.3**	**53695.**	**4380.1**	**1256.7**
Stddev	6.3	124.	48.4	1.0
%RSD	.15495	.23180	1.1049	.08335
#1	4030.3	53642.	4361.0	1255.5
#2	4035.7	53838.	4435.1	1257.0
#3	4042.8	53607.	4344.1	1257.6

Zoom In Zoom Out

Sample Name: ICSAB Acquired: 7/7/2021 15:47:12 Type: QC
Method: SGS NO VALVE3(v105) Mode: CONC Corr. Factor: 1.000000
User: admin Custom ID1: Custom ID2: Custom ID3:
Comment:

Elem	Ag3280	Al3961	As1890	B_2089	Ba4554	Be3130	Bi2230	Ca3179	Cd2288
Units	ppm	ppm	ppm	ppm	ppm	ppm	ppm	ppm	ppm
Avg	**.9895**	**504.3**	**1.012**	**.4846**	**.4833**	**.4787**	**.4983**	**382.0**	**.9971**
Stddev	.0010	.4	.003	.0020	.0009	.0002	.0005	.2	.0018
%RSD	.1037	.0768	.2492	.4075	.1896	.0350	.1037	.0639	.1838
#1	.9885	503.8	1.011	.4850	.4829	.4788	.4977	381.7	.9954
#2	.9894	504.5	1.010	.4824	.4843	.4788	.4987	382.0	.9969
#3	.9905	504.5	1.015	.4863	.4826	.4785	.4985	382.2	.9991
Check ?	Chk Pass	Chk Pass	Chk Pass	Chk Pass	Chk Pass	Chk Pass	Chk Pass	Chk Pass	Chk Pass
Value									
Range									

Elem	Ce4040	Co2286	Cr2677	Cu3247	Fe2599	K_7664	Li6707	Mg2790	Mn2576
Units	ppm	ppm	ppm	ppm	ppm	ppm	ppm	ppm	ppm
Avg	**.5245**	**.4593**	**.4540**	**.5127**	**194.2**	**.0795**	**.5275**	**483.0**	**.4833**
Stddev	.0029	.0003	.0013	.0008	.2	.0054	.0023	.2	.0007
%RSD	.5479	.0701	.2886	.1544	.1215	6.826	.4304	.0320	.1465
#1	.5236	.4593	.4528	.5128	194.0	.0803	.5277	482.9	.4825
#2	.5277	.4589	.4539	.5118	194.3	.0845	.5251	483.2	.4837
#3	.5222	.4596	.4554	.5134	194.5	.0737	.5296	483.0	.4837
Check ?	None	Chk Pass	Chk Pass	Chk Pass	Chk Pass	None	Chk Pass	Chk Pass	Chk Pass
Value									
Range									

Elem	Mo2020	Na5895	Ni2316	P_1774	Pb2203	S_1820	Sb2068	Se1960	Si2124
Units	ppm	ppm	ppm	ppm	ppm	ppm	ppm	ppm	ppm
Avg	**.4756**	**.0533**	**.9253**	**.4855**	**.9272**	**.4731**	**1.031**	**.9461**	**.5145**
Stddev	.0013	.0055	.0008	.0017	.0035	.0075	.002	.0042	.0009
%RSD	.2837	10.38	.0887	.3554	.3793	1.589	.2078	.4395	.1770
#1	.4745	.0578	.9261	.4849	.9255	.4692	1.030	.9460	.5145
#2	.4751	.0471	.9245	.4874	.9313	.4684	1.033	.9420	.5136
#3	.4771	.0548	.9251	.4841	.9250	.4818	1.030	.9504	.5154
Check ?	Chk Pass	None	Chk Pass	Chk Pass	Chk Pass	Chk Pass	Chk Pass	Chk Pass	Chk Pass
Value									
Range									

Zoom In Zoom Out

Sample Name: ICSAB Acquired: 7/7/2021 15:47:12 Type: QC
Method: SGS NO VALVE3(v105) Mode: CONC Corr. Factor: 1.000000
User: admin Custom ID1: Custom ID2: Custom ID3:
Comment:

Elem	Sn1899	Sr4077	Ti3349	Tl1908	V_2924	W_2079	Zn2062	Zr3391
Units	ppm	ppm	ppm	ppm	ppm	ppm	ppm	ppm
Avg	**.4574**	**.5004**	**.4795**	**.8916**	**.4692**	**.4711**	**.8978**	**.4263**
Stddev	.0019	.0011	.0007	.0030	.0007	.0022	.0034	.0016
%RSD	.4066	.2125	.1456	.3385	.1522	.4625	.3841	.3725
#1	.4558	.4993	.4787	.8907	.4687	.4725	.8948	.4246
#2	.4569	.5014	.4796	.8891	.4690	.4686	.8972	.4265
#3	.4594	.5005	.4801	.8949	.4701	.4722	.9016	.4278
Check ?	Chk Pass	Chk Pass	Chk Pass	Chk Pass	Chk Pass	Chk Pass	Chk Pass	Chk Pass
Value								
Range								

Int. Std.	In2306	Y_3600	Y_3710	Y_2243
Units	Cts/S	Cts/S	Cts/S	Cts/S
Avg	**4038.1**	**53641.**	**4350.7**	**1255.3**
Stddev	7.2	127.	6.6	5.1
%RSD	.17768	.23695	.15149	.40590
#1	4041.5	53779.	4350.5	1258.6
#2	4042.9	53529.	4357.4	1257.7
#3	4029.8	53614.	4344.3	1249.4

Zoom In Zoom Out

Sample Name: hstd Acquired: 7/7/2021 15:52:07 Type: QC
Method: SGS NO VALVE3(v105) Mode: CONC Corr. Factor: 1.000000
User: admin Custom ID1: Custom ID2: Custom ID3:
Comment:

Elem	Ag3280	Al3961	As1890	B_2089	Ba4554	Be3130	Bi2230	Ca3179	Cd2288
Units	ppm	ppm	ppm	ppm	ppm	ppm	ppm	ppm	ppm
Avg	**.5966**	**.1982**	**7.916**	**8.000**	**8.039**	**8.144**	**7.934**	**.1083**	**7.860**
Stddev	.0006	.0178	.015	.011	.007	.013	.012	.0045	.016
%RSD	.1086	9.001	.1914	.1401	.0894	.1574	.1501	4.114	.2083
#1	.5961	.2078	7.924	8.005	8.037	8.137	7.934	.1118	7.869
#2	.5963	.2092	7.925	8.007	8.034	8.136	7.946	.1098	7.870
#3	.5973	.1776	7.898	7.987	8.048	8.159	7.922	.1033	7.841
Check ?	Chk Pass	None	Chk Pass	Chk Pass	Chk Pass	Chk Pass	Chk Pass	None	Chk Pass
Value									
Range									

Elem	Ce4040	Co2286	Cr2677	Cu3247	Fe2599	K_7664	Li6707	Mg2790	Mn2576
Units	ppm	ppm	ppm	ppm	ppm	ppm	ppm	ppm	ppm
Avg	**-.0313**	**8.155**	**7.912**	**7.714**	**.0836**	**.1117**	**7.971**	**.0162**	**7.925**
Stddev	.0031	.006	.029	.020	.0065	.0371	.009	.0141	.033
%RSD	10.04	.0695	.3649	.2614	7.794	33.23	.1119	87.28	.4206
#1	-.0338	8.157	7.881	7.708	.0899	.1041	7.970	-.0000	7.924
#2	-.0278	8.160	7.938	7.698	.0841	.0790	7.962	.0257	7.959
#3	-.0324	8.149	7.918	7.737	.0769	.1521	7.980	.0228	7.892
Check ?	None	Chk Pass	Chk Pass	Chk Pass	None	None	Chk Pass	None	Chk Pass
Value									
Range									

Elem	Mo2020	Na5895	Ni2316	P_1774	Pb2203	S_1820	Sb2068	Se1960	Si2124
Units	ppm	ppm	ppm	ppm	ppm	ppm	ppm	ppm	ppm
Avg	**8.118**	**.1657**	**8.058**	**7.862**	**8.043**	**96.16**	**7.999**	**7.909**	**26.46**
Stddev	.015	.0051	.008	.022	.010	.18	.010	.014	.02
%RSD	.1886	3.084	.0990	.2748	.1254	.1856	.1223	.1752	.0574
#1	8.121	.1602	8.063	7.874	8.048	96.23	7.998	7.916	26.47
#2	8.132	.1666	8.063	7.875	8.049	96.29	8.010	7.919	26.48
#3	8.102	.1703	8.049	7.837	8.031	95.95	7.990	7.893	26.45
Check ?	Chk Pass	None	Chk Pass	Chk Pass	Chk Pass	Chk Pass	Chk Pass	Chk Pass	Chk Pass
Value									
Range									

Zoom In Zoom Out

Sample Name: hstd Acquired: 7/7/2021 15:52:07 Type: QC
Method: SGS NO VALVE3(v105) Mode: CONC Corr. Factor: 1.000000
User: admin Custom ID1: Custom ID2: Custom ID3:
Comment:

Elem	Sn1899	Sr4077	Ti3349	Tl1908	V_2924	W_2079	Zn2062	Zr3391
Units	ppm	ppm	ppm	ppm	ppm	ppm	ppm	ppm
Avg	**8.192**	**8.109**	**7.912**	**8.113**	**7.952**	**8.293**	**8.141**	**7.996**
Stddev	.020	.089	.014	.006	.020	.018	.023	.124
%RSD	.2452	1.099	.1778	.0767	.2550	.2211	.2784	1.546
#1	8.198	8.156	7.896	8.115	7.928	8.304	8.152	7.904
#2	8.209	8.166	7.917	8.117	7.962	8.303	8.155	8.136
#3	8.170	8.007	7.923	8.105	7.965	8.272	8.115	7.948
Check ?	Chk Pass	Chk Pass	Chk Pass	Chk Pass	Chk Pass	Chk Pass	Chk Pass	Chk Pass
Value								
Range								

Int. Std.	In2306	Y_3600	Y_3710	Y_2243
Units	Cts/S	Cts/S	Cts/S	Cts/S
Avg	**4391.2**	**58509.**	**4529.0**	**1350.0**
Stddev	4.6	350.	9.9	2.9
%RSD	.10428	.59785	.21863	.21751
#1	4391.1	58827.	4529.7	1349.4
#2	4386.7	58135.	4538.5	1347.5
#3	4395.8	58566.	4518.8	1353.2

Zoom In Zoom Out

Sample Name: hstd Acquired: 7/7/2021 15:57:25 Type: QC
Method: SGS NO VALVE3(v105) Mode: CONC Corr. Factor: 1.000000
User: admin Custom ID1: Custom ID2: Custom ID3:
Comment:

Elem	Ag3280	Al3961	As1890	B_2089	Ba4554	Be3130	Bi2230	Ca3179	Cd2288
Units	ppm	ppm	ppm	ppm	ppm	ppm	ppm	ppm	ppm
Avg	**.0010**	**302.9**	**.0021**	**.0052**	**.0039**	**.0013**	**.0001**	**192.3**	**.0020**
Stddev	.0003	.4	.0023	.0002	.0001	.0003	.0006	.1	.0004
%RSD	30.09	.1265	111.6	3.093	2.052	22.62	1184.	.0356	20.64
#1	.0008	303.2	-.0006	.0053	.0040	.0016	-.0007	192.4	.0017
#2	.0008	302.5	.0031	.0053	.0040	.0013	.0003	192.3	.0017
#3	.0013	303.1	.0037	.0050	.0039	.0010	.0005	192.3	.0024
Check ?	None	Chk Pass	None	None	None	None	None	Chk Pass	None
Value									
Range									

Elem	Ce4040	Co2286	Cr2677	Cu3247	Fe2599	K_7664	Li6707	Mg2790	Mn2576
Units	ppm	ppm	ppm	ppm	ppm	ppm	ppm	ppm	ppm
Avg	**.0490**	**.0002**	**.0004**	**.0085**	**198.1**	**202.0**	**-.0036**	**296.1**	**-.0016**
Stddev	.0011	.0002	.0005	.0002	.1	.2	.0004	.6	.0001
%RSD	2.224	138.1	110.2	2.492	.0420	.0867	11.19	.2160	8.535
#1	.0502	-.0000	.0009	.0085	198.2	202.0	-.0033	296.4	-.0014
#2	.0487	.0004	-.0001	.0086	198.0	201.9	-.0041	296.5	-.0016
#3	.0481	.0001	.0005	.0082	198.0	202.2	-.0036	295.3	-.0017
Check ?	None	None	None	None	Chk Pass	Chk Pass	None	Chk Pass	None
Value									
Range									

Elem	Mo2020	Na5895	Ni2316	P_1774	Pb2203	S_1820	Sb2068	Se1960	Si2124
Units	ppm	ppm	ppm	ppm	ppm	ppm	ppm	ppm	ppm
Avg	**.0026**	**205.3**	**.0029**	**.0070**	**.0028**	**.0206**	**.0005**	**.0025**	**.0011**
Stddev	.0007	.2	.0003	.0012	.0029	.0033	.0010	.0029	.0018
%RSD	26.55	.1191	12.14	17.09	106.3	15.97	230.7	112.0	170.9
#1	.0033	205.5	.0030	.0057	.0036	.0233	.0001	-.0006	-.0002
#2	.0020	205.0	.0025	.0077	.0051	.0169	.0016	.0050	.0002
#3	.0024	205.4	.0032	.0078	-.0005	.0215	-.0004	.0033	.0032
Check ?	None	Chk Pass	None	None	None	None	None	None	None
Value									
Range									

Zoom In Zoom Out

Sample Name: hstd Acquired: 7/7/2021 15:57:25 Type: QC
Method: SGS NO VALVE3(v105) Mode: CONC Corr. Factor: 1.000000
User: admin Custom ID1: Custom ID2: Custom ID3:
Comment:

Elem	Sn1899	Sr4077	Ti3349	Tl1908	V_2924	W_2079	Zn2062	Zr3391
Units	ppm	ppm	ppm	ppm	ppm	ppm	ppm	ppm
Avg	**-.0016**	**.0004**	**-.0001**	**.0082**	**.0008**	**-.0043**	**-.0038**	**.0009**
Stddev	.0019	.0003	.0001	.0011	.0003	.0032	.0005	.0003
%RSD	120.4	75.20	90.53	14.03	33.90	74.16	13.89	30.79
#1	-.0013	.0008	-.0002	.0089	.0006	-.0062	-.0041	.0012
#2	-.0036	.0004	-.0001	.0088	.0011	-.0061	-.0041	.0008
#3	.0002	.0001	.0000	.0068	.0007	-.0006	-.0032	.0007
Check ?	None	None	None	None	None	None	None	None
Value								
Range								

Int. Std.	In2306	Y_3600	Y_3710	Y_2243
Units	Cts/S	Cts/S	Cts/S	Cts/S
Avg	**4052.1**	**54400.**	**4400.2**	**1276.6**
Stddev	7.7	214.	22.4	3.5
%RSD	.19022	.39427	.51015	.27799
#1	4061.0	54183.	4405.7	1280.7
#2	4048.6	54404.	4375.5	1274.9
#3	4046.9	54612.	4419.3	1274.3

Zoom In Zoom Out

Sample Name: feconf Acquired: 7/7/2021 16:02:37 Type: Unk
Method: SGS NO VALVE3(v105) Mode: CONC Corr. Factor: 1.000000
User: admin Custom ID1: Custom ID2: Custom ID3:
Comment:

Elem	Ag3280	Al3961	As1890	B_2089	Ba4554	Be3130	Bi2230	Ca3179	Cd2288
Units	ppm	ppm	ppm	ppm	ppm	ppm	ppm	ppm	ppm
Avg	**.0016**	**.0235**	**-.0008**	**.0013**	**.0005**	**.0008**	**.0011**	**.0032**	**.0017**
Stddev	.0006	.0140	.0007	.0008	.0001	.0000	.0016	.0059	.0002
%RSD	38.51	59.48	92.63	60.21	13.55	4.679	140.4	183.9	12.63
#1	.0023	.0345	-.0014	.0021	.0006	.0009	-.0006	.0101	.0019
#2	.0011	.0282	-.0008	.0006	.0005	.0008	.0023	.0004	.0018
#3	.0015	.0078	-.0000	.0011	.0004	.0008	.0017	-.0008	.0015

Elem	Ce4040	Co2286	Cr2677	Cu3247	Fe2599	K_7664	Li6707	Mg2790	Mn2576
Units	ppm	ppm	ppm	ppm	ppm	ppm	ppm	ppm	ppm
Avg	**.0429**	**-.0004**	**-.0006**	**.0059**	F **204.8**	**.0818**	**-.0010**	**.0671**	**-.0023**
Stddev	.0006	.0002	.0005	.0001	.1	.0267	.0012	.0181	.0001
%RSD	1.481	52.55	90.47	1.550	.0483	32.70	130.1	26.89	4.207
#1	.0436	-.0002	-.0001	.0060	204.8	.0518	.0005	.0869	-.0023
#2	.0423	-.0004	-.0006	.0059	204.8	.0902	-.0018	.0629	-.0024
#3	.0428	-.0007	-.0011	.0059	204.9	.1033	-.0015	.0516	-.0022

Elem	Mo2020	Na5895	Ni2316	P_1774	Pb2203	S_1820	Sb2068	Se1960	Si2124
Units	ppm	ppm	ppm	ppm	ppm	ppm	ppm	ppm	ppm
Avg	**.0005**	**.0168**	**.0035**	**-.0013**	**.0041**	**.0014**	**-.0010**	**.0020**	**-.0057**
Stddev	.0002	.0069	.0001	.0016	.0001	.0015	.0010	.0019	.0007
%RSD	48.42	40.91	3.087	128.3	3.595	104.2	98.83	95.74	12.69
#1	.0003	.0239	.0036	-.0019	.0041	.0008	-.0016	.0011	-.0054
#2	.0007	.0102	.0034	-.0024	.0040	.0031	-.0015	.0007	-.0065
#3	.0004	.0165	.0035	.0006	.0043	.0004	.0001	.0041	-.0052

Elem	Sn1899	Sr4077	Ti3349	Tl1908	V_2924	W_2079	Zn2062	Zr3391
Units	ppm	ppm	ppm	ppm	ppm	ppm	ppm	ppm
Avg	**-.0020**	**-.0001**	**-.0002**	**.0076**	**.0003**	**-.0004**	**-.0098**	**.0006**
Stddev	.0008	.0002	.0003	.0014	.0001	.0010	.0002	.0001
%RSD	38.69	160.8	112.1	18.62	40.50	227.3	2.052	23.11
#1	-.0026	.0001	.0000	.0077	.0004	-.0012	-.0100	.0007
#2	-.0011	-.0001	-.0005	.0090	.0002	-.0007	-.0097	.0006
#3	-.0022	-.0003	-.0002	.0062	.0003	.0006	-.0096	.0005

Zoom In Zoom Out

Sample Name: feconf Acquired: 7/7/2021 16:02:37 Type: Unk
Method: SGS NO VALVE3(v105) Mode: CONC Corr. Factor: 1.000000
User: admin Custom ID1: Custom ID2: Custom ID3:
Comment:

Int. Std.	In2306	Y_3600	Y_3710	Y_2243
Units	Cts/S	Cts/S	Cts/S	Cts/S
Avg	**4508.7**	**59010.**	**4548.9**	**1381.0**
Stddev	3.9	200.	15.2	2.9
%RSD	.08642	.33812	.33405	.20664
#1	4504.7	59230.	4533.5	1377.8
#2	4508.8	58961.	4549.6	1382.1
#3	4512.5	58841.	4563.8	1383.2

Zoom In Zoom Out

Sample Name: crconf Acquired: 7/7/2021 16:07:53 Type: Unk
Method: SGS NO VALVE3(v105) Mode: CONC Corr. Factor: 1.000000
User: admin Custom ID1: Custom ID2: Custom ID3:
Comment:

Elem	Ag3280	Al3961	As1890	B_2089	Ba4554	Be3130	Bi2230	Ca3179	Cd2288
Units	ppm	ppm	ppm	ppm	ppm	ppm	ppm	ppm	ppm
Avg	**.0001**	**-.0021**	**.0014**	**.0013**	**.0006**	**.0002**	**.0029**	**.0041**	**.0004**
Stddev	.0002	.0101	.0009	.0014	.0001	.0001	.0006	.0027	.0000
%RSD	239.3	485.9	61.53	109.5	21.32	84.41	21.93	66.33	5.865
#1	.0003	-.0110	.0010	.0008	.0005	.0001	.0023	.0064	.0004
#2	.0000	.0089	.0024	.0028	.0007	.0003	.0035	.0047	.0004
#3	-.0001	-.0041	.0008	.0001	.0007	.0001	.0030	.0011	.0004

Elem	Ce4040	Co2286	Cr2677	Cu3247	Fe2599	K_7664	Li6707	Mg2790	Mn2576
Units	ppm	ppm	ppm	ppm	ppm	ppm	ppm	ppm	ppm
Avg	**-.0016**	**.0001**	F **9.708**	**-.0000**	**.0376**	**.0694**	**-.0012**	**.0263**	**-.0012**
Stddev	.0008	.0004	.022	.0002	.0086	.0148	.0006	.0383	.0000
%RSD	52.17	751.2	.2282	2070.	22.79	21.36	48.99	145.8	1.665
#1	-.0025	.0004	9.704	.0000	.0464	.0865	-.0019	-.0176	-.0012
#2	-.0010	.0003	9.731	.0002	.0372	.0624	-.0011	.0431	-.0012
#3	-.0012	-.0004	9.688	-.0002	.0292	.0595	-.0007	.0532	-.0012

Elem	Mo2020	Na5895	Ni2316	P_1774	Pb2203	S_1820	Sb2068	Se1960	Si2124
Units	ppm	ppm	ppm	ppm	ppm	ppm	ppm	ppm	ppm
Avg	**.0008**	**.0003**	**-.0002**	**-.0009**	**-.0027**	**.0048**	**.0060**	**.0054**	**-.0011**
Stddev	.0002	.0049	.0004	.0020	.0008	.0012	.0007	.0016	.0011
%RSD	20.57	1774.	192.5	228.3	30.08	25.25	11.09	29.38	98.88
#1	.0007	-.0041	-.0004	-.0021	-.0018	.0062	.0067	.0046	-.0024
#2	.0010	-.0006	.0003	-.0019	-.0035	.0039	.0057	.0072	-.0006
#3	.0008	.0055	-.0006	.0014	-.0029	.0043	.0054	.0043	-.0003

Elem	Sn1899	Sr4077	Ti3349	Tl1908	V_2924	W_2079	Zn2062	Zr3391
Units	ppm	ppm	ppm	ppm	ppm	ppm	ppm	ppm
Avg	**.0007**	**.0001**	**-.0008**	**.0023**	**.0059**	**-.0007**	**.0024**	**-.0031**
Stddev	.0007	.0002	.0002	.0006	.0005	.0014	.0001	.0001
%RSD	104.5	248.1	19.11	28.73	7.709	190.7	4.738	3.672
#1	.0004	.0002	-.0007	.0023	.0058	.0005	.0025	-.0030
#2	.0002	-.0001	-.0010	.0016	.0055	-.0022	.0024	-.0031
#3	.0015	.0001	-.0008	.0029	.0064	-.0005	.0023	-.0032

Zoom In Zoom Out

Sample Name: crconf Acquired: 7/7/2021 16:07:53 Type: Unk
Method: SGS NO VALVE3(v105) Mode: CONC Corr. Factor: 1.000000
User: admin Custom ID1: Custom ID2: Custom ID3:
Comment:

Int. Std.	In2306	Y_3600	Y_3710	Y_2243
Units	Cts/S	Cts/S	Cts/S	Cts/S
Avg	**4326.8**	**59068.**	**4531.4**	**1341.6**
Stddev	3.0	196.	8.8	2.9
%RSD	.07006	.33104	.19361	.21549
#1	4323.9	59135.	4539.5	1338.6
#2	4330.0	58848.	4532.8	1344.4
#3	4326.6	59221.	4522.1	1341.7

Zoom In Zoom Out

Sample Name: cri Acquired: 7/7/2021 16:13:08 Type: QC
Method: SGS NO VALVE3(v105) Mode: CONC Corr. Factor: 1.000000
User: admin Custom ID1: Custom ID2: Custom ID3:
Comment:

Elem	Ag3280	Al3961	As1890	B_2089	Ba4554	Be3130	Bi2230	Ca3179	Cd2288
Units	ppm	ppm	ppm	ppm	ppm	ppm	ppm	ppm	ppm
Avg	**.0050**	**.1854**	**.0070**	**.0968**	**.1960**	**.0021**	**.0190**	**4.960**	**.0030**
Stddev	.0003	.0143	.0019	.0007	.0007	.0000	.0026	.013	.0004
%RSD	5.676	7.738	27.38	.7608	.3733	1.384	13.46	.2516	12.30
#1	.0048	.1758	.0089	.0960	.1952	.0021	.0170	4.960	.0028
#2	.0053	.2019	.0051	.0974	.1964	.0021	.0218	4.972	.0034
#3	.0049	.1786	.0071	.0971	.1965	.0021	.0181	4.947	.0027
Check ?	Chk Pass	Chk Pass	Chk Pass	Chk Pass	Chk Pass	Chk Pass	Chk Pass	Chk Pass	Chk Pass
Value									
Range									

Elem	Ce4040	Co2286	Cr2677	Cu3247	Fe2599	K_7664	Li6707	Mg2790	Mn2576
Units	ppm	ppm	ppm	ppm	ppm	ppm	ppm	ppm	ppm
Avg	**.0004**	**.0495**	**.0102**	**.0092**	**.1065**	**4.966**	**.0485**	**4.905**	**.0150**
Stddev	.0008	.0002	.0003	.0002	.0044	.004	.0001	.026	.0000
%RSD	207.9	.3269	2.856	2.492	4.121	.0740	.1106	.5258	.2437
#1	-.0005	.0497	.0104	.0093	.1020	4.966	.0485	4.889	.0150
#2	.0006	.0494	.0102	.0090	.1107	4.963	.0485	4.935	.0150
#3	.0010	.0495	.0099	.0094	.1069	4.970	.0484	4.892	.0150
Check ?	None	Chk Pass	Chk Pass	Chk Pass	Chk Pass	Chk Pass	Chk Pass	Chk Pass	Chk Pass
Value									
Range									

Elem	Mo2020	Na5895	Ni2316	P_1774	Pb2203	S_1820	Sb2068	Se1960	Si2124
Units	ppm	ppm	ppm	ppm	ppm	ppm	ppm	ppm	ppm
Avg	**.0205**	**4.940**	**.0104**	**.0506**	**.0030**	**.0482**	**.0068**	**.0102**	**.1869**
Stddev	.0002	.017	.0001	.0009	.0013	.0048	.0006	.0009	.0005
%RSD	1.025	.3497	.9113	1.843	42.29	10.02	8.334	8.664	.2510
#1	.0205	4.953	.0104	.0496	.0024	.0426	.0075	.0110	.1874
#2	.0203	4.946	.0103	.0515	.0021	.0506	.0066	.0092	.1868
#3	.0207	4.920	.0105	.0508	.0045	.0514	.0064	.0105	.1865
Check ?	Chk Pass	Chk Pass	Chk Pass	Chk Pass	Chk Pass	Chk Pass	Chk Pass	Chk Pass	Chk Pass
Value									
Range									

Zoom In Zoom Out

Sample Name: cri Acquired: 7/7/2021 16:13:08 Type: QC
Method: SGS NO VALVE3(v105) Mode: CONC Corr. Factor: 1.000000
User: admin Custom ID1: Custom ID2: Custom ID3:
Comment:

Elem	Sn1899	Sr4077	Ti3349	Tl1908	V_2924	W_2079	Zn2062	Zr3391
Units	ppm	ppm	ppm	ppm	ppm	ppm	ppm	ppm
Avg	**.0104**	**.0098**	**.0092**	**.0089**	**.0487**	**.0480**	**.0163**	**.0098**
Stddev	.0010	.0001	.0004	.0008	.0003	.0004	.0003	.0001
%RSD	9.898	1.418	4.604	9.159	.6552	.9165	1.552	1.338
#1	.0110	.0099	.0095	.0080	.0490	.0475	.0160	.0099
#2	.0110	.0099	.0087	.0095	.0488	.0480	.0165	.0097
#3	.0092	.0097	.0094	.0094	.0483	.0484	.0162	.0099
Check ?	Chk Pass	Chk Pass	Chk Pass	Chk Pass	Chk Pass	Chk Pass	Chk Pass	Chk Pass
Value								
Range								

Int. Std.	In2306	Y_3600	Y_3710	Y_2243
Units	Cts/S	Cts/S	Cts/S	Cts/S
Avg	**4304.8**	**58776.**	**4515.6**	**1376.2**
Stddev	9.8	67.	23.8	1.6
%RSD	.22753	.11436	.52612	.11848
#1	4297.5	58731.	4496.2	1374.5
#2	4315.9	58854.	4508.4	1377.8
#3	4300.9	58745.	4542.1	1376.2

Zoom In Zoom Out

Sample Name: asconf Acquired: 7/7/2021 16:18:21 Type: Unk
Method: SGS NO VALVE3(v105) Mode: CONC Corr. Factor: 1.000000
User: admin Custom ID1: Custom ID2: Custom ID3:
Comment:

Elem	Ag3280	Al3961	As1890	B_2089	Ba4554	Be3130	Bi2230	Ca3179	Cd2288
Units	ppm	ppm	ppm	ppm	ppm	ppm	ppm	ppm	ppm
Avg	**-.0003**	**-.0039**	**4.984**	**.0008**	**.0003**	**.0001**	**.0001**	**-.0025**	**.0006**
Stddev	.0001	.0146	.008	.0012	.0001	.0001	.0013	.0042	.0002
%RSD	52.65	376.8	.1690	153.1	24.72	102.8	878.5	165.6	26.14
#1	-.0004	.0084	4.975	.0017	.0004	.0001	.0009	.0012	.0004
#2	-.0001	-.0199	4.992	.0011	.0002	.0001	.0009	-.0071	.0007
#3	-.0003	-.0001	4.987	-.0005	.0003	-.0000	-.0014	-.0017	.0007

Elem	Ce4040	Co2286	Cr2677	Cu3247	Fe2599	K_7664	Li6707	Mg2790	Mn2576
Units	ppm	ppm	ppm	ppm	ppm	ppm	ppm	ppm	ppm
Avg	**.0006**	**-.0007**	**.0002**	**-.0001**	**.0037**	**.0855**	**-.0008**	**.0449**	**-.0001**
Stddev	.0020	.0003	.0002	.0001	.0004	.0318	.0008	.0169	.0001
%RSD	354.8	43.16	99.10	162.2	11.43	37.13	106.5	37.58	122.5
#1	-.0002	-.0010	.0005	.0001	.0033	.0492	-.0017	.0257	-.0001
#2	.0029	-.0004	.0001	-.0001	.0041	.0994	-.0002	.0513	-.0000
#3	-.0010	-.0006	.0001	-.0002	.0037	.1080	-.0004	.0576	-.0000

Elem	Mo2020	Na5895	Ni2316	P_1774	Pb2203	S_1820	Sb2068	Se1960	Si2124
Units	ppm	ppm	ppm	ppm	ppm	ppm	ppm	ppm	ppm
Avg	**.0003**	**-.0201**	**.0001**	**.0024**	**-.0023**	**.0032**	**.0058**	**.0012**	**.0004**
Stddev	.0003	.0048	.0005	.0010	.0010	.0024	.0012	.0009	.0003
%RSD	84.96	23.77	464.2	43.47	45.60	75.42	20.40	77.05	75.75
#1	.0006	-.0215	.0003	.0036	-.0031	.0056	.0070	.0022	.0007
#2	.0002	-.0148	.0005	.0021	-.0011	.0008	.0058	.0004	.0001
#3	.0002	-.0241	-.0005	.0016	-.0025	.0031	.0046	.0009	.0003

Elem	Sn1899	Sr4077	Ti3349	Tl1908	V_2924	W_2079	Zn2062	Zr3391
Units	ppm	ppm	ppm	ppm	ppm	ppm	ppm	ppm
Avg	**.0003**	**.0001**	**-.0003**	**-.0003**	**-.0000**	**-.0024**	**.0011**	**.0001**
Stddev	.0014	.0001	.0002	.0029	.0001	.0011	.0000	.0002
%RSD	500.3	85.93	60.59	832.5	10270.	47.89	2.527	279.9
#1	-.0003	.0001	-.0005	-.0028	-.0001	-.0030	.0011	.0002
#2	.0019	.0001	-.0004	-.0010	.0001	-.0030	.0011	-.0001
#3	-.0007	.0000	-.0001	.0028	-.0000	-.0011	.0011	.0001

Zoom In Zoom Out

Sample Name: asconf Acquired: 7/7/2021 16:18:21 Type: Unk
Method: SGS NO VALVE3(v105) Mode: CONC Corr. Factor: 1.000000
User: admin Custom ID1: Custom ID2: Custom ID3:
Comment:

Int. Std.	In2306	Y_3600	Y_3710	Y_2243
Units	Cts/S	Cts/S	Cts/S	Cts/S
Avg	**4348.2**	**59467.**	**4475.1**	**1391.7**
Stddev	6.7	323.	28.8	2.5
%RSD	.15305	.54355	.64343	.17834
#1	4350.0	59688.	4473.7	1394.5
#2	4340.8	59096.	4504.5	1389.9
#3	4353.7	59617.	4447.0	1390.6

Zoom In Zoom Out

Sample Name: ccv Acquired: 7/7/2021 16:23:34 Type: QC
Method: SGS NO VALVE3(v105) Mode: CONC Corr. Factor: 1.000000
User: admin Custom ID1: Custom ID2: Custom ID3:
Comment:

Elem	Ag3280	Al3961	As1890	B_2089	Ba4554	Be3130	Bi2230	Ca3179	Cd2288
Units	ppm	ppm	ppm	ppm	ppm	ppm	ppm	ppm	ppm
Avg	**.2447**	**39.75**	**1.999**	**2.010**	**2.004**	**2.019**	**2.025**	**39.38**	**2.007**
Stddev	.0006	.05	.004	.001	.001	.001	.004	.05	.003
%RSD	.2452	.1141	.2109	.0554	.0519	.0435	.2023	.1161	.1311
#1	.2442	39.70	2.004	2.009	2.003	2.018	2.026	39.40	2.010
#2	.2454	39.79	1.996	2.009	2.004	2.020	2.029	39.32	2.006
#3	.2447	39.76	1.999	2.011	2.004	2.019	2.021	39.40	2.006
Check ?	Chk Pass	Chk Pass	Chk Pass	Chk Pass	Chk Pass	Chk Pass	Chk Pass	Chk Pass	Chk Pass
Value									
Range									

Elem	Ce4040	Co2286	Cr2677	Cu3247	Fe2599	K_7664	Li6707	Mg2790	Mn2576
Units	ppm	ppm	ppm	ppm	ppm	ppm	ppm	ppm	ppm
Avg	**2.008**	**2.039**	**1.957**	**1.949**	**40.26**	**39.38**	**2.015**	**38.67**	**2.014**
Stddev	.004	.001	.006	.003	.05	.07	.002	.11	.003
%RSD	.1999	.0700	.2855	.1493	.1233	.1843	.1146	.2923	.1568
#1	2.003	2.041	1.951	1.946	40.26	39.37	2.013	38.80	2.010
#2	2.011	2.038	1.957	1.952	40.30	39.45	2.015	38.61	2.014
#3	2.009	2.038	1.962	1.949	40.21	39.31	2.018	38.60	2.016
Check ?	Chk Pass	Chk Pass	Chk Pass	Chk Pass	Chk Pass	Chk Pass	Chk Pass	Chk Pass	Chk Pass
Value									
Range									

Elem	Mo2020	Na5895	Ni2316	P_1774	Pb2203	S_1820	Sb2068	Se1960	Si2124
Units	ppm	ppm	ppm	ppm	ppm	ppm	ppm	ppm	ppm
Avg	**2.033**	**40.03**	**2.049**	**2.000**	**2.042**	**1.971**	**2.017**	**1.996**	**4.980**
Stddev	.001	.04	.001	.005	.004	.001	.002	.004	.004
%RSD	.0545	.1022	.0394	.2528	.2214	.0282	.0725	.1892	.0728
#1	2.034	39.99	2.050	2.003	2.041	1.972	2.017	1.993	4.979
#2	2.033	40.07	2.048	2.003	2.038	1.971	2.019	1.996	4.984
#3	2.032	40.04	2.049	1.994	2.047	1.971	2.016	2.000	4.977
Check ?	Chk Pass	Chk Pass	Chk Pass	Chk Pass	Chk Pass	Chk Pass	Chk Pass	Chk Pass	Chk Pass
Value									
Range									

Zoom In Zoom Out

Sample Name: ccv Acquired: 7/7/2021 16:23:34 Type: QC
Method: SGS NO VALVE3(v105) Mode: CONC Corr. Factor: 1.000000
User: admin Custom ID1: Custom ID2: Custom ID3:
Comment:

Elem	Sn1899	Sr4077	Ti3349	Tl1908	V_2924	W_2079	Zn2062	Zr3391
Units	ppm	ppm	ppm	ppm	ppm	ppm	ppm	ppm
Avg	**2.031**	**2.031**	**1.974**	**2.069**	**1.975**	**2.036**	**2.007**	**2.021**
Stddev	.001	.001	.004	.008	.005	.004	.003	.002
%RSD	.0413	.0636	.1805	.4030	.2437	.1908	.1624	.1009
#1	2.032	2.029	1.970	2.061	1.970	2.033	2.007	2.019
#2	2.030	2.032	1.975	2.068	1.977	2.035	2.003	2.022
#3	2.031	2.031	1.976	2.078	1.979	2.040	2.010	2.023
Check ?	Chk Pass	Chk Pass	Chk Pass	Chk Pass	Chk Pass	Chk Pass	Chk Pass	Chk Pass
Value								
Range								

Int. Std.	In2306	Y_3600	Y_3710	Y_2243
Units	Cts/S	Cts/S	Cts/S	Cts/S
Avg	**4230.0**	**57817.**	**4540.1**	**1347.8**
Stddev	7.1	134.	20.2	1.4
%RSD	.16701	.23119	.44410	.10406
#1	4237.3	57969.	4521.9	1349.0
#2	4229.6	57765.	4561.7	1348.2
#3	4223.2	57718.	4536.7	1346.3

Zoom In Zoom Out

Sample Name: ccb Acquired: 7/7/2021 16:28:25 Type: QC
Method: SGS NO VALVE3(v105) Mode: CONC Corr. Factor: 1.000000
User: admin Custom ID1: Custom ID2: Custom ID3:
Comment:

Elem	Ag3280	Al3961	As1890	B_2089	Ba4554	Be3130	Bi2230	Ca3179
Units	ppm	ppm	ppm	ppm	ppm	ppm	ppm	ppm
Avg	**-.0003**	**-.0134**	**.0013**	**.0022**	**.0001**	**.0001**	**.0006**	**-.0064**
Stddev	.0002	.0050	.0005	.0011	.0001	.0001	.0024	.0011
%RSD	54.92	37.06	37.49	53.38	59.94	82.48	399.7	17.37
#1	-.0003	-.0082	.0013	.0012	.0002	.0001	.0023	-.0067
#2	-.0001	-.0139	.0017	.0019	.0001	.0000	.0017	-.0074
#3	-.0004	-.0181	.0008	.0034	.0001	.0003	-.0022	-.0052
Check ?	Chk Pass	Chk Pass	Chk Pass	Chk Pass	Chk Pass	Chk Pass	Chk Pass	Chk Pass
High Limit								
Low Limit								

Elem	Cd2288	Ce4040	Co2286	Cr2677	Cu3247	Fe2599	K_7664	Li6707
Units	ppm	ppm	ppm	ppm	ppm	ppm	ppm	ppm
Avg	**.0003**	**-.0005**	**-.0003**	**.0001**	**-.0002**	**.0019**	**.0655**	**-.0004**
Stddev	.0002	.0013	.0004	.0001	.0002	.0067	.0394	.0022
%RSD	64.24	242.1	136.9	153.2	85.16	360.2	60.05	603.4
#1	.0004	-.0010	.0001	.0002	-.0000	-.0009	.0637	.0013
#2	.0005	.0009	-.0006	-.0001	-.0003	-.0030	.1058	.0005
#3	.0001	-.0015	-.0003	.0002	-.0002	.0095	.0271	-.0029
Check ?	Chk Pass	None	Chk Pass	Chk Pass	Chk Pass	Chk Pass	Chk Pass	Chk Pass
High Limit								
Low Limit								

Elem	Mg2790	Mn2576	Mo2020	Na5895	Ni2316	P_1774	Pb2203	S_1820
Units	ppm	ppm	ppm	ppm	ppm	ppm	ppm	ppm
Avg	**.0339**	**-.0000**	**.0006**	**-.0118**	**.0003**	**.0019**	**-.0007**	**-.0010**
Stddev	.0326	.0000	.0002	.0021	.0002	.0010	.0008	.0011
%RSD	95.95	2787.	24.82	18.16	76.31	54.46	118.2	117.8
#1	.0713	-.0000	.0008	-.0093	.0000	.0028	-.0015	-.0016
#2	.0186	.0000	.0006	-.0129	.0004	.0022	-.0009	-.0016
#3	.0119	-.0000	.0005	-.0132	.0005	.0008	.0002	.0003
Check ?	Chk Pass	Chk Pass	Chk Pass	Chk Pass	Chk Pass	Chk Pass	Chk Pass	Chk Pass
High Limit								
Low Limit								

Zoom In Zoom Out

Sample Name: ccb Acquired: 7/7/2021 16:28:25 Type: QC
Method: SGS NO VALVE3(v105) Mode: CONC Corr. Factor: 1.000000
User: admin Custom ID1: Custom ID2: Custom ID3:
Comment:

Elem	Sb2068	Se1960	Si2124	Sn1899	Sr4077	Ti3349	Tl1908	V_2924
Units	ppm	ppm	ppm	ppm	ppm	ppm	ppm	ppm
Avg	**.0003**	**.0021**	**.0014**	**-.0006**	**-.0000**	**-.0003**	**.0014**	**-.0000**
Stddev	.0006	.0027	.0009	.0013	.0001	.0003	.0024	.0003
%RSD	184.1	130.0	64.26	214.4	1359.	79.19	166.1	3963.
#1	-.0004	-.0004	.0010	-.0003	.0001	-.0004	-.0009	.0001
#2	.0008	.0049	.0025	.0005	-.0002	-.0000	.0039	-.0003
#3	.0006	.0017	.0008	-.0020	-.0000	-.0006	.0013	.0002
Check ?	Chk Pass	Chk Pass	Chk Pass	Chk Pass	Chk Pass	Chk Pass	Chk Pass	Chk Pass
High Limit								
Low Limit								

Elem	W_2079	Zn2062	Zr3391
Units	ppm	ppm	ppm
Avg	**-.0009**	F **-.0050**	**.0003**
Stddev	.0003	.0001	.0000
%RSD	39.04	2.689	5.565
#1	-.0005	-.0048	.0003
#2	-.0009	-.0051	.0004
#3	-.0012	-.0051	.0004
Check ?	Chk Pass	Chk Fail	Chk Pass
High Limit		.0020	
Low Limit		-.0020	

Int. Std.	In2306	Y_3600	Y_3710	Y_2243
Units	Cts/S	Cts/S	Cts/S	Cts/S
Avg	**4364.4**	**59692.**	**4555.5**	**1393.1**
Stddev	9.3	385.	25.5	.9
%RSD	.21360	.64467	.56008	.06548
#1	4373.5	59594.	4526.1	1394.0
#2	4365.0	59366.	4571.2	1392.2
#3	4354.8	60117.	4569.3	1393.1

Zoom In Zoom Out

Sample Name: mp27319-mb1 Acquired: 7/7/2021 16:33:41 Type: Unk
Method: SGS NO VALVE3(v105) Mode: CONC Corr. Factor: 1.000000
User: admin Custom ID1: Custom ID2: Custom ID3:
Comment:

Elem	Ag3280	Al3961	As1890	B_2089	Ba4554	Be3130	Bi2230	Ca3179	Cd2288
Units	ppm	ppm	ppm	ppm	ppm	ppm	ppm	ppm	ppm
Avg	**.0001**	**-.0050**	**.0018**	**.0049**	**.0005**	**.0002**	**.0007**	**.0401**	**.0002**
Stddev	.0001	.0179	.0014	.0013	.0001	.0001	.0023	.0013	.0001
%RSD	239.4	356.4	79.91	27.17	26.21	67.44	319.6	3.145	56.08
#1	-.0001	-.0255	.0023	.0064	.0007	.0001	-.0017	.0388	.0002
#2	.0001	.0077	.0028	.0043	.0004	.0003	.0010	.0413	.0001
#3	.0002	.0027	.0002	.0039	.0006	.0002	.0028	.0402	.0004

Elem	Ce4040	Co2286	Cr2677	Cu3247	Fe2599	K_7664	Li6707	Mg2790	Mn2576
Units	ppm	ppm	ppm	ppm	ppm	ppm	ppm	ppm	ppm
Avg	**.0018**	**-.0007**	**.0009**	**.0008**	**.0193**	**.0583**	**-.0007**	**.0292**	**.0003**
Stddev	.0023	.0002	.0002	.0001	.0033	.0376	.0010	.0072	.0000
%RSD	127.0	28.50	28.38	14.67	16.90	64.57	155.1	24.58	7.699
#1	-.0002	-.0009	.0008	.0009	.0209	.0337	-.0008	.0316	.0003
#2	.0013	-.0005	.0006	.0007	.0213	.0396	.0004	.0211	.0003
#3	.0044	-.0006	.0011	.0009	.0155	.1016	-.0016	.0349	.0003

Elem	Mo2020	Na5895	Ni2316	P_1774	Pb2203	S_1820	Sb2068	Se1960	Si2124
Units	ppm	ppm	ppm	ppm	ppm	ppm	ppm	ppm	ppm
Avg	**.0005**	**.0334**	**.0011**	**.0247**	**.0008**	**.0039**	**.0007**	**.0029**	**.0126**
Stddev	.0002	.0036	.0003	.0004	.0017	.0009	.0012	.0019	.0022
%RSD	36.83	10.63	24.92	1.612	207.2	23.84	164.7	63.00	17.88
#1	.0003	.0303	.0011	.0243	-.0007	.0046	.0021	.0031	.0127
#2	.0005	.0327	.0008	.0251	.0026	.0029	-.0003	.0047	.0102
#3	.0007	.0373	.0013	.0247	.0005	.0043	.0004	.0010	.0147

Elem	Sn1899	Sr4077	Ti3349	Tl1908	V_2924	W_2079	Zn2062	Zr3391
Units	ppm	ppm	ppm	ppm	ppm	ppm	ppm	ppm
Avg	**.0194**	**.0002**	**.0006**	**-.0007**	**.0003**	**-.0015**	**-.0001**	**.0004**
Stddev	.0011	.0001	.0002	.0026	.0001	.0016	.0002	.0001
%RSD	5.709	72.69	33.97	360.0	37.95	108.2	190.6	35.90
#1	.0203	.0000	.0008	-.0028	.0002	-.0004	.0000	.0003
#2	.0198	.0002	.0004	.0022	.0002	-.0007	.0000	.0005
#3	.0181	.0002	.0006	-.0015	.0004	-.0034	-.0003	.0003

Zoom In Zoom Out

Sample Name: mp27319-mb1 Acquired: 7/7/2021 16:33:41 Type: Unk
Method: SGS NO VALVE3(v105) Mode: CONC Corr. Factor: 1.000000
User: admin Custom ID1: Custom ID2: Custom ID3:
Comment:

Int. Std.	In2306	Y_3600	Y_3710	Y_2243
Units	Cts/S	Cts/S	Cts/S	Cts/S
Avg	**4344.8**	**59400.**	**4587.2**	**1387.0**
Stddev	10.1	113.	16.4	2.9
%RSD	.23280	.18957	.35724	.20669
#1	4345.4	59297.	4600.3	1387.5
#2	4334.4	59520.	4568.8	1383.9
#3	4354.6	59382.	4592.6	1389.6

Zoom In Zoom Out

Sample Name: mp27319-b1 Acquired: 7/7/2021 16:38:54 Type: Unk
Method: SGS NO VALVE3(v105) Mode: CONC Corr. Factor: 1.000000
User: admin Custom ID1: Custom ID2: Custom ID3:
Comment:

Elem	Ag3280	Al3961	As1890	B_2089	Ba4554	Be3130	Bi2230	Ca3179	Cd2288
Units	ppm	ppm	ppm	ppm	ppm	ppm	ppm	ppm	ppm
Avg	**.2330**	**24.85**	**1.825**	**1.797**	**1.842**	**1.859**	**.0906**	**25.00**	**1.823**
Stddev	.0006	.03	.001	.001	.002	.004	.0004	.04	.002
%RSD	.2557	.1279	.0782	.0272	.1034	.2207	.4268	.1666	.1271
#1	.2324	24.81	1.825	1.797	1.840	1.855	.0902	24.96	1.825
#2	.2336	24.87	1.823	1.798	1.844	1.862	.0910	25.02	1.821
#3	.2331	24.87	1.826	1.797	1.843	1.862	.0905	25.03	1.824

Elem	Ce4040	Co2286	Cr2677	Cu3247	Fe2599	K_7664	Li6707	Mg2790	Mn2576
Units	ppm	ppm	ppm	ppm	ppm	ppm	ppm	ppm	ppm
Avg	**-.0035**	**1.877**	**1.827**	**1.801**	**25.30**	**24.44**	**-.0016**	**24.35**	**1.861**
Stddev	.0021	.004	.001	.003	.06	.04	.0013	.05	.002
%RSD	59.73	.2204	.0524	.1653	.2295	.1631	79.98	.2043	.1088
#1	-.0058	1.882	1.827	1.798	25.24	24.41	-.0005	24.30	1.860
#2	-.0031	1.874	1.828	1.802	25.33	24.49	-.0014	24.34	1.864
#3	-.0017	1.876	1.826	1.804	25.34	24.43	-.0030	24.40	1.861

Elem	Mo2020	Na5895	Ni2316	P_1774	Pb2203	S_1820	Sb2068	Se1960	Si2124
Units	ppm	ppm	ppm	ppm	ppm	ppm	ppm	ppm	ppm
Avg	**1.883**	**25.00**	**1.900**	**1.845**	**1.900**	**-.0292**	**1.803**	**1.809**	**.0508**
Stddev	.003	.04	.003	.003	.003	.0024	.004	.003	.0026
%RSD	.1820	.1716	.1446	.1866	.1778	8.112	.2470	.1410	5.057
#1	1.885	24.95	1.902	1.848	1.903	-.0268	1.801	1.811	.0485
#2	1.879	25.03	1.897	1.842	1.896	-.0315	1.800	1.808	.0502
#3	1.885	25.03	1.900	1.844	1.901	-.0293	1.808	1.806	.0535

Elem	Sn1899	Sr4077	Ti3349	Tl1908	V_2924	W_2079	Zn2062	Zr3391
Units	ppm	ppm	ppm	ppm	ppm	ppm	ppm	ppm
Avg	**1.913**	**1.854**	**1.840**	**1.930**	**1.832**	**1.488**	**1.853**	**1.866**
Stddev	.004	.002	.002	.002	.001	.011	.003	.002
%RSD	.1898	.1134	.1300	.1090	.0592	.7548	.1834	.1247
#1	1.916	1.851	1.838	1.929	1.831	1.477	1.855	1.863
#2	1.909	1.854	1.843	1.932	1.833	1.487	1.849	1.867
#3	1.915	1.855	1.839	1.928	1.832	1.500	1.856	1.867

Zoom In Zoom Out

Sample Name: mp27319-b1 Acquired: 7/7/2021 16:38:54 Type: Unk
Method: SGS NO VALVE3(v105) Mode: CONC Corr. Factor: 1.000000
User: admin Custom ID1: Custom ID2: Custom ID3:
Comment:

Int. Std.	In2306	Y_3600	Y_3710	Y_2243
Units	Cts/S	Cts/S	Cts/S	Cts/S
Avg	**4304.1**	**58488.**	**4578.4**	**1364.8**
Stddev	8.6	75.	12.7	2.7
%RSD	.20076	.12828	.27839	.19758
#1	4294.3	58445.	4589.2	1362.7
#2	4310.7	58445.	4581.6	1367.9
#3	4307.2	58575.	4564.3	1363.9

Zoom In Zoom Out

Sample Name: mp27319-s1 Acquired: 7/7/2021 16:43:45 Type: Unk
Method: SGS NO VALVE3(v105) Mode: CONC Corr. Factor: 1.000000
User: admin Custom ID1: Custom ID2: Custom ID3:
Comment:

Elem	Ag3280	Al3961	As1890	B_2089	Ba4554	Be3130	Bi2230	Ca3179	Cd2288
Units	ppm	ppm	ppm	ppm	ppm	ppm	ppm	ppm	ppm
Avg	**.2253**	**201.3**	**1.753**	**1.635**	**3.050**	**1.785**	**.3875**	**59.55**	**1.788**
Stddev	.0002	.6	.002	.000	.009	.004	.0060	.23	.003
%RSD	.0800	.2888	.1102	.0270	.3043	.1949	1.544	.3801	.1650
#1	.2255	201.1	1.754	1.636	3.043	1.784	.3874	59.50	1.791
#2	.2252	201.0	1.751	1.635	3.048	1.783	.3936	59.35	1.790
#3	.2253	202.0	1.755	1.635	3.061	1.789	.3816	59.79	1.785

Elem	Ce4040	Co2286	Cr2677	Cu3247	Fe2599	K_7664	Li6707	Mg2790	Mn2576
Units	ppm	ppm	ppm	ppm	ppm	ppm	ppm	ppm	ppm
Avg	**.3188**	**1.877**	**2.034**	**2.252**	F **260.7**	**91.99**	**.1312**	**80.51**	**6.036**
Stddev	.0009	.002	.002	.003	.8	.24	.0022	.52	.032
%RSD	.2769	.1073	.1062	.1397	.3094	.2589	1.655	.6482	.5303
#1	.3198	1.880	2.033	2.256	260.4	91.83	.1289	80.50	6.019
#2	.3182	1.876	2.033	2.249	260.1	91.87	.1332	79.98	6.073
#3	.3184	1.876	2.037	2.252	261.6	92.26	.1314	81.03	6.016

Elem	Mo2020	Na5895	Ni2316	P_1774	Pb2203	S_1820	Sb2068	Se1960	Si2124
Units	ppm	ppm	ppm	ppm	ppm	ppm	ppm	ppm	ppm
Avg	**1.738**	**26.64**	**2.023**	**5.068**	**1.990**	**1.299**	**.6998**	**1.754**	**3.437**
Stddev	.001	.09	.002	.003	.002	.004	.0015	.003	.017
%RSD	.0289	.3374	.0906	.0680	.0746	.3407	.2118	.1534	.4868
#1	1.739	26.60	2.021	5.065	1.991	1.304	.7003	1.751	3.455
#2	1.738	26.57	2.023	5.068	1.989	1.298	.7009	1.756	3.422
#3	1.738	26.74	2.025	5.071	1.989	1.296	.6981	1.755	3.435

Elem	Sn1899	Sr4077	Ti3349	Tl1908	V_2924	W_2079	Zn2062	Zr3391
Units	ppm	ppm	ppm	ppm	ppm	ppm	ppm	ppm
Avg	**1.667**	**1.938**	F **18.04**	**1.817**	**2.119**	**.9434**	**2.749**	**1.773**
Stddev	.003	.005	.05	.004	.002	.0036	.002	.003
%RSD	.1559	.2387	.3011	.2462	.0956	.3796	.0858	.1384
#1	1.664	1.934	18.01	1.814	2.118	.9462	2.746	1.774
#2	1.669	1.936	18.10	1.822	2.117	.9448	2.749	1.771
#3	1.667	1.943	18.01	1.814	2.121	.9394	2.751	1.775

Zoom In Zoom Out

Sample Name: mp27319-s1 Acquired: 7/7/2021 16:43:45 Type: Unk
Method: SGS NO VALVE3(v105) Mode: CONC Corr. Factor: 1.000000
User: admin Custom ID1: Custom ID2: Custom ID3:
Comment:

Int. Std.	In2306	Y_3600	Y_3710	Y_2243
Units	Cts/S	Cts/S	Cts/S	Cts/S
Avg	**4400.6**	**59606.**	**4754.2**	**1398.3**
Stddev	3.5	30.	32.3	.6
%RSD	.08043	.04958	.67849	.04568
#1	4396.7	59638.	4749.1	1397.8
#2	4403.5	59580.	4788.8	1398.0
#3	4401.8	59600.	4724.9	1399.0

Zoom In Zoom Out

Sample Name: mp27319-s2 Acquired: 7/7/2021 16:48:51 Type: Unk
Method: SGS NO VALVE3(v105) Mode: CONC Corr. Factor: 1.000000
User: admin Custom ID1: Custom ID2: Custom ID3:
Comment:

Elem	Ag3280	Al3961	As1890	B_2089	Ba4554	Be3130	Bi2230	Ca3179	Cd2288
Units	ppm	ppm	ppm	ppm	ppm	ppm	ppm	ppm	ppm
Avg	**.1953**	**180.4**	**1.496**	**1.388**	**2.672**	**1.488**	**.3525**	**73.08**	**1.497**
Stddev	.0004	.1	.009	.008	.002	.001	.0164	.10	.008
%RSD	.1951	.0388	.5943	.5695	.0804	.0746	4.647	.1307	.5269
#1	.1956	180.3	1.506	1.396	2.670	1.488	.3344	73.07	1.505
#2	.1953	180.4	1.488	1.381	2.674	1.488	.3567	72.99	1.489
#3	.1949	180.4	1.493	1.387	2.672	1.490	.3664	73.18	1.497

Elem	Ce4040	Co2286	Cr2677	Cu3247	Fe2599	K_7664	Li6707	Mg2790	Mn2576
Units	ppm	ppm	ppm	ppm	ppm	ppm	ppm	ppm	ppm
Avg	**.3102**	**1.567**	**1.726**	**1.916**	F **223.5**	**78.90**	**.1157**	**71.72**	**5.217**
Stddev	.0047	.006	.003	.003	.0	.06	.0007	.13	.037
%RSD	1.525	.3951	.1961	.1358	.0170	.0733	.6364	.1852	.7020
#1	.3062	1.573	1.727	1.919	223.6	78.92	.1162	71.79	5.185
#2	.3089	1.560	1.729	1.915	223.5	78.84	.1162	71.56	5.257
#3	.3154	1.567	1.722	1.914	223.5	78.95	.1149	71.80	5.209

Elem	Mo2020	Na5895	Ni2316	P_1774	Pb2203	S_1820	Sb2068	Se1960	Si2124
Units	ppm	ppm	ppm	ppm	ppm	ppm	ppm	ppm	ppm
Avg	**1.475**	**23.00**	**1.709**	**3.868**	**1.726**	**1.736**	**.5849**	**1.474**	**4.113**
Stddev	.008	.02	.007	.020	.006	.013	.0029	.004	.051
%RSD	.5363	.0932	.4035	.5065	.3663	.7502	.4886	.2821	1.236
#1	1.483	22.98	1.716	3.889	1.732	1.750	.5878	1.477	4.172
#2	1.467	23.01	1.703	3.850	1.719	1.724	.5820	1.469	4.084
#3	1.475	23.02	1.707	3.865	1.727	1.734	.5849	1.475	4.084

Elem	Sn1899	Sr4077	Ti3349	Tl1908	V_2924	W_2079	Zn2062	Zr3391
Units	ppm	ppm	ppm	ppm	ppm	ppm	ppm	ppm
Avg	**1.399**	**1.696**	F **15.84**	**1.538**	**1.807**	**.8942**	**2.935**	**1.502**
Stddev	.010	.001	.11	.010	.002	.0049	.015	.003
%RSD	.7271	.0826	.7114	.6760	.1256	.5448	.5120	.1729
#1	1.410	1.695	15.73	1.544	1.809	.8968	2.950	1.505
#2	1.391	1.698	15.82	1.526	1.808	.8885	2.920	1.502
#3	1.397	1.695	15.96	1.544	1.805	.8971	2.936	1.500

Zoom In Zoom Out

Sample Name: mp27319-s2 Acquired: 7/7/2021 16:48:51 Type: Unk
Method: SGS NO VALVE3(v105) Mode: CONC Corr. Factor: 1.000000
User: admin Custom ID1: Custom ID2: Custom ID3:
Comment:

Int. Std.	In2306	Y_3600	Y_3710	Y_2243
Units	Cts/S	Cts/S	Cts/S	Cts/S
Avg	**4402.3**	**59801.**	**4775.9**	**1406.3**
Stddev	9.3	201.	16.2	5.8
%RSD	.21017	.33603	.33856	.41256
#1	4398.1	60033.	4769.4	1402.1
#2	4412.9	59690.	4794.3	1413.0
#3	4395.9	59681.	4764.0	1404.0

Zoom In Zoom Out

Sample Name: jd27613-6 Acquired: 7/7/2021 16:53:55 Type: Unk
Method: SGS NO VALVE3(v105) Mode: CONC Corr. Factor: 1.000000
User: admin Custom ID1: Custom ID2: Custom ID3:
Comment:

Elem	Ag3280	Al3961	As1890	B_2089	Ba4554	Be3130	Bi2230	Ca3179	Cd2288
Units	ppm	ppm	ppm	ppm	ppm	ppm	ppm	ppm	ppm
Avg	**-.0032**	**116.0**	**.0117**	**.0162**	**.9680**	**.0050**	**.2733**	**37.45**	**.0013**
Stddev	.0014	.2	.0021	.0010	.0022	.0002	.0275	.06	.0002
%RSD	42.59	.1839	17.77	6.129	.2298	4.951	10.06	.1714	11.95
#1	-.0020	115.8	.0106	.0151	.9655	.0050	.2573	37.42	.0012
#2	-.0029	116.2	.0104	.0164	.9698	.0048	.2575	37.53	.0014
#3	-.0047	116.1	.0141	.0171	.9687	.0053	.3050	37.42	.0015

Elem	Ce4040	Co2286	Cr2677	Cu3247	Fe2599	K_7664	Li6707	Mg2790	Mn2576
Units	ppm	ppm	ppm	ppm	ppm	ppm	ppm	ppm	ppm
Avg	**.2902**	**.0830**	**.2322**	**.3232**	**193.7**	**50.90**	**.0964**	**47.36**	**3.868**
Stddev	.0055	.0005	.0042	.0056	.3	.09	.0004	.14	.079
%RSD	1.885	.6321	1.813	1.739	.1418	.1739	.3976	.3036	2.037
#1	.2876	.0836	.2301	.3199	193.4	50.81	.0962	47.29	3.826
#2	.2866	.0828	.2295	.3200	193.9	50.99	.0968	47.53	3.820
#3	.2965	.0826	.2370	.3297	193.7	50.91	.0961	47.26	3.959

Elem	Mo2020	Na5895	Ni2316	P_1774	Pb2203	S_1820	Sb2068	Se1960	Si2124
Units	ppm	ppm	ppm	ppm	ppm	ppm	ppm	ppm	ppm
Avg	**.0022**	**2.487**	**.1989**	**2.418**	**.1536**	**1.263**	**-.0003**	**.0014**	**1.764**
Stddev	.0001	.004	.0003	.004	.0019	.005	.0017	.0009	.015
%RSD	4.293	.1698	.1265	.1526	1.242	.3837	503.7	62.26	.8273
#1	.0022	2.483	.1987	2.414	.1542	1.257	.0007	.0014	1.768
#2	.0023	2.486	.1988	2.421	.1552	1.264	-.0024	.0023	1.775
#3	.0022	2.491	.1992	2.419	.1515	1.267	.0007	.0006	1.747

Elem	Sn1899	Sr4077	Ti3349	Tl1908	V_2924	W_2079	Zn2062	Zr3391
Units	ppm	ppm	ppm	ppm	ppm	ppm	ppm	ppm
Avg	**.0239**	**.1568**	F **12.57**	**.0036**	**.2975**	**.0188**	**.4952**	**.0189**
Stddev	.0015	.0001	.25	.0039	.0055	.0006	.0007	.0002
%RSD	6.172	.0347	2.009	106.1	1.843	3.227	.1325	1.182
#1	.0254	.1568	12.43	.0026	.2947	.0185	.4952	.0191
#2	.0238	.1568	12.42	.0079	.2941	.0194	.4958	.0188
#3	.0224	.1569	12.87	.0004	.3039	.0183	.4945	.0187

Zoom In Zoom Out

Sample Name: jd27613-6 Acquired: 7/7/2021 16:53:55 Type: Unk
Method: SGS NO VALVE3(v105) Mode: CONC Corr. Factor: 1.000000
User: admin Custom ID1: Custom ID2: Custom ID3:
Comment:

Int. Std.	In2306	Y_3600	Y_3710	Y_2243
Units	Cts/S	Cts/S	Cts/S	Cts/S
Avg	**4410.4**	**59559.**	**4803.4**	**1426.8**
Stddev	3.5	973.	6.4	2.0
%RSD	.07858	1.6330	.13360	.13917
#1	4407.3	60110.	4810.6	1424.6
#2	4414.2	60130.	4798.2	1427.4
#3	4409.8	58436.	4801.3	1428.4

Zoom In Zoom Out

Sample Name: mp27319-sd1 Acquired: 7/7/2021 16:58:56 Type: Unk
Method: SGS NO VALVE3(v105) Mode: CONC Corr. Factor: 5.000000
User: admin Custom ID1: Custom ID2: Custom ID3:
Comment:

Elem	Ag3280	Al3961	As1890	B_2089	Ba4554	Be3130	Bi2230	Ca3179	Cd2288
Units	ppm	ppm	ppm	ppm	ppm	ppm	ppm	ppm	ppm
Avg	**.0007**	**121.2**	**.0166**	**.0217**	**1.022**	**.0055**	**.2900**	**39.95**	**.0029**
Stddev	.0010	.2	.0097	.0040	.002	.0005	.0135	.05	.0011
%RSD	133.0	.1981	58.37	18.42	.2274	9.193	4.663	.1204	38.58
#1	.0019	121.5	.0089	.0205	1.025	.0052	.2795	39.99	.0023
#2	.0002	121.1	.0134	.0262	1.020	.0061	.3052	39.90	.0042
#3	.0002	121.1	.0274	.0185	1.021	.0052	.2852	39.96	.0022

Elem	Ce4040	Co2286	Cr2677	Cu3247	Fe2599	K_7664	Li6707	Mg2790	Mn2576
Units	ppm	ppm	ppm	ppm	ppm	ppm	ppm	ppm	ppm
Avg	**.3114**	**.0854**	**.2427**	**.3250**	**209.3**	**52.94**	**.0975**	**50.51**	**4.094**
Stddev	.0078	.0014	.0010	.0010	.7	.07	.0021	.14	.018
%RSD	2.515	1.665	.4213	.2945	.3190	.1327	2.174	.2675	.4464
#1	.3097	.0869	.2436	.3253	210.0	53.01	.0954	50.67	4.094
#2	.3200	.0850	.2416	.3257	208.7	52.88	.0996	50.42	4.113
#3	.3046	.0841	.2431	.3239	209.3	52.93	.0974	50.45	4.076

Elem	Mo2020	Na5895	Ni2316	P_1774	Pb2203	S_1820	Sb2068	Se1960	Si2124
Units	ppm	ppm	ppm	ppm	ppm	ppm	ppm	ppm	ppm
Avg	**.0038**	**2.557**	**.2116**	**2.504**	**.1531**	**1.300**	**.0075**	**.0197**	**1.806**
Stddev	.0005	.073	.0013	.010	.0077	.007	.0033	.0104	.058
%RSD	13.73	2.854	.6219	.3832	5.049	.5243	43.40	52.62	3.224
#1	.0044	2.599	.2105	2.506	.1481	1.308	.0038	.0313	1.807
#2	.0035	2.473	.2113	2.512	.1620	1.296	.0094	.0113	1.864
#3	.0035	2.599	.2130	2.493	.1492	1.297	.0094	.0166	1.747

Elem	Sn1899	Sr4077	Ti3349	Tl1908	V_2924	W_2079	Zn2062	Zr3391
Units	ppm	ppm	ppm	ppm	ppm	ppm	ppm	ppm
Avg	**.0246**	**.1650**	**12.97**	**.0045**	**.3108**	**.0422**	**.5176**	**.0215**
Stddev	.0065	.0015	.06	.0093	.0003	.0008	.0026	.0008
%RSD	26.30	.9032	.4946	204.6	.0832	1.827	.5103	3.646
#1	.0320	.1665	12.98	-.0026	.3111	.0414	.5145	.0217
#2	.0222	.1651	13.03	.0012	.3108	.0428	.5190	.0207
#3	.0197	.1635	12.90	.0150	.3106	.0425	.5192	.0222

Zoom In Zoom Out

Sample Name: mp27319-sd1 Acquired: 7/7/2021 16:58:56 Type: Unk
Method: SGS NO VALVE3(v105) Mode: CONC Corr. Factor: 5.000000
User: admin Custom ID1: Custom ID2: Custom ID3:
Comment:

Int. Std.	In2306	Y_3600	Y_3710	Y_2243
Units	Cts/S	Cts/S	Cts/S	Cts/S
Avg	**4358.4**	**59567.**	**4631.1**	**1404.2**
Stddev	1.6	292.	12.1	2.4
%RSD	.03778	.49056	.26224	.17189
#1	4358.9	59570.	4622.3	1402.7
#2	4359.8	59273.	4625.9	1403.0
#3	4356.6	59858.	4644.9	1407.0

Zoom In Zoom Out

Sample Name: mp27319-ps1 Acquired: 7/7/2021 17:04:03 Type: Unk
Method: SGS NO VALVE3(v105) Mode: CONC Corr. Factor: 1.000000
User: admin Custom ID1: Custom ID2: Custom ID3:
Comment:

Elem	Ag3280	Al3961	As1890	B_2089	Ba4554	Be3130	Bi2230	Ca3179	Cd2288
Units	ppm	ppm	ppm	ppm	ppm	ppm	ppm	ppm	ppm
Avg	**.2369**	**137.7**	**1.860**	**1.930**	**2.856**	**1.909**	**.3345**	**60.59**	**1.915**
Stddev	.0003	.0	.000	.003	.005	.003	.0026	.05	.001
%RSD	.1434	.0347	.0179	.1299	.1643	.1402	.7633	.0790	.0456
#1	.2372	137.7	1.860	1.927	2.851	1.907	.3368	60.63	1.914
#2	.2365	137.6	1.860	1.932	2.859	1.912	.3318	60.54	1.915
#3	.2369	137.7	1.860	1.930	2.860	1.908	.3351	60.61	1.916

Elem	Ce4040	Co2286	Cr2677	Cu3247	Fe2599	K_7664	Li6707	Mg2790	Mn2576
Units	ppm	ppm	ppm	ppm	ppm	ppm	ppm	ppm	ppm
Avg	**.2742**	**1.994**	**2.102**	**2.235**	F **210.8**	**74.03**	**.0932**	**70.04**	**5.520**
Stddev	.0019	.001	.004	.003	.2	.03	.0004	.22	.048
%RSD	.6950	.0716	.2077	.1543	.0779	.0388	.4758	.3097	.8598
#1	.2764	1.995	2.104	2.237	210.8	74.00	.0929	70.15	5.470
#2	.2730	1.993	2.097	2.231	210.7	74.01	.0937	70.18	5.564
#3	.2731	1.995	2.105	2.237	211.0	74.06	.0931	69.79	5.525

Elem	Mo2020	Na5895	Ni2316	P_1774	Pb2203	S_1820	Sb2068	Se1960	Si2124
Units	ppm	ppm	ppm	ppm	ppm	ppm	ppm	ppm	ppm
Avg	**1.860**	**27.54**	**2.128**	**4.241**	**2.087**	**1.194**	**1.869**	**1.932**	**1.705**
Stddev	.004	.02	.002	.009	.001	.002	.006	.004	.007
%RSD	.2217	.0888	.0711	.2090	.0558	.1275	.3265	.2181	.4296
#1	1.856	27.55	2.127	4.232	2.089	1.193	1.863	1.932	1.700
#2	1.859	27.51	2.129	4.241	2.087	1.194	1.870	1.927	1.713
#3	1.864	27.56	2.126	4.249	2.087	1.196	1.875	1.936	1.701

Elem	Sn1899	Sr4077	Ti3349	Tl1908	V_2924	W_2079	Zn2062	Zr3391
Units	ppm	ppm	ppm	ppm	ppm	ppm	ppm	ppm
Avg	**1.829**	**2.068**	F **13.78**	**1.952**	**2.176**	**1.767**	**2.355**	**1.886**
Stddev	.006	.002	.03	.002	.003	.012	.002	.002
%RSD	.3205	.0859	.2346	.1066	.1180	.6744	.0822	.1120
#1	1.824	2.067	13.75	1.952	2.177	1.755	2.356	1.885
#2	1.828	2.068	13.77	1.954	2.173	1.767	2.353	1.884
#3	1.835	2.070	13.82	1.949	2.178	1.779	2.357	1.888

Zoom In Zoom Out

Sample Name: mp27319-ps1 Acquired: 7/7/2021 17:04:03 Type: Unk
Method: SGS NO VALVE3(v105) Mode: CONC Corr. Factor: 1.000000
User: admin Custom ID1: Custom ID2: Custom ID3:
Comment:

Int. Std.	In2306	Y_3600	Y_3710	Y_2243
Units	Cts/S	Cts/S	Cts/S	Cts/S
Avg	**4376.7**	**59376.**	**4740.7**	**1394.9**
Stddev	.9	19.	19.6	1.0
%RSD	.02113	.03151	.41418	.06914
#1	4375.9	59380.	4718.3	1395.8
#2	4376.4	59392.	4754.7	1395.1
#3	4377.7	59355.	4749.2	1393.9

Zoom In Zoom Out

Sample Name: jd27613-2 Acquired: 7/7/2021 17:09:05 Type: Unk
Method: SGS NO VALVE3(v105) Mode: CONC Corr. Factor: 1.000000
User: admin Custom ID1: Custom ID2: Custom ID3:
Comment:

Elem	Ag3280	Al3961	As1890	B_2089	Ba4554	Be3130	Bi2230	Ca3179
Units	ppm	ppm	ppm	ppm	ppm	ppm	ppm	ppm
Avg	**-.0026**	**150.2**	**.0493**	**.0399**	**2.443**	**.0064**	**.2724**	**48.96**
Stddev	.0004	.1	.0008	.0006	.002	.0002	.0036	.03
%RSD	14.83	.0954	1.528	1.575	.0739	3.175	1.339	.0601
#1	-.0030	150.1	.0485	.0398	2.442	.0065	.2732	48.93
#2	-.0027	150.3	.0497	.0393	2.445	.0064	.2756	48.99
#3	-.0022	150.3	.0498	.0405	2.443	.0061	.2684	48.95

Elem	Cd2288	Ce4040	Co2286	Cr2677	Cu3247	Fe2599	K_7664	Li6707
Units	ppm	ppm	ppm	ppm	ppm	ppm	ppm	ppm
Avg	**.0024**	**.5456**	**.1249**	**.3323**	**.4590**	F **238.1**	**51.36**	**.1933**
Stddev	.0001	.0019	.0003	.0006	.0007	.1	.04	.0017
%RSD	5.973	.3439	.2346	.1793	.1543	.0523	.0846	.8598
#1	.0022	.5435	.1253	.3322	.4592	238.2	51.33	.1929
#2	.0025	.5469	.1247	.3329	.4596	238.1	51.41	.1919
#3	.0025	.5465	.1248	.3317	.4582	237.9	51.33	.1952

Elem	Mg2790	Mn2576	Mo2020	Na5895	Ni2316	P_1774	Pb2203	S_1820
Units	ppm	ppm	ppm	ppm	ppm	ppm	ppm	ppm
Avg	**65.83**	**3.958**	**.0089**	**4.958**	**.3128**	**3.982**	**5.259**	**2.882**
Stddev	.18	.006	.0002	.014	.0005	.017	.012	.003
%RSD	.2680	.1435	2.782	.2725	.1641	.4333	.2301	.1046
#1	66.04	3.955	.0091	4.944	.3123	3.993	5.271	2.885
#2	65.71	3.964	.0091	4.957	.3128	3.990	5.259	2.881
#3	65.75	3.953	.0087	4.971	.3133	3.962	5.247	2.880

Elem	Sb2068	Se1960	Si2124	Sn1899	Sr4077	Ti3349	Tl1908	V_2924
Units	ppm	ppm	ppm	ppm	ppm	ppm	ppm	ppm
Avg	**.0015**	**.0040**	**2.099**	**.0800**	**.2401**	F **13.47**	F **-.0024**	**.5902**
Stddev	.0029	.0012	.009	.0007	.0001	.07	.0024	.0016
%RSD	193.6	29.03	.4259	.9092	.0426	.5096	101.1	.2770
#1	-.0016	.0033	2.090	.0794	.2403	13.51	-.0004	.5897
#2	.0019	.0054	2.098	.0797	.2401	13.52	-.0050	.5921
#3	.0041	.0034	2.108	.0808	.2401	13.39	-.0017	.5889

Zoom In Zoom Out

Sample Name: jd27613-2 Acquired: 7/7/2021 17:09:05 Type: Unk
Method: SGS NO VALVE3(v105) Mode: CONC Corr. Factor: 1.000000
User: admin Custom ID1: Custom ID2: Custom ID3:
Comment:

Elem	W_2079	Zn2062	Zr3391
Units	ppm	ppm	ppm
Avg	**.0204**	**1.142**	**.0360**
Stddev	.0033	.005	.0003
%RSD	16.36	.4161	.9516
#1	.0236	1.144	.0363
#2	.0206	1.146	.0360
#3	.0169	1.137	.0356

Int. Std.	In2306	Y_3600	Y_3710	Y_2243
Units	Cts/S	Cts/S	Cts/S	Cts/S
Avg	**4409.6**	**61860.**	**4929.5**	**1455.7**
Stddev	6.5	124.	10.7	3.5
%RSD	.14669	.20121	.21713	.23758
#1	4405.5	61922.	4922.8	1455.5
#2	4406.4	61717.	4941.9	1452.4
#3	4417.1	61941.	4923.9	1459.3

Zoom In Zoom Out

Sample Name: jd27613-4 Acquired: 7/7/2021 17:14:13 Type: Unk
Method: SGS NO VALVE3(v105) Mode: CONC Corr. Factor: 1.000000
User: admin Custom ID1: Custom ID2: Custom ID3:
Comment:

Elem	Ag3280	Al3961	As1890	B_2089	Ba4554	Be3130	Bi2230	Ca3179	Cd2288
Units	ppm	ppm	ppm	ppm	ppm	ppm	ppm	ppm	ppm
Avg	**-.0012**	**94.73**	**.0110**	**.0147**	**.6527**	**.0038**	**.1633**	**11.85**	**.0009**
Stddev	.0002	.32	.0008	.0009	.0014	.0000	.0009	.02	.0001
%RSD	13.46	.3366	7.538	6.110	.2148	.9400	.5231	.1668	9.317
#1	-.0013	94.46	.0117	.0143	.6524	.0038	.1636	11.83	.0009
#2	-.0012	94.64	.0112	.0157	.6514	.0038	.1623	11.84	.0010
#3	-.0010	95.08	.0101	.0140	.6542	.0037	.1639	11.87	.0008

Elem	Ce4040	Co2286	Cr2677	Cu3247	Fe2599	K_7664	Li6707	Mg2790	Mn2576
Units	ppm	ppm	ppm	ppm	ppm	ppm	ppm	ppm	ppm
Avg	**.4309**	**.0565**	**.1594**	**.1199**	**143.2**	**27.49**	**.0601**	**24.01**	**4.037**
Stddev	.0036	.0001	.0008	.0006	.6	.04	.0001	.09	.007
%RSD	.8426	.2316	.5243	.4918	.4042	.1297	.1834	.3856	.1651
#1	.4268	.0566	.1600	.1204	142.7	27.45	.0600	23.94	4.044
#2	.4336	.0563	.1584	.1200	143.0	27.51	.0602	23.98	4.031
#3	.4323	.0565	.1596	.1192	143.9	27.52	.0600	24.11	4.036

Elem	Mo2020	Na5895	Ni2316	P_1774	Pb2203	S_1820	Sb2068	Se1960	Si2124
Units	ppm	ppm	ppm	ppm	ppm	ppm	ppm	ppm	ppm
Avg	**.0054**	**2.431**	**.1494**	**2.936**	**.0595**	**.2290**	**.0006**	**.0034**	**2.029**
Stddev	.0004	.017	.0005	.007	.0012	.0021	.0016	.0026	.009
%RSD	7.302	.6971	.3343	.2250	2.030	.9288	280.0	76.91	.4529
#1	.0052	2.415	.1498	2.943	.0594	.2267	.0024	.0061	2.028
#2	.0058	2.429	.1489	2.930	.0607	.2295	-.0000	.0032	2.038
#3	.0050	2.448	.1495	2.933	.0583	.2308	-.0006	.0009	2.020

Elem	Sn1899	Sr4077	Ti3349	Tl1908	V_2924	W_2079	Zn2062	Zr3391
Units	ppm	ppm	ppm	ppm	ppm	ppm	ppm	ppm
Avg	**.0206**	**.0809**	**7.234**	**.0007**	**.1938**	**.0097**	**.2360**	**.0210**
Stddev	.0023	.0002	.015	.0033	.0006	.0022	.0008	.0001
%RSD	11.27	.2496	.2055	450.2	.2843	22.37	.3350	.5413
#1	.0203	.0811	7.250	-.0015	.1942	.0103	.2368	.0211
#2	.0231	.0807	7.222	.0045	.1939	.0115	.2361	.0209
#3	.0185	.0810	7.229	-.0008	.1931	.0073	.2352	.0209

Zoom In Zoom Out

Sample Name: jd27613-4 Acquired: 7/7/2021 17:14:13 Type: Unk
Method: SGS NO VALVE3(v105) Mode: CONC Corr. Factor: 1.000000
User: admin Custom ID1: Custom ID2: Custom ID3:
Comment:

Int. Std.	In2306	Y_3600	Y_3710	Y_2243
Units	Cts/S	Cts/S	Cts/S	Cts/S
Avg	**4419.3**	**62505.**	**4939.4**	**1483.6**
Stddev	10.0	144.	24.2	3.2
%RSD	.22516	.23046	.49055	.21503
#1	4411.5	62365.	4966.3	1480.6
#2	4415.9	62653.	4932.7	1483.3
#3	4430.5	62497.	4919.3	1487.0

Zoom In Zoom Out

Sample Name: ccv Acquired: 7/7/2021 17:19:16 Type: QC
Method: SGS NO VALVE3(v105) Mode: CONC Corr. Factor: 1.000000
User: admin Custom ID1: Custom ID2: Custom ID3:
Comment:

Elem	Ag3280	Al3961	As1890	B_2089	Ba4554	Be3130	Bi2230	Ca3179	Cd2288
Units	ppm	ppm	ppm	ppm	ppm	ppm	ppm	ppm	ppm
Avg	**.2471**	**39.55**	**1.993**	**2.001**	**2.004**	**2.011**	**2.017**	**39.44**	**2.000**
Stddev	.0002	.13	.003	.003	.008	.005	.003	.09	.001
%RSD	.0993	.3331	.1462	.1488	.3961	.2613	.1374	.2339	.0683
#1	.2474	39.40	1.990	1.998	1.995	2.005	2.014	39.34	1.999
#2	.2471	39.61	1.994	2.004	2.010	2.014	2.019	39.49	2.001
#3	.2469	39.64	1.996	2.000	2.008	2.015	2.019	39.50	1.999
Check ?	Chk Pass	Chk Pass	Chk Pass	Chk Pass	Chk Pass	Chk Pass	Chk Pass	Chk Pass	Chk Pass
Value									
Range									

Elem	Ce4040	Co2286	Cr2677	Cu3247	Fe2599	K_7664	Li6707	Mg2790	Mn2576
Units	ppm	ppm	ppm	ppm	ppm	ppm	ppm	ppm	ppm
Avg	**2.005**	**2.029**	**1.980**	**1.959**	**39.96**	**39.23**	**2.000**	**38.81**	**2.019**
Stddev	.003	.003	.002	.003	.05	.15	.009	.10	.001
%RSD	.1523	.1391	.0822	.1756	.1325	.3734	.4730	.2604	.0303
#1	2.002	2.027	1.982	1.957	39.92	39.06	1.989	38.92	2.020
#2	2.007	2.032	1.978	1.956	39.93	39.30	2.005	38.71	2.019
#3	2.007	2.029	1.980	1.963	40.02	39.33	2.006	38.80	2.019
Check ?	Chk Pass	Chk Pass	Chk Pass	Chk Pass	Chk Pass	Chk Pass	Chk Pass	Chk Pass	Chk Pass
Value									
Range									

Elem	Mo2020	Na5895	Ni2316	P_1774	Pb2203	S_1820	Sb2068	Se1960	Si2124
Units	ppm	ppm	ppm	ppm	ppm	ppm	ppm	ppm	ppm
Avg	**2.034**	**39.87**	**2.039**	**2.001**	**2.041**	**1.969**	**2.007**	**1.983**	**4.966**
Stddev	.002	.11	.000	.001	.004	.006	.002	.005	.006
%RSD	.1150	.2853	.0199	.0391	.2058	.2962	.1039	.2592	.1135
#1	2.034	39.74	2.038	2.002	2.036	1.962	2.005	1.983	4.962
#2	2.036	39.96	2.038	2.001	2.044	1.973	2.009	1.988	4.973
#3	2.031	39.90	2.039	2.000	2.043	1.970	2.006	1.978	4.964
Check ?	Chk Pass	Chk Pass	Chk Pass	Chk Pass	Chk Pass	Chk Pass	Chk Pass	Chk Pass	Chk Pass
Value									
Range									

Zoom In Zoom Out

Sample Name: ccv Acquired: 7/7/2021 17:19:16 Type: QC
Method: SGS NO VALVE3(v105) Mode: CONC Corr. Factor: 1.000000
User: admin Custom ID1: Custom ID2: Custom ID3:
Comment:

Elem	Sn1899	Sr4077	Ti3349	Tl1908	V_2924	W_2079	Zn2062	Zr3391
Units	ppm	ppm	ppm	ppm	ppm	ppm	ppm	ppm
Avg	**2.036**	**2.028**	**1.994**	**2.060**	**1.990**	**2.043**	**2.003**	**2.021**
Stddev	.003	.007	.001	.004	.001	.005	.003	.001
%RSD	.1568	.3657	.0355	.1786	.0412	.2378	.1310	.0417
#1	2.038	2.019	1.994	2.058	1.991	2.042	2.001	2.022
#2	2.038	2.033	1.994	2.058	1.990	2.049	2.006	2.020
#3	2.032	2.030	1.995	2.065	1.989	2.039	2.003	2.021
Check ?	Chk Pass	Chk Pass	Chk Pass	Chk Pass	Chk Pass	Chk Pass	Chk Pass	Chk Pass
Value								
Range								

Int. Std.	In2306	Y_3600	Y_3710	Y_2243
Units	Cts/S	Cts/S	Cts/S	Cts/S
Avg	**4228.0**	**57376.**	**4505.6**	**1342.9**
Stddev	7.7	125.	20.5	2.5
%RSD	.18145	.21827	.45499	.18521
#1	4236.2	57301.	4505.3	1345.8
#2	4226.7	57307.	4526.3	1341.6
#3	4221.0	57521.	4485.3	1341.3

Zoom In Zoom Out

Sample Name: ccb Acquired: 7/7/2021 17:24:08 Type: QC
Method: SGS NO VALVE3(v105) Mode: CONC Corr. Factor: 1.000000
User: admin Custom ID1: Custom ID2: Custom ID3:
Comment:

Elem	Ag3280	Al3961	As1890	B_2089	Ba4554	Be3130	Bi2230	Ca3179
Units	ppm	ppm	ppm	ppm	ppm	ppm	ppm	ppm
Avg	**-.0002**	**-.0001**	**.0010**	**.0019**	**.0004**	**.0003**	**.0007**	**-.0002**
Stddev	.0004	.0064	.0005	.0006	.0001	.0001	.0006	.0040
%RSD	206.8	7890.	49.09	31.80	17.47	19.34	85.90	1994.
#1	-.0005	-.0075	.0005	.0018	.0005	.0003	.0002	-.0008
#2	.0002	.0036	.0011	.0026	.0004	.0003	.0013	.0041
#3	-.0003	.0036	.0015	.0014	.0004	.0002	.0005	-.0039
Check ?	Chk Pass	Chk Pass	Chk Pass	Chk Pass	Chk Pass	Chk Pass	Chk Pass	Chk Pass
High Limit								
Low Limit								

Elem	Cd2288	Ce4040	Co2286	Cr2677	Cu3247	Fe2599	K_7664	Li6707
Units	ppm	ppm	ppm	ppm	ppm	ppm	ppm	ppm
Avg	**.0006**	**-.0014**	**-.0007**	**.0002**	**-.0000**	**.0078**	**.0318**	**-.0001**
Stddev	.0002	.0011	.0002	.0002	.0003	.0053	.0380	.0022
%RSD	34.67	80.83	24.98	76.83	704.7	67.91	119.5	1642.
#1	.0004	-.0027	-.0007	.0001	.0002	.0130	.0671	.0008
#2	.0005	-.0005	-.0009	.0004	.0000	.0081	-.0084	.0015
#3	.0008	-.0010	-.0005	.0001	-.0003	.0024	.0366	-.0027
Check ?	Chk Pass	None	Chk Pass	Chk Pass	Chk Pass	Chk Pass	Chk Pass	Chk Pass
High Limit								
Low Limit								

Elem	Mg2790	Mn2576	Mo2020	Na5895	Ni2316	P_1774	Pb2203	S_1820
Units	ppm	ppm	ppm	ppm	ppm	ppm	ppm	ppm
Avg	**.0039**	**.0000**	**.0015**	**-.0230**	**.0005**	**.0039**	**-.0008**	**.0003**
Stddev	.0076	.0001	.0002	.0119	.0003	.0002	.0018	.0028
%RSD	196.3	323.9	16.40	51.64	53.87	4.435	229.2	801.3
#1	-.0010	.0001	.0013	-.0103	.0007	.0039	.0003	.0034
#2	-.0001	.0001	.0018	-.0339	.0005	.0038	-.0028	-.0019
#3	.0127	-.0001	.0015	-.0249	.0002	.0041	.0002	-.0005
Check ?	Chk Pass	Chk Pass	Chk Pass	Chk Pass	Chk Pass	Chk Pass	Chk Pass	Chk Pass
High Limit								
Low Limit								

Zoom In Zoom Out

Sample Name: ccb Acquired: 7/7/2021 17:24:08 Type: QC
Method: SGS NO VALVE3(v105) Mode: CONC Corr. Factor: 1.000000
User: admin Custom ID1: Custom ID2: Custom ID3:
Comment:

Elem	Sb2068	Se1960	Si2124	Sn1899	Sr4077	Ti3349	Tl1908	V_2924
Units	ppm	ppm	ppm	ppm	ppm	ppm	ppm	ppm
Avg	**.0008**	**.0015**	**.0014**	**.0020**	**.0001**	**.0004**	F **.0032**	**.0006**
Stddev	.0010	.0010	.0005	.0004	.0001	.0003	.0028	.0002
%RSD	124.1	66.97	35.05	19.07	133.7	73.42	87.13	38.39
#1	.0010	.0025	.0009	.0017	.0002	.0003	.0035	.0005
#2	.0017	.0017	.0018	.0024	-.0000	.0006	.0058	.0004
#3	-.0003	.0004	.0014	.0019	.0001	.0001	.0003	.0008
Check ?	Chk Pass	Chk Pass	Chk Pass	Chk Pass	Chk Pass	Chk Pass	Chk Fail	Chk Pass
High Limit							.0020	
Low Limit							-.0020	

Elem	W_2079	Zn2062	Zr3391
Units	ppm	ppm	ppm
Avg	F **.0077**	F **-.0039**	**.0002**
Stddev	.0012	.0002	.0001
%RSD	15.27	4.049	37.38
#1	.0090	-.0040	.0001
#2	.0071	-.0037	.0003
#3	.0068	-.0039	.0002
Check ?	Chk Fail	Chk Fail	Chk Pass
High Limit	.0054	.0020	
Low Limit	-.0054	-.0020	

Int. Std.	In2306	Y_3600	Y_3710	Y_2243
Units	Cts/S	Cts/S	Cts/S	Cts/S
Avg	**4307.3**	**59001.**	**4506.4**	**1373.7**
Stddev	35.0	62.	19.8	11.9
%RSD	.81151	.10442	.43950	.86523
#1	4323.8	59060.	4515.3	1379.7
#2	4267.1	58937.	4483.7	1360.0
#3	4330.9	59007.	4520.3	1381.4

Zoom In Zoom Out

Sample Name: jd27613-8 Acquired: 7/7/2021 17:29:24 Type: Unk
Method: SGS NO VALVE3(v105) Mode: CONC Corr. Factor: 1.000000
User: admin Custom ID1: Custom ID2: Custom ID3:
Comment:

Elem	Ag3280	Al3961	As1890	B_2089	Ba4554	Be3130	Bi2230	Ca3179	Cd2288
Units	ppm	ppm	ppm	ppm	ppm	ppm	ppm	ppm	ppm
Avg	**-.0034**	**138.8**	**.0134**	**.0169**	**1.128**	**.0055**	**.2937**	**28.41**	**.0017**
Stddev	.0001	.3	.0019	.0015	.001	.0002	.0342	.05	.0006
%RSD	4.239	.1832	13.96	8.734	.1198	3.082	11.63	.1631	34.66
#1	-.0035	138.5	.0114	.0153	1.126	.0056	.3133	28.38	.0012
#2	-.0033	138.8	.0137	.0174	1.128	.0057	.3135	28.38	.0024
#3	-.0036	139.0	.0150	.0182	1.129	.0054	.2542	28.46	.0016

Elem	Ce4040	Co2286	Cr2677	Cu3247	Fe2599	K_7664	Li6707	Mg2790	Mn2576
Units	ppm	ppm	ppm	ppm	ppm	ppm	ppm	ppm	ppm
Avg	**.4123**	**.0949**	**.2833**	**.2661**	F **227.4**	**58.86**	**.1162**	**50.61**	**4.198**
Stddev	.0008	.0028	.0006	.0003	.4	.11	.0007	.09	.002
%RSD	.1939	2.969	.2124	.1313	.1808	.1897	.5937	.1849	.0502
#1	.4131	.0936	.2840	.2657	227.0	58.75	.1166	50.52	4.199
#2	.4115	.0930	.2829	.2663	227.4	58.85	.1154	50.60	4.196
#3	.4123	.0981	.2830	.2663	227.9	58.97	.1165	50.70	4.200

Elem	Mo2020	Na5895	Ni2316	P_1774	Pb2203	S_1820	Sb2068	Se1960	Si2124
Units	ppm	ppm	ppm	ppm	ppm	ppm	ppm	ppm	ppm
Avg	**.0016**	**3.142**	**.2206**	**2.690**	**.2120**	**1.183**	**-.0008**	**.0025**	**1.987**
Stddev	.0002	.018	.0045	.061	.0056	.031	.0009	.0034	.070
%RSD	14.34	.5875	2.061	2.267	2.646	2.641	114.7	134.9	3.542
#1	.0018	3.126	.2178	2.655	.2066	1.164	-.0019	.0035	1.961
#2	.0014	3.139	.2181	2.655	.2114	1.167	-.0000	.0053	1.933
#3	.0015	3.162	.2258	2.761	.2178	1.219	-.0005	-.0013	2.066

Elem	Sn1899	Sr4077	Ti3349	Tl1908	V_2924	W_2079	Zn2062	Zr3391
Units	ppm	ppm	ppm	ppm	ppm	ppm	ppm	ppm
Avg	**.0261**	**.1583**	F **14.31**	**.0017**	**.4160**	**.0014**	**.5651**	**.0208**
Stddev	.0015	.0001	.10	.0046	.0002	.0015	.0136	.0003
%RSD	5.815	.0819	.6888	276.2	.0534	107.5	2.412	1.674
#1	.0244	.1583	14.31	.0064	.4161	.0032	.5557	.0205
#2	.0266	.1585	14.41	.0014	.4158	.0007	.5588	.0207
#3	.0272	.1582	14.21	-.0028	.4162	.0004	.5807	.0212

Zoom In Zoom Out

Sample Name: jd27613-8 Acquired: 7/7/2021 17:29:24 Type: Unk
Method: SGS NO VALVE3(v105) Mode: CONC Corr. Factor: 1.000000
User: admin Custom ID1: Custom ID2: Custom ID3:
Comment:

Int. Std.	In2306	Y_3600	Y_3710	Y_2243
Units	Cts/S	Cts/S	Cts/S	Cts/S
Avg	**4333.1**	**60549.**	**4825.0**	**1413.3**
Stddev	73.8	63.	13.7	26.0
%RSD	1.7042	.10333	.28402	1.8380
#1	4374.1	60580.	4839.7	1428.2
#2	4377.3	60591.	4822.7	1428.3
#3	4247.8	60477.	4812.6	1383.3

Zoom In Zoom Out

Sample Name: jd27613-10 Acquired: 7/7/2021 17:34:34 Type: Unk
Method: SGS NO VALVE3(v105) Mode: CONC Corr. Factor: 1.000000
User: admin Custom ID1: Custom ID2: Custom ID3:
Comment:

Elem	Ag3280	Al3961	As1890	B_2089	Ba4554	Be3130	Bi2230	Ca3179	Cd2288
Units	ppm	ppm	ppm	ppm	ppm	ppm	ppm	ppm	ppm
Avg	**.0002**	**133.7**	**.0268**	**.0319**	**1.001**	**.0059**	**.1755**	**17.21**	**.0015**
Stddev	.0002	.1	.0004	.0011	.001	.0001	.0029	.05	.0003
%RSD	136.8	.0812	1.659	3.342	.1016	2.338	1.640	.3064	21.42
#1	-.0001	133.7	.0269	.0325	1.001	.0058	.1722	17.24	.0018
#2	.0003	133.8	.0263	.0306	.9995	.0061	.1772	17.24	.0015
#3	.0003	133.6	.0271	.0324	1.002	.0059	.1772	17.15	.0012

Elem	Ce4040	Co2286	Cr2677	Cu3247	Fe2599	K_7664	Li6707	Mg2790	Mn2576
Units	ppm	ppm	ppm	ppm	ppm	ppm	ppm	ppm	ppm
Avg	**.4890**	**.0808**	**.2277**	**.2401**	**193.9**	**27.00**	**.1026**	**35.90**	**4.569**
Stddev	.0012	.0001	.0005	.0004	.4	.02	.0014	.11	.032
%RSD	.2504	.1391	.2021	.1810	.1863	.0777	1.404	.3118	.6943
#1	.4876	.0809	.2272	.2397	194.0	26.98	.1027	35.85	4.544
#2	.4895	.0808	.2277	.2400	194.2	27.03	.1011	36.03	4.605
#3	.4899	.0807	.2281	.2405	193.5	27.00	.1040	35.83	4.559

Elem	Mo2020	Na5895	Ni2316	P_1774	Pb2203	S_1820	Sb2068	Se1960	Si2124
Units	ppm	ppm	ppm	ppm	ppm	ppm	ppm	ppm	ppm
Avg	**.0030**	**3.529**	**.2181**	**4.146**	**1.925**	**.5310**	**-.0007**	**.0032**	**2.113**
Stddev	.0004	.005	.0003	.006	.003	.0044	.0011	.0041	.021
%RSD	13.80	.1452	.1244	.1513	.1593	.8339	148.0	127.5	1.007
#1	.0035	3.535	.2183	4.153	1.927	.5274	-.0017	-.0010	2.136
#2	.0029	3.525	.2182	4.146	1.921	.5359	.0004	.0072	2.095
#3	.0027	3.527	.2178	4.140	1.926	.5295	-.0009	.0034	2.108

Elem	Sn1899	Sr4077	Ti3349	Tl1908	V_2924	W_2079	Zn2062	Zr3391
Units	ppm	ppm	ppm	ppm	ppm	ppm	ppm	ppm
Avg	**.0295**	**.1376**	F **8.140**	**.0004**	**.3044**	**.0002**	**.4372**	**.0220**
Stddev	.0014	.0006	.003	.0013	.0001	.0014	.0012	.0002
%RSD	4.703	.4030	.0388	312.7	.0475	566.4	.2653	.8279
#1	.0290	.1373	8.136	-.0001	.3044	-.0008	.4384	.0222
#2	.0285	.1383	8.142	-.0005	.3045	-.0003	.4371	.0218
#3	.0311	.1374	8.141	.0019	.3042	.0018	.4360	.0219

Zoom In Zoom Out

Sample Name: jd27613-10 Acquired: 7/7/2021 17:34:34 Type: Unk
Method: SGS NO VALVE3(v105) Mode: CONC Corr. Factor: 1.000000
User: admin Custom ID1: Custom ID2: Custom ID3:
Comment:

Int. Std.	In2306	Y_3600	Y_3710	Y_2243
Units	Cts/S	Cts/S	Cts/S	Cts/S
Avg	**4383.9**	**62037.**	**4903.8**	**1462.5**
Stddev	5.3	209.	22.7	.3
%RSD	.12139	.33689	.46331	.01780
#1	4388.4	62194.	4910.5	1462.8
#2	4385.3	61800.	4878.5	1462.2
#3	4378.0	62116.	4922.5	1462.5

Zoom In Zoom Out

Sample Name: jd27613-12 Acquired: 7/7/2021 17:39:43 Type: Unk
Method: SGS NO VALVE3(v105) Mode: CONC Corr. Factor: 1.000000
User: admin Custom ID1: Custom ID2: Custom ID3:
Comment:

Elem	Ag3280	Al3961	As1890	B_2089	Ba4554	Be3130	Bi2230	Ca3179
Units	ppm	ppm	ppm	ppm	ppm	ppm	ppm	ppm
Avg	F **-.0062**	**182.3**	**.0074**	**.0129**	**1.331**	**.0070**	**.3619**	**16.17**
Stddev	.0020	.3	.0005	.0004	.001	.0004	.0614	.02
%RSD	31.56	.1420	6.168	3.408	.0520	5.275	16.97	.1204
#1	-.0056	182.0	.0071	.0126	1.332	.0067	.3224	16.17
#2	-.0047	182.3	.0079	.0134	1.332	.0068	.3306	16.20
#3	-.0084	182.5	.0072	.0128	1.331	.0074	.4326	16.16

Elem	Cd2288	Ce4040	Co2286	Cr2677	Cu3247	Fe2599	K_7664	Li6707
Units	ppm	ppm	ppm	ppm	ppm	ppm	ppm	ppm
Avg	**.0012**	**.3885**	**.1297**	**.3138**	**.3693**	F **240.2**	**77.44**	**.1681**
Stddev	.0001	.0091	.0020	.0091	.0077	.4	.12	.0004
%RSD	11.61	2.333	1.573	2.911	2.080	.1778	.1518	.2501
#1	.0011	.3839	.1319	.3087	.3649	239.8	77.31	.1677
#2	.0013	.3827	.1292	.3084	.3648	240.7	77.51	.1680
#3	.0011	.3990	.1279	.3244	.3781	240.1	77.51	.1685

Elem	Mg2790	Mn2576	Mo2020	Na5895	Ni2316	P_1774	Pb2203	S_1820
Units	ppm	ppm	ppm	ppm	ppm	ppm	ppm	ppm
Avg	**55.54**	**5.019**	**.0013**	**3.006**	**.3177**	**2.298**	**.0625**	**.9433**
Stddev	.23	.155	.0002	.013	.0027	.023	.0009	.0041
%RSD	.4094	3.096	14.44	.4192	.8492	.9964	1.517	.4337
#1	55.62	4.930	.0013	2.992	.3202	2.322	.0635	.9480
#2	55.72	4.928	.0015	3.008	.3180	2.296	.0626	.9411
#3	55.28	5.198	.0011	3.017	.3148	2.276	.0616	.9408

Elem	Sb2068	Se1960	Si2124	Sn1899	Sr4077	Ti3349	Tl1908	V_2924
Units	ppm	ppm	ppm	ppm	ppm	ppm	ppm	ppm
Avg	**-.0031**	**.0017**	**2.025**	**.0239**	**.1108**	F **17.95**	**.0012**	**.3689**
Stddev	.0026	.0019	.021	.0008	.0001	.50	.0011	.0099
%RSD	82.37	110.4	1.046	3.230	.0961	2.792	90.66	2.694
#1	-.0017	.0031	2.048	.0246	.1107	17.66	.0024	.3632
#2	-.0016	.0024	2.007	.0231	.1108	17.65	.0001	.3631
#3	-.0061	-.0004	2.018	.0241	.1109	18.52	.0012	.3804

Zoom In Zoom Out

Sample Name: jd27613-12 Acquired: 7/7/2021 17:39:43 Type: Unk
Method: SGS NO VALVE3(v105) Mode: CONC Corr. Factor: 1.000000
User: admin Custom ID1: Custom ID2: Custom ID3:
Comment:

Elem	W_2079	Zn2062	Zr3391
Units	ppm	ppm	ppm
Avg	**-.0021**	**.5076**	**.0127**
Stddev	.0017	.0059	.0002
%RSD	79.12	1.161	1.416
#1	-.0010	.5142	.0127
#2	-.0041	.5057	.0129
#3	-.0014	.5028	.0125

Int. Std.	In2306	Y_3600	Y_3710	Y_2243
Units	Cts/S	Cts/S	Cts/S	Cts/S
Avg	**4386.6**	**60450.**	**4861.6**	**1434.2**
Stddev	31.1	1552.	18.2	11.4
%RSD	.70856	2.5681	.37417	.79257
#1	4353.4	61376.	4882.6	1422.1
#2	4391.5	61316.	4850.7	1435.7
#3	4415.0	58658.	4851.6	1444.7

Zoom In Zoom Out

Sample Name: jd27613-14 Acquired: 7/7/2021 17:45:00 Type: Unk
Method: SGS NO VALVE3(v105) Mode: CONC Corr. Factor: 1.000000
User: admin Custom ID1: Custom ID2: Custom ID3:
Comment:

Elem	Ag3280	Al3961	As1890	B_2089	Ba4554	Be3130	Bi2230	Ca3179	Cd2288
Units	ppm	ppm	ppm	ppm	ppm	ppm	ppm	ppm	ppm
Avg	**-.0003**	**152.7**	**.0357**	**.1738**	**.5384**	**.0053**	**.1189**	**9.573**	**.0013**
Stddev	.0005	.2	.0011	.0010	.0001	.0002	.0003	.010	.0002
%RSD	171.8	.1060	3.032	.5907	.0193	2.991	.2781	.1035	14.49
#1	.0001	152.5	.0368	.1726	.5383	.0052	.1186	9.579	.0013
#2	-.0001	152.8	.0359	.1744	.5384	.0053	.1188	9.578	.0015
#3	-.0008	152.7	.0346	.1744	.5385	.0055	.1192	9.561	.0011

Elem	Ce4040	Co2286	Cr2677	Cu3247	Fe2599	K_7664	Li6707	Mg2790	Mn2576
Units	ppm	ppm	ppm	ppm	ppm	ppm	ppm	ppm	ppm
Avg	**.5717**	**.0575**	**.2183**	**.0918**	**175.7**	**8.819**	**.1159**	**24.93**	**2.756**
Stddev	.0030	.0004	.0007	.0004	.1	.021	.0011	.01	.006
%RSD	.5332	.7075	.2981	.3932	.0549	.2320	.9897	.0412	.2299
#1	.5747	.0576	.2180	.0921	175.8	8.842	.1156	24.93	2.752
#2	.5686	.0571	.2190	.0919	175.6	8.810	.1171	24.91	2.763
#3	.5720	.0579	.2179	.0914	175.6	8.805	.1149	24.93	2.752

Elem	Mo2020	Na5895	Ni2316	P_1774	Pb2203	S_1820	Sb2068	Se1960	Si2124
Units	ppm	ppm	ppm	ppm	ppm	ppm	ppm	ppm	ppm
Avg	**.0033**	**2.747**	**.1324**	**2.998**	**.3143**	**1.090**	**.0009**	**.0068**	**2.447**
Stddev	.0002	.003	.0002	.005	.0021	.003	.0009	.0016	.010
%RSD	4.652	.1225	.1302	.1651	.6543	.2443	107.0	23.27	.4174
#1	.0033	2.750	.1324	3.002	.3152	1.087	-.0001	.0052	2.437
#2	.0033	2.743	.1326	3.000	.3158	1.093	.0018	.0066	2.457
#3	.0035	2.747	.1322	2.993	.3119	1.090	.0009	.0084	2.447

Elem	Sn1899	Sr4077	Ti3349	Tl1908	V_2924	W_2079	Zn2062	Zr3391
Units	ppm	ppm	ppm	ppm	ppm	ppm	ppm	ppm
Avg	**.0237**	**.0913**	**5.362**	**.0023**	**.3025**	**-.0013**	**.2896**	**.0423**
Stddev	.0008	.0002	.009	.0028	.0005	.0025	.0007	.0007
%RSD	3.342	.2088	.1597	124.1	.1552	193.2	.2371	1.574
#1	.0230	.0910	5.362	.0039	.3029	.0001	.2903	.0417
#2	.0245	.0914	5.371	-.0010	.3025	-.0042	.2895	.0421
#3	.0236	.0913	5.353	.0039	.3020	.0002	.2890	.0430

Zoom In Zoom Out

Sample Name: jd27613-14 Acquired: 7/7/2021 17:45:00 Type: Unk
Method: SGS NO VALVE3(v105) Mode: CONC Corr. Factor: 1.000000
User: admin Custom ID1: Custom ID2: Custom ID3:
Comment:

Int. Std.	In2306	Y_3600	Y_3710	Y_2243
Units	Cts/S	Cts/S	Cts/S	Cts/S
Avg	**4386.1**	**62186.**	**4959.2**	**1461.0**
Stddev	6.0	255.	8.3	2.7
%RSD	.13669	.41024	.16730	.18768
#1	4379.5	62375.	4966.3	1458.3
#2	4387.4	61896.	4961.3	1460.9
#3	4391.3	62288.	4950.1	1463.8

Zoom In Zoom Out

Sample Name: jd27613-16 Acquired: 7/7/2021 17:50:01 Type: Unk
Method: SGS NO VALVE3(v105) Mode: CONC Corr. Factor: 1.000000
User: admin Custom ID1: Custom ID2: Custom ID3:
Comment:

Elem	Ag3280	Al3961	As1890	B_2089	Ba4554	Be3130	Bi2230	Ca3179	Cd2288
Units	ppm	ppm	ppm	ppm	ppm	ppm	ppm	ppm	ppm
Avg	**-.0002**	**93.40**	**.0154**	**.0198**	**.6802**	**.0037**	**.1235**	**9.700**	**.0012**
Stddev	.0001	.08	.0014	.0007	.0011	.0001	.0023	.011	.0002
%RSD	38.43	.0874	9.274	3.646	.1685	1.443	1.864	.1080	15.20
#1	-.0003	93.45	.0155	.0195	.6794	.0037	.1262	9.707	.0013
#2	-.0001	93.44	.0167	.0206	.6815	.0038	.1225	9.704	.0010
#3	-.0003	93.30	.0139	.0192	.6796	.0037	.1219	9.688	.0014

Elem	Ce4040	Co2286	Cr2677	Cu3247	Fe2599	K_7664	Li6707	Mg2790	Mn2576
Units	ppm	ppm	ppm	ppm	ppm	ppm	ppm	ppm	ppm
Avg	**.4990**	**.0757**	**.1721**	**.1407**	**152.0**	**23.34**	**.0804**	**25.51**	**4.287**
Stddev	.0048	.0006	.0011	.0008	.1	.03	.0006	.05	.027
%RSD	.9606	.7359	.6205	.5758	.0580	.1076	.7026	.1882	.6340
#1	.5031	.0762	.1731	.1416	152.1	23.37	.0801	25.55	4.259
#2	.4937	.0757	.1710	.1402	152.0	23.33	.0810	25.46	4.288
#3	.5001	.0751	.1721	.1402	152.0	23.33	.0800	25.52	4.313

Elem	Mo2020	Na5895	Ni2316	P_1774	Pb2203	S_1820	Sb2068	Se1960	Si2124
Units	ppm	ppm	ppm	ppm	ppm	ppm	ppm	ppm	ppm
Avg	**.0030**	**1.103**	**.1703**	**3.252**	**.0419**	**.3417**	**-.0007**	**.0008**	**2.737**
Stddev	.0002	.007	.0009	.006	.0014	.0028	.0026	.0027	.033
%RSD	5.931	.6823	.5085	.1879	3.243	.8205	353.8	326.2	1.204
#1	.0030	1.098	.1703	3.248	.0410	.3385	-.0014	.0023	2.729
#2	.0028	1.111	.1695	3.249	.0434	.3433	-.0030	.0025	2.774
#3	.0031	1.098	.1712	3.259	.0412	.3434	.0022	-.0023	2.710

Elem	Sn1899	Sr4077	Ti3349	Tl1908	V_2924	W_2079	Zn2062	Zr3391
Units	ppm	ppm	ppm	ppm	ppm	ppm	ppm	ppm
Avg	**.0194**	**.0611**	**6.044**	**.0017**	**.1938**	**-.0008**	**.2561**	**.0309**
Stddev	.0006	.0002	.026	.0006	.0012	.0013	.0005	.0003
%RSD	3.131	.3458	.4246	36.28	.6282	170.5	.1848	.8109
#1	.0191	.0609	6.073	.0012	.1952	.0007	.2561	.0311
#2	.0190	.0613	6.025	.0023	.1932	-.0015	.2566	.0306
#3	.0201	.0610	6.034	.0014	.1931	-.0015	.2557	.0310

Zoom In Zoom Out

Sample Name: jd27613-16 Acquired: 7/7/2021 17:50:01 Type: Unk
Method: SGS NO VALVE3(v105) Mode: CONC Corr. Factor: 1.000000
User: admin Custom ID1: Custom ID2: Custom ID3:
Comment:

Int. Std.	In2306	Y_3600	Y_3710	Y_2243
Units	Cts/S	Cts/S	Cts/S	Cts/S
Avg	**4390.6**	**62697.**	**4960.9**	**1470.3**
Stddev	8.7	159.	35.5	4.8
%RSD	.19824	.25336	.71557	.32849
#1	4380.8	62534.	4925.2	1466.5
#2	4393.6	62852.	4996.2	1468.7
#3	4397.4	62705.	4961.2	1475.7

Zoom In Zoom Out

Sample Name: jd27613-18 Acquired: 7/7/2021 17:55:10 Type: Unk
Method: SGS NO VALVE3(v105) Mode: CONC Corr. Factor: 1.000000
User: admin Custom ID1: Custom ID2: Custom ID3:
Comment:

Elem	Ag3280	Al3961	As1890	B_2089	Ba4554	Be3130	Bi2230	Ca3179	Cd2288
Units	ppm	ppm	ppm	ppm	ppm	ppm	ppm	ppm	ppm
Avg	**.0014**	**114.2**	**.0382**	**.0291**	**1.367**	**.0052**	**.1476**	**30.56**	**.0028**
Stddev	.0006	.2	.0015	.0005	.000	.0000	.0034	.05	.0003
%RSD	42.06	.1405	3.900	1.738	.0308	.5879	2.330	.1707	10.10
#1	.0012	114.1	.0399	.0294	1.367	.0052	.1475	30.59	.0026
#2	.0020	114.4	.0375	.0285	1.367	.0052	.1511	30.59	.0031
#3	.0009	114.2	.0372	.0293	1.366	.0052	.1442	30.50	.0026

Elem	Ce4040	Co2286	Cr2677	Cu3247	Fe2599	K_7664	Li6707	Mg2790	Mn2576
Units	ppm	ppm	ppm	ppm	ppm	ppm	ppm	ppm	ppm
Avg	**.4562**	**.0693**	**.1965**	**.3324**	**146.6**	**19.47**	**.1048**	**27.35**	**2.969**
Stddev	.0017	.0002	.0005	.0002	.2	.07	.0003	.05	.006
%RSD	.3741	.2999	.2797	.0531	.1449	.3747	.2716	.1999	.1917
#1	.4579	.0695	.1965	.3322	146.5	19.55	.1051	27.41	2.970
#2	.4563	.0691	.1970	.3325	146.8	19.43	.1046	27.35	2.975
#3	.4545	.0692	.1959	.3326	146.4	19.42	.1047	27.30	2.963

Elem	Mo2020	Na5895	Ni2316	P_1774	Pb2203	S_1820	Sb2068	Se1960	Si2124
Units	ppm	ppm	ppm	ppm	ppm	ppm	ppm	ppm	ppm
Avg	**.0067**	**2.198**	**.2027**	**6.649**	**2.703**	**1.236**	**.0022**	**.0068**	**2.236**
Stddev	.0006	.006	.0010	.007	.008	.002	.0017	.0016	.014
%RSD	8.240	.2716	.4840	.1005	.2955	.1933	78.41	24.15	.6420
#1	.0063	2.192	.2034	6.654	2.706	1.236	.0021	.0083	2.253
#2	.0064	2.197	.2030	6.651	2.709	1.238	.0040	.0071	2.226
#3	.0073	2.204	.2016	6.641	2.694	1.233	.0006	.0050	2.231

Elem	Sn1899	Sr4077	Ti3349	Tl1908	V_2924	W_2079	Zn2062	Zr3391
Units	ppm	ppm	ppm	ppm	ppm	ppm	ppm	ppm
Avg	**.0974**	**.3766**	**6.539**	**.0024**	**.2183**	**.0019**	**1.930**	**.0174**
Stddev	.0005	.0004	.013	.0013	.0003	.0016	.005	.0002
%RSD	.5369	.0992	.2037	52.65	.1542	83.83	.2571	1.359
#1	.0970	.3762	6.537	.0039	.2181	.0004	1.932	.0174
#2	.0980	.3770	6.553	.0019	.2187	.0016	1.934	.0171
#3	.0972	.3766	6.526	.0015	.2181	.0035	1.925	.0176

Zoom In Zoom Out

Sample Name: jd27613-18 Acquired: 7/7/2021 17:55:10 Type: Unk
Method: SGS NO VALVE3(v105) Mode: CONC Corr. Factor: 1.000000
User: admin Custom ID1: Custom ID2: Custom ID3:
Comment:

Int. Std.	In2306	Y_3600	Y_3710	Y_2243
Units	Cts/S	Cts/S	Cts/S	Cts/S
Avg	**4353.6**	**62228.**	**4935.1**	**1461.7**
Stddev	4.8	73.	15.3	1.1
%RSD	.11013	.11712	.31072	.07760
#1	4353.9	62247.	4950.5	1462.1
#2	4348.6	62147.	4919.9	1460.4
#3	4358.2	62289.	4934.9	1462.6

Zoom In Zoom Out

Sample Name: jd27613-20 Acquired: 7/7/2021 18:00:12 Type: Unk
Method: SGS NO VALVE3(v105) Mode: CONC Corr. Factor: 1.000000
User: admin Custom ID1: Custom ID2: Custom ID3:
Comment:

Elem	Ag3280	Al3961	As1890	B_2089	Ba4554	Be3130	Bi2230	Ca3179	Cd2288
Units	ppm	ppm	ppm	ppm	ppm	ppm	ppm	ppm	ppm
Avg	**-.0002**	**89.85**	**.0142**	**.0113**	**.5447**	**.0040**	**.1133**	**7.007**	**.0011**
Stddev	.0002	.22	.0022	.0006	.0011	.0000	.0019	.027	.0002
%RSD	121.4	.2501	15.13	5.216	.1959	1.008	1.702	.3897	19.20
#1	-.0000	89.74	.0122	.0115	.5444	.0040	.1121	7.000	.0013
#2	-.0001	89.70	.0140	.0106	.5438	.0041	.1124	6.983	.0011
#3	-.0004	90.11	.0165	.0118	.5459	.0041	.1156	7.037	.0009

Elem	Ce4040	Co2286	Cr2677	Cu3247	Fe2599	K_7664	Li6707	Mg2790	Mn2576
Units	ppm	ppm	ppm	ppm	ppm	ppm	ppm	ppm	ppm
Avg	**.4542**	**.0542**	**.1451**	**.1159**	**128.9**	**17.04**	**.0656**	**19.55**	**5.396**
Stddev	.0028	.0002	.0003	.0005	.4	.06	.0015	.10	.011
%RSD	.6141	.3812	.2279	.4178	.3084	.3568	2.276	.4930	.2051
#1	.4517	.0544	.1452	.1164	128.8	17.09	.0639	19.45	5.408
#2	.4536	.0540	.1447	.1154	128.5	16.97	.0667	19.58	5.389
#3	.4572	.0541	.1453	.1159	129.3	17.07	.0662	19.64	5.390

Elem	Mo2020	Na5895	Ni2316	P_1774	Pb2203	S_1820	Sb2068	Se1960	Si2124
Units	ppm	ppm	ppm	ppm	ppm	ppm	ppm	ppm	ppm
Avg	**.0015**	**2.253**	**.1619**	**3.374**	**.0425**	**.1249**	**-.0002**	**.0051**	**3.377**
Stddev	.0004	.005	.0001	.002	.0015	.0017	.0014	.0022	.085
%RSD	24.10	.2299	.0508	.0606	3.629	1.363	804.7	43.52	2.506
#1	.0018	2.257	.1619	3.376	.0441	.1234	.0013	.0050	3.419
#2	.0014	2.254	.1618	3.374	.0410	.1246	-.0014	.0029	3.432
#3	.0011	2.247	.1619	3.372	.0425	.1267	-.0004	.0074	3.279

Elem	Sn1899	Sr4077	Ti3349	Tl1908	V_2924	W_2079	Zn2062	Zr3391
Units	ppm	ppm	ppm	ppm	ppm	ppm	ppm	ppm
Avg	**.0194**	**.0554**	**5.212**	**.0009**	**.1831**	**-.0006**	**.2147**	**.0291**
Stddev	.0006	.0000	.007	.0007	.0004	.0007	.0005	.0004
%RSD	2.997	.0270	.1286	73.49	.2095	114.8	.2205	1.237
#1	.0191	.0554	5.208	.0008	.1828	-.0011	.2151	.0287
#2	.0191	.0554	5.209	.0003	.1830	.0002	.2148	.0294
#3	.0201	.0554	5.220	.0016	.1835	-.0008	.2142	.0291

Zoom In Zoom Out

Sample Name: jd27613-20 Acquired: 7/7/2021 18:00:12 Type: Unk
Method: SGS NO VALVE3(v105) Mode: CONC Corr. Factor: 1.000000
User: admin Custom ID1: Custom ID2: Custom ID3:
Comment:

Int. Std.	In2306	Y_3600	Y_3710	Y_2243
Units	Cts/S	Cts/S	Cts/S	Cts/S
Avg	**4362.9**	**63093.**	**4995.2**	**1479.5**
Stddev	6.4	118.	30.1	1.9
%RSD	.14756	.18684	.60211	.13018
#1	4358.0	63227.	5014.0	1477.5
#2	4360.5	63007.	5011.0	1479.7
#3	4370.2	63044.	4960.5	1481.3

Zoom In Zoom Out

Sample Name: jd27613-22 Acquired: 7/7/2021 18:05:23 Type: Unk
Method: SGS NO VALVE3(v105) Mode: CONC Corr. Factor: 1.000000
User: admin Custom ID1: Custom ID2: Custom ID3:
Comment:

Elem	Ag3280	Al3961	As1890	B_2089	Ba4554	Be3130	Bi2230	Ca3179	Cd2288
Units	ppm	ppm	ppm	ppm	ppm	ppm	ppm	ppm	ppm
Avg	**-.0013**	**131.4**	**.0311**	**.0291**	**.3357**	**.0047**	**.1501**	**9.502**	**.0010**
Stddev	.0002	.1	.0008	.0009	.0010	.0001	.0024	.008	.0002
%RSD	16.39	.0579	2.465	3.147	.2881	1.557	1.608	.0811	16.11
#1	-.0016	131.4	.0304	.0281	.3352	.0047	.1504	9.502	.0012
#2	-.0011	131.3	.0310	.0295	.3350	.0046	.1523	9.510	.0009
#3	-.0013	131.3	.0320	.0298	.3368	.0047	.1475	9.494	.0009

Elem	Ce4040	Co2286	Cr2677	Cu3247	Fe2599	K_7664	Li6707	Mg2790	Mn2576
Units	ppm	ppm	ppm	ppm	ppm	ppm	ppm	ppm	ppm
Avg	**.5555**	**.0604**	**.2056**	**.1172**	**171.3**	**12.45**	**.1043**	**26.00**	**1.864**
Stddev	.0021	.0003	.0003	.0000	.2	.01	.0014	.08	.002
%RSD	.3861	.4667	.1260	.0186	.1093	.0503	1.301	.3098	.1313
#1	.5538	.0604	.2056	.1172	171.5	12.46	.1043	25.97	1.865
#2	.5547	.0602	.2059	.1172	171.3	12.44	.1030	26.09	1.866
#3	.5579	.0608	.2054	.1172	171.1	12.45	.1057	25.93	1.861

Elem	Mo2020	Na5895	Ni2316	P_1774	Pb2203	S_1820	Sb2068	Se1960	Si2124
Units	ppm	ppm	ppm	ppm	ppm	ppm	ppm	ppm	ppm
Avg	**.0030**	**1.147**	**.1304**	**2.410**	**.1355**	**.4930**	**-.0008**	**.0027**	**2.147**
Stddev	.0002	.006	.0006	.006	.0010	.0009	.0005	.0011	.006
%RSD	7.246	.5552	.4852	.2703	.7219	.1792	60.18	40.46	.3009
#1	.0031	1.145	.1305	2.409	.1360	.4932	-.0003	.0017	2.151
#2	.0028	1.142	.1309	2.417	.1361	.4920	-.0012	.0026	2.150
#3	.0032	1.154	.1297	2.404	.1343	.4937	-.0010	.0039	2.139

Elem	Sn1899	Sr4077	Ti3349	Tl1908	V_2924	W_2079	Zn2062	Zr3391
Units	ppm	ppm	ppm	ppm	ppm	ppm	ppm	ppm
Avg	**.0206**	**.0968**	**6.709**	**.0003**	**.2922**	**-.0022**	**.2229**	**.0426**
Stddev	.0006	.0003	.002	.0023	.0006	.0010	.0005	.0001
%RSD	2.908	.2961	.0310	643.9	.2133	46.50	.2125	.2456
#1	.0202	.0966	6.710	-.0022	.2927	-.0019	.2232	.0425
#2	.0213	.0968	6.711	.0011	.2925	-.0014	.2232	.0427
#3	.0203	.0971	6.707	.0021	.2915	-.0034	.2224	.0426

Zoom In Zoom Out

Sample Name: jd27613-22 Acquired: 7/7/2021 18:05:23 Type: Unk
Method: SGS NO VALVE3(v105) Mode: CONC Corr. Factor: 1.000000
User: admin Custom ID1: Custom ID2: Custom ID3:
Comment:

Int. Std.	In2306	Y_3600	Y_3710	Y_2243
Units	Cts/S	Cts/S	Cts/S	Cts/S
Avg	**4386.0**	**61190.**	**4869.2**	**1442.8**
Stddev	4.0	131.	33.1	.7
%RSD	.09109	.21411	.67975	.05196
#1	4389.8	61103.	4850.4	1442.5
#2	4381.9	61127.	4849.8	1442.3
#3	4386.4	61341.	4907.4	1443.7

Zoom In Zoom Out

Sample Name: jd27613-24 Acquired: 7/7/2021 18:10:25 Type: Unk
Method: SGS NO VALVE3(v105) Mode: CONC Corr. Factor: 1.000000
User: admin Custom ID1: Custom ID2: Custom ID3:
Comment:

Elem	Ag3280	Al3961	As1890	B_2089	Ba4554	Be3130	Bi2230	Ca3179	Cd2288
Units	ppm	ppm	ppm	ppm	ppm	ppm	ppm	ppm	ppm
Avg	**.0003**	**101.8**	**.0124**	**.0114**	**.6000**	**.0040**	**.1220**	**10.49**	**.0008**
Stddev	.0006	2.2	.0004	.0010	.0118	.0001	.0013	.23	.0004
%RSD	219.3	2.116	3.147	8.520	1.960	2.883	1.048	2.158	56.18
#1	.0010	104.2	.0124	.0107	.6136	.0041	.1234	10.75	.0003
#2	-.0003	100.6	.0120	.0110	.5931	.0039	.1217	10.38	.0011
#3	.0002	100.4	.0128	.0125	.5932	.0039	.1209	10.35	.0010

Elem	Ce4040	Co2286	Cr2677	Cu3247	Fe2599	K_7664	Li6707	Mg2790	Mn2576
Units	ppm	ppm	ppm	ppm	ppm	ppm	ppm	ppm	ppm
Avg	**.4890**	**.0631**	**.1696**	**.1160**	**132.8**	**17.56**	**.0544**	**22.66**	**3.866**
Stddev	.0009	.0003	.0012	.0012	2.9	.39	.0019	.47	.014
%RSD	.1850	.5533	.7173	1.076	2.149	2.202	3.527	2.063	.3541
#1	.4898	.0635	.1709	.1174	136.1	18.01	.0565	23.19	3.881
#2	.4880	.0628	.1686	.1157	131.4	17.37	.0528	22.50	3.857
#3	.4893	.0631	.1692	.1150	130.9	17.31	.0539	22.30	3.858

Elem	Mo2020	Na5895	Ni2316	P_1774	Pb2203	S_1820	Sb2068	Se1960	Si2124
Units	ppm	ppm	ppm	ppm	ppm	ppm	ppm	ppm	ppm
Avg	**.0009**	**1.132**	**.1691**	**3.127**	**.0362**	**.3514**	**-.0005**	**.0013**	**3.345**
Stddev	.0000	.016	.0008	.009	.0003	.0009	.0010	.0032	.040
%RSD	3.382	1.423	.4643	.2807	.7870	.2586	192.3	245.4	1.195
#1	.0009	1.150	.1693	3.135	.0359	.3503	-.0007	.0021	3.304
#2	.0009	1.118	.1698	3.130	.0363	.3517	.0006	-.0022	3.347
#3	.0009	1.129	.1683	3.118	.0364	.3521	-.0014	.0040	3.384

Elem	Sn1899	Sr4077	Ti3349	Tl1908	V_2924	W_2079	Zn2062	Zr3391
Units	ppm	ppm	ppm	ppm	ppm	ppm	ppm	ppm
Avg	**.0187**	**.0534**	**5.468**	**.0024**	**.1919**	**-.0018**	**.2102**	**.0285**
Stddev	.0011	.0011	.017	.0011	.0005	.0027	.0007	.0005
%RSD	5.940	2.057	.3076	45.68	.2718	155.2	.3485	1.612
#1	.0174	.0547	5.487	.0030	.1925	-.0040	.2110	.0290
#2	.0193	.0528	5.457	.0011	.1919	-.0026	.2099	.0282
#3	.0194	.0528	5.459	.0030	.1914	.0013	.2096	.0282

Zoom In Zoom Out

Sample Name: jd27613-24 Acquired: 7/7/2021 18:10:25 Type: Unk
Method: SGS NO VALVE3(v105) Mode: CONC Corr. Factor: 1.000000
User: admin Custom ID1: Custom ID2: Custom ID3:
Comment:

Int. Std.	In2306	Y_3600	Y_3710	Y_2243
Units	Cts/S	Cts/S	Cts/S	Cts/S
Avg	**4350.7**	**62533.**	**4891.7**	**1466.1**
Stddev	8.0	238.	91.1	2.6
%RSD	.18301	.37996	1.8619	.17942
#1	4341.6	62261.	4791.2	1463.2
#2	4354.0	62701.	4915.0	1467.0
#3	4356.5	62637.	4968.8	1468.2

Inst QC: MA50802

Zoom In Zoom Out

Sample Name: ccv Acquired: 7/7/2021 18:15:29 Type: QC
Method: SGS NO VALVE3(v105) Mode: CONC Corr. Factor: 1.000000
User: admin Custom ID1: Custom ID2: Custom ID3:
Comment:

Elem	Ag3280	Al3961	As1890	B_2089	Ba4554	Be3130	Bi2230	Ca3179	Cd2288
Units	ppm	ppm	ppm	ppm	ppm	ppm	ppm	ppm	ppm
Avg	**.2422**	**39.33**	**1.973**	**1.985**	**1.994**	**1.983**	**1.999**	**38.66**	**1.976**
Stddev	.0012	.03	.004	.006	.004	.005	.004	.09	.006
%RSD	.4986	.0811	.1944	.2818	.2237	.2612	.1755	.2455	.2864
#1	.2434	39.31	1.976	1.991	1.990	1.979	2.003	38.55	1.982
#2	.2423	39.31	1.974	1.982	1.993	1.980	1.997	38.69	1.972
#3	.2410	39.37	1.968	1.982	1.999	1.989	1.996	38.73	1.974
Check ?	Chk Pass	Chk Pass	Chk Pass	Chk Pass	Chk Pass	Chk Pass	Chk Pass	Chk Pass	Chk Pass
Value									
Range									

Elem	Ce4040	Co2286	Cr2677	Cu3247	Fe2599	K_7664	Li6707	Mg2790	Mn2576
Units	ppm	ppm	ppm	ppm	ppm	ppm	ppm	ppm	ppm
Avg	**1.984**	**2.008**	**1.926**	**1.935**	**39.24**	**39.10**	**1.996**	**37.66**	**1.976**
Stddev	.004	.003	.002	.004	.09	.06	.004	.06	.003
%RSD	.1972	.1385	.1048	.1863	.2268	.1510	.1857	.1628	.1266
#1	1.987	2.011	1.924	1.935	39.20	39.06	1.995	37.63	1.974
#2	1.986	2.008	1.928	1.938	39.18	39.06	1.994	37.73	1.979
#3	1.980	2.005	1.926	1.931	39.34	39.16	2.001	37.62	1.976
Check ?	Chk Pass	Chk Pass	Chk Pass	Chk Pass	Chk Pass	Chk Pass	Chk Pass	Chk Pass	Chk Pass
Value									
Range									

Elem	Mo2020	Na5895	Ni2316	P_1774	Pb2203	S_1820	Sb2068	Se1960	Si2124
Units	ppm	ppm	ppm	ppm	ppm	ppm	ppm	ppm	ppm
Avg	**2.003**	**39.75**	**2.017**	**1.970**	**2.015**	**1.950**	**1.991**	**1.970**	**4.911**
Stddev	.005	.07	.004	.003	.003	.005	.006	.007	.015
%RSD	.2567	.1799	.1843	.1719	.1621	.2413	.2880	.3564	.3039
#1	2.009	39.70	2.020	1.974	2.019	1.956	1.995	1.976	4.924
#2	2.003	39.71	2.019	1.968	2.014	1.947	1.995	1.962	4.914
#3	1.998	39.83	2.013	1.969	2.012	1.948	1.985	1.971	4.895
Check ?	Chk Pass	Chk Pass	Chk Pass	Chk Pass	Chk Pass	Chk Pass	Chk Pass	Chk Pass	Chk Pass
Value									
Range									

Zoom In Zoom Out

Sample Name: ccv Acquired: 7/7/2021 18:15:29 Type: QC
Method: SGS NO VALVE3(v105) Mode: CONC Corr. Factor: 1.000000
User: admin Custom ID1: Custom ID2: Custom ID3:
Comment:

Elem	Sn1899	Sr4077	Ti3349	Tl1908	V_2924	W_2079	Zn2062	Zr3391
Units	ppm	ppm	ppm	ppm	ppm	ppm	ppm	ppm
Avg	**1.996**	**2.016**	**1.949**	**2.041**	**1.945**	**2.005**	**1.964**	**1.992**
Stddev	.004	.004	.004	.003	.001	.003	.005	.001
%RSD	.2119	.2125	.1785	.1430	.0462	.1611	.2682	.0628
#1	1.999	2.013	1.948	2.044	1.946	2.008	1.969	1.991
#2	1.998	2.013	1.953	2.038	1.946	2.003	1.963	1.994
#3	1.991	2.021	1.946	2.040	1.944	2.002	1.959	1.992
Check ?	Chk Pass	Chk Pass	Chk Pass	Chk Pass	Chk Pass	Chk Pass	Chk Pass	Chk Pass
Value								
Range								

Int. Std.	In2306	Y_3600	Y_3710	Y_2243
Units	Cts/S	Cts/S	Cts/S	Cts/S
Avg	**4255.4**	**58389.**	**4570.7**	**1356.9**
Stddev	5.0	172.	19.5	2.6
%RSD	.11783	.29419	.42695	.19438
#1	4249.9	58586.	4593.2	1353.9
#2	4256.5	58310.	4558.0	1358.2
#3	4259.8	58271.	4561.0	1358.6

Zoom In Zoom Out

Sample Name: ccb Acquired: 7/7/2021 18:20:20 Type: QC
Method: SGS NO VALVE3(v105) Mode: CONC Corr. Factor: 1.000000
User: admin Custom ID1: Custom ID2: Custom ID3:
Comment:

Elem	Ag3280	Al3961	As1890	B_2089	Ba4554	Be3130	Bi2230	Ca3179
Units	ppm	ppm	ppm	ppm	ppm	ppm	ppm	ppm
Avg	**-.0001**	**.0021**	**.0012**	**.0013**	**.0005**	**.0003**	**-.0002**	**-.0014**
Stddev	.0002	.0011	.0003	.0006	.0001	.0001	.0007	.0014
%RSD	342.8	49.96	22.86	46.30	26.96	18.83	298.9	97.17
#1	.0000	.0024	.0013	.0017	.0005	.0003	.0005	-.0007
#2	-.0003	.0030	.0009	.0015	.0004	.0002	-.0010	-.0005
#3	.0001	.0009	.0014	.0006	.0006	.0003	-.0003	-.0030
Check ?	Chk Pass	Chk Pass	Chk Pass	Chk Pass	Chk Pass	Chk Pass	Chk Pass	Chk Pass
High Limit								
Low Limit								

Elem	Cd2288	Ce4040	Co2286	Cr2677	Cu3247	Fe2599	K_7664	Li6707
Units	ppm	ppm	ppm	ppm	ppm	ppm	ppm	ppm
Avg	**.0002**	**-.0009**	**-.0006**	**.0001**	**.0000**	**.0045**	**.0422**	**-.0010**
Stddev	.0002	.0005	.0002	.0002	.0001	.0016	.0049	.0010
%RSD	73.96	62.16	38.33	127.4	1131.	35.71	11.63	101.6
#1	.0001	-.0010	-.0003	.0000	.0001	.0047	.0379	.0001
#2	.0004	-.0014	-.0006	.0001	.0000	.0028	.0411	-.0011
#3	.0002	-.0003	-.0007	.0003	-.0001	.0059	.0475	-.0020
Check ?	Chk Pass	None	Chk Pass	Chk Pass	Chk Pass	Chk Pass	Chk Pass	Chk Pass
High Limit								
Low Limit								

Elem	Mg2790	Mn2576	Mo2020	Na5895	Ni2316	P_1774	Pb2203	S_1820
Units	ppm	ppm	ppm	ppm	ppm	ppm	ppm	ppm
Avg	**.0267**	**.0001**	**.0007**	**-.0355**	**.0003**	**.0047**	**.0001**	**-.0012**
Stddev	.0398	.0000	.0001	.0055	.0004	.0007	.0011	.0014
%RSD	148.9	30.92	12.30	15.56	144.2	14.09	1085.	124.1
#1	-.0082	.0001	.0007	-.0292	-.0002	.0054	.0002	.0003
#2	.0182	.0001	.0007	-.0373	.0005	.0042	-.0010	-.0012
#3	.0701	.0001	.0006	-.0398	.0005	.0044	.0011	-.0025
Check ?	Chk Pass	Chk Pass	Chk Pass	Chk Pass	Chk Pass	Chk Pass	Chk Pass	Chk Pass
High Limit								
Low Limit								

Zoom In Zoom Out

Sample Name: ccb Acquired: 7/7/2021 18:20:20 Type: QC
Method: SGS NO VALVE3(v105) Mode: CONC Corr. Factor: 1.000000
User: admin Custom ID1: Custom ID2: Custom ID3:
Comment:

Elem	Sb2068	Se1960	Si2124	Sn1899	Sr4077	Ti3349	Tl1908	V_2924
Units	ppm	ppm	ppm	ppm	ppm	ppm	ppm	ppm
Avg	**-.0001**	**.0021**	**.0033**	**.0010**	**.0000**	**.0004**	**.0010**	**.0004**
Stddev	.0008	.0016	.0012	.0013	.0001	.0002	.0018	.0001
%RSD	625.3	77.29	35.28	130.4	359.1	40.90	177.1	25.99
#1	-.0011	.0039	.0040	.0021	.0001	.0003	.0028	.0003
#2	.0003	.0012	.0020	-.0004	.0001	.0003	.0009	.0005
#3	.0004	.0011	.0039	.0013	-.0001	.0006	-.0007	.0005
Check ?	Chk Pass	Chk Pass	Chk Pass	Chk Pass	Chk Pass	Chk Pass	Chk Pass	Chk Pass
High Limit								
Low Limit								

Elem	W_2079	Zn2062	Zr3391
Units	ppm	ppm	ppm
Avg	**.0016**	F **-.0042**	**.0003**
Stddev	.0011	.0001	.0001
%RSD	67.88	3.205	32.30
#1	.0005	-.0041	.0003
#2	.0026	-.0044	.0005
#3	.0016	-.0042	.0003
Check ?	Chk Pass	Chk Fail	Chk Pass
High Limit		.0020	
Low Limit		-.0020	

Int. Std.	In2306	Y_3600	Y_3710	Y_2243
Units	Cts/S	Cts/S	Cts/S	Cts/S
Avg	**4262.7**	**59185.**	**4516.0**	**1357.1**
Stddev	125.7	144.	20.9	46.3
%RSD	2.9476	.24369	.46195	3.4103
#1	4336.2	59233.	4498.4	1383.9
#2	4117.7	59023.	4510.4	1303.7
#3	4334.4	59300.	4539.0	1383.8

Zoom In Zoom Out

Sample Name: jd27613-26 Acquired: 7/7/2021 18:25:37 Type: Unk
Method: SGS NO VALVE3(v105) Mode: CONC Corr. Factor: 1.000000
User: admin Custom ID1: Custom ID2: Custom ID3:
Comment:

Elem	Ag3280	Al3961	As1890	B_2089	Ba4554	Be3130	Bi2230	Ca3179	Cd2288
Units	ppm	ppm	ppm	ppm	ppm	ppm	ppm	ppm	ppm
Avg	**-.0015**	**138.1**	**.0222**	**.0180**	**.7200**	**.0056**	**.1908**	**19.55**	**.0010**
Stddev	.0004	.2	.0012	.0009	.0014	.0001	.0072	.03	.0003
%RSD	25.13	.1593	5.329	4.887	.1958	1.427	3.795	.1588	27.95
#1	-.0013	138.0	.0235	.0182	.7184	.0056	.1839	19.57	.0008
#2	-.0020	138.4	.0214	.0188	.7207	.0056	.1983	19.56	.0009
#3	-.0014	138.0	.0215	.0171	.7210	.0055	.1901	19.51	.0013

Elem	Ce4040	Co2286	Cr2677	Cu3247	Fe2599	K_7664	Li6707	Mg2790	Mn2576
Units	ppm	ppm	ppm	ppm	ppm	ppm	ppm	ppm	ppm
Avg	**.6151**	**.0796**	**.2528**	**.1759**	**182.7**	**25.14**	**.0941**	**30.41**	**4.852**
Stddev	.0034	.0006	.0006	.0001	.2	.01	.0012	.12	.011
%RSD	.5599	.7060	.2183	.0485	.0969	.0546	1.276	.3973	.2285
#1	.6120	.0801	.2528	.1760	182.6	25.16	.0945	30.46	4.845
#2	.6188	.0790	.2534	.1759	182.9	25.14	.0950	30.50	4.864
#3	.6144	.0797	.2523	.1759	182.6	25.13	.0927	30.28	4.845

Elem	Mo2020	Na5895	Ni2316	P_1774	Pb2203	S_1820	Sb2068	Se1960	Si2124
Units	ppm	ppm	ppm	ppm	ppm	ppm	ppm	ppm	ppm
Avg	**.0097**	**1.090**	**.1973**	**2.979**	**.1294**	**.6138**	**.0002**	**.0020**	**2.150**
Stddev	.0002	.008	.0018	.032	.0018	.0061	.0005	.0027	.012
%RSD	2.479	.7441	.8908	1.076	1.410	.9973	253.7	135.9	.5584
#1	.0099	1.088	.1991	3.008	.1304	.6202	-.0002	-.0009	2.163
#2	.0097	1.083	.1956	2.944	.1273	.6080	.0000	.0025	2.145
#3	.0095	1.099	.1973	2.984	.1304	.6131	.0007	.0045	2.141

Elem	Sn1899	Sr4077	Ti3349	Tl1908	V_2924	W_2079	Zn2062	Zr3391
Units	ppm	ppm	ppm	ppm	ppm	ppm	ppm	ppm
Avg	**.0226**	**.1169**	F **8.249**	**.0049**	**.2814**	**-.0029**	**.2644**	**.0403**
Stddev	.0011	.0003	.016	.0006	.0005	.0013	.0026	.0001
%RSD	4.795	.2699	.1968	13.26	.1622	43.03	.9996	.2375
#1	.0231	.1165	8.255	.0048	.2818	-.0043	.2672	.0402
#2	.0214	.1170	8.261	.0056	.2815	-.0019	.2619	.0402
#3	.0234	.1171	8.230	.0043	.2809	-.0025	.2642	.0404

Zoom In Zoom Out

Sample Name: jd27613-26 Acquired: 7/7/2021 18:25:37 Type: Unk
Method: SGS NO VALVE3(v105) Mode: CONC Corr. Factor: 1.000000
User: admin Custom ID1: Custom ID2: Custom ID3:
Comment:

Int. Std.	In2306	Y_3600	Y_3710	Y_2243
Units	Cts/S	Cts/S	Cts/S	Cts/S
Avg	**4389.2**	**63222.**	**5001.3**	**1493.1**
Stddev	38.2	172.	27.4	14.1
%RSD	.87103	.27221	.54865	.94414
#1	4351.4	63168.	4980.3	1479.3
#2	4427.9	63084.	4991.3	1507.4
#3	4388.4	63415.	5032.4	1492.6

Zoom In Zoom Out

Sample Name: jd27613-28 Acquired: 7/7/2021 18:30:49 Type: Unk
Method: SGS NO VALVE3(v105) Mode: CONC Corr. Factor: 1.000000
User: admin Custom ID1: Custom ID2: Custom ID3:
Comment:

Elem	Ag3280	Al3961	As1890	B_2089	Ba4554	Be3130	Bi2230	Ca3179	Cd2288
Units	ppm	ppm	ppm	ppm	ppm	ppm	ppm	ppm	ppm
Avg	**-.0008**	**154.0**	**.0356**	**.0229**	**.4914**	**.0046**	**.1340**	**10.04**	**.0010**
Stddev	.0003	.2	.0002	.0009	.0003	.0001	.0015	.02	.0001
%RSD	33.69	.1369	.6766	3.878	.0705	2.371	1.102	.2469	13.03
#1	-.0011	153.8	.0354	.0224	.4911	.0045	.1331	10.02	.0009
#2	-.0006	154.1	.0355	.0240	.4918	.0047	.1333	10.07	.0010
#3	-.0006	154.1	.0358	.0224	.4915	.0046	.1357	10.03	.0012

Elem	Ce4040	Co2286	Cr2677	Cu3247	Fe2599	K_7664	Li6707	Mg2790	Mn2576
Units	ppm	ppm	ppm	ppm	ppm	ppm	ppm	ppm	ppm
Avg	**.6567**	**.0496**	**.2305**	**.1320**	**185.0**	**10.17**	**.1432**	**28.98**	**1.433**
Stddev	.0018	.0001	.0002	.0006	.6	.05	.0007	.14	.003
%RSD	.2817	.1944	.0979	.4881	.3152	.5260	.4962	.4898	.1710
#1	.6564	.0497	.2303	.1313	184.5	10.11	.1440	29.01	1.434
#2	.6586	.0495	.2305	.1326	185.6	10.22	.1430	29.10	1.431
#3	.6550	.0496	.2308	.1320	185.0	10.17	.1426	28.82	1.435

Elem	Mo2020	Na5895	Ni2316	P_1774	Pb2203	S_1820	Sb2068	Se1960	Si2124
Units	ppm	ppm	ppm	ppm	ppm	ppm	ppm	ppm	ppm
Avg	**.0036**	**.8827**	**.1371**	**2.305**	**.2894**	**.4604**	**.0002**	**.0045**	**3.932**
Stddev	.0004	.0081	.0006	.006	.0017	.0025	.0003	.0025	.119
%RSD	10.64	.9177	.4397	.2680	.5734	.5501	163.4	55.84	3.026
#1	.0036	.8800	.1372	2.311	.2904	.4584	-.0002	.0073	4.050
#2	.0031	.8764	.1377	2.306	.2903	.4632	.0003	.0033	3.936
#3	.0039	.8919	.1365	2.299	.2875	.4596	.0003	.0028	3.812

Elem	Sn1899	Sr4077	Ti3349	Tl1908	V_2924	W_2079	Zn2062	Zr3391
Units	ppm	ppm	ppm	ppm	ppm	ppm	ppm	ppm
Avg	**.0277**	**.0986**	**6.028**	**.0049**	**.3183**	**-.0028**	**.3417**	**.0761**
Stddev	.0010	.0002	.006	.0004	.0006	.0016	.0013	.0006
%RSD	3.562	.1898	.1038	8.134	.1786	58.09	.3793	.8513
#1	.0266	.0988	6.027	.0053	.3186	-.0041	.3427	.0768
#2	.0279	.0987	6.022	.0045	.3176	-.0033	.3421	.0759
#3	.0286	.0984	6.035	.0049	.3185	-.0010	.3402	.0755

Zoom In Zoom Out

Sample Name: jd27613-28 Acquired: 7/7/2021 18:30:49 Type: Unk
Method: SGS NO VALVE3(v105) Mode: CONC Corr. Factor: 1.000000
User: admin Custom ID1: Custom ID2: Custom ID3:
Comment:

Int. Std.	In2306	Y_3600	Y_3710	Y_2243
Units	Cts/S	Cts/S	Cts/S	Cts/S
Avg	**4372.1**	**60936.**	**4809.3**	**1433.4**
Stddev	9.2	258.	34.8	4.5
%RSD	.21058	.42359	.72369	.31373
#1	4363.6	60879.	4838.0	1429.4
#2	4370.9	61218.	4770.6	1432.4
#3	4381.9	60711.	4819.3	1438.3

Zoom In Zoom Out

Sample Name: jd27613-30 Acquired: 7/7/2021 18:35:51 Type: Unk
Method: SGS NO VALVE3(v105) Mode: CONC Corr. Factor: 1.000000
User: admin Custom ID1: Custom ID2: Custom ID3:
Comment:

Elem	Ag3280	Al3961	As1890	B_2089	Ba4554	Be3130	Bi2230	Ca3179	Cd2288
Units	ppm	ppm	ppm	ppm	ppm	ppm	ppm	ppm	ppm
Avg	**-.0033**	**207.9**	**.0384**	**.0217**	**.6365**	**.0073**	**.2631**	**10.94**	**.0016**
Stddev	.0002	1.2	.0018	.0012	.0040	.0001	.0041	.05	.0001
%RSD	6.623	.5553	4.580	5.515	.6242	1.296	1.570	.4849	4.558
#1	-.0033	208.0	.0398	.0220	.6364	.0074	.2586	10.94	.0016
#2	-.0031	209.0	.0390	.0204	.6405	.0072	.2668	11.00	.0016
#3	-.0035	206.7	.0364	.0228	.6326	.0072	.2638	10.89	.0017

Elem	Ce4040	Co2286	Cr2677	Cu3247	Fe2599	K_7664	Li6707	Mg2790	Mn2576
Units	ppm	ppm	ppm	ppm	ppm	ppm	ppm	ppm	ppm
Avg	**.6775**	**.1261**	**.3039**	**.1976**	F **272.4**	**18.97**	**.1404**	**45.34**	**3.507**
Stddev	.0026	.0005	.0007	.0008	1.5	.11	.0020	.09	.009
%RSD	.3823	.3676	.2371	.4174	.5577	.5727	1.448	.1951	.2566
#1	.6746	.1264	.3031	.1966	272.2	19.01	.1388	45.35	3.497
#2	.6791	.1255	.3045	.1982	274.0	19.05	.1427	45.43	3.515
#3	.6790	.1263	.3042	.1978	270.9	18.85	.1398	45.25	3.508

Elem	Mo2020	Na5895	Ni2316	P_1774	Pb2203	S_1820	Sb2068	Se1960	Si2124
Units	ppm	ppm	ppm	ppm	ppm	ppm	ppm	ppm	ppm
Avg	**.0060**	**3.076**	**.1773**	**3.058**	**.1111**	**.4753**	**-.0027**	**.0025**	**2.592**
Stddev	.0004	.003	.0002	.008	.0027	.0034	.0022	.0042	.012
%RSD	6.697	.1004	.0956	.2676	2.457	.7058	81.00	168.4	.4751
#1	.0059	3.077	.1773	3.067	.1141	.4788	-.0006	.0072	2.604
#2	.0064	3.077	.1775	3.051	.1105	.4748	-.0050	-.0008	2.579
#3	.0056	3.072	.1771	3.055	.1087	.4722	-.0025	.0010	2.594

Elem	Sn1899	Sr4077	Ti3349	Tl1908	V_2924	W_2079	Zn2062	Zr3391
Units	ppm	ppm	ppm	ppm	ppm	ppm	ppm	ppm
Avg	**.0235**	**.2699**	F **12.15**	**.0018**	**.4394**	**-.0040**	**.3198**	**.0664**
Stddev	.0009	.0015	.03	.0006	.0013	.0017	.0005	.0008
%RSD	3.618	.5444	.2401	34.58	.2864	42.24	.1707	1.168
#1	.0225	.2704	12.12	.0012	.4380	-.0032	.3200	.0658
#2	.0241	.2711	12.17	.0024	.4401	-.0028	.3192	.0662
#3	.0238	.2683	12.17	.0017	.4402	-.0059	.3202	.0673

Zoom In Zoom Out

Sample Name: jd27613-30 Acquired: 7/7/2021 18:35:51 Type: Unk
Method: SGS NO VALVE3(v105) Mode: CONC Corr. Factor: 1.000000
User: admin Custom ID1: Custom ID2: Custom ID3:
Comment:

Int. Std.	In2306	Y_3600	Y_3710	Y_2243
Units	Cts/S	Cts/S	Cts/S	Cts/S
Avg	**4412.9**	**62525.**	**5002.6**	**1465.0**
Stddev	3.8	31.	15.5	1.0
%RSD	.08499	.04894	.31080	.06885
#1	4416.0	62556.	5010.1	1464.7
#2	4408.7	62495.	4984.7	1466.2
#3	4414.0	62523.	5012.9	1464.3

Zoom In Zoom Out

Sample Name: jd27613-32 Acquired: 7/7/2021 18:40:50 Type: Unk
Method: SGS NO VALVE3(v105) Mode: CONC Corr. Factor: 1.000000
User: admin Custom ID1: Custom ID2: Custom ID3:
Comment:

Elem	Ag3280	Al3961	As1890	B_2089	Ba4554	Be3130	Bi2230	Ca3179
Units	ppm	ppm	ppm	ppm	ppm	ppm	ppm	ppm
Avg	F **-.0069**	**168.1**	**.0049**	**.0091**	**1.577**	**.0056**	**.3682**	**7.849**
Stddev	.0002	.4	.0011	.0024	.003	.0001	.0071	.032
%RSD	3.265	.2559	21.52	26.07	.1766	1.938	1.926	.4132
#1	-.0071	168.2	.0040	.0117	1.580	.0057	.3728	7.864
#2	-.0068	167.6	.0061	.0084	1.574	.0055	.3600	7.812
#3	-.0067	168.4	.0047	.0071	1.578	.0055	.3718	7.871

Elem	Cd2288	Ce4040	Co2286	Cr2677	Cu3247	Fe2599	K_7664	Li6707
Units	ppm	ppm	ppm	ppm	ppm	ppm	ppm	ppm
Avg	**.0011**	**.3413**	**.1158**	**.3666**	**.1789**	F **275.5**	**96.55**	**.1520**
Stddev	.0001	.0013	.0004	.0001	.0004	.5	.26	.0014
%RSD	5.305	.3952	.3298	.0338	.2301	.1939	.2673	.9174
#1	.0011	.3397	.1156	.3665	.1791	275.8	96.68	.1513
#2	.0011	.3419	.1162	.3667	.1792	274.9	96.26	.1511
#3	.0010	.3422	.1156	.3665	.1784	275.8	96.72	.1536

Elem	Mg2790	Mn2576	Mo2020	Na5895	Ni2316	P_1774	Pb2203	S_1820
Units	ppm	ppm	ppm	ppm	ppm	ppm	ppm	ppm
Avg	**66.04**	**4.549**	**.0003**	**1.026**	**.2533**	**2.269**	**.0606**	**.4817**
Stddev	.34	.023	.0001	.009	.0010	.005	.0034	.0041
%RSD	.5176	.5012	36.09	.9047	.3931	.2423	5.584	.8476
#1	66.15	4.562	.0004	1.036	.2521	2.266	.0577	.4771
#2	65.66	4.523	.0003	1.020	.2541	2.275	.0599	.4849
#3	66.33	4.563	.0002	1.021	.2535	2.265	.0643	.4829

Elem	Sb2068	Se1960	Si2124	Sn1899	Sr4077	Ti3349	Tl1908	V_2924
Units	ppm	ppm	ppm	ppm	ppm	ppm	ppm	ppm
Avg	**-.0030**	**.0005**	**1.957**	**.0262**	**.0480**	F **20.50**	**.0020**	**.4180**
Stddev	.0009	.0007	.035	.0001	.0001	.05	.0055	.0005
%RSD	31.31	139.3	1.792	.2701	.2224	.2580	277.5	.1120
#1	-.0035	-.0003	1.983	.0262	.0481	20.54	-.0034	.4181
#2	-.0036	.0012	1.972	.0262	.0479	20.44	.0017	.4175
#3	-.0019	.0007	1.917	.0261	.0480	20.52	.0077	.4184

Zoom In Zoom Out

Sample Name: jd27613-32 Acquired: 7/7/2021 18:40:50 Type: Unk
Method: SGS NO VALVE3(v105) Mode: CONC Corr. Factor: 1.000000
User: admin Custom ID1: Custom ID2: Custom ID3:
Comment:

Elem	W_2079	Zn2062	Zr3391
Units	ppm	ppm	ppm
Avg	**-.0049**	**.5421**	**.0108**
Stddev	.0008	.0006	.0001
%RSD	16.39	.1155	.4995
#1	-.0046	.5425	.0108
#2	-.0042	.5424	.0108
#3	-.0058	.5414	.0109

Int. Std.	In2306	Y_3600	Y_3710	Y_2243
Units	Cts/S	Cts/S	Cts/S	Cts/S
Avg	**4385.8**	**59592.**	**4695.9**	**1381.2**
Stddev	3.5	38.	25.0	2.0
%RSD	.08055	.06434	.53207	.14661
#1	4381.8	59562.	4694.5	1379.8
#2	4387.1	59635.	4721.6	1380.2
#3	4388.4	59579.	4671.7	1383.5

Zoom In Zoom Out

Sample Name: jd27613-34 Acquired: 7/7/2021 18:46:07 Type: Unk
Method: SGS NO VALVE3(v105) Mode: CONC Corr. Factor: 1.000000
User: admin Custom ID1: Custom ID2: Custom ID3:
Comment:

Elem	Ag3280	Al3961	As1890	B_2089	Ba4554	Be3130	Bi2230	Ca3179	Cd2288
Units	ppm	ppm	ppm	ppm	ppm	ppm	ppm	ppm	ppm
Avg	**-.0019**	**164.1**	**.0218**	**.0197**	**.9117**	**.0063**	**.2017**	**12.77**	**.0010**
Stddev	.0005	.2	.0013	.0008	.0009	.0000	.0045	.02	.0001
%RSD	29.20	.1042	5.780	4.031	.1032	.0971	2.208	.1360	7.215
#1	-.0022	164.0	.0227	.0188	.9107	.0063	.2001	12.77	.0010
#2	-.0022	164.0	.0203	.0203	.9118	.0063	.1984	12.76	.0011
#3	-.0012	164.3	.0222	.0200	.9126	.0063	.2068	12.79	.0010

Elem	Ce4040	Co2286	Cr2677	Cu3247	Fe2599	K_7664	Li6707	Mg2790	Mn2576
Units	ppm	ppm	ppm	ppm	ppm	ppm	ppm	ppm	ppm
Avg	**.5115**	**.0794**	**.2165**	**.1721**	**181.9**	**28.83**	**.0899**	**30.85**	**4.714**
Stddev	.0032	.0003	.0004	.0007	.2	.03	.0006	.08	.035
%RSD	.6160	.4283	.1954	.3891	.0845	.1136	.6412	.2603	.7536
#1	.5079	.0794	.2167	.1716	181.8	28.81	.0899	30.89	4.753
#2	.5138	.0790	.2167	.1719	181.8	28.81	.0904	30.76	4.707
#3	.5127	.0797	.2160	.1729	182.0	28.86	.0893	30.90	4.683

Elem	Mo2020	Na5895	Ni2316	P_1774	Pb2203	S_1820	Sb2068	Se1960	Si2124
Units	ppm	ppm	ppm	ppm	ppm	ppm	ppm	ppm	ppm
Avg	**.0024**	**1.637**	**.2025**	**3.194**	**.0832**	**.2834**	**-.0007**	**.0029**	**2.651**
Stddev	.0001	.006	.0007	.004	.0014	.0055	.0003	.0026	.045
%RSD	5.618	.3639	.3591	.1176	1.637	1.948	40.03	87.12	1.711
#1	.0024	1.635	.2033	3.197	.0826	.2841	-.0008	.0003	2.694
#2	.0023	1.632	.2023	3.194	.0822	.2885	-.0004	.0030	2.655
#3	.0026	1.643	.2018	3.190	.0847	.2775	-.0008	.0055	2.603

Elem	Sn1899	Sr4077	Ti3349	Tl1908	V_2924	W_2079	Zn2062	Zr3391
Units	ppm	ppm	ppm	ppm	ppm	ppm	ppm	ppm
Avg	**.0205**	**.0973**	F **9.131**	**.0055**	**.2868**	**-.0020**	**.2875**	**.0325**
Stddev	.0006	.0004	.004	.0024	.0010	.0014	.0003	.0004
%RSD	2.783	.3713	.0408	43.68	.3424	68.27	.1076	1.236
#1	.0206	.0969	9.135	.0066	.2862	-.0005	.2878	.0320
#2	.0210	.0975	9.130	.0027	.2879	-.0022	.2876	.0328
#3	.0198	.0974	9.128	.0071	.2862	-.0033	.2872	.0326

Zoom In Zoom Out

Sample Name: jd27613-34 Acquired: 7/7/2021 18:46:07 Type: Unk
Method: SGS NO VALVE3(v105) Mode: CONC Corr. Factor: 1.000000
User: admin Custom ID1: Custom ID2: Custom ID3:
Comment:

Int. Std.	In2306	Y_3600	Y_3710	Y_2243
Units	Cts/S	Cts/S	Cts/S	Cts/S
Avg	**4359.4**	**60917.**	**4839.8**	**1432.8**
Stddev	5.0	198.	14.3	2.6
%RSD	.11523	.32487	.29642	.17840
#1	4353.8	60700.	4824.9	1432.3
#2	4360.8	60963.	4853.6	1430.5
#3	4363.6	61087.	4840.9	1435.6

Zoom In Zoom Out

Sample Name: jd27613-36 Acquired: 7/7/2021 18:51:17 Type: Unk
Method: SGS NO VALVE3(v105) Mode: CONC Corr. Factor: 1.000000
User: admin Custom ID1: Custom ID2: Custom ID3:
Comment:

Elem	Ag3280	Al3961	As1890	B_2089	Ba4554	Be3130	Bi2230	Ca3179	Cd2288
Units	ppm	ppm	ppm	ppm	ppm	ppm	ppm	ppm	ppm
Avg	**-.0013**	**123.7**	**.0167**	**.0114**	**.6990**	**.0057**	**.1553**	**12.57**	**.0012**
Stddev	.0005	1.3	.0005	.0022	.0082	.0001	.0028	.12	.0001
%RSD	39.65	1.050	2.748	19.58	1.176	2.177	1.833	.9469	8.151
#1	-.0019	122.2	.0170	.0106	.6896	.0057	.1578	12.43	.0013
#2	-.0008	124.4	.0162	.0097	.7029	.0056	.1522	12.65	.0012
#3	-.0012	124.4	.0169	.0140	.7045	.0059	.1558	12.63	.0011

Elem	Ce4040	Co2286	Cr2677	Cu3247	Fe2599	K_7664	Li6707	Mg2790	Mn2576
Units	ppm	ppm	ppm	ppm	ppm	ppm	ppm	ppm	ppm
Avg	**.5298**	**.0697**	**.2146**	**.2200**	**169.9**	**22.50**	**.0704**	**24.61**	**5.493**
Stddev	.0005	.0008	.0010	.0003	1.6	.23	.0020	.13	.037
%RSD	.0856	1.166	.4618	.1215	.9426	1.027	2.893	.5374	.6714
#1	.5298	.0687	.2155	.2200	168.0	22.23	.0685	24.47	5.518
#2	.5302	.0703	.2135	.2197	170.9	22.62	.0726	24.61	5.509
#3	.5293	.0700	.2147	.2203	170.7	22.64	.0703	24.73	5.450

Elem	Mo2020	Na5895	Ni2316	P_1774	Pb2203	S_1820	Sb2068	Se1960	Si2124
Units	ppm	ppm	ppm	ppm	ppm	ppm	ppm	ppm	ppm
Avg	**.0137**	**1.363**	**.1760**	**3.252**	**.1024**	**.5582**	**-.0017**	**.0020**	**2.444**
Stddev	.0004	.008	.0011	.013	.0020	.0014	.0024	.0023	.011
%RSD	3.032	.5705	.6045	.4060	1.965	.2532	140.0	110.9	.4548
#1	.0136	1.354	.1748	3.237	.1016	.5585	.0010	.0003	2.440
#2	.0142	1.368	.1762	3.259	.1047	.5594	-.0034	.0012	2.456
#3	.0134	1.366	.1769	3.260	.1009	.5566	-.0027	.0046	2.435

Elem	Sn1899	Sr4077	Ti3349	Tl1908	V_2924	W_2079	Zn2062	Zr3391
Units	ppm	ppm	ppm	ppm	ppm	ppm	ppm	ppm
Avg	**.0203**	**.0755**	**6.781**	**-.0002**	**.2277**	**-.0029**	**.2479**	**.0310**
Stddev	.0009	.0010	.011	.0004	.0005	.0020	.0010	.0002
%RSD	4.299	1.287	.1637	214.7	.2374	69.14	.4019	.7576
#1	.0202	.0744	6.790	-.0005	.2283	-.0022	.2469	.0308
#2	.0194	.0762	6.769	-.0003	.2275	-.0052	.2489	.0311
#3	.0212	.0760	6.784	.0002	.2273	-.0014	.2480	.0312

Zoom In Zoom Out

Sample Name: jd27613-36 Acquired: 7/7/2021 18:51:17 Type: Unk
Method: SGS NO VALVE3(v105) Mode: CONC Corr. Factor: 1.000000
User: admin Custom ID1: Custom ID2: Custom ID3:
Comment:

Int. Std.	In2306	Y_3600	Y_3710	Y_2243
Units	Cts/S	Cts/S	Cts/S	Cts/S
Avg	**4413.0**	**63421.**	**5014.1**	**1489.2**
Stddev	9.3	167.	13.6	4.0
%RSD	.21063	.26346	.27129	.27058
#1	4422.0	63306.	5026.0	1493.8
#2	4403.5	63345.	4999.3	1486.2
#3	4413.4	63613.	5017.1	1487.6

Zoom In Zoom Out

Sample Name: jd27613-38 Acquired: 7/7/2021 18:56:26 Type: Unk
Method: SGS NO VALVE3(v105) Mode: CONC Corr. Factor: 1.000000
User: admin Custom ID1: Custom ID2: Custom ID3:
Comment:

Elem	Ag3280	Al3961	As1890	B_2089	Ba4554	Be3130	Bi2230	Ca3179	Cd2288
Units	ppm	ppm	ppm	ppm	ppm	ppm	ppm	ppm	ppm
Avg	**-.0029**	**118.2**	**.0122**	**.0057**	**.8207**	**.0053**	**.2631**	**7.836**	**.0010**
Stddev	.0004	.3	.0004	.0002	.0020	.0001	.0024	.016	.0002
%RSD	15.20	.2263	3.549	3.526	.2451	1.486	.9264	.1978	16.78
#1	-.0034	118.0	.0127	.0055	.8187	.0054	.2607	7.832	.0011
#2	-.0027	118.1	.0118	.0058	.8205	.0053	.2631	7.823	.0011
#3	-.0026	118.5	.0121	.0057	.8228	.0053	.2656	7.853	.0008

Elem	Ce4040	Co2286	Cr2677	Cu3247	Fe2599	K_7664	Li6707	Mg2790	Mn2576
Units	ppm	ppm	ppm	ppm	ppm	ppm	ppm	ppm	ppm
Avg	**.4171**	**.0911**	**.2808**	**.1472**	**183.1**	**43.30**	**.0911**	**36.69**	**2.924**
Stddev	.0040	.0004	.0009	.0002	.4	.09	.0008	.17	.003
%RSD	.9599	.4516	.3118	.1599	.2080	.2015	.9204	.4765	.0908
#1	.4129	.0907	.2804	.1470	182.9	43.24	.0909	36.76	2.923
#2	.4174	.0915	.2818	.1472	182.8	43.26	.0905	36.49	2.928
#3	.4209	.0910	.2803	.1474	183.5	43.40	.0921	36.82	2.923

Elem	Mo2020	Na5895	Ni2316	P_1774	Pb2203	S_1820	Sb2068	Se1960	Si2124
Units	ppm	ppm	ppm	ppm	ppm	ppm	ppm	ppm	ppm
Avg	**.0013**	**1.028**	**.2079**	**2.909**	**.0488**	**.5655**	**-.0016**	**.0010**	**2.018**
Stddev	.0002	.009	.0002	.005	.0014	.0041	.0013	.0018	.023
%RSD	16.82	.8351	.0819	.1667	2.817	.7322	83.20	176.5	1.143
#1	.0015	1.019	.2078	2.915	.0473	.5681	-.0010	.0016	2.042
#2	.0014	1.028	.2081	2.906	.0499	.5607	-.0007	-.0010	2.018
#3	.0011	1.036	.2079	2.906	.0493	.5676	-.0031	.0024	1.996

Elem	Sn1899	Sr4077	Ti3349	Tl1908	V_2924	W_2079	Zn2062	Zr3391
Units	ppm	ppm	ppm	ppm	ppm	ppm	ppm	ppm
Avg	**.0207**	**.0586**	F **11.73**	**.0042**	**.3066**	**-.0014**	**.3160**	**.0192**
Stddev	.0003	.0000	.01	.0013	.0008	.0004	.0013	.0003
%RSD	1.271	.0129	.0696	30.26	.2680	29.12	.4226	1.754
#1	.0205	.0586	11.73	.0047	.3065	-.0011	.3174	.0195
#2	.0210	.0586	11.74	.0052	.3075	-.0018	.3159	.0193
#3	.0208	.0586	11.72	.0028	.3059	-.0012	.3147	.0189

Zoom In Zoom Out

Sample Name: jd27613-38 Acquired: 7/7/2021 18:56:26 Type: Unk
Method: SGS NO VALVE3(v105) Mode: CONC Corr. Factor: 1.000000
User: admin Custom ID1: Custom ID2: Custom ID3:
Comment:

Int. Std.	In2306	Y_3600	Y_3710	Y_2243
Units	Cts/S	Cts/S	Cts/S	Cts/S
Avg	**4370.8**	**63090.**	**4988.8**	**1476.6**
Stddev	8.2	192.	23.8	3.6
%RSD	.18846	.30443	.47650	.24605
#1	4371.5	63164.	4972.1	1474.0
#2	4362.2	62872.	5016.0	1475.0
#3	4378.7	63233.	4978.3	1480.7

Zoom In Zoom Out

Sample Name: jd27613-40 Acquired: 7/7/2021 19:01:28 Type: Unk
Method: SGS NO VALVE3(v105) Mode: CONC Corr. Factor: 1.000000
User: admin Custom ID1: Custom ID2: Custom ID3:
Comment:

Elem	Ag3280	Al3961	As1890	B_2089	Ba4554	Be3130	Bi2230	Ca3179	Cd2288
Units	ppm	ppm	ppm	ppm	ppm	ppm	ppm	ppm	ppm
Avg	**-.0020**	**153.8**	**.0191**	**.0128**	**.7165**	**.0064**	**.1951**	**9.103**	**.0010**
Stddev	.0004	.3	.0009	.0017	.0007	.0001	.0048	.009	.0001
%RSD	19.70	.1697	4.486	13.16	.0952	.8393	2.480	.0944	7.745
#1	-.0022	153.5	.0181	.0113	.7164	.0064	.1982	9.102	.0010
#2	-.0015	153.9	.0194	.0146	.7159	.0065	.1895	9.096	.0011
#3	-.0022	154.1	.0197	.0125	.7173	.0064	.1976	9.113	.0011

Elem	Ce4040	Co2286	Cr2677	Cu3247	Fe2599	K_7664	Li6707	Mg2790	Mn2576
Units	ppm	ppm	ppm	ppm	ppm	ppm	ppm	ppm	ppm
Avg	**.5637**	**.0885**	**.2015**	**.1819**	**177.6**	**24.37**	**.0964**	**31.32**	**4.932**
Stddev	.0015	.0009	.0003	.0003	.2	.02	.0007	.14	.016
%RSD	.2598	1.006	.1589	.1900	.0971	.0696	.6914	.4494	.3267
#1	.5650	.0888	.2017	.1816	177.5	24.35	.0961	31.28	4.932
#2	.5621	.0893	.2011	.1823	177.7	24.36	.0972	31.20	4.916
#3	.5640	.0875	.2017	.1818	177.8	24.39	.0960	31.48	4.949

Elem	Mo2020	Na5895	Ni2316	P_1774	Pb2203	S_1820	Sb2068	Se1960	Si2124
Units	ppm	ppm	ppm	ppm	ppm	ppm	ppm	ppm	ppm
Avg	**.0023**	**1.914**	**.2048**	**2.974**	**.0804**	**.3114**	**-.0015**	**.0018**	**2.939**
Stddev	.0002	.010	.0010	.020	.0009	.0036	.0016	.0022	.029
%RSD	9.129	.5321	.4800	.6694	1.092	1.155	108.8	123.2	.9685
#1	.0021	1.903	.2047	2.963	.0793	.3122	-.0016	.0003	2.926
#2	.0024	1.918	.2059	2.997	.0809	.3145	.0002	.0043	2.972
#3	.0025	1.922	.2039	2.962	.0809	.3075	-.0031	.0008	2.920

Elem	Sn1899	Sr4077	Ti3349	Tl1908	V_2924	W_2079	Zn2062	Zr3391
Units	ppm	ppm	ppm	ppm	ppm	ppm	ppm	ppm
Avg	**.0199**	**.1001**	F **8.658**	**.0019**	**.2645**	**-.0026**	**.2639**	**.0336**
Stddev	.0005	.0002	.007	.0022	.0005	.0028	.0016	.0004
%RSD	2.579	.2250	.0861	113.4	.1712	107.8	.6059	1.094
#1	.0193	.1002	8.666	.0011	.2650	-.0028	.2626	.0334
#2	.0202	.0999	8.652	.0044	.2644	-.0052	.2657	.0341
#3	.0202	.1003	8.656	.0003	.2641	.0003	.2633	.0334

Zoom In Zoom Out

Sample Name: jd27613-40 Acquired: 7/7/2021 19:01:28 Type: Unk
Method: SGS NO VALVE3(v105) Mode: CONC Corr. Factor: 1.000000
User: admin Custom ID1: Custom ID2: Custom ID3:
Comment:

Int. Std.	In2306	Y_3600	Y_3710	Y_2243
Units	Cts/S	Cts/S	Cts/S	Cts/S
Avg	**4370.6**	**62048.**	**4912.0**	**1450.5**
Stddev	19.5	84.	13.4	7.4
%RSD	.44602	.13556	.27205	.50891
#1	4380.0	62055.	4926.0	1455.5
#2	4348.2	62128.	4910.8	1442.0
#3	4383.6	61960.	4899.4	1454.0

Zoom In Zoom Out

Sample Name: ccv Acquired: 7/7/2021 19:06:39 Type: QC
Method: SGS NO VALVE3(v105) Mode: CONC Corr. Factor: 1.000000
User: admin Custom ID1: Custom ID2: Custom ID3:
Comment:

Elem	Ag3280	Al3961	As1890	B_2089	Ba4554	Be3130	Bi2230	Ca3179	Cd2288
Units	ppm	ppm	ppm	ppm	ppm	ppm	ppm	ppm	ppm
Avg	**.2434**	**38.46**	**1.945**	**1.960**	**1.958**	**1.937**	**1.981**	**37.73**	**1.953**
Stddev	.0069	1.10	.007	.010	.054	.055	.010	1.12	.006
%RSD	2.840	2.847	.3590	.5097	2.773	2.856	.4840	2.970	.3086
#1	.2513	39.19	1.953	1.971	1.993	1.972	1.991	38.38	1.960
#2	.2402	39.00	1.942	1.951	1.985	1.967	1.973	38.36	1.948
#3	.2387	37.20	1.939	1.959	1.895	1.874	1.978	36.43	1.952
Check ?	Chk Pass	Chk Pass	Chk Pass	Chk Pass	Chk Pass	Chk Pass	Chk Pass	Chk Pass	Chk Pass
Value									
Range									

Elem	Ce4040	Co2286	Cr2677	Cu3247	Fe2599	K_7664	Li6707	Mg2790	Mn2576
Units	ppm	ppm	ppm	ppm	ppm	ppm	ppm	ppm	ppm
Avg	**1.993**	**1.979**	**1.939**	**1.944**	**38.27**	**38.41**	**1.952**	**36.76**	**1.986**
Stddev	.058	.004	.053	.054	1.15	1.07	.052	1.27	.055
%RSD	2.916	.1987	2.711	2.781	2.992	2.779	2.648	3.443	2.768
#1	2.060	1.983	2.000	2.006	39.09	39.13	1.984	37.49	2.050
#2	1.959	1.979	1.907	1.916	38.77	38.92	1.980	37.48	1.953
#3	1.960	1.976	1.911	1.910	36.96	37.18	1.893	35.29	1.957
Check ?	Chk Pass	Chk Pass	Chk Pass	Chk Pass	Chk Pass	Chk Pass	Chk Pass	Chk Pass	Chk Pass
Value									
Range									

Elem	Mo2020	Na5895	Ni2316	P_1774	Pb2203	S_1820	Sb2068	Se1960	Si2124
Units	ppm	ppm	ppm	ppm	ppm	ppm	ppm	ppm	ppm
Avg	**1.980**	**38.95**	**1.988**	**1.952**	**1.987**	**1.917**	**1.967**	**1.939**	**4.881**
Stddev	.005	1.08	.004	.011	.004	.003	.007	.011	.015
%RSD	.2727	2.783	.1991	.5462	.1871	.1565	.3481	.5752	.3065
#1	1.985	39.63	1.991	1.964	1.989	1.921	1.974	1.950	4.896
#2	1.975	39.52	1.989	1.949	1.990	1.917	1.960	1.928	4.866
#3	1.978	37.70	1.983	1.944	1.983	1.915	1.967	1.939	4.881
Check ?	Chk Pass	Chk Pass	Chk Pass	Chk Pass	Chk Pass	Chk Pass	Chk Pass	Chk Pass	Chk Pass
Value									
Range									

Zoom In Zoom Out

Sample Name: ccv Acquired: 7/7/2021 19:06:39 Type: QC
Method: SGS NO VALVE3(v105) Mode: CONC Corr. Factor: 1.000000
User: admin Custom ID1: Custom ID2: Custom ID3:
Comment:

Elem	Sn1899	Sr4077	Ti3349	Tl1908	V_2924	W_2079	Zn2062	Zr3391
Units	ppm	ppm	ppm	ppm	ppm	ppm	ppm	ppm
Avg	**1.975**	**1.976**	**1.959**	**2.011**	**1.958**	**1.982**	**1.938**	**2.003**
Stddev	.008	.056	.054	.009	.053	.002	.007	.057
%RSD	.4173	2.813	2.738	.4349	2.712	.0968	.3597	2.831
#1	1.984	2.013	2.021	2.016	2.020	1.984	1.946	2.068
#2	1.970	2.003	1.926	2.015	1.926	1.980	1.934	1.970
#3	1.970	1.912	1.930	2.001	1.929	1.981	1.933	1.970
Check ?	Chk Pass	Chk Pass	Chk Pass	Chk Pass	Chk Pass	Chk Pass	Chk Pass	Chk Pass
Value								
Range								

Int. Std.	In2306	Y_3600	Y_3710	Y_2243
Units	Cts/S	Cts/S	Cts/S	Cts/S
Avg	**4303.9**	**58115.**	**4637.3**	**1369.5**
Stddev	5.1	1238.	123.8	4.2
%RSD	.11896	2.1300	2.6688	.30473
#1	4298.3	56696.	4573.3	1365.0
#2	4305.0	58968.	4558.7	1373.2
#3	4308.4	58682.	4780.0	1370.3

Zoom In Zoom Out

Sample Name: ccb Acquired: 7/7/2021 19:11:30 Type: QC
Method: SGS NO VALVE3(v105) Mode: CONC Corr. Factor: 1.000000
User: admin Custom ID1: Custom ID2: Custom ID3:
Comment:

Elem	Ag3280	Al3961	As1890	B_2089	Ba4554	Be3130	Bi2230	Ca3179
Units	ppm	ppm	ppm	ppm	ppm	ppm	ppm	ppm
Avg	**.0000**	**-.0019**	**.0019**	**.0005**	**.0005**	**.0004**	**-.0000**	**-.0025**
Stddev	.0005	.0086	.0001	.0004	.0001	.0001	.0012	.0044
%RSD	1832.	443.3	6.326	93.44	29.14	27.77	3406.	177.2
#1	.0001	.0032	.0020	.0000	.0004	.0004	.0007	-.0009
#2	.0005	.0028	.0020	.0009	.0004	.0005	.0006	-.0074
#3	-.0005	-.0118	.0018	.0004	.0007	.0003	-.0014	.0009
Check ?	Chk Pass	Chk Pass	Chk Pass	Chk Pass	Chk Pass	Chk Pass	Chk Pass	Chk Pass
High Limit								
Low Limit								

Elem	Cd2288	Ce4040	Co2286	Cr2677	Cu3247	Fe2599	K_7664	Li6707
Units	ppm	ppm	ppm	ppm	ppm	ppm	ppm	ppm
Avg	**.0002**	**-.0004**	**-.0006**	**-.0000**	**-.0001**	**.0080**	**.0742**	**-.0021**
Stddev	.0001	.0004	.0001	.0001	.0002	.0068	.0134	.0009
%RSD	43.75	97.25	11.66	229.4	276.1	84.97	18.01	41.34
#1	.0003	-.0001	-.0006	.0001	-.0001	.0094	.0628	-.0023
#2	.0002	-.0008	-.0007	-.0001	.0001	.0006	.0889	-.0028
#3	.0001	-.0002	-.0007	-.0000	-.0003	.0140	.0708	-.0011
Check ?	Chk Pass	None	Chk Pass	Chk Pass	Chk Pass	Chk Pass	Chk Pass	Chk Pass
High Limit								
Low Limit								

Elem	Mg2790	Mn2576	Mo2020	Na5895	Ni2316	P_1774	Pb2203	S_1820
Units	ppm	ppm	ppm	ppm	ppm	ppm	ppm	ppm
Avg	**.0567**	**.0000**	**.0007**	**-.0381**	**.0007**	**.0038**	**-.0008**	**.0004**
Stddev	.0253	.0000	.0003	.0035	.0002	.0011	.0012	.0002
%RSD	44.58	11.87	43.17	9.154	30.83	28.04	149.4	58.51
#1	.0550	.0000	.0007	-.0395	.0006	.0046	-.0019	.0005
#2	.0827	.0000	.0005	-.0408	.0005	.0041	-.0007	.0001
#3	.0323	.0000	.0011	-.0342	.0009	.0026	.0004	.0006
Check ?	Chk Pass	Chk Pass	Chk Pass	Chk Pass	Chk Pass	Chk Pass	Chk Pass	Chk Pass
High Limit								
Low Limit								

Zoom In Zoom Out

Sample Name: ccb Acquired: 7/7/2021 19:11:30 Type: QC
Method: SGS NO VALVE3(v105) Mode: CONC Corr. Factor: 1.000000
User: admin Custom ID1: Custom ID2: Custom ID3:
Comment:

Elem	Sb2068	Se1960	Si2124	Sn1899	Sr4077	Ti3349	Tl1908	V_2924
Units	ppm	ppm	ppm	ppm	ppm	ppm	ppm	ppm
Avg	**.0008**	**.0026**	**.0039**	**.0006**	**.0002**	**.0003**	**.0016**	**.0003**
Stddev	.0018	.0023	.0036	.0004	.0001	.0003	.0009	.0003
%RSD	208.6	88.84	91.96	69.32	78.00	95.80	56.84	88.97
#1	-.0012	.0013	.0025	.0007	.0001	.0003	.0027	.0002
#2	.0018	.0012	.0012	.0001	.0001	.0000	.0010	.0007
#3	.0019	.0053	.0079	.0009	.0003	.0005	.0012	.0001
Check ?	Chk Pass	Chk Pass	Chk Pass	Chk Pass	Chk Pass	Chk Pass	Chk Pass	Chk Pass
High Limit								
Low Limit								

Elem	W_2079	Zn2062	Zr3391
Units	ppm	ppm	ppm
Avg	**-.0004**	F **-.0046**	**.0004**
Stddev	.0016	.0002	.0001
%RSD	372.7	3.376	35.18
#1	.0012	-.0046	.0002
#2	-.0006	-.0044	.0005
#3	-.0019	-.0048	.0005
Check ?	Chk Pass	Chk Fail	Chk Pass
High Limit		.0020	
Low Limit		-.0020	

Int. Std.	In2306	Y_3600	Y_3710	Y_2243
Units	Cts/S	Cts/S	Cts/S	Cts/S
Avg	**4413.7**	**60230.**	**4566.7**	**1408.1**
Stddev	34.9	227.	25.8	12.8
%RSD	.79004	.37672	.56445	.91136
#1	4375.5	60083.	4588.9	1394.5
#2	4443.8	60491.	4538.4	1420.0
#3	4421.8	60115.	4572.8	1409.9

Zoom In Zoom Out

Sample Name: mp27319-s1 Acquired: 7/7/2021 19:16:46 Type: Unk
Method: SGS NO VALVE3(v105) Mode: CONC Corr. Factor: 5.000000
User: admin Custom ID1: Custom ID2: Custom ID3:
Comment:

Elem	Ag3280	Al3961	As1890	B_2089	Ba4554	Be3130	Bi2230	Ca3179	Cd2288
Units	ppm	ppm	ppm	ppm	ppm	ppm	ppm	ppm	ppm
Avg	**.2320**	**209.4**	**1.818**	**1.713**	**3.206**	**1.877**	**.4777**	**62.73**	**1.870**
Stddev	.0024	.1	.006	.009	.003	.001	.0101	.09	.009
%RSD	1.044	.0659	.3198	.5343	.0976	.0482	2.117	.1500	.5047
#1	.2295	209.5	1.813	1.719	3.207	1.878	.4838	62.71	1.880
#2	.2343	209.2	1.816	1.717	3.209	1.876	.4660	62.83	1.866
#3	.2321	209.3	1.824	1.702	3.203	1.876	.4832	62.65	1.863

Elem	Ce4040	Co2286	Cr2677	Cu3247	Fe2599	K_7664	Li6707	Mg2790	Mn2576
Units	ppm	ppm	ppm	ppm	ppm	ppm	ppm	ppm	ppm
Avg	**.3318**	**2.035**	**2.131**	**2.237**	**279.7**	**97.12**	**.1337**	**83.28**	**6.502**
Stddev	.0048	.007	.008	.006	.3	.20	.0026	.38	.024
%RSD	1.432	.3671	.3959	.2875	.1136	.2088	1.918	.4527	.3661
#1	.3373	2.043	2.122	2.233	280.0	96.95	.1334	83.67	6.477
#2	.3289	2.032	2.132	2.235	279.8	97.08	.1364	83.25	6.504
#3	.3292	2.028	2.139	2.245	279.4	97.35	.1313	82.91	6.524

Elem	Mo2020	Na5895	Ni2316	P_1774	Pb2203	S_1820	Sb2068	Se1960	Si2124
Units	ppm	ppm	ppm	ppm	ppm	ppm	ppm	ppm	ppm
Avg	**1.828**	**27.64**	**2.177**	**5.285**	**2.133**	**1.323**	**.7199**	**1.826**	**3.318**
Stddev	.008	.05	.004	.007	.011	.006	.0022	.019	.015
%RSD	.4154	.1958	.1951	.1392	.5043	.4760	.2998	1.047	.4651
#1	1.835	27.70	2.180	5.293	2.145	1.330	.7210	1.844	3.330
#2	1.827	27.59	2.180	5.278	2.128	1.321	.7174	1.827	3.300
#3	1.820	27.62	2.172	5.284	2.125	1.318	.7214	1.806	3.324

Elem	Sn1899	Sr4077	Ti3349	Tl1908	V_2924	W_2079	Zn2062	Zr3391
Units	ppm	ppm	ppm	ppm	ppm	ppm	ppm	ppm
Avg	**1.763**	**2.057**	**18.93**	**1.974**	**2.210**	**.9540**	**2.933**	**1.830**
Stddev	.009	.004	.06	.012	.010	.0085	.007	.005
%RSD	.5229	.1829	.3209	.5937	.4648	.8918	.2482	.2650
#1	1.773	2.062	18.87	1.984	2.198	.9519	2.942	1.825
#2	1.755	2.056	18.93	1.979	2.215	.9468	2.930	1.831
#3	1.762	2.055	18.99	1.961	2.217	.9634	2.929	1.834

Zoom In Zoom Out

Sample Name: mp27319-s1 Acquired: 7/7/2021 19:16:46 Type: Unk
Method: SGS NO VALVE3(v105) Mode: CONC Corr. Factor: 5.000000
User: admin Custom ID1: Custom ID2: Custom ID3:
Comment:

Int. Std.	In2306	Y_3600	Y_3710	Y_2243
Units	Cts/S	Cts/S	Cts/S	Cts/S
Avg	**4357.3**	**59723.**	**4588.9**	**1398.9**
Stddev	13.6	189.	15.7	5.1
%RSD	.31212	.31586	.34128	.36553
#1	4341.7	59880.	4590.2	1393.1
#2	4364.1	59775.	4572.7	1401.3
#3	4366.2	59513.	4603.9	1402.5

Zoom In Zoom Out

Sample Name: mp27319-s2 Acquired: 7/7/2021 19:21:46 Type: Unk
Method: SGS NO VALVE3(v105) Mode: CONC Corr. Factor: 5.000000
User: admin Custom ID1: Custom ID2: Custom ID3:
Comment:

Elem	Ag3280	Al3961	As1890	B_2089	Ba4554	Be3130	Bi2230	Ca3179	Cd2288
Units	ppm	ppm	ppm	ppm	ppm	ppm	ppm	ppm	ppm
Avg	**.2021**	**188.0**	**1.551**	**1.452**	**2.819**	**1.574**	**.4307**	**77.21**	**1.575**
Stddev	.0012	.2	.006	.011	.001	.004	.0159	.14	.003
%RSD	.5738	.1285	.3809	.7850	.0341	.2815	3.685	.1876	.2153
#1	.2030	188.1	1.555	1.451	2.819	1.571	.4186	77.24	1.578
#2	.2008	188.1	1.553	1.464	2.818	1.579	.4249	77.35	1.577
#3	.2024	187.7	1.544	1.441	2.820	1.572	.4487	77.06	1.572

Elem	Ce4040	Co2286	Cr2677	Cu3247	Fe2599	K_7664	Li6707	Mg2790	Mn2576
Units	ppm	ppm	ppm	ppm	ppm	ppm	ppm	ppm	ppm
Avg	**.3276**	**1.689**	**1.828**	**1.923**	**240.0**	**83.58**	**.1202**	**75.01**	**5.664**
Stddev	.0130	.007	.008	.010	.3	.14	.0030	.35	.029
%RSD	3.971	.3921	.4164	.5017	.1223	.1727	2.457	.4606	.5095
#1	.3164	1.695	1.825	1.918	240.1	83.44	.1170	74.92	5.646
#2	.3419	1.690	1.821	1.918	240.2	83.73	.1207	75.39	5.648
#3	.3246	1.682	1.836	1.934	239.6	83.56	.1228	74.71	5.697

Elem	Mo2020	Na5895	Ni2316	P_1774	Pb2203	S_1820	Sb2068	Se1960	Si2124
Units	ppm	ppm	ppm	ppm	ppm	ppm	ppm	ppm	ppm
Avg	**1.554**	**23.85**	**1.827**	**4.038**	**1.843**	**1.780**	**.6122**	**1.525**	**4.081**
Stddev	.004	.06	.002	.009	.005	.007	.0110	.004	.010
%RSD	.2256	.2344	.1227	.2356	.2507	.4221	1.797	.2517	.2514
#1	1.552	23.83	1.829	4.031	1.845	1.784	.6017	1.528	4.087
#2	1.558	23.81	1.828	4.036	1.837	1.771	.6236	1.521	4.088
#3	1.552	23.91	1.825	4.049	1.846	1.784	.6113	1.526	4.069

Elem	Sn1899	Sr4077	Ti3349	Tl1908	V_2924	W_2079	Zn2062	Zr3391
Units	ppm	ppm	ppm	ppm	ppm	ppm	ppm	ppm
Avg	**1.488**	**1.805**	**16.73**	**1.655**	**1.904**	**.9290**	**3.153**	**1.566**
Stddev	.004	.002	.08	.010	.010	.0086	.007	.011
%RSD	.3047	.0902	.4932	.6136	.5280	.9216	.2089	.6874
#1	1.488	1.803	16.68	1.647	1.899	.9387	3.158	1.557
#2	1.483	1.807	16.70	1.652	1.897	.9258	3.156	1.563
#3	1.493	1.805	16.83	1.666	1.916	.9225	3.145	1.578

Zoom In Zoom Out

Sample Name: mp27319-s2 Acquired: 7/7/2021 19:21:46 Type: Unk
Method: SGS NO VALVE3(v105) Mode: CONC Corr. Factor: 5.000000
User: admin Custom ID1: Custom ID2: Custom ID3:
Comment:

Int. Std.	In2306	Y_3600	Y_3710	Y_2243
Units	Cts/S	Cts/S	Cts/S	Cts/S
Avg	**4350.8**	**58946.**	**4565.5**	**1393.7**
Stddev	4.4	244.	16.9	1.7
%RSD	.10153	.41420	.36947	.11945
#1	4347.7	59012.	4577.5	1392.3
#2	4348.9	59151.	4546.2	1393.3
#3	4355.9	58676.	4572.8	1395.5

Zoom In Zoom Out

Sample Name: jd27613-6 Acquired: 7/7/2021 19:26:47 Type: Unk
Method: SGS NO VALVE3(v105) Mode: CONC Corr. Factor: 5.000000
User: admin Custom ID1: Custom ID2: Custom ID3:
Comment:

Elem	Ag3280	Al3961	As1890	B_2089	Ba4554	Be3130	Bi2230	Ca3179	Cd2288
Units	ppm	ppm	ppm	ppm	ppm	ppm	ppm	ppm	ppm
Avg	**-.0014**	**117.6**	**.0151**	**.0163**	**.9917**	**.0058**	**.2599**	**38.11**	**.0026**
Stddev	.0012	.8	.0038	.0023	.0056	.0003	.0104	.27	.0009
%RSD	83.26	.6558	24.98	13.89	.5665	4.988	4.004	.7095	36.44
#1	-.0001	116.7	.0152	.0161	.9858	.0056	.2496	37.79	.0015
#2	-.0016	118.3	.0187	.0186	.9969	.0058	.2704	38.25	.0033
#3	-.0024	117.8	.0112	.0141	.9925	.0061	.2595	38.27	.0029

Elem	Ce4040	Co2286	Cr2677	Cu3247	Fe2599	K_7664	Li6707	Mg2790	Mn2576
Units	ppm	ppm	ppm	ppm	ppm	ppm	ppm	ppm	ppm
Avg	**.3074**	**.0838**	**.2314**	**.3128**	**199.9**	**52.22**	**.0928**	**47.63**	**3.942**
Stddev	.0098	.0019	.0020	.0031	1.1	.32	.0047	.48	.030
%RSD	3.177	2.217	.8848	.9811	.5254	.6103	5.120	1.001	.7613
#1	.2961	.0817	.2291	.3097	198.7	51.87	.0882	47.08	3.908
#2	.3122	.0845	.2329	.3158	200.5	52.48	.0924	47.92	3.966
#3	.3138	.0852	.2322	.3130	200.6	52.31	.0977	47.90	3.951

Elem	Mo2020	Na5895	Ni2316	P_1774	Pb2203	S_1820	Sb2068	Se1960	Si2124
Units	ppm	ppm	ppm	ppm	ppm	ppm	ppm	ppm	ppm
Avg	**.0042**	**2.305**	**.2038**	**2.455**	**.1522**	**1.267**	**-.0074**	**.0092**	**1.677**
Stddev	.0019	.049	.0015	.004	.0055	.017	.0077	.0129	.010
%RSD	44.54	2.109	.7202	.1569	3.636	1.303	105.0	140.4	.6056
#1	.0036	2.252	.2022	2.450	.1550	1.261	.0000	-.0053	1.681
#2	.0063	2.314	.2050	2.456	.1458	1.255	-.0068	.0133	1.685
#3	.0027	2.348	.2043	2.458	.1557	1.286	-.0154	.0196	1.666

Elem	Sn1899	Sr4077	Ti3349	Tl1908	V_2924	W_2079	Zn2062	Zr3391
Units	ppm	ppm	ppm	ppm	ppm	ppm	ppm	ppm
Avg	**.0173**	**.1600**	**12.42**	**.0119**	**.2976**	**.0132**	**.4955**	**.0234**
Stddev	.0048	.0004	.11	.0055	.0030	.0037	.0031	.0003
%RSD	27.80	.2551	.8652	46.56	1.022	28.23	.6199	1.383
#1	.0119	.1600	12.30	.0122	.2941	.0091	.4921	.0236
#2	.0191	.1604	12.51	.0062	.2992	.0164	.4962	.0230
#3	.0210	.1596	12.45	.0173	.2995	.0139	.4981	.0235

Zoom In Zoom Out

Sample Name: jd27613-6 Acquired: 7/7/2021 19:26:47 Type: Unk
Method: SGS NO VALVE3(v105) Mode: CONC Corr. Factor: 5.000000
User: admin Custom ID1: Custom ID2: Custom ID3:
Comment:

Int. Std.	In2306	Y_3600	Y_3710	Y_2243
Units	Cts/S	Cts/S	Cts/S	Cts/S
Avg	**4377.8**	**59648.**	**4542.4**	**1407.1**
Stddev	12.6	287.	50.6	2.6
%RSD	.28817	.48136	1.1150	.18751
#1	4376.3	59875.	4587.7	1405.4
#2	4366.0	59325.	4551.9	1405.8
#3	4391.1	59744.	4487.7	1410.1

Zoom In Zoom Out

Sample Name: mp27319-sd1 Acquired: 7/7/2021 19:31:55 Type: Unk
Method: SGS NO VALVE3(v105) Mode: CONC Corr. Factor: 25.000000
User: admin Custom ID1: Custom ID2: Custom ID3:
Comment:

Elem	Ag3280	Al3961	As1890	B_2089	Ba4554	Be3130	Bi2230	Ca3179	Cd2288
Units	ppm	ppm	ppm	ppm	ppm	ppm	ppm	ppm	ppm
Avg	**-.0034**	**118.9**	**.0438**	**-.0192**	**.9910**	**.0072**	**.1959**	**38.22**	**.0070**
Stddev	.0183	.7	.0128	.0319	.0015	.0027	.0173	.17	.0024
%RSD	535.1	.6301	29.12	166.4	.1526	36.92	8.827	.4386	34.09
#1	.0097	119.7	.0294	.0176	.9927	.0042	.1782	38.38	.0043
#2	-.0243	118.4	.0537	-.0397	.9902	.0092	.2128	38.04	.0089
#3	.0044	118.5	.0483	-.0353	.9900	.0083	.1967	38.23	.0078

Elem	Ce4040	Co2286	Cr2677	Cu3247	Fe2599	K_7664	Li6707	Mg2790	Mn2576
Units	ppm	ppm	ppm	ppm	ppm	ppm	ppm	ppm	ppm
Avg	**.2434**	**.0770**	**.2343**	**.3121**	**201.4**	**53.45**	**.0562**	**48.20**	**3.984**
Stddev	.0296	.0053	.0126	.0036	1.5	.69	.0247	.49	.020
%RSD	12.17	6.940	5.395	1.142	.7446	1.299	43.89	1.012	.4959
#1	.2676	.0752	.2253	.3162	203.1	53.95	.0820	48.65	3.974
#2	.2523	.0727	.2289	.3104	200.8	52.66	.0329	47.68	3.972
#3	.2104	.0830	.2487	.3097	200.4	53.75	.0536	48.28	4.007

Elem	Mo2020	Na5895	Ni2316	P_1774	Pb2203	S_1820	Sb2068	Se1960	Si2124
Units	ppm	ppm	ppm	ppm	ppm	ppm	ppm	ppm	ppm
Avg	**.0099**	**1.344**	**.2162**	**2.575**	**.1619**	**1.288**	**-.0132**	**.0721**	**1.809**
Stddev	.0085	.163	.0164	.084	.0250	.126	.0023	.0439	.063
%RSD	85.86	12.15	7.564	3.259	15.46	9.792	17.36	60.87	3.454
#1	.0046	1.305	.2286	2.517	.1390	1.193	-.0128	.0844	1.766
#2	.0197	1.204	.1977	2.537	.1886	1.240	-.0111	.0234	1.781
#3	.0054	1.523	.2224	2.672	.1583	1.431	-.0156	.1084	1.881

Elem	Sn1899	Sr4077	Ti3349	Tl1908	V_2924	W_2079	Zn2062	Zr3391
Units	ppm	ppm	ppm	ppm	ppm	ppm	ppm	ppm
Avg	**.0251**	**.1592**	**12.36**	**.0029**	**.3041**	**.0119**	**.4495**	**.0292**
Stddev	.0205	.0009	.07	.0628	.0011	.0160	.0218	.0025
%RSD	81.71	.5550	.5984	2146.	.3706	134.5	4.858	8.715
#1	.0338	.1583	12.29	.0457	.3048	.0300	.4292	.0265
#2	.0398	.1600	12.35	.0323	.3047	.0057	.4468	.0316
#3	.0017	.1595	12.44	-.0692	.3028	-.0001	.4726	.0296

Zoom In Zoom Out

Sample Name: mp27319-sd1 Acquired: 7/7/2021 19:31:55 Type: Unk
Method: SGS NO VALVE3(v105) Mode: CONC Corr. Factor: 25.000000
User: admin Custom ID1: Custom ID2: Custom ID3:
Comment:

Int. Std.	In2306	Y_3600	Y_3710	Y_2243
Units	Cts/S	Cts/S	Cts/S	Cts/S
Avg	**4374.3**	**59736.**	**4540.8**	**1399.8**
Stddev	10.5	423.	23.7	1.8
%RSD	.24087	.70834	.52102	.12837
#1	4363.3	59681.	4519.8	1398.3
#2	4375.5	60185.	4536.2	1399.3
#3	4384.3	59344.	4566.4	1401.8

Zoom In Zoom Out

Sample Name: mp27319-ps1 Acquired: 7/7/2021 19:37:06 Type: Unk
Method: SGS NO VALVE3(v105) Mode: CONC Corr. Factor: 5.000000
User: admin Custom ID1: Custom ID2: Custom ID3:
Comment:

Elem	Ag3280	Al3961	As1890	B_2089	Ba4554	Be3130	Bi2230	Ca3179	Cd2288
Units	ppm	ppm	ppm	ppm	ppm	ppm	ppm	ppm	ppm
Avg	**.2352**	**138.4**	**1.878**	**1.949**	**2.892**	**1.938**	**.3517**	**61.50**	**1.947**
Stddev	.0026	.1	.012	.014	.003	.004	.0123	.08	.014
%RSD	1.110	.1066	.6365	.7392	.0930	.2199	3.498	.1292	.6991
#1	.2363	138.3	1.866	1.936	2.889	1.943	.3486	61.42	1.935
#2	.2371	138.3	1.880	1.946	2.893	1.938	.3652	61.49	1.944
#3	.2323	138.6	1.889	1.964	2.893	1.935	.3412	61.58	1.962

Elem	Ce4040	Co2286	Cr2677	Cu3247	Fe2599	K_7664	Li6707	Mg2790	Mn2576
Units	ppm	ppm	ppm	ppm	ppm	ppm	ppm	ppm	ppm
Avg	**.2910**	**2.091**	**2.128**	**2.161**	**217.1**	**75.11**	**.0909**	**70.29**	**5.726**
Stddev	.0172	.011	.010	.009	.4	.18	.0050	.17	.029
%RSD	5.897	.5121	.4617	.4334	.1671	.2448	5.485	.2452	.5041
#1	.2941	2.082	2.120	2.150	216.9	75.14	.0923	70.19	5.696
#2	.3064	2.090	2.139	2.167	216.9	75.28	.0951	70.19	5.753
#3	.2725	2.103	2.124	2.165	217.5	74.92	.0854	70.49	5.728

Elem	Mo2020	Na5895	Ni2316	P_1774	Pb2203	S_1820	Sb2068	Se1960	Si2124
Units	ppm	ppm	ppm	ppm	ppm	ppm	ppm	ppm	ppm
Avg	**1.885**	**27.52**	**2.216**	**4.293**	**2.167**	**1.181**	**1.899**	**1.933**	**1.612**
Stddev	.011	.11	.012	.034	.014	.024	.015	.012	.016
%RSD	.5851	.3903	.5516	.7883	.6627	2.034	.7908	.6179	.9598
#1	1.876	27.43	2.204	4.276	2.156	1.187	1.894	1.927	1.596
#2	1.880	27.50	2.215	4.272	2.162	1.155	1.887	1.926	1.615
#3	1.897	27.64	2.228	4.332	2.183	1.201	1.916	1.947	1.627

Elem	Sn1899	Sr4077	Ti3349	Tl1908	V_2924	W_2079	Zn2062	Zr3391
Units	ppm	ppm	ppm	ppm	ppm	ppm	ppm	ppm
Avg	**1.935**	**2.111**	**13.80**	**2.047**	**2.188**	**1.691**	**2.432**	**1.890**
Stddev	.009	.000	.07	.025	.010	.018	.018	.009
%RSD	.4530	.0185	.5420	1.216	.4670	1.094	.7228	.4881
#1	1.929	2.111	13.72	2.049	2.177	1.677	2.420	1.879
#2	1.931	2.111	13.87	2.021	2.196	1.685	2.424	1.895
#3	1.945	2.111	13.81	2.071	2.191	1.712	2.452	1.895

Zoom In Zoom Out

Sample Name: mp27319-ps1 Acquired: 7/7/2021 19:37:06 Type: Unk
Method: SGS NO VALVE3(v105) Mode: CONC Corr. Factor: 5.000000
User: admin Custom ID1: Custom ID2: Custom ID3:
Comment:

Int. Std.	In2306	Y_3600	Y_3710	Y_2243
Units	Cts/S	Cts/S	Cts/S	Cts/S
Avg	**4373.2**	**59720.**	**4594.1**	**1400.8**
Stddev	10.2	219.	20.3	5.3
%RSD	.23215	.36736	.44111	.37786
#1	4361.6	59815.	4578.3	1394.7
#2	4377.0	59469.	4617.0	1404.4
#3	4380.8	59876.	4587.1	1403.2

Zoom In Zoom Out

Sample Name: jd27613-2 Acquired: 7/7/2021 19:42:06 Type: Unk
Method: SGS NO VALVE3(v105) Mode: CONC Corr. Factor: 5.000000
User: admin Custom ID1: Custom ID2: Custom ID3:
Comment:

Elem	Ag3280	Al3961	As1890	B_2089	Ba4554	Be3130	Bi2230	Ca3179	Cd2288
Units	ppm	ppm	ppm	ppm	ppm	ppm	ppm	ppm	ppm
Avg	**.0010**	**164.3**	**.0552**	**.0383**	**2.667**	**.0073**	**.3325**	**53.75**	**.0039**
Stddev	.0013	.3	.0055	.0034	.004	.0003	.0133	.03	.0002
%RSD	121.2	.1705	9.956	8.805	.1389	3.697	3.991	.0575	6.130
#1	.0008	164.6	.0580	.0357	2.669	.0072	.3198	53.77	.0036
#2	-.0001	164.2	.0489	.0421	2.663	.0076	.3463	53.77	.0041
#3	.0024	164.2	.0587	.0372	2.670	.0071	.3314	53.72	.0039

Elem	Ce4040	Co2286	Cr2677	Cu3247	Fe2599	K_7664	Li6707	Mg2790	Mn2576
Units	ppm	ppm	ppm	ppm	ppm	ppm	ppm	ppm	ppm
Avg	**.6108**	**.1322**	**.3598**	**.4788**	**265.7**	**56.17**	**.2098**	**71.38**	**4.376**
Stddev	.0141	.0013	.0010	.0013	.5	.13	.0017	.40	.003
%RSD	2.302	1.018	.2839	.2674	.1721	.2263	.8194	.5537	.0751
#1	.6266	.1337	.3609	.4780	266.3	56.32	.2099	71.76	4.373
#2	.5998	.1311	.3595	.4803	265.4	56.10	.2080	71.39	4.379
#3	.6059	.1317	.3589	.4781	265.6	56.10	.2114	70.97	4.375

Elem	Mo2020	Na5895	Ni2316	P_1774	Pb2203	S_1820	Sb2068	Se1960	Si2124
Units	ppm	ppm	ppm	ppm	ppm	ppm	ppm	ppm	ppm
Avg	**.0126**	**5.242**	**.3355**	**4.270**	**5.661**	**3.061**	**.0021**	**-.0020**	**2.068**
Stddev	.0017	.011	.0006	.016	.016	.012	.0069	.0119	.016
%RSD	13.68	.2157	.1675	.3677	.2821	.4001	320.8	592.9	.7865
#1	.0114	5.252	.3361	4.286	5.665	3.066	-.0044	.0115	2.082
#2	.0146	5.244	.3356	4.254	5.675	3.070	.0015	-.0110	2.050
#3	.0118	5.229	.3350	4.269	5.643	3.047	.0093	-.0066	2.071

Elem	Sn1899	Sr4077	Ti3349	Tl1908	V_2924	W_2079	Zn2062	Zr3391
Units	ppm	ppm	ppm	ppm	ppm	ppm	ppm	ppm
Avg	**.0797**	**.2643**	**14.68**	**-.0025**	**.6389**	**.0260**	**1.250**	**.0431**
Stddev	.0036	.0005	.00	.0050	.0005	.0045	.004	.0005
%RSD	4.532	.1933	.0245	204.1	.0778	17.23	.3236	1.257
#1	.0795	.2646	14.68	-.0074	.6390	.0309	1.251	.0430
#2	.0762	.2637	14.68	-.0027	.6393	.0249	1.254	.0437
#3	.0834	.2646	14.68	.0027	.6384	.0222	1.246	.0426

Zoom In Zoom Out

Sample Name: jd27613-2 Acquired: 7/7/2021 19:42:06 Type: Unk
Method: SGS NO VALVE3(v105) Mode: CONC Corr. Factor: 5.000000
User: admin Custom ID1: Custom ID2: Custom ID3:
Comment:

Int. Std.	In2306	Y_3600	Y_3710	Y_2243
Units	Cts/S	Cts/S	Cts/S	Cts/S
Avg	**4321.7**	**59467.**	**4570.8**	**1393.4**
Stddev	12.9	219.	21.4	4.4
%RSD	.29935	.36827	.46721	.31338
#1	4315.7	59680.	4565.2	1391.8
#2	4312.9	59480.	4552.9	1390.0
#3	4336.6	59242.	4594.4	1398.3

Zoom In Zoom Out

Sample Name: jd27613-8 Acquired: 7/7/2021 19:47:12 Type: Unk
Method: SGS NO VALVE3(v105) Mode: CONC Corr. Factor: 5.000000
User: admin Custom ID1: Custom ID2: Custom ID3:
Comment:

Elem	Ag3280	Al3961	As1890	B_2089	Ba4554	Be3130	Bi2230	Ca3179	Cd2288
Units	ppm	ppm	ppm	ppm	ppm	ppm	ppm	ppm	ppm
Avg	**.0001**	**144.6**	**.0208**	**.0155**	**1.194**	**.0061**	**.3298**	**30.11**	**.0017**
Stddev	.0010	.2	.0065	.0012	.001	.0002	.0127	.08	.0003
%RSD	1093.	.1449	31.45	7.854	.0536	3.869	3.843	.2779	20.23
#1	.0009	144.4	.0172	.0154	1.194	.0064	.3161	30.15	.0021
#2	.0004	144.8	.0283	.0167	1.195	.0060	.3323	30.16	.0015
#3	-.0010	144.5	.0168	.0143	1.195	.0060	.3411	30.01	.0015

Elem	Ce4040	Co2286	Cr2677	Cu3247	Fe2599	K_7664	Li6707	Mg2790	Mn2576
Units	ppm	ppm	ppm	ppm	ppm	ppm	ppm	ppm	ppm
Avg	**.4239**	**.0973**	**.2999**	**.2709**	**242.8**	**61.76**	**.1091**	**53.25**	**4.498**
Stddev	.0093	.0010	.0021	.0026	.5	.25	.0013	.14	.009
%RSD	2.196	1.003	.6914	.9467	.1917	.4080	1.223	.2554	.2113
#1	.4235	.0962	.2983	.2687	242.3	61.56	.1101	53.41	4.495
#2	.4148	.0978	.2991	.2703	243.2	62.04	.1076	53.18	4.489
#3	.4335	.0979	.3022	.2737	242.9	61.67	.1096	53.16	4.508

Elem	Mo2020	Na5895	Ni2316	P_1774	Pb2203	S_1820	Sb2068	Se1960	Si2124
Units	ppm	ppm	ppm	ppm	ppm	ppm	ppm	ppm	ppm
Avg	**.0059**	**3.143**	**.2328**	**2.791**	**.2295**	**1.192**	**-.0038**	**.0042**	**1.885**
Stddev	.0010	.060	.0020	.007	.0018	.009	.0086	.0131	.042
%RSD	16.82	1.922	.8517	.2623	.8015	.7175	226.8	314.1	2.227
#1	.0067	3.079	.2306	2.786	.2316	1.201	.0061	.0162	1.904
#2	.0061	3.199	.2344	2.799	.2287	1.184	-.0088	.0061	1.837
#3	.0048	3.150	.2333	2.788	.2282	1.191	-.0086	-.0098	1.914

Elem	Sn1899	Sr4077	Ti3349	Tl1908	V_2924	W_2079	Zn2062	Zr3391
Units	ppm	ppm	ppm	ppm	ppm	ppm	ppm	ppm
Avg	**.0229**	**.1658**	**14.98**	**-.0071**	**.4382**	**.0107**	**.5822**	**.0245**
Stddev	.0028	.0012	.04	.0066	.0012	.0047	.0017	.0011
%RSD	12.37	.7124	.2869	93.88	.2676	43.78	.2860	4.465
#1	.0199	.1645	14.96	-.0083	.4372	.0148	.5807	.0239
#2	.0255	.1664	14.95	-.0130	.4379	.0117	.5840	.0239
#3	.0234	.1666	15.03	.0001	.4395	.0056	.5819	.0258

Zoom In Zoom Out

Sample Name: jd27613-8 Acquired: 7/7/2021 19:47:12 Type: Unk
Method: SGS NO VALVE3(v105) Mode: CONC Corr. Factor: 5.000000
User: admin Custom ID1: Custom ID2: Custom ID3:
Comment:

Int. Std.	In2306	Y_3600	Y_3710	Y_2243
Units	Cts/S	Cts/S	Cts/S	Cts/S
Avg	**4355.9**	**59897.**	**4572.4**	**1402.5**
Stddev	9.7	169.	28.0	1.8
%RSD	.22197	.28291	.61247	.12722
#1	4366.1	59763.	4568.6	1403.1
#2	4346.9	60087.	4546.5	1400.5
#3	4354.6	59840.	4602.1	1403.9

Zoom In Zoom Out

Sample Name: jd27613-10 Acquired: 7/7/2021 19:52:19 Type: Unk
Method: SGS NO VALVE3(v105) Mode: CONC Corr. Factor: 2.000000
User: admin Custom ID1: Custom ID2: Custom ID3:
Comment:

Elem	Ag3280	Al3961	As1890	B_2089	Ba4554	Be3130	Bi2230	Ca3179	Cd2288
Units	ppm	ppm	ppm	ppm	ppm	ppm	ppm	ppm	ppm
Avg	**.0005**	**137.6**	**.0285**	**.0318**	**1.043**	**.0064**	**.1847**	**17.82**	**.0014**
Stddev	.0006	.2	.0030	.0003	.003	.0001	.0057	.02	.0006
%RSD	111.7	.1478	10.70	.8293	.2661	1.807	3.063	.1215	44.78
#1	-.0001	137.5	.0251	.0316	1.044	.0064	.1856	17.84	.0013
#2	.0008	137.8	.0310	.0321	1.046	.0062	.1898	17.83	.0021
#3	.0008	137.5	.0294	.0318	1.040	.0064	.1786	17.80	.0009

Elem	Ce4040	Co2286	Cr2677	Cu3247	Fe2599	K_7664	Li6707	Mg2790	Mn2576
Units	ppm	ppm	ppm	ppm	ppm	ppm	ppm	ppm	ppm
Avg	**.5021**	**.0814**	**.2375**	**.2441**	**201.6**	**28.10**	**.1022**	**37.01**	**4.813**
Stddev	.0046	.0006	.0007	.0003	.4	.11	.0016	.06	.009
%RSD	.9129	.7925	.2950	.1328	.1925	.3999	1.561	.1485	.1855
#1	.4999	.0820	.2368	.2444	201.9	28.23	.1020	36.99	4.816
#2	.4990	.0807	.2382	.2441	201.7	28.06	.1039	37.08	4.819
#3	.5074	.0816	.2375	.2438	201.2	28.02	.1007	36.97	4.802

Elem	Mo2020	Na5895	Ni2316	P_1774	Pb2203	S_1820	Sb2068	Se1960	Si2124
Units	ppm	ppm	ppm	ppm	ppm	ppm	ppm	ppm	ppm
Avg	**.0039**	**3.577**	**.2223**	**4.279**	**1.966**	**.5444**	**-.0021**	**.0051**	**2.028**
Stddev	.0004	.017	.0012	.004	.002	.0006	.0023	.0012	.016
%RSD	11.22	.4808	.5601	.0978	.1123	.1109	107.6	23.36	.7777
#1	.0042	3.594	.2209	4.281	1.965	.5450	-.0035	.0063	2.046
#2	.0034	3.578	.2231	4.283	1.969	.5442	.0005	.0051	2.015
#3	.0042	3.560	.2229	4.275	1.966	.5439	-.0034	.0039	2.023

Elem	Sn1899	Sr4077	Ti3349	Tl1908	V_2924	W_2079	Zn2062	Zr3391
Units	ppm	ppm	ppm	ppm	ppm	ppm	ppm	ppm
Avg	**.0308**	**.1430**	**8.420**	**.0021**	**.3165**	**.0005**	**.4488**	**.0232**
Stddev	.0005	.0003	.014	.0047	.0011	.0033	.0009	.0004
%RSD	1.499	.2242	.1702	225.8	.3446	611.3	.2026	1.771
#1	.0302	.1433	8.425	.0075	.3170	.0041	.4483	.0235
#2	.0310	.1431	8.431	-.0001	.3173	-.0000	.4498	.0234
#3	.0310	.1427	8.404	-.0011	.3153	-.0025	.4482	.0227

Zoom In Zoom Out

Sample Name: jd27613-10 Acquired: 7/7/2021 19:52:19 Type: Unk
Method: SGS NO VALVE3(v105) Mode: CONC Corr. Factor: 2.000000
User: admin Custom ID1: Custom ID2: Custom ID3:
Comment:

Int. Std.	In2306	Y_3600	Y_3710	Y_2243
Units	Cts/S	Cts/S	Cts/S	Cts/S
Avg	**4377.0**	**60579.**	**4697.7**	**1431.2**
Stddev	6.8	178.	16.7	2.4
%RSD	.15539	.29306	.35525	.16718
#1	4377.7	60545.	4683.5	1431.5
#2	4369.9	60420.	4693.5	1428.7
#3	4383.4	60770.	4716.1	1433.4

Zoom In Zoom Out

Sample Name: jd27613-12 Acquired: 7/7/2021 19:57:22 Type: Unk
Method: SGS NO VALVE3(v105) Mode: CONC Corr. Factor: 5.000000
User: admin Custom ID1: Custom ID2: Custom ID3:
Comment:

Elem	Ag3280	Al3961	As1890	B_2089	Ba4554	Be3130	Bi2230	Ca3179	Cd2288
Units	ppm	ppm	ppm	ppm	ppm	ppm	ppm	ppm	ppm
Avg	**-.0022**	**189.6**	**.0125**	**.0094**	**1.405**	**.0081**	**.3954**	**17.08**	**.0025**
Stddev	.0014	.3	.0043	.0045	.004	.0002	.0046	.02	.0006
%RSD	66.70	.1488	34.72	47.74	.2857	2.243	1.167	.1322	25.89
#1	-.0018	190.0	.0126	.0073	1.402	.0080	.3933	17.09	.0028
#2	-.0037	189.5	.0081	.0063	1.404	.0083	.4006	17.10	.0030
#3	-.0009	189.5	.0168	.0145	1.409	.0080	.3921	17.06	.0018

Elem	Ce4040	Co2286	Cr2677	Cu3247	Fe2599	K_7664	Li6707	Mg2790	Mn2576
Units	ppm	ppm	ppm	ppm	ppm	ppm	ppm	ppm	ppm
Avg	**.4014**	**.1394**	**.3262**	**.3658**	**258.7**	**81.69**	**.1676**	**58.40**	**5.336**
Stddev	.0070	.0020	.0014	.0021	.4	.09	.0041	.06	.025
%RSD	1.750	1.401	.4236	.5740	.1474	.1044	2.446	.1045	.4751
#1	.3933	.1403	.3275	.3682	258.5	81.69	.1701	58.37	5.355
#2	.4062	.1372	.3264	.3648	258.4	81.60	.1629	58.36	5.346
#3	.4046	.1407	.3247	.3643	259.1	81.77	.1699	58.47	5.307

Elem	Mo2020	Na5895	Ni2316	P_1774	Pb2203	S_1820	Sb2068	Se1960	Si2124
Units	ppm	ppm	ppm	ppm	ppm	ppm	ppm	ppm	ppm
Avg	**.0030**	**2.938**	**.3481**	**2.482**	**.0628**	**1.006**	**-.0110**	**.0122**	**2.048**
Stddev	.0032	.032	.0015	.021	.0043	.013	.0079	.0065	.050
%RSD	103.6	1.081	.4340	.8591	6.879	1.307	71.70	53.05	2.453
#1	-.0006	2.934	.3496	2.505	.0649	.9988	-.0195	.0195	2.106
#2	.0044	2.908	.3481	2.477	.0656	.9986	-.0039	.0070	2.017
#3	.0053	2.971	.3466	2.463	.0578	1.022	-.0097	.0102	2.021

Elem	Sn1899	Sr4077	Ti3349	Tl1908	V_2924	W_2079	Zn2062	Zr3391
Units	ppm	ppm	ppm	ppm	ppm	ppm	ppm	ppm
Avg	**.0213**	**.1163**	**18.77**	**.0076**	**.3822**	**-.0043**	**.5451**	**.0154**
Stddev	.0065	.0002	.09	.0081	.0020	.0059	.0025	.0002
%RSD	30.66	.1765	.5019	107.2	.5209	135.2	.4654	1.316
#1	.0141	.1164	18.85	.0168	.3843	-.0065	.5473	.0155
#2	.0269	.1160	18.79	.0019	.3820	.0023	.5423	.0151
#3	.0228	.1163	18.66	.0039	.3804	-.0088	.5456	.0154

Zoom In Zoom Out

Sample Name: jd27613-12 Acquired: 7/7/2021 19:57:22 Type: Unk
Method: SGS NO VALVE3(v105) Mode: CONC Corr. Factor: 5.000000
User: admin Custom ID1: Custom ID2: Custom ID3:
Comment:

Int. Std.	In2306	Y_3600	Y_3710	Y_2243
Units	Cts/S	Cts/S	Cts/S	Cts/S
Avg	**4331.3**	**59913.**	**4539.5**	**1400.4**
Stddev	42.1	349.	16.4	15.3
%RSD	.97279	.58235	.36131	1.0912
#1	4282.7	59641.	4539.6	1383.0
#2	4353.1	59793.	4523.1	1406.4
#3	4358.1	60307.	4555.9	1411.8

Zoom In Zoom Out

Sample Name: ccv Acquired: 7/7/2021 20:02:30 Type: QC
Method: SGS NO VALVE3(v105) Mode: CONC Corr. Factor: 1.000000
User: admin Custom ID1: Custom ID2: Custom ID3:
Comment:

Elem	Ag3280	Al3961	As1890	B_2089	Ba4554	Be3130	Bi2230	Ca3179	Cd2288
Units	ppm	ppm	ppm	ppm	ppm	ppm	ppm	ppm	ppm
Avg	**.2471**	**39.81**	**1.985**	**1.999**	**2.015**	**1.999**	**2.011**	**39.11**	**2.001**
Stddev	.0005	.06	.006	.004	.003	.002	.006	.07	.005
%RSD	.2190	.1527	.2994	.1805	.1500	.1115	.3066	.1879	.2455
#1	.2465	39.74	1.991	2.004	2.012	1.997	2.017	39.04	2.006
#2	.2471	39.85	1.979	1.997	2.017	2.001	2.005	39.19	1.999
#3	.2476	39.83	1.985	1.998	2.017	1.998	2.009	39.10	1.997
Check ?	Chk Pass	Chk Pass	Chk Pass	Chk Pass	Chk Pass	Chk Pass	Chk Pass	Chk Pass	Chk Pass
Value									
Range									

Elem	Ce4040	Co2286	Cr2677	Cu3247	Fe2599	K_7664	Li6707	Mg2790	Mn2576
Units	ppm	ppm	ppm	ppm	ppm	ppm	ppm	ppm	ppm
Avg	**2.009**	**2.023**	**1.974**	**1.951**	**39.46**	**39.70**	**2.017**	**38.49**	**2.016**
Stddev	.004	.001	.006	.002	.08	.06	.003	.01	.005
%RSD	.2021	.0677	.2913	.1218	.1942	.1553	.1517	.0315	.2446
#1	2.006	2.023	1.968	1.948	39.41	39.64	2.015	38.48	2.012
#2	2.013	2.025	1.979	1.953	39.55	39.76	2.021	38.50	2.021
#3	2.007	2.022	1.974	1.951	39.43	39.71	2.017	38.50	2.016
Check ?	Chk Pass	Chk Pass	Chk Pass	Chk Pass	Chk Pass	Chk Pass	Chk Pass	Chk Pass	Chk Pass
Value									
Range									

Elem	Mo2020	Na5895	Ni2316	P_1774	Pb2203	S_1820	Sb2068	Se1960	Si2124
Units	ppm	ppm	ppm	ppm	ppm	ppm	ppm	ppm	ppm
Avg	**2.029**	**40.17**	**2.030**	**1.999**	**2.038**	**1.959**	**2.003**	**1.969**	**4.958**
Stddev	.004	.11	.003	.004	.002	.002	.004	.001	.013
%RSD	.2129	.2709	.1208	.1832	.0853	.0995	.2124	.0591	.2594
#1	2.034	40.05	2.033	2.004	2.040	1.960	2.008	1.968	4.973
#2	2.027	40.27	2.029	1.998	2.038	1.957	2.001	1.969	4.950
#3	2.026	40.19	2.028	1.997	2.037	1.960	2.000	1.970	4.952
Check ?	Chk Pass	Chk Pass	Chk Pass	Chk Pass	Chk Pass	Chk Pass	Chk Pass	Chk Pass	Chk Pass
Value									
Range									

Zoom In Zoom Out

Sample Name: ccv Acquired: 7/7/2021 20:02:30 Type: QC
Method: SGS NO VALVE3(v105) Mode: CONC Corr. Factor: 1.000000
User: admin Custom ID1: Custom ID2: Custom ID3:
Comment:

Elem	Sn1899	Sr4077	Ti3349	Tl1908	V_2924	W_2079	Zn2062	Zr3391
Units	ppm	ppm	ppm	ppm	ppm	ppm	ppm	ppm
Avg	**2.030**	**2.038**	**1.985**	**2.058**	**1.986**	**2.030**	**1.996**	**2.017**
Stddev	.003	.003	.004	.007	.004	.004	.003	.003
%RSD	.1240	.1631	.1906	.3455	.2036	.1991	.1683	.1388
#1	2.033	2.034	1.982	2.063	1.982	2.035	1.999	2.016
#2	2.028	2.039	1.989	2.061	1.990	2.027	1.992	2.020
#3	2.029	2.041	1.983	2.050	1.986	2.029	1.996	2.016
Check ?	Chk Pass	Chk Pass	Chk Pass	Chk Pass	Chk Pass	Chk Pass	Chk Pass	Chk Pass
Value								
Range								

Int. Std.	In2306	Y_3600	Y_3710	Y_2243
Units	Cts/S	Cts/S	Cts/S	Cts/S
Avg	**4222.3**	**57110.**	**4390.8**	**1341.2**
Stddev	3.9	237.	27.8	2.2
%RSD	.09179	.41553	.63293	.16695
#1	4222.4	57355.	4412.2	1339.5
#2	4226.1	56881.	4359.4	1343.8
#3	4218.4	57095.	4400.8	1340.4

Zoom In Zoom Out

Sample Name: ccb Acquired: 7/7/2021 20:07:21 Type: QC
Method: SGS NO VALVE3(v105) Mode: CONC Corr. Factor: 1.000000
User: admin Custom ID1: Custom ID2: Custom ID3:
Comment:

Elem	Ag3280	Al3961	As1890	B_2089	Ba4554	Be3130	Bi2230	Ca3179
Units	ppm	ppm	ppm	ppm	ppm	ppm	ppm	ppm
Avg	**-.0004**	**-.0090**	**.0015**	**.0006**	**.0005**	**.0003**	**-.0009**	**-.0063**
Stddev	.0003	.0108	.0017	.0012	.0001	.0001	.0002	.0009
%RSD	66.51	120.0	112.5	191.1	14.71	29.75	17.28	13.77
#1	-.0007	-.0178	.0025	.0009	.0006	.0004	-.0010	-.0055
#2	-.0002	-.0123	-.0004	.0017	.0004	.0002	-.0007	-.0060
#3	-.0004	.0031	.0024	-.0007	.0005	.0003	-.0010	-.0072
Check ?	Chk Pass	Chk Pass	Chk Pass	Chk Pass	Chk Pass	Chk Pass	Chk Pass	Chk Pass
High Limit								
Low Limit								

Elem	Cd2288	Ce4040	Co2286	Cr2677	Cu3247	Fe2599	K_7664	Li6707
Units	ppm	ppm	ppm	ppm	ppm	ppm	ppm	ppm
Avg	**.0002**	**-.0019**	**-.0001**	**.0000**	**-.0002**	**.0102**	**.0723**	**-.0009**
Stddev	.0002	.0012	.0001	.0002	.0003	.0057	.0212	.0007
%RSD	94.30	62.66	107.1	632.4	179.2	55.99	29.37	78.96
#1	.0000	-.0011	-.0002	.0003	-.0005	.0037	.0608	-.0015
#2	.0002	-.0033	-.0000	-.0000	-.0002	.0124	.0968	-.0011
#3	.0005	-.0013	-.0000	-.0001	.0001	.0145	.0593	-.0001
Check ?	Chk Pass	None	Chk Pass	Chk Pass	Chk Pass	Chk Pass	Chk Pass	Chk Pass
High Limit								
Low Limit								

Elem	Mg2790	Mn2576	Mo2020	Na5895	Ni2316	P_1774	Pb2203	S_1820
Units	ppm	ppm	ppm	ppm	ppm	ppm	ppm	ppm
Avg	**.0312**	**.0001**	**.0007**	**-.0447**	**.0003**	**.0034**	**-.0005**	**.0014**
Stddev	.0262	.0001	.0003	.0076	.0002	.0007	.0021	.0032
%RSD	83.91	130.8	40.85	17.05	82.84	20.06	399.3	230.0
#1	.0275	.0002	.0006	-.0359	.0002	.0035	.0013	.0043
#2	.0591	.0000	.0005	-.0491	.0006	.0027	-.0001	.0019
#3	.0071	.0000	.0010	-.0492	.0001	.0041	-.0028	-.0020
Check ?	Chk Pass	Chk Pass	Chk Pass	Chk Pass	Chk Pass	Chk Pass	Chk Pass	Chk Pass
High Limit								
Low Limit								

Zoom In Zoom Out

Sample Name: ccb Acquired: 7/7/2021 20:07:21 Type: QC
Method: SGS NO VALVE3(v105) Mode: CONC Corr. Factor: 1.000000
User: admin Custom ID1: Custom ID2: Custom ID3:
Comment:

Elem	Sb2068	Se1960	Si2124	Sn1899	Sr4077	Ti3349	Tl1908	V_2924
Units	ppm	ppm	ppm	ppm	ppm	ppm	ppm	ppm
Avg	**.0017**	**.0005**	**.0015**	**.0010**	**.0000**	**.0003**	**.0004**	**.0003**
Stddev	.0018	.0020	.0002	.0009	.0001	.0002	.0013	.0003
%RSD	105.8	399.3	15.23	88.51	518.7	82.15	311.4	97.14
#1	.0038	-.0018	.0017	.0005	.0001	.0004	-.0011	.0004
#2	.0003	.0016	.0015	.0005	.0001	.0004	.0012	-.0000
#3	.0011	.0017	.0013	.0020	-.0001	.0000	.0012	.0004
Check ?	Chk Pass	Chk Pass	Chk Pass	Chk Pass	Chk Pass	Chk Pass	Chk Pass	Chk Pass
High Limit								
Low Limit								

Elem	W_2079	Zn2062	Zr3391
Units	ppm	ppm	ppm
Avg	**.0000**	F **-.0048**	**.0003**
Stddev	.0012	.0001	.0001
%RSD	2370.	1.761	53.28
#1	.0001	-.0048	.0004
#2	.0012	-.0048	.0001
#3	-.0011	-.0047	.0003
Check ?	Chk Pass	Chk Fail	Chk Pass
High Limit		.0020	
Low Limit		-.0020	

Int. Std.	In2306	Y_3600	Y_3710	Y_2243
Units	Cts/S	Cts/S	Cts/S	Cts/S
Avg	**4374.4**	**58737.**	**4411.4**	**1398.7**
Stddev	40.3	118.	21.7	14.8
%RSD	.92219	.20017	.49172	1.0574
#1	4328.2	58607.	4421.6	1383.1
#2	4402.7	58770.	4386.5	1412.5
#3	4392.3	58835.	4426.1	1400.5

Zoom In Zoom Out

Sample Name: jd27613-26 Acquired: 7/7/2021 20:12:37 Type: Unk
Method: SGS NO VALVE3(v105) Mode: CONC Corr. Factor: 2.000000
User: admin Custom ID1: Custom ID2: Custom ID3:
Comment:

Elem	Ag3280	Al3961	As1890	B_2089	Ba4554	Be3130	Bi2230	Ca3179	Cd2288
Units	ppm	ppm	ppm	ppm	ppm	ppm	ppm	ppm	ppm
Avg	**-.0011**	**142.2**	**.0247**	**.0187**	**.7460**	**.0061**	**.2181**	**20.35**	**.0014**
Stddev	.0005	.1	.0010	.0015	.0011	.0001	.0044	.05	.0006
%RSD	46.18	.0469	4.062	7.981	.1504	1.625	2.009	.2616	39.65
#1	-.0007	142.1	.0258	.0170	.7448	.0062	.2231	20.39	.0008
#2	-.0017	142.3	.0246	.0195	.7463	.0060	.2160	20.38	.0016
#3	-.0009	142.2	.0238	.0196	.7470	.0062	.2151	20.29	.0018

Elem	Ce4040	Co2286	Cr2677	Cu3247	Fe2599	K_7664	Li6707	Mg2790	Mn2576
Units	ppm	ppm	ppm	ppm	ppm	ppm	ppm	ppm	ppm
Avg	**.6398**	**.0800**	**.2665**	**.1777**	**192.7**	**26.11**	**.0954**	**31.55**	**5.149**
Stddev	.0044	.0011	.0006	.0001	.2	.06	.0018	.09	.006
%RSD	.6920	1.387	.2185	.0585	.0919	.2422	1.876	.2866	.1166
#1	.6384	.0790	.2668	.1776	192.8	26.15	.0945	31.52	5.154
#2	.6362	.0799	.2668	.1777	192.8	26.04	.0975	31.65	5.151
#3	.6448	.0812	.2658	.1778	192.5	26.15	.0942	31.47	5.142

Elem	Mo2020	Na5895	Ni2316	P_1774	Pb2203	S_1820	Sb2068	Se1960	Si2124
Units	ppm	ppm	ppm	ppm	ppm	ppm	ppm	ppm	ppm
Avg	**.0102**	**1.069**	**.1999**	**3.083**	**.1284**	**.6278**	**.0016**	**.0065**	**2.035**
Stddev	.0003	.018	.0012	.030	.0021	.0042	.0022	.0012	.023
%RSD	2.471	1.714	.5817	.9812	1.675	.6675	133.6	17.84	1.150
#1	.0105	1.090	.1989	3.048	.1292	.6276	.0031	.0073	2.013
#2	.0100	1.056	.1995	3.097	.1259	.6237	.0026	.0071	2.059
#3	.0102	1.061	.2012	3.104	.1299	.6321	-.0009	.0052	2.032

Elem	Sn1899	Sr4077	Ti3349	Tl1908	V_2924	W_2079	Zn2062	Zr3391
Units	ppm	ppm	ppm	ppm	ppm	ppm	ppm	ppm
Avg	**.0181**	**.1212**	**8.575**	**.0045**	**.2956**	**-.0042**	**.2730**	**.0415**
Stddev	.0017	.0001	.009	.0021	.0000	.0036	.0026	.0002
%RSD	9.342	.0867	.1004	47.59	.0152	86.56	.9479	.5352
#1	.0199	.1212	8.584	.0032	.2956	-.0054	.2704	.0414
#2	.0167	.1214	8.575	.0070	.2955	-.0071	.2730	.0417
#3	.0176	.1212	8.567	.0034	.2956	-.0001	.2756	.0413

Zoom In Zoom Out

Sample Name: jd27613-26 Acquired: 7/7/2021 20:12:37 Type: Unk
Method: SGS NO VALVE3(v105) Mode: CONC Corr. Factor: 2.000000
User: admin Custom ID1: Custom ID2: Custom ID3:
Comment:

Int. Std.	In2306	Y_3600	Y_3710	Y_2243
Units	Cts/S	Cts/S	Cts/S	Cts/S
Avg	**4388.4**	**60709.**	**4661.1**	**1454.1**
Stddev	22.0	162.	23.4	7.2
%RSD	.50129	.26671	.50152	.49850
#1	4413.7	60560.	4646.5	1462.3
#2	4377.9	60685.	4648.8	1451.5
#3	4373.7	60881.	4688.1	1448.5

Zoom In Zoom Out

Sample Name: jd27613-30 Acquired: 7/7/2021 20:17:42 Type: Unk
Method: SGS NO VALVE3(v105) Mode: CONC Corr. Factor: 2.000000
User: admin Custom ID1: Custom ID2: Custom ID3:
Comment:

Elem	Ag3280	Al3961	As1890	B_2089	Ba4554	Be3130	Bi2230	Ca3179	Cd2288
Units	ppm	ppm	ppm	ppm	ppm	ppm	ppm	ppm	ppm
Avg	**-.0027**	**196.8**	**.0404**	**.0202**	**.6068**	**.0072**	**.2770**	**10.51**	**.0016**
Stddev	.0005	.9	.0030	.0003	.0031	.0001	.0054	.04	.0009
%RSD	17.38	.4437	7.382	1.561	.5035	1.259	1.950	.3630	54.58
#1	-.0022	196.2	.0439	.0204	.6038	.0071	.2796	10.52	.0008
#2	-.0028	196.5	.0387	.0204	.6068	.0073	.2707	10.47	.0025
#3	-.0031	197.8	.0387	.0198	.6099	.0072	.2805	10.55	.0015

Elem	Ce4040	Co2286	Cr2677	Cu3247	Fe2599	K_7664	Li6707	Mg2790	Mn2576
Units	ppm	ppm	ppm	ppm	ppm	ppm	ppm	ppm	ppm
Avg	**.6547**	**.1214**	**.2983**	**.1850**	**266.5**	**18.11**	**.1327**	**43.67**	**3.453**
Stddev	.0028	.0009	.0005	.0011	1.2	.13	.0014	.34	.008
%RSD	.4277	.7640	.1615	.5759	.4593	.7422	1.063	.7800	.2257
#1	.6514	.1205	.2980	.1839	265.6	18.03	.1329	43.58	3.447
#2	.6561	.1224	.2980	.1851	266.2	18.04	.1313	43.38	3.451
#3	.6565	.1214	.2988	.1860	267.9	18.27	.1341	44.04	3.462

Elem	Mo2020	Na5895	Ni2316	P_1774	Pb2203	S_1820	Sb2068	Se1960	Si2124
Units	ppm	ppm	ppm	ppm	ppm	ppm	ppm	ppm	ppm
Avg	**.0063**	**2.853**	**.1714**	**2.983**	**.1075**	**.4587**	**-.0036**	**.0095**	**2.165**
Stddev	.0013	.009	.0017	.024	.0044	.0098	.0024	.0054	.020
%RSD	21.04	.3313	.9861	.7923	4.112	2.127	67.22	56.35	.9154
#1	.0068	2.844	.1704	2.957	.1113	.4592	-.0025	.0045	2.187
#2	.0073	2.851	.1704	2.988	.1085	.4487	-.0063	.0089	2.161
#3	.0048	2.863	.1733	3.003	.1026	.4682	-.0019	.0152	2.148

Elem	Sn1899	Sr4077	Ti3349	Tl1908	V_2924	W_2079	Zn2062	Zr3391
Units	ppm	ppm	ppm	ppm	ppm	ppm	ppm	ppm
Avg	**.0204**	**.2589**	**11.78**	**.0011**	**.4284**	**-.0071**	**.3132**	**.0630**
Stddev	.0008	.0013	.04	.0012	.0012	.0019	.0034	.0009
%RSD	4.165	.5112	.3479	108.4	.2897	26.38	1.087	1.350
#1	.0206	.2575	11.73	-.0003	.4270	-.0058	.3098	.0621
#2	.0210	.2590	11.77	.0019	.4288	-.0062	.3131	.0630
#3	.0194	.2602	11.82	.0016	.4294	-.0092	.3166	.0638

Zoom In Zoom Out

Sample Name: jd27613-30 Acquired: 7/7/2021 20:17:42 Type: Unk
Method: SGS NO VALVE3(v105) Mode: CONC Corr. Factor: 2.000000
User: admin Custom ID1: Custom ID2: Custom ID3:
Comment:

Int. Std.	In2306	Y_3600	Y_3710	Y_2243
Units	Cts/S	Cts/S	Cts/S	Cts/S
Avg	**4356.4**	**59902.**	**4624.5**	**1424.0**
Stddev	4.8	118.	25.2	2.3
%RSD	.10963	.19731	.54594	.16039
#1	4351.5	59795.	4609.3	1422.5
#2	4356.6	59882.	4653.7	1422.9
#3	4361.0	60029.	4610.6	1426.6

Zoom In Zoom Out

Sample Name: jd27613-32 Acquired: 7/7/2021 20:22:45 Type: Unk
Method: SGS NO VALVE3(v105) Mode: CONC Corr. Factor: 5.000000
User: admin Custom ID1: Custom ID2: Custom ID3:
Comment:

Elem	Ag3280	Al3961	As1890	B_2089	Ba4554	Be3130	Bi2230	Ca3179	Cd2288
Units	ppm	ppm	ppm	ppm	ppm	ppm	ppm	ppm	ppm
Avg	**-.0031**	**175.1**	**.0043**	**.0072**	**1.658**	**.0071**	**.5431**	**8.410**	**.0028**
Stddev	.0008	.3	.0037	.0062	.002	.0003	.0056	.014	.0008
%RSD	24.42	.1641	87.36	85.97	.1275	3.710	1.038	.1605	28.85
#1	-.0036	174.9	.0070	.0130	1.656	.0070	.5372	8.419	.0026
#2	-.0035	175.0	.0000	.0078	1.658	.0074	.5484	8.395	.0021
#3	-.0022	175.4	.0059	.0007	1.661	.0069	.5437	8.416	.0036

Elem	Ce4040	Co2286	Cr2677	Cu3247	Fe2599	K_7664	Li6707	Mg2790	Mn2576
Units	ppm	ppm	ppm	ppm	ppm	ppm	ppm	ppm	ppm
Avg	**.3593**	**.1219**	**.3945**	**.1808**	**300.0**	**101.9**	**.1580**	**70.03**	**4.971**
Stddev	.0083	.0007	.0013	.0003	.6	.3	.0032	.17	.004
%RSD	2.318	.5717	.3340	.1809	.1898	.2883	2.023	.2481	.0856
#1	.3563	.1215	.3960	.1805	300.0	101.6	.1543	70.22	4.971
#2	.3530	.1215	.3939	.1811	299.5	101.8	.1601	69.88	4.974
#3	.3688	.1227	.3936	.1810	300.6	102.2	.1596	69.99	4.966

Elem	Mo2020	Na5895	Ni2316	P_1774	Pb2203	S_1820	Sb2068	Se1960	Si2124
Units	ppm	ppm	ppm	ppm	ppm	ppm	ppm	ppm	ppm
Avg	**.0016**	**.8533**	**.2748**	**2.380**	**.0608**	**.4892**	**-.0010**	**.0188**	**1.924**
Stddev	.0005	.0240	.0015	.011	.0055	.0110	.0112	.0070	.025
%RSD	32.49	2.811	.5525	.4534	8.991	2.258	1176.	37.35	1.274
#1	.0013	.8510	.2736	2.381	.0659	.4918	-.0054	.0150	1.907
#2	.0013	.8784	.2765	2.369	.0550	.4771	.0118	.0269	1.952
#3	.0022	.8305	.2742	2.391	.0615	.4988	-.0093	.0144	1.913

Elem	Sn1899	Sr4077	Ti3349	Tl1908	V_2924	W_2079	Zn2062	Zr3391
Units	ppm	ppm	ppm	ppm	ppm	ppm	ppm	ppm
Avg	**.0192**	**.0508**	**22.12**	**.0036**	**.4474**	**-.0095**	**.5804**	**.0144**
Stddev	.0032	.0006	.01	.0065	.0028	.0018	.0015	.0008
%RSD	16.53	1.215	.0468	179.8	.6228	18.70	.2612	5.519
#1	.0210	.0515	22.13	-.0007	.4490	-.0075	.5790	.0135
#2	.0209	.0504	22.13	.0005	.4490	-.0107	.5801	.0147
#3	.0155	.0505	22.11	.0110	.4442	-.0104	.5820	.0151

Zoom In Zoom Out

Sample Name: jd27613-32 Acquired: 7/7/2021 20:22:45 Type: Unk
Method: SGS NO VALVE3(v105) Mode: CONC Corr. Factor: 5.000000
User: admin Custom ID1: Custom ID2: Custom ID3:
Comment:

Int. Std.	In2306	Y_3600	Y_3710	Y_2243
Units	Cts/S	Cts/S	Cts/S	Cts/S
Avg	**4319.9**	**58647.**	**4458.9**	**1387.4**
Stddev	5.5	226.	23.8	1.0
%RSD	.12844	.38563	.53394	.07179
#1	4325.9	58720.	4451.2	1388.5
#2	4318.8	58393.	4485.6	1386.5
#3	4315.0	58828.	4439.9	1387.3

Zoom In Zoom Out

Sample Name: jd27613-34 Acquired: 7/7/2021 20:27:53 Type: Unk
Method: SGS NO VALVE3(v105) Mode: CONC Corr. Factor: 2.000000
User: admin Custom ID1: Custom ID2: Custom ID3:
Comment:

Elem	Ag3280	Al3961	As1890	B_2089	Ba4554	Be3130	Bi2230	Ca3179	Cd2288
Units	ppm	ppm	ppm	ppm	ppm	ppm	ppm	ppm	ppm
Avg	**-.0022**	**167.4**	**.0239**	**.0192**	**.9351**	**.0069**	**.2411**	**13.19**	**.0014**
Stddev	.0004	.3	.0029	.0013	.0016	.0003	.0020	.03	.0004
%RSD	18.65	.2042	12.16	6.997	.1664	4.153	.8397	.2402	24.79
#1	-.0018	167.8	.0211	.0184	.9369	.0068	.2395	13.22	.0012
#2	-.0026	167.2	.0269	.0184	.9342	.0067	.2404	13.17	.0019
#3	-.0021	167.2	.0236	.0207	.9343	.0072	.2433	13.17	.0012

Elem	Ce4040	Co2286	Cr2677	Cu3247	Fe2599	K_7664	Li6707	Mg2790	Mn2576
Units	ppm	ppm	ppm	ppm	ppm	ppm	ppm	ppm	ppm
Avg	**.5285**	**.0804**	**.2253**	**.1719**	**189.5**	**29.69**	**.0899**	**32.18**	**4.950**
Stddev	.0032	.0005	.0015	.0010	.8	.06	.0010	.28	.004
%RSD	.6032	.5739	.6748	.5759	.4226	.2007	1.056	.8596	.0735
#1	.5282	.0803	.2269	.1730	190.4	29.68	.0899	32.33	4.954
#2	.5319	.0809	.2239	.1716	189.3	29.76	.0909	32.35	4.949
#3	.5255	.0799	.2250	.1711	188.8	29.64	.0890	31.86	4.947

Elem	Mo2020	Na5895	Ni2316	P_1774	Pb2203	S_1820	Sb2068	Se1960	Si2124
Units	ppm	ppm	ppm	ppm	ppm	ppm	ppm	ppm	ppm
Avg	**.0028**	**1.620**	**.2066**	**3.262**	**.0841**	**.2889**	**-.0009**	**.0076**	**2.528**
Stddev	.0005	.029	.0003	.009	.0020	.0034	.0016	.0015	.042
%RSD	16.70	1.791	.1240	.2821	2.393	1.163	171.8	19.76	1.659
#1	.0034	1.653	.2064	3.261	.0864	.2927	-.0003	.0093	2.575
#2	.0025	1.610	.2069	3.271	.0827	.2865	.0002	.0070	2.493
#3	.0026	1.598	.2066	3.253	.0832	.2874	-.0028	.0065	2.517

Elem	Sn1899	Sr4077	Ti3349	Tl1908	V_2924	W_2079	Zn2062	Zr3391
Units	ppm	ppm	ppm	ppm	ppm	ppm	ppm	ppm
Avg	**.0197**	**.0998**	**9.441**	**.0007**	**.2981**	**-.0039**	**.2941**	**.0330**
Stddev	.0008	.0001	.010	.0027	.0006	.0025	.0010	.0005
%RSD	3.934	.0676	.1031	366.2	.2112	64.67	.3506	1.638
#1	.0204	.0997	9.451	.0035	.2989	-.0016	.2953	.0329
#2	.0189	.0999	9.441	-.0018	.2978	-.0035	.2933	.0326
#3	.0200	.0998	9.432	.0004	.2978	-.0066	.2937	.0336

Zoom In Zoom Out

Sample Name: jd27613-34 Acquired: 7/7/2021 20:27:53 Type: Unk
Method: SGS NO VALVE3(v105) Mode: CONC Corr. Factor: 2.000000
User: admin Custom ID1: Custom ID2: Custom ID3:
Comment:

Int. Std.	In2306	Y_3600	Y_3710	Y_2243
Units	Cts/S	Cts/S	Cts/S	Cts/S
Avg	**4351.1**	**59473.**	**4592.2**	**1418.3**
Stddev	8.2	106.	21.2	3.1
%RSD	.18897	.17837	.46191	.21955
#1	4356.9	59352.	4569.0	1418.8
#2	4341.7	59550.	4610.5	1414.9
#3	4354.7	59518.	4597.2	1421.1

Zoom In Zoom Out

Sample Name: jd27613-38 Acquired: 7/7/2021 20:32:58 Type: Unk
Method: SGS NO VALVE3(v105) Mode: CONC Corr. Factor: 2.000000
User: admin Custom ID1: Custom ID2: Custom ID3:
Comment:

Elem	Ag3280	Al3961	As1890	B_2089	Ba4554	Be3130	Bi2230	Ca3179	Cd2288
Units	ppm	ppm	ppm	ppm	ppm	ppm	ppm	ppm	ppm
Avg	**-.0027**	**120.8**	**.0153**	**.0054**	**.8449**	**.0057**	**.2933**	**8.130**	**.0012**
Stddev	.0005	.4	.0031	.0029	.0022	.0002	.0037	.036	.0005
%RSD	18.72	.3022	20.20	54.18	.2545	4.219	1.258	.4453	39.60
#1	-.0028	120.6	.0139	.0024	.8426	.0059	.2972	8.125	.0016
#2	-.0021	121.2	.0188	.0055	.8453	.0056	.2898	8.169	.0007
#3	-.0031	120.6	.0131	.0082	.8469	.0055	.2931	8.097	.0012

Elem	Ce4040	Co2286	Cr2677	Cu3247	Fe2599	K_7664	Li6707	Mg2790	Mn2576
Units	ppm	ppm	ppm	ppm	ppm	ppm	ppm	ppm	ppm
Avg	**.4351**	**.0915**	**.2956**	**.1496**	**191.5**	**44.84**	**.0917**	**38.25**	**3.082**
Stddev	.0013	.0013	.0006	.0004	.6	.07	.0017	.15	.005
%RSD	.3049	1.392	.1971	.2703	.3031	.1614	1.803	.3807	.1547
#1	.4352	.0900	.2962	.1492	191.4	44.82	.0904	38.34	3.077
#2	.4364	.0920	.2956	.1500	192.2	44.92	.0912	38.32	3.082
#3	.4337	.0924	.2950	.1495	191.0	44.77	.0935	38.08	3.087

Elem	Mo2020	Na5895	Ni2316	P_1774	Pb2203	S_1820	Sb2068	Se1960	Si2124
Units	ppm	ppm	ppm	ppm	ppm	ppm	ppm	ppm	ppm
Avg	**.0019**	**.9745**	**.2125**	**3.030**	**.0492**	**.5744**	**-.0035**	**.0014**	**1.952**
Stddev	.0006	.0177	.0010	.019	.0035	.0074	.0020	.0041	.044
%RSD	29.70	1.815	.4685	.6165	7.179	1.291	55.38	283.0	2.245
#1	.0018	.9722	.2114	3.010	.0461	.5671	-.0056	.0050	1.998
#2	.0025	.9581	.2134	3.034	.0483	.5741	-.0017	.0024	1.948
#3	.0014	.9932	.2128	3.047	.0530	.5819	-.0034	-.0030	1.911

Elem	Sn1899	Sr4077	Ti3349	Tl1908	V_2924	W_2079	Zn2062	Zr3391
Units	ppm	ppm	ppm	ppm	ppm	ppm	ppm	ppm
Avg	**.0221**	**.0607**	**12.20**	**-.0019**	**.3202**	**-.0004**	**.3321**	**.0199**
Stddev	.0002	.0001	.01	.0023	.0013	.0008	.0016	.0000
%RSD	1.097	.1124	.0651	121.9	.3952	204.3	.4796	.2219
#1	.0219	.0608	12.20	-.0010	.3192	.0005	.3307	.0199
#2	.0219	.0606	12.20	-.0045	.3199	-.0009	.3318	.0198
#3	.0223	.0607	12.21	-.0001	.3217	-.0007	.3338	.0199

Zoom In Zoom Out

Sample Name: jd27613-38 Acquired: 7/7/2021 20:32:58 Type: Unk
Method: SGS NO VALVE3(v105) Mode: CONC Corr. Factor: 2.000000
User: admin Custom ID1: Custom ID2: Custom ID3:
Comment:

Int. Std.	In2306	Y_3600	Y_3710	Y_2243
Units	Cts/S	Cts/S	Cts/S	Cts/S
Avg	**4344.2**	**60665.**	**4640.9**	**1434.4**
Stddev	5.7	76.	72.4	2.2
%RSD	.13147	.12468	1.5593	.15259
#1	4344.6	60751.	4628.8	1432.7
#2	4349.7	60635.	4575.3	1436.9
#3	4338.3	60609.	4718.5	1433.5

Inst QC: MA50802

Zoom In Zoom Out

Sample Name: jd27613-40 Acquired: 7/7/2021 20:38:02 Type: Unk
Method: SGS NO VALVE3(v105) Mode: CONC Corr. Factor: 2.000000
User: admin Custom ID1: Custom ID2: Custom ID3:
Comment:

Elem	Ag3280	Al3961	As1890	B_2089	Ba4554	Be3130	Bi2230	Ca3179	Cd2288
Units	ppm	ppm	ppm	ppm	ppm	ppm	ppm	ppm	ppm
Avg	**-.0025**	**158.0**	**.0216**	**.0120**	**.7394**	**.0071**	**.2226**	**9.461**	**.0015**
Stddev	.0005	.4	.0018	.0016	.0010	.0001	.0027	.046	.0002
%RSD	21.33	.2618	8.325	13.30	.1329	1.866	1.231	.4872	15.20
#1	-.0020	157.5	.0205	.0128	.7385	.0071	.2210	9.414	.0016
#2	-.0023	158.3	.0207	.0130	.7393	.0070	.2209	9.506	.0013
#3	-.0030	158.2	.0237	.0102	.7404	.0072	.2257	9.463	.0017

Elem	Ce4040	Co2286	Cr2677	Cu3247	Fe2599	K_7664	Li6707	Mg2790	Mn2576
Units	ppm	ppm	ppm	ppm	ppm	ppm	ppm	ppm	ppm
Avg	**.5857**	**.0889**	**.2125**	**.1842**	**186.7**	**25.24**	**.0989**	**32.89**	**5.237**
Stddev	.0069	.0011	.0004	.0006	.5	.11	.0029	.24	.009
%RSD	1.173	1.246	.1949	.3096	.2866	.4316	2.971	.7245	.1657
#1	.5794	.0884	.2126	.1846	186.1	25.14	.1017	32.63	5.234
#2	.5847	.0882	.2120	.1844	187.1	25.36	.0958	33.10	5.230
#3	.5931	.0902	.2128	.1835	186.9	25.23	.0992	32.93	5.246

Elem	Mo2020	Na5895	Ni2316	P_1774	Pb2203	S_1820	Sb2068	Se1960	Si2124
Units	ppm	ppm	ppm	ppm	ppm	ppm	ppm	ppm	ppm
Avg	**.0023**	**1.885**	**.2088**	**3.055**	**.0794**	**.3125**	**-.0028**	**.0010**	**2.751**
Stddev	.0005	.022	.0016	.007	.0008	.0072	.0033	.0038	.029
%RSD	22.97	1.156	.7566	.2343	1.031	2.313	118.4	396.4	1.068
#1	.0023	1.867	.2101	3.057	.0798	.3069	-.0061	.0035	2.783
#2	.0029	1.880	.2092	3.047	.0784	.3207	-.0028	.0028	2.745
#3	.0018	1.909	.2070	3.061	.0798	.3099	.0005	-.0034	2.726

Elem	Sn1899	Sr4077	Ti3349	Tl1908	V_2924	W_2079	Zn2062	Zr3391
Units	ppm	ppm	ppm	ppm	ppm	ppm	ppm	ppm
Avg	**.0201**	**.1034**	**9.031**	**.0030**	**.2782**	**-.0043**	**.2701**	**.0342**
Stddev	.0005	.0001	.008	.0003	.0008	.0026	.0008	.0002
%RSD	2.584	.0620	.0925	8.720	.3016	61.80	.3024	.6193
#1	.0201	.1035	9.023	.0031	.2789	-.0051	.2698	.0342
#2	.0206	.1035	9.029	.0032	.2773	-.0063	.2694	.0345
#3	.0195	.1034	9.040	.0027	.2783	-.0013	.2710	.0341

Zoom In Zoom Out

Sample Name: jd27613-40 Acquired: 7/7/2021 20:38:02 Type: Unk
Method: SGS NO VALVE3(v105) Mode: CONC Corr. Factor: 2.000000
User: admin Custom ID1: Custom ID2: Custom ID3:
Comment:

Int. Std.	In2306	Y_3600	Y_3710	Y_2243
Units	Cts/S	Cts/S	Cts/S	Cts/S
Avg	**4361.8**	**59803.**	**4598.1**	**1428.0**
Stddev	2.6	190.	50.4	2.2
%RSD	.05850	.31768	1.0969	.15213
#1	4364.4	59873.	4654.1	1427.9
#2	4361.7	59948.	4556.2	1430.2
#3	4359.3	59588.	4584.1	1425.9

Zoom In Zoom Out

Sample Name: mp27286-mb1conf Acquired: 7/7/2021 20:43:05 Type: Unk
Method: SGS NO VALVE3(v105) Mode: CONC Corr. Factor: 1.000000
User: admin Custom ID1: Custom ID2: Custom ID3:
Comment:

Elem	Ag3280	Al3961	As1890	B_2089	Ba4554	Be3130	Bi2230	Ca3179
Units	ppm	ppm	ppm	ppm	ppm	ppm	ppm	ppm
Avg	**-.0002**	**.0084**	**-.0002**	**-.0006**	**.0006**	**.0001**	**.0008**	**.0378**
Stddev	.0003	.0094	.0007	.0007	.0001	.0000	.0015	.0018
%RSD	174.9	112.5	472.8	120.3	18.82	6.972	176.0	4.717
#1	-.0002	.0183	.0002	-.0001	.0005	.0001	.0002	.0357
#2	-.0005	.0071	-.0010	-.0013	.0008	.0001	.0025	.0387
#3	.0001	-.0003	.0003	-.0003	.0006	.0001	-.0002	.0389

Elem	Cd2288	Ce4040	Co2286	Cr2677	Cu3247	Fe2599	K_7664	Li6707
Units	ppm	ppm	ppm	ppm	ppm	ppm	ppm	ppm
Avg	**.0003**	**-.0005**	**-.0004**	**.0008**	**.0005**	**.0417**	**-.0016**	**-.0004**
Stddev	.0002	.0008	.0001	.0004	.0006	.0016	.0268	.0005
%RSD	49.43	175.5	35.24	46.08	121.6	3.955	1643.	120.9
#1	.0003	-.0004	-.0003	.0006	.0010	.0431	.0214	-.0005
#2	.0002	.0003	-.0005	.0013	.0006	.0422	-.0311	-.0010
#3	.0005	-.0013	-.0003	.0007	-.0002	.0399	.0048	.0001

Elem	Mg2790	Mn2576	Mo2020	Na5895	Ni2316	P_1774	Pb2203	S_1820
Units	ppm	ppm	ppm	ppm	ppm	ppm	ppm	ppm
Avg	**.0331**	**.0006**	**.0008**	**.0137**	**.0007**	**.0242**	**-.0004**	**.0059**
Stddev	.0098	.0000	.0003	.0095	.0000	.0018	.0002	.0021
%RSD	29.67	3.887	42.04	69.04	4.442	7.278	47.72	34.74
#1	.0314	.0006	.0005	.0227	.0006	.0243	-.0007	.0048
#2	.0242	.0006	.0008	.0039	.0007	.0259	-.0003	.0047
#3	.0436	.0006	.0011	.0145	.0007	.0224	-.0004	.0083

Elem	Sb2068	Se1960	Si2124	Sn1899	Sr4077	Ti3349	Tl1908	V_2924
Units	ppm	ppm	ppm	ppm	ppm	ppm	ppm	ppm
Avg	**.0006**	**.0023**	**.0067**	**.0202**	**.0002**	**.0013**	F **-.0024**	**.0004**
Stddev	.0005	.0015	.0004	.0011	.0002	.0001	.0018	.0000
%RSD	89.88	64.49	5.376	5.466	113.6	9.187	76.59	6.151
#1	.0011	.0008	.0066	.0189	-.0000	.0013	-.0017	.0004
#2	.0001	.0025	.0071	.0205	.0002	.0011	-.0010	.0005
#3	.0005	.0038	.0064	.0210	.0003	.0013	-.0045	.0004

Zoom In Zoom Out

Sample Name: mp27286-mb1conf Acquired: 7/7/2021 20:43:05 Type: Unk
Method: SGS NO VALVE3(v105) Mode: CONC Corr. Factor: 1.000000
User: admin Custom ID1: Custom ID2: Custom ID3:
Comment:

Elem	W_2079	Zn2062	Zr3391
Units	ppm	ppm	ppm
Avg	**-.0010**	**.0043**	**.0009**
Stddev	.0006	.0003	.0001
%RSD	65.82	6.791	13.29
#1	-.0010	.0042	.0009
#2	-.0003	.0047	.0008
#3	-.0016	.0041	.0011

Int. Std.	In2306	Y_3600	Y_3710	Y_2243
Units	Cts/S	Cts/S	Cts/S	Cts/S
Avg	**4400.0**	**59800.**	**4515.9**	**1415.1**
Stddev	11.8	78.	17.0	3.0
%RSD	.26857	.13021	.37747	.21283
#1	4413.6	59718.	4514.5	1418.3
#2	4394.2	59810.	4533.6	1414.9
#3	4392.2	59872.	4499.6	1412.3

Zoom In Zoom Out

Sample Name: mp27286-s2 Acquired: 7/7/2021 20:48:18 Type: Unk
Method: SGS NO VALVE3(v105) Mode: CONC Corr. Factor: 20.000000
User: admin Custom ID1: Custom ID2: Custom ID3:
Comment:

Elem	Ag3280	Al3961	As1890	B_2089	Ba4554	Be3130	Bi2230	Ca3179	Cd2288
Units	ppm	ppm	ppm	ppm	ppm	ppm	ppm	ppm	ppm
Avg	**.2282**	**29.94**	**1.805**	**1.747**	**3.998**	**1.885**	**.1115**	**551.3**	**1.831**
Stddev	.0097	.22	.031	.004	.007	.005	.0171	.6	.011
%RSD	4.238	.7228	1.693	.2493	.1851	.2605	15.34	.1057	.6074
#1	.2258	30.14	1.814	1.751	4.001	1.887	.0967	550.8	1.831
#2	.2389	29.71	1.831	1.747	3.989	1.879	.1077	551.2	1.842
#3	.2200	29.98	1.772	1.743	4.003	1.888	.1303	552.0	1.820

Elem	Ce4040	Co2286	Cr2677	Cu3247	Fe2599	K_7664	Li6707	Mg2790	Mn2576
Units	ppm	ppm	ppm	ppm	ppm	ppm	ppm	ppm	ppm
Avg	**.5076**	**1.838**	**1.871**	**1.836**	**1911.**	**25.13**	**-.0426**	**52.01**	**28.28**
Stddev	.0516	.001	.009	.005	1.	1.19	.0225	.77	.02
%RSD	10.17	.0588	.4820	.2702	.0711	4.733	52.80	1.480	.0852
#1	.5634	1.837	1.872	1.830	1913.	25.91	-.0612	52.15	28.30
#2	.4978	1.839	1.862	1.838	1910.	25.72	-.0491	51.18	28.25
#3	.4615	1.839	1.880	1.839	1912.	23.76	-.0176	52.70	28.28

Elem	Mo2020	Na5895	Ni2316	P_1774	Pb2203	S_1820	Sb2068	Se1960	Si2124
Units	ppm	ppm	ppm	ppm	ppm	ppm	ppm	ppm	ppm
Avg	**1.880**	**27.09**	**1.925**	**4.814**	**1.914**	**4.503**	**1.471**	**1.824**	**6.238**
Stddev	.011	.26	.004	.032	.018	.020	.032	.050	.028
%RSD	.5593	.9623	.1911	.6641	.9601	.4482	2.194	2.716	.4511
#1	1.889	27.20	1.929	4.835	1.932	4.482	1.508	1.816	6.229
#2	1.883	26.79	1.923	4.777	1.915	4.522	1.456	1.779	6.270
#3	1.869	27.27	1.923	4.830	1.895	4.506	1.448	1.877	6.216

Elem	Sn1899	Sr4077	Ti3349	Tl1908	V_2924	W_2079	Zn2062	Zr3391
Units	ppm	ppm	ppm	ppm	ppm	ppm	ppm	ppm
Avg	**1.895**	**2.749**	**1.996**	**1.848**	**1.877**	**1.794**	**1.736**	**1.826**
Stddev	.014	.007	.009	.047	.006	.029	.005	.006
%RSD	.7221	.2497	.4567	2.556	.3374	1.593	.2946	.3371
#1	1.907	2.752	2.006	1.902	1.877	1.824	1.740	1.821
#2	1.880	2.741	1.990	1.814	1.871	1.792	1.738	1.825
#3	1.898	2.754	1.991	1.828	1.884	1.767	1.730	1.833

Zoom In Zoom Out

Sample Name: mp27286-s2 Acquired: 7/7/2021 20:48:18 Type: Unk
Method: SGS NO VALVE3(v105) Mode: CONC Corr. Factor: 20.000000
User: admin Custom ID1: Custom ID2: Custom ID3:
Comment:

Int. Std.	In2306	Y_3600	Y_3710	Y_2243
Units	Cts/S	Cts/S	Cts/S	Cts/S
Avg	**4439.3**	**58793.**	**4407.8**	**1396.2**
Stddev	17.3	188.	6.6	6.3
%RSD	.39070	.31988	.15041	.45347
#1	4424.8	58576.	4401.6	1393.0
#2	4434.5	58895.	4406.9	1392.2
#3	4458.5	58909.	4414.8	1403.5

Zoom In Zoom Out

Sample Name: jd27495-11 Acquired: 7/7/2021 20:53:22 Type: Unk
Method: SGS NO VALVE3(v105) Mode: CONC Corr. Factor: 2.000000
User: admin Custom ID1: Custom ID2: Custom ID3:
Comment:

Elem	Ag3280	Al3961	As1890	B_2089	Ba4554	Be3130	Bi2230	Ca3179	Cd2288
Units	ppm	ppm	ppm	ppm	ppm	ppm	ppm	ppm	ppm
Avg	**-.0020**	**240.5**	**.0322**	**.0236**	**.8895**	**.0095**	**.2631**	**23.33**	**.0022**
Stddev	.0002	.5	.0020	.0016	.0018	.0000	.0141	.02	.0003
%RSD	7.903	.1986	6.056	6.728	.2047	.2774	5.370	.0915	13.75
#1	-.0018	240.0	.0308	.0221	.8879	.0095	.2543	23.31	.0023
#2	-.0020	240.5	.0314	.0252	.8892	.0095	.2556	23.32	.0019
#3	-.0021	240.9	.0344	.0234	.8915	.0095	.2794	23.35	.0025

Elem	Ce4040	Co2286	Cr2677	Cu3247	Fe2599	K_7664	Li6707	Mg2790	Mn2576
Units	ppm	ppm	ppm	ppm	ppm	ppm	ppm	ppm	ppm
Avg	**1.017**	**.1011**	**.3709**	**.2189**	**252.3**	**21.69**	**.1935**	**43.37**	**3.390**
Stddev	.002	.0025	.0009	.0013	.2	.11	.0034	.19	.003
%RSD	.1458	2.436	.2525	.5833	.0900	.5236	1.731	.4475	.0765
#1	1.018	.1023	.3716	.2175	252.1	21.55	.1898	43.21	3.387
#2	1.015	.1027	.3698	.2200	252.3	21.75	.1944	43.59	3.391
#3	1.016	.0982	.3712	.2193	252.5	21.75	.1964	43.32	3.392

Elem	Mo2020	Na5895	Ni2316	P_1774	Pb2203	S_1820	Sb2068	Se1960	Si2124
Units	ppm	ppm	ppm	ppm	ppm	ppm	ppm	ppm	ppm
Avg	**.0107**	**4.300**	**.2658**	**7.452**	**.2215**	**1.278**	**-.0016**	**.0070**	**2.494**
Stddev	.0008	.012	.0047	.134	.0047	.021	.0029	.0035	.041
%RSD	7.448	.2771	1.759	1.800	2.109	1.616	179.3	50.12	1.635
#1	.0101	4.295	.2674	7.541	.2257	1.294	-.0049	.0079	2.516
#2	.0116	4.291	.2694	7.517	.2224	1.286	.0004	.0031	2.519
#3	.0105	4.314	.2605	7.297	.2165	1.255	-.0003	.0099	2.447

Elem	Sn1899	Sr4077	Ti3349	Tl1908	V_2924	W_2079	Zn2062	Zr3391
Units	ppm	ppm	ppm	ppm	ppm	ppm	ppm	ppm
Avg	**.0273**	**.1134**	**10.83**	**.0006**	**.5012**	**-.0065**	**.4486**	**.0204**
Stddev	.0009	.0003	.01	.0066	.0012	.0023	.0080	.0003
%RSD	3.288	.2601	.0685	1021.	.2437	35.21	1.775	1.564
#1	.0263	.1130	10.82	-.0041	.4998	-.0060	.4532	.0205
#2	.0273	.1136	10.84	-.0022	.5020	-.0090	.4531	.0207
#3	.0281	.1135	10.83	.0082	.5019	-.0045	.4394	.0201

Zoom In Zoom Out

Sample Name: jd27495-11 Acquired: 7/7/2021 20:53:22 Type: Unk
Method: SGS NO VALVE3(v105) Mode: CONC Corr. Factor: 2.000000
User: admin Custom ID1: Custom ID2: Custom ID3:
Comment:

Int. Std.	In2306	Y_3600	Y_3710	Y_2243
Units	Cts/S	Cts/S	Cts/S	Cts/S
Avg	**4398.5**	**63126.**	**4877.2**	**1517.5**
Stddev	63.5	187.	18.0	21.8
%RSD	1.4439	.29564	.36893	1.4375
#1	4364.1	63329.	4892.1	1504.8
#2	4359.5	63090.	4882.3	1505.0
#3	4471.7	62961.	4857.2	1542.7

Zoom In Zoom Out

Sample Name: jd27495-24 Acquired: 7/7/2021 20:58:24 Type: Unk
Method: SGS NO VALVE3(v105) Mode: CONC Corr. Factor: 2.000000
User: admin Custom ID1: Custom ID2: Custom ID3:
Comment:

Elem	Ag3280	Al3961	As1890	B_2089	Ba4554	Be3130	Bi2230	Ca3179	Cd2288
Units	ppm	ppm	ppm	ppm	ppm	ppm	ppm	ppm	ppm
Avg	**-.0008**	**89.29**	**.0164**	**.0103**	**.8023**	**.0042**	**.1972**	**17.42**	**.0007**
Stddev	.0004	.21	.0041	.0016	.0022	.0002	.0046	.06	.0004
%RSD	46.08	.2339	25.17	15.56	.2690	3.615	2.350	.3550	61.99
#1	-.0006	89.08	.0143	.0095	.7998	.0044	.1950	17.38	.0012
#2	-.0013	89.49	.0211	.0092	.8038	.0042	.2025	17.49	.0003
#3	-.0007	89.30	.0137	.0121	.8032	.0041	.1940	17.40	.0006

Elem	Ce4040	Co2286	Cr2677	Cu3247	Fe2599	K_7664	Li6707	Mg2790	Mn2576
Units	ppm	ppm	ppm	ppm	ppm	ppm	ppm	ppm	ppm
Avg	**.5304**	**.0717**	**.1683**	**.1661**	**140.0**	**34.76**	**.0832**	**27.46**	**2.310**
Stddev	.0026	.0008	.0005	.0007	.4	.17	.0024	.24	.004
%RSD	.4899	1.186	.2780	.4298	.2529	.4783	2.825	.8709	.1526
#1	.5289	.0725	.1680	.1669	139.6	34.57	.0849	27.31	2.312
#2	.5334	.0716	.1689	.1656	140.2	34.86	.0806	27.74	2.311
#3	.5289	.0708	.1682	.1657	140.1	34.86	.0842	27.33	2.306

Elem	Mo2020	Na5895	Ni2316	P_1774	Pb2203	S_1820	Sb2068	Se1960	Si2124
Units	ppm	ppm	ppm	ppm	ppm	ppm	ppm	ppm	ppm
Avg	**.0038**	**1.772**	**.1528**	**4.224**	**.0478**	**.4150**	**.0023**	**.0003**	**2.759**
Stddev	.0008	.015	.0003	.006	.0030	.0019	.0020	.0064	.006
%RSD	21.85	.8525	.2120	.1392	6.324	.4615	87.05	2224.	.2306
#1	.0030	1.773	.1529	4.231	.0469	.4156	.0044	-.0026	2.752
#2	.0047	1.786	.1524	4.221	.0453	.4128	.0005	-.0041	2.762
#3	.0039	1.756	.1530	4.220	.0512	.4165	.0020	.0077	2.764

Elem	Sn1899	Sr4077	Ti3349	Tl1908	V_2924	W_2079	Zn2062	Zr3391
Units	ppm	ppm	ppm	ppm	ppm	ppm	ppm	ppm
Avg	**.1165**	**.0889**	**8.405**	**-.0010**	**.2522**	**-.0031**	**.2852**	**.0285**
Stddev	.0003	.0004	.021	.0089	.0005	.0009	.0013	.0003
%RSD	.2363	.4889	.2446	932.7	.2029	30.49	.4505	.9095
#1	.1164	.0886	8.418	-.0085	.2528	-.0026	.2866	.0283
#2	.1168	.0894	8.416	-.0032	.2520	-.0025	.2848	.0287
#3	.1163	.0887	8.382	.0089	.2518	-.0041	.2841	.0287

Zoom In Zoom Out

Sample Name: jd27495-24 Acquired: 7/7/2021 20:58:24 Type: Unk
Method: SGS NO VALVE3(v105) Mode: CONC Corr. Factor: 2.000000
User: admin Custom ID1: Custom ID2: Custom ID3:
Comment:

Int. Std.	In2306	Y_3600	Y_3710	Y_2243
Units	Cts/S	Cts/S	Cts/S	Cts/S
Avg	**4343.9**	**60064.**	**4600.8**	**1420.9**
Stddev	1.5	116.	23.7	2.8
%RSD	.03564	.19392	.51510	.20011
#1	4343.5	59971.	4625.9	1417.7
#2	4345.6	60026.	4578.8	1423.1
#3	4342.6	60194.	4597.7	1421.8

Zoom In Zoom Out

Sample Name: ccv Acquired: 7/7/2021 21:03:30 Type: QC
Method: SGS NO VALVE3(v105) Mode: CONC Corr. Factor: 1.000000
User: admin Custom ID1: Custom ID2: Custom ID3:
Comment:

Elem	Ag3280	Al3961	As1890	B_2089	Ba4554	Be3130	Bi2230	Ca3179	Cd2288
Units	ppm	ppm	ppm	ppm	ppm	ppm	ppm	ppm	ppm
Avg	**.2470**	**39.92**	**1.992**	**2.002**	**2.026**	**2.005**	**2.012**	**39.21**	**2.003**
Stddev	.0004	.05	.003	.001	.002	.001	.003	.06	.000
%RSD	.1736	.1203	.1328	.0594	.1097	.0348	.1544	.1504	.0217
#1	.2467	39.88	1.990	2.003	2.024	2.004	2.009	39.15	2.002
#2	.2475	39.91	1.992	2.001	2.027	2.005	2.015	39.24	2.002
#3	.2468	39.98	1.995	2.001	2.028	2.005	2.013	39.25	2.003
Check ?	Chk Pass	Chk Pass	Chk Pass	Chk Pass	Chk Pass	Chk Pass	Chk Pass	Chk Pass	Chk Pass
Value									
Range									

Elem	Ce4040	Co2286	Cr2677	Cu3247	Fe2599	K_7664	Li6707	Mg2790	Mn2576
Units	ppm	ppm	ppm	ppm	ppm	ppm	ppm	ppm	ppm
Avg	**2.013**	**2.031**	**1.977**	**1.955**	**39.60**	**39.96**	**2.027**	**38.46**	**2.020**
Stddev	.005	.003	.003	.001	.04	.03	.006	.06	.002
%RSD	.2352	.1451	.1619	.0711	.1083	.0869	.2827	.1574	.1044
#1	2.015	2.034	1.974	1.956	39.63	39.92	2.021	38.42	2.018
#2	2.008	2.031	1.976	1.954	39.61	39.99	2.026	38.43	2.023
#3	2.017	2.029	1.980	1.956	39.55	39.97	2.033	38.53	2.020
Check ?	Chk Pass	Chk Pass	Chk Pass	Chk Pass	Chk Pass	Chk Pass	Chk Pass	Chk Pass	Chk Pass
Value									
Range									

Elem	Mo2020	Na5895	Ni2316	P_1774	Pb2203	S_1820	Sb2068	Se1960	Si2124
Units	ppm	ppm	ppm	ppm	ppm	ppm	ppm	ppm	ppm
Avg	**2.031**	**40.33**	**2.038**	**2.009**	**2.046**	**1.963**	**2.005**	**1.975**	**4.966**
Stddev	.001	.09	.002	.000	.002	.006	.004	.003	.005
%RSD	.0417	.2317	.0863	.0164	.1024	.3102	.2181	.1264	.0979
#1	2.030	40.24	2.038	2.009	2.048	1.969	2.001	1.973	4.962
#2	2.031	40.31	2.040	2.009	2.046	1.964	2.004	1.974	4.965
#3	2.031	40.43	2.036	2.010	2.044	1.957	2.010	1.978	4.972
Check ?	Chk Pass	Chk Pass	Chk Pass	Chk Pass	Chk Pass	Chk Pass	Chk Pass	Chk Pass	Chk Pass
Value									
Range									

Zoom In Zoom Out

Sample Name: ccv Acquired: 7/7/2021 21:03:30 Type: QC
Method: SGS NO VALVE3(v105) Mode: CONC Corr. Factor: 1.000000
User: admin Custom ID1: Custom ID2: Custom ID3:
Comment:

Elem	Sn1899	Sr4077	Ti3349	Tl1908	V_2924	W_2079	Zn2062	Zr3391
Units	ppm	ppm	ppm	ppm	ppm	ppm	ppm	ppm
Avg	**2.038**	**2.048**	**1.987**	**2.055**	**1.991**	**2.034**	**2.003**	**2.023**
Stddev	.004	.003	.002	.010	.003	.003	.003	.001
%RSD	.1902	.1443	.1219	.4823	.1276	.1597	.1492	.0594
#1	2.041	2.045	1.985	2.048	1.988	2.031	2.007	2.023
#2	2.039	2.048	1.987	2.051	1.992	2.037	2.001	2.022
#3	2.033	2.050	1.990	2.066	1.992	2.034	2.002	2.025
Check ?	Chk Pass	Chk Pass	Chk Pass	Chk Pass	Chk Pass	Chk Pass	Chk Pass	Chk Pass
Value								
Range								

Int. Std.	In2306	Y_3600	Y_3710	Y_2243
Units	Cts/S	Cts/S	Cts/S	Cts/S
Avg	**4238.0**	**57510.**	**4394.0**	**1348.3**
Stddev	2.7	97.	3.0	.8
%RSD	.06451	.16912	.06913	.05627
#1	4236.5	57554.	4390.7	1348.0
#2	4236.4	57398.	4396.6	1349.1
#3	4241.2	57578.	4394.7	1347.7

Zoom In Zoom Out

Sample Name: ccb Acquired: 7/7/2021 21:08:21 Type: QC
Method: SGS NO VALVE3(v105) Mode: CONC Corr. Factor: 1.000000
User: admin Custom ID1: Custom ID2: Custom ID3:
Comment:

Elem	Ag3280	Al3961	As1890	B_2089	Ba4554	Be3130	Bi2230	Ca3179
Units	ppm	ppm	ppm	ppm	ppm	ppm	ppm	ppm
Avg	**-.0001**	**.0000**	**.0002**	**.0004**	**.0004**	**.0003**	**.0004**	**-.0058**
Stddev	.0005	.0119	.0017	.0003	.0001	.0001	.0022	.0034
%RSD	565.9	34820.	840.5	77.47	35.17	17.47	544.6	58.90
#1	-.0006	.0082	.0015	.0005	.0004	.0002	-.0021	-.0073
#2	.0004	.0055	.0008	.0007	.0006	.0003	.0010	-.0081
#3	-.0000	-.0136	-.0017	.0001	.0003	.0003	.0023	-.0019
Check ?	Chk Pass	Chk Pass	Chk Pass	Chk Pass	Chk Pass	Chk Pass	Chk Pass	Chk Pass
High Limit								
Low Limit								

Elem	Cd2288	Ce4040	Co2286	Cr2677	Cu3247	Fe2599	K_7664	Li6707
Units	ppm	ppm	ppm	ppm	ppm	ppm	ppm	ppm
Avg	**.0005**	**-.0012**	**-.0004**	**.0003**	**-.0004**	**.0038**	**-.0285**	**-.0025**
Stddev	.0002	.0006	.0005	.0005	.0001	.0022	.0187	.0012
%RSD	31.77	52.73	118.0	161.2	32.76	58.77	65.44	47.20
#1	.0006	-.0015	-.0010	-.0001	-.0003	.0040	-.0102	-.0017
#2	.0003	-.0017	-.0002	.0008	-.0003	.0060	-.0475	-.0039
#3	.0006	-.0005	-.0001	.0002	-.0005	.0015	-.0279	-.0019
Check ?	Chk Pass	None	Chk Pass	Chk Pass	Chk Pass	Chk Pass	Chk Pass	Chk Pass
High Limit								
Low Limit								

Elem	Mg2790	Mn2576	Mo2020	Na5895	Ni2316	P_1774	Pb2203	S_1820
Units	ppm	ppm	ppm	ppm	ppm	ppm	ppm	ppm
Avg	**.0146**	**.0000**	**.0008**	**-.0480**	**-.0000**	**.0015**	**-.0000**	**-.0009**
Stddev	.0100	.0000	.0004	.0008	.0001	.0009	.0009	.0021
%RSD	68.14	79.61	54.28	1.738	262.1	59.71	2908.	241.2
#1	.0076	.0000	.0008	-.0490	.0000	.0007	-.0000	.0006
#2	.0261	.0000	.0012	-.0477	-.0002	.0025	-.0010	.0001
#3	.0103	.0000	.0004	-.0474	.0000	.0013	.0009	-.0033
Check ?	Chk Pass	Chk Pass	Chk Pass	Chk Pass	Chk Pass	Chk Pass	Chk Pass	Chk Pass
High Limit								
Low Limit								

Zoom In Zoom Out

Sample Name: ccb Acquired: 7/7/2021 21:08:21 Type: QC
Method: SGS NO VALVE3(v105) Mode: CONC Corr. Factor: 1.000000
User: admin Custom ID1: Custom ID2: Custom ID3:
Comment:

Elem	Sb2068	Se1960	Si2124	Sn1899	Sr4077	Ti3349	Tl1908	V_2924
Units	ppm	ppm	ppm	ppm	ppm	ppm	ppm	ppm
Avg	**.0017**	**.0030**	**-.0000**	**.0006**	**.0001**	**.0005**	F **.0027**	**.0004**
Stddev	.0004	.0029	.0006	.0016	.0001	.0004	.0018	.0003
%RSD	21.99	94.37	5283.	249.2	81.02	77.50	66.51	66.54
#1	.0018	.0021	.0000	-.0005	.0001	.0008	.0031	.0002
#2	.0021	.0007	.0006	-.0000	.0001	.0005	.0042	.0007
#3	.0013	.0063	-.0006	.0025	.0003	.0001	.0007	.0002
Check ?	Chk Pass	Chk Pass	Chk Pass	Chk Pass	Chk Pass	Chk Pass	Chk Fail	Chk Pass
High Limit							.0020	
Low Limit							-.0020	

Elem	W_2079	Zn2062	Zr3391
Units	ppm	ppm	ppm
Avg	**-.0003**	F **-.0047**	**.0004**
Stddev	.0010	.0000	.0001
%RSD	309.3	.5365	18.06
#1	.0008	-.0047	.0004
#2	-.0010	-.0047	.0003
#3	-.0007	-.0047	.0004
Check ?	Chk Pass	Chk Fail	Chk Pass
High Limit		.0020	
Low Limit		-.0020	

Int. Std.	In2306	Y_3600	Y_3710	Y_2243
Units	Cts/S	Cts/S	Cts/S	Cts/S
Avg	**4409.8**	**59487.**	**4437.5**	**1416.2**
Stddev	1.3	91.	41.9	1.1
%RSD	.02937	.15255	.94355	.07742
#1	4409.2	59588.	4391.7	1416.0
#2	4411.3	59412.	4473.9	1417.4
#3	4409.0	59460.	4446.9	1415.2

Zoom In Zoom Out

Sample Name: jd27563-1 Acquired: 7/7/2021 21:13:37 Type: Unk
Method: SGS NO VALVE3(v105) Mode: CONC Corr. Factor: 2.000000
User: admin Custom ID1: Custom ID2: Custom ID3:
Comment:

Elem	Ag3280	Al3961	As1890	B_2089	Ba4554	Be3130	Bi2230	Ca3179	Cd2288
Units	ppm	ppm	ppm	ppm	ppm	ppm	ppm	ppm	ppm
Avg	**.0078**	**128.4**	**.0345**	**.2044**	**.6674**	**.0079**	**.1235**	**34.72**	**.0198**
Stddev	.0005	.1	.0026	.0010	.0010	.0001	.0042	.06	.0008
%RSD	6.620	.0773	7.547	.4892	.1516	1.678	3.441	.1594	3.790
#1	.0072	128.4	.0328	.2033	.6684	.0080	.1254	34.68	.0191
#2	.0081	128.4	.0333	.2052	.6663	.0078	.1264	34.69	.0206
#3	.0080	128.2	.0375	.2048	.6674	.0078	.1186	34.78	.0197

Elem	Ce4040	Co2286	Cr2677	Cu3247	Fe2599	K_7664	Li6707	Mg2790	Mn2576
Units	ppm	ppm	ppm	ppm	ppm	ppm	ppm	ppm	ppm
Avg	**.5403**	**.1209**	**.2333**	**.2621**	**251.5**	**18.28**	**.2989**	**54.84**	**6.233**
Stddev	.0064	.0005	.0008	.0006	.2	.05	.0023	.08	.003
%RSD	1.189	.3918	.3555	.2235	.0614	.2674	.7850	.1388	.0494
#1	.5450	.1214	.2335	.2624	251.7	18.23	.3014	54.93	6.234
#2	.5430	.1207	.2325	.2625	251.4	18.30	.2967	54.78	6.235
#3	.5330	.1205	.2341	.2614	251.6	18.32	.2985	54.81	6.229

Elem	Mo2020	Na5895	Ni2316	P_1774	Pb2203	S_1820	Sb2068	Se1960	Si2124
Units	ppm	ppm	ppm	ppm	ppm	ppm	ppm	ppm	ppm
Avg	**.0043**	**2.764**	**.2220**	**3.063**	**.1129**	**.4271**	**.0012**	**.0104**	**2.123**
Stddev	.0003	.015	.0014	.013	.0036	.0079	.0053	.0033	.021
%RSD	6.905	.5419	.6283	.4350	3.175	1.857	447.3	32.06	.9860
#1	.0039	2.781	.2219	3.067	.1118	.4203	.0005	.0096	2.129
#2	.0044	2.752	.2207	3.048	.1100	.4251	-.0038	.0075	2.100
#3	.0045	2.759	.2235	3.073	.1169	.4358	.0068	.0141	2.141

Elem	Sn1899	Sr4077	Ti3349	Tl1908	V_2924	W_2079	Zn2062	Zr3391
Units	ppm	ppm	ppm	ppm	ppm	ppm	ppm	ppm
Avg	**.0210**	**.1440**	**5.573**	**-.0004**	**.4715**	**-.0047**	**.4256**	**.0804**
Stddev	.0011	.0008	.011	.0022	.0012	.0017	.0015	.0003
%RSD	5.231	.5275	.1912	499.1	.2585	36.05	.3478	.3750
#1	.0204	.1438	5.581	.0006	.4711	-.0027	.4256	.0802
#2	.0222	.1448	5.576	.0011	.4728	-.0055	.4241	.0802
#3	.0203	.1433	5.561	-.0030	.4705	-.0058	.4271	.0807

Zoom In Zoom Out

Sample Name: jd27563-1 Acquired: 7/7/2021 21:13:37 Type: Unk
Method: SGS NO VALVE3(v105) Mode: CONC Corr. Factor: 2.000000
User: admin Custom ID1: Custom ID2: Custom ID3:
Comment:

Int. Std.	In2306	Y_3600	Y_3710	Y_2243
Units	Cts/S	Cts/S	Cts/S	Cts/S
Avg	**4472.1**	**61229.**	**4705.8**	**1460.8**
Stddev	11.9	92.	16.2	5.9
%RSD	.26704	.15081	.34499	.40361
#1	4469.5	61322.	4720.3	1458.1
#2	4485.1	61226.	4708.8	1467.5
#3	4461.6	61138.	4688.2	1456.6

Zoom In Zoom Out

Sample Name: jd27563-2 Acquired: 7/7/2021 21:18:39 Type: Unk
Method: SGS NO VALVE3(v105) Mode: CONC Corr. Factor: 5.000000
User: admin Custom ID1: Custom ID2: Custom ID3:
Comment:

Elem	Ag3280	Al3961	As1890	B_2089	Ba4554	Be3130	Bi2230	Ca3179	Cd2288
Units	ppm	ppm	ppm	ppm	ppm	ppm	ppm	ppm	ppm
Avg	**.0011**	**121.7**	**.0420**	**.0990**	**.7197**	**.0086**	**.1059**	**11.68**	**.0043**
Stddev	.0017	.1	.0034	.0038	.0024	.0005	.0060	.03	.0015
%RSD	156.7	.0952	8.116	3.859	.3332	5.906	5.673	.2639	34.57
#1	.0030	121.7	.0413	.1033	.7187	.0088	.1047	11.66	.0060
#2	-.0004	121.7	.0390	.0960	.7179	.0080	.1124	11.72	.0032
#3	.0007	121.5	.0457	.0977	.7224	.0089	.1005	11.67	.0037

Elem	Ce4040	Co2286	Cr2677	Cu3247	Fe2599	K_7664	Li6707	Mg2790	Mn2576
Units	ppm	ppm	ppm	ppm	ppm	ppm	ppm	ppm	ppm
Avg	**.5854**	**.1043**	**.2087**	**.1870**	**273.7**	**13.18**	**.2648**	**40.61**	**30.54**
Stddev	.0067	.0007	.0007	.0018	.1	.12	.0018	.22	.16
%RSD	1.141	.6945	.3416	.9549	.0475	.9339	.6907	.5312	.5082
#1	.5926	.1036	.2095	.1880	273.7	13.12	.2643	40.36	30.39
#2	.5842	.1050	.2081	.1850	273.8	13.10	.2633	40.72	30.52
#3	.5795	.1044	.2084	.1881	273.6	13.32	.2669	40.75	30.70

Elem	Mo2020	Na5895	Ni2316	P_1774	Pb2203	S_1820	Sb2068	Se1960	Si2124
Units	ppm	ppm	ppm	ppm	ppm	ppm	ppm	ppm	ppm
Avg	**.0046**	**3.058**	**.1969**	**3.337**	**.1061**	**.5231**	**.0084**	**.0099**	**2.289**
Stddev	.0019	.028	.0020	.006	.0031	.0069	.0108	.0055	.010
%RSD	41.02	.9152	.9922	.1728	2.945	1.326	128.9	56.11	.4179
#1	.0031	3.042	.1992	3.337	.1059	.5151	.0018	.0140	2.300
#2	.0040	3.041	.1955	3.331	.1031	.5272	.0209	.0121	2.284
#3	.0068	3.090	.1961	3.342	.1093	.5270	.0025	.0036	2.282

Elem	Sn1899	Sr4077	Ti3349	Tl1908	V_2924	W_2079	Zn2062	Zr3391
Units	ppm	ppm	ppm	ppm	ppm	ppm	ppm	ppm
Avg	**.0223**	**.0972**	**4.745**	**.0125**	**.4407**	**-.0106**	**.3834**	**.0380**
Stddev	.0085	.0007	.008	.0153	.0024	.0039	.0006	.0004
%RSD	38.19	.6892	.1692	122.3	.5356	36.85	.1630	1.122
#1	.0307	.0965	4.751	.0287	.4432	-.0062	.3841	.0376
#2	.0137	.0972	4.748	-.0017	.4385	-.0136	.3832	.0380
#3	.0225	.0978	4.736	.0105	.4404	-.0121	.3829	.0385

Zoom In Zoom Out

Sample Name: jd27563-2 Acquired: 7/7/2021 21:18:39 Type: Unk
Method: SGS NO VALVE3(v105) Mode: CONC Corr. Factor: 5.000000
User: admin Custom ID1: Custom ID2: Custom ID3:
Comment:

Int. Std.	In2306	Y_3600	Y_3710	Y_2243
Units	Cts/S	Cts/S	Cts/S	Cts/S
Avg	**4390.3**	**59722.**	**4522.3**	**1417.8**
Stddev	2.5	149.	31.4	4.7
%RSD	.05802	.24920	.69329	.32907
#1	4391.5	59778.	4541.8	1422.9
#2	4392.0	59835.	4486.1	1416.5
#3	4387.4	59554.	4538.9	1413.9

Zoom In Zoom Out

Sample Name: jd27563-4 Acquired: 7/7/2021 21:23:55 Type: Unk
Method: SGS NO VALVE3(v105) Mode: CONC Corr. Factor: 2.000000
User: admin Custom ID1: Custom ID2: Custom ID3:
Comment:

Elem	Ag3280	Al3961	As1890	B_2089	Ba4554	Be3130	Bi2230	Ca3179	Cd2288
Units	ppm	ppm	ppm	ppm	ppm	ppm	ppm	ppm	ppm
Avg	**.0005**	**131.6**	**.0353**	**.1129**	**.7747**	**.0078**	**.1094**	**8.241**	**.0020**
Stddev	.0010	.2	.0004	.0009	.0018	.0001	.0033	.017	.0003
%RSD	191.5	.1770	1.034	.7648	.2324	1.554	3.046	.2079	15.95
#1	-.0001	131.4	.0356	.1120	.7739	.0079	.1127	8.226	.0024
#2	.0016	131.8	.0349	.1132	.7767	.0077	.1095	8.259	.0018
#3	-.0000	131.4	.0354	.1136	.7734	.0078	.1060	8.238	.0019

Elem	Ce4040	Co2286	Cr2677	Cu3247	Fe2599	K_7664	Li6707	Mg2790	Mn2576
Units	ppm	ppm	ppm	ppm	ppm	ppm	ppm	ppm	ppm
Avg	**.5505**	**.0969**	**.2110**	**.2119**	**210.2**	**17.06**	**.3132**	**42.92**	**5.302**
Stddev	.0023	.0002	.0004	.0005	.3	.02	.0011	.24	.006
%RSD	.4257	.2480	.1771	.2385	.1495	.1409	.3374	.5670	.1157
#1	.5495	.0968	.2106	.2114	210.1	17.04	.3144	42.88	5.305
#2	.5531	.0971	.2114	.2124	210.5	17.08	.3129	43.18	5.306
#3	.5488	.0967	.2109	.2119	209.9	17.05	.3124	42.70	5.295

Elem	Mo2020	Na5895	Ni2316	P_1774	Pb2203	S_1820	Sb2068	Se1960	Si2124
Units	ppm	ppm	ppm	ppm	ppm	ppm	ppm	ppm	ppm
Avg	**.0032**	**1.580**	**.1897**	**2.389**	**.1175**	**.6311**	**.0004**	**.0056**	**2.247**
Stddev	.0012	.027	.0006	.004	.0020	.0075	.0005	.0046	.014
%RSD	37.50	1.705	.3043	.1791	1.733	1.193	156.6	81.60	.6038
#1	.0019	1.583	.1904	2.392	.1185	.6390	-.0001	.0083	2.262
#2	.0034	1.551	.1892	2.392	.1151	.6304	.0009	.0003	2.245
#3	.0042	1.605	.1896	2.384	.1189	.6239	.0002	.0082	2.235

Elem	Sn1899	Sr4077	Ti3349	Tl1908	V_2924	W_2079	Zn2062	Zr3391
Units	ppm	ppm	ppm	ppm	ppm	ppm	ppm	ppm
Avg	**.0228**	**.0636**	**4.813**	**.0033**	**.4024**	**-.0028**	**.3698**	**.0571**
Stddev	.0017	.0001	.004	.0090	.0005	.0010	.0005	.0003
%RSD	7.613	.2255	.0944	270.0	.1150	37.02	.1471	.4860
#1	.0211	.0637	4.813	.0022	.4029	-.0026	.3702	.0571
#2	.0228	.0635	4.817	.0129	.4023	-.0018	.3700	.0573
#3	.0246	.0635	4.808	-.0050	.4020	-.0039	.3691	.0568

Zoom In Zoom Out

Sample Name: jd27563-4 Acquired: 7/7/2021 21:23:55 Type: Unk
Method: SGS NO VALVE3(v105) Mode: CONC Corr. Factor: 2.000000
User: admin Custom ID1: Custom ID2: Custom ID3:
Comment:

Int. Std.	In2306	Y_3600	Y_3710	Y_2243
Units	Cts/S	Cts/S	Cts/S	Cts/S
Avg	**4358.4**	**60219.**	**4623.3**	**1418.9**
Stddev	3.1	100.	27.8	.0
%RSD	.07089	.16563	.60131	.00218
#1	4361.9	60120.	4609.7	1418.9
#2	4357.2	60217.	4605.0	1419.0
#3	4356.1	60320.	4655.3	1418.9

Zoom In Zoom Out

Sample Name: mp27287-mb1conf Acquired: 7/7/2021 21:29:00 Type: Unk
Method: SGS NO VALVE3(v105) Mode: CONC Corr. Factor: 1.000000
User: admin Custom ID1: Custom ID2: Custom ID3:
Comment:

Elem	Ag3280	Al3961	As1890	B_2089	Ba4554	Be3130	Bi2230	Ca3179	Cd2288
Units	ppm	ppm	ppm	ppm	ppm	ppm	ppm	ppm	ppm
Avg	**-.0003**	**.0143**	**-.0001**	**.0026**	**.0018**	**.0003**	**-.0003**	**.0618**	**.0004**
Stddev	.0001	.0109	.0004	.0002	.0002	.0001	.0003	.0061	.0003
%RSD	33.82	76.28	295.5	6.013	10.64	20.10	101.2	9.811	71.09
#1	-.0004	.0055	-.0001	.0025	.0020	.0002	-.0004	.0672	.0001
#2	-.0002	.0266	.0002	.0025	.0016	.0002	.0000	.0552	.0006
#3	-.0002	.0109	-.0006	.0027	.0018	.0003	-.0005	.0631	.0005

Elem	Ce4040	Co2286	Cr2677	Cu3247	Fe2599	K_7664	Li6707	Mg2790	Mn2576
Units	ppm	ppm	ppm	ppm	ppm	ppm	ppm	ppm	ppm
Avg	**-.0001**	**-.0005**	**.0010**	**.0014**	**.0582**	**.0979**	**-.0009**	**.0298**	**.0009**
Stddev	.0021	.0002	.0001	.0002	.0058	.0150	.0009	.0184	.0000
%RSD	1847.	39.47	10.09	16.22	10.04	15.35	93.78	61.87	4.719
#1	.0003	-.0005	.0010	.0015	.0574	.0806	-.0010	.0136	.0009
#2	-.0024	-.0007	.0011	.0012	.0528	.1066	-.0018	.0499	.0008
#3	.0017	-.0003	.0009	.0016	.0644	.1066	-.0000	.0259	.0009

Elem	Mo2020	Na5895	Ni2316	P_1774	Pb2203	S_1820	Sb2068	Se1960	Si2124
Units	ppm	ppm	ppm	ppm	ppm	ppm	ppm	ppm	ppm
Avg	**.0007**	**.0339**	**.0010**	**.0338**	**-.0005**	**.0131**	**-.0002**	**.0028**	**.0137**
Stddev	.0000	.0117	.0004	.0022	.0013	.0044	.0020	.0004	.0010
%RSD	2.556	34.45	45.69	6.634	248.3	33.93	895.0	13.91	7.539
#1	.0006	.0446	.0013	.0318	.0009	.0143	.0017	.0029	.0148
#2	.0007	.0359	.0011	.0335	-.0013	.0082	-.0000	.0031	.0132
#3	.0006	.0214	.0005	.0362	-.0012	.0168	-.0023	.0023	.0129

Elem	Sn1899	Sr4077	Ti3349	Tl1908	V_2924	W_2079	Zn2062	Zr3391
Units	ppm	ppm	ppm	ppm	ppm	ppm	ppm	ppm
Avg	**.0283**	**.0004**	**.0030**	**-.0014**	**.0002**	**-.0017**	**.0135**	**.0008**
Stddev	.0008	.0000	.0001	.0019	.0001	.0009	.0003	.0001
%RSD	2.889	4.114	4.366	134.0	55.22	50.01	2.023	16.64
#1	.0281	.0004	.0028	-.0014	.0001	-.0012	.0135	.0006
#2	.0277	.0004	.0031	-.0033	.0002	-.0027	.0137	.0008
#3	.0292	.0004	.0030	.0005	.0002	-.0013	.0132	.0009

Zoom In Zoom Out

Sample Name: mp27287-mb1conf Acquired: 7/7/2021 21:29:00 Type: Unk
Method: SGS NO VALVE3(v105) Mode: CONC Corr. Factor: 1.000000
User: admin Custom ID1: Custom ID2: Custom ID3:
Comment:

Int. Std.	In2306	Y_3600	Y_3710	Y_2243
Units	Cts/S	Cts/S	Cts/S	Cts/S
Avg	**4359.8**	**59031.**	**4467.8**	**1393.6**
Stddev	13.2	276.	8.7	6.7
%RSD	.30379	.46752	.19564	.48175
#1	4362.5	58772.	4461.5	1395.9
#2	4345.4	58998.	4464.1	1386.0
#3	4371.4	59321.	4477.8	1398.8

Zoom In Zoom Out

Sample Name: mp27287-ps1 Acquired: 7/7/2021 21:34:15 Type: Unk
Method: SGS NO VALVE3(v105) Mode: CONC Corr. Factor: 1.000000
User: admin Custom ID1: Custom ID2: Custom ID3:
Comment:

Elem	Ag3280	Al3961	As1890	B_2089	Ba4554	Be3130	Bi2230	Ca3179	Cd2288
Units	ppm	ppm	ppm	ppm	ppm	ppm	ppm	ppm	ppm
Avg	**.2343**	**67.10**	**1.851**	**1.912**	**2.236**	**1.893**	**.1772**	**37.80**	**1.912**
Stddev	.0003	.09	.004	.005	.004	.004	.0031	.10	.004
%RSD	.1249	.1340	.2366	.2569	.1743	.1991	1.773	.2704	.1998
#1	.2346	67.03	1.856	1.917	2.233	1.889	.1785	37.69	1.916
#2	.2344	67.06	1.851	1.912	2.235	1.892	.1737	37.81	1.912
#3	.2340	67.20	1.847	1.907	2.241	1.897	.1796	37.89	1.908

Elem	Ce4040	Co2286	Cr2677	Cu3247	Fe2599	K_7664	Li6707	Mg2790	Mn2576
Units	ppm	ppm	ppm	ppm	ppm	ppm	ppm	ppm	ppm
Avg	**.4870**	**2.022**	**1.961**	**1.958**	**99.08**	**39.10**	**.0354**	**35.88**	**3.076**
Stddev	.0012	.004	.003	.001	.25	.09	.0004	.10	.002
%RSD	.2411	.2120	.1730	.0443	.2553	.2252	1.270	.2801	.0702
#1	.4866	2.026	1.965	1.958	98.81	39.06	.0355	35.76	3.078
#2	.4884	2.018	1.959	1.957	99.13	39.04	.0349	35.92	3.075
#3	.4861	2.023	1.960	1.957	99.31	39.20	.0358	35.94	3.074

Elem	Mo2020	Na5895	Ni2316	P_1774	Pb2203	S_1820	Sb2068	Se1960	Si2124
Units	ppm	ppm	ppm	ppm	ppm	ppm	ppm	ppm	ppm
Avg	**1.855**	**26.48**	**2.071**	**5.168**	**2.028**	**.0031**	**1.866**	**1.898**	**1.961**
Stddev	.001	.07	.003	.009	.005	.0015	.003	.005	.017
%RSD	.0499	.2584	.1245	.1728	.2464	48.83	.1481	.2684	.8844
#1	1.856	26.42	2.074	5.176	2.034	.0042	1.870	1.899	1.981
#2	1.854	26.46	2.069	5.169	2.024	.0038	1.865	1.902	1.951
#3	1.855	26.56	2.070	5.158	2.027	.0014	1.865	1.892	1.950

Elem	Sn1899	Sr4077	Ti3349	Tl1908	V_2924	W_2079	Zn2062	Zr3391
Units	ppm	ppm	ppm	ppm	ppm	ppm	ppm	ppm
Avg	**1.898**	**1.978**	**5.477**	**2.039**	**2.010**	**1.753**	**2.016**	**1.884**
Stddev	.005	.004	.009	.004	.001	.006	.004	.002
%RSD	.2520	.1917	.1710	.2064	.0350	.3356	.2054	.0772
#1	1.903	1.975	5.487	2.041	2.011	1.747	2.018	1.886
#2	1.897	1.977	5.474	2.034	2.009	1.753	2.018	1.883
#3	1.893	1.983	5.469	2.041	2.009	1.759	2.011	1.883

Zoom In Zoom Out

Sample Name: mp27287-ps1 Acquired: 7/7/2021 21:34:15 Type: Unk
Method: SGS NO VALVE3(v105) Mode: CONC Corr. Factor: 1.000000
User: admin Custom ID1: Custom ID2: Custom ID3:
Comment:

Int. Std.	In2306	Y_3600	Y_3710	Y_2243
Units	Cts/S	Cts/S	Cts/S	Cts/S
Avg	**4311.3**	**60516.**	**4669.1**	**1415.4**
Stddev	4.6	23.	24.2	2.5
%RSD	.10559	.03867	.51773	.17468
#1	4308.1	60502.	4696.9	1413.3
#2	4316.5	60503.	4653.2	1414.9
#3	4309.3	60543.	4657.3	1418.1

Zoom In Zoom Out

Sample Name: jd27540-1 Acquired: 7/7/2021 21:39:07 Type: Unk
Method: SGS NO VALVE3(v105) Mode: CONC Corr. Factor: 2.000000
User: admin Custom ID1: Custom ID2: Custom ID3:
Comment:

Elem	Ag3280	Al3961	As1890	B_2089	Ba4554	Be3130	Bi2230	Ca3179	Cd2288
Units	ppm	ppm	ppm	ppm	ppm	ppm	ppm	ppm	ppm
Avg	**-.0016**	**110.7**	**.0183**	**.0145**	**.9148**	**.0071**	**.2474**	**15.28**	**.0013**
Stddev	.0004	.3	.0009	.0011	.0028	.0001	.0010	.04	.0001
%RSD	26.25	.2712	4.853	7.660	.3088	1.099	.4010	.2633	8.254
#1	-.0011	110.4	.0194	.0156	.9116	.0071	.2464	15.23	.0012
#2	-.0018	110.9	.0180	.0134	.9157	.0070	.2474	15.30	.0014
#3	-.0018	110.9	.0177	.0145	.9170	.0072	.2483	15.30	.0013

Elem	Ce4040	Co2286	Cr2677	Cu3247	Fe2599	K_7664	Li6707	Mg2790	Mn2576
Units	ppm	ppm	ppm	ppm	ppm	ppm	ppm	ppm	ppm
Avg	**.5813**	**.0775**	**.2084**	**.1469**	**149.9**	**32.67**	**.1029**	**31.56**	**2.603**
Stddev	.0028	.0008	.0010	.0006	.4	.01	.0003	.10	.006
%RSD	.4890	1.068	.4585	.4191	.2496	.0302	.3284	.3164	.2202
#1	.5842	.0776	.2073	.1468	149.5	32.68	.1030	31.44	2.597
#2	.5786	.0783	.2092	.1475	150.2	32.66	.1025	31.62	2.608
#3	.5810	.0767	.2085	.1463	150.1	32.67	.1031	31.62	2.603

Elem	Mo2020	Na5895	Ni2316	P_1774	Pb2203	S_1820	Sb2068	Se1960	Si2124
Units	ppm	ppm	ppm	ppm	ppm	ppm	ppm	ppm	ppm
Avg	**.0090**	**3.399**	**.1707**	**3.288**	**.0595**	**.3059**	**-.0026**	**.0073**	**2.137**
Stddev	.0008	.019	.0006	.005	.0021	.0049	.0017	.0054	.011
%RSD	9.299	.5617	.3269	.1663	3.562	1.597	65.73	73.69	.5244
#1	.0100	3.384	.1704	3.289	.0581	.3106	-.0044	.0128	2.148
#2	.0087	3.393	.1703	3.292	.0584	.3063	-.0011	.0021	2.136
#3	.0084	3.421	.1713	3.281	.0619	.3009	-.0022	.0068	2.126

Elem	Sn1899	Sr4077	Ti3349	Tl1908	V_2924	W_2079	Zn2062	Zr3391
Units	ppm	ppm	ppm	ppm	ppm	ppm	ppm	ppm
Avg	**.0214**	**.0795**	**10.61**	**-.0009**	**.2682**	**.0393**	**.3437**	**.0311**
Stddev	.0019	.0002	.01	.0014	.0006	.0035	.0013	.0003
%RSD	8.792	.2691	.1375	162.6	.2054	8.920	.3795	.9973
#1	.0236	.0794	10.59	-.0025	.2677	.0405	.3425	.0313
#2	.0202	.0794	10.62	-.0003	.2682	.0421	.3451	.0307
#3	.0204	.0797	10.60	.0002	.2688	.0354	.3434	.0313

Zoom In Zoom Out

Sample Name: jd27540-1 Acquired: 7/7/2021 21:39:07 Type: Unk
Method: SGS NO VALVE3(v105) Mode: CONC Corr. Factor: 2.000000
User: admin Custom ID1: Custom ID2: Custom ID3:
Comment:

Int. Std.	In2306	Y_3600	Y_3710	Y_2243
Units	Cts/S	Cts/S	Cts/S	Cts/S
Avg	**4329.7**	**60396.**	**4619.9**	**1427.6**
Stddev	4.4	213.	37.0	.8
%RSD	.10127	.35185	.80110	.05314
#1	4333.1	60610.	4651.1	1427.7
#2	4324.7	60185.	4579.0	1426.8
#3	4331.3	60391.	4629.5	1428.3

Zoom In Zoom Out

Sample Name: jd27540-3 Acquired: 7/7/2021 21:44:11 Type: Unk
Method: SGS NO VALVE3(v105) Mode: CONC Corr. Factor: 1.000000
User: admin Custom ID1: Custom ID2: Custom ID3:
Comment:

Elem	Ag3280	Al3961	As1890	B_2089	Ba4554	Be3130	Bi2230	Ca3179	Cd2288
Units	ppm	ppm	ppm	ppm	ppm	ppm	ppm	ppm	ppm
Avg	**-.0006**	**52.60**	**.0095**	**.0052**	**.9162**	**.0025**	**.1232**	**40.87**	**.0004**
Stddev	.0005	.04	.0006	.0008	.0012	.0000	.0058	.08	.0001
%RSD	89.59	.0800	6.467	15.54	.1266	1.693	4.673	.1906	14.66
#1	-.0002	52.64	.0100	.0045	.9171	.0025	.1277	40.96	.0005
#2	-.0011	52.60	.0096	.0050	.9166	.0025	.1252	40.85	.0004
#3	-.0003	52.56	.0088	.0061	.9149	.0024	.1167	40.81	.0004

Elem	Ce4040	Co2286	Cr2677	Cu3247	Fe2599	K_7664	Li6707	Mg2790	Mn2576
Units	ppm	ppm	ppm	ppm	ppm	ppm	ppm	ppm	ppm
Avg	**.3932**	**.0519**	**.1246**	**.1157**	**90.89**	**24.21**	**.0484**	**32.52**	**4.462**
Stddev	.0021	.0005	.0005	.0006	.25	.04	.0014	.23	.021
%RSD	.5353	.8892	.3892	.5213	.2695	.1802	2.858	.6987	.4605
#1	.3954	.0514	.1251	.1161	91.15	24.25	.0499	32.76	4.443
#2	.3930	.0523	.1244	.1159	90.86	24.20	.0473	32.49	4.484
#3	.3912	.0519	.1242	.1150	90.67	24.17	.0479	32.31	4.461

Elem	Mo2020	Na5895	Ni2316	P_1774	Pb2203	S_1820	Sb2068	Se1960	Si2124
Units	ppm	ppm	ppm	ppm	ppm	ppm	ppm	ppm	ppm
Avg	**.0032**	**1.927**	**.1195**	**4.293**	**.0228**	**.0861**	**-.0007**	**.0012**	**1.968**
Stddev	.0001	.018	.0016	.044	.0012	.0044	.0009	.0019	.010
%RSD	3.135	.9271	1.369	1.023	5.068	5.140	128.6	151.0	.5138
#1	.0031	1.918	.1181	4.269	.0216	.0810	-.0008	-.0009	1.975
#2	.0033	1.947	.1191	4.267	.0228	.0880	-.0016	.0027	1.957
#3	.0031	1.914	.1213	4.344	.0239	.0892	.0003	.0020	1.973

Elem	Sn1899	Sr4077	Ti3349	Tl1908	V_2924	W_2079	Zn2062	Zr3391
Units	ppm	ppm	ppm	ppm	ppm	ppm	ppm	ppm
Avg	**.0163**	**.0597**	**5.643**	**.0026**	**.1507**	**.0083**	**.1851**	**.0121**
Stddev	.0003	.0001	.006	.0022	.0002	.0006	.0022	.0002
%RSD	1.903	.2353	.1000	85.82	.1449	6.673	1.213	1.267
#1	.0161	.0598	5.647	.0002	.1506	.0083	.1832	.0120
#2	.0167	.0599	5.646	.0031	.1509	.0089	.1846	.0120
#3	.0162	.0596	5.636	.0046	.1506	.0078	.1876	.0122

Zoom In Zoom Out

Sample Name: jd27540-3 Acquired: 7/7/2021 21:44:11 Type: Unk
Method: SGS NO VALVE3(v105) Mode: CONC Corr. Factor: 1.000000
User: admin Custom ID1: Custom ID2: Custom ID3:
Comment:

Int. Std.	In2306	Y_3600	Y_3710	Y_2243
Units	Cts/S	Cts/S	Cts/S	Cts/S
Avg	**4281.9**	**60581.**	**4651.5**	**1409.9**
Stddev	29.7	183.	15.0	11.3
%RSD	.69477	.30280	.32340	.80469
#1	4303.8	60772.	4639.5	1418.4
#2	4293.9	60406.	4668.4	1414.2
#3	4248.0	60565.	4646.7	1397.0

Zoom In Zoom Out

Sample Name: jd27540-4 Acquired: 7/7/2021 21:49:20 Type: Unk
Method: SGS NO VALVE3(v105) Mode: CONC Corr. Factor: 1.000000
User: admin Custom ID1: Custom ID2: Custom ID3:
Comment:

Elem	Ag3280	Al3961	As1890	B_2089	Ba4554	Be3130	Bi2230	Ca3179	Cd2288
Units	ppm	ppm	ppm	ppm	ppm	ppm	ppm	ppm	ppm
Avg	**-.0008**	**115.3**	**.0539**	**.0180**	**.8690**	**.0049**	**.1053**	**41.79**	**.0007**
Stddev	.0007	2.5	.0013	.0007	.0189	.0001	.0018	.91	.0001
%RSD	89.99	2.212	2.430	3.999	2.171	2.038	1.682	2.169	13.19
#1	-.0002	117.2	.0552	.0184	.8833	.0050	.1035	42.50	.0007
#2	-.0016	112.4	.0526	.0171	.8476	.0048	.1070	40.77	.0008
#3	-.0005	116.2	.0539	.0183	.8760	.0049	.1055	42.12	.0006

Elem	Ce4040	Co2286	Cr2677	Cu3247	Fe2599	K_7664	Li6707	Mg2790	Mn2576
Units	ppm	ppm	ppm	ppm	ppm	ppm	ppm	ppm	ppm
Avg	**.6687**	**.0532**	**.1736**	**.1303**	**121.6**	**12.27**	**.1198**	**21.21**	**1.436**
Stddev	.0014	.0005	.0012	.0006	2.6	.29	.0037	.55	.004
%RSD	.2104	.9688	.7103	.4676	2.131	2.331	3.127	2.608	.2866
#1	.6696	.0535	.1749	.1310	123.7	12.49	.1233	21.70	1.440
#2	.6671	.0534	.1736	.1298	118.7	11.94	.1159	20.61	1.438
#3	.6694	.0526	.1724	.1302	122.4	12.37	.1203	21.32	1.432

Elem	Mo2020	Na5895	Ni2316	P_1774	Pb2203	S_1820	Sb2068	Se1960	Si2124
Units	ppm	ppm	ppm	ppm	ppm	ppm	ppm	ppm	ppm
Avg	**.0044**	**2.707**	**.1538**	**3.892**	**3.887**	**.5926**	**.0001**	**.0021**	**2.356**
Stddev	.0001	.051	.0007	.003	.005	.0036	.0011	.0012	.019
%RSD	3.116	1.902	.4419	.0781	.1370	.6010	1062.	57.02	.8111
#1	.0046	2.749	.1545	3.894	3.893	.5951	-.0007	.0030	2.367
#2	.0043	2.650	.1532	3.894	3.884	.5942	-.0003	.0024	2.366
#3	.0044	2.724	.1536	3.889	3.883	.5886	.0013	.0008	2.334

Elem	Sn1899	Sr4077	Ti3349	Tl1908	V_2924	W_2079	Zn2062	Zr3391
Units	ppm	ppm	ppm	ppm	ppm	ppm	ppm	ppm
Avg	**.0217**	**.1828**	**4.756**	**-.0018**	**.2456**	**.0036**	**.5665**	**.0261**
Stddev	.0004	.0041	.010	.0022	.0010	.0009	.0002	.0004
%RSD	1.658	2.236	.2062	119.8	.3975	24.73	.0354	1.502
#1	.0220	.1860	4.762	-.0038	.2465	.0040	.5667	.0265
#2	.0213	.1782	4.760	.0005	.2458	.0026	.5665	.0257
#3	.0219	.1841	4.744	-.0021	.2446	.0043	.5663	.0262

Zoom In Zoom Out

Sample Name: jd27540-4 Acquired: 7/7/2021 21:49:20 Type: Unk
Method: SGS NO VALVE3(v105) Mode: CONC Corr. Factor: 1.000000
User: admin Custom ID1: Custom ID2: Custom ID3:
Comment:

Int. Std.	In2306	Y_3600	Y_3710	Y_2243
Units	Cts/S	Cts/S	Cts/S	Cts/S
Avg	**4348.8**	**62751.**	**4945.3**	**1484.9**
Stddev	.6	263.	91.8	.5
%RSD	.01380	.41939	1.8561	.03560
#1	4348.1	62535.	4872.8	1485.5
#2	4349.0	62675.	5048.5	1484.5
#3	4349.3	63044.	4914.5	1484.7

Zoom In Zoom Out

Sample Name: jd27540-6 Acquired: 7/7/2021 21:54:21 Type: Unk
Method: SGS NO VALVE3(v105) Mode: CONC Corr. Factor: 1.000000
User: admin Custom ID1: Custom ID2: Custom ID3:
Comment:

Elem	Ag3280	Al3961	As1890	B_2089	Ba4554	Be3130	Bi2230	Ca3179
Units	ppm	ppm	ppm	ppm	ppm	ppm	ppm	ppm
Avg	**.0000**	**97.79**	**.0242**	**.0175**	**1.254**	**.0043**	**.1175**	**39.92**
Stddev	.0004	.05	.0007	.0006	.002	.0000	.0009	.03
%RSD	3141.	.0480	2.930	3.228	.1885	.9307	.7787	.0742
#1	.0001	97.74	.0250	.0169	1.252	.0042	.1185	39.95
#2	.0004	97.79	.0237	.0177	1.254	.0043	.1166	39.92
#3	-.0004	97.83	.0238	.0180	1.257	.0042	.1175	39.89

Elem	Cd2288	Ce4040	Co2286	Cr2677	Cu3247	Fe2599	K_7664	Li6707
Units	ppm	ppm	ppm	ppm	ppm	ppm	ppm	ppm
Avg	**.0032**	**.3819**	**.0434**	**.1636**	**.2173**	**114.2**	**15.68**	**.1919**
Stddev	.0002	.0028	.0002	.0003	.0008	.0	.03	.0013
%RSD	5.404	.7254	.3611	.1847	.3831	.0159	.1707	.6561
#1	.0030	.3789	.0432	.1639	.2167	114.2	15.70	.1928
#2	.0033	.3842	.0436	.1637	.2169	114.2	15.65	.1924
#3	.0034	.3827	.0434	.1633	.2182	114.2	15.68	.1905

Elem	Mg2790	Mn2576	Mo2020	Na5895	Ni2316	P_1774	Pb2203	S_1820
Units	ppm	ppm	ppm	ppm	ppm	ppm	ppm	ppm
Avg	**25.81**	**1.325**	**.0048**	**3.117**	**.1463**	F **19.08**	**1.520**	**3.825**
Stddev	.02	.001	.0004	.016	.0007	.01	.002	.002
%RSD	.0587	.0472	9.276	.4993	.4459	.0396	.1211	.0623
#1	25.82	1.325	.0053	3.125	.1463	19.09	1.520	3.824
#2	25.79	1.325	.0045	3.099	.1457	19.08	1.518	3.827
#3	25.81	1.324	.0047	3.127	.1470	19.07	1.521	3.823

Elem	Sb2068	Se1960	Si2124	Sn1899	Sr4077	Ti3349	Tl1908	V_2924
Units	ppm	ppm	ppm	ppm	ppm	ppm	ppm	ppm
Avg	**.0081**	**.0106**	**1.889**	**.0658**	**.3849**	**5.312**	F **-.0021**	**.1886**
Stddev	.0014	.0017	.009	.0005	.0002	.002	.0009	.0006
%RSD	17.70	15.85	.5031	.7989	.0401	.0438	41.44	.3193
#1	.0081	.0088	1.900	.0663	.3850	5.315	-.0030	.1891
#2	.0095	.0122	1.886	.0658	.3850	5.312	-.0013	.1888
#3	.0066	.0108	1.881	.0653	.3847	5.311	-.0018	.1879

Zoom In Zoom Out

Sample Name: jd27540-6 Acquired: 7/7/2021 21:54:21 Type: Unk
Method: SGS NO VALVE3(v105) Mode: CONC Corr. Factor: 1.000000
User: admin Custom ID1: Custom ID2: Custom ID3:
Comment:

Elem	W_2079	Zn2062	Zr3391
Units	ppm	ppm	ppm
Avg	**.0054**	**3.258**	**.0189**
Stddev	.0006	.005	.0002
%RSD	11.46	.1407	.8007
#1	.0060	3.254	.0188
#2	.0053	3.263	.0191
#3	.0048	3.258	.0188

Int. Std.	In2306	Y_3600	Y_3710	Y_2243
Units	Cts/S	Cts/S	Cts/S	Cts/S
Avg	**4325.4**	**60751.**	**4746.5**	**1432.5**
Stddev	4.3	105.	15.5	1.2
%RSD	.09993	.17307	.32603	.08208
#1	4329.7	60689.	4737.5	1433.8
#2	4325.5	60693.	4737.5	1432.3
#3	4321.1	60873.	4764.3	1431.4

Zoom In Zoom Out

Sample Name: ccv Acquired: 7/7/2021 21:59:24 Type: QC
Method: SGS NO VALVE3(v105) Mode: CONC Corr. Factor: 1.000000
User: admin Custom ID1: Custom ID2: Custom ID3:
Comment:

Elem	Ag3280	Al3961	As1890	B_2089	Ba4554	Be3130	Bi2230	Ca3179	Cd2288
Units	ppm	ppm	ppm	ppm	ppm	ppm	ppm	ppm	ppm
Avg	**.2441**	**39.81**	**1.985**	**1.994**	**2.020**	**1.989**	**2.005**	**38.99**	**1.994**
Stddev	.0005	.03	.003	.003	.003	.001	.003	.05	.003
%RSD	.2206	.0795	.1530	.1575	.1531	.0377	.1289	.1202	.1259
#1	.2442	39.84	1.983	1.998	2.024	1.990	2.008	39.04	1.996
#2	.2445	39.81	1.983	1.993	2.019	1.989	2.003	38.97	1.991
#3	.2435	39.78	1.988	1.992	2.019	1.989	2.005	38.95	1.994
Check ?	Chk Pass	Chk Pass	Chk Pass	Chk Pass	Chk Pass	Chk Pass	Chk Pass	Chk Pass	Chk Pass
Value									
Range									

Elem	Ce4040	Co2286	Cr2677	Cu3247	Fe2599	K_7664	Li6707	Mg2790	Mn2576
Units	ppm	ppm	ppm	ppm	ppm	ppm	ppm	ppm	ppm
Avg	**1.993**	**2.017**	**1.956**	**1.946**	**39.23**	**39.83**	**2.018**	**38.14**	**1.998**
Stddev	.004	.003	.006	.002	.03	.02	.003	.14	.005
%RSD	.2075	.1324	.3041	.1243	.0706	.0609	.1532	.3709	.2534
#1	1.994	2.020	1.963	1.947	39.21	39.84	2.019	38.30	2.002
#2	1.996	2.017	1.954	1.947	39.21	39.80	2.020	38.02	1.999
#3	1.988	2.014	1.951	1.943	39.26	39.85	2.014	38.10	1.993
Check ?	Chk Pass	Chk Pass	Chk Pass	Chk Pass	Chk Pass	Chk Pass	Chk Pass	Chk Pass	Chk Pass
Value									
Range									

Elem	Mo2020	Na5895	Ni2316	P_1774	Pb2203	S_1820	Sb2068	Se1960	Si2124
Units	ppm	ppm	ppm	ppm	ppm	ppm	ppm	ppm	ppm
Avg	**2.019**	**40.34**	**2.027**	**1.997**	**2.031**	**1.953**	**2.001**	**1.973**	**4.960**
Stddev	.005	.06	.003	.002	.003	.009	.002	.002	.003
%RSD	.2382	.1443	.1671	.1178	.1638	.4495	.0748	.1107	.0641
#1	2.024	40.40	2.030	1.998	2.034	1.963	2.002	1.974	4.959
#2	2.014	40.34	2.027	1.995	2.029	1.946	2.000	1.971	4.957
#3	2.020	40.28	2.024	1.999	2.028	1.952	2.002	1.975	4.963
Check ?	Chk Pass	Chk Pass	Chk Pass	Chk Pass	Chk Pass	Chk Pass	Chk Pass	Chk Pass	Chk Pass
Value									
Range									

Zoom In Zoom Out

Sample Name: ccv Acquired: 7/7/2021 21:59:24 Type: QC
Method: SGS NO VALVE3(v105) Mode: CONC Corr. Factor: 1.000000
User: admin Custom ID1: Custom ID2: Custom ID3:
Comment:

Elem	Sn1899	Sr4077	Ti3349	Tl1908	V_2924	W_2079	Zn2062	Zr3391
Units	ppm	ppm	ppm	ppm	ppm	ppm	ppm	ppm
Avg	**2.023**	**2.037**	**1.968**	**2.044**	**1.969**	**2.024**	**1.994**	**2.006**
Stddev	.001	.003	.004	.002	.005	.001	.004	.003
%RSD	.0561	.1518	.1921	.1032	.2573	.0504	.1893	.1647
#1	2.024	2.041	1.972	2.042	1.974	2.025	1.999	2.007
#2	2.022	2.035	1.968	2.046	1.970	2.025	1.993	2.008
#3	2.024	2.035	1.965	2.043	1.964	2.023	1.992	2.002
Check ?	Chk Pass	Chk Pass	Chk Pass	Chk Pass	Chk Pass	Chk Pass	Chk Pass	Chk Pass
Value								
Range								

Int. Std.	In2306	Y_3600	Y_3710	Y_2243
Units	Cts/S	Cts/S	Cts/S	Cts/S
Avg	**4257.4**	**57934.**	**4407.7**	**1351.3**
Stddev	7.1	230.	6.4	2.4
%RSD	.16684	.39748	.14434	.17417
#1	4252.4	57675.	4405.9	1348.8
#2	4254.2	58012.	4414.7	1351.5
#3	4265.5	58116.	4402.3	1353.5

Zoom In Zoom Out

Sample Name: ccb Acquired: 7/7/2021 22:04:15 Type: QC
Method: SGS NO VALVE3(v105) Mode: CONC Corr. Factor: 1.000000
User: admin Custom ID1: Custom ID2: Custom ID3:
Comment:

Elem	Ag3280	Al3961	As1890	B_2089	Ba4554	Be3130	Bi2230	Ca3179
Units	ppm	ppm	ppm	ppm	ppm	ppm	ppm	ppm
Avg	**.0001**	**-.0133**	**.0011**	**.0002**	**.0006**	**.0002**	**-.0002**	**-.0042**
Stddev	.0003	.0101	.0005	.0012	.0002	.0000	.0021	.0036
%RSD	659.8	75.92	43.00	477.0	39.07	9.612	1139.	84.79
#1	.0000	-.0238	.0007	.0013	.0008	.0002	-.0009	-.0026
#2	.0004	-.0126	.0009	.0005	.0004	.0002	-.0018	-.0017
#3	-.0003	-.0036	.0016	-.0010	.0005	.0002	.0022	-.0083
Check ?	Chk Pass	Chk Pass	Chk Pass	Chk Pass	Chk Pass	Chk Pass	Chk Pass	Chk Pass
High Limit								
Low Limit								

Elem	Cd2288	Ce4040	Co2286	Cr2677	Cu3247	Fe2599	K_7664	Li6707
Units	ppm	ppm	ppm	ppm	ppm	ppm	ppm	ppm
Avg	**.0001**	**-.0019**	**-.0004**	**.0002**	**-.0001**	**.0097**	**.0604**	**-.0018**
Stddev	.0001	.0017	.0003	.0001	.0002	.0017	.0594	.0006
%RSD	107.0	89.06	58.33	77.77	195.2	17.59	98.35	35.26
#1	.0000	-.0019	-.0005	.0003	-.0002	.0078	.0290	-.0026
#2	.0003	-.0035	-.0007	.0000	.0001	.0105	.1288	-.0014
#3	.0001	-.0002	-.0002	.0002	-.0002	.0109	.0233	-.0015
Check ?	Chk Pass	None	Chk Pass	Chk Pass	Chk Pass	Chk Pass	Chk Pass	Chk Pass
High Limit								
Low Limit								

Elem	Mg2790	Mn2576	Mo2020	Na5895	Ni2316	P_1774	Pb2203	S_1820
Units	ppm	ppm	ppm	ppm	ppm	ppm	ppm	ppm
Avg	**.0193**	**.0001**	**.0014**	**-.0485**	**.0005**	**.0026**	**-.0006**	**-.0055**
Stddev	.0266	.0000	.0001	.0068	.0008	.0000	.0015	.0018
%RSD	137.7	70.22	7.630	14.08	155.7	.9883	233.7	32.11
#1	-.0109	.0000	.0013	-.0420	.0011	.0026	-.0002	-.0039
#2	.0297	.0001	.0014	-.0479	-.0004	.0026	-.0023	-.0074
#3	.0392	.0001	.0015	-.0556	.0007	.0026	.0006	-.0052
Check ?	Chk Pass	Chk Pass	Chk Pass	Chk Pass	Chk Pass	Chk Pass	Chk Pass	Chk Pass
High Limit								
Low Limit								

Zoom In Zoom Out

Sample Name: ccb Acquired: 7/7/2021 22:04:15 Type: QC
Method: SGS NO VALVE3(v105) Mode: CONC Corr. Factor: 1.000000
User: admin Custom ID1: Custom ID2: Custom ID3:
Comment:

Elem	Sb2068	Se1960	Si2124	Sn1899	Sr4077	Ti3349	Tl1908	V_2924
Units	ppm	ppm	ppm	ppm	ppm	ppm	ppm	ppm
Avg	**-.0009**	**.0013**	**.0005**	**.0003**	**.0000**	**.0003**	F **.0022**	**.0005**
Stddev	.0005	.0015	.0005	.0015	.0001	.0003	.0016	.0002
%RSD	51.39	116.7	90.13	591.6	623.2	99.95	72.47	41.63
#1	-.0008	.0012	.0001	.0020	.0001	.0003	.0036	.0004
#2	-.0005	.0028	.0005	-.0010	-.0001	.0006	.0025	.0004
#3	-.0014	-.0002	.0010	-.0002	.0001	-.0000	.0005	.0008
Check ?	Chk Pass	Chk Pass	Chk Pass	Chk Pass	Chk Pass	Chk Pass	Chk Fail	Chk Pass
High Limit							.0020	
Low Limit							-.0020	

Elem	W_2079	Zn2062	Zr3391
Units	ppm	ppm	ppm
Avg	**.0022**	F **-.0048**	**.0003**
Stddev	.0012	.0003	.0001
%RSD	54.71	7.256	27.96
#1	.0025	-.0044	.0002
#2	.0009	-.0051	.0004
#3	.0032	-.0048	.0003
Check ?	Chk Pass	Chk Fail	Chk Pass
High Limit		.0020	
Low Limit		-.0020	

Int. Std.	In2306	Y_3600	Y_3710	Y_2243
Units	Cts/S	Cts/S	Cts/S	Cts/S
Avg	**4354.3**	**59171.**	**4417.9**	**1385.1**
Stddev	7.6	143.	25.9	2.3
%RSD	.17429	.24233	.58656	.16425
#1	4362.3	59011.	4447.4	1386.8
#2	4347.3	59211.	4407.4	1382.5
#3	4353.2	59289.	4398.9	1385.9

Zoom In Zoom Out

Sample Name: jd27540-7 Acquired: 7/7/2021 22:09:32 Type: Unk
Method: SGS NO VALVE3(v105) Mode: CONC Corr. Factor: 1.000000
User: admin Custom ID1: Custom ID2: Custom ID3:
Comment:

Elem	Ag3280	Al3961	As1890	B_2089	Ba4554	Be3130	Bi2230	Ca3179	Cd2288
Units	ppm	ppm	ppm	ppm	ppm	ppm	ppm	ppm	ppm
Avg	**-.0013**	**143.8**	**.0181**	**.0122**	**.8564**	**.0063**	**.2084**	**15.31**	**.0015**
Stddev	.0017	5.9	.0004	.0013	.0353	.0002	.0024	.61	.0003
%RSD	129.2	4.126	2.147	10.96	4.122	2.657	1.142	4.016	20.75
#1	-.0029	139.2	.0177	.0131	.8289	.0061	.2086	14.83	.0012
#2	.0005	150.5	.0184	.0128	.8962	.0064	.2106	16.00	.0018
#3	-.0015	141.7	.0181	.0107	.8441	.0062	.2059	15.11	.0015

Elem	Ce4040	Co2286	Cr2677	Cu3247	Fe2599	K_7664	Li6707	Mg2790	Mn2576
Units	ppm	ppm	ppm	ppm	ppm	ppm	ppm	ppm	ppm
Avg	**.7505**	**.0745**	**.2271**	**.2087**	F **206.5**	**36.37**	**.0939**	**29.63**	**2.870**
Stddev	.0024	.0003	.0007	.0015	8.5	1.44	.0040	1.29	.007
%RSD	.3255	.3645	.3241	.7379	4.094	3.963	4.244	4.365	.2292
#1	.7506	.0747	.2264	.2077	199.9	35.22	.0917	28.72	2.870
#2	.7529	.0745	.2279	.2105	216.0	37.99	.0985	31.11	2.877
#3	.7480	.0742	.2270	.2080	203.6	35.89	.0916	29.06	2.864

Elem	Mo2020	Na5895	Ni2316	P_1774	Pb2203	S_1820	Sb2068	Se1960	Si2124
Units	ppm	ppm	ppm	ppm	ppm	ppm	ppm	ppm	ppm
Avg	**.0015**	**2.377**	**.1738**	**4.988**	**.0616**	**.2613**	**-.0017**	**.0058**	**2.776**
Stddev	.0005	.103	.0004	.003	.0013	.0012	.0002	.0036	.011
%RSD	32.16	4.334	.2499	.0599	2.058	.4513	12.48	62.78	.3959
#1	.0010	2.302	.1741	4.991	.0615	.2623	-.0017	.0089	2.778
#2	.0020	2.495	.1733	4.985	.0629	.2600	-.0015	.0066	2.786
#3	.0016	2.335	.1741	4.989	.0604	.2617	-.0020	.0018	2.764

Elem	Sn1899	Sr4077	Ti3349	Tl1908	V_2924	W_2079	Zn2062	Zr3391
Units	ppm	ppm	ppm	ppm	ppm	ppm	ppm	ppm
Avg	**.0263**	**.0663**	F **9.249**	**.0013**	**.3142**	**-.0001**	**.3299**	**.0417**
Stddev	.0009	.0026	.012	.0021	.0007	.0003	.0006	.0005
%RSD	3.240	3.940	.1279	168.5	.2075	267.1	.1704	1.161
#1	.0268	.0643	9.250	-.0010	.3139	-.0002	.3305	.0413
#2	.0253	.0693	9.260	.0015	.3150	-.0004	.3300	.0422
#3	.0267	.0654	9.237	.0032	.3138	.0003	.3293	.0415

Zoom In Zoom Out

Sample Name: jd27540-7 Acquired: 7/7/2021 22:09:32 Type: Unk
Method: SGS NO VALVE3(v105) Mode: CONC Corr. Factor: 1.000000
User: admin Custom ID1: Custom ID2: Custom ID3:
Comment:

Int. Std.	In2306	Y_3600	Y_3710	Y_2243
Units	Cts/S	Cts/S	Cts/S	Cts/S
Avg	**4373.4**	**64546.**	**4918.0**	**1522.3**
Stddev	3.1	125.	163.3	1.8
%RSD	.07000	.19340	3.3209	.12126
#1	4370.4	64538.	5054.3	1520.8
#2	4373.4	64426.	4737.0	1524.4
#3	4376.5	64676.	4962.8	1521.8

Zoom In Zoom Out

Sample Name: jd27540-7 Acquired: 7/7/2021 22:14:33 Type: Unk
Method: SGS NO VALVE3(v105) Mode: CONC Corr. Factor: 5.000000
User: admin Custom ID1: Custom ID2: Custom ID3:
Comment:

Elem	Ag3280	Al3961	As1890	B_2089	Ba4554	Be3130	Bi2230	Ca3179	Cd2288
Units	ppm	ppm	ppm	ppm	ppm	ppm	ppm	ppm	ppm
Avg	**-.0010**	**161.3**	**.0287**	**.0128**	**.9684**	**.0078**	**.2478**	**17.48**	**.0025**
Stddev	.0017	.2	.0056	.0022	.0014	.0002	.0084	.02	.0006
%RSD	165.0	.0943	19.67	17.08	.1467	2.346	3.391	.1239	23.43
#1	-.0007	161.2	.0289	.0127	.9684	.0079	.2562	17.45	.0031
#2	-.0028	161.4	.0341	.0106	.9670	.0076	.2476	17.49	.0024
#3	.0005	161.5	.0229	.0150	.9698	.0079	.2394	17.49	.0019

Elem	Ce4040	Co2286	Cr2677	Cu3247	Fe2599	K_7664	Li6707	Mg2790	Mn2576
Units	ppm	ppm	ppm	ppm	ppm	ppm	ppm	ppm	ppm
Avg	**.8614**	**.0780**	**.2638**	**.2317**	**240.2**	**41.11**	**.0906**	**33.95**	**3.368**
Stddev	.0200	.0022	.0012	.0006	.5	.02	.0042	.29	.006
%RSD	2.321	2.831	.4392	.2674	.1995	.0391	4.616	.8633	.1709
#1	.8580	.0779	.2641	.2319	239.8	41.11	.0898	33.89	3.370
#2	.8434	.0759	.2626	.2321	239.9	41.13	.0869	33.70	3.362
#3	.8829	.0803	.2648	.2310	240.7	41.10	.0952	34.27	3.373

Elem	Mo2020	Na5895	Ni2316	P_1774	Pb2203	S_1820	Sb2068	Se1960	Si2124
Units	ppm	ppm	ppm	ppm	ppm	ppm	ppm	ppm	ppm
Avg	**.0042**	**2.530**	**.1898**	**5.742**	**.0592**	**.2895**	**.0065**	**.0190**	**3.200**
Stddev	.0012	.011	.0025	.006	.0033	.0156	.0084	.0046	.008
%RSD	28.30	.4375	1.343	.0986	5.584	5.406	129.9	24.15	.2447
#1	.0042	2.536	.1879	5.740	.0629	.3023	-.0019	.0145	3.196
#2	.0030	2.536	.1889	5.749	.0582	.2720	.0150	.0237	3.209
#3	.0054	2.517	.1927	5.738	.0565	.2941	.0065	.0188	3.195

Elem	Sn1899	Sr4077	Ti3349	Tl1908	V_2924	W_2079	Zn2062	Zr3391
Units	ppm	ppm	ppm	ppm	ppm	ppm	ppm	ppm
Avg	**.0323**	**.0743**	**10.56**	**.0063**	**.3620**	**-.0069**	**.3673**	**.0474**
Stddev	.0025	.0005	.02	.0108	.0019	.0063	.0008	.0007
%RSD	7.847	.6226	.1472	171.2	.5268	91.79	.2279	1.429
#1	.0307	.0747	10.55	.0076	.3599	-.0002	.3671	.0467
#2	.0309	.0744	10.55	-.0051	.3623	-.0077	.3682	.0474
#3	.0352	.0738	10.58	.0163	.3637	-.0127	.3666	.0480

Zoom In Zoom Out

Sample Name: jd27540-7 Acquired: 7/7/2021 22:14:33 Type: Unk
Method: SGS NO VALVE3(v105) Mode: CONC Corr. Factor: 5.000000
User: admin Custom ID1: Custom ID2: Custom ID3:
Comment:

Int. Std.	In2306	Y_3600	Y_3710	Y_2243
Units	Cts/S	Cts/S	Cts/S	Cts/S
Avg	**4329.1**	**59831.**	**4530.0**	**1415.9**
Stddev	1.7	185.	3.8	1.8
%RSD	.03965	.30858	.08292	.13050
#1	4328.2	59833.	4534.3	1417.3
#2	4331.1	60015.	4528.8	1416.5
#3	4328.1	59646.	4527.0	1413.8

Zoom In Zoom Out

Sample Name: jd27540-8 Acquired: 7/7/2021 22:19:40 Type: Unk
Method: SGS NO VALVE3(v105) Mode: CONC Corr. Factor: 1.000000
User: admin Custom ID1: Custom ID2: Custom ID3:
Comment:

Elem	Ag3280	Al3961	As1890	B_2089	Ba4554	Be3130	Bi2230	Ca3179	Cd2288
Units	ppm	ppm	ppm	ppm	ppm	ppm	ppm	ppm	ppm
Avg	**-.0028**	**116.4**	**.0221**	**.0082**	**1.031**	**.0051**	**.2585**	**70.25**	**.0012**
Stddev	.0009	.2	.0010	.0006	.002	.0001	.0153	.14	.0002
%RSD	32.79	.1945	4.736	6.919	.1581	1.366	5.904	.2046	19.64
#1	-.0031	116.2	.0225	.0087	1.031	.0050	.2652	70.11	.0010
#2	-.0036	116.3	.0210	.0076	1.030	.0052	.2692	70.25	.0013
#3	-.0018	116.6	.0230	.0084	1.033	.0051	.2410	70.40	.0014

Elem	Ce4040	Co2286	Cr2677	Cu3247	Fe2599	K_7664	Li6707	Mg2790	Mn2576
Units	ppm	ppm	ppm	ppm	ppm	ppm	ppm	ppm	ppm
Avg	**1.116**	**.0998**	**.2598**	**.2305**	**198.6**	**50.23**	**.1014**	**67.88**	**4.816**
Stddev	.020	.0002	.0040	.0028	.6	.09	.0004	.11	.050
%RSD	1.819	.2025	1.532	1.209	.2828	.1810	.3660	.1597	1.035
#1	1.122	.1000	.2619	.2307	198.1	50.24	.1014	67.76	4.816
#2	1.133	.0996	.2624	.2332	198.5	50.14	.1017	67.89	4.866
#3	1.094	.0998	.2553	.2276	199.2	50.32	.1010	67.98	4.766

Elem	Mo2020	Na5895	Ni2316	P_1774	Pb2203	S_1820	Sb2068	Se1960	Si2124
Units	ppm	ppm	ppm	ppm	ppm	ppm	ppm	ppm	ppm
Avg	**.0026**	**3.913**	**.2360**	**5.890**	**.0505**	**.2487**	**-.0021**	**.0010**	**2.341**
Stddev	.0006	.014	.0004	.006	.0015	.0036	.0021	.0024	.007
%RSD	21.99	.3468	.1667	.0975	2.907	1.432	102.8	242.9	.3132
#1	.0024	3.910	.2356	5.895	.0502	.2450	.0001	.0034	2.338
#2	.0021	3.900	.2363	5.890	.0492	.2490	-.0021	-.0014	2.350
#3	.0032	3.927	.2362	5.884	.0521	.2521	-.0042	.0010	2.336

Elem	Sn1899	Sr4077	Ti3349	Tl1908	V_2924	W_2079	Zn2062	Zr3391
Units	ppm	ppm	ppm	ppm	ppm	ppm	ppm	ppm
Avg	**.0177**	**.1090**	F **11.33**	**.0017**	**.3268**	**-.0024**	**.3535**	**.0287**
Stddev	.0008	.0001	.17	.0031	.0049	.0005	.0006	.0001
%RSD	4.307	.0520	1.476	180.5	1.485	19.97	.1719	.4116
#1	.0182	.1090	11.40	.0033	.3288	-.0028	.3535	.0287
#2	.0168	.1089	11.44	-.0019	.3303	-.0019	.3541	.0288
#3	.0180	.1090	11.14	.0037	.3212	-.0023	.3529	.0286

Zoom In Zoom Out

Sample Name: jd27540-8 Acquired: 7/7/2021 22:19:40 Type: Unk
Method: SGS NO VALVE3(v105) Mode: CONC Corr. Factor: 1.000000
User: admin Custom ID1: Custom ID2: Custom ID3:
Comment:

Int. Std.	In2306	Y_3600	Y_3710	Y_2243
Units	Cts/S	Cts/S	Cts/S	Cts/S
Avg	**4364.7**	**63199.**	**4892.6**	**1491.6**
Stddev	7.4	673.	34.0	2.5
%RSD	.16917	1.0652	.69422	.16884
#1	4360.2	62734.	4929.4	1490.0
#2	4360.7	62892.	4862.4	1490.4
#3	4373.2	63971.	4886.1	1494.5

Zoom In Zoom Out

Sample Name: jd27540-8 Acquired: 7/7/2021 22:24:49 Type: Unk
Method: SGS NO VALVE3(v105) Mode: CONC Corr. Factor: 5.000000
User: admin Custom ID1: Custom ID2: Custom ID3:
Comment:

Elem	Ag3280	Al3961	As1890	B_2089	Ba4554	Be3130	Bi2230	Ca3179	Cd2288
Units	ppm	ppm	ppm	ppm	ppm	ppm	ppm	ppm	ppm
Avg	**-.0013**	**129.2**	**.0317**	**.0076**	**1.158**	**.0056**	**.2974**	**80.10**	**.0008**
Stddev	.0013	.3	.0090	.0104	.004	.0001	.0080	.11	.0011
%RSD	99.73	.1961	28.53	137.3	.3451	2.238	2.702	.1430	135.8
#1	.0002	129.0	.0321	.0093	1.156	.0055	.2995	79.97	.0014
#2	-.0021	129.1	.0225	.0171	1.155	.0057	.2885	80.20	-.0004
#3	-.0022	129.5	.0405	-.0036	1.162	.0058	.3042	80.12	.0014

Elem	Ce4040	Co2286	Cr2677	Cu3247	Fe2599	K_7664	Li6707	Mg2790	Mn2576
Units	ppm	ppm	ppm	ppm	ppm	ppm	ppm	ppm	ppm
Avg	**1.254**	**.1026**	**.2932**	**.2495**	**230.0**	**55.88**	**.1020**	**76.48**	**5.532**
Stddev	.013	.0008	.0025	.0016	.6	.20	.0053	.36	.010
%RSD	1.062	.7836	.8593	.6291	.2397	.3659	5.147	.4738	.1886
#1	1.263	.1035	.2934	.2492	229.4	55.95	.1002	76.69	5.520
#2	1.259	.1023	.2955	.2512	230.4	55.65	.1079	76.68	5.535
#3	1.238	.1019	.2905	.2481	230.3	56.04	.0979	76.06	5.540

Elem	Mo2020	Na5895	Ni2316	P_1774	Pb2203	S_1820	Sb2068	Se1960	Si2124
Units	ppm	ppm	ppm	ppm	ppm	ppm	ppm	ppm	ppm
Avg	**.0033**	**4.102**	**.2580**	**6.612**	**.0514**	**.2658**	**.0006**	**.0169**	**2.689**
Stddev	.0021	.060	.0012	.010	.0086	.0026	.0103	.0061	.013
%RSD	62.40	1.473	.4623	.1505	16.77	.9808	1626.	36.32	.4714
#1	.0052	4.149	.2589	6.621	.0577	.2632	-.0002	.0216	2.703
#2	.0011	4.122	.2567	6.601	.0416	.2658	-.0092	.0190	2.687
#3	.0037	4.034	.2585	6.613	.0551	.2684	.0114	.0100	2.678

Elem	Sn1899	Sr4077	Ti3349	Tl1908	V_2924	W_2079	Zn2062	Zr3391
Units	ppm	ppm	ppm	ppm	ppm	ppm	ppm	ppm
Avg	**.0219**	**.1216**	**12.61**	**-.0004**	**.3668**	**-.0067**	**.3936**	**.0338**
Stddev	.0083	.0012	.00	.0111	.0001	.0011	.0015	.0004
%RSD	37.77	.9796	.0348	2681.	.0243	16.06	.3872	1.175
#1	.0131	.1223	12.61	.0113	.3668	-.0060	.3953	.0342
#2	.0295	.1202	12.61	-.0018	.3669	-.0061	.3931	.0336
#3	.0231	.1223	12.60	-.0108	.3667	-.0079	.3924	.0335

Zoom In Zoom Out

Sample Name: jd27540-8 Acquired: 7/7/2021 22:24:49 Type: Unk
Method: SGS NO VALVE3(v105) Mode: CONC Corr. Factor: 5.000000
User: admin Custom ID1: Custom ID2: Custom ID3:
Comment:

Int. Std.	In2306	Y_3600	Y_3710	Y_2243
Units	Cts/S	Cts/S	Cts/S	Cts/S
Avg	**4313.4**	**59485.**	**4468.7**	**1402.7**
Stddev	5.1	241.	9.8	1.2
%RSD	.11860	.40537	.21820	.08335
#1	4313.0	59751.	4475.8	1401.4
#2	4308.6	59424.	4457.6	1402.9
#3	4318.8	59281.	4472.8	1403.7

Zoom In Zoom Out

Sample Name: jd27540-9 Acquired: 7/7/2021 22:29:56 Type: Unk
Method: SGS NO VALVE3(v105) Mode: CONC Corr. Factor: 1.000000
User: admin Custom ID1: Custom ID2: Custom ID3:
Comment:

Elem	Ag3280	Al3961	As1890	B_2089	Ba4554	Be3130	Bi2230	Ca3179
Units	ppm	ppm	ppm	ppm	ppm	ppm	ppm	ppm
Avg	**-.0001**	**61.26**	**.0337**	**.0753**	**.5299**	**.0035**	**.1711**	**128.4**
Stddev	.0003	.02	.0001	.0001	.0011	.0001	.0014	.1
%RSD	487.4	.0343	.3694	.0901	.2034	1.865	.8158	.0547
#1	-.0001	61.24	.0337	.0753	.5289	.0036	.1726	128.5
#2	-.0004	61.28	.0338	.0753	.5296	.0035	.1699	128.4
#3	.0003	61.27	.0336	.0754	.5310	.0035	.1708	128.4

Elem	Cd2288	Ce4040	Co2286	Cr2677	Cu3247	Fe2599	K_7664	Li6707
Units	ppm	ppm	ppm	ppm	ppm	ppm	ppm	ppm
Avg	**.0025**	**.2797**	**.0655**	**.0760**	**.4900**	**138.2**	**9.388**	**.0749**
Stddev	.0003	.0018	.0004	.0002	.0015	.1	.017	.0003
%RSD	11.14	.6540	.6655	.2615	.3114	.0918	.1799	.4042
#1	.0022	.2794	.0656	.0758	.4900	138.1	9.383	.0751
#2	.0027	.2816	.0659	.0761	.4916	138.1	9.407	.0751
#3	.0026	.2780	.0650	.0762	.4885	138.3	9.374	.0746

Elem	Mg2790	Mn2576	Mo2020	Na5895	Ni2316	P_1774	Pb2203	S_1820
Units	ppm	ppm	ppm	ppm	ppm	ppm	ppm	ppm
Avg	**59.45**	**1.536**	**.0063**	**6.203**	**.1475**	**4.206**	**1.274**	**12.70**
Stddev	.14	.002	.0003	.015	.0006	.003	.002	.01
%RSD	.2376	.1553	5.408	.2473	.3795	.0755	.1511	.0578
#1	59.55	1.538	.0060	6.213	.1472	4.209	1.275	12.71
#2	59.51	1.535	.0066	6.186	.1482	4.207	1.275	12.70
#3	59.29	1.534	.0062	6.211	.1472	4.203	1.272	12.69

Elem	Sb2068	Se1960	Si2124	Sn1899	Sr4077	Ti3349	Tl1908	V_2924
Units	ppm	ppm	ppm	ppm	ppm	ppm	ppm	ppm
Avg	**.0073**	**.0029**	**2.134**	**.0516**	**.2662**	**6.958**	F **-.0041**	**.5755**
Stddev	.0005	.0024	.010	.0008	.0005	.013	.0027	.0013
%RSD	6.719	83.96	.4883	1.545	.1946	.1849	64.75	.2222
#1	.0078	.0052	2.142	.0525	.2659	6.969	-.0049	.5770
#2	.0069	.0004	2.138	.0511	.2660	6.960	-.0063	.5749
#3	.0071	.0031	2.122	.0512	.2668	6.944	-.0011	.5747

Zoom In Zoom Out

Sample Name: jd27540-9 Acquired: 7/7/2021 22:29:56 Type: Unk
Method: SGS NO VALVE3(v105) Mode: CONC Corr. Factor: 1.000000
User: admin Custom ID1: Custom ID2: Custom ID3:
Comment:

Elem	W_2079	Zn2062	Zr3391
Units	ppm	ppm	ppm
Avg	**.0000**	**.6937**	**.0821**
Stddev	.0013	.0017	.0002
%RSD	5910.	.2477	.2197
#1	.0012	.6954	.0821
#2	.0003	.6938	.0823
#3	-.0014	.6919	.0819

Int. Std.	In2306	Y_3600	Y_3710	Y_2243
Units	Cts/S	Cts/S	Cts/S	Cts/S
Avg	**4290.4**	**59891.**	**4667.4**	**1414.7**
Stddev	8.4	157.	23.0	2.8
%RSD	.19666	.26132	.49199	.19889
#1	4283.4	59785.	4651.4	1411.8
#2	4288.1	60071.	4657.0	1415.1
#3	4299.8	59817.	4693.7	1417.4

Zoom In Zoom Out

Sample Name: jd27540-10 Acquired: 7/7/2021 22:34:56 Type: Unk
Method: SGS NO VALVE3(v105) Mode: CONC Corr. Factor: 1.000000
User: admin Custom ID1: Custom ID2: Custom ID3:
Comment:

Elem	Ag3280	Al3961	As1890	B_2089	Ba4554	Be3130	Bi2230	Ca3179	Cd2288
Units	ppm	ppm	ppm	ppm	ppm	ppm	ppm	ppm	ppm
Avg	**-.0014**	**76.20**	**.0115**	**.0050**	**.4834**	**.0030**	**.1373**	**25.35**	**.0006**
Stddev	.0002	.18	.0010	.0004	.0011	.0000	.0048	.07	.0003
%RSD	16.19	.2312	8.265	7.546	.2260	1.053	3.494	.2766	41.89
#1	-.0016	76.09	.0119	.0054	.4822	.0031	.1326	25.31	.0003
#2	-.0016	76.40	.0104	.0048	.4842	.0031	.1372	25.43	.0008
#3	-.0012	76.12	.0122	.0048	.4838	.0030	.1422	25.31	.0007

Elem	Ce4040	Co2286	Cr2677	Cu3247	Fe2599	K_7664	Li6707	Mg2790	Mn2576
Units	ppm	ppm	ppm	ppm	ppm	ppm	ppm	ppm	ppm
Avg	**.4699**	**.0549**	**.1496**	**.1219**	**107.8**	**18.90**	**.0689**	**25.35**	**2.440**
Stddev	.0010	.0004	.0007	.0005	.1	.08	.0002	.09	.006
%RSD	.2166	.8153	.4406	.4030	.1342	.4012	.2842	.3429	.2331
#1	.4691	.0553	.1497	.1216	107.7	18.84	.0690	25.41	2.435
#2	.4696	.0551	.1489	.1216	107.9	18.99	.0691	25.39	2.439
#3	.4710	.0544	.1502	.1224	107.9	18.88	.0687	25.25	2.446

Elem	Mo2020	Na5895	Ni2316	P_1774	Pb2203	S_1820	Sb2068	Se1960	Si2124
Units	ppm	ppm	ppm	ppm	ppm	ppm	ppm	ppm	ppm
Avg	**.0009**	**2.264**	**.1114**	F **9.457**	**.0332**	**.0966**	**-.0016**	**-.0005**	**1.828**
Stddev	.0005	.007	.0009	.066	.0022	.0026	.0012	.0013	.018
%RSD	61.38	.3235	.8499	.7006	6.597	2.640	70.98	243.5	1.0000
#1	.0015	2.258	.1123	9.501	.0355	.0970	-.0030	-.0012	1.843
#2	.0006	2.272	.1115	9.489	.0331	.0990	-.0009	-.0014	1.833
#3	.0005	2.263	.1104	9.381	.0311	.0939	-.0011	.0010	1.808

Elem	Sn1899	Sr4077	Ti3349	Tl1908	V_2924	W_2079	Zn2062	Zr3391
Units	ppm	ppm	ppm	ppm	ppm	ppm	ppm	ppm
Avg	**.0163**	**.0641**	**5.683**	**-.0005**	**.1800**	**-.0023**	**.2363**	**.0220**
Stddev	.0022	.0001	.012	.0013	.0009	.0006	.0021	.0003
%RSD	13.58	.1449	.2051	283.6	.4870	25.35	.8945	1.336
#1	.0165	.0640	5.672	.0010	.1791	-.0027	.2376	.0218
#2	.0140	.0642	5.683	-.0009	.1799	-.0016	.2373	.0218
#3	.0185	.0640	5.695	-.0016	.1809	-.0026	.2338	.0223

Zoom In Zoom Out

Sample Name: jd27540-10 Acquired: 7/7/2021 22:34:56 Type: Unk
Method: SGS NO VALVE3(v105) Mode: CONC Corr. Factor: 1.000000
User: admin Custom ID1: Custom ID2: Custom ID3:
Comment:

Int. Std.	In2306	Y_3600	Y_3710	Y_2243
Units	Cts/S	Cts/S	Cts/S	Cts/S
Avg	**4349.9**	**64307.**	**4916.8**	**1520.7**
Stddev	22.5	139.	20.4	10.1
%RSD	.51802	.21557	.41430	.66183
#1	4335.3	64455.	4921.1	1512.8
#2	4338.5	64286.	4894.6	1517.3
#3	4375.8	64180.	4934.6	1532.0

Zoom In Zoom Out

Sample Name: jd27540-11 Acquired: 7/7/2021 22:39:58 Type: Unk
Method: SGS NO VALVE3(v105) Mode: CONC Corr. Factor: 1.000000
User: admin Custom ID1: Custom ID2: Custom ID3:
Comment:

Elem	Ag3280	Al3961	As1890	B_2089	Ba4554	Be3130	Bi2230	Ca3179	Cd2288
Units	ppm	ppm	ppm	ppm	ppm	ppm	ppm	ppm	ppm
Avg	**-.0007**	**149.4**	**.0248**	**.0198**	**1.017**	**.0060**	**.1035**	**7.519**	**.0007**
Stddev	.0002	.1	.0015	.0008	.001	.0001	.0010	.006	.0001
%RSD	26.78	.0628	5.974	3.800	.0747	1.251	.9406	.0850	19.42
#1	-.0009	149.4	.0235	.0205	1.016	.0059	.1029	7.526	.0008
#2	-.0008	149.4	.0264	.0190	1.017	.0060	.1031	7.517	.0005
#3	-.0005	149.5	.0246	.0198	1.016	.0060	.1047	7.514	.0008

Elem	Ce4040	Co2286	Cr2677	Cu3247	Fe2599	K_7664	Li6707	Mg2790	Mn2576
Units	ppm	ppm	ppm	ppm	ppm	ppm	ppm	ppm	ppm
Avg	**.6466**	**.0491**	**.1873**	**.0788**	**123.4**	**21.90**	**.2268**	**19.93**	**.6669**
Stddev	.0018	.0003	.0008	.0005	.1	.07	.0004	.02	.0004
%RSD	.2745	.6947	.4474	.6635	.0835	.3411	.1568	.1175	.0665
#1	.6447	.0492	.1873	.0787	123.4	21.82	.2264	19.94	.6669
#2	.6482	.0487	.1881	.0783	123.3	21.97	.2270	19.94	.6673
#3	.6468	.0493	.1864	.0794	123.5	21.91	.2269	19.90	.6665

Elem	Mo2020	Na5895	Ni2316	P_1774	Pb2203	S_1820	Sb2068	Se1960	Si2124
Units	ppm	ppm	ppm	ppm	ppm	ppm	ppm	ppm	ppm
Avg	**.0040**	**1.907**	**.1650**	**.9221**	**.1027**	**1.927**	**.0005**	**.0027**	**2.279**
Stddev	.0002	.013	.0003	.0026	.0025	.008	.0018	.0006	.011
%RSD	5.112	.6910	.1593	.2814	2.390	.4006	395.7	20.68	.4881
#1	.0041	1.892	.1651	.9214	.1013	1.932	.0019	.0024	2.284
#2	.0041	1.915	.1647	.9249	.1012	1.931	.0011	.0024	2.287
#3	.0037	1.915	.1652	.9199	.1055	1.918	-.0016	.0033	2.266

Elem	Sn1899	Sr4077	Ti3349	Tl1908	V_2924	W_2079	Zn2062	Zr3391
Units	ppm	ppm	ppm	ppm	ppm	ppm	ppm	ppm
Avg	**.0217**	**.0818**	**4.226**	**.0013**	**.2713**	**-.0034**	**.2525**	**.0670**
Stddev	.0006	.0001	.004	.0014	.0005	.0009	.0010	.0000
%RSD	2.626	.0934	.1035	107.3	.1690	26.63	.3970	.0484
#1	.0218	.0819	4.228	.0005	.2718	-.0045	.2536	.0670
#2	.0210	.0818	4.228	.0005	.2710	-.0031	.2520	.0669
#3	.0222	.0819	4.221	.0029	.2710	-.0027	.2518	.0670

Zoom In Zoom Out

Sample Name: jd27540-11 Acquired: 7/7/2021 22:39:58 Type: Unk
Method: SGS NO VALVE3(v105) Mode: CONC Corr. Factor: 1.000000
User: admin Custom ID1: Custom ID2: Custom ID3:
Comment:

Int. Std.	In2306	Y_3600	Y_3710	Y_2243
Units	Cts/S	Cts/S	Cts/S	Cts/S
Avg	**4325.3**	**62335.**	**4837.0**	**1494.8**
Stddev	7.6	212.	11.5	4.2
%RSD	.17569	.34041	.23850	.27977
#1	4316.8	62474.	4849.8	1490.9
#2	4331.5	62091.	4827.2	1494.4
#3	4327.5	62440.	4834.1	1499.2

Zoom In Zoom Out

Sample Name: jd27540-12 Acquired: 7/7/2021 22:45:01 Type: Unk
Method: SGS NO VALVE3(v105) Mode: CONC Corr. Factor: 1.000000
User: admin Custom ID1: Custom ID2: Custom ID3:
Comment:

Elem	Ag3280	Al3961	As1890	B_2089	Ba4554	Be3130	Bi2230	Ca3179	Cd2288
Units	ppm	ppm	ppm	ppm	ppm	ppm	ppm	ppm	ppm
Avg	**-.0024**	**109.9**	**.0192**	**.0088**	**.6849**	**.0045**	**.2272**	**22.47**	**.0011**
Stddev	.0005	.1	.0029	.0012	.0005	.0000	.0142	.02	.0003
%RSD	21.67	.0640	15.32	14.13	.0708	.8029	6.240	.0940	27.48
#1	-.0022	109.9	.0206	.0093	.6843	.0046	.2371	22.48	.0007
#2	-.0021	110.0	.0211	.0073	.6852	.0045	.2335	22.48	.0012
#3	-.0030	109.8	.0158	.0097	.6852	.0045	.2110	22.45	.0013

Elem	Ce4040	Co2286	Cr2677	Cu3247	Fe2599	K_7664	Li6707	Mg2790	Mn2576
Units	ppm	ppm	ppm	ppm	ppm	ppm	ppm	ppm	ppm
Avg	**.4689**	**.1054**	**.2425**	**.1874**	**196.6**	**33.85**	**.1222**	**43.39**	**2.020**
Stddev	.0041	.0023	.0009	.0002	.2	.02	.0012	.06	.003
%RSD	.8828	2.184	.3652	.0869	.1060	.0659	1.017	.1440	.1544
#1	.4677	.1039	.2431	.1874	196.8	33.83	.1213	43.41	2.023
#2	.4655	.1043	.2415	.1876	196.6	33.87	.1216	43.31	2.017
#3	.4735	.1081	.2429	.1873	196.3	33.85	.1236	43.43	2.021

Elem	Mo2020	Na5895	Ni2316	P_1774	Pb2203	S_1820	Sb2068	Se1960	Si2124
Units	ppm	ppm	ppm	ppm	ppm	ppm	ppm	ppm	ppm
Avg	**.0053**	**1.797**	**.2380**	**4.321**	**.0462**	**.4434**	**-.0023**	**.0016**	**2.071**
Stddev	.0001	.006	.0044	.088	.0010	.0107	.0005	.0037	.041
%RSD	2.349	.3478	1.863	2.035	2.119	2.418	23.24	238.8	1.966
#1	.0051	1.800	.2353	4.261	.0460	.4388	-.0025	.0054	2.050
#2	.0053	1.800	.2355	4.280	.0473	.4357	-.0027	.0013	2.046
#3	.0053	1.789	.2431	4.422	.0453	.4556	-.0017	-.0020	2.118

Elem	Sn1899	Sr4077	Ti3349	Tl1908	V_2924	W_2079	Zn2062	Zr3391
Units	ppm	ppm	ppm	ppm	ppm	ppm	ppm	ppm
Avg	**.0201**	**.1044**	F **9.710**	**.0030**	**.3275**	**-.0032**	**.3569**	**.0326**
Stddev	.0008	.0003	.015	.0018	.0011	.0028	.0080	.0004
%RSD	4.104	.2699	.1509	59.74	.3253	86.90	2.237	1.077
#1	.0199	.1042	9.717	.0047	.3274	-.0055	.3514	.0329
#2	.0193	.1047	9.693	.0012	.3265	-.0039	.3534	.0326
#3	.0210	.1043	9.719	.0030	.3286	-.0001	.3661	.0322

Zoom In Zoom Out

Sample Name: jd27540-12 Acquired: 7/7/2021 22:45:01 Type: Unk
Method: SGS NO VALVE3(v105) Mode: CONC Corr. Factor: 1.000000
User: admin Custom ID1: Custom ID2: Custom ID3:
Comment:

Int. Std.	In2306	Y_3600	Y_3710	Y_2243
Units	Cts/S	Cts/S	Cts/S	Cts/S
Avg	**4335.1**	**60431.**	**4619.8**	**1416.7**
Stddev	68.8	181.	25.0	25.6
%RSD	1.5876	.29994	.54190	1.8092
#1	4377.3	60313.	4591.5	1434.0
#2	4372.3	60640.	4639.0	1428.8
#3	4255.6	60340.	4628.8	1387.2

Zoom In Zoom Out

Sample Name: ccv Acquired: 7/7/2021 22:50:03 Type: QC
Method: SGS NO VALVE3(v105) Mode: CONC Corr. Factor: 1.000000
User: admin Custom ID1: Custom ID2: Custom ID3:
Comment:

Elem	Ag3280	Al3961	As1890	B_2089	Ba4554	Be3130	Bi2230	Ca3179	Cd2288
Units	ppm	ppm	ppm	ppm	ppm	ppm	ppm	ppm	ppm
Avg	**.2467**	**40.10**	**1.992**	**2.008**	**2.034**	**2.008**	**2.015**	**39.22**	**2.011**
Stddev	.0008	.08	.005	.004	.002	.003	.001	.08	.002
%RSD	.3338	.1919	.2654	.1992	.0939	.1429	.0640	.1948	.1014
#1	.2476	40.03	1.991	2.006	2.033	2.006	2.016	39.22	2.008
#2	.2465	40.10	1.988	2.006	2.034	2.007	2.016	39.14	2.012
#3	.2460	40.18	1.998	2.013	2.036	2.011	2.014	39.30	2.012
Check ?	Chk Pass	Chk Pass	Chk Pass	Chk Pass	Chk Pass	Chk Pass	Chk Pass	Chk Pass	Chk Pass
Value									
Range									

Elem	Ce4040	Co2286	Cr2677	Cu3247	Fe2599	K_7664	Li6707	Mg2790	Mn2576
Units	ppm	ppm	ppm	ppm	ppm	ppm	ppm	ppm	ppm
Avg	**2.018**	**2.038**	**1.978**	**1.946**	**39.70**	**40.25**	**2.047**	**38.55**	**2.030**
Stddev	.003	.003	.004	.004	.11	.06	.004	.06	.002
%RSD	.1263	.1390	.2177	.1828	.2810	.1384	.1908	.1498	.1134
#1	2.020	2.037	1.983	1.950	39.70	40.19	2.043	38.61	2.032
#2	2.015	2.041	1.975	1.945	39.58	40.27	2.049	38.55	2.028
#3	2.018	2.035	1.977	1.943	39.81	40.29	2.050	38.50	2.031
Check ?	Chk Pass	Chk Pass	Chk Pass	Chk Pass	Chk Pass	Chk Pass	Chk Pass	Chk Pass	Chk Pass
Value									
Range									

Elem	Mo2020	Na5895	Ni2316	P_1774	Pb2203	S_1820	Sb2068	Se1960	Si2124
Units	ppm	ppm	ppm	ppm	ppm	ppm	ppm	ppm	ppm
Avg	**2.033**	**40.71**	**2.038**	**2.014**	**2.055**	**1.964**	**2.008**	**1.976**	**4.966**
Stddev	.001	.06	.002	.002	.001	.002	.001	.001	.007
%RSD	.0575	.1376	.0929	.1105	.0704	.1055	.0605	.0624	.1364
#1	2.033	40.66	2.037	2.011	2.054	1.966	2.008	1.976	4.959
#2	2.033	40.70	2.040	2.016	2.056	1.962	2.008	1.978	4.973
#3	2.031	40.77	2.037	2.014	2.053	1.964	2.010	1.976	4.965
Check ?	Chk Pass	Chk Pass	Chk Pass	Chk Pass	Chk Pass	Chk Pass	Chk Pass	Chk Pass	Chk Pass
Value									
Range									

Zoom In Zoom Out

Sample Name: ccv Acquired: 7/7/2021 22:50:03 Type: QC
Method: SGS NO VALVE3(v105) Mode: CONC Corr. Factor: 1.000000
User: admin Custom ID1: Custom ID2: Custom ID3:
Comment:

Elem	Sn1899	Sr4077	Ti3349	Tl1908	V_2924	W_2079	Zn2062	Zr3391
Units	ppm	ppm	ppm	ppm	ppm	ppm	ppm	ppm
Avg	**2.042**	**2.060**	**1.988**	**2.059**	**1.996**	**2.039**	**2.009**	**2.027**
Stddev	.004	.004	.003	.003	.004	.004	.002	.002
%RSD	.2144	.1689	.1390	.1227	.1781	.1878	.0965	.0760
#1	2.038	2.057	1.992	2.057	2.000	2.035	2.010	2.028
#2	2.046	2.061	1.987	2.062	1.993	2.043	2.010	2.025
#3	2.043	2.064	1.987	2.058	1.996	2.038	2.007	2.027
Check ?	Chk Pass	Chk Pass	Chk Pass	Chk Pass	Chk Pass	Chk Pass	Chk Pass	Chk Pass
Value								
Range								

Int. Std.	In2306	Y_3600	Y_3710	Y_2243
Units	Cts/S	Cts/S	Cts/S	Cts/S
Avg	**4224.8**	**57251.**	**4313.4**	**1345.7**
Stddev	3.0	51.	20.6	1.2
%RSD	.07000	.08844	.47734	.08607
#1	4227.2	57236.	4292.0	1347.0
#2	4221.5	57307.	4333.0	1344.9
#3	4225.7	57209.	4315.2	1345.2

Zoom In Zoom Out

Sample Name: ccb Acquired: 7/7/2021 22:54:54 Type: QC
Method: SGS NO VALVE3(v105) Mode: CONC Corr. Factor: 1.000000
User: admin Custom ID1: Custom ID2: Custom ID3:
Comment:

Elem	Ag3280	Al3961	As1890	B_2089	Ba4554	Be3130	Bi2230	Ca3179
Units	ppm	ppm	ppm	ppm	ppm	ppm	ppm	ppm
Avg	**-.0004**	**-.0024**	**.0005**	**-.0006**	**.0007**	**.0004**	**.0007**	**-.0023**
Stddev	.0003	.0054	.0014	.0005	.0000	.0001	.0011	.0038
%RSD	84.19	228.4	257.2	72.56	2.140	21.90	151.6	164.8
#1	-.0004	-.0046	.0021	-.0007	.0007	.0005	.0010	.0005
#2	-.0001	-.0063	-.0007	-.0010	.0007	.0003	-.0005	-.0008
#3	-.0008	.0038	.0002	-.0001	.0007	.0003	.0016	-.0067
Check ?	Chk Pass	Chk Pass	Chk Pass	Chk Pass	Chk Pass	Chk Pass	Chk Pass	Chk Pass
High Limit								
Low Limit								

Elem	Cd2288	Ce4040	Co2286	Cr2677	Cu3247	Fe2599	K_7664	Li6707
Units	ppm	ppm	ppm	ppm	ppm	ppm	ppm	ppm
Avg	**.0003**	**.0007**	**-.0005**	**.0002**	**-.0001**	**.0077**	**.0588**	**-.0015**
Stddev	.0003	.0023	.0002	.0001	.0001	.0019	.0262	.0024
%RSD	100.8	316.1	41.00	22.95	97.56	24.95	44.54	158.8
#1	.0007	-.0004	-.0004	.0003	-.0000	.0087	.0890	-.0029
#2	.0001	.0034	-.0006	.0002	-.0001	.0055	.0418	.0013
#3	.0001	-.0008	-.0003	.0002	-.0002	.0088	.0457	-.0030
Check ?	Chk Pass	None	Chk Pass	Chk Pass	Chk Pass	Chk Pass	Chk Pass	Chk Pass
High Limit								
Low Limit								

Elem	Mg2790	Mn2576	Mo2020	Na5895	Ni2316	P_1774	Pb2203	S_1820
Units	ppm	ppm	ppm	ppm	ppm	ppm	ppm	ppm
Avg	**.0142**	**.0001**	**.0009**	**-.0520**	**.0003**	**.0027**	**-.0000**	**-.0010**
Stddev	.0383	.0001	.0000	.0052	.0004	.0007	.0004	.0012
%RSD	269.5	115.5	3.986	9.916	173.8	26.97	119200.	120.1
#1	-.0272	.0001	.0009	-.0461	.0005	.0020	.0004	-.0011
#2	.0214	.0001	.0008	-.0542	.0005	.0026	-.0001	.0003
#3	.0483	-.0000	.0009	-.0556	-.0003	.0034	-.0003	-.0022
Check ?	Chk Pass	Chk Pass	Chk Pass	Chk Pass	Chk Pass	Chk Pass	Chk Pass	Chk Pass
High Limit								
Low Limit								

Zoom In Zoom Out

Sample Name: ccb Acquired: 7/7/2021 22:54:54 Type: QC
Method: SGS NO VALVE3(v105) Mode: CONC Corr. Factor: 1.000000
User: admin Custom ID1: Custom ID2: Custom ID3:
Comment:

Elem	Sb2068	Se1960	Si2124	Sn1899	Sr4077	Ti3349	Tl1908	V_2924
Units	ppm	ppm	ppm	ppm	ppm	ppm	ppm	ppm
Avg	**.0008**	**.0026**	**.0003**	**.0006**	**.0003**	**.0002**	F **.0024**	**.0004**
Stddev	.0001	.0006	.0012	.0010	.0001	.0005	.0014	.0002
%RSD	11.92	24.31	366.0	177.6	38.24	289.9	56.66	54.24
#1	.0010	.0026	.0011	.0015	.0002	.0004	.0037	.0006
#2	.0008	.0020	.0010	-.0006	.0004	-.0004	.0010	.0002
#3	.0008	.0033	-.0011	.0009	.0002	.0004	.0026	.0004
Check ?	Chk Pass	Chk Pass	Chk Pass	Chk Pass	Chk Pass	Chk Pass	Chk Fail	Chk Pass
High Limit							.0020	
Low Limit							-.0020	

Elem	W_2079	Zn2062	Zr3391
Units	ppm	ppm	ppm
Avg	**-.0008**	F **-.0043**	**.0003**
Stddev	.0002	.0002	.0001
%RSD	19.86	4.269	41.43
#1	-.0008	-.0044	.0004
#2	-.0010	-.0045	.0004
#3	-.0007	-.0041	.0002
Check ?	Chk Pass	Chk Fail	Chk Pass
High Limit		.0020	
Low Limit		-.0020	

Int. Std.	In2306	Y_3600	Y_3710	Y_2243
Units	Cts/S	Cts/S	Cts/S	Cts/S
Avg	**4305.5**	**58548.**	**4338.9**	**1373.8**
Stddev	48.9	307.	41.8	17.3
%RSD	1.1361	.52508	.96332	1.2612
#1	4335.2	58234.	4303.2	1383.1
#2	4249.0	58848.	4328.6	1353.9
#3	4332.2	58561.	4384.9	1384.6

Zoom In Zoom Out

Sample Name: jd27540-13 Acquired: 7/7/2021 23:00:11 Type: Unk
Method: SGS NO VALVE3(v105) Mode: CONC Corr. Factor: 1.000000
User: admin Custom ID1: Custom ID2: Custom ID3:
Comment:

Elem	Ag3280	Al3961	As1890	B_2089	Ba4554	Be3130	Bi2230	Ca3179	Cd2288
Units	ppm	ppm	ppm	ppm	ppm	ppm	ppm	ppm	ppm
Avg	**.0175**	**88.06**	**.0481**	**.0378**	**1.077**	**.0052**	**.0892**	**188.6**	**.0029**
Stddev	.0003	.11	.0020	.0015	.002	.0000	.0018	.2	.0004
%RSD	1.529	.1245	4.193	4.061	.1407	.9432	2.023	.1028	14.93
#1	.0173	88.09	.0503	.0394	1.075	.0052	.0912	188.8	.0031
#2	.0178	87.94	.0464	.0363	1.077	.0053	.0878	188.4	.0032
#3	.0174	88.16	.0474	.0376	1.078	.0052	.0885	188.6	.0024

Elem	Ce4040	Co2286	Cr2677	Cu3247	Fe2599	K_7664	Li6707	Mg2790	Mn2576
Units	ppm	ppm	ppm	ppm	ppm	ppm	ppm	ppm	ppm
Avg	**.4563**	**.0946**	**.1688**	**1.834**	**121.6**	**11.19**	**.1368**	**98.99**	**6.331**
Stddev	.0023	.0001	.0001	.003	.1	.06	.0011	.26	.018
%RSD	.4960	.1390	.0421	.1400	.0837	.5248	.8241	.2670	.2770
#1	.4588	.0946	.1687	1.834	121.7	11.16	.1365	99.16	6.318
#2	.4559	.0948	.1687	1.832	121.5	11.15	.1381	98.68	6.351
#3	.4543	.0945	.1688	1.837	121.6	11.26	.1359	99.12	6.324

Elem	Mo2020	Na5895	Ni2316	P_1774	Pb2203	S_1820	Sb2068	Se1960	Si2124
Units	ppm	ppm	ppm	ppm	ppm	ppm	ppm	ppm	ppm
Avg	**.0160**	**2.437**	**.1317**	**3.577**	**3.557**	**8.258**	**.0557**	**.0028**	**2.534**
Stddev	.0004	.007	.0008	.005	.005	.018	.0014	.0025	.010
%RSD	2.541	.2700	.5775	.1407	.1316	.2176	2.498	91.06	.4104
#1	.0164	2.440	.1324	3.578	3.562	8.257	.0541	.0017	2.534
#2	.0157	2.430	.1316	3.581	3.554	8.276	.0562	.0057	2.545
#3	.0158	2.442	.1309	3.571	3.555	8.240	.0567	.0009	2.524

Elem	Sn1899	Sr4077	Ti3349	Tl1908	V_2924	W_2079	Zn2062	Zr3391
Units	ppm	ppm	ppm	ppm	ppm	ppm	ppm	ppm
Avg	**.1936**	**.3313**	**3.441**	**-.0012**	**.2459**	**-.0008**	**1.257**	**.0351**
Stddev	.0012	.0001	.002	.0044	.0003	.0010	.003	.0006
%RSD	.6081	.0279	.0467	359.8	.1231	119.4	.2184	1.622
#1	.1937	.3313	3.443	-.0030	.2455	-.0003	1.255	.0346
#2	.1948	.3314	3.440	.0038	.2459	-.0019	1.260	.0357
#3	.1924	.3313	3.440	-.0044	.2461	-.0002	1.255	.0350

Zoom In Zoom Out

Sample Name: jd27540-13 Acquired: 7/7/2021 23:00:11 Type: Unk
Method: SGS NO VALVE3(v105) Mode: CONC Corr. Factor: 1.000000
User: admin Custom ID1: Custom ID2: Custom ID3:
Comment:

Int. Std.	In2306	Y_3600	Y_3710	Y_2243
Units	Cts/S	Cts/S	Cts/S	Cts/S
Avg	**4184.8**	**59680.**	**4606.6**	**1409.4**
Stddev	5.2	142.	34.1	3.2
%RSD	.12375	.23819	.74094	.22763
#1	4184.9	59634.	4567.6	1409.9
#2	4179.6	59566.	4631.0	1406.0
#3	4189.9	59839.	4621.3	1412.4

Zoom In Zoom Out

Sample Name: jd27540-14 Acquired: 7/7/2021 23:05:22 Type: Unk
Method: SGS NO VALVE3(v105) Mode: CONC Corr. Factor: 1.000000
User: admin Custom ID1: Custom ID2: Custom ID3:
Comment:

Elem	Ag3280	Al3961	As1890	B_2089	Ba4554	Be3130	Bi2230	Ca3179	Cd2288
Units	ppm	ppm	ppm	ppm	ppm	ppm	ppm	ppm	ppm
Avg	**-.0020**	**72.68**	**.0152**	**.0058**	**.6458**	**.0037**	**.1884**	**14.71**	**.0007**
Stddev	.0001	.05	.0007	.0011	.0005	.0001	.0040	.02	.0001
%RSD	6.958	.0676	4.586	19.19	.0701	3.833	2.131	.1354	19.07
#1	-.0021	72.65	.0160	.0045	.6458	.0038	.1928	14.73	.0006
#2	-.0018	72.64	.0148	.0062	.6454	.0037	.1875	14.71	.0007
#3	-.0020	72.73	.0148	.0066	.6463	.0035	.1849	14.69	.0008

Elem	Ce4040	Co2286	Cr2677	Cu3247	Fe2599	K_7664	Li6707	Mg2790	Mn2576
Units	ppm	ppm	ppm	ppm	ppm	ppm	ppm	ppm	ppm
Avg	**.5283**	**.0568**	**.1530**	**.1344**	**121.0**	**31.64**	**.0726**	**24.46**	**2.077**
Stddev	.0025	.0006	.0007	.0001	.1	.01	.0011	.03	.003
%RSD	.4718	1.032	.4714	.0904	.0962	.0230	1.516	.1298	.1533
#1	.5311	.0566	.1539	.1345	121.1	31.65	.0734	24.48	2.080
#2	.5270	.0563	.1526	.1343	120.8	31.65	.0731	24.42	2.074
#3	.5267	.0574	.1526	.1345	120.9	31.64	.0714	24.47	2.077

Elem	Mo2020	Na5895	Ni2316	P_1774	Pb2203	S_1820	Sb2068	Se1960	Si2124
Units	ppm	ppm	ppm	ppm	ppm	ppm	ppm	ppm	ppm
Avg	**.0018**	**1.531**	**.1359**	**3.234**	**.0311**	**.2669**	**-.0009**	**.0031**	**2.115**
Stddev	.0004	.007	.0005	.001	.0014	.0013	.0015	.0019	.024
%RSD	19.85	.4340	.3457	.0418	4.547	.4725	169.3	61.83	1.137
#1	.0014	1.535	.1356	3.235	.0310	.2663	-.0016	.0052	2.137
#2	.0021	1.523	.1358	3.233	.0326	.2660	.0009	.0014	2.117
#3	.0018	1.534	.1365	3.235	.0298	.2683	-.0020	.0027	2.090

Elem	Sn1899	Sr4077	Ti3349	Tl1908	V_2924	W_2079	Zn2062	Zr3391
Units	ppm	ppm	ppm	ppm	ppm	ppm	ppm	ppm
Avg	**.0184**	**.0596**	**7.585**	**.0006**	**.2183**	**-.0026**	**.2233**	**.0267**
Stddev	.0008	.0003	.013	.0021	.0001	.0005	.0006	.0002
%RSD	4.467	.5595	.1689	345.7	.0336	18.06	.2566	.8261
#1	.0181	.0600	7.599	.0022	.2183	-.0024	.2226	.0265
#2	.0193	.0595	7.575	-.0018	.2182	-.0032	.2237	.0269
#3	.0177	.0593	7.579	.0014	.2184	-.0024	.2236	.0267

Zoom In Zoom Out

Sample Name: jd27540-14 Acquired: 7/7/2021 23:05:22 Type: Unk
Method: SGS NO VALVE3(v105) Mode: CONC Corr. Factor: 1.000000
User: admin Custom ID1: Custom ID2: Custom ID3:
Comment:

Int. Std.	In2306	Y_3600	Y_3710	Y_2243
Units	Cts/S	Cts/S	Cts/S	Cts/S
Avg	**4341.6**	**60950.**	**4596.3**	**1446.0**
Stddev	3.2	145.	11.3	.6
%RSD	.07313	.23856	.24659	.03977
#1	4341.9	60812.	4586.3	1445.4
#2	4338.3	61102.	4594.1	1446.6
#3	4344.6	60938.	4608.6	1446.0

Zoom In Zoom Out

Sample Name: jd27540-15 Acquired: 7/7/2021 23:10:24 Type: Unk
Method: SGS NO VALVE3(v105) Mode: CONC Corr. Factor: 1.000000
User: admin Custom ID1: Custom ID2: Custom ID3:
Comment:

Elem	Ag3280	Al3961	As1890	B_2089	Ba4554	Be3130	Bi2230	Ca3179	Cd2288
Units	ppm	ppm	ppm	ppm	ppm	ppm	ppm	ppm	ppm
Avg	**-.0016**	**102.8**	**.0176**	**.0081**	**.6732**	**.0052**	**.1773**	**16.45**	**.0008**
Stddev	.0005	1.0	.0009	.0006	.0062	.0000	.0023	.14	.0002
%RSD	32.60	.9590	4.846	7.078	.9235	.2476	1.305	.8683	27.27
#1	-.0018	103.6	.0166	.0081	.6781	.0052	.1786	16.59	.0008
#2	-.0020	101.7	.0180	.0087	.6662	.0052	.1747	16.30	.0010
#3	-.0010	103.1	.0182	.0076	.6753	.0052	.1788	16.47	.0005

Elem	Ce4040	Co2286	Cr2677	Cu3247	Fe2599	K_7664	Li6707	Mg2790	Mn2576
Units	ppm	ppm	ppm	ppm	ppm	ppm	ppm	ppm	ppm
Avg	**.5768**	**.0464**	**.2172**	**.1682**	**114.3**	**26.49**	**.0865**	**26.14**	**1.722**
Stddev	.0023	.0002	.0017	.0009	1.1	.27	.0018	.25	.010
%RSD	.4039	.3361	.7866	.5080	.9862	1.002	2.074	.9426	.5790
#1	.5784	.0466	.2169	.1689	115.3	26.70	.0883	26.28	1.725
#2	.5741	.0465	.2156	.1673	113.0	26.19	.0847	25.85	1.711
#3	.5778	.0463	.2190	.1685	114.5	26.58	.0866	26.28	1.731

Elem	Mo2020	Na5895	Ni2316	P_1774	Pb2203	S_1820	Sb2068	Se1960	Si2124
Units	ppm	ppm	ppm	ppm	ppm	ppm	ppm	ppm	ppm
Avg	**.0048**	**2.943**	**.1343**	**4.231**	**.0525**	**.1940**	**-.0009**	**.0032**	**1.766**
Stddev	.0006	.034	.0003	.011	.0004	.0027	.0014	.0005	.004
%RSD	11.41	1.138	.2380	.2677	.8090	1.408	157.3	14.17	.2381
#1	.0045	2.973	.1339	4.218	.0529	.1968	-.0008	.0027	1.763
#2	.0045	2.907	.1344	4.236	.0520	.1939	.0004	.0032	1.771
#3	.0055	2.948	.1345	4.238	.0526	.1914	-.0023	.0036	1.764

Elem	Sn1899	Sr4077	Ti3349	Tl1908	V_2924	W_2079	Zn2062	Zr3391
Units	ppm	ppm	ppm	ppm	ppm	ppm	ppm	ppm
Avg	**.0174**	**.0721**	**7.156**	**.0026**	**.2298**	**-.0031**	**.2540**	**.0351**
Stddev	.0012	.0009	.042	.0019	.0017	.0014	.0012	.0001
%RSD	6.881	1.181	.5839	70.54	.7345	46.58	.4667	.2834
#1	.0182	.0729	7.167	.0005	.2310	-.0043	.2527	.0351
#2	.0161	.0712	7.109	.0040	.2279	-.0033	.2543	.0350
#3	.0181	.0723	7.191	.0034	.2307	-.0015	.2551	.0352

Zoom In Zoom Out

Sample Name: jd27540-15 Acquired: 7/7/2021 23:10:24 Type: Unk
Method: SGS NO VALVE3(v105) Mode: CONC Corr. Factor: 1.000000
User: admin Custom ID1: Custom ID2: Custom ID3:
Comment:

Int. Std.	In2306	Y_3600	Y_3710	Y_2243
Units	Cts/S	Cts/S	Cts/S	Cts/S
Avg	**4322.3**	**61804.**	**4712.9**	**1473.6**
Stddev	13.9	300.	35.9	4.9
%RSD	.32164	.48504	.76248	.33513
#1	4337.1	61758.	4679.1	1479.1
#2	4309.6	62125.	4750.6	1472.2
#3	4320.1	61530.	4709.0	1469.5

Zoom In Zoom Out

Sample Name: jd27540-16 Acquired: 7/7/2021 23:15:27 Type: Unk
Method: SGS NO VALVE3(v105) Mode: CONC Corr. Factor: 1.000000
User: admin Custom ID1: Custom ID2: Custom ID3:
Comment:

Elem	Ag3280	Al3961	As1890	B_2089	Ba4554	Be3130	Bi2230	Ca3179	Cd2288
Units	ppm	ppm	ppm	ppm	ppm	ppm	ppm	ppm	ppm
Avg	**-.0038**	**124.0**	**.0223**	**.0061**	**.9309**	**.0053**	**.2584**	**24.56**	**.0015**
Stddev	.0010	1.9	.0006	.0001	.0165	.0000	.0103	.43	.0002
%RSD	25.71	1.554	2.905	2.021	1.770	.6288	4.003	1.753	15.70
#1	-.0048	121.8	.0230	.0059	.9119	.0053	.2465	24.06	.0015
#2	-.0029	125.0	.0218	.0062	.9397	.0053	.2638	24.82	.0013
#3	-.0036	125.2	.0220	.0061	.9412	.0053	.2649	24.80	.0018

Elem	Ce4040	Co2286	Cr2677	Cu3247	Fe2599	K_7664	Li6707	Mg2790	Mn2576
Units	ppm	ppm	ppm	ppm	ppm	ppm	ppm	ppm	ppm
Avg	**.6484**	**.1198**	**.7212**	**.3461**	F **205.2**	**37.77**	**.1207**	**83.34**	**4.578**
Stddev	.0016	.0012	.0009	.0006	3.3	.66	.0026	1.31	.015
%RSD	.2407	1.014	.1212	.1807	1.618	1.756	2.147	1.576	.3241
#1	.6470	.1212	.7213	.3454	201.3	37.01	.1179	81.82	4.568
#2	.6501	.1190	.7203	.3463	207.0	38.14	.1213	84.05	4.570
#3	.6482	.1191	.7220	.3466	207.2	38.17	.1229	84.14	4.595

Elem	Mo2020	Na5895	Ni2316	P_1774	Pb2203	S_1820	Sb2068	Se1960	Si2124
Units	ppm	ppm	ppm	ppm	ppm	ppm	ppm	ppm	ppm
Avg	**.0077**	**9.396**	**.5861**	**5.286**	**.0400**	**.1327**	**-.0038**	**-.0002**	**1.526**
Stddev	.0006	.154	.0075	.063	.0013	.0001	.0006	.0043	.021
%RSD	7.953	1.635	1.272	1.189	3.354	.0743	16.05	1953.	1.396
#1	.0084	9.219	.5946	5.359	.0413	.1326	-.0040	-.0032	1.550
#2	.0074	9.486	.5823	5.246	.0401	.1328	-.0032	-.0021	1.516
#3	.0073	9.483	.5813	5.255	.0386	.1326	-.0044	.0047	1.511

Elem	Sn1899	Sr4077	Ti3349	Tl1908	V_2924	W_2079	Zn2062	Zr3391
Units	ppm	ppm	ppm	ppm	ppm	ppm	ppm	ppm
Avg	**.0200**	**.1185**	F **11.55**	**.0017**	**.3838**	**-.0043**	**.4151**	**.0180**
Stddev	.0011	.0020	.01	.0034	.0006	.0016	.0052	.0002
%RSD	5.608	1.710	.0430	196.2	.1660	37.20	1.247	1.210
#1	.0211	.1161	11.55	.0028	.3841	-.0053	.4210	.0179
#2	.0202	.1197	11.54	-.0021	.3830	-.0025	.4122	.0183
#3	.0189	.1195	11.55	.0045	.3842	-.0051	.4119	.0180

Zoom In Zoom Out

Sample Name: jd27540-16 Acquired: 7/7/2021 23:15:27 Type: Unk
Method: SGS NO VALVE3(v105) Mode: CONC Corr. Factor: 1.000000
User: admin Custom ID1: Custom ID2: Custom ID3:
Comment:

Int. Std.	In2306	Y_3600	Y_3710	Y_2243
Units	Cts/S	Cts/S	Cts/S	Cts/S
Avg	**4369.3**	**61732.**	**4732.7**	**1441.1**
Stddev	35.6	122.	66.4	13.8
%RSD	.81528	.19802	1.4035	.95633
#1	4328.2	61632.	4808.5	1425.2
#2	4390.9	61868.	4684.4	1449.4
#3	4388.8	61695.	4705.2	1448.6

Zoom In Zoom Out

Sample Name: jd27540-17 Acquired: 7/7/2021 23:20:34 Type: Unk
Method: SGS NO VALVE3(v105) Mode: CONC Corr. Factor: 1.000000
User: admin Custom ID1: Custom ID2: Custom ID3:
Comment:

Elem	Ag3280	Al3961	As1890	B_2089	Ba4554	Be3130	Bi2230	Ca3179	Cd2288
Units	ppm	ppm	ppm	ppm	ppm	ppm	ppm	ppm	ppm
Avg	**-.0015**	**86.73**	**.0206**	**.0150**	**.6169**	**.0047**	**.1919**	**123.5**	**.0012**
Stddev	.0009	.16	.0004	.0010	.0006	.0002	.0244	.2	.0001
%RSD	59.14	.1810	1.956	6.966	.1027	4.572	12.69	.1830	7.731
#1	-.0026	86.78	.0205	.0146	.6175	.0049	.2197	123.6	.0011
#2	-.0011	86.86	.0204	.0162	.6163	.0045	.1816	123.6	.0012
#3	-.0010	86.56	.0211	.0142	.6167	.0046	.1744	123.3	.0013

Elem	Ce4040	Co2286	Cr2677	Cu3247	Fe2599	K_7664	Li6707	Mg2790	Mn2576
Units	ppm	ppm	ppm	ppm	ppm	ppm	ppm	ppm	ppm
Avg	**.5729**	**.0743**	**.1746**	**.1843**	**129.6**	**27.94**	**.0884**	**85.69**	**1.635**
Stddev	.0210	.0005	.0065	.0061	.3	.06	.0020	.19	.059
%RSD	3.673	.7163	3.751	3.306	.2114	.1984	2.259	.2268	3.622
#1	.5971	.0745	.1821	.1913	129.6	27.95	.0861	85.58	1.703
#2	.5621	.0737	.1715	.1802	129.8	27.99	.0893	85.91	1.602
#3	.5594	.0747	.1701	.1814	129.3	27.88	.0897	85.57	1.599

Elem	Mo2020	Na5895	Ni2316	P_1774	Pb2203	S_1820	Sb2068	Se1960	Si2124
Units	ppm	ppm	ppm	ppm	ppm	ppm	ppm	ppm	ppm
Avg	**.0051**	**1.623**	**.1511**	**4.129**	**.2920**	**1.022**	**-.0013**	**-.0013**	**2.205**
Stddev	.0004	.009	.0008	.034	.0012	.005	.0012	.0018	.034
%RSD	7.731	.5400	.5015	.8181	.3946	.4666	89.03	145.0	1.520
#1	.0055	1.632	.1519	4.158	.2922	1.026	-.0022	-.0030	2.243
#2	.0053	1.614	.1504	4.092	.2907	1.017	-.0016	.0006	2.181
#3	.0047	1.624	.1511	4.137	.2930	1.025	-.0000	-.0013	2.191

Elem	Sn1899	Sr4077	Ti3349	Tl1908	V_2924	W_2079	Zn2062	Zr3391
Units	ppm	ppm	ppm	ppm	ppm	ppm	ppm	ppm
Avg	**.0224**	**.1266**	**7.417**	**.0005**	**.2584**	**-.0008**	**.3238**	**.0443**
Stddev	.0013	.0000	.271	.0020	.0099	.0014	.0021	.0012
%RSD	5.842	.0036	3.655	433.9	3.827	160.6	.6371	2.776
#1	.0237	.1266	7.730	-.0014	.2698	-.0013	.3255	.0457
#2	.0222	.1266	7.266	.0002	.2528	-.0019	.3215	.0437
#3	.0211	.1266	7.255	.0026	.2526	.0007	.3243	.0435

Zoom In Zoom Out

Sample Name: jd27540-17 Acquired: 7/7/2021 23:20:34 Type: Unk
Method: SGS NO VALVE3(v105) Mode: CONC Corr. Factor: 1.000000
User: admin Custom ID1: Custom ID2: Custom ID3:
Comment:

Int. Std.	In2306	Y_3600	Y_3710	Y_2243
Units	Cts/S	Cts/S	Cts/S	Cts/S
Avg	**4272.8**	**60056.**	**4663.4**	**1438.7**
Stddev	26.9	1820.	34.4	9.0
%RSD	.62993	3.0306	.73663	.62676
#1	4252.8	57956.	4653.4	1430.0
#2	4303.4	61033.	4635.1	1448.0
#3	4262.2	61178.	4701.6	1438.2

Zoom In Zoom Out

Sample Name: jd27540-18 Acquired: 7/7/2021 23:25:35 Type: Unk
Method: SGS NO VALVE3(v105) Mode: CONC Corr. Factor: 1.000000
User: admin Custom ID1: Custom ID2: Custom ID3:
Comment:

Elem	Ag3280	Al3961	As1890	B_2089	Ba4554	Be3130	Bi2230	Ca3179
Units	ppm	ppm	ppm	ppm	ppm	ppm	ppm	ppm
Avg	**.0025**	**108.5**	**.0761**	**.0364**	**1.453**	**.0046**	**.1539**	**164.9**
Stddev	.0001	.2	.0015	.0015	.003	.0000	.0014	.4
%RSD	4.849	.2019	1.942	4.247	.2220	1.023	.8906	.2538
#1	.0023	108.3	.0768	.0347	1.449	.0046	.1553	164.4
#2	.0025	108.7	.0744	.0376	1.453	.0047	.1539	165.2
#3	.0026	108.7	.0771	.0371	1.455	.0046	.1526	165.2

Elem	Cd2288	Ce4040	Co2286	Cr2677	Cu3247	Fe2599	K_7664	Li6707
Units	ppm	ppm	ppm	ppm	ppm	ppm	ppm	ppm
Avg	**.0028**	**.3568**	**.0566**	**.2039**	**.3527**	**157.1**	**20.19**	**.1051**
Stddev	.0001	.0037	.0001	.0006	.0006	.3	.06	.0002
%RSD	3.348	1.036	.1377	.2751	.1687	.1887	.2862	.1475
#1	.0027	.3525	.0566	.2045	.3529	156.8	20.13	.1051
#2	.0028	.3592	.0566	.2034	.3532	157.2	20.20	.1053
#3	.0029	.3586	.0567	.2038	.3520	157.3	20.25	.1050

Elem	Mg2790	Mn2576	Mo2020	Na5895	Ni2316	P_1774	Pb2203	S_1820
Units	ppm	ppm	ppm	ppm	ppm	ppm	ppm	ppm
Avg	**42.05**	**2.243**	**.0117**	**1.633**	**.1685**	F **13.03**	**6.747**	**22.10**
Stddev	.13	.001	.0001	.010	.0006	.01	.006	.02
%RSD	.3004	.0293	.8274	.6378	.3631	.0746	.0961	.1104
#1	41.99	2.243	.0118	1.625	.1692	13.04	6.752	22.11
#2	42.20	2.243	.0117	1.628	.1681	13.03	6.749	22.12
#3	41.98	2.244	.0117	1.645	.1682	13.02	6.740	22.07

Elem	Sb2068	Se1960	Si2124	Sn1899	Sr4077	Ti3349	Tl1908	V_2924
Units	ppm	ppm	ppm	ppm	ppm	ppm	ppm	ppm
Avg	**.0009**	**.0107**	**2.179**	**.1041**	**.3135**	**6.191**	F **-.0029**	**.2323**
Stddev	.0017	.0038	.009	.0009	.0003	.001	.0007	.0003
%RSD	176.1	36.01	.4290	.8517	.1039	.0196	24.31	.1420
#1	-.0003	.0092	2.190	.1047	.3132	6.192	-.0024	.2321
#2	.0028	.0151	2.172	.1046	.3135	6.190	-.0025	.2327
#3	.0003	.0078	2.177	.1031	.3139	6.190	-.0037	.2321

Zoom In Zoom Out

Sample Name: jd27540-18 Acquired: 7/7/2021 23:25:35 Type: Unk
Method: SGS NO VALVE3(v105) Mode: CONC Corr. Factor: 1.000000
User: admin Custom ID1: Custom ID2: Custom ID3:
Comment:

Elem	W_2079	Zn2062	Zr3391
Units	ppm	ppm	ppm
Avg	**-.0009**	**1.588**	**.0294**
Stddev	.0020	.002	.0001
%RSD	240.5	.1146	.2975
#1	.0015	1.587	.0295
#2	-.0019	1.590	.0294
#3	-.0022	1.586	.0293

Int. Std.	In2306	Y_3600	Y_3710	Y_2243
Units	Cts/S	Cts/S	Cts/S	Cts/S
Avg	**4269.5**	**59641.**	**4631.8**	**1410.6**
Stddev	3.2	39.	19.6	1.0
%RSD	.07538	.06499	.42417	.07298
#1	4273.0	59681.	4651.8	1411.7
#2	4268.7	59640.	4612.5	1410.4
#3	4266.7	59603.	4631.1	1409.7

Zoom In Zoom Out

Sample Name: ccv Acquired: 7/7/2021 23:30:37 Type: QC
Method: SGS NO VALVE3(v105) Mode: CONC Corr. Factor: 1.000000
User: admin Custom ID1: Custom ID2: Custom ID3:
Comment:

Elem	Ag3280	Al3961	As1890	B_2089	Ba4554	Be3130	Bi2230	Ca3179	Cd2288
Units	ppm	ppm	ppm	ppm	ppm	ppm	ppm	ppm	ppm
Avg	**.2479**	**40.13**	**1.993**	**2.004**	**2.036**	**2.001**	**2.012**	**39.15**	**2.009**
Stddev	.0005	.07	.004	.003	.002	.002	.005	.05	.003
%RSD	.2069	.1648	.1823	.1393	.1029	.1076	.2500	.1335	.1560
#1	.2483	40.14	1.990	2.001	2.037	2.002	2.006	39.13	2.005
#2	.2473	40.19	1.994	2.006	2.037	2.002	2.012	39.20	2.011
#3	.2481	40.06	1.997	2.005	2.034	1.998	2.016	39.10	2.010
Check ?	Chk Pass	Chk Pass	Chk Pass	Chk Pass	Chk Pass	Chk Pass	Chk Pass	Chk Pass	Chk Pass
Value									
Range									

Elem	Ce4040	Co2286	Cr2677	Cu3247	Fe2599	K_7664	Li6707	Mg2790	Mn2576
Units	ppm	ppm	ppm	ppm	ppm	ppm	ppm	ppm	ppm
Avg	**2.021**	**2.035**	**1.983**	**1.956**	**39.47**	**40.29**	**2.042**	**38.37**	**2.030**
Stddev	.003	.001	.001	.002	.08	.06	.002	.11	.001
%RSD	.1610	.0297	.0695	.0887	.2125	.1523	.0742	.2817	.0382
#1	2.018	2.035	1.984	1.958	39.53	40.26	2.043	38.39	2.031
#2	2.024	2.035	1.981	1.956	39.50	40.36	2.043	38.46	2.029
#3	2.019	2.034	1.983	1.955	39.37	40.25	2.040	38.25	2.029
Check ?	Chk Pass	Chk Pass	Chk Pass	Chk Pass	Chk Pass	Chk Pass	Chk Pass	Chk Pass	Chk Pass
Value									
Range									

Elem	Mo2020	Na5895	Ni2316	P_1774	Pb2203	S_1820	Sb2068	Se1960	Si2124
Units	ppm	ppm	ppm	ppm	ppm	ppm	ppm	ppm	ppm
Avg	**2.034**	**40.74**	**2.042**	**2.017**	**2.054**	**1.968**	**2.008**	**1.982**	**4.963**
Stddev	.004	.03	.002	.004	.004	.006	.004	.006	.012
%RSD	.2012	.0775	.0910	.1969	.1937	.3089	.2160	.3181	.2358
#1	2.030	40.75	2.042	2.012	2.053	1.961	2.003	1.976	4.950
#2	2.038	40.76	2.044	2.020	2.059	1.971	2.011	1.989	4.968
#3	2.035	40.70	2.040	2.017	2.051	1.971	2.010	1.981	4.971
Check ?	Chk Pass	Chk Pass	Chk Pass	Chk Pass	Chk Pass	Chk Pass	Chk Pass	Chk Pass	Chk Pass
Value									
Range									

Zoom In Zoom Out

Sample Name: ccv Acquired: 7/7/2021 23:30:37 Type: QC
Method: SGS NO VALVE3(v105) Mode: CONC Corr. Factor: 1.000000
User: admin Custom ID1: Custom ID2: Custom ID3:
Comment:

Elem	Sn1899	Sr4077	Ti3349	Tl1908	V_2924	W_2079	Zn2062	Zr3391
Units	ppm	ppm	ppm	ppm	ppm	ppm	ppm	ppm
Avg	**2.045**	**2.056**	**1.992**	**2.062**	**1.997**	**2.042**	**2.016**	**2.028**
Stddev	.005	.003	.002	.007	.001	.002	.003	.001
%RSD	.2381	.1196	.1094	.3536	.0522	.0899	.1614	.0272
#1	2.039	2.058	1.994	2.057	1.998	2.043	2.014	2.029
#2	2.048	2.057	1.989	2.071	1.996	2.043	2.020	2.028
#3	2.047	2.053	1.992	2.059	1.998	2.040	2.014	2.028
Check ?	Chk Pass	Chk Pass	Chk Pass	Chk Pass	Chk Pass	Chk Pass	Chk Pass	Chk Pass
Value								
Range								

Int. Std.	In2306	Y_3600	Y_3710	Y_2243
Units	Cts/S	Cts/S	Cts/S	Cts/S
Avg	**4234.7**	**57442.**	**4323.8**	**1346.8**
Stddev	5.5	72.	19.6	2.1
%RSD	.12999	.12583	.45267	.15317
#1	4234.1	57382.	4328.5	1347.9
#2	4229.6	57522.	4302.3	1344.4
#3	4240.5	57421.	4340.5	1348.1

Zoom In Zoom Out

Sample Name: ccb Acquired: 7/7/2021 23:35:28 Type: QC
Method: SGS NO VALVE3(v105) Mode: CONC Corr. Factor: 1.000000
User: admin Custom ID1: Custom ID2: Custom ID3:
Comment:

Elem	Ag3280	Al3961	As1890	B_2089	Ba4554	Be3130	Bi2230	Ca3179
Units	ppm	ppm	ppm	ppm	ppm	ppm	ppm	ppm
Avg	**-.0001**	**.0024**	**-.0002**	**-.0001**	**.0006**	**.0003**	**-.0006**	**-.0027**
Stddev	.0003	.0163	.0016	.0011	.0002	.0002	.0005	.0036
%RSD	436.7	693.7	791.0	1137.	33.37	57.42	75.16	134.9
#1	.0003	-.0155	-.0020	-.0004	.0004	.0001	-.0009	.0015
#2	-.0002	.0060	.0004	-.0010	.0007	.0004	-.0009	-.0048
#3	-.0003	.0166	.0010	.0011	.0006	.0003	-.0001	-.0047
Check ?	Chk Pass	Chk Pass	Chk Pass	Chk Pass	Chk Pass	Chk Pass	Chk Pass	Chk Pass
High Limit								
Low Limit								

Elem	Cd2288	Ce4040	Co2286	Cr2677	Cu3247	Fe2599	K_7664	Li6707
Units	ppm	ppm	ppm	ppm	ppm	ppm	ppm	ppm
Avg	**.0002**	**-.0015**	**-.0005**	**.0002**	**-.0001**	**.0080**	**.0382**	**-.0013**
Stddev	.0003	.0023	.0001	.0003	.0002	.0017	.0042	.0025
%RSD	181.3	153.9	17.55	127.3	205.1	20.87	11.07	199.6
#1	.0005	-.0022	-.0006	.0004	.0001	.0083	.0417	-.0037
#2	-.0001	-.0033	-.0004	.0004	-.0001	.0095	.0335	.0013
#3	.0001	.0011	-.0006	-.0001	-.0003	.0062	.0396	-.0015
Check ?	Chk Pass	None	Chk Pass	Chk Pass	Chk Pass	Chk Pass	Chk Pass	Chk Pass
High Limit								
Low Limit								

Elem	Mg2790	Mn2576	Mo2020	Na5895	Ni2316	P_1774	Pb2203	S_1820
Units	ppm	ppm	ppm	ppm	ppm	ppm	ppm	ppm
Avg	**.0302**	**.0001**	**.0007**	**-.0536**	**.0001**	**.0018**	**-.0007**	**.0007**
Stddev	.0082	.0000	.0002	.0141	.0001	.0010	.0009	.0013
%RSD	27.02	97.89	30.11	26.34	148.3	52.34	133.8	182.2
#1	.0390	.0001	.0009	-.0380	.0002	.0007	-.0014	.0009
#2	.0228	.0001	.0007	-.0655	.0001	.0023	-.0009	-.0007
#3	.0288	-.0000	.0005	-.0573	-.0001	.0025	.0003	.0020
Check ?	Chk Pass	Chk Pass	Chk Pass	Chk Pass	Chk Pass	Chk Pass	Chk Pass	Chk Pass
High Limit								
Low Limit								

Zoom In Zoom Out

Sample Name: ccb Acquired: 7/7/2021 23:35:28 Type: QC
Method: SGS NO VALVE3(v105) Mode: CONC Corr. Factor: 1.000000
User: admin Custom ID1: Custom ID2: Custom ID3:
Comment:

Elem	Sb2068	Se1960	Si2124	Sn1899	Sr4077	Ti3349	Tl1908	V_2924
Units	ppm	ppm	ppm	ppm	ppm	ppm	ppm	ppm
Avg	**.0008**	**.0023**	**.0004**	**.0009**	**.0001**	**-.0000**	F **.0020**	**.0005**
Stddev	.0008	.0017	.0011	.0009	.0001	.0003	.0019	.0001
%RSD	101.3	73.55	301.0	92.30	134.1	929.5	92.16	22.60
#1	-.0000	.0004	.0011	.0001	.0002	-.0004	-.0001	.0004
#2	.0009	.0034	-.0009	.0018	-.0000	.0001	.0034	.0004
#3	.0016	.0032	.0009	.0009	.0001	.0002	.0028	.0006
Check ?	Chk Pass	Chk Pass	Chk Pass	Chk Pass	Chk Pass	Chk Pass	Chk Fail	Chk Pass
High Limit							.0020	
Low Limit							-.0020	

Elem	W_2079	Zn2062	Zr3391
Units	ppm	ppm	ppm
Avg	**-.0009**	F **-.0046**	**.0001**
Stddev	.0012	.0002	.0001
%RSD	134.1	5.413	138.3
#1	.0002	-.0045	-.0000
#2	-.0008	-.0049	.0002
#3	-.0021	-.0044	.0001
Check ?	Chk Pass	Chk Fail	Chk Pass
High Limit		.0020	
Low Limit		-.0020	

Int. Std.	In2306	Y_3600	Y_3710	Y_2243
Units	Cts/S	Cts/S	Cts/S	Cts/S
Avg	**4335.7**	**58534.**	**4335.4**	**1384.5**
Stddev	5.0	263.	34.6	1.7
%RSD	.11590	.44991	.79766	.12355
#1	4337.4	58240.	4374.9	1383.9
#2	4339.7	58749.	4310.6	1386.4
#3	4330.1	58613.	4320.7	1383.1

Zoom In Zoom Out

Sample Name: mp27313-mb1 Acquired: 7/7/2021 23:40:43 Type: Unk
Method: SGS NO VALVE3(v105) Mode: CONC Corr. Factor: 1.000000
User: admin Custom ID1: Custom ID2: Custom ID3:
Comment:

Elem	Ag3280	Al3961	As1890	B_2089	Ba4554	Be3130	Bi2230	Ca3179	Cd2288
Units	ppm	ppm	ppm	ppm	ppm	ppm	ppm	ppm	ppm
Avg	**-.0004**	**.0204**	**.0010**	**.0001**	**.0008**	**.0002**	**.0008**	**.0684**	**.0002**
Stddev	.0002	.0048	.0015	.0003	.0002	.0001	.0006	.0022	.0000
%RSD	45.17	23.55	152.0	255.6	23.02	36.75	72.72	3.269	31.30
#1	-.0005	.0244	.0024	.0003	.0006	.0002	.0008	.0682	.0002
#2	-.0002	.0151	-.0005	-.0003	.0007	.0002	.0003	.0663	.0001
#3	-.0004	.0219	.0009	.0004	.0009	.0001	.0015	.0708	.0002

Elem	Ce4040	Co2286	Cr2677	Cu3247	Fe2599	K_7664	Li6707	Mg2790	Mn2576
Units	ppm	ppm	ppm	ppm	ppm	ppm	ppm	ppm	ppm
Avg	**-.0017**	**-.0002**	**.0007**	**.0034**	**.0234**	**.0981**	**-.0024**	**.0545**	**.0005**
Stddev	.0015	.0002	.0003	.0001	.0043	.0163	.0003	.0196	.0000
%RSD	93.50	99.66	44.69	3.332	18.18	16.59	12.27	35.92	7.822
#1	-.0010	-.0004	.0011	.0033	.0201	.1046	-.0027	.0391	.0005
#2	-.0034	.0000	.0006	.0035	.0220	.1101	-.0025	.0480	.0005
#3	-.0005	-.0003	.0005	.0033	.0282	.0796	-.0021	.0766	.0005

Elem	Mo2020	Na5895	Ni2316	P_1774	Pb2203	S_1820	Sb2068	Se1960	Si2124
Units	ppm	ppm	ppm	ppm	ppm	ppm	ppm	ppm	ppm
Avg	**.0009**	**-.0114**	**.0009**	**.0231**	**.0015**	**.0080**	**-.0012**	**.0020**	**.0084**
Stddev	.0002	.0070	.0002	.0013	.0008	.0024	.0016	.0020	.0033
%RSD	19.14	61.15	20.43	5.497	55.07	29.59	131.2	101.7	39.11
#1	.0009	-.0040	.0011	.0242	.0014	.0107	-.0025	.0031	.0064
#2	.0010	-.0178	.0009	.0217	.0023	.0061	-.0016	.0032	.0066
#3	.0007	-.0122	.0008	.0233	.0007	.0072	.0005	-.0003	.0121

Elem	Sn1899	Sr4077	Ti3349	Tl1908	V_2924	W_2079	Zn2062	Zr3391
Units	ppm	ppm	ppm	ppm	ppm	ppm	ppm	ppm
Avg	**.0189**	**.0002**	**.0010**	**.0013**	**.0006**	**-.0013**	**.0896**	**.0006**
Stddev	.0012	.0001	.0002	.0018	.0003	.0012	.0004	.0001
%RSD	6.543	41.18	19.40	136.0	57.01	91.12	.4261	23.49
#1	.0184	.0002	.0008	.0025	.0002	-.0010	.0898	.0008
#2	.0181	.0002	.0012	.0021	.0009	-.0003	.0898	.0005
#3	.0203	.0004	.0010	-.0007	.0005	-.0027	.0892	.0006

Zoom In Zoom Out

Sample Name: mp27313-mb1 Acquired: 7/7/2021 23:40:43 Type: Unk
Method: SGS NO VALVE3(v105) Mode: CONC Corr. Factor: 1.000000
User: admin Custom ID1: Custom ID2: Custom ID3:
Comment:

Int. Std.	In2306	Y_3600	Y_3710	Y_2243
Units	Cts/S	Cts/S	Cts/S	Cts/S
Avg	**4375.3**	**58930.**	**4374.1**	**1401.8**
Stddev	5.8	482.	9.4	1.7
%RSD	.13225	.81845	.21446	.12033
#1	4375.0	58384.	4381.5	1400.5
#2	4369.6	59109.	4377.1	1401.2
#3	4381.2	59297.	4363.5	1403.7

Zoom In Zoom Out

Sample Name: mp27313-b1 Acquired: 7/7/2021 23:45:54 Type: Unk
Method: SGS NO VALVE3(v105) Mode: CONC Corr. Factor: 1.000000
User: admin Custom ID1: Custom ID2: Custom ID3:
Comment:

Elem	Ag3280	Al3961	As1890	B_2089	Ba4554	Be3130	Bi2230	Ca3179	Cd2288
Units	ppm	ppm	ppm	ppm	ppm	ppm	ppm	ppm	ppm
Avg	**.2310**	**24.65**	**1.788**	**1.779**	**1.849**	**1.819**	**.0947**	**24.27**	**1.807**
Stddev	.0039	.32	.003	.002	.024	.023	.0037	.30	.003
%RSD	1.677	1.282	.1729	.0863	1.300	1.248	3.874	1.254	.1609
#1	.2353	24.79	1.792	1.778	1.862	1.832	.0987	24.45	1.806
#2	.2298	24.86	1.788	1.778	1.865	1.832	.0938	24.44	1.805
#3	.2278	24.28	1.786	1.781	1.822	1.793	.0915	23.92	1.811

Elem	Ce4040	Co2286	Cr2677	Cu3247	Fe2599	K_7664	Li6707	Mg2790	Mn2576
Units	ppm	ppm	ppm	ppm	ppm	ppm	ppm	ppm	ppm
Avg	**-.0029**	**1.855**	**1.827**	**1.794**	**24.41**	**24.75**	**-.0016**	**23.69**	**1.865**
Stddev	.0023	.002	.033	.032	.37	.27	.0003	.31	.032
%RSD	79.86	.1296	1.791	1.771	1.522	1.098	18.71	1.304	1.716
#1	-.0004	1.853	1.864	1.831	24.61	24.88	-.0018	23.87	1.902
#2	-.0049	1.853	1.810	1.778	24.63	24.93	-.0013	23.88	1.849
#3	-.0033	1.857	1.805	1.773	23.98	24.43	-.0018	23.34	1.845

Elem	Mo2020	Na5895	Ni2316	P_1774	Pb2203	S_1820	Sb2068	Se1960	Si2124
Units	ppm	ppm	ppm	ppm	ppm	ppm	ppm	ppm	ppm
Avg	**1.865**	**24.91**	**1.860**	**1.815**	**1.863**	**-.0378**	**1.793**	**1.753**	**4.524**
Stddev	.000	.32	.002	.003	.003	.0016	.006	.005	.005
%RSD	.0140	1.265	.1191	.1725	.1387	4.290	.3604	.2920	.1098
#1	1.865	25.07	1.862	1.817	1.865	-.0397	1.791	1.747	4.519
#2	1.865	25.11	1.857	1.811	1.860	-.0371	1.788	1.756	4.525
#3	1.865	24.55	1.860	1.817	1.863	-.0367	1.801	1.757	4.529

Elem	Sn1899	Sr4077	Ti3349	Tl1908	V_2924	W_2079	Zn2062	Zr3391
Units	ppm	ppm	ppm	ppm	ppm	ppm	ppm	ppm
Avg	**1.880**	**1.860**	**1.846**	**1.883**	**1.839**	**1.779**	**1.828**	**1.865**
Stddev	.002	.025	.033	.003	.033	.004	.003	.033
%RSD	.0964	1.353	1.794	.1565	1.797	.2216	.1359	1.754
#1	1.879	1.872	1.884	1.879	1.877	1.775	1.831	1.903
#2	1.880	1.877	1.828	1.885	1.822	1.779	1.826	1.848
#3	1.882	1.832	1.825	1.883	1.818	1.783	1.827	1.845

Zoom In Zoom Out

Sample Name: mp27313-b1 Acquired: 7/7/2021 23:45:54 Type: Unk
Method: SGS NO VALVE3(v105) Mode: CONC Corr. Factor: 1.000000
User: admin Custom ID1: Custom ID2: Custom ID3:
Comment:

Int. Std.	In2306	Y_3600	Y_3710	Y_2243
Units	Cts/S	Cts/S	Cts/S	Cts/S
Avg	**4262.6**	**57293.**	**4362.6**	**1352.0**
Stddev	6.1	835.	61.1	1.3
%RSD	.14201	1.4566	1.4004	.09506
#1	4255.7	56350.	4320.4	1350.6
#2	4265.6	57597.	4334.7	1352.2
#3	4266.6	57934.	4432.6	1353.2

Zoom In Zoom Out

Sample Name: mp27313-s1 Acquired: 7/7/2021 23:50:43 Type: Unk
Method: SGS NO VALVE3(v105) Mode: CONC Corr. Factor: 1.000000
User: admin Custom ID1: Custom ID2: Custom ID3:
Comment:

Elem	Ag3280	Al3961	As1890	B_2089	Ba4554	Be3130	Bi2230	Ca3179	Cd2288
Units	ppm	ppm	ppm	ppm	ppm	ppm	ppm	ppm	ppm
Avg	**.2152**	**109.8**	**1.690**	**1.654**	**2.512**	**1.688**	**.2714**	**86.43**	**1.705**
Stddev	.0005	.3	.005	.002	.006	.003	.0022	.22	.005
%RSD	.2280	.2478	.2913	.0886	.2213	.1760	.7975	.2583	.2788
#1	.2155	109.5	1.690	1.654	2.506	1.685	.2739	86.24	1.705
#2	.2146	109.9	1.695	1.656	2.517	1.691	.2698	86.37	1.710
#3	.2155	110.0	1.685	1.653	2.513	1.689	.2705	86.67	1.700

Elem	Ce4040	Co2286	Cr2677	Cu3247	Fe2599	K_7664	Li6707	Mg2790	Mn2576
Units	ppm	ppm	ppm	ppm	ppm	ppm	ppm	ppm	ppm
Avg	**.4837**	**1.818**	**1.849**	**1.810**	**139.2**	**58.42**	**.0737**	**67.69**	**4.353**
Stddev	.0016	.003	.003	.003	.4	.12	.0014	.30	.021
%RSD	.3342	.1353	.1522	.1830	.2692	.2120	1.949	.4408	.4795
#1	.4843	1.819	1.852	1.808	138.8	58.34	.0748	67.49	4.375
#2	.4819	1.820	1.846	1.813	139.0	58.35	.0743	67.56	4.334
#3	.4850	1.815	1.849	1.807	139.6	58.56	.0721	68.04	4.350

Elem	Mo2020	Na5895	Ni2316	P_1774	Pb2203	S_1820	Sb2068	Se1960	Si2124
Units	ppm	ppm	ppm	ppm	ppm	ppm	ppm	ppm	ppm
Avg	**1.713**	**27.28**	**1.897**	**5.458**	**1.803**	**2.531**	**1.302**	**1.650**	**7.444**
Stddev	.003	.07	.001	.011	.001	.002	.003	.003	.044
%RSD	.1763	.2439	.0642	.2084	.0555	.0879	.2124	.1975	.5960
#1	1.714	27.22	1.898	5.460	1.802	2.532	1.304	1.650	7.467
#2	1.716	27.27	1.896	5.468	1.803	2.533	1.303	1.652	7.473
#3	1.710	27.36	1.897	5.446	1.804	2.529	1.299	1.646	7.393

Elem	Sn1899	Sr4077	Ti3349	Tl1908	V_2924	W_2079	Zn2062	Zr3391
Units	ppm	ppm	ppm	ppm	ppm	ppm	ppm	ppm
Avg	**1.684**	**1.848**	F **9.588**	**1.783**	**1.887**	**1.399**	**1.862**	**1.757**
Stddev	.007	.003	.005	.011	.001	.007	.005	.002
%RSD	.4182	.1502	.0552	.5968	.0752	.5093	.2479	.0963
#1	1.690	1.845	9.591	1.773	1.888	1.396	1.863	1.756
#2	1.686	1.850	9.592	1.794	1.886	1.407	1.867	1.759
#3	1.676	1.849	9.582	1.782	1.885	1.394	1.858	1.756

Zoom In Zoom Out

Sample Name: mp27313-s1 Acquired: 7/7/2021 23:50:43 Type: Unk
Method: SGS NO VALVE3(v105) Mode: CONC Corr. Factor: 1.000000
User: admin Custom ID1: Custom ID2: Custom ID3:
Comment:

Int. Std.	In2306	Y_3600	Y_3710	Y_2243
Units	Cts/S	Cts/S	Cts/S	Cts/S
Avg	**4288.4**	**60336.**	**4626.0**	**1414.1**
Stddev	5.7	109.	44.6	4.3
%RSD	.13222	.18099	.96388	.30202
#1	4283.1	60235.	4641.2	1412.0
#2	4287.8	60451.	4661.0	1411.2
#3	4294.4	60321.	4575.8	1419.0

Zoom In Zoom Out

Sample Name: mp27313-s2 Acquired: 7/7/2021 23:55:38 Type: Unk
Method: SGS NO VALVE3(v105) Mode: CONC Corr. Factor: 1.000000
User: admin Custom ID1: Custom ID2: Custom ID3:
Comment:

Elem	Ag3280	Al3961	As1890	B_2089	Ba4554	Be3130	Bi2230	Ca3179	Cd2288
Units	ppm	ppm	ppm	ppm	ppm	ppm	ppm	ppm	ppm
Avg	**.2193**	**109.2**	**1.713**	**1.684**	**2.496**	**1.716**	**.2667**	**84.29**	**1.733**
Stddev	.0001	.1	.003	.004	.003	.003	.0030	.12	.002
%RSD	.0248	.1270	.1992	.2267	.1355	.1636	1.123	.1444	.1020
#1	.2192	109.3	1.716	1.685	2.492	1.714	.2637	84.34	1.735
#2	.2192	109.1	1.714	1.687	2.498	1.715	.2697	84.15	1.733
#3	.2193	109.3	1.709	1.680	2.498	1.719	.2667	84.38	1.731

Elem	Ce4040	Co2286	Cr2677	Cu3247	Fe2599	K_7664	Li6707	Mg2790	Mn2576
Units	ppm	ppm	ppm	ppm	ppm	ppm	ppm	ppm	ppm
Avg	**.5301**	**1.852**	**1.871**	**1.843**	**139.1**	**56.62**	**.0589**	**64.29**	**4.922**
Stddev	.0043	.002	.002	.004	.2	.05	.0006	.18	.029
%RSD	.8069	.0916	.1225	.2369	.1280	.0837	.9833	.2853	.5870
#1	.5317	1.854	1.871	1.846	139.2	56.66	.0588	64.35	4.942
#2	.5333	1.852	1.868	1.845	138.9	56.57	.0583	64.09	4.889
#3	.5252	1.850	1.873	1.838	139.2	56.64	.0595	64.44	4.935

Elem	Mo2020	Na5895	Ni2316	P_1774	Pb2203	S_1820	Sb2068	Se1960	Si2124
Units	ppm	ppm	ppm	ppm	ppm	ppm	ppm	ppm	ppm
Avg	**1.735**	**28.03**	**1.932**	**5.007**	**1.836**	**2.310**	**1.312**	**1.683**	**8.010**
Stddev	.004	.06	.002	.010	.003	.004	.003	.005	.021
%RSD	.2197	.2081	.0809	.1936	.1390	.1794	.2047	.2783	.2639
#1	1.738	27.97	1.933	5.013	1.839	2.308	1.312	1.682	8.014
#2	1.735	28.06	1.931	5.013	1.835	2.315	1.314	1.688	8.028
#3	1.730	28.07	1.930	4.996	1.833	2.307	1.309	1.679	7.987

Elem	Sn1899	Sr4077	Ti3349	Tl1908	V_2924	W_2079	Zn2062	Zr3391
Units	ppm	ppm	ppm	ppm	ppm	ppm	ppm	ppm
Avg	**1.700**	**1.893**	F **9.261**	**1.823**	**1.913**	**1.399**	**2.098**	**1.789**
Stddev	.004	.001	.006	.002	.002	.004	.004	.001
%RSD	.2151	.0757	.0701	.1343	.0828	.3187	.2023	.0274
#1	1.702	1.891	9.268	1.822	1.915	1.404	2.102	1.789
#2	1.702	1.894	9.260	1.822	1.912	1.397	2.095	1.789
#3	1.695	1.893	9.255	1.826	1.913	1.395	2.096	1.790

Zoom In Zoom Out

Sample Name: mp27313-s2 Acquired: 7/7/2021 23:55:38 Type: Unk
Method: SGS NO VALVE3(v105) Mode: CONC Corr. Factor: 1.000000
User: admin Custom ID1: Custom ID2: Custom ID3:
Comment:

Int. Std.	In2306	Y_3600	Y_3710	Y_2243
Units	Cts/S	Cts/S	Cts/S	Cts/S
Avg	**4266.9**	**60126.**	**4577.3**	**1412.1**
Stddev	4.1	289.	31.5	2.4
%RSD	.09713	.47986	.68820	.16919
#1	4262.7	60210.	4545.4	1409.5
#2	4270.9	60363.	4608.4	1412.6
#3	4267.2	59804.	4578.1	1414.3

Zoom In Zoom Out

Sample Name: jd27600-10 Acquired: 7/8/2021 0:00:35 Type: Unk
Method: SGS NO VALVE3(v105) Mode: CONC Corr. Factor: 1.000000
User: admin Custom ID1: Custom ID2: Custom ID3:
Comment:

Elem	Ag3280	Al3961	As1890	B_2089	Ba4554	Be3130	Bi2230	Ca3179	Cd2288
Units	ppm	ppm	ppm	ppm	ppm	ppm	ppm	ppm	ppm
Avg	**-.0012**	**81.83**	**.0140**	**.0084**	**.6302**	**.0051**	**.1502**	**63.62**	**.0005**
Stddev	.0003	.14	.0015	.0005	.0008	.0001	.0005	.11	.0003
%RSD	26.46	.1757	11.00	5.491	.1246	1.136	.3512	.1723	55.34
#1	-.0015	81.95	.0145	.0082	.6301	.0050	.1496	63.71	.0003
#2	-.0009	81.86	.0153	.0080	.6311	.0052	.1504	63.66	.0005
#3	-.0012	81.67	.0123	.0089	.6295	.0051	.1505	63.50	.0009

Elem	Ce4040	Co2286	Cr2677	Cu3247	Fe2599	K_7664	Li6707	Mg2790	Mn2576
Units	ppm	ppm	ppm	ppm	ppm	ppm	ppm	ppm	ppm
Avg	**.5283**	**.0642**	**.1808**	**.1924**	**117.5**	**26.47**	**.0602**	**38.42**	**2.255**
Stddev	.0003	.0005	.0006	.0002	.2	.07	.0001	.09	.002
%RSD	.0513	.8251	.3386	.1025	.1994	.2781	.1350	.2430	.0755
#1	.5280	.0640	.1815	.1925	117.7	26.50	.0601	38.49	2.257
#2	.5286	.0647	.1808	.1922	117.7	26.52	.0602	38.46	2.256
#3	.5283	.0637	.1803	.1925	117.3	26.38	.0602	38.32	2.254

Elem	Mo2020	Na5895	Ni2316	P_1774	Pb2203	S_1820	Sb2068	Se1960	Si2124
Units	ppm	ppm	ppm	ppm	ppm	ppm	ppm	ppm	ppm
Avg	**.0036**	**3.768**	**.1687**	**2.960**	**.0327**	**3.665**	**.0018**	**-.0023**	**4.575**
Stddev	.0002	.005	.0004	.002	.0018	.009	.0003	.0013	.013
%RSD	4.221	.1250	.2327	.0620	5.452	.2579	16.94	58.24	.2814
#1	.0035	3.767	.1691	2.963	.0347	3.667	.0016	-.0038	4.587
#2	.0038	3.773	.1684	2.960	.0313	3.673	.0021	-.0014	4.561
#3	.0036	3.764	.1685	2.959	.0321	3.655	.0017	-.0016	4.577

Elem	Sn1899	Sr4077	Ti3349	Tl1908	V_2924	W_2079	Zn2062	Zr3391
Units	ppm	ppm	ppm	ppm	ppm	ppm	ppm	ppm
Avg	**.0148**	**.1406**	**6.585**	**.0029**	**.1972**	**.0019**	**.2114**	**.0154**
Stddev	.0010	.0006	.003	.0011	.0001	.0020	.0007	.0001
%RSD	6.528	.4610	.0433	37.09	.0625	102.5	.3434	.6912
#1	.0158	.1411	6.589	.0017	.1971	.0041	.2123	.0155
#2	.0139	.1407	6.584	.0039	.1974	.0013	.2109	.0155
#3	.0147	.1399	6.583	.0031	.1972	.0003	.2111	.0153

Zoom In Zoom Out

Sample Name: jd27600-10 Acquired: 7/8/2021 0:00:35 Type: Unk
Method: SGS NO VALVE3(v105) Mode: CONC Corr. Factor: 1.000000
User: admin Custom ID1: Custom ID2: Custom ID3:
Comment:

Int. Std.	In2306	Y_3600	Y_3710	Y_2243
Units	Cts/S	Cts/S	Cts/S	Cts/S
Avg	**4336.8**	**61065.**	**4665.5**	**1437.1**
Stddev	2.9	75.	18.8	2.1
%RSD	.06595	.12341	.40204	.14523
#1	4336.3	61029.	4646.3	1434.7
#2	4339.8	61014.	4666.4	1438.2
#3	4334.1	61151.	4683.8	1438.4

Zoom In Zoom Out

Sample Name: mp27313-sd1 Acquired: 7/8/2021 0:05:36 Type: Unk
Method: SGS NO VALVE3(v105) Mode: CONC Corr. Factor: 5.000000
User: admin Custom ID1: Custom ID2: Custom ID3:
Comment:

Elem	Ag3280	Al3961	As1890	B_2089	Ba4554	Be3130	Bi2230	Ca3179	Cd2288
Units	ppm	ppm	ppm	ppm	ppm	ppm	ppm	ppm	ppm
Avg	**-.0038**	**80.19**	**.0237**	**.0077**	**.6232**	**.0052**	**.1508**	**63.65**	**.0015**
Stddev	.0005	.24	.0063	.0031	.0024	.0005	.0126	.10	.0007
%RSD	13.58	.2996	26.62	40.40	.3838	9.591	8.359	.1570	49.43
#1	-.0042	79.93	.0265	.0075	.6227	.0047	.1379	63.65	.0022
#2	-.0032	80.26	.0280	.0109	.6211	.0055	.1513	63.54	.0014
#3	-.0041	80.39	.0164	.0047	.6258	.0056	.1631	63.74	.0008

Elem	Ce4040	Co2286	Cr2677	Cu3247	Fe2599	K_7664	Li6707	Mg2790	Mn2576
Units	ppm	ppm	ppm	ppm	ppm	ppm	ppm	ppm	ppm
Avg	**.5460**	**.0606**	**.1858**	**.1874**	**118.5**	**26.23**	**.0513**	**38.28**	**2.329**
Stddev	.0258	.0013	.0056	.0064	.1	.23	.0045	.14	.068
%RSD	4.719	2.156	3.020	3.409	.0636	.8732	8.696	.3618	2.929
#1	.5234	.0598	.1833	.1828	118.6	25.97	.0494	38.12	2.288
#2	.5407	.0621	.1818	.1847	118.5	26.31	.0563	38.35	2.293
#3	.5741	.0600	.1922	.1947	118.5	26.41	.0480	38.37	2.408

Elem	Mo2020	Na5895	Ni2316	P_1774	Pb2203	S_1820	Sb2068	Se1960	Si2124
Units	ppm	ppm	ppm	ppm	ppm	ppm	ppm	ppm	ppm
Avg	**.0050**	**3.509**	**.1748**	**2.983**	**.0368**	**3.602**	**.0061**	**.0121**	**4.156**
Stddev	.0012	.046	.0038	.076	.0015	.094	.0037	.0019	.141
%RSD	23.74	1.312	2.147	2.540	4.161	2.615	61.85	16.01	3.395
#1	.0037	3.484	.1709	2.915	.0366	3.514	.0096	.0139	4.291
#2	.0060	3.481	.1751	2.969	.0353	3.590	.0021	.0124	4.168
#3	.0053	3.562	.1784	3.064	.0384	3.701	.0064	.0100	4.010

Elem	Sn1899	Sr4077	Ti3349	Tl1908	V_2924	W_2079	Zn2062	Zr3391
Units	ppm	ppm	ppm	ppm	ppm	ppm	ppm	ppm
Avg	**.0202**	**.1387**	**6.609**	**.0078**	**.2011**	**.0083**	**.2059**	**.0170**
Stddev	.0060	.0008	.200	.0137	.0057	.0040	.0066	.0001
%RSD	29.56	.5493	3.020	174.2	2.850	48.68	3.190	.6867
#1	.0250	.1387	6.485	.0048	.1965	.0062	.2002	.0169
#2	.0221	.1380	6.503	.0227	.1993	.0129	.2045	.0171
#3	.0135	.1395	6.839	-.0041	.2075	.0057	.2131	.0170

Zoom In Zoom Out

Sample Name: mp27313-sd1 Acquired: 7/8/2021 0:05:36 Type: Unk
Method: SGS NO VALVE3(v105) Mode: CONC Corr. Factor: 5.000000
User: admin Custom ID1: Custom ID2: Custom ID3:
Comment:

Int. Std.	In2306	Y_3600	Y_3710	Y_2243
Units	Cts/S	Cts/S	Cts/S	Cts/S
Avg	**4355.0**	**58632.**	**4443.4**	**1405.9**
Stddev	6.3	1433.	9.1	1.7
%RSD	.14549	2.4441	.20563	.12381
#1	4348.6	59412.	4432.9	1404.8
#2	4361.2	59506.	4449.5	1407.9
#3	4355.2	56978.	4447.8	1405.0

Zoom In Zoom Out

Sample Name: mp27313-ps1 Acquired: 7/8/2021 0:10:42 Type: Unk
Method: SGS NO VALVE3(v105) Mode: CONC Corr. Factor: 1.000000
User: admin Custom ID1: Custom ID2: Custom ID3:
Comment:

Elem	Ag3280	Al3961	As1890	B_2089	Ba4554	Be3130	Bi2230	Ca3179	Cd2288
Units	ppm	ppm	ppm	ppm	ppm	ppm	ppm	ppm	ppm
Avg	**.2371**	**105.1**	**1.879**	**1.951**	**2.565**	**1.914**	**.2453**	**85.60**	**1.941**
Stddev	.0016	6.1	.002	.003	.152	.111	.0028	4.81	.003
%RSD	.6808	5.788	.0935	.1589	5.926	5.797	1.141	5.622	.1294
#1	.2371	104.0	1.877	1.950	2.537	1.896	.2453	84.78	1.940
#2	.2354	99.60	1.880	1.949	2.428	1.814	.2482	81.25	1.944
#3	.2387	111.6	1.881	1.955	2.728	2.033	.2426	90.77	1.939

Elem	Ce4040	Co2286	Cr2677	Cu3247	Fe2599	K_7664	Li6707	Mg2790	Mn2576
Units	ppm	ppm	ppm	ppm	ppm	ppm	ppm	ppm	ppm
Avg	**.5030**	**2.029**	**2.038**	**2.087**	**137.5**	**51.18**	**.0574**	**61.10**	**4.049**
Stddev	.0021	.001	.004	.005	7.7	2.99	.0036	3.53	.008
%RSD	.4106	.0659	.1963	.2410	5.618	5.839	6.228	5.774	.2022
#1	.5007	2.027	2.043	2.093	136.2	50.63	.0542	60.62	4.058
#2	.5048	2.030	2.035	2.083	130.5	48.52	.0567	57.84	4.047
#3	.5034	2.029	2.036	2.087	145.8	54.41	.0613	64.84	4.042

Elem	Mo2020	Na5895	Ni2316	P_1774	Pb2203	S_1820	Sb2068	Se1960	Si2124
Units	ppm	ppm	ppm	ppm	ppm	ppm	ppm	ppm	ppm
Avg	**1.862**	**29.41**	**2.129**	**4.772**	**2.021**	**3.494**	**1.902**	**1.949**	**4.179**
Stddev	.003	1.72	.001	.004	.001	.005	.003	.003	.023
%RSD	.1318	5.868	.0381	.0785	.0492	.1569	.1803	.1503	.5498
#1	1.860	29.06	2.128	4.769	2.020	3.500	1.898	1.946	4.206
#2	1.863	27.88	2.129	4.776	2.022	3.492	1.904	1.952	4.163
#3	1.865	31.28	2.129	4.772	2.022	3.490	1.903	1.949	4.169

Elem	Sn1899	Sr4077	Ti3349	Tl1908	V_2924	W_2079	Zn2062	Zr3391
Units	ppm	ppm	ppm	ppm	ppm	ppm	ppm	ppm
Avg	**1.858**	**2.095**	F **8.175**	**2.023**	**2.078**	**1.784**	**2.072**	**1.900**
Stddev	.003	.123	.021	.004	.005	.010	.002	.006
%RSD	.1336	5.878	.2601	.2204	.2566	.5572	.1128	.2970
#1	1.856	2.072	8.200	2.022	2.083	1.773	2.071	1.906
#2	1.859	1.985	8.165	2.019	2.077	1.784	2.075	1.897
#3	1.861	2.228	8.161	2.027	2.073	1.793	2.071	1.896

Zoom In Zoom Out

Sample Name: mp27313-ps1 Acquired: 7/8/2021 0:10:42 Type: Unk
Method: SGS NO VALVE3(v105) Mode: CONC Corr. Factor: 1.000000
User: admin Custom ID1: Custom ID2: Custom ID3:
Comment:

Int. Std.	In2306	Y_3600	Y_3710	Y_2243
Units	Cts/S	Cts/S	Cts/S	Cts/S
Avg	**4304.1**	**59788.**	**4546.4**	**1408.9**
Stddev	6.4	53.	192.8	1.8
%RSD	.14800	.08875	4.2412	.12636
#1	4305.9	59752.	4573.6	1409.6
#2	4297.0	59762.	4724.3	1406.9
#3	4309.3	59848.	4341.5	1410.2

Zoom In Zoom Out

Sample Name: fa86860-1 Acquired: 7/8/2021 0:15:31 Type: Unk
Method: SGS NO VALVE3(v105) Mode: CONC Corr. Factor: 1.000000
User: admin Custom ID1: Custom ID2: Custom ID3:
Comment:

Elem	Ag3280	Al3961	As1890	B_2089	Ba4554	Be3130	Bi2230	Ca3179
Units	ppm	ppm	ppm	ppm	ppm	ppm	ppm	ppm
Avg	F **-.0091**	**257.8**	**.0856**	**.1617**	**1.428**	**.0064**	**.1518**	F **231.0**
Stddev	.0011	.3	.0032	.0012	.002	.0001	.0059	.3
%RSD	11.62	.1191	3.753	.7627	.1707	1.899	3.886	.1442
#1	-.0081	258.0	.0893	.1627	1.430	.0063	.1472	231.3
#2	-.0090	257.5	.0838	.1604	1.426	.0065	.1498	230.7
#3	-.0102	258.0	.0838	.1621	1.427	.0065	.1585	231.2

Elem	Cd2288	Ce4040	Co2286	Cr2677	Cu3247	Fe2599	K_7664	Li6707
Units	ppm	ppm	ppm	ppm	ppm	ppm	ppm	ppm
Avg	**.0051**	**.4140**	**.2050**	**.7241**	**.5692**	F **450.4**	**18.35**	**.2069**
Stddev	.0003	.0035	.0003	.0048	.0035	.5	.05	.0014
%RSD	4.966	.8566	.1629	.6695	.6087	.1203	.2747	.6678
#1	.0048	.4119	.2054	.7222	.5675	450.9	18.38	.2053
#2	.0052	.4119	.2048	.7204	.5669	449.8	18.29	.2075
#3	.0052	.4181	.2048	.7296	.5732	450.5	18.38	.2079

Elem	Mg2790	Mn2576	Mo2020	Na5895	Ni2316	P_1774	Pb2203	S_1820
Units	ppm	ppm	ppm	ppm	ppm	ppm	ppm	ppm
Avg	**219.9**	**7.228**	**.0077**	**10.34**	**.8847**	F **8.349**	**.0583**	**33.93**
Stddev	.4	.019	.0002	.02	.0019	.024	.0034	.08
%RSD	.1696	.2573	2.651	.1975	.2120	.2816	5.769	.2426
#1	220.3	7.249	.0075	10.35	.8868	8.368	.0589	34.00
#2	219.8	7.222	.0079	10.31	.8841	8.357	.0613	33.94
#3	219.6	7.213	.0076	10.35	.8832	8.323	.0547	33.84

Elem	Sb2068	Se1960	Si2124	Sn1899	Sr4077	Ti3349	Tl1908	V_2924
Units	ppm	ppm	ppm	ppm	ppm	ppm	ppm	ppm
Avg	**-.0047**	**-.0069**	**3.419**	**.0196**	**1.750**	**6.248**	**-.0007**	**1.215**
Stddev	.0020	.0013	.032	.0015	.003	.046	.0017	.009
%RSD	43.60	18.66	.9309	7.421	.1766	.7349	237.2	.7264
#1	-.0029	-.0071	3.445	.0200	1.754	6.227	.0006	1.212
#2	-.0069	-.0055	3.428	.0180	1.747	6.217	-.0001	1.208
#3	-.0043	-.0080	3.384	.0208	1.750	6.301	-.0026	1.224

Zoom In Zoom Out

Sample Name: fa86860-1 Acquired: 7/8/2021 0:15:31 Type: Unk
Method: SGS NO VALVE3(v105) Mode: CONC Corr. Factor: 1.000000
User: admin Custom ID1: Custom ID2: Custom ID3:
Comment:

Elem	W_2079	Zn2062	Zr3391
Units	ppm	ppm	ppm
Avg	**.0139**	**.7445**	**.1204**
Stddev	.0033	.0041	.0006
%RSD	23.84	.5450	.5091
#1	.0177	.7479	.1198
#2	.0118	.7455	.1204
#3	.0121	.7400	.1211

Int. Std.	In2306	Y_3600	Y_3710	Y_2243
Units	Cts/S	Cts/S	Cts/S	Cts/S
Avg	**4419.9**	**60305.**	**4751.2**	**1406.7**
Stddev	7.2	405.	12.6	3.9
%RSD	.16280	.67115	.26517	.27473
#1	4414.5	60439.	4747.3	1403.7
#2	4417.3	60625.	4765.3	1405.4
#3	4428.1	59850.	4741.0	1411.1

Zoom In Zoom Out

Sample Name: jd27549-1a Acquired: 7/8/2021 0:20:37 Type: Unk
Method: SGS NO VALVE3(v105) Mode: CONC Corr. Factor: 1.000000
User: admin Custom ID1: Custom ID2: Custom ID3:
Comment:

Elem	Ag3280	Al3961	As1890	B_2089	Ba4554	Be3130	Bi2230	Ca3179
Units	ppm	ppm	ppm	ppm	ppm	ppm	ppm	ppm
Avg	**.1032**	F **542.0**	**.1299**	**1.013**	**3.851**	**.0052**	**.5716**	F **813.7**
Stddev	.0001	.6	.0024	.002	.004	.0001	.0089	9.7
%RSD	.0980	.1017	1.864	.2033	.1138	1.053	1.563	1.186
#1	.1032	542.6	.1277	1.013	3.856	.0053	.5739	824.6
#2	.1033	541.5	.1325	1.011	3.850	.0052	.5791	806.3
#3	.1031	541.9	.1294	1.015	3.848	.0052	.5617	810.0

Elem	Cd2288	Ce4040	Co2286	Cr2677	Cu3247	Fe2599	K_7664	Li6707
Units	ppm	ppm	ppm	ppm	ppm	ppm	ppm	ppm
Avg	**.3249**	**.5707**	**.2342**	**.4797**	F **25.47**	F **334.2**	**46.17**	**.1016**
Stddev	.0003	.0020	.0005	.0011	.16	.5	.17	.0008
%RSD	.0923	.3421	.2347	.2268	.6311	.1587	.3680	.7564
#1	.3250	.5709	.2346	.4809	25.39	334.8	46.37	.1008
#2	.3252	.5726	.2336	.4788	25.66	333.8	46.08	.1017
#3	.3246	.5687	.2344	.4794	25.37	334.1	46.07	.1024

Elem	Mg2790	Mn2576	Mo2020	Na5895	Ni2316	P_1774	Pb2203	S_1820
Units	ppm	ppm	ppm	ppm	ppm	ppm	ppm	ppm
Avg	**83.96**	**6.687**	**.0664**	**86.56**	**.3041**	F **24.04**	F **12.36**	**62.27**
Stddev	.33	.025	.0008	.11	.0005	.06	.03	.10
%RSD	.3953	.3732	1.213	.1234	.1543	.2571	.2353	.1630
#1	84.26	6.676	.0670	86.68	.3046	24.11	12.39	62.38
#2	83.60	6.716	.0654	86.51	.3038	24.02	12.34	62.20
#3	84.03	6.669	.0666	86.49	.3038	24.00	12.34	62.21

Elem	Sb2068	Se1960	Si2124	Sn1899	Sr4077	Ti3349	Tl1908	V_2924
Units	ppm	ppm	ppm	ppm	ppm	ppm	ppm	ppm
Avg	**.3351**	**.0018**	**1.708**	**.9423**	**1.635**	F **19.93**	F **-.0184**	**.2338**
Stddev	.0038	.0027	.006	.0040	.001	.07	.0017	.0007
%RSD	1.134	150.6	.3334	.4293	.0713	.3573	9.459	.3129
#1	.3351	.0028	1.704	.9468	1.636	19.99	-.0202	.2341
#2	.3389	-.0013	1.714	.9412	1.634	19.94	-.0184	.2343
#3	.3313	.0038	1.705	.9389	1.634	19.85	-.0167	.2330

Zoom In Zoom Out

Sample Name: jd27549-1a Acquired: 7/8/2021 0:20:37 Type: Unk
Method: SGS NO VALVE3(v105) Mode: CONC Corr. Factor: 1.000000
User: admin Custom ID1: Custom ID2: Custom ID3:
Comment:

Elem	W_2079	Zn2062	Zr3391
Units	ppm	ppm	ppm
Avg	**.1844**	F **21.04**	**.2424**
Stddev	.0011	.10	.0003
%RSD	.6101	.4726	.1218
#1	.1847	21.14	.2423
#2	.1831	21.03	.2427
#3	.1853	20.94	.2421

Int. Std.	In2306	Y_3600	Y_3710	Y_2243
Units	Cts/S	Cts/S	Cts/S	Cts/S
Avg	**4187.6**	**55551.**	**4454.3**	**1311.2**
Stddev	10.1	99.	17.7	4.7
%RSD	.24161	.17762	.39805	.35885
#1	4177.6	55578.	4435.6	1306.5
#2	4187.4	55442.	4470.9	1311.2
#3	4197.8	55634.	4456.3	1315.9

Zoom In Zoom Out

Sample Name: jd27549-2a Acquired: 7/8/2021 0:26:03 Type: Unk
Method: SGS NO VALVE3(v105) Mode: CONC Corr. Factor: 1.000000
User: admin Custom ID1: Custom ID2: Custom ID3:
Comment:

Elem	Ag3280	Al3961	As1890	B_2089	Ba4554	Be3130	Bi2230	Ca3179
Units	ppm	ppm	ppm	ppm	ppm	ppm	ppm	ppm
Avg	**.0558**	**247.0**	**.1645**	**1.145**	**3.622**	**.0029**	**.4458**	F **948.7**
Stddev	.0008	.5	.0010	.015	.006	.0001	.0147	15.8
%RSD	1.363	.2047	.6249	1.271	.1603	3.847	3.295	1.661
#1	.0566	247.5	.1636	1.151	3.628	.0028	.4352	964.1
#2	.0556	246.5	.1656	1.155	3.617	.0030	.4397	949.4
#3	.0551	247.1	.1643	1.128	3.620	.0029	.4626	932.6

Elem	Cd2288	Ce4040	Co2286	Cr2677	Cu3247	Fe2599	K_7664	Li6707
Units	ppm	ppm	ppm	ppm	ppm	ppm	ppm	ppm
Avg	**.4065**	**.1912**	**.2340**	**.5506**	F **79.62**	F **208.8**	**47.98**	**.1040**
Stddev	.0048	.0012	.0021	.0011	.38	.5	.08	.0003
%RSD	1.179	.6305	.9003	.2031	.4742	.2471	.1584	.2817
#1	.4086	.1900	.2354	.5503	79.18	209.3	48.02	.1036
#2	.4099	.1912	.2351	.5497	79.84	208.4	47.89	.1040
#3	.4010	.1924	.2316	.5519	79.84	208.6	48.03	.1042

Elem	Mg2790	Mn2576	Mo2020	Na5895	Ni2316	P_1774	Pb2203	S_1820
Units	ppm	ppm	ppm	ppm	ppm	ppm	ppm	ppm
Avg	**90.88**	**6.466**	**.0570**	**72.87**	**2.224**	F **22.56**	**5.514**	**91.87**
Stddev	.24	.014	.0006	.12	.024	.29	.064	1.12
%RSD	.2693	.2217	1.117	.1596	1.056	1.290	1.153	1.220
#1	91.16	6.477	.0569	72.96	2.236	22.71	5.555	92.43
#2	90.70	6.450	.0576	72.74	2.240	22.74	5.546	92.60
#3	90.79	6.472	.0564	72.92	2.197	22.22	5.441	90.58

Elem	Sb2068	Se1960	Si2124	Sn1899	Sr4077	Ti3349	Tl1908	V_2924
Units	ppm	ppm	ppm	ppm	ppm	ppm	ppm	ppm
Avg	**.7329**	**.0187**	**2.083**	**1.057**	**1.599**	F **12.82**	F **-.0135**	**.3874**
Stddev	.0077	.0042	.035	.015	.003	.00	.0048	.0004
%RSD	1.054	22.48	1.695	1.423	.2021	.0263	35.93	.1084
#1	.7371	.0220	2.104	1.065	1.602	12.82	-.0087	.3873
#2	.7377	.0139	2.104	1.067	1.597	12.82	-.0183	.3879
#3	.7240	.0201	2.043	1.040	1.597	12.81	-.0135	.3871

Zoom In Zoom Out

Sample Name: jd27549-2a Acquired: 7/8/2021 0:26:03 Type: Unk
Method: SGS NO VALVE3(v105) Mode: CONC Corr. Factor: 1.000000
User: admin Custom ID1: Custom ID2: Custom ID3:
Comment:

Elem	W_2079	Zn2062	Zr3391
Units	ppm	ppm	ppm
Avg	**.1089**	F **29.64**	**.1970**
Stddev	.0025	.41	.0003
%RSD	2.260	1.399	.1457
#1	.1092	29.87	.1969
#2	.1112	29.90	.1973
#3	.1063	29.17	.1967

Int. Std.	In2306	Y_3600	Y_3710	Y_2243
Units	Cts/S	Cts/S	Cts/S	Cts/S
Avg	**4069.7**	**55344.**	**4430.9**	**1286.5**
Stddev	42.6	109.	11.3	15.3
%RSD	1.0480	.19722	.25456	1.1872
#1	4047.4	55468.	4425.3	1279.1
#2	4042.8	55299.	4443.9	1276.3
#3	4118.9	55264.	4423.5	1304.0

Zoom In Zoom Out

Sample Name: ccv Acquired: 7/8/2021 0:31:25 Type: QC
Method: SGS NO VALVE3(v105) Mode: CONC Corr. Factor: 1.000000
User: admin Custom ID1: Custom ID2: Custom ID3:
Comment:

Elem	Ag3280	Al3961	As1890	B_2089	Ba4554	Be3130	Bi2230	Ca3179	Cd2288
Units	ppm	ppm	ppm	ppm	ppm	ppm	ppm	ppm	ppm
Avg	**.2478**	**40.22**	**1.972**	**1.985**	**2.041**	**2.002**	**1.998**	**39.13**	**1.987**
Stddev	.0007	.18	.017	.021	.007	.009	.022	.13	.021
%RSD	.2789	.4471	.8709	1.037	.3681	.4424	1.121	.3332	1.045
#1	.2479	40.01	1.992	2.009	2.033	1.992	2.023	38.98	2.011
#2	.2471	40.35	1.963	1.975	2.046	2.009	1.986	39.20	1.976
#3	.2485	40.29	1.961	1.971	2.045	2.006	1.983	39.20	1.974
Check ?	Chk Pass	Chk Pass	Chk Pass	Chk Pass	Chk Pass	Chk Pass	Chk Pass	Chk Pass	Chk Pass
Value									
Range									

Elem	Ce4040	Co2286	Cr2677	Cu3247	Fe2599	K_7664	Li6707	Mg2790	Mn2576
Units	ppm	ppm	ppm	ppm	ppm	ppm	ppm	ppm	ppm
Avg	**2.018**	**2.017**	**1.991**	**1.952**	**39.43**	**40.48**	**2.055**	**38.27**	**2.037**
Stddev	.004	.020	.002	.003	.12	.15	.007	.08	.002
%RSD	.1787	.9844	.0980	.1645	.3078	.3616	.3354	.2124	.0904
#1	2.022	2.040	1.992	1.955	39.29	40.31	2.047	38.23	2.038
#2	2.015	2.004	1.989	1.949	39.53	40.57	2.058	38.37	2.035
#3	2.017	2.008	1.992	1.951	39.45	40.56	2.060	38.22	2.038
Check ?	Chk Pass	Chk Pass	Chk Pass	Chk Pass	Chk Pass	Chk Pass	Chk Pass	Chk Pass	Chk Pass
Value									
Range									

Elem	Mo2020	Na5895	Ni2316	P_1774	Pb2203	S_1820	Sb2068	Se1960	Si2124
Units	ppm	ppm	ppm	ppm	ppm	ppm	ppm	ppm	ppm
Avg	**2.014**	**40.85**	**2.023**	**2.004**	**2.040**	**1.943**	**1.989**	**1.962**	**4.915**
Stddev	.021	.17	.018	.023	.017	.021	.019	.024	.054
%RSD	1.023	.4256	.8895	1.129	.8328	1.053	.9360	1.202	1.091
#1	2.038	40.65	2.044	2.030	2.059	1.967	2.011	1.989	4.977
#2	2.004	40.97	2.010	1.990	2.028	1.930	1.979	1.948	4.887
#3	2.001	40.92	2.015	1.992	2.032	1.933	1.979	1.949	4.881
Check ?	Chk Pass	Chk Pass	Chk Pass	Chk Pass	Chk Pass	Chk Pass	Chk Pass	Chk Pass	Chk Pass
Value									
Range									

Zoom In Zoom Out

Sample Name: ccv Acquired: 7/8/2021 0:31:25 Type: QC
Method: SGS NO VALVE3(v105) Mode: CONC Corr. Factor: 1.000000
User: admin Custom ID1: Custom ID2: Custom ID3:
Comment:

Elem	Sn1899	Sr4077	Ti3349	Tl1908	V_2924	W_2079	Zn2062	Zr3391
Units	ppm	ppm	ppm	ppm	ppm	ppm	ppm	ppm
Avg	**2.026**	**2.064**	**1.997**	**2.049**	**2.004**	**2.024**	**1.997**	**2.033**
Stddev	.021	.008	.004	.022	.002	.021	.019	.003
%RSD	1.047	.3687	.1912	1.061	.1163	1.061	.9470	.1428
#1	2.051	2.055	2.001	2.074	2.006	2.049	2.019	2.037
#2	2.017	2.070	1.993	2.041	2.003	2.016	1.986	2.032
#3	2.011	2.066	1.997	2.033	2.002	2.008	1.986	2.031
Check ?	Chk Pass	Chk Pass	Chk Pass	Chk Pass	Chk Pass	Chk Pass	Chk Pass	Chk Pass
Value								
Range								

Int. Std.	In2306	Y_3600	Y_3710	Y_2243
Units	Cts/S	Cts/S	Cts/S	Cts/S
Avg	**4270.4**	**57143.**	**4312.9**	**1360.2**
Stddev	25.8	120.	10.1	10.0
%RSD	.60513	.20919	.23517	.73614
#1	4240.6	57262.	4319.8	1348.8
#2	4287.4	57143.	4317.6	1364.8
#3	4283.1	57023.	4301.2	1367.1

Zoom In Zoom Out

Sample Name: ccb Acquired: 7/8/2021 0:36:16 Type: QC
Method: SGS NO VALVE3(v105) Mode: CONC Corr. Factor: 1.000000
User: admin Custom ID1: Custom ID2: Custom ID3:
Comment:

Elem	Ag3280	Al3961	As1890	B_2089	Ba4554	Be3130	Bi2230	Ca3179
Units	ppm	ppm	ppm	ppm	ppm	ppm	ppm	ppm
Avg	**-.0004**	**-.0010**	**.0011**	**.0018**	**.0006**	**.0002**	**.0005**	**-.0024**
Stddev	.0002	.0106	.0005	.0003	.0002	.0001	.0011	.0015
%RSD	53.65	1041.	44.01	17.69	37.96	26.67	228.6	63.20
#1	-.0004	-.0079	.0013	.0014	.0006	.0002	.0015	-.0016
#2	-.0007	.0112	.0005	.0020	.0008	.0003	.0006	-.0014
#3	-.0002	-.0064	.0015	.0019	.0003	.0003	-.0007	-.0041
Check ?	Chk Pass	Chk Pass	Chk Pass	Chk Pass	Chk Pass	Chk Pass	Chk Pass	Chk Pass
High Limit								
Low Limit								

Elem	Cd2288	Ce4040	Co2286	Cr2677	Cu3247	Fe2599	K_7664	Li6707
Units	ppm	ppm	ppm	ppm	ppm	ppm	ppm	ppm
Avg	**.0003**	**.0001**	**-.0005**	**-.0000**	**.0001**	**.0112**	**.0631**	**-.0015**
Stddev	.0002	.0026	.0002	.0004	.0001	.0026	.0218	.0006
%RSD	75.18	3147.	40.93	20250.	183.5	23.36	34.61	42.02
#1	.0006	-.0029	-.0008	.0004	.0002	.0142	.0557	-.0015
#2	.0003	.0018	-.0004	.0001	.0001	.0091	.0460	-.0009
#3	.0001	.0014	-.0004	-.0005	-.0001	.0104	.0877	-.0022
Check ?	Chk Pass	None	Chk Pass	Chk Pass	Chk Pass	Chk Pass	Chk Pass	Chk Pass
High Limit								
Low Limit								

Elem	Mg2790	Mn2576	Mo2020	Na5895	Ni2316	P_1774	Pb2203	S_1820
Units	ppm	ppm	ppm	ppm	ppm	ppm	ppm	ppm
Avg	**.0094**	**.0001**	**.0013**	**-.0446**	**.0007**	**.0033**	**-.0000**	**-.0005**
Stddev	.0268	.0000	.0002	.0023	.0004	.0021	.0021	.0011
%RSD	284.9	39.06	16.12	5.104	53.36	63.42	7622.	232.5
#1	-.0215	.0001	.0012	-.0420	.0007	.0011	.0008	-.0016
#2	.0245	.0000	.0015	-.0451	.0011	.0054	.0016	.0006
#3	.0253	.0001	.0012	-.0465	.0004	.0035	-.0025	-.0004
Check ?	Chk Pass	Chk Pass	Chk Pass	Chk Pass	Chk Pass	Chk Pass	Chk Pass	Chk Pass
High Limit								
Low Limit								

Zoom In Zoom Out

Sample Name: ccb Acquired: 7/8/2021 0:36:16 Type: QC
Method: SGS NO VALVE3(v105) Mode: CONC Corr. Factor: 1.000000
User: admin Custom ID1: Custom ID2: Custom ID3:
Comment:

Elem	Sb2068	Se1960	Si2124	Sn1899	Sr4077	Ti3349	Tl1908	V_2924
Units	ppm	ppm	ppm	ppm	ppm	ppm	ppm	ppm
Avg	**-.0000**	**.0019**	**.0003**	**.0017**	**.0001**	**.0005**	F **.0020**	**.0007**
Stddev	.0009	.0022	.0003	.0009	.0000	.0002	.0011	.0003
%RSD	149800.	117.5	104.4	50.55	34.40	49.71	52.56	40.24
#1	-.0009	.0039	-.0000	.0022	.0001	.0003	.0032	.0010
#2	.0010	.0021	.0006	.0007	.0001	.0005	.0012	.0006
#3	-.0001	-.0004	.0004	.0024	.0001	.0007	.0016	.0005
Check ?	Chk Pass	Chk Pass	Chk Pass	Chk Pass	Chk Pass	Chk Pass	Chk Fail	Chk Pass
High Limit							.0020	
Low Limit							-.0020	

Elem	W_2079	Zn2062	Zr3391
Units	ppm	ppm	ppm
Avg	**.0032**	F **-.0044**	**.0003**
Stddev	.0020	.0002	.0001
%RSD	64.00	3.492	28.74
#1	.0046	-.0043	.0002
#2	.0041	-.0044	.0004
#3	.0008	-.0046	.0003
Check ?	Chk Pass	Chk Fail	Chk Pass
High Limit		.0020	
Low Limit		-.0020	

Int. Std.	In2306	Y_3600	Y_3710	Y_2243
Units	Cts/S	Cts/S	Cts/S	Cts/S
Avg	**4342.0**	**58613.**	**4277.8**	**1384.2**
Stddev	3.9	205.	55.0	1.2
%RSD	.08923	.34979	1.2860	.08349
#1	4338.8	58738.	4276.1	1383.1
#2	4346.3	58376.	4333.6	1385.4
#3	4341.0	58725.	4223.6	1384.0

Zoom In Zoom Out

Sample Name: jd27549-3a Acquired: 7/8/2021 0:41:33 Type: Unk
Method: SGS NO VALVE3(v105) Mode: CONC Corr. Factor: 1.000000
User: admin Custom ID1: Custom ID2: Custom ID3:
Comment:

Elem	Ag3280	Al3961	As1890	B_2089	Ba4554	Be3130	Bi2230	Ca3179
Units	ppm	ppm	ppm	ppm	ppm	ppm	ppm	ppm
Avg	**.0376**	**211.7**	**.1173**	**.6979**	**2.494**	**.0041**	**.3235**	F **664.9**
Stddev	.0007	.1	.0007	.0006	.002	.0001	.0021	.8
%RSD	1.777	.0315	.5852	.0788	.0661	2.726	.6355	.1207
#1	.0370	211.8	.1166	.6978	2.493	.0042	.3254	665.5
#2	.0383	211.6	.1180	.6985	2.494	.0040	.3213	665.3
#3	.0374	211.7	.1173	.6974	2.496	.0040	.3238	664.0

Elem	Cd2288	Ce4040	Co2286	Cr2677	Cu3247	Fe2599	K_7664	Li6707
Units	ppm	ppm	ppm	ppm	ppm	ppm	ppm	ppm
Avg	**.2259**	**.2648**	**.1486**	**.5156**	F **25.05**	F **528.7**	**35.44**	**.0851**
Stddev	.0003	.0008	.0016	.0026	.11	.8	.03	.0005
%RSD	.1434	.2871	1.047	.4968	.4469	.1438	.0729	.6153
#1	.2257	.2640	.1500	.5184	25.17	529.5	35.41	.0855
#2	.2257	.2652	.1488	.5134	24.95	528.7	35.46	.0853
#3	.2262	.2653	.1469	.5149	25.05	528.0	35.45	.0845

Elem	Mg2790	Mn2576	Mo2020	Na5895	Ni2316	P_1774	Pb2203	S_1820
Units	ppm	ppm	ppm	ppm	ppm	ppm	ppm	ppm
Avg	**55.99**	**4.892**	**.0916**	**61.22**	**.5541**	F **20.70**	**7.675**	**54.07**
Stddev	.30	.019	.0004	.04	.0022	.05	.022	.09
%RSD	.5375	.3865	.3937	.0706	.3961	.2271	.2914	.1721
#1	56.26	4.886	.0916	61.21	.5565	20.74	7.697	54.17
#2	56.05	4.913	.0920	61.19	.5532	20.71	7.676	54.05
#3	55.66	4.877	.0913	61.27	.5524	20.65	7.652	53.99

Elem	Sb2068	Se1960	Si2124	Sn1899	Sr4077	Ti3349	Tl1908	V_2924
Units	ppm	ppm	ppm	ppm	ppm	ppm	ppm	ppm
Avg	**.3277**	F **-.0103**	**2.306**	**.8459**	**4.634**	F **11.06**	F **-.0111**	**.1983**
Stddev	.0050	.0033	.002	.0031	.001	.04	.0005	.0008
%RSD	1.526	31.62	.0959	.3626	.0175	.3389	4.102	.3972
#1	.3273	-.0073	2.308	.8491	4.634	11.11	-.0107	.1991
#2	.3229	-.0138	2.307	.8455	4.634	11.04	-.0110	.1981
#3	.3329	-.0099	2.303	.8429	4.635	11.04	-.0116	.1975

Zoom In Zoom Out

Sample Name: jd27549-3a Acquired: 7/8/2021 0:41:33 Type: Unk
Method: SGS NO VALVE3(v105) Mode: CONC Corr. Factor: 1.000000
User: admin Custom ID1: Custom ID2: Custom ID3:
Comment:

Elem	W_2079	Zn2062	Zr3391
Units	ppm	ppm	ppm
Avg	**.0575**	F **18.50**	**.1397**
Stddev	.0020	.06	.0004
%RSD	3.514	.3083	.2509
#1	.0562	18.54	.1400
#2	.0565	18.51	.1399
#3	.0599	18.43	.1393

Int. Std.	In2306	Y_3600	Y_3710	Y_2243
Units	Cts/S	Cts/S	Cts/S	Cts/S
Avg	**4381.6**	**55739.**	**4308.5**	**1296.7**
Stddev	15.0	63.	23.5	3.4
%RSD	.34297	.11314	.54513	.26358
#1	4366.4	55677.	4290.1	1293.6
#2	4381.9	55738.	4300.5	1296.3
#3	4396.4	55803.	4335.0	1300.4

Zoom In Zoom Out

Sample Name: jd27564-1 Acquired: 7/8/2021 0:46:44 Type: Unk
Method: SGS NO VALVE3(v105) Mode: CONC Corr. Factor: 1.000000
User: admin Custom ID1: Custom ID2: Custom ID3:
Comment:

Elem	Ag3280	Al3961	As1890	B_2089	Ba4554	Be3130	Bi2230	Ca3179
Units	ppm	ppm	ppm	ppm	ppm	ppm	ppm	ppm
Avg	**.0019**	**74.40**	**.0634**	**.0928**	**.4701**	**.0022**	**.0306**	F **817.6**
Stddev	.0004	.15	.0018	.0012	.0009	.0000	.0012	5.7
%RSD	22.19	.1959	2.808	1.241	.1980	1.503	3.776	.6921
#1	.0023	74.43	.0614	.0915	.4700	.0022	.0294	811.3
#2	.0015	74.25	.0640	.0934	.4692	.0022	.0317	822.4
#3	.0018	74.53	.0648	.0935	.4710	.0022	.0307	819.0

Elem	Cd2288	Ce4040	Co2286	Cr2677	Cu3247	Fe2599	K_7664	Li6707
Units	ppm	ppm	ppm	ppm	ppm	ppm	ppm	ppm
Avg	**.0023**	**.3043**	**.0485**	**.1051**	**.1184**	**120.4**	**11.55**	**.0645**
Stddev	.0003	.0032	.0004	.0008	.0004	.4	.03	.0002
%RSD	12.19	1.039	.8491	.7261	.3267	.2935	.2674	.3436
#1	.0020	.3034	.0488	.1058	.1180	120.5	11.56	.0644
#2	.0025	.3078	.0481	.1043	.1185	120.0	11.52	.0648
#3	.0022	.3017	.0488	.1051	.1187	120.7	11.58	.0644

Elem	Mg2790	Mn2576	Mo2020	Na5895	Ni2316	P_1774	Pb2203	S_1820
Units	ppm	ppm	ppm	ppm	ppm	ppm	ppm	ppm
Avg	**285.8**	**4.327**	**.0140**	**1.169**	**.1143**	**4.966**	**.1332**	**9.075**
Stddev	1.2	.003	.0005	.003	.0002	.017	.0017	.021
%RSD	.4218	.0693	3.463	.2645	.1816	.3493	1.291	.2307
#1	286.7	4.330	.0134	1.172	.1142	4.970	.1352	9.096
#2	284.5	4.326	.0142	1.170	.1145	4.947	.1323	9.054
#3	286.4	4.324	.0142	1.166	.1141	4.981	.1322	9.074

Elem	Sb2068	Se1960	Si2124	Sn1899	Sr4077	Ti3349	Tl1908	V_2924
Units	ppm	ppm	ppm	ppm	ppm	ppm	ppm	ppm
Avg	**.0051**	**-.0005**	**3.424**	**.0144**	**.6293**	**1.301**	F **-.0065**	**.1732**
Stddev	.0016	.0032	.032	.0007	.0020	.001	.0019	.0004
%RSD	31.83	630.7	.9283	4.900	.3247	.0798	29.30	.2132
#1	.0043	-.0037	3.461	.0138	.6297	1.302	-.0087	.1729
#2	.0041	-.0006	3.408	.0143	.6270	1.300	-.0053	.1736
#3	.0070	.0028	3.404	.0152	.6311	1.300	-.0055	.1732

Zoom In Zoom Out

Sample Name: jd27564-1 Acquired: 7/8/2021 0:46:44 Type: Unk
Method: SGS NO VALVE3(v105) Mode: CONC Corr. Factor: 1.000000
User: admin Custom ID1: Custom ID2: Custom ID3:
Comment:

Elem	W_2079	Zn2062	Zr3391
Units	ppm	ppm	ppm
Avg	**.0004**	**.3466**	**.0173**
Stddev	.0004	.0011	.0003
%RSD	97.09	.3109	1.542
#1	-.0001	.3465	.0174
#2	.0007	.3456	.0170
#3	.0007	.3478	.0174

Int. Std.	In2306	Y_3600	Y_3710	Y_2243
Units	Cts/S	Cts/S	Cts/S	Cts/S
Avg	**3961.1**	**57610.**	**4502.4**	**1339.0**
Stddev	1.5	81.	14.3	2.7
%RSD	.03720	.14074	.31852	.19849
#1	3960.7	57521.	4489.7	1338.8
#2	3962.7	57629.	4517.9	1341.7
#3	3959.8	57680.	4499.7	1336.4

Zoom In Zoom Out

Sample Name: jd27564-3 Acquired: 7/8/2021 0:51:52 Type: Unk
Method: SGS NO VALVE3(v105) Mode: CONC Corr. Factor: 1.000000
User: admin Custom ID1: Custom ID2: Custom ID3:
Comment:

Elem	Ag3280	Al3961	As1890	B_2089	Ba4554	Be3130	Bi2230	Ca3179
Units	ppm	ppm	ppm	ppm	ppm	ppm	ppm	ppm
Avg	**.0049**	**27.77**	**.0350**	**.1003**	**.1886**	F **-.0011**	**.0092**	F **1363.**
Stddev	.0001	.02	.0018	.0009	.0005	.0000	.0007	6.
%RSD	1.271	.0764	5.124	.9424	.2884	2.563	7.773	.4406
#1	.0050	27.80	.0359	.0992	.1885	-.0011	.0087	1360.
#2	.0049	27.76	.0329	.1010	.1892	-.0011	.0100	1370.
#3	.0049	27.76	.0361	.1006	.1881	-.0011	.0088	1359.

Elem	Cd2288	Ce4040	Co2286	Cr2677	Cu3247	Fe2599	K_7664	Li6707
Units	ppm	ppm	ppm	ppm	ppm	ppm	ppm	ppm
Avg	**.0018**	**.1593**	**.0282**	**.2069**	**.0581**	**60.48**	**6.128**	**.0345**
Stddev	.0002	.0024	.0002	.0001	.0000	.10	.017	.0007
%RSD	9.094	1.500	.8192	.0634	.0685	.1638	.2720	1.918
#1	.0020	.1619	.0284	.2067	.0580	60.58	6.140	.0351
#2	.0018	.1573	.0283	.2070	.0581	60.48	6.135	.0347
#3	.0016	.1586	.0279	.2069	.0580	60.38	6.109	.0338

Elem	Mg2790	Mn2576	Mo2020	Na5895	Ni2316	P_1774	Pb2203	S_1820
Units	ppm	ppm	ppm	ppm	ppm	ppm	ppm	ppm
Avg	F **429.1**	**2.437**	**.0111**	**1.475**	**.1221**	**2.219**	**.0279**	**2.133**
Stddev	1.5	.000	.0005	.013	.0001	.004	.0022	.005
%RSD	.3555	.0147	4.833	.8700	.0659	.1641	7.937	.2453
#1	430.3	2.437	.0114	1.466	.1220	2.216	.0260	2.132
#2	429.7	2.436	.0105	1.490	.1222	2.223	.0275	2.139
#3	427.4	2.437	.0115	1.468	.1221	2.218	.0303	2.129

Elem	Sb2068	Se1960	Si2124	Sn1899	Sr4077	Ti3349	Tl1908	V_2924
Units	ppm	ppm	ppm	ppm	ppm	ppm	ppm	ppm
Avg	**.0033**	**-.0019**	**2.427**	**.0121**	**1.227**	**.5318**	F **-.0152**	**.0919**
Stddev	.0024	.0015	.018	.0012	.001	.0013	.0020	.0002
%RSD	73.30	75.62	.7613	9.765	.0892	.2527	12.93	.2351
#1	.0012	-.0034	2.430	.0118	1.226	.5327	-.0174	.0919
#2	.0027	-.0020	2.444	.0135	1.227	.5302	-.0149	.0921
#3	.0059	-.0004	2.408	.0112	1.228	.5324	-.0135	.0917

Zoom In Zoom Out

Sample Name: jd27564-3 Acquired: 7/8/2021 0:51:52 Type: Unk
Method: SGS NO VALVE3(v105) Mode: CONC Corr. Factor: 1.000000
User: admin Custom ID1: Custom ID2: Custom ID3:
Comment:

Elem	W_2079	Zn2062	Zr3391
Units	ppm	ppm	ppm
Avg	**-.0011**	**.1714**	**.0298**
Stddev	.0008	.0003	.0001
%RSD	69.60	.2005	.3147
#1	-.0008	.1713	.0297
#2	-.0005	.1717	.0298
#3	-.0020	.1710	.0299

Int. Std.	In2306	Y_3600	Y_3710	Y_2243
Units	Cts/S	Cts/S	Cts/S	Cts/S
Avg	**3804.7**	**54666.**	**4249.8**	**1250.1**
Stddev	2.1	24.	23.4	1.0
%RSD	.05621	.04389	.55080	.07882
#1	3802.4	54651.	4224.9	1251.2
#2	3806.7	54693.	4253.0	1249.5
#3	3804.9	54653.	4271.4	1249.4

Zoom In Zoom Out

Sample Name: jd27564-4 Acquired: 7/8/2021 0:56:59 Type: Unk
Method: SGS NO VALVE3(v105) Mode: CONC Corr. Factor: 1.000000
User: admin Custom ID1: Custom ID2: Custom ID3:
Comment:

Elem	Ag3280	Al3961	As1890	B_2089	Ba4554	Be3130	Bi2230	Ca3179
Units	ppm	ppm	ppm	ppm	ppm	ppm	ppm	ppm
Avg	**.0055**	**23.64**	**.0762**	**.1322**	**.2674**	F **-.0016**	**.0118**	F **1542.**
Stddev	.0008	.00	.0024	.0005	.0016	.0001	.0013	15.
%RSD	14.05	.0195	3.130	.3719	.5814	5.496	10.79	.9531
#1	.0056	23.63	.0743	.1328	.2684	-.0015	.0129	1537.
#2	.0047	23.64	.0789	.1320	.2681	-.0016	.0104	1531.
#3	.0062	23.63	.0753	.1319	.2656	-.0016	.0121	1559.

Elem	Cd2288	Ce4040	Co2286	Cr2677	Cu3247	Fe2599	K_7664	Li6707
Units	ppm	ppm	ppm	ppm	ppm	ppm	ppm	ppm
Avg	**.0013**	**.1805**	**.0229**	**.0453**	**.0930**	**99.53**	**7.052**	**.0218**
Stddev	.0004	.0023	.0004	.0003	.0005	.16	.049	.0012
%RSD	29.22	1.291	1.828	.5888	.5003	.1559	.6884	5.628
#1	.0018	.1828	.0226	.0452	.0928	99.64	7.106	.0231
#2	.0010	.1782	.0234	.0456	.0928	99.60	7.035	.0208
#3	.0012	.1805	.0228	.0451	.0936	99.35	7.014	.0214

Elem	Mg2790	Mn2576	Mo2020	Na5895	Ni2316	P_1774	Pb2203	S_1820
Units	ppm	ppm	ppm	ppm	ppm	ppm	ppm	ppm
Avg	F **461.7**	**2.823**	**.0198**	**1.739**	**.0577**	**3.402**	**.0396**	**3.222**
Stddev	1.9	.006	.0005	.012	.0004	.009	.0029	.005
%RSD	.4031	.2140	2.553	.6591	.6970	.2586	7.252	.1648
#1	463.6	2.821	.0203	1.737	.0581	3.411	.0364	3.216
#2	461.5	2.829	.0195	1.751	.0573	3.401	.0405	3.222
#3	459.9	2.818	.0194	1.729	.0576	3.394	.0419	3.227

Elem	Sb2068	Se1960	Si2124	Sn1899	Sr4077	Ti3349	Tl1908	V_2924
Units	ppm	ppm	ppm	ppm	ppm	ppm	ppm	ppm
Avg	**.0062**	**-.0033**	**3.519**	**.0140**	**1.657**	**.5928**	F **-.0149**	**.0811**
Stddev	.0032	.0036	.033	.0004	.005	.0013	.0056	.0001
%RSD	51.25	108.8	.9436	2.908	.2908	.2225	37.51	.0830
#1	.0090	.0001	3.536	.0142	1.660	.5918	-.0118	.0812
#2	.0027	-.0070	3.540	.0143	1.660	.5943	-.0115	.0811
#3	.0067	-.0030	3.481	.0135	1.652	.5922	-.0213	.0810

Zoom In Zoom Out

Sample Name: jd27564-4 Acquired: 7/8/2021 0:56:59 Type: Unk
Method: SGS NO VALVE3(v105) Mode: CONC Corr. Factor: 1.000000
User: admin Custom ID1: Custom ID2: Custom ID3:
Comment:

Elem	W_2079	Zn2062	Zr3391
Units	ppm	ppm	ppm
Avg	**.0010**	**.1939**	**.0301**
Stddev	.0013	.0006	.0001
%RSD	123.2	.2869	.3152
#1	.0019	.1941	.0300
#2	-.0004	.1944	.0302
#3	.0016	.1933	.0301

Int. Std.	In2306	Y_3600	Y_3710	Y_2243
Units	Cts/S	Cts/S	Cts/S	Cts/S
Avg	**3795.9**	**53985.**	**4195.3**	**1239.4**
Stddev	3.7	173.	22.0	1.7
%RSD	.09766	.32097	.52362	.13594
#1	3796.2	53987.	4173.0	1238.6
#2	3792.1	53811.	4216.9	1238.2
#3	3799.5	54158.	4196.0	1241.3

Zoom In Zoom Out

Sample Name: jd27600-7 Acquired: 7/8/2021 1:02:07 Type: Unk
Method: SGS NO VALVE3(v105) Mode: CONC Corr. Factor: 1.000000
User: admin Custom ID1: Custom ID2: Custom ID3:
Comment:

Elem	Ag3280	Al3961	As1890	B_2089	Ba4554	Be3130	Bi2230	Ca3179	Cd2288
Units	ppm	ppm	ppm	ppm	ppm	ppm	ppm	ppm	ppm
Avg	**-.0018**	**87.42**	**.0160**	**.0097**	**.5315**	**.0038**	**.1454**	**16.71**	**.0009**
Stddev	.0005	.12	.0010	.0004	.0004	.0000	.0013	.06	.0003
%RSD	27.53	.1388	6.171	3.783	.0806	.5532	.9070	.3313	34.08
#1	-.0020	87.46	.0169	.0101	.5313	.0038	.1469	16.75	.0008
#2	-.0012	87.52	.0161	.0094	.5320	.0038	.1444	16.74	.0006
#3	-.0022	87.28	.0149	.0096	.5312	.0038	.1448	16.65	.0012

Elem	Ce4040	Co2286	Cr2677	Cu3247	Fe2599	K_7664	Li6707	Mg2790	Mn2576
Units	ppm	ppm	ppm	ppm	ppm	ppm	ppm	ppm	ppm
Avg	**.4206**	**.0560**	**.1644**	**.1662**	**111.4**	**17.66**	**.0801**	**24.68**	**1.805**
Stddev	.0007	.0001	.0006	.0002	.3	.03	.0006	.09	.002
%RSD	.1566	.1644	.3751	.1109	.2390	.1734	.7836	.3602	.1333
#1	.4212	.0561	.1651	.1662	111.4	17.68	.0801	24.58	1.808
#2	.4199	.0561	.1642	.1664	111.6	17.67	.0807	24.70	1.805
#3	.4208	.0559	.1639	.1660	111.1	17.62	.0795	24.76	1.803

Elem	Mo2020	Na5895	Ni2316	P_1774	Pb2203	S_1820	Sb2068	Se1960	Si2124
Units	ppm	ppm	ppm	ppm	ppm	ppm	ppm	ppm	ppm
Avg	**.0065**	**1.131**	**.1167**	**2.975**	**.2489**	**.4906**	**-.0006**	**.0035**	**1.728**
Stddev	.0002	.010	.0007	.002	.0003	.0029	.0009	.0010	.015
%RSD	2.818	.8789	.6183	.0785	.1280	.5984	154.1	27.76	.8582
#1	.0066	1.120	.1173	2.973	.2488	.4939	-.0014	.0041	1.729
#2	.0063	1.137	.1159	2.975	.2486	.4894	-.0008	.0039	1.742
#3	.0065	1.136	.1168	2.978	.2492	.4884	.0004	.0024	1.712

Elem	Sn1899	Sr4077	Ti3349	Tl1908	V_2924	W_2079	Zn2062	Zr3391
Units	ppm	ppm	ppm	ppm	ppm	ppm	ppm	ppm
Avg	**.0609**	**.0889**	**6.000**	**.0039**	**.2481**	**-.0012**	**.3700**	**.0190**
Stddev	.0019	.0003	.008	.0005	.0002	.0010	.0003	.0001
%RSD	3.105	.2994	.1295	11.54	.0813	81.51	.0930	.6977
#1	.0605	.0889	6.008	.0045	.2483	-.0016	.3703	.0189
#2	.0593	.0891	5.999	.0036	.2480	-.0019	.3700	.0189
#3	.0630	.0886	5.992	.0038	.2480	-.0001	.3696	.0191

Zoom In Zoom Out

Sample Name: jd27600-7 Acquired: 7/8/2021 1:02:07 Type: Unk
Method: SGS NO VALVE3(v105) Mode: CONC Corr. Factor: 1.000000
User: admin Custom ID1: Custom ID2: Custom ID3:
Comment:

Int. Std.	In2306	Y_3600	Y_3710	Y_2243
Units	Cts/S	Cts/S	Cts/S	Cts/S
Avg	**4363.4**	**61345.**	**4635.4**	**1458.7**
Stddev	.9	99.	9.2	1.1
%RSD	.02058	.16136	.19945	.07475
#1	4362.6	61387.	4626.4	1459.8
#2	4363.2	61232.	4634.9	1457.6
#3	4364.4	61415.	4644.9	1458.6

Zoom In Zoom Out

Sample Name: jd27600-8 Acquired: 7/8/2021 1:07:09 Type: Unk
Method: SGS NO VALVE3(v105) Mode: CONC Corr. Factor: 1.000000
User: admin Custom ID1: Custom ID2: Custom ID3:
Comment:

Elem	Ag3280	Al3961	As1890	B_2089	Ba4554	Be3130	Bi2230	Ca3179	Cd2288
Units	ppm	ppm	ppm	ppm	ppm	ppm	ppm	ppm	ppm
Avg	**.0009**	**100.8**	**.0527**	**.0396**	**1.486**	**.0051**	**.1723**	**23.95**	**.0035**
Stddev	.0004	.3	.0008	.0014	.005	.0002	.0011	.04	.0003
%RSD	46.22	.3365	1.565	3.592	.3159	3.125	.6344	.1673	8.152
#1	.0004	100.4	.0520	.0409	1.481	.0049	.1727	23.91	.0032
#2	.0011	101.0	.0524	.0398	1.487	.0052	.1731	23.98	.0038
#3	.0012	101.0	.0536	.0381	1.490	.0051	.1710	23.98	.0034

Elem	Ce4040	Co2286	Cr2677	Cu3247	Fe2599	K_7664	Li6707	Mg2790	Mn2576
Units	ppm	ppm	ppm	ppm	ppm	ppm	ppm	ppm	ppm
Avg	**.5019**	**.0680**	**.2025**	**1.749**	**151.2**	**21.04**	**.1426**	**24.30**	**3.801**
Stddev	.0012	.0006	.0004	.002	.4	.09	.0004	.06	.005
%RSD	.2448	.9238	.2063	.0888	.2797	.4301	.2734	.2651	.1441
#1	.5018	.0679	.2021	1.750	150.7	20.96	.1428	24.28	3.805
#2	.5007	.0687	.2029	1.750	151.5	21.02	.1422	24.37	3.803
#3	.5032	.0674	.2025	1.747	151.4	21.14	.1429	24.24	3.795

Elem	Mo2020	Na5895	Ni2316	P_1774	Pb2203	S_1820	Sb2068	Se1960	Si2124
Units	ppm	ppm	ppm	ppm	ppm	ppm	ppm	ppm	ppm
Avg	**.0094**	**1.661**	**.1757**	**5.802**	**4.780**	**1.367**	**.0132**	**.0077**	**2.222**
Stddev	.0003	.014	.0005	.005	.005	.004	.0014	.0016	.015
%RSD	3.370	.8694	.2921	.0930	.1037	.2854	10.35	21.46	.6572
#1	.0091	1.645	.1752	5.800	4.783	1.371	.0139	.0091	2.237
#2	.0097	1.666	.1762	5.797	4.782	1.368	.0116	.0059	2.222
#3	.0093	1.673	.1757	5.808	4.774	1.363	.0141	.0080	2.208

Elem	Sn1899	Sr4077	Ti3349	Tl1908	V_2924	W_2079	Zn2062	Zr3391
Units	ppm	ppm	ppm	ppm	ppm	ppm	ppm	ppm
Avg	**.1349**	**.2294**	**6.720**	**.0022**	**.2499**	**.0016**	**1.945**	**.0165**
Stddev	.0007	.0008	.010	.0018	.0006	.0007	.001	.0002
%RSD	.5513	.3295	.1477	82.88	.2442	47.40	.0481	1.106
#1	.1350	.2286	6.723	.0019	.2496	.0010	1.944	.0165
#2	.1356	.2297	6.728	.0005	.2506	.0014	1.946	.0164
#3	.1341	.2300	6.709	.0040	.2495	.0024	1.945	.0168

Zoom In Zoom Out

Sample Name: jd27600-8 Acquired: 7/8/2021 1:07:09 Type: Unk
Method: SGS NO VALVE3(v105) Mode: CONC Corr. Factor: 1.000000
User: admin Custom ID1: Custom ID2: Custom ID3:
Comment:

Int. Std.	In2306	Y_3600	Y_3710	Y_2243
Units	Cts/S	Cts/S	Cts/S	Cts/S
Avg	**4382.3**	**61244.**	**4661.8**	**1457.7**
Stddev	7.8	159.	21.4	1.5
%RSD	.17785	.25907	.45848	.10621
#1	4384.6	61123.	4677.3	1459.0
#2	4373.6	61185.	4637.4	1456.0
#3	4388.6	61423.	4670.6	1458.2

Zoom In Zoom Out

Sample Name: jd27600-9 Acquired: 7/8/2021 1:12:08 Type: Unk
Method: SGS NO VALVE3(v105) Mode: CONC Corr. Factor: 1.000000
User: admin Custom ID1: Custom ID2: Custom ID3:
Comment:

Elem	Ag3280	Al3961	As1890	B_2089	Ba4554	Be3130	Bi2230	Ca3179
Units	ppm	ppm	ppm	ppm	ppm	ppm	ppm	ppm
Avg	**-.0028**	**136.7**	**.0265**	**.0170**	**1.118**	**.0064**	**.2420**	**34.77**
Stddev	.0005	.3	.0035	.0008	.002	.0001	.0060	.07
%RSD	16.01	.2367	13.21	4.845	.1833	1.337	2.484	.2105
#1	-.0027	136.5	.0273	.0168	1.115	.0064	.2380	34.76
#2	-.0025	136.6	.0227	.0163	1.118	.0063	.2391	34.70
#3	-.0033	137.1	.0296	.0179	1.119	.0065	.2489	34.84

Elem	Cd2288	Ce4040	Co2286	Cr2677	Cu3247	Fe2599	K_7664	Li6707
Units	ppm	ppm	ppm	ppm	ppm	ppm	ppm	ppm
Avg	**.0010**	**.8231**	**.0949**	**.2628**	**.2213**	**189.5**	**40.88**	**.1132**
Stddev	.0002	.0048	.0006	.0010	.0015	.6	.07	.0017
%RSD	18.27	.5797	.6643	.3887	.6775	.3146	.1728	1.524
#1	.0009	.8180	.0955	.2618	.2201	189.4	40.83	.1112
#2	.0012	.8238	.0950	.2627	.2209	189.0	40.87	.1143
#3	.0009	.8274	.0943	.2639	.2230	190.2	40.96	.1140

Elem	Mg2790	Mn2576	Mo2020	Na5895	Ni2316	P_1774	Pb2203	S_1820
Units	ppm	ppm	ppm	ppm	ppm	ppm	ppm	ppm
Avg	**43.15**	**3.285**	**.0114**	**2.655**	**.2413**	**5.441**	**.0840**	**.2933**
Stddev	.15	.013	.0003	.012	.0005	.011	.0011	.0038
%RSD	.3576	.3908	2.269	.4461	.2108	.2063	1.349	1.281
#1	43.05	3.273	.0114	2.643	.2414	5.453	.0853	.2972
#2	43.06	3.283	.0111	2.666	.2408	5.438	.0834	.2897
#3	43.32	3.299	.0116	2.657	.2418	5.431	.0833	.2930

Elem	Sb2068	Se1960	Si2124	Sn1899	Sr4077	Ti3349	Tl1908	V_2924
Units	ppm	ppm	ppm	ppm	ppm	ppm	ppm	ppm
Avg	**-.0003**	**-.0002**	**4.372**	**.0179**	**.1276**	F **10.23**	F **-.0026**	**.3553**
Stddev	.0016	.0023	.055	.0008	.0003	.05	.0025	.0015
%RSD	607.9	966.6	1.247	4.463	.2182	.5003	97.53	.4225
#1	-.0018	-.0028	4.425	.0170	.1273	10.18	-.0055	.3537
#2	.0015	.0017	4.377	.0183	.1278	10.23	-.0008	.3556
#3	-.0006	.0003	4.316	.0184	.1278	10.28	-.0015	.3566

Zoom In Zoom Out

Sample Name: jd27600-9 Acquired: 7/8/2021 1:12:08 Type: Unk
Method: SGS NO VALVE3(v105) Mode: CONC Corr. Factor: 1.000000
User: admin Custom ID1: Custom ID2: Custom ID3:
Comment:

Elem	W_2079	Zn2062	Zr3391
Units	ppm	ppm	ppm
Avg	**-.0032**	**.4089**	**.0501**
Stddev	.0018	.0018	.0007
%RSD	57.82	.4436	1.396
#1	-.0011	.4103	.0494
#2	-.0037	.4097	.0502
#3	-.0047	.4069	.0508

Int. Std.	In2306	Y_3600	Y_3710	Y_2243
Units	Cts/S	Cts/S	Cts/S	Cts/S
Avg	**4400.8**	**63381.**	**4767.0**	**1498.2**
Stddev	5.5	95.	19.2	2.5
%RSD	.12436	.15064	.40340	.16792
#1	4395.6	63451.	4764.0	1495.5
#2	4400.4	63419.	4787.6	1498.5
#3	4406.5	63272.	4749.5	1500.5

Zoom In Zoom Out

Sample Name: jd27600-11 Acquired: 7/8/2021 1:17:08 Type: Unk
Method: SGS NO VALVE3(v105) Mode: CONC Corr. Factor: 1.000000
User: admin Custom ID1: Custom ID2: Custom ID3:
Comment:

Elem	Ag3280	Al3961	As1890	B_2089	Ba4554	Be3130	Bi2230	Ca3179	Cd2288
Units	ppm	ppm	ppm	ppm	ppm	ppm	ppm	ppm	ppm
Avg	**-.0010**	**56.12**	**.0161**	**.0081**	**.5537**	**.0028**	**.1306**	**52.17**	**.0003**
Stddev	.0004	.12	.0004	.0005	.0010	.0001	.0005	.15	.0001
%RSD	42.86	.2202	2.544	5.763	.1812	2.830	.4046	.2896	49.95
#1	-.0012	56.04	.0157	.0077	.5532	.0027	.1300	52.03	.0002
#2	-.0013	56.26	.0162	.0086	.5548	.0028	.1307	52.33	.0004
#3	-.0005	56.05	.0165	.0079	.5530	.0029	.1311	52.14	.0002

Elem	Ce4040	Co2286	Cr2677	Cu3247	Fe2599	K_7664	Li6707	Mg2790	Mn2576
Units	ppm	ppm	ppm	ppm	ppm	ppm	ppm	ppm	ppm
Avg	**.8470**	**.0423**	**.1479**	**.1027**	**92.56**	**22.98**	**.0476**	**36.64**	**2.450**
Stddev	.0041	.0004	.0003	.0003	.16	.07	.0003	.15	.006
%RSD	.4792	1.004	.1902	.2586	.1680	.3160	.5670	.4181	.2501
#1	.8476	.0427	.1482	.1024	92.45	22.95	.0474	36.59	2.452
#2	.8427	.0425	.1476	.1030	92.74	23.06	.0479	36.81	2.443
#3	.8507	.0419	.1480	.1026	92.48	22.92	.0475	36.52	2.455

Elem	Mo2020	Na5895	Ni2316	P_1774	Pb2203	S_1820	Sb2068	Se1960	Si2124
Units	ppm	ppm	ppm	ppm	ppm	ppm	ppm	ppm	ppm
Avg	**.0022**	**2.395**	**.1177**	**2.613**	**.0276**	**2.520**	**.0001**	**.0009**	**3.066**
Stddev	.0004	.012	.0007	.013	.0016	.015	.0001	.0008	.058
%RSD	16.78	.5189	.5707	.5111	5.872	.5947	147.4	93.45	1.899
#1	.0018	2.403	.1175	2.625	.0258	2.537	-.0000	.0017	3.133
#2	.0026	2.400	.1185	2.616	.0286	2.514	.0002	.0010	3.039
#3	.0022	2.380	.1172	2.598	.0286	2.508	.0001	.0000	3.027

Elem	Sn1899	Sr4077	Ti3349	Tl1908	V_2924	W_2079	Zn2062	Zr3391
Units	ppm	ppm	ppm	ppm	ppm	ppm	ppm	ppm
Avg	**.0150**	**.0839**	**5.333**	**.0031**	**.1547**	**-.0024**	**.1598**	**.0154**
Stddev	.0003	.0000	.005	.0028	.0006	.0008	.0013	.0002
%RSD	1.681	.0554	.0925	90.04	.3869	32.31	.8059	1.140
#1	.0153	.0838	5.331	.0047	.1545	-.0015	.1611	.0152
#2	.0148	.0839	5.328	-.0001	.1542	-.0028	.1599	.0155
#3	.0151	.0839	5.338	.0047	.1553	-.0030	.1585	.0155

Zoom In Zoom Out

Sample Name: jd27600-11 Acquired: 7/8/2021 1:17:08 Type: Unk
Method: SGS NO VALVE3(v105) Mode: CONC Corr. Factor: 1.000000
User: admin Custom ID1: Custom ID2: Custom ID3:
Comment:

Int. Std.	In2306	Y_3600	Y_3710	Y_2243
Units	Cts/S	Cts/S	Cts/S	Cts/S
Avg	**4355.7**	**61106.**	**4599.0**	**1454.1**
Stddev	7.3	422.	32.7	4.1
%RSD	.16751	.69044	.71145	.27900
#1	4347.5	60949.	4631.3	1449.9
#2	4358.2	61583.	4565.9	1454.5
#3	4361.4	60784.	4599.7	1458.0

Zoom In Zoom Out

Sample Name: jd27600-12 Acquired: 7/8/2021 1:22:09 Type: Unk
Method: SGS NO VALVE3(v105) Mode: CONC Corr. Factor: 1.000000
User: admin Custom ID1: Custom ID2: Custom ID3:
Comment:

Elem	Ag3280	Al3961	As1890	B_2089	Ba4554	Be3130	Bi2230	Ca3179	Cd2288
Units	ppm	ppm	ppm	ppm	ppm	ppm	ppm	ppm	ppm
Avg	**-.0024**	**87.21**	**.0155**	**.0124**	**.8189**	**.0038**	**.1754**	**85.05**	**.0007**
Stddev	.0004	.22	.0022	.0017	.0023	.0001	.0010	.22	.0002
%RSD	16.13	.2488	14.21	14.00	.2828	3.464	.5777	.2606	26.98
#1	-.0026	87.35	.0156	.0121	.8194	.0036	.1757	85.16	.0009
#2	-.0020	87.32	.0176	.0108	.8209	.0039	.1743	85.19	.0006
#3	-.0027	86.96	.0132	.0142	.8164	.0038	.1763	84.79	.0005

Elem	Ce4040	Co2286	Cr2677	Cu3247	Fe2599	K_7664	Li6707	Mg2790	Mn2576
Units	ppm	ppm	ppm	ppm	ppm	ppm	ppm	ppm	ppm
Avg	**.5464**	**.0669**	**.1716**	**.1471**	**129.1**	**32.72**	**.0769**	**48.53**	**2.468**
Stddev	.0012	.0005	.0006	.0007	.5	.09	.0006	.37	.003
%RSD	.2224	.7778	.3554	.4486	.3899	.2622	.8073	.7591	.1372
#1	.5466	.0673	.1723	.1469	129.3	32.72	.0767	48.63	2.471
#2	.5476	.0669	.1712	.1465	129.5	32.81	.0776	48.84	2.465
#3	.5451	.0663	.1713	.1478	128.6	32.64	.0763	48.13	2.468

Elem	Mo2020	Na5895	Ni2316	P_1774	Pb2203	S_1820	Sb2068	Se1960	Si2124
Units	ppm	ppm	ppm	ppm	ppm	ppm	ppm	ppm	ppm
Avg	**.0019**	**3.204**	**.1673**	**4.431**	**.0623**	**2.096**	**-.0013**	**-.0031**	**4.995**
Stddev	.0005	.007	.0005	.007	.0007	.003	.0011	.0020	.152
%RSD	25.81	.2122	.2886	.1662	1.055	.1221	87.41	64.79	3.047
#1	.0025	3.205	.1676	4.434	.0616	2.094	-.0007	-.0035	5.145
#2	.0018	3.210	.1668	4.423	.0629	2.095	-.0006	-.0009	4.999
#3	.0015	3.197	.1675	4.437	.0622	2.099	-.0026	-.0049	4.841

Elem	Sn1899	Sr4077	Ti3349	Tl1908	V_2924	W_2079	Zn2062	Zr3391
Units	ppm	ppm	ppm	ppm	ppm	ppm	ppm	ppm
Avg	**.0149**	**.2129**	**7.216**	**.0023**	**.2219**	**-.0025**	**.2457**	**.0195**
Stddev	.0017	.0008	.009	.0014	.0001	.0014	.0006	.0001
%RSD	11.51	.3770	.1246	62.78	.0659	56.86	.2389	.5155
#1	.0147	.2132	7.221	.0009	.2220	-.0010	.2455	.0194
#2	.0133	.2135	7.205	.0021	.2218	-.0039	.2464	.0196
#3	.0167	.2120	7.221	.0038	.2217	-.0025	.2453	.0196

Zoom In Zoom Out

Sample Name: jd27600-12 Acquired: 7/8/2021 1:22:09 Type: Unk
Method: SGS NO VALVE3(v105) Mode: CONC Corr. Factor: 1.000000
User: admin Custom ID1: Custom ID2: Custom ID3:
Comment:

Int. Std.	In2306	Y_3600	Y_3710	Y_2243
Units	Cts/S	Cts/S	Cts/S	Cts/S
Avg	**4303.5**	**60953.**	**4668.9**	**1442.6**
Stddev	3.4	201.	15.8	1.8
%RSD	.07879	.32952	.33844	.12693
#1	4303.3	60726.	4663.7	1442.1
#2	4300.2	61028.	4656.3	1441.0
#3	4307.0	61106.	4686.6	1444.6

Zoom In Zoom Out

Sample Name: ccv Acquired: 7/8/2021 1:27:11 Type: QC
Method: SGS NO VALVE3(v105) Mode: CONC Corr. Factor: 1.000000
User: admin Custom ID1: Custom ID2: Custom ID3:
Comment:

Elem	Ag3280	Al3961	As1890	B_2089	Ba4554	Be3130	Bi2230	Ca3179	Cd2288
Units	ppm	ppm	ppm	ppm	ppm	ppm	ppm	ppm	ppm
Avg	**.2492**	**40.15**	**1.977**	**1.987**	**2.050**	**2.000**	**1.999**	**39.10**	**1.991**
Stddev	.0005	.12	.011	.012	.006	.005	.014	.06	.013
%RSD	.2041	.2931	.5735	.6045	.2995	.2487	.6754	.1628	.6529
#1	.2495	40.06	1.989	2.001	2.045	1.997	2.014	39.04	2.006
#2	.2486	40.11	1.968	1.982	2.047	1.998	1.993	39.11	1.984
#3	.2494	40.28	1.972	1.979	2.057	2.006	1.989	39.16	1.983
Check ?	Chk Pass	Chk Pass	Chk Pass	Chk Pass	Chk Pass	Chk Pass	Chk Pass	Chk Pass	Chk Pass
Value									
Range									

Elem	Ce4040	Co2286	Cr2677	Cu3247	Fe2599	K_7664	Li6707	Mg2790	Mn2576
Units	ppm	ppm	ppm	ppm	ppm	ppm	ppm	ppm	ppm
Avg	**2.029**	**2.022**	**1.998**	**1.960**	**39.15**	**40.65**	**2.059**	**38.30**	**2.043**
Stddev	.003	.011	.002	.002	.10	.11	.007	.16	.003
%RSD	.1456	.5409	.0879	.1217	.2492	.2736	.3229	.4225	.1247
#1	2.032	2.034	2.000	1.957	39.07	40.59	2.054	38.23	2.046
#2	2.026	2.015	1.996	1.961	39.12	40.59	2.056	38.49	2.042
#3	2.028	2.016	1.998	1.961	39.26	40.78	2.066	38.18	2.041
Check ?	Chk Pass	Chk Pass	Chk Pass	Chk Pass	Chk Pass	Chk Pass	Chk Pass	Chk Pass	Chk Pass
Value									
Range									

Elem	Mo2020	Na5895	Ni2316	P_1774	Pb2203	S_1820	Sb2068	Se1960	Si2124
Units	ppm	ppm	ppm	ppm	ppm	ppm	ppm	ppm	ppm
Avg	**2.018**	**40.88**	**2.028**	**2.012**	**2.048**	**1.947**	**1.988**	**1.963**	**4.909**
Stddev	.013	.14	.013	.016	.011	.011	.011	.015	.033
%RSD	.6484	.3392	.6303	.7914	.5363	.5394	.5475	.7849	.6770
#1	2.033	40.77	2.042	2.029	2.061	1.959	2.001	1.981	4.947
#2	2.011	40.85	2.018	2.007	2.042	1.943	1.984	1.956	4.886
#3	2.010	41.04	2.022	1.998	2.042	1.940	1.980	1.953	4.894
Check ?	Chk Pass	Chk Pass	Chk Pass	Chk Pass	Chk Pass	Chk Pass	Chk Pass	Chk Pass	Chk Pass
Value									
Range									

Zoom In Zoom Out

Sample Name: ccv Acquired: 7/8/2021 1:27:11 Type: QC
Method: SGS NO VALVE3(v105) Mode: CONC Corr. Factor: 1.000000
User: admin Custom ID1: Custom ID2: Custom ID3:
Comment:

Elem	Sn1899	Sr4077	Ti3349	Tl1908	V_2924	W_2079	Zn2062	Zr3391
Units	ppm	ppm	ppm	ppm	ppm	ppm	ppm	ppm
Avg	**2.034**	**2.068**	**2.005**	**2.041**	**2.010**	**2.025**	**1.998**	**2.034**
Stddev	.016	.006	.002	.015	.001	.011	.014	.001
%RSD	.7716	.3038	.1036	.7288	.0313	.5404	.6896	.0565
#1	2.052	2.064	2.007	2.058	2.011	2.037	2.013	2.033
#2	2.022	2.065	2.004	2.036	2.010	2.019	1.988	2.034
#3	2.027	2.076	2.003	2.029	2.010	2.017	1.992	2.035
Check ?	Chk Pass	Chk Pass	Chk Pass	Chk Pass	Chk Pass	Chk Pass	Chk Pass	Chk Pass
Value								
Range								

Int. Std.	In2306	Y_3600	Y_3710	Y_2243
Units	Cts/S	Cts/S	Cts/S	Cts/S
Avg	**4245.9**	**56883.**	**4237.9**	**1353.9**
Stddev	21.2	133.	14.2	7.0
%RSD	.49990	.23320	.33619	.52029
#1	4221.6	56730.	4250.9	1345.8
#2	4261.0	56962.	4222.6	1358.0
#3	4255.0	56957.	4240.2	1357.9

Zoom In Zoom Out

Sample Name: ccb Acquired: 7/8/2021 1:32:02 Type: QC
Method: SGS NO VALVE3(v105) Mode: CONC Corr. Factor: 1.000000
User: admin Custom ID1: Custom ID2: Custom ID3:
Comment:

Elem	Ag3280	Al3961	As1890	B_2089	Ba4554	Be3130	Bi2230	Ca3179
Units	ppm	ppm	ppm	ppm	ppm	ppm	ppm	ppm
Avg	**-.0004**	**-.0075**	**.0009**	**.0005**	**.0004**	**.0003**	**-.0003**	**-.0038**
Stddev	.0002	.0089	.0015	.0008	.0001	.0001	.0017	.0010
%RSD	46.02	117.9	167.0	140.8	28.82	26.71	618.4	26.76
#1	-.0002	-.0132	.0009	.0006	.0003	.0003	-.0017	-.0046
#2	-.0005	.0027	-.0006	-.0003	.0005	.0002	-.0008	-.0027
#3	-.0006	-.0120	.0023	.0012	.0004	.0002	.0017	-.0042
Check ?	Chk Pass	Chk Pass	Chk Pass	Chk Pass	Chk Pass	Chk Pass	Chk Pass	Chk Pass
High Limit								
Low Limit								

Elem	Cd2288	Ce4040	Co2286	Cr2677	Cu3247	Fe2599	K_7664	Li6707
Units	ppm	ppm	ppm	ppm	ppm	ppm	ppm	ppm
Avg	**.0005**	**.0008**	**-.0003**	**-.0000**	**-.0000**	**.0077**	**.0555**	**-.0028**
Stddev	.0001	.0019	.0001	.0002	.0002	.0029	.0162	.0015
%RSD	24.67	228.0	43.57	1749000.	927.9	36.89	29.26	52.12
#1	.0004	.0015	-.0004	-.0001	.0001	.0086	.0686	-.0017
#2	.0006	-.0013	-.0002	-.0001	.0001	.0100	.0605	-.0022
#3	.0005	.0023	-.0003	.0002	-.0003	.0045	.0373	-.0045
Check ?	Chk Pass	None	Chk Pass	Chk Pass	Chk Pass	Chk Pass	Chk Pass	Chk Pass
High Limit								
Low Limit								

Elem	Mg2790	Mn2576	Mo2020	Na5895	Ni2316	P_1774	Pb2203	S_1820
Units	ppm	ppm	ppm	ppm	ppm	ppm	ppm	ppm
Avg	**.0096**	**.0001**	**.0008**	**-.0499**	**.0004**	**.0027**	**-.0010**	**.0004**
Stddev	.0511	.0000	.0001	.0079	.0002	.0016	.0003	.0019
%RSD	535.4	50.04	17.44	15.76	62.61	57.09	25.14	492.0
#1	.0583	.0000	.0008	-.0534	.0001	.0042	-.0013	-.0005
#2	.0140	.0001	.0010	-.0409	.0006	.0030	-.0008	.0025
#3	-.0437	.0001	.0007	-.0554	.0005	.0011	-.0010	-.0009
Check ?	Chk Pass	Chk Pass	Chk Pass	Chk Pass	Chk Pass	Chk Pass	Chk Pass	Chk Pass
High Limit								
Low Limit								

Zoom In Zoom Out

Sample Name: ccb Acquired: 7/8/2021 1:32:02 Type: QC
Method: SGS NO VALVE3(v105) Mode: CONC Corr. Factor: 1.000000
User: admin Custom ID1: Custom ID2: Custom ID3:
Comment:

Elem	Sb2068	Se1960	Si2124	Sn1899	Sr4077	Ti3349	Tl1908	V_2924
Units	ppm	ppm	ppm	ppm	ppm	ppm	ppm	ppm
Avg	**.0014**	**.0011**	**.0001**	**.0011**	**.0001**	**.0003**	F **.0030**	**.0004**
Stddev	.0012	.0013	.0014	.0012	.0002	.0002	.0012	.0001
%RSD	88.44	116.9	1150.	108.3	144.4	63.63	41.27	29.19
#1	.0002	.0018	.0013	.0011	.0000	.0005	.0034	.0003
#2	.0014	-.0004	.0004	.0024	.0004	.0001	.0016	.0006
#3	.0026	.0018	-.0014	-.0001	.0000	.0004	.0040	.0004
Check ?	Chk Pass	Chk Pass	Chk Pass	Chk Pass	Chk Pass	Chk Pass	Chk Fail	Chk Pass
High Limit							.0020	
Low Limit							-.0020	

Elem	W_2079	Zn2062	Zr3391
Units	ppm	ppm	ppm
Avg	**-.0006**	F **-.0045**	**.0004**
Stddev	.0013	.0001	.0002
%RSD	198.6	3.249	57.60
#1	.0002	-.0045	.0004
#2	-.0021	-.0044	.0005
#3	-.0001	-.0047	.0001
Check ?	Chk Pass	Chk Fail	Chk Pass
High Limit		.0020	
Low Limit		-.0020	

Int. Std.	In2306	Y_3600	Y_3710	Y_2243
Units	Cts/S	Cts/S	Cts/S	Cts/S
Avg	**4337.7**	**58492.**	**4255.5**	**1382.0**
Stddev	29.7	259.	2.5	12.0
%RSD	.68577	.44326	.05981	.86623
#1	4358.2	58599.	4254.1	1388.5
#2	4303.6	58682.	4258.4	1368.2
#3	4351.2	58197.	4253.9	1389.4

Zoom In Zoom Out

Sample Name: jd27668-5 Acquired: 7/8/2021 1:37:17 Type: Unk
Method: SGS NO VALVE3(v105) Mode: CONC Corr. Factor: 1.000000
User: admin Custom ID1: Custom ID2: Custom ID3:
Comment:

Elem	Ag3280	Al3961	As1890	B_2089	Ba4554	Be3130	Bi2230	Ca3179	Cd2288
Units	ppm	ppm	ppm	ppm	ppm	ppm	ppm	ppm	ppm
Avg	**-.0007**	**97.14**	**.0858**	**.0290**	**1.268**	**.0089**	**.0156**	**8.824**	**.0068**
Stddev	.0004	.46	.0018	.0005	.007	.0001	.0013	.050	.0002
%RSD	63.08	.4782	2.042	1.767	.5655	.7584	8.357	.5673	2.602
#1	-.0004	96.81	.0845	.0284	1.264	.0089	.0165	8.790	.0069
#2	-.0012	96.93	.0878	.0292	1.264	.0090	.0161	8.800	.0066
#3	-.0005	97.67	.0851	.0293	1.276	.0088	.0141	8.881	.0070

Elem	Ce4040	Co2286	Cr2677	Cu3247	Fe2599	K_7664	Li6707	Mg2790	Mn2576
Units	ppm	ppm	ppm	ppm	ppm	ppm	ppm	ppm	ppm
Avg	**.4393**	**.1088**	**.1644**	**.2032**	F **222.1**	**11.02**	**.1469**	**15.18**	**7.102**
Stddev	.0027	.0005	.0008	.0008	1.1	.04	.0014	.04	.029
%RSD	.6132	.5004	.4786	.3923	.4961	.3263	.9690	.2667	.4009
#1	.4379	.1092	.1647	.2038	221.5	10.97	.1455	15.15	7.070
#2	.4377	.1082	.1649	.2023	221.4	11.04	.1467	15.23	7.125
#3	.4424	.1090	.1635	.2035	223.4	11.03	.1484	15.17	7.112

Elem	Mo2020	Na5895	Ni2316	P_1774	Pb2203	S_1820	Sb2068	Se1960	Si2124
Units	ppm	ppm	ppm	ppm	ppm	ppm	ppm	ppm	ppm
Avg	**.0092**	**20.91**	**.2109**	**4.169**	**.2801**	**8.062**	**.0006**	**.0041**	**3.266**
Stddev	.0002	.12	.0005	.016	.0010	.023	.0016	.0027	.019
%RSD	1.944	.5513	.2269	.3755	.3556	.2853	270.6	64.52	.5720
#1	.0092	20.84	.2110	4.182	.2798	8.081	.0023	.0049	3.254
#2	.0093	20.85	.2104	4.152	.2813	8.036	-.0010	.0063	3.256
#3	.0090	21.04	.2114	4.174	.2793	8.068	.0006	.0012	3.287

Elem	Sn1899	Sr4077	Ti3349	Tl1908	V_2924	W_2079	Zn2062	Zr3391
Units	ppm	ppm	ppm	ppm	ppm	ppm	ppm	ppm
Avg	**.0502**	**.4023**	**.5100**	**.0027**	**.1708**	**-.0006**	**.9567**	**.0182**
Stddev	.0021	.0021	.0033	.0023	.0002	.0013	.0024	.0001
%RSD	4.090	.5192	.6529	87.65	.1190	200.0	.2514	.7413
#1	.0482	.4006	.5125	.0045	.1707	-.0017	.9573	.0183
#2	.0523	.4017	.5112	.0035	.1710	.0008	.9540	.0182
#3	.0501	.4046	.5062	.0000	.1706	-.0010	.9587	.0181

Zoom In Zoom Out

Sample Name: jd27668-5 Acquired: 7/8/2021 1:37:17 Type: Unk
Method: SGS NO VALVE3(v105) Mode: CONC Corr. Factor: 1.000000
User: admin Custom ID1: Custom ID2: Custom ID3:
Comment:

Int. Std.	In2306	Y_3600	Y_3710	Y_2243
Units	Cts/S	Cts/S	Cts/S	Cts/S
Avg	**4473.5**	**62471.**	**4708.6**	**1489.4**
Stddev	8.4	194.	20.5	5.7
%RSD	.18677	.31029	.43605	.38410
#1	4479.9	62629.	4722.0	1490.7
#2	4476.6	62254.	4718.8	1494.3
#3	4464.1	62529.	4684.9	1483.1

Zoom In Zoom Out

Sample Name: jd27668-6 Acquired: 7/8/2021 1:42:26 Type: Unk
Method: SGS NO VALVE3(v105) Mode: CONC Corr. Factor: 1.000000
User: admin Custom ID1: Custom ID2: Custom ID3:
Comment:

Elem	Ag3280	Al3961	As1890	B_2089	Ba4554	Be3130	Bi2230	Ca3179	Cd2288
Units	ppm	ppm	ppm	ppm	ppm	ppm	ppm	ppm	ppm
Avg	**-.0017**	**128.6**	**.0872**	**.0345**	**1.777**	**.0104**	**.0144**	**12.11**	**.0068**
Stddev	.0002	.3	.0007	.0002	.004	.0001	.0013	.04	.0001
%RSD	12.00	.2404	.8478	.6475	.2416	1.327	9.197	.3487	.8991
#1	-.0015	128.4	.0871	.0347	1.772	.0102	.0157	12.08	.0068
#2	-.0019	128.5	.0866	.0342	1.778	.0105	.0143	12.09	.0068
#3	-.0018	129.0	.0880	.0345	1.781	.0105	.0131	12.16	.0069

Elem	Ce4040	Co2286	Cr2677	Cu3247	Fe2599	K_7664	Li6707	Mg2790	Mn2576
Units	ppm	ppm	ppm	ppm	ppm	ppm	ppm	ppm	ppm
Avg	**.5605**	**.1322**	**.1910**	**.1944**	F **256.2**	**14.98**	**.2004**	**20.74**	F **9.268**
Stddev	.0011	.0006	.0004	.0005	.7	.02	.0011	.11	.065
%RSD	.2040	.4646	.2267	.2478	.2564	.1609	.5636	.5526	.7017
#1	.5592	.1318	.1907	.1938	255.6	14.98	.1991	20.76	9.196
#2	.5615	.1318	.1909	.1945	256.2	14.96	.2012	20.85	9.284
#3	.5608	.1329	.1915	.1948	256.9	15.01	.2009	20.62	9.323

Elem	Mo2020	Na5895	Ni2316	P_1774	Pb2203	S_1820	Sb2068	Se1960	Si2124
Units	ppm	ppm	ppm	ppm	ppm	ppm	ppm	ppm	ppm
Avg	**.0082**	**25.22**	**.2692**	**4.715**	**.2254**	**8.293**	**-.0006**	**.0027**	**3.239**
Stddev	.0001	.07	.0009	.016	.0013	.026	.0009	.0021	.032
%RSD	1.100	.2685	.3494	.3390	.5634	.3201	147.9	77.22	.9823
#1	.0081	25.16	.2682	4.698	.2256	8.266	.0004	.0049	3.275
#2	.0082	25.21	.2697	4.720	.2266	8.294	-.0008	.0009	3.213
#3	.0082	25.29	.2699	4.729	.2241	8.319	-.0014	.0022	3.231

Elem	Sn1899	Sr4077	Ti3349	Tl1908	V_2924	W_2079	Zn2062	Zr3391
Units	ppm	ppm	ppm	ppm	ppm	ppm	ppm	ppm
Avg	**.0399**	**.6921**	**.5210**	**.0050**	**.2193**	**-.0017**	**1.010**	**.0259**
Stddev	.0009	.0018	.0005	.0027	.0006	.0018	.001	.0001
%RSD	2.274	.2584	.1037	55.08	.2927	103.6	.0506	.4834
#1	.0394	.6903	.5216	.0042	.2186	-.0002	1.011	.0260
#2	.0410	.6922	.5205	.0080	.2199	-.0037	1.010	.0259
#3	.0394	.6938	.5208	.0027	.2192	-.0012	1.011	.0258

Zoom In Zoom Out

Sample Name: jd27668-6 Acquired: 7/8/2021 1:42:26 Type: Unk
Method: SGS NO VALVE3(v105) Mode: CONC Corr. Factor: 1.000000
User: admin Custom ID1: Custom ID2: Custom ID3:
Comment:

Int. Std.	In2306	Y_3600	Y_3710	Y_2243
Units	Cts/S	Cts/S	Cts/S	Cts/S
Avg	**4473.8**	**63279.**	**4826.2**	**1506.7**
Stddev	6.4	41.	11.2	1.0
%RSD	.14240	.06424	.23149	.06417
#1	4478.6	63276.	4814.0	1507.8
#2	4466.6	63321.	4835.8	1506.5
#3	4476.3	63239.	4828.8	1505.9

Zoom In Zoom Out

Sample Name: jd27668-7 Acquired: 7/8/2021 1:47:34 Type: Unk
Method: SGS NO VALVE3(v105) Mode: CONC Corr. Factor: 1.000000
User: admin Custom ID1: Custom ID2: Custom ID3:
Comment:

Elem	Ag3280	Al3961	As1890	B_2089	Ba4554	Be3130	Bi2230	Ca3179	Cd2288
Units	ppm	ppm	ppm	ppm	ppm	ppm	ppm	ppm	ppm
Avg	**-.0013**	**104.6**	**.0841**	**.0274**	**1.268**	**.0091**	**.0148**	**11.58**	**.0062**
Stddev	.0003	.8	.0034	.0003	.010	.0001	.0021	.09	.0003
%RSD	24.89	.7646	4.031	1.136	.8039	.9449	13.91	.7515	4.138
#1	-.0017	104.9	.0879	.0276	1.271	.0092	.0163	11.58	.0064
#2	-.0011	105.2	.0828	.0271	1.277	.0091	.0124	11.66	.0059
#3	-.0012	103.7	.0815	.0277	1.257	.0090	.0156	11.49	.0063

Elem	Ce4040	Co2286	Cr2677	Cu3247	Fe2599	K_7664	Li6707	Mg2790	Mn2576
Units	ppm	ppm	ppm	ppm	ppm	ppm	ppm	ppm	ppm
Avg	**.4533**	**.1167**	**.1717**	**.1744**	F **217.8**	**12.92**	**.1493**	**15.61**	**7.442**
Stddev	.0020	.0034	.0008	.0006	1.7	.08	.0011	.08	.106
%RSD	.4392	2.952	.4380	.3570	.7695	.6049	.7631	.5309	1.421
#1	.4518	.1207	.1711	.1742	218.1	12.90	.1497	15.57	7.558
#2	.4555	.1148	.1726	.1751	219.3	13.01	.1503	15.70	7.415
#3	.4525	.1147	.1714	.1739	216.0	12.86	.1481	15.55	7.352

Elem	Mo2020	Na5895	Ni2316	P_1774	Pb2203	S_1820	Sb2068	Se1960	Si2124
Units	ppm	ppm	ppm	ppm	ppm	ppm	ppm	ppm	ppm
Avg	**.0094**	**20.29**	**.2260**	**4.674**	**.2391**	**8.173**	**.0017**	**.0033**	**3.198**
Stddev	.0005	.15	.0055	.131	.0067	.240	.0008	.0040	.111
%RSD	5.591	.7194	2.425	2.793	2.804	2.937	47.68	122.0	3.473
#1	.0090	20.35	.2323	4.825	.2468	8.450	.0015	.0003	3.326
#2	.0093	20.40	.2232	4.603	.2359	8.041	.0010	.0079	3.145
#3	.0100	20.13	.2225	4.595	.2346	8.028	.0026	.0017	3.123

Elem	Sn1899	Sr4077	Ti3349	Tl1908	V_2924	W_2079	Zn2062	Zr3391
Units	ppm	ppm	ppm	ppm	ppm	ppm	ppm	ppm
Avg	**.0455**	**.2189**	**.4821**	**.0028**	**.1807**	**-.0003**	**.8957**	**.0199**
Stddev	.0018	.0014	.0034	.0033	.0002	.0017	.0266	.0001
%RSD	4.059	.6558	.7112	121.1	.1177	519.8	2.966	.2821
#1	.0476	.2196	.4856	.0002	.1807	-.0006	.9264	.0199
#2	.0447	.2198	.4821	.0065	.1809	-.0018	.8807	.0199
#3	.0441	.2172	.4787	.0016	.1805	.0015	.8801	.0198

Zoom In Zoom Out

Sample Name: jd27668-7 Acquired: 7/8/2021 1:47:34 Type: Unk
Method: SGS NO VALVE3(v105) Mode: CONC Corr. Factor: 1.000000
User: admin Custom ID1: Custom ID2: Custom ID3:
Comment:

Int. Std.	In2306	Y_3600	Y_3710	Y_2243
Units	Cts/S	Cts/S	Cts/S	Cts/S
Avg	**4400.8**	**63669.**	**4846.1**	**1467.1**
Stddev	92.4	184.	40.9	33.0
%RSD	2.0998	.28888	.84436	2.2489
#1	4294.2	63644.	4868.6	1429.0
#2	4449.8	63498.	4798.8	1485.1
#3	4458.4	63863.	4870.7	1487.2

Zoom In Zoom Out

Sample Name: jd27668-8 Acquired: 7/8/2021 1:52:43 Type: Unk
Method: SGS NO VALVE3(v105) Mode: CONC Corr. Factor: 1.000000
User: admin Custom ID1: Custom ID2: Custom ID3:
Comment:

Elem	Ag3280	Al3961	As1890	B_2089	Ba4554	Be3130	Bi2230	Ca3179	Cd2288
Units	ppm	ppm	ppm	ppm	ppm	ppm	ppm	ppm	ppm
Avg	**-.0005**	**100.5**	**.0792**	**.0281**	**1.315**	**.0086**	**.0146**	**18.13**	**.0071**
Stddev	.0003	.2	.0018	.0005	.004	.0000	.0024	.04	.0003
%RSD	63.19	.2331	2.326	1.841	.3197	.4132	16.40	.2025	3.756
#1	-.0005	100.4	.0779	.0275	1.313	.0086	.0134	18.09	.0070
#2	-.0008	100.3	.0784	.0286	1.311	.0087	.0131	18.12	.0069
#3	-.0002	100.7	.0813	.0282	1.319	.0086	.0174	18.17	.0074

Elem	Ce4040	Co2286	Cr2677	Cu3247	Fe2599	K_7664	Li6707	Mg2790	Mn2576
Units	ppm	ppm	ppm	ppm	ppm	ppm	ppm	ppm	ppm
Avg	**.4466**	**.1110**	**.1673**	**.1885**	F **209.9**	**12.30**	**.1366**	**15.67**	**7.873**
Stddev	.0023	.0010	.0005	.0001	.5	.03	.0014	.11	.018
%RSD	.5073	.8613	.2769	.0695	.2163	.2193	1.025	.7265	.2258
#1	.4487	.1113	.1668	.1886	209.8	12.33	.1382	15.54	7.852
#2	.4442	.1099	.1673	.1883	209.5	12.28	.1357	15.69	7.886
#3	.4468	.1118	.1678	.1885	210.4	12.29	.1359	15.77	7.879

Elem	Mo2020	Na5895	Ni2316	P_1774	Pb2203	S_1820	Sb2068	Se1960	Si2124
Units	ppm	ppm	ppm	ppm	ppm	ppm	ppm	ppm	ppm
Avg	**.0096**	**14.95**	**.2154**	**3.928**	**.2411**	**5.541**	**.0017**	**.0040**	**3.135**
Stddev	.0005	.03	.0019	.034	.0005	.053	.0001	.0013	.038
%RSD	4.833	.2262	.8689	.8644	.2002	.9560	6.345	31.40	1.225
#1	.0101	14.93	.2162	3.948	.2409	5.579	.0017	.0041	3.178
#2	.0092	14.92	.2133	3.889	.2407	5.481	.0017	.0027	3.122
#3	.0095	14.98	.2168	3.947	.2416	5.565	.0016	.0053	3.105

Elem	Sn1899	Sr4077	Ti3349	Tl1908	V_2924	W_2079	Zn2062	Zr3391
Units	ppm	ppm	ppm	ppm	ppm	ppm	ppm	ppm
Avg	**.0438**	**.2204**	**.4980**	**.0046**	**.1709**	**-.0015**	**.9637**	**.0183**
Stddev	.0011	.0006	.0025	.0015	.0005	.0036	.0100	.0007
%RSD	2.597	.2793	.5083	31.76	.2657	232.2	1.034	3.579
#1	.0451	.2200	.4965	.0030	.1713	-.0056	.9707	.0191
#2	.0429	.2201	.5009	.0059	.1704	.0004	.9523	.0180
#3	.0435	.2211	.4965	.0050	.1709	.0006	.9681	.0178

Zoom In Zoom Out

Sample Name: jd27668-8 Acquired: 7/8/2021 1:52:43 Type: Unk
Method: SGS NO VALVE3(v105) Mode: CONC Corr. Factor: 1.000000
User: admin Custom ID1: Custom ID2: Custom ID3:
Comment:

Int. Std.	In2306	Y_3600	Y_3710	Y_2243
Units	Cts/S	Cts/S	Cts/S	Cts/S
Avg	**4446.3**	**62683.**	**4731.8**	**1477.5**
Stddev	29.7	77.	22.3	11.6
%RSD	.66688	.12290	.47071	.78303
#1	4438.3	62761.	4754.8	1471.8
#2	4479.1	62607.	4730.2	1490.8
#3	4421.5	62681.	4710.3	1469.8

Zoom In Zoom Out

Sample Name: jd27668-9 Acquired: 7/8/2021 1:57:53 Type: Unk
Method: SGS NO VALVE3(v105) Mode: CONC Corr. Factor: 1.000000
User: admin Custom ID1: Custom ID2: Custom ID3:
Comment:

Elem	Ag3280	Al3961	As1890	B_2089	Ba4554	Be3130	Bi2230	Ca3179	Cd2288
Units	ppm	ppm	ppm	ppm	ppm	ppm	ppm	ppm	ppm
Avg	**-.0009**	**100.9**	**.0726**	**.0342**	**1.419**	**.0085**	**.0154**	**10.73**	**.0062**
Stddev	.0004	.1	.0004	.0012	.002	.0001	.0018	.02	.0002
%RSD	43.16	.0804	.5012	3.555	.1668	1.429	11.71	.2176	3.160
#1	-.0008	100.8	.0730	.0329	1.416	.0086	.0141	10.74	.0060
#2	-.0005	101.0	.0723	.0347	1.420	.0084	.0174	10.74	.0063
#3	-.0013	100.9	.0726	.0352	1.420	.0084	.0145	10.70	.0064

Elem	Ce4040	Co2286	Cr2677	Cu3247	Fe2599	K_7664	Li6707	Mg2790	Mn2576
Units	ppm	ppm	ppm	ppm	ppm	ppm	ppm	ppm	ppm
Avg	**.4338**	**.1030**	**.1568**	**.1630**	F **200.9**	**12.29**	**.1619**	**15.99**	**7.366**
Stddev	.0010	.0008	.0004	.0003	.3	.01	.0017	.09	.039
%RSD	.2407	.7773	.2347	.2118	.1296	.0867	1.030	.5331	.5279
#1	.4341	.1035	.1567	.1627	200.9	12.28	.1636	16.07	7.324
#2	.4326	.1035	.1572	.1634	201.1	12.30	.1603	16.01	7.400
#3	.4346	.1021	.1564	.1630	200.6	12.29	.1618	15.90	7.374

Elem	Mo2020	Na5895	Ni2316	P_1774	Pb2203	S_1820	Sb2068	Se1960	Si2124
Units	ppm	ppm	ppm	ppm	ppm	ppm	ppm	ppm	ppm
Avg	**.0077**	**22.90**	**.2125**	**3.874**	**.1953**	**9.341**	**-.0007**	**.0010**	**3.015**
Stddev	.0003	.04	.0005	.014	.0008	.012	.0031	.0038	.028
%RSD	4.057	.1545	.2400	.3663	.4150	.1314	442.3	366.8	.9301
#1	.0074	22.86	.2125	3.880	.1955	9.347	.0019	-.0005	3.044
#2	.0076	22.93	.2119	3.857	.1959	9.327	.0001	.0054	3.013
#3	.0080	22.91	.2130	3.883	.1944	9.349	-.0041	-.0018	2.988

Elem	Sn1899	Sr4077	Ti3349	Tl1908	V_2924	W_2079	Zn2062	Zr3391
Units	ppm	ppm	ppm	ppm	ppm	ppm	ppm	ppm
Avg	**.0417**	**.7042**	**.4823**	**.0040**	**.1716**	**-.0014**	**.8563**	**.0187**
Stddev	.0005	.0022	.0022	.0017	.0004	.0005	.0022	.0002
%RSD	1.298	.3113	.4469	43.51	.2354	38.82	.2568	1.179
#1	.0417	.7018	.4831	.0060	.1720	-.0009	.8576	.0188
#2	.0422	.7051	.4840	.0032	.1712	-.0013	.8537	.0185
#3	.0411	.7059	.4799	.0028	.1715	-.0020	.8574	.0188

Zoom In Zoom Out

Sample Name: jd27668-9 Acquired: 7/8/2021 1:57:53 Type: Unk
Method: SGS NO VALVE3(v105) Mode: CONC Corr. Factor: 1.000000
User: admin Custom ID1: Custom ID2: Custom ID3:
Comment:

Int. Std.	In2306	Y_3600	Y_3710	Y_2243
Units	Cts/S	Cts/S	Cts/S	Cts/S
Avg	**4426.5**	**62485.**	**4724.4**	**1481.6**
Stddev	3.5	111.	39.7	3.1
%RSD	.07951	.17766	.83950	.20821
#1	4422.4	62441.	4692.1	1480.0
#2	4428.3	62611.	4712.6	1485.2
#3	4428.7	62402.	4768.7	1479.6

Zoom In Zoom Out

Sample Name: mp27312-b1 Acquired: 7/8/2021 2:03:03 Type: Unk
Method: SGS NO VALVE3(v105) Mode: CONC Corr. Factor: 1.000000
User: admin Custom ID1: Custom ID2: Custom ID3:
Comment:

Elem	Ag3280	Al3961	As1890	B_2089	Ba4554	Be3130	Bi2230	Ca3179	Cd2288
Units	ppm	ppm	ppm	ppm	ppm	ppm	ppm	ppm	ppm
Avg	**.2328**	**25.15**	**1.810**	**1.785**	**1.886**	**1.842**	**.0990**	**24.47**	**1.824**
Stddev	.0006	.11	.011	.009	.009	.009	.0017	.13	.010
%RSD	.2571	.4268	.5829	.5120	.4851	.4704	1.678	.5261	.5718
#1	.2322	25.02	1.822	1.796	1.876	1.832	.0970	24.33	1.836
#2	.2332	25.22	1.802	1.779	1.894	1.847	.0998	24.58	1.819
#3	.2332	25.20	1.806	1.781	1.889	1.847	.1000	24.51	1.818

Elem	Ce4040	Co2286	Cr2677	Cu3247	Fe2599	K_7664	Li6707	Mg2790	Mn2576
Units	ppm	ppm	ppm	ppm	ppm	ppm	ppm	ppm	ppm
Avg	**-.0047**	**1.864**	**1.834**	**1.791**	**24.52**	**25.41**	**-.0009**	**23.80**	**1.882**
Stddev	.0030	.009	.004	.006	.14	.18	.0009	.12	.004
%RSD	63.14	.4919	.2411	.3422	.5580	.7173	105.7	.5108	.2045
#1	-.0036	1.874	1.832	1.787	24.37	25.21	-.0017	23.66	1.879
#2	-.0024	1.863	1.839	1.798	24.64	25.57	.0001	23.87	1.887
#3	-.0080	1.855	1.831	1.788	24.55	25.44	-.0011	23.86	1.881

Elem	Mo2020	Na5895	Ni2316	P_1774	Pb2203	S_1820	Sb2068	Se1960	Si2124
Units	ppm	ppm	ppm	ppm	ppm	ppm	ppm	ppm	ppm
Avg	**1.852**	**25.58**	**1.868**	**1.849**	**1.883**	**-.0331**	**1.814**	**1.787**	**.0215**
Stddev	.010	.13	.010	.013	.006	.0029	.009	.013	.0022
%RSD	.5271	.5215	.5333	.6842	.3079	8.820	.5207	.7154	10.38
#1	1.864	25.42	1.879	1.862	1.887	-.0358	1.824	1.801	.0201
#2	1.846	25.66	1.865	1.837	1.884	-.0300	1.806	1.782	.0241
#3	1.847	25.66	1.859	1.848	1.876	-.0335	1.812	1.777	.0202

Elem	Sn1899	Sr4077	Ti3349	Tl1908	V_2924	W_2079	Zn2062	Zr3391
Units	ppm	ppm	ppm	ppm	ppm	ppm	ppm	ppm
Avg	**1.894**	**1.898**	**1.852**	**1.907**	**1.842**	**1.426**	**1.823**	**1.886**
Stddev	.008	.009	.006	.007	.004	.006	.009	.006
%RSD	.4430	.4636	.3285	.3834	.2392	.4248	.4905	.3101
#1	1.904	1.888	1.847	1.911	1.839	1.432	1.833	1.882
#2	1.888	1.905	1.859	1.911	1.847	1.420	1.820	1.893
#3	1.891	1.901	1.850	1.899	1.840	1.426	1.816	1.885

Zoom In Zoom Out

Sample Name: mp27312-b1 Acquired: 7/8/2021 2:03:03 Type: Unk
Method: SGS NO VALVE3(v105) Mode: CONC Corr. Factor: 1.000000
User: admin Custom ID1: Custom ID2: Custom ID3:
Comment:

Int. Std.	In2306	Y_3600	Y_3710	Y_2243
Units	Cts/S	Cts/S	Cts/S	Cts/S
Avg	**4296.2**	**57454.**	**4276.2**	**1367.7**
Stddev	13.5	65.	28.1	5.5
%RSD	.31519	.11379	.65635	.39853
#1	4281.6	57529.	4308.0	1361.5
#2	4298.7	57407.	4254.7	1370.2
#3	4308.4	57428.	4266.0	1371.5

Zoom In Zoom Out

Sample Name: mp27312-mb1 Acquired: 7/8/2021 2:07:54 Type: Unk
Method: SGS NO VALVE3(v105) Mode: CONC Corr. Factor: 1.000000
User: admin Custom ID1: Custom ID2: Custom ID3:
Comment:

Elem	Ag3280	Al3961	As1890	B_2089	Ba4554	Be3130	Bi2230	Ca3179	Cd2288
Units	ppm	ppm	ppm	ppm	ppm	ppm	ppm	ppm	ppm
Avg	**-.0003**	**-.0079**	**.0008**	**.0036**	**.0008**	**.0003**	**.0007**	**.0349**	**.0004**
Stddev	.0003	.0062	.0012	.0005	.0003	.0000	.0011	.0039	.0001
%RSD	102.5	78.84	152.9	13.42	39.92	17.65	166.7	11.24	33.12
#1	-.0007	-.0055	.0022	.0041	.0006	.0003	.0005	.0310	.0005
#2	-.0001	-.0032	.0003	.0032	.0012	.0002	.0019	.0348	.0003
#3	-.0002	-.0149	-.0001	.0035	.0006	.0003	-.0003	.0389	.0003

Elem	Ce4040	Co2286	Cr2677	Cu3247	Fe2599	K_7664	Li6707	Mg2790	Mn2576
Units	ppm	ppm	ppm	ppm	ppm	ppm	ppm	ppm	ppm
Avg	**-.0014**	**-.0005**	**.0004**	**.0003**	**.0222**	**.0447**	**-.0004**	**.0265**	**.0002**
Stddev	.0033	.0004	.0001	.0001	.0025	.0114	.0015	.0236	.0000
%RSD	236.9	73.35	31.76	33.82	11.26	25.44	356.5	89.06	11.57
#1	.0018	-.0004	.0005	.0004	.0251	.0455	.0002	.0134	.0002
#2	-.0013	-.0002	.0003	.0004	.0208	.0556	.0006	.0123	.0003
#3	-.0047	-.0009	.0004	.0002	.0208	.0329	-.0021	.0537	.0002

Elem	Mo2020	Na5895	Ni2316	P_1774	Pb2203	S_1820	Sb2068	Se1960	Si2124
Units	ppm	ppm	ppm	ppm	ppm	ppm	ppm	ppm	ppm
Avg	**.0015**	**-.0157**	**.0008**	**.0221**	**-.0005**	**.0034**	**.0031**	**.0026**	**.0075**
Stddev	.0002	.0042	.0003	.0010	.0008	.0024	.0003	.0023	.0009
%RSD	11.27	26.92	44.83	4.638	146.8	68.76	10.15	86.54	11.63
#1	.0016	-.0192	.0006	.0210	-.0005	.0043	.0034	.0041	.0080
#2	.0015	-.0170	.0012	.0223	.0003	.0052	.0028	.0037	.0079
#3	.0013	-.0110	.0006	.0230	-.0013	.0008	.0031	.0000	.0065

Elem	Sn1899	Sr4077	Ti3349	Tl1908	V_2924	W_2079	Zn2062	Zr3391
Units	ppm	ppm	ppm	ppm	ppm	ppm	ppm	ppm
Avg	**.0193**	**.0005**	**.0006**	**.0028**	**.0007**	**.0124**	**.0023**	**.0016**
Stddev	.0011	.0000	.0002	.0018	.0004	.0012	.0002	.0001
%RSD	5.678	4.127	42.72	63.62	49.19	9.333	7.371	5.462
#1	.0204	.0005	.0007	.0039	.0011	.0138	.0024	.0016
#2	.0194	.0005	.0003	.0037	.0004	.0118	.0021	.0016
#3	.0182	.0005	.0007	.0007	.0007	.0117	.0022	.0015

Zoom In Zoom Out

Sample Name: mp27312-mb1 Acquired: 7/8/2021 2:07:54 Type: Unk
Method: SGS NO VALVE3(v105) Mode: CONC Corr. Factor: 1.000000
User: admin Custom ID1: Custom ID2: Custom ID3:
Comment:

Int. Std.	In2306	Y_3600	Y_3710	Y_2243
Units	Cts/S	Cts/S	Cts/S	Cts/S
Avg	**4356.2**	**58862.**	**4320.2**	**1394.3**
Stddev	5.7	303.	9.2	3.2
%RSD	.13147	.51529	.21257	.23049
#1	4350.2	59101.	4329.4	1391.0
#2	4356.9	58964.	4311.0	1394.4
#3	4361.6	58521.	4320.1	1397.4

Zoom In Zoom Out

Sample Name: mp27312-s1 Acquired: 7/8/2021 2:13:09 Type: Unk
Method: SGS NO VALVE3(v105) Mode: CONC Corr. Factor: 1.000000
User: admin Custom ID1: Custom ID2: Custom ID3:
Comment:

Elem	Ag3280	Al3961	As1890	B_2089	Ba4554	Be3130	Bi2230	Ca3179	Cd2288
Units	ppm	ppm	ppm	ppm	ppm	ppm	ppm	ppm	ppm
Avg	**.2139**	**266.4**	**1.683**	**1.638**	**2.382**	**1.673**	**.2522**	**36.22**	**1.690**
Stddev	.0004	.5	.001	.003	.004	.004	.0027	.09	.002
%RSD	.1708	.2045	.0555	.2061	.1882	.2202	1.090	.2436	.1111
#1	.2138	265.8	1.682	1.634	2.377	1.669	.2554	36.12	1.688
#2	.2136	266.8	1.684	1.640	2.386	1.674	.2510	36.29	1.692
#3	.2143	266.6	1.683	1.639	2.382	1.676	.2503	36.26	1.691

Elem	Ce4040	Co2286	Cr2677	Cu3247	Fe2599	K_7664	Li6707	Mg2790	Mn2576
Units	ppm	ppm	ppm	ppm	ppm	ppm	ppm	ppm	ppm
Avg	**.8606**	**1.837**	**1.966**	**1.898**	F **260.1**	**45.06**	**.1703**	**52.40**	**5.260**
Stddev	.0018	.001	.002	.002	.5	.13	.0009	.19	.014
%RSD	.2114	.0537	.1114	.1100	.1878	.2886	.5494	.3657	.2681
#1	.8587	1.837	1.964	1.899	259.5	44.93	.1709	52.18	5.273
#2	.8610	1.837	1.968	1.895	260.5	45.18	.1693	52.53	5.262
#3	.8622	1.836	1.967	1.899	260.3	45.07	.1709	52.49	5.245

Elem	Mo2020	Na5895	Ni2316	P_1774	Pb2203	S_1820	Sb2068	Se1960	Si2124
Units	ppm	ppm	ppm	ppm	ppm	ppm	ppm	ppm	ppm
Avg	**1.616**	**24.46**	**1.915**	**5.017**	**2.006**	**.6300**	**.5989**	**1.618**	**3.478**
Stddev	.003	.04	.002	.007	.001	.0055	.0016	.003	.009
%RSD	.1839	.1537	.0878	.1359	.0321	.8745	.2678	.1802	.2702
#1	1.614	24.42	1.914	5.009	2.006	.6238	.5977	1.614	3.485
#2	1.619	24.46	1.917	5.023	2.006	.6342	.5983	1.618	3.483
#3	1.615	24.50	1.913	5.018	2.005	.6321	.6007	1.620	3.468

Elem	Sn1899	Sr4077	Ti3349	Tl1908	V_2924	W_2079	Zn2062	Zr3391
Units	ppm	ppm	ppm	ppm	ppm	ppm	ppm	ppm
Avg	**1.578**	**1.905**	F **8.327**	**1.775**	**2.132**	**.8542**	**2.223**	**1.718**
Stddev	.005	.003	.005	.007	.001	.0031	.004	.002
%RSD	.3325	.1671	.0638	.4000	.0498	.3671	.1651	.1216
#1	1.572	1.901	8.323	1.783	2.130	.8512	2.219	1.716
#2	1.582	1.907	8.333	1.769	2.132	.8574	2.227	1.718
#3	1.579	1.906	8.325	1.773	2.132	.8540	2.223	1.720

Zoom In Zoom Out

Sample Name: mp27312-s1 Acquired: 7/8/2021 2:13:09 Type: Unk
Method: SGS NO VALVE3(v105) Mode: CONC Corr. Factor: 1.000000
User: admin Custom ID1: Custom ID2: Custom ID3:
Comment:

Int. Std.	In2306	Y_3600	Y_3710	Y_2243
Units	Cts/S	Cts/S	Cts/S	Cts/S
Avg	**4399.3**	**60814.**	**4676.3**	**1453.1**
Stddev	1.5	185.	21.3	3.3
%RSD	.03419	.30412	.45636	.22835
#1	4400.9	60876.	4699.8	1456.7
#2	4397.9	60605.	4658.1	1450.3
#3	4399.1	60959.	4671.1	1452.2

Zoom In Zoom Out

Sample Name: mp27312-s2 Acquired: 7/8/2021 2:18:06 Type: Unk
Method: SGS NO VALVE3(v105) Mode: CONC Corr. Factor: 1.000000
User: admin Custom ID1: Custom ID2: Custom ID3:
Comment:

Elem	Ag3280	Al3961	As1890	B_2089	Ba4554	Be3130	Bi2230	Ca3179	Cd2288
Units	ppm	ppm	ppm	ppm	ppm	ppm	ppm	ppm	ppm
Avg	**.2130**	**271.9**	**1.695**	**1.637**	**2.457**	**1.676**	**.2540**	**38.70**	**1.696**
Stddev	.0005	.7	.003	.003	.007	.003	.0014	.09	.003
%RSD	.2153	.2468	.1665	.1965	.2758	.1939	.5356	.2388	.1905
#1	.2128	271.6	1.697	1.641	2.452	1.675	.2552	38.66	1.698
#2	.2127	271.4	1.695	1.636	2.454	1.674	.2544	38.64	1.696
#3	.2135	272.7	1.692	1.635	2.465	1.680	.2525	38.81	1.692

Elem	Ce4040	Co2286	Cr2677	Cu3247	Fe2599	K_7664	Li6707	Mg2790	Mn2576
Units	ppm	ppm	ppm	ppm	ppm	ppm	ppm	ppm	ppm
Avg	**.8326**	**1.863**	**1.930**	**1.926**	F **269.0**	**49.06**	**.1823**	**56.44**	**5.857**
Stddev	.0033	.001	.003	.004	.7	.13	.0003	.13	.014
%RSD	.3967	.0643	.1320	.1857	.2467	.2607	.1640	.2270	.2330
#1	.8357	1.864	1.933	1.927	268.8	48.95	.1820	56.45	5.871
#2	.8330	1.862	1.928	1.930	268.5	49.02	.1824	56.30	5.844
#3	.8291	1.864	1.931	1.923	269.8	49.20	.1826	56.56	5.856

Elem	Mo2020	Na5895	Ni2316	P_1774	Pb2203	S_1820	Sb2068	Se1960	Si2124
Units	ppm	ppm	ppm	ppm	ppm	ppm	ppm	ppm	ppm
Avg	**1.621**	**24.76**	**1.947**	**4.983**	**2.040**	**.6362**	**.6120**	**1.636**	**3.851**
Stddev	.003	.07	.001	.010	.001	.0036	.0028	.001	.021
%RSD	.1619	.2816	.0559	.2060	.0699	.5670	.4650	.0625	.5321
#1	1.623	24.71	1.946	4.995	2.040	.6368	.6152	1.637	3.854
#2	1.620	24.73	1.948	4.981	2.038	.6395	.6102	1.636	3.870
#3	1.618	24.84	1.946	4.975	2.041	.6323	.6104	1.635	3.829

Elem	Sn1899	Sr4077	Ti3349	Tl1908	V_2924	W_2079	Zn2062	Zr3391
Units	ppm	ppm	ppm	ppm	ppm	ppm	ppm	ppm
Avg	**1.571**	**1.943**	F **8.953**	**1.789**	**2.110**	**.8526**	**2.264**	**1.706**
Stddev	.005	.004	.008	.005	.002	.0037	.006	.001
%RSD	.3005	.1815	.0877	.3077	.0954	.4369	.2695	.0415
#1	1.574	1.940	8.962	1.796	2.112	.8564	2.271	1.706
#2	1.573	1.941	8.946	1.786	2.108	.8489	2.264	1.706
#3	1.565	1.947	8.951	1.786	2.110	.8525	2.259	1.705

Zoom In Zoom Out

Sample Name: mp27312-s2 Acquired: 7/8/2021 2:18:06 Type: Unk
Method: SGS NO VALVE3(v105) Mode: CONC Corr. Factor: 1.000000
User: admin Custom ID1: Custom ID2: Custom ID3:
Comment:

Int. Std.	In2306	Y_3600	Y_3710	Y_2243
Units	Cts/S	Cts/S	Cts/S	Cts/S
Avg	**4403.7**	**62113.**	**4748.0**	**1464.6**
Stddev	4.0	182.	10.0	2.2
%RSD	.09070	.29343	.21026	.14901
#1	4405.4	61973.	4744.9	1462.4
#2	4406.6	62319.	4759.1	1464.5
#3	4399.2	62047.	4739.9	1466.8

Zoom In Zoom Out

Sample Name: ccv Acquired: 7/8/2021 2:23:05 Type: QC
Method: SGS NO VALVE3(v105) Mode: CONC Corr. Factor: 1.000000
User: admin Custom ID1: Custom ID2: Custom ID3:
Comment:

Elem	Ag3280	Al3961	As1890	B_2089	Ba4554	Be3130	Bi2230	Ca3179	Cd2288
Units	ppm	ppm	ppm	ppm	ppm	ppm	ppm	ppm	ppm
Avg	**.2466**	**41.16**	**2.009**	**2.014**	**2.094**	**2.027**	**2.021**	**39.73**	**2.014**
Stddev	.0009	1.34	.002	.001	.065	.063	.001	1.30	.003
%RSD	.3806	3.263	.0985	.0465	3.095	3.125	.0342	3.280	.1390
#1	.2477	42.70	2.009	2.014	2.169	2.100	2.022	41.23	2.017
#2	.2461	40.46	2.011	2.015	2.062	1.994	2.021	38.97	2.014
#3	.2460	40.30	2.007	2.014	2.051	1.986	2.021	38.99	2.011
Check ?	Chk Pass	Chk Pass	Chk Pass	Chk Pass	Chk Pass	Chk Pass	Chk Pass	Chk Pass	Chk Pass
Value									
Range									

Elem	Ce4040	Co2286	Cr2677	Cu3247	Fe2599	K_7664	Li6707	Mg2790	Mn2576
Units	ppm	ppm	ppm	ppm	ppm	ppm	ppm	ppm	ppm
Avg	**2.011**	**2.039**	**1.976**	**1.961**	**39.56**	**41.43**	**2.101**	**38.61**	**2.022**
Stddev	.003	.002	.003	.004	1.27	1.38	.066	1.39	.003
%RSD	.1569	.0960	.1432	.2287	3.224	3.334	3.159	3.602	.1551
#1	2.010	2.040	1.975	1.960	41.03	43.02	2.177	40.21	2.019
#2	2.008	2.041	1.979	1.957	38.87	40.63	2.066	37.79	2.025
#3	2.014	2.037	1.974	1.966	38.78	40.63	2.058	37.82	2.020
Check ?	Chk Pass	Chk Pass	Chk Pass	Chk Pass	Chk Pass	Chk Pass	Chk Pass	Chk Pass	Chk Pass
Value									
Range									

Elem	Mo2020	Na5895	Ni2316	P_1774	Pb2203	S_1820	Sb2068	Se1960	Si2124
Units	ppm	ppm	ppm	ppm	ppm	ppm	ppm	ppm	ppm
Avg	**2.040**	**42.04**	**2.052**	**2.028**	**2.051**	**1.980**	**2.022**	**2.001**	**5.013**
Stddev	.002	1.36	.003	.004	.005	.002	.003	.005	.007
%RSD	.0936	3.229	.1590	.2030	.2333	.1087	.1448	.2369	.1317
#1	2.042	43.60	2.054	2.033	2.052	1.981	2.025	2.003	5.017
#2	2.039	41.32	2.052	2.026	2.055	1.978	2.023	2.004	5.017
#3	2.038	41.19	2.048	2.025	2.046	1.982	2.019	1.995	5.006
Check ?	Chk Pass	Chk Pass	Chk Pass	Chk Pass	Chk Pass	Chk Pass	Chk Pass	Chk Pass	Chk Pass
Value									
Range									

Zoom In Zoom Out

Sample Name: ccv Acquired: 7/8/2021 2:23:05 Type: QC
Method: SGS NO VALVE3(v105) Mode: CONC Corr. Factor: 1.000000
User: admin Custom ID1: Custom ID2: Custom ID3:
Comment:

Elem	Sn1899	Sr4077	Ti3349	Tl1908	V_2924	W_2079	Zn2062	Zr3391
Units	ppm	ppm	ppm	ppm	ppm	ppm	ppm	ppm
Avg	**2.043**	**2.106**	**1.984**	**2.072**	**1.987**	**2.056**	**2.024**	**2.028**
Stddev	.002	.067	.002	.001	.002	.005	.004	.002
%RSD	.1182	3.160	.0765	.0600	.1000	.2238	.1912	.1158
#1	2.044	2.183	1.983	2.072	1.985	2.054	2.023	2.025
#2	2.045	2.073	1.986	2.074	1.989	2.061	2.028	2.029
#3	2.041	2.063	1.984	2.072	1.986	2.052	2.021	2.030
Check ?	Chk Pass	Chk Pass	Chk Pass	Chk Pass	Chk Pass	Chk Pass	Chk Pass	Chk Pass
Value								
Range								

Int. Std.	In2306	Y_3600	Y_3710	Y_2243
Units	Cts/S	Cts/S	Cts/S	Cts/S
Avg	**4231.7**	**57408.**	**4232.0**	**1342.3**
Stddev	7.0	121.	130.7	2.3
%RSD	.16571	.21099	3.0893	.17364
#1	4229.6	57444.	4081.3	1341.9
#2	4226.0	57273.	4314.7	1340.2
#3	4239.5	57507.	4299.9	1344.8

Zoom In Zoom Out

Sample Name: ccb Acquired: 7/8/2021 2:27:57 Type: QC
Method: SGS NO VALVE3(v105) Mode: CONC Corr. Factor: 1.000000
User: admin Custom ID1: Custom ID2: Custom ID3:
Comment:

Elem	Ag3280	Al3961	As1890	B_2089	Ba4554	Be3130	Bi2230	Ca3179
Units	ppm	ppm	ppm	ppm	ppm	ppm	ppm	ppm
Avg	**-.0003**	**-.0009**	**.0016**	**.0020**	**.0007**	**.0004**	**-.0002**	**-.0014**
Stddev	.0003	.0035	.0012	.0004	.0002	.0001	.0016	.0037
%RSD	93.48	382.2	71.47	20.08	28.57	18.53	742.0	262.1
#1	-.0002	.0026	.0019	.0025	.0008	.0005	.0014	.0027
#2	-.0006	-.0045	.0026	.0016	.0007	.0004	-.0018	-.0045
#3	-.0001	-.0008	.0003	.0020	.0005	.0003	-.0003	-.0024
Check ?	Chk Pass	Chk Pass	Chk Pass	Chk Pass	Chk Pass	Chk Pass	Chk Pass	Chk Pass
High Limit								
Low Limit								

Elem	Cd2288	Ce4040	Co2286	Cr2677	Cu3247	Fe2599	K_7664	Li6707
Units	ppm	ppm	ppm	ppm	ppm	ppm	ppm	ppm
Avg	**.0003**	**-.0002**	**-.0003**	**.0001**	**-.0000**	**.0076**	**.0772**	**-.0011**
Stddev	.0002	.0018	.0002	.0001	.0003	.0072	.0523	.0006
%RSD	58.87	1005.	90.81	163.7	622.7	95.54	67.83	55.53
#1	.0005	-.0013	-.0005	.0002	-.0002	.0155	.0507	-.0004
#2	.0004	.0019	-.0002	-.0001	.0003	.0058	.1375	-.0016
#3	.0001	-.0010	-.0001	.0001	-.0002	.0014	.0434	-.0012
Check ?	Chk Pass	None	Chk Pass	Chk Pass	Chk Pass	Chk Pass	Chk Pass	Chk Pass
High Limit								
Low Limit								

Elem	Mg2790	Mn2576	Mo2020	Na5895	Ni2316	P_1774	Pb2203	S_1820
Units	ppm	ppm	ppm	ppm	ppm	ppm	ppm	ppm
Avg	**.0073**	**.0001**	**.0011**	**-.0461**	**.0006**	**.0021**	**-.0009**	**.0005**
Stddev	.0103	.0000	.0002	.0121	.0004	.0009	.0007	.0017
%RSD	141.1	23.42	20.01	26.33	59.60	44.60	82.02	339.7
#1	.0101	.0001	.0014	-.0542	.0009	.0011	-.0007	-.0004
#2	.0160	.0001	.0010	-.0321	.0007	.0023	-.0017	-.0006
#3	-.0041	.0001	.0010	-.0519	.0002	.0029	-.0002	.0025
Check ?	Chk Pass	Chk Pass	Chk Pass	Chk Pass	Chk Pass	Chk Pass	Chk Pass	Chk Pass
High Limit								
Low Limit								

Zoom In Zoom Out

Sample Name: ccb Acquired: 7/8/2021 2:27:57 Type: QC
Method: SGS NO VALVE3(v105) Mode: CONC Corr. Factor: 1.000000
User: admin Custom ID1: Custom ID2: Custom ID3:
Comment:

Elem	Sb2068	Se1960	Si2124	Sn1899	Sr4077	Ti3349	Tl1908	V_2924
Units	ppm	ppm	ppm	ppm	ppm	ppm	ppm	ppm
Avg	**.0010**	**.0022**	**.0018**	**.0023**	**.0002**	**.0001**	**.0015**	**.0003**
Stddev	.0006	.0018	.0007	.0004	.0001	.0002	.0014	.0003
%RSD	62.61	79.96	37.51	16.02	53.31	371.5	91.30	74.92
#1	.0017	.0003	.0016	.0022	.0002	-.0002	.0029	.0001
#2	.0005	.0038	.0026	.0020	.0003	.0003	.0015	.0003
#3	.0007	.0026	.0013	.0027	.0001	.0001	.0001	.0006
Check ?	Chk Pass	Chk Pass	Chk Pass	Chk Pass	Chk Pass	Chk Pass	Chk Pass	Chk Pass
High Limit								
Low Limit								

Elem	W_2079	Zn2062	Zr3391
Units	ppm	ppm	ppm
Avg	F **.0067**	F **-.0043**	**.0003**
Stddev	.0006	.0003	.0001
%RSD	8.437	6.030	53.92
#1	.0073	-.0043	.0001
#2	.0062	-.0045	.0004
#3	.0067	-.0040	.0003
Check ?	Chk Fail	Chk Fail	Chk Pass
High Limit	.0054	.0020	
Low Limit	-.0054	-.0020	

Int. Std.	In2306	Y_3600	Y_3710	Y_2243
Units	Cts/S	Cts/S	Cts/S	Cts/S
Avg	**4329.0**	**59188.**	**4327.9**	**1378.6**
Stddev	58.4	99.	74.2	20.2
%RSD	1.3499	.16735	1.7154	1.4668
#1	4378.9	59113.	4253.5	1393.1
#2	4264.7	59300.	4328.1	1355.5
#3	4343.4	59150.	4402.0	1387.2

Zoom In Zoom Out

Sample Name: jd27686-5 Acquired: 7/8/2021 2:33:13 Type: Unk
Method: SGS NO VALVE3(v105) Mode: CONC Corr. Factor: 1.000000
User: admin Custom ID1: Custom ID2: Custom ID3:
Comment:

Elem	Ag3280	Al3961	As1890	B_2089	Ba4554	Be3130	Bi2230	Ca3179	Cd2288
Units	ppm	ppm	ppm	ppm	ppm	ppm	ppm	ppm	ppm
Avg	**-.0047**	**213.8**	**.0607**	**.0405**	**.6509**	**.0111**	**.1764**	**15.48**	**.0025**
Stddev	.0003	.3	.0023	.0006	.0012	.0001	.0011	.02	.0003
%RSD	7.144	.1412	3.762	1.403	.1850	1.319	.6400	.1309	10.09
#1	-.0049	213.4	.0598	.0410	.6495	.0109	.1768	15.47	.0026
#2	-.0043	214.0	.0590	.0406	.6515	.0111	.1751	15.50	.0022
#3	-.0049	213.9	.0633	.0399	.6517	.0112	.1773	15.47	.0027

Elem	Ce4040	Co2286	Cr2677	Cu3247	Fe2599	K_7664	Li6707	Mg2790	Mn2576
Units	ppm	ppm	ppm	ppm	ppm	ppm	ppm	ppm	ppm
Avg	**.8748**	**.1121**	**.3172**	**.2221**	F **253.0**	**21.17**	**.1861**	**34.44**	**3.486**
Stddev	.0016	.0003	.0005	.0008	.5	.05	.0016	.14	.004
%RSD	.1868	.2428	.1424	.3526	.1962	.2504	.8455	.3947	.1136
#1	.8759	.1119	.3170	.2213	252.6	21.16	.1874	34.38	3.491
#2	.8755	.1124	.3168	.2221	253.6	21.22	.1843	34.60	3.484
#3	.8729	.1121	.3177	.2228	253.0	21.12	.1865	34.34	3.484

Elem	Mo2020	Na5895	Ni2316	P_1774	Pb2203	S_1820	Sb2068	Se1960	Si2124
Units	ppm	ppm	ppm	ppm	ppm	ppm	ppm	ppm	ppm
Avg	**.0071**	**1.279**	**.1868**	**3.812**	**.3060**	**.7395**	**-.0025**	**.0011**	**2.448**
Stddev	.0009	.013	.0012	.009	.0011	.0017	.0025	.0021	.004
%RSD	12.10	1.008	.6211	.2399	.3575	.2244	100.1	197.2	.1579
#1	.0069	1.265	.1877	3.822	.3065	.7413	-.0026	.0023	2.452
#2	.0080	1.287	.1872	3.807	.3047	.7392	.0001	-.0014	2.445
#3	.0063	1.287	.1855	3.806	.3068	.7380	-.0049	.0023	2.447

Elem	Sn1899	Sr4077	Ti3349	Tl1908	V_2924	W_2079	Zn2062	Zr3391
Units	ppm	ppm	ppm	ppm	ppm	ppm	ppm	ppm
Avg	**.0242**	**.1926**	**7.261**	**.0017**	**.4446**	**.0000**	**.7592**	**.0804**
Stddev	.0004	.0002	.007	.0004	.0009	.0012	.0032	.0003
%RSD	1.626	.1007	.0944	21.79	.2133	2803.	.4180	.4033
#1	.0242	.1927	7.268	.0013	.4457	.0010	.7628	.0802
#2	.0246	.1923	7.254	.0021	.4438	-.0014	.7578	.0802
#3	.0239	.1927	7.259	.0017	.4445	.0005	.7570	.0808

Zoom In Zoom Out

Sample Name: jd27686-5 Acquired: 7/8/2021 2:33:13 Type: Unk
Method: SGS NO VALVE3(v105) Mode: CONC Corr. Factor: 1.000000
User: admin Custom ID1: Custom ID2: Custom ID3:
Comment:

Int. Std.	In2306	Y_3600	Y_3710	Y_2243
Units	Cts/S	Cts/S	Cts/S	Cts/S
Avg	**4457.5**	**62783.**	**4759.7**	**1501.6**
Stddev	7.3	166.	31.3	4.9
%RSD	.16271	.26498	.65682	.32792
#1	4451.6	62662.	4773.8	1496.3
#2	4455.2	62714.	4723.8	1502.5
#3	4465.6	62972.	4781.4	1506.1

Zoom In Zoom Out

Sample Name: mp27312-sd1 Acquired: 7/8/2021 2:38:14 Type: Unk
Method: SGS NO VALVE3(v105) Mode: CONC Corr. Factor: 5.000000
User: admin Custom ID1: Custom ID2: Custom ID3:
Comment:

Elem	Ag3280	Al3961	As1890	B_2089	Ba4554	Be3130	Bi2230	Ca3179	Cd2288
Units	ppm	ppm	ppm	ppm	ppm	ppm	ppm	ppm	ppm
Avg	**-.0035**	**232.2**	**.0691**	**.0395**	**.7189**	**.0122**	**.1773**	**17.14**	**.0046**
Stddev	.0020	.2	.0021	.0010	.0007	.0003	.0101	.06	.0002
%RSD	57.25	.0924	3.088	2.542	.0979	2.326	5.673	.3693	3.526
#1	-.0013	232.4	.0668	.0405	.7181	.0125	.1778	17.09	.0044
#2	-.0053	232.2	.0696	.0385	.7194	.0120	.1871	17.21	.0047
#3	-.0038	231.9	.0710	.0395	.7192	.0120	.1670	17.12	.0046

Elem	Ce4040	Co2286	Cr2677	Cu3247	Fe2599	K_7664	Li6707	Mg2790	Mn2576
Units	ppm	ppm	ppm	ppm	ppm	ppm	ppm	ppm	ppm
Avg	**.9586**	**.1158**	**.3486**	**.2345**	**288.0**	**23.15**	**.1985**	**38.12**	**3.878**
Stddev	.0029	.0008	.0028	.0018	.6	.12	.0059	.23	.007
%RSD	.3050	.6590	.8048	.7584	.2061	.5155	2.971	.6051	.1942
#1	.9572	.1158	.3515	.2340	287.8	23.28	.1945	37.88	3.885
#2	.9566	.1165	.3460	.2330	288.7	23.14	.2053	38.14	3.870
#3	.9619	.1150	.3481	.2364	287.5	23.04	.1958	38.34	3.879

Elem	Mo2020	Na5895	Ni2316	P_1774	Pb2203	S_1820	Sb2068	Se1960	Si2124
Units	ppm	ppm	ppm	ppm	ppm	ppm	ppm	ppm	ppm
Avg	**.0105**	**1.175**	**.1988**	**4.127**	**.3250**	**.8024**	**.0028**	**.0191**	**2.668**
Stddev	.0006	.029	.0002	.006	.0012	.0163	.0008	.0063	.003
%RSD	6.126	2.462	.1198	.1538	.3803	2.037	29.80	32.83	.1147
#1	.0106	1.198	.1986	4.128	.3263	.7861	.0026	.0149	2.667
#2	.0111	1.143	.1991	4.120	.3249	.8024	.0021	.0161	2.671
#3	.0098	1.185	.1987	4.132	.3239	.8188	.0038	.0264	2.665

Elem	Sn1899	Sr4077	Ti3349	Tl1908	V_2924	W_2079	Zn2062	Zr3391
Units	ppm	ppm	ppm	ppm	ppm	ppm	ppm	ppm
Avg	**.0320**	**.2114**	**7.805**	**.0137**	**.4862**	**.0092**	**.8407**	**.0901**
Stddev	.0074	.0008	.009	.0074	.0023	.0021	.0037	.0005
%RSD	23.25	.3899	.1194	54.31	.4716	22.68	.4352	.5085
#1	.0325	.2105	7.814	.0219	.4888	.0109	.8419	.0895
#2	.0392	.2120	7.795	.0072	.4845	.0069	.8436	.0902
#3	.0243	.2117	7.805	.0120	.4854	.0097	.8366	.0904

Zoom In Zoom Out

Sample Name: mp27312-sd1 Acquired: 7/8/2021 2:38:14 Type: Unk
Method: SGS NO VALVE3(v105) Mode: CONC Corr. Factor: 5.000000
User: admin Custom ID1: Custom ID2: Custom ID3:
Comment:

Int. Std.	In2306	Y_3600	Y_3710	Y_2243
Units	Cts/S	Cts/S	Cts/S	Cts/S
Avg	**4331.0**	**59139.**	**4385.7**	**1403.8**
Stddev	2.6	233.	9.4	1.9
%RSD	.06086	.39414	.21477	.13185
#1	4328.0	58936.	4395.2	1405.3
#2	4332.7	59394.	4376.4	1401.7
#3	4332.4	59088.	4385.4	1404.4

Zoom In Zoom Out

Sample Name: mp27312-ps1 Acquired: 7/8/2021 2:43:22 Type: Unk
Method: SGS NO VALVE3(v105) Mode: CONC Corr. Factor: 1.000000
User: admin Custom ID1: Custom ID2: Custom ID3:
Comment:

Elem	Ag3280	Al3961	As1890	B_2089	Ba4554	Be3130	Bi2230	Ca3179	Cd2288
Units	ppm	ppm	ppm	ppm	ppm	ppm	ppm	ppm	ppm
Avg	**.2196**	**230.7**	**1.789**	**1.841**	**2.455**	**1.769**	**.2329**	**43.44**	**1.822**
Stddev	.0010	.5	.020	.024	.005	.003	.0032	.05	.024
%RSD	.4703	.2078	1.138	1.304	.2005	.1652	1.395	.1162	1.318
#1	.2203	230.4	1.782	1.832	2.451	1.768	.2333	43.44	1.814
#2	.2200	230.4	1.812	1.869	2.454	1.767	.2359	43.39	1.849
#3	.2184	231.3	1.773	1.823	2.461	1.773	.2294	43.49	1.803

Elem	Ce4040	Co2286	Cr2677	Cu3247	Fe2599	K_7664	Li6707	Mg2790	Mn2576
Units	ppm	ppm	ppm	ppm	ppm	ppm	ppm	ppm	ppm
Avg	**.8289**	**1.980**	**2.040**	**2.024**	F **265.1**	**44.25**	**.1804**	**57.33**	**5.061**
Stddev	.0093	.022	.020	.016	.6	.10	.0010	.18	.034
%RSD	1.116	1.117	.9652	.7860	.2088	.2207	.5496	.3102	.6649
#1	.8276	1.970	2.044	2.025	265.1	44.22	.1798	57.46	5.065
#2	.8388	2.005	2.058	2.040	264.5	44.17	.1799	57.13	5.092
#3	.8204	1.964	2.019	2.008	265.6	44.36	.1816	57.41	5.025

Elem	Mo2020	Na5895	Ni2316	P_1774	Pb2203	S_1820	Sb2068	Se1960	Si2124
Units	ppm	ppm	ppm	ppm	ppm	ppm	ppm	ppm	ppm
Avg	**1.737**	**25.23**	**2.055**	**5.537**	**2.185**	**.7874**	**1.757**	**1.816**	**2.433**
Stddev	.023	.06	.024	.065	.026	.0126	.019	.020	.037
%RSD	1.305	.2243	1.172	1.169	1.196	1.595	1.100	1.082	1.523
#1	1.726	25.21	2.046	5.503	2.175	.7798	1.749	1.806	2.441
#2	1.763	25.19	2.083	5.611	2.214	.8019	1.779	1.838	2.465
#3	1.722	25.29	2.037	5.496	2.165	.7805	1.743	1.802	2.392

Elem	Sn1899	Sr4077	Ti3349	Tl1908	V_2924	W_2079	Zn2062	Zr3391
Units	ppm	ppm	ppm	ppm	ppm	ppm	ppm	ppm
Avg	**1.735**	**2.013**	F **8.645**	**1.901**	**2.186**	**1.668**	**2.516**	**1.817**
Stddev	.021	.003	.079	.021	.019	.019	.030	.015
%RSD	1.191	.1534	.9175	1.127	.8675	1.141	1.211	.8351
#1	1.725	2.010	8.652	1.891	2.188	1.655	2.503	1.816
#2	1.758	2.013	8.721	1.926	2.204	1.690	2.551	1.832
#3	1.721	2.016	8.562	1.887	2.166	1.660	2.495	1.802

Zoom In Zoom Out

Sample Name: mp27312-ps1 Acquired: 7/8/2021 2:43:22 Type: Unk
Method: SGS NO VALVE3(v105) Mode: CONC Corr. Factor: 1.000000
User: admin Custom ID1: Custom ID2: Custom ID3:
Comment:

Int. Std.	In2306	Y_3600	Y_3710	Y_2243
Units	Cts/S	Cts/S	Cts/S	Cts/S
Avg	**4409.8**	**62617.**	**4780.7**	**1458.4**
Stddev	34.2	548.	24.1	13.3
%RSD	.77553	.87550	.50434	.91016
#1	4422.4	62647.	4772.9	1464.4
#2	4371.1	62054.	4807.8	1443.2
#3	4436.0	63149.	4761.5	1467.6

Zoom In Zoom Out

Sample Name: jd27605-1 Acquired: 7/8/2021 2:48:20 Type: Unk
Method: SGS NO VALVE3(v105) Mode: CONC Corr. Factor: 1.000000
User: admin Custom ID1: Custom ID2: Custom ID3:
Comment:

Elem	Ag3280	Al3961	As1890	B_2089	Ba4554	Be3130	Bi2230	Ca3179
Units	ppm	ppm	ppm	ppm	ppm	ppm	ppm	ppm
Avg	**-.0037**	**112.7**	**.0463**	**.0810**	**1.145**	**.0036**	**.1697**	F **790.5**
Stddev	.0006	.1	.0019	.0021	.001	.0001	.0015	3.7
%RSD	14.83	.0513	4.024	2.544	.0987	2.361	.8859	.4694
#1	-.0032	112.8	.0480	.0802	1.145	.0037	.1681	793.0
#2	-.0036	112.8	.0465	.0833	1.146	.0035	.1710	792.2
#3	-.0043	112.7	.0443	.0794	1.144	.0036	.1701	786.2

Elem	Cd2288	Ce4040	Co2286	Cr2677	Cu3247	Fe2599	K_7664	Li6707
Units	ppm	ppm	ppm	ppm	ppm	ppm	ppm	ppm
Avg	**.0041**	**.4176**	**.0854**	**.1721**	**.6542**	F **312.8**	**27.42**	**.0865**
Stddev	.0004	.0011	.0003	.0004	.0012	.3	.02	.0004
%RSD	10.67	.2534	.3760	.2484	.1865	.0952	.0696	.4379
#1	.0045	.4188	.0852	.1725	.6532	313.0	27.42	.0861
#2	.0042	.4167	.0858	.1721	.6538	313.0	27.43	.0867
#3	.0037	.4174	.0852	.1717	.6556	312.5	27.40	.0868

Elem	Mg2790	Mn2576	Mo2020	Na5895	Ni2316	P_1774	Pb2203	S_1820
Units	ppm	ppm	ppm	ppm	ppm	ppm	ppm	ppm
Avg	F **346.2**	**2.367**	**.0159**	**5.284**	**.1677**	**5.884**	**1.801**	**13.91**
Stddev	.5	.003	.0002	.009	.0007	.014	.002	.02
%RSD	.1468	.1284	1.315	.1742	.4032	.2453	.0902	.1663
#1	346.6	2.364	.0161	5.280	.1682	5.898	1.802	13.93
#2	346.2	2.370	.0158	5.295	.1669	5.887	1.801	13.91
#3	345.6	2.366	.0157	5.278	.1679	5.869	1.799	13.89

Elem	Sb2068	Se1960	Si2124	Sn1899	Sr4077	Ti3349	Tl1908	V_2924
Units	ppm	ppm	ppm	ppm	ppm	ppm	ppm	ppm
Avg	**.0067**	**-.0080**	**1.994**	**.0715**	**.8693**	F **8.618**	F **-.0107**	**.5351**
Stddev	.0021	.0029	.004	.0016	.0005	.011	.0023	.0002
%RSD	30.74	36.44	.1943	2.262	.0537	.1313	21.43	.0362
#1	.0090	-.0056	1.996	.0699	.8697	8.605	-.0132	.5349
#2	.0058	-.0113	1.996	.0715	.8695	8.625	-.0102	.5353
#3	.0052	-.0072	1.989	.0731	.8688	8.624	-.0087	.5352

Zoom In Zoom Out

Sample Name: jd27605-1 Acquired: 7/8/2021 2:48:20 Type: Unk
Method: SGS NO VALVE3(v105) Mode: CONC Corr. Factor: 1.000000
User: admin Custom ID1: Custom ID2: Custom ID3:
Comment:

Elem	W_2079	Zn2062	Zr3391
Units	ppm	ppm	ppm
Avg	**.0190**	**3.477**	**.1103**
Stddev	.0035	.008	.0001
%RSD	18.27	.2428	.0856
#1	.0222	3.487	.1103
#2	.0194	3.472	.1104
#3	.0153	3.473	.1102

Int. Std.	In2306	Y_3600	Y_3710	Y_2243
Units	Cts/S	Cts/S	Cts/S	Cts/S
Avg	**4105.4**	**58163.**	**4522.1**	**1319.9**
Stddev	2.2	55.	8.9	1.5
%RSD	.05423	.09376	.19695	.11108
#1	4105.7	58175.	4516.7	1318.3
#2	4107.5	58103.	4517.1	1321.2
#3	4103.1	58210.	4532.3	1320.2

Zoom In Zoom Out

Sample Name: jd27605-2 Acquired: 7/8/2021 2:53:28 Type: Unk
Method: SGS NO VALVE3(v105) Mode: CONC Corr. Factor: 1.000000
User: admin Custom ID1: Custom ID2: Custom ID3:
Comment:

Elem	Ag3280	Al3961	As1890	B_2089	Ba4554	Be3130	Bi2230	Ca3179	Cd2288
Units	ppm	ppm	ppm	ppm	ppm	ppm	ppm	ppm	ppm
Avg	**-.0028**	**137.2**	**.0217**	**.0177**	**1.252**	**.0075**	**.1868**	**22.82**	**.0010**
Stddev	.0002	.3	.0015	.0012	.002	.0001	.0006	.05	.0003
%RSD	6.401	.2289	7.048	6.877	.1450	.8887	.3041	.2050	27.45
#1	-.0026	137.3	.0224	.0165	1.253	.0074	.1866	22.86	.0012
#2	-.0028	136.8	.0228	.0176	1.250	.0075	.1864	22.77	.0007
#3	-.0030	137.4	.0200	.0190	1.252	.0075	.1875	22.84	.0012

Elem	Ce4040	Co2286	Cr2677	Cu3247	Fe2599	K_7664	Li6707	Mg2790	Mn2576
Units	ppm	ppm	ppm	ppm	ppm	ppm	ppm	ppm	ppm
Avg	**.8201**	**.1741**	**.2719**	**.9146**	**150.6**	**28.75**	**.1294**	**35.29**	**3.790**
Stddev	.0025	.0002	.0008	.0012	.3	.07	.0003	.22	.006
%RSD	.3068	.0980	.2980	.1358	.2038	.2343	.2229	.6131	.1702
#1	.8218	.1741	.2726	.9159	150.8	28.74	.1293	35.40	3.793
#2	.8172	.1740	.2721	.9135	150.3	28.68	.1292	35.04	3.782
#3	.8214	.1743	.2710	.9145	150.8	28.81	.1297	35.42	3.794

Elem	Mo2020	Na5895	Ni2316	P_1774	Pb2203	S_1820	Sb2068	Se1960	Si2124
Units	ppm	ppm	ppm	ppm	ppm	ppm	ppm	ppm	ppm
Avg	**.0117**	**1.260**	**.2178**	**3.826**	**.0875**	**.9713**	**.0003**	**.0024**	**2.020**
Stddev	.0005	.013	.0006	.003	.0014	.0041	.0010	.0023	.007
%RSD	4.207	1.005	.2877	.0780	1.561	.4202	371.2	98.51	.3490
#1	.0111	1.251	.2171	3.829	.0860	.9754	.0001	-.0000	2.023
#2	.0121	1.255	.2180	3.826	.0886	.9673	.0013	.0025	2.012
#3	.0118	1.274	.2183	3.823	.0878	.9713	-.0007	.0046	2.025

Elem	Sn1899	Sr4077	Ti3349	Tl1908	V_2924	W_2079	Zn2062	Zr3391
Units	ppm	ppm	ppm	ppm	ppm	ppm	ppm	ppm
Avg	**.0204**	**.1073**	F **8.240**	**.0023**	**.3118**	**.0029**	**.3853**	**.0502**
Stddev	.0018	.0001	.008	.0031	.0009	.0006	.0003	.0001
%RSD	8.995	.0543	.0966	135.8	.2984	21.40	.0830	.2772
#1	.0204	.1073	8.247	.0001	.3128	.0037	.3856	.0502
#2	.0223	.1073	8.231	.0058	.3116	.0025	.3851	.0503
#3	.0186	.1074	8.241	.0010	.3110	.0026	.3850	.0500

Zoom In Zoom Out

Sample Name: jd27605-2 Acquired: 7/8/2021 2:53:28 Type: Unk
Method: SGS NO VALVE3(v105) Mode: CONC Corr. Factor: 1.000000
User: admin Custom ID1: Custom ID2: Custom ID3:
Comment:

Int. Std.	In2306	Y_3600	Y_3710	Y_2243
Units	Cts/S	Cts/S	Cts/S	Cts/S
Avg	**4386.6**	**65453.**	**4960.7**	**1556.2**
Stddev	6.7	168.	22.2	2.7
%RSD	.15382	.25635	.44816	.17326
#1	4393.9	65400.	4949.1	1559.2
#2	4380.7	65641.	4986.3	1555.5
#3	4385.0	65319.	4946.5	1553.9

Zoom In Zoom Out

Sample Name: jd27605-3 Acquired: 7/8/2021 2:58:29 Type: Unk
Method: SGS NO VALVE3(v105) Mode: CONC Corr. Factor: 1.000000
User: admin Custom ID1: Custom ID2: Custom ID3:
Comment:

Elem	Ag3280	Al3961	As1890	B_2089	Ba4554	Be3130	Bi2230	Ca3179
Units	ppm	ppm	ppm	ppm	ppm	ppm	ppm	ppm
Avg	**-.0009**	**113.0**	**.0454**	**.0298**	**1.447**	**.0052**	**.1355**	**97.09**
Stddev	.0013	.2	.0025	.0010	.001	.0000	.0122	.25
%RSD	151.9	.1567	5.416	3.362	.0797	.8551	8.971	.2614
#1	-.0015	112.8	.0436	.0309	1.447	.0053	.1439	96.86
#2	-.0018	113.2	.0445	.0290	1.449	.0052	.1412	97.36
#3	.0006	113.1	.0482	.0294	1.447	.0052	.1216	97.04

Elem	Cd2288	Ce4040	Co2286	Cr2677	Cu3247	Fe2599	K_7664	Li6707
Units	ppm	ppm	ppm	ppm	ppm	ppm	ppm	ppm
Avg	**.0047**	**.6006**	**.0878**	**.2071**	**5.382**	F **205.5**	**23.32**	**.1384**
Stddev	.0002	.0132	.0001	.0044	.099	.5	.02	.0007
%RSD	3.480	2.199	.1622	2.132	1.842	.2299	.0872	.4903
#1	.0048	.6091	.0877	.2098	5.439	205.1	23.32	.1390
#2	.0047	.6072	.0879	.2096	5.439	206.1	23.35	.1376
#3	.0045	.5854	.0876	.2020	5.267	205.5	23.31	.1385

Elem	Mg2790	Mn2576	Mo2020	Na5895	Ni2316	P_1774	Pb2203	S_1820
Units	ppm	ppm	ppm	ppm	ppm	ppm	ppm	ppm
Avg	**30.86**	**2.450**	**.0086**	**3.546**	**.2217**	**6.517**	**3.878**	**2.245**
Stddev	.16	.050	.0005	.008	.0007	.013	.012	.006
%RSD	.5190	2.024	6.347	.2149	.3273	.1947	.3049	.2649
#1	30.76	2.481	.0090	3.549	.2215	6.521	3.881	2.239
#2	31.05	2.477	.0087	3.537	.2225	6.527	3.888	2.250
#3	30.77	2.393	.0080	3.551	.2211	6.503	3.865	2.246

Elem	Sb2068	Se1960	Si2124	Sn1899	Sr4077	Ti3349	Tl1908	V_2924
Units	ppm	ppm	ppm	ppm	ppm	ppm	ppm	ppm
Avg	**.0256**	**.0022**	**2.777**	**.1545**	**.4396**	**6.275**	F **-.0025**	**.2647**
Stddev	.0012	.0020	.017	.0015	.0004	.124	.0024	.0054
%RSD	4.580	90.78	.5942	.9736	.0915	1.980	95.48	2.037
#1	.0260	.0025	2.790	.1557	.4393	6.356	.0003	.2680
#2	.0243	.0039	2.782	.1549	.4400	6.338	-.0038	.2676
#3	.0266	.0000	2.758	.1528	.4394	6.132	-.0040	.2585

Zoom In Zoom Out

Sample Name: jd27605-3 Acquired: 7/8/2021 2:58:29 Type: Unk
Method: SGS NO VALVE3(v105) Mode: CONC Corr. Factor: 1.000000
User: admin Custom ID1: Custom ID2: Custom ID3:
Comment:

Elem	W_2079	Zn2062	Zr3391
Units	ppm	ppm	ppm
Avg	**.0092**	**1.861**	**.0409**
Stddev	.0004	.002	.0006
%RSD	4.607	.1010	1.553
#1	.0097	1.862	.0414
#2	.0092	1.859	.0411
#3	.0088	1.862	.0402

Int. Std.	In2306	Y_3600	Y_3710	Y_2243
Units	Cts/S	Cts/S	Cts/S	Cts/S
Avg	**4339.4**	**62041.**	**4660.3**	**1427.6**
Stddev	6.9	1166.	29.6	2.4
%RSD	.15914	1.8792	.63499	.16583
#1	4337.8	61323.	4682.7	1425.8
#2	4333.5	61414.	4626.7	1426.8
#3	4347.0	63386.	4671.4	1430.3

Zoom In Zoom Out

Sample Name: jd27605-4 Acquired: 7/8/2021 3:03:28 Type: Unk
Method: SGS NO VALVE3(v105) Mode: CONC Corr. Factor: 1.000000
User: admin Custom ID1: Custom ID2: Custom ID3:
Comment:

Elem	Ag3280	Al3961	As1890	B_2089	Ba4554	Be3130	Bi2230	Ca3179	Cd2288
Units	ppm	ppm	ppm	ppm	ppm	ppm	ppm	ppm	ppm
Avg	**-.0015**	**74.94**	**.0135**	**.0090**	**.6490**	**.0034**	**.1481**	**47.74**	**.0005**
Stddev	.0002	.19	.0021	.0007	.0016	.0001	.0058	.13	.0002
%RSD	15.74	.2537	15.59	7.926	.2424	3.909	3.917	.2653	45.25
#1	-.0017	75.13	.0151	.0097	.6507	.0033	.1478	47.82	.0003
#2	-.0014	74.75	.0142	.0083	.6485	.0033	.1425	47.60	.0005
#3	-.0012	74.94	.0111	.0091	.6477	.0035	.1541	47.81	.0007

Elem	Ce4040	Co2286	Cr2677	Cu3247	Fe2599	K_7664	Li6707	Mg2790	Mn2576
Units	ppm	ppm	ppm	ppm	ppm	ppm	ppm	ppm	ppm
Avg	**.5394**	**.0585**	**.1947**	**.1238**	**121.2**	**30.24**	**.0622**	**40.88**	**2.350**
Stddev	.0038	.0008	.0004	.0001	.3	.09	.0003	.20	.003
%RSD	.7026	1.296	.2113	.0732	.2485	.2898	.4661	.4962	.1216
#1	.5422	.0586	.1942	.1239	121.5	30.33	.0623	40.95	2.353
#2	.5351	.0592	.1948	.1238	120.9	30.15	.0623	40.65	2.347
#3	.5409	.0577	.1950	.1237	121.2	30.22	.0618	41.03	2.350

Elem	Mo2020	Na5895	Ni2316	P_1774	Pb2203	S_1820	Sb2068	Se1960	Si2124
Units	ppm	ppm	ppm	ppm	ppm	ppm	ppm	ppm	ppm
Avg	**.0012**	**2.701**	**.1434**	**3.352**	**.0384**	**.1339**	**.0002**	**.0011**	**2.694**
Stddev	.0004	.012	.0015	.038	.0022	.0012	.0009	.0013	.037
%RSD	36.24	.4384	1.038	1.140	5.844	.9225	598.3	114.8	1.369
#1	.0010	2.715	.1441	3.370	.0359	.1352	.0002	.0010	2.702
#2	.0009	2.695	.1444	3.377	.0401	.1336	-.0008	.0024	2.725
#3	.0017	2.694	.1417	3.308	.0392	.1328	.0010	-.0001	2.653

Elem	Sn1899	Sr4077	Ti3349	Tl1908	V_2924	W_2079	Zn2062	Zr3391
Units	ppm	ppm	ppm	ppm	ppm	ppm	ppm	ppm
Avg	**.0170**	**.0887**	**6.944**	**.0012**	**.1974**	**.0019**	**.2144**	**.0203**
Stddev	.0011	.0005	.017	.0028	.0006	.0011	.0028	.0001
%RSD	6.473	.5807	.2468	230.5	.3250	56.70	1.311	.6420
#1	.0182	.0893	6.963	-.0017	.1979	.0026	.2162	.0204
#2	.0166	.0884	6.937	.0015	.1967	.0026	.2158	.0204
#3	.0161	.0884	6.932	.0040	.1975	.0007	.2111	.0202

Zoom In Zoom Out

Sample Name: jd27605-4 Acquired: 7/8/2021 3:03:28 Type: Unk
Method: SGS NO VALVE3(v105) Mode: CONC Corr. Factor: 1.000000
User: admin Custom ID1: Custom ID2: Custom ID3:
Comment:

Int. Std.	In2306	Y_3600	Y_3710	Y_2243
Units	Cts/S	Cts/S	Cts/S	Cts/S
Avg	**4349.4**	**61600.**	**4614.7**	**1442.6**
Stddev	36.1	131.	42.0	13.7
%RSD	.83010	.21246	.91031	.94827
#1	4329.4	61533.	4605.6	1435.6
#2	4327.7	61751.	4660.5	1433.8
#3	4391.1	61517.	4577.9	1458.4

Zoom In Zoom Out

Sample Name: jd27605-5 Acquired: 7/8/2021 3:08:31 Type: Unk
Method: SGS NO VALVE3(v105) Mode: CONC Corr. Factor: 1.000000
User: admin Custom ID1: Custom ID2: Custom ID3:
Comment:

Elem	Ag3280	Al3961	As1890	B_2089	Ba4554	Be3130	Bi2230	Ca3179	Cd2288
Units	ppm	ppm	ppm	ppm	ppm	ppm	ppm	ppm	ppm
Avg	**-.0015**	**63.64**	**.0094**	**.0128**	**.6033**	**.0028**	**.1142**	**52.03**	**.0002**
Stddev	.0003	.22	.0011	.0008	.0027	.0001	.0014	.13	.0005
%RSD	19.49	.3413	11.16	6.203	.4420	2.802	1.261	.2470	244.0
#1	-.0018	63.40	.0088	.0124	.6003	.0029	.1136	51.92	.0002
#2	-.0012	63.83	.0106	.0137	.6053	.0028	.1159	52.17	-.0003
#3	-.0014	63.70	.0088	.0122	.6042	.0027	.1132	51.98	.0006

Elem	Ce4040	Co2286	Cr2677	Cu3247	Fe2599	K_7664	Li6707	Mg2790	Mn2576
Units	ppm	ppm	ppm	ppm	ppm	ppm	ppm	ppm	ppm
Avg	**.4657**	**.0552**	**.1813**	**.1457**	**109.6**	**27.16**	**.0624**	**46.29**	**2.369**
Stddev	.0038	.0005	.0009	.0001	.3	.07	.0013	.17	.007
%RSD	.8127	.9773	.5180	.0716	.2776	.2600	2.071	.3593	.3092
#1	.4657	.0547	.1824	.1456	109.3	27.09	.0610	46.18	2.378
#2	.4696	.0552	.1809	.1457	109.9	27.23	.0635	46.48	2.365
#3	.4620	.0558	.1806	.1458	109.6	27.16	.0627	46.20	2.365

Elem	Mo2020	Na5895	Ni2316	P_1774	Pb2203	S_1820	Sb2068	Se1960	Si2124
Units	ppm	ppm	ppm	ppm	ppm	ppm	ppm	ppm	ppm
Avg	**.0028**	**2.447**	**.2278**	**3.765**	**.0267**	**.3650**	**.0004**	**.0012**	**2.805**
Stddev	.0003	.007	.0003	.003	.0012	.0035	.0022	.0009	.044
%RSD	11.53	.2841	.1515	.0801	4.625	.9495	489.2	72.29	1.555
#1	.0030	2.443	.2282	3.762	.0254	.3644	-.0004	.0009	2.848
#2	.0029	2.454	.2275	3.764	.0270	.3618	-.0012	.0005	2.761
#3	.0024	2.442	.2277	3.768	.0278	.3687	.0029	.0022	2.805

Elem	Sn1899	Sr4077	Ti3349	Tl1908	V_2924	W_2079	Zn2062	Zr3391
Units	ppm	ppm	ppm	ppm	ppm	ppm	ppm	ppm
Avg	**.0158**	**.1184**	**5.945**	**-.0012**	**.1735**	**.0005**	**.2051**	**.0286**
Stddev	.0010	.0003	.019	.0029	.0004	.0004	.0003	.0003
%RSD	6.074	.2401	.3234	232.4	.2544	85.07	.1573	1.088
#1	.0155	.1181	5.967	-.0037	.1740	.0003	.2055	.0283
#2	.0169	.1186	5.936	.0019	.1732	.0010	.2049	.0289
#3	.0151	.1184	5.932	-.0020	.1733	.0002	.2049	.0286

Zoom In Zoom Out

Sample Name: jd27605-5 Acquired: 7/8/2021 3:08:31 Type: Unk
Method: SGS NO VALVE3(v105) Mode: CONC Corr. Factor: 1.000000
User: admin Custom ID1: Custom ID2: Custom ID3:
Comment:

Int. Std.	In2306	Y_3600	Y_3710	Y_2243
Units	Cts/S	Cts/S	Cts/S	Cts/S
Avg	**4339.1**	**61775.**	**4673.0**	**1430.0**
Stddev	1.9	221.	30.7	1.0
%RSD	.04280	.35789	.65599	.06929
#1	4341.2	61523.	4671.9	1430.4
#2	4337.5	61937.	4642.9	1430.7
#3	4338.7	61864.	4704.2	1428.9

Zoom In Zoom Out

Sample Name: jd27605-6 Acquired: 7/8/2021 3:13:34 Type: Unk
Method: SGS NO VALVE3(v105) Mode: CONC Corr. Factor: 1.000000
User: admin Custom ID1: Custom ID2: Custom ID3:
Comment:

Elem	Ag3280	Al3961	As1890	B_2089	Ba4554	Be3130	Bi2230	Ca3179	Cd2288
Units	ppm	ppm	ppm	ppm	ppm	ppm	ppm	ppm	ppm
Avg	**-.0025**	**72.05**	**.0093**	**.0076**	**.6712**	**.0031**	**.1873**	**67.91**	**.0005**
Stddev	.0011	.20	.0008	.0010	.0018	.0001	.0374	.17	.0004
%RSD	45.07	.2722	8.808	13.59	.2639	4.841	19.95	.2503	77.05
#1	-.0019	71.88	.0099	.0066	.6693	.0031	.1645	67.76	.0009
#2	-.0018	71.99	.0096	.0087	.6727	.0029	.1671	67.88	.0003
#3	-.0039	72.26	.0083	.0074	.6716	.0032	.2305	68.10	.0003

Elem	Ce4040	Co2286	Cr2677	Cu3247	Fe2599	K_7664	Li6707	Mg2790	Mn2576
Units	ppm	ppm	ppm	ppm	ppm	ppm	ppm	ppm	ppm
Avg	**.3962**	**.0536**	**.1853**	**.1308**	**114.9**	**35.81**	**.0673**	**51.60**	**1.809**
Stddev	.0181	.0008	.0091	.0052	.3	.07	.0014	.10	.083
%RSD	4.575	1.437	4.887	3.982	.2831	.1940	2.142	.1911	4.576
#1	.3829	.0541	.1794	.1269	114.6	35.74	.0670	51.71	1.756
#2	.3888	.0539	.1808	.1289	114.8	35.83	.0660	51.54	1.768
#3	.4168	.0527	.1957	.1368	115.3	35.87	.0688	51.55	1.905

Elem	Mo2020	Na5895	Ni2316	P_1774	Pb2203	S_1820	Sb2068	Se1960	Si2124
Units	ppm	ppm	ppm	ppm	ppm	ppm	ppm	ppm	ppm
Avg	**.0046**	**2.376**	**.1392**	**3.316**	**.0259**	**6.321**	**-.0019**	**.0008**	**3.495**
Stddev	.0002	.013	.0004	.006	.0015	.005	.0021	.0009	.080
%RSD	3.321	.5596	.2546	.1914	5.864	.0868	107.9	113.2	2.283
#1	.0047	2.361	.1389	3.314	.0273	6.325	-.0024	-.0000	3.564
#2	.0044	2.386	.1396	3.323	.0261	6.323	.0004	.0018	3.514
#3	.0047	2.381	.1391	3.311	.0243	6.315	-.0037	.0007	3.407

Elem	Sn1899	Sr4077	Ti3349	Tl1908	V_2924	W_2079	Zn2062	Zr3391
Units	ppm	ppm	ppm	ppm	ppm	ppm	ppm	ppm
Avg	**.0157**	**.1057**	F **8.166**	**.0018**	**.2190**	**-.0011**	**.3168**	**.0120**
Stddev	.0008	.0004	.371	.0033	.0099	.0017	.0011	.0004
%RSD	4.992	.3417	4.542	180.0	4.524	152.0	.3555	3.335
#1	.0148	.1055	7.922	.0017	.2123	.0007	.3175	.0116
#2	.0160	.1055	7.982	-.0014	.2144	-.0027	.3175	.0121
#3	.0163	.1061	8.593	.0053	.2304	-.0013	.3155	.0124

Zoom In Zoom Out

Sample Name: jd27605-6 Acquired: 7/8/2021 3:13:34 Type: Unk
Method: SGS NO VALVE3(v105) Mode: CONC Corr. Factor: 1.000000
User: admin Custom ID1: Custom ID2: Custom ID3:
Comment:

Int. Std.	In2306	Y_3600	Y_3710	Y_2243
Units	Cts/S	Cts/S	Cts/S	Cts/S
Avg	**4296.7**	**59225.**	**4577.6**	**1410.9**
Stddev	6.4	2397.	17.3	2.2
%RSD	.14984	4.0476	.37786	.15416
#1	4289.8	60617.	4589.8	1408.8
#2	4302.5	60602.	4585.3	1410.9
#3	4297.7	56457.	4557.8	1413.1

Zoom In Zoom Out

Sample Name: ccv Acquired: 7/8/2021 3:18:37 Type: QC
Method: SGS NO VALVE3(v105) Mode: CONC Corr. Factor: 1.000000
User: admin Custom ID1: Custom ID2: Custom ID3:
Comment:

Elem	Ag3280	Al3961	As1890	B_2089	Ba4554	Be3130	Bi2230	Ca3179	Cd2288
Units	ppm	ppm	ppm	ppm	ppm	ppm	ppm	ppm	ppm
Avg	**.2486**	**40.42**	**2.017**	**2.025**	**2.063**	**1.989**	**2.038**	**38.96**	**2.032**
Stddev	.0003	.12	.014	.013	.004	.004	.012	.09	.012
%RSD	.1185	.3010	.6972	.6203	.1962	.1997	.5961	.2388	.5864
#1	.2483	40.35	2.003	2.012	2.065	1.987	2.026	38.96	2.021
#2	.2488	40.56	2.016	2.026	2.066	1.993	2.038	39.05	2.030
#3	.2488	40.35	2.031	2.037	2.059	1.985	2.050	38.86	2.045
Check ?	Chk Pass	Chk Pass	Chk Pass	Chk Pass	Chk Pass	Chk Pass	Chk Pass	Chk Pass	Chk Pass
Value									
Range									

Elem	Ce4040	Co2286	Cr2677	Cu3247	Fe2599	K_7664	Li6707	Mg2790	Mn2576
Units	ppm	ppm	ppm	ppm	ppm	ppm	ppm	ppm	ppm
Avg	**2.022**	**2.051**	**1.992**	**1.966**	**38.77**	**40.92**	**2.069**	**37.94**	**2.036**
Stddev	.001	.012	.003	.003	.11	.10	.002	.19	.005
%RSD	.0459	.5846	.1526	.1366	.2772	.2473	.1056	.5075	.2459
#1	2.022	2.044	1.989	1.969	38.70	40.84	2.071	37.97	2.030
#2	2.021	2.043	1.992	1.964	38.89	41.04	2.071	38.11	2.037
#3	2.022	2.065	1.995	1.965	38.71	40.89	2.067	37.73	2.040
Check ?	Chk Pass	Chk Pass	Chk Pass	Chk Pass	Chk Pass	Chk Pass	Chk Pass	Chk Pass	Chk Pass
Value									
Range									

Elem	Mo2020	Na5895	Ni2316	P_1774	Pb2203	S_1820	Sb2068	Se1960	Si2124
Units	ppm	ppm	ppm	ppm	ppm	ppm	ppm	ppm	ppm
Avg	**2.056**	**41.33**	**2.055**	**2.044**	**2.070**	**1.986**	**2.029**	**2.002**	**5.021**
Stddev	.010	.06	.011	.011	.011	.018	.014	.008	.028
%RSD	.5055	.1507	.5486	.5406	.5459	.8926	.6661	.4138	.5615
#1	2.046	41.29	2.048	2.035	2.061	1.969	2.018	1.995	4.996
#2	2.056	41.40	2.050	2.042	2.067	1.983	2.025	2.000	5.015
#3	2.067	41.30	2.068	2.057	2.083	2.004	2.044	2.011	5.052
Check ?	Chk Pass	Chk Pass	Chk Pass	Chk Pass	Chk Pass	Chk Pass	Chk Pass	Chk Pass	Chk Pass
Value									
Range									

Zoom In Zoom Out

Sample Name: ccv Acquired: 7/8/2021 3:18:37 Type: QC
Method: SGS NO VALVE3(v105) Mode: CONC Corr. Factor: 1.000000
User: admin Custom ID1: Custom ID2: Custom ID3:
Comment:

Elem	Sn1899	Sr4077	Ti3349	Tl1908	V_2924	W_2079	Zn2062	Zr3391
Units	ppm	ppm	ppm	ppm	ppm	ppm	ppm	ppm
Avg	**2.066**	**2.074**	**1.999**	**2.077**	**2.005**	**2.062**	**2.036**	**2.036**
Stddev	.010	.004	.001	.013	.003	.009	.011	.001
%RSD	.5001	.1788	.0624	.6250	.1321	.4341	.5402	.0418
#1	2.056	2.073	1.998	2.068	2.002	2.056	2.025	2.036
#2	2.064	2.078	1.999	2.073	2.007	2.058	2.036	2.035
#3	2.077	2.071	2.001	2.092	2.006	2.072	2.047	2.036
Check ?	Chk Pass	Chk Pass	Chk Pass	Chk Pass	Chk Pass	Chk Pass	Chk Pass	Chk Pass
Value								
Range								

Int. Std.	In2306	Y_3600	Y_3710	Y_2243
Units	Cts/S	Cts/S	Cts/S	Cts/S
Avg	**4181.3**	**56736.**	**4208.0**	**1325.6**
Stddev	19.5	303.	20.7	5.8
%RSD	.46650	.53475	.49162	.43385
#1	4189.4	57070.	4229.7	1330.2
#2	4195.5	56659.	4188.5	1327.4
#3	4159.1	56478.	4205.8	1319.2

Zoom In Zoom Out

Sample Name: ccb Acquired: 7/8/2021 3:23:28 Type: QC
Method: SGS NO VALVE3(v105) Mode: CONC Corr. Factor: 1.000000
User: admin Custom ID1: Custom ID2: Custom ID3:
Comment:

Elem	Ag3280	Al3961	As1890	B_2089	Ba4554	Be3130	Bi2230	Ca3179
Units	ppm	ppm	ppm	ppm	ppm	ppm	ppm	ppm
Avg	**-.0000**	**-.0087**	**.0002**	**.0003**	**.0002**	**.0004**	**.0010**	**-.0042**
Stddev	.0001	.0087	.0009	.0005	.0001	.0001	.0007	.0048
%RSD	262.3	99.49	425.2	156.7	34.30	12.78	65.32	115.8
#1	-.0001	-.0055	-.0002	.0003	.0002	.0004	.0010	.0013
#2	-.0000	-.0186	-.0004	.0008	.0003	.0004	.0017	-.0080
#3	.0000	-.0022	.0012	-.0002	.0002	.0003	.0004	-.0058
Check ?	Chk Pass	Chk Pass	Chk Pass	Chk Pass	Chk Pass	Chk Pass	Chk Pass	Chk Pass
High Limit								
Low Limit								

Elem	Cd2288	Ce4040	Co2286	Cr2677	Cu3247	Fe2599	K_7664	Li6707
Units	ppm	ppm	ppm	ppm	ppm	ppm	ppm	ppm
Avg	**.0004**	**-.0002**	**-.0004**	**.0002**	**.0001**	**.0082**	**.0403**	**.0000**
Stddev	.0001	.0018	.0003	.0001	.0003	.0023	.0531	.0008
%RSD	33.31	1125.	74.16	74.34	559.7	28.11	131.7	2185.
#1	.0005	.0005	-.0002	.0001	.0003	.0055	.1005	-.0008
#2	.0005	.0012	-.0007	.0003	-.0003	.0096	.0205	.0003
#3	.0003	-.0022	-.0003	.0001	.0001	.0093	.0000	.0007
Check ?	Chk Pass	None	Chk Pass	Chk Pass	Chk Pass	Chk Pass	Chk Pass	Chk Pass
High Limit								
Low Limit								

Elem	Mg2790	Mn2576	Mo2020	Na5895	Ni2316	P_1774	Pb2203	S_1820
Units	ppm	ppm	ppm	ppm	ppm	ppm	ppm	ppm
Avg	**.0187**	**.0001**	**.0011**	**-.0434**	**.0004**	**.0034**	**.0003**	**.0010**
Stddev	.0286	.0000	.0003	.0040	.0003	.0016	.0014	.0031
%RSD	153.4	37.95	24.06	9.317	73.98	46.13	476.3	309.8
#1	-.0090	.0002	.0013	-.0400	.0006	.0029	.0020	-.0026
#2	.0168	.0001	.0011	-.0422	.0001	.0021	-.0004	.0022
#3	.0482	.0001	.0008	-.0479	.0005	.0051	-.0006	.0034
Check ?	Chk Pass	Chk Pass	Chk Pass	Chk Pass	Chk Pass	Chk Pass	Chk Pass	Chk Pass
High Limit								
Low Limit								

Zoom In Zoom Out

Sample Name: ccb Acquired: 7/8/2021 3:23:28 Type: QC
Method: SGS NO VALVE3(v105) Mode: CONC Corr. Factor: 1.000000
User: admin Custom ID1: Custom ID2: Custom ID3:
Comment:

Elem	Sb2068	Se1960	Si2124	Sn1899	Sr4077	Ti3349	Tl1908	V_2924
Units	ppm	ppm	ppm	ppm	ppm	ppm	ppm	ppm
Avg	**.0005**	**.0018**	**.0011**	**.0000**	**.0001**	**.0002**	F **.0022**	**.0003**
Stddev	.0006	.0026	.0007	.0013	.0001	.0004	.0024	.0003
%RSD	122.0	147.5	67.92	4190.	66.04	203.5	108.9	102.0
#1	.0008	.0008	.0003	.0013	.0002	.0006	.0027	.0001
#2	.0007	.0048	.0012	-.0012	.0002	-.0001	.0044	.0001
#3	-.0002	-.0002	.0017	.0000	.0000	.0000	-.0004	.0006
Check ?	Chk Pass	Chk Pass	Chk Pass	Chk Pass	Chk Pass	Chk Pass	Chk Fail	Chk Pass
High Limit							.0020	
Low Limit							-.0020	

Elem	W_2079	Zn2062	Zr3391
Units	ppm	ppm	ppm
Avg	**.0016**	F **-.0045**	**.0005**
Stddev	.0015	.0002	.0001
%RSD	92.20	4.833	22.79
#1	.0031	-.0047	.0006
#2	.0001	-.0047	.0006
#3	.0016	-.0043	.0004
Check ?	Chk Pass	Chk Fail	Chk Pass
High Limit		.0020	
Low Limit		-.0020	

Int. Std.	In2306	Y_3600	Y_3710	Y_2243
Units	Cts/S	Cts/S	Cts/S	Cts/S
Avg	**4321.2**	**58805.**	**4258.0**	**1379.6**
Stddev	17.2	100.	39.3	5.6
%RSD	.39695	.17084	.92255	.40254
#1	4312.8	58689.	4216.1	1377.8
#2	4340.9	58864.	4264.1	1385.8
#3	4309.9	58862.	4294.0	1375.1

Zoom In Zoom Out

Sample Name: jd27605-7 Acquired: 7/8/2021 3:28:44 Type: Unk
Method: SGS NO VALVE3(v105) Mode: CONC Corr. Factor: 1.000000
User: admin Custom ID1: Custom ID2: Custom ID3:
Comment:

Elem	Ag3280	Al3961	As1890	B_2089	Ba4554	Be3130	Bi2230	Ca3179	Cd2288
Units	ppm	ppm	ppm	ppm	ppm	ppm	ppm	ppm	ppm
Avg	**-.0014**	**61.01**	**.0130**	**.0091**	**.5278**	**.0028**	**.1134**	**45.60**	**.0008**
Stddev	.0004	.02	.0008	.0006	.0001	.0001	.0013	.08	.0002
%RSD	29.41	.0386	6.103	6.653	.0240	4.407	1.146	.1790	30.53
#1	-.0018	61.01	.0121	.0085	.5277	.0027	.1149	45.54	.0010
#2	-.0015	61.00	.0133	.0096	.5278	.0028	.1130	45.57	.0005
#3	-.0010	61.04	.0136	.0094	.5280	.0029	.1124	45.69	.0008

Elem	Ce4040	Co2286	Cr2677	Cu3247	Fe2599	K_7664	Li6707	Mg2790	Mn2576
Units	ppm	ppm	ppm	ppm	ppm	ppm	ppm	ppm	ppm
Avg	**.4910**	**.0486**	**.2364**	**.1557**	**100.3**	**23.85**	**.0637**	**34.30**	**1.810**
Stddev	.0030	.0006	.0004	.0003	.2	.06	.0010	.12	.000
%RSD	.6189	1.222	.1629	.2016	.1634	.2350	1.572	.3369	.0182
#1	.4876	.0486	.2360	.1558	100.2	23.81	.0649	34.43	1.810
#2	.4935	.0491	.2366	.1558	100.3	23.82	.0634	34.26	1.810
#3	.4919	.0480	.2367	.1553	100.5	23.91	.0630	34.21	1.810

Elem	Mo2020	Na5895	Ni2316	P_1774	Pb2203	S_1820	Sb2068	Se1960	Si2124
Units	ppm	ppm	ppm	ppm	ppm	ppm	ppm	ppm	ppm
Avg	**.0012**	**2.436**	**.1220**	**3.129**	**.0697**	**.3432**	**.0006**	**.0014**	**2.066**
Stddev	.0002	.010	.0002	.012	.0017	.0053	.0012	.0030	.018
%RSD	15.30	.4243	.1809	.3851	2.427	1.547	198.1	209.1	.8812
#1	.0011	2.428	.1220	3.130	.0681	.3384	-.0007	-.0019	2.085
#2	.0014	2.434	.1218	3.140	.0714	.3489	.0009	.0022	2.065
#3	.0011	2.448	.1222	3.116	.0697	.3423	.0016	.0039	2.049

Elem	Sn1899	Sr4077	Ti3349	Tl1908	V_2924	W_2079	Zn2062	Zr3391
Units	ppm	ppm	ppm	ppm	ppm	ppm	ppm	ppm
Avg	**.0169**	**.1107**	**5.612**	**.0039**	**.1744**	**-.0010**	**.2198**	**.0196**
Stddev	.0014	.0002	.004	.0019	.0003	.0007	.0009	.0001
%RSD	8.509	.1815	.0682	49.96	.1511	67.38	.3871	.3145
#1	.0153	.1105	5.614	.0042	.1747	-.0008	.2201	.0196
#2	.0174	.1109	5.614	.0056	.1744	-.0019	.2205	.0195
#3	.0180	.1106	5.607	.0018	.1742	-.0005	.2189	.0196

Zoom In Zoom Out

Sample Name: jd27605-7 Acquired: 7/8/2021 3:28:44 Type: Unk
Method: SGS NO VALVE3(v105) Mode: CONC Corr. Factor: 1.000000
User: admin Custom ID1: Custom ID2: Custom ID3:
Comment:

Int. Std.	In2306	Y_3600	Y_3710	Y_2243
Units	Cts/S	Cts/S	Cts/S	Cts/S
Avg	**4336.3**	**61687.**	**4626.6**	**1436.9**
Stddev	2.5	83.	15.3	1.7
%RSD	.05799	.13471	.33013	.11776
#1	4333.6	61777.	4630.2	1436.6
#2	4336.8	61669.	4639.9	1435.4
#3	4338.5	61614.	4609.9	1438.7

Zoom In Zoom Out

Sample Name: jd27605-8 Acquired: 7/8/2021 3:33:47 Type: Unk
Method: SGS NO VALVE3(v105) Mode: CONC Corr. Factor: 1.000000
User: admin Custom ID1: Custom ID2: Custom ID3:
Comment:

Elem	Ag3280	Al3961	As1890	B_2089	Ba4554	Be3130	Bi2230	Ca3179	Cd2288
Units	ppm	ppm	ppm	ppm	ppm	ppm	ppm	ppm	ppm
Avg	**-.0021**	**92.22**	**.0147**	**.0121**	**.8631**	**.0090**	**.1774**	**91.39**	**.0056**
Stddev	.0002	.05	.0003	.0011	.0006	.0001	.0176	.14	.0004
%RSD	11.49	.0562	1.712	9.129	.0675	.6673	9.922	.1584	6.527
#1	-.0023	92.26	.0150	.0126	.8624	.0089	.1862	91.55	.0053
#2	-.0018	92.16	.0147	.0108	.8635	.0090	.1889	91.32	.0055
#3	-.0022	92.23	.0145	.0128	.8633	.0090	.1572	91.29	.0060

Elem	Ce4040	Co2286	Cr2677	Cu3247	Fe2599	K_7664	Li6707	Mg2790	Mn2576
Units	ppm	ppm	ppm	ppm	ppm	ppm	ppm	ppm	ppm
Avg	**.5016**	**.0820**	**.2267**	**.1948**	**168.2**	**43.69**	**.0835**	**67.72**	**2.590**
Stddev	.0031	.0018	.0013	.0009	.3	.04	.0006	.17	.011
%RSD	.6120	2.157	.5750	.4429	.1908	.0911	.6655	.2581	.4250
#1	.5014	.0814	.2279	.1958	168.6	43.72	.0830	67.92	2.597
#2	.5047	.0806	.2270	.1941	168.0	43.64	.0841	67.65	2.596
#3	.4986	.0840	.2253	.1946	168.1	43.70	.0835	67.59	2.577

Elem	Mo2020	Na5895	Ni2316	P_1774	Pb2203	S_1820	Sb2068	Se1960	Si2124
Units	ppm	ppm	ppm	ppm	ppm	ppm	ppm	ppm	ppm
Avg	**.0102**	**3.416**	**.1948**	**4.672**	**.0424**	**14.18**	**-.0004**	**.0046**	**2.790**
Stddev	.0002	.001	.0033	.110	.0016	.32	.0021	.0024	.046
%RSD	2.370	.0315	1.670	2.348	3.807	2.221	583.3	51.30	1.639
#1	.0101	3.417	.1934	4.619	.0406	14.03	-.0027	.0072	2.803
#2	.0100	3.417	.1925	4.599	.0438	13.97	.0013	.0040	2.740
#3	.0105	3.415	.1985	4.798	.0429	14.54	.0004	.0026	2.829

Elem	Sn1899	Sr4077	Ti3349	Tl1908	V_2924	W_2079	Zn2062	Zr3391
Units	ppm	ppm	ppm	ppm	ppm	ppm	ppm	ppm
Avg	**.0197**	**.1262**	F **9.443**	**.0090**	**.2761**	**.0002**	**.3105**	**.0217**
Stddev	.0007	.0002	.044	.0008	.0013	.0014	.0073	.0002
%RSD	3.452	.1365	.4623	8.975	.4574	713.3	2.366	.9984
#1	.0195	.1263	9.476	.0098	.2774	-.0002	.3065	.0220
#2	.0204	.1260	9.459	.0082	.2761	.0018	.3060	.0217
#3	.0191	.1263	9.393	.0090	.2748	-.0009	.3189	.0215

Zoom In Zoom Out

Sample Name: jd27605-8 Acquired: 7/8/2021 3:33:47 Type: Unk
Method: SGS NO VALVE3(v105) Mode: CONC Corr. Factor: 1.000000
User: admin Custom ID1: Custom ID2: Custom ID3:
Comment:

Int. Std.	In2306	Y_3600	Y_3710	Y_2243
Units	Cts/S	Cts/S	Cts/S	Cts/S
Avg	**4255.0**	**60824.**	**4595.7**	**1399.2**
Stddev	68.0	282.	25.2	25.7
%RSD	1.5987	.46381	.54876	1.8346
#1	4292.2	60654.	4567.4	1414.0
#2	4296.3	60668.	4616.0	1414.1
#3	4176.5	61149.	4603.6	1369.6

Zoom In Zoom Out

Sample Name: jd27605-9 Acquired: 7/8/2021 3:38:47 Type: Unk
Method: SGS NO VALVE3(v105) Mode: CONC Corr. Factor: 1.000000
User: admin Custom ID1: Custom ID2: Custom ID3:
Comment:

Elem	Ag3280	Al3961	As1890	B_2089	Ba4554	Be3130	Bi2230	Ca3179	Cd2288
Units	ppm	ppm	ppm	ppm	ppm	ppm	ppm	ppm	ppm
Avg	**-.0019**	**72.25**	**.0155**	**.0232**	**.6713**	**.0032**	**.1416**	**56.79**	**.0008**
Stddev	.0005	.15	.0005	.0002	.0021	.0000	.0026	.09	.0005
%RSD	26.09	.2061	3.255	.9346	.3095	.6735	1.815	.1647	58.44
#1	-.0018	72.11	.0159	.0235	.6689	.0032	.1389	56.77	.0003
#2	-.0024	72.41	.0157	.0231	.6729	.0032	.1440	56.89	.0013
#3	-.0014	72.24	.0149	.0232	.6720	.0032	.1419	56.71	.0009

Elem	Ce4040	Co2286	Cr2677	Cu3247	Fe2599	K_7664	Li6707	Mg2790	Mn2576
Units	ppm	ppm	ppm	ppm	ppm	ppm	ppm	ppm	ppm
Avg	**.4671**	**.0529**	**.1498**	**.1323**	**107.1**	**27.30**	**.0660**	**30.80**	**2.357**
Stddev	.0014	.0010	.0005	.0003	.2	.04	.0010	.09	.005
%RSD	.3035	1.983	.3354	.2135	.1515	.1384	1.558	.2859	.1961
#1	.4656	.0537	.1498	.1325	106.9	27.28	.0655	30.77	2.353
#2	.4674	.0532	.1494	.1324	107.2	27.34	.0672	30.91	2.356
#3	.4684	.0517	.1504	.1320	107.2	27.28	.0654	30.74	2.362

Elem	Mo2020	Na5895	Ni2316	P_1774	Pb2203	S_1820	Sb2068	Se1960	Si2124
Units	ppm	ppm	ppm	ppm	ppm	ppm	ppm	ppm	ppm
Avg	**.0012**	**2.583**	**.1271**	**3.173**	**.2654**	**.4413**	**-.0014**	**.0017**	**2.281**
Stddev	.0001	.012	.0006	.017	.0003	.0075	.0010	.0021	.010
%RSD	7.936	.4675	.4905	.5323	.1055	1.703	72.84	124.7	.4289
#1	.0011	2.587	.1278	3.189	.2656	.4483	-.0005	.0018	2.291
#2	.0011	2.593	.1269	3.156	.2655	.4421	-.0011	-.0005	2.280
#3	.0013	2.570	.1266	3.175	.2651	.4334	-.0025	.0036	2.272

Elem	Sn1899	Sr4077	Ti3349	Tl1908	V_2924	W_2079	Zn2062	Zr3391
Units	ppm	ppm	ppm	ppm	ppm	ppm	ppm	ppm
Avg	**.0232**	**.1747**	**6.020**	**.0024**	**.1936**	**-.0019**	**.4007**	**.0244**
Stddev	.0007	.0006	.006	.0028	.0002	.0009	.0019	.0002
%RSD	2.888	.3225	.1039	116.2	.1024	50.94	.4639	.8443
#1	.0239	.1741	6.013	-.0001	.1934	-.0028	.4029	.0246
#2	.0226	.1752	6.021	.0018	.1937	-.0019	.3993	.0242
#3	.0231	.1748	6.025	.0055	.1938	-.0009	.4000	.0245

Zoom In Zoom Out

Sample Name: jd27605-9 Acquired: 7/8/2021 3:38:47 Type: Unk
Method: SGS NO VALVE3(v105) Mode: CONC Corr. Factor: 1.000000
User: admin Custom ID1: Custom ID2: Custom ID3:
Comment:

Int. Std.	In2306	Y_3600	Y_3710	Y_2243
Units	Cts/S	Cts/S	Cts/S	Cts/S
Avg	**4316.9**	**60558.**	**4533.7**	**1433.5**
Stddev	13.1	190.	10.0	5.7
%RSD	.30371	.31307	.21958	.39703
#1	4302.3	60723.	4522.3	1427.0
#2	4320.8	60600.	4540.6	1437.5
#3	4327.7	60351.	4538.3	1435.9

Zoom In Zoom Out

Sample Name: jd27605-10 Acquired: 7/8/2021 3:43:49 Type: Unk
Method: SGS NO VALVE3(v105) Mode: CONC Corr. Factor: 1.000000
User: admin Custom ID1: Custom ID2: Custom ID3:
Comment:

Elem	Ag3280	Al3961	As1890	B_2089	Ba4554	Be3130	Bi2230	Ca3179	Cd2288
Units	ppm	ppm	ppm	ppm	ppm	ppm	ppm	ppm	ppm
Avg	**-.0017**	**69.38**	**.0089**	**.0059**	**.6639**	**.0025**	**.1398**	**44.92**	**.0007**
Stddev	.0005	.15	.0009	.0009	.0017	.0001	.0127	.12	.0001
%RSD	32.48	.2144	10.02	15.47	.2566	2.786	9.079	.2713	9.441
#1	-.0023	69.32	.0081	.0050	.6623	.0026	.1543	44.87	.0007
#2	-.0015	69.28	.0087	.0058	.6639	.0025	.1341	44.82	.0008
#3	-.0012	69.55	.0099	.0068	.6657	.0025	.1309	45.06	.0008

Elem	Ce4040	Co2286	Cr2677	Cu3247	Fe2599	K_7664	Li6707	Mg2790	Mn2576
Units	ppm	ppm	ppm	ppm	ppm	ppm	ppm	ppm	ppm
Avg	**.3977**	**.0556**	**.1759**	**.1409**	**92.26**	**25.81**	**.0479**	**32.05**	**1.685**
Stddev	.0098	.0002	.0043	.0031	.27	.04	.0011	.05	.036
%RSD	2.471	.3625	2.472	2.169	.2907	.1677	2.191	.1566	2.162
#1	.4090	.0558	.1809	.1444	92.17	25.86	.0475	32.09	1.727
#2	.3924	.0556	.1738	.1389	92.04	25.77	.0491	32.00	1.668
#3	.3916	.0554	.1731	.1393	92.56	25.80	.0472	32.07	1.661

Elem	Mo2020	Na5895	Ni2316	P_1774	Pb2203	S_1820	Sb2068	Se1960	Si2124
Units	ppm	ppm	ppm	ppm	ppm	ppm	ppm	ppm	ppm
Avg	**.0027**	**3.953**	**.1389**	**3.112**	**.0260**	**1.406**	**-.0011**	**.0015**	**2.025**
Stddev	.0006	.015	.0008	.010	.0012	.006	.0019	.0019	.018
%RSD	20.71	.3690	.5524	.3321	4.660	.4290	166.8	124.4	.8808
#1	.0031	3.940	.1385	3.123	.0256	1.409	-.0030	.0001	2.040
#2	.0030	3.949	.1383	3.110	.0251	1.410	.0008	.0036	2.031
#3	.0021	3.969	.1398	3.103	.0274	1.399	-.0013	.0007	2.005

Elem	Sn1899	Sr4077	Ti3349	Tl1908	V_2924	W_2079	Zn2062	Zr3391
Units	ppm	ppm	ppm	ppm	ppm	ppm	ppm	ppm
Avg	**.0136**	**.1357**	**6.015**	**.0041**	**.1641**	**-.0011**	**.2483**	**.0098**
Stddev	.0005	.0004	.133	.0056	.0037	.0013	.0002	.0002
%RSD	3.518	.2913	2.213	137.0	2.254	119.5	.0862	1.853
#1	.0132	.1354	6.168	.0104	.1684	.0004	.2483	.0099
#2	.0141	.1355	5.947	-.0002	.1625	-.0018	.2481	.0099
#3	.0136	.1361	5.929	.0021	.1615	-.0019	.2485	.0096

Zoom In Zoom Out

Sample Name: jd27605-10 Acquired: 7/8/2021 3:43:49 Type: Unk
Method: SGS NO VALVE3(v105) Mode: CONC Corr. Factor: 1.000000
User: admin Custom ID1: Custom ID2: Custom ID3:
Comment:

Int. Std.	In2306	Y_3600	Y_3710	Y_2243
Units	Cts/S	Cts/S	Cts/S	Cts/S
Avg	**4303.4**	**59634.**	**4524.3**	**1415.5**
Stddev	2.2	1052.	20.7	1.5
%RSD	.05124	1.7643	.45659	.10294
#1	4305.9	58444.	4510.8	1416.3
#2	4302.0	60016.	4548.1	1413.9
#3	4302.3	60442.	4514.0	1416.4

Zoom In Zoom Out

Sample Name: jd27605-11 Acquired: 7/8/2021 3:48:53 Type: Unk
Method: SGS NO VALVE3(v105) Mode: CONC Corr. Factor: 1.000000
User: admin Custom ID1: Custom ID2: Custom ID3:
Comment:

Elem	Ag3280	Al3961	As1890	B_2089	Ba4554	Be3130	Bi2230	Ca3179	Cd2288
Units	ppm	ppm	ppm	ppm	ppm	ppm	ppm	ppm	ppm
Avg	**-.0012**	**58.86**	**.0067**	**.0048**	**.5297**	**.0027**	**.1362**	**34.50**	**.0007**
Stddev	.0010	1.12	.0018	.0003	.0090	.0001	.0014	.67	.0003
%RSD	86.27	1.906	27.19	6.325	1.702	3.738	.9996	1.940	40.61
#1	-.0012	58.03	.0053	.0046	.5227	.0028	.1353	34.09	.0010
#2	-.0001	60.14	.0061	.0047	.5399	.0026	.1354	35.28	.0004
#3	-.0021	58.42	.0088	.0051	.5267	.0028	.1377	34.15	.0007

Elem	Ce4040	Co2286	Cr2677	Cu3247	Fe2599	K_7664	Li6707	Mg2790	Mn2576
Units	ppm	ppm	ppm	ppm	ppm	ppm	ppm	ppm	ppm
Avg	**.4091**	**.0486**	**.1431**	**.1013**	**108.6**	**30.54**	**.0565**	**33.25**	**1.727**
Stddev	.0031	.0006	.0003	.0006	2.1	.53	.0012	.60	.002
%RSD	.7578	1.135	.2084	.6140	1.934	1.741	2.193	1.798	.1249
#1	.4068	.0492	.1428	.1008	107.2	30.16	.0551	32.84	1.724
#2	.4079	.0481	.1432	.1020	111.1	31.15	.0574	33.94	1.727
#3	.4127	.0487	.1434	.1010	107.7	30.30	.0571	32.98	1.729

Elem	Mo2020	Na5895	Ni2316	P_1774	Pb2203	S_1820	Sb2068	Se1960	Si2124
Units	ppm	ppm	ppm	ppm	ppm	ppm	ppm	ppm	ppm
Avg	**.0024**	**1.781**	**.1294**	**2.747**	**.0228**	**4.373**	**-.0019**	**.0031**	**1.894**
Stddev	.0003	.026	.0010	.006	.0007	.008	.0010	.0026	.003
%RSD	10.77	1.450	.8018	.2349	3.058	.1910	53.09	81.65	.1685
#1	.0021	1.756	.1284	2.754	.0235	4.381	-.0027	.0025	1.890
#2	.0026	1.807	.1305	2.743	.0221	4.374	-.0008	.0060	1.894
#3	.0024	1.781	.1293	2.743	.0227	4.364	-.0024	.0010	1.897

Elem	Sn1899	Sr4077	Ti3349	Tl1908	V_2924	W_2079	Zn2062	Zr3391
Units	ppm	ppm	ppm	ppm	ppm	ppm	ppm	ppm
Avg	**.0176**	**.0598**	**6.845**	**.0031**	**.1742**	**-.0021**	**.2178**	**.0106**
Stddev	.0014	.0009	.005	.0021	.0002	.0002	.0004	.0002
%RSD	7.778	1.466	.0810	67.74	.1100	8.092	.1796	1.508
#1	.0176	.0592	6.839	.0053	.1740	-.0019	.2173	.0104
#2	.0163	.0608	6.846	.0027	.1742	-.0021	.2179	.0107
#3	.0190	.0593	6.850	.0012	.1744	-.0023	.2180	.0106

Zoom In Zoom Out

Sample Name: jd27605-11 Acquired: 7/8/2021 3:48:53 Type: Unk
Method: SGS NO VALVE3(v105) Mode: CONC Corr. Factor: 1.000000
User: admin Custom ID1: Custom ID2: Custom ID3:
Comment:

Int. Std.	In2306	Y_3600	Y_3710	Y_2243
Units	Cts/S	Cts/S	Cts/S	Cts/S
Avg	**4323.1**	**61190.**	**4530.4**	**1418.2**
Stddev	1.2	197.	84.3	1.2
%RSD	.02763	.32233	1.8609	.08657
#1	4324.5	61381.	4562.9	1418.2
#2	4322.3	61202.	4434.7	1419.4
#3	4322.5	60987.	4593.6	1417.0

Zoom In Zoom Out

Sample Name: jd27605-12 Acquired: 7/8/2021 3:53:56 Type: Unk
Method: SGS NO VALVE3(v105) Mode: CONC Corr. Factor: 1.000000
User: admin Custom ID1: Custom ID2: Custom ID3:
Comment:

Elem	Ag3280	Al3961	As1890	B_2089	Ba4554	Be3130	Bi2230	Ca3179	Cd2288
Units	ppm	ppm	ppm	ppm	ppm	ppm	ppm	ppm	ppm
Avg	**-.0025**	**69.49**	**.0125**	**.0061**	**.6369**	**.0030**	**.1507**	**50.23**	**.0006**
Stddev	.0004	.16	.0011	.0005	.0011	.0001	.0030	.12	.0004
%RSD	15.71	.2306	8.767	8.046	.1797	1.931	1.968	.2480	72.97
#1	-.0021	69.32	.0125	.0057	.6362	.0030	.1485	50.08	.0004
#2	-.0029	69.63	.0115	.0060	.6382	.0029	.1496	50.28	.0011
#3	-.0024	69.52	.0137	.0066	.6362	.0030	.1541	50.31	.0003

Elem	Ce4040	Co2286	Cr2677	Cu3247	Fe2599	K_7664	Li6707	Mg2790	Mn2576
Units	ppm	ppm	ppm	ppm	ppm	ppm	ppm	ppm	ppm
Avg	**.4203**	**.0567**	**.1758**	**.1317**	**113.7**	**33.94**	**.0641**	**42.32**	**2.005**
Stddev	.0014	.0002	.0001	.0006	.3	.10	.0012	.09	.003
%RSD	.3294	.3830	.0533	.4699	.2660	.2987	1.803	.2109	.1283
#1	.4219	.0565	.1758	.1323	113.4	33.83	.0643	42.21	2.003
#2	.4195	.0566	.1759	.1311	114.0	34.03	.0629	42.35	2.003
#3	.4196	.0569	.1758	.1317	113.7	33.95	.0651	42.38	2.008

Elem	Mo2020	Na5895	Ni2316	P_1774	Pb2203	S_1820	Sb2068	Se1960	Si2124
Units	ppm	ppm	ppm	ppm	ppm	ppm	ppm	ppm	ppm
Avg	**.0031**	**2.401**	**.1511**	**3.920**	**.0251**	**5.965**	**-.0006**	**-.0039**	**2.387**
Stddev	.0001	.013	.0006	.006	.0022	.007	.0006	.0013	.039
%RSD	3.500	.5327	.3826	.1633	8.756	.1127	103.8	33.29	1.651
#1	.0031	2.386	.1510	3.923	.0251	5.973	.0001	-.0026	2.429
#2	.0032	2.411	.1506	3.912	.0229	5.960	-.0009	-.0038	2.382
#3	.0030	2.405	.1518	3.924	.0274	5.962	-.0010	-.0052	2.350

Elem	Sn1899	Sr4077	Ti3349	Tl1908	V_2924	W_2079	Zn2062	Zr3391
Units	ppm	ppm	ppm	ppm	ppm	ppm	ppm	ppm
Avg	**.0149**	**.0696**	**7.660**	**.0011**	**.2045**	**-.0032**	**.2123**	**.0109**
Stddev	.0006	.0004	.005	.0013	.0001	.0013	.0006	.0000
%RSD	4.003	.5033	.0710	118.6	.0323	39.18	.2999	.2053
#1	.0142	.0696	7.666	.0001	.2044	-.0045	.2130	.0109
#2	.0152	.0699	7.655	.0005	.2045	-.0020	.2124	.0109
#3	.0153	.0692	7.660	.0025	.2045	-.0032	.2117	.0109

Zoom In Zoom Out

Sample Name: jd27605-12 Acquired: 7/8/2021 3:53:56 Type: Unk
Method: SGS NO VALVE3(v105) Mode: CONC Corr. Factor: 1.000000
User: admin Custom ID1: Custom ID2: Custom ID3:
Comment:

Int. Std.	In2306	Y_3600	Y_3710	Y_2243
Units	Cts/S	Cts/S	Cts/S	Cts/S
Avg	**4305.3**	**61162.**	**4605.1**	**1416.0**
Stddev	4.7	177.	49.0	.6
%RSD	.10823	.29003	1.0649	.03998
#1	4304.3	61272.	4643.9	1416.0
#2	4301.2	61256.	4621.3	1415.5
#3	4310.4	60957.	4550.0	1416.6

Zoom In Zoom Out

Sample Name: jd27605-13 Acquired: 7/8/2021 3:58:58 Type: Unk
Method: SGS NO VALVE3(v105) Mode: CONC Corr. Factor: 1.000000
User: admin Custom ID1: Custom ID2: Custom ID3:
Comment:

Elem	Ag3280	Al3961	As1890	B_2089	Ba4554	Be3130	Bi2230	Ca3179	Cd2288
Units	ppm	ppm	ppm	ppm	ppm	ppm	ppm	ppm	ppm
Avg	**-.0034**	**168.4**	**.0420**	**.0248**	**1.128**	**.0069**	**.1130**	**18.68**	**.0022**
Stddev	.0005	.2	.0008	.0005	.002	.0000	.0016	.03	.0004
%RSD	13.60	.1447	1.912	1.952	.1316	.4148	1.382	.1528	16.23
#1	-.0037	168.2	.0420	.0248	1.126	.0070	.1116	18.71	.0024
#2	-.0035	168.4	.0412	.0243	1.129	.0069	.1129	18.65	.0024
#3	-.0028	168.7	.0428	.0252	1.129	.0069	.1147	18.69	.0018

Elem	Ce4040	Co2286	Cr2677	Cu3247	Fe2599	K_7664	Li6707	Mg2790	Mn2576
Units	ppm	ppm	ppm	ppm	ppm	ppm	ppm	ppm	ppm
Avg	**.6470**	**.0553**	**.2357**	**.1389**	**193.9**	**14.21**	**.1475**	**22.03**	**2.091**
Stddev	.0029	.0004	.0006	.0002	.2	.05	.0005	.04	.001
%RSD	.4433	.7357	.2489	.1373	.1248	.3352	.3522	.1748	.0325
#1	.6471	.0557	.2350	.1388	193.7	14.19	.1470	22.07	2.091
#2	.6440	.0553	.2360	.1392	193.8	14.27	.1480	22.02	2.090
#3	.6498	.0549	.2361	.1389	194.2	14.18	.1474	22.00	2.092

Elem	Mo2020	Na5895	Ni2316	P_1774	Pb2203	S_1820	Sb2068	Se1960	Si2124
Units	ppm	ppm	ppm	ppm	ppm	ppm	ppm	ppm	ppm
Avg	**.0067**	**1.906**	**.1457**	F **15.15**	**.7417**	**1.062**	**-.0004**	**-.0004**	**2.371**
Stddev	.0004	.017	.0010	.08	.0034	.009	.0003	.0026	.037
%RSD	6.484	.8808	.6801	.5559	.4554	.8100	75.27	716.3	1.549
#1	.0062	1.901	.1469	15.24	.7456	1.071	-.0002	.0025	2.405
#2	.0069	1.893	.1451	15.08	.7401	1.054	-.0003	-.0010	2.375
#3	.0069	1.925	.1452	15.11	.7394	1.062	-.0007	-.0026	2.332

Elem	Sn1899	Sr4077	Ti3349	Tl1908	V_2924	W_2079	Zn2062	Zr3391
Units	ppm	ppm	ppm	ppm	ppm	ppm	ppm	ppm
Avg	**.0475**	**.2043**	**4.944**	**.0015**	**.3152**	**-.0027**	**.6497**	**.0303**
Stddev	.0014	.0004	.003	.0026	.0004	.0003	.0043	.0001
%RSD	2.994	.1785	.0582	174.6	.1174	9.709	.6692	.2871
#1	.0479	.2039	4.946	.0044	.3149	-.0025	.6547	.0302
#2	.0460	.2043	4.941	.0005	.3150	-.0025	.6467	.0303
#3	.0487	.2046	4.946	-.0005	.3156	-.0029	.6477	.0304

Zoom In Zoom Out

Sample Name: jd27605-13 Acquired: 7/8/2021 3:58:58 Type: Unk
Method: SGS NO VALVE3(v105) Mode: CONC Corr. Factor: 1.000000
User: admin Custom ID1: Custom ID2: Custom ID3:
Comment:

Int. Std.	In2306	Y_3600	Y_3710	Y_2243
Units	Cts/S	Cts/S	Cts/S	Cts/S
Avg	**4393.9**	**62424.**	**4736.5**	**1473.7**
Stddev	16.9	68.	12.9	6.3
%RSD	.38469	.10881	.27289	.42834
#1	4374.4	62500.	4722.6	1466.6
#2	4405.0	62403.	4748.1	1478.5
#3	4402.2	62369.	4738.8	1476.1

Zoom In Zoom Out

Sample Name: jd27714-7 Acquired: 7/8/2021 4:04:00 Type: Unk
Method: SGS NO VALVE3(v105) Mode: CONC Corr. Factor: 1.000000
User: admin Custom ID1: Custom ID2: Custom ID3:
Comment:

Elem	Ag3280	Al3961	As1890	B_2089	Ba4554	Be3130	Bi2230	Ca3179
Units	ppm	ppm	ppm	ppm	ppm	ppm	ppm	ppm
Avg	F **-.0050**	**137.3**	**.0203**	**.0186**	**1.156**	**.0057**	**.2721**	**39.67**
Stddev	.0005	.2	.0012	.0009	.002	.0001	.0178	.13
%RSD	9.928	.1781	5.837	4.734	.1308	1.539	6.557	.3159
#1	-.0054	137.1	.0215	.0176	1.155	.0058	.2920	39.54
#2	-.0051	137.3	.0191	.0194	1.155	.0057	.2671	39.68
#3	-.0045	137.6	.0204	.0187	1.157	.0056	.2574	39.79

Elem	Cd2288	Ce4040	Co2286	Cr2677	Cu3247	Fe2599	K_7664	Li6707
Units	ppm	ppm	ppm	ppm	ppm	ppm	ppm	ppm
Avg	**.0045**	**.4286**	**.0861**	**.2442**	**.2841**	**188.6**	**46.66**	**.1175**
Stddev	.0002	.0052	.0004	.0038	.0042	.4	.12	.0006
%RSD	5.027	1.224	.5153	1.568	1.479	.2265	.2468	.4993
#1	.0043	.4346	.0856	.2486	.2889	188.2	46.53	.1168
#2	.0047	.4262	.0865	.2425	.2825	188.6	46.70	.1180
#3	.0044	.4250	.0863	.2415	.2810	189.0	46.74	.1176

Elem	Mg2790	Mn2576	Mo2020	Na5895	Ni2316	P_1774	Pb2203	S_1820
Units	ppm	ppm	ppm	ppm	ppm	ppm	ppm	ppm
Avg	**43.87**	**3.895**	**.0022**	**1.685**	**.2177**	**3.306**	**1.084**	**1.646**
Stddev	.13	.055	.0003	.015	.0006	.007	.001	.004
%RSD	.2850	1.410	14.96	.9081	.2657	.2251	.1177	.2336
#1	43.74	3.957	.0026	1.669	.2178	3.302	1.084	1.650
#2	43.87	3.875	.0021	1.700	.2171	3.302	1.086	1.642
#3	43.99	3.852	.0019	1.685	.2182	3.315	1.083	1.646

Elem	Sb2068	Se1960	Si2124	Sn1899	Sr4077	Ti3349	Tl1908	V_2924
Units	ppm	ppm	ppm	ppm	ppm	ppm	ppm	ppm
Avg	**-.0003**	**-.0019**	**2.177**	**.0382**	**.2237**	F **11.72**	**.0007**	**.3078**
Stddev	.0017	.0043	.014	.0008	.0001	.17	.0019	.0045
%RSD	511.7	231.1	.6593	2.105	.0441	1.460	286.4	1.478
#1	.0016	-.0059	2.192	.0379	.2236	11.91	.0026	.3129
#2	-.0010	-.0024	2.176	.0391	.2236	11.67	.0006	.3061
#3	-.0015	.0027	2.163	.0376	.2238	11.59	-.0012	.3043

Zoom In Zoom Out

Sample Name: jd27714-7 Acquired: 7/8/2021 4:04:00 Type: Unk
Method: SGS NO VALVE3(v105) Mode: CONC Corr. Factor: 1.000000
User: admin Custom ID1: Custom ID2: Custom ID3:
Comment:

Elem	W_2079	Zn2062	Zr3391
Units	ppm	ppm	ppm
Avg	**-.0023**	**.8953**	**.0228**
Stddev	.0003	.0016	.0001
%RSD	13.61	.1764	.3323
#1	-.0023	.8946	.0228
#2	-.0020	.8942	.0227
#3	-.0026	.8971	.0229

Int. Std.	In2306	Y_3600	Y_3710	Y_2243
Units	Cts/S	Cts/S	Cts/S	Cts/S
Avg	**4336.7**	**60167.**	**4596.6**	**1426.1**
Stddev	4.3	605.	22.6	2.9
%RSD	.10021	1.0062	.49124	.20487
#1	4340.5	59468.	4620.1	1428.2
#2	4337.7	60486.	4594.5	1427.4
#3	4332.0	60545.	4575.1	1422.8

Zoom In Zoom Out

Sample Name: jd27714-8 Acquired: 7/8/2021 4:09:00 Type: Unk
Method: SGS NO VALVE3(v105) Mode: CONC Corr. Factor: 1.000000
User: admin Custom ID1: Custom ID2: Custom ID3:
Comment:

Elem	Ag3280	Al3961	As1890	B_2089	Ba4554	Be3130	Bi2230	Ca3179	Cd2288
Units	ppm	ppm	ppm	ppm	ppm	ppm	ppm	ppm	ppm
Avg	**-.0034**	**108.5**	**.0191**	**.0205**	**.9086**	**.0047**	**.2151**	**33.28**	**.0017**
Stddev	.0004	2.0	.0015	.0000	.0156	.0001	.0030	.60	.0001
%RSD	11.35	1.813	7.906	.1818	1.722	2.107	1.380	1.794	6.204
#1	-.0033	110.0	.0209	.0205	.9207	.0048	.2149	33.80	.0018
#2	-.0038	106.2	.0181	.0205	.8909	.0046	.2122	32.62	.0016
#3	-.0031	109.2	.0183	.0206	.9143	.0047	.2181	33.41	.0018

Elem	Ce4040	Co2286	Cr2677	Cu3247	Fe2599	K_7664	Li6707	Mg2790	Mn2576
Units	ppm	ppm	ppm	ppm	ppm	ppm	ppm	ppm	ppm
Avg	**.3878**	**.0787**	**.2413**	**.2458**	**162.2**	**39.18**	**.0961**	**52.59**	**3.072**
Stddev	.0004	.0003	.0006	.0011	2.7	.56	.0026	.80	.004
%RSD	.1124	.4259	.2647	.4393	1.657	1.439	2.707	1.527	.1412
#1	.3877	.0784	.2414	.2467	164.5	39.65	.0987	53.32	3.076
#2	.3874	.0788	.2406	.2446	159.2	38.55	.0935	51.73	3.068
#3	.3883	.0791	.2419	.2462	162.8	39.35	.0961	52.72	3.072

Elem	Mo2020	Na5895	Ni2316	P_1774	Pb2203	S_1820	Sb2068	Se1960	Si2124
Units	ppm	ppm	ppm	ppm	ppm	ppm	ppm	ppm	ppm
Avg	**.0025**	**1.777**	**.4035**	**3.003**	**.6498**	**1.527**	**-.0022**	**-.0013**	**2.027**
Stddev	.0001	.030	.0013	.027	.0018	.006	.0005	.0013	.016
%RSD	5.346	1.703	.3326	.9042	.2793	.4181	22.84	98.41	.8062
#1	.0025	1.800	.4050	3.023	.6518	1.534	-.0026	-.0012	2.041
#2	.0024	1.743	.4029	3.013	.6491	1.527	-.0016	-.0001	2.030
#3	.0026	1.789	.4024	2.972	.6484	1.521	-.0024	-.0026	2.009

Elem	Sn1899	Sr4077	Ti3349	Tl1908	V_2924	W_2079	Zn2062	Zr3391
Units	ppm	ppm	ppm	ppm	ppm	ppm	ppm	ppm
Avg	**.0589**	**.1649**	F **9.709**	**-.0002**	**.2633**	**-.0020**	**.6321**	**.0205**
Stddev	.0009	.0026	.020	.0008	.0003	.0009	.0057	.0002
%RSD	1.560	1.592	.2012	426.6	.0957	46.35	.9066	.9695
#1	.0597	.1666	9.731	.0007	.2635	-.0019	.6362	.0204
#2	.0592	.1619	9.693	-.0008	.2630	-.0029	.6346	.0203
#3	.0579	.1662	9.704	-.0005	.2632	-.0011	.6256	.0207

Zoom In Zoom Out

Sample Name: jd27714-8 Acquired: 7/8/2021 4:09:00 Type: Unk
Method: SGS NO VALVE3(v105) Mode: CONC Corr. Factor: 1.000000
User: admin Custom ID1: Custom ID2: Custom ID3:
Comment:

Int. Std.	In2306	Y_3600	Y_3710	Y_2243
Units	Cts/S	Cts/S	Cts/S	Cts/S
Avg	**4366.9**	**61373.**	**4583.3**	**1431.0**
Stddev	16.3	149.	73.6	8.9
%RSD	.37222	.24251	1.6066	.62046
#1	4357.4	61201.	4502.3	1424.7
#2	4357.7	61466.	4646.1	1427.3
#3	4385.7	61451.	4601.6	1441.2

Inst QC: MA50802

Zoom In Zoom Out

Sample Name: ccv Acquired: 7/8/2021 4:14:02 Type: QC
Method: SGS NO VALVE3(v105) Mode: CONC Corr. Factor: 1.000000
User: admin Custom ID1: Custom ID2: Custom ID3:
Comment:

Elem	Ag3280	Al3961	As1890	B_2089	Ba4554	Be3130	Bi2230	Ca3179	Cd2288
Units	ppm	ppm	ppm	ppm	ppm	ppm	ppm	ppm	ppm
Avg	**.2420**	**40.46**	**2.012**	**2.017**	**2.075**	**1.988**	**2.027**	**38.84**	**2.018**
Stddev	.0084	.04	.005	.005	.004	.002	.008	.09	.003
%RSD	3.463	.1103	.2481	.2302	.2105	.1120	.3998	.2201	.1516
#1	.2478	40.42	2.016	2.016	2.073	1.988	2.035	38.88	2.021
#2	.2324	40.46	2.006	2.012	2.072	1.985	2.018	38.74	2.018
#3	.2457	40.51	2.012	2.022	2.080	1.990	2.027	38.90	2.015
Check ?	Chk Pass	Chk Pass	Chk Pass	Chk Pass	Chk Pass	Chk Pass	Chk Pass	Chk Pass	Chk Pass
Value									
Range									

Elem	Ce4040	Co2286	Cr2677	Cu3247	Fe2599	K_7664	Li6707	Mg2790	Mn2576
Units	ppm	ppm	ppm	ppm	ppm	ppm	ppm	ppm	ppm
Avg	**1.983**	**2.041**	**1.933**	**1.929**	**38.59**	**41.02**	**2.079**	**37.61**	**1.983**
Stddev	.067	.004	.063	.066	.10	.08	.007	.10	.065
%RSD	3.393	.1811	3.253	3.416	.2470	.1959	.3238	.2776	3.260
#1	2.028	2.044	1.973	1.972	38.57	40.94	2.074	37.73	2.024
#2	1.906	2.036	1.861	1.853	38.50	41.01	2.077	37.55	1.909
#3	2.016	2.041	1.966	1.962	38.69	41.10	2.087	37.54	2.017
Check ?	Chk Pass	Chk Pass	Chk Pass	Chk Pass	Chk Pass	Chk Pass	Chk Pass	Chk Pass	Chk Pass
Value									
Range									

Elem	Mo2020	Na5895	Ni2316	P_1774	Pb2203	S_1820	Sb2068	Se1960	Si2124
Units	ppm	ppm	ppm	ppm	ppm	ppm	ppm	ppm	ppm
Avg	**2.038**	**41.51**	**2.050**	**2.027**	**2.050**	**1.987**	**2.027**	**2.003**	**5.021**
Stddev	.002	.13	.005	.006	.003	.006	.001	.006	.007
%RSD	.0931	.3170	.2356	.2840	.1506	.3135	.0339	.3190	.1462
#1	2.040	41.41	2.054	2.030	2.053	1.992	2.027	2.009	5.030
#2	2.037	41.45	2.045	2.020	2.048	1.988	2.028	2.004	5.019
#3	2.037	41.66	2.052	2.030	2.048	1.980	2.027	1.996	5.016
Check ?	Chk Pass	Chk Pass	Chk Pass	Chk Pass	Chk Pass	Chk Pass	Chk Pass	Chk Pass	Chk Pass
Value									
Range									

Zoom In Zoom Out

Sample Name: ccv Acquired: 7/8/2021 4:14:02 Type: QC
Method: SGS NO VALVE3(v105) Mode: CONC Corr. Factor: 1.000000
User: admin Custom ID1: Custom ID2: Custom ID3:
Comment:

Elem	Sn1899	Sr4077	Ti3349	Tl1908	V_2924	W_2079	Zn2062	Zr3391
Units	ppm	ppm	ppm	ppm	ppm	ppm	ppm	ppm
Avg	**2.038**	**2.083**	**1.949**	**2.069**	**1.951**	**2.041**	**2.013**	**1.995**
Stddev	.006	.006	.065	.009	.063	.002	.004	.068
%RSD	.2905	.2717	3.340	.4497	3.223	.0762	.1752	3.426
#1	2.041	2.080	1.991	2.076	1.990	2.041	2.014	2.038
#2	2.041	2.079	1.874	2.059	1.878	2.041	2.015	1.916
#3	2.031	2.089	1.981	2.073	1.983	2.043	2.008	2.030
Check ?	Chk Pass	Chk Pass	Chk Pass	Chk Pass	Chk Pass	Chk Pass	Chk Pass	Chk Pass
Value								
Range								

Int. Std.	In2306	Y_3600	Y_3710	Y_2243
Units	Cts/S	Cts/S	Cts/S	Cts/S
Avg	**4226.6**	**58439.**	**4269.7**	**1342.8**
Stddev	6.2	1603.	16.8	2.3
%RSD	.14744	2.7421	.39394	.16823
#1	4219.5	57451.	4253.5	1340.7
#2	4231.1	60288.	4287.0	1342.4
#3	4229.3	57577.	4268.6	1345.2

Zoom In Zoom Out

Sample Name: ccb Acquired: 7/8/2021 4:18:53 Type: QC
Method: SGS NO VALVE3(v105) Mode: CONC Corr. Factor: 1.000000
User: admin Custom ID1: Custom ID2: Custom ID3:
Comment:

Elem	Ag3280	Al3961	As1890	B_2089	Ba4554	Be3130	Bi2230	Ca3179
Units	ppm	ppm	ppm	ppm	ppm	ppm	ppm	ppm
Avg	**.0001**	**.0009**	**.0023**	**.0006**	**.0007**	**.0003**	**-.0002**	**-.0015**
Stddev	.0002	.0074	.0009	.0014	.0000	.0000	.0001	.0047
%RSD	284.3	789.5	38.48	232.5	4.981	3.390	47.98	320.1
#1	-.0001	-.0076	.0023	.0019	.0007	.0003	-.0003	-.0047
#2	-.0000	.0048	.0031	-.0008	.0007	.0003	-.0003	-.0038
#3	.0003	.0056	.0014	.0007	.0008	.0003	-.0001	.0040
Check ?	Chk Pass	Chk Pass	Chk Pass	Chk Pass	Chk Pass	Chk Pass	Chk Pass	Chk Pass
High Limit								
Low Limit								

Elem	Cd2288	Ce4040	Co2286	Cr2677	Cu3247	Fe2599	K_7664	Li6707
Units	ppm	ppm	ppm	ppm	ppm	ppm	ppm	ppm
Avg	**.0004**	**-.0016**	**.0001**	**.0002**	**.0004**	**.0065**	**.0627**	**-.0017**
Stddev	.0001	.0027	.0004	.0004	.0002	.0027	.0451	.0006
%RSD	24.49	170.9	245.6	215.3	49.57	41.86	71.94	34.37
#1	.0003	-.0029	.0004	.0006	.0006	.0041	.1125	-.0020
#2	.0004	-.0034	.0003	.0002	.0002	.0094	.0512	-.0021
#3	.0004	.0015	-.0003	-.0002	.0004	.0059	.0245	-.0010
Check ?	Chk Pass	None	Chk Pass	Chk Pass	Chk Pass	Chk Pass	Chk Pass	Chk Pass
High Limit								
Low Limit								

Elem	Mg2790	Mn2576	Mo2020	Na5895	Ni2316	P_1774	Pb2203	S_1820
Units	ppm	ppm	ppm	ppm	ppm	ppm	ppm	ppm
Avg	**.0092**	**.0001**	**.0007**	**-.0443**	**.0008**	**.0029**	**-.0001**	**-.0006**
Stddev	.0386	.0000	.0001	.0131	.0003	.0024	.0007	.0041
%RSD	421.5	26.59	10.18	29.67	31.20	82.20	939.6	633.3
#1	.0039	.0001	.0007	-.0323	.0005	.0042	.0006	-.0053
#2	.0501	.0002	.0008	-.0583	.0010	.0002	-.0001	.0016
#3	-.0266	.0001	.0006	-.0422	.0010	.0045	-.0007	.0018
Check ?	Chk Pass	Chk Pass	Chk Pass	Chk Pass	Chk Pass	Chk Pass	Chk Pass	Chk Pass
High Limit								
Low Limit								

Zoom In Zoom Out

Sample Name: ccb Acquired: 7/8/2021 4:18:53 Type: QC
Method: SGS NO VALVE3(v105) Mode: CONC Corr. Factor: 1.000000
User: admin Custom ID1: Custom ID2: Custom ID3:
Comment:

Elem	Sb2068	Se1960	Si2124	Sn1899	Sr4077	Ti3349	Tl1908	V_2924
Units	ppm	ppm	ppm	ppm	ppm	ppm	ppm	ppm
Avg	**.0007**	**.0034**	**.0017**	**.0002**	**.0001**	**.0002**	**.0019**	**.0006**
Stddev	.0012	.0010	.0008	.0011	.0001	.0001	.0040	.0006
%RSD	183.1	30.83	46.86	725.0	64.05	49.02	205.4	97.34
#1	.0013	.0046	.0016	-.0006	.0002	.0001	-.0023	.0006
#2	-.0007	.0026	.0025	.0015	.0001	.0003	.0057	.0012
#3	.0014	.0031	.0009	-.0004	.0001	.0003	.0024	.0000
Check ?	Chk Pass	Chk Pass	Chk Pass	Chk Pass	Chk Pass	Chk Pass	Chk Pass	Chk Pass
High Limit								
Low Limit								

Elem	W_2079	Zn2062	Zr3391
Units	ppm	ppm	ppm
Avg	**-.0000**	F **-.0046**	**.0005**
Stddev	.0017	.0001	.0002
%RSD	3842.	3.018	29.04
#1	.0018	-.0045	.0006
#2	-.0015	-.0048	.0004
#3	-.0005	-.0047	.0006
Check ?	Chk Pass	Chk Fail	Chk Pass
High Limit		.0020	
Low Limit		-.0020	

Int. Std.	In2306	Y_3600	Y_3710	Y_2243
Units	Cts/S	Cts/S	Cts/S	Cts/S
Avg	**4303.2**	**59185.**	**4303.6**	**1365.3**
Stddev	27.7	179.	32.3	10.4
%RSD	.64315	.30313	.75162	.76530
#1	4271.7	59392.	4320.6	1353.4
#2	4314.1	59081.	4323.9	1369.8
#3	4323.7	59082.	4266.3	1372.8

Inst QC: MA50802

Zoom In Zoom Out

Sample Name: jd27714-9 Acquired: 7/8/2021 4:24:09 Type: Unk
Method: SGS NO VALVE3(v105) Mode: CONC Corr. Factor: 1.000000
User: admin Custom ID1: Custom ID2: Custom ID3:
Comment:

Elem	Ag3280	Al3961	As1890	B_2089	Ba4554	Be3130	Bi2230	Ca3179	Cd2288
Units	ppm	ppm	ppm	ppm	ppm	ppm	ppm	ppm	ppm
Avg	**-.0025**	**117.6**	**.0219**	**.0235**	**.7747**	**.0047**	**.1825**	**29.72**	**.0016**
Stddev	.0004	.6	.0016	.0010	.0042	.0001	.0201	.07	.0003
%RSD	15.35	.4732	7.158	4.040	.5445	1.302	10.99	.2517	18.45
#1	-.0027	116.9	.0229	.0236	.7700	.0048	.1977	29.64	.0013
#2	-.0020	117.9	.0201	.0245	.7761	.0047	.1598	29.79	.0019
#3	-.0027	117.9	.0227	.0226	.7781	.0048	.1901	29.74	.0016

Elem	Ce4040	Co2286	Cr2677	Cu3247	Fe2599	K_7664	Li6707	Mg2790	Mn2576
Units	ppm	ppm	ppm	ppm	ppm	ppm	ppm	ppm	ppm
Avg	**.5038**	**.0707**	**.2105**	**.2046**	**159.5**	**31.54**	**.0878**	**31.86**	**3.240**
Stddev	.0016	.0022	.0006	.0002	.5	.13	.0009	.06	.002
%RSD	.3264	3.077	.3040	.0746	.3397	.4088	1.073	.1849	.0668
#1	.5044	.0692	.2111	.2047	158.9	31.39	.0877	31.79	3.242
#2	.5051	.0732	.2098	.2047	159.8	31.61	.0870	31.89	3.238
#3	.5019	.0697	.2104	.2044	159.9	31.61	.0888	31.89	3.239

Elem	Mo2020	Na5895	Ni2316	P_1774	Pb2203	S_1820	Sb2068	Se1960	Si2124
Units	ppm	ppm	ppm	ppm	ppm	ppm	ppm	ppm	ppm
Avg	**.0028**	**2.516**	**.1787**	**3.036**	**.5263**	**1.198**	**-.0018**	**-.0005**	**2.041**
Stddev	.0002	.007	.0042	.094	.0171	.041	.0008	.0028	.077
%RSD	7.411	.2948	2.327	3.083	3.246	3.392	43.54	593.6	3.767
#1	.0030	2.507	.1758	2.968	.5150	1.169	-.0019	.0026	2.001
#2	.0026	2.521	.1834	3.142	.5460	1.245	-.0025	-.0029	2.130
#3	.0029	2.519	.1769	2.996	.5181	1.182	-.0010	-.0011	1.993

Elem	Sn1899	Sr4077	Ti3349	Tl1908	V_2924	W_2079	Zn2062	Zr3391
Units	ppm	ppm	ppm	ppm	ppm	ppm	ppm	ppm
Avg	**.0301**	**.1530**	F **8.816**	**-.0004**	**.2639**	**-.0004**	**.5362**	**.0267**
Stddev	.0001	.0010	.007	.0035	.0002	.0018	.0174	.0002
%RSD	.4522	.6342	.0802	879.1	.0890	448.0	3.238	.7758
#1	.0300	.1519	8.824	.0027	.2642	-.0021	.5237	.0265
#2	.0302	.1536	8.811	.0003	.2638	.0016	.5560	.0269
#3	.0300	.1535	8.813	-.0042	.2638	-.0007	.5288	.0268

Zoom In Zoom Out

Sample Name: jd27714-9 Acquired: 7/8/2021 4:24:09 Type: Unk
Method: SGS NO VALVE3(v105) Mode: CONC Corr. Factor: 1.000000
User: admin Custom ID1: Custom ID2: Custom ID3:
Comment:

Int. Std.	In2306	Y_3600	Y_3710	Y_2243
Units	Cts/S	Cts/S	Cts/S	Cts/S
Avg	**4304.2**	**61917.**	**4631.1**	**1427.6**
Stddev	104.5	60.	11.3	36.7
%RSD	2.4283	.09738	.24334	2.5674
#1	4374.6	61847.	4627.3	1455.1
#2	4184.1	61953.	4643.8	1386.0
#3	4353.9	61950.	4622.2	1441.7

Zoom In Zoom Out

Sample Name: jd27714-10 Acquired: 7/8/2021 4:29:11 Type: Unk
Method: SGS NO VALVE3(v105) Mode: CONC Corr. Factor: 1.000000
User: admin Custom ID1: Custom ID2: Custom ID3:
Comment:

Elem	Ag3280	Al3961	As1890	B_2089	Ba4554	Be3130	Bi2230	Ca3179	Cd2288
Units	ppm	ppm	ppm	ppm	ppm	ppm	ppm	ppm	ppm
Avg	**-.0013**	**101.2**	**.0150**	**.0187**	**.6434**	**.0040**	**.1499**	**12.89**	**.0009**
Stddev	.0020	7.3	.0003	.0006	.0453	.0001	.0023	.92	.0002
%RSD	152.6	7.172	1.948	3.034	7.036	1.596	1.521	7.155	26.89
#1	-.0026	97.13	.0153	.0183	.6176	.0040	.1521	12.39	.0010
#2	-.0023	96.89	.0150	.0186	.6169	.0040	.1502	12.33	.0006
#3	.0010	109.6	.0147	.0193	.6956	.0039	.1475	13.95	.0011

Elem	Ce4040	Co2286	Cr2677	Cu3247	Fe2599	K_7664	Li6707	Mg2790	Mn2576
Units	ppm	ppm	ppm	ppm	ppm	ppm	ppm	ppm	ppm
Avg	**.4640**	**.0634**	**.1668**	**.1323**	**129.8**	**22.85**	**.0664**	**22.45**	**3.165**
Stddev	.0026	.0002	.0001	.0019	9.2	1.60	.0052	1.63	.004
%RSD	.5701	.3660	.0653	1.441	7.115	7.003	7.831	7.259	.1119
#1	.4665	.0635	.1669	.1313	124.6	21.93	.0646	21.56	3.167
#2	.4644	.0631	.1667	.1310	124.4	21.93	.0623	21.46	3.161
#3	.4612	.0635	.1668	.1345	140.5	24.70	.0722	24.33	3.166

Elem	Mo2020	Na5895	Ni2316	P_1774	Pb2203	S_1820	Sb2068	Se1960	Si2124
Units	ppm	ppm	ppm	ppm	ppm	ppm	ppm	ppm	ppm
Avg	**.0017**	**1.587**	**.1420**	**2.552**	**.3287**	**.5949**	**-.0023**	**.0018**	**2.366**
Stddev	.0002	.110	.0006	.007	.0016	.0051	.0004	.0038	.030
%RSD	13.88	6.952	.4133	.2946	.4791	.8593	19.19	212.6	1.261
#1	.0018	1.531	.1426	2.544	.3270	.5943	-.0022	-.0014	2.396
#2	.0015	1.516	.1419	2.559	.3290	.6003	-.0028	.0007	2.367
#3	.0020	1.714	.1414	2.553	.3301	.5901	-.0019	.0060	2.336

Elem	Sn1899	Sr4077	Ti3349	Tl1908	V_2924	W_2079	Zn2062	Zr3391
Units	ppm	ppm	ppm	ppm	ppm	ppm	ppm	ppm
Avg	**.0252**	**.0907**	**6.579**	**.0031**	**.1992**	**-.0020**	**.3180**	**.0190**
Stddev	.0012	.0065	.006	.0045	.0002	.0009	.0006	.0008
%RSD	4.948	7.175	.0973	145.3	.1223	47.73	.1894	4.414
#1	.0266	.0870	6.586	.0023	.1992	-.0029	.3177	.0185
#2	.0243	.0869	6.575	-.0010	.1995	-.0010	.3176	.0185
#3	.0246	.0982	6.575	.0078	.1990	-.0020	.3187	.0199

Zoom In Zoom Out

Sample Name: jd27714-10 Acquired: 7/8/2021 4:29:11 Type: Unk
Method: SGS NO VALVE3(v105) Mode: CONC Corr. Factor: 1.000000
User: admin Custom ID1: Custom ID2: Custom ID3:
Comment:

Int. Std.	In2306	Y_3600	Y_3710	Y_2243
Units	Cts/S	Cts/S	Cts/S	Cts/S
Avg	**4388.0**	**61861.**	**4496.9**	**1467.7**
Stddev	3.5	113.	268.5	.9
%RSD	.07918	.18287	5.9711	.06297
#1	4384.8	61850.	4649.9	1467.4
#2	4391.7	61979.	4653.9	1468.8
#3	4387.5	61753.	4186.9	1467.0

Zoom In Zoom Out

Sample Name: jd27714-11 Acquired: 7/8/2021 4:34:13 Type: Unk
Method: SGS NO VALVE3(v105) Mode: CONC Corr. Factor: 1.000000
User: admin Custom ID1: Custom ID2: Custom ID3:
Comment:

Elem	Ag3280	Al3961	As1890	B_2089	Ba4554	Be3130	Bi2230	Ca3179	Cd2288
Units	ppm	ppm	ppm	ppm	ppm	ppm	ppm	ppm	ppm
Avg	**-.0043**	**134.2**	**.0171**	**.0169**	**.9740**	**.0057**	**.2419**	**25.86**	**.0015**
Stddev	.0002	.2	.0005	.0019	.0019	.0001	.0046	.06	.0001
%RSD	3.627	.1438	2.960	11.40	.1927	1.670	1.887	.2277	4.537
#1	-.0042	133.9	.0169	.0163	.9728	.0056	.2368	25.81	.0014
#2	-.0043	134.3	.0167	.0190	.9730	.0056	.2457	25.92	.0015
#3	-.0045	134.3	.0177	.0153	.9762	.0058	.2432	25.84	.0015

Elem	Ce4040	Co2286	Cr2677	Cu3247	Fe2599	K_7664	Li6707	Mg2790	Mn2576
Units	ppm	ppm	ppm	ppm	ppm	ppm	ppm	ppm	ppm
Avg	**.4674**	**.0811**	**.2458**	**.2322**	**189.6**	**43.65**	**.1046**	**38.41**	**3.524**
Stddev	.0009	.0004	.0007	.0004	.4	.07	.0020	.05	.006
%RSD	.2009	.4358	.2977	.1906	.2338	.1505	1.901	.1354	.1797
#1	.4672	.0815	.2450	.2321	189.1	43.58	.1048	38.39	3.519
#2	.4665	.0808	.2464	.2318	189.9	43.71	.1065	38.37	3.531
#3	.4684	.0812	.2459	.2327	189.7	43.66	.1025	38.47	3.523

Elem	Mo2020	Na5895	Ni2316	P_1774	Pb2203	S_1820	Sb2068	Se1960	Si2124
Units	ppm	ppm	ppm	ppm	ppm	ppm	ppm	ppm	ppm
Avg	**.0016**	**1.559**	**.2068**	**2.923**	**.4636**	**1.314**	**-.0031**	**.0013**	**2.203**
Stddev	.0003	.009	.0005	.005	.0020	.004	.0027	.0031	.015
%RSD	16.43	.5502	.2499	.1771	.4398	.3095	86.97	240.1	.6748
#1	.0015	1.559	.2072	2.929	.4617	1.311	-.0047	.0046	2.218
#2	.0018	1.568	.2062	2.922	.4658	1.318	.0000	.0009	2.201
#3	.0013	1.550	.2069	2.919	.4635	1.312	-.0047	-.0016	2.189

Elem	Sn1899	Sr4077	Ti3349	Tl1908	V_2924	W_2079	Zn2062	Zr3391
Units	ppm	ppm	ppm	ppm	ppm	ppm	ppm	ppm
Avg	**.0305**	**.1474**	F **11.41**	**-.0011**	**.2934**	**-.0032**	**.6353**	**.0248**
Stddev	.0005	.0001	.02	.0039	.0004	.0002	.0008	.0003
%RSD	1.795	.0970	.1360	367.6	.1507	6.641	.1262	1.321
#1	.0299	.1473	11.40	.0023	.2930	-.0035	.6360	.0251
#2	.0308	.1473	11.42	-.0000	.2938	-.0031	.6353	.0244
#3	.0308	.1476	11.42	-.0054	.2932	-.0031	.6344	.0248

Zoom In Zoom Out

Sample Name: jd27714-11 Acquired: 7/8/2021 4:34:13 Type: Unk
Method: SGS NO VALVE3(v105) Mode: CONC Corr. Factor: 1.000000
User: admin Custom ID1: Custom ID2: Custom ID3:
Comment:

Int. Std.	In2306	Y_3600	Y_3710	Y_2243
Units	Cts/S	Cts/S	Cts/S	Cts/S
Avg	**4400.9**	**61499.**	**4646.0**	**1448.4**
Stddev	3.7	240.	32.3	2.3
%RSD	.08328	.39104	.69526	.16087
#1	4399.9	61679.	4676.5	1446.3
#2	4397.8	61226.	4612.2	1448.0
#3	4404.9	61592.	4649.5	1450.9

Zoom In Zoom Out

Sample Name: jd27714-12 Acquired: 7/8/2021 4:39:14 Type: Unk
Method: SGS NO VALVE3(v105) Mode: CONC Corr. Factor: 1.000000
User: admin Custom ID1: Custom ID2: Custom ID3:
Comment:

Elem	Ag3280	Al3961	As1890	B_2089	Ba4554	Be3130	Bi2230	Ca3179	Cd2288
Units	ppm	ppm	ppm	ppm	ppm	ppm	ppm	ppm	ppm
Avg	**-.0024**	**125.3**	**.0235**	**.0230**	**.9063**	**.0050**	**.1764**	**47.60**	**.0022**
Stddev	.0003	.1	.0010	.0008	.0010	.0002	.0045	.02	.0000
%RSD	12.04	.0731	4.395	3.592	.1096	4.199	2.533	.0392	1.968
#1	-.0026	125.2	.0245	.0227	.9056	.0049	.1718	47.61	.0021
#2	-.0021	125.3	.0236	.0239	.9074	.0052	.1766	47.58	.0022
#3	-.0026	125.4	.0224	.0223	.9059	.0048	.1807	47.61	.0022

Elem	Ce4040	Co2286	Cr2677	Cu3247	Fe2599	K_7664	Li6707	Mg2790	Mn2576
Units	ppm	ppm	ppm	ppm	ppm	ppm	ppm	ppm	ppm
Avg	**.4687**	**.0813**	**.2178**	**.2745**	**168.5**	**31.26**	**.0955**	**36.88**	**3.865**
Stddev	.0015	.0008	.0004	.0002	.1	.04	.0002	.07	.007
%RSD	.3286	.9715	.1700	.0765	.0333	.1302	.2516	.1796	.1792
#1	.4699	.0822	.2182	.2743	168.6	31.21	.0956	36.88	3.861
#2	.4693	.0811	.2179	.2747	168.5	31.27	.0952	36.82	3.873
#3	.4669	.0807	.2174	.2746	168.5	31.28	.0957	36.95	3.862

Elem	Mo2020	Na5895	Ni2316	P_1774	Pb2203	S_1820	Sb2068	Se1960	Si2124
Units	ppm	ppm	ppm	ppm	ppm	ppm	ppm	ppm	ppm
Avg	**.0035**	**2.766**	**.1990**	**3.558**	**.8611**	**2.360**	**-.0006**	**.0028**	**2.203**
Stddev	.0004	.005	.0005	.012	.0045	.015	.0027	.0024	.020
%RSD	10.60	.1811	.2615	.3391	.5169	.6362	448.6	87.39	.8947
#1	.0036	2.771	.1988	3.571	.8659	2.376	.0017	.0054	2.219
#2	.0030	2.761	.1996	3.552	.8602	2.356	-.0036	.0005	2.208
#3	.0037	2.765	.1986	3.549	.8571	2.347	.0001	.0025	2.181

Elem	Sn1899	Sr4077	Ti3349	Tl1908	V_2924	W_2079	Zn2062	Zr3391
Units	ppm	ppm	ppm	ppm	ppm	ppm	ppm	ppm
Avg	**.0327**	**.2396**	F **8.881**	**.0019**	**.2817**	**-.0039**	**.6503**	**.0344**
Stddev	.0005	.0004	.010	.0038	.0006	.0008	.0030	.0001
%RSD	1.657	.1870	.1099	205.7	.2258	20.24	.4690	.3320
#1	.0329	.2401	8.872	-.0019	.2811	-.0031	.6538	.0342
#2	.0332	.2396	8.891	.0057	.2823	-.0038	.6483	.0344
#3	.0321	.2392	8.878	.0017	.2818	-.0047	.6487	.0345

Zoom In Zoom Out

Sample Name: jd27714-12 Acquired: 7/8/2021 4:39:14 Type: Unk
Method: SGS NO VALVE3(v105) Mode: CONC Corr. Factor: 1.000000
User: admin Custom ID1: Custom ID2: Custom ID3:
Comment:

Int. Std.	In2306	Y_3600	Y_3710	Y_2243
Units	Cts/S	Cts/S	Cts/S	Cts/S
Avg	**4349.9**	**61990.**	**4711.9**	**1446.3**
Stddev	6.5	190.	2.2	4.4
%RSD	.14896	.30718	.04751	.30329
#1	4342.9	62152.	4711.3	1441.6
#2	4355.6	61780.	4710.0	1450.3
#3	4351.3	62036.	4714.3	1447.1

Zoom In Zoom Out

Sample Name: ccv Acquired: 7/8/2021 4:44:17 Type: QC
Method: SGS NO VALVE3(v105) Mode: CONC Corr. Factor: 1.000000
User: admin Custom ID1: Custom ID2: Custom ID3:
Comment:

Elem	Ag3280	Al3961	As1890	B_2089	Ba4554	Be3130	Bi2230	Ca3179	Cd2288
Units	ppm	ppm	ppm	ppm	ppm	ppm	ppm	ppm	ppm
Avg	**.2483**	**40.56**	**2.014**	**2.026**	**2.078**	**1.984**	**2.039**	**38.99**	**2.028**
Stddev	.0009	.03	.004	.003	.004	.003	.004	.07	.004
%RSD	.3513	.0663	.1722	.1279	.1914	.1655	.2111	.1758	.1969
#1	.2493	40.57	2.016	2.028	2.076	1.982	2.038	38.92	2.028
#2	.2476	40.58	2.015	2.023	2.076	1.982	2.044	39.05	2.032
#3	.2480	40.53	2.010	2.026	2.083	1.988	2.035	39.01	2.024
Check ?	Chk Pass	Chk Pass	Chk Pass	Chk Pass	Chk Pass	Chk Pass	Chk Pass	Chk Pass	Chk Pass
Value									
Range									

Elem	Ce4040	Co2286	Cr2677	Cu3247	Fe2599	K_7664	Li6707	Mg2790	Mn2576
Units	ppm	ppm	ppm	ppm	ppm	ppm	ppm	ppm	ppm
Avg	**2.023**	**2.041**	**1.991**	**1.979**	**38.48**	**41.20**	**2.076**	**37.79**	**2.030**
Stddev	.002	.005	.008	.001	.07	.07	.001	.05	.007
%RSD	.1203	.2455	.3946	.0318	.1925	.1786	.0472	.1425	.3309
#1	2.025	2.044	1.998	1.979	38.41	41.12	2.075	37.79	2.036
#2	2.021	2.044	1.992	1.978	38.55	41.21	2.075	37.84	2.032
#3	2.022	2.035	1.983	1.979	38.48	41.26	2.077	37.73	2.023
Check ?	Chk Pass	Chk Pass	Chk Pass	Chk Pass	Chk Pass	Chk Pass	Chk Pass	Chk Pass	Chk Pass
Value									
Range									

Elem	Mo2020	Na5895	Ni2316	P_1774	Pb2203	S_1820	Sb2068	Se1960	Si2124
Units	ppm	ppm	ppm	ppm	ppm	ppm	ppm	ppm	ppm
Avg	**2.050**	**41.54**	**2.053**	**2.039**	**2.056**	**1.985**	**2.034**	**2.002**	**5.034**
Stddev	.006	.06	.005	.005	.003	.004	.005	.007	.009
%RSD	.2740	.1453	.2446	.2528	.1655	.1767	.2308	.3542	.1778
#1	2.053	41.47	2.054	2.040	2.056	1.984	2.037	2.008	5.041
#2	2.054	41.55	2.057	2.044	2.060	1.989	2.036	2.004	5.039
#3	2.044	41.59	2.047	2.034	2.053	1.983	2.028	1.994	5.024
Check ?	Chk Pass	Chk Pass	Chk Pass	Chk Pass	Chk Pass	Chk Pass	Chk Pass	Chk Pass	Chk Pass
Value									
Range									

Zoom In Zoom Out

Sample Name: ccv Acquired: 7/8/2021 4:44:17 Type: QC
Method: SGS NO VALVE3(v105) Mode: CONC Corr. Factor: 1.000000
User: admin Custom ID1: Custom ID2: Custom ID3:
Comment:

Elem	Sn1899	Sr4077	Ti3349	Tl1908	V_2924	W_2079	Zn2062	Zr3391
Units	ppm	ppm	ppm	ppm	ppm	ppm	ppm	ppm
Avg	**2.051**	**2.084**	**2.002**	**2.071**	**2.000**	**2.052**	**2.022**	**2.037**
Stddev	.004	.004	.005	.009	.006	.002	.007	.001
%RSD	.2107	.1742	.2724	.4404	.3175	.0906	.3517	.0602
#1	2.047	2.082	2.008	2.079	2.006	2.054	2.022	2.038
#2	2.055	2.082	2.001	2.073	2.000	2.053	2.029	2.037
#3	2.050	2.088	1.997	2.061	1.994	2.050	2.014	2.036
Check ?	Chk Pass	Chk Pass	Chk Pass	Chk Pass	Chk Pass	Chk Pass	Chk Pass	Chk Pass
Value								
Range								

Int. Std.	In2306	Y_3600	Y_3710	Y_2243
Units	Cts/S	Cts/S	Cts/S	Cts/S
Avg	**4194.9**	**56908.**	**4205.7**	**1328.0**
Stddev	7.7	376.	18.1	3.9
%RSD	.18440	.66119	.43089	.29141
#1	4194.3	56639.	4222.9	1328.6
#2	4187.5	56748.	4186.8	1323.9
#3	4202.9	57338.	4207.4	1331.6

Zoom In Zoom Out

Sample Name: ccb Acquired: 7/8/2021 4:49:09 Type: QC
Method: SGS NO VALVE3(v105) Mode: CONC Corr. Factor: 1.000000
User: admin Custom ID1: Custom ID2: Custom ID3:
Comment:

Elem	Ag3280	Al3961	As1890	B_2089	Ba4554	Be3130	Bi2230	Ca3179
Units	ppm	ppm	ppm	ppm	ppm	ppm	ppm	ppm
Avg	**.0002**	**-.0096**	**.0021**	**.0001**	**.0005**	**.0003**	**.0005**	**-.0057**
Stddev	.0002	.0062	.0007	.0004	.0001	.0001	.0011	.0028
%RSD	82.78	64.35	32.61	332.8	12.86	21.00	223.1	49.06
#1	.0002	-.0025	.0013	-.0002	.0004	.0003	.0018	-.0028
#2	.0000	-.0128	.0022	.0005	.0006	.0004	.0001	-.0084
#3	.0004	-.0136	.0027	.0000	.0005	.0004	-.0003	-.0060
Check ?	Chk Pass	Chk Pass	Chk Pass	Chk Pass	Chk Pass	Chk Pass	Chk Pass	Chk Pass
High Limit								
Low Limit								

Elem	Cd2288	Ce4040	Co2286	Cr2677	Cu3247	Fe2599	K_7664	Li6707
Units	ppm	ppm	ppm	ppm	ppm	ppm	ppm	ppm
Avg	**.0003**	**.0001**	**-.0007**	**.0002**	**-.0000**	**-.0003**	**.0586**	**-.0008**
Stddev	.0003	.0016	.0003	.0001	.0002	.0010	.0111	.0007
%RSD	83.17	1166.	49.01	28.30	1658.	336.0	18.91	84.31
#1	.0006	.0002	-.0006	.0002	.0001	-.0014	.0501	-.0015
#2	.0003	.0017	-.0004	.0001	-.0003	.0006	.0545	-.0007
#3	.0001	-.0015	-.0010	.0002	.0001	-.0001	.0711	-.0002
Check ?	Chk Pass	None	Chk Pass	Chk Pass	Chk Pass	Chk Pass	Chk Pass	Chk Pass
High Limit								
Low Limit								

Elem	Mg2790	Mn2576	Mo2020	Na5895	Ni2316	P_1774	Pb2203	S_1820
Units	ppm	ppm	ppm	ppm	ppm	ppm	ppm	ppm
Avg	**.0294**	**.0001**	**.0005**	**-.0576**	**.0005**	**.0012**	**-.0011**	**-.0006**
Stddev	.0354	.0000	.0002	.0084	.0008	.0017	.0019	.0017
%RSD	120.3	30.10	39.83	14.50	149.3	134.7	172.7	296.2
#1	.0680	.0002	.0005	-.0667	.0004	.0027	-.0017	.0012
#2	-.0015	.0001	.0003	-.0558	.0013	.0016	-.0026	-.0008
#3	.0217	.0001	.0007	-.0503	-.0002	-.0006	.0010	-.0022
Check ?	Chk Pass	Chk Pass	Chk Pass	Chk Pass	Chk Pass	Chk Pass	Chk Pass	Chk Pass
High Limit								
Low Limit								

Zoom In Zoom Out

Sample Name: ccb Acquired: 7/8/2021 4:49:09 Type: QC
Method: SGS NO VALVE3(v105) Mode: CONC Corr. Factor: 1.000000
User: admin Custom ID1: Custom ID2: Custom ID3:
Comment:

Elem	Sb2068	Se1960	Si2124	Sn1899	Sr4077	Ti3349	Tl1908	V_2924
Units	ppm	ppm	ppm	ppm	ppm	ppm	ppm	ppm
Avg	**.0008**	**.0006**	**.0001**	**.0014**	**.0001**	**.0004**	**.0016**	**.0004**
Stddev	.0007	.0021	.0015	.0009	.0001	.0002	.0016	.0004
%RSD	82.59	367.4	1768.	63.22	97.46	52.08	99.34	91.91
#1	.0004	.0029	-.0011	.0004	.0000	.0007	-.0002	.0008
#2	.0015	-.0004	-.0003	.0021	.0002	.0004	.0027	.0004
#3	.0004	-.0009	.0017	.0018	.0001	.0002	.0025	.0001
Check ?	Chk Pass	Chk Pass	Chk Pass	Chk Pass	Chk Pass	Chk Pass	Chk Pass	Chk Pass
High Limit								
Low Limit								

Elem	W_2079	Zn2062	Zr3391
Units	ppm	ppm	ppm
Avg	**.0006**	F **-.0045**	**.0004**
Stddev	.0010	.0002	.0001
%RSD	186.8	4.190	17.42
#1	.0010	-.0043	.0004
#2	-.0006	-.0046	.0004
#3	.0013	-.0046	.0005
Check ?	Chk Pass	Chk Fail	Chk Pass
High Limit		.0020	
Low Limit		-.0020	

Int. Std.	In2306	Y_3600	Y_3710	Y_2243
Units	Cts/S	Cts/S	Cts/S	Cts/S
Avg	**4326.3**	**58684.**	**4245.4**	**1375.5**
Stddev	9.5	157.	23.1	4.1
%RSD	.21900	.26761	.54306	.29756
#1	4326.3	58566.	4243.2	1376.6
#2	4316.8	58625.	4269.5	1371.0
#3	4335.7	58863.	4223.5	1379.0

Zoom In Zoom Out

Sample Name: jd27540-11 Acquired: 7/8/2021 4:54:26 Type: Unk
Method: SGS NO VALVE3(v105) Mode: CONC Corr. Factor: 5.000000
User: admin Custom ID1: Custom ID2: Custom ID3:
Comment:

Elem	Ag3280	Al3961	As1890	B_2089	Ba4554	Be3130	Bi2230	Ca3179	Cd2288
Units	ppm	ppm	ppm	ppm	ppm	ppm	ppm	ppm	ppm
Avg	**-.0001**	**165.1**	**.0315**	**.0209**	**1.135**	**.0068**	**.0888**	**8.138**	**.0030**
Stddev	.0018	.1	.0086	.0019	.001	.0001	.0221	.026	.0026
%RSD	2662.	.0817	27.18	9.003	.1254	1.233	24.91	.3193	86.20
#1	.0010	165.1	.0403	.0203	1.136	.0067	.1072	8.166	.0024
#2	-.0022	164.9	.0312	.0231	1.133	.0068	.0643	8.133	.0059
#3	.0010	165.2	.0232	.0195	1.135	.0069	.0950	8.115	.0008

Elem	Ce4040	Co2286	Cr2677	Cu3247	Fe2599	K_7664	Li6707	Mg2790	Mn2576
Units	ppm	ppm	ppm	ppm	ppm	ppm	ppm	ppm	ppm
Avg	**.7012**	**.0480**	**.2027**	**.0845**	**133.6**	**24.33**	**.2486**	**21.34**	**.7259**
Stddev	.0077	.0017	.0007	.0001	.2	.11	.0048	.22	.0068
%RSD	1.098	3.628	.3478	.1483	.1855	.4669	1.926	1.046	.9338
#1	.7085	.0470	.2034	.0845	133.8	24.40	.2532	21.58	.7257
#2	.7019	.0501	.2020	.0844	133.4	24.40	.2437	21.27	.7327
#3	.6931	.0471	.2025	.0846	133.8	24.20	.2491	21.15	.7192

Elem	Mo2020	Na5895	Ni2316	P_1774	Pb2203	S_1820	Sb2068	Se1960	Si2124
Units	ppm	ppm	ppm	ppm	ppm	ppm	ppm	ppm	ppm
Avg	**.0060**	**1.909**	**.1767**	**1.014**	**.1052**	**2.128**	**-.0022**	**.0063**	**2.623**
Stddev	.0002	.027	.0074	.046	.0080	.087	.0052	.0042	.133
%RSD	3.317	1.406	4.197	4.568	7.618	4.107	243.0	65.63	5.067
#1	.0059	1.913	.1703	.9775	.0961	2.051	.0026	.0086	2.531
#2	.0059	1.881	.1848	1.066	.1111	2.223	-.0078	.0015	2.775
#3	.0062	1.935	.1749	.9976	.1084	2.108	-.0014	.0089	2.563

Elem	Sn1899	Sr4077	Ti3349	Tl1908	V_2924	W_2079	Zn2062	Zr3391
Units	ppm	ppm	ppm	ppm	ppm	ppm	ppm	ppm
Avg	**.0255**	**.0891**	**4.510**	**.0084**	**.2938**	**-.0046**	**.2661**	**.0697**
Stddev	.0034	.0005	.041	.0098	.0019	.0082	.0150	.0009
%RSD	13.46	.5830	.9017	116.7	.6476	178.8	5.652	1.252
#1	.0217	.0885	4.509	.0164	.2935	-.0038	.2539	.0690
#2	.0284	.0896	4.551	.0112	.2958	.0032	.2829	.0707
#3	.0264	.0891	4.470	-.0025	.2920	-.0132	.2616	.0694

Zoom In Zoom Out

Sample Name: jd27540-11 Acquired: 7/8/2021 4:54:26 Type: Unk
Method: SGS NO VALVE3(v105) Mode: CONC Corr. Factor: 5.000000
User: admin Custom ID1: Custom ID2: Custom ID3:
Comment:

Int. Std.	In2306	Y_3600	Y_3710	Y_2243
Units	Cts/S	Cts/S	Cts/S	Cts/S
Avg	**4276.6**	**59886.**	**4425.2**	**1393.4**
Stddev	158.1	501.	29.8	57.3
%RSD	3.6970	.83607	.67236	4.1121
#1	4402.7	59819.	4418.8	1440.5
#2	4099.2	59422.	4399.3	1329.6
#3	4327.9	60416.	4457.7	1410.0

Zoom In Zoom Out

Sample Name: jd27540-12 Acquired: 7/8/2021 4:59:34 Type: Unk
Method: SGS NO VALVE3(v105) Mode: CONC Corr. Factor: 5.000000
User: admin Custom ID1: Custom ID2: Custom ID3:
Comment:

Elem	Ag3280	Al3961	As1890	B_2089	Ba4554	Be3130	Bi2230	Ca3179	Cd2288
Units	ppm	ppm	ppm	ppm	ppm	ppm	ppm	ppm	ppm
Avg	**-.0010**	**113.5**	**.0171**	**.0089**	**.7160**	**.0045**	**.1929**	**23.09**	**.0011**
Stddev	.0008	.4	.0007	.0047	.0018	.0007	.0021	.10	.0012
%RSD	75.96	.3124	3.961	53.21	.2460	15.39	1.072	.4532	113.1
#1	-.0013	113.1	.0169	.0144	.7144	.0045	.1953	22.97	.0002
#2	-.0015	113.7	.0178	.0062	.7179	.0052	.1919	23.17	.0005
#3	-.0001	113.7	.0165	.0062	.7158	.0038	.1915	23.14	.0024

Elem	Ce4040	Co2286	Cr2677	Cu3247	Fe2599	K_7664	Li6707	Mg2790	Mn2576
Units	ppm	ppm	ppm	ppm	ppm	ppm	ppm	ppm	ppm
Avg	**.4756**	**.1078**	**.2482**	**.1882**	**201.4**	**35.24**	**.1223**	**43.60**	**2.096**
Stddev	.0178	.0029	.0008	.0003	.6	.35	.0114	.22	.005
%RSD	3.751	2.698	.3366	.1823	.3192	.9971	9.327	.5029	.2173
#1	.4731	.1057	.2479	.1885	200.9	34.83	.1233	43.35	2.091
#2	.4591	.1112	.2476	.1881	201.3	35.44	.1105	43.74	2.097
#3	.4945	.1066	.2492	.1879	202.1	35.43	.1332	43.72	2.100

Elem	Mo2020	Na5895	Ni2316	P_1774	Pb2203	S_1820	Sb2068	Se1960	Si2124
Units	ppm	ppm	ppm	ppm	ppm	ppm	ppm	ppm	ppm
Avg	**.0079**	**1.652**	**.2470**	**4.425**	**.0440**	**.4523**	**.0080**	**.0049**	**2.061**
Stddev	.0009	.050	.0020	.041	.0024	.0110	.0047	.0159	.012
%RSD	11.14	3.027	.8277	.9183	5.495	2.424	58.74	326.3	.5693
#1	.0080	1.602	.2456	4.390	.0467	.4400	.0032	.0030	2.061
#2	.0087	1.702	.2460	4.416	.0430	.4559	.0126	.0216	2.049
#3	.0070	1.652	.2493	4.470	.0422	.4610	.0081	-.0100	2.073

Elem	Sn1899	Sr4077	Ti3349	Tl1908	V_2924	W_2079	Zn2062	Zr3391
Units	ppm	ppm	ppm	ppm	ppm	ppm	ppm	ppm
Avg	**.0113**	**.1066**	**9.876**	**.0062**	**.3346**	**-.0109**	**.3583**	**.0355**
Stddev	.0037	.0006	.008	.0053	.0002	.0052	.0028	.0008
%RSD	32.92	.5809	.0781	85.72	.0678	47.65	.7900	2.140
#1	.0129	.1073	9.867	.0002	.3344	-.0167	.3565	.0364
#2	.0140	.1061	9.879	.0103	.3349	-.0066	.3567	.0350
#3	.0071	.1065	9.882	.0082	.3345	-.0094	.3615	.0350

Zoom In Zoom Out

Sample Name: jd27540-12 Acquired: 7/8/2021 4:59:34 Type: Unk
Method: SGS NO VALVE3(v105) Mode: CONC Corr. Factor: 5.000000
User: admin Custom ID1: Custom ID2: Custom ID3:
Comment:

Int. Std.	In2306	Y_3600	Y_3710	Y_2243
Units	Cts/S	Cts/S	Cts/S	Cts/S
Avg	**4279.2**	**59339.**	**4339.5**	**1372.4**
Stddev	27.7	267.	28.4	9.8
%RSD	.64678	.44947	.65514	.71109
#1	4302.7	59600.	4370.3	1380.8
#2	4286.3	59351.	4333.8	1374.7
#3	4248.7	59067.	4314.3	1361.7

Zoom In Zoom Out

Sample Name: jd27540-13 Acquired: 7/8/2021 5:04:43 Type: Unk
Method: SGS NO VALVE3(v105) Mode: CONC Corr. Factor: 5.000000
User: admin Custom ID1: Custom ID2: Custom ID3:
Comment:

Elem	Ag3280	Al3961	As1890	B_2089	Ba4554	Be3130	Bi2230	Ca3179	Cd2288
Units	ppm	ppm	ppm	ppm	ppm	ppm	ppm	ppm	ppm
Avg	**.0155**	**90.23**	**.0580**	**.0385**	**1.112**	**.0059**	**.0730**	**192.8**	**.0042**
Stddev	.0014	.75	.0072	.0002	.009	.0007	.0130	1.6	.0012
%RSD	9.158	.8288	12.40	.4970	.7813	12.51	17.84	.8488	27.72
#1	.0162	89.60	.0499	.0383	1.105	.0054	.0680	191.3	.0029
#2	.0138	90.02	.0636	.0387	1.110	.0055	.0878	192.5	.0045
#3	.0164	91.05	.0604	.0384	1.122	.0067	.0632	194.5	.0051

Elem	Ce4040	Co2286	Cr2677	Cu3247	Fe2599	K_7664	Li6707	Mg2790	Mn2576
Units	ppm	ppm	ppm	ppm	ppm	ppm	ppm	ppm	ppm
Avg	**.4892**	**.0935**	**.1792**	**1.849**	**124.5**	**11.45**	**.1323**	**99.01**	**6.893**
Stddev	.0021	.0007	.0008	.024	1.2	.17	.0075	.69	.066
%RSD	.4263	.7941	.4394	1.288	.9609	1.508	5.702	.6963	.9570
#1	.4916	.0942	.1789	1.827	123.5	11.29	.1295	98.22	6.822
#2	.4881	.0927	.1801	1.848	124.1	11.43	.1265	99.27	6.906
#3	.4879	.0936	.1787	1.874	125.8	11.63	.1408	99.53	6.952

Elem	Mo2020	Na5895	Ni2316	P_1774	Pb2203	S_1820	Sb2068	Se1960	Si2124
Units	ppm	ppm	ppm	ppm	ppm	ppm	ppm	ppm	ppm
Avg	**.0189**	**2.208**	**.1417**	**3.877**	**3.844**	**8.813**	**.0560**	**.0093**	**2.549**
Stddev	.0016	.025	.0015	.036	.034	.050	.0063	.0178	.011
%RSD	8.256	1.116	1.037	.9239	.8725	.5721	11.18	190.7	.4379
#1	.0192	2.180	.1404	3.848	3.812	8.762	.0630	.0284	2.538
#2	.0173	2.216	.1433	3.867	3.842	8.814	.0510	.0063	2.551
#3	.0204	2.227	.1413	3.917	3.879	8.863	.0541	-.0068	2.560

Elem	Sn1899	Sr4077	Ti3349	Tl1908	V_2924	W_2079	Zn2062	Zr3391
Units	ppm	ppm	ppm	ppm	ppm	ppm	ppm	ppm
Avg	**.2047**	**.3396**	**3.588**	**-.0034**	**.2603**	**-.0044**	**1.419**	**.0380**
Stddev	.0046	.0024	.030	.0078	.0020	.0106	.009	.0004
%RSD	2.251	.7112	.8421	228.2	.7797	239.1	.6500	1.015
#1	.2011	.3384	3.556	-.0110	.2580	-.0145	1.413	.0378
#2	.2099	.3381	3.593	.0046	.2619	.0066	1.415	.0378
#3	.2032	.3424	3.616	-.0038	.2611	-.0054	1.430	.0385

Zoom In Zoom Out

Sample Name: jd27540-13 Acquired: 7/8/2021 5:04:43 Type: Unk
Method: SGS NO VALVE3(v105) Mode: CONC Corr. Factor: 5.000000
User: admin Custom ID1: Custom ID2: Custom ID3:
Comment:

Int. Std.	In2306	Y_3600	Y_3710	Y_2243
Units	Cts/S	Cts/S	Cts/S	Cts/S
Avg	**4237.8**	**58129.**	**4295.8**	**1367.3**
Stddev	29.2	178.	17.7	12.2
%RSD	.68815	.30665	.41242	.89072
#1	4204.2	58130.	4316.1	1353.3
#2	4252.0	57951.	4287.4	1372.8
#3	4257.0	58308.	4283.7	1375.7

Zoom In Zoom Out

Sample Name: jd27540-14 Acquired: 7/8/2021 5:09:49 Type: Unk
Method: SGS NO VALVE3(v105) Mode: CONC Corr. Factor: 5.000000
User: admin Custom ID1: Custom ID2: Custom ID3:
Comment:

Elem	Ag3280	Al3961	As1890	B_2089	Ba4554	Be3130	Bi2230	Ca3179	Cd2288
Units	ppm	ppm	ppm	ppm	ppm	ppm	ppm	ppm	ppm
Avg	**-.0017**	**79.24**	**.0168**	**.0017**	**.7106**	**.0041**	**.1710**	**15.79**	**.0016**
Stddev	.0014	1.08	.0159	.0024	.0082	.0009	.0149	.20	.0013
%RSD	81.25	1.361	94.83	141.7	1.147	21.68	8.717	1.269	77.42
#1	-.0004	79.86	.0122	.0045	.7151	.0031	.1551	15.89	.0006
#2	-.0017	79.86	.0345	.0001	.7155	.0045	.1846	15.92	.0030
#3	-.0032	78.00	.0037	.0005	.7012	.0047	.1734	15.56	.0013

Elem	Ce4040	Co2286	Cr2677	Cu3247	Fe2599	K_7664	Li6707	Mg2790	Mn2576
Units	ppm	ppm	ppm	ppm	ppm	ppm	ppm	ppm	ppm
Avg	**.5733**	**.0567**	**.1651**	**.1415**	**128.7**	**34.56**	**.0720**	**25.83**	**2.238**
Stddev	.0140	.0016	.0066	.0039	1.7	.33	.0038	.13	.060
%RSD	2.441	2.862	3.992	2.731	1.313	.9631	5.293	.5203	2.705
#1	.5595	.0580	.1585	.1380	129.8	34.76	.0753	25.95	2.177
#2	.5874	.0549	.1716	.1457	129.5	34.75	.0729	25.87	2.298
#3	.5731	.0573	.1652	.1408	126.8	34.18	.0678	25.69	2.239

Elem	Mo2020	Na5895	Ni2316	P_1774	Pb2203	S_1820	Sb2068	Se1960	Si2124
Units	ppm	ppm	ppm	ppm	ppm	ppm	ppm	ppm	ppm
Avg	**.0027**	**1.491**	**.1496**	**3.471**	**.0276**	**.2986**	**.0043**	**.0115**	**2.011**
Stddev	.0012	.051	.0012	.018	.0033	.0079	.0085	.0081	.016
%RSD	42.58	3.444	.8184	.5048	12.05	2.640	195.8	70.41	.8152
#1	.0021	1.550	.1510	3.476	.0312	.2897	-.0054	.0207	2.016
#2	.0020	1.465	.1487	3.452	.0247	.3049	.0104	.0075	1.993
#3	.0041	1.457	.1490	3.485	.0270	.3011	.0080	.0061	2.025

Elem	Sn1899	Sr4077	Ti3349	Tl1908	V_2924	W_2079	Zn2062	Zr3391
Units	ppm	ppm	ppm	ppm	ppm	ppm	ppm	ppm
Avg	**.0201**	**.0641**	**8.022**	**.0049**	**.2323**	**-.0030**	**.2394**	**.0290**
Stddev	.0045	.0010	.222	.0166	.0059	.0050	.0015	.0003
%RSD	22.35	1.600	2.763	338.5	2.544	163.2	.6154	1.174
#1	.0228	.0652	7.805	.0226	.2268	-.0082	.2384	.0286
#2	.0226	.0640	8.248	.0024	.2386	-.0026	.2388	.0293
#3	.0149	.0631	8.014	-.0103	.2315	.0017	.2411	.0290

Zoom In Zoom Out

Sample Name: jd27540-14 Acquired: 7/8/2021 5:09:49 Type: Unk
Method: SGS NO VALVE3(v105) Mode: CONC Corr. Factor: 5.000000
User: admin Custom ID1: Custom ID2: Custom ID3:
Comment:

Int. Std.	In2306	Y_3600	Y_3710	Y_2243
Units	Cts/S	Cts/S	Cts/S	Cts/S
Avg	**4338.3**	**59921.**	**4336.2**	**1396.7**
Stddev	19.3	1341.	48.1	7.5
%RSD	.44446	2.2385	1.1087	.53985
#1	4349.6	61317.	4299.4	1402.9
#2	4349.2	58642.	4318.6	1398.9
#3	4316.0	59806.	4390.6	1388.3

Zoom In Zoom Out

Sample Name: jd27540-15 Acquired: 7/8/2021 5:14:59 Type: Unk
Method: SGS NO VALVE3(v105) Mode: CONC Corr. Factor: 5.000000
User: admin Custom ID1: Custom ID2: Custom ID3:
Comment:

Elem	Ag3280	Al3961	As1890	B_2089	Ba4554	Be3130	Bi2230	Ca3179	Cd2288
Units	ppm	ppm	ppm	ppm	ppm	ppm	ppm	ppm	ppm
Avg	**-.0018**	**111.7**	**.0219**	**.0065**	**.7443**	**.0056**	**.1495**	**17.70**	**.0021**
Stddev	.0008	3.0	.0037	.0049	.0200	.0004	.0060	.47	.0004
%RSD	43.72	2.686	16.66	74.42	2.686	6.755	4.015	2.668	19.36
#1	-.0013	113.2	.0180	.0021	.7562	.0060	.1480	17.95	.0025
#2	-.0014	113.5	.0252	.0058	.7555	.0053	.1445	18.00	.0021
#3	-.0027	108.2	.0227	.0117	.7212	.0054	.1562	17.16	.0017

Elem	Ce4040	Co2286	Cr2677	Cu3247	Fe2599	K_7664	Li6707	Mg2790	Mn2576
Units	ppm	ppm	ppm	ppm	ppm	ppm	ppm	ppm	ppm
Avg	**.6209**	**.0464**	**.2324**	**.1792**	**122.0**	**29.15**	**.0843**	**27.81**	**1.866**
Stddev	.0038	.0013	.0011	.0014	3.1	.83	.0038	.50	.002
%RSD	.6080	2.745	.4913	.7963	2.508	2.864	4.519	1.781	.1236
#1	.6188	.0478	.2332	.1790	123.7	29.58	.0809	27.90	1.865
#2	.6253	.0453	.2330	.1807	123.8	29.67	.0884	28.25	1.864
#3	.6187	.0460	.2311	.1778	118.4	28.18	.0836	27.27	1.868

Elem	Mo2020	Na5895	Ni2316	P_1774	Pb2203	S_1820	Sb2068	Se1960	Si2124
Units	ppm	ppm	ppm	ppm	ppm	ppm	ppm	ppm	ppm
Avg	**.0062**	**3.049**	**.1431**	**4.605**	**.0525**	**.2157**	**.0037**	**.0125**	**1.823**
Stddev	.0030	.100	.0015	.049	.0050	.0034	.0112	.0165	.026
%RSD	47.94	3.286	1.040	1.057	9.518	1.571	300.6	131.6	1.434
#1	.0036	3.088	.1446	4.661	.0497	.2184	.0138	.0115	1.853
#2	.0054	3.124	.1417	4.578	.0496	.2169	.0055	.0294	1.807
#3	.0094	2.935	.1429	4.576	.0583	.2119	-.0082	-.0034	1.809

Elem	Sn1899	Sr4077	Ti3349	Tl1908	V_2924	W_2079	Zn2062	Zr3391
Units	ppm	ppm	ppm	ppm	ppm	ppm	ppm	ppm
Avg	**.0178**	**.0785**	**7.621**	**-.0006**	**.2469**	**-.0079**	**.2670**	**.0371**
Stddev	.0012	.0024	.009	.0070	.0002	.0058	.0025	.0011
%RSD	6.857	3.089	.1196	1243.	.0877	73.39	.9276	3.015
#1	.0169	.0795	7.627	-.0080	.2467	-.0096	.2698	.0360
#2	.0192	.0802	7.611	.0006	.2471	-.0125	.2660	.0383
#3	.0173	.0757	7.625	.0057	.2468	-.0014	.2652	.0371

Zoom In Zoom Out

Sample Name: jd27540-15 Acquired: 7/8/2021 5:14:59 Type: Unk
Method: SGS NO VALVE3(v105) Mode: CONC Corr. Factor: 5.000000
User: admin Custom ID1: Custom ID2: Custom ID3:
Comment:

Int. Std.	In2306	Y_3600	Y_3710	Y_2243
Units	Cts/S	Cts/S	Cts/S	Cts/S
Avg	**4307.7**	**60483.**	**4413.5**	**1394.5**
Stddev	36.6	93.	99.5	12.4
%RSD	.85068	.15345	2.2553	.88796
#1	4267.7	60419.	4367.9	1381.1
#2	4315.4	60590.	4344.9	1397.1
#3	4339.8	60441.	4527.6	1405.4

Zoom In Zoom Out

Sample Name: jd27540-16 Acquired: 7/8/2021 5:20:09 Type: Unk
Method: SGS NO VALVE3(v105) Mode: CONC Corr. Factor: 5.000000
User: admin Custom ID1: Custom ID2: Custom ID3:
Comment:

Elem	Ag3280	Al3961	As1890	B_2089	Ba4554	Be3130	Bi2230	Ca3179	Cd2288
Units	ppm	ppm	ppm	ppm	ppm	ppm	ppm	ppm	ppm
Avg	**-.0045**	**130.8**	**.0294**	**.0054**	**.9961**	**.0064**	**.2206**	**25.58**	**.0027**
Stddev	.0019	.8	.0040	.0051	.0077	.0009	.0120	.22	.0012
%RSD	40.91	.6411	13.51	94.77	.7774	14.17	5.446	.8691	45.01
#1	-.0028	130.0	.0264	.0038	.9879	.0054	.2255	25.39	.0013
#2	-.0065	130.8	.0279	.0013	.9969	.0072	.2069	25.51	.0035
#3	-.0043	131.6	.0339	.0111	1.003	.0065	.2293	25.82	.0034

Elem	Ce4040	Co2286	Cr2677	Cu3247	Fe2599	K_7664	Li6707	Mg2790	Mn2576
Units	ppm	ppm	ppm	ppm	ppm	ppm	ppm	ppm	ppm
Avg	**.7130**	**.1322**	**.7941**	**.3650**	**215.8**	**40.18**	**.1103**	**85.35**	**5.084**
Stddev	.0165	.0033	.0104	.0053	1.2	.31	.0037	.42	.064
%RSD	2.313	2.491	1.307	1.443	.5382	.7656	3.357	.4978	1.264
#1	.6942	.1303	.7822	.3589	214.6	39.93	.1115	85.14	5.013
#2	.7248	.1360	.7994	.3681	215.7	40.09	.1061	85.07	5.102
#3	.7201	.1303	.8008	.3679	217.0	40.53	.1131	85.84	5.138

Elem	Mo2020	Na5895	Ni2316	P_1774	Pb2203	S_1820	Sb2068	Se1960	Si2124
Units	ppm	ppm	ppm	ppm	ppm	ppm	ppm	ppm	ppm
Avg	**.0083**	**9.696**	**.6621**	**5.924**	**.0383**	**.1389**	**-.0013**	**.0063**	**1.680**
Stddev	.0012	.098	.0103	.106	.0039	.0028	.0117	.0079	.040
%RSD	14.84	1.006	1.562	1.784	10.26	2.011	929.6	125.5	2.395
#1	.0069	9.585	.6509	5.808	.0352	.1391	-.0115	.0131	1.637
#2	.0089	9.768	.6713	6.015	.0427	.1416	.0115	.0082	1.717
#3	.0091	9.734	.6641	5.949	.0369	.1360	-.0037	-.0024	1.686

Elem	Sn1899	Sr4077	Ti3349	Tl1908	V_2924	W_2079	Zn2062	Zr3391
Units	ppm	ppm	ppm	ppm	ppm	ppm	ppm	ppm
Avg	**.0199**	**.1248**	**12.51**	**.0080**	**.4164**	**-.0077**	**.4651**	**.0209**
Stddev	.0045	.0005	.15	.0172	.0054	.0059	.0097	.0009
%RSD	22.63	.4233	1.182	216.1	1.296	76.47	2.091	4.209
#1	.0169	.1243	12.35	.0244	.4114	-.0143	.4545	.0214
#2	.0251	.1248	12.54	-.0099	.4156	-.0029	.4736	.0199
#3	.0177	.1254	12.65	.0094	.4221	-.0059	.4674	.0215

Zoom In Zoom Out

Sample Name: jd27540-16 Acquired: 7/8/2021 5:20:09 Type: Unk
Method: SGS NO VALVE3(v105) Mode: CONC Corr. Factor: 5.000000
User: admin Custom ID1: Custom ID2: Custom ID3:
Comment:

Int. Std.	In2306	Y_3600	Y_3710	Y_2243
Units	Cts/S	Cts/S	Cts/S	Cts/S
Avg	**4289.0**	**59774.**	**4363.8**	**1381.3**
Stddev	43.8	217.	41.7	15.3
%RSD	1.0208	.36314	.95616	1.1041
#1	4333.6	59670.	4315.7	1396.4
#2	4246.1	59629.	4385.6	1365.9
#3	4287.3	60024.	4390.1	1381.6

Zoom In Zoom Out

Sample Name: jd27540-17 Acquired: 7/8/2021 5:25:16 Type: Unk
Method: SGS NO VALVE3(v105) Mode: CONC Corr. Factor: 5.000000
User: admin Custom ID1: Custom ID2: Custom ID3:
Comment:

Elem	Ag3280	Al3961	As1890	B_2089	Ba4554	Be3130	Bi2230	Ca3179	Cd2288
Units	ppm	ppm	ppm	ppm	ppm	ppm	ppm	ppm	ppm
Avg	**-.0004**	**94.43**	**.0228**	**.0144**	**.6833**	**.0054**	**.1788**	**135.1**	**.0020**
Stddev	.0005	.34	.0054	.0013	.0013	.0002	.0044	.2	.0005
%RSD	139.5	.3651	23.75	9.074	.1836	4.433	2.460	.1434	23.94
#1	-.0001	94.05	.0171	.0159	.6834	.0057	.1739	135.0	.0017
#2	-.0000	94.72	.0279	.0135	.6845	.0052	.1826	135.3	.0025
#3	-.0010	94.53	.0234	.0138	.6820	.0054	.1798	134.9	.0017

Elem	Ce4040	Co2286	Cr2677	Cu3247	Fe2599	K_7664	Li6707	Mg2790	Mn2576
Units	ppm	ppm	ppm	ppm	ppm	ppm	ppm	ppm	ppm
Avg	**.6173**	**.0751**	**.1895**	**.1922**	**140.3**	**30.58**	**.0876**	**91.83**	**1.780**
Stddev	.0098	.0005	.0016	.0015	.2	.12	.0065	.27	.001
%RSD	1.591	.6970	.8444	.7822	.1769	.4056	7.412	.2957	.0681
#1	.6219	.0749	.1907	.1939	140.2	30.44	.0861	91.73	1.781
#2	.6060	.0747	.1902	.1916	140.6	30.64	.0820	91.62	1.780
#3	.6239	.0757	.1877	.1911	140.1	30.66	.0947	92.14	1.779

Elem	Mo2020	Na5895	Ni2316	P_1774	Pb2203	S_1820	Sb2068	Se1960	Si2124
Units	ppm	ppm	ppm	ppm	ppm	ppm	ppm	ppm	ppm
Avg	**.0064**	**1.546**	**.1615**	**4.484**	**.3104**	**1.096**	**-.0017**	**.0108**	**2.128**
Stddev	.0007	.053	.0028	.021	.0055	.015	.0029	.0036	.016
%RSD	11.49	3.452	1.706	.4604	1.757	1.381	170.4	33.57	.7523
#1	.0066	1.487	.1625	4.501	.3133	1.114	.0013	.0123	2.137
#2	.0070	1.559	.1584	4.491	.3041	1.088	-.0020	.0134	2.137
#3	.0056	1.591	.1636	4.461	.3137	1.087	-.0045	.0067	2.109

Elem	Sn1899	Sr4077	Ti3349	Tl1908	V_2924	W_2079	Zn2062	Zr3391
Units	ppm	ppm	ppm	ppm	ppm	ppm	ppm	ppm
Avg	**.0195**	**.1386**	**7.897**	**.0011**	**.2784**	**-.0132**	**.3529**	**.0471**
Stddev	.0054	.0005	.013	.0070	.0015	.0073	.0014	.0009
%RSD	27.80	.3906	.1596	618.3	.5428	55.39	.3919	1.923
#1	.0170	.1393	7.904	-.0014	.2774	-.0194	.3545	.0463
#2	.0157	.1383	7.906	-.0043	.2776	-.0052	.3519	.0469
#3	.0257	.1384	7.883	.0091	.2801	-.0150	.3522	.0481

Zoom In Zoom Out

Sample Name: jd27540-17 Acquired: 7/8/2021 5:25:16 Type: Unk
Method: SGS NO VALVE3(v105) Mode: CONC Corr. Factor: 5.000000
User: admin Custom ID1: Custom ID2: Custom ID3:
Comment:

Int. Std.	In2306	Y_3600	Y_3710	Y_2243
Units	Cts/S	Cts/S	Cts/S	Cts/S
Avg	**4271.6**	**58678.**	**4310.2**	**1377.1**
Stddev	10.0	199.	17.4	.9
%RSD	.23484	.33873	.40483	.06518
#1	4271.4	58734.	4330.3	1376.9
#2	4261.7	58457.	4298.8	1376.4
#3	4281.8	58842.	4301.6	1378.1

Zoom In Zoom Out

Sample Name: jd27540-18 Acquired: 7/8/2021 5:30:24 Type: Unk
Method: SGS NO VALVE3(v105) Mode: CONC Corr. Factor: 5.000000
User: admin Custom ID1: Custom ID2: Custom ID3:
Comment:

Elem	Ag3280	Al3961	As1890	B_2089	Ba4554	Be3130	Bi2230	Ca3179	Cd2288
Units	ppm	ppm	ppm	ppm	ppm	ppm	ppm	ppm	ppm
Avg	**.0017**	**115.8**	**.0913**	**.0320**	**1.578**	**.0054**	**.1513**	**177.0**	**.0038**
Stddev	.0026	.1	.0128	.0038	.002	.0003	.0043	.4	.0005
%RSD	151.4	.1131	14.04	11.99	.1304	6.324	2.831	.2136	13.75
#1	-.0010	115.9	.0819	.0297	1.580	.0058	.1546	176.6	.0034
#2	.0019	115.6	.0860	.0364	1.577	.0052	.1528	177.1	.0037
#3	.0043	115.8	.1058	.0298	1.576	.0052	.1465	177.4	.0044

Elem	Ce4040	Co2286	Cr2677	Cu3247	Fe2599	K_7664	Li6707	Mg2790	Mn2576
Units	ppm	ppm	ppm	ppm	ppm	ppm	ppm	ppm	ppm
Avg	**.3855**	**.0560**	**.2196**	**.3616**	**168.7**	**21.98**	**.1025**	**44.71**	**2.434**
Stddev	.0147	.0020	.0003	.0005	.4	.13	.0045	.47	.004
%RSD	3.823	3.588	.1512	.1475	.2512	.5786	4.435	1.041	.1450
#1	.3893	.0551	.2193	.3610	168.2	21.86	.1069	44.95	2.434
#2	.3692	.0545	.2199	.3617	168.9	21.96	.0978	45.00	2.437
#3	.3979	.0582	.2197	.3620	169.0	22.12	.1028	44.17	2.430

Elem	Mo2020	Na5895	Ni2316	P_1774	Pb2203	S_1820	Sb2068	Se1960	Si2124
Units	ppm	ppm	ppm	ppm	ppm	ppm	ppm	ppm	ppm
Avg	**.0134**	**1.504**	**.1816**	**14.12**	**7.226**	**23.23**	**.0017**	**.0102**	**2.237**
Stddev	.0013	.024	.0033	.12	.088	.20	.0024	.0019	.014
%RSD	9.888	1.592	1.798	.8501	1.220	.8579	144.7	18.33	.6139
#1	.0131	1.531	.1784	14.03	7.184	23.08	.0008	.0120	2.237
#2	.0148	1.497	.1814	14.06	7.166	23.15	-.0002	.0105	2.223
#3	.0122	1.485	.1849	14.25	7.327	23.46	.0044	.0082	2.251

Elem	Sn1899	Sr4077	Ti3349	Tl1908	V_2924	W_2079	Zn2062	Zr3391
Units	ppm	ppm	ppm	ppm	ppm	ppm	ppm	ppm
Avg	**.1064**	**.3394**	**6.520**	**-.0058**	**.2502**	**-.0109**	**1.751**	**.0336**
Stddev	.0017	.0009	.003	.0194	.0014	.0047	.019	.0006
%RSD	1.597	.2597	.0392	333.7	.5617	43.60	1.096	1.767
#1	.1051	.3387	6.520	.0076	.2504	-.0158	1.739	.0343
#2	.1083	.3392	6.522	.0030	.2515	-.0104	1.741	.0333
#3	.1057	.3404	6.517	-.0280	.2487	-.0064	1.773	.0333

Zoom In Zoom Out

Sample Name: jd27540-18 Acquired: 7/8/2021 5:30:24 Type: Unk
Method: SGS NO VALVE3(v105) Mode: CONC Corr. Factor: 5.000000
User: admin Custom ID1: Custom ID2: Custom ID3:
Comment:

Int. Std.	In2306	Y_3600	Y_3710	Y_2243
Units	Cts/S	Cts/S	Cts/S	Cts/S
Avg	**4273.4**	**58891.**	**4296.3**	**1374.8**
Stddev	39.7	191.	18.8	11.3
%RSD	.92880	.32489	.43668	.82440
#1	4292.4	58843.	4316.5	1379.4
#2	4300.1	58729.	4279.4	1383.1
#3	4227.8	59102.	4293.1	1361.9

Zoom In Zoom Out

Sample Name: ccv Acquired: 7/8/2021 5:35:29 Type: QC
Method: SGS NO VALVE3(v105) Mode: CONC Corr. Factor: 1.000000
User: admin Custom ID1: Custom ID2: Custom ID3:
Comment:

Elem	Ag3280	Al3961	As1890	B_2089	Ba4554	Be3130	Bi2230	Ca3179	Cd2288
Units	ppm	ppm	ppm	ppm	ppm	ppm	ppm	ppm	ppm
Avg	**.2468**	**40.48**	**2.022**	**2.025**	**2.069**	**1.978**	**2.041**	**38.83**	**2.029**
Stddev	.0006	.14	.003	.003	.003	.004	.004	.11	.003
%RSD	.2409	.3523	.1393	.1540	.1457	.2152	.2060	.2927	.1355
#1	.2469	40.49	2.025	2.025	2.069	1.979	2.046	38.75	2.032
#2	.2461	40.62	2.019	2.023	2.072	1.982	2.038	38.96	2.026
#3	.2473	40.34	2.022	2.029	2.066	1.974	2.038	38.79	2.030
Check ?	Chk Pass	Chk Pass	Chk Pass	Chk Pass	Chk Pass	Chk Pass	Chk Pass	Chk Pass	Chk Pass
Value									
Range									

Elem	Ce4040	Co2286	Cr2677	Cu3247	Fe2599	K_7664	Li6707	Mg2790	Mn2576
Units	ppm	ppm	ppm	ppm	ppm	ppm	ppm	ppm	ppm
Avg	**2.016**	**2.050**	**1.985**	**1.968**	**38.44**	**41.03**	**2.072**	**37.56**	**2.028**
Stddev	.001	.000	.004	.001	.07	.09	.005	.14	.003
%RSD	.0684	.0117	.2184	.0672	.1783	.2217	.2278	.3671	.1554
#1	2.018	2.050	1.987	1.967	38.40	41.12	2.072	37.44	2.030
#2	2.015	2.050	1.980	1.969	38.52	41.02	2.077	37.71	2.024
#3	2.016	2.050	1.987	1.969	38.41	40.94	2.067	37.53	2.030
Check ?	Chk Pass	Chk Pass	Chk Pass	Chk Pass	Chk Pass	Chk Pass	Chk Pass	Chk Pass	Chk Pass
Value									
Range									

Elem	Mo2020	Na5895	Ni2316	P_1774	Pb2203	S_1820	Sb2068	Se1960	Si2124
Units	ppm	ppm	ppm	ppm	ppm	ppm	ppm	ppm	ppm
Avg	**2.053**	**41.56**	**2.063**	**2.043**	**2.065**	**1.991**	**2.036**	**2.013**	**5.052**
Stddev	.002	.12	.002	.006	.001	.006	.004	.002	.010
%RSD	.0969	.2943	.0757	.2857	.0692	.2864	.1705	.1178	.1925
#1	2.055	41.50	2.064	2.044	2.066	1.991	2.039	2.012	5.057
#2	2.051	41.71	2.062	2.037	2.065	1.985	2.032	2.012	5.041
#3	2.054	41.49	2.065	2.048	2.063	1.997	2.038	2.016	5.058
Check ?	Chk Pass	Chk Pass	Chk Pass	Chk Pass	Chk Pass	Chk Pass	Chk Pass	Chk Pass	Chk Pass
Value									
Range									

Zoom In Zoom Out

Sample Name: ccv Acquired: 7/8/2021 5:35:29 Type: QC
Method: SGS NO VALVE3(v105) Mode: CONC Corr. Factor: 1.000000
User: admin Custom ID1: Custom ID2: Custom ID3:
Comment:

Elem	Sn1899	Sr4077	Ti3349	Tl1908	V_2924	W_2079	Zn2062	Zr3391
Units	ppm	ppm	ppm	ppm	ppm	ppm	ppm	ppm
Avg	**2.057**	**2.077**	**1.995**	**2.078**	**1.998**	**2.058**	**2.034**	**2.037**
Stddev	.002	.005	.003	.001	.001	.009	.003	.001
%RSD	.0726	.2352	.1375	.0649	.0497	.4106	.1630	.0449
#1	2.057	2.075	1.997	2.077	1.999	2.061	2.038	2.036
#2	2.058	2.082	1.992	2.078	1.997	2.048	2.033	2.036
#3	2.055	2.073	1.995	2.079	1.999	2.064	2.032	2.038
Check ?	Chk Pass	Chk Pass	Chk Pass	Chk Pass	Chk Pass	Chk Pass	Chk Pass	Chk Pass
Value								
Range								

Int. Std.	In2306	Y_3600	Y_3710	Y_2243
Units	Cts/S	Cts/S	Cts/S	Cts/S
Avg	**4227.1**	**57564.**	**4244.2**	**1339.0**
Stddev	4.3	188.	16.0	1.0
%RSD	.10140	.32679	.37686	.07308
#1	4226.7	57545.	4253.9	1337.9
#2	4223.0	57761.	4225.7	1339.8
#3	4231.6	57387.	4253.0	1339.3

Zoom In Zoom Out

Sample Name: ccb Acquired: 7/8/2021 5:40:20 Type: QC
Method: SGS NO VALVE3(v105) Mode: CONC Corr. Factor: 1.000000
User: admin Custom ID1: Custom ID2: Custom ID3:
Comment:

Elem	Ag3280	Al3961	As1890	B_2089	Ba4554	Be3130	Bi2230	Ca3179
Units	ppm	ppm	ppm	ppm	ppm	ppm	ppm	ppm
Avg	**-.0001**	**-.0090**	**.0007**	**-.0005**	**.0004**	**.0003**	**.0005**	**.0004**
Stddev	.0002	.0079	.0003	.0004	.0002	.0001	.0007	.0028
%RSD	160.3	88.13	37.33	77.20	42.87	24.41	146.7	675.0
#1	-.0001	-.0012	.0009	-.0010	.0003	.0002	.0004	-.0020
#2	.0001	-.0170	.0004	-.0004	.0006	.0003	.0011	-.0002
#3	-.0004	-.0088	.0008	-.0002	.0003	.0003	-.0002	.0035
Check ?	Chk Pass	Chk Pass	Chk Pass	Chk Pass	Chk Pass	Chk Pass	Chk Pass	Chk Pass
High Limit								
Low Limit								

Elem	Cd2288	Ce4040	Co2286	Cr2677	Cu3247	Fe2599	K_7664	Li6707
Units	ppm	ppm	ppm	ppm	ppm	ppm	ppm	ppm
Avg	**.0003**	**-.0018**	**-.0005**	**.0001**	**.0003**	**.0080**	**.0236**	**-.0015**
Stddev	.0002	.0011	.0002	.0002	.0002	.0046	.0189	.0016
%RSD	60.85	59.26	27.79	154.6	50.17	58.33	80.10	111.9
#1	.0002	-.0029	-.0005	-.0001	.0002	.0033	.0109	-.0033
#2	.0002	-.0008	-.0007	.0004	.0005	.0080	.0145	-.0003
#3	.0006	-.0016	-.0004	.0001	.0004	.0126	.0452	-.0007
Check ?	Chk Pass	None	Chk Pass	Chk Pass	Chk Pass	Chk Pass	Chk Pass	Chk Pass
High Limit								
Low Limit								

Elem	Mg2790	Mn2576	Mo2020	Na5895	Ni2316	P_1774	Pb2203	S_1820
Units	ppm	ppm	ppm	ppm	ppm	ppm	ppm	ppm
Avg	**.0582**	**.0001**	**.0007**	**-.0588**	**.0008**	**.0008**	**-.0016**	**-.0035**
Stddev	.0236	.0001	.0003	.0081	.0002	.0009	.0007	.0026
%RSD	40.57	91.06	49.67	13.83	19.36	113.7	46.76	73.95
#1	.0841	.0000	.0010	-.0648	.0010	.0003	-.0013	-.0006
#2	.0377	.0001	.0006	-.0620	.0007	.0019	-.0024	-.0055
#3	.0529	.0000	.0003	-.0496	.0007	.0003	-.0010	-.0045
Check ?	Chk Pass	Chk Pass	Chk Pass	Chk Pass	Chk Pass	Chk Pass	Chk Pass	Chk Pass
High Limit								
Low Limit								

Zoom In Zoom Out

Sample Name: ccb Acquired: 7/8/2021 5:40:20 Type: QC
Method: SGS NO VALVE3(v105) Mode: CONC Corr. Factor: 1.000000
User: admin Custom ID1: Custom ID2: Custom ID3:
Comment:

Elem	Sb2068	Se1960	Si2124	Sn1899	Sr4077	Ti3349	Tl1908	V_2924
Units	ppm	ppm	ppm	ppm	ppm	ppm	ppm	ppm
Avg	**.0009**	**.0016**	**-.0006**	**.0012**	**.0001**	**.0001**	**.0019**	**.0004**
Stddev	.0009	.0036	.0011	.0007	.0000	.0003	.0015	.0003
%RSD	97.93	229.7	201.6	58.40	27.44	307.5	77.90	91.55
#1	.0008	.0035	-.0008	.0015	.0001	.0001	.0036	.0001
#2	.0019	-.0026	.0007	.0004	.0001	-.0002	.0006	.0003
#3	.0001	.0039	-.0016	.0018	.0001	.0003	.0016	.0007
Check ?	Chk Pass	Chk Pass	Chk Pass	Chk Pass	Chk Pass	Chk Pass	Chk Pass	Chk Pass
High Limit								
Low Limit								

Elem	W_2079	Zn2062	Zr3391
Units	ppm	ppm	ppm
Avg	**-.0011**	F **-.0046**	**.0004**
Stddev	.0009	.0002	.0001
%RSD	85.27	3.520	35.77
#1	-.0019	-.0047	.0002
#2	-.0013	-.0046	.0005
#3	-.0001	-.0044	.0004
Check ?	Chk Pass	Chk Fail	Chk Pass
High Limit		.0020	
Low Limit		-.0020	

Int. Std.	In2306	Y_3600	Y_3710	Y_2243
Units	Cts/S	Cts/S	Cts/S	Cts/S
Avg	**4370.7**	**59403.**	**4345.8**	**1391.9**
Stddev	11.4	219.	68.0	5.2
%RSD	.26133	.36868	1.5651	.37199
#1	4360.3	59486.	4423.0	1385.9
#2	4382.9	59569.	4319.7	1395.5
#3	4368.9	59155.	4294.7	1394.2

NOTE: The remaining raw data for this batch is not relevant to this job. As such it has been omitted.

Element, Wavelength and Order	Use?	# IECs	IEC	k1	k2	Calc-in-fit?
Ag 328.068 {103}	☒	17	Mn	0.000056	0.000000	No
			Mo	-0.000079	0.000000	No
			Ti	-0.000030	0.000000	No
			V	-0.002500	0.000000	No
			Zr	0.004520	0.000000	No
			Sb	-0.000013	0.000000	No
			Mg	-0.000001	0.000000	No
			Ca	-0.000005	0.000000	No
			Fe	-0.000241	0.000000	No
			Al	0.000001	0.000000	No
			Zn	-0.000090	0.000000	No
			Ba	-0.000087	0.000000	No
			Ni	-0.000021	0.000000	No
			Cr	0.000013	0.000000	No
			As	0.000081	0.000000	No
			Ce	-0.001282	0.000000	No
			W	0.000000	0.000000	No
Al 396.152 { 85}	☒	9	Ca	0.000067	0.000000	No
			Mo	0.044823	0.000000	No
			Ti	0.000037	0.000000	No
			Si	0.000228	0.000000	No
			Co	-0.000115	0.000000	No
			Li	-0.001000	0.000000	No
			Ba	0.000725	0.000000	No
			Zr	0.004878	0.000000	No
			Ce	-0.001000	0.000000	No
As 189.042 {478}	☒	23	Al	0.000001	0.000000	No
			Fe	-0.000078	0.000000	No
			Ca	0.000002	0.000000	No
			Mn	-0.000148	0.000000	No
			Mo	0.002167	0.000000	No
			Cr	0.001400	0.000000	No
			Co	-0.000023	0.000000	No
			Si	-0.000047	0.000000	No
			Cu	0.000120	0.000000	No
			Mg	-0.000007	0.000000	No
			Cd	-0.025100	0.000000	No
			Sn	-0.000017	0.000000	No
			Zn	-0.000045	0.000000	No
			Zr	-0.000145	0.000000	No
			Sb	0.000022	0.000000	No
			Ti	0.000017	0.000000	No
			Ni	0.000131	0.000000	No
			W	0.000000	0.000000	No
			S	0.000000	0.000000	No
			Ba	-0.000070	0.000000	No
			Sr	0.000000	0.000000	No
			V	0.000000	0.000000	No
			Ce	-0.000636	0.000000	No
B 208.959 {462}	☒	1	Mo	0.028260	0.000000	No
Ba 455.403 { 74}	☒	3	Al	0.000000	0.000000	No
			Zr	0.000824	0.000000	No
			Mn	0.000000	0.000000	No
Be 313.042 {108}	☒	13	V	0.000220	0.000000	No
			Mo	-0.000040	0.000000	No
			Ti	-0.000600	0.000000	No
			Mn	0.000006	0.000000	No

Element, Wavelength and Order	Use?	# IECs	IEC	k1	k2	Calc-in-fit?
			Ba	-0.000013	0.000000	No
			Zn	0.000010	0.000000	No
			Sb	-0.000021	0.000000	No
			Ag	0.000060	0.000000	No
			Sn	0.000010	0.000000	No
			Fe	-0.000003	0.000000	No
			K	0.000000	0.000000	No
			Ca	0.000002	0.000000	No
			Al	0.000001	0.000000	No
Bi 223.061 {451}	☒	8	Fe	0.000118	0.000000	No
			Ti	-0.099700	0.000000	No
			Co	-0.033172	0.000000	No
			Cr	0.001172	0.000000	No
			Cu	-0.001562	0.000000	No
			V	-0.000498	0.000000	No
			W	0.000000	0.000000	No
			Ce	0.000000	0.000000	No
Ca 317.933 {106}	☒	5	Al	0.000043	0.000000	No
			Fe	0.000046	0.000000	No
			Mg	0.000071	0.000000	No
			Ti	-0.000042	0.000000	No
			Co	0.001523	0.000000	No
Cd 228.802 {448}	☒	14	As	0.020200	0.000000	No
			Ni	-0.000060	0.000000	No
			Fe	0.000010	0.000000	No
			Ba	0.000100	0.000000	No
			Co	-0.002364	0.000000	No
			Al	0.000000	0.000000	No
			Mg	0.000000	0.000000	No
			Ca	0.000000	0.000000	No
			Mn	-0.000014	0.000000	No
			Ti	0.000051	0.000000	No
			Cu	0.000009	0.000000	No
			Sr	-0.000050	0.000000	No
			W	-0.000194	0.000000	No
			Cr	0.000010	0.000000	No
Ce 404.076 { 83}	☒	2	Mn	-0.002972	0.000000	No
			Zr	-0.006800	0.000000	No
Co 228.616 {448}	☒	5	Fe	-0.000001	0.000000	No
			Ca	-0.000003	0.000000	No
			Mg	0.000001	0.000000	No
			Ti	0.001922	0.000000	No
			Mo	-0.001460	0.000000	No
Cr 267.716 {126}	☒	8	Mn	0.000098	0.000000	No
			Mo	-0.000153	0.000000	No
			Co	0.000007	0.000000	No
			Al	0.000000	0.000000	No
			Sn	0.000032	0.000000	No
			Ti	0.000042	0.000000	No
			Ca	0.000000	0.000000	No
			Fe	-0.000003	0.000000	No
Cu 324.754 {104}2	☒	7	Cr	0.000009	0.000000	No
			Mn	-0.000130	0.000000	No
			Zn	0.000037	0.000000	No
			Fe	-0.000203	0.000000	No
			V	-0.000357	0.000000	No
			Ni	-0.000268	0.000000	No

Element, Wavelength and Order	Use?	# IECs	IEC	k1	k2	Calc-in-fit?
			W	0.000000	0.000000	No
Fe 259.940 {130}	☒	11	Cr	0.000237	0.000000	No
			Zn	0.000466	0.000000	No
			Al	0.000022	0.000000	No
			Co	0.000318	0.000000	No
			Cd	0.000700	0.000000	No
			Sn	-0.000019	0.000000	No
			Ti	-0.000710	0.000000	No
			Si	0.000053	0.000000	No
			Ca	0.000012	0.000000	No
			Ba	0.000400	0.000000	No
			Mn	-0.000272	0.000000	No
In 230.606 {446}*	☒	None				
K 766.490 { 44}	☒	None				
Li 670.784 { 50}	☒	2	Ca	0.000022	0.000000	No
			Fe	0.000000	0.000000	No
Mg 279.079 {121}	☒	3	Mo	-0.021115	0.000000	No
			Pb	-0.000009	0.000000	No
			Fe	-0.000081	0.000000	No
Mn 257.610 {131}	☒	2	Fe	-0.000041	0.000000	No
			Mo	0.000011	0.000000	No
Mo 202.030 {467}	☒	6	Ti	0.000050	0.000000	No
			Mg	-0.000005	0.000000	No
			Ca	0.000000	0.000000	No
			Fe	-0.000006	0.000000	No
			V	-0.000100	0.000000	No
			W	-0.000612	0.000000	No
Na 589.592 { 57}	☒	1	Al	0.000039	0.000000	No
Ni 231.604 {446}	☒	7	Cr	-0.000028	0.000000	No
			Mo	-0.000041	0.000000	No
			Fe	0.000010	0.000000	No
			Zn	0.000017	0.000000	No
			Co	-0.000329	0.000000	No
			Ti	0.000010	0.000000	No
			W	-0.000073	0.000000	No
P 177.495 {490}	☒	2	Mn	-0.004648	0.000000	No
			Cu	0.004091	0.000000	No
Pb 220.353 {453}	☒	22	Al	-0.000130	0.000000	No
			Ca	-0.000003	0.000000	No
			Mn	0.000066	0.000000	No
			Zn	0.000027	0.000000	No
			Mo	-0.001700	0.000000	No
			Ni	0.000306	0.000000	No
			Cu	0.000235	0.000000	No
			V	-0.000083	0.000000	No
			Co	-0.000540	0.000000	No
			Ti	-0.000030	0.000000	No
			Si	-0.000046	0.000000	No
			Mg	0.000007	0.000000	No
			Sb	0.000041	0.000000	No
			Cr	-0.000030	0.000000	No
			Sn	0.000010	0.000000	No
			Fe	0.000021	0.000000	No
			W	0.000000	0.000000	No
			Sr	-0.000036	0.000000	No
			Zr	-0.000610	0.000000	No
			S	0.000010	0.000000	No

Element, Wavelength and Order	Use?	# IECs	IEC	k1	k2	Calc-in-fit?
			Ce	0.000000	0.000000	No
			As	0.000260	0.000000	No
S 182.034 {485}	☒	10	Ca	-0.000040	0.000000	No
			Mo	-0.003422	0.000000	No
			Al	-0.000024	0.000000	No
			Fe	0.000008	0.000000	No
			Mn	0.002516	0.000000	No
			W	0.000000	0.000000	No
			Mg	0.000012	0.000000	No
			Cr	0.000119	0.000000	No
			V	0.000018	0.000000	No
			B	-0.000196	0.000000	No
Sb 206.833 {463}	☒	18	Fe	0.000001	0.000000	No
			Al	-0.000005	0.000000	No
			Ca	-0.000002	0.000000	No
			Ni	0.000014	0.000000	No
			Cr	0.014400	0.000000	No
			V	-0.002200	0.000000	No
			Zn	-0.000104	0.000000	No
			Mo	-0.000218	0.000000	No
			Ti	0.000781	0.000000	No
			Sn	-0.009920	0.000000	No
			Mn	-0.000200	0.000000	No
			Co	-0.000336	0.000000	No
			Se	-0.000075	0.000000	No
			Zr	0.000000	0.000000	No
			W	0.000000	0.000000	No
			Mg	0.000003	0.000000	No
			S	-0.000017	0.000000	No
			Ce	-0.001909	0.000000	No
Se 196.090 {472}	☒	19	Al	-0.000012	0.000000	No
			Ca	0.000003	0.000000	No
			Mn	0.000349	0.000000	No
			Mo	0.000066	0.000000	No
			Co	-0.000296	0.000000	No
			Cu	-0.000107	0.000000	No
			Mg	-0.000001	0.000000	No
			Ti	-0.000093	0.000000	No
			Zn	-0.000077	0.000000	No
			Fe	-0.000208	0.000000	No
			Si	0.000068	0.000000	No
			B	-0.000043	0.000000	No
			Ba	0.000050	0.000000	No
			S	-0.000033	0.000000	No
			Zr	-0.000206	0.000000	No
			V	0.000082	0.000000	No
			W	0.000000	0.000000	No
			Sn	0.000000	0.000000	No
			Ce	-0.002000	0.000000	No
Si 212.412 {459}	☒	12	Mn	0.000152	0.000000	No
			Fe	0.000021	0.000000	No
			Ca	0.000041	0.000000	No
			Ni	0.000391	0.000000	No
			Cd	0.001794	0.000000	No
			Cr	0.001112	0.000000	No
			Mo	0.028700	0.000000	No
			Ti	0.004391	0.000000	No

Element, Wavelength and Order	Use?	# IECs	IEC	k1	k2	Calc-in-fit?
			Ba	0.000825	0.000000	No
			Sn	0.005204	0.000000	No
			V	0.001738	0.000000	No
			Zr	0.000400	0.000000	No
Sn 189.989 {478}	☒	5	Ti	-0.000359	0.000000	No
			Fe	-0.000003	0.000000	No
			Mo	-0.000051	0.000000	No
			Zr	0.000976	0.000000	No
			W	0.000000	0.000000	No
Sr 407.771 { 83}	☒	2	Ca	0.000019	0.000000	No
			Zr	-0.000004	0.000000	No
Ti 334.904 {101}	☒	5	Cr	0.000072	0.000000	No
			Mo	0.002014	0.000000	No
			Zr	0.000002	0.000000	No
			W	0.000004	0.000000	No
			V	0.000064	0.000000	No
Tl 190.856 {477}	☒	31	Cr	0.000310	0.000000	No
			Mo	-0.008785	0.000000	No
			Al	0.000008	0.000000	No
			V	-0.022104	0.000000	No
			Mn	0.001310	0.000000	No
			Si	-0.000121	0.000000	No
			Ca	0.000013	0.000000	No
			Ti	-0.001550	0.000000	No
			Cu	0.000040	0.000000	No
			Co	0.004600	0.000000	No
			Sr	-0.000233	0.000000	No
			Zn	0.000069	0.000000	No
			Pb	0.000324	0.000000	No
			Mg	-0.000005	0.000000	No
			Ba	0.000319	0.000000	No
			W	0.000000	0.000000	No
			B	-0.000349	0.000000	No
			Ni	-0.000034	0.000000	No
			Sn	0.000010	0.000000	No
			Fe	-0.000063	0.000000	No
			Li	-0.000199	0.000000	No
			S	-0.000010	0.000000	No
			As	0.000036	0.000000	No
			Bi	-0.000040	0.000000	No
			P	0.000021	0.000000	No
			Cd	0.000117	0.000000	No
			Sb	0.000034	0.000000	No
			K	0.000000	0.000000	No
			Zr	0.000059	0.000000	No
			Be	-0.000289	0.000000	No
			Ce	-0.002100	0.000000	No
V 292.402 {115}	☒	6	Fe	0.000010	0.000000	No
			Ti	0.000440	0.000000	No
			Mo	-0.013150	0.000000	No
			Co	-0.000085	0.000000	No
			Cr	-0.003900	0.000000	No
			Mn	-0.000620	0.000000	No
W 207.911 {462}	☒	3	V	0.000064	0.000000	No
			Zn	0.009425	0.000000	No
			Fe	0.000002	0.000000	No
Y 360.073 { 94}*	☒	None				

	Element, Wavelength and Order	Use?	# IECs	IEC	k1	k2	Calc-in-fit?
	Y 371.030 { 91}*	☒	None				
	Y 224.306 {451}*	☒	None				
	Zn 206.200 {464}	☒	14	Cr	-0.001000	0.000000	No
				Mo	-0.000376	0.000000	No
				Fe	0.000011	0.000000	No
				Co	0.000122	0.000000	No
				Ni	0.000058	0.000000	No
				Se	0.000849	0.000000	No
				Ca	0.000003	0.000000	No
				Ti	0.000131	0.000000	No
				Sn	0.000068	0.000000	No
				V	-0.000012	0.000000	No
				Al	0.000001	0.000000	No
				Si	0.000017	0.000000	No
				Zr	0.000269	0.000000	No
				W	-0.050000	0.000000	No
	Zr 339.198 { 99}	☒	14	Fe	-0.000067	0.000000	No
				Si	0.000631	0.000000	No
				Ba	-0.000049	0.000000	No
				Sn	0.000146	0.000000	No
				Sb	-0.000067	0.000000	No
				V	0.000026	0.000000	No
				W	0.020000	0.000000	No
				Ti	0.000107	0.000000	No
				Al	0.000001	0.000000	No
				Ca	-0.000001	0.000000	No
				Li	-0.000097	0.000000	No
				Bi	0.000607	0.000000	No
				Mn	0.000059	0.000000	No
				Mo	0.000801	0.000000	No

Element, Wavelength and Order	Date of Fit	Date of Cal.	Type of Fit	Weighting	A0	A1	A2	n (Exponent)
Ag 328.068 {103}	7/8/2021 8:34:02	7/7/2021 15:01:04	Linear	None	-0.000229	0.240097	0.000000	1.000000
Al 396.152 { 85}	7/8/2021 8:34:02	7/7/2021 15:01:04	Linear	None	0.001877	0.060870	0.000000	1.000000
As 189.042 {478}	7/8/2021 8:34:02	7/7/2021 15:01:04	Linear	None	-0.001969	0.247880	0.000000	1.000000
B 208.959 {462}	7/8/2021 8:34:02	7/7/2021 15:01:04	Linear	None	0.000912	0.404515	0.000000	1.000000
Ba 455.403 { 74}	7/8/2021 8:34:02	7/7/2021 15:01:04	Linear	None	-0.000014	4.168339	0.000000	1.000000
Be 313.042 {108}	7/8/2021 8:34:02	7/7/2021 15:01:04	Linear	None	-0.000341	3.147012	0.000000	1.000000
Bi 223.061 {451}	7/8/2021 8:34:02	7/7/2021 15:01:04	Linear	None	-0.000801	0.505767	0.000000	1.000000
Ca 317.933 {106}	7/8/2021 8:34:02	7/7/2021 15:01:04	Linear	None	0.003937	0.096023	0.000000	1.000000
Cd 228.802 {448}	7/8/2021 8:34:02	7/7/2021 15:01:04	Linear	None	-0.000011	1.995694	0.000000	1.000000
Ce 404.076 { 83}	7/8/2021 8:34:02	7/7/2021 15:01:04	Linear	1/Conc	0.000526	0.056493	0.000000	1.000000
Co 228.616 {448}	7/8/2021 8:34:02	7/7/2021 15:01:04	Linear	None	0.000371	0.658453	0.000000	1.000000
Cr 267.716 {126}	7/8/2021 8:34:02	7/7/2021 15:01:04	Linear	None	0.000010	0.179879	0.000000	1.000000
Cu 324.754 {104}2	7/8/2021 8:34:02	7/7/2021 15:01:04	Linear	None	0.003656	0.328351	0.000000	1.000000
Fe 259.940 {130}	7/8/2021 8:34:02	7/7/2021 15:01:04	Linear	None	0.000114	0.034171	0.000000	1.000000
In 230.606 {446}*	7/8/2021 8:34:02	5/1/2013 13:59:18	Linear	None	0.000000	0.000000	0.000000	1.000000
K 766.490 { 44}	7/8/2021 8:34:02	7/7/2021 15:01:04	Linear	None	0.002683	0.053884	0.000000	1.000000
Li 670.784 { 50}	7/8/2021 8:34:02	7/7/2021 15:01:04	Linear	None	-0.001132	1.393148	0.000000	1.000000
Mg 279.079 {121}	7/8/2021 8:34:02	7/7/2021 15:01:04	Linear	None	-0.000390	0.006482	0.000000	1.000000
Mn 257.610 {131}	7/8/2021 8:34:02	7/7/2021 15:01:04	Linear	None	0.000053	0.420584	0.000000	1.000000
Mo 202.030 {467}	7/8/2021 8:34:02	7/7/2021 15:01:04	Linear	None	0.000107	1.466139	0.000000	1.000000
Na 589.592 { 57}	7/8/2021 8:34:02	7/7/2021 15:01:04	Linear	None	-0.007184	0.174929	0.000000	1.000000
Ni 231.604 {446}	7/8/2021 8:34:02	7/7/2021 15:01:04	Linear	None	-0.000237	0.495909	0.000000	1.000000
P 177.495 {490}	7/8/2021 8:34:02	7/7/2021 15:01:04	Linear	1/Conc	-0.009388	0.210950	0.000000	1.000000
Pb 220.353 {453}	7/8/2021 8:34:02	7/7/2021 15:01:04	Linear	None	-0.000565	0.216444	0.000000	1.000000
S 182.034 {485}	7/8/2021 8:34:02	7/7/2021 15:01:04	Linear	None	-0.001642	0.126244	0.000000	1.000000
Sb 206.833 {463}	7/8/2021 8:34:02	7/7/2021 15:01:04	Linear	None	-0.000085	0.360394	0.000000	1.000000
Se 196.090 {472}	7/8/2021 8:34:02	7/7/2021 15:01:04	Linear	None	0.000021	0.180669	0.000000	1.000000
Si 212.412 {459}	7/8/2021 8:34:02	7/7/2021 15:01:04	Linear	None	0.009207	0.450882	0.000000	1.000000
Sn 189.989 {478}	7/8/2021 8:34:02	7/7/2021 15:01:04	Linear	None	0.000247	0.267027	0.000000	1.000000
Sr 407.771 { 83}	7/8/2021 8:34:02	7/7/2021 15:01:04	Linear	None	0.001222	3.070536	0.000000	1.000000
Ti 334.904 {101}	7/8/2021 8:34:02	7/7/2021 15:01:04	Linear	None	0.000290	0.270231	0.000000	1.000000
Tl 190.856 {477}	7/8/2021 8:34:02	7/7/2021 15:01:04	Linear	None	-0.000415	0.063348	0.000000	1.000000
V 292.402 {115}	7/8/2021 8:34:02	7/7/2021 15:01:04	Linear	None	-0.000553	0.291352	0.000000	1.000000
W 207.911 {462}	7/8/2021 8:34:02	7/7/2021 15:01:04	Linear	None	0.001448	0.735279	0.000000	1.000000
Y 360.073 { 94}*	7/8/2021 8:34:02	5/1/2013 13:59:18	Linear	None	0.000000	0.000000	0.000000	1.000000
Y 371.030 { 91}*	7/8/2021 8:34:02	5/1/2013 13:59:18	Linear	None	0.000000	0.000000	0.000000	1.000000
Y 224.306 {451}*	7/8/2021 8:34:02	5/1/2013 13:59:18	Linear	None	0.000000	0.000000	0.000000	1.000000
Zn 206.200 {464}	7/8/2021 8:34:02	7/7/2021 15:01:04	Linear	None	0.012493	2.252831	0.000000	1.000000
Zr 339.198 { 99}	7/8/2021 8:34:02	7/7/2021 15:01:04	Linear	None	-0.000763	0.648808	0.000000	1.000000

Element, Wavelength and Order	Correlation	Std Error of Est	Predicted MDL	Predicted MQL	Status	Reslope		QC Norm	
						Slope	Y-int	Slope factor	Offset
Ag 328.068 {103}	1.000000	0.000000	0.000444	0.001479	OK.	1.000000	0.000000	1	0
Al 396.152 { 85}	1.000000	0.000000	0.014535	0.048450	OK.	1.000000	0.000000	1	0
As 189.042 {478}	1.000000	0.000000	0.001605	0.005349	OK.	1.000000	0.000000	1	0
B 208.959 {462}	1.000000	0.000000	0.001077	0.003588	OK.	1.000000	0.000000	1	0
Ba 455.403 { 74}	1.000000	0.000000	0.000305	0.001016	OK.	1.000000	0.000000	1	0
Be 313.042 {108}	1.000000	0.000000	0.000119	0.000396	OK.	1.000000	0.000000	1	0
Bi 223.061 {451}	1.000000	0.000000	0.001792	0.005972	OK.	1.000000	0.000000	1	0
Ca 317.933 {106}	1.000000	0.000000	0.004729	0.015762	OK.	1.000000	0.000000	1	0
Cd 228.802 {448}	1.000000	0.000000	0.000288	0.000961	OK.	1.000000	0.000000	1	0
Ce 404.076 { 83}	1.000000	0.000000	0.003116	0.010388	OK.	1.000000	0.000000	1	0
Co 228.616 {448}	1.000000	0.000000	0.000450	0.001499	OK.	1.000000	0.000000	1	0
Cr 267.716 {126}	1.000000	0.000000	0.000384	0.001279	OK.	1.000000	0.000000	1	0
Cu 324.754 {104}2	1.000000	0.000000	0.000340	0.001134	OK.	1.000000	0.000000	1	0
Fe 259.940 {130}	1.000000	0.000000	0.005834	0.019446	OK.	1.000000	0.000000	1	0
In 230.606 {446}*	0.000000	0.000000	-1.000000	-1.000000	Warnin	1.000000	0.000000	1	0
K 766.490 { 44}	1.000000	0.000000	0.040018	0.133395	OK.	1.000000	0.000000	1	0
Li 670.784 { 50}	1.000000	0.000000	0.001501	0.005002	OK.	1.000000	0.000000	1	0
Mg 279.079 {121}	1.000000	0.000000	0.039910	0.133033	OK.	1.000000	0.000000	1	0
Mn 257.610 {131}	1.000000	0.000000	0.000058	0.000192	OK.	1.000000	0.000000	1	0
Mo 202.030 {467}	1.000000	0.000000	0.000376	0.001253	OK.	1.000000	0.000000	1	0
Na 589.592 { 57}	1.000000	0.000000	0.011919	0.039730	OK.	1.000000	0.000000	1	0
Ni 231.604 {446}	1.000000	0.000000	0.000533	0.001778	OK.	1.000000	0.000000	1	0
P 177.495 {490}	1.000000	0.000000	0.001869	0.006229	OK.	1.000000	0.000000	1	0
Pb 220.353 {453}	1.000000	0.000000	0.001771	0.005904	OK.	1.000000	0.000000	1	0
S 182.034 {485}	1.000000	0.000000	0.003375	0.011252	OK.	1.000000	0.000000	1	0
Sb 206.833 {463}	1.000000	0.000000	0.001822	0.006072	OK.	1.000000	0.000000	1	0
Se 196.090 {472}	1.000000	0.000000	0.002817	0.009390	OK.	1.000000	0.000000	1	0
Si 212.412 {459}	1.000000	0.000000	0.001446	0.004821	OK.	1.000000	0.000000	1	0
Sn 189.989 {478}	1.000000	0.000000	0.001241	0.004137	OK.	1.000000	0.000000	1	0
Sr 407.771 { 83}	1.000000	0.000000	0.000158	0.000528	OK.	1.000000	0.000000	1	0
Ti 334.904 {101}	1.000000	0.000000	0.000372	0.001241	OK.	1.000000	0.000000	1	0
Tl 190.856 {477}	1.000000	0.000000	0.003043	0.010142	OK.	1.000000	0.000000	1	0
V 292.402 {115}	1.000000	0.000000	0.000332	0.001106	OK.	1.000000	0.000000	1	0
W 207.911 {462}	1.000000	0.000000	0.001575	0.005251	OK.	1.000000	0.000000	1	0
Y 360.073 { 94}*	0.000000	0.000000	0.000796	0.002654	Warnin	1.000000	0.000000	1	0
Y 371.030 { 91}*	0.000000	0.000000	0.002186	0.007287	Warnin	1.000000	0.000000	1	0
Y 224.306 {451}*	0.000000	0.000000	0.004215	0.014050	Warnin	1.000000	0.000000	1	0
Zn 206.200 {464}	1.000000	0.000000	0.000213	0.000711	OK.	1.000000	0.000000	1	0
Zr 339.198 { 99}	1.000000	0.000000	0.000205	0.000684	OK.	1.000000	0.000000	1	0

SGS

Mercury Digestion Log

Product: **HG /HGLIQ**
Matrix: **Soil / Oil / SL / Wipes**

MA Batch #:	MA50767
Analyst:	MS
Date:	7/6/2021
Balance ID:	B-24
Reagents:	See attached sheet
Auto pipet ID:	M-89

Method: SW846 7471B
Required corrected Temp. Range is 95C. +/- 3C.

Hot Block # 7 Start Time: 8:00 End Time: 8:30 Tube # 1-64 .
Start Temp: 95 Corrected Start Temp: 94 Correction: -1 Thermometer ID: 3124942 .
End Temp: 96 Corrected Start Temp: 95 Correction: -1 Thermometer ID: 3124942 .
Hot Block # 7 Start Time: 8:00 End Time: 8:30 Tube # 65-85 .
Start Temp: 95 Corrected Start Temp: 94 Correction: -1 Thermometer ID: 3124942 .
End Temp: 96 Corrected Start Temp: 95 Correction: -1 Thermometer ID: 3124942 .

Bot #	Sample ID	Initial Sample Wt. (gm)	Final Vol. (ml)	Spike Used		Spikelot and Conc.	MP Number	Comments/Lot # and Vendor
				Amount Spiked	Added Y or N	(mg/L)		
1	MP27322-MB1	0.6002	100				MP27322	
2	MP27322-B1	0.6002	100	2.0ml	Y	0.1		HG-21-157-157-HGA1, IN. V.
3	MP27322-S1	0.6762	100	2.0ml	Y	0.1		JD27384-5, HG-21-157-157-HGA1, IN. V.
4	MP27322-S2	0.7578	100	2.0ml	Y	0.1		JD27384-5, HG-21-157-157-HGA1, IN. V.
5	MP27322-PS1	0.6788	100	2.0ml	Y	0.1		JD27384-5, HG-21-157-157-HGA1, IN. V.
6	JD27384-5A	0.6788	100					
7	DA35312-1	1.0892	100					
8	DA35313-1	1.0116	100					
9	DA35314-1	0.9448	100					
10	DA35315-1	1.0138	100					
11	DA35316-1	1.0127	100					
12	DA35317-1	1.0467	100					
13	DA35318-1	1.0490	100					
14	DA35319-1	1.2741	100					
15	DA35320-1	1.0532	100					
16	JD27384-1A	0.8296	100					
17	JD27384-2A	0.8923	100					
18	JD27384-3A	0.7594	100					
19	JD27384-4A	0.9415	100					
20	DA35311-1	1.1197	100					
21	JD27384-6A	1.3121	100					
22	JD27384-7A	0.8136	100					
23	MP27323-MB1	0.6002	100				MP27323	DOD
24	MP27323-B1	0.6002	100	2.0ml	Y	0.1		HG-21-157-157-HGA1, IN. V.
25	MP27323-S1	0.6443	100	2.0ml	Y	0.1		JD27136-1, HG-21-157-157-HGA1, IN. V.
26	MP27323-S2	0.6390	100	2.0ml	Y	0.1		JD27136-1, HG-21-157-157-HGA1, IN. V.
27	JD27136-1	0.6850	100					
28	JD27137-1	0.6398	100					
29	JD27136-2	0.6437	100					
30	JD27136-3	0.6677	100					
31	JD27136-4	0.6532	100					
32	MP27324-MB1	0.6002	100				MP27324	
33	MP27324-B1	0.6002	100	2.0ml	Y	0.1		HG-21-157-157-HGA1, IN. V.
34	MP27324-S1	0.6298	100	2.0ml	Y	0.1		JD27447-1, HG-21-157-157-HGA1, IN. V.
35	MP27324-S2	0.6562	100	2.0ml	Y	0.1		JD27447-1, HG-21-157-157-HGA1, IN. V.

Form: HG-022F-02
Revision Date:08/24/15

ANALYST: MS
SPIKE WITNESS:
QC REVIERER:

DATE: 7/6/21
DATE:
DATE:

13.4.1 13

SGS

Mercury Digestion Log

Product: **HG /HGLIQ**
Matrix: **Soil / Oil / SL / Wipes**

Method: SW846 7471B
Required corrected Temp. Range is 95C. +/- 3C.

MA Batch #:	MA50767
Analyst:	MS
Date:	7/6/2021
Balance ID:	B-24
Reagents:	See attached sheet
Auto pipet ID:	M-89

Hot Block # 7 Start Time: 8:00 End Time: 8:30 Tube # 1-64 .
Start Temp: 95 Corrected Start Temp: 94 Correction: -1 Thermometer ID: 3124942 .
End Temp: 96 Corrected Start Temp: 95 Correction: -1 Thermometer ID: 3124942 .
Hot Block # 7 Start Time: 8:00 End Time: 8:30 Tube # 65-85 .
Start Temp: 95 Corrected Start Temp: 94 Correction: -1 Thermometer ID: 3124942 .
End Temp: 96 Corrected Start Temp: 95 Correction: -1 Thermometer ID: 3124942 .

Bot #	Sample ID	Initial Sample Wt. (gm)	Final Vol. (ml)	Spike Used		Spikelot and Conc.	MP Number	Comments/Lot # and Vendor
				Amount Spiked	Added Y or N	(mg/L)		
36	JD27447-1	0.6650	100					
37	JD27442-26CONF	0.6659	100					
38	JD27442-27CONF	0.7168	100					
39	JD27445-1	0.7185	100					
40	JD27445-2	0.7430	100					
41	JD27442-25CONF	0.8823	100					
42	JD27447-2	0.7335	100					
43	JD27447-3	0.7350	100					
44	JD27448-1	0.8094	100					
45	JD27449-1	0.7530	100					
46	MP27325-MB1	0.6002	100				MP27325	
47	MP27325-B1	0.6002	100	2.0ml	Y	0.1		HG-21-157-157-HGA1, IN. V.
48	MP27325-S1	0.7094	100	2.0ml	Y	0.1		JD27540-5, HG-21-157-157-HGA1, IN. V.
49	MP27325-S2	0.7029	100	2.0ml	Y	0.1		JD27540-5, HG-21-157-157-HGA1, IN. V.
50	JD27540-5	0.6435	100					
51	JD27495-3	1.3445	100					
52	JD27495-4	0.6885	100					
53	JD27495-7	0.6748	100					
54	JD27495-8	1.0116	100					
55	JD27495-11	1.1201	100					
56	JD27495-12	0.7269	100					
57	JD27495-15	0.6548	100					
58	JD27495-16	0.8137	100					
59	JD27495-18	1.1653	100					
60	JD27495-20	0.6993	100					
61	JD27495-22	0.7882	100					
62	JD27495-24	0.7422	100					
63	JD27540-1	0.7483	100					
64	JD27540-2	0.6669	100					
65	JD27540-3	0.8339	100					
66	JD27484-1	0.6974	100					
67	JD27540-4	0.6557	100					
68	JD27540-6	0.8005	100					
69	JD27540-7	0.7179	100					
70	MP27326-MB1	0.6002	100				MP27326	

13.4.1
13

Form: HG-022F-02
Revision Date:08/24/15

ANALYST: MS DATE: 7/6/21
SPIKE WITNESS: DATE:
QC REVIERER: DATE:

SGS

Mercury Digestion Log

Product: **HG /HGLIQ**
Matrix: **Soil / Oil / SL / Wipes**

MA Batch #:	MA50767
Analyst:	MS
Date:	7/6/2021
Balance ID:	B-24
Reagents:	See attached sheet
Auto pipet ID:	M-89

Method: SW846 7471B
Required corrected Temp. Range is 95C. +/- 3C.

Hot Block # 7 Start Time: 8:00 End Time: 8:30 Tube # 1-64 .
Start Temp: 95 Corrected Start Temp: 94 Correction: -1 Thermometer ID: 3124942 .
End Temp: 96 Corrected Start Temp: 95 Correction: -1 Thermometer ID: 3124942 .
Hot Block # 7 Start Time: 8:00 End Time: 8:30 Tube # 65-85 .
Start Temp: 95 Corrected Start Temp: 94 Correction: -1 Thermometer ID: 3124942 .
End Temp: 96 Corrected Start Temp: 95 Correction: -1 Thermometer ID: 3124942 .

Bot #	Sample ID	Initial Sample Wt. (gm)	Final Vol. (ml)	Spike Used		Spikelot and Conc.	MP Number	Comments/Lot # and Vendor
				Amount Spiked	Added Y or N	(mg/L)		
71	MP27326-B1	0.6002	100	2.0ml	Y	0.1		HG-21-157-157-HGA1, IN. V.
72	MP27326-S1	0.6338	100	2.0ml	Y	0.1		JD27493-1, HG-21-157-157-HGA1, IN. V.
73	MP27326-S2	0.7516	100	2.0ml	Y	0.1		JD27493-1, HG-21-157-157-HGA1, IN. V.
74	JD27493-1	0.6178	100					
75	JD27540-9	0.7957	100					
76	JD27540-10	0.7563	100					
77	JD27540-11	0.6615	100					
78	JD27540-12	0.8104	100					
79	JD27540-13	0.6671	100					
80	JD27540-14	0.7932	100					
81	JD27540-15	0.6955	100					
82	JD27540-16	0.8407	100					
83	JD27540-17	0.7871	100					
84	JD27540-18	0.6084	100					
85	JD27540-8	0.8950	100					
86	JD27502-4	0.6786	100					
87			100					
88			100					
89			100					
90			100					
91			100					
92			100					
93			100					
94			100					
95			100					
96			100					
97			100					
98			100					
99			100					
100			100					
101			100					
102			100					
103			100					
104			100					
105			100					

13.4.1 13

Form: HG-022F-02
Revision Date:08/24/15

ANALYST: MS
SPIKE WITNESS:
QC REVIERER:

DATE: 7/6/21
DATE:
DATE:

SGS

Mercury Digestion Log

Product: **HG /HGLIQ**
Matrix: **Soil / Oil / SL / Wipes**

Method: SW846 7471B
Required corrected Temp. Range is 95C. +/- 3 C.

MA Batch #:	MA50767
Analyst:	MS
Date:	7/6/2021
Balance ID:	B-24
Reagents:	See attached sheet
Auto pipet ID:	M-89

Hot Block # 7 Start Time: 8:00 End Time: 8:30 Tube # S1-CRI .
Start Temp: 95 Corrected Start Temp: 94 Correction: -1 Thermometer ID: 3124942 .
End Temp: 96 Corrected Start Temp: 95 Correction: -1 Thermometer ID: 3124942 .

Bot #	Sample ID	Initial Sample Wt. (gm)	Final Vol. (ml)	Spike Used		Spikelot and Conc.	MP Number	Comments/Lot # and Vendor
				Amount Spiked	Added Y or N	(mg/L)		
S-1	Calibration Blank	0.6	100 ml	0.0 ml	N	N/A	N/A	N/A
S-2	0.20 ug/l standard	0.6	100 ml	2.0 ml	Y	0.0100	N/A	HG-21-157-158-HGA2,
S-3	0.50 ug/l standard	0.6	100 ml	5.0 ml	Y	0.0100	N/A	HG-21-157-158-HGA2,
S-4	1.00 ug/l standard	0.6	100 ml	1.0 ml	Y	0.1000	N/A	HG-21-157-157-HGA1,
S-5	2.50 ug/l standard	0.6	100 ml	2.5 ml	Y	0.1000	N/A	HG-21-157-157-HGA1,
S-6	5.00 ug/l standard	0.6	100 ml	5.0 ml	Y	0.1000	N/A	HG-21-157-157-HGA1,
ICV	ICV (External)	0.6	100 ml	3.0 ml	Y	0.1		HG-21-157-159-HGB1,
ICB	ICB	0.6	100 ml	0.0 ml	N	N/A	N/A	
CCV	CCV	0.6	100 ml	2.5 ml	Y	0.1		HG-21-157-157-HGA1,
CCB	CCB	0.6	100 ml	0.0 ml	N	N/A	N/A	
CRI	CRI	0.6	100 ml	2.0 ml	Y	0.01		HG-21-157-158-HGA2,

13.4.1
13

SGS

Reagent Information Log- Hg Soil

MA # 50767

Reagents	Exp. Date	Reagent # or manufacturer lot #
Conc. HydroChloric Acid	5/24/2023	Baker 272070
Conc. Nitric Acid	5/25/2023	Baker 277202
Sodium Chloride-Hydroxylamine Hydrochloride	11/24/2021	HG-21-157- 75 -HGHCL
Potassium Permanganate	11/24/2021	HG-21-157- 73 -HGKM2
Stannous Chloride	7/7/2021	HG-21-157- 160 -HGS
STD Hg standard solution 1000 ppm	2/11/2022	Inorganic Ventures R2-HG696409
STD Hg standard solution 100 ppb	7/7/2021	HG-21-157- 157 -HGA1
STD Hg standard solution 10 ppb	7/7/2021	HG-21-157- 158 -HGA2
ICV Hg standard solution 1000 ppm	4/30/2026	Agilent CT-1449.
ICV Hg standard solution 100 ppb	7/7/2021	HG-21-157- 159 -HGB1
Solid Lab control/Soil LC	6/4/2024	ERA D109-540
Aqua Regia	7/7/2021	HG-21-157- 161 -HGKAQ
Dilution acid	11/24/2021	HG-21-157- 75 -HGD1
Digestion Tubes	N/A	Environmental Express 2012333
Teflon Chips (For Soil MB)	N/A	Chemware , Lot: 24635764

Form: GN087A80-04
Rev.Date: 06/06/17

SGS North America Inc.

Solids/Soil Metals Digestion Form

Batch Information

Batch ID	Start Date	Start Time	End Date	End time	QC Samp 1	QC Samp 2
MP27287	7/6/2021	10:55	7/6/2021	15:25	JD27540-5	

Temperature

		Block ID	Therm. ID#	Balance ID	Temperature	Correction	Corrected Temp
1	Start	10	6433436	B-41	93	0	93
1	End	10	6433436	NA	93	0	93
2	Start						
2	End			NA			

Methods and Equipment

	Dig. Method	Heating Method		Auto Pipette #	Digestion Tube Lot #	
	SW846 3050B	Digestion Block		M-81	2012333	

Sample ID	Bottle ID	Final Volume (ML)	Wet Weight (G)	Reagent Groups Added	Spike Groups Added	Comments
MP27287-MB1	N/A	100	1.00	ABCD		
MP27287-B1	N/A	100	1.00	ABCD	ABCDE	
MP27287-S1	1	100	1.003	ABCD	ABCDE	
MP27287-S2	1	100	1.003	ABCD	ABCDE	
MP27287-SD1	1	100	1.003	ABCD		
DA35556-2	1	100	1.001	ABCD		
JD27540-1	1	100	1.006	ABCD		
JD27540-10	1	100	1.003	ABCD		
JD27540-11	1	100	0.986	ABCD		
JD27540-12	1	100	1.042	ABCD		
JD27540-13	1	100	0.950	ABCD		
JD27540-14	1	100	0.972	ABCD		
JD27540-15	1	100	1.033	ABCD		
JD27540-16	1	100	1.015	ABCD		
JD27540-17	1	100	1.034	ABCD		
JD27540-18	1	100	1.044	ABCD		
JD27540-2	1	100	0.972	ABCD		
JD27540-3	1	100	0.973	ABCD		
JD27540-4	1	100	1.005	ABCD		
JD27540-5	1	100	1.003	ABCD		
JD27540-6	1	100	1.039	ABCD		
JD27540-7	1	100	0.953	ABCD		
JD27540-8	1	100	0.992	ABCD		
JD27540-9	1	100	1.040	ABCD		

Reagents Groups		
Group	Description	MLs Used
A	1:1 HNO3	10
B	CONC HNO3	5
C	H2O2	5
D	CONC HCL	10
E		
F		
G		
H		

Spike Groups		
Group	Description	MLs Used
A	ACCUTEST 13A REV 1	1
B	ACCUTEST 14A REV 1	1
C	MINERALS 5000 PPM	0.5
D	AG 20 PPM	1.25
E	SICP 1000 PPM	0.2
F		
G		
H		

Comments:

Analyst SARAHF **Approved by** MELVINA **Approved on** 7/7/2021

Note: Reagent traceability for batch Start Date can be seen on the reagent traceability page for this batch.
Serial Dilution samples shown for QC purposes only.
Acceptable Temperature range is 90-95 degrees C unless otherwise noted

SGS

Metals Digestion Reagents Information Log

Digestion Batch ID: MP27287 Date: 07/06/2021

Matrix: ALL

Standard/Reagent Type	Exp. Date	Standard/Reagent ID
Spiking Solution- (ACCUTEST 13A REV1)	12/11/2021	MP-017-40-5
Spiking Solution- (ACCUTEST 14A REV1)	12/11/2021	MP-017-40-8
Spiking Solution - 5000 mg/l Minerals	5/3/2022	R2-MEB703181 MFG: INO. VENT.
Spiking Solution - Sulfur 1000ppm	10/10/2023	LOT: 121020 MFG: ABS. STANDARDS
Spiking Solution - Si 1000ppm	1/30/2022	P2-SI686989 MFG: INO. VENT.
Spiking Solution - Bi 1000ppm	3/30/2022	P2-BI687736 MFG: INO. VENT.
Spiking Solution - Se 20ppm	12/11/2021	MP-017-40-12
Spiking Solution - Li 1000ppm	2/17/2022	R2-LI689866 MFG: INO. VENT.
Spiking Solution- Ag 20 ppm	12/11/2021	MP-1740-2
Spiking Solution - (ACCUTEST 13B REV1)	10/1/2021	MP-015-1467
Spiking Solution - (ACCUTEST 14B REV1)	10/1/2021	MP-015-1478
Spiking Solution - 1000ppm Minerals	9/25/2021	MP-015-1462
Spiking Solution- P		
Nitric Acid	7/2/2023	LOT: 282671 MFG: BAKER
Nitric Acid (1:1)	1/6/2022	MP-018-42-600 1:1 HNO3
Hydrochloric Acid	7/2/2023	LOT: 281827 MFG: BAKER
Hydrochloric Acid (1:1)	1/6/2022	MP-018-42-602 1:1 HCL
Hydrogen Peroxide	6/30/2023	LOT: 206258 MFG: FISHER
Soil Lab Control/Soil LC	6/4/2024	LOT: D109-540 MFG: ERA
Teflon Chips(For Soil MB and Blank Spike)	N/A	LOT: 27407287 MFG: SAINT-GOBAIN
Digestion Tubes	N/A	LOT: 2104009 MFG: ENV. EXPRESS
pH Paper	3/15/2022	LOT: 207519 MFG: HYDRION
Filter paper Q8	N/A	LOT: 17058941 FISHER
Filter paper 0.45µm	N/A	LOT: F1AB62675C MFG: MILLIPORE

Spike witnessed By: MC

Validated By: _____

Validated On: _____

AA014-06 (Metals Digest Stds)-DAYT-MET-0039-06-FORM-Metals Digestion Reagants Info Log
1/17/18

13.4.2 13

General Chemistry

QC Data Summaries

Includes the following where applicable:

- Method Blank and Blank Spike Summaries
- Duplicate Summaries
- Matrix Spike Summaries
- Instrument Runlogs/QC
- Percent Solids Raw Data Summary

METHOD BLANK AND SPIKE RESULTS SUMMARY
GENERAL CHEMISTRY

Login Number: JD27540
Account: SESINJPB - SESI Consulting Engineers
Project: Remedial Investigation, 247 North Avenue, New Rochelle, NY

Analyte	Batch ID	RL	MB Result	Units	Spike Amount	BSP Result	BSP %Recov	QC Limits
Cyanide	GP34640/GN19707	0.24	0.0	mg/kg	2	1.97	98.5	90-110%

Associated Samples:
Batch GP34640: JD27540-1, JD27540-2, JD27540-3, JD27540-13, JD27540-14, JD27540-17, JD27540-18
(*) Outside of QC limits

DUPLICATE RESULTS SUMMARY
GENERAL CHEMISTRY

Login Number: JD27540
Account: SESINJPB - SESI Consulting Engineers
Project: Remedial Investigation, 247 North Avenue, New Rochelle, NY

Analyte	Batch ID	QC Sample	Units	Original Result	DUP Result	RPD	QC Limits
Cyanide	GP34640/GN19707	JD27495-3	mg/kg	0.0	0.0	0.0	0-49%
Solids, Percent	GN19617	JD27495-22	%	93	92.5	0.5	0-5%
Solids, Percent	GN19618	JD27540-14	%	97.8	97.3	0.5	0-5%

Associated Samples:
Batch GN19617: JD27540-1, JD27540-2, JD27540-3, JD27540-4, JD27540-5, JD27540-6, JD27540-7, JD27540-8, JD27540-9, JD27540-10
Batch GN19618: JD27540-11, JD27540-12, JD27540-13, JD27540-14, JD27540-15, JD27540-16, JD27540-17, JD27540-18
Batch GP34640: JD27540-1, JD27540-2, JD27540-3, JD27540-13, JD27540-14, JD27540-17, JD27540-18
(*) Outside of QC limits

MATRIX SPIKE RESULTS SUMMARY
GENERAL CHEMISTRY

Login Number: JD27540
Account: SESINJPB - SESI Consulting Engineers
Project: Remedial Investigation, 247 North Avenue, New Rochelle, NY

Analyte	Batch ID	QC Sample	Units	Original Result	Spike Amount	MS Result	%Rec	QC Limits
Cyanide	GP34640/GN19707	JD27495-3	mg/kg	0.0	2.48	2.3	92.8	75-125%

Associated Samples:
Batch GP34640: JD27540-1, JD27540-2, JD27540-3, JD27540-13, JD27540-14, JD27540-17, JD27540-18
(*) Outside of QC limits
(N) Matrix Spike Rec. outside of QC limits

SGS Instrument Runlog
Inorganics Analyses

Login Number: JD27540
Account: SESINJPB - SESI Consulting Engineers
Project: Remedial Investigation, 247 North Avenue, New Rochelle, NY

File ID: D070621W1.CN Date Analyzed: 07/06/21 Methods: EPA 335.4/LACHAT, SW846 9012B/LACHAT, SW846 CHAP
Analyst: LV Run ID: GN19707
Parameters: Cyanide

Time	Sample Description	Dilution Factor	PS Recov	Comments
13:36	GN19707-STD1	1		STDA
13:37	GN19707-STD2	1		STDB
13:38	GN19707-STD3	1		STDC
13:39	GN19707-STD4	1		STDD
13:40	GN19707-STD5	1		STDE
13:41	GN19707-STD6	1		STDF
13:42	GN19707-STD7	1		STDG
13:43	GN19707-ICV1	1		
13:44	GN19707-ICB1	1		
13:45	GN19707-CCV1	1		
13:46	GN19707-CCB1	1		
13:47	GP34639-MB1	1		
13:48	GP34639-B1	1		
13:49	GP34639-S1	1		
13:50	GP34639-D1	1		
13:51	JD27614-16	1		(sample used for QC only; not part of login JD27540)
13:52	ZZZZZZ	1		
13:53	ZZZZZZ	1		
13:54	ZZZZZZ	1		
13:55	ZZZZZZ	1		
13:56	GP34643-MB1	1		
13:57	GN19707-CCV2	1		
13:58	GN19707-CCB2	1		
14:00	GP34643-B1	1		
14:01	GP34643-S1	1		MS Failed, See rerun
14:02	GP34643-D1	1		
14:03	ZZZZZZ	1		
14:04	ZZZZZZ	1		
14:05	ZZZZZZ	1		
14:06	GP34643-S1	1		
14:07	JD27596-1	1		(sample used for QC only; not part of login JD27540)
14:08	ZZZZZZ	1		
14:09	ZZZZZZ	1		

SGS Instrument Runlog
Inorganics Analyses

Login Number: JD27540
Account: SESINJPB - SESI Consulting Engineers
Project: Remedial Investigation, 247 North Avenue, New Rochelle, NY

File ID: D070621W1.CN Date Analyzed: 07/06/21 Methods: EPA 335.4/LACHAT, SW846 9012B/LACHAT, SW846 CHAP
Analyst: LV Run ID: GN19707
Parameters: Cyanide

Time	Sample Description	Dilution Factor	PS Recov	Comments
14:10	GN19707-CCV3	1		
14:11	GN19707-CCB3	1		
14:12	GP34640-MB1	1		
14:13	GP34640-B1	1		
14:14	GP34640-S1	1		
14:15	GP34640-S2	1		
14:16	GP34640-D1	1		
14:17	JD27495-3	1		(sample used for QC only; not part of login JD27540)
14:18	JD27495-4	1		(sample used for QC only; not part of login JD27540)
14:19	ZZZZZZ	1		
14:20	ZZZZZZ	1		
14:21	ZZZZZZ	1		
14:22	GN19707-CCV4	1		
14:23	GN19707-CCB4	1		
14:24	ZZZZZZ	1		
14:25	ZZZZZZ	1		
14:26	ZZZZZZ	1		
14:27	ZZZZZZ	1		
14:28	ZZZZZZ	1		
14:29	ZZZZZZ	1		
14:30	ZZZZZZ	1		
14:31	JD27540-1	1		
14:32	JD27540-2	1		
14:33	JD27540-3	1		
14:34	GN19707-CCV5	1		
14:35	GN19707-CCB5	1		
14:36	JD27540-13	1		
14:37	JD27540-14	1		
14:38	JD27540-17	1		
14:39	JD27540-18	1		
14:40	ZZZZZZ	1		
14:42	GP34638-MB1	1		
14:43	GP34638-B1	1		

SGS Instrument Runlog
Inorganics Analyses

Login Number: JD27540
Account: SESINJPB - SESI Consulting Engineers
Project: Remedial Investigation, 247 North Avenue, New Rochelle, NY

File ID: D070621W1.CN Date Analyzed: 07/06/21 Methods: EPA 335.4/LACHAT, SW846 9012B/LACHAT, SW846 CHAP
Analyst: LV Run ID: GN19707
Parameters: Cyanide

Time	Sample Description	Dilution Factor	PS Recov	Comments
14:44	GP34638-S1	1		
14:45	GP34638-S2	1		
14:46	GP34638-D1	1		
14:47	GN19707-CCV6	1		
14:48	GN19707-CCB6	1		
14:49	JD27430-1	1		(sample used for QC only; not part of login JD27540)
14:50	ZZZZZZ	1		
14:51	ZZZZZZ	1		
14:52	ZZZZZZ	1		
14:53	ZZZZZZ	1		
14:54	ZZZZZZ	1		
14:55	ZZZZZZ	1		
14:56	ZZZZZZ	1		
14:57	ZZZZZZ	1		
14:58	ZZZZZZ	1		
14:59	GN19707-CCV7	1		
15:00	GN19707-CCB7	1		
15:01	ZZZZZZ	1		
15:02	ZZZZZZ	1		
15:03	ZZZZZZ	1		
15:04	ZZZZZZ	1		
15:05	ZZZZZZ	1		
15:06	ZZZZZZ	1		
15:07	ZZZZZZ	1		
15:08	ZZZZZZ	1		
15:09	ZZZZZZ	1		
15:10	JD27560-2	1		(sample used for QC only; not part of login JD27540)
15:11	GN19707-CCV8	1		
15:12	GN19707-CCB8	1		
15:13	GP34641-MB1	1		
15:14	GP34641-B1	1		
15:15	GP34641-S1	1		
15:16	GP34641-S2	1		

SGS Instrument Runlog
Inorganics Analyses

Login Number: JD27540
Account: SESINJPB - SESI Consulting Engineers
Project: Remedial Investigation, 247 North Avenue, New Rochelle, NY

File ID: D070621W1.CN Date Analyzed: 07/06/21 Methods: EPA 335.4/LACHAT, SW846 9012B/LACHAT, SW846 CHAP
Analyst: LV Run ID: GN19707
Parameters: Cyanide

Time	Sample Description	Dilution Factor	PS Recov	Comments
15:17	GP34641-D1	1		
15:18	JD27600-8	1		(sample used for QC only; not part of login JD27540)
15:19	JD27600-9	1		(sample used for QC only; not part of login JD27540)
15:20	ZZZZZZ	1		
15:21	ZZZZZZ	1		
15:22	ZZZZZZ	1		
15:23	GN19707-CCV9	1		
15:24	GN19707-CCB9	1		
15:25	ZZZZZZ	1		
15:26	ZZZZZZ	1		
15:27	ZZZZZZ	1		
15:28	ZZZZZZ	1		
15:29	ZZZZZZ	1		
15:30	ZZZZZZ	1		
15:31	ZZZZZZ	1		
15:32	ZZZZZZ	1		
15:33	ZZZZZZ	1		
15:34	ZZZZZZ	1		
15:35	GN19707-CCV10	1		
15:36	GN19707-CCB10	1		
15:38	ZZZZZZ	1		
15:39	ZZZZZZ	1		
15:40	ZZZZZZ	1		
15:41	ZZZZZZ	1		
15:42	ZZZZZZ	1		
15:43	GP34642-MB1	1		
15:44	GP34642-B1	1		
15:45	GP34642-S1	1		
15:46	GP34642-S2	1		
15:47	GP34642-D1	1		
15:48	GN19707-CCV11	1		
15:49	GN19707-CCB11	1		
15:50	JD27613-32	1		(sample used for QC only; not part of login JD27540)

SGS Instrument Runlog
Inorganics Analyses

Login Number: JD27540
Account: SESINJPB - SESI Consulting Engineers
Project: Remedial Investigation, 247 North Avenue, New Rochelle, NY

File ID: D070621W1.CN Date Analyzed: 07/06/21 Methods: EPA 335.4/LACHAT, SW846 9012B/LACHAT, SW846 CHAP
Analyst: LV Run ID: GN19707
Parameters: Cyanide

Time	Sample Description	Dilution Factor	PS Recov	Comments
15:51	JD27613-34	1		(sample used for QC only; not part of login JD27540)
15:52	ZZZZZZ	1		
15:53	ZZZZZZ	1		
15:54	ZZZZZZ	1		
15:55	ZZZZZZ	1		
15:56	ZZZZZZ	1		
15:57	ZZZZZZ	1		
15:58	ZZZZZZ	1		
15:59	ZZZZZZ	1		
16:00	GN19707-CCV12	1		CCV Failed, see rerun
16:01	GN19707-CCB12	1		
16:02	ZZZZZZ	1		
16:03	ZZZZZZ	1		
16:04	GN19707-CCV13	1		
16:05	GN19707-CCB13	1		
16:06	ZZZZZZ	1		
16:07	ZZZZZZ	1		
16:08	ZZZZZZ	1		
16:09	ZZZZZZ	1		
16:10	ZZZZZZ	1		
16:11	ZZZZZZ	1		
16:12	GN19707-CCV14	1		
16:13	GN19707-CCB14	1		
16:14	ZZZZZZ	1		
16:15	ZZZZZZ	1		
16:16	ZZZZZZ	1		
16:17	ZZZZZZ	1		
16:22	GP34656-MB1	1		
16:23	GP34656-B1	1		
16:24	GN19707-CCV15	1		
16:25	GN19707-CCB15	1		
16:26	GP34656-D1	1		
16:27	ZZZZZZ	1		

SGS Instrument Runlog
Inorganics Analyses

Login Number: JD27540
Account: SESINJPB - SESI Consulting Engineers
Project: Remedial Investigation, 247 North Avenue, New Rochelle, NY

File ID: D070621W1.CN Date Analyzed: 07/06/21 Methods: EPA 335.4/LACHAT, SW846 9012B/LACHAT, SW846 CHAP
Analyst: LV Run ID: GN19707
Parameters: Cyanide

Time	Sample Description	Dilution Factor	PS Recov	Comments
16:28	ZZZZZZ	1		
16:30	ZZZZZZ	1		
16:31	ZZZZZZ	1		
16:32	ZZZZZZ	1		
16:33	ZZZZZZ	1		
16:34	ZZZZZZ	1		
16:35	JD27617-1	1		(sample used for QC only; not part of login JD27540)
16:37	GN19707-CCV16	1		CCV out
16:38	GN19707-CCB16	1		
16:40	GN19707-CCB17	1		
16:41	GN19707-CCV17	1		
16:44	GN19707-CCV18	1		
16:45	GN19707-CCB18	1		

Refer to raw data for calibration curve and standards.

Instrument QC Summary
Inorganics Analyses

Login Number: JD27540
Account: SESINJPB - SESI Consulting Engineers
Project: Remedial Investigation, 247 North Avenue, New Rochelle, NY

File ID: D070621W1.CN Date Analyzed: 07/06/21 Methods: EPA 335.4/LACHAT, SW846 9012B/LACHAT, SW846 CHAP
Run ID: GN19707 Units: mg/l

Sample Number	Parameter	Result	RL	IDL/MDL	True Value	% Recov.	QC Limits
GN19707-ICV1	Cyanide	0.302	0.010	0.0041	.3	100.7	90-110
GN19707-ICB1	Cyanide	0.0041 U	0.010	0.0041			
GN19707-CCV1	Cyanide	0.423	0.010	0.0041	.4	105.8	90-110
GN19707-CCB1	Cyanide	0.0041 U	0.010	0.0041			
GN19707-CCV2	Cyanide	0.433	0.010	0.0041	.4	108.3	90-110
GN19707-CCB2	Cyanide	-0.00535	0.010	0.0041			
GN19707-CCV3	Cyanide	0.432	0.010	0.0041	.4	108.0	90-110
GN19707-CCB3	Cyanide	-0.00419	0.010	0.0041			
GN19707-CCV4	Cyanide	0.420	0.010	0.0041	.4	105.0	90-110
GN19707-CCB4	Cyanide	-0.00485	0.010	0.0041			
GN19707-CCV5	Cyanide	0.422	0.010	0.0041	.4	105.5	90-110
GN19707-CCB5	Cyanide	-0.00543	0.010	0.0041			
GN19707-CCV6	Cyanide	0.422	0.010	0.0041	.4	105.5	90-110
GN19707-CCB6	Cyanide	-0.00523	0.010	0.0041			
GN19707-CCV7	Cyanide	0.428	0.010	0.0041	.4	107.0	90-110
GN19707-CCB7	Cyanide	-0.00636	0.010	0.0041			
GN19707-CCV8	Cyanide	0.428	0.010	0.0041	.4	107.0	90-110
GN19707-CCB8	Cyanide	-0.00458	0.010	0.0041			
GN19707-CCV9	Cyanide	0.428	0.010	0.0041	.4	107.0	90-110
GN19707-CCB9	Cyanide	-0.00418	0.010	0.0041			
GN19707-CCV10	Cyanide	0.430	0.010	0.0041	.4	107.5	90-110
GN19707-CCB10	Cyanide	0.00841	0.010	0.0041			
GN19707-CCV11	Cyanide	0.431	0.010	0.0041	.4	107.8	90-110
GN19707-CCB11	Cyanide	-0.00541	0.010	0.0041			
GN19707-CCV12	Cyanide	0.442	0.010	0.0041	.4	110.5!(a)	90-110
GN19707-CCB12	Cyanide	-0.00495	0.010	0.0041			
GN19707-CCV13	Cyanide	0.409	0.010	0.0041	.4	102.3	90-110
GN19707-CCB13	Cyanide	-0.00916	0.010	0.0041			
GN19707-CCV14	Cyanide	0.421	0.010	0.0041	.4	105.3	90-110
GN19707-CCB14	Cyanide	-0.00767	0.010	0.0041			
GN19707-CCV15	Cyanide	0.381	0.010	0.0041	.4	95.3	90-110
GN19707-CCB15	Cyanide	-0.00618	0.010	0.0041			
GN19707-CCV18	Cyanide	0.390	0.010	0.0041	.4	97.5	90-110
GN19707-CCB18	Cyanide	-0.00606	0.010	0.0041			

Instrument QC Summary
Inorganics Analyses

Login Number: JD27540
Account: SESINJPB - SESI Consulting Engineers
Project: Remedial Investigation, 247 North Avenue, New Rochelle, NY

File ID: D070621W1.CN Date Analyzed: 07/06/21 Methods: EPA 335.4/LACHAT, SW846 9012B/LACHAT, SW846 CHAP
Run ID: GN19707 Units: mg/l

Sample Number	Parameter	Result	RL	IDL/MDL	True Value	% Recov.	QC Limits

(!) Outside of QC limits
(a) CCV indicates possible slight positive bias. All associated reported samples < DL.

Percent Solids Raw Data Summary

Job Number: JD27540
Account: SESINJPB SESI Consulting Engineers
Project: Remedial Investigation, 247 North Avenue, New Rochelle, NY

Sample: JD27540-1 **Analyzed:** 01-JUL-21 by BG **Method:** SM2540 G 18TH ED MOD
ClientID: R1-SB-1(1.5-2.0)

Wet Weight (Total)	30.58	g
Tare Weight	23.03	g
Dry Weight (Total)	28.68	g
Solids, Percent	74.8	%

Sample: JD27540-2 **Analyzed:** 01-JUL-21 by BG **Method:** SM2540 G 18TH ED MOD
ClientID: R1-SB-1(5.0-5.5)

Wet Weight (Total)	32.73	g
Tare Weight	25.43	g
Dry Weight (Total)	31.97	g
Solids, Percent	89.6	%

Sample: JD27540-3 **Analyzed:** 01-JUL-21 by BG **Method:** SM2540 G 18TH ED MOD
ClientID: R1-SB-1(11-11.5)

Wet Weight (Total)	30.37	g
Tare Weight	24.43	g
Dry Weight (Total)	30.01	g
Solids, Percent	93.9	%

Sample: JD27540-4 **Analyzed:** 01-JUL-21 by BG **Method:** SM2540 G 18TH ED MOD
ClientID: R1-SB-2(3-3.5)

Wet Weight (Total)	35.23	g
Tare Weight	26.89	g
Dry Weight (Total)	34.77	g
Solids, Percent	94.5	%

Sample: JD27540-5 **Analyzed:** 01-JUL-21 by BG **Method:** SM2540 G 18TH ED MOD
ClientID: R1-SB-2(6-6.5)

Wet Weight (Total)	27.82	g
Tare Weight	20	g
Dry Weight (Total)	27.54	g
Solids, Percent	96.4	%

Sample: JD27540-6 **Analyzed:** 01-JUL-21 by BG **Method:** SM2540 G 18TH ED MOD
ClientID: R1-SB-3(1-1.5)

Wet Weight (Total)	29.93	g
Tare Weight	21.34	g
Dry Weight (Total)	28.31	g
Solids, Percent	81.1	%

Percent Solids Raw Data Summary

Job Number: JD27540
Account: SESINJPB SESI Consulting Engineers
Project: Remedial Investigation, 247 North Avenue, New Rochelle, NY

Sample: JD27540-7 **Analyzed:** 01-JUL-21 by BG **Method:** SM2540 G 18TH ED MOD
ClientID: R1-SB-3(7-7.5)

Wet Weight (Total)	26.08	g
Tare Weight	19.25	g
Dry Weight (Total)	25.29	g
Solids, Percent	88.4	%

Sample: JD27540-8 **Analyzed:** 01-JUL-21 by BG **Method:** SM2540 G 18TH ED MOD
ClientID: R1-SB-3(12-12.5)

Wet Weight (Total)	32.46	g
Tare Weight	25.36	g
Dry Weight (Total)	31.92	g
Solids, Percent	92.4	%

Sample: JD27540-9 **Analyzed:** 01-JUL-21 by BG **Method:** SM2540 G 18TH ED MOD
ClientID: R1-SB-4(4-4.5)

Wet Weight (Total)	26.08	g
Tare Weight	19.8	g
Dry Weight (Total)	25.52	g
Solids, Percent	91.1	%

Sample: JD27540-10 **Analyzed:** 01-JUL-21 by BG **Method:** SM2540 G 18TH ED MOD
ClientID: R1-SB-4(8-8.5)

Wet Weight (Total)	28.63	g
Tare Weight	20.08	g
Dry Weight (Total)	27.93	g
Solids, Percent	91.8	%

Sample: JD27540-11 **Analyzed:** 01-JUL-21 by BG **Method:** SM2540 G 18TH ED MOD
ClientID: R1-SB-5(3.5-4.0)

Wet Weight (Total)	28.86	g
Tare Weight	21.45	g
Dry Weight (Total)	27.57	g
Solids, Percent	82.6	%

Sample: JD27540-12 **Analyzed:** 01-JUL-21 by BG **Method:** SM2540 G 18TH ED MOD
ClientID: R1-SB-5(7.5-8.0)

Wet Weight (Total)	32.65	g
Tare Weight	25.1	g
Dry Weight (Total)	32.06	g
Solids, Percent	92.2	%

Percent Solids Raw Data Summary

Job Number: JD27540
Account: SESINJPB SESI Consulting Engineers
Project: Remedial Investigation, 247 North Avenue, New Rochelle, NY

Sample: JD27540-13 **Analyzed:** 01-JUL-21 by BG **Method:** SM2540 G 18TH ED MOD
ClientID: R1-SB-6(3.5-4.0)

Wet Weight (Total)	31.41	g
Tare Weight	25.37	g
Dry Weight (Total)	31.27	g
Solids, Percent	97.7	%

Sample: JD27540-14 **Analyzed:** 01-JUL-21 by BG **Method:** SM2540 G 18TH ED MOD
ClientID: R1-SB-6(5.5-6.0)

Wet Weight (Total)	29.32	g
Tare Weight	23.43	g
Dry Weight (Total)	29.19	g
Solids, Percent	97.8	%

Sample: JD27540-15 **Analyzed:** 01-JUL-21 by BG **Method:** SM2540 G 18TH ED MOD
ClientID: R1-SB-12(3.5-4.0)

Wet Weight (Total)	34.99	g
Tare Weight	27.75	g
Dry Weight (Total)	34.14	g
Solids, Percent	88.3	%

Sample: JD27540-16 **Analyzed:** 01-JUL-21 by BG **Method:** SM2540 G 18TH ED MOD
ClientID: R1-SB-12(6.5-7.0)

Wet Weight (Total)	30.51	g
Tare Weight	24.38	g
Dry Weight (Total)	30.14	g
Solids, Percent	94	%

Sample: JD27540-17 **Analyzed:** 01-JUL-21 by BG **Method:** SM2540 G 18TH ED MOD
ClientID: R1-SB-11(1.5-2.0)

Wet Weight (Total)	33.92	g
Tare Weight	26.55	g
Dry Weight (Total)	32.74	g
Solids, Percent	84	%

Sample: JD27540-18 **Analyzed:** 01-JUL-21 by BG **Method:** SM2540 G 18TH ED MOD
ClientID: R1-SB-11(6-6.5)

Wet Weight (Total)	30.57	g
Tare Weight	24.6	g
Dry Weight (Total)	29.13	g
Solids, Percent	75.9	%

General Chemistry

Raw Data

LABORATORY REVIEW SIGNATURE FORM
(To be stored with the raw data)

File ID: D070621W1.CN Date Analyzed: 07/06/21 Methods: EPA 335.4/LACHAT, SW846 9012B/LACHAT, SW846
Analyst: LV Run ID: GN19707

The following analyst(s) have reviewd this run and attest that, to the best of their knowledge, this documentation is complete and correct:

Analyst: Loan Vuhy Date 7/6/2021

Analyst: _____ Date _____

Analyst: _____ Date _____

Analyst: _____ Date _____

Analyst: _____ Date _____

Analyst: _____ Date _____

Analyst: _____ Date _____

The following supervisor or their designee has reviewed this run and attests that, to the best of their knowledge, this documentation is complete and correct:

Supervisor (or designee): _____ Date 7/7/21

Author: Chemistry

Date : 7/6/2021

Original Run Filename: OM_7-6-2021_01-35-43PM.OMN Created: 7/6/2021 1:35:43 PM
Original Run Author's Signature: [Chemistry]
Current Run Filename: OM_7-6-2021_01-35-43PM.OMN Last Modified: 7/6/2021 4:47:36 PM
Current Run Author's Signature: [Chemistry]
Description: Default New Run

Sample	Rep.	Cup No.	Channel 1 CN	Detection Time	MDF	
STDA	1	1	0.800	7/6/2021@1:36:44 PM		%REC
STDB	1	2	0.600	7/6/2021@1:37:45 PM		
STDC	1	3	0.400	7/6/2021@1:38:45 PM		
STDD	1	4	0.100	7/6/2021@1:39:45 PM		
STDE	1	5	0.0200	7/6/2021@1:40:45 PM		
STDF	1	6	0.0100	7/6/2021@1:41:46 PM		
STDG	1	7	0.00	7/6/2021@1:42:46 PM		
ICV	1	8	0.302	7/6/2021@1:43:47 PM		100.6%
	Known Conc:		0.300			
	Calibration:		Table/Fig. : 1			
ICB	1	9	-1.76e-4	7/6/2021@1:44:47 PM		
	Known Conc:		0.00			
CCV	1	10	0.423	7/6/2021@1:45:47 PM		105.75%
	Known Conc:		0.400			
CCB	1	11	6.63e-4	7/6/2021@1:46:48 PM		
	Known Conc:		0.00			
GP34639-MB1	1	12	-1.87e-3	7/6/2021@1:47:49 PM		
GP34639-B1	1	13	0.0813	7/6/2021@1:48:50 PM		97.59%
GP34639-S1	1	14	0.0800	7/6/2021@1:49:51 PM		
GP34639-D1	1	15	-3.82e-4	7/6/2021@1:50:51 PM		
JD27614-16	1	16	-1.19e-3	7/6/2021@1:51:53 PM		
JD27614-17	1	17	-7.82e-4	7/6/2021@1:52:54 PM		
JD27614-18	1	18	-3.30e-3	7/6/2021@1:53:55 PM		
JD27614-19	1	19	9.03e-3	7/6/2021@1:54:55 PM		
JD27614-20	1	20	5.76e-4	7/6/2021@1:55:56 PM		
GP34643-MB1	1	21	-2.90e-3	7/6/2021@1:56:58 PM		
CCV	1	10	0.430	7/6/2021@1:57:58 PM		107.5%
	Known Conc:		0.400			
CCB	1	11	-4.91e-3	7/6/2021@1:58:59 PM		
	Known Conc:		0.00			
GP34643-B1	1	22	0.0842	7/6/2021@2:00:00 PM		101.08%
GP34643-S1	1	23	-2.78e-3	7/6/2021@2:01:01 PM		→ MS Fail, see rerun
GP34643-D1	1	24	-4.24e-3	7/6/2021@2:02:02 PM		
JD27560-1	1	25	-5.05e-4	7/6/2021@2:03:03 PM		
JD27560-3	1	26	-4.21e-4	7/6/2021@2:04:04 PM		
JD27560-4	1	27	-9.27e-3	7/6/2021@2:05:06 PM		
GP34643-S1	1	23	0.0824	7/6/2021@2:06:07 PM		
JD27596-1	1	28	4.32e-3	7/6/2021@2:07:08 PM		
JD27596-2	1	29	-1.94e-3	7/6/2021@2:08:09 PM		
JD27467-1	1	30	-3.92e-3	7/6/2021@2:09:10 PM		
CCV	1	10	0.432	7/6/2021@2:10:11 PM		108%
	Known Conc:		0.400			
CCB	1	11	-4.09e-3	7/6/2021@2:11:12 PM		
	Known Conc:		0.00			
GP34640-MB1	1	31	-4.02e-3	7/6/2021@2:12:13 PM		
GP34640-B1	1	32	0.0821	7/6/2021@2:13:15 PM		98.56%
GP34640-S1	1	33	0.0764	7/6/2021@2:14:16 PM		
GP34640-S2	1	34	0.0794	7/6/2021@2:15:18 PM		
GP34640-D1	1	35	-3.08e-3	7/6/2021@2:16:19 PM		
JD27495-3	1	36	-1.36e-3	7/6/2021@2:17:21 PM		
JD27495-4	1	37	-2.49e-3	7/6/2021@2:18:23 PM		
JD27495-7	1	38	3.67e-4	7/6/2021@2:19:24 PM		
JD27495-8	1	39	-2.83e-3	7/6/2021@2:20:26 PM		
JD27495-11	1	40	-3.41e-4	7/6/2021@2:21:27 PM		
CCV	1	10	0.420	7/6/2021@2:22:27 PM		105%
	Known Conc:		0.400			
CCB	1	11	-4.75e-3	7/6/2021@2:23:28 PM		
	Known Conc:		0.00			
JD27495-12	1	41	-3.38e-3	7/6/2021@2:24:30 PM		
JD27495-15	1	42	-4.30e-4	7/6/2021@2:25:32 PM		

15.1

15

Author: Chemistry

Date : 7/6/2021

					%REC
JD27495-16	1	43	-2.07e-3	7/6/2021@2:26:34 PM	
JD27495-18	1	44	5.36e-4	7/6/2021@2:27:36 PM	
JD27495-20	1	45	-1.46e-4	7/6/2021@2:28:37 PM	
JD27495-22	1	46	-1.71e-3	7/6/2021@2:29:39 PM	
JD27495-24	1	47	-3.03e-3	7/6/2021@2:30:42 PM	
JD27540-1	1	48	1.78e-3	7/6/2021@2:31:44 PM	
JD27540-2	1	49	-2.84e-3	7/6/2021@2:32:45 PM	
JD27540-3	1	50	-1.88e-3	7/6/2021@2:33:47 PM	
CCV	1	10	0.421	7/6/2021@2:34:47 PM	105.25%
	Known Conc:		0.400		
CCB	1	11	-5.21e-3	7/6/2021@2:35:48 PM	
	Known Conc:		0.00		
JD27540-13	1	51	1.93e-3	7/6/2021@2:36:51 PM	
JD27540-14	1	52	-4.67e-3	7/6/2021@2:37:53 PM	
JD27540-17	1	53	-1.48e-3	7/6/2021@2:38:55 PM	
JD27540-18	1	54	-2.90e-3	7/6/2021@2:39:57 PM	
JD27600-7	1	55	-1.28e-3	7/6/2021@2:40:59 PM	
GP34638-MB1	1	56	-1.87e-3	7/6/2021@2:42:02 PM	
GP34638-B1	1	57	0.0764	7/6/2021@2:43:04 PM	91.72%
GP34638-S1	1	58	0.0132	7/6/2021@2:44:06 PM	
GP34638-S2	1	59	0.0208	7/6/2021@2:45:08 PM	
GP34638-D1	1	60	-2.39e-3	7/6/2021@2:46:10 PM	
CCV	1	10	0.422	7/6/2021@2:47:10 PM	105.5%
	Known Conc:		0.400		
CCB	1	11	-5.13e-3	7/6/2021@2:48:12 PM	
	Known Conc:		0.00		
JD27430-1	1	1	-7.81e-3	7/6/2021@2:49:12 PM	
JD27430-2	1	2	-5.24e-3	7/6/2021@2:50:13 PM	
JD27430-3	1	3	-3.25e-3	7/6/2021@2:51:13 PM	
JD27430-4	1	4	-5.44e-3	7/6/2021@2:52:13 PM	
JD27479-1	1	5	-5.82e-3	7/6/2021@2:53:14 PM	
JD27479-2	1	6	-5.37e-3	7/6/2021@2:54:15 PM	
JD27479-3	1	7	-6.38e-3	7/6/2021@2:55:16 PM	
JD27479-4	1	8	-6.25e-3	7/6/2021@2:56:16 PM	
JD27479-5	1	9	-5.44e-3	7/6/2021@2:57:16 PM	
JD27479-6	1	12	-5.37e-3	7/6/2021@2:58:17 PM	
CCV	1	10	0.428	7/6/2021@2:59:18 PM	107%
	Known Conc:		0.400		
CCB	1	11	-6.26e-3	7/6/2021@3:00:19 PM	
	Known Conc:		0.00		
JD27479-7	1	13	-7.57e-3	7/6/2021@3:01:19 PM	
JD27479-8	1	14	-5.13e-3	7/6/2021@3:02:20 PM	
JD27479-9	1	15	-6.63e-3	7/6/2021@3:03:20 PM	
JD27479-10	1	16	-6.56e-3	7/6/2021@3:04:22 PM	
JD27479-11	1	17	-9.98e-3	7/6/2021@3:05:23 PM	
JD27450-2	1	18	-1.62e-3	7/6/2021@3:06:24 PM	
JD27487-2	1	19	-2.40e-3	7/6/2021@3:07:24 PM	
JD27550-1	1	20	-3.88e-3	7/6/2021@3:08:25 PM	
JD27557-1	1	21	-7.57e-3	7/6/2021@3:09:26 PM	
JD27560-2	1	22	-6.57e-3	7/6/2021@3:10:27 PM	
CCV	1	10	0.428	7/6/2021@3:11:28 PM	107%
	Known Conc:		0.400		
CCB	1	11	-4.48e-3	7/6/2021@3:12:29 PM	
	Known Conc:		0.00		
GP34641-MB1	1	23	-4.38e-3	7/6/2021@3:13:30 PM	
GP34641-B1	1	24	0.0816	7/6/2021@3:14:31 PM	
GP34641-S1	1	25	0.0835	7/6/2021@3:15:32 PM	
GP34641-S2	1	26	0.0805	7/6/2021@3:16:33 PM	
GP34641-D1	1	27	6.45e-3	7/6/2021@3:17:35 PM	
JD27600-8	1	28	4.61e-3	7/6/2021@3:18:36 PM	
JD27600-9	1	29	-2.70e-3	7/6/2021@3:19:37 PM	
JD27600-10	1	30	-1.53e-3	7/6/2021@3:20:38 PM	
JD27600-11	1	31	-2.22e-3	7/6/2021@3:21:40 PM	
JD27600-12	1	32	-3.75e-3	7/6/2021@3:22:41 PM	
CCV	1	10	0.428	7/6/2021@3:23:42 PM	107%
	Known Conc:		0.400		
CCB	1	11	-5.21e-3	7/6/2021@3:24:43 PM	
	Known Conc:		0.00		

Author: Chemistry

Date : 7/6/2021

					% REC
JD27613-2	1	33	7.48e-5	7/6/2021@3:25:44 PM	
JD27613-4	1	34	-2.78e-3	7/6/2021@3:26:45 PM	
JD27613-6	1	35	-8.74e-4	7/6/2021@3:27:46 PM	
JD27613-8	1	36	-2.26e-3	7/6/2021@3:28:48 PM	
JD27613-10	1	37	-1.28e-3	7/6/2021@3:29:50 PM	
JD27613-12	1	38	-2.84e-3	7/6/2021@3:30:52 PM	
JD27613-14	1	39	4.31e-4	7/6/2021@3:31:53 PM	
JD27613-16	1	40	-5.27e-3	7/6/2021@3:32:54 PM	
JD27613-18	1	41	1.73e-3	7/6/2021@3:33:56 PM	
JD27613-20	1	42	-1.75e-3	7/6/2021@3:34:58 PM	
CCV	1	10	0.430	7/6/2021@3:35:58 PM	107.5%
Known Conc:			0.400		
CCB	1	11	-8.41e-3	7/6/2021@3:36:59 PM	
Known Conc:			0.00		
JD27613-22	1	43	-3.09e-3	7/6/2021@3:38:01 PM	
JD27613-24	1	44	-4.31e-3	7/6/2021@3:39:03 PM	
JD27613-26	1	45	-3.65e-3	7/6/2021@3:40:04 PM	
JD27613-28	1	46	-4.58e-3	7/6/2021@3:41:07 PM	
JD27613-30	1	47	-2.97e-3	7/6/2021@3:42:08 PM	
GP34642-MB1	1	48	-3.24e-3	7/6/2021@3:43:10 PM	
GP34642-B1	1	49	0.0804	7/6/2021@3:44:12 PM	96.52%
GP34642-S1	1	50	0.0715	7/6/2021@3:45:14 PM	
GP34642-S2	1	51	0.0785	7/6/2021@3:46:16 PM	
GP34642-D1	1	52	-4.16e-3	7/6/2021@3:47:18 PM	
CCV	1	10	0.431	7/6/2021@3:48:18 PM	107.75%
Known Conc:			0.400		
CCB	1	11	-5.31e-3	7/6/2021@3:49:20 PM	
Known Conc:			0.00		
JD27613-32	1	53	-9.40e-4	7/6/2021@3:50:21 PM	
JD27613-34	1	54	-3.38e-3	7/6/2021@3:51:24 PM	
JD27613-36	1	55	-8.31e-4	7/6/2021@3:52:25 PM	
JD27613-38	1	56	-2.81e-3	7/6/2021@3:53:28 PM	
JD27613-40	1	57	-1.31e-3	7/6/2021@3:54:30 PM	
JD27614-1	1	58	-9.84e-4	7/6/2021@3:55:33 PM	
JD27614-2	1	59	1.87e-3	7/6/2021@3:56:35 PM	
JD27614-3	1	60	1.19e-3	7/6/2021@3:57:36 PM	
JD27614-4	1	1	2.27e-3	7/6/2021@3:58:37 PM	
JD27614-5	1	2	-1.79e-3	7/6/2021@3:59:38 PM	
CCV	1	10	0.442	7/6/2021@4:00:38 PM	110.5%
Known Conc:			0.400		
CCB	1	11	-4.86e-3	7/6/2021@4:01:39 PM	
Known Conc:			0.00		
JD27614-6	1	3	-2.52e-3	7/6/2021@4:02:40 PM	
JD27614-7	1	4	-3.05e-3	7/6/2021@4:03:39 PM	
CCV	1	10	0.409	7/6/2021@4:04:40 PM	102.25%
Known Conc:			100		
CCB	1	11	-9.06e-3	7/6/2021@4:05:41 PM	
Known Conc:			100		
JD27614-6	1	3	-5.73e-4	7/6/2021@4:06:41 PM	
JD27614-7	1	4	-2.88e-3	7/6/2021@4:07:42 PM	
JD27614-8	1	5	-1.80e-3	7/6/2021@4:08:42 PM	
JD27614-9	1	6	-7.79e-3	7/6/2021@4:09:43 PM	
JD27614-10	1	7	-1.32e-3	7/6/2021@4:10:43 PM	
JD27614-11	1	8	-2.68e-3	7/6/2021@4:11:44 PM	
CCV	1	10	0.417	7/6/2021@4:12:44 PM	104.25%
Known Conc:			0.400		
CCB	1	11	-5.92e-3	7/6/2021@4:13:46 PM	
Known Conc:			0.00		
JD27614-12	1	9	1.88e-3	7/6/2021@4:14:46 PM	
JD27614-13	1	12	-2.91e-3	7/6/2021@4:15:47 PM	
JD27614-14	1	13	-3.26e-3	7/6/2021@4:16:48 PM	
JD27614-15	1	14	3.50e-4	7/6/2021@4:17:48 PM	
GP34658-MB1	1	15	0.0121	7/6/2021@4:18:49 PM	
GP34658-B1	1	16	0.138	7/6/2021@4:19:50 PM	69%
GP34658-D1	1	17	-8.38e-3	7/6/2021@4:20:51 PM	
JD27621-1	1	18	-8.65e-3	7/6/2021@4:21:52 PM	
GP34656-MB1	1	19	-7.60e-3	7/6/2021@4:22:53 PM	
GP34656-B1	1	20	0.135	7/6/2021@4:23:54 PM	67.5%

CCV Failed, See Rerun

Author: Chemistry

Date : 7/6/2021

					% REC
CCV	1	10	0.381	7/6/2021@4:24:54 PM	95.25%
	Known Conc:		0.400		
CCB	1	11	-8.22e-3	7/6/2021@4:25:55 PM	
	Known Conc:		0.00		
GP34656-D1	1	21	-8.88e-3	7/6/2021@4:26:56 PM	
JD27445-1	1	22	-7.64e-3	7/6/2021@4:27:58 PM	
JD27445-2	1	23	-9.38e-3	7/6/2021@4:28:59 PM	
JD27484-1	1	24	-0.0100	7/6/2021@4:30:00 PM	
JD27502-4	1	25	-7.40e-3	7/6/2021@4:31:01 PM	
JD27563-1	1	26	-7.43e-3	7/6/2021@4:32:02 PM	
JD27563-2	1	27	-8.27e-3	7/6/2021@4:33:04 PM	
JD27632-4	1	28	-7.73e-3	7/6/2021@4:34:05 PM	
JD27617-1	1	29	-9.13e-3	7/6/2021@4:35:06 PM	
CCV	1	10	0.344	7/6/2021@4:37:54 PM	86%
	Known Conc:		0.400		
CCB	1	11	-6.31e-3	7/6/2021@4:38:56 PM	
	Known Conc:		0.00		
CCB	1	11	-5.84e-3	7/6/2021@4:40:56 PM	
	Known Conc:		0.00		
CCV	1	10	0.356	7/6/2021@4:41:55 PM	89%
CCV	1	10	0.390	7/6/2021@4:44:44 PM	97.5%
	Known Conc:		0.400		
CCB	1	11	-5.96e-3	7/6/2021@4:45:45 PM	
	Known Conc:		0.00		

CCV Failed, See rerun

Channel 1 (CN) - Set: 1 / 19

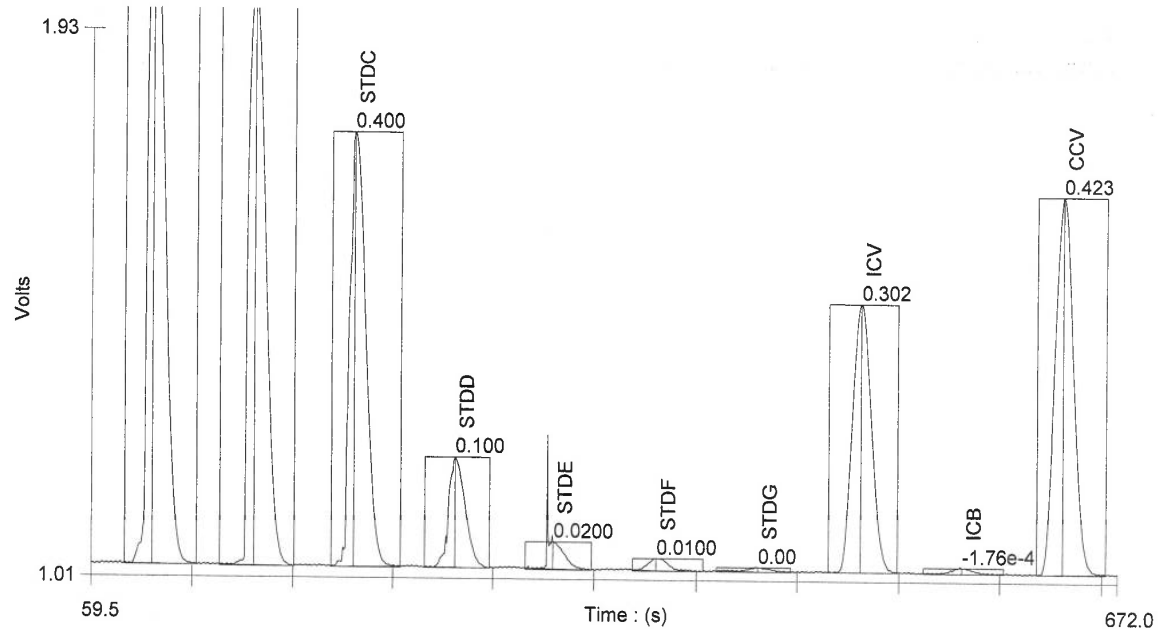

Author: Chemistry

Date : 7/6/2021

Channel 1 (CN) - Set: 2 / 19



Channel 1 (CN) - Set: 3 / 19

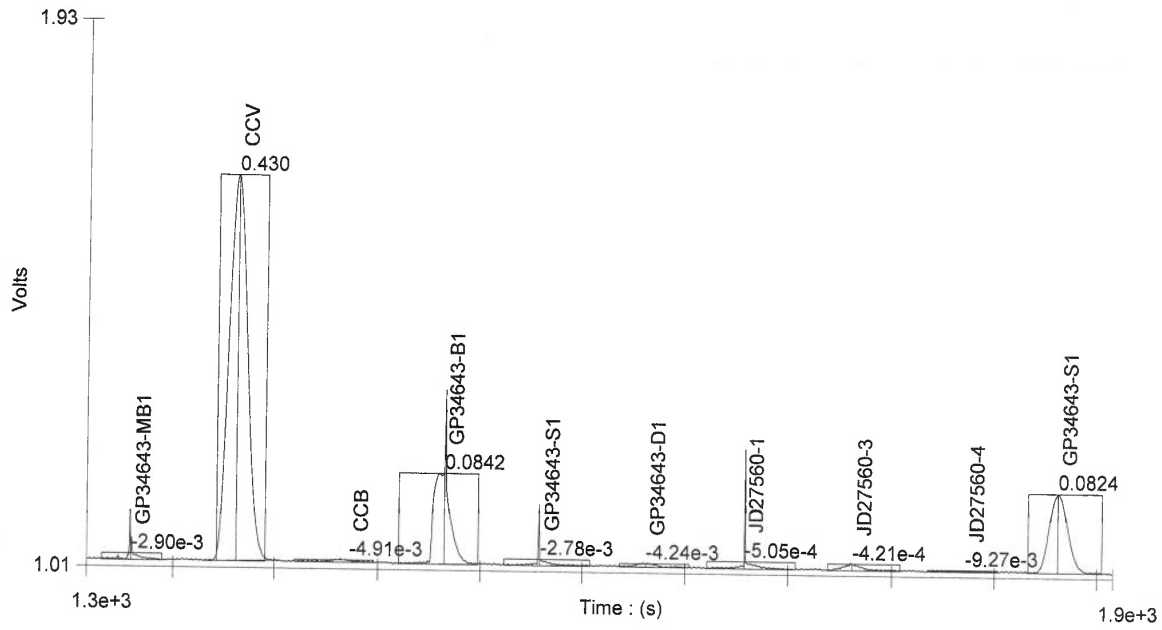

Author: Chemistry

Date : 7/6/2021

Channel 1 (CN) - Set: 4 / 19

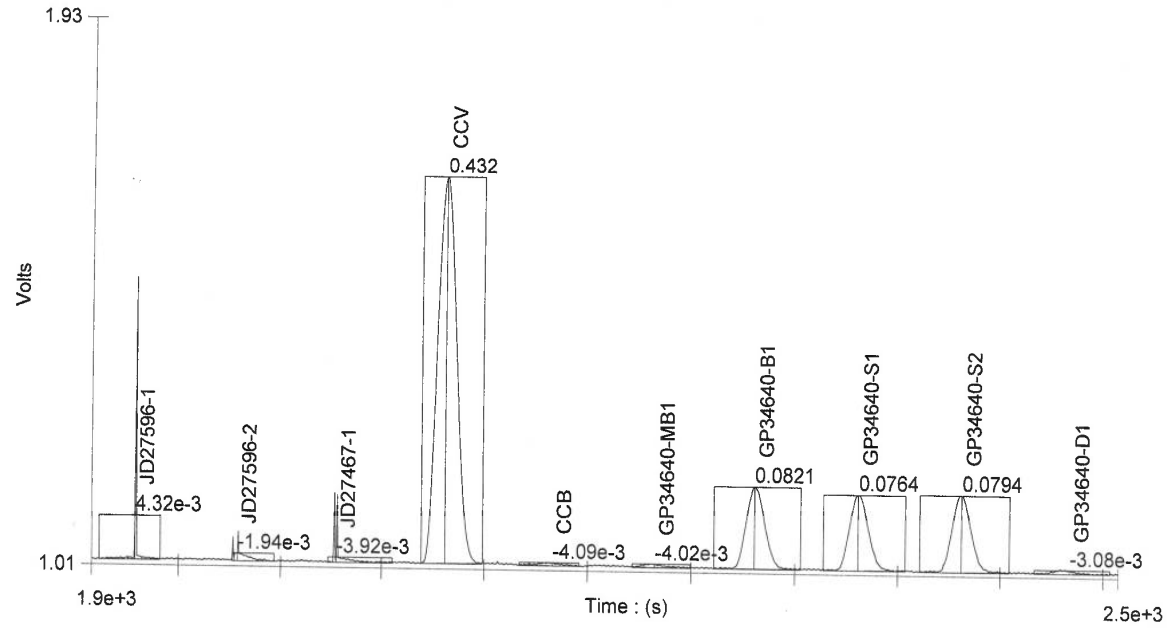

Channel 1 (CN) - Set: 5 / 19

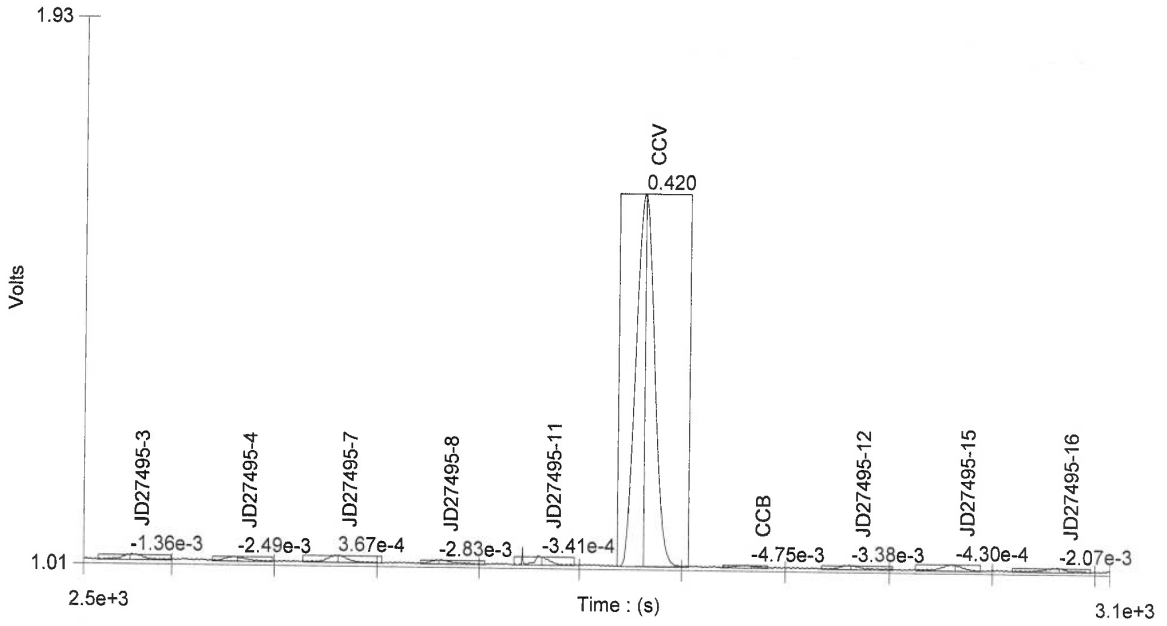

Author: Chemistry

Date : 7/6/2021

Channel 1 (CN) - Set: 6 / 19

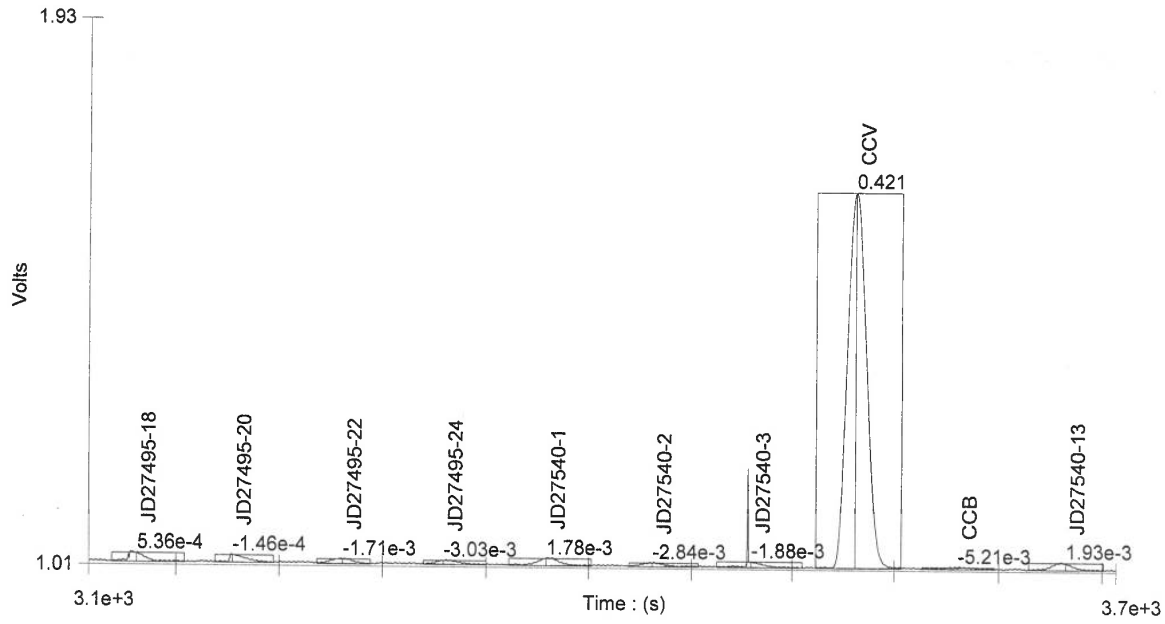

Channel 1 (CN) - Set: 7 / 19

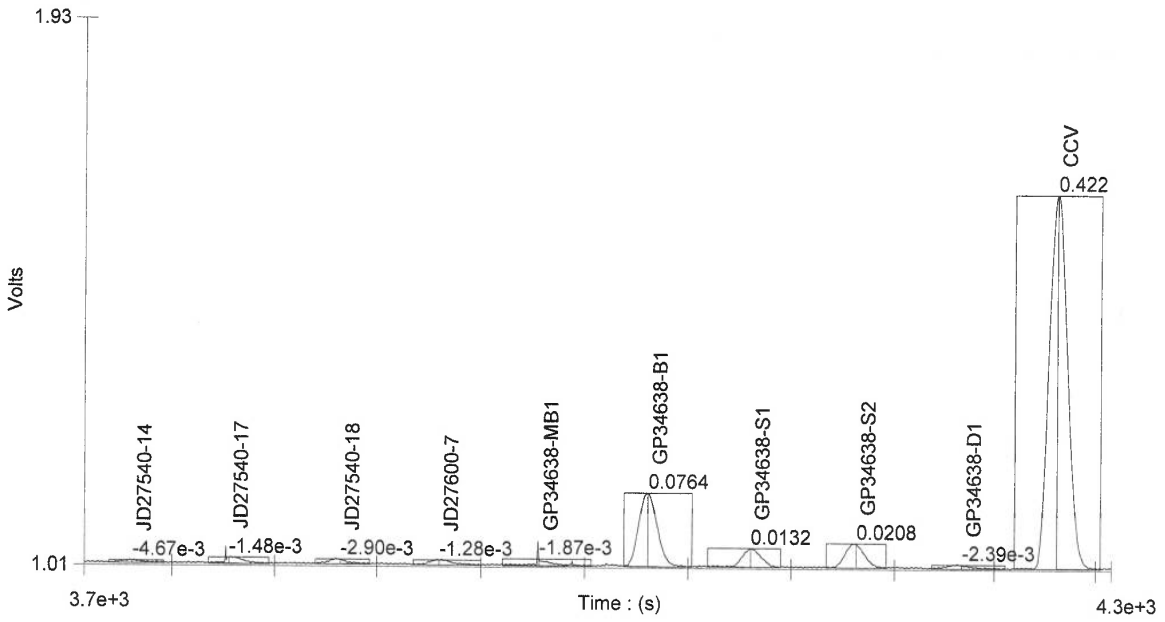

Author: Chemistry

Date : 7/6/2021

Channel 1 (CN) - Set: 8 / 19

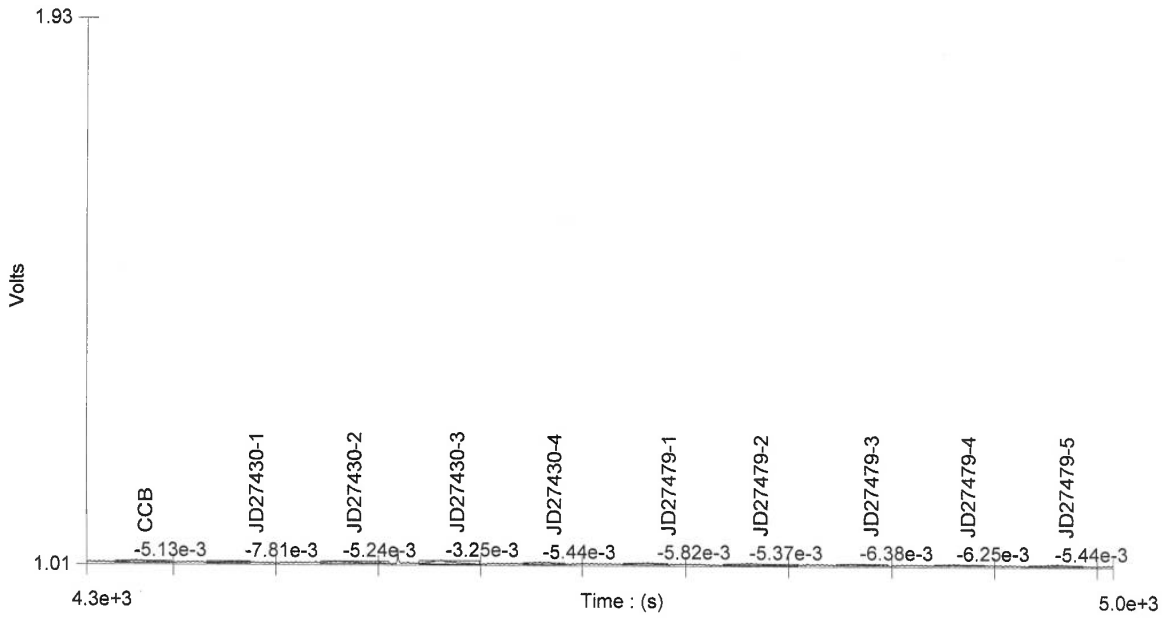

Channel 1 (CN) - Set: 9 / 19

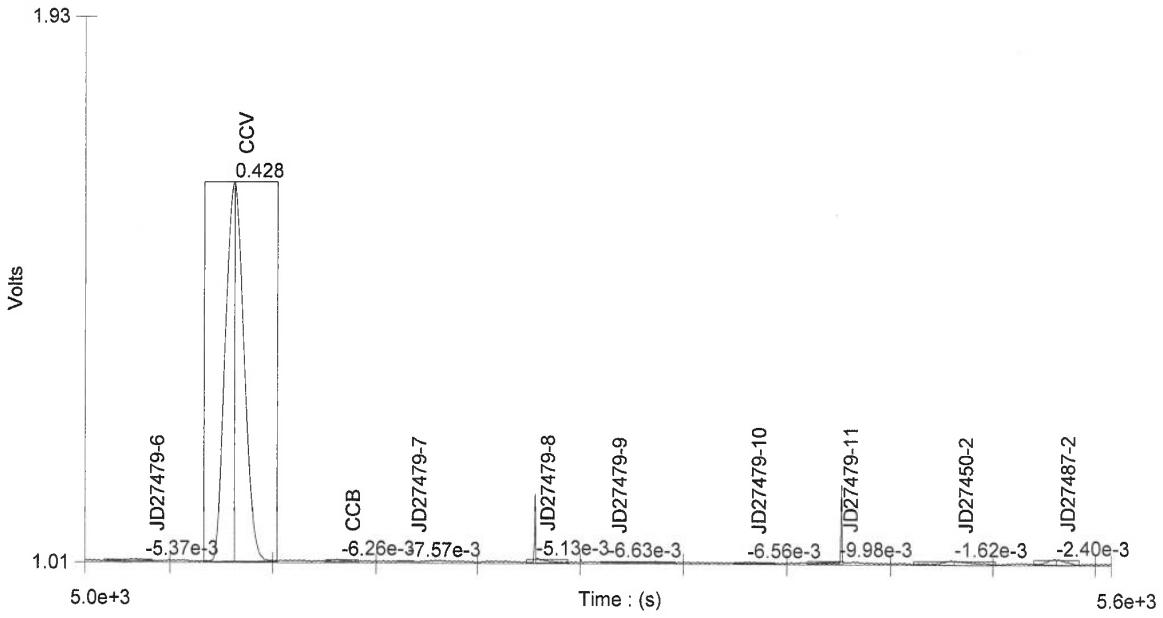

Author: Chemistry

Date : 7/6/2021

Channel 1 (CN) - Set: 10 / 19

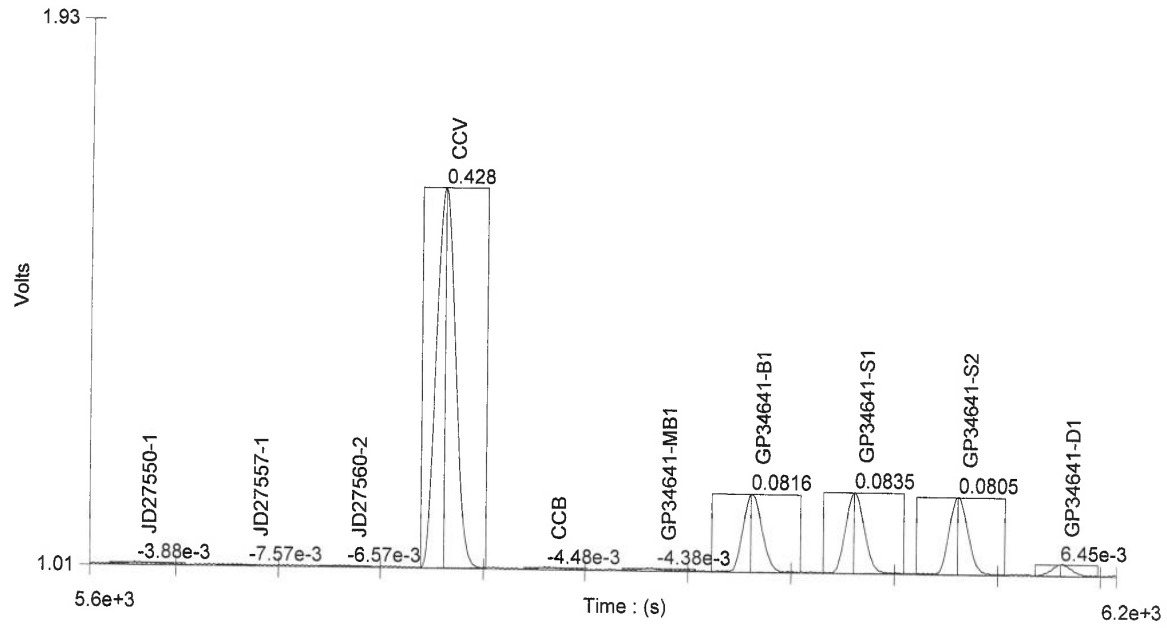

Channel 1 (CN) - Set: 11 / 19

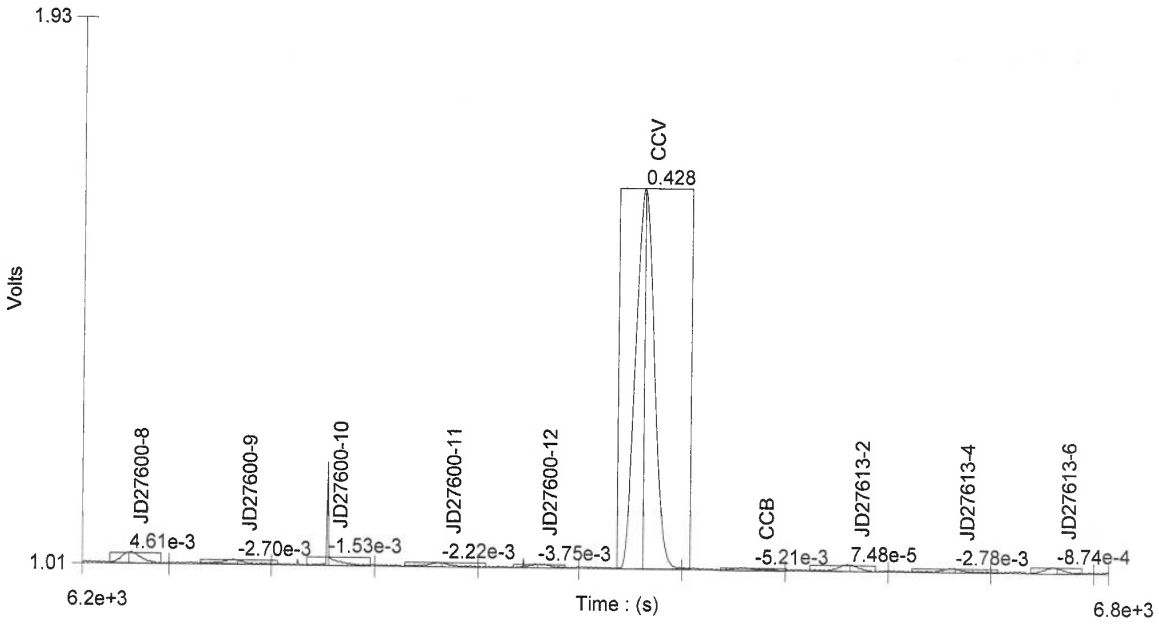

Author: Chemistry

Date : 7/6/2021

Channel 1 (CN) - Set: 12 / 19

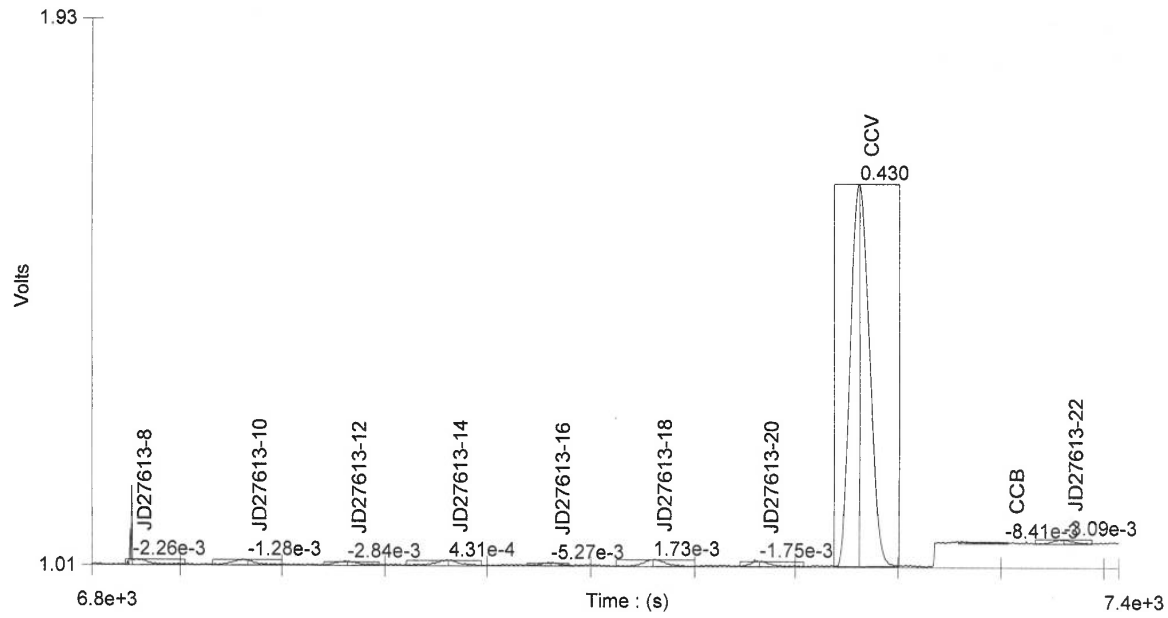

Channel 1 (CN) - Set: 13 / 19

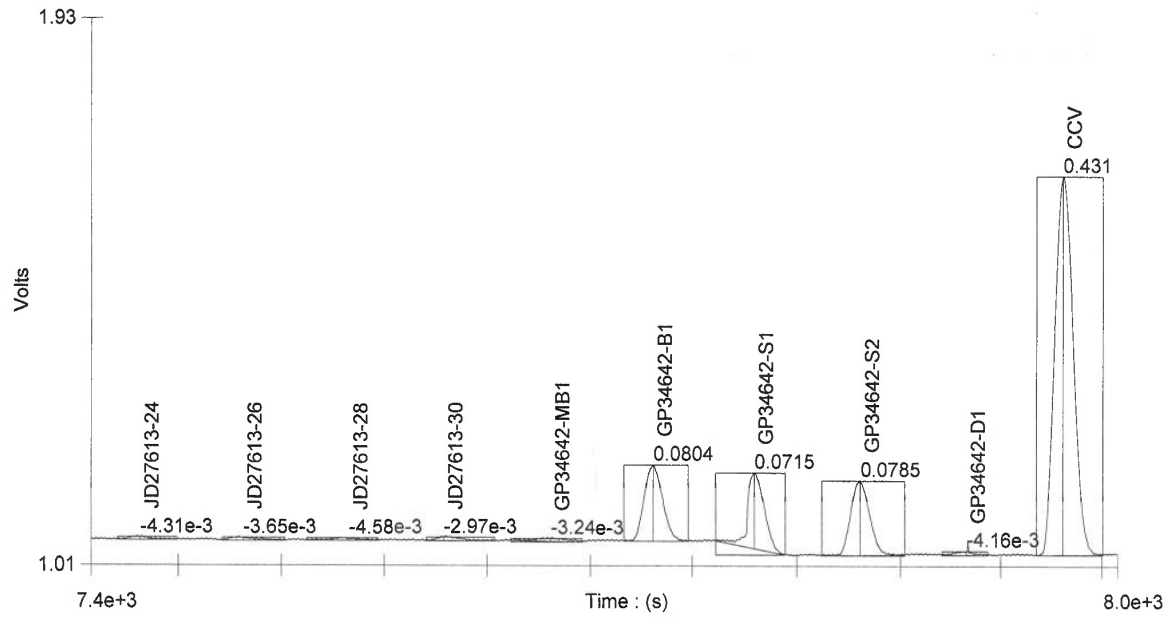

Author: Chemistry

Date : 7/6/2021

Channel 1 (CN) - Set: 14 / 19

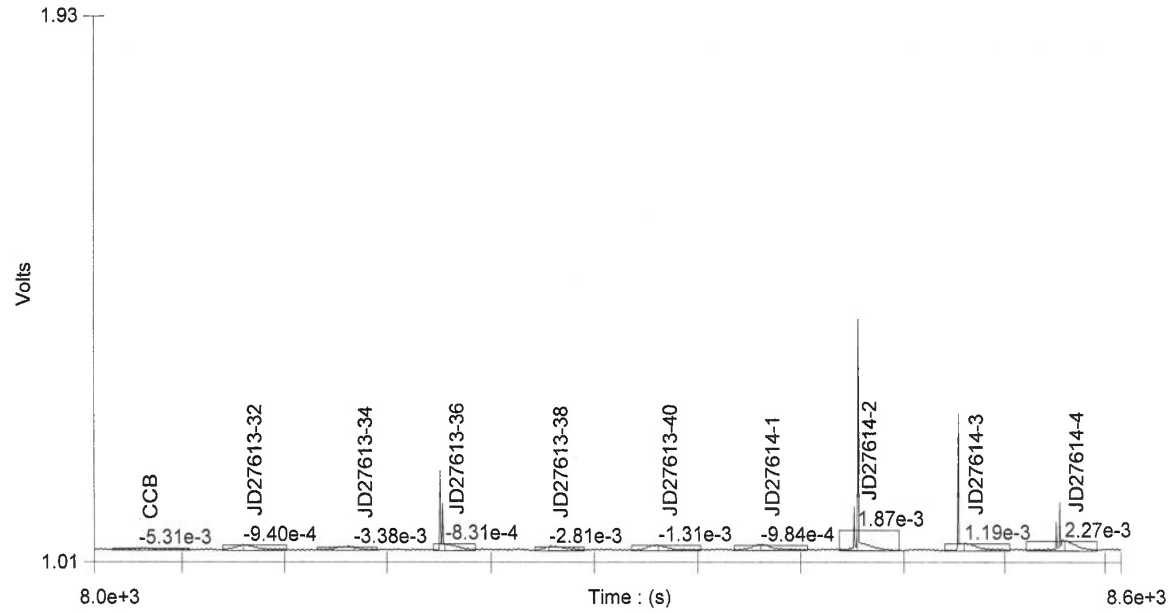

Channel 1 (CN) - Set: 15 / 19

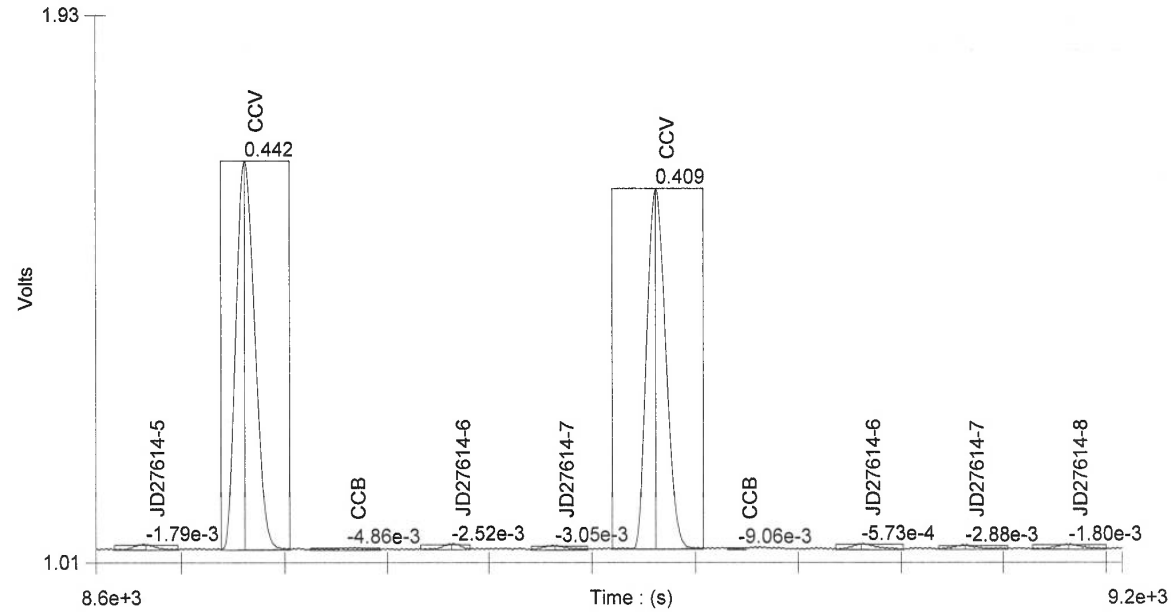

Date : 7/6/2021

Author: Chemistry

Channel 1 (CN) - Set: 16 / 19

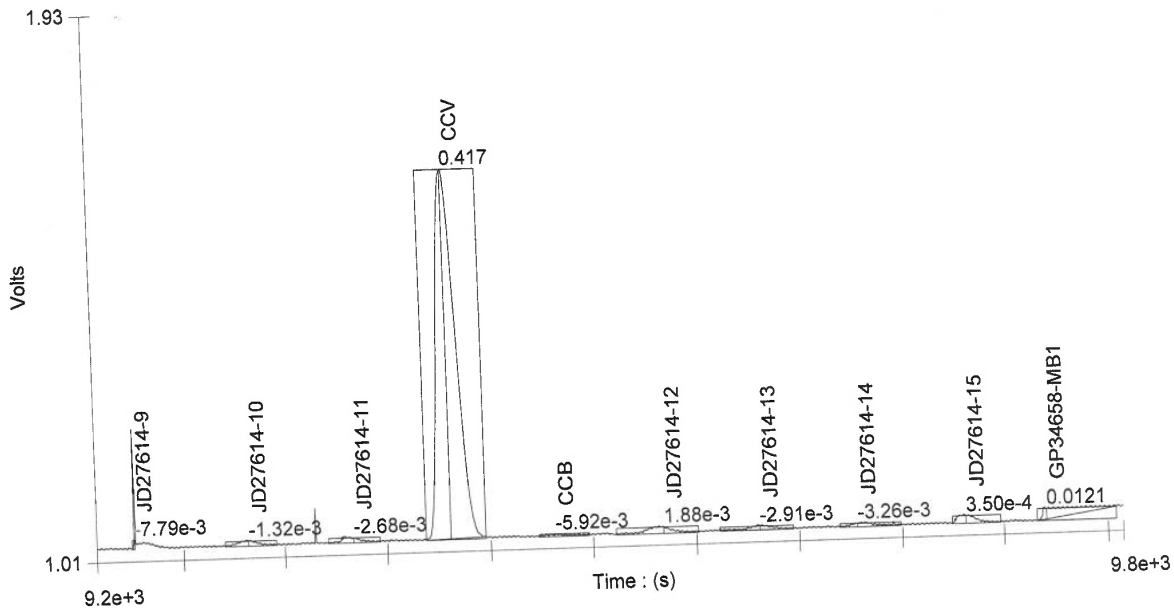

Channel 1 (CN) - Set: 17 / 19

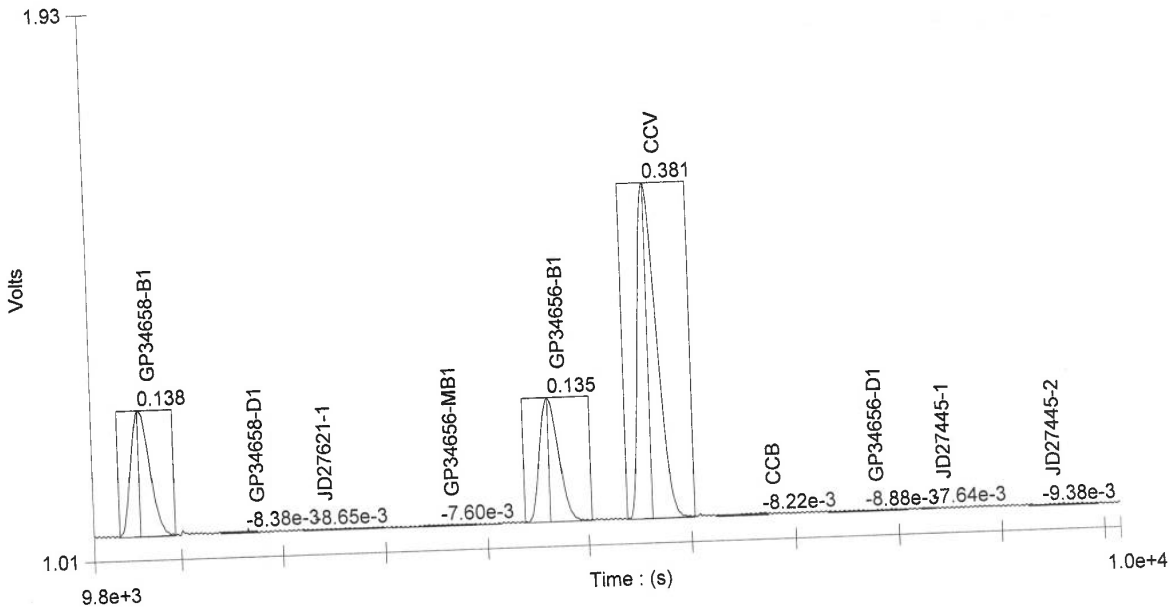

Author: Chemistry

Date : 7/6/2021

Channel 1 (CN) - Set: 18 / 19

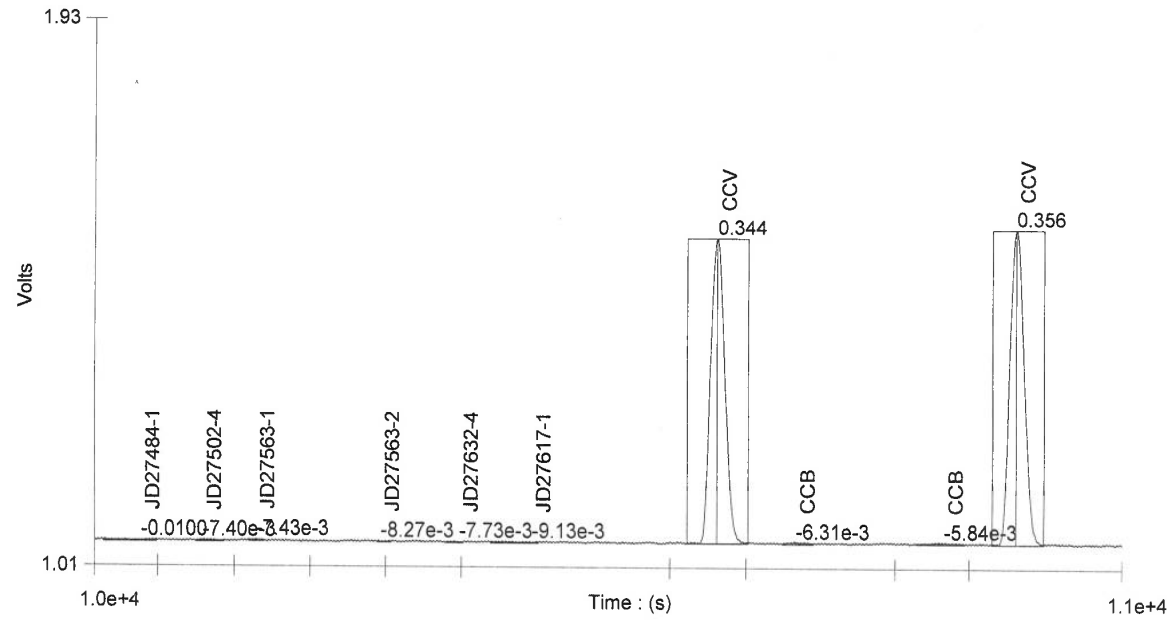

Channel 1 (CN) - Set: 19 / 19

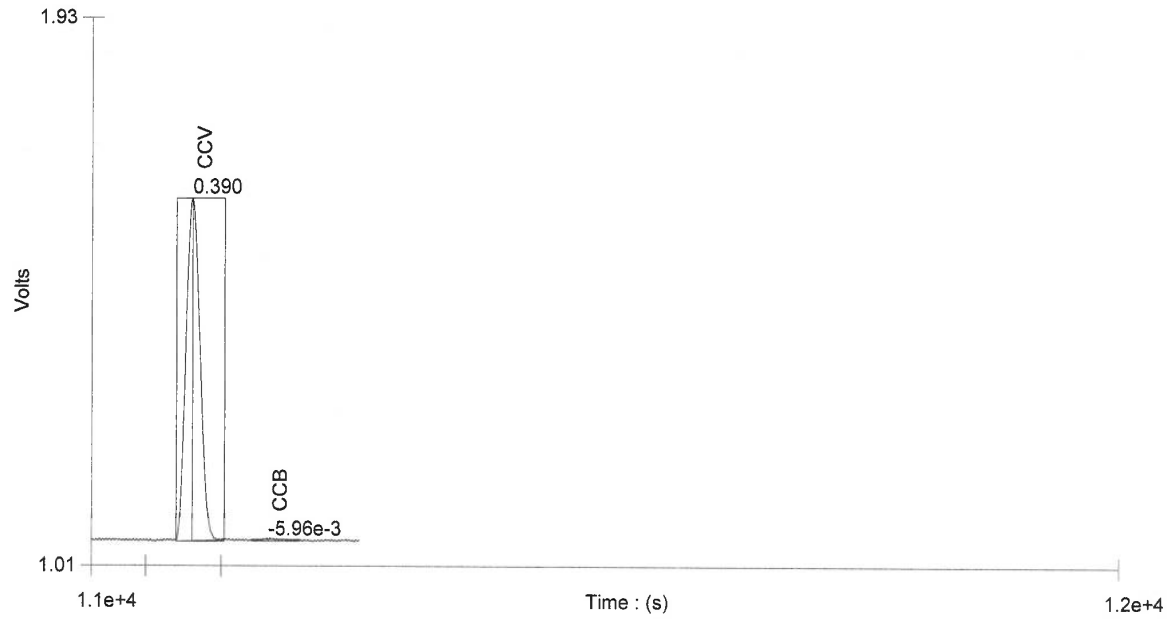

Author: Chemistry

Date : 7/6/2021

Table : 1 (CN)

	Known Conc. ()	Rep.	Peak Area (V.s)	Peak Height (V)	% RSD	% Residual	Det. Conc ()	Detection Date	Detection Time
1	(0.800)	(1)	(13.3)	(1.14)					
2	0.600	1	11.5	0.978	0.0	1.3	0.592	7/6/2021	1:37:45 PM
3	0.400	1	8.00	0.738	0.0	-2.7	0.411	7/6/2021	1:38:45 PM
4	0.100	1	2.12	0.187	0.0	-2.7	0.103	7/6/2021	1:39:45 PM
5	0.0200	1	0.518	0.0458	0.0	3.1	0.0192	7/6/2021	1:40:45 PM
6	0.0100	1	0.286	0.0205	0.0	16.8	7.10e-3	7/6/2021	1:41:46 PM
7	0.00	1	0.108	6.84e-3			-2.21e-3	7/6/2021	1:42:46 PM

Figure : 1 (CN)

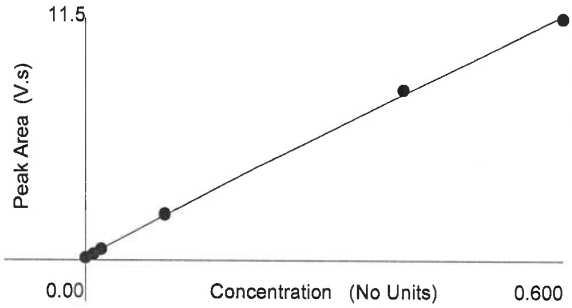

Area = 19.1 * Conc + 0.153
Conc = 0.0523 * Area - 7.88e-3
Correlation Coefficient (r) = 0.99967

Weighting : None

(9)

SGS

Batch ID: GP34634

Autopipette ID: CLASS A

Balance ID: B27

CYANIDE DISTILLATION LOG (SOILS- MICRO DISTILLATION)

Method: SW846 9012B M

Bottle #	Block #	Sample ID (GP34639)	pH	S2-	Add (a)	Initial Weight (g)	Final Volume (ml)	Temp. in Deg. C (b)	Start Time	End Time	Date	QC ID	Spike Amounts and Comments	Spike Lot	Analyst
		MB1	12	N	✓	0.25	6	120	16:38	17:08	7/2/21	GP -MB1			NA/LM
		B1				"						GP -B1	0.10 ml of 5.0 mg/l (c)		
		JD27614-16 S1				0.25						GP -S1	0.10 ml of 5.0 mg/l		
		"										GP -S2	0.10 ml of 5.0 mg/l		
		D1				0.23						GP -D1			
1		JD27614-16				0.26									
1		-17				0.29									
1		-18				0.29									
1		-19				0.22									
1		-20				0.23									

(a) Check if sulfamic acid was added.

(b) Record temp. from the LED readout on the distillation block. Temperatures verified with an external thermometer a min. of once per quarter.

(c) If the calibration curve is not distilled, then in addition to the blank spike, the analyst must also prepare two distilled standards using 0.12 ml of 1.0 mgl for one and 0.15 ml of 20.0 mg/l for the other.

Comments:

QC Reviewer: Date:

SGS

Reagent Information Log - CN - Distillation

GP Numbers: GP34639

Reagent	Reagent # or Manufacturer/Lot	Expiration date
Silver Nitrate Solution 0.0192 N	GNE5-60841-CN	9/19/2021
Magnesium Chloride Solution	GNE2-64448-CN	8/24/2021
Sulfamic Acid	RICCA 4105A52	11/21/2021
Sulfuric Ac id	FISHER 210370	5/23/2023
Sodium Hydroxide 0.25N	GNE6-66116-CN	12/30/2021
Cadmium Carbonate, Powder	GN180814A	9/13/2023
Acetic acid buffer	GNE8-61886-CN	11/1/2021
Micro Distillation tubes	914050-9157-JS	NA
.95 NaOH	GNE7-66143-CN	1/2/2022
Cyanide Stock Solution A - spiking/standards	GNE1-63858-CN	11/12/2021
Cyanide Stock Solution B- externals	GNE1-63858-CN	11/12/2021
Lead Acetate Test Paper	FISHER : 12/8/2016	12/28/2021
pH paper - range 12.5 to 14	FISHER : 203117A	1/30/2022
pH paper - range 1 to 12	FISHER : 231018	11/1/2021
Benzalrthodanine	Ricca 1007692	6/30/2021
silica sand	GNE1-53352-XCRA	12/20/2021

Form: GN087A-28
Rev. Date: 03/19/13

SGS

GENERAL CHEMISTRY STANDARD PREPARATION LOG

Product: CN

GN or GP Number: GP34639

Intermediate Standard Description	Stock used to prepare standard	Stock Expiration Date	Stock concentration in mg/l	Stock volume used in ml (a)	Autopipet ID	Diluent (b)	Final Volume in ml	Final Conc. of Intermediate (mg/l)	Standardization Expiration Date (c)	Analyst	Standardization Date
5 PPM intermediate	GNE1-63858-CN	5/10/21	1000	1.000	43	0.25N NaOH	200	5.00	7/7/21	NA/BA	6/30/21
5 PPM ext.	GNE1-63858-CN	5/10/21	1000	1	43	0.25N NaOH	200	5.00	7/7/21	NA/BA	6/30/21

Standard Description	Intermediate or Stock used to prepare standard		Intermediate or Stock concentration in mg/l	Intermediate or Stock volume used in ml	Autopipet ID	Diluent (b)	Final Volume in ml	Final Conc. Of Standard (mg/l)		Analyst	Date
A	5.0 ppm CN STD		5.0	16.00	A	0.25 N NaOH	100	0.80	7/7/21	NA/BA	6/30/21
B	5.0 ppm CN STD		5.0	12.00	A	0.25 N NaOH	100	0.60	7/7/21	NA/BA	6/30/21
C	5.0 ppm CN STD		5.0	8.00	A	0.25 N NaOH	100	0.40	7/7/21	NA/BA	6/30/21
D	5.0 ppm CN STD		5.0	2.00	43	0.25 N NaOH	100	0.10	7/7/21	NA/BA	6/30/21
E	5.0 ppm CN STD		5.0	0.40	43	0.25 N NaOH	100	0.02	7/7/21	NA/BA	6/30/21
F	5.0 ppm CN STD		5.0	0.20	43	0.25 N NaOH	100	0.01	7/7/21	NA/BA	6/30/21
Undistilled ICV Int.	5 PPM EXT STD	5/10/21	0.3	6.00	43	0.25 N NaOH	100	0.30	7/7/21	NA/BA	6/30/21
Undistilled CCV Int.	5.0 ppm CN STD	5/10/21	0.4	8.00	43	0.25 N NaOH	100	0.40	7/7/21	NA/BA	6/30/21

(a) Concentration will change with standardization concentration.

(b) Diluent reagent reference number: SEE ATTACHED Expiration Date: SEE ATTACHED

(c) Standards must be made fresh (daily) before distillation. After distillation, they may be held under refrigeration for a maxiumum of 28 days before analysis.

*If Class A glass pipets are used, enter an A. For balances or autopipets, then enter the approcpriate Accutest ID number.

Reason codes for data corrections: 1-reviewer error correction; 2-transciption error; 3-computer error; 4-analyst error

Form: GN193-02

Rev. Date:1/6/2014

SGS

Batch ID: GP34643

Autopipette ID: **CLASS A**

Balance ID: **N/A**

CYANIDE DISTILLATION LOG (WATERS- MICRO DISTILLATION)

Method: EPA 335.4 or SW-846 9012 M (Circle Method)

Bottle #	Block #	Sample ID (GP34643)	pH	S2-	Add (a)	Initial Volume (ml)	Final Volume (ml)	Temp. in Deg. C (b)	Start Time	End Time	Date	QC ID	Spike Amounts and Comments	Spike Lot	Analyst
		MB1	12	N	✓	6	6	120	17:27	17:57	7/2/21	GP -MB1			NA/LM
		B1	1									GP -B1	0.10 ml of 5.0 mg/l (c)		
		JD27596-1 S1	1									GP -S1	0.10 ml of 5.0 mg/l		
		1 D1										GP -S2	0.10 ml of 5.0 mg/l		
												GP -D1			
13		JD27560-1													
13		-3													
13		-4													
15		JD27596-1													
14		-2													
12		JD27467-1	1	1	1	1	1	1	1	1	1				1

(a) Check if sulfamic acid was added.

(b) Record temp. from the LED readout on the distillation block. Temperatures verified with an external thermometer a min. of once per quarter.

(c) If the calibration curve is not distilled, then in addition to the blank spike, the analyst must also prepare two distilled standards using 0.12 ml of 1.0 mgl for one and 0.15 ml of 20.0 mg/l for the other.

Comments:

QC Reviewer: Date:

SGS

GENERAL CHEMISTRY STANDARD PREPARATION LOG

Product: CN

GN or GP Number: GP34643

Intermediate Standard Description	Stock used to prepare standard	Stock Expiration Date	Stock concentration in mg/l	Stock volume used in ml (a)	Autopipet ID	Diluent (b)	Final Volume in ml	Final Conc. of Intermediate (mg/l)	Standardization Expiration Date (c)	Analyst	Standardization Date
5 PPM intermediate	GNE1-63858-CN	5/10/21	1000	1.000	43	0.25N NaOH	200	5.00	7/7/21	NA/BA	6/30/21
5 PPM ext.	GNE1-63858-CN	5/10/21	1000	1	43	0.25N NaOH	200	5.00	7/7/21	NA/BA	6/30/21

Standard Description	Intermediate or Stock used to prepare standard		Intermediate or Stock concentration in mg/l	Intermediate or Stock volume used in ml	Autopipet ID	Diluent (b)	Final Volume in ml	Final Conc. Of Standard (mg/l)		Analyst	Date
A	5.0 ppm CN STD		5.0	16.00	A	0.25 N NaOH	100	0.80	7/7/21	NA/BA	6/30/21
B	5.0 ppm CN STD		5.0	12.00	A	0.25 N NaOH	100	0.60	7/7/21	NA/BA	6/30/21
C	5.0 ppm CN STD		5.0	8.00	A	0.25 N NaOH	100	0.40	7/7/21	NA/BA	6/30/21
D	5.0 ppm CN STD		5.0	2.00	43	0.25 N NaOH	100	0.10	7/7/21	NA/BA	6/30/21
E	5.0 ppm CN STD		5.0	0.40	43	0.25 N NaOH	100	0.02	7/7/21	NA/BA	6/30/21
F	5.0 ppm CN STD		5.0	0.20	43	0.25 N NaOH	100	0.01	7/7/21	NA/BA	6/30/21
Undistilled ICV Int.	5 PPM EXT STD	5/10/21	0.3	6.00	43	0.25 N NaOH	100	0.30	7/7/21	NA/BA	6/30/21
Undistilled CCV Int.	5.0 ppm CN STD	5/10/21	0.4	8.00	43	0.25 N NaOH	100	0.40	7/7/21	NA/BA	6/30/21

(a) Concentration will change with standardization concentration.

(b) Diluent reagent reference number: SEE ATTACHED Expiration Date: SEE ATTACHED

(c) Standards must be made fresh (daily) before distillation. After distillation, they may be held under refrigeration for a maxiumum of 28 days before analysis.

*If Class A glass pipets are used, enter an A. For balances or autopipets, then enter the approcpriate Accutest ID number.

Reason codes for data corrections: 1-reviewer error correction; 2-transciption error; 3-computer error; 4-analyst error

Form: GN193-02

Rev. Date:1/6/2014

SGS

Reagent Information Log - CN - Distillation

GP Numbers: GP34643

Reagent	Reagent # or Manufacturer/Lot	Expiration date
Silver Nitrate Solution 0.0192 N	GNE5-60841-CN	9/19/2021
Magnesium Chloride Solution	GNE2-64448-CN	8/24/2021
Sulfamic Acid	RICCA 4105A52	11/21/2021
Sulfuric Ac id	FISHER 210370	5/23/2023
Sodium Hydroxide 0.25N	GNE6-66116-CN	12/30/2021
Cadmium Carbonate, Powder	GN180814A	9/13/2023
Acetic acid buffer	GNE8-61886-CN	11/1/2021
Micro Distillation tubes	914050-9157-JS	NA
.95 NaOH	GNE7-66143-CN	1/2/2022
Cyanide Stock Solution A - spiking/standards	GNE1-63858-CN	11/12/2021
Cyanide Stock Solution B- externals	GNE1-63858-CN	11/12/2021
Lead Acetate Test Paper	FISHER : 12/8/2016	12/28/2021
pH paper - range 12.5 to 14	FISHER : 203117A	1/30/2022
pH paper - range 1 to 12	FISHER : 231018	11/1/2021
Benzalrthodanine	Ricca 1007692	6/30/2021
silica sand	GNE1-53352-XCRA	12/20/2021

Form: GN087A-28
Rev. Date: 03/19/13

SGS

Batch ID: GP34640

CYANIDE DISTILLATION LOG (SOILS- MICRO DISTILLATION)

Autopipette ID: CLASS A

Balance ID: B-27

Method: SW846 9012B M

Bottle #	Block #	Sample ID (GP34640)	pH	S2-	Add (a)	Initial Weight (g)	Final Volume (ml)	Temp. in Deg. C (b)	Start Time	End Time	Date	QC ID	Spike Amounts and Comments	Spike Lot	Analyst
		MB1	12	N	✓	0.25	6	120	16:38	17:08	7/2/21	GP -MB1			NA/LM
		B1				1						GP -B1	0.10 ml of 5.0 mg/l (c)		
		JD27495-3 S1				0.25						GP -S1	0.10 ml of 5.0 mg/l		
		JD27495-4 S2				0.22						GP -S2	0.10 ml of 5.0 mg/l		
		JD27495-3 D1				0.29						GP -D1			
1		JD27495-3				0.29									
1		-4				0.24									
1		-7				0.27									
1		-8				0.28									
1		-11				0.29									
1		-12				0.20									
1		-15				0.25									
1		-16				0.27									
1		-18				0.24									
1		-20				0.23									
1		-22				0.26									
1		-24				0.25									
1		JD27540-1				0.29									
1		-2				0.24									
1		-3				0.24									
1		-13				0.22									
1		-14				0.24									
1		-17				0.23									
1		-18				0.24									
1		JD27600-7				0.23									

(a) Check if sulfamic acid was added.

(b) Record temp. from the LED readout on the distillation block. Temperatures verified with an external thermometer a min. of once per quarter.

(c) If the calibration curve is not distilled, then in addition to the blank spike, the analyst must also prepare two distilled standards using 0.12 ml of 1.0 mgl for one and 0.15 ml of 20.0 mg/l for the other.

Comments:

QC Reviewer: Date:

Form: GN0012-04A
Rev. Date: 03/09/13

SGS

GENERAL CHEMISTRY STANDARD PREPARATION LOG

Product: CN

GN or GP Number: GP34640

Intermediate Standard Description	Stock used to prepare standard	Stock Expiration Date	Stock concentration in mg/l	Stock volume used in ml (a)	Autopipet ID.	Diluent (b)	Final Volume in ml	Final Conc. of Intermediate (mg/l)	Standardization Expiration Date (c)	Analyst	Standardization Date
5 PPM intermediate	GNE1-63858-CN	5/10/21	1000	1.000	43	0.25N NaOH	200	5.00	7/7/21	NA/BA	6/30/21
5 PPM ext.	GNE1-63858-CN	5/10/21	1000	1	43	0.25N NaOH	200	5.00	7/7/21	NA/BA	6/30/21

Standard Description	Intermediate or Stock used to prepare standard		Intermediate or Stock concentration in mg/l	Intermediate or Stock volume used in ml	Autopipet ID	Diluent (b)	Final Volume in ml	Final Conc. Of Standard (mg/l)		Analyst	Date
A	5.0 ppm CN STD		5.0	16.00	A	0.25 N NaOH	100	0.80	7/7/21	NA/BA	6/30/21
B	5.0 ppm CN STD		5.0	12.00	A	0.25 N NaOH	100	0.60	7/7/21	NA/BA	6/30/21
C	5.0 ppm CN STD		5.0	8.00	A	0.25 N NaOH	100	0.40	7/7/21	NA/BA	6/30/21
D	5.0 ppm CN STD		5.0	2.00	43	0.25 N NaOH	100	0.10	7/7/21	NA/BA	6/30/21
E	5.0 ppm CN STD		5.0	0.40	43	0.25 N NaOH	100	0.02	7/7/21	NA/BA	6/30/21
F	5.0 ppm CN STD		5.0	0.20	43	0.25 N NaOH	100	0.01	7/7/21	NA/BA	6/30/21
Undistilled ICV Int.	5 PPM EXT STD	5/10/21	0.3	6.00	43	0.25 N NaOH	100	0.30	7/7/21	NA/BA	6/30/21
Undistilled CCV Int.	5.0 ppm CN STD	5/10/21	0.4	8.00	43	0.25 N NaOH	100	0.40	7/7/21	NA/BA	6/30/21

(a) Concentration will change with standardization concentration.

(b) Diluent reagent reference number: SEE ATTACHED Expiration Date: SEE ATTACHED

(c) Standards must be made fresh (daily) before distillation. After distillation, they may be held under refrigeration for a maxiumum of 28 days before analysis.

*If Class A glass pipets are used, enter an A. For balances or autopipets, then enter the appropriate Accutest ID number.

Reason codes for data corrections: 1-reviewer error correction; 2-transciption error; 3-computer error; 4-analyst error

Form: GN193-02

Rev. Date:1/6/2014

SGS

Reagent Information Log - CN - Distillation

GP Numbers: GP34640

Reagent	Reagent # or Manufacturer/Lot	Expiration date
Silver Nitrate Solution 0.0192 N	GNE5-60841-CN	9/19/2021
Magnesium Chloride Solution	GNE2-64448-CN	8/24/2021
Sulfamic Acid	RICCA 4105A52	11/21/2021
Sulfuric Ac id	FISHER 210370	5/23/2023
Sodium Hydroxide 0.25N	GNE6-66116-CN	12/30/2021
Cadmium Carbonate, Powder	GN180814A	9/13/2023
Acetic acid buffer	GNE8-61886-CN	11/1/2021
Micro Distillation tubes	914050-9157-JS	NA
.95 NaOH	GNE7-66143-CN	1/2/2022
Cyanide Stock Solution A - spiking/standards	GNE1-63858-CN	11/12/2021
Cyanide Stock Solution B- externals	GNE1-63858-CN	11/12/2021
Lead Acetate Test Paper	FISHER : 12/8/2016	12/28/2021
pH paper - range 12.5 to 14	FISHER : 203117A	1/30/2022
pH paper - range 1 to 12	FISHER : 231018	11/1/2021
Benzalrthodanine	Ricca 1007692	6/30/2021
silica sand	GNE1-53352-XCRA	12/20/2021

Form: GN087A-28
Rev. Date: 03/19/13

SGS

Batch ID: GP34638

CYANIDE DISTILLATION LOG (WATERS- MICRO DISTILLATION)

Autopipette ID: **CLASS A**

Balance ID: **N/A**

Method: EPA 335.4 or SW-846 9012 M (Circle Method)

Bottle #	Block #	Sample ID (GP34638)	pH	S2-	Add (a)	Initial Volume (ml)	Final Volume (ml)	Temp. in Deg. C (b)	Start Time	End Time	Date	QC ID	Spike Amounts and Comments	Spike Lot	Analyst
		MB1	12	N	✓	6	6	120	16:38	17:08	7/2/21	GP -MB1			NA/LM
		B1										GP -B1	0.10 ml of 5.0 mg/l (c)		
		JD27560-2 S1										GP -S1	0.10 ml of 5.0 mg/l		
		JD27430-1 S2										GP -S2	0.10 ml of 5.0 mg/l		
		JD27560-2 D1										GP -D1			
13		JD27430-1													
13		-2													
13		-3													
13		-4													
7		JD27479-1													
7		-2													
7		-3													
7		-4													
7		-5													
7		-6													
7		-7													
7		-8													
7		-9													
7		-10													
7		-11													
6		JD27450-2													
4		JD27487-2													
12		JD27550-1													
6		JD27557-1													
37		JD27560-2													

(a) Check if sulfamic acid was added.

(b) Record temp. from the LED readout on the distillation block. Temperatures verified with an external thermometer a min. of once per quarter.

(c) If the calibration curve is not distilled, then in addition to the blank spike, the analyst must also prepare two distilled standards using 0.12 ml of 1.0 mgl for one and 0.15 ml of 20.0 mg/l for the other.

Comments:

QC Reviewer: _____ Date: _____

Form: GN0012-04
Rev. Date: 03/09/13

SGS

Analyst NA Product _____ Autopipette # 48

Date 7/2/21 Batch ID GP34638 Class A Vol. Flask

Sample Dilution Prep Log

Sample ID	Dilution	Initial Volume	Final Volume	Comments
JD27550-1	1:100	1 mL	100 mL	dark brownish-black
JD27557-1	1:100	1 mL	100mL	dark brownish-green

QC Reviewer: _____ Date: _____

Form: GN165-01
Rev. Date: 2/25/03

SGS

Reagent Information Log - CN - Distillation

GP Numbers: GP34638

Reagent	Reagent # or Manufacturer/Lot	Expiration date
Silver Nitrate Solution 0.0192 N	GNE5-60841-CN	9/19/2021
Magnesium Chloride Solution	GNE2-64448-CN	8/24/2021
Sulfamic Acid	RICCA 4105A52	11/21/2021
Sulfuric Ac id	FISHER 210370	5/23/2023
Sodium Hydroxide 0.25N	GNE6-66116-CN	12/30/2021
Cadmium Carbonate, Powder	GN180814A	9/13/2023
Acetic acid buffer	GNE8-61886-CN	11/1/2021
Micro Distillation tubes	914050-9157-JS	NA
.95 NaOH	GNE7-66143-CN	1/2/2022
Cyanide Stock Solution A - spiking/standards	GNE1-63858-CN	11/12/2021
Cyanide Stock Solution B- externals	GNE1-63858-CN	11/12/2021
Lead Acetate Test Paper	FISHER : 12/8/2016	12/28/2021
pH paper - range 12.5 to 14	FISHER : 203117A	1/30/2022
pH paper - range 1 to 12	FISHER : 231018	11/1/2021
Benzalrthodanine	Ricca 1007692	6/30/2021
silica sand	GNE1-53352-XCRA	12/20/2021

Form: GN087A-28
Rev. Date: 03/19/13

SGS

GENERAL CHEMISTRY STANDARD PREPARATION LOG

Product: CN

GN or GP Number: GP34638

Intermediate Standard Description	Stock used to prepare standard	Stock Expiration Date	Stock concentration in mg/l	Stock volume used in ml (a)	Autopipet ID	Diluent (b)	Final Volume in ml	Final Conc. of Intermediate (mg/l)	Standardization Expiration Date (c)	Analyst	Standardization Date
5 PPM intermediate	GNE1-63858-CN	5/10/21	1000	1.000	43	0.25N NaOH	200	5.00	7/7/21	NA/BA	6/30/21
5 PPM ext.	GNE1-63858-CN	5/10/21	1000	1	43	0.25N NaOH	200	5.00	7/7/21	NA/BA	6/30/21

Standard Description	Intermediate or Stock used to prepare standard		Intermediate or Stock concentration in mg/l	Intermediate or Stock volume used in ml	Autopipet ID	Diluent (b)	Final Volume in ml	Final Conc. Of Standard (mg/l)		Analyst	Date
A	5.0 ppm CN STD		5.0	16.00	A	0.25 N NaOH	100	0.80	7/7/21	NA/BA	6/30/21
B	5.0 ppm CN STD		5.0	12.00	A	0.25 N NaOH	100	0.60	7/7/21	NA/BA	6/30/21
C	5.0 ppm CN STD		5.0	8.00	A	0.25 N NaOH	100	0.40	7/7/21	NA/BA	6/30/21
D	5.0 ppm CN STD		5.0	2.00	43	0.25 N NaOH	100	0.10	7/7/21	NA/BA	6/30/21
E	5.0 ppm CN STD		5.0	0.40	43	0.25 N NaOH	100	0.02	7/7/21	NA/BA	6/30/21
F	5.0 ppm CN STD		5.0	0.20	43	0.25 N NaOH	100	0.01	7/7/21	NA/BA	6/30/21
Undistilled ICV Int.	5 PPM EXT STD	5/10/21	0.3	6.00	43	0.25 N NaOH	100	0.30	7/7/21	NA/BA	6/30/21
Undistilled CCV Int.	5.0 ppm CN STD	5/10/21	0.4	8.00	43	0.25 N NaOH	100	0.40	7/7/21	NA/BA	6/30/21

(a) Concentration will change with standardization concentration.

(b) Diluent reagent reference number: SEE ATTACHED Expiration Date: SEE ATTACHED

(c) Standards must be made fresh (daily) before distillation. After distillation, they may be held under refrigeration for a maxiumum of 28 days before analysis.

*If Class A glass pipets are used, enter an A. For balances or autopipets, then enter the approcpriate Accutest ID number.

Reason codes for data corrections: 1-reviewer error correction; 2-transciption error; 3-computer error; 4-analyst error

Form: GN193-02

Rev. Date:1/6/2014

SGS

Batch ID: GP34641

CYANIDE DISTILLATION LOG (SOILS- MICRO DISTILLATION)

Method: SW846 9012B M

Autopipette ID: CLASS A

Balance ID: B-27

Bottle #	Block #	Sample ID (GP34641)	pH	S2-	Add (a)	Initial Weight (g)	Final Volume (ml)	Temp. in Deg. C (b)	Start Time	End Time	Date	QC ID	Spike Amounts and Comments	Spike Lot	Analyst
		MB1	12	N	✓	0.25	6	120	17:27	17:57	7/2/21	GP -MB1			NA/LM
		B1	"	"	"	1	"	"	"	"	"	GP -B1	0.10 ml of 5.0 mg/l (c)		"
		JD27600-8 S1	"	"	"	0.23	"	"	"	"	"	GP -S1	0.10 ml of 5.0 mg/l		"
		JD27600-9 S2	"	"	"	0.23	"	"	"	"	"	GP -S2	0.10 ml of 5.0 mg/l		"
		JD27600-8 D1	"	"	"	0.20	"	"	"	"	"	GP -D1			"
1		JD27600-8	"	"	"	0.24	"	"	"	"	"				"
1		-9	"	"	"	0.28	"	"	"	"	"				"
1		-10	"	"	"	0.23	"	"	"	"	"				"
1		-11	"	"	"	0.26	"	"	"	"	"				"
1		-12	"	"	"	0.22	"	"	"	"	"				"
1		JD27613-2	"	"	"	0.23	"	"	"	"	"				"
1		-4	"	"	"	0.24	"	"	"	"	"				"
1		-6	"	"	"	0.23	"	"	"	"	"				"
1		-8	"	"	"	0.22	"	"	"	"	"				"
1		-10	"	"	"	0.24	"	"	"	"	"				"
1		-12	"	"	"	0.27	"	"	"	"	"				"
1		-14	"	"	"	0.22	"	"	"	"	"				"
1		-16	"	"	"	0.26	"	"	"	"	"				"
1		-18	"	"	"	0.28	"	"	"	"	"				"
1		-20	"	"	"	0.29	"	"	"	"	"				"
1		-22	"	"	"	0.22	"	"	"	"	"				"
1		-24	"	"	"	0.24	"	"	"	"	"				"
1		-26	"	"	"	0.30	"	"	"	"	"				"
1		-28	"	"	"	0.21	"	"	"	"	"				"
1		-30	"	"	"	0.25	"	"	"	"	"				"

(a) Check if sulfamic acid was added.

(b) Record temp. from the LED readout on the distillation block. Temperatures verified with an external thermometer a min. of once per quarter.

(c) If the calibration curve is not distilled, then in addition to the blank spike, the analyst must also prepare two distilled standards using 0.12 ml of 1.0 mgl for one and 0.15 ml of 20.0 mg/l for the other.

Comments:

QC Reviewer: Date:

Form: GN0012-04A
Rev. Date: 03/09/13

GENERAL CHEMISTRY STANDARD PREPARATION LOG

Product: CN

GN or GP Number: GP34641

Intermediate Standard Description	Stock used to prepare standard	Stock Expiration Date	Stock concentration in mg/l	Stock volume used in ml (a)	Autopipet ID	Diluent (b)	Final Volume in ml	Final Conc. of Intermediate (mg/l)	Standardization Expiration Date (c)	Analyst	Standardization Date
5 PPM intermediate	GNE1-63858-CN	5/10/21	1000	1.000	43	0.25N NaOH	200	5.00	7/7/21	NA/BA	6/30/21
5 PPM ext.	GNE1-63858-CN	5/10/21	1000	1	43	0.25N NaOH	200	5.00	7/7/21	NA/BA	6/30/21

Standard Description	Intermediate or Stock used to prepare standard		Intermediate or Stock concentration in mg/l	Intermediate or Stock volume used in ml	Autopipet ID	Diluent (b)	Final Volume in ml	Final Conc. Of Standard (mg/l)		Analyst	Date
A	5.0 ppm CN STD		5.0	16.00	A	0.25 N NaOH	100	0.80	7/7/21	NA/BA	6/30/21
B	5.0 ppm CN STD		5.0	12.00	A	0.25 N NaOH	100	0.60	7/7/21	NA/BA	6/30/21
C	5.0 ppm CN STD		5.0	8.00	A	0.25 N NaOH	100	0.40	7/7/21	NA/BA	6/30/21
D	5.0 ppm CN STD		5.0	2.00	43	0.25 N NaOH	100	0.10	7/7/21	NA/BA	6/30/21
E	5.0 ppm CN STD		5.0	0.40	43	0.25 N NaOH	100	0.02	7/7/21	NA/BA	6/30/21
F	5.0 ppm CN STD		5.0	0.20	43	0.25 N NaOH	100	0.01	7/7/21	NA/BA	6/30/21
Undistilled ICV Int.	5 PPM EXT STD	5/10/21	0.3	6.00	43	0.25 N NaOH	100	0.30	7/7/21	NA/BA	6/30/21
Undistilled CCV Int.	5.0 ppm CN STD	5/10/21	0.4	8.00	43	0.25 N NaOH	100	0.40	7/7/21	NA/BA	6/30/21

(a) Concentration will change with standardization concentration.

(b) Diluent reagent reference number: SEE ATTACHED Expiration Date: SEE ATTACHED

(c) Standards must be made fresh (daily) before distillation. After distillation, they may be held under refrigeration for a maxiumum of 28 days before analysis.

*If Class A glass pipets are used, enter an A. For balances or autopipets, then enter the approcpriate Accutest ID number.

Reason codes for data corrections: 1-reviewer error correction; 2-transciption error; 3-computer error; 4-analyst error

Form: GN193-02

Rev. Date:1/6/2014

SGS

Reagent Information Log - CN - Distillation

GP Numbers: GP34641

Reagent	Reagent # or Manufacturer/Lot	Expiration date
Silver Nitrate Solution 0.0192 N	GNE5-60841-CN	9/19/2021
Magnesium Chloride Solution	GNE2-64448-CN	8/24/2021
Sulfamic Acid	RICCA 4105A52	11/21/2021
Sulfuric Ac id	FISHER 210370	5/23/2023
Sodium Hydroxide 0.25N	GNE6-66116-CN	12/30/2021
Cadmium Carbonate, Powder	GN180814A	9/13/2023
Acetic acid buffer	GNE8-61886-CN	11/1/2021
Micro Distillation tubes	914050-9157-JS	NA
.95 NaOH	GNE7-66143-CN	1/2/2022
Cyanide Stock Solution A - spiking/standards	GNE1-63858-CN	11/12/2021
Cyanide Stock Solution B- externals	GNE1-63858-CN	11/12/2021
Lead Acetate Test Paper	FISHER : 12/8/2016	12/28/2021
pH paper - range 12.5 to 14	FISHER : 203117A	1/30/2022
pH paper - range 1 to 12	FISHER : 231018	11/1/2021
Benzalrthodanine	Ricca 1007692	6/30/2021
silica sand	GNE1-53352-XCRA	12/20/2021

Form: GN087A-28
Rev. Date: 03/19/13

23

SGS

Batch ID: GP34642

Autopipette ID: CLASS A

Balance ID: B-27

CYANIDE DISTILLATION LOG (SOILS- MICRO DISTILLATION)

Method: SW846 9012B M

Bottle #	Block #	Sample ID (GP34642)	pH	S2-	Add (a)	Initial Weight (g)	Final Volume (ml)	Temp. in Deg. C (b)	Start Time	End Time	Date	QC ID	Spike Amounts and Comments	Spike Lot	Analyst
		MB1	12	N	✓	0.25	6	120	17:27	17:57	7/2[illegible]/21	GP -MB1			NA/LM
		B1				1						GP -B1	0.10 ml of 5.0 mg/l (c)		
		JD27613-32 S1				0.21						GP -S1	0.10 ml of 5.0 mg/l		
		JD27613-34 S2				0.26						GP -S2	0.10 ml of 5.0 mg/l		
		JD27613-32 D1				0.23						GP -D1			
1		JD27613-32				0.23									
1		-34				0.22									
1		-36				0.21									
1		-38				0.28									
1		-40				0.25									
1		JD27614-1				0.21									
1		-2				0.30									
1		-3				0.27									
1		-4				0.22									
1		-5				0.22									
1		-6				0.25									
1		-7				0.24									
1		-8				0.26									
1		-9				0.28									
1		-10				0.29									
1		-11				0.24									
1		-12				0.29									
1		-13				0.22									
1		-14				0.26									
1		-15				0.24									

(a) Check if sulfamic acid was added.

(b) Record temp. from the LED readout on the distillation block. Temperatures verified with an external thermometer a min. of once per quarter.

(c) If the calibration curve is not distilled, then in addition to the blank spike, the analyst must also prepare two distilled standards using 0.12 ml of 1.0 mgl for one and 0.15 ml of 20.0 mg/l for the other.

Comments:

QC Reviewer: Date:

SGS

GENERAL CHEMISTRY STANDARD PREPARATION LOG

Product: CN

GN or GP Number: GP34642

Intermediate Standard Description	Stock used to prepare standard	Stock Expiration Date	Stock concentration in mg/l	Stock volume used in ml (a)	Autopipet ID	Diluent (b)	Final Volume in ml	Final Conc. of Intermediate (mg/l)	Standardization Expiration Date (c)	Analyst	Standardization Date
5 PPM intermediate	GNE1-63858-CN	5/10/21	1000	1.000	43	0.25N NaOH	200	5.00	7/7/21	NA/BA	6/30/21
5 PPM ext.	GNE1-63858-CN	5/10/21	1000	1	43	0.25N NaOH	200	5.00	7/7/21	NA/BA	6/30/21

Standard Description	Intermediate or Stock used to prepare standard		Intermediate or Stock concentration in mg/l	Intermediate or Stock volume used in ml	Autopipet ID	Diluent (b)	Final Volume in ml	Final Conc. Of Standard (mg/l)		Analyst	Date
A	5.0 ppm CN STD		5.0	16.00	A	0.25 N NaOH	100	0.80	7/7/21	NA/BA	6/30/21
B	5.0 ppm CN STD		5.0	12.00	A	0.25 N NaOH	100	0.60	7/7/21	NA/BA	6/30/21
C	5.0 ppm CN STD		5.0	8.00	A	0.25 N NaOH	100	0.40	7/7/21	NA/BA	6/30/21
D	5.0 ppm CN STD		5.0	2.00	43	0.25 N NaOH	100	0.10	7/7/21	NA/BA	6/30/21
E	5.0 ppm CN STD		5.0	0.40	43	0.25 N NaOH	100	0.02	7/7/21	NA/BA	6/30/21
F	5.0 ppm CN STD		5.0	0.20	43	0.25 N NaOH	100	0.01	7/7/21	NA/BA	6/30/21
Undistilled ICV Int.	5 PPM EXT STD	5/10/21	0.3	6.00	43	0.25 N NaOH	100	0.30	7/7/21	NA/BA	6/30/21
Undistilled CCV Int.	5.0 ppm CN STD	5/10/21	0.4	8.00	43	0.25 N NaOH	100	0.40	7/7/21	NA/BA	6/30/21

(a) Concentration will change with standardization concentration.

(b) Diluent reagent reference number: SEE ATTACHED Expiration Date: SEE ATTACHED

(c) Standards must be made fresh (daily) before distillation. After distillation, they may be held under refrigeration for a maxiumum of 28 days before analysis.

*If Class A glass pipets are used, enter an A. For balances or autopipets, then enter the approcpriate Accutest ID number.

Reason codes for data corrections: 1-reviewer error correction; 2-transciption error; 3-computer error; 4-analyst error

Form: GN193-02
Rev. Date:1/6/2014

SGS

Reagent Information Log - CN - Distillation

GP Numbers: GP 34642

Reagent	Reagent # or Manufacturer/Lot	Expiration date
Silver Nitrate Solution 0.0192 N	GNE5-60841-CN	9/19/2021
Magnesium Chloride Solution	GNE2-64448-CN	8/24/2021
Sulfamic Acid	RICCA 4105A52	11/21/2021
Sulfuric Ac id	FISHER 210370	5/23/2023
Sodium Hydroxide 0.25N	GNE6-66116-CN	12/30/2021
Cadmium Carbonate, Powder	GN180814A	9/13/2023
Acetic acid buffer	GNE8-61886-CN	11/1/2021
Micro Distillation tubes	914050-9157-JS	NA
.95 NaOH	GNE7-66143-CN	1/2/2022
Cyanide Stock Solution A - spiking/standards	GNE1-63858-CN	11/12/2021
Cyanide Stock Solution B- externals	GNE1-63858-CN	11/12/2021
Lead Acetate Test Paper	FISHER : 12/8/2016	12/28/2021
pH paper - range 12.5 to 14	FISHER : 203117A	1/30/2022
pH paper - range 1 to 12	FISHER : 231018	11/1/2021
Benzalrthodanine	Ricca 1007692	6/30/2021
silica sand	GNE1-53352-XCRA	12/20/2021

Form: GN087A-28
Rev. Date: 03/19/13

SGS

REACTIVITY DISTILLATION LOG (WATERS)

SREAC: GP34657
CREAC: GP34658

Batch ID:_____

Autopipette ID:_____

Balance ID:_____

Method: SW846 Chapter 7

Bottle #	Sample ID	Initial Volume (ml)	Final Volume (ml)	Start Time	End Time	Date	QC ID	Product (SREAC, CREAC, or both)	Check when spike added	Spike Amounts and Comments including Spike Lots	Analyst
	-MB1	10	500	13:45	19:07	7/3/21	GP -MB1	Both			NA
	-B1	"	"	"	"	"	GP -B1	CREAC	✓	10mL of 100ppm	"
	-B1	"	"	"	"	"	GP -B1	SREAC	✓	10mL of 537ppm	"
	JD27621-1 S1	"	"	"	"	"	GP -S1	SREAC	✓	10mL of 537ppm	"
	" -D1	"	"	20:04	20:31	"	GP -D1	Both			"
	JD27621-1	"	"	"	"	"		"			"

Comments: Creac Spike: 20 ml of 1000ppm cyanide stock diluted up to 200ml w/ 0.25N NaOH
Sreac Spike: 2.0g of Sodium Sulfide Nonahydrate diluted up to 500ml w/ DI H20

QC Reviewer:_____ Date:_____

Form: GN282-01a

SGS

Reagent Information Log - CREAC and SREAC Distillations

GP Numbers: GP34657/ GP34658

Reagent	Reagent # or Manufacturer/Lot	Expiration date	Standardization Date
Cyanide Spike Solution	GNE1-63859-CN	7/7/2021	6/30/2021
Sulfide Spike Solution	ACROS lot: A0406150	10/17/2024	NA
Sulfuric Acid, 0.010 N	GNE5-65666-REAC	11/27/2026	NA
Sodium Hydroxide, 0.25 N	GNE5-65686-REAC	11/28/2026	NA

Form: GN087A-64
Rev. Date: 3/12/04

SGS

REACTIVITY DISTILLATION LOG (SOILS)

SREAC: GP34655
CREAC: GP34656

Batch ID:_____

Autopipette ID: ~~Class A~~ #4 NA

Balance ID: B-27

Method: SW846 Chapter 7

Bottle #	Sample ID	Initial Volume (g)	Final Volume (ml)	Start Time	End Time	Date	QC ID	Product (SREAC, CREAC, or both)	Check when spike added	Spike Amounts and Comments including Spike Lots	Analyst
	MB1	10	500	13:45	19:07	7/3/21	GP -MB	Both			NA
	B1	↓	↓	↓	↓	↓	GP -B	CREAC	✓	10ml of 100ppm	↓
	B1	↓	↓	↓	↓	↓	GP -B	SREAC	✓	10ml of 537ppm	↓
	S1- JD27617-1	10.75	↓	↓	↓	↓	GP -S	SREAC	✓	10ml of 537 ppm	↓
	D1- ↓	10.46	↓	↓	↓	↓	GP -D	Both			↓
1	JD27445-1	10.48	↓	↓	↓	↓	↓	↓	↓	↓	↓
1	-2	10.16	↓	↓	↓	↓	↓	↓	↓	↓	↓
1	JD27484-1	10.59	↓	↓	↓	↓	↓	↓	↓	↓	↓
1	JD27502-4	10.21	↓	↓	↓	↓	↓	↓	↓	↓	↓
2	JD27563-1	10.80	↓	↓	↓	↓	↓	↓	↓	↓	↓
2	-2	10.78	↓	↓	↓	↓	↓	↓	↓	↓	↓
2	-4	10.19	↓	↓	↓	↓	↓	↓	↓	↓	↓
1	JD27617-1	10.82	↓	↓	↓	↓	↓	↓	↓	↓	↓

Comments: Creac Spike: 20 ml of 1000ppm cyanide stock diluted up to 200ml w/ 0.25N NaOH
Sreac Spike: 2.0g of Sodium Sulfide Nonahydrate diluted up to 500ml w/ DI H20

QC Reviewer: _____ Date: _____

SGS

Reagent Information Log - CREAC and SREAC Distillations

GP Numbers: GP34655/ GP34656

Reagent	Reagent # or Manufacturer/Lot	Expiration date	Standardization Date
Cyanide Spike Solution	GNE1-63859-CN	7/7/2021	6/30/2021
Sulfide Spike Solution	ACROS lot: A0406150	10/17/2024	NA
Sulfuric Acid, 0.010 N	GNE5-65666-REAC	11/27/2026	NA
Sodium Hydroxide, 0.25 N	GNE5-65686-REAC	11/28/2026	NA

Form: GN087A-64
Rev. Date: 3/12/04

SGS

Reagent Information Log - CN Lachat Autoanalyzer

GN Number: GN19707

Reagent	Reagent # or Manufacturer/Lot	Expiration date
Pyridine-Bartituric Acid Reagent	GNE6-65729-CN	12/3/2021
Chloramine-T	GNE7-66166-CN	7/13/2021
Phosphate Buffer Solution, 1.0 M	GNE6-65784-CN	12/7/2021
0.25 N Sodium Hydroxide Carrier Solution	GNE6-65731-CN	12/14/2021

Reason codes for data corrections: 1-reviewer error correction: 2-transcription error; 3-computer error; 4-analyst error

15.1

15

Form: GN087A-27
Rev. Date: 7/19/06

Misc. Forms

Custody Documents and Other Forms

(SGS Orlando, FL)

Includes the following where applicable:

- Chain of Custody
- Sample Tracking Chronicle

CHAIN OF CUSTODY

2235 Route 130, Dayton, NJ 08810
TEL. 732-329-0200 FAX: 732-329-3499/3480

FED-EX Tracking # | Bottle Order Control #

SGS Quote # | SGS Job # JD27540

Client / Reporting Information

Company Name: SGS North America Inc.
Street Address: 2235 Route 130
City: Dayton State: NJ Zip: 08810
Project Contact: Kelly.Ramos@sgs.com E-mail
Phone #: 732-329-0200 Fax #
Sampler(s) Name(s): DA Phone

Project Information

Project Name: 247 North Avenue, New Rochelle, NY
Street
City State
Project #
Client Purchase Order #
Project Manager

Billing Information (if different from Report to)

Company Name
Street Address
City State Zip
Attention:

Requested Analysis (see TEST CODE sheet)

Matrix Codes: DW - Drinking Water; GW - Ground Water; WW - Water; SW - Surface Water; SO - Soil; SL- Sludge; SED-Sediment; OI - Oil; LIQ - Other Liquid; AIR - Air; SOL - Other Solid; WP - Wipe; FB-Field Blank; EB-Equipment Blank; RB- Rinse Blank; TB-Trip Blank

SGS Sample #	Field ID / Point of Collection	MEOH/DI Vial #	Collection Date	Collection Time	Sampled by	Matrix	# of bottles	Number of preserved Bottles: HCl	NaOH	HNO3	H2SO4	NONE	DI Water	MEOH	ENCORE	LCID537/NY21	LAB USE ONLY
1A	R1-SB-1(1.5-2.0)		6/29/21	8:30:00 AM	DA	SO										X	
2A	R1-SB-1(5.0-5.5)		6/29/21	8:45:00 AM	DA	SO										X	
3A	R1-SB-1(11-11.5)		6/29/21	8:50:00 AM	DA	SO										X	
13A	R1-SB-6(3.5-4.0)		6/29/21	12:30:00 PM	DA	SO										X	
14A	R1-SB-6(5.5-6.0)		6/29/21	12:45:00 PM	DA	SO										X	
17A	R1-SB-11(1.5-2.0)		6/29/21	2:45:00 PM	DA	SO										X	
18A	R1-SB-11(6-6.5)		6/29/21	2:50:00 PM	DA	SO										X	

Turnaround Time (Business days)

Approved By (SGS PM): / Date:

- [ ] Std. 10 Business Days
- [ ] 5 Day RUSH
- [ ] 3 Day EMERGENCY
- [ ] 2 Day EMERGENCY
- [ ] 1 Day EMERGENCY
- [X] other 9

Emergency & Rush T/A data available VIA Lablink

Data Deliverable Information

- [ ] Commercial "A" (Level 1)
- [ ] Commercial "B" (Level 2)
- [ ] FULLT1 (Level 3+4)
- [ ] NJ Reduced
- [ ] Commercial "C"
- [ ] NYASP Category A
- [ ] NYASP Category B
- [ ] State Forms
- [ ] EDD Format
- [X] Other NYASPB

Commercial "A" = Results Only
Commercial "B" = Results + QC Summary
NJ Reduced = Results + QC Summary + Partial Raw data

Comments / Special Instructions

INITIAL ASSESSMENT
LABEL VERIFICATION

Sample Custody must be documented below each time samples change possession, including courier delivery.

Relinquished by Sampler: 1	Date Time: 7/1/21 19:00	Received By: 1 FedEx	Relinquished By: 2 FX	Date Time: 7/2/21 1910	Received By: 2
Relinquished by Sampler: 3	Date Time:	Received By: 3	Relinquished By: 4	Date Time:	Received By: 4
Relinquished by: 5	Date Time:	Received By: 5	Custody Seal # ☐ Intact ☐ Not intact	Preserved where applicable ☐	On Ice ☐ Cooler Temp. 2.6 IR

SGS Sample Receipt Summary

Job Number: JD27540 **Client:** DAYTON **Project:** 247 NOTH AVENUE, NEW ROCHELLE, NY

Date / Time Received: 7/2/2021 2:10:00 PM **Delivery Method:** FED EX **Airbill #'s:** 925109042450

Therm ID: IR 1; **Therm CF:** 0.2; **# of Coolers:** 1

Cooler Temps (Raw Measured) °C: Cooler 1: (2.6);

Cooler Temps (Corrected) °C: Cooler 1: (2.8);

Cooler Information	Y	or	N
1. Custody Seals Present	☑		☐
2. Custody Seals Intact	☑		☐
3. Temp criteria achieved	☑		☐
4. Cooler temp verification	IR Gun		
5. Cooler media	Ice (Bag)		

Trip Blank Information	Y	or	N	N/A
1. Trip Blank present / cooler	☐		☐	☑
2. Trip Blank listed on COC	☐		☐	☑

	W	or	S	N/A
3. Type Of TB Received	☐		☐	☑

Sample Information	Y	or	N	N/A
1. Sample labels present on bottles	☑		☐	
2. Samples preserved properly	☑		☐	
3. Sufficient volume/containers recvd for analysis:	☑		☐	
4. Condition of sample	Intact			
5. Sample recvd within HT	☑		☐	
6. Dates/Times/IDs on COC match Sample Label	☑		☐	
7. VOCs have headspace	☐		☐	☑
8. Bottles received for unspecified tests	☐		☑	
9. Compositing instructions clear	☐		☐	☑
10. Voa Soil Kits/Jars received past 48hrs?	☐		☐	☑
11. % Solids Jar received?	☐		☐	☑
12. Residual Chlorine Present?	☐		☐	☑

Misc. Information

Number of Encores: 25-Gram _____ 5-Gram _____ Number of 5035 Field Kits: _____ Number of Lab Filtered Metals: _____

Test Strip Lot #s: pH 0-3 230315 pH 10-12 219813A Other: (Specify) _____ _____

Residual Chlorine Test Strip Lot #: _____

Comments

SM001
Rev. Date 05/24/17

Technician: CARLOSD Date: 7/2/2021 2:10:00 PM Reviewer: _____ Date: _____

Internal Sample Tracking Chronicle

SGS Dayton, NJ

Job No: JD27540

SESINJPB: Remedial Investigation, 247 North Avenue, New Rochelle, NY
Project No: 10908,PHASE6

Sample Number	Method	Analyzed	By	Prepped	By	Test Codes
JD27540-1A	Collected: 29-JUN-21 08:30 By: DA R1-SB-1(1.5-2.0)			Received: 30-JUN-21	By:	
JD27540-1AE	PA 537M BY ID	07-JUL-21 18:28	NAF	06-JUL-21	MV	LCID537NY21
JD27540-2A	Collected: 29-JUN-21 08:45 By: DA R1-SB-1(5.0-5.5)			Received: 30-JUN-21	By:	
JD27540-2AE	PA 537M BY ID	07-JUL-21 18:45	NAF	06-JUL-21	MV	LCID537NY21
JD27540-3A	Collected: 29-JUN-21 08:50 By: DA R1-SB-1(11-11.5)			Received: 30-JUN-21	By:	
JD27540-3AE	PA 537M BY ID	07-JUL-21 19:01	NAF	06-JUL-21	MV	LCID537NY21
JD27540-13A	Collected: 29-JUN-21 12:30 By: DA R1-SB-6(3.5-4.0)			Received: 30-JUN-21	By:	
JD27540-13AE	PA 537M BY ID	07-JUL-21 19:18	NAF	06-JUL-21	MV	LCID537NY21
JD27540-14A	Collected: 29-JUN-21 12:45 By: DA R1-SB-6(5.5-6.0)			Received: 30-JUN-21	By:	
JD27540-14AE	PA 537M BY ID	07-JUL-21 19:35	NAF	06-JUL-21	MV	LCID537NY21
JD27540-17A	Collected: 29-JUN-21 14:45 By: DA R1-SB-11(1.5-2.0)			Received: 30-JUN-21	By:	
JD27540-17AE	PA 537M BY ID	07-JUL-21 19:51	NAF	06-JUL-21	MV	LCID537NY21
JD27540-18A	Collected: 29-JUN-21 14:50 By: DA R1-SB-11(6-6.5)			Received: 30-JUN-21	By:	
JD27540-18AE	PA 537M BY ID	07-JUL-21 20:41	NAF	06-JUL-21	MV	LCID537NY21

MS Semi-volatiles

QC Data Summaries

(SGS Orlando, FL)

Includes the following where applicable:

- Method Blank Summaries
- Blank Spike Summaries
- Matrix Spike and Duplicate Summaries
- Isotope Dilution Standard Recovery Summaries
- Initial and Continuing Calibration Summaries
- Run Sequence Reports

Method Blank Summary

Job Number: JD27540
Account: ALNJ SGS Dayton, NJ
Project: SESINJPB: Remedial Investigation, 247 North Avenue, New Rochelle, NY

Sample	File ID	DF	Analyzed	By	Prep Date	Prep Batch	Analytical Batch
OP86217-MB	2Q71456.D	1	07/07/21	NAF	07/06/21	OP86217	S2Q1025

The QC reported here applies to the following samples: **Method:** EPA 537M BY ID

JD27540-1A, JD27540-2A, JD27540-3A, JD27540-13A, JD27540-14A, JD27540-17A, JD27540-18A

CAS No.	Compound	Result	RL	MDL	Units	Q
375-22-4	Perfluorobutanoic acid	ND	1.0	0.38	ug/kg	
2706-90-3	Perfluoropentanoic acid	ND	0.50	0.25	ug/kg	
307-24-4	Perfluorohexanoic acid	ND	0.50	0.25	ug/kg	
375-85-9	Perfluoroheptanoic acid	ND	0.50	0.25	ug/kg	
335-67-1	Perfluorooctanoic acid	ND	0.50	0.25	ug/kg	
375-95-1	Perfluorononanoic acid	ND	0.50	0.25	ug/kg	
335-76-2	Perfluorodecanoic acid	ND	0.50	0.25	ug/kg	
2058-94-8	Perfluoroundecanoic acid	ND	0.50	0.25	ug/kg	
307-55-1	Perfluorododecanoic acid	ND	0.50	0.25	ug/kg	
72629-94-8	Perfluorotridecanoic acid	ND	0.50	0.27	ug/kg	
376-06-7	Perfluorotetradecanoic acid	ND	0.50	0.25	ug/kg	
375-73-5	Perfluorobutanesulfonic acid	ND	0.50	0.25	ug/kg	
355-46-4	Perfluorohexanesulfonic acid	ND	0.50	0.25	ug/kg	
375-92-8	Perfluoroheptanesulfonic acid	ND	0.50	0.25	ug/kg	
1763-23-1	Perfluorooctanesulfonic acid	ND	0.50	0.25	ug/kg	
335-77-3	Perfluorodecanesulfonic acid	ND	0.50	0.25	ug/kg	
754-91-6	PFOSA	ND	0.50	0.25	ug/kg	
2355-31-9	MeFOSAA	ND	1.0	0.50	ug/kg	
2991-50-6	EtFOSAA	ND	1.0	0.50	ug/kg	
27619-97-2	6:2 Fluorotelomer sulfonate	ND	1.0	0.25	ug/kg	
39108-34-4	8:2 Fluorotelomer sulfonate	ND	1.0	0.25	ug/kg	

CAS No.	ID Standard Recoveries		Limits
	13C4-PFBA	97%	40-140%
	13C5-PFPeA	98%	50-150%
	13C5-PFHxA	99%	50-150%
	13C4-PFHpA	98%	50-150%
	13C8-PFOA	102%	50-150%
	13C9-PFNA	103%	50-150%
	13C6-PFDA	101%	50-150%
	13C7-PFUnDA	102%	40-140%
	13C2-PFDoDA	97%	40-140%
	13C2-PFTeDA	97%	30-130%
	13C3-PFBS	92%	50-150%

Method Blank Summary

Job Number: JD27540
Account: ALNJ SGS Dayton, NJ
Project: SESINJPB: Remedial Investigation, 247 North Avenue, New Rochelle, NY

Sample	File ID	DF	Analyzed	By	Prep Date	Prep Batch	Analytical Batch
OP86217-MB	2Q71456.D	1	07/07/21	NAF	07/06/21	OP86217	S2Q1025

The QC reported here applies to the following samples: **Method:** EPA 537M BY ID

JD27540-1A, JD27540-2A, JD27540-3A, JD27540-13A, JD27540-14A, JD27540-17A, JD27540-18A

CAS No.	ID Standard Recoveries		Limits
	13C3-PFHxS	92%	50-150%
	13C8-PFOS	92%	50-150%
	13C8-FOSA	99%	30-130%
	d3-MeFOSAA	97%	40-140%
	d5-EtFOSAA	95%	40-140%
	13C2-4:2FTS	95%	50-150%
	13C2-6:2FTS	96%	50-150%
	13C2-8:2FTS	94%	50-150%

Instrument Blank

Job Number: JD27540
Account: ALNJ SGS Dayton, NJ
Project: SESINJPB: Remedial Investigation, 247 North Avenue, New Rochelle, NY

Sample	File ID	DF	Analyzed	By	Prep Date	Prep Batch	Analytical Batch
S2Q1025-IBLK	2Q71428.D	1	07/07/21	NAF	n/a	n/a	S2Q1025

The QC reported here applies to the following samples: **Method:** EPA 537M QSM5.3 B-15

JD27540-1A, JD27540-2A, JD27540-3A, JD27540-13A, JD27540-14A, JD27540-17A, JD27540-18A

CAS No.	Compound	Result	RL	MDL	Units	Q
375-22-4	Perfluorobutanoic acid	ND	1.0	0.38	ug/kg	
2706-90-3	Perfluoropentanoic acid	ND	1.0	0.25	ug/kg	
307-24-4	Perfluorohexanoic acid	ND	1.0	0.25	ug/kg	
375-85-9	Perfluoroheptanoic acid	ND	1.0	0.25	ug/kg	
335-67-1	Perfluorooctanoic acid	ND	1.0	0.25	ug/kg	
375-95-1	Perfluorononanoic acid	ND	1.0	0.25	ug/kg	
335-76-2	Perfluorodecanoic acid	ND	1.0	0.25	ug/kg	
2058-94-8	Perfluoroundecanoic acid	ND	1.0	0.25	ug/kg	
307-55-1	Perfluorododecanoic acid	ND	1.0	0.25	ug/kg	
72629-94-8	Perfluorotridecanoic acid	ND	1.0	0.27	ug/kg	
376-06-7	Perfluorotetradecanoic acid	ND	1.0	0.25	ug/kg	
375-73-5	Perfluorobutanesulfonic acid	ND	1.0	0.25	ug/kg	
355-46-4	Perfluorohexanesulfonic acid	ND	1.0	0.25	ug/kg	
375-92-8	Perfluoroheptanesulfonic acid	ND	1.0	0.25	ug/kg	
1763-23-1	Perfluorooctanesulfonic acid	ND	1.0	0.25	ug/kg	
335-77-3	Perfluorodecanesulfonic acid	ND	1.0	0.25	ug/kg	
754-91-6	PFOSA	ND	1.0	0.25	ug/kg	
2355-31-9	MeFOSAA	ND	1.0	0.25	ug/kg	
2991-50-6	EtFOSAA	ND	1.0	0.25	ug/kg	
27619-97-2	6:2 Fluorotelomer sulfonate	ND	1.0	0.25	ug/kg	
39108-34-4	8:2 Fluorotelomer sulfonate	ND	1.0	0.25	ug/kg	

CAS No.	ID Standard Recoveries		Limits
	13C4-PFBA	98%	50-150%
	13C5-PFPeA	99%	50-150%
	13C5-PFHxA	99%	50-150%
	13C4-PFHpA	99%	50-150%
	13C8-PFOA	100%	50-150%
	13C9-PFNA	102%	50-150%
	13C6-PFDA	102%	50-150%
	13C7-PFUnDA	103%	50-150%
	13C2-PFDoDA	101%	50-150%
	13C2-PFTeDA	96%	50-150%
	13C3-PFBS	93%	50-150%

Instrument Blank

Job Number: JD27540
Account: ALNJ SGS Dayton, NJ
Project: SESINJPB: Remedial Investigation, 247 North Avenue, New Rochelle, NY

Sample	File ID	DF	Analyzed	By	Prep Date	Prep Batch	Analytical Batch
S2Q1025-IBLK	2Q71428.D	1	07/07/21	NAF	n/a	n/a	S2Q1025

The QC reported here applies to the following samples: **Method:** EPA 537M QSM5.3 B-15

JD27540-1A, JD27540-2A, JD27540-3A, JD27540-13A, JD27540-14A, JD27540-17A, JD27540-18A

CAS No.	ID Standard Recoveries		Limits
	13C3-PFHxS	91%	50-150%
	13C8-PFOS	93%	50-150%
	13C8-FOSA	102%	50-150%
	d3-MeFOSAA	94%	50-150%
	d5-EtFOSAA	93%	50-150%
	13C2-4:2FTS	95%	50-150%
	13C2-6:2FTS	95%	50-150%
	13C2-8:2FTS	94%	50-150%

Blank Spike Summary

Job Number: JD27540
Account: ALNJ SGS Dayton, NJ
Project: SESINJPB: Remedial Investigation, 247 North Avenue, New Rochelle, NY

Sample	File ID	DF	Analyzed	By	Prep Date	Prep Batch	Analytical Batch
OP86217-BS	2Q71455.D	1	07/07/21	NAF	07/06/21	OP86217	S2Q1025

The QC reported here applies to the following samples: **Method:** EPA 537M BY ID

JD27540-1A, JD27540-2A, JD27540-3A, JD27540-13A, JD27540-14A, JD27540-17A, JD27540-18A

CAS No.	Compound	Spike ug/kg	BSP ug/kg	BSP %	Limits
375-22-4	Perfluorobutanoic acid	10	9.3	93	70-130
2706-90-3	Perfluoropentanoic acid	10	9.6	96	70-130
307-24-4	Perfluorohexanoic acid	10	9.5	95	70-130
375-85-9	Perfluoroheptanoic acid	10	9.9	99	70-130
335-67-1	Perfluorooctanoic acid	10	9.6	96	70-130
375-95-1	Perfluorononanoic acid	10	9.3	93	70-130
335-76-2	Perfluorodecanoic acid	10	9.5	95	70-130
2058-94-8	Perfluoroundecanoic acid	10	9.7	97	70-130
307-55-1	Perfluorododecanoic acid	10	9.8	98	70-130
72629-94-8	Perfluorotridecanoic acid	10	9.8	98	70-130
376-06-7	Perfluorotetradecanoic acid	10	9.3	93	70-130
375-73-5	Perfluorobutanesulfonic acid	10	9.9	99	70-130
355-46-4	Perfluorohexanesulfonic acid	10	10.1	101	70-130
375-92-8	Perfluoroheptanesulfonic acid	10	10.3	103	70-130
1763-23-1	Perfluorooctanesulfonic acid	10	9.9	99	70-130
335-77-3	Perfluorodecanesulfonic acid	10	8.8	88	65-135
754-91-6	PFOSA	10	10.2	102	70-130
2355-31-9	MeFOSAA	10	10.4	104	70-130
2991-50-6	EtFOSAA	10	10.3	103	70-130
27619-97-2	6:2 Fluorotelomer sulfonate	10	9.9	99	70-130
39108-34-4	8:2 Fluorotelomer sulfonate	10	10.1	101	70-130

CAS No.	ID Standard Recoveries	BSP	Limits
	13C4-PFBA	93%	40-140%
	13C5-PFPeA	94%	50-150%
	13C5-PFHxA	94%	50-150%
	13C4-PFHpA	95%	50-150%
	13C8-PFOA	96%	50-150%
	13C9-PFNA	97%	50-150%
	13C6-PFDA	95%	50-150%
	13C7-PFUnDA	97%	40-140%
	13C2-PFDoDA	94%	40-140%
	13C2-PFTeDA	95%	30-130%
	13C3-PFBS	89%	50-150%

* = Outside of Control Limits.

Blank Spike Summary

Job Number: JD27540
Account: ALNJ SGS Dayton, NJ
Project: SESINJPB: Remedial Investigation, 247 North Avenue, New Rochelle, NY

Sample	File ID	DF	Analyzed	By	Prep Date	Prep Batch	Analytical Batch
OP86217-BS	2Q71455.D	1	07/07/21	NAF	07/06/21	OP86217	S2Q1025

The QC reported here applies to the following samples: **Method:** EPA 537M BY ID

JD27540-1A, JD27540-2A, JD27540-3A, JD27540-13A, JD27540-14A, JD27540-17A, JD27540-18A

CAS No.	ID Standard Recoveries	BSP	Limits
	13C3-PFHxS	89%	50-150%
	13C8-PFOS	87%	50-150%
	13C8-FOSA	94%	30-130%
	d3-MeFOSAA	93%	40-140%
	d5-EtFOSAA	90%	40-140%
	13C2-4:2FTS	96%	50-150%
	13C2-6:2FTS	96%	50-150%
	13C2-8:2FTS	94%	50-150%

* = Outside of Control Limits.

Matrix Spike/Matrix Spike Duplicate Summary

Job Number: JD27540
Account: ALNJ SGS Dayton, NJ
Project: SESINJPB: Remedial Investigation, 247 North Avenue, New Rochelle, NY

Sample	File ID	DF	Analyzed	By	Prep Date	Prep Batch	Analytical Batch
OP86217-MS	2Q71469.D	1	07/07/21	NAF	07/06/21	OP86217	S2Q1025
OP86217-MSD	2Q71470.D	1	07/07/21	NAF	07/06/21	OP86217	S2Q1025
FA86975-1	2Q71468.D	1	07/07/21	NAF	07/06/21	OP86217	S2Q1025

The QC reported here applies to the following samples: **Method:** EPA 537M BY ID

JD27540-1A, JD27540-2A, JD27540-3A, JD27540-13A, JD27540-14A, JD27540-17A, JD27540-18A

CAS No.	Compound	FA86975-1 ug/kg	Q	Spike ug/kg	MS ug/kg	MS %	Spike ug/kg	MSD ug/kg	MSD %	RPD	Limits Rec/RPD
375-22-4	Perfluorobutanoic acid	0.99 U		10	9.3	93	10.3	9.5	92	2	70-130/30
2706-90-3	Perfluoropentanoic acid	0.99 U		10	9.9	99	10.3	10.1	98	2	70-130/30
307-24-4	Perfluorohexanoic acid	0.99 U		10	9.5	95	10.3	9.7	94	2	70-130/30
375-85-9	Perfluoroheptanoic acid	0.99 U		10	10.0	100	10.3	10.3	100	3	70-130/30
335-67-1	Perfluorooctanoic acid	0.99 U		10	9.9	99	10.3	10.1	98	2	70-130/30
375-95-1	Perfluorononanoic acid	0.99 U		10	9.4	94	10.3	10	97	6	70-130/30
335-76-2	Perfluorodecanoic acid	0.99 U		10	9.4	94	10.3	9.6	93	2	70-130/30
2058-94-8	Perfluoroundecanoic acid	0.99 U		10	10.0	100	10.3	10.1	98	1	70-130/30
307-55-1	Perfluorododecanoic acid	0.99 U		10	10.0	100	10.3	10.2	99	2	70-130/30
72629-94-8	Perfluorotridecanoic acid	0.99 U		10	10.1	101	10.3	10.1	98	0	70-130/30
376-06-7	Perfluorotetradecanoic acid	0.99 U		10	9.4	94	10.3	9.6	93	2	70-130/30
375-73-5	Perfluorobutanesulfonic acid	0.99 U		10	9.9	99	10.3	10.1	98	2	70-130/30
355-46-4	Perfluorohexanesulfonic acid	0.84	J	10	10.7	98	10.3	11.1	100	4	70-130/30
375-92-8	Perfluoroheptanesulfonic acid	0.99 U		10	10.2	102	10.3	10.8	105	6	70-130/30
1763-23-1	Perfluorooctanesulfonic acid	9.4		10	20.6	112	10.3	20.6	109	0	70-130/30
335-77-3	Perfluorodecanesulfonic acid	0.99 U		10	9.0	90	10.3	9.1	88	1	65-135/30
754-91-6	PFOSA	0.99 U		10	10.1	101	10.3	10.4	101	3	70-130/30
2355-31-9	MeFOSAA	2.5 U		10	10.7	107	10.3	10.9	106	2	70-130/30
2991-50-6	EtFOSAA	2.5 U		10	10.3	103	10.3	10.6	103	3	70-130/30
27619-97-2	6:2 Fluorotelomer sulfonate	0.99 U		10	10.0	100	10.3	10.2	99	2	70-130/30
39108-34-4	8:2 Fluorotelomer sulfonate	0.99 U		10	10.1	101	10.3	10.3	100	2	70-130/30

CAS No.	ID Standard Recoveries	MS	MSD	FA86975-1	Limits
	13C4-PFBA	82%	80%	100%	40-140%
	13C5-PFPeA	82%	80%	100%	50-150%
	13C5-PFHxA	81%	79%	99%	50-150%
	13C4-PFHpA	81%	79%	99%	50-150%
	13C8-PFOA	82%	79%	100%	50-150%
	13C9-PFNA	83%	78%	101%	50-150%
	13C6-PFDA	82%	79%	101%	50-150%
	13C7-PFUnDA	79%	78%	96%	40-140%
	13C2-PFDoDA	69%	67%	84%	40-140%
	13C2-PFTeDA	75%	72%	88%	30-130%
	13C3-PFBS	80%	78%	97%	50-150%

* = Outside of Control Limits.

Matrix Spike/Matrix Spike Duplicate Summary

Job Number: JD27540
Account: ALNJ SGS Dayton, NJ
Project: SESINJPB: Remedial Investigation, 247 North Avenue, New Rochelle, NY

Sample	File ID	DF	Analyzed	By	Prep Date	Prep Batch	Analytical Batch
OP86217-MS	2Q71469.D	1	07/07/21	NAF	07/06/21	OP86217	S2Q1025
OP86217-MSD	2Q71470.D	1	07/07/21	NAF	07/06/21	OP86217	S2Q1025
FA86975-1	2Q71468.D	1	07/07/21	NAF	07/06/21	OP86217	S2Q1025

The QC reported here applies to the following samples: **Method:** EPA 537M BY ID

JD27540-1A, JD27540-2A, JD27540-3A, JD27540-13A, JD27540-14A, JD27540-17A, JD27540-18A

CAS No.	ID Standard Recoveries	MS	MSD	FA86975-1	Limits
	13C3-PFHxS	77%	74%	94%	50-150%
	13C8-PFOS	75%	74%	91%	50-150%
	13C8-FOSA	66%	66%	89%	30-130%
	d3-MeFOSAA	82%	80%	102%	40-140%
	d5-EtFOSAA	85%	78%	106%	40-140%
	13C2-4:2FTS	82%	80%	94%	50-150%
	13C2-6:2FTS	84%	81%	97%	50-150%
	13C2-8:2FTS	89%	85%	102%	50-150%

* = Outside of Control Limits.

Isotope Dilution Standard Recovery Summary

Job Number: JD27540
Account: ALNJ SGS Dayton, NJ
Project: SESINJPB: Remedial Investigation, 247 North Avenue, New Rochelle, NY

Method: EPA 537M BY ID **Matrix:** SO

Samples and QC shown here apply to the above method

Lab Sample ID	Lab File ID	S1	S2	S3	S4	S5	S6	S7	S8
JD27540-1A	2Q71459.D	103	105	105	105	107	107	108	109
JD27540-2A	2Q71460.D	99	100	100	100	102	102	103	104
JD27540-3A	2Q71461.D	96	97	97	97	100	101	100	102
JD27540-13A	2Q71462.D	104	105	104	105	107	107	106	99
JD27540-14A	2Q71463.D	91	92	93	93	95	95	96	97
JD27540-17A	2Q71464.D	87	87	88	88	90	90	92	93
JD27540-18A	2Q71467.D	98	98	98	98	101	102	103	102
OP86217-BS	2Q71455.D	93	94	94	95	96	97	95	97
OP86217-MB	2Q71456.D	97	98	99	98	102	103	101	102
OP86217-MS	2Q71469.D	82	82	81	81	82	83	82	79
OP86217-MSD	2Q71470.D	80	80	79	79	79	78	79	78

Isotope Dilution Standards	Recovery Limits
S1 = 13C4-PFBA	40-140%
S2 = 13C5-PFPeA	50-150%
S3 = 13C5-PFHxA	50-150%
S4 = 13C4-PFHpA	50-150%
S5 = 13C8-PFOA	50-150%
S6 = 13C9-PFNA	50-150%
S7 = 13C6-PFDA	50-150%
S8 = 13C7-PFUnDA	40-140%

Isotope Dilution Standard Recovery Summary

Job Number: JD27540
Account: ALNJ SGS Dayton, NJ
Project: SESINJPB: Remedial Investigation, 247 North Avenue, New Rochelle, NY

Method: EPA 537M BY ID **Matrix:** SO

Samples and QC shown here apply to the above method

Lab Sample ID	Lab File ID	S9	S10	S11	S12	S13	S14	S15	S16
JD27540-1A	2Q71459.D	105	105	99	98	96	108	101	101
JD27540-2A	2Q71460.D	101	101	94	91	91	102	95	95
JD27540-3A	2Q71461.D	100	100	93	90	91	94	94	93
JD27540-13A	2Q71462.D	82	84	99	98	95	86	139	134
JD27540-14A	2Q71463.D	91	95	88	85	87	89	85	87
JD27540-17A	2Q71464.D	89	90	84	80	82	87	79	81
JD27540-18A	2Q71467.D	96	100	95	91	95	99	95	97
OP86217-BS	2Q71455.D	94	95	89	89	87	94	93	90
OP86217-MB	2Q71456.D	97	97	92	92	92	99	97	95
OP86217-MS	2Q71469.D	69	75	80	77	75	66	82	85
OP86217-MSD	2Q71470.D	67	72	78	74	74	66	80	78

Isotope Dilution Standards	Recovery Limits
S9 = 13C2-PFDoDA	40-140%
S10 = 13C2-PFTeDA	30-130%
S11 = 13C3-PFBS	50-150%
S12 = 13C3-PFHxS	50-150%
S13 = 13C8-PFOS	50-150%
S14 = 13C8-FOSA	30-130%
S15 = d3-MeFOSAA	40-140%
S16 = d5-EtFOSAA	40-140%

Isotope Dilution Standard Recovery Summary

Job Number: JD27540
Account: ALNJ SGS Dayton, NJ
Project: SESINJPB: Remedial Investigation, 247 North Avenue, New Rochelle, NY

Method: EPA 537M BY ID **Matrix:** SO

Samples and QC shown here apply to the above method

Lab Sample ID	Lab File ID	S17	S18
JD27540-1A	2Q71459.D	101	99
JD27540-2A	2Q71460.D	97	96
JD27540-3A	2Q71461.D	95	94
JD27540-13A	2Q71462.D	101	118
JD27540-14A	2Q71463.D	90	90
JD27540-17A	2Q71464.D	86	83
JD27540-18A	2Q71467.D	94	96
OP86217-BS	2Q71455.D	96	94
OP86217-MB	2Q71456.D	96	94
OP86217-MS	2Q71469.D	84	89
OP86217-MSD	2Q71470.D	81	85

Isotope Dilution Standards	Recovery Limits
S17 = 13C2-6:2FTS	50-150%
S18 = 13C2-8:2FTS	50-150%

Initial Calibration Report

Method Path	D:\MassHunter\damethods
Method File	BR_LN_062021_S2Q1012.quantmethod.xml
Batch Name	D:\MassHunter\Data\ID_062021_S2Q1012\QuantResults\s2q1012.batch.bin
Last Calib Update	6/21/2021 8:14:14 AM

Level Name	Calibration Files	Acq. Date-Time	Level Last Update Time
1	D:\MassHunter\Data\ID_062021_S2Q1012\2q70198.d	6/20/2021 10:13:55 AM	6/21/2021 8:14:14 AM
2	D:\MassHunter\Data\ID_062021_S2Q1012\2q70199.d	6/20/2021 10:30:27 AM	6/21/2021 8:14:14 AM
3	D:\MassHunter\Data\ID_062021_S2Q1012\2q70200.d	6/20/2021 10:46:59 AM	6/21/2021 8:14:14 AM
4	D:\MassHunter\Data\ID_062021_S2Q1012\2q70201.d	6/20/2021 11:03:31 AM	6/21/2021 8:14:14 AM
5	D:\MassHunter\Data\ID_062021_S2Q1012\2q70202.d	6/20/2021 12:44:20 PM	6/21/2021 8:14:14 AM
6	D:\MassHunter\Data\ID_062021_S2Q1012\2q70203.d	6/20/2021 1:00:52 PM	6/21/2021 8:14:14 AM
7	D:\MassHunter\Data\ID_062021_S2Q1012\2q70204.d	6/20/2021 1:17:24 PM	6/21/2021 8:14:14 AM
8	D:\MassHunter\Data\ID_062021_S2Q1012\2q70205.d	6/20/2021 1:33:56 PM	6/21/2021 8:14:14 AM

Compound	Curve Fit	1	2	3	4	5	6	7	8	Avg RF	%RSD
S 13C4-PFBA	Linear	3832	3569	3821	3875	3816	3821	3848	3839	3803	2.530
S 13C5-PFPeA	Linear	3411	3194	3397	3435	3453	3463	3491	3495	3417	2.829
S 13C3-PFBS	Linear	427.2	401.1	424.2	429.2	420.4	422.4	427.1	428.0	422.4	2.158
S 13C2-4:2FTS	Linear	3291	3069	3300	3367	3451	3574	3863	4331	3531	11.279
S 13C5-PFHxA	Linear	5455	5112	5406	5496	5539	5572	5576	5563	5465	2.835
S 13C3-HFPO-DA	Linear	336.8	313.9	327.1	336.0	324.6	332.3	326.5	338.7	329.5	2.486
S 13C4-PFHpA	Linear	7981	7456	8046	8171	8219	8147	8110	8063	8024	3.010
S 13C3-PFHxS	Linear	506.6	470.8	501.5	512.1	511.0	519.6	506.9	510.9	504.9	2.919
S 13C2-6:2FTS	Linear	5635	5390	5669	5888	6019	6176	6491	6958	6028	8.440
S 13C8-PFOA	Linear	10793	10131	10814	11030	11191	11059	11046	10679	10843	3.081
S 13C8-FOSA	Linear	2528	2350	2571	2615	2680	2605	2527	2420	2537	4.244
S 13C8-PFOS	Linear	742.4	680.2	725.2	754.1	748.0	759.3	746.9	746.7	737.8	3.431
S 13C9-PFNA	Linear	11197	10480	11252	11430	11714	11708	11623	11377	11348	3.544
S d3-MeFOSA	Linear	740.8	688.3	756.0	786.1	790.5	745.9	749.8	681.8	742.4	5.359
S d3-MeFOSAA	Linear	3536	3415	3741	3821	3936	3978	3956	3884	3783	5.479
S d5-EtFOSAA	Linear	3194	2969	3261	3364	3443	3330	3244	3012	3227	5.129
S 13C6-PFDA	Linear	11882	11292	12132	12502	12418	12385	12144	11863	12077	3.281
S 13C2-8:2FTS	Linear	4976	4753	5068	5269	5403	5545	6037	6548	5450	10.856
S 13C7-PFUnDA	Linear	16352	15451	16608	17004	16998	17047	16994	16521	16622	3.265
S 13C2-PFDoDA	Linear	22903	21788	23377	23798	24529	24375	24468	24034	23659	3.989
S 13C2-PFTeDA	Linear	21424	20376	21928	22573	24430	23989	24163	24039	22865	6.615
I M5-EtFOSAA				---------- ISTD ----------							
T EtFOSAA	Linear	0.6599	0.8564	0.7940	0.7935	0.8193	0.8569	0.8740	0.8544	0.8136	8.496
I M4-PFBA				---------- ISTD ----------							
T PFBA	Linear	0.3214	0.3738	0.3672	0.3611	0.3749	0.3716	0.3764	0.3656	0.3640	4.941
I M5-PFPeA				---------- ISTD ----------							
T PFPeA	Linear	1.3188	1.4614	1.4334	1.4064	1.4137	1.4264	1.4590	1.3994	1.4148	3.176

Generated at 8:14 AM on 6/21/2021

Initial Calibration Summary

Job Number: JD27540 **Sample:** S2Q1012-ICC1012
Account: ALNJ SGS Dayton, NJ **Lab FileID:** 2Q70203.D
Project: SESINJPB: Remedial Investigation, 247 North Avenue, New Rochelle, NY

Initial Calibration Report

Compound	Curve Fit	1	2	3	4	5	6	7	8	Avg RF	%RSD
I M5-PFHxA						ISTD					
T PFHxA	Linear	0.5387	0.7401	0.7208	0.6958	0.7039	0.7128	0.7295	0.6965	0.6923	9.242
I M4-PFHpA						ISTD					
T PFHpA	Linear	1.4003	1.6034	1.5237	1.5487	1.5681	1.5898	1.6160	1.5617	1.5515	4.381
I M8-PFOA						ISTD					
T ADONA	Linear	1.1539	1.3410	1.2908	1.2996	1.3504	1.3413	1.3979	1.3814	1.3195	5.767
T PFOA	Linear	0.9363	1.0741	1.0485	1.0204	1.0785	1.0852	1.0766	1.0506	1.0463	4.715
T br-PFOA	Linear	0.9363	1.0741	1.0485	1.0204	1.0785	1.0852	1.0766	1.0506	1.0463	4.715
T LN-PFOA	Linear	0.9363	1.0741	1.0485	1.0204	1.0785	1.0852	1.0766	1.0506	1.0463	4.715
I M9-PFNA						ISTD					
T PFNA	Linear	0.9694	1.1172	1.0655	1.0832	1.1074	1.0870	1.1349	1.0800	1.0806	4.647
T br-PFNA	Linear	0.9694	1.1172	1.0655	1.0832	1.1074	1.0870	1.1349	1.0800	1.0806	4.647
T LN-PFNA	Linear	0.9694	1.1172	1.0655	1.0832	1.1074	1.0870	1.1349	1.0800	1.0806	4.647
I M6-PFDA						ISTD					
T 9Cl-PF3ONS	Linear	0.1276	0.1367	0.1327	0.1205	0.1298	0.1304	0.1367	0.1333	0.1310	4.039
T PFDA	Linear	0.9789	1.0920	1.0694	1.0610	1.1262	1.1051	1.1492	1.0980	1.0850	4.741
I M7-PFUnDA						ISTD					
T PFDS	Linear	0.0338	0.0403	0.0327	0.0341	0.0341	0.0335	0.0337	0.0331	0.0344	7.093
T PFUnDA	Linear	0.8742	0.9526	0.9697	0.9533	1.0056	0.9812	1.0138	0.9748	0.9657	4.452
I M2-PFDoDA						ISTD					
T 11Cl-PF3OUdS	Linear	0.2710	0.3077	0.3047	0.3123	0.3151	0.3213	0.3193	0.3151	0.3083	5.208
T PFDoDA	Linear	0.7461	0.8353	0.8143	0.8239	0.8639	0.8480	0.8657	0.8396	0.8296	4.598
T PFTrDA	Linear	0.9016	1.0003	0.9995	1.0077	1.0583	1.0615	1.0801	1.0599	1.0211	5.659
I M2-PFTeDA						ISTD					
T PFTeDA	Linear	1.0816	1.1655	1.1695	1.1557	1.1973	1.1989	1.2214	1.1682	1.1698	3.579
I M8-FOSA						ISTD					
T FOSA	Linear	0.8663	0.9440	0.8960	0.9233	0.9432	0.9728	0.9857	0.9170	0.9310	4.202
I M3-PFBS						ISTD					
T PFBS	Linear	2.8115	3.0974	3.0505	3.0722	3.1470	3.1052	3.1666	3.0454	3.0620	3.589
T PFPeS	Linear	1.8995	2.0125	2.0255	1.9763	2.0674	2.0421	2.1024	1.9862	2.0140	3.078
I M3-PFHxS						ISTD					
T br-PFHxS	Linear	2.4195	3.0540	3.1622	3.0157	2.9209	3.0407	2.9865	2.8487	2.9310	7.730
T PFHxS	Linear	2.4265	2.7396	2.5742	2.5824	2.5780	2.5448	2.6653	2.5244	2.5794	3.610
T LN-PFHxS	Linear	2.4488	2.6967	2.4940	2.5233	2.5312	2.4771	2.6215	2.4802	2.5341	3.310
T PFHpS	Linear	2.1700	2.6228	2.2929	2.3457	2.4274	2.3916	2.4854	2.3152	2.3814	5.712
I M8-PFOS						ISTD					
T br-PFOS	Linear	2.1369	2.7304	2.5817	2.6076	2.4830	2.4838	2.4818	2.4074	2.4891	6.987

Generated at 8:14 AM on 6/21/2021

Initial Calibration Summary

Job Number: JD27540 **Sample:** S2Q1012-ICC1012
Account: ALNJ SGS Dayton, NJ **Lab FileID:** 2Q70203.D
Project: SESINJPB: Remedial Investigation, 247 North Avenue, New Rochelle, NY

Initial Calibration Report

Compound	Curve Fit	1	2	3	4	5	6	7	8	Avg RF	%RSD
T PFOS	Linear	1.4769	1.8904	1.7569	1.7861	1.7883	1.7392	1.7771	1.7058	1.7401	6.839
T LN-PFOS	Linear	1.2685	1.6251	1.4964	1.5267	1.5690	1.5041	1.5546	1.4842	1.5036	7.015
T PFNS	Linear	1.1756	1.3997	1.4483	1.2742	1.3695	1.3027	1.3677	1.2768	1.3268	6.513
I M2-4:2FTS				----------	----------	ISTD	----------	----------			
T 4:2FTS	Avg RF	0.9988	1.1566	1.0786	1.0759	1.1035	1.0684	1.0072	0.8588	1.0435	8.627
I M2-6:2FTS				----------	----------	ISTD	----------	----------			
T 6:2FTS	Avg RF	1.0028	1.0557	1.0335	1.0204	1.0510	1.0323	0.9552	0.8354	0.9983	7.319
I M2-8:2FTS				----------	----------	ISTD	----------	----------			
T 8:2FTS	Avg RF	0.9076	1.0283	1.0381	0.9790	1.0439	1.0056	0.9292	0.8076	0.9674	8.445
I M3-MeFOSAA				----------	----------	ISTD	----------	----------			
T MeFOSAA	Linear	0.6963	0.8278	0.8214	0.8195	0.8390	0.8567	0.8690	0.8000	0.8162	6.509
I M3-HFPO-DA				----------	----------	ISTD	----------	----------			
T HFPO-DA	Linear	3.6793	3.7698	4.1068	3.8348	4.1651	4.0362	4.2242	3.8824	3.9623	5.010
I M3-MeFOSA				----------	----------	ISTD	----------	----------			
T MeFOSA	Linear	0.9652	1.1834	0.8411	0.9442	1.0371	1.0432	0.9770	0.9479	0.9924	10.020

(RedFont and #) = Outlier Flag; (I) = Internal Standard; (T) = Target; (S) = Surrogate; (M) = Matrix Spike

Initial Calibration Summary

Job Number: JD27540 **Sample:** S2Q1012-ICC1012
Account: ALNJ SGS Dayton, NJ **Lab FileID:** 2Q70203.D
Project: SESINJPB: Remedial Investigation, 247 North Avenue, New Rochelle, NY

Initial Calibration Report

Compounds with Curve fitting not using Avg Response Factor:

Compound	Curve Fit	Curve Fit Formula	Curve Fit R2
T PFBA	Linear	y = 0.367891 * x	0.999788
S 13C4-PFBA	Linear	y = 3802.702668 * x	0.000000
S 13C5-PFPeA	Linear	y = 3417.380970 * x	0.000000
T PFPeA	Linear	y = 1.411768 * x	0.999577
S 13C3-PFBS	Linear	y = 422.446658 * x	0.000000
T PFBS	Linear	y = 3.071305 * x	0.999622
S 13C2-4:2FTS	Linear	y = 3530.808428 * x	0.000000
S 13C5-PFHxA	Linear	y = 5464.757261 * x	0.000000
T PFHxA	Linear	y = 0.703375 * x	0.999472
T PFPeS	Linear	y = 2.010835 * x	0.999194
T HFPO-DA	Linear	y = 3.954831 * x	0.998182
S 13C3-HFPO-DA	Linear	y = 329.482739 * x	0.000000
T br-PFHxS	Linear	y = 2.882006 * x	0.999298
S 13C4-PFHpA	Linear	y = 8024.013667 * x	0.000000
T PFHpA	Linear	y = 1.572990 * x	0.999715
S 13C3-PFHxS	Linear	y = 504.931760 * x	0.000000
T PFHxS	Linear	y = 2.552610 * x	0.999283
T LN-PFHxS	Linear	y = 2.507693 * x	0.999247
T ADONA	Linear	y = 1.382930 * x	0.999903
S 13C2-6:2FTS	Linear	y = 6028.350233 * x	0.000000
T PFHpS	Linear	y = 2.351135 * x	0.998738
S 13C8-PFOA	Linear	y = 10842.901992 * x	0.000000
T PFOA	Linear	y = 1.056775 * x	0.999814
T br-PFOA	Linear	y = 1.056775 * x	0.999814
T LN-PFOA	Linear	y = 1.056775 * x	0.999814
T br-PFOS	Linear	y = 2.425072 * x	0.999722
S 13C8-FOSA	Linear	y = 2536.943178 * x	0.000000
T FOSA	Linear	y = 0.932060 * x	0.998626
S 13C8-PFOS	Linear	y = 737.842656 * x	0.000000
T PFOS	Linear	y = 1.721306 * x	0.999566
T LN-PFOS	Linear	y = 1.499106 * x	0.999454
S 13C9-PFNA	Linear	y = 11347.624825 * x	0.000000
T PFNA	Linear	y = 1.090959 * x	0.999403
T br-PFNA	Linear	y = 1.090959 * x	0.999403
T LN-PFNA	Linear	y = 1.090959 * x	0.999403
T 9Cl-PF3ONS	Linear	y = 0.133799 * x	0.999779
S d3-MeFOSA	Linear	y = 742.389128 * x	0.000000
T MeFOSA	Linear	y = 0.957099 * x	0.999284
S d3-MeFOSAA	Linear	y = 3783.358301 * x	0.000000
T MeFOSAA	Linear	y = 0.815342 * x	0.998174
S d5-EtFOSAA	Linear	y = 3227.166460 * x	0.000000
T EtFOSAA	Linear	y = 0.857825 * x	0.999835
T PFNS	Linear	y = 1.295779 * x	0.998792

Initial Calibration Summary

Job Number: JD27540 **Sample:** S2Q1012-ICC1012
Account: ALNJ SGS Dayton, NJ **Lab FileID:** 2Q70203.D
Project: SESINJPB: Remedial Investigation, 247 North Avenue, New Rochelle, NY

Initial Calibration Report

S 13C6-PFDA	Linear	y = 12077.349298 * x	0.000000
T PFDA	Linear	y = 1.108148 * x	0.999490
S 13C2-8:2FTS	Linear	y = 5449.902274 * x	0.000000
T PFDS	Linear	y = 0.033245 * x	0.999903
S 13C7-PFUnDA	Linear	y = 16621.773852 * x	0.000000
T PFUnDA	Linear	y = 0.982674 * x	0.999623
T 11Cl-PF3OUdS	Linear	y = 0.316080 * x	0.999943
S 13C2-PFDoDA	Linear	y = 23658.819927 * x	0.000000
T PFDoDA	Linear	y = 0.845012 * x	0.999768
T PFTrDA	Linear	y = 1.063698 * x	0.999905
S 13C2-PFTeDA	Linear	y = 22865.237256 * x	0.000000
T PFTeDA	Linear	y = 1.179533 * x	0.999506

(RedFont and #) = Outlier Flag; (I) = Internal Standard; (T) = Target; (S) = Surrogate; (M) = Matrix Spike

Initial Calibration Verification

Job Number: JD27540 **Sample:** S2Q1012-ICV1012
Account: ALNJ SGS Dayton, NJ **Lab FileID:** 2Q70207.D
Project: SESINJPB: Remedial Investigation, 247 North Avenue, New Rochelle, NY

Continuing Calibration Report

Batch: D:\MassHunter\Data\ID_062021_S2Q1012\s2q1012.batch.bin

Level ID:Calibration File
1:D:\MassHunter\Data\ID_062021_S2Q1012\2q70198.d
2:D:\MassHunter\Data\ID_062021_S2Q1012\2q70199.d
3:D:\MassHunter\Data\ID_062021_S2Q1012\2q70200.d
4:D:\MassHunter\Data\ID_062021_S2Q1012\2q70201.d
5:D:\MassHunter\Data\ID_062021_S2Q1012\2q70202.d
6:D:\MassHunter\Data\ID_062021_S2Q1012\2q70203.d
7:D:\MassHunter\Data\ID_062021_S2Q1012\2q70204.d
8:D:\MassHunter\Data\ID_062021_S2Q1012\2q70205.d

Data File: 2q70207
Type : QC
Level : 6

Cpnd Name	Exp. Conc	Final Conc	Dev %	Area %
13C2-4:2FTS	20.000	19.914	-0.4	99.6
13C2-6:2FTS	20.000	20.733	3.7	103.7
13C2-8:2FTS	20.000	20.783	3.9	103.9
13C2-PFDoDA	20.000	20.561	2.8	102.8
M5-EtFOSAA	---	--ISTD--		
13C2-PFTeDA	20.000	20.465	2.3	102.3
13C3-PFBS	20.000	20.285	1.4	101.4
13C3-PFHxS	20.000	20.511	2.6	102.6
13C4-PFBA	20.000	20.000	0.0	100.0
13C4-PFHpA	20.000	20.335	1.7	101.7
d5-EtFOSAA	20.000	21.338	6.7	106.7
13C5-PFHxA	20.000	20.380	1.9	101.9
13C5-PFPeA	20.000	20.172	0.9	100.9
13C6-PFDA	20.000	20.764	3.8	103.8
13C7-PFUnDA	20.000	20.548	2.7	102.7
13C8-FOSA	20.000	20.508	2.5	102.5
13C8-PFOA	20.000	20.687	3.4	103.4
13C8-PFOS	20.000	20.370	1.8	101.8
13C9-PFNA	20.000	20.723	3.6	103.6
4:2FTS	20.000	19.077	-4.6	95.4
6:2FTS	20.000	18.690	-6.6	93.4
8:2FTS	20.000	19.393	-3.0	97.0
d3-MeFOSAA	20.000	20.951	4.8	104.8
br-PFHxS	2.400	2.503	4.3	104.3
EtFOSAA	20.000	20.079	0.4	100.4
FOSA	20.000	20.716	3.6	103.6
MeFOSAA	20.000	21.261	6.3	106.3
PFBA	20.000	20.418	2.1	102.1
PFBS	20.000	16.121	-19.4	80.6
PFDA	20.000	18.782	-6.1	93.9
PFDoDA	20.000	21.670	8.4	108.4
PFDS	20.000	19.601	-2.0	98.0
PFHpA	20.000	19.479	-2.6	97.4
PFHpS	20.000	18.692	-6.5	93.5
PFHxA	20.000	18.436	-7.8	92.2
PFHxS	20.000	17.291	-13.5	86.5
PFNA	20.000	18.933	-5.3	94.7

Initial Calibration Verification

Job Number: JD27540 **Sample:** S2Q1012-ICV1012
Account: ALNJ SGS Dayton, NJ **Lab FileID:** 2Q70207.D
Project: SESINJPB: Remedial Investigation, 247 North Avenue, New Rochelle, NY

PFNS	20.000	19.352	-3.2	96.8
PFOA	20.000	19.746	-1.3	98.7
PFOS	20.000	19.678	-1.6	98.4
PFPeA	20.000	19.668	-1.7	98.3
PFPeS	20.000	18.680	-6.6	93.4
PFTeDA	20.000	18.761	-6.2	93.8
PFTrDA	20.000	20.836	4.2	104.2
PFUnDA	20.000	19.792	-1.0	99.0
LN-PFHxS	17.600	14.723	-16.3	83.7
M4-PFBA	---	--ISTD--		
M5-PFPeA	---	--ISTD--		
M5-PFHxA	---	--ISTD--		
M4-PFHpA	---	--ISTD--		
M8-PFOA	---	--ISTD--		
M9-PFNA	---	--ISTD--		
M6-PFDA	---	--ISTD--		
M7-PFUnDA	---	--ISTD--		
M2-PFDoDA	---	--ISTD--		
M2-PFTeDA	---	--ISTD--		
M8-FOSA	---	--ISTD--		
M3-PFBS	---	--ISTD--		
M3-PFHxS	---	--ISTD--		
M8-PFOS	---	--ISTD--		
M2-4:2FTS	---	--ISTD--		
M2-6:2FTS	---	--ISTD--		
M2-8:2FTS	---	--ISTD--		
M3-MeFOSAA	---	--ISTD--		
11Cl-PF3OUdS	20.000	19.337	-3.3	96.7
13C3-HFPO-DA	20.000	20.045	0.2	100.2
9Cl-PF3ONS	20.000	16.992	-15.0	85.0
ADONA	20.000	17.414	-12.9	87.1
br-PFOS	4.800	3.836	-20.1	79.9
HFPO-DA	20.000	20.295	1.5	101.5
M3-HFPO-DA	---	--ISTD--		
LN-PFOS	15.200	16.389	7.8	107.8
br-PFOA	20.000	19.746	-1.3	98.7
LN-PFOA	20.000	19.746	-1.3	98.7
br-PFNA	20.000	18.933	-5.3	94.7
LN-PFNA	20.000	18.933	-5.3	94.7
M3-MeFOSA	---	--ISTD--		
MeFOSA	20.000	0.000	# -100.0	0.0
d3-MeFOSA	20.000	21.351	6.8	106.8

CC Criteria: +/- 30%

Initial Calibration Verification

Job Number: JD27540 **Sample:** S2Q1012-ICV1012
Account: ALNJ SGS Dayton, NJ **Lab FileID:** 2Q70208.D
Project: SESINJPB: Remedial Investigation, 247 North Avenue, New Rochelle, NY

Continuing Calibration Report

Batch: D:\MassHunter\Data\ID_062021_S2Q1012\s2q1012.batch.bin

Level ID:Calibration File
1:D:\MassHunter\Data\ID_062021_S2Q1012\2q70198.d
2:D:\MassHunter\Data\ID_062021_S2Q1012\2q70199.d
3:D:\MassHunter\Data\ID_062021_S2Q1012\2q70200.d
4:D:\MassHunter\Data\ID_062021_S2Q1012\2q70201.d
5:D:\MassHunter\Data\ID_062021_S2Q1012\2q70202.d
6:D:\MassHunter\Data\ID_062021_S2Q1012\2q70203.d
7:D:\MassHunter\Data\ID_062021_S2Q1012\2q70204.d
8:D:\MassHunter\Data\ID_062021_S2Q1012\2q70205.d

Data File: 2q70208
Type : QC
Level : 6

Cpnd Name	Exp. Conc	Final Conc	Dev %	Area %
13C2-4:2FTS	20.000	19.024	-4.9	95.1
13C2-6:2FTS	20.000	19.513	-2.4	97.6
13C2-8:2FTS	20.000	19.227	-3.9	96.1
13C2-PFDoDA	20.000	20.087	0.4	100.4
M5-EtFOSAA	---	--ISTD--		
13C2-PFTeDA	20.000	19.797	-1.0	99.0
13C3-PFBS	20.000	20.026	0.1	100.1
13C3-PFHxS	20.000	19.777	-1.1	98.9
13C4-PFBA	20.000	19.847	-0.8	99.2
13C4-PFHpA	20.000	20.415	2.1	102.1
d5-EtFOSAA	20.000	21.376	6.9	106.9
13C5-PFHxA	20.000	20.115	0.6	100.6
13C5-PFPeA	20.000	20.059	0.3	100.3
13C6-PFDA	20.000	20.555	2.8	102.8
13C7-PFUnDA	20.000	20.403	2.0	102.0
13C8-FOSA	20.000	20.621	3.1	103.1
13C8-PFOA	20.000	20.518	2.6	102.6
13C8-PFOS	20.000	21.284	6.4	106.4
13C9-PFNA	20.000	20.376	1.9	101.9
4:2FTS	20.000	0.000	# -100.0	0.0
6:2FTS	20.000	0.000	# -100.0	0.0
8:2FTS	20.000	0.000	# -100.0	0.0
d3-MeFOSAA	20.000	20.700	3.5	103.5
br-PFHxS	2.400	0.000	# -100.0	0.0
EtFOSAA	20.000	0.000	# -100.0	0.0
FOSA	20.000	0.000	# -100.0	0.0
MeFOSAA	20.000	0.000	# -100.0	0.0
PFBA	20.000	0.000	# -100.0	0.0
PFBS	20.000	0.000	# -100.0	0.0
PFDA	20.000	0.000	# -100.0	0.0
PFDoDA	20.000	0.000	# -100.0	0.0
PFDS	20.000	0.000	# -100.0	0.0
PFHpA	20.000	0.000	# -100.0	0.0
PFHpS	20.000	0.000	# -100.0	0.0
PFHxA	20.000	0.000	# -100.0	0.0
PFHxS	20.000	0.000	# -100.0	0.0
PFNA	20.000	0.000	# -100.0	0.0

Initial Calibration Verification

Job Number: JD27540 **Sample:** S2Q1012-ICV1012
Account: ALNJ SGS Dayton, NJ **Lab FileID:** 2Q70208.D
Project: SESINJPB: Remedial Investigation, 247 North Avenue, New Rochelle, NY

PFNS	20.000	0.000	# -100.0	0.0
PFOA	20.000	16.723	-16.4	83.6
PFOS	20.000	0.000	# -100.0	0.0
PFPeA	20.000	0.000	# -100.0	0.0
PFPeS	20.000	0.000	# -100.0	0.0
PFTeDA	20.000	0.000	# -100.0	0.0
PFTrDA	20.000	0.000	# -100.0	0.0
PFUnDA	20.000	0.000	# -100.0	0.0
LN-PFHxS	17.600	0.000	# -100.0	0.0
M4-PFBA	---	--ISTD--		
M5-PFPeA	---	--ISTD--		
M5-PFHxA	---	--ISTD--		
M4-PFHpA	---	--ISTD--		
M8-PFOA	---	--ISTD--		
M9-PFNA	---	--ISTD--		
M6-PFDA	---	--ISTD--		
M7-PFUnDA	---	--ISTD--		
M2-PFDoDA	---	--ISTD--		
M2-PFTeDA	---	--ISTD--		
M8-FOSA	---	--ISTD--		
M3-PFBS	---	--ISTD--		
M3-PFHxS	---	--ISTD--		
M8-PFOS	---	--ISTD--		
M2-4:2FTS	---	--ISTD--		
M2-6:2FTS	---	--ISTD--		
M2-8:2FTS	---	--ISTD--		
M3-MeFOSAA	---	--ISTD--		
11Cl-PF3OUdS	20.000	0.000	# -100.0	0.0
13C3-HFPO-DA	20.000	20.104	0.5	100.5
9Cl-PF3ONS	20.000	0.000	# -100.0	0.0
ADONA	20.000	0.000	# -100.0	0.0
br-PFOS	4.800	0.000	# -100.0	0.0
HFPO-DA	20.000	0.000	# -100.0	0.0
M3-HFPO-DA	---	--ISTD--		
LN-PFOS	15.200	0.000	# -100.0	0.0
br-PFOA	20.000	2.097	# -89.5	10.5
LN-PFOA	20.000	14.626	-26.9	73.1
br-PFNA	20.000	0.000	# -100.0	0.0
LN-PFNA	20.000	0.000	# -100.0	0.0
M3-MeFOSA	---	--ISTD--		
MeFOSA	20.000	0.000	# -100.0	0.0
d3-MeFOSA	20.000	21.520	7.6	107.6

CC Criteria: +/- 30%

Continuing Calibration Summary

Job Number: JD27540 **Sample:** S2Q1025-CC1012
Account: ALNJ SGS Dayton, NJ **Lab FileID:** 2Q71429.D
Project: SESINJPB: Remedial Investigation, 247 North Avenue, New Rochelle, NY

Continuing Calibration Report

Batch: D:\MassHunter\Data\ID_070721_S2Q1025\s2q1025.batch.bin

Level ID:Calibration File
1:D:\MassHunter\Data\ID_062021_S2Q1012\2q70198.d
2:D:\MassHunter\Data\ID_062021_S2Q1012\2q70199.d
3:D:\MassHunter\Data\ID_062021_S2Q1012\2q70200.d
4:D:\MassHunter\Data\ID_062021_S2Q1012\2q70201.d
5:D:\MassHunter\Data\ID_062021_S2Q1012\2q70202.d
6:D:\MassHunter\Data\ID_062021_S2Q1012\2q70203.d
7:D:\MassHunter\Data\ID_062021_S2Q1012\2q70204.d
8:D:\MassHunter\Data\ID_062021_S2Q1012\2q70205.d

Data File: 2q71429
Type : QC
Level : 2

Cpnd Name	Exp. Conc	Final Conc	Dev %	Area %
13C2-4:2FTS	20.000	20.938	4.7	104.7
13C2-6:2FTS	20.000	20.855	4.3	104.3
13C2-8:2FTS	20.000	19.994	0.0	100.0
13C2-PFDoDA	20.000	21.884	9.4	109.4
M5-EtFOSAA	---	--ISTD--		
13C2-PFTeDA	20.000	20.968	4.8	104.8
13C3-PFBS	20.000	20.477	2.4	102.4
13C3-PFHxS	20.000	19.898	-0.5	99.5
13C4-PFBA	20.000	21.393	7.0	107.0
13C4-PFHpA	20.000	21.432	7.2	107.2
d5-EtFOSAA	20.000	20.416	2.1	102.1
13C5-PFHxA	20.000	21.259	6.3	106.3
13C5-PFPeA	20.000	21.472	7.4	107.4
13C6-PFDA	20.000	22.133	10.7	110.7
13C7-PFUnDA	20.000	22.310	11.6	111.6
13C8-FOSA	20.000	22.254	11.3	111.3
13C8-PFOA	20.000	21.634	8.2	108.2
13C8-PFOS	20.000	20.307	1.5	101.5
13C9-PFNA	20.000	22.113	10.6	110.6
4:2FTS	1.000	1.074	7.4	107.4
6:2FTS	1.000	1.073	7.3	107.3
8:2FTS	1.000	1.098	9.8	109.8
d3-MeFOSAA	20.000	20.583	2.9	102.9
EtFOSAA	1.000	1.088	8.8	108.8
FOSA	1.000	0.999	-0.1	99.9
MeFOSAA	1.000	1.169	16.9	116.9
PFBA	1.000	0.978	-2.2	97.8
PFBS	1.000	1.010	1.0	101.0
PFDA	1.000	0.960	-4.0	96.0
PFDoDA	1.000	0.999	-0.1	99.9
PFDS	1.000	0.939	-6.1	93.9
PFHpA	1.000	1.009	0.9	100.9
PFHpS	1.000	1.080	8.0	108.0
PFHxA	1.000	1.004	0.4	100.4
PFHxS	1.000	1.066	6.6	106.6
PFNA	1.000	0.965	-3.5	96.5
PFNS	1.000	1.019	1.9	101.9

Continuing Calibration Summary

Job Number: JD27540 **Sample:** S2Q1025-CC1012
Account: ALNJ SGS Dayton, NJ **Lab FileID:** 2Q71429.D
Project: SESINJPB: Remedial Investigation, 247 North Avenue, New Rochelle, NY

PFOA	1.000	1.017	1.7	101.7
PFOS	1.000	1.040	4.0	104.0
PFPeA	1.000	1.018	1.8	101.8
PFPeS	1.000	1.052	5.2	105.2
PFTeDA	1.000	0.969	-3.1	96.9
PFTrDA	1.000	0.968	-3.2	96.8
PFUnDA	1.000	0.982	-1.8	98.2
M4-PFBA	---	--ISTD--		
M5-PFPeA	---	--ISTD--		
M5-PFHxA	---	--ISTD--		
M4-PFHpA	---	--ISTD--		
M8-PFOA	---	--ISTD--		
M9-PFNA	---	--ISTD--		
M6-PFDA	---	--ISTD--		
M7-PFUnDA	---	--ISTD--		
M2-PFDoDA	---	--ISTD--		
M2-PFTeDA	---	--ISTD--		
M8-FOSA	---	--ISTD--		
M3-PFBS	---	--ISTD--		
M3-PFHxS	---	--ISTD--		
M8-PFOS	---	--ISTD--		
M2-4:2FTS	---	--ISTD--		
M2-6:2FTS	---	--ISTD--		
M2-8:2FTS	---	--ISTD--		
M3-MeFOSAA	---	--ISTD--		
11Cl-PF3OUdS	1.000	0.975	-2.5	97.5
13C3-HFPO-DA	20.000	18.254	-8.7	91.3
9Cl-PF3ONS	1.000	1.055	5.5	105.5
ADONA	1.000	0.935	-6.5	93.5
HFPO-DA	1.000	1.227	22.7	122.7
M3-HFPO-DA	---	--ISTD--		
M3-MeFOSA	---	--ISTD--		
MeFOSA	1.000	1.077	7.7	107.7
d3-MeFOSA	20.000	20.523	2.6	102.6

CC Criteria: +/- 30%

Continuing Calibration Summary

Job Number: JD27540 **Sample:** S2Q1025-CC1012
Account: ALNJ SGS Dayton, NJ **Lab FileID:** 2Q71430.D
Project: SESINJPB: Remedial Investigation, 247 North Avenue, New Rochelle, NY

Continuing Calibration Report

Batch: D:\MassHunter\Data\ID_070721_S2Q1025\s2q1025.batch.bin

Level ID:Calibration File
1:D:\MassHunter\Data\ID_062021_S2Q1012\2q70198.d
2:D:\MassHunter\Data\ID_062021_S2Q1012\2q70199.d
3:D:\MassHunter\Data\ID_062021_S2Q1012\2q70200.d
4:D:\MassHunter\Data\ID_062021_S2Q1012\2q70201.d
5:D:\MassHunter\Data\ID_062021_S2Q1012\2q70202.d
6:D:\MassHunter\Data\ID_062021_S2Q1012\2q70203.d
7:D:\MassHunter\Data\ID_062021_S2Q1012\2q70204.d
8:D:\MassHunter\Data\ID_062021_S2Q1012\2q70205.d

Data File: 2q71430
Type : QC
Level : 6

Cpnd Name	Exp. Conc	Final Conc	Dev %	Area %
13C2-4:2FTS	20.000	19.764	-1.2	98.8
13C2-6:2FTS	20.000	19.385	-3.1	96.9
13C2-8:2FTS	20.000	19.083	-4.6	95.4
13C2-PFDoDA	20.000	19.544	-2.3	97.7
M5-EtFOSAA	---	--ISTD--		
13C2-PFTeDA	20.000	18.855	-5.7	94.3
13C3-PFBS	20.000	18.587	-7.1	92.9
13C3-PFHxS	20.000	18.395	-8.0	92.0
13C4-PFBA	20.000	19.117	-4.4	95.6
13C4-PFHpA	20.000	19.333	-3.3	96.7
d5-EtFOSAA	20.000	17.946	-10.3	89.7
13C5-PFHxA	20.000	19.245	-3.8	96.2
13C5-PFPeA	20.000	19.200	-4.0	96.0
13C6-PFDA	20.000	19.419	-2.9	97.1
13C7-PFUnDA	20.000	19.984	-0.1	99.9
13C8-FOSA	20.000	19.555	-2.2	97.8
13C8-PFOA	20.000	19.477	-2.6	97.4
13C8-PFOS	20.000	17.737	-11.3	88.7
13C9-PFNA	20.000	19.695	-1.5	98.5
4:2FTS	20.000	20.007	0.0	100.0
6:2FTS	20.000	19.934	-0.3	99.7
8:2FTS	20.000	20.556	2.8	102.8
d3-MeFOSAA	20.000	18.299	-8.5	91.5
EtFOSAA	20.000	19.620	-1.9	98.1
FOSA	20.000	20.213	1.1	101.1
MeFOSAA	20.000	20.958	4.8	104.8
PFBA	20.000	18.519	-7.4	92.6
PFBS	20.000	19.624	-1.9	98.1
PFDA	20.000	18.719	-6.4	93.6
PFDoDA	20.000	19.690	-1.6	98.4
PFDS	20.000	17.504	-12.5	87.5
PFHpA	20.000	19.644	-1.8	98.2
PFHpS	20.000	19.757	-1.2	98.8
PFHxA	20.000	18.510	-7.5	92.5
PFHxS	20.000	20.339	1.7	101.7
PFNA	20.000	18.651	-6.7	93.3
PFNS	20.000	21.384	6.9	106.9

Continuing Calibration Summary

Job Number: JD27540 **Sample:** S2Q1025-CC1012
Account: ALNJ SGS Dayton, NJ **Lab FileID:** 2Q71430.D
Project: SESINJPB: Remedial Investigation, 247 North Avenue, New Rochelle, NY

PFOA	20.000	19.259	-3.7	96.3
PFOS	20.000	20.026	0.1	100.1
PFPeA	20.000	19.589	-2.1	97.9
PFPeS	20.000	20.277	1.4	101.4
PFTeDA	20.000	18.788	-6.1	93.9
PFTrDA	20.000	19.259	-3.7	96.3
PFUnDA	20.000	19.425	-2.9	97.1
M4-PFBA	---	--ISTD--		
M5-PFPeA	---	--ISTD--		
M5-PFHxA	---	--ISTD--		
M4-PFHpA	---	--ISTD--		
M8-PFOA	---	--ISTD--		
M9-PFNA	---	--ISTD--		
M6-PFDA	---	--ISTD--		
M7-PFUnDA	---	--ISTD--		
M2-PFDoDA	---	--ISTD--		
M2-PFTeDA	---	--ISTD--		
M8-FOSA	---	--ISTD--		
M3-PFBS	---	--ISTD--		
M3-PFHxS	---	--ISTD--		
M8-PFOS	---	--ISTD--		
M2-4:2FTS	---	--ISTD--		
M2-6:2FTS	---	--ISTD--		
M2-8:2FTS	---	--ISTD--		
M3-MeFOSAA	---	--ISTD--		
11Cl-PF3OUdS	20.000	18.823	-5.9	94.1
13C3-HFPO-DA	20.000	17.757	-11.2	88.8
9Cl-PF3ONS	20.000	19.110	-4.5	95.5
ADONA	20.000	18.580	-7.1	92.9
HFPO-DA	20.000	21.079	5.4	105.4
M3-HFPO-DA	---	--ISTD--		
M3-MeFOSA	---	--ISTD--		
MeFOSA	20.000	19.606	-2.0	98.0
d3-MeFOSA	20.000	19.828	-0.9	99.1

CC Criteria: +/- 30%

Continuing Calibration Summary

Job Number: JD27540 **Sample:** S2Q1025-CC1012
Account: ALNJ SGS Dayton, NJ **Lab FileID:** 2Q71453.D
Project: SESINJPB: Remedial Investigation, 247 North Avenue, New Rochelle, NY

Continuing Calibration Report

Batch: D:\MassHunter\Data\ID_070721_S2Q1025\s2q1025.batch.bin

Level ID:Calibration File
1:D:\MassHunter\Data\ID_062021_S2Q1012\2q70198.d
2:D:\MassHunter\Data\ID_062021_S2Q1012\2q70199.d
3:D:\MassHunter\Data\ID_062021_S2Q1012\2q70200.d
4:D:\MassHunter\Data\ID_062021_S2Q1012\2q70201.d
5:D:\MassHunter\Data\ID_062021_S2Q1012\2q70202.d
6:D:\MassHunter\Data\ID_062021_S2Q1012\2q70203.d
7:D:\MassHunter\Data\ID_062021_S2Q1012\2q70204.d
8:D:\MassHunter\Data\ID_062021_S2Q1012\2q70205.d

Data File: 2q71453
Type : QC
Level : 6

Cpnd Name	Exp. Conc	Final Conc	Dev %	Area %
13C2-4:2FTS	20.000	19.993	0.0	100.0
13C2-6:2FTS	20.000	19.933	-0.3	99.7
13C2-8:2FTS	20.000	19.399	-3.0	97.0
13C2-PFDoDA	20.000	20.040	0.2	100.2
M5-EtFOSAA	---	--ISTD--		
13C2-PFTeDA	20.000	19.408	-3.0	97.0
13C3-PFBS	20.000	18.693	-6.5	93.5
13C3-PFHxS	20.000	18.623	-6.9	93.1
13C4-PFBA	20.000	19.299	-3.5	96.5
13C4-PFHpA	20.000	19.484	-2.6	97.4
d5-EtFOSAA	20.000	18.612	-6.9	93.1
13C5-PFHxA	20.000	19.498	-2.5	97.5
13C5-PFPeA	20.000	19.595	-2.0	98.0
13C6-PFDA	20.000	19.695	-1.5	98.5
13C7-PFUnDA	20.000	20.130	0.7	100.7
13C8-FOSA	20.000	19.976	-0.1	99.9
13C8-PFOA	20.000	19.875	-0.6	99.4
13C8-PFOS	20.000	17.965	-10.2	89.8
13C9-PFNA	20.000	20.463	2.3	102.3
4:2FTS	20.000	20.094	0.5	100.5
6:2FTS	20.000	19.780	-1.1	98.9
8:2FTS	20.000	20.220	1.1	101.1
d3-MeFOSAA	20.000	18.875	-5.6	94.4
EtFOSAA	20.000	19.932	-0.3	99.7
FOSA	20.000	20.118	0.6	100.6
MeFOSAA	20.000	20.773	3.9	103.9
PFBA	20.000	18.622	-6.9	93.1
PFBS	20.000	19.612	-1.9	98.1
PFDA	20.000	19.081	-4.6	95.4
PFDoDA	20.000	19.339	-3.3	96.7
PFDS	20.000	18.062	-9.7	90.3
PFHpA	20.000	19.757	-1.2	98.8
PFHpS	20.000	20.172	0.9	100.9
PFHxA	20.000	18.848	-5.8	94.2
PFHxS	20.000	19.811	-0.9	99.1
PFNA	20.000	18.449	-7.8	92.2
PFNS	20.000	21.041	5.2	105.2

Continuing Calibration Summary

Job Number: JD27540 **Sample:** S2Q1025-CC1012
Account: ALNJ SGS Dayton, NJ **Lab FileID:** 2Q71453.D
Project: SESINJPB: Remedial Investigation, 247 North Avenue, New Rochelle, NY

PFOA	20.000	19.446	-2.8	97.2
PFOS	20.000	20.116	0.6	100.6
PFPeA	20.000	19.253	-3.7	96.3
PFPeS	20.000	19.848	-0.8	99.2
PFTeDA	20.000	18.732	-6.3	93.7
PFTrDA	20.000	19.016	-4.9	95.1
PFUnDA	20.000	19.423	-2.9	97.1
M4-PFBA	---	--ISTD--		
M5-PFPeA	---	--ISTD--		
M5-PFHxA	---	--ISTD--		
M4-PFHpA	---	--ISTD--		
M8-PFOA	---	--ISTD--		
M9-PFNA	---	--ISTD--		
M6-PFDA	---	--ISTD--		
M7-PFUnDA	---	--ISTD--		
M2-PFDoDA	---	--ISTD--		
M2-PFTeDA	---	--ISTD--		
M8-FOSA	---	--ISTD--		
M3-PFBS	---	--ISTD--		
M3-PFHxS	---	--ISTD--		
M8-PFOS	---	--ISTD--		
M2-4:2FTS	---	--ISTD--		
M2-6:2FTS	---	--ISTD--		
M2-8:2FTS	---	--ISTD--		
M3-MeFOSAA	---	--ISTD--		
11Cl-PF3OUdS	20.000	18.623	-6.9	93.1
13C3-HFPO-DA	20.000	17.011	-14.9	85.1
9Cl-PF3ONS	20.000	19.265	-3.7	96.3
ADONA	20.000	18.306	-8.5	91.5
HFPO-DA	20.000	21.285	6.4	106.4
M3-HFPO-DA	---	--ISTD--		
M3-MeFOSA	---	--ISTD--		
MeFOSA	20.000	18.808	-6.0	94.0
d3-MeFOSA	20.000	20.127	0.6	100.6

CC Criteria: +/- 30%

Continuing Calibration Summary

Job Number: JD27540 **Sample:** S2Q1025-CC1012
Account: ALNJ SGS Dayton, NJ **Lab FileID:** 2Q71465.D
Project: SESINJPB: Remedial Investigation, 247 North Avenue, New Rochelle, NY

Continuing Calibration Report

Batch: D:\MassHunter\Data\ID_070721_S2Q1025\s2q1025.batch.bin

Level ID:Calibration File
1:D:\MassHunter\Data\ID_062021_S2Q1012\2q70198.d
2:D:\MassHunter\Data\ID_062021_S2Q1012\2q70199.d
3:D:\MassHunter\Data\ID_062021_S2Q1012\2q70200.d
4:D:\MassHunter\Data\ID_062021_S2Q1012\2q70201.d
5:D:\MassHunter\Data\ID_062021_S2Q1012\2q70202.d
6:D:\MassHunter\Data\ID_062021_S2Q1012\2q70203.d
7:D:\MassHunter\Data\ID_062021_S2Q1012\2q70204.d
8:D:\MassHunter\Data\ID_062021_S2Q1012\2q70205.d

Data File: 2q71465
Type : QC
Level : 6

Cpnd Name	Exp. Conc	Final Conc	Dev %	Area %
13C2-4:2FTS	20.000	20.196	1.0	101.0
13C2-6:2FTS	20.000	19.953	-0.2	99.8
13C2-8:2FTS	20.000	19.788	-1.1	98.9
13C2-PFDoDA	20.000	19.921	-0.4	99.6
M5-EtFOSAA	---	--ISTD--		
13C2-PFTeDA	20.000	19.788	-1.1	98.9
13C3-PFBS	20.000	18.771	-6.1	93.9
13C3-PFHxS	20.000	18.564	-7.2	92.8
13C4-PFBA	20.000	19.597	-2.0	98.0
13C4-PFHpA	20.000	19.611	-1.9	98.1
d5-EtFOSAA	20.000	19.245	-3.8	96.2
13C5-PFHxA	20.000	19.681	-1.6	98.4
13C5-PFPeA	20.000	19.623	-1.9	98.1
13C6-PFDA	20.000	19.957	-0.2	99.8
13C7-PFUnDA	20.000	20.168	0.8	100.8
13C8-FOSA	20.000	20.323	1.6	101.6
13C8-PFOA	20.000	19.874	-0.6	99.4
13C8-PFOS	20.000	18.349	-8.3	91.7
13C9-PFNA	20.000	20.286	1.4	101.4
4:2FTS	20.000	19.843	-0.8	99.2
6:2FTS	20.000	19.989	-0.1	99.9
8:2FTS	20.000	19.995	0.0	100.0
d3-MeFOSAA	20.000	19.555	-2.2	97.8
EtFOSAA	20.000	19.932	-0.3	99.7
FOSA	20.000	19.850	-0.8	99.2
MeFOSAA	20.000	20.005	0.0	100.0
PFBA	20.000	18.403	-8.0	92.0
PFBS	20.000	19.828	-0.9	99.1
PFDA	20.000	18.691	-6.5	93.5
PFDoDA	20.000	19.501	-2.5	97.5
PFDS	20.000	18.190	-9.0	91.0
PFHpA	20.000	19.643	-1.8	98.2
PFHpS	20.000	20.395	2.0	102.0
PFHxA	20.000	18.884	-5.6	94.4
PFHxS	20.000	20.442	2.2	102.2
PFNA	20.000	18.625	-6.9	93.1
PFNS	20.000	20.947	4.7	104.7

Continuing Calibration Summary

Job Number: JD27540 **Sample:** S2Q1025-CC1012
Account: ALNJ SGS Dayton, NJ **Lab FileID:** 2Q71465.D
Project: SESINJPB: Remedial Investigation, 247 North Avenue, New Rochelle, NY

PFOA	20.000	19.557	-2.2	97.8
PFOS	20.000	20.585	2.9	102.9
PFPeA	20.000	19.434	-2.8	97.2
PFPeS	20.000	19.945	-0.3	99.7
PFTeDA	20.000	18.580	-7.1	92.9
PFTrDA	20.000	19.180	-4.1	95.9
PFUnDA	20.000	19.346	-3.3	96.7
M4-PFBA	---	--ISTD--		
M5-PFPeA	---	--ISTD--		
M5-PFHxA	---	--ISTD--		
M4-PFHpA	---	--ISTD--		
M8-PFOA	---	--ISTD--		
M9-PFNA	---	--ISTD--		
M6-PFDA	---	--ISTD--		
M7-PFUnDA	---	--ISTD--		
M2-PFDoDA	---	--ISTD--		
M2-PFTeDA	---	--ISTD--		
M8-FOSA	---	--ISTD--		
M3-PFBS	---	--ISTD--		
M3-PFHxS	---	--ISTD--		
M8-PFOS	---	--ISTD--		
M2-4:2FTS	---	--ISTD--		
M2-6:2FTS	---	--ISTD--		
M2-8:2FTS	---	--ISTD--		
M3-MeFOSAA	---	--ISTD--		
11Cl-PF3OUdS	20.000	18.621	-6.9	93.1
13C3-HFPO-DA	20.000	16.746	-16.3	83.7
9Cl-PF3ONS	20.000	18.267	-8.7	91.3
ADONA	20.000	18.390	-8.0	92.0
HFPO-DA	20.000	21.334	6.7	106.7
M3-HFPO-DA	---	--ISTD--		
M3-MeFOSA	---	--ISTD--		
MeFOSA	20.000	19.752	-1.2	98.8
d3-MeFOSA	20.000	20.129	0.6	100.6

CC Criteria: +/- 30%

Continuing Calibration Summary

Job Number: JD27540 **Sample:** S2Q1025-CC1012
Account: ALNJ SGS Dayton, NJ **Lab FileID:** 2Q71477.D
Project: SESINJPB: Remedial Investigation, 247 North Avenue, New Rochelle, NY

Continuing Calibration Report

Batch: D:\MassHunter\Data\ID_070721_S2Q1025\s2q1025.batch.bin

Level ID:Calibration File
1:D:\MassHunter\Data\ID_062021_S2Q1012\2q70198.d
2:D:\MassHunter\Data\ID_062021_S2Q1012\2q70199.d
3:D:\MassHunter\Data\ID_062021_S2Q1012\2q70200.d
4:D:\MassHunter\Data\ID_062021_S2Q1012\2q70201.d
5:D:\MassHunter\Data\ID_062021_S2Q1012\2q70202.d
6:D:\MassHunter\Data\ID_062021_S2Q1012\2q70203.d
7:D:\MassHunter\Data\ID_062021_S2Q1012\2q70204.d
8:D:\MassHunter\Data\ID_062021_S2Q1012\2q70205.d

Data File: 2q71477
Type : QC
Level : 6

Cpnd Name	Exp. Conc	Final Conc	Dev %	Area %
13C2-4:2FTS	20.000	19.943	-0.3	99.7
13C2-6:2FTS	20.000	19.476	-2.6	97.4
13C2-8:2FTS	20.000	19.338	-3.3	96.7
13C2-PFDoDA	20.000	19.637	-1.8	98.2
M5-EtFOSAA	---	--ISTD--		
13C2-PFTeDA	20.000	19.164	-4.2	95.8
13C3-PFBS	20.000	18.736	-6.3	93.7
13C3-PFHxS	20.000	17.972	-10.1	89.9
13C4-PFBA	20.000	19.665	-1.7	98.3
13C4-PFHpA	20.000	19.249	-3.8	96.2
d5-EtFOSAA	20.000	18.727	-6.4	93.6
13C5-PFHxA	20.000	19.236	-3.8	96.2
13C5-PFPeA	20.000	19.361	-3.2	96.8
13C6-PFDA	20.000	19.623	-1.9	98.1
13C7-PFUnDA	20.000	20.089	0.4	100.4
13C8-FOSA	20.000	20.518	2.6	102.6
13C8-PFOA	20.000	19.569	-2.2	97.8
13C8-PFOS	20.000	18.293	-8.5	91.5
13C9-PFNA	20.000	20.048	0.2	100.2
4:2FTS	20.000	20.070	0.4	100.4
6:2FTS	20.000	20.053	0.3	100.3
8:2FTS	20.000	19.892	-0.5	99.5
d3-MeFOSAA	20.000	19.276	-3.6	96.4
EtFOSAA	20.000	20.277	1.4	101.4
FOSA	20.000	19.656	-1.7	98.3
MeFOSAA	20.000	20.715	3.6	103.6
PFBA	20.000	18.308	-8.5	91.5
PFBS	20.000	19.686	-1.6	98.4
PFDA	20.000	18.507	-7.5	92.5
PFDoDA	20.000	19.197	-4.0	96.0
PFDS	20.000	17.465	-12.7	87.3
PFHpA	20.000	19.846	-0.8	99.2
PFHpS	20.000	20.505	2.5	102.5
PFHxA	20.000	18.871	-5.6	94.4
PFHxS	20.000	20.771	3.9	103.9
PFNA	20.000	18.502	-7.5	92.5
PFNS	20.000	20.863	4.3	104.3

Continuing Calibration Summary

Job Number: JD27540 **Sample:** S2Q1025-CC1012
Account: ALNJ SGS Dayton, NJ **Lab FileID:** 2Q71477.D
Project: SESINJPB: Remedial Investigation, 247 North Avenue, New Rochelle, NY

PFOA	20.000	19.236	-3.8	96.2
PFOS	20.000	19.528	-2.4	97.6
PFPeA	20.000	19.773	-1.1	98.9
PFPeS	20.000	20.263	1.3	101.3
PFTeDA	20.000	18.708	-6.5	93.5
PFTrDA	20.000	19.200	-4.0	96.0
PFUnDA	20.000	19.127	-4.4	95.6
M4-PFBA	---	--ISTD--		
M5-PFPeA	---	--ISTD--		
M5-PFHxA	---	--ISTD--		
M4-PFHpA	---	--ISTD--		
M8-PFOA	---	--ISTD--		
M9-PFNA	---	--ISTD--		
M6-PFDA	---	--ISTD--		
M7-PFUnDA	---	--ISTD--		
M2-PFDoDA	---	--ISTD--		
M2-PFTeDA	---	--ISTD--		
M8-FOSA	---	--ISTD--		
M3-PFBS	---	--ISTD--		
M3-PFHxS	---	--ISTD--		
M8-PFOS	---	--ISTD--		
M2-4:2FTS	---	--ISTD--		
M2-6:2FTS	---	--ISTD--		
M2-8:2FTS	---	--ISTD--		
M3-MeFOSAA	---	--ISTD--		
11Cl-PF3OUdS	20.000	18.357	-8.2	91.8
13C3-HFPO-DA	20.000	17.393	-13.0	87.0
9Cl-PF3ONS	20.000	18.450	-7.8	92.2
ADONA	20.000	18.549	-7.3	92.7
HFPO-DA	20.000	20.431	2.2	102.2
M3-HFPO-DA	---	--ISTD--		
M3-MeFOSA	---	--ISTD--		
MeFOSA	20.000	19.631	-1.8	98.2
d3-MeFOSA	20.000	19.546	-2.3	97.7

CC Criteria: +/- 30%

Run Sequence Report

Job Number: JD27540
Account: ALNJ SGS Dayton, NJ
Project: SESINJPB: Remedial Investigation, 247 North Avenue, New Rochelle, NY

Run ID: S2Q1012 **Method:** EPA 537M QSM5.3 B-1 **Instrument ID:** GCMS2Q

Lab Sample ID	Lab File ID	Date/Time Analyzed	Prep QC Batch	Client Sample ID
S2Q1012-IC1012	2Q70197.D	06/20/21 09:57	n/a	Mass Calibration Verification
S2Q1012-IC1012	2Q70198.D	06/20/21 10:13	n/a	Initial cal 0.5
S2Q1012-IC1012	2Q70199.D	06/20/21 10:30	n/a	Initial cal 1.0
S2Q1012-IC1012	2Q70200.D	06/20/21 10:46	n/a	Initial cal 2.0
S2Q1012-IC1012	2Q70201.D	06/20/21 11:03	n/a	Initial cal 5.0
S2Q1012-IC1012	2Q70202.D	06/20/21 12:44	n/a	Initial cal 10
S2Q1012-ICC1012	2Q70203.D	06/20/21 13:00	n/a	Initial cal 20
S2Q1012-IC1012	2Q70204.D	06/20/21 13:17	n/a	Initial cal 50
S2Q1012-IC1012	2Q70205.D	06/20/21 13:33	n/a	Initial cal 100
S2Q1012-IBLK	2Q70206.D	06/20/21 13:50	n/a	Instrument Blank
S2Q1012-IBLK	2Q70206.D	06/20/21 13:50	n/a	Instrument Blank
S2Q1012-ICV1012	2Q70207.D	06/20/21 14:07	n/a	Initial cal verification 20
S2Q1012-ICV1012	2Q70208.D	06/20/21 14:25	n/a	Initial cal verification 20
ZZZZZZ	2Q70209.D	06/20/21 14:41	OP85952	(unrelated sample)
ZZZZZZ	2Q70210.D	06/20/21 14:58	OP85952	(unrelated sample)
ZZZZZZ	2Q70211.D	06/20/21 15:14	OP85950	(unrelated sample)
ZZZZZZ	2Q70212.D	06/20/21 15:31	OP85950	(unrelated sample)
ZZZZZZ	2Q70213.D	06/20/21 15:47	OP85950	(unrelated sample)
OP85956-MB	2Q70214.D	06/20/21 16:04	OP85956	Method Blank
OP85956-BS	2Q70215.D	06/20/21 16:20	OP85956	Blank Spike
ZZZZZZ	2Q70216.D	06/20/21 16:37	OP85956	(unrelated sample)
ZZZZZZ	2Q70217.D	06/20/21 16:54	OP85956	(unrelated sample)
ZZZZZZ	2Q70218.D	06/20/21 17:10	OP85956	(unrelated sample)
S2Q1012-CC1012	2Q70219.D	06/20/21 17:27	n/a	Continuing cal 20
ZZZZZZ	2Q70221.D	06/20/21 18:00	OP85956	(unrelated sample)
ZZZZZZ	2Q70222.D	06/20/21 18:16	OP85956	(unrelated sample)
ZZZZZZ	2Q70223.D	06/20/21 18:33	OP85956	(unrelated sample)
ZZZZZZ	2Q70224.D	06/20/21 18:49	OP85956	(unrelated sample)
ZZZZZZ	2Q70225.D	06/20/21 19:06	OP85956	(unrelated sample)
ZZZZZZ	2Q70226.D	06/20/21 19:22	OP85956	(unrelated sample)
ZZZZZZ	2Q70227.D	06/20/21 19:39	OP85956	(unrelated sample)
ZZZZZZ	2Q70228.D	06/20/21 19:55	OP85956	(unrelated sample)
ZZZZZZ	2Q70229.D	06/20/21 20:12	OP85956	(unrelated sample)
ZZZZZZ	2Q70230.D	06/20/21 20:28	OP85956	(unrelated sample)
S2Q1012-CC1012	2Q70231.D	06/20/21 20:45	n/a	Continuing cal 20
ZZZZZZ	2Q70233.D	06/20/21 21:18	OP85956	(unrelated sample)
ZZZZZZ	2Q70234.D	06/20/21 21:35	OP85956	(unrelated sample)
FA86375-9	2Q70235.D	06/20/21 21:51	OP85956	(used for QC only; not part of job JD27540)
OP85956-MS	2Q70236.D	06/20/21 22:08	OP85956	Matrix Spike
OP85956-MSD	2Q70237.D	06/20/21 22:24	OP85956	Matrix Spike Duplicate
ZZZZZZ	2Q70238.D	06/20/21 22:41	OP85956	(unrelated sample)
ZZZZZZ	2Q70239.D	06/20/21 22:57	OP85956	(unrelated sample)
S2Q1012-CC1012	2Q70242.D	06/20/21 23:47	n/a	Continuing cal 20
S2Q1012-CC1012	2Q70244.D	06/21/21 00:20	n/a	Continuing cal 1.0LL
OP85972-BS	2Q70245.D	06/21/21 00:36	OP85972	Blank Spike
OP85972-MB	2Q70246.D	06/21/21 00:53	OP85972	Method Blank

Run Sequence Report

Job Number: JD27540
Account: ALNJ SGS Dayton, NJ
Project: SESINJPB: Remedial Investigation, 247 North Avenue, New Rochelle, NY

Run ID: S2Q1012 **Method:** EPA 537M QSM5.3 B-1 **Instrument ID:** GCMS2Q

Lab Sample ID	Lab File ID	Date/Time Analyzed	Prep QC Batch	Client Sample ID
ZZZZZZ	2Q70247.D	06/21/21 01:09	OP85972	(unrelated sample)
ZZZZZZ	2Q70248.D	06/21/21 01:26	OP85972	(unrelated sample)
ZZZZZZ	2Q70249.D	06/21/21 01:43	OP85972	(unrelated sample)
ZZZZZZ	2Q70250.D	06/21/21 01:59	OP85972	(unrelated sample)
OP85972-MS	2Q70252.D	06/21/21 02:32	OP85972	Matrix Spike
ZZZZZZ	2Q70253.D	06/21/21 02:49	OP85972	(unrelated sample)
ZZZZZZ	2Q70254.D	06/21/21 03:05	OP85972	(unrelated sample)
S2Q1012-CC1012	2Q70255.D	06/21/21 03:22	n/a	Continuing cal 20
ZZZZZZ	2Q70257.D	06/21/21 03:55	OP85972	(unrelated sample)
ZZZZZZ	2Q70258.D	06/21/21 04:11	OP85972	(unrelated sample)
ZZZZZZ	2Q70259.D	06/21/21 04:28	OP85972	(unrelated sample)
FA86398-10	2Q70260.D	06/21/21 04:44	OP85972	(used for QC only; not part of job JD27540)
OP85972-DUP	2Q70261.D	06/21/21 05:01	OP85972	Duplicate
ZZZZZZ	2Q70262.D	06/21/21 05:17	OP85972	(unrelated sample)
ZZZZZZ	2Q70263.D	06/21/21 05:34	OP85972	(unrelated sample)
ZZZZZZ	2Q70264.D	06/21/21 05:51	OP85972	(unrelated sample)
ZZZZZZ	2Q70265.D	06/21/21 06:07	OP85972	(unrelated sample)
S2Q1012-CC1012	2Q70267.D	06/21/21 06:40	n/a	Continuing cal 20
ZZZZZZ	2Q70269.D	06/21/21 07:13	OP85972	(unrelated sample)
ZZZZZZ	2Q70270.D	06/21/21 07:30	OP85972	(unrelated sample)
ZZZZZZ	2Q70271.D	06/21/21 07:46	OP85972	(unrelated sample)
ZZZZZZ	2Q70272.D	06/21/21 08:03	OP85972	(unrelated sample)
S2Q1012-ECC1012	2Q70273.D	06/21/21 08:19	n/a	Ending cal 20

Run Sequence Report

Job Number: JD27540
Account: ALNJ SGS Dayton, NJ
Project: SESINJPB: Remedial Investigation, 247 North Avenue, New Rochelle, NY

Run ID: S2Q1025 **Method:** EPA 537M BY ID **Instrument ID:** GCMS2Q

Lab Sample ID	Lab File ID	Date/Time Analyzed	Prep QC Batch	Client Sample ID
S2Q1025-IBLK	2Q71428.D	07/07/21 09:51	n/a	Instrument Blank
S2Q1025-IBLK	2Q71428.D	07/07/21 09:51	n/a	Instrument Blank
S2Q1025-CC1012	2Q71429.D	07/07/21 10:08	n/a	Continuing cal 1.0LL
S2Q1025-CC1012	2Q71430.D	07/07/21 10:24	n/a	Continuing cal 20
OP86169-BS	2Q71431.D	07/07/21 10:52	OP86169	Blank Spike
OP86169-MB	2Q71432.D	07/07/21 11:09	OP86169	Method Blank
ZZZZZZ	2Q71434.D	07/07/21 11:31	OP86169	(unrelated sample)
ZZZZZZ	2Q71435.D	07/07/21 11:47	OP86169	(unrelated sample)
ZZZZZZ	2Q71436.D	07/07/21 12:04	OP86169	(unrelated sample)
ZZZZZZ	2Q71437.D	07/07/21 12:24	OP86169	(unrelated sample)
ZZZZZZ	2Q71438.D	07/07/21 12:41	OP86169	(unrelated sample)
ZZZZZZ	2Q71439.D	07/07/21 12:58	OP86169	(unrelated sample)
ZZZZZZ	2Q71440.D	07/07/21 13:14	OP86169	(unrelated sample)
S2Q1025-CC1012	2Q71441.D	07/07/21 13:31	n/a	Continuing cal 20
ZZZZZZ	2Q71443.D	07/07/21 14:04	OP86169	(unrelated sample)
ZZZZZZ	2Q71444.D	07/07/21 14:20	OP86169	(unrelated sample)
JD27334-1A	2Q71445.D	07/07/21 14:37	OP86169	(used for QC only; not part of job JD27540)
OP86169-DUP	2Q71446.D	07/07/21 14:54	OP86169	Duplicate
ZZZZZZ	2Q71447.D	07/07/21 15:10	OP86169	(unrelated sample)
ZZZZZZ	2Q71448.D	07/07/21 15:27	OP86169	(unrelated sample)
ZZZZZZ	2Q71449.D	07/07/21 15:43	OP86169	(unrelated sample)
JD27410-3	2Q71450.D	07/07/21 16:00	OP86169	(used for QC only; not part of job JD27540)
OP86169-MS	2Q71451.D	07/07/21 16:16	OP86169	Matrix Spike
ZZZZZZ	2Q71452.D	07/07/21 16:33	OP86169	(unrelated sample)
S2Q1025-CC1012	2Q71453.D	07/07/21 16:49	n/a	Continuing cal 20
OP86217-BS	2Q71455.D	07/07/21 17:22	OP86217	Blank Spike
OP86217-MB	2Q71456.D	07/07/21 17:39	OP86217	Method Blank
ZZZZZZ	2Q71457.D	07/07/21 17:55	OP86217	(unrelated sample)
ZZZZZZ	2Q71458.D	07/07/21 18:12	OP86217	(unrelated sample)
JD27540-1A	2Q71459.D	07/07/21 18:28	OP86217	R1-SB-1(1.5-2.0)
JD27540-2A	2Q71460.D	07/07/21 18:45	OP86217	R1-SB-1(5.0-5.5)
JD27540-3A	2Q71461.D	07/07/21 19:01	OP86217	R1-SB-1(11-11.5)
JD27540-13A	2Q71462.D	07/07/21 19:18	OP86217	R1-SB-6(3.5-4.0)
JD27540-14A	2Q71463.D	07/07/21 19:35	OP86217	R1-SB-6(5.5-6.0)
JD27540-17A	2Q71464.D	07/07/21 19:51	OP86217	R1-SB-11(1.5-2.0)
S2Q1025-CC1012	2Q71465.D	07/07/21 20:08	n/a	Continuing cal 20
JD27540-18A	2Q71467.D	07/07/21 20:41	OP86217	R1-SB-11(6-6.5)
FA86975-1	2Q71468.D	07/07/21 20:57	OP86217	(used for QC only; not part of job JD27540)
OP86217-MS	2Q71469.D	07/07/21 21:14	OP86217	Matrix Spike
OP86217-MSD	2Q71470.D	07/07/21 21:30	OP86217	Matrix Spike Duplicate
ZZZZZZ	2Q71471.D	07/07/21 21:47	OP86217	(unrelated sample)
ZZZZZZ	2Q71472.D	07/07/21 22:03	OP86217	(unrelated sample)
OP86220-BS	2Q71474.D	07/07/21 22:36	OP86220	Blank Spike
OP86220-MB	2Q71475.D	07/07/21 22:53	OP86220	Method Blank
ZZZZZZ	2Q71476.D	07/07/21 23:09	OP86220	(unrelated sample)
S2Q1025-CC1012	2Q71477.D	07/07/21 23:26	n/a	Continuing cal 20

Run Sequence Report

Job Number: JD27540
Account: ALNJ SGS Dayton, NJ
Project: SESINJPB: Remedial Investigation, 247 North Avenue, New Rochelle, NY

Run ID: S2Q1025 **Method:** EPA 537M BY ID **Instrument ID:** GCMS2Q

Lab Sample ID	Lab File ID	Date/Time Analyzed	Prep QC Batch	Client Sample ID
ZZZZZZ	2Q71481.D	07/08/21 00:32	OP86220	(unrelated sample)
FA86948-21	2Q71482.D	07/08/21 00:49	OP86220	(used for QC only; not part of job JD27540)
OP86220-MS	2Q71483.D	07/08/21 01:05	OP86220	Matrix Spike
ZZZZZZ	2Q71484.D	07/08/21 01:22	OP86220	(unrelated sample)
ZZZZZZ	2Q71485.D	07/08/21 01:38	OP86220	(unrelated sample)
ZZZZZZ	2Q71486.D	07/08/21 01:55	OP86220	(unrelated sample)
ZZZZZZ	2Q71487.D	07/08/21 02:11	OP86220	(unrelated sample)
ZZZZZZ	2Q71488.D	07/08/21 02:28	OP86220	(unrelated sample)
S2Q1025-CC1012	2Q71489.D	07/08/21 02:44	n/a	Continuing cal 20
ZZZZZZ	2Q71491.D	07/08/21 03:17	OP86220	(unrelated sample)
ZZZZZZ	2Q71492.D	07/08/21 03:34	OP86220	(unrelated sample)
FA86985-2	2Q71493.D	07/08/21 03:50	OP86220	(used for QC only; not part of job JD27540)
OP86220-DUP	2Q71494.D	07/08/21 04:07	OP86220	Duplicate
ZZZZZZ	2Q71495.D	07/08/21 04:23	OP86220	(unrelated sample)
ZZZZZZ	2Q71496.D	07/08/21 04:40	OP86220	(unrelated sample)
ZZZZZZ	2Q71497.D	07/08/21 04:56	OP86220	(unrelated sample)
ZZZZZZ	2Q71498.D	07/08/21 05:13	OP86220	(unrelated sample)
S2Q1025-CC1012	2Q71499.D	07/08/21 05:29	n/a	Continuing cal 20
S2Q1025-CC1012	2Q71501.D	07/08/21 06:02	n/a	Continuing cal 1.0LL
OP86219-BS	2Q71502.D	07/08/21 06:19	OP86219	Blank Spike
OP86219-MB	2Q71503.D	07/08/21 06:36	OP86219	Method Blank
ZZZZZZ	2Q71504.D	07/08/21 06:52	OP86219	(unrelated sample)
ZZZZZZ	2Q71505.D	07/08/21 07:09	OP86219	(unrelated sample)
FA86979-2	2Q71506.D	07/08/21 07:25	OP86219	(used for QC only; not part of job JD27540)
OP86219-MS	2Q71507.D	07/08/21 07:42	OP86219	Matrix Spike
OP86219-MSD	2Q71508.D	07/08/21 07:58	OP86219	Matrix Spike Duplicate
ZZZZZZ	2Q71509.D	07/08/21 08:15	OP86219	(unrelated sample)
ZZZZZZ	2Q71510.D	07/08/21 08:31	OP86219	(unrelated sample)
ZZZZZZ	2Q71511.D	07/08/21 08:48	OP86219	(unrelated sample)
S2Q1025-CC1012	2Q71512.D	07/08/21 09:04	n/a	Continuing cal 20
ZZZZZZ	2Q71514.D	07/08/21 09:42	OP86169	(unrelated sample)
ZZZZZZ	2Q71515.D	07/08/21 09:59	OP86220	(unrelated sample)
ZZZZZZ	2Q71516.D	07/08/21 10:15	OP86220	(unrelated sample)
ZZZZZZ	2Q71517.D	07/08/21 10:32	OP86219	(unrelated sample)
ZZZZZZ	2Q71518.D	07/08/21 10:48	OP86219	(unrelated sample)
ZZZZZZ	2Q71519.D	07/08/21 11:05	OP86219	(unrelated sample)
ZZZZZZ	2Q71520.D	07/08/21 11:22	OP86219	(unrelated sample)
ZZZZZZ	2Q71521.D	07/08/21 11:38	OP86220	(unrelated sample)
ZZZZZZ	2Q71522.D	07/08/21 11:55	OP86220	(unrelated sample)
S2Q1025-ECC1012	2Q71524.D	07/08/21 12:28	n/a	Ending cal 20

MS Semi-volatiles

Raw Data

(SGS Orlando, FL)

Perfluorinated Compounds by LC/MS/MS

Data File : 2q71459.d
Operator : nancyf
Acq. Method : 537_ID.m
Acq. Date-Time : 7/7/2021 6:28:53 PM
Sample Name : jd27540-1a
Vial : P4-B1
DA Method File : ID_062021_S2Q1012.quantmethod.xml
Batch Name : s2q1025.batch.bin
Sample Information : op86217,S2Q1025,2.10,,,1.0,1,soil

Compound	RT	QIon	Resp.	Conc.	Units	Dev(Min)
Internal Standards						
M5-EtFOSAA	8.130	589.0 -> 419.0	65238	20.00	µg/L	0.000
M4-PFBA	1.964	217.0 -> 172.0	78624	20.00	µg/L	-0.013
M5-PFPeA	3.974	268.0 -> 223.0	71774	20.00	µg/L	-0.013
M5-PFHxA	5.403	318.0 -> 273.0	114786	20.00	µg/L	-0.014
M4-PFHpA	6.370	367.0 -> 322.0	168483	20.00	µg/L	0.000
M8-PFOA	7.101	421.0 -> 376.0	231127	20.00	µg/L	-0.013
M9-PFNA	7.683	472.0 -> 427.0	243541	20.00	µg/L	-0.013
M6-PFDA	8.147	519.0 -> 474.0	260581	20.00	µg/L	-0.014
M7-PFUnDA	8.573	570.0 -> 525.0	362567	20.00	µg/L	-0.013
M2-PFDoDA	9.025	615.0 -> 570.0	499069	20.00	µg/L	-0.013
M2-PFTeDA	10.177	715.0 -> 670.0	480974	20.00	µg/L	0.013
M8-FOSA	7.567	506.0 -> 78.0	54546	20.00	µg/L	0.000
M3-PFBS	4.292	302.0 -> 99.0	8371	20.00	µg/L	-0.013
M3-PFHxS	6.405	402.0 -> 99.0	9872	20.00	µg/L	0.000
M8-PFOS	7.656	507.0 -> 99.0	14211	20.00	µg/L	-0.013
M2-4:2FTS	5.297	329.0 -> 309.0	71288	20.00	µg/L	-0.013
M2-6:2FTS	7.088	429.0 -> 409.0	121900	20.00	µg/L	-0.013
M2-8:2FTS	8.185	529.0 -> 509.0	107558	20.00	µg/L	-0.013
M3-MeFOSAA	8.004	573.0 -> 419.0	76475	20.00	µg/L	0.000
M3-HFPO-DA	5.721	287.0 -> 169.0	5583	20.00	µg/L	0.000
M3-MeFOSA	7.945	515.0 -> 169.0	13354	20.00	µg/L	0.000
System Monitoring Compounds						
13C2-4:2FTS	5.297	329.0 -> 309.0	71288	20.19	µg/L	-0.013
Spiked Amount: 20.00	Range: 50.0 - 150.0%			Recovery = 101.0%		
13C2-6:2FTS	7.088	429.0 -> 409.0	121900	20.22	µg/L	-0.013
Spiked Amount: 20.00	Range: 50.0 - 150.0%			Recovery = 101.1%		
13C2-8:2FTS	8.185	529.0 -> 509.0	107558	19.74	µg/L	-0.013
Spiked Amount: 20.00	Range: 50.0 - 150.0%			Recovery = 98.7%		
13C2-PFDoDA	9.025	615.0 -> 570.0	499069	21.09	µg/L	-0.013
Spiked Amount: 20.00	Range: 50.0 - 150.0%			Recovery = 105.5%		
13C2-PFTeDA	10.177	715.0 -> 670.0	480974	21.04	µg/L	0.013
Spiked Amount: 20.00	Range: 50.0 - 150.0%			Recovery = 105.2%		
13C3-PFBS	4.292	302.0 -> 99.0	8371	19.82	µg/L	-0.013
Spiked Amount: 20.00	Range: 50.0 - 150.0%			Recovery = 99.1%		
13C3-PFHxS	6.405	402.0 -> 99.0	9872	19.55	µg/L	0.000
Spiked Amount: 20.00	Range: 50.0 - 150.0%			Recovery = 97.8%		
13C4-PFBA	1.964	217.0 -> 172.0	78624	20.68	µg/L	-0.013
Spiked Amount: 20.00	Range: 50.0 - 150.0%			Recovery = 103.4%		
13C4-PFHpA	6.370	367.0 -> 322.0	168483	21.00	µg/L	0.000
Spiked Amount: 20.00	Range: 50.0 - 150.0%			Recovery = 105.0%		
d5-EtFOSAA	8.130	589.0 -> 419.0	65238	20.22	ng/ml	0.000
Spiked Amount: 20.00	Range: 50.0 - 150.0%			Recovery = 101.1%		
13C5-PFHxA	5.403	318.0 -> 273.0	114786	21.00	µg/L	-0.014
Spiked Amount: 20.00	Range: 50.0 - 150.0%			Recovery = 105.0%		
13C5-PFPeA	3.974	268.0 -> 223.0	71774	21.00	µg/L	-0.013

Perfluorinated Compounds by LC/MS/MS

Compound	RT	QIon	Resp.	Conc. Units		Dev(Min)
Spiked Amount: 20.00	Range: 50.0 - 150.0%			Recovery = 105.0%		
13C6-PFDA	8.147	519.0 -> 474.0	260581	21.58 µg/L		-0.014
Spiked Amount: 20.00	Range: 50.0 - 150.0%			Recovery = 107.9%		
13C7-PFUnDA	8.573	570.0 -> 525.0	362567	21.81 µg/L		-0.013
Spiked Amount: 20.00	Range: 50.0 - 150.0%			Recovery = 109.1%		
13C8-FOSA	7.567	506.0 -> 78.0	54546	21.50 µg/L		0.000
Spiked Amount: 20.00	Range: 50.0 - 150.0%			Recovery = 107.5%		
13C8-PFOA	7.101	421.0 -> 376.0	231127	21.32 µg/L		-0.013
Spiked Amount: 20.00	Range: 50.0 - 150.0%			Recovery = 106.6%		
13C8-PFOS	7.656	507.0 -> 99.0	14211	19.26 µg/L		-0.013
Spiked Amount: 20.00	Range: 50.0 - 150.0%			Recovery = 96.3%		
13C9-PFNA	7.683	472.0 -> 427.0	243541	21.46 µg/L		-0.013
Spiked Amount: 20.00	Range: 50.0 - 150.0%			Recovery = 107.3%		
d3-MeFOSAA	8.004	573.0 -> 419.0	76475	20.21 µg/L		0.000
Spiked Amount: 20.00	Range: 50.0 - 150.0%			Recovery = 101.1%		
13C3-HFPO-DA	5.721	287.0 -> 169.0	5583	16.94 µg/L		0.000
Spiked Amount: 20.00	Range: 50.0 - 150.0%			Recovery = 84.7%		
d3-MeFOSA	7.945	515.0 -> 169.0	13354	17.99 µg/L		0.000
Spiked Amount: 20.00	Range: 50.0 - 150.0%			Recovery = 89.9%		
Target Compounds						QValue
4:2FTS	-	327.0 -> 307.0	-	N.D.		
6:2FTS	-	427.0 -> 407.0	-	N.D.		
8:2FTS	-	527.0 -> 507.0	-	N.D.		
EtFOSAA	-	584.0 -> 419.0	-	N.D.		
FOSA	-	498.0 -> 78.0	-	N.D.		
MeFOSAA	9.029	570.0 -> 419.0	0	0.00 µg/L	m	1
PFBA	-	213.0 -> 169.0	-	N.D.		
PFBS	-	299.0 -> 80.0	-	N.D.		
PFDA	-	513.0 -> 469.0	-	N.D.		
PFDoDA	-	613.0 -> 569.0	-	N.D.		
PFDS	-	599.0 -> 80.0	-	N.D.		
PFHpA	-	363.0 -> 319.0	-	N.D.		
PFHpS	-	449.0 -> 80.0	-	N.D.		
PFHxA	-	313.0 -> 269.0	-	N.D.		
PFHxS	-	399.0 -> 80.0	-	N.D.		
PFNA	-	463.0 -> 419.0	-	N.D.		
PFNS	-	549.0 -> 80.0	-	N.D.		
PFOA	-	413.0 -> 369.0	-	N.D.		
PFOS	-	499.0 -> 80.0	-	N.D.		
PFPeA	-	263.0 -> 219.0	-	N.D.		
PFPeS	-	349.0 -> 80.0	-	N.D.		
PFTeDA	-	713.0 -> 669.0	-	N.D.		
PFTrDA	-	663.0 -> 619.0	-	N.D.		
PFUnDA	-	563.0 -> 519.0	-	N.D.		
11Cl-PF3OUdS	-	631.0 -> 451.0	-	N.D.		
9Cl-PF3ONS	-	531.0 -> 351.0	-	N.D.		
ADONA	-	377.0 -> 251.0	-	N.D.		
HFPO-DA	-	329.0 -> 169.0	-	N.D.		
MeFOSA	-	512.0 -> 219.0	-	N.D.		

 # = Qualifier out of range, m = manually integrated, + = Area summed

Perfluorinated Compounds by LC/MS/MS

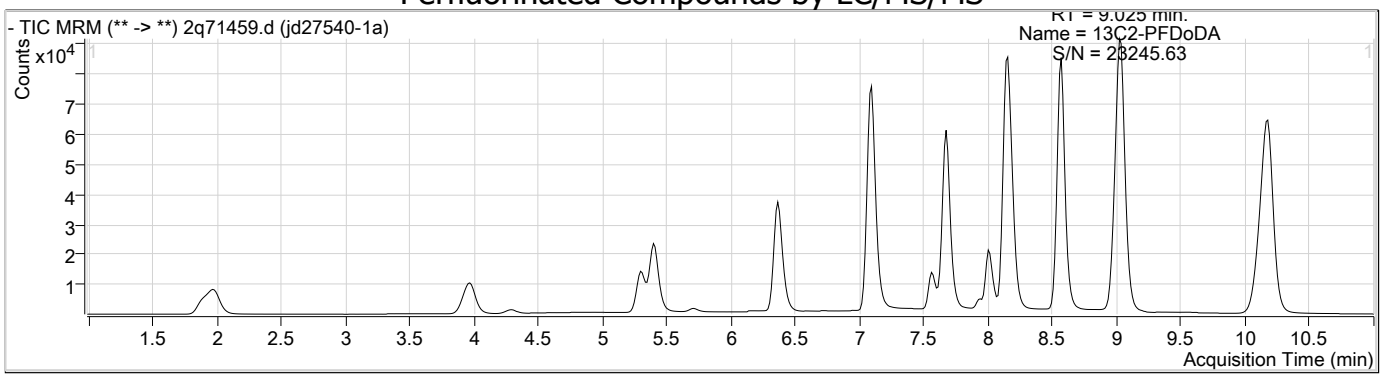

Compound	Conc.	RT	Dev(Min)	Resp.	QIon	QRatio	Min.	Max.
13C4-PFBA	20.68	1.96	-0.01	78624				

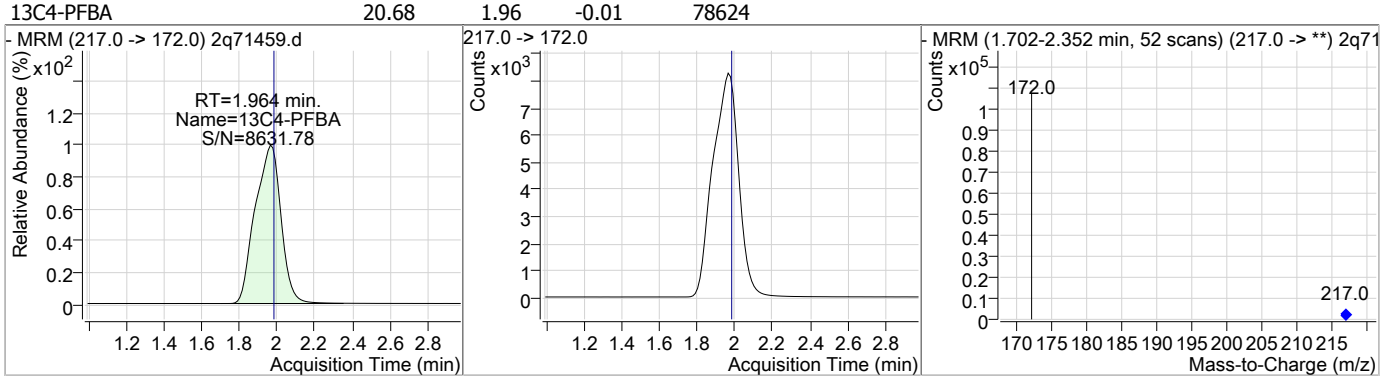

Compound	Conc.	RT	Dev(Min)	Resp.	QIon	QRatio	Min.	Max.
13C5-PFPeA	21.00	3.97	-0.01	71774				

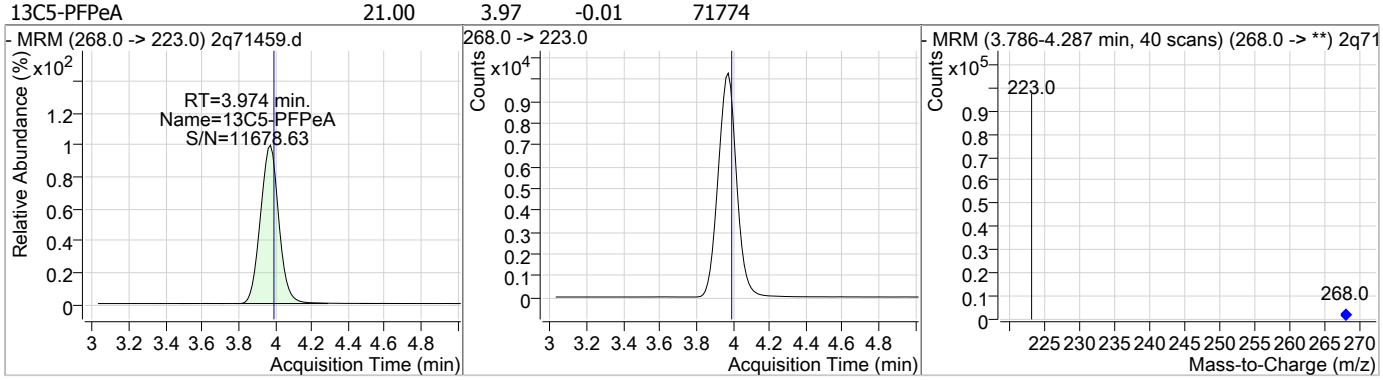

Compound	Conc.	RT	Dev(Min)	Resp.	QIon	QRatio	Min.	Max.
13C3-PFBS	19.82	4.29	-0.01	8371				

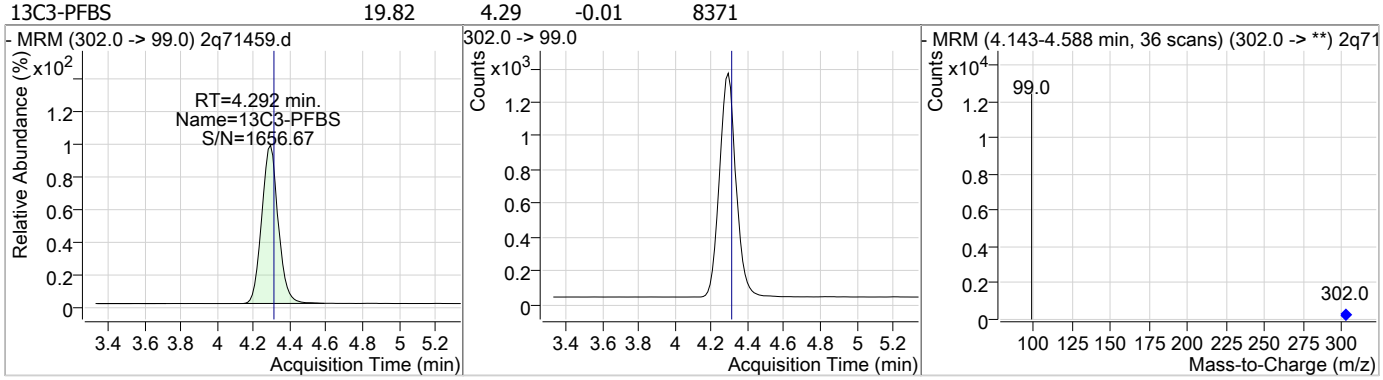

Perfluorinated Compounds by LC/MS/MS

Compound	Conc.	RT	Dev(Min)	Resp.	QIon	QRatio	Min.	Max.
13C2-4:2FTS	20.19	5.30	-0.01	71288				

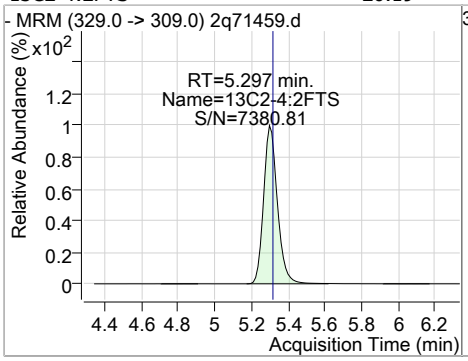

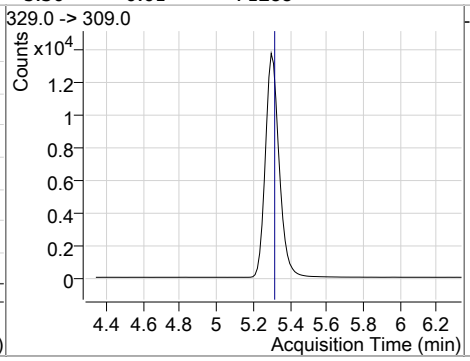

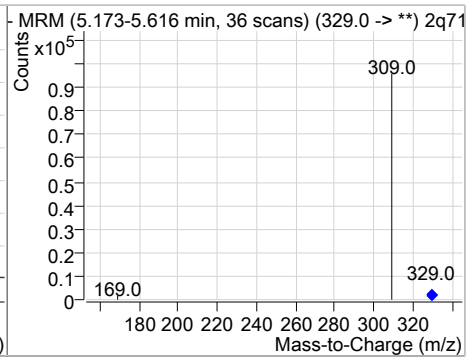

Compound	Conc.	RT	Dev(Min)	Resp.	QIon	QRatio	Min.	Max.
13C5-PFHxA	21.00	5.40	-0.01	114786				

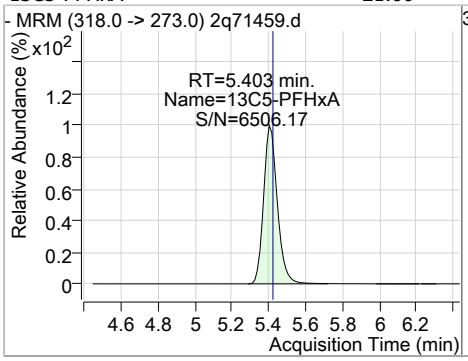

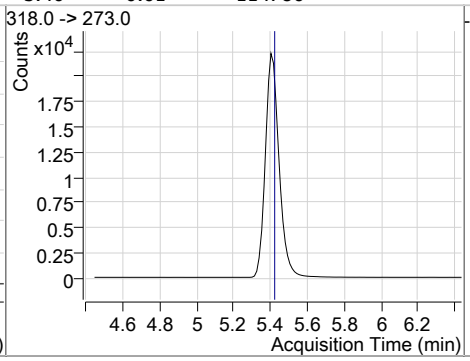

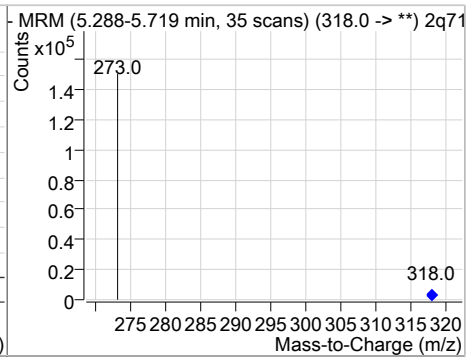

Compound	Conc.	RT	Dev(Min)	Resp.	QIon	QRatio	Min.	Max.
13C3-HFPO-DA	16.94	5.72	0.00	5583				

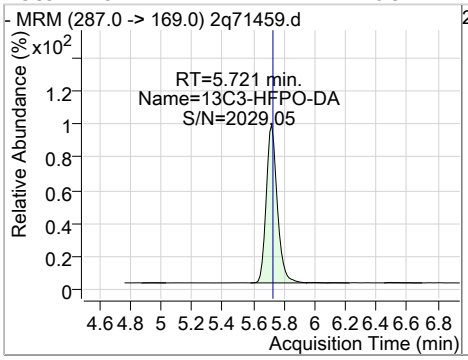

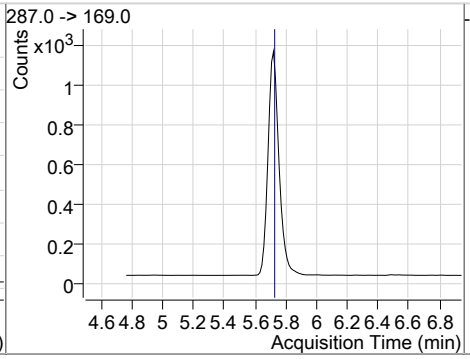

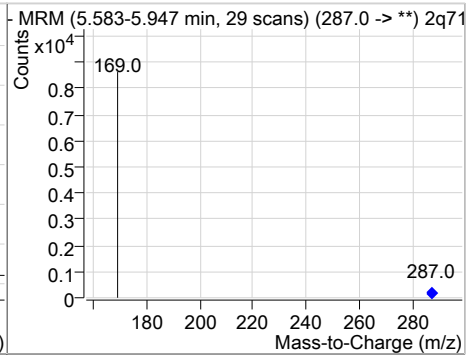

Compound	Conc.	RT	Dev(Min)	Resp.	QIon	QRatio	Min.	Max.
13C4-PFHpA	21.00	6.37	0.00	168483				

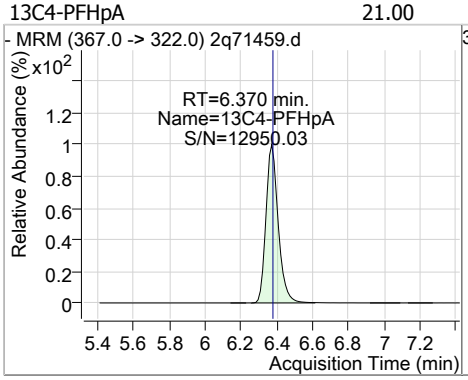

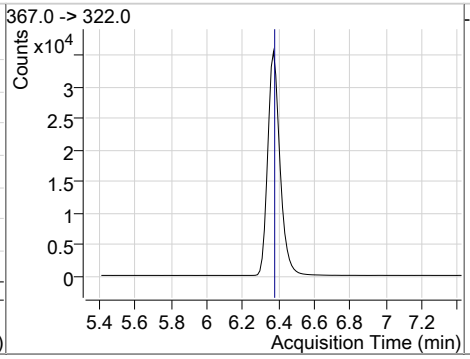

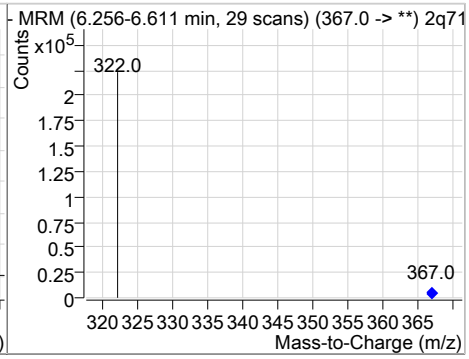

Perfluorinated Compounds by LC/MS/MS

Compound	Conc.	RT	Dev(Min)	Resp.	QIon	QRatio	Min.	Max.
13C3-PFHxS	19.55	6.41	0.00	9872				

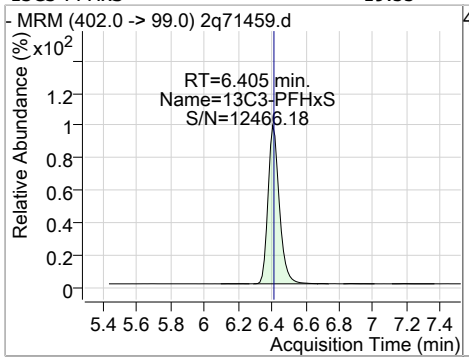

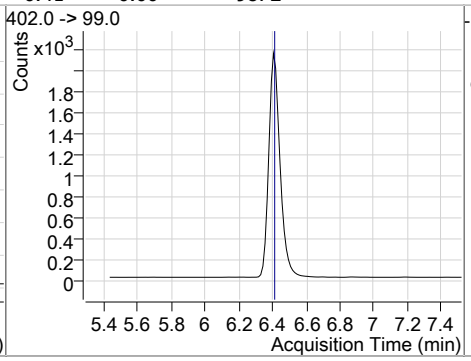

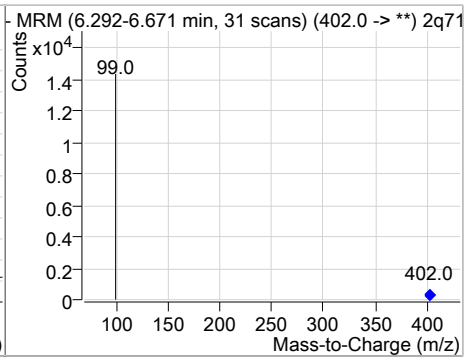

Compound	Conc.	RT	Dev(Min)	Resp.	QIon	QRatio	Min.	Max.
13C2-6:2FTS	20.22	7.09	-0.01	121900				

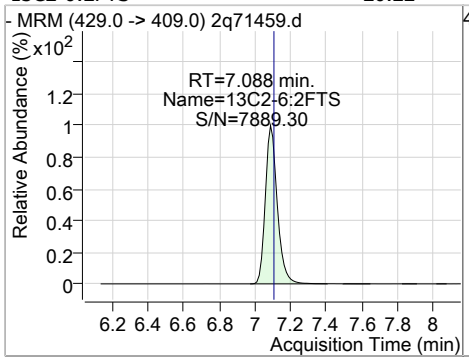

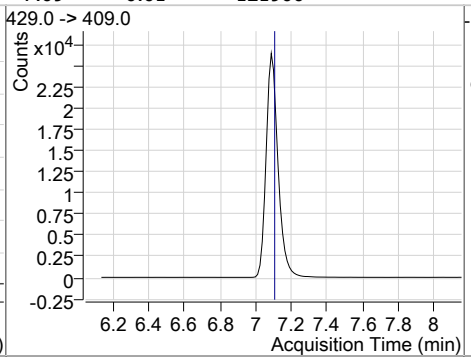

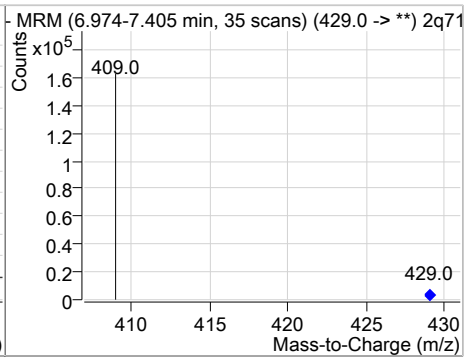

Compound	Conc.	RT	Dev(Min)	Resp.	QIon	QRatio	Min.	Max.
13C8-PFOA	21.32	7.10	-0.01	231127				

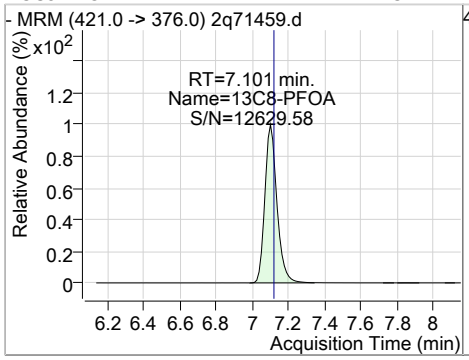

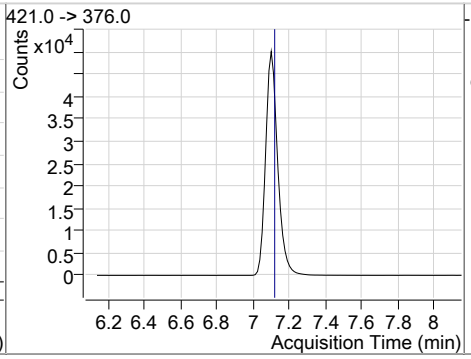

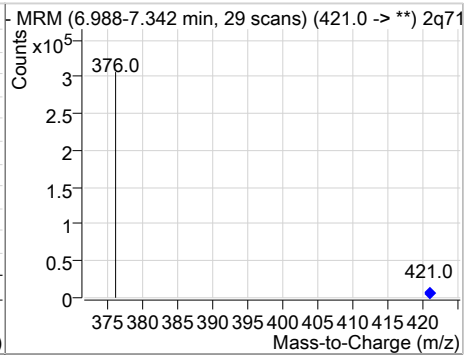

Compound	Conc.	RT	Dev(Min)	Resp.	QIon	QRatio	Min.	Max.
13C8-FOSA	21.50	7.57	0.00	54546				

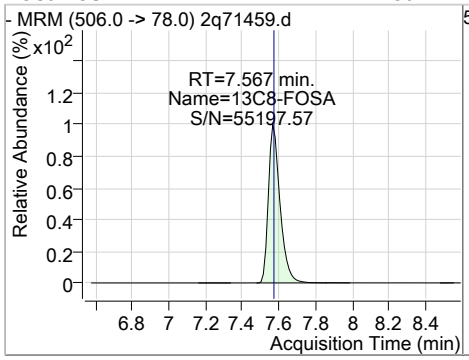

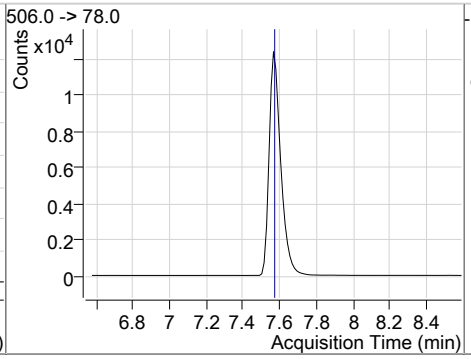

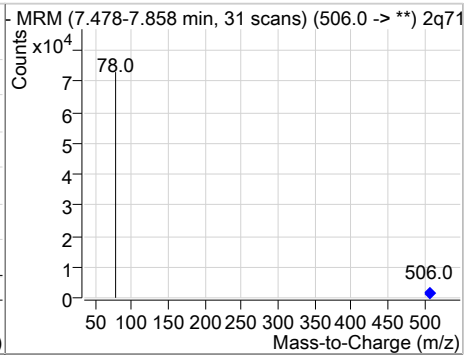

Perfluorinated Compounds by LC/MS/MS

Compound	Conc.	RT	Dev(Min)	Resp.	QIon	QRatio	Min.	Max.
13C8-PFOS	19.26	7.66	-0.01	14211				

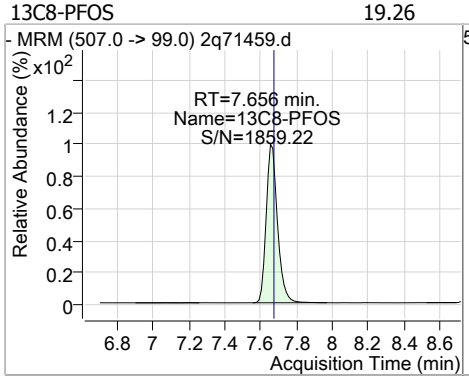

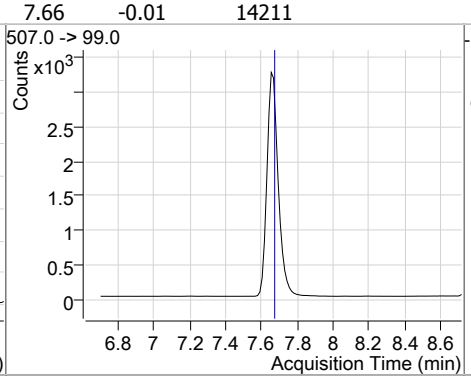

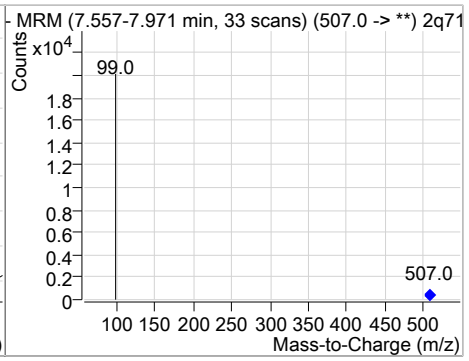

Compound	Conc.	RT	Dev(Min)	Resp.	QIon	QRatio	Min.	Max.
13C9-PFNA	21.46	7.68	-0.01	243541				

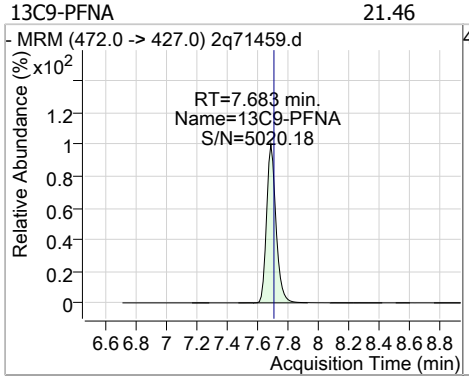

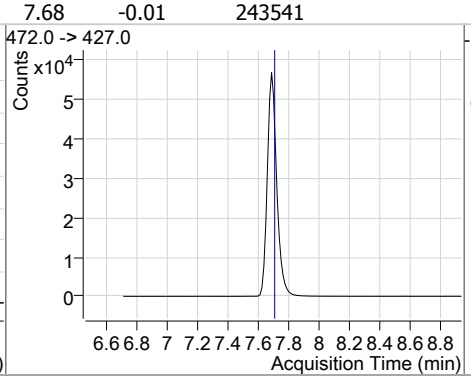

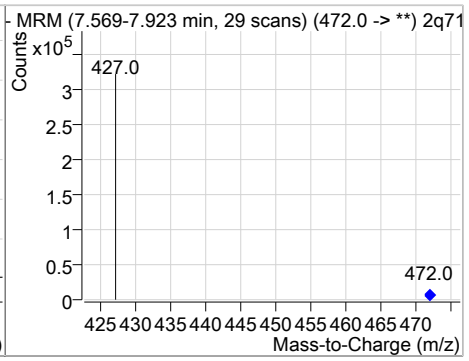

Compound	Conc.	RT	Dev(Min)	Resp.	QIon	QRatio	Min.	Max.
d3-MeFOSA	17.99	7.94	0.00	13354				

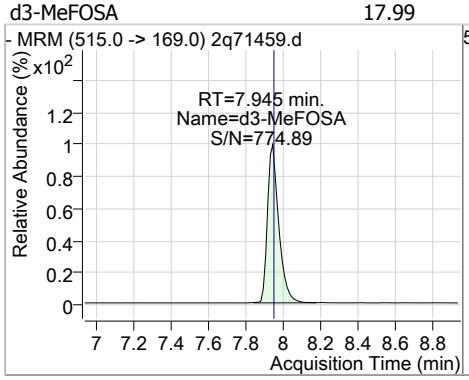

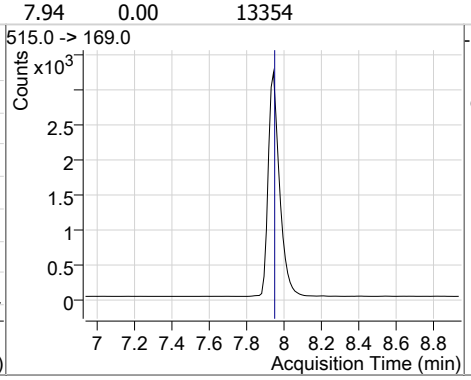

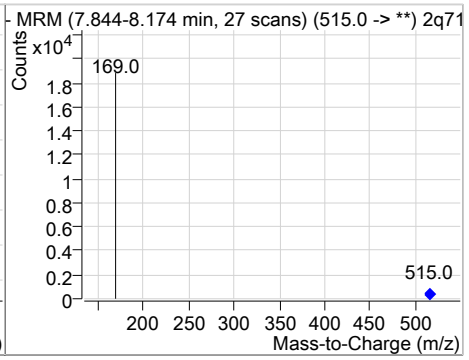

Compound	Conc.	RT	Dev(Min)	Resp.	QIon	QRatio	Min.	Max.
d3-MeFOSAA	20.21	8.00	0.00	76475				

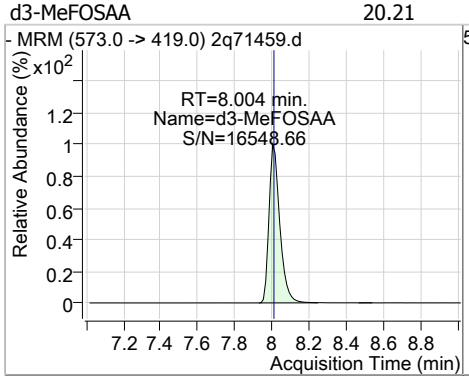

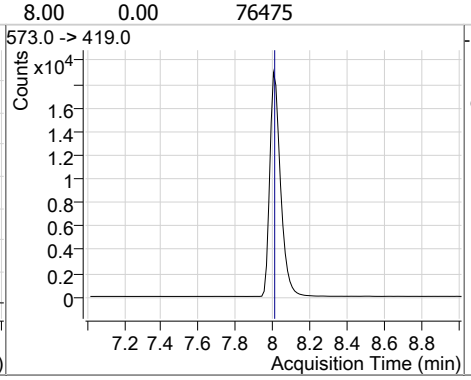

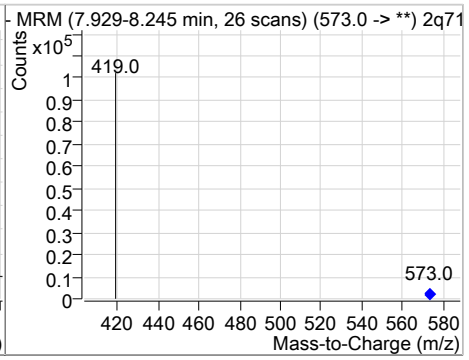

Perfluorinated Compounds by LC/MS/MS

Compound	Conc.	RT	Dev(Min)	Resp.	QIon	QRatio	Min.	Max.
d5-EtFOSAA	20.22	8.13	0.00	65238				

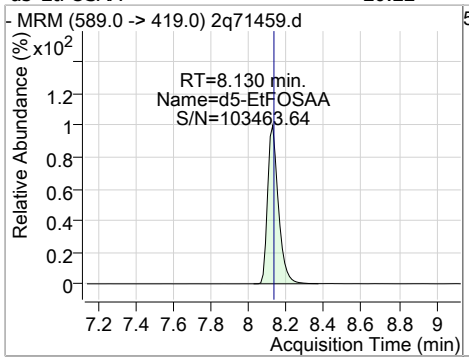

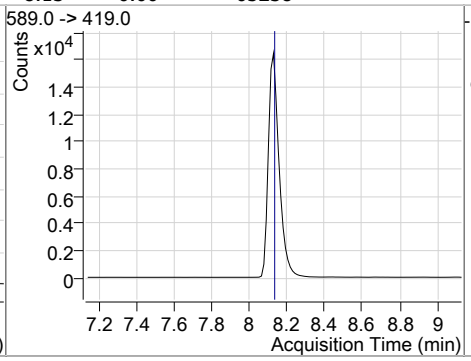

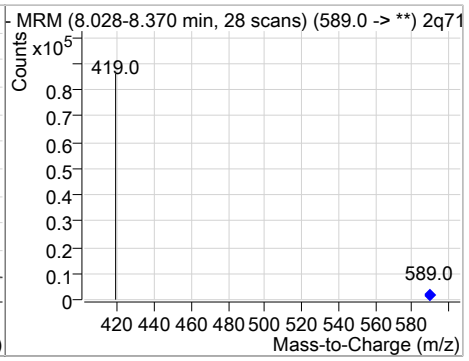

Compound	Conc.	RT	Dev(Min)	Resp.	QIon	QRatio	Min.	Max.
13C6-PFDA	21.58	8.15	-0.01	260581				

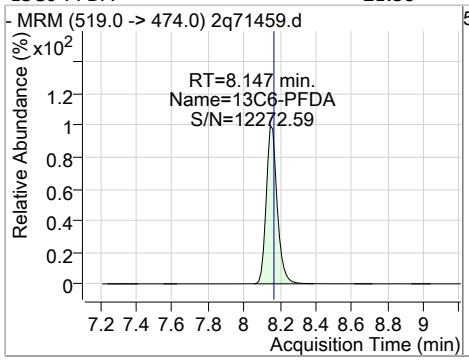

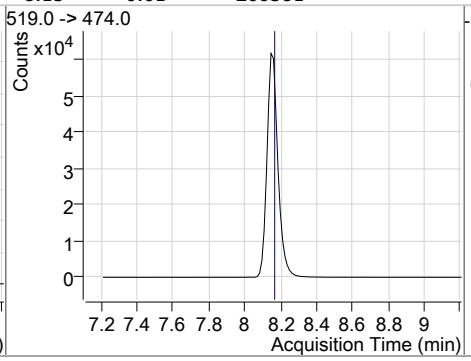

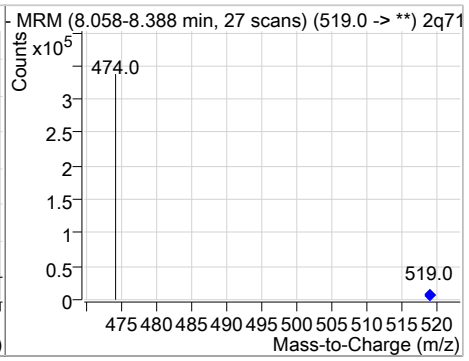

Compound	Conc.	RT	Dev(Min)	Resp.	QIon	QRatio	Min.	Max.
13C2-8:2FTS	19.74	8.19	-0.01	107558				

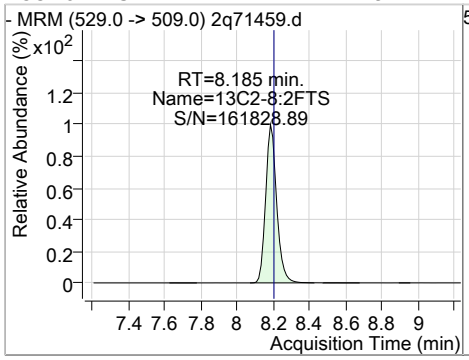

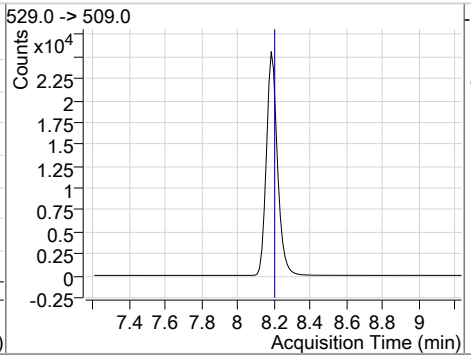

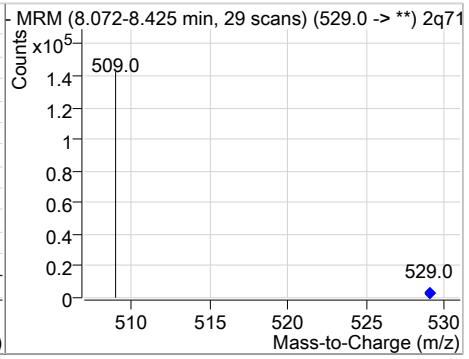

Compound	Conc.	RT	Dev(Min)	Resp.	QIon	QRatio	Min.	Max.
13C7-PFUnDA	21.81	8.57	-0.01	362567				

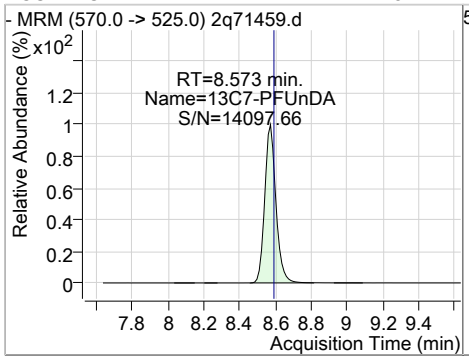

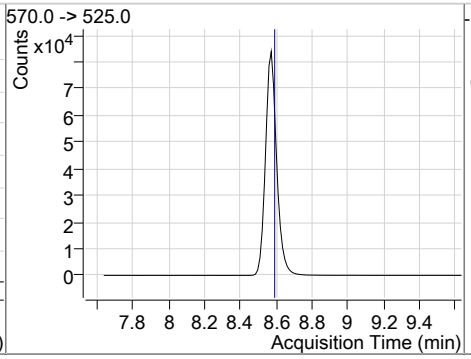

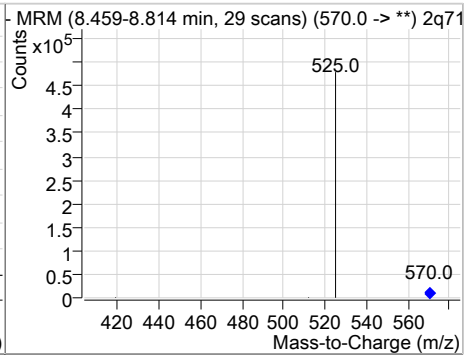

Perfluorinated Compounds by LC/MS/MS

Compound	Conc.	RT	Dev(Min)	Resp.	QIon	QRatio	Min.	Max.
13C2-PFDoDA	21.09	9.02	-0.01	499069				

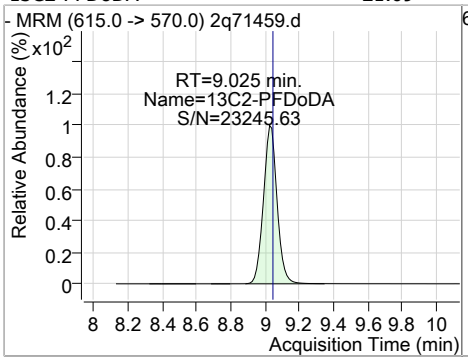

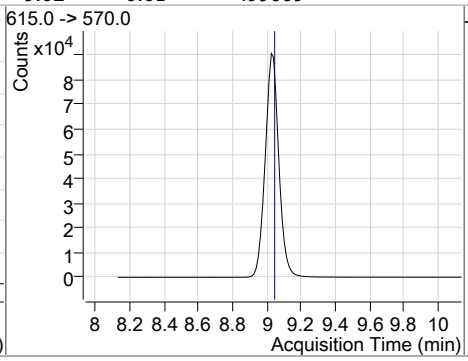

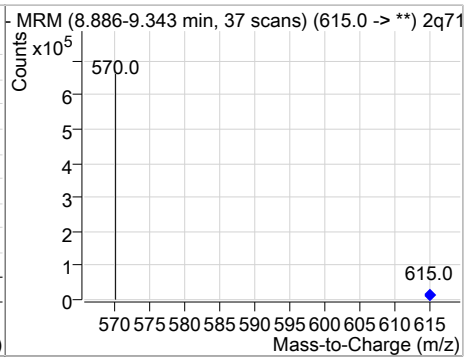

Compound	Conc.	RT	Dev(Min)	Resp.	QIon	QRatio	Min.	Max.
13C2-PFTeDA	21.04	10.18	0.01	480974				

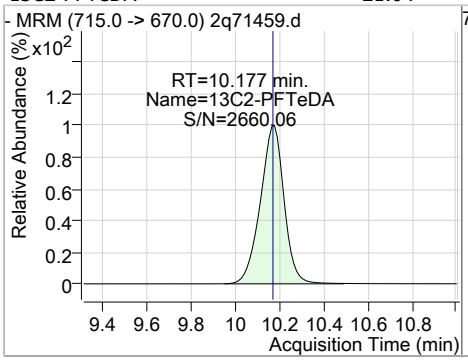

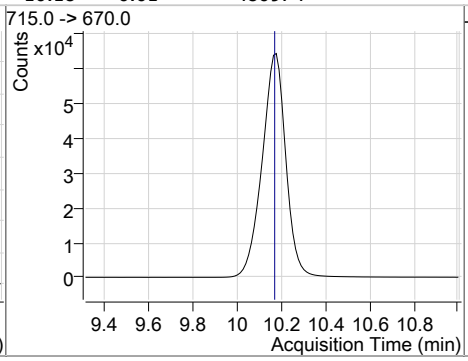

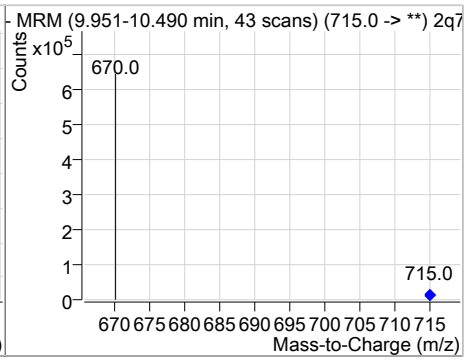

Perfluorinated Compounds by LC/MS/MS

Data File	:	2q71460.d
Operator	:	nancyf
Acq. Method	:	537_ID.m
Acq. Date-Time	:	7/7/2021 6:45:25 PM
Sample Name	:	jd27540-2a
Vial	:	P4-B2
DA Method File	:	ID_062021_S2Q1012.quantmethod.xml
Batch Name	:	s2q1025.batch.bin
Sample Information	:	op86217,S2Q1025,1.99,,,1.0,1,soil

Compound	RT	QIon	Resp.	Conc.	Units	Dev(Min)
Internal Standards						
M5-EtFOSAA	8.130	589.0 -> 419.0	61354	20.00	µg/L	0.000
M4-PFBA	1.964	217.0 -> 172.0	75092	20.00	µg/L	-0.013
M5-PFPeA	3.974	268.0 -> 223.0	68060	20.00	µg/L	-0.013
M5-PFHxA	5.403	318.0 -> 273.0	109365	20.00	µg/L	-0.014
M4-PFHpA	6.370	367.0 -> 322.0	160638	20.00	µg/L	0.000
M8-PFOA	7.101	421.0 -> 376.0	221044	20.00	µg/L	-0.013
M9-PFNA	7.683	472.0 -> 427.0	231525	20.00	µg/L	-0.013
M6-PFDA	8.161	519.0 -> 474.0	249070	20.00	µg/L	0.000
M7-PFUnDA	8.573	570.0 -> 525.0	346720	20.00	µg/L	-0.013
M2-PFDoDA	9.025	615.0 -> 570.0	479875	20.00	µg/L	-0.013
M2-PFTeDA	10.177	715.0 -> 670.0	462886	20.00	µg/L	0.013
M8-FOSA	7.567	506.0 -> 78.0	51890	20.00	µg/L	0.000
M3-PFBS	4.292	302.0 -> 99.0	7924	20.00	µg/L	-0.013
M3-PFHxS	6.405	402.0 -> 99.0	9174	20.00	µg/L	0.000
M8-PFOS	7.668	507.0 -> 99.0	13491	20.00	µg/L	0.000
M2-4:2FTS	5.297	329.0 -> 309.0	67461	20.00	µg/L	-0.013
M2-6:2FTS	7.088	429.0 -> 409.0	116935	20.00	µg/L	-0.013
M2-8:2FTS	8.185	529.0 -> 509.0	104353	20.00	µg/L	-0.013
M3-MeFOSAA	8.004	573.0 -> 419.0	71600	20.00	µg/L	0.000
M3-HFPO-DA	5.721	287.0 -> 169.0	5598	20.00	µg/L	0.000
M3-MeFOSA	7.945	515.0 -> 169.0	11958	20.00	µg/L	0.000
System Monitoring Compounds						
13C2-4:2FTS	5.297	329.0 -> 309.0	67461	19.11	µg/L	-0.013
Spiked Amount: 20.00	Range: 50.0 - 150.0%			Recovery = 95.5%		
13C2-6:2FTS	7.088	429.0 -> 409.0	116935	19.40	µg/L	-0.013
Spiked Amount: 20.00	Range: 50.0 - 150.0%			Recovery = 97.0%		
13C2-8:2FTS	8.185	529.0 -> 509.0	104353	19.15	µg/L	-0.013
Spiked Amount: 20.00	Range: 50.0 - 150.0%			Recovery = 95.7%		
13C2-PFDoDA	9.025	615.0 -> 570.0	479875	20.28	µg/L	-0.013
Spiked Amount: 20.00	Range: 50.0 - 150.0%			Recovery = 101.4%		
13C2-PFTeDA	10.177	715.0 -> 670.0	462886	20.24	µg/L	0.013
Spiked Amount: 20.00	Range: 50.0 - 150.0%			Recovery = 101.2%		
13C3-PFBS	4.292	302.0 -> 99.0	7924	18.76	µg/L	-0.013
Spiked Amount: 20.00	Range: 50.0 - 150.0%			Recovery = 93.8%		
13C3-PFHxS	6.405	402.0 -> 99.0	9174	18.17	µg/L	0.000
Spiked Amount: 20.00	Range: 50.0 - 150.0%			Recovery = 90.8%		
13C4-PFBA	1.964	217.0 -> 172.0	75092	19.75	µg/L	-0.013
Spiked Amount: 20.00	Range: 50.0 - 150.0%			Recovery = 98.7%		
13C4-PFHpA	6.370	367.0 -> 322.0	160638	20.02	µg/L	0.000
Spiked Amount: 20.00	Range: 50.0 - 150.0%			Recovery = 100.1%		
d5-EtFOSAA	8.130	589.0 -> 419.0	61354	19.01	ng/ml	0.000
Spiked Amount: 20.00	Range: 50.0 - 150.0%			Recovery = 95.1%		
13C5-PFHxA	5.403	318.0 -> 273.0	109365	20.01	µg/L	-0.014
Spiked Amount: 20.00	Range: 50.0 - 150.0%			Recovery = 100.1%		
13C5-PFPeA	3.974	268.0 -> 223.0	68060	19.92	µg/L	-0.013

Perfluorinated Compounds by LC/MS/MS

Compound	RT	QIon	Resp.	Conc.	Units		Dev(Min)
Spiked Amount: 20.00	Range: 50.0 - 150.0%			Recovery = 99.6%			
13C6-PFDA	8.161	519.0 -> 474.0	249070	20.62	µg/L		0.000
Spiked Amount: 20.00	Range: 50.0 - 150.0%			Recovery = 103.1%			
13C7-PFUnDA	8.573	570.0 -> 525.0	346720	20.86	µg/L		-0.013
Spiked Amount: 20.00	Range: 50.0 - 150.0%			Recovery = 104.3%			
13C8-FOSA	7.567	506.0 -> 78.0	51890	20.45	µg/L		0.000
Spiked Amount: 20.00	Range: 50.0 - 150.0%			Recovery = 102.3%			
13C8-PFOA	7.101	421.0 -> 376.0	221044	20.39	µg/L		-0.013
Spiked Amount: 20.00	Range: 50.0 - 150.0%			Recovery = 101.9%			
13C8-PFOS	7.668	507.0 -> 99.0	13491	18.28	µg/L		0.000
Spiked Amount: 20.00	Range: 50.0 - 150.0%			Recovery = 91.4%			
13C9-PFNA	7.683	472.0 -> 427.0	231525	20.40	µg/L		-0.013
Spiked Amount: 20.00	Range: 50.0 - 150.0%			Recovery = 102.0%			
d3-MeFOSAA	8.004	573.0 -> 419.0	71600	18.93	µg/L		0.000
Spiked Amount: 20.00	Range: 50.0 - 150.0%			Recovery = 94.6%			
13C3-HFPO-DA	5.721	287.0 -> 169.0	5598	16.99	µg/L		0.000
Spiked Amount: 20.00	Range: 50.0 - 150.0%			Recovery = 85.0%			
d3-MeFOSA	7.945	515.0 -> 169.0	11958	16.11	µg/L		0.000
Spiked Amount: 20.00	Range: 50.0 - 150.0%			Recovery = 80.5%			
Target Compounds							**QValue**
4:2FTS	-	327.0 -> 307.0	-	N.D.			
6:2FTS	-	427.0 -> 407.0	-	N.D.			
8:2FTS	-	527.0 -> 507.0	-	N.D.			
EtFOSAA	-	584.0 -> 419.0	-	N.D.			
FOSA	-	498.0 -> 78.0	-	N.D.			
MeFOSAA	9.017	570.0 -> 419.0	0	0.00	µg/L	m	1
PFBA	-	213.0 -> 169.0	-	N.D.			
PFBS	-	299.0 -> 80.0	-	N.D.			
PFDA	-	513.0 -> 469.0	-	N.D.			
PFDoDA	-	613.0 -> 569.0	-	N.D.			
PFDS	-	599.0 -> 80.0	-	N.D.			
PFHpA	-	363.0 -> 319.0	-	N.D.			
PFHpS	-	449.0 -> 80.0	-	N.D.			
PFHxA	-	313.0 -> 269.0	-	N.D.			
PFHxS	-	399.0 -> 80.0	-	N.D.			
PFNA	-	463.0 -> 419.0	-	N.D.			
PFNS	-	549.0 -> 80.0	-	N.D.			
PFOA	-	413.0 -> 369.0	-	N.D.			
PFOS	-	499.0 -> 80.0	-	N.D.			
PFPeA	-	263.0 -> 219.0	-	N.D.			
PFPeS	-	349.0 -> 80.0	-	N.D.			
PFTeDA	-	713.0 -> 669.0	-	N.D.			
PFTrDA	-	663.0 -> 619.0	-	N.D.			
PFUnDA	-	563.0 -> 519.0	-	N.D.			
11Cl-PF3OUdS	-	631.0 -> 451.0	-	N.D.			
9Cl-PF3ONS	-	531.0 -> 351.0	-	N.D.			
ADONA	-	377.0 -> 251.0	-	N.D.			
HFPO-DA	-	329.0 -> 169.0	-	N.D.			
MeFOSA	-	512.0 -> 219.0	-	N.D.			

 # = Qualifier out of range, m = manually integrated, + = Area summed

Perfluorinated Compounds by LC/MS/MS

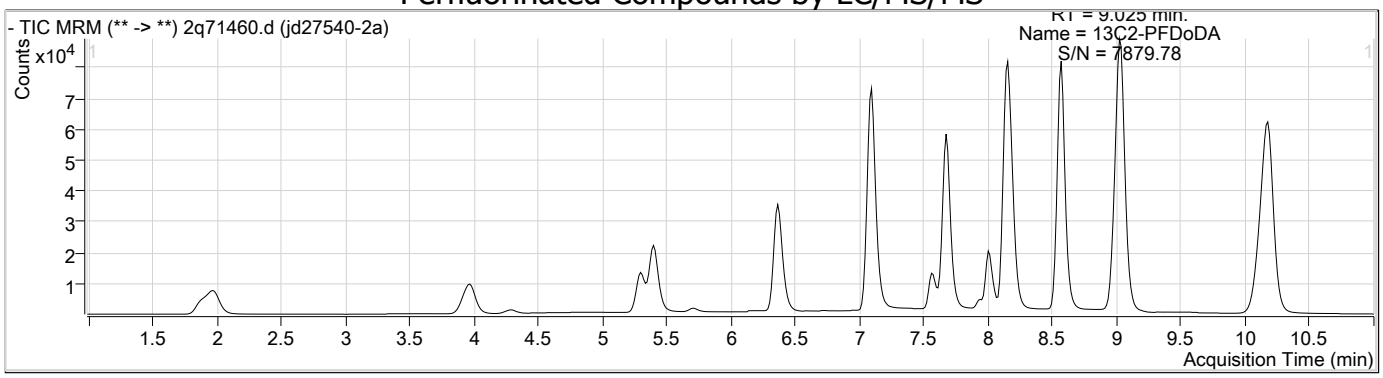

Compound	Conc.	RT	Dev(Min)	Resp.	QIon	QRatio	Min.	Max.
13C4-PFBA	19.75	1.96	-0.01	75092				

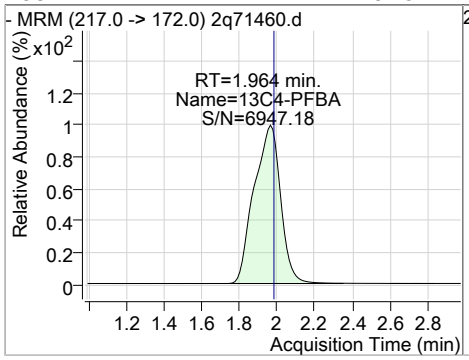

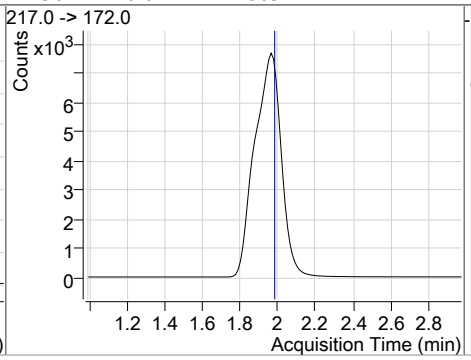

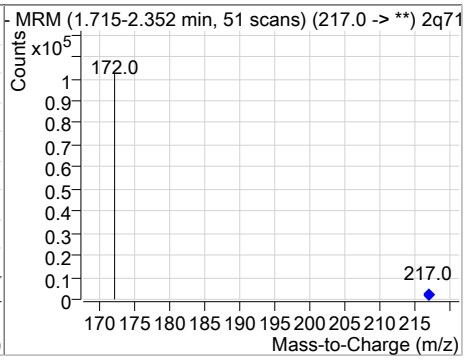

Compound	Conc.	RT	Dev(Min)	Resp.	QIon	QRatio	Min.	Max.
13C5-PFPeA	19.92	3.97	-0.01	68060				

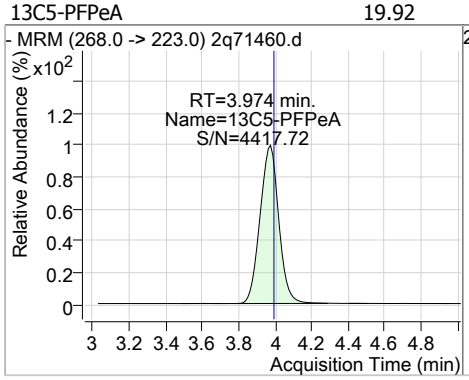

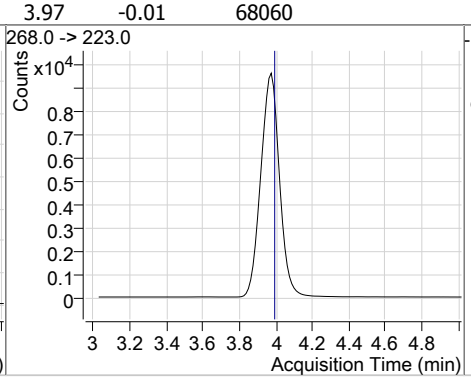

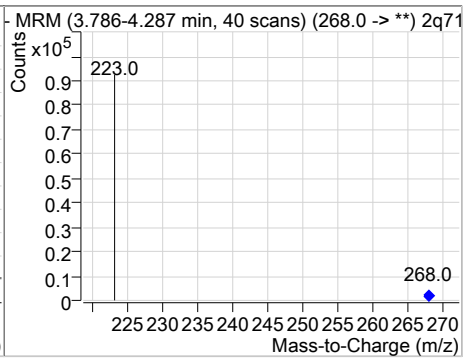

Compound	Conc.	RT	Dev(Min)	Resp.	QIon	QRatio	Min.	Max.
13C3-PFBS	18.76	4.29	-0.01	7924				

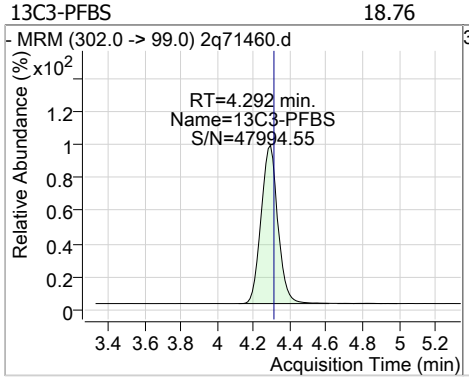

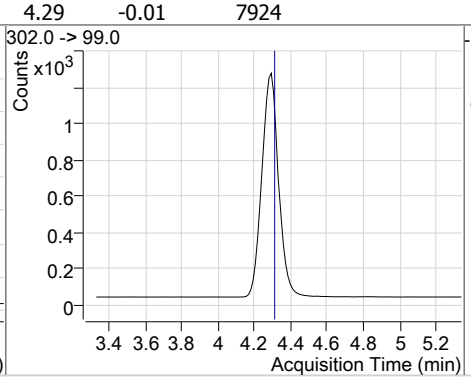

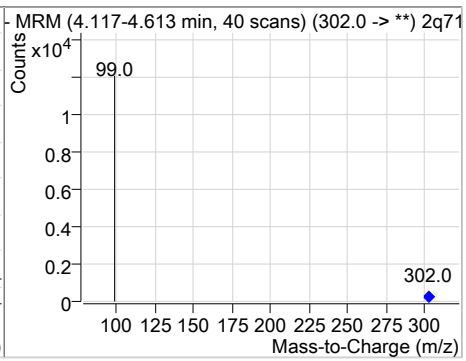

Perfluorinated Compounds by LC/MS/MS

Compound	Conc.	RT	Dev(Min)	Resp.	QIon	QRatio	Min.	Max.
13C2-4:2FTS	19.11	5.30	-0.01	67461				

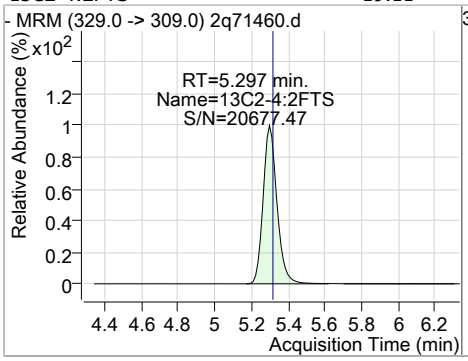

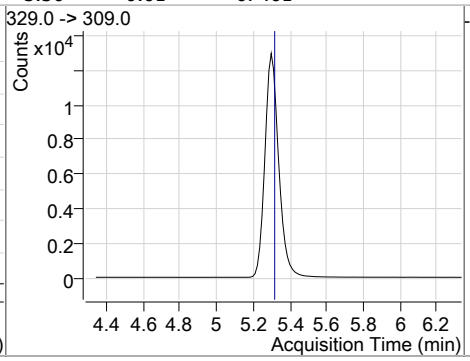

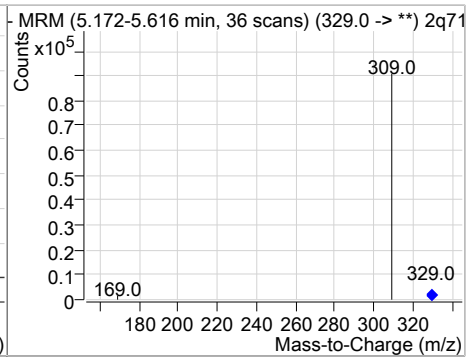

Compound	Conc.	RT	Dev(Min)	Resp.	QIon	QRatio	Min.	Max.
13C5-PFHxA	20.01	5.40	-0.01	109365				

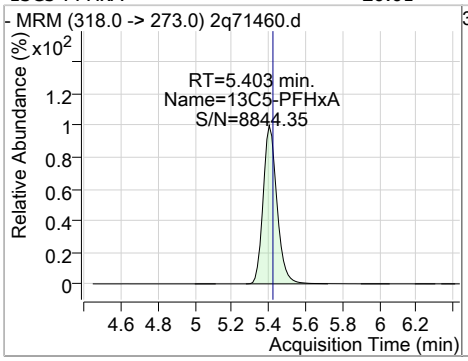

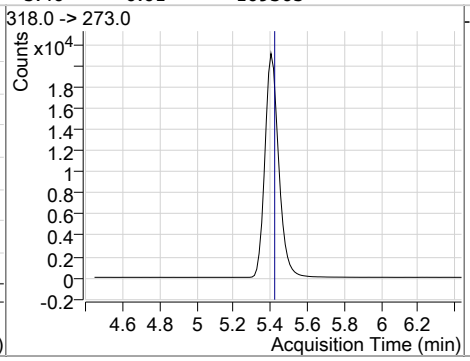

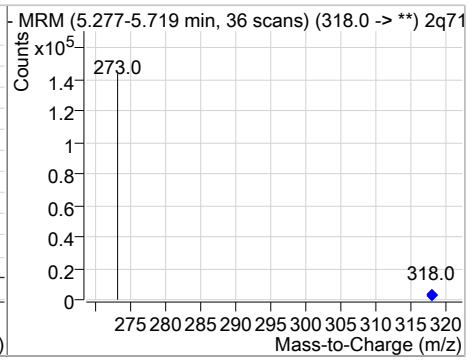

Compound	Conc.	RT	Dev(Min)	Resp.	QIon	QRatio	Min.	Max.
13C3-HFPO-DA	16.99	5.72	0.00	5598				

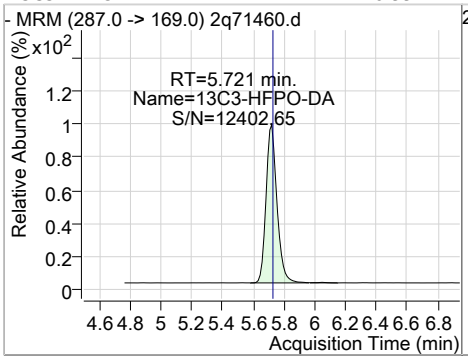

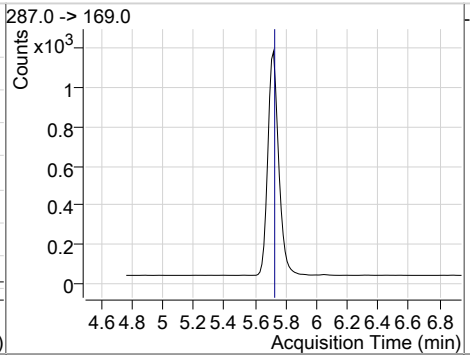

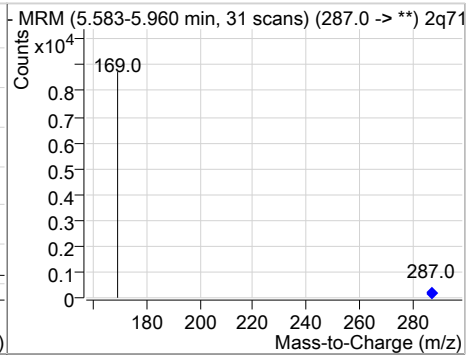

Compound	Conc.	RT	Dev(Min)	Resp.	QIon	QRatio	Min.	Max.
13C4-PFHpA	20.02	6.37	0.00	160638				

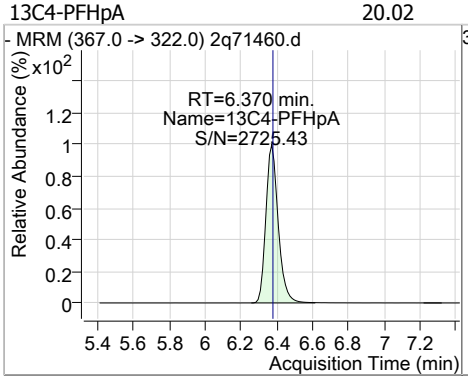

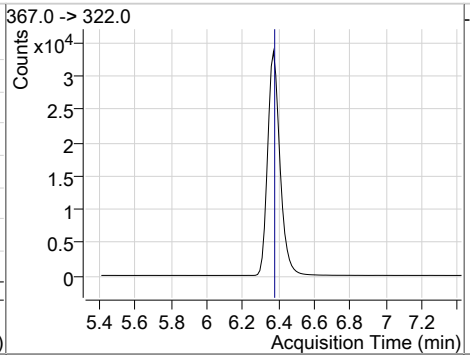

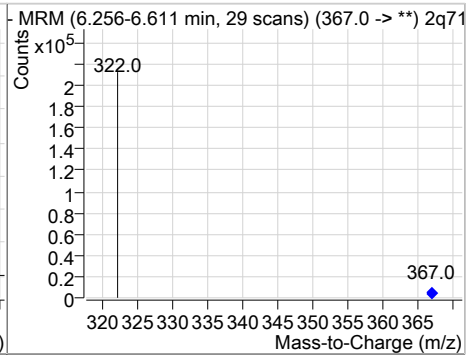

Perfluorinated Compounds by LC/MS/MS

Compound	Conc.	RT	Dev(Min)	Resp.	QIon	QRatio	Min.	Max.
13C3-PFHxS	18.17	6.41	0.00	9174				

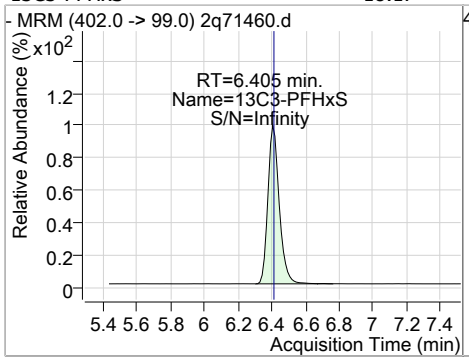

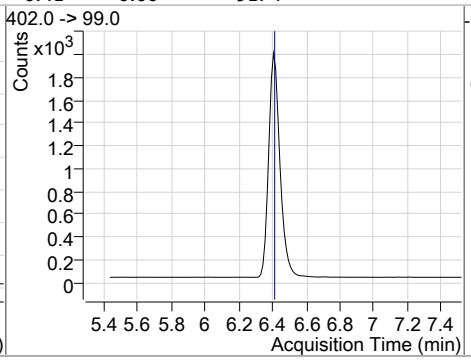

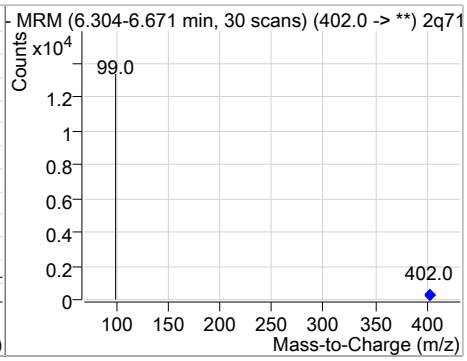

Compound	Conc.	RT	Dev(Min)	Resp.	QIon	QRatio	Min.	Max.
13C2-6:2FTS	19.40	7.09	-0.01	116935				

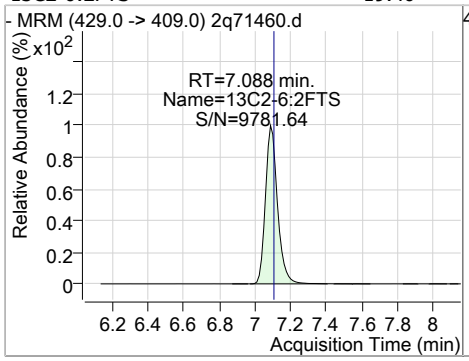

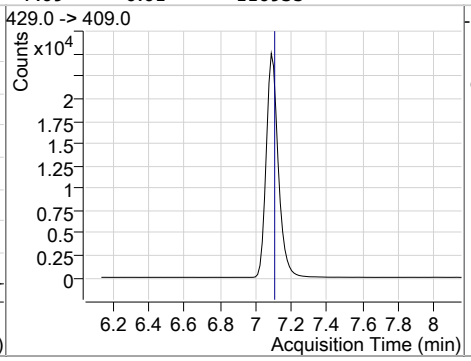

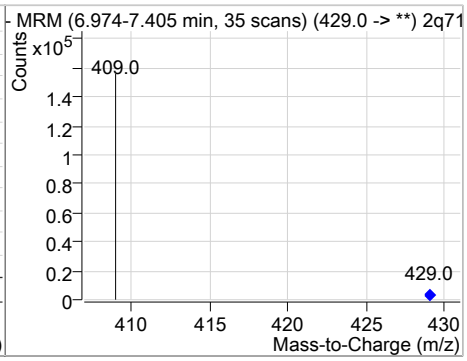

Compound	Conc.	RT	Dev(Min)	Resp.	QIon	QRatio	Min.	Max.
13C8-PFOA	20.39	7.10	-0.01	221044				

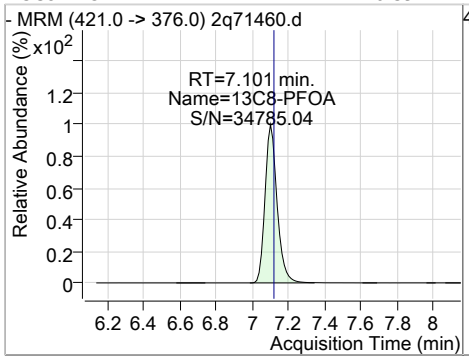

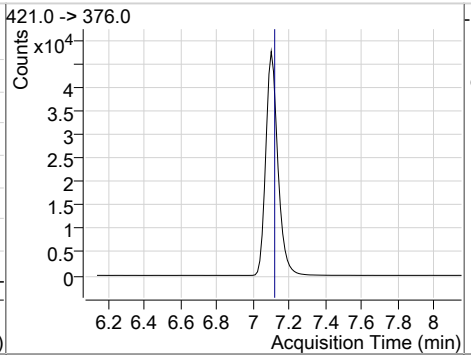

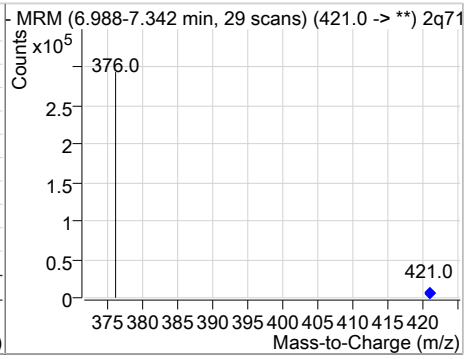

Compound	Conc.	RT	Dev(Min)	Resp.	QIon	QRatio	Min.	Max.
13C8-FOSA	20.45	7.57	0.00	51890				

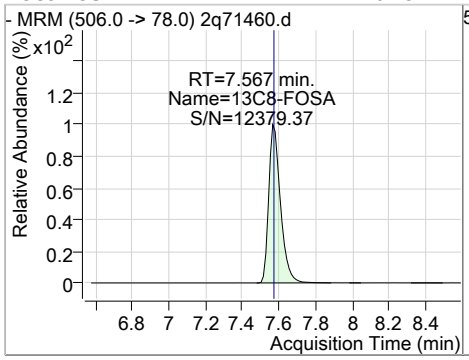

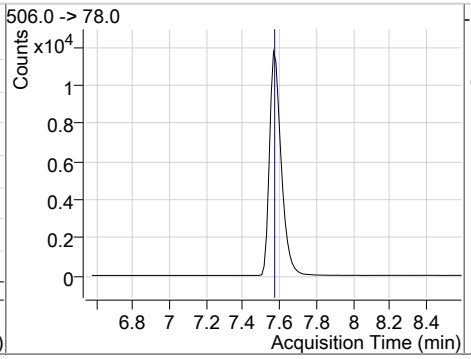

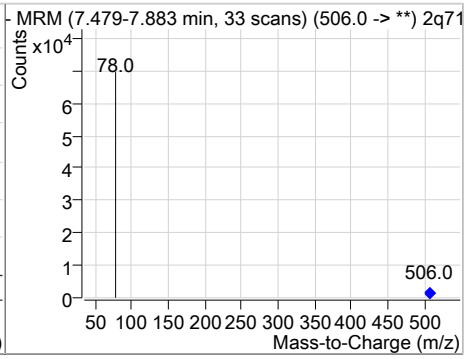

Perfluorinated Compounds by LC/MS/MS

Compound	Conc.	RT	Dev(Min)	Resp.	QIon	QRatio	Min.	Max.
13C8-PFOS	18.28	7.67	0.00	13491				

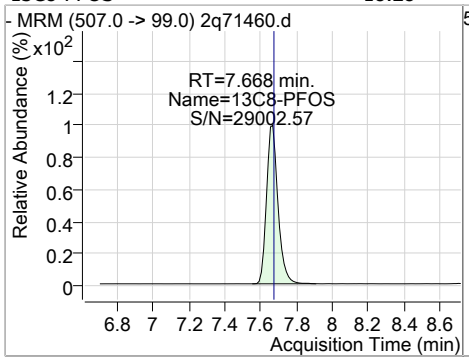

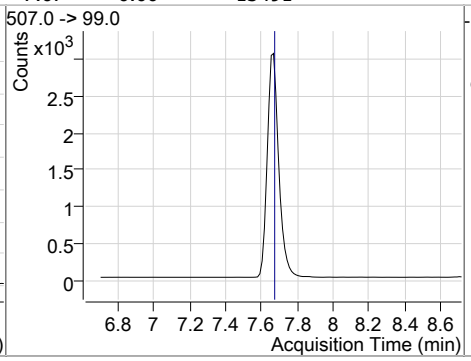

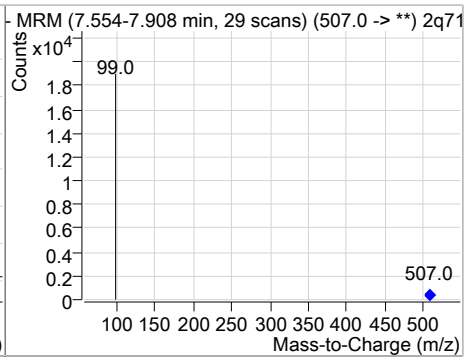

Compound	Conc.	RT	Dev(Min)	Resp.	QIon	QRatio	Min.	Max.
13C9-PFNA	20.40	7.68	-0.01	231525				

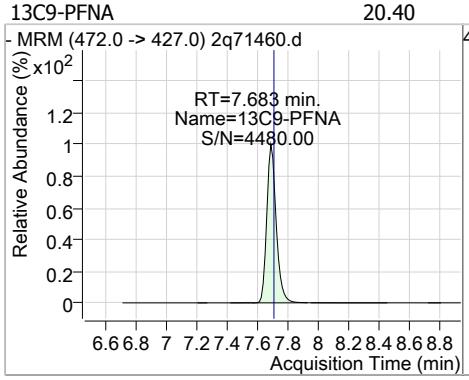

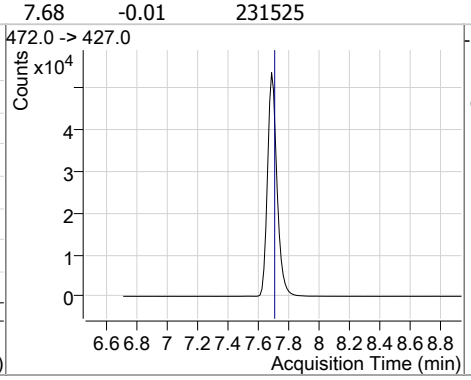

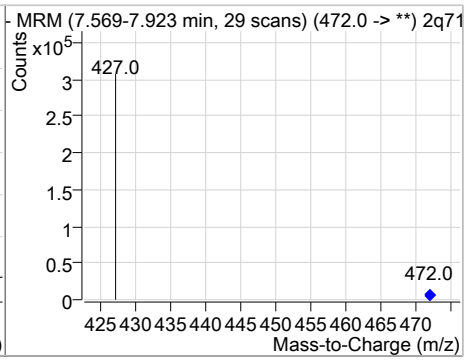

Compound	Conc.	RT	Dev(Min)	Resp.	QIon	QRatio	Min.	Max.
d3-MeFOSA	16.11	7.94	0.00	11958				

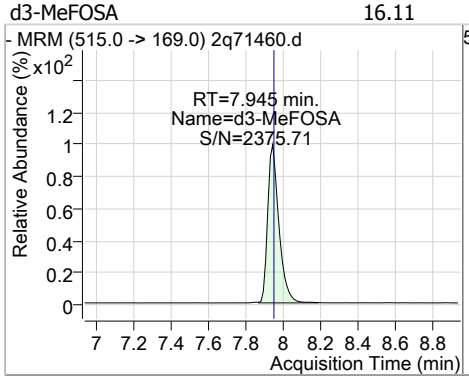

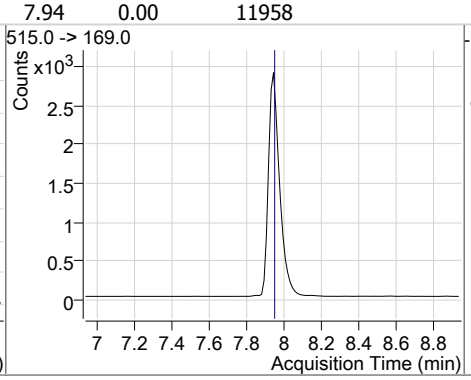

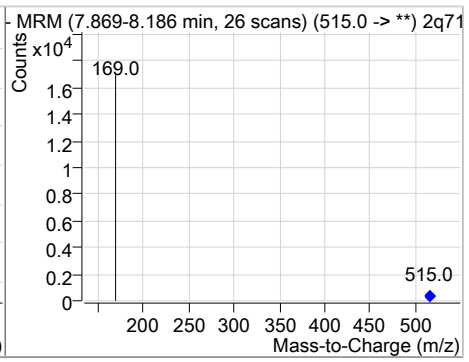

Compound	Conc.	RT	Dev(Min)	Resp.	QIon	QRatio	Min.	Max.
d3-MeFOSAA	18.93	8.00	0.00	71600				

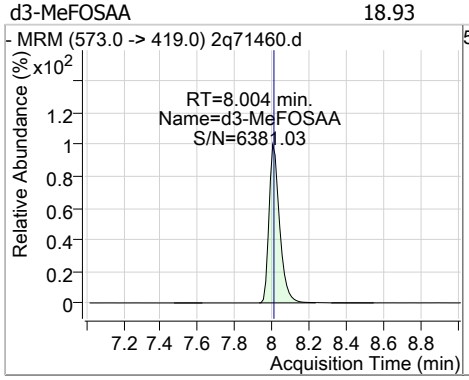

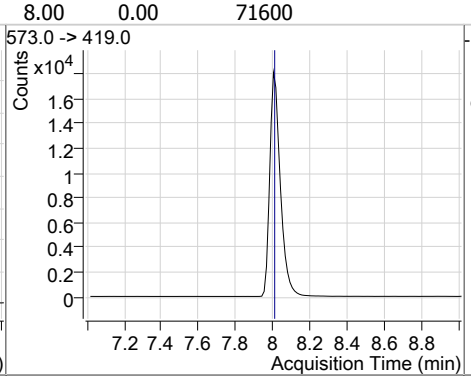

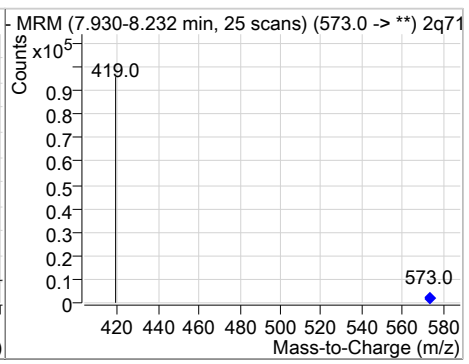

Perfluorinated Compounds by LC/MS/MS

Compound	Conc.	RT	Dev(Min)	Resp.	QIon	QRatio	Min.	Max.
d5-EtFOSAA	19.01	8.13	0.00	61354				

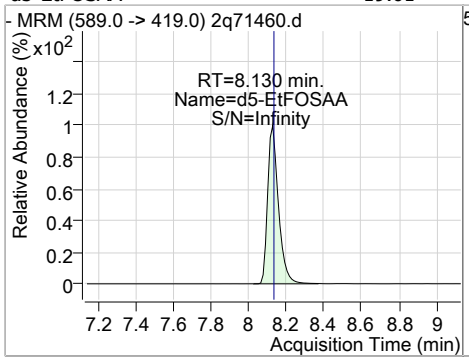

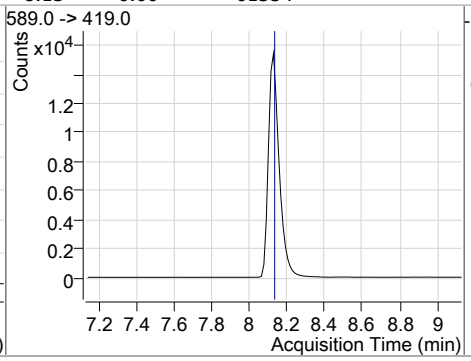

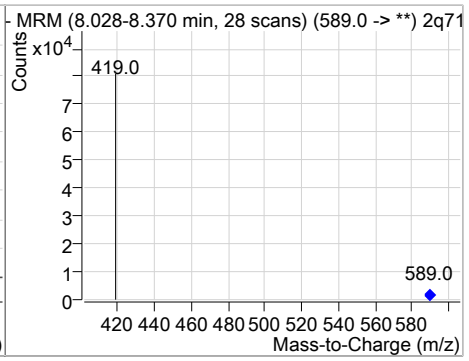

Compound	Conc.	RT	Dev(Min)	Resp.	QIon	QRatio	Min.	Max.
13C6-PFDA	20.62	8.16	0.00	249070				

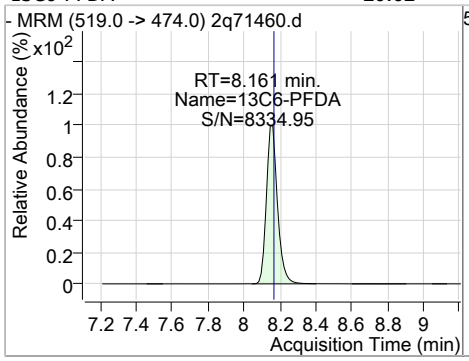

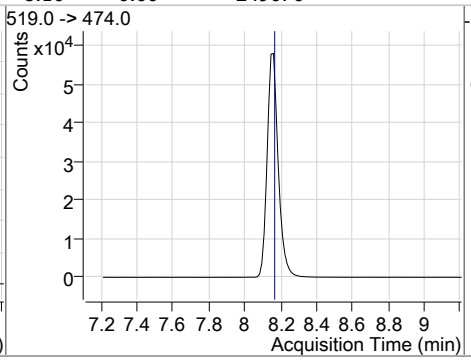

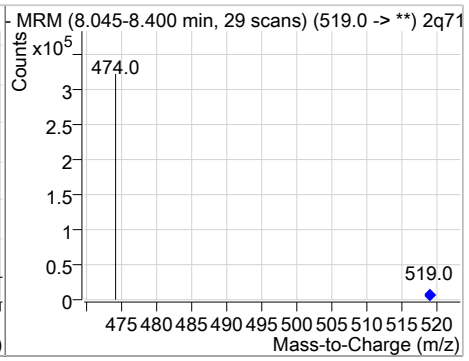

Compound	Conc.	RT	Dev(Min)	Resp.	QIon	QRatio	Min.	Max.
13C2-8:2FTS	19.15	8.19	-0.01	104353				

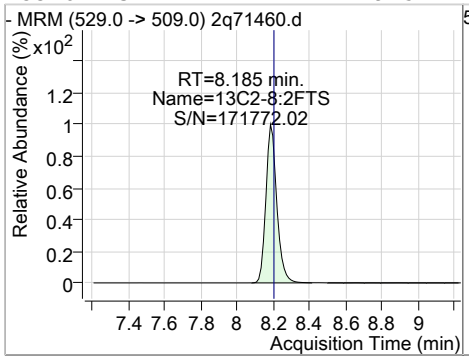

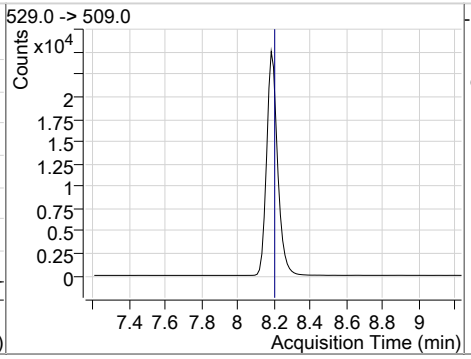

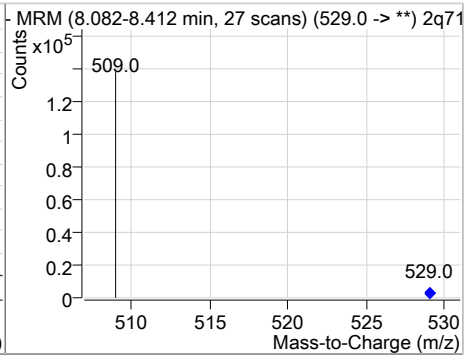

Compound	Conc.	RT	Dev(Min)	Resp.	QIon	QRatio	Min.	Max.
13C7-PFUnDA	20.86	8.57	-0.01	346720				

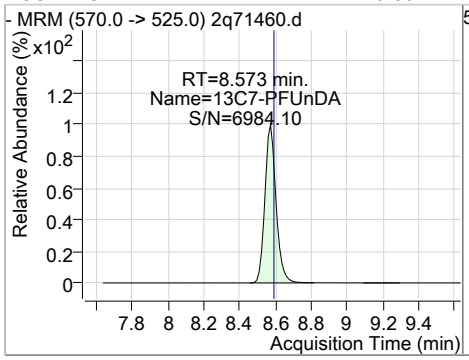

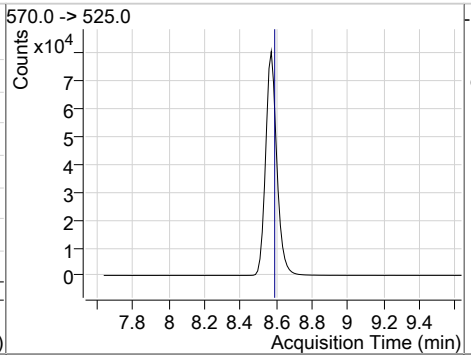

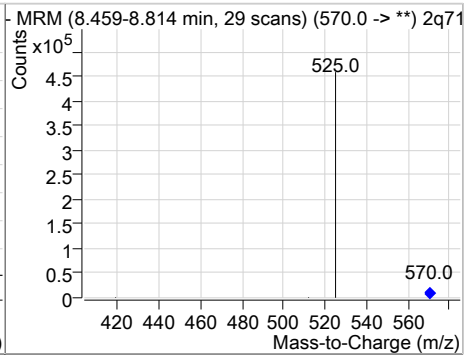

Perfluorinated Compounds by LC/MS/MS

Compound	Conc.	RT	Dev(Min)	Resp.	QIon	QRatio	Min.	Max.
13C2-PFDoDA	20.28	9.02	-0.01	479875				

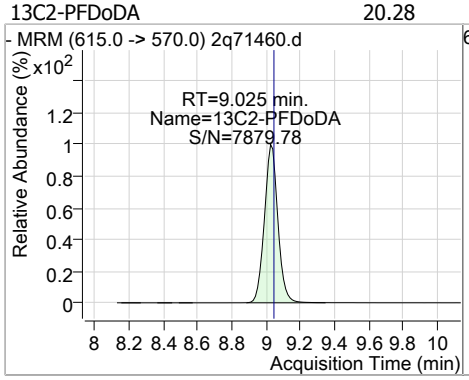

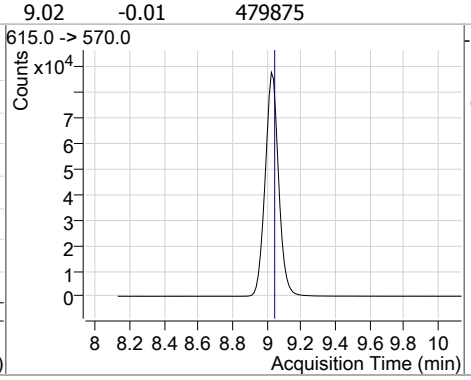

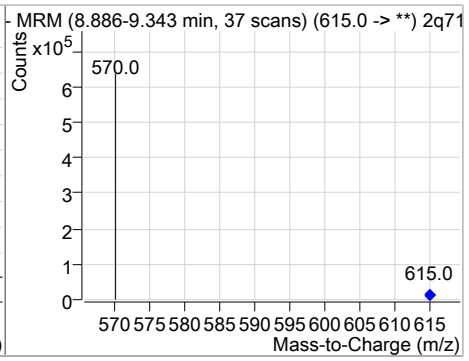

Compound	Conc.	RT	Dev(Min)	Resp.	QIon	QRatio	Min.	Max.
13C2-PFTeDA	20.24	10.18	0.01	462886				

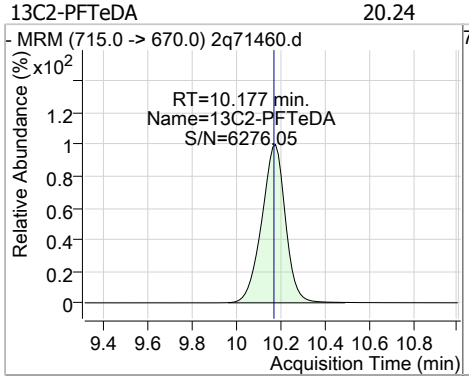

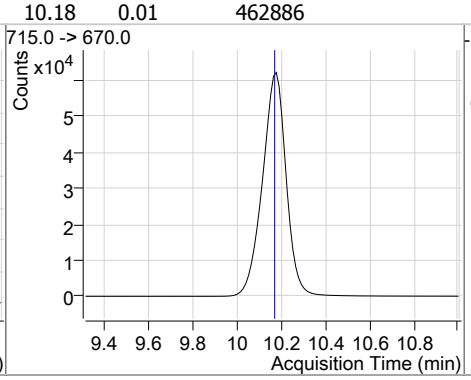

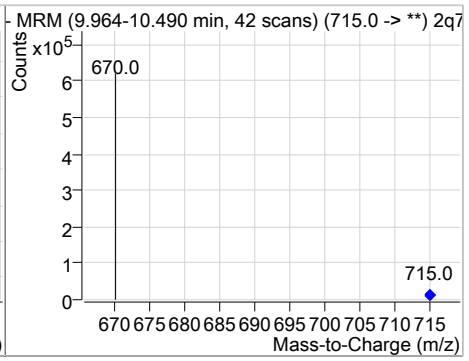

Perfluorinated Compounds by LC/MS/MS

Data File : 2q71461.d
Operator : nancyf
Acq. Method : 537_ID.m
Acq. Date-Time : 7/7/2021 7:01:57 PM
Sample Name : jd27540-3a
Vial : P4-B3
DA Method File : ID_062021_S2Q1012.quantmethod.xml
Batch Name : s2q1025.batch.bin
Sample Information : op86217,S2Q1025,2.05,,,1.0,1,soil

Compound	RT	QIon	Resp.	Conc.	Units	Dev(Min)
Internal Standards						
M5-EtFOSAA	8.130	589.0 -> 419.0	60175	20.00	µg/L	0.000
M4-PFBA	1.964	217.0 -> 172.0	73175	20.00	µg/L	-0.013
M5-PFPeA	3.962	268.0 -> 223.0	66301	20.00	µg/L	-0.025
M5-PFHxA	5.403	318.0 -> 273.0	106555	20.00	µg/L	-0.014
M4-PFHpA	6.370	367.0 -> 322.0	155415	20.00	µg/L	0.000
M8-PFOA	7.101	421.0 -> 376.0	216625	20.00	µg/L	-0.013
M9-PFNA	7.683	472.0 -> 427.0	228180	20.00	µg/L	-0.013
M6-PFDA	8.147	519.0 -> 474.0	241170	20.00	µg/L	-0.014
M7-PFUnDA	8.573	570.0 -> 525.0	339756	20.00	µg/L	-0.013
M2-PFDoDA	9.025	615.0 -> 570.0	472642	20.00	µg/L	-0.013
M2-PFTeDA	10.177	715.0 -> 670.0	459586	20.00	µg/L	0.013
M8-FOSA	7.567	506.0 -> 78.0	47791	20.00	µg/L	0.000
M3-PFBS	4.280	302.0 -> 99.0	7857	20.00	µg/L	-0.025
M3-PFHxS	6.405	402.0 -> 99.0	9070	20.00	µg/L	0.000
M8-PFOS	7.656	507.0 -> 99.0	13380	20.00	µg/L	-0.013
M2-4:2FTS	5.297	329.0 -> 309.0	65821	20.00	µg/L	-0.013
M2-6:2FTS	7.088	429.0 -> 409.0	114480	20.00	µg/L	-0.013
M2-8:2FTS	8.185	529.0 -> 509.0	102654	20.00	µg/L	-0.013
M3-MeFOSAA	8.004	573.0 -> 419.0	70986	20.00	µg/L	0.000
M3-HFPO-DA	5.709	287.0 -> 169.0	5145	20.00	µg/L	-0.013
M3-MeFOSA	7.945	515.0 -> 169.0	12717	20.00	µg/L	0.000
System Monitoring Compounds						
13C2-4:2FTS	5.297	329.0 -> 309.0	65821	18.64	µg/L	-0.013
Spiked Amount: 20.00	Range: 50.0 - 150.0%			Recovery = 93.2%		
13C2-6:2FTS	7.088	429.0 -> 409.0	114480	18.99	µg/L	-0.013
Spiked Amount: 20.00	Range: 50.0 - 150.0%			Recovery = 95.0%		
13C2-8:2FTS	8.185	529.0 -> 509.0	102654	18.84	µg/L	-0.013
Spiked Amount: 20.00	Range: 50.0 - 150.0%			Recovery = 94.2%		
13C2-PFDoDA	9.025	615.0 -> 570.0	472642	19.98	µg/L	-0.013
Spiked Amount: 20.00	Range: 50.0 - 150.0%			Recovery = 99.9%		
13C2-PFTeDA	10.177	715.0 -> 670.0	459586	20.10	µg/L	0.013
Spiked Amount: 20.00	Range: 50.0 - 150.0%			Recovery = 100.5%		
13C3-PFBS	4.280	302.0 -> 99.0	7857	18.60	µg/L	-0.025
Spiked Amount: 20.00	Range: 50.0 - 150.0%			Recovery = 93.0%		
13C3-PFHxS	6.405	402.0 -> 99.0	9070	17.96	µg/L	0.000
Spiked Amount: 20.00	Range: 50.0 - 150.0%			Recovery = 89.8%		
13C4-PFBA	1.964	217.0 -> 172.0	73175	19.24	µg/L	-0.013
Spiked Amount: 20.00	Range: 50.0 - 150.0%			Recovery = 96.2%		
13C4-PFHpA	6.370	367.0 -> 322.0	155415	19.37	µg/L	0.000
Spiked Amount: 20.00	Range: 50.0 - 150.0%			Recovery = 96.8%		
d5-EtFOSAA	8.130	589.0 -> 419.0	60175	18.65	ng/ml	0.000
Spiked Amount: 20.00	Range: 50.0 - 150.0%			Recovery = 93.2%		
13C5-PFHxA	5.403	318.0 -> 273.0	106555	19.50	µg/L	-0.014
Spiked Amount: 20.00	Range: 50.0 - 150.0%			Recovery = 97.5%		
13C5-PFPeA	3.962	268.0 -> 223.0	66301	19.40	µg/L	-0.025

Perfluorinated Compounds by LC/MS/MS

Compound	RT	QIon	Resp.	Conc. Units		Dev(Min)
Spiked Amount: 20.00	Range: 50.0 - 150.0%			Recovery = 97.0%		
13C6-PFDA	8.147	519.0 -> 474.0	241170	19.97 µg/L		-0.014
Spiked Amount: 20.00	Range: 50.0 - 150.0%			Recovery = 99.8%		
13C7-PFUnDA	8.573	570.0 -> 525.0	339756	20.44 µg/L		-0.013
Spiked Amount: 20.00	Range: 50.0 - 150.0%			Recovery = 102.2%		
13C8-FOSA	7.567	506.0 -> 78.0	47791	18.84 µg/L		0.000
Spiked Amount: 20.00	Range: 50.0 - 150.0%			Recovery = 94.2%		
13C8-PFOA	7.101	421.0 -> 376.0	216625	19.98 µg/L		-0.013
Spiked Amount: 20.00	Range: 50.0 - 150.0%			Recovery = 99.9%		
13C8-PFOS	7.656	507.0 -> 99.0	13380	18.13 µg/L		-0.013
Spiked Amount: 20.00	Range: 50.0 - 150.0%			Recovery = 90.7%		
13C9-PFNA	7.683	472.0 -> 427.0	228180	20.11 µg/L		-0.013
Spiked Amount: 20.00	Range: 50.0 - 150.0%			Recovery = 100.5%		
d3-MeFOSAA	8.004	573.0 -> 419.0	70986	18.76 µg/L		0.000
Spiked Amount: 20.00	Range: 50.0 - 150.0%			Recovery = 93.8%		
13C3-HFPO-DA	5.709	287.0 -> 169.0	5145	15.61 µg/L		-0.013
Spiked Amount: 20.00	Range: 50.0 - 150.0%			Recovery = 78.1%		
d3-MeFOSA	7.945	515.0 -> 169.0	12717	17.13 µg/L		0.000
Spiked Amount: 20.00	Range: 50.0 - 150.0%			Recovery = 85.6%		
Target Compounds						**QValue**
4:2FTS	-	327.0 -> 307.0	-	N.D.		
6:2FTS	-	427.0 -> 407.0	-	N.D.		
8:2FTS	-	527.0 -> 507.0	-	N.D.		
EtFOSAA	-	584.0 -> 419.0	-	N.D.		
FOSA	-	498.0 -> 78.0	-	N.D.		
MeFOSAA	9.029	570.0 -> 419.0	0	0.00 µg/L	m	1
PFBA	-	213.0 -> 169.0	-	N.D.		
PFBS	-	299.0 -> 80.0	-	N.D.		
PFDA	8.161	513.0 -> 469.0	1879	0.14 µg/L		89
PFDoDA	-	613.0 -> 569.0	-	N.D.		
PFDS	-	599.0 -> 80.0	-	N.D.		
PFHpA	-	363.0 -> 319.0	-	N.D.		
PFHpS	-	449.0 -> 80.0	-	N.D.		
PFHxA	-	313.0 -> 269.0	-	N.D.		
PFHxS	-	399.0 -> 80.0	-	N.D.		
PFNA	-	463.0 -> 419.0	-	N.D.		
PFNS	-	549.0 -> 80.0	-	N.D.		
PFOA	-	413.0 -> 369.0	-	N.D.		
PFOS	-	499.0 -> 80.0	-	N.D.		
PFPeA	-	263.0 -> 219.0	-	N.D.		
PFPeS	-	349.0 -> 80.0	-	N.D.		
PFTeDA	-	713.0 -> 669.0	-	N.D.		
PFTrDA	-	663.0 -> 619.0	-	N.D.		
PFUnDA	-	563.0 -> 519.0	-	N.D.		
11Cl-PF3OUdS	-	631.0 -> 451.0	-	N.D.		
9Cl-PF3ONS	-	531.0 -> 351.0	-	N.D.		
ADONA	-	377.0 -> 251.0	-	N.D.		
HFPO-DA	-	329.0 -> 169.0	-	N.D.		
MeFOSA	-	512.0 -> 219.0	-	N.D.		

 # = Qualifier out of range, m = manually integrated, + = Area summed

Perfluorinated Compounds by LC/MS/MS

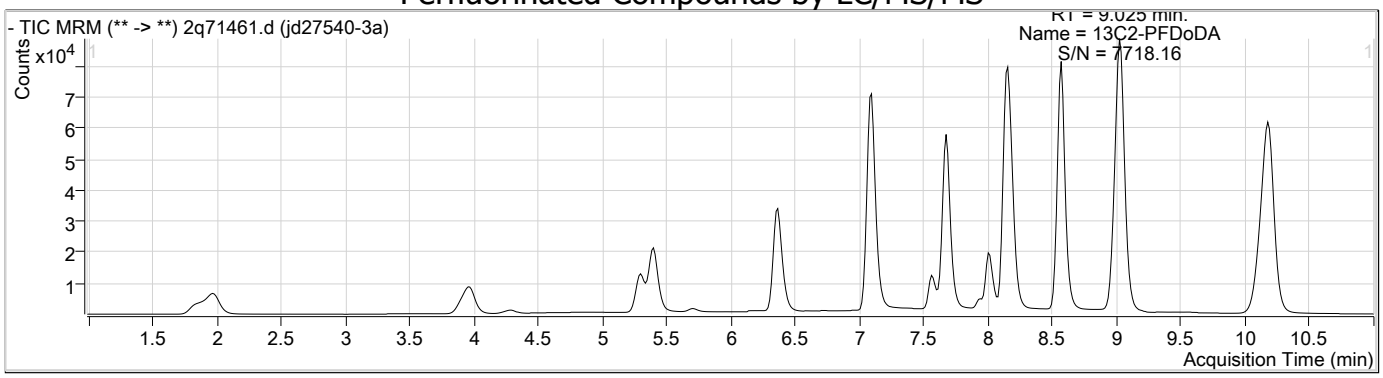

Compound	Conc.	RT	Dev(Min)	Resp.	QIon	QRatio	Min.	Max.
13C4-PFBA	19.24	1.96	-0.01	73175				

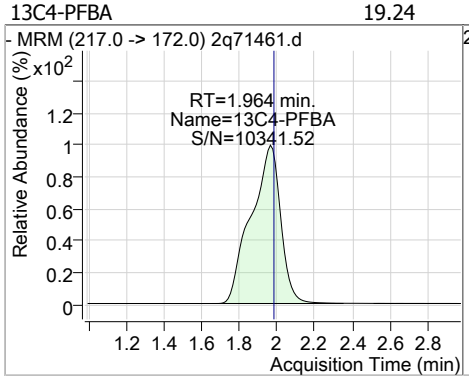

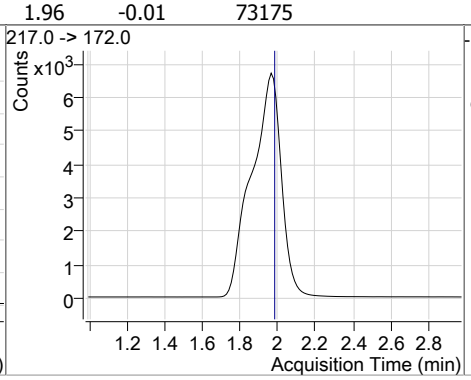

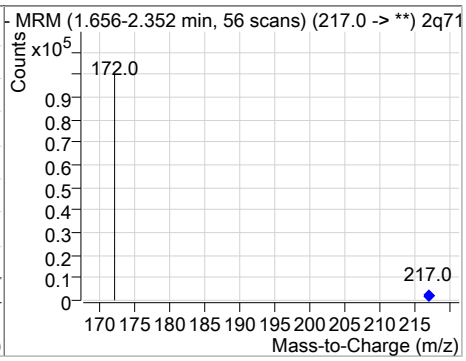

Compound	Conc.	RT	Dev(Min)	Resp.	QIon	QRatio	Min.	Max.
13C5-PFPeA	19.40	3.96	-0.03	66301				

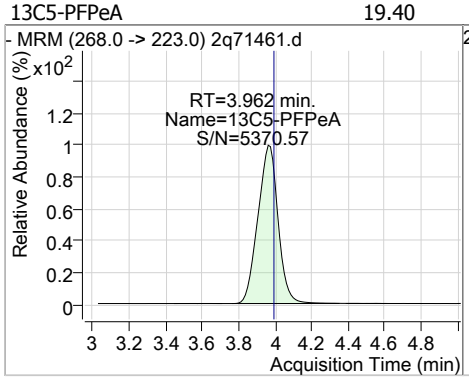

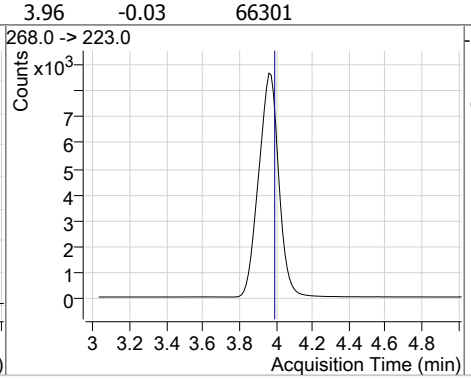

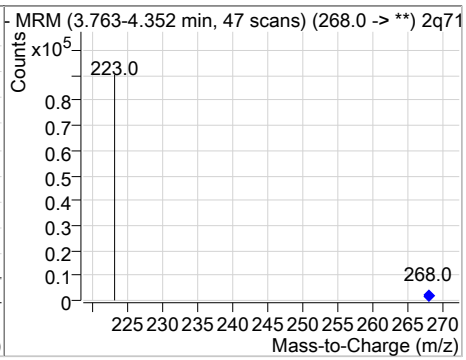

Compound	Conc.	RT	Dev(Min)	Resp.	QIon	QRatio	Min.	Max.
13C3-PFBS	18.60	4.28	-0.03	7857				

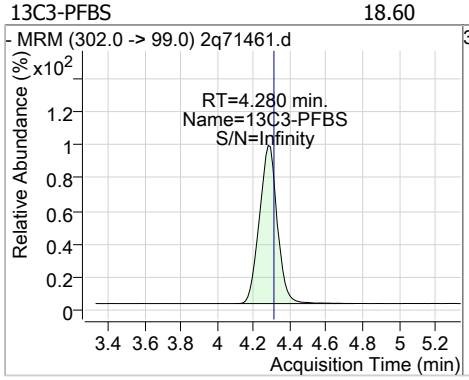

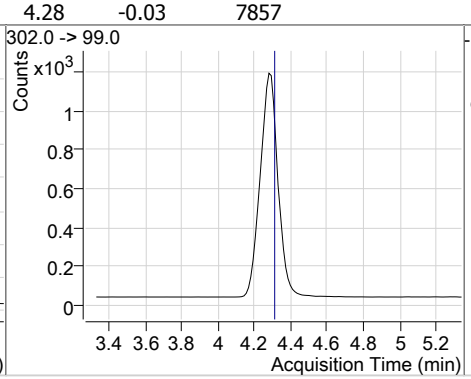

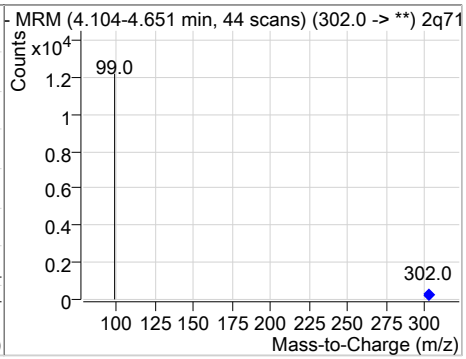

Perfluorinated Compounds by LC/MS/MS

Compound	Conc.	RT	Dev(Min)	Resp.	QIon	QRatio	Min.	Max.
13C2-4:2FTS	18.64	5.30	-0.01	65821				

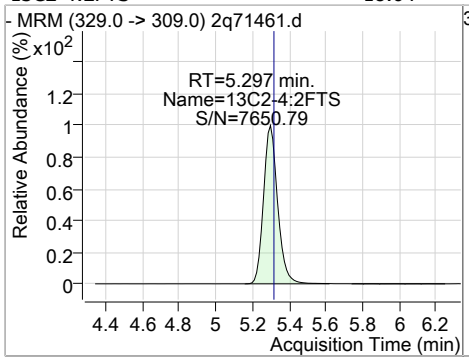

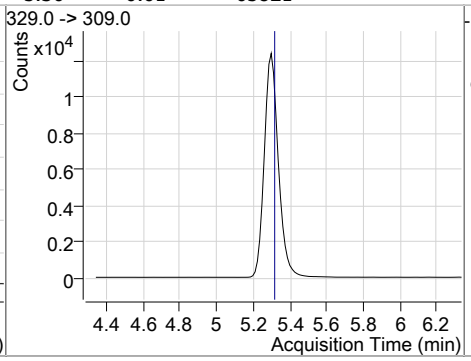

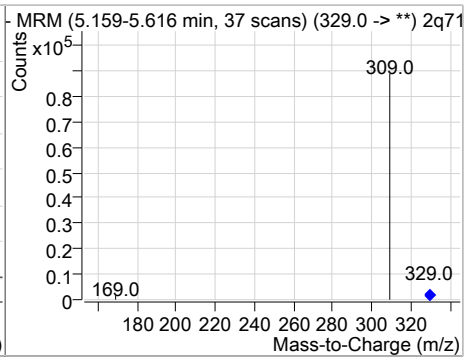

Compound	Conc.	RT	Dev(Min)	Resp.	QIon	QRatio	Min.	Max.
13C5-PFHxA	19.50	5.40	-0.01	106555				

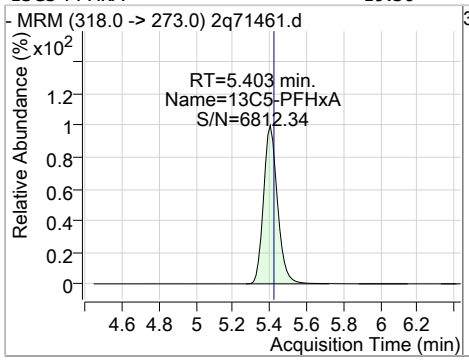

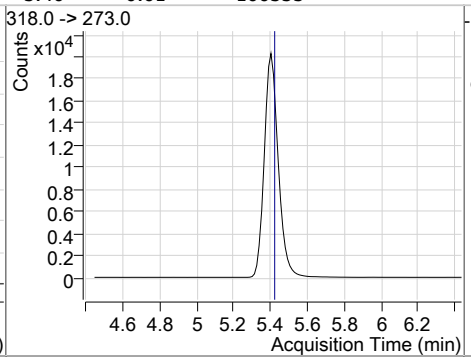

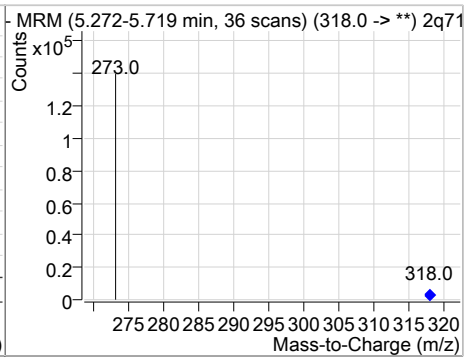

Compound	Conc.	RT	Dev(Min)	Resp.	QIon	QRatio	Min.	Max.
13C3-HFPO-DA	15.61	5.71	-0.01	5145				

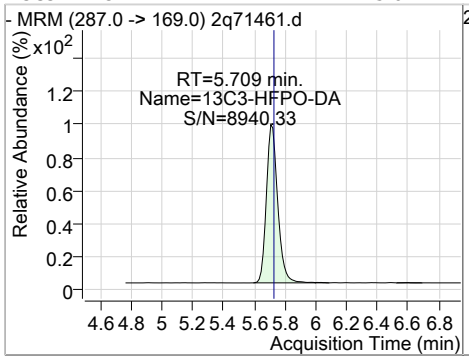

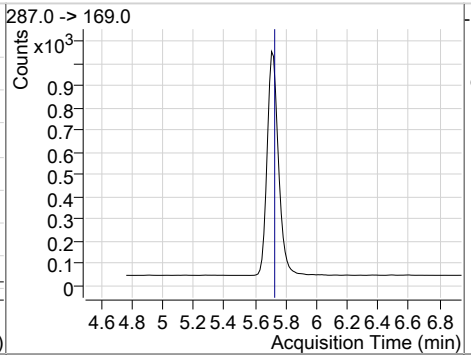

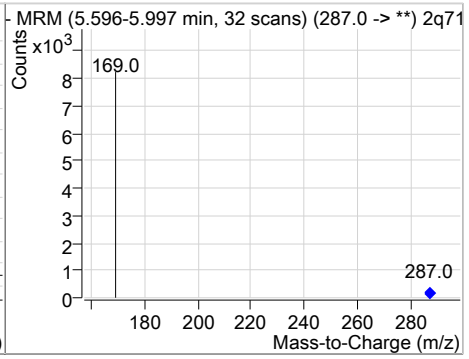

Compound	Conc.	RT	Dev(Min)	Resp.	QIon	QRatio	Min.	Max.
13C4-PFHpA	19.37	6.37	0.00	155415				

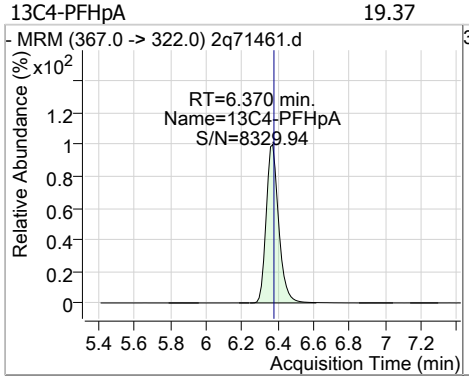

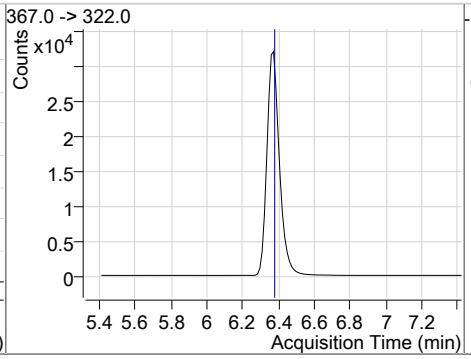

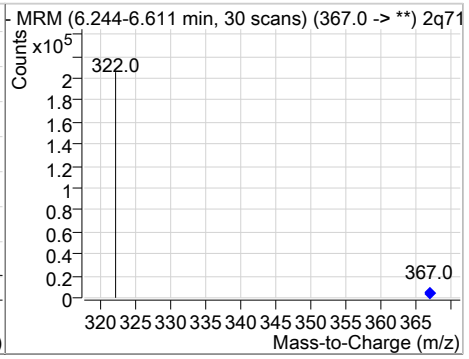

Perfluorinated Compounds by LC/MS/MS

Compound	Conc.	RT	Dev(Min)	Resp.	QIon	QRatio	Min.	Max.
13C3-PFHxS	17.96	6.41	0.00	9070				

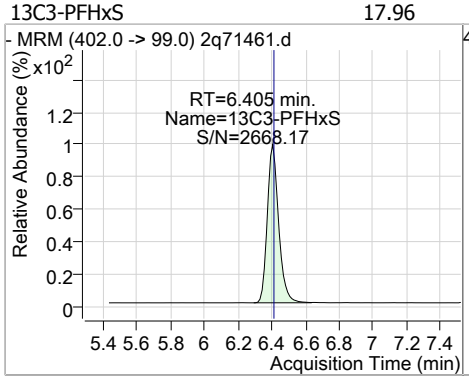

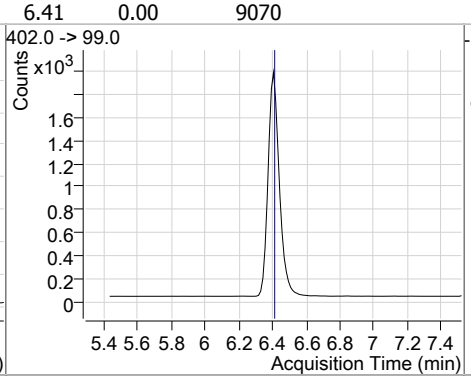

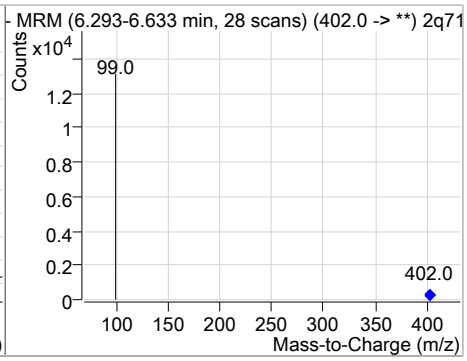

Compound	Conc.	RT	Dev(Min)	Resp.	QIon	QRatio	Min.	Max.
13C2-6:2FTS	18.99	7.09	-0.01	114480				

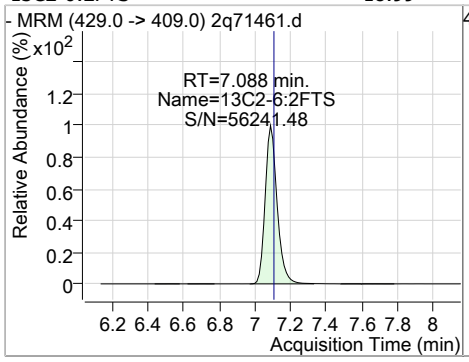

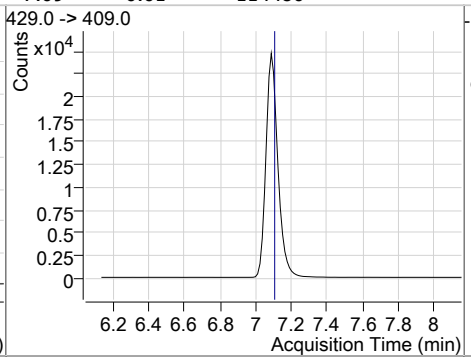

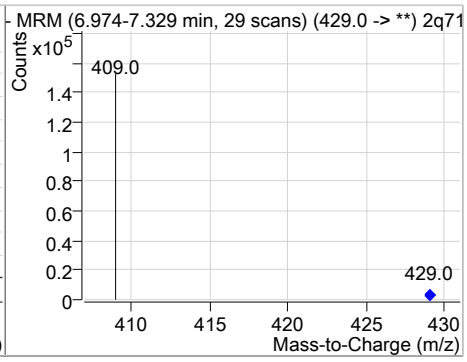

Compound	Conc.	RT	Dev(Min)	Resp.	QIon	QRatio	Min.	Max.
13C8-PFOA	19.98	7.10	-0.01	216625				

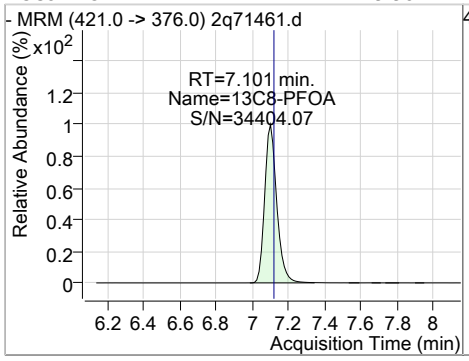

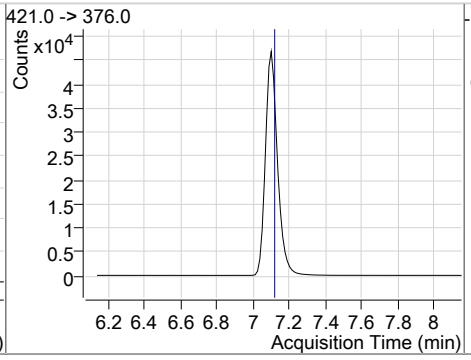

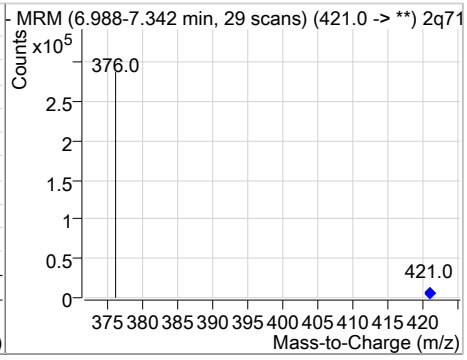

Compound	Conc.	RT	Dev(Min)	Resp.	QIon	QRatio	Min.	Max.
13C8-FOSA	18.84	7.57	0.00	47791				

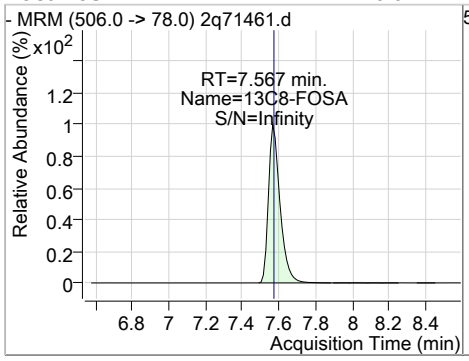

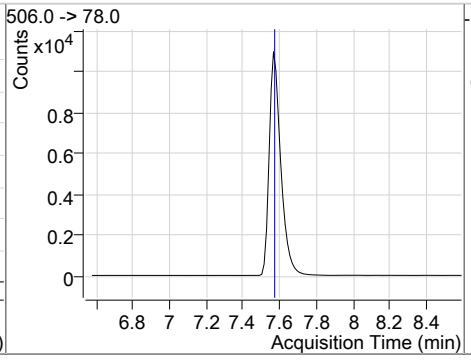

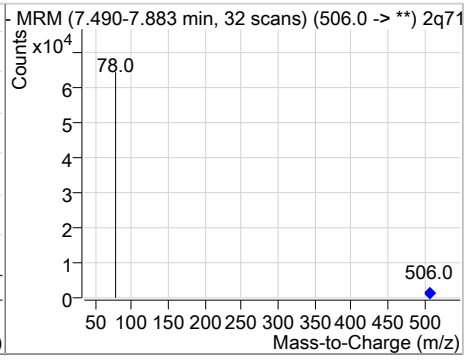

Perfluorinated Compounds by LC/MS/MS

Compound	Conc.	RT	Dev(Min)	Resp.	QIon	QRatio	Min.	Max.
13C8-PFOS	18.13	7.66	-0.01	13380				

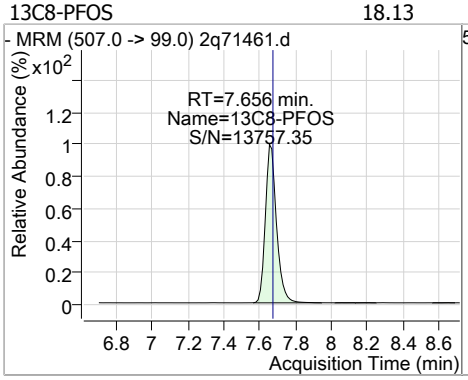

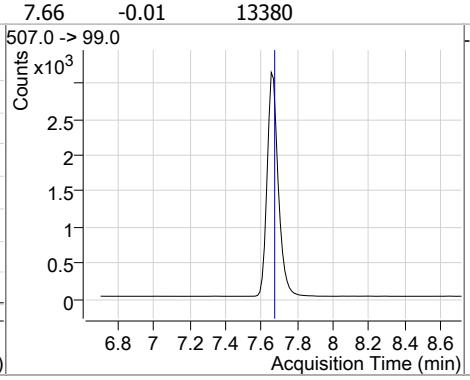

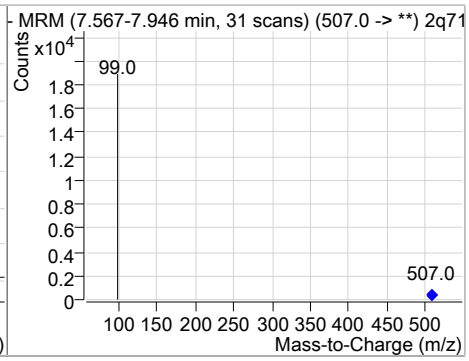

Compound	Conc.	RT	Dev(Min)	Resp.	QIon	QRatio	Min.	Max.
13C9-PFNA	20.11	7.68	-0.01	228180				

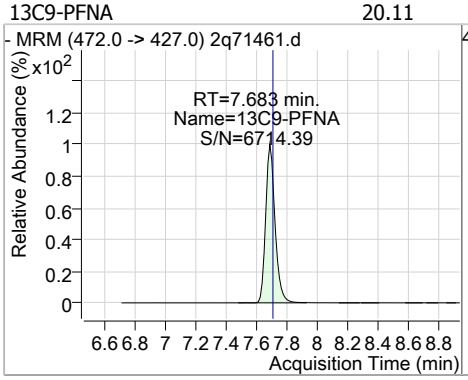

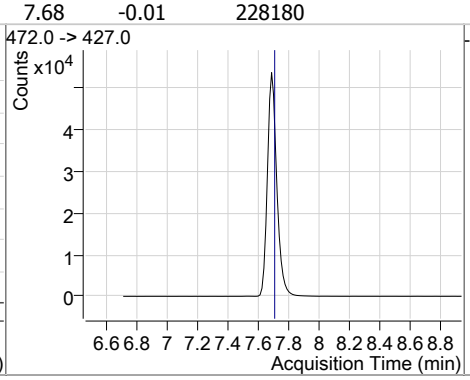

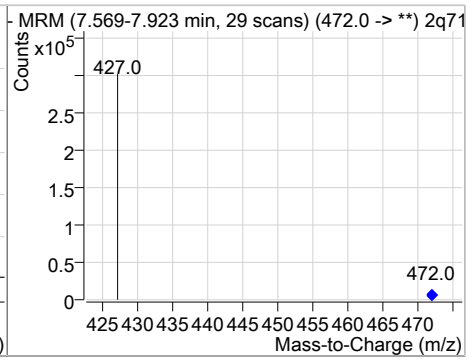

Compound	Conc.	RT	Dev(Min)	Resp.	QIon	QRatio	Min.	Max.
d3-MeFOSA	17.13	7.94	0.00	12717				

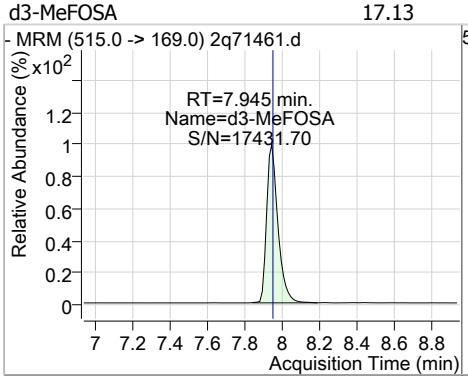

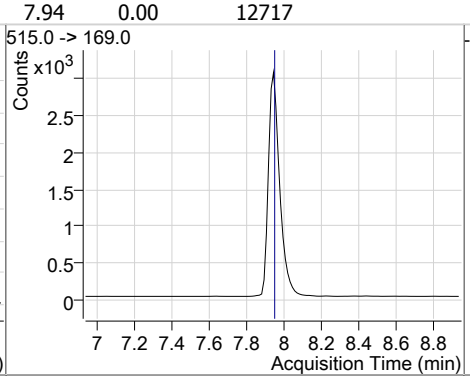

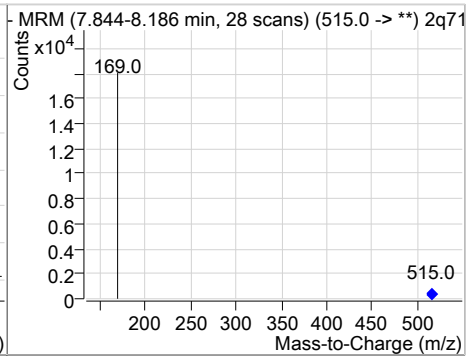

Compound	Conc.	RT	Dev(Min)	Resp.	QIon	QRatio	Min.	Max.
d3-MeFOSAA	18.76	8.00	0.00	70986				

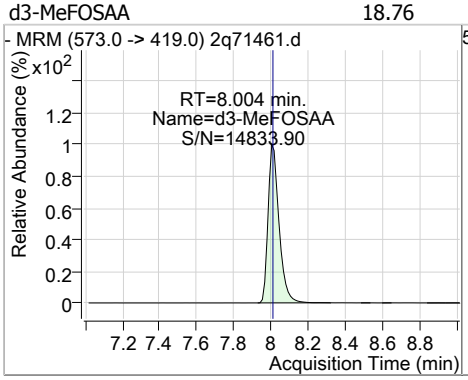

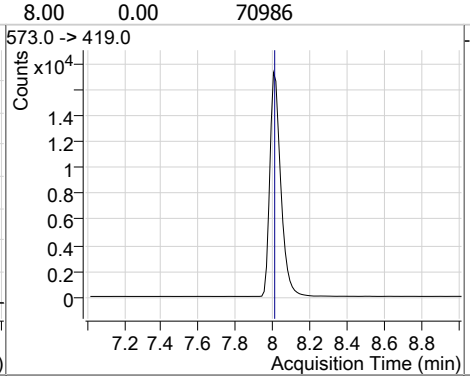

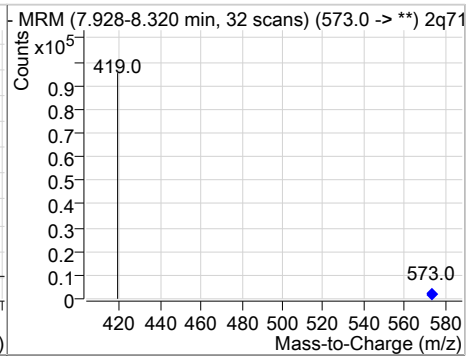

Perfluorinated Compounds by LC/MS/MS

Compound	Conc.	RT	Dev(Min)	Resp.	QIon	QRatio	Min.	Max.
d5-EtFOSAA	18.65	8.13	0.00	60175				

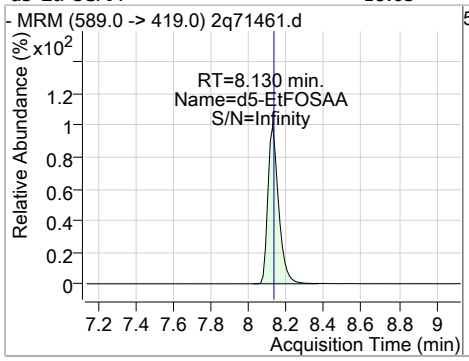

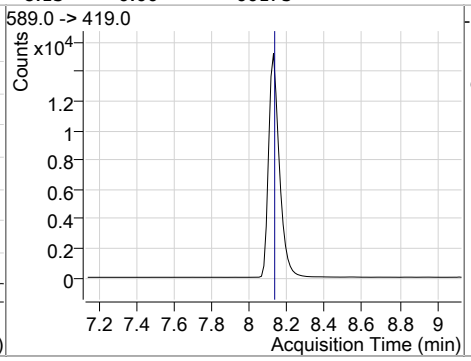

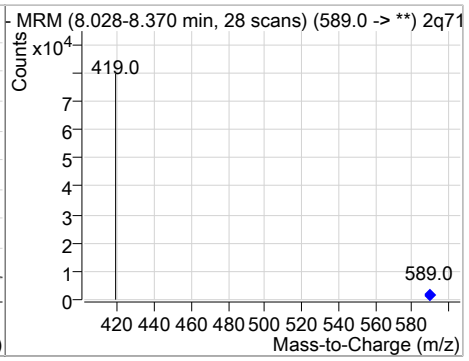

Compound	Conc.	RT	Dev(Min)	Resp.	QIon	QRatio	Min.	Max.
13C6-PFDA	19.97	8.15	-0.01	241170				

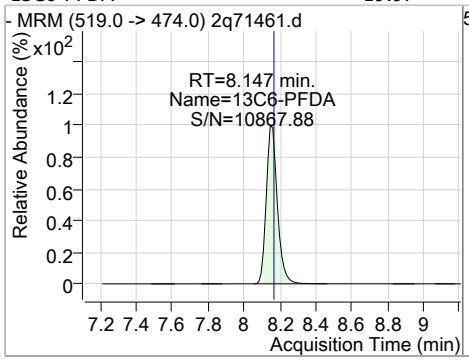

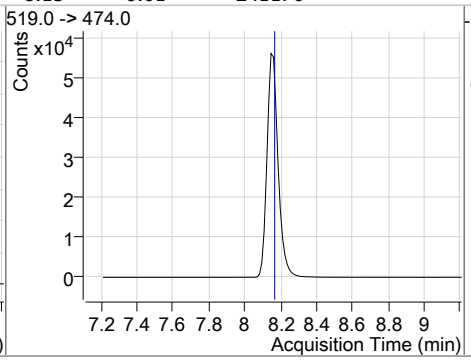

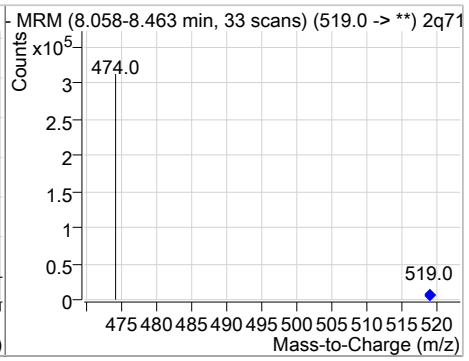

Compound	Conc.	RT	Dev(Min)	Resp.	QIon	QRatio	Min.	Max.
13C2-8:2FTS	18.84	8.19	-0.01	102654				

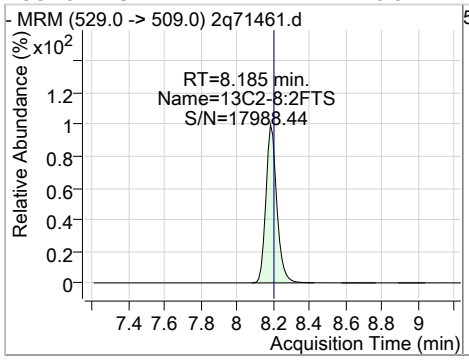

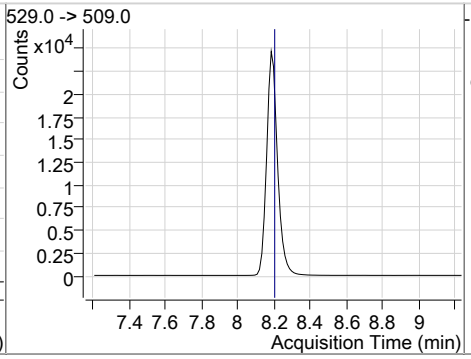

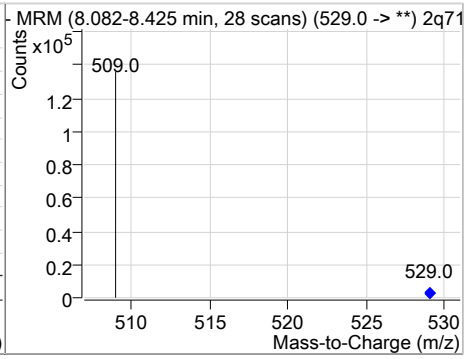

Compound	Conc.	RT	Dev(Min)	Resp.	QIon	QRatio	Min.	Max.
13C7-PFUnDA	20.44	8.57	-0.01	339756				

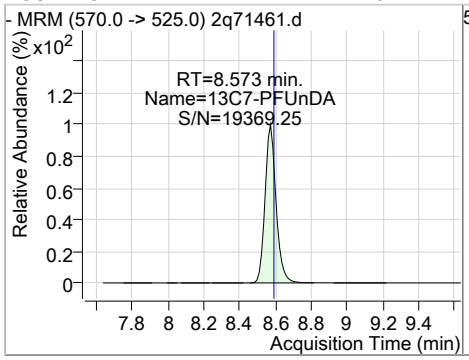

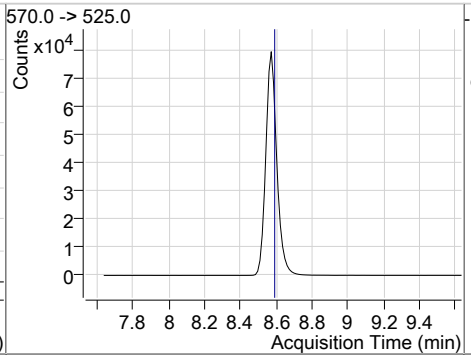

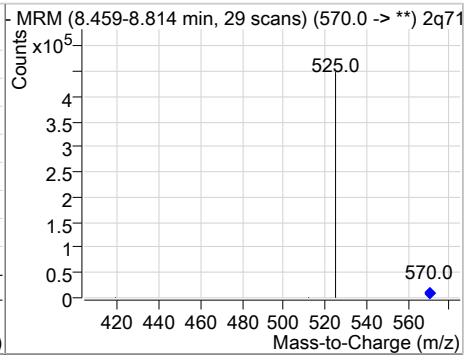

Perfluorinated Compounds by LC/MS/MS

Compound	Conc.	RT	Dev(Min)	Resp.	QIon	QRatio	Min.	Max.
13C2-PFDoDA	19.98	9.02	-0.01	472642				

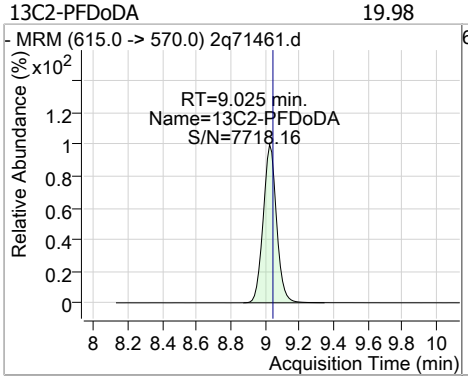

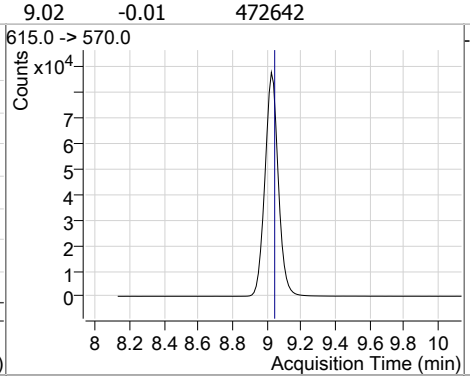

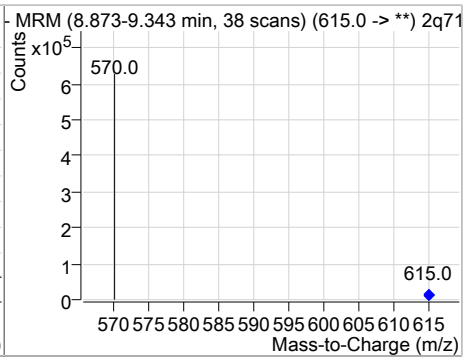

Compound	Conc.	RT	Dev(Min)	Resp.	QIon	QRatio	Min.	Max.
13C2-PFTeDA	20.10	10.18	0.01	459586				

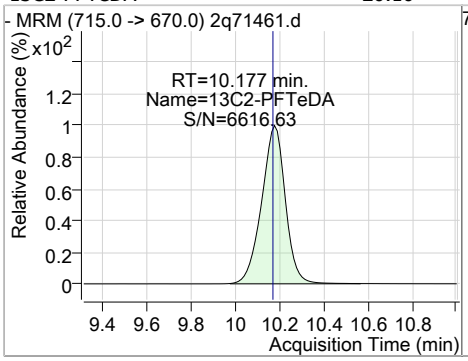

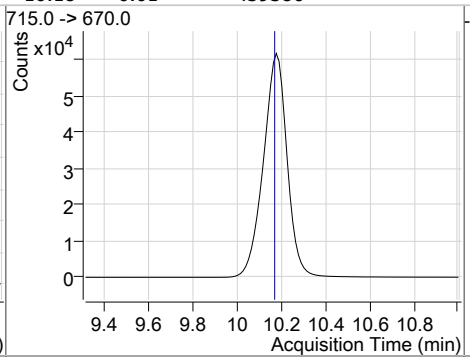

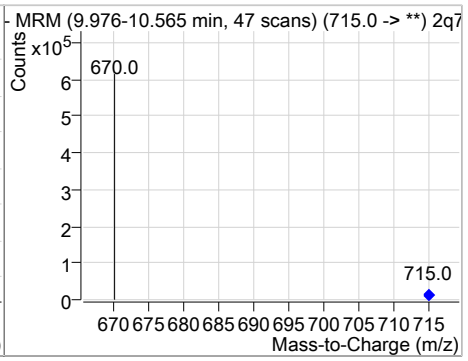

Perfluorinated Compounds by LC/MS/MS

Data File : 2q71462.d
Operator : nancyf
Acq. Method : 537_ID.m
Acq. Date-Time : 7/7/2021 7:18:28 PM
Sample Name : jd27540-13a
Vial : P4-B4
DA Method File : ID_062021_S2Q1012.quantmethod.xml
Batch Name : s2q1025.batch.bin
Sample Information : op86217,S2Q1025,2.10,,,1.0,1,soil

Compound	RT	QIon	Resp.	Conc.	Units	Dev(Min)
Internal Standards						
M5-EtFOSAA	8.130	589.0 -> 419.0	86433	20.00	µg/L	0.000
M4-PFBA	1.964	217.0 -> 172.0	79072	20.00	µg/L	-0.013
M5-PFPeA	3.962	268.0 -> 223.0	71598	20.00	µg/L	-0.025
M5-PFHxA	5.403	318.0 -> 273.0	114180	20.00	µg/L	-0.014
M4-PFHpA	6.358	367.0 -> 322.0	168433	20.00	µg/L	-0.013
M8-PFOA	7.101	421.0 -> 376.0	231874	20.00	µg/L	-0.013
M9-PFNA	7.683	472.0 -> 427.0	243101	20.00	µg/L	-0.013
M6-PFDA	8.147	519.0 -> 474.0	255377	20.00	µg/L	-0.014
M7-PFUnDA	8.573	570.0 -> 525.0	330673	20.00	µg/L	-0.013
M2-PFDoDA	9.025	615.0 -> 570.0	389454	20.00	µg/L	-0.013
M2-PFTeDA	10.164	715.0 -> 670.0	386398	20.00	µg/L	0.000
M8-FOSA	7.567	506.0 -> 78.0	43834	20.00	µg/L	0.000
M3-PFBS	4.280	302.0 -> 99.0	8375	20.00	µg/L	-0.025
M3-PFHxS	6.405	402.0 -> 99.0	9851	20.00	µg/L	0.000
M8-PFOS	7.656	507.0 -> 99.0	14072	20.00	µg/L	-0.013
M2-4:2FTS	5.297	329.0 -> 309.0	71245	20.00	µg/L	-0.013
M2-6:2FTS	7.088	429.0 -> 409.0	121943	20.00	µg/L	-0.013
M2-8:2FTS	8.185	529.0 -> 509.0	128239	20.00	µg/L	-0.013
M3-MeFOSAA	8.004	573.0 -> 419.0	104961	20.00	µg/L	0.000
M3-HFPO-DA	5.709	287.0 -> 169.0	5506	20.00	µg/L	-0.013
M3-MeFOSA	7.945	515.0 -> 169.0	10026	20.00	µg/L	0.000
System Monitoring Compounds						
13C2-4:2FTS	5.297	329.0 -> 309.0	71245	20.18	µg/L	-0.013
Spiked Amount: 20.00	Range: 50.0 - 150.0%			Recovery = 100.9%		
13C2-6:2FTS	7.088	429.0 -> 409.0	121943	20.23	µg/L	-0.013
Spiked Amount: 20.00	Range: 50.0 - 150.0%			Recovery = 101.1%		
13C2-8:2FTS	8.185	529.0 -> 509.0	128239	23.53	µg/L	-0.013
Spiked Amount: 20.00	Range: 50.0 - 150.0%			Recovery = 117.7%		
13C2-PFDoDA	9.025	615.0 -> 570.0	389454	16.46	µg/L	-0.013
Spiked Amount: 20.00	Range: 50.0 - 150.0%			Recovery = 82.3%		
13C2-PFTeDA	10.164	715.0 -> 670.0	386398	16.90	µg/L	0.000
Spiked Amount: 20.00	Range: 50.0 - 150.0%			Recovery = 84.5%		
13C3-PFBS	4.280	302.0 -> 99.0	8375	19.83	µg/L	-0.025
Spiked Amount: 20.00	Range: 50.0 - 150.0%			Recovery = 99.1%		
13C3-PFHxS	6.405	402.0 -> 99.0	9851	19.51	µg/L	0.000
Spiked Amount: 20.00	Range: 50.0 - 150.0%			Recovery = 97.6%		
13C4-PFBA	1.964	217.0 -> 172.0	79072	20.79	µg/L	-0.013
Spiked Amount: 20.00	Range: 50.0 - 150.0%			Recovery = 104.0%		
13C4-PFHpA	6.358	367.0 -> 322.0	168433	20.99	µg/L	-0.013
Spiked Amount: 20.00	Range: 50.0 - 150.0%			Recovery = 105.0%		
d5-EtFOSAA	8.130	589.0 -> 419.0	86433	26.78	ng/ml	0.000
Spiked Amount: 20.00	Range: 50.0 - 150.0%			Recovery = 133.9%		
13C5-PFHxA	5.403	318.0 -> 273.0	114180	20.89	µg/L	-0.014
Spiked Amount: 20.00	Range: 50.0 - 150.0%			Recovery = 104.5%		
13C5-PFPeA	3.962	268.0 -> 223.0	71598	20.95	µg/L	-0.025

Perfluorinated Compounds by LC/MS/MS

Compound	RT	QIon	Resp.	Conc. Units	Dev(Min)
Spiked Amount: 20.00	Range: 50.0 - 150.0%			Recovery = 104.8%	
13C6-PFDA	8.147	519.0 -> 474.0	255377	21.15 µg/L	-0.014
Spiked Amount: 20.00	Range: 50.0 - 150.0%			Recovery = 105.7%	
13C7-PFUnDA	8.573	570.0 -> 525.0	330673	19.89 µg/L	-0.013
Spiked Amount: 20.00	Range: 50.0 - 150.0%			Recovery = 99.5%	
13C8-FOSA	7.567	506.0 -> 78.0	43834	17.28 µg/L	0.000
Spiked Amount: 20.00	Range: 50.0 - 150.0%			Recovery = 86.4%	
13C8-PFOA	7.101	421.0 -> 376.0	231874	21.38 µg/L	-0.013
Spiked Amount: 20.00	Range: 50.0 - 150.0%			Recovery = 106.9%	
13C8-PFOS	7.656	507.0 -> 99.0	14072	19.07 µg/L	-0.013
Spiked Amount: 20.00	Range: 50.0 - 150.0%			Recovery = 95.4%	
13C9-PFNA	7.683	472.0 -> 427.0	243101	21.42 µg/L	-0.013
Spiked Amount: 20.00	Range: 50.0 - 150.0%			Recovery = 107.1%	
d3-MeFOSAA	8.004	573.0 -> 419.0	104961	27.74 µg/L	0.000
Spiked Amount: 20.00	Range: 50.0 - 150.0%			Recovery = 138.7%	
13C3-HFPO-DA	5.709	287.0 -> 169.0	5506	16.71 µg/L	-0.013
Spiked Amount: 20.00	Range: 50.0 - 150.0%			Recovery = 83.6%	
d3-MeFOSA	7.945	515.0 -> 169.0	10026	13.50 µg/L	0.000
Spiked Amount: 20.00	Range: 50.0 - 150.0%			Recovery = 67.5%	
Target Compounds					**QValue**
4:2FTS	-	327.0 -> 307.0	-	N.D.	
6:2FTS	-	427.0 -> 407.0	-	N.D.	
8:2FTS	-	527.0 -> 507.0	-	N.D.	
EtFOSAA	-	584.0 -> 419.0	-	N.D.	
FOSA	-	498.0 -> 78.0	-	N.D.	
MeFOSAA	-	570.0 -> 419.0	-	N.D.	
PFBA	-	213.0 -> 169.0	-	N.D.	
PFBS	-	299.0 -> 80.0	-	N.D.	
PFDA	-	513.0 -> 469.0	-	N.D.	
PFDoDA	-	613.0 -> 569.0	-	N.D.	
PFDS	-	599.0 -> 80.0	-	N.D.	
PFHpA	-	363.0 -> 319.0	-	N.D.	
PFHpS	-	449.0 -> 80.0	-	N.D.	
PFHxA	-	313.0 -> 269.0	-	N.D.	
PFHxS	-	399.0 -> 80.0	-	N.D.	
PFNA	-	463.0 -> 419.0	-	N.D.	
PFNS	-	549.0 -> 80.0	-	N.D.	
PFOA	-	413.0 -> 369.0	-	N.D.	
PFOS	-	499.0 -> 80.0	-	N.D.	
PFPeA	-	263.0 -> 219.0	-	N.D.	
PFPeS	-	349.0 -> 80.0	-	N.D.	
PFTeDA	-	713.0 -> 669.0	-	N.D.	
PFTrDA	-	663.0 -> 619.0	-	N.D.	
PFUnDA	-	563.0 -> 519.0	-	N.D.	
11Cl-PF3OUdS	-	631.0 -> 451.0	-	N.D.	
9Cl-PF3ONS	-	531.0 -> 351.0	-	N.D.	
ADONA	-	377.0 -> 251.0	-	N.D.	
HFPO-DA	-	329.0 -> 169.0	-	N.D.	
MeFOSA	-	512.0 -> 219.0	-	N.D.	

 # = Qualifier out of range, m = manually integrated, + = Area summed

Perfluorinated Compounds by LC/MS/MS

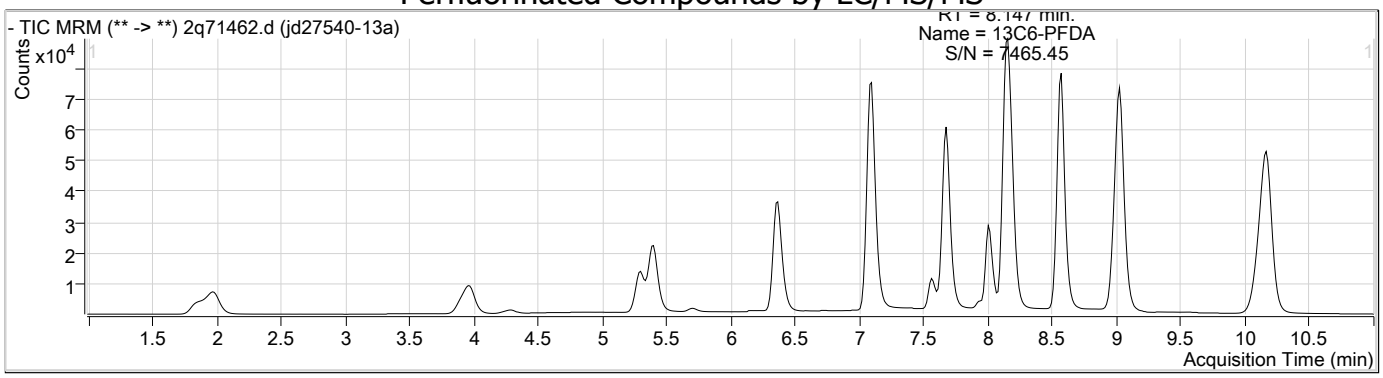

Compound	Conc.	RT	Dev(Min)	Resp.	QIon	QRatio	Min.	Max.
13C4-PFBA	20.79	1.96	-0.01	79072				

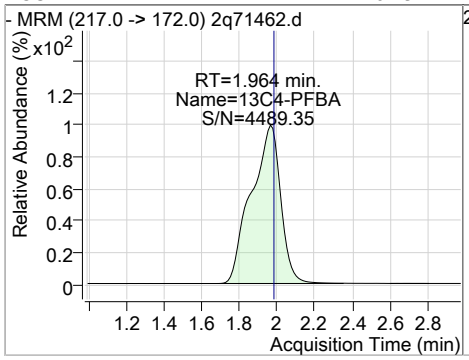

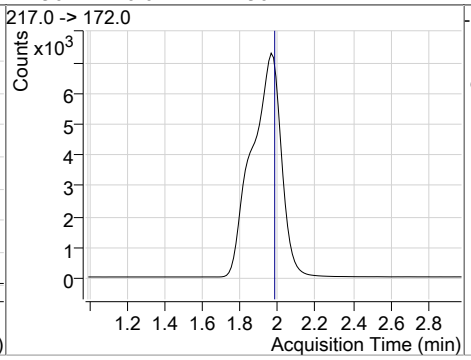

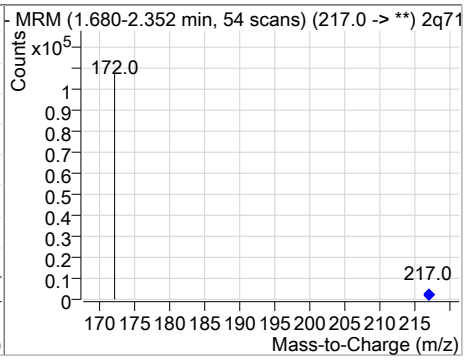

Compound	Conc.	RT	Dev(Min)	Resp.	QIon	QRatio	Min.	Max.
13C5-PFPeA	20.95	3.96	-0.03	71598				

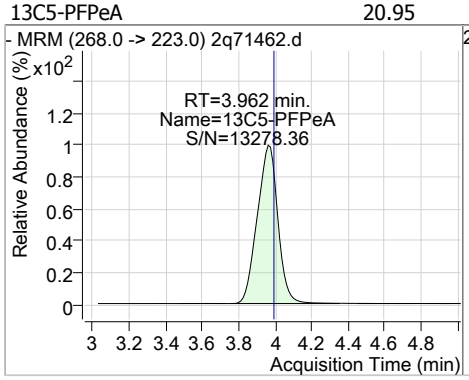

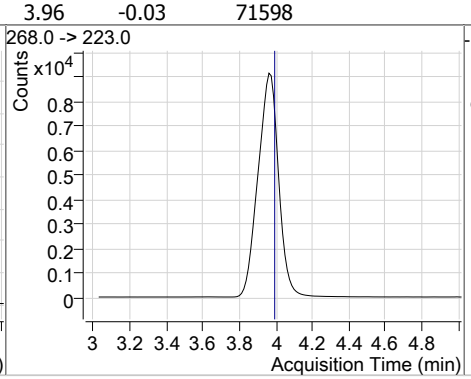

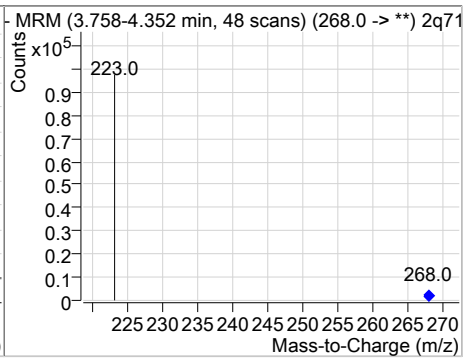

Compound	Conc.	RT	Dev(Min)	Resp.	QIon	QRatio	Min.	Max.
13C3-PFBS	19.83	4.28	-0.03	8375				

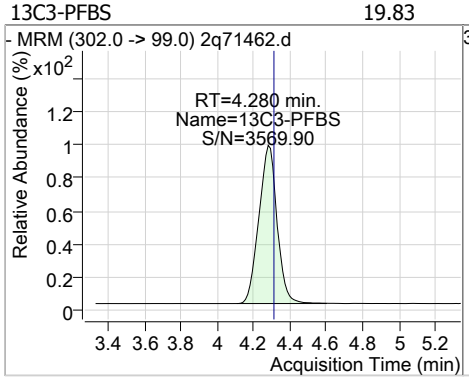

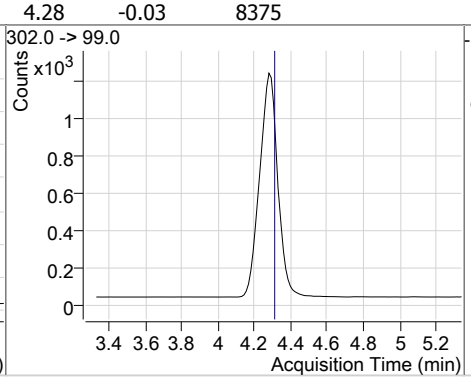

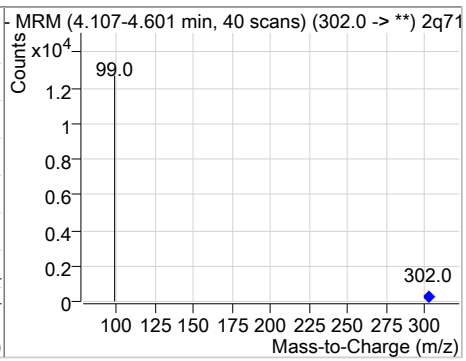

Perfluorinated Compounds by LC/MS/MS

Compound	Conc.	RT	Dev(Min)	Resp.	QIon	QRatio	Min.	Max.
13C2-4:2FTS	20.18	5.30	-0.01	71245				

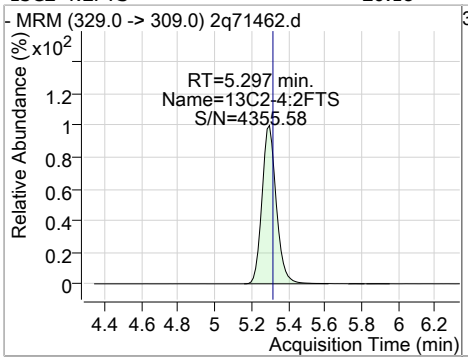

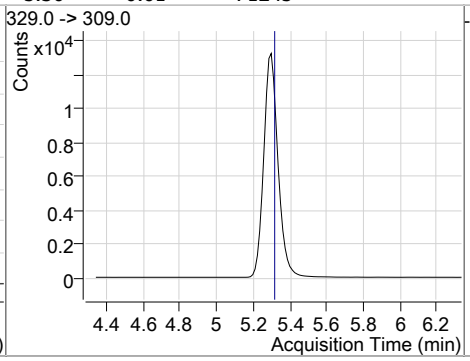

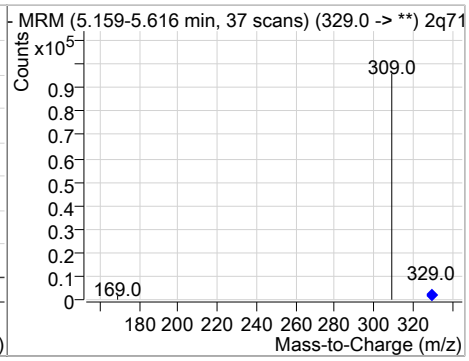

Compound	Conc.	RT	Dev(Min)	Resp.	QIon	QRatio	Min.	Max.
13C5-PFHxA	20.89	5.40	-0.01	114180				

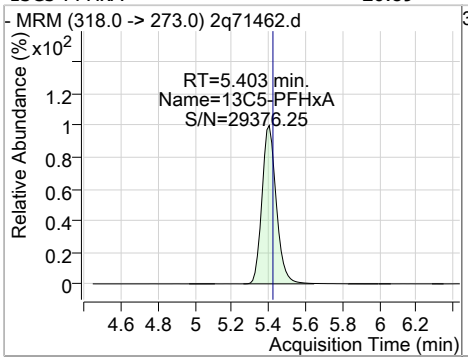

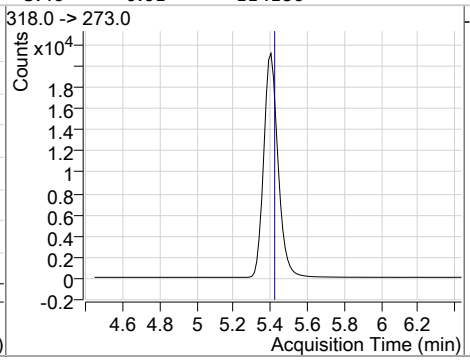

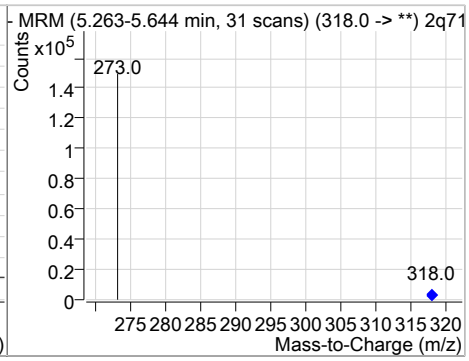

Compound	Conc.	RT	Dev(Min)	Resp.	QIon	QRatio	Min.	Max.
13C3-HFPO-DA	16.71	5.71	-0.01	5506				

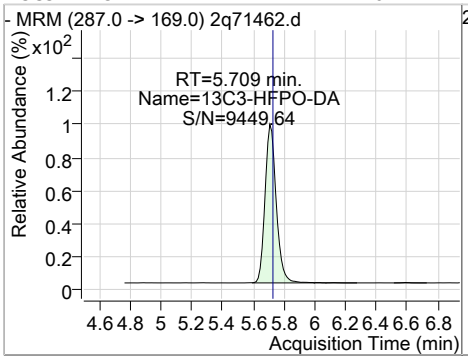

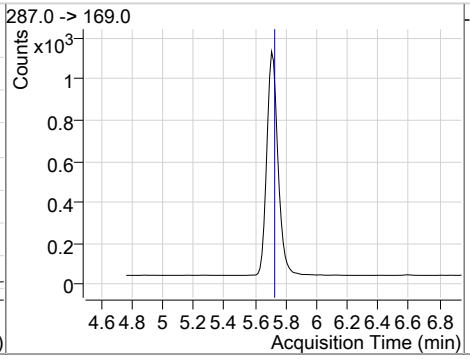

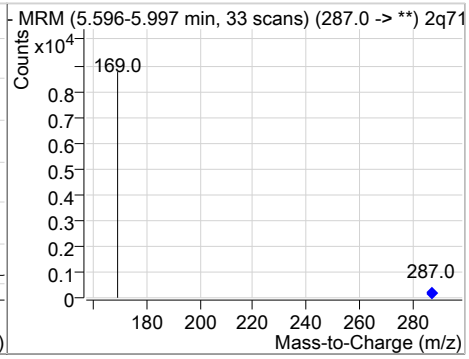

Compound	Conc.	RT	Dev(Min)	Resp.	QIon	QRatio	Min.	Max.
13C4-PFHpA	20.99	6.36	-0.01	168433				

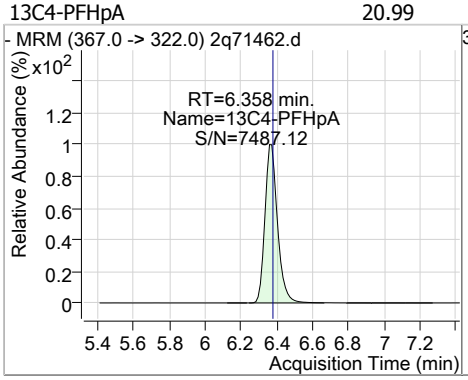

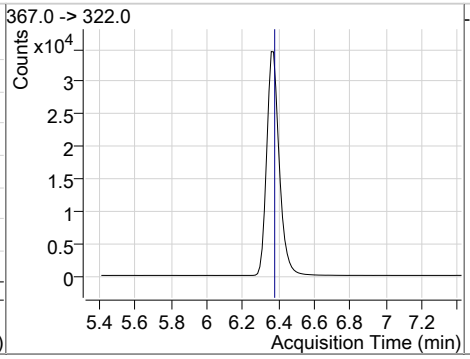

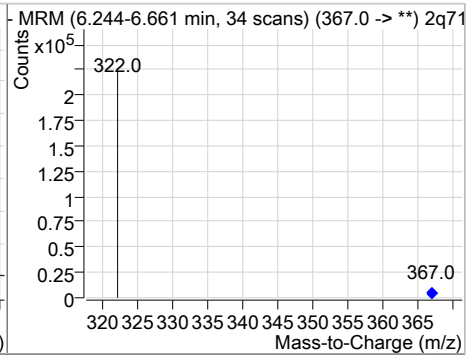

Perfluorinated Compounds by LC/MS/MS

Compound	Conc.	RT	Dev(Min)	Resp.	QIon	QRatio	Min.	Max.
13C3-PFHxS	19.51	6.41	0.00	9851				

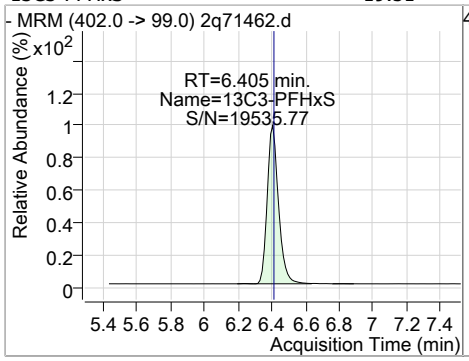

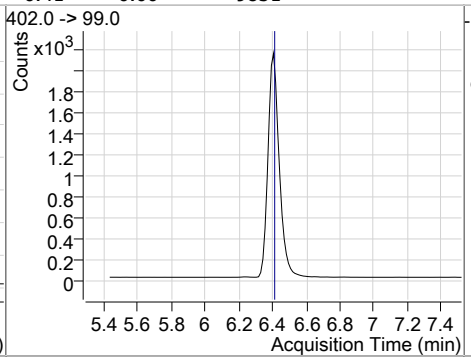

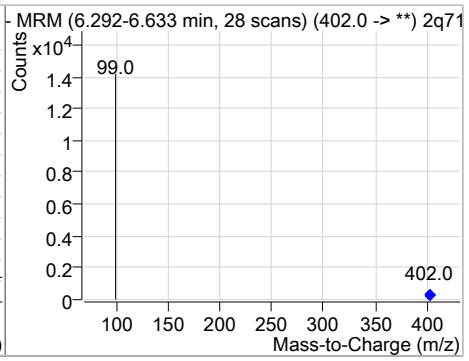

Compound	Conc.	RT	Dev(Min)	Resp.	QIon	QRatio	Min.	Max.
13C2-6:2FTS	20.23	7.09	-0.01	121943				

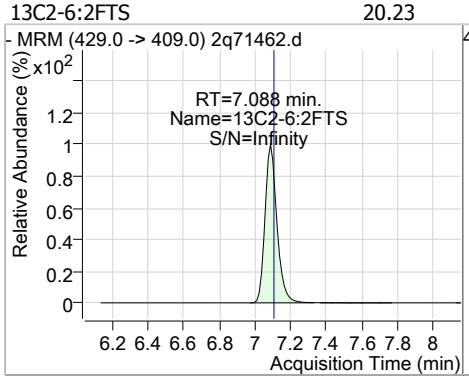

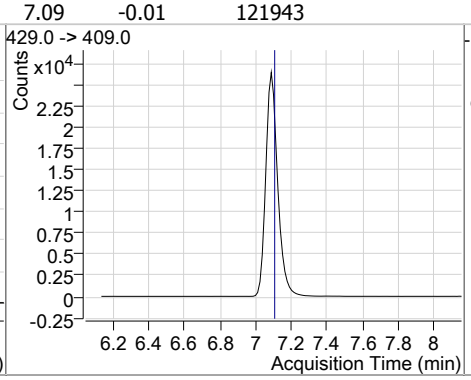

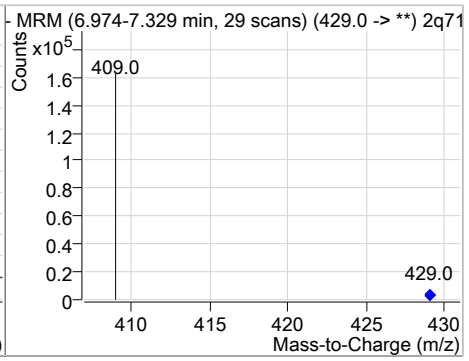

Compound	Conc.	RT	Dev(Min)	Resp.	QIon	QRatio	Min.	Max.
13C8-PFOA	21.38	7.10	-0.01	231874				

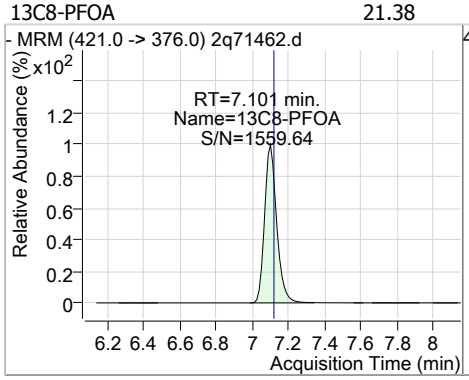

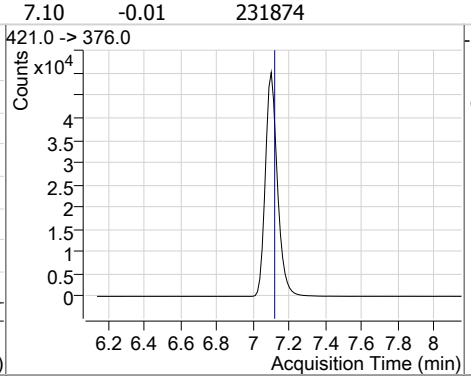

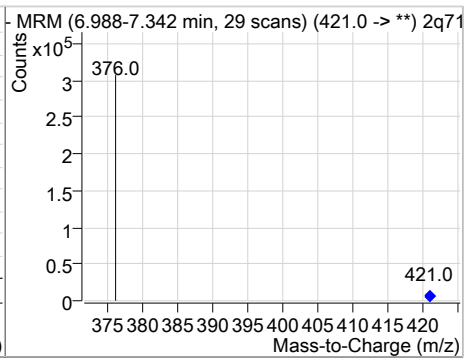

Compound	Conc.	RT	Dev(Min)	Resp.	QIon	QRatio	Min.	Max.
13C8-FOSA	17.28	7.57	0.00	43834				

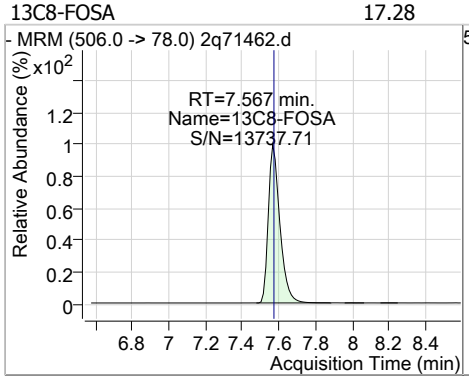

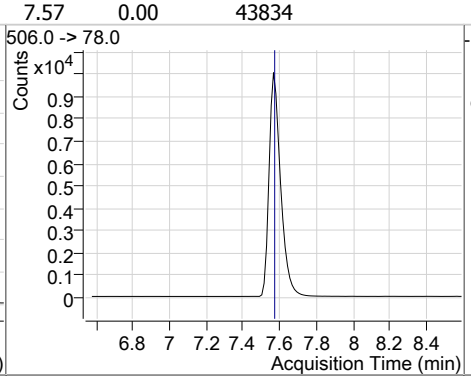

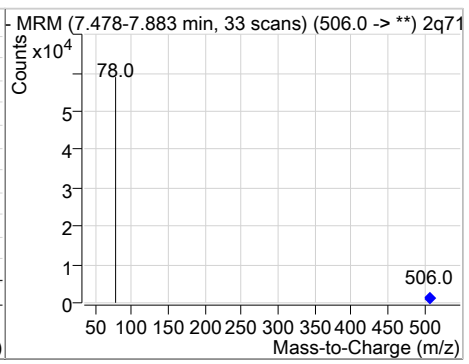

Perfluorinated Compounds by LC/MS/MS

Compound	Conc.	RT	Dev(Min)	Resp.	QIon	QRatio	Min.	Max.
13C8-PFOS	19.07	7.66	-0.01	14072				

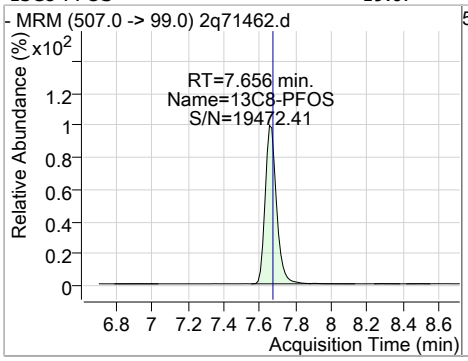

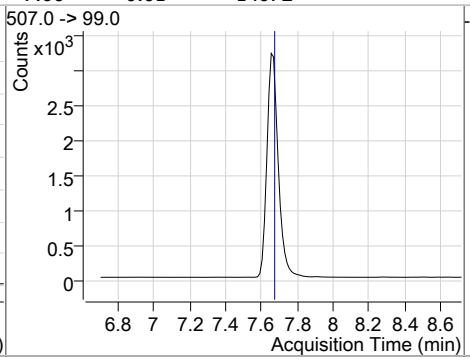

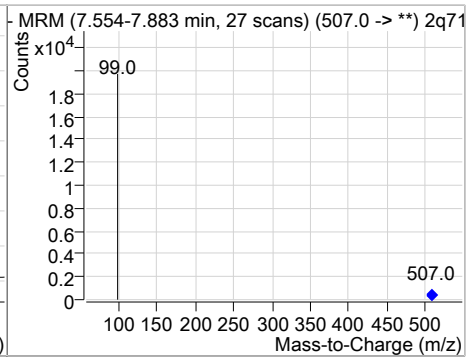

Compound	Conc.	RT	Dev(Min)	Resp.	QIon	QRatio	Min.	Max.
13C9-PFNA	21.42	7.68	-0.01	243101				

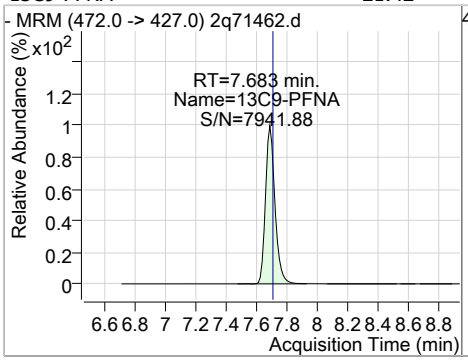

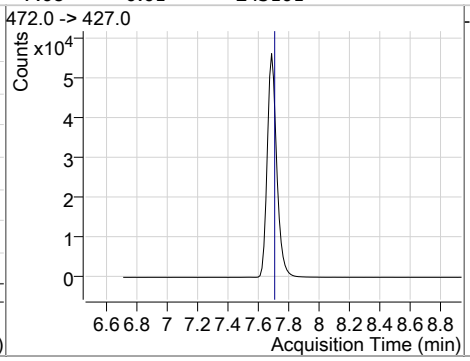

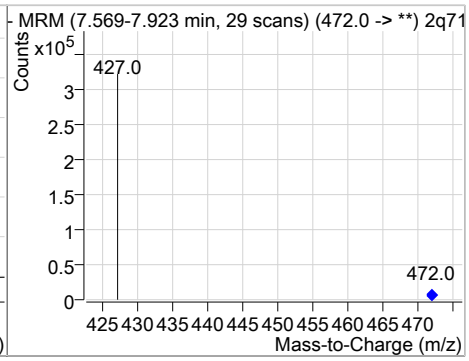

Compound	Conc.	RT	Dev(Min)	Resp.	QIon	QRatio	Min.	Max.
d3-MeFOSA	13.50	7.94	0.00	10026				

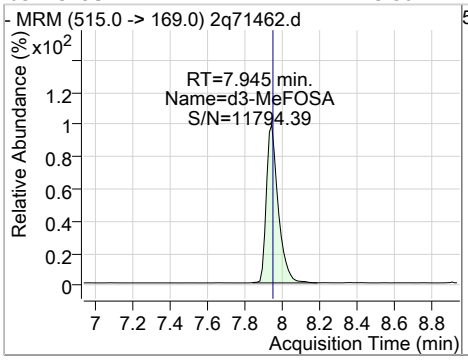

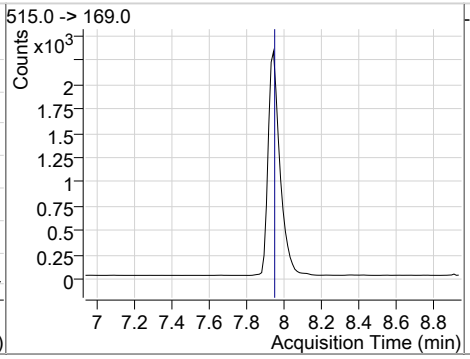

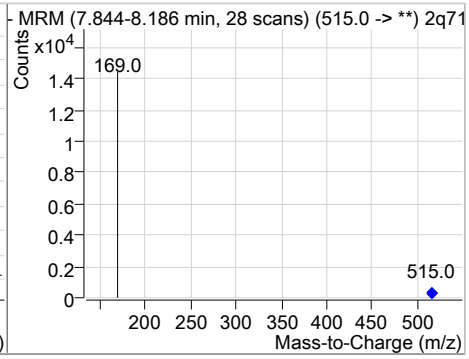

Compound	Conc.	RT	Dev(Min)	Resp.	QIon	QRatio	Min.	Max.
d3-MeFOSAA	27.74	8.00	0.00	104961				

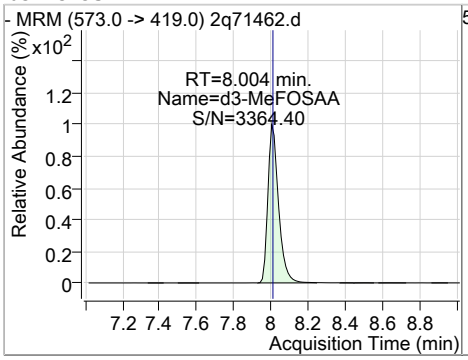

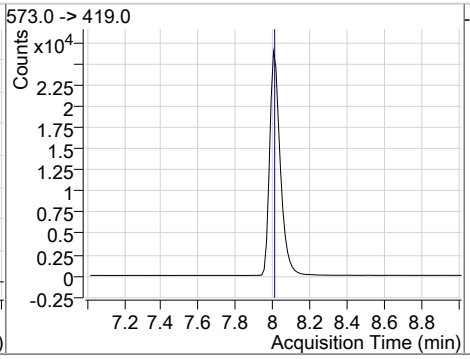

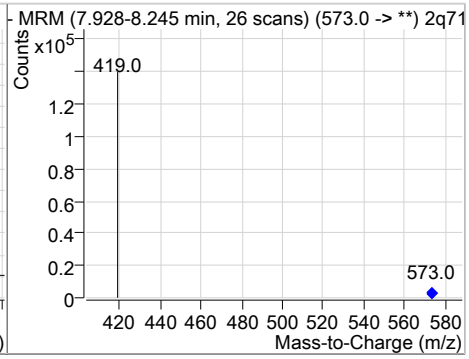

Perfluorinated Compounds by LC/MS/MS

Compound	Conc.	RT	Dev(Min)	Resp.	QIon	QRatio	Min.	Max.
d5-EtFOSAA	26.78	8.13	0.00	86433				

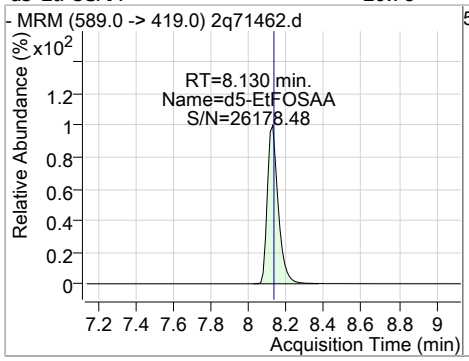

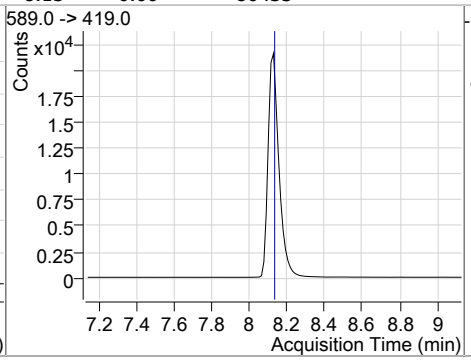

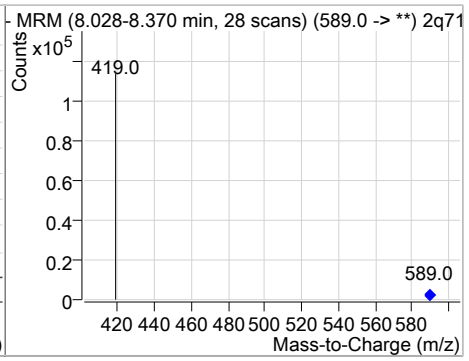

Compound	Conc.	RT	Dev(Min)	Resp.	QIon	QRatio	Min.	Max.
13C6-PFDA	21.15	8.15	-0.01	255377				

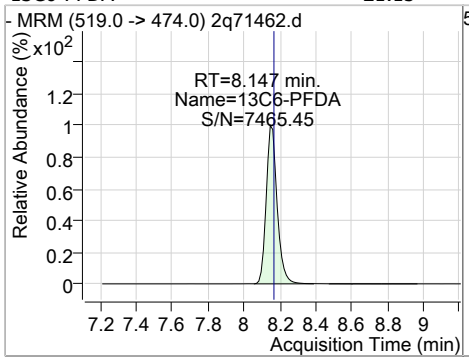

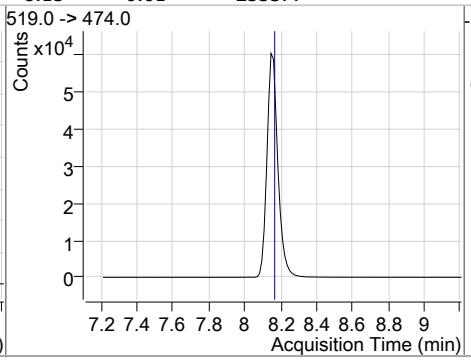

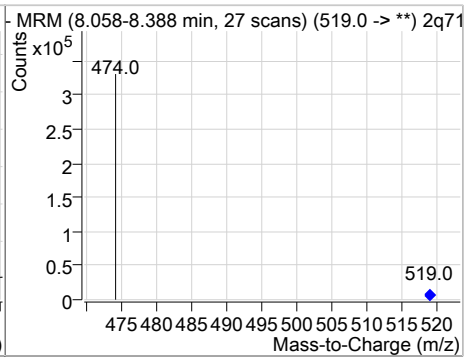

Compound	Conc.	RT	Dev(Min)	Resp.	QIon	QRatio	Min.	Max.
13C2-8:2FTS	23.53	8.19	-0.01	128239				

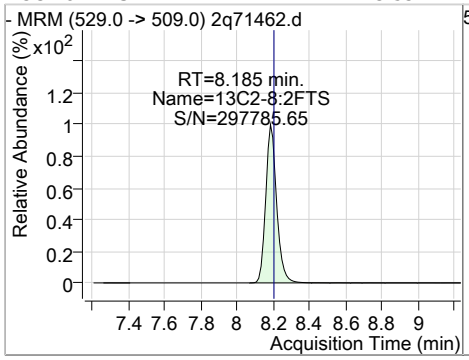

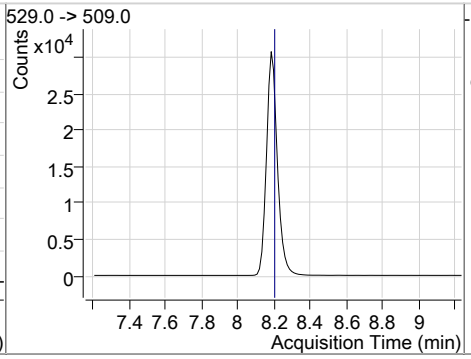

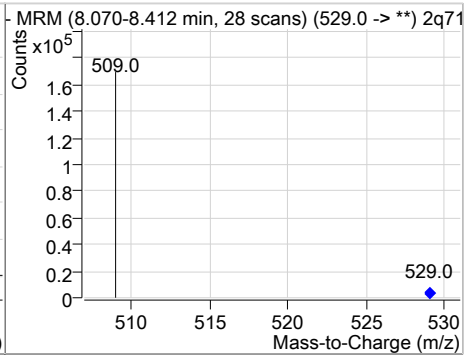

Compound	Conc.	RT	Dev(Min)	Resp.	QIon	QRatio	Min.	Max.
13C7-PFUnDA	19.89	8.57	-0.01	330673				

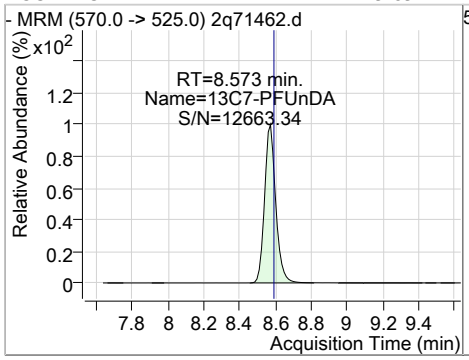

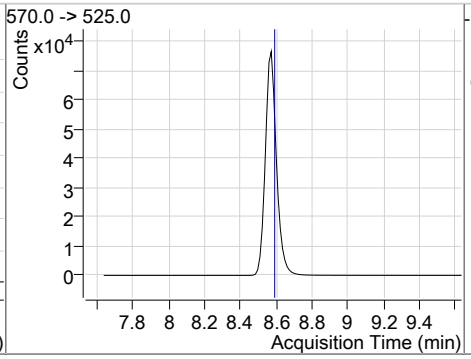

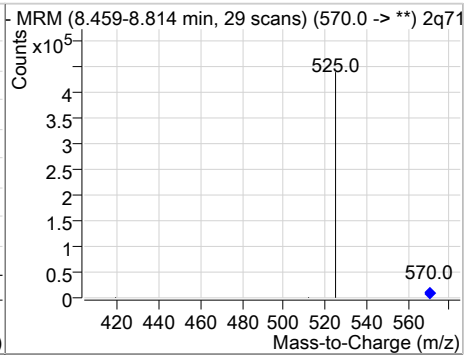

Perfluorinated Compounds by LC/MS/MS

Compound	Conc.	RT	Dev(Min)	Resp.	QIon	QRatio	Min.	Max.
13C2-PFDoDA	16.46	9.02	-0.01	389454				

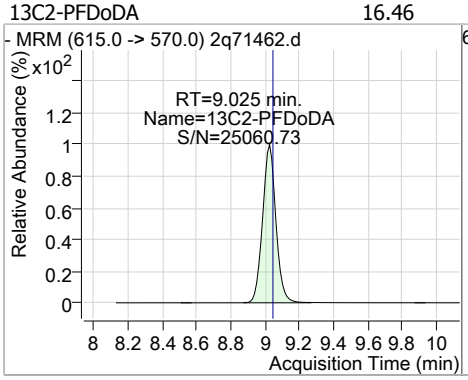

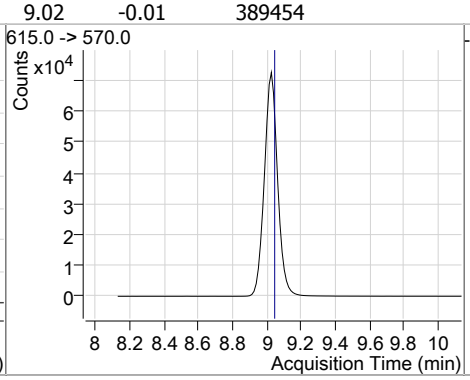

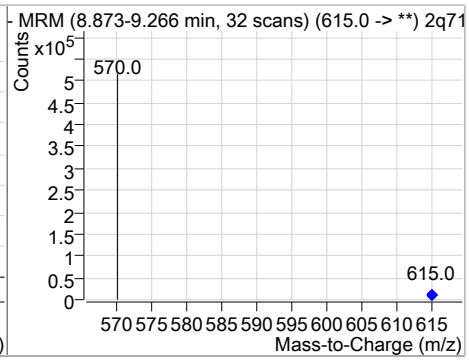

Compound	Conc.	RT	Dev(Min)	Resp.	QIon	QRatio	Min.	Max.
13C2-PFTeDA	16.90	10.16	0.00	386398				

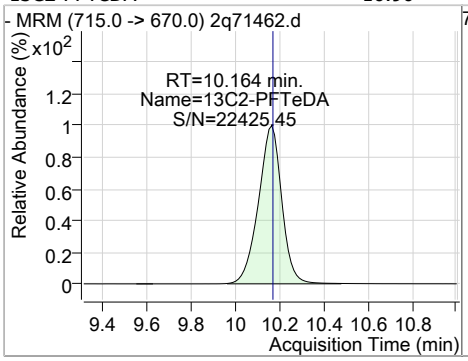

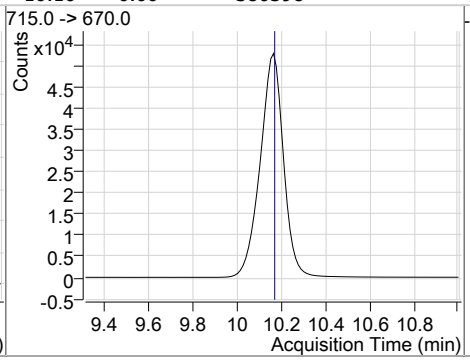

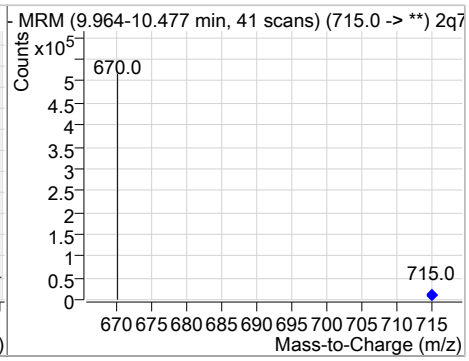

Perfluorinated Compounds by LC/MS/MS

Data File : 2q71463.d
Operator : nancyf
Acq. Method : 537_ID.m
Acq. Date-Time : 7/7/2021 7:35:00 PM
Sample Name : jd27540-14a
Vial : P4-B5
DA Method File : ID_062021_S2Q1012.quantmethod.xml
Batch Name : s2q1025.batch.bin
Sample Information : op86217,S2Q1025,2.00,,,1.0,1,soil

Compound	RT	QIon	Resp.	Conc.	Units	Dev(Min)
Internal Standards						
M5-EtFOSAA	8.130	589.0 -> 419.0	56325	20.00	µg/L	0.000
M4-PFBA	1.964	217.0 -> 172.0	69175	20.00	µg/L	-0.013
M5-PFPeA	3.962	268.0 -> 223.0	62959	20.00	µg/L	-0.025
M5-PFHxA	5.403	318.0 -> 273.0	101224	20.00	µg/L	-0.014
M4-PFHpA	6.358	367.0 -> 322.0	149891	20.00	µg/L	-0.013
M8-PFOA	7.101	421.0 -> 376.0	205945	20.00	µg/L	-0.013
M9-PFNA	7.683	472.0 -> 427.0	216665	20.00	µg/L	-0.013
M6-PFDA	8.147	519.0 -> 474.0	231098	20.00	µg/L	-0.014
M7-PFUnDA	8.560	570.0 -> 525.0	322323	20.00	µg/L	-0.025
M2-PFDoDA	9.025	615.0 -> 570.0	429425	20.00	µg/L	-0.013
M2-PFTeDA	10.164	715.0 -> 670.0	433513	20.00	µg/L	0.000
M8-FOSA	7.567	506.0 -> 78.0	45204	20.00	µg/L	0.000
M3-PFBS	4.280	302.0 -> 99.0	7439	20.00	µg/L	-0.025
M3-PFHxS	6.405	402.0 -> 99.0	8588	20.00	µg/L	0.000
M8-PFOS	7.656	507.0 -> 99.0	12880	20.00	µg/L	-0.013
M2-4:2FTS	5.297	329.0 -> 309.0	61657	20.00	µg/L	-0.013
M2-6:2FTS	7.088	429.0 -> 409.0	108676	20.00	µg/L	-0.013
M2-8:2FTS	8.185	529.0 -> 509.0	98628	20.00	µg/L	-0.013
M3-MeFOSAA	8.004	573.0 -> 419.0	63967	20.00	µg/L	0.000
M3-HFPO-DA	5.709	287.0 -> 169.0	4763	20.00	µg/L	-0.013
M3-MeFOSA	7.945	515.0 -> 169.0	10532	20.00	µg/L	0.000
System Monitoring Compounds						
13C2-4:2FTS	5.297	329.0 -> 309.0	61657	17.46	µg/L	-0.013
Spiked Amount: 20.00	Range: 50.0 - 150.0%			Recovery = 87.3%		
13C2-6:2FTS	7.088	429.0 -> 409.0	108676	18.03	µg/L	-0.013
Spiked Amount: 20.00	Range: 50.0 - 150.0%			Recovery = 90.1%		
13C2-8:2FTS	8.185	529.0 -> 509.0	98628	18.10	µg/L	-0.013
Spiked Amount: 20.00	Range: 50.0 - 150.0%			Recovery = 90.5%		
13C2-PFDoDA	9.025	615.0 -> 570.0	429425	18.15	µg/L	-0.013
Spiked Amount: 20.00	Range: 50.0 - 150.0%			Recovery = 90.8%		
13C2-PFTeDA	10.164	715.0 -> 670.0	433513	18.96	µg/L	0.000
Spiked Amount: 20.00	Range: 50.0 - 150.0%			Recovery = 94.8%		
13C3-PFBS	4.280	302.0 -> 99.0	7439	17.61	µg/L	-0.025
Spiked Amount: 20.00	Range: 50.0 - 150.0%			Recovery = 88.0%		
13C3-PFHxS	6.405	402.0 -> 99.0	8588	17.01	µg/L	0.000
Spiked Amount: 20.00	Range: 50.0 - 150.0%			Recovery = 85.0%		
13C4-PFBA	1.964	217.0 -> 172.0	69175	18.19	µg/L	-0.013
Spiked Amount: 20.00	Range: 50.0 - 150.0%			Recovery = 91.0%		
13C4-PFHpA	6.358	367.0 -> 322.0	149891	18.68	µg/L	-0.013
Spiked Amount: 20.00	Range: 50.0 - 150.0%			Recovery = 93.4%		
d5-EtFOSAA	8.130	589.0 -> 419.0	56325	17.45	ng/ml	0.000
Spiked Amount: 20.00	Range: 50.0 - 150.0%			Recovery = 87.3%		
13C5-PFHxA	5.403	318.0 -> 273.0	101224	18.52	µg/L	-0.014
Spiked Amount: 20.00	Range: 50.0 - 150.0%			Recovery = 92.6%		
13C5-PFPeA	3.962	268.0 -> 223.0	62959	18.42	µg/L	-0.025

Perfluorinated Compounds by LC/MS/MS

Compound	RT	QIon	Resp.	Conc.	Units		Dev(Min)
Spiked Amount: 20.00	Range: 50.0 - 150.0%			Recovery = 92.1%			
13C6-PFDA	8.147	519.0 -> 474.0	231098	19.13	µg/L		-0.014
Spiked Amount: 20.00	Range: 50.0 - 150.0%			Recovery = 95.7%			
13C7-PFUnDA	8.560	570.0 -> 525.0	322323	19.39	µg/L		-0.025
Spiked Amount: 20.00	Range: 50.0 - 150.0%			Recovery = 97.0%			
13C8-FOSA	7.567	506.0 -> 78.0	45204	17.82	µg/L		0.000
Spiked Amount: 20.00	Range: 50.0 - 150.0%			Recovery = 89.1%			
13C8-PFOA	7.101	421.0 -> 376.0	205945	18.99	µg/L		-0.013
Spiked Amount: 20.00	Range: 50.0 - 150.0%			Recovery = 95.0%			
13C8-PFOS	7.656	507.0 -> 99.0	12880	17.46	µg/L		-0.013
Spiked Amount: 20.00	Range: 50.0 - 150.0%			Recovery = 87.3%			
13C9-PFNA	7.683	472.0 -> 427.0	216665	19.09	µg/L		-0.013
Spiked Amount: 20.00	Range: 50.0 - 150.0%			Recovery = 95.5%			
d3-MeFOSAA	8.004	573.0 -> 419.0	63967	16.91	µg/L		0.000
Spiked Amount: 20.00	Range: 50.0 - 150.0%			Recovery = 84.5%			
13C3-HFPO-DA	5.709	287.0 -> 169.0	4763	14.46	µg/L		-0.013
Spiked Amount: 20.00	Range: 50.0 - 150.0%			Recovery = 72.3%			
d3-MeFOSA	7.945	515.0 -> 169.0	10532	14.19	µg/L		0.000
Spiked Amount: 20.00	Range: 50.0 - 150.0%			Recovery = 70.9%			
Target Compounds							QValue
4:2FTS	-	327.0 -> 307.0	-	N.D.			
6:2FTS	-	427.0 -> 407.0	-	N.D.			
8:2FTS	-	527.0 -> 507.0	-	N.D.			
EtFOSAA	-	584.0 -> 419.0	-	N.D.			
FOSA	-	498.0 -> 78.0	-	N.D.			
MeFOSAA	9.029	570.0 -> 419.0	0	0.00	µg/L	m	1
PFBA	-	213.0 -> 169.0	-	N.D.			
PFBS	-	299.0 -> 80.0	-	N.D.			
PFDA	-	513.0 -> 469.0	-	N.D.			
PFDoDA	-	613.0 -> 569.0	-	N.D.			
PFDS	-	599.0 -> 80.0	-	N.D.			
PFHpA	-	363.0 -> 319.0	-	N.D.			
PFHpS	-	449.0 -> 80.0	-	N.D.			
PFHxA	-	313.0 -> 269.0	-	N.D.			
PFHxS	-	399.0 -> 80.0	-	N.D.			
PFNA	-	463.0 -> 419.0	-	N.D.			
PFNS	-	549.0 -> 80.0	-	N.D.			
PFOA	-	413.0 -> 369.0	-	N.D.			
PFOS	8.353	499.0 -> 80.0	0	0.00	µg/L	m	1
PFPeA	-	263.0 -> 219.0	-	N.D.			
PFPeS	-	349.0 -> 80.0	-	N.D.			
PFTeDA	-	713.0 -> 669.0	-	N.D.			
PFTrDA	-	663.0 -> 619.0	-	N.D.			
PFUnDA	-	563.0 -> 519.0	-	N.D.			
11Cl-PF3OUdS	-	631.0 -> 451.0	-	N.D.			
9Cl-PF3ONS	-	531.0 -> 351.0	-	N.D.			
ADONA	-	377.0 -> 251.0	-	N.D.			
HFPO-DA	-	329.0 -> 169.0	-	N.D.			
MeFOSA	-	512.0 -> 219.0	-	N.D.			

 # = Qualifier out of range, m = manually integrated, + = Area summed

Perfluorinated Compounds by LC/MS/MS

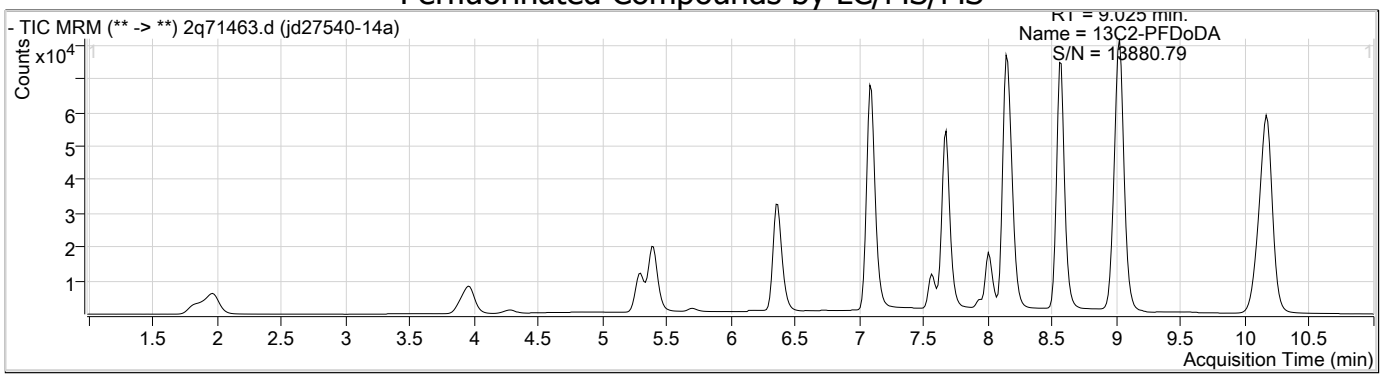

Compound	Conc.	RT	Dev(Min)	Resp.	QIon	QRatio	Min.	Max.
13C4-PFBA	18.19	1.96	-0.01	69175				

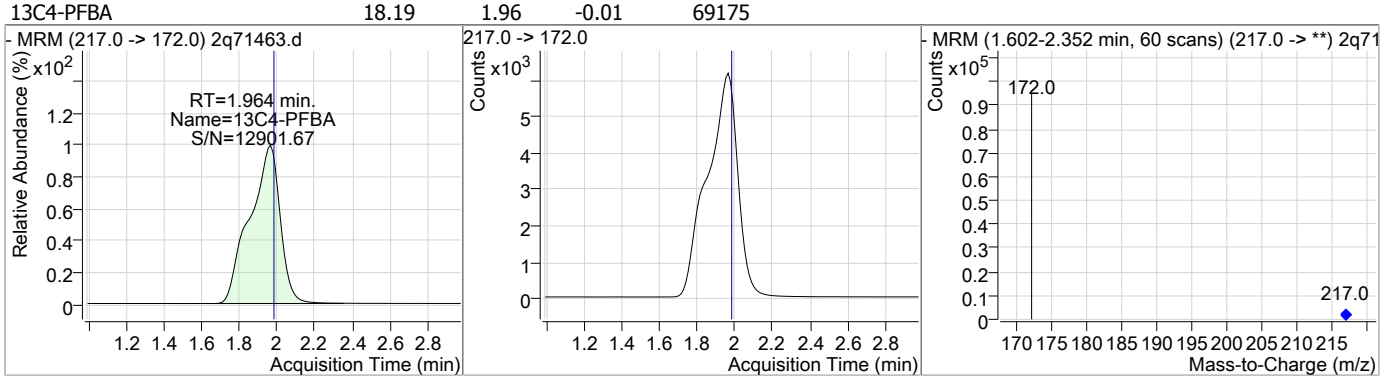

Compound	Conc.	RT	Dev(Min)	Resp.	QIon	QRatio	Min.	Max.
13C5-PFPeA	18.42	3.96	-0.03	62959				

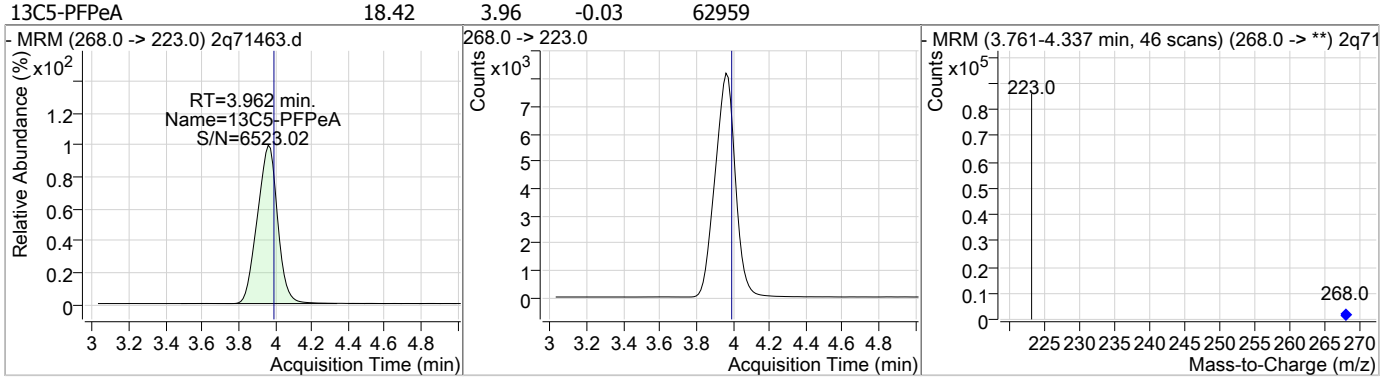

Compound	Conc.	RT	Dev(Min)	Resp.	QIon	QRatio	Min.	Max.
13C3-PFBS	17.61	4.28	-0.03	7439				

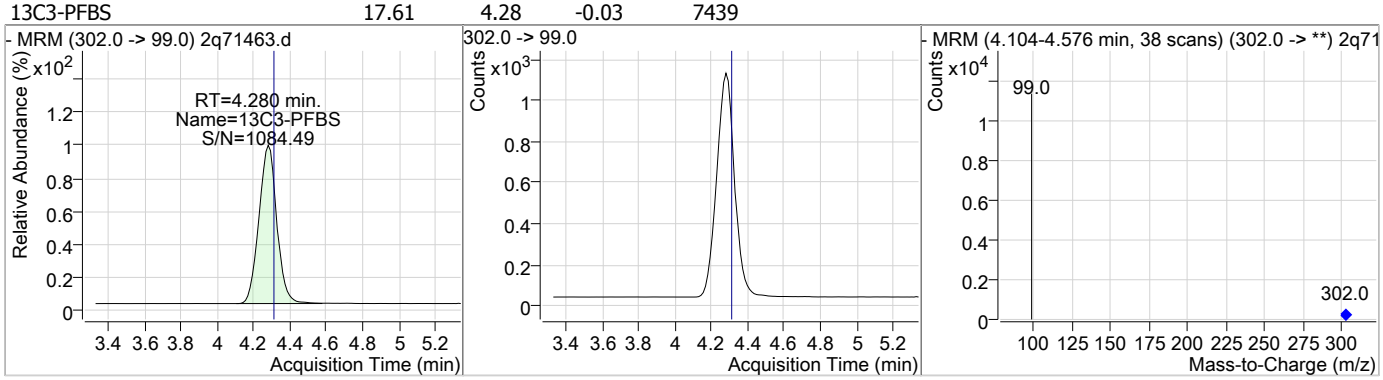

Perfluorinated Compounds by LC/MS/MS

Compound	Conc.	RT	Dev(Min)	Resp.	QIon	QRatio	Min.	Max.
13C2-4:2FTS	17.46	5.30	-0.01	61657				

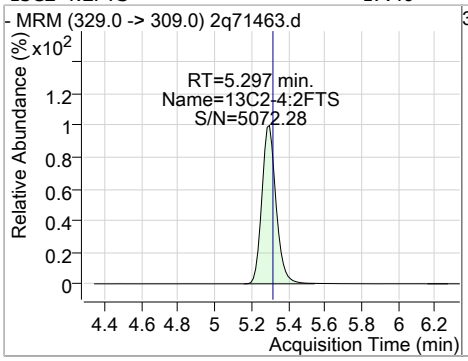

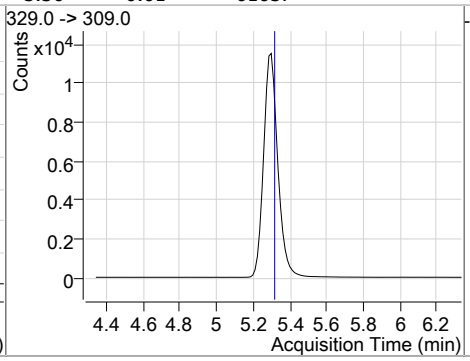

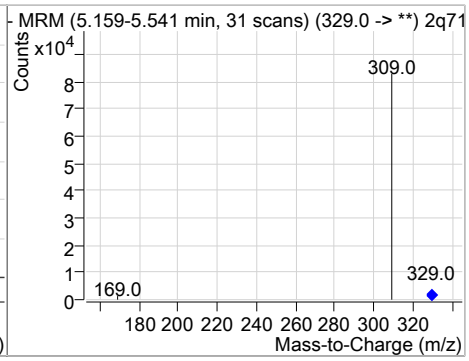

Compound	Conc.	RT	Dev(Min)	Resp.	QIon	QRatio	Min.	Max.
13C5-PFHxA	18.52	5.40	-0.01	101224				

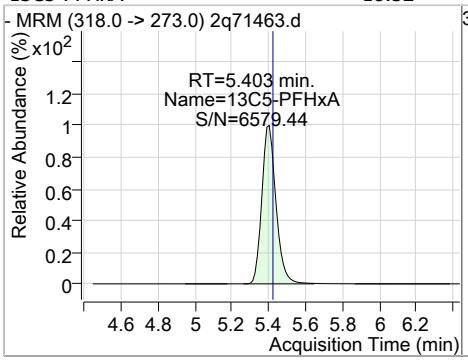

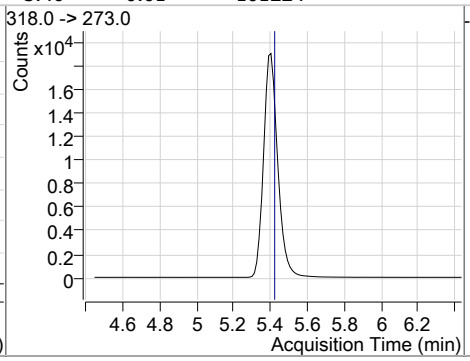

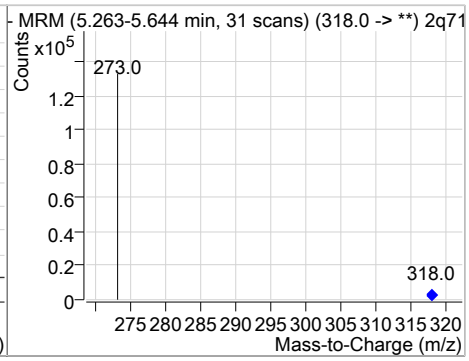

Compound	Conc.	RT	Dev(Min)	Resp.	QIon	QRatio	Min.	Max.
13C3-HFPO-DA	14.46	5.71	-0.01	4763				

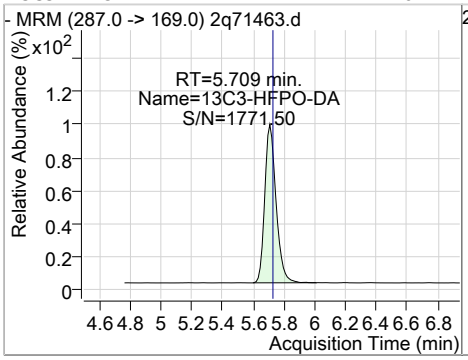

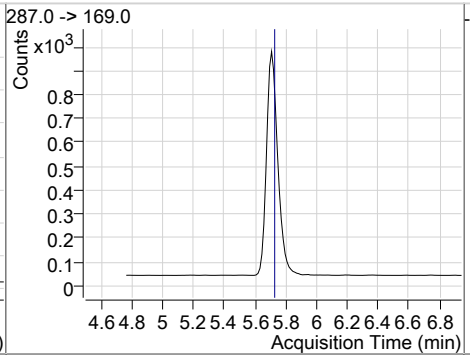

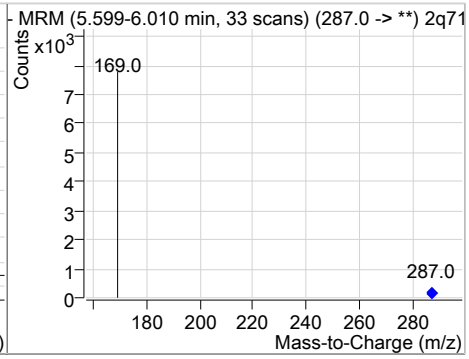

Compound	Conc.	RT	Dev(Min)	Resp.	QIon	QRatio	Min.	Max.
13C4-PFHpA	18.68	6.36	-0.01	149891				

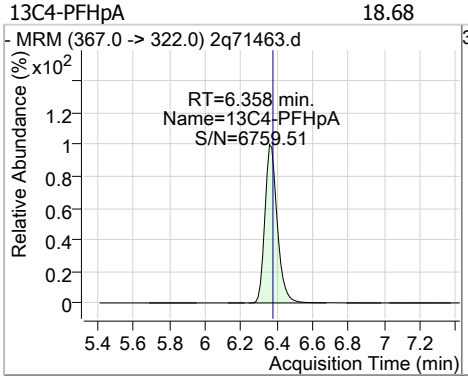

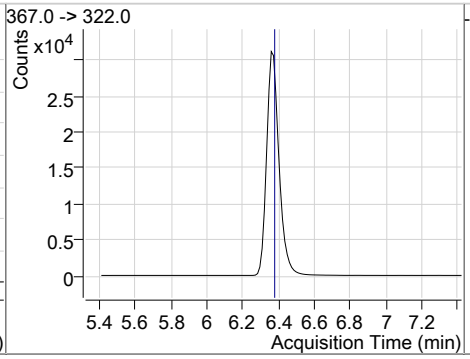

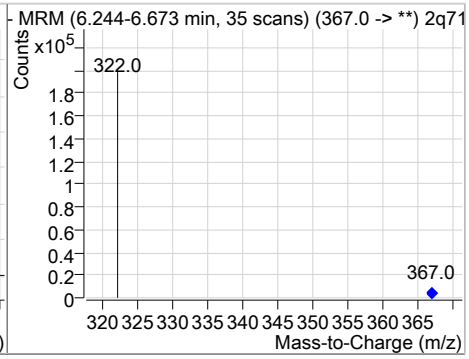

Perfluorinated Compounds by LC/MS/MS

Compound	Conc.	RT	Dev(Min)	Resp.	QIon	QRatio	Min.	Max.
13C3-PFHxS	17.01	6.41	0.00	8588				

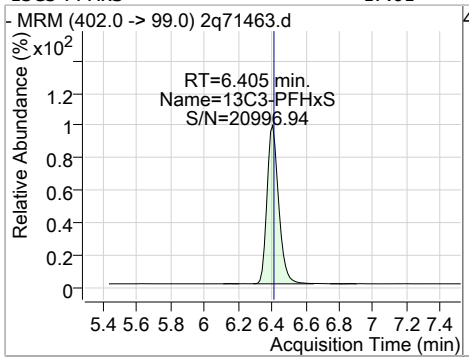

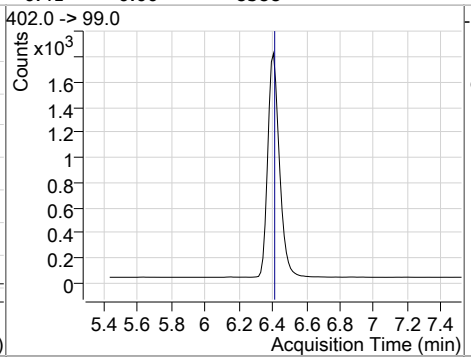

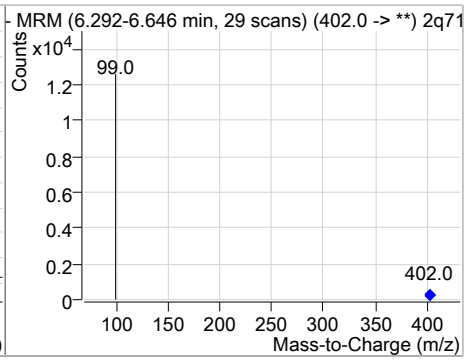

Compound	Conc.	RT	Dev(Min)	Resp.	QIon	QRatio	Min.	Max.
13C2-6:2FTS	18.03	7.09	-0.01	108676				

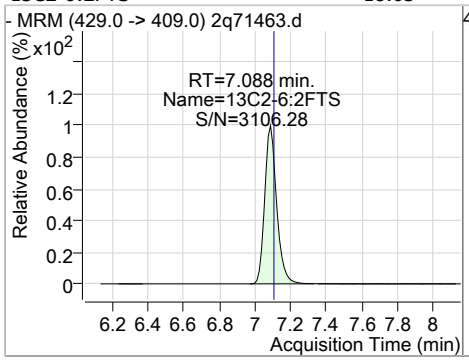

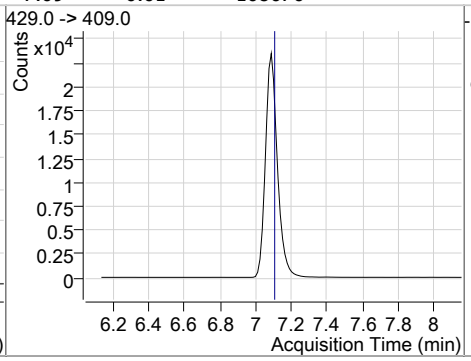

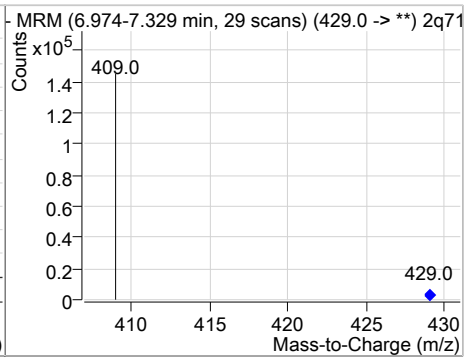

Compound	Conc.	RT	Dev(Min)	Resp.	QIon	QRatio	Min.	Max.
13C8-PFOA	18.99	7.10	-0.01	205945				

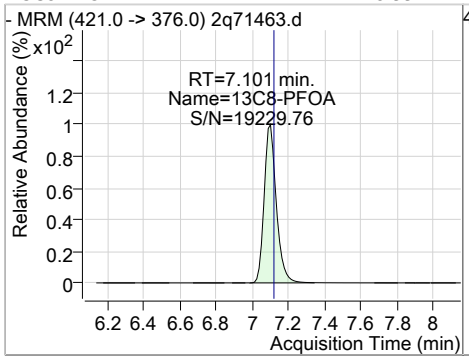

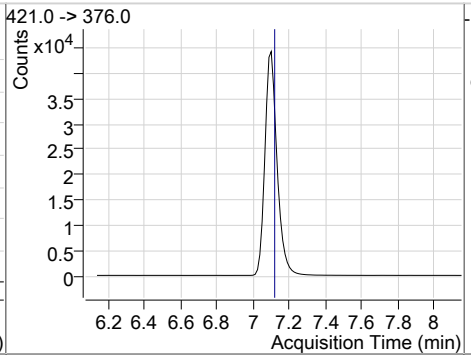

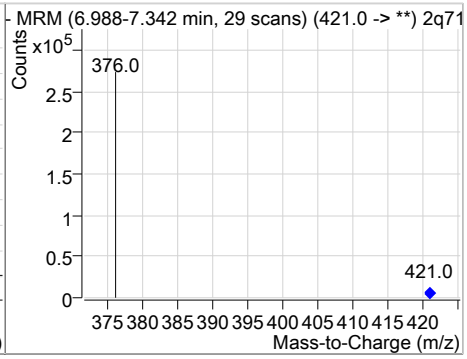

Compound	Conc.	RT	Dev(Min)	Resp.	QIon	QRatio	Min.	Max.
13C8-FOSA	17.82	7.57	0.00	45204				

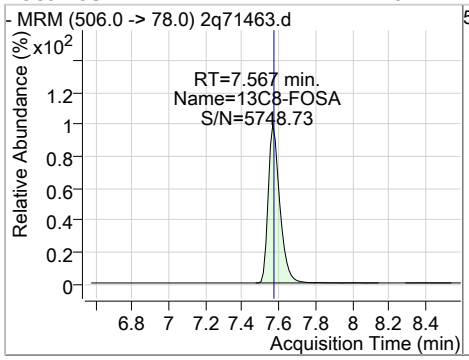

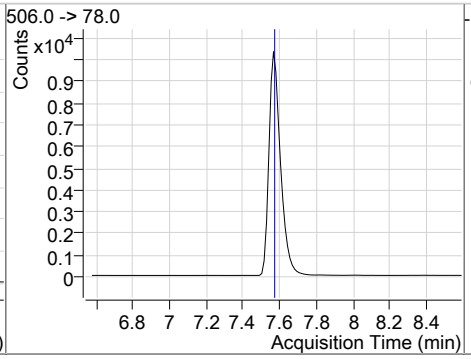

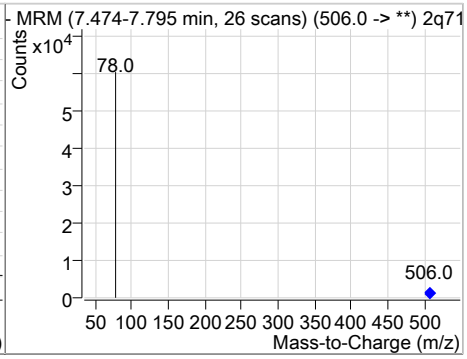

Perfluorinated Compounds by LC/MS/MS

Compound	Conc.	RT	Dev(Min)	Resp.	QIon	QRatio	Min.	Max.
13C8-PFOS	17.46	7.66	-0.01	12880				

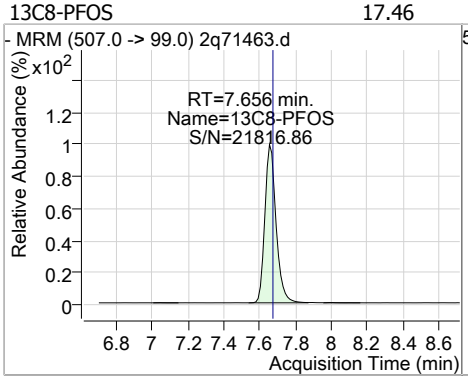

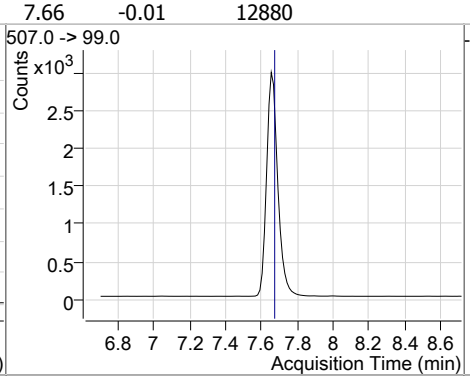

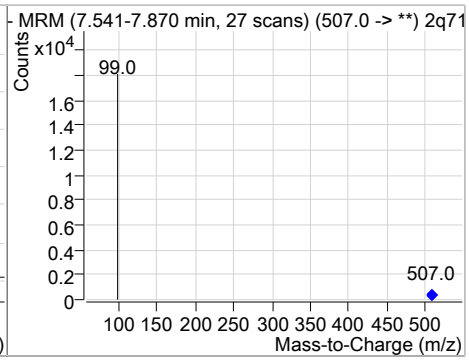

Compound	Conc.	RT	Dev(Min)	Resp.	QIon	QRatio	Min.	Max.
13C9-PFNA	19.09	7.68	-0.01	216665				

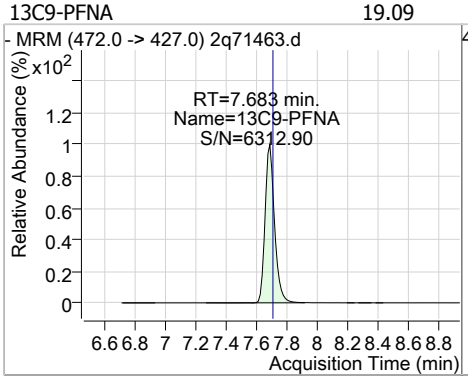

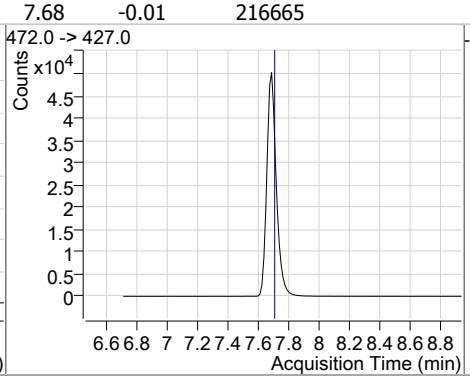

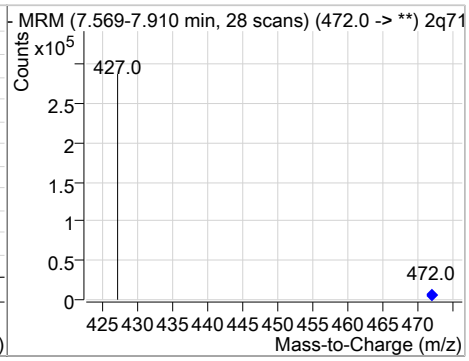

Compound	Conc.	RT	Dev(Min)	Resp.	QIon	QRatio	Min.	Max.
d3-MeFOSA	14.19	7.94	0.00	10532				

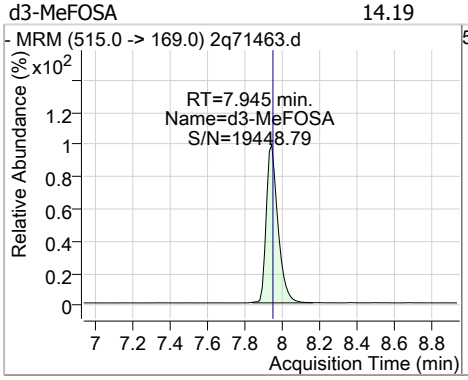

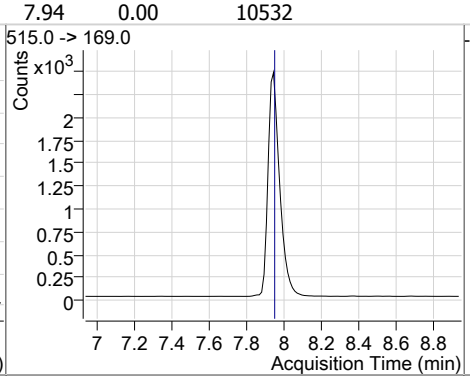

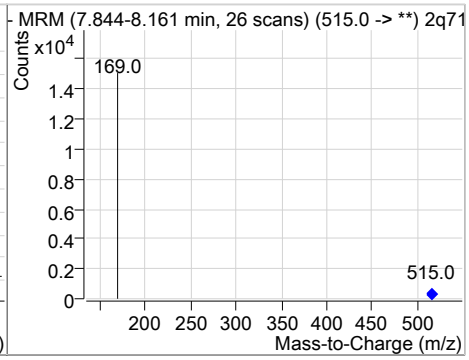

Compound	Conc.	RT	Dev(Min)	Resp.	QIon	QRatio	Min.	Max.
d3-MeFOSAA	16.91	8.00	0.00	63967				

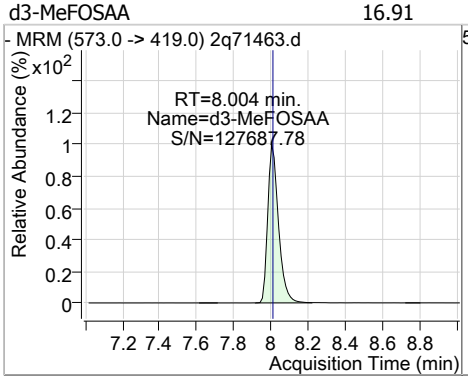

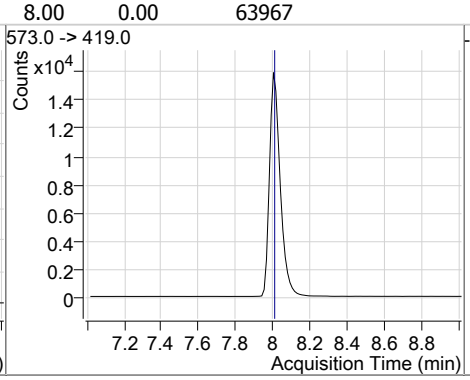

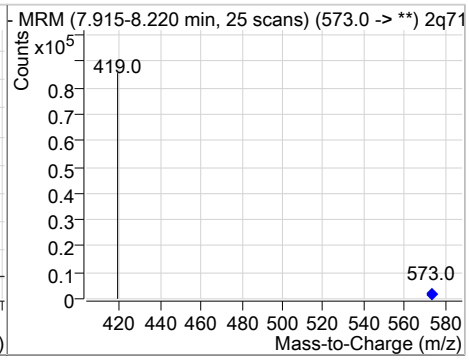

Perfluorinated Compounds by LC/MS/MS

Compound	Conc.	RT	Dev(Min)	Resp.	QIon	QRatio	Min.	Max.
d5-EtFOSAA	17.45	8.13	0.00	56325				

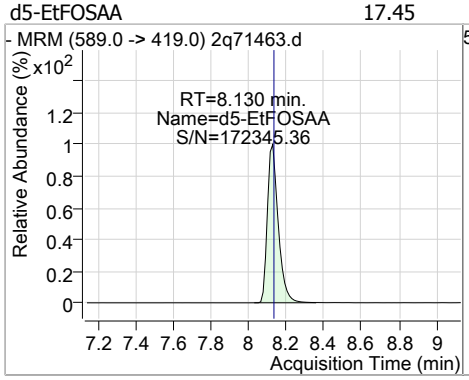

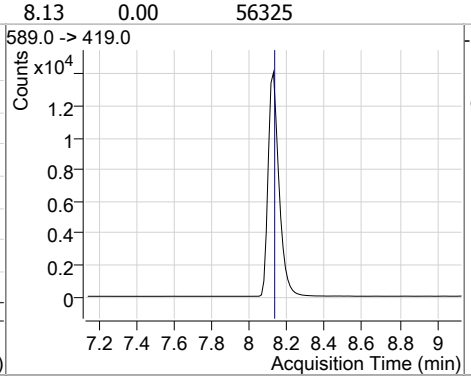

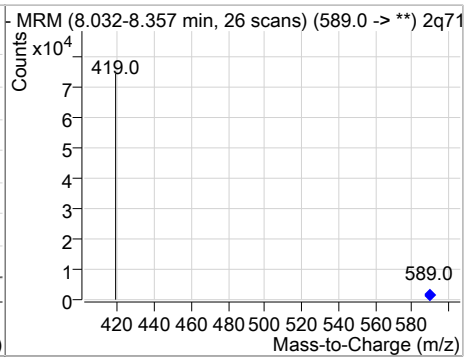

Compound	Conc.	RT	Dev(Min)	Resp.	QIon	QRatio	Min.	Max.
13C6-PFDA	19.13	8.15	-0.01	231098				

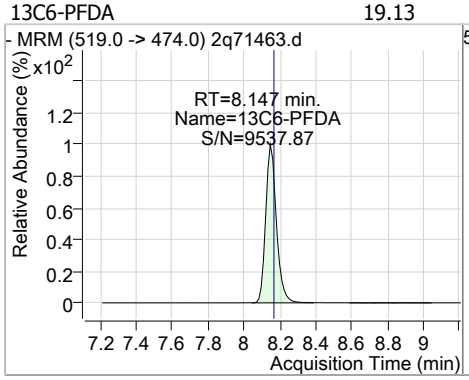

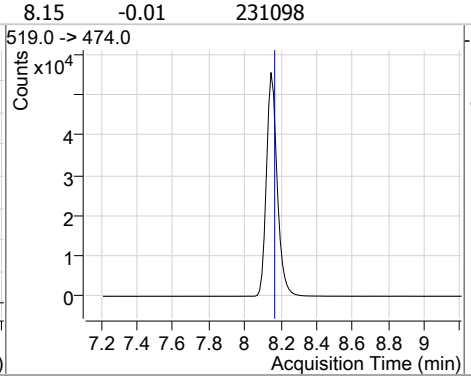

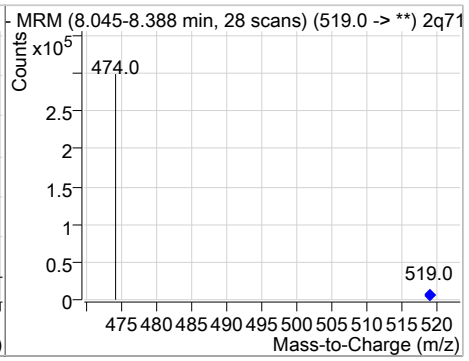

Compound	Conc.	RT	Dev(Min)	Resp.	QIon	QRatio	Min.	Max.
13C2-8:2FTS	18.10	8.19	-0.01	98628				

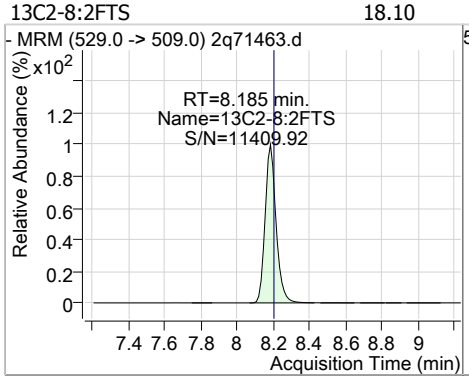

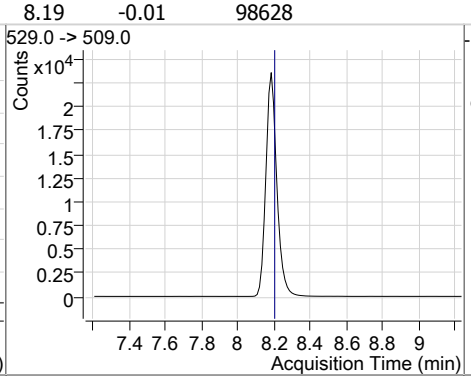

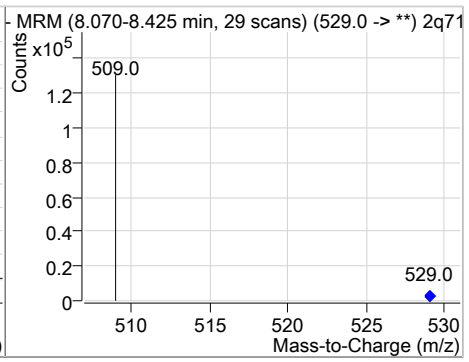

Compound	Conc.	RT	Dev(Min)	Resp.	QIon	QRatio	Min.	Max.
13C7-PFUnDA	19.39	8.56	-0.03	322323				

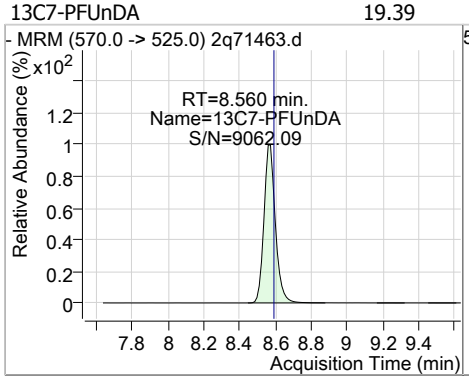

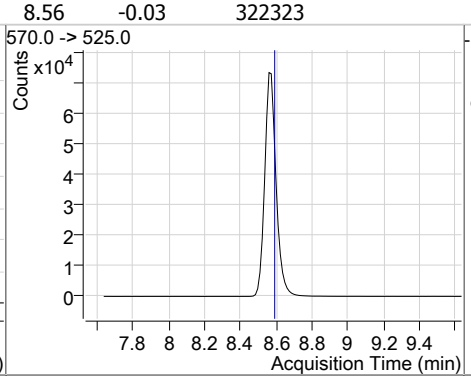

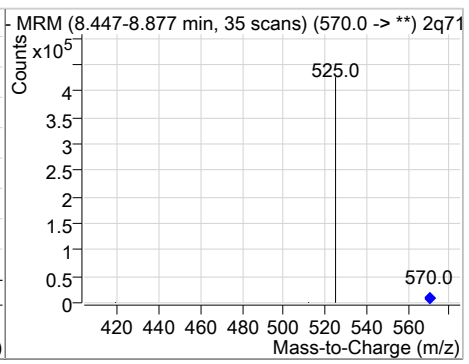

Perfluorinated Compounds by LC/MS/MS

Compound	Conc.	RT	Dev(Min)	Resp.	QIon	QRatio	Min.	Max.
13C2-PFDoDA	18.15	9.02	-0.01	429425				

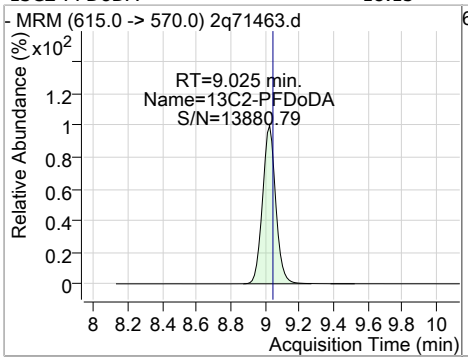

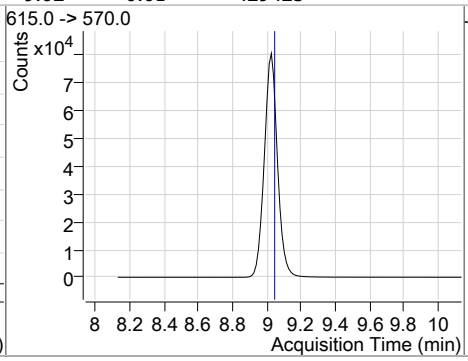

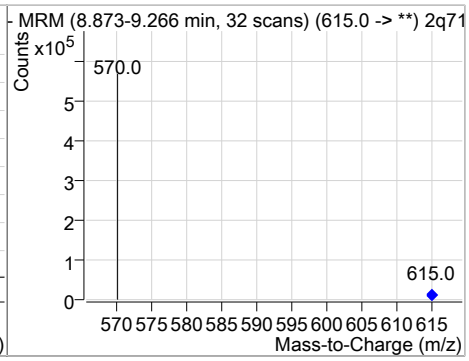

Compound	Conc.	RT	Dev(Min)	Resp.	QIon	QRatio	Min.	Max.
13C2-PFTeDA	18.96	10.16	0.00	433513				

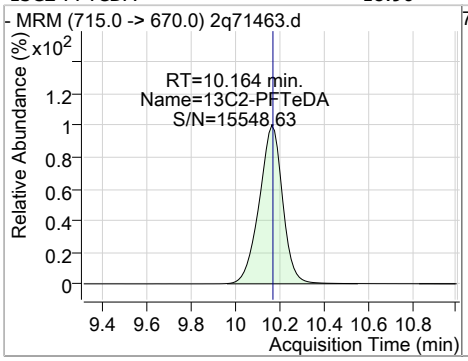

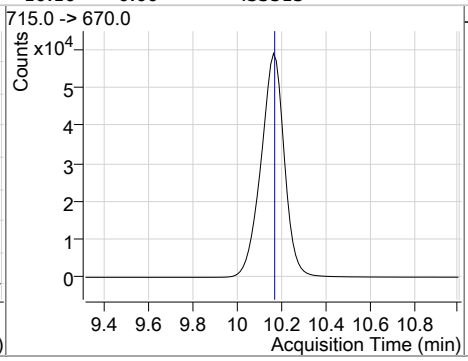

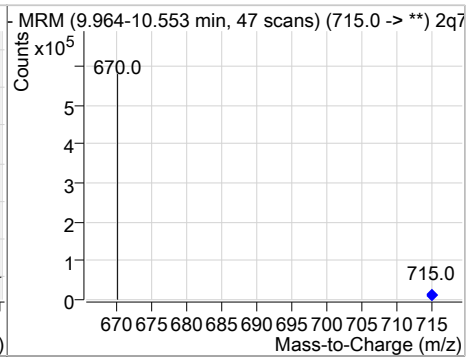

Perfluorinated Compounds by LC/MS/MS

Data File : 2q71464.d
Operator : nancyf
Acq. Method : 537_ID.m
Acq. Date-Time : 7/7/2021 7:51:32 PM
Sample Name : jd27540-17a
Vial : P4-B6
DA Method File : ID_062021_S2Q1012.quantmethod.xml
Batch Name : s2q1025.batch.bin
Sample Information : op86217,S2Q1025,2.06,,,1.0,1,soil

Compound	RT	QIon	Resp.	Conc. Units	Dev(Min)
Internal Standards					
M5-EtFOSAA	8.130	589.0 -> 419.0	52260	20.00 µg/L	0.000
M4-PFBA	1.964	217.0 -> 172.0	66005	20.00 µg/L	-0.013
M5-PFPeA	3.962	268.0 -> 223.0	59681	20.00 µg/L	-0.025
M5-PFHxA	5.390	318.0 -> 273.0	96049	20.00 µg/L	-0.026
M4-PFHpA	6.358	367.0 -> 322.0	141319	20.00 µg/L	-0.013
M8-PFOA	7.101	421.0 -> 376.0	195767	20.00 µg/L	-0.013
M9-PFNA	7.683	472.0 -> 427.0	203955	20.00 µg/L	-0.013
M6-PFDA	8.147	519.0 -> 474.0	222508	20.00 µg/L	-0.014
M7-PFUnDA	8.560	570.0 -> 525.0	307923	20.00 µg/L	-0.025
M2-PFDoDA	9.025	615.0 -> 570.0	421825	20.00 µg/L	-0.013
M2-PFTeDA	10.164	715.0 -> 670.0	409888	20.00 µg/L	0.000
M8-FOSA	7.567	506.0 -> 78.0	44379	20.00 µg/L	0.000
M3-PFBS	4.280	302.0 -> 99.0	7102	20.00 µg/L	-0.025
M3-PFHxS	6.405	402.0 -> 99.0	8041	20.00 µg/L	0.000
M8-PFOS	7.656	507.0 -> 99.0	12158	20.00 µg/L	-0.013
M2-4:2FTS	5.285	329.0 -> 309.0	58758	20.00 µg/L	-0.025
M2-6:2FTS	7.088	429.0 -> 409.0	103185	20.00 µg/L	-0.013
M2-8:2FTS	8.185	529.0 -> 509.0	90895	20.00 µg/L	-0.013
M3-MeFOSAA	8.004	573.0 -> 419.0	59820	20.00 µg/L	0.000
M3-HFPO-DA	5.709	287.0 -> 169.0	4665	20.00 µg/L	-0.013
M3-MeFOSA	7.945	515.0 -> 169.0	10458	20.00 µg/L	0.000
System Monitoring Compounds					
13C2-4:2FTS	5.285	329.0 -> 309.0	58758	16.64 µg/L	-0.025
Spiked Amount: 20.00	Range: 50.0 - 150.0%			Recovery = 83.2%	
13C2-6:2FTS	7.088	429.0 -> 409.0	103185	17.12 µg/L	-0.013
Spiked Amount: 20.00	Range: 50.0 - 150.0%			Recovery = 85.6%	
13C2-8:2FTS	8.185	529.0 -> 509.0	90895	16.68 µg/L	-0.013
Spiked Amount: 20.00	Range: 50.0 - 150.0%			Recovery = 83.4%	
13C2-PFDoDA	9.025	615.0 -> 570.0	421825	17.83 µg/L	-0.013
Spiked Amount: 20.00	Range: 50.0 - 150.0%			Recovery = 89.1%	
13C2-PFTeDA	10.164	715.0 -> 670.0	409888	17.93 µg/L	0.000
Spiked Amount: 20.00	Range: 50.0 - 150.0%			Recovery = 89.6%	
13C3-PFBS	4.280	302.0 -> 99.0	7102	16.81 µg/L	-0.025
Spiked Amount: 20.00	Range: 50.0 - 150.0%			Recovery = 84.1%	
13C3-PFHxS	6.405	402.0 -> 99.0	8041	15.92 µg/L	0.000
Spiked Amount: 20.00	Range: 50.0 - 150.0%			Recovery = 79.6%	
13C4-PFBA	1.964	217.0 -> 172.0	66005	17.36 µg/L	-0.013
Spiked Amount: 20.00	Range: 50.0 - 150.0%			Recovery = 86.8%	
13C4-PFHpA	6.358	367.0 -> 322.0	141319	17.61 µg/L	-0.013
Spiked Amount: 20.00	Range: 50.0 - 150.0%			Recovery = 88.1%	
d5-EtFOSAA	8.130	589.0 -> 419.0	52260	16.19 ng/ml	0.000
Spiked Amount: 20.00	Range: 50.0 - 150.0%			Recovery = 81.0%	
13C5-PFHxA	5.390	318.0 -> 273.0	96049	17.58 µg/L	-0.026
Spiked Amount: 20.00	Range: 50.0 - 150.0%			Recovery = 87.9%	
13C5-PFPeA	3.962	268.0 -> 223.0	59681	17.46 µg/L	-0.025

Perfluorinated Compounds by LC/MS/MS

Compound	RT	QIon	Resp.	Conc.	Units		Dev(Min)
Spiked Amount: 20.00	Range: 50.0 - 150.0%			Recovery = 87.3%			
13C6-PFDA	8.147	519.0 -> 474.0	222508	18.42	µg/L		-0.014
Spiked Amount: 20.00	Range: 50.0 - 150.0%			Recovery = 92.1%			
13C7-PFUnDA	8.560	570.0 -> 525.0	307923	18.53	µg/L		-0.025
Spiked Amount: 20.00	Range: 50.0 - 150.0%			Recovery = 92.6%			
13C8-FOSA	7.567	506.0 -> 78.0	44379	17.49	µg/L		0.000
Spiked Amount: 20.00	Range: 50.0 - 150.0%			Recovery = 87.5%			
13C8-PFOA	7.101	421.0 -> 376.0	195767	18.05	µg/L		-0.013
Spiked Amount: 20.00	Range: 50.0 - 150.0%			Recovery = 90.3%			
13C8-PFOS	7.656	507.0 -> 99.0	12158	16.48	µg/L		-0.013
Spiked Amount: 20.00	Range: 50.0 - 150.0%			Recovery = 82.4%			
13C9-PFNA	7.683	472.0 -> 427.0	203955	17.97	µg/L		-0.013
Spiked Amount: 20.00	Range: 50.0 - 150.0%			Recovery = 89.9%			
d3-MeFOSAA	8.004	573.0 -> 419.0	59820	15.81	µg/L		0.000
Spiked Amount: 20.00	Range: 50.0 - 150.0%			Recovery = 79.1%			
13C3-HFPO-DA	5.709	287.0 -> 169.0	4665	14.16	µg/L		-0.013
Spiked Amount: 20.00	Range: 50.0 - 150.0%			Recovery = 70.8%			
d3-MeFOSA	7.945	515.0 -> 169.0	10458	14.09	µg/L		0.000
Spiked Amount: 20.00	Range: 50.0 - 150.0%			Recovery = 70.4%			
Target Compounds							QValue
4:2FTS	-	327.0 -> 307.0	-	N.D.			
6:2FTS	-	427.0 -> 407.0	-	N.D.			
8:2FTS	-	527.0 -> 507.0	-	N.D.			
EtFOSAA	-	584.0 -> 419.0	-	N.D.			
FOSA	-	498.0 -> 78.0	-	N.D.			
MeFOSAA	9.017	570.0 -> 419.0	0	0.00	µg/L	m	1
PFBA	-	213.0 -> 169.0	-	N.D.			
PFBS	-	299.0 -> 80.0	-	N.D.			
PFDA	-	513.0 -> 469.0	-	N.D.			
PFDoDA	-	613.0 -> 569.0	-	N.D.			
PFDS	-	599.0 -> 80.0	-	N.D.			
PFHpA	-	363.0 -> 319.0	-	N.D.			
PFHpS	-	449.0 -> 80.0	-	N.D.			
PFHxA	-	313.0 -> 269.0	-	N.D.			
PFHxS	-	399.0 -> 80.0	-	N.D.			
PFNA	-	463.0 -> 419.0	-	N.D.			
PFNS	-	549.0 -> 80.0	-	N.D.			
PFOA	-	413.0 -> 369.0	-	N.D.			
PFOS	8.592	499.0 -> 80.0	0	0.00	µg/L	m	1
PFPeA	-	263.0 -> 219.0	-	N.D.			
PFPeS	-	349.0 -> 80.0	-	N.D.			
PFTeDA	-	713.0 -> 669.0	-	N.D.			
PFTrDA	-	663.0 -> 619.0	-	N.D.			
PFUnDA	-	563.0 -> 519.0	-	N.D.			
11Cl-PF3OUdS	-	631.0 -> 451.0	-	N.D.			
9Cl-PF3ONS	-	531.0 -> 351.0	-	N.D.			
ADONA	-	377.0 -> 251.0	-	N.D.			
HFPO-DA	-	329.0 -> 169.0	-	N.D.			
MeFOSA	-	512.0 -> 219.0	-	N.D.			

 # = Qualifier out of range, m = manually integrated, + = Area summed

Perfluorinated Compounds by LC/MS/MS

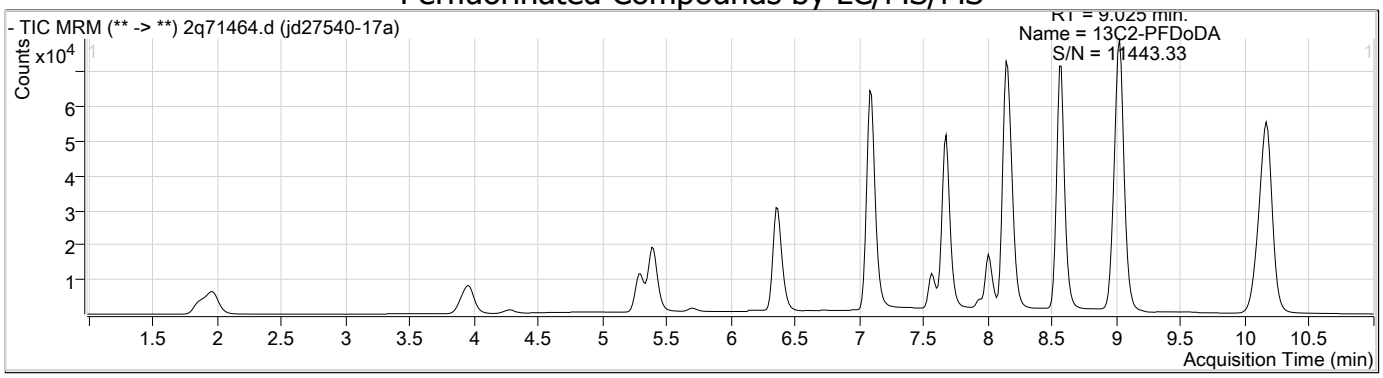

Compound	Conc.	RT	Dev(Min)	Resp.	QIon	QRatio	Min.	Max.
13C4-PFBA	17.36	1.96	-0.01	66005				

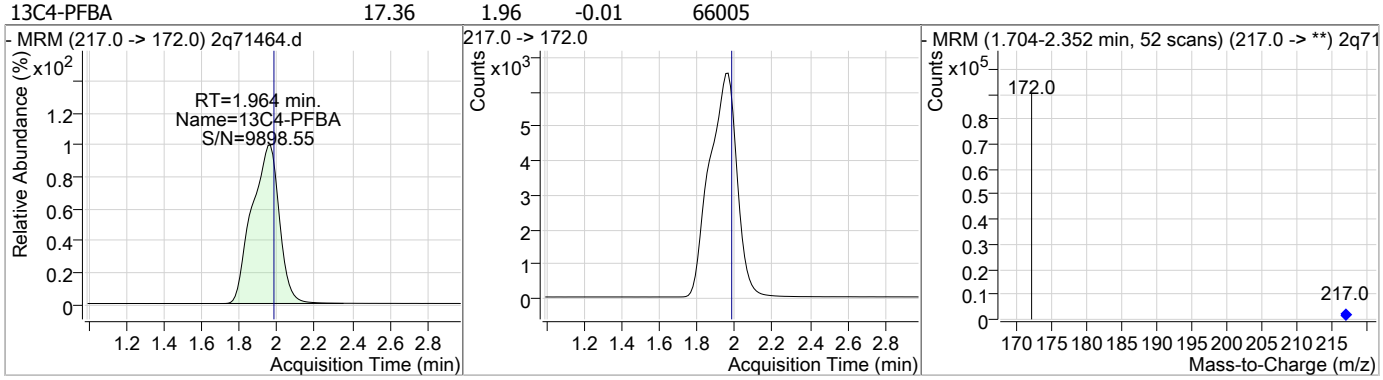

Compound	Conc.	RT	Dev(Min)	Resp.	QIon	QRatio	Min.	Max.
13C5-PFPeA	17.46	3.96	-0.03	59681				

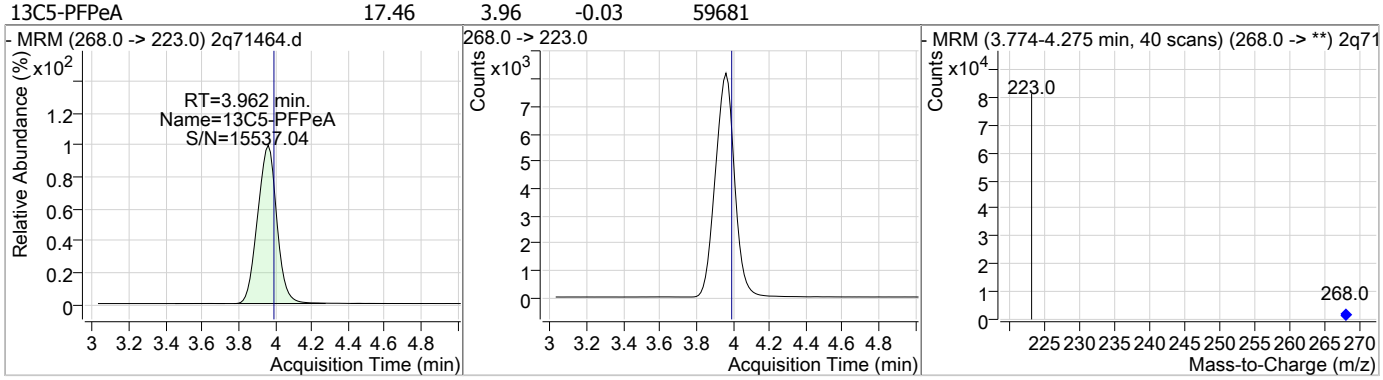

Compound	Conc.	RT	Dev(Min)	Resp.	QIon	QRatio	Min.	Max.
13C3-PFBS	16.81	4.28	-0.03	7102				

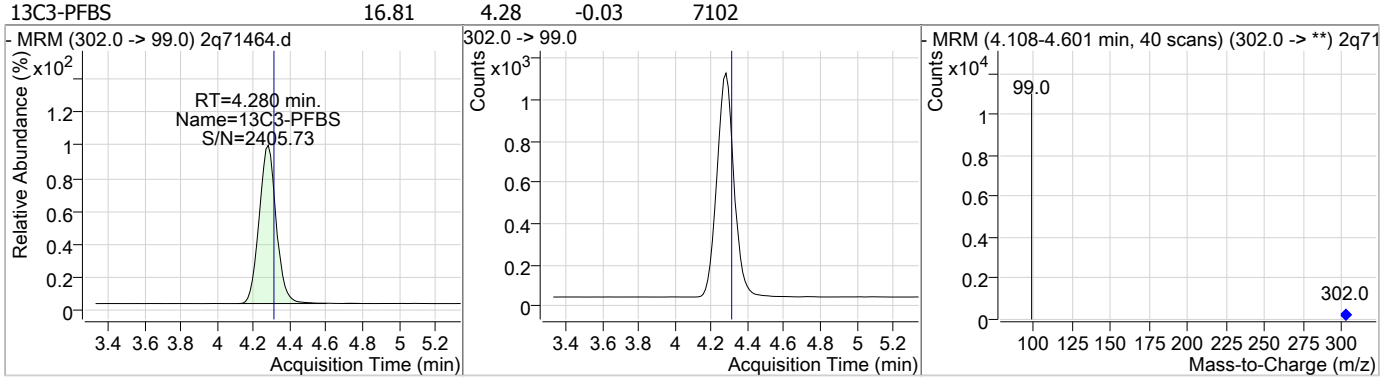

Perfluorinated Compounds by LC/MS/MS

Compound	Conc.	RT	Dev(Min)	Resp.	QIon	QRatio	Min.	Max.
13C2-4:2FTS	16.64	5.28	-0.03	58758				

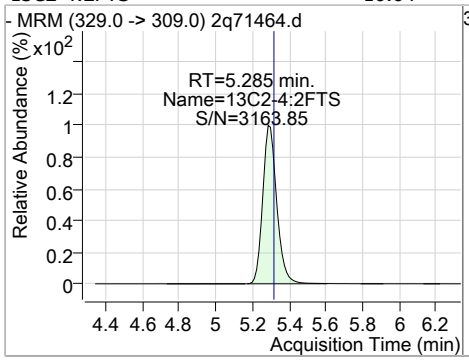

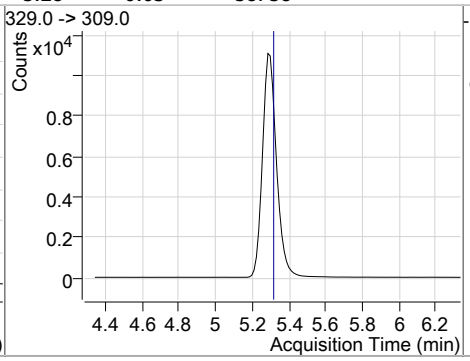

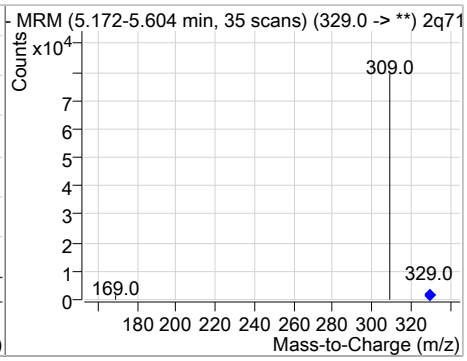

Compound	Conc.	RT	Dev(Min)	Resp.	QIon	QRatio	Min.	Max.
13C5-PFHxA	17.58	5.39	-0.03	96049				

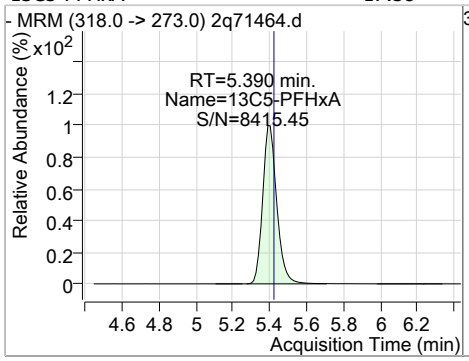

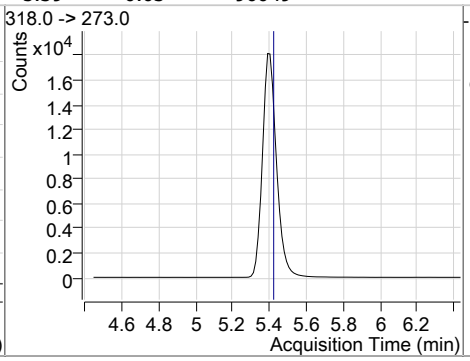

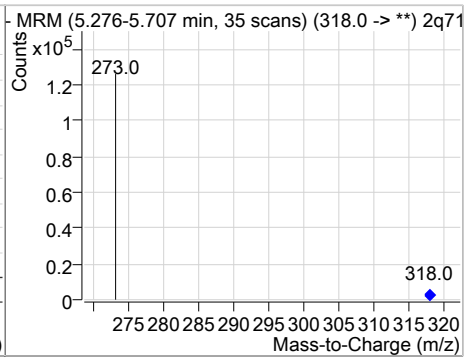

Compound	Conc.	RT	Dev(Min)	Resp.	QIon	QRatio	Min.	Max.
13C3-HFPO-DA	14.16	5.71	-0.01	4665				

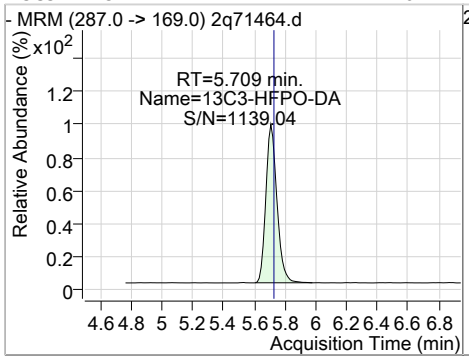

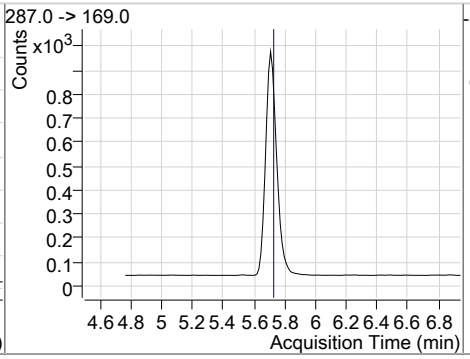

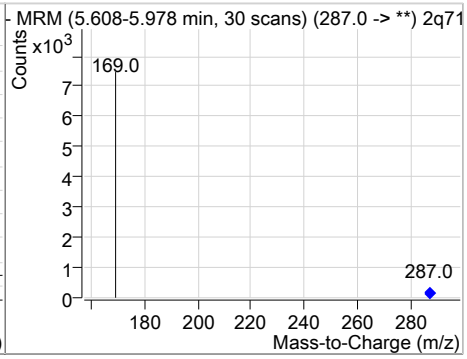

Compound	Conc.	RT	Dev(Min)	Resp.	QIon	QRatio	Min.	Max.
13C4-PFHpA	17.61	6.36	-0.01	141319				

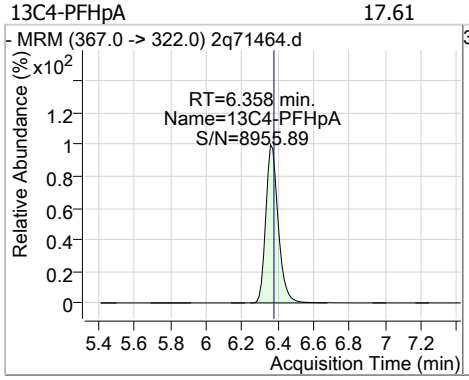

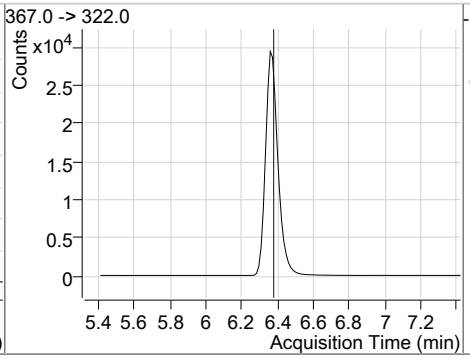

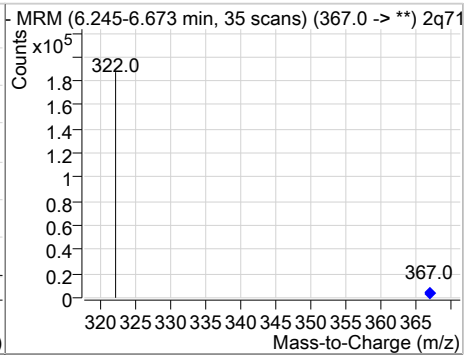

Perfluorinated Compounds by LC/MS/MS

Compound	Conc.	RT	Dev(Min)	Resp.	QIon	QRatio	Min.	Max.
13C3-PFHxS	15.92	6.41	0.00	8041				

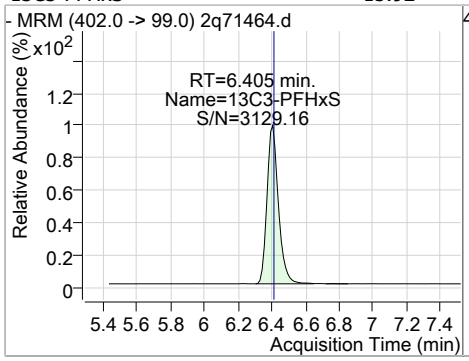

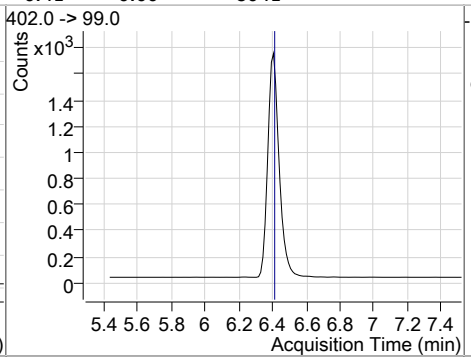

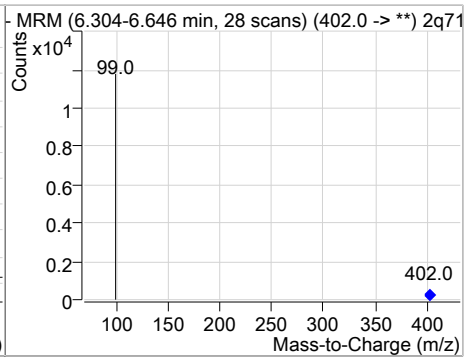

Compound	Conc.	RT	Dev(Min)	Resp.	QIon	QRatio	Min.	Max.
13C2-6:2FTS	17.12	7.09	-0.01	103185				

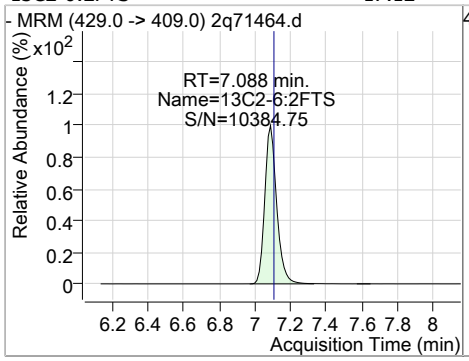

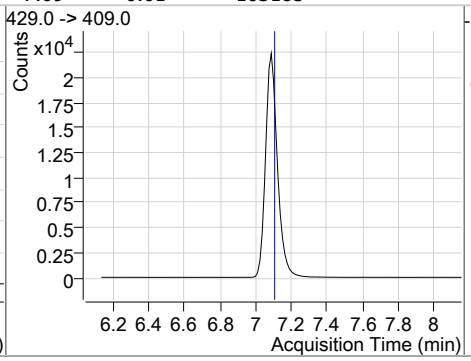

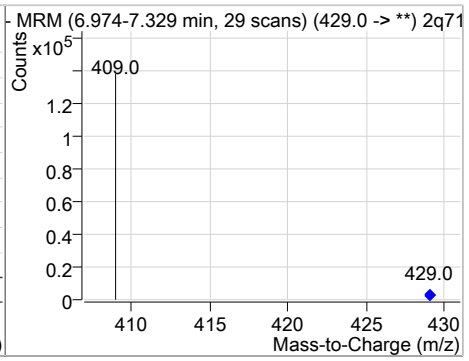

Compound	Conc.	RT	Dev(Min)	Resp.	QIon	QRatio	Min.	Max.
13C8-PFOA	18.05	7.10	-0.01	195767				

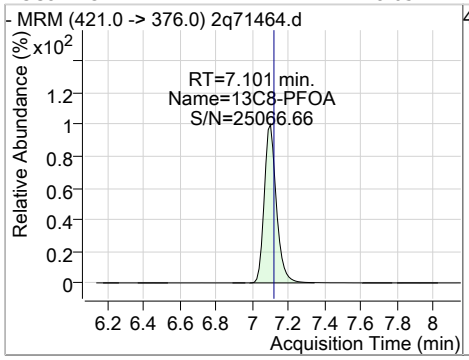

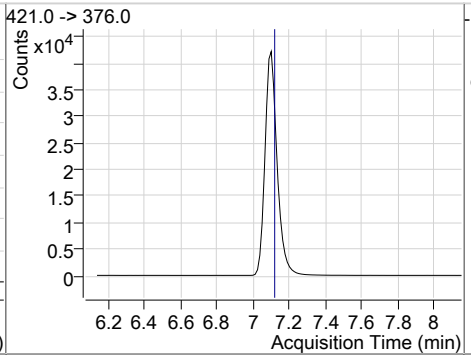

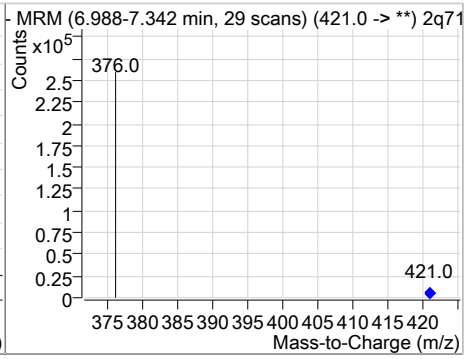

Compound	Conc.	RT	Dev(Min)	Resp.	QIon	QRatio	Min.	Max.
13C8-FOSA	17.49	7.57	0.00	44379				

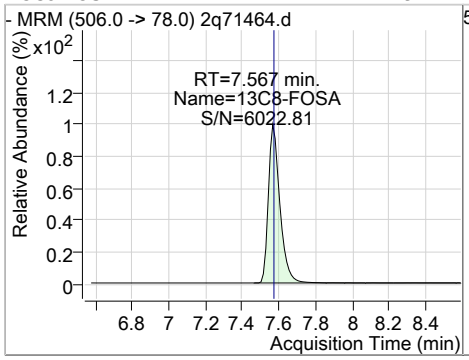

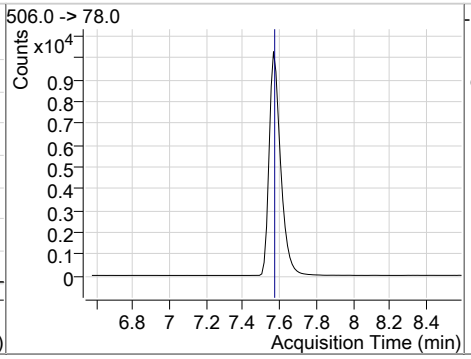

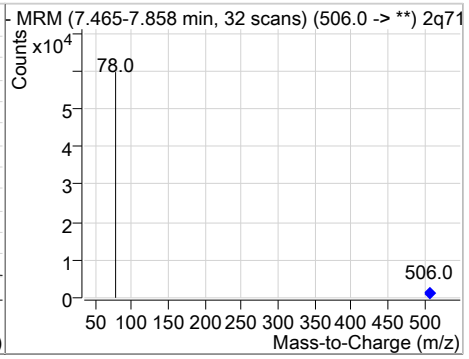

Perfluorinated Compounds by LC/MS/MS

Compound	Conc.	RT	Dev(Min)	Resp.	QIon	QRatio	Min.	Max.
13C8-PFOS	16.48	7.66	-0.01	12158				

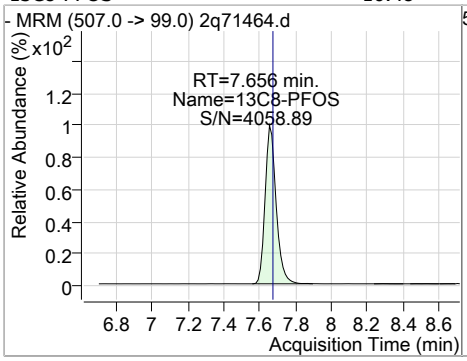

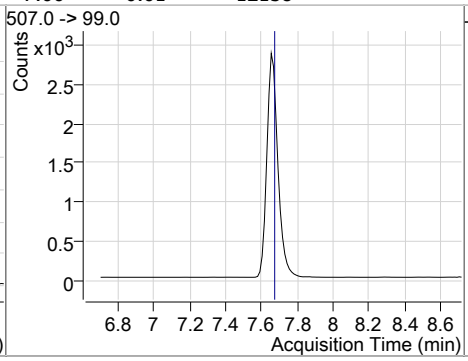

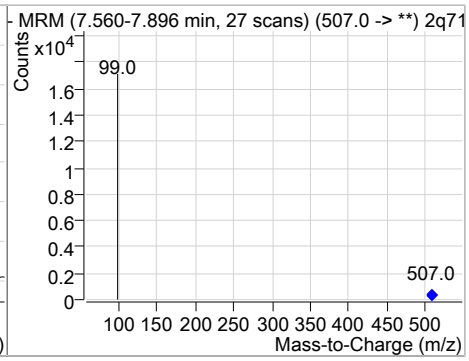

Compound	Conc.	RT	Dev(Min)	Resp.	QIon	QRatio	Min.	Max.
13C9-PFNA	17.97	7.68	-0.01	203955				

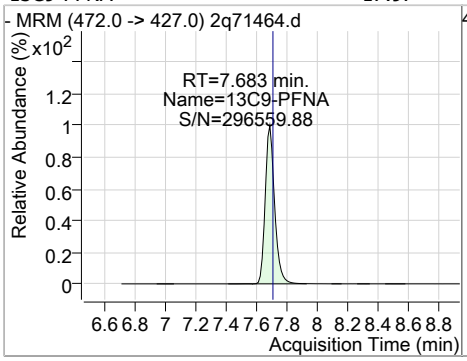

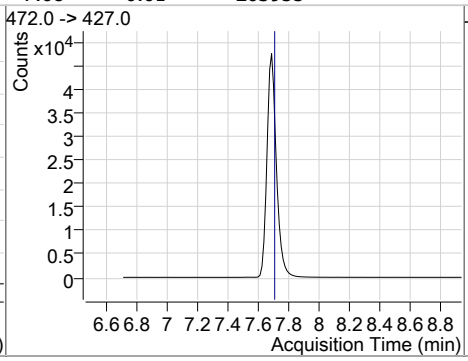

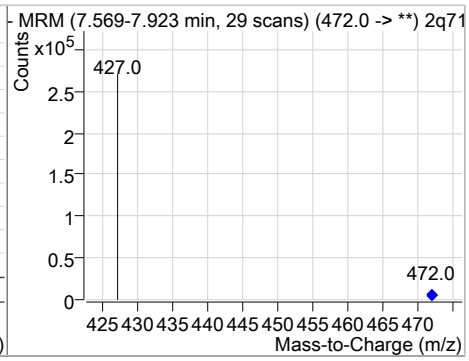

Compound	Conc.	RT	Dev(Min)	Resp.	QIon	QRatio	Min.	Max.
d3-MeFOSA	14.09	7.94	0.00	10458				

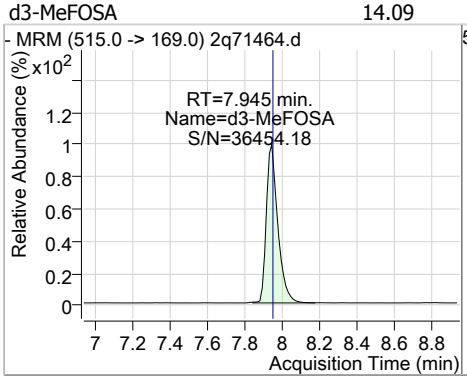

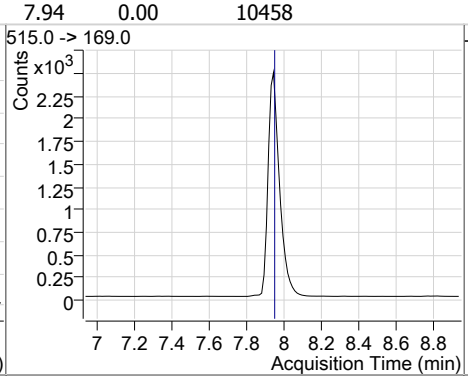

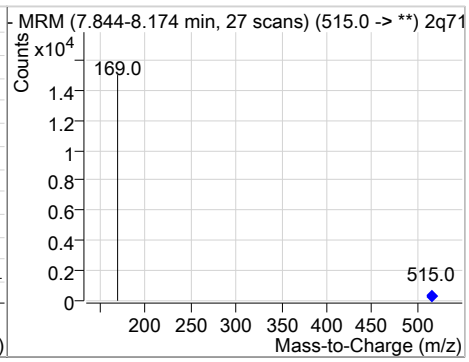

Compound	Conc.	RT	Dev(Min)	Resp.	QIon	QRatio	Min.	Max.
d3-MeFOSAA	15.81	8.00	0.00	59820				

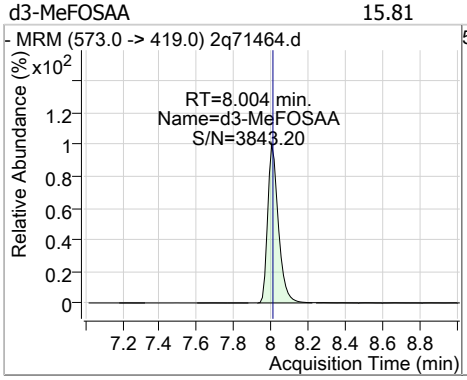

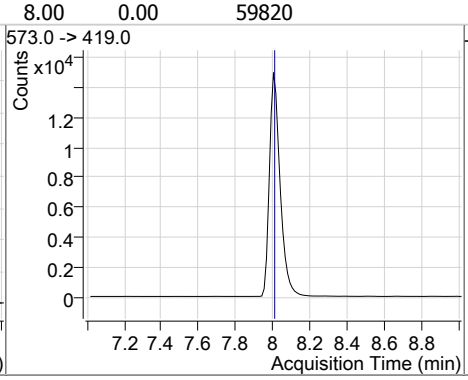

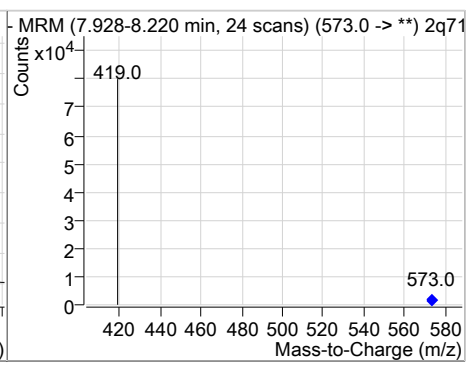

Perfluorinated Compounds by LC/MS/MS

Compound	Conc.	RT	Dev(Min)	Resp.	QIon	QRatio	Min.	Max.
d5-EtFOSAA	16.19	8.13	0.00	52260				

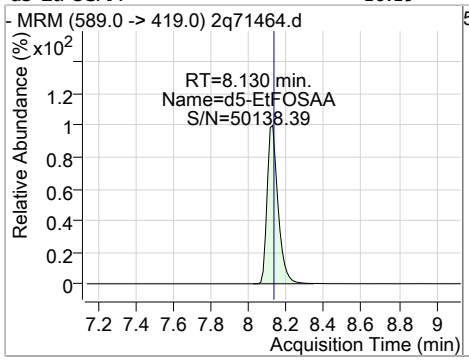

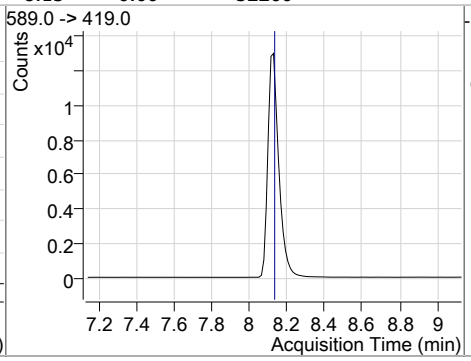

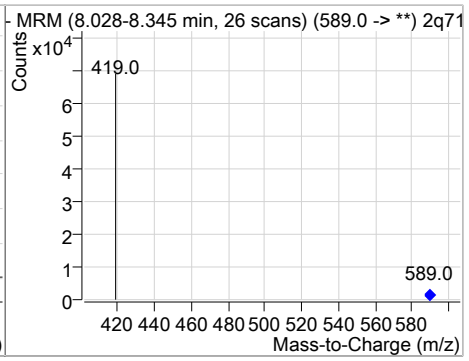

Compound	Conc.	RT	Dev(Min)	Resp.	QIon	QRatio	Min.	Max.
13C6-PFDA	18.42	8.15	-0.01	222508				

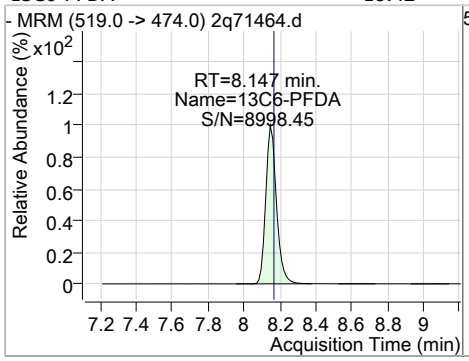

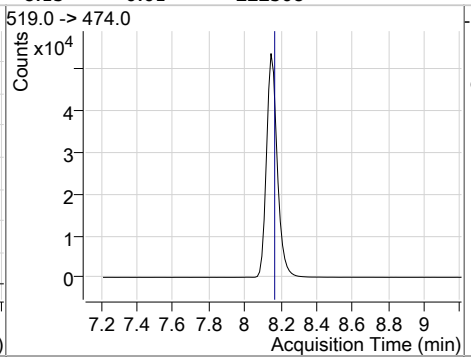

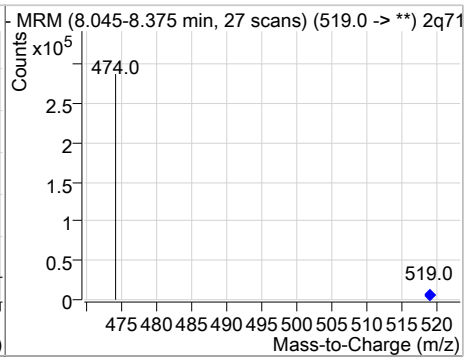

Compound	Conc.	RT	Dev(Min)	Resp.	QIon	QRatio	Min.	Max.
13C2-8:2FTS	16.68	8.19	-0.01	90895				

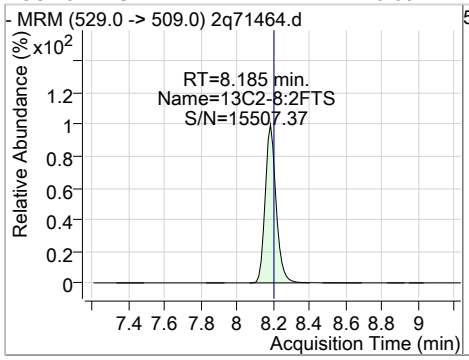

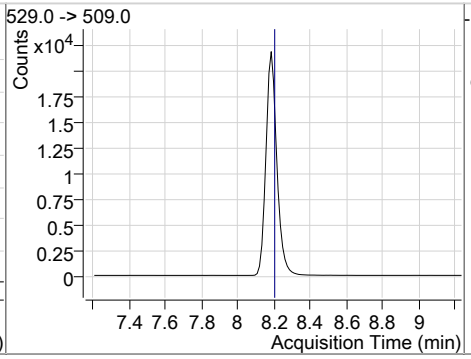

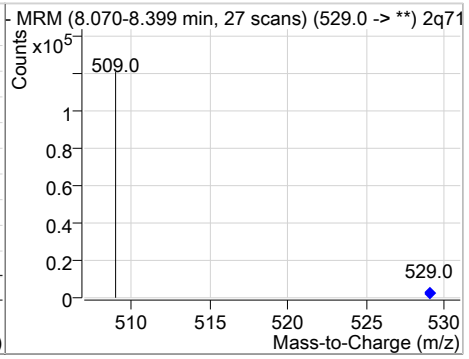

Compound	Conc.	RT	Dev(Min)	Resp.	QIon	QRatio	Min.	Max.
13C7-PFUnDA	18.53	8.56	-0.03	307923				

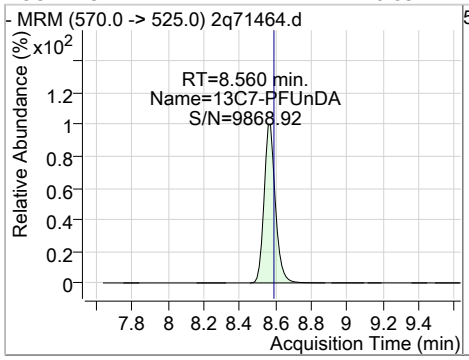

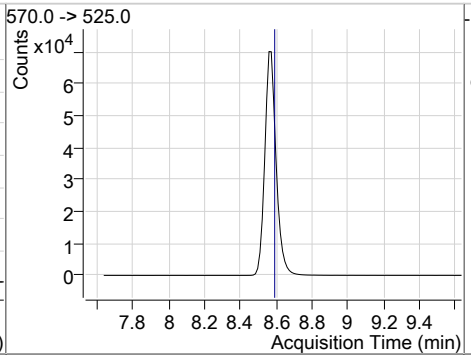

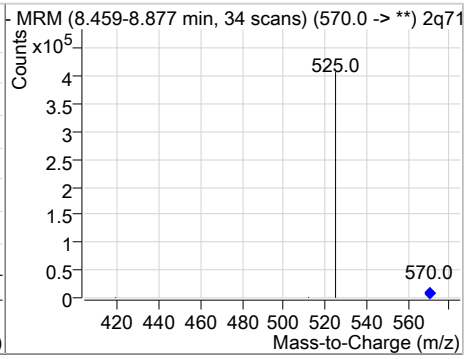

Perfluorinated Compounds by LC/MS/MS

Compound	Conc.	RT	Dev(Min)	Resp.	QIon	QRatio	Min.	Max.
13C2-PFDoDA	17.83	9.02	-0.01	421825				

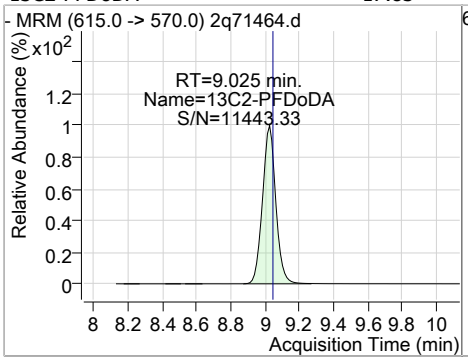

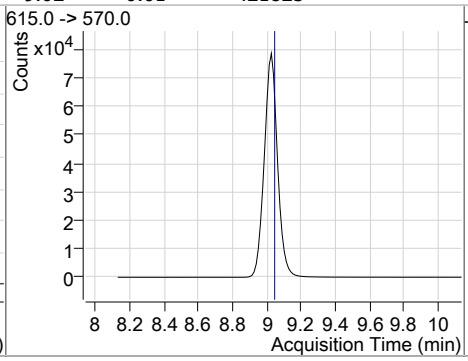

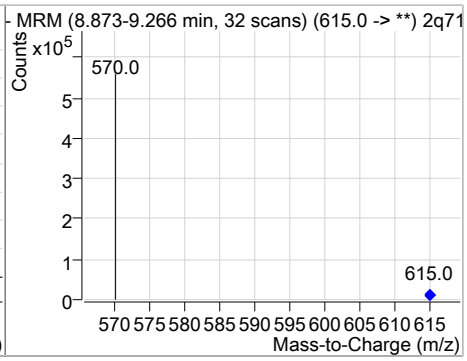

Compound	Conc.	RT	Dev(Min)	Resp.	QIon	QRatio	Min.	Max.
13C2-PFTeDA	17.93	10.16	0.00	409888				

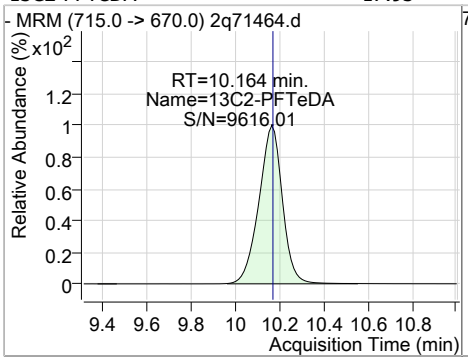

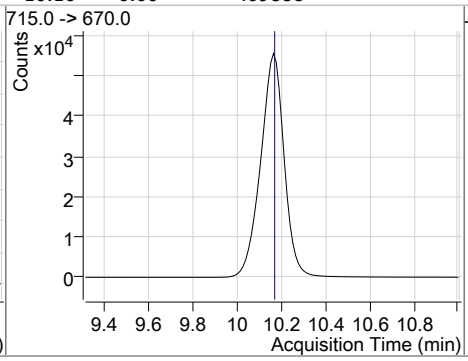

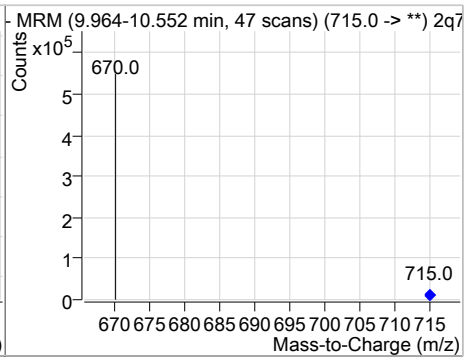

Perfluorinated Compounds by LC/MS/MS

Data File : 2q71467.d
Operator : nancyf
Acq. Method : 537_ID.m
Acq. Date-Time : 7/7/2021 8:41:07 PM
Sample Name : jd27540-18a
Vial : P4-B7
DA Method File : ID_062021_S2Q1012.quantmethod.xml
Batch Name : s2q1025.batch.bin
Sample Information : op86217,S2Q1025,2.07,,,1.0,1,soil

Compound	RT	QIon	Resp.	Conc.	Units	Dev(Min)
Internal Standards						
M5-EtFOSAA	8.116	589.0 -> 419.0	62381	20.00	µg/L	-0.013
M4-PFBA	1.952	217.0 -> 172.0	74271	20.00	µg/L	-0.025
M5-PFPeA	3.962	268.0 -> 223.0	66962	20.00	µg/L	-0.025
M5-PFHxA	5.390	318.0 -> 273.0	106729	20.00	µg/L	-0.026
M4-PFHpA	6.358	367.0 -> 322.0	157302	20.00	µg/L	-0.013
M8-PFOA	7.101	421.0 -> 376.0	219929	20.00	µg/L	-0.013
M9-PFNA	7.683	472.0 -> 427.0	231145	20.00	µg/L	-0.013
M6-PFDA	8.147	519.0 -> 474.0	248359	20.00	µg/L	-0.014
M7-PFUnDA	8.560	570.0 -> 525.0	339121	20.00	µg/L	-0.025
M2-PFDoDA	9.025	615.0 -> 570.0	452164	20.00	µg/L	-0.013
M2-PFTeDA	10.164	715.0 -> 670.0	457188	20.00	µg/L	0.000
M8-FOSA	7.567	506.0 -> 78.0	50323	20.00	µg/L	0.000
M3-PFBS	4.280	302.0 -> 99.0	8014	20.00	µg/L	-0.025
M3-PFHxS	6.405	402.0 -> 99.0	9214	20.00	µg/L	0.000
M8-PFOS	7.656	507.0 -> 99.0	13996	20.00	µg/L	-0.013
M2-4:2FTS	5.285	329.0 -> 309.0	66090	20.00	µg/L	-0.025
M2-6:2FTS	7.088	429.0 -> 409.0	113442	20.00	µg/L	-0.013
M2-8:2FTS	8.185	529.0 -> 509.0	105057	20.00	µg/L	-0.013
M3-MeFOSAA	8.004	573.0 -> 419.0	72130	20.00	µg/L	0.000
M3-HFPO-DA	5.709	287.0 -> 169.0	5308	20.00	µg/L	-0.013
M3-MeFOSA	7.932	515.0 -> 169.0	13073	20.00	µg/L	-0.013
System Monitoring Compounds						
13C2-4:2FTS	5.285	329.0 -> 309.0	66090	18.72	µg/L	-0.025
Spiked Amount: 20.00	Range: 50.0 - 150.0%			Recovery = 93.6%		
13C2-6:2FTS	7.088	429.0 -> 409.0	113442	18.82	µg/L	-0.013
Spiked Amount: 20.00	Range: 50.0 - 150.0%			Recovery = 94.1%		
13C2-8:2FTS	8.185	529.0 -> 509.0	105057	19.28	µg/L	-0.013
Spiked Amount: 20.00	Range: 50.0 - 150.0%			Recovery = 96.4%		
13C2-PFDoDA	9.025	615.0 -> 570.0	452164	19.11	µg/L	-0.013
Spiked Amount: 20.00	Range: 50.0 - 150.0%			Recovery = 95.6%		
13C2-PFTeDA	10.164	715.0 -> 670.0	457188	19.99	µg/L	0.000
Spiked Amount: 20.00	Range: 50.0 - 150.0%			Recovery = 100.0%		
13C3-PFBS	4.280	302.0 -> 99.0	8014	18.97	µg/L	-0.025
Spiked Amount: 20.00	Range: 50.0 - 150.0%			Recovery = 94.9%		
13C3-PFHxS	6.405	402.0 -> 99.0	9214	18.25	µg/L	0.000
Spiked Amount: 20.00	Range: 50.0 - 150.0%			Recovery = 91.2%		
13C4-PFBA	1.952	217.0 -> 172.0	74271	19.53	µg/L	-0.025
Spiked Amount: 20.00	Range: 50.0 - 150.0%			Recovery = 97.7%		
13C4-PFHpA	6.358	367.0 -> 322.0	157302	19.60	µg/L	-0.013
Spiked Amount: 20.00	Range: 50.0 - 150.0%			Recovery = 98.0%		
d5-EtFOSAA	8.116	589.0 -> 419.0	62381	19.33	ng/ml	-0.013
Spiked Amount: 20.00	Range: 50.0 - 150.0%			Recovery = 96.6%		
13C5-PFHxA	5.390	318.0 -> 273.0	106729	19.53	µg/L	-0.026
Spiked Amount: 20.00	Range: 50.0 - 150.0%			Recovery = 97.7%		
13C5-PFPeA	3.962	268.0 -> 223.0	66962	19.59	µg/L	-0.025

Perfluorinated Compounds by LC/MS/MS

Compound	RT	QIon	Resp.	Conc.	Units		Dev(Min)
Spiked Amount: 20.00	Range: 50.0 - 150.0%			Recovery = 98.0%			
13C6-PFDA	8.147	519.0 -> 474.0	248359	20.56	µg/L		-0.014
Spiked Amount: 20.00	Range: 50.0 - 150.0%			Recovery = 102.8%			
13C7-PFUnDA	8.560	570.0 -> 525.0	339121	20.40	µg/L		-0.025
Spiked Amount: 20.00	Range: 50.0 - 150.0%			Recovery = 102.0%			
13C8-FOSA	7.567	506.0 -> 78.0	50323	19.84	µg/L		0.000
Spiked Amount: 20.00	Range: 50.0 - 150.0%			Recovery = 99.2%			
13C8-PFOA	7.101	421.0 -> 376.0	219929	20.28	µg/L		-0.013
Spiked Amount: 20.00	Range: 50.0 - 150.0%			Recovery = 101.4%			
13C8-PFOS	7.656	507.0 -> 99.0	13996	18.97	µg/L		-0.013
Spiked Amount: 20.00	Range: 50.0 - 150.0%			Recovery = 94.8%			
13C9-PFNA	7.683	472.0 -> 427.0	231145	20.37	µg/L		-0.013
Spiked Amount: 20.00	Range: 50.0 - 150.0%			Recovery = 101.8%			
d3-MeFOSAA	8.004	573.0 -> 419.0	72130	19.07	µg/L		0.000
Spiked Amount: 20.00	Range: 50.0 - 150.0%			Recovery = 95.3%			
13C3-HFPO-DA	5.709	287.0 -> 169.0	5308	16.11	µg/L		-0.013
Spiked Amount: 20.00	Range: 50.0 - 150.0%			Recovery = 80.6%			
d3-MeFOSA	7.932	515.0 -> 169.0	13073	17.61	µg/L		-0.013
Spiked Amount: 20.00	Range: 50.0 - 150.0%			Recovery = 88.0%			
Target Compounds							**QValue**
4:2FTS	-	327.0 -> 307.0	-	N.D.			
6:2FTS	-	427.0 -> 407.0	-	N.D.			
8:2FTS	-	527.0 -> 507.0	-	N.D.			
EtFOSAA	-	584.0 -> 419.0	-	N.D.			
FOSA	-	498.0 -> 78.0	-	N.D.			
MeFOSAA	9.029	570.0 -> 419.0	0	0.00	µg/L	m	1
PFBA	-	213.0 -> 169.0	-	N.D.			
PFBS	-	299.0 -> 80.0	-	N.D.			
PFDA	-	513.0 -> 469.0	-	N.D.			
PFDoDA	-	613.0 -> 569.0	-	N.D.			
PFDS	-	599.0 -> 80.0	-	N.D.			
PFHpA	-	363.0 -> 319.0	-	N.D.			
PFHpS	-	449.0 -> 80.0	-	N.D.			
PFHxA	-	313.0 -> 269.0	-	N.D.			
PFHxS	-	399.0 -> 80.0	-	N.D.			
PFNA	-	463.0 -> 419.0	-	N.D.			
PFNS	-	549.0 -> 80.0	-	N.D.			
PFOA	-	413.0 -> 369.0	-	N.D.			
PFOS	-	499.0 -> 80.0	-	N.D.			
PFPeA	-	263.0 -> 219.0	-	N.D.			
PFPeS	-	349.0 -> 80.0	-	N.D.			
PFTeDA	-	713.0 -> 669.0	-	N.D.			
PFTrDA	-	663.0 -> 619.0	-	N.D.			
PFUnDA	-	563.0 -> 519.0	-	N.D.			
11Cl-PF3OUdS	-	631.0 -> 451.0	-	N.D.			
9Cl-PF3ONS	-	531.0 -> 351.0	-	N.D.			
ADONA	-	377.0 -> 251.0	-	N.D.			
HFPO-DA	-	329.0 -> 169.0	-	N.D.			
MeFOSA	-	512.0 -> 219.0	-	N.D.			

 # = Qualifier out of range, m = manually integrated, + = Area summed

Perfluorinated Compounds by LC/MS/MS

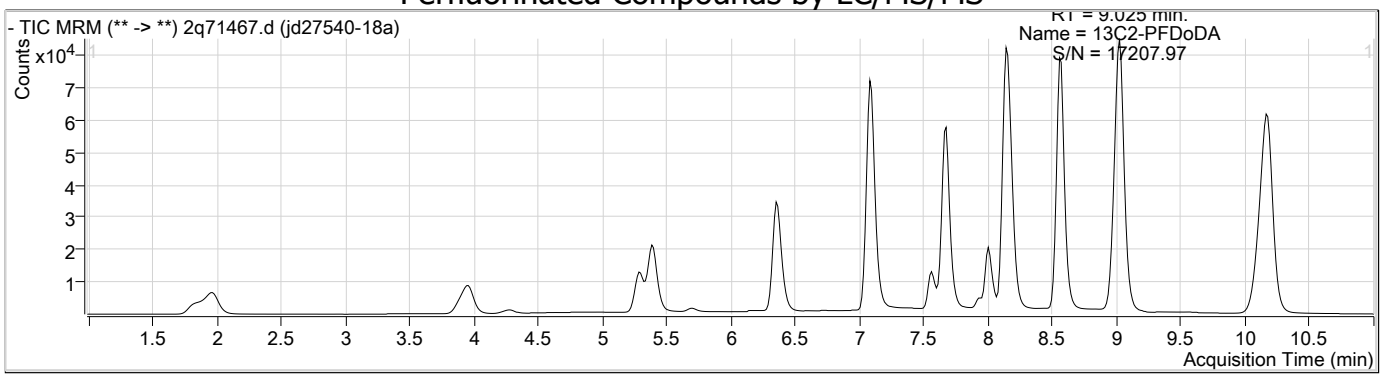

Compound	Conc.	RT	Dev(Min)	Resp.	QIon	QRatio	Min.	Max.
13C4-PFBA	19.53	1.95	-0.03	74271				

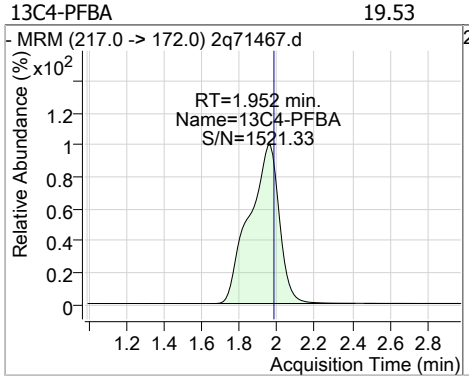

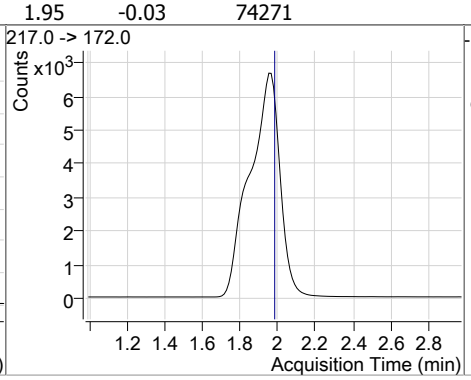

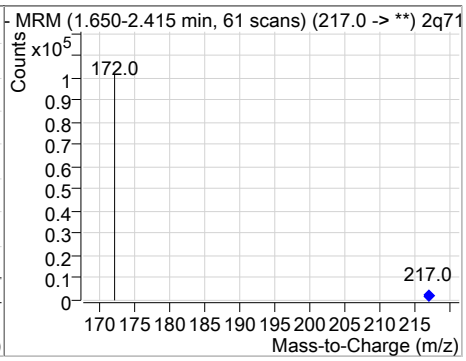

Compound	Conc.	RT	Dev(Min)	Resp.	QIon	QRatio	Min.	Max.
13C5-PFPeA	19.59	3.96	-0.03	66962				

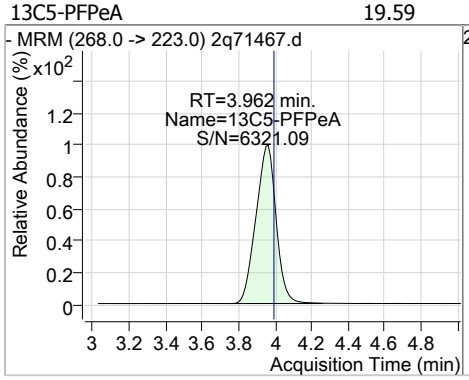

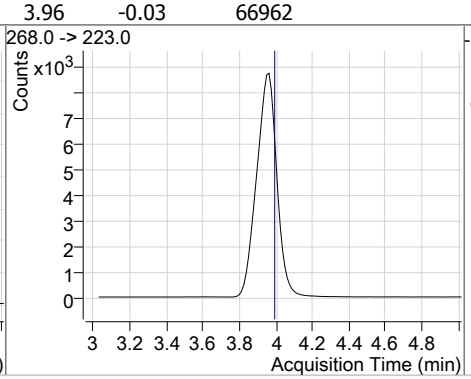

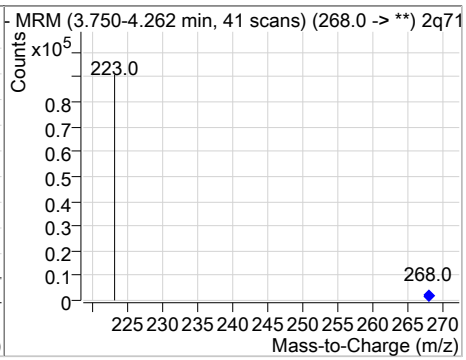

Compound	Conc.	RT	Dev(Min)	Resp.	QIon	QRatio	Min.	Max.
13C3-PFBS	18.97	4.28	-0.03	8014				

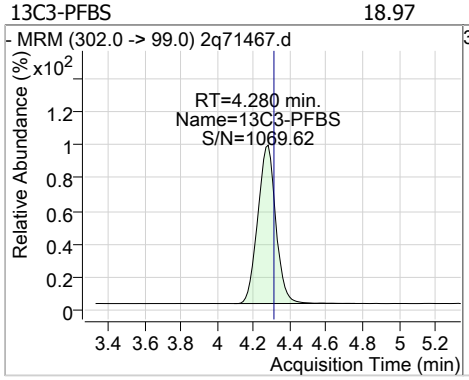

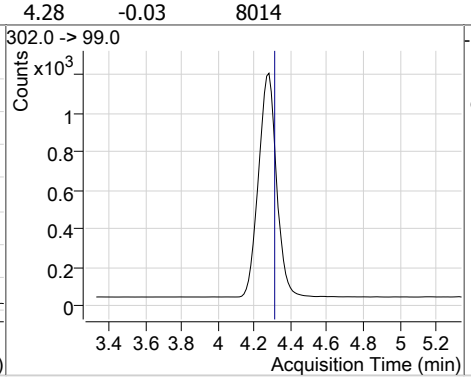

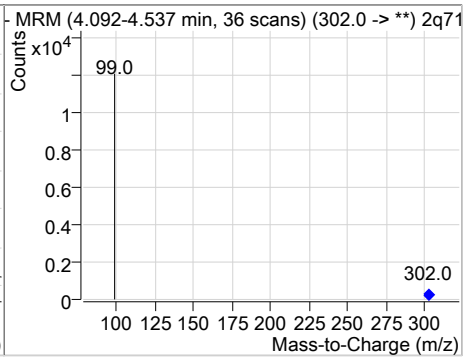

Perfluorinated Compounds by LC/MS/MS

Compound	Conc.	RT	Dev(Min)	Resp.	QIon	QRatio	Min.	Max.
13C2-4:2FTS	18.72	5.28	-0.03	66090				

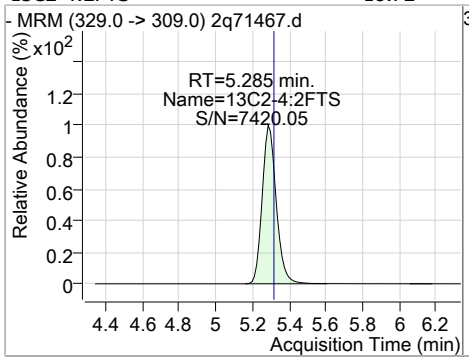

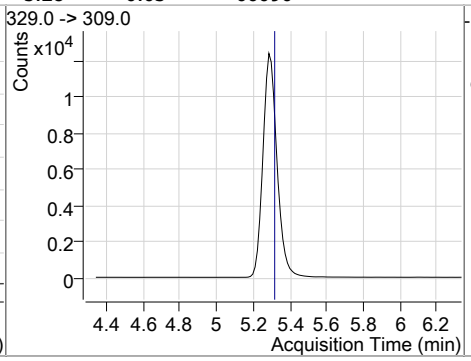

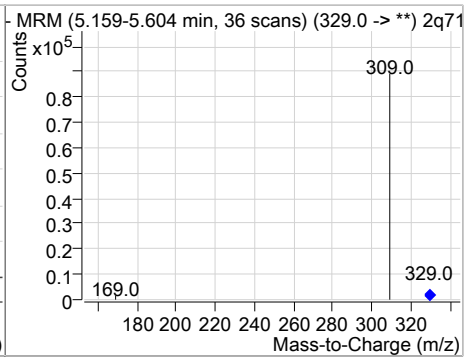

Compound	Conc.	RT	Dev(Min)	Resp.	QIon	QRatio	Min.	Max.
13C5-PFHxA	19.53	5.39	-0.03	106729				

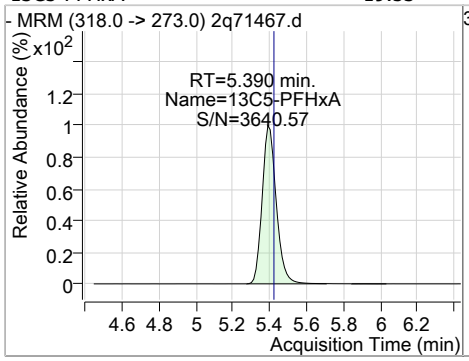

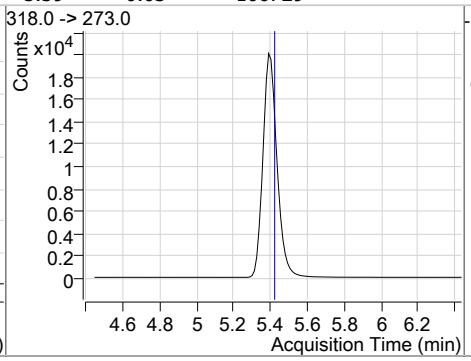

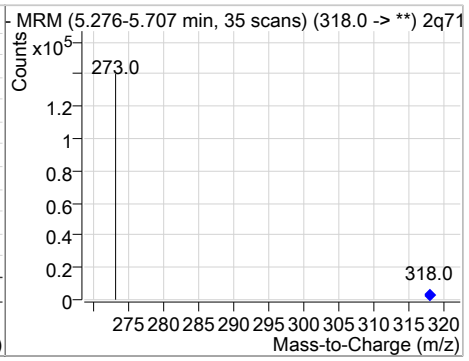

Compound	Conc.	RT	Dev(Min)	Resp.	QIon	QRatio	Min.	Max.
13C3-HFPO-DA	16.11	5.71	-0.01	5308				

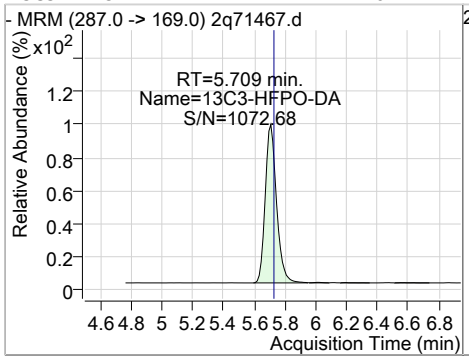

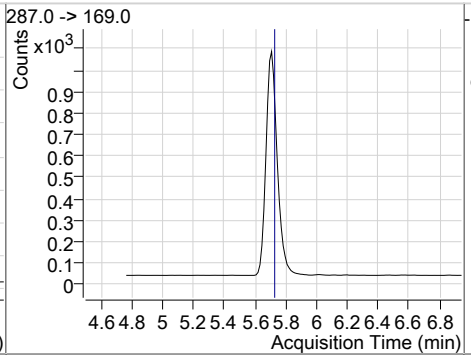

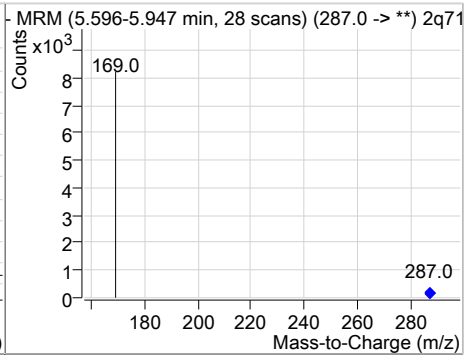

Compound	Conc.	RT	Dev(Min)	Resp.	QIon	QRatio	Min.	Max.
13C4-PFHpA	19.60	6.36	-0.01	157302				

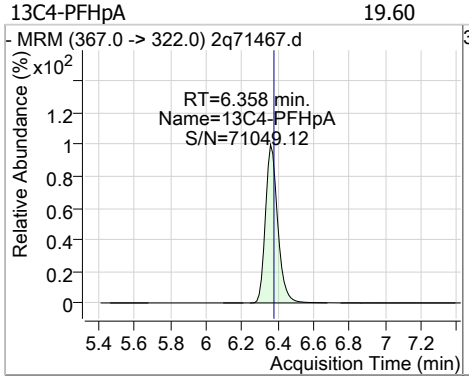

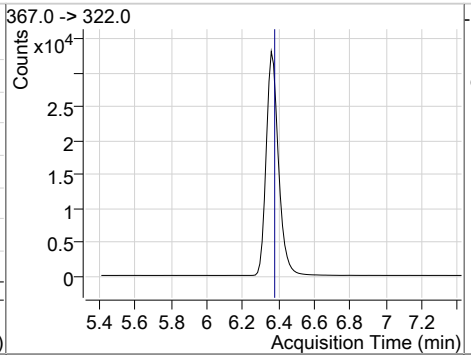

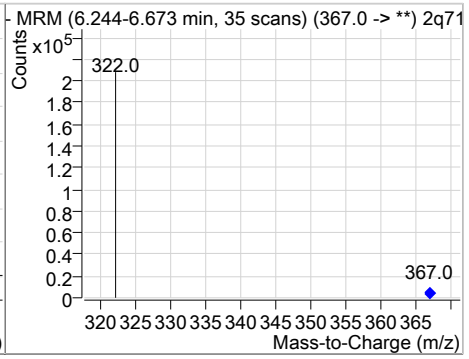

Perfluorinated Compounds by LC/MS/MS

Compound	Conc.	RT	Dev(Min)	Resp.	QIon	QRatio	Min.	Max.
13C3-PFHxS	18.25	6.41	0.00	9214				

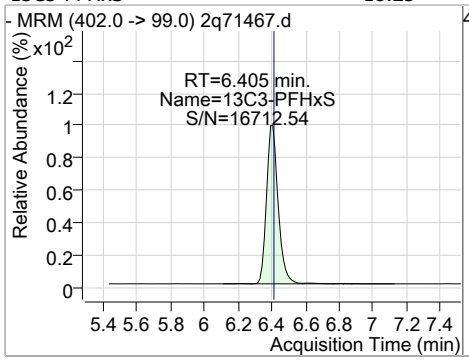

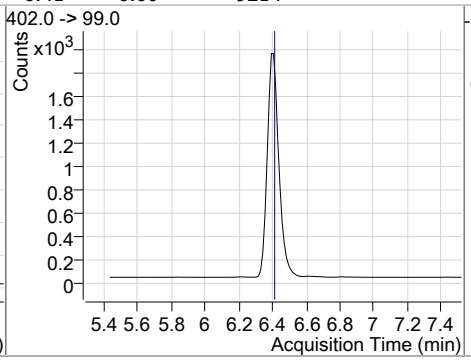

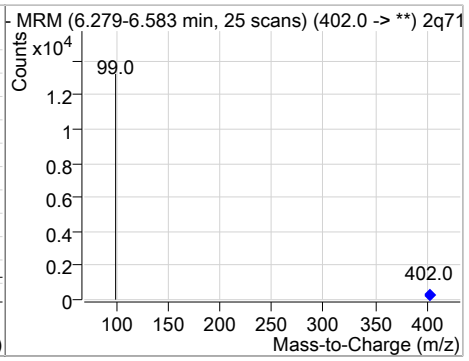

Compound	Conc.	RT	Dev(Min)	Resp.	QIon	QRatio	Min.	Max.
13C2-6:2FTS	18.82	7.09	-0.01	113442				

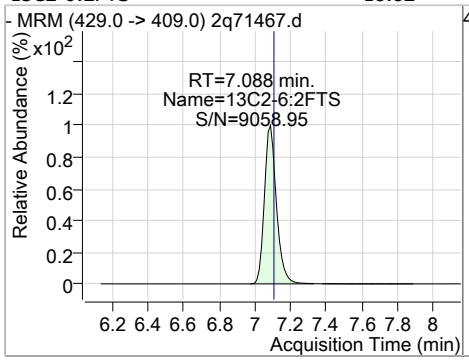

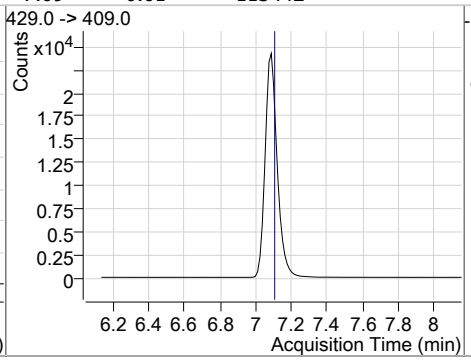

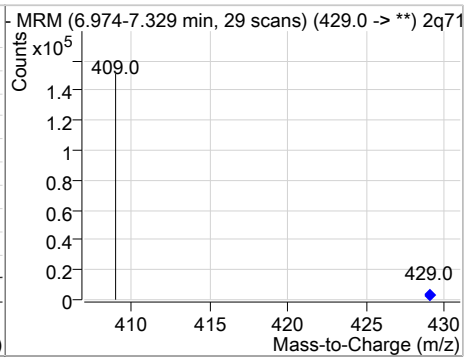

Compound	Conc.	RT	Dev(Min)	Resp.	QIon	QRatio	Min.	Max.
13C8-PFOA	20.28	7.10	-0.01	219929				

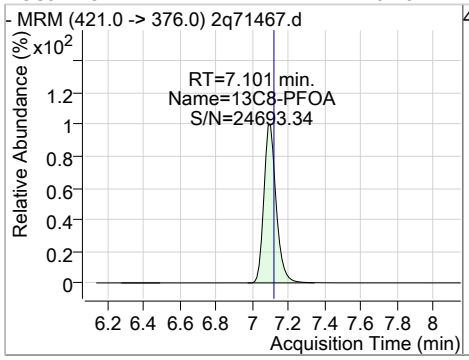

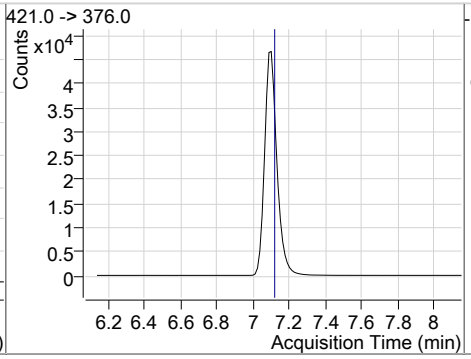

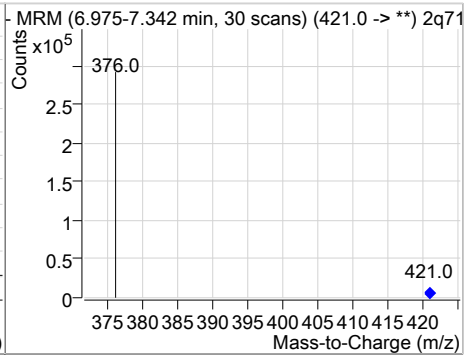

Compound	Conc.	RT	Dev(Min)	Resp.	QIon	QRatio	Min.	Max.
13C8-FOSA	19.84	7.57	0.00	50323				

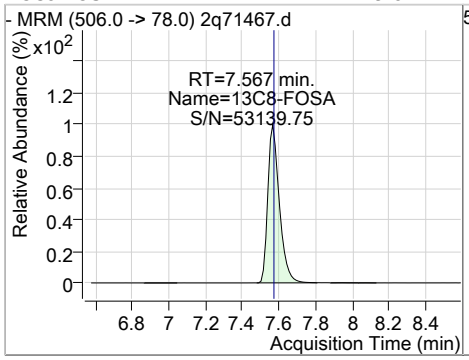

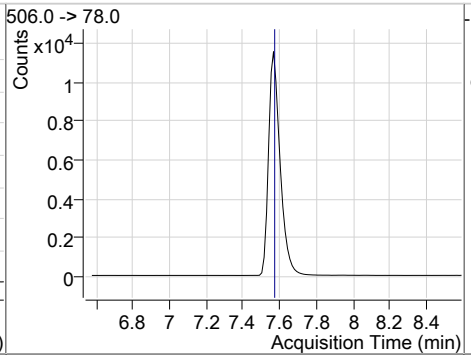

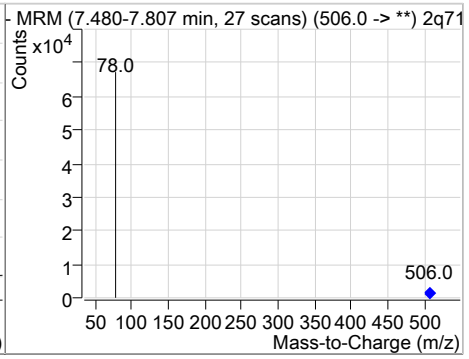

Perfluorinated Compounds by LC/MS/MS

Compound	Conc.	RT	Dev(Min)	Resp.	QIon	QRatio	Min.	Max.
13C8-PFOS	18.97	7.66	-0.01	13996				

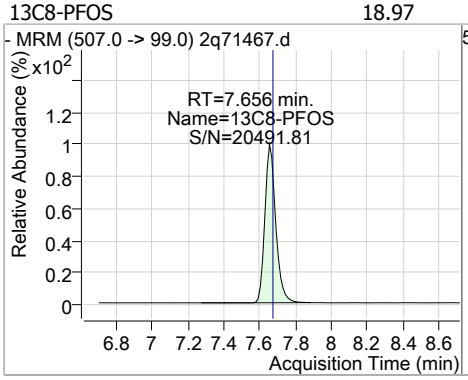

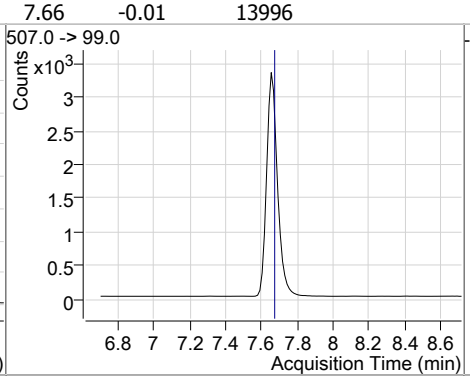

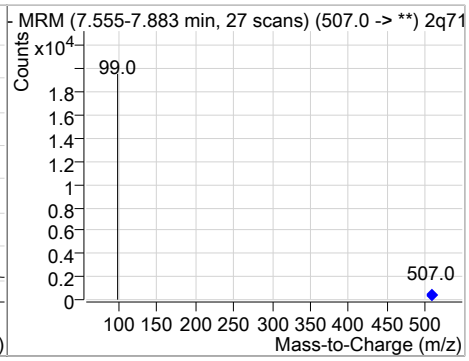

Compound	Conc.	RT	Dev(Min)	Resp.	QIon	QRatio	Min.	Max.
13C9-PFNA	20.37	7.68	-0.01	231145				

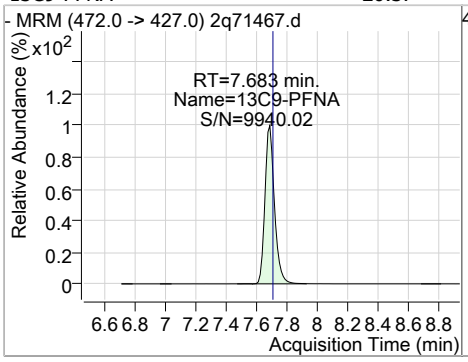

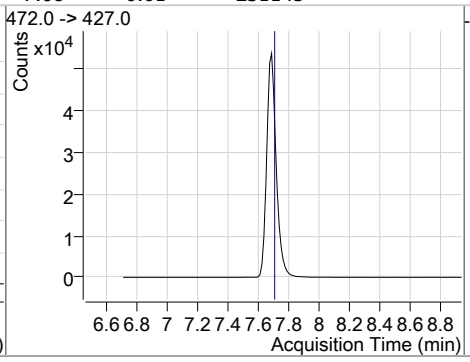

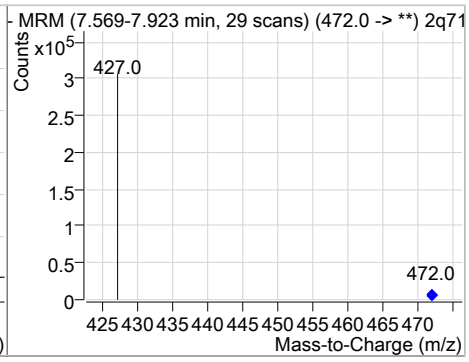

Compound	Conc.	RT	Dev(Min)	Resp.	QIon	QRatio	Min.	Max.
d3-MeFOSA	17.61	7.93	-0.01	13073				

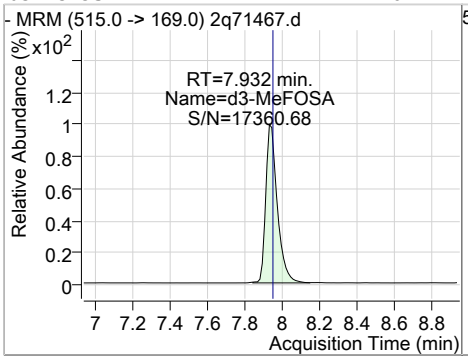

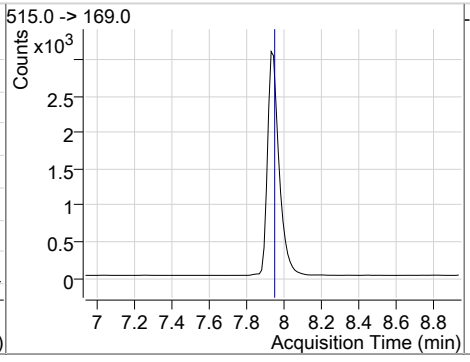

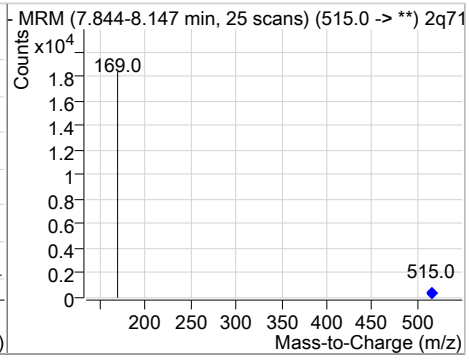

Compound	Conc.	RT	Dev(Min)	Resp.	QIon	QRatio	Min.	Max.
d3-MeFOSAA	19.07	8.00	0.00	72130				

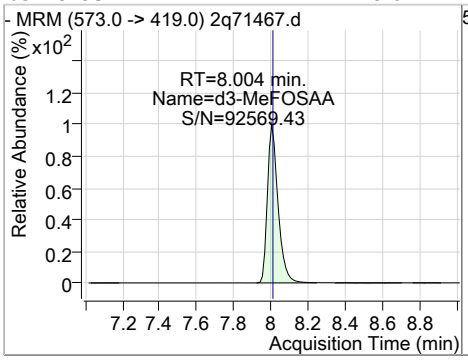

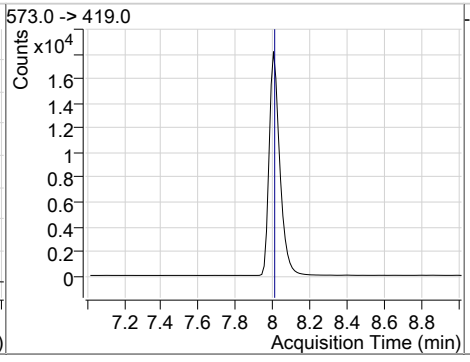

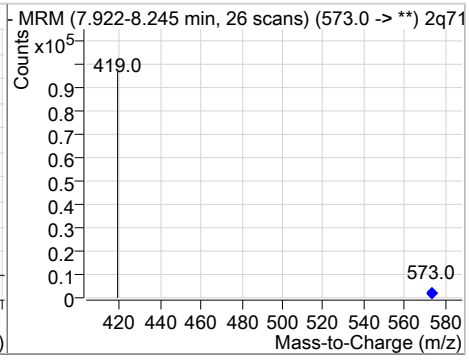

Perfluorinated Compounds by LC/MS/MS

Compound	Conc.	RT	Dev(Min)	Resp.	QIon	QRatio	Min.	Max.
d5-EtFOSAA	19.33	8.12	-0.01	62381				

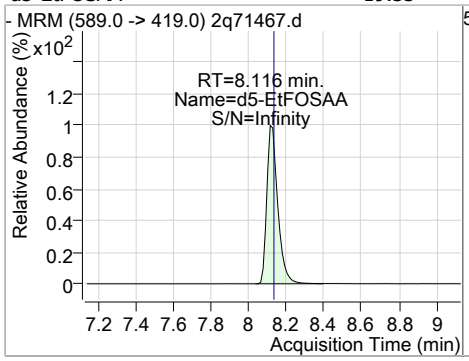

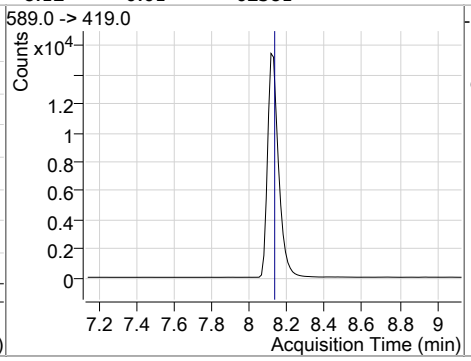

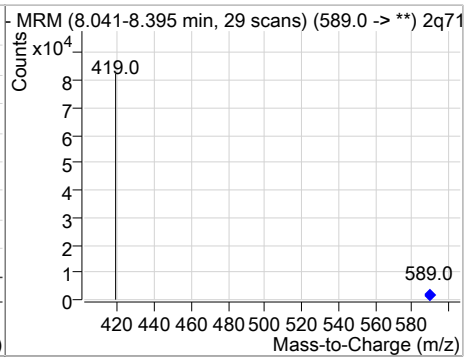

Compound	Conc.	RT	Dev(Min)	Resp.	QIon	QRatio	Min.	Max.
13C6-PFDA	20.56	8.15	-0.01	248359				

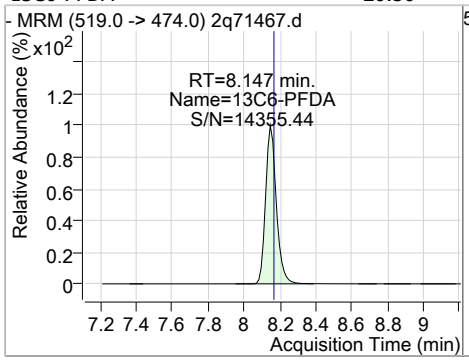

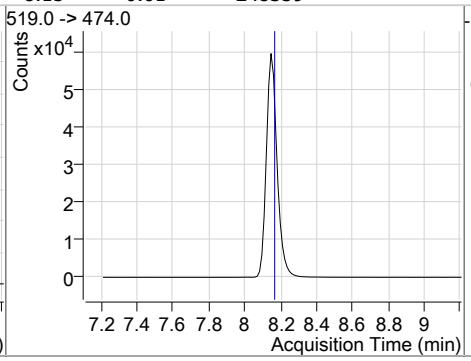

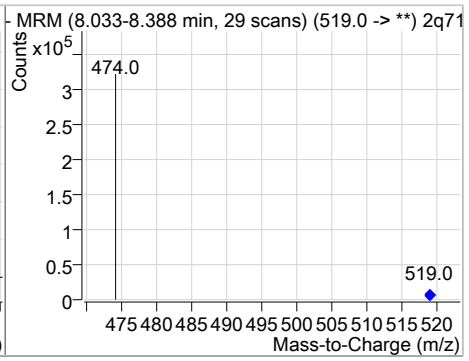

Compound	Conc.	RT	Dev(Min)	Resp.	QIon	QRatio	Min.	Max.
13C2-8:2FTS	19.28	8.19	-0.01	105057				

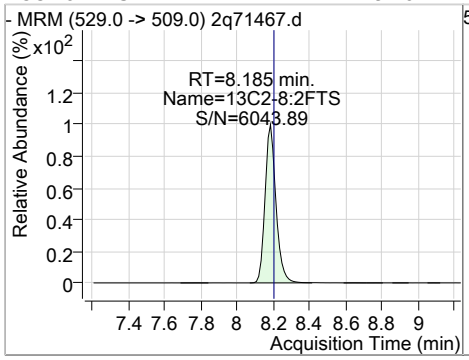

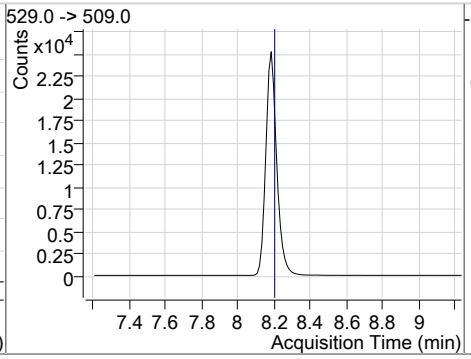

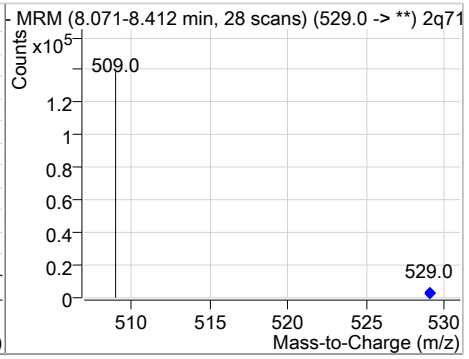

Compound	Conc.	RT	Dev(Min)	Resp.	QIon	QRatio	Min.	Max.
13C7-PFUnDA	20.40	8.56	-0.03	339121				

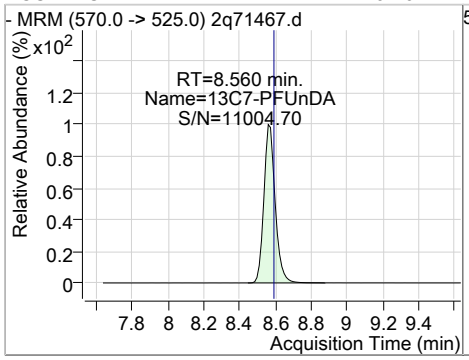

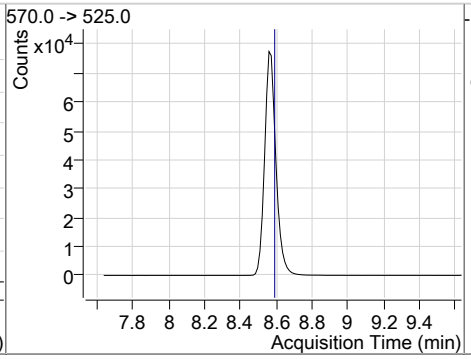

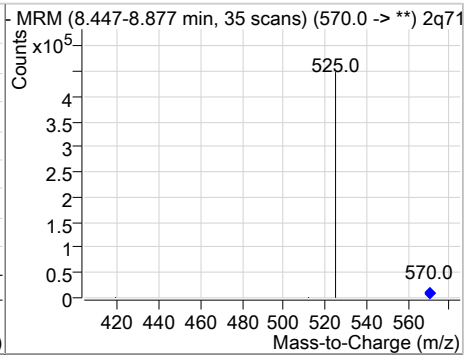

Perfluorinated Compounds by LC/MS/MS

Compound	Conc.	RT	Dev(Min)	Resp.	QIon	QRatio	Min.	Max.
13C2-PFDoDA	19.11	9.02	-0.01	452164				

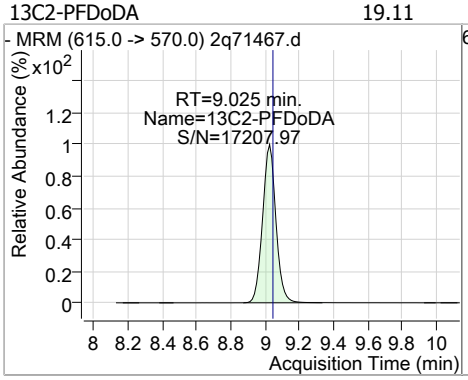

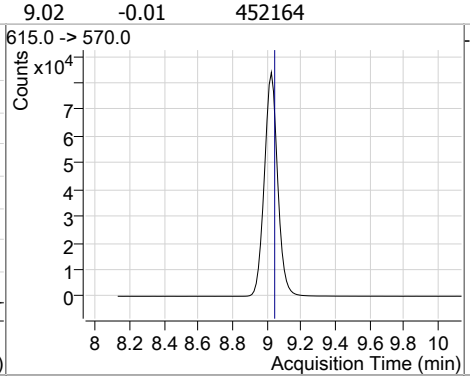

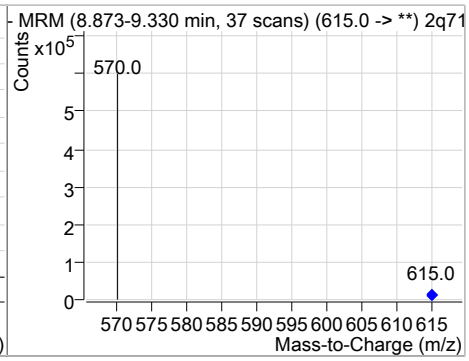

Compound	Conc.	RT	Dev(Min)	Resp.	QIon	QRatio	Min.	Max.
13C2-PFTeDA	19.99	10.16	0.00	457188				

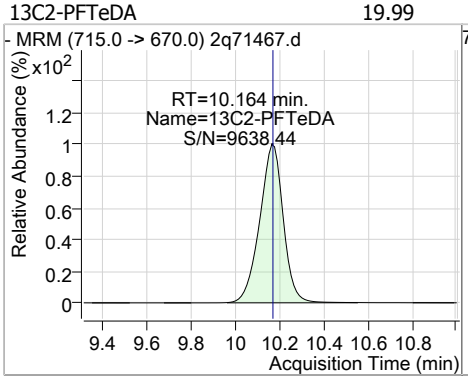

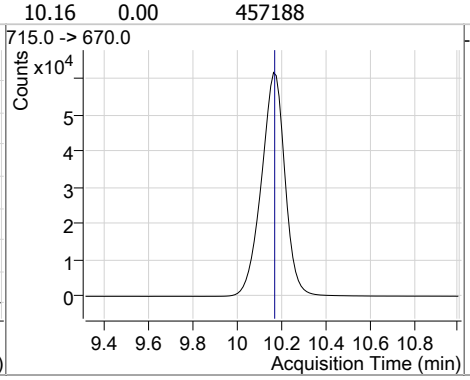

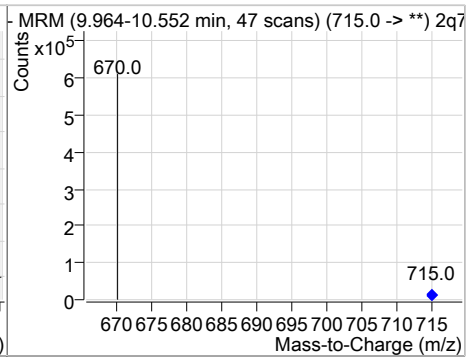

Manual Integrations APPROVED (compounds with "m" flag)
Natasha Gumtie 07/08/21 16:40

Perfluorinated Compounds by LC/MS/MS

Data File : 2q71456.d
Operator : nancyf
Acq. Method : 537_ID.m
Acq. Date-Time : 7/7/2021 5:39:18 PM
Sample Name : op86217-mb
Vial : P4-A7
DA Method File : ID_062021_S2Q1012.quantmethod.xml
Batch Name : s2q1025.batch.bin
Sample Information : op86217,S2Q1025,2.00,,,1.0,1,soil

Compound	RT	QIon	Resp.	Conc.	Units	Dev(Min)
Internal Standards						
M5-EtFOSAA	8.130	589.0 -> 419.0	61357	20.00	µg/L	0.000
M4-PFBA	1.964	217.0 -> 172.0	73772	20.00	µg/L	-0.013
M5-PFPeA	3.974	268.0 -> 223.0	67111	20.00	µg/L	-0.013
M5-PFHxA	5.403	318.0 -> 273.0	107871	20.00	µg/L	-0.014
M4-PFHpA	6.370	367.0 -> 322.0	157333	20.00	µg/L	0.000
M8-PFOA	7.101	421.0 -> 376.0	221208	20.00	µg/L	-0.013
M9-PFNA	7.683	472.0 -> 427.0	232936	20.00	µg/L	-0.013
M6-PFDA	8.161	519.0 -> 474.0	243682	20.00	µg/L	0.000
M7-PFUnDA	8.573	570.0 -> 525.0	339208	20.00	µg/L	-0.013
M2-PFDoDA	9.025	615.0 -> 570.0	461236	20.00	µg/L	-0.013
M2-PFTeDA	10.177	715.0 -> 670.0	445073	20.00	µg/L	0.013
M8-FOSA	7.567	506.0 -> 78.0	50249	20.00	µg/L	0.000
M3-PFBS	4.280	302.0 -> 99.0	7786	20.00	µg/L	-0.025
M3-PFHxS	6.405	402.0 -> 99.0	9334	20.00	µg/L	0.000
M8-PFOS	7.668	507.0 -> 99.0	13623	20.00	µg/L	0.000
M2-4:2FTS	5.297	329.0 -> 309.0	66949	20.00	µg/L	-0.013
M2-6:2FTS	7.088	429.0 -> 409.0	115697	20.00	µg/L	-0.013
M2-8:2FTS	8.185	529.0 -> 509.0	102185	20.00	µg/L	-0.013
M3-MeFOSAA	8.004	573.0 -> 419.0	73201	20.00	µg/L	0.000
M3-HFPO-DA	5.721	287.0 -> 169.0	5169	20.00	µg/L	0.000
M3-MeFOSA	7.945	515.0 -> 169.0	13695	20.00	µg/L	0.000
System Monitoring Compounds						
13C2-4:2FTS	5.297	329.0 -> 309.0	66949	18.96	µg/L	-0.013
Spiked Amount: 20.00	Range: 50.0 - 150.0%			Recovery = 94.8%		
13C2-6:2FTS	7.088	429.0 -> 409.0	115697	19.19	µg/L	-0.013
Spiked Amount: 20.00	Range: 50.0 - 150.0%			Recovery = 96.0%		
13C2-8:2FTS	8.185	529.0 -> 509.0	102185	18.75	µg/L	-0.013
Spiked Amount: 20.00	Range: 50.0 - 150.0%			Recovery = 93.7%		
13C2-PFDoDA	9.025	615.0 -> 570.0	461236	19.50	µg/L	-0.013
Spiked Amount: 20.00	Range: 50.0 - 150.0%			Recovery = 97.5%		
13C2-PFTeDA	10.177	715.0 -> 670.0	445073	19.47	µg/L	0.013
Spiked Amount: 20.00	Range: 50.0 - 150.0%			Recovery = 97.3%		
13C3-PFBS	4.280	302.0 -> 99.0	7786	18.43	µg/L	-0.025
Spiked Amount: 20.00	Range: 50.0 - 150.0%			Recovery = 92.2%		
13C3-PFHxS	6.405	402.0 -> 99.0	9334	18.49	µg/L	0.000
Spiked Amount: 20.00	Range: 50.0 - 150.0%			Recovery = 92.4%		
13C4-PFBA	1.964	217.0 -> 172.0	73772	19.40	µg/L	-0.013
Spiked Amount: 20.00	Range: 50.0 - 150.0%			Recovery = 97.0%		
13C4-PFHpA	6.370	367.0 -> 322.0	157333	19.61	µg/L	0.000
Spiked Amount: 20.00	Range: 50.0 - 150.0%			Recovery = 98.0%		
d5-EtFOSAA	8.130	589.0 -> 419.0	61357	19.01	ng/ml	0.000
Spiked Amount: 20.00	Range: 50.0 - 150.0%			Recovery = 95.1%		
13C5-PFHxA	5.403	318.0 -> 273.0	107871	19.74	µg/L	-0.014
Spiked Amount: 20.00	Range: 50.0 - 150.0%			Recovery = 98.7%		
13C5-PFPeA	3.974	268.0 -> 223.0	67111	19.64	µg/L	-0.013

Perfluorinated Compounds by LC/MS/MS

Compound	RT	QIon	Resp.	Conc. Units		Dev(Min)
Spiked Amount: 20.00	Range: 50.0 - 150.0%			Recovery = 98.2%		
13C6-PFDA	8.161	519.0 -> 474.0	243682	20.18 µg/L		0.000
Spiked Amount: 20.00	Range: 50.0 - 150.0%			Recovery = 100.9%		
13C7-PFUnDA	8.573	570.0 -> 525.0	339208	20.41 µg/L		-0.013
Spiked Amount: 20.00	Range: 50.0 - 150.0%			Recovery = 102.0%		
13C8-FOSA	7.567	506.0 -> 78.0	50249	19.81 µg/L		0.000
Spiked Amount: 20.00	Range: 50.0 - 150.0%			Recovery = 99.0%		
13C8-PFOA	7.101	421.0 -> 376.0	221208	20.40 µg/L		-0.013
Spiked Amount: 20.00	Range: 50.0 - 150.0%			Recovery = 102.0%		
13C8-PFOS	7.668	507.0 -> 99.0	13623	18.46 µg/L		0.000
Spiked Amount: 20.00	Range: 50.0 - 150.0%			Recovery = 92.3%		
13C9-PFNA	7.683	472.0 -> 427.0	232936	20.53 µg/L		-0.013
Spiked Amount: 20.00	Range: 50.0 - 150.0%			Recovery = 102.6%		
d3-MeFOSAA	8.004	573.0 -> 419.0	73201	19.35 µg/L		0.000
Spiked Amount: 20.00	Range: 50.0 - 150.0%			Recovery = 96.7%		
13C3-HFPO-DA	5.721	287.0 -> 169.0	5169	15.69 µg/L		0.000
Spiked Amount: 20.00	Range: 50.0 - 150.0%			Recovery = 78.4%		
d3-MeFOSA	7.945	515.0 -> 169.0	13695	18.45 µg/L		0.000
Spiked Amount: 20.00	Range: 50.0 - 150.0%			Recovery = 92.2%		
Target Compounds						**QValue**
4:2FTS	-	327.0 -> 307.0	-	N.D.		
6:2FTS	-	427.0 -> 407.0	-	N.D.		
8:2FTS	-	527.0 -> 507.0	-	N.D.		
EtFOSAA	-	584.0 -> 419.0	-	N.D.		
FOSA	-	498.0 -> 78.0	-	N.D.		
MeFOSAA	8.004	570.0 -> 419.0	137	0.05 µg/L	m	90
PFBA	-	213.0 -> 169.0	-	N.D.		
PFBS	-	299.0 -> 80.0	-	N.D.		
PFDA	-	513.0 -> 469.0	-	N.D.		
PFDoDA	-	613.0 -> 569.0	-	N.D.		
PFDS	-	599.0 -> 80.0	-	N.D.		
PFHpA	-	363.0 -> 319.0	-	N.D.		
PFHpS	-	449.0 -> 80.0	-	N.D.		
PFHxA	-	313.0 -> 269.0	-	N.D.		
PFHxS	-	399.0 -> 80.0	-	N.D.		
PFNA	-	463.0 -> 419.0	-	N.D.		
PFNS	-	549.0 -> 80.0	-	N.D.		
PFOA	-	413.0 -> 369.0	-	N.D.		
PFOS	-	499.0 -> 80.0	-	N.D.		
PFPeA	-	263.0 -> 219.0	-	N.D.		
PFPeS	-	349.0 -> 80.0	-	N.D.		
PFTeDA	-	713.0 -> 669.0	-	N.D.		
PFTrDA	-	663.0 -> 619.0	-	N.D.		
PFUnDA	-	563.0 -> 519.0	-	N.D.		
11Cl-PF3OUdS	-	631.0 -> 451.0	-	N.D.		
9Cl-PF3ONS	-	531.0 -> 351.0	-	N.D.		
ADONA	-	377.0 -> 251.0	-	N.D.		
HFPO-DA	-	329.0 -> 169.0	-	N.D.		
MeFOSA	-	512.0 -> 219.0	-	N.D.		

 # = Qualifier out of range, m = manually integrated, + = Area summed

Perfluorinated Compounds by LC/MS/MS

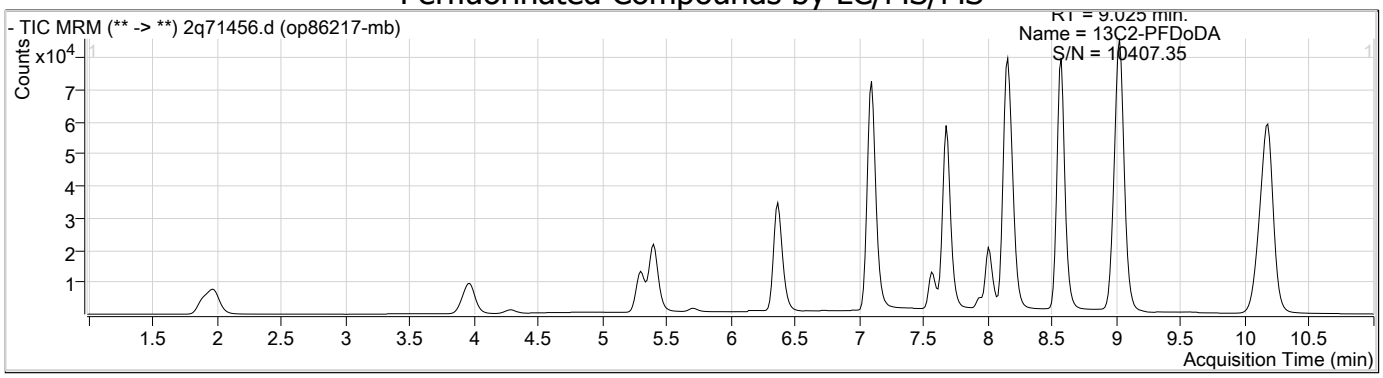

Compound	Conc.	RT	Dev(Min)	Resp.	QIon	QRatio	Min.	Max.
13C4-PFBA	19.40	1.96	-0.01	73772				

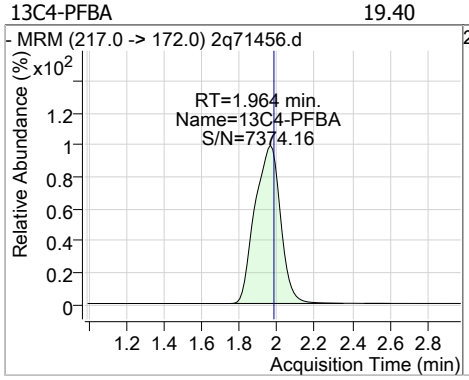

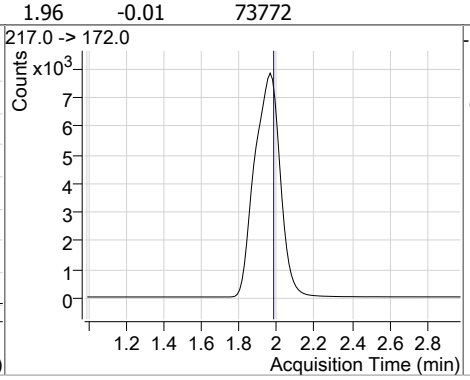

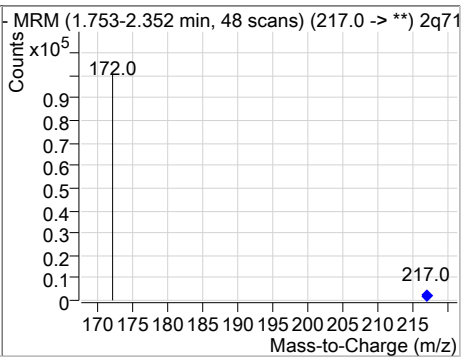

Compound	Conc.	RT	Dev(Min)	Resp.	QIon	QRatio	Min.	Max.
13C5-PFPeA	19.64	3.97	-0.01	67111				

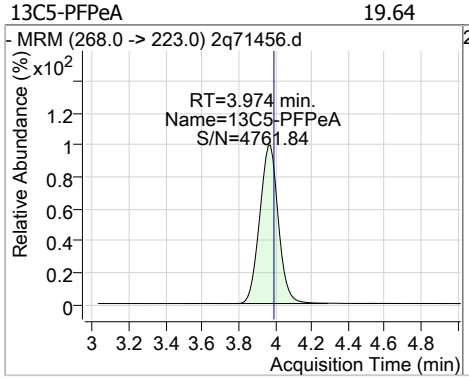

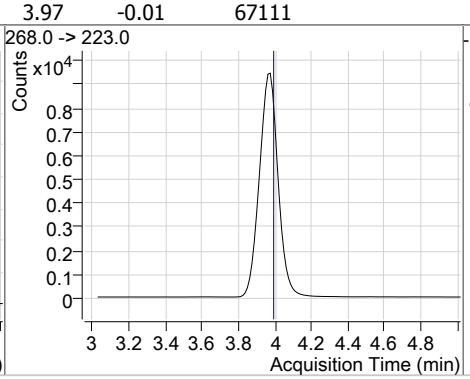

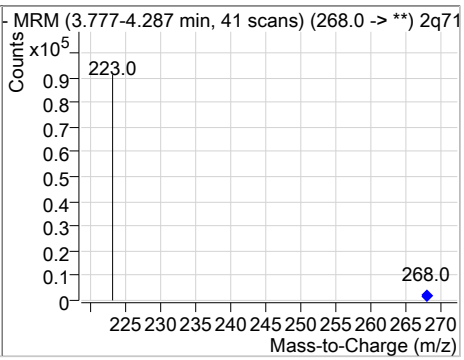

Compound	Conc.	RT	Dev(Min)	Resp.	QIon	QRatio	Min.	Max.
13C3-PFBS	18.43	4.28	-0.03	7786				

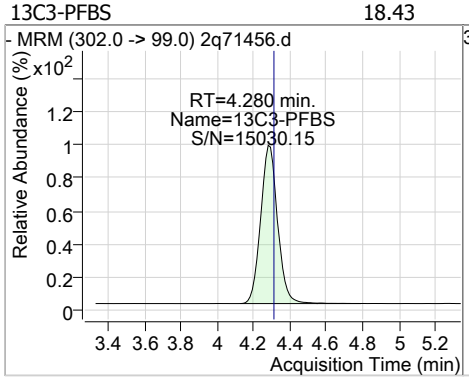

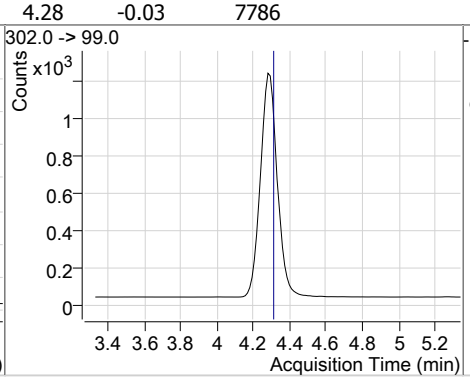

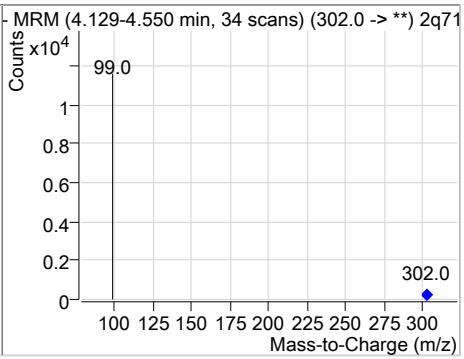

Perfluorinated Compounds by LC/MS/MS

Compound	Conc.	RT	Dev(Min)	Resp.	QIon	QRatio	Min.	Max.
13C2-4:2FTS	18.96	5.30	-0.01	66949				

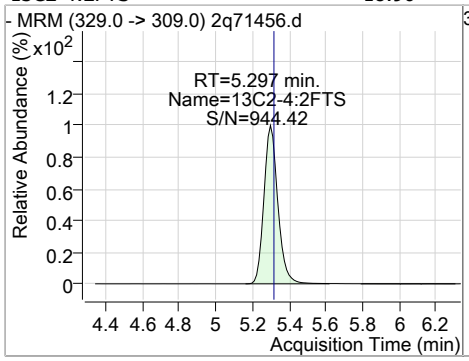

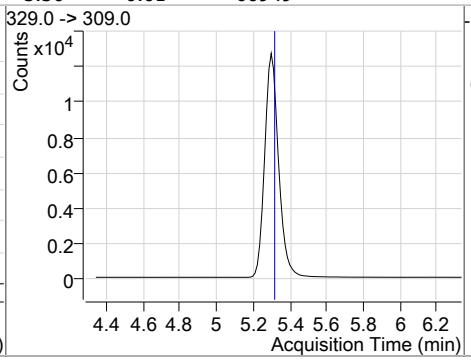

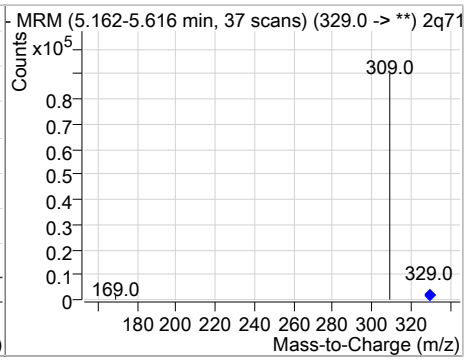

Compound	Conc.	RT	Dev(Min)	Resp.	QIon	QRatio	Min.	Max.
13C5-PFHxA	19.74	5.40	-0.01	107871				

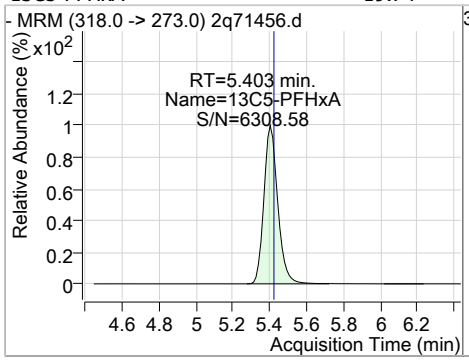

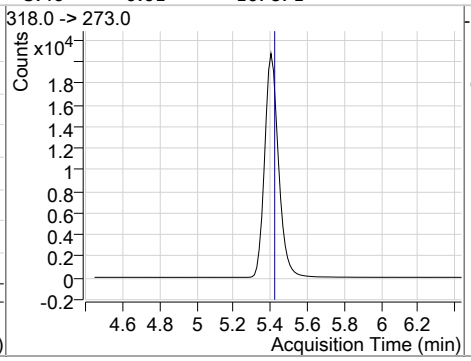

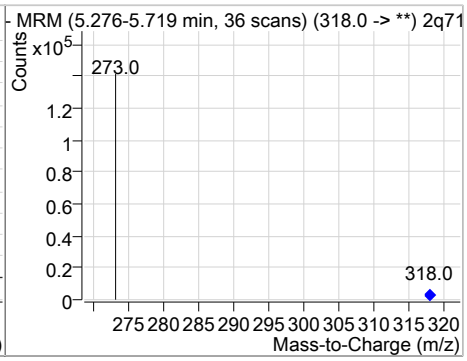

Compound	Conc.	RT	Dev(Min)	Resp.	QIon	QRatio	Min.	Max.
13C3-HFPO-DA	15.69	5.72	0.00	5169				

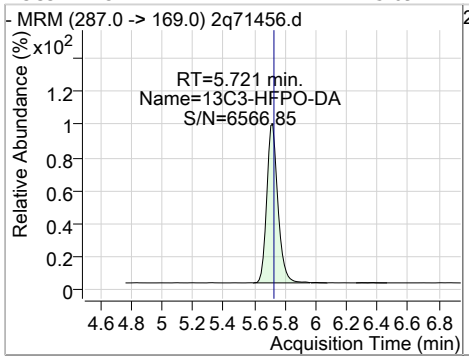

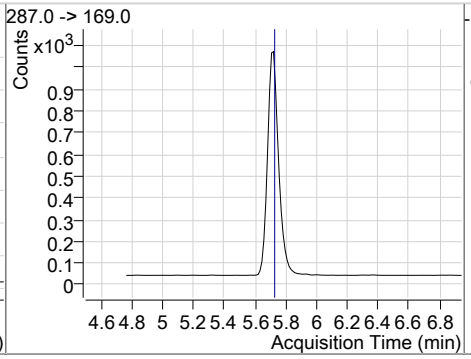

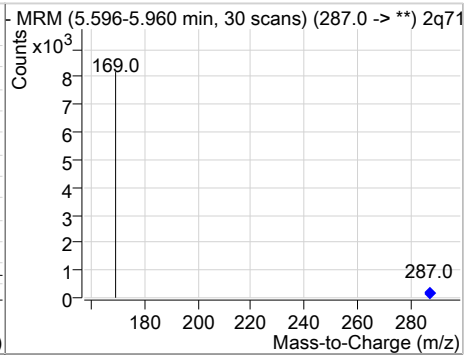

Compound	Conc.	RT	Dev(Min)	Resp.	QIon	QRatio	Min.	Max.
13C4-PFHpA	19.61	6.37	0.00	157333				

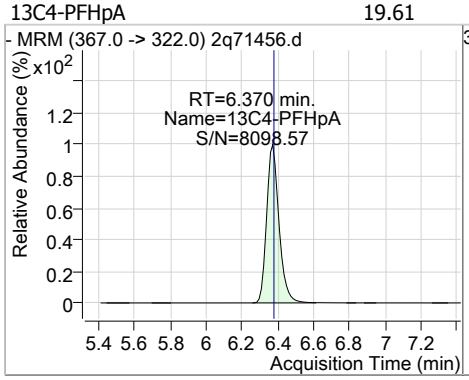

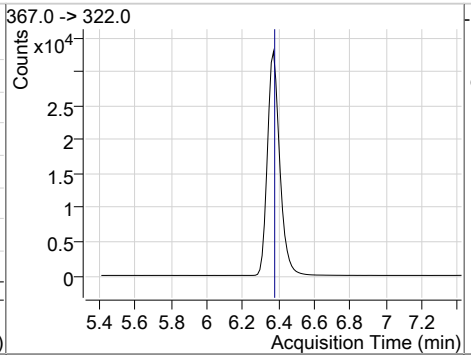

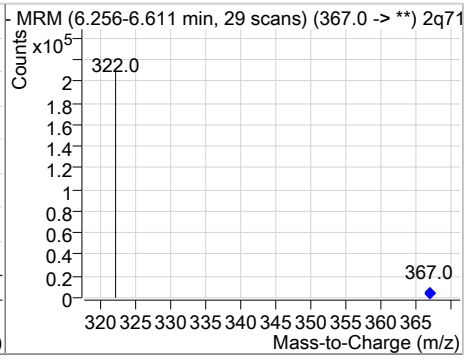

Perfluorinated Compounds by LC/MS/MS

Compound	Conc.	RT	Dev(Min)	Resp.	QIon	QRatio	Min.	Max.
13C3-PFHxS	18.49	6.41	0.00	9334				

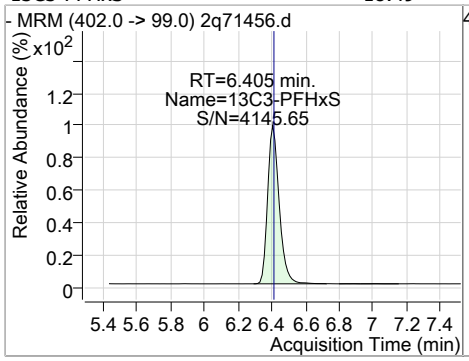

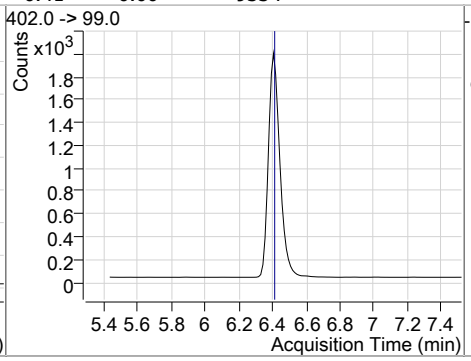

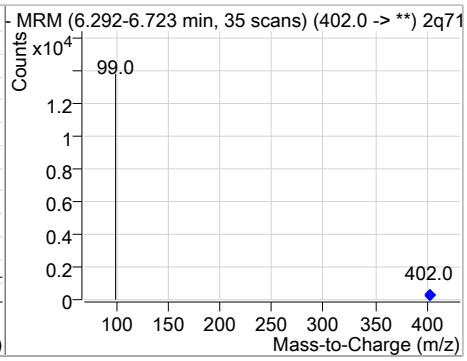

Compound	Conc.	RT	Dev(Min)	Resp.	QIon	QRatio	Min.	Max.
13C2-6:2FTS	19.19	7.09	-0.01	115697				

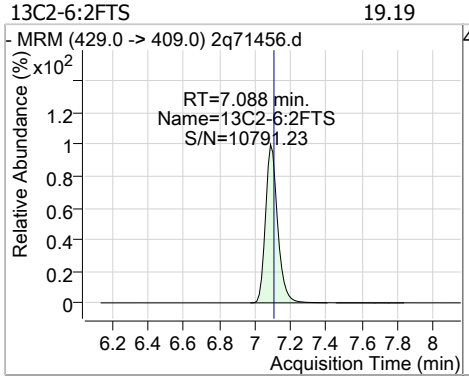

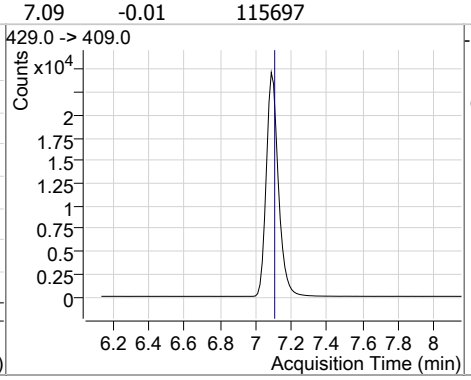

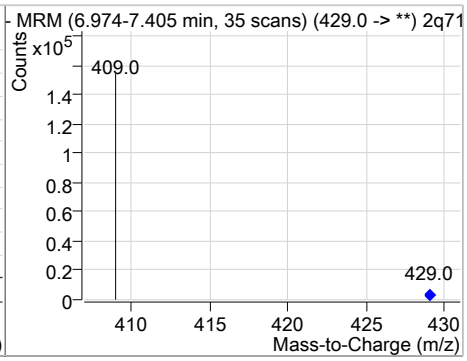

Compound	Conc.	RT	Dev(Min)	Resp.	QIon	QRatio	Min.	Max.
13C8-PFOA	20.40	7.10	-0.01	221208				

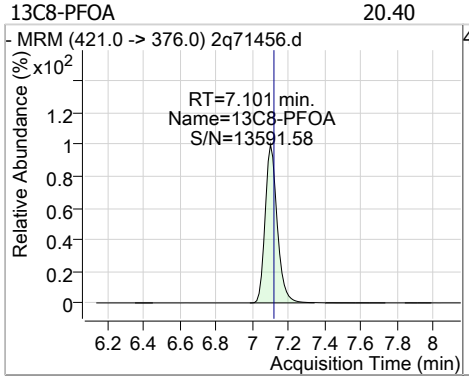

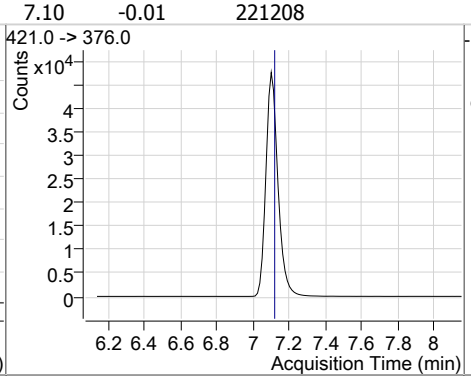

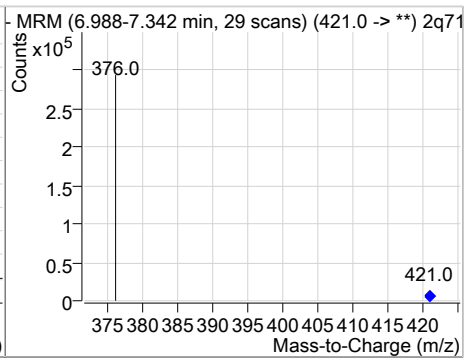

Compound	Conc.	RT	Dev(Min)	Resp.	QIon	QRatio	Min.	Max.
13C8-FOSA	19.81	7.57	0.00	50249				

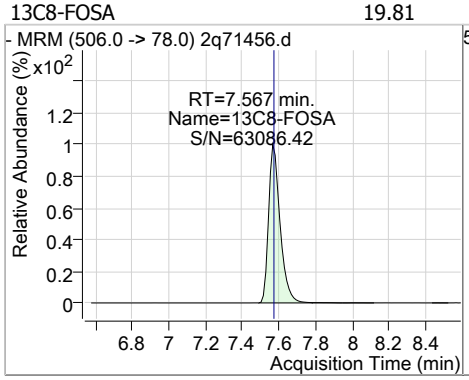

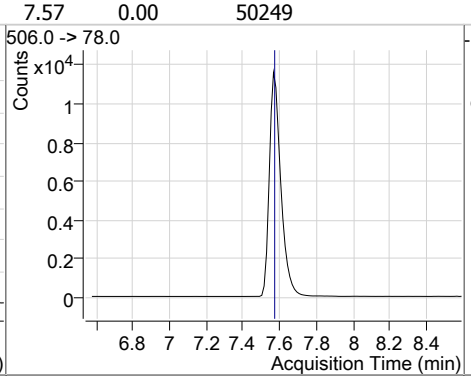

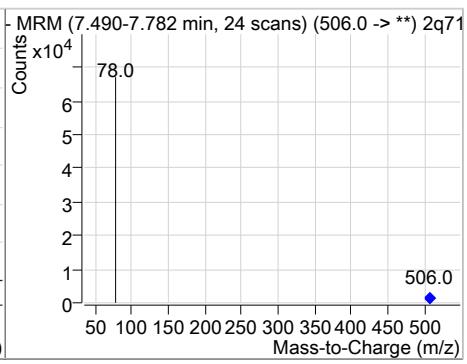

Perfluorinated Compounds by LC/MS/MS

Compound	Conc.	RT	Dev(Min)	Resp.	QIon	QRatio	Min.	Max.
13C8-PFOS	18.46	7.67	0.00	13623				

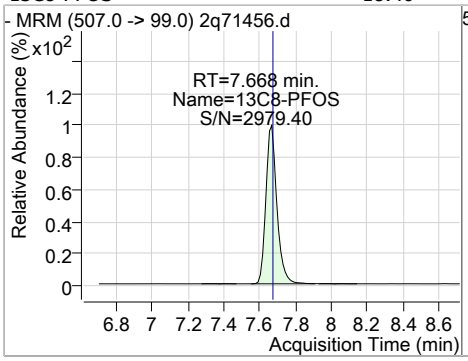

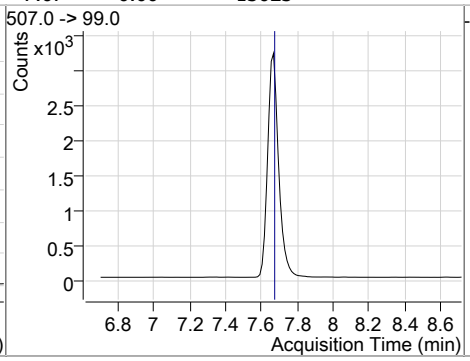

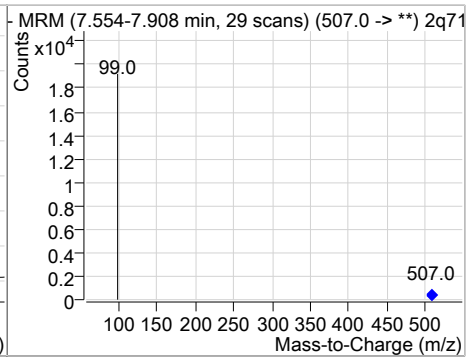

Compound	Conc.	RT	Dev(Min)	Resp.	QIon	QRatio	Min.	Max.
13C9-PFNA	20.53	7.68	-0.01	232936				

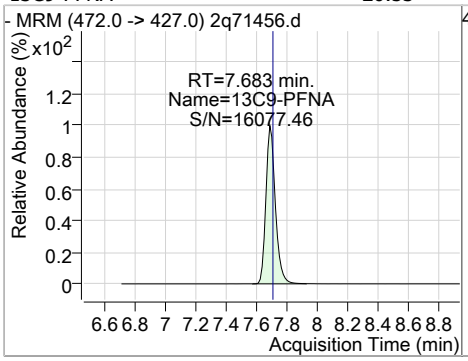

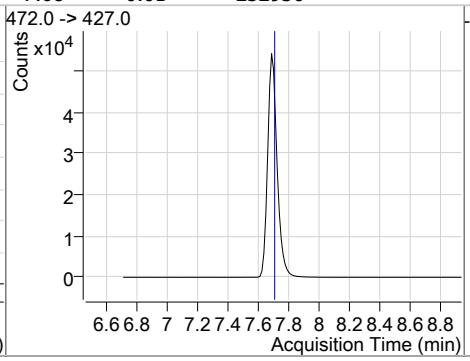

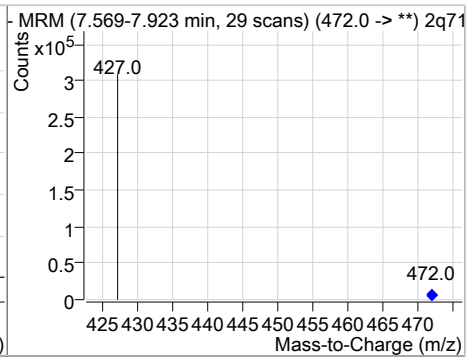

Compound	Conc.	RT	Dev(Min)	Resp.	QIon	QRatio	Min.	Max.
d3-MeFOSA	18.45	7.94	0.00	13695				

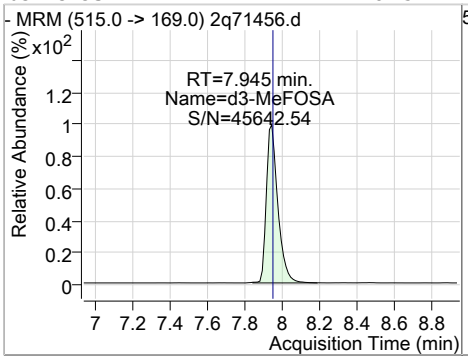

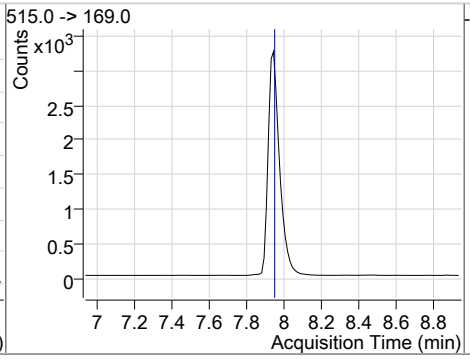

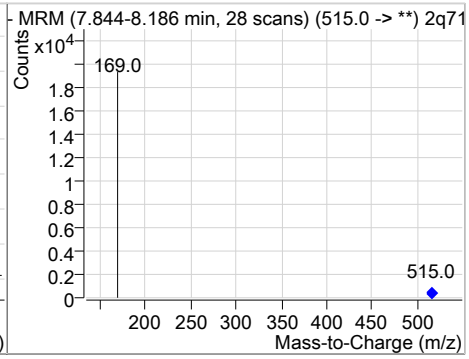

Compound	Conc.	RT	Dev(Min)	Resp.	QIon	QRatio	Min.	Max.
d3-MeFOSAA	19.35	8.00	0.00	73201				

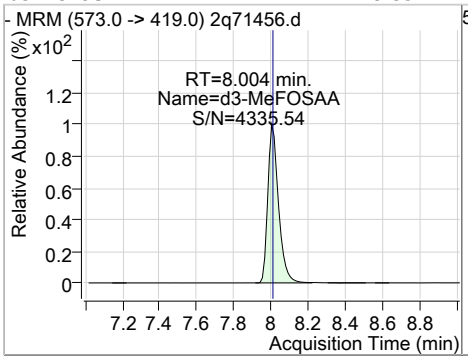

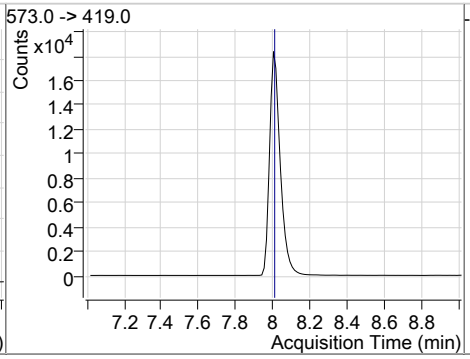

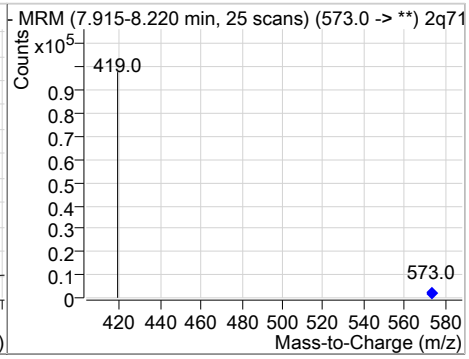

Perfluorinated Compounds by LC/MS/MS

Compound	Conc.	RT	Dev(Min)	Resp.	QIon	QRatio	Min.	Max.
d5-EtFOSAA	19.01	8.13	0.00	61357				

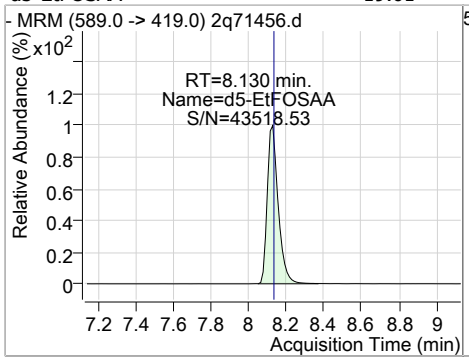

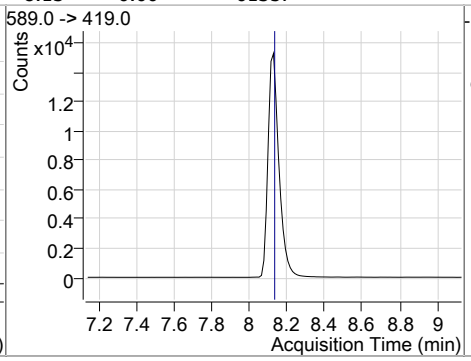

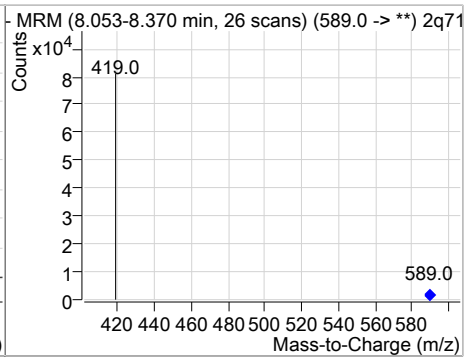

Compound	Conc.	RT	Dev(Min)	Resp.	QIon	QRatio	Min.	Max.
13C6-PFDA	20.18	8.16	0.00	243682				

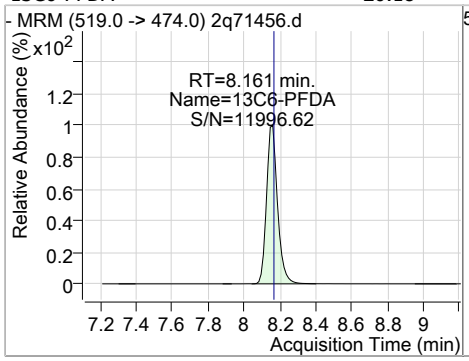

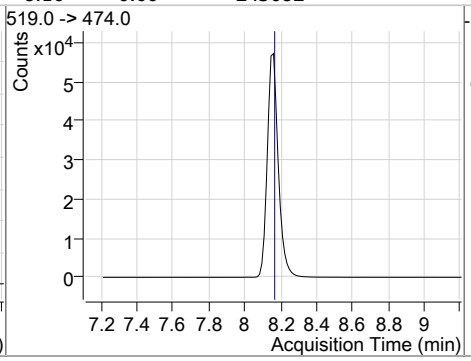

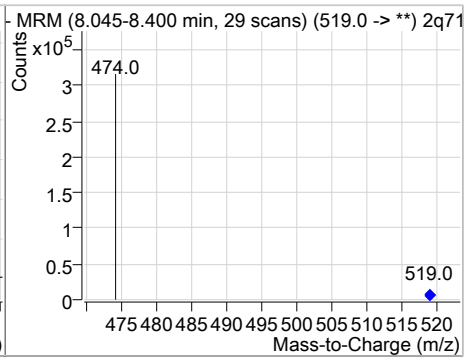

Compound	Conc.	RT	Dev(Min)	Resp.	QIon	QRatio	Min.	Max.
13C2-8:2FTS	18.75	8.19	-0.01	102185				

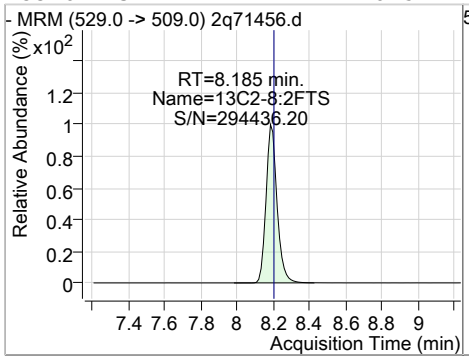

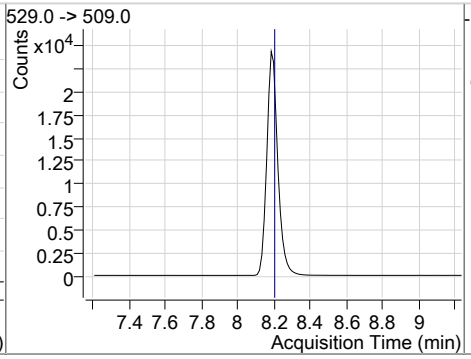

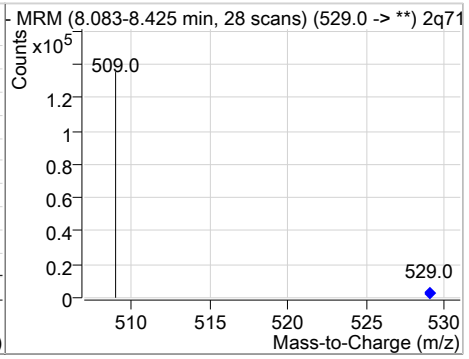

Compound	Conc.	RT	Dev(Min)	Resp.	QIon	QRatio	Min.	Max.
13C7-PFUnDA	20.41	8.57	-0.01	339208				

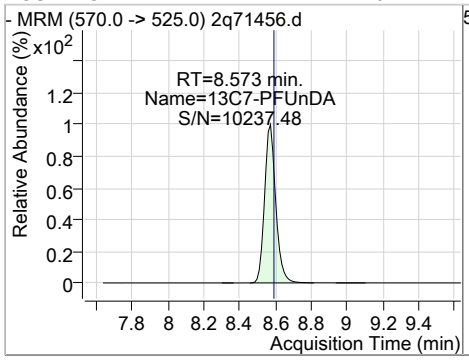

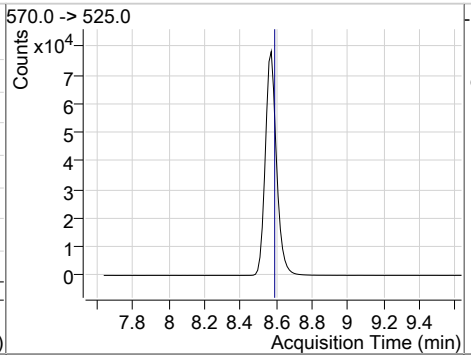

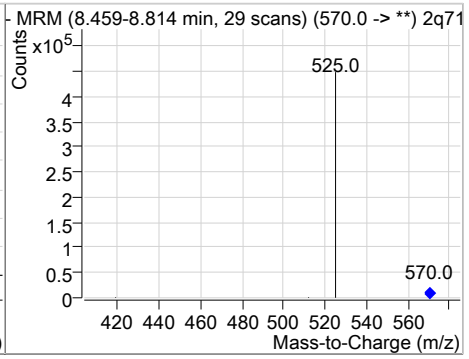

Perfluorinated Compounds by LC/MS/MS

Compound	Conc.	RT	Dev(Min)	Resp.	QIon	QRatio	Min.	Max.
13C2-PFDoDA	19.50	9.02	-0.01	461236				

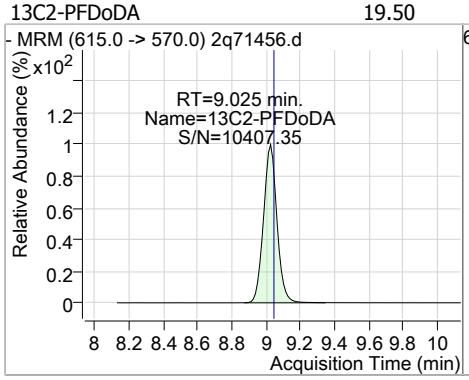

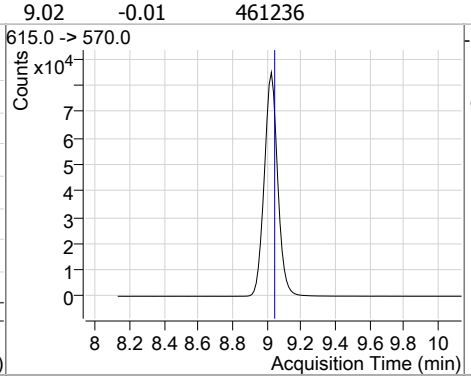

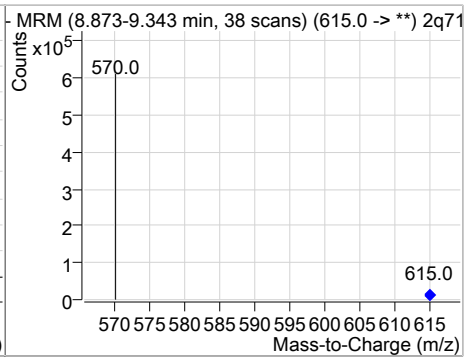

Compound	Conc.	RT	Dev(Min)	Resp.	QIon	QRatio	Min.	Max.
13C2-PFTeDA	19.47	10.18	0.01	445073				

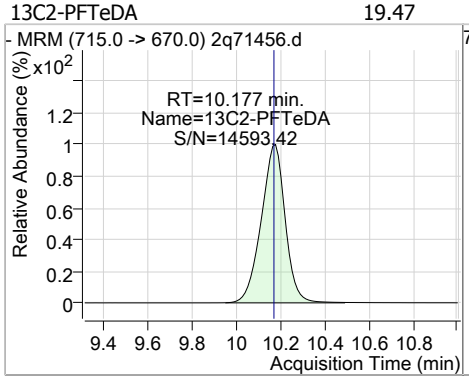

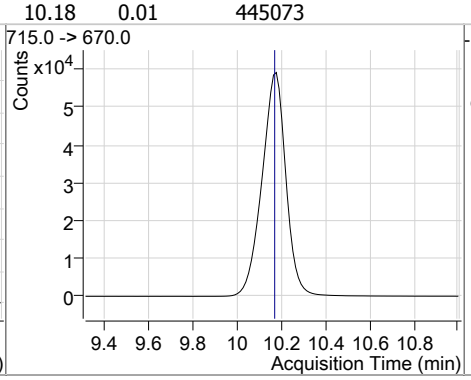

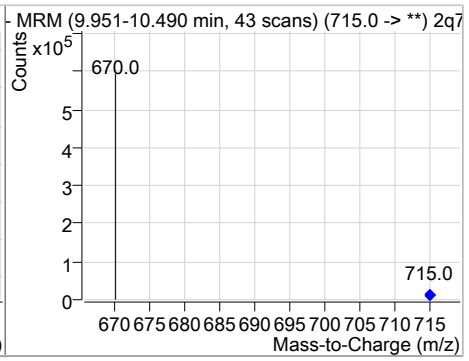

Manual Integration Approval Summary

Sample Number:	OP86217-MB	**Method:**	EPA 537M BY ID
Lab FileID:	2Q71456.D	**Analyst approved:**	07/08/21 09:31 Nancy Saunders
Injection Time:	07/07/21 17:39	**Supervisor approved:**	07/08/21 16:40 Natasha Gumtie

Parameter	CAS	Sig#	R.T. (min.)	Reason
MeFOSAA	2355-31-9		8.00	Split peak

Manual Integrations APPROVED (compounds with "m" flag)
Natasha Gumtie 07/08/21 16:32

Perfluorinated Compounds by LC/MS/MS

Data File : 2q71428.d
Operator : nancyf
Acq. Method : 537_ID.m
Acq. Date-Time : 7/7/2021 9:51:49 AM
Sample Name : iblk
Vial : P1-A1
DA Method File : ID_062021_S2Q1012.quantmethod.xml
Batch Name : s2q1025.batch.bin
Sample Information : op86015,S2Q1025,250,,,1.0,1,water

Compound	RT	QIon	Resp.	Conc.	Units	Dev(Min)
Internal Standards						
M5-EtFOSAA	8.130	589.0 -> 419.0	59852	20.00	µg/L	0.000
M4-PFBA	1.964	217.0 -> 172.0	74621	20.00	µg/L	-0.013
M5-PFPeA	3.974	268.0 -> 223.0	67534	20.00	µg/L	-0.013
M5-PFHxA	5.403	318.0 -> 273.0	108173	20.00	µg/L	-0.014
M4-PFHpA	6.370	367.0 -> 322.0	158940	20.00	µg/L	0.000
M8-PFOA	7.101	421.0 -> 376.0	217122	20.00	µg/L	-0.013
M9-PFNA	7.683	472.0 -> 427.0	231638	20.00	µg/L	-0.013
M6-PFDA	8.161	519.0 -> 474.0	245503	20.00	µg/L	0.000
M7-PFUnDA	8.573	570.0 -> 525.0	343264	20.00	µg/L	-0.013
M2-PFDoDA	9.025	615.0 -> 570.0	476681	20.00	µg/L	-0.013
M2-PFTeDA	10.164	715.0 -> 670.0	438665	20.00	µg/L	0.000
M8-FOSA	7.567	506.0 -> 78.0	51586	20.00	µg/L	0.000
M3-PFBS	4.292	302.0 -> 99.0	7889	20.00	µg/L	-0.013
M3-PFHxS	6.405	402.0 -> 99.0	9187	20.00	µg/L	0.000
M8-PFOS	7.668	507.0 -> 99.0	13708	20.00	µg/L	0.000
M2-4:2FTS	5.297	329.0 -> 309.0	67173	20.00	µg/L	-0.013
M2-6:2FTS	7.088	429.0 -> 409.0	114895	20.00	µg/L	-0.013
M2-8:2FTS	8.185	529.0 -> 509.0	102197	20.00	µg/L	-0.013
M3-MeFOSAA	8.016	573.0 -> 419.0	71187	20.00	µg/L	0.013
M3-HFPO-DA	5.721	287.0 -> 169.0	5794	20.00	µg/L	0.000
M3-MeFOSA	7.945	515.0 -> 169.0	15113	20.00	µg/L	0.000
System Monitoring Compounds						
13C2-4:2FTS	5.297	329.0 -> 309.0	67173	19.02	µg/L	-0.013
Spiked Amount: 20.00	Range: 50.0 - 150.0%			Recovery = 95.1%		
13C2-6:2FTS	7.088	429.0 -> 409.0	114895	19.06	µg/L	-0.013
Spiked Amount: 20.00	Range: 50.0 - 150.0%			Recovery = 95.3%		
13C2-8:2FTS	8.185	529.0 -> 509.0	102197	18.75	µg/L	-0.013
Spiked Amount: 20.00	Range: 50.0 - 150.0%			Recovery = 93.8%		
13C2-PFDoDA	9.025	615.0 -> 570.0	476681	20.15	µg/L	-0.013
Spiked Amount: 20.00	Range: 50.0 - 150.0%			Recovery = 100.7%		
13C2-PFTeDA	10.164	715.0 -> 670.0	438665	19.18	µg/L	0.000
Spiked Amount: 20.00	Range: 50.0 - 150.0%			Recovery = 95.9%		
13C3-PFBS	4.292	302.0 -> 99.0	7889	18.67	µg/L	-0.013
Spiked Amount: 20.00	Range: 50.0 - 150.0%			Recovery = 93.4%		
13C3-PFHxS	6.405	402.0 -> 99.0	9187	18.19	µg/L	0.000
Spiked Amount: 20.00	Range: 50.0 - 150.0%			Recovery = 91.0%		
13C4-PFBA	1.964	217.0 -> 172.0	74621	19.62	µg/L	-0.013
Spiked Amount: 20.00	Range: 50.0 - 150.0%			Recovery = 98.1%		
13C4-PFHpA	6.370	367.0 -> 322.0	158940	19.81	µg/L	0.000
Spiked Amount: 20.00	Range: 50.0 - 150.0%			Recovery = 99.0%		
d5-EtFOSAA	8.130	589.0 -> 419.0	59852	18.55	ng/ml	0.000
Spiked Amount: 20.00	Range: 50.0 - 150.0%			Recovery = 92.7%		
13C5-PFHxA	5.403	318.0 -> 273.0	108173	19.79	µg/L	-0.014
Spiked Amount: 20.00	Range: 50.0 - 150.0%			Recovery = 99.0%		
13C5-PFPeA	3.974	268.0 -> 223.0	67534	19.76	µg/L	-0.013

Perfluorinated Compounds by LC/MS/MS

Compound	RT	QIon	Resp.	Conc. Units		Dev(Min)
Spiked Amount: 20.00	Range: 50.0 - 150.0%			Recovery = 98.8%		
13C6-PFDA	8.161	519.0 -> 474.0	245503	20.33 µg/L		0.000
Spiked Amount: 20.00	Range: 50.0 - 150.0%			Recovery = 101.6%		
13C7-PFUnDA	8.573	570.0 -> 525.0	343264	20.65 µg/L		-0.013
Spiked Amount: 20.00	Range: 50.0 - 150.0%			Recovery = 103.3%		
13C8-FOSA	7.567	506.0 -> 78.0	51586	20.33 µg/L		0.000
Spiked Amount: 20.00	Range: 50.0 - 150.0%			Recovery = 101.7%		
13C8-PFOA	7.101	421.0 -> 376.0	217122	20.02 µg/L		-0.013
Spiked Amount: 20.00	Range: 50.0 - 150.0%			Recovery = 100.1%		
13C8-PFOS	7.668	507.0 -> 99.0	13708	18.58 µg/L		0.000
Spiked Amount: 20.00	Range: 50.0 - 150.0%			Recovery = 92.9%		
13C9-PFNA	7.683	472.0 -> 427.0	231638	20.41 µg/L		-0.013
Spiked Amount: 20.00	Range: 50.0 - 150.0%			Recovery = 102.1%		
d3-MeFOSAA	8.016	573.0 -> 419.0	71187	18.82 µg/L		0.013
Spiked Amount: 20.00	Range: 50.0 - 150.0%			Recovery = 94.1%		
13C3-HFPO-DA	5.721	287.0 -> 169.0	5794	17.58 µg/L		0.000
Spiked Amount: 20.00	Range: 50.0 - 150.0%			Recovery = 87.9%		
d3-MeFOSA	7.945	515.0 -> 169.0	15113	20.36 µg/L		0.000
Spiked Amount: 20.00	Range: 50.0 - 150.0%			Recovery = 101.8%		
Target Compounds						**QValue**
4:2FTS	-	327.0 -> 307.0	-	N.D.		
6:2FTS	-	427.0 -> 407.0	-	N.D.		
8:2FTS	-	527.0 -> 507.0	-	N.D.		
EtFOSAA	8.143	584.0 -> 419.0	636	0.25 µg/L		96
FOSA	-	498.0 -> 78.0	-	N.D.		
MeFOSAA	8.017	570.0 -> 419.0	658	0.23 µg/L	m	86
PFBA	-	213.0 -> 169.0	-	N.D.		
PFBS	-	299.0 -> 80.0	-	N.D.		
PFDA	-	513.0 -> 469.0	-	N.D.		
PFDoDA	-	613.0 -> 569.0	-	N.D.		
PFDS	-	599.0 -> 80.0	-	N.D.		
PFHpA	-	363.0 -> 319.0	-	N.D.		
PFHpS	-	449.0 -> 80.0	-	N.D.		
PFHxA	-	313.0 -> 269.0	-	N.D.		
PFHxS	-	399.0 -> 80.0	-	N.D.		
PFNA	-	463.0 -> 419.0	-	N.D.		
PFNS	-	549.0 -> 80.0	-	N.D.		
PFOA	-	413.0 -> 369.0	-	N.D.		
PFOS	-	499.0 -> 80.0	-	N.D.		
PFPeA	-	263.0 -> 219.0	-	N.D.		
PFPeS	-	349.0 -> 80.0	-	N.D.		
PFTeDA	-	713.0 -> 669.0	-	N.D.		
PFTrDA	-	663.0 -> 619.0	-	N.D.		
PFUnDA	-	563.0 -> 519.0	-	N.D.		
11Cl-PF3OUdS	-	631.0 -> 451.0	-	N.D.		
9Cl-PF3ONS	-	531.0 -> 351.0	-	N.D.		
ADONA	-	377.0 -> 251.0	-	N.D.		
HFPO-DA	-	329.0 -> 169.0	-	N.D.		
MeFOSA	-	512.0 -> 219.0	-	N.D.		

 # = Qualifier out of range, m = manually integrated, + = Area summed

Perfluorinated Compounds by LC/MS/MS

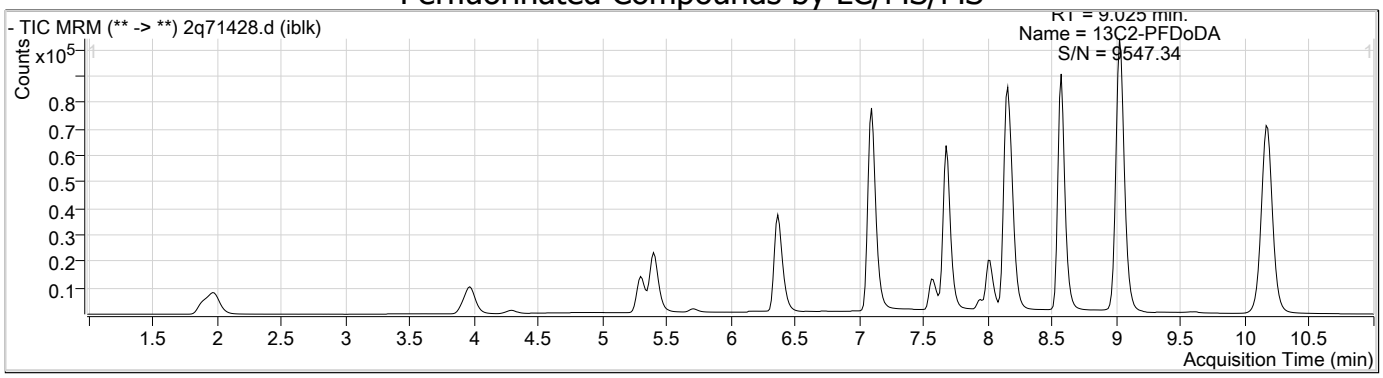

Compound	Conc.	RT	Dev(Min)	Resp.	QIon	QRatio	Min.	Max.
13C4-PFBA	19.62	1.96	-0.01	74621				

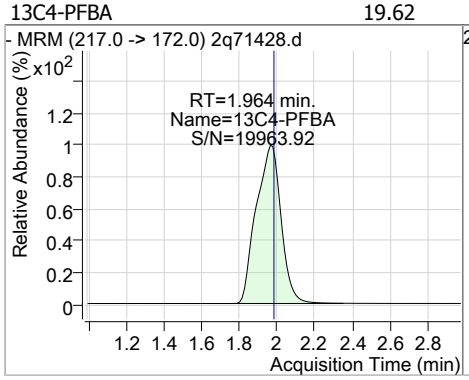

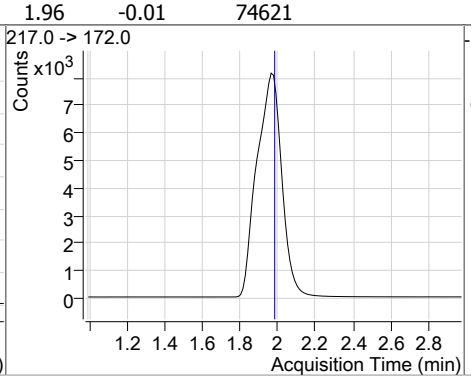

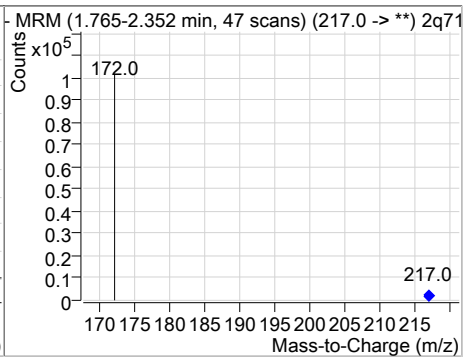

Compound	Conc.	RT	Dev(Min)	Resp.	QIon	QRatio	Min.	Max.
13C5-PFPeA	19.76	3.97	-0.01	67534				

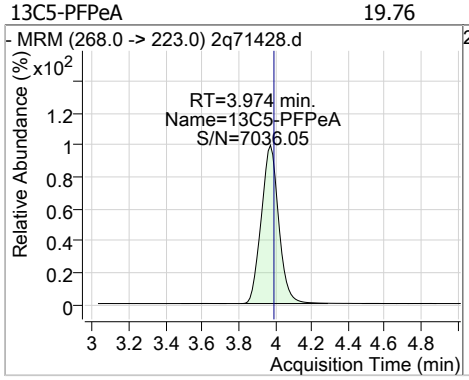

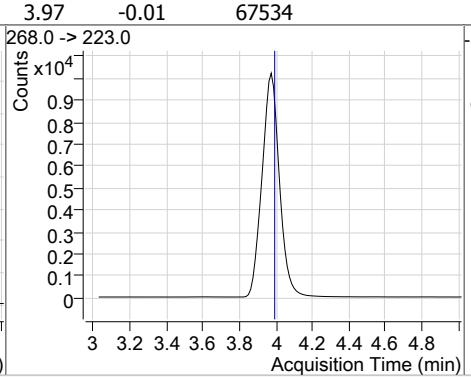

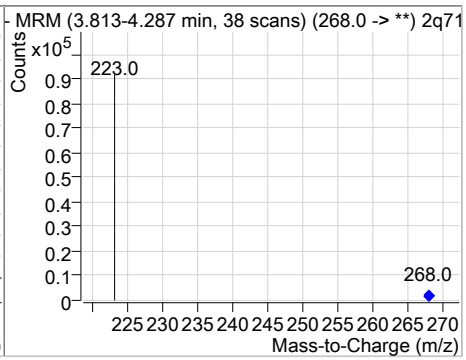

Compound	Conc.	RT	Dev(Min)	Resp.	QIon	QRatio	Min.	Max.
13C3-PFBS	18.67	4.29	-0.01	7889				

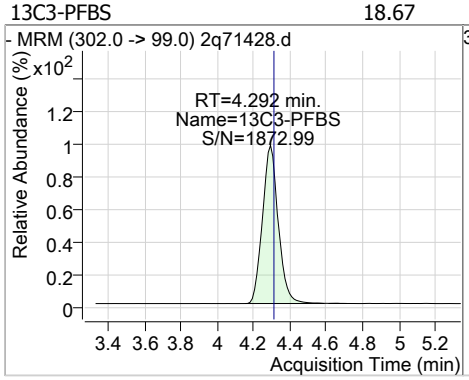

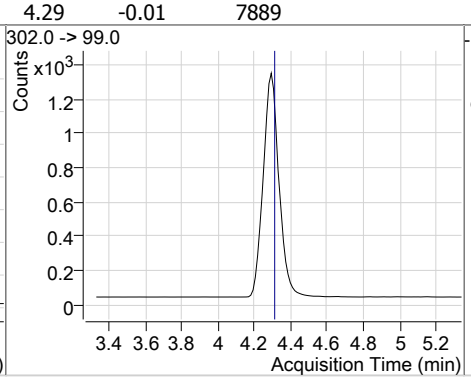

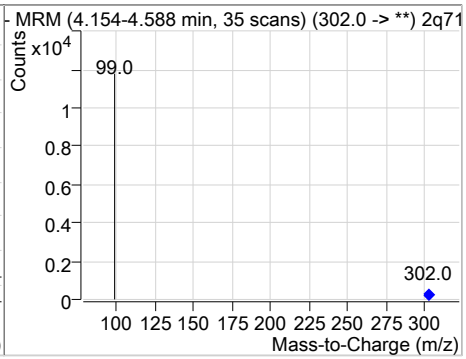

Perfluorinated Compounds by LC/MS/MS

Compound	Conc.	RT	Dev(Min)	Resp.	QIon	QRatio	Min.	Max.
13C2-4:2FTS	19.02	5.30	-0.01	67173				

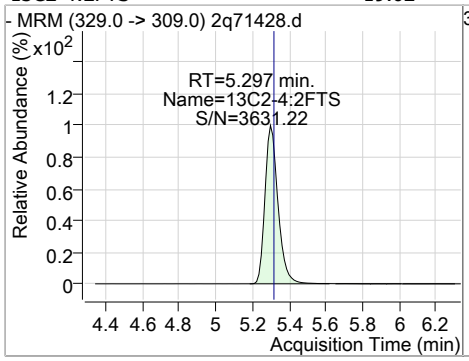

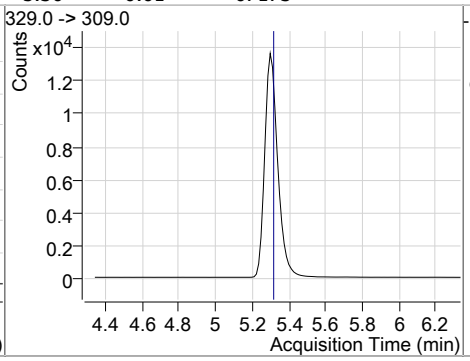

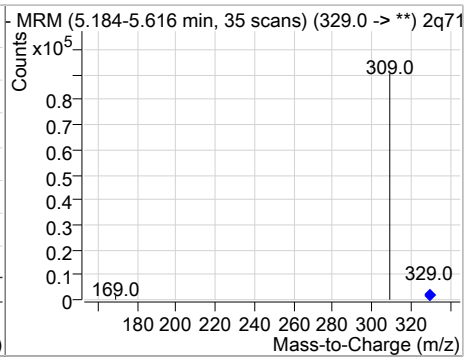

Compound	Conc.	RT	Dev(Min)	Resp.	QIon	QRatio	Min.	Max.
13C5-PFHxA	19.79	5.40	-0.01	108173				

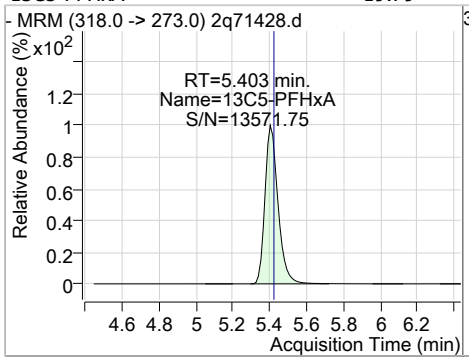

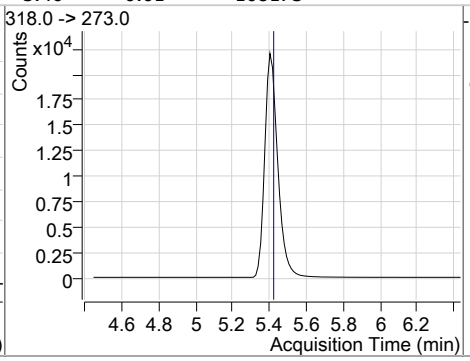

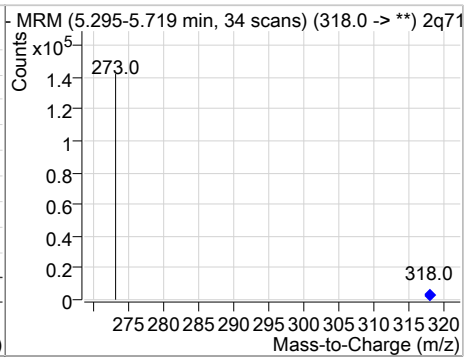

Compound	Conc.	RT	Dev(Min)	Resp.	QIon	QRatio	Min.	Max.
13C3-HFPO-DA	17.58	5.72	0.00	5794				

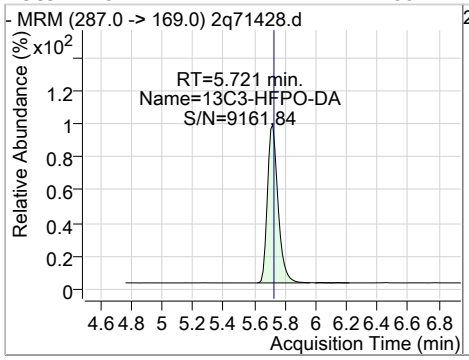

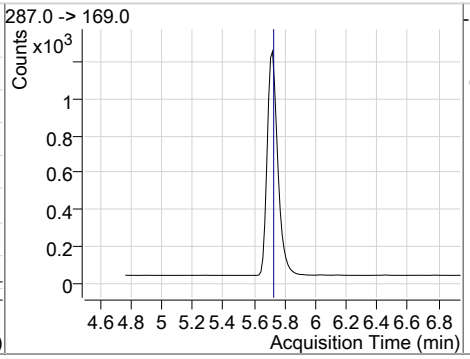

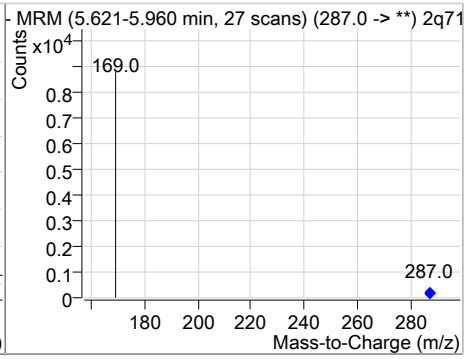

Compound	Conc.	RT	Dev(Min)	Resp.	QIon	QRatio	Min.	Max.
13C4-PFHpA	19.81	6.37	0.00	158940				

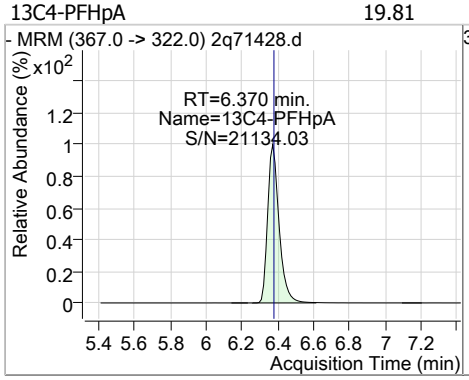

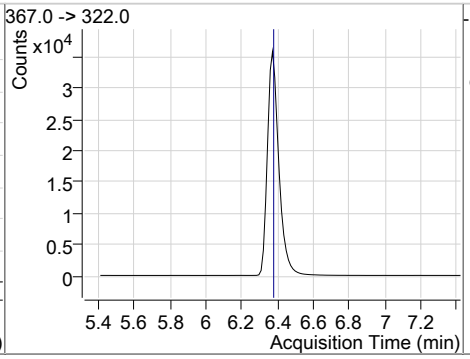

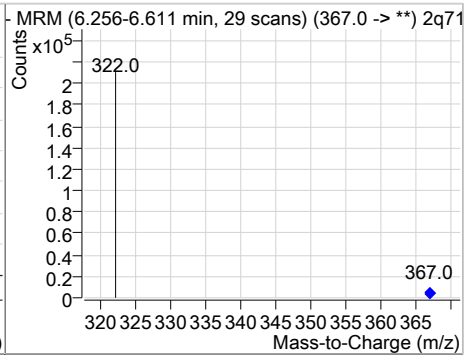

Perfluorinated Compounds by LC/MS/MS

Compound	Conc.	RT	Dev(Min)	Resp.	QIon	QRatio	Min.	Max.
13C3-PFHxS	18.19	6.41	0.00	9187				

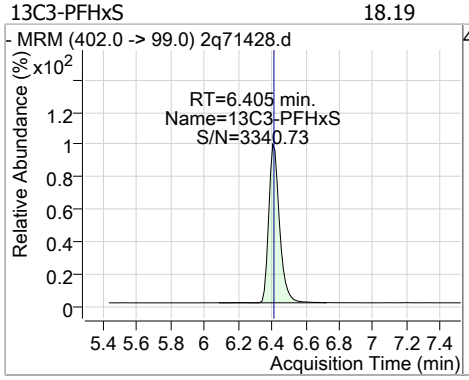

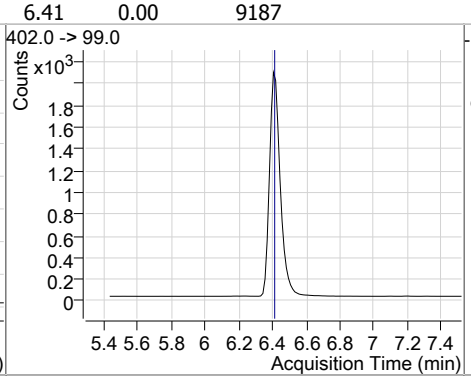

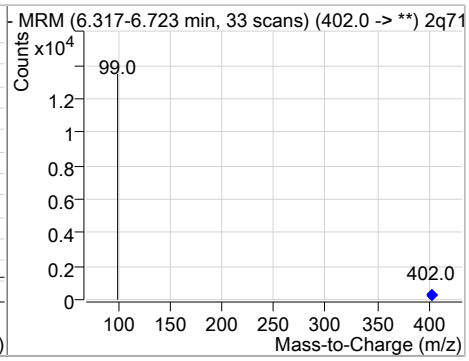

Compound	Conc.	RT	Dev(Min)	Resp.	QIon	QRatio	Min.	Max.
13C2-6:2FTS	19.06	7.09	-0.01	114895				

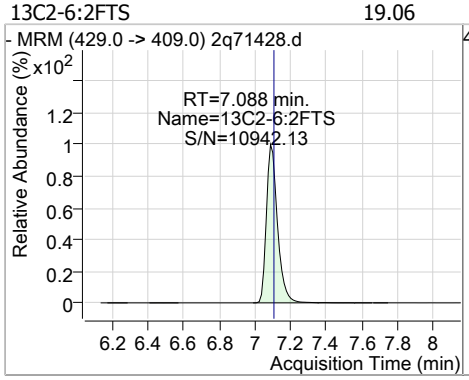

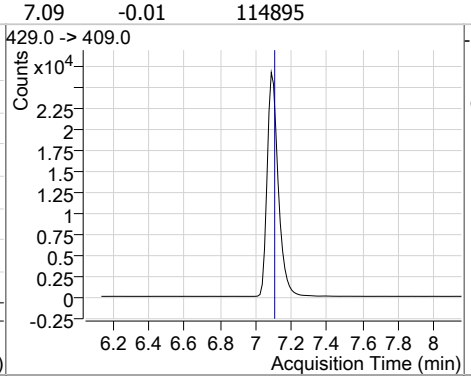

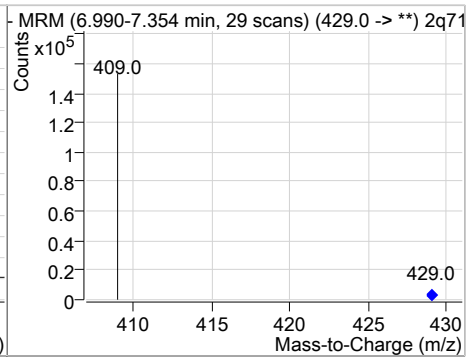

Compound	Conc.	RT	Dev(Min)	Resp.	QIon	QRatio	Min.	Max.
13C8-PFOA	20.02	7.10	-0.01	217122				

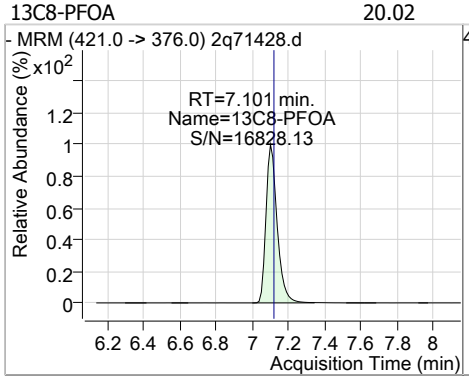

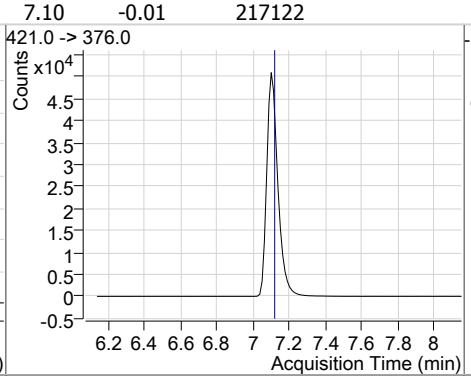

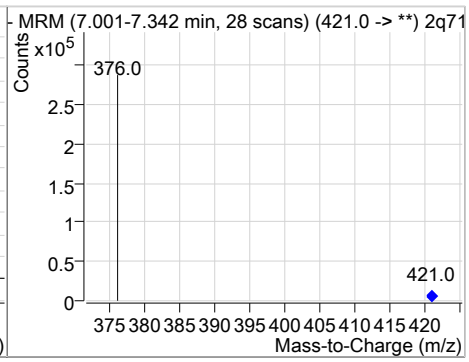

Compound	Conc.	RT	Dev(Min)	Resp.	QIon	QRatio	Min.	Max.
13C8-FOSA	20.33	7.57	0.00	51586				

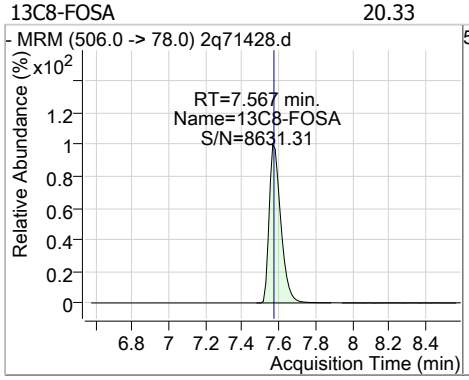

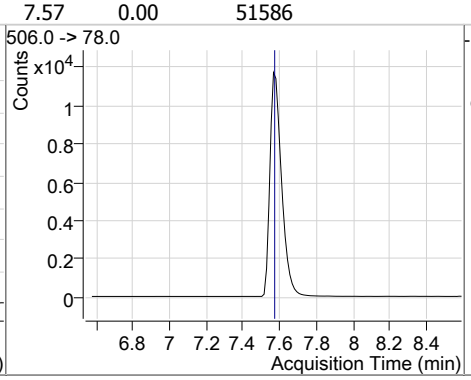

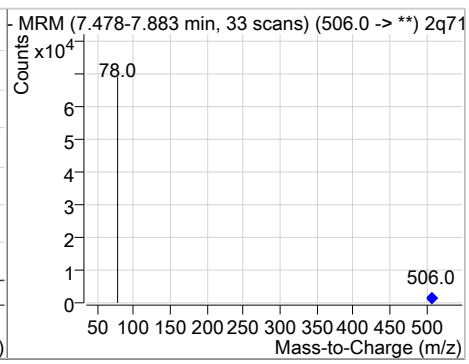

Perfluorinated Compounds by LC/MS/MS

Compound	Conc.	RT	Dev(Min)	Resp.	QIon	QRatio	Min.	Max.
13C8-PFOS	18.58	7.67	0.00	13708				

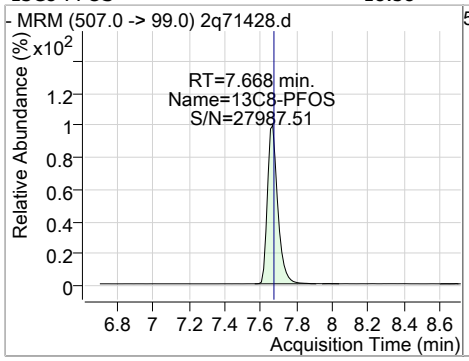

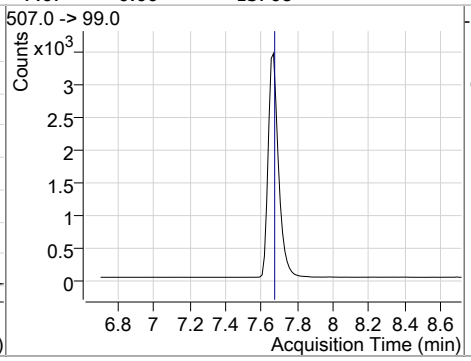

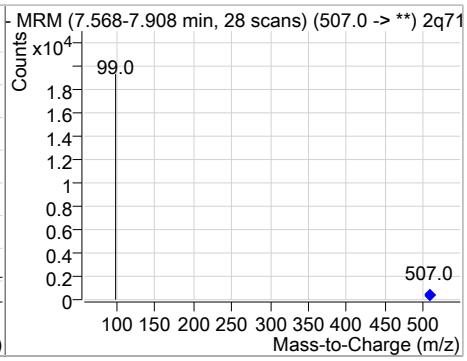

Compound	Conc.	RT	Dev(Min)	Resp.	QIon	QRatio	Min.	Max.
13C9-PFNA	20.41	7.68	-0.01	231638				

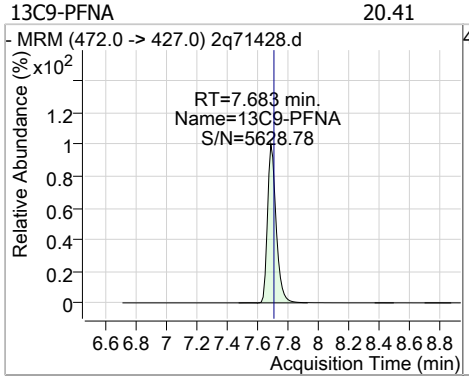

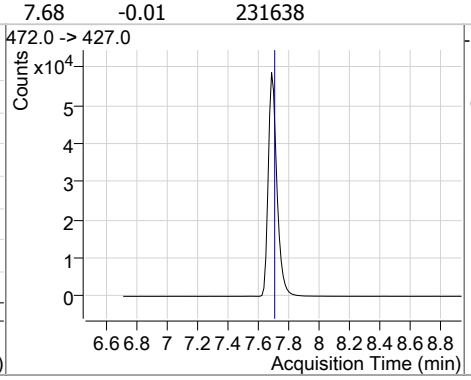

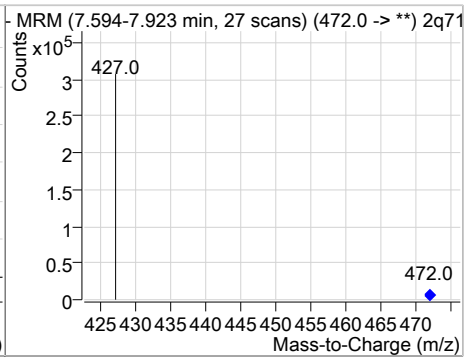

Compound	Conc.	RT	Dev(Min)	Resp.	QIon	QRatio	Min.	Max.
d3-MeFOSA	20.36	7.94	0.00	15113				

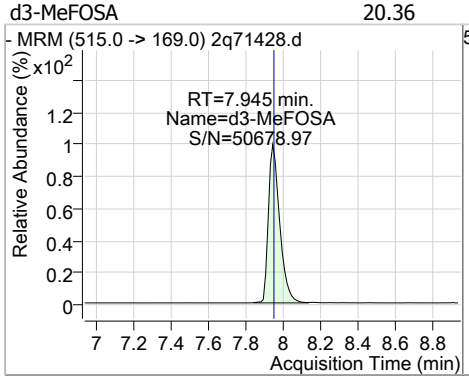

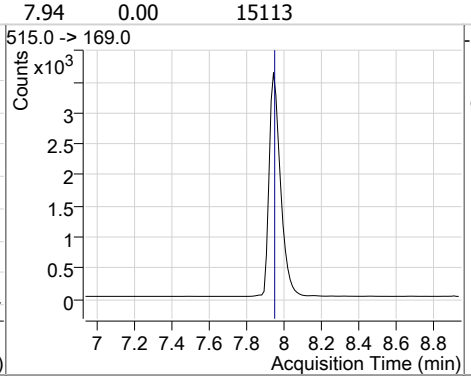

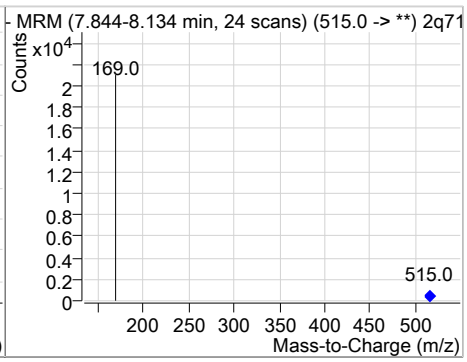

Compound	Conc.	RT	Dev(Min)	Resp.	QIon	QRatio	Min.	Max.
d3-MeFOSAA	18.82	8.02	0.01	71187				

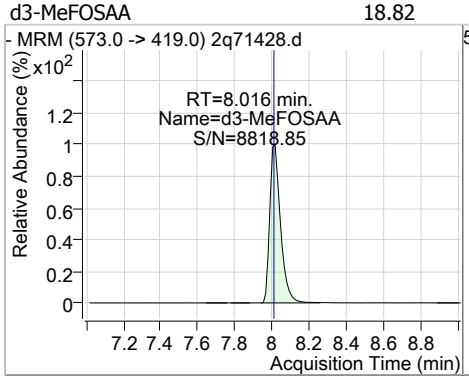

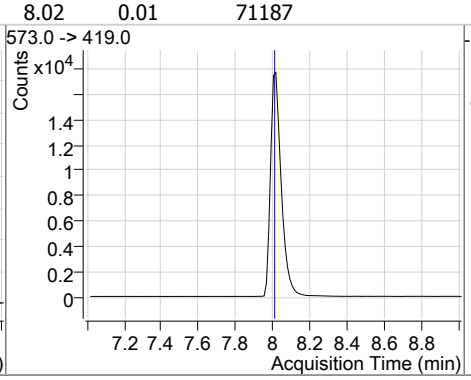

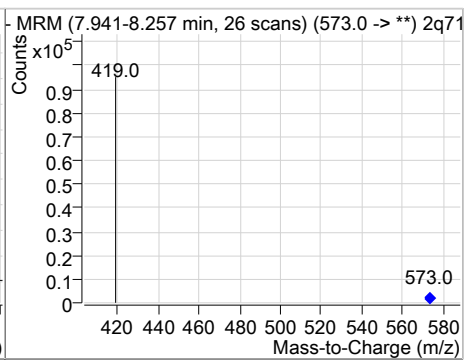

Perfluorinated Compounds by LC/MS/MS

Compound	Conc.	RT	Dev(Min)	Resp.	QIon	QRatio	Min.	Max.
MeFOSAA	0.23	8.02	0.00	658 (m)	570.0 -> 512.0	17.8	0.0	54.8

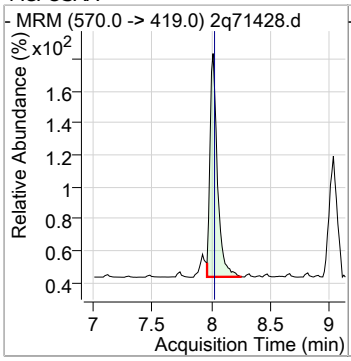

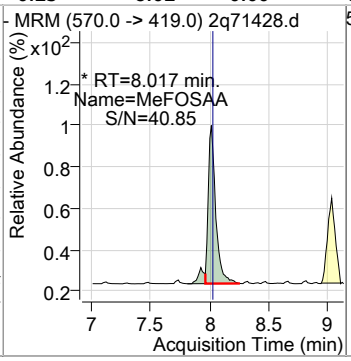

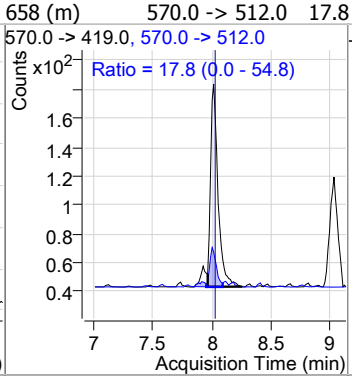

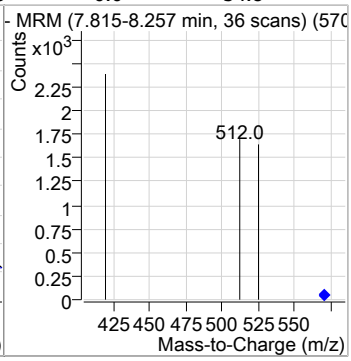

Compound	Conc.	RT	Dev(Min)	Resp.	QIon	QRatio	Min.	Max.
d5-EtFOSAA	18.55	8.13	0.00	59852				

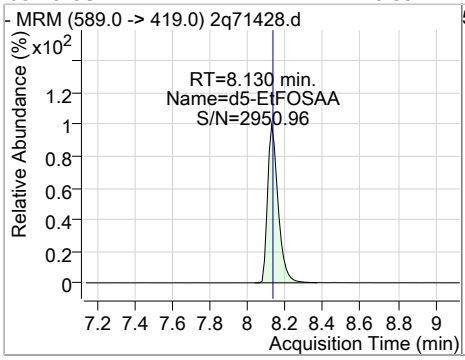

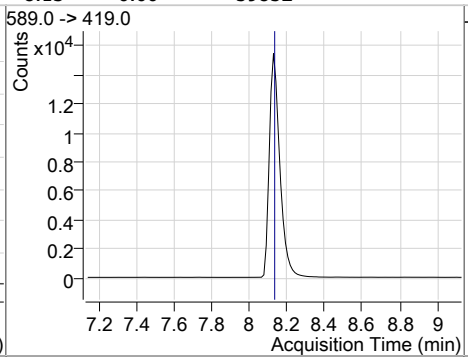

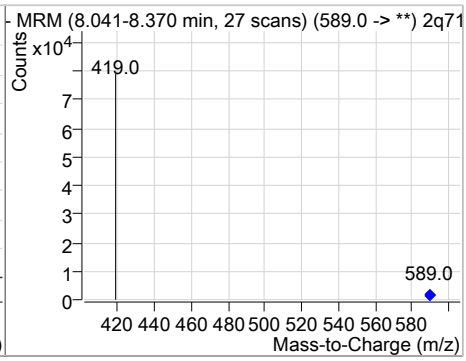

Compound	Conc.	RT	Dev(Min)	Resp.	QIon	QRatio	Min.	Max.
EtFOSAA	0.25	8.14	0.01	636	584.0 -> 483.0	63.0	30.2	90.2

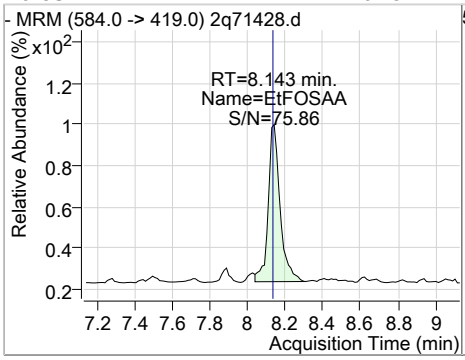

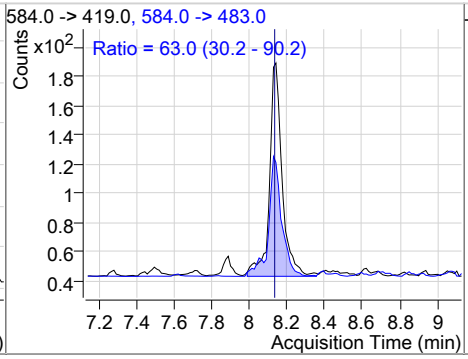

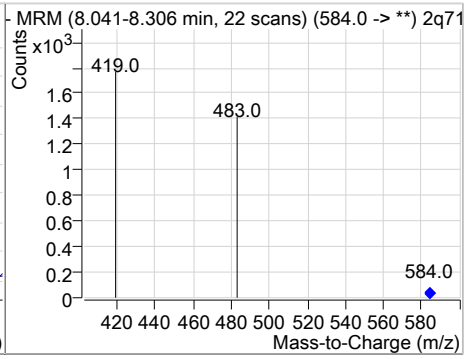

Compound	Conc.	RT	Dev(Min)	Resp.	QIon	QRatio	Min.	Max.
13C6-PFDA	20.33	8.16	0.00	245503				

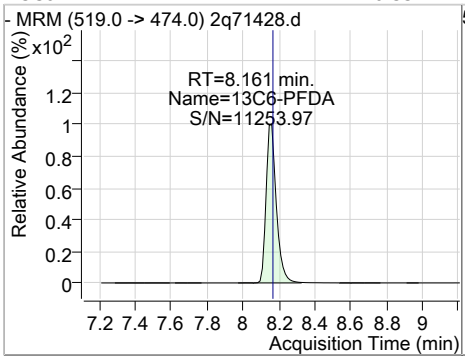

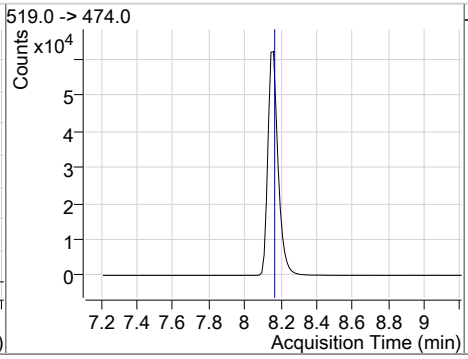

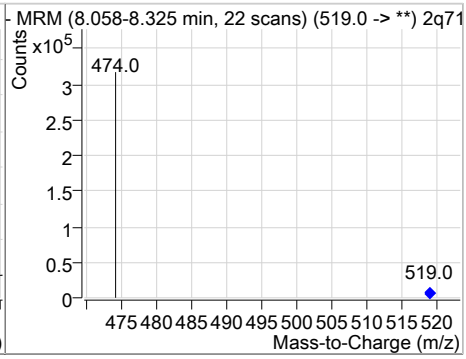

Perfluorinated Compounds by LC/MS/MS

Compound	Conc.	RT	Dev(Min)	Resp.	QIon	QRatio	Min.	Max.
13C2-8:2FTS	18.75	8.19	-0.01	102197				

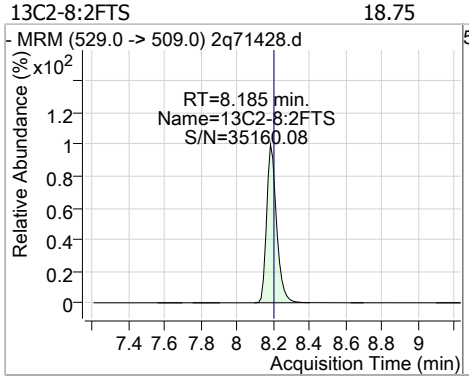

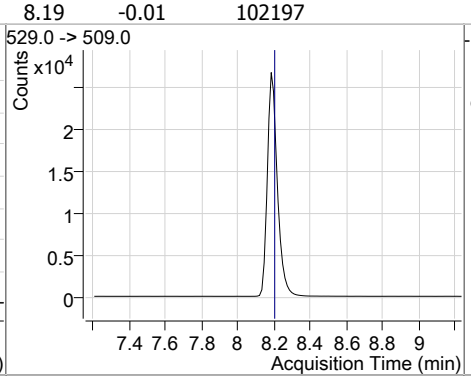

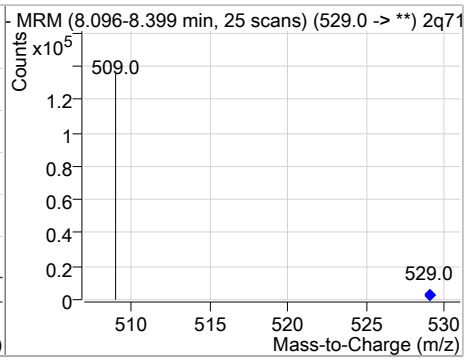

Compound	Conc.	RT	Dev(Min)	Resp.	QIon	QRatio	Min.	Max.
13C7-PFUnDA	20.65	8.57	-0.01	343264				

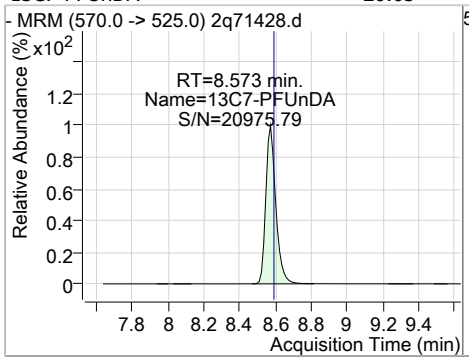

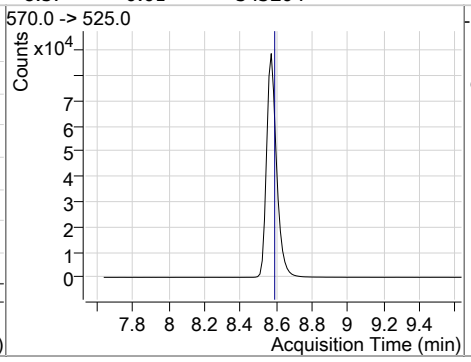

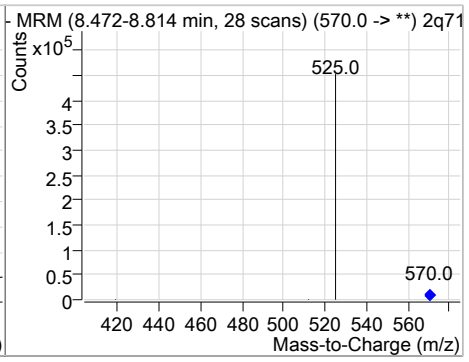

Compound	Conc.	RT	Dev(Min)	Resp.	QIon	QRatio	Min.	Max.
13C2-PFDoDA	20.15	9.02	-0.01	476681				

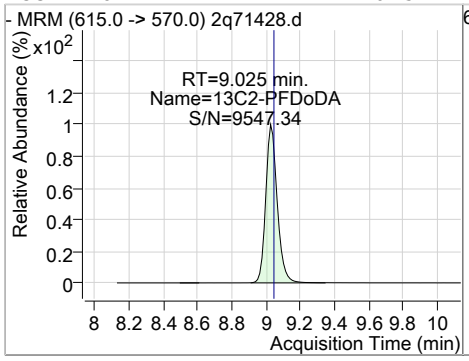

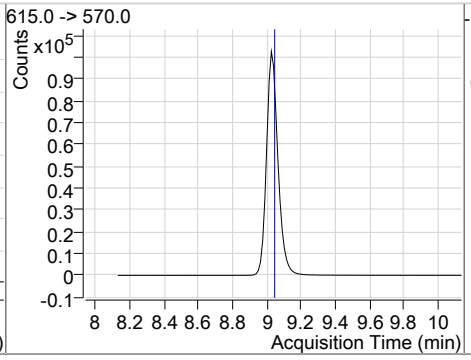

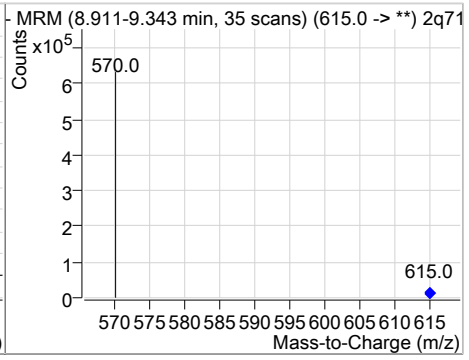

Compound	Conc.	RT	Dev(Min)	Resp.	QIon	QRatio	Min.	Max.
13C2-PFTeDA	19.18	10.16	0.00	438665				

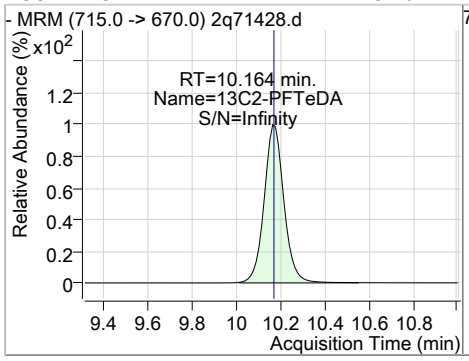

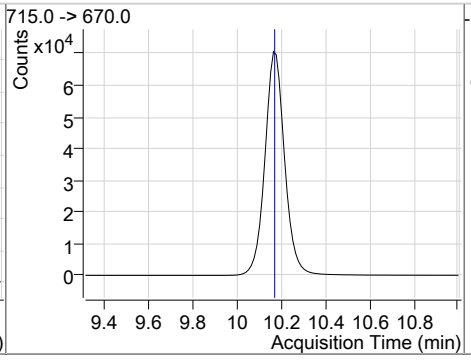

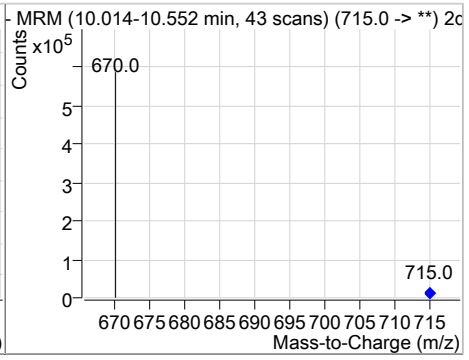

Manual Integration Approval Summary

Sample Number: S2Q1025-IBLK
Lab FileID: 2Q71428.D
Injection Time: 07/07/21 09:51
Method: EPA 537M QSM5.3 B-15
Analyst approved: 07/08/21 09:01 Nancy Saunders
Supervisor approved: 07/08/21 16:32 Natasha Gumtie

Parameter	CAS	Sig#	R.T. (min.)	Reason
MeFOSAA	2355-31-9		8.02	Split peak

Manual Integrations APPROVED (compounds with "m" flag)
Natasha Gumtie 07/08/21 16:40

Perfluorinated Compounds by LC/MS/MS

Data File : 2q71455.d
Operator : nancyf
Acq. Method : 537_ID.m
Acq. Date-Time : 7/7/2021 5:22:47 PM
Sample Name : op86217-bs
Vial : P4-A6
DA Method File : ID_062021_S2Q1012.quantmethod.xml
Batch Name : s2q1025.batch.bin
Sample Information : op86217,S2Q1025,2.00,,,1.0,1,soil

Compound	RT	QIon	Resp.	Conc.	Units	Dev(Min)
Internal Standards						
M5-EtFOSAA	8.130	589.0 -> 419.0	58296	20.00	µg/L	0.000
M4-PFBA	1.964	217.0 -> 172.0	71036	20.00	µg/L	-0.013
M5-PFPeA	3.962	268.0 -> 223.0	64476	20.00	µg/L	-0.025
M5-PFHxA	5.403	318.0 -> 273.0	102758	20.00	µg/L	-0.014
M4-PFHpA	6.370	367.0 -> 322.0	151961	20.00	µg/L	0.000
M8-PFOA	7.101	421.0 -> 376.0	209031	20.00	µg/L	-0.013
M9-PFNA	7.683	472.0 -> 427.0	220550	20.00	µg/L	-0.013
M6-PFDA	8.161	519.0 -> 474.0	230597	20.00	µg/L	0.000
M7-PFUnDA	8.573	570.0 -> 525.0	323413	20.00	µg/L	-0.013
M2-PFDoDA	9.025	615.0 -> 570.0	443789	20.00	µg/L	-0.013
M2-PFTeDA	10.177	715.0 -> 670.0	436073	20.00	µg/L	0.013
M8-FOSA	7.567	506.0 -> 78.0	47830	20.00	µg/L	0.000
M3-PFBS	4.280	302.0 -> 99.0	7538	20.00	µg/L	-0.025
M3-PFHxS	6.405	402.0 -> 99.0	9033	20.00	µg/L	0.000
M8-PFOS	7.668	507.0 -> 99.0	12869	20.00	µg/L	0.000
M2-4:2FTS	5.297	329.0 -> 309.0	67559	20.00	µg/L	-0.013
M2-6:2FTS	7.088	429.0 -> 409.0	115323	20.00	µg/L	-0.013
M2-8:2FTS	8.185	529.0 -> 509.0	102084	20.00	µg/L	-0.013
M3-MeFOSAA	8.004	573.0 -> 419.0	70385	20.00	µg/L	0.000
M3-HFPO-DA	5.721	287.0 -> 169.0	5041	20.00	µg/L	0.000
M3-MeFOSA	7.945	515.0 -> 169.0	12972	20.00	µg/L	0.000
System Monitoring Compounds						
13C2-4:2FTS	5.297	329.0 -> 309.0	67559	19.13	µg/L	-0.013
Spiked Amount: 20.00	Range: 50.0 - 150.0%			Recovery = 95.7%		
13C2-6:2FTS	7.088	429.0 -> 409.0	115323	19.13	µg/L	-0.013
Spiked Amount: 20.00	Range: 50.0 - 150.0%			Recovery = 95.7%		
13C2-8:2FTS	8.185	529.0 -> 509.0	102084	18.73	µg/L	-0.013
Spiked Amount: 20.00	Range: 50.0 - 150.0%			Recovery = 93.7%		
13C2-PFDoDA	9.025	615.0 -> 570.0	443789	18.76	µg/L	-0.013
Spiked Amount: 20.00	Range: 50.0 - 150.0%			Recovery = 93.8%		
13C2-PFTeDA	10.177	715.0 -> 670.0	436073	19.07	µg/L	0.013
Spiked Amount: 20.00	Range: 50.0 - 150.0%			Recovery = 95.4%		
13C3-PFBS	4.280	302.0 -> 99.0	7538	17.84	µg/L	-0.025
Spiked Amount: 20.00	Range: 50.0 - 150.0%			Recovery = 89.2%		
13C3-PFHxS	6.405	402.0 -> 99.0	9033	17.89	µg/L	0.000
Spiked Amount: 20.00	Range: 50.0 - 150.0%			Recovery = 89.5%		
13C4-PFBA	1.964	217.0 -> 172.0	71036	18.68	µg/L	-0.013
Spiked Amount: 20.00	Range: 50.0 - 150.0%			Recovery = 93.4%		
13C4-PFHpA	6.370	367.0 -> 322.0	151961	18.94	µg/L	0.000
Spiked Amount: 20.00	Range: 50.0 - 150.0%			Recovery = 94.7%		
d5-EtFOSAA	8.130	589.0 -> 419.0	58296	18.06	ng/ml	0.000
Spiked Amount: 20.00	Range: 50.0 - 150.0%			Recovery = 90.3%		
13C5-PFHxA	5.403	318.0 -> 273.0	102758	18.80	µg/L	-0.014
Spiked Amount: 20.00	Range: 50.0 - 150.0%			Recovery = 94.0%		
13C5-PFPeA	3.962	268.0 -> 223.0	64476	18.87	µg/L	-0.025

Perfluorinated Compounds by LC/MS/MS

Compound	RT	QIon	Resp.	Conc.	Units		Dev(Min)
Spiked Amount: 20.00	Range: 50.0 - 150.0%			Recovery = 94.3%			
13C6-PFDA	8.161	519.0 -> 474.0	230597	19.09	µg/L		0.000
Spiked Amount: 20.00	Range: 50.0 - 150.0%			Recovery = 95.5%			
13C7-PFUnDA	8.573	570.0 -> 525.0	323413	19.46	µg/L		-0.013
Spiked Amount: 20.00	Range: 50.0 - 150.0%			Recovery = 97.3%			
13C8-FOSA	7.567	506.0 -> 78.0	47830	18.85	µg/L		0.000
Spiked Amount: 20.00	Range: 50.0 - 150.0%			Recovery = 94.3%			
13C8-PFOA	7.101	421.0 -> 376.0	209031	19.28	µg/L		-0.013
Spiked Amount: 20.00	Range: 50.0 - 150.0%			Recovery = 96.4%			
13C8-PFOS	7.668	507.0 -> 99.0	12869	17.44	µg/L		0.000
Spiked Amount: 20.00	Range: 50.0 - 150.0%			Recovery = 87.2%			
13C9-PFNA	7.683	472.0 -> 427.0	220550	19.44	µg/L		-0.013
Spiked Amount: 20.00	Range: 50.0 - 150.0%			Recovery = 97.2%			
d3-MeFOSAA	8.004	573.0 -> 419.0	70385	18.60	µg/L		0.000
Spiked Amount: 20.00	Range: 50.0 - 150.0%			Recovery = 93.0%			
13C3-HFPO-DA	5.721	287.0 -> 169.0	5041	15.30	µg/L		0.000
Spiked Amount: 20.00	Range: 50.0 - 150.0%			Recovery = 76.5%			
d3-MeFOSA	7.945	515.0 -> 169.0	12972	17.47	µg/L		0.000
Spiked Amount: 20.00	Range: 50.0 - 150.0%			Recovery = 87.4%			
Target Compounds							**QValue**
4:2FTS	5.299	327.0 -> 307.0	71134	20.18	µg/L		97
6:2FTS	7.088	427.0 -> 407.0	113814	19.77	µg/L		98
8:2FTS	8.185	527.0 -> 507.0	99896	20.23	µg/L		97
EtFOSAA	8.130	584.0 -> 419.0	51489	20.59	µg/L	m	97
FOSA	7.568	498.0 -> 78.0	45422	20.38	µg/L		98
MeFOSAA	8.017	570.0 -> 419.0	59838	20.85	µg/L	m	97
PFBA	1.958	213.0 -> 169.0	24387	18.66	µg/L		100
PFBS	4.282	299.0 -> 80.0	23016	19.88	µg/L		99
PFDA	8.161	513.0 -> 469.0	243887	19.09	µg/L		97
PFDoDA	9.025	613.0 -> 569.0	365832	19.51	µg/L		99
PFDS	8.533	599.0 -> 80.0	9413	17.51	µg/L		97
PFHpA	6.371	363.0 -> 319.0	235857	19.73	µg/L		99
PFHpS	7.100	449.0 -> 80.0	21904	20.63	µg/L		99
PFHxA	5.404	313.0 -> 269.0	68400	18.93	µg/L		100
PFHxS	6.406	399.0 -> 80.0	23271	20.18	µg/L	m	100
PFNA	7.683	463.0 -> 419.0	224341	18.65	µg/L		98
PFNS	8.119	549.0 -> 80.0	18004	21.59	µg/L		94
PFOA	7.102	413.0 -> 369.0	212387	19.23	µg/L		98
PFOS	7.669	499.0 -> 80.0	21977	19.84	µg/L	m	99
PFPeA	3.964	263.0 -> 219.0	87539	19.23	µg/L		100
PFPeS	5.539	349.0 -> 80.0	15324	20.22	µg/L		98
PFTeDA	10.167	713.0 -> 669.0	476414	18.52	µg/L		99
PFTrDA	9.603	663.0 -> 619.0	460292	19.50	µg/L		99
PFUnDA	8.574	563.0 -> 519.0	308611	19.42	µg/L		99
11Cl-PF3OUdS	8.722	631.0 -> 451.0	134186	19.13	µg/L		100
9Cl-PF3ONS	7.918	531.0 -> 351.0	29037	18.82	µg/L		99
ADONA	6.471	377.0 -> 251.0	264236	18.28	µg/L		99
HFPO-DA	5.717	329.0 -> 169.0	22755	22.83	µg/L		96
MeFOSA	7.946	512.0 -> 219.0	13555	21.84	µg/L		97

 # = Qualifier out of range, m = manually integrated, + = Area summed

Perfluorinated Compounds by LC/MS/MS

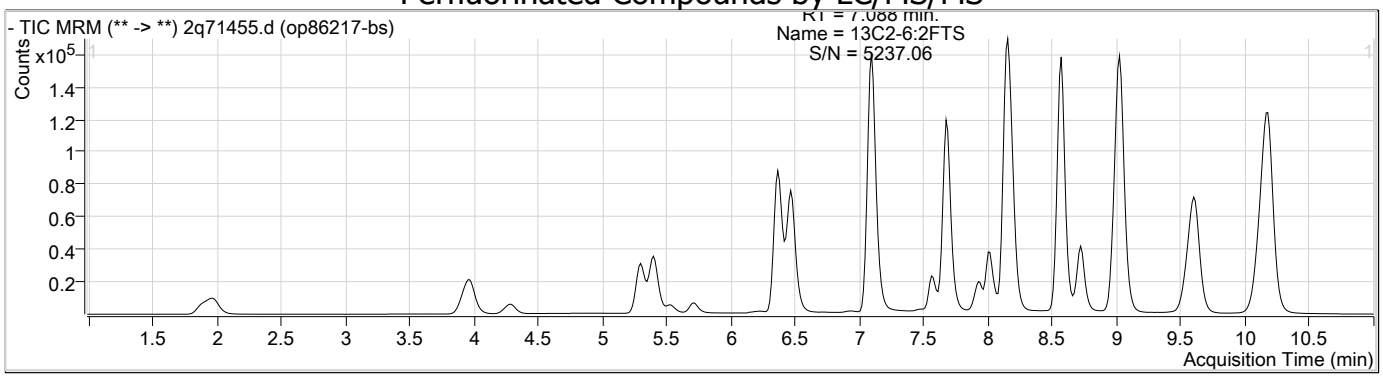

Compound	Conc.	RT	Dev(Min)	Resp.	QIon	QRatio	Min.	Max.
PFBA	18.66	1.96	-0.01	24387				

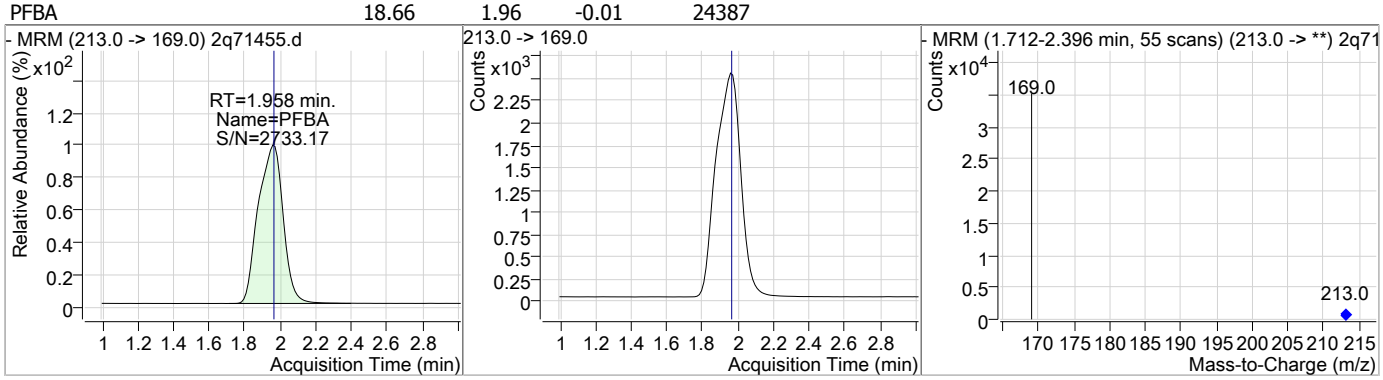

Compound	Conc.	RT	Dev(Min)	Resp.	QIon	QRatio	Min.	Max.
13C4-PFBA	18.68	1.96	-0.01	71036				

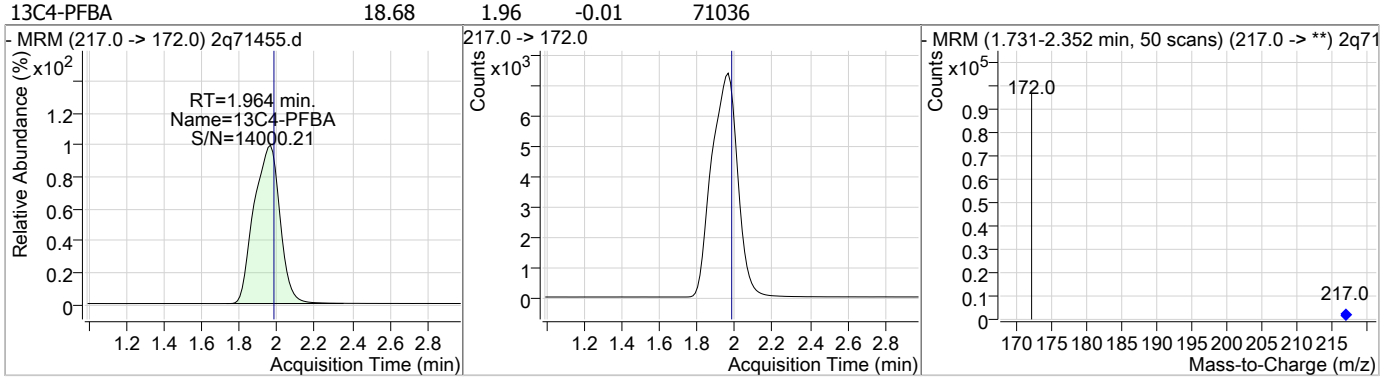

Compound	Conc.	RT	Dev(Min)	Resp.	QIon	QRatio	Min.	Max.
13C5-PFPeA	18.87	3.96	-0.03	64476				

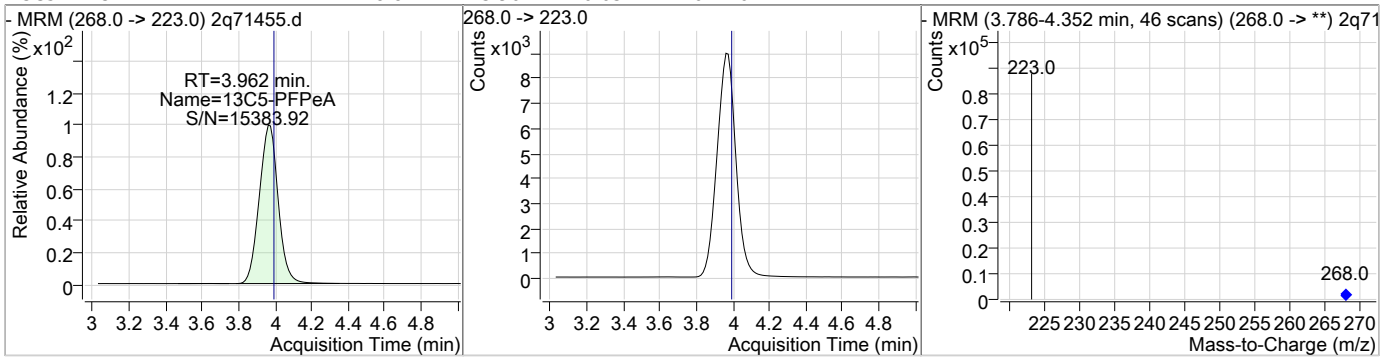

Perfluorinated Compounds by LC/MS/MS

Compound	Conc.	RT	Dev(Min)	Resp.	QIon	QRatio	Min.	Max.
PFPeA	19.23	3.96	-0.03	87539				

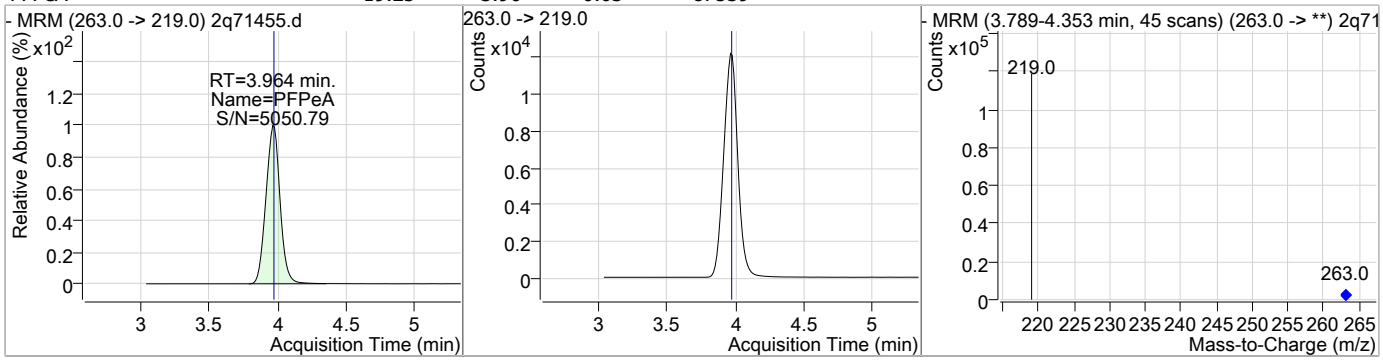

Compound	Conc.	RT	Dev(Min)	Resp.	QIon	QRatio	Min.	Max.
13C3-PFBS	17.84	4.28	-0.03	7538				

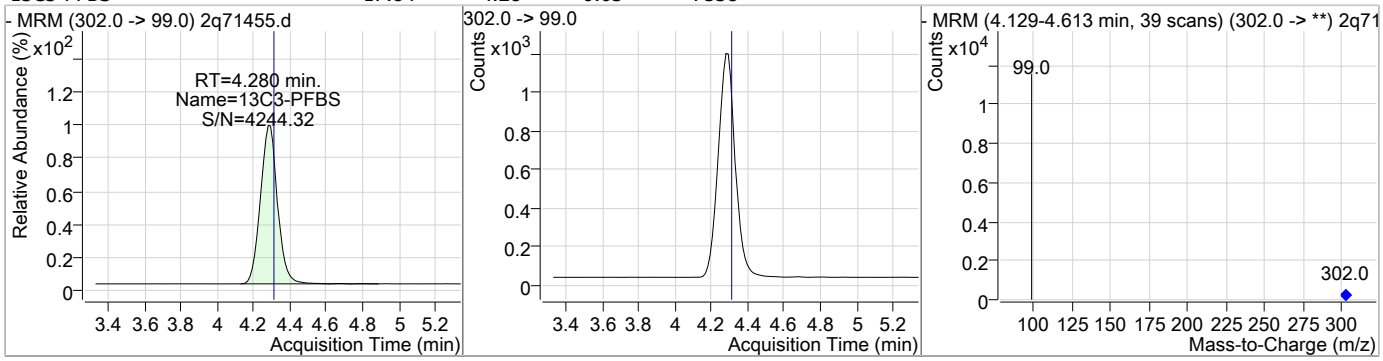

Compound	Conc.	RT	Dev(Min)	Resp.	QIon	QRatio	Min.	Max.
PFBS	19.88	4.28	-0.03	23016	299.0 -> 99.0	37.0	7.4	67.4

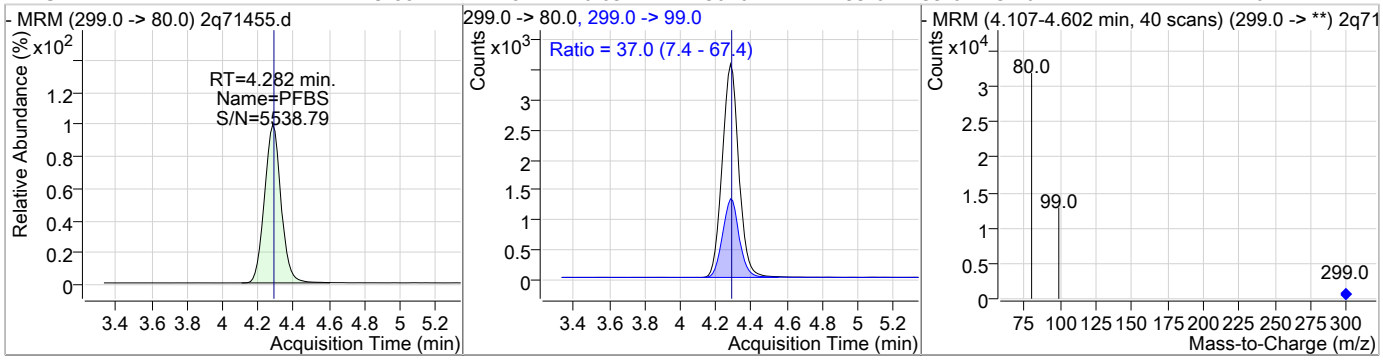

Compound	Conc.	RT	Dev(Min)	Resp.	QIon	QRatio	Min.	Max.
13C2-4:2FTS	19.13	5.30	-0.01	67559				

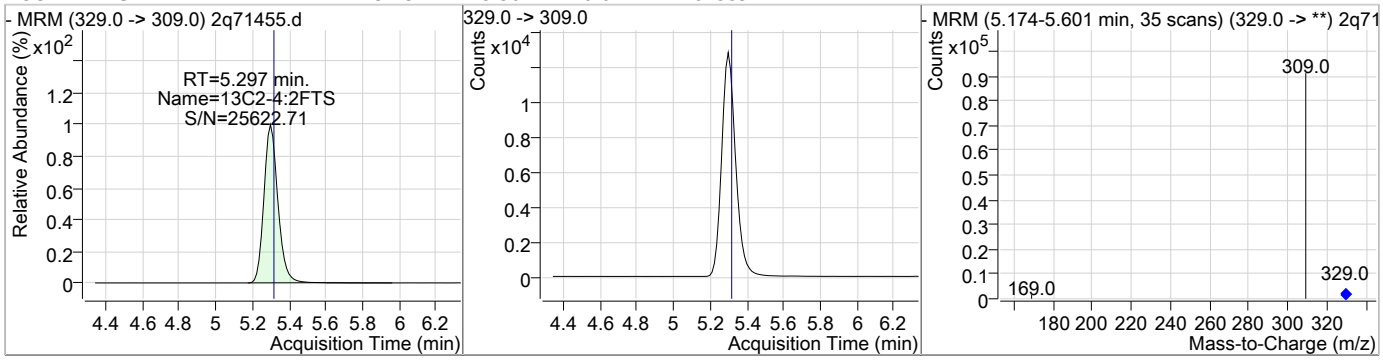

Perfluorinated Compounds by LC/MS/MS

Compound	Conc.	RT	Dev(Min)	Resp.	QIon	QRatio	Min.	Max.
4:2FTS	20.18	5.30	-0.01	71134	327.0 -> 81.0	31.4	3.0	63.0

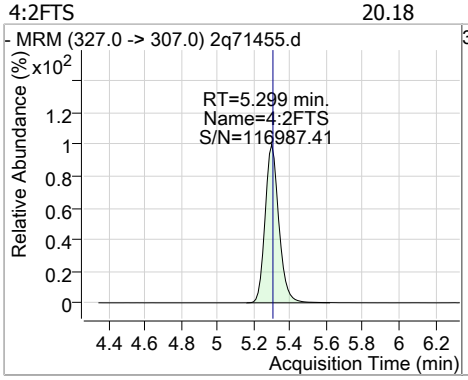

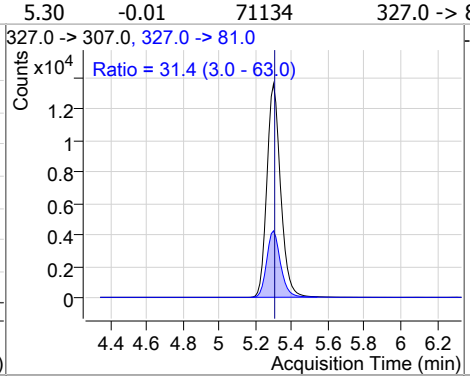

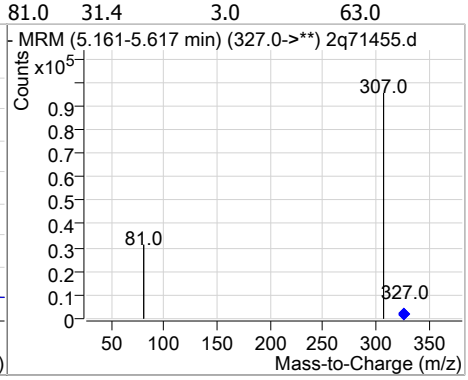

Compound	Conc.	RT	Dev(Min)	Resp.	QIon	QRatio	Min.	Max.
13C5-PFHxA	18.80	5.40	-0.01	102758				

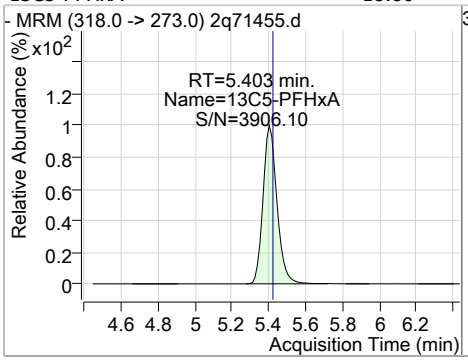

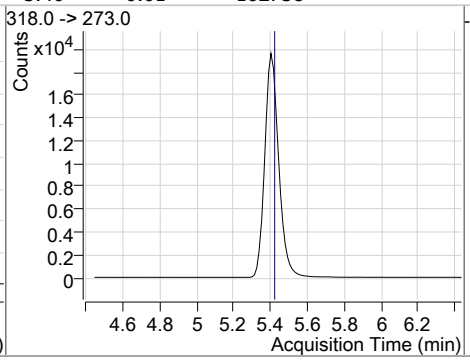

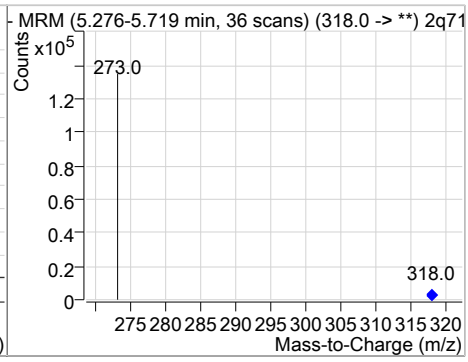

Compound	Conc.	RT	Dev(Min)	Resp.	QIon	QRatio	Min.	Max.
PFHxA	18.93	5.40	-0.01	68400	313.0 -> 119.0	8.3	0.0	38.2

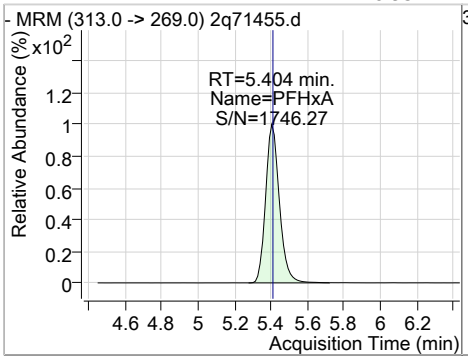

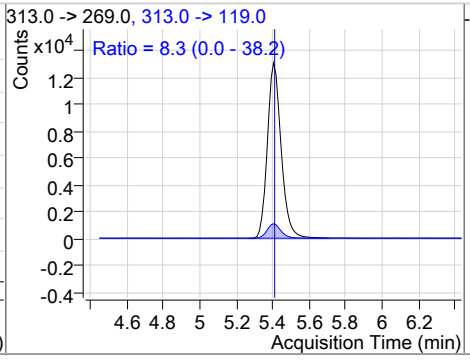

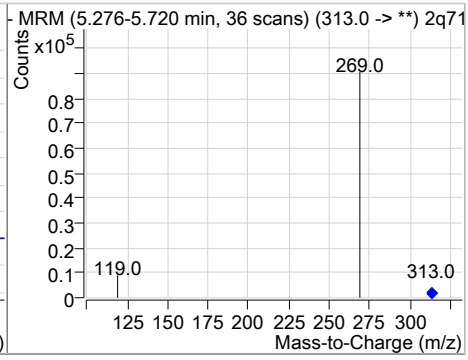

Compound	Conc.	RT	Dev(Min)	Resp.	QIon	QRatio	Min.	Max.
PFPeS	20.22	5.54	0.00	15324	349.0 -> 99.0	38.1	9.1	69.1

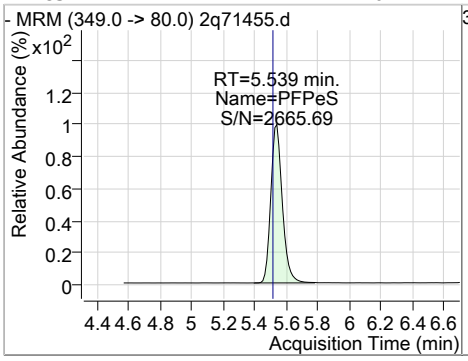

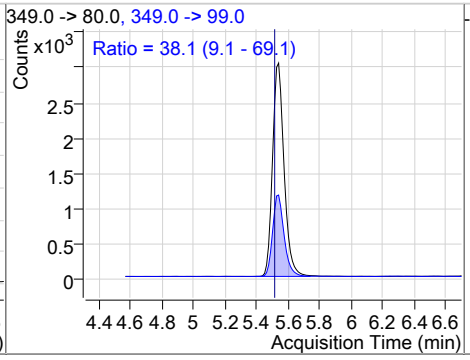

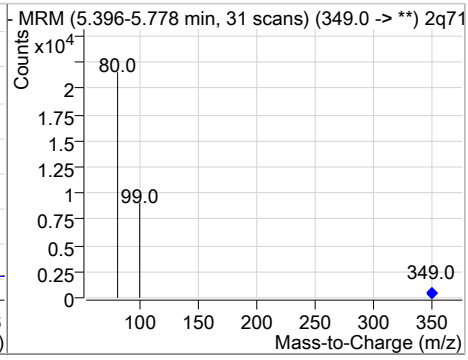

Perfluorinated Compounds by LC/MS/MS

Compound	Conc.	RT	Dev(Min)	Resp.	QIon	QRatio	Min.	Max.
13C3-HFPO-DA	15.30	5.72	0.00	5041				

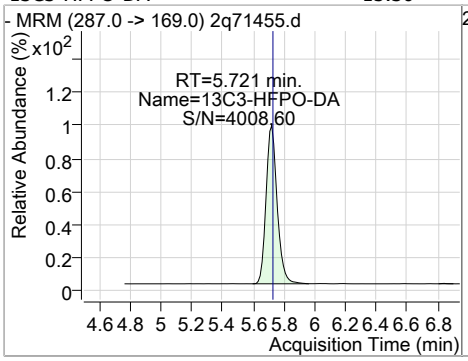

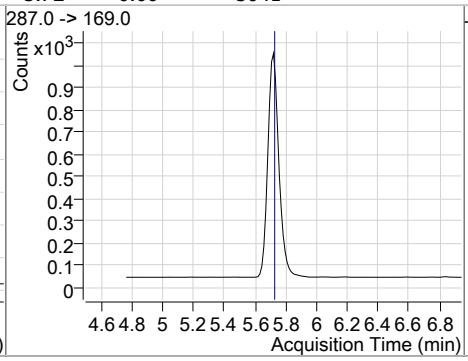

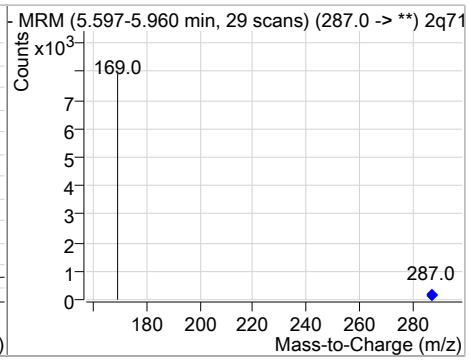

Compound	Conc.	RT	Dev(Min)	Resp.	QIon	QRatio	Min.	Max.
HFPO-DA	22.83	5.72	-0.01	22755	285.0 -> 169.0	13.2	0.0	44.8

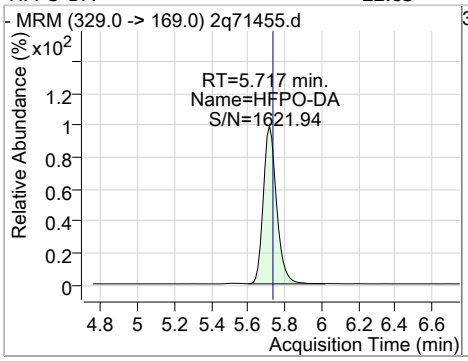

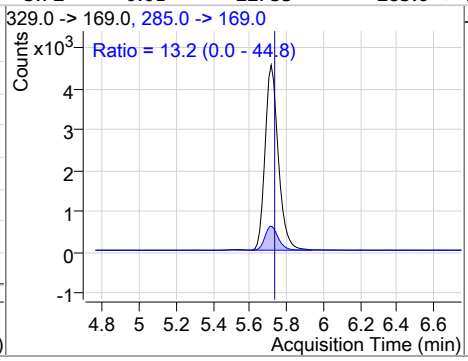

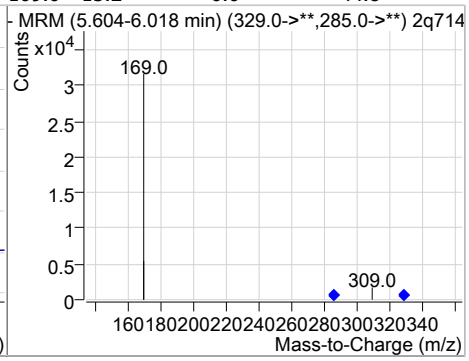

Compound	Conc.	RT	Dev(Min)	Resp.	QIon	QRatio	Min.	Max.
13C4-PFHpA	18.94	6.37	0.00	151961				

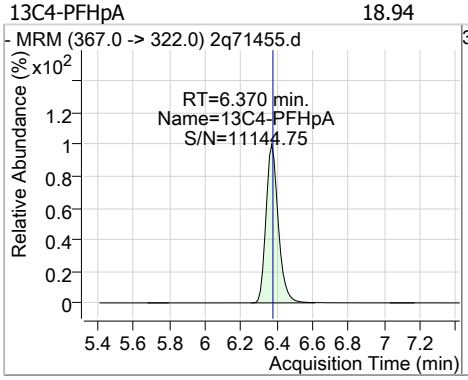

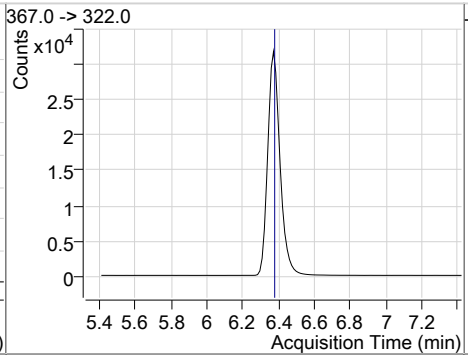

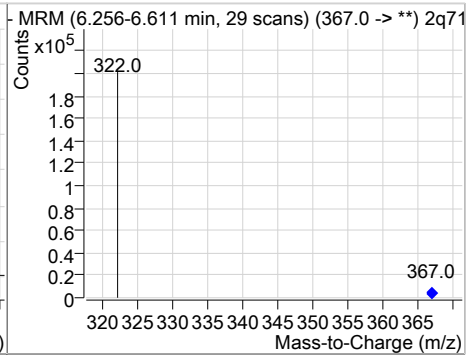

Compound	Conc.	RT	Dev(Min)	Resp.	QIon	QRatio	Min.	Max.
PFHpA	19.73	6.37	0.00	235857	363.0 -> 169.0	6.0	0.0	36.5

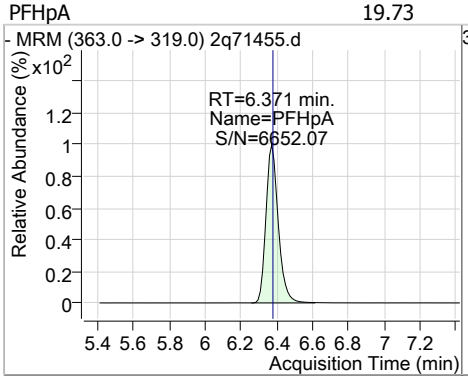

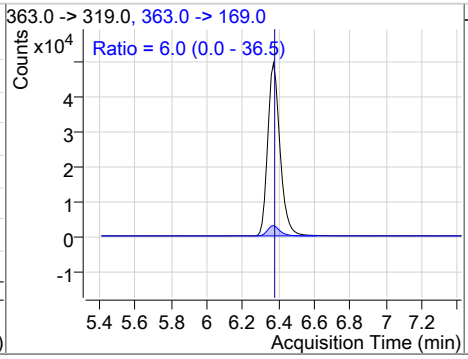

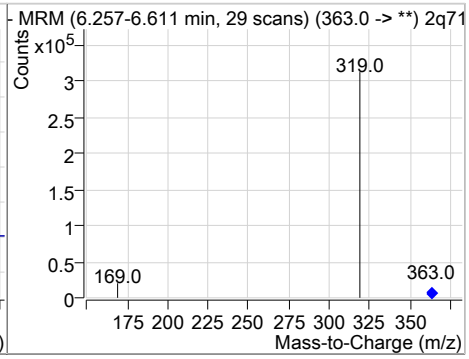

Perfluorinated Compounds by LC/MS/MS

Compound	Conc.	RT	Dev(Min)	Resp.	QIon	QRatio	Min.	Max.
13C3-PFHxS	17.89	6.41	0.00	9033				

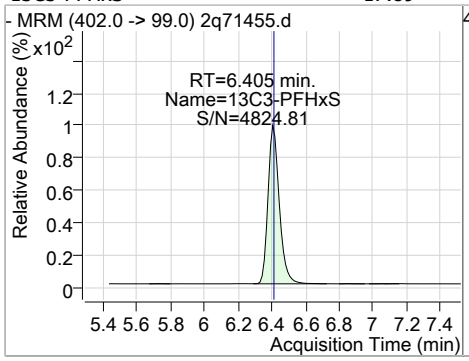

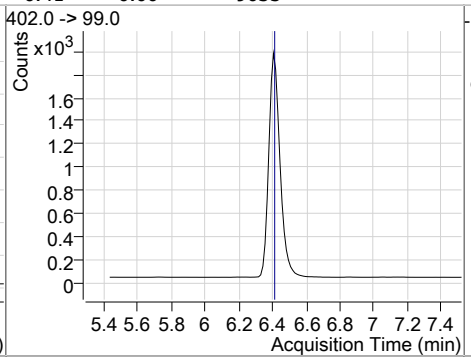

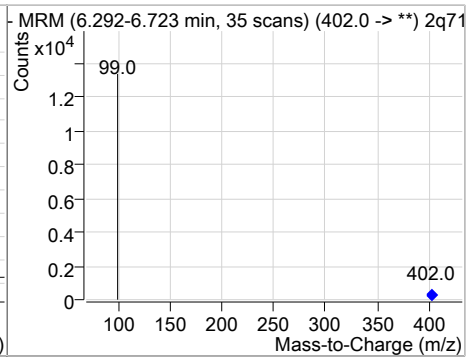

Compound	Conc.	RT	Dev(Min)	Resp.	QIon	QRatio	Min.	Max.
PFHxS	20.18	6.41	-0.01	23271 (m)	399.0 -> 99.0	45.1	15.2	75.2

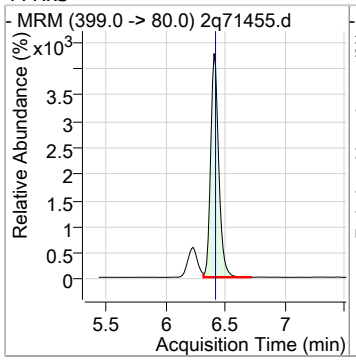

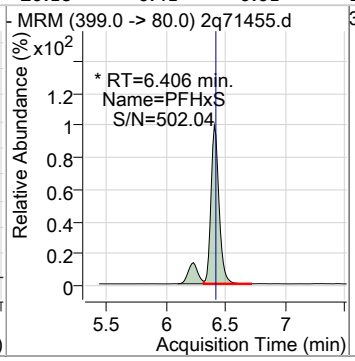

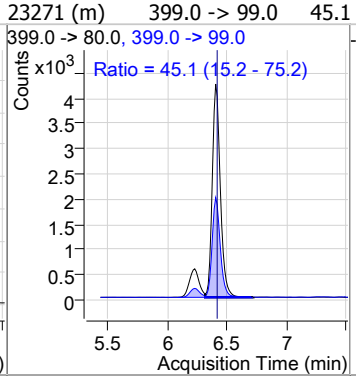

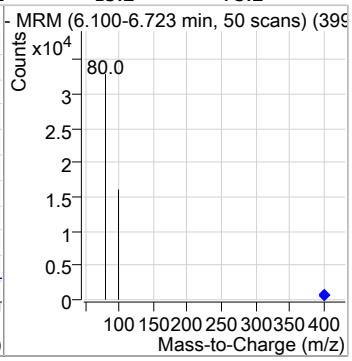

Compound	Conc.	RT	Dev(Min)	Resp.	QIon	QRatio	Min.	Max.
ADONA	18.28	6.47	-0.01	264236	377.0 -> 85.0	25.4	0.0	55.9

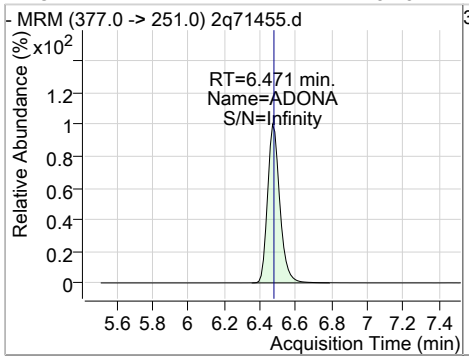

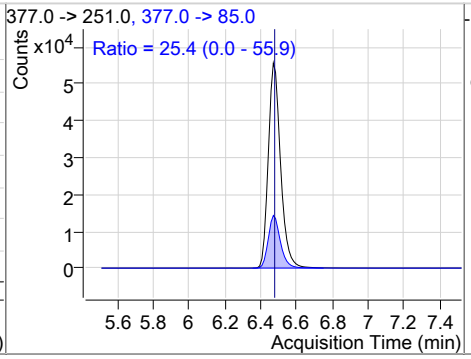

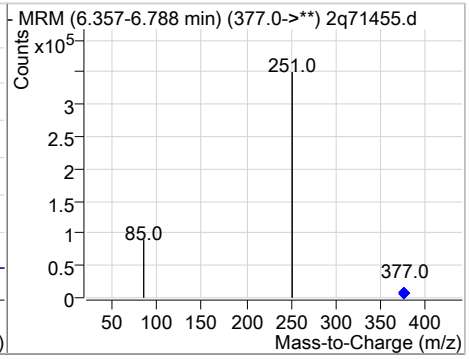

Compound	Conc.	RT	Dev(Min)	Resp.	QIon	QRatio	Min.	Max.
13C2-6:2FTS	19.13	7.09	-0.01	115323				

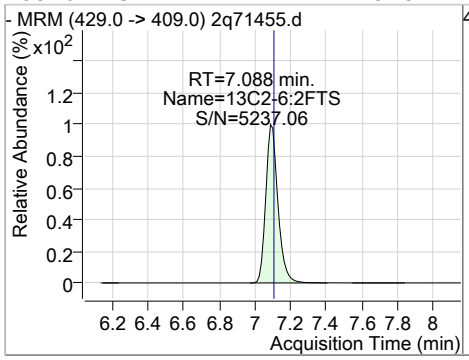

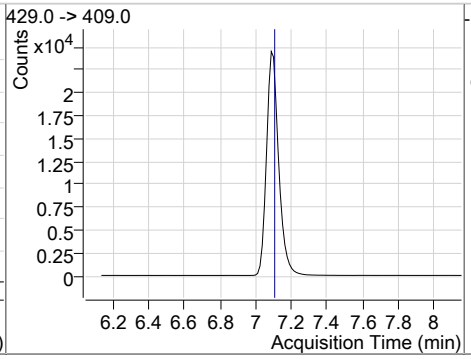

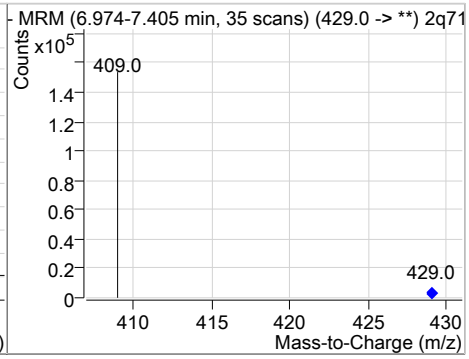

Perfluorinated Compounds by LC/MS/MS

Compound	Conc.	RT	Dev(Min)	Resp.	QIon	QRatio	Min.	Max.
6:2FTS	19.77	7.09	-0.01	113814	427.0 -> 81.0	23.7	0.0	54.8

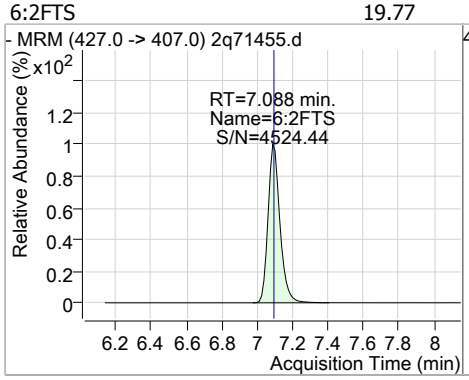

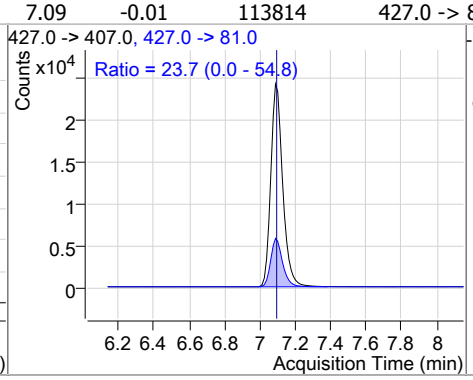

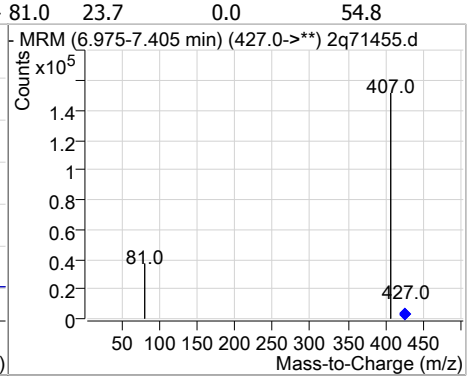

Compound	Conc.	RT	Dev(Min)	Resp.	QIon	QRatio	Min.	Max.
PFHpS	20.63	7.10	-0.01	21904	449.0 -> 99.0	44.7	15.2	75.2

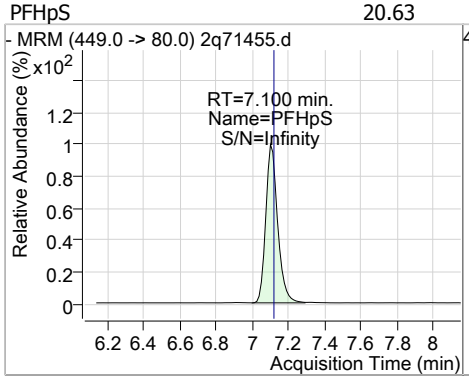

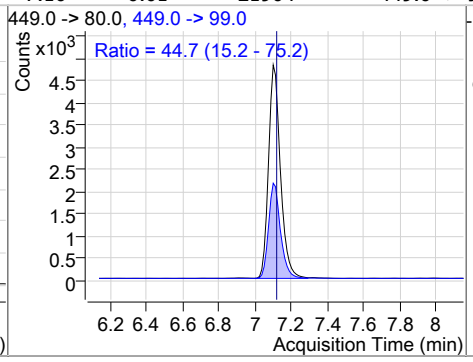

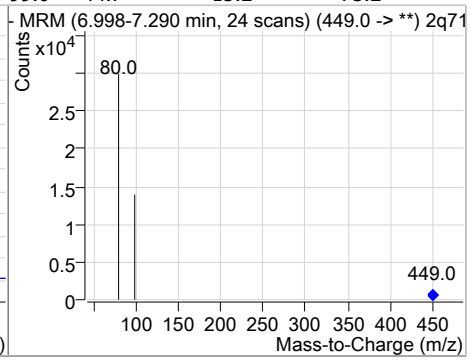

Compound	Conc.	RT	Dev(Min)	Resp.	QIon	QRatio	Min.	Max.
13C8-PFOA	19.28	7.10	-0.01	209031				

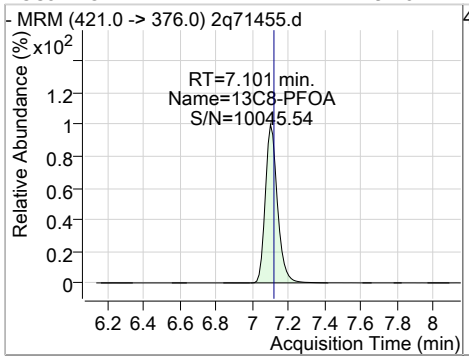

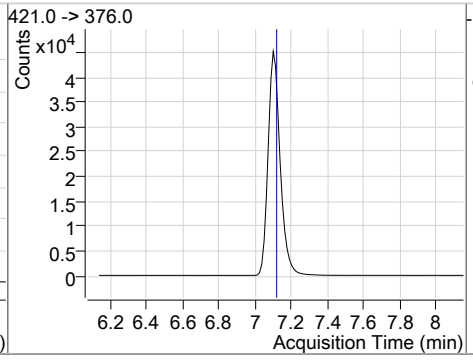

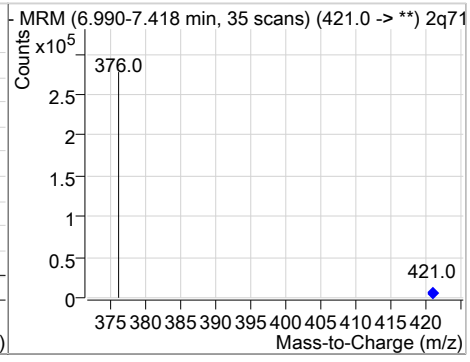

Compound	Conc.	RT	Dev(Min)	Resp.	QIon	QRatio	Min.	Max.
PFOA	19.23	7.10	-0.01	212387	413.0 -> 169.0	19.9	0.0	50.6

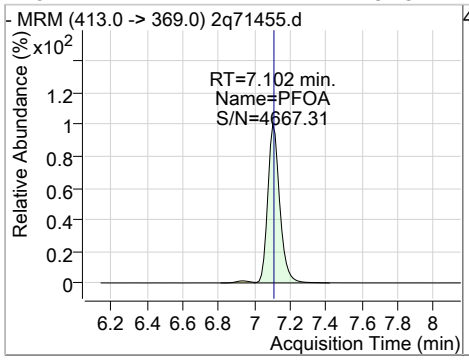

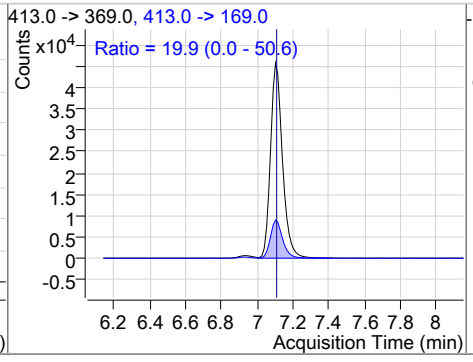

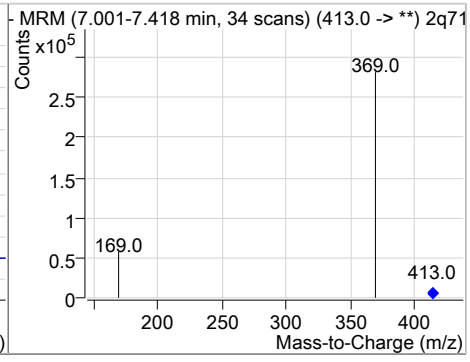

Perfluorinated Compounds by LC/MS/MS

Compound	Conc.	RT	Dev(Min)	Resp.	QIon	QRatio	Min.	Max.
13C8-FOSA	18.85	7.57	0.00	47830				

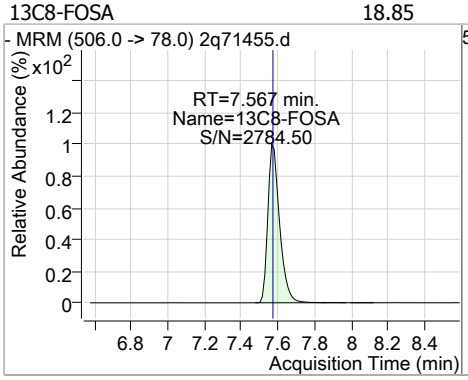

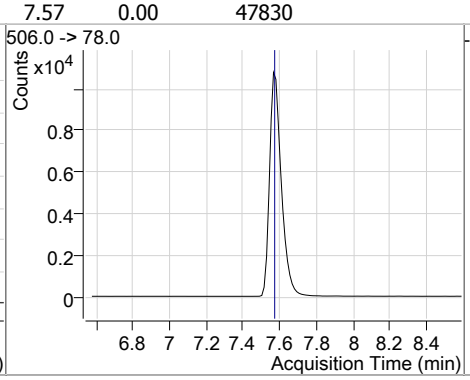

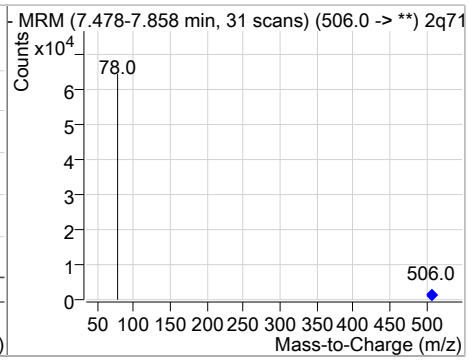

Compound	Conc.	RT	Dev(Min)	Resp.	QIon	QRatio	Min.	Max.
FOSA	20.38	7.57	0.00	45422	498.0 -> 478.0	5.2	0.0	34.6

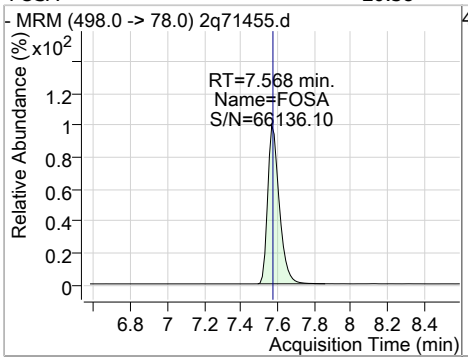

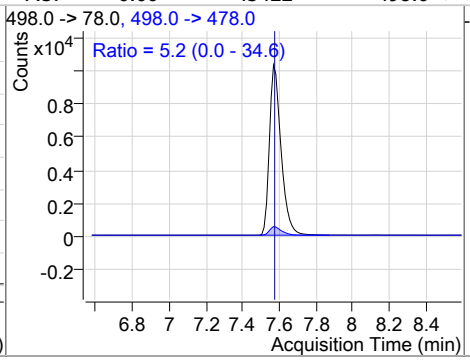

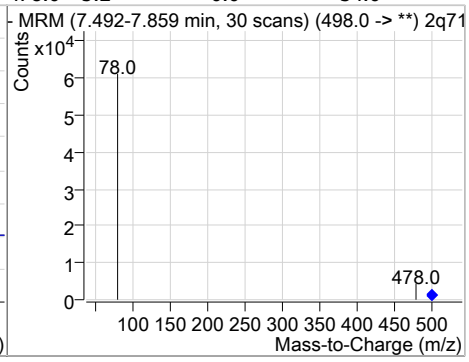

Compound	Conc.	RT	Dev(Min)	Resp.	QIon	QRatio	Min.	Max.
13C8-PFOS	17.44	7.67	0.00	12869				

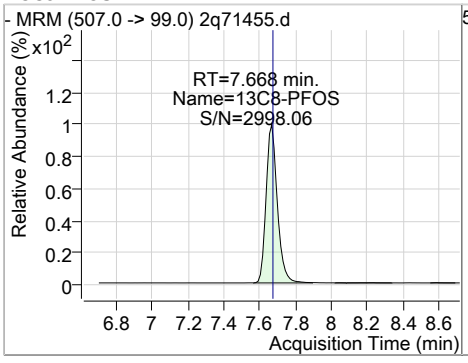

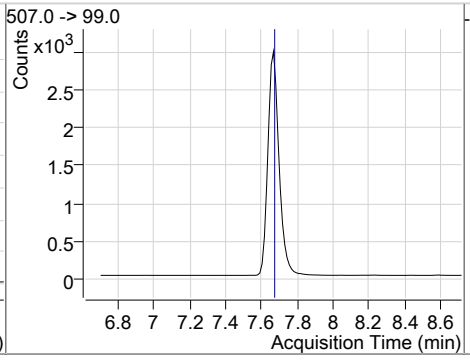

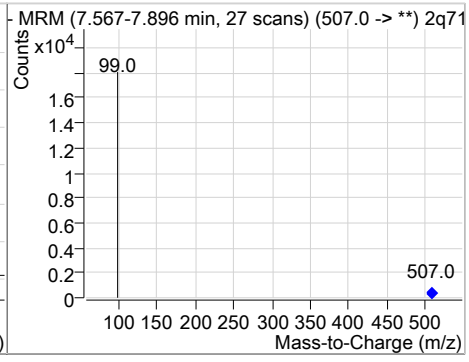

Compound	Conc.	RT	Dev(Min)	Resp.	QIon	QRatio	Min.	Max.
PFOS	19.84	7.67	0.00	21977 (m)	499.0 -> 99.0	45.8	16.5	76.5

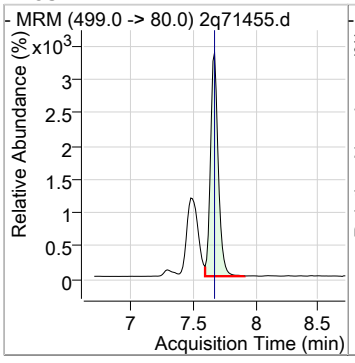

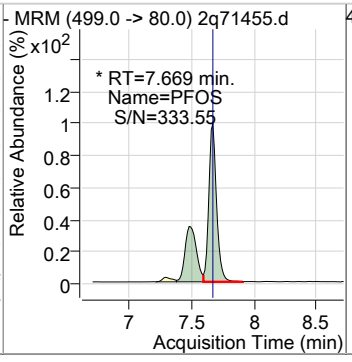

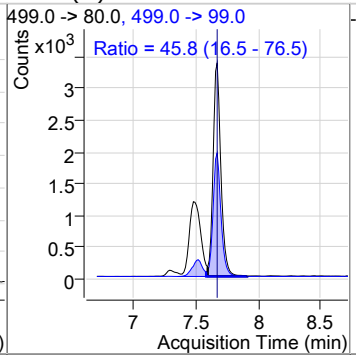

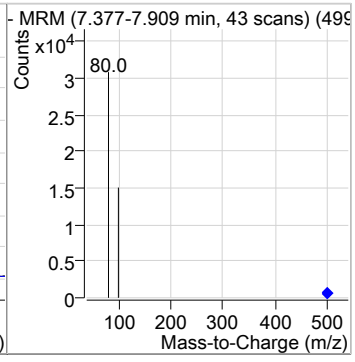

Perfluorinated Compounds by LC/MS/MS

Compound	Conc.	RT	Dev(Min)	Resp.	QIon	QRatio	Min.	Max.
13C9-PFNA	19.44	7.68	-0.01	220550				

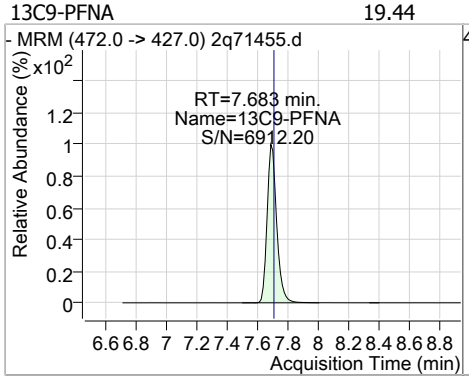

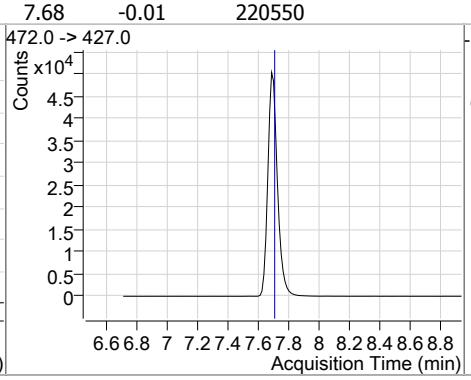

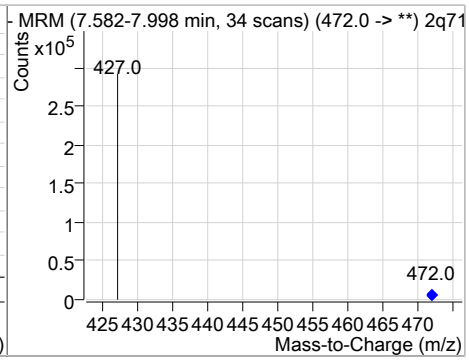

Compound	Conc.	RT	Dev(Min)	Resp.	QIon	QRatio	Min.	Max.
PFNA	18.65	7.68	-0.01	224341	463.0 -> 219.0	16.3	0.0	47.2

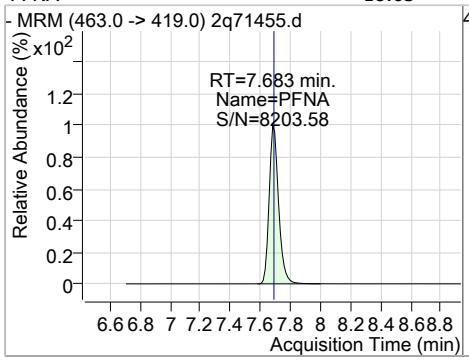

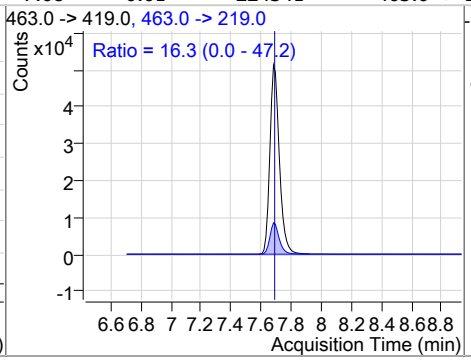

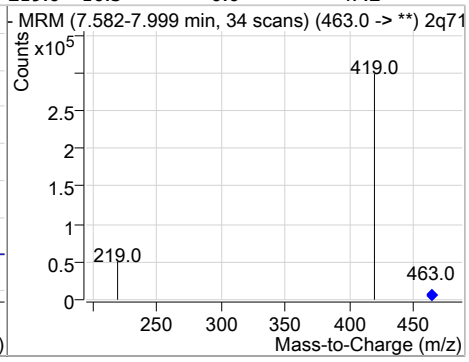

Compound	Conc.	RT	Dev(Min)	Resp.	QIon	QRatio	Min.	Max.
9Cl-PF3ONS	18.82	7.92	0.00	29037	533.0 -> 353.0	31.1	0.6	60.6

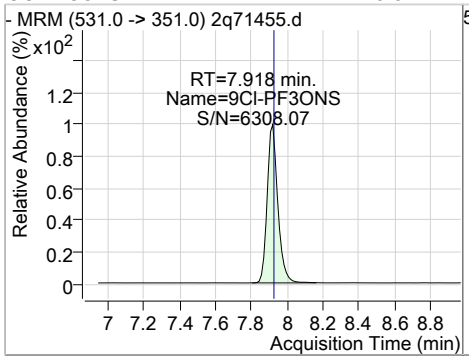

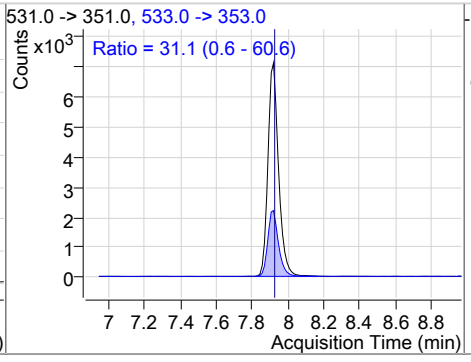

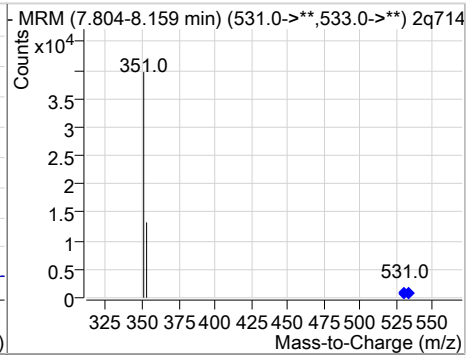

Compound	Conc.	RT	Dev(Min)	Resp.	QIon	QRatio	Min.	Max.
d3-MeFOSA	17.47	7.94	0.00	12972				

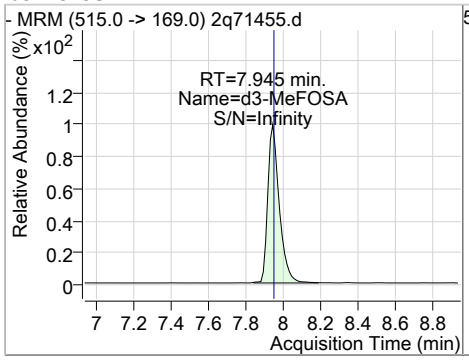

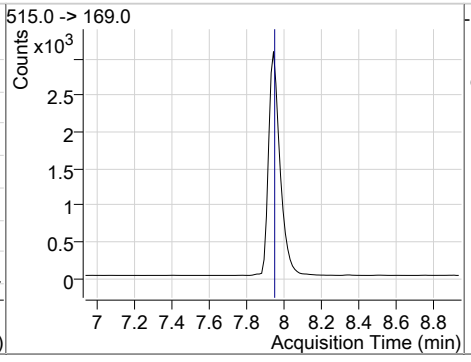

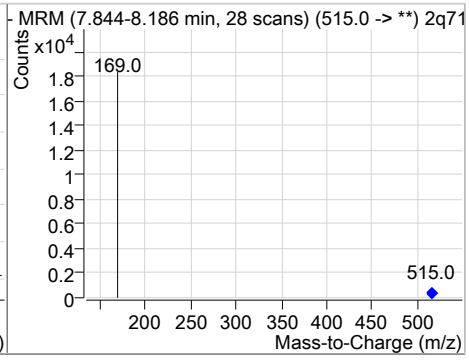

Perfluorinated Compounds by LC/MS/MS

Compound	Conc.	RT	Dev(Min)	Resp.	QIon	QRatio	Min.	Max.
MeFOSA	21.84	7.95	0.00	13555	512.0 -> 169.0	114.3	80.9	140.9

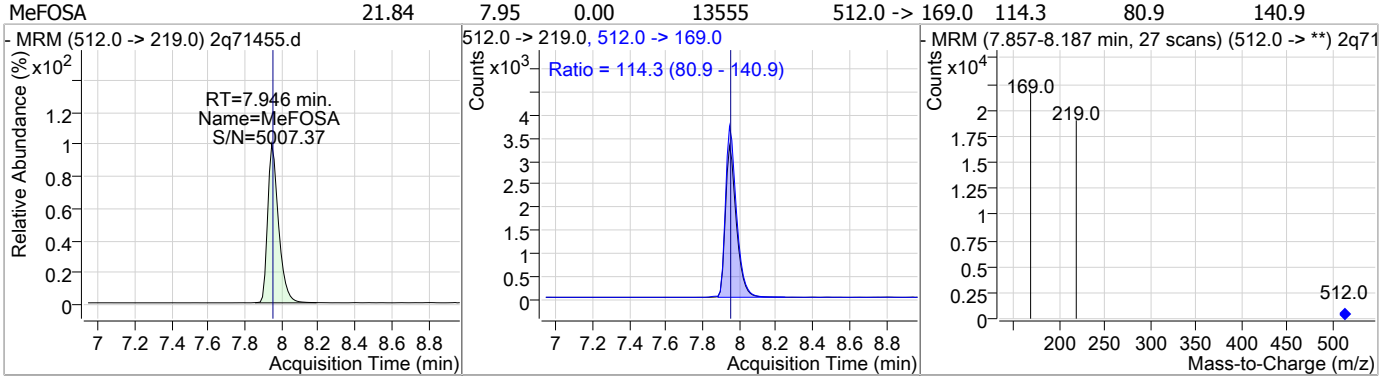

Compound	Conc.	RT	Dev(Min)	Resp.	QIon	QRatio	Min.	Max.
d3-MeFOSAA	18.60	8.00	0.00	70385				

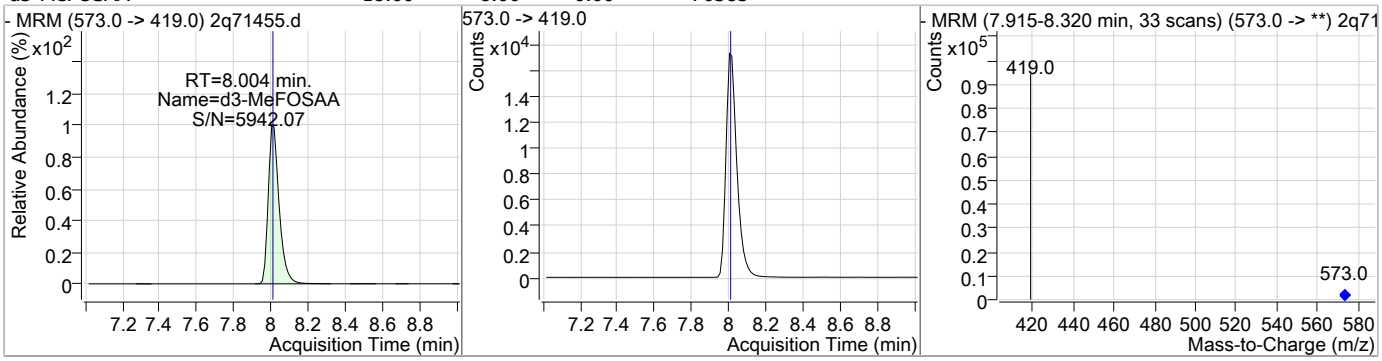

Compound	Conc.	RT	Dev(Min)	Resp.	QIon	QRatio	Min.	Max.
MeFOSAA	20.85	8.02	0.00	59838 (m)	570.0 -> 512.0	26.5	0.0	54.8

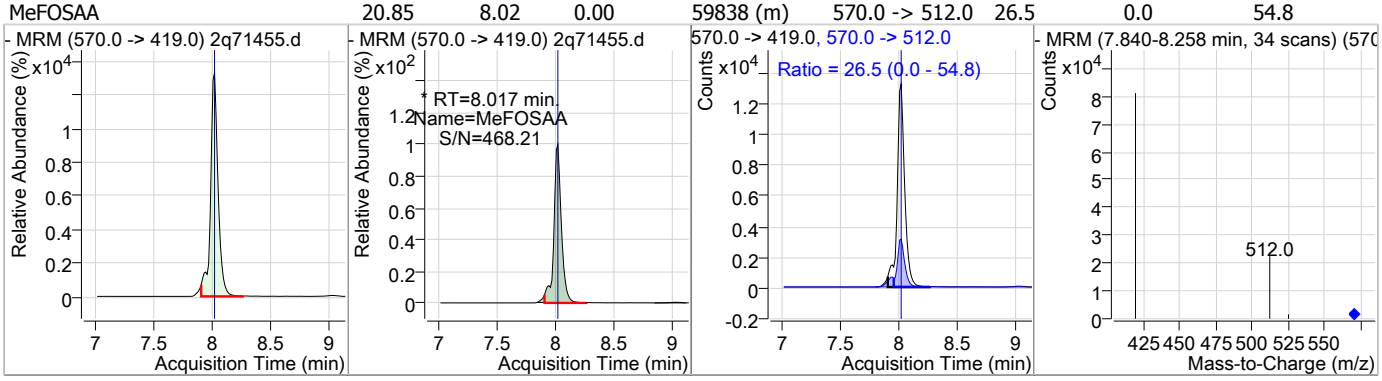

Compound	Conc.	RT	Dev(Min)	Resp.	QIon	QRatio	Min.	Max.
d5-EtFOSAA	18.06	8.13	0.00	58296				

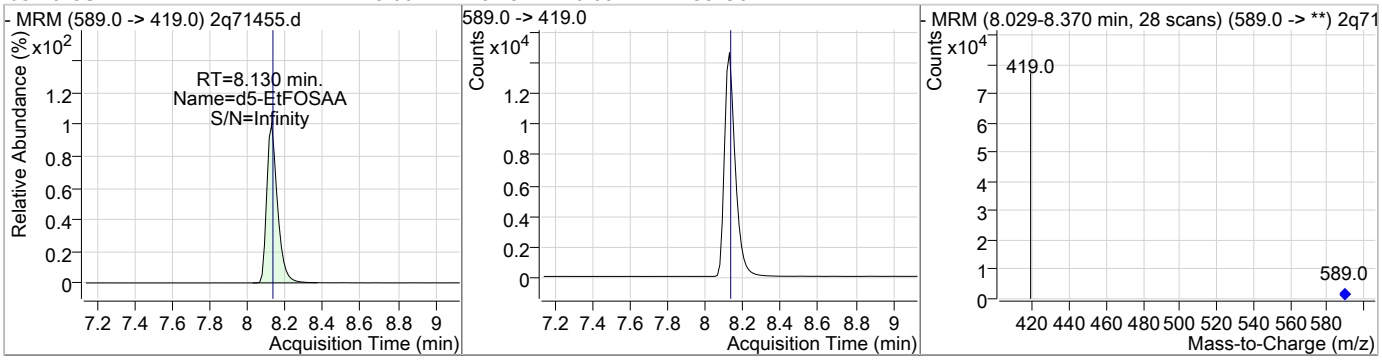

Perfluorinated Compounds by LC/MS/MS

Compound	Conc.	RT	Dev(Min)	Resp.	QIon	QRatio	Min.	Max.
EtFOSAA	20.59	8.13	0.00	51489 (m)	584.0 -> 483.0	57.8	30.2	90.2

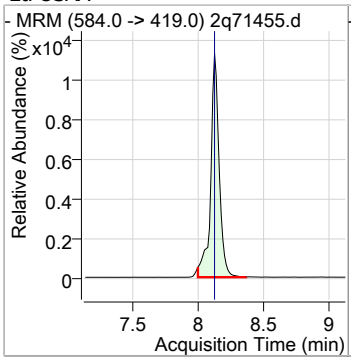

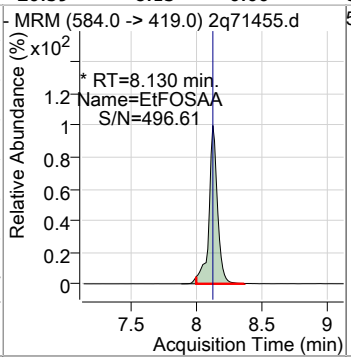

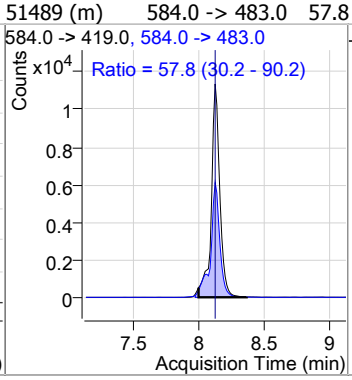

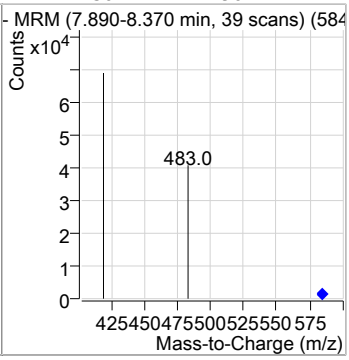

Compound	Conc.	RT	Dev(Min)	Resp.	QIon	QRatio	Min.	Max.
PFNS	21.59	8.12	-0.01	18004	549.0 -> 99.0	49.8	24.3	84.3

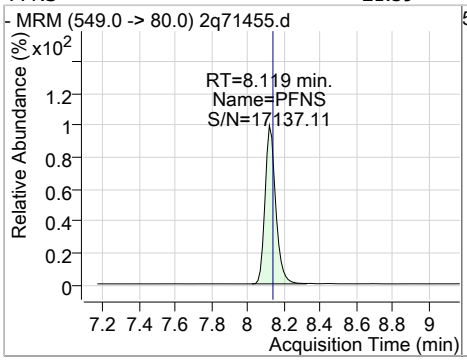

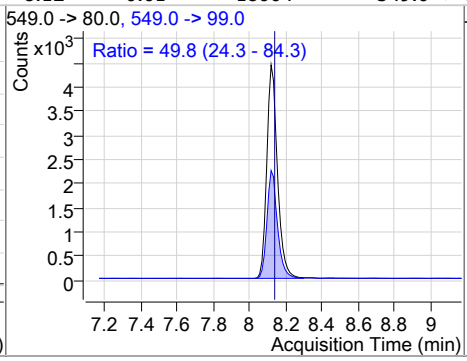

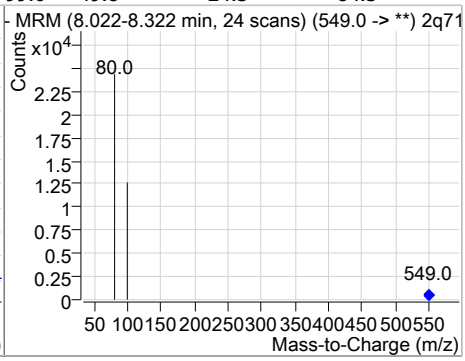

Compound	Conc.	RT	Dev(Min)	Resp.	QIon	QRatio	Min.	Max.
13C6-PFDA	19.09	8.16	0.00	230597				

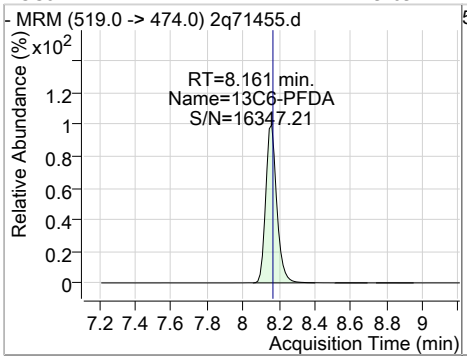

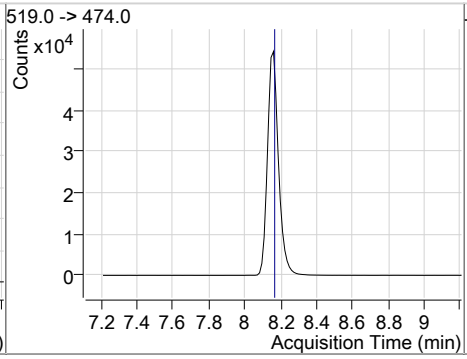

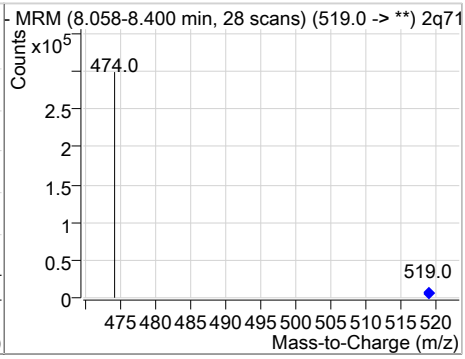

Compound	Conc.	RT	Dev(Min)	Resp.	QIon	QRatio	Min.	Max.
PFDA	19.09	8.16	0.00	243887	513.0 -> 219.0	13.4	0.0	44.5

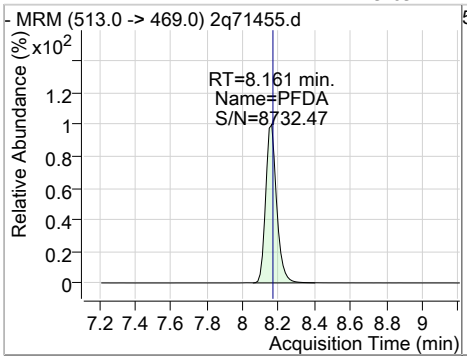

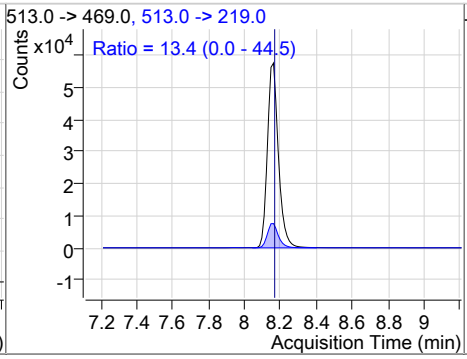

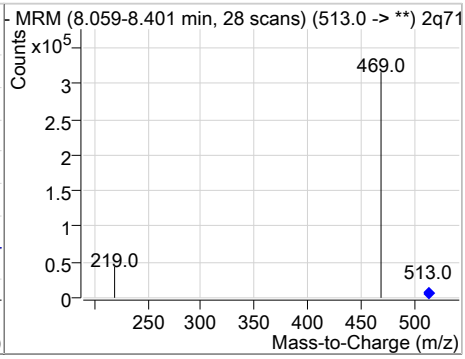

Perfluorinated Compounds by LC/MS/MS

Compound	Conc.	RT	Dev(Min)	Resp.	QIon	QRatio	Min.	Max.
13C2-8:2FTS	18.73	8.19	-0.01	102084				

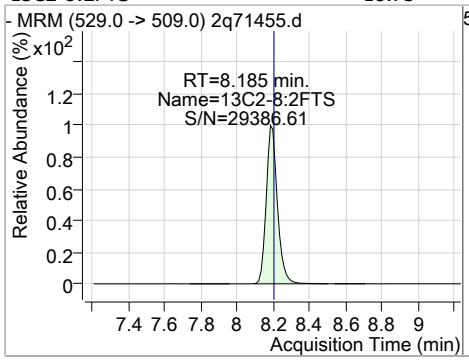

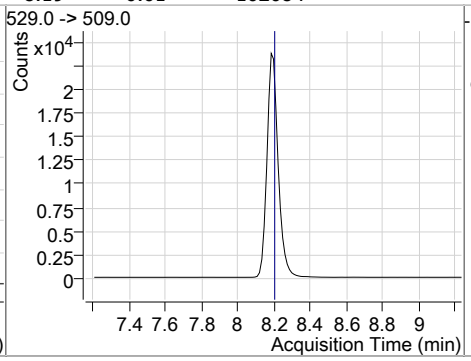

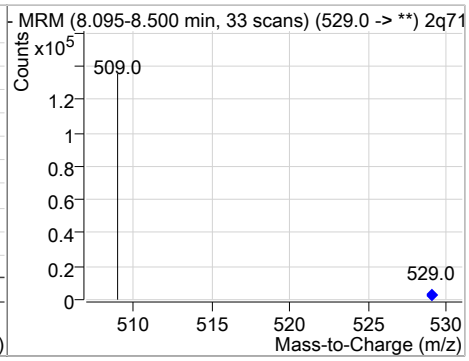

Compound	Conc.	RT	Dev(Min)	Resp.	QIon	QRatio	Min.	Max.
8:2FTS	20.23	8.19	-0.01	99896	527.0 -> 81.0	23.6	0.0	55.3

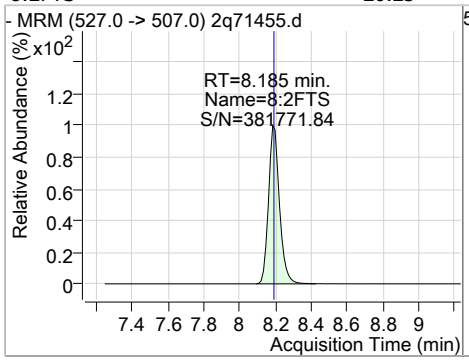

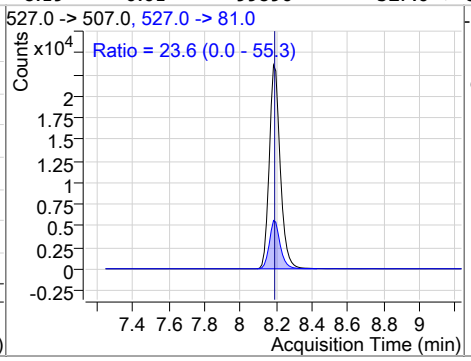

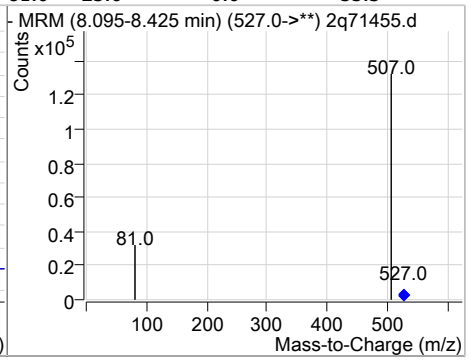

Compound	Conc.	RT	Dev(Min)	Resp.	QIon	QRatio	Min.	Max.
PFDS	17.51	8.53	0.00	9413	599.0 -> 99.0	35.3	3.4	63.4

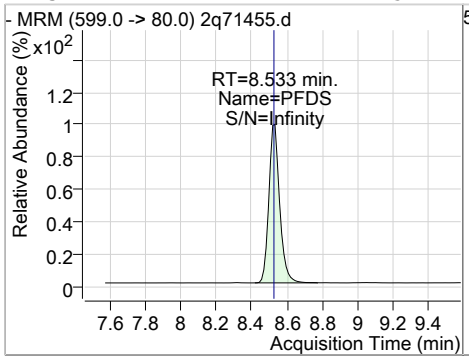

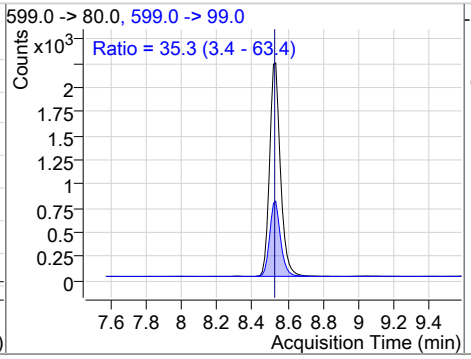

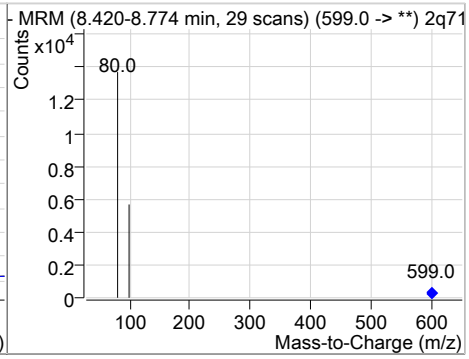

Compound	Conc.	RT	Dev(Min)	Resp.	QIon	QRatio	Min.	Max.
13C7-PFUnDA	19.46	8.57	-0.01	323413				

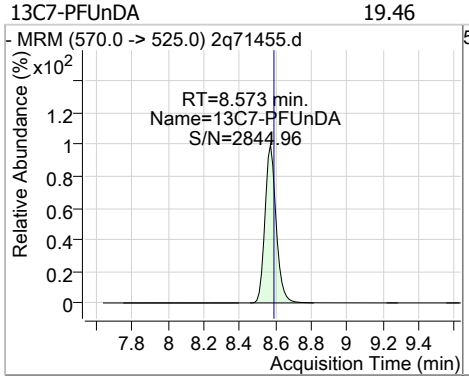

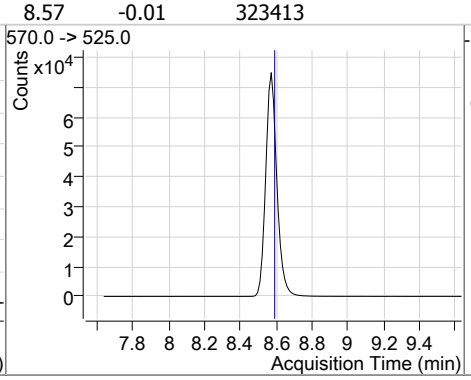

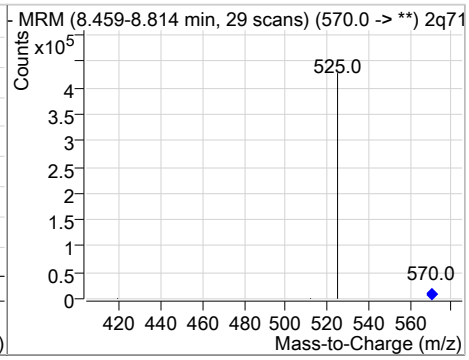

Perfluorinated Compounds by LC/MS/MS

Compound	Conc.	RT	Dev(Min)	Resp.	QIon	QRatio	Min.	Max.
PFUnDA	19.42	8.57	-0.01	308611	563.0 -> 269.0	13.8	0.0	44.0

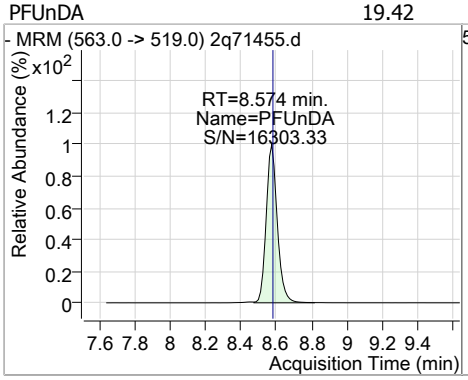

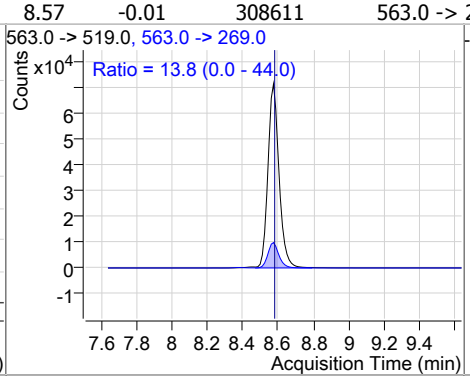

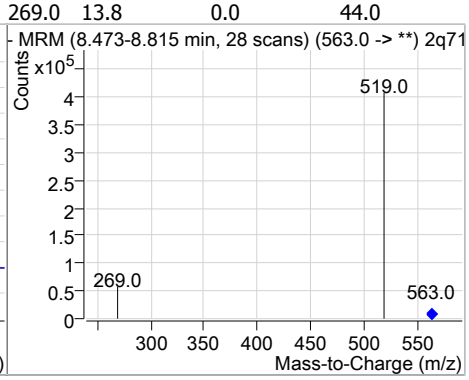

Compound	Conc.	RT	Dev(Min)	Resp.	QIon	QRatio	Min.	Max.
11Cl-PF3OUdS	19.13	8.72	-0.01	134186	633.0 -> 453.0	30.2	0.0	60.0

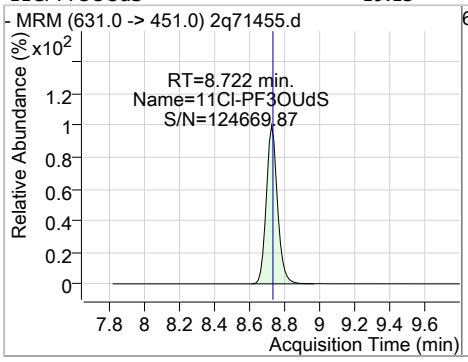

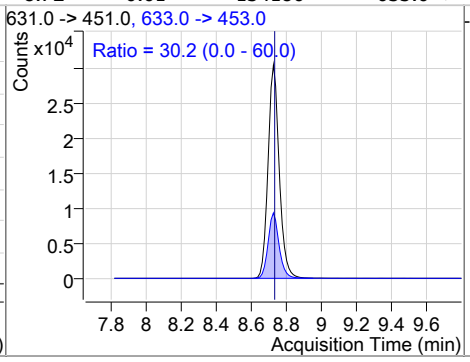

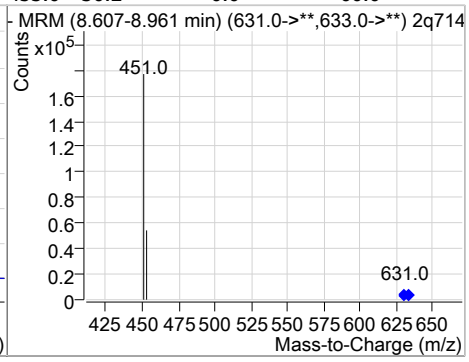

Compound	Conc.	RT	Dev(Min)	Resp.	QIon	QRatio	Min.	Max.
13C2-PFDoDA	18.76	9.02	-0.01	443789				

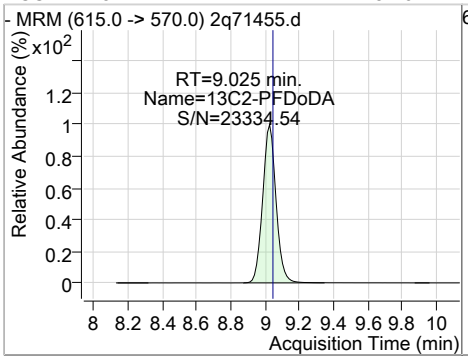

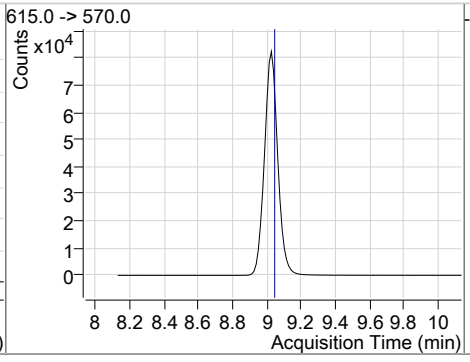

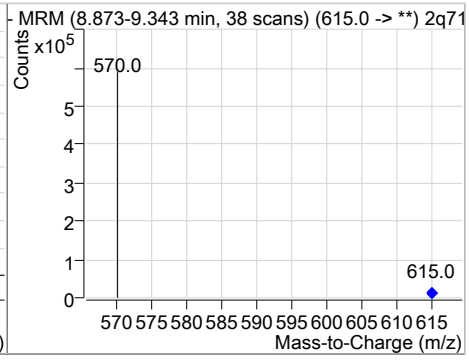

Compound	Conc.	RT	Dev(Min)	Resp.	QIon	QRatio	Min.	Max.
PFDoDA	19.51	9.03	-0.01	365832	613.0 -> 319.0	13.3	0.0	43.6

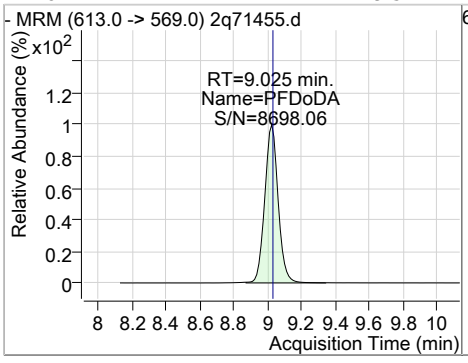

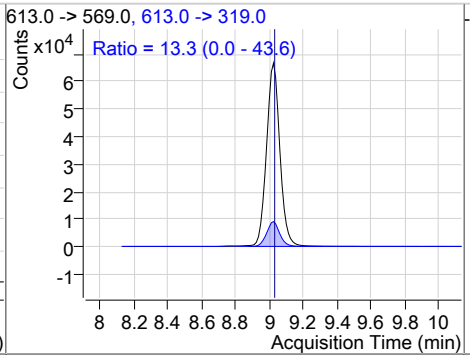

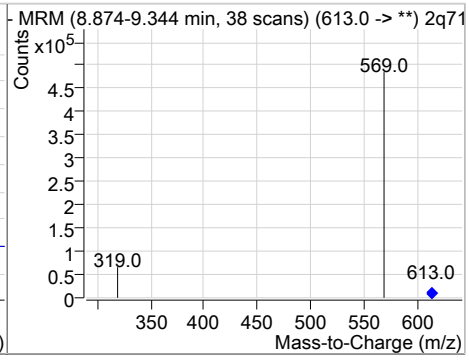

Perfluorinated Compounds by LC/MS/MS

Compound	Conc.	RT	Dev(Min)	Resp.	QIon	QRatio	Min.	Max.
PFTrDA	19.50	9.60	0.00	460292	663.0 -> 369.0	8.3	0.0	38.6

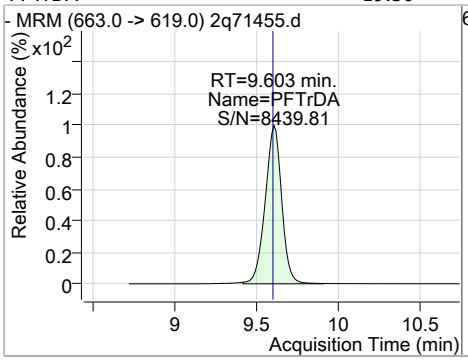

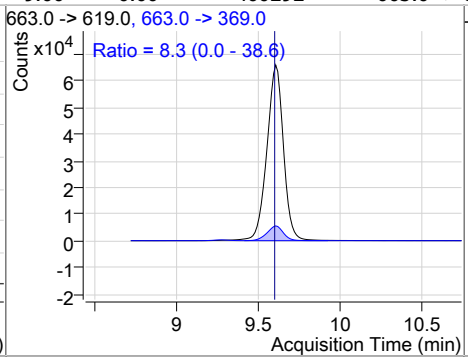

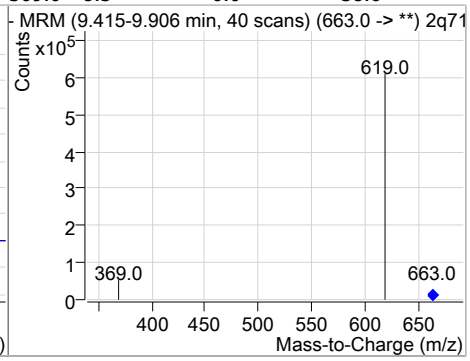

Compound	Conc.	RT	Dev(Min)	Resp.	QIon	QRatio	Min.	Max.
13C2-PFTeDA	19.07	10.18	0.01	436073				

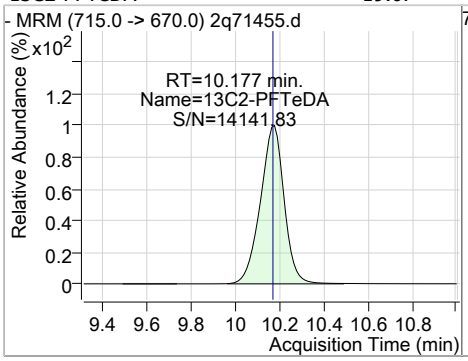

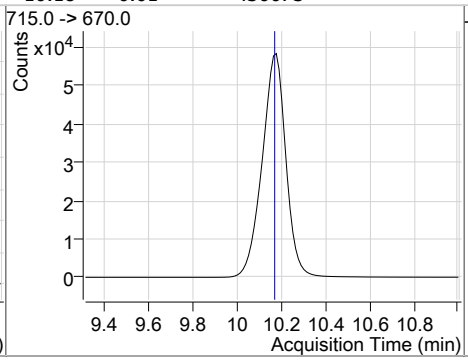

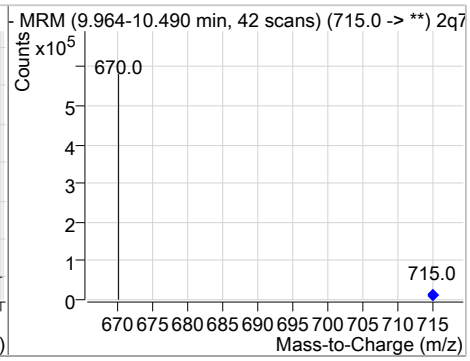

Compound	Conc.	RT	Dev(Min)	Resp.	QIon	QRatio	Min.	Max.
PFTeDA	18.52	10.17	0.00	476414	713.0 -> 219.0	4.7	0.0	35.0

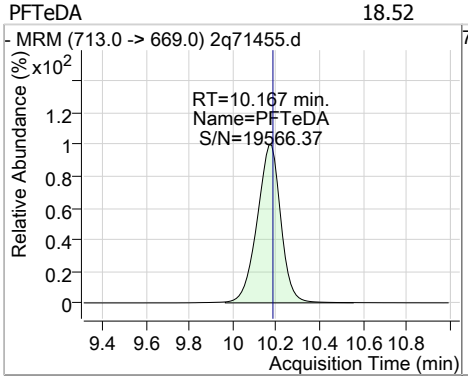

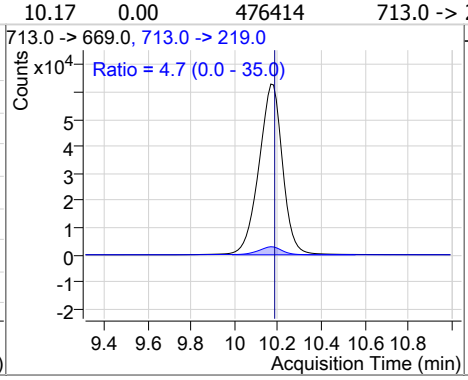

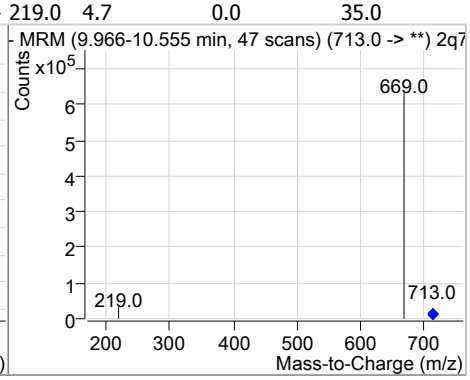

Manual Integration Approval Summary

Sample Number:	OP86217-BS	**Method:**	EPA 537M BY ID
Lab FileID:	2Q71455.D	**Analyst approved:**	07/08/21 09:31 Nancy Saunders
Injection Time:	07/07/21 17:22	**Supervisor approved:**	07/08/21 16:40 Natasha Gumtie

Parameter	CAS	Sig#	R.T. (min.)	Reason
Perfluorohexanesulfonic acid	355-46-4		6.41	Split peak
Perfluorooctanesulfonic acid	1763-23-1		7.67	Split peak
MeFOSAA	2355-31-9		8.02	Split peak
EtFOSAA	2991-50-6		8.13	Split peak

Manual Integrations APPROVED (compounds with "m" flag)
Natasha Gumtie 07/08/21 16:40

Perfluorinated Compounds by LC/MS/MS

Data File : 2q71469.d
Operator : nancyf
Acq. Method : 537_ID.m
Acq. Date-Time : 7/7/2021 9:14:11 PM
Sample Name : op86217-ms
Vial : P4-B9
DA Method File : ID_062021_S2Q1012.quantmethod.xml
Batch Name : s2q1025.batch.bin
Sample Information : op86217,S2Q1025,2.07,,,1.0,1,soil

Compound	RT	QIon	Resp.	Conc.	Units	Dev(Min)
Internal Standards						
M5-EtFOSAA	8.116	589.0 -> 419.0	55172	20.00	µg/L	-0.013
M4-PFBA	1.964	217.0 -> 172.0	62401	20.00	µg/L	-0.013
M5-PFPeA	3.962	268.0 -> 223.0	56337	20.00	µg/L	-0.025
M5-PFHxA	5.390	318.0 -> 273.0	88807	20.00	µg/L	-0.026
M4-PFHpA	6.358	367.0 -> 322.0	130562	20.00	µg/L	-0.013
M8-PFOA	7.089	421.0 -> 376.0	178173	20.00	µg/L	-0.025
M9-PFNA	7.670	472.0 -> 427.0	187684	20.00	µg/L	-0.025
M6-PFDA	8.134	519.0 -> 474.0	197014	20.00	µg/L	-0.027
M7-PFUnDA	8.560	570.0 -> 525.0	263741	20.00	µg/L	-0.025
M2-PFDoDA	9.000	615.0 -> 570.0	328310	20.00	µg/L	-0.038
M2-PFTeDA	10.127	715.0 -> 670.0	344208	20.00	µg/L	-0.038
M8-FOSA	7.567	506.0 -> 78.0	33418	20.00	µg/L	0.000
M3-PFBS	4.267	302.0 -> 99.0	6730	20.00	µg/L	-0.038
M3-PFHxS	6.393	402.0 -> 99.0	7818	20.00	µg/L	-0.013
M8-PFOS	7.643	507.0 -> 99.0	11096	20.00	µg/L	-0.025
M2-4:2FTS	5.285	329.0 -> 309.0	58161	20.00	µg/L	-0.025
M2-6:2FTS	7.075	429.0 -> 409.0	101003	20.00	µg/L	-0.025
M2-8:2FTS	8.172	529.0 -> 509.0	97264	20.00	µg/L	-0.025
M3-MeFOSAA	8.004	573.0 -> 419.0	62224	20.00	µg/L	0.000
M3-HFPO-DA	5.696	287.0 -> 169.0	4295	20.00	µg/L	-0.025
M3-MeFOSA	7.932	515.0 -> 169.0	6578	20.00	µg/L	-0.013
System Monitoring Compounds						
13C2-4:2FTS	5.285	329.0 -> 309.0	58161	16.47	µg/L	-0.025
Spiked Amount: 20.00	Range: 50.0 - 150.0%			Recovery = 82.4%		
13C2-6:2FTS	7.075	429.0 -> 409.0	101003	16.75	µg/L	-0.025
Spiked Amount: 20.00	Range: 50.0 - 150.0%			Recovery = 83.8%		
13C2-8:2FTS	8.172	529.0 -> 509.0	97264	17.85	µg/L	-0.025
Spiked Amount: 20.00	Range: 50.0 - 150.0%			Recovery = 89.2%		
13C2-PFDoDA	9.000	615.0 -> 570.0	328310	13.88	µg/L	-0.038
Spiked Amount: 20.00	Range: 50.0 - 150.0%			Recovery = 69.4%		
13C2-PFTeDA	10.127	715.0 -> 670.0	344208	15.05	µg/L	-0.038
Spiked Amount: 20.00	Range: 50.0 - 150.0%			Recovery = 75.3%		
13C3-PFBS	4.267	302.0 -> 99.0	6730	15.93	µg/L	-0.038
Spiked Amount: 20.00	Range: 50.0 - 150.0%			Recovery = 79.7%		
13C3-PFHxS	6.393	402.0 -> 99.0	7818	15.48	µg/L	-0.013
Spiked Amount: 20.00	Range: 50.0 - 150.0%			Recovery = 77.4%		
13C4-PFBA	1.964	217.0 -> 172.0	62401	16.41	µg/L	-0.013
Spiked Amount: 20.00	Range: 50.0 - 150.0%			Recovery = 82.0%		
13C4-PFHpA	6.358	367.0 -> 322.0	130562	16.27	µg/L	-0.013
Spiked Amount: 20.00	Range: 50.0 - 150.0%			Recovery = 81.4%		
d5-EtFOSAA	8.116	589.0 -> 419.0	55172	17.10	ng/ml	-0.013
Spiked Amount: 20.00	Range: 50.0 - 150.0%			Recovery = 85.5%		
13C5-PFHxA	5.390	318.0 -> 273.0	88807	16.25	µg/L	-0.026
Spiked Amount: 20.00	Range: 50.0 - 150.0%			Recovery = 81.3%		
13C5-PFPeA	3.962	268.0 -> 223.0	56337	16.49	µg/L	-0.025

Perfluorinated Compounds by LC/MS/MS

Compound	RT	QIon	Resp.	Conc.	Units		Dev(Min)
Spiked Amount: 20.00	Range: 50.0 - 150.0%			Recovery = 82.4%			
13C6-PFDA	8.134	519.0 -> 474.0	197014	16.31	µg/L		-0.027
Spiked Amount: 20.00	Range: 50.0 - 150.0%			Recovery = 81.6%			
13C7-PFUnDA	8.560	570.0 -> 525.0	263741	15.87	µg/L		-0.025
Spiked Amount: 20.00	Range: 50.0 - 150.0%			Recovery = 79.3%			
13C8-FOSA	7.567	506.0 -> 78.0	33418	13.17	µg/L		0.000
Spiked Amount: 20.00	Range: 50.0 - 150.0%			Recovery = 65.9%			
13C8-PFOA	7.089	421.0 -> 376.0	178173	16.43	µg/L		-0.025
Spiked Amount: 20.00	Range: 50.0 - 150.0%			Recovery = 82.2%			
13C8-PFOS	7.643	507.0 -> 99.0	11096	15.04	µg/L		-0.025
Spiked Amount: 20.00	Range: 50.0 - 150.0%			Recovery = 75.2%			
13C9-PFNA	7.670	472.0 -> 427.0	187684	16.54	µg/L		-0.025
Spiked Amount: 20.00	Range: 50.0 - 150.0%			Recovery = 82.7%			
d3-MeFOSAA	8.004	573.0 -> 419.0	62224	16.45	µg/L		0.000
Spiked Amount: 20.00	Range: 50.0 - 150.0%			Recovery = 82.2%			
13C3-HFPO-DA	5.696	287.0 -> 169.0	4295	13.04	µg/L		-0.025
Spiked Amount: 20.00	Range: 50.0 - 150.0%			Recovery = 65.2%			
d3-MeFOSA	7.932	515.0 -> 169.0	6578	8.86	µg/L		-0.013
Spiked Amount: 20.00	Range: 50.0 - 150.0%			Recovery = 44.3%			
Target Compounds							**QValue**
4:2FTS	5.286	327.0 -> 307.0	61618	20.31	µg/L		98
6:2FTS	7.075	427.0 -> 407.0	101096	20.05	µg/L		97
8:2FTS	8.173	527.0 -> 507.0	95189	20.23	µg/L		97
EtFOSAA	8.130	584.0 -> 419.0	48489	20.49	µg/L		97
FOSA	7.568	498.0 -> 78.0	31539	20.25	µg/L		97
MeFOSAA	8.004	570.0 -> 419.0	54012	21.29	µg/L	m	97
PFBA	1.958	213.0 -> 169.0	21399	18.64	µg/L		100
PFBS	4.270	299.0 -> 80.0	20479	19.81	µg/L		100
PFDA	8.135	513.0 -> 469.0	204900	18.77	µg/L		97
PFDoDA	9.000	613.0 -> 569.0	278350	20.07	µg/L		99
PFDS	8.508	599.0 -> 80.0	7863	17.93	µg/L		99
PFHpA	6.358	363.0 -> 319.0	205390	20.00	µg/L		99
PFHpS	7.087	449.0 -> 80.0	18673	20.32	µg/L		98
PFHxA	5.391	313.0 -> 269.0	59025	18.90	µg/L		100
PFHxS	6.393	399.0 -> 80.0	21352	21.40	µg/L	m	97
PFNA	7.671	463.0 -> 419.0	192857	18.84	µg/L		97
PFNS	8.106	549.0 -> 80.0	15049	20.93	µg/L		95
PFOA	7.089	413.0 -> 369.0	186929	19.86	µg/L		99
PFOS	7.644	499.0 -> 80.0	39367	41.22	µg/L	m	95
PFPeA	3.952	263.0 -> 219.0	78397	19.71	µg/L		100
PFPeS	5.514	349.0 -> 80.0	13692	20.23	µg/L		97
PFTeDA	10.128	713.0 -> 669.0	380880	18.76	µg/L		99
PFTrDA	9.565	663.0 -> 619.0	351163	20.11	µg/L		99
PFUnDA	8.561	563.0 -> 519.0	259247	20.01	µg/L		99
11Cl-PF3OUdS	8.708	631.0 -> 451.0	99297	19.14	µg/L		99
9Cl-PF3ONS	7.893	531.0 -> 351.0	22830	17.32	µg/L		96
ADONA	6.458	377.0 -> 251.0	230501	18.71	µg/L		99
HFPO-DA	5.704	329.0 -> 169.0	19584	23.06	µg/L		98
MeFOSA	7.946	512.0 -> 219.0	6521	20.71	µg/L		97

 # = Qualifier out of range, m = manually integrated, + = Area summed

Perfluorinated Compounds by LC/MS/MS

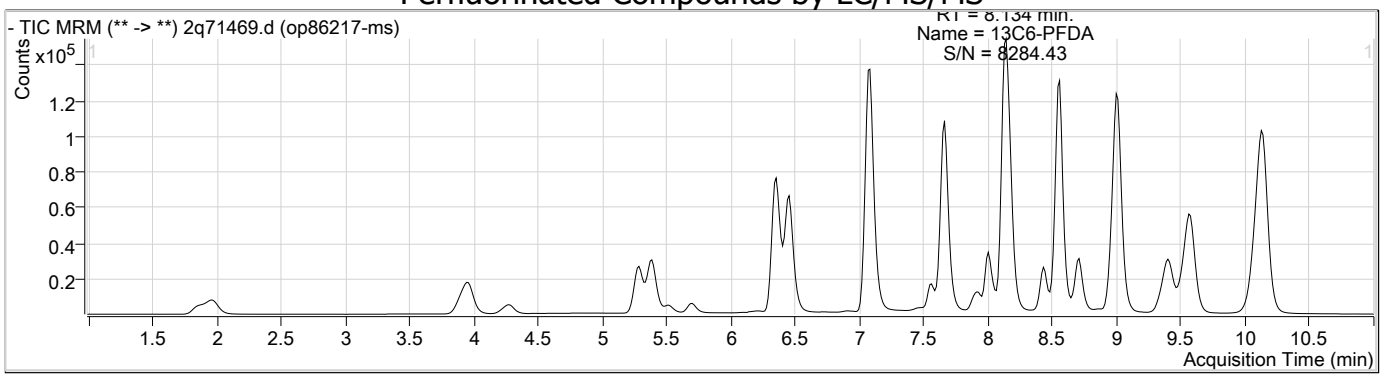

Compound	Conc.	RT	Dev(Min)	Resp.	QIon	QRatio	Min.	Max.
PFBA	18.64	1.96	-0.01	21399				

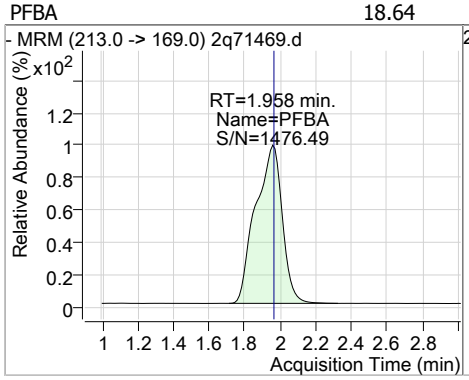

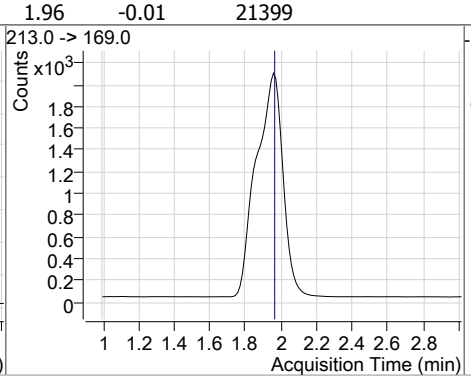

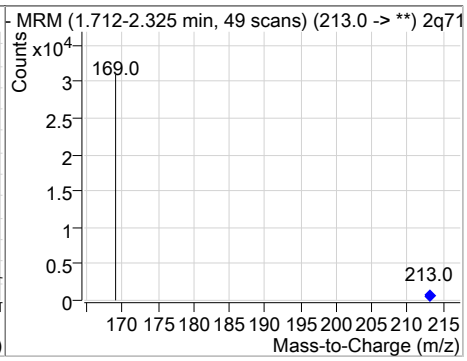

Compound	Conc.	RT	Dev(Min)	Resp.	QIon	QRatio	Min.	Max.
13C4-PFBA	16.41	1.96	-0.01	62401				

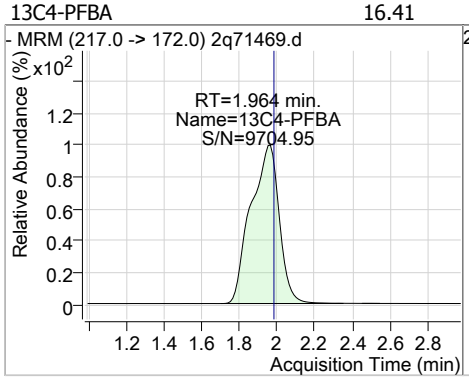

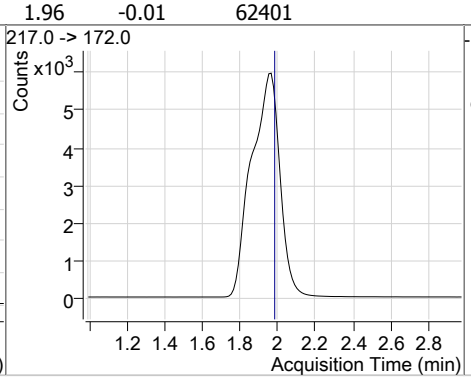

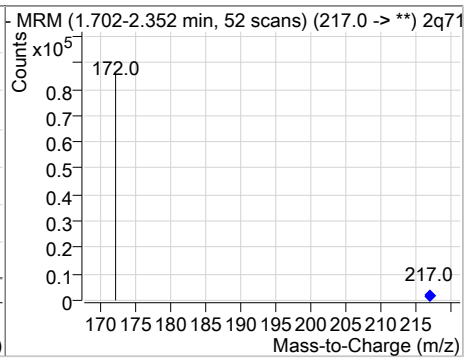

Compound	Conc.	RT	Dev(Min)	Resp.	QIon	QRatio	Min.	Max.
13C5-PFPeA	16.49	3.96	-0.03	56337				

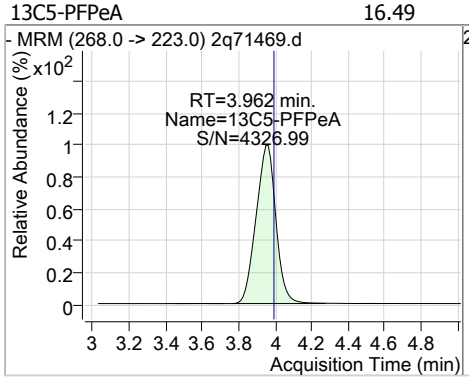

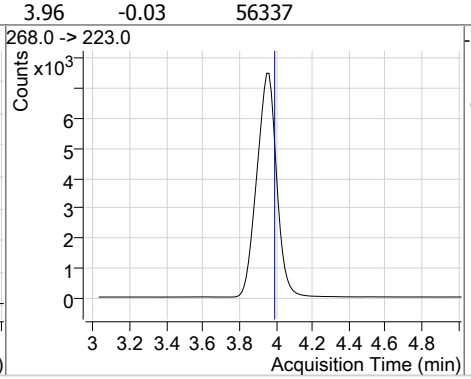

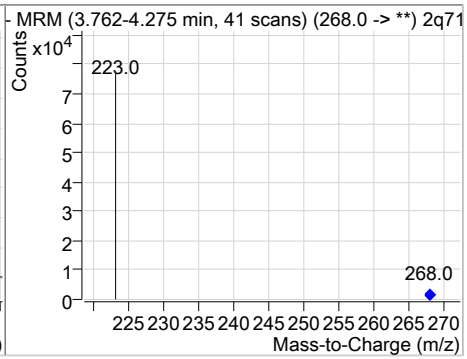

Perfluorinated Compounds by LC/MS/MS

Compound	Conc.	RT	Dev(Min)	Resp.	QIon	QRatio	Min.	Max.
PFPeA	19.71	3.95	-0.04	78397				

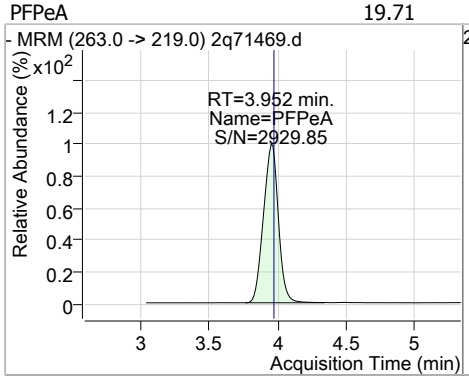

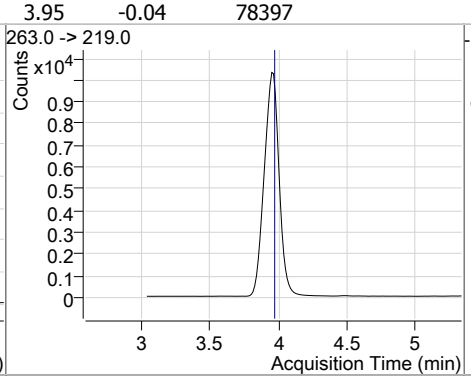

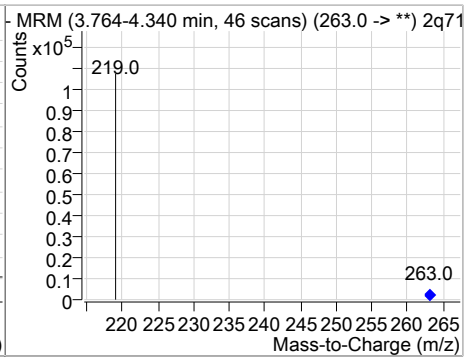

Compound	Conc.	RT	Dev(Min)	Resp.	QIon	QRatio	Min.	Max.
13C3-PFBS	15.93	4.27	-0.04	6730				

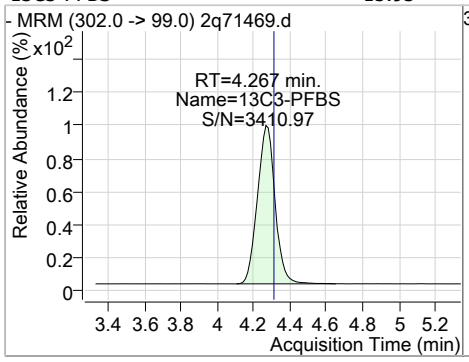

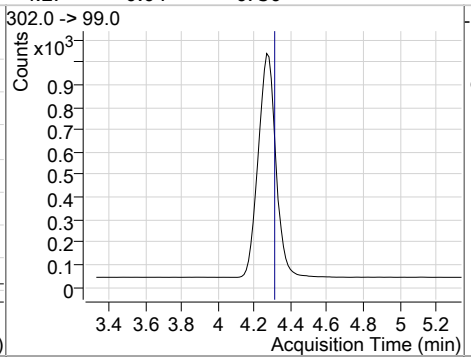

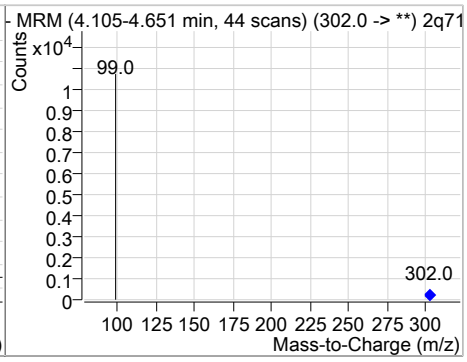

Compound	Conc.	RT	Dev(Min)	Resp.	QIon	QRatio	Min.	Max.
PFBS	19.81	4.27	-0.04	20479	299.0 -> 99.0	37.5	7.4	67.4

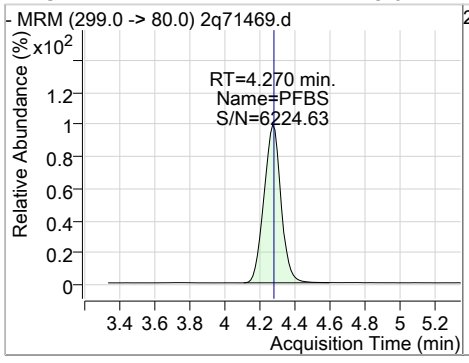

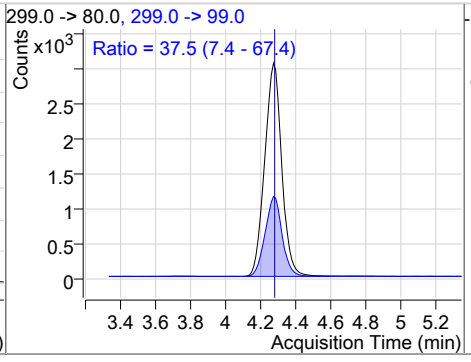

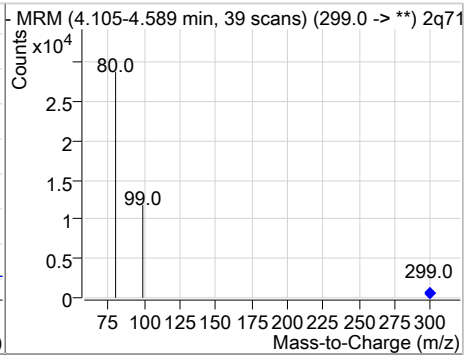

Compound	Conc.	RT	Dev(Min)	Resp.	QIon	QRatio	Min.	Max.
13C2-4:2FTS	16.47	5.28	-0.03	58161				

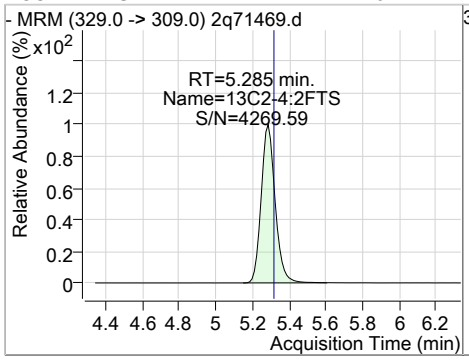

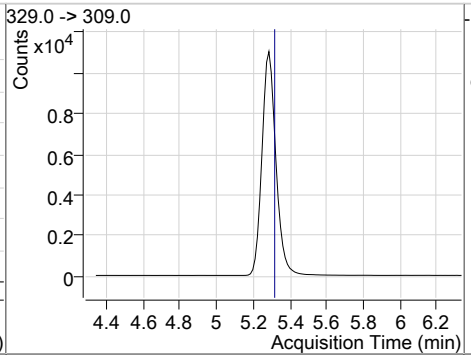

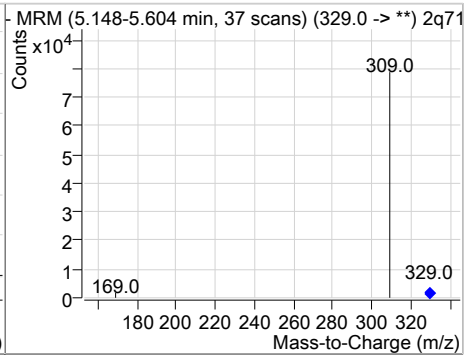

Perfluorinated Compounds by LC/MS/MS

Compound	Conc.	RT	Dev(Min)	Resp.	QIon	QRatio	Min.	Max.
4:2FTS	20.31	5.29	-0.03	61618	327.0 -> 81.0	32.0	3.0	63.0

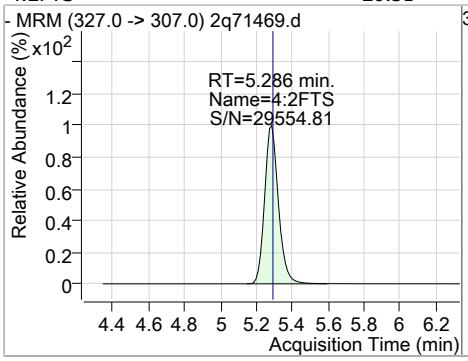

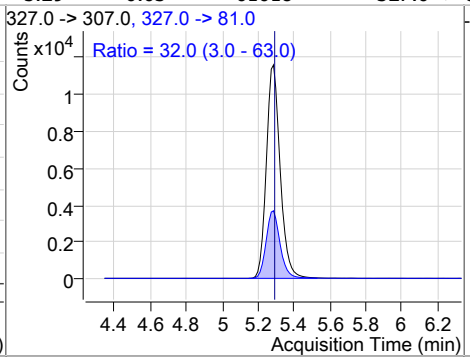

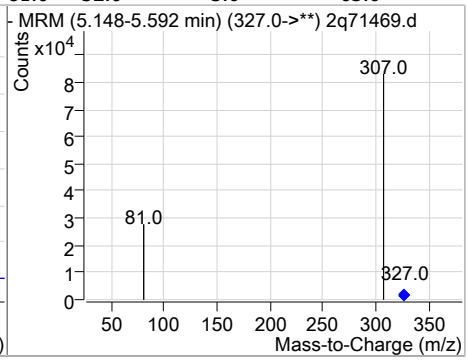

Compound	Conc.	RT	Dev(Min)	Resp.	QIon	QRatio	Min.	Max.
13C5-PFHxA	16.25	5.39	-0.03	88807				

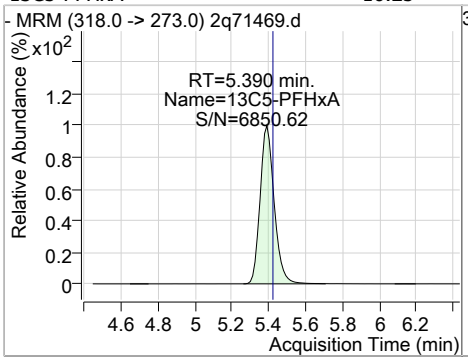

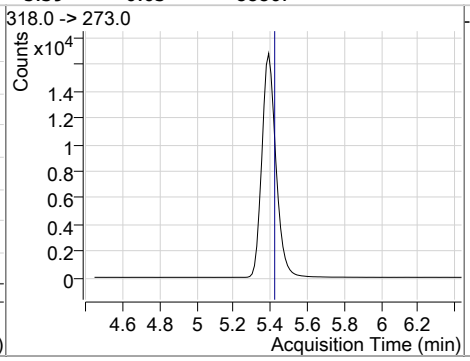

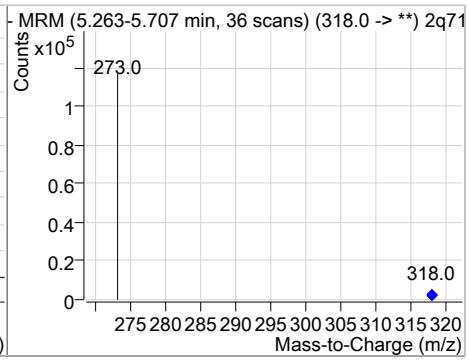

Compound	Conc.	RT	Dev(Min)	Resp.	QIon	QRatio	Min.	Max.
PFHxA	18.90	5.39	-0.03	59025	313.0 -> 119.0	8.2	0.0	38.2

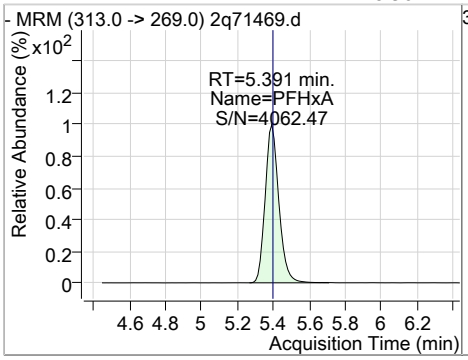

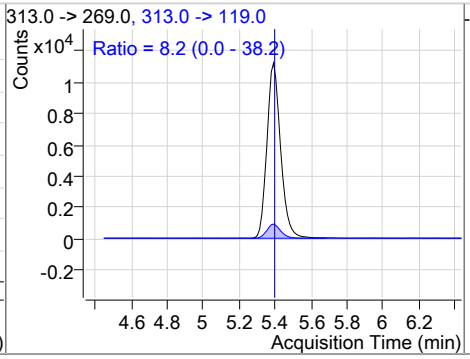

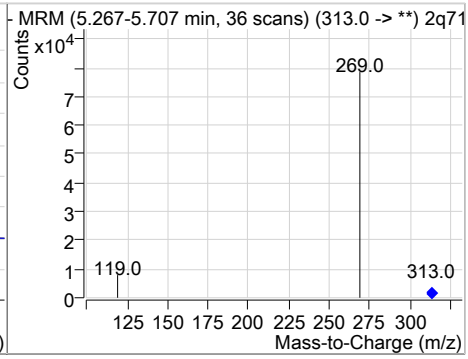

Compound	Conc.	RT	Dev(Min)	Resp.	QIon	QRatio	Min.	Max.
PFPeS	20.23	5.51	-0.03	13692	349.0 -> 99.0	37.1	9.1	69.1

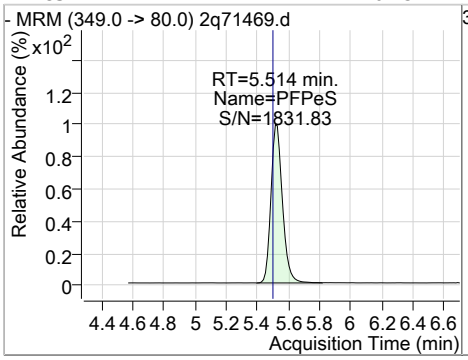

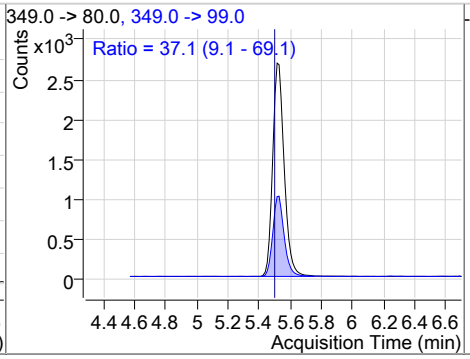

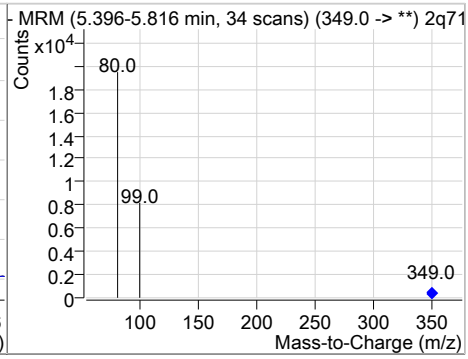

Perfluorinated Compounds by LC/MS/MS

Compound	Conc.	RT	Dev(Min)	Resp.	QIon	QRatio	Min.	Max.
13C3-HFPO-DA	13.04	5.70	-0.03	4295				

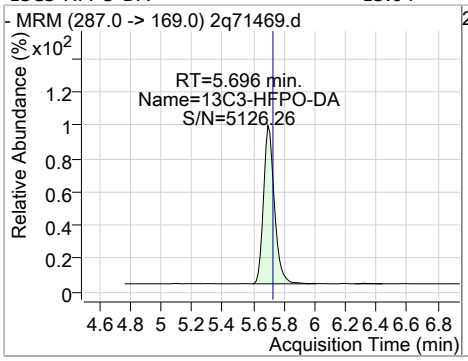

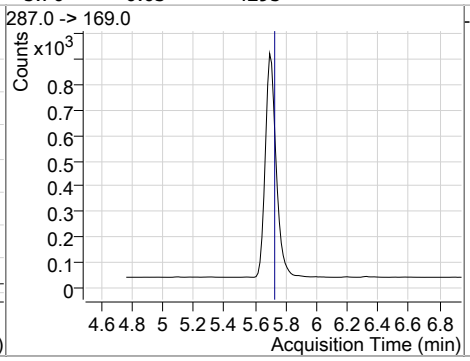

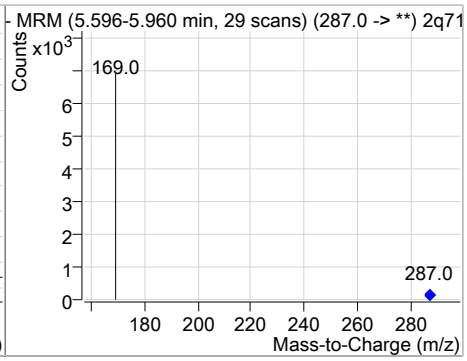

Compound	Conc.	RT	Dev(Min)	Resp.	QIon	QRatio	Min.	Max.
HFPO-DA	23.06	5.70	-0.03	19584	285.0 -> 169.0	14.1	0.0	44.8

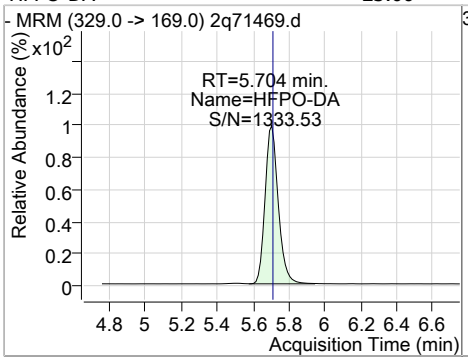

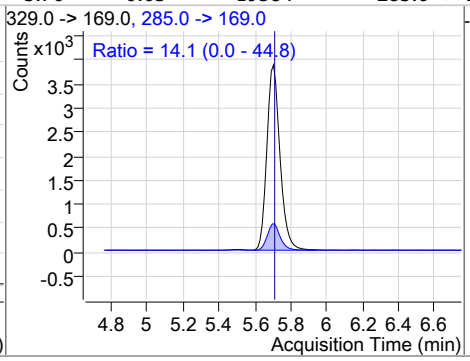

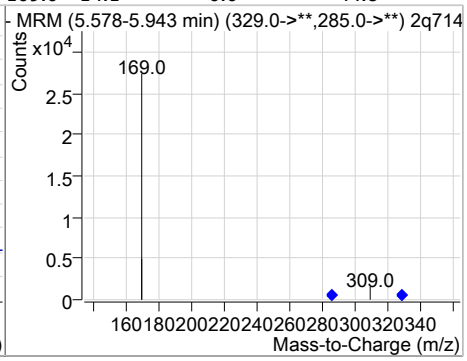

Compound	Conc.	RT	Dev(Min)	Resp.	QIon	QRatio	Min.	Max.
13C4-PFHpA	16.27	6.36	-0.01	130562				

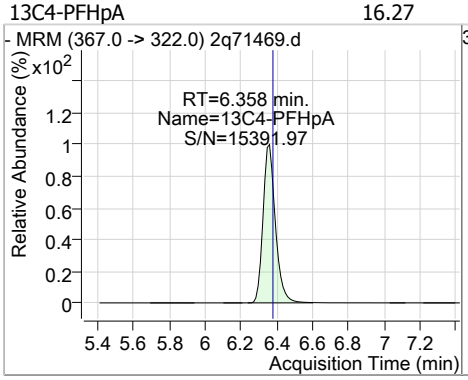

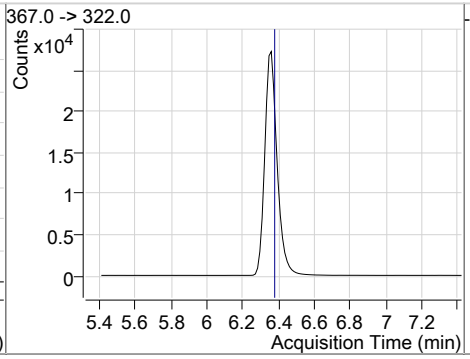

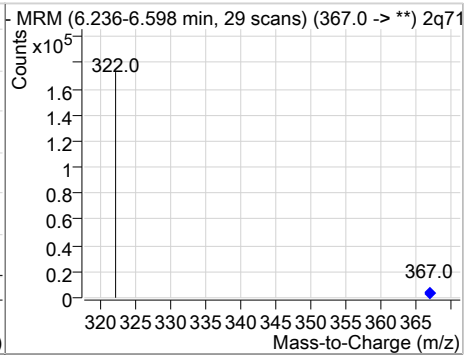

Compound	Conc.	RT	Dev(Min)	Resp.	QIon	QRatio	Min.	Max.
PFHpA	20.00	6.36	-0.01	205390	363.0 -> 169.0	6.3	0.0	36.5

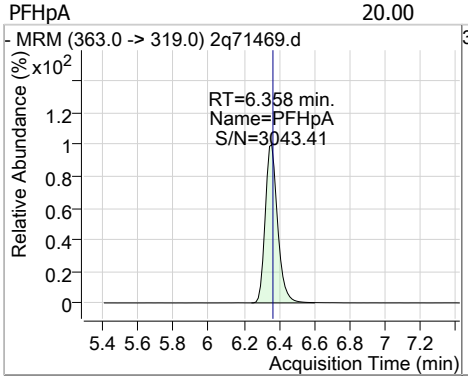

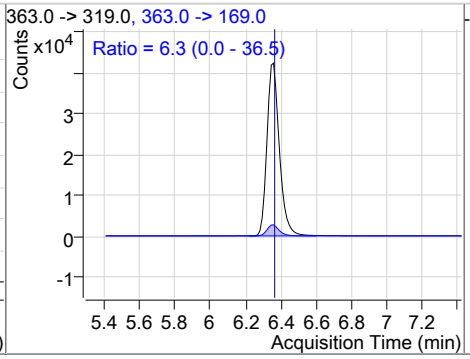

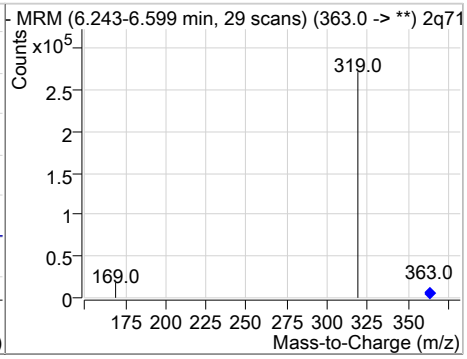

Perfluorinated Compounds by LC/MS/MS

Compound	Conc.	RT	Dev(Min)	Resp.	QIon	QRatio	Min.	Max.
13C3-PFHxS	15.48	6.39	-0.01	7818				

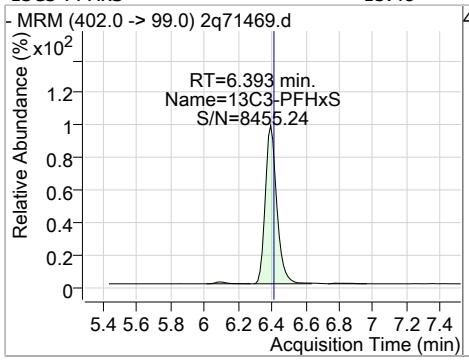

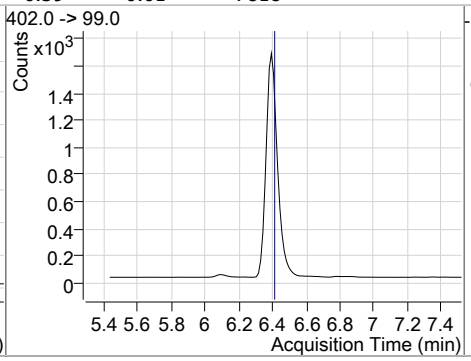

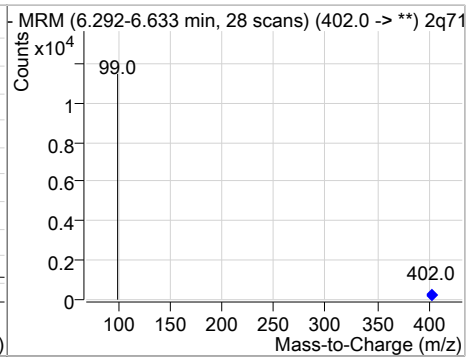

Compound	Conc.	RT	Dev(Min)	Resp.	QIon	QRatio	Min.	Max.
PFHxS	21.40	6.39	-0.03	21352 (m)	399.0 -> 99.0	43.2	15.2	75.2

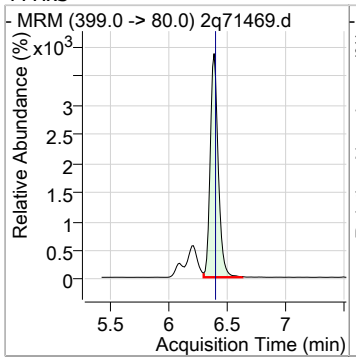

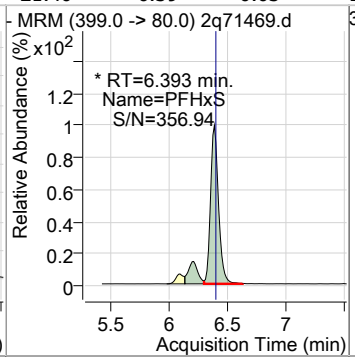

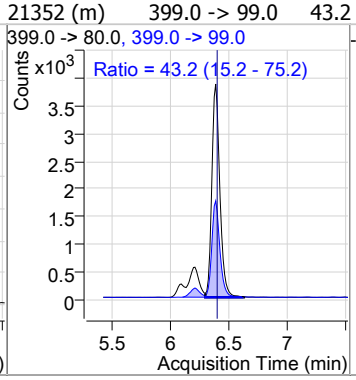

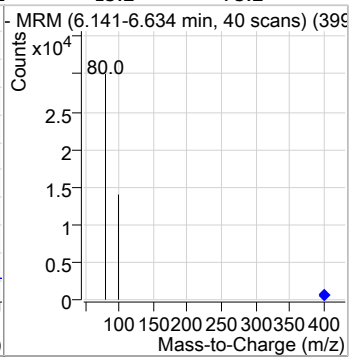

Compound	Conc.	RT	Dev(Min)	Resp.	QIon	QRatio	Min.	Max.
ADONA	18.71	6.46	-0.03	230501	377.0 -> 85.0	25.3	0.0	55.9

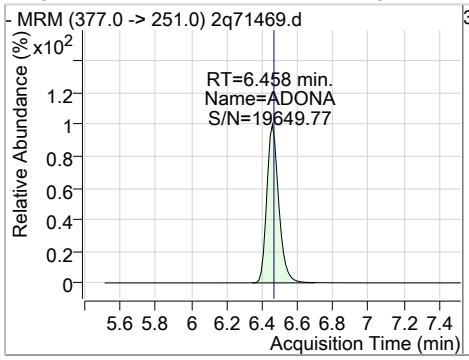

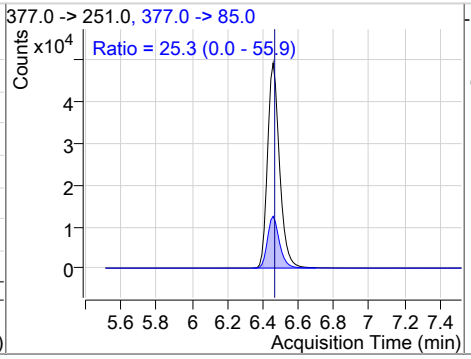

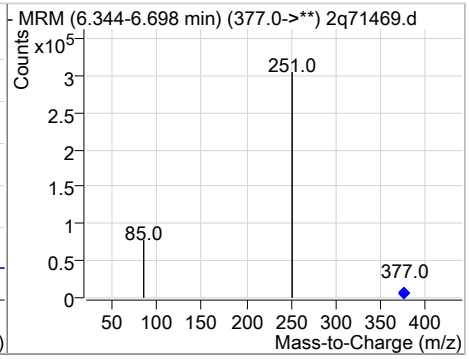

Compound	Conc.	RT	Dev(Min)	Resp.	QIon	QRatio	Min.	Max.
13C2-6:2FTS	16.75	7.08	-0.03	101003				

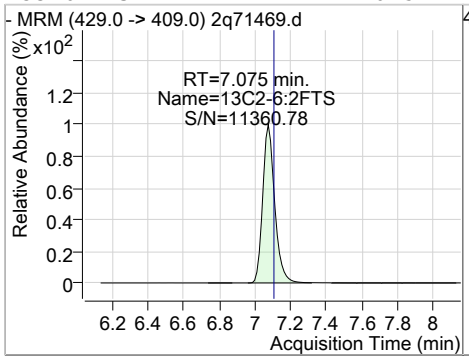

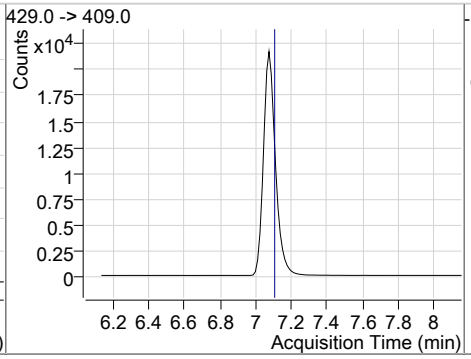

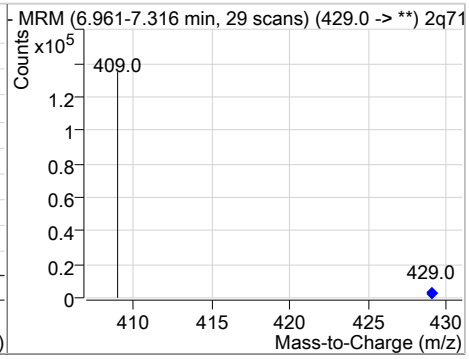

Perfluorinated Compounds by LC/MS/MS

Compound	Conc.	RT	Dev(Min)	Resp.	QIon	QRatio	Min.	Max.
6:2FTS	20.05	7.08	-0.03	101096	427.0 -> 81.0	23.2	0.0	54.8

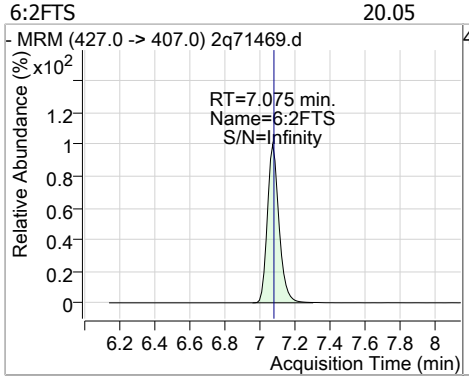

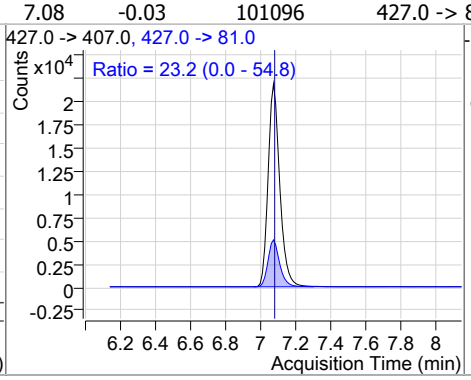

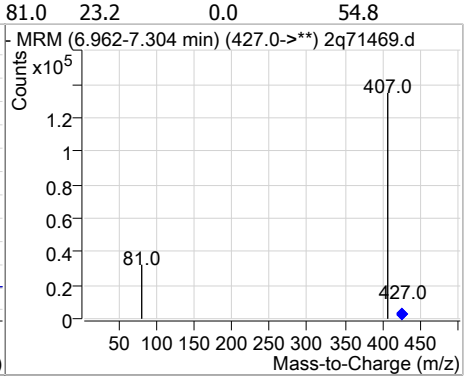

Compound	Conc.	RT	Dev(Min)	Resp.	QIon	QRatio	Min.	Max.
PFHpS	20.32	7.09	-0.03	18673	449.0 -> 99.0	46.3	15.2	75.2

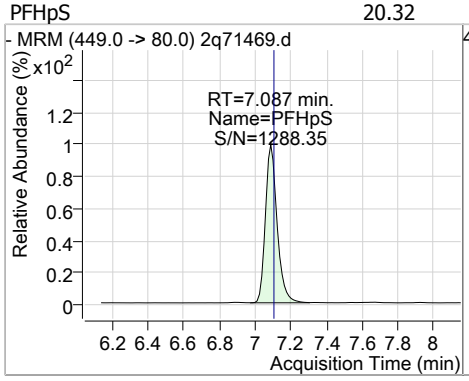

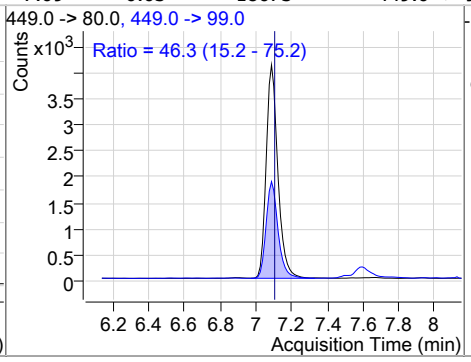

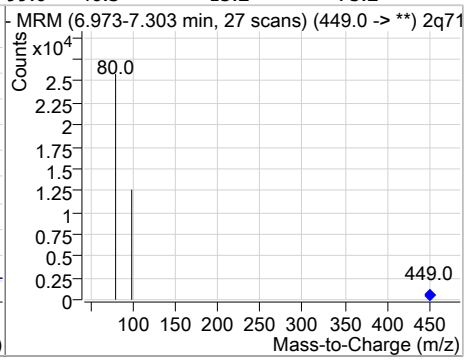

Compound	Conc.	RT	Dev(Min)	Resp.	QIon	QRatio	Min.	Max.
13C8-PFOA	16.43	7.09	-0.03	178173				

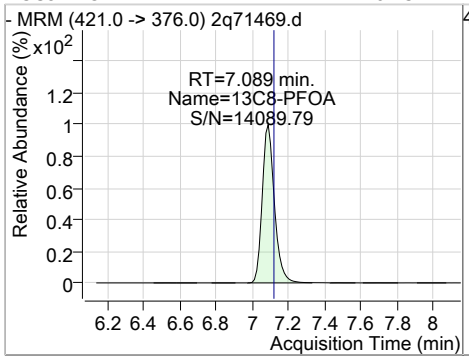

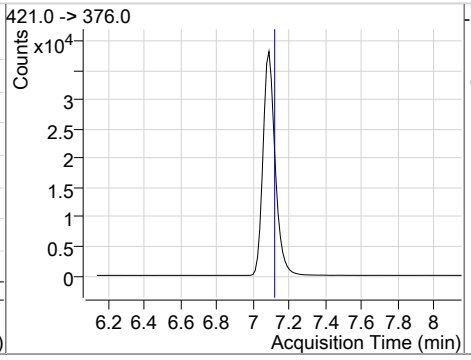

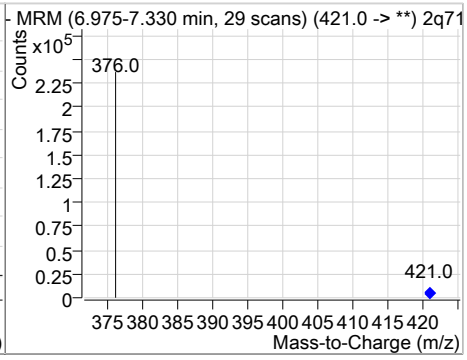

Compound	Conc.	RT	Dev(Min)	Resp.	QIon	QRatio	Min.	Max.
PFOA	19.86	7.09	-0.03	186929	413.0 -> 169.0	20.1	0.0	50.6

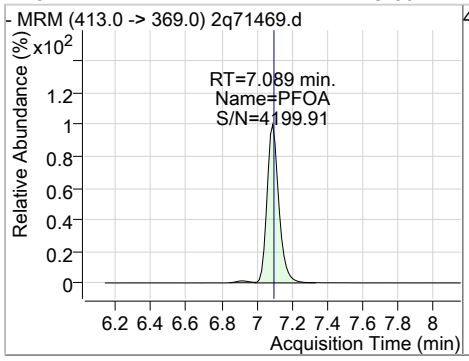

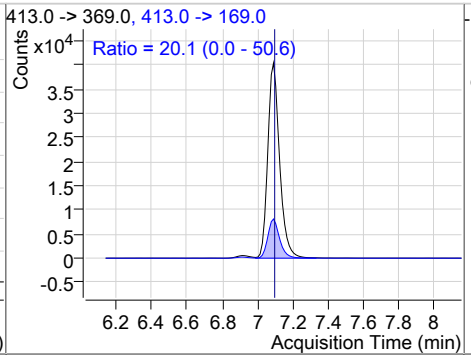

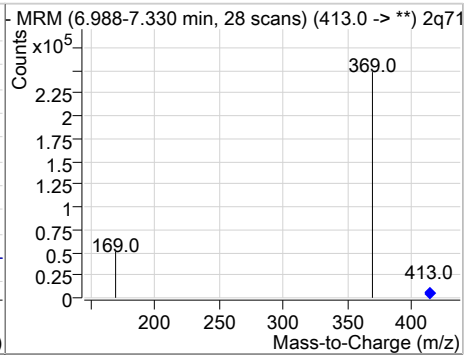

Perfluorinated Compounds by LC/MS/MS

Compound	Conc.	RT	Dev(Min)	Resp.	QIon	QRatio	Min.	Max.
13C8-FOSA	13.17	7.57	0.00	33418				

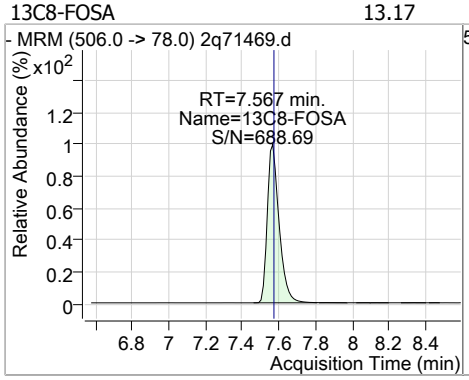

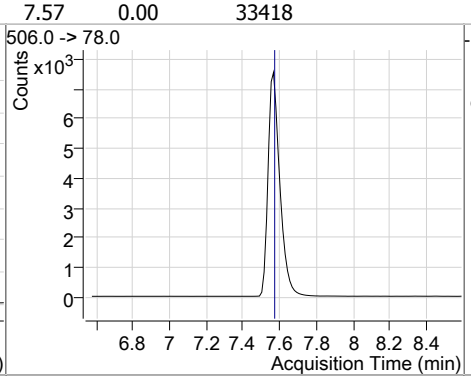

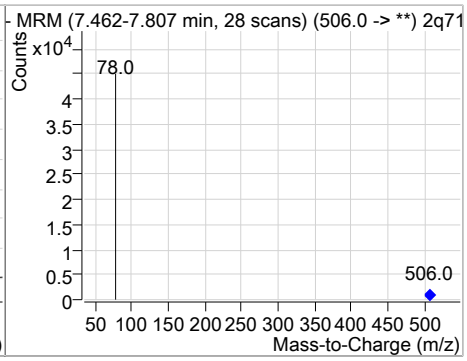

Compound	Conc.	RT	Dev(Min)	Resp.	QIon	QRatio	Min.	Max.
FOSA	20.25	7.57	0.00	31539	498.0 -> 478.0	5.6	0.0	34.6

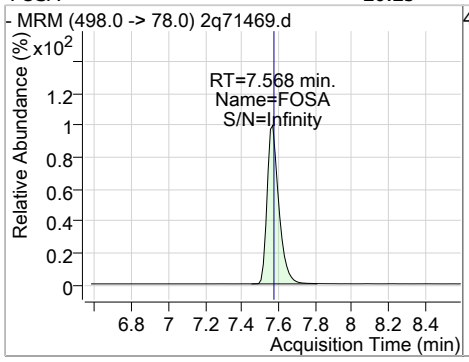

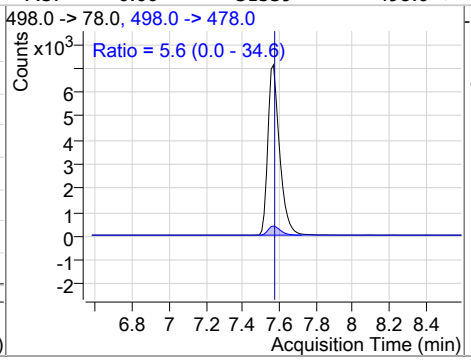

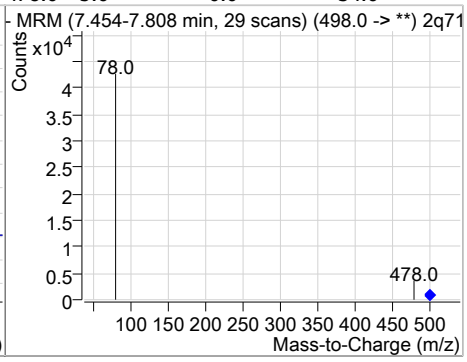

Compound	Conc.	RT	Dev(Min)	Resp.	QIon	QRatio	Min.	Max.
13C8-PFOS	15.04	7.64	-0.03	11096				

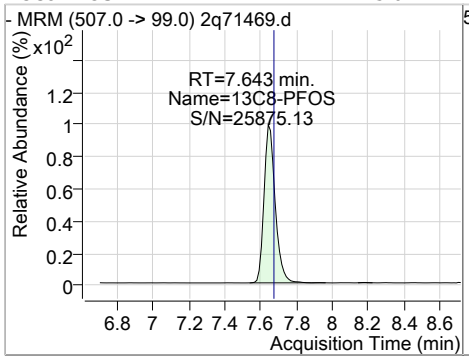

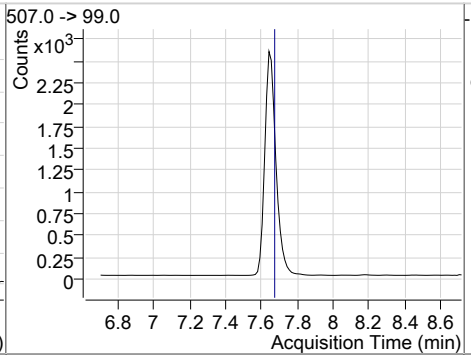

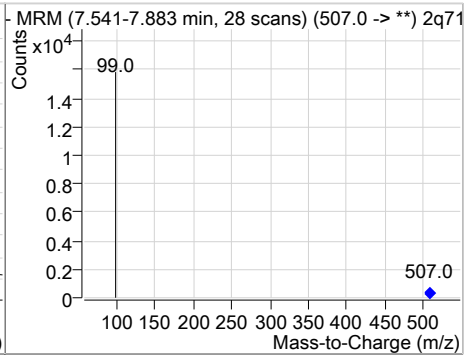

Compound	Conc.	RT	Dev(Min)	Resp.	QIon	QRatio	Min.	Max.
PFOS	41.22	7.64	-0.03	39367 (m)	499.0 -> 99.0	49.9	16.5	76.5

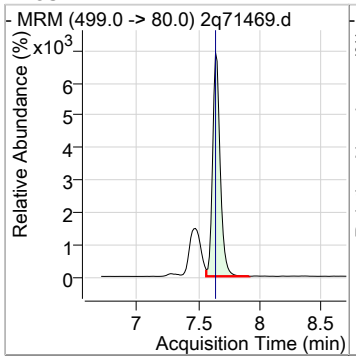

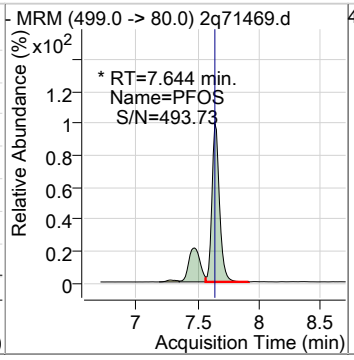

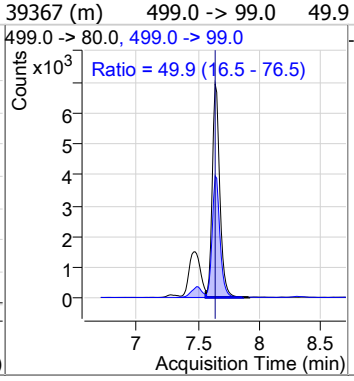

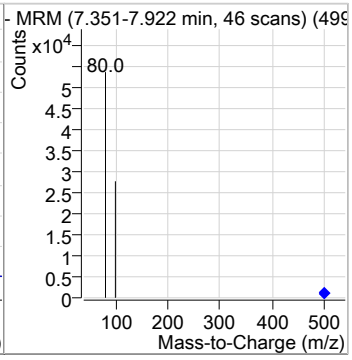

Perfluorinated Compounds by LC/MS/MS

Compound	Conc.	RT	Dev(Min)	Resp.	QIon	QRatio	Min.	Max.
13C9-PFNA	16.54	7.67	-0.03	187684				

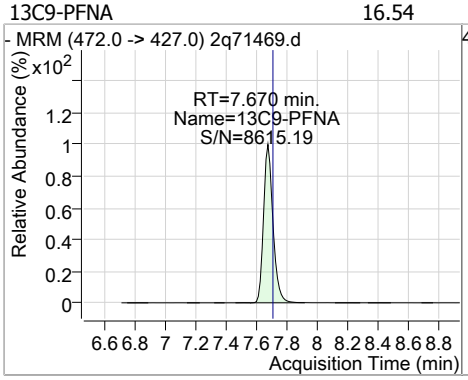

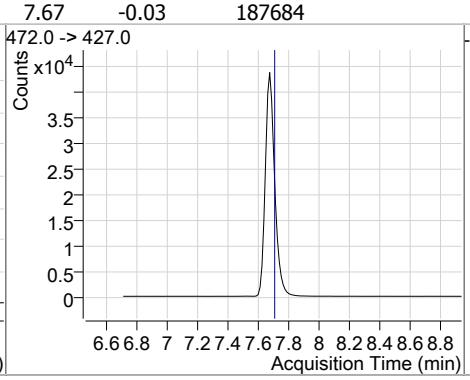

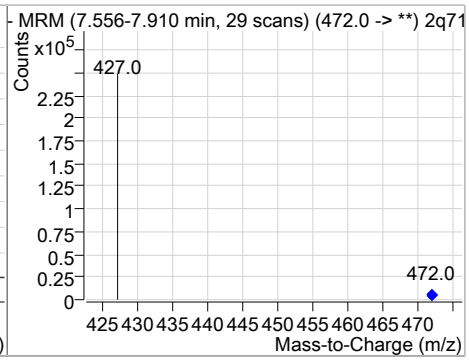

Compound	Conc.	RT	Dev(Min)	Resp.	QIon	QRatio	Min.	Max.
PFNA	18.84	7.67	-0.03	192857	463.0 -> 219.0	16.1	0.0	47.2

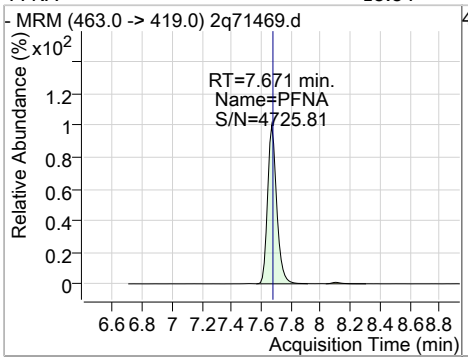

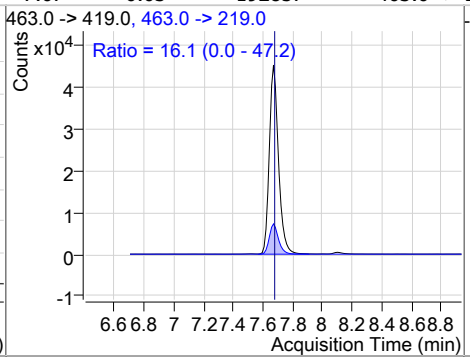

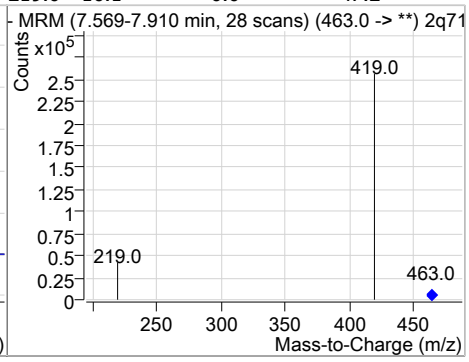

Compound	Conc.	RT	Dev(Min)	Resp.	QIon	QRatio	Min.	Max.
9Cl-PF3ONS	17.32	7.89	-0.03	22830	533.0 -> 353.0	32.7	0.6	60.6

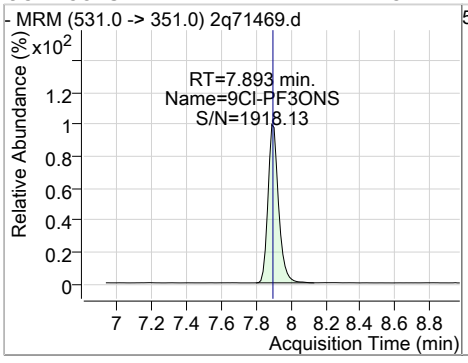

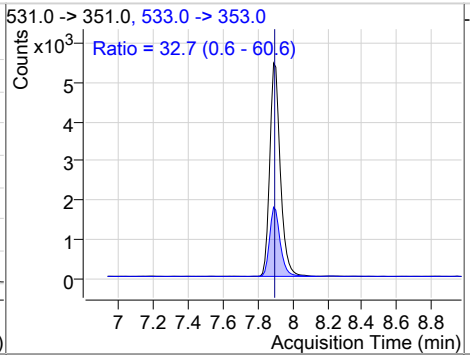

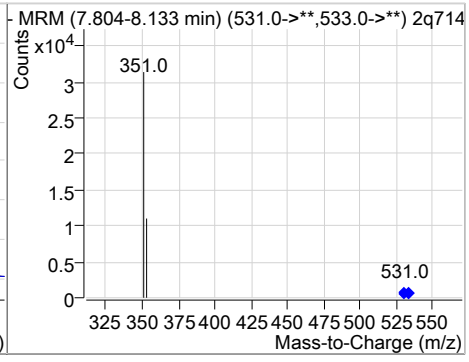

Compound	Conc.	RT	Dev(Min)	Resp.	QIon	QRatio	Min.	Max.
d3-MeFOSA	8.86	7.93	-0.01	6578				

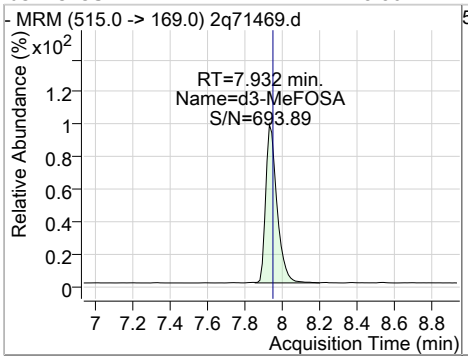

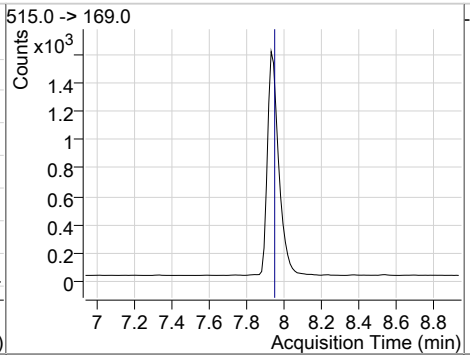

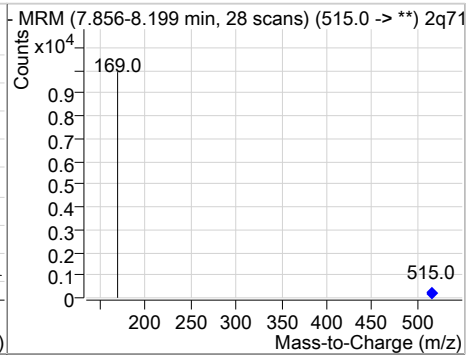

Perfluorinated Compounds by LC/MS/MS

Compound	Conc.	RT	Dev(Min)	Resp.	QIon	QRatio	Min.	Max.
MeFOSA	20.71	7.95	0.00	6521	512.0 -> 169.0	114.0	80.9	140.9

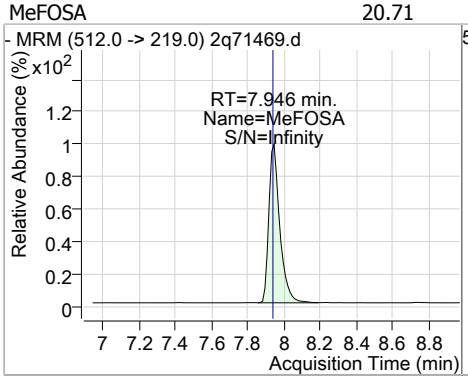

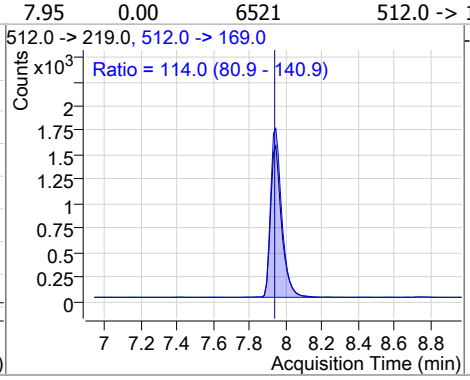

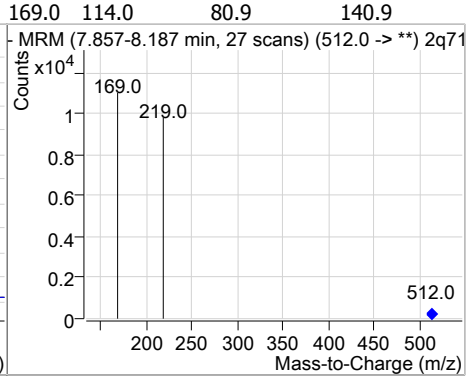

Compound	Conc.	RT	Dev(Min)	Resp.	QIon	QRatio	Min.	Max.
d3-MeFOSAA	16.45	8.00	0.00	62224				

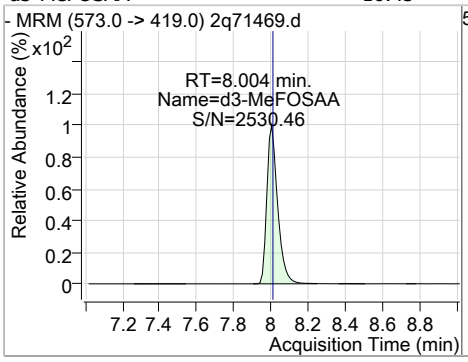

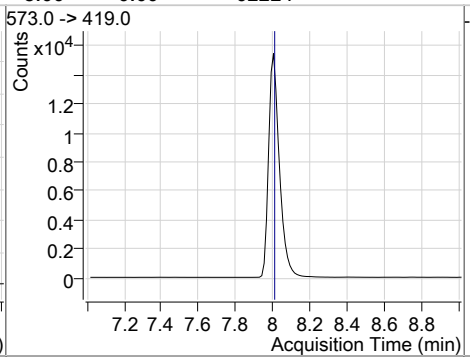

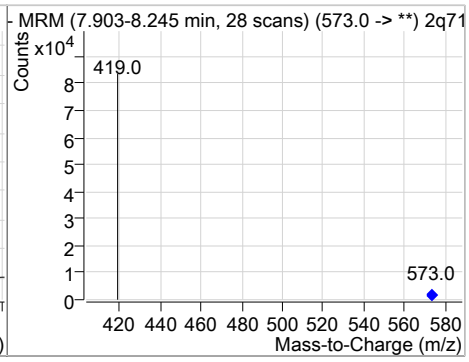

Compound	Conc.	RT	Dev(Min)	Resp.	QIon	QRatio	Min.	Max.
MeFOSAA	21.29	8.00	-0.01	54012 (m)	570.0 -> 512.0	26.1	0.0	54.8

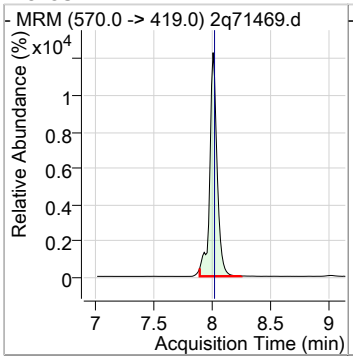

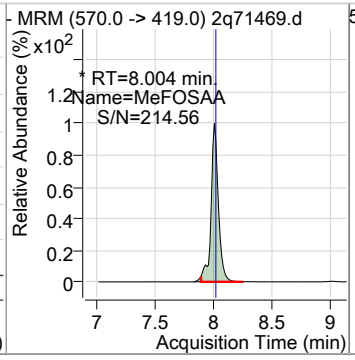

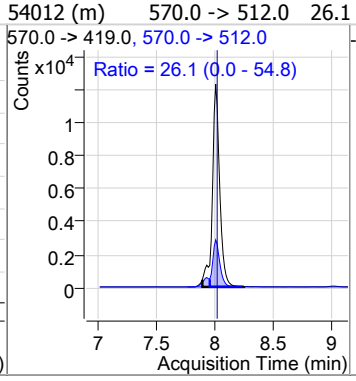

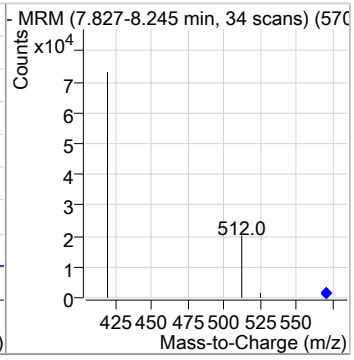

Compound	Conc.	RT	Dev(Min)	Resp.	QIon	QRatio	Min.	Max.
d5-EtFOSAA	17.10	8.12	-0.01	55172				

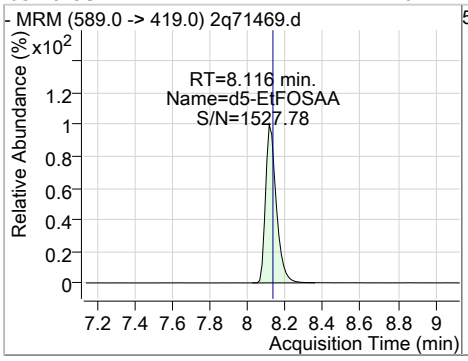

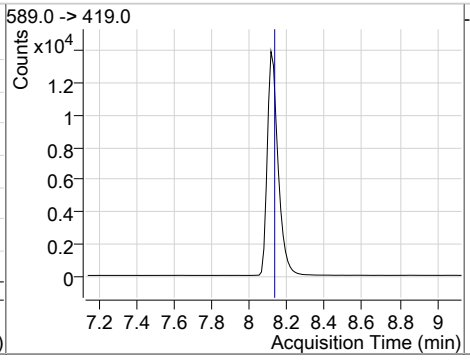

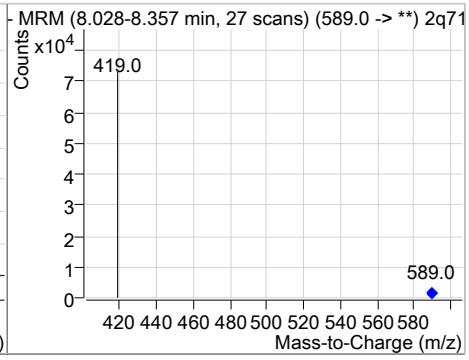

Perfluorinated Compounds by LC/MS/MS

Compound	Conc.	RT	Dev(Min)	Resp.	QIon	QRatio	Min.	Max.
EtFOSAA	20.49	8.13	0.00	48489	584.0 -> 483.0	57.6	30.2	90.2

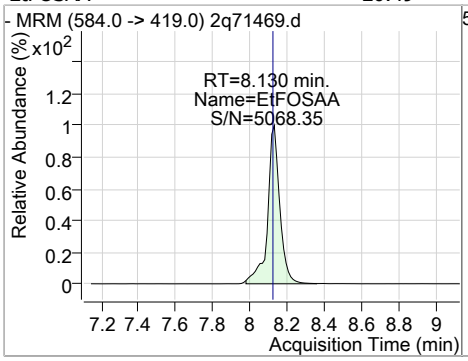

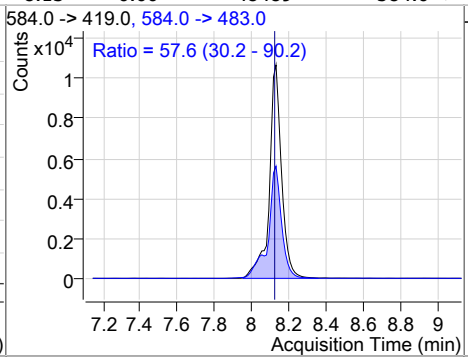

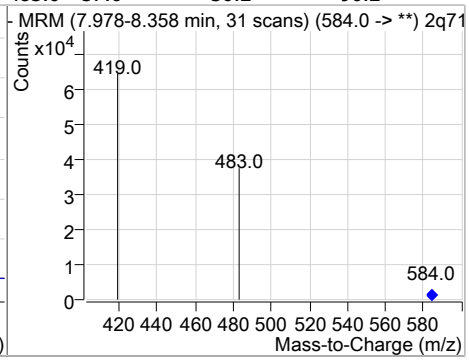

Compound	Conc.	RT	Dev(Min)	Resp.	QIon	QRatio	Min.	Max.
PFNS	20.93	8.11	-0.03	15049	549.0 -> 99.0	50.7	24.3	84.3

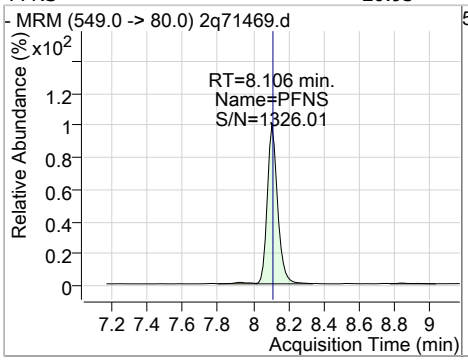

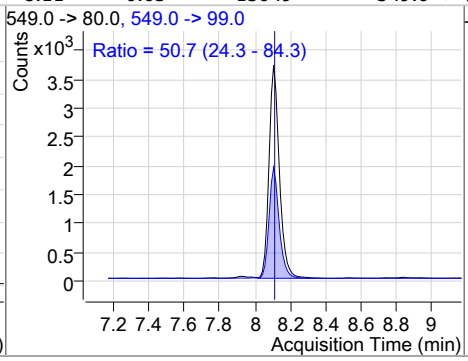

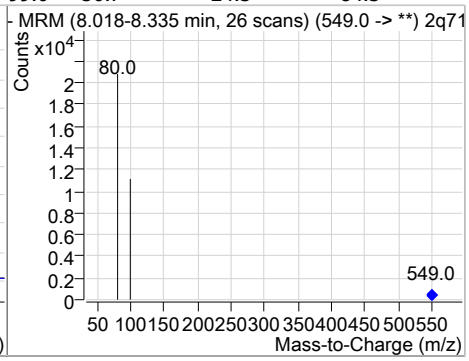

Compound	Conc.	RT	Dev(Min)	Resp.	QIon	QRatio	Min.	Max.
13C6-PFDA	16.31	8.13	-0.03	197014				

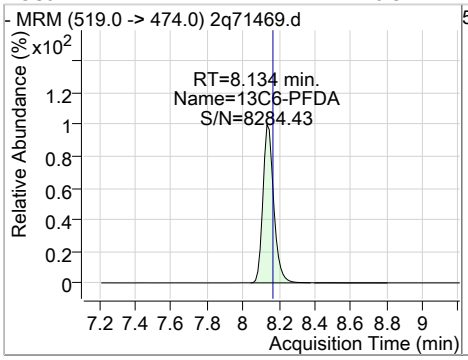

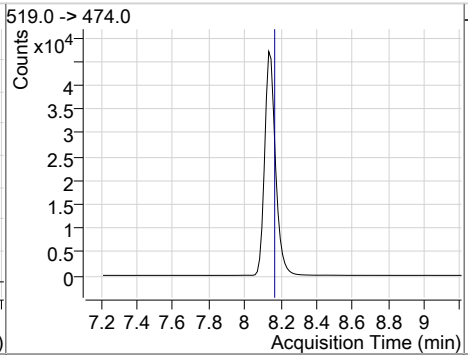

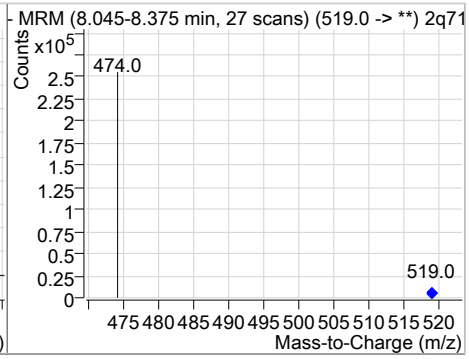

Compound	Conc.	RT	Dev(Min)	Resp.	QIon	QRatio	Min.	Max.
PFDA	18.77	8.13	-0.03	204900	513.0 -> 219.0	13.2	0.0	44.5

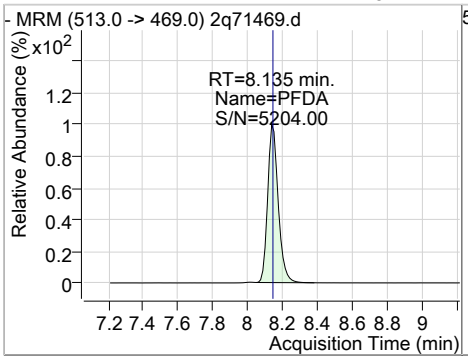

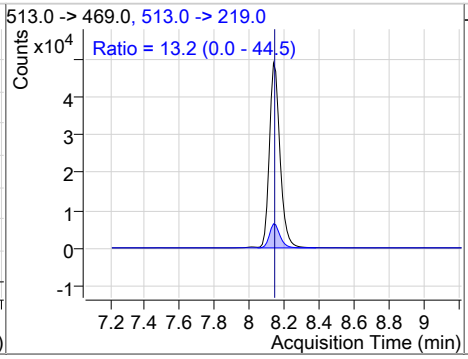

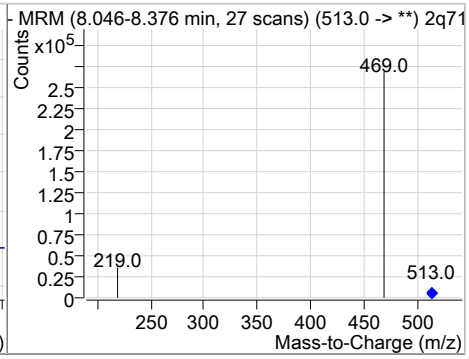

Perfluorinated Compounds by LC/MS/MS

Compound	Conc.	RT	Dev(Min)	Resp.	QIon	QRatio	Min.	Max.
13C2-8:2FTS	17.85	8.17	-0.03	97264				

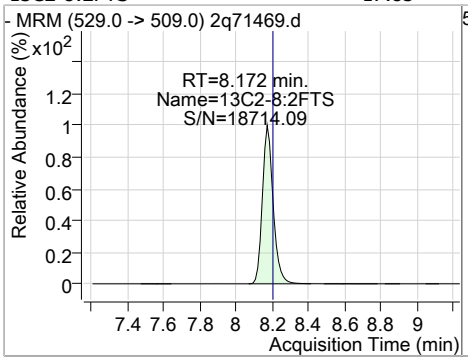

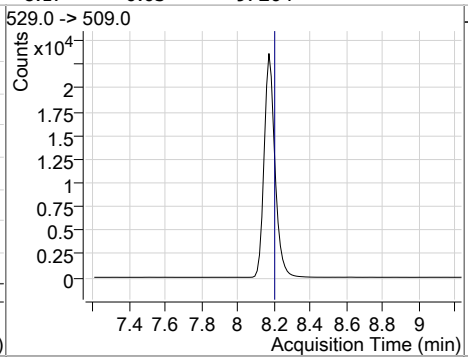

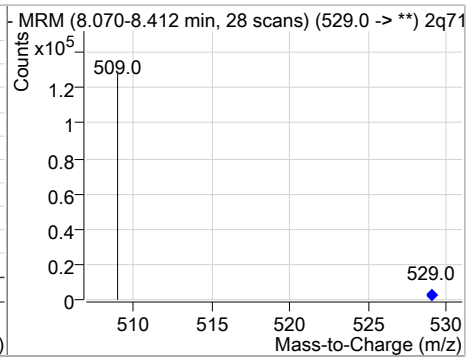

Compound	Conc.	RT	Dev(Min)	Resp.	QIon	QRatio	Min.	Max.
8:2FTS	20.23	8.17	-0.03	95189	527.0 -> 81.0	23.6	0.0	55.3

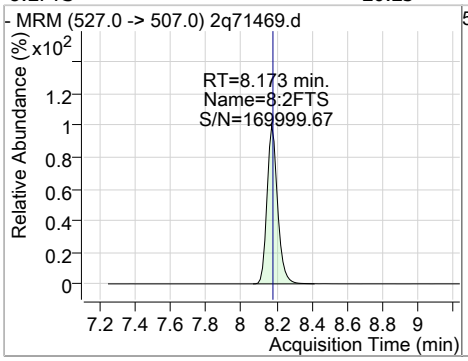

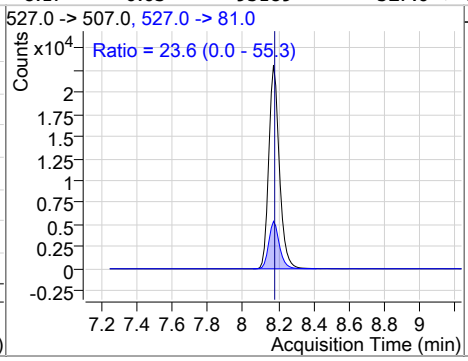

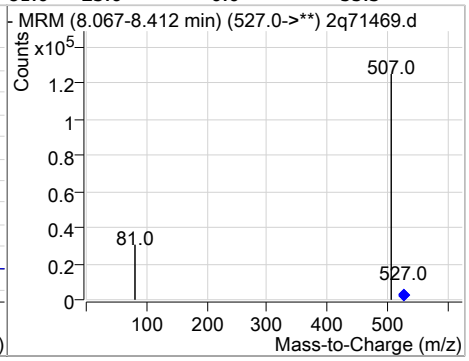

Compound	Conc.	RT	Dev(Min)	Resp.	QIon	QRatio	Min.	Max.
PFDS	17.93	8.51	-0.03	7863	599.0 -> 99.0	32.7	3.4	63.4

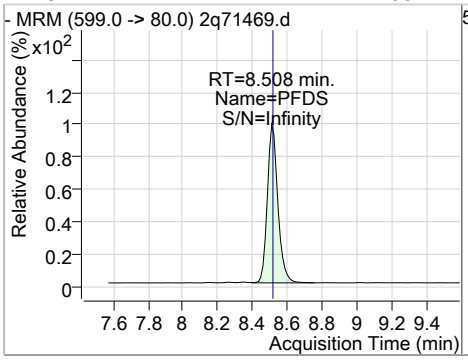

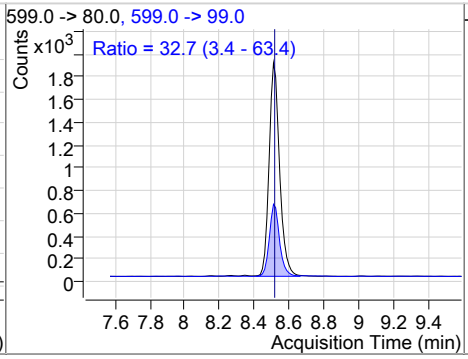

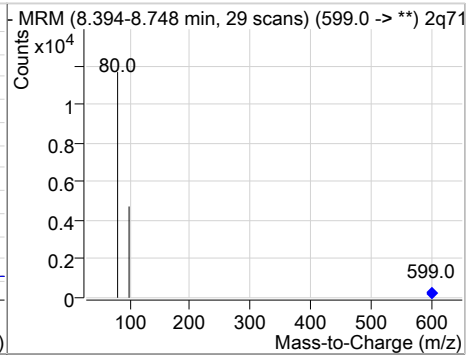

Compound	Conc.	RT	Dev(Min)	Resp.	QIon	QRatio	Min.	Max.
13C7-PFUnDA	15.87	8.56	-0.03	263741				

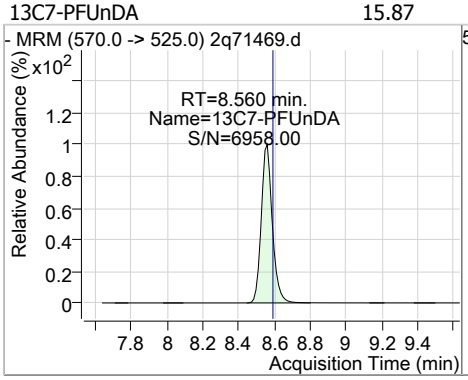

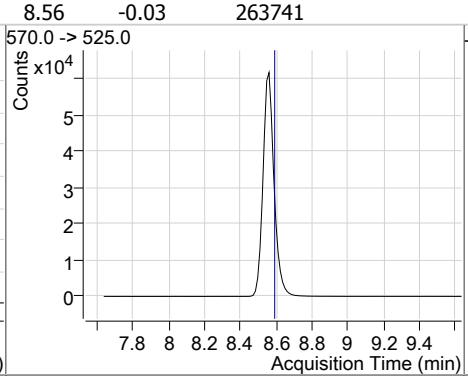

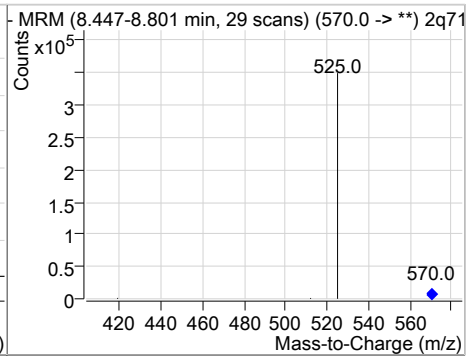

Perfluorinated Compounds by LC/MS/MS

Compound	Conc.	RT	Dev(Min)	Resp.	QIon	QRatio	Min.	Max.
PFUnDA	20.01	8.56	-0.03	259247	563.0 -> 269.0	13.7	0.0	44.0

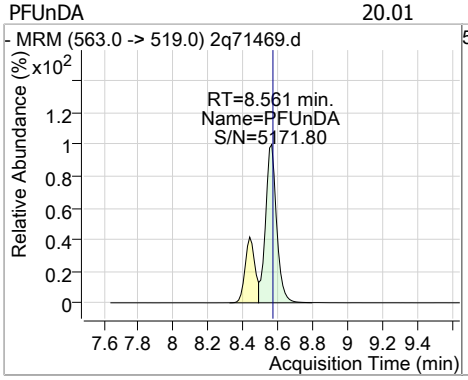

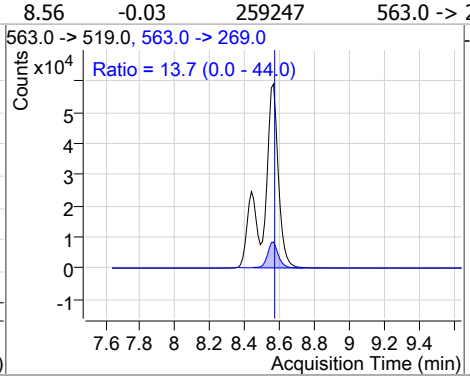

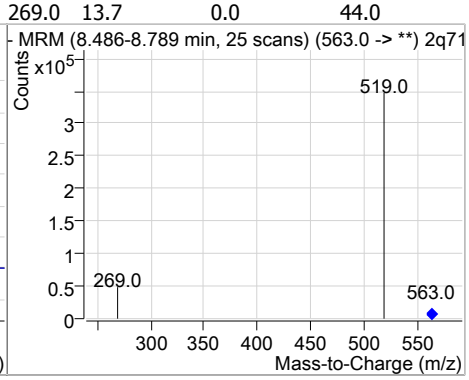

Compound	Conc.	RT	Dev(Min)	Resp.	QIon	QRatio	Min.	Max.
11Cl-PF3OUdS	19.14	8.71	-0.03	99297	633.0 -> 453.0	30.4	0.0	60.0

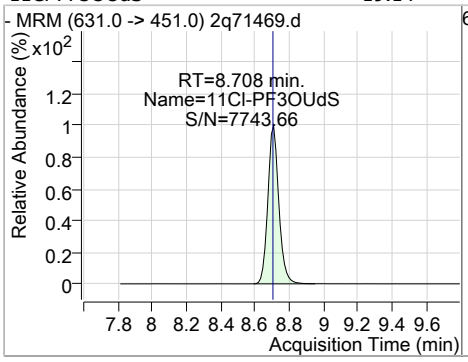

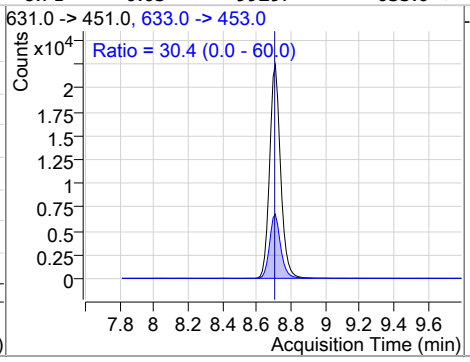

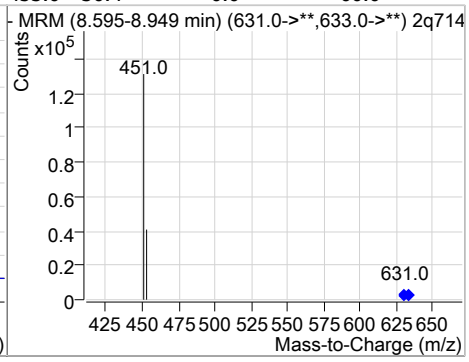

Compound	Conc.	RT	Dev(Min)	Resp.	QIon	QRatio	Min.	Max.
13C2-PFDoDA	13.88	9.00	-0.04	328310				

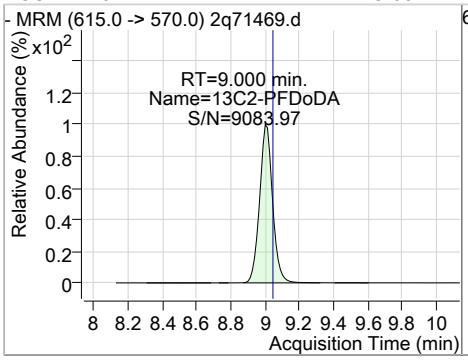

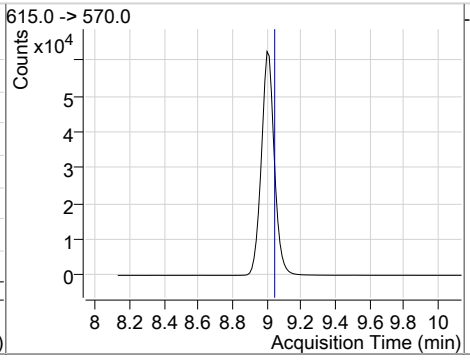

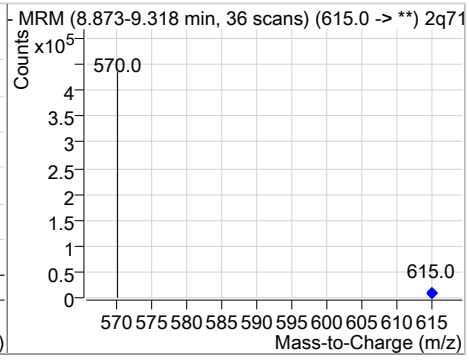

Compound	Conc.	RT	Dev(Min)	Resp.	QIon	QRatio	Min.	Max.
PFDoDA	20.07	9.00	-0.04	278350	613.0 -> 319.0	13.2	0.0	43.6

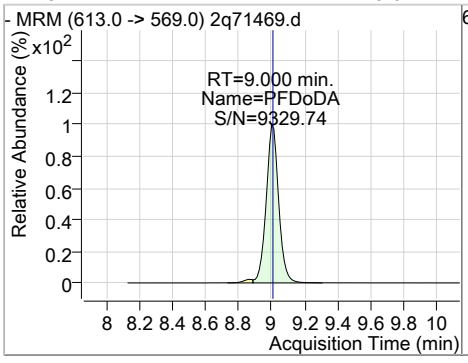

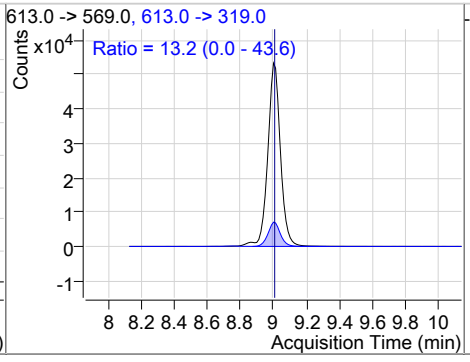

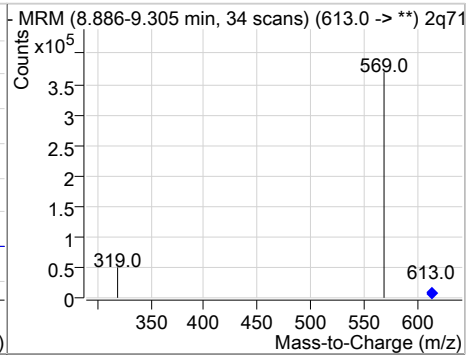

Perfluorinated Compounds by LC/MS/MS

Compound	Conc.	RT	Dev(Min)	Resp.	QIon	QRatio	Min.	Max.
PFTrDA	20.11	9.57	-0.04	351163	663.0 -> 369.0	8.2	0.0	38.6

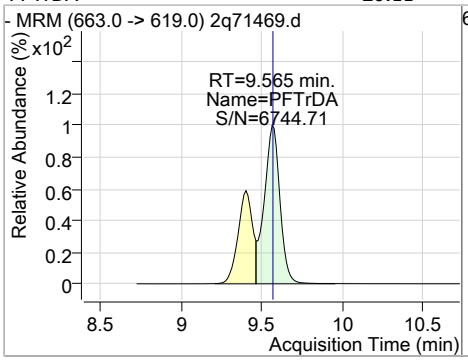

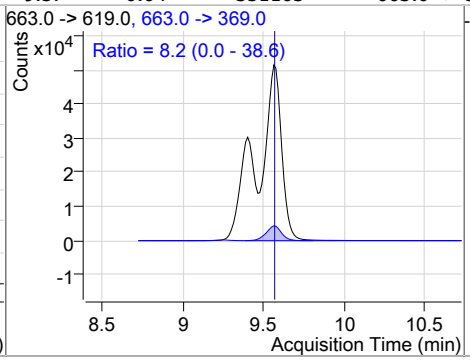

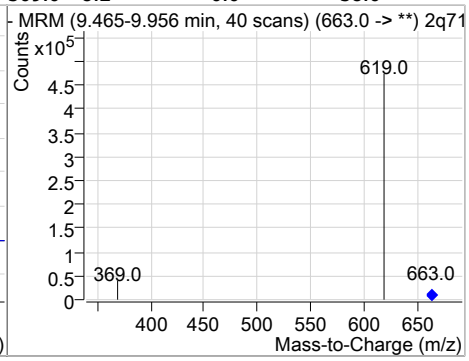

Compound	Conc.	RT	Dev(Min)	Resp.	QIon	QRatio	Min.	Max.
13C2-PFTeDA	15.05	10.13	-0.04	344208				

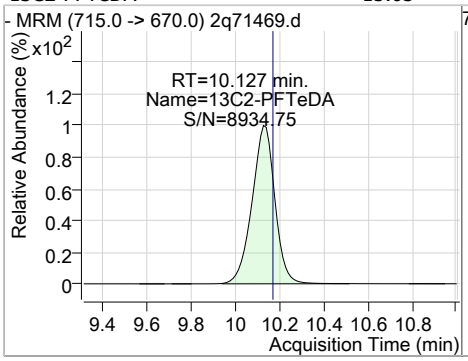

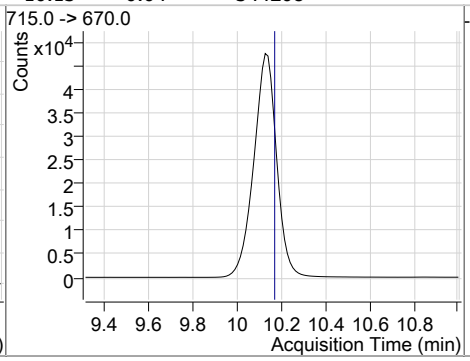

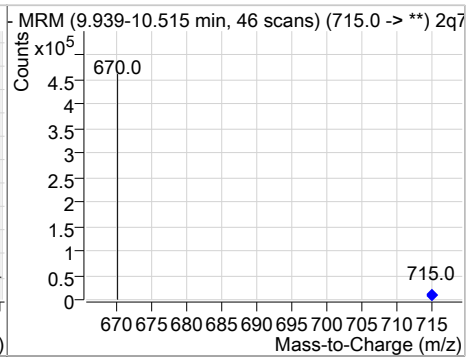

Compound	Conc.	RT	Dev(Min)	Resp.	QIon	QRatio	Min.	Max.
PFTeDA	18.76	10.13	-0.04	380880	713.0 -> 219.0	4.7	0.0	35.0

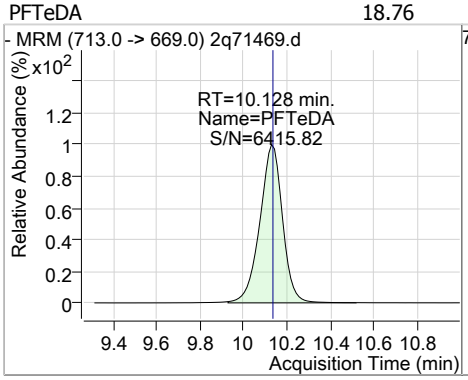

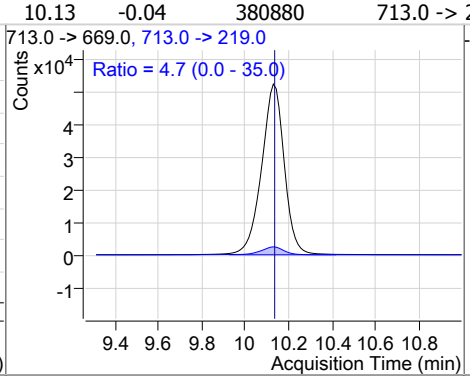

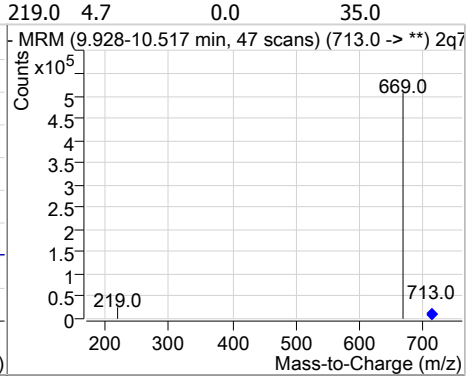

Manual Integration Approval Summary

Sample Number:	OP86217-MS	**Method:**	EPA 537M BY ID
Lab FileID:	2Q71469.D	**Analyst approved:**	07/08/21 09:37 Nancy Saunders
Injection Time:	07/07/21 21:14	**Supervisor approved:**	07/08/21 16:40 Natasha Gumtie

Parameter	CAS	Sig#	R.T. (min.)	Reason
Perfluorohexanesulfonic acid	355-46-4		6.39	Split peak
Perfluorooctanesulfonic acid	1763-23-1		7.64	Split peak
MeFOSAA	2355-31-9		8.00	Split peak

Manual Integrations APPROVED (compounds with "m" flag)
Natasha Gumtie 07/08/21 16:40

Perfluorinated Compounds by LC/MS/MS

Data File : 2q71470.d
Operator : nancyf
Acq. Method : 537_ID.m
Acq. Date-Time : 7/7/2021 9:30:42 PM
Sample Name : op86217-msd
Vial : P4-C1
DA Method File : ID_062021_S2Q1012.quantmethod.xml
Batch Name : s2q1025.batch.bin
Sample Information : op86217,S2Q1025,2.01,,,1.0,1,soil

Compound	RT	QIon	Resp.	Conc.	Units	Dev(Min)
Internal Standards						
M5-EtFOSAA	8.116	589.0 -> 419.0	50112	20.00	µg/L	-0.013
M4-PFBA	1.952	217.0 -> 172.0	60877	20.00	µg/L	-0.025
M5-PFPeA	3.949	268.0 -> 223.0	54619	20.00	µg/L	-0.038
M5-PFHxA	5.390	318.0 -> 273.0	86474	20.00	µg/L	-0.026
M4-PFHpA	6.358	367.0 -> 322.0	126230	20.00	µg/L	-0.013
M8-PFOA	7.089	421.0 -> 376.0	171333	20.00	µg/L	-0.025
M9-PFNA	7.670	472.0 -> 427.0	177975	20.00	µg/L	-0.025
M6-PFDA	8.134	519.0 -> 474.0	190099	20.00	µg/L	-0.027
M7-PFUnDA	8.548	570.0 -> 525.0	257914	20.00	µg/L	-0.038
M2-PFDoDA	9.000	615.0 -> 570.0	318373	20.00	µg/L	-0.038
M2-PFTeDA	10.127	715.0 -> 670.0	327229	20.00	µg/L	-0.038
M8-FOSA	7.567	506.0 -> 78.0	33350	20.00	µg/L	0.000
M3-PFBS	4.267	302.0 -> 99.0	6572	20.00	µg/L	-0.038
M3-PFHxS	6.393	402.0 -> 99.0	7463	20.00	µg/L	-0.013
M8-PFOS	7.643	507.0 -> 99.0	10860	20.00	µg/L	-0.025
M2-4:2FTS	5.285	329.0 -> 309.0	56676	20.00	µg/L	-0.025
M2-6:2FTS	7.075	429.0 -> 409.0	97088	20.00	µg/L	-0.025
M2-8:2FTS	8.172	529.0 -> 509.0	92986	20.00	µg/L	-0.025
M3-MeFOSAA	8.004	573.0 -> 419.0	60297	20.00	µg/L	0.000
M3-HFPO-DA	5.696	287.0 -> 169.0	4329	20.00	µg/L	-0.025
M3-MeFOSA	7.932	515.0 -> 169.0	6748	20.00	µg/L	-0.013
System Monitoring Compounds						
13C2-4:2FTS	5.285	329.0 -> 309.0	56676	16.05	µg/L	-0.025
Spiked Amount: 20.00	Range: 50.0 - 150.0%			Recovery = 80.3%		
13C2-6:2FTS	7.075	429.0 -> 409.0	97088	16.11	µg/L	-0.025
Spiked Amount: 20.00	Range: 50.0 - 150.0%			Recovery = 80.5%		
13C2-8:2FTS	8.172	529.0 -> 509.0	92986	17.06	µg/L	-0.025
Spiked Amount: 20.00	Range: 50.0 - 150.0%			Recovery = 85.3%		
13C2-PFDoDA	9.000	615.0 -> 570.0	318373	13.46	µg/L	-0.038
Spiked Amount: 20.00	Range: 50.0 - 150.0%			Recovery = 67.3%		
13C2-PFTeDA	10.127	715.0 -> 670.0	327229	14.31	µg/L	-0.038
Spiked Amount: 20.00	Range: 50.0 - 150.0%			Recovery = 71.6%		
13C3-PFBS	4.267	302.0 -> 99.0	6572	15.56	µg/L	-0.038
Spiked Amount: 20.00	Range: 50.0 - 150.0%			Recovery = 77.8%		
13C3-PFHxS	6.393	402.0 -> 99.0	7463	14.78	µg/L	-0.013
Spiked Amount: 20.00	Range: 50.0 - 150.0%			Recovery = 73.9%		
13C4-PFBA	1.952	217.0 -> 172.0	60877	16.01	µg/L	-0.025
Spiked Amount: 20.00	Range: 50.0 - 150.0%			Recovery = 80.0%		
13C4-PFHpA	6.358	367.0 -> 322.0	126230	15.73	µg/L	-0.013
Spiked Amount: 20.00	Range: 50.0 - 150.0%			Recovery = 78.7%		
d5-EtFOSAA	8.116	589.0 -> 419.0	50112	15.53	ng/ml	-0.013
Spiked Amount: 20.00	Range: 50.0 - 150.0%			Recovery = 77.6%		
13C5-PFHxA	5.390	318.0 -> 273.0	86474	15.82	µg/L	-0.026
Spiked Amount: 20.00	Range: 50.0 - 150.0%			Recovery = 79.1%		
13C5-PFPeA	3.949	268.0 -> 223.0	54619	15.98	µg/L	-0.038

Perfluorinated Compounds by LC/MS/MS

Compound	RT	QIon	Resp.	Conc.	Units		Dev(Min)
Spiked Amount: 20.00	Range: 50.0 - 150.0%			Recovery = 79.9%			
13C6-PFDA	8.134	519.0 -> 474.0	190099	15.74	µg/L		-0.027
Spiked Amount: 20.00	Range: 50.0 - 150.0%			Recovery = 78.7%			
13C7-PFUnDA	8.548	570.0 -> 525.0	257914	15.52	µg/L		-0.038
Spiked Amount: 20.00	Range: 50.0 - 150.0%			Recovery = 77.6%			
13C8-FOSA	7.567	506.0 -> 78.0	33350	13.15	µg/L		0.000
Spiked Amount: 20.00	Range: 50.0 - 150.0%			Recovery = 65.7%			
13C8-PFOA	7.089	421.0 -> 376.0	171333	15.80	µg/L		-0.025
Spiked Amount: 20.00	Range: 50.0 - 150.0%			Recovery = 79.0%			
13C8-PFOS	7.643	507.0 -> 99.0	10860	14.72	µg/L		-0.025
Spiked Amount: 20.00	Range: 50.0 - 150.0%			Recovery = 73.6%			
13C9-PFNA	7.670	472.0 -> 427.0	177975	15.68	µg/L		-0.025
Spiked Amount: 20.00	Range: 50.0 - 150.0%			Recovery = 78.4%			
d3-MeFOSAA	8.004	573.0 -> 419.0	60297	15.94	µg/L		0.000
Spiked Amount: 20.00	Range: 50.0 - 150.0%			Recovery = 79.7%			
13C3-HFPO-DA	5.696	287.0 -> 169.0	4329	13.14	µg/L		-0.025
Spiked Amount: 20.00	Range: 50.0 - 150.0%			Recovery = 65.7%			
d3-MeFOSA	7.932	515.0 -> 169.0	6748	9.09	µg/L		-0.013
Spiked Amount: 20.00	Range: 50.0 - 150.0%			Recovery = 45.4%			
Target Compounds							**QValue**
4:2FTS	5.286	327.0 -> 307.0	58954	19.94	µg/L		98
6:2FTS	7.075	427.0 -> 407.0	96307	19.87	µg/L		98
8:2FTS	8.173	527.0 -> 507.0	89698	19.94	µg/L		96
EtFOSAA	8.130	584.0 -> 419.0	44114	20.52	µg/L		97
FOSA	7.568	498.0 -> 78.0	31428	20.22	µg/L		98
MeFOSAA	8.004	570.0 -> 419.0	51829	21.08	µg/L		98
PFBA	1.958	213.0 -> 169.0	20626	18.42	µg/L		100
PFBS	4.270	299.0 -> 80.0	19695	19.52	µg/L		99
PFDA	8.135	513.0 -> 469.0	195925	18.60	µg/L		98
PFDoDA	9.000	613.0 -> 569.0	267098	19.86	µg/L		99
PFDS	8.508	599.0 -> 80.0	7550	17.61	µg/L		97
PFHpA	6.358	363.0 -> 319.0	198713	20.02	µg/L		99
PFHpS	7.087	449.0 -> 80.0	18310	20.87	µg/L		98
PFHxA	5.391	313.0 -> 269.0	57022	18.75	µg/L		100
PFHxS	6.393	399.0 -> 80.0	20428	21.45	µg/L	m	99
PFNA	7.671	463.0 -> 419.0	187859	19.35	µg/L		98
PFNS	8.106	549.0 -> 80.0	14232	20.23	µg/L		99
PFOA	7.089	413.0 -> 369.0	177475	19.60	µg/L		99
PFOS	7.644	499.0 -> 80.0	37328	39.94	µg/L	m	98
PFPeA	3.952	263.0 -> 219.0	75196	19.50	µg/L		100
PFPeS	5.514	349.0 -> 80.0	13327	20.17	µg/L		96
PFTeDA	10.128	713.0 -> 669.0	360408	18.68	µg/L		99
PFTrDA	9.565	663.0 -> 619.0	330521	19.52	µg/L		99
PFUnDA	8.549	563.0 -> 519.0	249432	19.68	µg/L		100
11Cl-PF3OUdS	8.696	631.0 -> 451.0	94359	18.75	µg/L		99
9Cl-PF3ONS	7.893	531.0 -> 351.0	22824	17.95	µg/L		97
ADONA	6.458	377.0 -> 251.0	223560	18.87	µg/L		99
HFPO-DA	5.704	329.0 -> 169.0	18666	21.81	µg/L		98
MeFOSA	7.946	512.0 -> 219.0	6756	20.92	µg/L		98

 # = Qualifier out of range, m = manually integrated, + = Area summed

Perfluorinated Compounds by LC/MS/MS

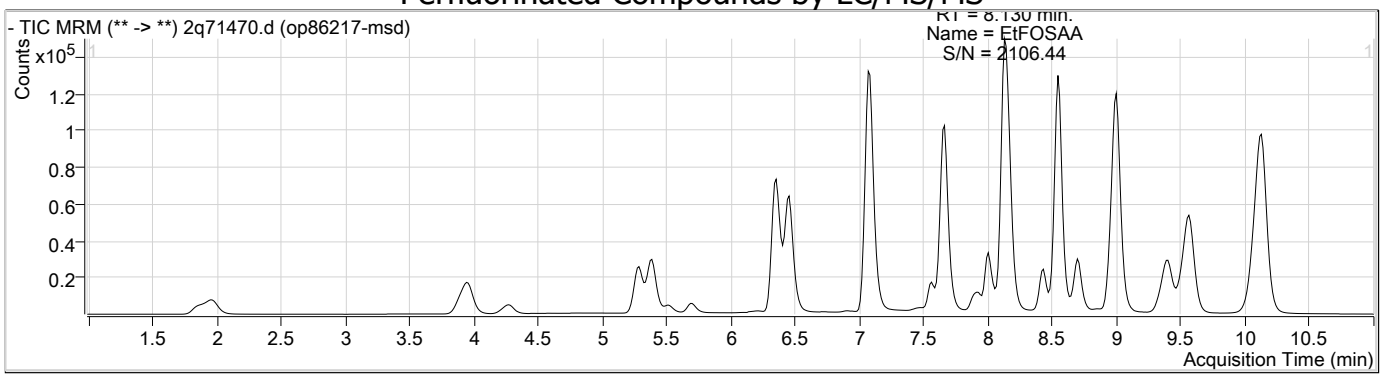

Compound	Conc.	RT	Dev(Min)	Resp.	QIon	QRatio	Min.	Max.
PFBA	18.42	1.96	-0.01	20626				

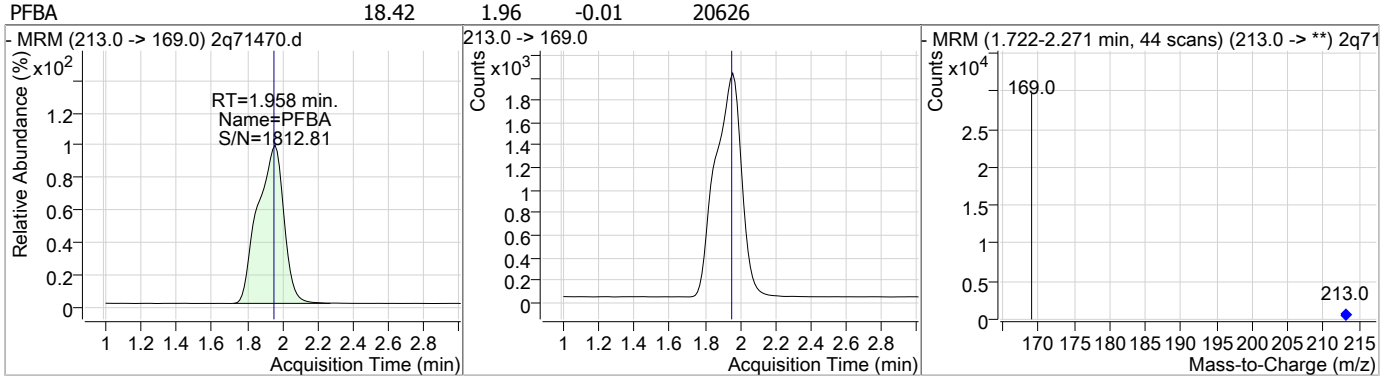

Compound	Conc.	RT	Dev(Min)	Resp.	QIon	QRatio	Min.	Max.
13C4-PFBA	16.01	1.95	-0.03	60877				

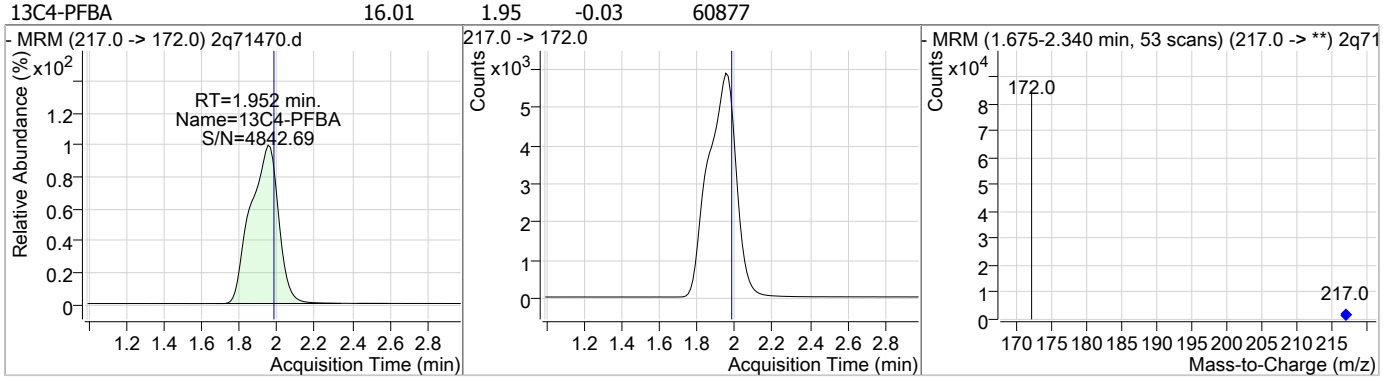

Compound	Conc.	RT	Dev(Min)	Resp.	QIon	QRatio	Min.	Max.
13C5-PFPeA	15.98	3.95	-0.04	54619				

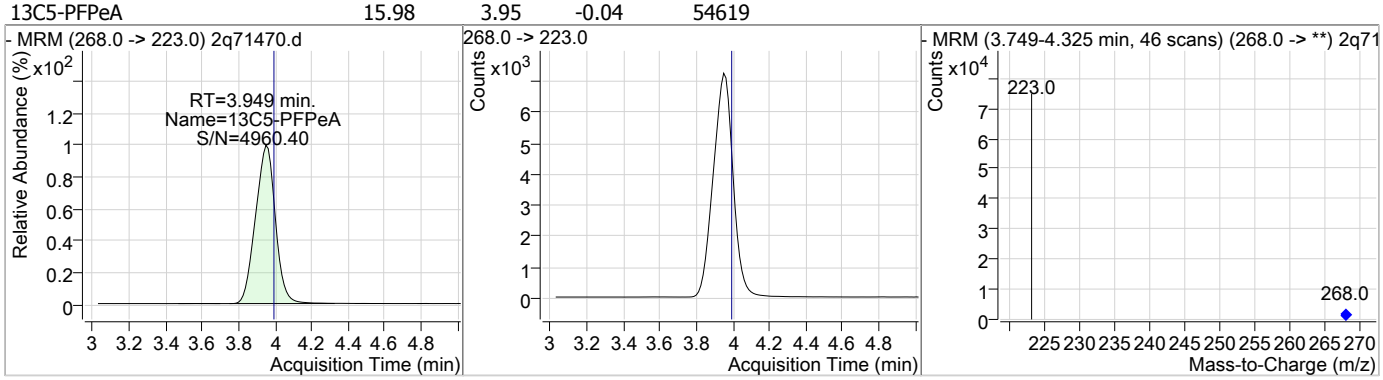

Perfluorinated Compounds by LC/MS/MS

Compound	Conc.	RT	Dev(Min)	Resp.	QIon	QRatio	Min.	Max.
PFPeA	19.50	3.95	-0.04	75196				

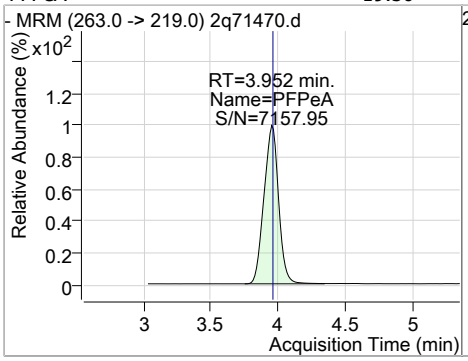

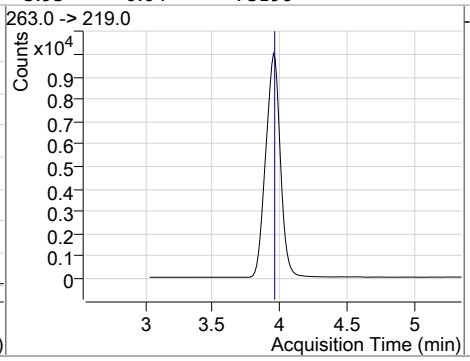

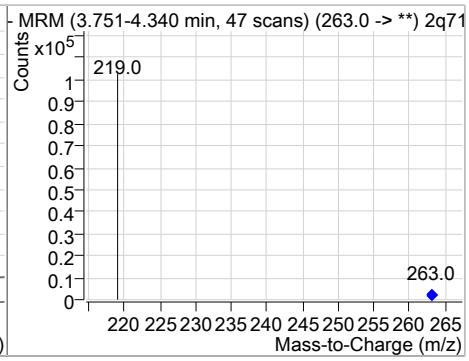

Compound	Conc.	RT	Dev(Min)	Resp.	QIon	QRatio	Min.	Max.
13C3-PFBS	15.56	4.27	-0.04	6572				

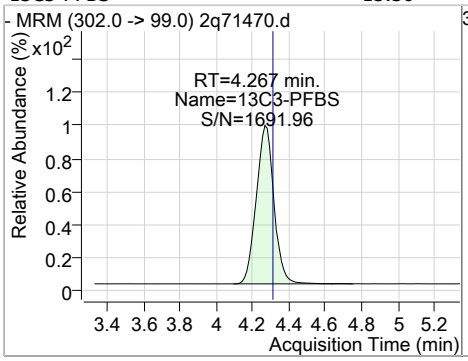

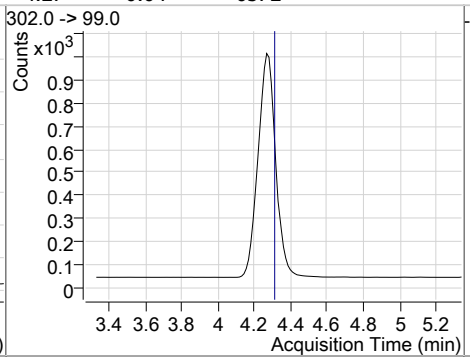

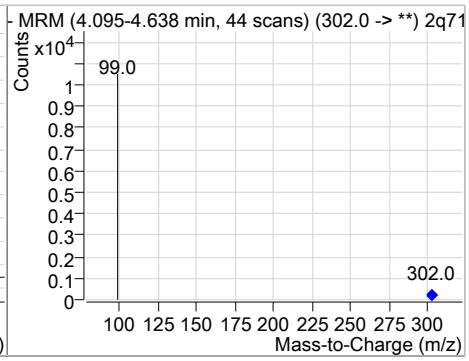

Compound	Conc.	RT	Dev(Min)	Resp.	QIon	QRatio	Min.	Max.
PFBS	19.52	4.27	-0.04	19695	299.0 -> 99.0	37.0	7.4	67.4

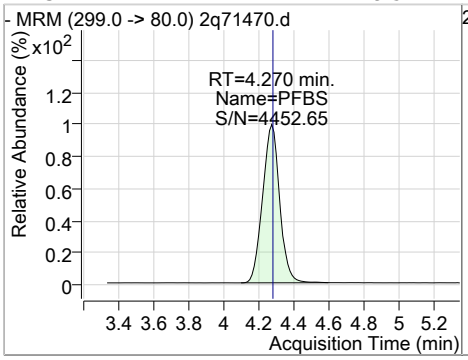

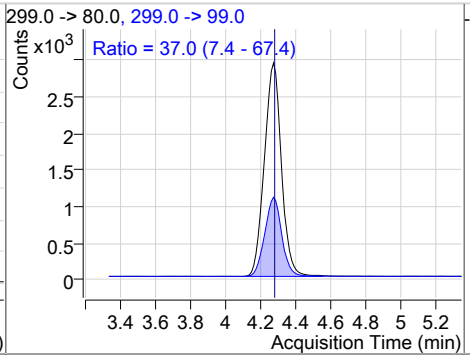

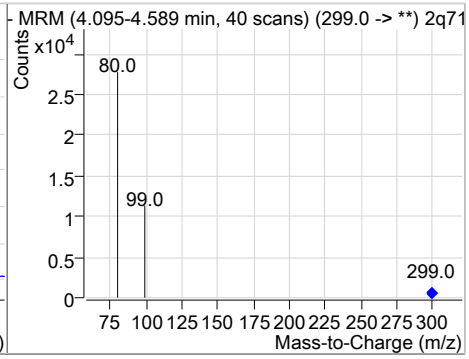

Compound	Conc.	RT	Dev(Min)	Resp.	QIon	QRatio	Min.	Max.
13C2-4:2FTS	16.05	5.28	-0.03	56676				

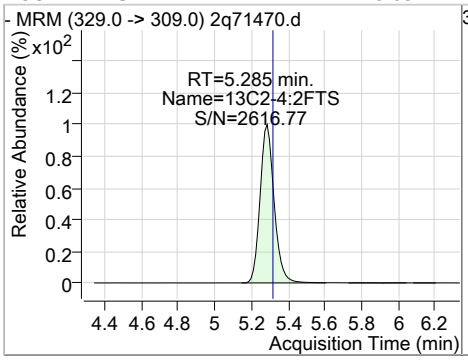

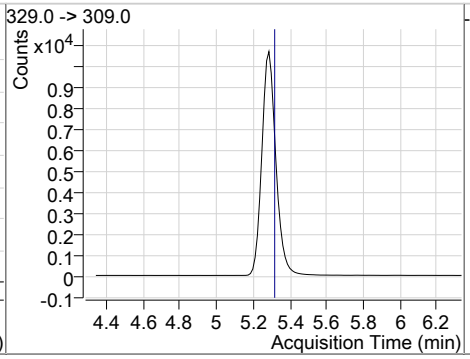

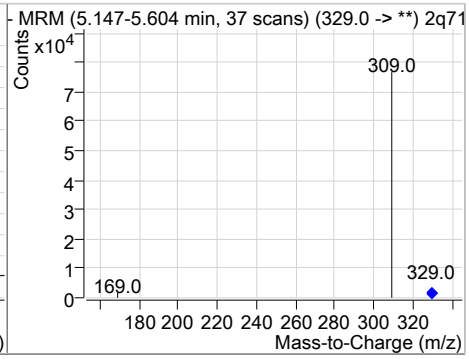

Perfluorinated Compounds by LC/MS/MS

Compound	Conc.	RT	Dev(Min)	Resp.	QIon	QRatio	Min.	Max.
4:2FTS	19.94	5.29	-0.03	58954	327.0 -> 81.0	32.1	3.0	63.0

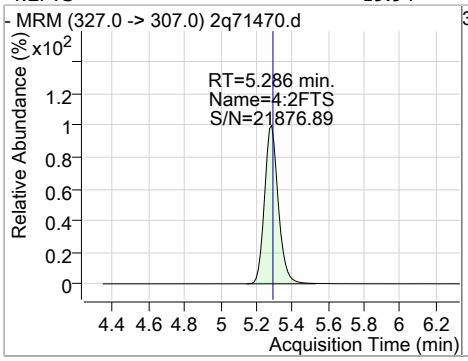

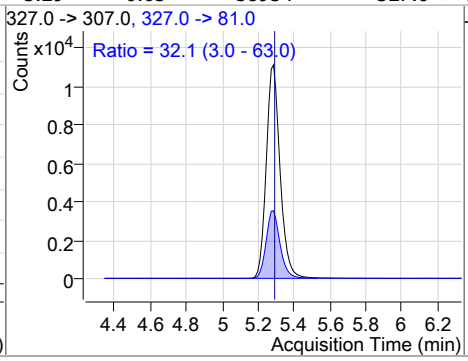

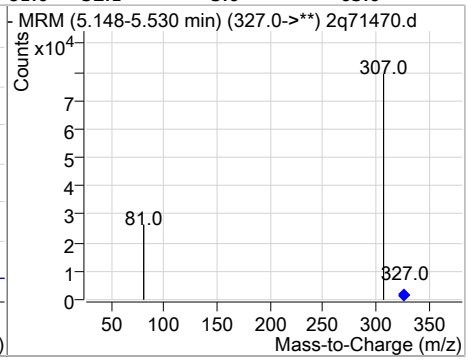

Compound	Conc.	RT	Dev(Min)	Resp.	QIon	QRatio	Min.	Max.
13C5-PFHxA	15.82	5.39	-0.03	86474				

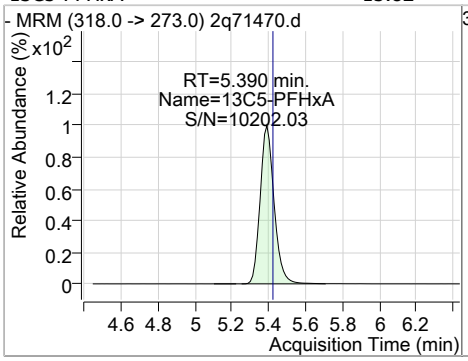

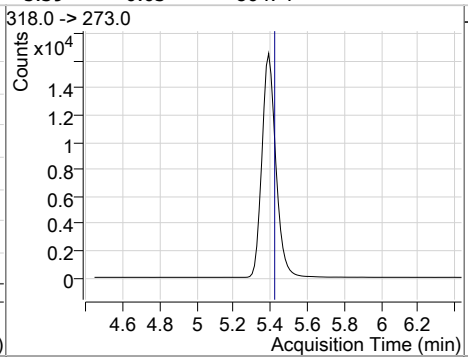

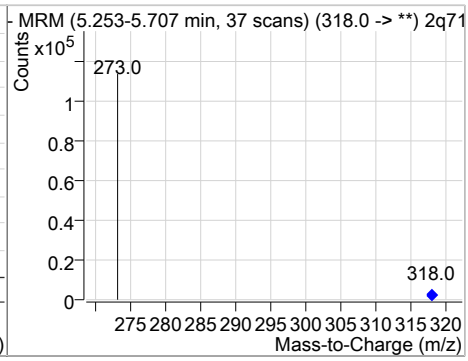

Compound	Conc.	RT	Dev(Min)	Resp.	QIon	QRatio	Min.	Max.
PFHxA	18.75	5.39	-0.03	57022	313.0 -> 119.0	8.3	0.0	38.2

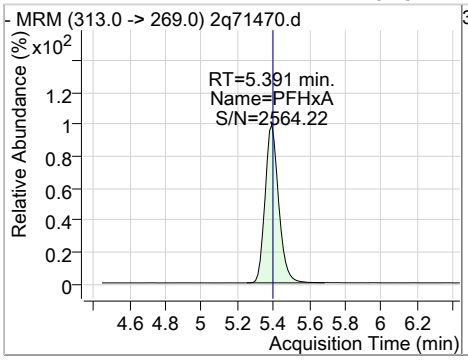

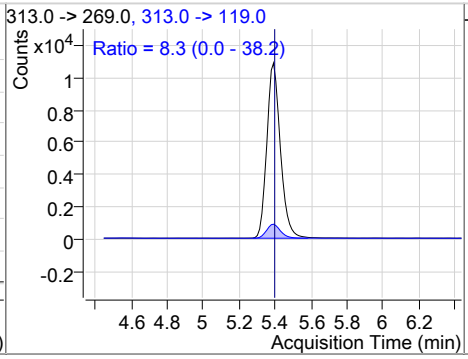

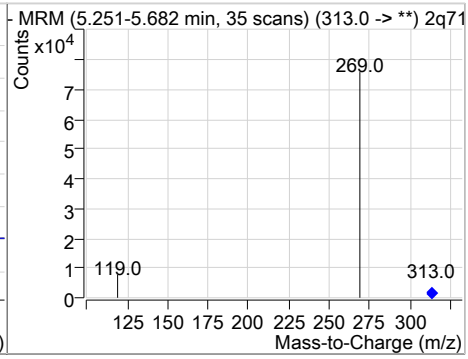

Compound	Conc.	RT	Dev(Min)	Resp.	QIon	QRatio	Min.	Max.
PFPeS	20.17	5.51	-0.03	13327	349.0 -> 99.0	36.9	9.1	69.1

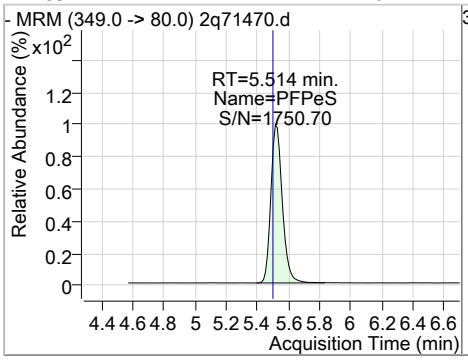

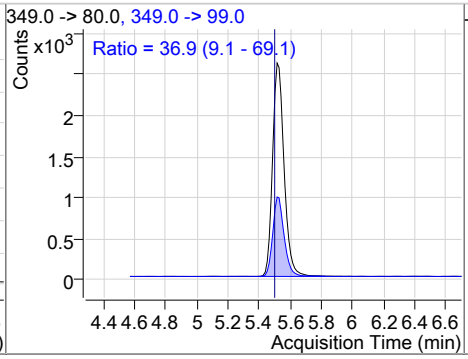

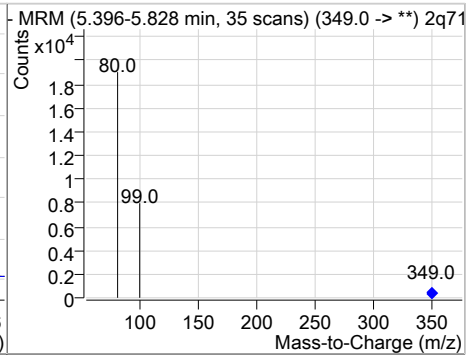

Perfluorinated Compounds by LC/MS/MS

Compound	Conc.	RT	Dev(Min)	Resp.	QIon	QRatio	Min.	Max.
13C3-HFPO-DA	13.14	5.70	-0.03	4329				

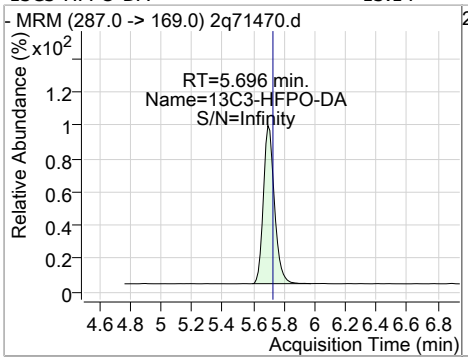

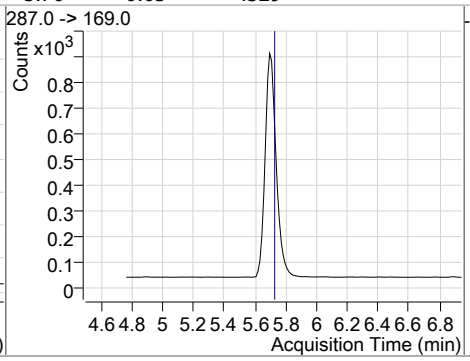

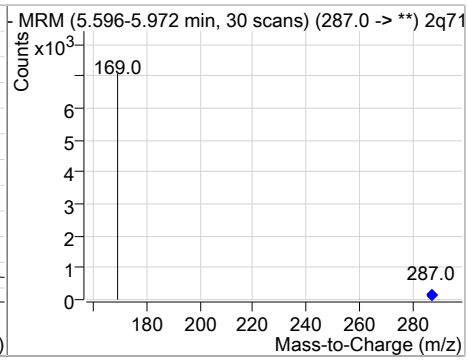

Compound	Conc.	RT	Dev(Min)	Resp.	QIon	QRatio	Min.	Max.
HFPO-DA	21.81	5.70	-0.03	18666	285.0 -> 169.0	14.0	0.0	44.8

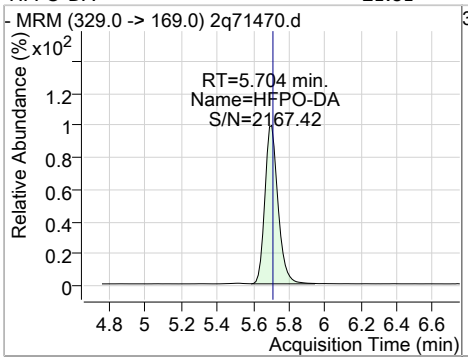

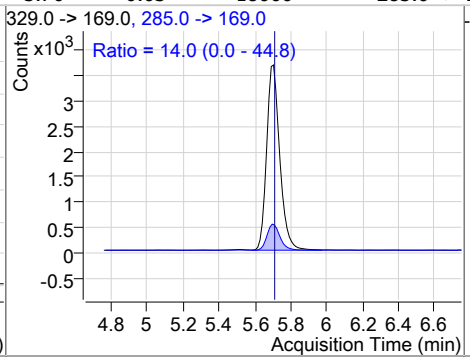

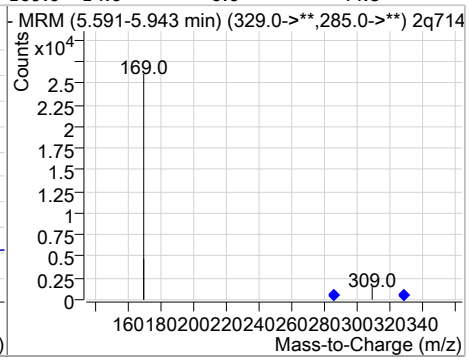

Compound	Conc.	RT	Dev(Min)	Resp.	QIon	QRatio	Min.	Max.
13C4-PFHpA	15.73	6.36	-0.01	126230				

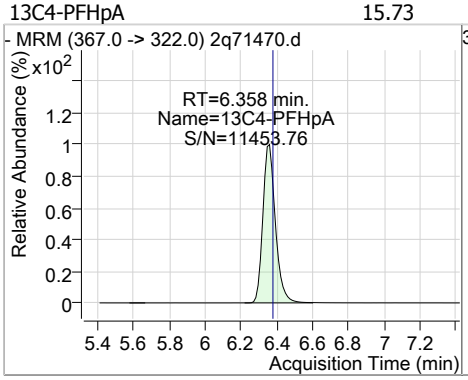

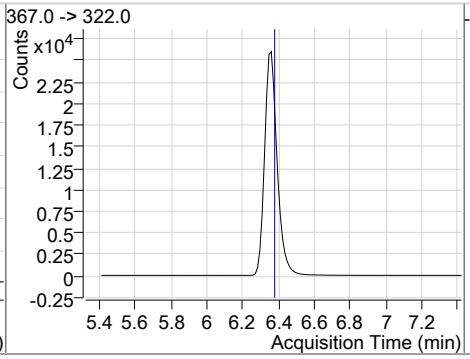

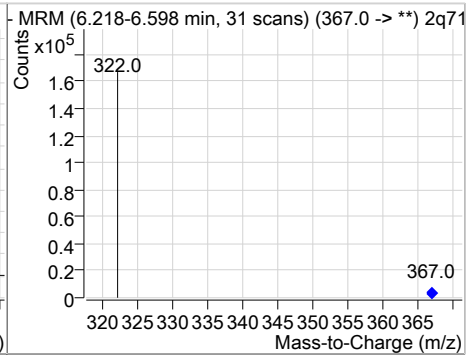

Compound	Conc.	RT	Dev(Min)	Resp.	QIon	QRatio	Min.	Max.
PFHpA	20.02	6.36	-0.01	198713	363.0 -> 169.0	6.1	0.0	36.5

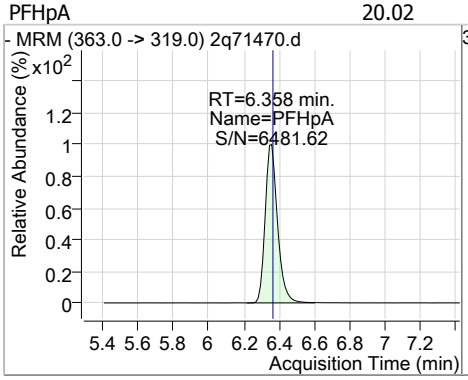

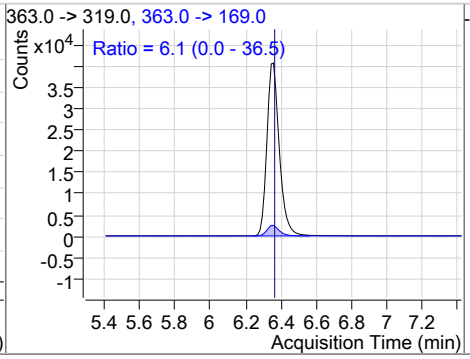

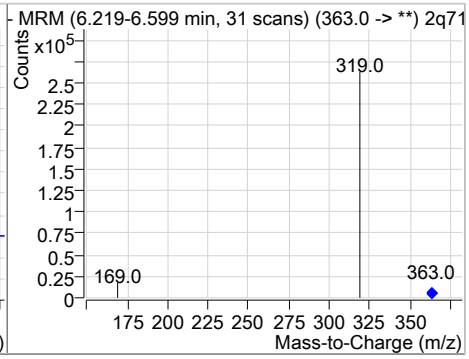

Perfluorinated Compounds by LC/MS/MS

Compound	Conc.	RT	Dev(Min)	Resp.	QIon	QRatio	Min.	Max.
13C3-PFHxS	14.78	6.39	-0.01	7463				

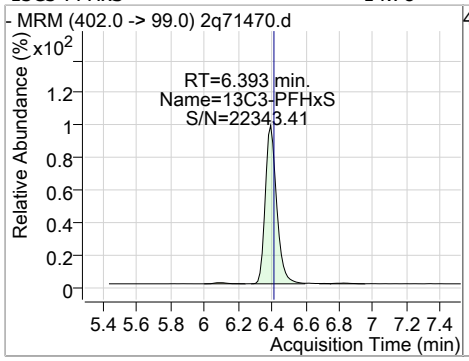

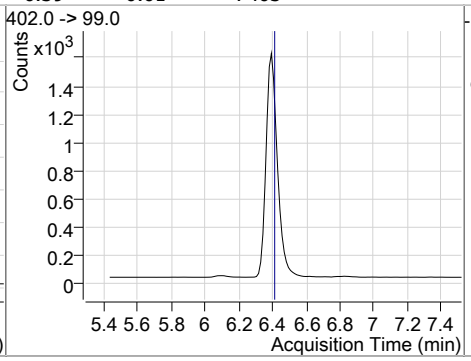

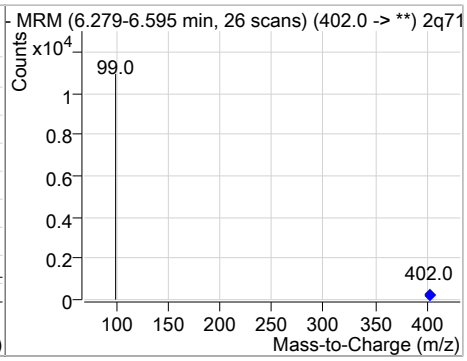

Compound	Conc.	RT	Dev(Min)	Resp.	QIon	QRatio	Min.	Max.
PFHxS	21.45	6.39	-0.03	20428 (m)	399.0 -> 99.0	45.8	15.2	75.2

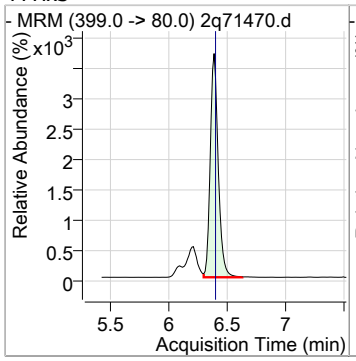

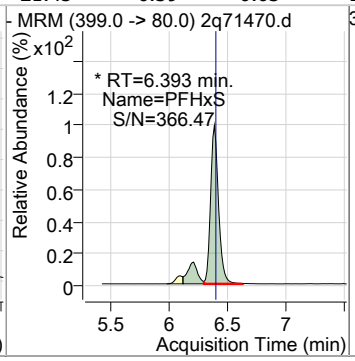

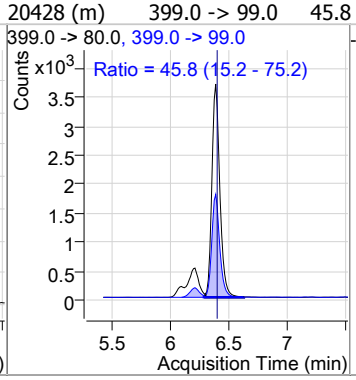

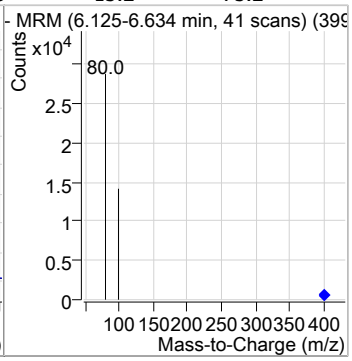

Compound	Conc.	RT	Dev(Min)	Resp.	QIon	QRatio	Min.	Max.
ADONA	18.87	6.46	-0.03	223560	377.0 -> 85.0	25.2	0.0	55.9

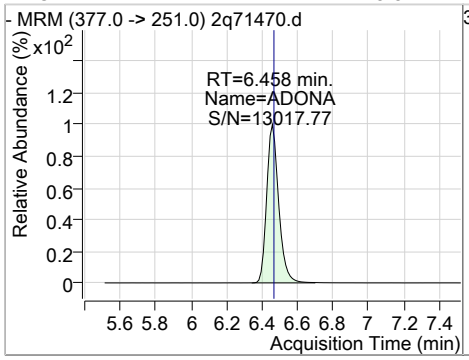

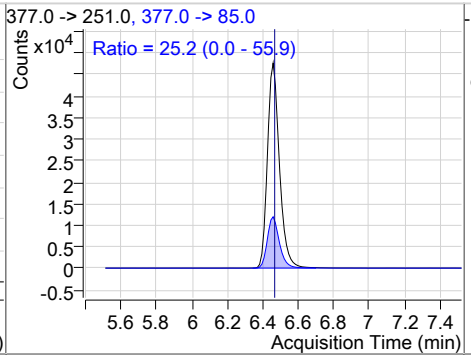

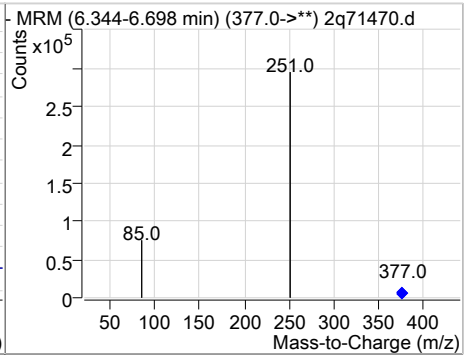

Compound	Conc.	RT	Dev(Min)	Resp.	QIon	QRatio	Min.	Max.
13C2-6:2FTS	16.11	7.08	-0.03	97088				

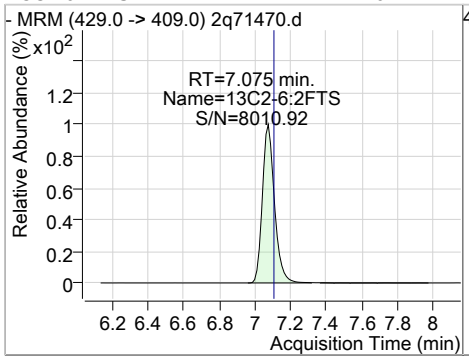

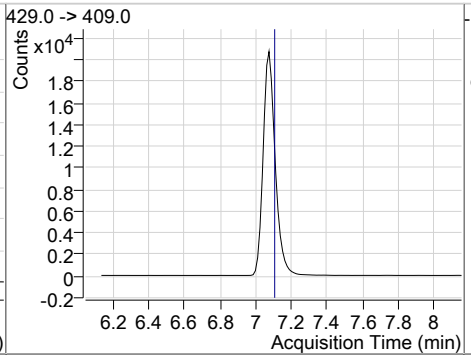

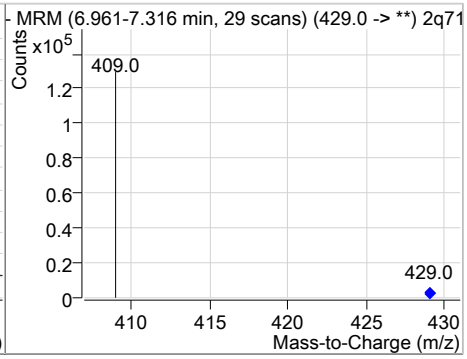

Perfluorinated Compounds by LC/MS/MS

Compound	Conc.	RT	Dev(Min)	Resp.	QIon	QRatio	Min.	Max.
6:2FTS	19.87	7.08	-0.03	96307	427.0 -> 81.0	23.9	0.0	54.8

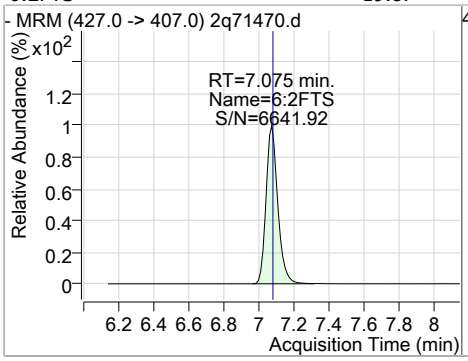

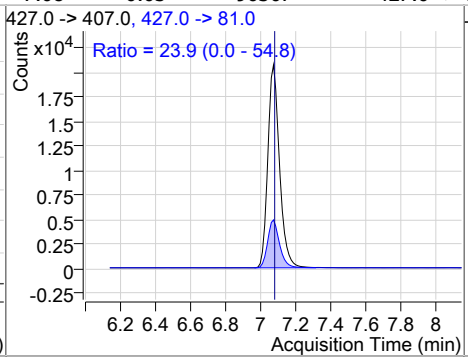

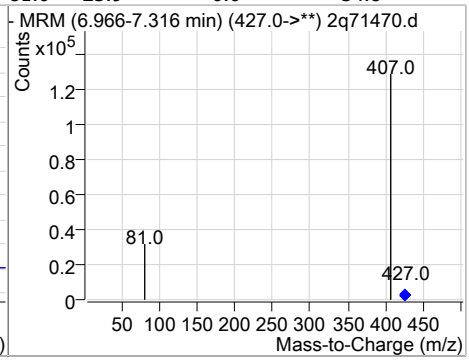

Compound	Conc.	RT	Dev(Min)	Resp.	QIon	QRatio	Min.	Max.
PFHpS	20.87	7.09	-0.03	18310	449.0 -> 99.0	46.2	15.2	75.2

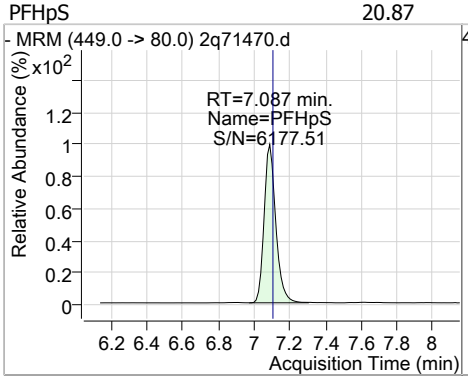

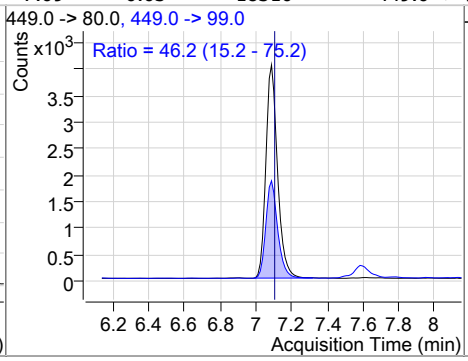

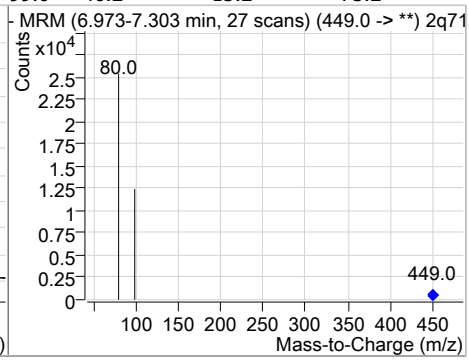

Compound	Conc.	RT	Dev(Min)	Resp.	QIon	QRatio	Min.	Max.
13C8-PFOA	15.80	7.09	-0.03	171333				

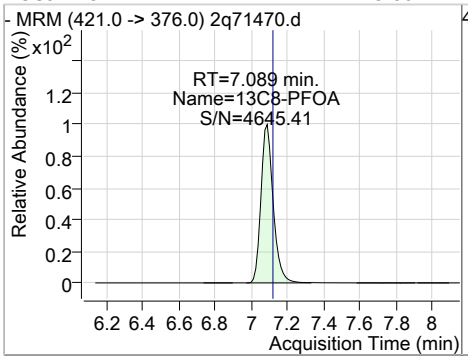

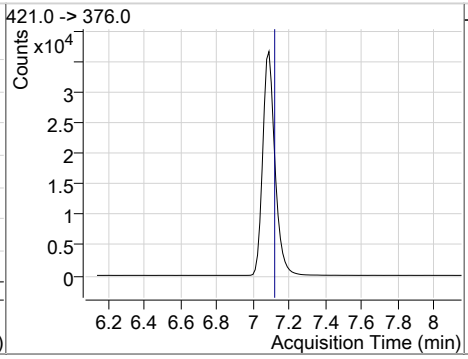

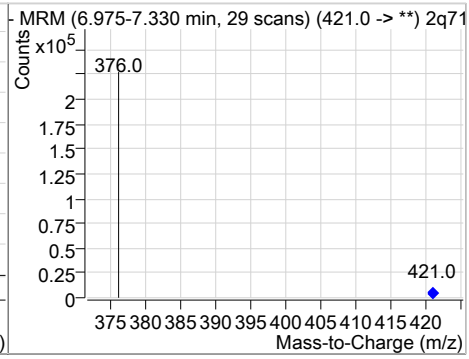

Compound	Conc.	RT	Dev(Min)	Resp.	QIon	QRatio	Min.	Max.
PFOA	19.60	7.09	-0.03	177475	413.0 -> 169.0	20.1	0.0	50.6

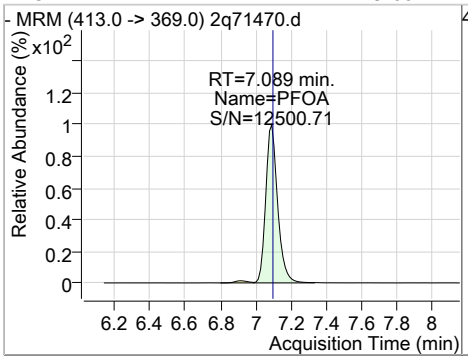

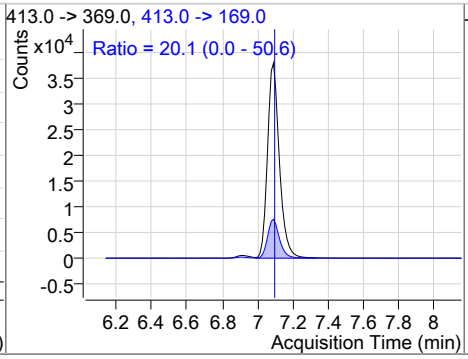

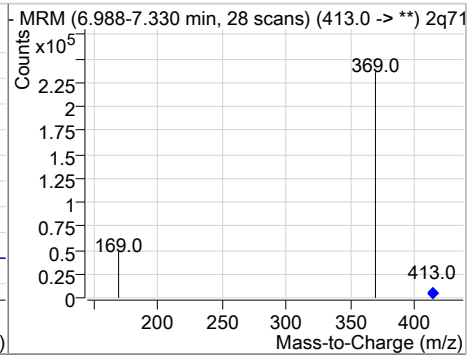

Perfluorinated Compounds by LC/MS/MS

Compound	Conc.	RT	Dev(Min)	Resp.	QIon	QRatio	Min.	Max.
13C8-FOSA	13.15	7.57	0.00	33350				

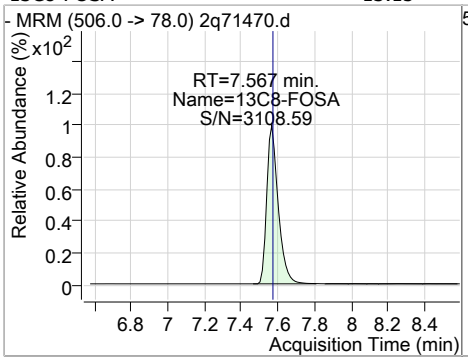

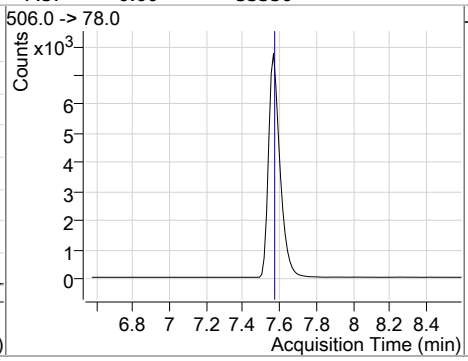

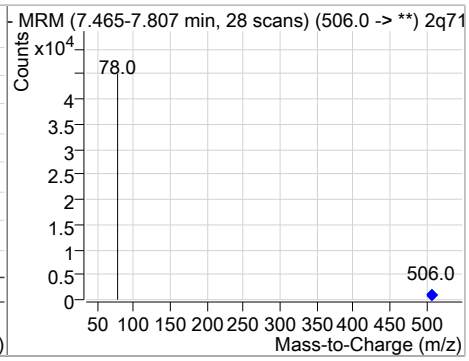

Compound	Conc.	RT	Dev(Min)	Resp.	QIon	QRatio	Min.	Max.
FOSA	20.22	7.57	0.00	31428	498.0 -> 478.0	5.3	0.0	34.6

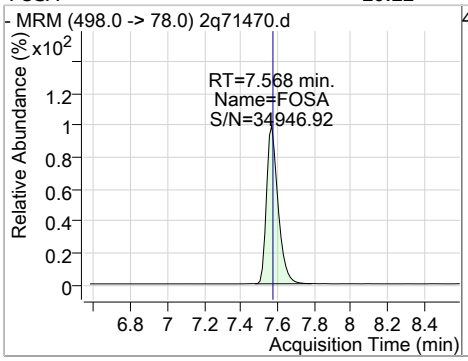

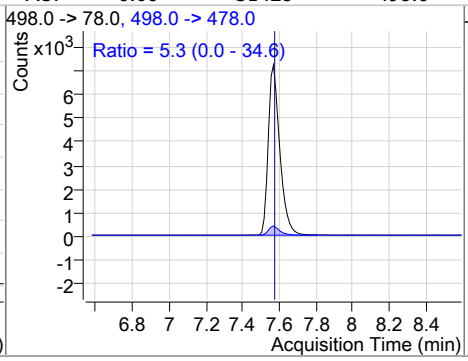

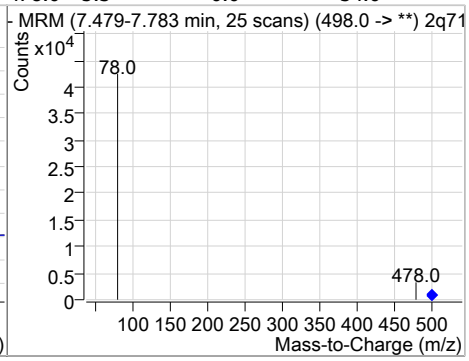

Compound	Conc.	RT	Dev(Min)	Resp.	QIon	QRatio	Min.	Max.
13C8-PFOS	14.72	7.64	-0.03	10860				

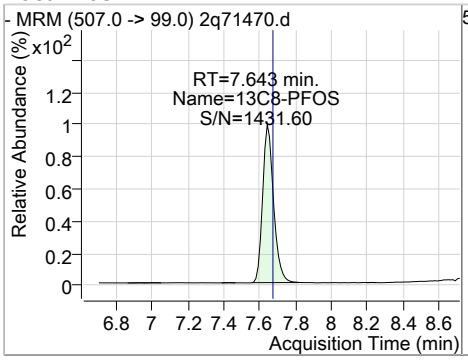

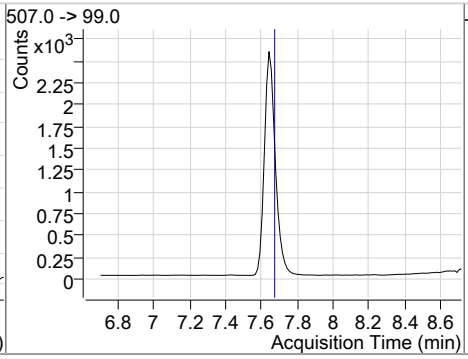

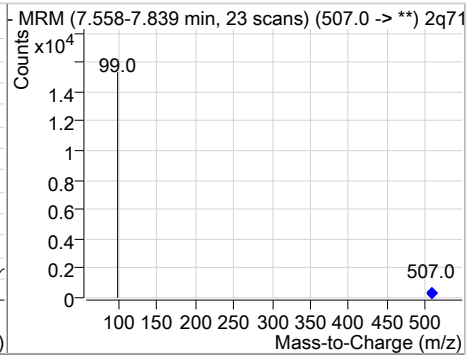

Compound	Conc.	RT	Dev(Min)	Resp.	QIon	QRatio	Min.	Max.
PFOS	39.94	7.64	-0.03	37328 (m)	499.0 -> 99.0	48.1	16.5	76.5

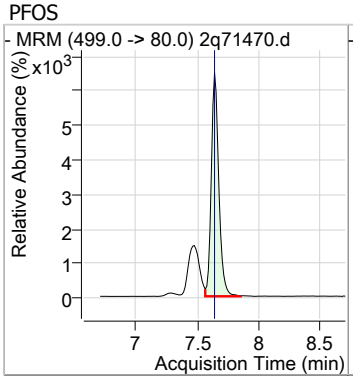

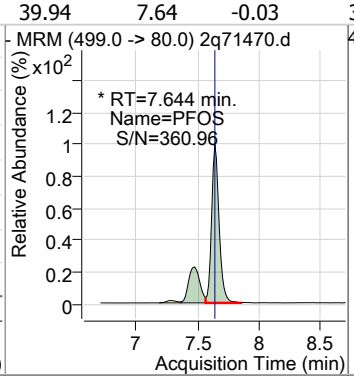

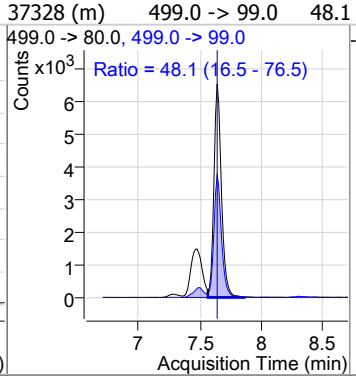

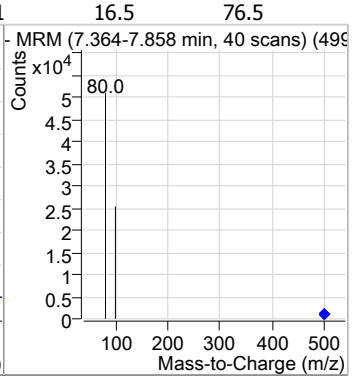

Perfluorinated Compounds by LC/MS/MS

Compound	Conc.	RT	Dev(Min)	Resp.	QIon	QRatio	Min.	Max.
13C9-PFNA	15.68	7.67	-0.03	177975				

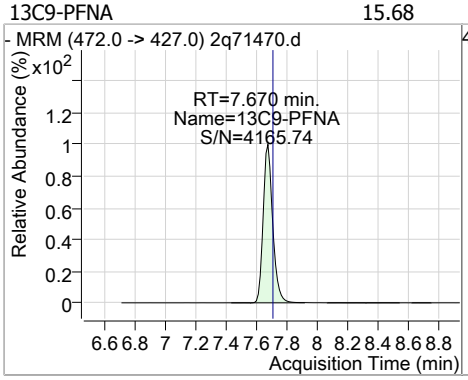

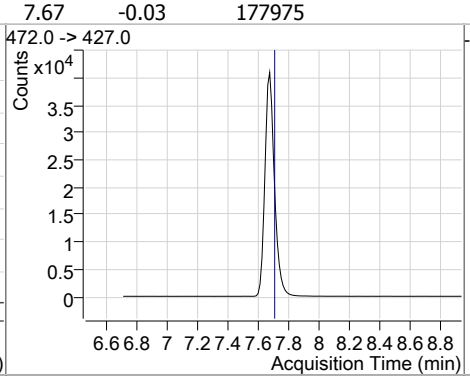

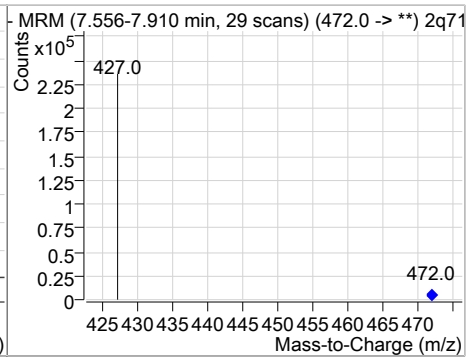

Compound	Conc.	RT	Dev(Min)	Resp.	QIon	QRatio	Min.	Max.
PFNA	19.35	7.67	-0.03	187859	463.0 -> 219.0	16.5	0.0	47.2

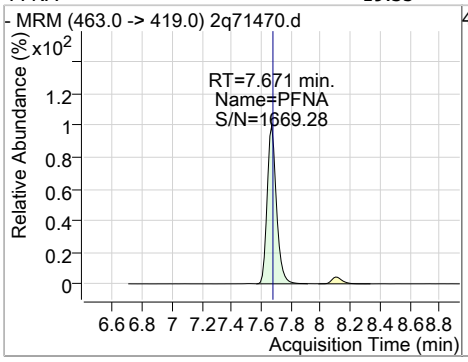

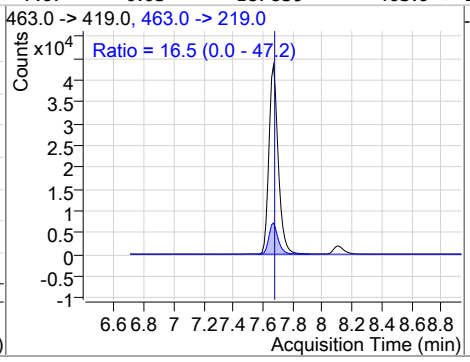

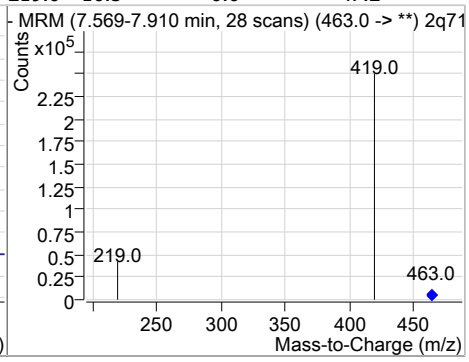

Compound	Conc.	RT	Dev(Min)	Resp.	QIon	QRatio	Min.	Max.
9Cl-PF3ONS	17.95	7.89	-0.03	22824	533.0 -> 353.0	32.0	0.6	60.6

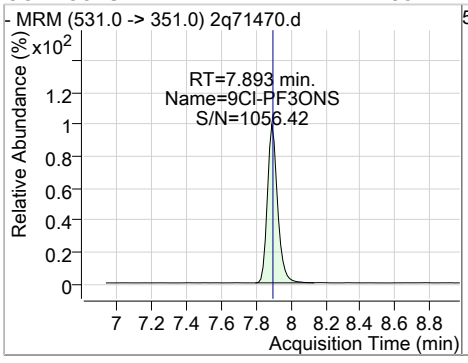

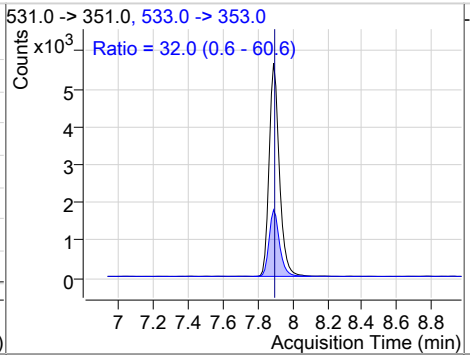

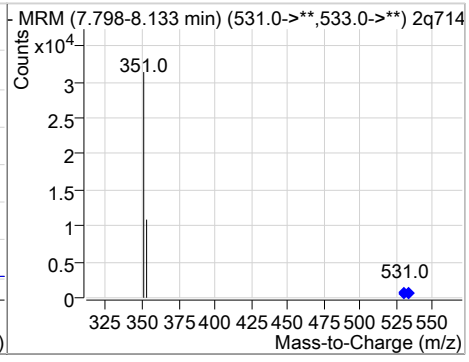

Compound	Conc.	RT	Dev(Min)	Resp.	QIon	QRatio	Min.	Max.
d3-MeFOSA	9.09	7.93	-0.01	6748				

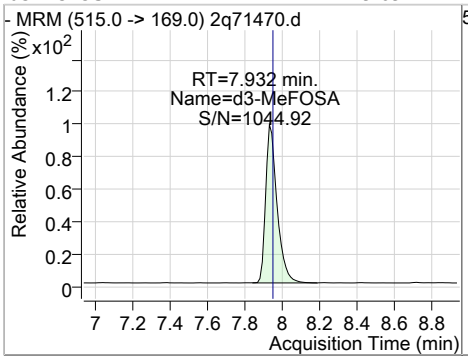

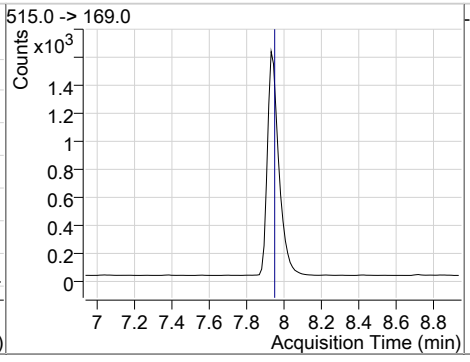

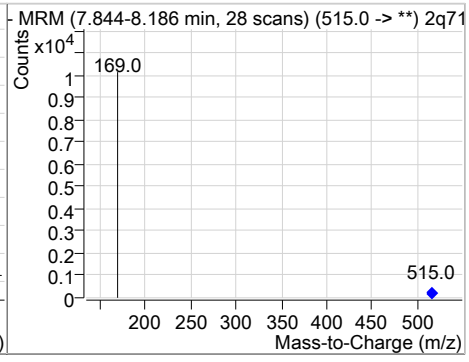

Perfluorinated Compounds by LC/MS/MS

Compound	Conc.	RT	Dev(Min)	Resp.	QIon	QRatio	Min.	Max.
MeFOSA	20.92	7.95	0.00	6756	512.0 -> 169.0	113.4	80.9	140.9

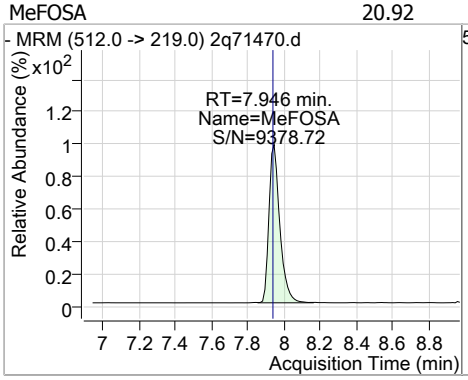

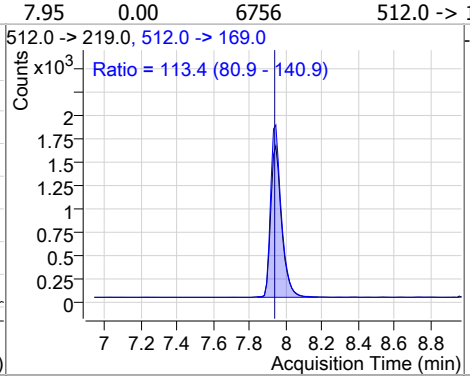

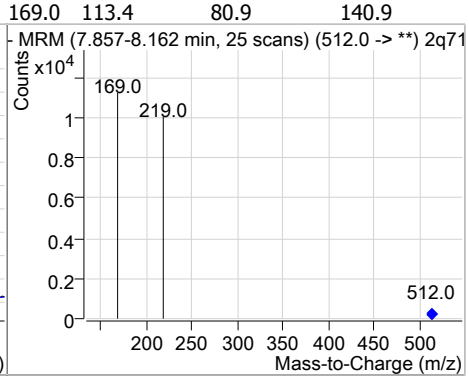

Compound	Conc.	RT	Dev(Min)	Resp.	QIon	QRatio	Min.	Max.
d3-MeFOSAA	15.94	8.00	0.00	60297				

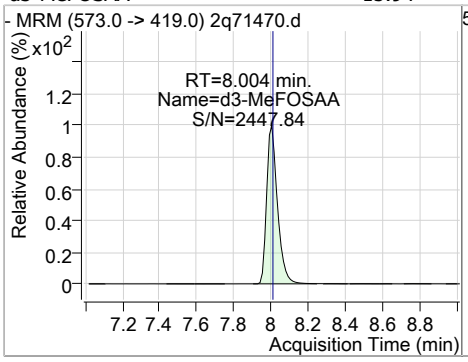

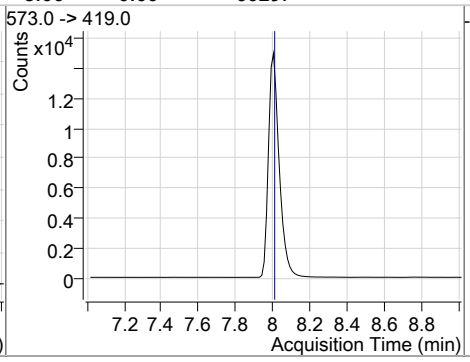

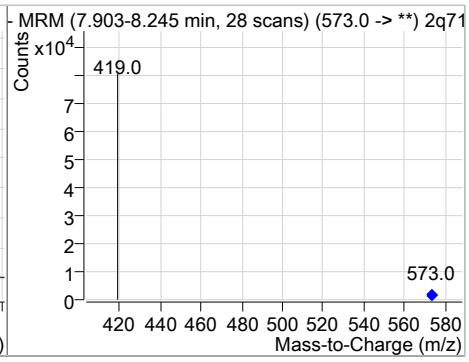

Compound	Conc.	RT	Dev(Min)	Resp.	QIon	QRatio	Min.	Max.
MeFOSAA	21.08	8.00	-0.01	51829	570.0 -> 512.0	25.8	0.0	54.8

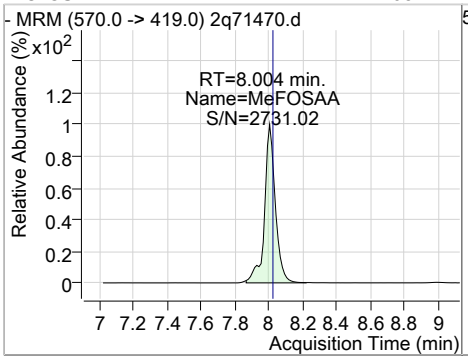

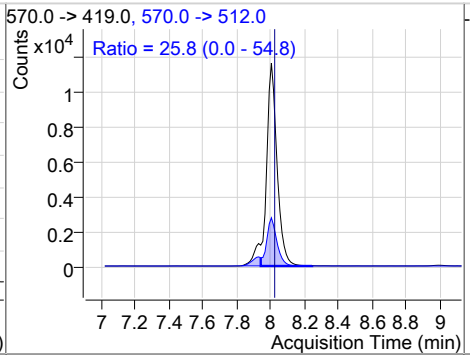

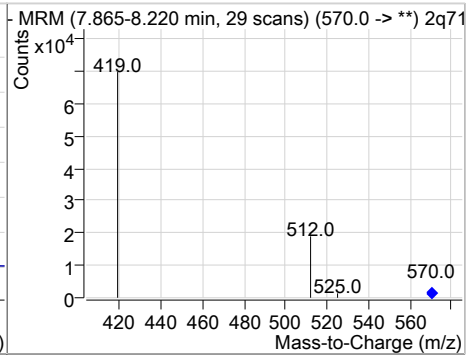

Compound	Conc.	RT	Dev(Min)	Resp.	QIon	QRatio	Min.	Max.
d5-EtFOSAA	15.53	8.12	-0.01	50112				

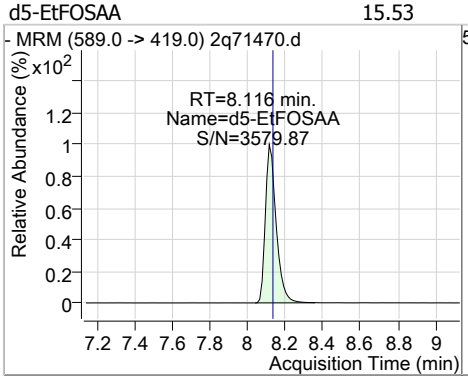

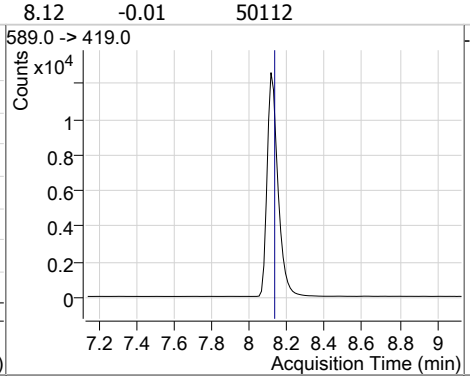

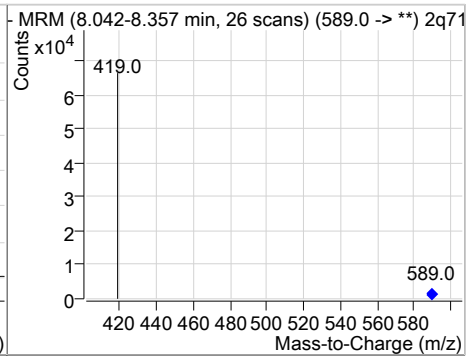

Perfluorinated Compounds by LC/MS/MS

Compound	Conc.	RT	Dev(Min)	Resp.	QIon	QRatio	Min.	Max.
EtFOSAA	20.52	8.13	0.00	44114	584.0 -> 483.0	58.2	30.2	90.2

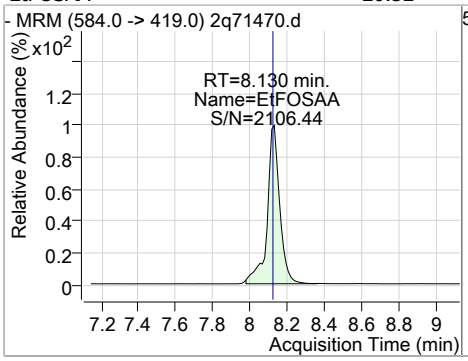

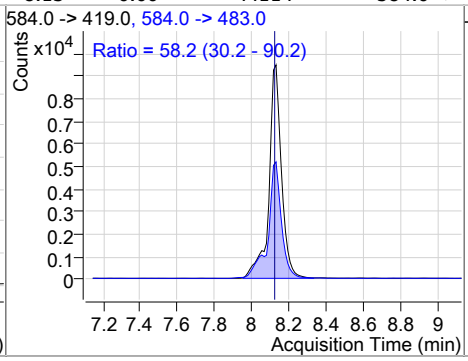

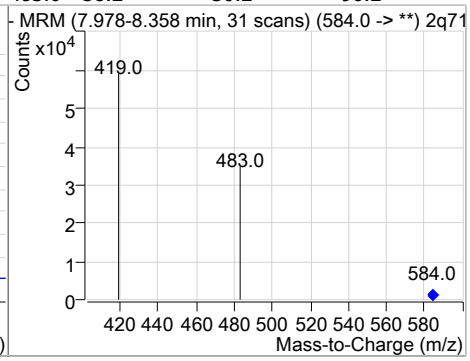

Compound	Conc.	RT	Dev(Min)	Resp.	QIon	QRatio	Min.	Max.
PFNS	20.23	8.11	-0.03	14232	549.0 -> 99.0	54.9	24.3	84.3

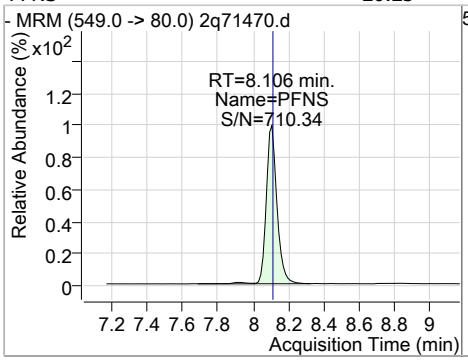

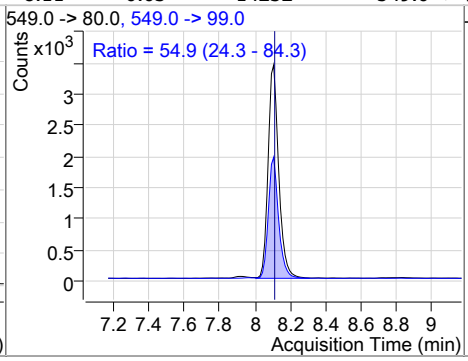

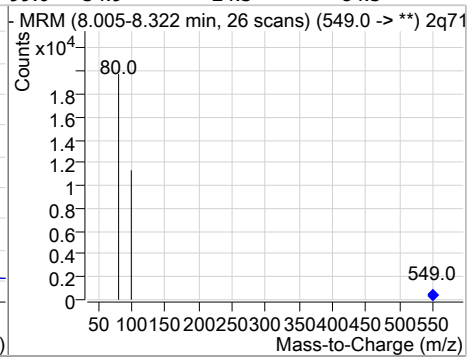

Compound	Conc.	RT	Dev(Min)	Resp.	QIon	QRatio	Min.	Max.
13C6-PFDA	15.74	8.13	-0.03	190099				

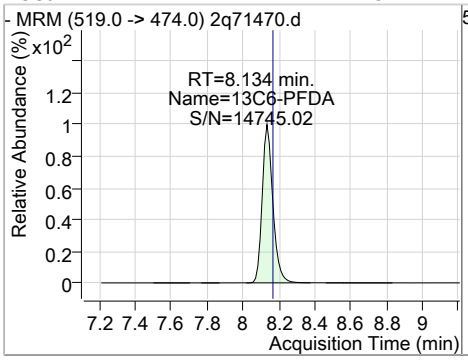

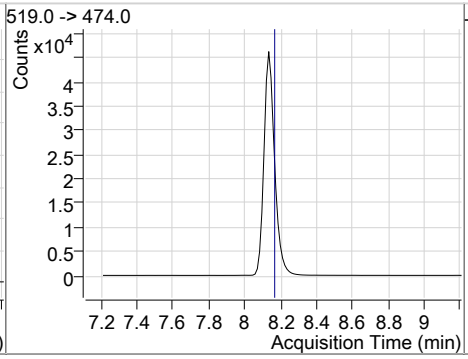

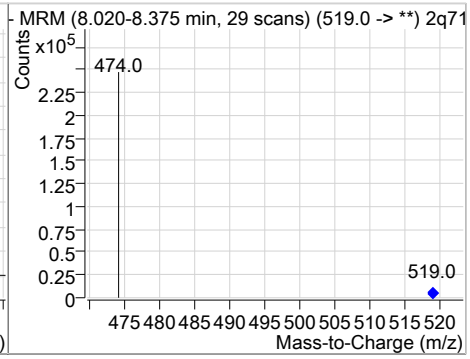

Compound	Conc.	RT	Dev(Min)	Resp.	QIon	QRatio	Min.	Max.
PFDA	18.60	8.13	-0.03	195925	513.0 -> 219.0	13.7	0.0	44.5

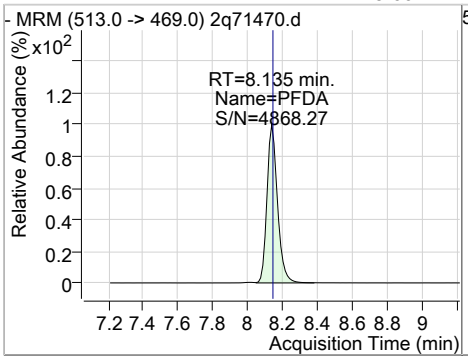

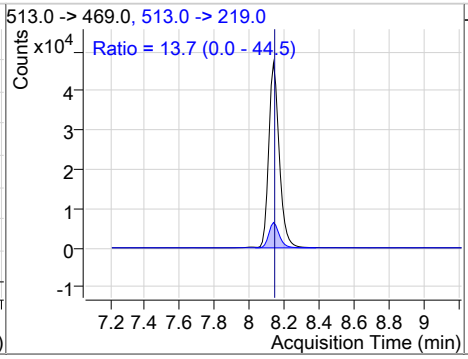

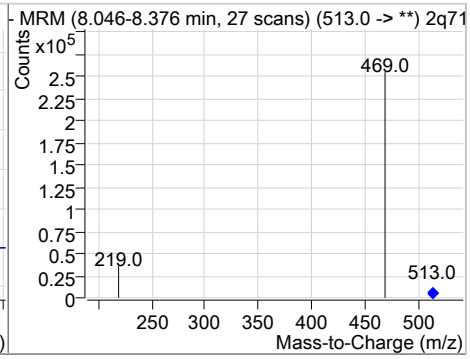

Perfluorinated Compounds by LC/MS/MS

Compound	Conc.	RT	Dev(Min)	Resp.	QIon	QRatio	Min.	Max.
13C2-8:2FTS	17.06	8.17	-0.03	92986				

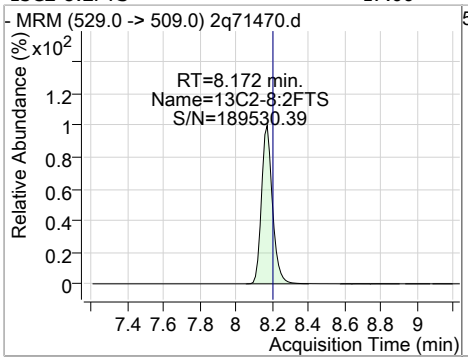

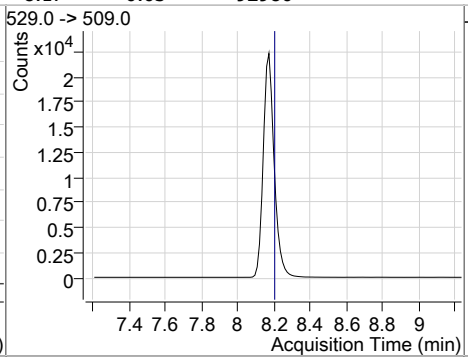

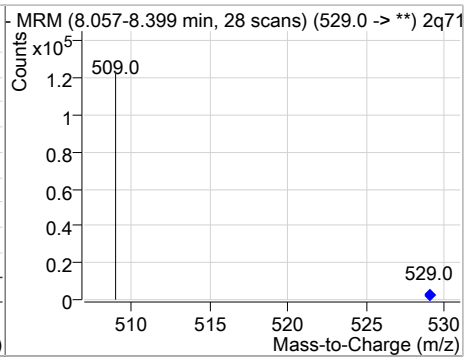

Compound	Conc.	RT	Dev(Min)	Resp.	QIon	QRatio	Min.	Max.
8:2FTS	19.94	8.17	-0.03	89698	527.0 -> 81.0	23.1	0.0	55.3

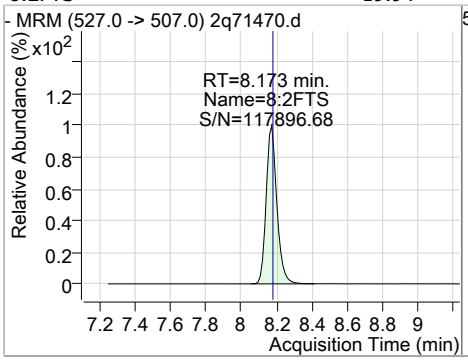

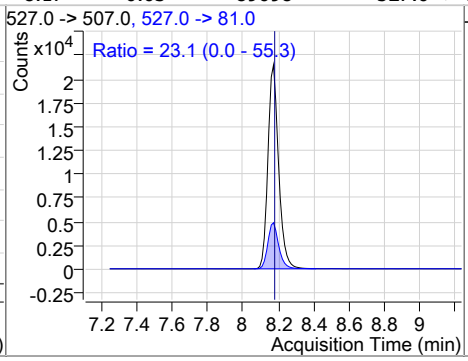

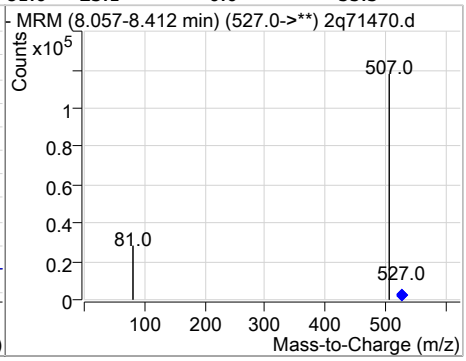

Compound	Conc.	RT	Dev(Min)	Resp.	QIon	QRatio	Min.	Max.
PFDS	17.61	8.51	-0.03	7550	599.0 -> 99.0	35.1	3.4	63.4

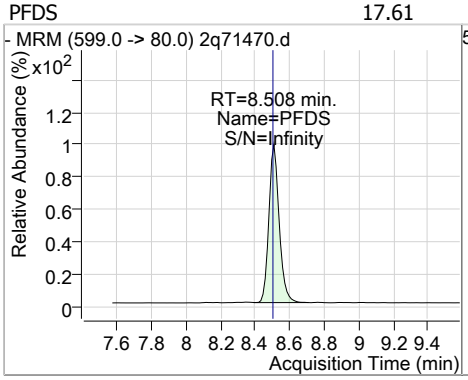

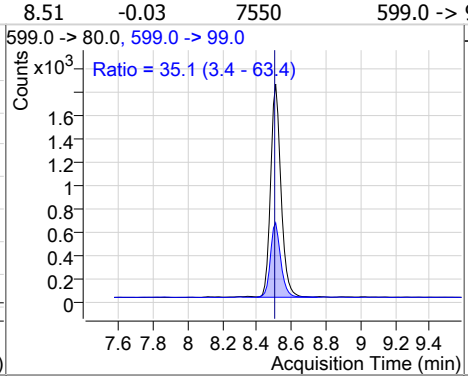

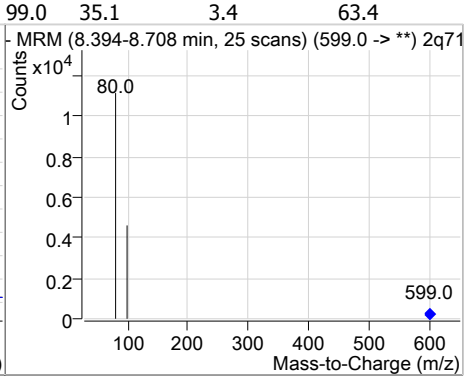

Compound	Conc.	RT	Dev(Min)	Resp.	QIon	QRatio	Min.	Max.
13C7-PFUnDA	15.52	8.55	-0.04	257914				

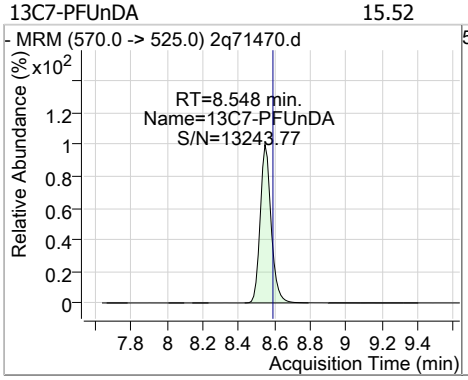

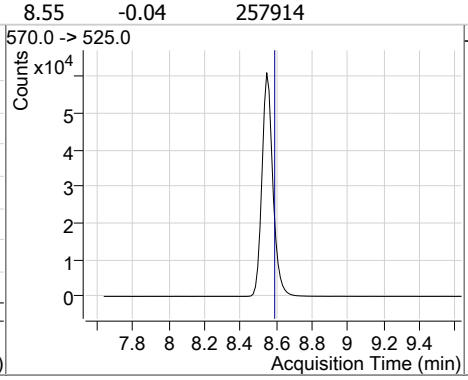

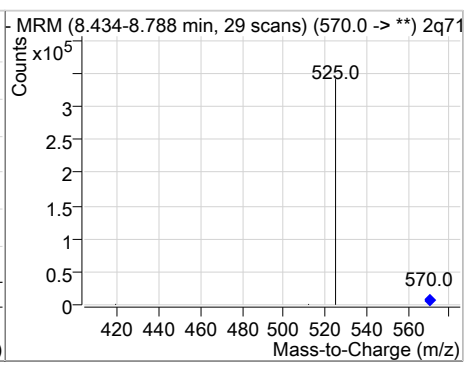

Perfluorinated Compounds by LC/MS/MS

Compound	Conc.	RT	Dev(Min)	Resp.	QIon	QRatio	Min.	Max.
PFUnDA	19.68	8.55	-0.04	249432	563.0 -> 269.0	14.1	0.0	44.0

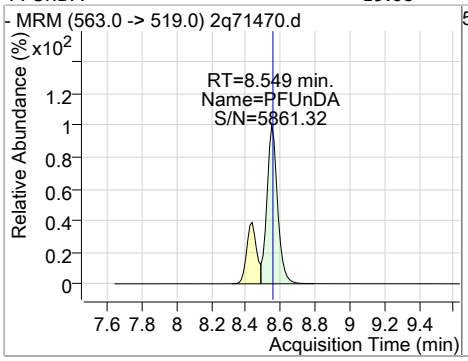

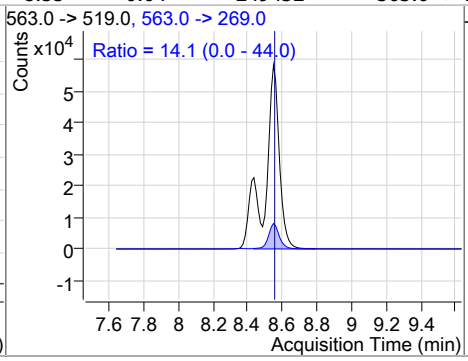

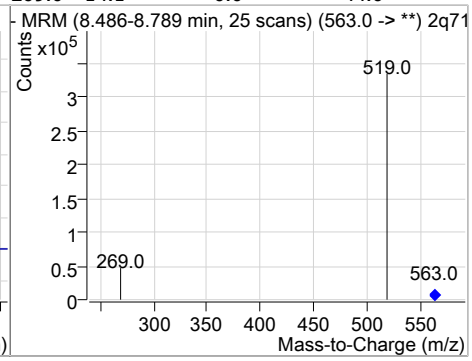

Compound	Conc.	RT	Dev(Min)	Resp.	QIon	QRatio	Min.	Max.
11Cl-PF3OUdS	18.75	8.70	-0.04	94359	633.0 -> 453.0	30.7	0.0	60.0

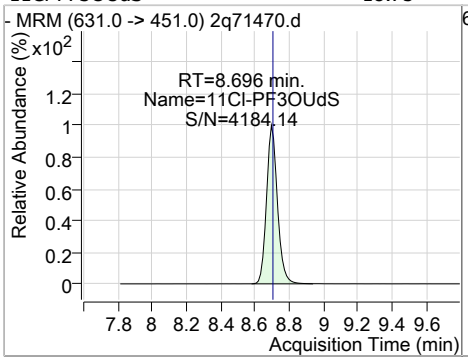

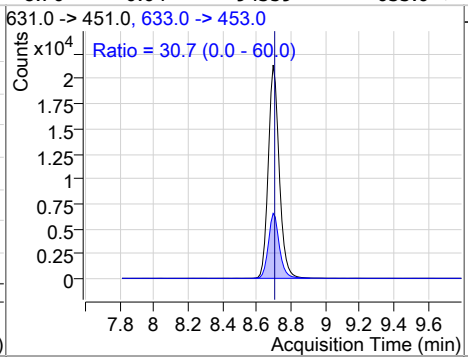

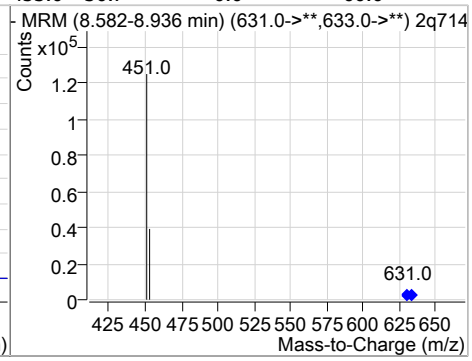

Compound	Conc.	RT	Dev(Min)	Resp.	QIon	QRatio	Min.	Max.
13C2-PFDoDA	13.46	9.00	-0.04	318373				

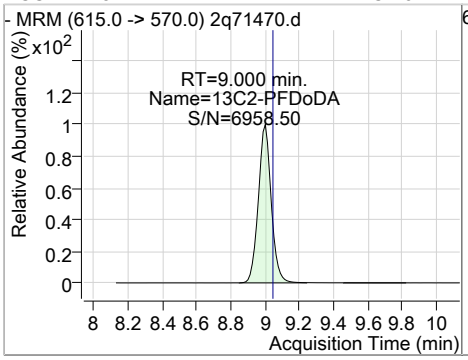

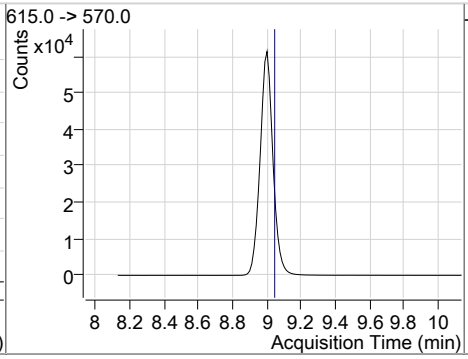

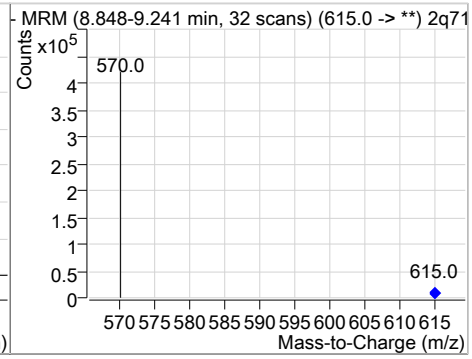

Compound	Conc.	RT	Dev(Min)	Resp.	QIon	QRatio	Min.	Max.
PFDoDA	19.86	9.00	-0.04	267098	613.0 -> 319.0	13.3	0.0	43.6

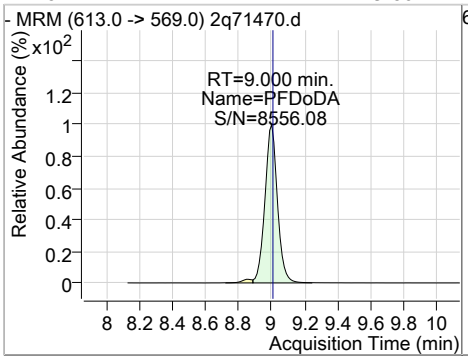

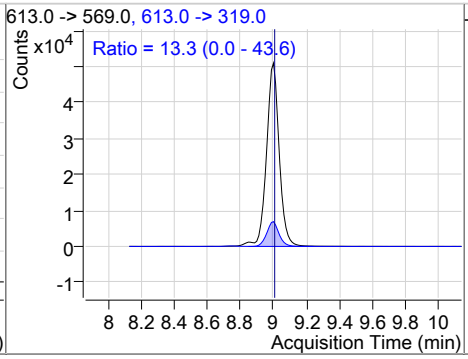

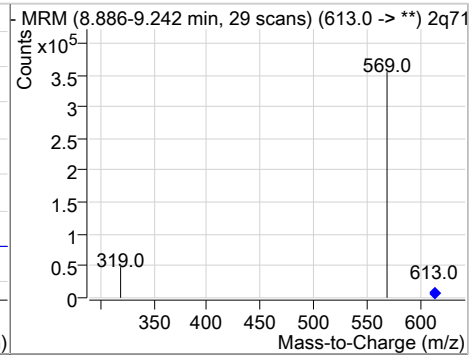

Perfluorinated Compounds by LC/MS/MS

Compound	Conc.	RT	Dev(Min)	Resp.	QIon	QRatio	Min.	Max.
PFTrDA	19.52	9.57	-0.04	330521	663.0 -> 369.0	8.4	0.0	38.6

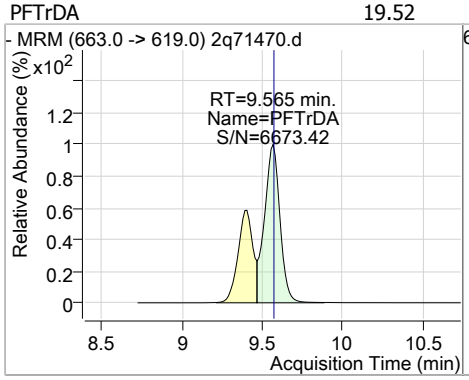

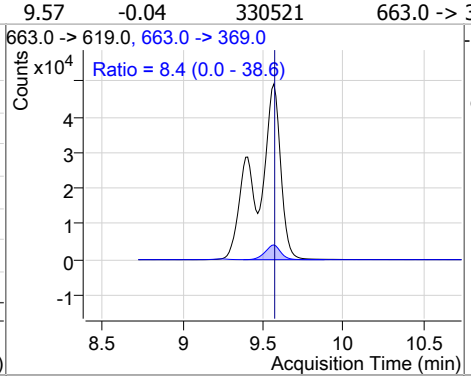

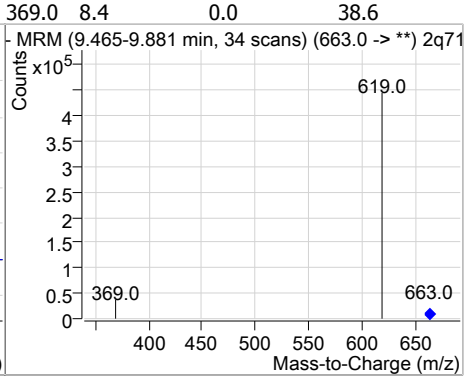

Compound	Conc.	RT	Dev(Min)	Resp.	QIon	QRatio	Min.	Max.
13C2-PFTeDA	14.31	10.13	-0.04	327229				

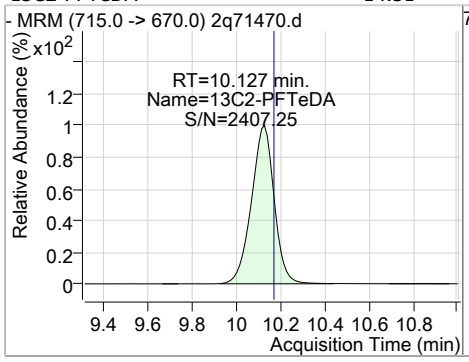

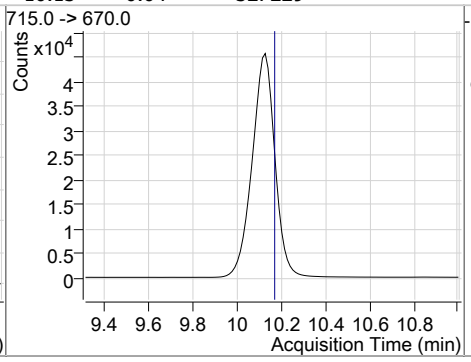

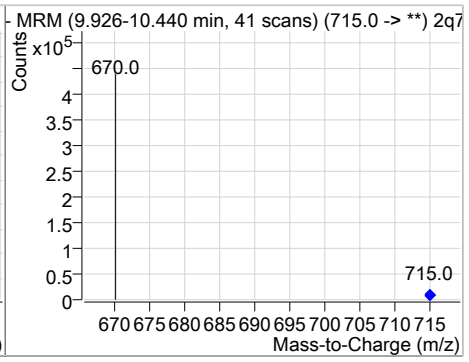

Compound	Conc.	RT	Dev(Min)	Resp.	QIon	QRatio	Min.	Max.
PFTeDA	18.68	10.13	-0.04	360408	713.0 -> 219.0	4.7	0.0	35.0

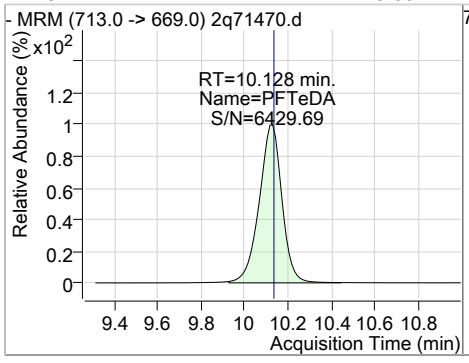

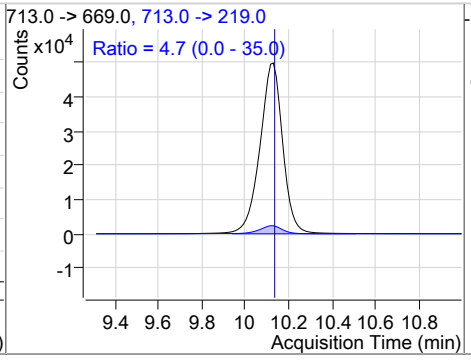

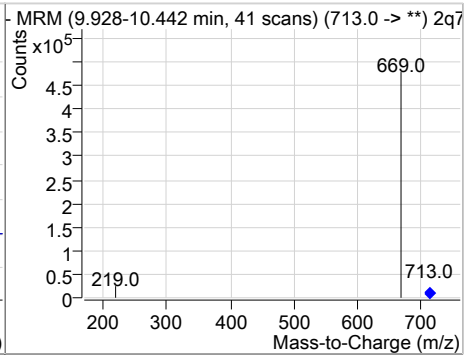

Manual Integration Approval Summary

Sample Number:	OP86217-MSD	**Method:**	EPA 537M BY ID
Lab FileID:	2Q71470.D	**Analyst approved:**	07/08/21 09:37 Nancy Saunders
Injection Time:	07/07/21 21:30	**Supervisor approved:**	07/08/21 16:40 Natasha Gumtie

Parameter	CAS	Sig#	R.T. (min.)	Reason
Perfluorohexanesulfonic acid	355-46-4		6.39	Split peak
Perfluorooctanesulfonic acid	1763-23-1		7.64	Split peak

QQQ Check Tune Report

Agilent Technologies

Instrument Name	Instrument 1
MS Model	G6470A
MS Instrument Serial	SG1636G008
Software_Firmware Version	B.08.00.B8023.0, FW: A.00.08.21
Tune Date & Time	06:20:21 09:05:42
Data Path	D:\MassHunter\Tune\QQQ\G6470A\atunes.TUNE.XML
Ion Source	AJS ESI
Ionization Mode	AJS ESI
Tuned Resolution	All
Vacuum Pressure	1.62E+0[R]; 2.99E-5[H]

Source Parameters

Parameter	Value
Gas Temp	300
Gas Flow	8
Nebulizer	15
Capillary	4000
Nozzle Voltage	1500
Sheath Gas Temp	250
Sheath Gas Flow	7

QQQ Check Tune Report

Agilent Technologies

Negative Results

Analyzer: MS1 Polarity: Negative Width: Unit

m/z Expected	m/z Measured	Delta	Result	FWHM Expected	FWHM Measured	Delta	Result	Abundance
112.99	113.02	0.03	Pass	0.70	0.69	-0.01	Pass	198735
302.00	302.01	0.01	Pass	0.70	0.70	0.00	Pass	99763
601.98	602.02	0.04	Pass	0.70	0.69	-0.01	Pass	217877
1033.99	1034.06	0.07	Pass	0.70	0.65	-0.05	Pass	478434
1633.95	1634.01	0.06	Pass	0.70	0.63	-0.07	Pass	626745
2233.91	2233.98	0.07	Pass	0.70	0.70	0.00	Pass	187491

Analyzer: MS2 Polarity: Negative Width: Unit

m/z Expected	m/z Measured	Delta	Result	FWHM Expected	FWHM Measured	Delta	Result	Abundance
69.00	69.00	0.00	Pass	0.70	0.65	-0.05	Pass	53392
112.99	113.00	0.01	Pass	0.70	0.66	-0.04	Pass	125795
302.00	302.00	0.00	Pass	0.70	0.71	0.01	Pass	109265
601.98	601.99	0.01	Pass	0.70	0.71	0.01	Pass	198928
1033.99	1034.01	0.02	Pass	0.70	0.70	0.00	Pass	315348
1633.95	1633.98	0.03	Pass	0.70	0.68	-0.02	Pass	1260254
2233.91	2233.92	0.01	Pass	0.70	0.68	-0.02	Pass	619899

Analyzer: MS1 Polarity: Negative Width: Wide

m/z Expected	m/z Measured	Delta	Result	FWHM Expected	FWHM Measured	Delta	Result	Abundance
112.99	113.04	0.05	Pass	1.20	1.17	-0.03	Pass	247801
302.00	301.98	-0.02	Pass	1.20	1.31	0.11	Pass	132738
601.98	601.86	-0.12	Pass	1.20	1.33	0.13	Pass	292721
1033.99	1033.71	-0.28	Pass	1.20	1.25	0.05	Pass	677565
1633.95	1633.45	-0.50	Pass	1.20	1.14	-0.06	Pass	902945
2233.91	2233.10	-0.81	Adjust	1.20	1.17	-0.03	Pass	265039

Analyzer: MS2 Polarity: Negative Width: Wide

m/z Expected	m/z Measured	Delta	Result	FWHM Expected	FWHM Measured	Delta	Result	Abundance
69.00	68.98	-0.02	Pass	1.20	1.11	-0.09	Pass	72285
112.99	113.00	0.01	Pass	1.20	1.14	-0.06	Pass	189787
302.00	301.98	-0.02	Pass	1.20	1.07	-0.13	Pass	138464
601.98	601.91	-0.07	Pass	1.20	1.13	-0.07	Pass	272021
1033.99	1033.81	-0.18	Pass	1.20	1.06	-0.14	Pass	501302
1633.95	1633.62	-0.33	Pass	1.20	1.08	-0.12	Pass	1919748
2233.91	2233.49	-0.42	Pass	1.20	1.11	-0.09	Pass	1226762

Analyzer: MS1 Polarity: Negative Width: Widest

m/z Expected	m/z Measured	Delta	Result	FWHM Expected	FWHM Measured	Delta	Result	Abundance
112.99	112.94	-0.05	Pass	2.50	2.55	0.05	Pass	284916
302.00	301.99	-0.01	Pass	2.50	2.64	0.14	Pass	156468
601.98	601.93	-0.05	Pass	2.50	2.65	0.15	Pass	393166
1033.99	1033.82	-0.17	Pass	2.50	2.55	0.05	Pass	1087159
1633.95	1633.60	-0.35	Pass	2.50	2.75	0.25	Pass	1673171
2233.91	2233.55	-0.36	Pass	2.50	1.89	-0.61	Pass	689534

Analyzer: MS2 Polarity: Negative Width: Widest

m/z Expected	m/z Measured	Delta	Result	FWHM Expected	FWHM Measured	Delta	Result	Abundance
69.00	68.94	-0.06	Pass	2.50	2.46	-0.04	Pass	84934
112.99	112.96	-0.03	Pass	2.50	2.41	-0.09	Pass	262663
302.00	302.02	0.02	Pass	2.50	2.39	-0.11	Pass	182056
601.98	601.93	-0.05	Pass	2.50	2.35	-0.15	Pass	420381
1033.99	1033.82	-0.17	Pass	2.50	2.19	-0.31	Pass	1139170
1633.95	1633.63	-0.32	Pass	2.50	2.27	-0.23	Pass	5185485
2233.91	2233.40	-0.51	Pass	2.50	2.20	-0.30	Pass	4267410

Manual Integrations APPROVED (compounds with "m" flag)
Mike Eger
06/21/21 13:43

Perfluorinated Compounds by LC/MS/MS

Data File : 2q70198.d
Operator : nancyf
Acq. Method : 537_ID.m
Acq. Date-Time : 6/20/2021 10:13:55 AM
Sample Name : ic1012-0.5
Vial : P1-A2
DA Method File : BR_LN_062021_S2Q1012.quantmethod.xml
Batch Name : s2q1012.batch.bin
Sample Information : op85082,S2Q1012,250,,,1.0,1,water

Compound	RT	QIon	Resp.	Conc.	Units	Dev(Min)
Internal Standards						
M5-EtFOSAA	8.116	589.0 -> 419.0	63874	20.00	µg/L	-0.013
M4-PFBA	1.952	217.0 -> 172.0	76641	20.00	µg/L	-0.013
M5-PFPeA	3.962	268.0 -> 223.0	68225	20.00	µg/L	0.000
M5-PFHxA	5.403	318.0 -> 273.0	109108	20.00	µg/L	0.000
M4-PFHpA	6.370	367.0 -> 322.0	159623	20.00	µg/L	0.000
M8-PFOA	7.114	421.0 -> 376.0	215852	20.00	µg/L	0.000
M9-PFNA	7.696	472.0 -> 427.0	223942	20.00	µg/L	-0.013
M6-PFDA	8.174	519.0 -> 474.0	237646	20.00	µg/L	0.000
M7-PFUnDA	8.599	570.0 -> 525.0	327037	20.00	µg/L	0.000
M2-PFDoDA	9.088	615.0 -> 570.0	458050	20.00	µg/L	0.000
M2-PFTeDA	10.265	715.0 -> 670.0	428480	20.00	µg/L	0.000
M8-FOSA	7.554	506.0 -> 78.0	50560	20.00	µg/L	-0.013
M3-PFBS	4.280	302.0 -> 99.0	8545	20.00	µg/L	0.000
M3-PFHxS	6.405	402.0 -> 99.0	10133	20.00	µg/L	-0.013
M8-PFOS	7.681	507.0 -> 99.0	14849	20.00	µg/L	0.000
M2-4:2FTS	5.297	329.0 -> 309.0	65810	20.00	µg/L	0.000
M2-6:2FTS	7.100	429.0 -> 409.0	112703	20.00	µg/L	0.000
M2-8:2FTS	8.210	529.0 -> 509.0	99526	20.00	µg/L	0.000
M3-MeFOSAA	8.004	573.0 -> 419.0	70723	20.00	µg/L	0.000
M3-HFPO-DA	5.709	287.0 -> 169.0	6736	20.00	µg/L	-0.013
M3-MeFOSA	7.932	515.0 -> 169.0	14817	20.00	µg/L	0.000
System Monitoring Compounds						
13C2-4:2FTS	5.297	329.0 -> 309.0	65810	18.64	µg/L	0.000
Spiked Amount: 20.00	Range: 50.0 - 150.0%			Recovery = 93.2%		
13C2-6:2FTS	7.100	429.0 -> 409.0	112703	18.70	µg/L	0.000
Spiked Amount: 20.00	Range: 50.0 - 150.0%			Recovery = 93.5%		
13C2-8:2FTS	8.210	529.0 -> 509.0	99526	18.26	µg/L	0.000
Spiked Amount: 20.00	Range: 50.0 - 150.0%			Recovery = 91.3%		
13C2-PFDoDA	9.088	615.0 -> 570.0	458050	19.36	µg/L	0.000
Spiked Amount: 20.00	Range: 50.0 - 150.0%			Recovery = 96.8%		
13C2-PFTeDA	10.265	715.0 -> 670.0	428480	18.74	µg/L	0.000
Spiked Amount: 20.00	Range: 50.0 - 150.0%			Recovery = 93.7%		
13C3-PFBS	4.280	302.0 -> 99.0	8545	20.23	µg/L	0.000
Spiked Amount: 20.00	Range: 50.0 - 150.0%			Recovery = 101.1%		
13C3-PFHxS	6.405	402.0 -> 99.0	10133	20.07	µg/L	-0.013
Spiked Amount: 20.00	Range: 50.0 - 150.0%			Recovery = 100.3%		
13C4-PFBA	1.952	217.0 -> 172.0	76641	20.15	µg/L	-0.013
Spiked Amount: 20.00	Range: 50.0 - 150.0%			Recovery = 100.8%		
13C4-PFHpA	6.370	367.0 -> 322.0	159623	19.89	µg/L	0.000
Spiked Amount: 20.00	Range: 50.0 - 150.0%			Recovery = 99.5%		
d5-EtFOSAA	8.116	589.0 -> 419.0	63874	19.79	ng/ml	-0.013
Spiked Amount: 20.00	Range: 50.0 - 150.0%			Recovery = 99.0%		
13C5-PFHxA	5.403	318.0 -> 273.0	109108	19.97	µg/L	0.000
Spiked Amount: 20.00	Range: 50.0 - 150.0%			Recovery = 99.8%		
13C5-PFPeA	3.962	268.0 -> 223.0	68225	19.96	µg/L	0.000

Perfluorinated Compounds by LC/MS/MS

Compound	RT	QIon	Resp.	Conc.	Units		Dev(Min)
Spiked Amount: 20.00	Range: 50.0 - 150.0%			Recovery = 99.8%			
13C6-PFDA	8.174	519.0 -> 474.0	237646	19.68	µg/L		0.000
Spiked Amount: 20.00	Range: 50.0 - 150.0%			Recovery = 98.4%			
13C7-PFUnDA	8.599	570.0 -> 525.0	327037	19.68	µg/L		0.000
Spiked Amount: 20.00	Range: 50.0 - 150.0%			Recovery = 98.4%			
13C8-FOSA	7.554	506.0 -> 78.0	50560	19.93	µg/L		-0.013
Spiked Amount: 20.00	Range: 50.0 - 150.0%			Recovery = 99.6%			
13C8-PFOA	7.114	421.0 -> 376.0	215852	19.91	µg/L		0.000
Spiked Amount: 20.00	Range: 50.0 - 150.0%			Recovery = 99.5%			
13C8-PFOS	7.681	507.0 -> 99.0	14849	20.12	µg/L		0.000
Spiked Amount: 20.00	Range: 50.0 - 150.0%			Recovery = 100.6%			
13C9-PFNA	7.696	472.0 -> 427.0	223942	19.73	µg/L		-0.013
Spiked Amount: 20.00	Range: 50.0 - 150.0%			Recovery = 98.7%			
d3-MeFOSAA	8.004	573.0 -> 419.0	70723	18.69	µg/L		0.000
Spiked Amount: 20.00	Range: 50.0 - 150.0%			Recovery = 93.5%			
13C3-HFPO-DA	5.709	287.0 -> 169.0	6736	20.44	µg/L		-0.013
Spiked Amount: 20.00	Range: 50.0 - 150.0%			Recovery = 102.2%			
d3-MeFOSA	7.932	515.0 -> 169.0	14817	19.96	µg/L		0.000
Spiked Amount: 20.00	Range: 50.0 - 150.0%			Recovery = 99.8%			
Target Compounds							**QValue**
4:2FTS	5.287	327.0 -> 307.0	1643	0.48	µg/L		94
6:2FTS	7.101	427.0 -> 407.0	2825	0.50	µg/L		98
8:2FTS	8.211	527.0 -> 507.0	2258	0.47	µg/L		96
br-PFHxS	6.229	399.0 -> 80.0	74	0.05	µg/L		72
EtFOSAA	8.130	584.0 -> 419.0	1054	0.38	µg/L		97
FOSA	7.556	498.0 -> 78.0	1095	0.46	µg/L		100
MeFOSAA	8.004	570.0 -> 419.0	1231	0.43	µg/L	m	97
PFBA	1.958	213.0 -> 169.0	616	0.44	µg/L		100
PFBS	4.270	299.0 -> 80.0	601	0.46	µg/L		98
PFDA	8.174	513.0 -> 469.0	5816	0.44	µg/L		99
PFDoDA	9.088	613.0 -> 569.0	8544	0.44	µg/L		99
PFDS	8.546	599.0 -> 80.0	276	0.51	µg/L		92
PFHpA	6.371	363.0 -> 319.0	5588	0.45	µg/L		97
PFHpS	7.112	449.0 -> 80.0	550	0.46	µg/L		95
PFHxA	5.404	313.0 -> 269.0	1469	0.38	µg/L		94
PFHxS	6.406	399.0 -> 80.0	615	0.48	µg/L	m	90
PFNA	7.696	463.0 -> 419.0	5427	0.44	µg/L		94
PFNS	8.132	549.0 -> 80.0	436	0.45	µg/L		100
PFOA	7.114	413.0 -> 369.0	5052	0.44	µg/L		96
PFOS	7.669	499.0 -> 80.0	548	0.43	µg/L	m	96
PFPeA	3.964	263.0 -> 219.0	2249	0.47	µg/L		100
PFPeS	5.527	349.0 -> 80.0	406	0.47	µg/L		99
PFTeDA	10.267	713.0 -> 669.0	11586	0.46	µg/L		99
PFTrDA	9.705	663.0 -> 619.0	10324	0.42	µg/L		99
PFUnDA	8.600	563.0 -> 519.0	7148	0.44	µg/L		99
LN-PFHxS	6.406	399.0 -> 80.0	546	0.43	µg/L		92
11Cl-PF3OUdS	8.760	631.0 -> 451.0	3103	0.43	µg/L		92
9Cl-PF3ONS	7.918	531.0 -> 351.0	758	0.48	µg/L		93
ADONA	6.471	377.0 -> 251.0	6227	0.42	µg/L		97
br-PFOS	7.516	499.0 -> 80.0	190	0.11	µg/L		91
HFPO-DA	5.717	329.0 -> 169.0	620	0.47	µg/L		94
LN-PFOS	7.669	499.0 -> 80.0	358	0.32	µg/L		96
br-PFOA	7.114	413.0 -> 369.0	5052	0.44	µg/L		96
LN-PFOA	7.114	413.0 -> 369.0	5052	0.44	µg/L		96
br-PFNA	7.696	463.0 -> 419.0	5427	0.44	µg/L		94
LN-PFNA	7.696	463.0 -> 419.0	5427	0.44	µg/L		94

Perfluorinated Compounds by LC/MS/MS

Compound	RT	QIon	Resp.	Conc.	Units	Dev(Min)
MeFOSA	7.933	512.0 -> 219.0	358	0.50	µg/L	89

= Qualifier out of range, m = manually integrated, + = Area summed

Perfluorinated Compounds by LC/MS/MS

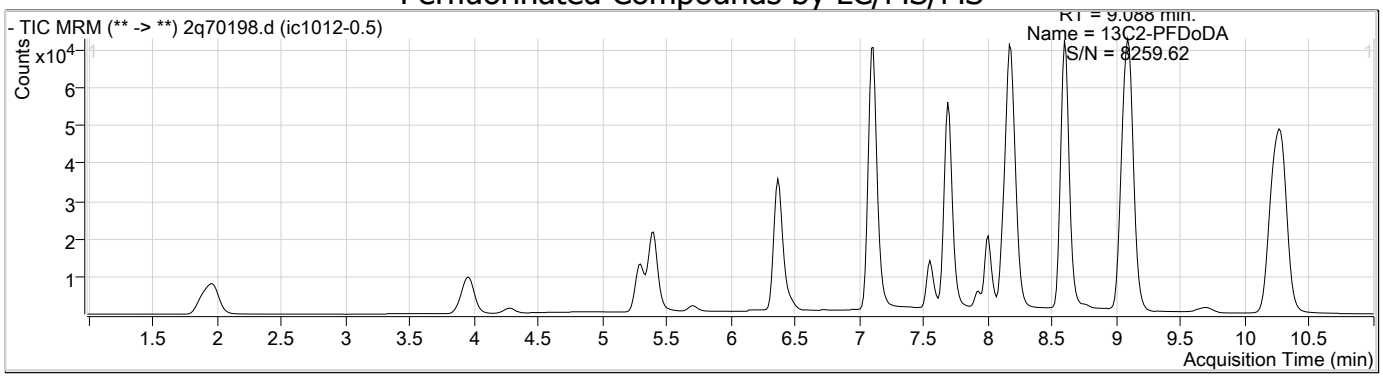

Compound	Conc.	RT	Dev(Min)	Resp.	QIon	QRatio	Min.	Max.
PFBA	0.44	1.96	0.00	616				

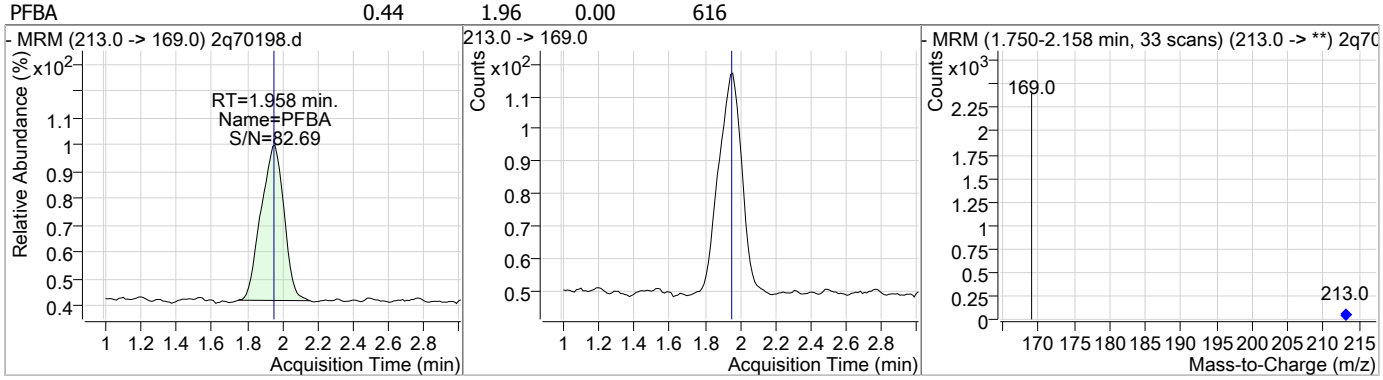

Compound	Conc.	RT	Dev(Min)	Resp.	QIon	QRatio	Min.	Max.
13C4-PFBA	20.15	1.95	-0.01	76641				

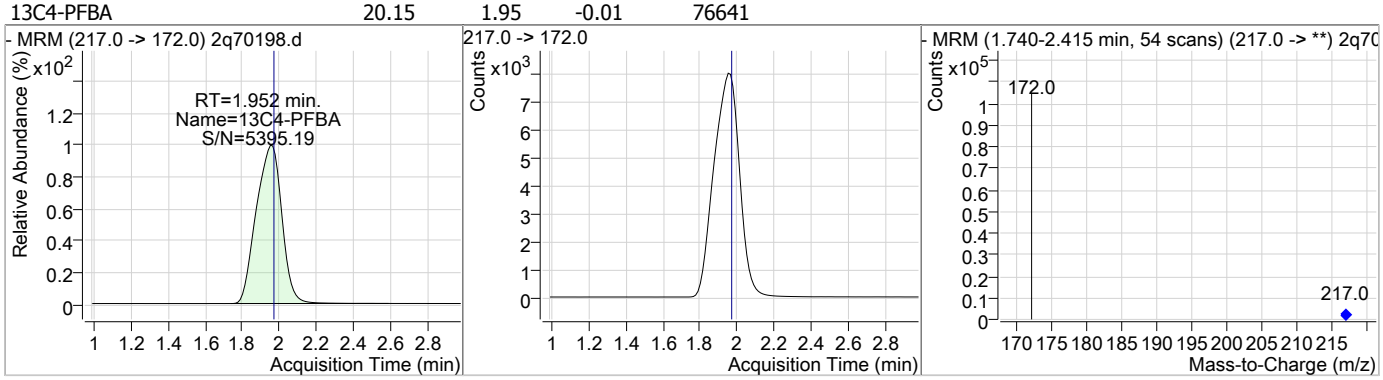

Compound	Conc.	RT	Dev(Min)	Resp.	QIon	QRatio	Min.	Max.
13C5-PFPeA	19.96	3.96	0.00	68225				

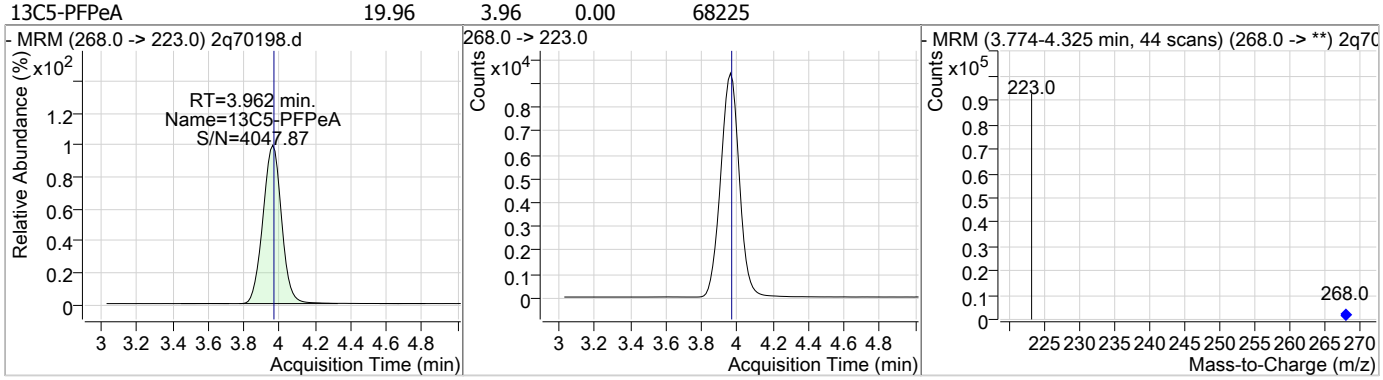

Perfluorinated Compounds by LC/MS/MS

Compound	Conc.	RT	Dev(Min)	Resp.	QIon	QRatio	Min.	Max.
PFPeA	0.47	3.96	0.00	2249				

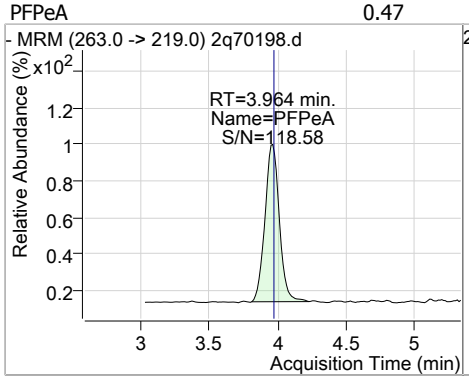

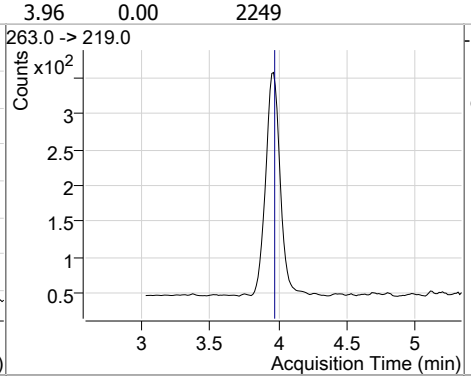

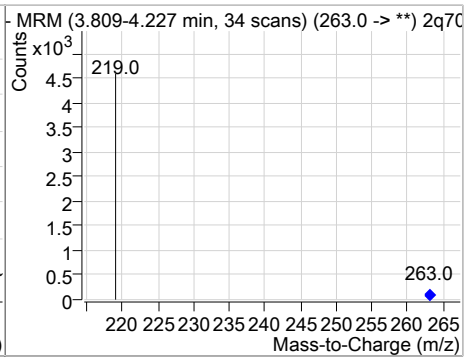

Compound	Conc.	RT	Dev(Min)	Resp.	QIon	QRatio	Min.	Max.
13C3-PFBS	20.23	4.28	0.00	8545				

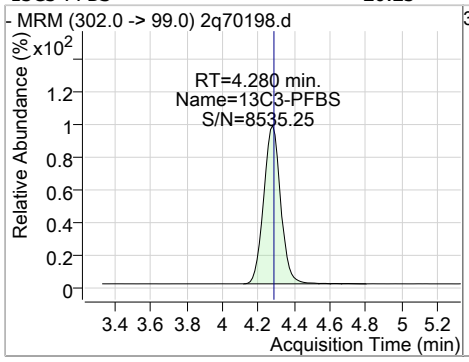

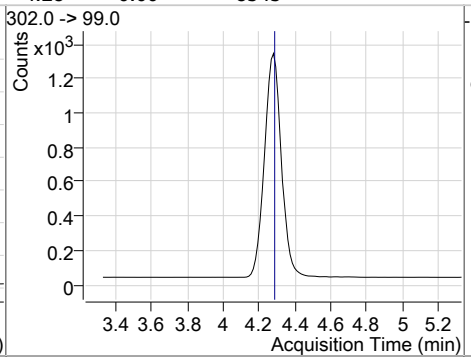

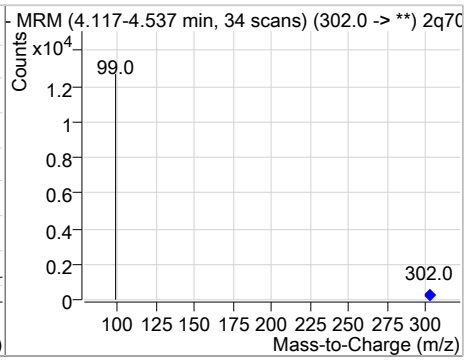

Compound	Conc.	RT	Dev(Min)	Resp.	QIon	QRatio	Min.	Max.
PFBS	0.46	4.27	-0.01	601	299.0 -> 99.0	36.1	7.4	67.4

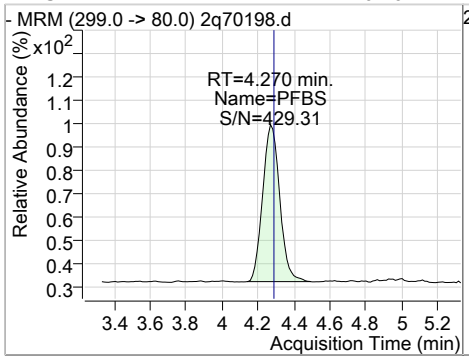

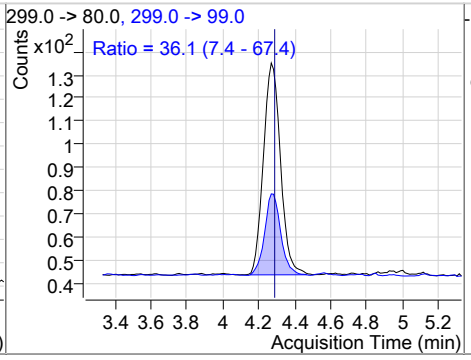

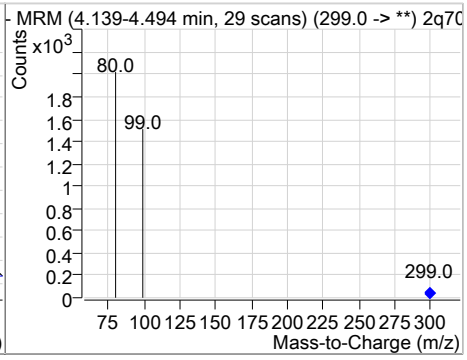

Compound	Conc.	RT	Dev(Min)	Resp.	QIon	QRatio	Min.	Max.
13C2-4:2FTS	18.64	5.30	0.00	65810				

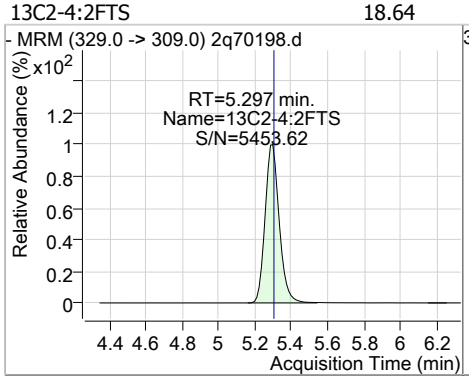

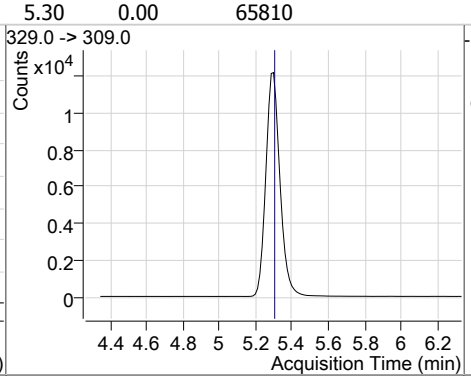

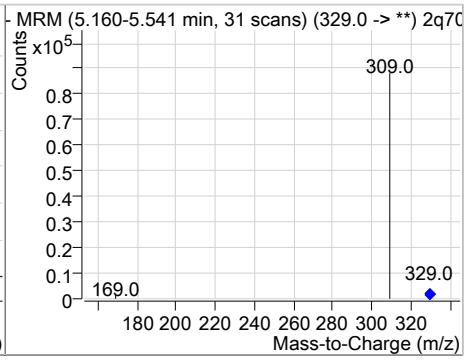

Perfluorinated Compounds by LC/MS/MS

Compound	Conc.	RT	Dev(Min)	Resp.	QIon	QRatio	Min.	Max.
4:2FTS	0.48	5.29	-0.01	1643	327.0 -> 81.0	36.7	3.0	63.0

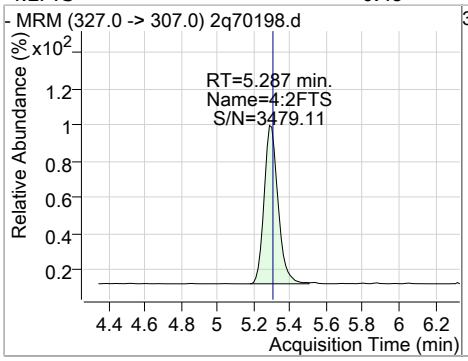

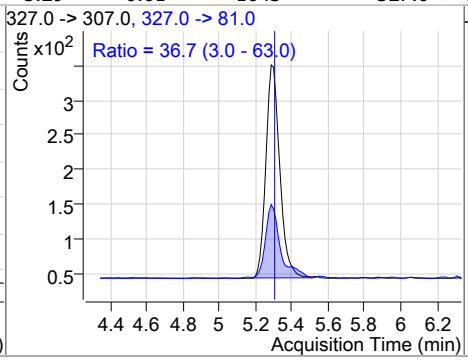

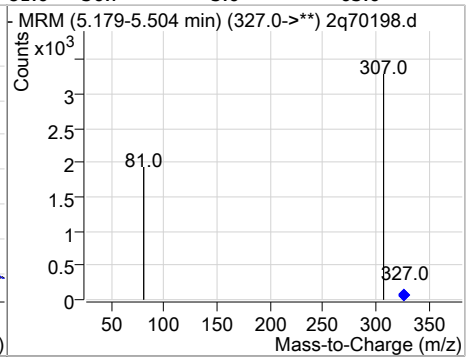

Compound	Conc.	RT	Dev(Min)	Resp.	QIon	QRatio	Min.	Max.
13C5-PFHxA	19.97	5.40	0.00	109108				

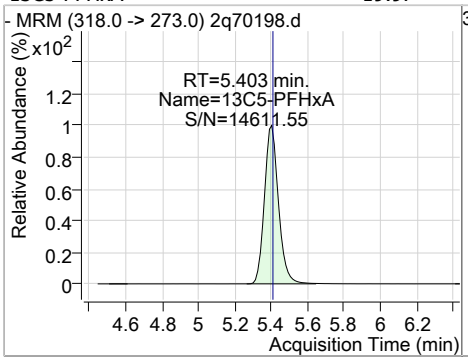

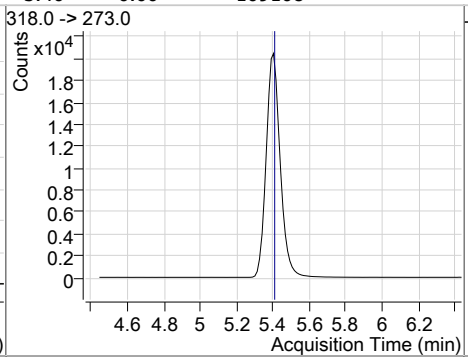

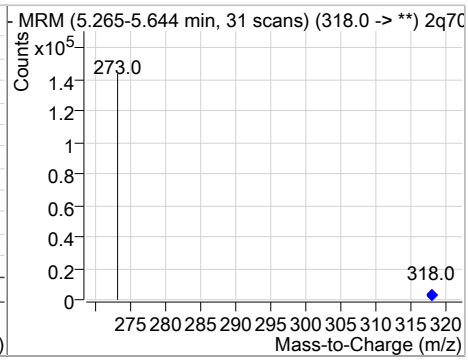

Compound	Conc.	RT	Dev(Min)	Resp.	QIon	QRatio	Min.	Max.
PFHxA	0.38	5.40	0.00	1469	313.0 -> 119.0	10.2	0.0	38.2

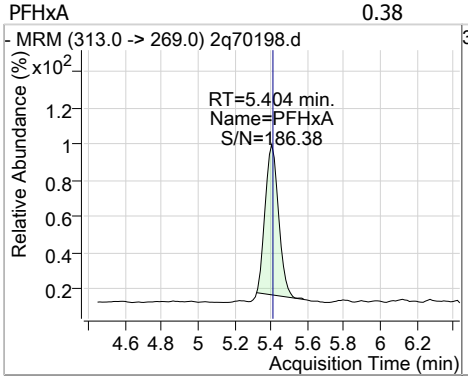

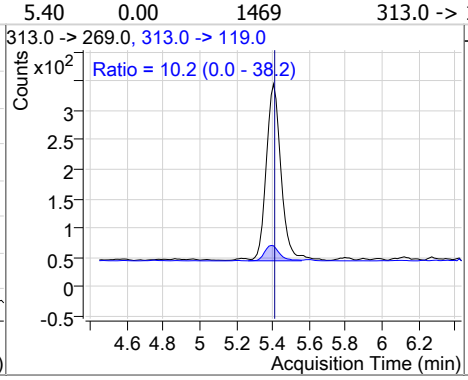

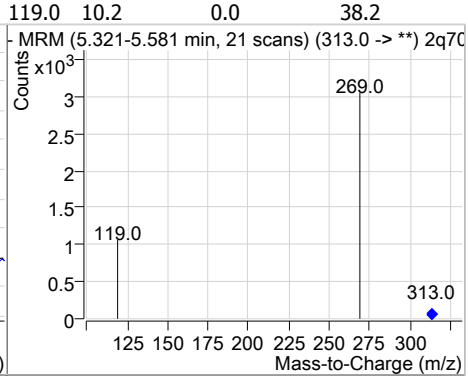

Compound	Conc.	RT	Dev(Min)	Resp.	QIon	QRatio	Min.	Max.
PFPeS	0.47	5.53	-0.01	406	349.0 -> 99.0	38.4	9.1	69.1

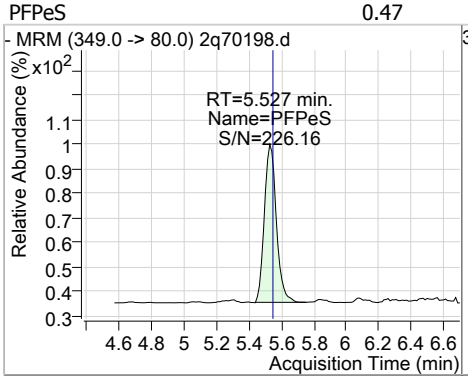

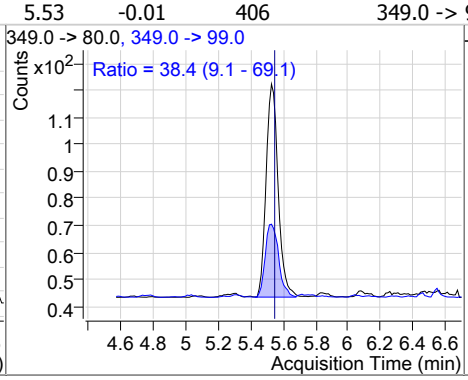

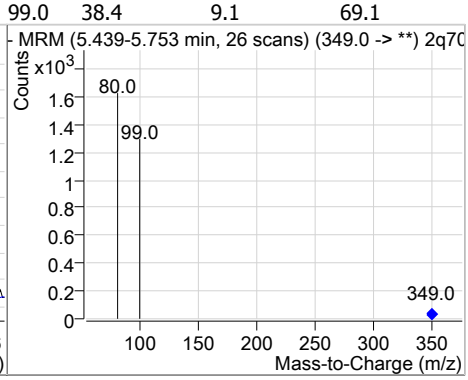

Perfluorinated Compounds by LC/MS/MS

Compound	Conc.	RT	Dev(Min)	Resp.	QIon	QRatio	Min.	Max.
HFPO-DA	0.47	5.72	0.00	620	285.0 -> 169.0	17.4	0.0	44.8

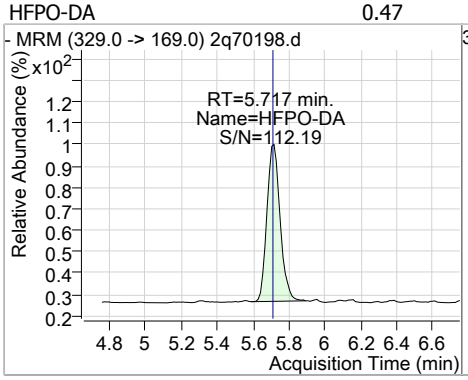

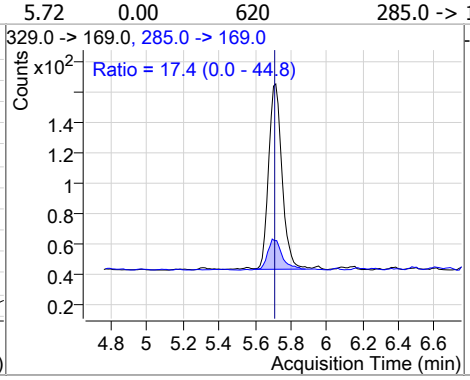

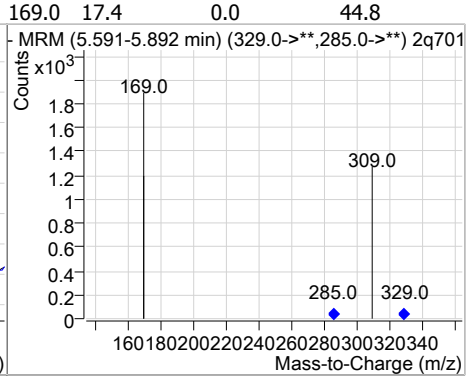

Compound	Conc.	RT	Dev(Min)	Resp.	QIon	QRatio	Min.	Max.
13C3-HFPO-DA	20.44	5.71	-0.01	6736				

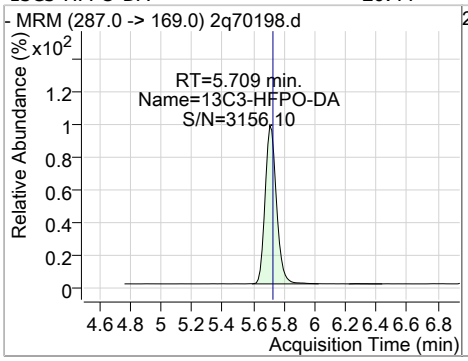

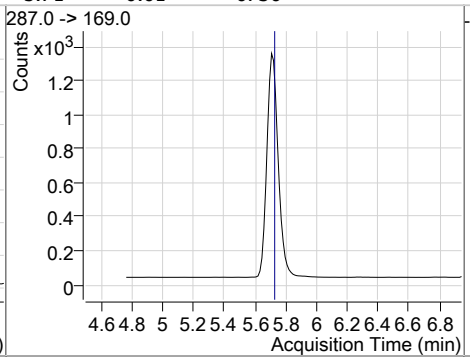

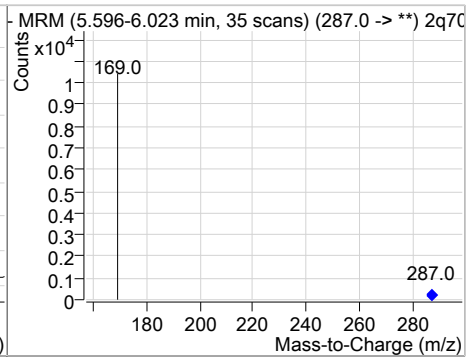

Compound	Conc.	RT	Dev(Min)	Resp.	QIon	QRatio	Min.	Max.
13C4-PFHpA	19.89	6.37	0.00	159623				

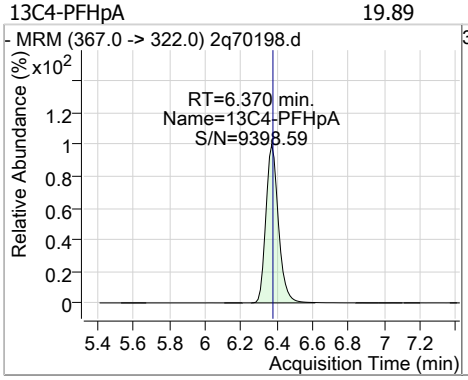

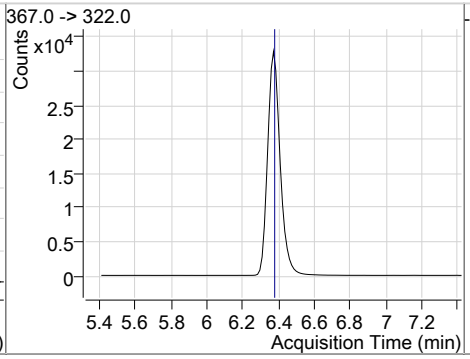

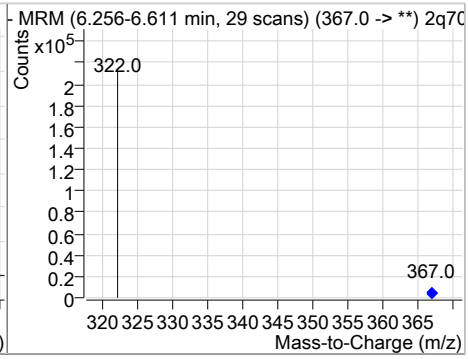

Compound	Conc.	RT	Dev(Min)	Resp.	QIon	QRatio	Min.	Max.
PFHpA	0.45	6.37	0.00	5588	363.0 -> 169.0	7.4	0.0	36.5

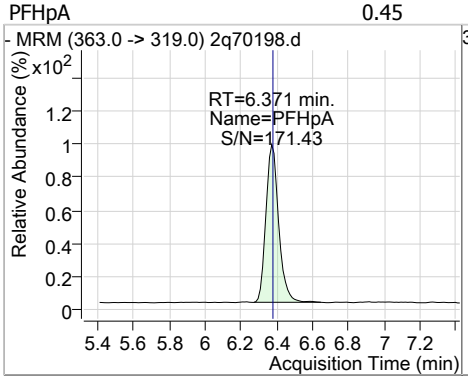

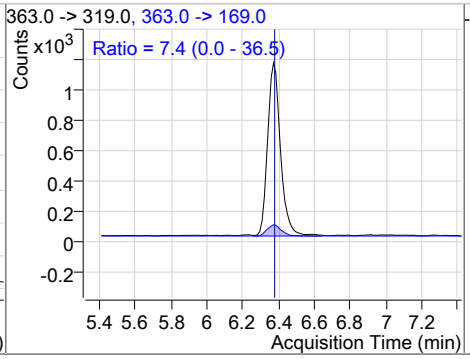

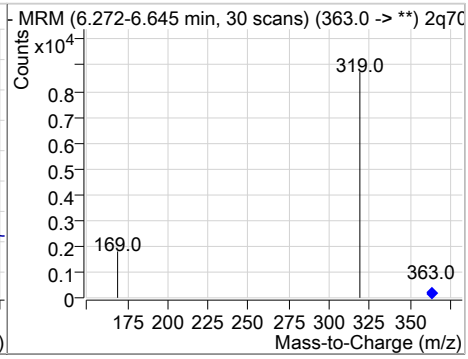

Perfluorinated Compounds by LC/MS/MS

Compound	Conc.	RT	Dev(Min)	Resp.	QIon	QRatio	Min.	Max.
13C3-PFHxS	20.07	6.41	-0.01	10133				

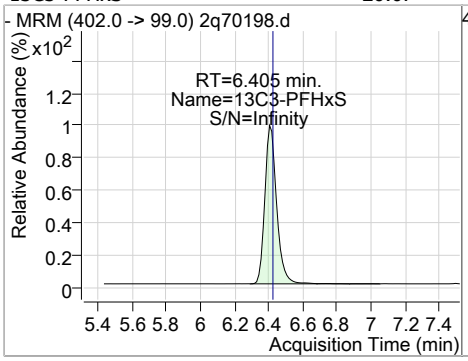

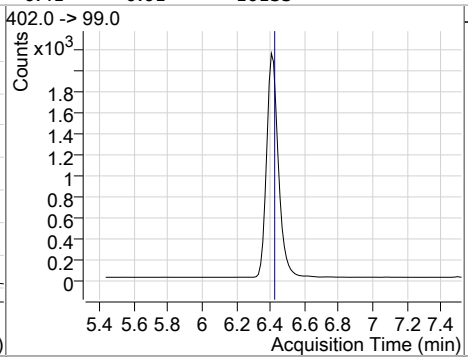

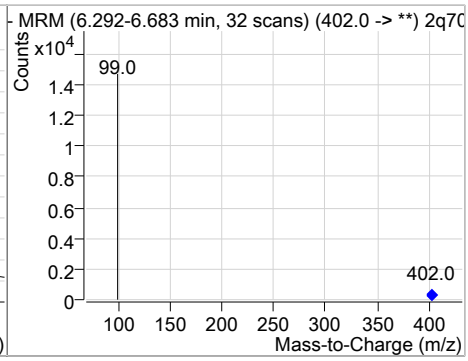

Compound	Conc.	RT	Dev(Min)	Resp.	QIon	QRatio	Min.	Max.
PFHxS	0.48	6.41	-0.01	615 (m)	399.0 -> 99.0	52.1	15.2	75.2

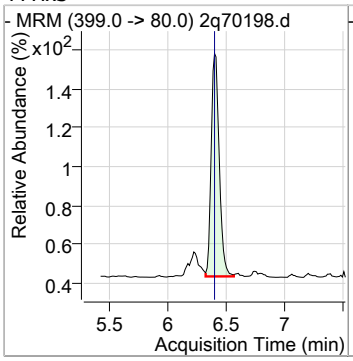

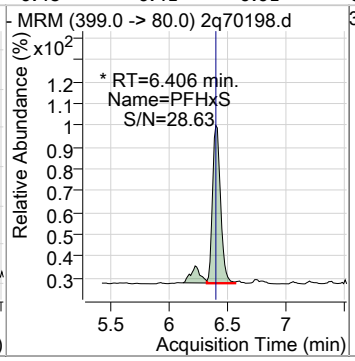

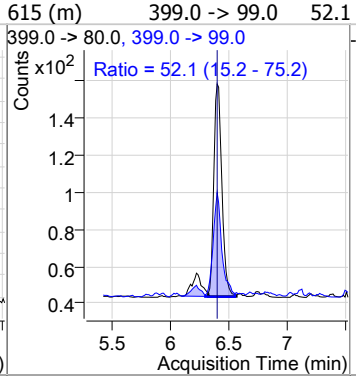

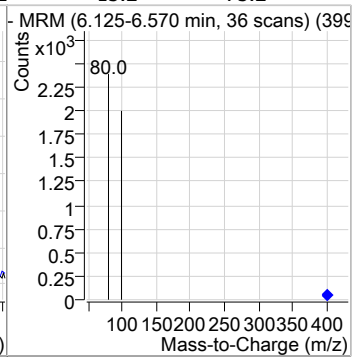

Compound	Conc.	RT	Dev(Min)	Resp.	QIon	QRatio	Min.	Max.
LN-PFHxS	0.43	6.41	-0.01	546	399.0 -> 99.0	53.1	27.4	67.4

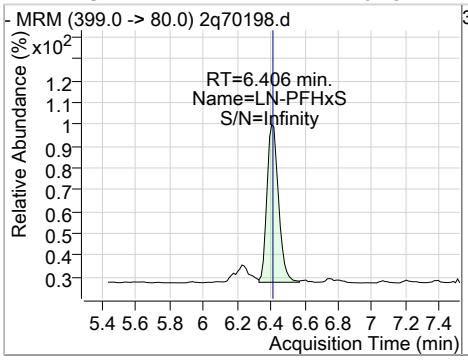

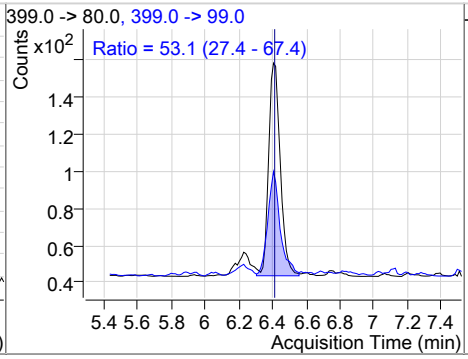

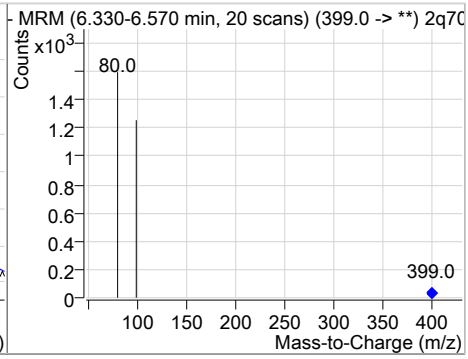

Compound	Conc.	RT	Dev(Min)	Resp.	QIon	QRatio	Min.	Max.
ADONA	0.42	6.47	-0.01	6227	377.0 -> 85.0	27.5	0.0	55.9

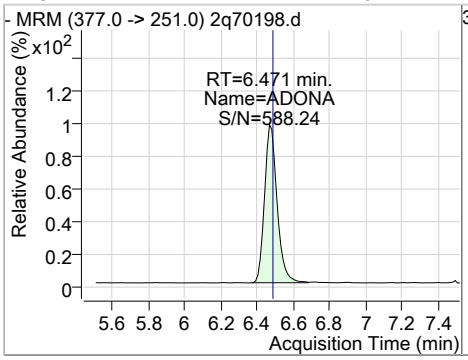

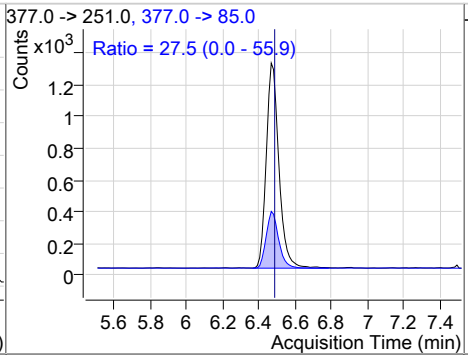

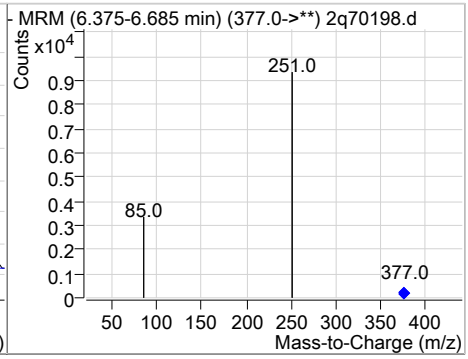

Perfluorinated Compounds by LC/MS/MS

Compound	Conc.	RT	Dev(Min)	Resp.	QIon	QRatio	Min.	Max.
13C2-6:2FTS	18.70	7.10	0.00	112703				

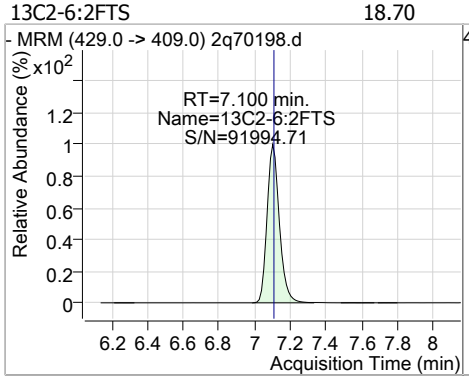

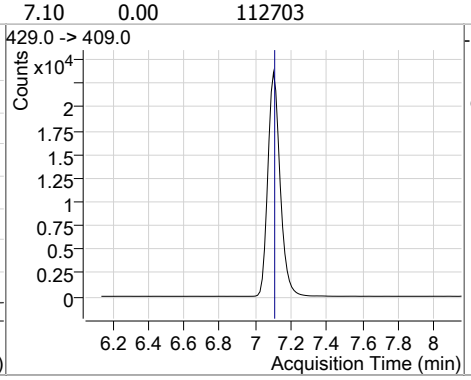

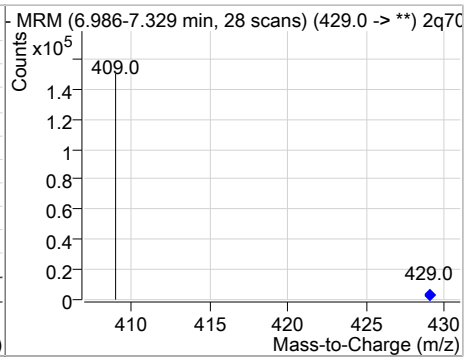

Compound	Conc.	RT	Dev(Min)	Resp.	QIon	QRatio	Min.	Max.
6:2FTS	0.50	7.10	0.00	2825	427.0 -> 81.0	24.0	0.0	54.8

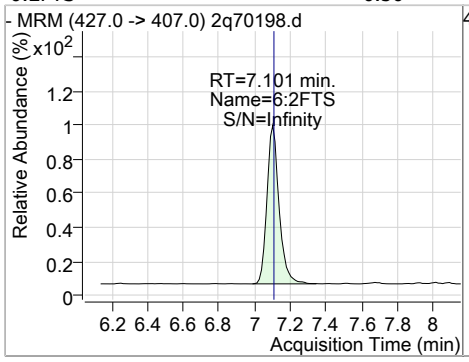

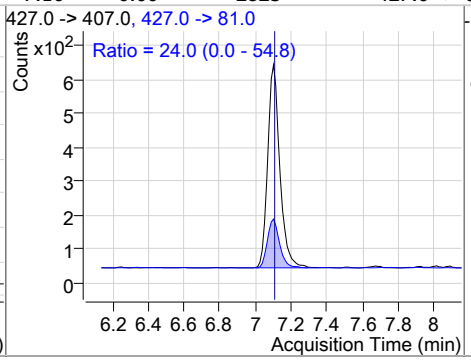

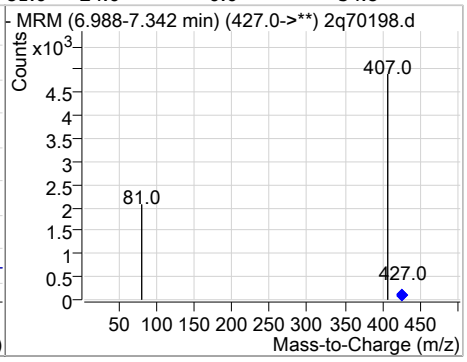

Compound	Conc.	RT	Dev(Min)	Resp.	QIon	QRatio	Min.	Max.
PFHpS	0.46	7.11	0.00	550	449.0 -> 99.0	48.2	15.2	75.2

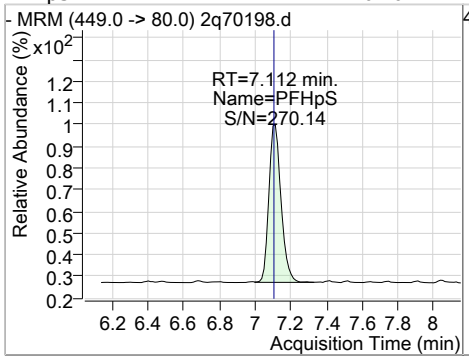

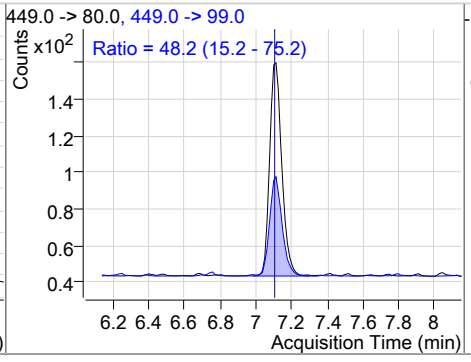

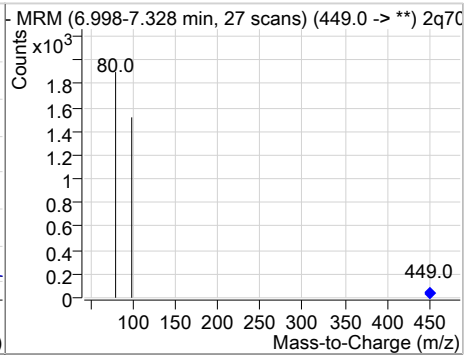

Compound	Conc.	RT	Dev(Min)	Resp.	QIon	QRatio	Min.	Max.
13C8-PFOA	19.91	7.11	0.00	215852				

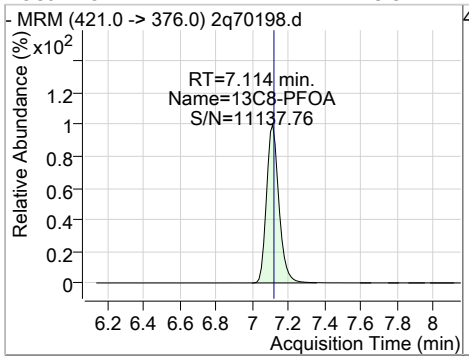

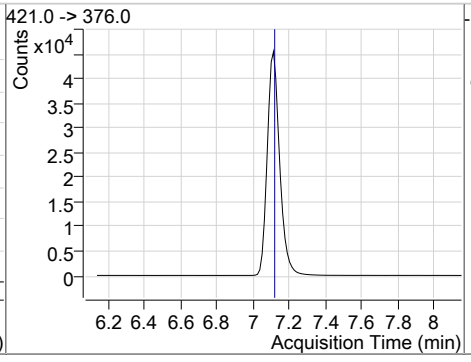

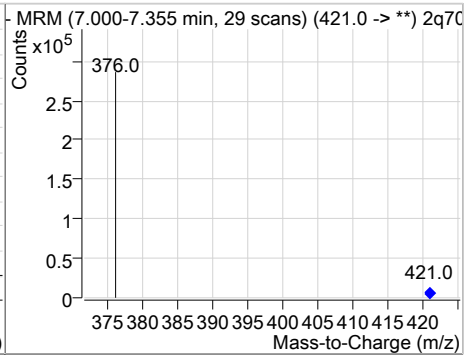

18.5.2 18

Perfluorinated Compounds by LC/MS/MS

Compound	Conc.	RT	Dev(Min)	Resp.	QIon	QRatio	Min.	Max.
PFOA	0.44	7.11	0.00	5052	413.0 -> 169.0	22.5	0.0	50.6

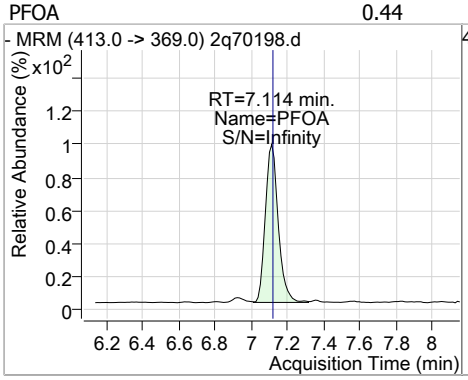

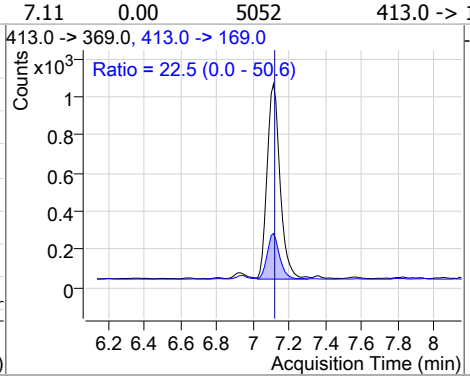

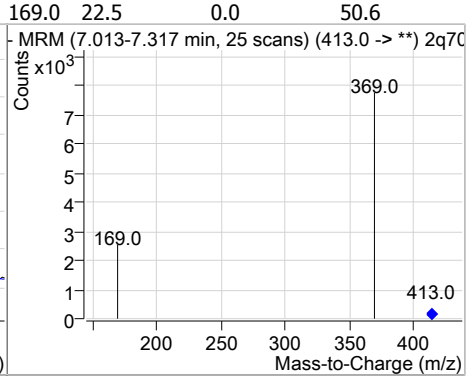

Compound	Conc.	RT	Dev(Min)	Resp.	QIon	QRatio	Min.	Max.
br-PFOA	0.44	7.11	0.00	5052	413.0 -> 169.0	22.5	0.0	50.6

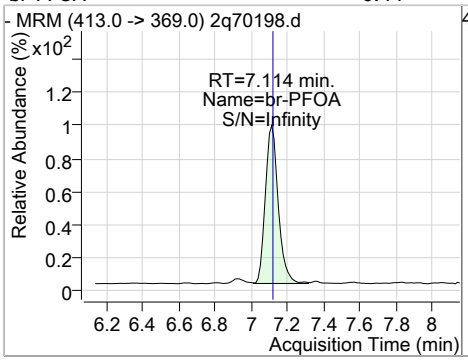

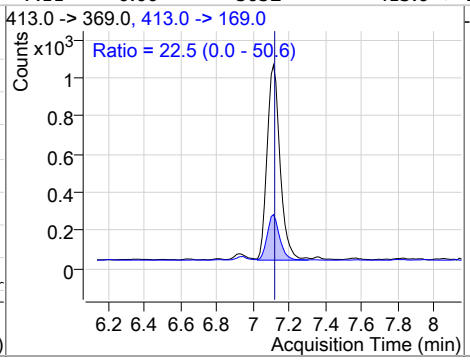

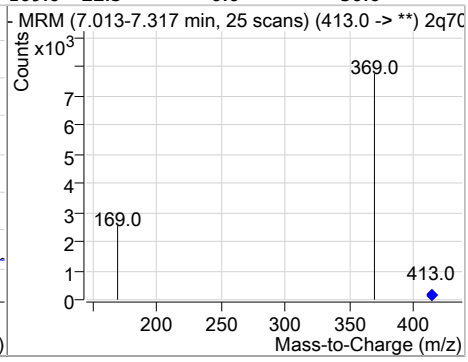

Compound	Conc.	RT	Dev(Min)	Resp.	QIon	QRatio	Min.	Max.
LN-PFOA	0.44	7.11	0.00	5052	413.0 -> 169.0	22.5	0.0	50.6

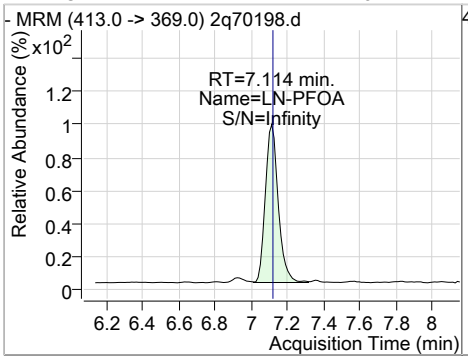

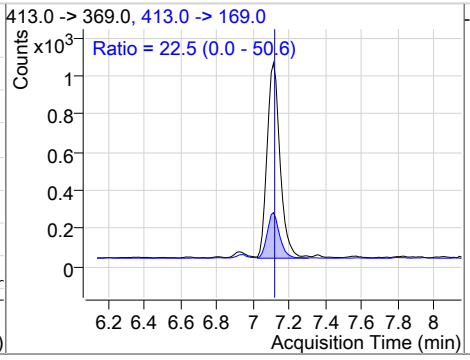

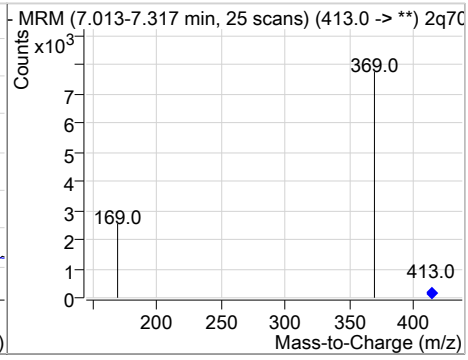

Compound	Conc.	RT	Dev(Min)	Resp.	QIon	QRatio	Min.	Max.
br-PFOS	0.11	7.52	0.01	190	499.0 -> 99.0	22.7	0.0	48.8

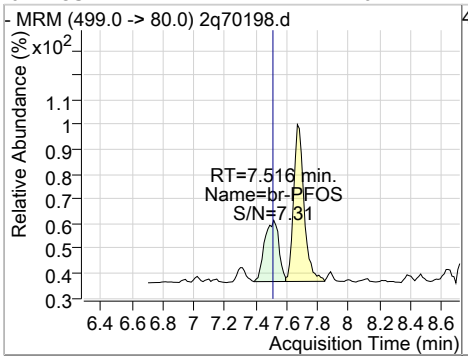

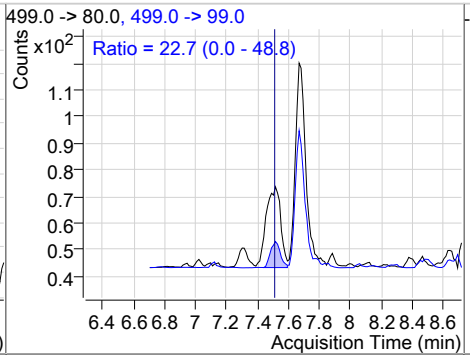

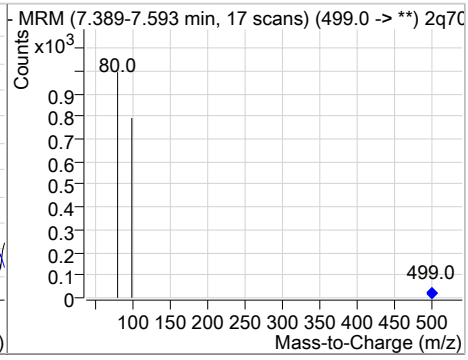

Perfluorinated Compounds by LC/MS/MS

Compound	Conc.	RT	Dev(Min)	Resp.	QIon	QRatio	Min.	Max.
13C8-FOSA	19.93	7.55	-0.01	50560				

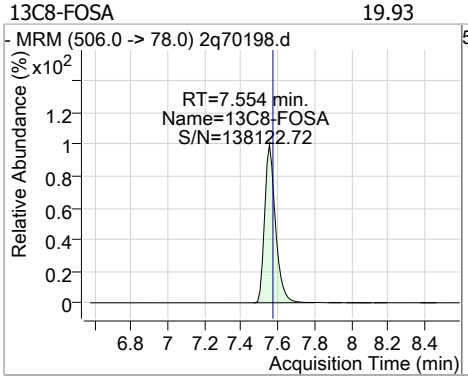

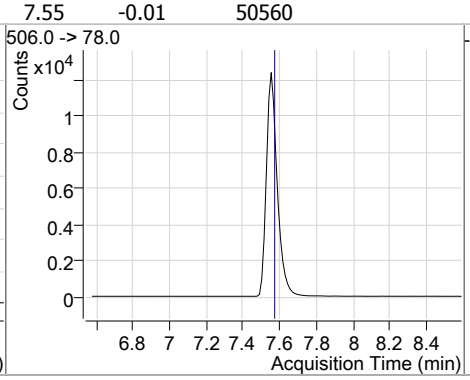

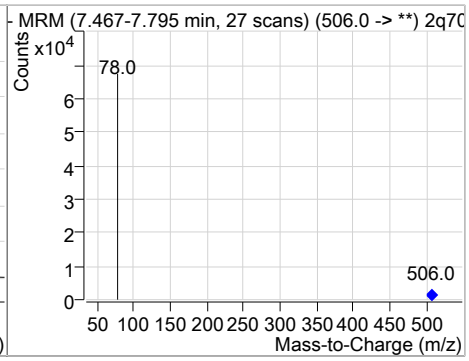

Compound	Conc.	RT	Dev(Min)	Resp.	QIon	QRatio	Min.	Max.
FOSA	0.46	7.56	-0.01	1095	498.0 -> 478.0	4.6	0.0	34.6

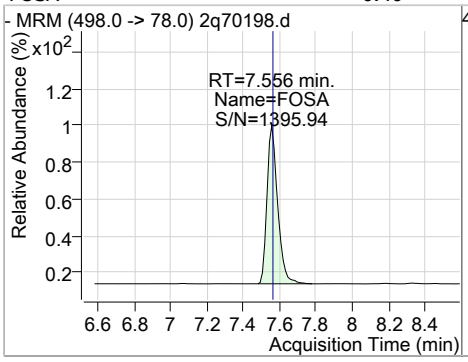

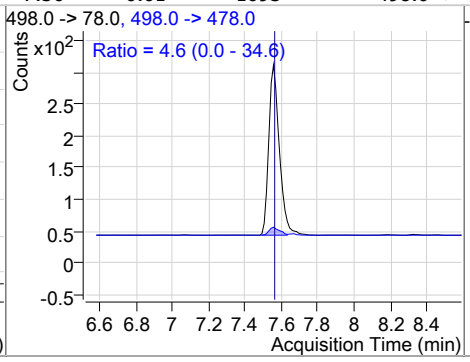

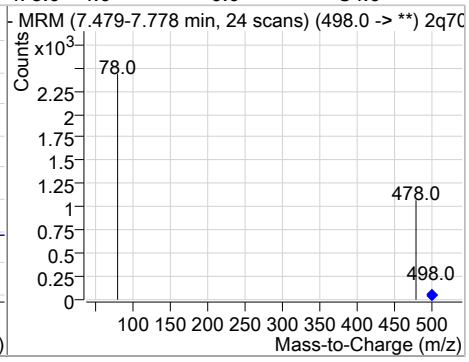

Compound	Conc.	RT	Dev(Min)	Resp.	QIon	QRatio	Min.	Max.
13C8-PFOS	20.12	7.68	0.00	14849				

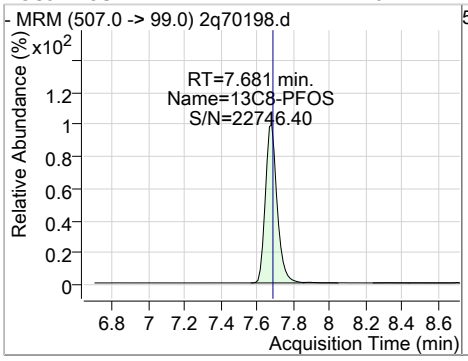

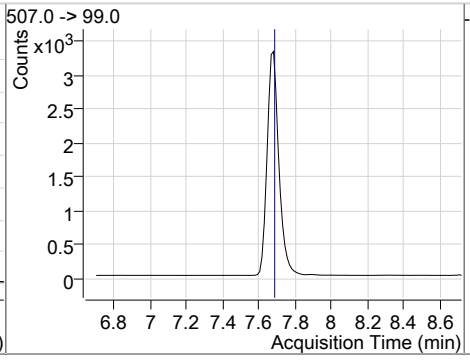

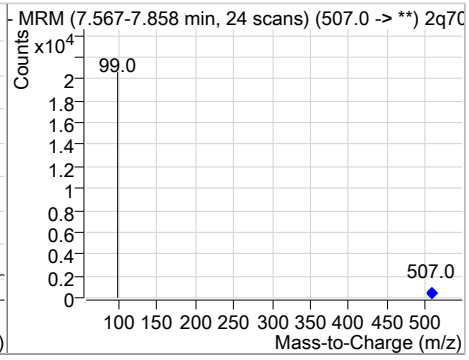

Compound	Conc.	RT	Dev(Min)	Resp.	QIon	QRatio	Min.	Max.
PFOS	0.43	7.67	-0.01	548 (m)	499.0 -> 99.0	49.4	16.5	76.5

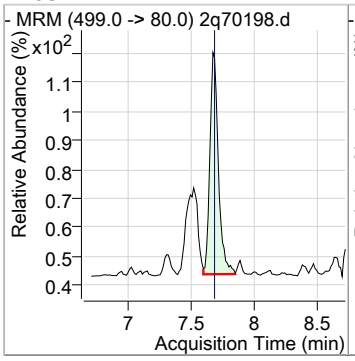

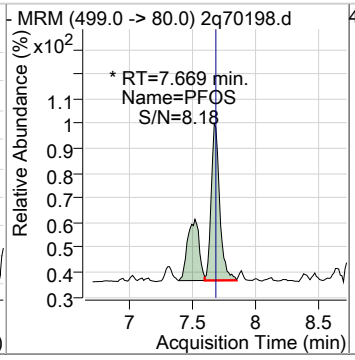

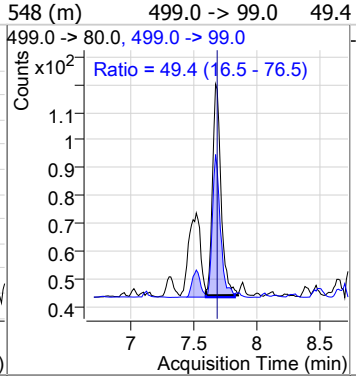

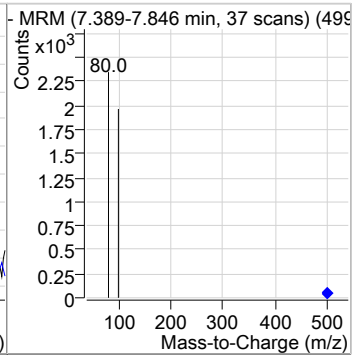

Perfluorinated Compounds by LC/MS/MS

Compound	Conc.	RT	Dev(Min)	Resp.	QIon	QRatio	Min.	Max.
LN-PFOS	0.32	7.67	-0.01	358	499.0 -> 99.0	63.6	30.9	90.9

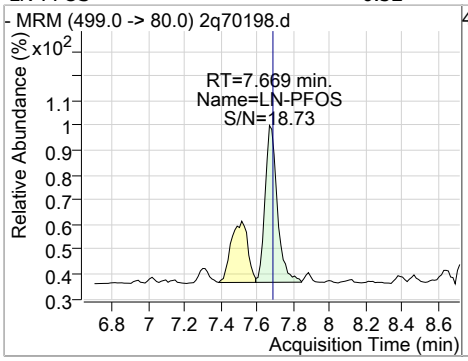

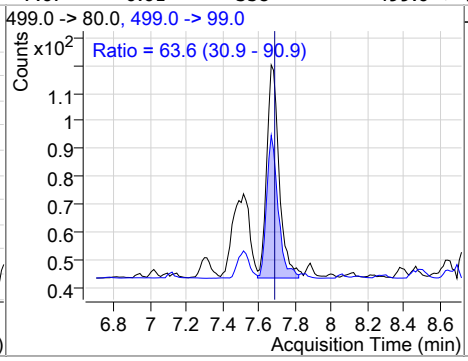

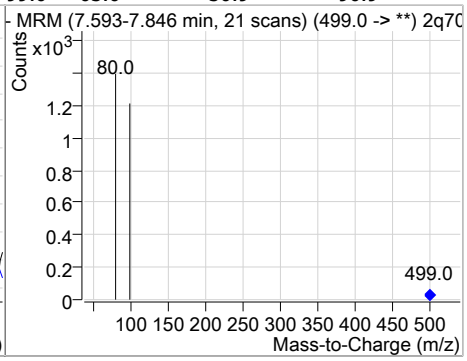

Compound	Conc.	RT	Dev(Min)	Resp.	QIon	QRatio	Min.	Max.
13C9-PFNA	19.73	7.70	-0.01	223942				

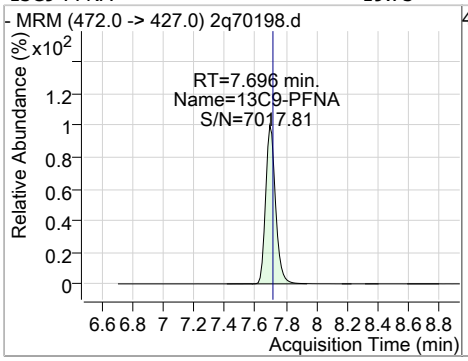

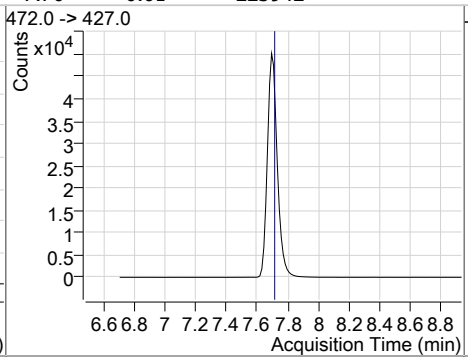

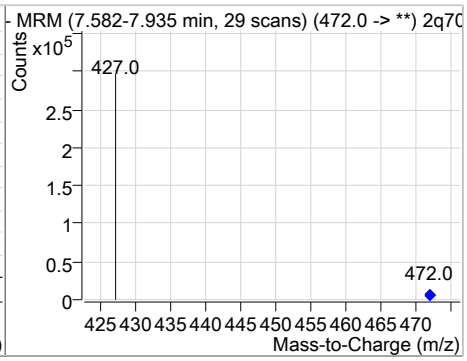

Compound	Conc.	RT	Dev(Min)	Resp.	QIon	QRatio	Min.	Max.
PFNA	0.44	7.70	-0.01	5427	463.0 -> 219.0	19.6	0.0	47.2

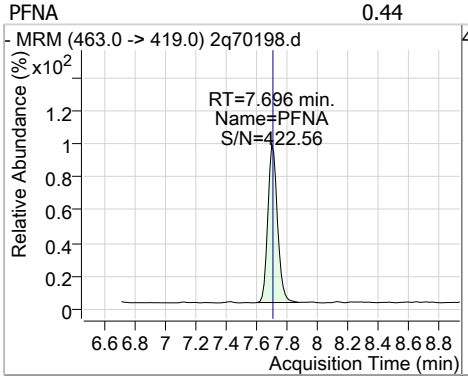

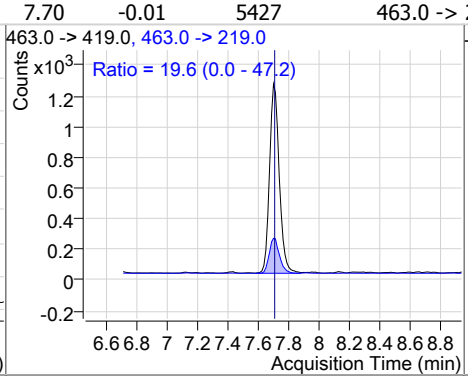

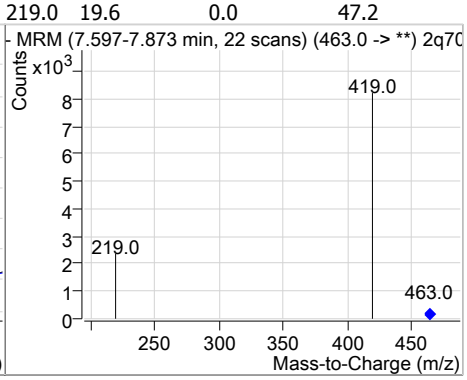

Compound	Conc.	RT	Dev(Min)	Resp.	QIon	QRatio	Min.	Max.
br-PFNA	0.44	7.70	-0.01	5427	463.0 -> 219.0	19.6	0.0	47.2

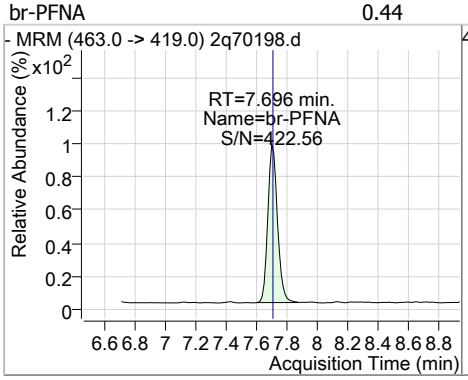

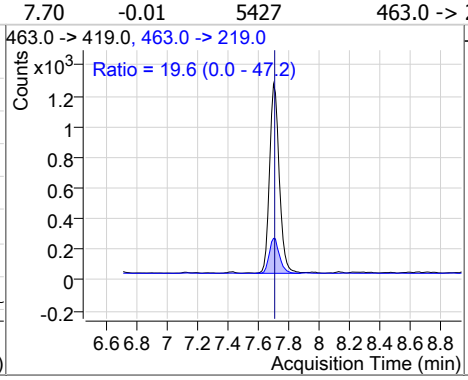

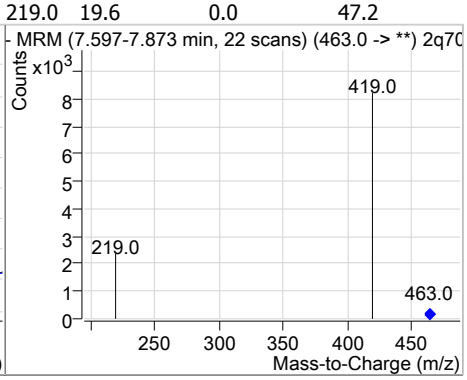

Perfluorinated Compounds by LC/MS/MS

Compound	Conc.	RT	Dev(Min)	Resp.	QIon	QRatio	Min.	Max.
LN-PFNA	0.44	7.70	-0.01	5427	463.0 -> 219.0	19.6	0.0	47.2

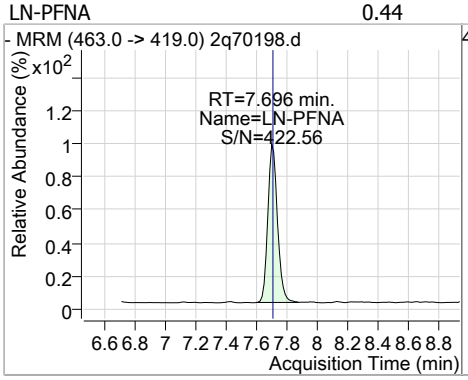

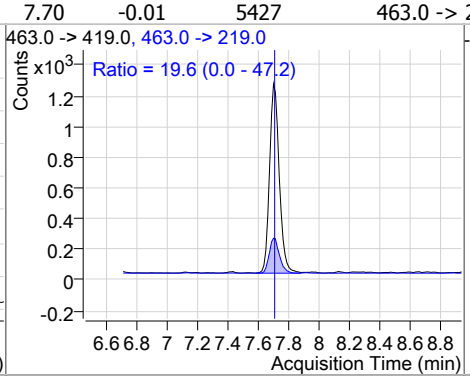

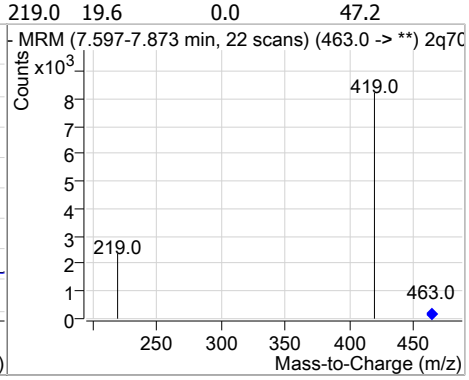

Compound	Conc.	RT	Dev(Min)	Resp.	QIon	QRatio	Min.	Max.
9Cl-PF3ONS	0.48	7.92	-0.01	758	533.0 -> 353.0	27.0	0.6	60.6

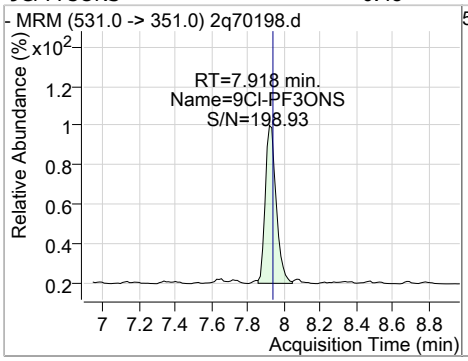

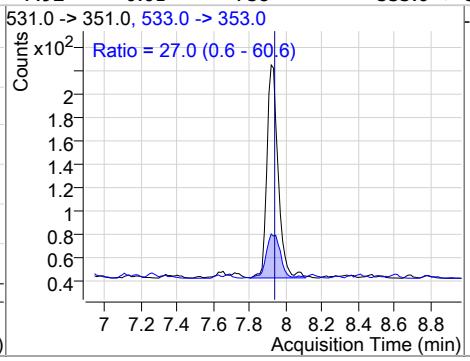

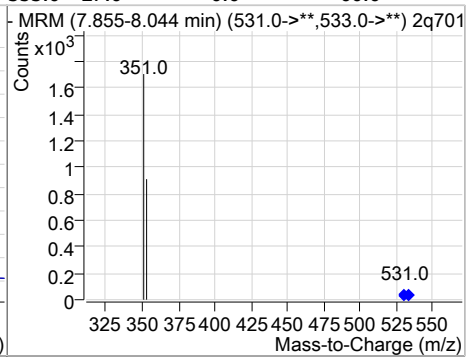

Compound	Conc.	RT	Dev(Min)	Resp.	QIon	QRatio	Min.	Max.
d3-MeFOSA	19.96	7.93	0.00	14817				

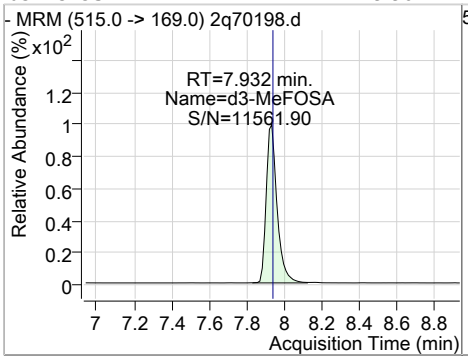

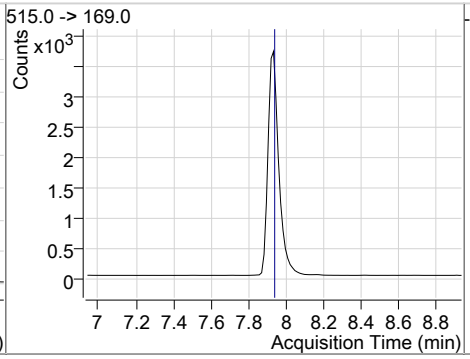

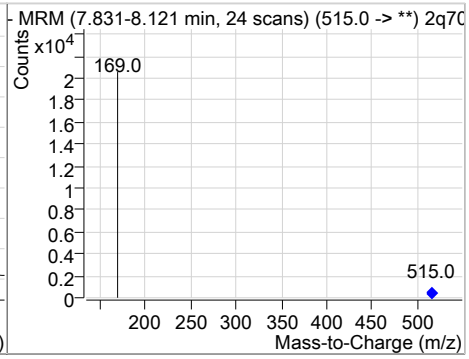

Compound	Conc.	RT	Dev(Min)	Resp.	QIon	QRatio	Min.	Max.
MeFOSA	0.50	7.93	-0.01	358	512.0 -> 169.0	122.8	80.9	140.9

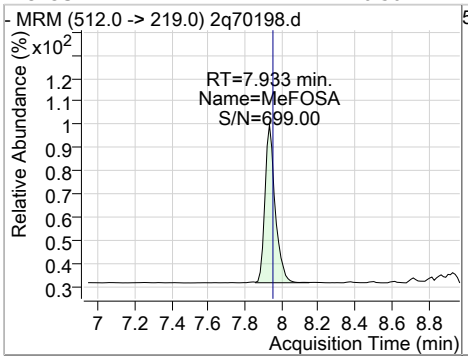

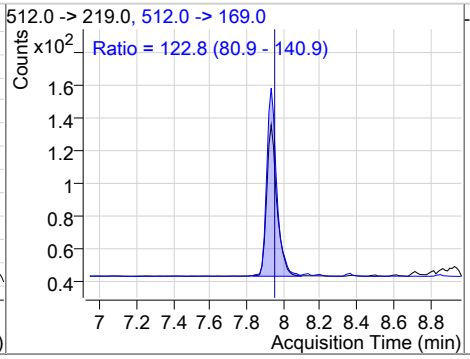

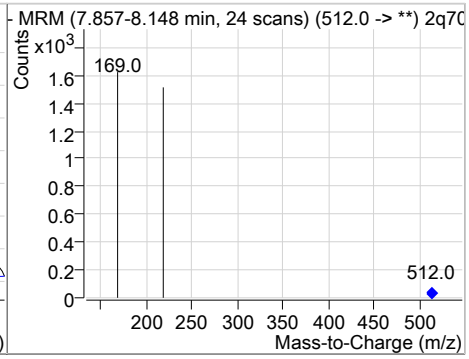

Perfluorinated Compounds by LC/MS/MS

Compound	Conc.	RT	Dev(Min)	Resp.	QIon	QRatio	Min.	Max.
d3-MeFOSAA	18.69	8.00	0.00	70723				

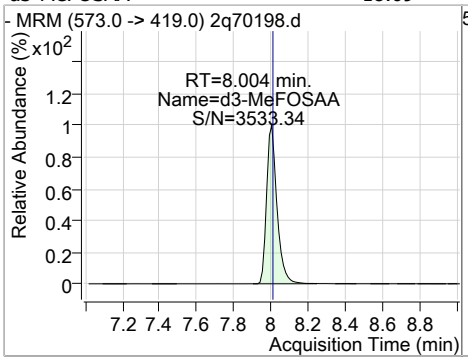

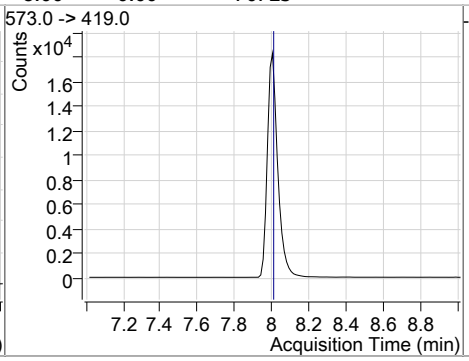

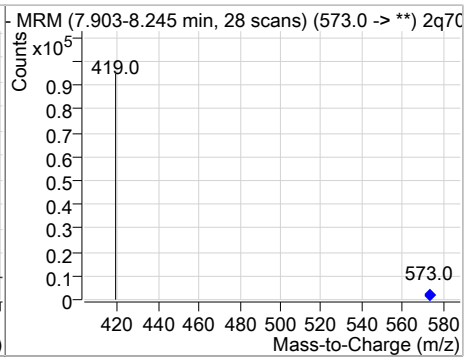

Compound	Conc.	RT	Dev(Min)	Resp.	QIon	QRatio	Min.	Max.
MeFOSAA	0.43	8.00	-0.01	1231 (m)	570.0 -> 512.0	23.1	0.0	54.8

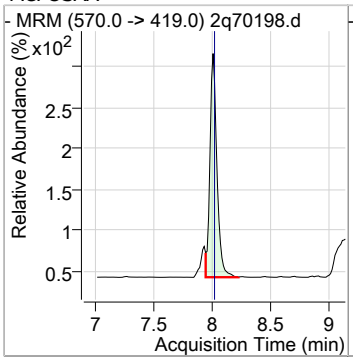

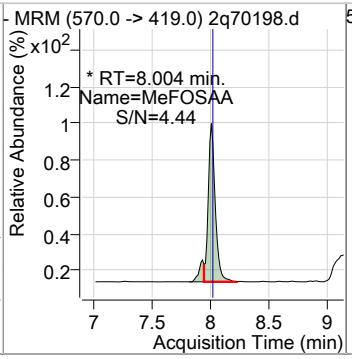

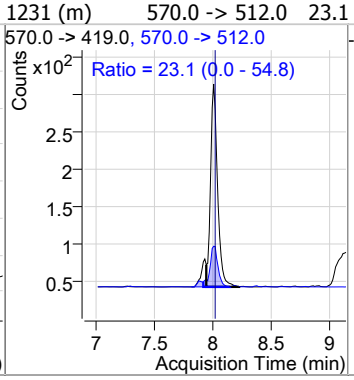

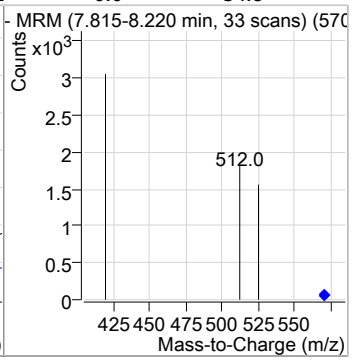

Compound	Conc.	RT	Dev(Min)	Resp.	QIon	QRatio	Min.	Max.
d5-EtFOSAA	19.79	8.12	-0.01	63874				

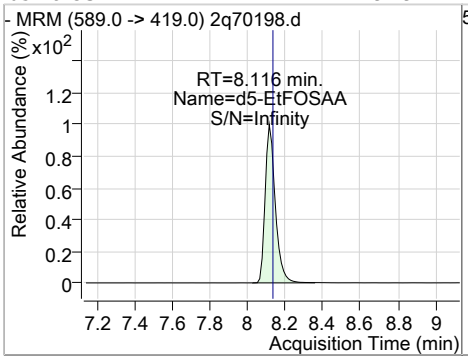

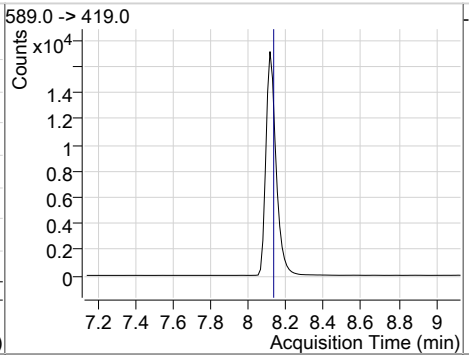

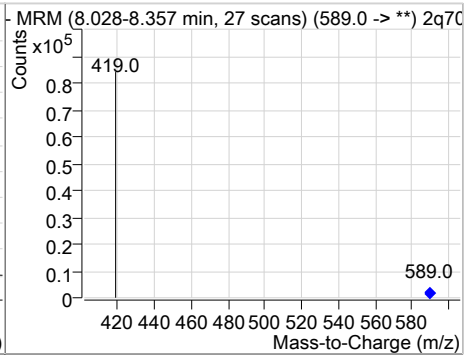

Compound	Conc.	RT	Dev(Min)	Resp.	QIon	QRatio	Min.	Max.
EtFOSAA	0.38	8.13	0.00	1054	584.0 -> 483.0	62.6	30.2	90.2

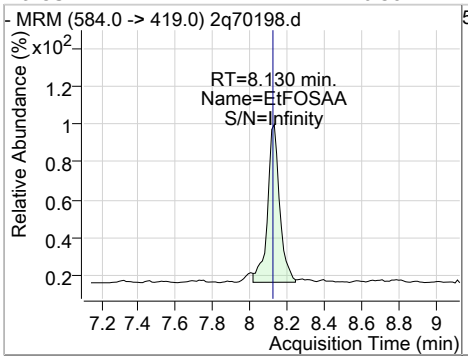

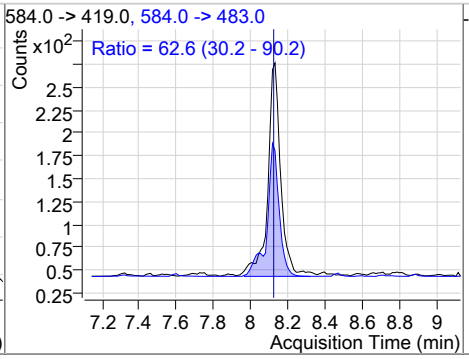

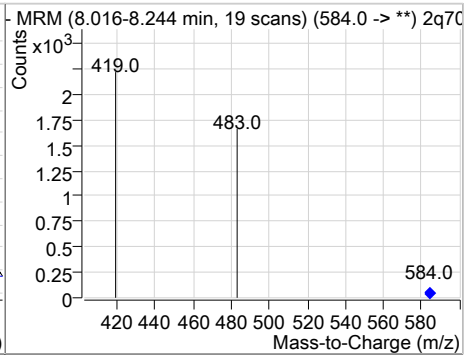

Perfluorinated Compounds by LC/MS/MS

Compound	Conc.	RT	Dev(Min)	Resp.	QIon	QRatio	Min.	Max.
PFNS	0.45	8.13	-0.01	436	549.0 -> 99.0	54.0	24.3	84.3

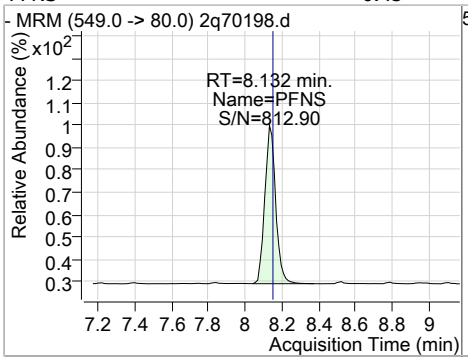

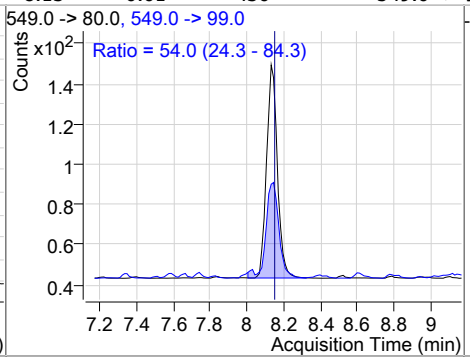

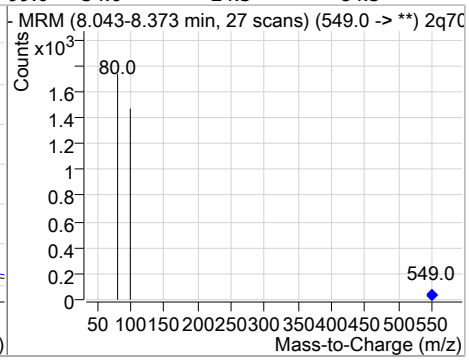

Compound	Conc.	RT	Dev(Min)	Resp.	QIon	QRatio	Min.	Max.
13C6-PFDA	19.68	8.17	0.00	237646				

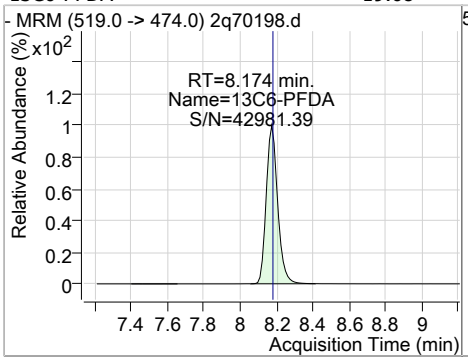

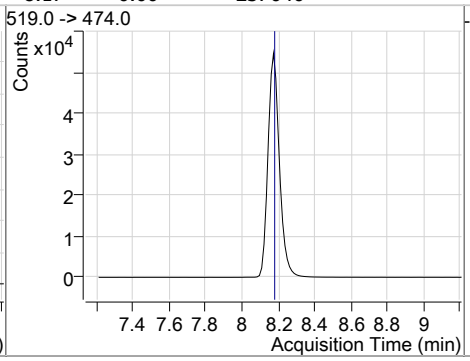

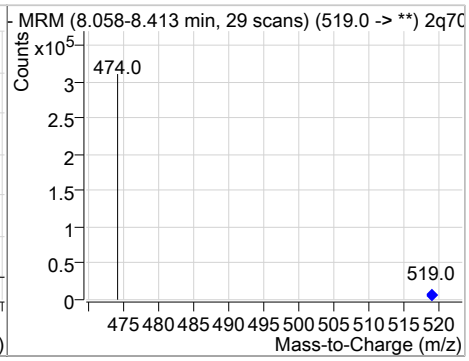

Compound	Conc.	RT	Dev(Min)	Resp.	QIon	QRatio	Min.	Max.
PFDA	0.44	8.17	0.00	5816	513.0 -> 219.0	13.9	0.0	44.5

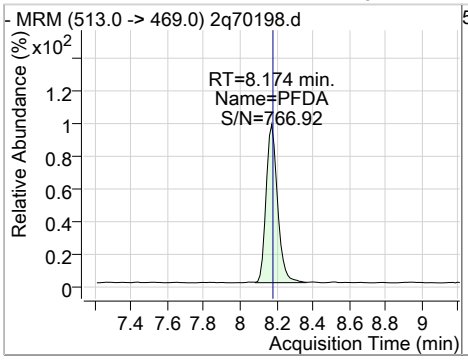

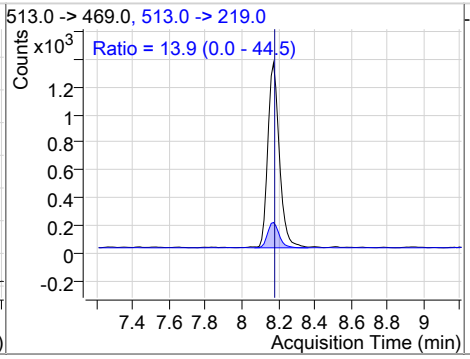

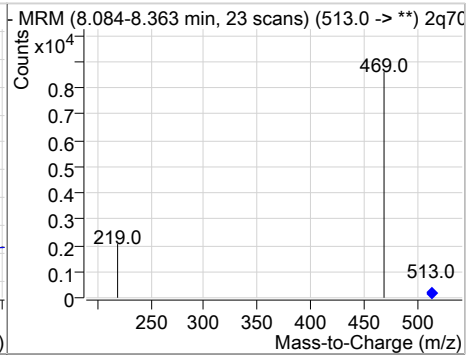

Compound	Conc.	RT	Dev(Min)	Resp.	QIon	QRatio	Min.	Max.
13C2-8:2FTS	18.26	8.21	0.00	99526				

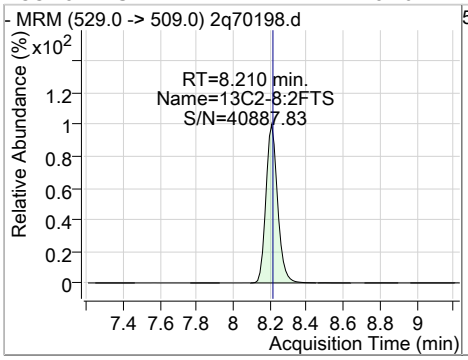

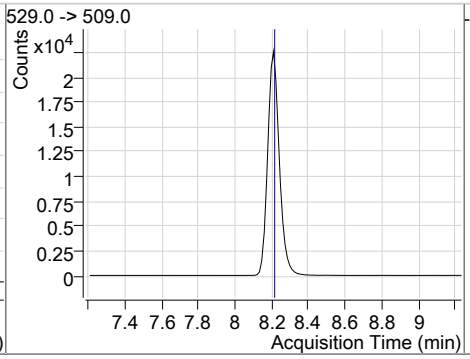

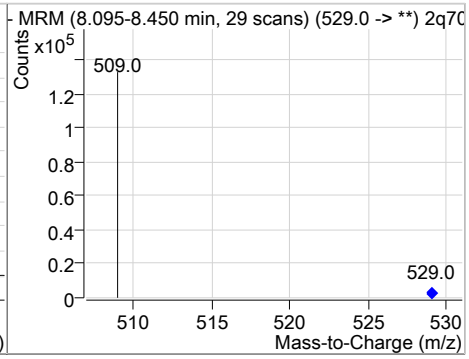

Perfluorinated Compounds by LC/MS/MS

Compound	Conc.	RT	Dev(Min)	Resp.	QIon	QRatio	Min.	Max.
8:2FTS	0.47	8.21	0.00	2258	527.0 -> 81.0	23.2	0.0	55.3

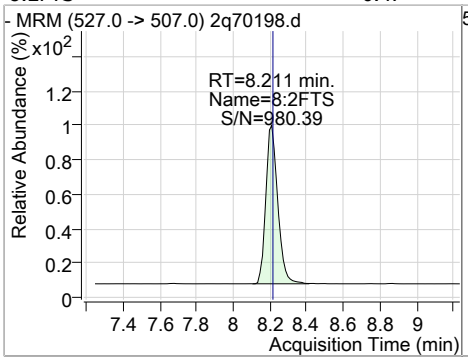

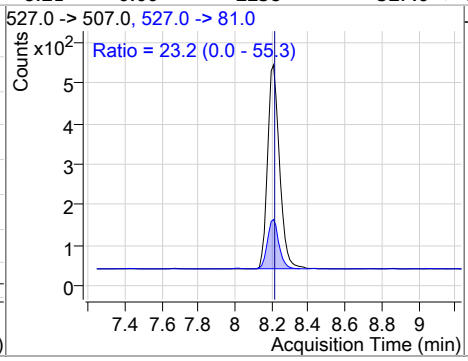

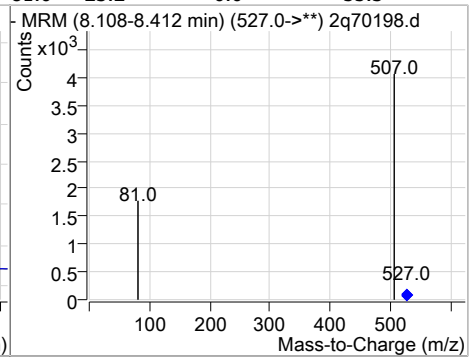

Compound	Conc.	RT	Dev(Min)	Resp.	QIon	QRatio	Min.	Max.
PFDS	0.51	8.55	-0.01	276	599.0 -> 99.0	28.9	3.4	63.4

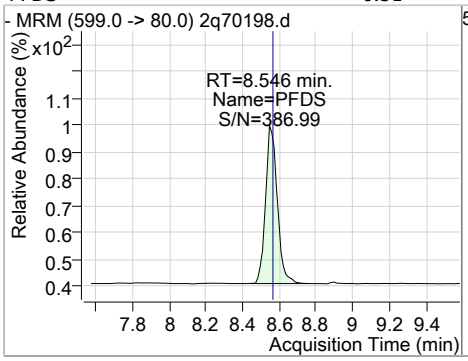

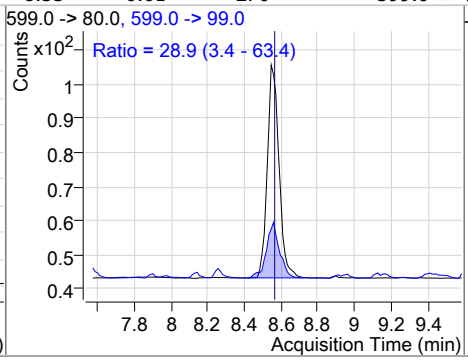

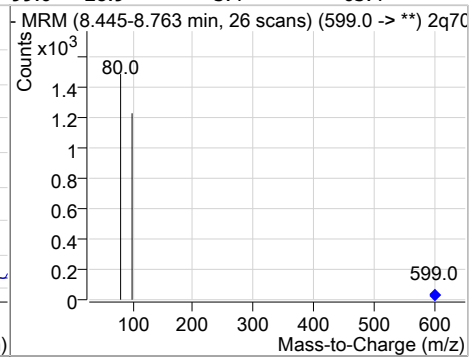

Compound	Conc.	RT	Dev(Min)	Resp.	QIon	QRatio	Min.	Max.
13C7-PFUnDA	19.68	8.60	0.00	327037				

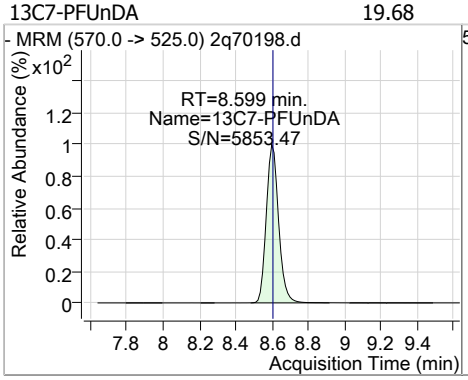

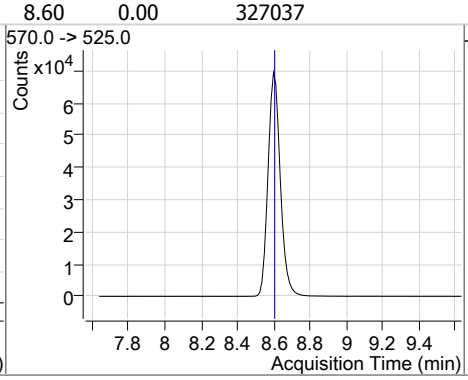

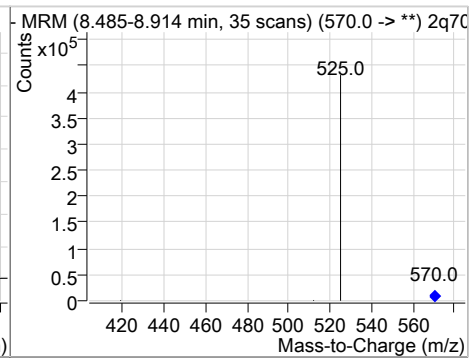

Compound	Conc.	RT	Dev(Min)	Resp.	QIon	QRatio	Min.	Max.
PFUnDA	0.44	8.60	0.00	7148	563.0 -> 269.0	13.6	0.0	44.0

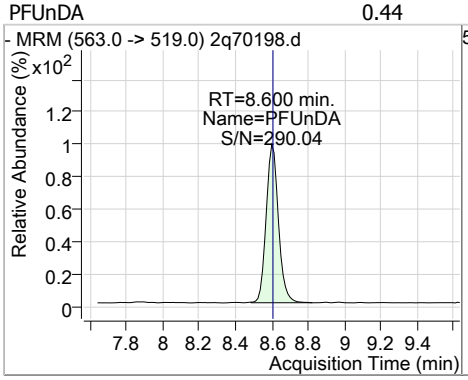

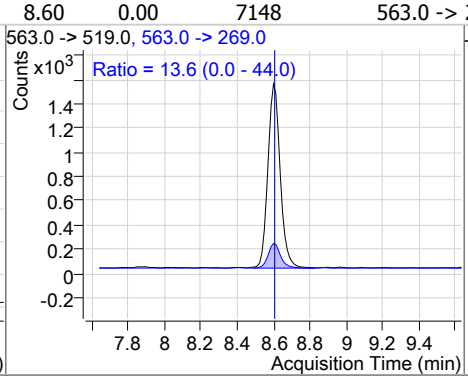

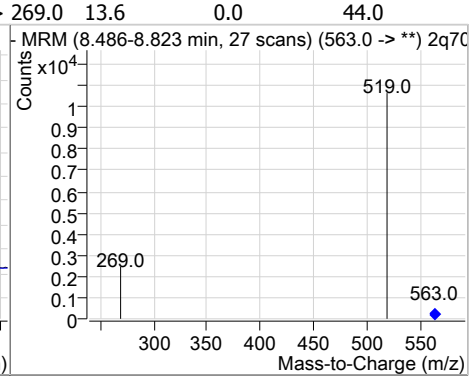

Perfluorinated Compounds by LC/MS/MS

Compound	Conc.	RT	Dev(Min)	Resp.	QIon	QRatio	Min.	Max.
11Cl-PF3OUdS	0.43	8.76	0.00	3103	633.0 -> 453.0	34.4	0.0	60.0

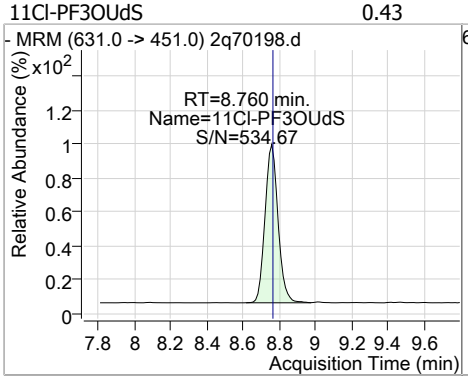

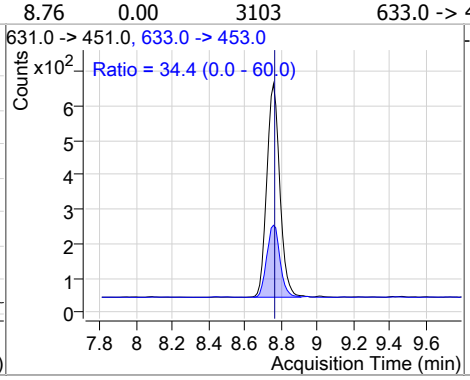

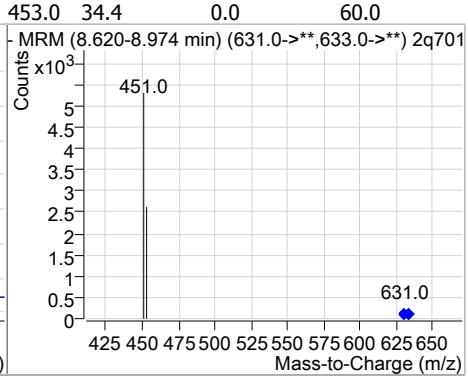

Compound	Conc.	RT	Dev(Min)	Resp.	QIon	QRatio	Min.	Max.
13C2-PFDoDA	19.36	9.09	0.00	458050				

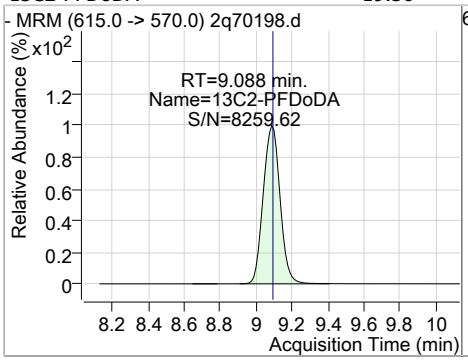

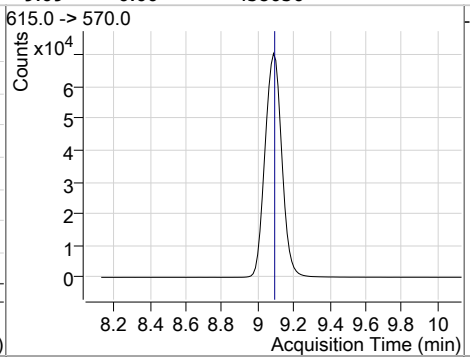

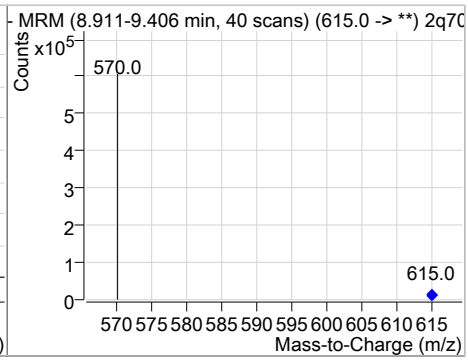

Compound	Conc.	RT	Dev(Min)	Resp.	QIon	QRatio	Min.	Max.
PFDoDA	0.44	9.09	0.00	8544	613.0 -> 319.0	14.2	0.0	43.6

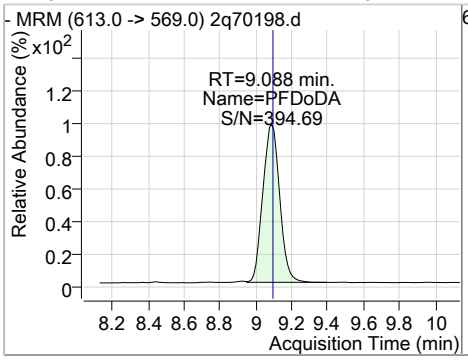

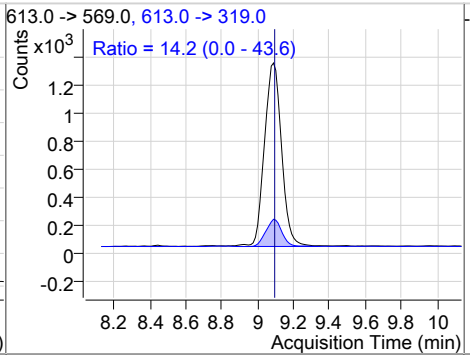

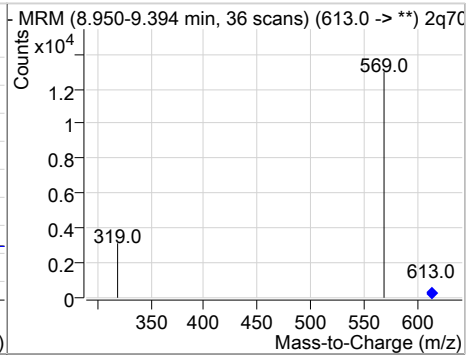

Compound	Conc.	RT	Dev(Min)	Resp.	QIon	QRatio	Min.	Max.
PFTrDA	0.42	9.70	0.01	10324	663.0 -> 369.0	9.0	0.0	38.6

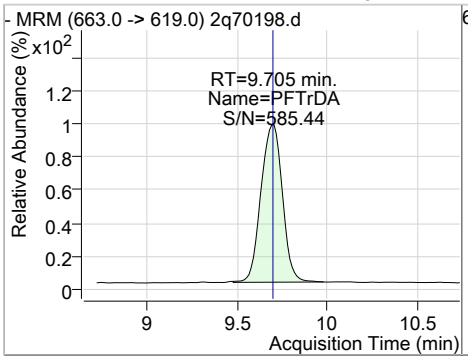

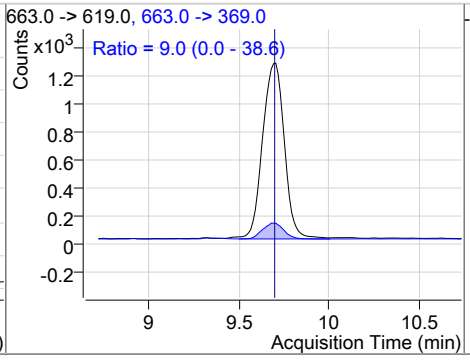

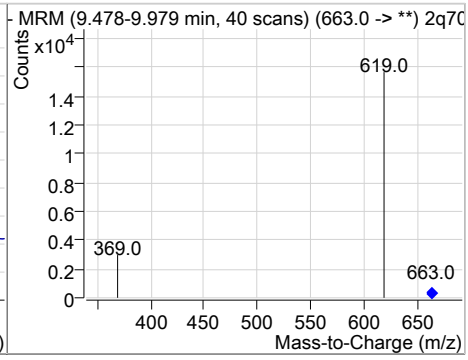

Perfluorinated Compounds by LC/MS/MS

Compound	Conc.	RT	Dev(Min)	Resp.	QIon	QRatio	Min.	Max.
13C2-PFTeDA	18.74	10.26	0.00	428480				

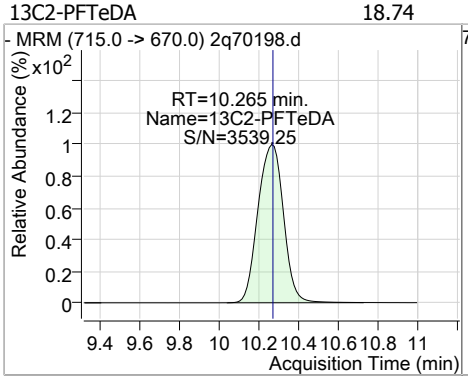

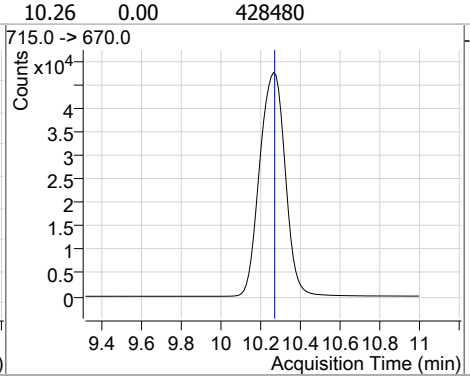

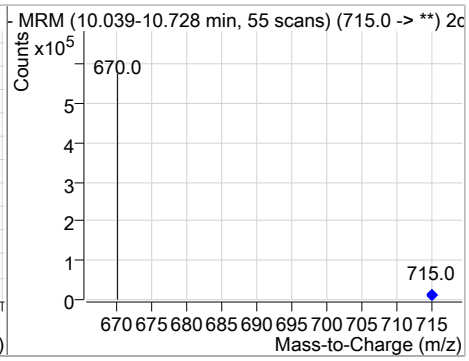

Compound	Conc.	RT	Dev(Min)	Resp.	QIon	QRatio	Min.	Max.
PFTeDA	0.46	10.27	0.00	11586	713.0 -> 219.0	4.8	0.0	35.0

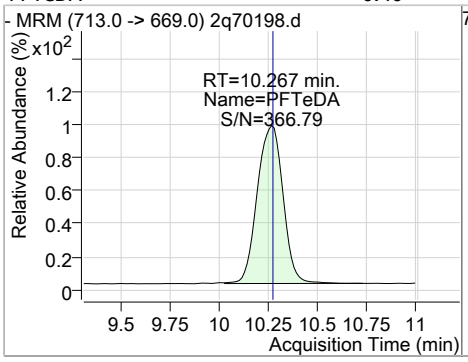

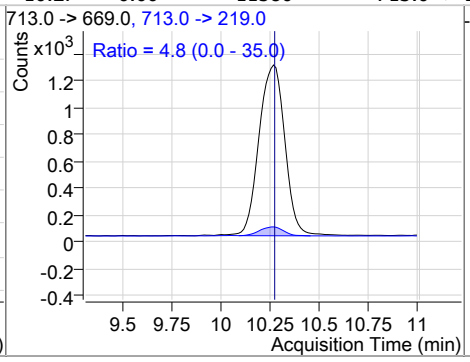

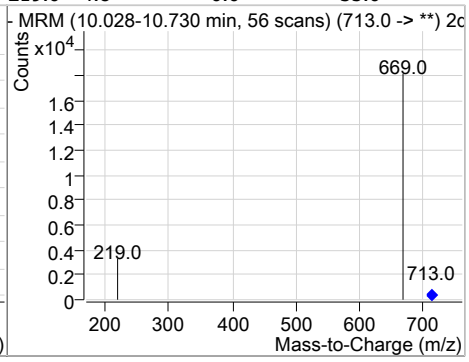

Manual Integration Approval Summary

Sample Number: S2Q1012-IC1012
Lab FileID: 2Q70198.D
Injection Time: 06/20/21 10:13
Method: EPA 537M QSM5.3 B-15
Analyst approved: 06/21/21 10:57 Nancy Saunders
Supervisor approved: 06/21/21 13:43 Mike Eger

Parameter	CAS	Sig#	R.T. (min.)	Reason
Perfluorohexanesulfonic acid	355-46-4		6.41	Split peak
Perfluorooctanesulfonic acid	1763-23-1		7.67	Split peak
MeFOSAA	2355-31-9		8.00	Split peak

Manual Integrations APPROVED (compounds with "m" flag)
Mike Eger
06/21/21 13:43

Perfluorinated Compounds by LC/MS/MS

Data File : 2q70199.d
Operator : nancyf
Acq. Method : 537_ID.m
Acq. Date-Time : 6/20/2021 10:30:27 AM
Sample Name : ic1012-1.0
Vial : P1-A3
DA Method File : BR_LN_062021_S2Q1012.quantmethod.xml
Batch Name : s2q1012.batch.bin
Sample Information : op85082,S2Q1012,250,,,1.0,1,water

Compound	RT	QIon	Resp.	Conc.	Units	Dev(Min)
Internal Standards						
M5-EtFOSAA	8.116	589.0 -> 419.0	59382	20.00	µg/L	-0.013
M4-PFBA	1.964	217.0 -> 172.0	71386	20.00	µg/L	0.000
M5-PFPeA	3.962	268.0 -> 223.0	63878	20.00	µg/L	0.000
M5-PFHxA	5.403	318.0 -> 273.0	102231	20.00	µg/L	0.000
M4-PFHpA	6.370	367.0 -> 322.0	149123	20.00	µg/L	0.000
M8-PFOA	7.114	421.0 -> 376.0	202623	20.00	µg/L	0.000
M9-PFNA	7.696	472.0 -> 427.0	209599	20.00	µg/L	-0.013
M6-PFDA	8.174	519.0 -> 474.0	225837	20.00	µg/L	0.000
M7-PFUnDA	8.599	570.0 -> 525.0	309019	20.00	µg/L	0.000
M2-PFDoDA	9.088	615.0 -> 570.0	435763	20.00	µg/L	0.000
M2-PFTeDA	10.265	715.0 -> 670.0	407510	20.00	µg/L	0.000
M8-FOSA	7.555	506.0 -> 78.0	47001	20.00	µg/L	-0.013
M3-PFBS	4.280	302.0 -> 99.0	8023	20.00	µg/L	0.000
M3-PFHxS	6.405	402.0 -> 99.0	9416	20.00	µg/L	-0.013
M8-PFOS	7.681	507.0 -> 99.0	13604	20.00	µg/L	0.000
M2-4:2FTS	5.297	329.0 -> 309.0	61382	20.00	µg/L	0.000
M2-6:2FTS	7.100	429.0 -> 409.0	107808	20.00	µg/L	0.000
M2-8:2FTS	8.210	529.0 -> 509.0	95057	20.00	µg/L	0.000
M3-MeFOSAA	8.004	573.0 -> 419.0	68307	20.00	µg/L	0.000
M3-HFPO-DA	5.709	287.0 -> 169.0	6277	20.00	µg/L	-0.013
M3-MeFOSA	7.932	515.0 -> 169.0	13765	20.00	µg/L	0.000
System Monitoring Compounds						
13C2-4:2FTS	5.297	329.0 -> 309.0	61382	17.38	µg/L	0.000
Spiked Amount: 20.00	Range: 50.0 - 150.0%			Recovery = 86.9%		
13C2-6:2FTS	7.100	429.0 -> 409.0	107808	17.88	µg/L	0.000
Spiked Amount: 20.00	Range: 50.0 - 150.0%			Recovery = 89.4%		
13C2-8:2FTS	8.210	529.0 -> 509.0	95057	17.44	µg/L	0.000
Spiked Amount: 20.00	Range: 50.0 - 150.0%			Recovery = 87.2%		
13C2-PFDoDA	9.088	615.0 -> 570.0	435763	18.42	µg/L	0.000
Spiked Amount: 20.00	Range: 50.0 - 150.0%			Recovery = 92.1%		
13C2-PFTeDA	10.265	715.0 -> 670.0	407510	17.82	µg/L	0.000
Spiked Amount: 20.00	Range: 50.0 - 150.0%			Recovery = 89.1%		
13C3-PFBS	4.280	302.0 -> 99.0	8023	18.99	µg/L	0.000
Spiked Amount: 20.00	Range: 50.0 - 150.0%			Recovery = 95.0%		
13C3-PFHxS	6.405	402.0 -> 99.0	9416	18.65	µg/L	-0.013
Spiked Amount: 20.00	Range: 50.0 - 150.0%			Recovery = 93.2%		
13C4-PFBA	1.964	217.0 -> 172.0	71386	18.77	µg/L	0.000
Spiked Amount: 20.00	Range: 50.0 - 150.0%			Recovery = 93.9%		
13C4-PFHpA	6.370	367.0 -> 322.0	149123	18.58	µg/L	0.000
Spiked Amount: 20.00	Range: 50.0 - 150.0%			Recovery = 92.9%		
d5-EtFOSAA	8.116	589.0 -> 419.0	59382	18.40	ng/ml	-0.013
Spiked Amount: 20.00	Range: 50.0 - 150.0%			Recovery = 92.0%		
13C5-PFHxA	5.403	318.0 -> 273.0	102231	18.71	µg/L	0.000
Spiked Amount: 20.00	Range: 50.0 - 150.0%			Recovery = 93.5%		
13C5-PFPeA	3.962	268.0 -> 223.0	63878	18.69	µg/L	0.000

Perfluorinated Compounds by LC/MS/MS

Compound	RT	QIon	Resp.	Conc.	Units		Dev(Min)
Spiked Amount: 20.00	Range: 50.0 - 150.0%			Recovery = 93.5%			
13C6-PFDA	8.174	519.0 -> 474.0	225837	18.70	µg/L		0.000
Spiked Amount: 20.00	Range: 50.0 - 150.0%			Recovery = 93.5%			
13C7-PFUnDA	8.599	570.0 -> 525.0	309019	18.59	µg/L		0.000
Spiked Amount: 20.00	Range: 50.0 - 150.0%			Recovery = 93.0%			
13C8-FOSA	7.555	506.0 -> 78.0	47001	18.53	µg/L		-0.013
Spiked Amount: 20.00	Range: 50.0 - 150.0%			Recovery = 92.6%			
13C8-PFOA	7.114	421.0 -> 376.0	202623	18.69	µg/L		0.000
Spiked Amount: 20.00	Range: 50.0 - 150.0%			Recovery = 93.4%			
13C8-PFOS	7.681	507.0 -> 99.0	13604	18.44	µg/L		0.000
Spiked Amount: 20.00	Range: 50.0 - 150.0%			Recovery = 92.2%			
13C9-PFNA	7.696	472.0 -> 427.0	209599	18.47	µg/L		-0.013
Spiked Amount: 20.00	Range: 50.0 - 150.0%			Recovery = 92.4%			
d3-MeFOSAA	8.004	573.0 -> 419.0	68307	18.05	µg/L		0.000
Spiked Amount: 20.00	Range: 50.0 - 150.0%			Recovery = 90.3%			
13C3-HFPO-DA	5.709	287.0 -> 169.0	6277	19.05	µg/L		-0.013
Spiked Amount: 20.00	Range: 50.0 - 150.0%			Recovery = 95.3%			
d3-MeFOSA	7.932	515.0 -> 169.0	13765	18.54	µg/L		0.000
Spiked Amount: 20.00	Range: 50.0 - 150.0%			Recovery = 92.7%			
Target Compounds							**QValue**
4:2FTS	5.299	327.0 -> 307.0	3550	1.11	µg/L		95
6:2FTS	7.101	427.0 -> 407.0	5691	1.06	µg/L		96
8:2FTS	8.211	527.0 -> 507.0	4887	1.06	µg/L		100
br-PFHxS	6.217	399.0 -> 80.0	173	0.13	µg/L		97
EtFOSAA	8.130	584.0 -> 419.0	2543	1.00	µg/L		98
FOSA	7.556	498.0 -> 78.0	2218	1.01	µg/L		99
MeFOSAA	8.004	570.0 -> 419.0	2827	1.02	µg/L		97
PFBA	1.958	213.0 -> 169.0	1334	1.02	µg/L		100
PFBS	4.282	299.0 -> 80.0	1243	1.01	µg/L		99
PFDA	8.174	513.0 -> 469.0	12330	0.99	µg/L		99
PFDoDA	9.088	613.0 -> 569.0	18200	0.99	µg/L		100
PFDS	8.558	599.0 -> 80.0	623	1.21	µg/L		81
PFHpA	6.371	363.0 -> 319.0	11955	1.02	µg/L		100
PFHpS	7.112	449.0 -> 80.0	1235	1.12	µg/L		92
PFHxA	5.404	313.0 -> 269.0	3783	1.05	µg/L		100
PFHxS	6.406	399.0 -> 80.0	1290	1.07	µg/L	m	100
PFNA	7.696	463.0 -> 419.0	11708	1.02	µg/L		98
PFNS	8.145	549.0 -> 80.0	952	1.08	µg/L		94
PFOA	7.114	413.0 -> 369.0	10882	1.02	µg/L		98
PFOS	7.669	499.0 -> 80.0	1286	1.10	µg/L	m	97
PFPeA	3.964	263.0 -> 219.0	4667	1.04	µg/L		100
PFPeS	5.540	349.0 -> 80.0	807	1.00	µg/L		95
PFTeDA	10.267	713.0 -> 669.0	23747	0.99	µg/L		100
PFTrDA	9.692	663.0 -> 619.0	21795	0.94	µg/L		99
PFUnDA	8.600	563.0 -> 519.0	14718	0.97	µg/L		99
LN-PFHxS	6.406	399.0 -> 80.0	1117	0.95	µg/L		100
11Cl-PF3OUdS	8.760	631.0 -> 451.0	6704	0.97	µg/L		96
9Cl-PF3ONS	7.931	531.0 -> 351.0	1543	1.02	µg/L		96
ADONA	6.471	377.0 -> 251.0	13586	0.97	µg/L		100
br-PFOS	7.516	499.0 -> 80.0	446	0.27	µg/L		87
HFPO-DA	5.717	329.0 -> 169.0	1183	0.95	µg/L		95
LN-PFOS	7.669	499.0 -> 80.0	840	0.82	µg/L		100
br-PFOA	7.114	413.0 -> 369.0	10882	1.02	µg/L		98
LN-PFOA	7.114	413.0 -> 369.0	10882	1.02	µg/L		98
br-PFNA	7.696	463.0 -> 419.0	11708	1.02	µg/L		98
LN-PFNA	7.696	463.0 -> 419.0	11708	1.02	µg/L		98

Perfluorinated Compounds by LC/MS/MS

Compound	RT	QIon	Resp.	Conc.	Units	Dev(Min)
MeFOSA	7.933	512.0 -> 219.0	814	1.24	µg/L	95

 # = Qualifier out of range, m = manually integrated, + = Area summed

Perfluorinated Compounds by LC/MS/MS

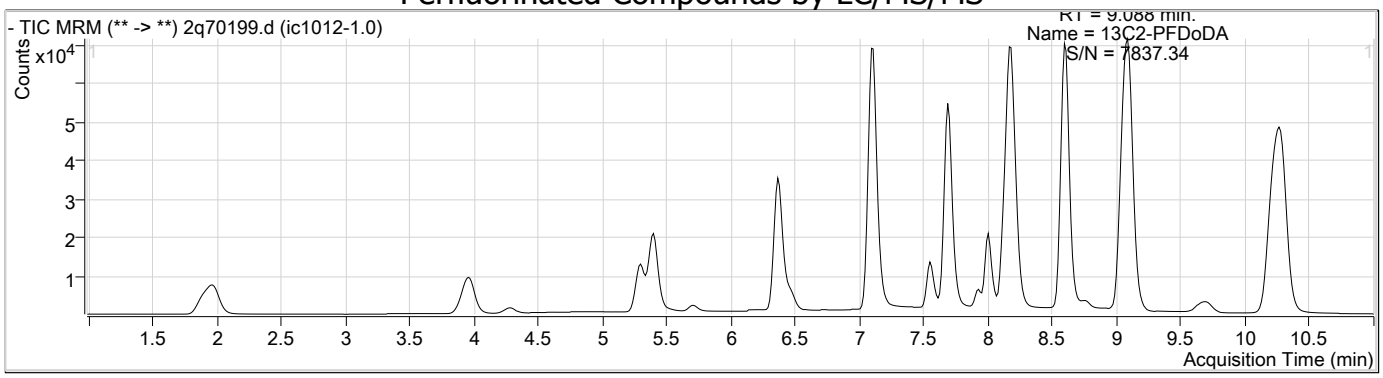

Compound	Conc.	RT	Dev(Min)	Resp.	QIon	QRatio	Min.	Max.
PFBA	1.02	1.96	0.00	1334				

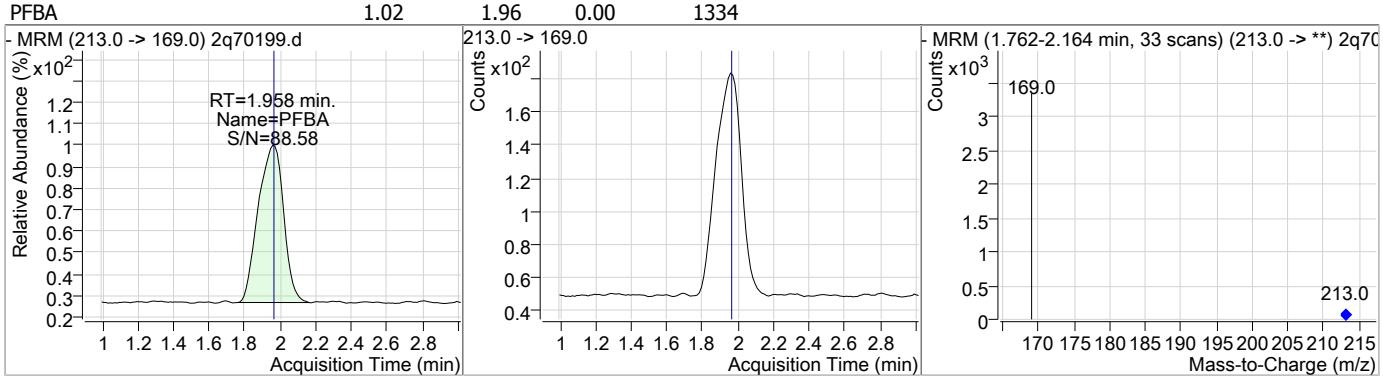

Compound	Conc.	RT	Dev(Min)	Resp.	QIon	QRatio	Min.	Max.
13C4-PFBA	18.77	1.96	0.00	71386				

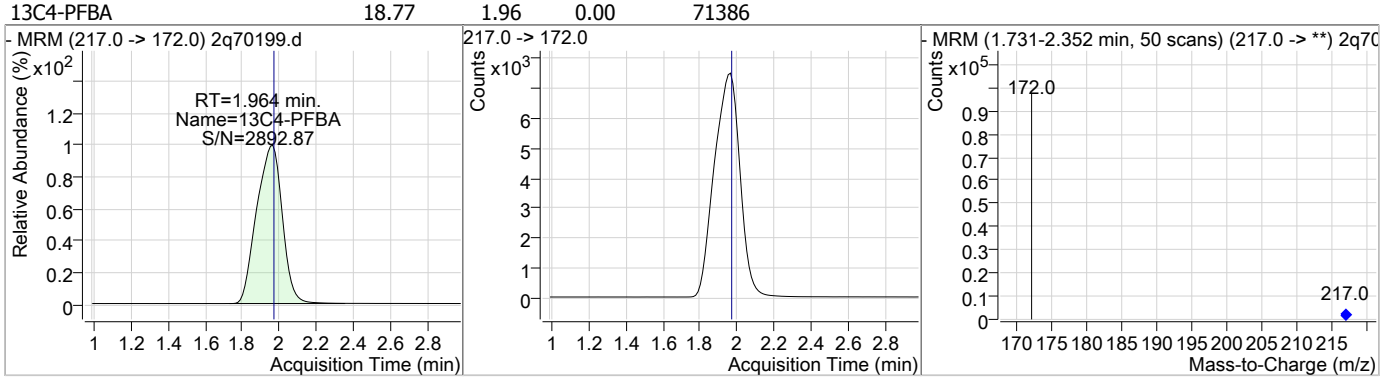

Compound	Conc.	RT	Dev(Min)	Resp.	QIon	QRatio	Min.	Max.
13C5-PFPeA	18.69	3.96	0.00	63878				

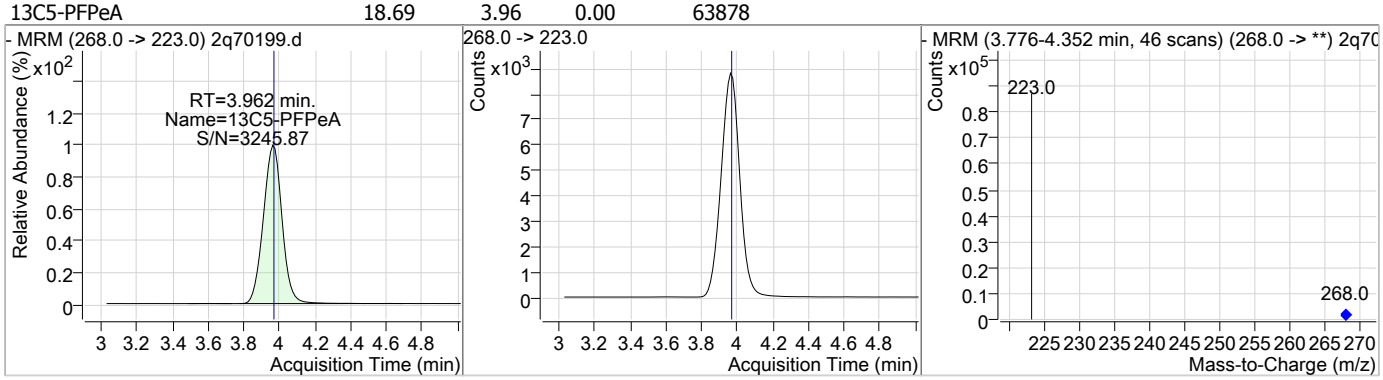

18.5.3 18

Perfluorinated Compounds by LC/MS/MS

Compound	Conc.	RT	Dev(Min)	Resp.	QIon	QRatio	Min.	Max.
PFPeA	1.04	3.96	0.00	4667				

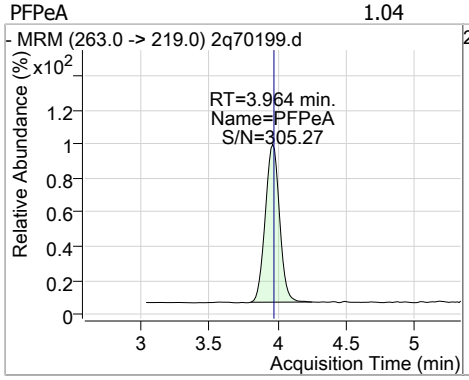

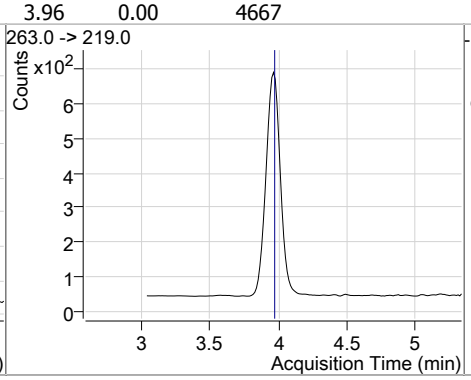

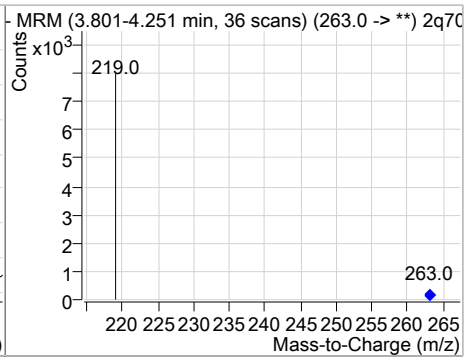

Compound	Conc.	RT	Dev(Min)	Resp.	QIon	QRatio	Min.	Max.
13C3-PFBS	18.99	4.28	0.00	8023				

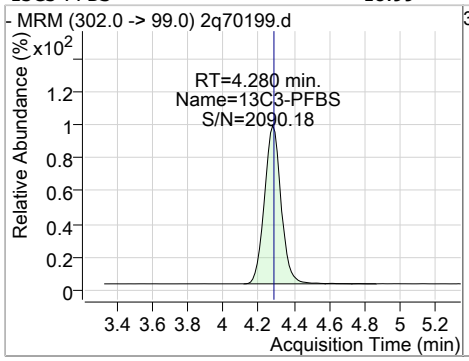

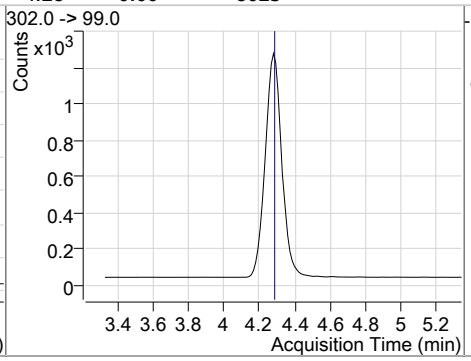

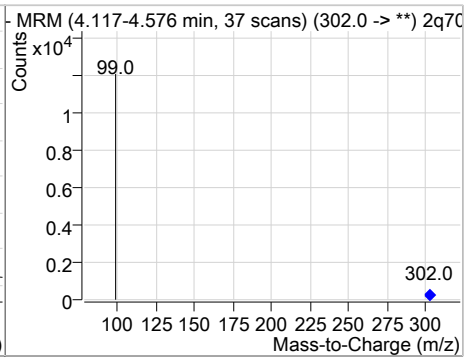

Compound	Conc.	RT	Dev(Min)	Resp.	QIon	QRatio	Min.	Max.
PFBS	1.01	4.28	0.00	1243	299.0 -> 99.0	38.2	7.4	67.4

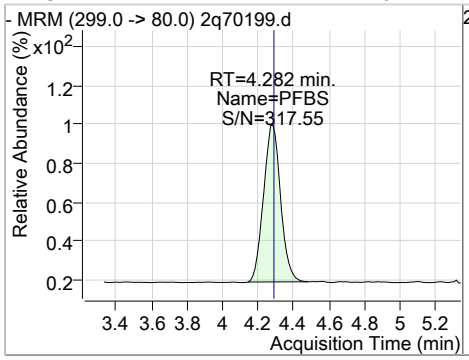

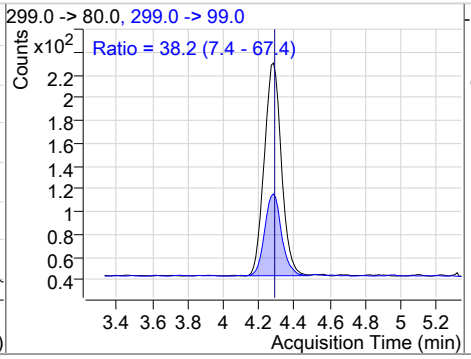

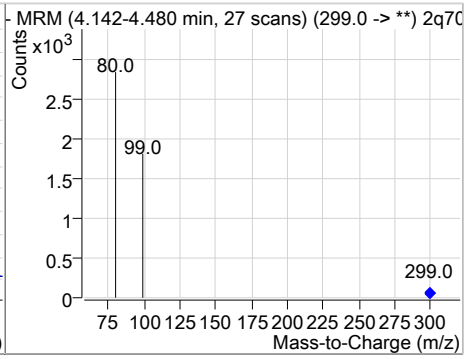

Compound	Conc.	RT	Dev(Min)	Resp.	QIon	QRatio	Min.	Max.
13C2-4:2FTS	17.38	5.30	0.00	61382				

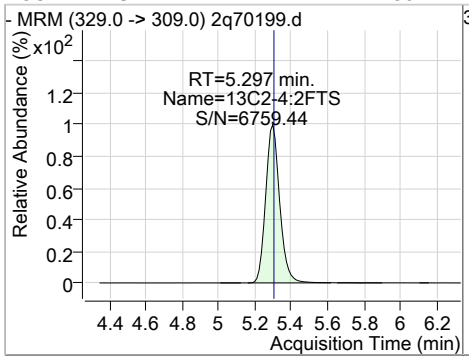

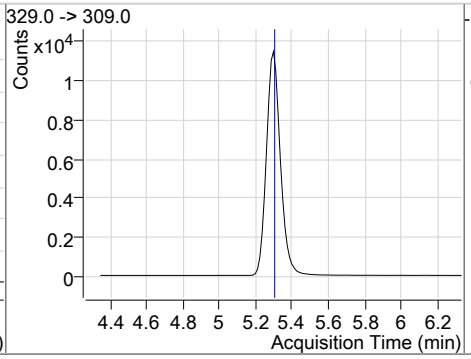

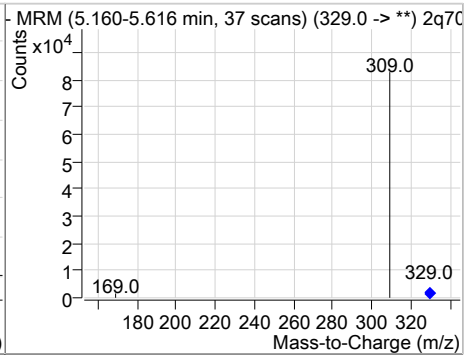

Perfluorinated Compounds by LC/MS/MS

Compound	Conc.	RT	Dev(Min)	Resp.	QIon	QRatio	Min.	Max.
4:2FTS	1.11	5.30	0.00	3550	327.0 -> 81.0	35.8	3.0	63.0

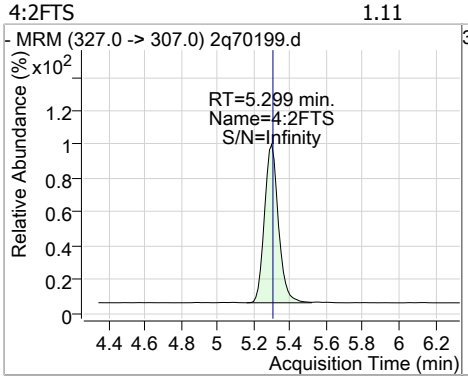

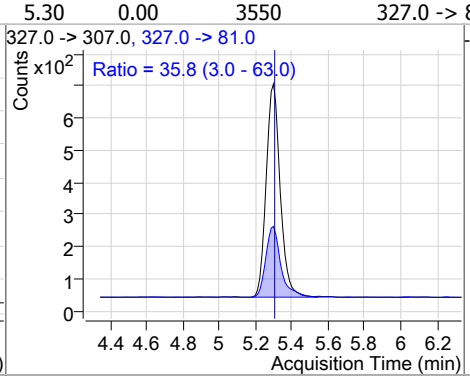

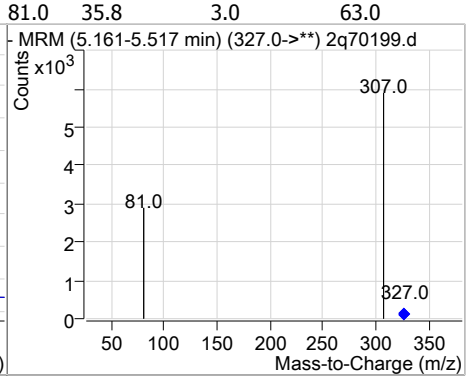

Compound	Conc.	RT	Dev(Min)	Resp.	QIon	QRatio	Min.	Max.
13C5-PFHxA	18.71	5.40	0.00	102231				

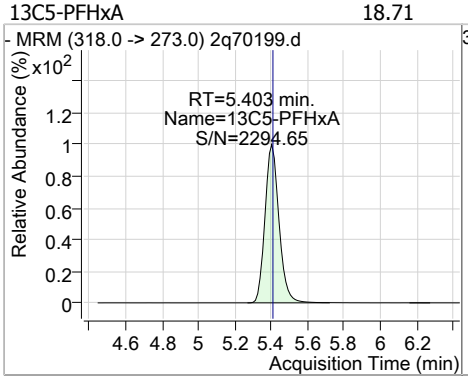

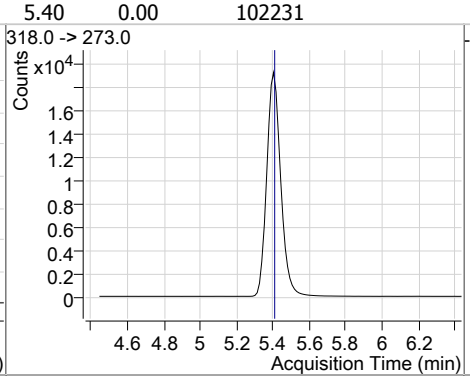

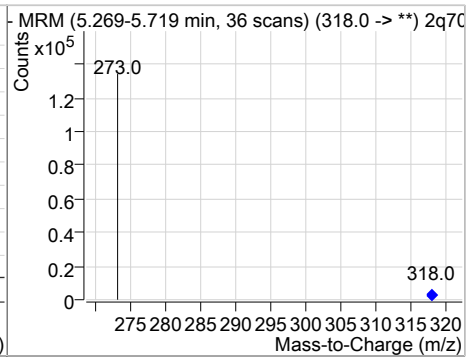

Compound	Conc.	RT	Dev(Min)	Resp.	QIon	QRatio	Min.	Max.
PFHxA	1.05	5.40	0.00	3783	313.0 -> 119.0	8.2	0.0	38.2

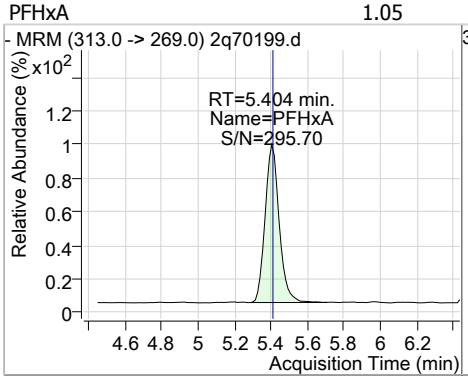

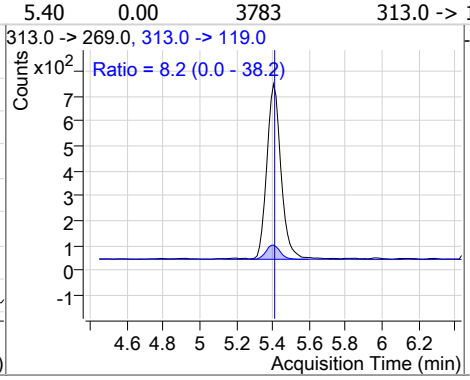

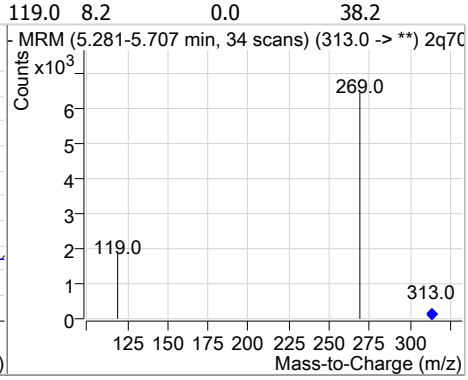

Compound	Conc.	RT	Dev(Min)	Resp.	QIon	QRatio	Min.	Max.
PFPeS	1.00	5.54	0.00	807	349.0 -> 99.0	36.2	9.1	69.1

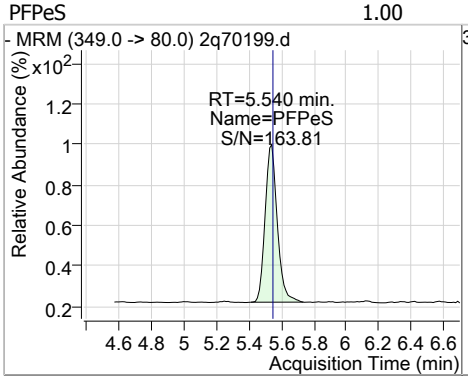

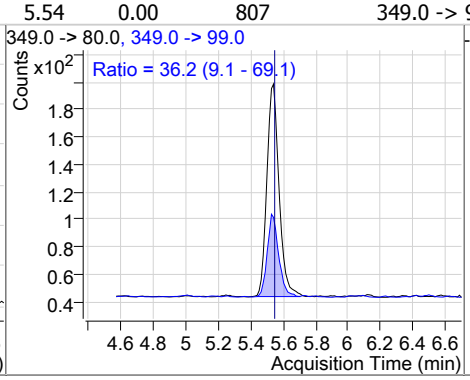

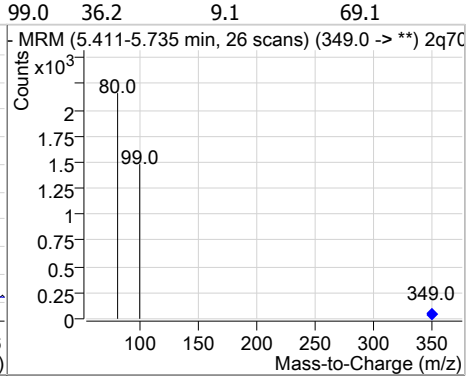

Perfluorinated Compounds by LC/MS/MS

Compound	Conc.	RT	Dev(Min)	Resp.	QIon	QRatio	Min.	Max.
HFPO-DA	0.95	5.72	0.00	1183	285.0 -> 169.0	16.8	0.0	44.8

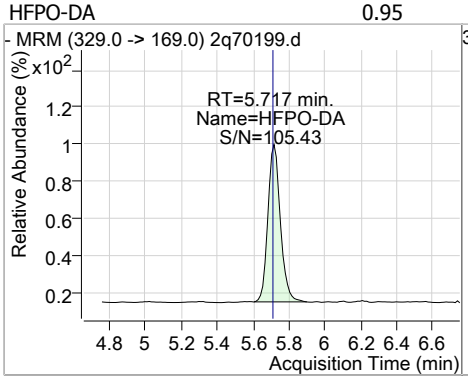

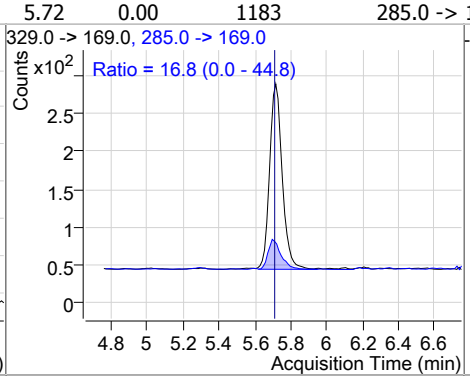

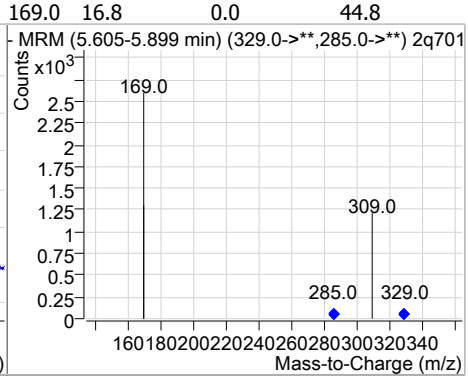

Compound	Conc.	RT	Dev(Min)	Resp.	QIon	QRatio	Min.	Max.
13C3-HFPO-DA	19.05	5.71	-0.01	6277				

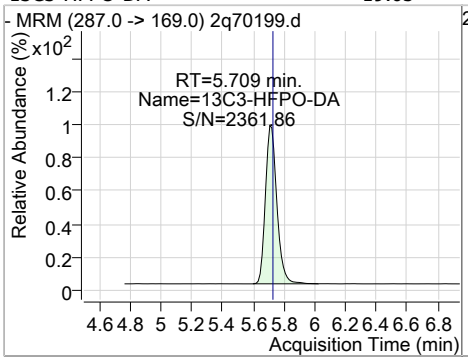

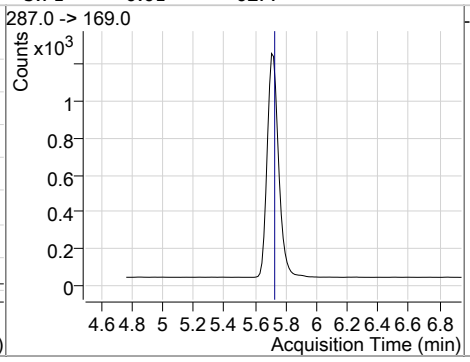

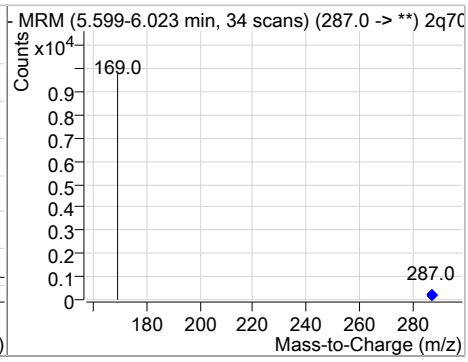

Compound	Conc.	RT	Dev(Min)	Resp.	QIon	QRatio	Min.	Max.
br-PFHxS	0.13	6.22	-0.01	173	399.0 -> 99.0	32.7	11.2	51.2

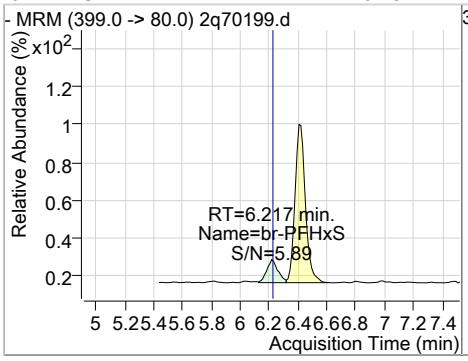

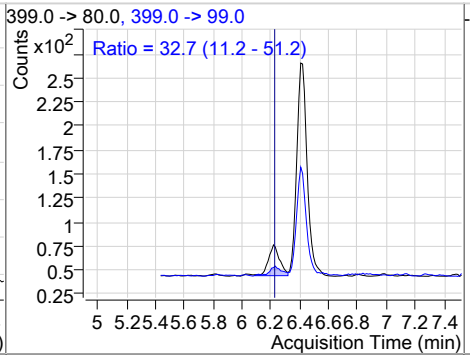

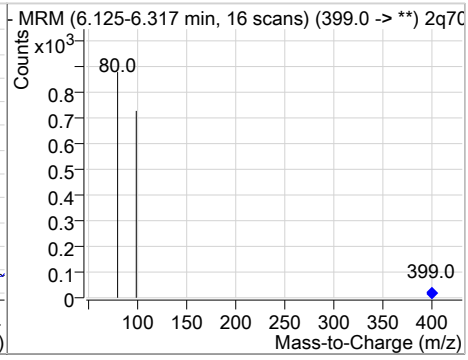

Compound	Conc.	RT	Dev(Min)	Resp.	QIon	QRatio	Min.	Max.
13C4-PFHpA	18.58	6.37	0.00	149123				

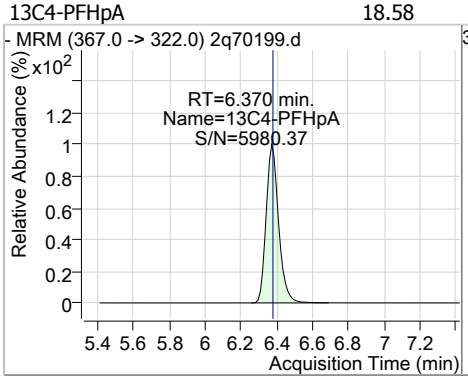

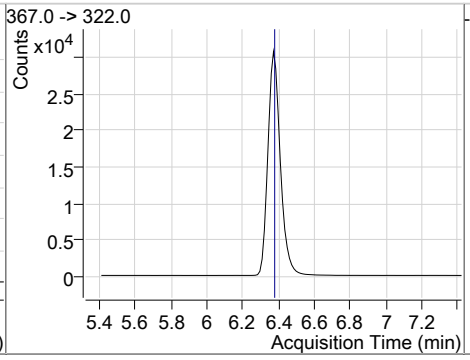

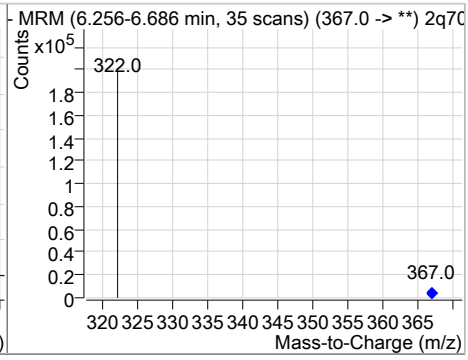

Perfluorinated Compounds by LC/MS/MS

Compound	Conc.	RT	Dev(Min)	Resp.	QIon	QRatio	Min.	Max.
PFHpA	1.02	6.37	0.00	11955	363.0 -> 169.0	6.7	0.0	36.5

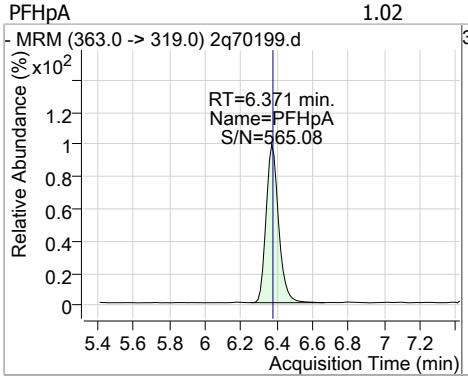

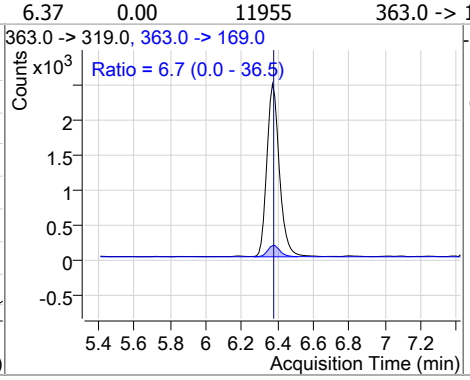

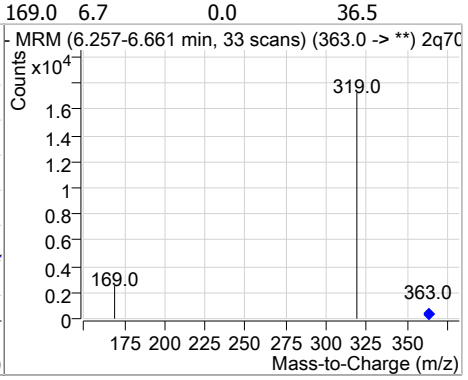

Compound	Conc.	RT	Dev(Min)	Resp.	QIon	QRatio	Min.	Max.
13C3-PFHxS	18.65	6.41	-0.01	9416				

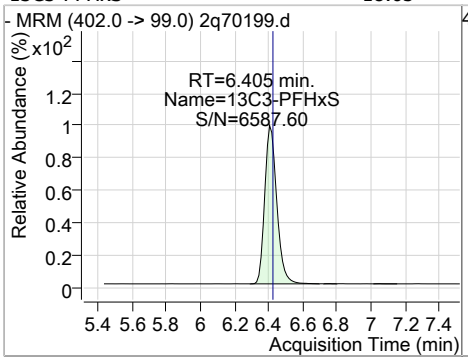

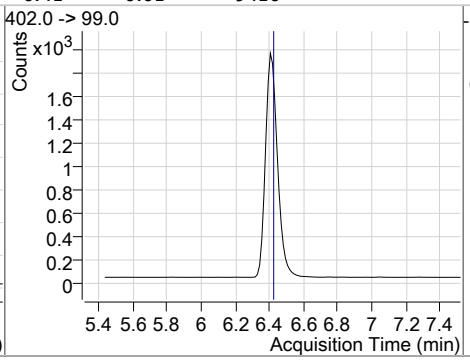

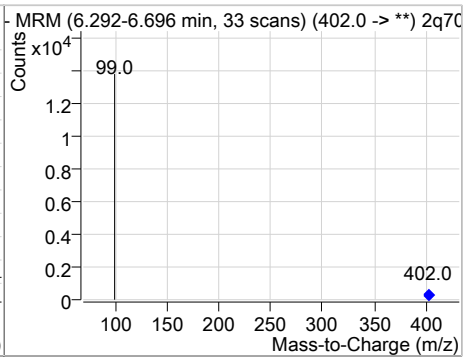

Compound	Conc.	RT	Dev(Min)	Resp.	QIon	QRatio	Min.	Max.
PFHxS	1.07	6.41	-0.01	1290 (m)	399.0 -> 99.0	45.3	15.2	75.2

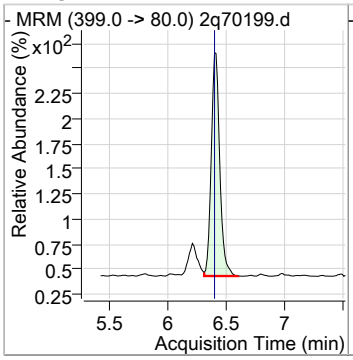

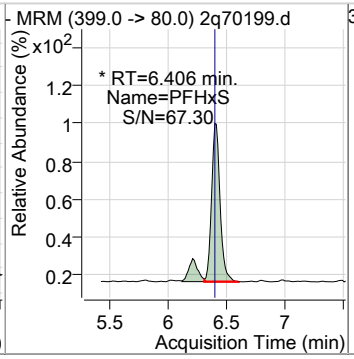

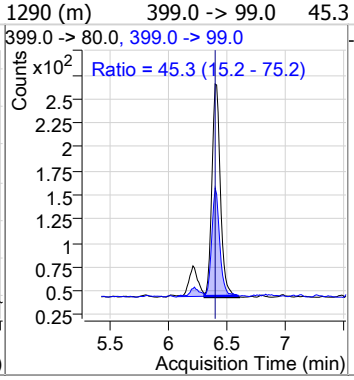

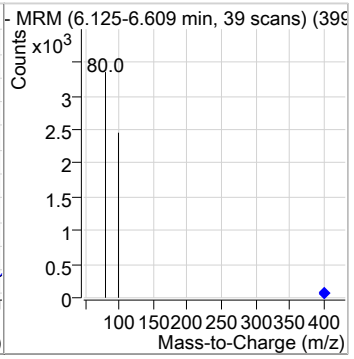

Compound	Conc.	RT	Dev(Min)	Resp.	QIon	QRatio	Min.	Max.
LN-PFHxS	0.95	6.41	-0.01	1117	399.0 -> 99.0	47.3	27.4	67.4

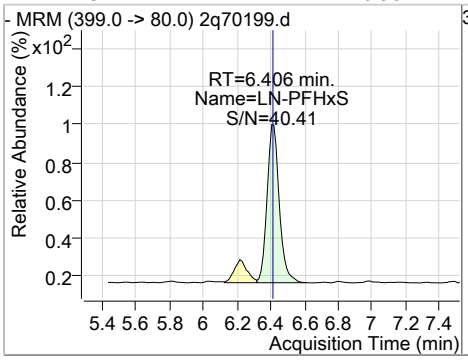

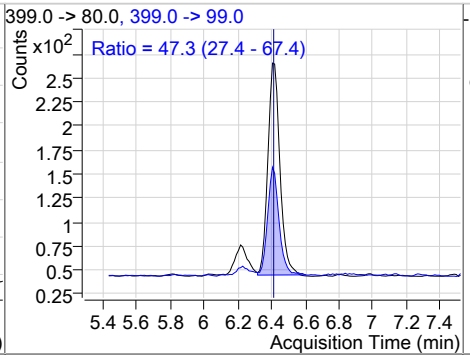

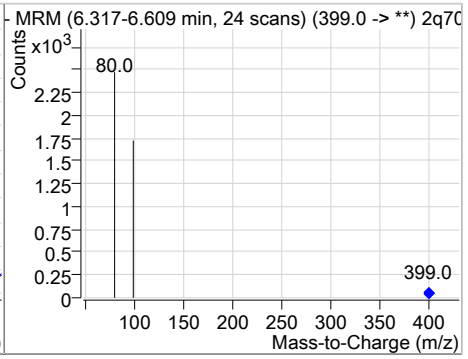

Perfluorinated Compounds by LC/MS/MS

Compound	Conc.	RT	Dev(Min)	Resp.	QIon	QRatio	Min.	Max.
ADONA	0.97	6.47	-0.01	13586	377.0 -> 85.0	26.1	0.0	55.9

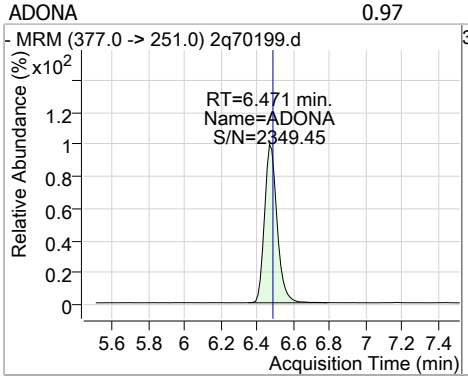

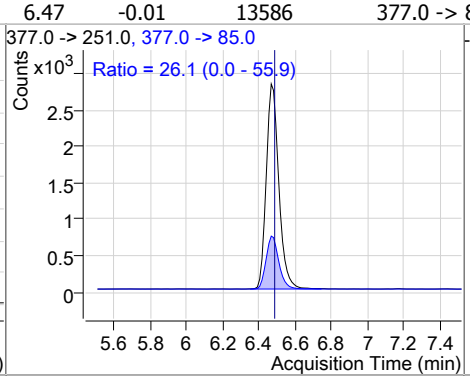

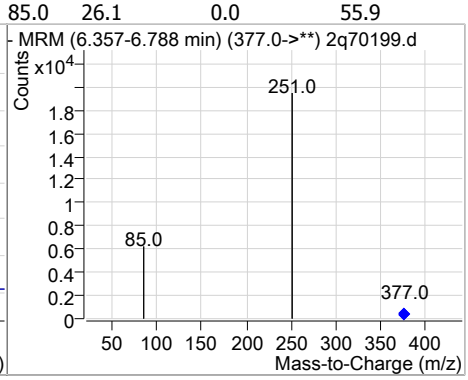

Compound	Conc.	RT	Dev(Min)	Resp.	QIon	QRatio	Min.	Max.
13C2-6:2FTS	17.88	7.10	0.00	107808				

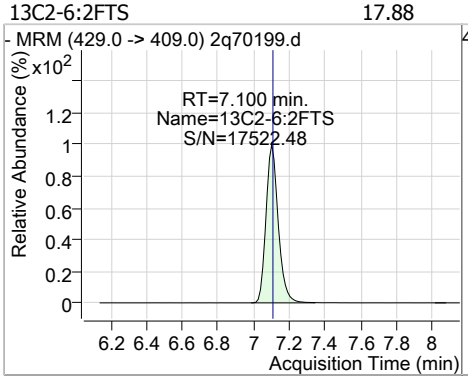

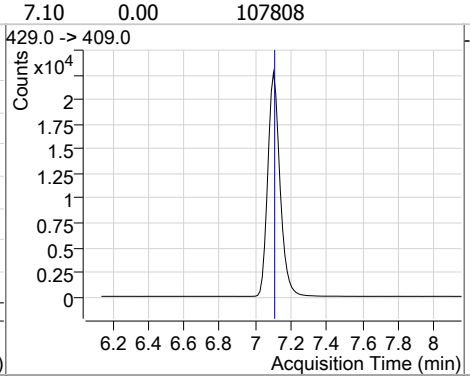

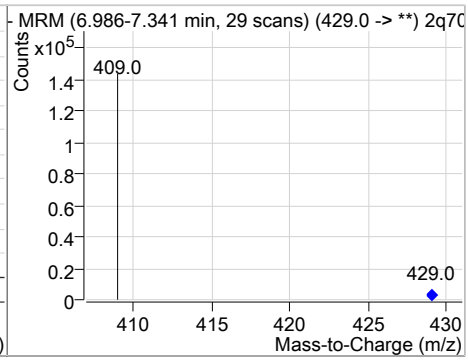

Compound	Conc.	RT	Dev(Min)	Resp.	QIon	QRatio	Min.	Max.
6:2FTS	1.06	7.10	0.00	5691	427.0 -> 81.0	26.6	0.0	54.8

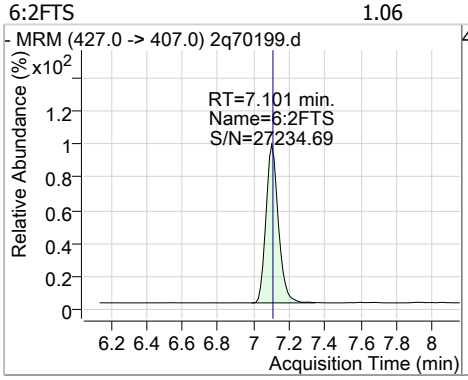

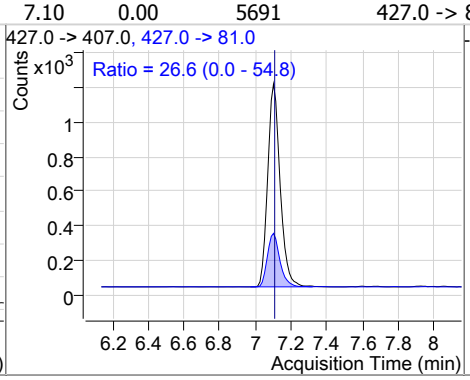

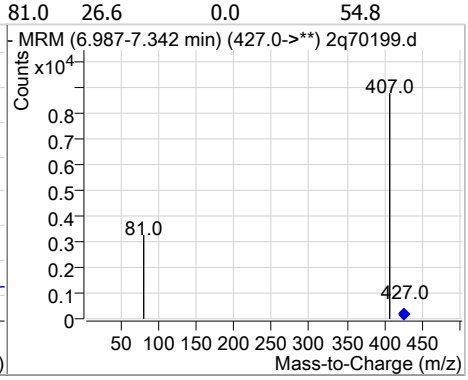

Compound	Conc.	RT	Dev(Min)	Resp.	QIon	QRatio	Min.	Max.
PFHpS	1.12	7.11	0.00	1235	449.0 -> 99.0	40.3	15.2	75.2

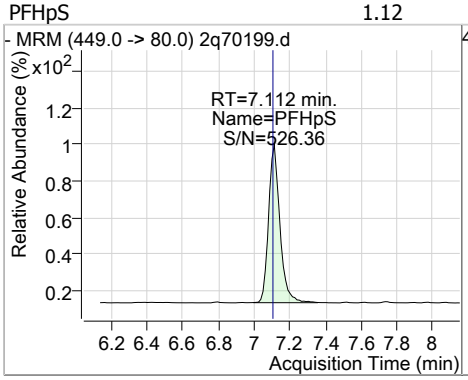

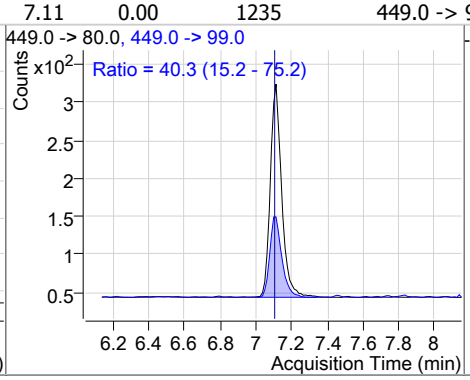

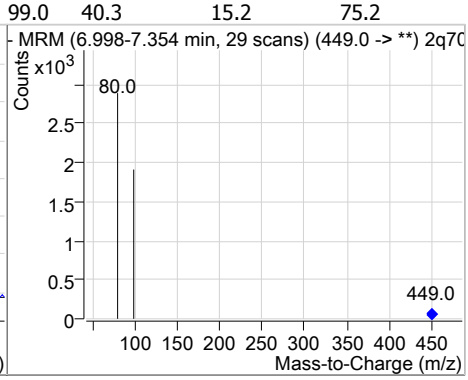

Perfluorinated Compounds by LC/MS/MS

Compound	Conc.	RT	Dev(Min)	Resp.	QIon	QRatio	Min.	Max.
13C8-PFOA	18.69	7.11	0.00	202623				

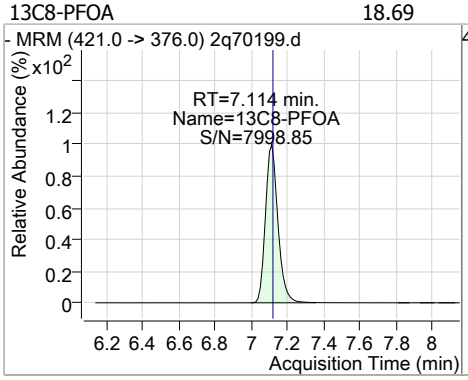

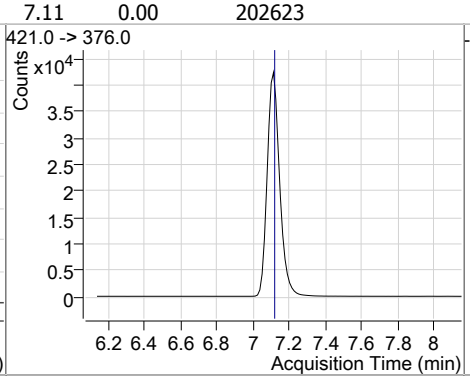

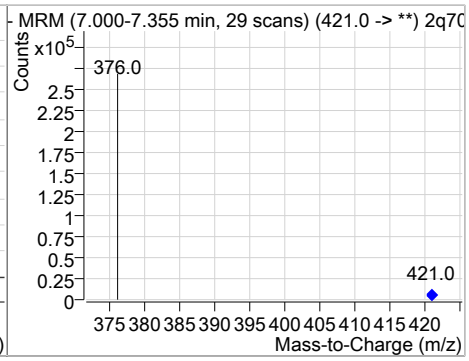

Compound	Conc.	RT	Dev(Min)	Resp.	QIon	QRatio	Min.	Max.
PFOA	1.02	7.11	0.00	10882	413.0 -> 169.0	19.9	0.0	50.6

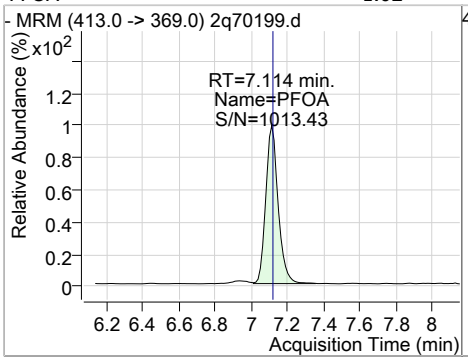

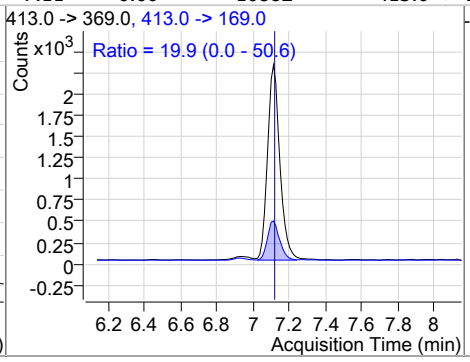

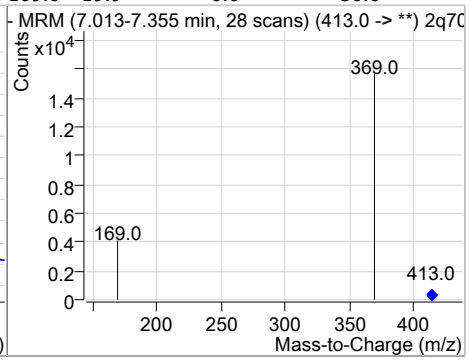

Compound	Conc.	RT	Dev(Min)	Resp.	QIon	QRatio	Min.	Max.
br-PFOA	1.02	7.11	0.00	10882	413.0 -> 169.0	19.9	0.0	50.6

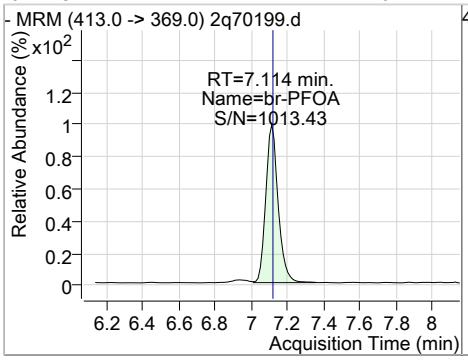

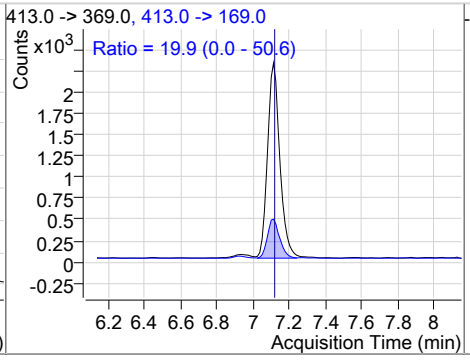

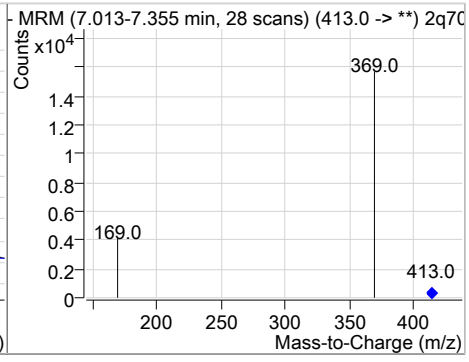

Compound	Conc.	RT	Dev(Min)	Resp.	QIon	QRatio	Min.	Max.
LN-PFOA	1.02	7.11	0.00	10882	413.0 -> 169.0	19.9	0.0	50.6

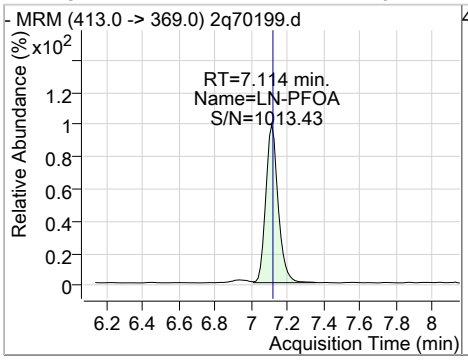

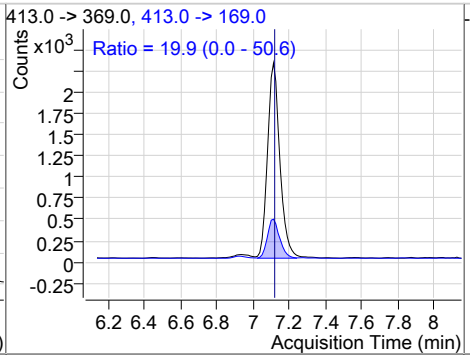

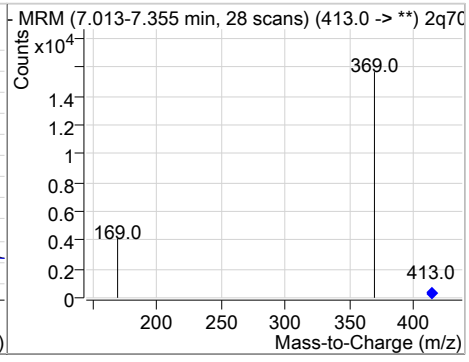

Perfluorinated Compounds by LC/MS/MS

Compound	Conc.	RT	Dev(Min)	Resp.	QIon	QRatio	Min.	Max.
br-PFOS	0.27	7.52	0.01	446	499.0 -> 99.0	13.1	0.0	48.8

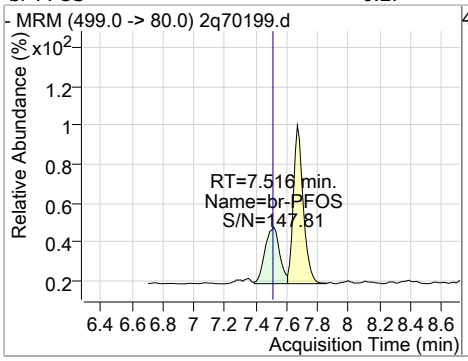

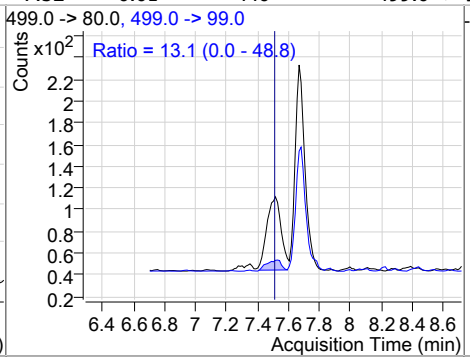

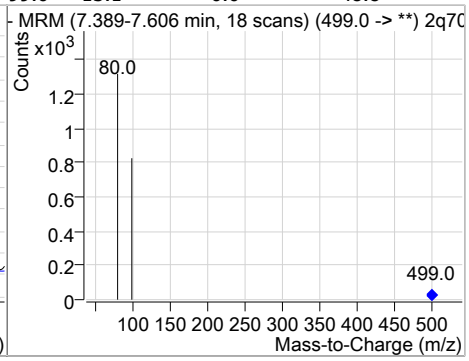

Compound	Conc.	RT	Dev(Min)	Resp.	QIon	QRatio	Min.	Max.
13C8-FOSA	18.53	7.55	-0.01	47001				

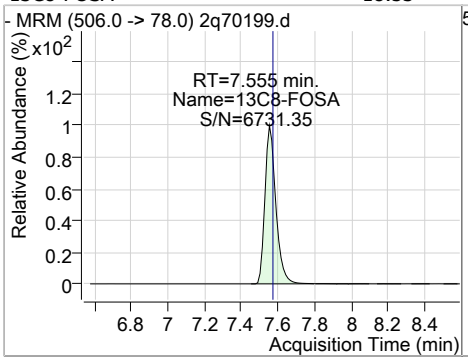

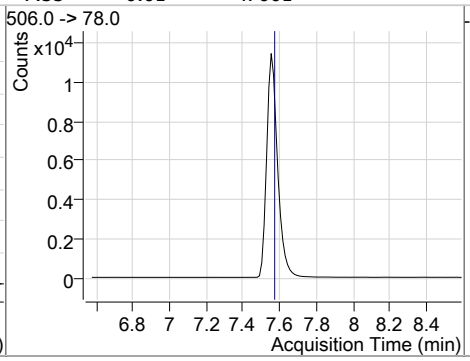

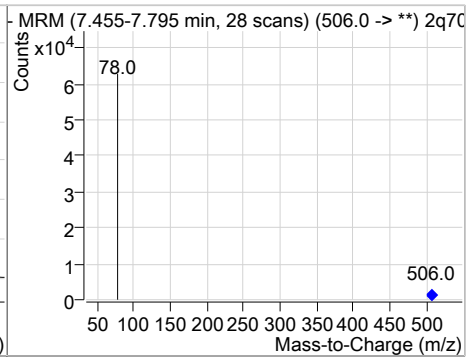

Compound	Conc.	RT	Dev(Min)	Resp.	QIon	QRatio	Min.	Max.
FOSA	1.01	7.56	-0.01	2218	498.0 -> 478.0	5.0	0.0	34.6

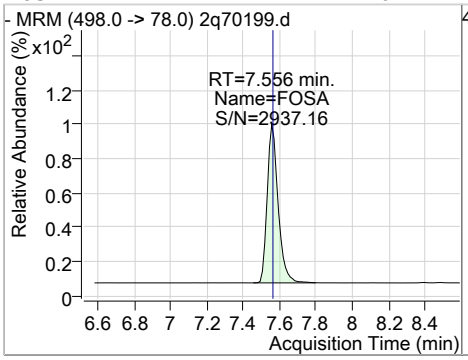

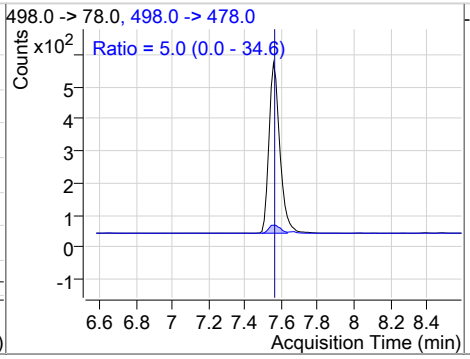

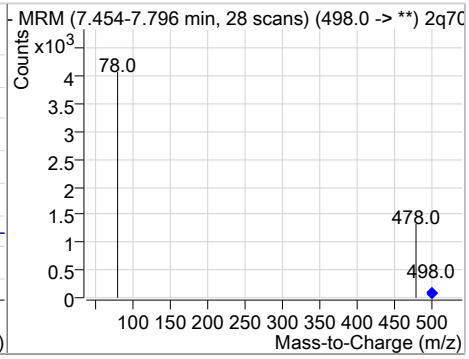

Compound	Conc.	RT	Dev(Min)	Resp.	QIon	QRatio	Min.	Max.
13C8-PFOS	18.44	7.68	0.00	13604				

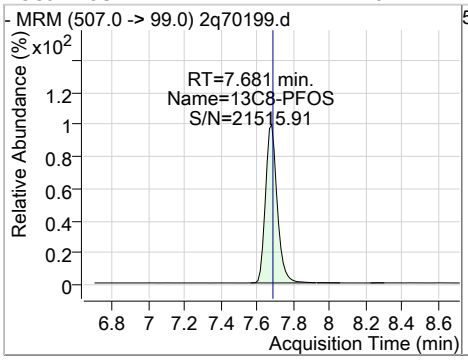

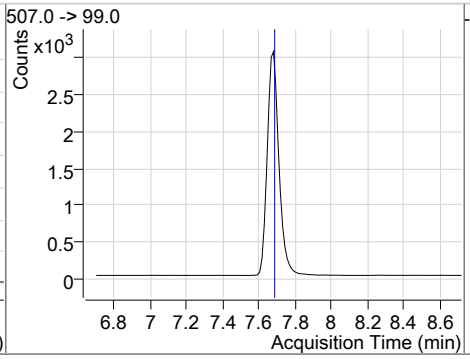

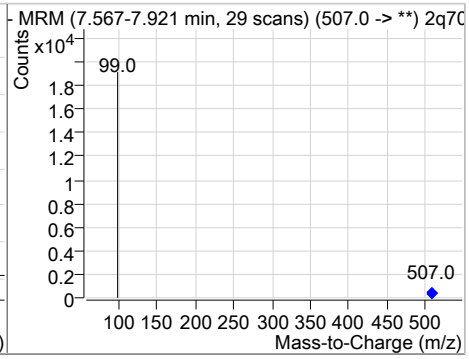

Perfluorinated Compounds by LC/MS/MS

Compound	Conc.	RT	Dev(Min)	Resp.	QIon	QRatio	Min.	Max.
PFOS	1.10	7.67	-0.01	1286 (m)	499.0 -> 99.0	44.3	16.5	76.5

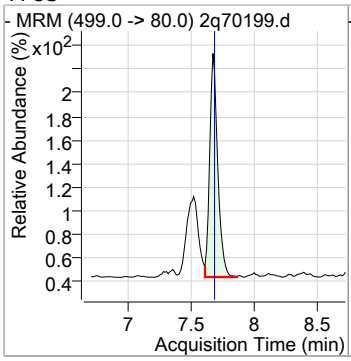

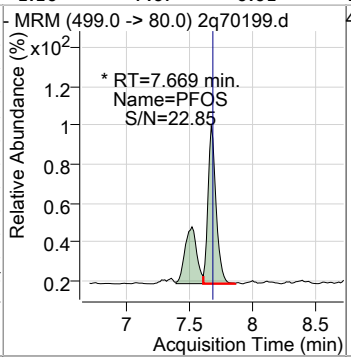

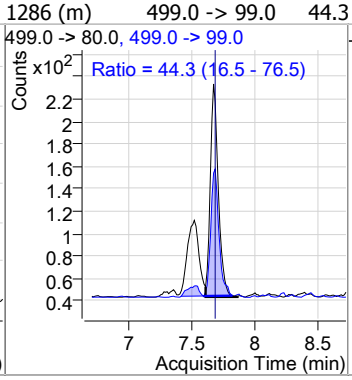

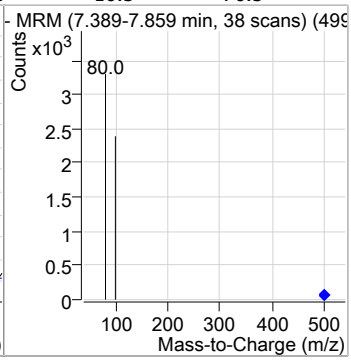

Compound	Conc.	RT	Dev(Min)	Resp.	QIon	QRatio	Min.	Max.
LN-PFOS	0.82	7.67	-0.01	840	499.0 -> 99.0	60.8	30.9	90.9

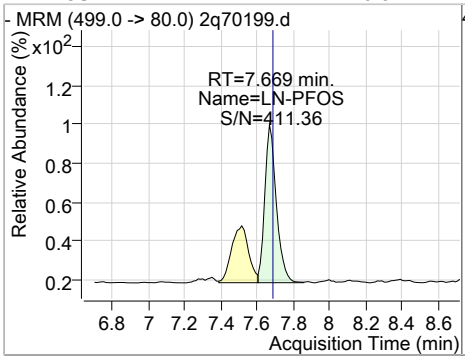

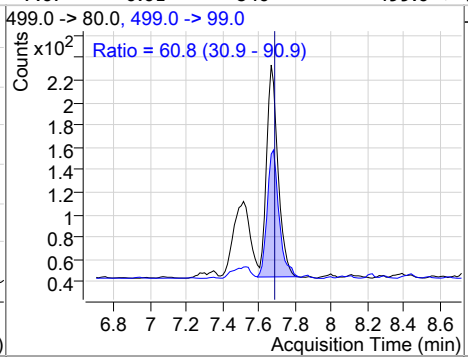

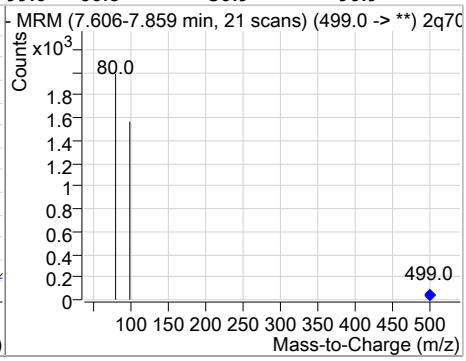

Compound	Conc.	RT	Dev(Min)	Resp.	QIon	QRatio	Min.	Max.
13C9-PFNA	18.47	7.70	-0.01	209599				

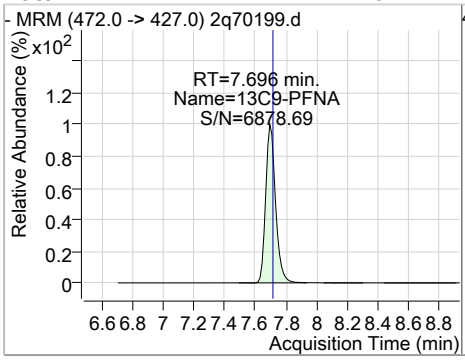

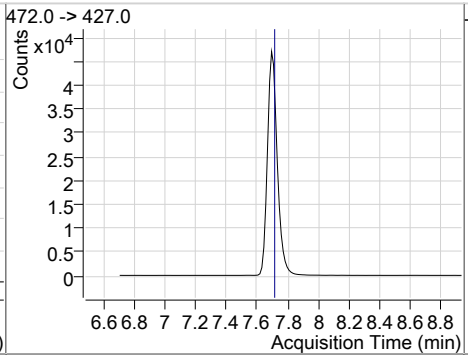

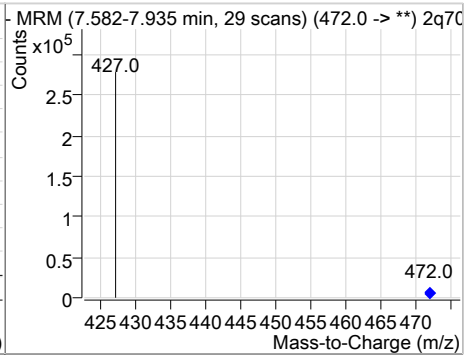

Compound	Conc.	RT	Dev(Min)	Resp.	QIon	QRatio	Min.	Max.
PFNA	1.02	7.70	-0.01	11708	463.0 -> 219.0	16.3	0.0	47.2

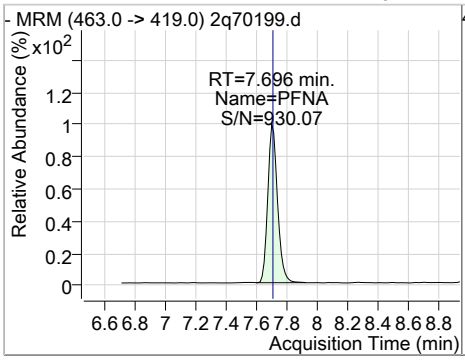

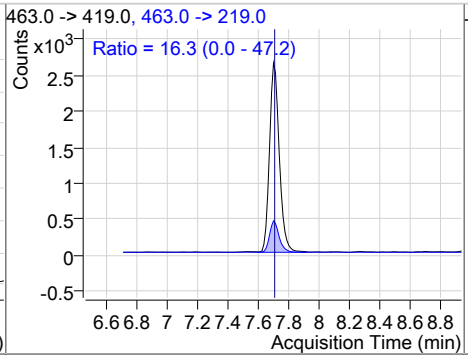

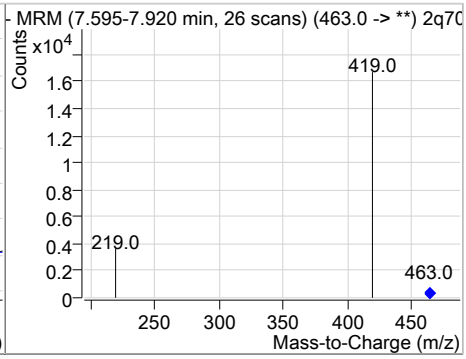

Perfluorinated Compounds by LC/MS/MS

Compound	Conc.	RT	Dev(Min)	Resp.	QIon	QRatio	Min.	Max.
br-PFNA	1.02	7.70	-0.01	11708	463.0 -> 219.0	16.3	0.0	47.2

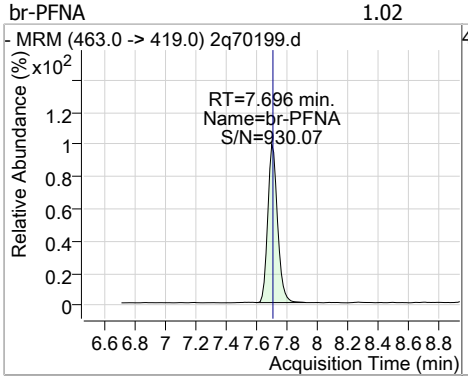

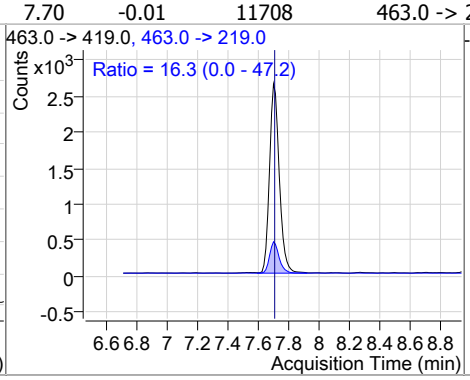

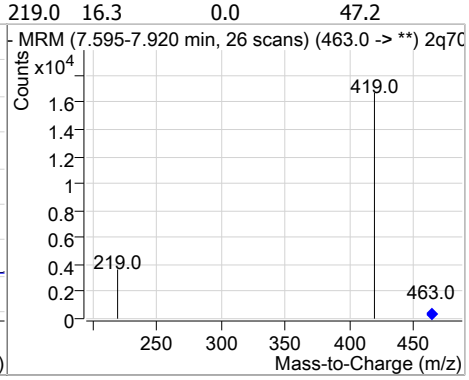

Compound	Conc.	RT	Dev(Min)	Resp.	QIon	QRatio	Min.	Max.
LN-PFNA	1.02	7.70	-0.01	11708	463.0 -> 219.0	16.3	0.0	47.2

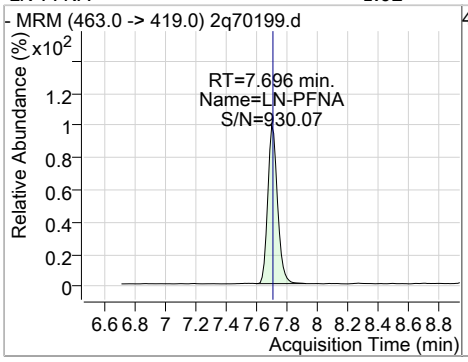

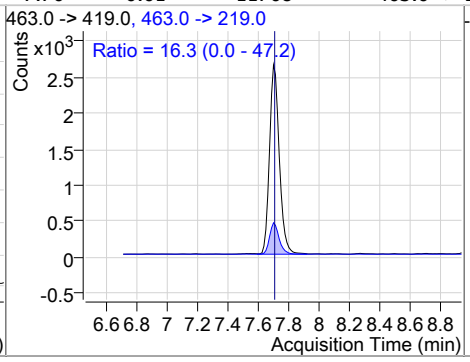

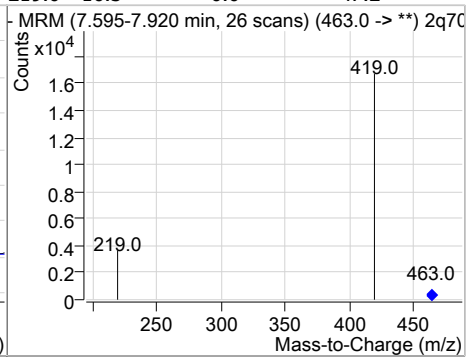

Compound	Conc.	RT	Dev(Min)	Resp.	QIon	QRatio	Min.	Max.
9Cl-PF3ONS	1.02	7.93	0.00	1543	533.0 -> 353.0	32.9	0.6	60.6

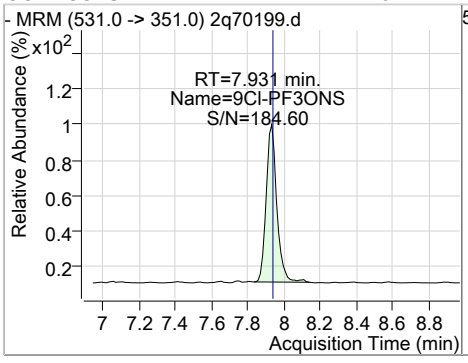

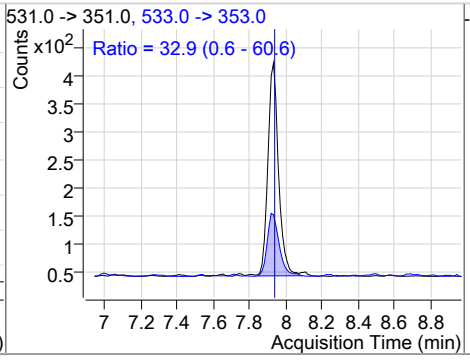

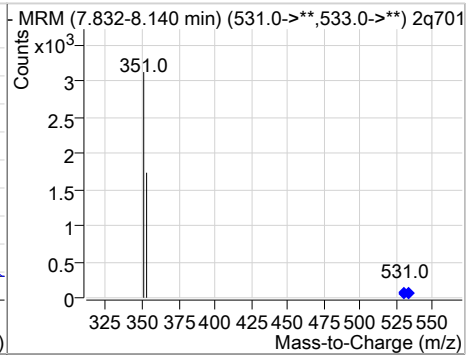

Compound	Conc.	RT	Dev(Min)	Resp.	QIon	QRatio	Min.	Max.
d3-MeFOSA	18.54	7.93	0.00	13765				

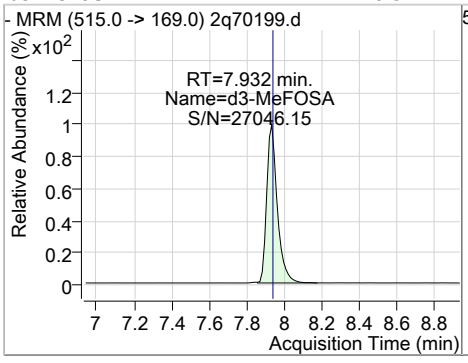

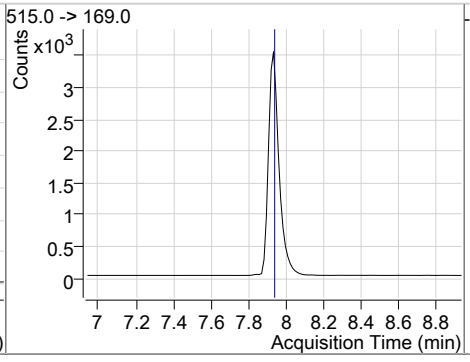

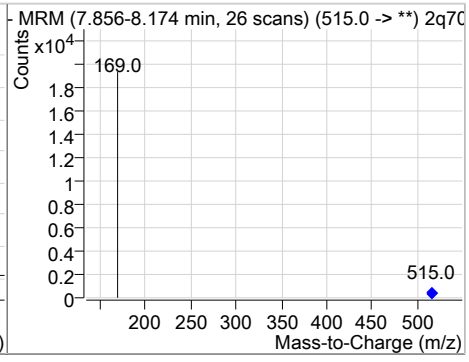

Perfluorinated Compounds by LC/MS/MS

Compound	Conc.	RT	Dev(Min)	Resp.	QIon	QRatio	Min.	Max.
MeFOSA	1.24	7.93	-0.01	814	512.0 -> 169.0	105.4	80.9	140.9

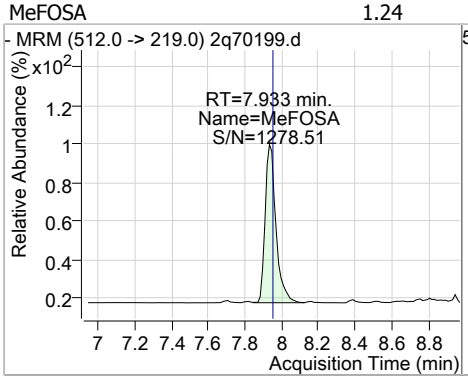

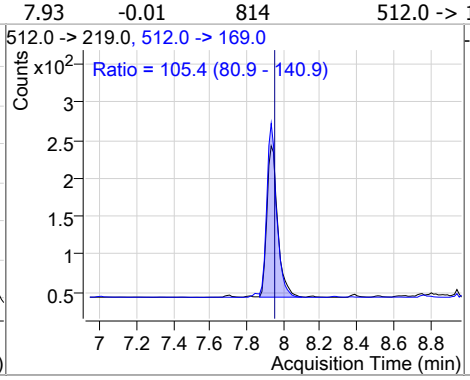

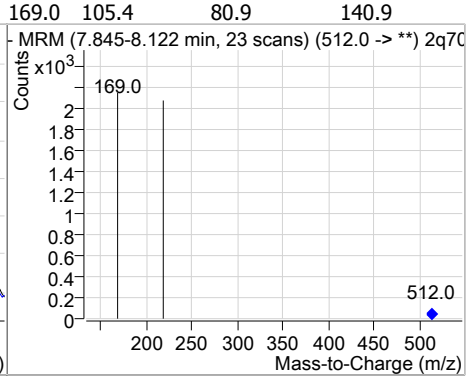

Compound	Conc.	RT	Dev(Min)	Resp.	QIon	QRatio	Min.	Max.
d3-MeFOSAA	18.05	8.00	0.00	68307				

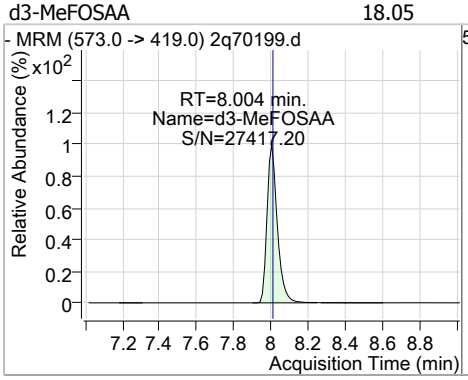

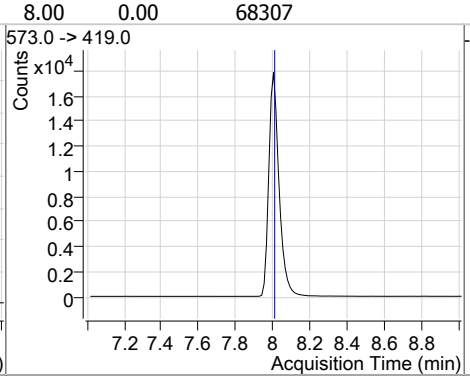

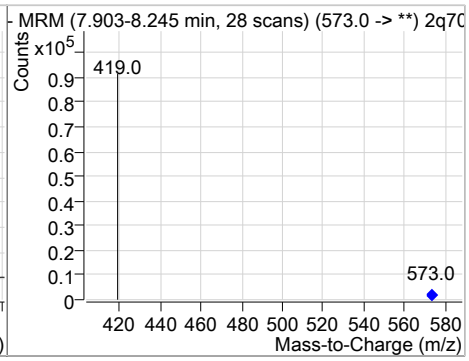

Compound	Conc.	RT	Dev(Min)	Resp.	QIon	QRatio	Min.	Max.
MeFOSAA	1.02	8.00	-0.01	2827	570.0 -> 512.0	26.2	0.0	54.8

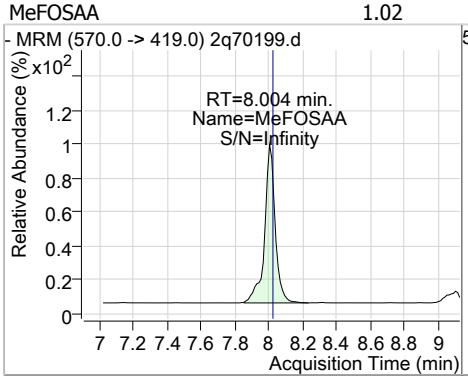

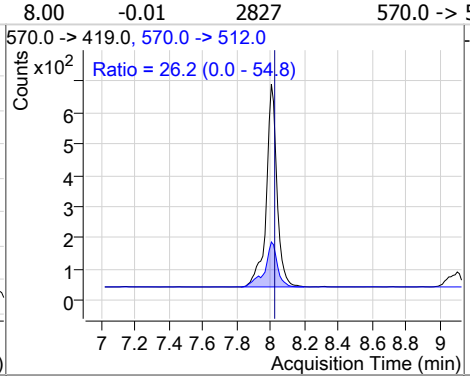

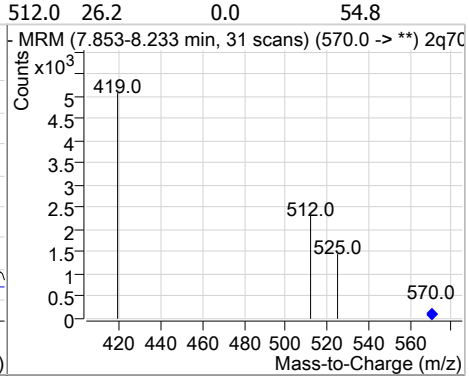

Compound	Conc.	RT	Dev(Min)	Resp.	QIon	QRatio	Min.	Max.
d5-EtFOSAA	18.40	8.12	-0.01	59382				

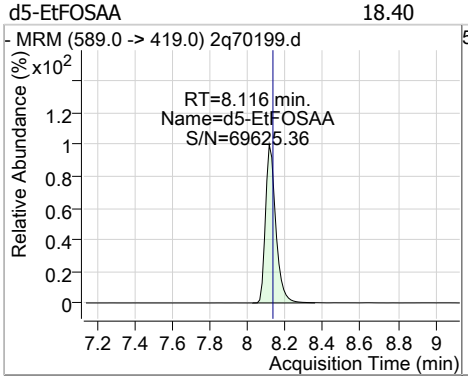

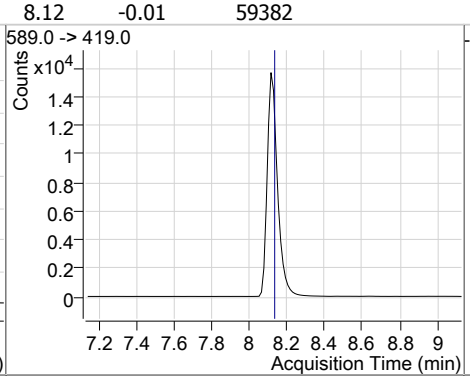

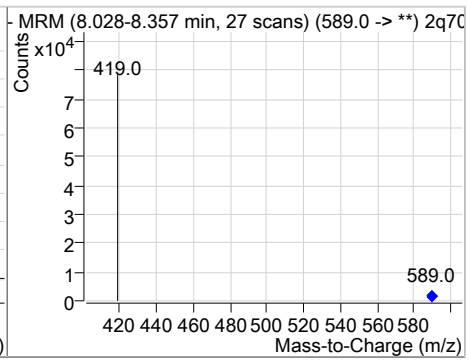

Perfluorinated Compounds by LC/MS/MS

Compound	Conc.	RT	Dev(Min)	Resp.	QIon	QRatio	Min.	Max.
EtFOSAA	1.00	8.13	0.00	2543	584.0 -> 483.0	61.8	30.2	90.2

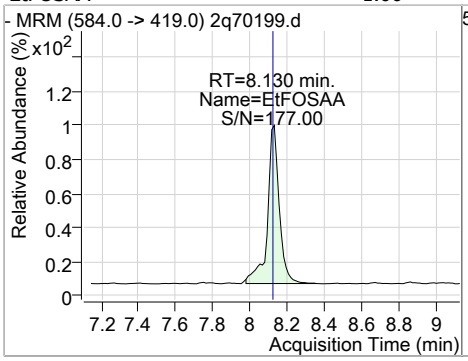

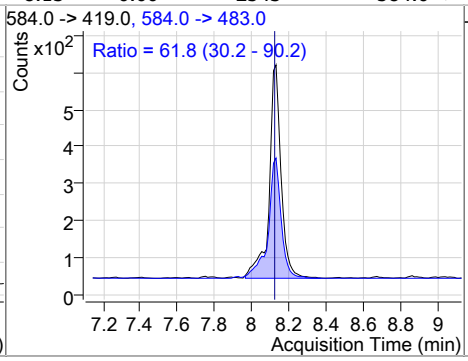

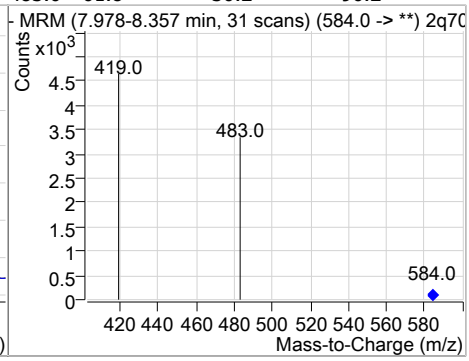

Compound	Conc.	RT	Dev(Min)	Resp.	QIon	QRatio	Min.	Max.
PFNS	1.08	8.15	0.00	952	549.0 -> 99.0	50.0	24.3	84.3

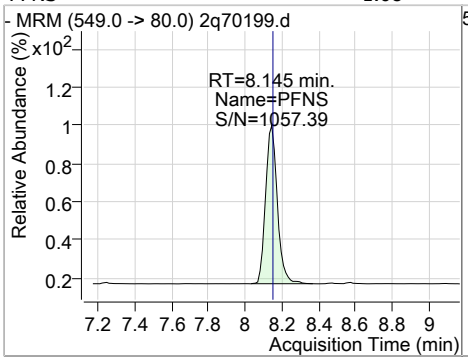

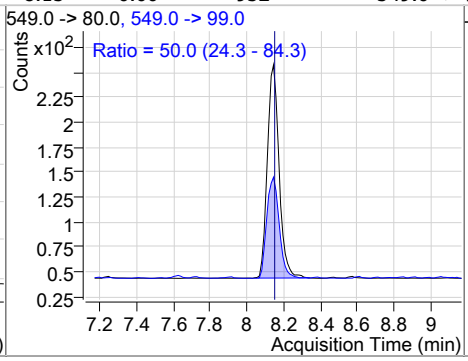

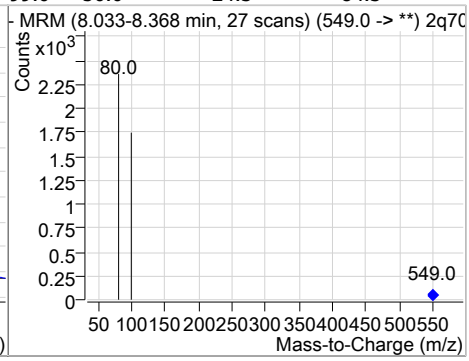

Compound	Conc.	RT	Dev(Min)	Resp.	QIon	QRatio	Min.	Max.
13C6-PFDA	18.70	8.17	0.00	225837				

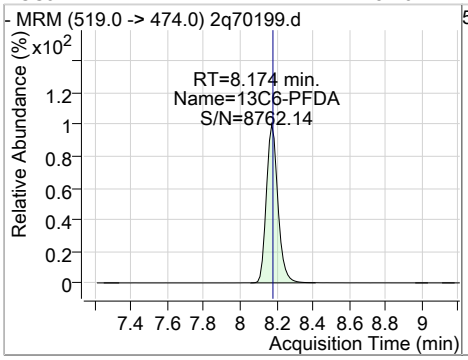

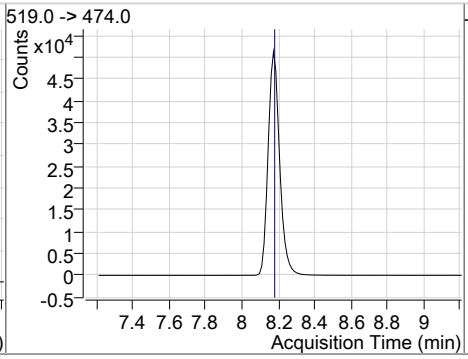

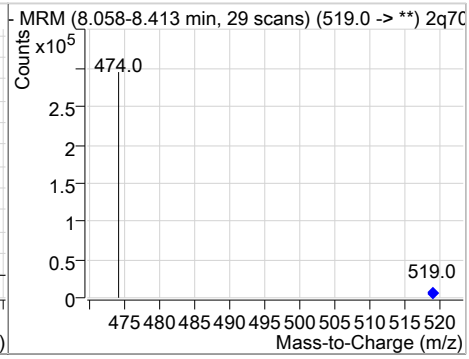

Compound	Conc.	RT	Dev(Min)	Resp.	QIon	QRatio	Min.	Max.
PFDA	0.99	8.17	0.00	12330	513.0 -> 219.0	14.2	0.0	44.5

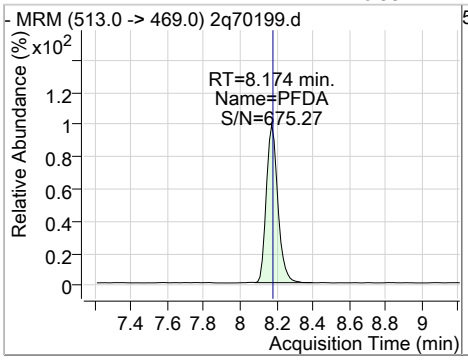

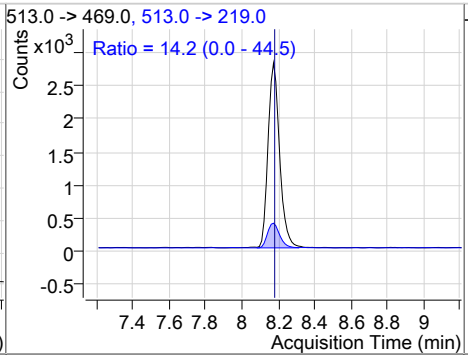

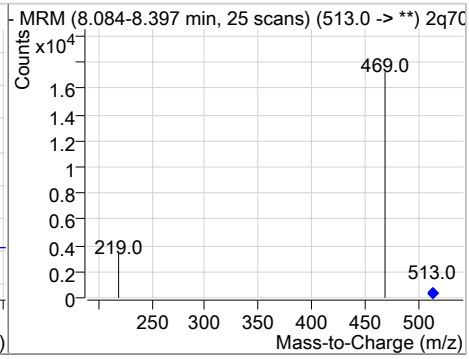

Perfluorinated Compounds by LC/MS/MS

Compound	Conc.	RT	Dev(Min)	Resp.	QIon	QRatio	Min.	Max.
13C2-8:2FTS	17.44	8.21	0.00	95057				

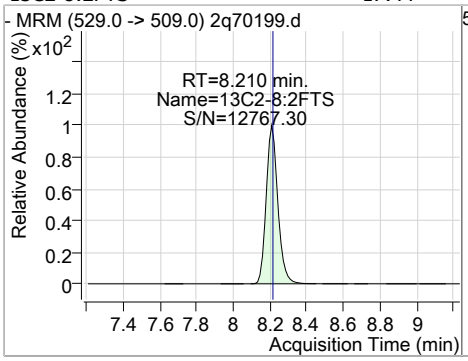

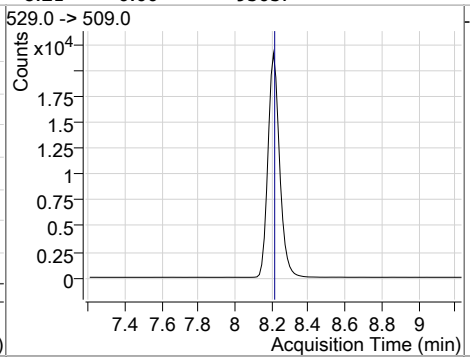

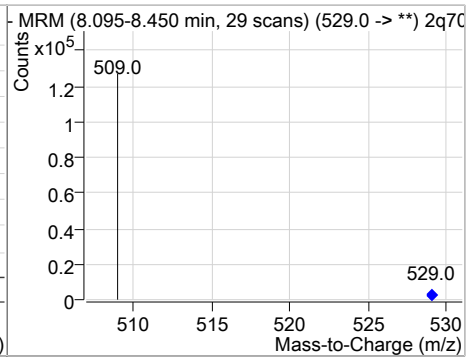

Compound	Conc.	RT	Dev(Min)	Resp.	QIon	QRatio	Min.	Max.
8:2FTS	1.06	8.21	0.00	4887	527.0 -> 81.0	25.3	0.0	55.3

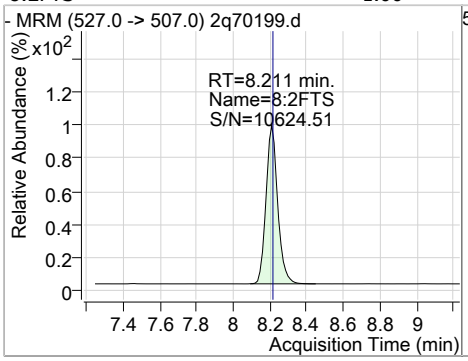

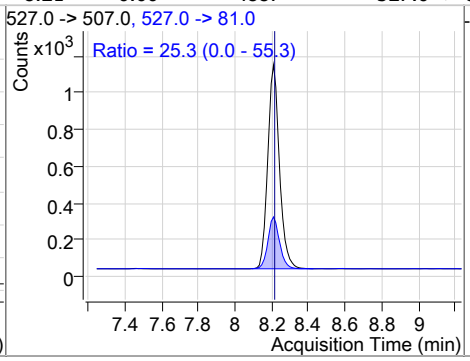

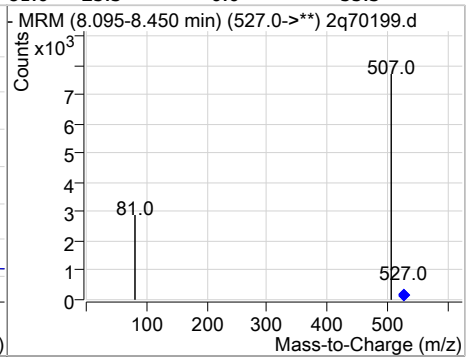

Compound	Conc.	RT	Dev(Min)	Resp.	QIon	QRatio	Min.	Max.
PFDS	1.21	8.56	0.00	623	599.0 -> 99.0	22.4	3.4	63.4

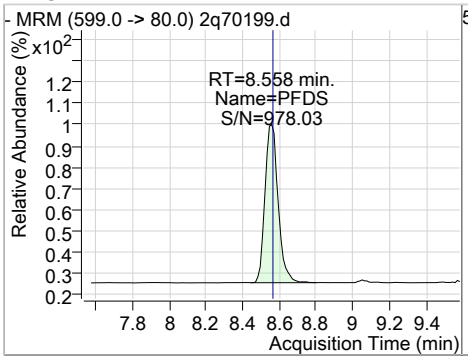

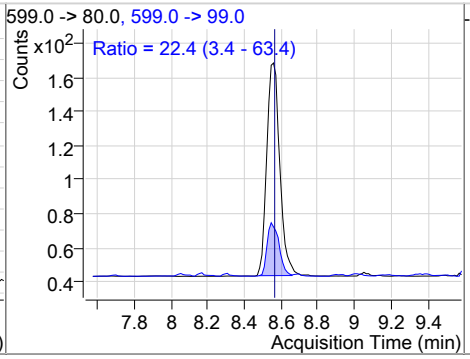

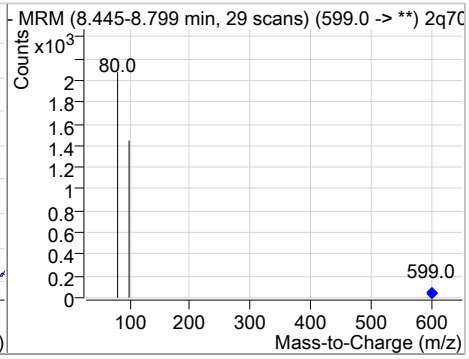

Compound	Conc.	RT	Dev(Min)	Resp.	QIon	QRatio	Min.	Max.
13C7-PFUnDA	18.59	8.60	0.00	309019				

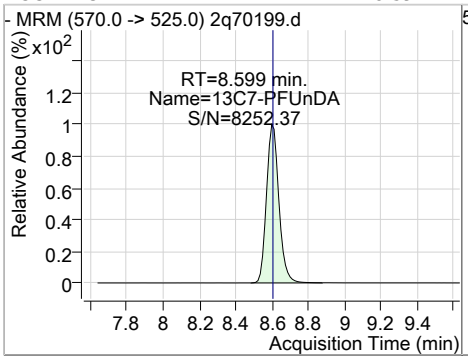

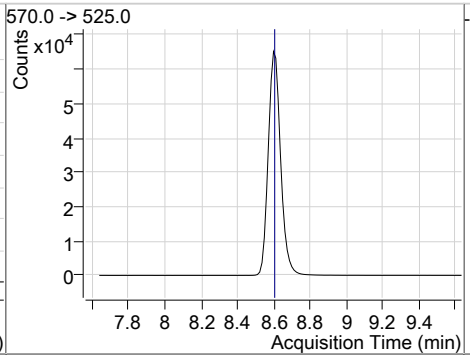

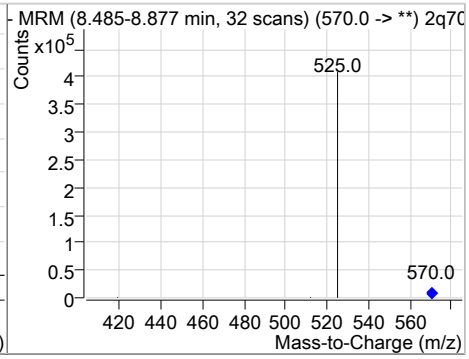

Perfluorinated Compounds by LC/MS/MS

Compound	Conc.	RT	Dev(Min)	Resp.	QIon	QRatio	Min.	Max.
PFUnDA	0.97	8.60	0.00	14718	563.0 -> 269.0	13.4	0.0	44.0

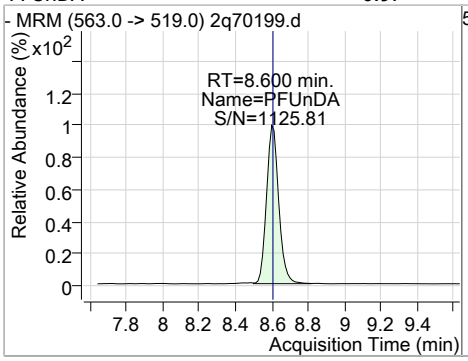

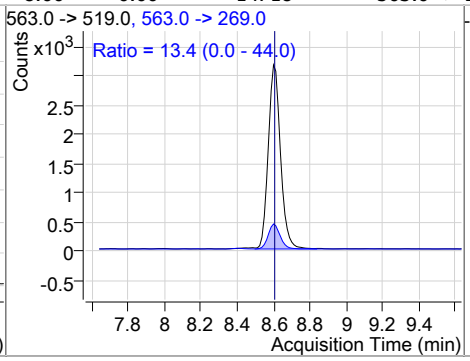

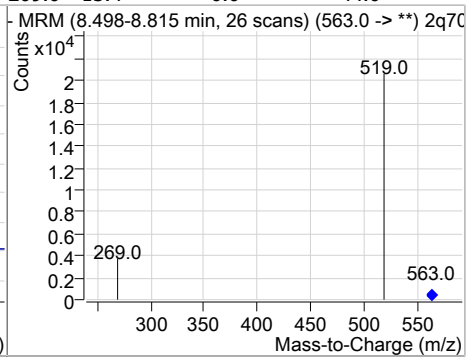

Compound	Conc.	RT	Dev(Min)	Resp.	QIon	QRatio	Min.	Max.
11Cl-PF3OUdS	0.97	8.76	0.00	6704	633.0 -> 453.0	32.1	0.0	60.0

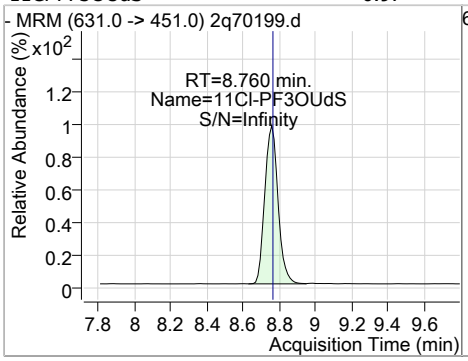

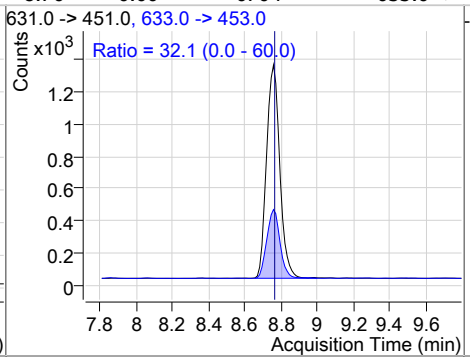

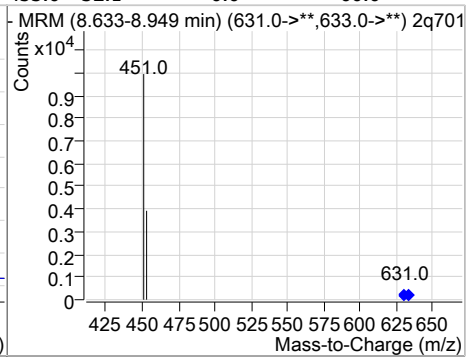

Compound	Conc.	RT	Dev(Min)	Resp.	QIon	QRatio	Min.	Max.
13C2-PFDoDA	18.42	9.09	0.00	435763				

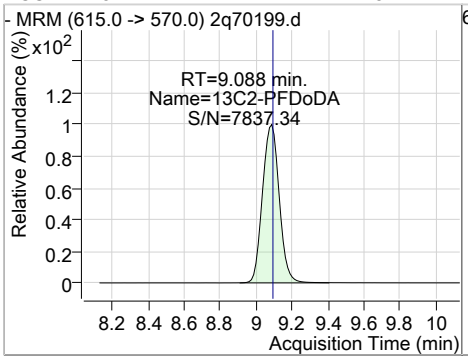

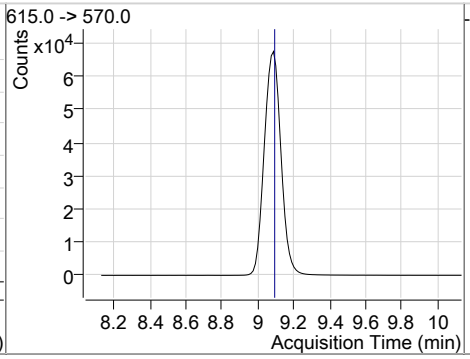

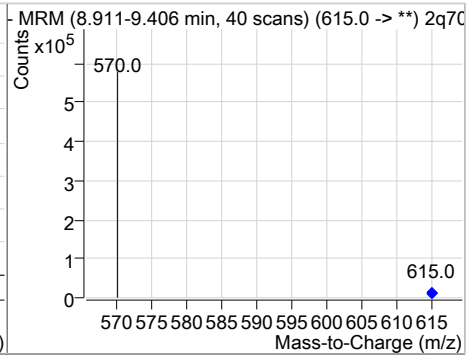

Compound	Conc.	RT	Dev(Min)	Resp.	QIon	QRatio	Min.	Max.
PFDoDA	0.99	9.09	0.00	18200	613.0 -> 319.0	13.5	0.0	43.6

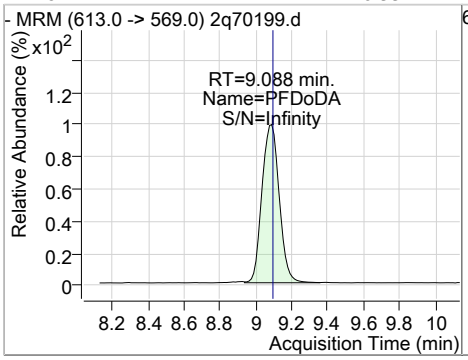

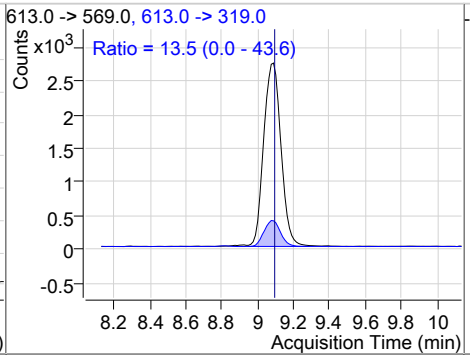

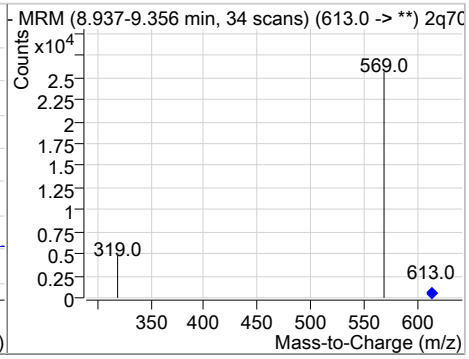

Perfluorinated Compounds by LC/MS/MS

Compound	Conc.	RT	Dev(Min)	Resp.	QIon	QRatio	Min.	Max.
PFTrDA	0.94	9.69	0.00	21795	663.0 -> 369.0	9.0	0.0	38.6

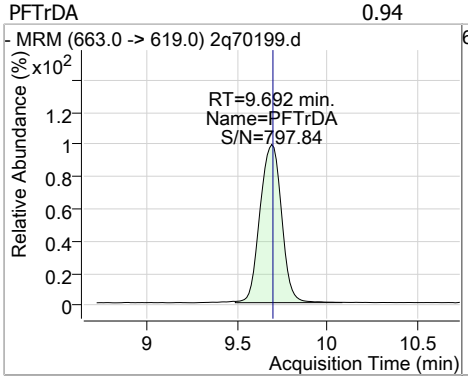

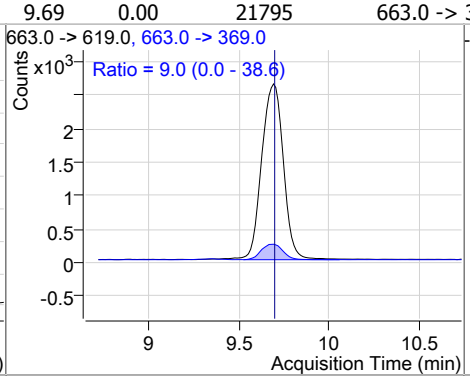

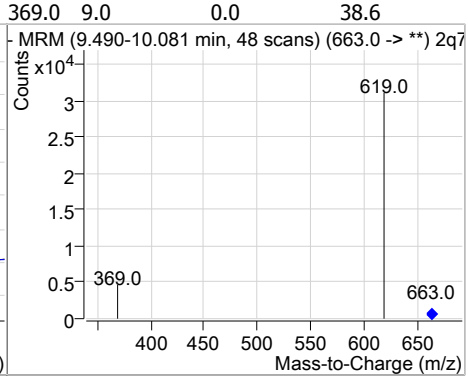

Compound	Conc.	RT	Dev(Min)	Resp.	QIon	QRatio	Min.	Max.
13C2-PFTeDA	17.82	10.26	0.00	407510				

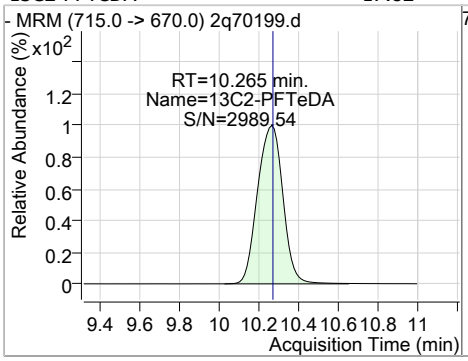

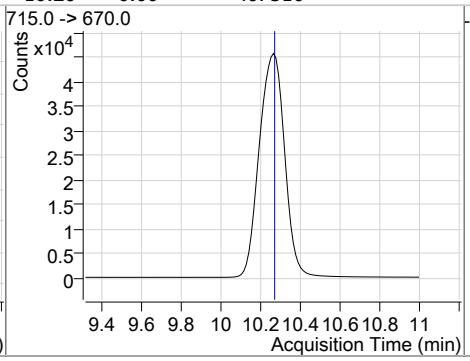

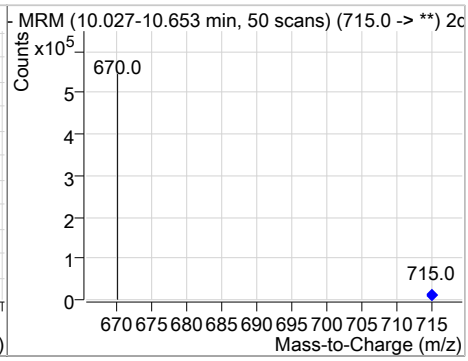

Compound	Conc.	RT	Dev(Min)	Resp.	QIon	QRatio	Min.	Max.
PFTeDA	0.99	10.27	0.00	23747	713.0 -> 219.0	5.1	0.0	35.0

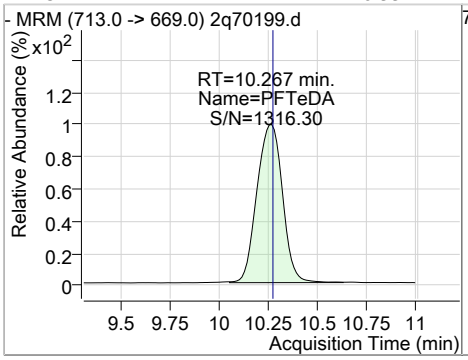

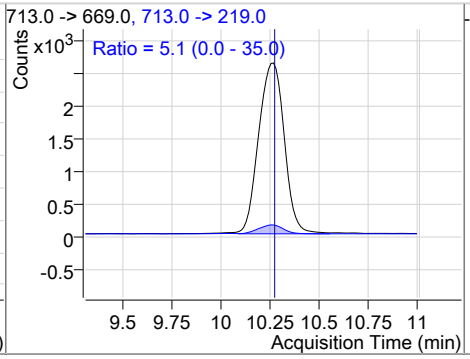

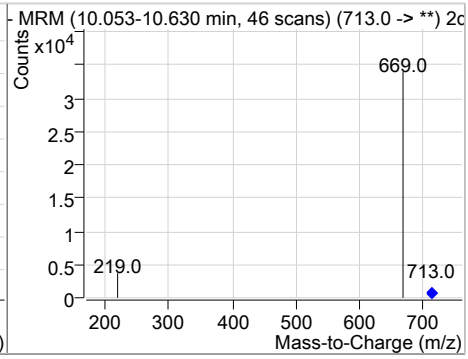

Manual Integration Approval Summary

Sample Number: S2Q1012-IC1012
Lab FileID: 2Q70199.D
Injection Time: 06/20/21 10:30
Method: EPA 537M QSM5.3 B-15
Analyst approved: 06/21/21 10:57 Nancy Saunders
Supervisor approved: 06/21/21 13:43 Mike Eger

Parameter	CAS	Sig#	R.T. (min.)	Reason
Perfluorohexanesulfonic acid	355-46-4		6.41	Split peak
Perfluorooctanesulfonic acid	1763-23-1		7.67	Split peak

Manual Integrations APPROVED (compounds with "m" flag)
Mike Eger 06/21/21 13:43

Perfluorinated Compounds by LC/MS/MS

Data File : 2q70200.d
Operator : nancyf
Acq. Method : 537_ID.m
Acq. Date-Time : 6/20/2021 10:46:59 AM
Sample Name : ic1012-2.0
Vial : P1-A4
DA Method File : BR_LN_062021_S2Q1012.quantmethod.xml
Batch Name : s2q1012.batch.bin
Sample Information : op85082,S2Q1012,250,,,1.0,1,water

Compound	RT	QIon	Resp.	Conc.	Units	Dev(Min)
Internal Standards						
M5-EtFOSAA	8.130	589.0 -> 419.0	65219	20.00	µg/L	0.000
M4-PFBA	1.964	217.0 -> 172.0	76420	20.00	µg/L	0.000
M5-PFPeA	3.962	268.0 -> 223.0	67945	20.00	µg/L	0.000
M5-PFHxA	5.403	318.0 -> 273.0	108121	20.00	µg/L	0.000
M4-PFHpA	6.370	367.0 -> 322.0	160913	20.00	µg/L	0.000
M8-PFOA	7.114	421.0 -> 376.0	216284	20.00	µg/L	0.000
M9-PFNA	7.708	472.0 -> 427.0	225036	20.00	µg/L	0.000
M6-PFDA	8.174	519.0 -> 474.0	242643	20.00	µg/L	0.000
M7-PFUnDA	8.611	570.0 -> 525.0	332153	20.00	µg/L	0.013
M2-PFDoDA	9.088	615.0 -> 570.0	467536	20.00	µg/L	0.000
M2-PFTeDA	10.277	715.0 -> 670.0	438559	20.00	µg/L	0.013
M8-FOSA	7.567	506.0 -> 78.0	51429	20.00	µg/L	0.000
M3-PFBS	4.280	302.0 -> 99.0	8484	20.00	µg/L	0.000
M3-PFHxS	6.418	402.0 -> 99.0	10030	20.00	µg/L	0.000
M8-PFOS	7.681	507.0 -> 99.0	14503	20.00	µg/L	0.000
M2-4:2FTS	5.297	329.0 -> 309.0	66010	20.00	µg/L	0.000
M2-6:2FTS	7.113	429.0 -> 409.0	113371	20.00	µg/L	0.013
M2-8:2FTS	8.210	529.0 -> 509.0	101356	20.00	µg/L	0.000
M3-MeFOSAA	8.004	573.0 -> 419.0	74817	20.00	µg/L	0.000
M3-HFPO-DA	5.721	287.0 -> 169.0	6543	20.00	µg/L	0.000
M3-MeFOSA	7.932	515.0 -> 169.0	15120	20.00	µg/L	0.000
System Monitoring Compounds						
13C2-4:2FTS	5.297	329.0 -> 309.0	66010	18.70	µg/L	0.000
Spiked Amount: 20.00	Range: 50.0 - 150.0%			Recovery = 93.5%		
13C2-6:2FTS	7.113	429.0 -> 409.0	113371	18.81	µg/L	0.013
Spiked Amount: 20.00	Range: 50.0 - 150.0%			Recovery = 94.0%		
13C2-8:2FTS	8.210	529.0 -> 509.0	101356	18.60	µg/L	0.000
Spiked Amount: 20.00	Range: 50.0 - 150.0%			Recovery = 93.0%		
13C2-PFDoDA	9.088	615.0 -> 570.0	467536	19.76	µg/L	0.000
Spiked Amount: 20.00	Range: 50.0 - 150.0%			Recovery = 98.8%		
13C2-PFTeDA	10.277	715.0 -> 670.0	438559	19.18	µg/L	0.013
Spiked Amount: 20.00	Range: 50.0 - 150.0%			Recovery = 95.9%		
13C3-PFBS	4.280	302.0 -> 99.0	8484	20.08	µg/L	0.000
Spiked Amount: 20.00	Range: 50.0 - 150.0%			Recovery = 100.4%		
13C3-PFHxS	6.418	402.0 -> 99.0	10030	19.86	µg/L	0.000
Spiked Amount: 20.00	Range: 50.0 - 150.0%			Recovery = 99.3%		
13C4-PFBA	1.964	217.0 -> 172.0	76420	20.10	µg/L	0.000
Spiked Amount: 20.00	Range: 50.0 - 150.0%			Recovery = 100.5%		
13C4-PFHpA	6.370	367.0 -> 322.0	160913	20.05	µg/L	0.000
Spiked Amount: 20.00	Range: 50.0 - 150.0%			Recovery = 100.3%		
d5-EtFOSAA	8.130	589.0 -> 419.0	65219	20.21	ng/ml	0.000
Spiked Amount: 20.00	Range: 50.0 - 150.0%			Recovery = 101.0%		
13C5-PFHxA	5.403	318.0 -> 273.0	108121	19.79	µg/L	0.000
Spiked Amount: 20.00	Range: 50.0 - 150.0%			Recovery = 98.9%		
13C5-PFPeA	3.962	268.0 -> 223.0	67945	19.88	µg/L	0.000

Perfluorinated Compounds by LC/MS/MS

Compound	RT	QIon	Resp.	Conc.	Units		Dev(Min)
Spiked Amount: 20.00	Range: 50.0 - 150.0%			Recovery = 99.4%			
13C6-PFDA	8.174	519.0 -> 474.0	242643	20.09	µg/L		0.000
Spiked Amount: 20.00	Range: 50.0 - 150.0%			Recovery = 100.5%			
13C7-PFUnDA	8.611	570.0 -> 525.0	332153	19.98	µg/L		0.013
Spiked Amount: 20.00	Range: 50.0 - 150.0%			Recovery = 99.9%			
13C8-FOSA	7.567	506.0 -> 78.0	51429	20.27	µg/L		0.000
Spiked Amount: 20.00	Range: 50.0 - 150.0%			Recovery = 101.4%			
13C8-PFOA	7.114	421.0 -> 376.0	216284	19.95	µg/L		0.000
Spiked Amount: 20.00	Range: 50.0 - 150.0%			Recovery = 99.7%			
13C8-PFOS	7.681	507.0 -> 99.0	14503	19.66	µg/L		0.000
Spiked Amount: 20.00	Range: 50.0 - 150.0%			Recovery = 98.3%			
13C9-PFNA	7.708	472.0 -> 427.0	225036	19.83	µg/L		0.000
Spiked Amount: 20.00	Range: 50.0 - 150.0%			Recovery = 99.2%			
d3-MeFOSAA	8.004	573.0 -> 419.0	74817	19.78	µg/L		0.000
Spiked Amount: 20.00	Range: 50.0 - 150.0%			Recovery = 98.9%			
13C3-HFPO-DA	5.721	287.0 -> 169.0	6543	19.86	µg/L		0.000
Spiked Amount: 20.00	Range: 50.0 - 150.0%			Recovery = 99.3%			
d3-MeFOSA	7.932	515.0 -> 169.0	15120	20.37	µg/L		0.000
Spiked Amount: 20.00	Range: 50.0 - 150.0%			Recovery = 101.8%			
Target Compounds							QValue
4:2FTS	5.299	327.0 -> 307.0	7120	2.07	µg/L		96
6:2FTS	7.101	427.0 -> 407.0	11717	2.07	µg/L		98
8:2FTS	8.211	527.0 -> 507.0	10522	2.15	µg/L		98
br-PFHxS	6.229	399.0 -> 80.0	381	0.26	µg/L		97
EtFOSAA	8.130	584.0 -> 419.0	5178	1.85	µg/L		96
FOSA	7.568	498.0 -> 78.0	4608	1.92	µg/L		99
MeFOSAA	8.004	570.0 -> 419.0	6145	2.01	µg/L	m	96
PFBA	1.958	213.0 -> 169.0	2806	2.00	µg/L		100
PFBS	4.282	299.0 -> 80.0	2588	1.99	µg/L		99
PFDA	8.174	513.0 -> 469.0	25949	1.93	µg/L		100
PFDoDA	9.088	613.0 -> 569.0	38073	1.93	µg/L		98
PFDS	8.558	599.0 -> 80.0	1086	1.97	µg/L		92
PFHpA	6.383	363.0 -> 319.0	24519	1.94	µg/L		100
PFHpS	7.112	449.0 -> 80.0	2300	1.95	µg/L		94
PFHxA	5.404	313.0 -> 269.0	7794	2.05	µg/L		100
PFHxS	6.418	399.0 -> 80.0	2582	2.02	µg/L	m	94
PFNA	7.708	463.0 -> 419.0	23978	1.95	µg/L		98
PFNS	8.145	549.0 -> 80.0	2101	2.24	µg/L		98
PFOA	7.114	413.0 -> 369.0	22677	1.98	µg/L		100
PFOS	7.682	499.0 -> 80.0	2548	2.04	µg/L	m	96
PFPeA	3.964	263.0 -> 219.0	9739	2.03	µg/L		100
PFPeS	5.540	349.0 -> 80.0	1718	2.01	µg/L		99
PFTeDA	10.267	713.0 -> 669.0	51291	1.98	µg/L		99
PFTrDA	9.705	663.0 -> 619.0	46728	1.88	µg/L		100
PFUnDA	8.612	563.0 -> 519.0	32208	1.97	µg/L		100
LN-PFHxS	6.418	399.0 -> 80.0	2201	1.75	µg/L		93
11Cl-PF3OUdS	8.760	631.0 -> 451.0	14245	1.93	µg/L		97
9Cl-PF3ONS	7.931	531.0 -> 351.0	3221	1.98	µg/L		99
ADONA	6.483	377.0 -> 251.0	27917	1.87	µg/L		99
br-PFOS	7.503	499.0 -> 80.0	899	0.51	µg/L		93
HFPO-DA	5.717	329.0 -> 169.0	2687	2.08	µg/L		99
LN-PFOS	7.682	499.0 -> 80.0	1649	1.52	µg/L		93
br-PFOA	7.114	413.0 -> 369.0	22677	1.98	µg/L		100
LN-PFOA	7.114	413.0 -> 369.0	22677	1.98	µg/L		100
br-PFNA	7.708	463.0 -> 419.0	23978	1.95	µg/L		98
LN-PFNA	7.708	463.0 -> 419.0	23978	1.95	µg/L		98

Perfluorinated Compounds by LC/MS/MS

Compound	RT	QIon	Resp.	Conc.	Units		Dev(Min)
MeFOSA	7.946	512.0 -> 219.0	1272	1.76	µg/L	#	71

 # = Qualifier out of range, m = manually integrated, + = Area summed

Perfluorinated Compounds by LC/MS/MS

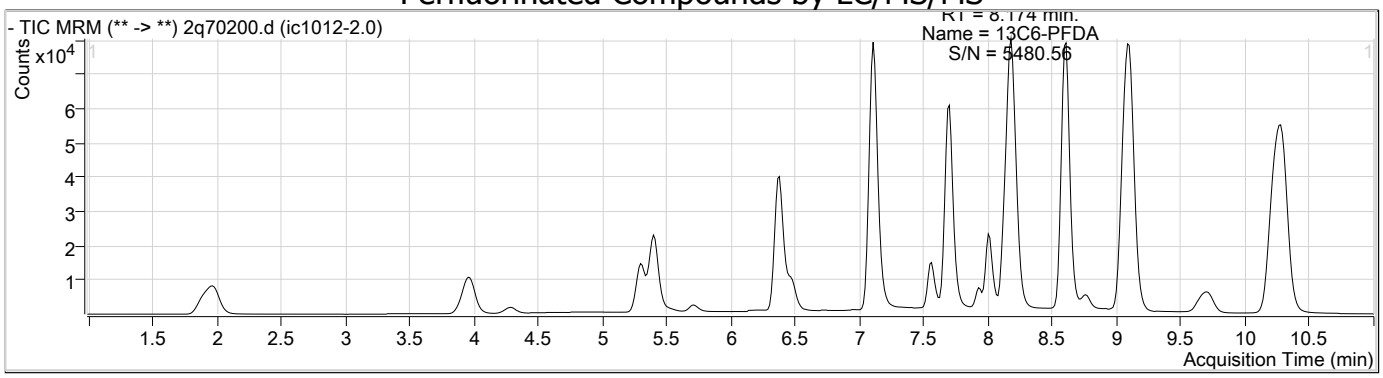

Compound	Conc.	RT	Dev(Min)	Resp.	QIon	QRatio	Min.	Max.
PFBA	2.00	1.96	0.00	2806				

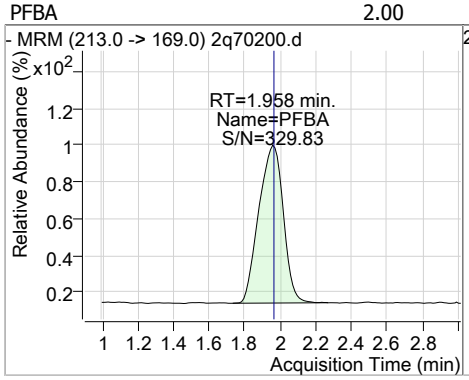

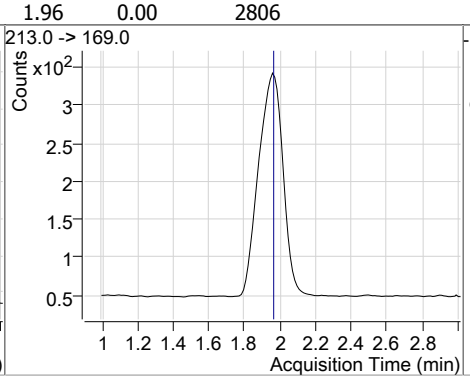

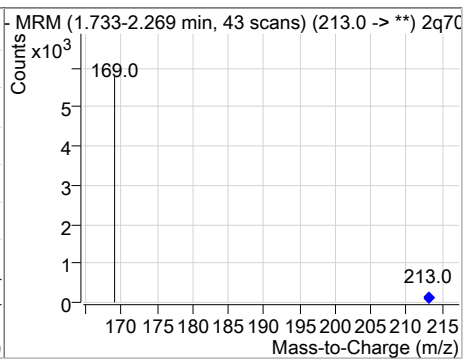

Compound	Conc.	RT	Dev(Min)	Resp.	QIon	QRatio	Min.	Max.
13C4-PFBA	20.10	1.96	0.00	76420				

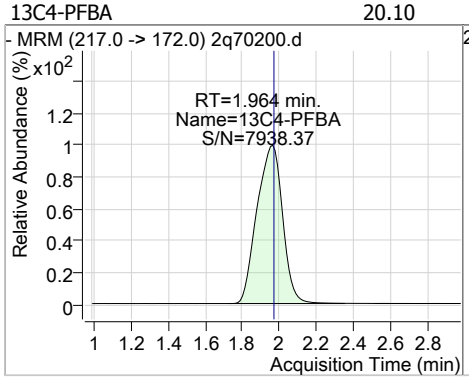

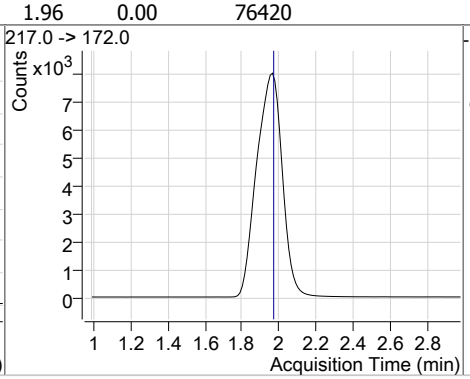

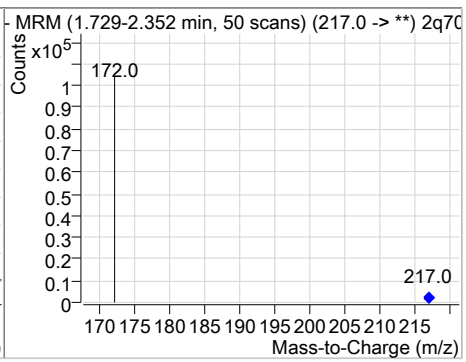

Compound	Conc.	RT	Dev(Min)	Resp.	QIon	QRatio	Min.	Max.
13C5-PFPeA	19.88	3.96	0.00	67945				

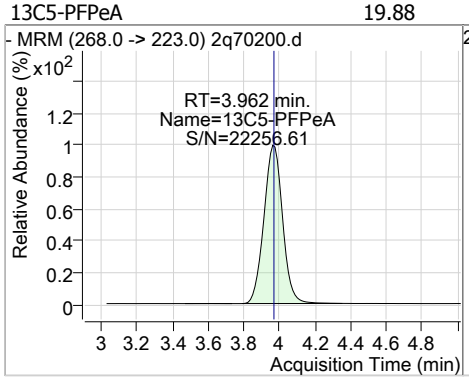

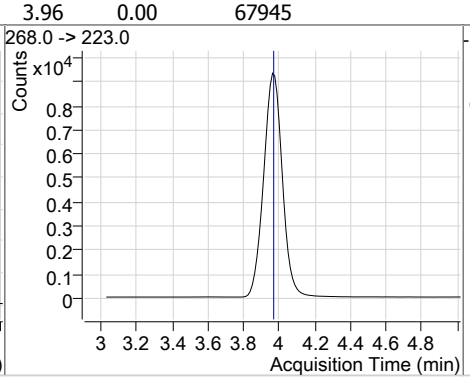

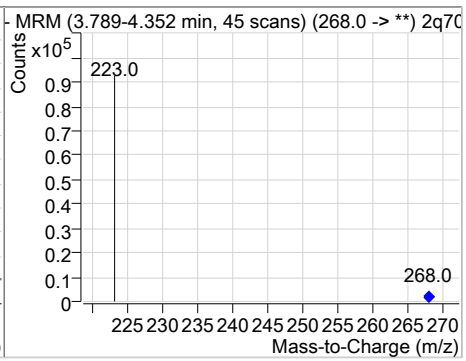

18.5.4 18

Perfluorinated Compounds by LC/MS/MS

Compound	Conc.	RT	Dev(Min)	Resp.	QIon	QRatio	Min.	Max.
PFPeA	2.03	3.96	0.00	9739				

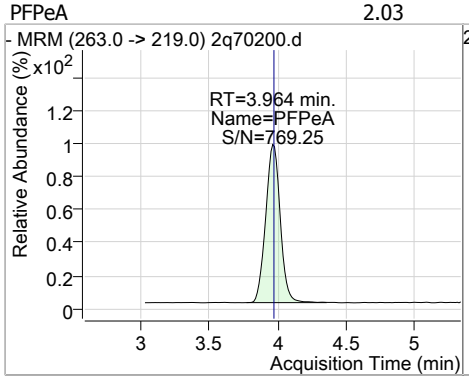

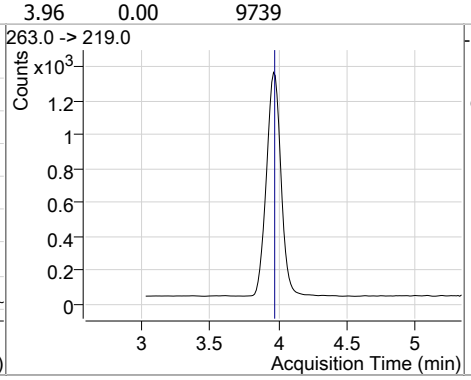

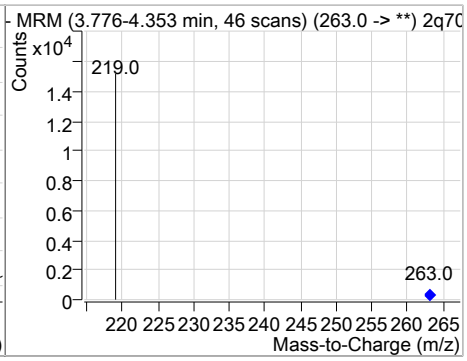

Compound	Conc.	RT	Dev(Min)	Resp.	QIon	QRatio	Min.	Max.
13C3-PFBS	20.08	4.28	0.00	8484				

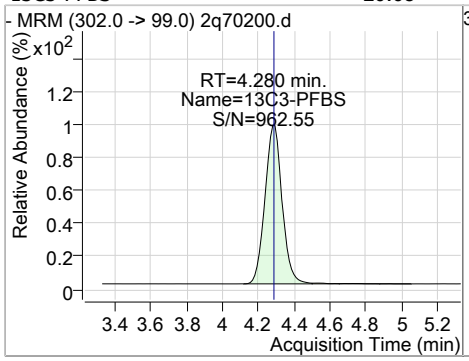

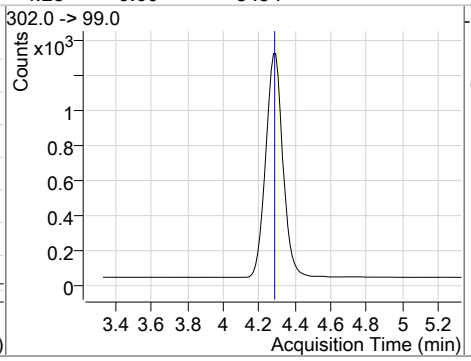

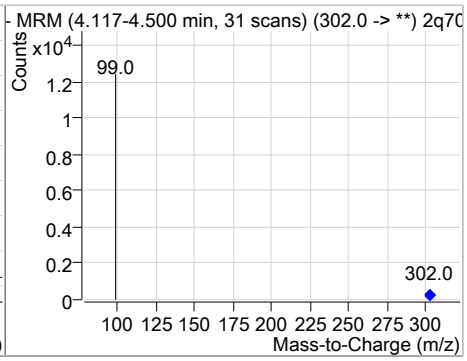

Compound	Conc.	RT	Dev(Min)	Resp.	QIon	QRatio	Min.	Max.
PFBS	1.99	4.28	0.00	2588	299.0 -> 99.0	37.8	7.4	67.4

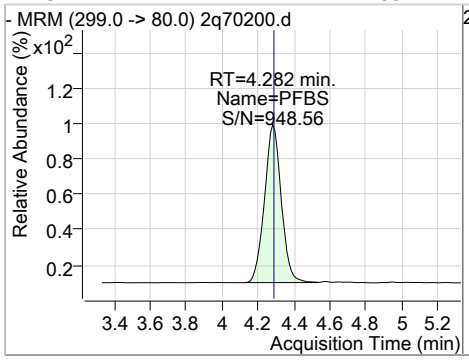

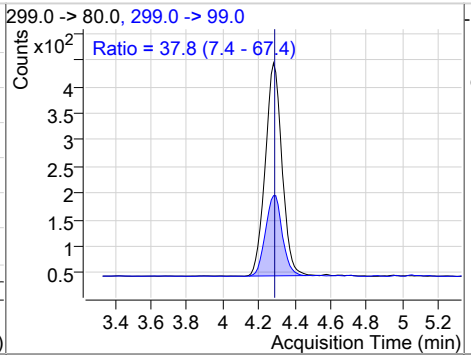

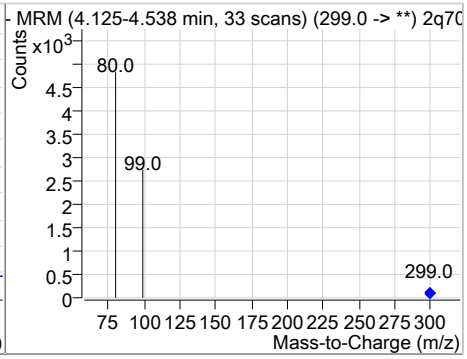

Compound	Conc.	RT	Dev(Min)	Resp.	QIon	QRatio	Min.	Max.
13C2-4:2FTS	18.70	5.30	0.00	66010				

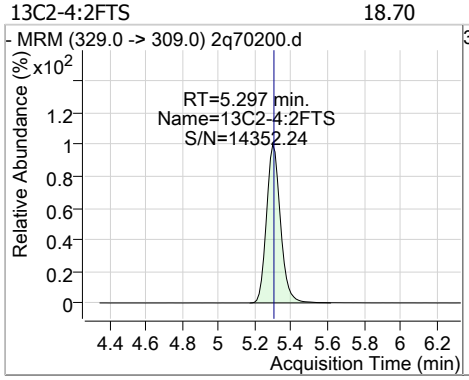

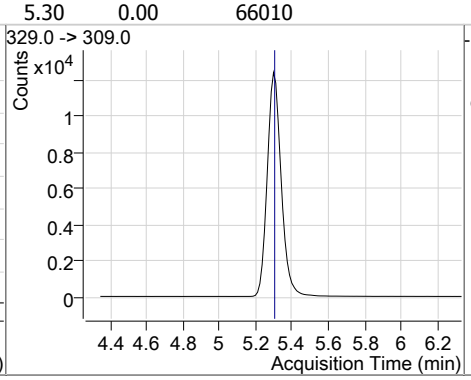

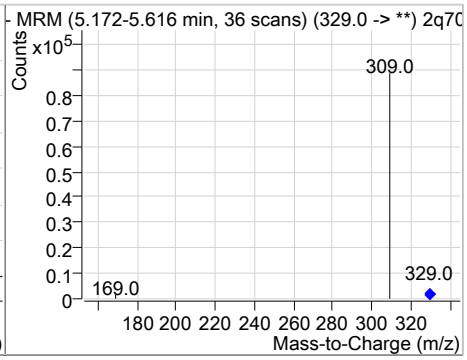

18.5.4 18

Perfluorinated Compounds by LC/MS/MS

Compound	Conc.	RT	Dev(Min)	Resp.	QIon	QRatio	Min.	Max.
4:2FTS	2.07	5.30	0.00	7120	327.0 -> 81.0	35.2	3.0	63.0

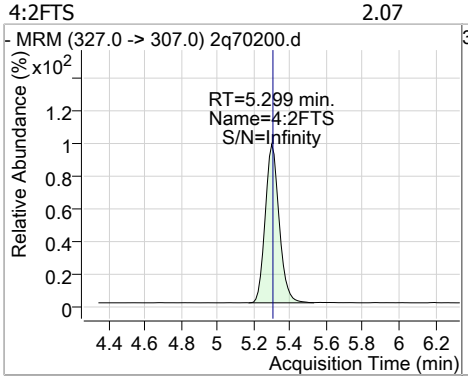

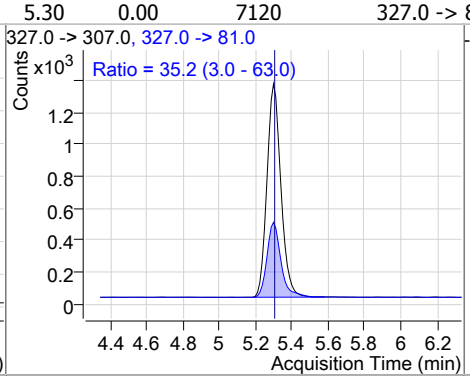

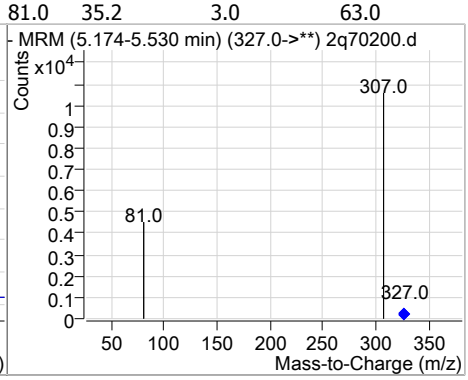

Compound	Conc.	RT	Dev(Min)	Resp.	QIon	QRatio	Min.	Max.
13C5-PFHxA	19.79	5.40	0.00	108121				

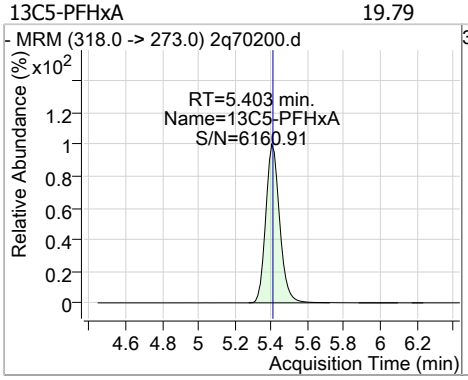

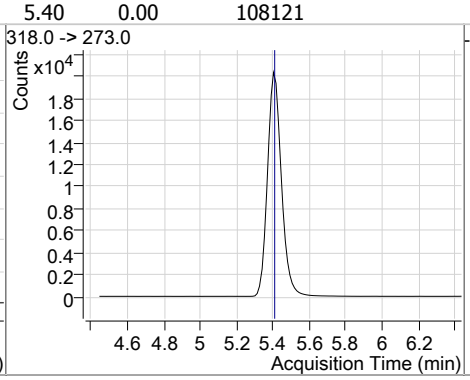

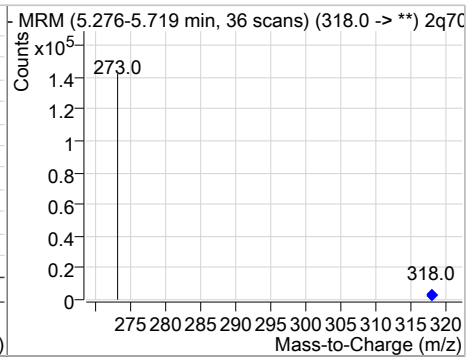

Compound	Conc.	RT	Dev(Min)	Resp.	QIon	QRatio	Min.	Max.
PFHxA	2.05	5.40	0.00	7794	313.0 -> 119.0	8.2	0.0	38.2

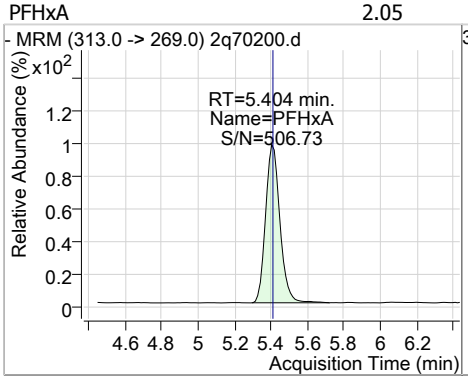

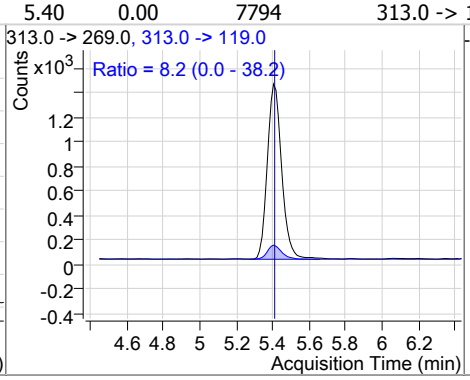

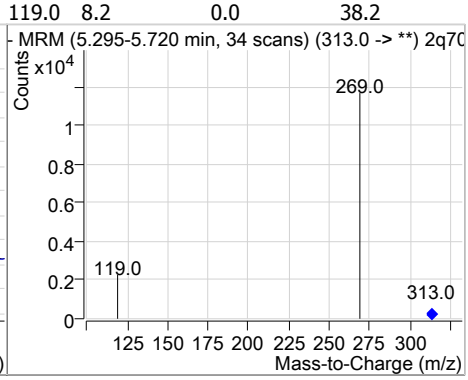

Compound	Conc.	RT	Dev(Min)	Resp.	QIon	QRatio	Min.	Max.
PFPeS	2.01	5.54	0.00	1718	349.0 -> 99.0	39.9	9.1	69.1

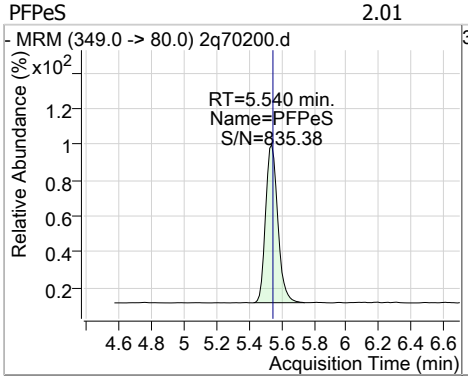

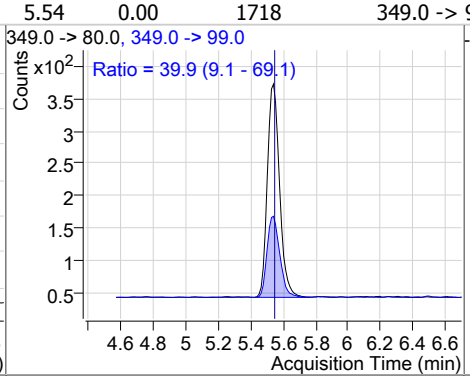

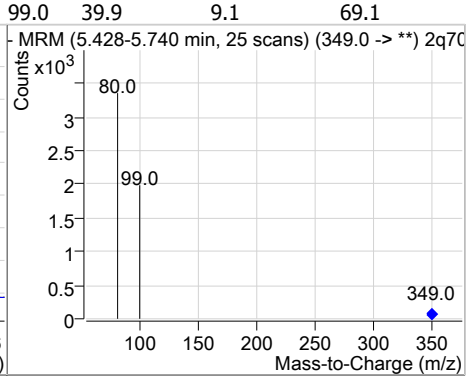

Perfluorinated Compounds by LC/MS/MS

Compound	Conc.	RT	Dev(Min)	Resp.	QIon	QRatio	Min.	Max.
HFPO-DA	2.08	5.72	0.00	2687	285.0 -> 169.0	14.4	0.0	44.8

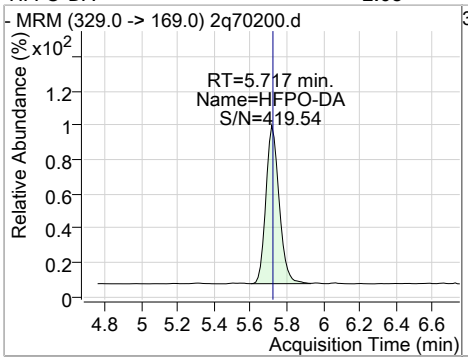

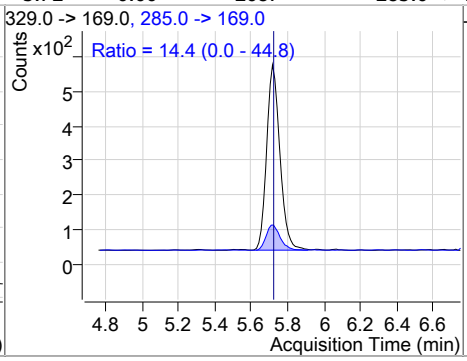

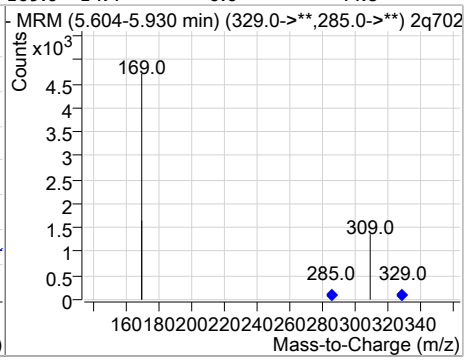

Compound	Conc.	RT	Dev(Min)	Resp.	QIon	QRatio	Min.	Max.
13C3-HFPO-DA	19.86	5.72	0.00	6543				

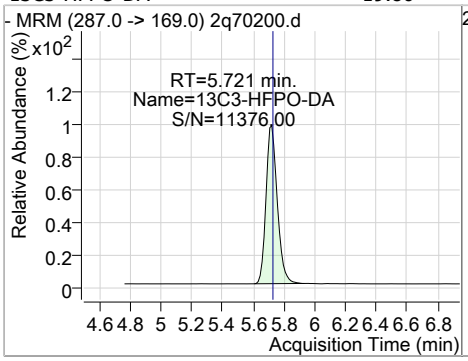

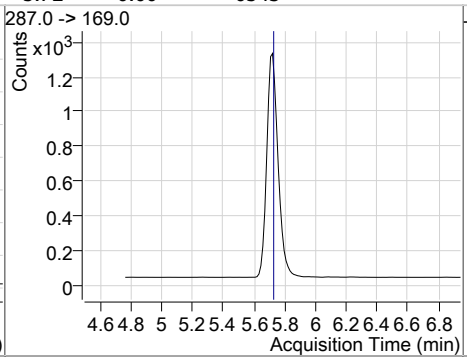

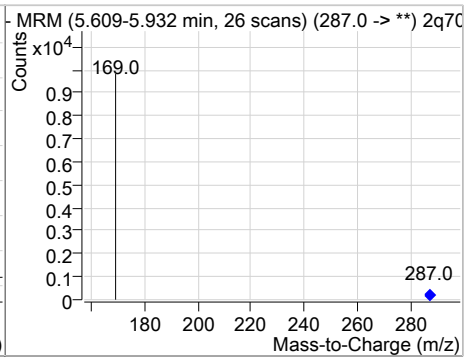

Compound	Conc.	RT	Dev(Min)	Resp.	QIon	QRatio	Min.	Max.
br-PFHxS	0.26	6.23	0.00	381	399.0 -> 99.0	33.0	11.2	51.2

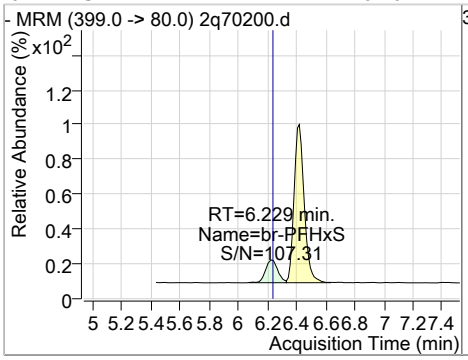

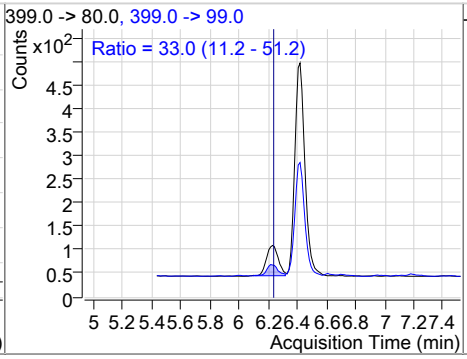

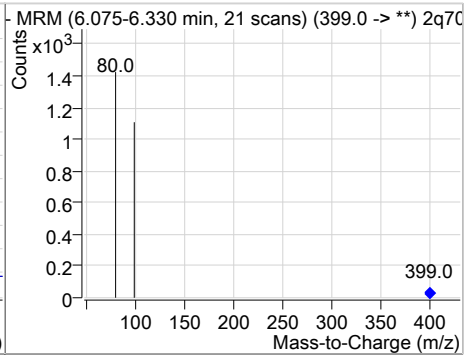

Compound	Conc.	RT	Dev(Min)	Resp.	QIon	QRatio	Min.	Max.
13C4-PFHpA	20.05	6.37	0.00	160913				

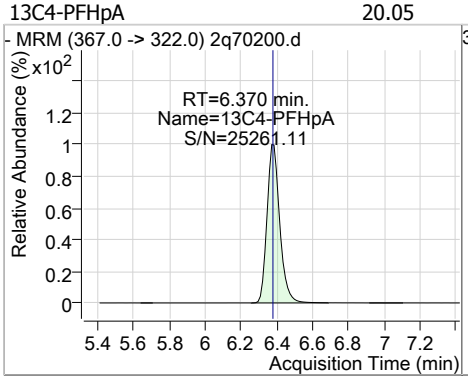

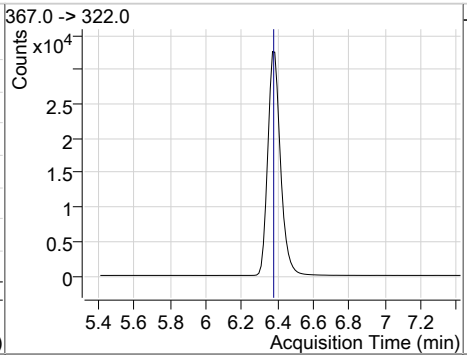

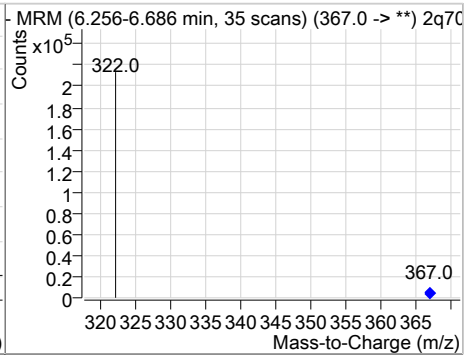

18.5.4 18

Perfluorinated Compounds by LC/MS/MS

Compound	Conc.	RT	Dev(Min)	Resp.	QIon	QRatio	Min.	Max.
PFHpA	1.94	6.38	0.01	24519	363.0 -> 169.0	6.6	0.0	36.5

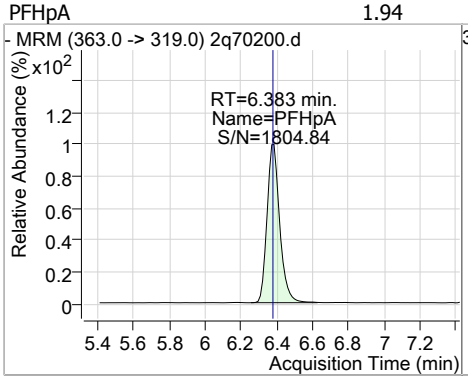

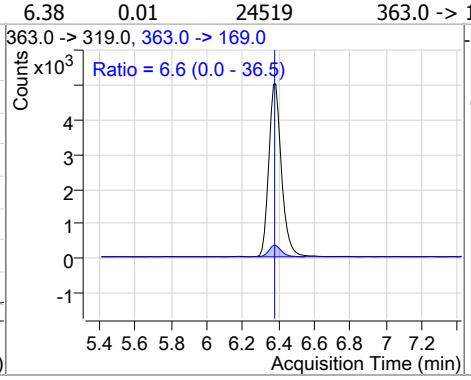

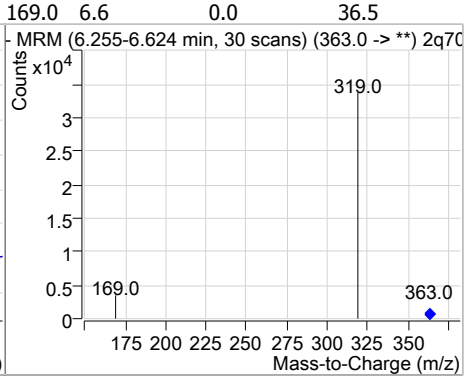

Compound	Conc.	RT	Dev(Min)	Resp.	QIon	QRatio	Min.	Max.
13C3-PFHxS	19.86	6.42	0.00	10030				

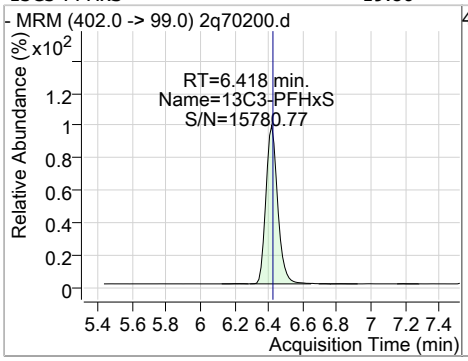

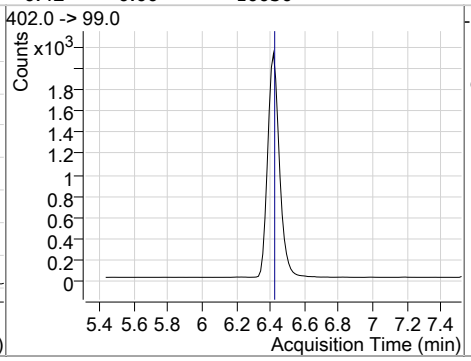

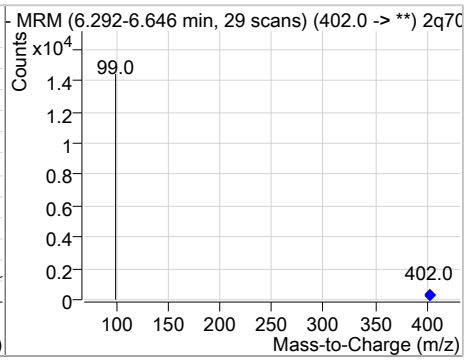

Compound	Conc.	RT	Dev(Min)	Resp.	QIon	QRatio	Min.	Max.
PFHxS	2.02	6.42	0.00	2582 (m)	399.0 -> 99.0	49.2	15.2	75.2

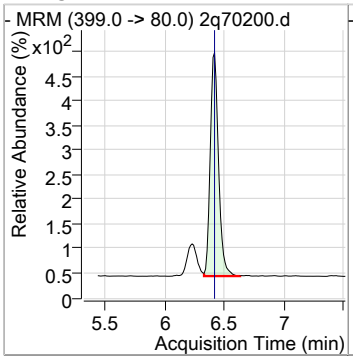

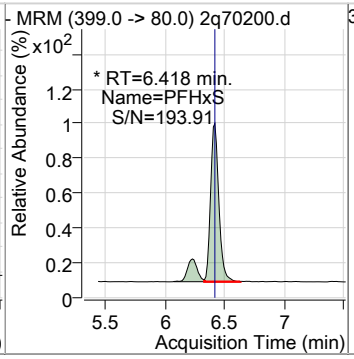

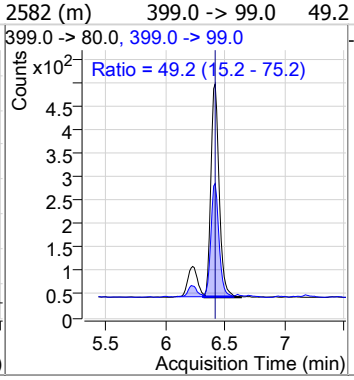

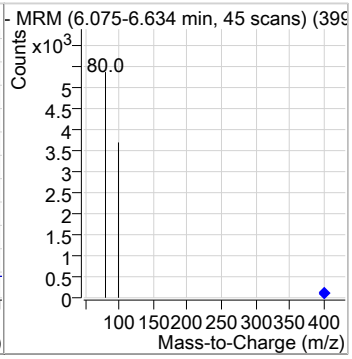

Compound	Conc.	RT	Dev(Min)	Resp.	QIon	QRatio	Min.	Max.
LN-PFHxS	1.75	6.42	0.00	2201	399.0 -> 99.0	52.0	27.4	67.4

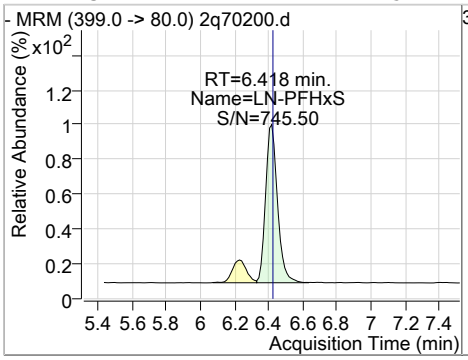

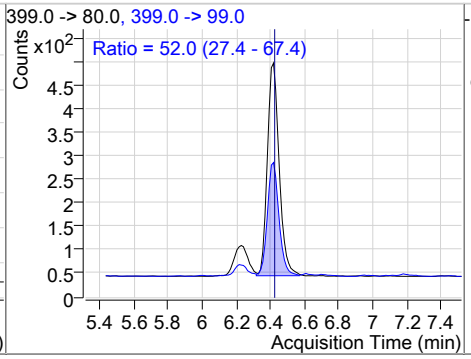

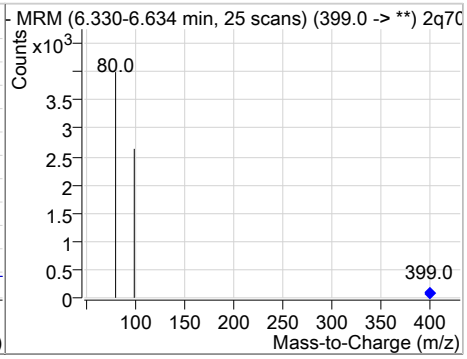

Perfluorinated Compounds by LC/MS/MS

Compound	Conc.	RT	Dev(Min)	Resp.	QIon	QRatio	Min.	Max.
ADONA	1.87	6.48	0.00	27917	377.0 -> 85.0	26.6	0.0	55.9

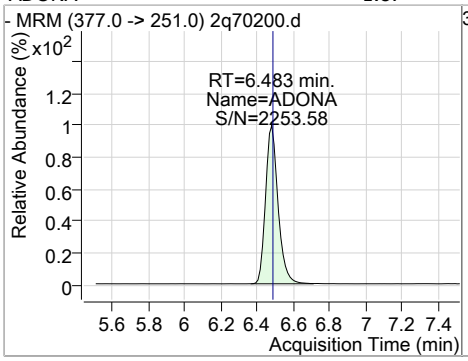

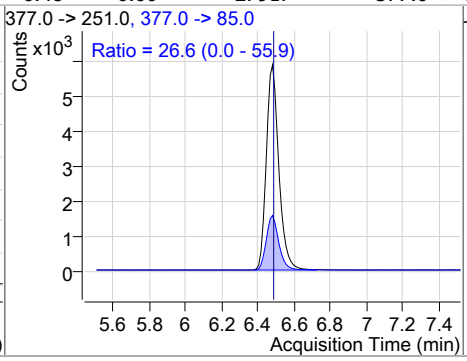

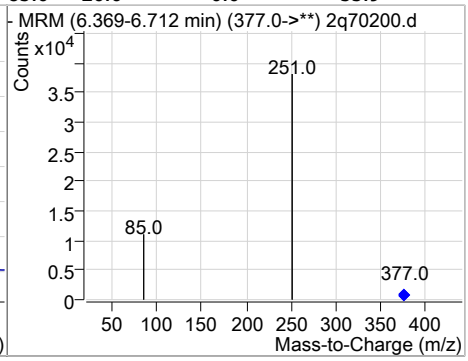

Compound	Conc.	RT	Dev(Min)	Resp.	QIon	QRatio	Min.	Max.
13C2-6:2FTS	18.81	7.11	0.01	113371				

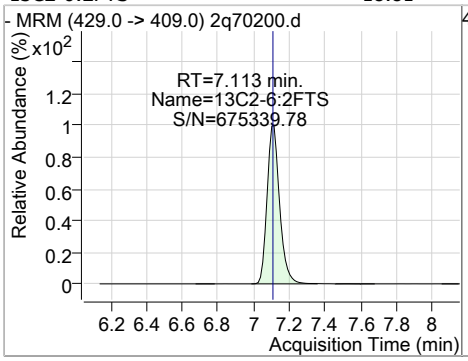

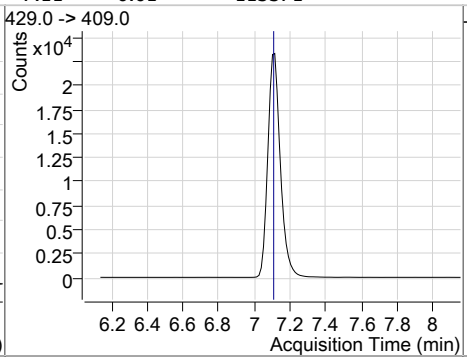

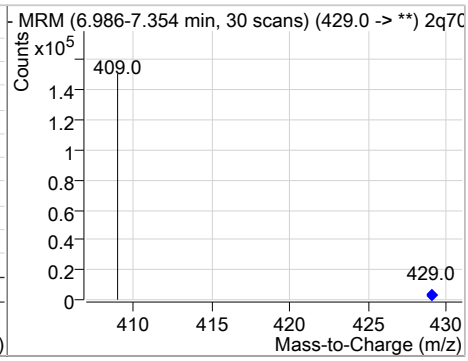

Compound	Conc.	RT	Dev(Min)	Resp.	QIon	QRatio	Min.	Max.
6:2FTS	2.07	7.10	0.00	11717	427.0 -> 81.0	25.7	0.0	54.8

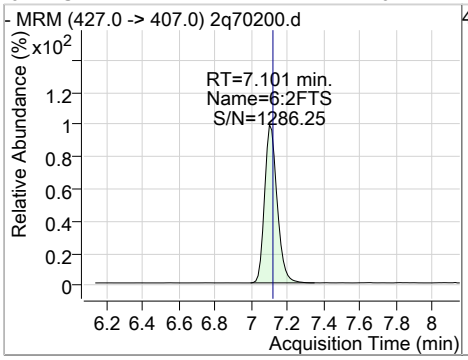

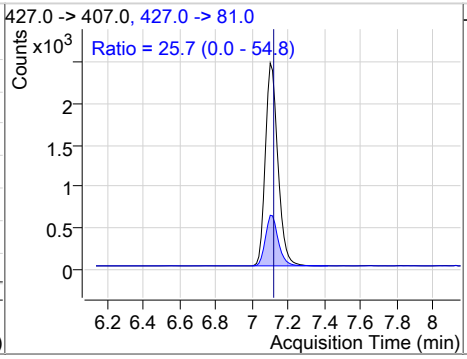

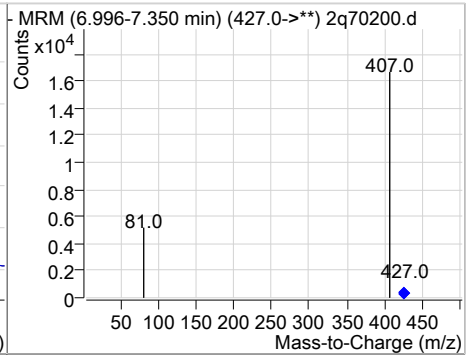

Compound	Conc.	RT	Dev(Min)	Resp.	QIon	QRatio	Min.	Max.
PFHpS	1.95	7.11	0.00	2300	449.0 -> 99.0	49.1	15.2	75.2

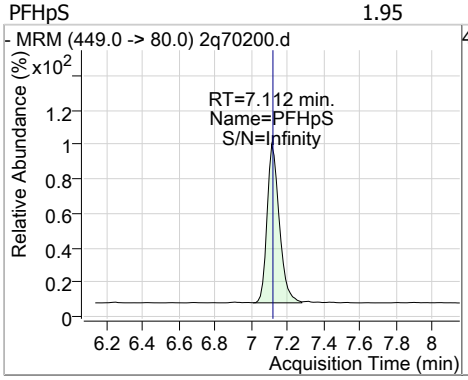

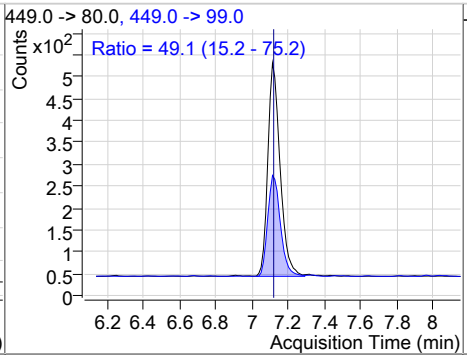

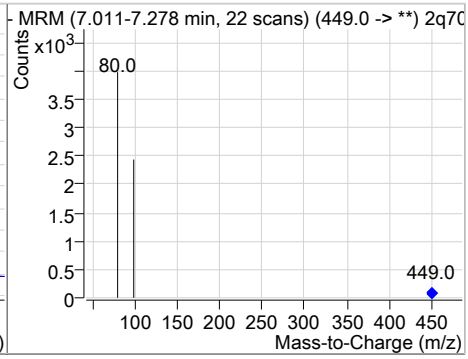

18.5.4 18

Perfluorinated Compounds by LC/MS/MS

Compound	Conc.	RT	Dev(Min)	Resp.	QIon	QRatio	Min.	Max.
13C8-PFOA	19.95	7.11	0.00	216284				

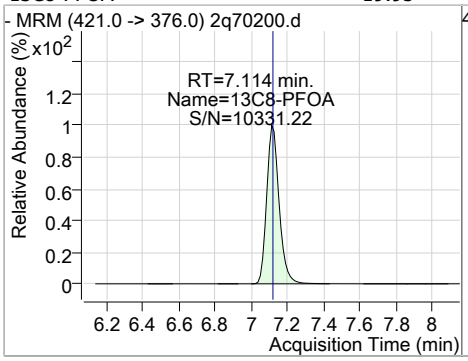

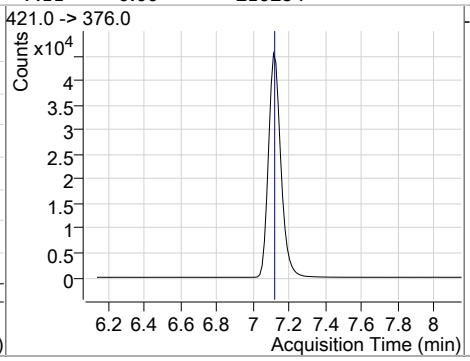

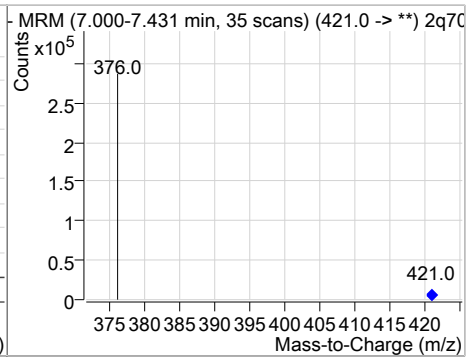

Compound	Conc.	RT	Dev(Min)	Resp.	QIon	QRatio	Min.	Max.
PFOA	1.98	7.11	0.00	22677	413.0 -> 169.0	20.5	0.0	50.6

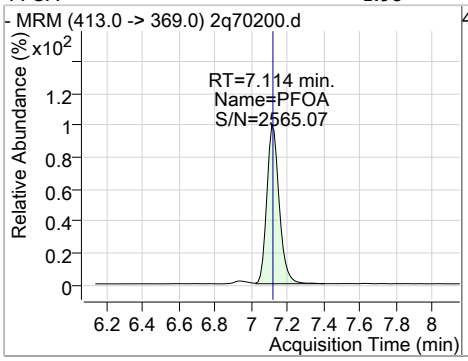

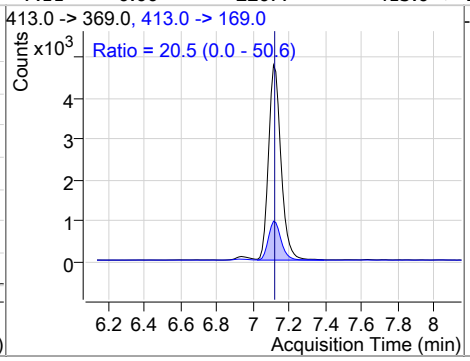

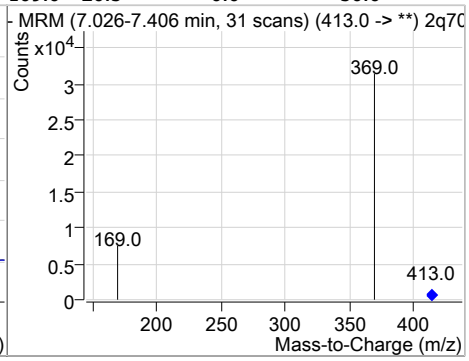

Compound	Conc.	RT	Dev(Min)	Resp.	QIon	QRatio	Min.	Max.
br-PFOA	1.98	7.11	0.00	22677	413.0 -> 169.0	20.5	0.0	50.6

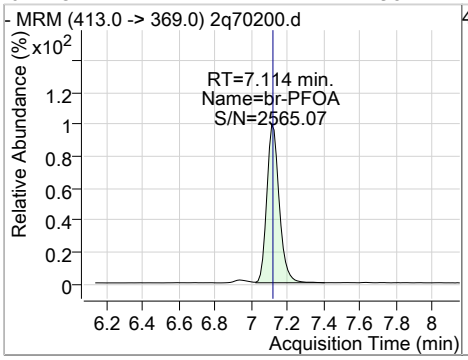

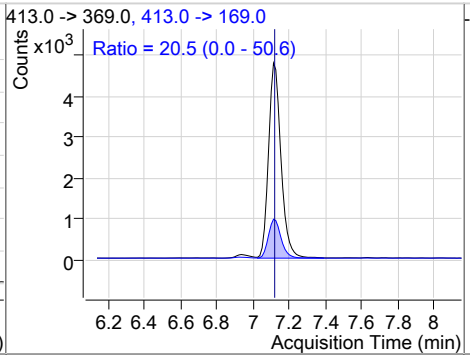

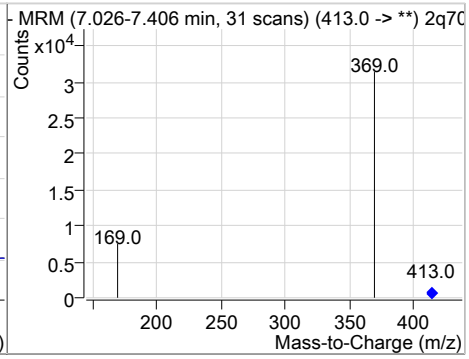

Compound	Conc.	RT	Dev(Min)	Resp.	QIon	QRatio	Min.	Max.
LN-PFOA	1.98	7.11	0.00	22677	413.0 -> 169.0	20.5	0.0	50.6

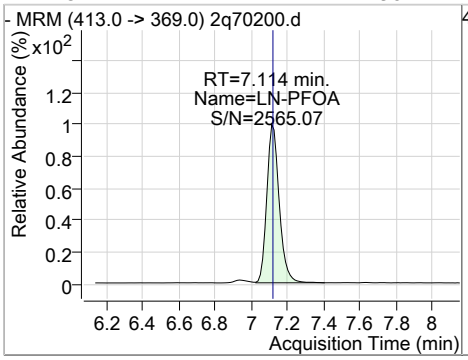

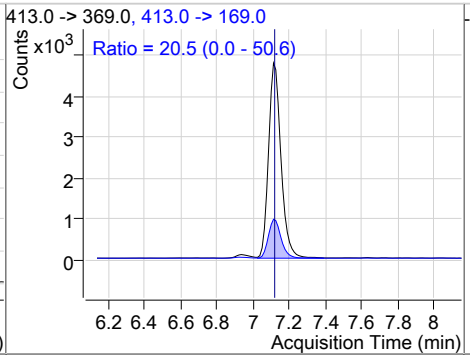

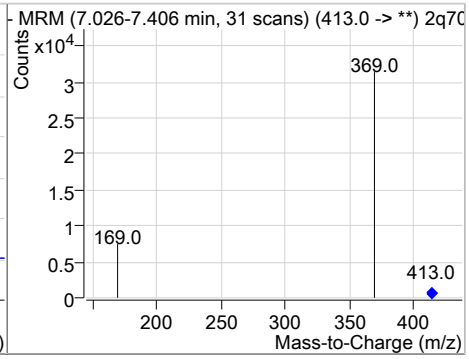

Perfluorinated Compounds by LC/MS/MS

Compound	Conc.	RT	Dev(Min)	Resp.	QIon	QRatio	Min.	Max.
br-PFOS	0.51	7.50	0.00	899	499.0 -> 99.0	21.9	0.0	48.8

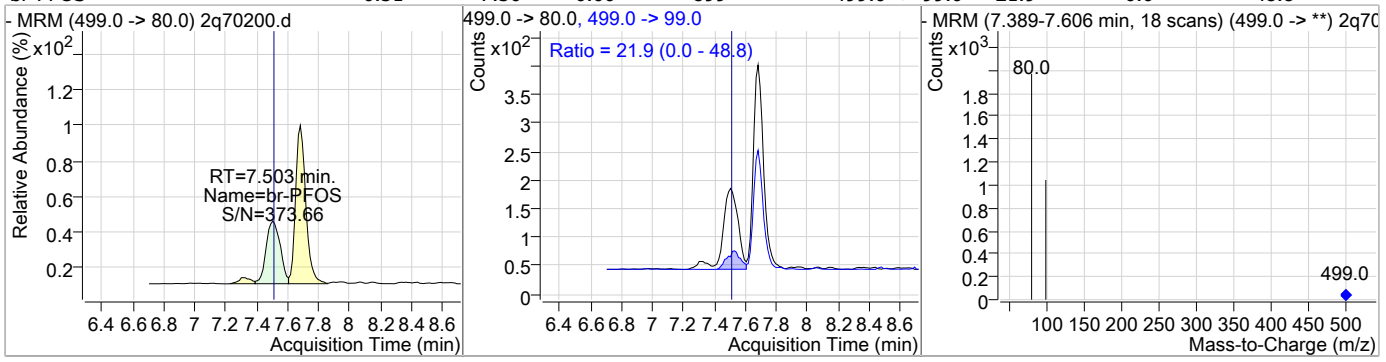

Compound	Conc.	RT	Dev(Min)	Resp.	QIon	QRatio	Min.	Max.
13C8-FOSA	20.27	7.57	0.00	51429				

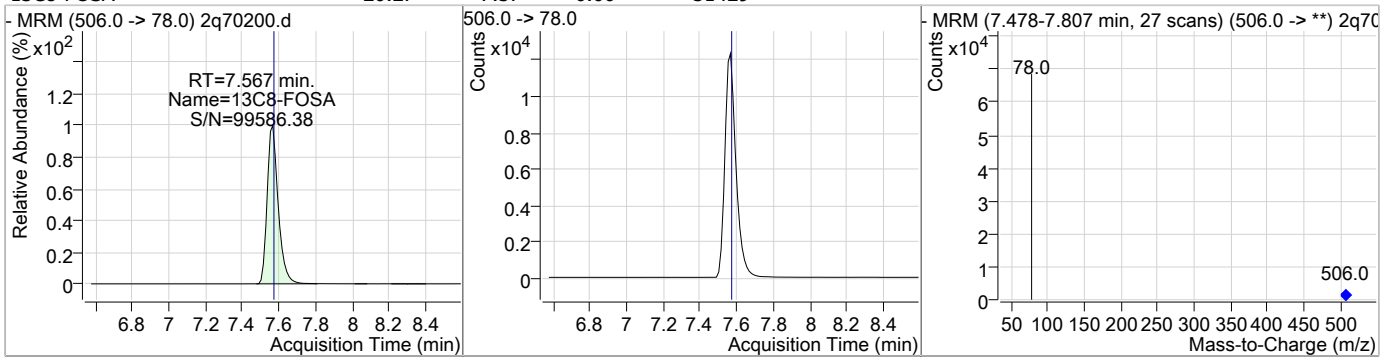

Compound	Conc.	RT	Dev(Min)	Resp.	QIon	QRatio	Min.	Max.
FOSA	1.92	7.57	0.00	4608	498.0 -> 478.0	4.4	0.0	34.6

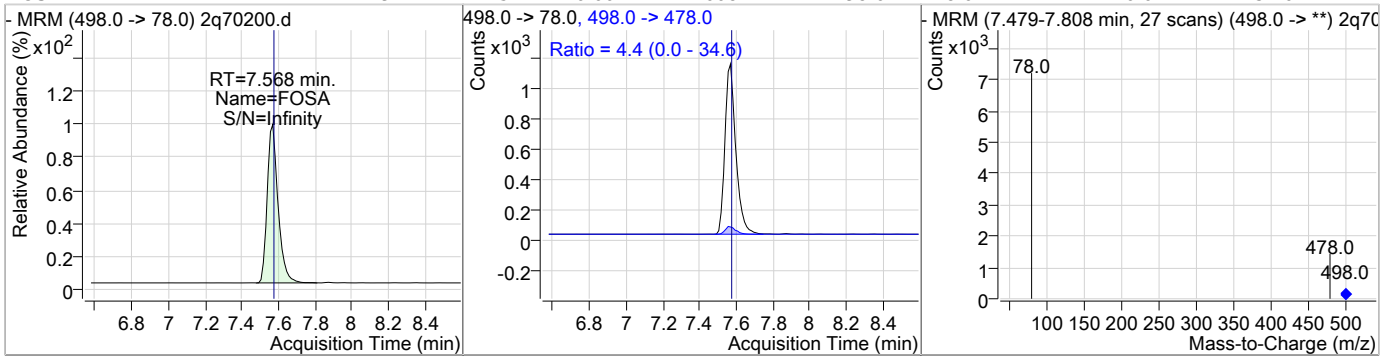

Compound	Conc.	RT	Dev(Min)	Resp.	QIon	QRatio	Min.	Max.
13C8-PFOS	19.66	7.68	0.00	14503				

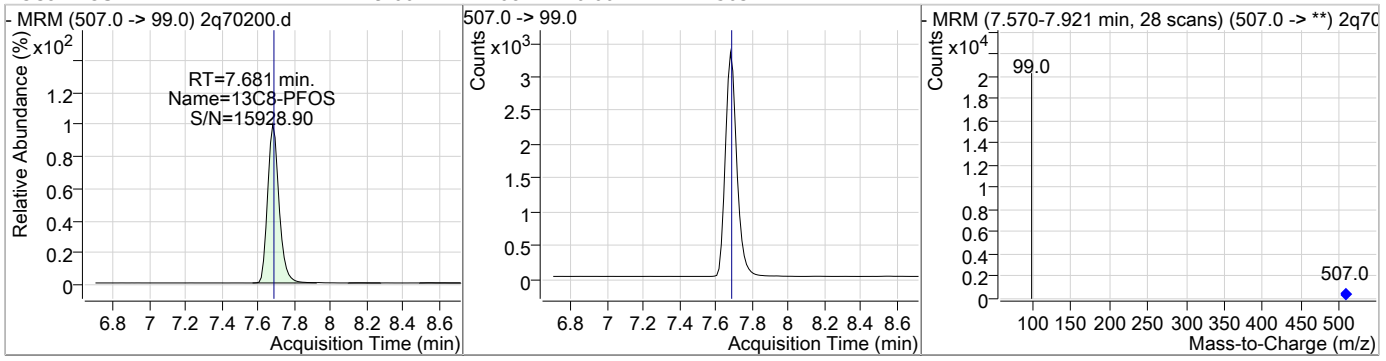

18.5.4 18

Perfluorinated Compounds by LC/MS/MS

Compound	Conc.	RT	Dev(Min)	Resp.	QIon	QRatio	Min.	Max.
PFOS	2.04	7.68	0.00	2548 (m)	499.0 -> 99.0	43.7	16.5	76.5

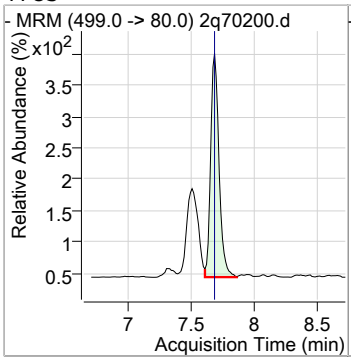

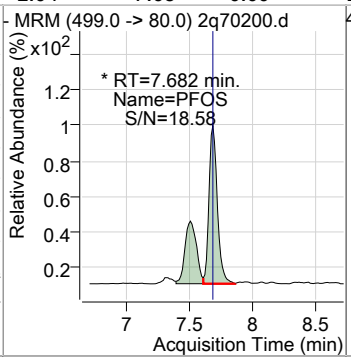

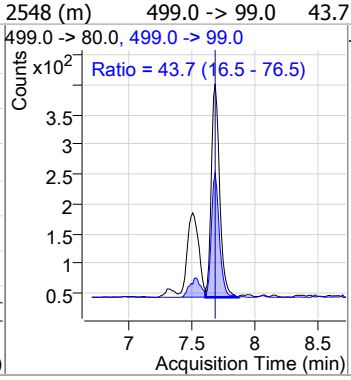

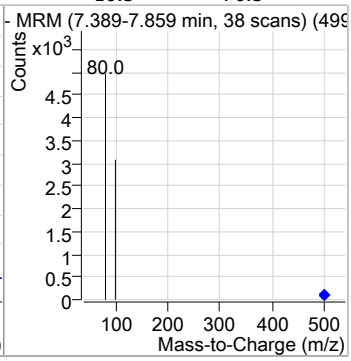

Compound	Conc.	RT	Dev(Min)	Resp.	QIon	QRatio	Min.	Max.
LN-PFOS	1.52	7.68	0.00	1649	499.0 -> 99.0	55.6	30.9	90.9

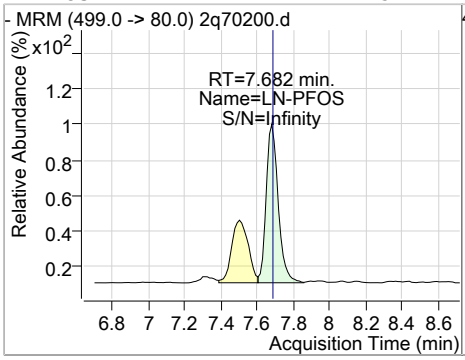

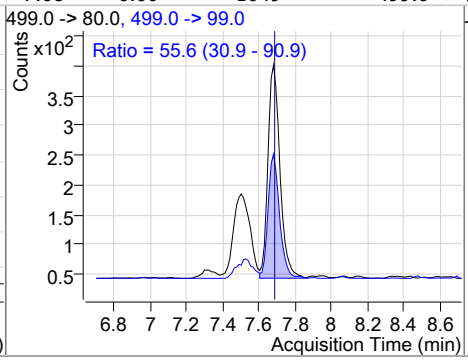

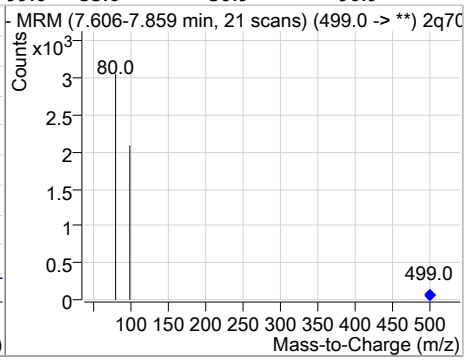

Compound	Conc.	RT	Dev(Min)	Resp.	QIon	QRatio	Min.	Max.
13C9-PFNA	19.83	7.71	0.00	225036				

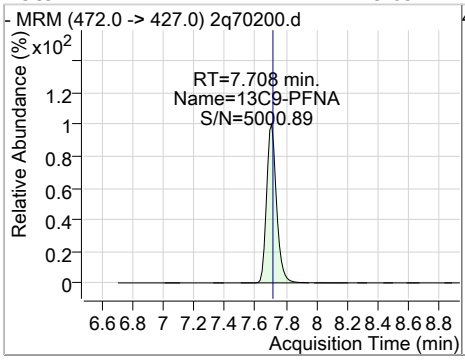

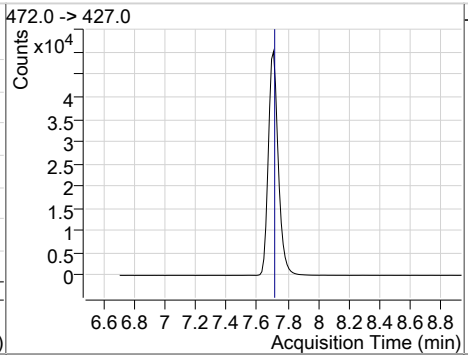

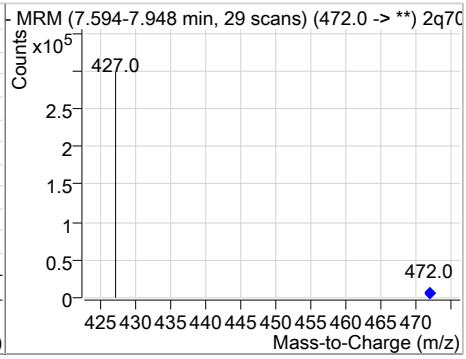

Compound	Conc.	RT	Dev(Min)	Resp.	QIon	QRatio	Min.	Max.
PFNA	1.95	7.71	0.00	23978	463.0 -> 219.0	17.9	0.0	47.2

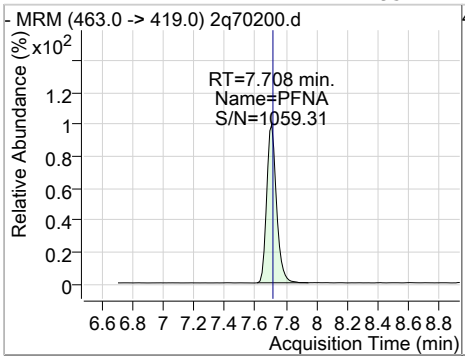

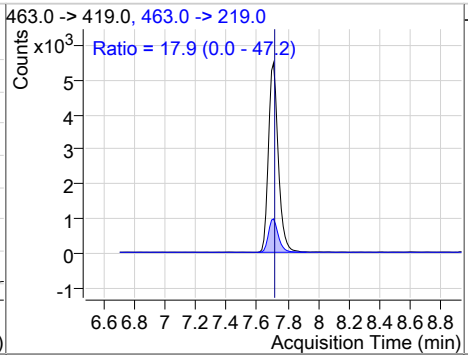

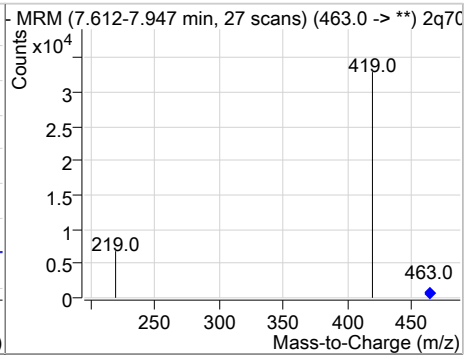

Perfluorinated Compounds by LC/MS/MS

Compound	Conc.	RT	Dev(Min)	Resp.	QIon	QRatio	Min.	Max.
br-PFNA	1.95	7.71	0.00	23978	463.0 -> 219.0	17.9	0.0	47.2

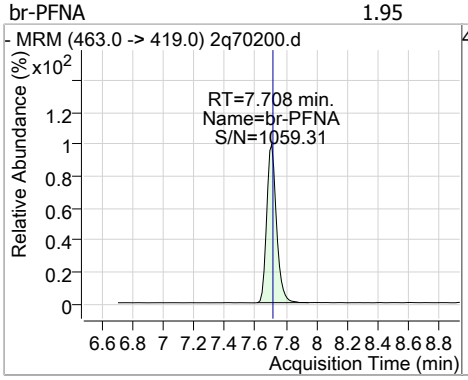

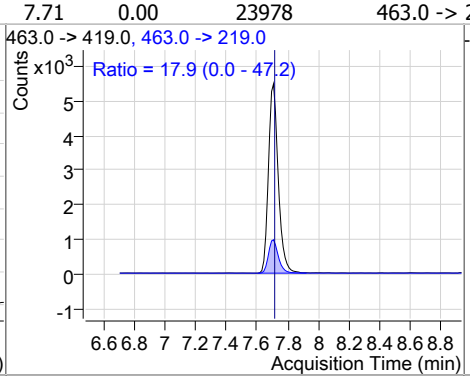

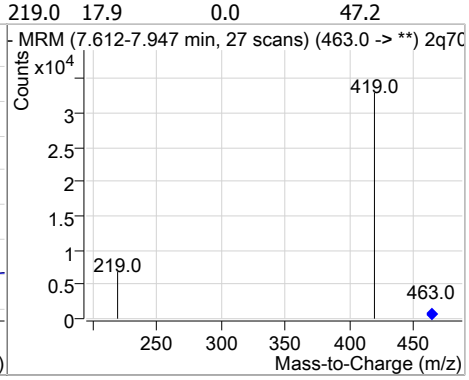

Compound	Conc.	RT	Dev(Min)	Resp.	QIon	QRatio	Min.	Max.
LN-PFNA	1.95	7.71	0.00	23978	463.0 -> 219.0	17.9	0.0	47.2

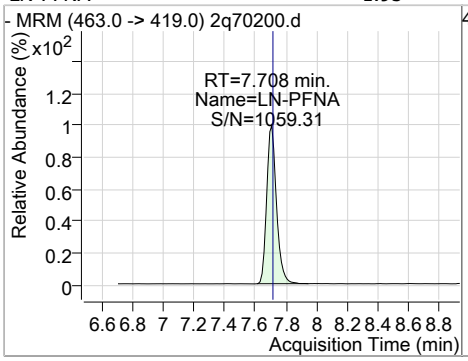

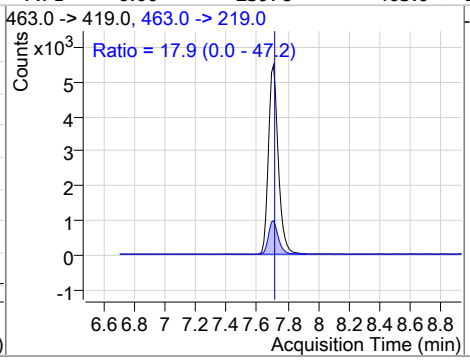

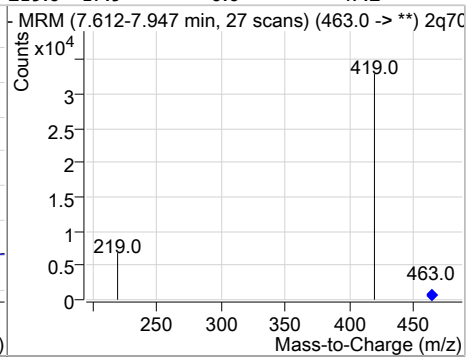

Compound	Conc.	RT	Dev(Min)	Resp.	QIon	QRatio	Min.	Max.
9Cl-PF3ONS	1.98	7.93	0.00	3221	533.0 -> 353.0	31.3	0.6	60.6

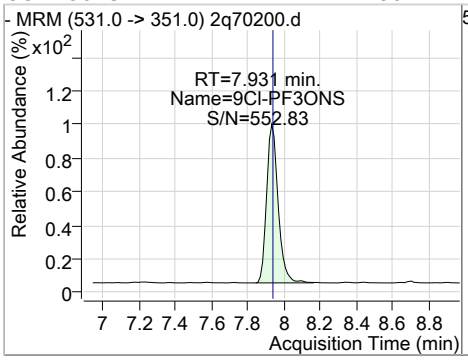

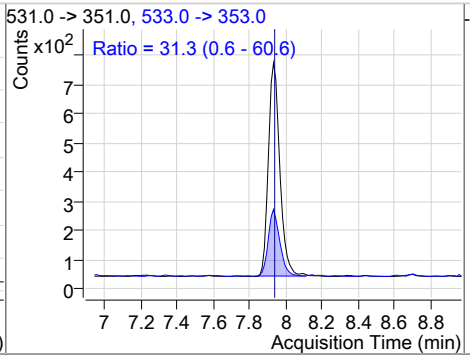

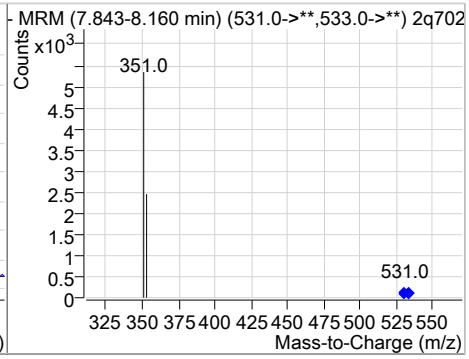

Compound	Conc.	RT	Dev(Min)	Resp.	QIon	QRatio	Min.	Max.
d3-MeFOSA	20.37	7.93	0.00	15120				

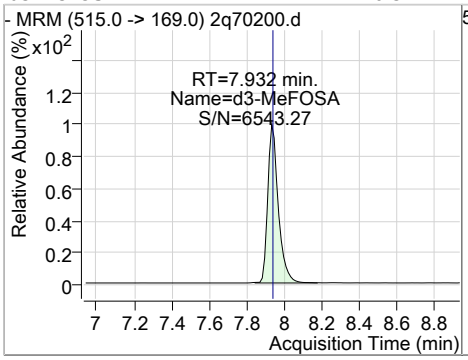

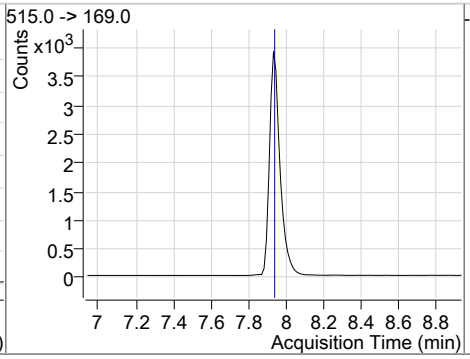

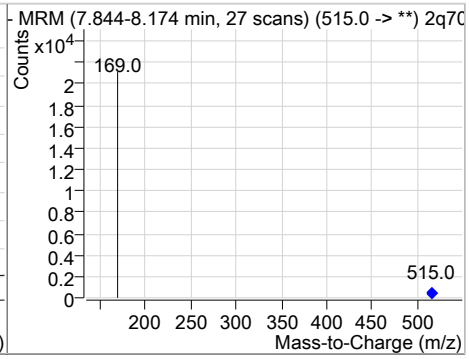

18.5.4 18

Perfluorinated Compounds by LC/MS/MS

Compound	Conc.	RT	Dev(Min)	Resp.	QIon	QRatio	Min.	Max.
MeFOSA	1.76	7.95	0.00	1272	512.0 -> 169.0	141.2	80.9	140.9

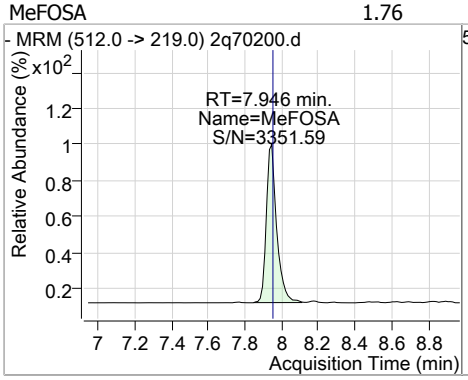

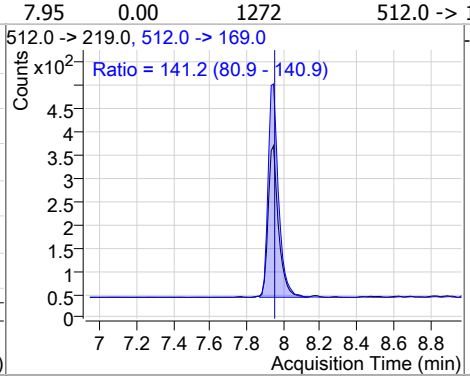

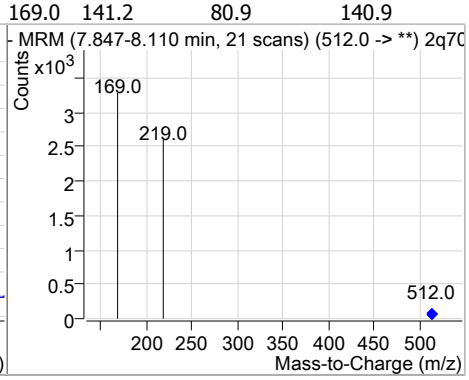

Compound	Conc.	RT	Dev(Min)	Resp.	QIon	QRatio	Min.	Max.
d3-MeFOSAA	19.78	8.00	0.00	74817				

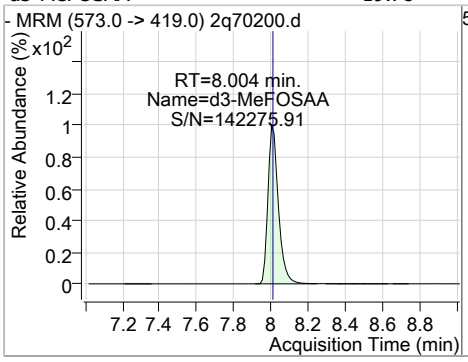

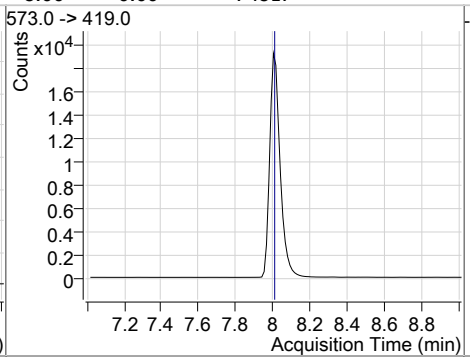

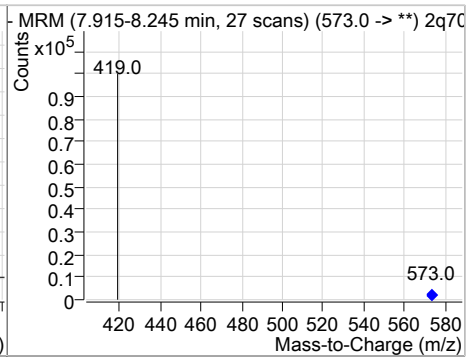

Compound	Conc.	RT	Dev(Min)	Resp.	QIon	QRatio	Min.	Max.
MeFOSAA	2.01	8.00	-0.01	6145 (m)	570.0 -> 512.0	22.6	0.0	54.8

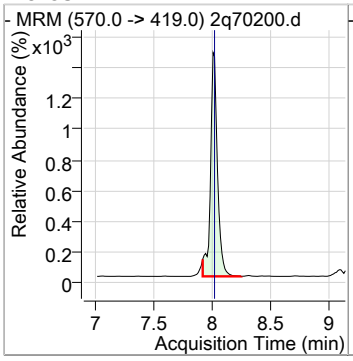

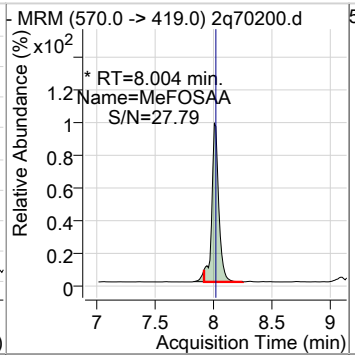

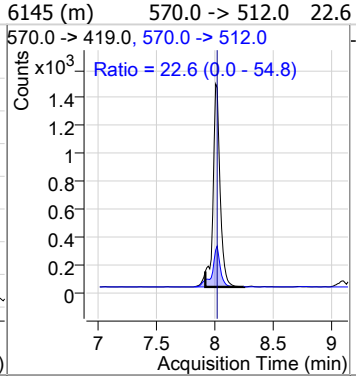

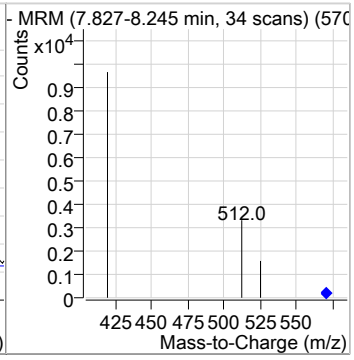

Compound	Conc.	RT	Dev(Min)	Resp.	QIon	QRatio	Min.	Max.
d5-EtFOSAA	20.21	8.13	0.00	65219				

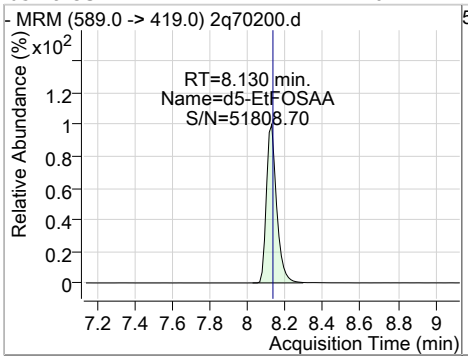

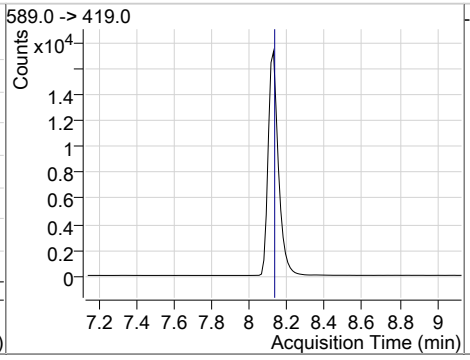

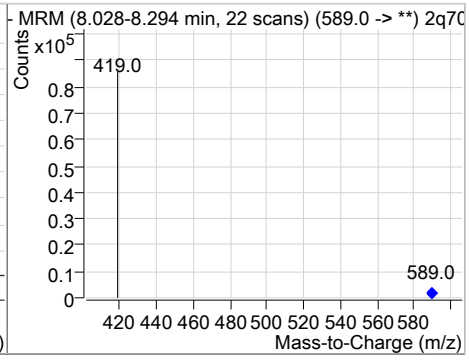

18.5.4 18

Perfluorinated Compounds by LC/MS/MS

Compound	Conc.	RT	Dev(Min)	Resp.	QIon	QRatio	Min.	Max.
EtFOSAA	1.85	8.13	0.00	5178	584.0 -> 483.0	63.0	30.2	90.2

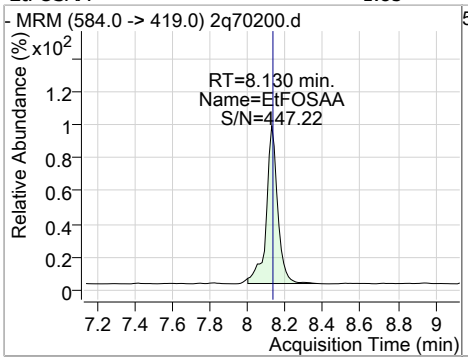

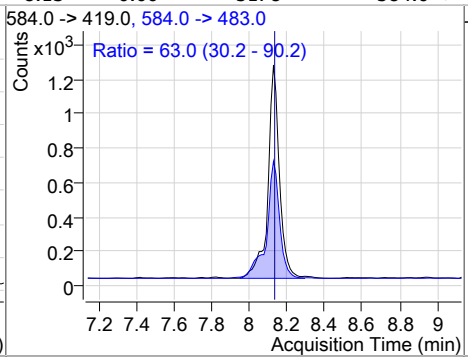

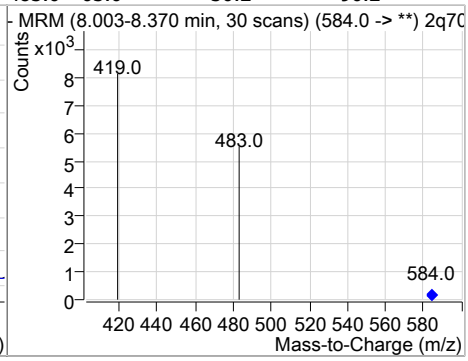

Compound	Conc.	RT	Dev(Min)	Resp.	QIon	QRatio	Min.	Max.
PFNS	2.24	8.14	0.00	2101	549.0 -> 99.0	53.1	24.3	84.3

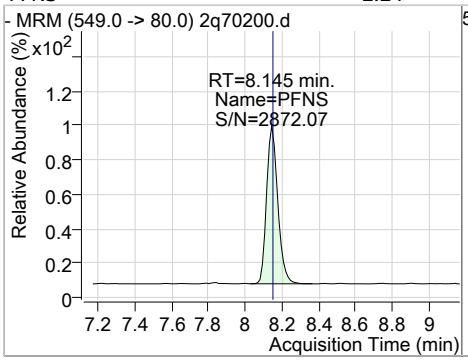

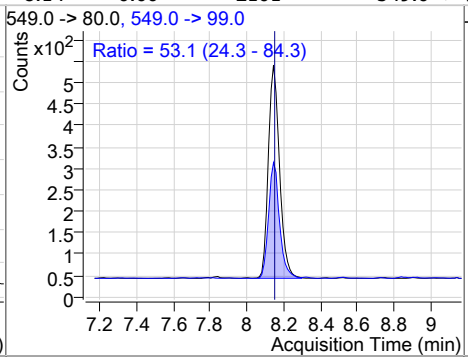

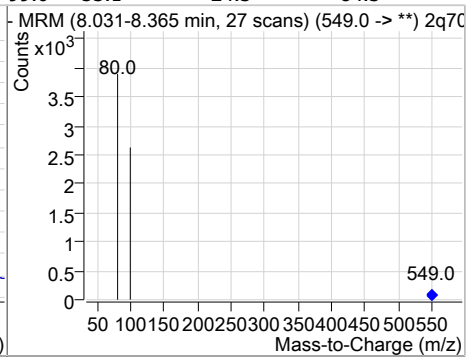

Compound	Conc.	RT	Dev(Min)	Resp.	QIon	QRatio	Min.	Max.
13C6-PFDA	20.09	8.17	0.00	242643				

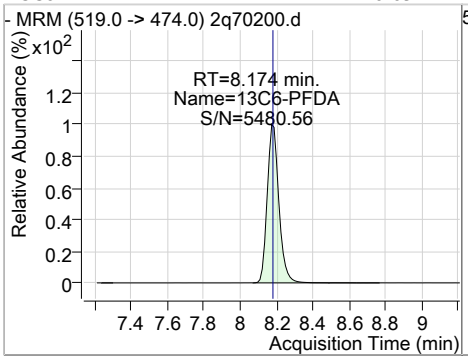

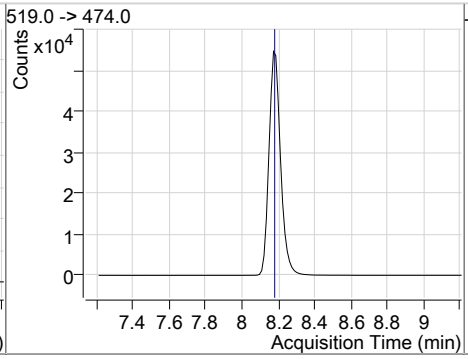

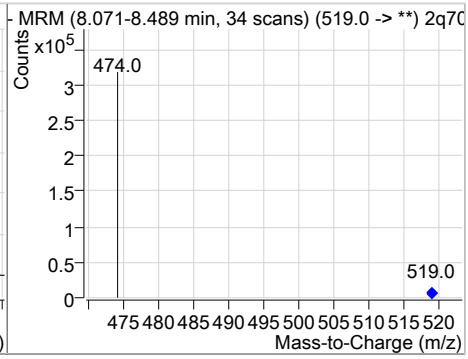

Compound	Conc.	RT	Dev(Min)	Resp.	QIon	QRatio	Min.	Max.
PFDA	1.93	8.17	0.00	25949	513.0 -> 219.0	14.6	0.0	44.5

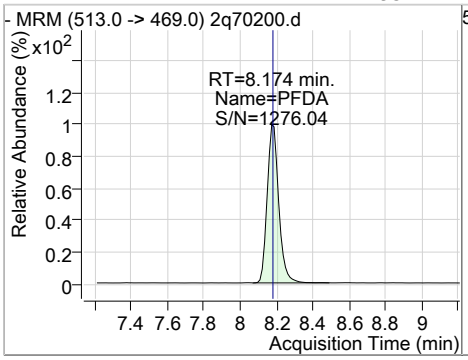

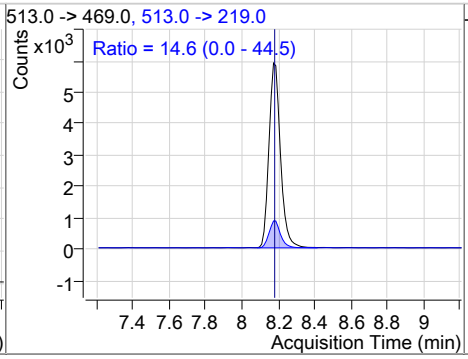

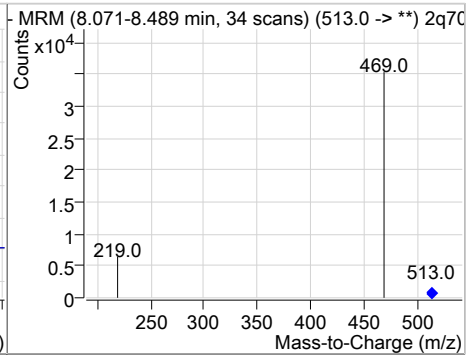

Perfluorinated Compounds by LC/MS/MS

Compound	Conc.	RT	Dev(Min)	Resp.	QIon	QRatio	Min.	Max.
13C2-8:2FTS	18.60	8.21	0.00	101356				

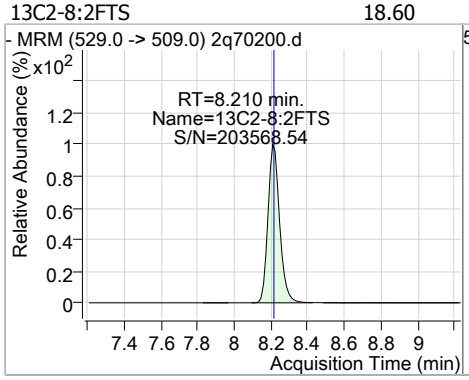

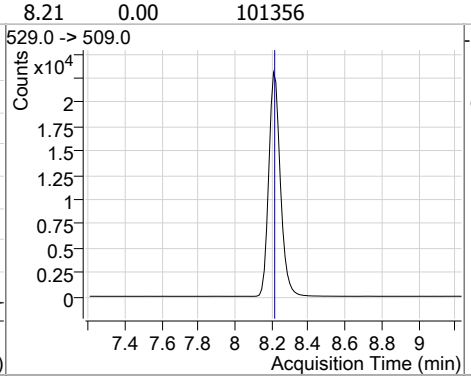

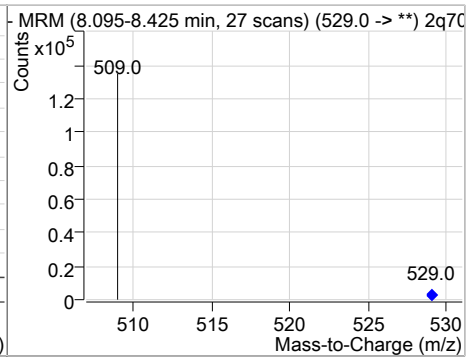

Compound	Conc.	RT	Dev(Min)	Resp.	QIon	QRatio	Min.	Max.
8:2FTS	2.15	8.21	0.00	10522	527.0 -> 81.0	24.1	0.0	55.3

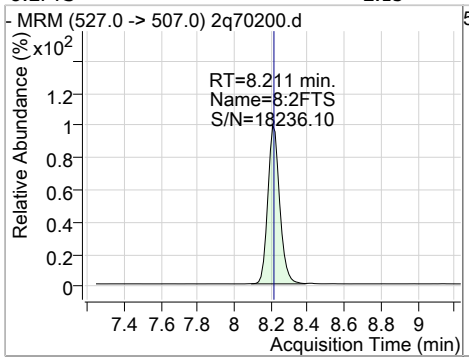

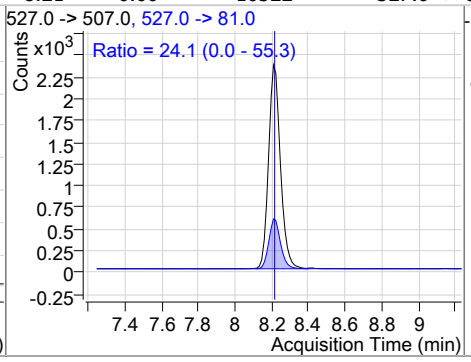

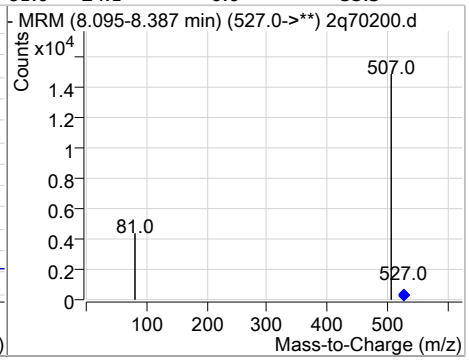

Compound	Conc.	RT	Dev(Min)	Resp.	QIon	QRatio	Min.	Max.
PFDS	1.97	8.56	0.00	1086	599.0 -> 99.0	38.0	3.4	63.4

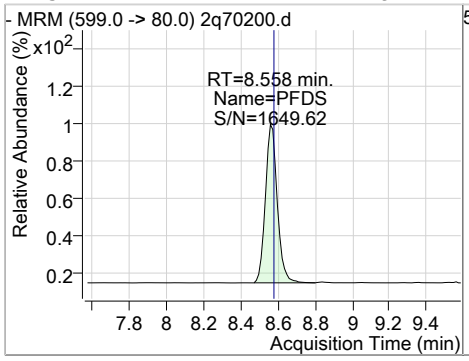

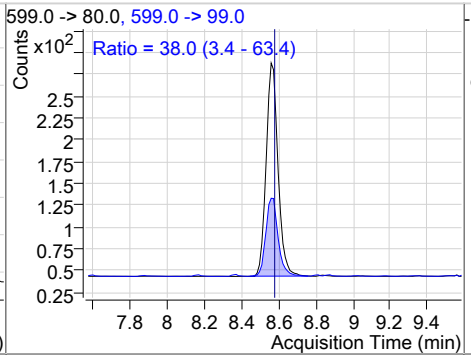

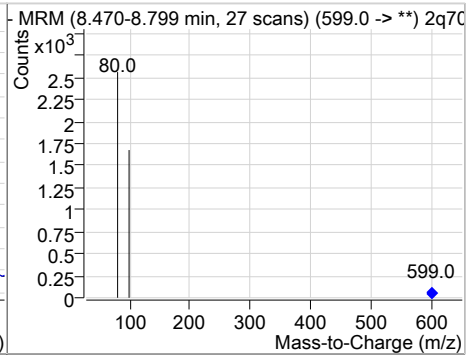

Compound	Conc.	RT	Dev(Min)	Resp.	QIon	QRatio	Min.	Max.
13C7-PFUnDA	19.98	8.61	0.01	332153				

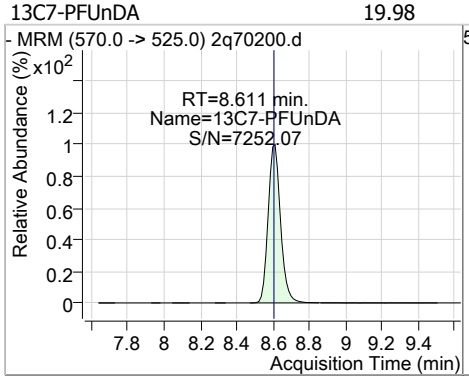

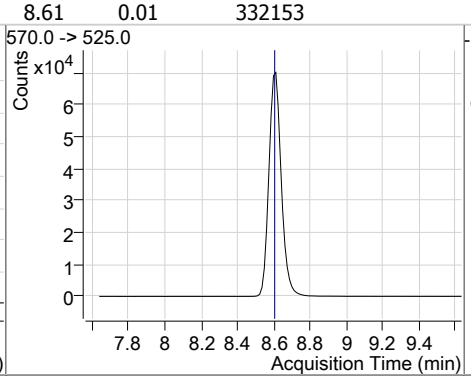

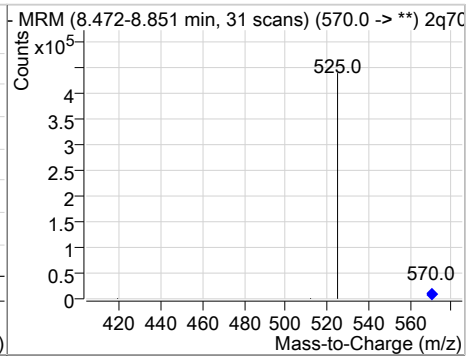

Perfluorinated Compounds by LC/MS/MS

Compound	Conc.	RT	Dev(Min)	Resp.	QIon	QRatio	Min.	Max.
PFUnDA	1.97	8.61	0.01	32208	563.0 -> 269.0	14.1	0.0	44.0

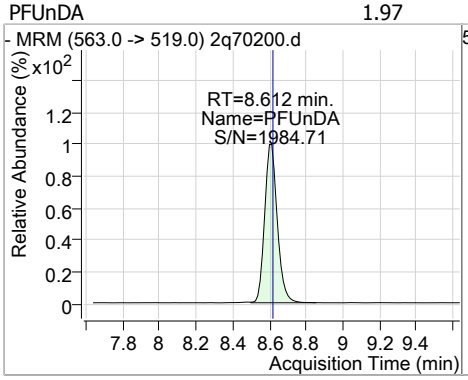

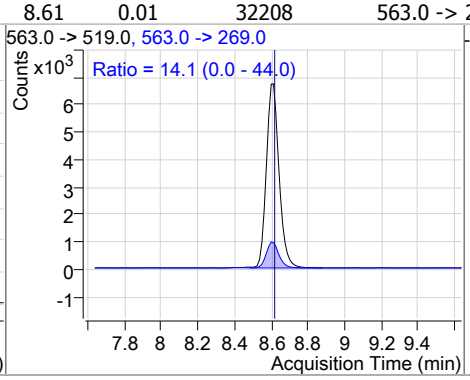

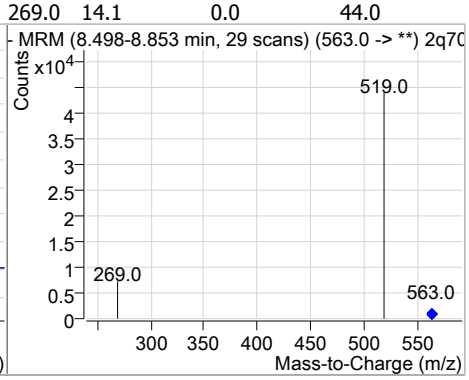

Compound	Conc.	RT	Dev(Min)	Resp.	QIon	QRatio	Min.	Max.
11Cl-PF3OUdS	1.93	8.76	0.00	14245	633.0 -> 453.0	31.8	0.0	60.0

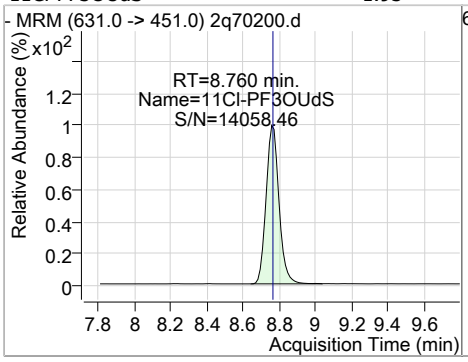

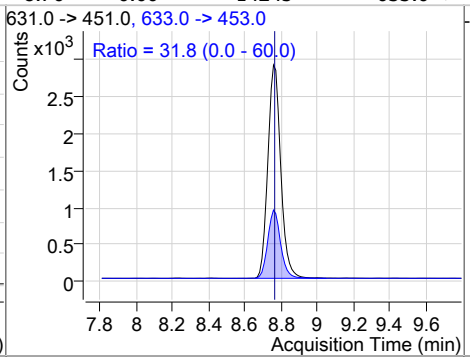

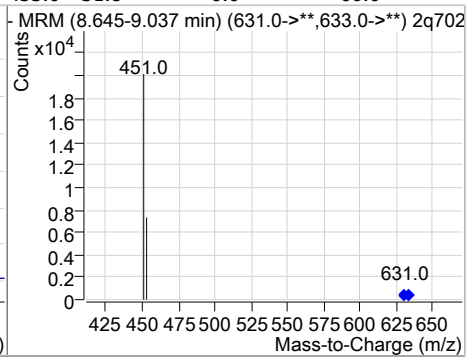

Compound	Conc.	RT	Dev(Min)	Resp.	QIon	QRatio	Min.	Max.
13C2-PFDoDA	19.76	9.09	0.00	467536				

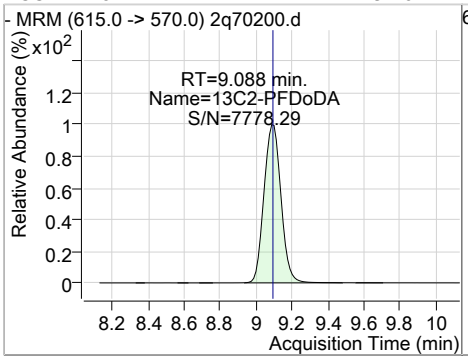

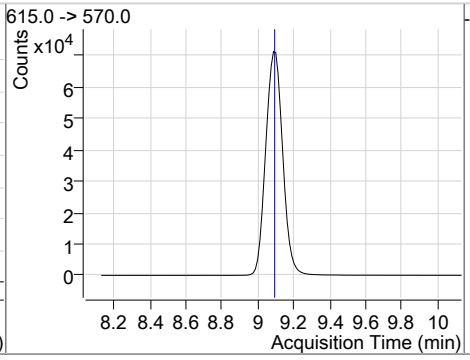

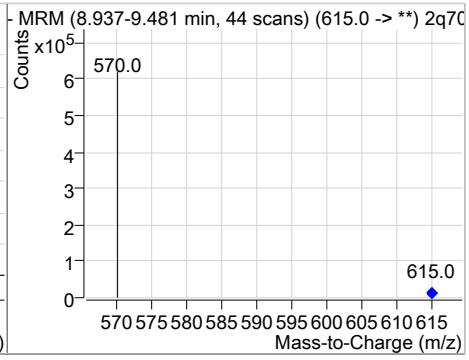

Compound	Conc.	RT	Dev(Min)	Resp.	QIon	QRatio	Min.	Max.
PFDoDA	1.93	9.09	0.00	38073	613.0 -> 319.0	14.3	0.0	43.6

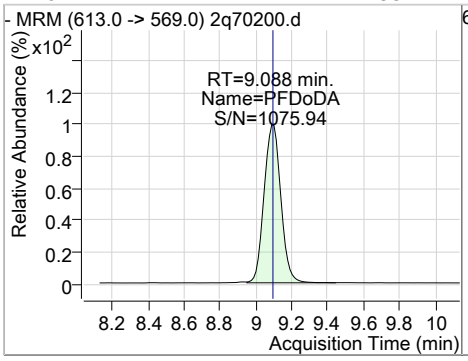

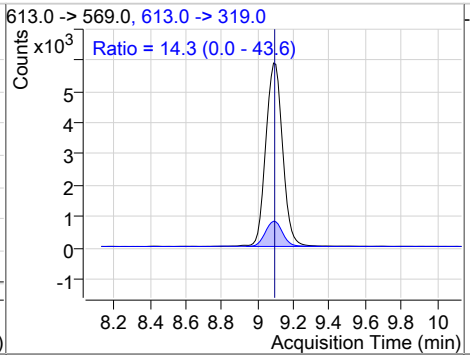

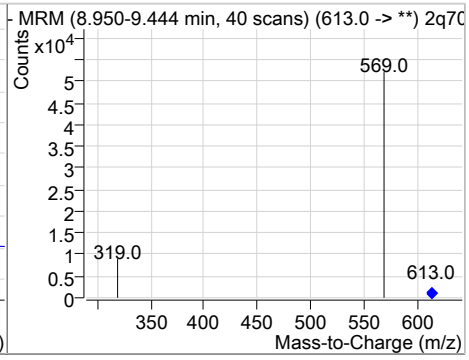

Perfluorinated Compounds by LC/MS/MS

Compound	Conc.	RT	Dev(Min)	Resp.	QIon	QRatio	Min.	Max.
PFTrDA	1.88	9.70	0.01	46728	663.0 -> 369.0	8.4	0.0	38.6

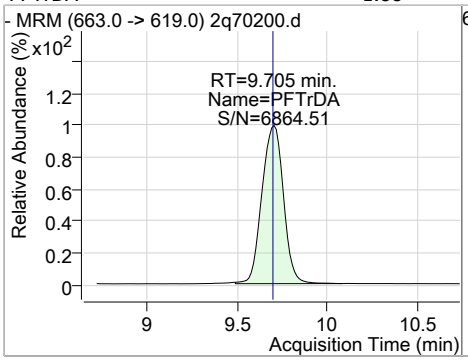

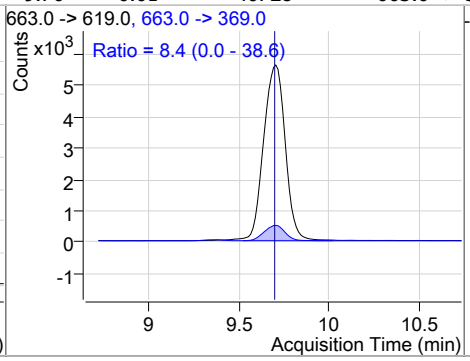

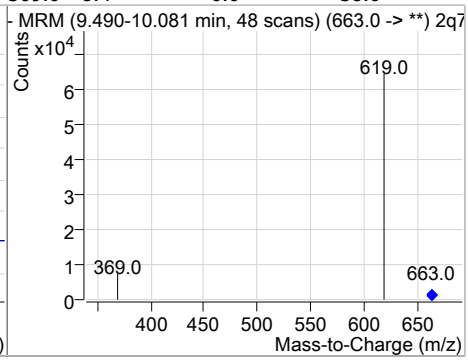

Compound	Conc.	RT	Dev(Min)	Resp.	QIon	QRatio	Min.	Max.
13C2-PFTeDA	19.18	10.28	0.01	438559				

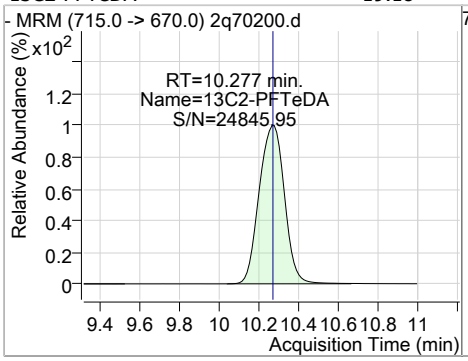

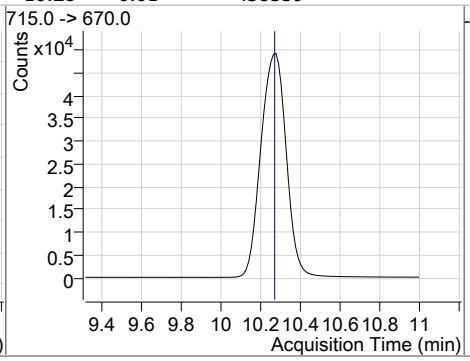

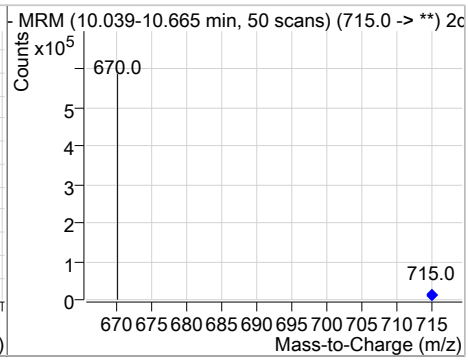

Compound	Conc.	RT	Dev(Min)	Resp.	QIon	QRatio	Min.	Max.
PFTeDA	1.98	10.27	0.00	51291	713.0 -> 219.0	5.2	0.0	35.0

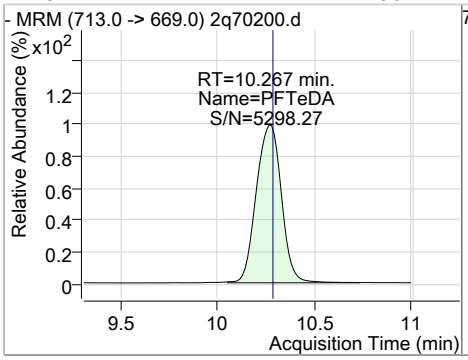

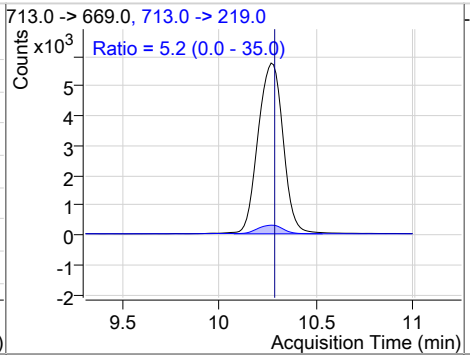

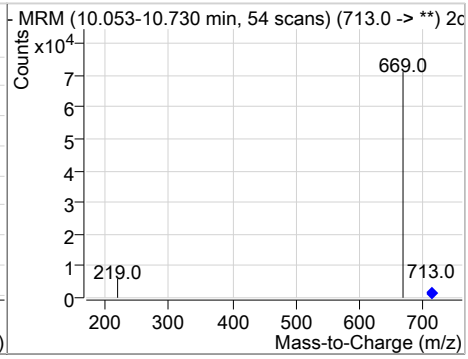

18.5.4

18

Manual Integration Approval Summary

Sample Number: S2Q1012-IC1012
Lab FileID: 2Q70200.D
Injection Time: 06/20/21 10:46
Method: EPA 537M QSM5.3 B-15
Analyst approved: 06/21/21 10:57 Nancy Saunders
Supervisor approved: 06/21/21 13:43 Mike Eger

Parameter	CAS	Sig#	R.T. (min.)	Reason
Perfluorohexanesulfonic acid	355-46-4		6.42	Split peak
Perfluorooctanesulfonic acid	1763-23-1		7.68	Split peak
MeFOSAA	2355-31-9		8.00	Split peak

Manual Integrations APPROVED (compounds with "m" flag)
Mike Eger 06/21/21 13:43

Perfluorinated Compounds by LC/MS/MS

Data File : 2q70201.d
Operator : nancyf
Acq. Method : 537_ID.m
Acq. Date-Time : 6/20/2021 11:03:31 AM
Sample Name : ic1012-5.0
Vial : P1-A5
DA Method File : BR_LN_062021_S2Q1012.quantmethod.xml
Batch Name : s2q1012.batch.bin
Sample Information : op85082,S2Q1012,250,,,1.0,1,water

Compound	RT	QIon	Resp.	Conc.	Units	Dev(Min)
Internal Standards						
M5-EtFOSAA	8.116	589.0 -> 419.0	67284	20.00	µg/L	-0.013
M4-PFBA	1.952	217.0 -> 172.0	77504	20.00	µg/L	-0.013
M5-PFPeA	3.962	268.0 -> 223.0	68701	20.00	µg/L	0.000
M5-PFHxA	5.403	318.0 -> 273.0	109925	20.00	µg/L	0.000
M4-PFHpA	6.370	367.0 -> 322.0	163421	20.00	µg/L	0.000
M8-PFOA	7.114	421.0 -> 376.0	220605	20.00	µg/L	0.000
M9-PFNA	7.696	472.0 -> 427.0	228607	20.00	µg/L	-0.013
M6-PFDA	8.174	519.0 -> 474.0	250035	20.00	µg/L	0.000
M7-PFUnDA	8.599	570.0 -> 525.0	340085	20.00	µg/L	0.000
M2-PFDoDA	9.088	615.0 -> 570.0	475957	20.00	µg/L	0.000
M2-PFTeDA	10.265	715.0 -> 670.0	451451	20.00	µg/L	0.000
M8-FOSA	7.555	506.0 -> 78.0	52306	20.00	µg/L	-0.013
M3-PFBS	4.280	302.0 -> 99.0	8584	20.00	µg/L	0.000
M3-PFHxS	6.418	402.0 -> 99.0	10242	20.00	µg/L	0.000
M8-PFOS	7.681	507.0 -> 99.0	15081	20.00	µg/L	0.000
M2-4:2FTS	5.297	329.0 -> 309.0	67334	20.00	µg/L	0.000
M2-6:2FTS	7.100	429.0 -> 409.0	117754	20.00	µg/L	0.000
M2-8:2FTS	8.210	529.0 -> 509.0	105387	20.00	µg/L	0.000
M3-MeFOSAA	8.004	573.0 -> 419.0	76420	20.00	µg/L	0.000
M3-HFPO-DA	5.721	287.0 -> 169.0	6720	20.00	µg/L	0.000
M3-MeFOSA	7.932	515.0 -> 169.0	15722	20.00	µg/L	0.000
System Monitoring Compounds						
13C2-4:2FTS	5.297	329.0 -> 309.0	67334	19.07	µg/L	0.000
Spiked Amount: 20.00	Range: 50.0 - 150.0%			Recovery = 95.4%		
13C2-6:2FTS	7.100	429.0 -> 409.0	117754	19.53	µg/L	0.000
Spiked Amount: 20.00	Range: 50.0 - 150.0%			Recovery = 97.7%		
13C2-8:2FTS	8.210	529.0 -> 509.0	105387	19.34	µg/L	0.000
Spiked Amount: 20.00	Range: 50.0 - 150.0%			Recovery = 96.7%		
13C2-PFDoDA	9.088	615.0 -> 570.0	475957	20.12	µg/L	0.000
Spiked Amount: 20.00	Range: 50.0 - 150.0%			Recovery = 100.6%		
13C2-PFTeDA	10.265	715.0 -> 670.0	451451	19.74	µg/L	0.000
Spiked Amount: 20.00	Range: 50.0 - 150.0%			Recovery = 98.7%		
13C3-PFBS	4.280	302.0 -> 99.0	8584	20.32	µg/L	0.000
Spiked Amount: 20.00	Range: 50.0 - 150.0%			Recovery = 101.6%		
13C3-PFHxS	6.418	402.0 -> 99.0	10242	20.28	µg/L	0.000
Spiked Amount: 20.00	Range: 50.0 - 150.0%			Recovery = 101.4%		
13C4-PFBA	1.952	217.0 -> 172.0	77504	20.38	µg/L	-0.013
Spiked Amount: 20.00	Range: 50.0 - 150.0%			Recovery = 101.9%		
13C4-PFHpA	6.370	367.0 -> 322.0	163421	20.37	µg/L	0.000
Spiked Amount: 20.00	Range: 50.0 - 150.0%			Recovery = 101.8%		
d5-EtFOSAA	8.116	589.0 -> 419.0	67284	20.85	ng/ml	-0.013
Spiked Amount: 20.00	Range: 50.0 - 150.0%			Recovery = 104.2%		
13C5-PFHxA	5.403	318.0 -> 273.0	109925	20.12	µg/L	0.000
Spiked Amount: 20.00	Range: 50.0 - 150.0%			Recovery = 100.6%		
13C5-PFPeA	3.962	268.0 -> 223.0	68701	20.10	µg/L	0.000

Perfluorinated Compounds by LC/MS/MS

Compound	RT	QIon	Resp.	Conc.	Units		Dev(Min)
Spiked Amount: 20.00	Range: 50.0 - 150.0%			Recovery = 100.5%			
13C6-PFDA	8.174	519.0 -> 474.0	250035	20.70	µg/L		0.000
Spiked Amount: 20.00	Range: 50.0 - 150.0%			Recovery = 103.5%			
13C7-PFUnDA	8.599	570.0 -> 525.0	340085	20.46	µg/L		0.000
Spiked Amount: 20.00	Range: 50.0 - 150.0%			Recovery = 102.3%			
13C8-FOSA	7.555	506.0 -> 78.0	52306	20.62	µg/L		-0.013
Spiked Amount: 20.00	Range: 50.0 - 150.0%			Recovery = 103.1%			
13C8-PFOA	7.114	421.0 -> 376.0	220605	20.35	µg/L		0.000
Spiked Amount: 20.00	Range: 50.0 - 150.0%			Recovery = 101.7%			
13C8-PFOS	7.681	507.0 -> 99.0	15081	20.44	µg/L		0.000
Spiked Amount: 20.00	Range: 50.0 - 150.0%			Recovery = 102.2%			
13C9-PFNA	7.696	472.0 -> 427.0	228607	20.15	µg/L		-0.013
Spiked Amount: 20.00	Range: 50.0 - 150.0%			Recovery = 100.7%			
d3-MeFOSAA	8.004	573.0 -> 419.0	76420	20.20	µg/L		0.000
Spiked Amount: 20.00	Range: 50.0 - 150.0%			Recovery = 101.0%			
13C3-HFPO-DA	5.721	287.0 -> 169.0	6720	20.40	µg/L		0.000
Spiked Amount: 20.00	Range: 50.0 - 150.0%			Recovery = 102.0%			
d3-MeFOSA	7.932	515.0 -> 169.0	15722	21.18	µg/L		0.000
Spiked Amount: 20.00	Range: 50.0 - 150.0%			Recovery = 105.9%			
Target Compounds							**QValue**
4:2FTS	5.299	327.0 -> 307.0	18111	5.16	µg/L		97
6:2FTS	7.101	427.0 -> 407.0	30039	5.11	µg/L		98
8:2FTS	8.211	527.0 -> 507.0	25794	5.06	µg/L		98
br-PFHxS	6.229	399.0 -> 80.0	927	0.63	µg/L		99
EtFOSAA	8.130	584.0 -> 419.0	13348	4.63	µg/L		100
FOSA	7.556	498.0 -> 78.0	12074	4.95	µg/L		99
MeFOSAA	8.004	570.0 -> 419.0	15656	5.03	µg/L		97
PFBA	1.958	213.0 -> 169.0	6997	4.91	µg/L		100
PFBS	4.282	299.0 -> 80.0	6593	5.00	µg/L		99
PFDA	8.174	513.0 -> 469.0	66322	4.79	µg/L		99
PFDoDA	9.088	613.0 -> 569.0	98032	4.87	µg/L		100
PFDS	8.558	599.0 -> 80.0	2896	5.12	µg/L		100
PFHpA	6.371	363.0 -> 319.0	63275	4.92	µg/L		100
PFHpS	7.112	449.0 -> 80.0	6006	4.99	µg/L		98
PFHxA	5.404	313.0 -> 269.0	19122	4.95	µg/L		99
PFHxS	6.418	399.0 -> 80.0	6613	5.06	µg/L	m	98
PFNA	7.696	463.0 -> 419.0	61905	4.96	µg/L		100
PFNS	8.145	549.0 -> 80.0	4804	4.92	µg/L		100
PFOA	7.114	413.0 -> 369.0	56277	4.83	µg/L		99
PFOS	7.682	499.0 -> 80.0	6734	5.19	µg/L	m	98
PFPeA	3.964	263.0 -> 219.0	24155	4.98	µg/L		100
PFPeS	5.540	349.0 -> 80.0	4241	4.91	µg/L		99
PFTeDA	10.267	713.0 -> 669.0	130435	4.90	µg/L		100
PFTrDA	9.692	663.0 -> 619.0	119909	4.74	µg/L		100
PFUnDA	8.600	563.0 -> 519.0	81054	4.85	µg/L		100
LN-PFHxS	6.418	399.0 -> 80.0	5686	4.43	µg/L		98
11Cl-PF3OUdS	8.760	631.0 -> 451.0	37155	4.94	µg/L		99
9Cl-PF3ONS	7.931	531.0 -> 351.0	7535	4.50	µg/L		95
ADONA	6.483	377.0 -> 251.0	71674	4.70	µg/L		99
br-PFOS	7.503	499.0 -> 80.0	2360	1.29	µg/L		99
HFPO-DA	5.717	329.0 -> 169.0	6443	4.85	µg/L		96
LN-PFOS	7.682	499.0 -> 80.0	4375	3.87	µg/L		99
br-PFOA	7.114	413.0 -> 369.0	56277	4.83	µg/L		99
LN-PFOA	7.114	413.0 -> 369.0	56277	4.83	µg/L		99
br-PFNA	7.696	463.0 -> 419.0	61905	4.96	µg/L		100
LN-PFNA	7.696	463.0 -> 419.0	61905	4.96	µg/L		100

Perfluorinated Compounds by LC/MS/MS

Compound	RT	QIon	Resp.	Conc.	Units	Dev(Min)
MeFOSA	7.933	512.0 -> 219.0	3711	4.93	µg/L	95

 # = Qualifier out of range, m = manually integrated, + = Area summed

Perfluorinated Compounds by LC/MS/MS

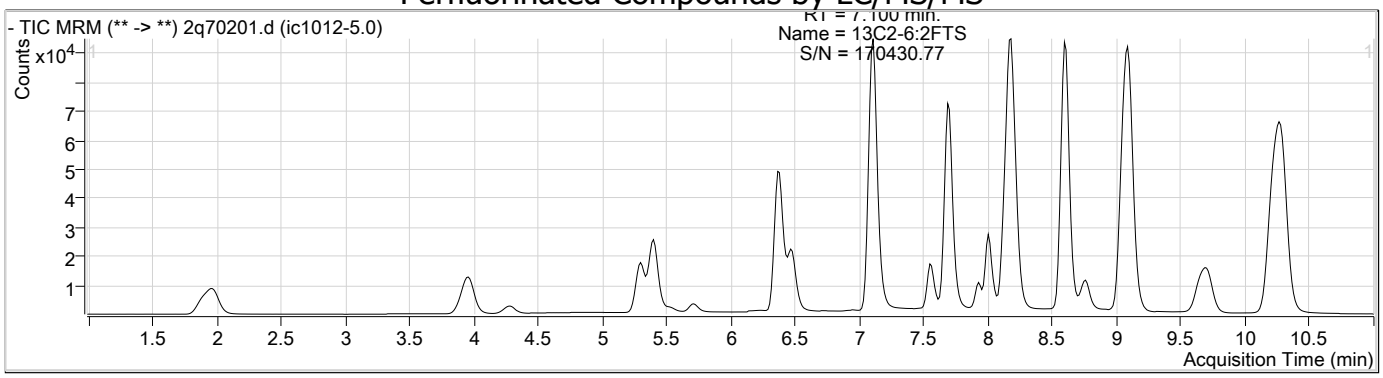

Compound	Conc.	RT	Dev(Min)	Resp.	QIon	QRatio	Min.	Max.
PFBA	4.91	1.96	0.00	6997				

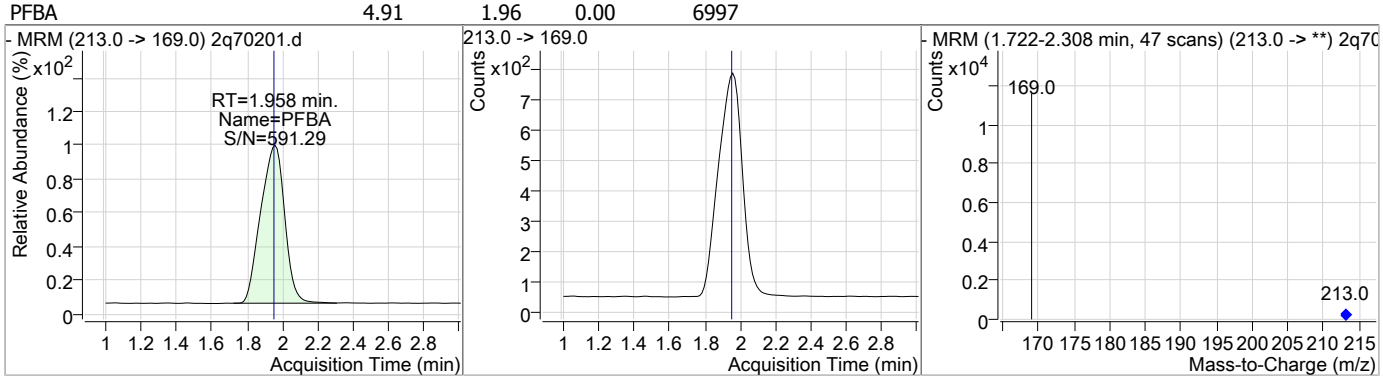

Compound	Conc.	RT	Dev(Min)	Resp.	QIon	QRatio	Min.	Max.
13C4-PFBA	20.38	1.95	-0.01	77504				

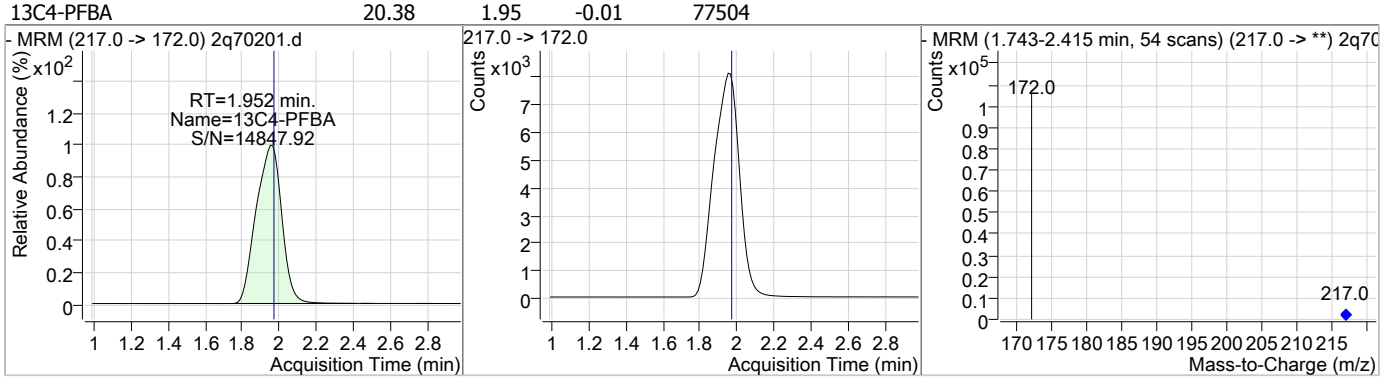

Compound	Conc.	RT	Dev(Min)	Resp.	QIon	QRatio	Min.	Max.
13C5-PFPeA	20.10	3.96	0.00	68701				

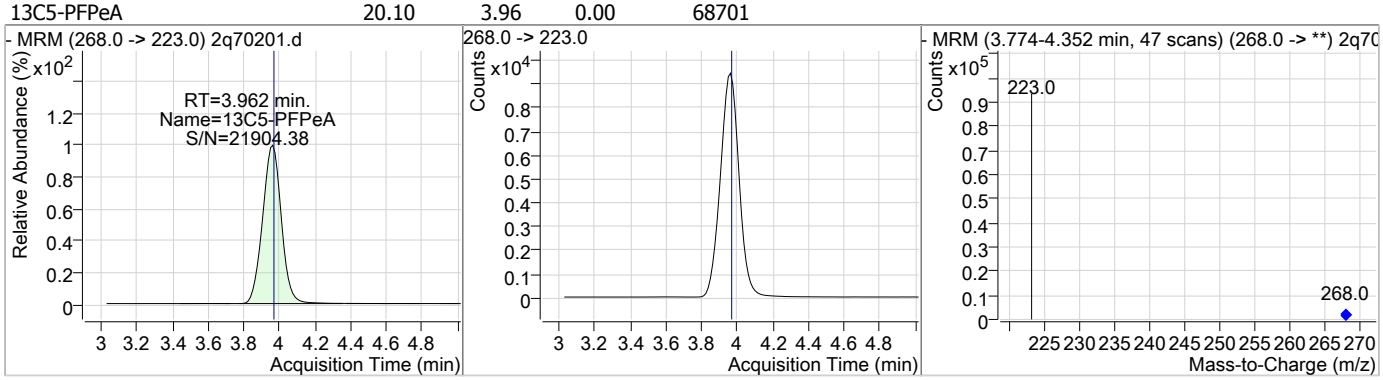

Perfluorinated Compounds by LC/MS/MS

Compound	Conc.	RT	Dev(Min)	Resp.	QIon	QRatio	Min.	Max.
PFPeA	4.98	3.96	0.00	24155				

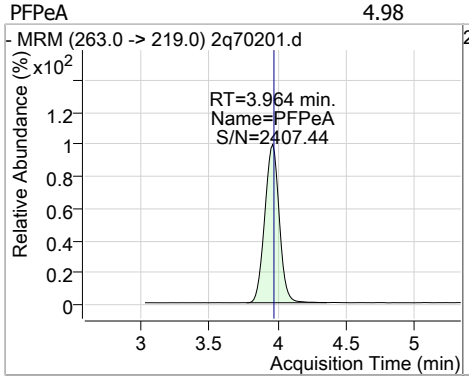

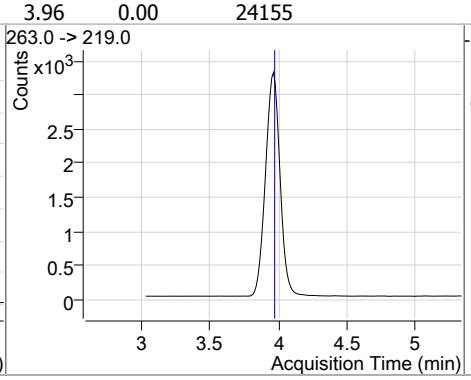

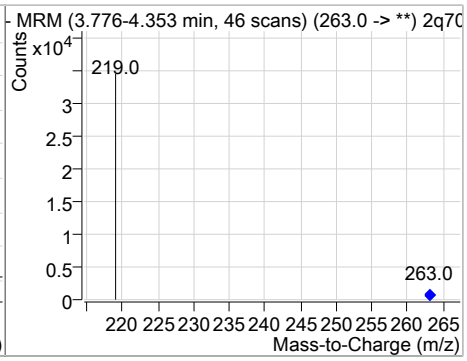

Compound	Conc.	RT	Dev(Min)	Resp.	QIon	QRatio	Min.	Max.
13C3-PFBS	20.32	4.28	0.00	8584				

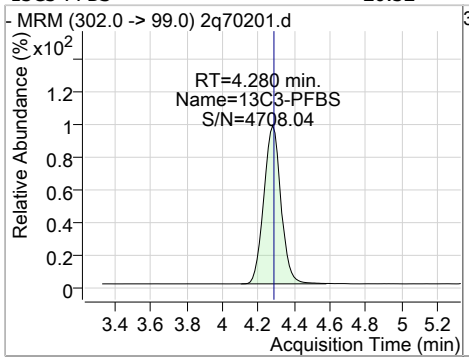

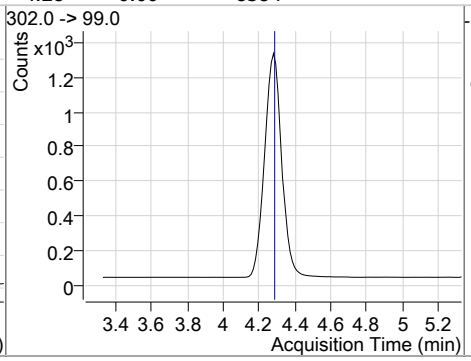

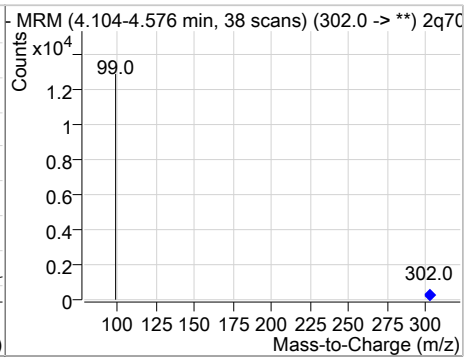

Compound	Conc.	RT	Dev(Min)	Resp.	QIon	QRatio	Min.	Max.
PFBS	5.00	4.28	0.00	6593	299.0 -> 99.0	36.6	7.4	67.4

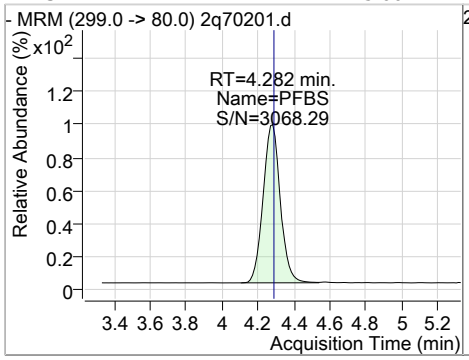

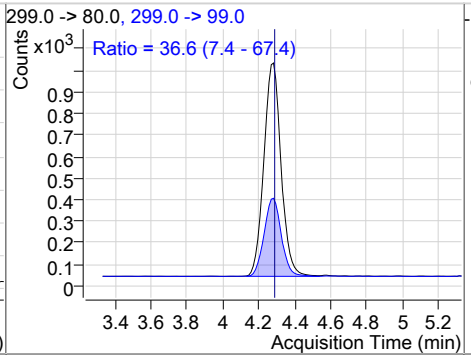

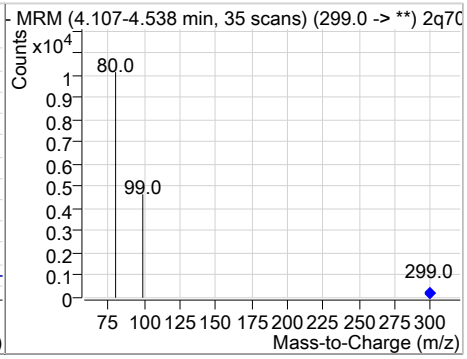

Compound	Conc.	RT	Dev(Min)	Resp.	QIon	QRatio	Min.	Max.
13C2-4:2FTS	19.07	5.30	0.00	67334				

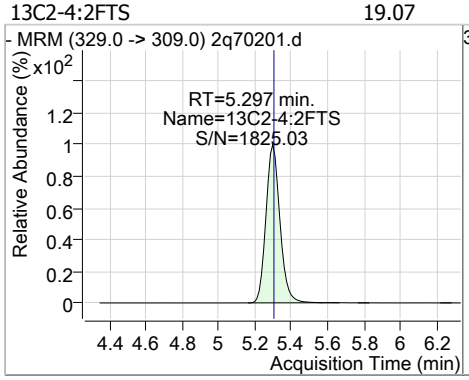

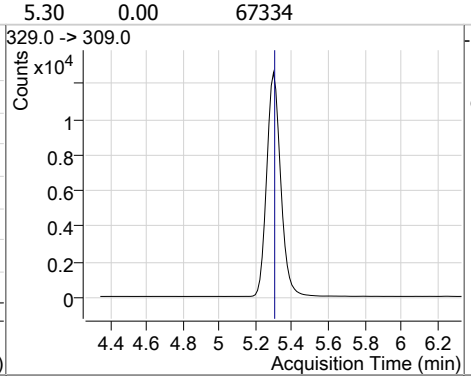

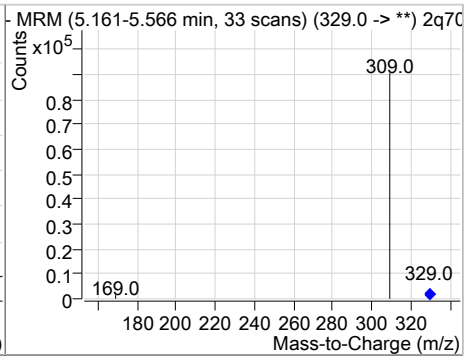

Perfluorinated Compounds by LC/MS/MS

Compound	Conc.	RT	Dev(Min)	Resp.	QIon	QRatio	Min.	Max.
4:2FTS	5.16	5.30	0.00	18111	327.0 -> 81.0	34.6	3.0	63.0

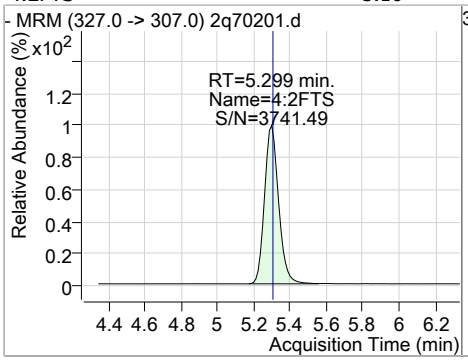

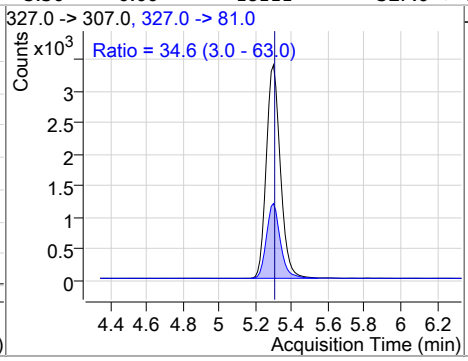

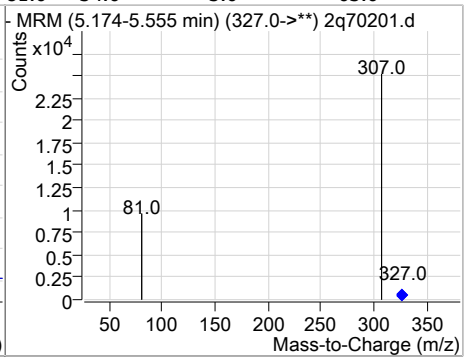

Compound	Conc.	RT	Dev(Min)	Resp.	QIon	QRatio	Min.	Max.
13C5-PFHxA	20.12	5.40	0.00	109925				

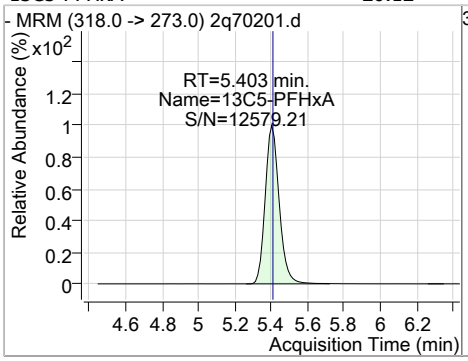

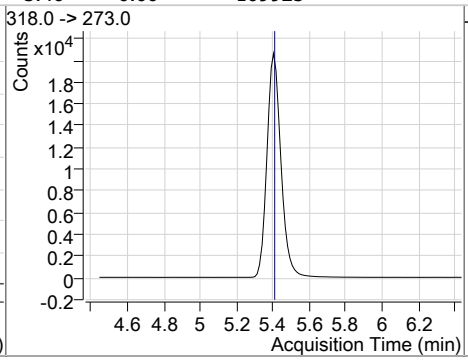

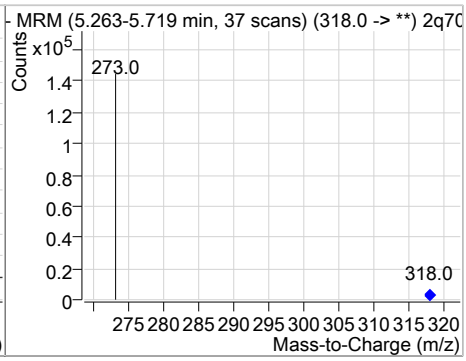

Compound	Conc.	RT	Dev(Min)	Resp.	QIon	QRatio	Min.	Max.
PFHxA	4.95	5.40	0.00	19122	313.0 -> 119.0	8.6	0.0	38.2

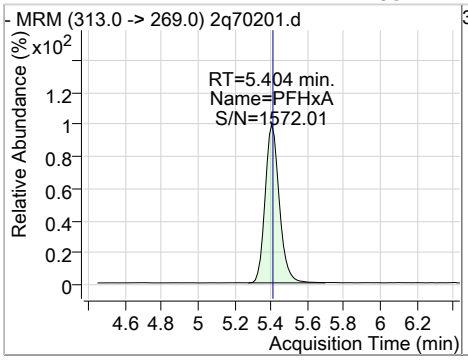

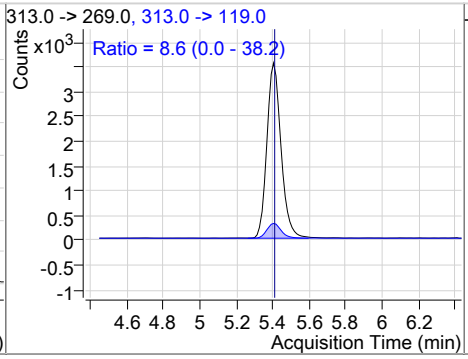

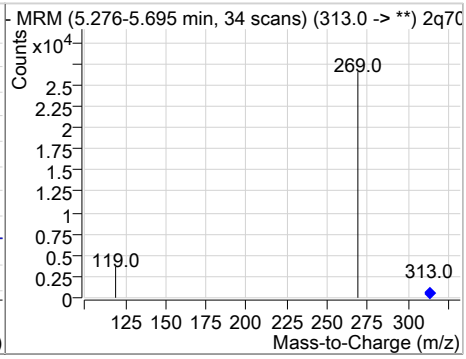

Compound	Conc.	RT	Dev(Min)	Resp.	QIon	QRatio	Min.	Max.
PFPeS	4.91	5.54	0.00	4241	349.0 -> 99.0	38.5	9.1	69.1

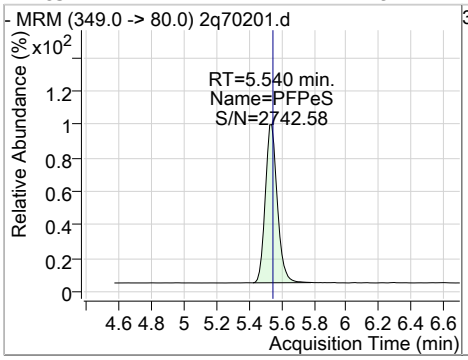

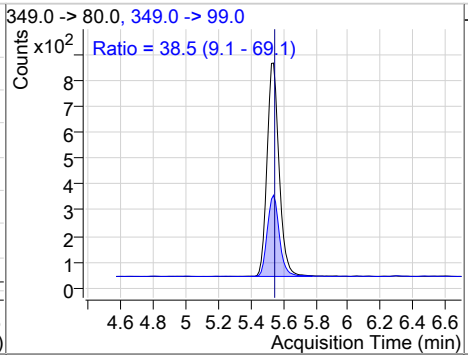

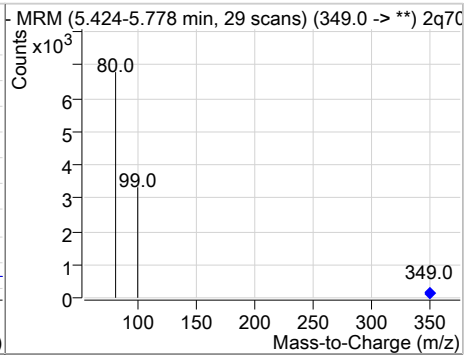

Perfluorinated Compounds by LC/MS/MS

Compound	Conc.	RT	Dev(Min)	Resp.	QIon	QRatio	Min.	Max.
HFPO-DA	4.85	5.72	0.00	6443	285.0 -> 169.0	16.6	0.0	44.8

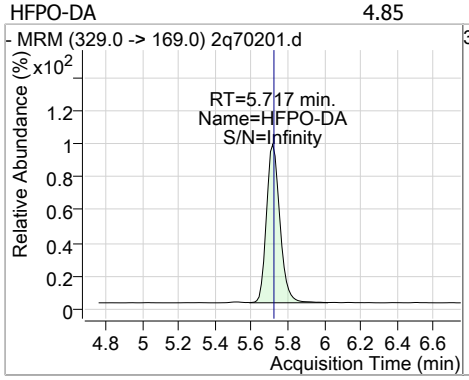

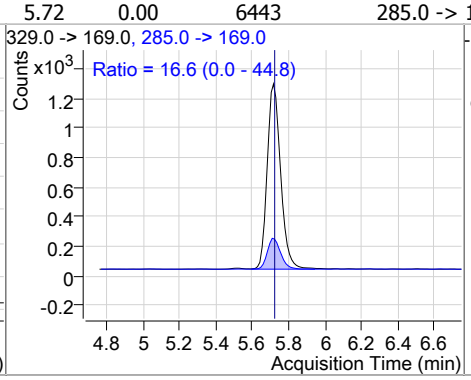

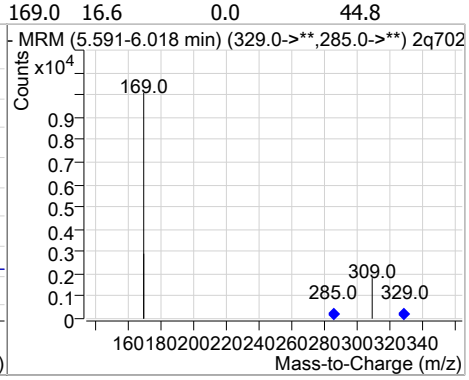

Compound	Conc.	RT	Dev(Min)	Resp.	QIon	QRatio	Min.	Max.
13C3-HFPO-DA	20.40	5.72	0.00	6720				

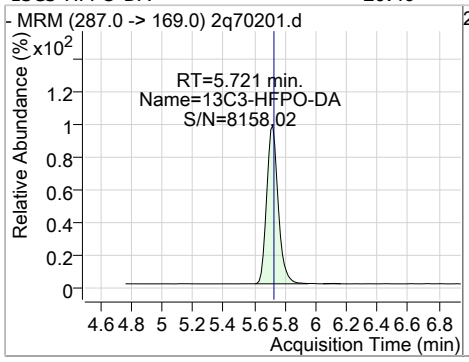

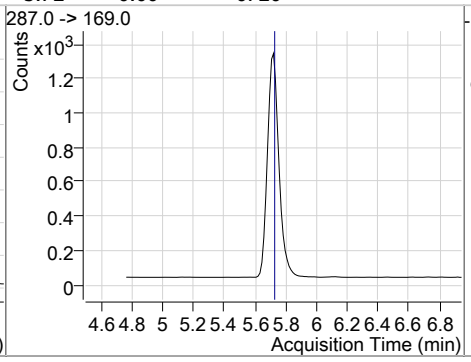

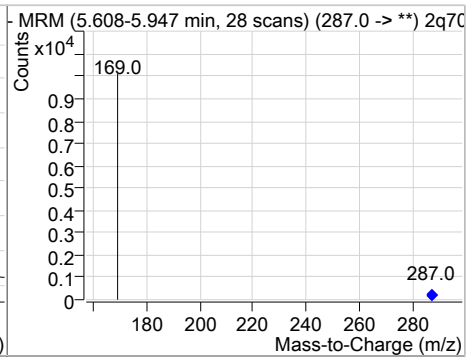

Compound	Conc.	RT	Dev(Min)	Resp.	QIon	QRatio	Min.	Max.
br-PFHxS	0.63	6.23	0.00	927	399.0 -> 99.0	31.9	11.2	51.2

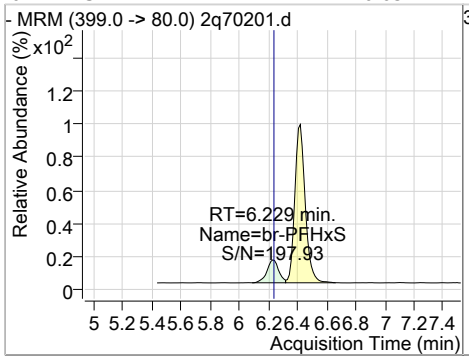

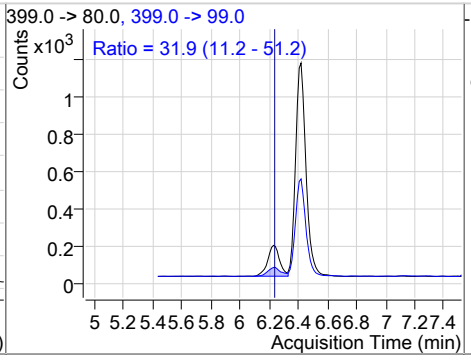

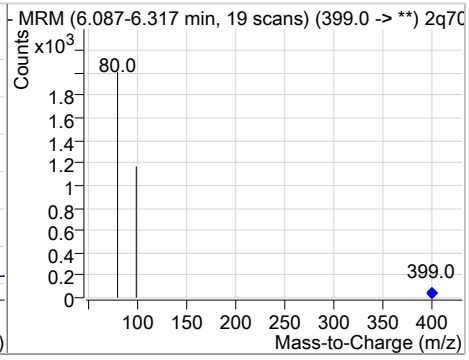

Compound	Conc.	RT	Dev(Min)	Resp.	QIon	QRatio	Min.	Max.
13C4-PFHpA	20.37	6.37	0.00	163421				

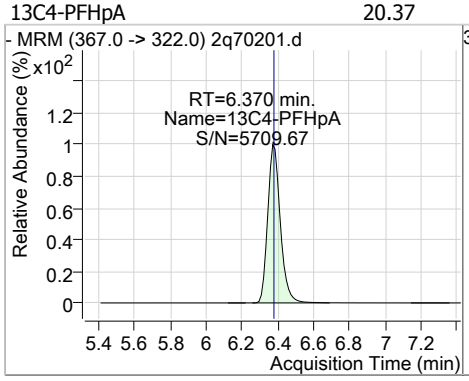

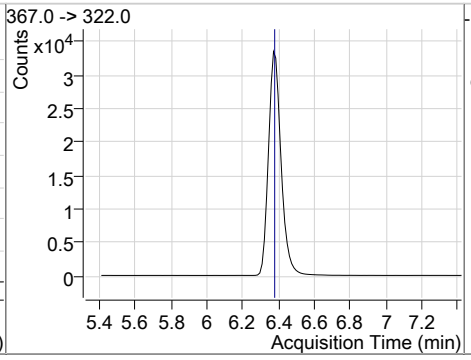

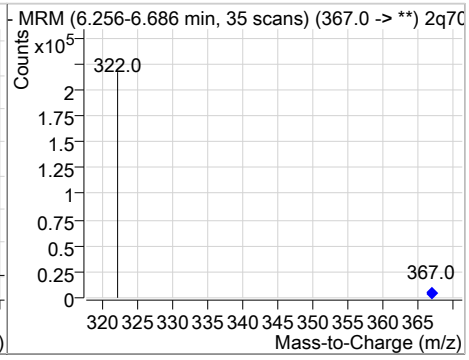

Perfluorinated Compounds by LC/MS/MS

Compound	Conc.	RT	Dev(Min)	Resp.	QIon	QRatio	Min.	Max.
PFHpA	4.92	6.37	0.00	63275	363.0 -> 169.0	6.3	0.0	36.5

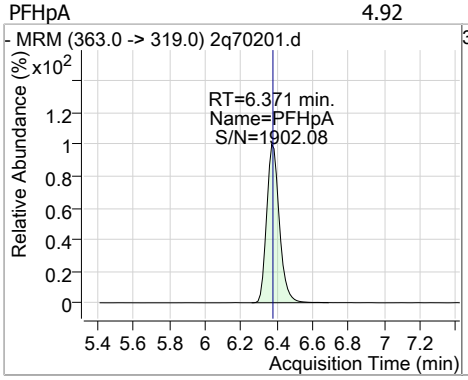

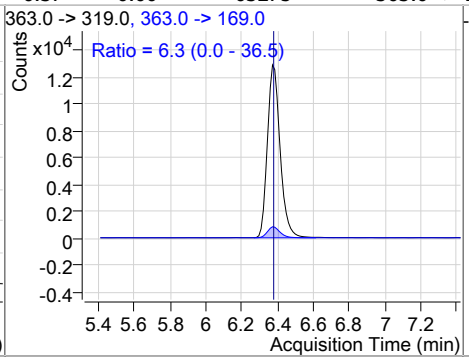

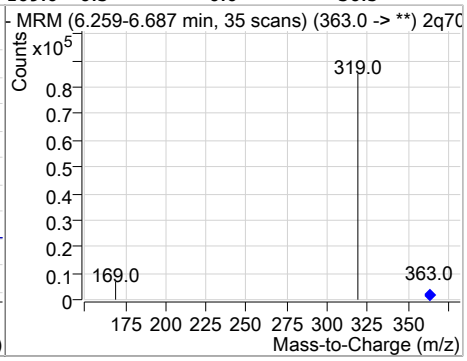

Compound	Conc.	RT	Dev(Min)	Resp.	QIon	QRatio	Min.	Max.
13C3-PFHxS	20.28	6.42	0.00	10242				

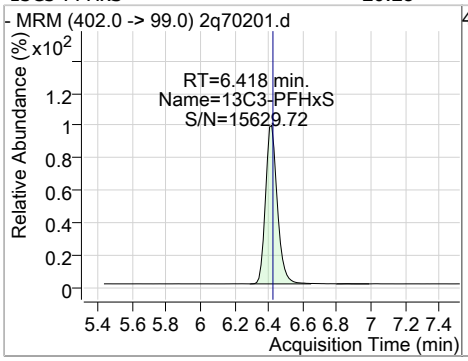

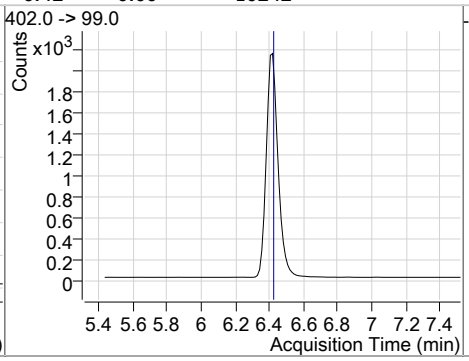

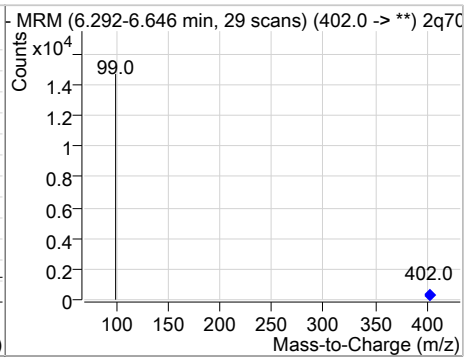

Compound	Conc.	RT	Dev(Min)	Resp.	QIon	QRatio	Min.	Max.
PFHxS	5.06	6.42	0.00	6613 (m)	399.0 -> 99.0	43.9	15.2	75.2

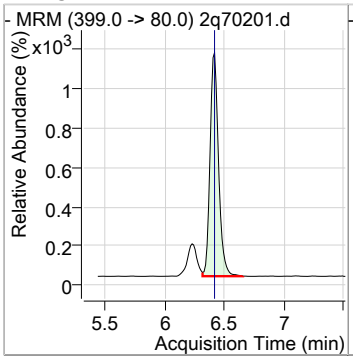

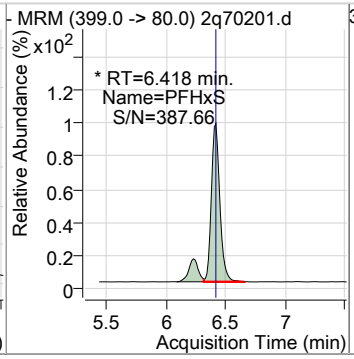

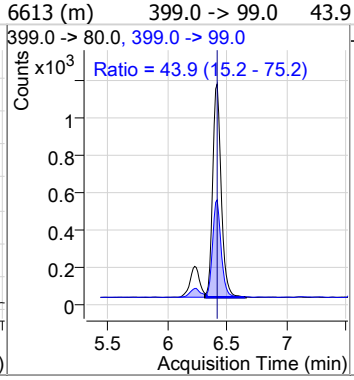

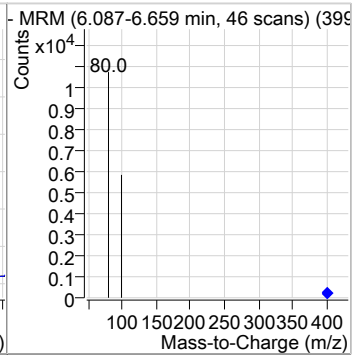

Compound	Conc.	RT	Dev(Min)	Resp.	QIon	QRatio	Min.	Max.
LN-PFHxS	4.43	6.42	0.00	5686	399.0 -> 99.0	45.9	27.4	67.4

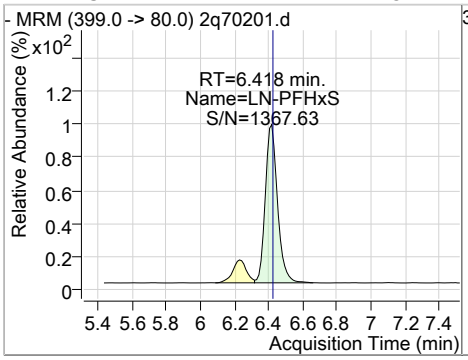

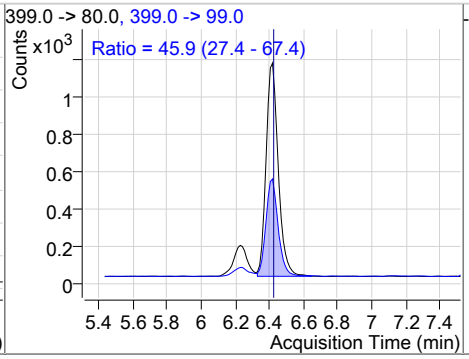

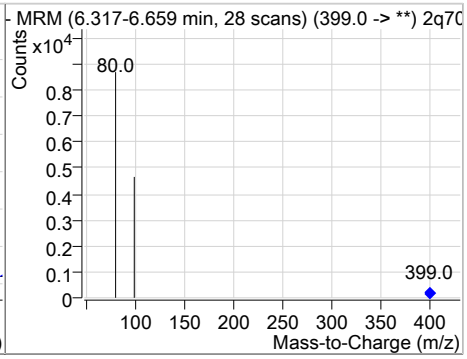

Perfluorinated Compounds by LC/MS/MS

Compound	Conc.	RT	Dev(Min)	Resp.	QIon	QRatio	Min.	Max.
ADONA	4.70	6.48	0.00	71674	377.0 -> 85.0	25.6	0.0	55.9

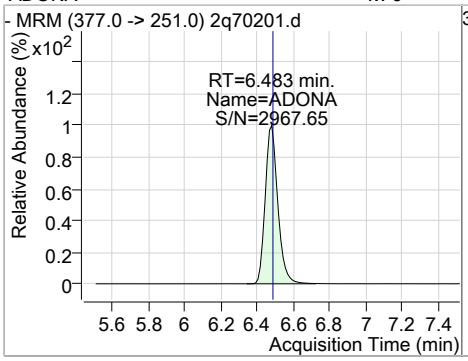

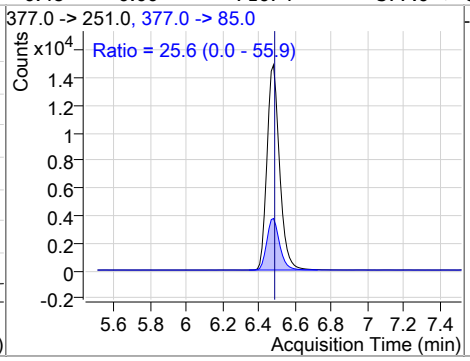

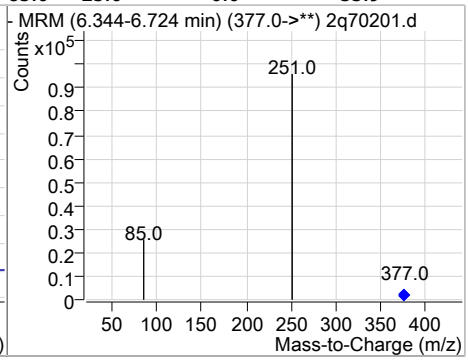

Compound	Conc.	RT	Dev(Min)	Resp.	QIon	QRatio	Min.	Max.
13C2-6:2FTS	19.53	7.10	0.00	117754				

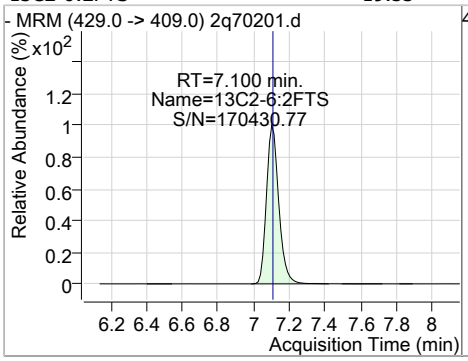

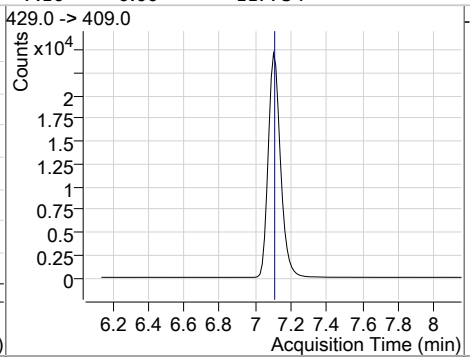

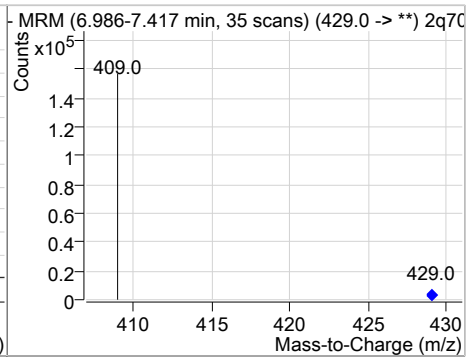

Compound	Conc.	RT	Dev(Min)	Resp.	QIon	QRatio	Min.	Max.
6:2FTS	5.11	7.10	0.00	30039	427.0 -> 81.0	25.6	0.0	54.8

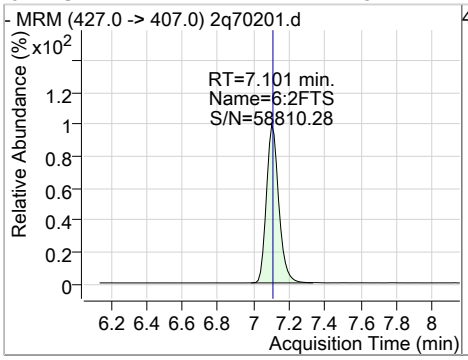

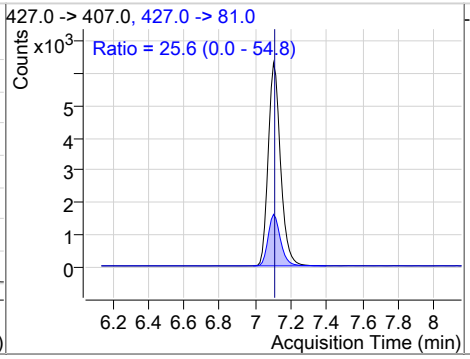

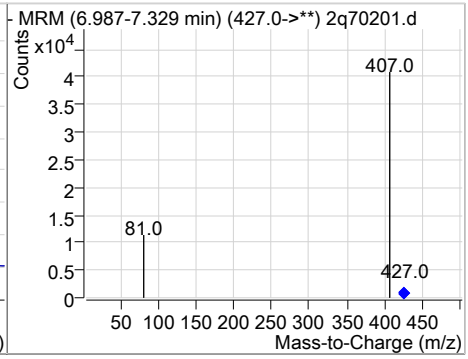

Compound	Conc.	RT	Dev(Min)	Resp.	QIon	QRatio	Min.	Max.
PFHpS	4.99	7.11	0.00	6006	449.0 -> 99.0	46.3	15.2	75.2

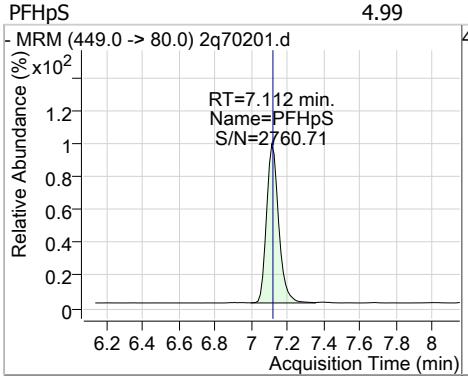

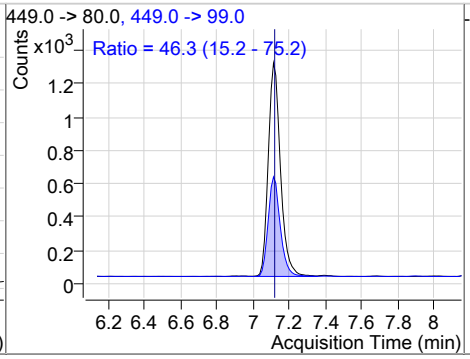

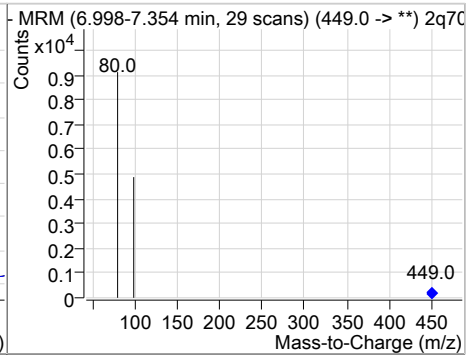

Perfluorinated Compounds by LC/MS/MS

Compound	Conc.	RT	Dev(Min)	Resp.	QIon	QRatio	Min.	Max.
13C8-PFOA	20.35	7.11	0.00	220605				

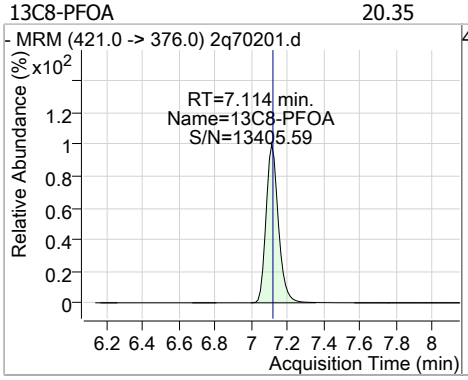

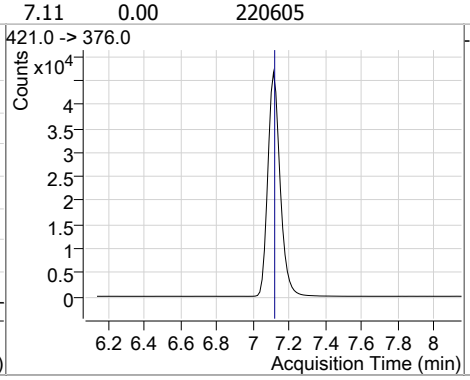

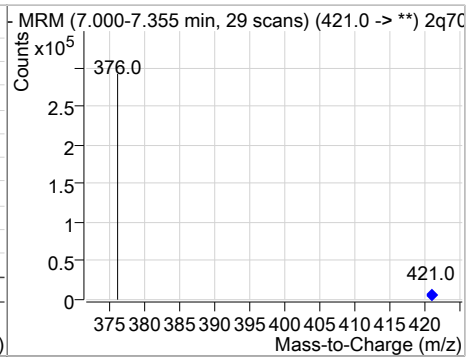

Compound	Conc.	RT	Dev(Min)	Resp.	QIon	QRatio	Min.	Max.
PFOA	4.83	7.11	0.00	56277	413.0 -> 169.0	21.0	0.0	50.6

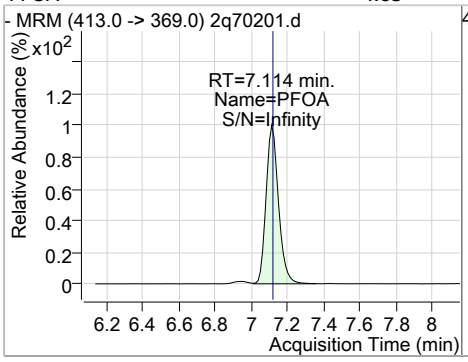

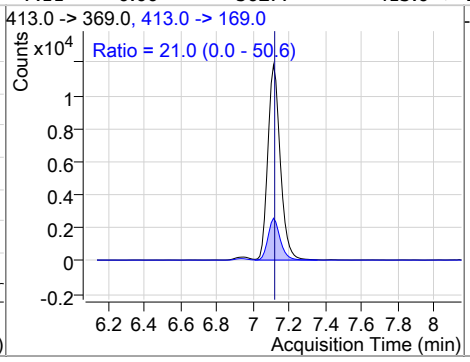

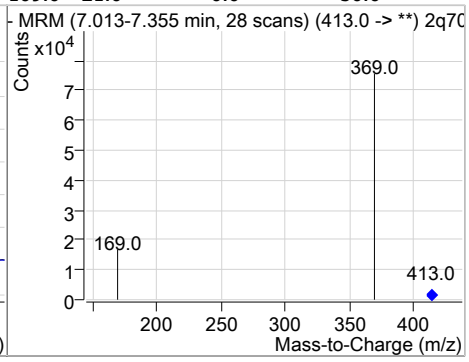

Compound	Conc.	RT	Dev(Min)	Resp.	QIon	QRatio	Min.	Max.
br-PFOA	4.83	7.11	0.00	56277	413.0 -> 169.0	21.0	0.0	50.6

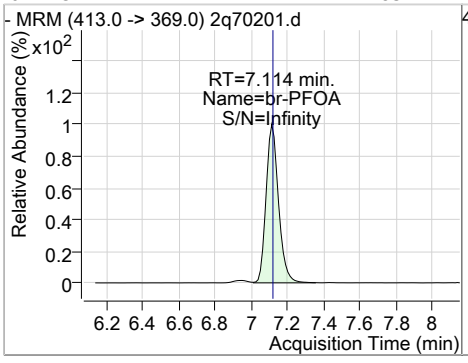

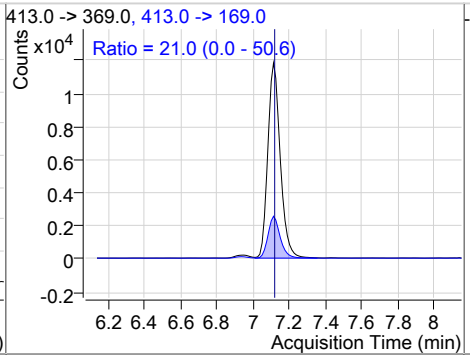

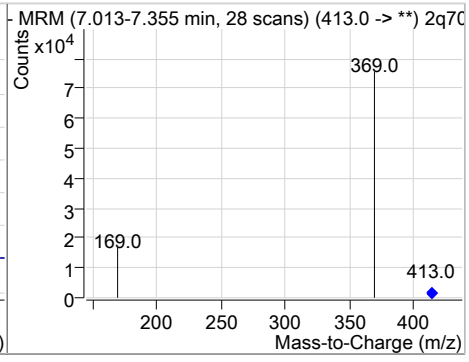

Compound	Conc.	RT	Dev(Min)	Resp.	QIon	QRatio	Min.	Max.
LN-PFOA	4.83	7.11	0.00	56277	413.0 -> 169.0	21.0	0.0	50.6

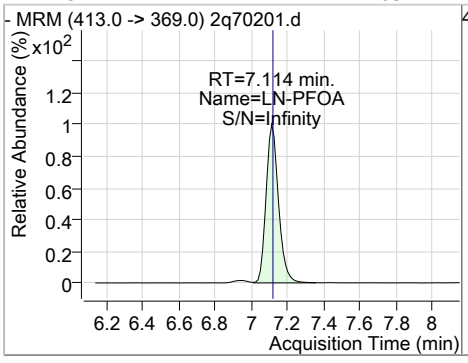

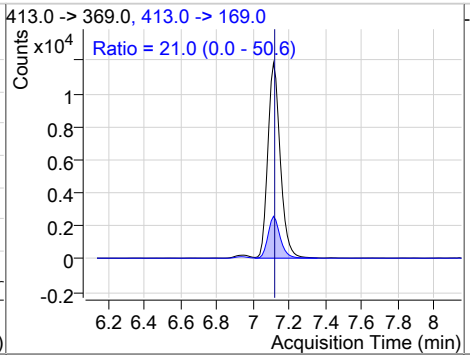

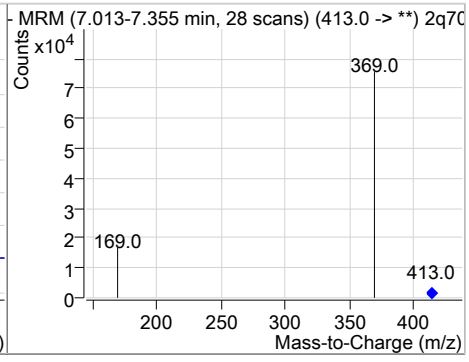

Perfluorinated Compounds by LC/MS/MS

Compound	Conc.	RT	Dev(Min)	Resp.	QIon	QRatio	Min.	Max.
br-PFOS	1.29	7.50	0.00	2360	499.0 -> 99.0	18.2	0.0	48.8

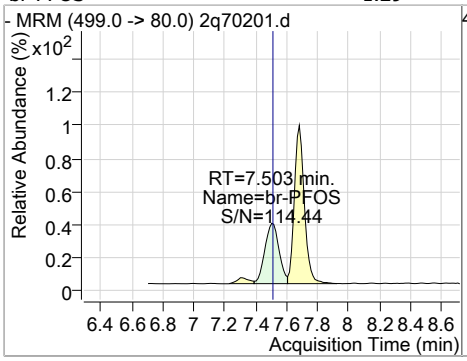

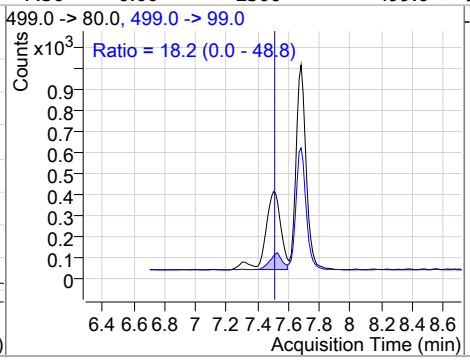

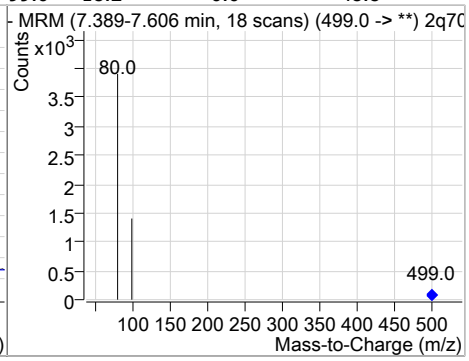

Compound	Conc.	RT	Dev(Min)	Resp.	QIon	QRatio	Min.	Max.
13C8-FOSA	20.62	7.55	-0.01	52306				

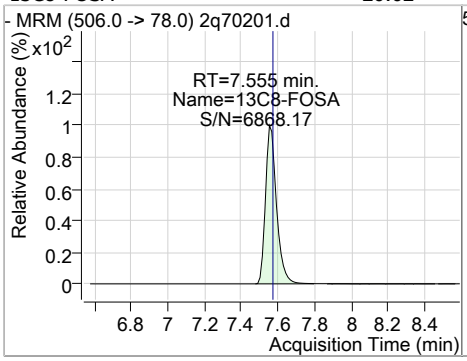

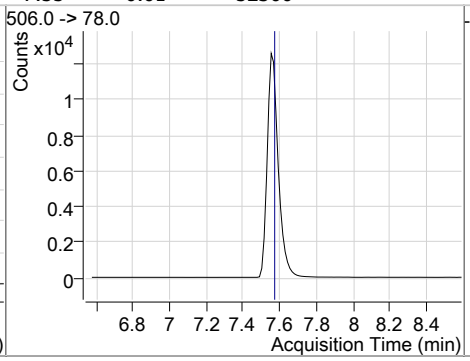

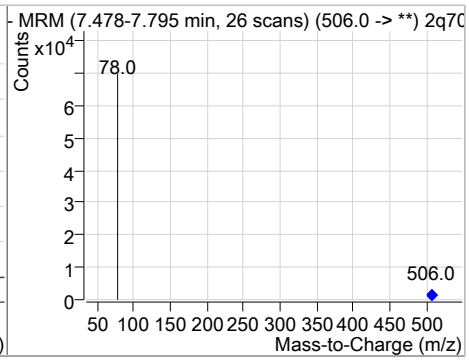

Compound	Conc.	RT	Dev(Min)	Resp.	QIon	QRatio	Min.	Max.
FOSA	4.95	7.56	-0.01	12074	498.0 -> 478.0	4.4	0.0	34.6

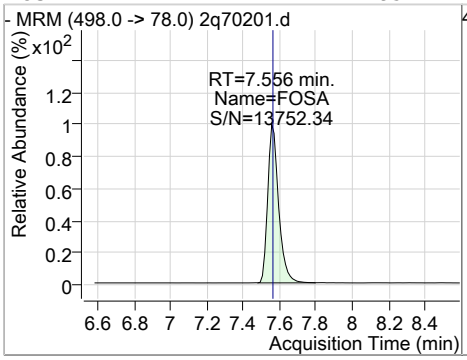

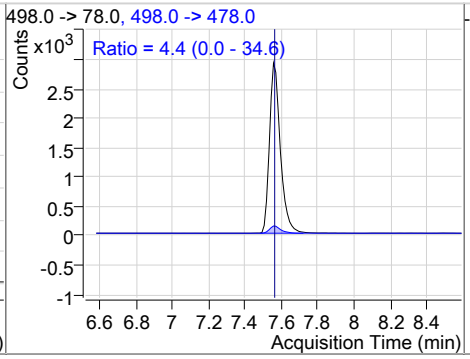

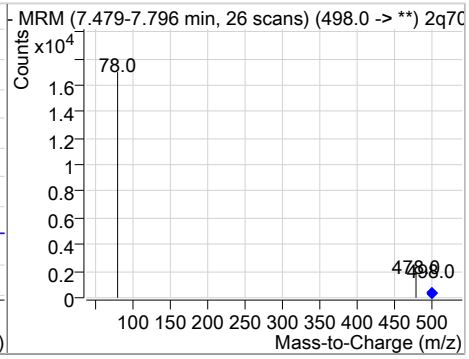

Compound	Conc.	RT	Dev(Min)	Resp.	QIon	QRatio	Min.	Max.
13C8-PFOS	20.44	7.68	0.00	15081				

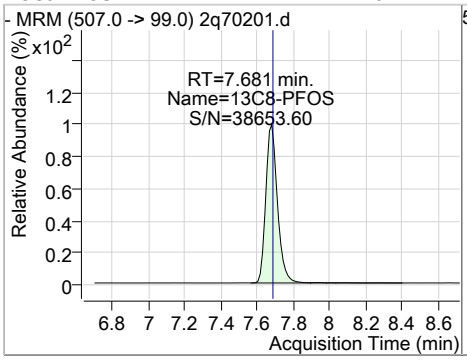

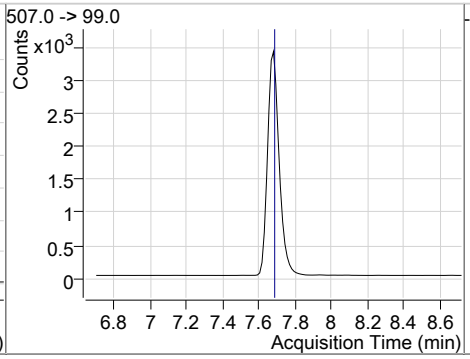

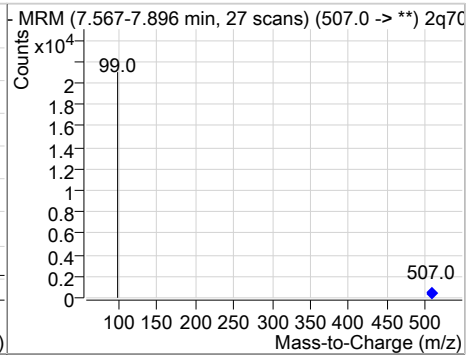

Perfluorinated Compounds by LC/MS/MS

Compound	Conc.	RT	Dev(Min)	Resp.	QIon	QRatio	Min.	Max.
PFOS	5.19	7.68	0.00	6734 (m)	499.0 -> 99.0	45.3	16.5	76.5

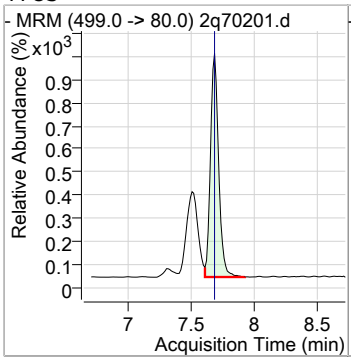

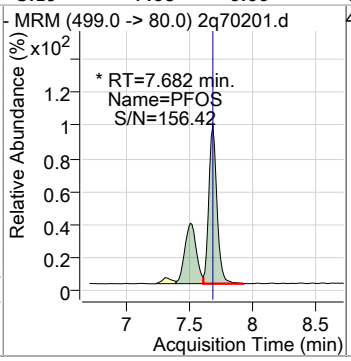

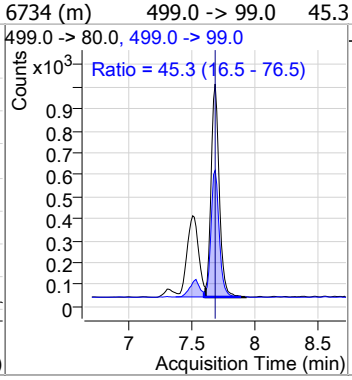

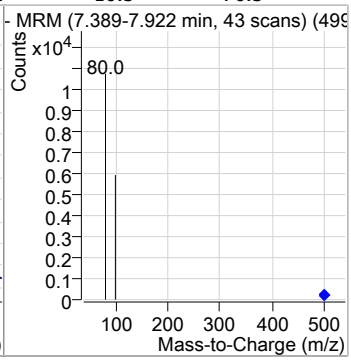

Compound	Conc.	RT	Dev(Min)	Resp.	QIon	QRatio	Min.	Max.
LN-PFOS	3.87	7.68	0.00	4375	499.0 -> 99.0	59.9	30.9	90.9

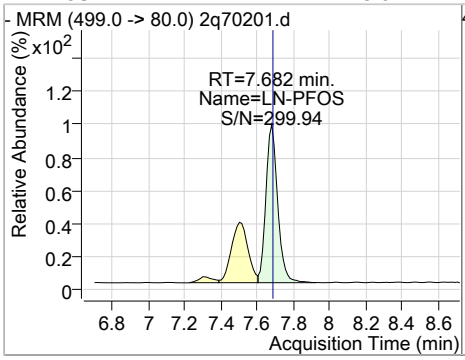

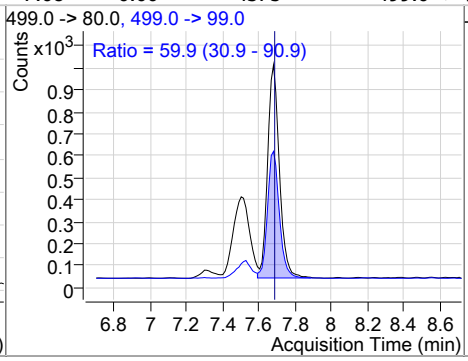

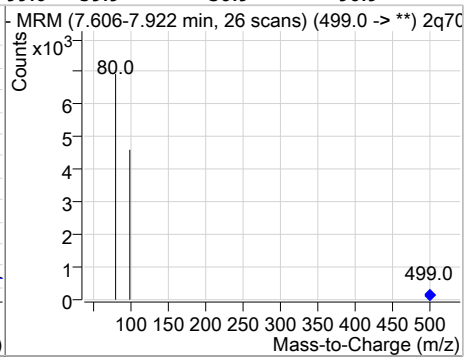

Compound	Conc.	RT	Dev(Min)	Resp.	QIon	QRatio	Min.	Max.
13C9-PFNA	20.15	7.70	-0.01	228607				

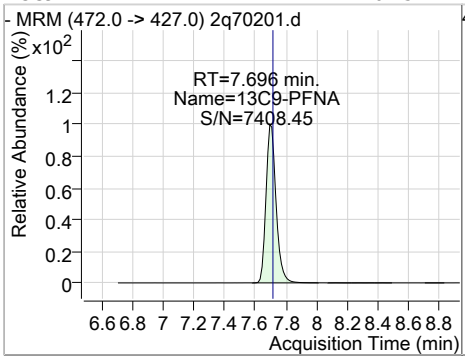

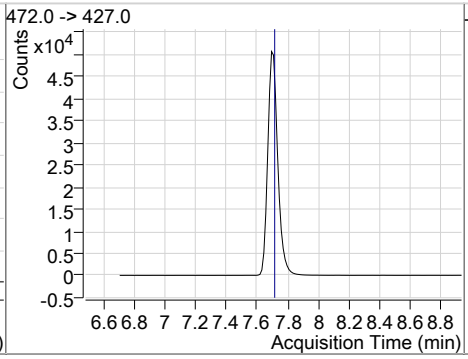

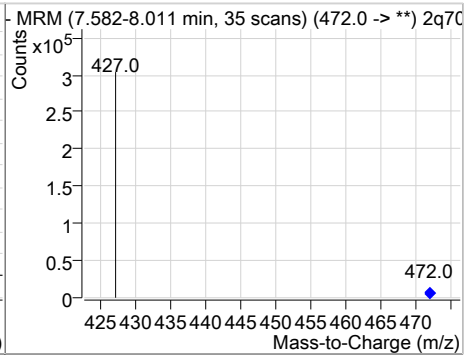

Compound	Conc.	RT	Dev(Min)	Resp.	QIon	QRatio	Min.	Max.
PFNA	4.96	7.70	-0.01	61905	463.0 -> 219.0	17.1	0.0	47.2

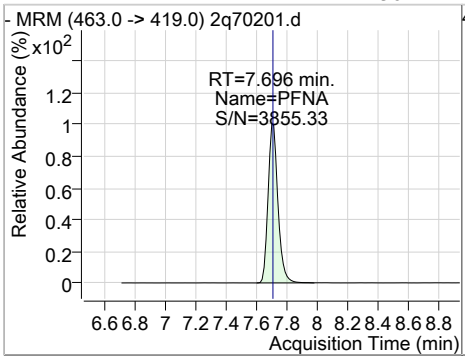

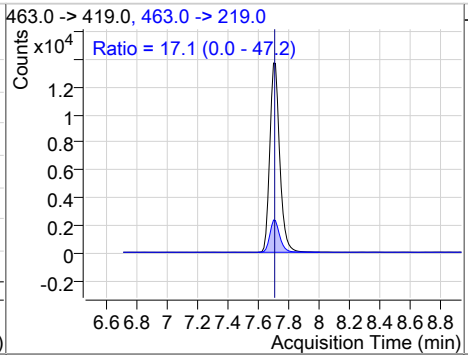

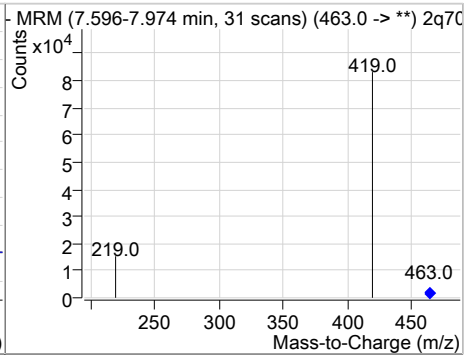

Perfluorinated Compounds by LC/MS/MS

Compound	Conc.	RT	Dev(Min)	Resp.	QIon	QRatio	Min.	Max.
br-PFNA	4.96	7.70	-0.01	61905	463.0 -> 219.0	17.1	0.0	47.2

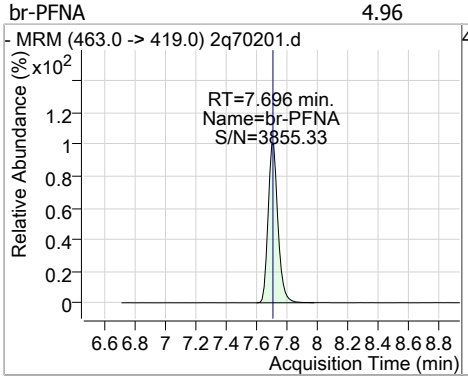

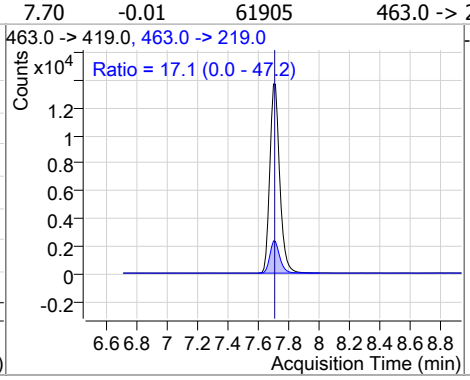

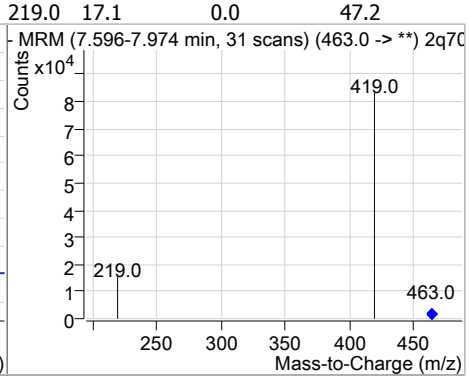

Compound	Conc.	RT	Dev(Min)	Resp.	QIon	QRatio	Min.	Max.
LN-PFNA	4.96	7.70	-0.01	61905	463.0 -> 219.0	17.1	0.0	47.2

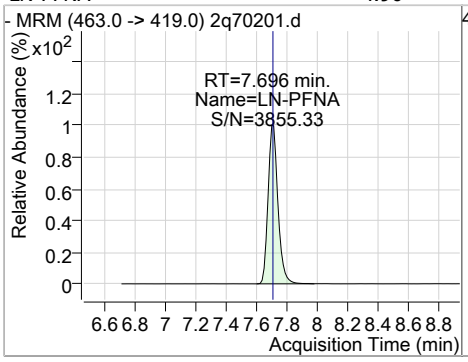

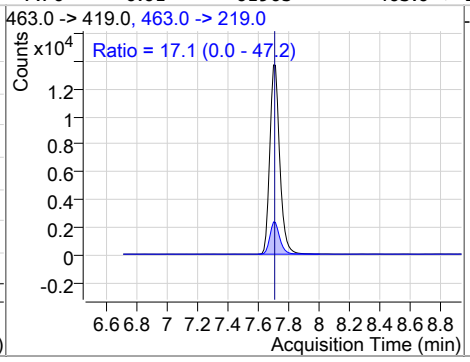

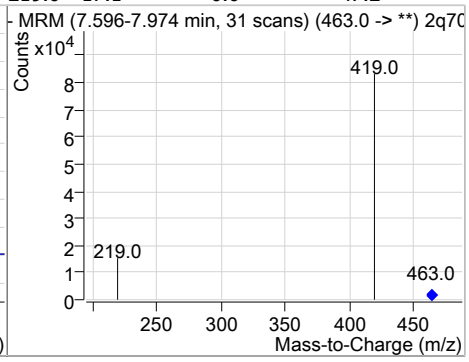

Compound	Conc.	RT	Dev(Min)	Resp.	QIon	QRatio	Min.	Max.
9Cl-PF3ONS	4.50	7.93	0.00	7535	533.0 -> 353.0	33.2	0.6	60.6

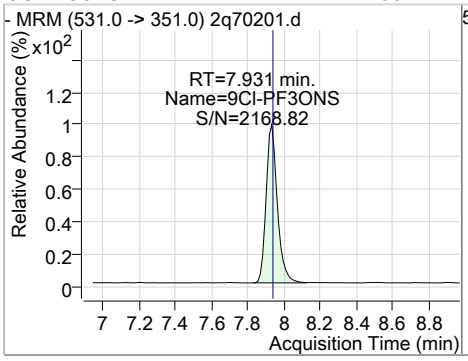

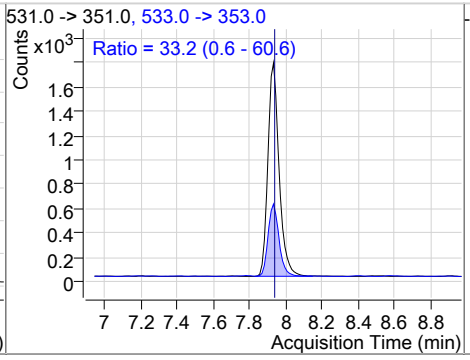

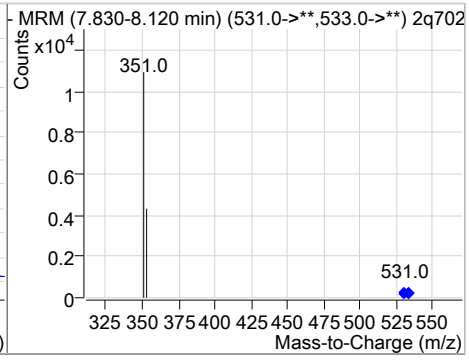

Compound	Conc.	RT	Dev(Min)	Resp.	QIon	QRatio	Min.	Max.
d3-MeFOSA	21.18	7.93	0.00	15722				

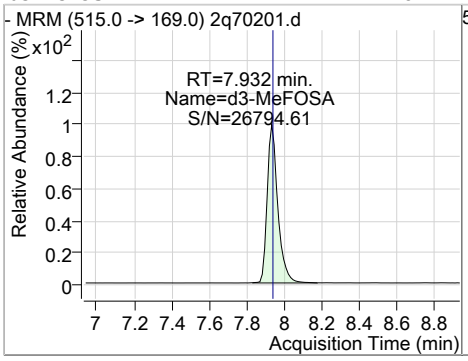

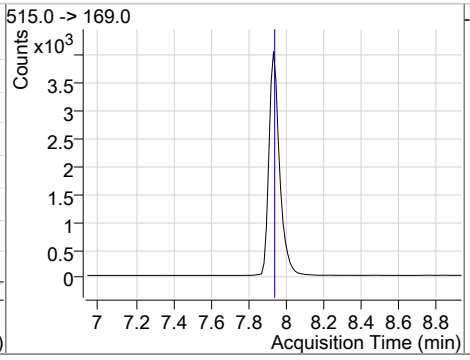

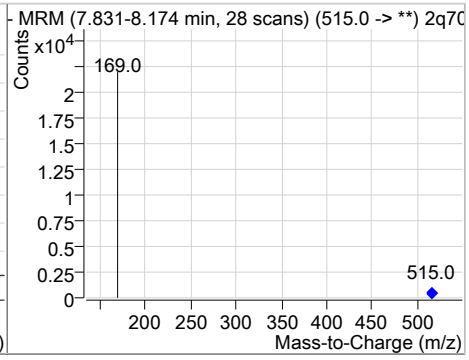

Perfluorinated Compounds by LC/MS/MS

Compound	Conc.	RT	Dev(Min)	Resp.	QIon	QRatio	Min.	Max.
MeFOSA	4.93	7.93	-0.01	3711	512.0 -> 169.0	116.3	80.9	140.9

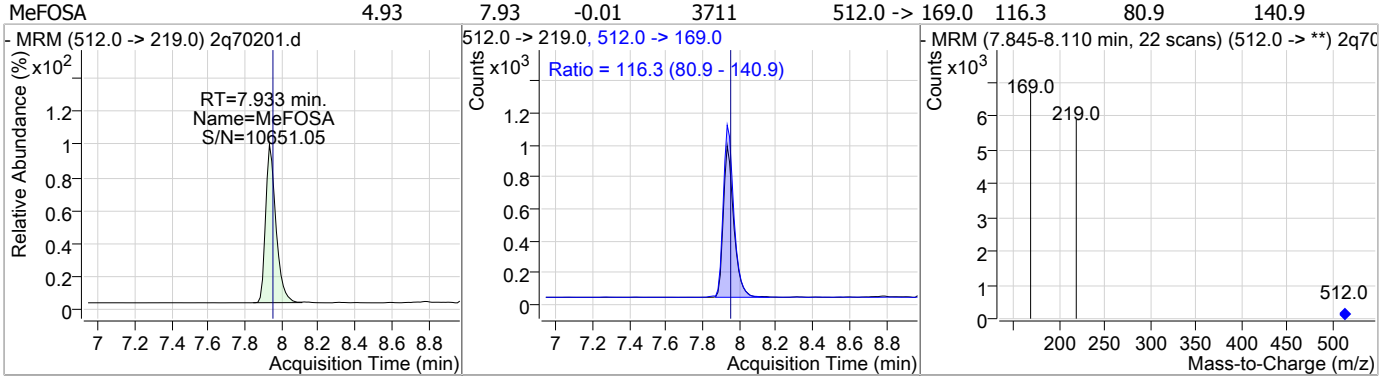

Compound	Conc.	RT	Dev(Min)	Resp.	QIon	QRatio	Min.	Max.
d3-MeFOSAA	20.20	8.00	0.00	76420				

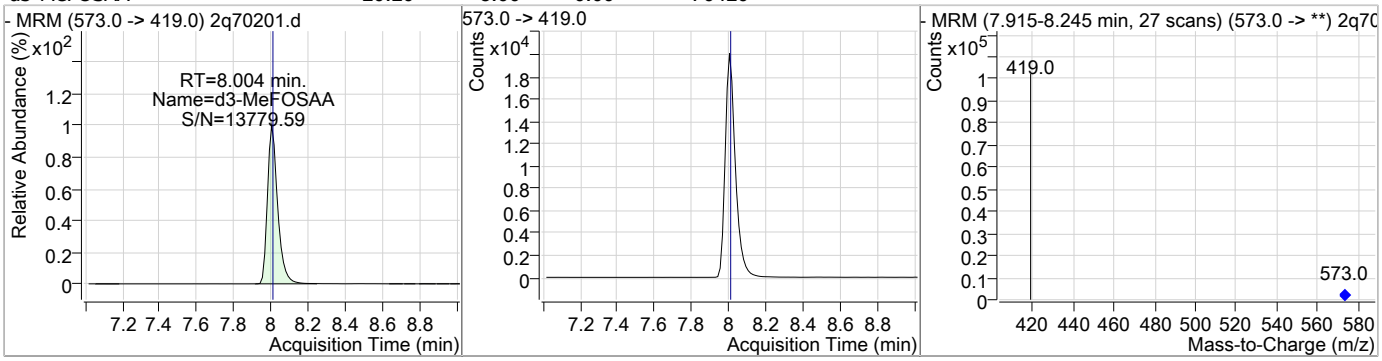

Compound	Conc.	RT	Dev(Min)	Resp.	QIon	QRatio	Min.	Max.
MeFOSAA	5.03	8.00	-0.01	15656	570.0 -> 512.0	26.1	0.0	54.8

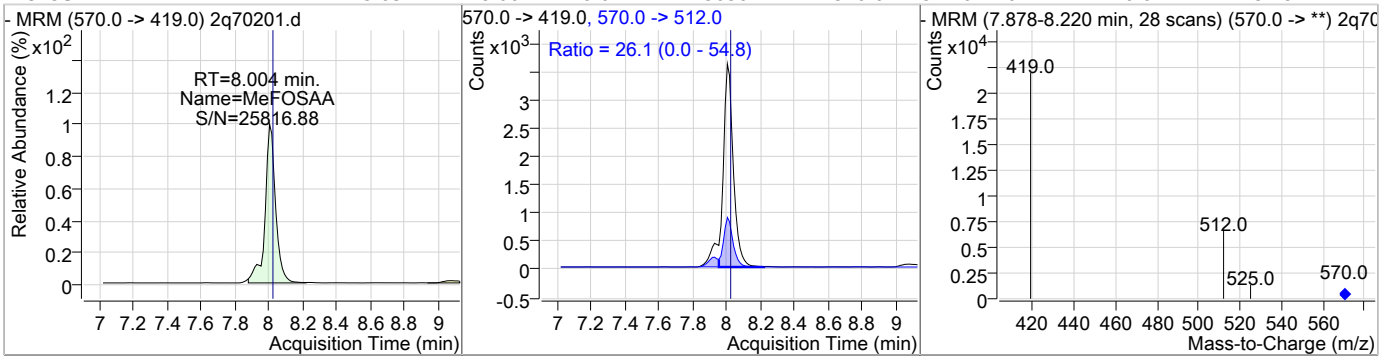

Compound	Conc.	RT	Dev(Min)	Resp.	QIon	QRatio	Min.	Max.
d5-EtFOSAA	20.85	8.12	-0.01	67284				

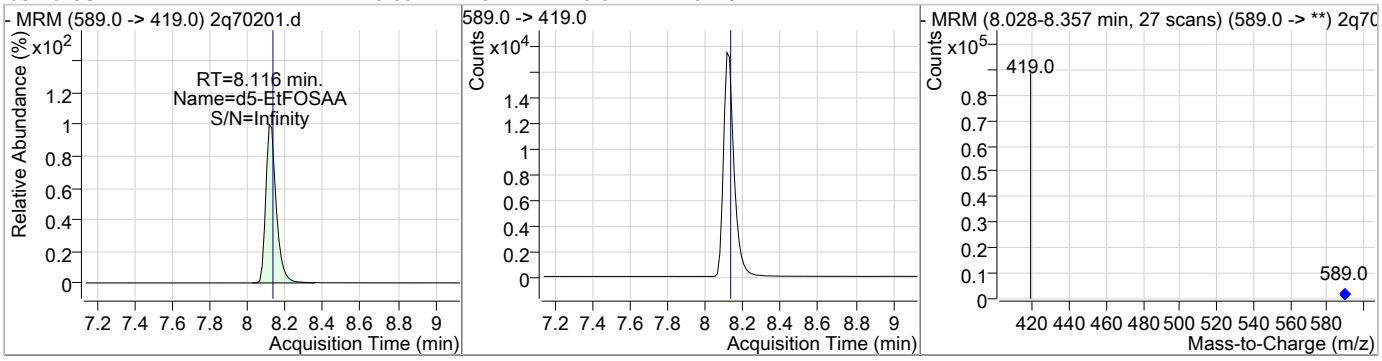

Perfluorinated Compounds by LC/MS/MS

Compound	Conc.	RT	Dev(Min)	Resp.	QIon	QRatio	Min.	Max.
EtFOSAA	4.63	8.13	0.00	13348	584.0 -> 483.0	60.5	30.2	90.2

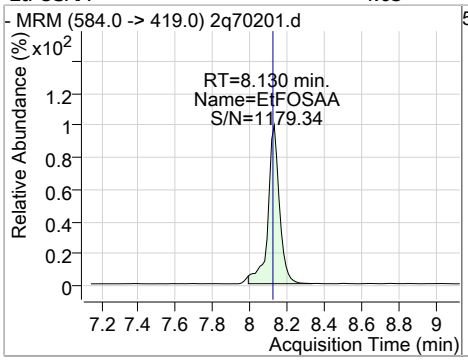

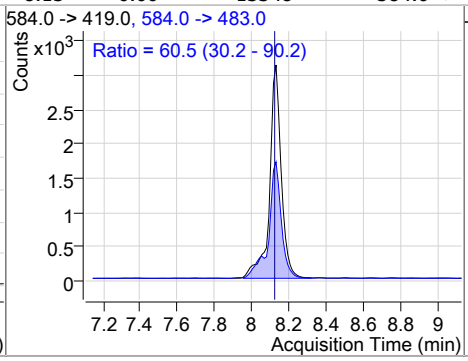

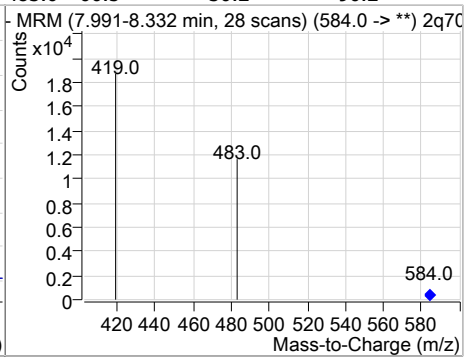

Compound	Conc.	RT	Dev(Min)	Resp.	QIon	QRatio	Min.	Max.
PFNS	4.92	8.14	0.00	4804	549.0 -> 99.0	54.4	24.3	84.3

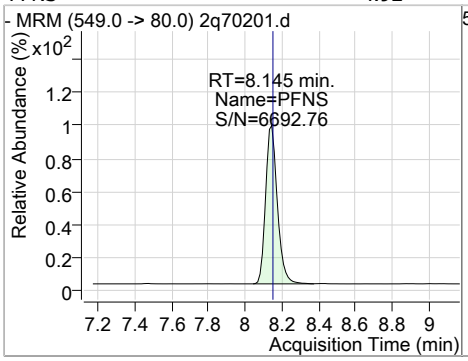

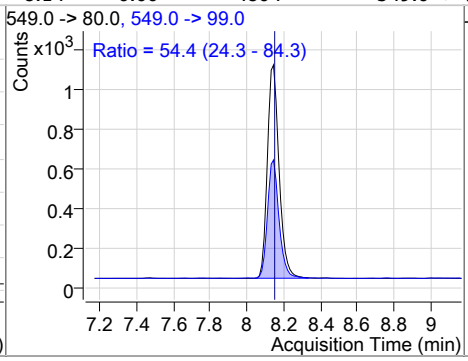

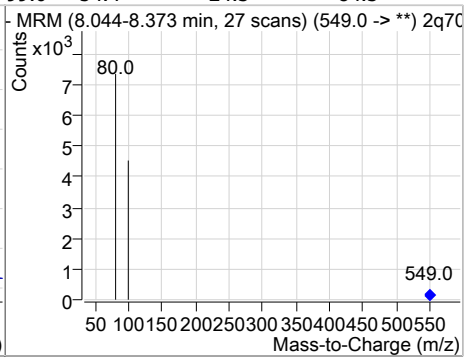

Compound	Conc.	RT	Dev(Min)	Resp.	QIon	QRatio	Min.	Max.
13C6-PFDA	20.70	8.17	0.00	250035				

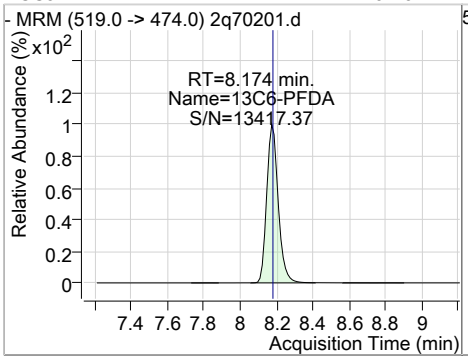

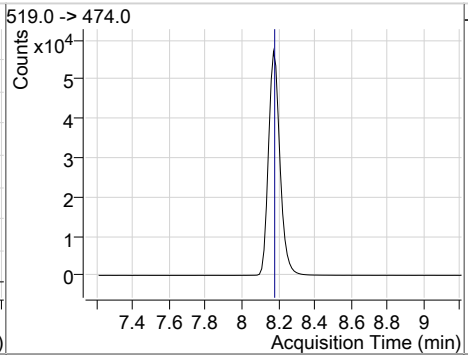

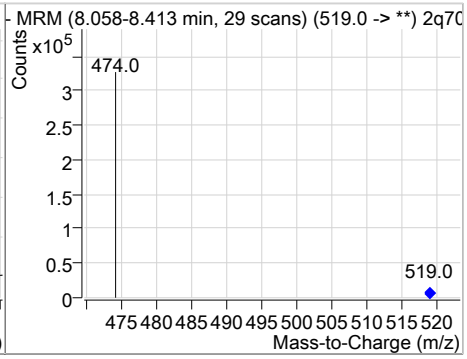

Compound	Conc.	RT	Dev(Min)	Resp.	QIon	QRatio	Min.	Max.
PFDA	4.79	8.17	0.00	66322	513.0 -> 219.0	14.0	0.0	44.5

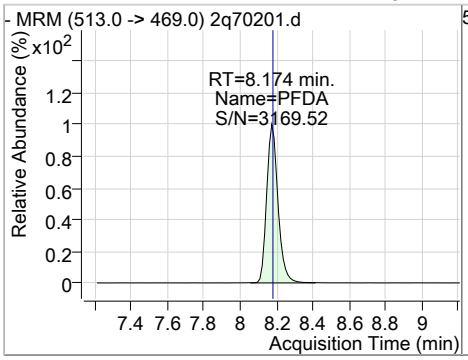

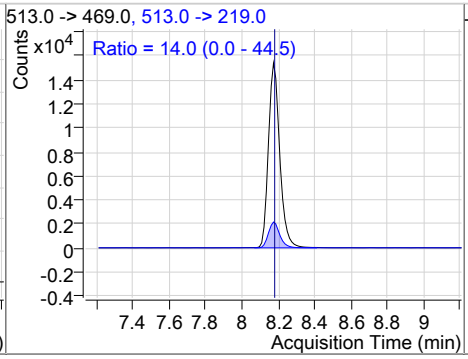

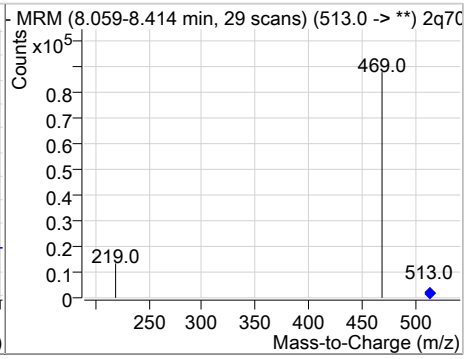

Perfluorinated Compounds by LC/MS/MS

Compound	Conc.	RT	Dev(Min)	Resp.	QIon	QRatio	Min.	Max.
13C2-8:2FTS	19.34	8.21	0.00	105387				

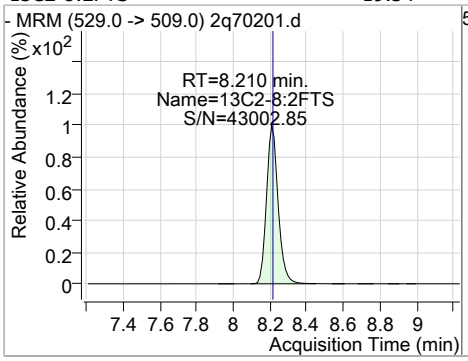

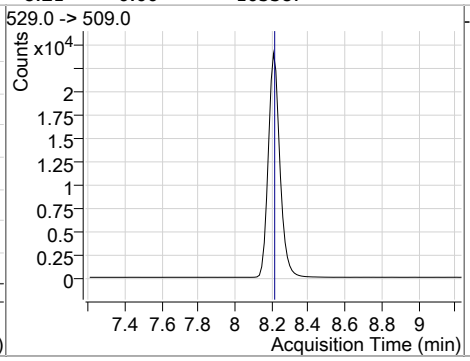

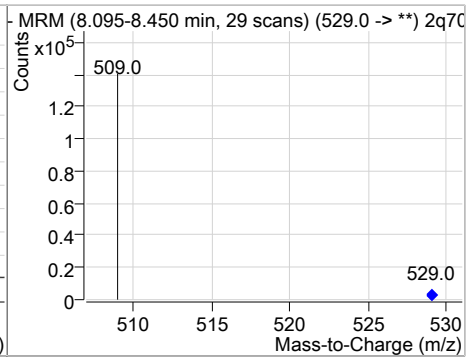

Compound	Conc.	RT	Dev(Min)	Resp.	QIon	QRatio	Min.	Max.
8:2FTS	5.06	8.21	0.00	25794	527.0 -> 81.0	26.4	0.0	55.3

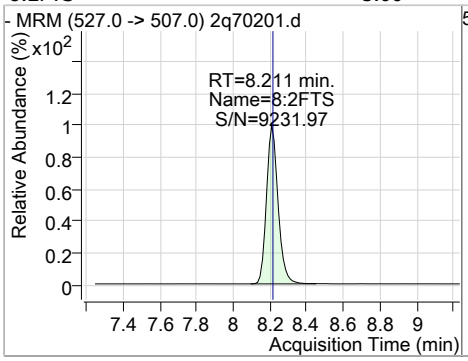

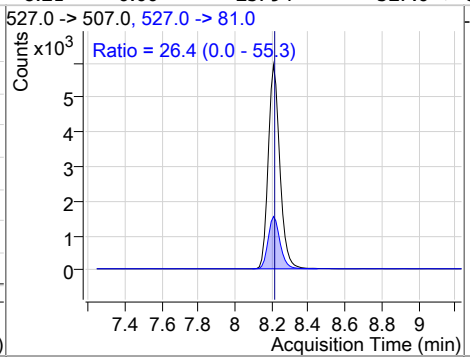

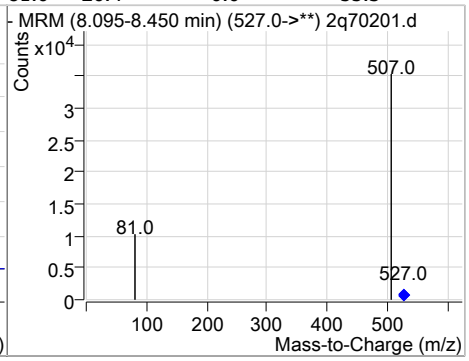

Compound	Conc.	RT	Dev(Min)	Resp.	QIon	QRatio	Min.	Max.
PFDS	5.12	8.56	0.00	2896	599.0 -> 99.0	33.4	3.4	63.4

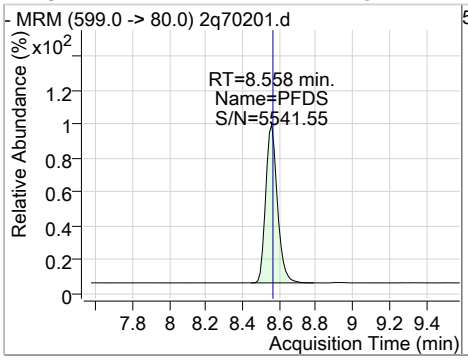

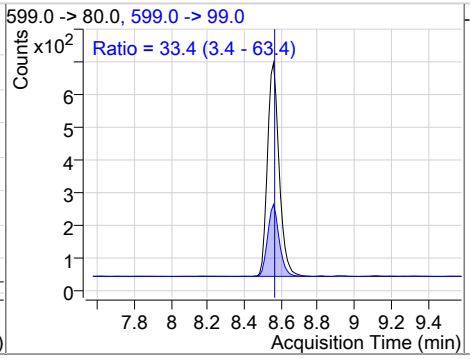

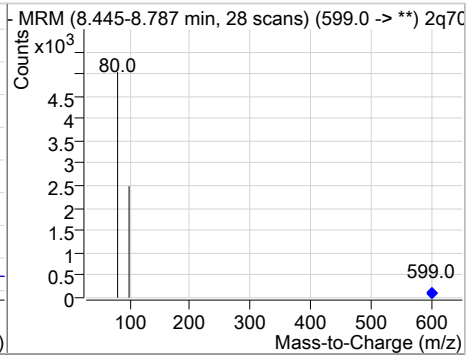

Compound	Conc.	RT	Dev(Min)	Resp.	QIon	QRatio	Min.	Max.
13C7-PFUnDA	20.46	8.60	0.00	340085				

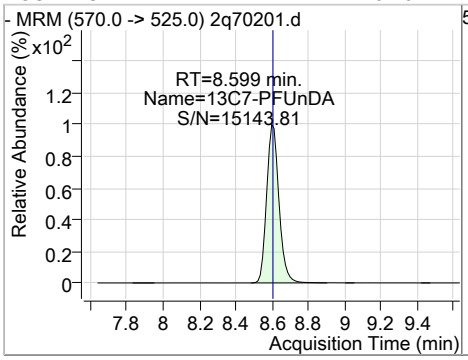

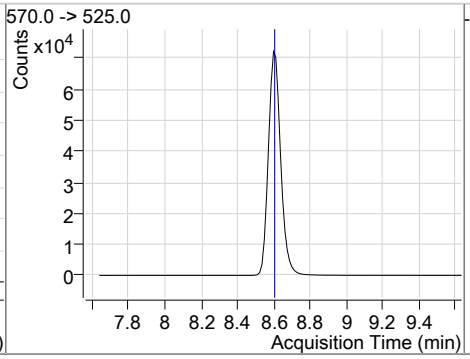

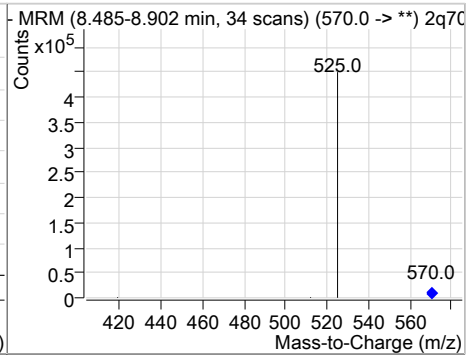

Perfluorinated Compounds by LC/MS/MS

Compound	Conc.	RT	Dev(Min)	Resp.	QIon	QRatio	Min.	Max.
PFUnDA	4.85	8.60	0.00	81054	563.0 -> 269.0	14.0	0.0	44.0

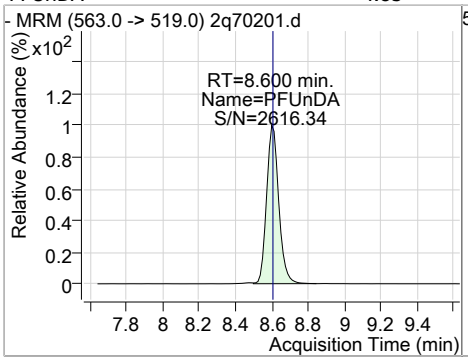

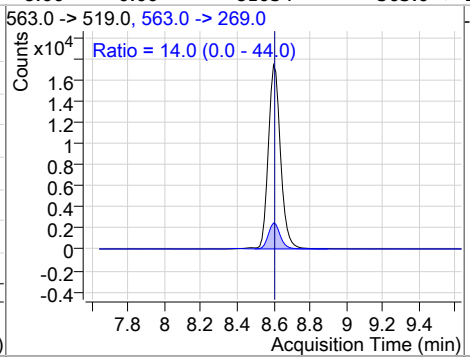

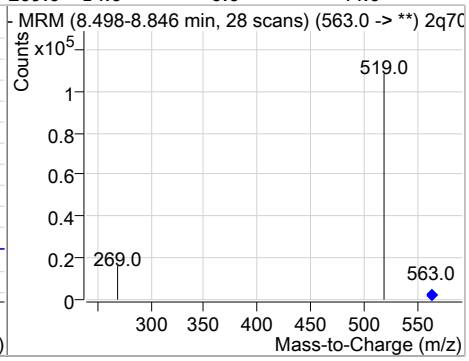

Compound	Conc.	RT	Dev(Min)	Resp.	QIon	QRatio	Min.	Max.
11Cl-PF3OUdS	4.94	8.76	0.00	37155	633.0 -> 453.0	30.5	0.0	60.0

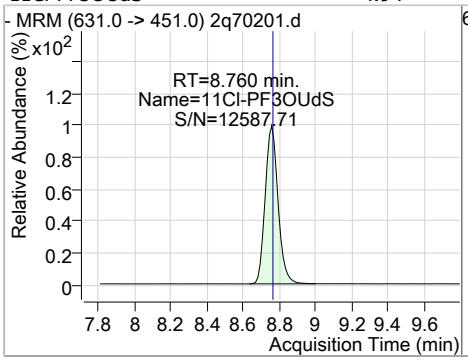

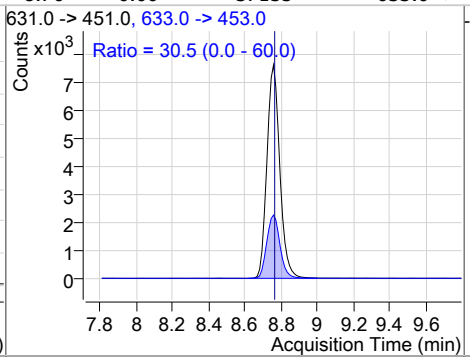

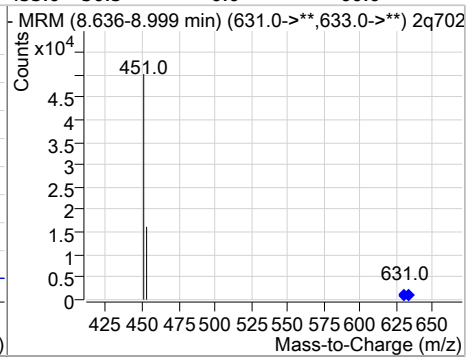

Compound	Conc.	RT	Dev(Min)	Resp.	QIon	QRatio	Min.	Max.
13C2-PFDoDA	20.12	9.09	0.00	475957				

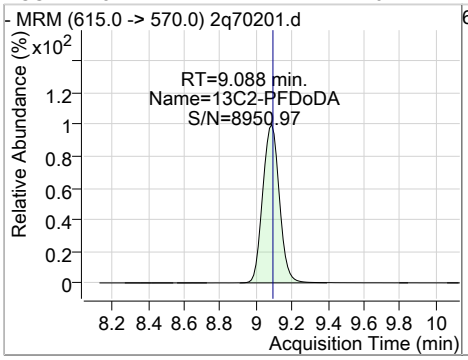

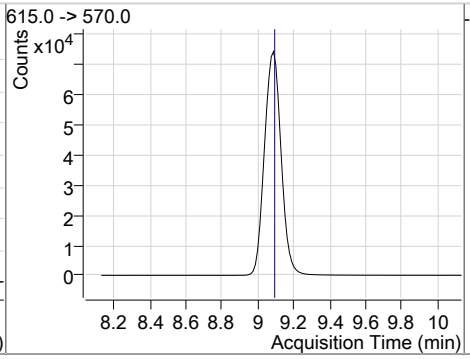

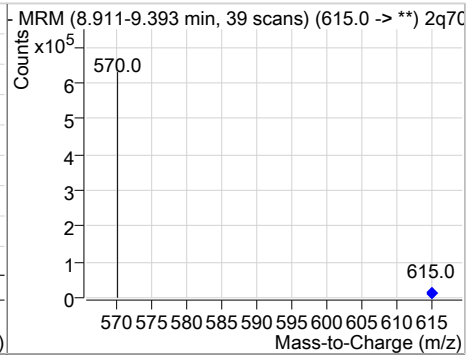

Compound	Conc.	RT	Dev(Min)	Resp.	QIon	QRatio	Min.	Max.
PFDoDA	4.87	9.09	0.00	98032	613.0 -> 319.0	13.6	0.0	43.6

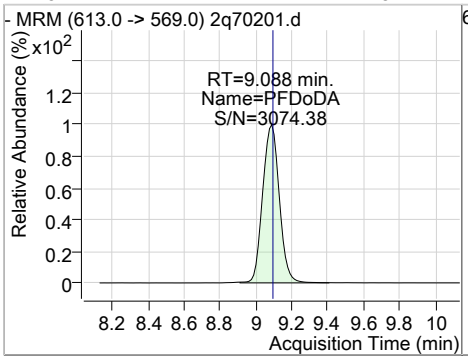

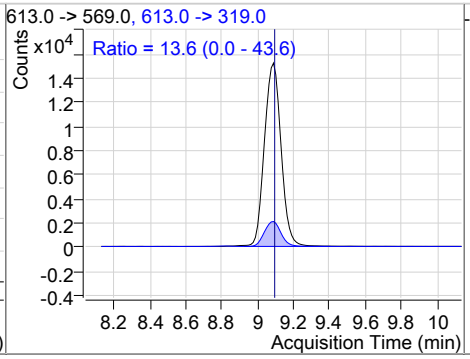

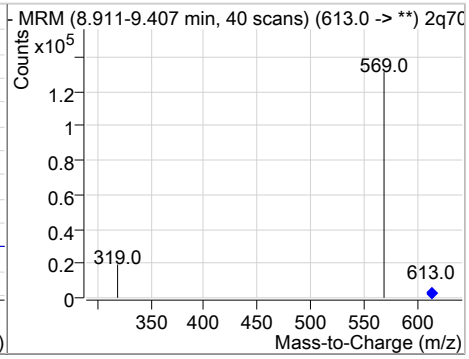

Perfluorinated Compounds by LC/MS/MS

Compound	Conc.	RT	Dev(Min)	Resp.	QIon	QRatio	Min.	Max.
PFTrDA	4.74	9.69	0.00	119909	663.0 -> 369.0	8.6	0.0	38.6

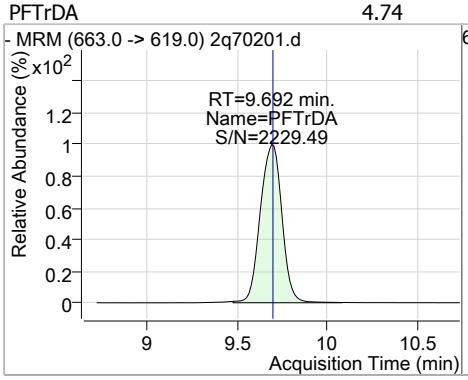

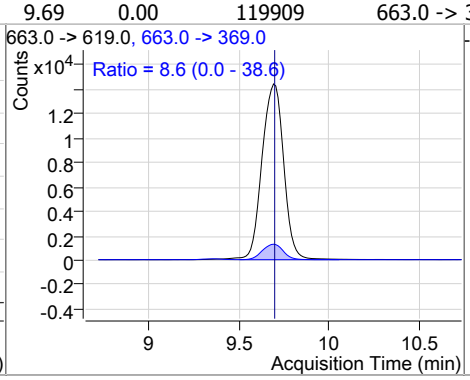

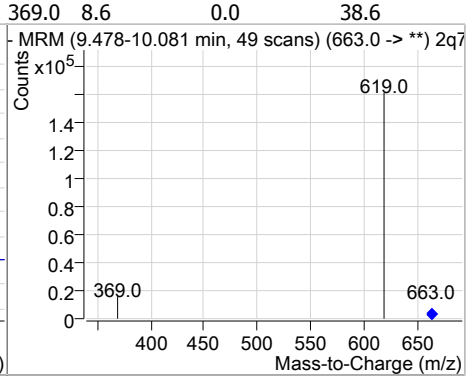

Compound	Conc.	RT	Dev(Min)	Resp.	QIon	QRatio	Min.	Max.
13C2-PFTeDA	19.74	10.26	0.00	451451				

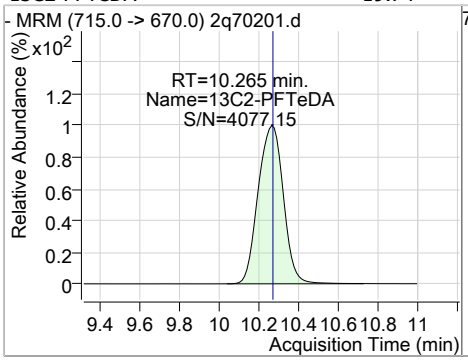

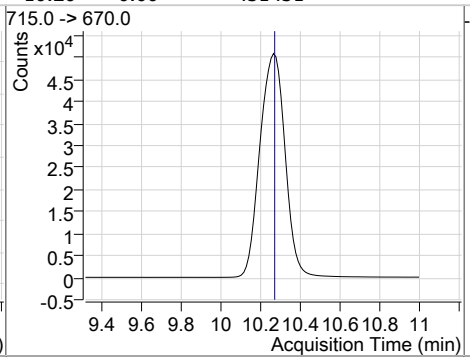

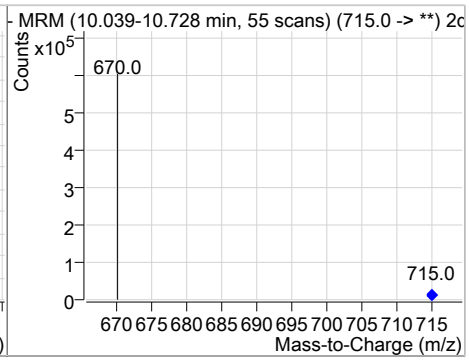

Compound	Conc.	RT	Dev(Min)	Resp.	QIon	QRatio	Min.	Max.
PFTeDA	4.90	10.27	0.00	130435	713.0 -> 219.0	5.1	0.0	35.0

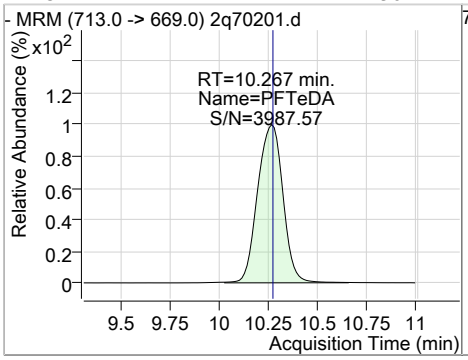

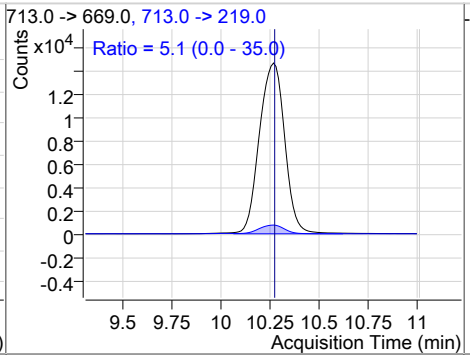

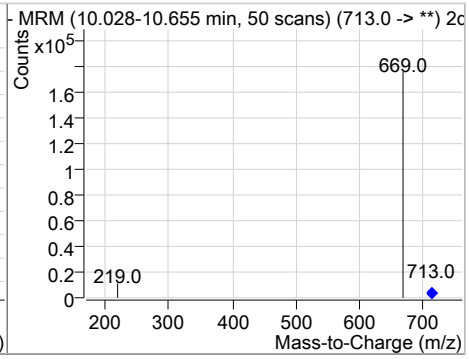

Manual Integration Approval Summary

Sample Number: S2Q1012-IC1012
Lab FileID: 2Q70201.D
Injection Time: 06/20/21 11:03
Method: EPA 537M QSM5.3 B-15
Analyst approved: 06/21/21 10:57 Nancy Saunders
Supervisor approved: 06/21/21 13:43 Mike Eger

Parameter	CAS	Sig#	R.T. (min.)	Reason
Perfluorohexanesulfonic acid	355-46-4		6.42	Split peak
Perfluorooctanesulfonic acid	1763-23-1		7.68	Split peak

Manual Integrations APPROVED (compounds with "m" flag)
Mike Eger 06/21/21 13:43

Perfluorinated Compounds by LC/MS/MS

Data File : 2q70202.d
Operator : nancyf
Acq. Method : 537_ID.m
Acq. Date-Time : 6/20/2021 12:44:20 PM
Sample Name : ic1012-10
Vial : P1-A6
DA Method File : BR_LN_062021_S2Q1012.quantmethod.xml
Batch Name : s2q1012.batch.bin
Sample Information : op85082,S2Q1012,250,,,1.0,1,water

Compound	RT	QIon	Resp.	Conc.	Units	Dev(Min)
Internal Standards						
M5-EtFOSAA	8.130	589.0 -> 419.0	68867	20.00	µg/L	0.000
M4-PFBA	1.927	217.0 -> 172.0	76330	20.00	µg/L	-0.038
M5-PFPeA	3.949	268.0 -> 223.0	69062	20.00	µg/L	-0.013
M5-PFHxA	5.390	318.0 -> 273.0	110773	20.00	µg/L	-0.013
M4-PFHpA	6.370	367.0 -> 322.0	164374	20.00	µg/L	0.000
M8-PFOA	7.114	421.0 -> 376.0	223825	20.00	µg/L	0.000
M9-PFNA	7.696	472.0 -> 427.0	234276	20.00	µg/L	-0.013
M6-PFDA	8.174	519.0 -> 474.0	248364	20.00	µg/L	0.000
M7-PFUnDA	8.599	570.0 -> 525.0	339967	20.00	µg/L	0.000
M2-PFDoDA	9.088	615.0 -> 570.0	490579	20.00	µg/L	0.000
M2-PFTeDA	10.265	715.0 -> 670.0	488609	20.00	µg/L	0.000
M8-FOSA	7.555	506.0 -> 78.0	53591	20.00	µg/L	-0.013
M3-PFBS	4.267	302.0 -> 99.0	8407	20.00	µg/L	-0.013
M3-PFHxS	6.405	402.0 -> 99.0	10220	20.00	µg/L	-0.013
M8-PFOS	7.681	507.0 -> 99.0	14960	20.00	µg/L	0.000
M2-4:2FTS	5.285	329.0 -> 309.0	69024	20.00	µg/L	-0.013
M2-6:2FTS	7.100	429.0 -> 409.0	120379	20.00	µg/L	0.000
M2-8:2FTS	8.210	529.0 -> 509.0	108059	20.00	µg/L	0.000
M3-MeFOSAA	8.004	573.0 -> 419.0	78711	20.00	µg/L	0.000
M3-HFPO-DA	5.709	287.0 -> 169.0	6492	20.00	µg/L	-0.013
M3-MeFOSA	7.932	515.0 -> 169.0	15809	20.00	µg/L	0.000
System Monitoring Compounds						
13C2-4:2FTS	5.285	329.0 -> 309.0	69024	19.55	µg/L	-0.013
Spiked Amount: 20.00	Range: 50.0 - 150.0%			Recovery = 97.7%		
13C2-6:2FTS	7.100	429.0 -> 409.0	120379	19.97	µg/L	0.000
Spiked Amount: 20.00	Range: 50.0 - 150.0%			Recovery = 99.8%		
13C2-8:2FTS	8.210	529.0 -> 509.0	108059	19.83	µg/L	0.000
Spiked Amount: 20.00	Range: 50.0 - 150.0%			Recovery = 99.1%		
13C2-PFDoDA	9.088	615.0 -> 570.0	490579	20.74	µg/L	0.000
Spiked Amount: 20.00	Range: 50.0 - 150.0%			Recovery = 103.7%		
13C2-PFTeDA	10.265	715.0 -> 670.0	488609	21.37	µg/L	0.000
Spiked Amount: 20.00	Range: 50.0 - 150.0%			Recovery = 106.8%		
13C3-PFBS	4.267	302.0 -> 99.0	8407	19.90	µg/L	-0.013
Spiked Amount: 20.00	Range: 50.0 - 150.0%			Recovery = 99.5%		
13C3-PFHxS	6.405	402.0 -> 99.0	10220	20.24	µg/L	-0.013
Spiked Amount: 20.00	Range: 50.0 - 150.0%			Recovery = 101.2%		
13C4-PFBA	1.927	217.0 -> 172.0	76330	20.07	µg/L	-0.038
Spiked Amount: 20.00	Range: 50.0 - 150.0%			Recovery = 100.4%		
13C4-PFHpA	6.370	367.0 -> 322.0	164374	20.49	µg/L	0.000
Spiked Amount: 20.00	Range: 50.0 - 150.0%			Recovery = 102.4%		
d5-EtFOSAA	8.130	589.0 -> 419.0	68867	21.34	ng/ml	0.000
Spiked Amount: 20.00	Range: 50.0 - 150.0%			Recovery = 106.7%		
13C5-PFHxA	5.390	318.0 -> 273.0	110773	20.27	µg/L	-0.013
Spiked Amount: 20.00	Range: 50.0 - 150.0%			Recovery = 101.4%		
13C5-PFPeA	3.949	268.0 -> 223.0	69062	20.21	µg/L	-0.013

Perfluorinated Compounds by LC/MS/MS

Compound	RT	QIon	Resp.	Conc.	Units		Dev(Min)
Spiked Amount: 20.00	Range: 50.0 - 150.0%			Recovery = 101.0%			
13C6-PFDA	8.174	519.0 -> 474.0	248364	20.56	µg/L		0.000
Spiked Amount: 20.00	Range: 50.0 - 150.0%			Recovery = 102.8%			
13C7-PFUnDA	8.599	570.0 -> 525.0	339967	20.45	µg/L		0.000
Spiked Amount: 20.00	Range: 50.0 - 150.0%			Recovery = 102.3%			
13C8-FOSA	7.555	506.0 -> 78.0	53591	21.12	µg/L		-0.013
Spiked Amount: 20.00	Range: 50.0 - 150.0%			Recovery = 105.6%			
13C8-PFOA	7.114	421.0 -> 376.0	223825	20.64	µg/L		0.000
Spiked Amount: 20.00	Range: 50.0 - 150.0%			Recovery = 103.2%			
13C8-PFOS	7.681	507.0 -> 99.0	14960	20.27	µg/L		0.000
Spiked Amount: 20.00	Range: 50.0 - 150.0%			Recovery = 101.4%			
13C9-PFNA	7.696	472.0 -> 427.0	234276	20.65	µg/L		-0.013
Spiked Amount: 20.00	Range: 50.0 - 150.0%			Recovery = 103.2%			
d3-MeFOSAA	8.004	573.0 -> 419.0	78711	20.80	µg/L		0.000
Spiked Amount: 20.00	Range: 50.0 - 150.0%			Recovery = 104.0%			
13C3-HFPO-DA	5.709	287.0 -> 169.0	6492	19.70	µg/L		-0.013
Spiked Amount: 20.00	Range: 50.0 - 150.0%			Recovery = 98.5%			
d3-MeFOSA	7.932	515.0 -> 169.0	15809	21.30	µg/L		0.000
Spiked Amount: 20.00	Range: 50.0 - 150.0%			Recovery = 106.5%			
Target Compounds							QValue
4:2FTS	5.287	327.0 -> 307.0	38083	10.57	µg/L		100
6:2FTS	7.101	427.0 -> 407.0	63256	10.53	µg/L		99
8:2FTS	8.211	527.0 -> 507.0	56399	10.79	µg/L		100
br-PFHxS	6.229	399.0 -> 80.0	1791	1.22	µg/L		89
EtFOSAA	8.130	584.0 -> 419.0	28212	9.55	µg/L		100
FOSA	7.556	498.0 -> 78.0	25273	10.12	µg/L		99
MeFOSAA	8.017	570.0 -> 419.0	33021	10.29	µg/L		98
PFBA	1.933	213.0 -> 169.0	14306	10.19	µg/L		100
PFBS	4.270	299.0 -> 80.0	13229	10.25	µg/L		100
PFDA	8.174	513.0 -> 469.0	139851	10.16	µg/L		99
PFDoDA	9.076	613.0 -> 569.0	211899	10.22	µg/L		99
PFDS	8.546	599.0 -> 80.0	5792	10.25	µg/L		99
PFHpA	6.371	363.0 -> 319.0	128880	9.97	µg/L		99
PFHpS	7.112	449.0 -> 80.0	12405	10.32	µg/L		97
PFHxA	5.392	313.0 -> 269.0	38988	10.01	µg/L		100
PFHxS	6.406	399.0 -> 80.0	13174	10.10	µg/L	m	98
PFNA	7.696	463.0 -> 419.0	129713	10.15	µg/L		100
PFNS	8.145	549.0 -> 80.0	10243	10.57	µg/L		98
PFOA	7.114	413.0 -> 369.0	120698	10.21	µg/L		99
PFOS	7.669	499.0 -> 80.0	13376	10.39	µg/L	m	97
PFPeA	3.952	263.0 -> 219.0	48815	10.01	µg/L		100
PFPeS	5.527	349.0 -> 80.0	8691	10.28	µg/L		99
PFTeDA	10.255	713.0 -> 669.0	292514	10.15	µg/L		100
PFTrDA	9.692	663.0 -> 619.0	259602	9.95	µg/L		100
PFUnDA	8.600	563.0 -> 519.0	170936	10.23	µg/L		100
LN-PFHxS	6.406	399.0 -> 80.0	11383	8.88	µg/L		99
11Cl-PF3OUdS	8.760	631.0 -> 451.0	77290	9.97	µg/L		98
9Cl-PF3ONS	7.931	531.0 -> 351.0	16114	9.70	µg/L		97
ADONA	6.471	377.0 -> 251.0	151124	9.76	µg/L		99
br-PFOS	7.503	499.0 -> 80.0	4457	2.46	µg/L		99
HFPO-DA	5.717	329.0 -> 169.0	13521	10.53	µg/L		100
LN-PFOS	7.669	499.0 -> 80.0	8919	7.95	µg/L		95
br-PFOA	7.114	413.0 -> 369.0	120698	10.21	µg/L		99
LN-PFOA	7.114	413.0 -> 369.0	120698	10.21	µg/L		99
br-PFNA	7.696	463.0 -> 419.0	129713	10.15	µg/L		100
LN-PFNA	7.696	463.0 -> 419.0	129713	10.15	µg/L		100

Perfluorinated Compounds by LC/MS/MS

Compound	RT	QIon	Resp.	Conc.	Units	Dev(Min)
MeFOSA	7.946	512.0 -> 219.0	8198	10.84	µg/L	95

 # = Qualifier out of range, m = manually integrated, + = Area summed

Perfluorinated Compounds by LC/MS/MS

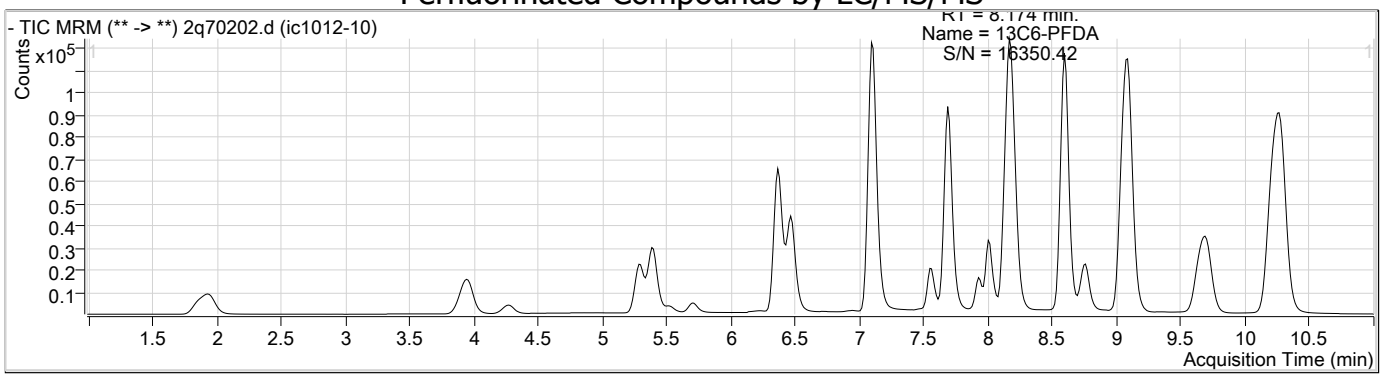

Compound	Conc.	RT	Dev(Min)	Resp.	QIon	QRatio	Min.	Max.
PFBA	10.19	1.93	-0.03	14306				

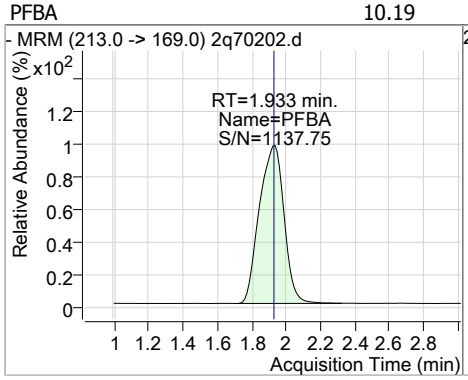

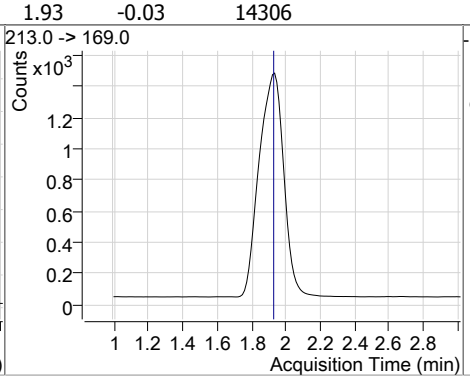

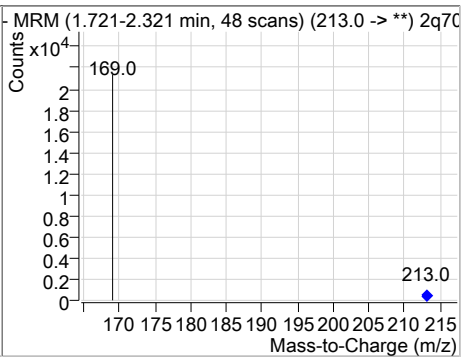

Compound	Conc.	RT	Dev(Min)	Resp.	QIon	QRatio	Min.	Max.
13C4-PFBA	20.07	1.93	-0.04	76330				

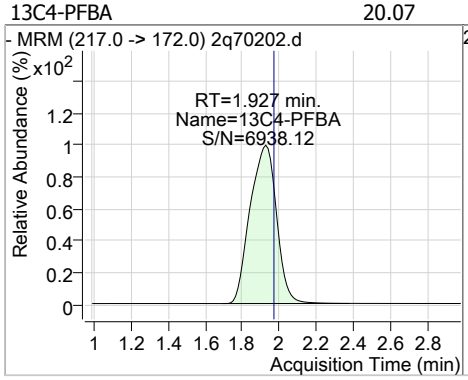

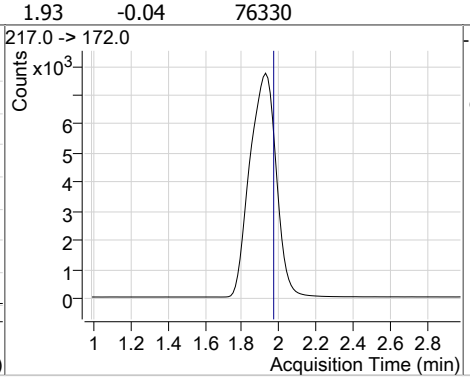

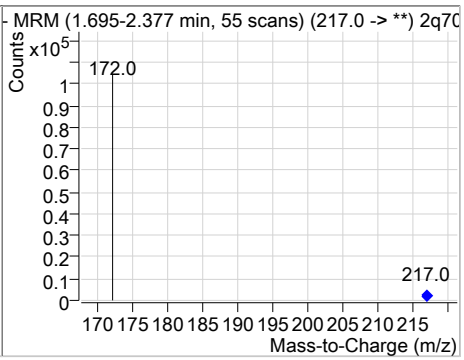

Compound	Conc.	RT	Dev(Min)	Resp.	QIon	QRatio	Min.	Max.
13C5-PFPeA	20.21	3.95	-0.01	69062				

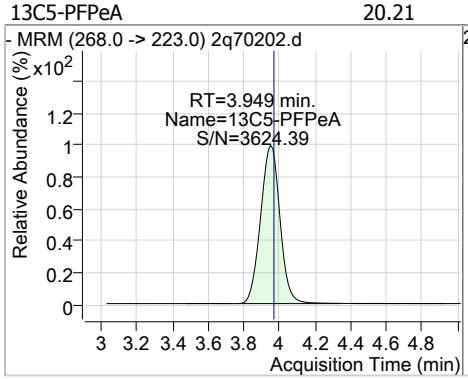

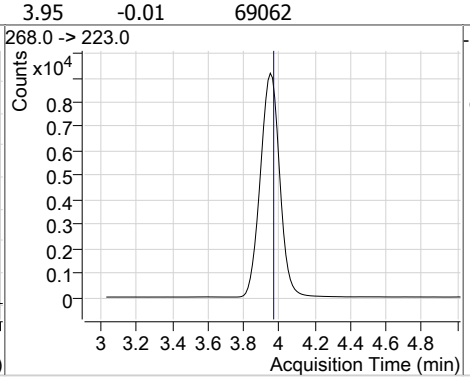

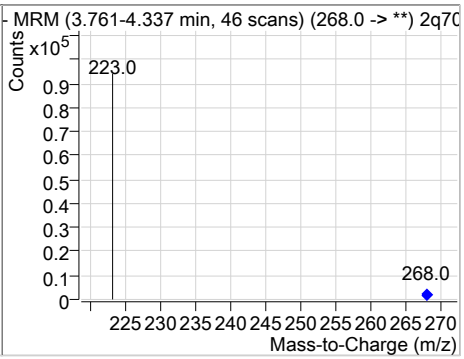

Perfluorinated Compounds by LC/MS/MS

Compound	Conc.	RT	Dev(Min)	Resp.	QIon	QRatio	Min.	Max.
PFPeA	10.01	3.95	-0.01	48815				

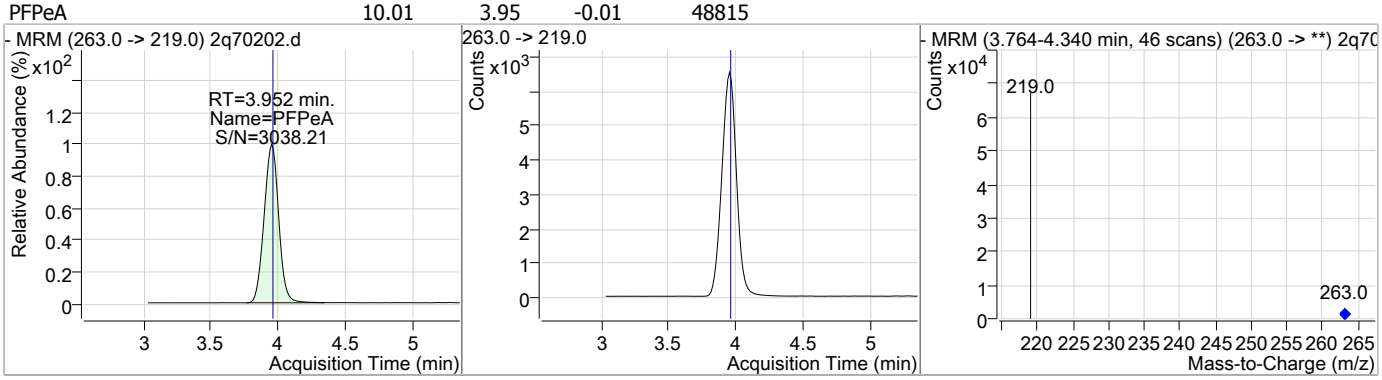

Compound	Conc.	RT	Dev(Min)	Resp.	QIon	QRatio	Min.	Max.
13C3-PFBS	19.90	4.27	-0.01	8407				

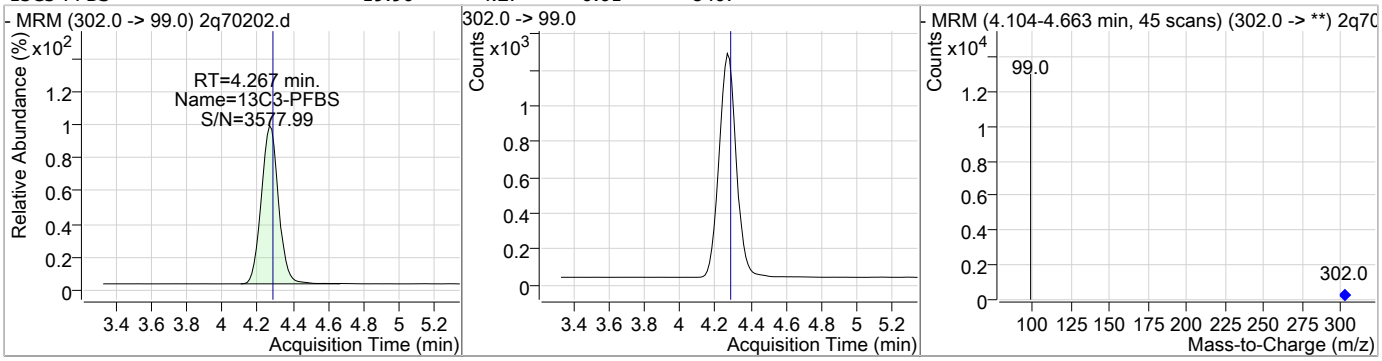

Compound	Conc.	RT	Dev(Min)	Resp.	QIon	QRatio	Min.	Max.
PFBS	10.25	4.27	-0.01	13229	299.0 -> 99.0	37.4	7.4	67.4

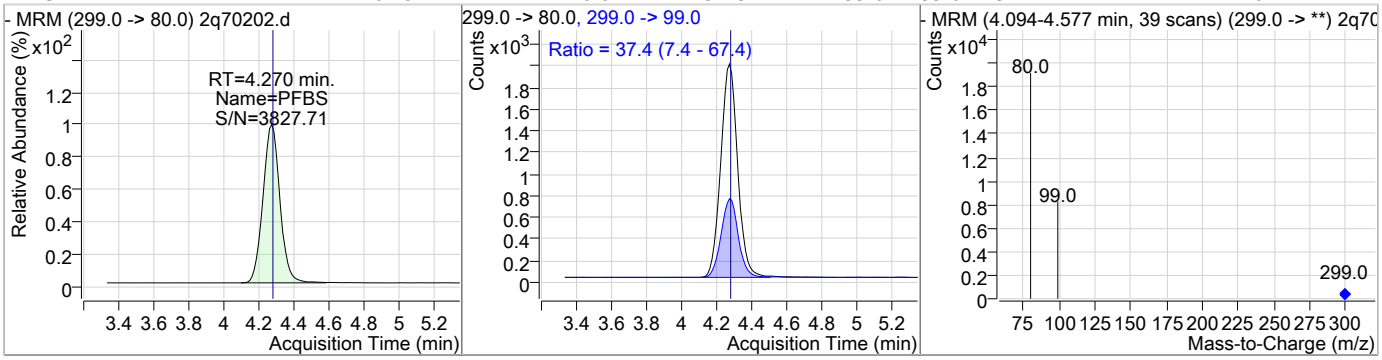

Compound	Conc.	RT	Dev(Min)	Resp.	QIon	QRatio	Min.	Max.
13C2-4:2FTS	19.55	5.28	-0.01	69024				

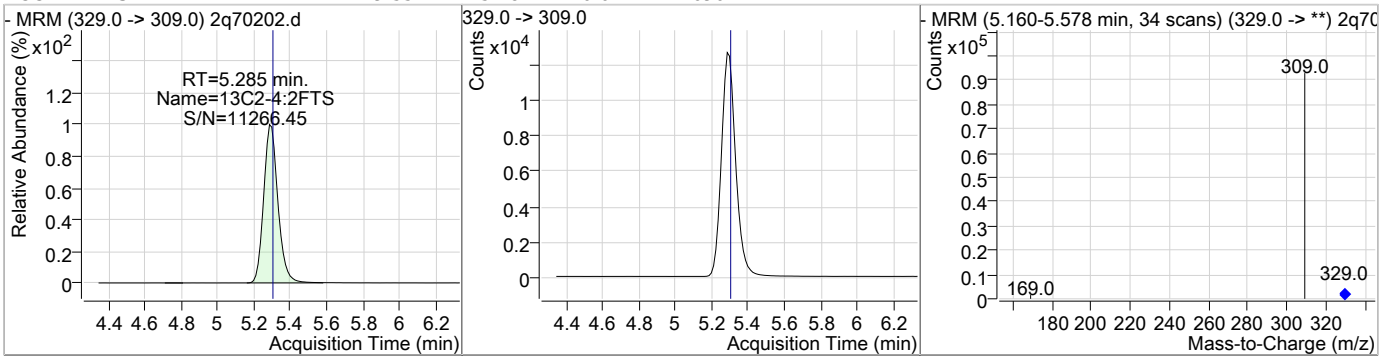

Perfluorinated Compounds by LC/MS/MS

Compound	Conc.	RT	Dev(Min)	Resp.	QIon	QRatio	Min.	Max.
4:2FTS	10.57	5.29	-0.01	38083	327.0 -> 81.0	33.1	3.0	63.0

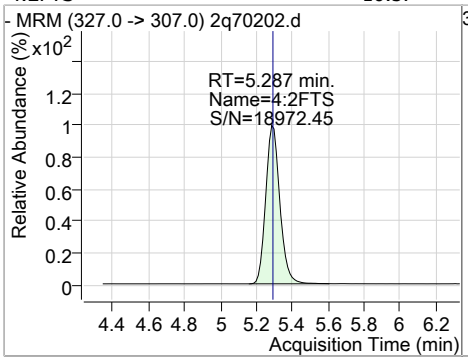

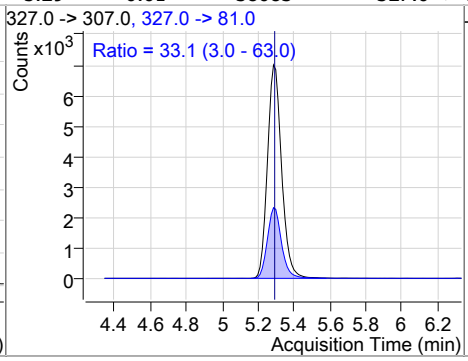

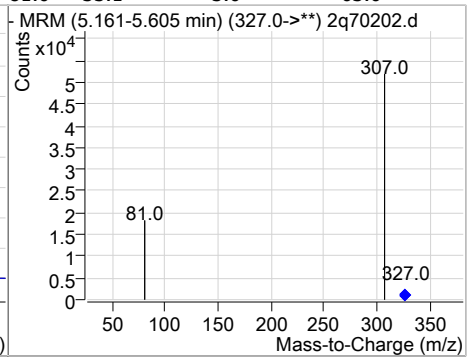

Compound	Conc.	RT	Dev(Min)	Resp.	QIon	QRatio	Min.	Max.
13C5-PFHxA	20.27	5.39	-0.01	110773				

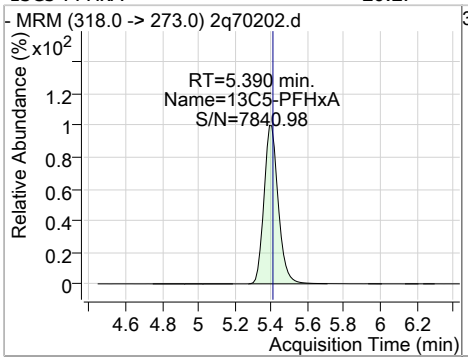

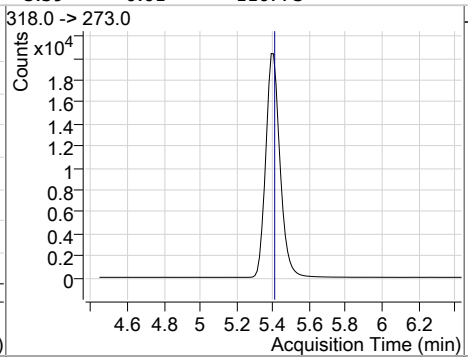

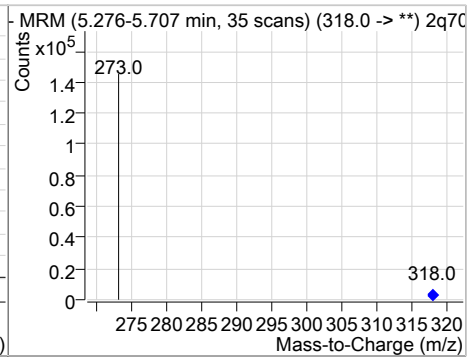

Compound	Conc.	RT	Dev(Min)	Resp.	QIon	QRatio	Min.	Max.
PFHxA	10.01	5.39	-0.01	38988	313.0 -> 119.0	8.3	0.0	38.2

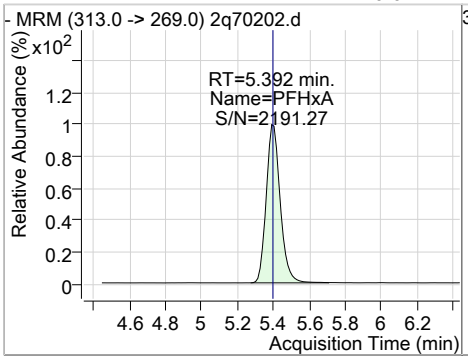

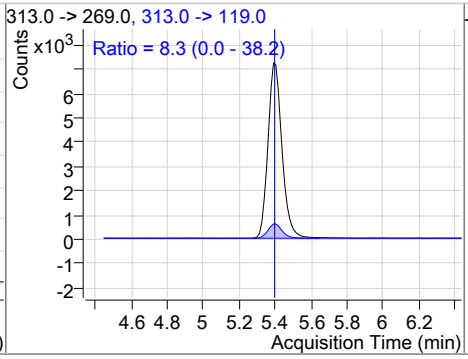

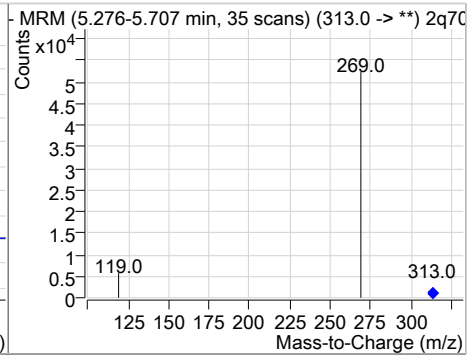

Compound	Conc.	RT	Dev(Min)	Resp.	QIon	QRatio	Min.	Max.
PFPeS	10.28	5.53	-0.01	8691	349.0 -> 99.0	38.6	9.1	69.1

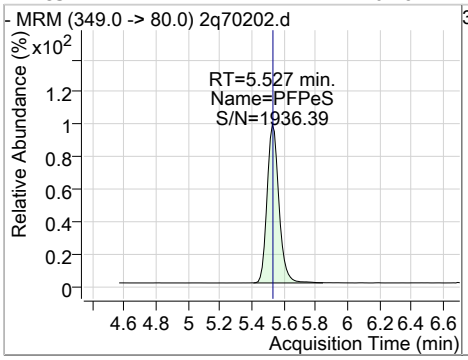

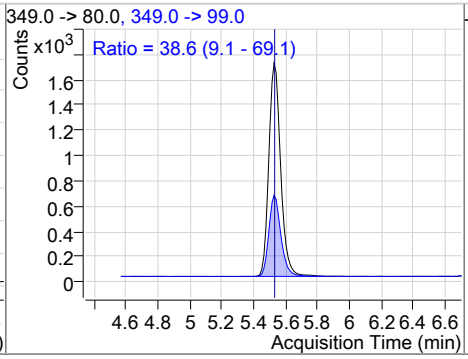

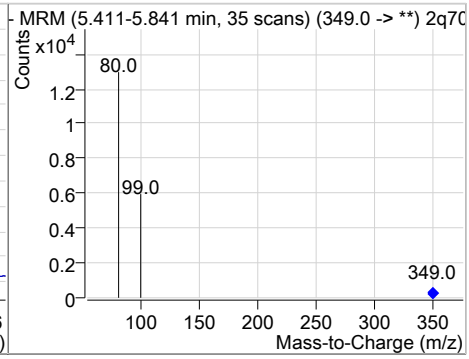

Perfluorinated Compounds by LC/MS/MS

Compound	Conc.	RT	Dev(Min)	Resp.	QIon	QRatio	Min.	Max.
HFPO-DA	10.53	5.72	0.00	13521	285.0 -> 169.0	14.9	0.0	44.8

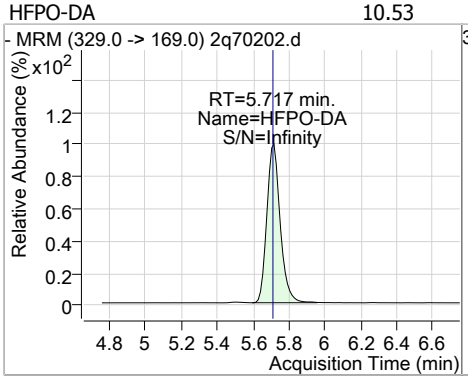

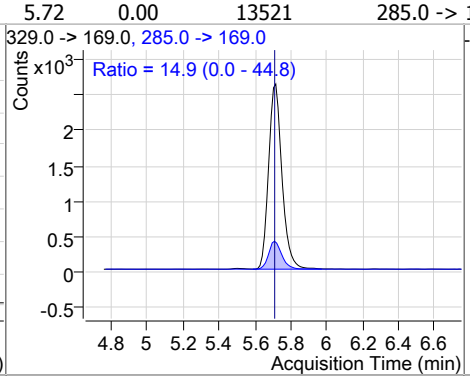

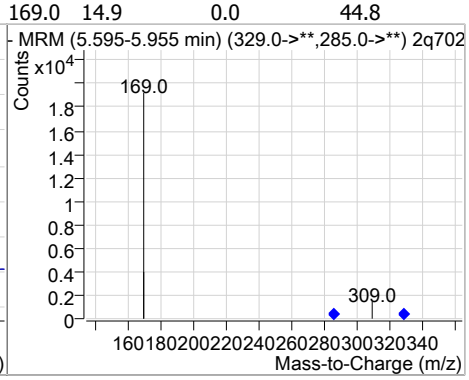

Compound	Conc.	RT	Dev(Min)	Resp.	QIon	QRatio	Min.	Max.
13C3-HFPO-DA	19.70	5.71	-0.01	6492				

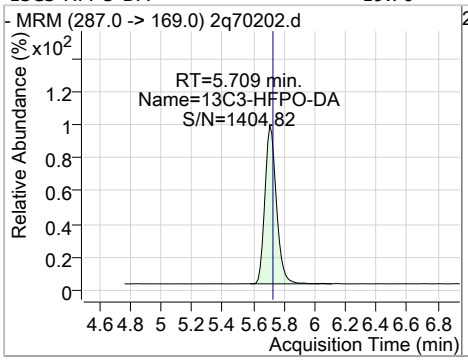

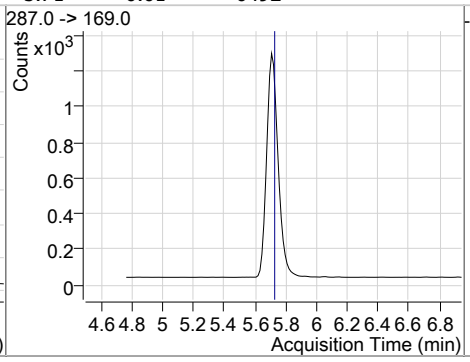

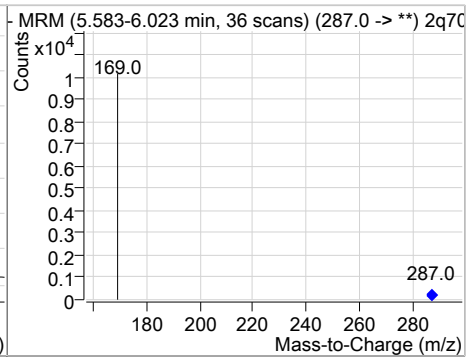

Compound	Conc.	RT	Dev(Min)	Resp.	QIon	QRatio	Min.	Max.
br-PFHxS	1.22	6.23	0.00	1791	399.0 -> 99.0	37.1	11.2	51.2

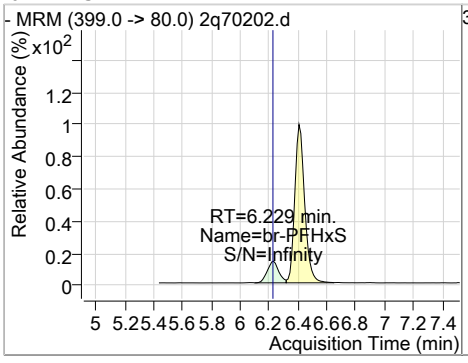

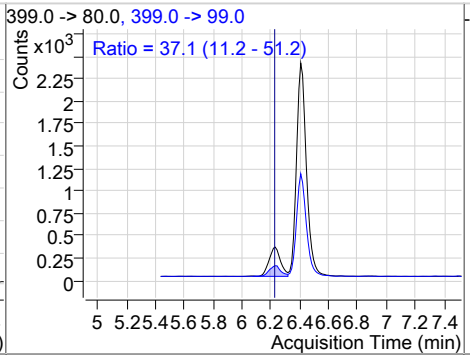

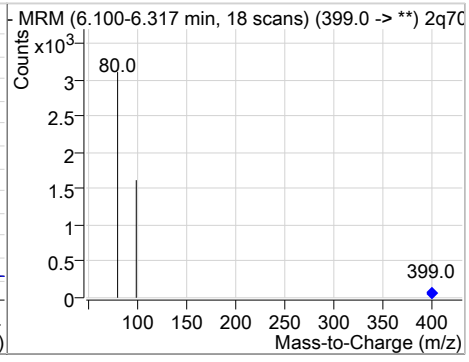

Compound	Conc.	RT	Dev(Min)	Resp.	QIon	QRatio	Min.	Max.
13C4-PFHpA	20.49	6.37	0.00	164374				

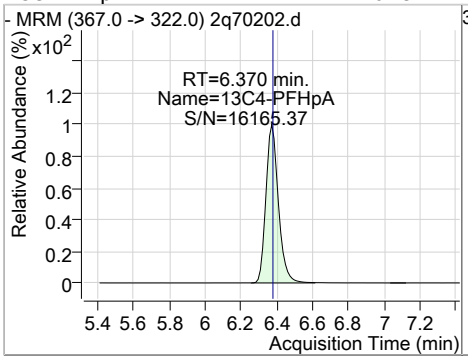

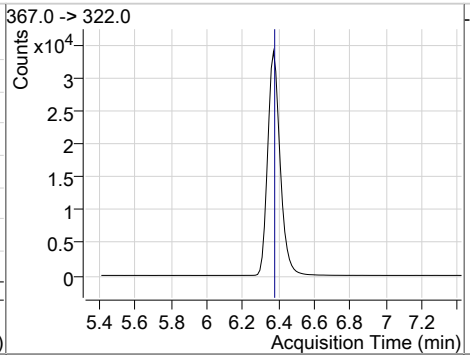

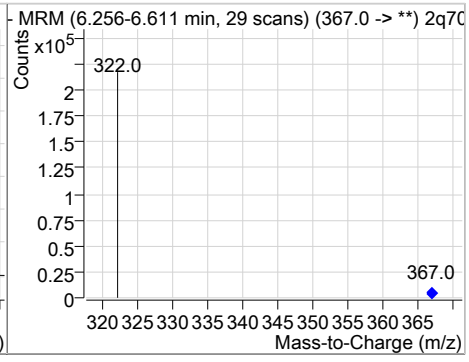

Perfluorinated Compounds by LC/MS/MS

Compound	Conc.	RT	Dev(Min)	Resp.	QIon	QRatio	Min.	Max.
PFHpA	9.97	6.37	0.00	128880	363.0 -> 169.0	6.7	0.0	36.5

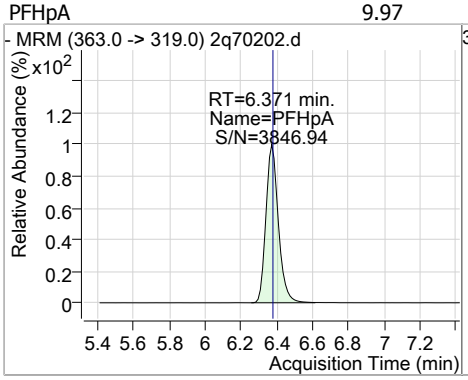

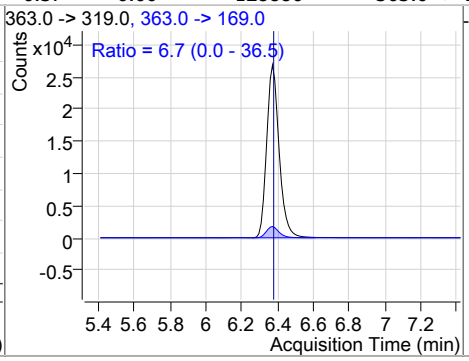

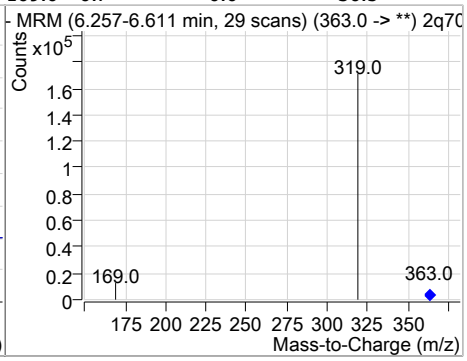

Compound	Conc.	RT	Dev(Min)	Resp.	QIon	QRatio	Min.	Max.
13C3-PFHxS	20.24	6.41	-0.01	10220				

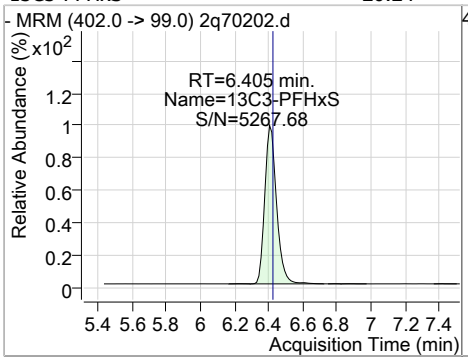

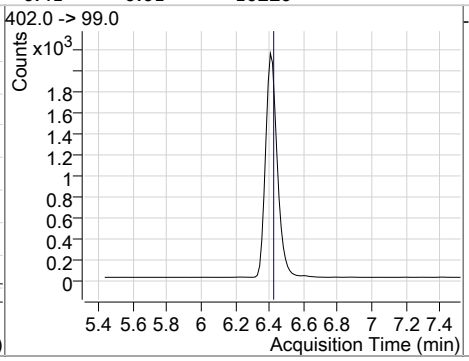

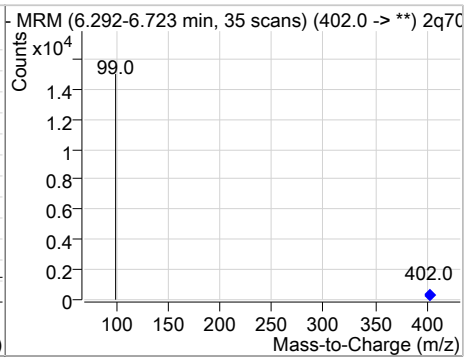

Compound	Conc.	RT	Dev(Min)	Resp.	QIon	QRatio	Min.	Max.
PFHxS	10.10	6.41	-0.01	13174 (m)	399.0 -> 99.0	46.4	15.2	75.2

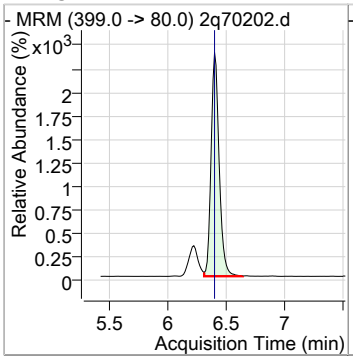

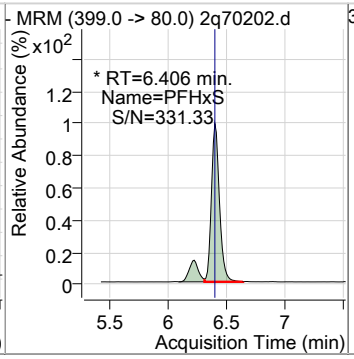

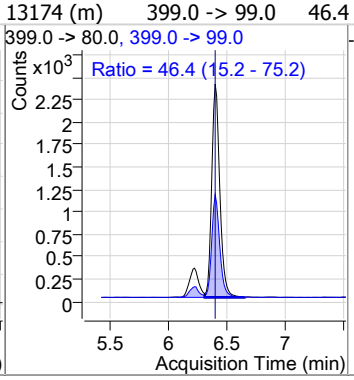

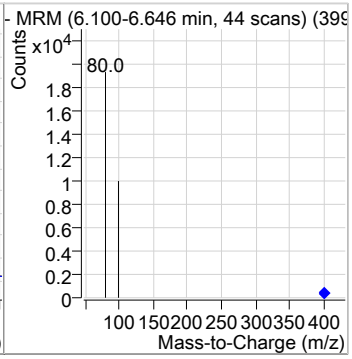

Compound	Conc.	RT	Dev(Min)	Resp.	QIon	QRatio	Min.	Max.
LN-PFHxS	8.88	6.41	-0.01	11383	399.0 -> 99.0	47.9	27.4	67.4

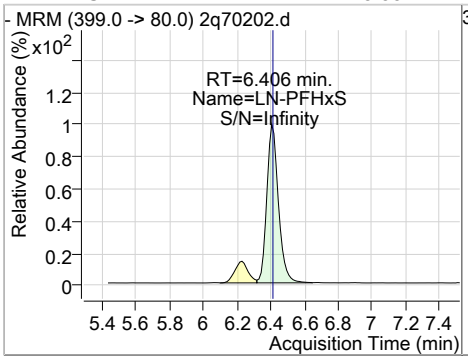

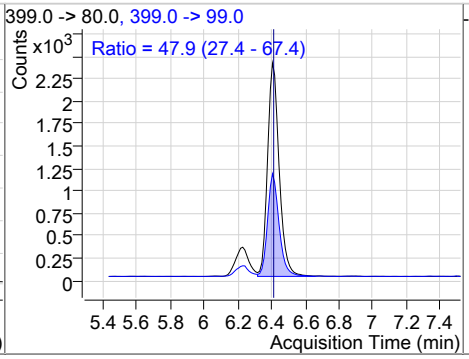

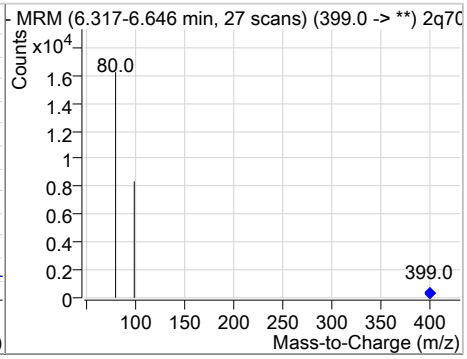

Perfluorinated Compounds by LC/MS/MS

Compound	Conc.	RT	Dev(Min)	Resp.	QIon	QRatio	Min.	Max.
ADONA	9.76	6.47	-0.01	151124	377.0 -> 85.0	25.4	0.0	55.9

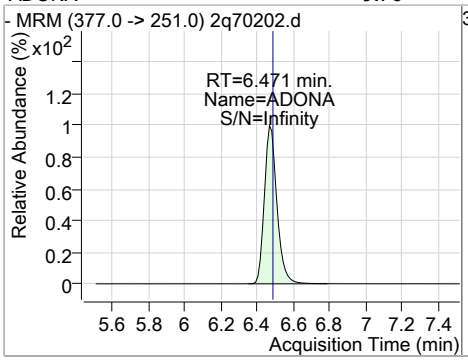

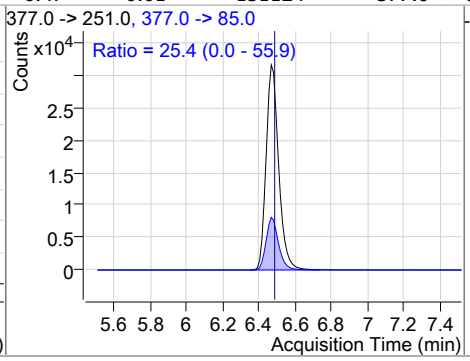

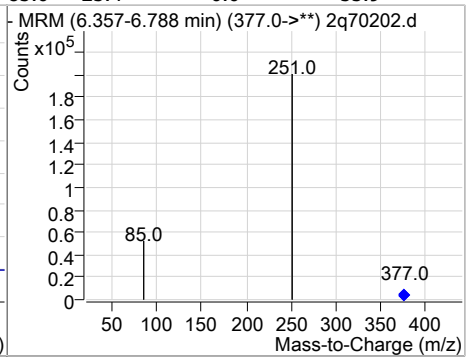

Compound	Conc.	RT	Dev(Min)	Resp.	QIon	QRatio	Min.	Max.
13C2-6:2FTS	19.97	7.10	0.00	120379				

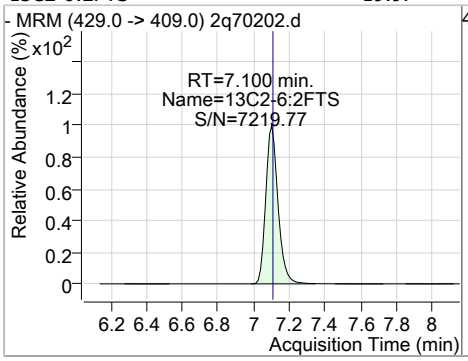

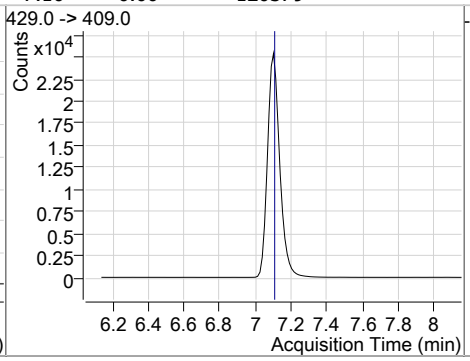

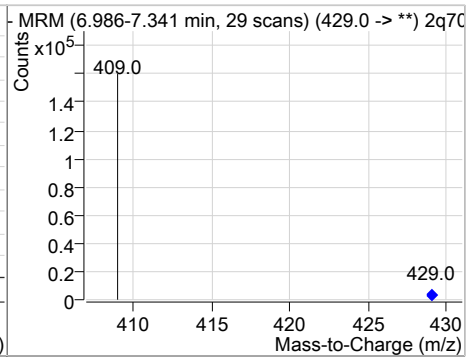

Compound	Conc.	RT	Dev(Min)	Resp.	QIon	QRatio	Min.	Max.
6:2FTS	10.53	7.10	0.00	63256	427.0 -> 81.0	25.3	0.0	54.8

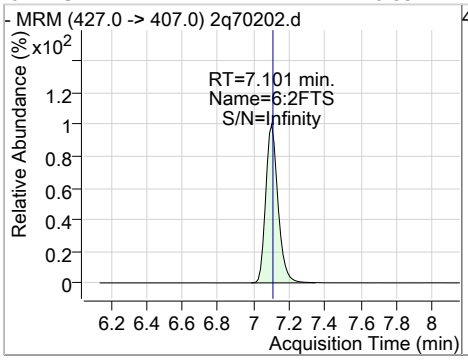

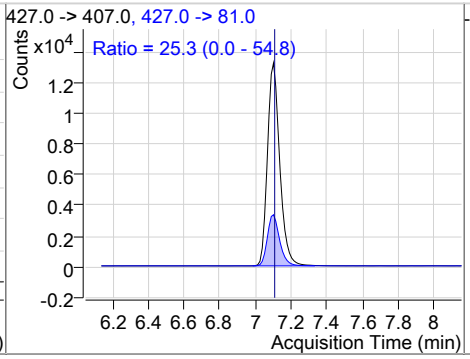

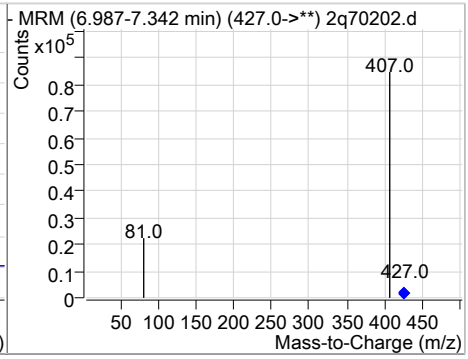

Compound	Conc.	RT	Dev(Min)	Resp.	QIon	QRatio	Min.	Max.
PFHpS	10.32	7.11	0.00	12405	449.0 -> 99.0	47.2	15.2	75.2

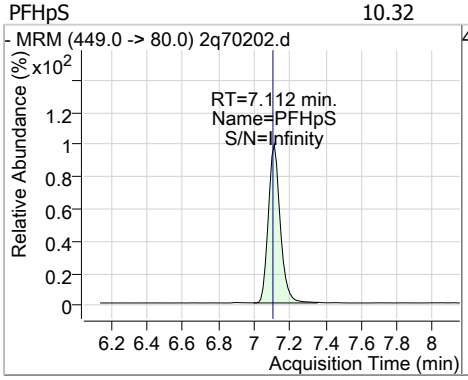

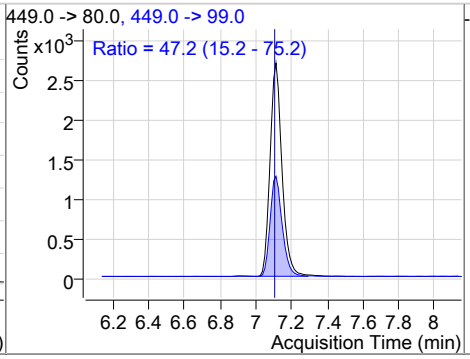

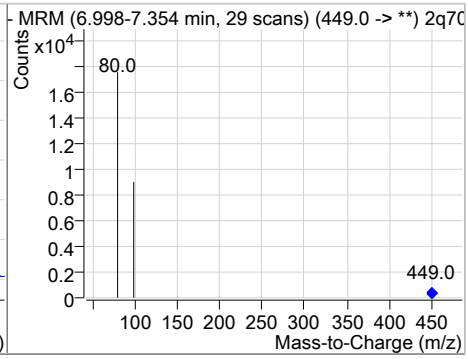

Perfluorinated Compounds by LC/MS/MS

Compound	Conc.	RT	Dev(Min)	Resp.	QIon	QRatio	Min.	Max.
13C8-PFOA	20.64	7.11	0.00	223825				

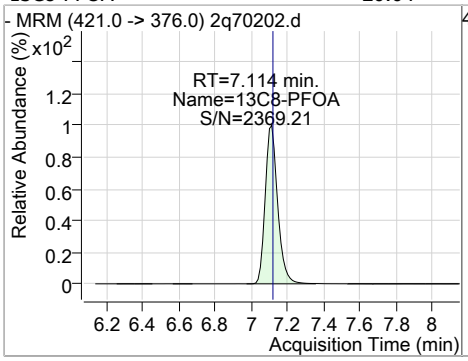

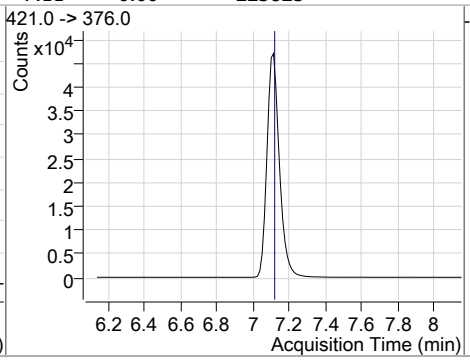

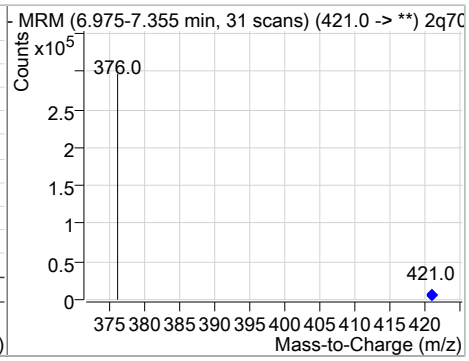

Compound	Conc.	RT	Dev(Min)	Resp.	QIon	QRatio	Min.	Max.
PFOA	10.21	7.11	0.00	120698	413.0 -> 169.0	20.2	0.0	50.6

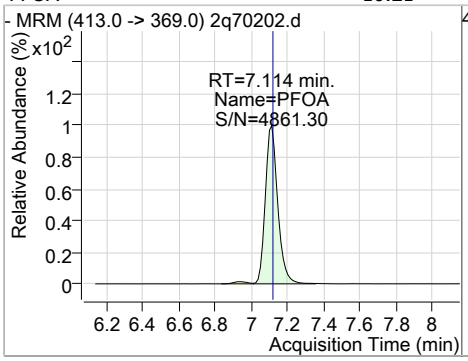

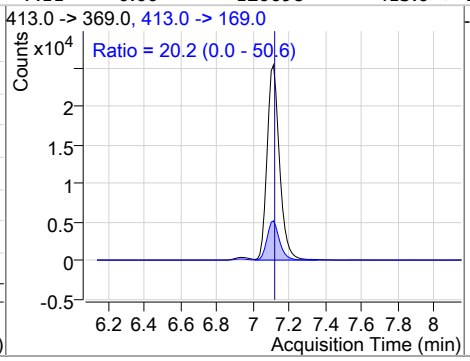

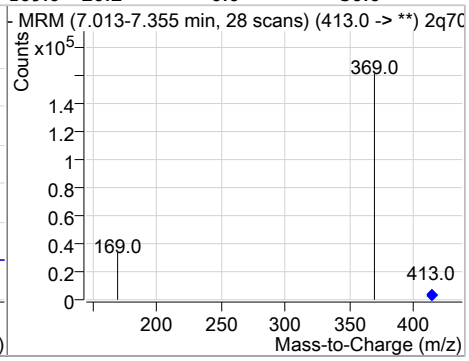

Compound	Conc.	RT	Dev(Min)	Resp.	QIon	QRatio	Min.	Max.
br-PFOA	10.21	7.11	0.00	120698	413.0 -> 169.0	20.2	0.0	50.6

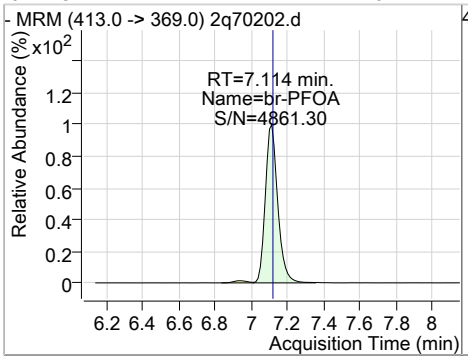

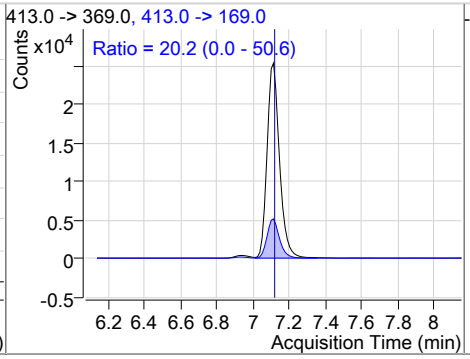

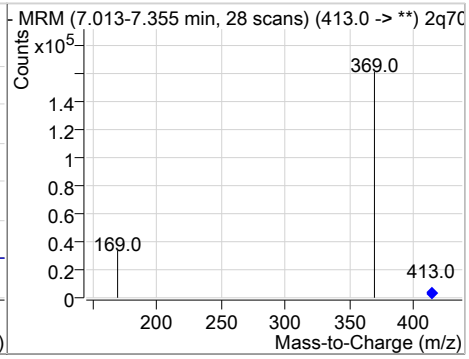

Compound	Conc.	RT	Dev(Min)	Resp.	QIon	QRatio	Min.	Max.
LN-PFOA	10.21	7.11	0.00	120698	413.0 -> 169.0	20.2	0.0	50.6

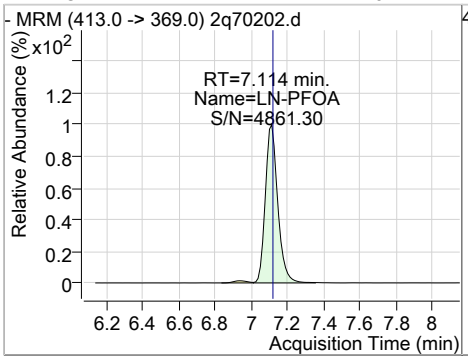

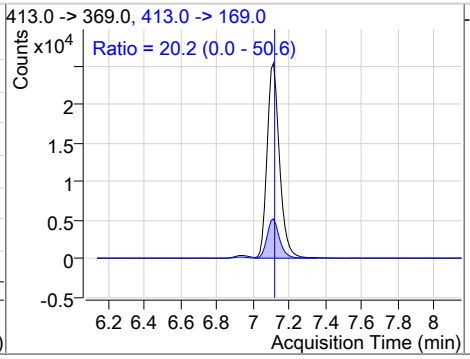

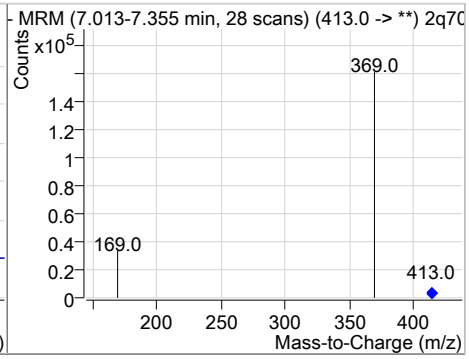

18.5.6 18

Perfluorinated Compounds by LC/MS/MS

Compound	Conc.	RT	Dev(Min)	Resp.	QIon	QRatio	Min.	Max.
br-PFOS	2.46	7.50	0.00	4457	499.0 -> 99.0	18.3	0.0	48.8

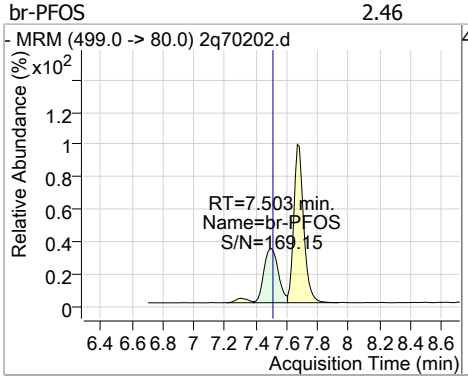

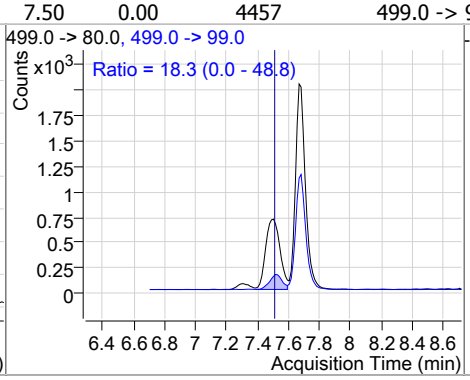

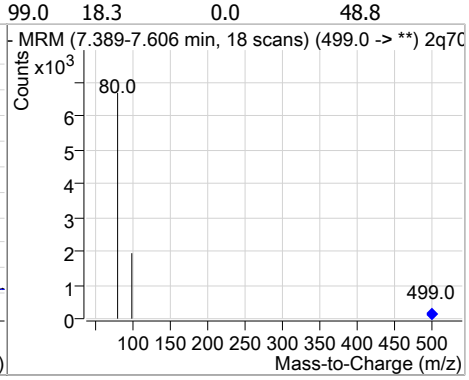

Compound	Conc.	RT	Dev(Min)	Resp.	QIon	QRatio	Min.	Max.
13C8-FOSA	21.12	7.55	-0.01	53591				

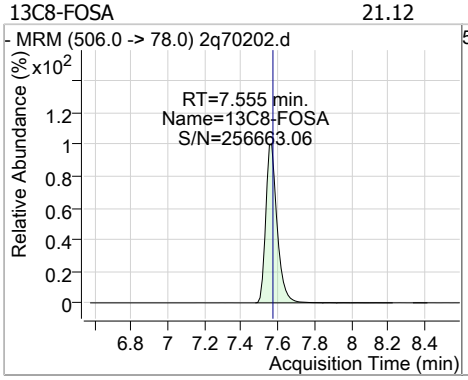

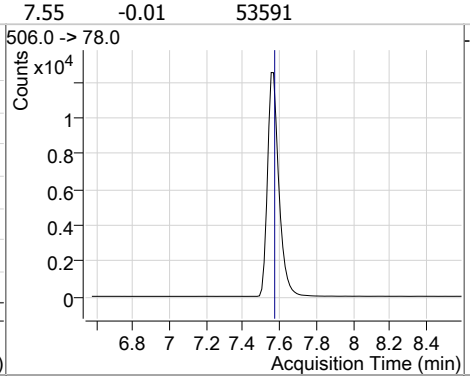

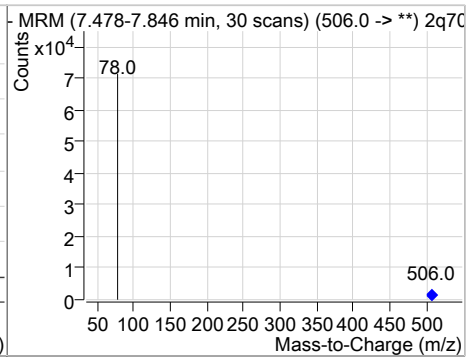

Compound	Conc.	RT	Dev(Min)	Resp.	QIon	QRatio	Min.	Max.
FOSA	10.12	7.56	-0.01	25273	498.0 -> 478.0	4.8	0.0	34.6

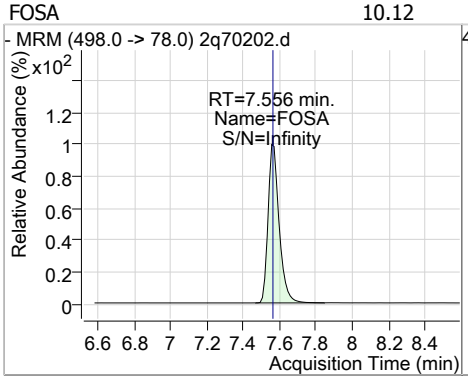

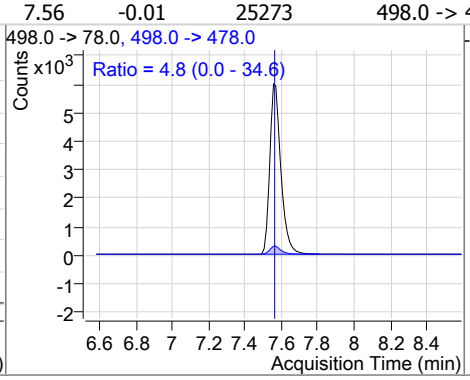

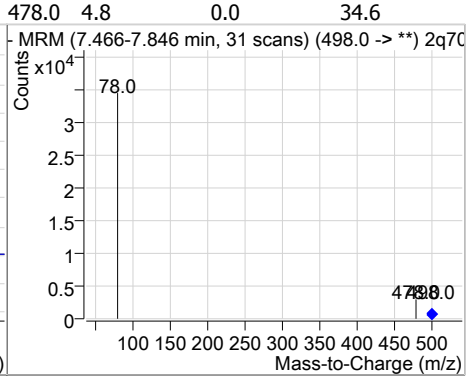

Compound	Conc.	RT	Dev(Min)	Resp.	QIon	QRatio	Min.	Max.
13C8-PFOS	20.27	7.68	0.00	14960				

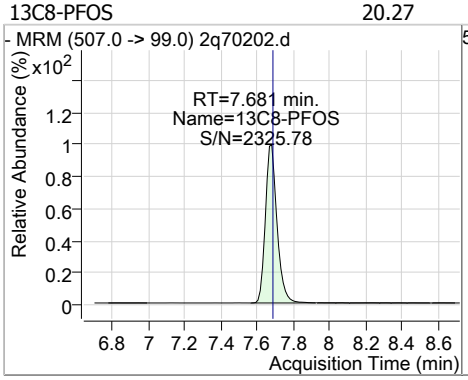

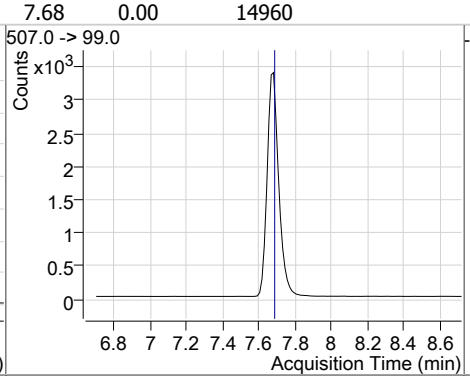

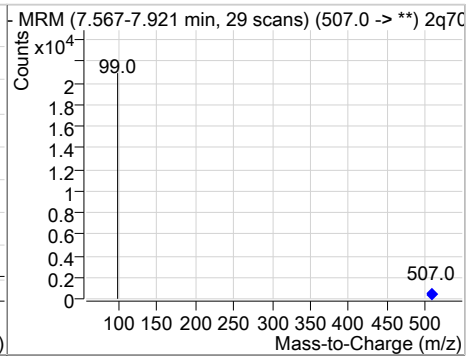

Perfluorinated Compounds by LC/MS/MS

Compound	Conc.	RT	Dev(Min)	Resp.	QIon	QRatio	Min.	Max.
PFOS	10.39	7.67	-0.01	13376 (m)	499.0 -> 99.0	44.4	16.5	76.5

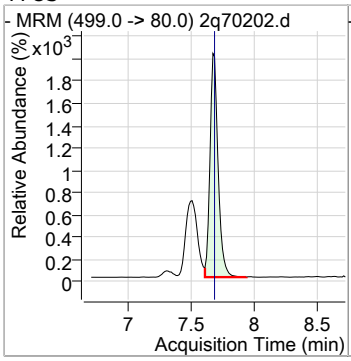

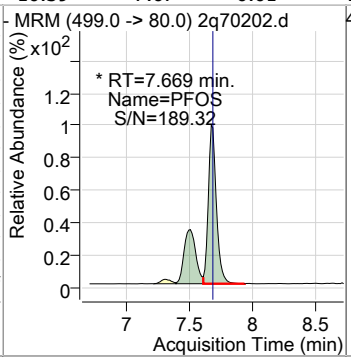

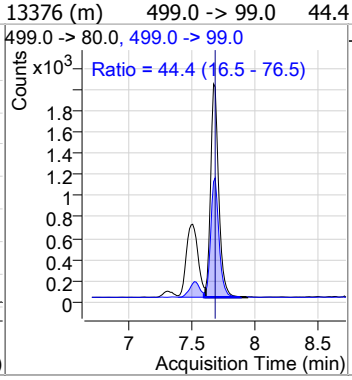

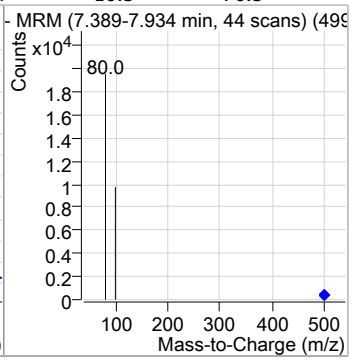

Compound	Conc.	RT	Dev(Min)	Resp.	QIon	QRatio	Min.	Max.
LN-PFOS	7.95	7.67	-0.01	8919	499.0 -> 99.0	57.4	30.9	90.9

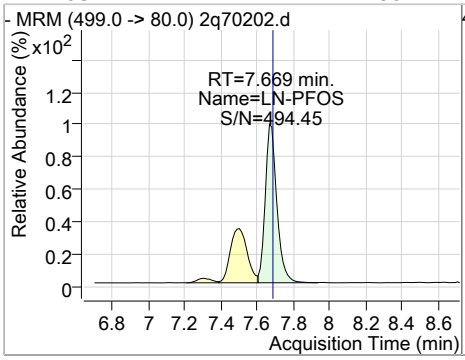

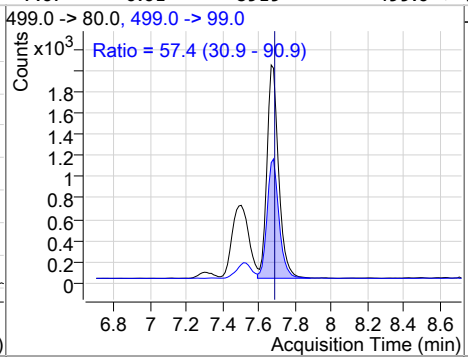

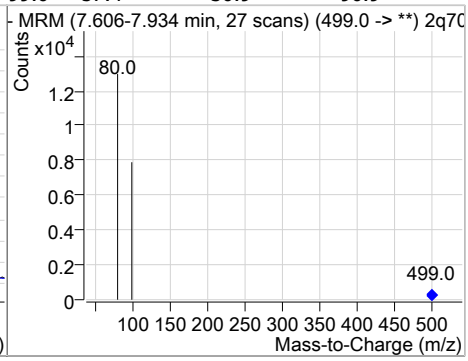

Compound	Conc.	RT	Dev(Min)	Resp.	QIon	QRatio	Min.	Max.
13C9-PFNA	20.65	7.70	-0.01	234276				

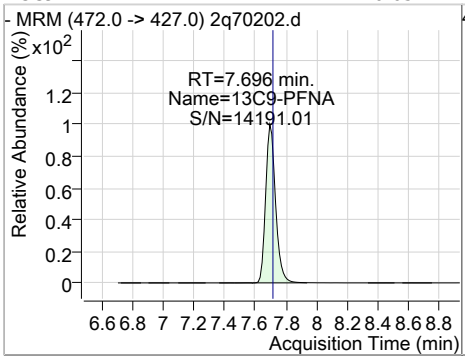

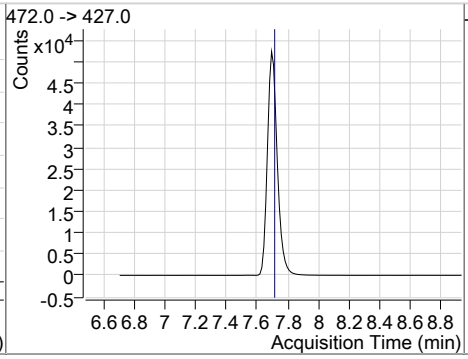

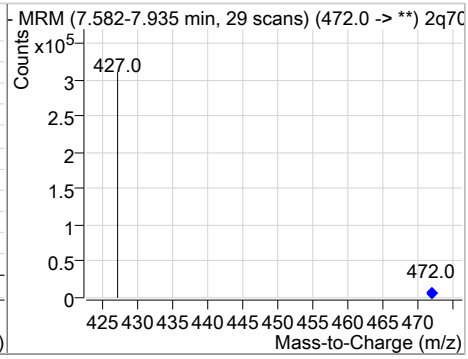

Compound	Conc.	RT	Dev(Min)	Resp.	QIon	QRatio	Min.	Max.
PFNA	10.15	7.70	-0.01	129713	463.0 -> 219.0	17.1	0.0	47.2

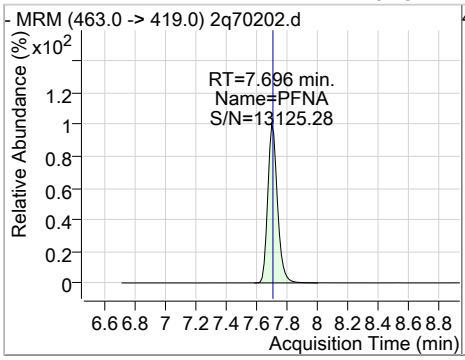

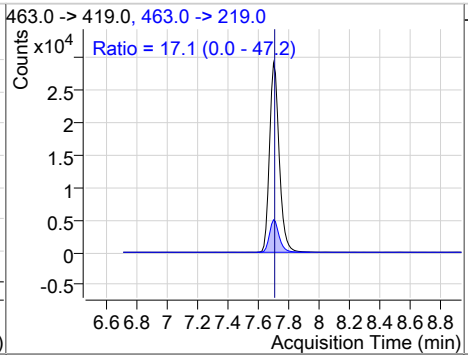

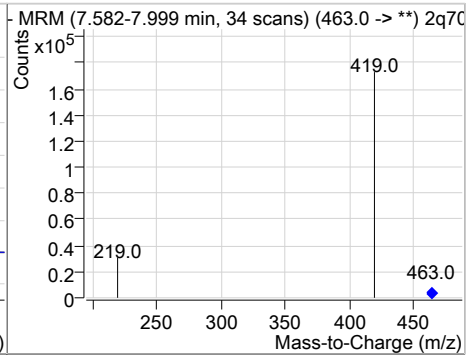

Perfluorinated Compounds by LC/MS/MS

Compound	Conc.	RT	Dev(Min)	Resp.	QIon	QRatio	Min.	Max.
br-PFNA	10.15	7.70	-0.01	129713	463.0 -> 219.0	17.1	0.0	47.2

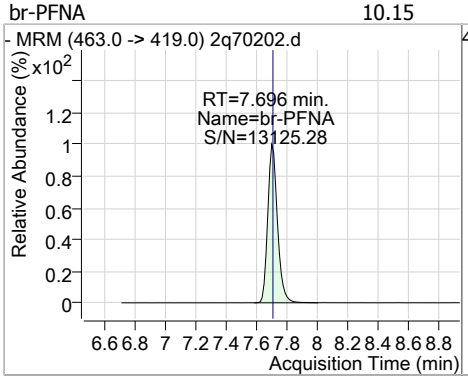

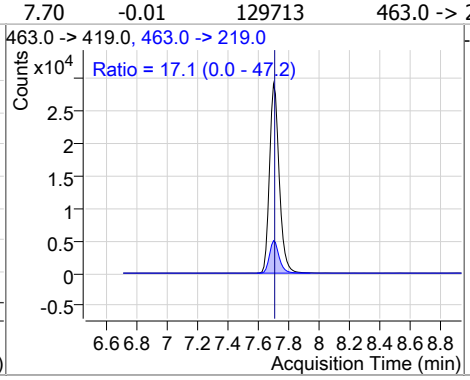

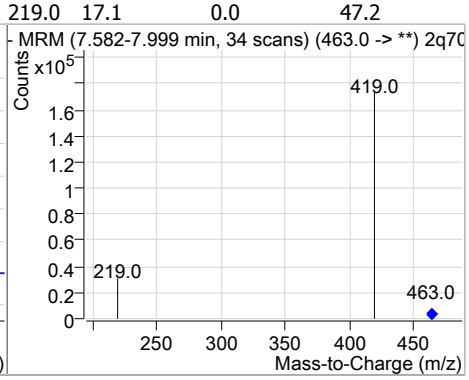

Compound	Conc.	RT	Dev(Min)	Resp.	QIon	QRatio	Min.	Max.
LN-PFNA	10.15	7.70	-0.01	129713	463.0 -> 219.0	17.1	0.0	47.2

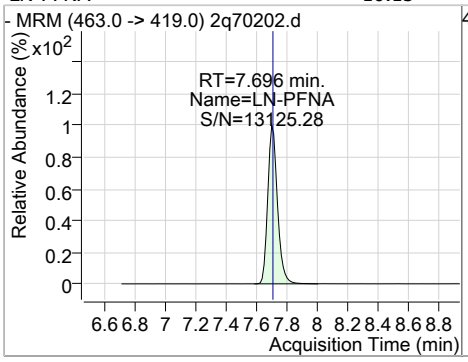

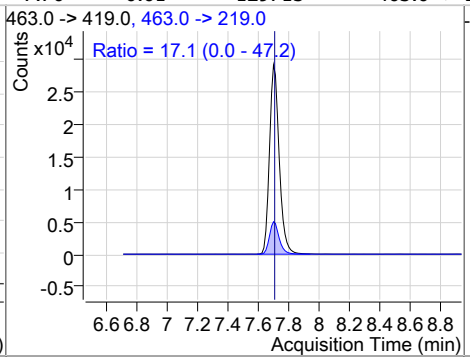

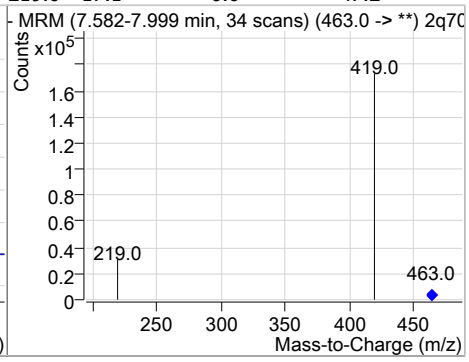

Compound	Conc.	RT	Dev(Min)	Resp.	QIon	QRatio	Min.	Max.
9Cl-PF3ONS	9.70	7.93	0.00	16114	533.0 -> 353.0	32.0	0.6	60.6

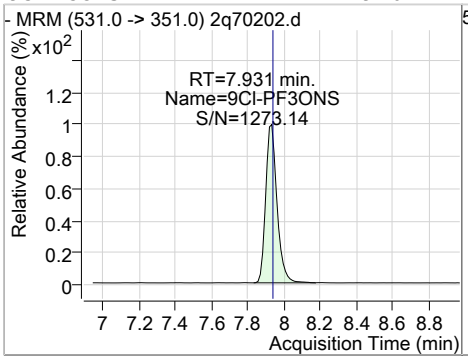

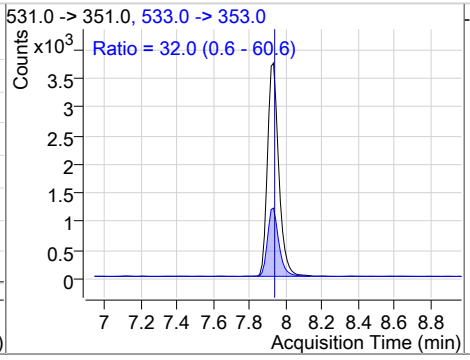

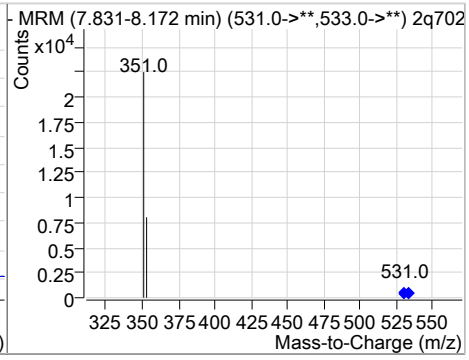

Compound	Conc.	RT	Dev(Min)	Resp.	QIon	QRatio	Min.	Max.
d3-MeFOSA	21.30	7.93	0.00	15809				

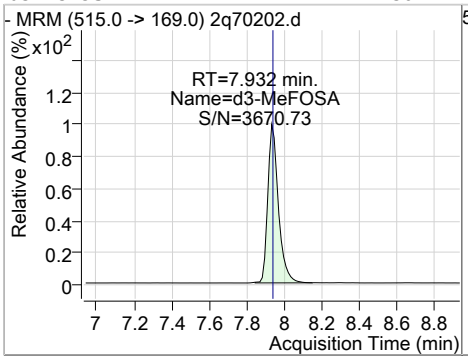

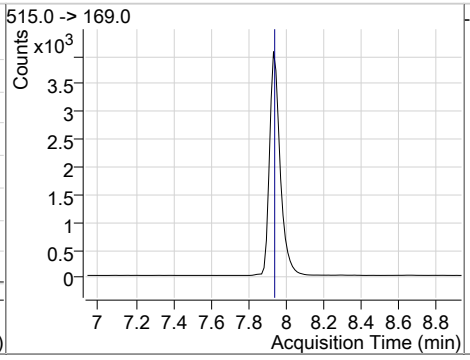

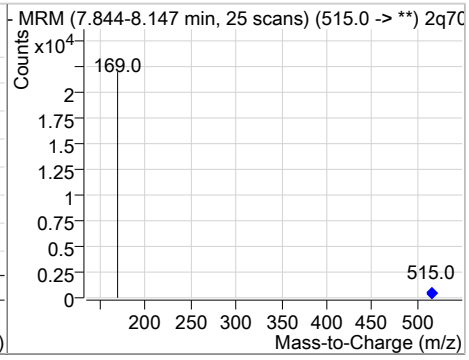

Perfluorinated Compounds by LC/MS/MS

Compound	Conc.	RT	Dev(Min)	Resp.	QIon	QRatio	Min.	Max.
MeFOSA	10.84	7.95	0.00	8198	512.0 -> 169.0	116.6	80.9	140.9

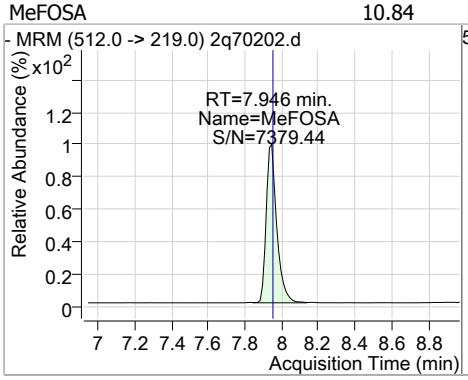

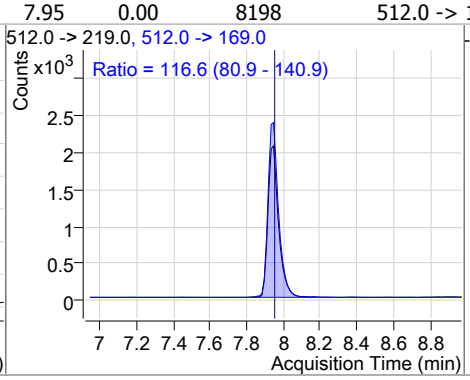

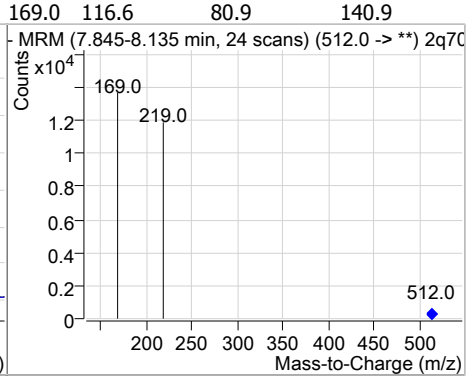

Compound	Conc.	RT	Dev(Min)	Resp.	QIon	QRatio	Min.	Max.
d3-MeFOSAA	20.80	8.00	0.00	78711				

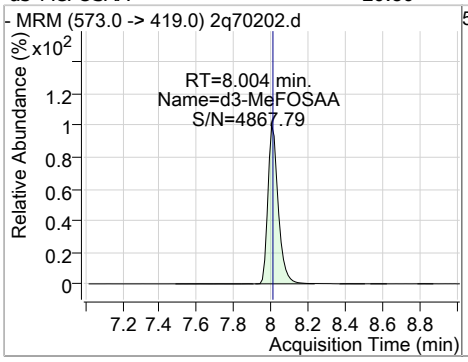

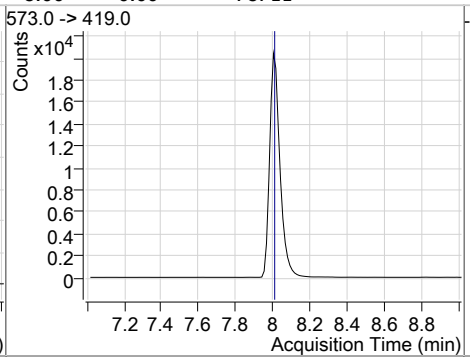

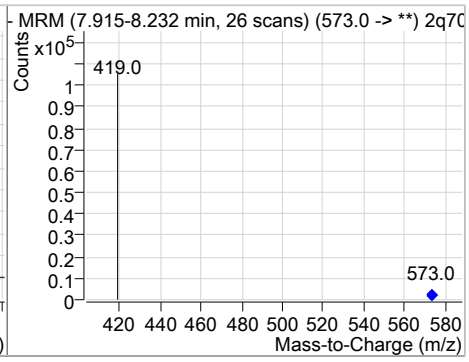

Compound	Conc.	RT	Dev(Min)	Resp.	QIon	QRatio	Min.	Max.
MeFOSAA	10.29	8.02	0.00	33021	570.0 -> 512.0	25.8	0.0	54.8

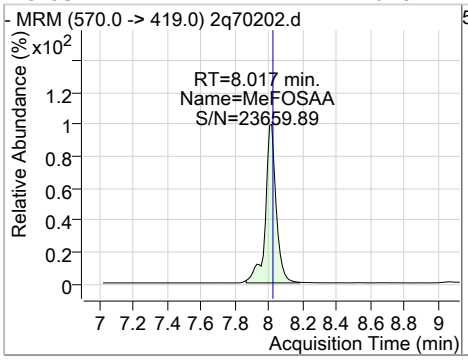

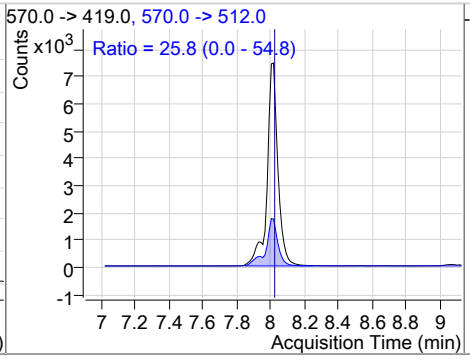

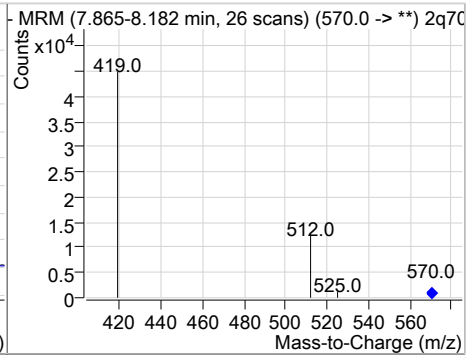

Compound	Conc.	RT	Dev(Min)	Resp.	QIon	QRatio	Min.	Max.
d5-EtFOSAA	21.34	8.13	0.00	68867				

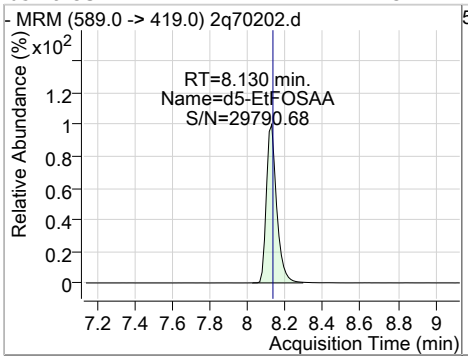

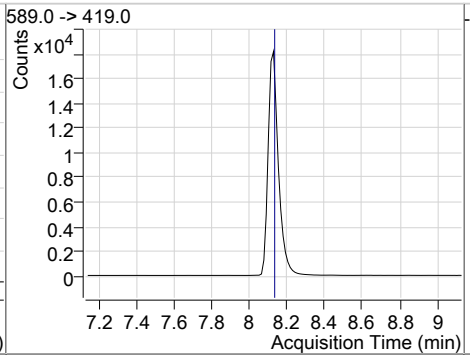

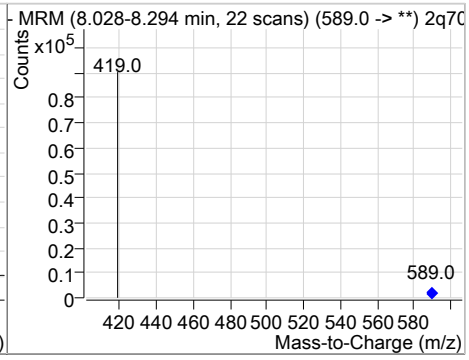

18.5.6 18

Perfluorinated Compounds by LC/MS/MS

Compound	Conc.	RT	Dev(Min)	Resp.	QIon	QRatio	Min.	Max.
EtFOSAA	9.55	8.13	0.00	28212	584.0 -> 483.0	60.3	30.2	90.2

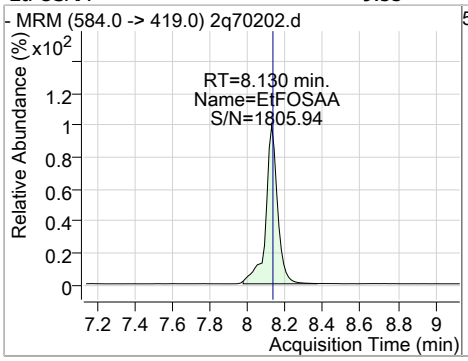

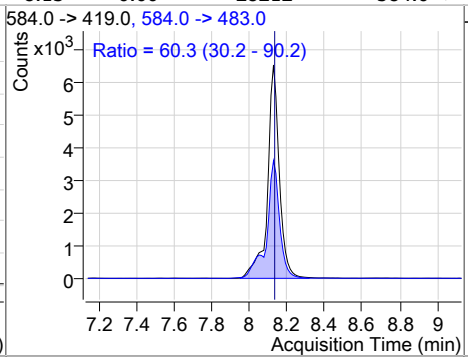

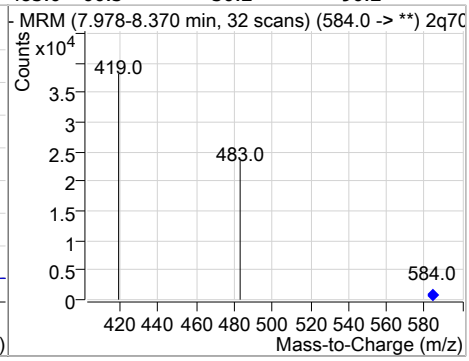

Compound	Conc.	RT	Dev(Min)	Resp.	QIon	QRatio	Min.	Max.
PFNS	10.57	8.14	0.00	10243	549.0 -> 99.0	53.1	24.3	84.3

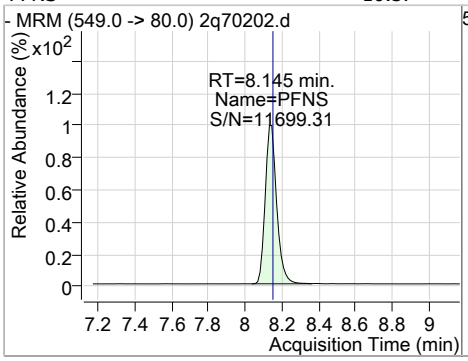

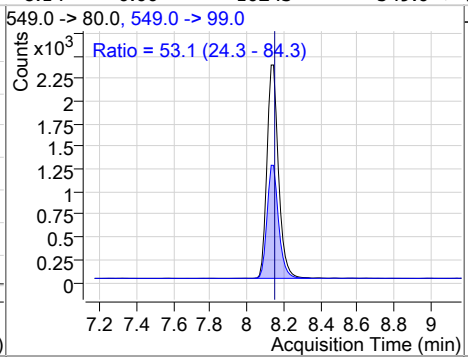

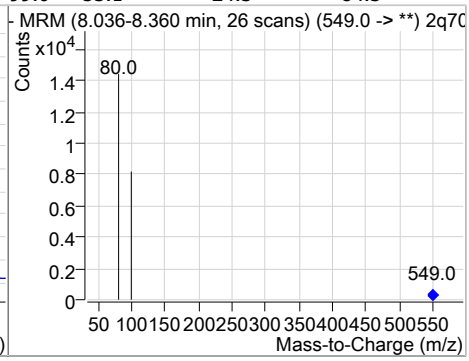

Compound	Conc.	RT	Dev(Min)	Resp.	QIon	QRatio	Min.	Max.
13C6-PFDA	20.56	8.17	0.00	248364				

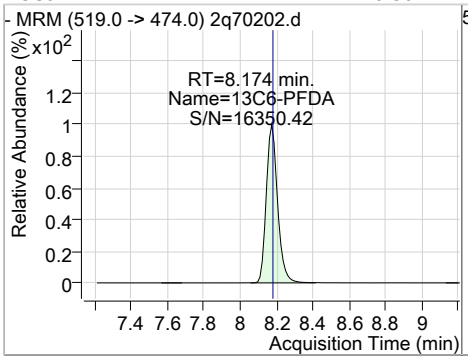

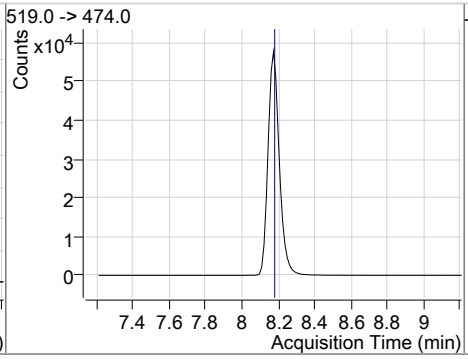

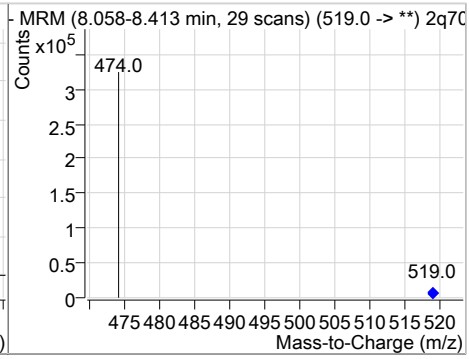

Compound	Conc.	RT	Dev(Min)	Resp.	QIon	QRatio	Min.	Max.
PFDA	10.16	8.17	0.00	139851	513.0 -> 219.0	14.0	0.0	44.5

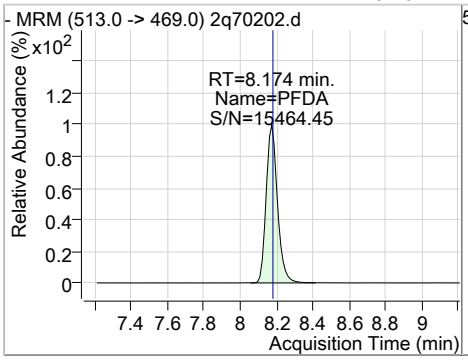

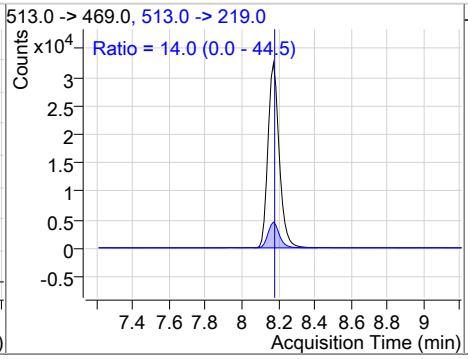

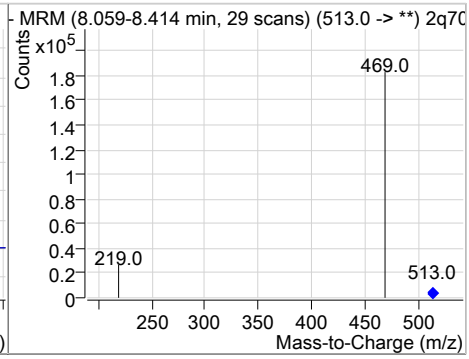

Perfluorinated Compounds by LC/MS/MS

Compound	Conc.	RT	Dev(Min)	Resp.	QIon	QRatio	Min.	Max.
13C2-8:2FTS	19.83	8.21	0.00	108059				

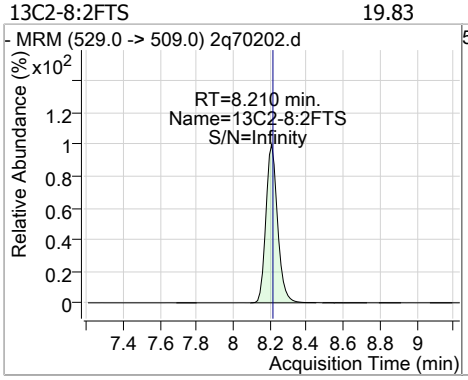

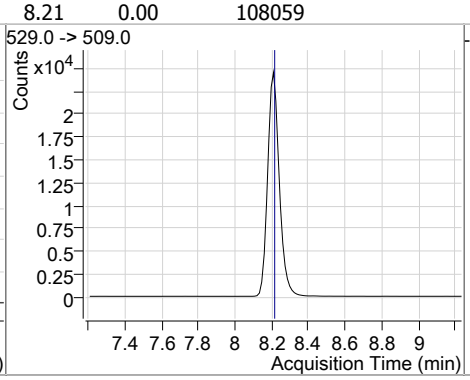

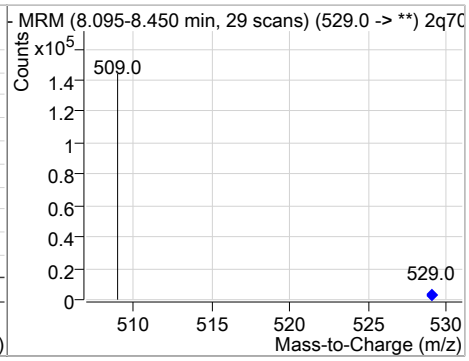

Compound	Conc.	RT	Dev(Min)	Resp.	QIon	QRatio	Min.	Max.
8:2FTS	10.79	8.21	0.00	56399	527.0 -> 81.0	25.5	0.0	55.3

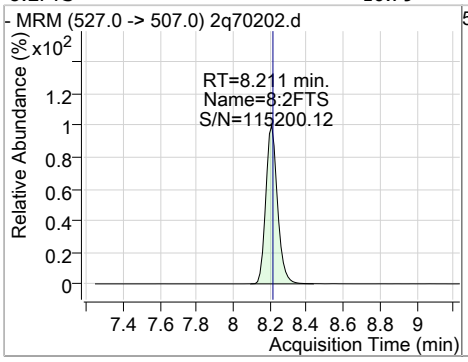

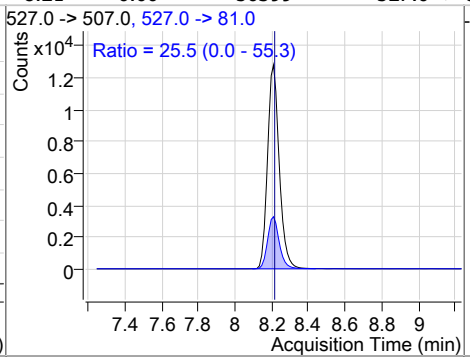

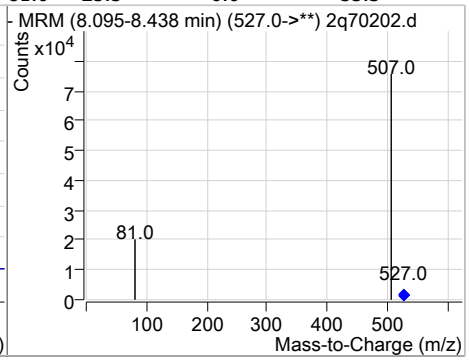

Compound	Conc.	RT	Dev(Min)	Resp.	QIon	QRatio	Min.	Max.
PFDS	10.25	8.55	-0.01	5792	599.0 -> 99.0	33.0	3.4	63.4

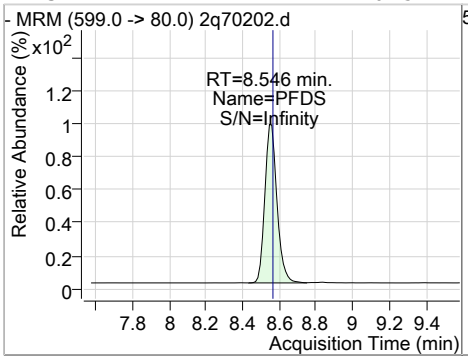

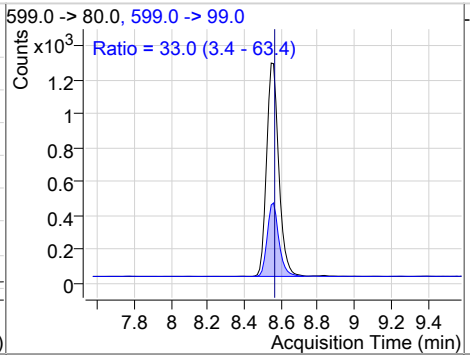

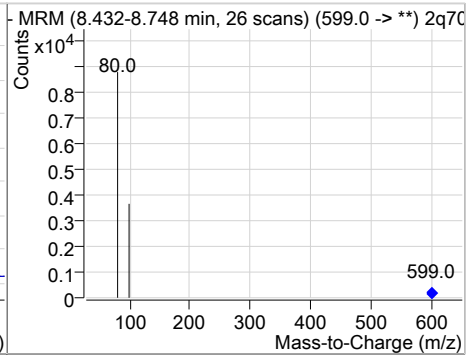

Compound	Conc.	RT	Dev(Min)	Resp.	QIon	QRatio	Min.	Max.
13C7-PFUnDA	20.45	8.60	0.00	339967				

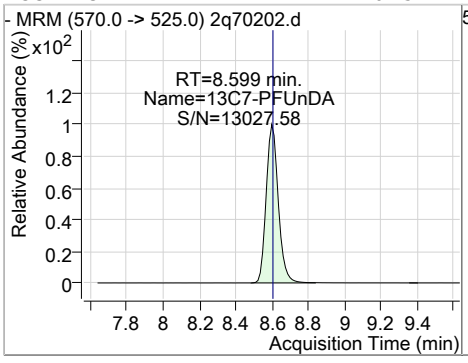

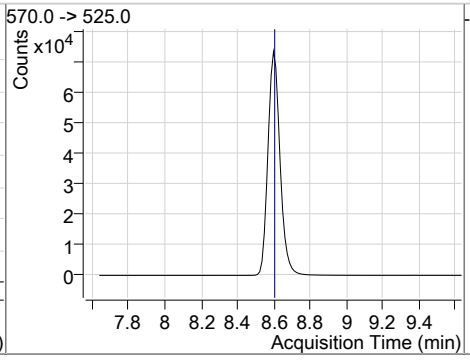

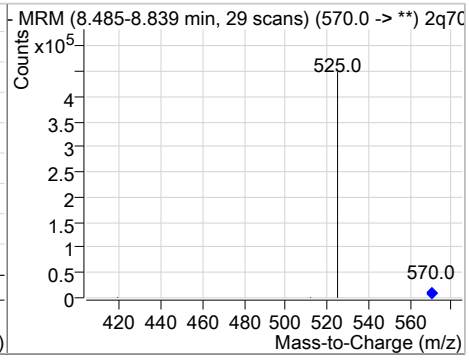

Perfluorinated Compounds by LC/MS/MS

Compound	Conc.	RT	Dev(Min)	Resp.	QIon	QRatio	Min.	Max.
PFUnDA	10.23	8.60	0.00	170936	563.0 -> 269.0	13.9	0.0	44.0

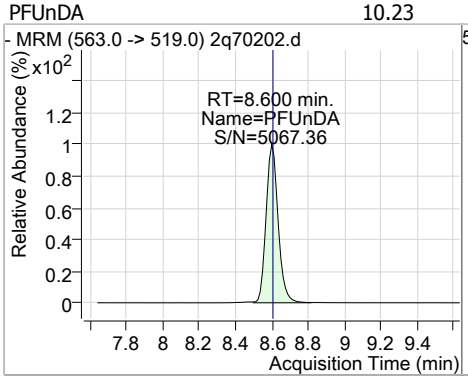

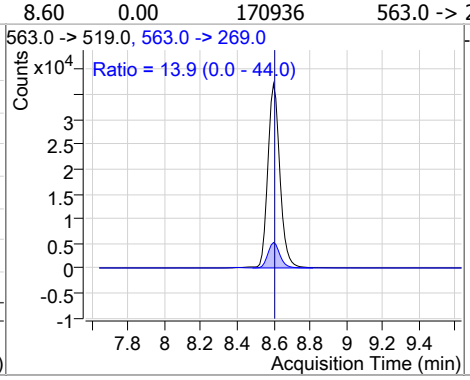

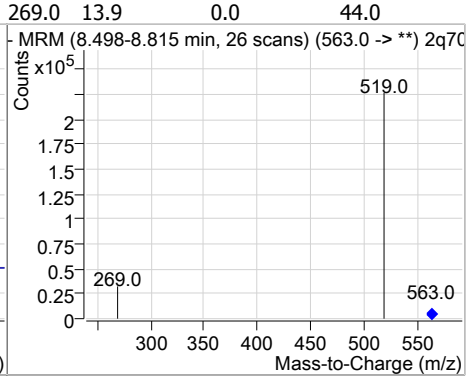

Compound	Conc.	RT	Dev(Min)	Resp.	QIon	QRatio	Min.	Max.
11Cl-PF3OUdS	9.97	8.76	0.00	77290	633.0 -> 453.0	30.9	0.0	60.0

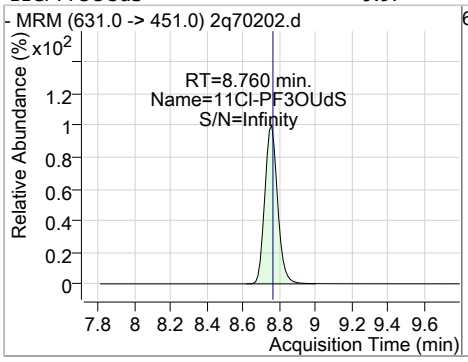

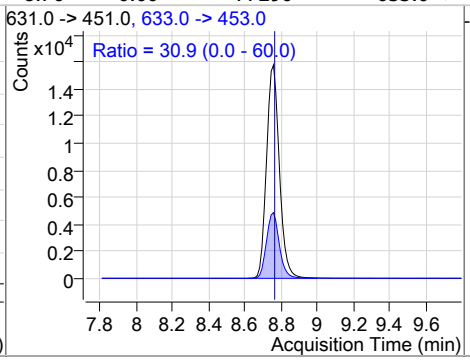

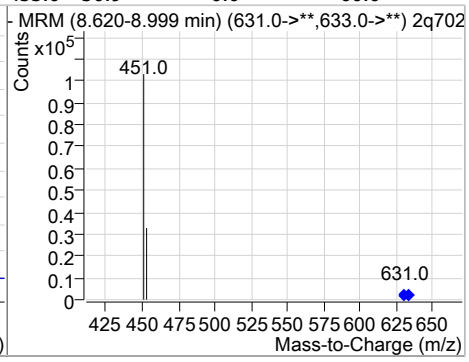

Compound	Conc.	RT	Dev(Min)	Resp.	QIon	QRatio	Min.	Max.
13C2-PFDoDA	20.74	9.09	0.00	490579				

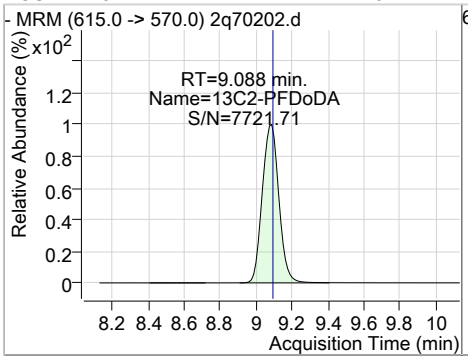

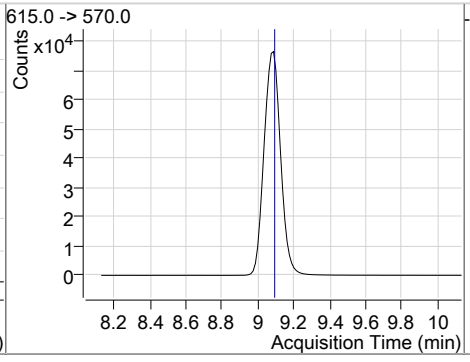

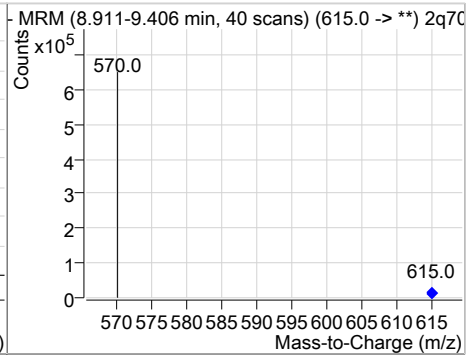

Compound	Conc.	RT	Dev(Min)	Resp.	QIon	QRatio	Min.	Max.
PFDoDA	10.22	9.08	-0.01	211899	613.0 -> 319.0	13.2	0.0	43.6

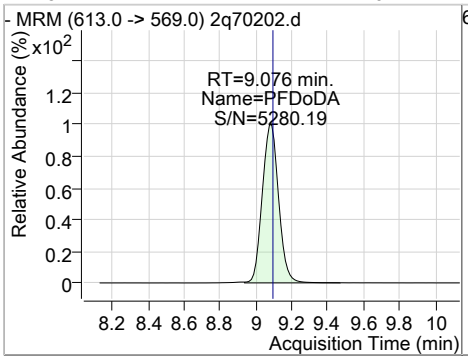

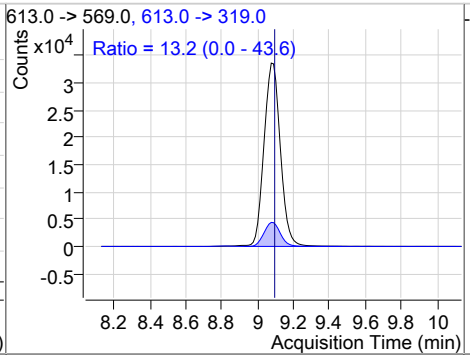

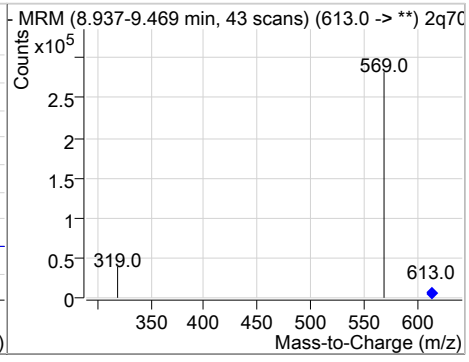

Perfluorinated Compounds by LC/MS/MS

Compound	Conc.	RT	Dev(Min)	Resp.	QIon	QRatio	Min.	Max.
PFTrDA	9.95	9.69	0.00	259602	663.0 -> 369.0	8.5	0.0	38.6

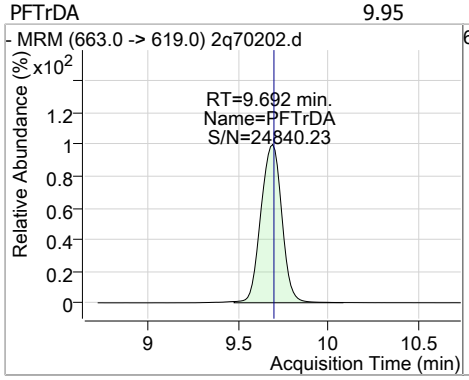

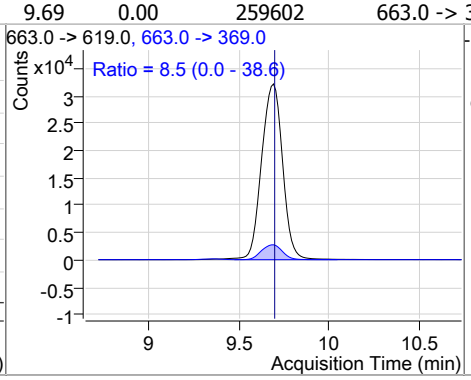

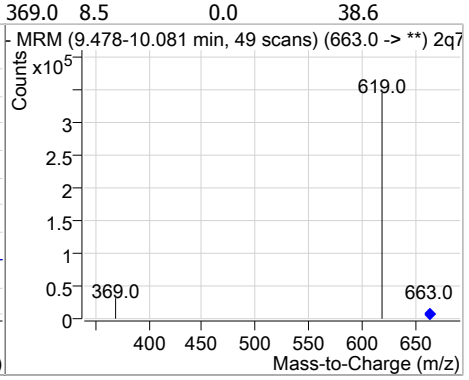

Compound	Conc.	RT	Dev(Min)	Resp.	QIon	QRatio	Min.	Max.
13C2-PFTeDA	21.37	10.26	0.00	488609				

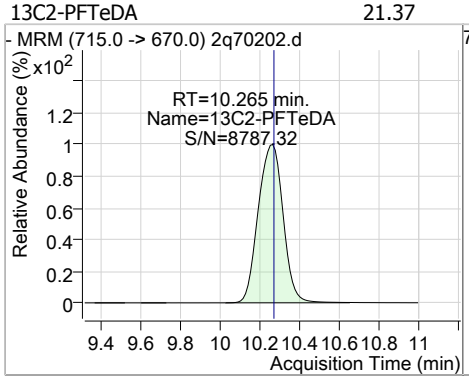

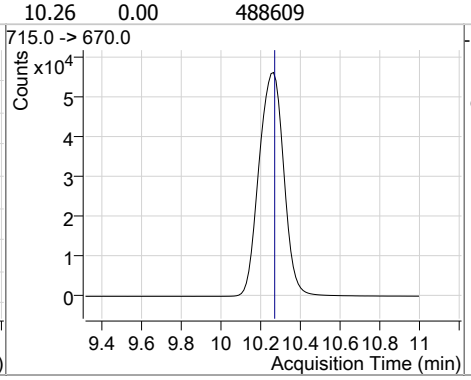

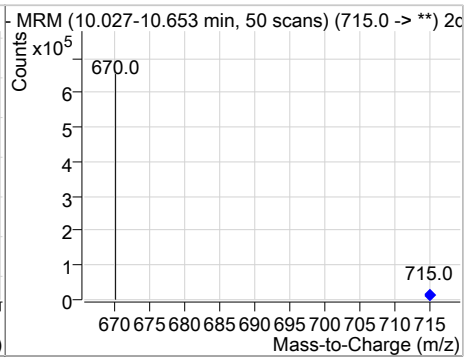

Compound	Conc.	RT	Dev(Min)	Resp.	QIon	QRatio	Min.	Max.
PFTeDA	10.15	10.25	-0.01	292514	713.0 -> 219.0	5.0	0.0	35.0

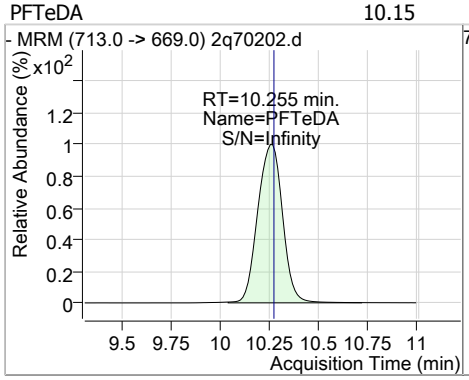

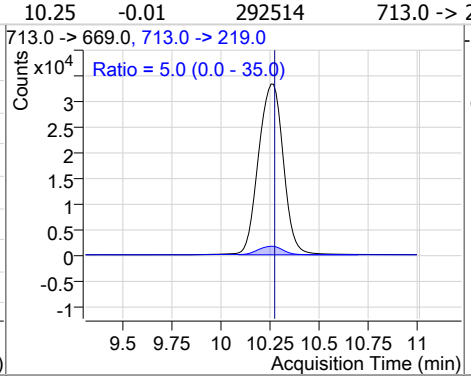

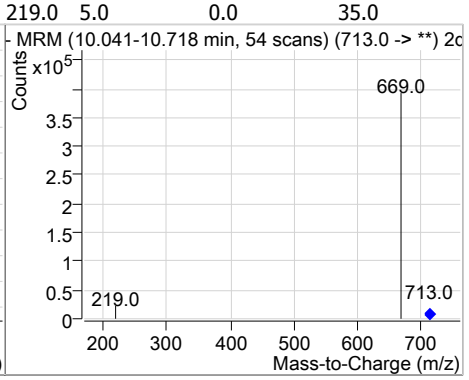

18.5.6 18

Manual Integration Approval Summary

Sample Number:	S2Q1012-IC1012	**Method:**	EPA 537M QSM5.3 B-15
Lab FileID:	2Q70202.D	**Analyst approved:**	06/21/21 10:57 Nancy Saunders
Injection Time:	06/20/21 12:44	**Supervisor approved:**	06/21/21 13:43 Mike Eger

Parameter	CAS	Sig#	R.T. (min.)	Reason
Perfluorohexanesulfonic acid	355-46-4		6.41	Split peak
Perfluorooctanesulfonic acid	1763-23-1		7.67	Split peak

2Q70203.D

Manual Integrations APPROVED (compounds with "m" flag)

Mike Eger 06/21/21 13:43

Perfluorinated Compounds by LC/MS/MS

Data File : 2q70203.d
Operator : nancyf
Acq. Method : 537_ID.m
Acq. Date-Time : 6/20/2021 1:00:52 PM
Sample Name : icc1012-20
Vial : P1-A7
DA Method File : BR_LN_062021_S2Q1012.quantmethod.xml
Batch Name : s2q1012.batch.bin
Sample Information : op85082,S2Q1012,250,,,1.0,1,water

Compound	RT	QIon	Resp.	Conc.	Units	Dev(Min)
Internal Standards						
M5-EtFOSAA	8.130	589.0 -> 419.0	66607	20.00	µg/L	0.000
M4-PFBA	1.964	217.0 -> 172.0	76418	20.00	µg/L	0.000
M5-PFPeA	3.962	268.0 -> 223.0	69257	20.00	µg/L	0.000
M5-PFHxA	5.403	318.0 -> 273.0	111433	20.00	µg/L	0.000
M4-PFHpA	6.370	367.0 -> 322.0	162932	20.00	µg/L	0.000
M8-PFOA	7.114	421.0 -> 376.0	221184	20.00	µg/L	0.000
M9-PFNA	7.708	472.0 -> 427.0	234155	20.00	µg/L	0.000
M6-PFDA	8.174	519.0 -> 474.0	247700	20.00	µg/L	0.000
M7-PFUnDA	8.599	570.0 -> 525.0	340936	20.00	µg/L	0.000
M2-PFDoDA	9.088	615.0 -> 570.0	487494	20.00	µg/L	0.000
M2-PFTeDA	10.265	715.0 -> 670.0	479775	20.00	µg/L	0.000
M8-FOSA	7.567	506.0 -> 78.0	52098	20.00	µg/L	0.000
M3-PFBS	4.280	302.0 -> 99.0	8448	20.00	µg/L	0.000
M3-PFHxS	6.418	402.0 -> 99.0	10391	20.00	µg/L	0.000
M8-PFOS	7.681	507.0 -> 99.0	15185	20.00	µg/L	0.000
M2-4:2FTS	5.297	329.0 -> 309.0	71484	20.00	µg/L	0.000
M2-6:2FTS	7.100	429.0 -> 409.0	123527	20.00	µg/L	0.000
M2-8:2FTS	8.210	529.0 -> 509.0	110906	20.00	µg/L	0.000
M3-MeFOSAA	8.004	573.0 -> 419.0	79558	20.00	µg/L	0.000
M3-HFPO-DA	5.721	287.0 -> 169.0	6645	20.00	µg/L	0.000
M3-MeFOSA	7.932	515.0 -> 169.0	14918	20.00	µg/L	0.000
System Monitoring Compounds						
13C2-4:2FTS	5.297	329.0 -> 309.0	71484	20.25	µg/L	0.000
Spiked Amount: 20.00	Range: 50.0 - 150.0%			Recovery = 101.2%		
13C2-6:2FTS	7.100	429.0 -> 409.0	123527	20.49	µg/L	0.000
Spiked Amount: 20.00	Range: 50.0 - 150.0%			Recovery = 102.5%		
13C2-8:2FTS	8.210	529.0 -> 509.0	110906	20.35	µg/L	0.000
Spiked Amount: 20.00	Range: 50.0 - 150.0%			Recovery = 101.8%		
13C2-PFDoDA	9.088	615.0 -> 570.0	487494	20.61	µg/L	0.000
Spiked Amount: 20.00	Range: 50.0 - 150.0%			Recovery = 103.0%		
13C2-PFTeDA	10.265	715.0 -> 670.0	479775	20.98	µg/L	0.000
Spiked Amount: 20.00	Range: 50.0 - 150.0%			Recovery = 104.9%		
13C3-PFBS	4.280	302.0 -> 99.0	8448	20.00	µg/L	0.000
Spiked Amount: 20.00	Range: 50.0 - 150.0%			Recovery = 100.0%		
13C3-PFHxS	6.418	402.0 -> 99.0	10391	20.58	µg/L	0.000
Spiked Amount: 20.00	Range: 50.0 - 150.0%			Recovery = 102.9%		
13C4-PFBA	1.964	217.0 -> 172.0	76418	20.10	µg/L	0.000
Spiked Amount: 20.00	Range: 50.0 - 150.0%			Recovery = 100.5%		
13C4-PFHpA	6.370	367.0 -> 322.0	162932	20.31	µg/L	0.000
Spiked Amount: 20.00	Range: 50.0 - 150.0%			Recovery = 101.5%		
d5-EtFOSAA	8.130	589.0 -> 419.0	66607	20.64	ng/ml	0.000
Spiked Amount: 20.00	Range: 50.0 - 150.0%			Recovery = 103.2%		
13C5-PFHxA	5.403	318.0 -> 273.0	111433	20.39	µg/L	0.000
Spiked Amount: 20.00	Range: 50.0 - 150.0%			Recovery = 102.0%		
13C5-PFPeA	3.962	268.0 -> 223.0	69257	20.27	µg/L	0.000

Perfluorinated Compounds by LC/MS/MS

Compound	RT	QIon	Resp.	Conc.	Units		Dev(Min)
Spiked Amount: 20.00	Range: 50.0 - 150.0%			Recovery = 101.3%			
13C6-PFDA	8.174	519.0 -> 474.0	247700	20.51	µg/L		0.000
Spiked Amount: 20.00	Range: 50.0 - 150.0%			Recovery = 102.5%			
13C7-PFUnDA	8.599	570.0 -> 525.0	340936	20.51	µg/L		0.000
Spiked Amount: 20.00	Range: 50.0 - 150.0%			Recovery = 102.6%			
13C8-FOSA	7.567	506.0 -> 78.0	52098	20.54	µg/L		0.000
Spiked Amount: 20.00	Range: 50.0 - 150.0%			Recovery = 102.7%			
13C8-PFOA	7.114	421.0 -> 376.0	221184	20.40	µg/L		0.000
Spiked Amount: 20.00	Range: 50.0 - 150.0%			Recovery = 102.0%			
13C8-PFOS	7.681	507.0 -> 99.0	15185	20.58	µg/L		0.000
Spiked Amount: 20.00	Range: 50.0 - 150.0%			Recovery = 102.9%			
13C9-PFNA	7.708	472.0 -> 427.0	234155	20.63	µg/L		0.000
Spiked Amount: 20.00	Range: 50.0 - 150.0%			Recovery = 103.2%			
d3-MeFOSAA	8.004	573.0 -> 419.0	79558	21.03	µg/L		0.000
Spiked Amount: 20.00	Range: 50.0 - 150.0%			Recovery = 105.1%			
13C3-HFPO-DA	5.721	287.0 -> 169.0	6645	20.17	µg/L		0.000
Spiked Amount: 20.00	Range: 50.0 - 150.0%			Recovery = 100.8%			
d3-MeFOSA	7.932	515.0 -> 169.0	14918	20.09	µg/L		0.000
Spiked Amount: 20.00	Range: 50.0 - 150.0%			Recovery = 100.5%			
Target Compounds							QValue
4:2FTS	5.299	327.0 -> 307.0	76375	20.48	µg/L		100
6:2FTS	7.101	427.0 -> 407.0	127522	20.68	µg/L		100
8:2FTS	8.211	527.0 -> 507.0	111530	20.79	µg/L		100
br-PFHxS	6.229	399.0 -> 80.0	3792	2.53	µg/L		100
EtFOSAA	8.130	584.0 -> 419.0	57074	19.98	µg/L		100
FOSA	7.568	498.0 -> 78.0	50680	20.87	µg/L		100
MeFOSAA	8.017	570.0 -> 419.0	68160	21.02	µg/L	m	100
PFBA	1.958	213.0 -> 169.0	28395	20.20	µg/L		100
PFBS	4.282	299.0 -> 80.0	26232	20.22	µg/L		100
PFDA	8.174	513.0 -> 469.0	273745	19.95	µg/L		100
PFDoDA	9.088	613.0 -> 569.0	413397	20.07	µg/L		100
PFDS	8.558	599.0 -> 80.0	11407	20.13	µg/L		100
PFHpA	6.371	363.0 -> 319.0	259037	20.21	µg/L		100
PFHpS	7.112	449.0 -> 80.0	24851	20.34	µg/L		100
PFHxA	5.404	313.0 -> 269.0	79425	20.27	µg/L		100
PFHxS	6.418	399.0 -> 80.0	26443	19.94	µg/L	m	100
PFNA	7.708	463.0 -> 419.0	254518	19.93	µg/L		100
PFNS	8.145	549.0 -> 80.0	19782	20.11	µg/L		100
PFOA	7.114	413.0 -> 369.0	240029	20.54	µg/L		100
PFOS	7.682	499.0 -> 80.0	26410	20.21	µg/L	m	100
PFPeA	3.964	263.0 -> 219.0	98788	20.21	µg/L		100
PFPeS	5.540	349.0 -> 80.0	17252	20.31	µg/L		100
PFTeDA	10.267	713.0 -> 669.0	575190	20.33	µg/L		100
PFTrDA	9.692	663.0 -> 619.0	517458	19.96	µg/L		100
PFUnDA	8.600	563.0 -> 519.0	334530	19.97	µg/L		100
LN-PFHxS	6.418	399.0 -> 80.0	22652	17.39	µg/L		100
11Cl-PF3OUdS	8.760	631.0 -> 451.0	156620	20.33	µg/L		100
9Cl-PF3ONS	7.931	531.0 -> 351.0	32309	19.50	µg/L		100
ADONA	6.483	377.0 -> 251.0	296672	19.40	µg/L		100
br-PFOS	7.503	499.0 -> 80.0	9052	4.92	µg/L		100
HFPO-DA	5.717	329.0 -> 169.0	26821	20.41	µg/L		100
LN-PFOS	7.682	499.0 -> 80.0	17358	15.25	µg/L		100
br-PFOA	7.114	413.0 -> 369.0	240029	20.54	µg/L		100
LN-PFOA	7.114	413.0 -> 369.0	240029	20.54	µg/L		100
br-PFNA	7.708	463.0 -> 419.0	254518	19.93	µg/L		100
LN-PFNA	7.708	463.0 -> 419.0	254518	19.93	µg/L		100

Perfluorinated Compounds by LC/MS/MS

Compound	RT	QIon	Resp.	Conc.	Units	Dev(Min)
MeFOSA	7.946	512.0 -> 219.0	15563	21.80	µg/L	100

 # = Qualifier out of range, m = manually integrated, + = Area summed

Perfluorinated Compounds by LC/MS/MS

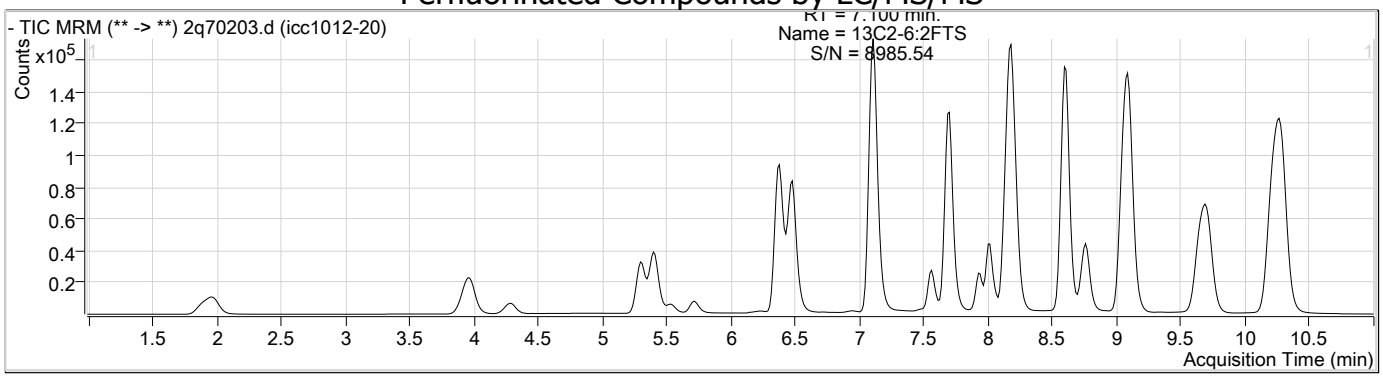

Compound	Conc.	RT	Dev(Min)	Resp.	QIon	QRatio	Min.	Max.
PFBA	20.20	1.96	0.00	28395				

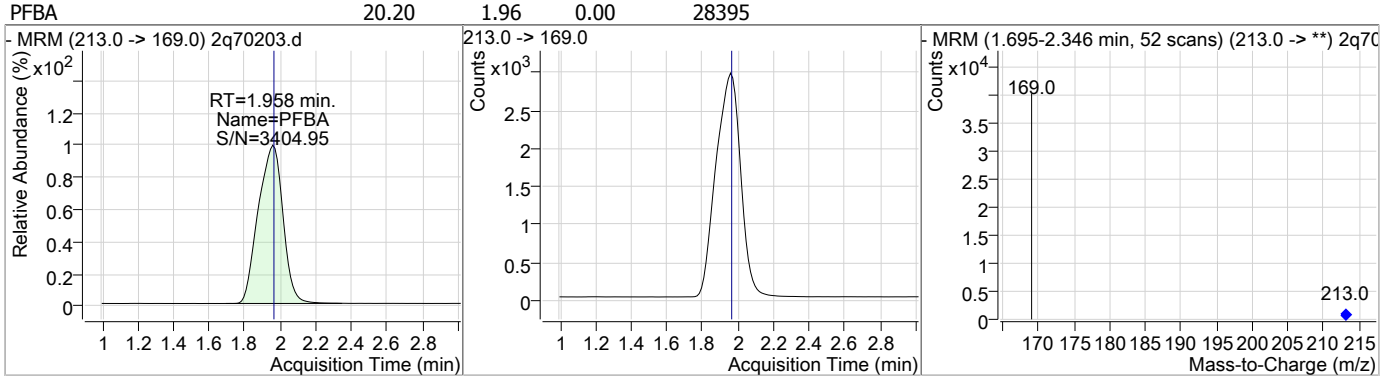

Compound	Conc.	RT	Dev(Min)	Resp.	QIon	QRatio	Min.	Max.
13C4-PFBA	20.10	1.96	0.00	76418				

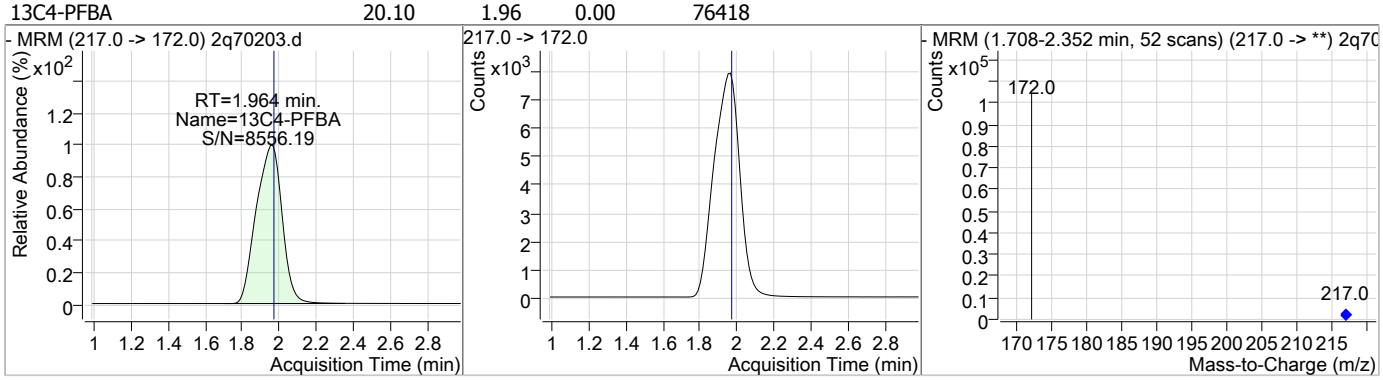

Compound	Conc.	RT	Dev(Min)	Resp.	QIon	QRatio	Min.	Max.
13C5-PFPeA	20.27	3.96	0.00	69257				

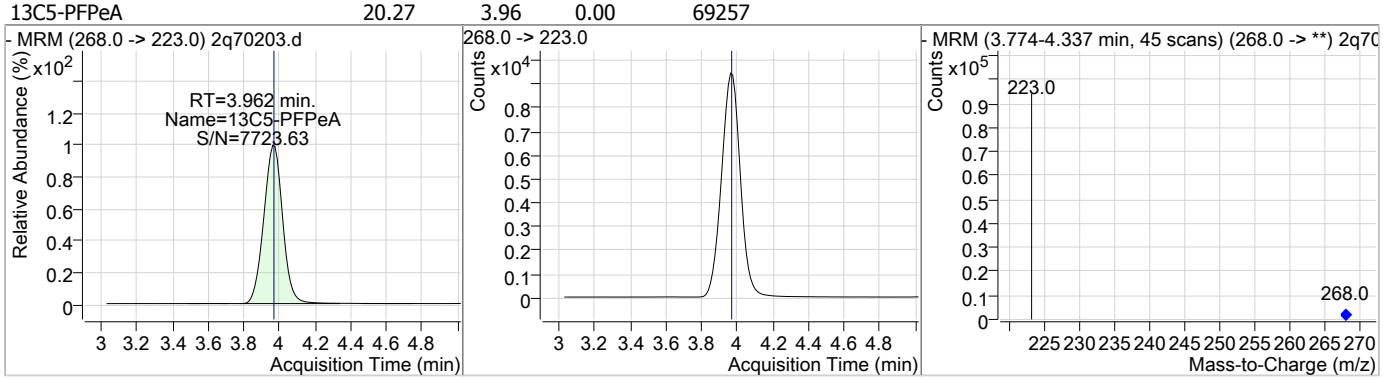

18.5.7 18

Perfluorinated Compounds by LC/MS/MS

Compound	Conc.	RT	Dev(Min)	Resp.	QIon	QRatio	Min.	Max.
PFPeA	20.21	3.96	0.00	98788				

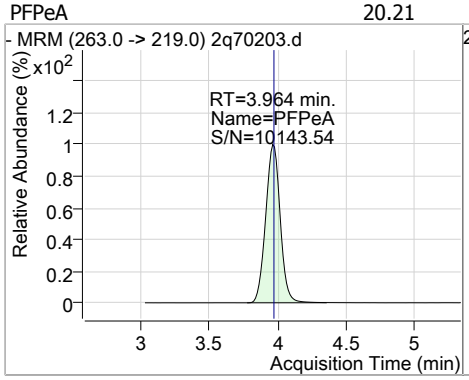

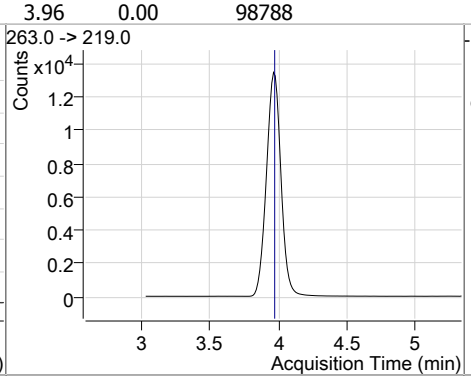

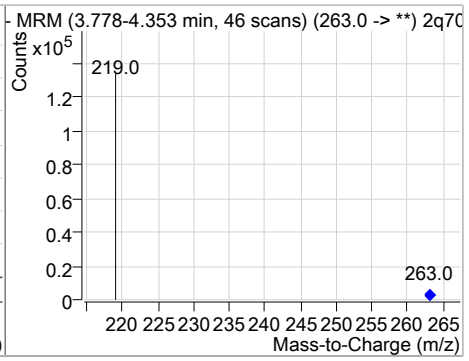

Compound	Conc.	RT	Dev(Min)	Resp.	QIon	QRatio	Min.	Max.
13C3-PFBS	20.00	4.28	0.00	8448				

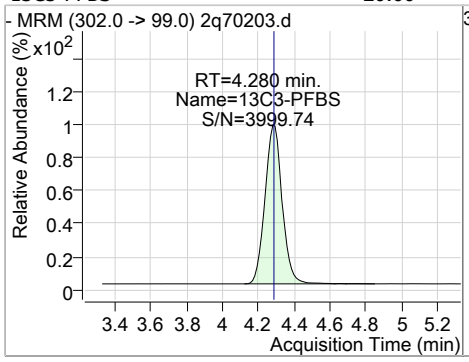

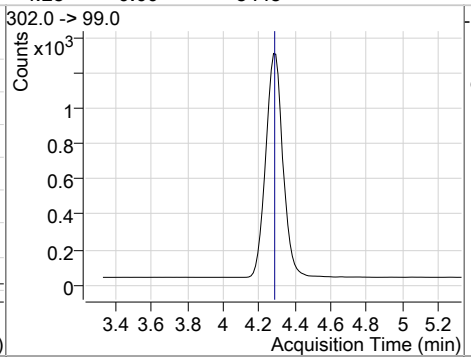

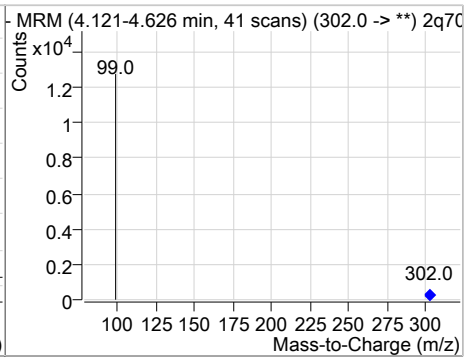

Compound	Conc.	RT	Dev(Min)	Resp.	QIon	QRatio	Min.	Max.
PFBS	20.22	4.28	0.00	26232	299.0 -> 99.0	37.4	7.4	67.4

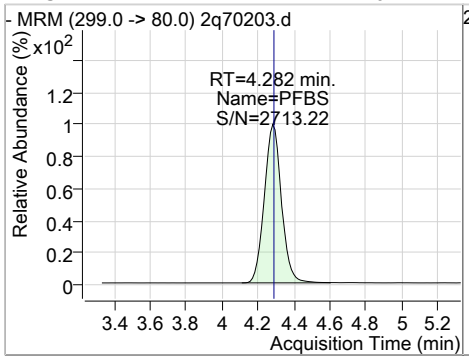

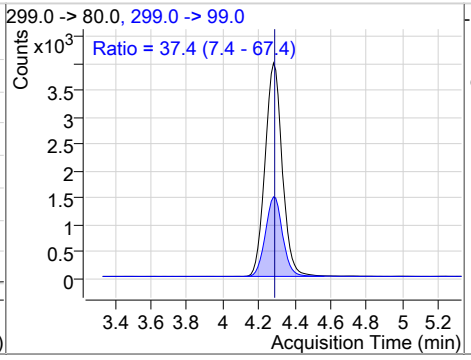

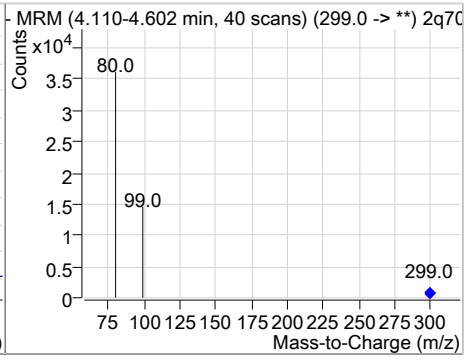

Compound	Conc.	RT	Dev(Min)	Resp.	QIon	QRatio	Min.	Max.
13C2-4:2FTS	20.25	5.30	0.00	71484				

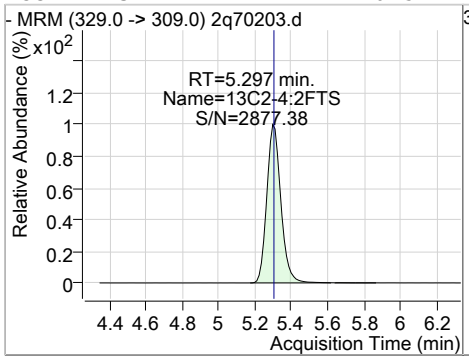

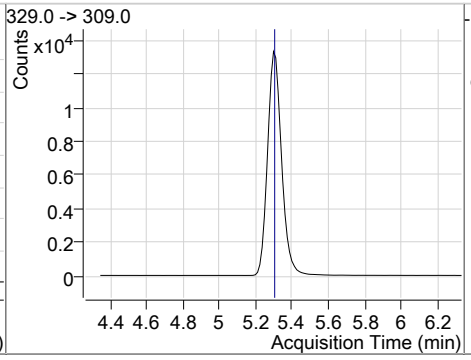

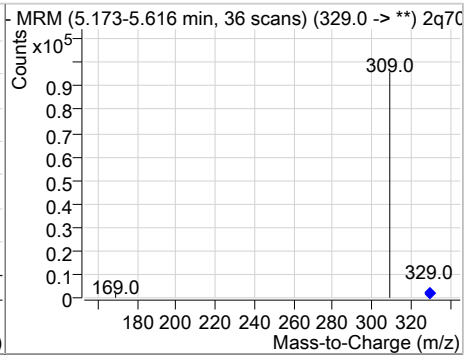

Perfluorinated Compounds by LC/MS/MS

Compound	Conc.	RT	Dev(Min)	Resp.	QIon	QRatio	Min.	Max.
4:2FTS	20.48	5.30	0.00	76375	327.0 -> 81.0	33.0	3.0	63.0

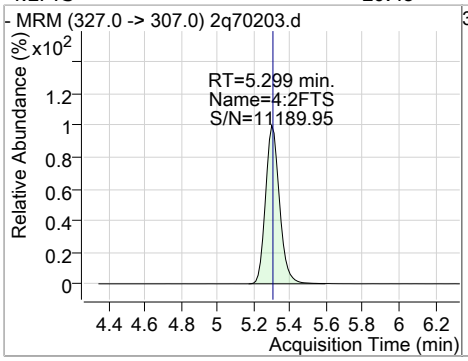

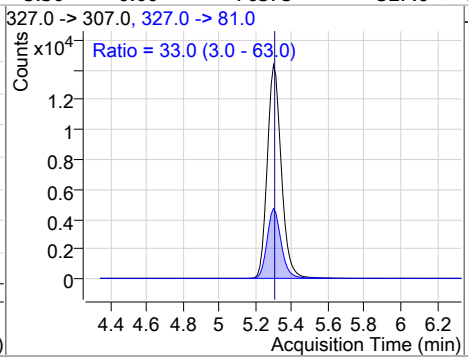

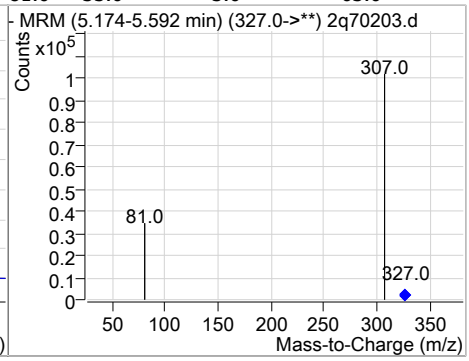

Compound	Conc.	RT	Dev(Min)	Resp.	QIon	QRatio	Min.	Max.
13C5-PFHxA	20.39	5.40	0.00	111433				

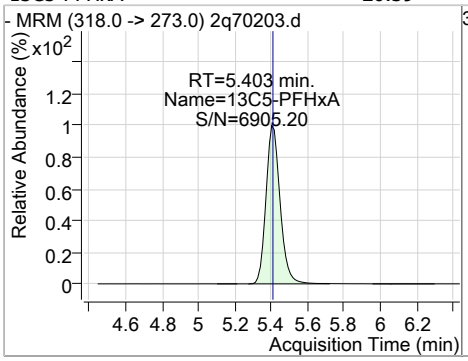

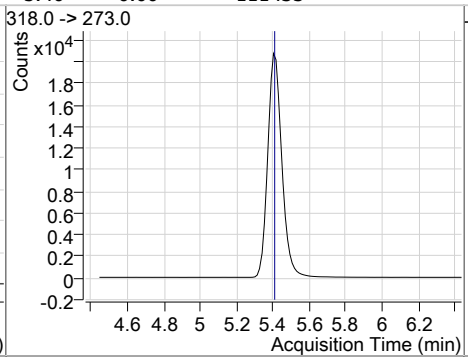

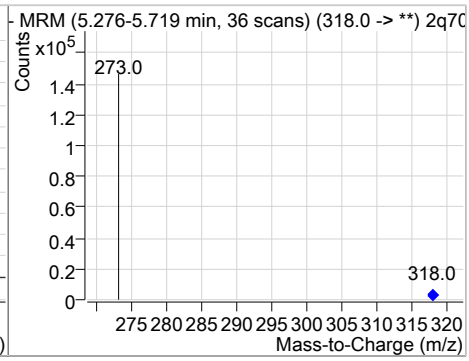

Compound	Conc.	RT	Dev(Min)	Resp.	QIon	QRatio	Min.	Max.
PFHxA	20.27	5.40	0.00	79425	313.0 -> 119.0	8.2	0.0	38.2

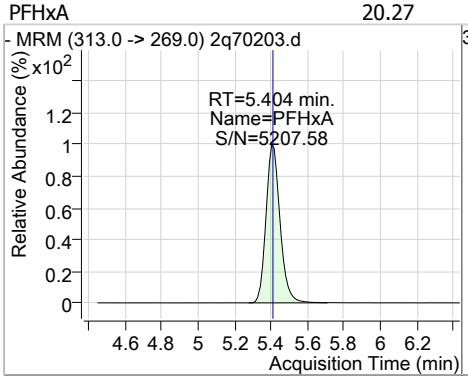

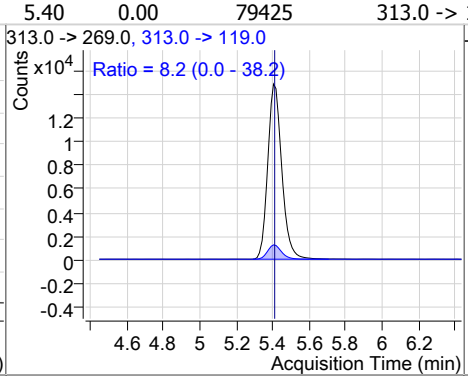

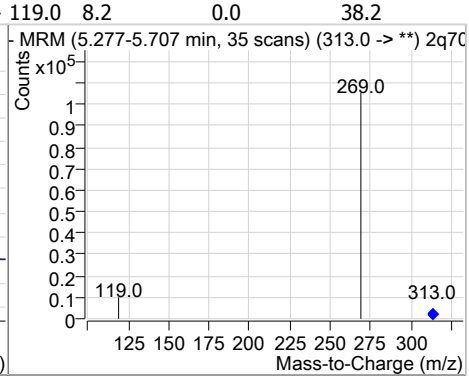

Compound	Conc.	RT	Dev(Min)	Resp.	QIon	QRatio	Min.	Max.
PFPeS	20.31	5.54	0.00	17252	349.0 -> 99.0	39.1	9.1	69.1

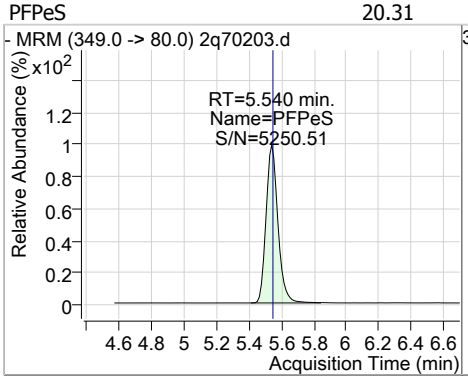

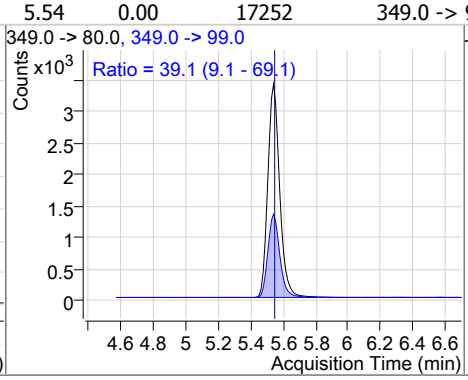

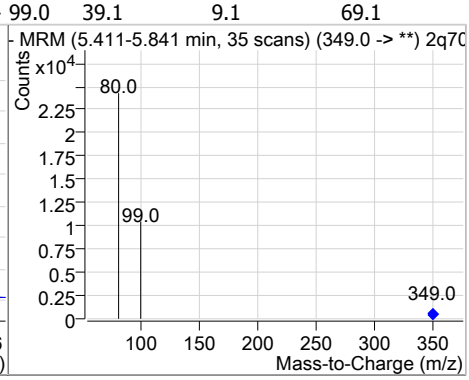

Perfluorinated Compounds by LC/MS/MS

Compound	Conc.	RT	Dev(Min)	Resp.	QIon	QRatio	Min.	Max.
HFPO-DA	20.41	5.72	0.00	26821	285.0 -> 169.0	14.8	0.0	44.8

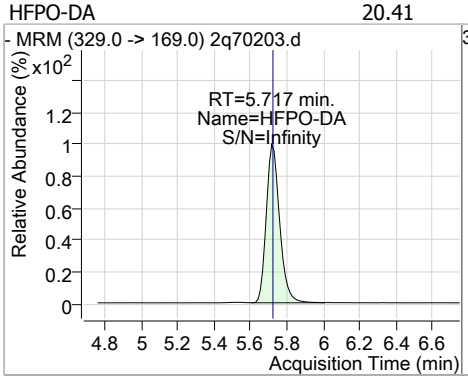

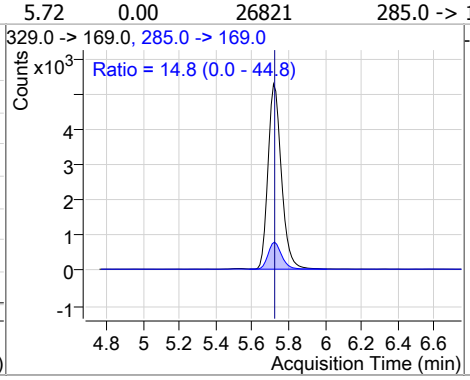

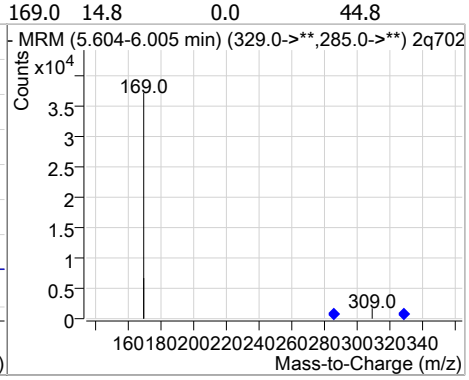

Compound	Conc.	RT	Dev(Min)	Resp.	QIon	QRatio	Min.	Max.
13C3-HFPO-DA	20.17	5.72	0.00	6645				

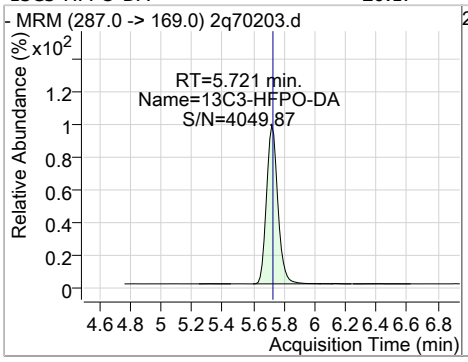

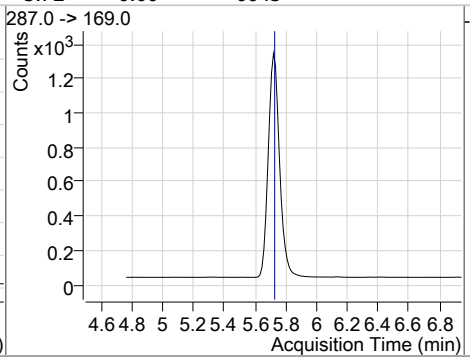

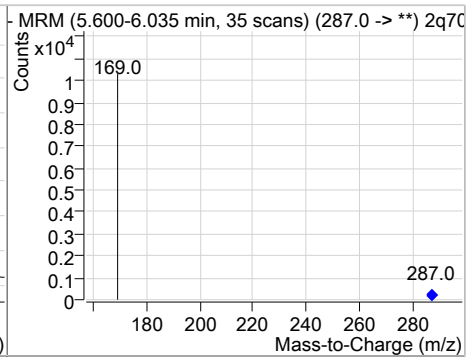

Compound	Conc.	RT	Dev(Min)	Resp.	QIon	QRatio	Min.	Max.
br-PFHxS	2.53	6.23	0.00	3792	399.0 -> 99.0	31.2	11.2	51.2

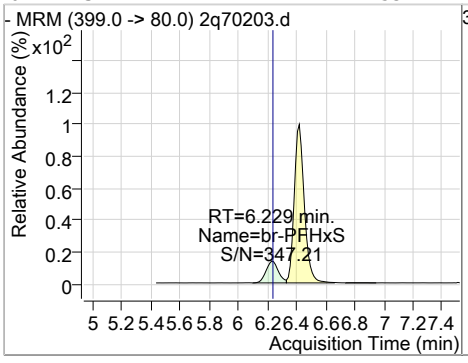

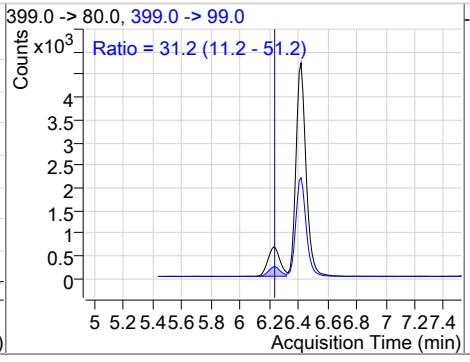

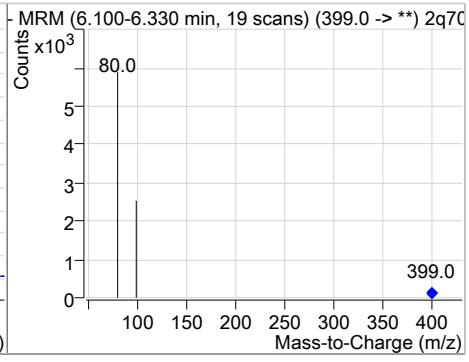

Compound	Conc.	RT	Dev(Min)	Resp.	QIon	QRatio	Min.	Max.
13C4-PFHpA	20.31	6.37	0.00	162932				

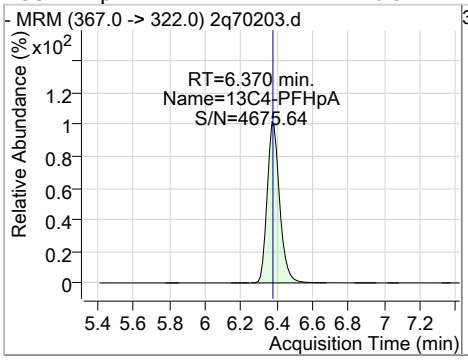

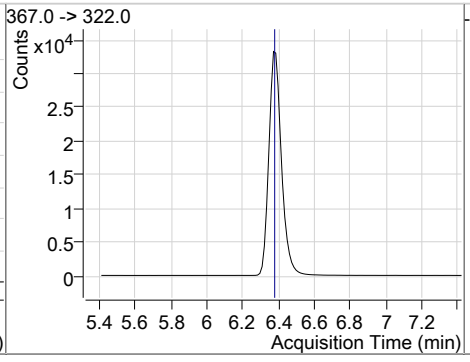

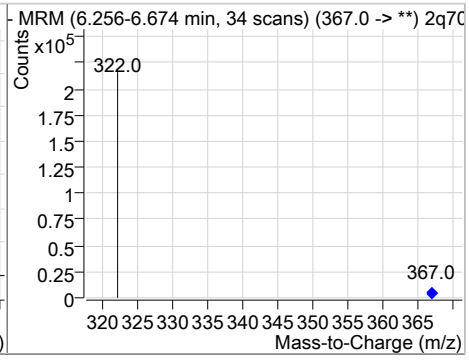

Perfluorinated Compounds by LC/MS/MS

Compound	Conc.	RT	Dev(Min)	Resp.	QIon	QRatio	Min.	Max.
PFHpA	20.21	6.37	0.00	259037	363.0 -> 169.0	6.5	0.0	36.5

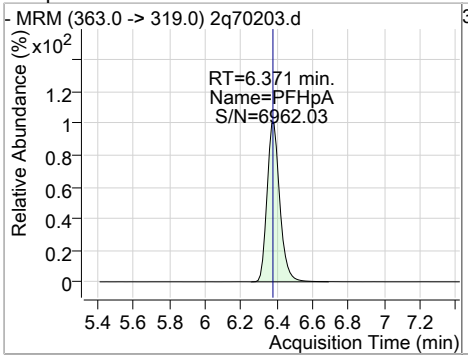

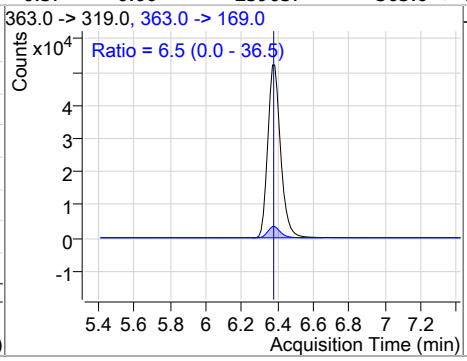

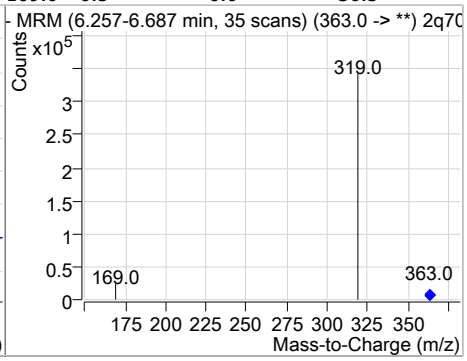

Compound	Conc.	RT	Dev(Min)	Resp.	QIon	QRatio	Min.	Max.
13C3-PFHxS	20.58	6.42	0.00	10391				

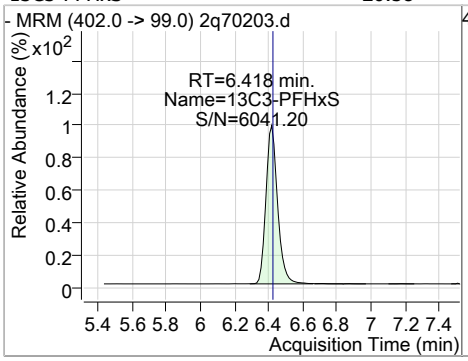

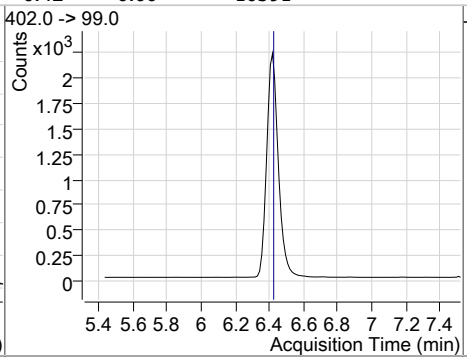

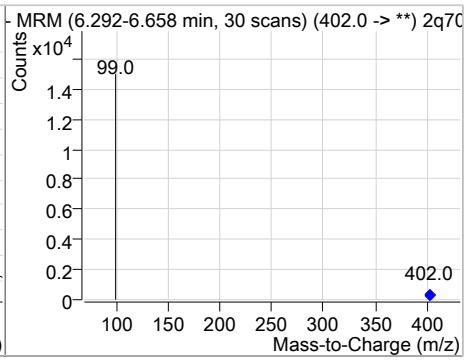

Compound	Conc.	RT	Dev(Min)	Resp.	QIon	QRatio	Min.	Max.
PFHxS	19.94	6.42	0.00	26443 (m)	399.0 -> 99.0	45.2	15.2	75.2

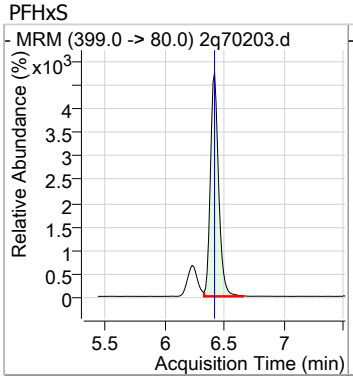

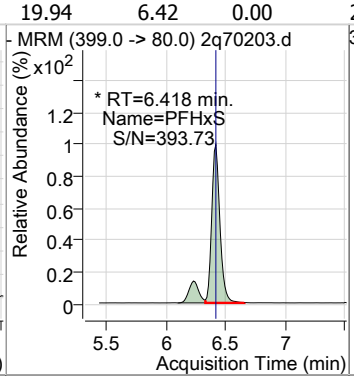

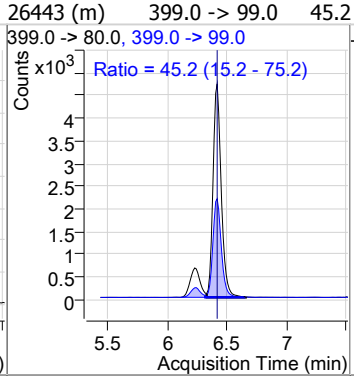

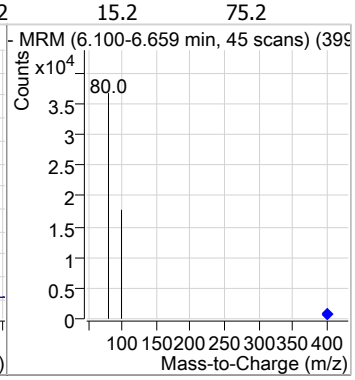

Compound	Conc.	RT	Dev(Min)	Resp.	QIon	QRatio	Min.	Max.
LN-PFHxS	17.39	6.42	0.00	22652	399.0 -> 99.0	47.4	27.4	67.4

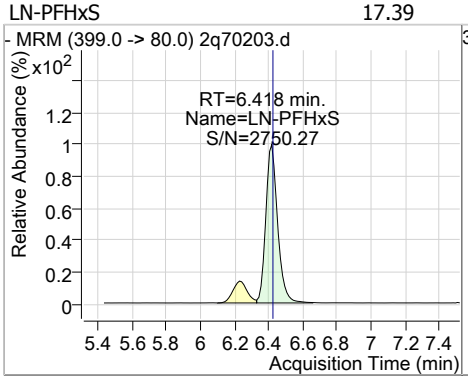

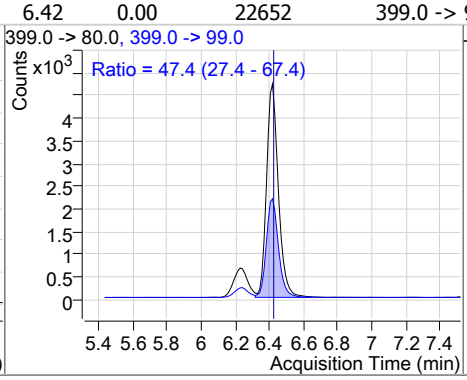

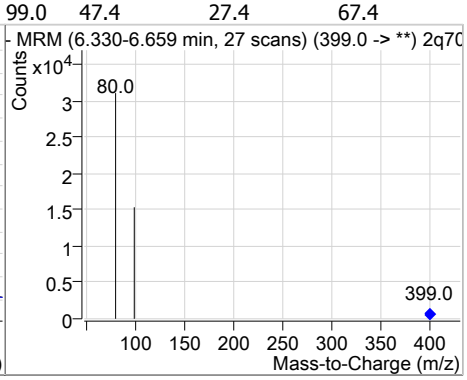

Perfluorinated Compounds by LC/MS/MS

Compound	Conc.	RT	Dev(Min)	Resp.	QIon	QRatio	Min.	Max.
ADONA	19.40	6.48	0.00	296672	377.0 -> 85.0	25.9	0.0	55.9

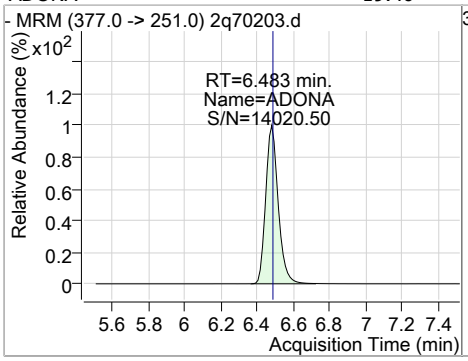

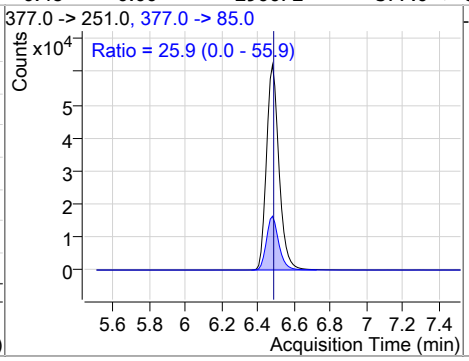

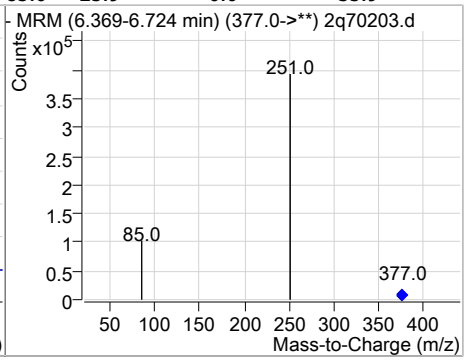

Compound	Conc.	RT	Dev(Min)	Resp.	QIon	QRatio	Min.	Max.
13C2-6:2FTS	20.49	7.10	0.00	123527				

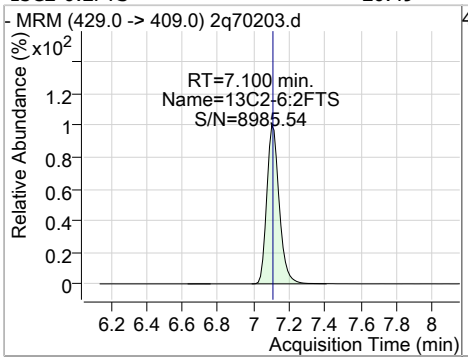

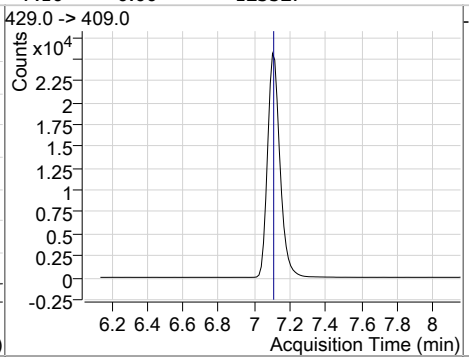

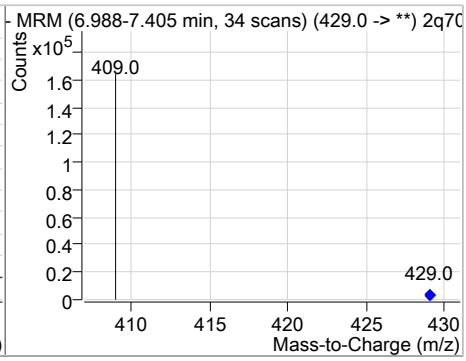

Compound	Conc.	RT	Dev(Min)	Resp.	QIon	QRatio	Min.	Max.
6:2FTS	20.68	7.10	0.00	127522	427.0 -> 81.0	24.8	0.0	54.8

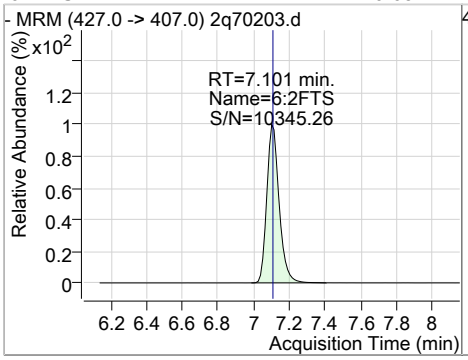

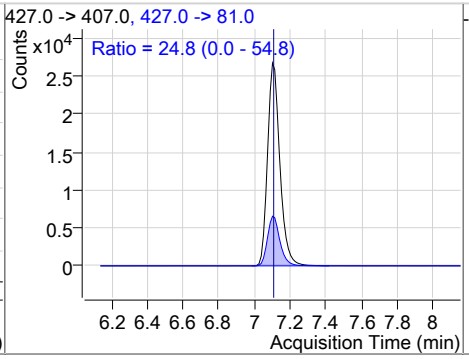

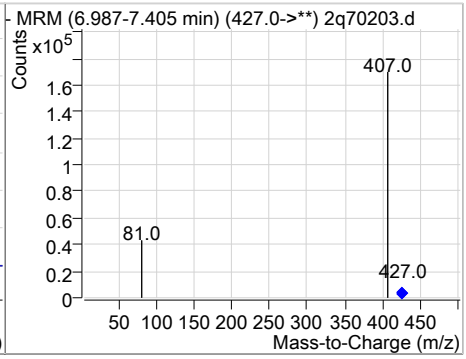

Compound	Conc.	RT	Dev(Min)	Resp.	QIon	QRatio	Min.	Max.
PFHpS	20.34	7.11	0.00	24851	449.0 -> 99.0	45.2	15.2	75.2

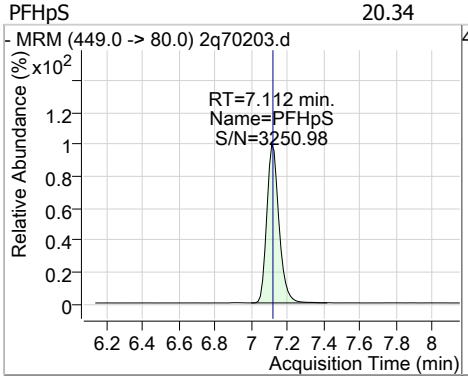

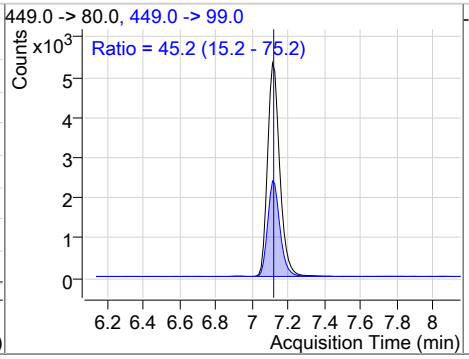

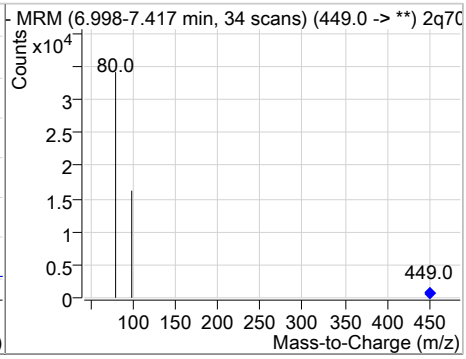

Perfluorinated Compounds by LC/MS/MS

Compound	Conc.	RT	Dev(Min)	Resp.	QIon	QRatio	Min.	Max.
13C8-PFOA	20.40	7.11	0.00	221184				

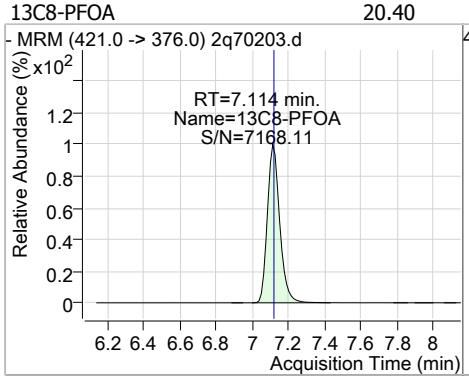

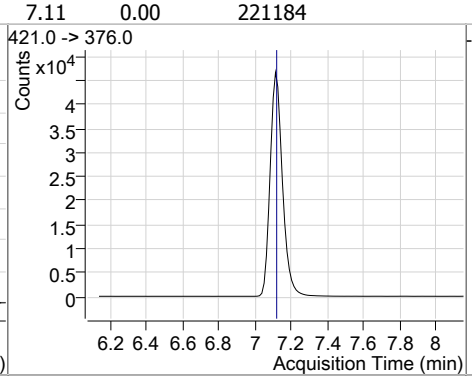

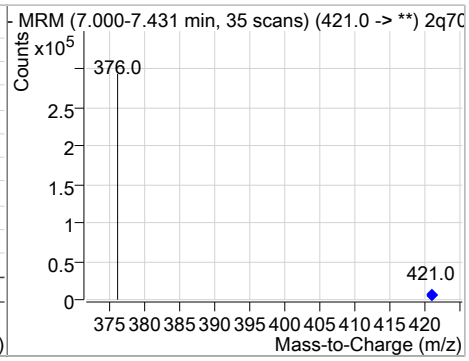

Compound	Conc.	RT	Dev(Min)	Resp.	QIon	QRatio	Min.	Max.
PFOA	20.54	7.11	0.00	240029	413.0 -> 169.0	20.6	0.0	50.6

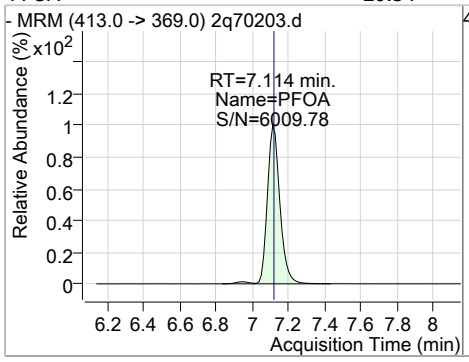

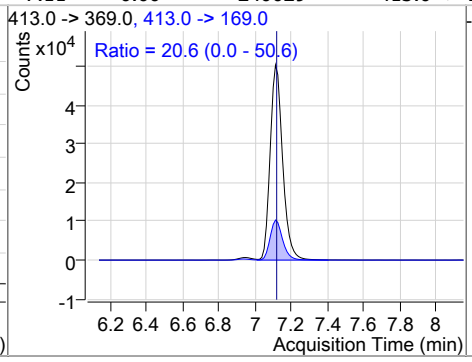

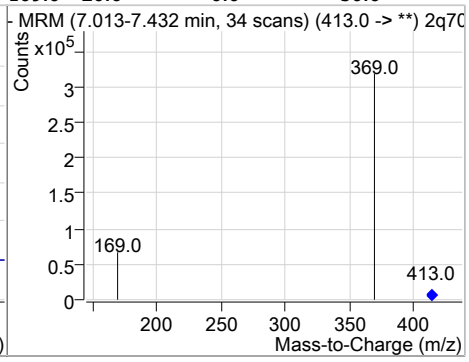

Compound	Conc.	RT	Dev(Min)	Resp.	QIon	QRatio	Min.	Max.
br-PFOA	20.54	7.11	0.00	240029	413.0 -> 169.0	20.6	0.0	50.6

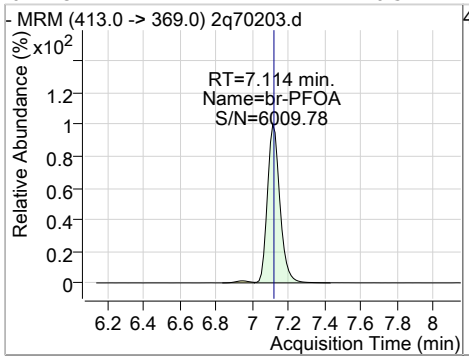

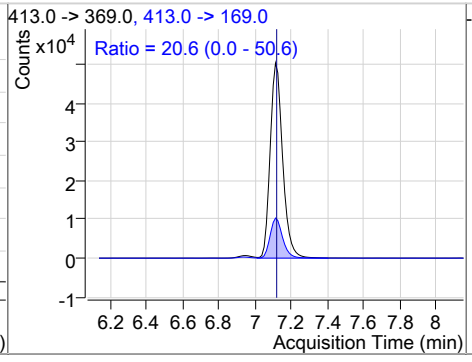

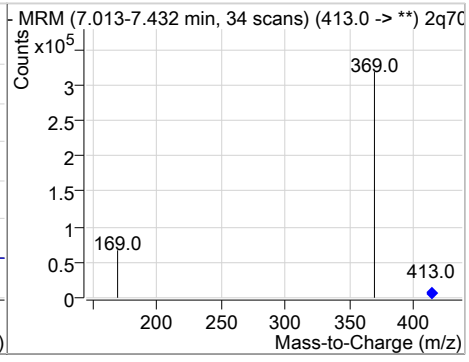

Compound	Conc.	RT	Dev(Min)	Resp.	QIon	QRatio	Min.	Max.
LN-PFOA	20.54	7.11	0.00	240029	413.0 -> 169.0	20.6	0.0	50.6

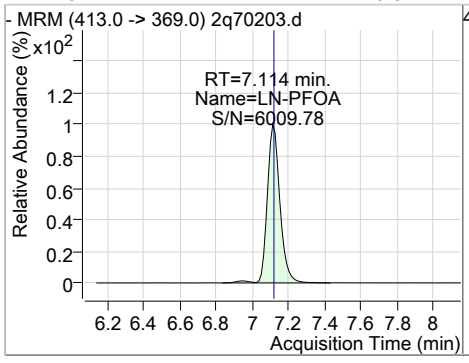

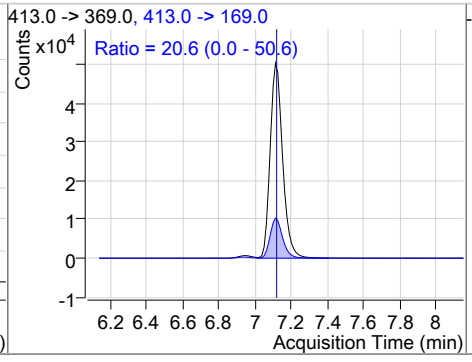

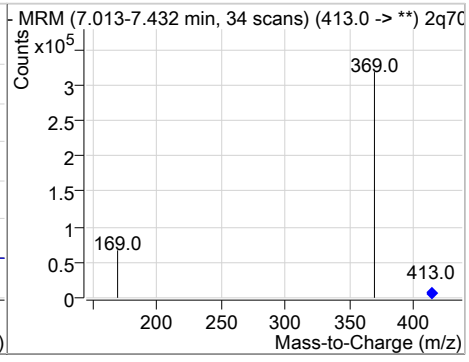

Perfluorinated Compounds by LC/MS/MS

Compound	Conc.	RT	Dev(Min)	Resp.	QIon	QRatio	Min.	Max.
br-PFOS	4.92	7.50	0.00	9052	499.0 -> 99.0	18.8	0.0	48.8

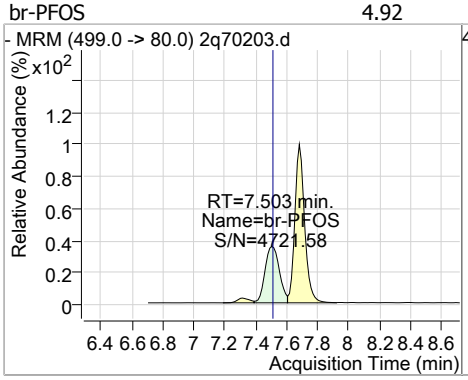

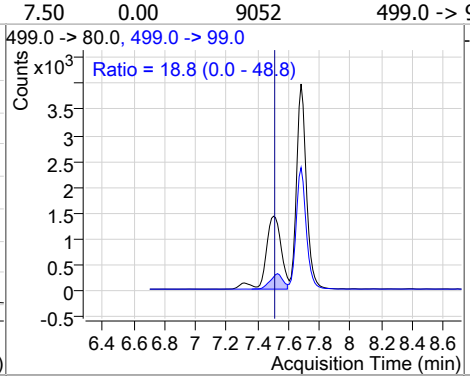

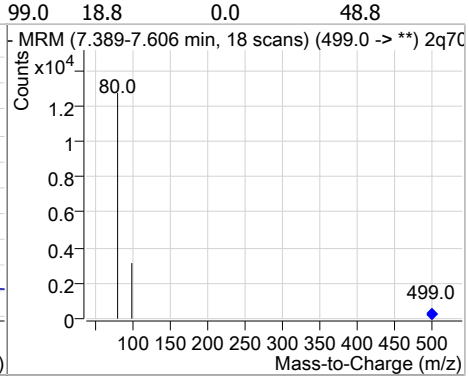

Compound	Conc.	RT	Dev(Min)	Resp.	QIon	QRatio	Min.	Max.
13C8-FOSA	20.54	7.57	0.00	52098				

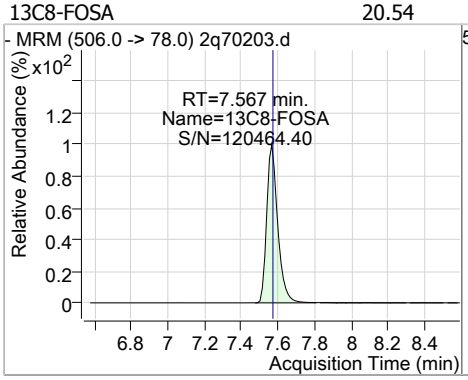

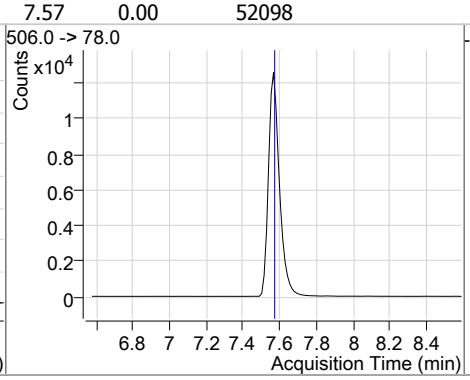

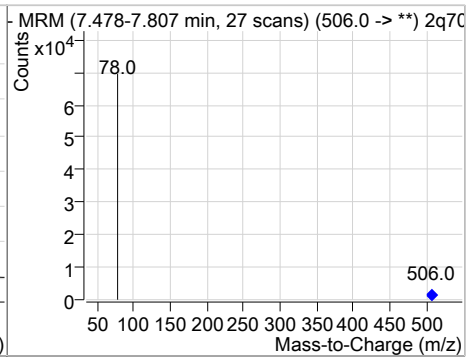

Compound	Conc.	RT	Dev(Min)	Resp.	QIon	QRatio	Min.	Max.
FOSA	20.87	7.57	0.00	50680	498.0 -> 478.0	4.6	0.0	34.6

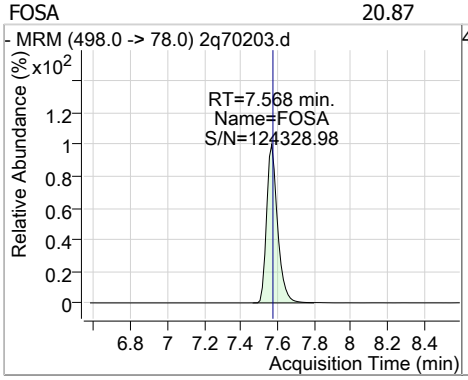

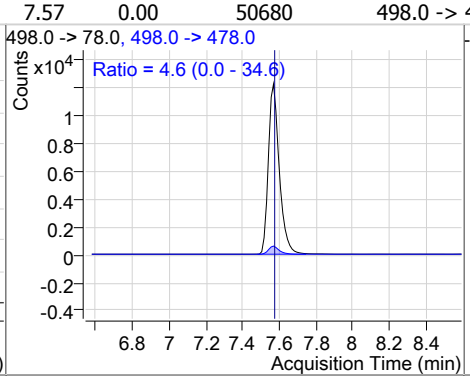

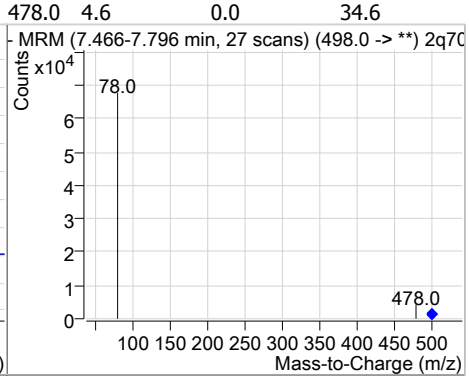

Compound	Conc.	RT	Dev(Min)	Resp.	QIon	QRatio	Min.	Max.
13C8-PFOS	20.58	7.68	0.00	15185				

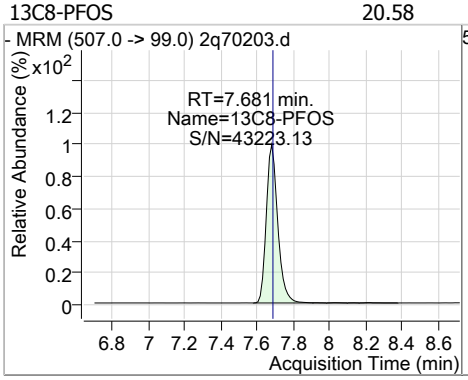

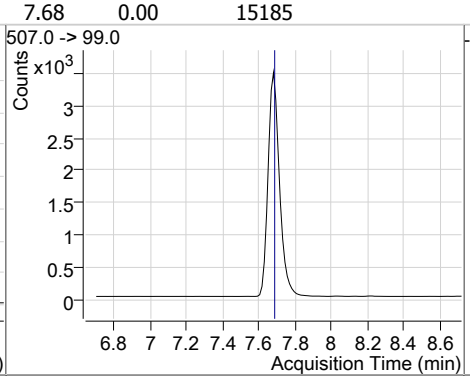

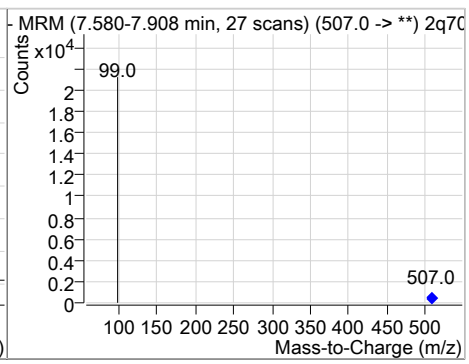

Perfluorinated Compounds by LC/MS/MS

Compound	Conc.	RT	Dev(Min)	Resp.	QIon	QRatio	Min.	Max.
PFOS	20.21	7.68	0.00	26410 (m)	499.0 -> 99.0	46.5	16.5	76.5

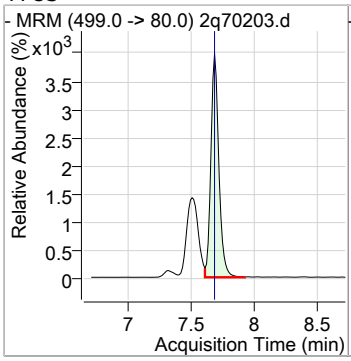

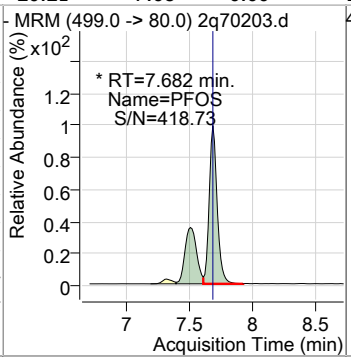

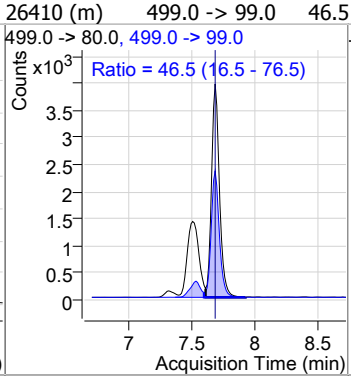

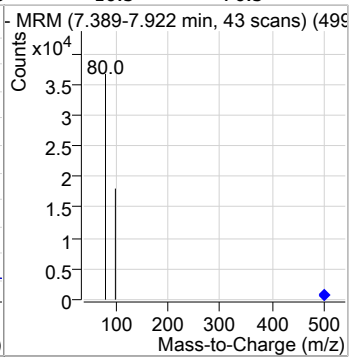

Compound	Conc.	RT	Dev(Min)	Resp.	QIon	QRatio	Min.	Max.
LN-PFOS	15.25	7.68	0.00	17358	499.0 -> 99.0	60.9	30.9	90.9

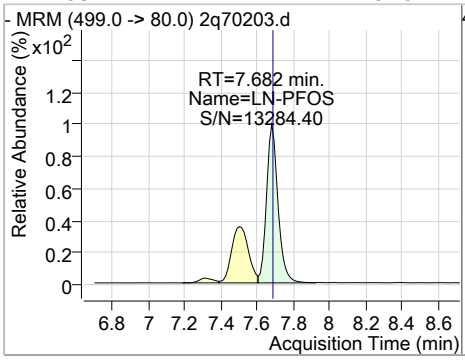

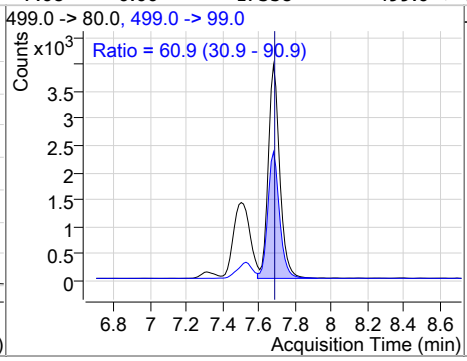

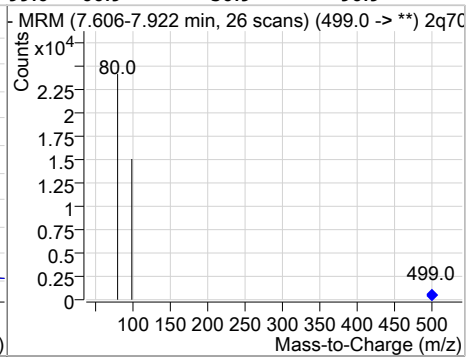

Compound	Conc.	RT	Dev(Min)	Resp.	QIon	QRatio	Min.	Max.
13C9-PFNA	20.63	7.71	0.00	234155				

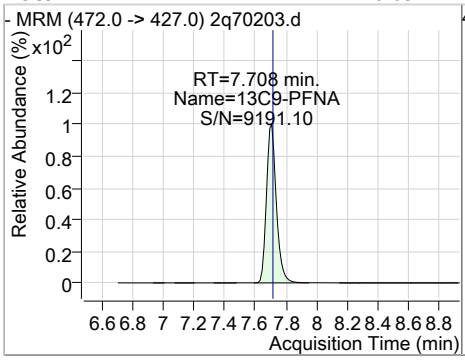

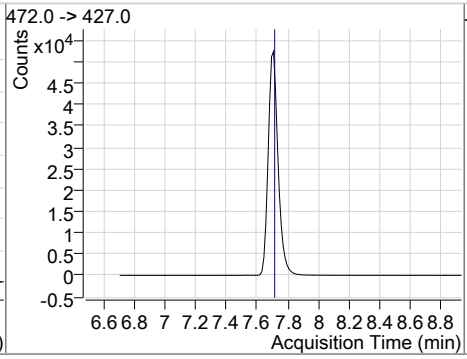

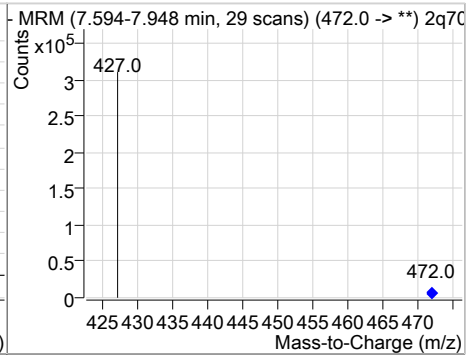

Compound	Conc.	RT	Dev(Min)	Resp.	QIon	QRatio	Min.	Max.
PFNA	19.93	7.71	0.00	254518	463.0 -> 219.0	17.2	0.0	47.2

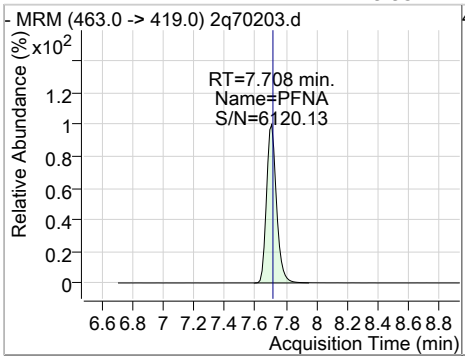

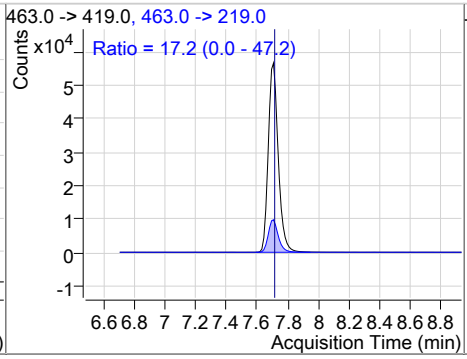

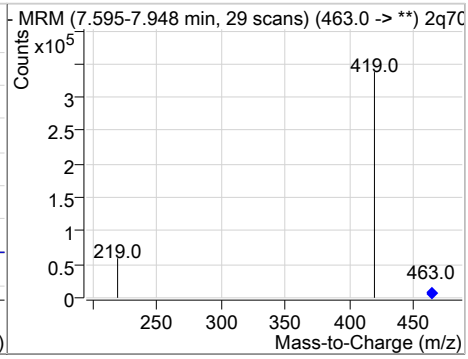

Perfluorinated Compounds by LC/MS/MS

Compound	Conc.	RT	Dev(Min)	Resp.	QIon	QRatio	Min.	Max.
br-PFNA	19.93	7.71	0.00	254518	463.0 -> 219.0	17.2	0.0	47.2

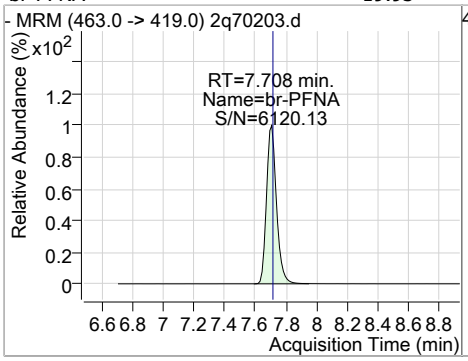

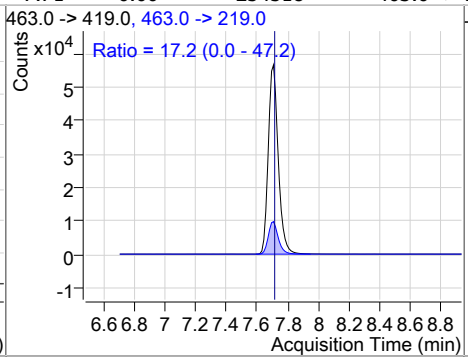

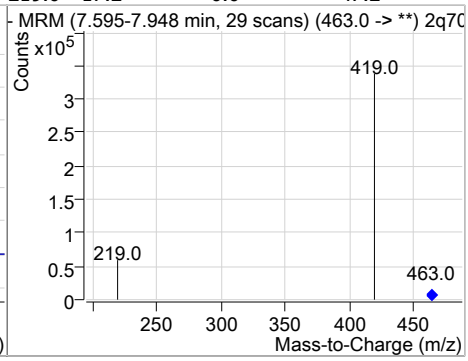

Compound	Conc.	RT	Dev(Min)	Resp.	QIon	QRatio	Min.	Max.
LN-PFNA	19.93	7.71	0.00	254518	463.0 -> 219.0	17.2	0.0	47.2

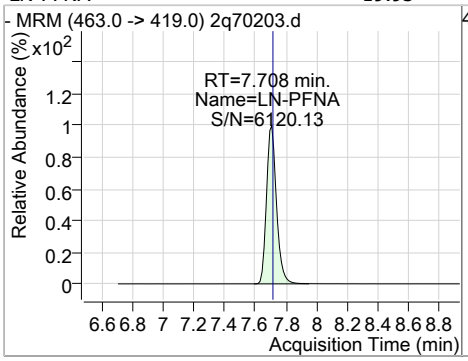

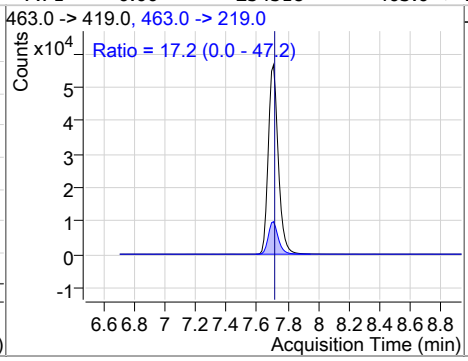

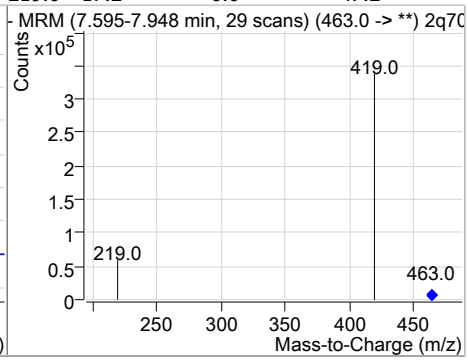

Compound	Conc.	RT	Dev(Min)	Resp.	QIon	QRatio	Min.	Max.
9Cl-PF3ONS	19.50	7.93	0.00	32309	533.0 -> 353.0	30.6	0.6	60.6

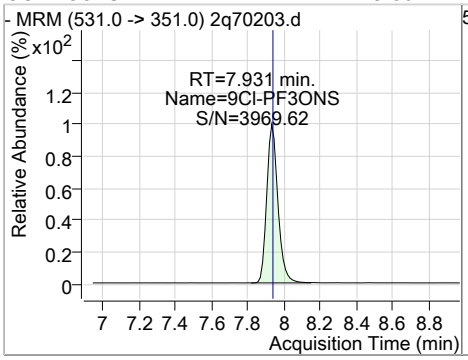

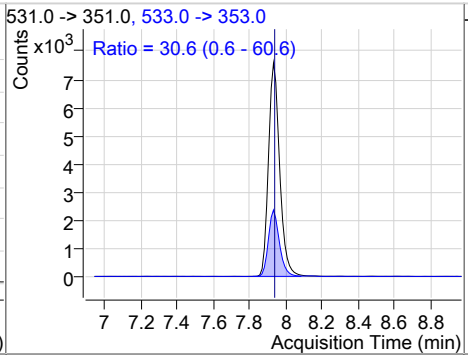

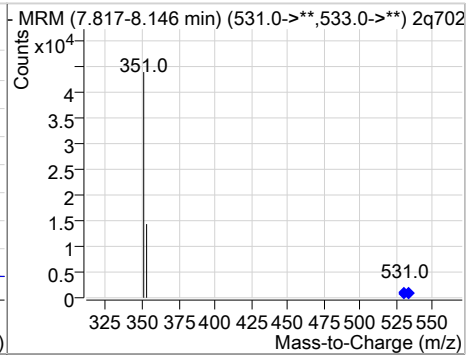

Compound	Conc.	RT	Dev(Min)	Resp.	QIon	QRatio	Min.	Max.
d3-MeFOSA	20.09	7.93	0.00	14918				

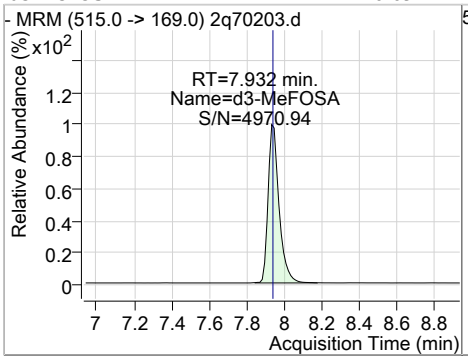

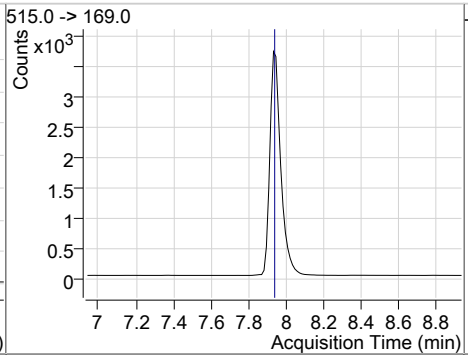

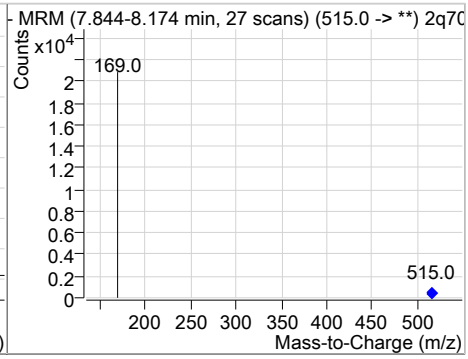

Perfluorinated Compounds by LC/MS/MS

Compound	Conc.	RT	Dev(Min)	Resp.	QIon	QRatio	Min.	Max.
MeFOSA	21.80	7.95	0.00	15563	512.0 -> 169.0	110.9	80.9	140.9

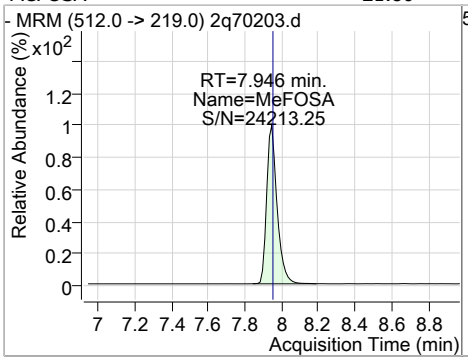

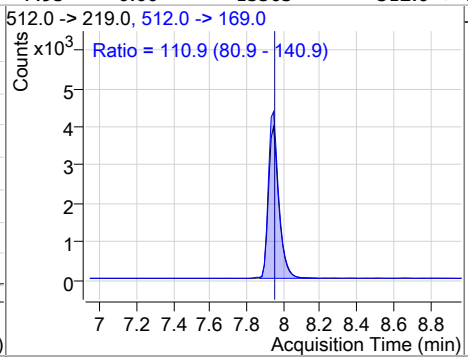

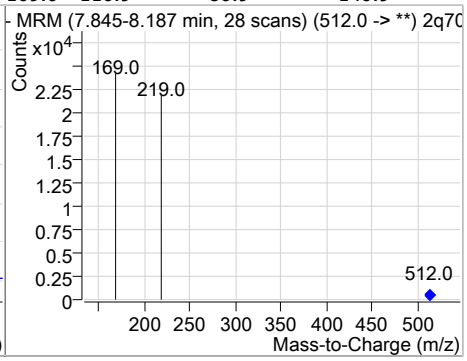

Compound	Conc.	RT	Dev(Min)	Resp.	QIon	QRatio	Min.	Max.
d3-MeFOSAA	21.03	8.00	0.00	79558				

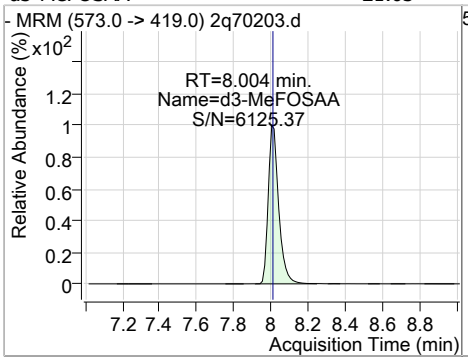

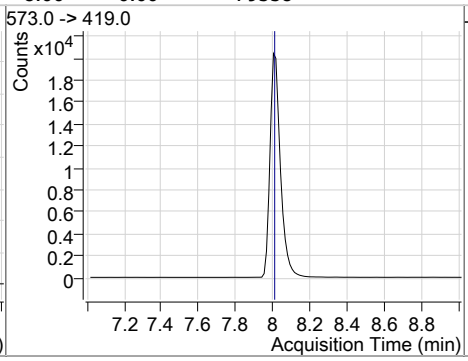

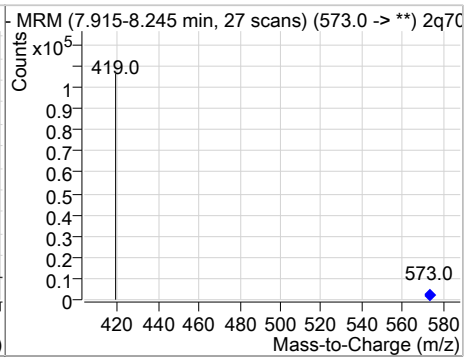

Compound	Conc.	RT	Dev(Min)	Resp.	QIon	QRatio	Min.	Max.
MeFOSAA	21.02	8.02	0.00	68160 (m)	570.0 -> 512.0	24.8	0.0	54.8

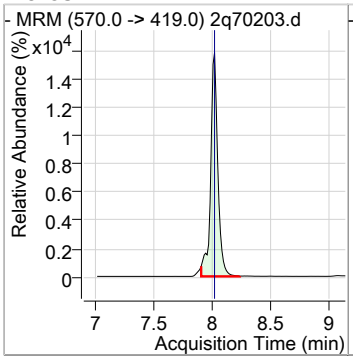

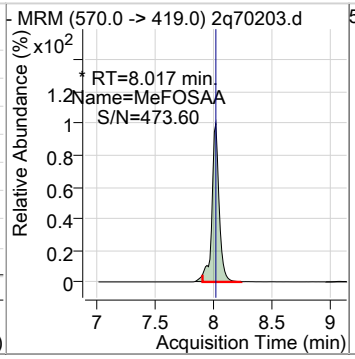

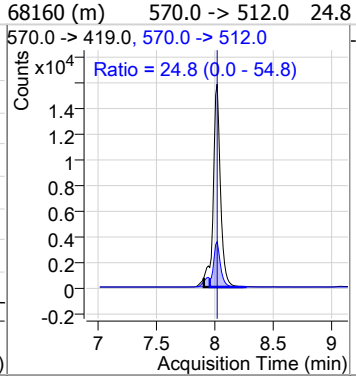

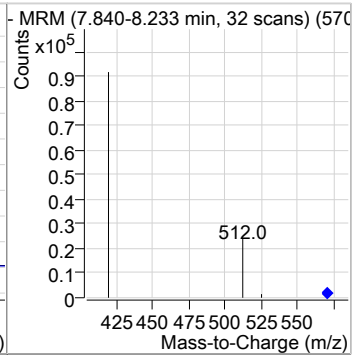

Compound	Conc.	RT	Dev(Min)	Resp.	QIon	QRatio	Min.	Max.
d5-EtFOSAA	20.64	8.13	0.00	66607				

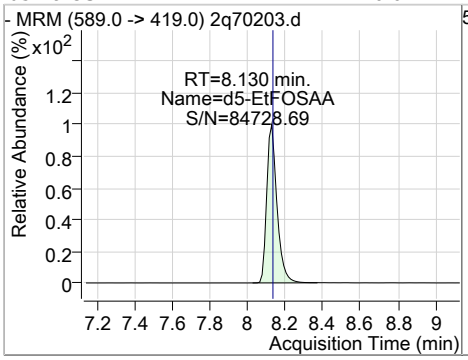

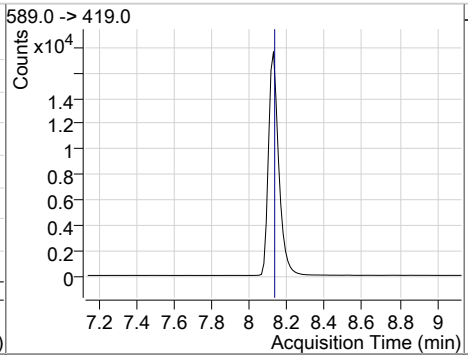

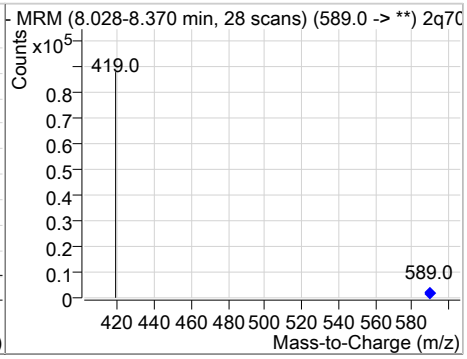

Perfluorinated Compounds by LC/MS/MS

Compound	Conc.	RT	Dev(Min)	Resp.	QIon	QRatio	Min.	Max.
EtFOSAA	19.98	8.13	0.00	57074	584.0 -> 483.0	60.2	30.2	90.2

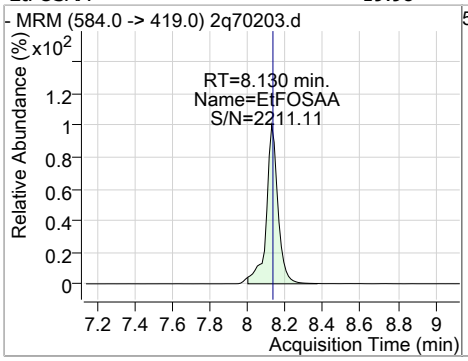

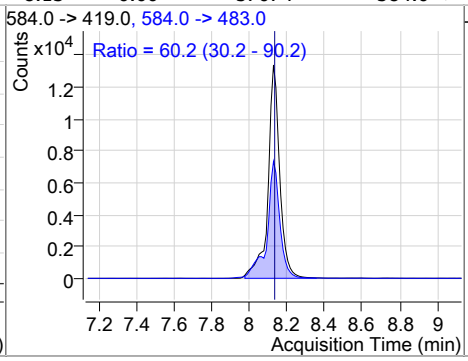

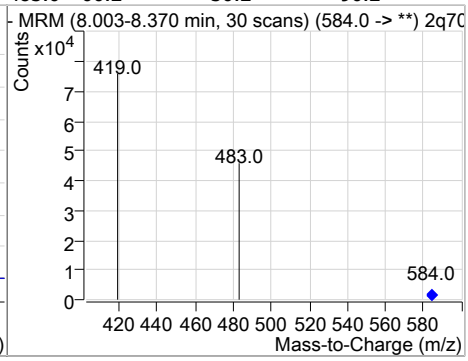

Compound	Conc.	RT	Dev(Min)	Resp.	QIon	QRatio	Min.	Max.
PFNS	20.11	8.14	0.00	19782	549.0 -> 99.0	54.3	24.3	84.3

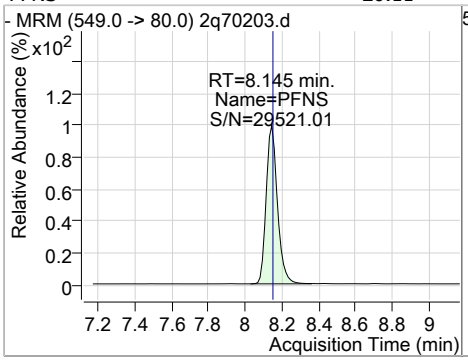

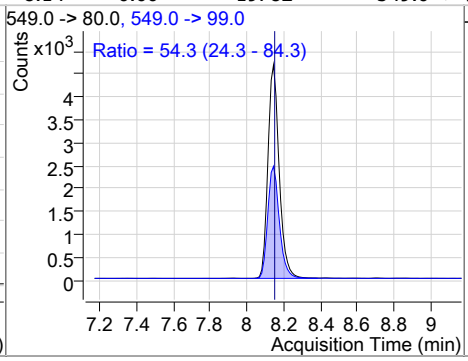

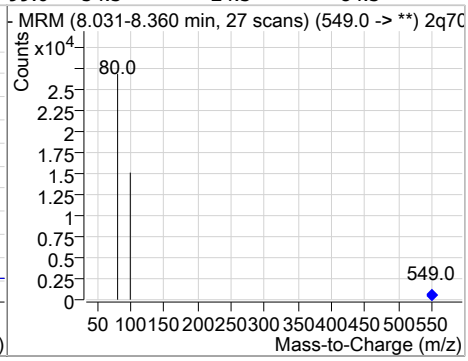

Compound	Conc.	RT	Dev(Min)	Resp.	QIon	QRatio	Min.	Max.
13C6-PFDA	20.51	8.17	0.00	247700				

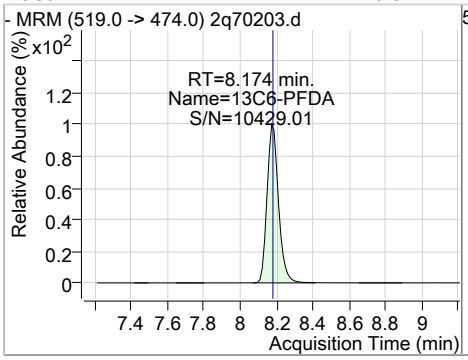

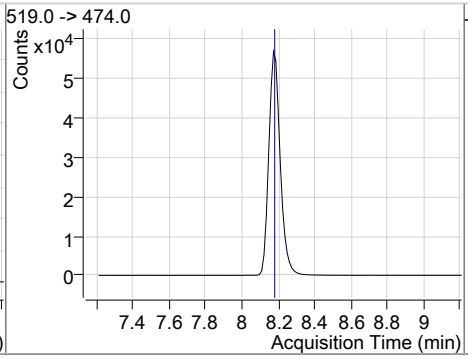

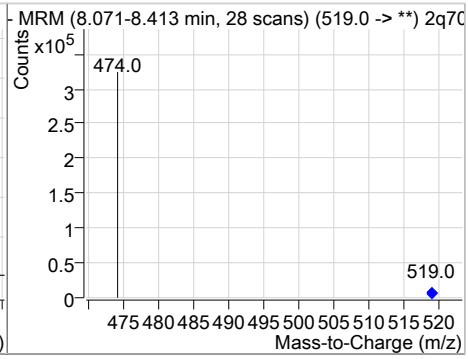

Compound	Conc.	RT	Dev(Min)	Resp.	QIon	QRatio	Min.	Max.
PFDA	19.95	8.17	0.00	273745	513.0 -> 219.0	14.5	0.0	44.5

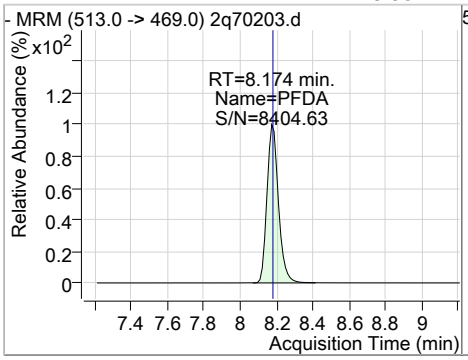

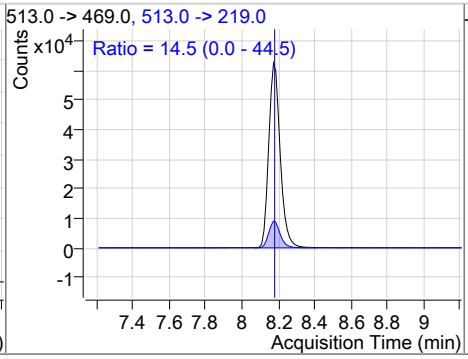

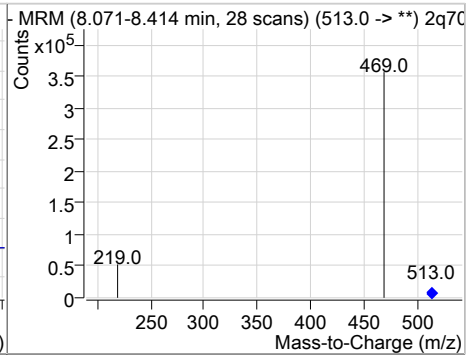

Perfluorinated Compounds by LC/MS/MS

Compound	Conc.	RT	Dev(Min)	Resp.	QIon	QRatio	Min.	Max.
13C2-8:2FTS	20.35	8.21	0.00	110906				

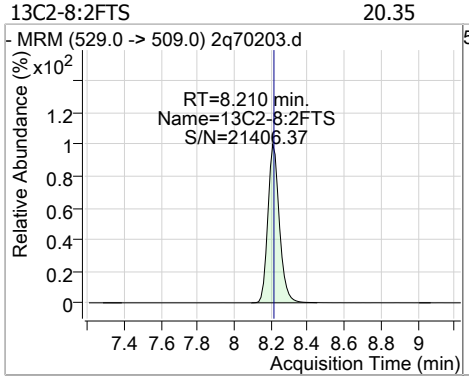

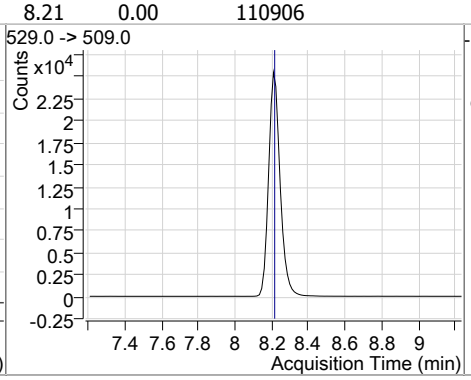

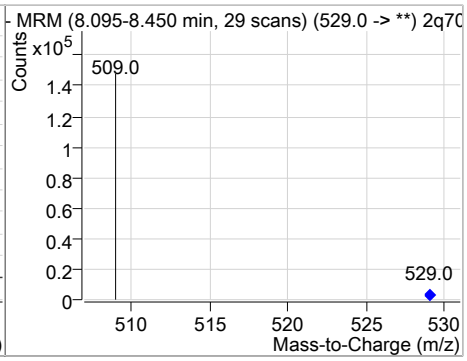

Compound	Conc.	RT	Dev(Min)	Resp.	QIon	QRatio	Min.	Max.
8:2FTS	20.79	8.21	0.00	111530	527.0 -> 81.0	25.3	0.0	55.3

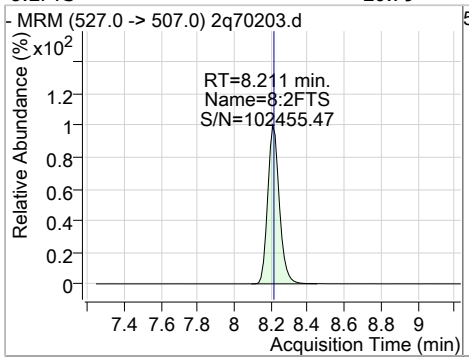

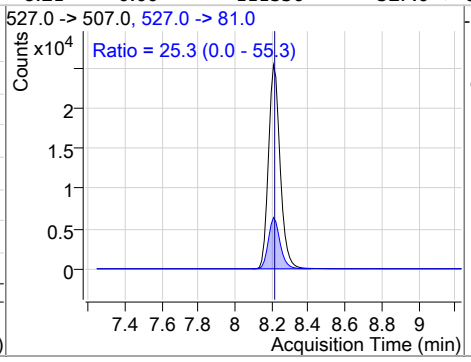

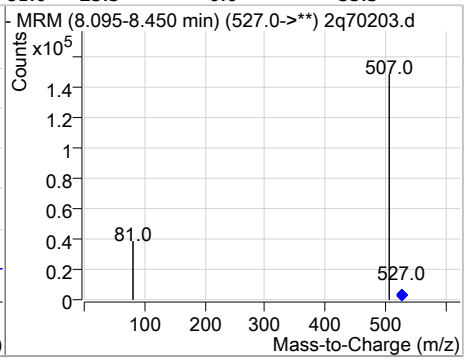

Compound	Conc.	RT	Dev(Min)	Resp.	QIon	QRatio	Min.	Max.
PFDS	20.13	8.56	0.00	11407	599.0 -> 99.0	33.4	3.4	63.4

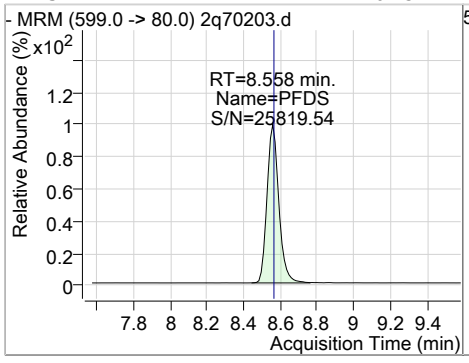

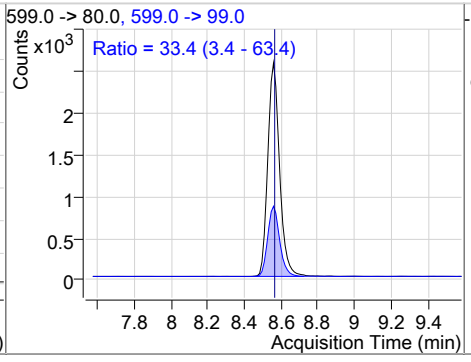

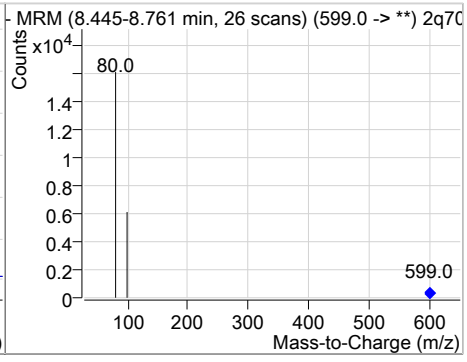

Compound	Conc.	RT	Dev(Min)	Resp.	QIon	QRatio	Min.	Max.
13C7-PFUnDA	20.51	8.60	0.00	340936				

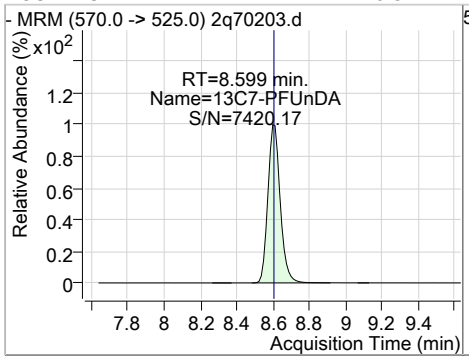

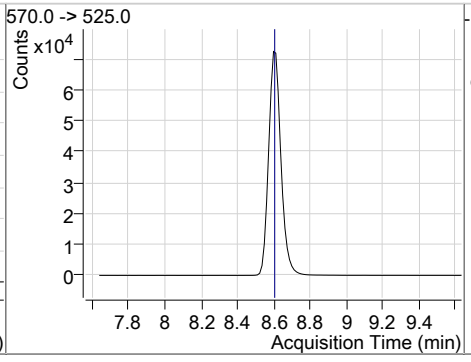

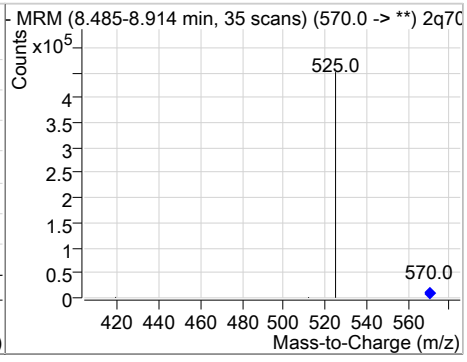

Perfluorinated Compounds by LC/MS/MS

Compound	Conc.	RT	Dev(Min)	Resp.	QIon	QRatio	Min.	Max.
PFUnDA	19.97	8.60	0.00	334530	563.0 -> 269.0	14.0	0.0	44.0

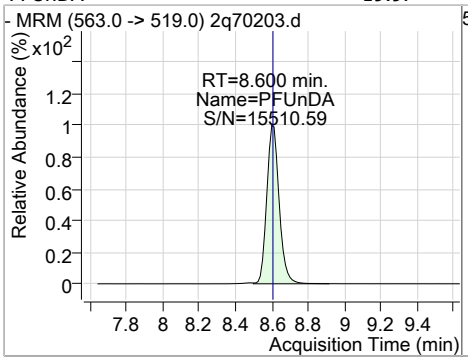

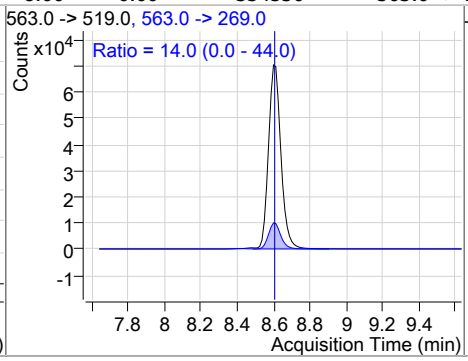

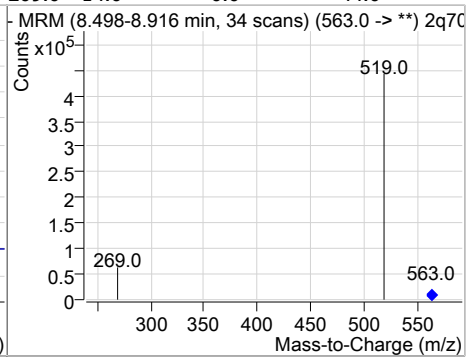

Compound	Conc.	RT	Dev(Min)	Resp.	QIon	QRatio	Min.	Max.
11Cl-PF3OUdS	20.33	8.76	0.00	156620	633.0 -> 453.0	30.0	0.0	60.0

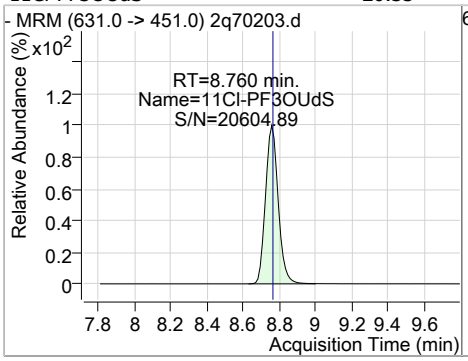

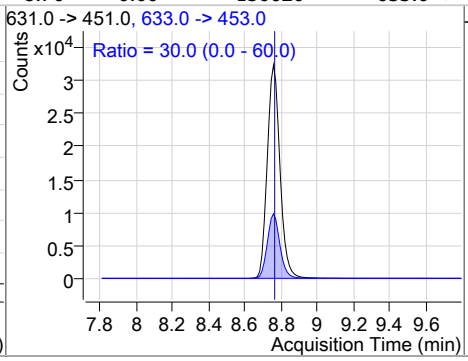

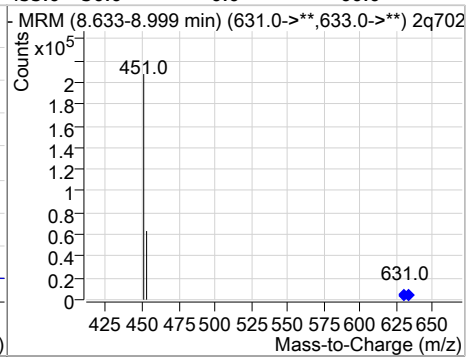

Compound	Conc.	RT	Dev(Min)	Resp.	QIon	QRatio	Min.	Max.
13C2-PFDoDA	20.61	9.09	0.00	487494				

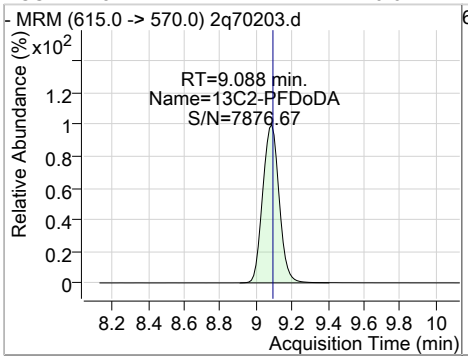

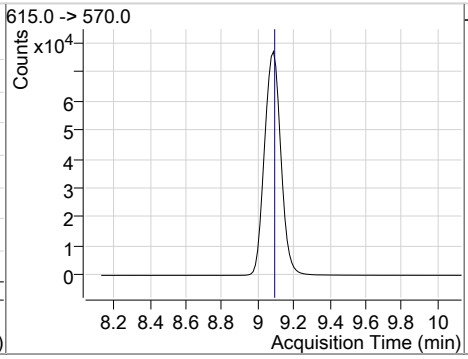

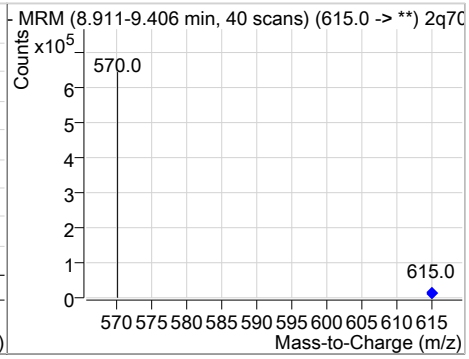

Compound	Conc.	RT	Dev(Min)	Resp.	QIon	QRatio	Min.	Max.
PFDoDA	20.07	9.09	0.00	413397	613.0 -> 319.0	13.6	0.0	43.6

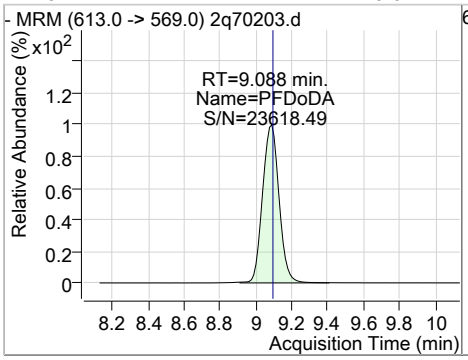

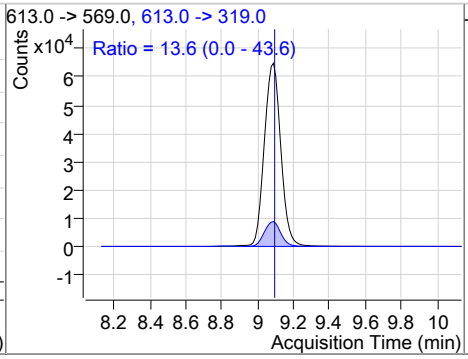

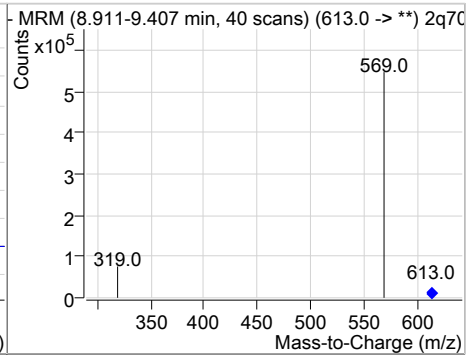

Perfluorinated Compounds by LC/MS/MS

Compound	Conc.	RT	Dev(Min)	Resp.	QIon	QRatio	Min.	Max.
PFTrDA	19.96	9.69	0.00	517458	663.0 -> 369.0	8.6	0.0	38.6

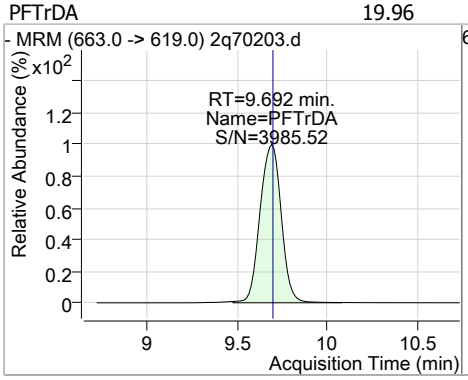

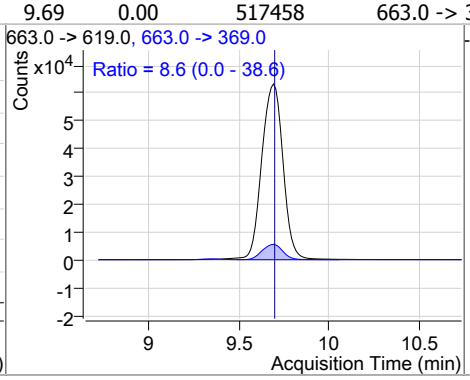

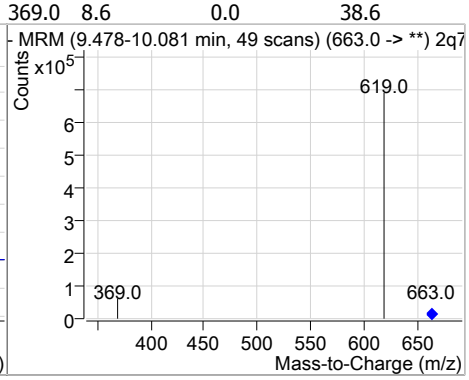

Compound	Conc.	RT	Dev(Min)	Resp.	QIon	QRatio	Min.	Max.
13C2-PFTeDA	20.98	10.26	0.00	479775				

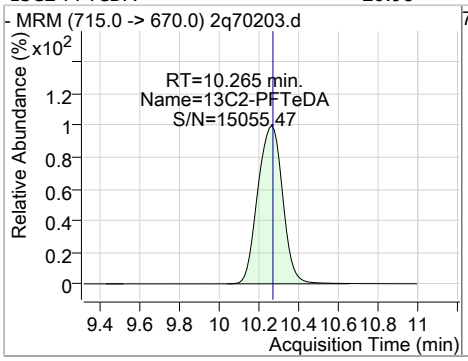

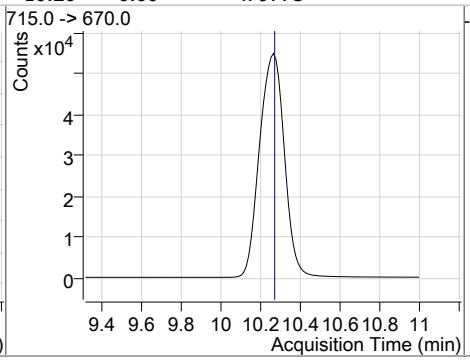

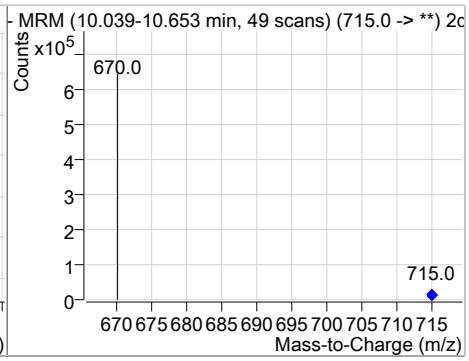

Compound	Conc.	RT	Dev(Min)	Resp.	QIon	QRatio	Min.	Max.
PFTeDA	20.33	10.27	0.00	575190	713.0 -> 219.0	5.0	0.0	35.0

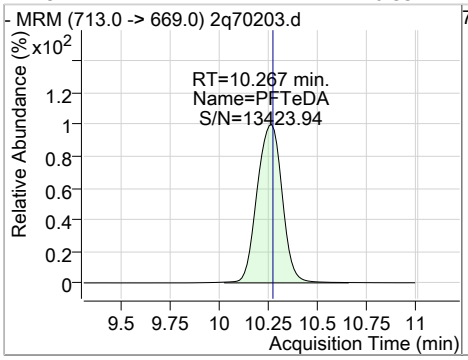

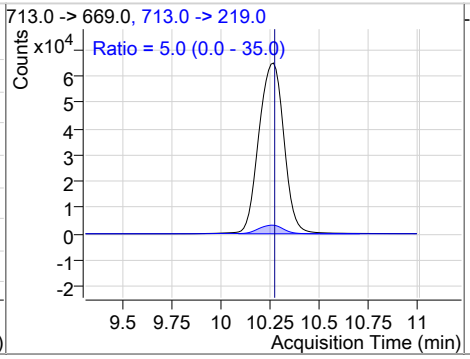

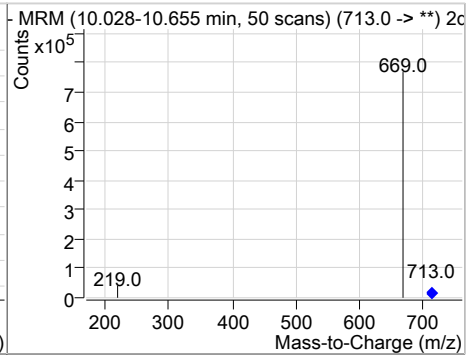

18.5.7

18

Manual Integration Approval Summary

Sample Number: S2Q1012-ICC1012
Lab FileID: 2Q70203.D
Injection Time: 06/20/21 13:00
Method: EPA 537M QSM5.3 B-15
Analyst approved: 06/21/21 10:57 Nancy Saunders
Supervisor approved: 06/21/21 13:43 Mike Eger

Parameter	CAS	Sig#	R.T. (min.)	Reason
Perfluorohexanesulfonic acid	355-46-4		6.42	Split peak
Perfluorooctanesulfonic acid	1763-23-1		7.68	Split peak
MeFOSAA	2355-31-9		8.02	Split peak

Manual Integrations APPROVED (compounds with "m" flag)
Mike Eger 06/21/21 13:43

Perfluorinated Compounds by LC/MS/MS

Data File : 2q70204.d
Operator : nancyf
Acq. Method : 537_ID.m
Acq. Date-Time : 6/20/2021 1:17:24 PM
Sample Name : ic1012-50
Vial : P1-A8
DA Method File : BR_LN_062021_S2Q1012.quantmethod.xml
Batch Name : s2q1012.batch.bin
Sample Information : op85082,S2Q1012,250,,,1.0,1,water

Compound	RT	QIon	Resp.	Conc.	Units	Dev(Min)
Internal Standards						
M5-EtFOSAA	8.130	589.0 -> 419.0	64882	20.00	µg/L	0.000
M4-PFBA	1.964	217.0 -> 172.0	76953	20.00	µg/L	0.000
M5-PFPeA	3.962	268.0 -> 223.0	69818	20.00	µg/L	0.000
M5-PFHxA	5.403	318.0 -> 273.0	111513	20.00	µg/L	0.000
M4-PFHpA	6.370	367.0 -> 322.0	162202	20.00	µg/L	0.000
M8-PFOA	7.114	421.0 -> 376.0	220914	20.00	µg/L	0.000
M9-PFNA	7.696	472.0 -> 427.0	232466	20.00	µg/L	-0.013
M6-PFDA	8.174	519.0 -> 474.0	242887	20.00	µg/L	0.000
M7-PFUnDA	8.599	570.0 -> 525.0	339873	20.00	µg/L	0.000
M2-PFDoDA	9.088	615.0 -> 570.0	489353	20.00	µg/L	0.000
M2-PFTeDA	10.265	715.0 -> 670.0	483267	20.00	µg/L	0.000
M8-FOSA	7.567	506.0 -> 78.0	50530	20.00	µg/L	0.000
M3-PFBS	4.280	302.0 -> 99.0	8541	20.00	µg/L	0.000
M3-PFHxS	6.405	402.0 -> 99.0	10138	20.00	µg/L	-0.013
M8-PFOS	7.681	507.0 -> 99.0	14938	20.00	µg/L	0.000
M2-4:2FTS	5.297	329.0 -> 309.0	77259	20.00	µg/L	0.000
M2-6:2FTS	7.100	429.0 -> 409.0	129826	20.00	µg/L	0.000
M2-8:2FTS	8.210	529.0 -> 509.0	120734	20.00	µg/L	0.000
M3-MeFOSAA	8.004	573.0 -> 419.0	79129	20.00	µg/L	0.000
M3-HFPO-DA	5.709	287.0 -> 169.0	6531	20.00	µg/L	-0.013
M3-MeFOSA	7.932	515.0 -> 169.0	14996	20.00	µg/L	0.000
System Monitoring Compounds						
13C2-4:2FTS	5.297	329.0 -> 309.0	77259	21.88	µg/L	0.000
Spiked Amount: 20.00	Range: 50.0 - 150.0%			Recovery = 109.4%		
13C2-6:2FTS	7.100	429.0 -> 409.0	129826	21.54	µg/L	0.000
Spiked Amount: 20.00	Range: 50.0 - 150.0%			Recovery = 107.7%		
13C2-8:2FTS	8.210	529.0 -> 509.0	120734	22.15	µg/L	0.000
Spiked Amount: 20.00	Range: 50.0 - 150.0%			Recovery = 110.8%		
13C2-PFDoDA	9.088	615.0 -> 570.0	489353	20.68	µg/L	0.000
Spiked Amount: 20.00	Range: 50.0 - 150.0%			Recovery = 103.4%		
13C2-PFTeDA	10.265	715.0 -> 670.0	483267	21.14	µg/L	0.000
Spiked Amount: 20.00	Range: 50.0 - 150.0%			Recovery = 105.7%		
13C3-PFBS	4.280	302.0 -> 99.0	8541	20.22	µg/L	0.000
Spiked Amount: 20.00	Range: 50.0 - 150.0%			Recovery = 101.1%		
13C3-PFHxS	6.405	402.0 -> 99.0	10138	20.08	µg/L	-0.013
Spiked Amount: 20.00	Range: 50.0 - 150.0%			Recovery = 100.4%		
13C4-PFBA	1.964	217.0 -> 172.0	76953	20.24	µg/L	0.000
Spiked Amount: 20.00	Range: 50.0 - 150.0%			Recovery = 101.2%		
13C4-PFHpA	6.370	367.0 -> 322.0	162202	20.21	µg/L	0.000
Spiked Amount: 20.00	Range: 50.0 - 150.0%			Recovery = 101.1%		
d5-EtFOSAA	8.130	589.0 -> 419.0	64882	20.10	ng/ml	0.000
Spiked Amount: 20.00	Range: 50.0 - 150.0%			Recovery = 100.5%		
13C5-PFHxA	5.403	318.0 -> 273.0	111513	20.41	µg/L	0.000
Spiked Amount: 20.00	Range: 50.0 - 150.0%			Recovery = 102.0%		
13C5-PFPeA	3.962	268.0 -> 223.0	69818	20.43	µg/L	0.000

Perfluorinated Compounds by LC/MS/MS

Compound	RT	QIon	Resp.	Conc.	Units		Dev(Min)
Spiked Amount: 20.00	Range: 50.0 - 150.0%			Recovery = 102.2%			
13C6-PFDA	8.174	519.0 -> 474.0	242887	20.11	µg/L		0.000
Spiked Amount: 20.00	Range: 50.0 - 150.0%			Recovery = 100.6%			
13C7-PFUnDA	8.599	570.0 -> 525.0	339873	20.45	µg/L		0.000
Spiked Amount: 20.00	Range: 50.0 - 150.0%			Recovery = 102.2%			
13C8-FOSA	7.567	506.0 -> 78.0	50530	19.92	µg/L		0.000
Spiked Amount: 20.00	Range: 50.0 - 150.0%			Recovery = 99.6%			
13C8-PFOA	7.114	421.0 -> 376.0	220914	20.37	µg/L		0.000
Spiked Amount: 20.00	Range: 50.0 - 150.0%			Recovery = 101.9%			
13C8-PFOS	7.681	507.0 -> 99.0	14938	20.25	µg/L		0.000
Spiked Amount: 20.00	Range: 50.0 - 150.0%			Recovery = 101.2%			
13C9-PFNA	7.696	472.0 -> 427.0	232466	20.49	µg/L		-0.013
Spiked Amount: 20.00	Range: 50.0 - 150.0%			Recovery = 102.4%			
d3-MeFOSAA	8.004	573.0 -> 419.0	79129	20.92	µg/L		0.000
Spiked Amount: 20.00	Range: 50.0 - 150.0%			Recovery = 104.6%			
13C3-HFPO-DA	5.709	287.0 -> 169.0	6531	19.82	µg/L		-0.013
Spiked Amount: 20.00	Range: 50.0 - 150.0%			Recovery = 99.1%			
d3-MeFOSA	7.932	515.0 -> 169.0	14996	20.20	µg/L		0.000
Spiked Amount: 20.00	Range: 50.0 - 150.0%			Recovery = 101.0%			
Target Compounds							QValue
4:2FTS	5.299	327.0 -> 307.0	194545	48.26	µg/L		100
6:2FTS	7.101	427.0 -> 407.0	310030	47.84	µg/L		100
8:2FTS	8.211	527.0 -> 507.0	280454	48.02	µg/L		100
br-PFHxS	6.229	399.0 -> 80.0	9083	6.22	µg/L		96
EtFOSAA	8.130	584.0 -> 419.0	141760	50.94	µg/L		98
FOSA	7.556	498.0 -> 78.0	124513	52.87	µg/L		99
MeFOSAA	8.004	570.0 -> 419.0	171909	53.29	µg/L	m	100
PFBA	1.958	213.0 -> 169.0	72406	51.15	µg/L		100
PFBS	4.282	299.0 -> 80.0	67618	51.55	µg/L		100
PFDA	8.174	513.0 -> 469.0	697839	51.85	µg/L		98
PFDoDA	9.088	613.0 -> 569.0	1059080	51.22	µg/L		100
PFDS	8.558	599.0 -> 80.0	28653	50.72	µg/L		94
PFHpA	6.371	363.0 -> 319.0	655289	51.37	µg/L		100
PFHpS	7.112	449.0 -> 80.0	62991	52.86	µg/L		98
PFHxA	5.404	313.0 -> 269.0	203374	51.86	µg/L		100
PFHxS	6.406	399.0 -> 80.0	67551	52.21	µg/L	m	100
PFNA	7.696	463.0 -> 419.0	659566	52.01	µg/L		100
PFNS	8.132	549.0 -> 80.0	51077	52.78	µg/L		97
PFOA	7.114	413.0 -> 369.0	594573	50.94	µg/L		100
PFOS	7.682	499.0 -> 80.0	66368	51.62	µg/L	m	99
PFPeA	3.964	263.0 -> 219.0	254657	51.67	µg/L		100
PFPeS	5.527	349.0 -> 80.0	44894	52.28	µg/L		97
PFTeDA	10.255	713.0 -> 669.0	1475663	51.77	µg/L		100
PFTrDA	9.692	663.0 -> 619.0	1321408	50.77	µg/L		100
PFUnDA	8.600	563.0 -> 519.0	861397	51.58	µg/L		100
LN-PFHxS	6.406	399.0 -> 80.0	58468	46.00	µg/L		100
11Cl-PF3OUdS	8.760	631.0 -> 451.0	390677	50.52	µg/L		97
9Cl-PF3ONS	7.931	531.0 -> 351.0	82999	51.08	µg/L		97
ADONA	6.471	377.0 -> 251.0	772062	50.54	µg/L		100
br-PFOS	7.503	499.0 -> 80.0	22244	12.28	µg/L		99
HFPO-DA	5.717	329.0 -> 169.0	68969	53.41	µg/L		100
LN-PFOS	7.682	499.0 -> 80.0	44124	39.41	µg/L		98
br-PFOA	7.114	413.0 -> 369.0	594573	50.94	µg/L		100
LN-PFOA	7.114	413.0 -> 369.0	594573	50.94	µg/L		100
br-PFNA	7.696	463.0 -> 419.0	659566	52.01	µg/L		100
LN-PFNA	7.696	463.0 -> 419.0	659566	52.01	µg/L		100

Perfluorinated Compounds by LC/MS/MS

Compound	RT	QIon	Resp.	Conc.	Units	Dev(Min)
MeFOSA	7.946	512.0 -> 219.0	36630	51.04	µg/L	95

 # = Qualifier out of range, m = manually integrated, + = Area summed

Perfluorinated Compounds by LC/MS/MS

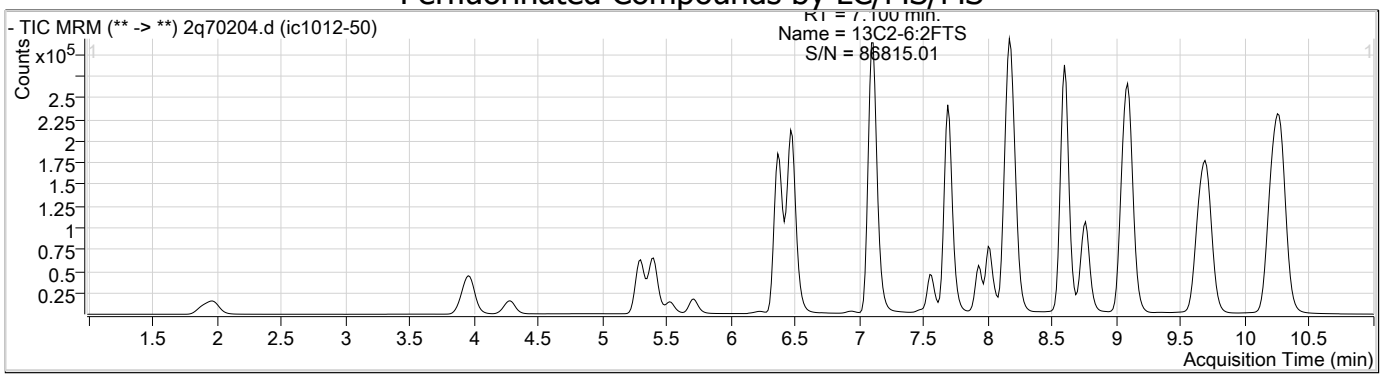

Compound	Conc.	RT	Dev(Min)	Resp.	QIon	QRatio	Min.	Max.
PFBA	51.15	1.96	0.00	72406				

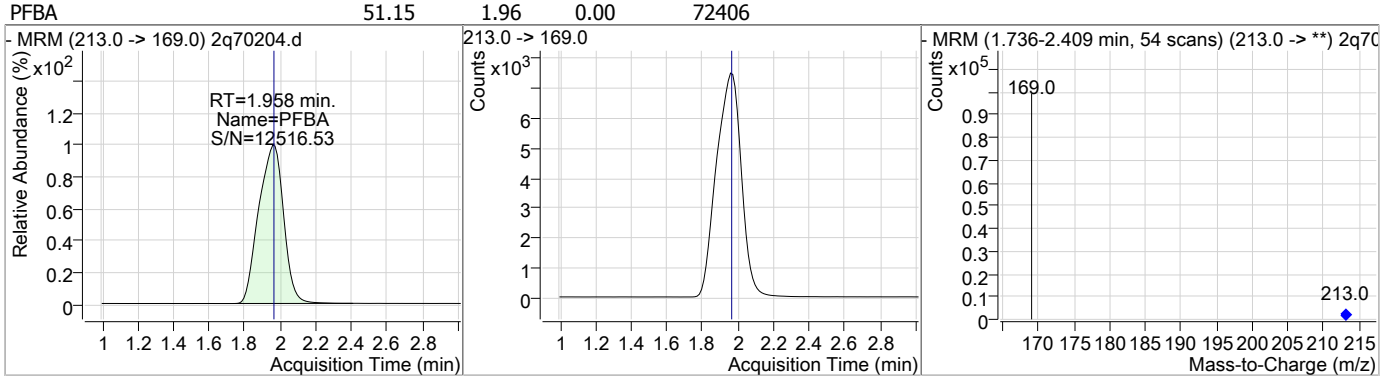

Compound	Conc.	RT	Dev(Min)	Resp.	QIon	QRatio	Min.	Max.
13C4-PFBA	20.24	1.96	0.00	76953				

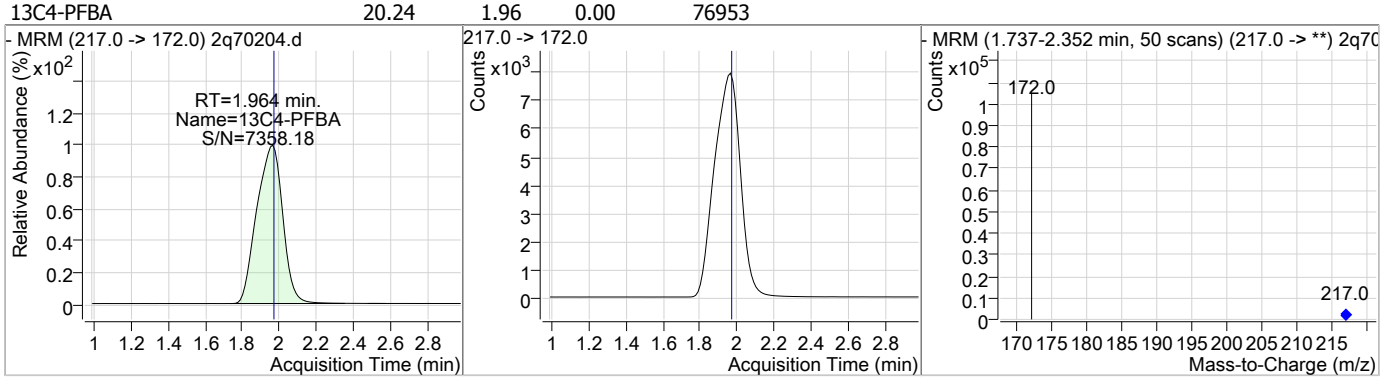

Compound	Conc.	RT	Dev(Min)	Resp.	QIon	QRatio	Min.	Max.
13C5-PFPeA	20.43	3.96	0.00	69818				

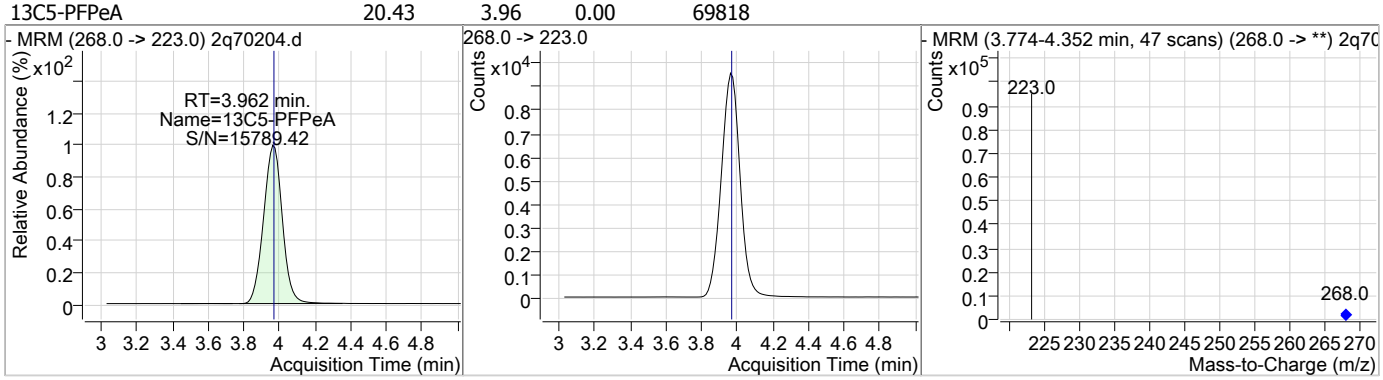

Perfluorinated Compounds by LC/MS/MS

Compound	Conc.	RT	Dev(Min)	Resp.	QIon	QRatio	Min.	Max.
PFPeA	51.67	3.96	0.00	254657				

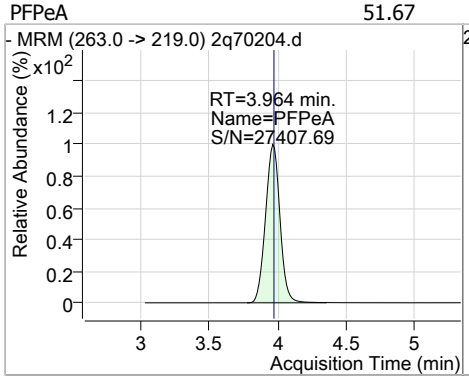

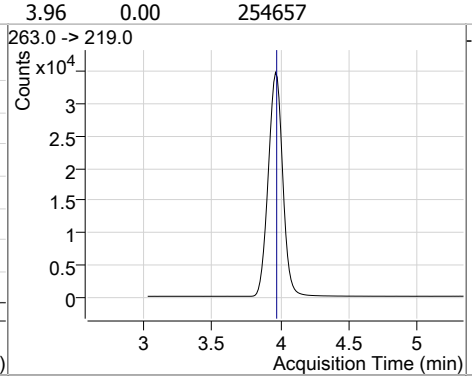

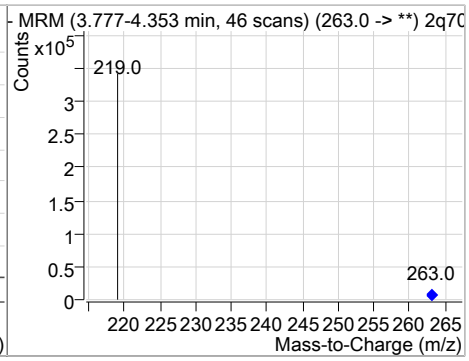

Compound	Conc.	RT	Dev(Min)	Resp.	QIon	QRatio	Min.	Max.
13C3-PFBS	20.22	4.28	0.00	8541				

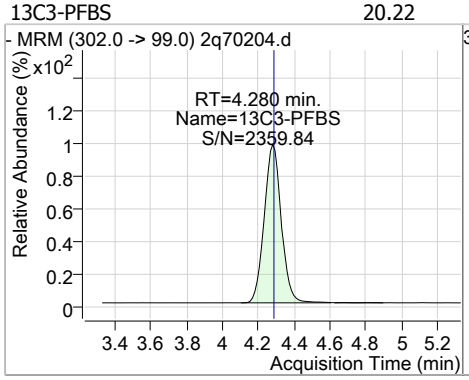

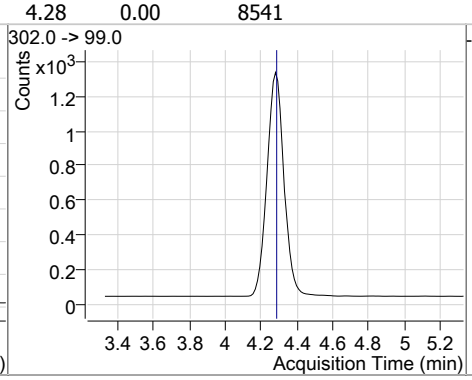

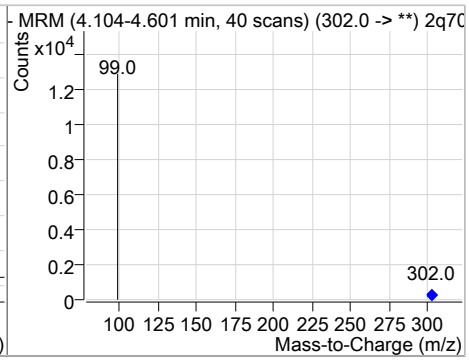

Compound	Conc.	RT	Dev(Min)	Resp.	QIon	QRatio	Min.	Max.
PFBS	51.55	4.28	0.00	67618	299.0 -> 99.0	37.4	7.4	67.4

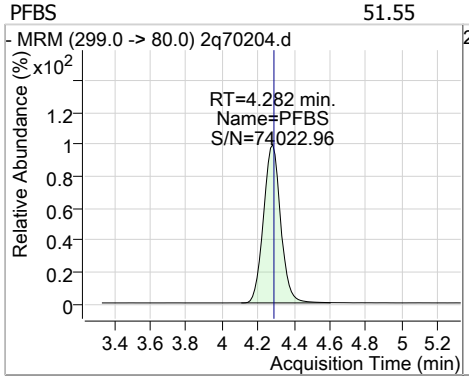

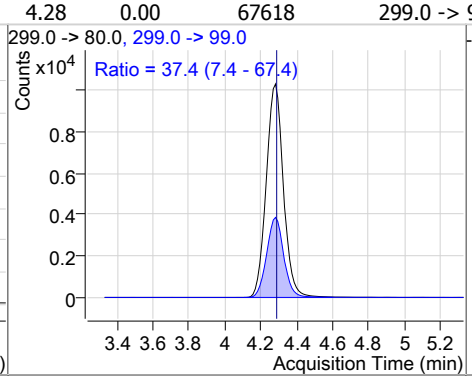

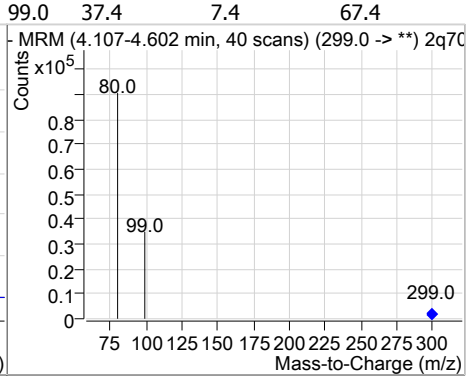

Compound	Conc.	RT	Dev(Min)	Resp.	QIon	QRatio	Min.	Max.
13C2-4:2FTS	21.88	5.30	0.00	77259				

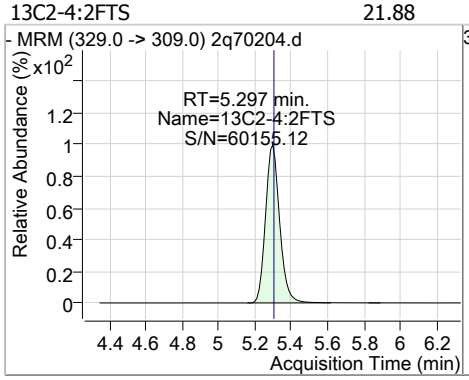

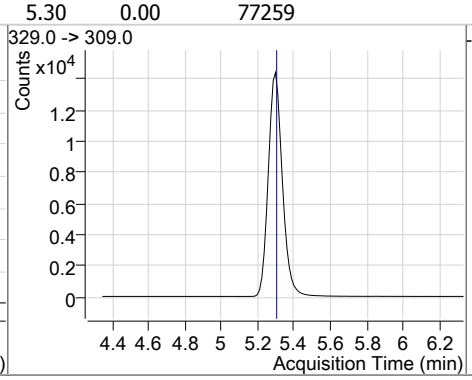

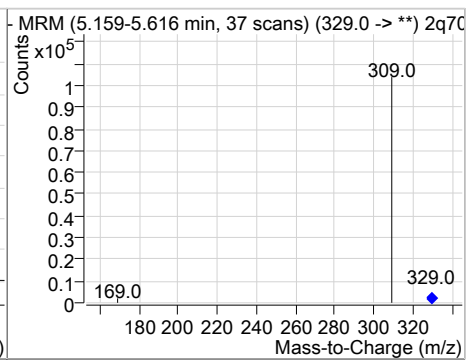

Perfluorinated Compounds by LC/MS/MS

Compound	Conc.	RT	Dev(Min)	Resp.	QIon	QRatio	Min.	Max.
4:2FTS	48.26	5.30	0.00	194545	327.0 -> 81.0	32.9	3.0	63.0

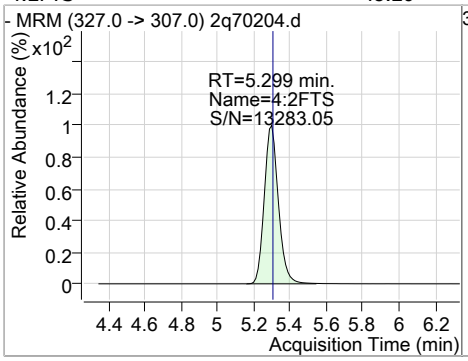

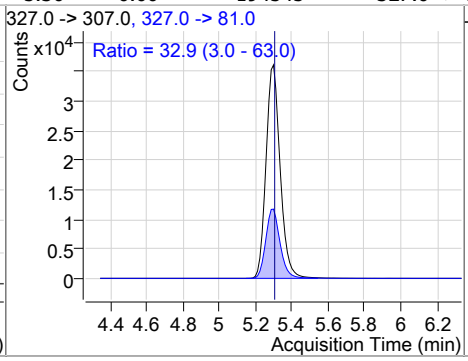

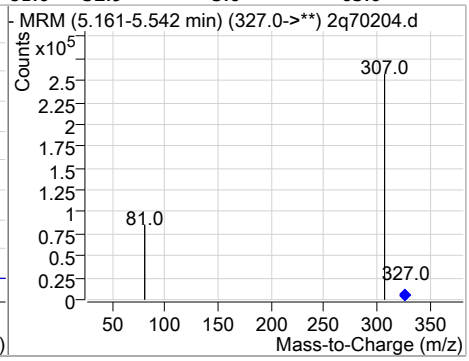

Compound	Conc.	RT	Dev(Min)	Resp.	QIon	QRatio	Min.	Max.
13C5-PFHxA	20.41	5.40	0.00	111513				

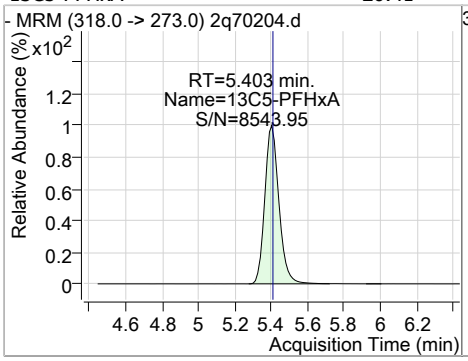

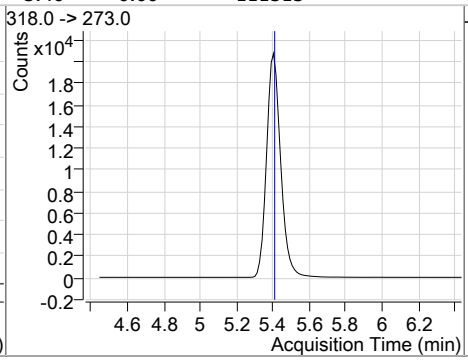

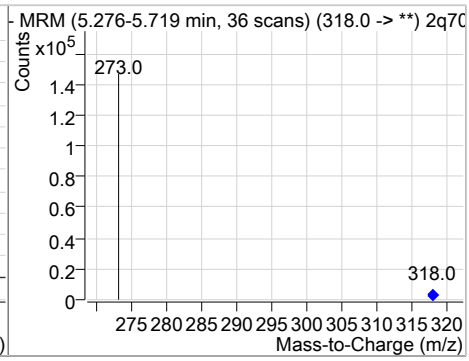

Compound	Conc.	RT	Dev(Min)	Resp.	QIon	QRatio	Min.	Max.
PFHxA	51.86	5.40	0.00	203374	313.0 -> 119.0	8.2	0.0	38.2

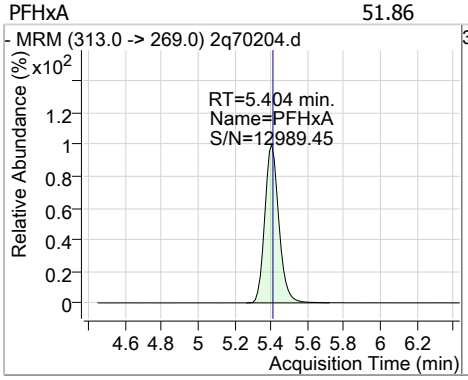

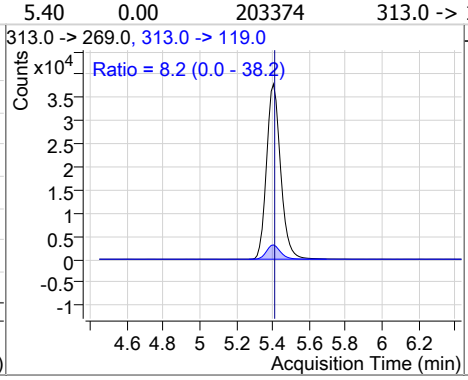

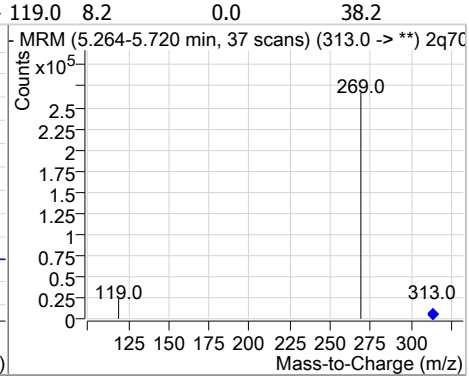

Compound	Conc.	RT	Dev(Min)	Resp.	QIon	QRatio	Min.	Max.
PFPeS	52.28	5.53	-0.01	44894	349.0 -> 99.0	37.5	9.1	69.1

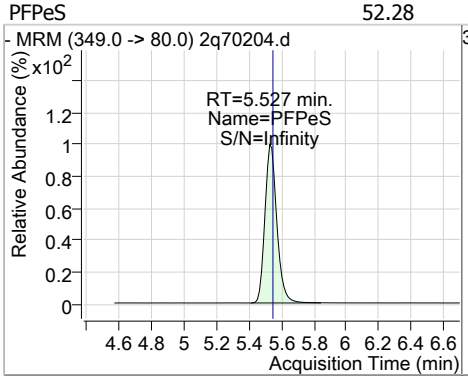

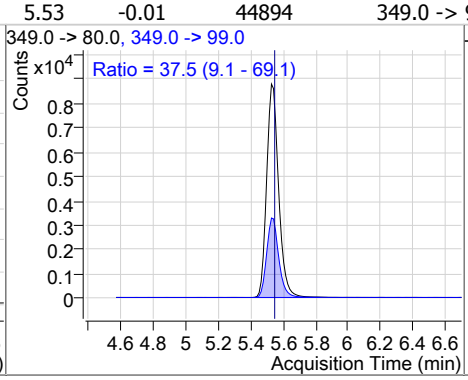

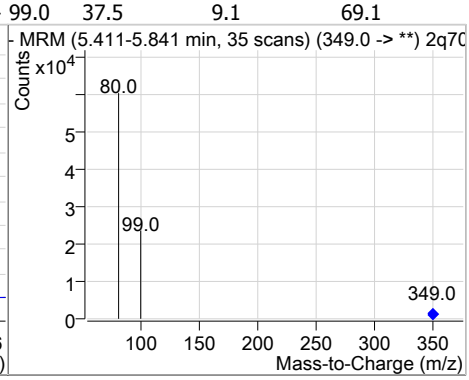

Perfluorinated Compounds by LC/MS/MS

Compound	Conc.	RT	Dev(Min)	Resp.	QIon	QRatio	Min.	Max.
HFPO-DA	53.41	5.72	0.00	68969	285.0 -> 169.0	14.9	0.0	44.8

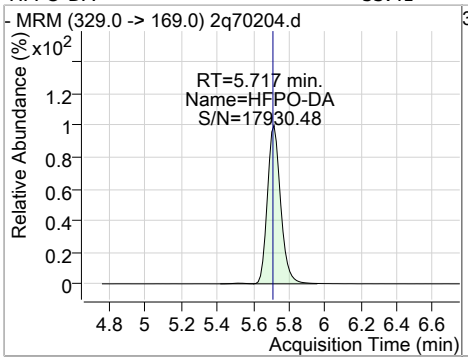

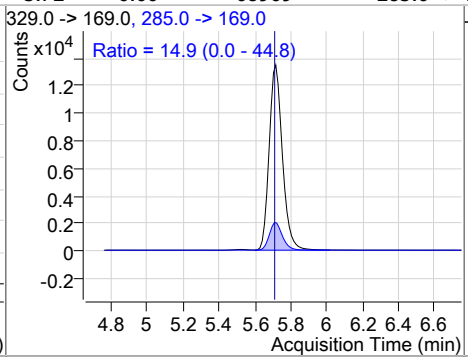

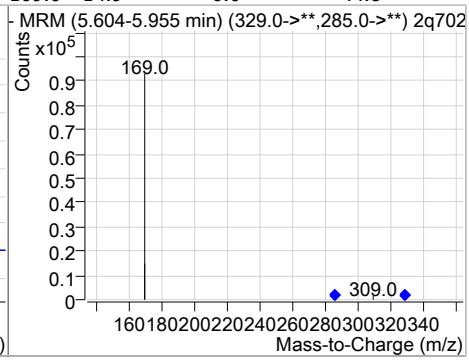

Compound	Conc.	RT	Dev(Min)	Resp.	QIon	QRatio	Min.	Max.
13C3-HFPO-DA	19.82	5.71	-0.01	6531				

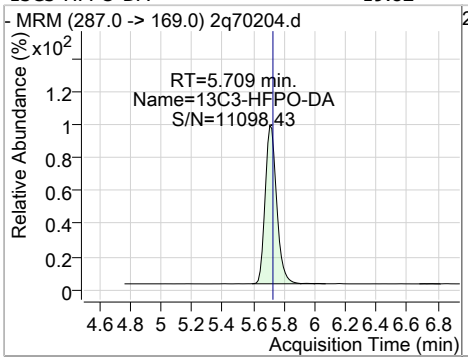

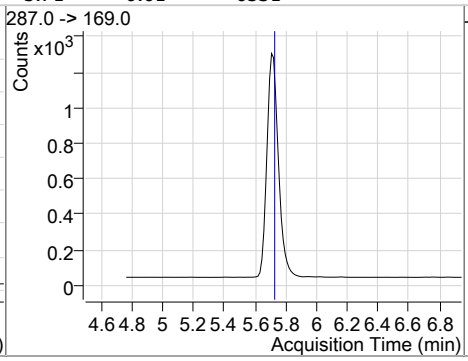

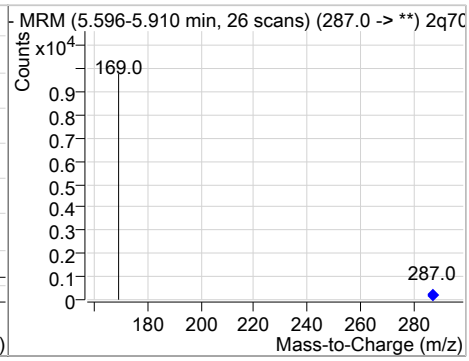

Compound	Conc.	RT	Dev(Min)	Resp.	QIon	QRatio	Min.	Max.
br-PFHxS	6.22	6.23	0.00	9083	399.0 -> 99.0	33.7	11.2	51.2

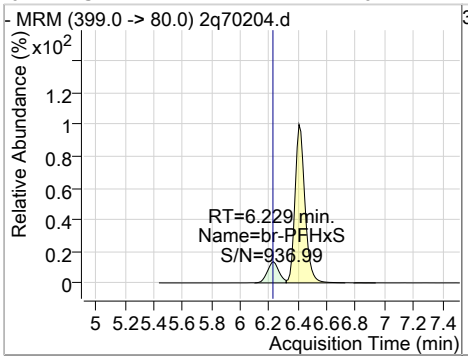

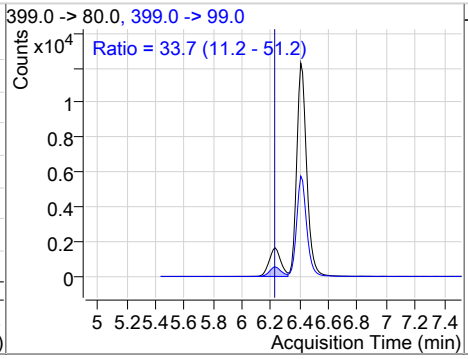

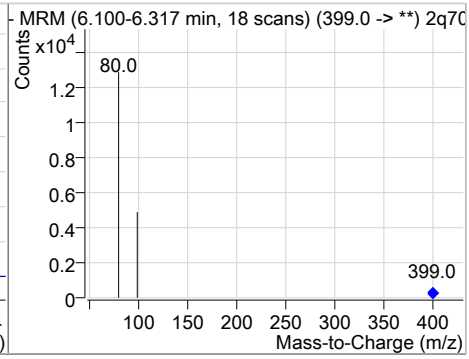

Compound	Conc.	RT	Dev(Min)	Resp.	QIon	QRatio	Min.	Max.
13C4-PFHpA	20.21	6.37	0.00	162202				

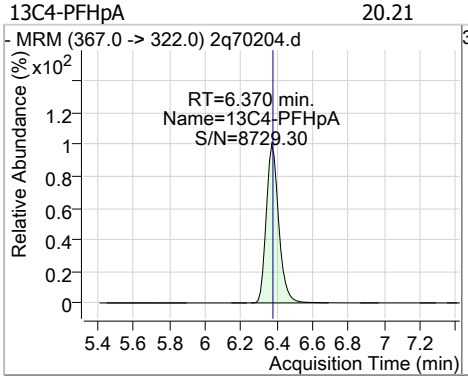

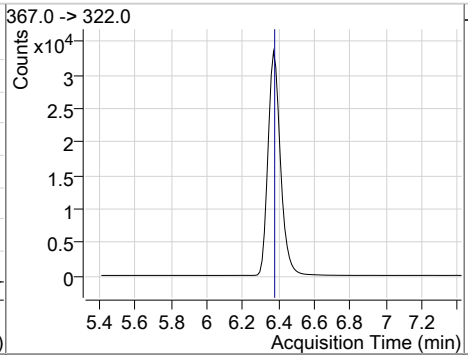

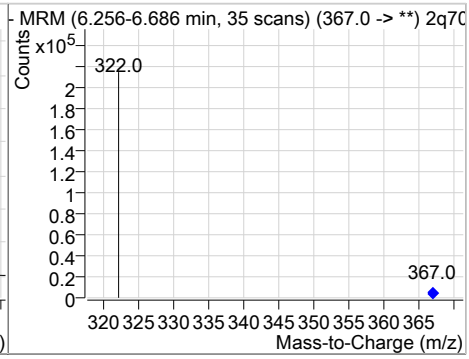

Perfluorinated Compounds by LC/MS/MS

Compound	Conc.	RT	Dev(Min)	Resp.	QIon	QRatio	Min.	Max.
PFHpA	51.37	6.37	0.00	655289	363.0 -> 169.0	6.5	0.0	36.5

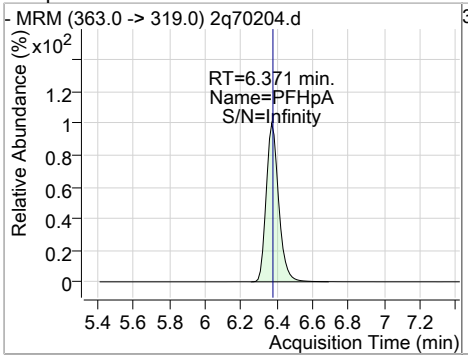

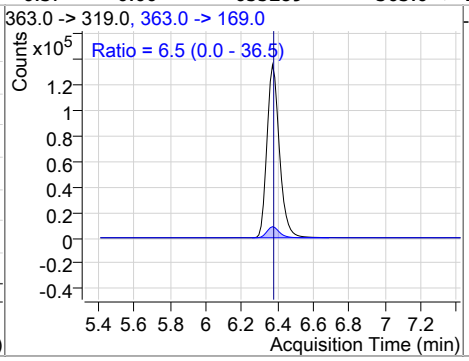

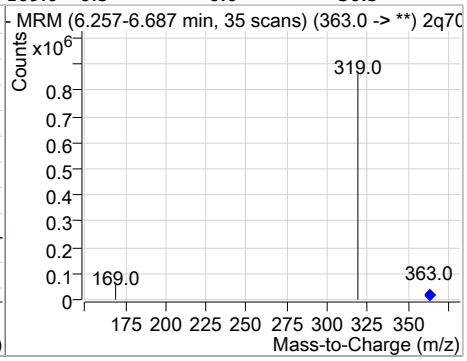

Compound	Conc.	RT	Dev(Min)	Resp.	QIon	QRatio	Min.	Max.
13C3-PFHxS	20.08	6.41	-0.01	10138				

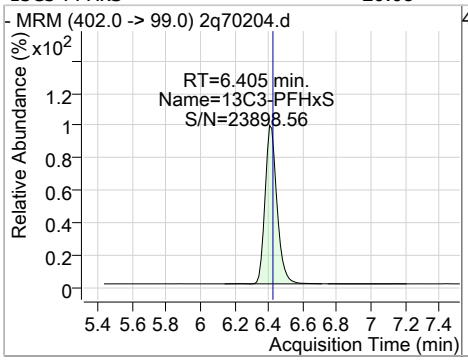

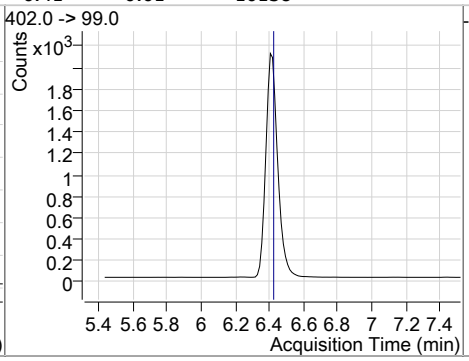

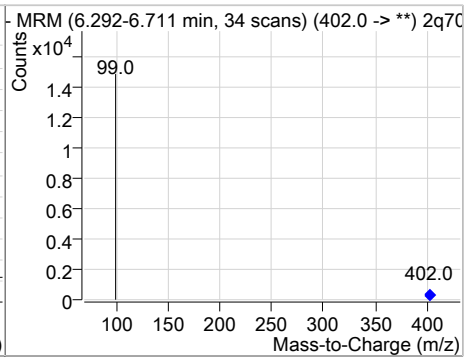

Compound	Conc.	RT	Dev(Min)	Resp.	QIon	QRatio	Min.	Max.
PFHxS	52.21	6.41	-0.01	67551 (m)	399.0 -> 99.0	45.5	15.2	75.2

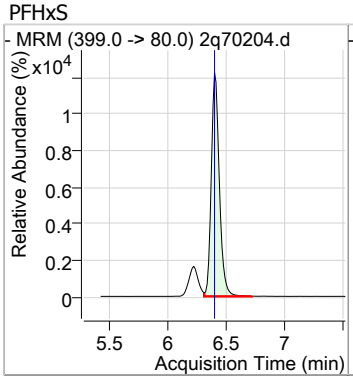

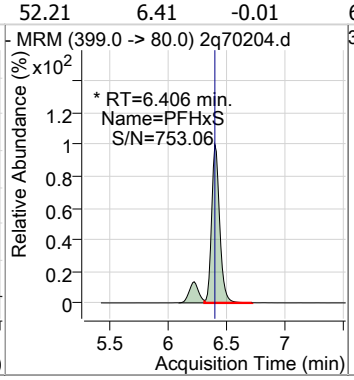

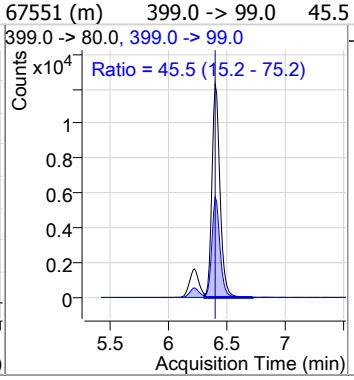

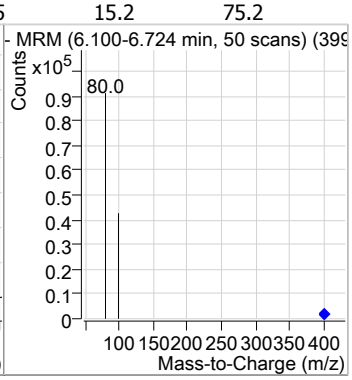

Compound	Conc.	RT	Dev(Min)	Resp.	QIon	QRatio	Min.	Max.
LN-PFHxS	46.00	6.41	-0.01	58468	399.0 -> 99.0	47.3	27.4	67.4

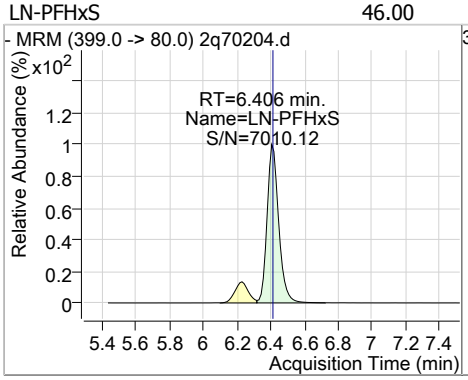

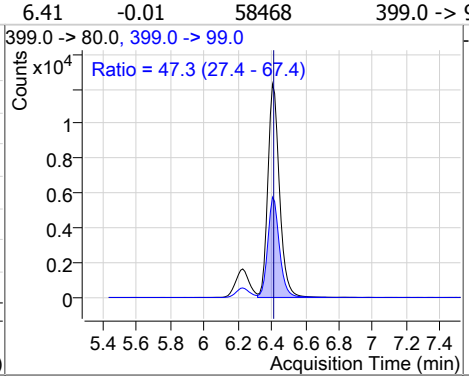

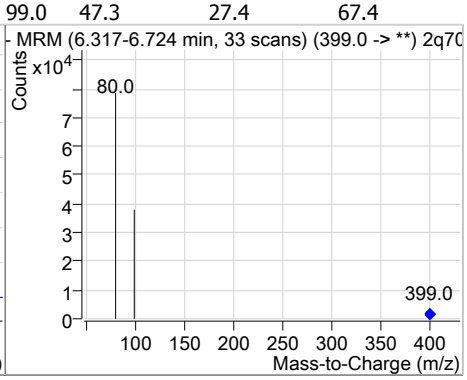

Perfluorinated Compounds by LC/MS/MS

Compound	Conc.	RT	Dev(Min)	Resp.	QIon	QRatio	Min.	Max.
ADONA	50.54	6.47	-0.01	772062	377.0 -> 85.0	25.7	0.0	55.9

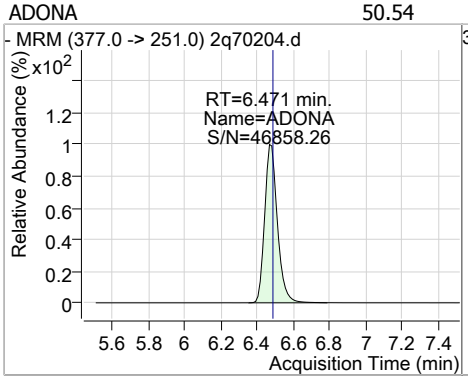

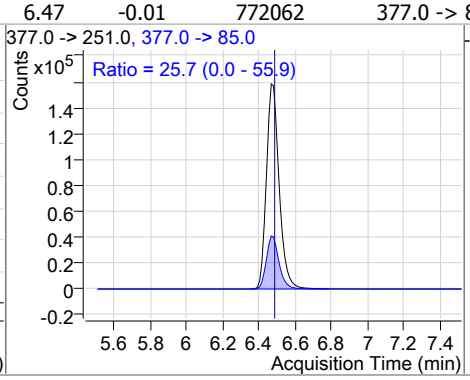

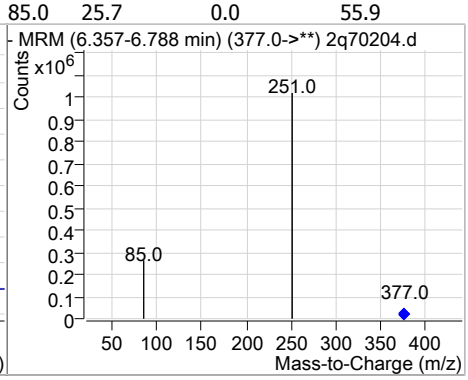

Compound	Conc.	RT	Dev(Min)	Resp.	QIon	QRatio	Min.	Max.
13C2-6:2FTS	21.54	7.10	0.00	129826				

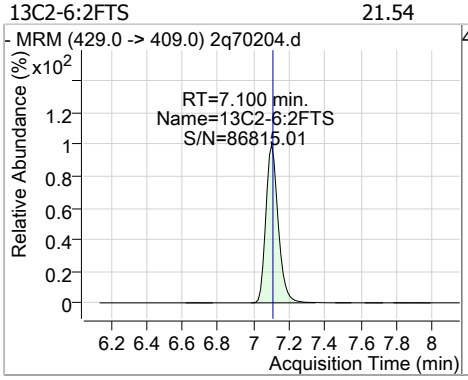

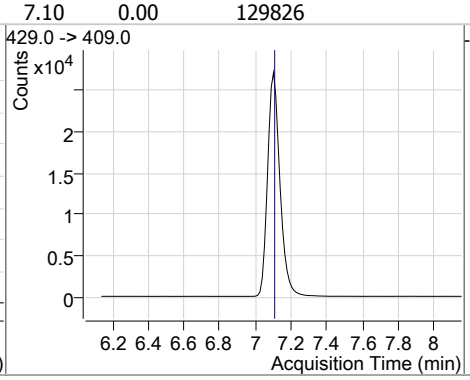

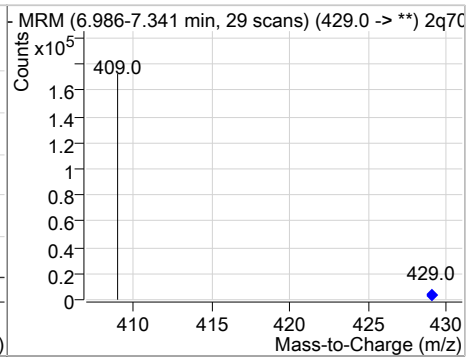

Compound	Conc.	RT	Dev(Min)	Resp.	QIon	QRatio	Min.	Max.
6:2FTS	47.84	7.10	0.00	310030	427.0 -> 81.0	24.8	0.0	54.8

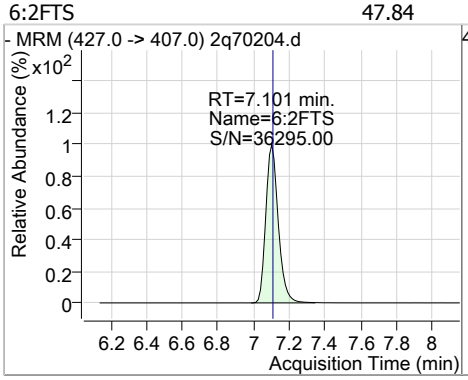

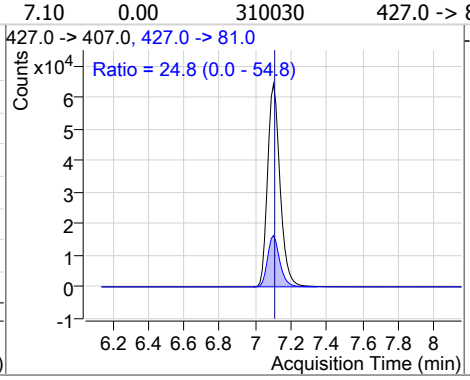

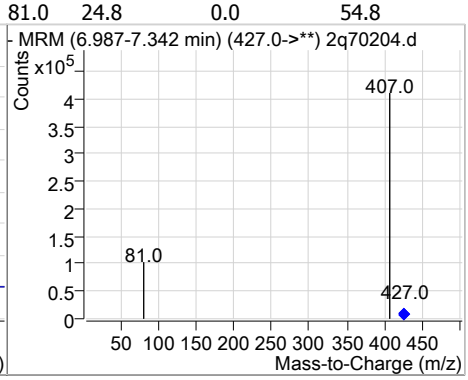

Compound	Conc.	RT	Dev(Min)	Resp.	QIon	QRatio	Min.	Max.
PFHpS	52.86	7.11	0.00	62991	449.0 -> 99.0	46.3	15.2	75.2

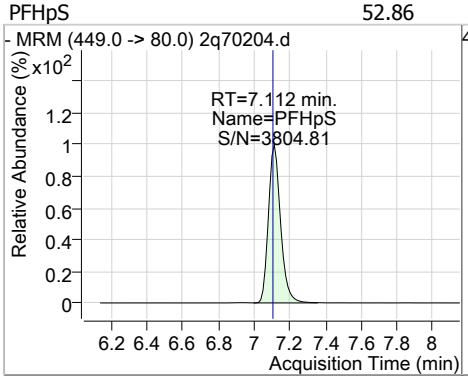

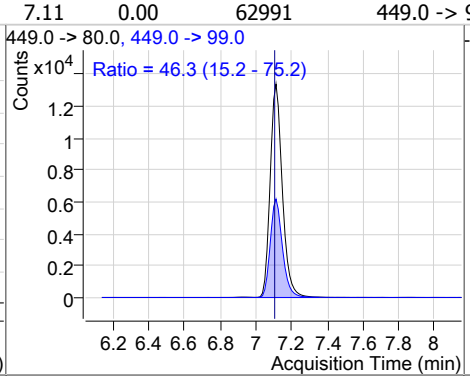

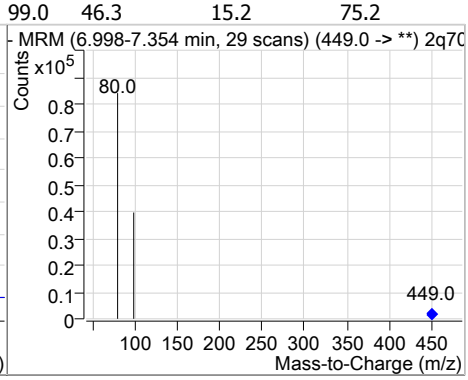

Perfluorinated Compounds by LC/MS/MS

Compound	Conc.	RT	Dev(Min)	Resp.	QIon	QRatio	Min.	Max.
13C8-PFOA	20.37	7.11	0.00	220914				

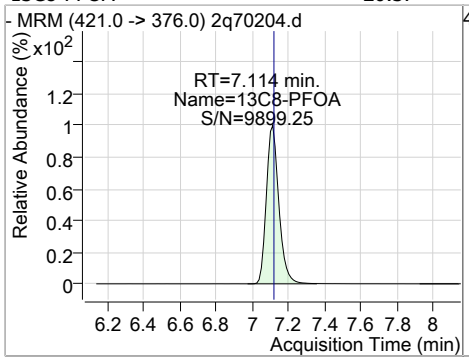

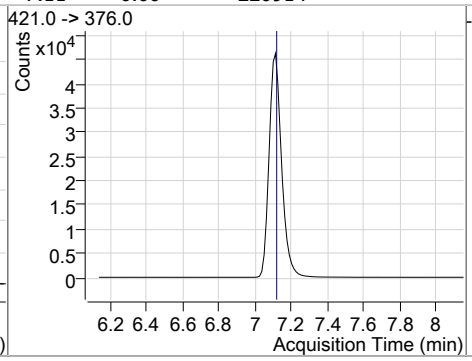

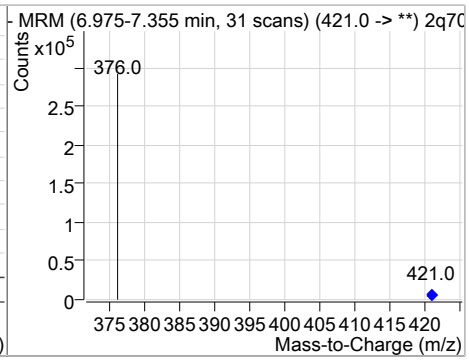

Compound	Conc.	RT	Dev(Min)	Resp.	QIon	QRatio	Min.	Max.
PFOA	50.94	7.11	0.00	594573	413.0 -> 169.0	20.7	0.0	50.6

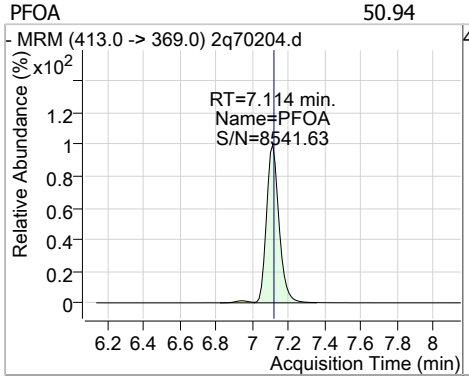

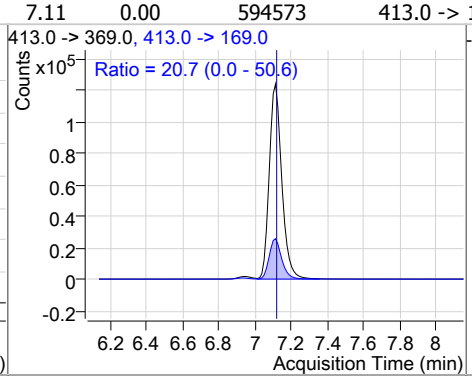

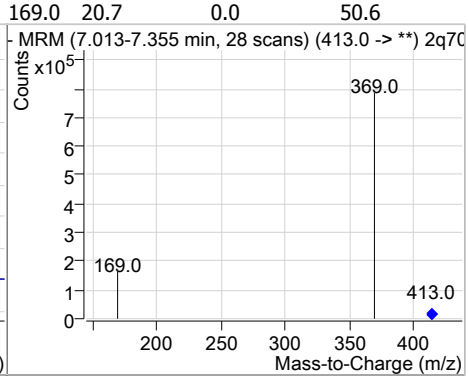

Compound	Conc.	RT	Dev(Min)	Resp.	QIon	QRatio	Min.	Max.
br-PFOA	50.94	7.11	0.00	594573	413.0 -> 169.0	20.7	0.0	50.6

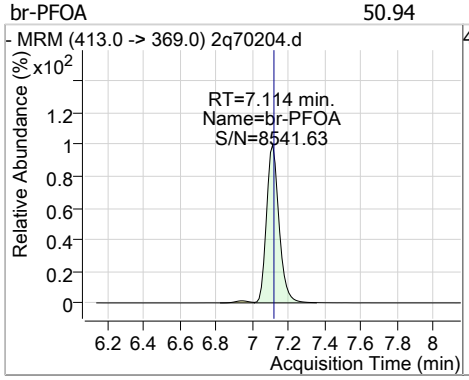

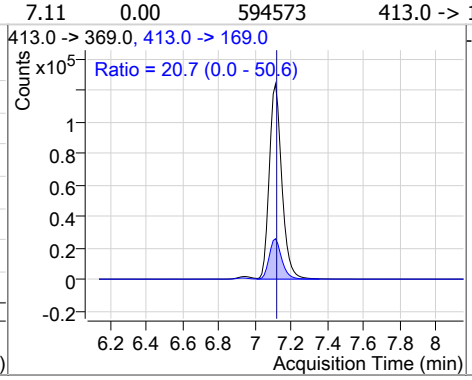

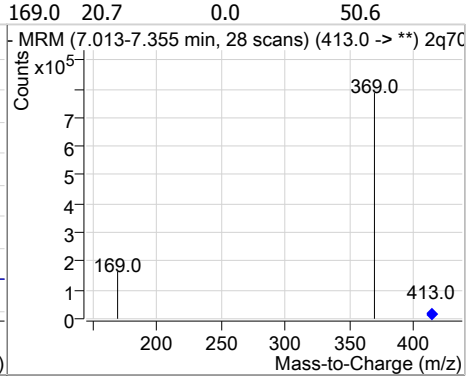

Compound	Conc.	RT	Dev(Min)	Resp.	QIon	QRatio	Min.	Max.
LN-PFOA	50.94	7.11	0.00	594573	413.0 -> 169.0	20.7	0.0	50.6

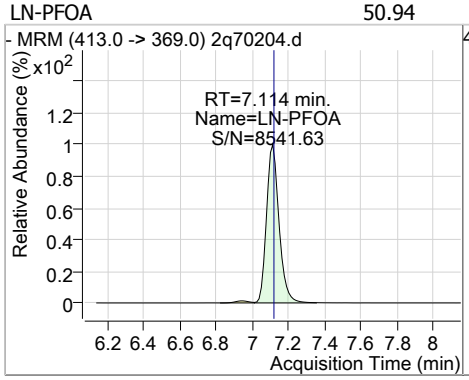

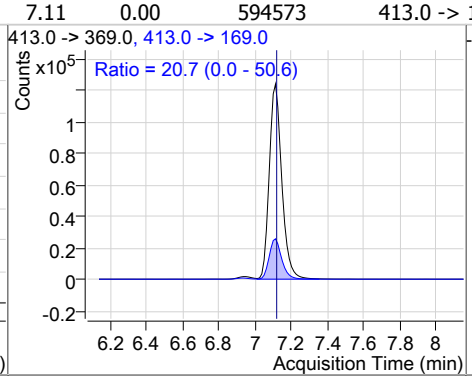

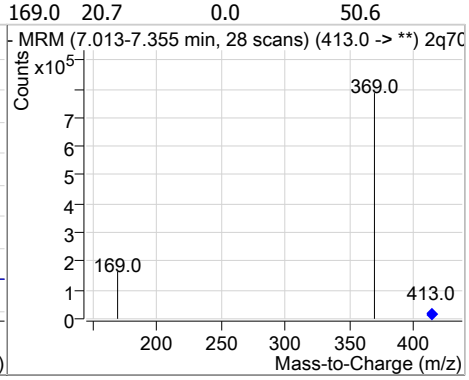

Perfluorinated Compounds by LC/MS/MS

Compound	Conc.	RT	Dev(Min)	Resp.	QIon	QRatio	Min.	Max.
br-PFOS	12.28	7.50	0.00	22244	499.0 -> 99.0	19.0	0.0	48.8

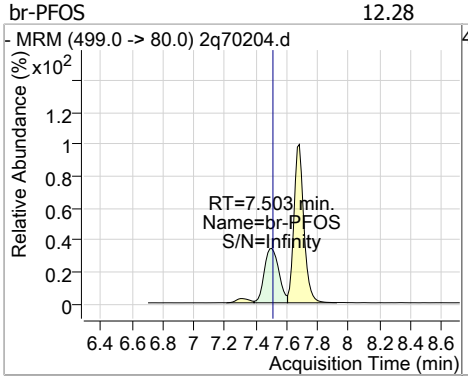

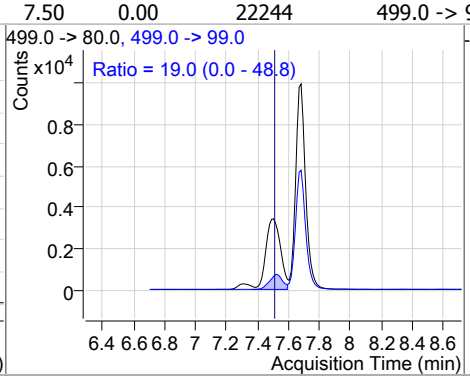

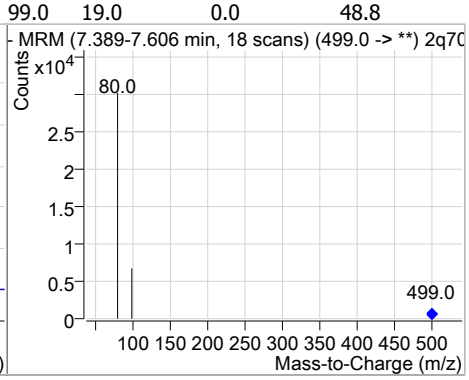

Compound	Conc.	RT	Dev(Min)	Resp.	QIon	QRatio	Min.	Max.
13C8-FOSA	19.92	7.57	0.00	50530				

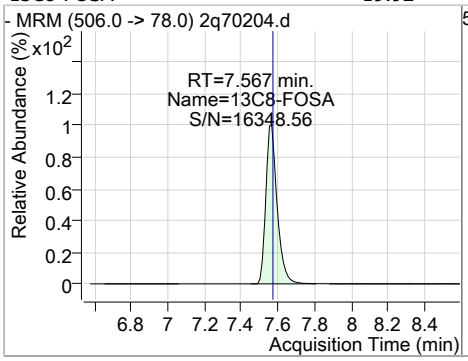

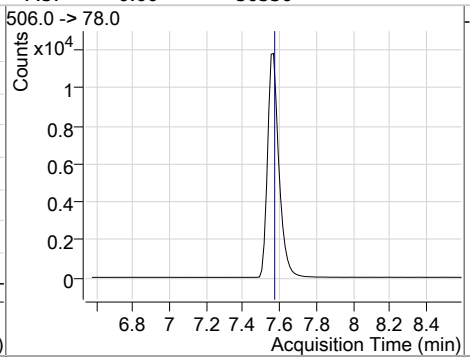

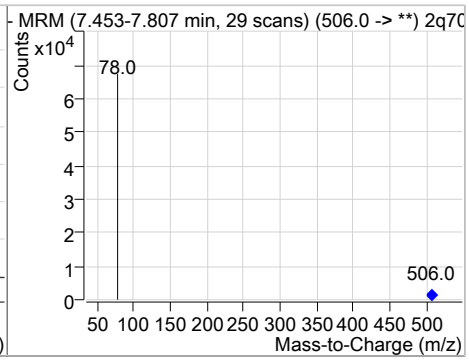

Compound	Conc.	RT	Dev(Min)	Resp.	QIon	QRatio	Min.	Max.
FOSA	52.87	7.56	-0.01	124513	498.0 -> 478.0	5.0	0.0	34.6

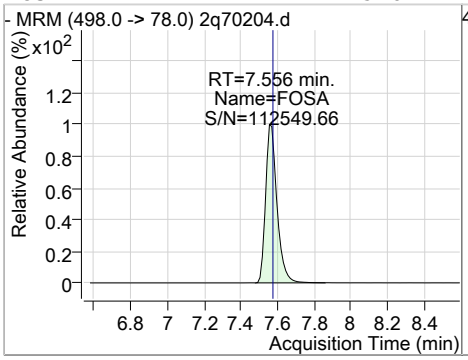

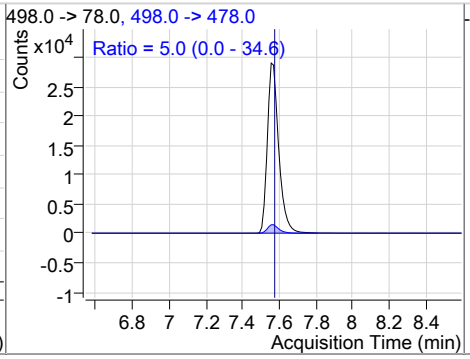

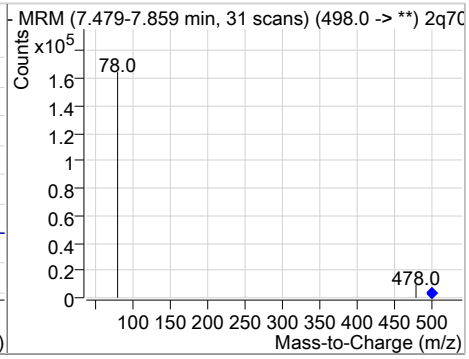

Compound	Conc.	RT	Dev(Min)	Resp.	QIon	QRatio	Min.	Max.
13C8-PFOS	20.25	7.68	0.00	14938				

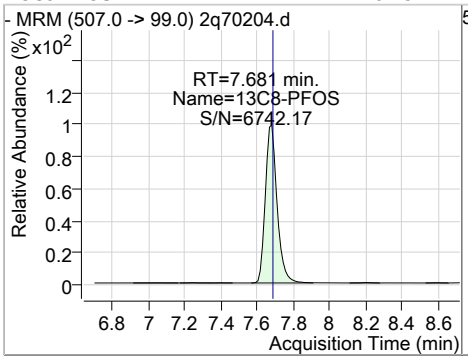

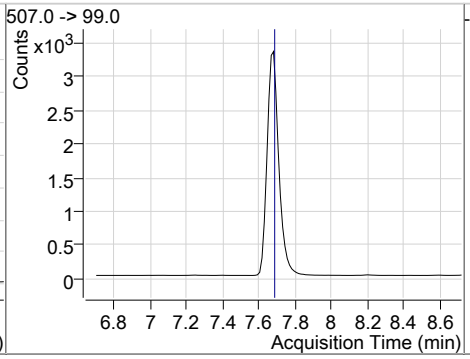

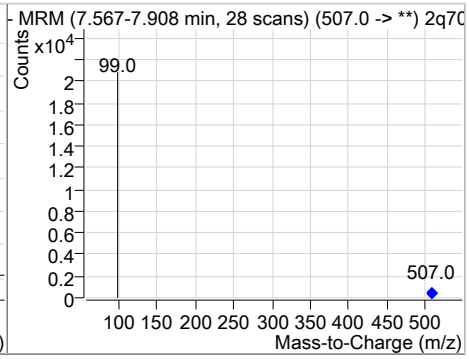

Perfluorinated Compounds by LC/MS/MS

Compound	Conc.	RT	Dev(Min)	Resp.	QIon	QRatio	Min.	Max.
PFOS	51.62	7.68	0.00	66368 (m)	499.0 -> 99.0	46.0	16.5	76.5

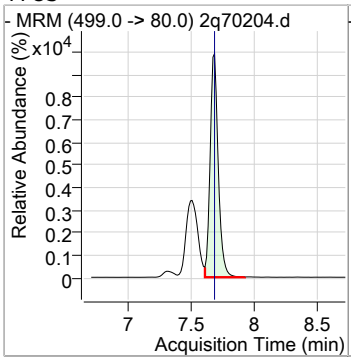

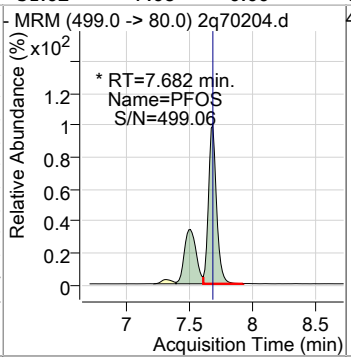

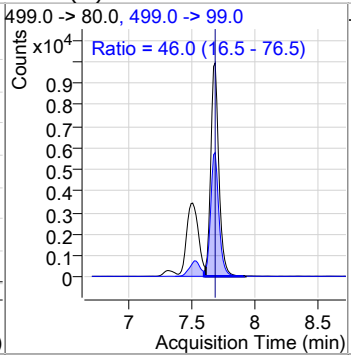

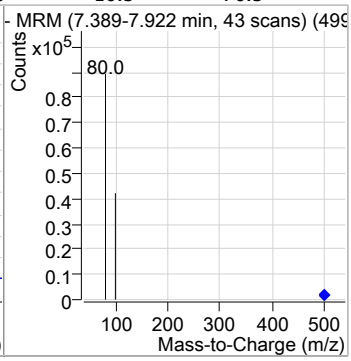

Compound	Conc.	RT	Dev(Min)	Resp.	QIon	QRatio	Min.	Max.
LN-PFOS	39.41	7.68	0.00	44124	499.0 -> 99.0	59.6	30.9	90.9

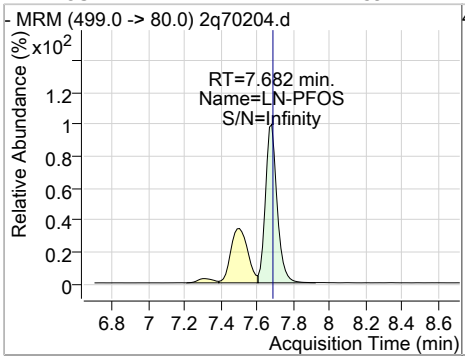

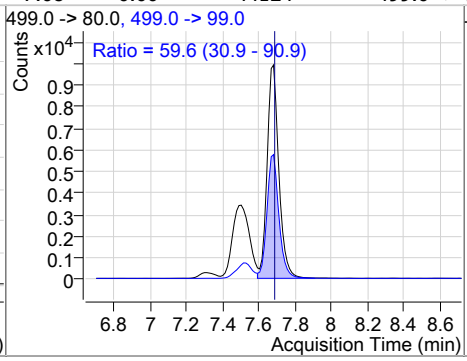

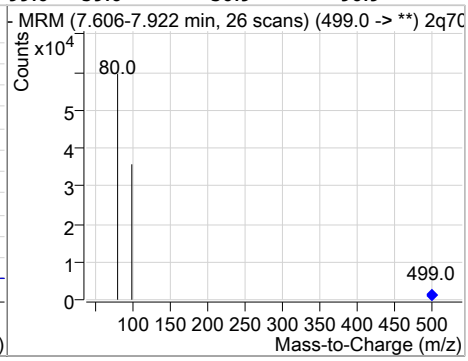

Compound	Conc.	RT	Dev(Min)	Resp.	QIon	QRatio	Min.	Max.
13C9-PFNA	20.49	7.70	-0.01	232466				

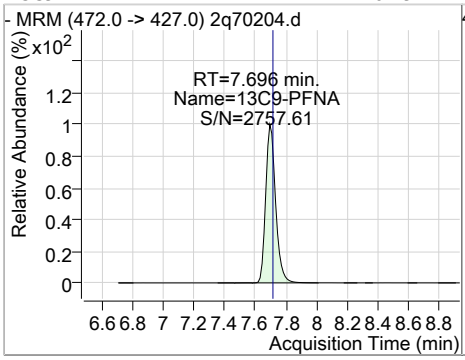

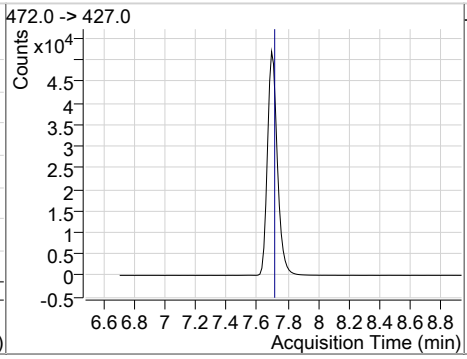

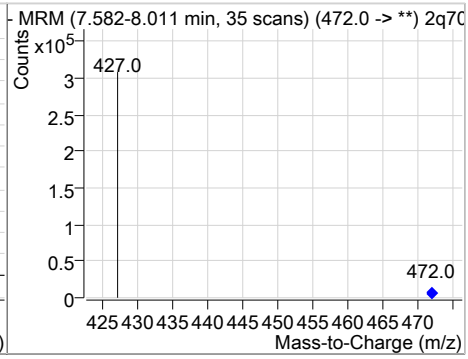

Compound	Conc.	RT	Dev(Min)	Resp.	QIon	QRatio	Min.	Max.
PFNA	52.01	7.70	-0.01	659566	463.0 -> 219.0	17.1	0.0	47.2

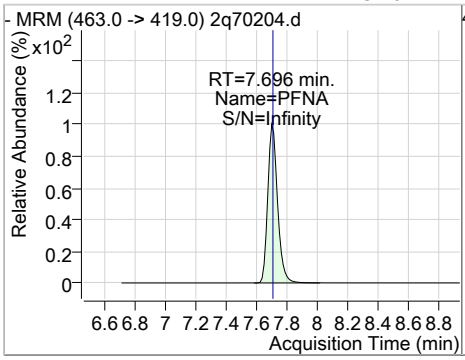

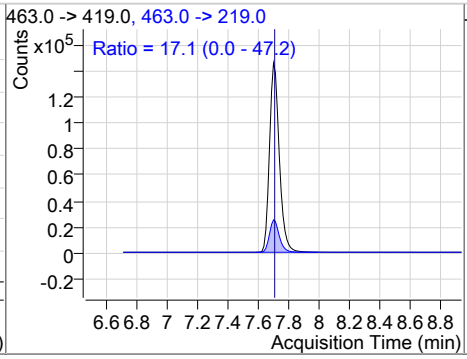

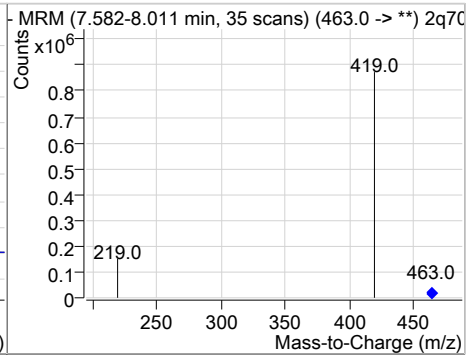

Perfluorinated Compounds by LC/MS/MS

Compound	Conc.	RT	Dev(Min)	Resp.	QIon	QRatio	Min.	Max.
br-PFNA	52.01	7.70	-0.01	659566	463.0 -> 219.0	17.1	0.0	47.2

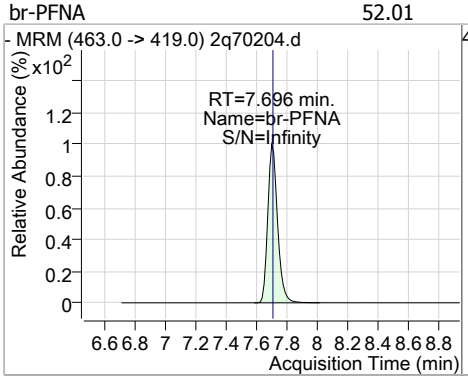

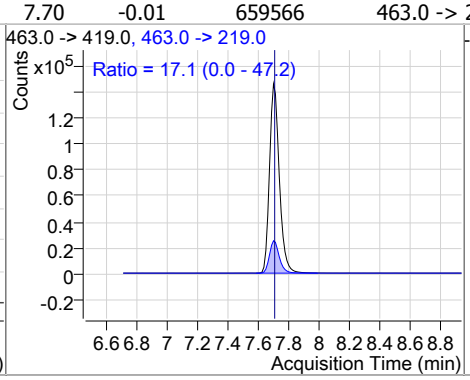

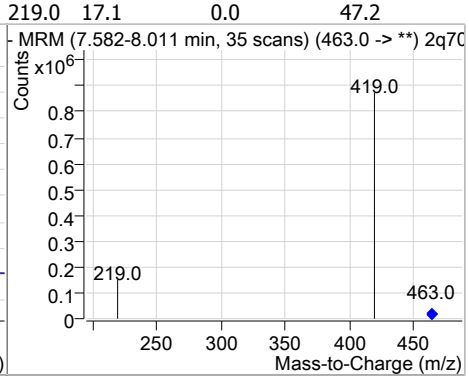

Compound	Conc.	RT	Dev(Min)	Resp.	QIon	QRatio	Min.	Max.
LN-PFNA	52.01	7.70	-0.01	659566	463.0 -> 219.0	17.1	0.0	47.2

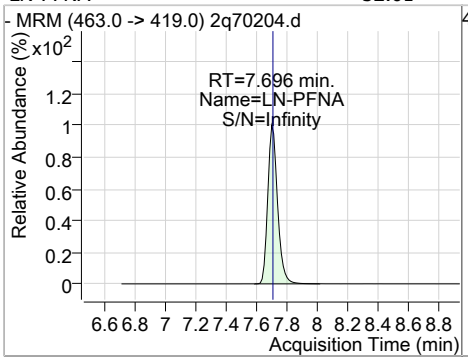

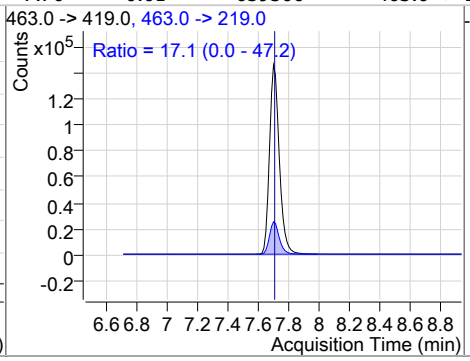

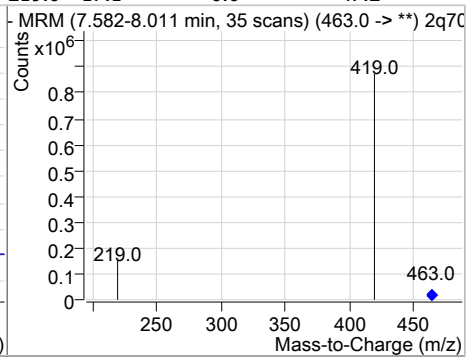

Compound	Conc.	RT	Dev(Min)	Resp.	QIon	QRatio	Min.	Max.
9Cl-PF3ONS	51.08	7.93	0.00	82999	533.0 -> 353.0	32.2	0.6	60.6

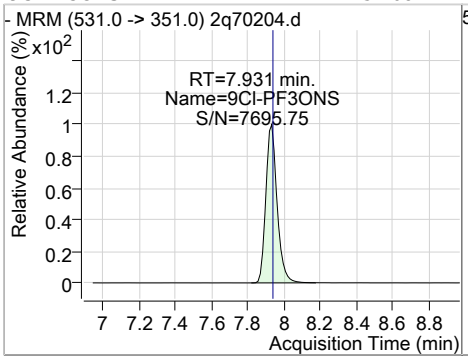

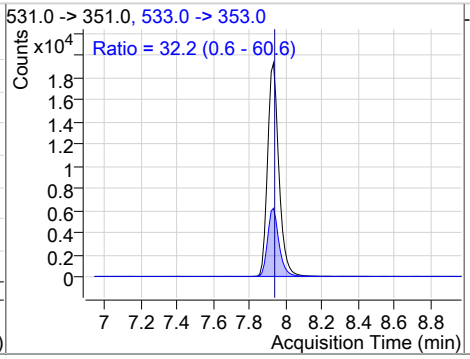

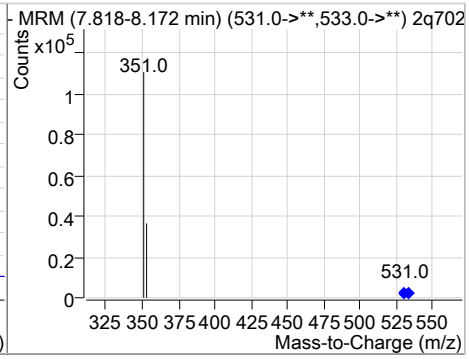

Compound	Conc.	RT	Dev(Min)	Resp.	QIon	QRatio	Min.	Max.
d3-MeFOSA	20.20	7.93	0.00	14996				

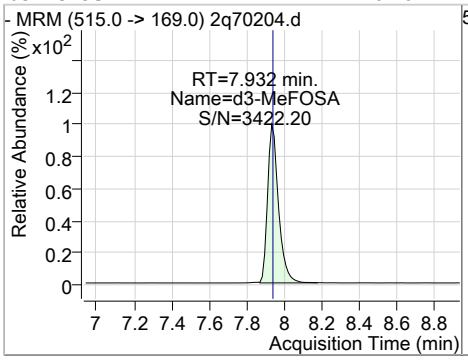

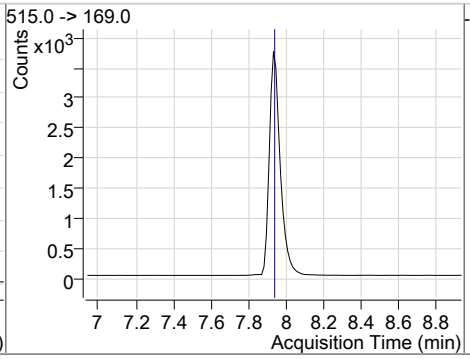

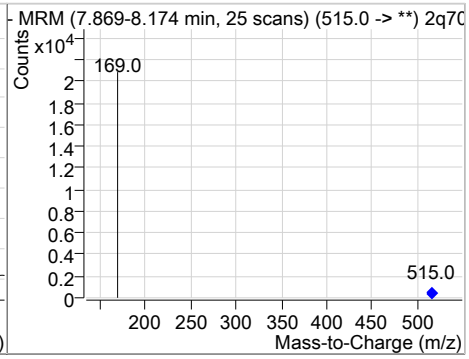

Perfluorinated Compounds by LC/MS/MS

Compound	Conc.	RT	Dev(Min)	Resp.	QIon	QRatio	Min.	Max.
MeFOSA	51.04	7.95	0.00	36630	512.0 -> 169.0	116.4	80.9	140.9

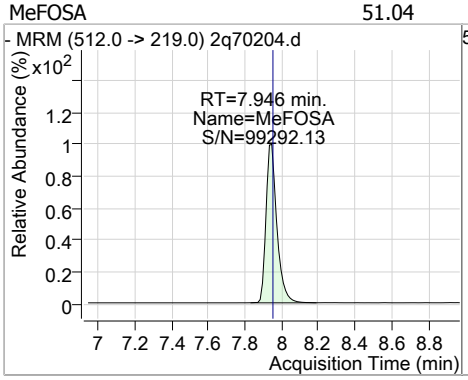

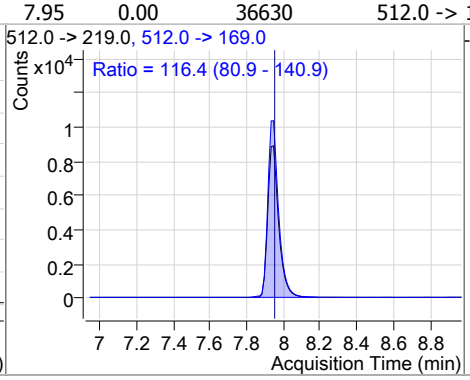

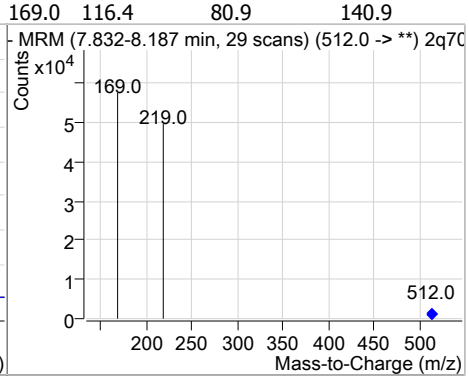

Compound	Conc.	RT	Dev(Min)	Resp.	QIon	QRatio	Min.	Max.
d3-MeFOSAA	20.92	8.00	0.00	79129				

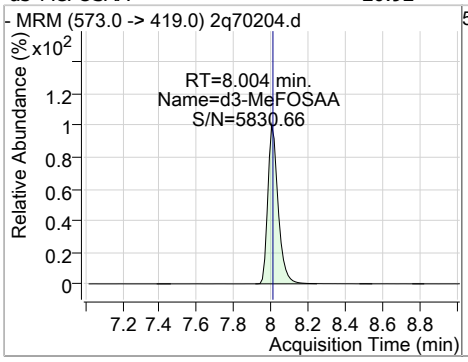

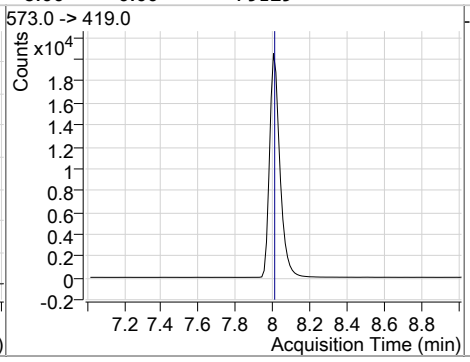

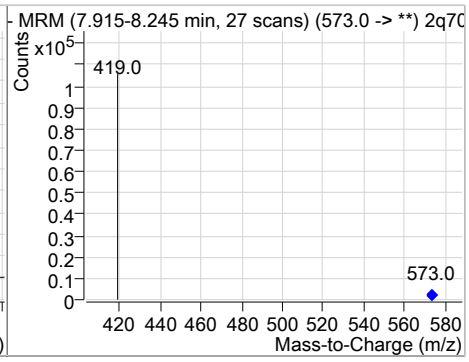

Compound	Conc.	RT	Dev(Min)	Resp.	QIon	QRatio	Min.	Max.
MeFOSAA	53.29	8.00	-0.01	171909 (m)	570.0 -> 512.0	25.0	0.0	54.8

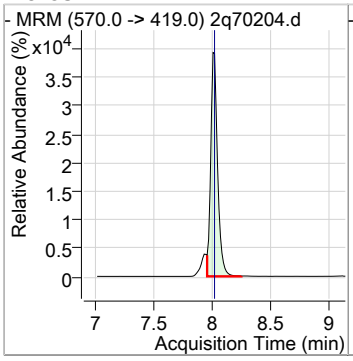

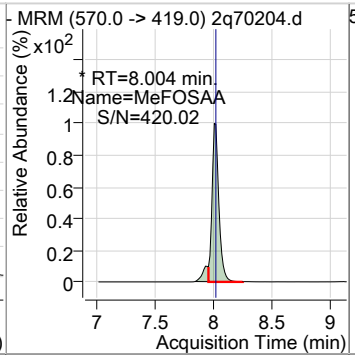

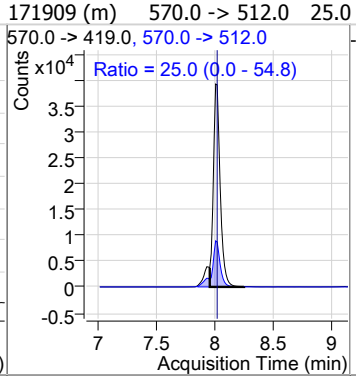

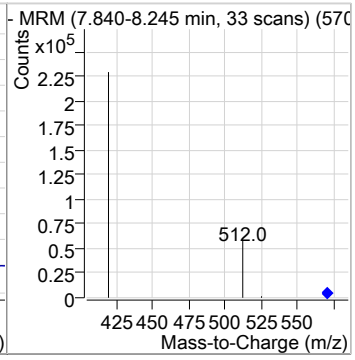

Compound	Conc.	RT	Dev(Min)	Resp.	QIon	QRatio	Min.	Max.
d5-EtFOSAA	20.10	8.13	0.00	64882				

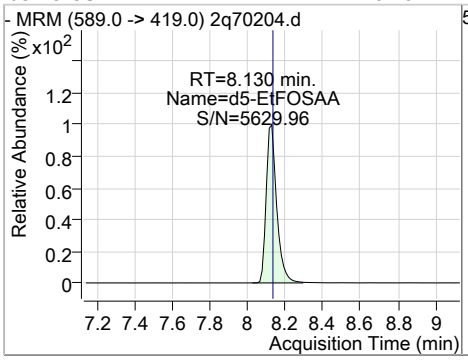

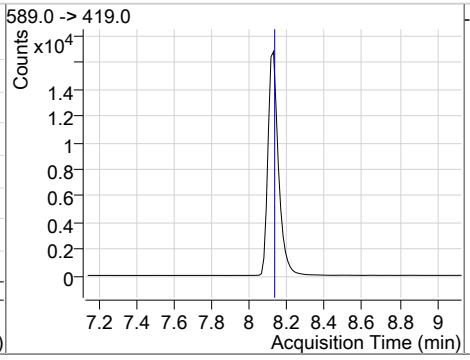

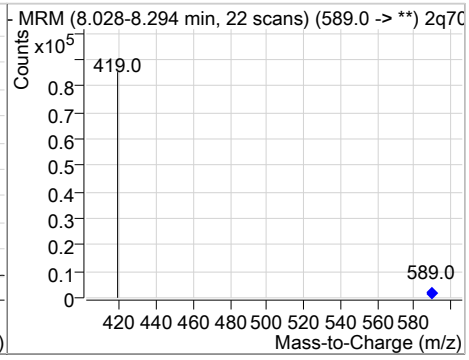

Perfluorinated Compounds by LC/MS/MS

Compound	Conc.	RT	Dev(Min)	Resp.	QIon	QRatio	Min.	Max.
EtFOSAA	50.94	8.13	0.00	141760	584.0 -> 483.0	59.0	30.2	90.2

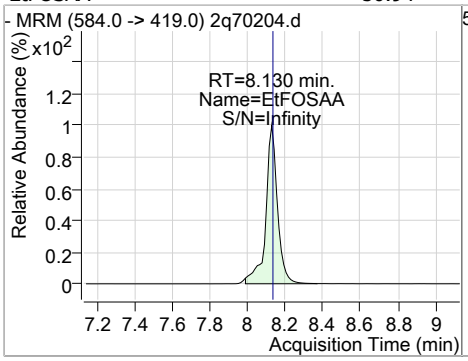

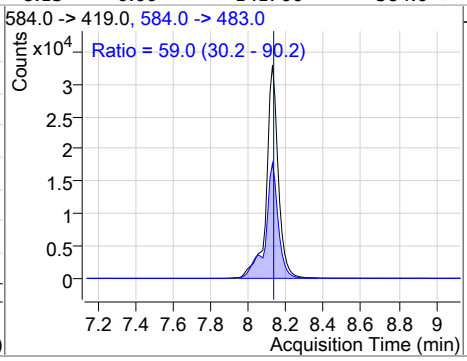

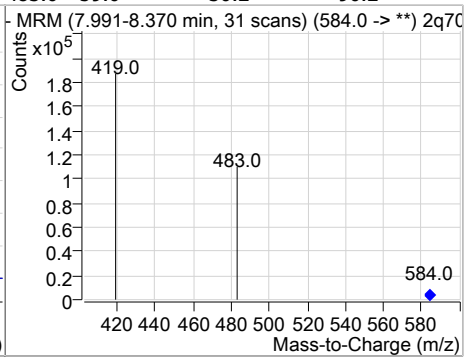

Compound	Conc.	RT	Dev(Min)	Resp.	QIon	QRatio	Min.	Max.
PFNS	52.78	8.13	-0.01	51077	549.0 -> 99.0	52.3	24.3	84.3

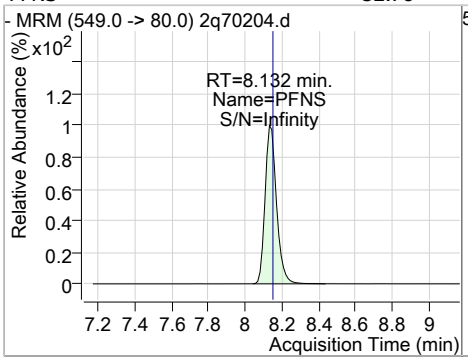

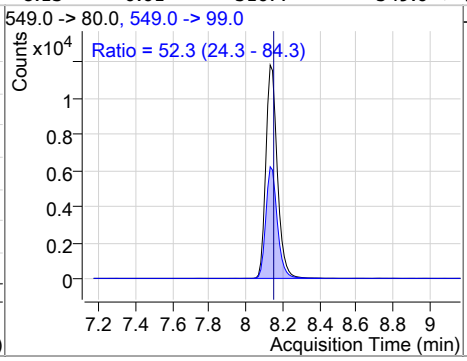

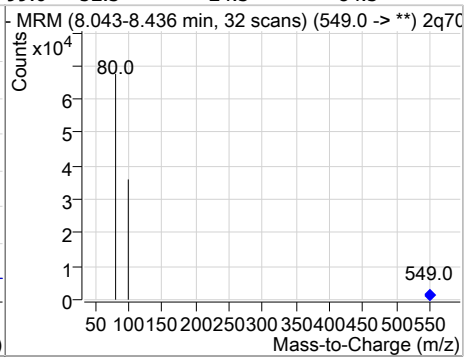

Compound	Conc.	RT	Dev(Min)	Resp.	QIon	QRatio	Min.	Max.
13C6-PFDA	20.11	8.17	0.00	242887				

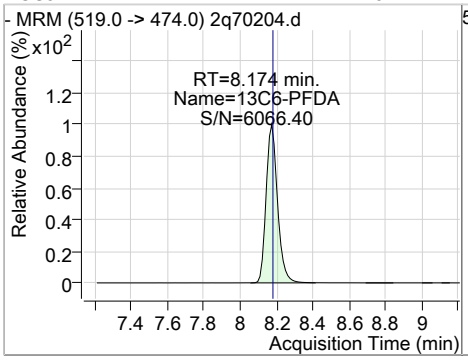

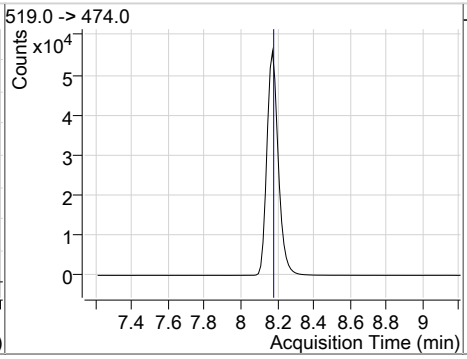

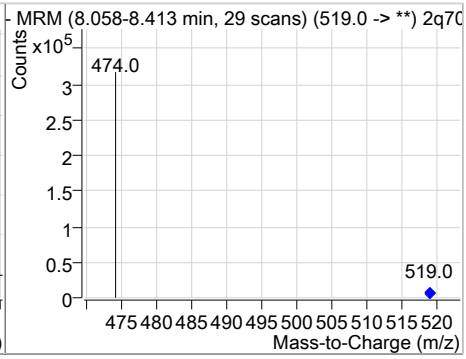

Compound	Conc.	RT	Dev(Min)	Resp.	QIon	QRatio	Min.	Max.
PFDA	51.85	8.17	0.00	697839	513.0 -> 219.0	13.9	0.0	44.5

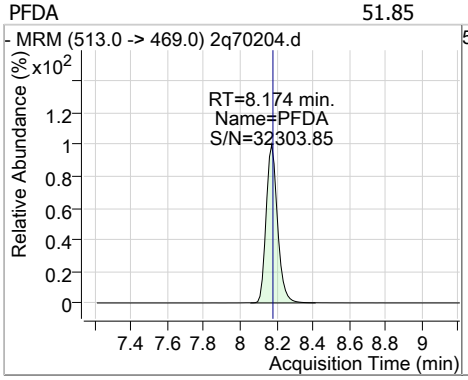

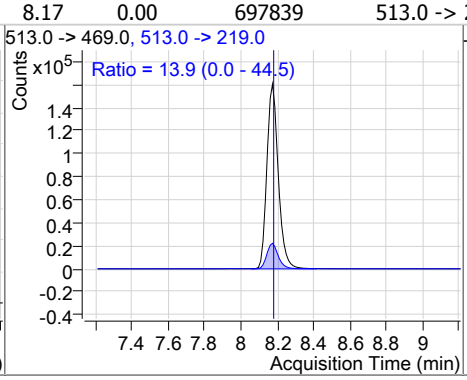

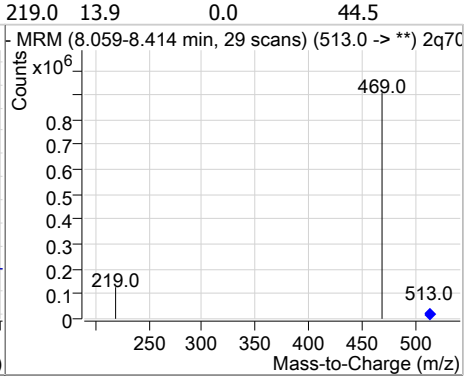

Perfluorinated Compounds by LC/MS/MS

Compound	Conc.	RT	Dev(Min)	Resp.	QIon	QRatio	Min.	Max.
13C2-8:2FTS	22.15	8.21	0.00	120734				

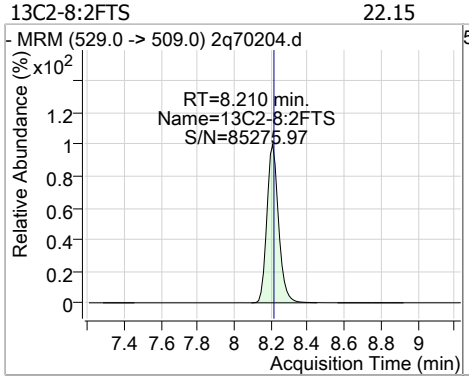

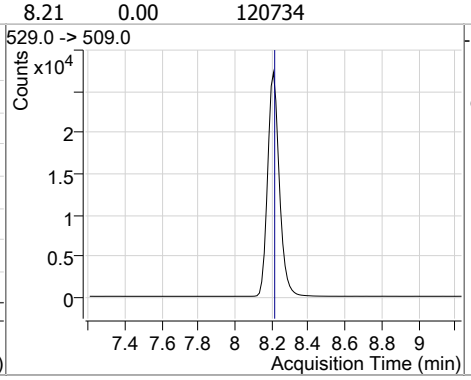

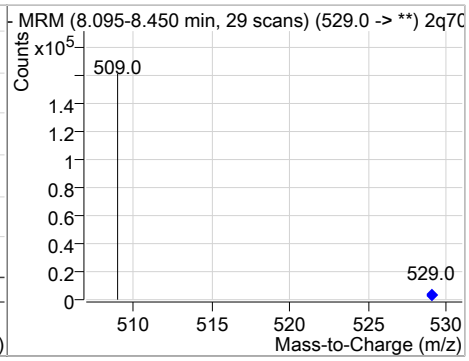

Compound	Conc.	RT	Dev(Min)	Resp.	QIon	QRatio	Min.	Max.
8:2FTS	48.02	8.21	0.00	280454	527.0 -> 81.0	25.3	0.0	55.3

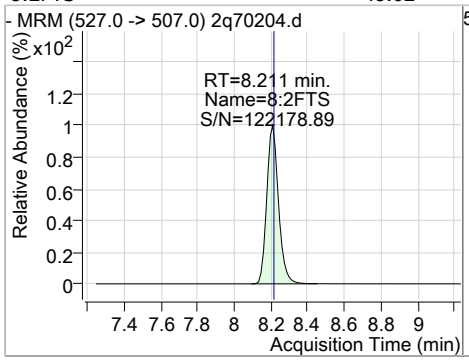

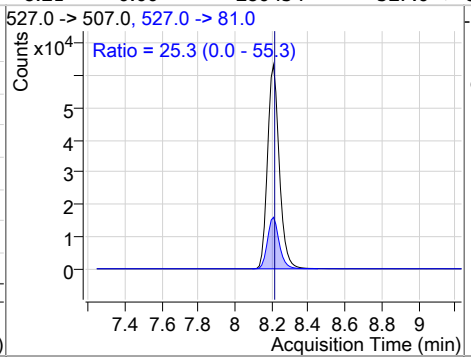

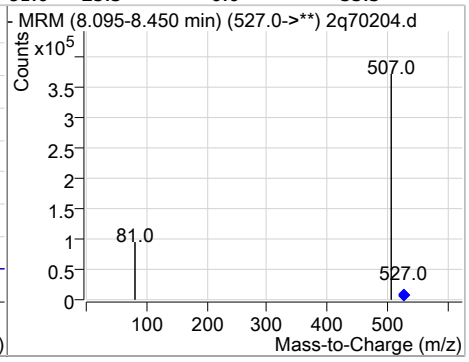

Compound	Conc.	RT	Dev(Min)	Resp.	QIon	QRatio	Min.	Max.
PFDS	50.72	8.56	0.00	28653	599.0 -> 99.0	36.9	3.4	63.4

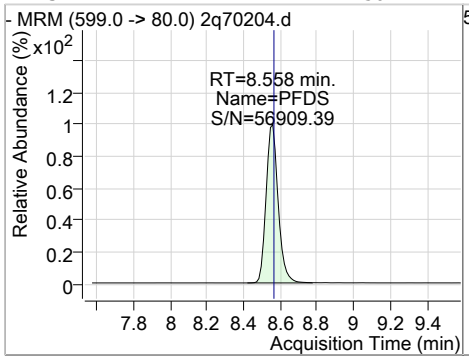

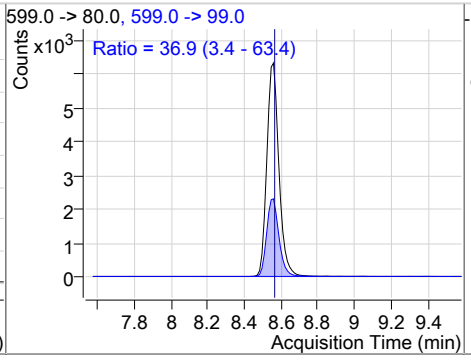

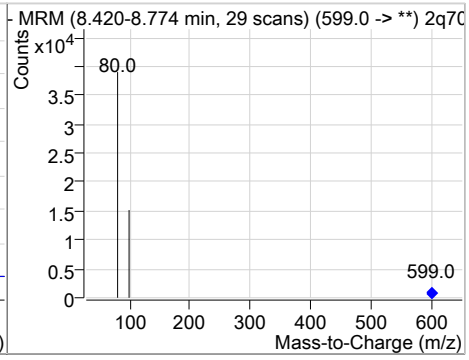

Compound	Conc.	RT	Dev(Min)	Resp.	QIon	QRatio	Min.	Max.
13C7-PFUnDA	20.45	8.60	0.00	339873				

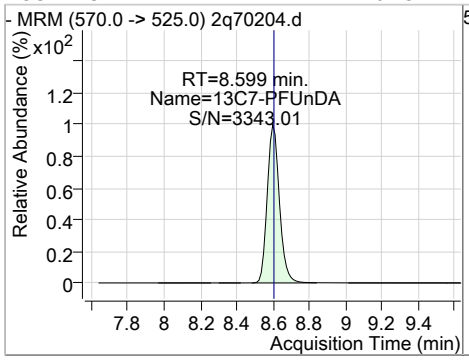

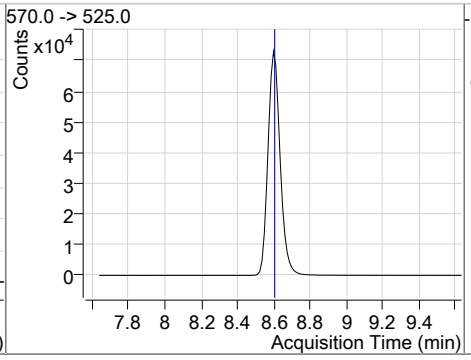

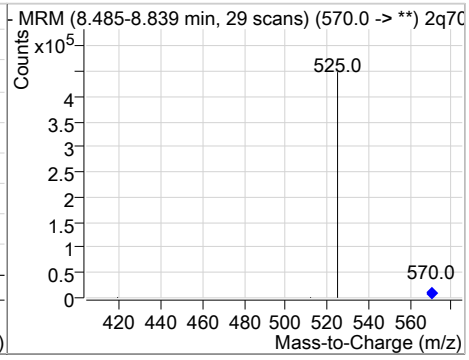

Perfluorinated Compounds by LC/MS/MS

Compound	Conc.	RT	Dev(Min)	Resp.	QIon	QRatio	Min.	Max.
PFUnDA	51.58	8.60	0.00	861397	563.0 -> 269.0	14.0	0.0	44.0

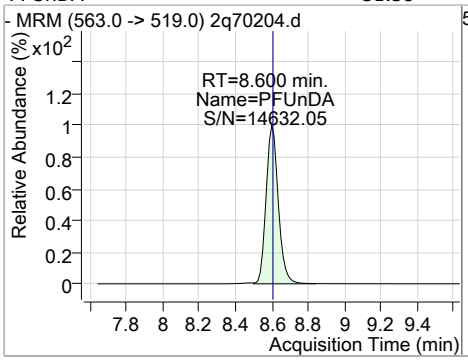

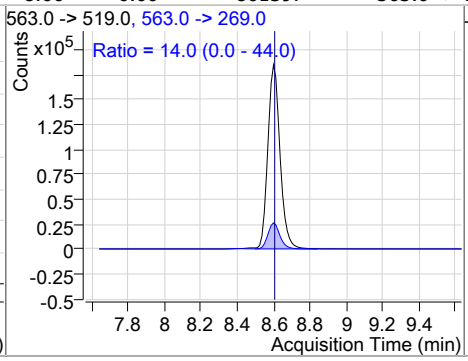

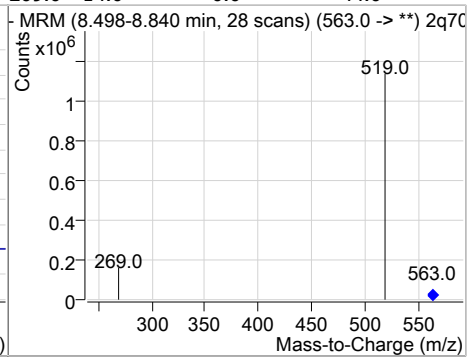

Compound	Conc.	RT	Dev(Min)	Resp.	QIon	QRatio	Min.	Max.
11Cl-PF3OUdS	50.52	8.76	0.00	390677	633.0 -> 453.0	31.6	0.0	60.0

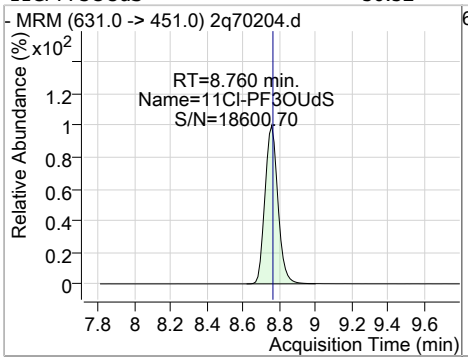

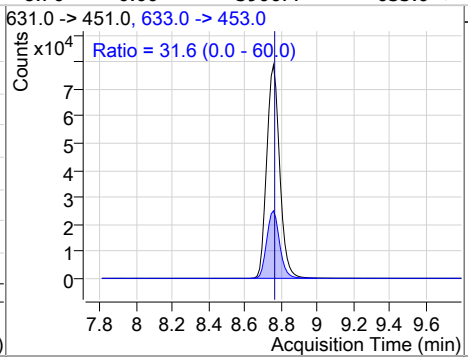

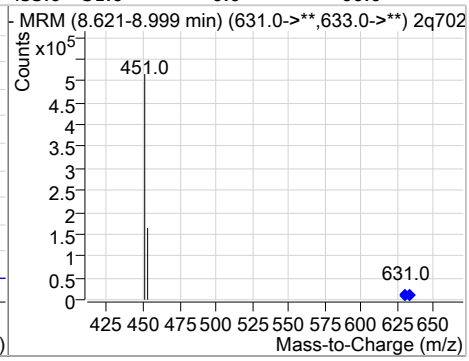

Compound	Conc.	RT	Dev(Min)	Resp.	QIon	QRatio	Min.	Max.
13C2-PFDoDA	20.68	9.09	0.00	489353				

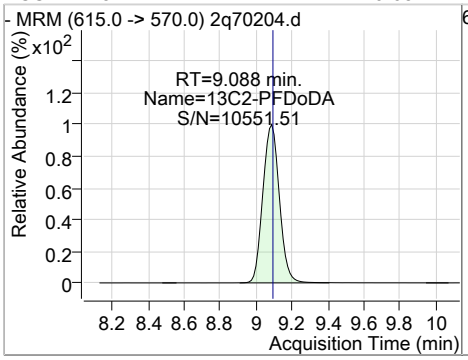

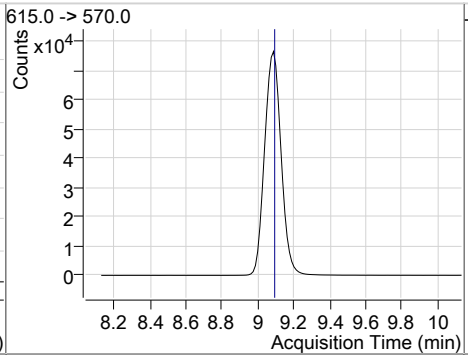

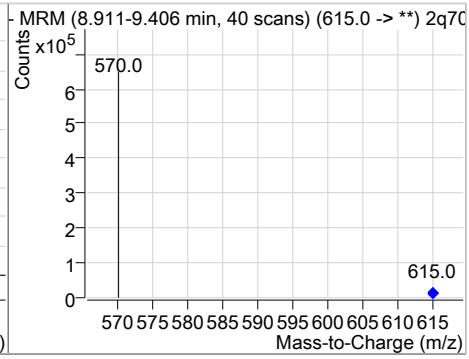

Compound	Conc.	RT	Dev(Min)	Resp.	QIon	QRatio	Min.	Max.
PFDoDA	51.22	9.09	0.00	1059080	613.0 -> 319.0	13.7	0.0	43.6

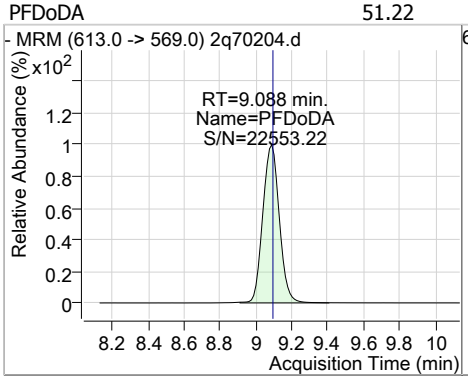

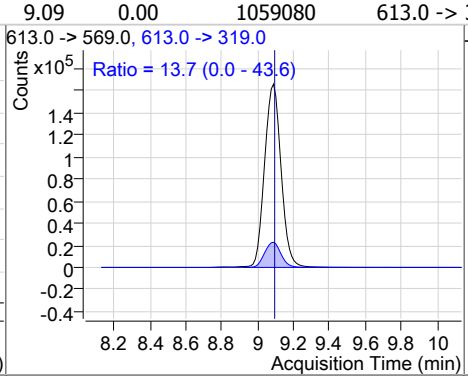

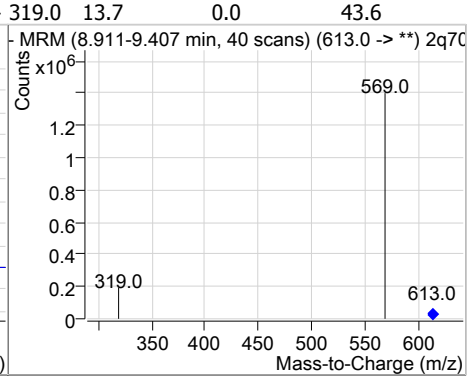

Perfluorinated Compounds by LC/MS/MS

Compound	Conc.	RT	Dev(Min)	Resp.	QIon	QRatio	Min.	Max.
PFTrDA	50.77	9.69	0.00	1321408	663.0 -> 369.0	8.5	0.0	38.6

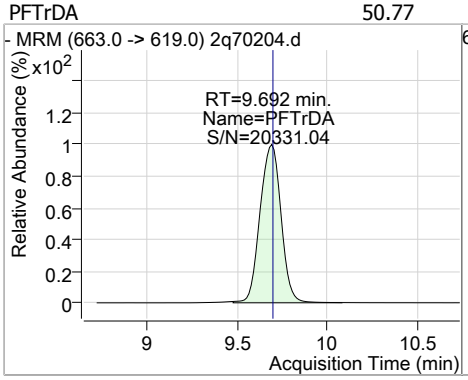

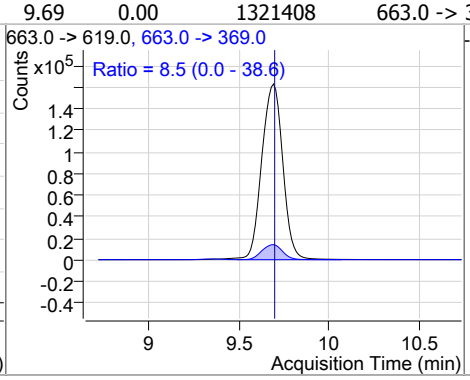

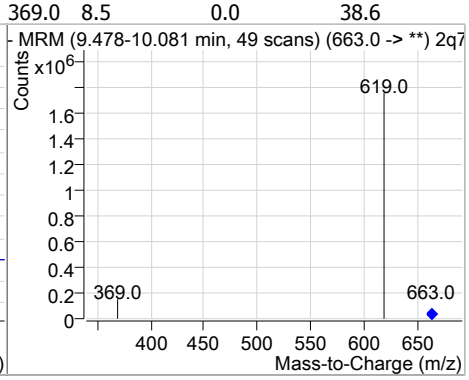

Compound	Conc.	RT	Dev(Min)	Resp.	QIon	QRatio	Min.	Max.
13C2-PFTeDA	21.14	10.26	0.00	483267				

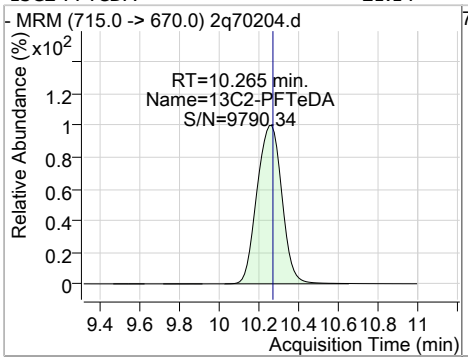

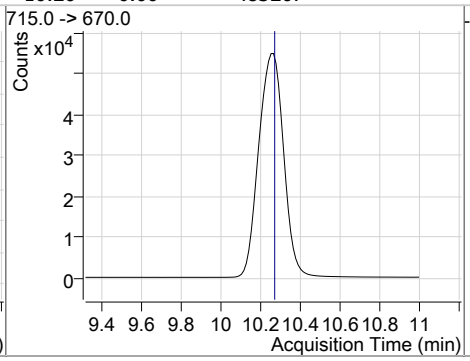

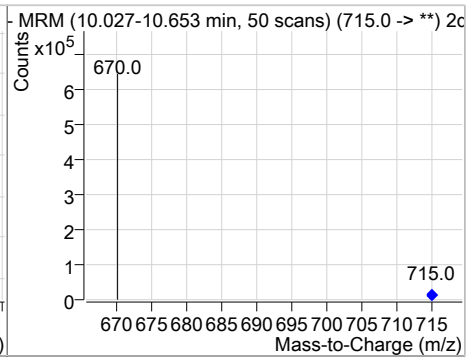

Compound	Conc.	RT	Dev(Min)	Resp.	QIon	QRatio	Min.	Max.
PFTeDA	51.77	10.25	-0.01	1475663	713.0 -> 219.0	5.0	0.0	35.0

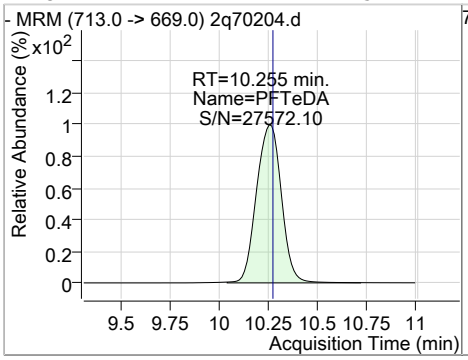

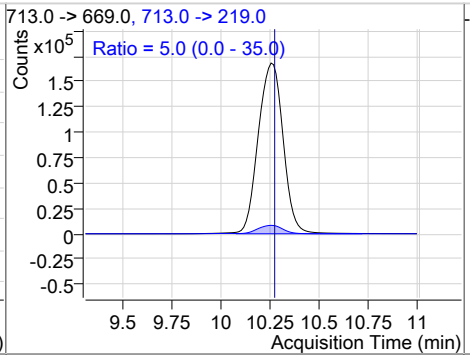

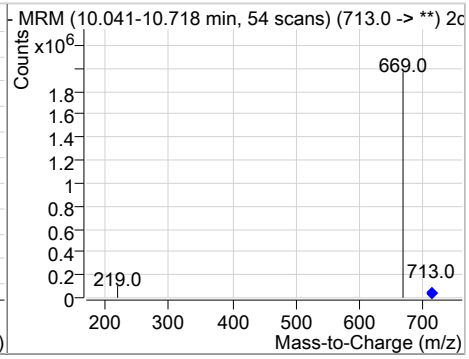

18.5.8 18

Manual Integration Approval Summary

Sample Number: S2Q1012-IC1012
Lab FileID: 2Q70204.D
Injection Time: 06/20/21 13:17
Method: EPA 537M QSM5.3 B-15
Analyst approved: 06/21/21 10:57 Nancy Saunders
Supervisor approved: 06/21/21 13:43 Mike Eger

Parameter	CAS	Sig#	R.T. (min.)	Reason
Perfluorohexanesulfonic acid	355-46-4		6.41	Split peak
Perfluorooctanesulfonic acid	1763-23-1		7.68	Split peak
MeFOSAA	2355-31-9		8.00	Split peak

Manual Integrations APPROVED (compounds with "m" flag)
Mike Eger
06/21/21 13:43

Perfluorinated Compounds by LC/MS/MS

Data File : 2q70205.d
Operator : nancyf
Acq. Method : 537_ID.m
Acq. Date-Time : 6/20/2021 1:33:56 PM
Sample Name : ic1012-100
Vial : P1-A9
DA Method File : BR_LN_062021_S2Q1012.quantmethod.xml
Batch Name : s2q1012.batch.bin
Sample Information : op85082,S2Q1012,250,,,1.0,1,water

Compound	RT	QIon	Resp.	Conc.	Units	Dev(Min)
Internal Standards						
M5-EtFOSAA	8.130	589.0 -> 419.0	60232	20.00	µg/L	0.000
M4-PFBA	1.952	217.0 -> 172.0	76780	20.00	µg/L	-0.013
M5-PFPeA	3.962	268.0 -> 223.0	69896	20.00	µg/L	0.000
M5-PFHxA	5.403	318.0 -> 273.0	111256	20.00	µg/L	0.000
M4-PFHpA	6.370	367.0 -> 322.0	161254	20.00	µg/L	0.000
M8-PFOA	7.114	421.0 -> 376.0	213576	20.00	µg/L	0.000
M9-PFNA	7.696	472.0 -> 427.0	227538	20.00	µg/L	-0.013
M6-PFDA	8.174	519.0 -> 474.0	237264	20.00	µg/L	0.000
M7-PFUnDA	8.599	570.0 -> 525.0	330414	20.00	µg/L	0.000
M2-PFDoDA	9.088	615.0 -> 570.0	480678	20.00	µg/L	0.000
M2-PFTeDA	10.265	715.0 -> 670.0	480786	20.00	µg/L	0.000
M8-FOSA	7.567	506.0 -> 78.0	48396	20.00	µg/L	0.000
M3-PFBS	4.280	302.0 -> 99.0	8560	20.00	µg/L	0.000
M3-PFHxS	6.405	402.0 -> 99.0	10218	20.00	µg/L	-0.013
M8-PFOS	7.681	507.0 -> 99.0	14934	20.00	µg/L	0.000
M2-4:2FTS	5.297	329.0 -> 309.0	86626	20.00	µg/L	0.000
M2-6:2FTS	7.100	429.0 -> 409.0	139167	20.00	µg/L	0.000
M2-8:2FTS	8.210	529.0 -> 509.0	130959	20.00	µg/L	0.000
M3-MeFOSAA	8.004	573.0 -> 419.0	77671	20.00	µg/L	0.000
M3-HFPO-DA	5.709	287.0 -> 169.0	6773	20.00	µg/L	-0.013
M3-MeFOSA	7.932	515.0 -> 169.0	13635	20.00	µg/L	0.000
System Monitoring Compounds						
13C2-4:2FTS	5.297	329.0 -> 309.0	86626	24.53	µg/L	0.000
Spiked Amount: 20.00	Range: 50.0 - 150.0%			Recovery = 122.7%		
13C2-6:2FTS	7.100	429.0 -> 409.0	139167	23.09	µg/L	0.000
Spiked Amount: 20.00	Range: 50.0 - 150.0%			Recovery = 115.4%		
13C2-8:2FTS	8.210	529.0 -> 509.0	130959	24.03	µg/L	0.000
Spiked Amount: 20.00	Range: 50.0 - 150.0%			Recovery = 120.1%		
13C2-PFDoDA	9.088	615.0 -> 570.0	480678	20.32	µg/L	0.000
Spiked Amount: 20.00	Range: 50.0 - 150.0%			Recovery = 101.6%		
13C2-PFTeDA	10.265	715.0 -> 670.0	480786	21.03	µg/L	0.000
Spiked Amount: 20.00	Range: 50.0 - 150.0%			Recovery = 105.1%		
13C3-PFBS	4.280	302.0 -> 99.0	8560	20.26	µg/L	0.000
Spiked Amount: 20.00	Range: 50.0 - 150.0%			Recovery = 101.3%		
13C3-PFHxS	6.405	402.0 -> 99.0	10218	20.24	µg/L	-0.013
Spiked Amount: 20.00	Range: 50.0 - 150.0%			Recovery = 101.2%		
13C4-PFBA	1.952	217.0 -> 172.0	76780	20.19	µg/L	-0.013
Spiked Amount: 20.00	Range: 50.0 - 150.0%			Recovery = 101.0%		
13C4-PFHpA	6.370	367.0 -> 322.0	161254	20.10	µg/L	0.000
Spiked Amount: 20.00	Range: 50.0 - 150.0%			Recovery = 100.5%		
d5-EtFOSAA	8.130	589.0 -> 419.0	60232	18.66	ng/ml	0.000
Spiked Amount: 20.00	Range: 50.0 - 150.0%			Recovery = 93.3%		
13C5-PFHxA	5.403	318.0 -> 273.0	111256	20.36	µg/L	0.000
Spiked Amount: 20.00	Range: 50.0 - 150.0%			Recovery = 101.8%		
13C5-PFPeA	3.962	268.0 -> 223.0	69896	20.45	µg/L	0.000

Perfluorinated Compounds by LC/MS/MS

Compound	RT	QIon	Resp.	Conc.	Units		Dev(Min)
Spiked Amount: 20.00	Range: 50.0 - 150.0%			Recovery = 102.3%			
13C6-PFDA	8.174	519.0 -> 474.0	237264	19.65	µg/L		0.000
Spiked Amount: 20.00	Range: 50.0 - 150.0%			Recovery = 98.2%			
13C7-PFUnDA	8.599	570.0 -> 525.0	330414	19.88	µg/L		0.000
Spiked Amount: 20.00	Range: 50.0 - 150.0%			Recovery = 99.4%			
13C8-FOSA	7.567	506.0 -> 78.0	48396	19.08	µg/L		0.000
Spiked Amount: 20.00	Range: 50.0 - 150.0%			Recovery = 95.4%			
13C8-PFOA	7.114	421.0 -> 376.0	213576	19.70	µg/L		0.000
Spiked Amount: 20.00	Range: 50.0 - 150.0%			Recovery = 98.5%			
13C8-PFOS	7.681	507.0 -> 99.0	14934	20.24	µg/L		0.000
Spiked Amount: 20.00	Range: 50.0 - 150.0%			Recovery = 101.2%			
13C9-PFNA	7.696	472.0 -> 427.0	227538	20.05	µg/L		-0.013
Spiked Amount: 20.00	Range: 50.0 - 150.0%			Recovery = 100.3%			
d3-MeFOSAA	8.004	573.0 -> 419.0	77671	20.53	µg/L		0.000
Spiked Amount: 20.00	Range: 50.0 - 150.0%			Recovery = 102.6%			
13C3-HFPO-DA	5.709	287.0 -> 169.0	6773	20.56	µg/L		-0.013
Spiked Amount: 20.00	Range: 50.0 - 150.0%			Recovery = 102.8%			
d3-MeFOSA	7.932	515.0 -> 169.0	13635	18.37	µg/L		0.000
Spiked Amount: 20.00	Range: 50.0 - 150.0%			Recovery = 91.8%			
Target Compounds							**QValue**
4:2FTS	5.299	327.0 -> 307.0	371955	82.30	µg/L		100
6:2FTS	7.101	427.0 -> 407.0	581300	83.68	µg/L		100
8:2FTS	8.211	527.0 -> 507.0	528845	83.48	µg/L		100
br-PFHxS	6.229	399.0 -> 80.0	17465	11.86	µg/L		96
EtFOSAA	8.130	584.0 -> 419.0	257315	99.60	µg/L		100
FOSA	7.568	498.0 -> 78.0	221884	98.38	µg/L		98
MeFOSAA	8.017	570.0 -> 419.0	310695	98.12	µg/L		97
PFBA	1.958	213.0 -> 169.0	140343	99.37	µg/L		100
PFBS	4.282	299.0 -> 80.0	130338	99.16	µg/L		99
PFDA	8.174	513.0 -> 469.0	1302521	99.08	µg/L		99
PFDoDA	9.088	613.0 -> 569.0	2017890	99.36	µg/L		100
PFDS	8.558	599.0 -> 80.0	54694	99.58	µg/L		98
PFHpA	6.371	363.0 -> 319.0	1259152	99.28	µg/L		100
PFHpS	7.112	449.0 -> 80.0	118285	98.47	µg/L		98
PFHxA	5.404	313.0 -> 269.0	387434	99.02	µg/L		100
PFHxS	6.406	399.0 -> 80.0	128973	98.89	µg/L	m	100
PFNA	7.696	463.0 -> 419.0	1228707	99.00	µg/L		100
PFNS	8.132	549.0 -> 80.0	95337	98.53	µg/L		98
PFOA	7.114	413.0 -> 369.0	1121883	99.41	µg/L		100
PFOS	7.682	499.0 -> 80.0	127370	99.10	µg/L	m	98
PFPeA	3.964	263.0 -> 219.0	489047	99.12	µg/L		100
PFPeS	5.527	349.0 -> 80.0	85007	98.78	µg/L		100
PFTeDA	10.255	713.0 -> 669.0	2808225	99.04	µg/L		100
PFTrDA	9.692	663.0 -> 619.0	2547378	99.64	µg/L		100
PFUnDA	8.600	563.0 -> 519.0	1610452	99.20	µg/L		100
LN-PFHxS	6.406	399.0 -> 80.0	111508	87.03	µg/L		100
11Cl-PF3OUdS	8.760	631.0 -> 451.0	757267	99.68	µg/L		98
9Cl-PF3ONS	7.931	531.0 -> 351.0	158119	99.62	µg/L		99
ADONA	6.471	377.0 -> 251.0	1475197	99.89	µg/L		99
br-PFOS	7.491	499.0 -> 80.0	43143	23.83	µg/L		99
HFPO-DA	5.717	329.0 -> 169.0	131480	98.17	µg/L		100
LN-PFOS	7.682	499.0 -> 80.0	84230	75.25	µg/L		97
br-PFOA	7.114	413.0 -> 369.0	1121883	99.41	µg/L		100
LN-PFOA	7.114	413.0 -> 369.0	1121883	99.41	µg/L		100
br-PFNA	7.696	463.0 -> 419.0	1228707	99.00	µg/L		100
LN-PFNA	7.696	463.0 -> 419.0	1228707	99.00	µg/L		100

Perfluorinated Compounds by LC/MS/MS

Compound	RT	QIon	Resp.	Conc.	Units	Dev(Min)
MeFOSA	7.946	512.0 -> 219.0	64627	99.04	µg/L	96

 # = Qualifier out of range, m = manually integrated, + = Area summed

Perfluorinated Compounds by LC/MS/MS

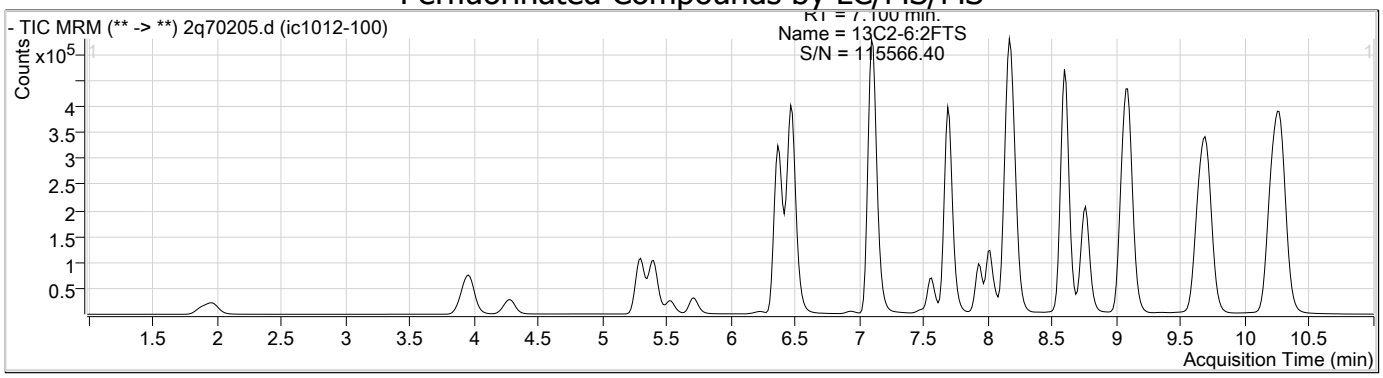

Compound	Conc.	RT	Dev(Min)	Resp.	QIon	QRatio	Min.	Max.
PFBA	99.37	1.96	0.00	140343				

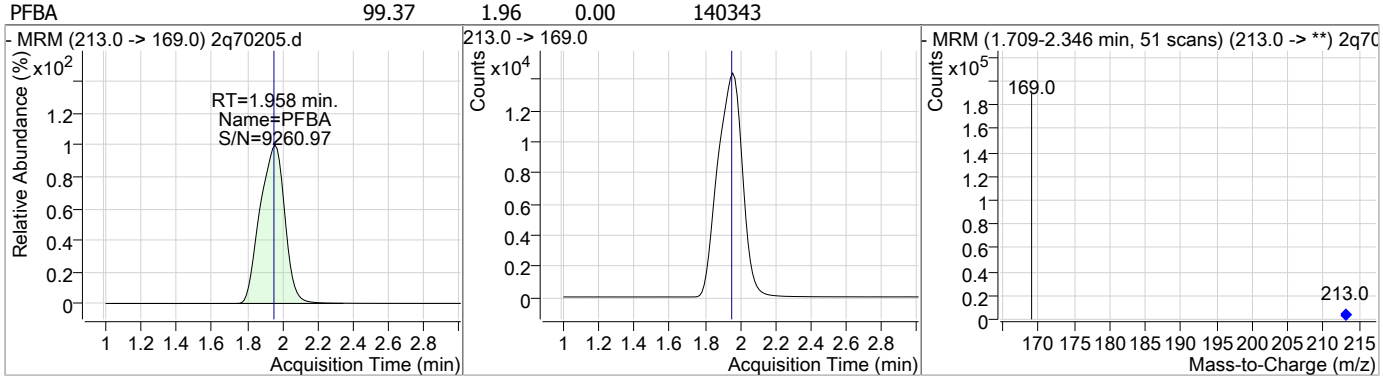

Compound	Conc.	RT	Dev(Min)	Resp.	QIon	QRatio	Min.	Max.
13C4-PFBA	20.19	1.95	-0.01	76780				

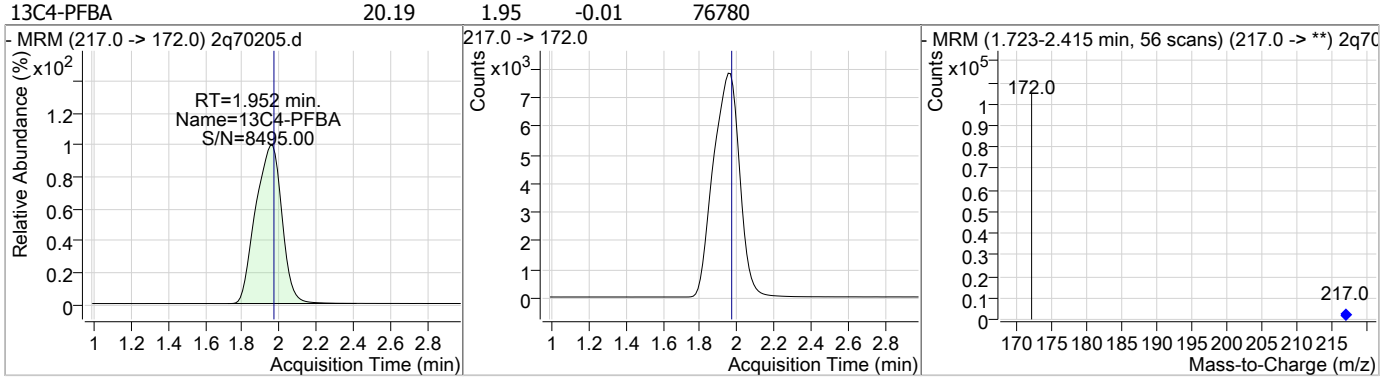

Compound	Conc.	RT	Dev(Min)	Resp.	QIon	QRatio	Min.	Max.
13C5-PFPeA	20.45	3.96	0.00	69896				

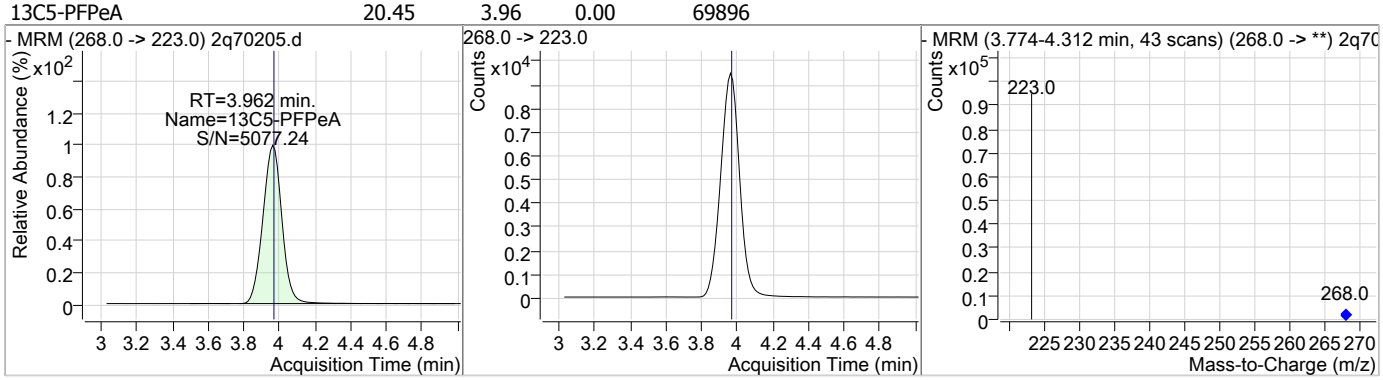

Perfluorinated Compounds by LC/MS/MS

Compound	Conc.	RT	Dev(Min)	Resp.	QIon	QRatio	Min.	Max.
PFPeA	99.12	3.96	0.00	489047				

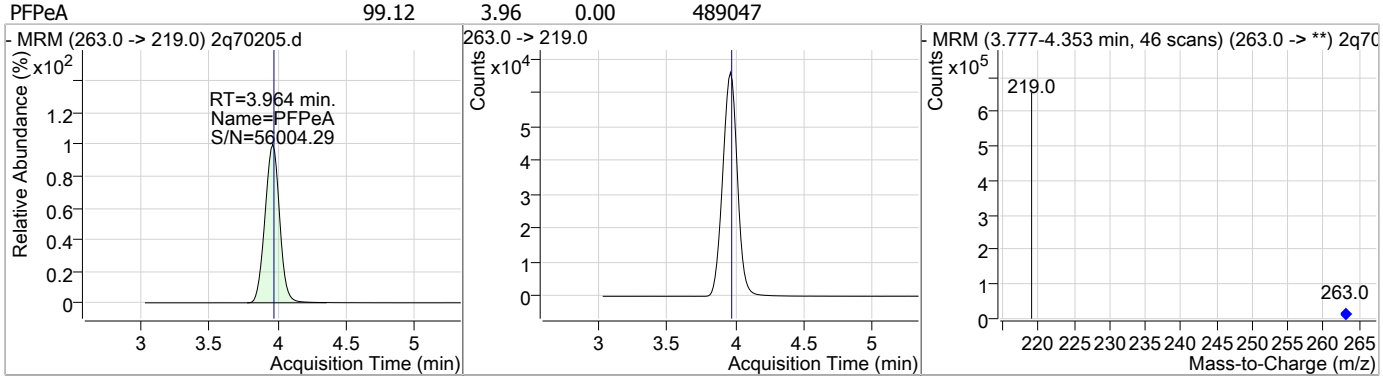

Compound	Conc.	RT	Dev(Min)	Resp.	QIon	QRatio	Min.	Max.
13C3-PFBS	20.26	4.28	0.00	8560				

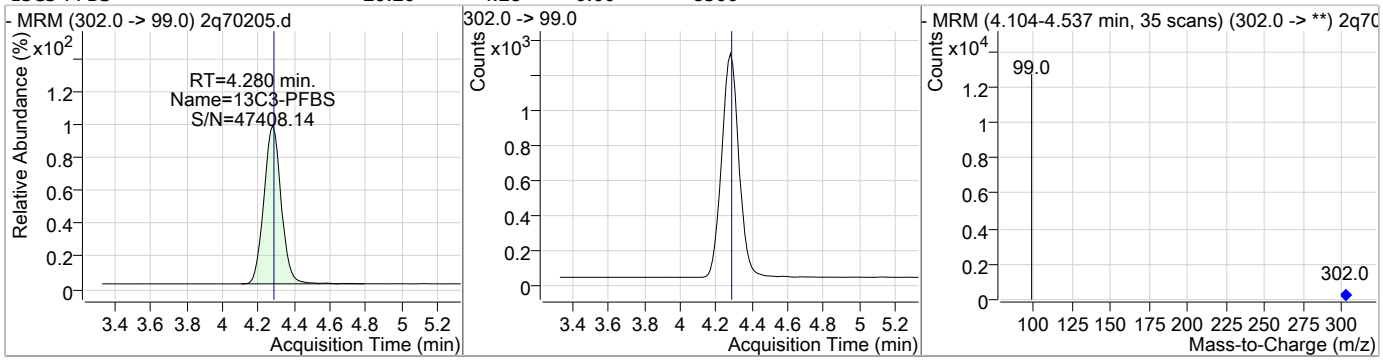

Compound	Conc.	RT	Dev(Min)	Resp.	QIon	QRatio	Min.	Max.
PFBS	99.16	4.28	0.00	130338	299.0 -> 99.0	37.1	7.4	67.4

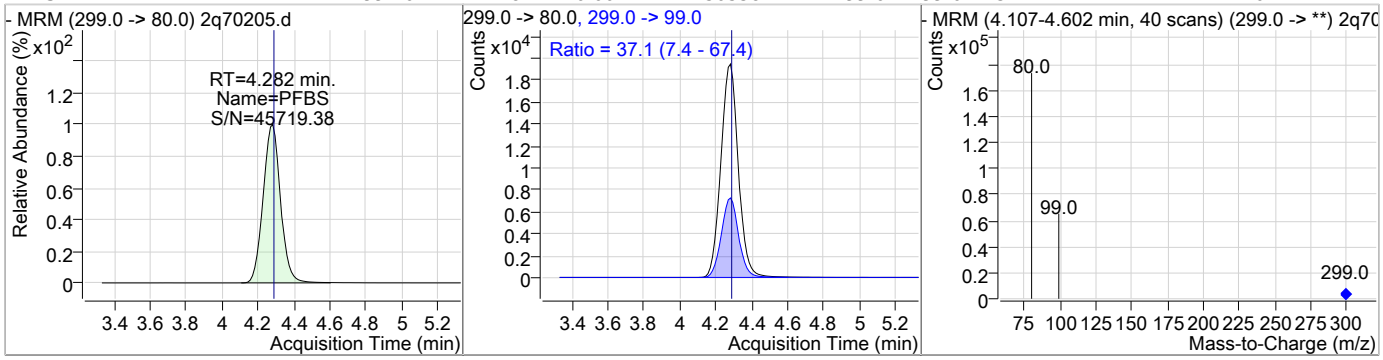

Compound	Conc.	RT	Dev(Min)	Resp.	QIon	QRatio	Min.	Max.
13C2-4:2FTS	24.53	5.30	0.00	86626				

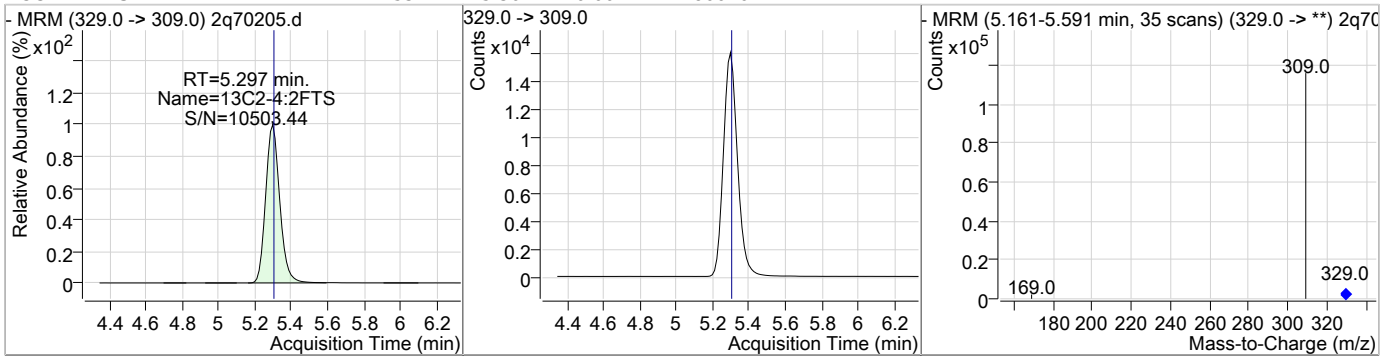

Perfluorinated Compounds by LC/MS/MS

Compound	Conc.	RT	Dev(Min)	Resp.	QIon	QRatio	Min.	Max.
4:2FTS	82.30	5.30	0.00	371955	327.0 -> 81.0	32.7	3.0	63.0

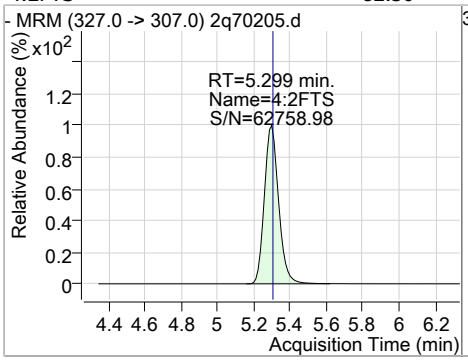

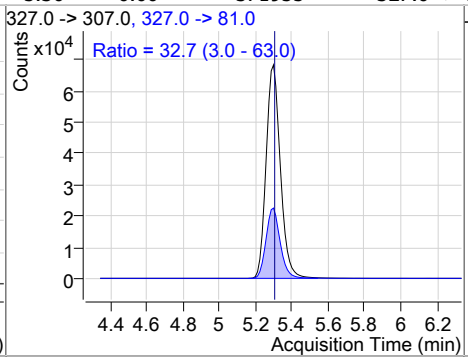

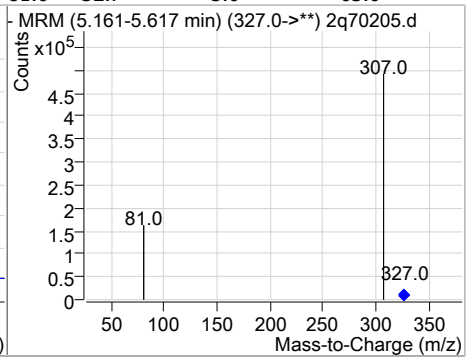

Compound	Conc.	RT	Dev(Min)	Resp.	QIon	QRatio	Min.	Max.
13C5-PFHxA	20.36	5.40	0.00	111256				

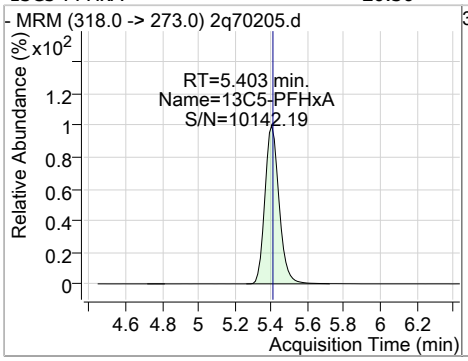

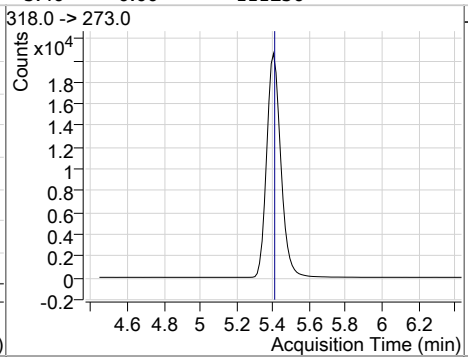

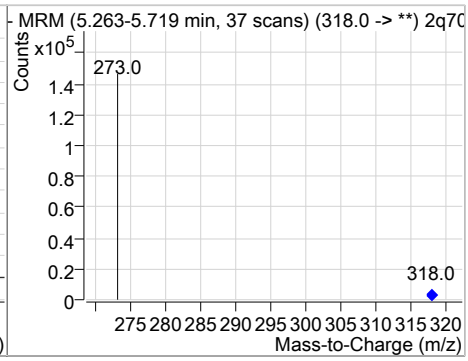

Compound	Conc.	RT	Dev(Min)	Resp.	QIon	QRatio	Min.	Max.
PFHxA	99.02	5.40	0.00	387434	313.0 -> 119.0	8.2	0.0	38.2

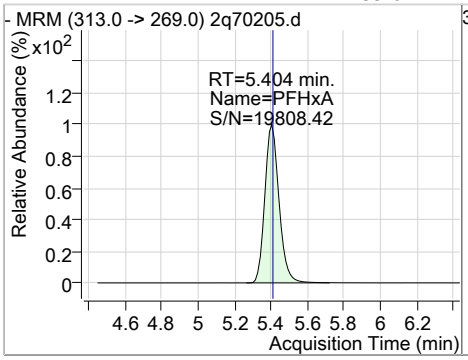

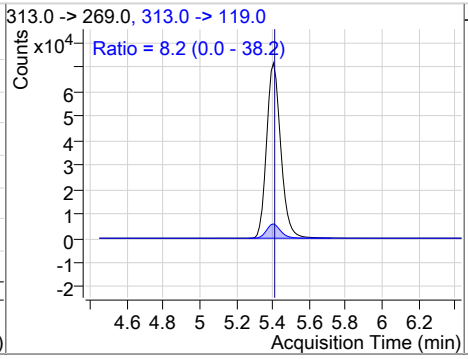

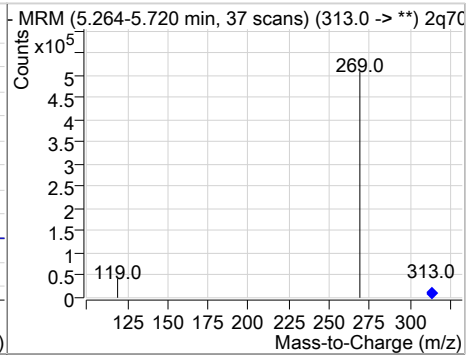

Compound	Conc.	RT	Dev(Min)	Resp.	QIon	QRatio	Min.	Max.
PFPeS	98.78	5.53	-0.01	85007	349.0 -> 99.0	38.9	9.1	69.1

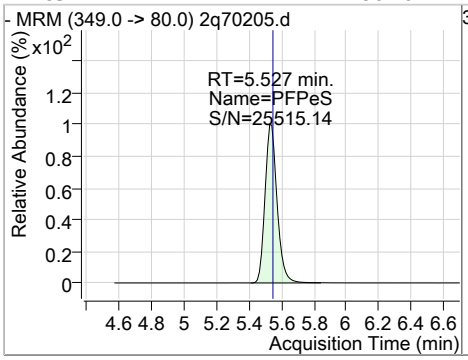

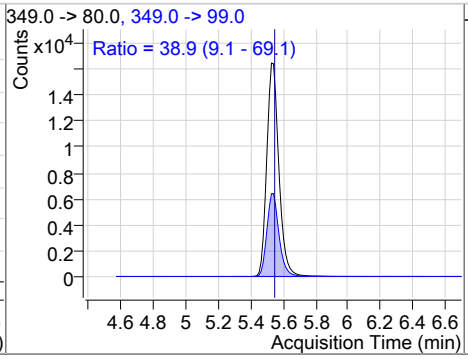

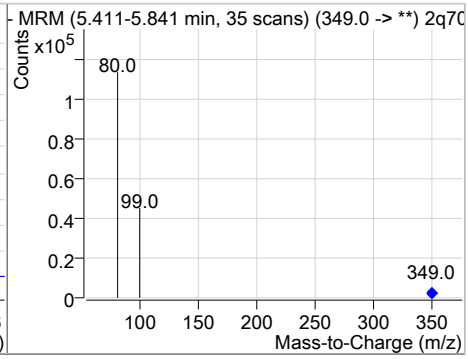

Perfluorinated Compounds by LC/MS/MS

Compound	Conc.	RT	Dev(Min)	Resp.	QIon	QRatio	Min.	Max.
HFPO-DA	98.17	5.72	0.00	131480	285.0 -> 169.0	14.7	0.0	44.8

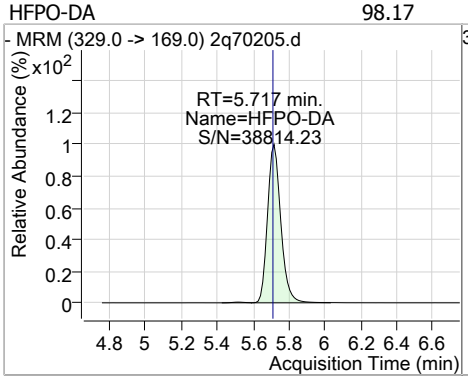

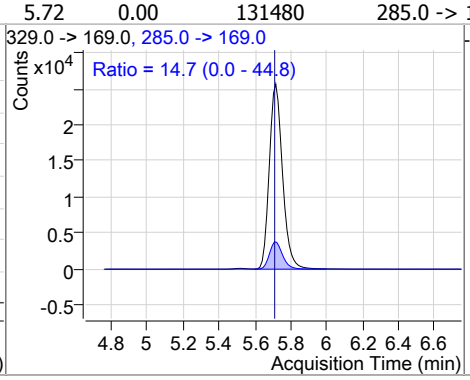

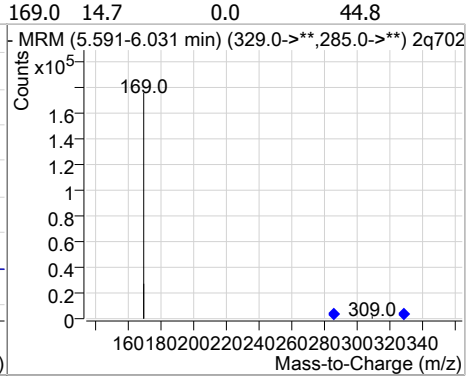

Compound	Conc.	RT	Dev(Min)	Resp.	QIon	QRatio	Min.	Max.
13C3-HFPO-DA	20.56	5.71	-0.01	6773				

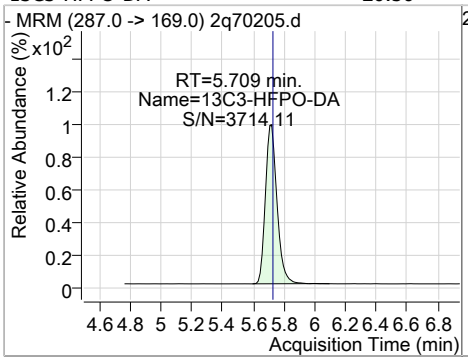

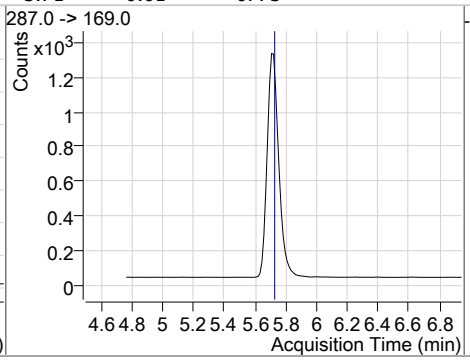

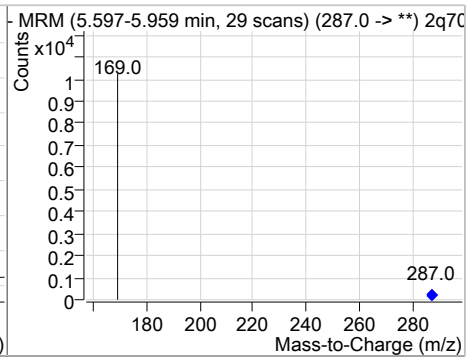

Compound	Conc.	RT	Dev(Min)	Resp.	QIon	QRatio	Min.	Max.
br-PFHxS	11.86	6.23	0.00	17465	399.0 -> 99.0	33.4	11.2	51.2

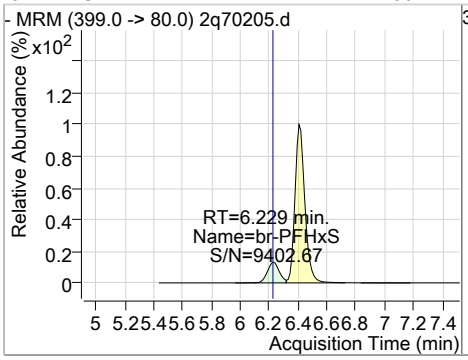

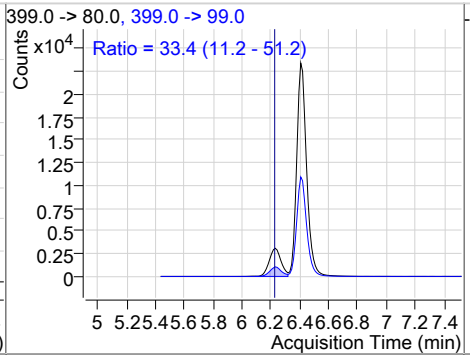

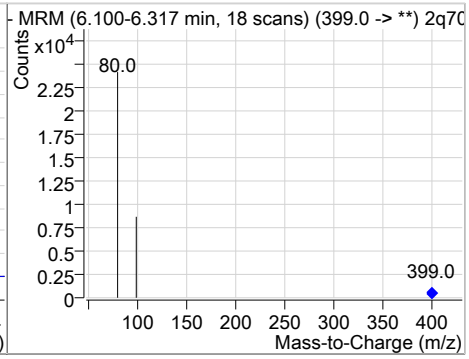

Compound	Conc.	RT	Dev(Min)	Resp.	QIon	QRatio	Min.	Max.
13C4-PFHpA	20.10	6.37	0.00	161254				

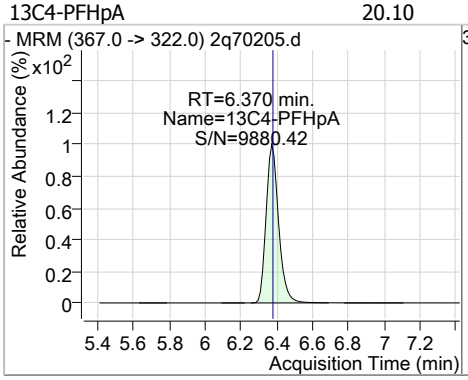

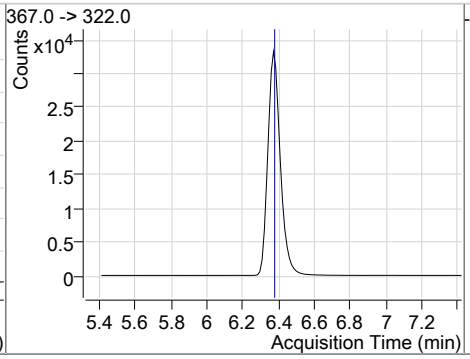

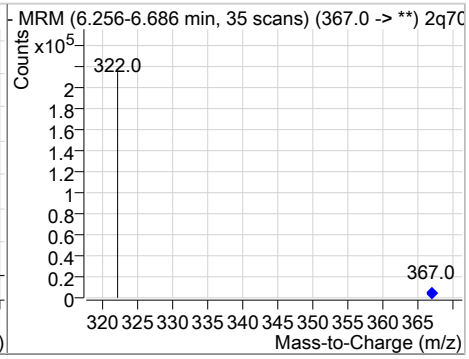

Perfluorinated Compounds by LC/MS/MS

Compound	Conc.	RT	Dev(Min)	Resp.	QIon	QRatio	Min.	Max.
PFHpA	99.28	6.37	0.00	1259152	363.0 -> 169.0	6.5	0.0	36.5

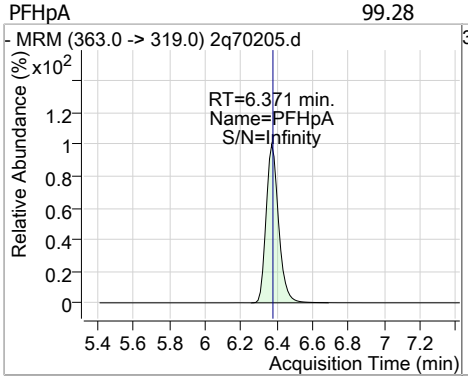

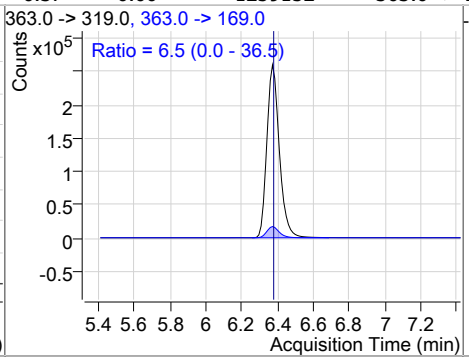

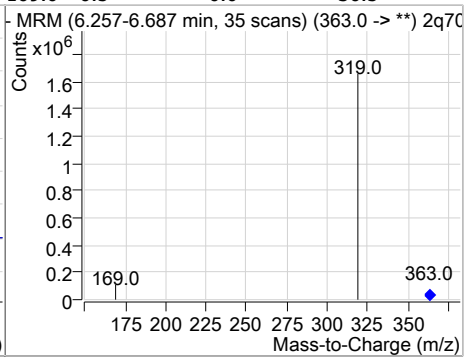

Compound	Conc.	RT	Dev(Min)	Resp.	QIon	QRatio	Min.	Max.
13C3-PFHxS	20.24	6.41	-0.01	10218				

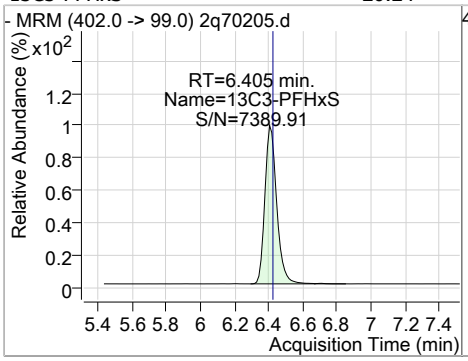

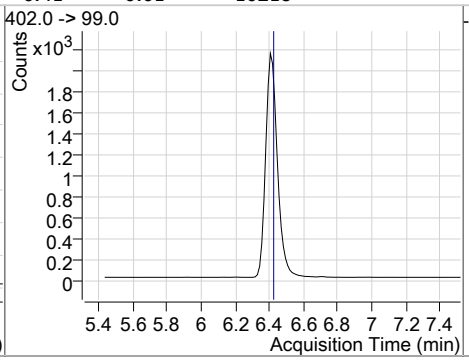

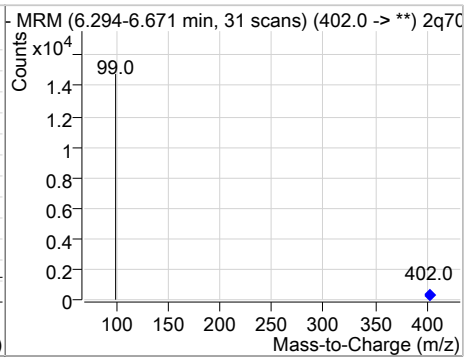

Compound	Conc.	RT	Dev(Min)	Resp.	QIon	QRatio	Min.	Max.
PFHxS	98.89	6.41	-0.01	128973 (m)	399.0 -> 99.0	45.3	15.2	75.2

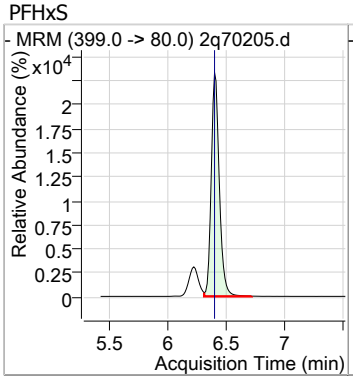

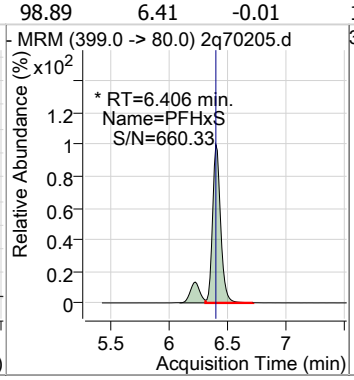

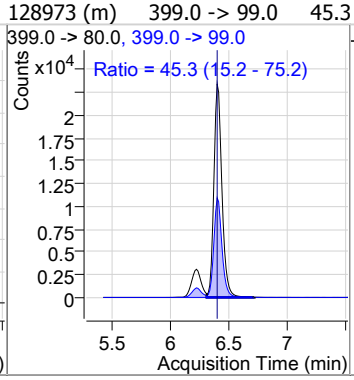

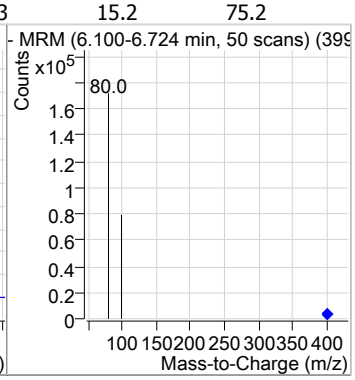

Compound	Conc.	RT	Dev(Min)	Resp.	QIon	QRatio	Min.	Max.
LN-PFHxS	87.03	6.41	-0.01	111508	399.0 -> 99.0	47.2	27.4	67.4

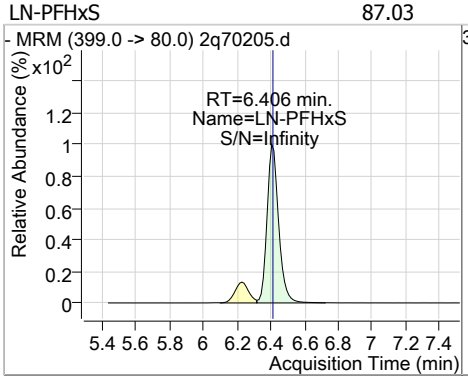

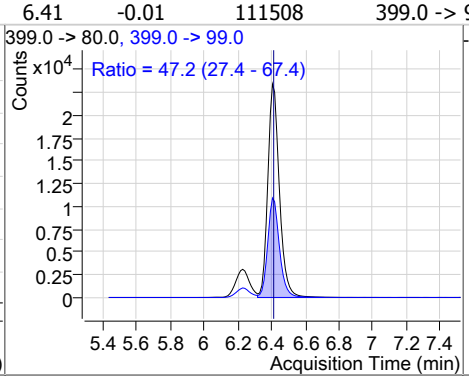

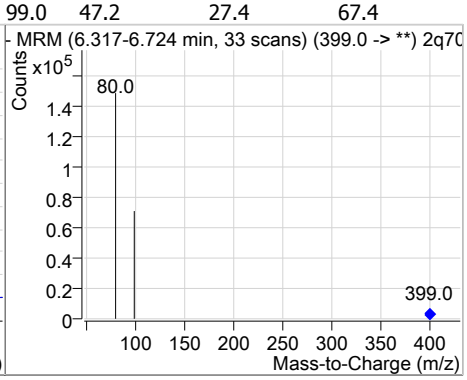

Perfluorinated Compounds by LC/MS/MS

Compound	Conc.	RT	Dev(Min)	Resp.	QIon	QRatio	Min.	Max.
ADONA	99.89	6.47	-0.01	1475197	377.0 -> 85.0	25.5	0.0	55.9

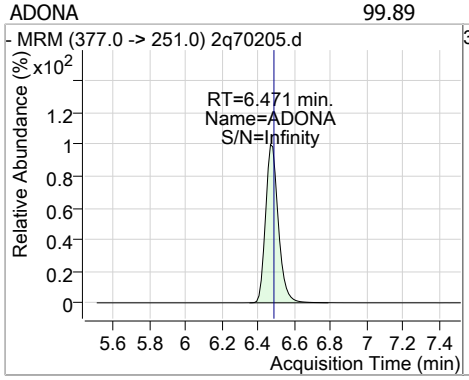

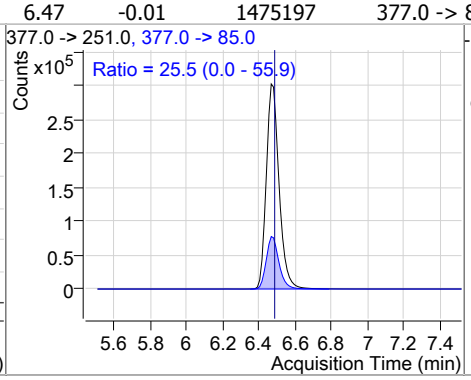

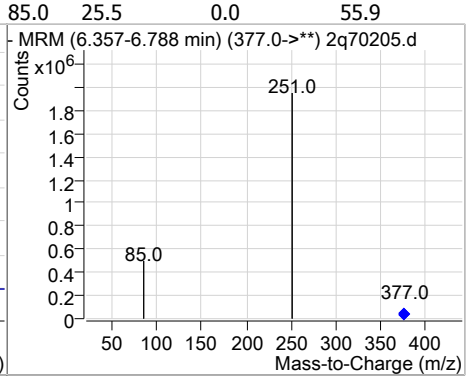

Compound	Conc.	RT	Dev(Min)	Resp.	QIon	QRatio	Min.	Max.
13C2-6:2FTS	23.09	7.10	0.00	139167				

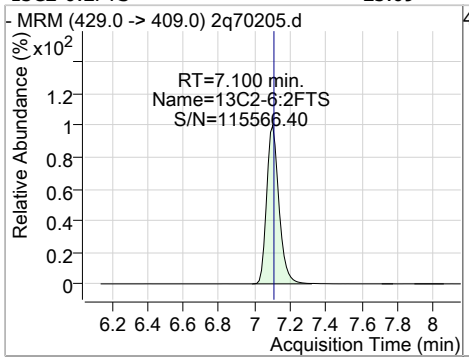

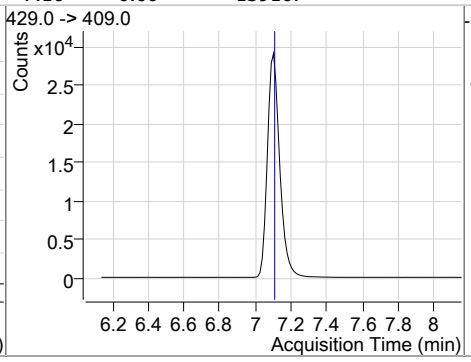

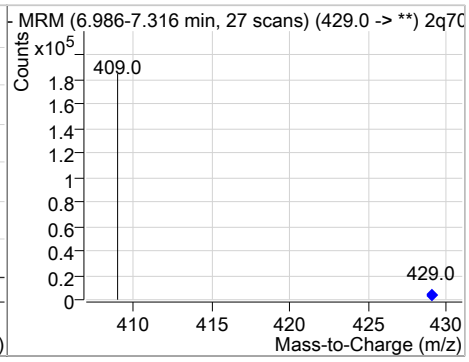

Compound	Conc.	RT	Dev(Min)	Resp.	QIon	QRatio	Min.	Max.
6:2FTS	83.68	7.10	0.00	581300	427.0 -> 81.0	24.8	0.0	54.8

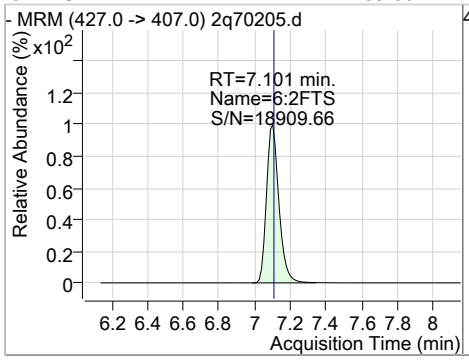

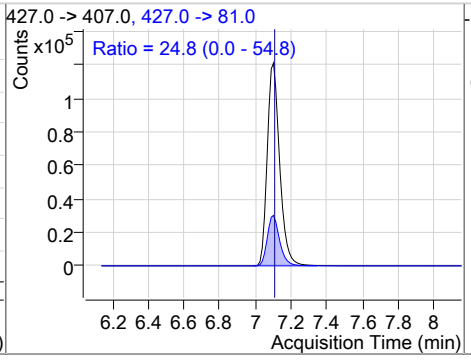

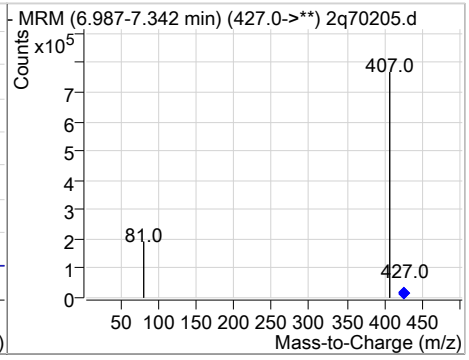

Compound	Conc.	RT	Dev(Min)	Resp.	QIon	QRatio	Min.	Max.
PFHpS	98.47	7.11	0.00	118285	449.0 -> 99.0	46.3	15.2	75.2

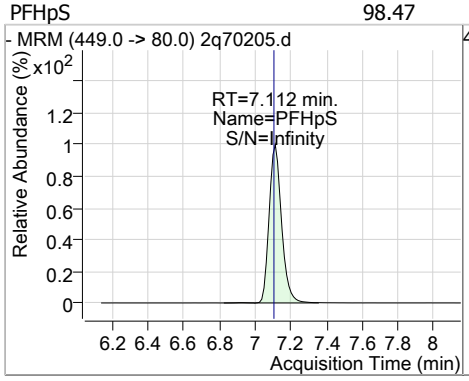

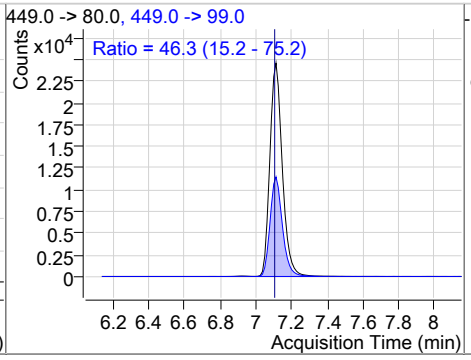

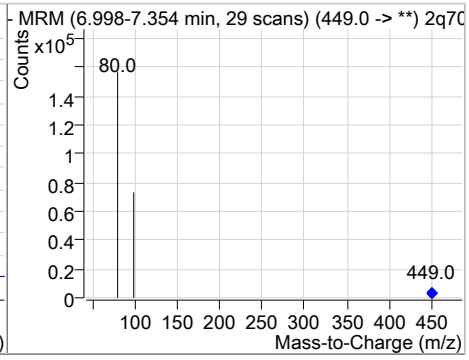

Perfluorinated Compounds by LC/MS/MS

Compound	Conc.	RT	Dev(Min)	Resp.	QIon	QRatio	Min.	Max.
13C8-PFOA	19.70	7.11	0.00	213576				

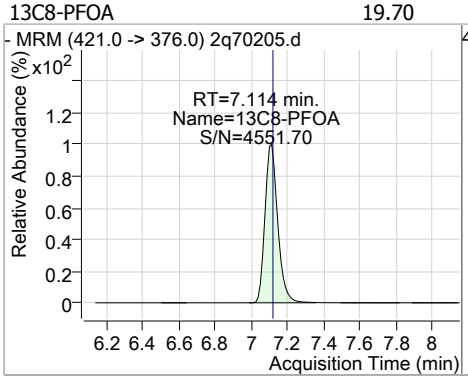

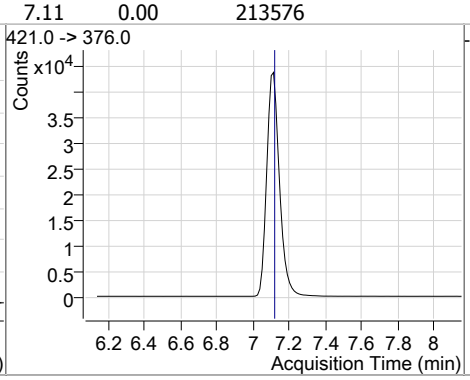

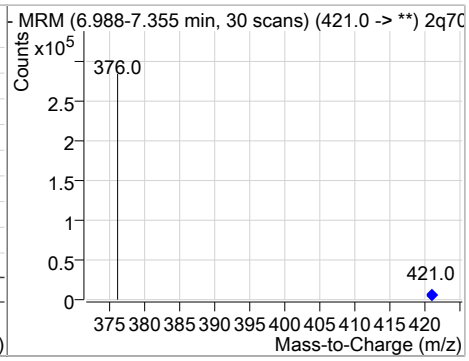

Compound	Conc.	RT	Dev(Min)	Resp.	QIon	QRatio	Min.	Max.
PFOA	99.41	7.11	0.00	1121883	413.0 -> 169.0	20.6	0.0	50.6

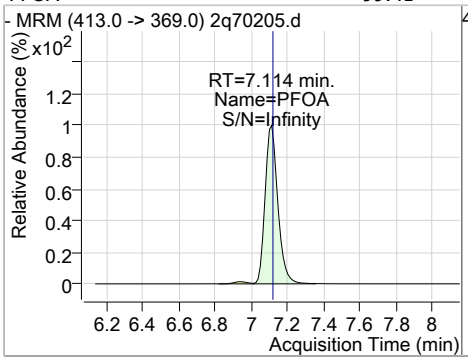

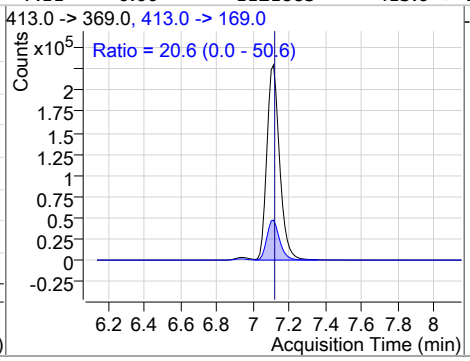

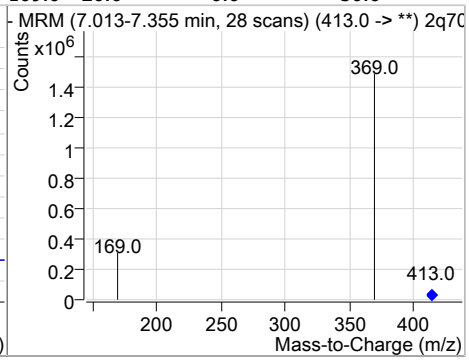

Compound	Conc.	RT	Dev(Min)	Resp.	QIon	QRatio	Min.	Max.
br-PFOA	99.41	7.11	0.00	1121883	413.0 -> 169.0	20.6	0.0	50.6

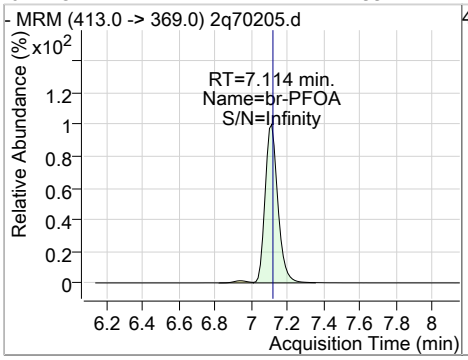

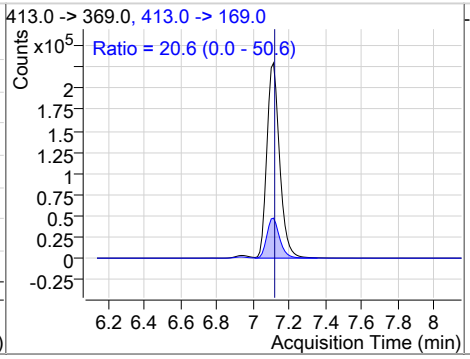

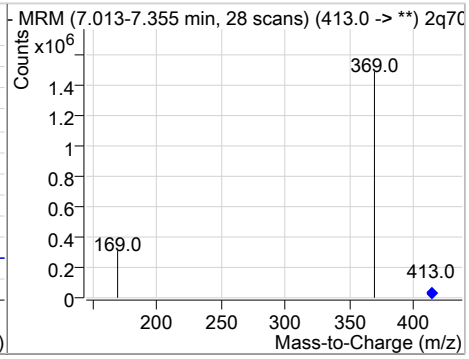

Compound	Conc.	RT	Dev(Min)	Resp.	QIon	QRatio	Min.	Max.
LN-PFOA	99.41	7.11	0.00	1121883	413.0 -> 169.0	20.6	0.0	50.6

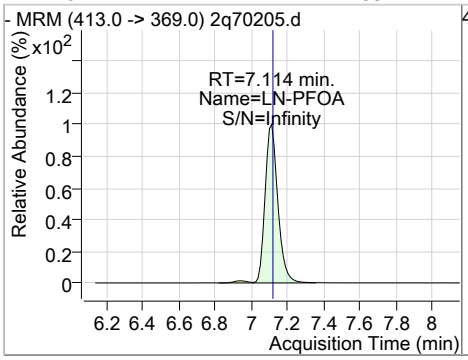

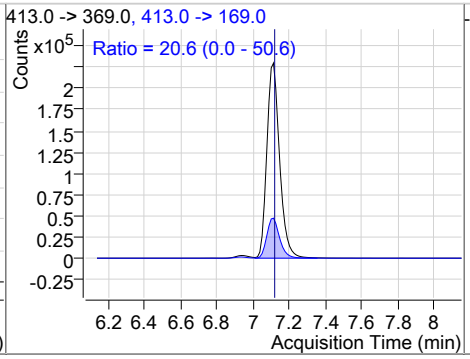

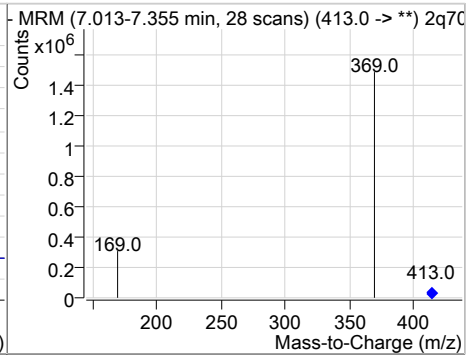

Perfluorinated Compounds by LC/MS/MS

Compound	Conc.	RT	Dev(Min)	Resp.	QIon	QRatio	Min.	Max.
br-PFOS	23.83	7.49	-0.01	43143	499.0 -> 99.0	19.2	0.0	48.8

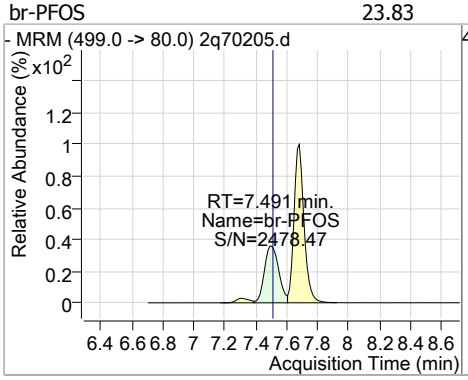

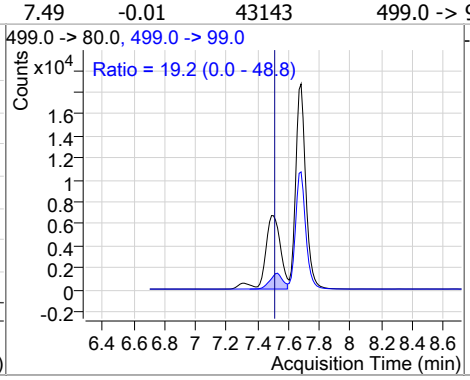

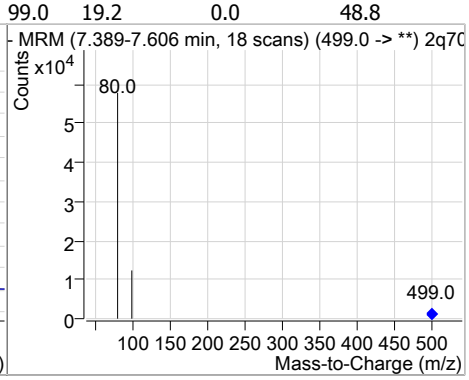

Compound	Conc.	RT	Dev(Min)	Resp.	QIon	QRatio	Min.	Max.
13C8-FOSA	19.08	7.57	0.00	48396				

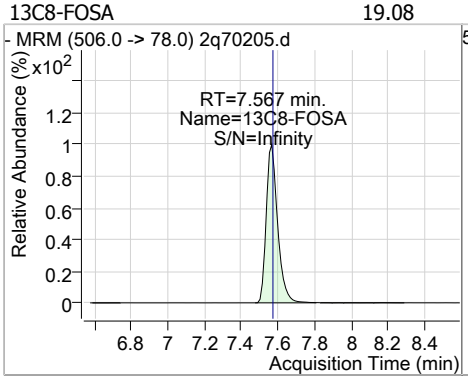

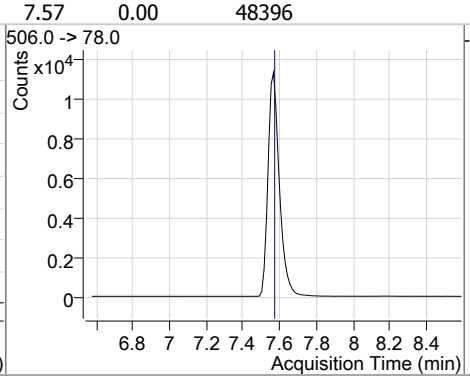

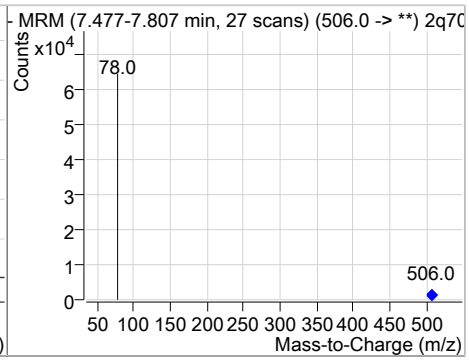

Compound	Conc.	RT	Dev(Min)	Resp.	QIon	QRatio	Min.	Max.
FOSA	98.38	7.57	0.00	221884	498.0 -> 478.0	5.1	0.0	34.6

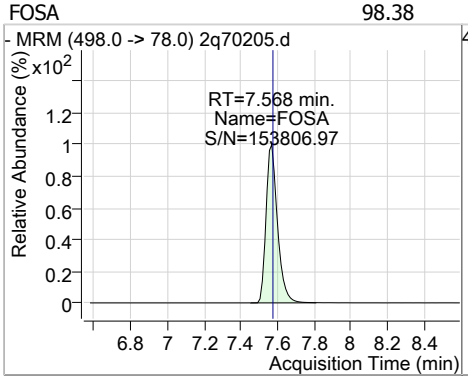

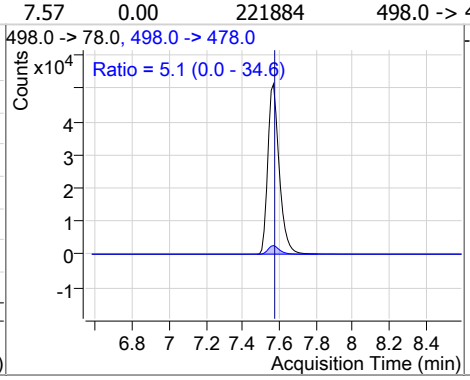

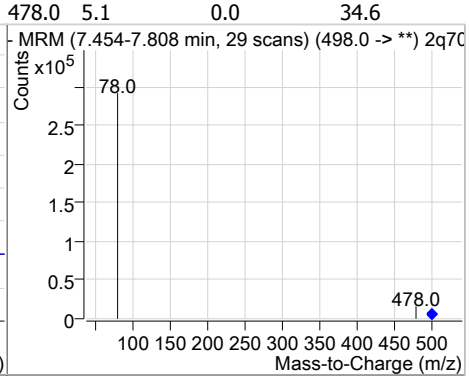

Compound	Conc.	RT	Dev(Min)	Resp.	QIon	QRatio	Min.	Max.
13C8-PFOS	20.24	7.68	0.00	14934				

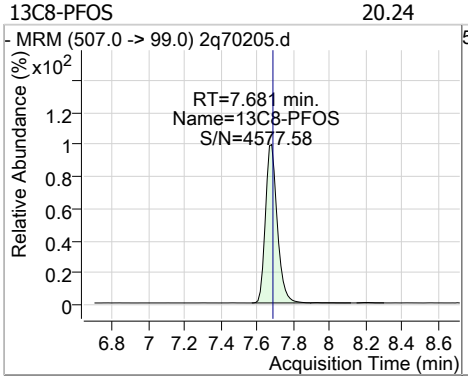

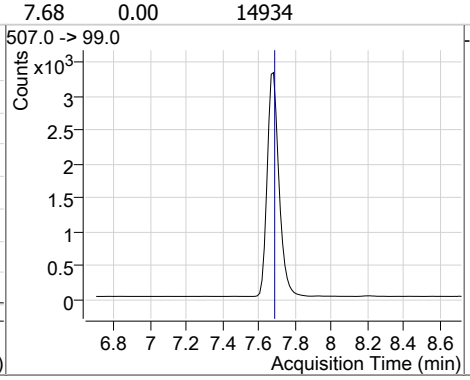

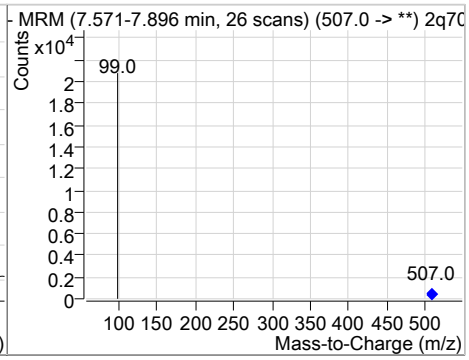

Perfluorinated Compounds by LC/MS/MS

Compound	Conc.	RT	Dev(Min)	Resp.	QIon	QRatio	Min.	Max.
PFOS	99.10	7.68	0.00	127370 (m)	499.0 -> 99.0	45.0	16.5	76.5

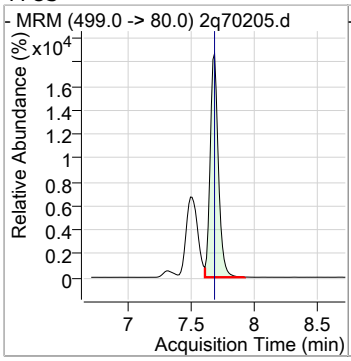

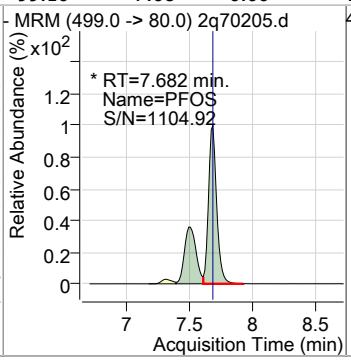

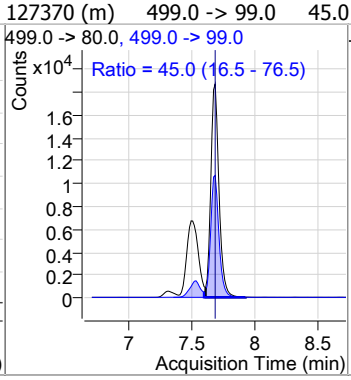

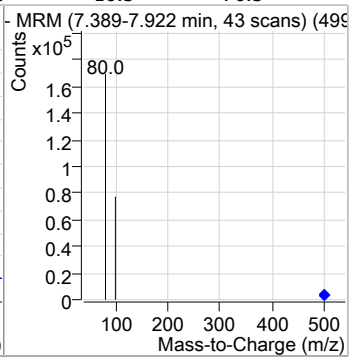

Compound	Conc.	RT	Dev(Min)	Resp.	QIon	QRatio	Min.	Max.
LN-PFOS	75.25	7.68	0.00	84230	499.0 -> 99.0	58.2	30.9	90.9

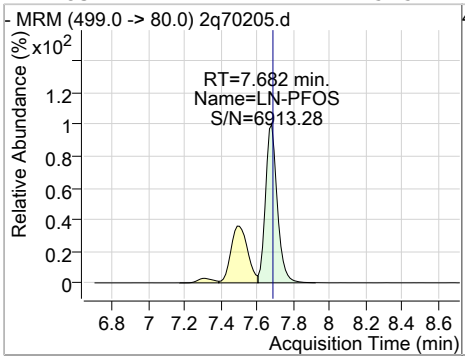

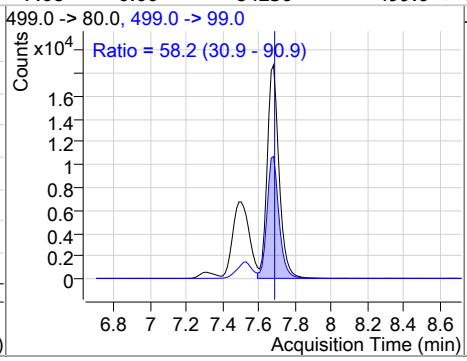

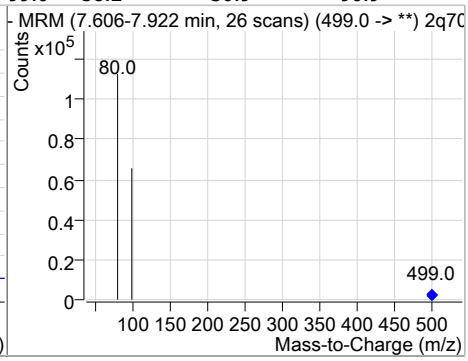

Compound	Conc.	RT	Dev(Min)	Resp.	QIon	QRatio	Min.	Max.
13C9-PFNA	20.05	7.70	-0.01	227538				

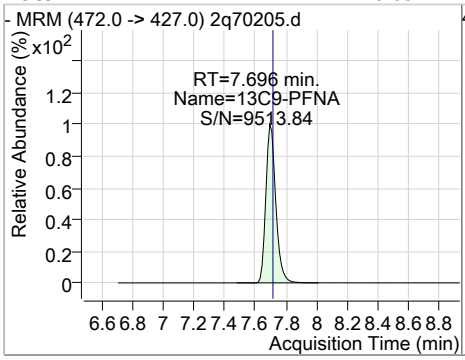

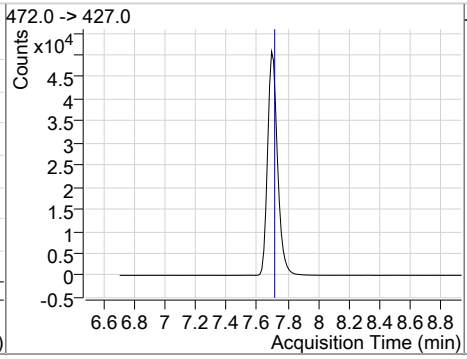

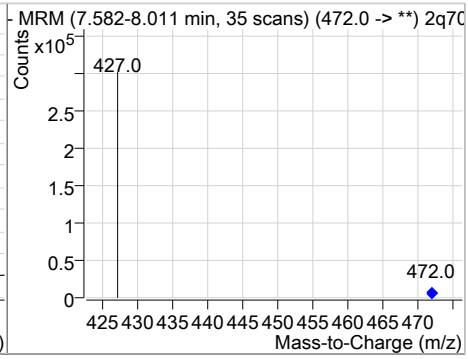

Compound	Conc.	RT	Dev(Min)	Resp.	QIon	QRatio	Min.	Max.
PFNA	99.00	7.70	-0.01	1228707	463.0 -> 219.0	17.2	0.0	47.2

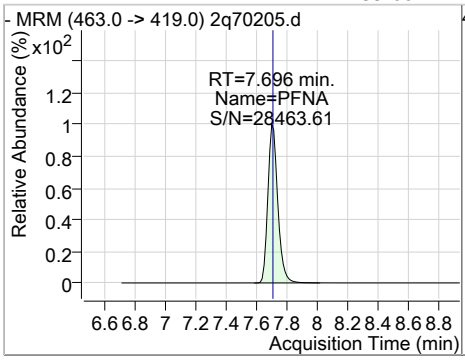

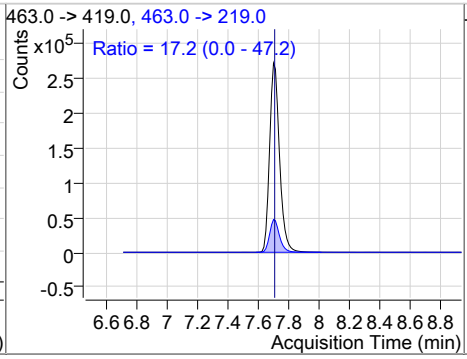

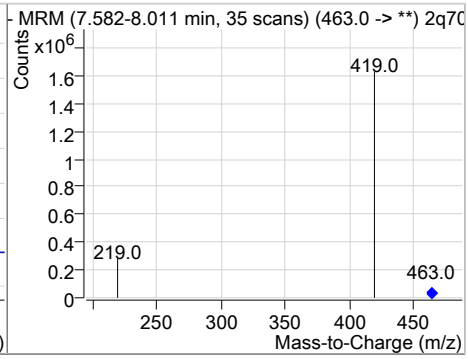

Perfluorinated Compounds by LC/MS/MS

Compound	Conc.	RT	Dev(Min)	Resp.	QIon	QRatio	Min.	Max.
br-PFNA	99.00	7.70	-0.01	1228707	463.0 -> 219.0	17.2	0.0	47.2

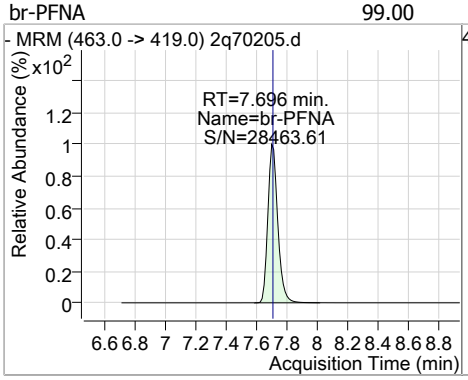

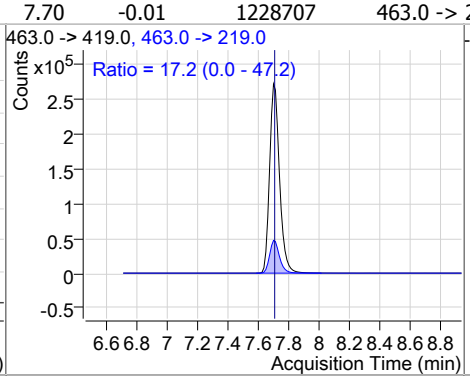

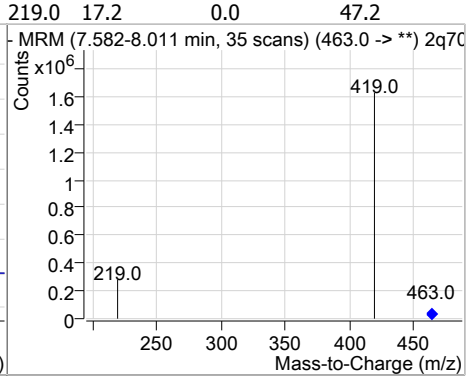

Compound	Conc.	RT	Dev(Min)	Resp.	QIon	QRatio	Min.	Max.
LN-PFNA	99.00	7.70	-0.01	1228707	463.0 -> 219.0	17.2	0.0	47.2

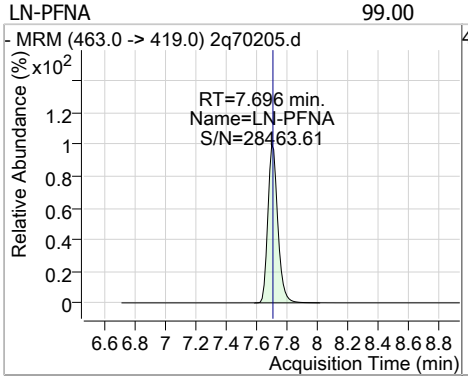

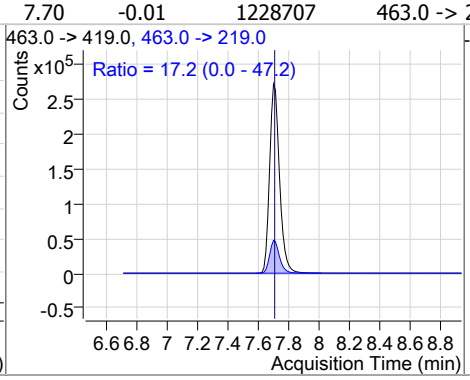

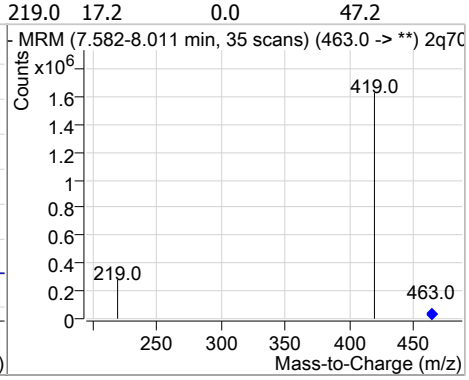

Compound	Conc.	RT	Dev(Min)	Resp.	QIon	QRatio	Min.	Max.
9Cl-PF3ONS	99.62	7.93	0.00	158119	533.0 -> 353.0	31.0	0.6	60.6

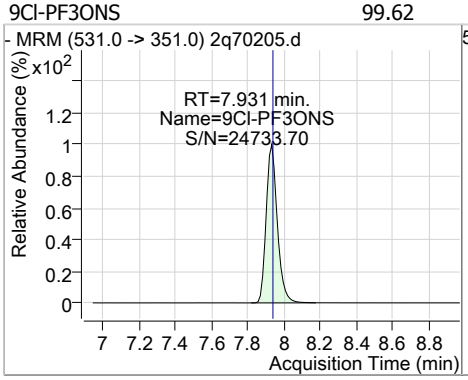

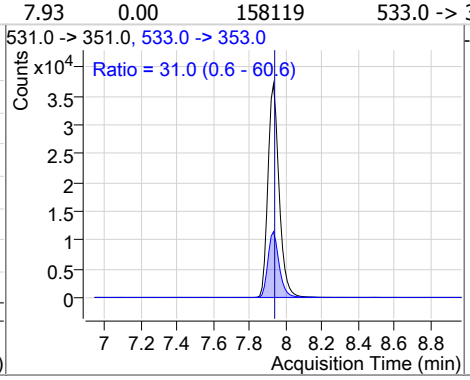

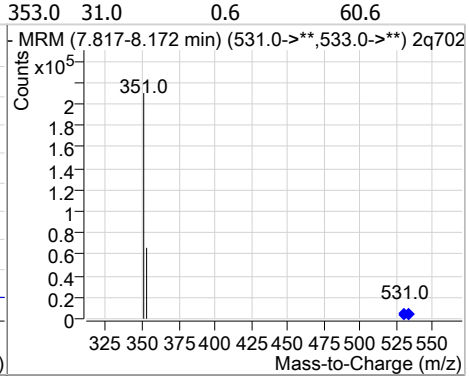

Compound	Conc.	RT	Dev(Min)	Resp.	QIon	QRatio	Min.	Max.
d3-MeFOSA	18.37	7.93	0.00	13635				

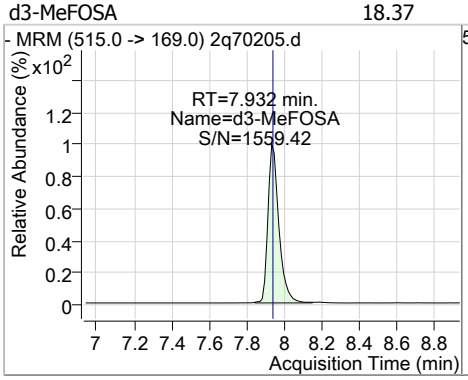

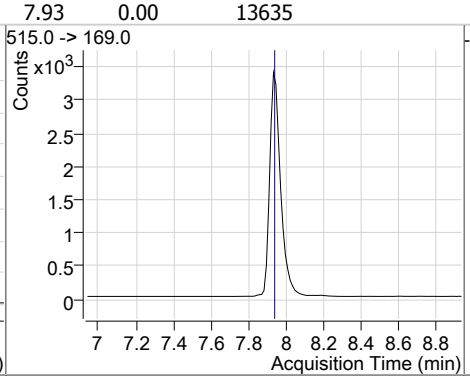

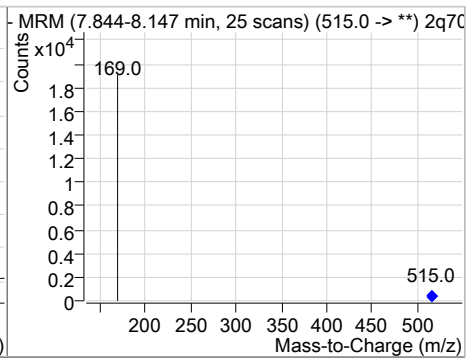

Perfluorinated Compounds by LC/MS/MS

Compound	Conc.	RT	Dev(Min)	Resp.	QIon	QRatio	Min.	Max.
MeFOSA	99.04	7.95	0.00	64627	512.0 -> 169.0	115.5	80.9	140.9

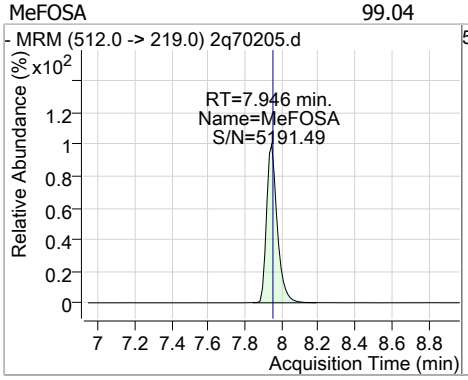

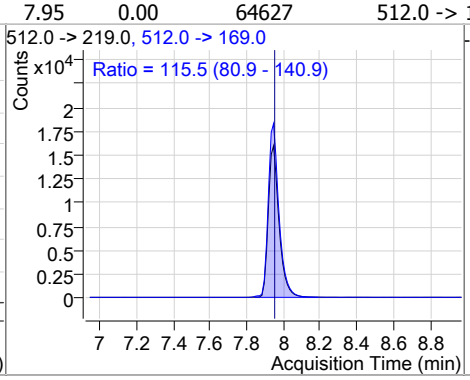

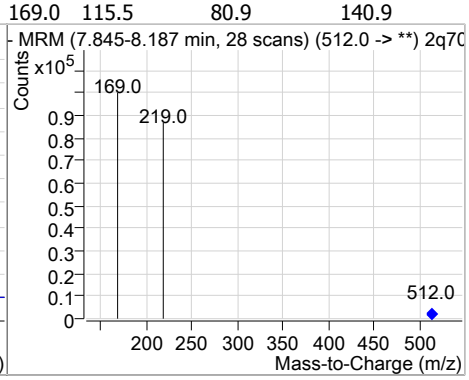

Compound	Conc.	RT	Dev(Min)	Resp.	QIon	QRatio	Min.	Max.
d3-MeFOSAA	20.53	8.00	0.00	77671				

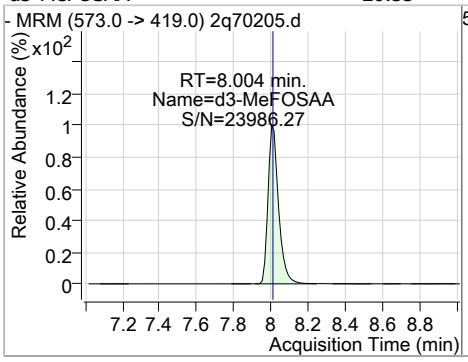

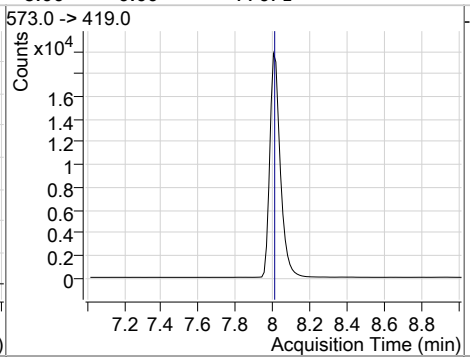

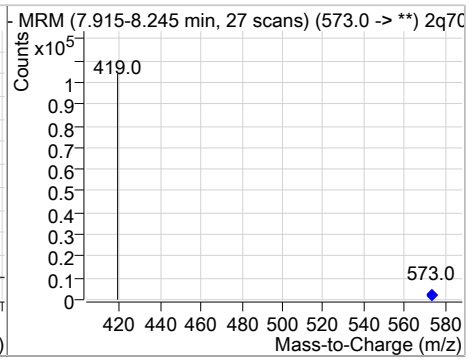

Compound	Conc.	RT	Dev(Min)	Resp.	QIon	QRatio	Min.	Max.
MeFOSAA	98.12	8.02	0.00	310695	570.0 -> 512.0	26.4	0.0	54.8

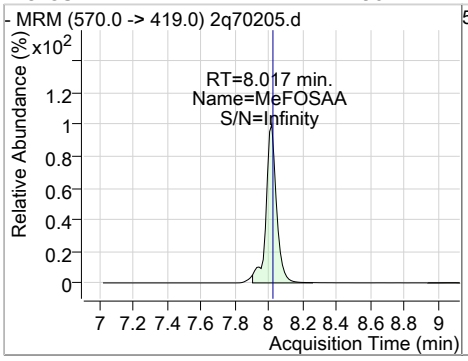

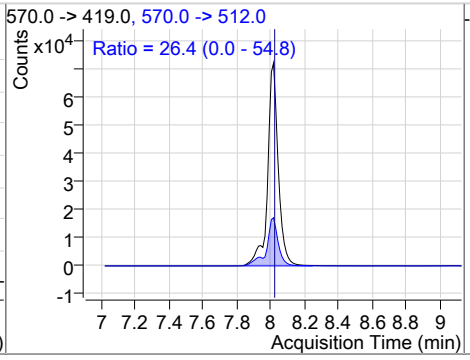

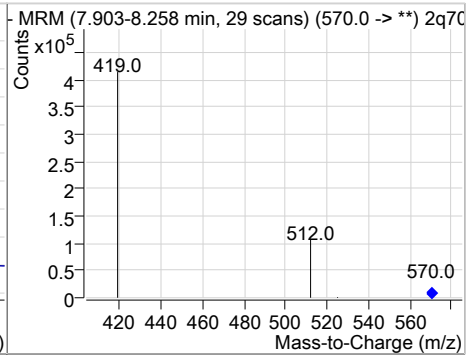

Compound	Conc.	RT	Dev(Min)	Resp.	QIon	QRatio	Min.	Max.
d5-EtFOSAA	18.66	8.13	0.00	60232				

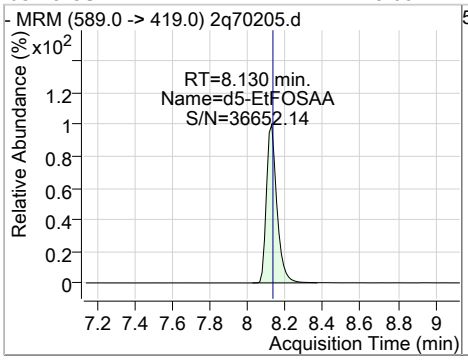

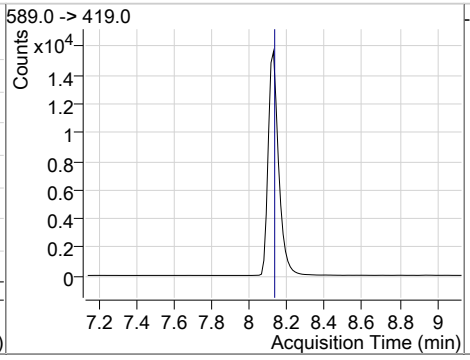

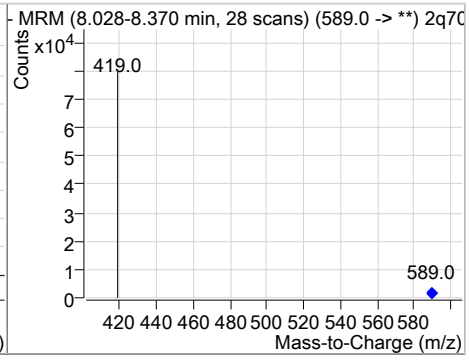

Perfluorinated Compounds by LC/MS/MS

Compound	Conc.	RT	Dev(Min)	Resp.	QIon	QRatio	Min.	Max.
EtFOSAA	99.60	8.13	0.00	257315	584.0 -> 483.0	59.9	30.2	90.2

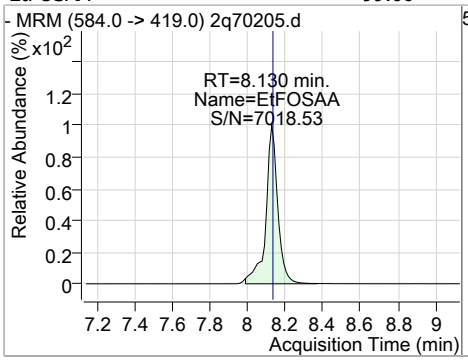

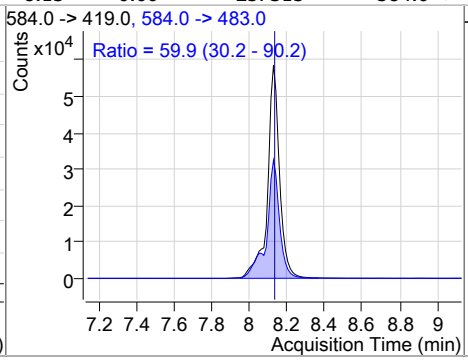

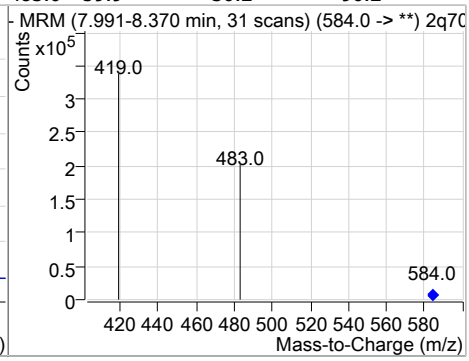

Compound	Conc.	RT	Dev(Min)	Resp.	QIon	QRatio	Min.	Max.
PFNS	98.53	8.13	-0.01	95337	549.0 -> 99.0	52.8	24.3	84.3

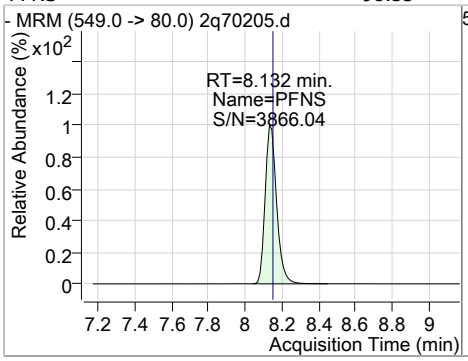

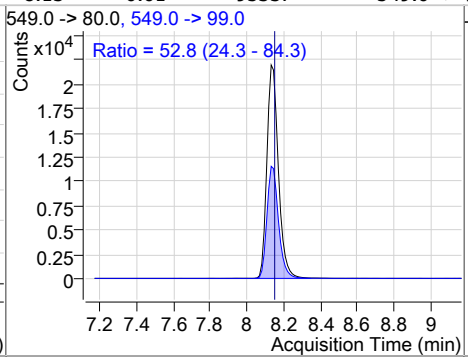

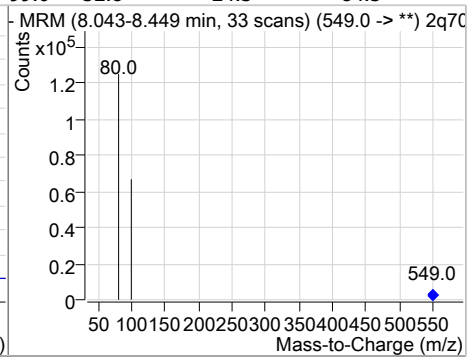

Compound	Conc.	RT	Dev(Min)	Resp.	QIon	QRatio	Min.	Max.
13C6-PFDA	19.65	8.17	0.00	237264				

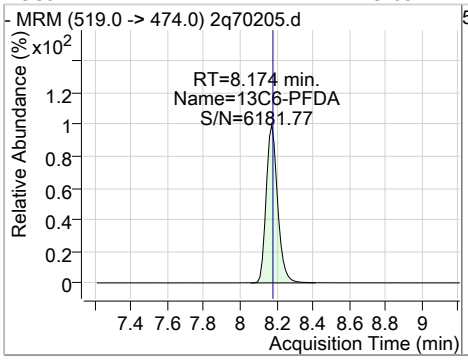

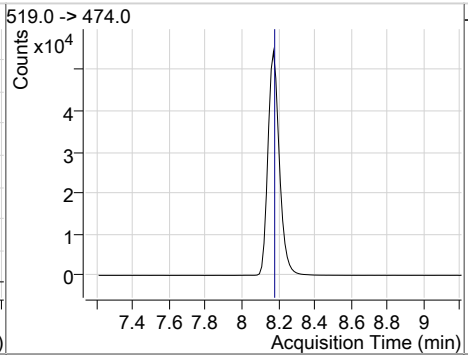

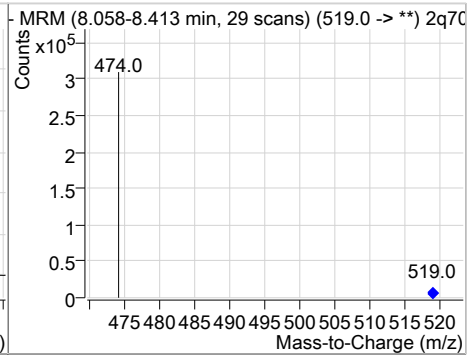

Compound	Conc.	RT	Dev(Min)	Resp.	QIon	QRatio	Min.	Max.
PFDA	99.08	8.17	0.00	1302521	513.0 -> 219.0	14.1	0.0	44.5

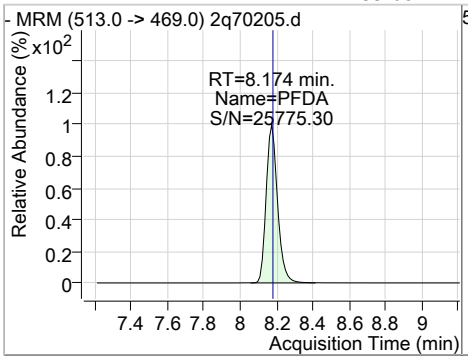

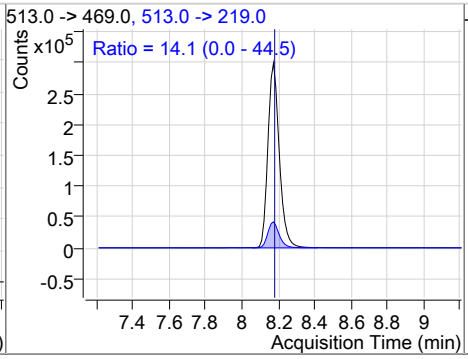

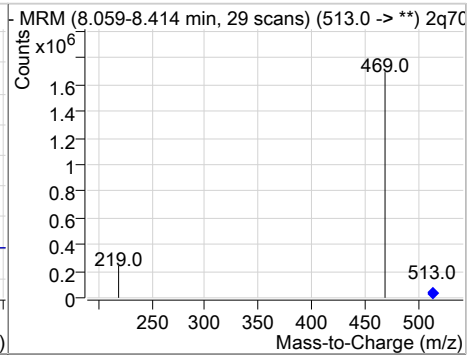

Perfluorinated Compounds by LC/MS/MS

Compound	Conc.	RT	Dev(Min)	Resp.	QIon	QRatio	Min.	Max.
13C2-8:2FTS	24.03	8.21	0.00	130959				

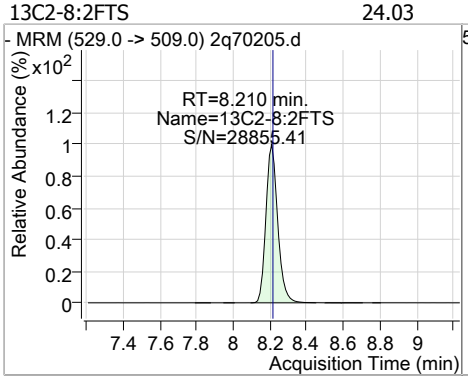

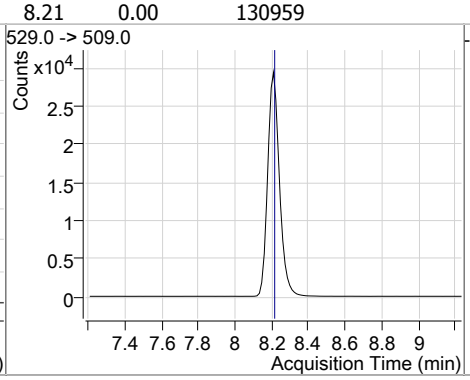

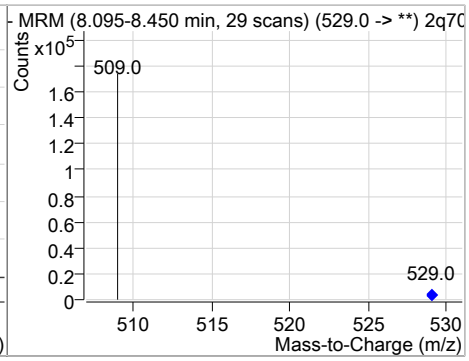

Compound	Conc.	RT	Dev(Min)	Resp.	QIon	QRatio	Min.	Max.
8:2FTS	83.48	8.21	0.00	528845	527.0 -> 81.0	25.3	0.0	55.3

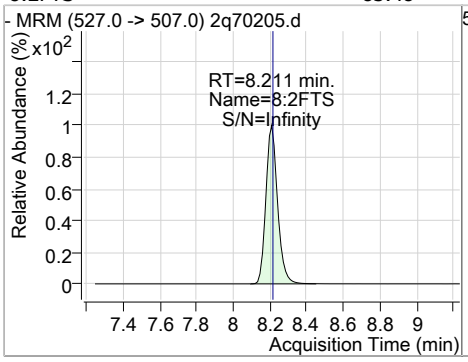

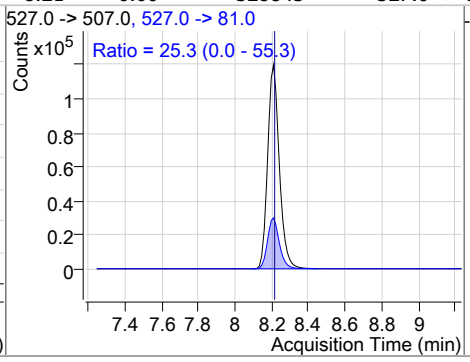

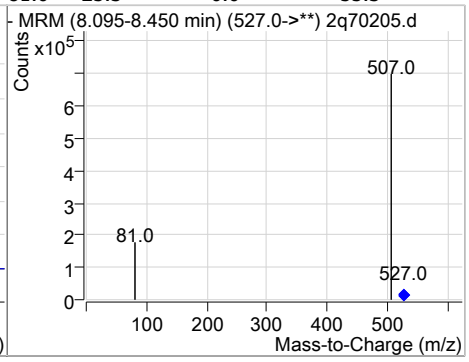

Compound	Conc.	RT	Dev(Min)	Resp.	QIon	QRatio	Min.	Max.
PFDS	99.58	8.56	0.00	54694	599.0 -> 99.0	34.4	3.4	63.4

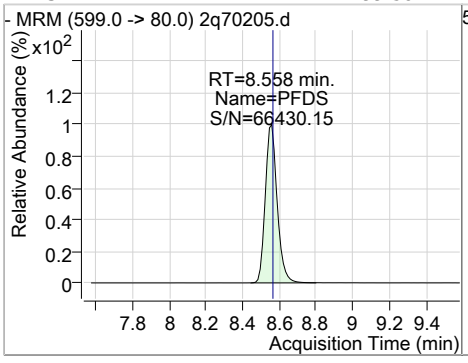

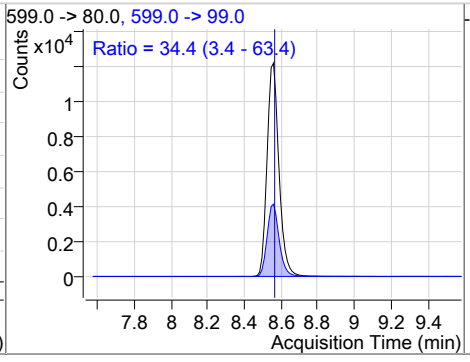

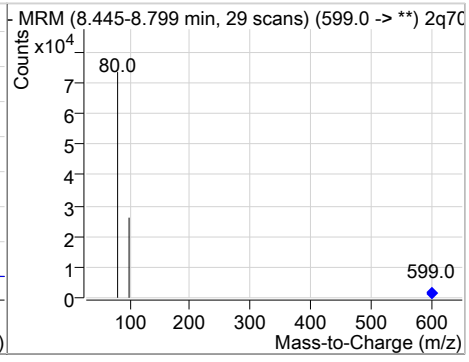

Compound	Conc.	RT	Dev(Min)	Resp.	QIon	QRatio	Min.	Max.
13C7-PFUnDA	19.88	8.60	0.00	330414				

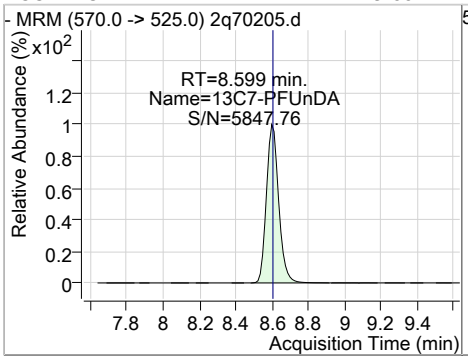

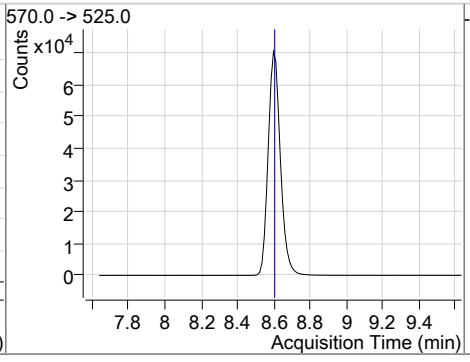

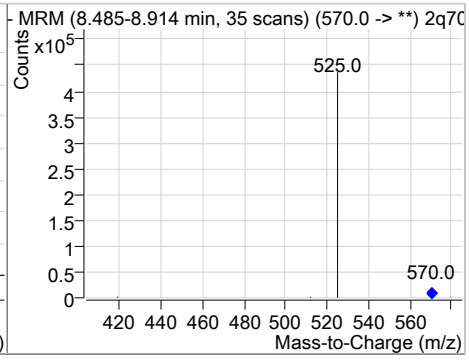

Perfluorinated Compounds by LC/MS/MS

Compound	Conc.	RT	Dev(Min)	Resp.	QIon	QRatio	Min.	Max.
PFUnDA	99.20	8.60	0.00	1610452	563.0 -> 269.0	14.2	0.0	44.0

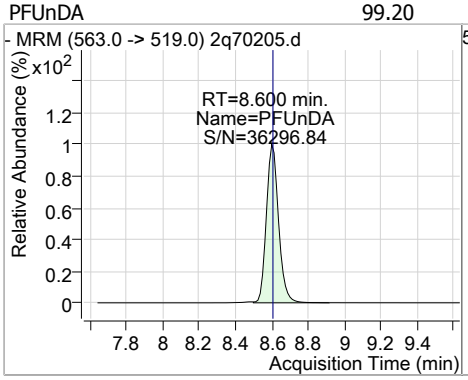

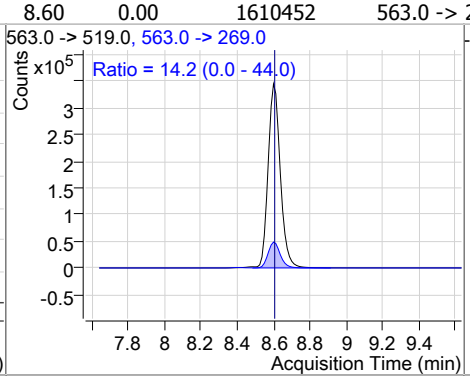

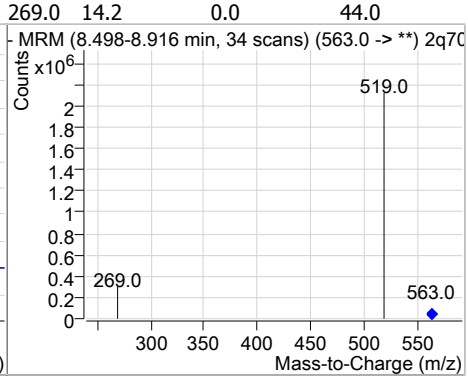

Compound	Conc.	RT	Dev(Min)	Resp.	QIon	QRatio	Min.	Max.
11Cl-PF3OUdS	99.68	8.76	0.00	757267	633.0 -> 453.0	31.1	0.0	60.0

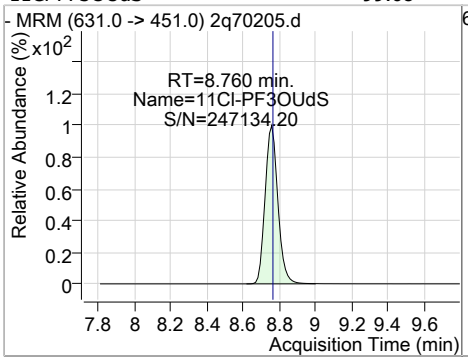

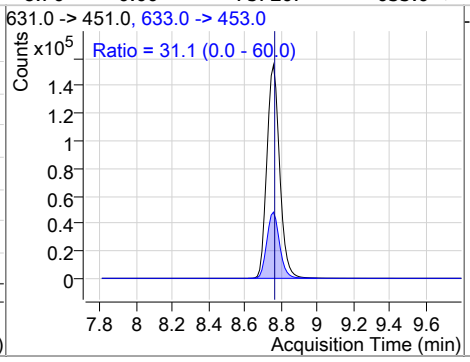

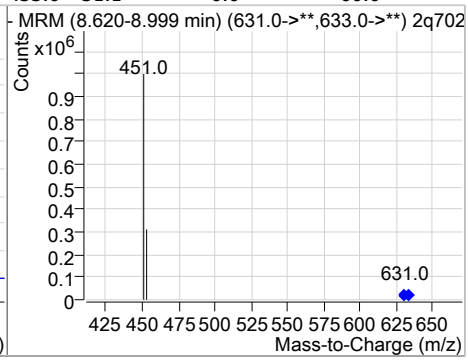

Compound	Conc.	RT	Dev(Min)	Resp.	QIon	QRatio	Min.	Max.
13C2-PFDoDA	20.32	9.09	0.00	480678				

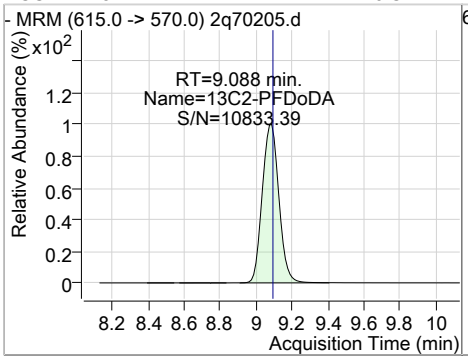

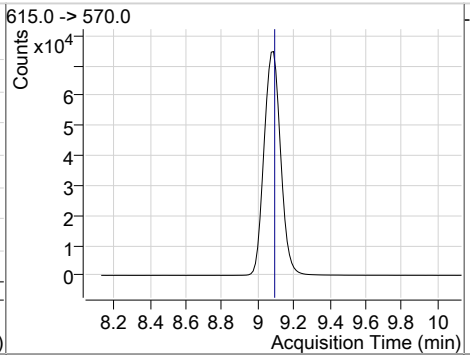

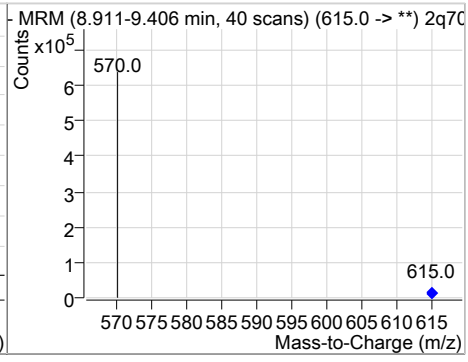

Compound	Conc.	RT	Dev(Min)	Resp.	QIon	QRatio	Min.	Max.
PFDoDA	99.36	9.09	0.00	2017890	613.0 -> 319.0	13.7	0.0	43.6

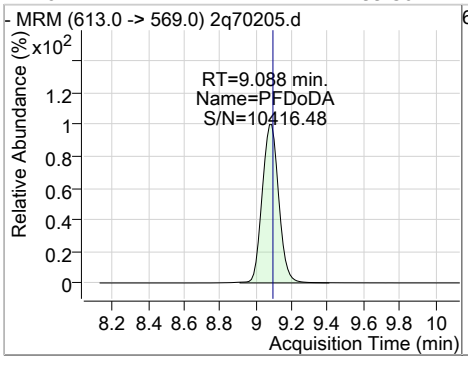

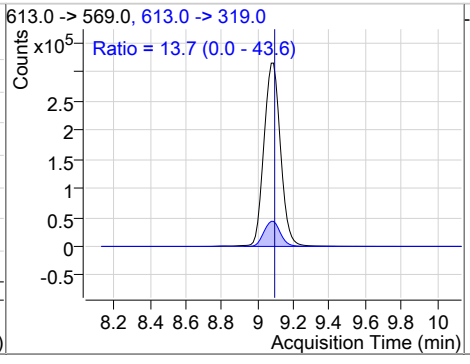

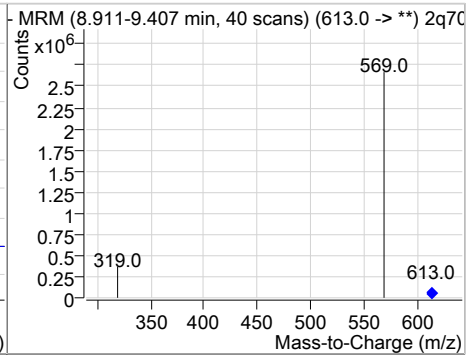

Perfluorinated Compounds by LC/MS/MS

Compound	Conc.	RT	Dev(Min)	Resp.	QIon	QRatio	Min.	Max.
PFTrDA	99.64	9.69	0.00	2547378	663.0 -> 369.0	8.5	0.0	38.6

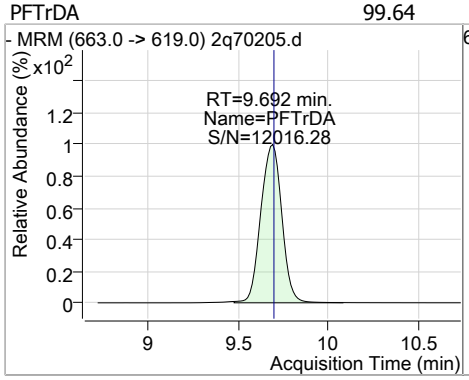

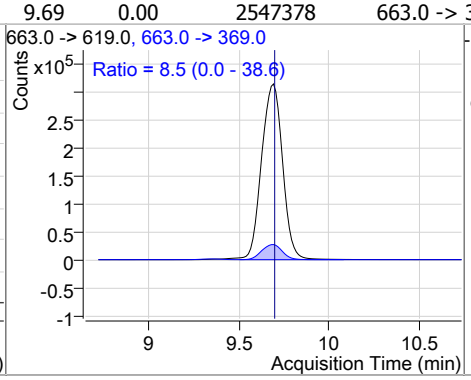

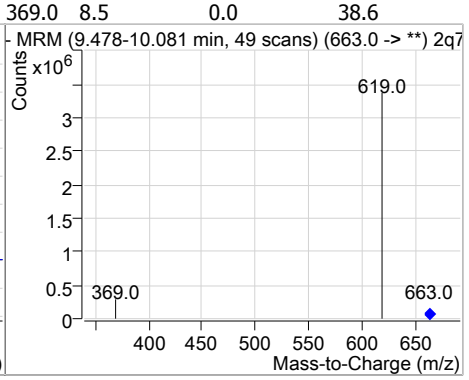

Compound	Conc.	RT	Dev(Min)	Resp.	QIon	QRatio	Min.	Max.
13C2-PFTeDA	21.03	10.26	0.00	480786				

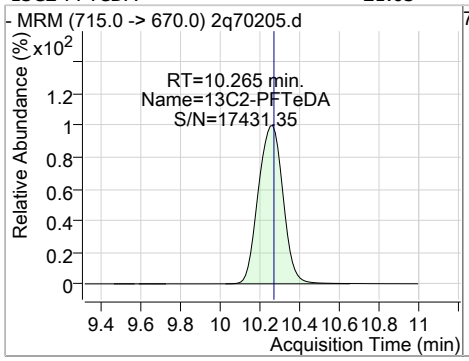

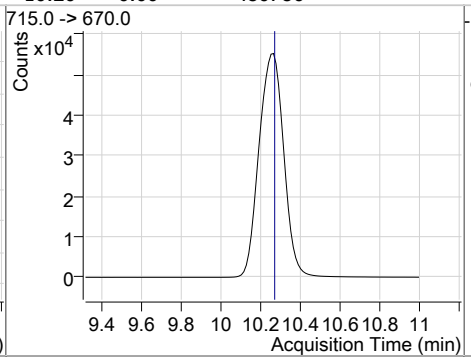

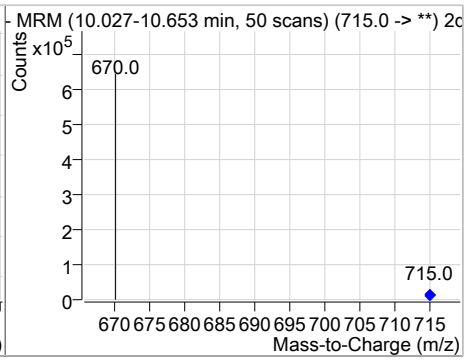

Compound	Conc.	RT	Dev(Min)	Resp.	QIon	QRatio	Min.	Max.
PFTeDA	99.04	10.25	-0.01	2808225	713.0 -> 219.0	5.0	0.0	35.0

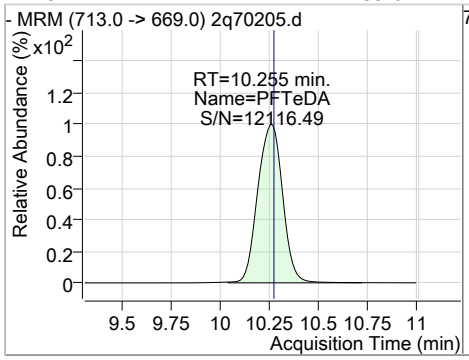

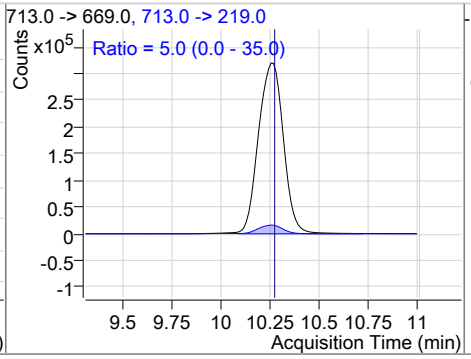

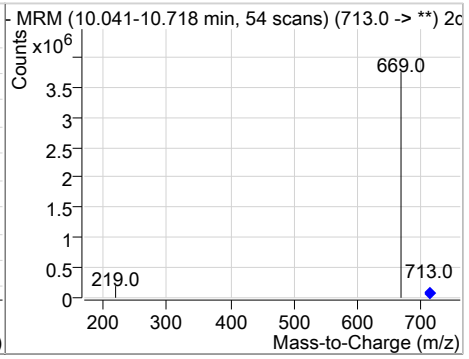

18.5.9

18

Manual Integration Approval Summary

Sample Number: S2Q1012-IC1012
Lab FileID: 2Q70205.D
Injection Time: 06/20/21 13:33
Method: EPA 537M QSM5.3 B-15
Analyst approved: 06/21/21 10:57 Nancy Saunders
Supervisor approved: 06/21/21 13:43 Mike Eger

Parameter	CAS	Sig#	R.T. (min.)	Reason
Perfluorohexanesulfonic acid	355-46-4		6.41	Split peak
Perfluorooctanesulfonic acid	1763-23-1		7.68	Split peak

Manual Integrations APPROVED (compounds with "m" flag)
Mike Eger
06/21/21 13:43

Perfluorinated Compounds by LC/MS/MS

Data File : 2q70207.d
Operator : nancyf
Acq. Method : 537_ID.m
Acq. Date-Time : 6/20/2021 2:07:56 PM
Sample Name : icv1012-20
Vial : P1-B1
DA Method File : BR_LN_062021_S2Q1012.quantmethod.xml
Batch Name : s2q1012.batch.bin
Sample Information : op85082,S2Q1012,250,,,1.0,1,water

Compound	RT	QIon	Resp.	Conc.	Units	Dev(Min)
Internal Standards						
M5-EtFOSAA	8.130	589.0 -> 419.0	68862	20.00	µg/L	0.000
M4-PFBA	1.927	217.0 -> 172.0	76055	20.00	µg/L	-0.038
M5-PFPeA	3.949	268.0 -> 223.0	68937	20.00	µg/L	-0.013
M5-PFHxA	5.403	318.0 -> 273.0	111371	20.00	µg/L	0.000
M4-PFHpA	6.370	367.0 -> 322.0	163172	20.00	µg/L	0.000
M8-PFOA	7.114	421.0 -> 376.0	224311	20.00	µg/L	0.000
M9-PFNA	7.708	472.0 -> 427.0	235162	20.00	µg/L	0.000
M6-PFDA	8.174	519.0 -> 474.0	250770	20.00	µg/L	0.000
M7-PFUnDA	8.599	570.0 -> 525.0	341543	20.00	µg/L	0.000
M2-PFDoDA	9.088	615.0 -> 570.0	486460	20.00	µg/L	0.000
M2-PFTeDA	10.265	715.0 -> 670.0	467946	20.00	µg/L	0.000
M8-FOSA	7.567	506.0 -> 78.0	52028	20.00	µg/L	0.000
M3-PFBS	4.267	302.0 -> 99.0	8569	20.00	µg/L	-0.013
M3-PFHxS	6.405	402.0 -> 99.0	10357	20.00	µg/L	-0.013
M8-PFOS	7.681	507.0 -> 99.0	15030	20.00	µg/L	0.000
M2-4:2FTS	5.297	329.0 -> 309.0	70313	20.00	µg/L	0.000
M2-6:2FTS	7.100	429.0 -> 409.0	124989	20.00	µg/L	0.000
M2-8:2FTS	8.210	529.0 -> 509.0	113265	20.00	µg/L	0.000
M3-MeFOSAA	8.004	573.0 -> 419.0	79265	20.00	µg/L	0.000
M3-HFPO-DA	5.721	287.0 -> 169.0	6605	20.00	µg/L	0.000
M3-MeFOSA	7.932	515.0 -> 169.0	15851	20.00	µg/L	0.000
System Monitoring Compounds						
13C2-4:2FTS	5.297	329.0 -> 309.0	70313	19.91	µg/L	0.000
Spiked Amount: 20.00	Range: 50.0 - 150.0%			Recovery = 99.6%		
13C2-6:2FTS	7.100	429.0 -> 409.0	124989	20.73	µg/L	0.000
Spiked Amount: 20.00	Range: 50.0 - 150.0%			Recovery = 103.7%		
13C2-8:2FTS	8.210	529.0 -> 509.0	113265	20.78	µg/L	0.000
Spiked Amount: 20.00	Range: 50.0 - 150.0%			Recovery = 103.9%		
13C2-PFDoDA	9.088	615.0 -> 570.0	486460	20.56	µg/L	0.000
Spiked Amount: 20.00	Range: 50.0 - 150.0%			Recovery = 102.8%		
13C2-PFTeDA	10.265	715.0 -> 670.0	467946	20.47	µg/L	0.000
Spiked Amount: 20.00	Range: 50.0 - 150.0%			Recovery = 102.3%		
13C3-PFBS	4.267	302.0 -> 99.0	8569	20.28	µg/L	-0.013
Spiked Amount: 20.00	Range: 50.0 - 150.0%			Recovery = 101.4%		
13C3-PFHxS	6.405	402.0 -> 99.0	10357	20.51	µg/L	-0.013
Spiked Amount: 20.00	Range: 50.0 - 150.0%			Recovery = 102.6%		
13C4-PFBA	1.927	217.0 -> 172.0	76055	20.00	µg/L	-0.038
Spiked Amount: 20.00	Range: 50.0 - 150.0%			Recovery = 100.0%		
13C4-PFHpA	6.370	367.0 -> 322.0	163172	20.34	µg/L	0.000
Spiked Amount: 20.00	Range: 50.0 - 150.0%			Recovery = 101.7%		
d5-EtFOSAA	8.130	589.0 -> 419.0	68862	21.34	ng/ml	0.000
Spiked Amount: 20.00	Range: 50.0 - 150.0%			Recovery = 106.7%		
13C5-PFHxA	5.403	318.0 -> 273.0	111371	20.38	µg/L	0.000
Spiked Amount: 20.00	Range: 50.0 - 150.0%			Recovery = 101.9%		
13C5-PFPeA	3.949	268.0 -> 223.0	68937	20.17	µg/L	-0.013

Perfluorinated Compounds by LC/MS/MS

Compound	RT	QIon	Resp.	Conc.	Units		Dev(Min)
Spiked Amount: 20.00	Range: 50.0 - 150.0%			Recovery = 100.9%			
13C6-PFDA	8.174	519.0 -> 474.0	250770	20.76	µg/L		0.000
Spiked Amount: 20.00	Range: 50.0 - 150.0%			Recovery = 103.8%			
13C7-PFUnDA	8.599	570.0 -> 525.0	341543	20.55	µg/L		0.000
Spiked Amount: 20.00	Range: 50.0 - 150.0%			Recovery = 102.7%			
13C8-FOSA	7.567	506.0 -> 78.0	52028	20.51	µg/L		0.000
Spiked Amount: 20.00	Range: 50.0 - 150.0%			Recovery = 102.5%			
13C8-PFOA	7.114	421.0 -> 376.0	224311	20.69	µg/L		0.000
Spiked Amount: 20.00	Range: 50.0 - 150.0%			Recovery = 103.4%			
13C8-PFOS	7.681	507.0 -> 99.0	15030	20.37	µg/L		0.000
Spiked Amount: 20.00	Range: 50.0 - 150.0%			Recovery = 101.8%			
13C9-PFNA	7.708	472.0 -> 427.0	235162	20.72	µg/L		0.000
Spiked Amount: 20.00	Range: 50.0 - 150.0%			Recovery = 103.6%			
d3-MeFOSAA	8.004	573.0 -> 419.0	79265	20.95	µg/L		0.000
Spiked Amount: 20.00	Range: 50.0 - 150.0%			Recovery = 104.8%			
13C3-HFPO-DA	5.721	287.0 -> 169.0	6605	20.05	µg/L		0.000
Spiked Amount: 20.00	Range: 50.0 - 150.0%			Recovery = 100.2%			
d3-MeFOSA	7.932	515.0 -> 169.0	15851	21.35	µg/L		0.000
Spiked Amount: 20.00	Range: 50.0 - 150.0%			Recovery = 106.8%			
Target Compounds							QValue
4:2FTS	5.287	327.0 -> 307.0	69982	19.08	µg/L		100
6:2FTS	7.101	427.0 -> 407.0	116601	18.69	µg/L		99
8:2FTS	8.211	527.0 -> 507.0	106250	19.39	µg/L		100
br-PFHxS	6.229	399.0 -> 80.0	3736	2.50	µg/L		96
EtFOSAA	8.130	584.0 -> 419.0	59304	20.08	µg/L		97
FOSA	7.568	498.0 -> 78.0	50228	20.72	µg/L		99
MeFOSAA	8.017	570.0 -> 419.0	68704	21.26	µg/L		100
PFBA	1.933	213.0 -> 169.0	28566	20.42	µg/L		100
PFBS	4.270	299.0 -> 80.0	21214	16.12	µg/L		99
PFDA	8.174	513.0 -> 469.0	260965	18.78	µg/L		99
PFDoDA	9.088	613.0 -> 569.0	445395	21.67	µg/L		100
PFDS	8.558	599.0 -> 80.0	11128	19.60	µg/L		98
PFHpA	6.371	363.0 -> 319.0	249978	19.48	µg/L		100
PFHpS	7.112	449.0 -> 80.0	22758	18.69	µg/L		97
PFHxA	5.404	313.0 -> 269.0	72209	18.44	µg/L		100
PFHxS	6.406	399.0 -> 80.0	22855	17.29	µg/L	m	99
PFNA	7.708	463.0 -> 419.0	242860	18.93	µg/L		100
PFNS	8.145	549.0 -> 80.0	18844	19.35	µg/L		96
PFOA	7.114	413.0 -> 369.0	234033	19.75	µg/L		100
PFOS	7.682	499.0 -> 80.0	25454	19.68	µg/L	m	95
PFPeA	3.952	263.0 -> 219.0	95708	19.67	µg/L		100
PFPeS	5.527	349.0 -> 80.0	16094	18.68	µg/L		99
PFTeDA	10.267	713.0 -> 669.0	517771	18.76	µg/L		100
PFTrDA	9.705	663.0 -> 619.0	539064	20.84	µg/L		100
PFUnDA	8.600	563.0 -> 519.0	332139	19.79	µg/L		99
LN-PFHxS	6.406	399.0 -> 80.0	19119	14.72	µg/L		99
11Cl-PF3OUdS	8.760	631.0 -> 451.0	148666	19.34	µg/L		99
9Cl-PF3ONS	7.931	531.0 -> 351.0	28506	16.99	µg/L		97
ADONA	6.483	377.0 -> 251.0	270093	17.41	µg/L		99
br-PFOS	7.516	499.0 -> 80.0	6990	3.84	µg/L		94
HFPO-DA	5.717	329.0 -> 169.0	26505	20.29	µg/L		100
LN-PFOS	7.682	499.0 -> 80.0	18463	16.39	µg/L		100
br-PFOA	7.114	413.0 -> 369.0	234033	19.75	µg/L		100
LN-PFOA	7.114	413.0 -> 369.0	234033	19.75	µg/L		100
br-PFNA	7.708	463.0 -> 419.0	242860	18.93	µg/L		100
LN-PFNA	7.708	463.0 -> 419.0	242860	18.93	µg/L		100

Perfluorinated Compounds by LC/MS/MS

Compound	RT	QIon	Resp.	Conc.	Units		Dev(Min)
MeFOSA	8.009	512.0 -> 219.0	0	0.00	µg/L	m	1

 # = Qualifier out of range, m = manually integrated, + = Area summed

Perfluorinated Compounds by LC/MS/MS

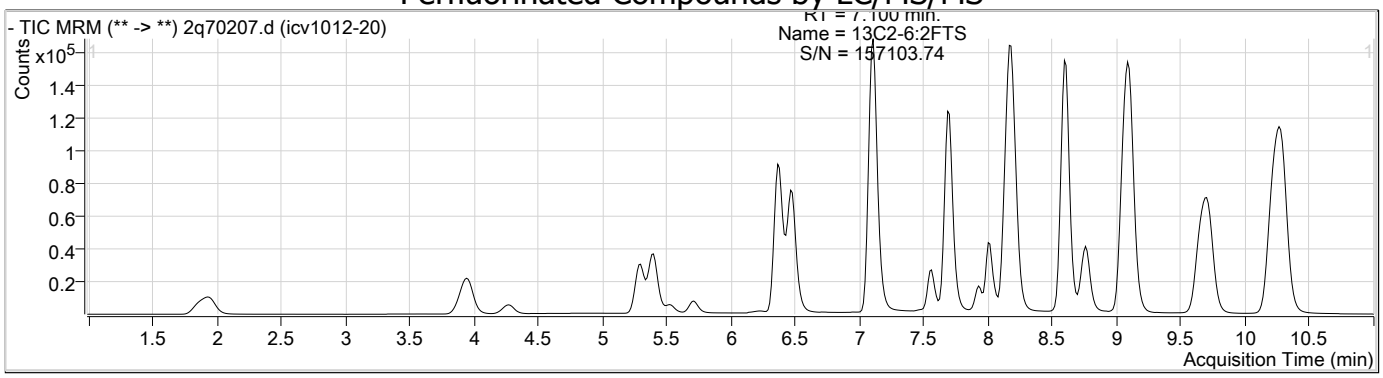

Compound	Conc.	RT	Dev(Min)	Resp.	QIon	QRatio	Min.	Max.
PFBA	20.42	1.93	-0.03	28566				

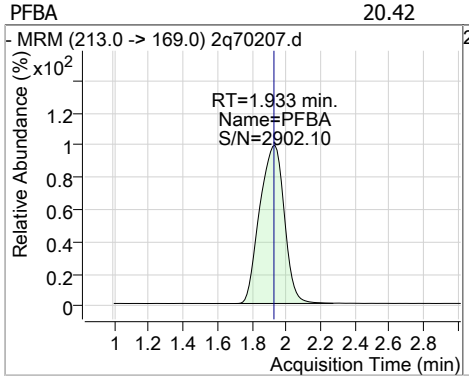

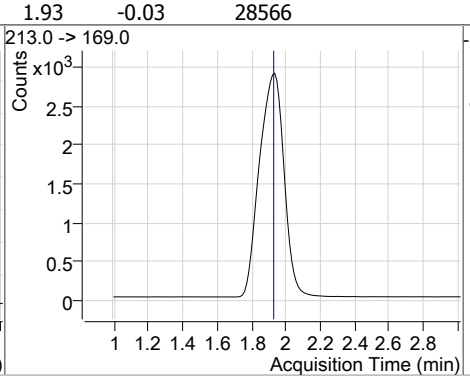

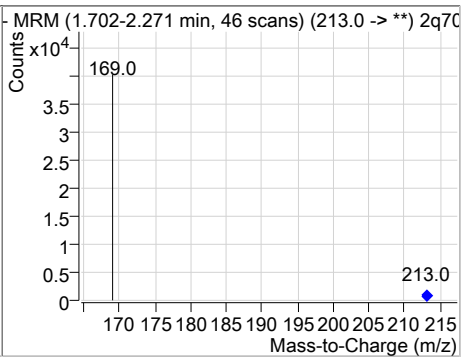

Compound	Conc.	RT	Dev(Min)	Resp.	QIon	QRatio	Min.	Max.
13C4-PFBA	20.00	1.93	-0.04	76055				

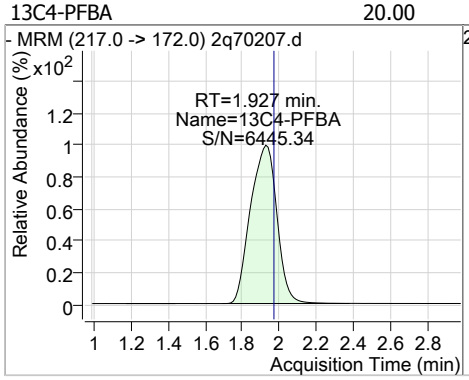

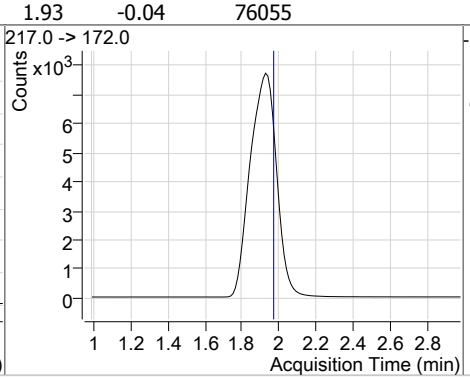

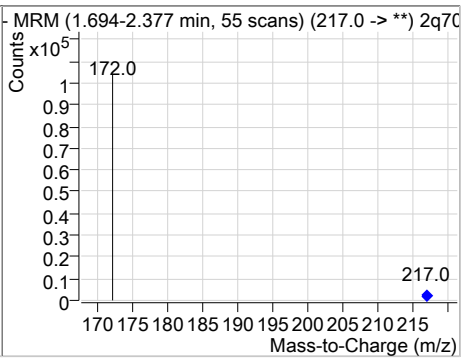

Compound	Conc.	RT	Dev(Min)	Resp.	QIon	QRatio	Min.	Max.
13C5-PFPeA	20.17	3.95	-0.01	68937				

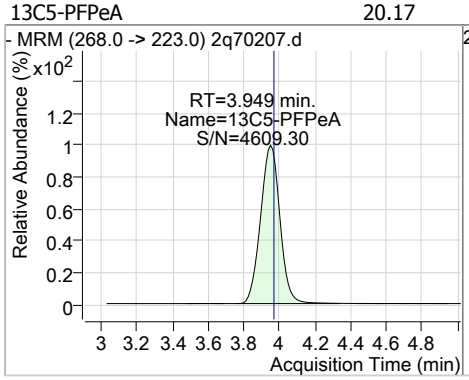

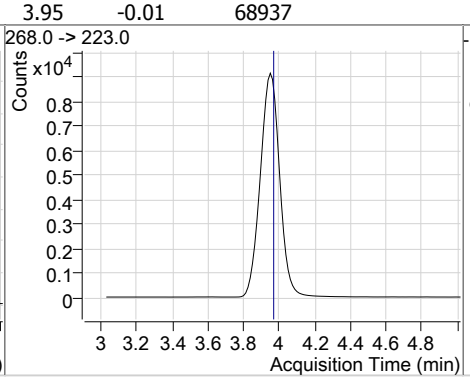

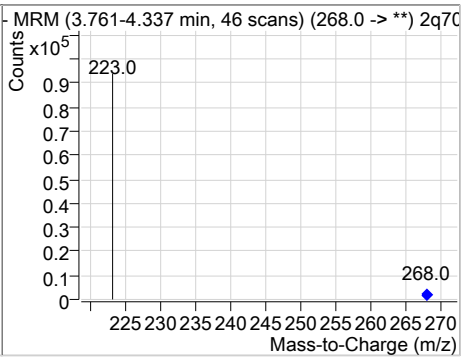

Perfluorinated Compounds by LC/MS/MS

Compound	Conc.	RT	Dev(Min)	Resp.	QIon	QRatio	Min.	Max.
PFPeA	19.67	3.95	-0.01	95708				

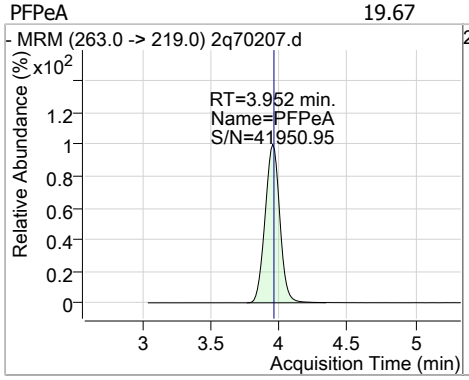

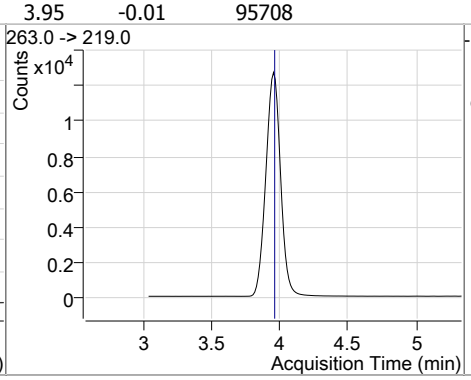

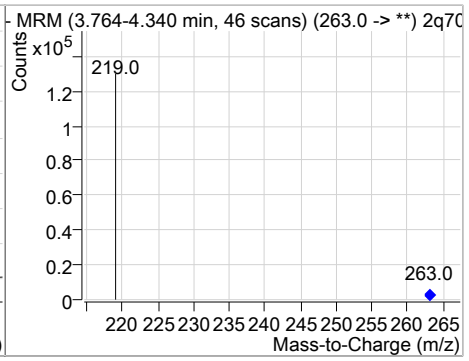

Compound	Conc.	RT	Dev(Min)	Resp.	QIon	QRatio	Min.	Max.
13C3-PFBS	20.28	4.27	-0.01	8569				

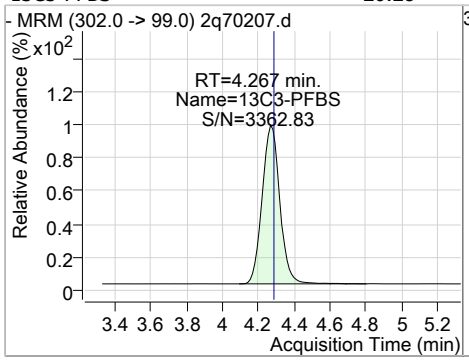

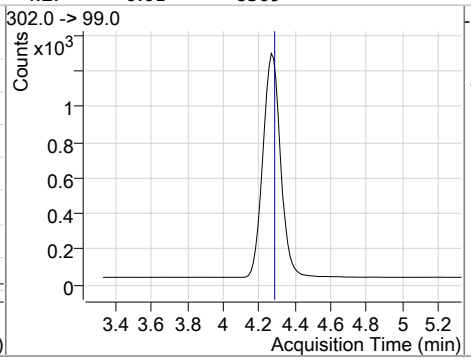

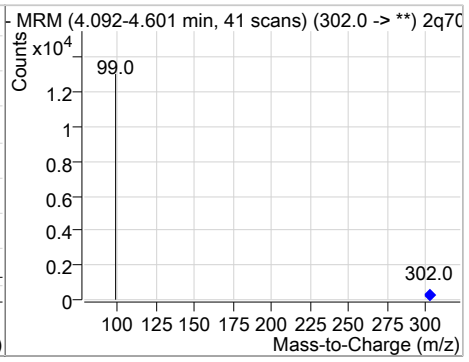

Compound	Conc.	RT	Dev(Min)	Resp.	QIon	QRatio	Min.	Max.
PFBS	16.12	4.27	-0.01	21214	299.0 -> 99.0	36.8	7.4	67.4

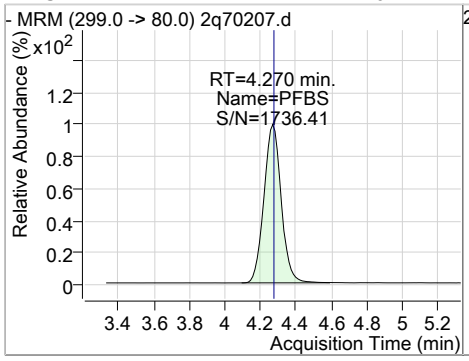

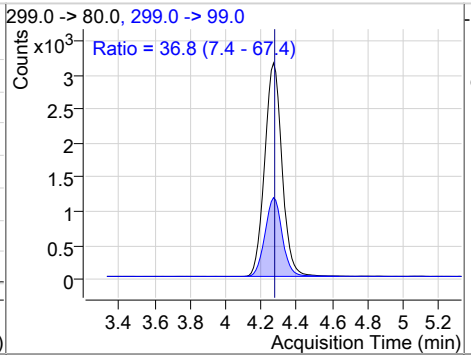

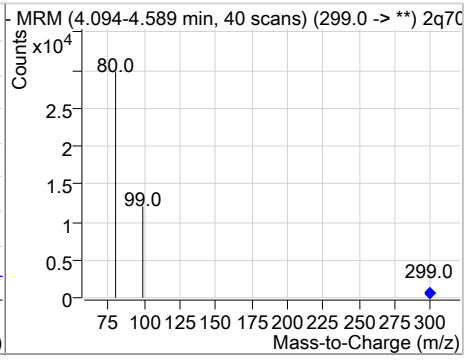

Compound	Conc.	RT	Dev(Min)	Resp.	QIon	QRatio	Min.	Max.
13C2-4:2FTS	19.91	5.30	0.00	70313				

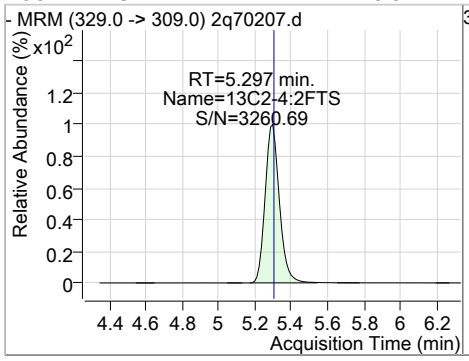

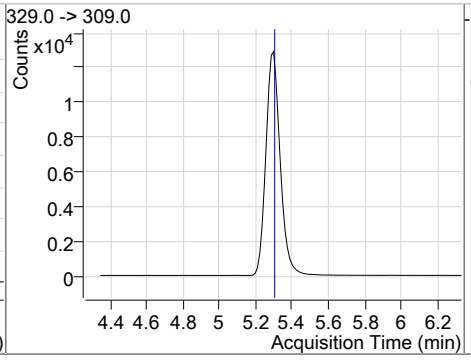

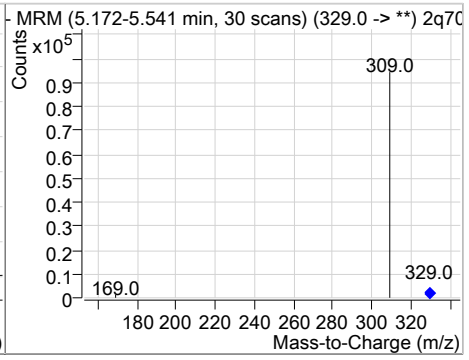

Perfluorinated Compounds by LC/MS/MS

Compound	Conc.	RT	Dev(Min)	Resp.	QIon	QRatio	Min.	Max.
4:2FTS	19.08	5.29	-0.01	69982	327.0 -> 81.0	33.0	3.0	63.0

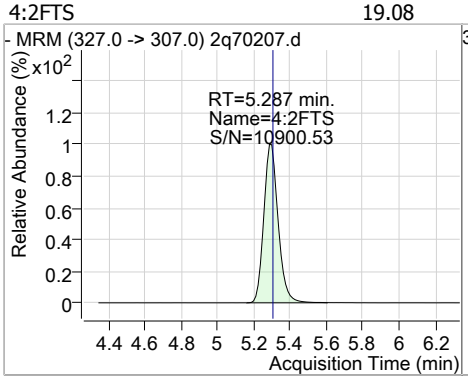

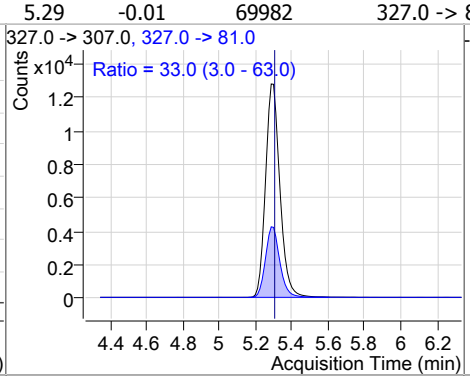

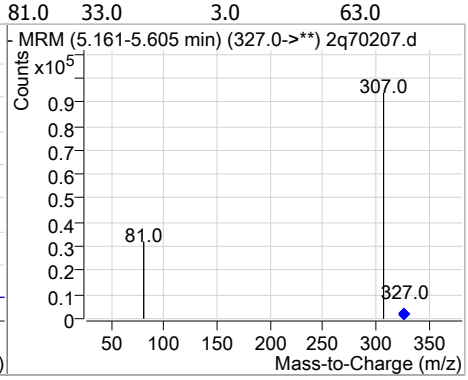

Compound	Conc.	RT	Dev(Min)	Resp.	QIon	QRatio	Min.	Max.
13C5-PFHxA	20.38	5.40	0.00	111371				

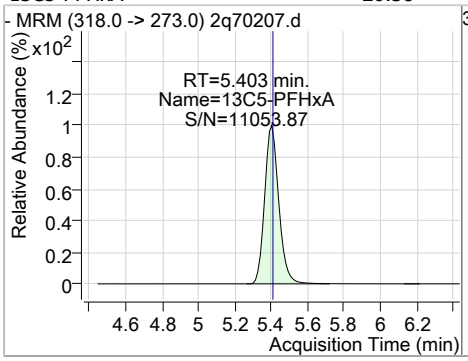

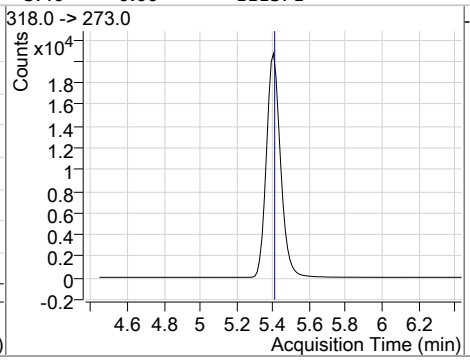

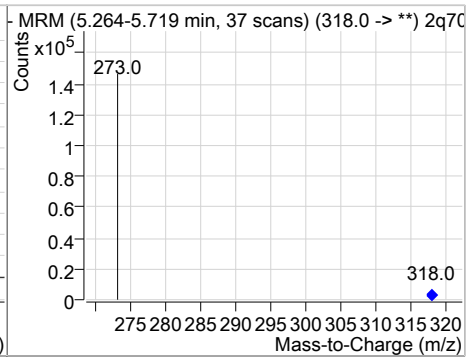

Compound	Conc.	RT	Dev(Min)	Resp.	QIon	QRatio	Min.	Max.
PFHxA	18.44	5.40	0.00	72209	313.0 -> 119.0	8.1	0.0	38.2

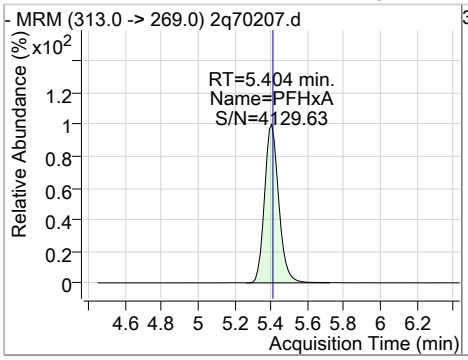

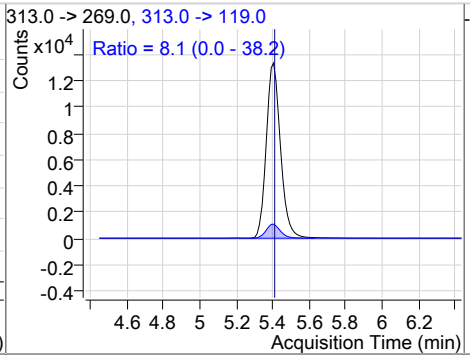

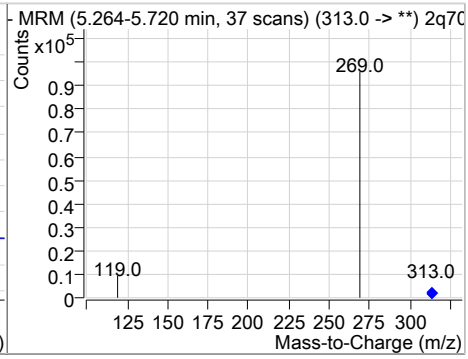

Compound	Conc.	RT	Dev(Min)	Resp.	QIon	QRatio	Min.	Max.
PFPeS	18.68	5.53	-0.01	16094	349.0 -> 99.0	38.5	9.1	69.1

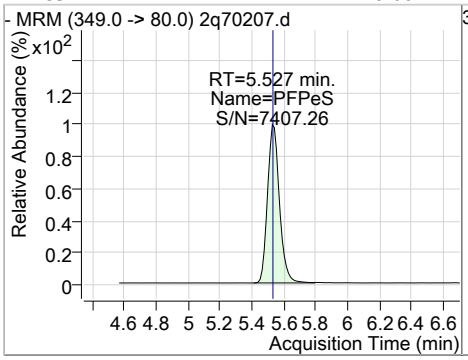

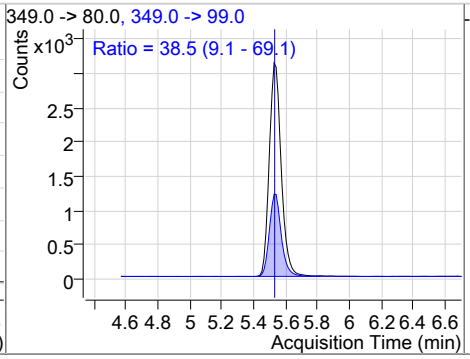

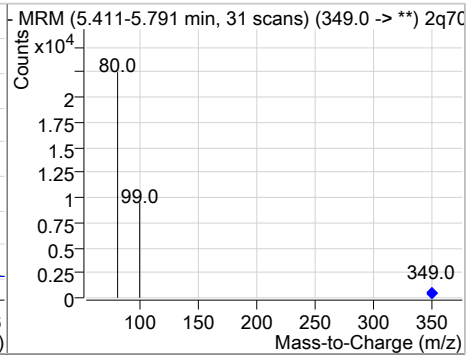

Perfluorinated Compounds by LC/MS/MS

Compound	Conc.	RT	Dev(Min)	Resp.	QIon	QRatio	Min.	Max.
HFPO-DA	20.29	5.72	0.00	26505	285.0 -> 169.0	14.9	0.0	44.8

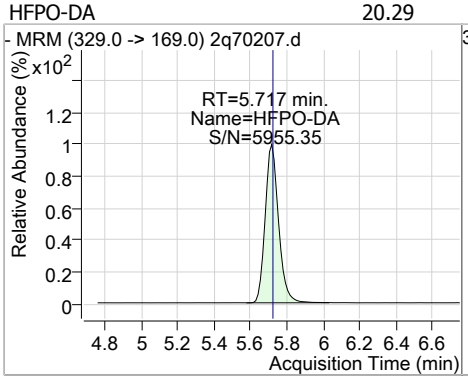

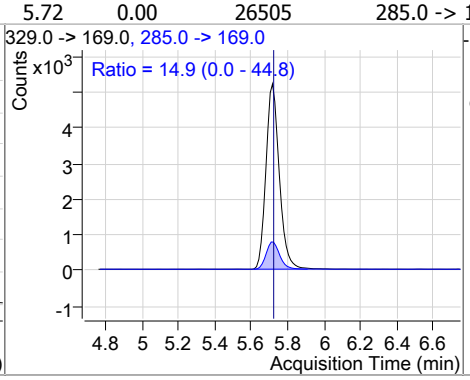

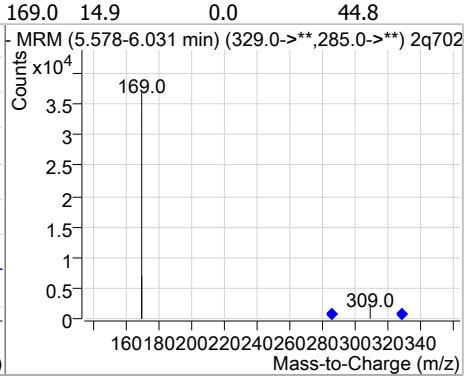

Compound	Conc.	RT	Dev(Min)	Resp.	QIon	QRatio	Min.	Max.
13C3-HFPO-DA	20.05	5.72	0.00	6605				

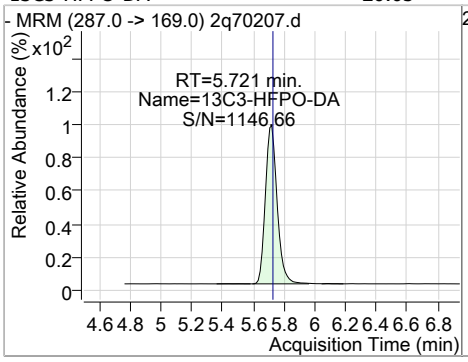

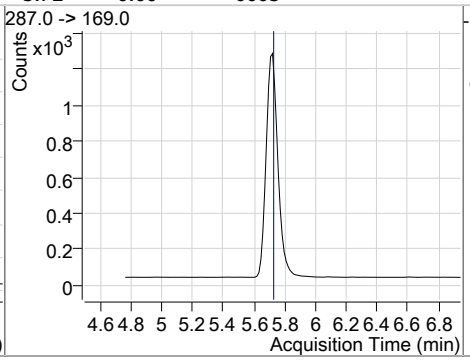

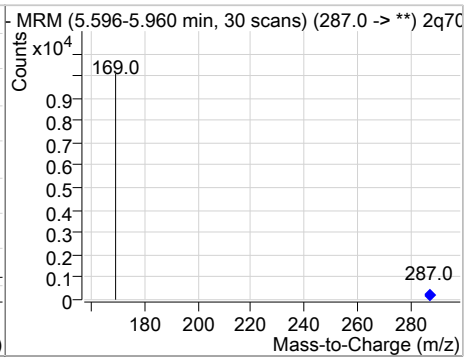

Compound	Conc.	RT	Dev(Min)	Resp.	QIon	QRatio	Min.	Max.
br-PFHxS	2.50	6.23	0.00	3736	399.0 -> 99.0	33.5	11.2	51.2

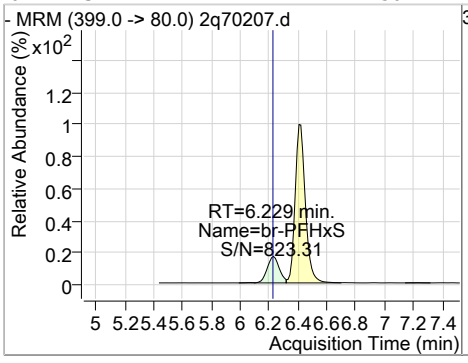

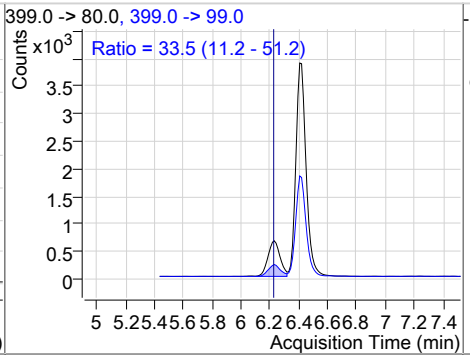

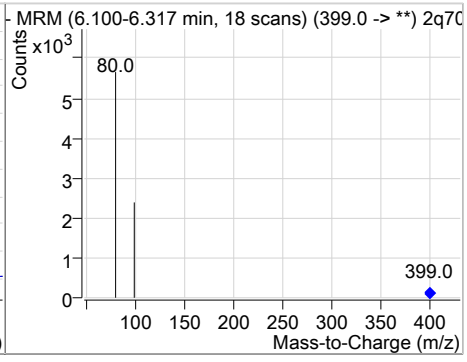

Compound	Conc.	RT	Dev(Min)	Resp.	QIon	QRatio	Min.	Max.
13C4-PFHpA	20.34	6.37	0.00	163172				

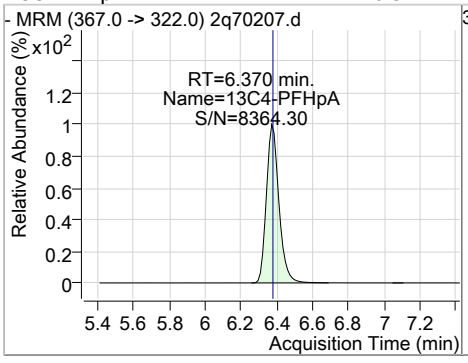

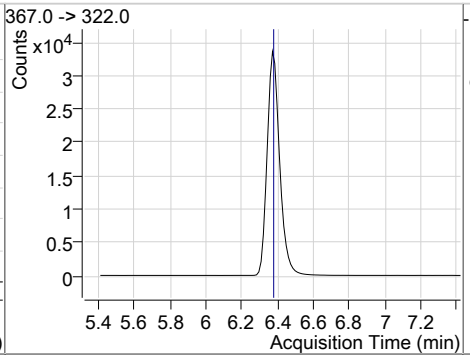

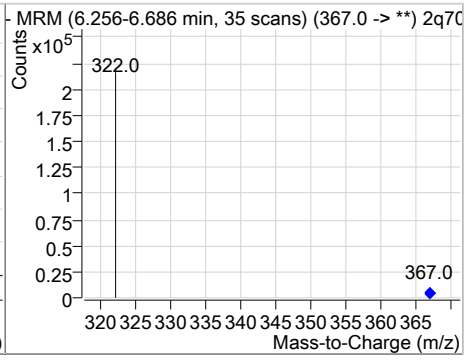

Perfluorinated Compounds by LC/MS/MS

Compound	Conc.	RT	Dev(Min)	Resp.	QIon	QRatio	Min.	Max.
PFHpA	19.48	6.37	0.00	249978	363.0 -> 169.0	6.5	0.0	36.5

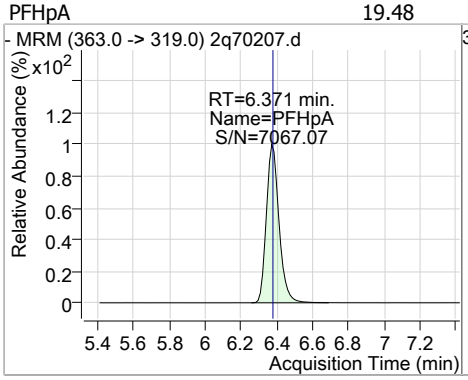

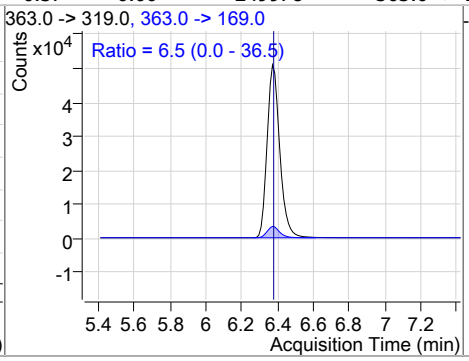

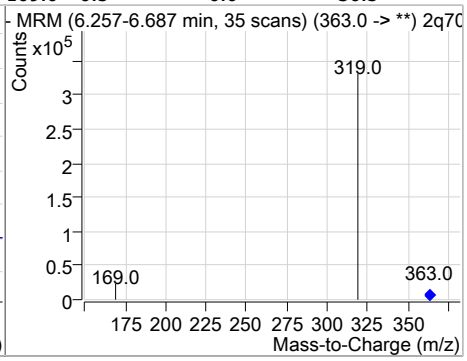

Compound	Conc.	RT	Dev(Min)	Resp.	QIon	QRatio	Min.	Max.
13C3-PFHxS	20.51	6.41	-0.01	10357				

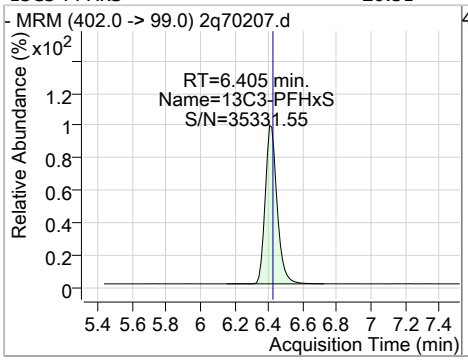

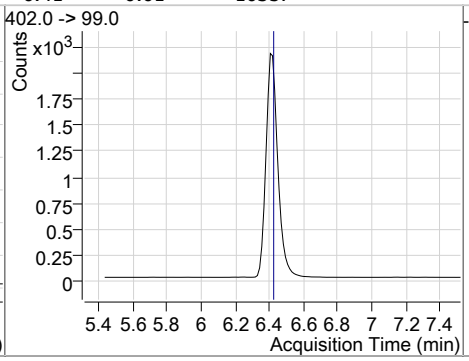

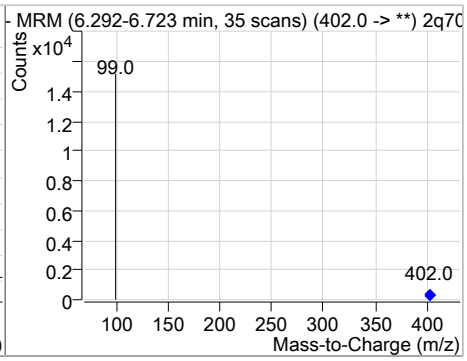

Compound	Conc.	RT	Dev(Min)	Resp.	QIon	QRatio	Min.	Max.
PFHxS	17.29	6.41	-0.01	22855 (m)	399.0 -> 99.0	45.7	15.2	75.2

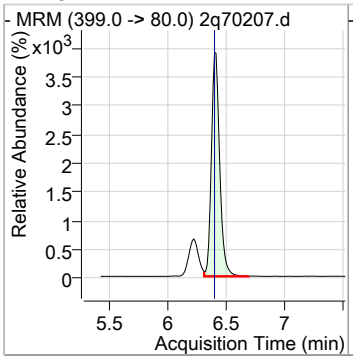

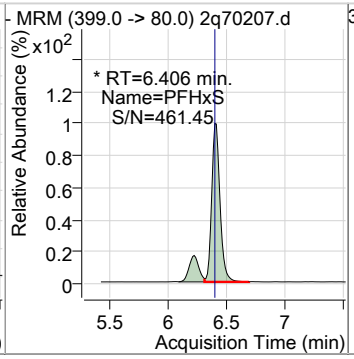

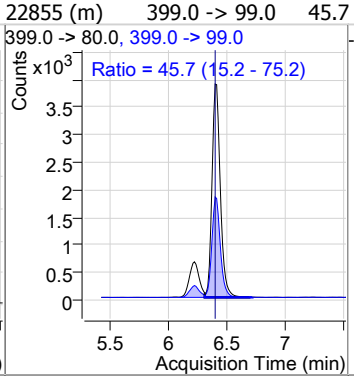

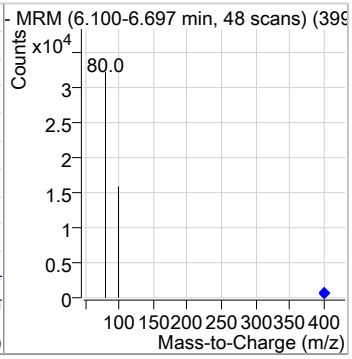

Compound	Conc.	RT	Dev(Min)	Resp.	QIon	QRatio	Min.	Max.
LN-PFHxS	14.72	6.41	-0.01	19119	399.0 -> 99.0	48.0	27.4	67.4

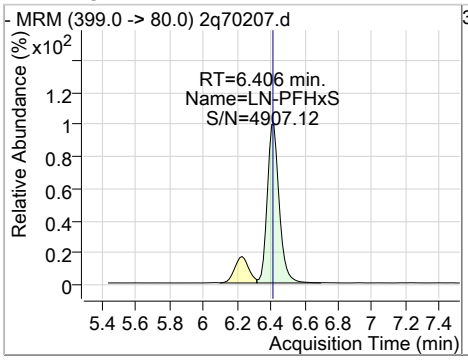

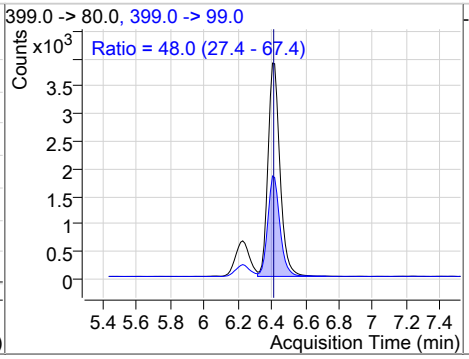

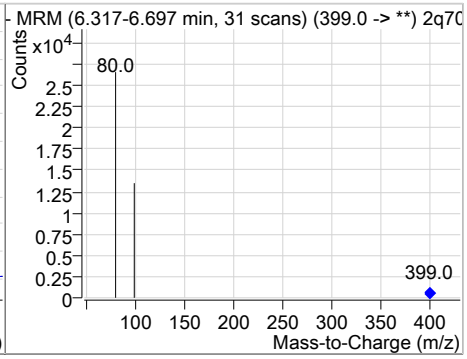

Perfluorinated Compounds by LC/MS/MS

Compound	Conc.	RT	Dev(Min)	Resp.	QIon	QRatio	Min.	Max.
ADONA	17.41	6.48	0.00	270093	377.0 -> 85.0	25.5	0.0	55.9

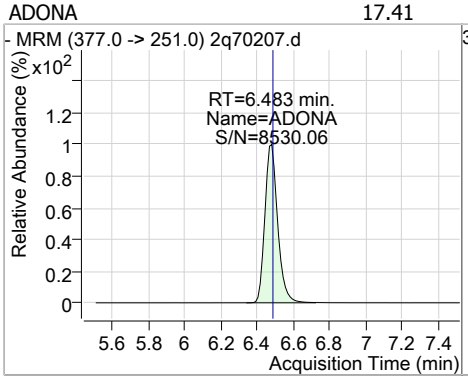

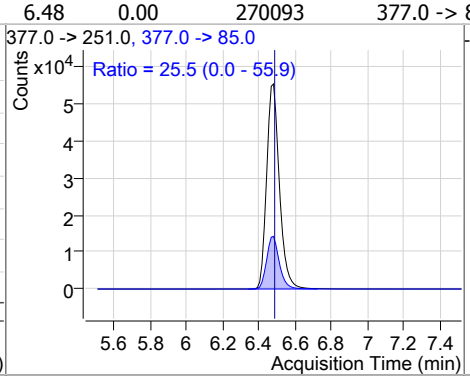

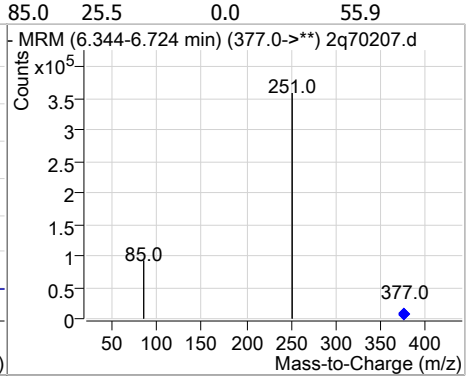

Compound	Conc.	RT	Dev(Min)	Resp.	QIon	QRatio	Min.	Max.
13C2-6:2FTS	20.73	7.10	0.00	124989				

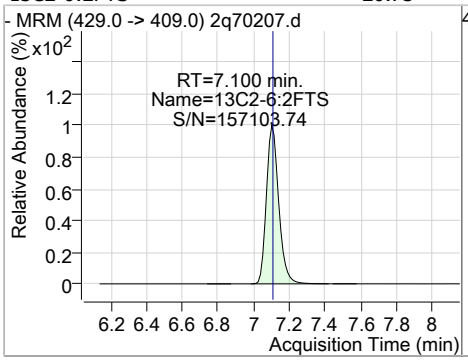

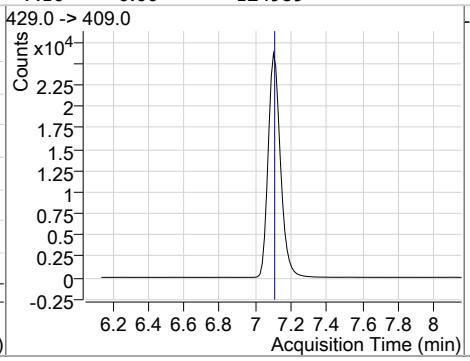

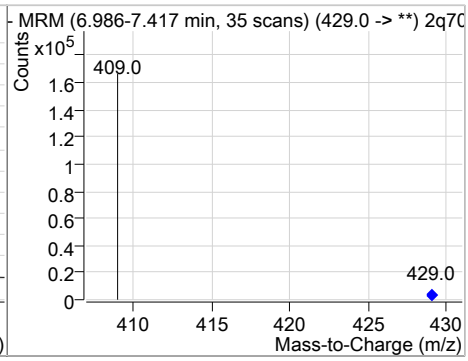

Compound	Conc.	RT	Dev(Min)	Resp.	QIon	QRatio	Min.	Max.
6:2FTS	18.69	7.10	0.00	116601	427.0 -> 81.0	24.4	0.0	54.8

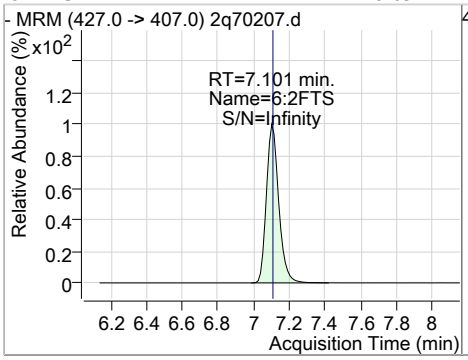

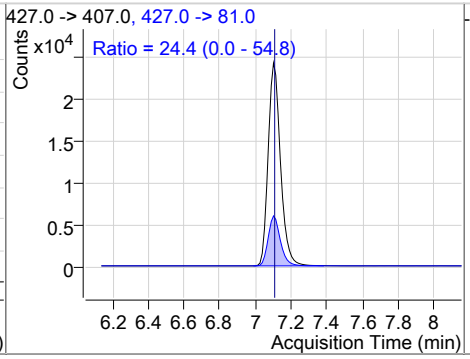

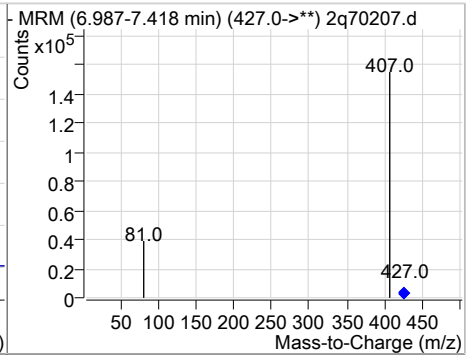

Compound	Conc.	RT	Dev(Min)	Resp.	QIon	QRatio	Min.	Max.
PFHpS	18.69	7.11	0.00	22758	449.0 -> 99.0	47.3	15.2	75.2

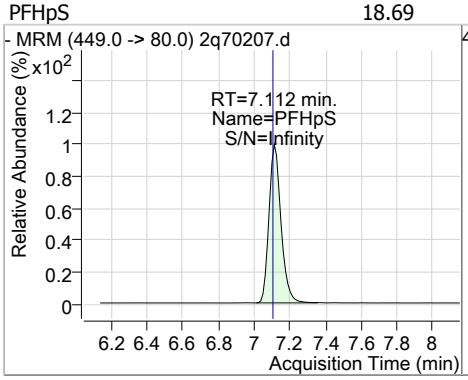

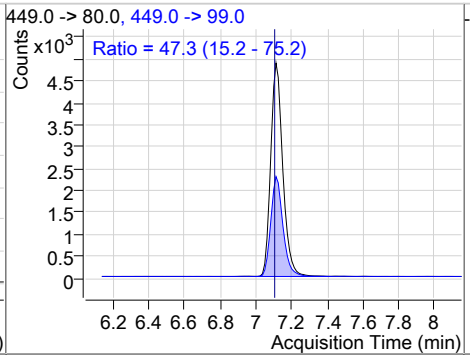

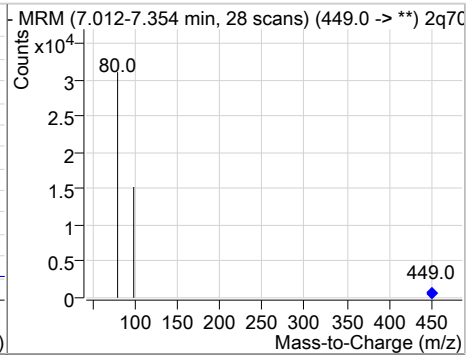

Perfluorinated Compounds by LC/MS/MS

Compound	Conc.	RT	Dev(Min)	Resp.	QIon	QRatio	Min.	Max.
13C8-PFOA	20.69	7.11	0.00	224311				

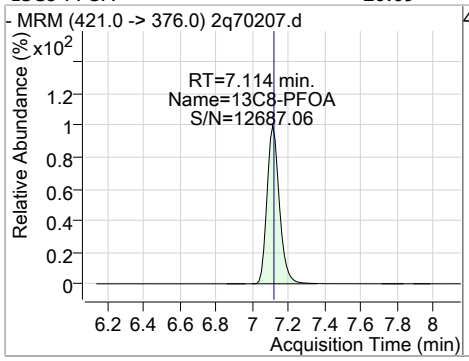

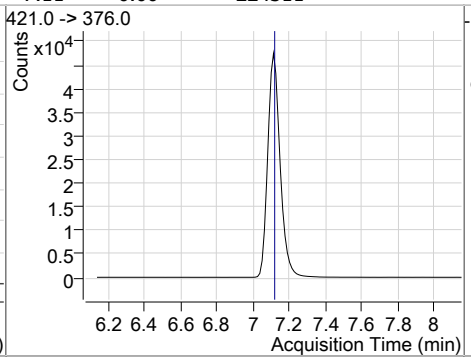

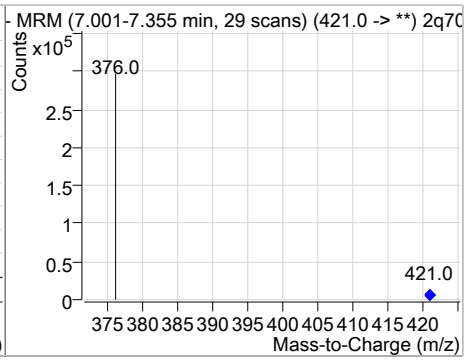

Compound	Conc.	RT	Dev(Min)	Resp.	QIon	QRatio	Min.	Max.
PFOA	19.75	7.11	0.00	234033	413.0 -> 169.0	20.6	0.0	50.6

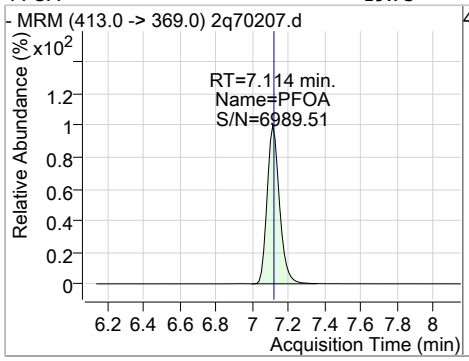

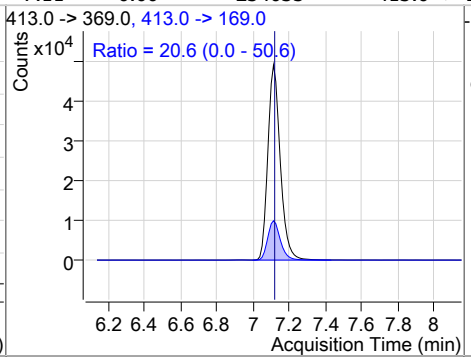

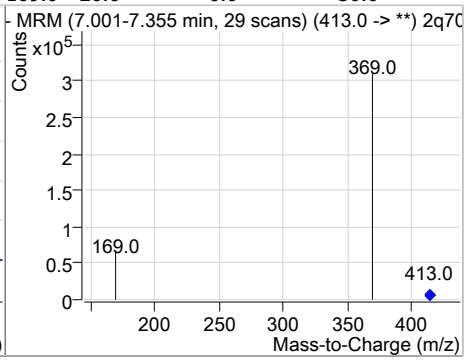

Compound	Conc.	RT	Dev(Min)	Resp.	QIon	QRatio	Min.	Max.
br-PFOA	19.75	7.11	0.00	234033	413.0 -> 169.0	20.6	0.0	50.6

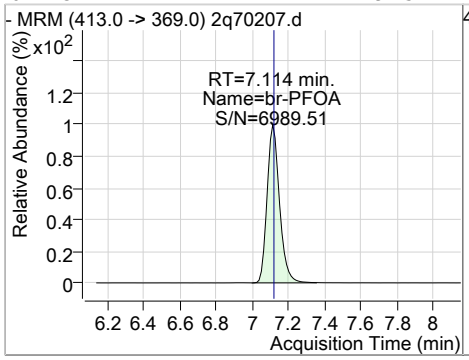

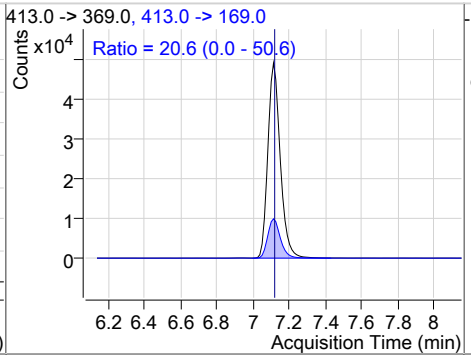

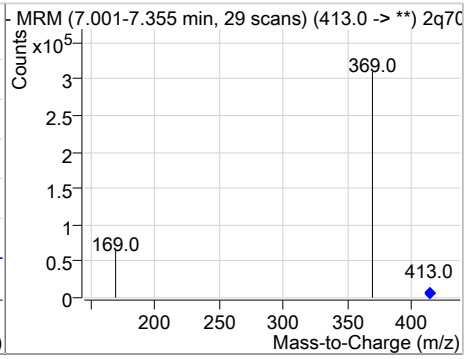

Compound	Conc.	RT	Dev(Min)	Resp.	QIon	QRatio	Min.	Max.
LN-PFOA	19.75	7.11	0.00	234033	413.0 -> 169.0	20.6	0.0	50.6

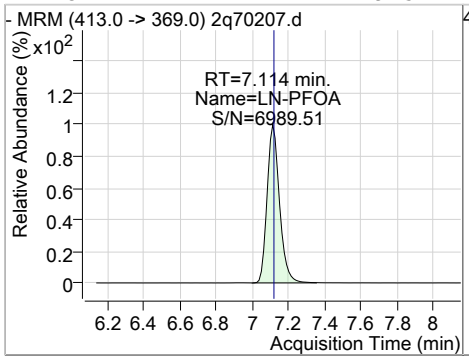

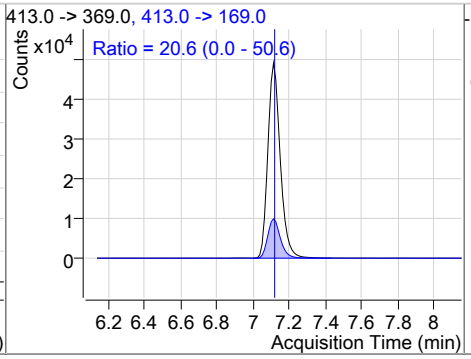

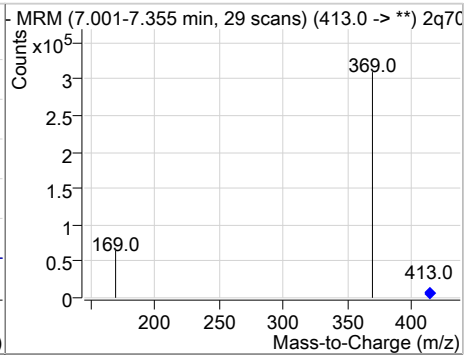

Perfluorinated Compounds by LC/MS/MS

Compound	Conc.	RT	Dev(Min)	Resp.	QIon	QRatio	Min.	Max.
br-PFOS	3.84	7.52	0.01	6990	499.0 -> 99.0	21.5	0.0	48.8

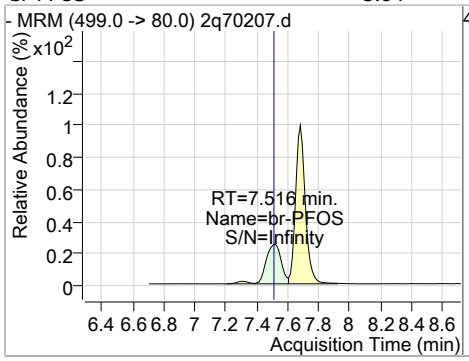

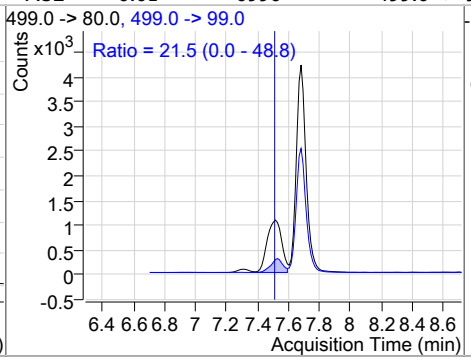

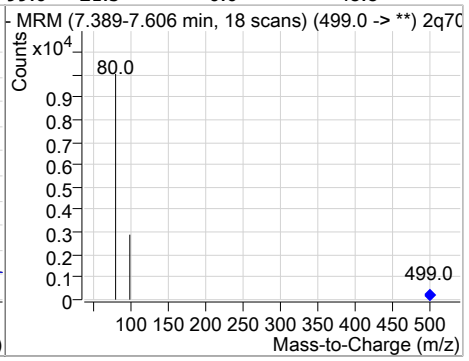

Compound	Conc.	RT	Dev(Min)	Resp.	QIon	QRatio	Min.	Max.
13C8-FOSA	20.51	7.57	0.00	52028				

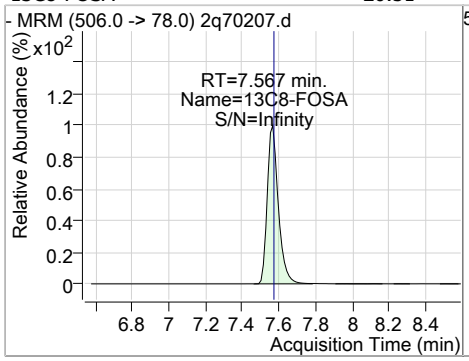

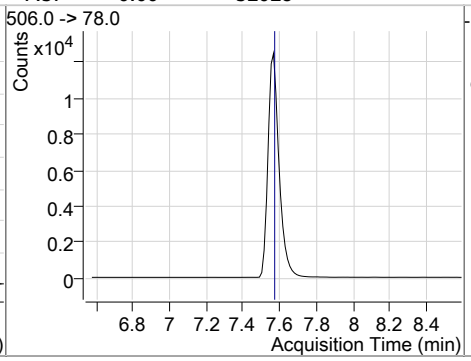

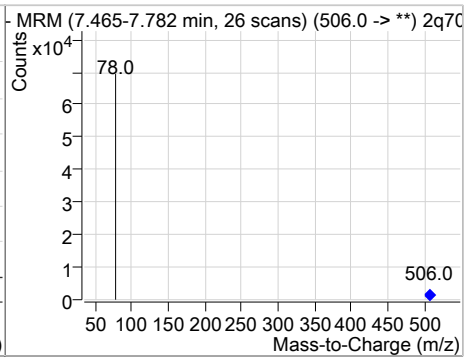

Compound	Conc.	RT	Dev(Min)	Resp.	QIon	QRatio	Min.	Max.
FOSA	20.72	7.57	0.00	50228	498.0 -> 478.0	4.8	0.0	34.6

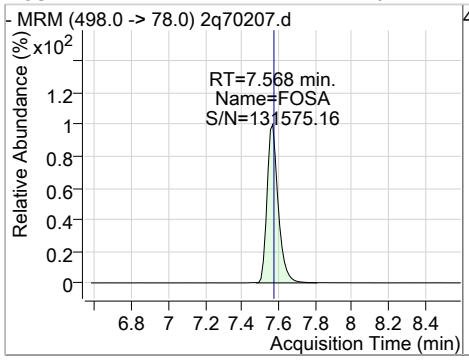

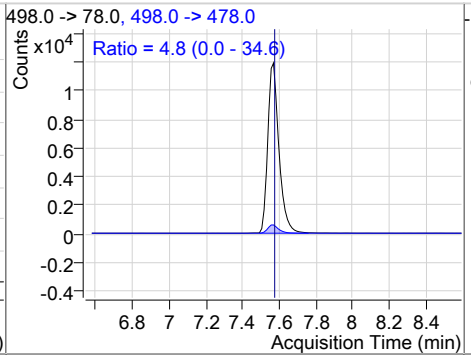

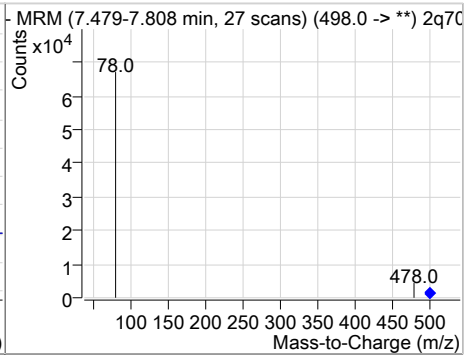

Compound	Conc.	RT	Dev(Min)	Resp.	QIon	QRatio	Min.	Max.
13C8-PFOS	20.37	7.68	0.00	15030				

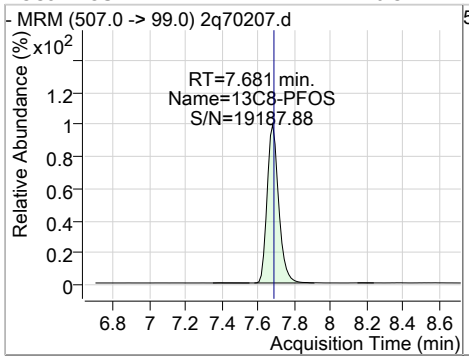

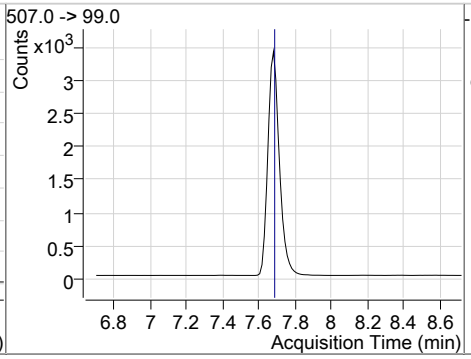

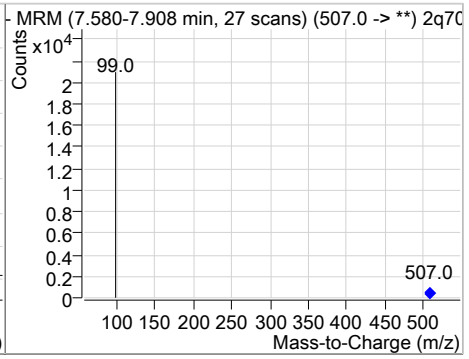

18.5.10

18

Perfluorinated Compounds by LC/MS/MS

Compound	Conc.	RT	Dev(Min)	Resp.	QIon	QRatio	Min.	Max.
PFOS	19.68	7.68	0.00	25454 (m)	499.0 -> 99.0	50.1	16.5	76.5

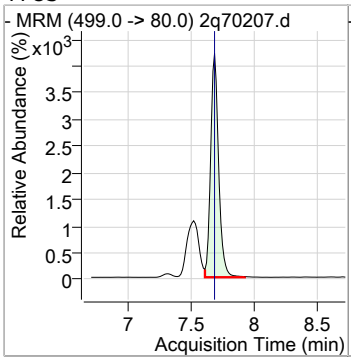

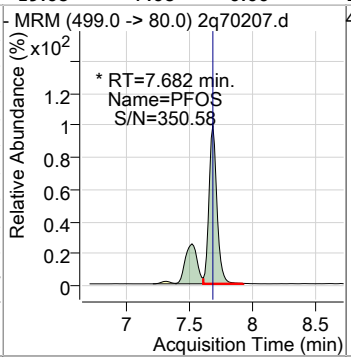

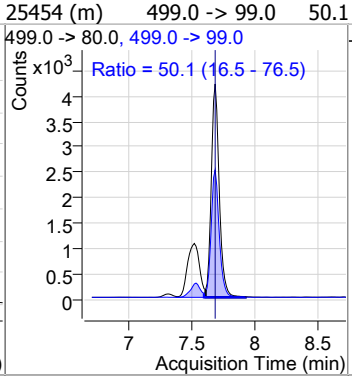

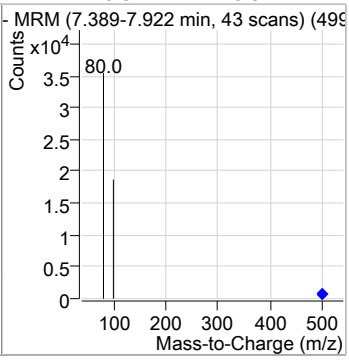

Compound	Conc.	RT	Dev(Min)	Resp.	QIon	QRatio	Min.	Max.
LN-PFOS	16.39	7.68	0.00	18463	499.0 -> 99.0	60.9	30.9	90.9

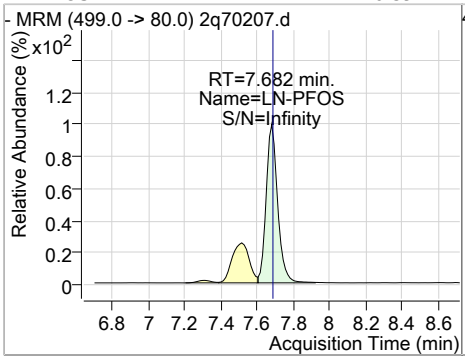

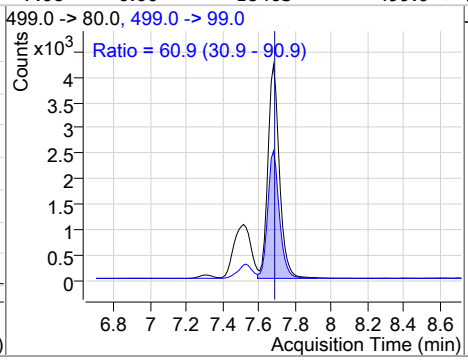

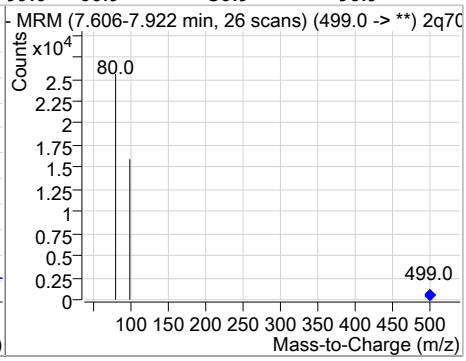

Compound	Conc.	RT	Dev(Min)	Resp.	QIon	QRatio	Min.	Max.
13C9-PFNA	20.72	7.71	0.00	235162				

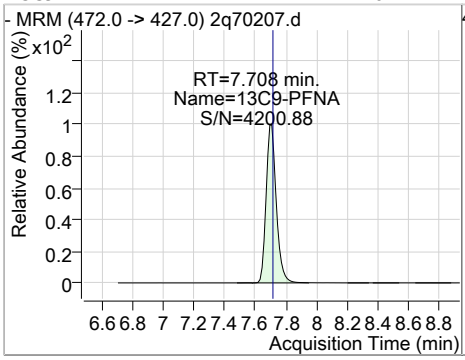

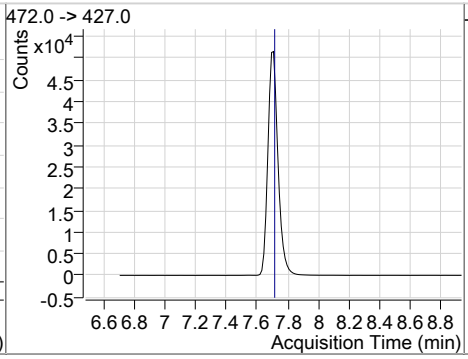

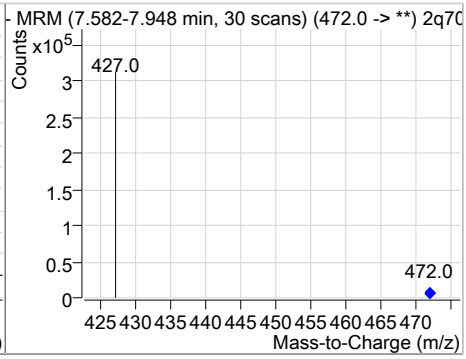

Compound	Conc.	RT	Dev(Min)	Resp.	QIon	QRatio	Min.	Max.
PFNA	18.93	7.71	0.00	242860	463.0 -> 219.0	17.1	0.0	47.2

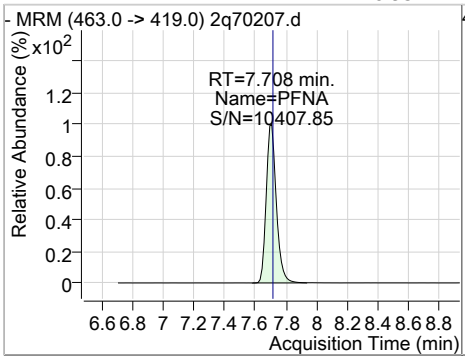

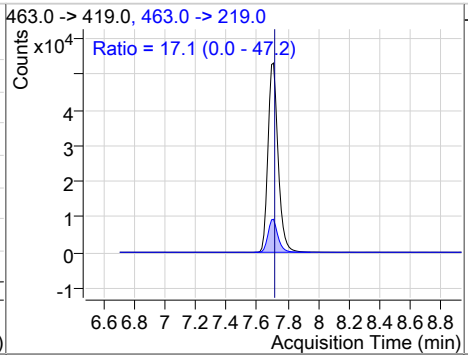

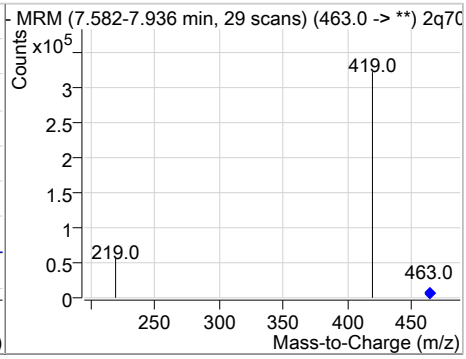

18.5.10

18

Perfluorinated Compounds by LC/MS/MS

Compound	Conc.	RT	Dev(Min)	Resp.	QIon	QRatio	Min.	Max.
br-PFNA	18.93	7.71	0.00	242860	463.0 -> 219.0	17.1	0.0	47.2

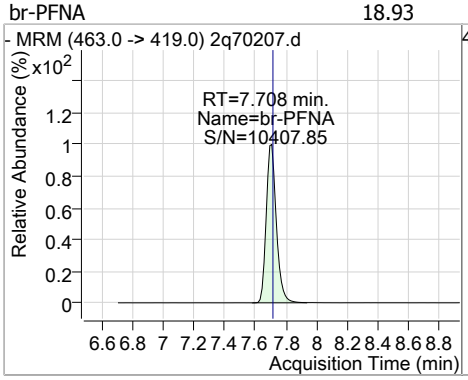

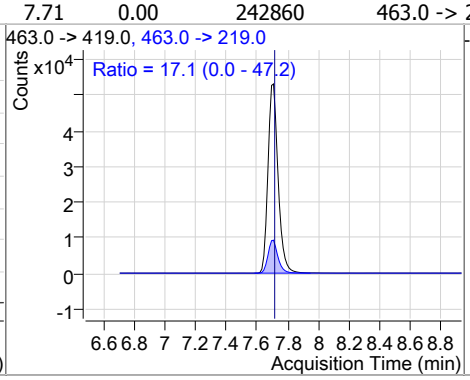

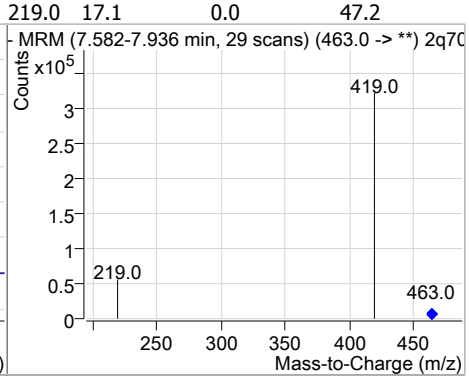

Compound	Conc.	RT	Dev(Min)	Resp.	QIon	QRatio	Min.	Max.
LN-PFNA	18.93	7.71	0.00	242860	463.0 -> 219.0	17.1	0.0	47.2

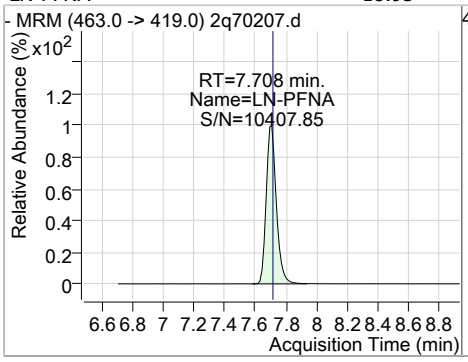

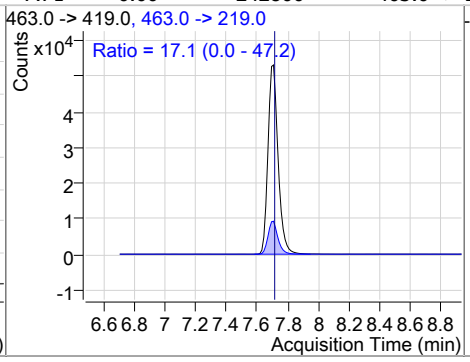

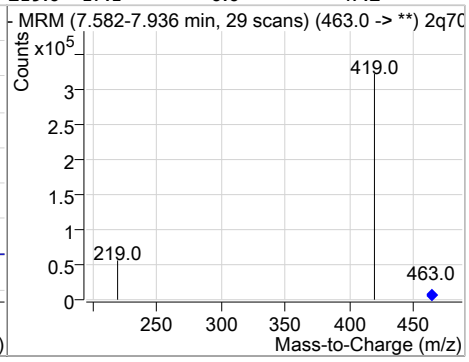

Compound	Conc.	RT	Dev(Min)	Resp.	QIon	QRatio	Min.	Max.
9Cl-PF3ONS	16.99	7.93	0.00	28506	533.0 -> 353.0	32.3	0.6	60.6

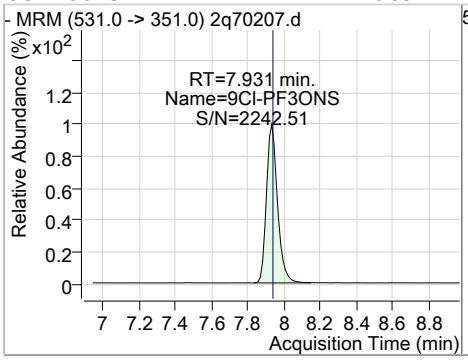

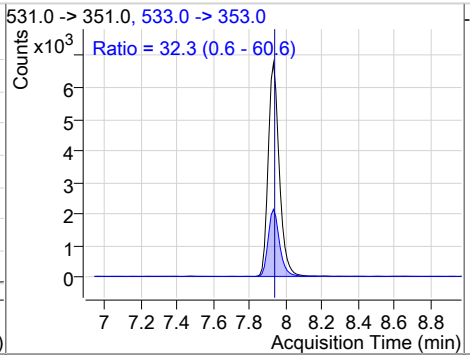

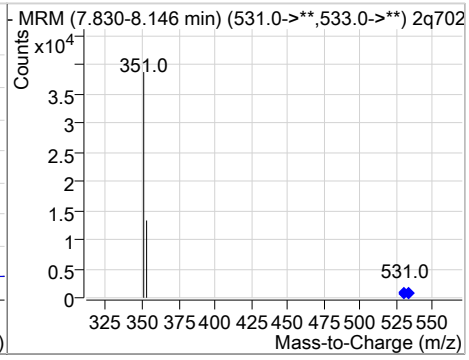

Compound	Conc.	RT	Dev(Min)	Resp.	QIon	QRatio	Min.	Max.
d3-MeFOSA	21.35	7.93	0.00	15851				

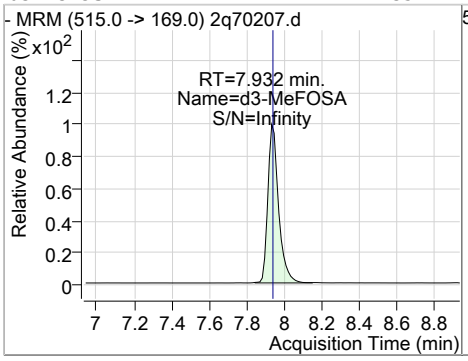

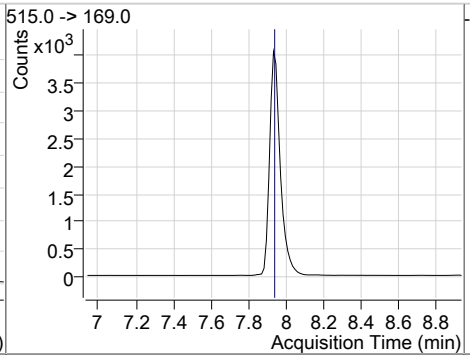

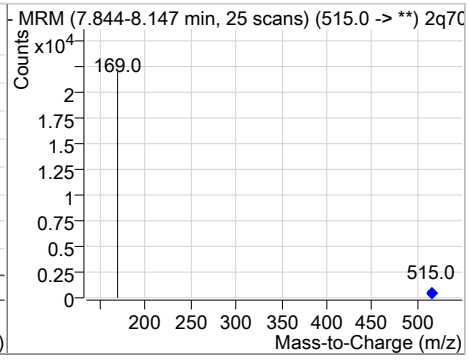

18.5.10

18

Perfluorinated Compounds by LC/MS/MS

Compound	Conc.	RT	Dev(Min)	Resp.	QIon	QRatio	Min.	Max.
d3-MeFOSAA	20.95	8.00	0.00	79265				

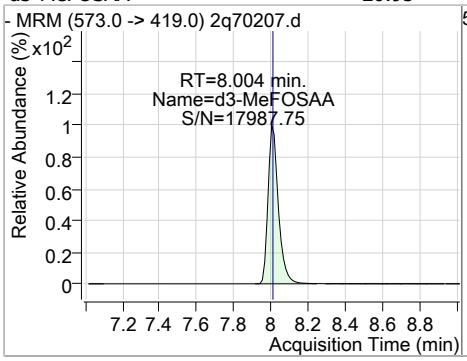

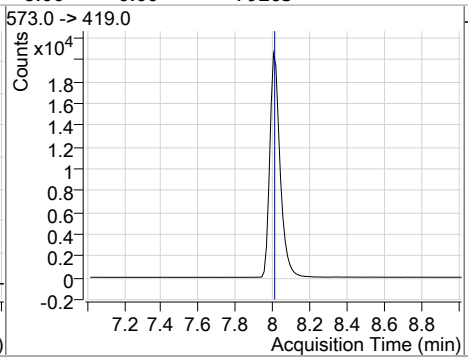

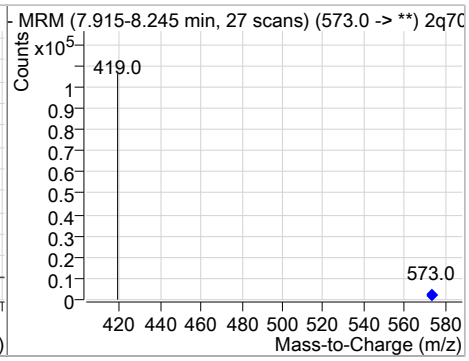

Compound	Conc.	RT	Dev(Min)	Resp.	QIon	QRatio	Min.	Max.
MeFOSAA	21.26	8.02	0.00	68704	570.0 -> 512.0	24.9	0.0	54.8

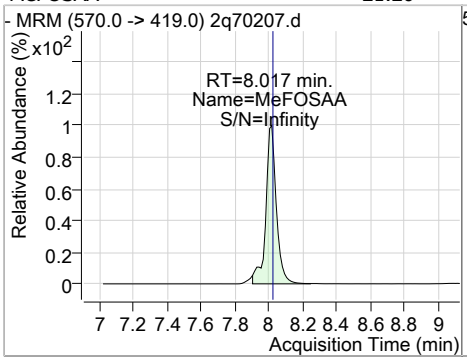

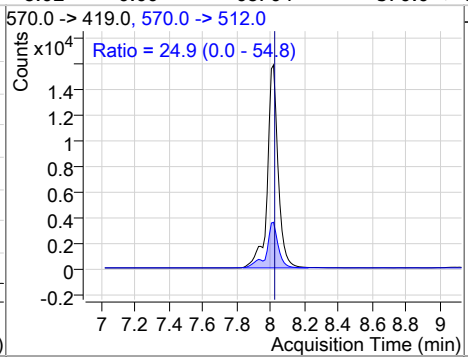

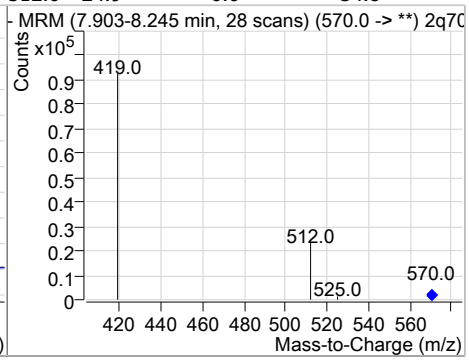

Compound	Conc.	RT	Dev(Min)	Resp.	QIon	QRatio	Min.	Max.
d5-EtFOSAA	21.34	8.13	0.00	68862				

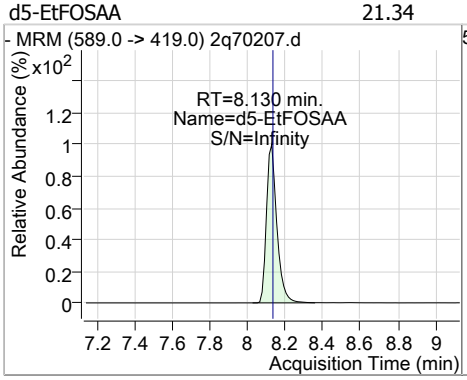

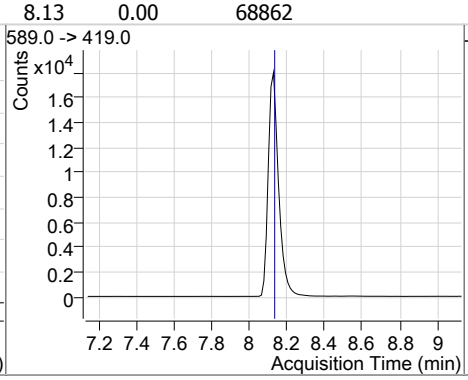

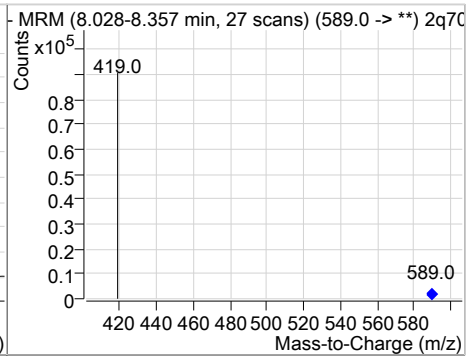

Compound	Conc.	RT	Dev(Min)	Resp.	QIon	QRatio	Min.	Max.
EtFOSAA	20.08	8.13	0.00	59304	584.0 -> 483.0	58.2	30.2	90.2

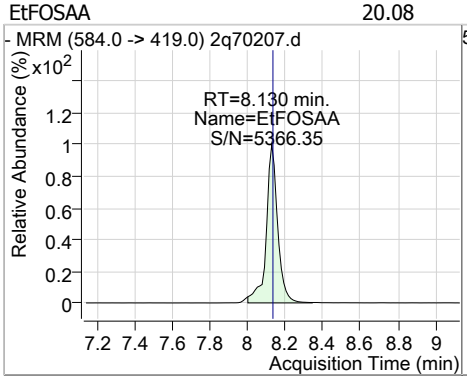

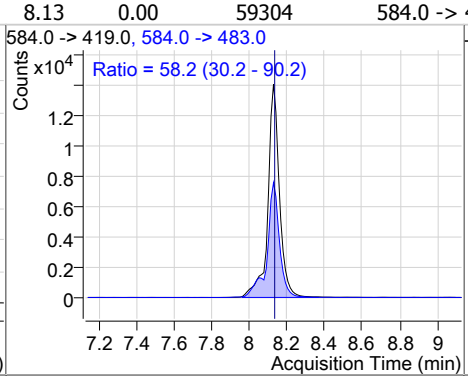

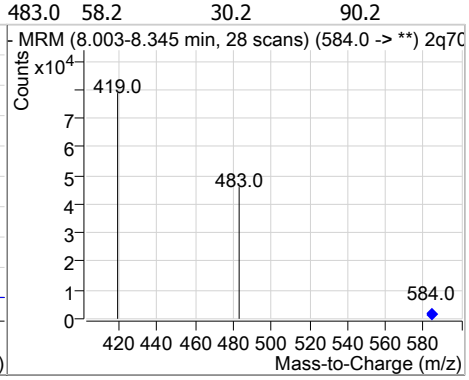

18.5.10

18

Perfluorinated Compounds by LC/MS/MS

Compound	Conc.	RT	Dev(Min)	Resp.	QIon	QRatio	Min.	Max.
PFNS	19.35	8.14	0.00	18844	549.0 -> 99.0	51.8	24.3	84.3

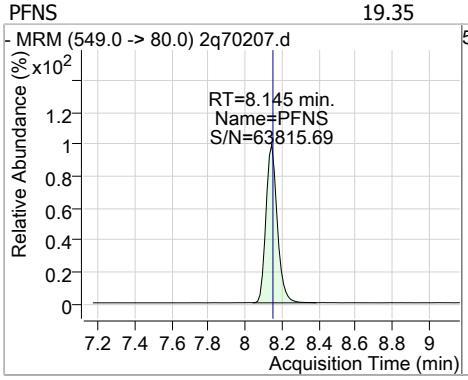

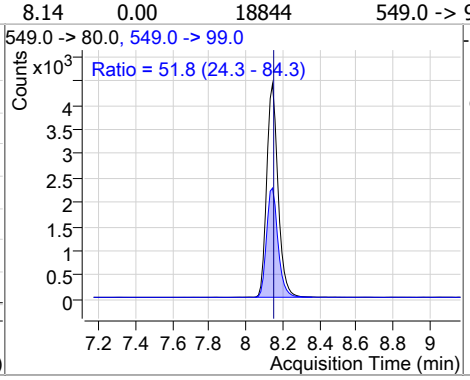

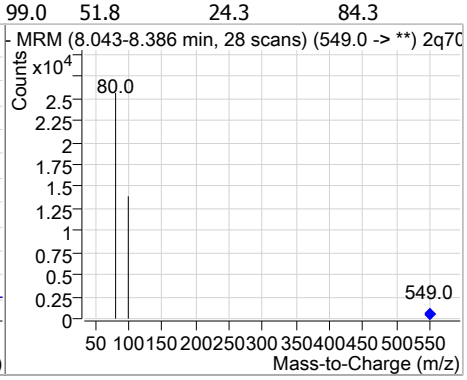

Compound	Conc.	RT	Dev(Min)	Resp.	QIon	QRatio	Min.	Max.
13C6-PFDA	20.76	8.17	0.00	250770				

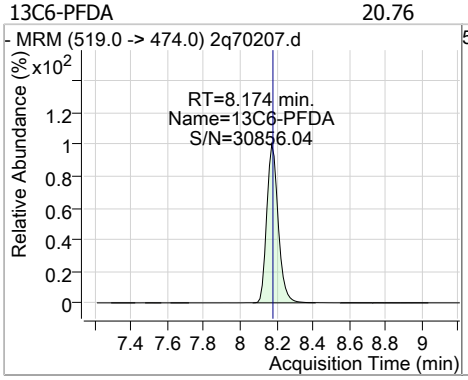

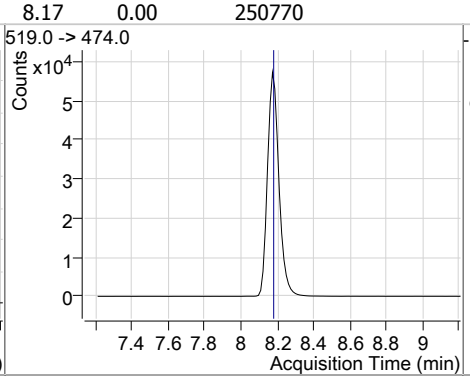

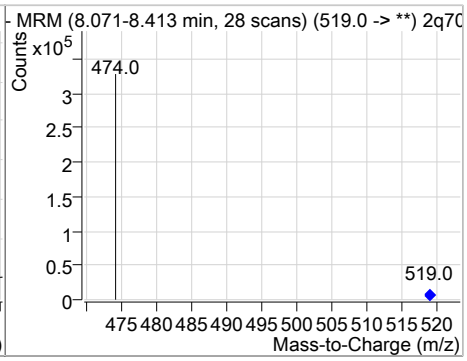

Compound	Conc.	RT	Dev(Min)	Resp.	QIon	QRatio	Min.	Max.
PFDA	18.78	8.17	0.00	260965	513.0 -> 219.0	14.2	0.0	44.5

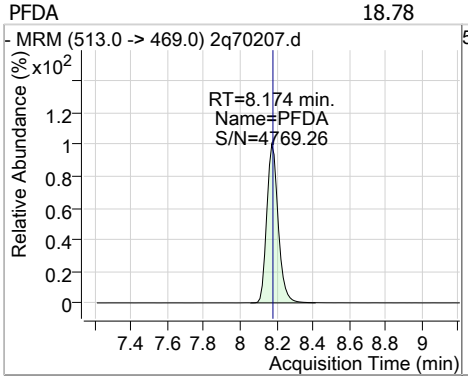

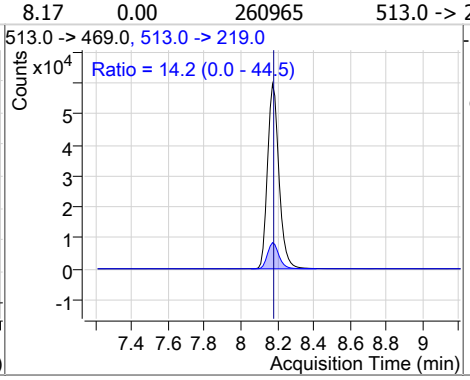

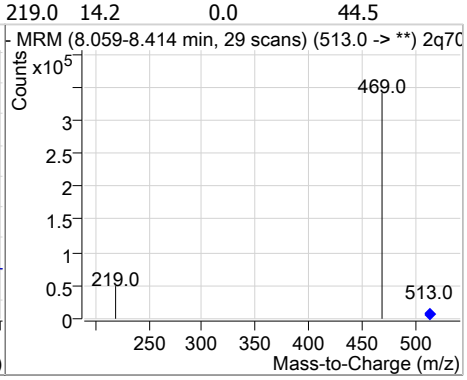

Compound	Conc.	RT	Dev(Min)	Resp.	QIon	QRatio	Min.	Max.
13C2-8:2FTS	20.78	8.21	0.00	113265				

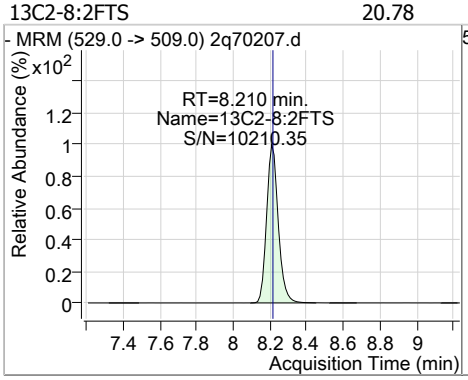

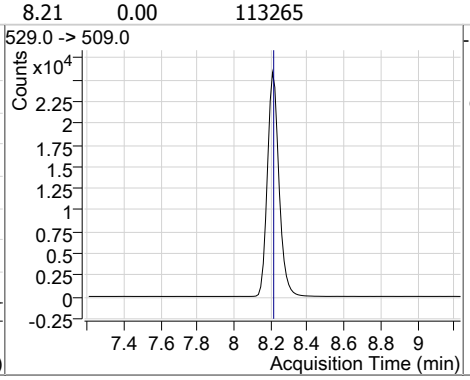

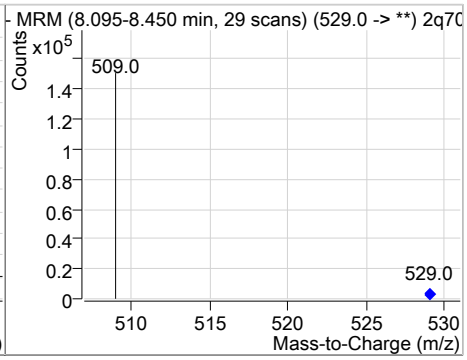

Perfluorinated Compounds by LC/MS/MS

Compound	Conc.	RT	Dev(Min)	Resp.	QIon	QRatio	Min.	Max.
8:2FTS	19.39	8.21	0.00	106250	527.0 -> 81.0	25.3	0.0	55.3

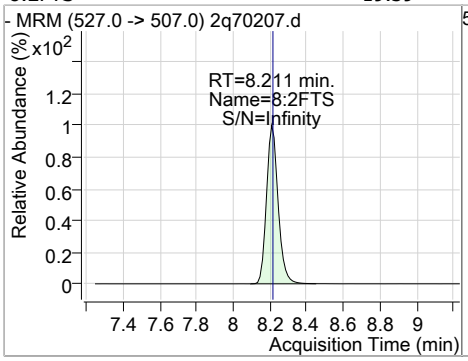

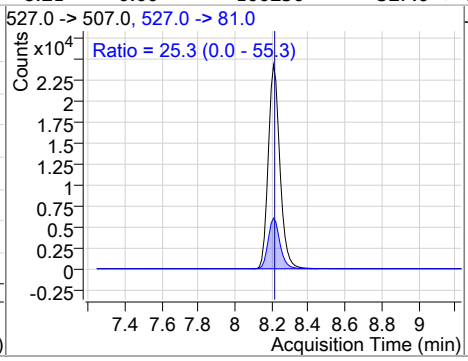

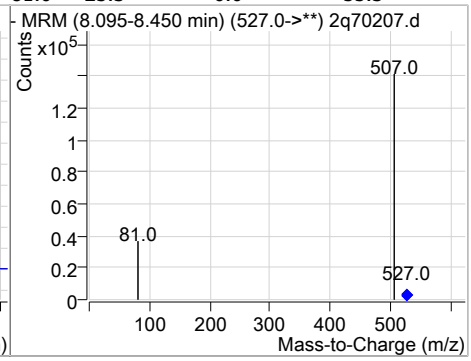

Compound	Conc.	RT	Dev(Min)	Resp.	QIon	QRatio	Min.	Max.
PFDS	19.60	8.56	0.00	11128	599.0 -> 99.0	34.6	3.4	63.4

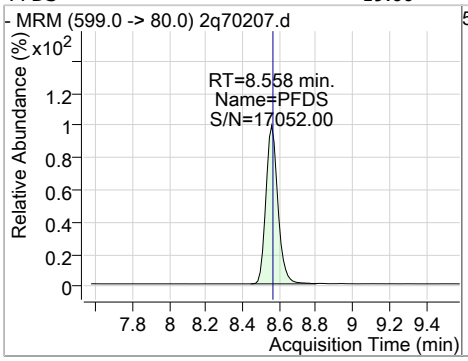

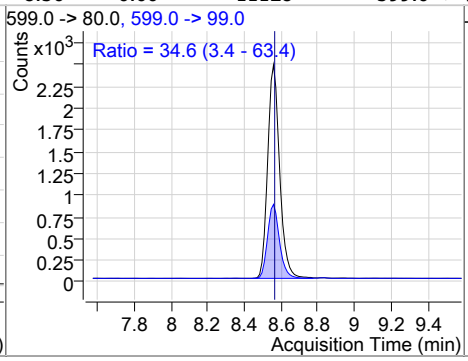

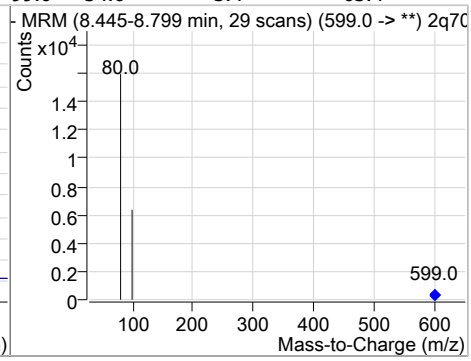

Compound	Conc.	RT	Dev(Min)	Resp.	QIon	QRatio	Min.	Max.
13C7-PFUnDA	20.55	8.60	0.00	341543				

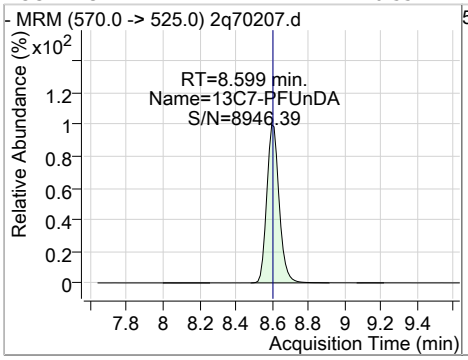

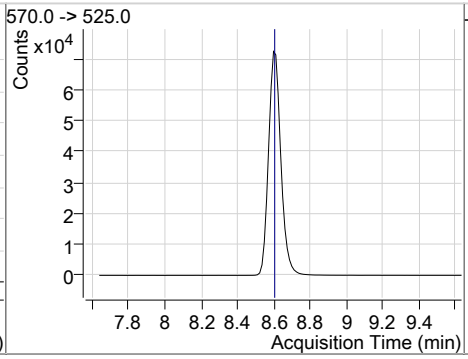

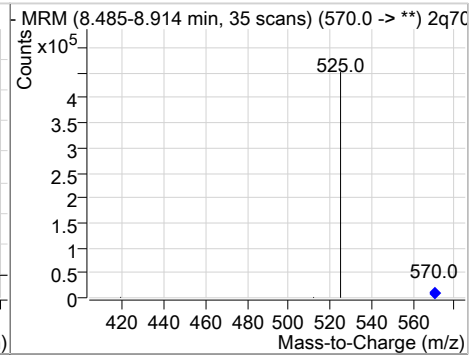

Compound	Conc.	RT	Dev(Min)	Resp.	QIon	QRatio	Min.	Max.
PFUnDA	19.79	8.60	0.00	332139	563.0 -> 269.0	14.5	0.0	44.0

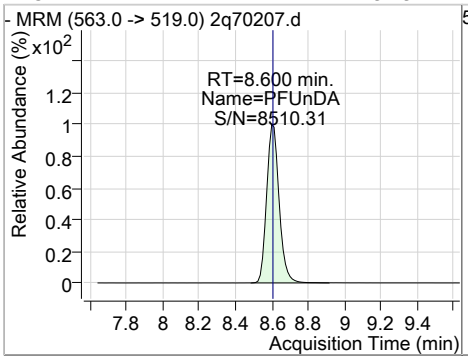

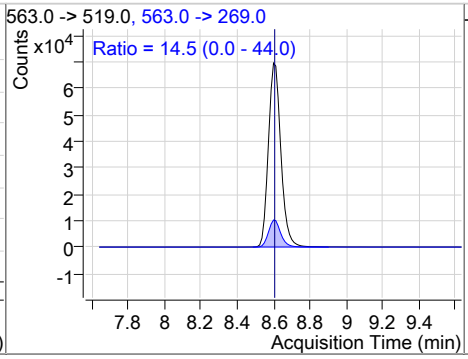

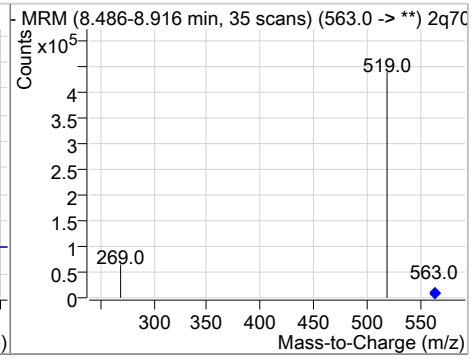

18.5.10

18

Perfluorinated Compounds by LC/MS/MS

Compound	Conc.	RT	Dev(Min)	Resp.	QIon	QRatio	Min.	Max.
11Cl-PF3OUdS	19.34	8.76	0.00	148666	633.0 -> 453.0	30.3	0.0	60.0

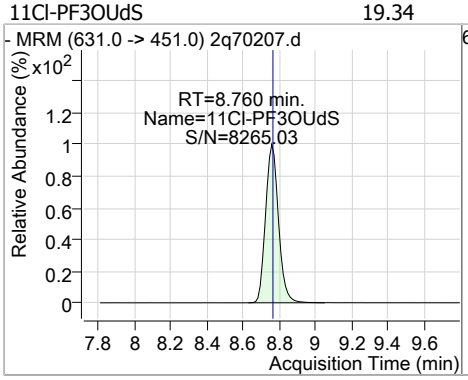

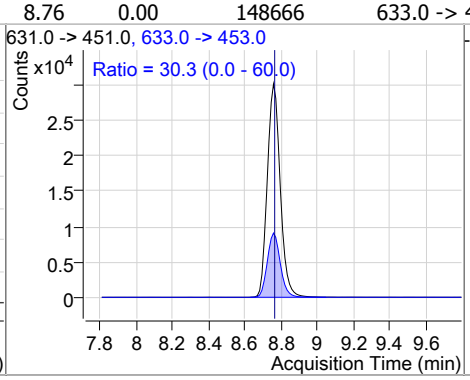

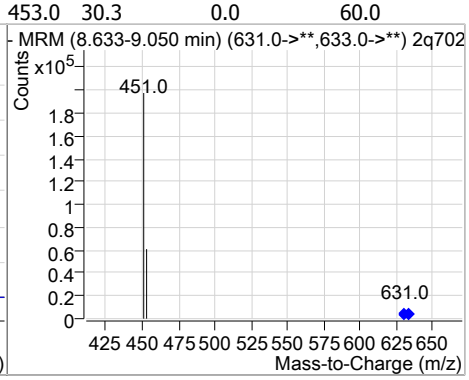

Compound	Conc.	RT	Dev(Min)	Resp.	QIon	QRatio	Min.	Max.
13C2-PFDoDA	20.56	9.09	0.00	486460				

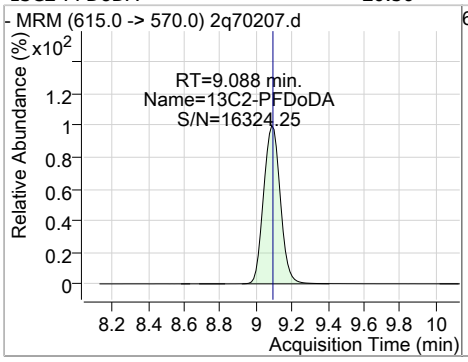

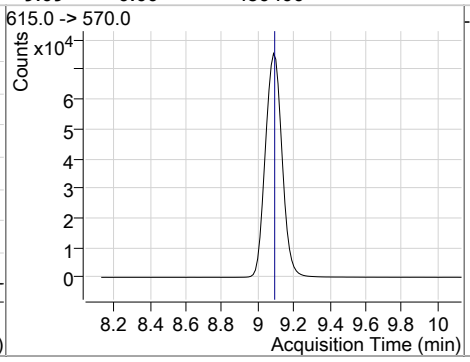

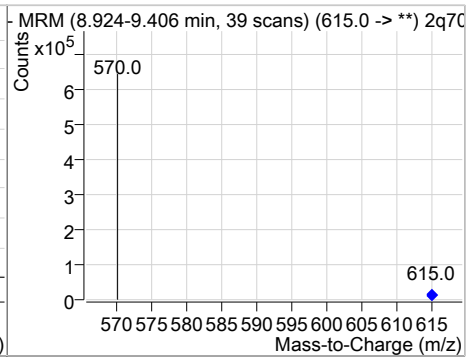

Compound	Conc.	RT	Dev(Min)	Resp.	QIon	QRatio	Min.	Max.
PFDoDA	21.67	9.09	0.00	445395	613.0 -> 319.0	13.6	0.0	43.6

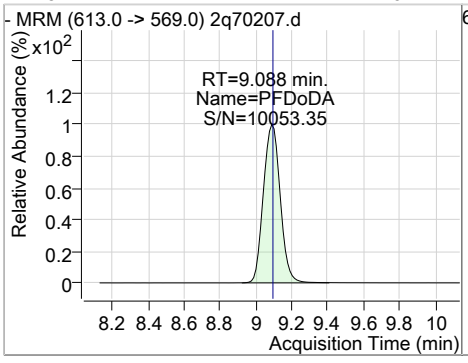

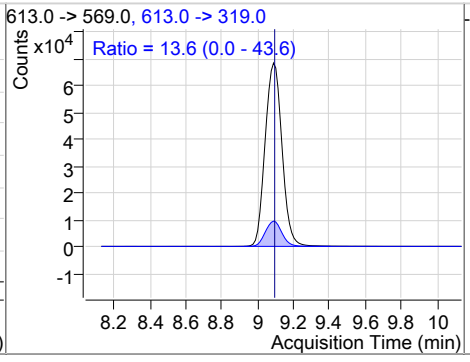

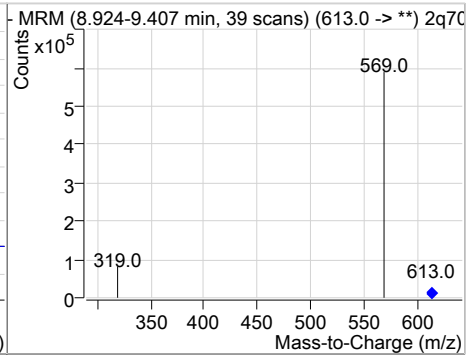

Compound	Conc.	RT	Dev(Min)	Resp.	QIon	QRatio	Min.	Max.
PFTrDA	20.84	9.70	0.01	539064	663.0 -> 369.0	8.5	0.0	38.6

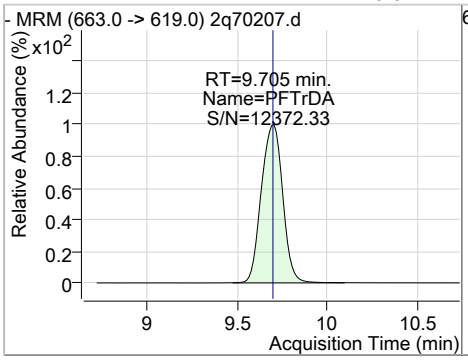

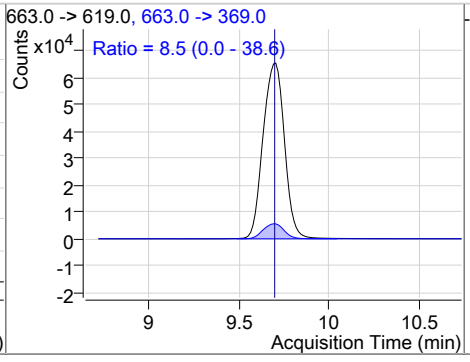

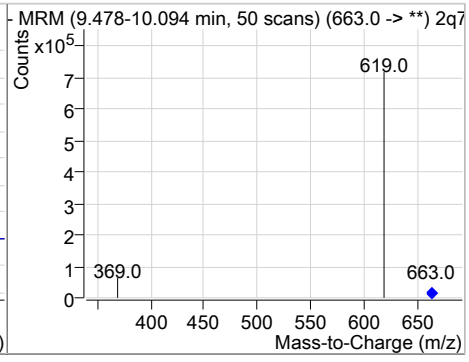

Perfluorinated Compounds by LC/MS/MS

Compound	Conc.	RT	Dev(Min)	Resp.	QIon	QRatio	Min.	Max.
13C2-PFTeDA	20.47	10.26	0.00	467946				

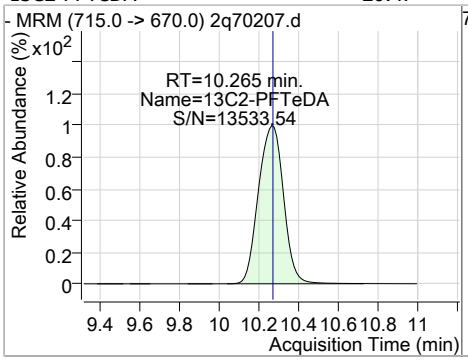

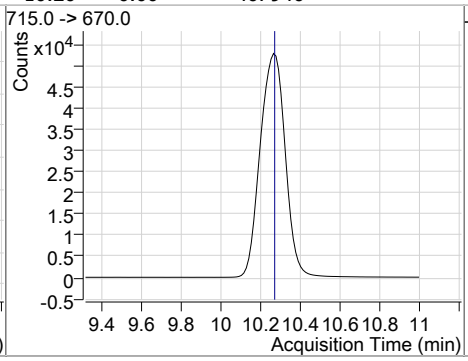

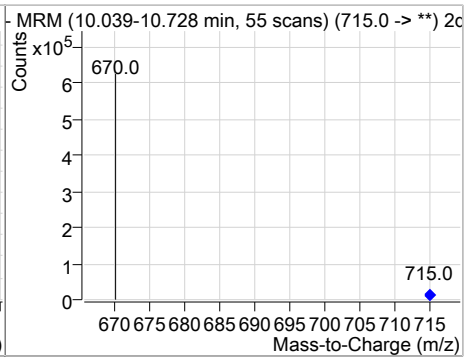

Compound	Conc.	RT	Dev(Min)	Resp.	QIon	QRatio	Min.	Max.
PFTeDA	18.76	10.27	0.00	517771	713.0 -> 219.0	5.0	0.0	35.0

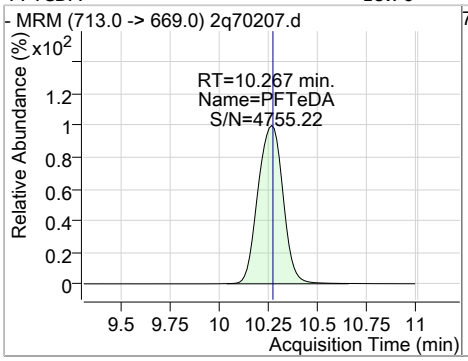

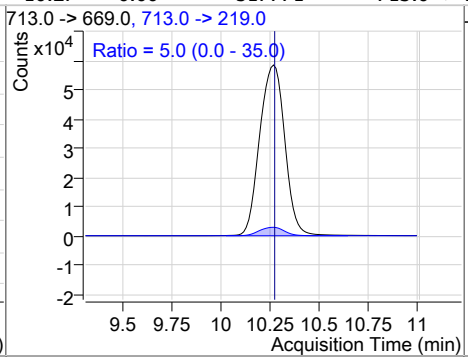

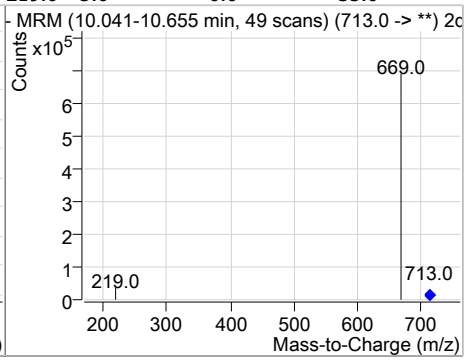

Manual Integration Approval Summary

Sample Number: S2Q1012-ICV1012
Lab FileID: 2Q70207.D
Injection Time: 06/20/21 14:07
Method: EPA 537M QSM5.3 B-15
Analyst approved: 06/21/21 10:57 Nancy Saunders
Supervisor approved: 06/21/21 13:43 Mike Eger

Parameter	CAS	Sig#	R.T. (min.)	Reason
Perfluorohexanesulfonic acid	355-46-4		6.41	Split peak
Perfluorooctanesulfonic acid	1763-23-1		7.68	Split peak

Manual Integrations APPROVED (compounds with "m" flag)
Mike Eger
06/21/21 13:43

Perfluorinated Compounds by LC/MS/MS

Data File : 2q70208.d
Operator : nancyf
Acq. Method : 537_ID.m
Acq. Date-Time : 6/20/2021 2:25:14 PM
Sample Name : icv1012-20 t-pfoa
Vial : P1-B2
DA Method File : BR_LN_062021_S2Q1012.quantmethod.xml
Batch Name : s2q1012.batch.bin
Sample Information : op85082,S2Q1012,250,,,1.0,1,water

Compound	RT	QIon	Resp.	Conc.	Units	Dev(Min)
Internal Standards						
M5-EtFOSAA	8.130	589.0 -> 419.0	68984	20.00	µg/L	0.000
M4-PFBA	1.927	217.0 -> 172.0	75470	20.00	µg/L	-0.038
M5-PFPeA	3.949	268.0 -> 223.0	68550	20.00	µg/L	-0.013
M5-PFHxA	5.403	318.0 -> 273.0	109922	20.00	µg/L	0.000
M4-PFHpA	6.383	367.0 -> 322.0	163810	20.00	µg/L	0.013
M8-PFOA	7.114	421.0 -> 376.0	222472	20.00	µg/L	0.000
M9-PFNA	7.708	472.0 -> 427.0	231222	20.00	µg/L	0.000
M6-PFDA	8.186	519.0 -> 474.0	248253	20.00	µg/L	0.013
M7-PFUnDA	8.611	570.0 -> 525.0	339142	20.00	µg/L	0.013
M2-PFDoDA	9.088	615.0 -> 570.0	475244	20.00	µg/L	0.000
M2-PFTeDA	10.277	715.0 -> 670.0	452669	20.00	µg/L	0.013
M8-FOSA	7.567	506.0 -> 78.0	52315	20.00	µg/L	0.000
M3-PFBS	4.267	302.0 -> 99.0	8460	20.00	µg/L	-0.013
M3-PFHxS	6.418	402.0 -> 99.0	9986	20.00	µg/L	0.000
M8-PFOS	7.681	507.0 -> 99.0	15704	20.00	µg/L	0.000
M2-4:2FTS	5.297	329.0 -> 309.0	67172	20.00	µg/L	0.000
M2-6:2FTS	7.113	429.0 -> 409.0	117631	20.00	µg/L	0.013
M2-8:2FTS	8.210	529.0 -> 509.0	104787	20.00	µg/L	0.000
M3-MeFOSAA	8.004	573.0 -> 419.0	78316	20.00	µg/L	0.000
M3-HFPO-DA	5.721	287.0 -> 169.0	6624	20.00	µg/L	0.000
M3-MeFOSA	7.932	515.0 -> 169.0	15976	20.00	µg/L	0.000
System Monitoring Compounds						
13C2-4:2FTS	5.297	329.0 -> 309.0	67172	19.02	µg/L	0.000
Spiked Amount: 20.00	Range: 50.0 - 150.0%			Recovery = 95.1%		
13C2-6:2FTS	7.113	429.0 -> 409.0	117631	19.51	µg/L	0.013
Spiked Amount: 20.00	Range: 50.0 - 150.0%			Recovery = 97.6%		
13C2-8:2FTS	8.210	529.0 -> 509.0	104787	19.23	µg/L	0.000
Spiked Amount: 20.00	Range: 50.0 - 150.0%			Recovery = 96.1%		
13C2-PFDoDA	9.088	615.0 -> 570.0	475244	20.09	µg/L	0.000
Spiked Amount: 20.00	Range: 50.0 - 150.0%			Recovery = 100.4%		
13C2-PFTeDA	10.277	715.0 -> 670.0	452669	19.80	µg/L	0.013
Spiked Amount: 20.00	Range: 50.0 - 150.0%			Recovery = 99.0%		
13C3-PFBS	4.267	302.0 -> 99.0	8460	20.03	µg/L	-0.013
Spiked Amount: 20.00	Range: 50.0 - 150.0%			Recovery = 100.1%		
13C3-PFHxS	6.418	402.0 -> 99.0	9986	19.78	µg/L	0.000
Spiked Amount: 20.00	Range: 50.0 - 150.0%			Recovery = 98.9%		
13C4-PFBA	1.927	217.0 -> 172.0	75470	19.85	µg/L	-0.038
Spiked Amount: 20.00	Range: 50.0 - 150.0%			Recovery = 99.2%		
13C4-PFHpA	6.383	367.0 -> 322.0	163810	20.41	µg/L	0.013
Spiked Amount: 20.00	Range: 50.0 - 150.0%			Recovery = 102.1%		
d5-EtFOSAA	8.130	589.0 -> 419.0	68984	21.38	ng/ml	0.000
Spiked Amount: 20.00	Range: 50.0 - 150.0%			Recovery = 106.9%		
13C5-PFHxA	5.403	318.0 -> 273.0	109922	20.11	µg/L	0.000
Spiked Amount: 20.00	Range: 50.0 - 150.0%			Recovery = 100.6%		
13C5-PFPeA	3.949	268.0 -> 223.0	68550	20.06	µg/L	-0.013

Perfluorinated Compounds by LC/MS/MS

Compound	RT	QIon	Resp.	Conc.	Units		Dev(Min)
Spiked Amount: 20.00	Range: 50.0 - 150.0%			Recovery = 100.3%			
13C6-PFDA	8.186	519.0 -> 474.0	248253	20.56	µg/L		0.013
Spiked Amount: 20.00	Range: 50.0 - 150.0%			Recovery = 102.8%			
13C7-PFUnDA	8.611	570.0 -> 525.0	339142	20.40	µg/L		0.013
Spiked Amount: 20.00	Range: 50.0 - 150.0%			Recovery = 102.0%			
13C8-FOSA	7.567	506.0 -> 78.0	52315	20.62	µg/L		0.000
Spiked Amount: 20.00	Range: 50.0 - 150.0%			Recovery = 103.1%			
13C8-PFOA	7.114	421.0 -> 376.0	222472	20.52	µg/L		0.000
Spiked Amount: 20.00	Range: 50.0 - 150.0%			Recovery = 102.6%			
13C8-PFOS	7.681	507.0 -> 99.0	15704	21.28	µg/L		0.000
Spiked Amount: 20.00	Range: 50.0 - 150.0%			Recovery = 106.4%			
13C9-PFNA	7.708	472.0 -> 427.0	231222	20.38	µg/L		0.000
Spiked Amount: 20.00	Range: 50.0 - 150.0%			Recovery = 101.9%			
d3-MeFOSAA	8.004	573.0 -> 419.0	78316	20.70	µg/L		0.000
Spiked Amount: 20.00	Range: 50.0 - 150.0%			Recovery = 103.5%			
13C3-HFPO-DA	5.721	287.0 -> 169.0	6624	20.10	µg/L		0.000
Spiked Amount: 20.00	Range: 50.0 - 150.0%			Recovery = 100.5%			
d3-MeFOSA	7.932	515.0 -> 169.0	15976	21.52	µg/L		0.000
Spiked Amount: 20.00	Range: 50.0 - 150.0%			Recovery = 107.6%			
Target Compounds							QValue
4:2FTS	-	327.0 -> 307.0	-	N.D.			
6:2FTS	-	427.0 -> 407.0	-	N.D.			
8:2FTS	-	527.0 -> 507.0	-	N.D.			
br-PFHxS	6.406	399.0 -> 80.0	0	0.00	µg/L	m	1
EtFOSAA	8.130	584.0 -> 419.0	0	0.00	µg/L	m	1
FOSA	-	498.0 -> 78.0	-	N.D.			
MeFOSAA	8.017	570.0 -> 419.0	0	0.00	µg/L	m	1
PFBA	-	213.0 -> 169.0	-	N.D.			
PFBS	-	299.0 -> 80.0	-	N.D.			
PFDA	-	513.0 -> 469.0	-	N.D.			
PFDoDA	-	613.0 -> 569.0	-	N.D.			
PFDS	-	599.0 -> 80.0	-	N.D.			
PFHpA	6.383	363.0 -> 319.0	0	0.00	µg/L	m	1
PFHpS	-	449.0 -> 80.0	-	N.D.			
PFHxA	-	313.0 -> 269.0	-	N.D.			
PFHxS	-	399.0 -> 80.0	-	N.D.			
PFNA	-	463.0 -> 419.0	-	N.D.			
PFNS	-	549.0 -> 80.0	-	N.D.			
PFOA	7.127	413.0 -> 369.0	196580	16.72	µg/L	m	96
PFOS	-	499.0 -> 80.0	-	N.D.			
PFPeA	-	263.0 -> 219.0	-	N.D.			
PFPeS	-	349.0 -> 80.0	-	N.D.			
PFTeDA	-	713.0 -> 669.0	-	N.D.			
PFTrDA	-	663.0 -> 619.0	-	N.D.			
PFUnDA	-	563.0 -> 519.0	-	N.D.			
LN-PFHxS	-	399.0 -> 80.0	-	N.D.			
11Cl-PF3OUdS	-	631.0 -> 451.0	-	N.D.			
9Cl-PF3ONS	-	531.0 -> 351.0	-	N.D.			
ADONA	-	377.0 -> 251.0	-	N.D.			
br-PFOS	-	499.0 -> 80.0	-	N.D.			
HFPO-DA	-	329.0 -> 169.0	-	N.D.			
LN-PFOS	-	499.0 -> 80.0	-	N.D.			
br-PFOA	6.950	413.0 -> 369.0	24649	2.10	µg/L	m	73
LN-PFOA	7.127	413.0 -> 369.0	171930	14.63	µg/L		100
br-PFNA	-	463.0 -> 419.0	-	N.D.			
LN-PFNA	-	463.0 -> 419.0	-	N.D.			

Perfluorinated Compounds by LC/MS/MS

Compound	RT	QIon	Resp.	Conc.	Units	Dev(Min)
MeFOSA	-	512.0 -> 219.0	-	N.D.		

 # = Qualifier out of range, m = manually integrated, + = Area summed

Perfluorinated Compounds by LC/MS/MS

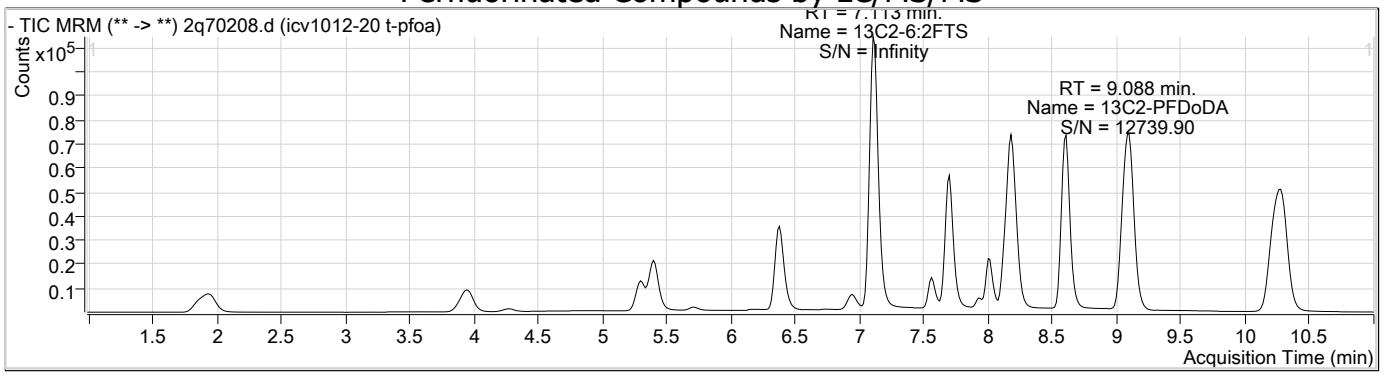

Compound	Conc.	RT	Dev(Min)	Resp.	QIon	QRatio	Min.	Max.
13C4-PFBA	19.85	1.93	-0.04	75470				

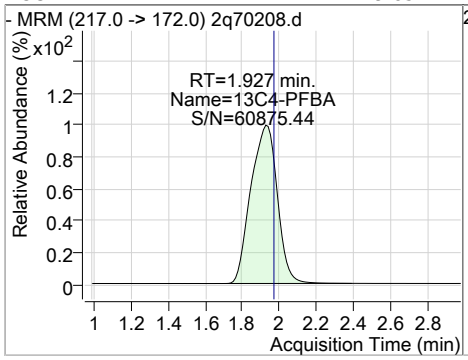

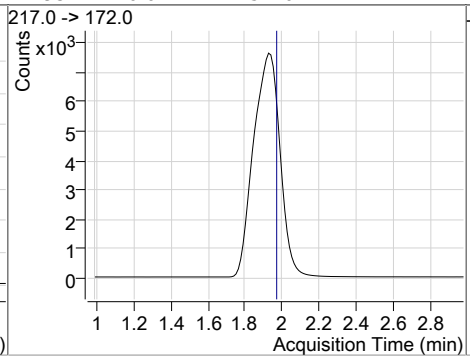

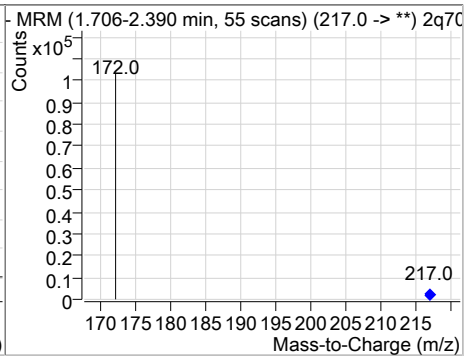

Compound	Conc.	RT	Dev(Min)	Resp.	QIon	QRatio	Min.	Max.
13C5-PFPeA	20.06	3.95	-0.01	68550				

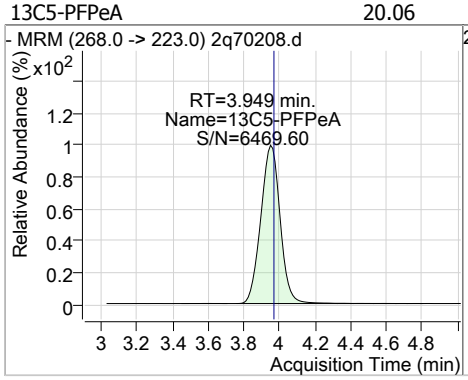

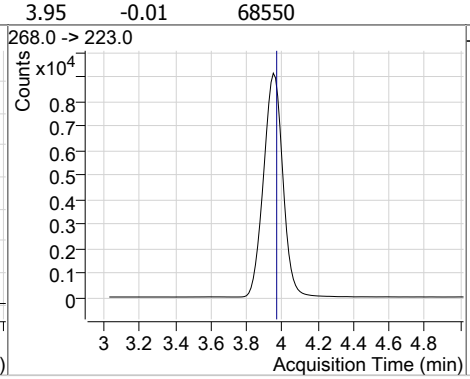

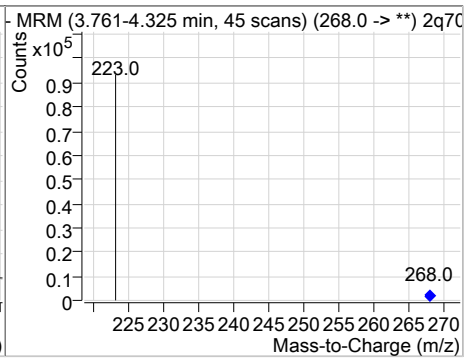

Compound	Conc.	RT	Dev(Min)	Resp.	QIon	QRatio	Min.	Max.
13C3-PFBS	20.03	4.27	-0.01	8460				

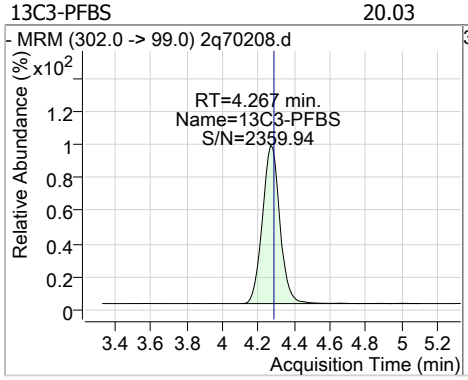

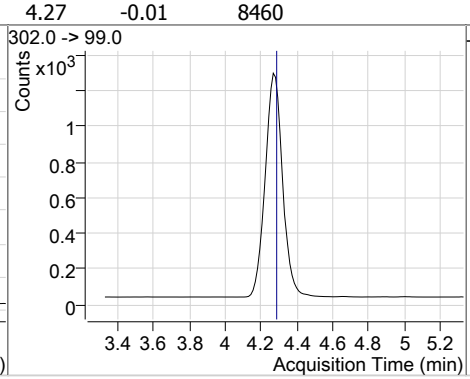

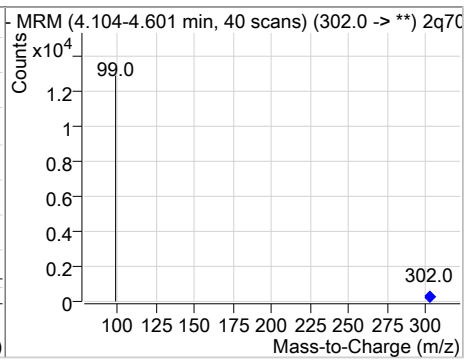

18.5.11

18

Perfluorinated Compounds by LC/MS/MS

Compound	Conc.	RT	Dev(Min)	Resp.	QIon	QRatio	Min.	Max.
13C2-4:2FTS	19.02	5.30	0.00	67172				

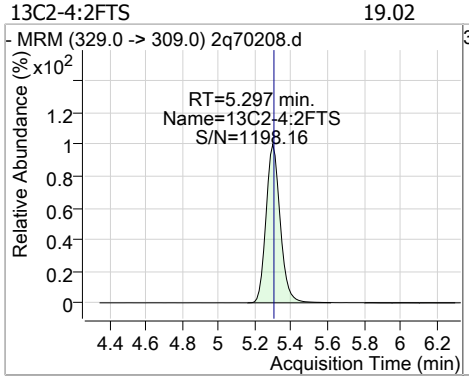

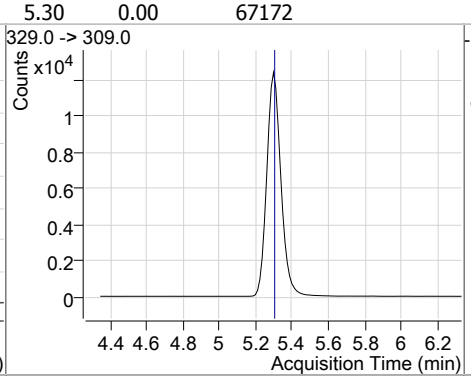

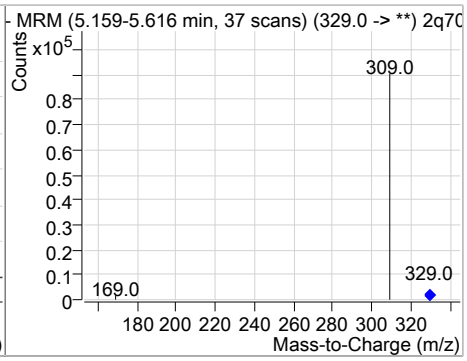

Compound	Conc.	RT	Dev(Min)	Resp.	QIon	QRatio	Min.	Max.
13C5-PFHxA	20.11	5.40	0.00	109922				

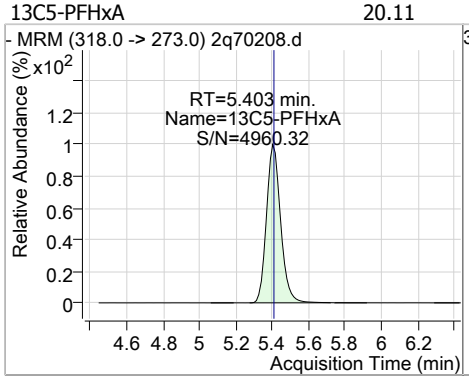

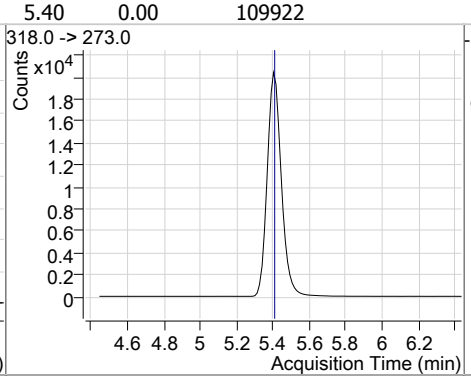

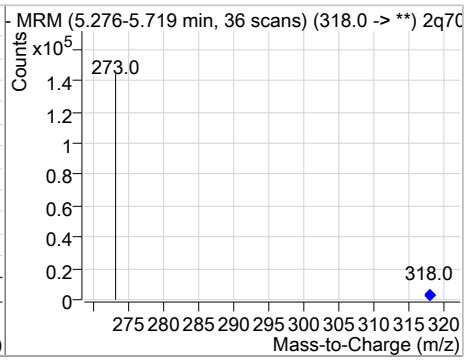

Compound	Conc.	RT	Dev(Min)	Resp.	QIon	QRatio	Min.	Max.
13C3-HFPO-DA	20.10	5.72	0.00	6624				

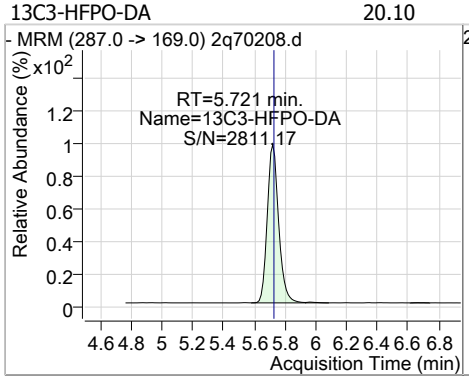

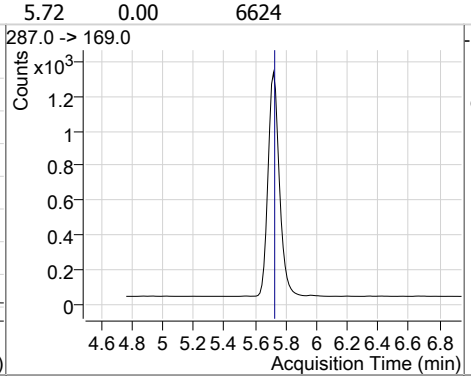

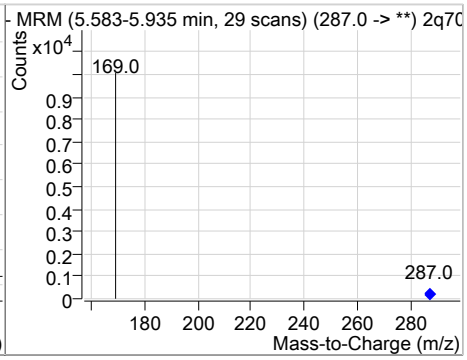

Compound	Conc.	RT	Dev(Min)	Resp.	QIon	QRatio	Min.	Max.
13C4-PFHpA	20.41	6.38	0.01	163810				

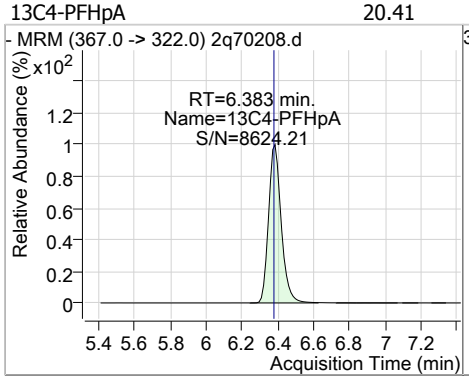

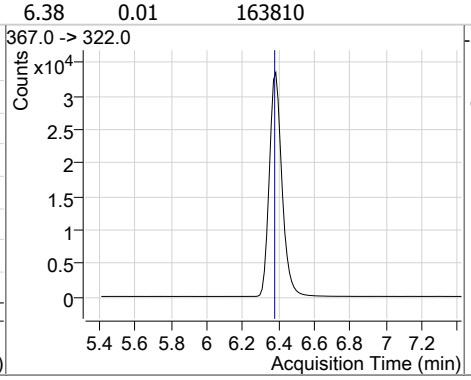

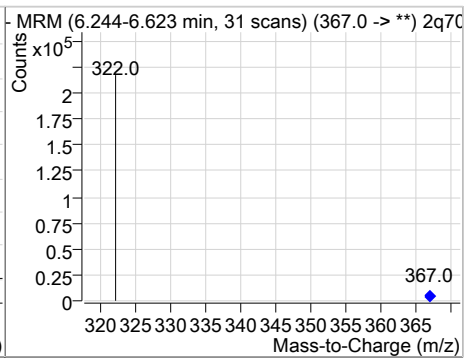

Perfluorinated Compounds by LC/MS/MS

Compound	Conc.	RT	Dev(Min)	Resp.	QIon	QRatio	Min.	Max.
13C3-PFHxS	19.78	6.42	0.00	9986				

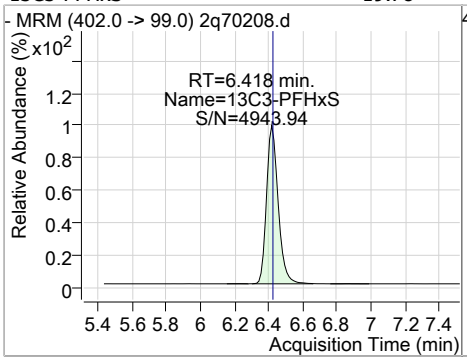

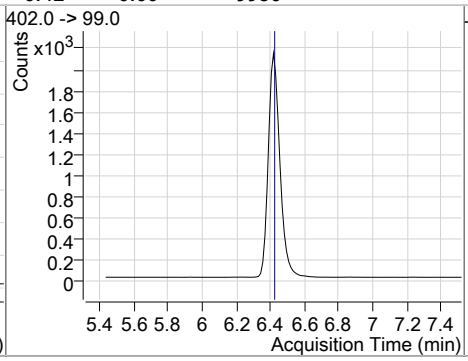

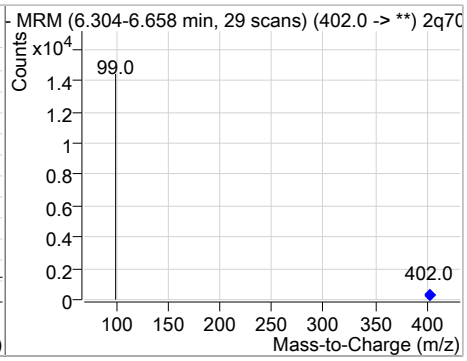

Compound	Conc.	RT	Dev(Min)	Resp.	QIon	QRatio	Min.	Max.
13C2-6:2FTS	19.51	7.11	0.01	117631				

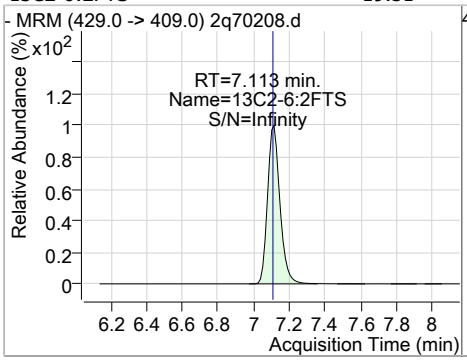

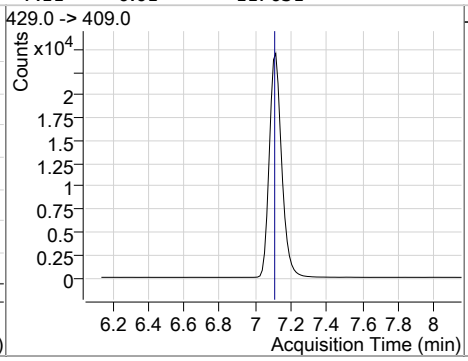

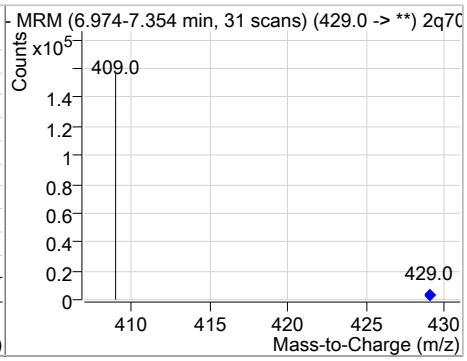

Compound	Conc.	RT	Dev(Min)	Resp.	QIon	QRatio	Min.	Max.
13C8-PFOA	20.52	7.11	0.00	222472				

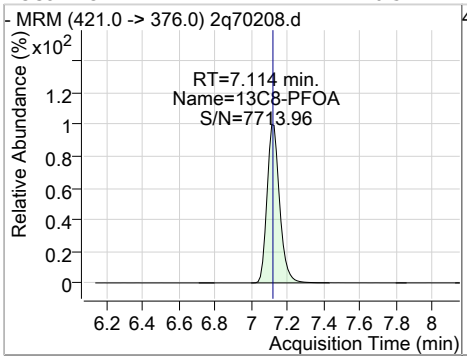

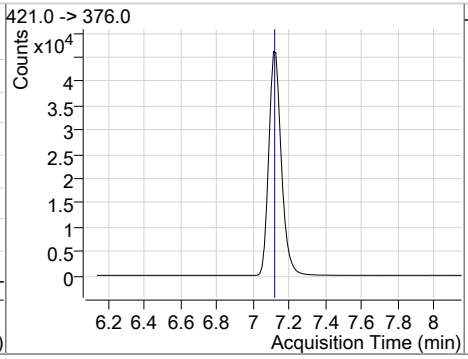

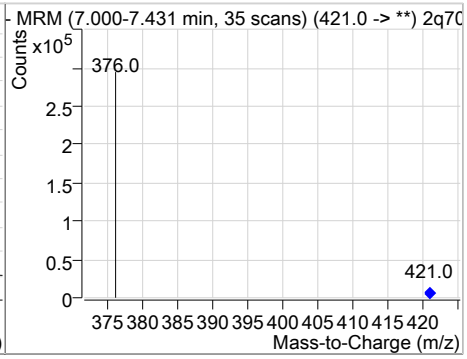

Compound	Conc.	RT	Dev(Min)	Resp.	QIon	QRatio	Min.	Max.
PFOA	16.72	7.13	0.01	196580 (m)	413.0 -> 169.0	22.3	0.0	50.6

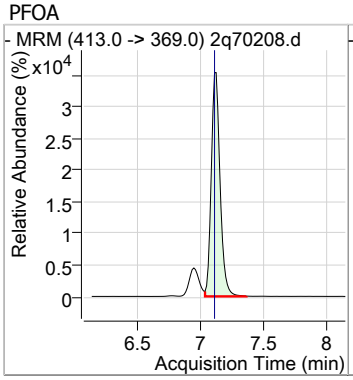

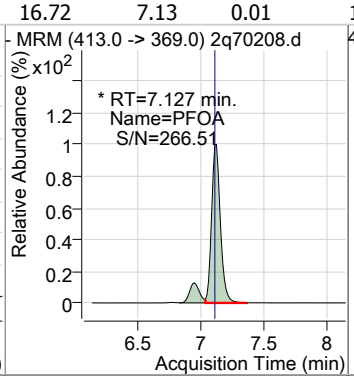

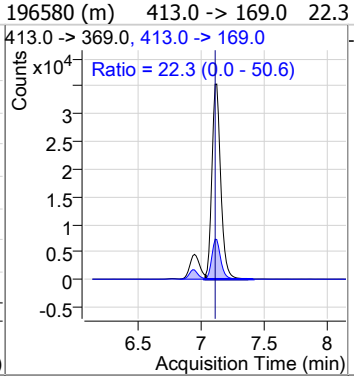

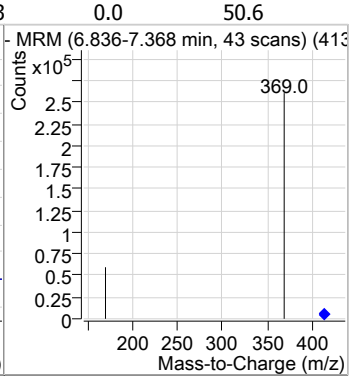

Perfluorinated Compounds by LC/MS/MS

Compound	Conc.	RT	Dev(Min)	Resp.	QIon	QRatio	Min.	Max.
br-PFOA	2.10	6.95	-0.16	24649 (m)	413.0 -> 169.0	33.2	0.0	50.6

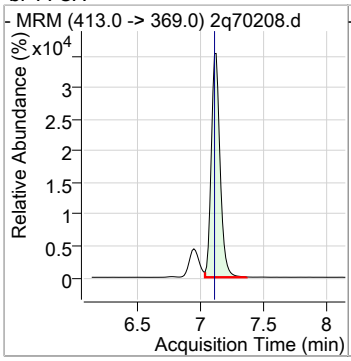

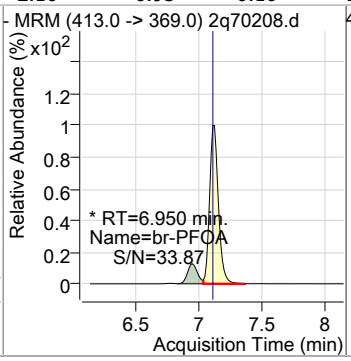

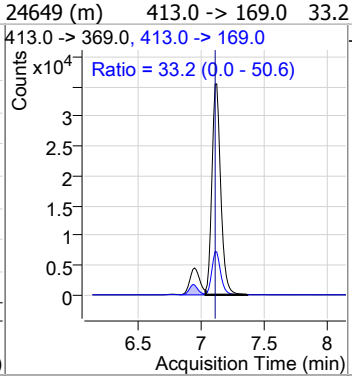

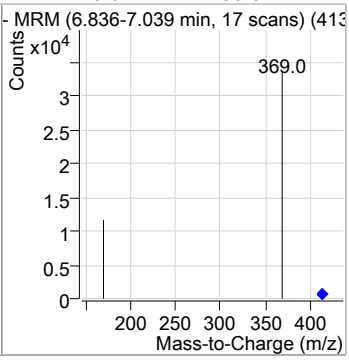

Compound	Conc.	RT	Dev(Min)	Resp.	QIon	QRatio	Min.	Max.
LN-PFOA	14.63	7.13	0.01	171930	413.0 -> 169.0	20.8	0.0	50.6

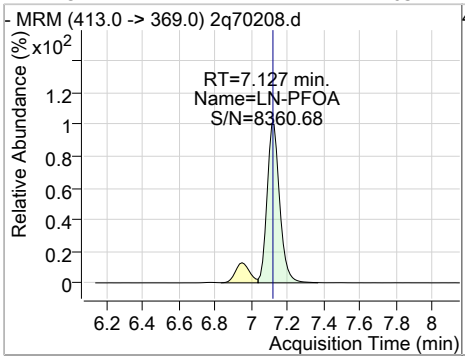

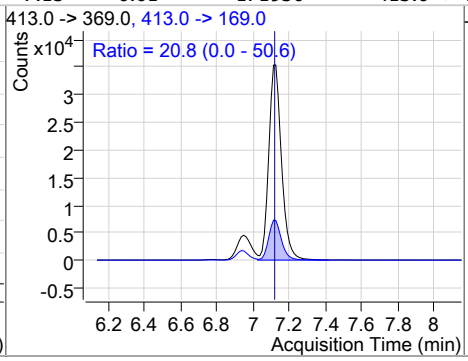

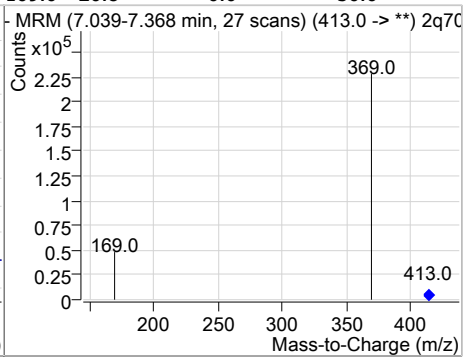

Compound	Conc.	RT	Dev(Min)	Resp.	QIon	QRatio	Min.	Max.
13C8-FOSA	20.62	7.57	0.00	52315				

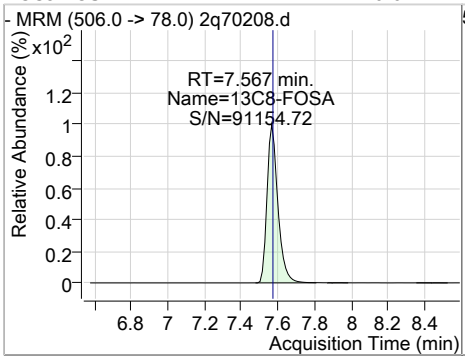

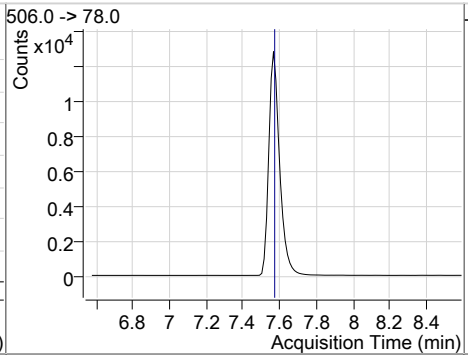

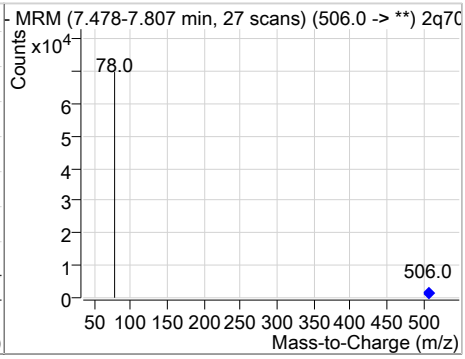

Compound	Conc.	RT	Dev(Min)	Resp.	QIon	QRatio	Min.	Max.
13C8-PFOS	21.28	7.68	0.00	15704				

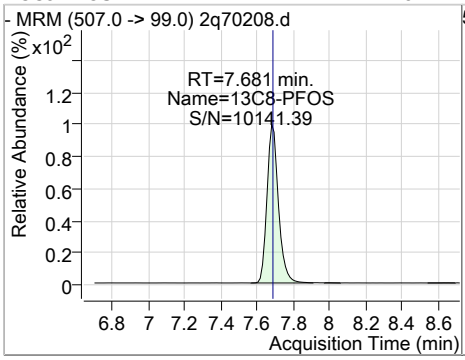

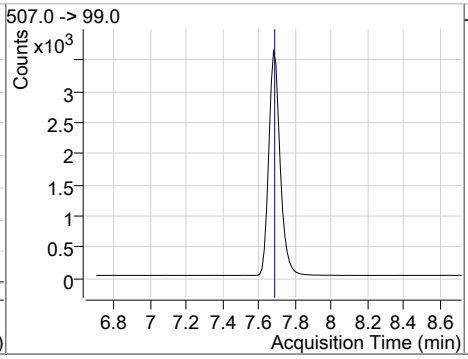

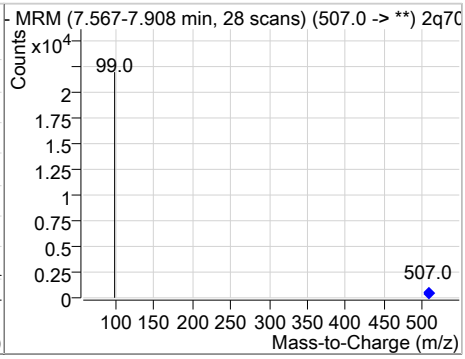

Perfluorinated Compounds by LC/MS/MS

Compound	Conc.	RT	Dev(Min)	Resp.	QIon	QRatio	Min.	Max.
13C9-PFNA	20.38	7.71	0.00	231222				

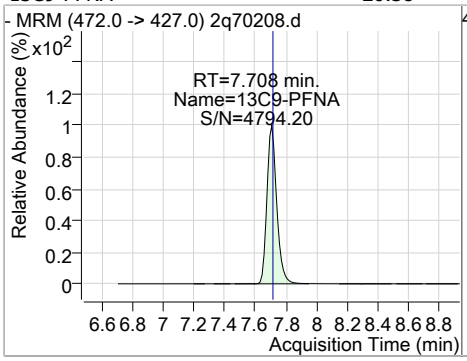

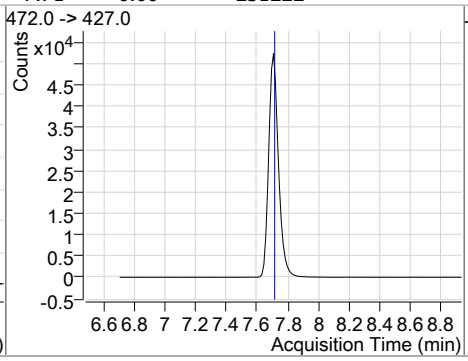

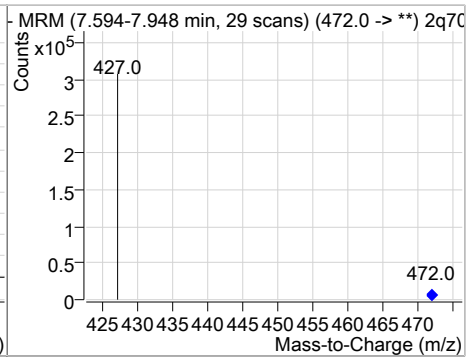

Compound	Conc.	RT	Dev(Min)	Resp.	QIon	QRatio	Min.	Max.
d3-MeFOSA	21.52	7.93	0.00	15976				

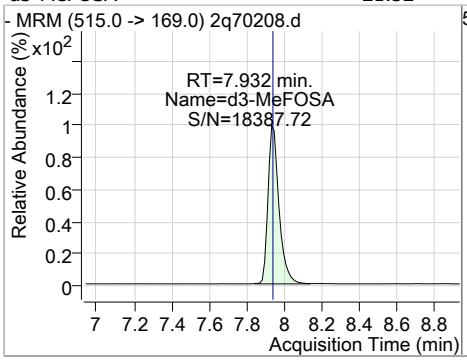

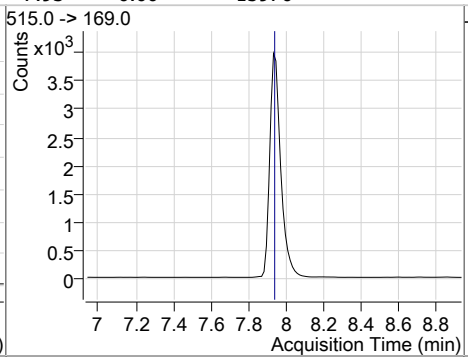

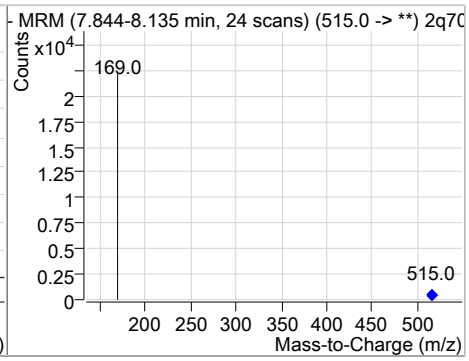

Compound	Conc.	RT	Dev(Min)	Resp.	QIon	QRatio	Min.	Max.
d3-MeFOSAA	20.70	8.00	0.00	78316				

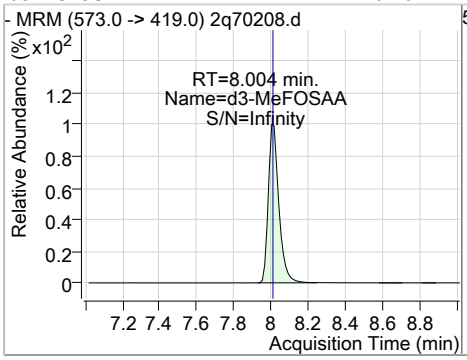

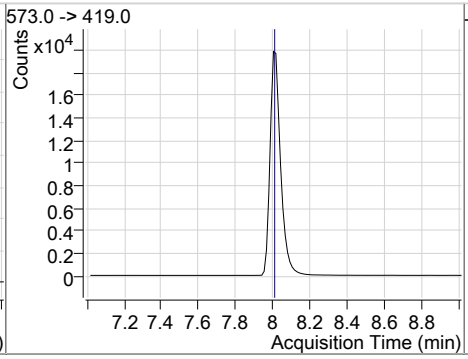

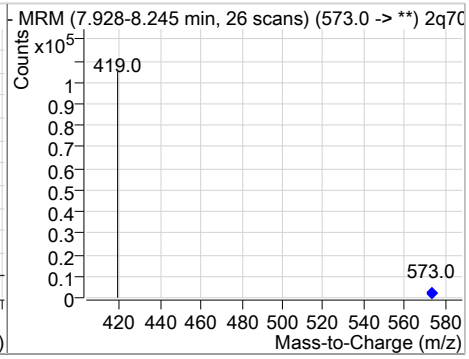

Compound	Conc.	RT	Dev(Min)	Resp.	QIon	QRatio	Min.	Max.
d5-EtFOSAA	21.38	8.13	0.00	68984				

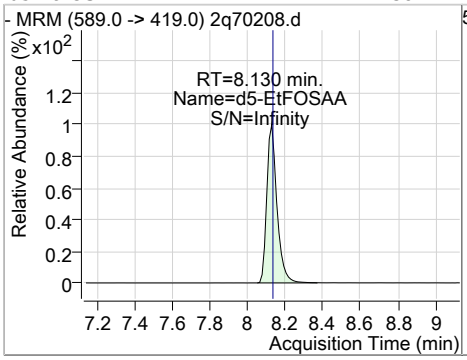

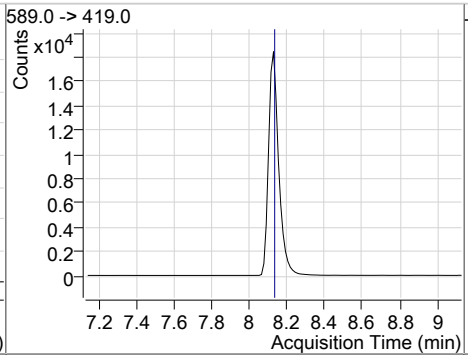

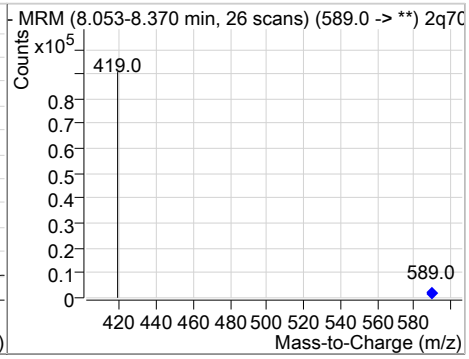

Perfluorinated Compounds by LC/MS/MS

Compound	Conc.	RT	Dev(Min)	Resp.	QIon	QRatio	Min.	Max.
13C6-PFDA	20.56	8.19	0.01	248253				

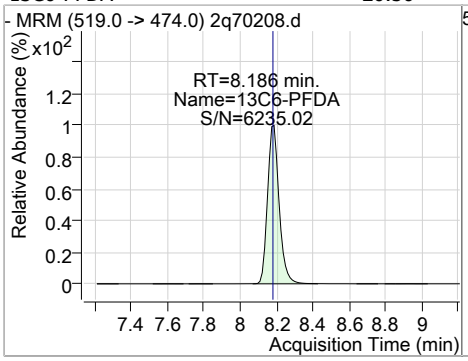

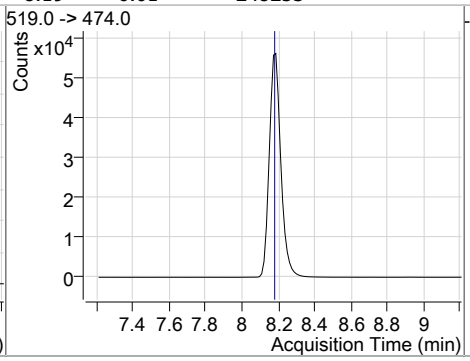

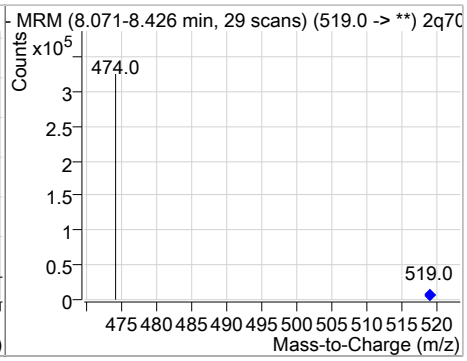

Compound	Conc.	RT	Dev(Min)	Resp.	QIon	QRatio	Min.	Max.
13C2-8:2FTS	19.23	8.21	0.00	104787				

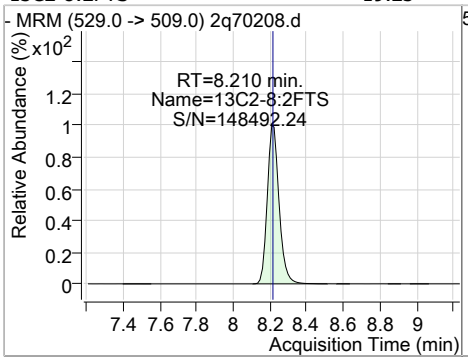

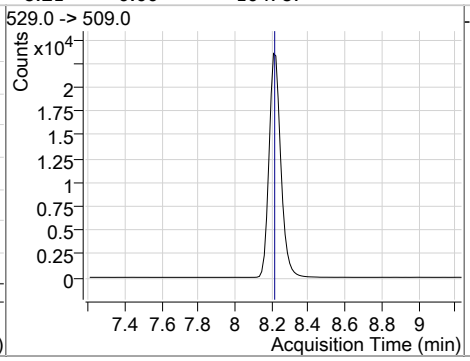

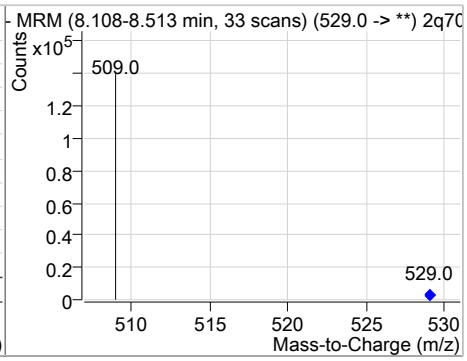

Compound	Conc.	RT	Dev(Min)	Resp.	QIon	QRatio	Min.	Max.
13C7-PFUnDA	20.40	8.61	0.01	339142				

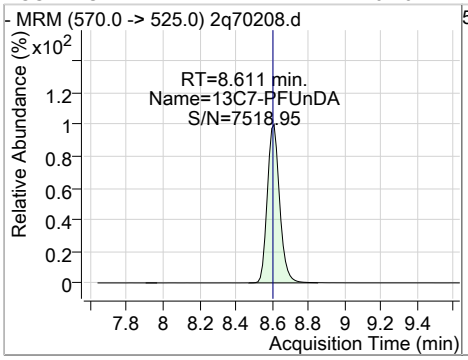

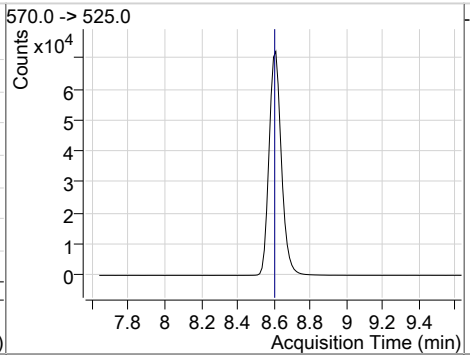

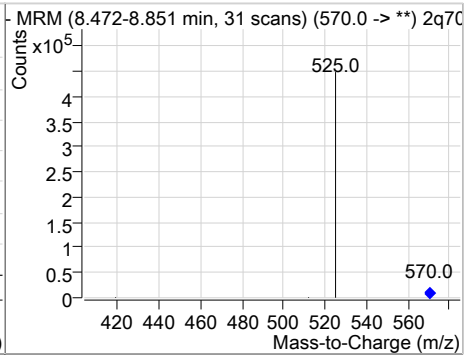

Compound	Conc.	RT	Dev(Min)	Resp.	QIon	QRatio	Min.	Max.
13C2-PFDoDA	20.09	9.09	0.00	475244				

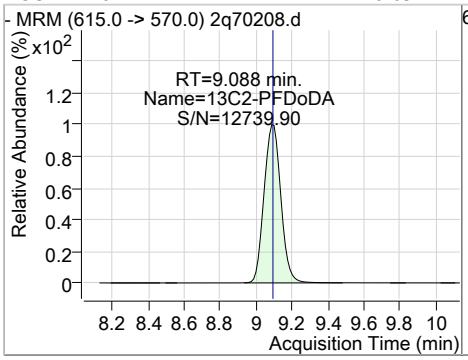

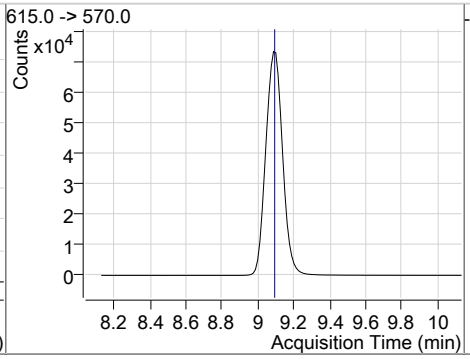

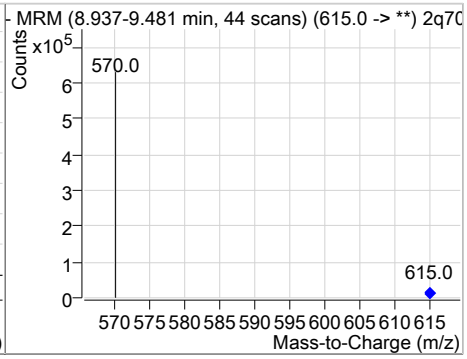

Perfluorinated Compounds by LC/MS/MS

Compound	Conc.	RT	Dev(Min)	Resp.	QIon	QRatio	Min.	Max.
13C2-PFTeDA	19.80	10.28	0.01	452669				

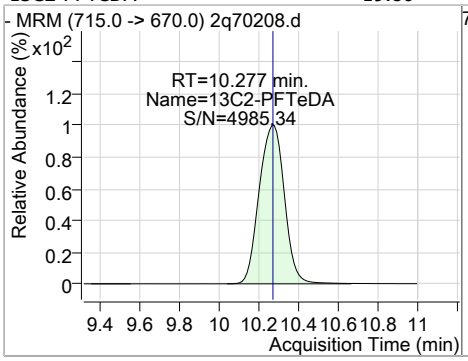

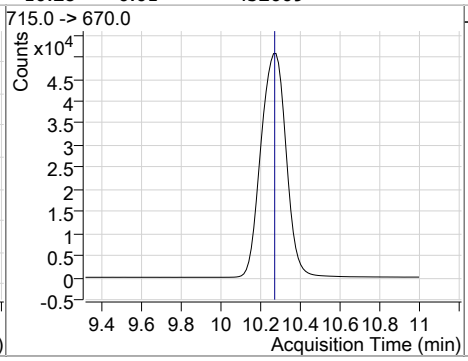

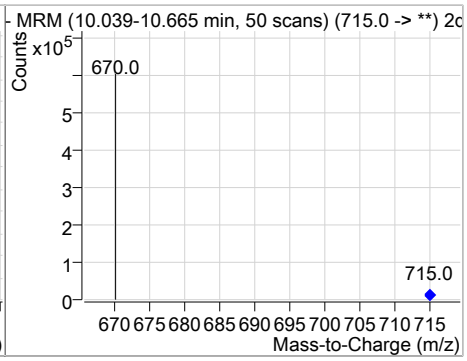

Manual Integration Approval Summary

Sample Number: S2Q1012-ICV1012
Lab FileID: 2Q70208.D
Injection Time: 06/20/21 14:25
Method: EPA 537M QSM5.3 B-15
Analyst approved: 06/21/21 10:57 Nancy Saunders
Supervisor approved: 06/21/21 13:43 Mike Eger

Parameter	CAS	Sig#	R.T. (min.)	Reason
PFOA (Branched Isomers)			6.95	Split peak
Perfluorooctanoic acid	335-67-1		7.13	Split peak

Manual Integrations APPROVED (compounds with "m" flag)
Natasha Gumtie 07/08/21 16:32

Perfluorinated Compounds by LC/MS/MS

Data File : 2q71429.d
Operator : nancyf
Acq. Method : 537_ID.m
Acq. Date-Time : 7/7/2021 10:08:21 AM
Sample Name : cc1012-1.0LL
Vial : P1-A3
DA Method File : ID_062021_S2Q1012.quantmethod.xml
Batch Name : s2q1025.batch.bin
Sample Information : op86015,S2Q1025,250,,,1.0,1,water

Compound	RT	QIon	Resp.	Conc.	Units	Dev(Min)
Internal Standards						
M5-EtFOSAA	8.130	589.0 -> 419.0	65887	20.00	µg/L	0.000
M4-PFBA	1.964	217.0 -> 172.0	81350	20.00	µg/L	-0.013
M5-PFPeA	3.974	268.0 -> 223.0	73377	20.00	µg/L	-0.013
M5-PFHxA	5.417	318.0 -> 273.0	116175	20.00	µg/L	0.000
M4-PFHpA	6.383	367.0 -> 322.0	171969	20.00	µg/L	0.013
M8-PFOA	7.114	421.0 -> 376.0	234577	20.00	µg/L	0.000
M9-PFNA	7.695	472.0 -> 427.0	250928	20.00	µg/L	0.000
M6-PFDA	8.161	519.0 -> 474.0	267312	20.00	µg/L	0.000
M7-PFUnDA	8.573	570.0 -> 525.0	370840	20.00	µg/L	-0.013
M2-PFDoDA	9.025	615.0 -> 570.0	517746	20.00	µg/L	-0.013
M2-PFTeDA	10.164	715.0 -> 670.0	479428	20.00	µg/L	0.000
M8-FOSA	7.580	506.0 -> 78.0	56458	20.00	µg/L	0.013
M3-PFBS	4.292	302.0 -> 99.0	8650	20.00	µg/L	-0.013
M3-PFHxS	6.418	402.0 -> 99.0	10047	20.00	µg/L	0.013
M8-PFOS	7.668	507.0 -> 99.0	14983	20.00	µg/L	0.000
M2-4:2FTS	5.310	329.0 -> 309.0	73927	20.00	µg/L	0.000
M2-6:2FTS	7.100	429.0 -> 409.0	125721	20.00	µg/L	0.000
M2-8:2FTS	8.198	529.0 -> 509.0	108965	20.00	µg/L	0.000
M3-MeFOSAA	8.016	573.0 -> 419.0	77873	20.00	µg/L	0.013
M3-HFPO-DA	5.721	287.0 -> 169.0	6014	20.00	µg/L	0.000
M3-MeFOSA	7.945	515.0 -> 169.0	15236	20.00	µg/L	0.000
System Monitoring Compounds						
13C2-4:2FTS	5.310	329.0 -> 309.0	73927	20.94	µg/L	0.000
Spiked Amount: 20.00	Range: 50.0 - 150.0%			Recovery = 104.7%		
13C2-6:2FTS	7.100	429.0 -> 409.0	125721	20.86	µg/L	0.000
Spiked Amount: 20.00	Range: 50.0 - 150.0%			Recovery = 104.3%		
13C2-8:2FTS	8.198	529.0 -> 509.0	108965	19.99	µg/L	0.000
Spiked Amount: 20.00	Range: 50.0 - 150.0%			Recovery = 100.0%		
13C2-PFDoDA	9.025	615.0 -> 570.0	517746	21.88	µg/L	-0.013
Spiked Amount: 20.00	Range: 50.0 - 150.0%			Recovery = 109.4%		
13C2-PFTeDA	10.164	715.0 -> 670.0	479428	20.97	µg/L	0.000
Spiked Amount: 20.00	Range: 50.0 - 150.0%			Recovery = 104.8%		
13C3-PFBS	4.292	302.0 -> 99.0	8650	20.48	µg/L	-0.013
Spiked Amount: 20.00	Range: 50.0 - 150.0%			Recovery = 102.4%		
13C3-PFHxS	6.418	402.0 -> 99.0	10047	19.90	µg/L	0.013
Spiked Amount: 20.00	Range: 50.0 - 150.0%			Recovery = 99.5%		
13C4-PFBA	1.964	217.0 -> 172.0	81350	21.39	µg/L	-0.013
Spiked Amount: 20.00	Range: 50.0 - 150.0%			Recovery = 107.0%		
13C4-PFHpA	6.383	367.0 -> 322.0	171969	21.43	µg/L	0.013
Spiked Amount: 20.00	Range: 50.0 - 150.0%			Recovery = 107.2%		
d5-EtFOSAA	8.130	589.0 -> 419.0	65887	20.42	ng/ml	0.000
Spiked Amount: 20.00	Range: 50.0 - 150.0%			Recovery = 102.1%		
13C5-PFHxA	5.417	318.0 -> 273.0	116175	21.26	µg/L	0.000
Spiked Amount: 20.00	Range: 50.0 - 150.0%			Recovery = 106.3%		
13C5-PFPeA	3.974	268.0 -> 223.0	73377	21.47	µg/L	-0.013

Perfluorinated Compounds by LC/MS/MS

Compound	RT	QIon	Resp.	Conc. Units		Dev(Min)
Spiked Amount: 20.00	Range: 50.0 - 150.0%			Recovery = 107.4%		
13C6-PFDA	8.161	519.0 -> 474.0	267312	22.13 µg/L		0.000
Spiked Amount: 20.00	Range: 50.0 - 150.0%			Recovery = 110.7%		
13C7-PFUnDA	8.573	570.0 -> 525.0	370840	22.31 µg/L		-0.013
Spiked Amount: 20.00	Range: 50.0 - 150.0%			Recovery = 111.6%		
13C8-FOSA	7.580	506.0 -> 78.0	56458	22.25 µg/L		0.013
Spiked Amount: 20.00	Range: 50.0 - 150.0%			Recovery = 111.3%		
13C8-PFOA	7.114	421.0 -> 376.0	234577	21.63 µg/L		0.000
Spiked Amount: 20.00	Range: 50.0 - 150.0%			Recovery = 108.2%		
13C8-PFOS	7.668	507.0 -> 99.0	14983	20.31 µg/L		0.000
Spiked Amount: 20.00	Range: 50.0 - 150.0%			Recovery = 101.5%		
13C9-PFNA	7.695	472.0 -> 427.0	250928	22.11 µg/L		0.000
Spiked Amount: 20.00	Range: 50.0 - 150.0%			Recovery = 110.6%		
d3-MeFOSAA	8.016	573.0 -> 419.0	77873	20.58 µg/L		0.013
Spiked Amount: 20.00	Range: 50.0 - 150.0%			Recovery = 102.9%		
13C3-HFPO-DA	5.721	287.0 -> 169.0	6014	18.25 µg/L		0.000
Spiked Amount: 20.00	Range: 50.0 - 150.0%			Recovery = 91.3%		
d3-MeFOSA	7.945	515.0 -> 169.0	15236	20.52 µg/L		0.000
Spiked Amount: 20.00	Range: 50.0 - 150.0%			Recovery = 102.6%		
Target Compounds						**QValue**
4:2FTS	5.312	327.0 -> 307.0	4144	1.07 µg/L		96
6:2FTS	7.101	427.0 -> 407.0	6736	1.07 µg/L		99
8:2FTS	8.198	527.0 -> 507.0	5787	1.10 µg/L		99
EtFOSAA	8.143	584.0 -> 419.0	3075	1.09 µg/L		99
FOSA	7.581	498.0 -> 78.0	2627	1.00 µg/L		97
MeFOSAA	8.017	570.0 -> 419.0	3710	1.17 µg/L	m	94
PFBA	1.971	213.0 -> 169.0	1463	0.98 µg/L		100
PFBS	4.295	299.0 -> 80.0	1342	1.01 µg/L		99
PFDA	8.161	513.0 -> 469.0	14220	0.96 µg/L		95
PFDoDA	9.025	613.0 -> 569.0	21851	1.00 µg/L		100
PFDS	8.533	599.0 -> 80.0	579	0.94 µg/L		98
PFHpA	6.383	363.0 -> 319.0	13647	1.01 µg/L		99
PFHpS	7.112	449.0 -> 80.0	1276	1.08 µg/L		99
PFHxA	5.418	313.0 -> 269.0	4101	1.00 µg/L		98
PFHxS	6.418	399.0 -> 80.0	1367	1.07 µg/L	m	96
PFNA	7.696	463.0 -> 419.0	13204	0.96 µg/L		99
PFNS	8.132	549.0 -> 80.0	990	1.02 µg/L		98
PFOA	7.114	413.0 -> 369.0	12606	1.02 µg/L		98
PFOS	7.669	499.0 -> 80.0	1342	1.04 µg/L	m	94
PFPeA	3.977	263.0 -> 219.0	5272	1.02 µg/L		100
PFPeS	5.552	349.0 -> 80.0	915	1.05 µg/L		99
PFTeDA	10.167	713.0 -> 669.0	27390	0.97 µg/L		100
PFTrDA	9.603	663.0 -> 619.0	26644	0.97 µg/L		99
PFUnDA	8.574	563.0 -> 519.0	17899	0.98 µg/L		98
11Cl-PF3OUdS	8.722	631.0 -> 451.0	7976	0.97 µg/L		95
9Cl-PF3ONS	7.918	531.0 -> 351.0	1887	1.06 µg/L		100
ADONA	6.483	377.0 -> 251.0	15172	0.94 µg/L		100
HFPO-DA	5.729	329.0 -> 169.0	1460	1.23 µg/L		93
MeFOSA	7.946	512.0 -> 219.0	785	1.08 µg/L		98

 # = Qualifier out of range, m = manually integrated, + = Area summed

18.5.12 18

Perfluorinated Compounds by LC/MS/MS

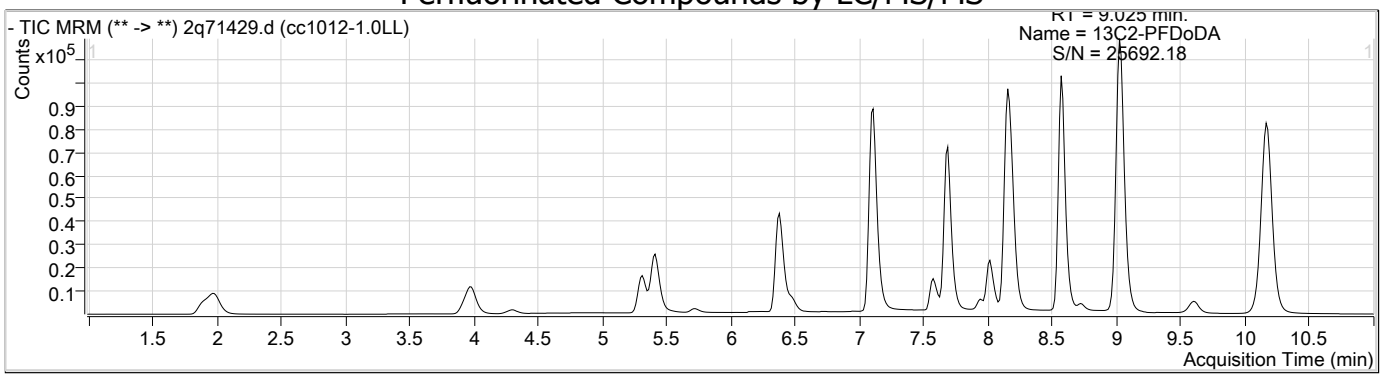

Compound	Conc.	RT	Dev(Min)	Resp.	QIon	QRatio	Min.	Max.
PFBA	0.98	1.97	0.00	1463				

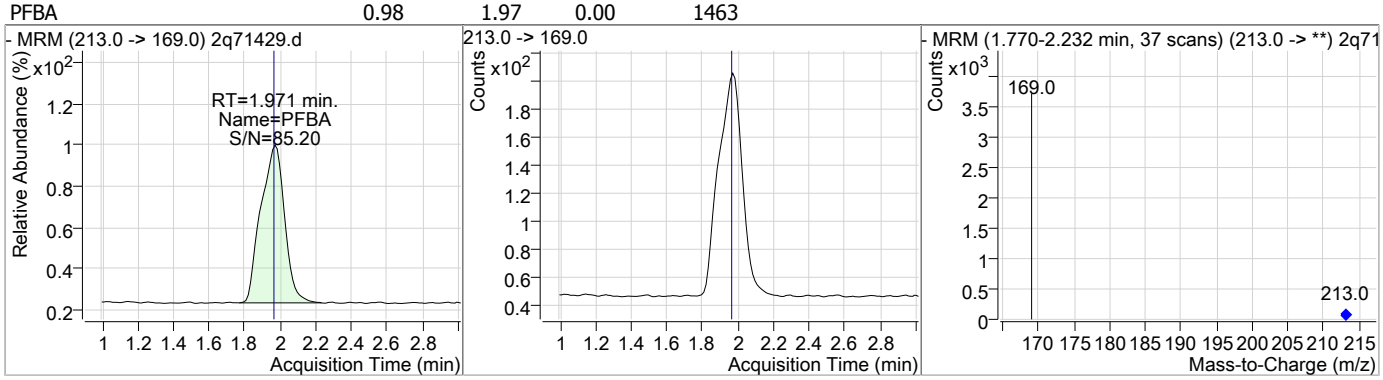

Compound	Conc.	RT	Dev(Min)	Resp.	QIon	QRatio	Min.	Max.
13C4-PFBA	21.39	1.96	-0.01	81350				

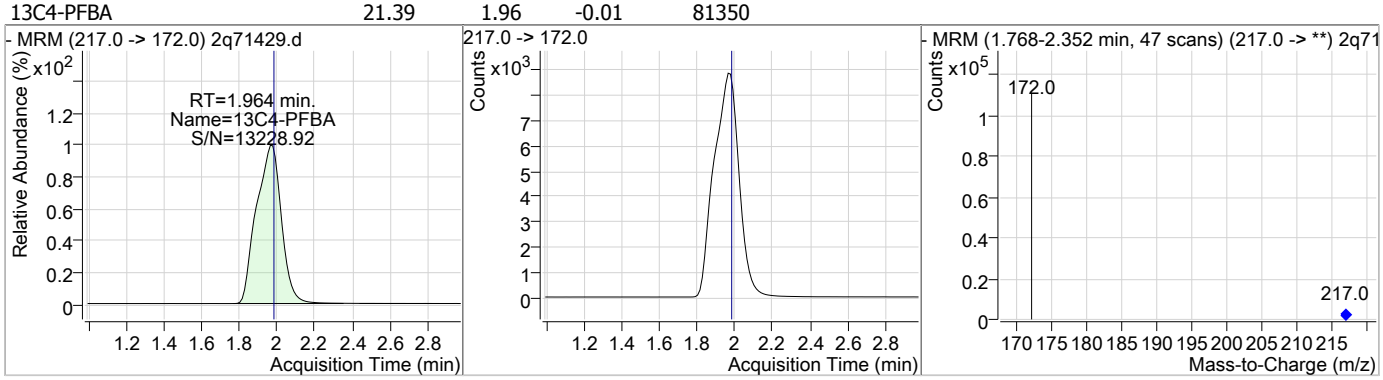

Compound	Conc.	RT	Dev(Min)	Resp.	QIon	QRatio	Min.	Max.
13C5-PFPeA	21.47	3.97	-0.01	73377				

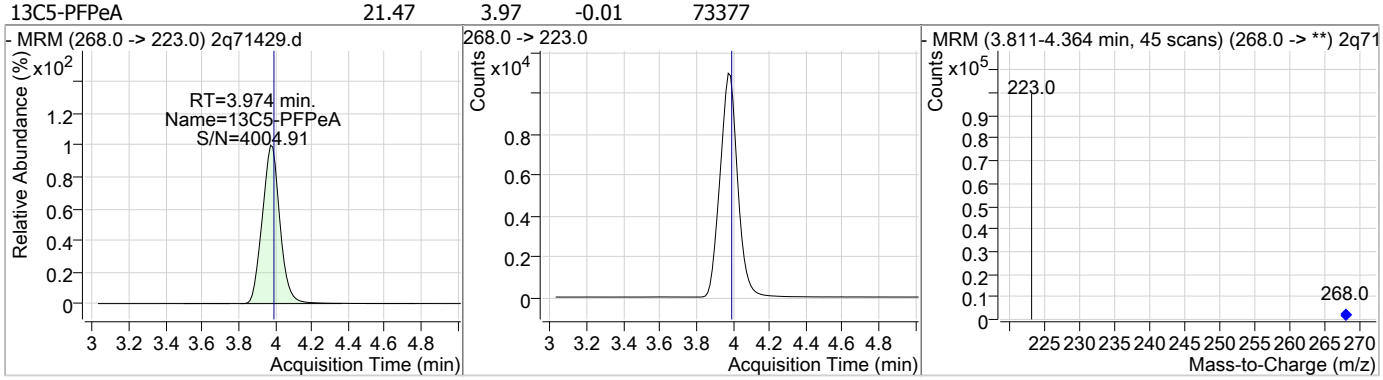

18.5.12

18

Perfluorinated Compounds by LC/MS/MS

Compound	Conc.	RT	Dev(Min)	Resp.	QIon	QRatio	Min.	Max.
PFPeA	1.02	3.98	-0.01	5272				

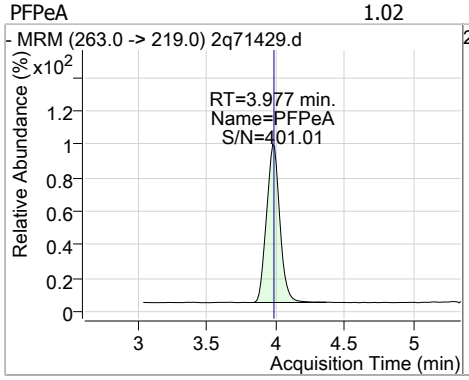

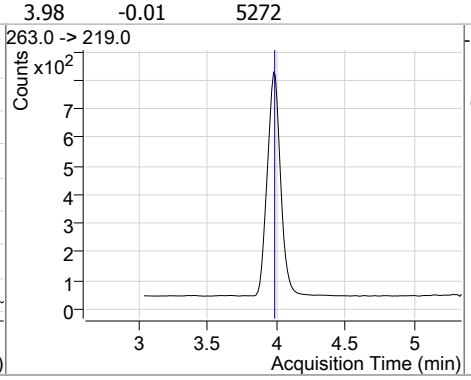

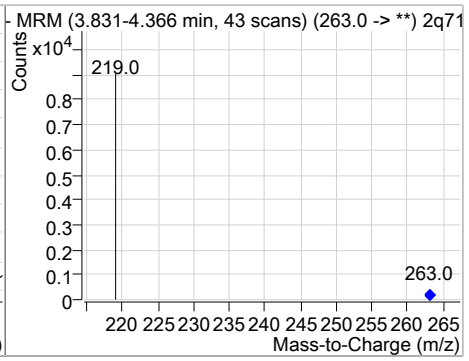

Compound	Conc.	RT	Dev(Min)	Resp.	QIon	QRatio	Min.	Max.
13C3-PFBS	20.48	4.29	-0.01	8650				

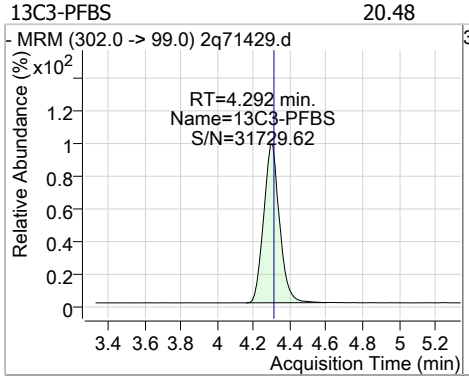

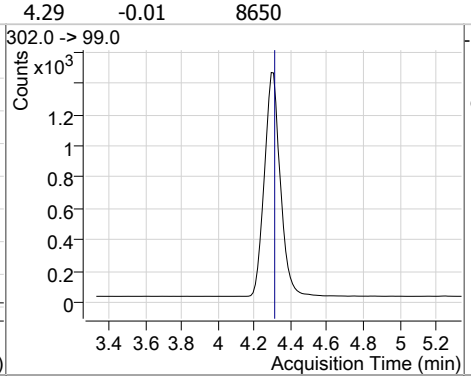

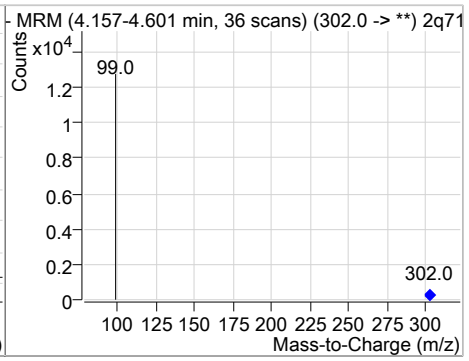

Compound	Conc.	RT	Dev(Min)	Resp.	QIon	QRatio	Min.	Max.
PFBS	1.01	4.29	-0.01	1342	299.0 -> 99.0	38.1	7.4	67.4

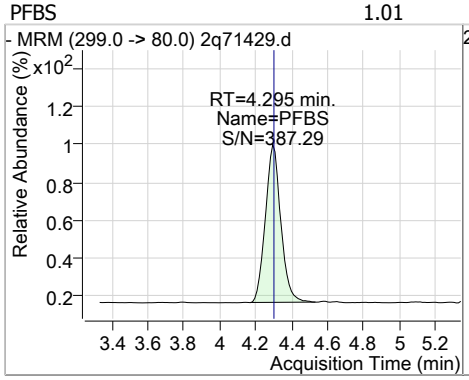

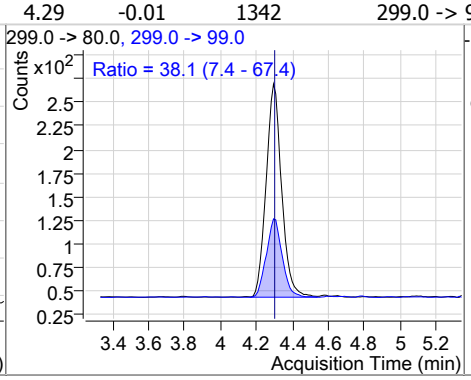

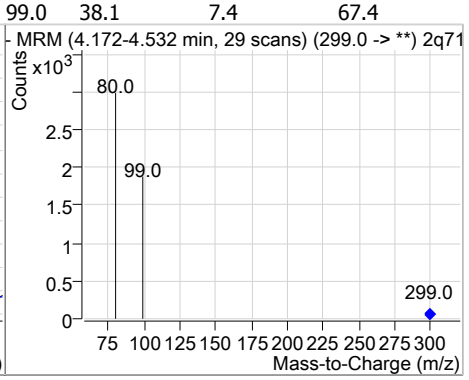

Compound	Conc.	RT	Dev(Min)	Resp.	QIon	QRatio	Min.	Max.
13C2-4:2FTS	20.94	5.31	0.00	73927				

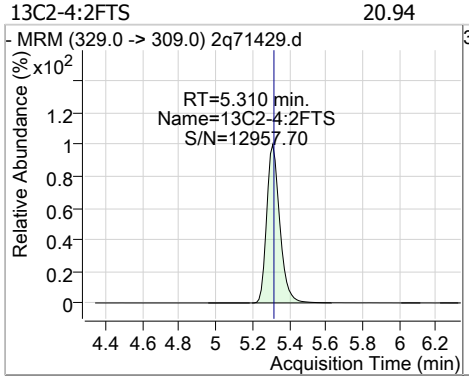

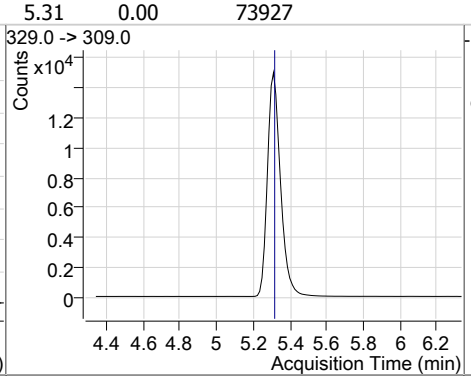

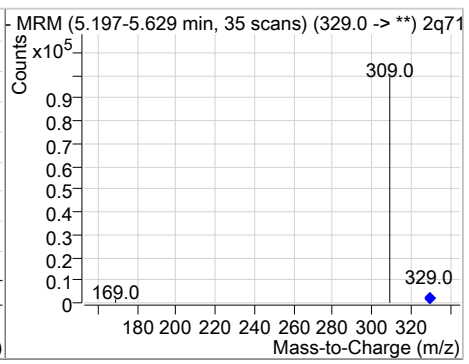

Perfluorinated Compounds by LC/MS/MS

Compound	Conc.	RT	Dev(Min)	Resp.	QIon	QRatio	Min.	Max.
4:2FTS	1.07	5.31	0.00	4144	327.0 -> 81.0	35.4	3.0	63.0

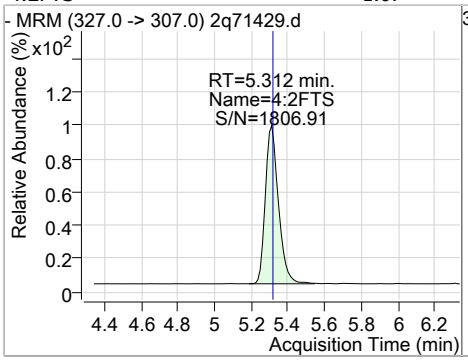

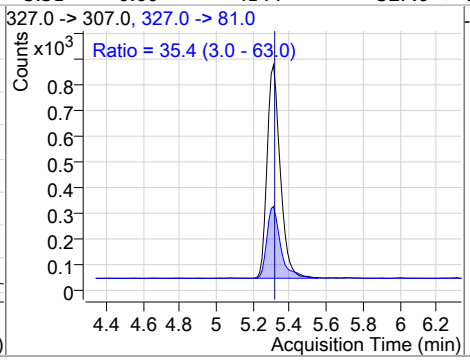

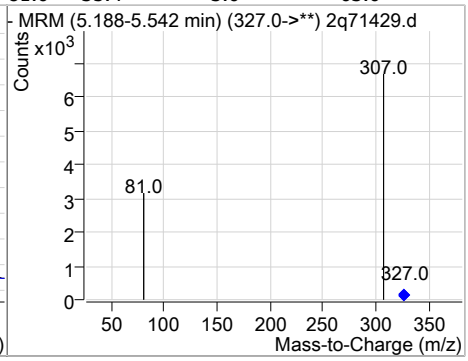

Compound	Conc.	RT	Dev(Min)	Resp.	QIon	QRatio	Min.	Max.
13C5-PFHxA	21.26	5.42	0.00	116175				

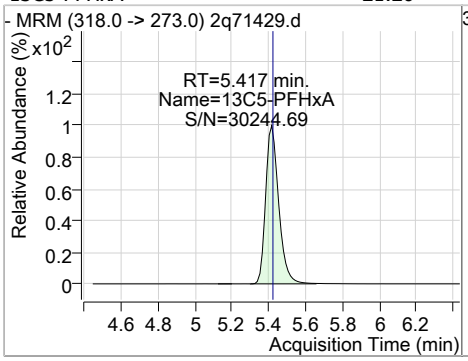

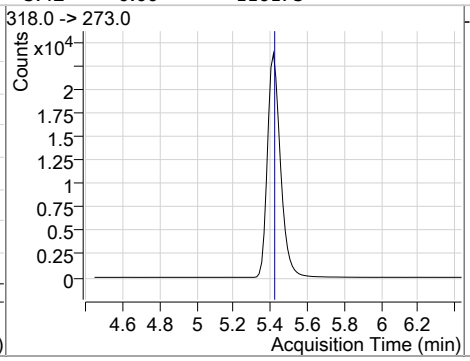

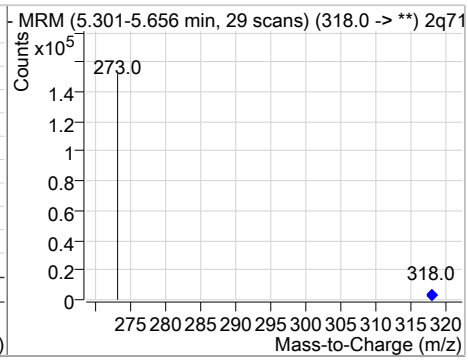

Compound	Conc.	RT	Dev(Min)	Resp.	QIon	QRatio	Min.	Max.
PFHxA	1.00	5.42	0.00	4101	313.0 -> 119.0	8.8	0.0	38.2

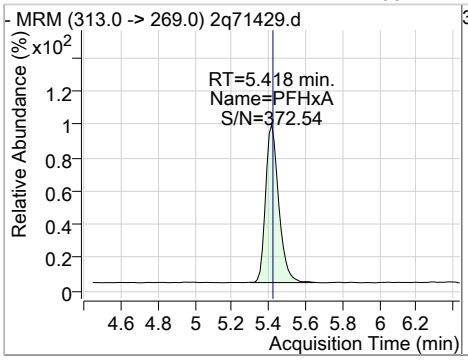

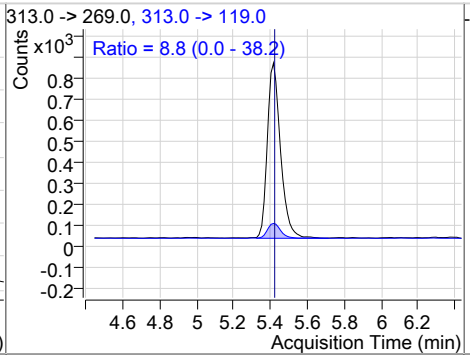

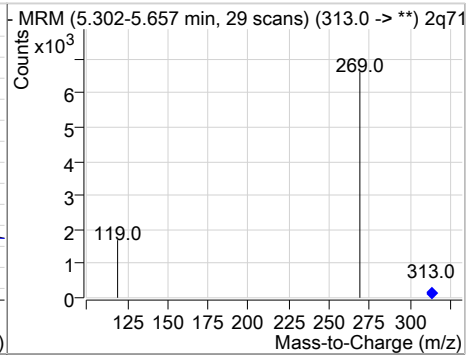

Compound	Conc.	RT	Dev(Min)	Resp.	QIon	QRatio	Min.	Max.
PFPeS	1.05	5.55	0.01	915	349.0 -> 99.0	38.5	9.1	69.1

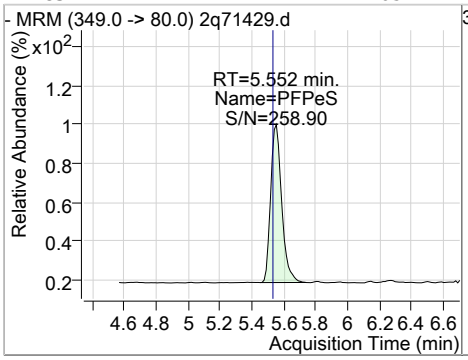

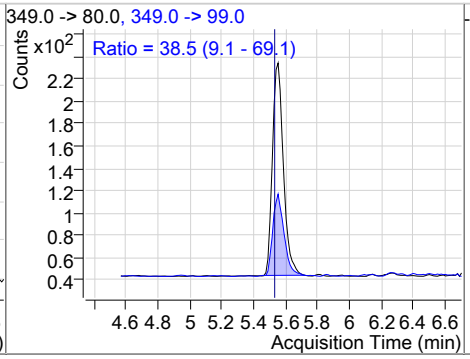

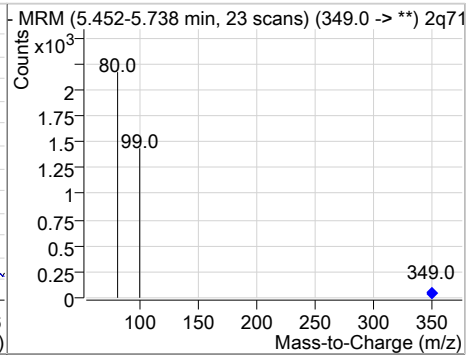

Perfluorinated Compounds by LC/MS/MS

Compound	Conc.	RT	Dev(Min)	Resp.	QIon	QRatio	Min.	Max.
13C3-HFPO-DA	18.25	5.72	0.00	6014				

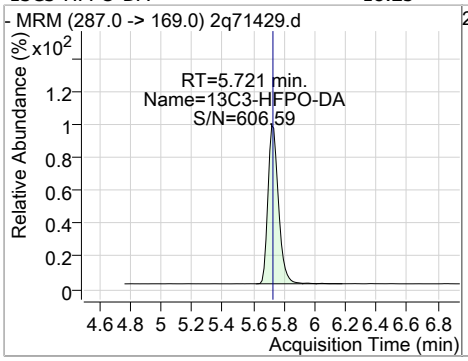

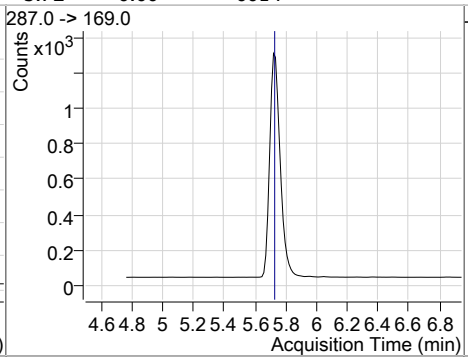

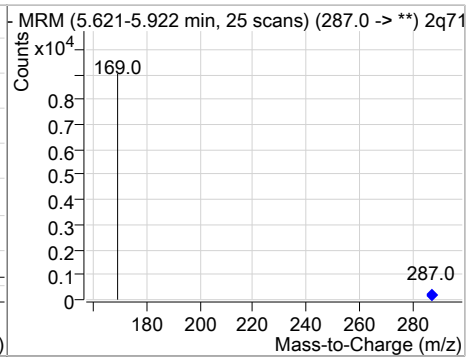

Compound	Conc.	RT	Dev(Min)	Resp.	QIon	QRatio	Min.	Max.
HFPO-DA	1.23	5.73	0.00	1460	285.0 -> 169.0	11.8	0.0	44.8

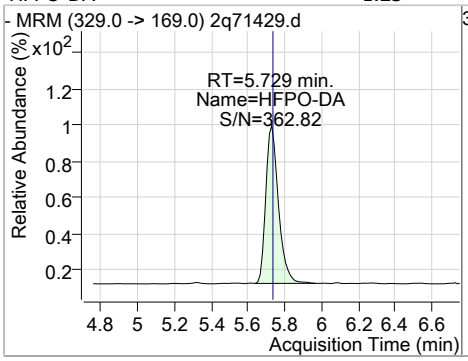

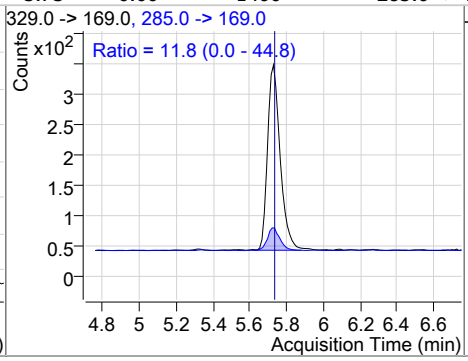

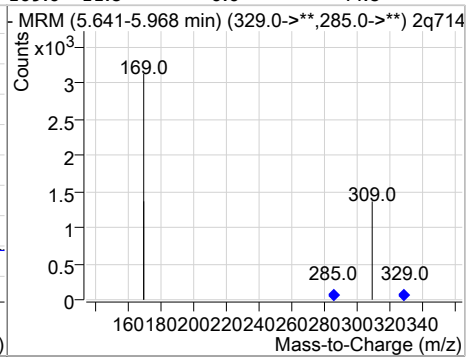

Compound	Conc.	RT	Dev(Min)	Resp.	QIon	QRatio	Min.	Max.
13C4-PFHpA	21.43	6.38	0.01	171969				

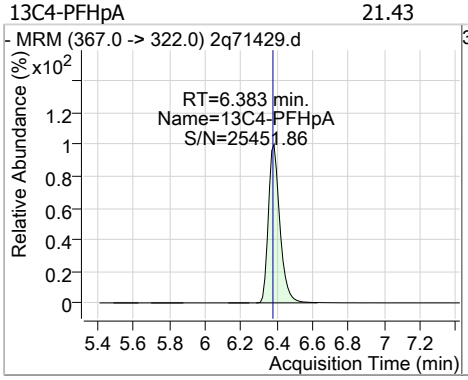

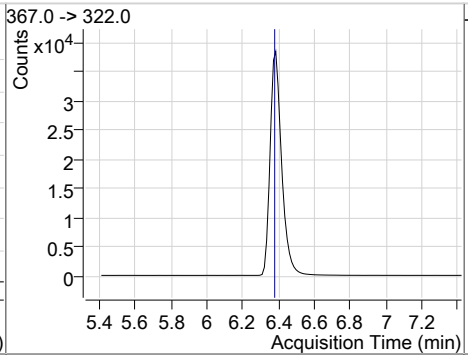

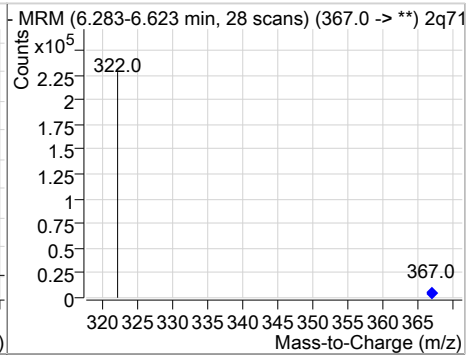

Compound	Conc.	RT	Dev(Min)	Resp.	QIon	QRatio	Min.	Max.
PFHpA	1.01	6.38	0.01	13647	363.0 -> 169.0	6.8	0.0	36.5

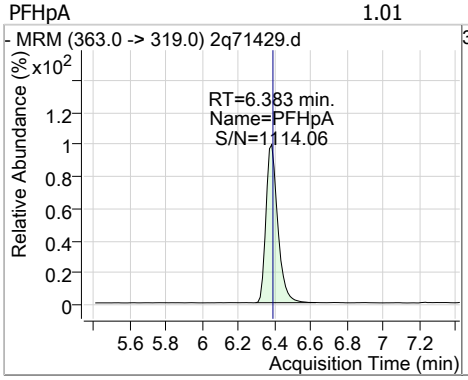

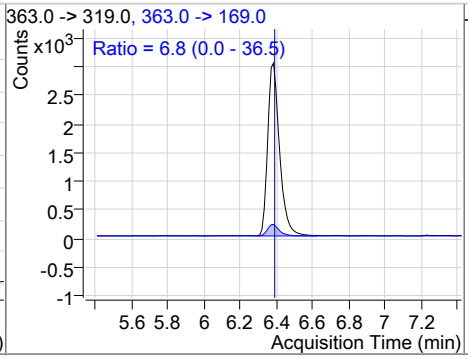

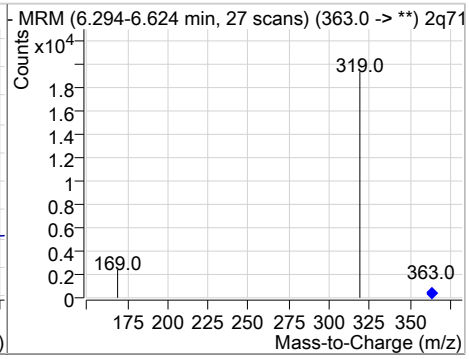

Perfluorinated Compounds by LC/MS/MS

Compound	Conc.	RT	Dev(Min)	Resp.	QIon	QRatio	Min.	Max.
13C3-PFHxS	19.90	6.42	0.01	10047				

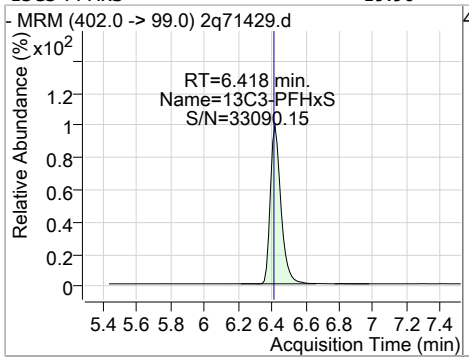

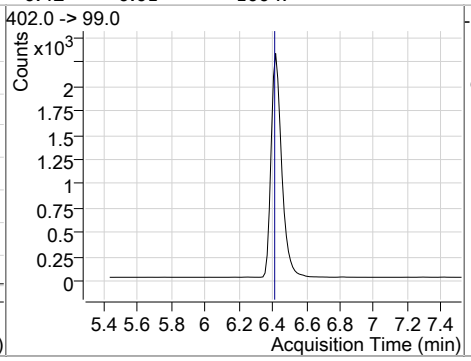

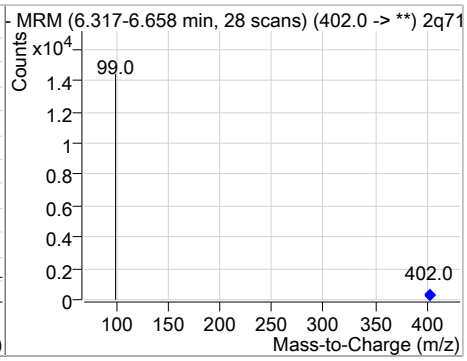

Compound	Conc.	RT	Dev(Min)	Resp.	QIon	QRatio	Min.	Max.
PFHxS	1.07	6.42	0.00	1367 (m)	399.0 -> 99.0	47.6	15.2	75.2

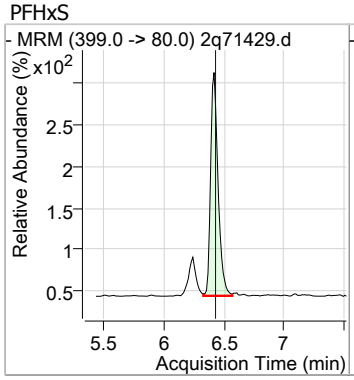

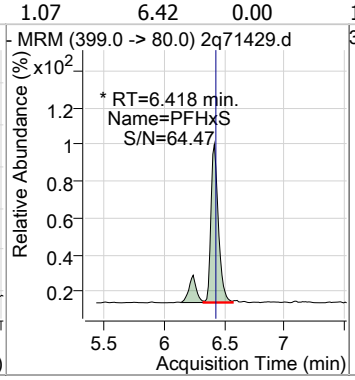

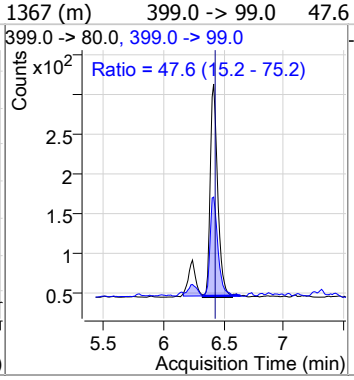

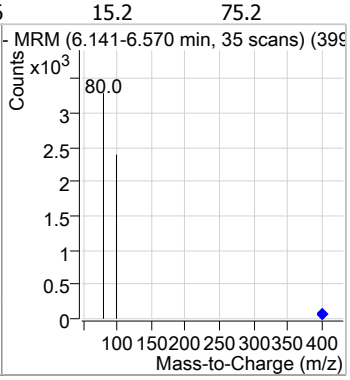

Compound	Conc.	RT	Dev(Min)	Resp.	QIon	QRatio	Min.	Max.
ADONA	0.94	6.48	0.00	15172	377.0 -> 85.0	25.9	0.0	55.9

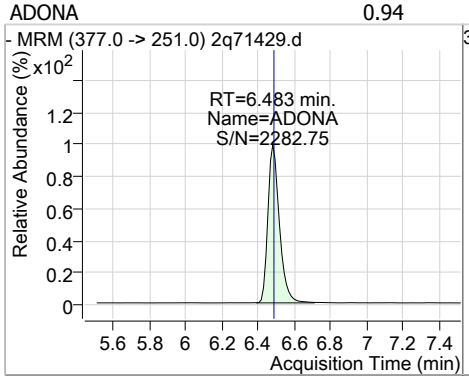

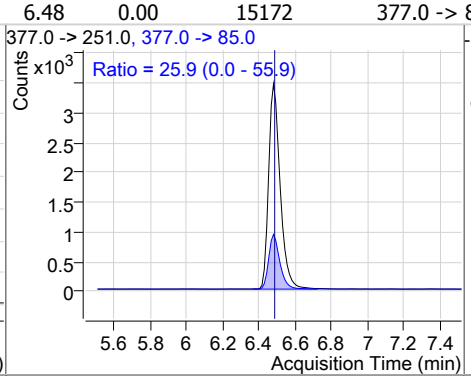

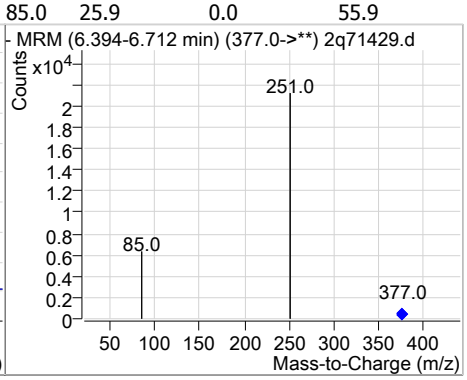

Compound	Conc.	RT	Dev(Min)	Resp.	QIon	QRatio	Min.	Max.
13C2-6:2FTS	20.86	7.10	0.00	125721				

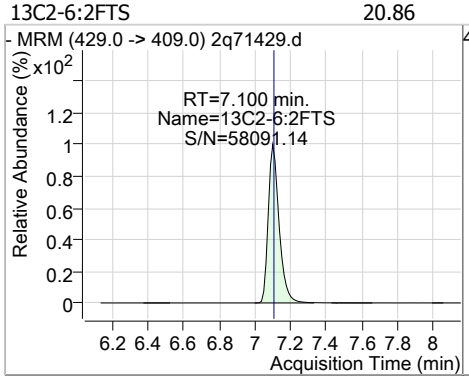

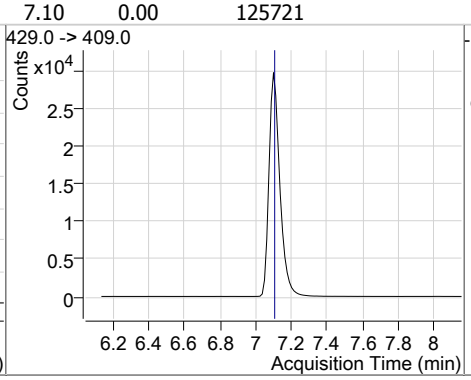

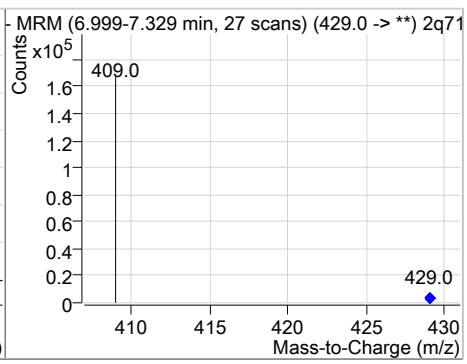

Perfluorinated Compounds by LC/MS/MS

Compound	Conc.	RT	Dev(Min)	Resp.	QIon	QRatio	Min.	Max.
6:2FTS	1.07	7.10	0.00	6736	427.0 -> 81.0	25.1	0.0	54.8

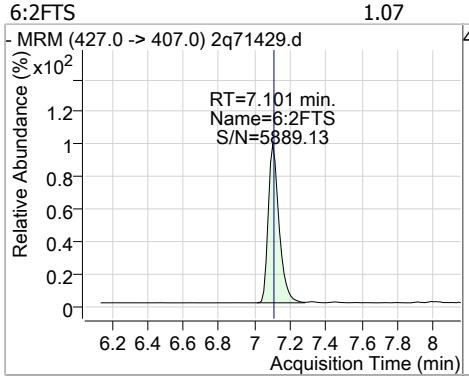

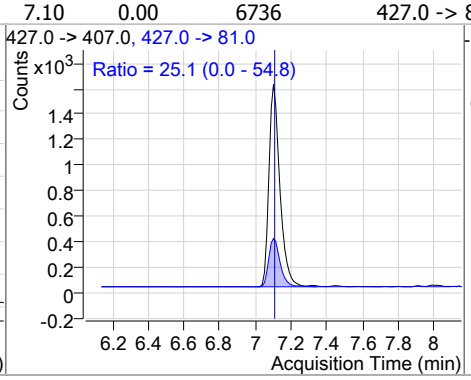

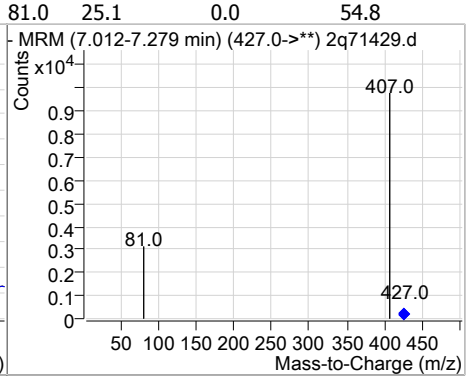

Compound	Conc.	RT	Dev(Min)	Resp.	QIon	QRatio	Min.	Max.
PFHpS	1.08	7.11	0.00	1276	449.0 -> 99.0	45.6	15.2	75.2

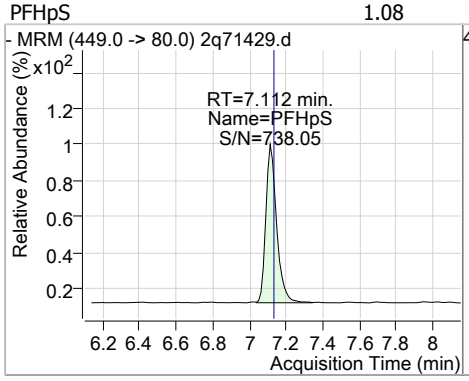

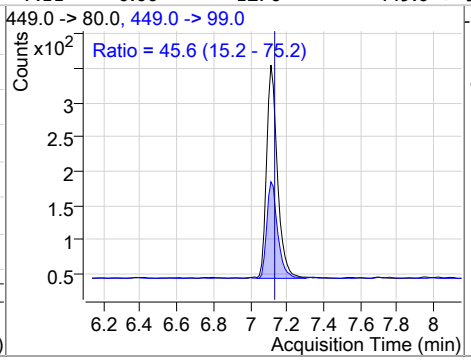

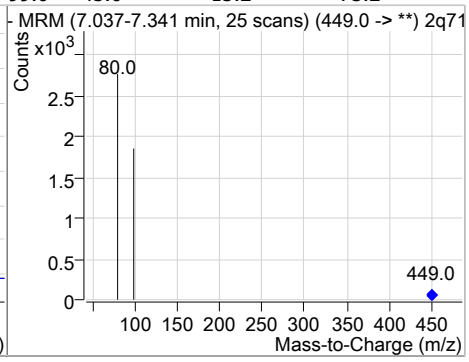

Compound	Conc.	RT	Dev(Min)	Resp.	QIon	QRatio	Min.	Max.
13C8-PFOA	21.63	7.11	0.00	234577				

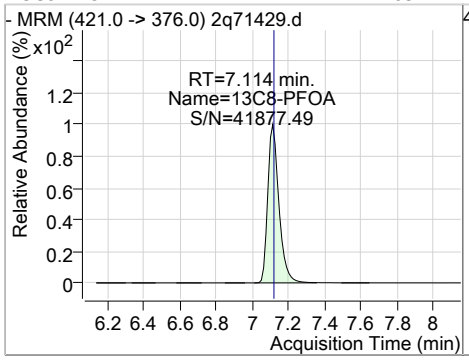

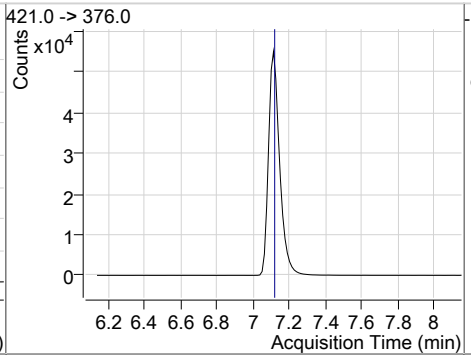

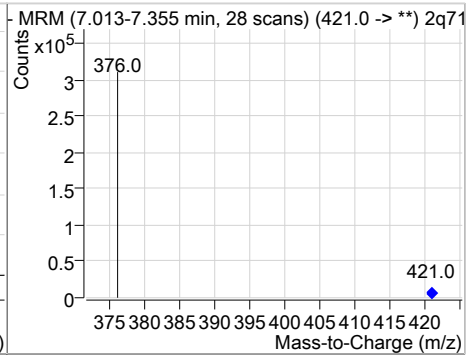

Compound	Conc.	RT	Dev(Min)	Resp.	QIon	QRatio	Min.	Max.
PFOA	1.02	7.11	0.00	12606	413.0 -> 169.0	19.6	0.0	50.6

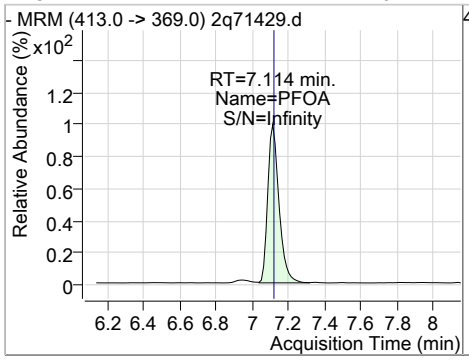

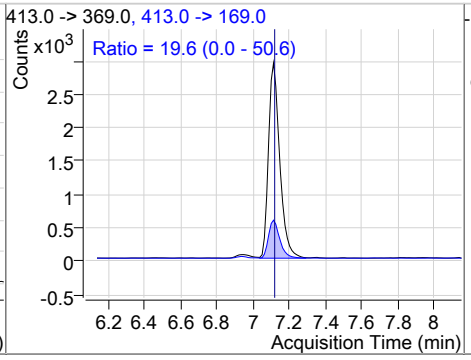

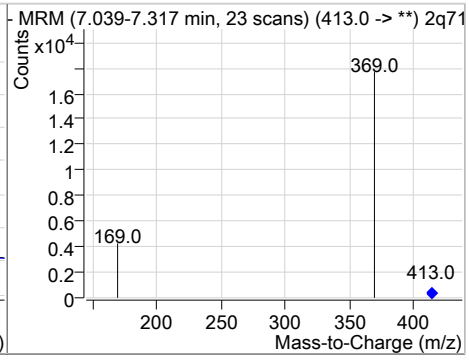

Perfluorinated Compounds by LC/MS/MS

Compound	Conc.	RT	Dev(Min)	Resp.	QIon	QRatio	Min.	Max.
13C8-FOSA	22.25	7.58	0.01	56458				

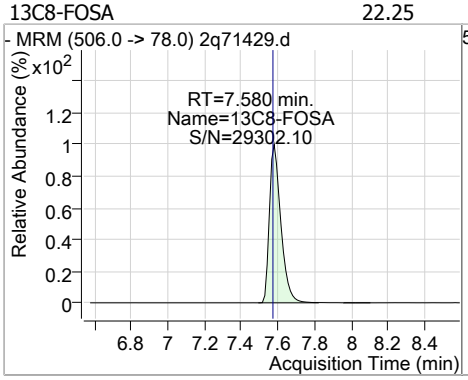

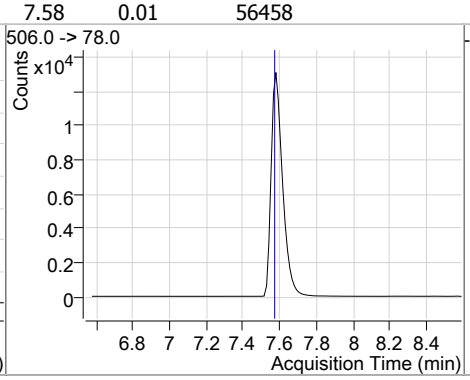

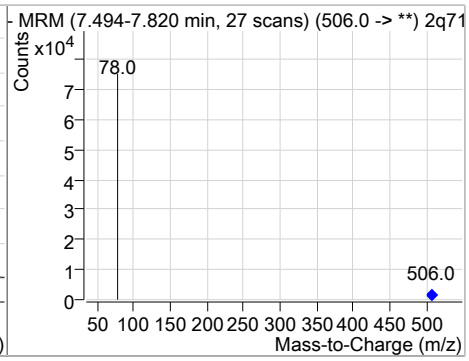

Compound	Conc.	RT	Dev(Min)	Resp.	QIon	QRatio	Min.	Max.
FOSA	1.00	7.58	0.01	2627	498.0 -> 478.0	5.6	0.0	34.6

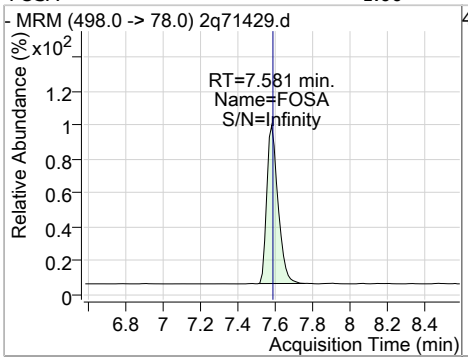

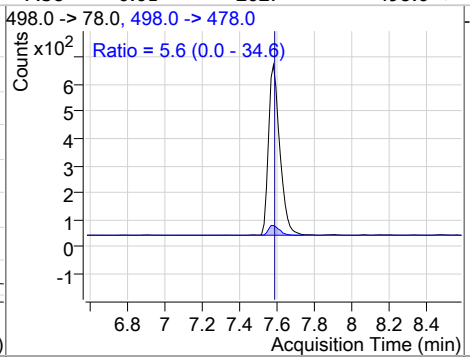

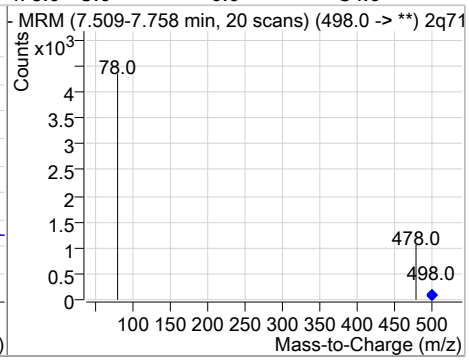

Compound	Conc.	RT	Dev(Min)	Resp.	QIon	QRatio	Min.	Max.
13C8-PFOS	20.31	7.67	0.00	14983				

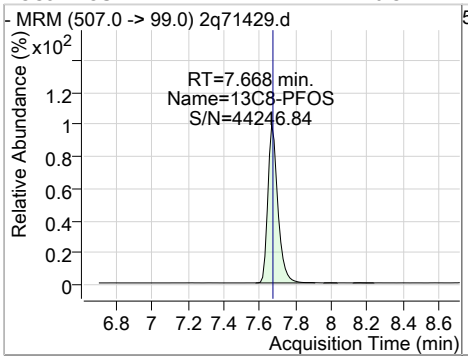

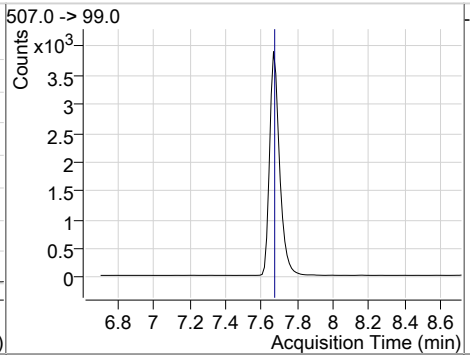

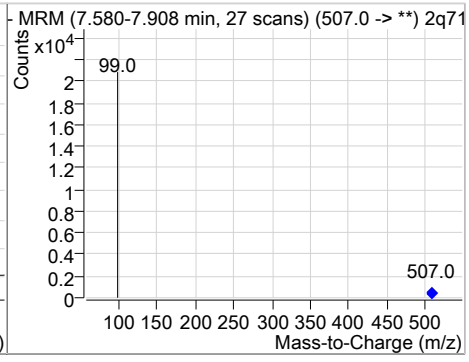

Compound	Conc.	RT	Dev(Min)	Resp.	QIon	QRatio	Min.	Max.
PFOS	1.04	7.67	0.00	1342 (m)	499.0 -> 99.0	50.8	16.5	76.5

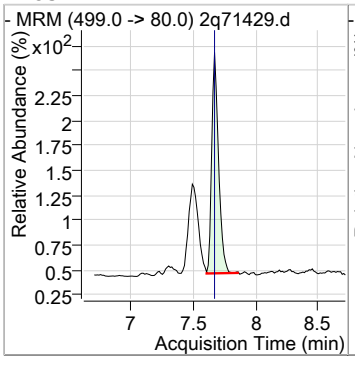

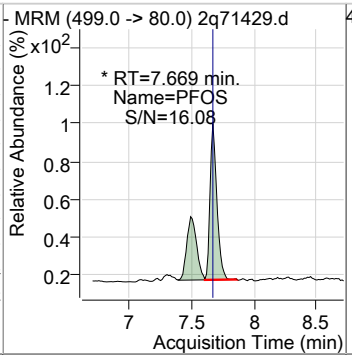

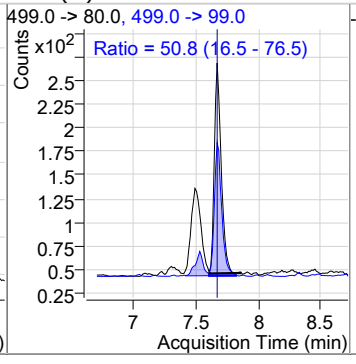

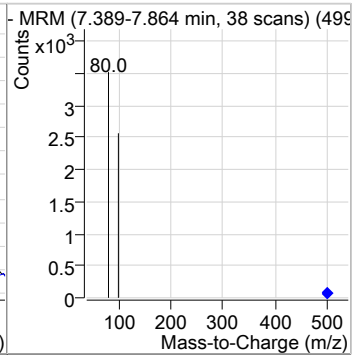

Perfluorinated Compounds by LC/MS/MS

Compound	Conc.	RT	Dev(Min)	Resp.	QIon	QRatio	Min.	Max.
13C9-PFNA	22.11	7.70	0.00	250928				

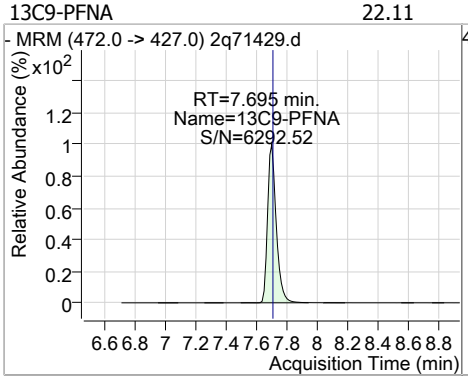

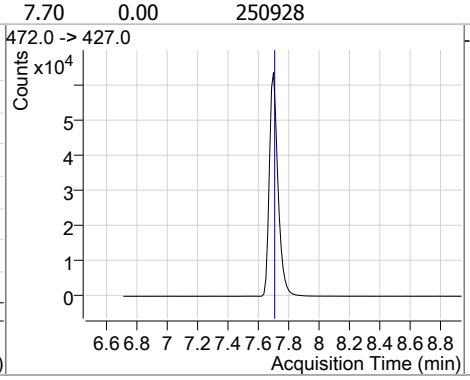

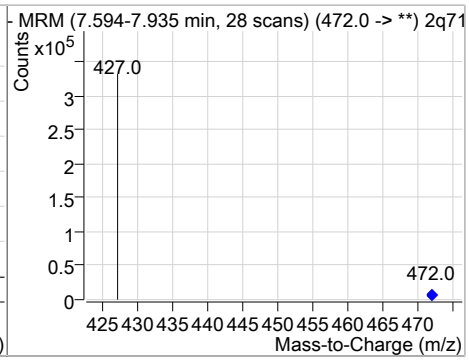

Compound	Conc.	RT	Dev(Min)	Resp.	QIon	QRatio	Min.	Max.
PFNA	0.96	7.70	0.00	13204	463.0 -> 219.0	16.7	0.0	47.2

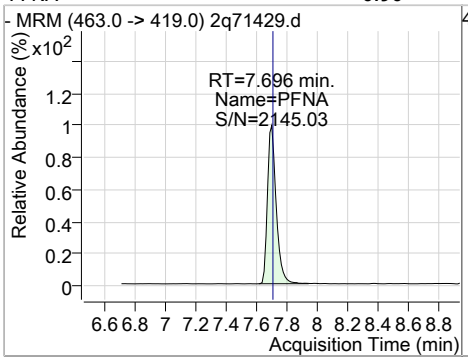

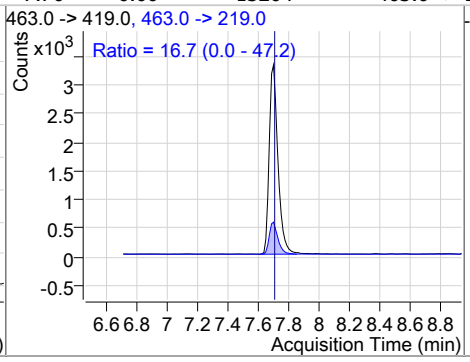

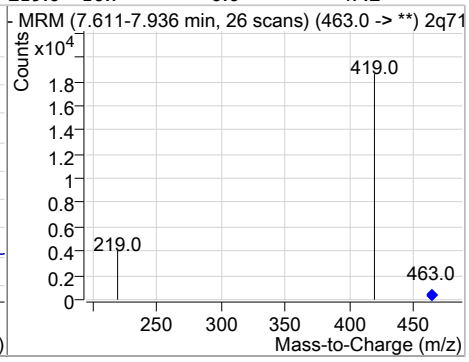

Compound	Conc.	RT	Dev(Min)	Resp.	QIon	QRatio	Min.	Max.
9Cl-PF3ONS	1.06	7.92	0.00	1887	533.0 -> 353.0	30.6	0.6	60.6

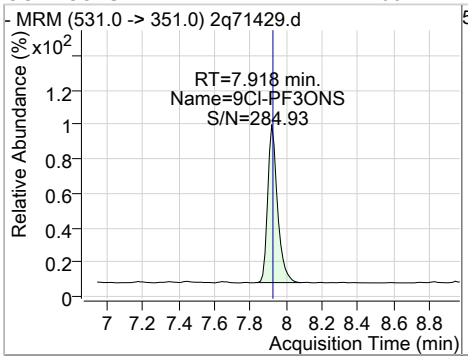

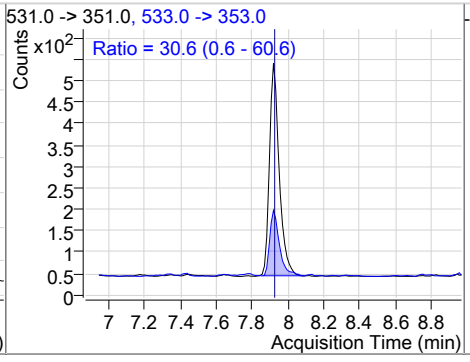

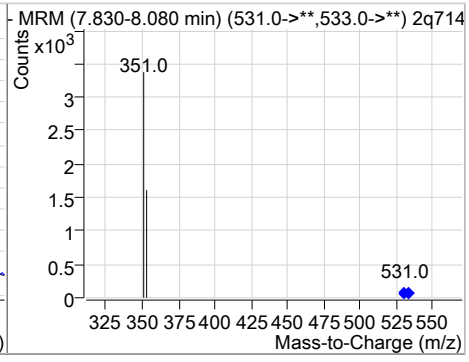

Compound	Conc.	RT	Dev(Min)	Resp.	QIon	QRatio	Min.	Max.
d3-MeFOSA	20.52	7.94	0.00	15236				

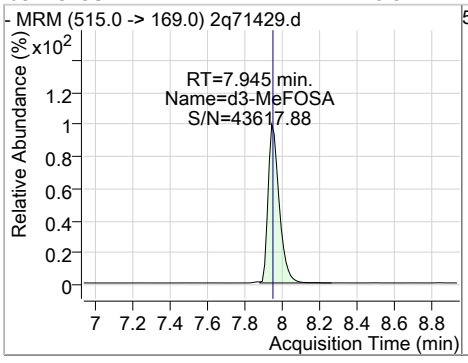

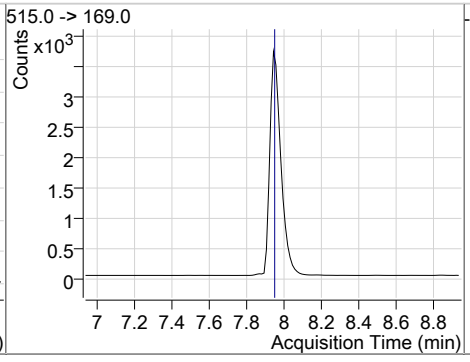

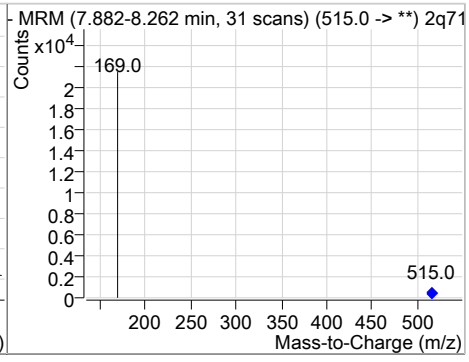

Perfluorinated Compounds by LC/MS/MS

Compound	Conc.	RT	Dev(Min)	Resp.	QIon	QRatio	Min.	Max.
MeFOSA	1.08	7.95	0.00	785	512.0 -> 169.0	109.2	80.9	140.9

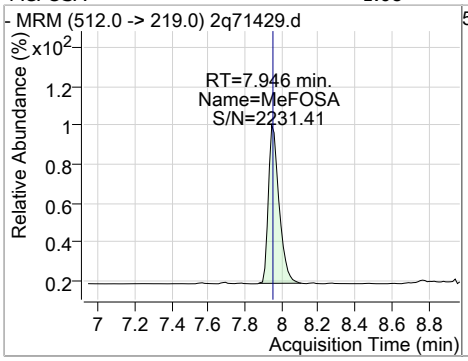

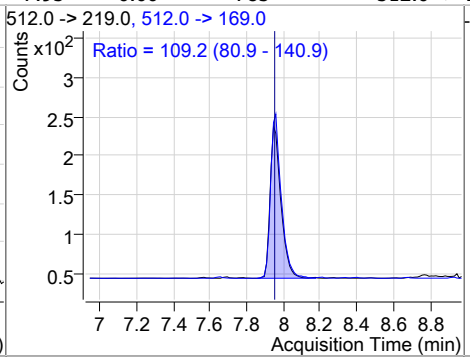

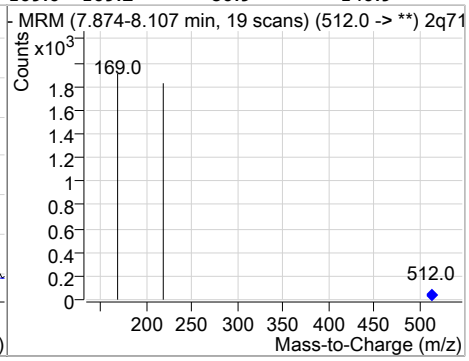

Compound	Conc.	RT	Dev(Min)	Resp.	QIon	QRatio	Min.	Max.
d3-MeFOSAA	20.58	8.02	0.01	77873				

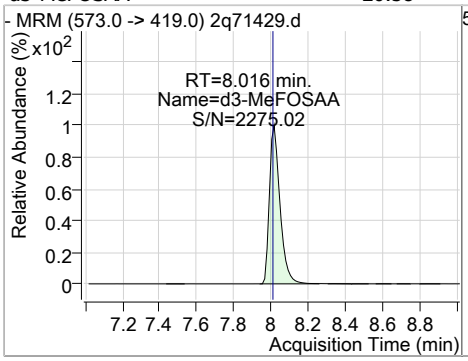

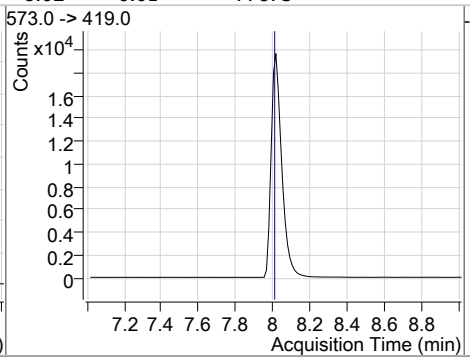

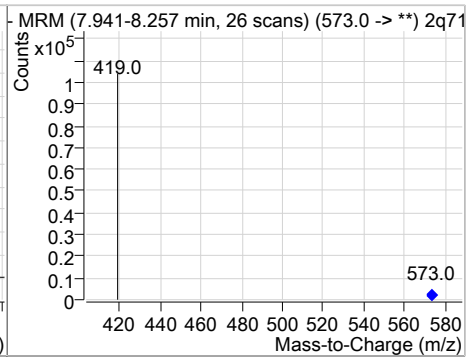

Compound	Conc.	RT	Dev(Min)	Resp.	QIon	QRatio	Min.	Max.
MeFOSAA	1.17	8.02	0.00	3710 (m)	570.0 -> 512.0	21.9	0.0	54.8

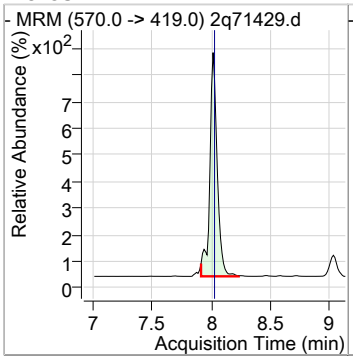

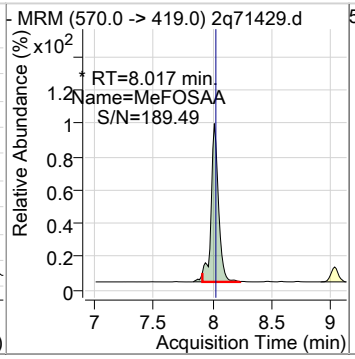

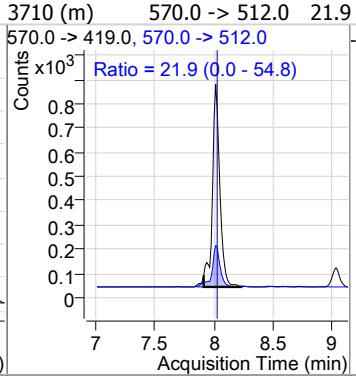

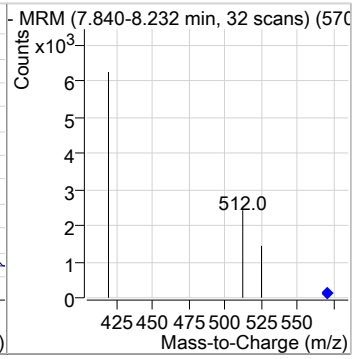

Compound	Conc.	RT	Dev(Min)	Resp.	QIon	QRatio	Min.	Max.
d5-EtFOSAA	20.42	8.13	0.00	65887				

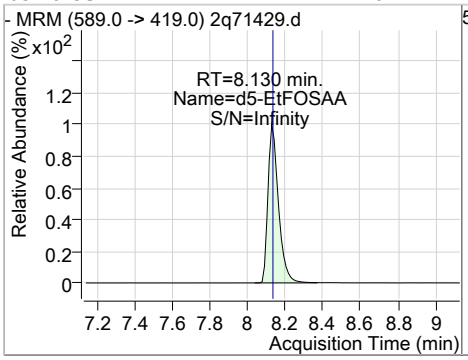

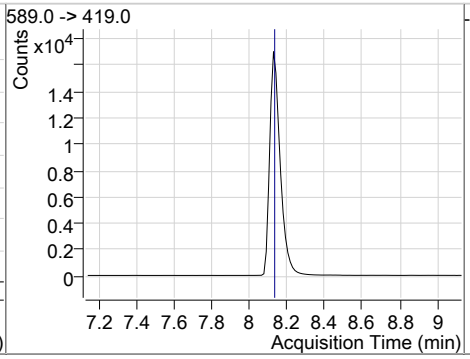

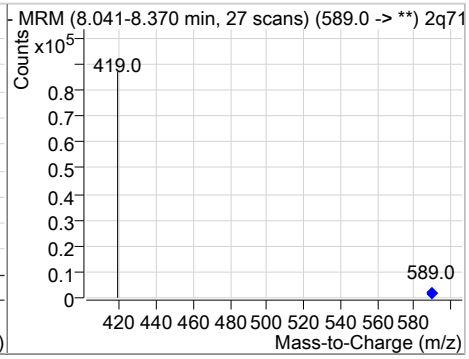

Perfluorinated Compounds by LC/MS/MS

Compound	Conc.	RT	Dev(Min)	Resp.	QIon	QRatio	Min.	Max.
EtFOSAA	1.09	8.14	0.01	3075	584.0 -> 483.0	60.8	30.2	90.2

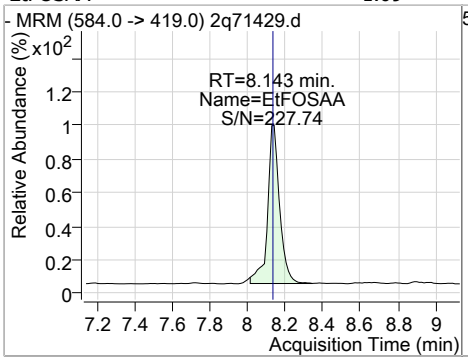

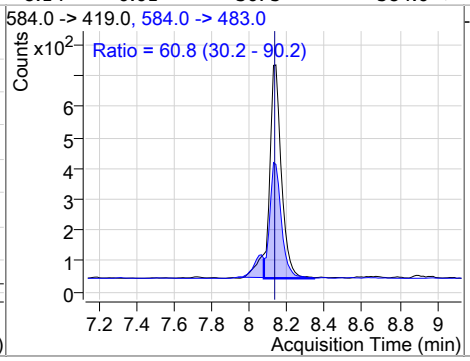

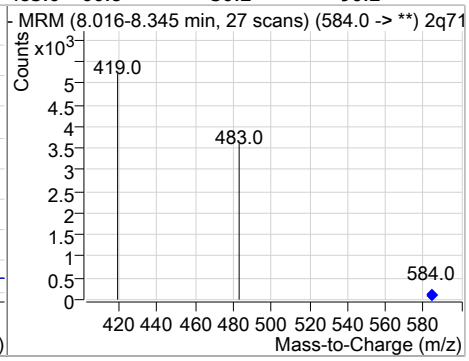

Compound	Conc.	RT	Dev(Min)	Resp.	QIon	QRatio	Min.	Max.
PFNS	1.02	8.13	0.00	990	549.0 -> 99.0	55.8	24.3	84.3

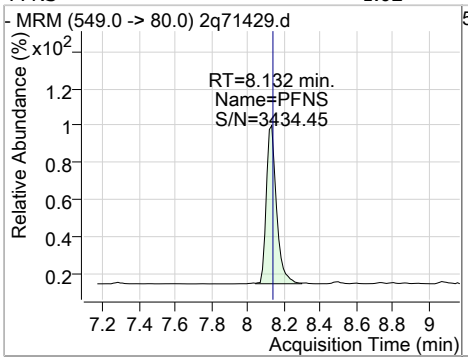

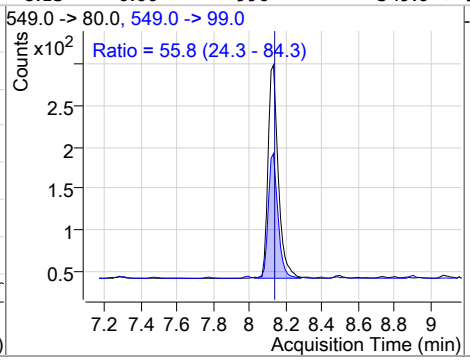

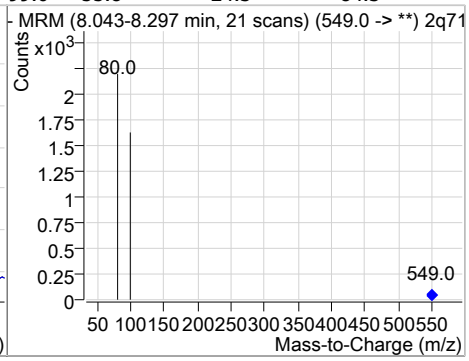

Compound	Conc.	RT	Dev(Min)	Resp.	QIon	QRatio	Min.	Max.
13C6-PFDA	22.13	8.16	0.00	267312				

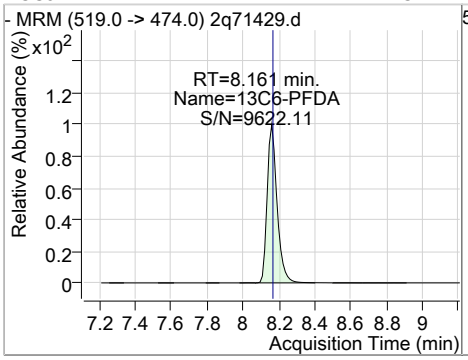

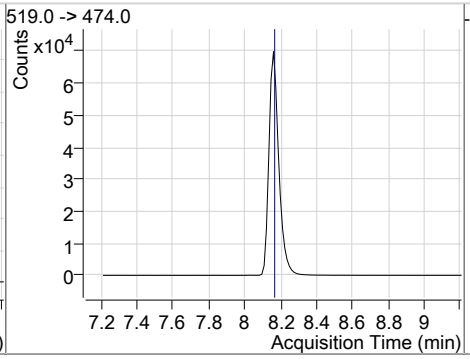

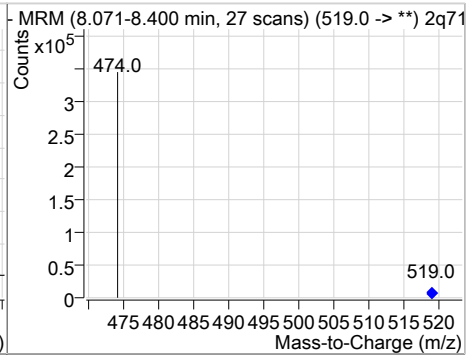

Compound	Conc.	RT	Dev(Min)	Resp.	QIon	QRatio	Min.	Max.
PFDA	0.96	8.16	0.00	14220	513.0 -> 219.0	12.6	0.0	44.5

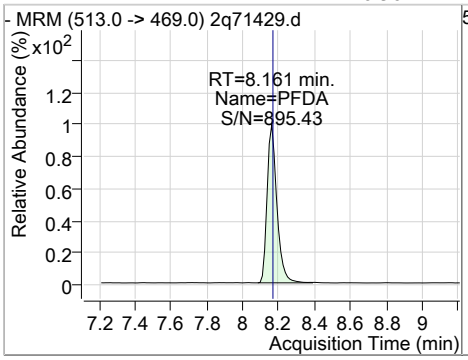

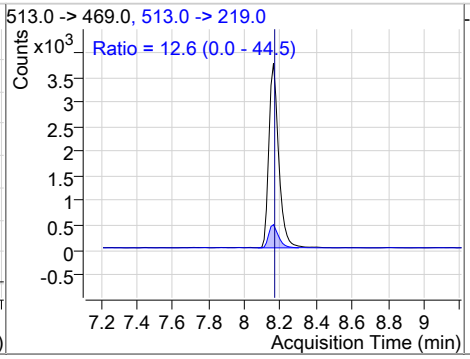

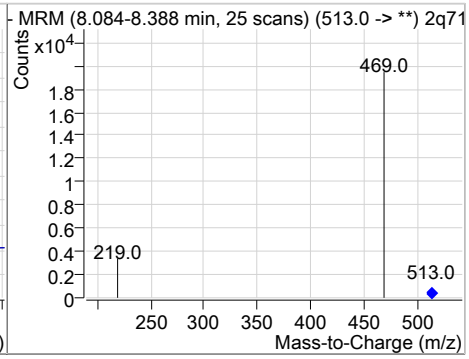

Perfluorinated Compounds by LC/MS/MS

Compound	Conc.	RT	Dev(Min)	Resp.	QIon	QRatio	Min.	Max.
13C2-8:2FTS	19.99	8.20	0.00	108965				

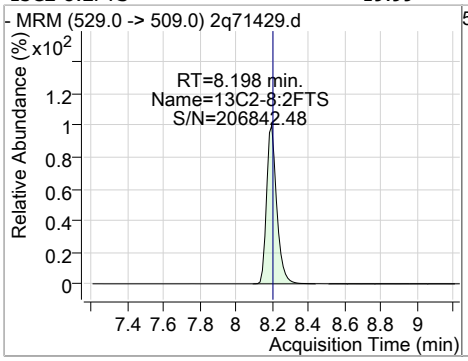

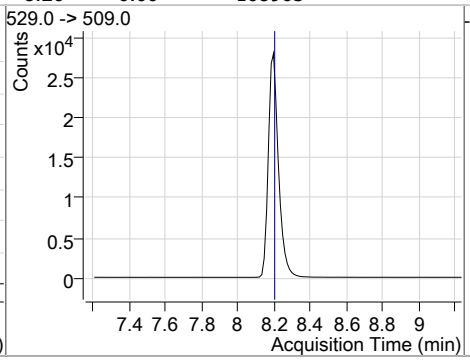

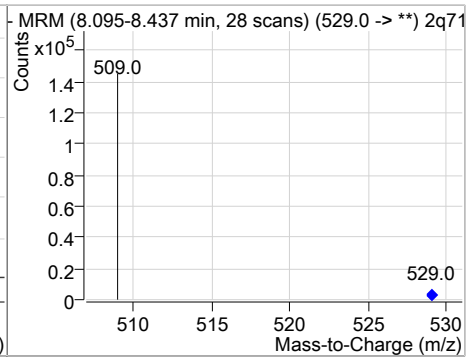

Compound	Conc.	RT	Dev(Min)	Resp.	QIon	QRatio	Min.	Max.
8:2FTS	1.10	8.20	0.00	5787	527.0 -> 81.0	24.6	0.0	55.3

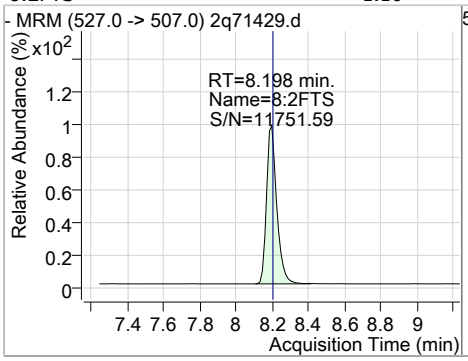

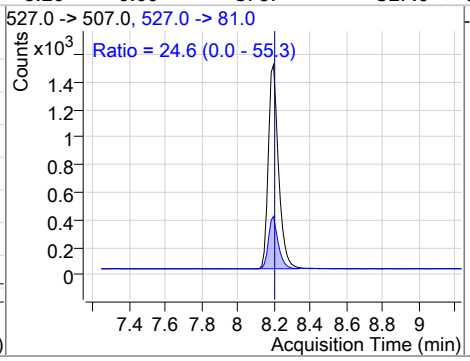

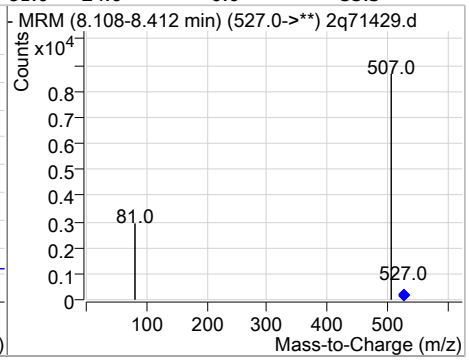

Compound	Conc.	RT	Dev(Min)	Resp.	QIon	QRatio	Min.	Max.
PFDS	0.94	8.53	0.00	579	599.0 -> 99.0	34.3	3.4	63.4

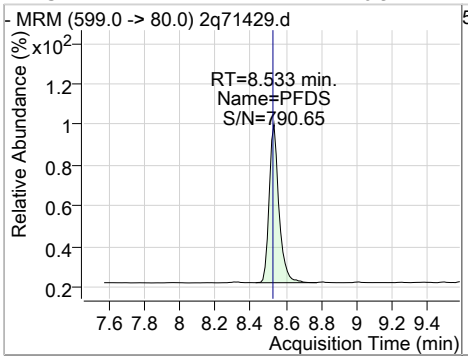

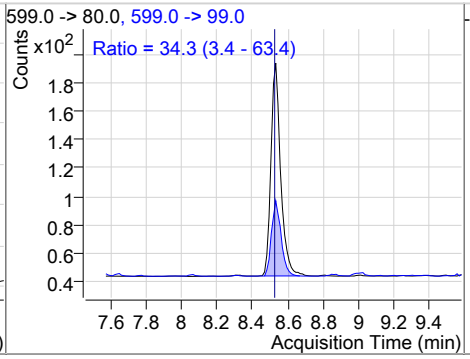

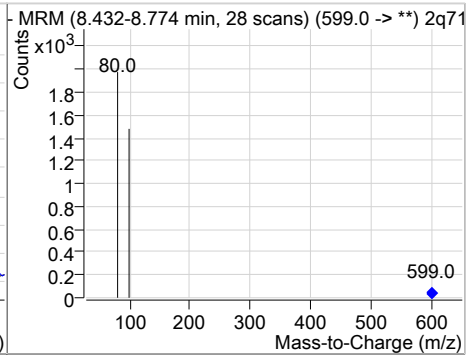

Compound	Conc.	RT	Dev(Min)	Resp.	QIon	QRatio	Min.	Max.
13C7-PFUnDA	22.31	8.57	-0.01	370840				

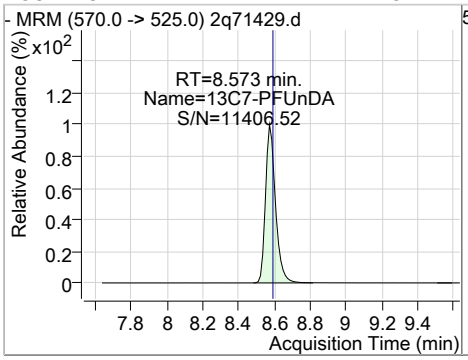

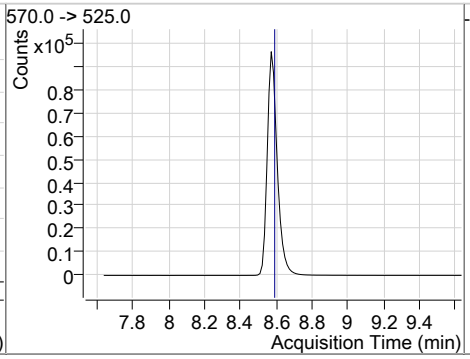

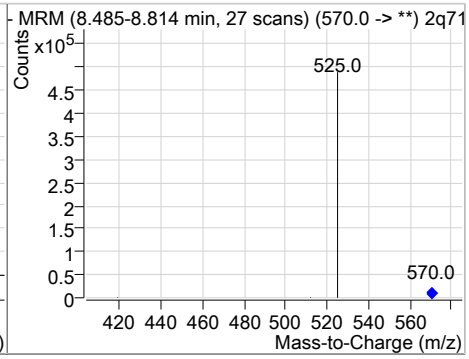

Perfluorinated Compounds by LC/MS/MS

Compound	Conc.	RT	Dev(Min)	Resp.	QIon	QRatio	Min.	Max.
PFUnDA	0.98	8.57	-0.01	17899	563.0 -> 269.0	14.7	0.0	44.0

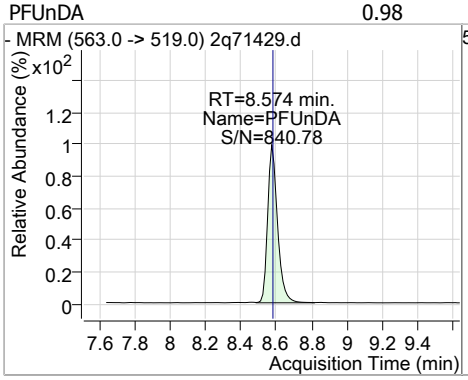

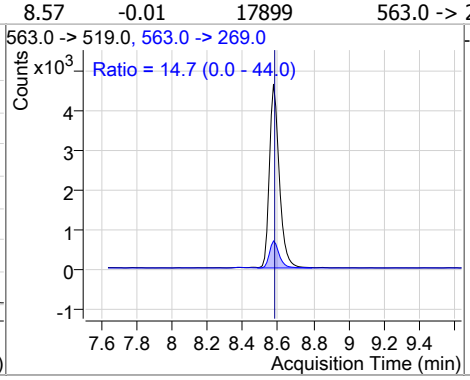

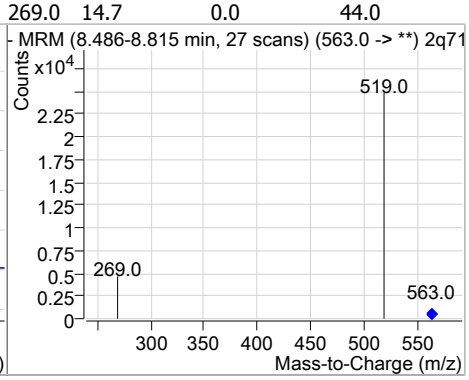

Compound	Conc.	RT	Dev(Min)	Resp.	QIon	QRatio	Min.	Max.
11Cl-PF3OUdS	0.97	8.72	-0.01	7976	633.0 -> 453.0	32.5	0.0	60.0

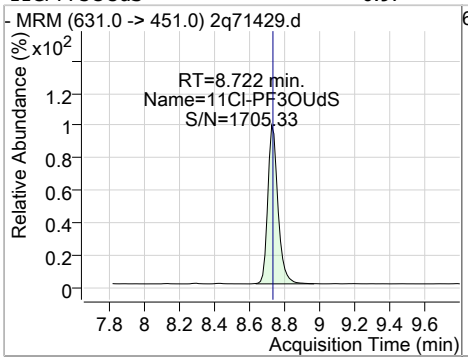

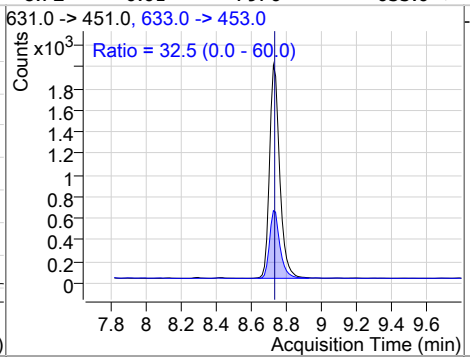

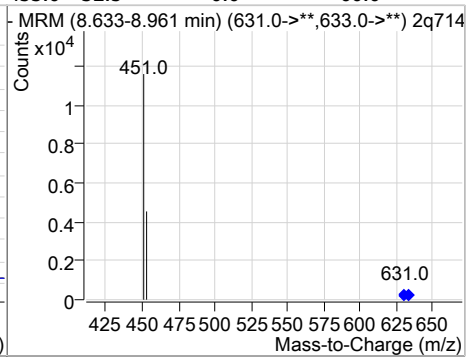

Compound	Conc.	RT	Dev(Min)	Resp.	QIon	QRatio	Min.	Max.
13C2-PFDoDA	21.88	9.02	-0.01	517746				

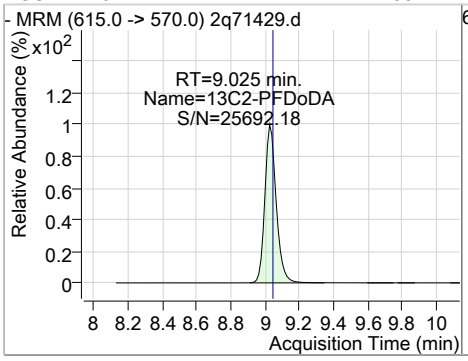

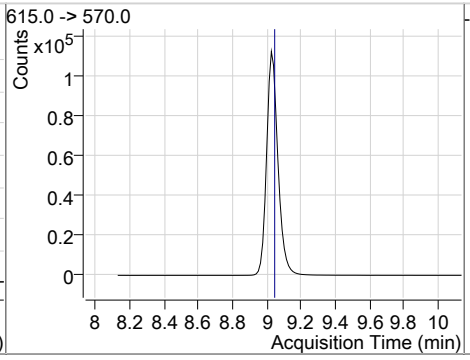

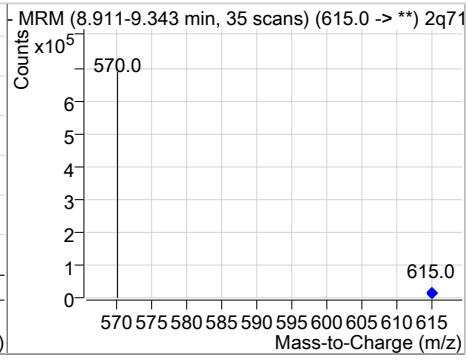

Compound	Conc.	RT	Dev(Min)	Resp.	QIon	QRatio	Min.	Max.
PFDoDA	1.00	9.03	-0.01	21851	613.0 -> 319.0	13.6	0.0	43.6

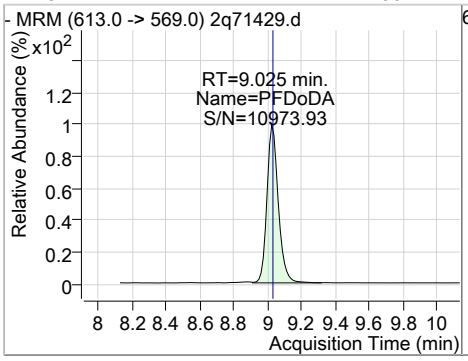

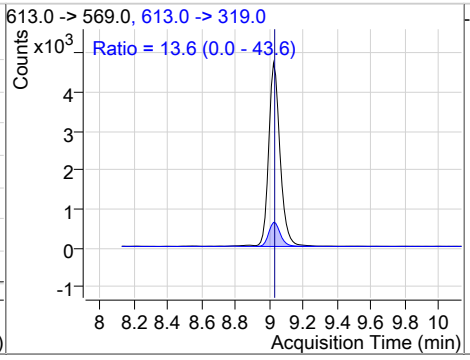

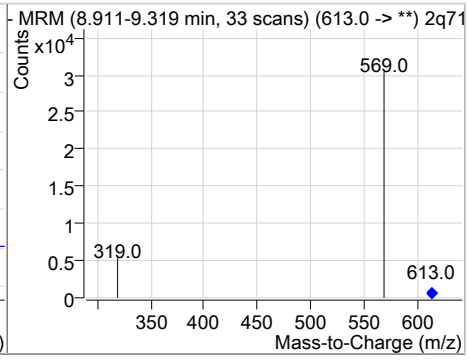

Perfluorinated Compounds by LC/MS/MS

Compound	Conc.	RT	Dev(Min)	Resp.	QIon	QRatio	Min.	Max.
PFTrDA	0.97	9.60	0.00	26644	663.0 -> 369.0	9.0	0.0	38.6

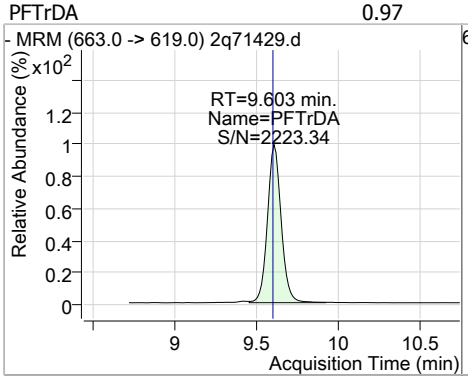

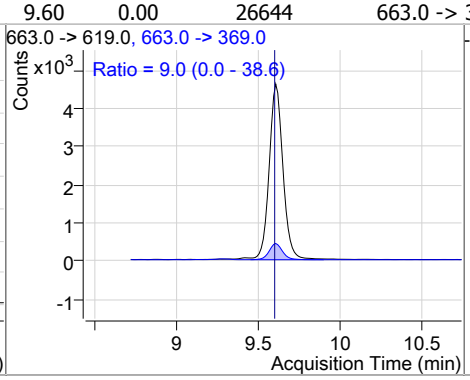

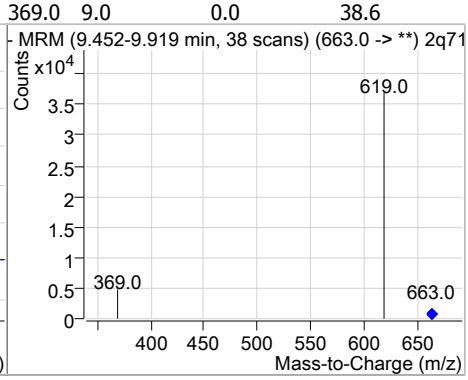

Compound	Conc.	RT	Dev(Min)	Resp.	QIon	QRatio	Min.	Max.
13C2-PFTeDA	20.97	10.16	0.00	479428				

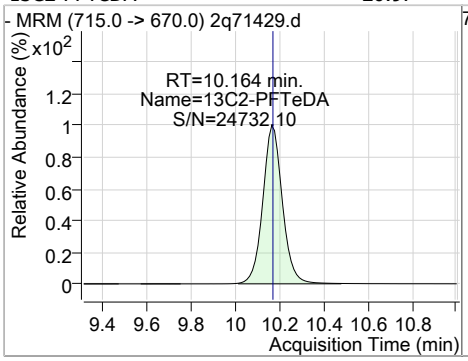

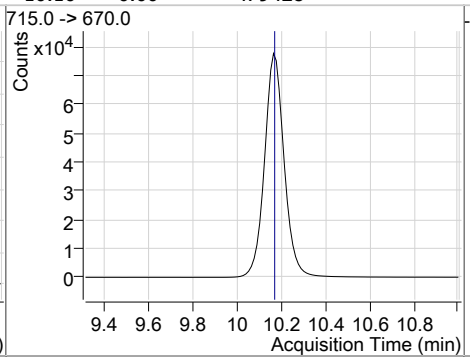

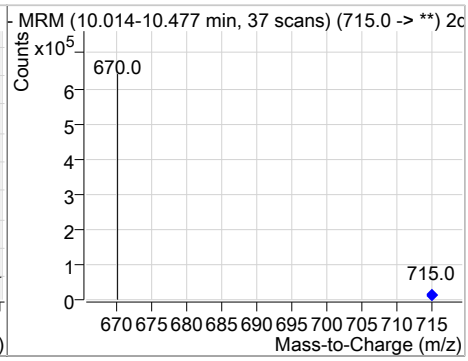

Compound	Conc.	RT	Dev(Min)	Resp.	QIon	QRatio	Min.	Max.
PFTeDA	0.97	10.17	0.00	27390	713.0 -> 219.0	4.8	0.0	35.0

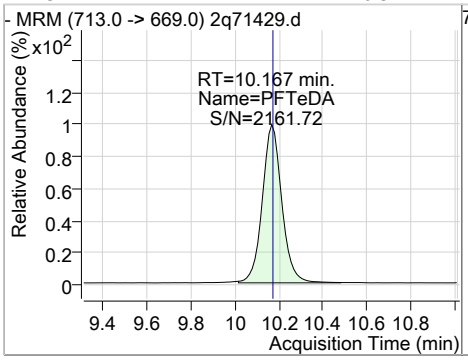

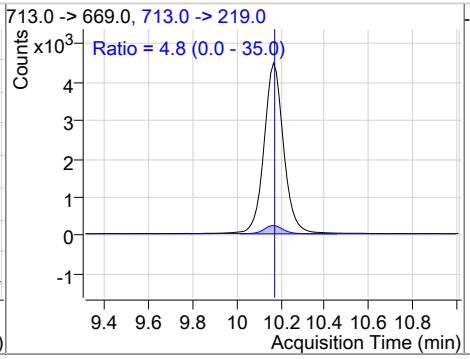

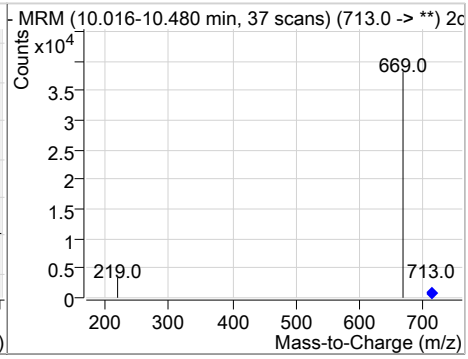

Manual Integration Approval Summary

Sample Number: S2Q1025-CC1012
Lab FileID: 2Q71429.D
Injection Time: 07/07/21 10:08
Method: EPA 537M QSM5.3 B-15
Analyst approved: 07/08/21 09:01 Nancy Saunders
Supervisor approved: 07/08/21 16:32 Natasha Gumtie

Parameter	CAS	Sig#	R.T. (min.)	Reason
Perfluorohexanesulfonic acid	355-46-4		6.42	Split peak
Perfluorooctanesulfonic acid	1763-23-1		7.67	Split peak
MeFOSAA	2355-31-9		8.02	Split peak

Manual Integrations APPROVED (compounds with "m" flag)
Natasha Gumtie 07/08/21 16:32

Perfluorinated Compounds by LC/MS/MS

Data File : 2q71430.d
Operator : nancyf
Acq. Method : 537_ID.m
Acq. Date-Time : 7/7/2021 10:24:53 AM
Sample Name : cc1012-20
Vial : P1-A7
DA Method File : ID_062021_S2Q1012.quantmethod.xml
Batch Name : s2q1025.batch.bin
Sample Information : op86015,S2Q1025,250,,,1.0,1,water

Compound	RT	QIon	Resp.	Conc.	Units	Dev(Min)
Internal Standards						
M5-EtFOSAA	8.130	589.0 -> 419.0	57914	20.00	µg/L	0.000
M4-PFBA	1.964	217.0 -> 172.0	72695	20.00	µg/L	-0.013
M5-PFPeA	3.974	268.0 -> 223.0	65615	20.00	µg/L	-0.013
M5-PFHxA	5.417	318.0 -> 273.0	105167	20.00	µg/L	0.000
M4-PFHpA	6.383	367.0 -> 322.0	155124	20.00	µg/L	0.013
M8-PFOA	7.101	421.0 -> 376.0	211190	20.00	µg/L	-0.013
M9-PFNA	7.683	472.0 -> 427.0	223496	20.00	µg/L	-0.013
M6-PFDA	8.161	519.0 -> 474.0	234529	20.00	µg/L	0.000
M7-PFUnDA	8.573	570.0 -> 525.0	332176	20.00	µg/L	-0.013
M2-PFDoDA	9.025	615.0 -> 570.0	462383	20.00	µg/L	-0.013
M2-PFTeDA	10.164	715.0 -> 670.0	431122	20.00	µg/L	0.000
M8-FOSA	7.567	506.0 -> 78.0	49609	20.00	µg/L	0.000
M3-PFBS	4.292	302.0 -> 99.0	7852	20.00	µg/L	-0.013
M3-PFHxS	6.418	402.0 -> 99.0	9288	20.00	µg/L	0.013
M8-PFOS	7.668	507.0 -> 99.0	13087	20.00	µg/L	0.000
M2-4:2FTS	5.310	329.0 -> 309.0	69783	20.00	µg/L	0.000
M2-6:2FTS	7.100	429.0 -> 409.0	116859	20.00	µg/L	0.000
M2-8:2FTS	8.185	529.0 -> 509.0	104001	20.00	µg/L	-0.013
M3-MeFOSAA	8.004	573.0 -> 419.0	69231	20.00	µg/L	0.000
M3-HFPO-DA	5.721	287.0 -> 169.0	5851	20.00	µg/L	0.000
M3-MeFOSA	7.945	515.0 -> 169.0	14720	20.00	µg/L	0.000
System Monitoring Compounds						
13C2-4:2FTS	5.310	329.0 -> 309.0	69783	19.76	µg/L	0.000
Spiked Amount: 20.00	Range: 50.0 - 150.0%			Recovery = 98.8%		
13C2-6:2FTS	7.100	429.0 -> 409.0	116859	19.38	µg/L	0.000
Spiked Amount: 20.00	Range: 50.0 - 150.0%			Recovery = 96.9%		
13C2-8:2FTS	8.185	529.0 -> 509.0	104001	19.08	µg/L	-0.013
Spiked Amount: 20.00	Range: 50.0 - 150.0%			Recovery = 95.4%		
13C2-PFDoDA	9.025	615.0 -> 570.0	462383	19.54	µg/L	-0.013
Spiked Amount: 20.00	Range: 50.0 - 150.0%			Recovery = 97.7%		
13C2-PFTeDA	10.164	715.0 -> 670.0	431122	18.85	µg/L	0.000
Spiked Amount: 20.00	Range: 50.0 - 150.0%			Recovery = 94.3%		
13C3-PFBS	4.292	302.0 -> 99.0	7852	18.59	µg/L	-0.013
Spiked Amount: 20.00	Range: 50.0 - 150.0%			Recovery = 92.9%		
13C3-PFHxS	6.418	402.0 -> 99.0	9288	18.40	µg/L	0.013
Spiked Amount: 20.00	Range: 50.0 - 150.0%			Recovery = 92.0%		
13C4-PFBA	1.964	217.0 -> 172.0	72695	19.12	µg/L	-0.013
Spiked Amount: 20.00	Range: 50.0 - 150.0%			Recovery = 95.6%		
13C4-PFHpA	6.383	367.0 -> 322.0	155124	19.33	µg/L	0.013
Spiked Amount: 20.00	Range: 50.0 - 150.0%			Recovery = 96.7%		
d5-EtFOSAA	8.130	589.0 -> 419.0	57914	17.95	ng/ml	0.000
Spiked Amount: 20.00	Range: 50.0 - 150.0%			Recovery = 89.7%		
13C5-PFHxA	5.417	318.0 -> 273.0	105167	19.24	µg/L	0.000
Spiked Amount: 20.00	Range: 50.0 - 150.0%			Recovery = 96.2%		
13C5-PFPeA	3.974	268.0 -> 223.0	65615	19.20	µg/L	-0.013

Perfluorinated Compounds by LC/MS/MS

Compound	RT	QIon	Resp.	Conc.	Units		Dev(Min)
Spiked Amount: 20.00	Range: 50.0 - 150.0%			Recovery = 96.0%			
13C6-PFDA	8.161	519.0 -> 474.0	234529	19.42	µg/L		0.000
Spiked Amount: 20.00	Range: 50.0 - 150.0%			Recovery = 97.1%			
13C7-PFUnDA	8.573	570.0 -> 525.0	332176	19.98	µg/L		-0.013
Spiked Amount: 20.00	Range: 50.0 - 150.0%			Recovery = 99.9%			
13C8-FOSA	7.567	506.0 -> 78.0	49609	19.55	µg/L		0.000
Spiked Amount: 20.00	Range: 50.0 - 150.0%			Recovery = 97.8%			
13C8-PFOA	7.101	421.0 -> 376.0	211190	19.48	µg/L		-0.013
Spiked Amount: 20.00	Range: 50.0 - 150.0%			Recovery = 97.4%			
13C8-PFOS	7.668	507.0 -> 99.0	13087	17.74	µg/L		0.000
Spiked Amount: 20.00	Range: 50.0 - 150.0%			Recovery = 88.7%			
13C9-PFNA	7.683	472.0 -> 427.0	223496	19.70	µg/L		-0.013
Spiked Amount: 20.00	Range: 50.0 - 150.0%			Recovery = 98.5%			
d3-MeFOSAA	8.004	573.0 -> 419.0	69231	18.30	µg/L		0.000
Spiked Amount: 20.00	Range: 50.0 - 150.0%			Recovery = 91.5%			
13C3-HFPO-DA	5.721	287.0 -> 169.0	5851	17.76	µg/L		0.000
Spiked Amount: 20.00	Range: 50.0 - 150.0%			Recovery = 88.8%			
d3-MeFOSA	7.945	515.0 -> 169.0	14720	19.83	µg/L		0.000
Spiked Amount: 20.00	Range: 50.0 - 150.0%			Recovery = 99.1%			
Target Compounds							**QValue**
4:2FTS	5.312	327.0 -> 307.0	72842	20.01	µg/L		97
6:2FTS	7.101	427.0 -> 407.0	116273	19.93	µg/L		97
8:2FTS	8.185	527.0 -> 507.0	103408	20.56	µg/L		96
EtFOSAA	8.130	584.0 -> 419.0	48738	19.62	µg/L		100
FOSA	7.581	498.0 -> 78.0	46731	20.21	µg/L		98
MeFOSAA	8.017	570.0 -> 419.0	59152	20.96	µg/L	m	97
PFBA	1.971	213.0 -> 169.0	24763	18.52	µg/L		100
PFBS	4.295	299.0 -> 80.0	23663	19.62	µg/L		100
PFDA	8.161	513.0 -> 469.0	243249	18.72	µg/L		97
PFDoDA	9.025	613.0 -> 569.0	384655	19.69	µg/L		99
PFDS	8.520	599.0 -> 80.0	9665	17.50	µg/L		93
PFHpA	6.383	363.0 -> 319.0	239670	19.64	µg/L		99
PFHpS	7.112	449.0 -> 80.0	21573	19.76	µg/L		97
PFHxA	5.418	313.0 -> 269.0	68461	18.51	µg/L		99
PFHxS	6.418	399.0 -> 80.0	24112	20.34	µg/L	m	98
PFNA	7.683	463.0 -> 419.0	227382	18.65	µg/L		98
PFNS	8.119	549.0 -> 80.0	18132	21.38	µg/L		97
PFOA	7.114	413.0 -> 369.0	214907	19.26	µg/L		99
PFOS	7.669	499.0 -> 80.0	22556	20.03	µg/L	m	99
PFPeA	3.977	263.0 -> 219.0	90730	19.59	µg/L		100
PFPeS	5.539	349.0 -> 80.0	16007	20.28	µg/L		96
PFTeDA	10.167	713.0 -> 669.0	477710	18.79	µg/L		99
PFTrDA	9.603	663.0 -> 619.0	473618	19.26	µg/L		99
PFUnDA	8.574	563.0 -> 519.0	317044	19.43	µg/L		99
11Cl-PF3OUdS	8.722	631.0 -> 451.0	137549	18.82	µg/L		99
9Cl-PF3ONS	7.918	531.0 -> 351.0	29983	19.11	µg/L		100
ADONA	6.483	377.0 -> 251.0	271323	18.58	µg/L		100
HFPO-DA	5.729	329.0 -> 169.0	24386	21.08	µg/L		97
MeFOSA	7.946	512.0 -> 219.0	13811	19.61	µg/L		99

 # = Qualifier out of range, m = manually integrated, + = Area summed

Perfluorinated Compounds by LC/MS/MS

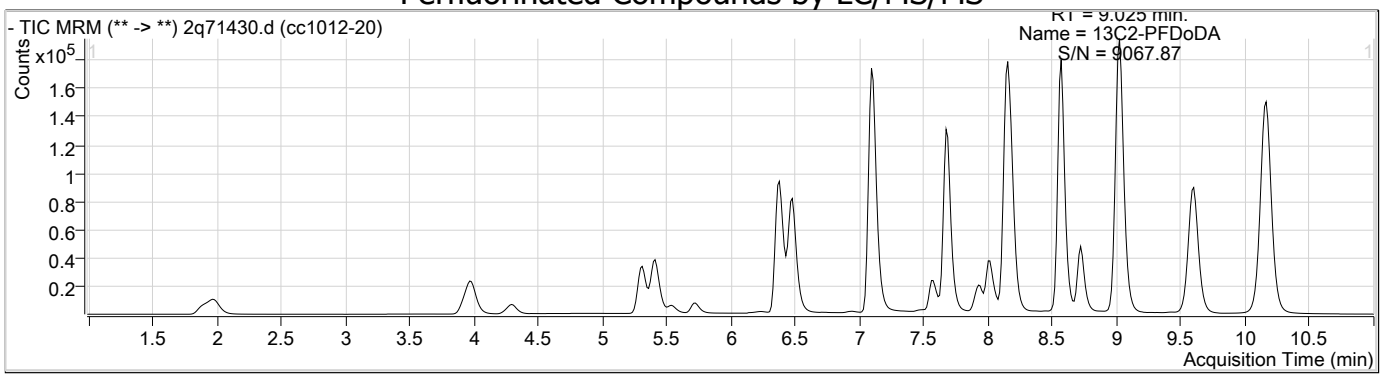

Compound	Conc.	RT	Dev(Min)	Resp.	QIon	QRatio	Min.	Max.
PFBA	18.52	1.97	0.00	24763				

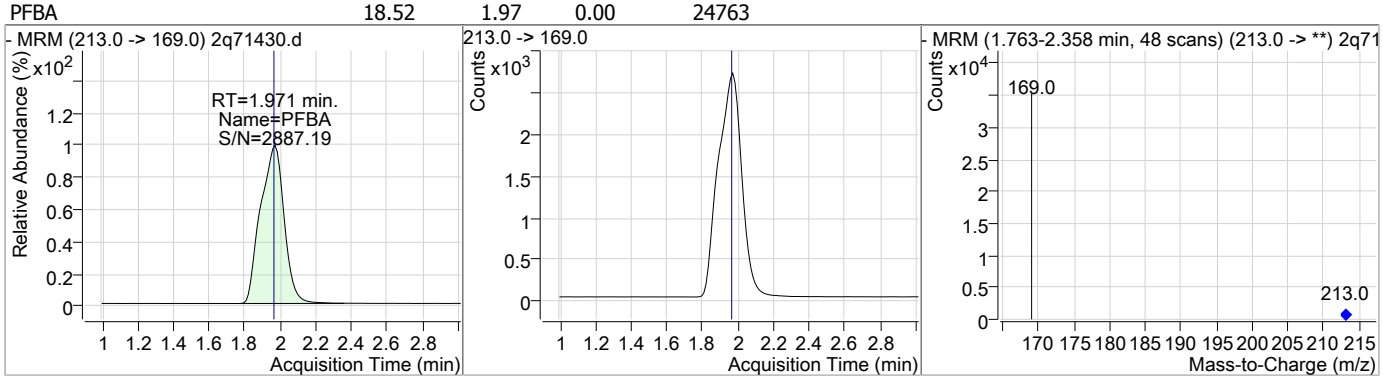

Compound	Conc.	RT	Dev(Min)	Resp.	QIon	QRatio	Min.	Max.
13C4-PFBA	19.12	1.96	-0.01	72695				

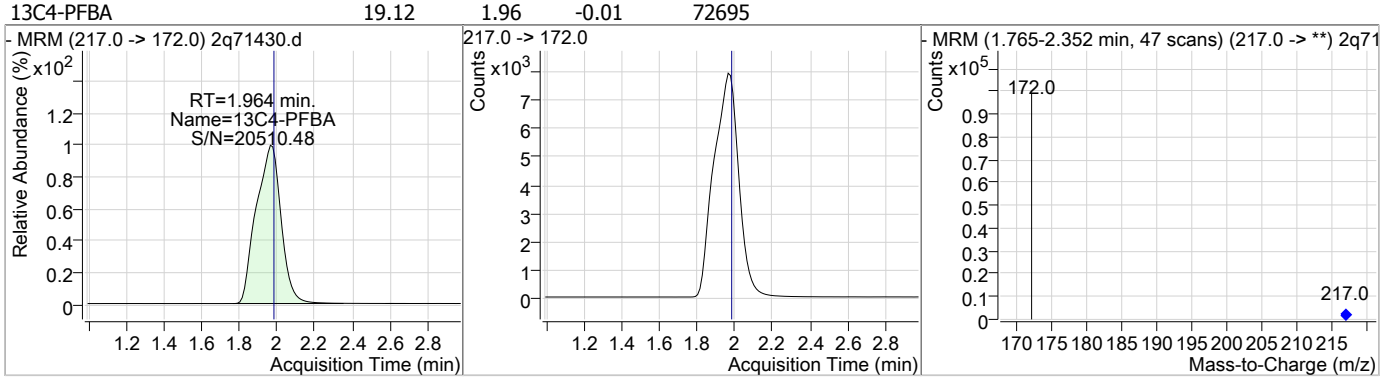

Compound	Conc.	RT	Dev(Min)	Resp.	QIon	QRatio	Min.	Max.
13C5-PFPeA	19.20	3.97	-0.01	65615				

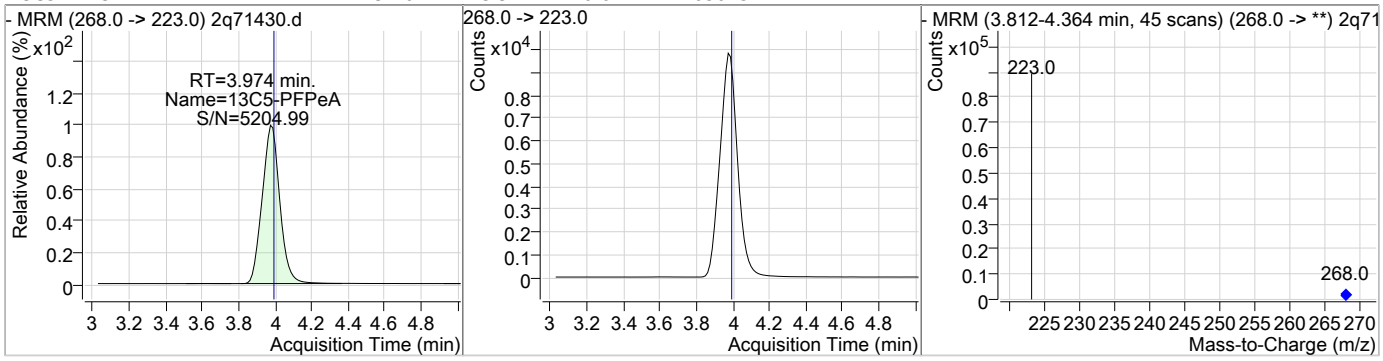

18.5.13

18

Perfluorinated Compounds by LC/MS/MS

Compound	Conc.	RT	Dev(Min)	Resp.	QIon	QRatio	Min.	Max.
PFPeA	19.59	3.98	-0.01	90730				

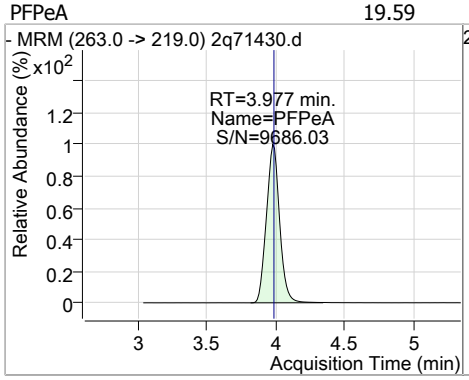

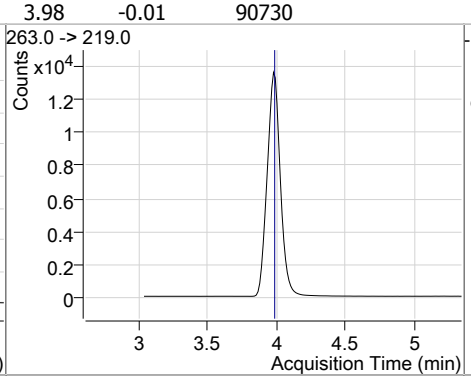

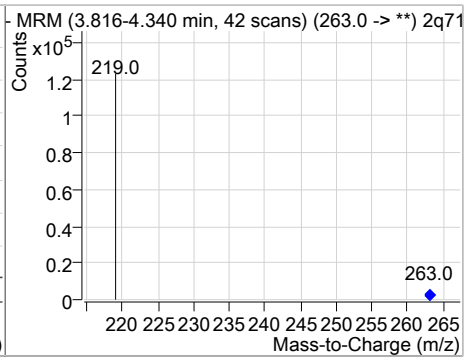

Compound	Conc.	RT	Dev(Min)	Resp.	QIon	QRatio	Min.	Max.
13C3-PFBS	18.59	4.29	-0.01	7852				

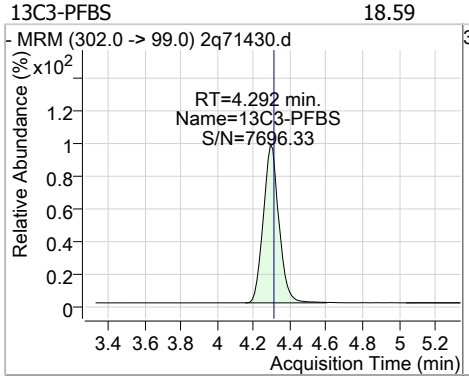

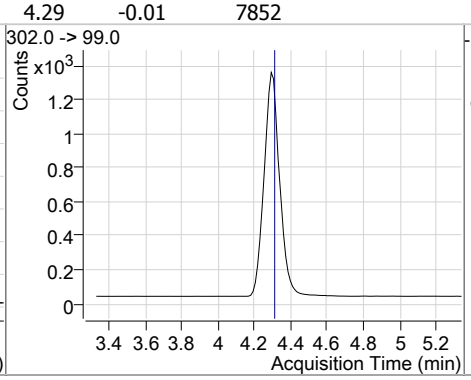

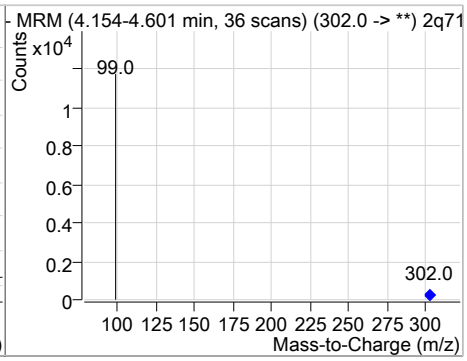

Compound	Conc.	RT	Dev(Min)	Resp.	QIon	QRatio	Min.	Max.
PFBS	19.62	4.29	-0.01	23663	299.0 -> 99.0	37.5	7.4	67.4

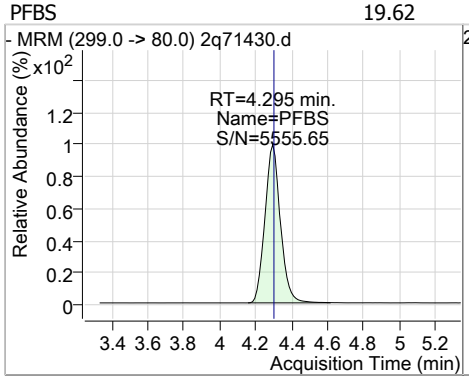

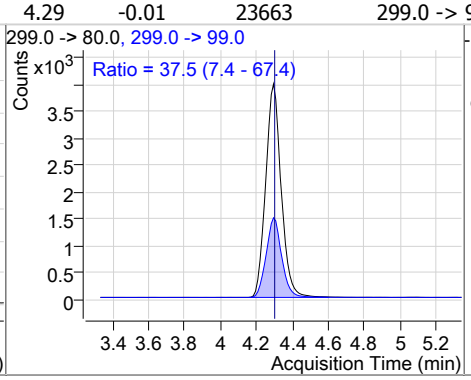

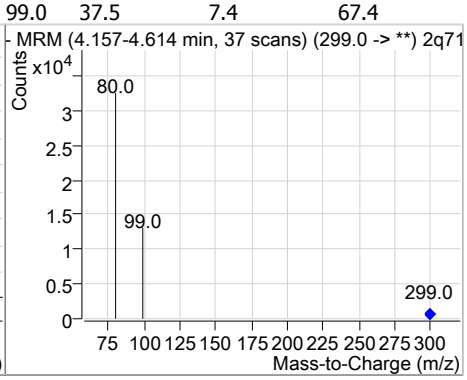

Compound	Conc.	RT	Dev(Min)	Resp.	QIon	QRatio	Min.	Max.
13C2-4:2FTS	19.76	5.31	0.00	69783				

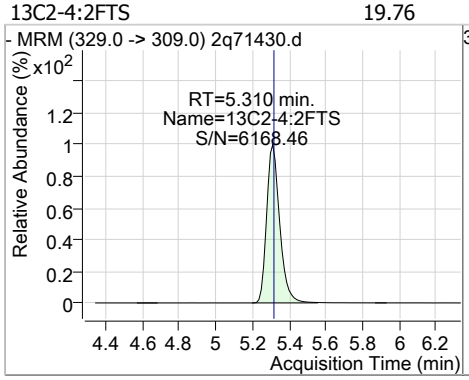

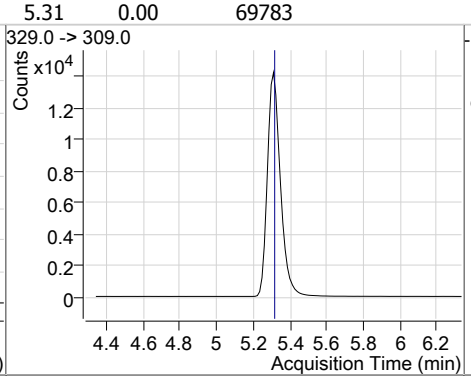

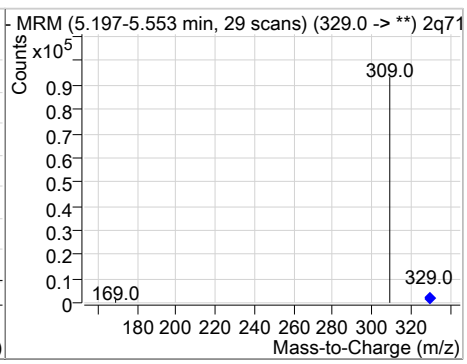

18.5.13 18

Perfluorinated Compounds by LC/MS/MS

Compound	Conc.	RT	Dev(Min)	Resp.	QIon	QRatio	Min.	Max.
4:2FTS	20.01	5.31	0.00	72842	327.0 -> 81.0	31.6	3.0	63.0

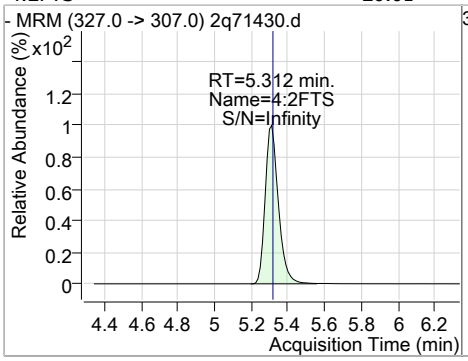

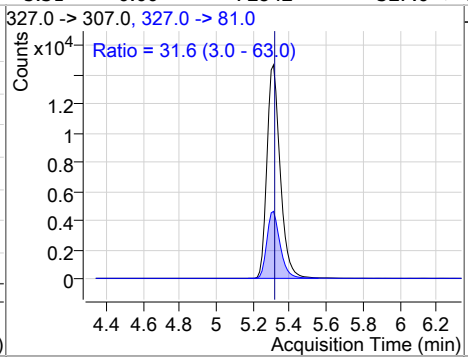

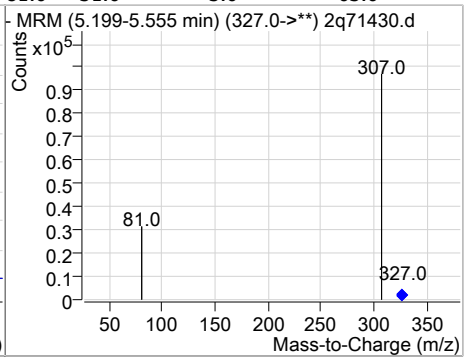

Compound	Conc.	RT	Dev(Min)	Resp.	QIon	QRatio	Min.	Max.
13C5-PFHxA	19.24	5.42	0.00	105167				

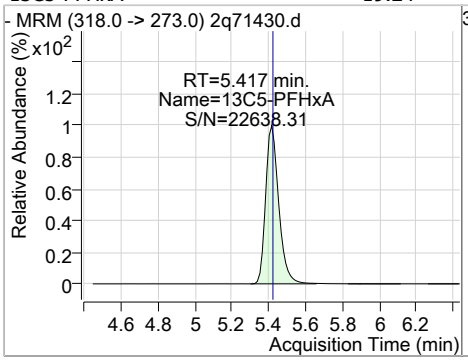

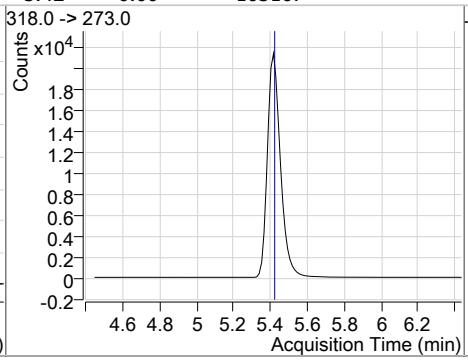

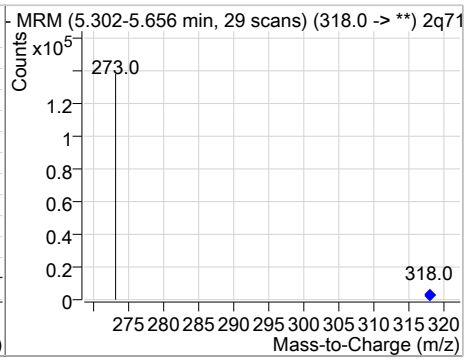

Compound	Conc.	RT	Dev(Min)	Resp.	QIon	QRatio	Min.	Max.
PFHxA	18.51	5.42	0.00	68461	313.0 -> 119.0	8.4	0.0	38.2

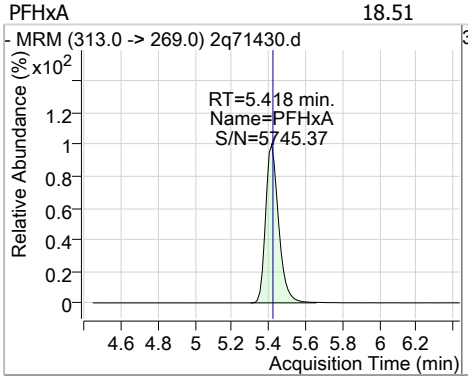

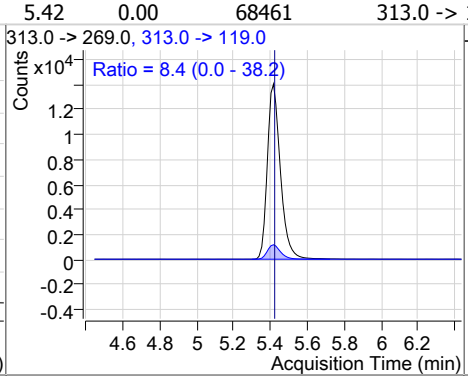

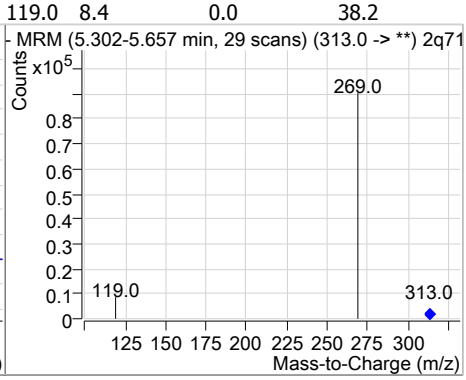

Compound	Conc.	RT	Dev(Min)	Resp.	QIon	QRatio	Min.	Max.
PFPeS	20.28	5.54	0.00	16007	349.0 -> 99.0	36.9	9.1	69.1

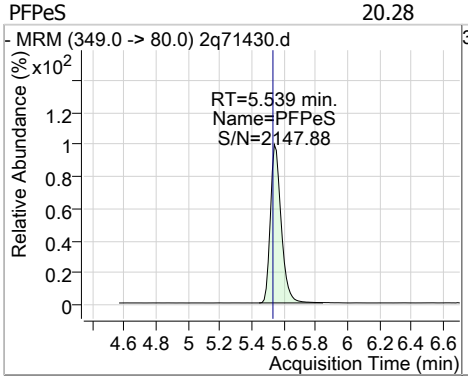

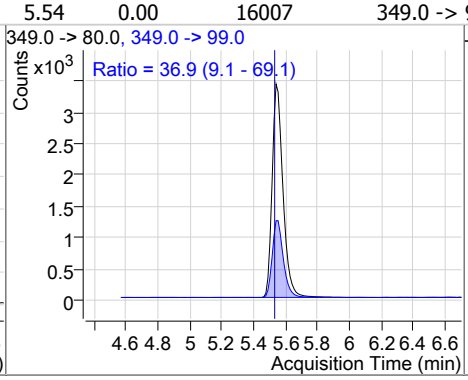

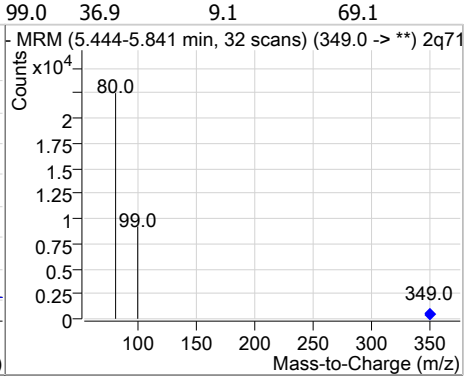

18.5.13

18

Perfluorinated Compounds by LC/MS/MS

Compound	Conc.	RT	Dev(Min)	Resp.	QIon	QRatio	Min.	Max.
13C3-HFPO-DA	17.76	5.72	0.00	5851				

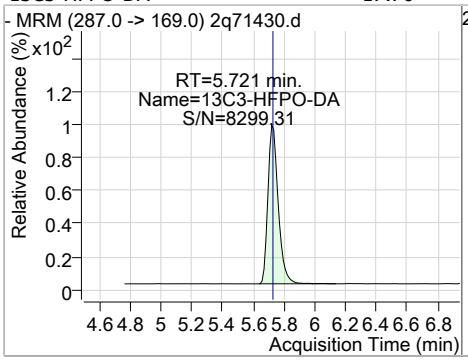

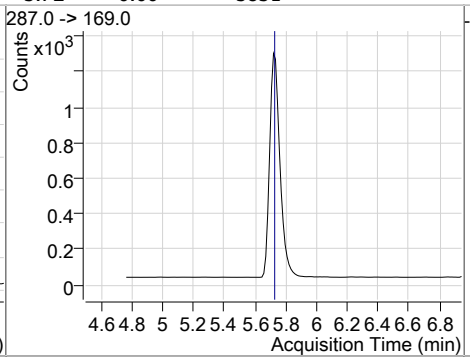

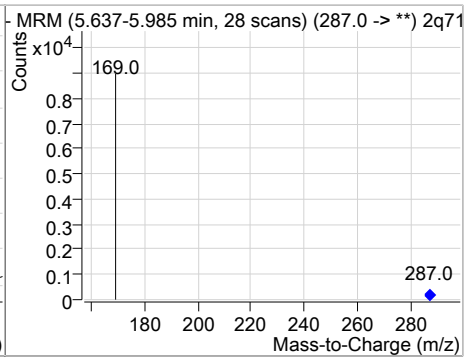

Compound	Conc.	RT	Dev(Min)	Resp.	QIon	QRatio	Min.	Max.
HFPO-DA	21.08	5.73	0.00	24386	285.0 -> 169.0	13.6	0.0	44.8

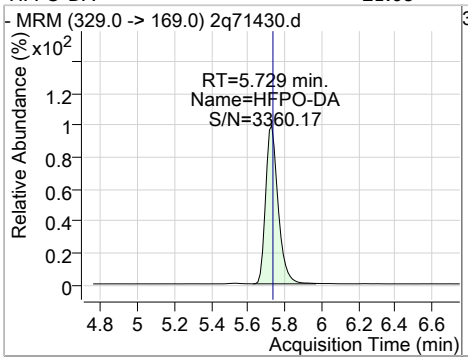

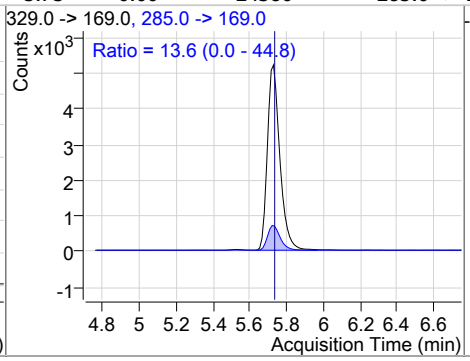

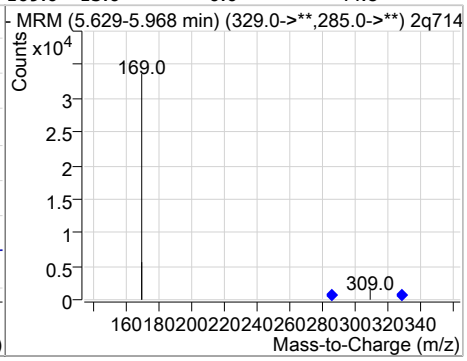

Compound	Conc.	RT	Dev(Min)	Resp.	QIon	QRatio	Min.	Max.
13C4-PFHpA	19.33	6.38	0.01	155124				

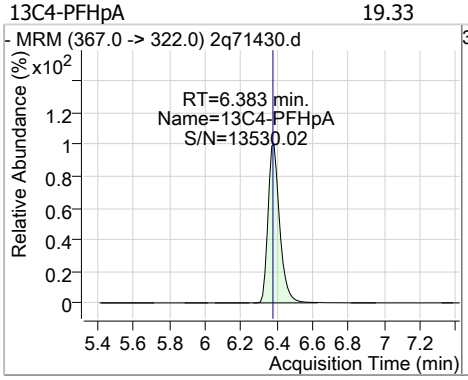

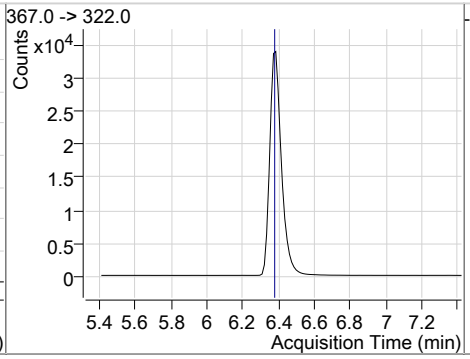

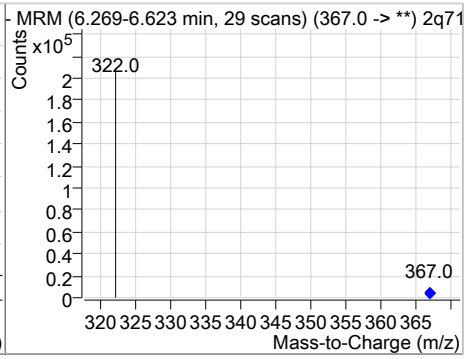

Compound	Conc.	RT	Dev(Min)	Resp.	QIon	QRatio	Min.	Max.
PFHpA	19.64	6.38	0.01	239670	363.0 -> 169.0	6.3	0.0	36.5

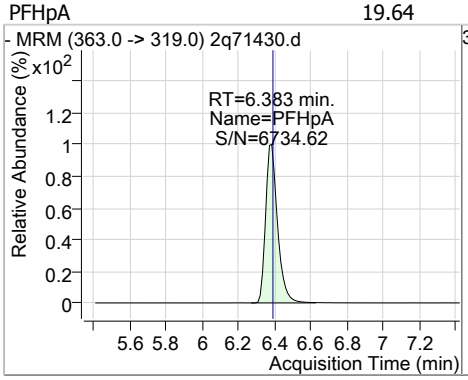

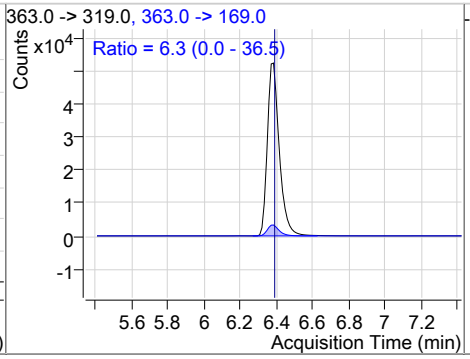

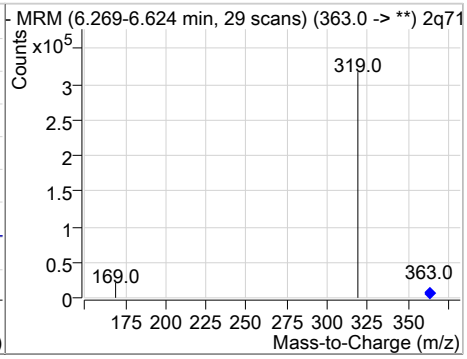

Perfluorinated Compounds by LC/MS/MS

Compound	Conc.	RT	Dev(Min)	Resp.	QIon	QRatio	Min.	Max.
13C3-PFHxS	18.40	6.42	0.01	9288				

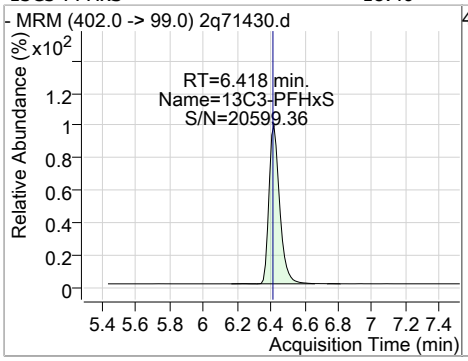

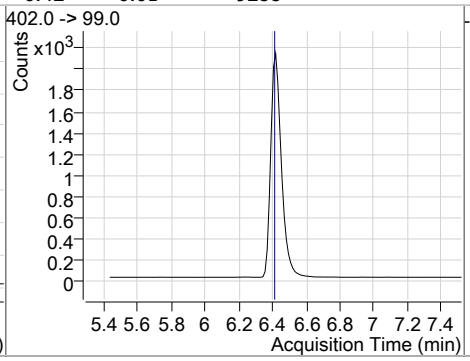

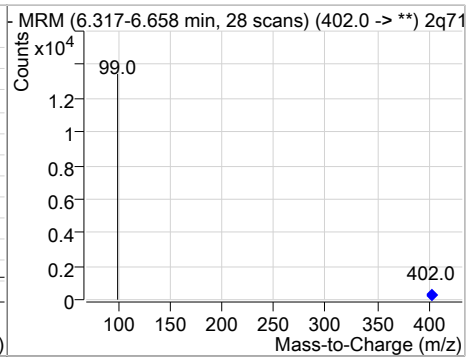

Compound	Conc.	RT	Dev(Min)	Resp.	QIon	QRatio	Min.	Max.
PFHxS	20.34	6.42	0.00	24112 (m)	399.0 -> 99.0	44.1	15.2	75.2

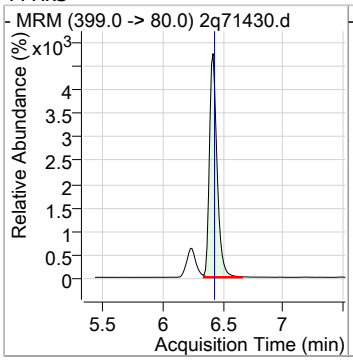

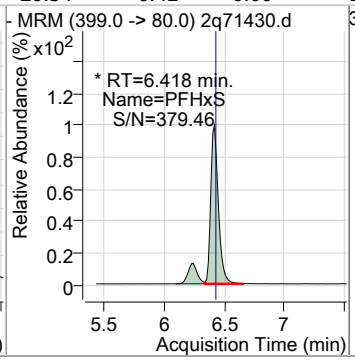

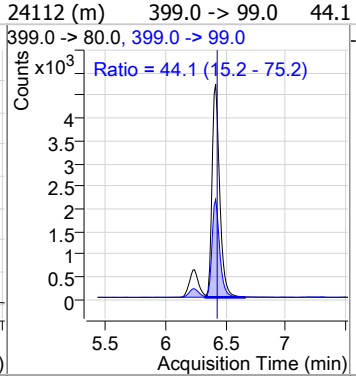

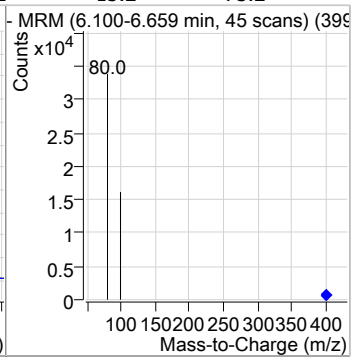

Compound	Conc.	RT	Dev(Min)	Resp.	QIon	QRatio	Min.	Max.
ADONA	18.58	6.48	0.00	271323	377.0 -> 85.0	25.7	0.0	55.9

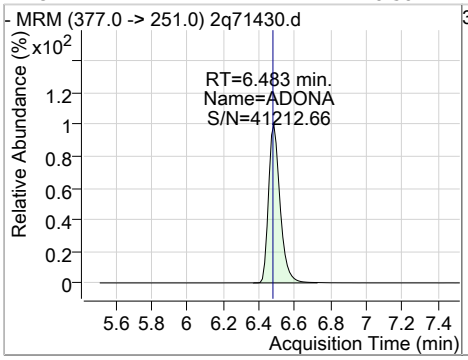

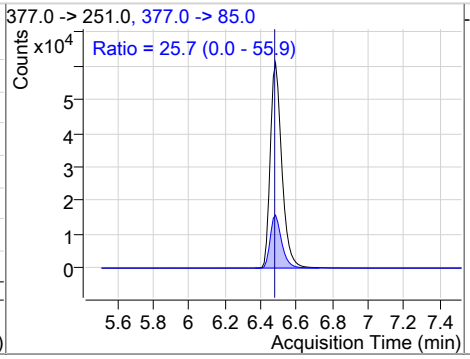

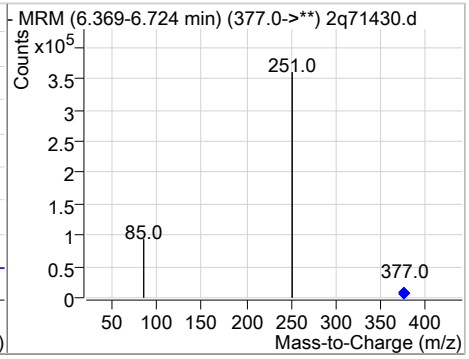

Compound	Conc.	RT	Dev(Min)	Resp.	QIon	QRatio	Min.	Max.
13C2-6:2FTS	19.38	7.10	0.00	116859				

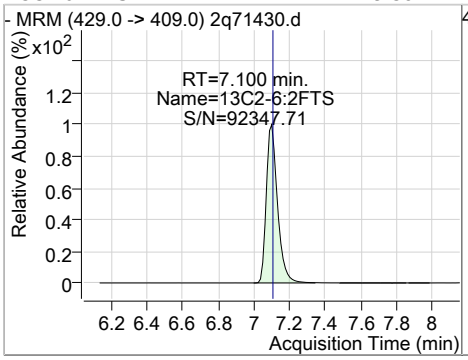

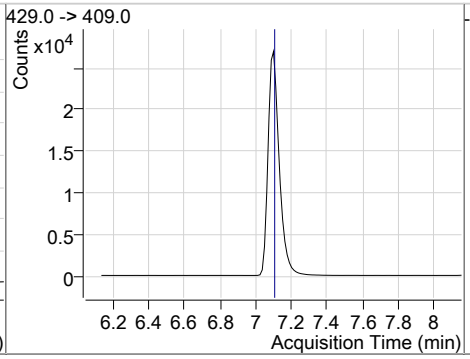

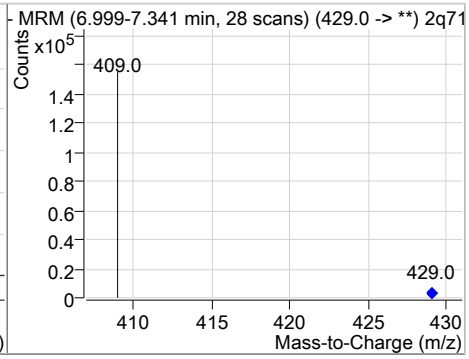

Perfluorinated Compounds by LC/MS/MS

Compound	Conc.	RT	Dev(Min)	Resp.	QIon	QRatio	Min.	Max.
6:2FTS	19.93	7.10	0.00	116273	427.0 -> 81.0	23.4	0.0	54.8

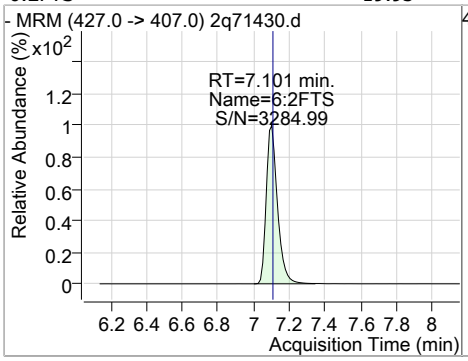

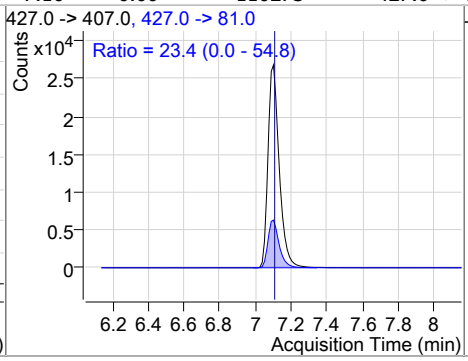

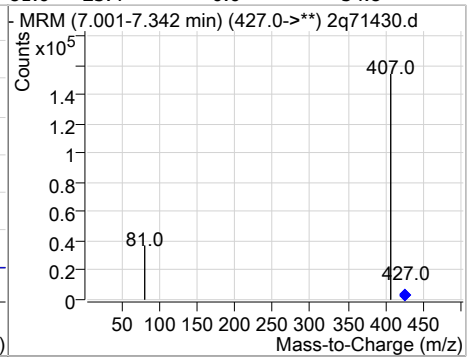

Compound	Conc.	RT	Dev(Min)	Resp.	QIon	QRatio	Min.	Max.
PFHpS	19.76	7.11	0.00	21573	449.0 -> 99.0	47.2	15.2	75.2

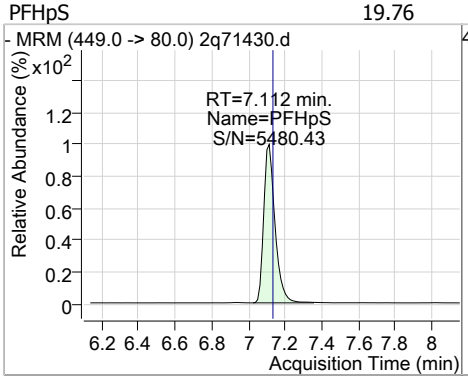

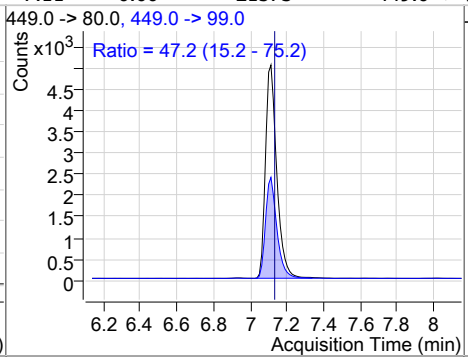

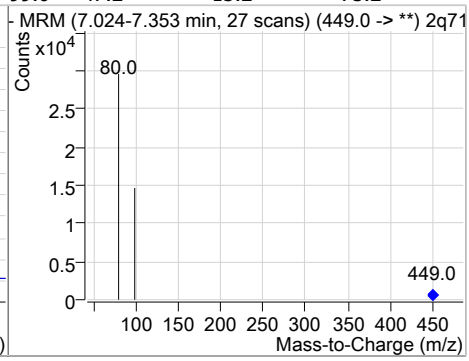

Compound	Conc.	RT	Dev(Min)	Resp.	QIon	QRatio	Min.	Max.
13C8-PFOA	19.48	7.10	-0.01	211190				

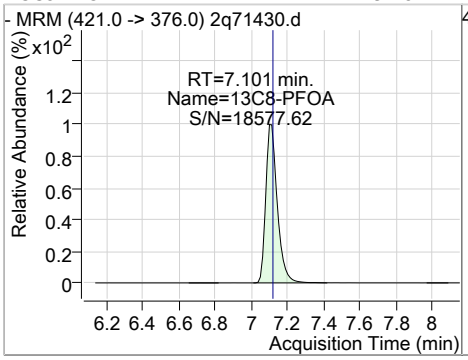

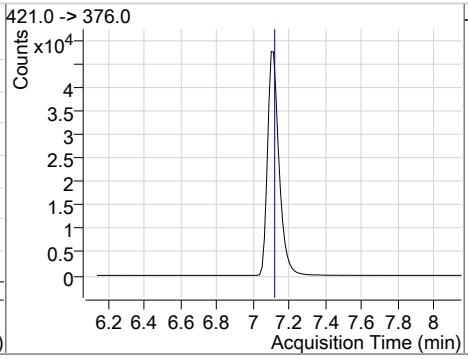

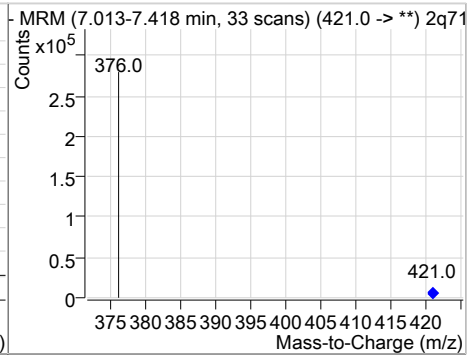

Compound	Conc.	RT	Dev(Min)	Resp.	QIon	QRatio	Min.	Max.
PFOA	19.26	7.11	0.00	214907	413.0 -> 169.0	20.1	0.0	50.6

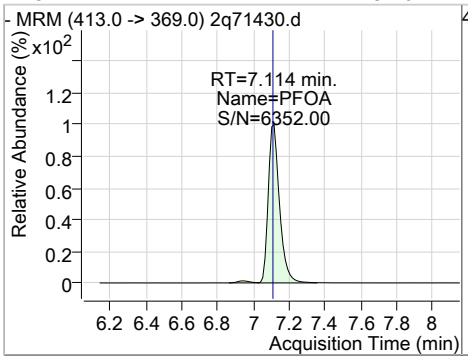

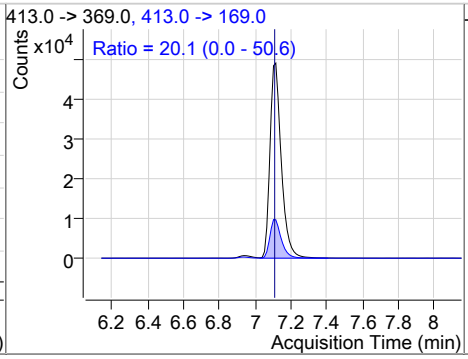

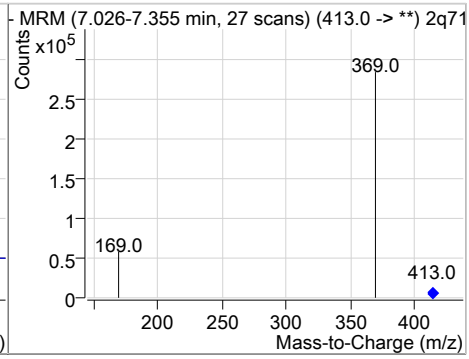

Perfluorinated Compounds by LC/MS/MS

Compound	Conc.	RT	Dev(Min)	Resp.	QIon	QRatio	Min.	Max.
13C8-FOSA	19.55	7.57	0.00	49609				

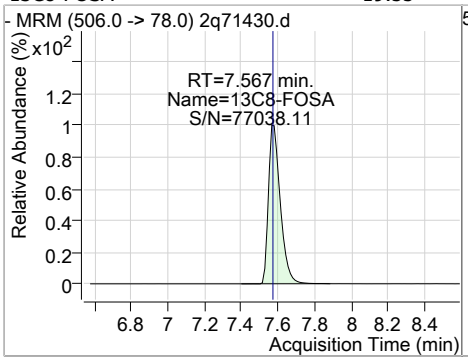

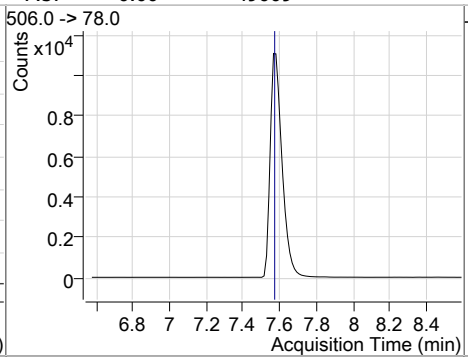

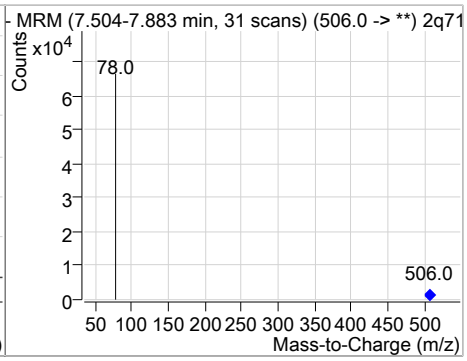

Compound	Conc.	RT	Dev(Min)	Resp.	QIon	QRatio	Min.	Max.
FOSA	20.21	7.58	0.01	46731	498.0 -> 478.0	5.2	0.0	34.6

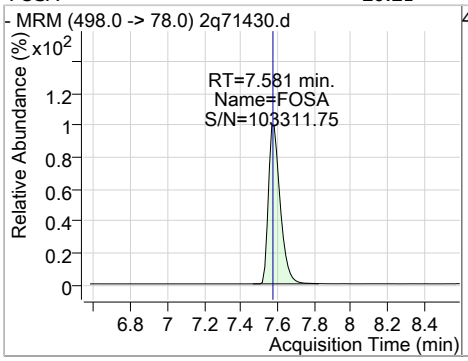

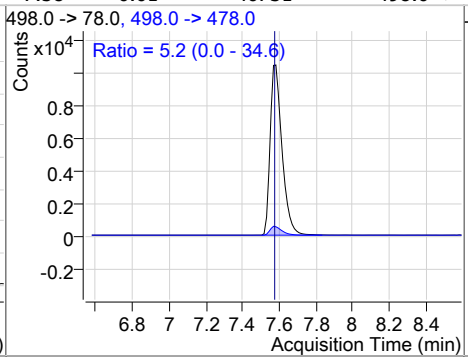

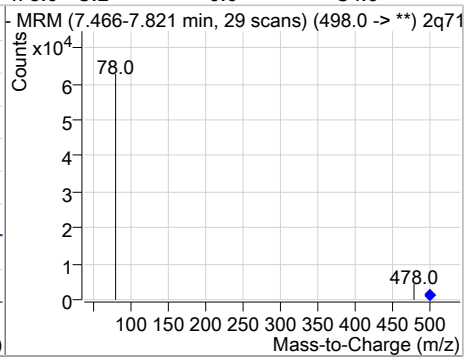

Compound	Conc.	RT	Dev(Min)	Resp.	QIon	QRatio	Min.	Max.
13C8-PFOS	17.74	7.67	0.00	13087				

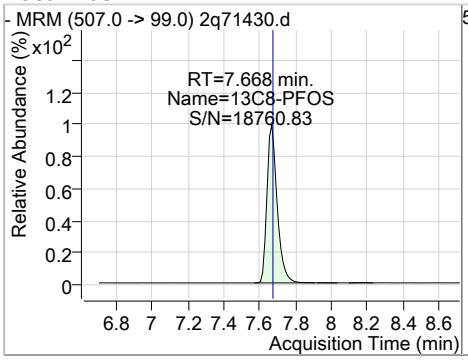

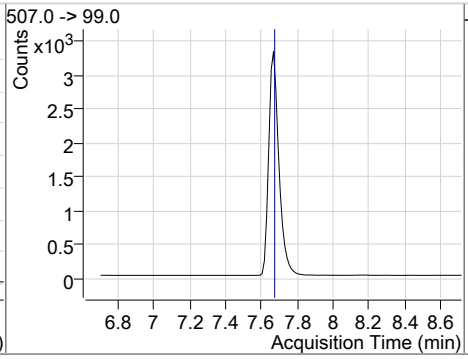

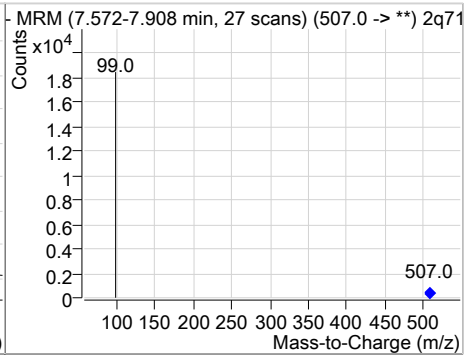

Compound	Conc.	RT	Dev(Min)	Resp.	QIon	QRatio	Min.	Max.
PFOS	20.03	7.67	0.00	22556 (m)	499.0 -> 99.0	46.0	16.5	76.5

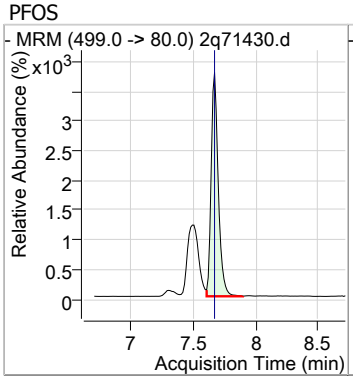

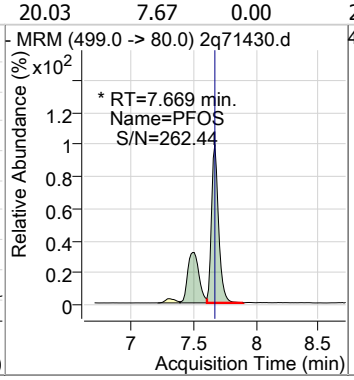

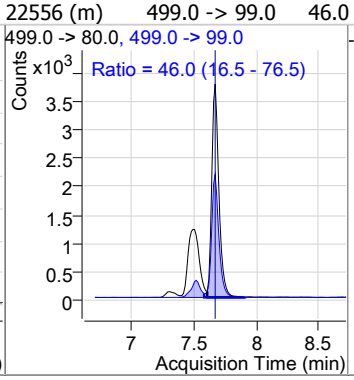

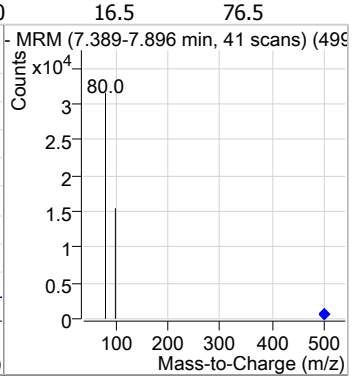

18.5.13 18

Perfluorinated Compounds by LC/MS/MS

Compound	Conc.	RT	Dev(Min)	Resp.	QIon	QRatio	Min.	Max.
13C9-PFNA	19.70	7.68	-0.01	223496				

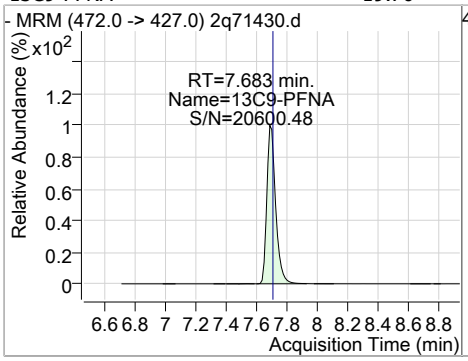

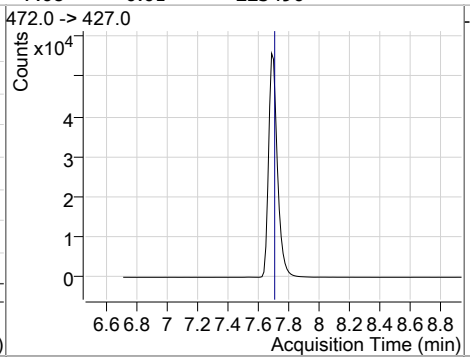

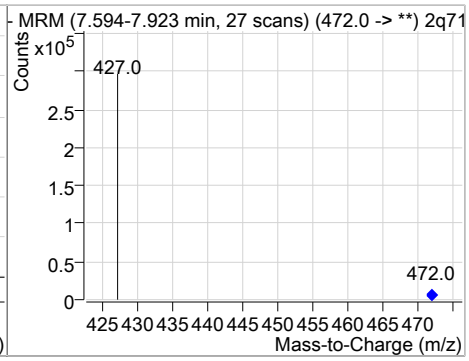

Compound	Conc.	RT	Dev(Min)	Resp.	QIon	QRatio	Min.	Max.
PFNA	18.65	7.68	-0.01	227382	463.0 -> 219.0	16.4	0.0	47.2

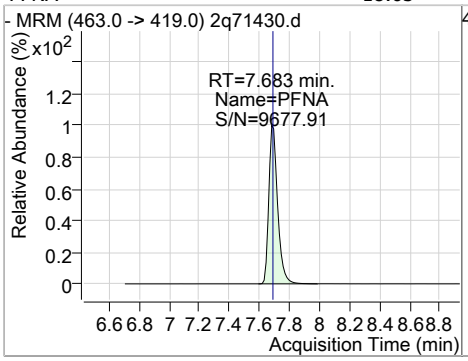

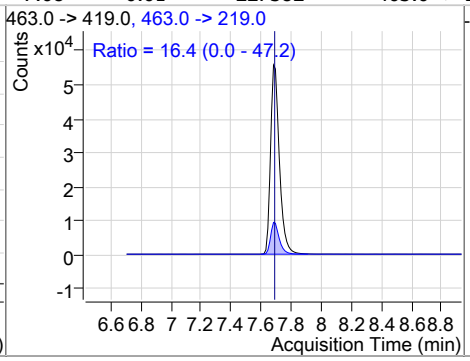

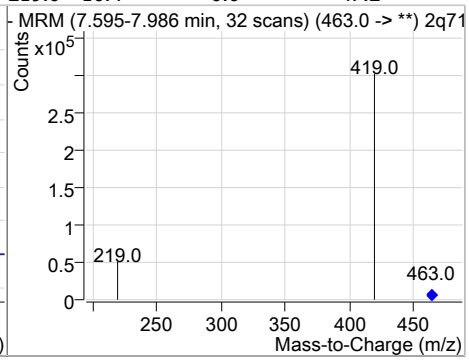

Compound	Conc.	RT	Dev(Min)	Resp.	QIon	QRatio	Min.	Max.
9Cl-PF3ONS	19.11	7.92	0.00	29983	533.0 -> 353.0	30.7	0.6	60.6

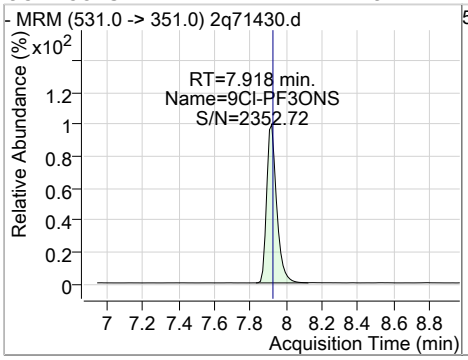

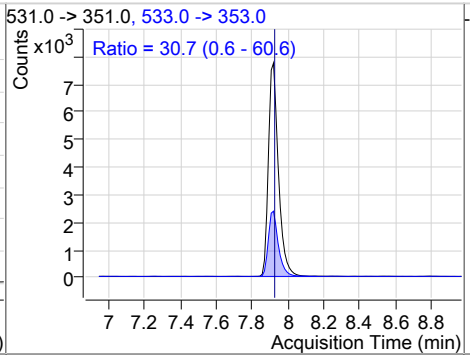

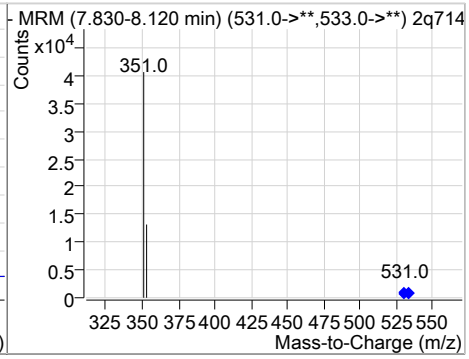

Compound	Conc.	RT	Dev(Min)	Resp.	QIon	QRatio	Min.	Max.
d3-MeFOSA	19.83	7.94	0.00	14720				

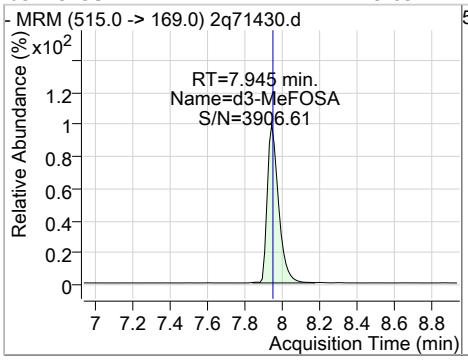

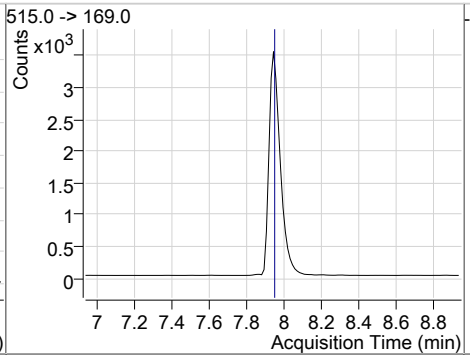

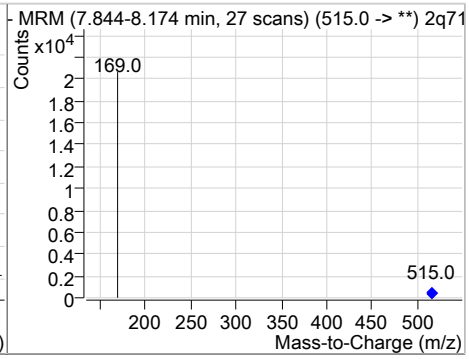

18.5.13

18

Perfluorinated Compounds by LC/MS/MS

Compound	Conc.	RT	Dev(Min)	Resp.	QIon	QRatio	Min.	Max.
MeFOSA	19.61	7.95	0.00	13811	512.0 -> 169.0	111.6	80.9	140.9

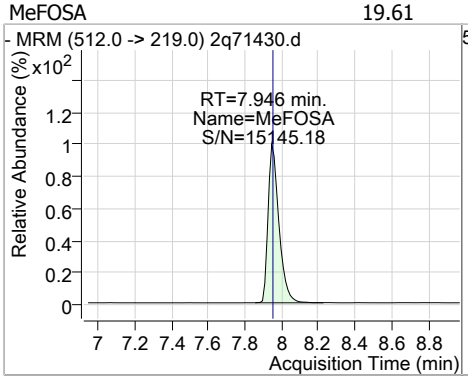

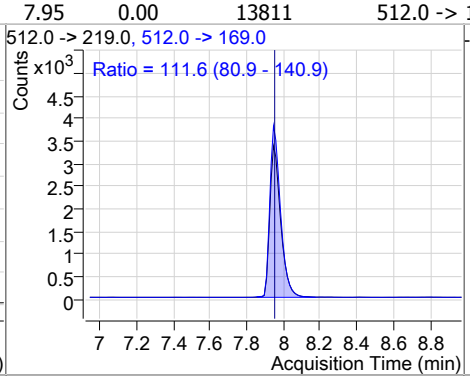

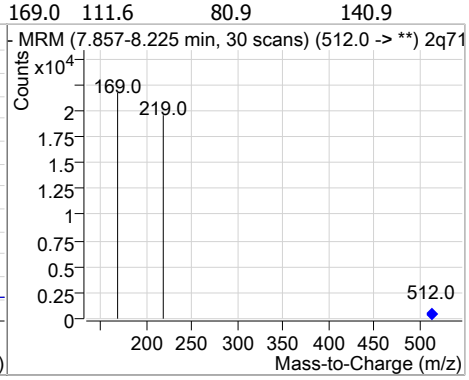

Compound	Conc.	RT	Dev(Min)	Resp.	QIon	QRatio	Min.	Max.
d3-MeFOSAA	18.30	8.00	0.00	69231				

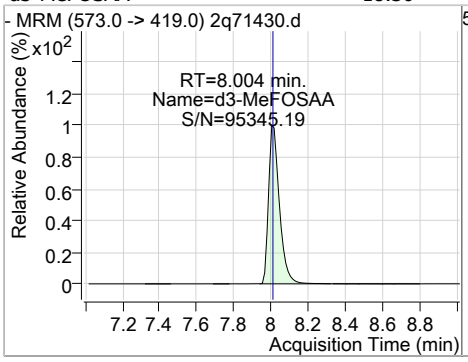

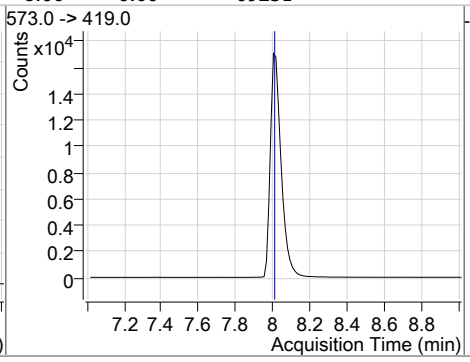

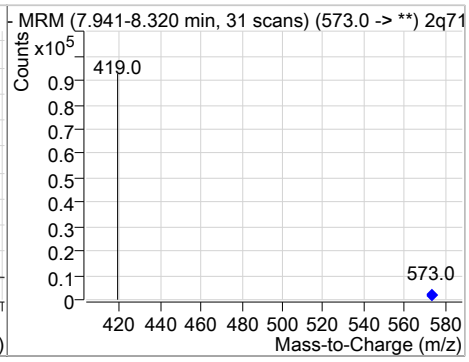

Compound	Conc.	RT	Dev(Min)	Resp.	QIon	QRatio	Min.	Max.
MeFOSAA	20.96	8.02	0.00	59152 (m)	570.0 -> 512.0	26.1	0.0	54.8

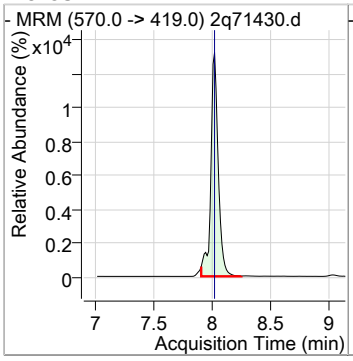

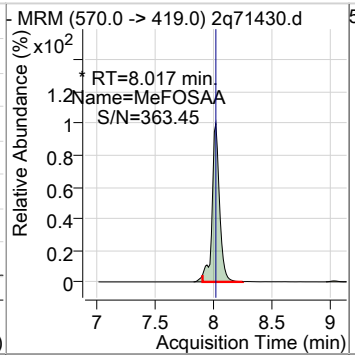

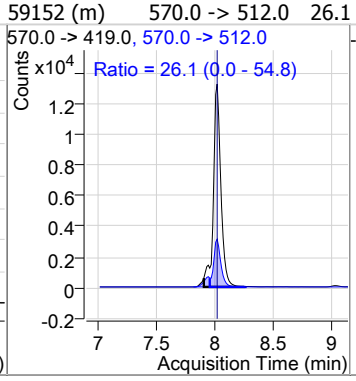

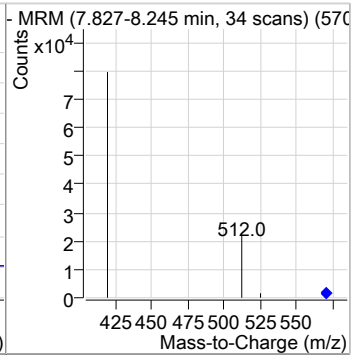

Compound	Conc.	RT	Dev(Min)	Resp.	QIon	QRatio	Min.	Max.
d5-EtFOSAA	17.95	8.13	0.00	57914				

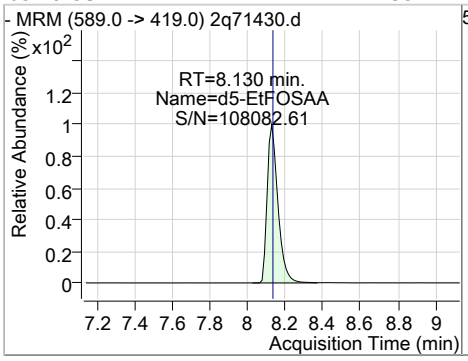

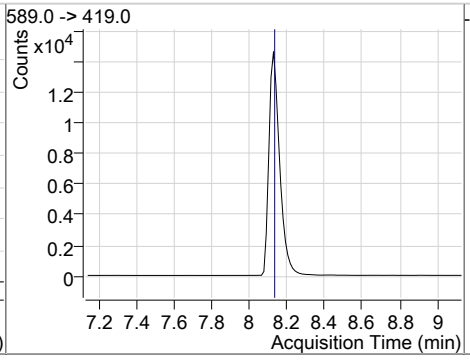

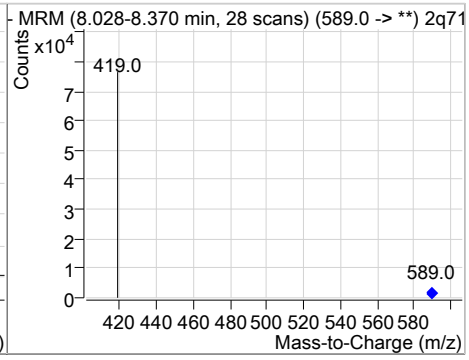

18.5.13

18

Perfluorinated Compounds by LC/MS/MS

Compound	Conc.	RT	Dev(Min)	Resp.	QIon	QRatio	Min.	Max.
EtFOSAA	19.62	8.13	0.00	48738	584.0 -> 483.0	60.2	30.2	90.2

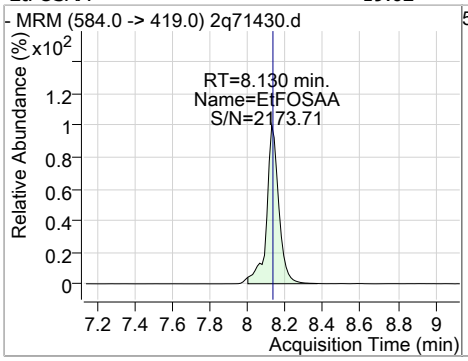

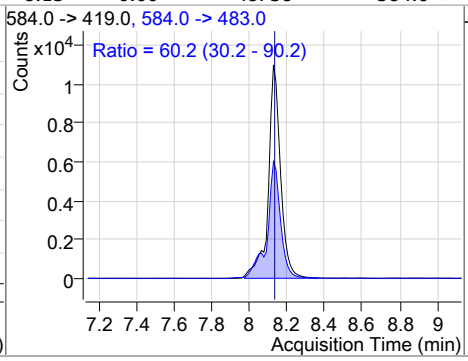

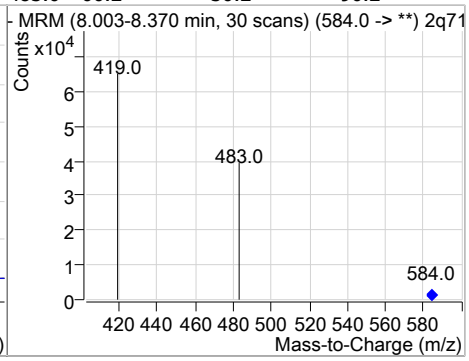

Compound	Conc.	RT	Dev(Min)	Resp.	QIon	QRatio	Min.	Max.
PFNS	21.38	8.12	-0.01	18132	549.0 -> 99.0	51.9	24.3	84.3

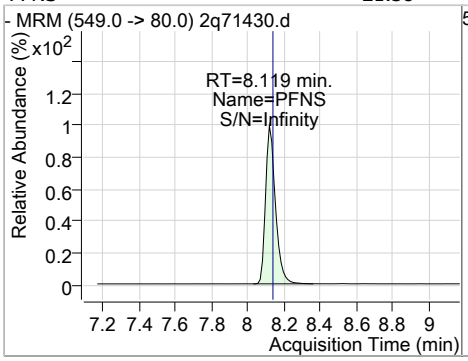

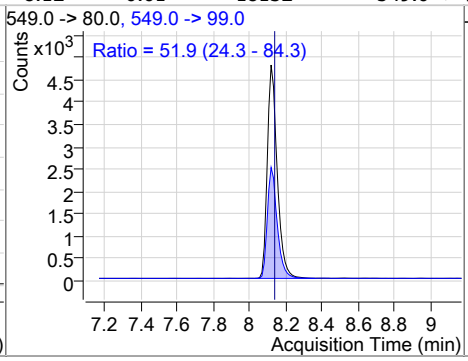

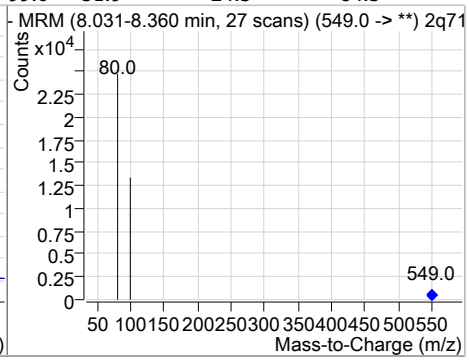

Compound	Conc.	RT	Dev(Min)	Resp.	QIon	QRatio	Min.	Max.
13C6-PFDA	19.42	8.16	0.00	234529				

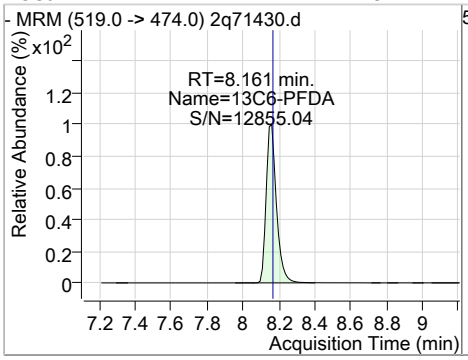

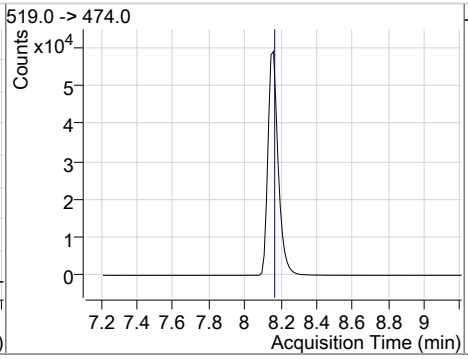

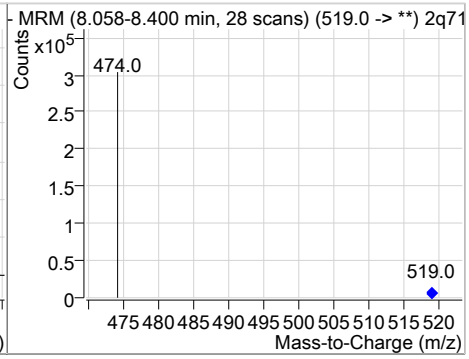

Compound	Conc.	RT	Dev(Min)	Resp.	QIon	QRatio	Min.	Max.
PFDA	18.72	8.16	0.00	243249	513.0 -> 219.0	13.4	0.0	44.5

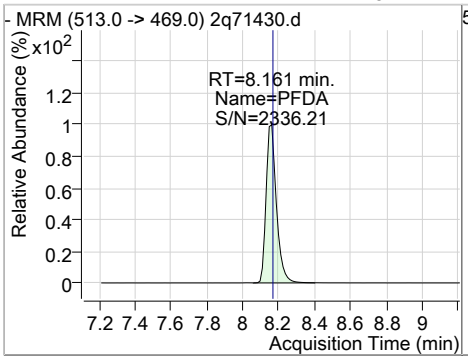

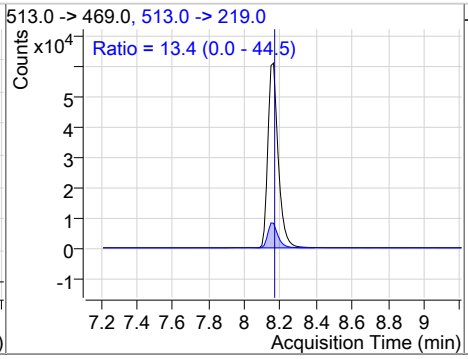

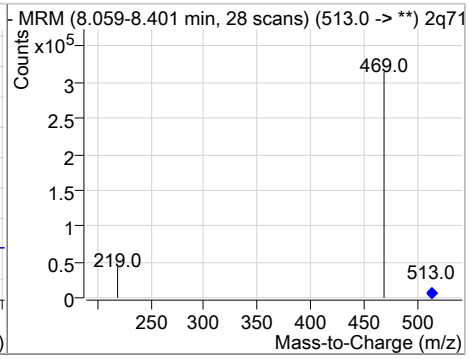

18.5.13

18

Perfluorinated Compounds by LC/MS/MS

Compound	Conc.	RT	Dev(Min)	Resp.	QIon	QRatio	Min.	Max.
13C2-8:2FTS	19.08	8.19	-0.01	104001				

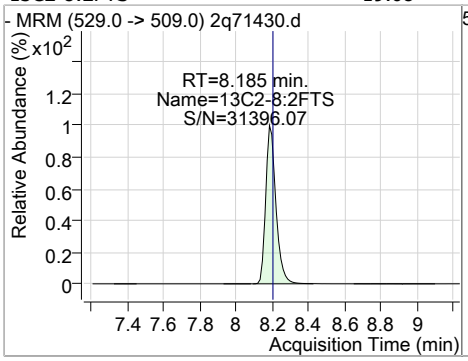

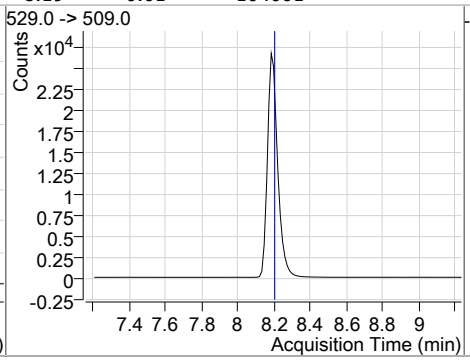

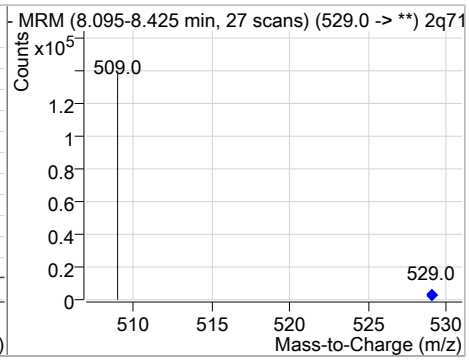

Compound	Conc.	RT	Dev(Min)	Resp.	QIon	QRatio	Min.	Max.
8:2FTS	20.56	8.19	-0.01	103408	527.0 -> 81.0	23.2	0.0	55.3

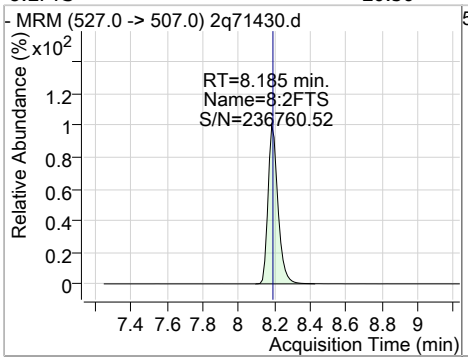

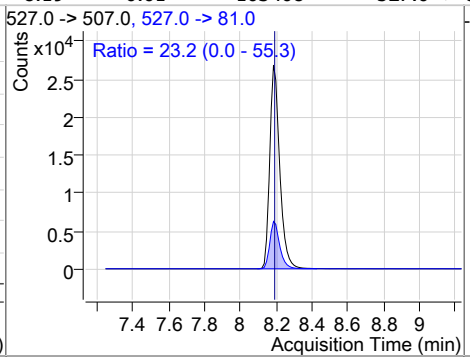

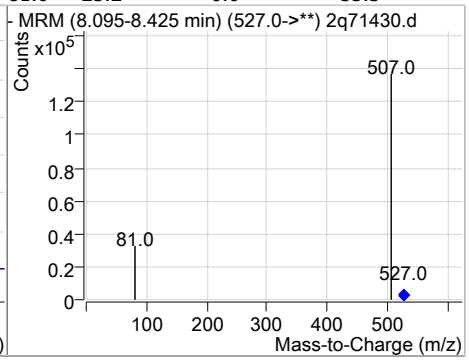

Compound	Conc.	RT	Dev(Min)	Resp.	QIon	QRatio	Min.	Max.
PFDS	17.50	8.52	-0.01	9665	599.0 -> 99.0	37.3	3.4	63.4

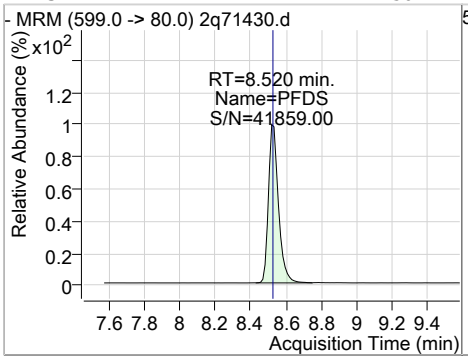

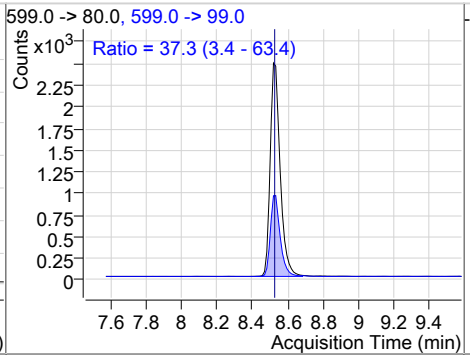

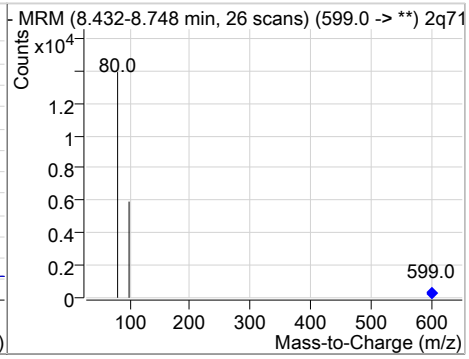

Compound	Conc.	RT	Dev(Min)	Resp.	QIon	QRatio	Min.	Max.
13C7-PFUnDA	19.98	8.57	-0.01	332176				

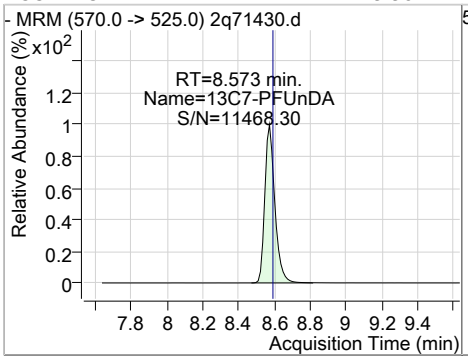

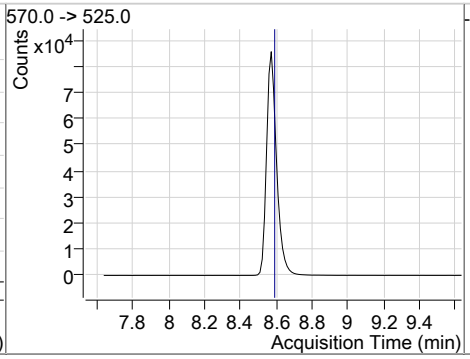

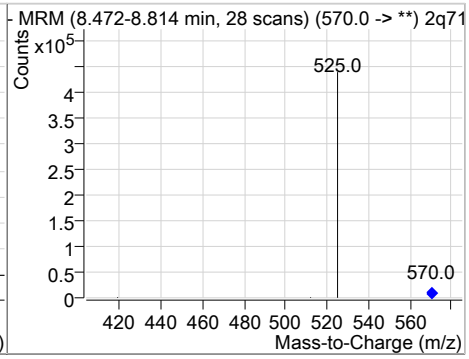

Perfluorinated Compounds by LC/MS/MS

Compound	Conc.	RT	Dev(Min)	Resp.	QIon	QRatio	Min.	Max.
PFUnDA	19.43	8.57	-0.01	317044	563.0 -> 269.0	13.6	0.0	44.0

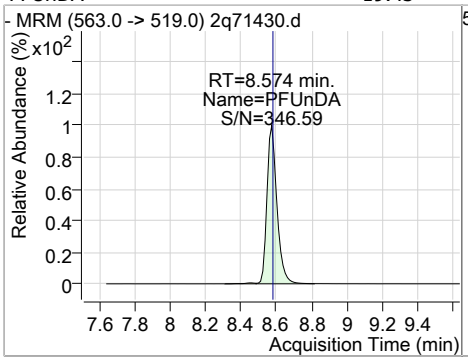

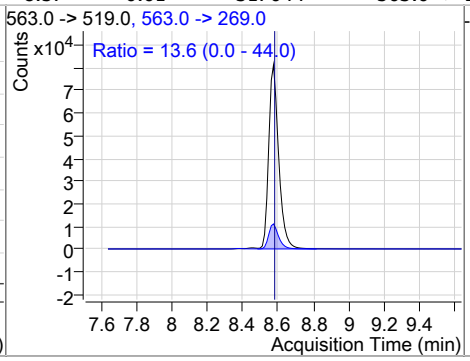

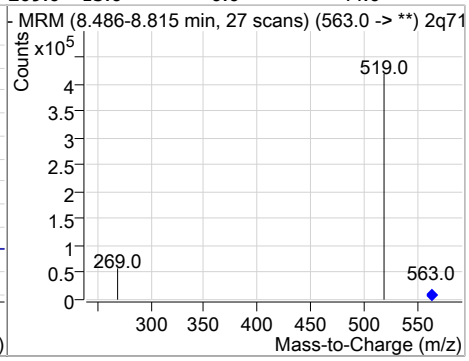

Compound	Conc.	RT	Dev(Min)	Resp.	QIon	QRatio	Min.	Max.
11Cl-PF3OUdS	18.82	8.72	-0.01	137549	633.0 -> 453.0	30.8	0.0	60.0

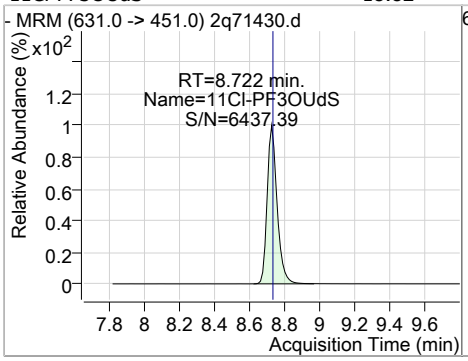

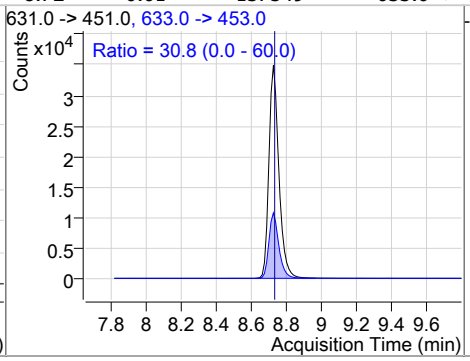

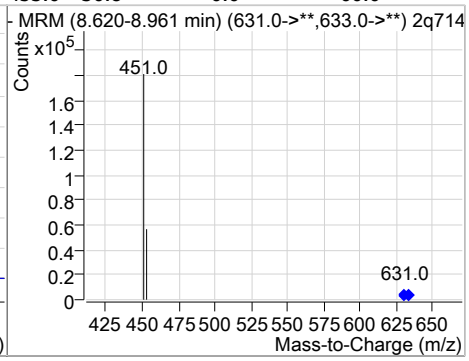

Compound	Conc.	RT	Dev(Min)	Resp.	QIon	QRatio	Min.	Max.
13C2-PFDoDA	19.54	9.02	-0.01	462383				

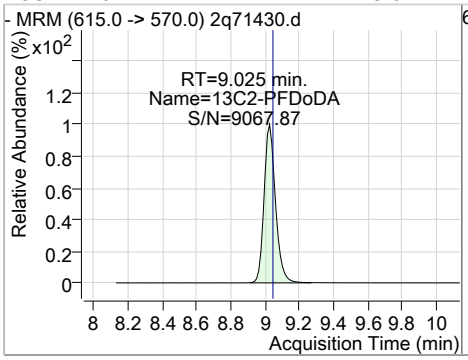

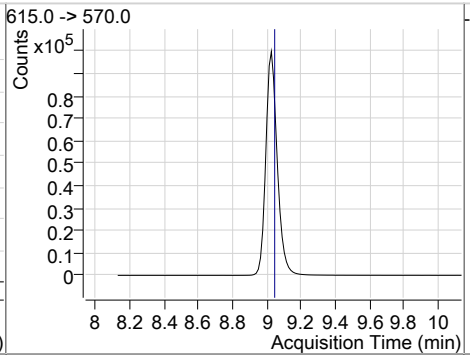

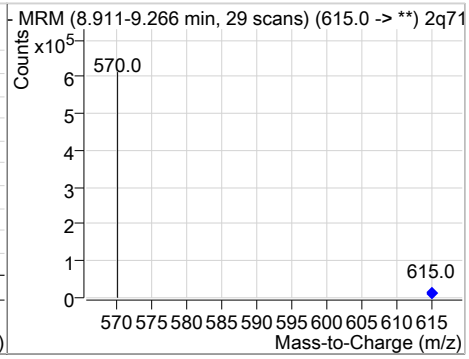

Compound	Conc.	RT	Dev(Min)	Resp.	QIon	QRatio	Min.	Max.
PFDoDA	19.69	9.03	-0.01	384655	613.0 -> 319.0	13.4	0.0	43.6

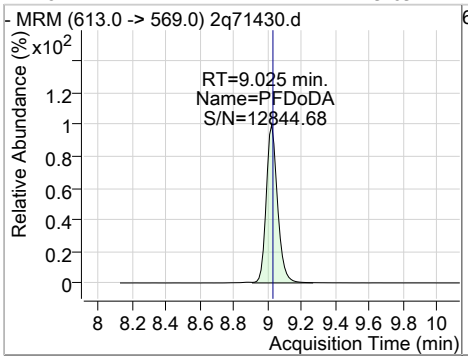

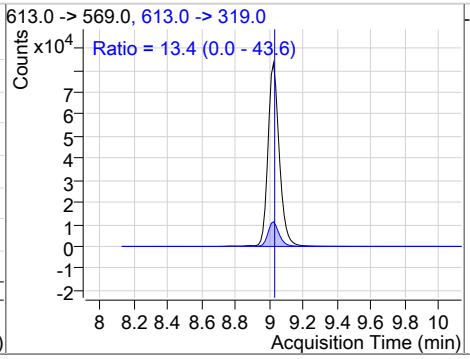

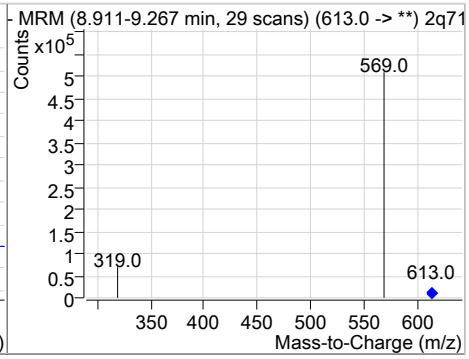

Perfluorinated Compounds by LC/MS/MS

Compound	Conc.	RT	Dev(Min)	Resp.	QIon	QRatio	Min.	Max.
PFTrDA	19.26	9.60	0.00	473618	663.0 -> 369.0	8.4	0.0	38.6

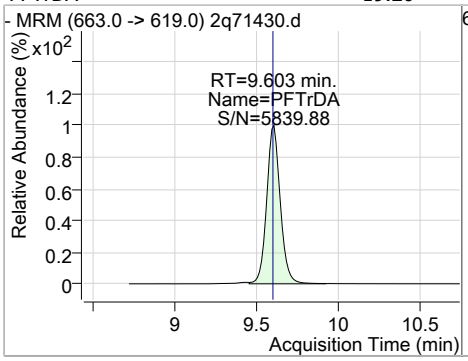

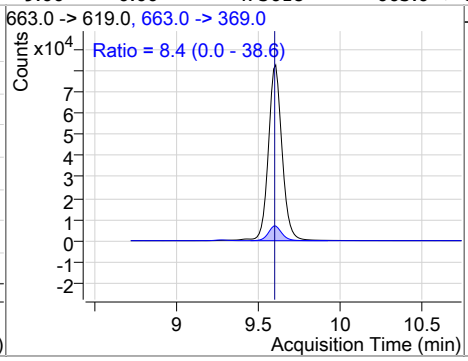

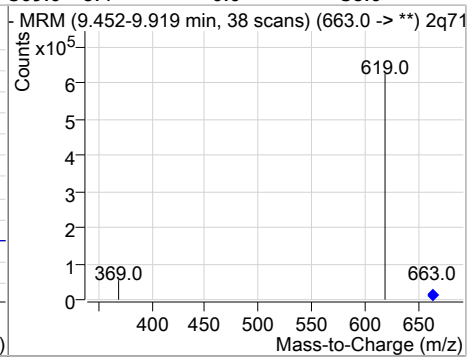

Compound	Conc.	RT	Dev(Min)	Resp.	QIon	QRatio	Min.	Max.
13C2-PFTeDA	18.85	10.16	0.00	431122				

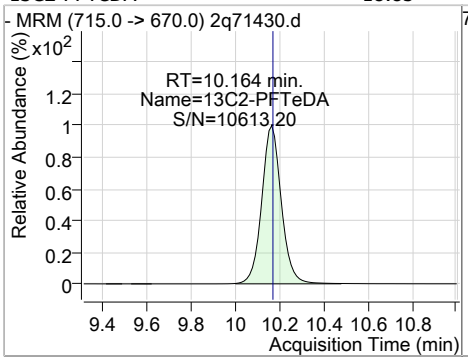

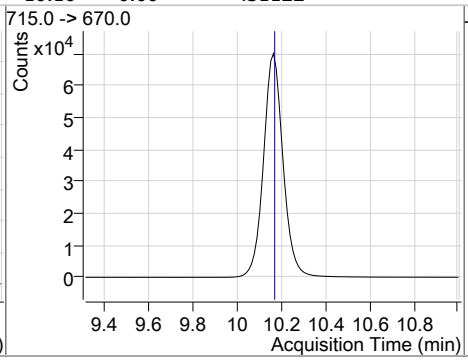

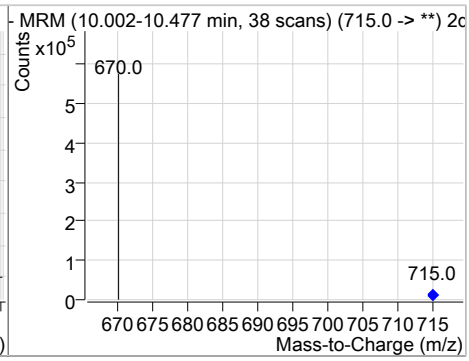

Compound	Conc.	RT	Dev(Min)	Resp.	QIon	QRatio	Min.	Max.
PFTeDA	18.79	10.17	0.00	477710	713.0 -> 219.0	4.7	0.0	35.0

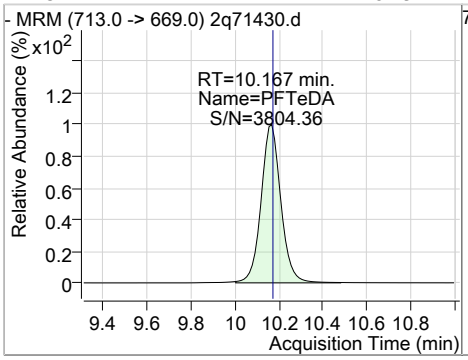

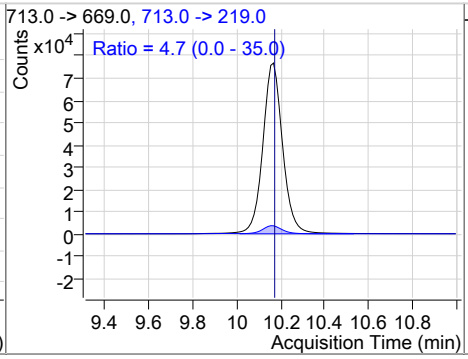

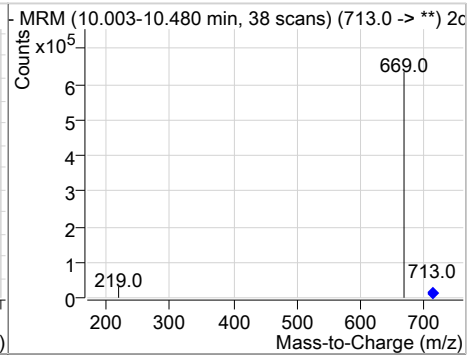

18.5.13

18

Manual Integration Approval Summary

Sample Number: S2Q1025-CC1012
Lab FileID: 2Q71430.D
Injection Time: 07/07/21 10:24
Method: EPA 537M QSM5.3 B-15
Analyst approved: 07/08/21 09:01 Nancy Saunders
Supervisor approved: 07/08/21 16:32 Natasha Gumtie

Parameter	CAS	Sig#	R.T. (min.)	Reason
Perfluorohexanesulfonic acid	355-46-4		6.42	Split peak
Perfluorooctanesulfonic acid	1763-23-1		7.67	Split peak
MeFOSAA	2355-31-9		8.02	Split peak

Manual Integrations APPROVED (compounds with "m" flag)
Natasha Gumtie 07/08/21 16:32

Perfluorinated Compounds by LC/MS/MS

Data File : 2q71453.d
Operator : nancyf
Acq. Method : 537_ID.m
Acq. Date-Time : 7/7/2021 4:49:43 PM
Sample Name : cc1012-20
Vial : P1-A7
DA Method File : ID_062021_S2Q1012.quantmethod.xml
Batch Name : s2q1025.batch.bin
Sample Information : op86015,S2Q1025,250,,,1.0,1,water

Compound	RT	QIon	Resp.	Conc.	Units	Dev(Min)
Internal Standards						
M5-EtFOSAA	8.130	589.0 -> 419.0	60062	20.00	µg/L	0.000
M4-PFBA	1.964	217.0 -> 172.0	73388	20.00	µg/L	-0.013
M5-PFPeA	3.974	268.0 -> 223.0	66964	20.00	µg/L	-0.013
M5-PFHxA	5.403	318.0 -> 273.0	106552	20.00	µg/L	-0.014
M4-PFHpA	6.370	367.0 -> 322.0	156338	20.00	µg/L	0.000
M8-PFOA	7.101	421.0 -> 376.0	215501	20.00	µg/L	-0.013
M9-PFNA	7.683	472.0 -> 427.0	232208	20.00	µg/L	-0.013
M6-PFDA	8.161	519.0 -> 474.0	237867	20.00	µg/L	0.000
M7-PFUnDA	8.573	570.0 -> 525.0	334604	20.00	µg/L	-0.013
M2-PFDoDA	9.025	615.0 -> 570.0	474133	20.00	µg/L	-0.013
M2-PFTeDA	10.177	715.0 -> 670.0	443763	20.00	µg/L	0.013
M8-FOSA	7.567	506.0 -> 78.0	50678	20.00	µg/L	0.000
M3-PFBS	4.292	302.0 -> 99.0	7897	20.00	µg/L	-0.013
M3-PFHxS	6.405	402.0 -> 99.0	9404	20.00	µg/L	0.000
M8-PFOS	7.668	507.0 -> 99.0	13255	20.00	µg/L	0.000
M2-4:2FTS	5.297	329.0 -> 309.0	70592	20.00	µg/L	-0.013
M2-6:2FTS	7.088	429.0 -> 409.0	120162	20.00	µg/L	-0.013
M2-8:2FTS	8.185	529.0 -> 509.0	105723	20.00	µg/L	-0.013
M3-MeFOSAA	8.004	573.0 -> 419.0	71412	20.00	µg/L	0.000
M3-HFPO-DA	5.709	287.0 -> 169.0	5605	20.00	µg/L	-0.013
M3-MeFOSA	7.945	515.0 -> 169.0	14942	20.00	µg/L	0.000
System Monitoring Compounds						
13C2-4:2FTS	5.297	329.0 -> 309.0	70592	19.99	µg/L	-0.013
Spiked Amount: 20.00	Range: 50.0 - 150.0%			Recovery = 100.0%		
13C2-6:2FTS	7.088	429.0 -> 409.0	120162	19.93	µg/L	-0.013
Spiked Amount: 20.00	Range: 50.0 - 150.0%			Recovery = 99.7%		
13C2-8:2FTS	8.185	529.0 -> 509.0	105723	19.40	µg/L	-0.013
Spiked Amount: 20.00	Range: 50.0 - 150.0%			Recovery = 97.0%		
13C2-PFDoDA	9.025	615.0 -> 570.0	474133	20.04	µg/L	-0.013
Spiked Amount: 20.00	Range: 50.0 - 150.0%			Recovery = 100.2%		
13C2-PFTeDA	10.177	715.0 -> 670.0	443763	19.41	µg/L	0.013
Spiked Amount: 20.00	Range: 50.0 - 150.0%			Recovery = 97.0%		
13C3-PFBS	4.292	302.0 -> 99.0	7897	18.69	µg/L	-0.013
Spiked Amount: 20.00	Range: 50.0 - 150.0%			Recovery = 93.5%		
13C3-PFHxS	6.405	402.0 -> 99.0	9404	18.62	µg/L	0.000
Spiked Amount: 20.00	Range: 50.0 - 150.0%			Recovery = 93.1%		
13C4-PFBA	1.964	217.0 -> 172.0	73388	19.30	µg/L	-0.013
Spiked Amount: 20.00	Range: 50.0 - 150.0%			Recovery = 96.5%		
13C4-PFHpA	6.370	367.0 -> 322.0	156338	19.48	µg/L	0.000
Spiked Amount: 20.00	Range: 50.0 - 150.0%			Recovery = 97.4%		
d5-EtFOSAA	8.130	589.0 -> 419.0	60062	18.61	ng/ml	0.000
Spiked Amount: 20.00	Range: 50.0 - 150.0%			Recovery = 93.1%		
13C5-PFHxA	5.403	318.0 -> 273.0	106552	19.50	µg/L	-0.014
Spiked Amount: 20.00	Range: 50.0 - 150.0%			Recovery = 97.5%		
13C5-PFPeA	3.974	268.0 -> 223.0	66964	19.60	µg/L	-0.013

Perfluorinated Compounds by LC/MS/MS

Compound	RT	QIon	Resp.	Conc.	Units		Dev(Min)
Spiked Amount: 20.00	Range: 50.0 - 150.0%			Recovery = 98.0%			
13C6-PFDA	8.161	519.0 -> 474.0	237867	19.70	µg/L		0.000
Spiked Amount: 20.00	Range: 50.0 - 150.0%			Recovery = 98.5%			
13C7-PFUnDA	8.573	570.0 -> 525.0	334604	20.13	µg/L		-0.013
Spiked Amount: 20.00	Range: 50.0 - 150.0%			Recovery = 100.7%			
13C8-FOSA	7.567	506.0 -> 78.0	50678	19.98	µg/L		0.000
Spiked Amount: 20.00	Range: 50.0 - 150.0%			Recovery = 99.9%			
13C8-PFOA	7.101	421.0 -> 376.0	215501	19.87	µg/L		-0.013
Spiked Amount: 20.00	Range: 50.0 - 150.0%			Recovery = 99.4%			
13C8-PFOS	7.668	507.0 -> 99.0	13255	17.96	µg/L		0.000
Spiked Amount: 20.00	Range: 50.0 - 150.0%			Recovery = 89.8%			
13C9-PFNA	7.683	472.0 -> 427.0	232208	20.46	µg/L		-0.013
Spiked Amount: 20.00	Range: 50.0 - 150.0%			Recovery = 102.3%			
d3-MeFOSAA	8.004	573.0 -> 419.0	71412	18.88	µg/L		0.000
Spiked Amount: 20.00	Range: 50.0 - 150.0%			Recovery = 94.4%			
13C3-HFPO-DA	5.709	287.0 -> 169.0	5605	17.01	µg/L		-0.013
Spiked Amount: 20.00	Range: 50.0 - 150.0%			Recovery = 85.1%			
d3-MeFOSA	7.945	515.0 -> 169.0	14942	20.13	µg/L		0.000
Spiked Amount: 20.00	Range: 50.0 - 150.0%			Recovery = 100.6%			
Target Compounds							**QValue**
4:2FTS	5.299	327.0 -> 307.0	74008	20.09	µg/L		98
6:2FTS	7.088	427.0 -> 407.0	118636	19.78	µg/L		97
8:2FTS	8.185	527.0 -> 507.0	103405	20.22	µg/L		96
EtFOSAA	8.130	584.0 -> 419.0	51349	19.93	µg/L	m	99
FOSA	7.568	498.0 -> 78.0	47513	20.12	µg/L		98
MeFOSAA	8.017	570.0 -> 419.0	60477	20.77	µg/L	m	98
PFBA	1.971	213.0 -> 169.0	25138	18.62	µg/L		100
PFBS	4.282	299.0 -> 80.0	23782	19.61	µg/L		100
PFDA	8.161	513.0 -> 469.0	251483	19.08	µg/L		97
PFDoDA	9.025	613.0 -> 569.0	387410	19.34	µg/L		100
PFDS	8.533	599.0 -> 80.0	10046	18.06	µg/L		97
PFHpA	6.371	363.0 -> 319.0	242937	19.76	µg/L		99
PFHpS	7.100	449.0 -> 80.0	22299	20.17	µg/L		97
PFHxA	5.404	313.0 -> 269.0	70630	18.85	µg/L		100
PFHxS	6.406	399.0 -> 80.0	23777	19.81	µg/L	m	98
PFNA	7.683	463.0 -> 419.0	233683	18.45	µg/L		98
PFNS	8.119	549.0 -> 80.0	18069	21.04	µg/L		93
PFOA	7.102	413.0 -> 369.0	221433	19.45	µg/L		99
PFOS	7.669	499.0 -> 80.0	22949	20.12	µg/L	m	99
PFPeA	3.977	263.0 -> 219.0	91005	19.25	µg/L		100
PFPeS	5.539	349.0 -> 80.0	15758	19.85	µg/L		98
PFTeDA	10.179	713.0 -> 669.0	490256	18.73	µg/L		99
PFTrDA	9.616	663.0 -> 619.0	479523	19.02	µg/L		99
PFUnDA	8.574	563.0 -> 519.0	319314	19.42	µg/L		100
11Cl-PF3OUdS	8.722	631.0 -> 451.0	139547	18.62	µg/L		99
9Cl-PF3ONS	7.918	531.0 -> 351.0	30657	19.26	µg/L		99
ADONA	6.471	377.0 -> 251.0	272784	18.31	µg/L		99
HFPO-DA	5.717	329.0 -> 169.0	23591	21.29	µg/L		96
MeFOSA	7.946	512.0 -> 219.0	13448	18.81	µg/L		93

 # = Qualifier out of range, m = manually integrated, + = Area summed

Perfluorinated Compounds by LC/MS/MS

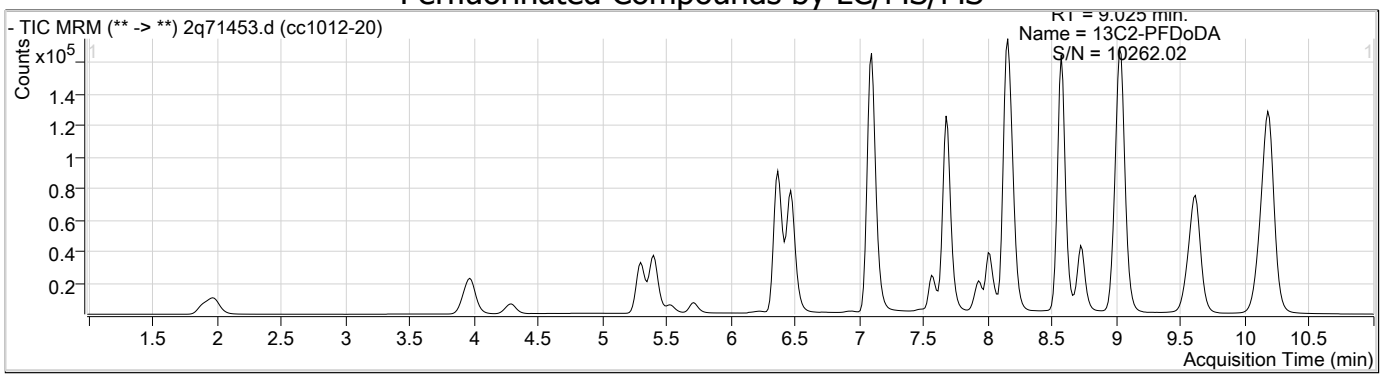

Compound	Conc.	RT	Dev(Min)	Resp.	QIon	QRatio	Min.	Max.
PFBA	18.62	1.97	0.00	25138				

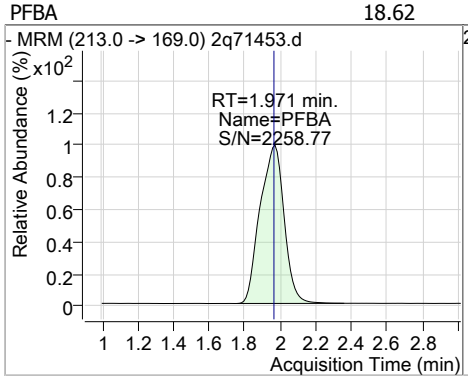

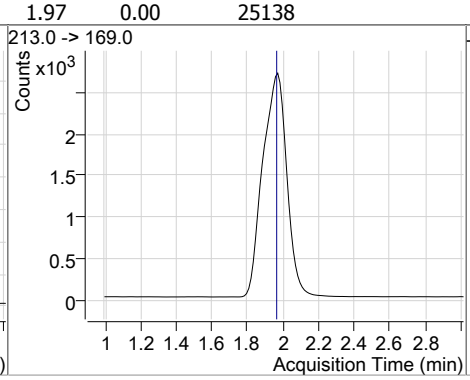

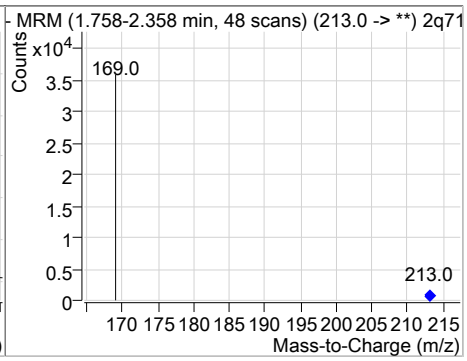

Compound	Conc.	RT	Dev(Min)	Resp.	QIon	QRatio	Min.	Max.
13C4-PFBA	19.30	1.96	-0.01	73388				

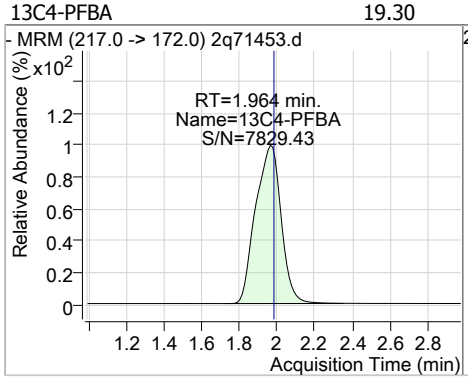

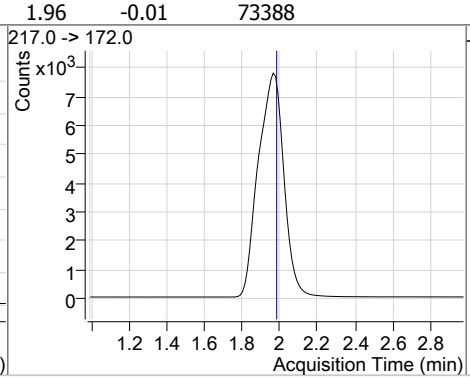

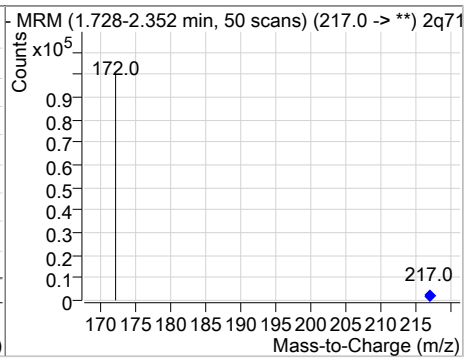

Compound	Conc.	RT	Dev(Min)	Resp.	QIon	QRatio	Min.	Max.
13C5-PFPeA	19.60	3.97	-0.01	66964				

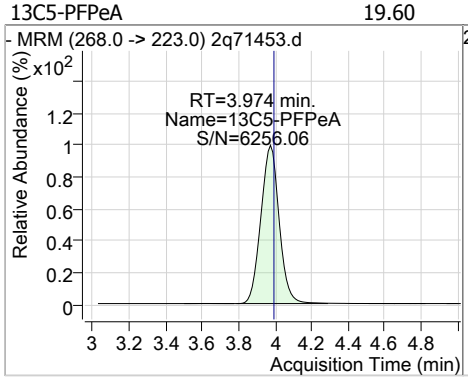

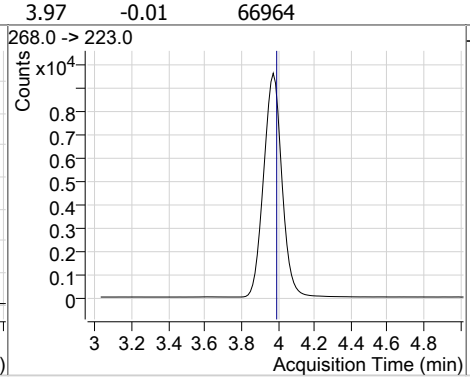

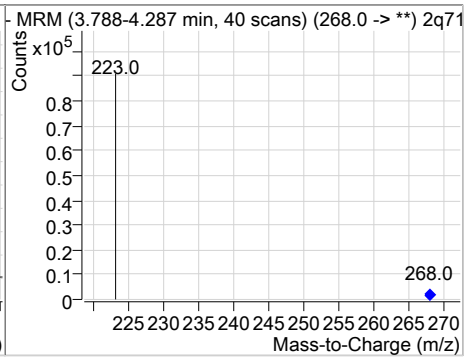

18.5.14

18

Perfluorinated Compounds by LC/MS/MS

Compound	Conc.	RT	Dev(Min)	Resp.	QIon	QRatio	Min.	Max.
PFPeA	19.25	3.98	-0.01	91005				

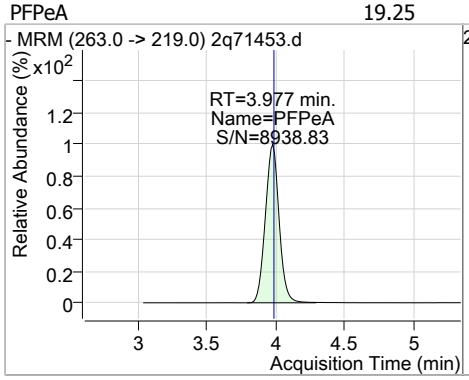

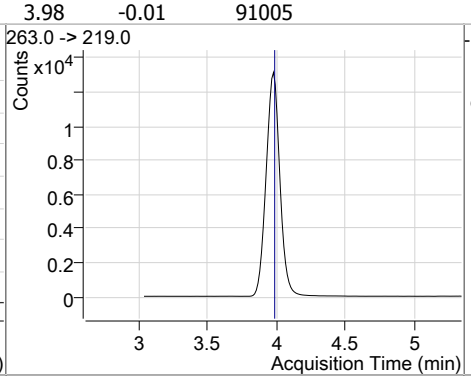

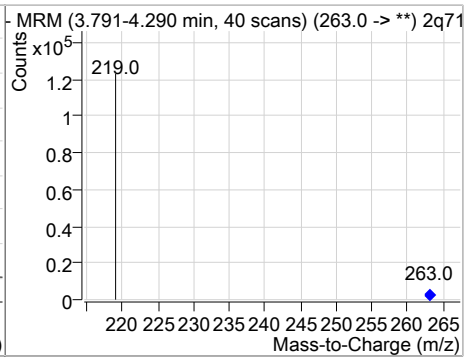

Compound	Conc.	RT	Dev(Min)	Resp.	QIon	QRatio	Min.	Max.
13C3-PFBS	18.69	4.29	-0.01	7897				

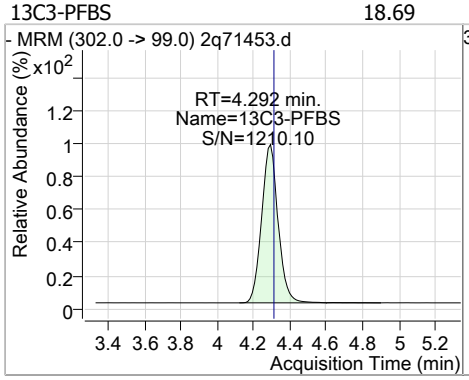

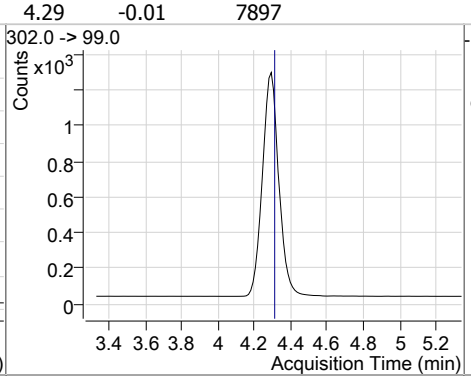

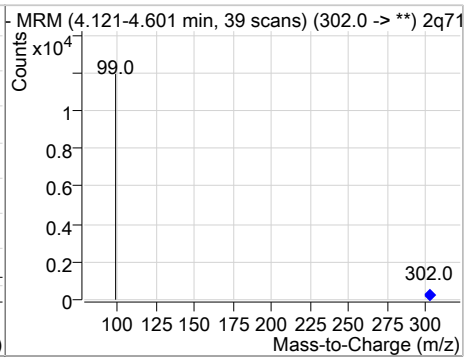

Compound	Conc.	RT	Dev(Min)	Resp.	QIon	QRatio	Min.	Max.
PFBS	19.61	4.28	-0.03	23782	299.0 -> 99.0	37.2	7.4	67.4

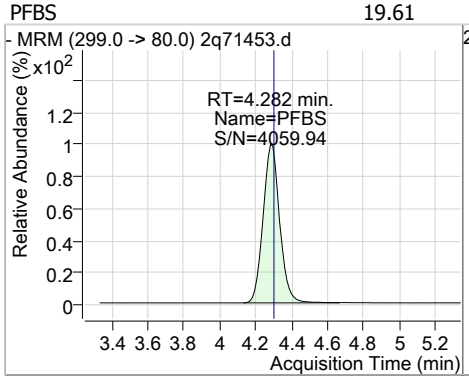

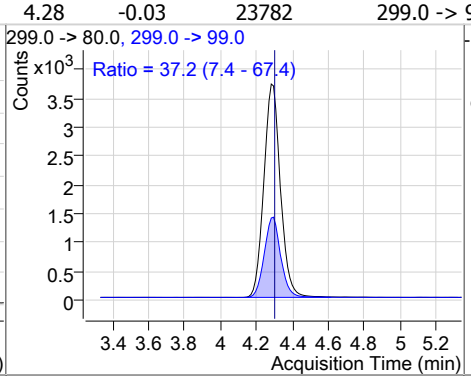

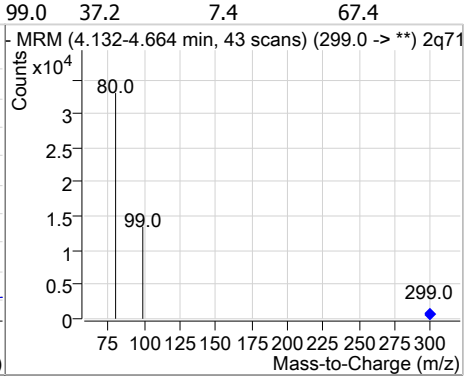

Compound	Conc.	RT	Dev(Min)	Resp.	QIon	QRatio	Min.	Max.
13C2-4:2FTS	19.99	5.30	-0.01	70592				

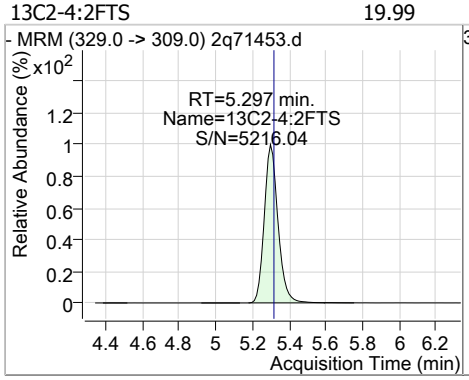

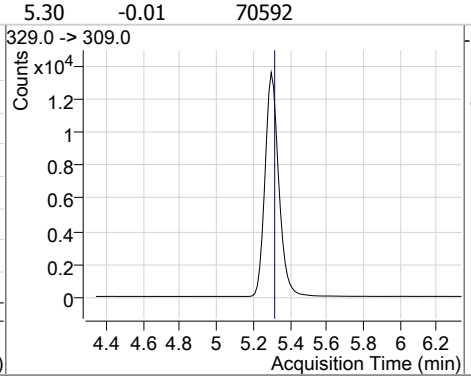

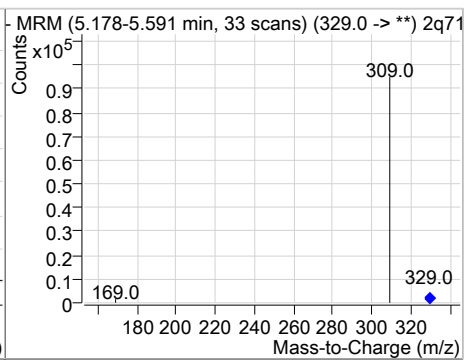

18.5.14

18

Perfluorinated Compounds by LC/MS/MS

Compound	Conc.	RT	Dev(Min)	Resp.	QIon	QRatio	Min.	Max.
4:2FTS	20.09	5.30	-0.01	74008	327.0 -> 81.0	31.8	3.0	63.0

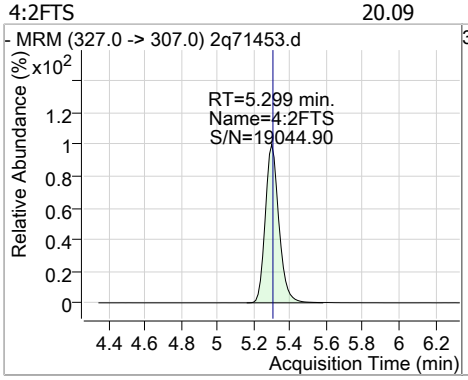

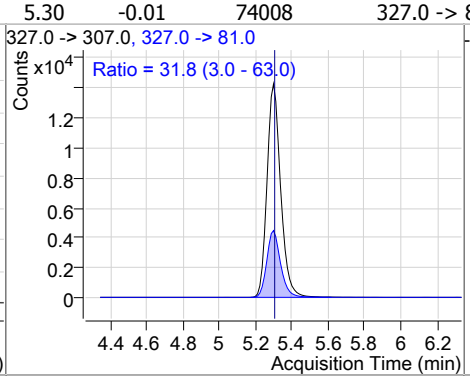

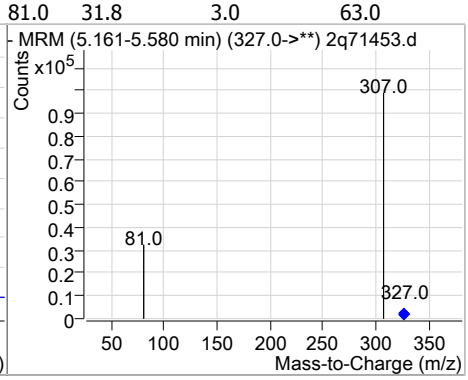

Compound	Conc.	RT	Dev(Min)	Resp.	QIon	QRatio	Min.	Max.
13C5-PFHxA	19.50	5.40	-0.01	106552				

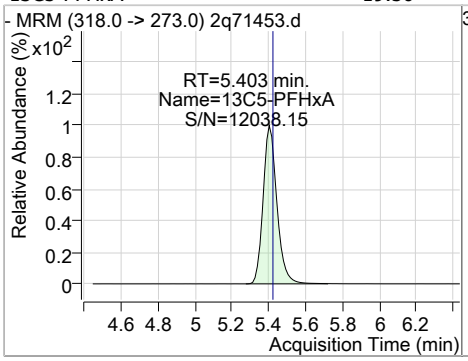

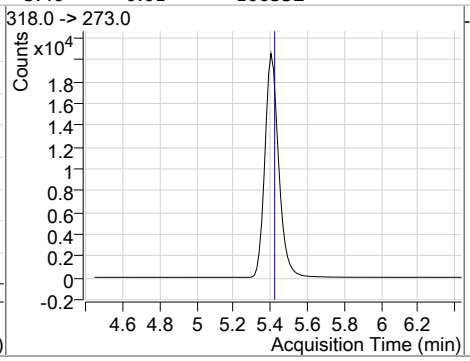

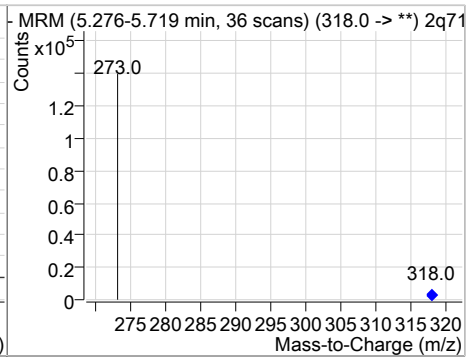

Compound	Conc.	RT	Dev(Min)	Resp.	QIon	QRatio	Min.	Max.
PFHxA	18.85	5.40	-0.01	70630	313.0 -> 119.0	8.3	0.0	38.2

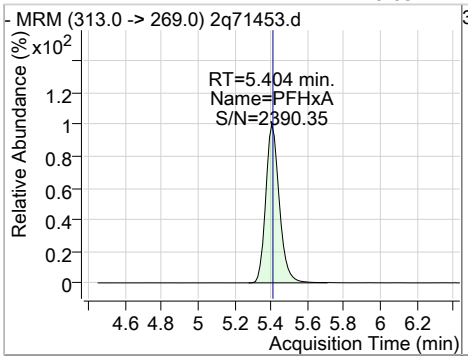

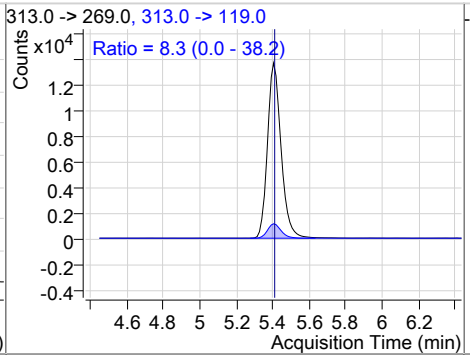

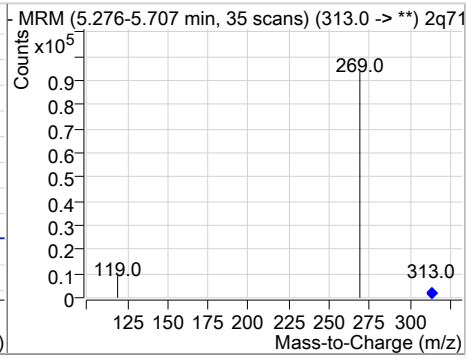

Compound	Conc.	RT	Dev(Min)	Resp.	QIon	QRatio	Min.	Max.
PFPeS	19.85	5.54	0.00	15758	349.0 -> 99.0	37.9	9.1	69.1

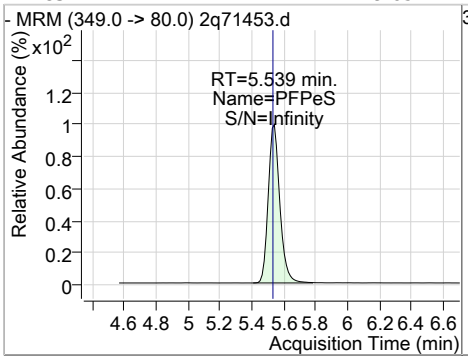

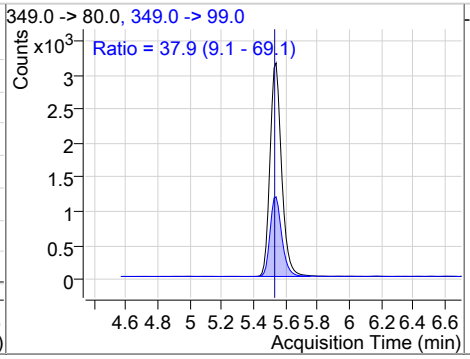

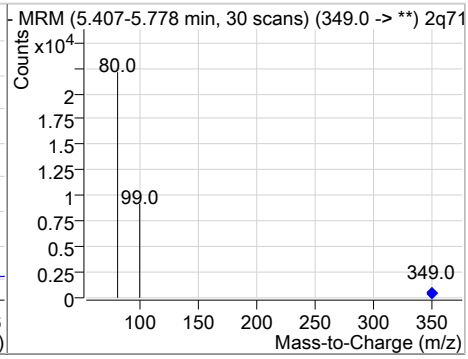

Perfluorinated Compounds by LC/MS/MS

Compound	Conc.	RT	Dev(Min)	Resp.	QIon	QRatio	Min.	Max.
13C3-HFPO-DA	17.01	5.71	-0.01	5605				

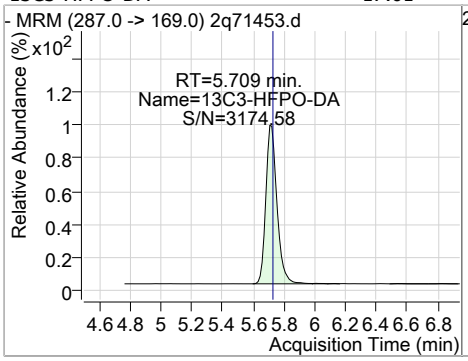

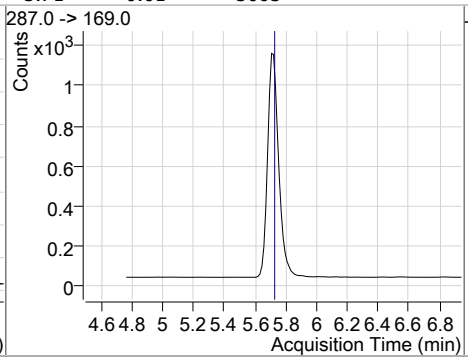

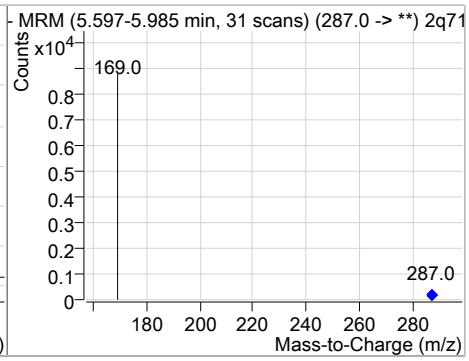

Compound	Conc.	RT	Dev(Min)	Resp.	QIon	QRatio	Min.	Max.
HFPO-DA	21.29	5.72	-0.01	23591	285.0 -> 169.0	13.1	0.0	44.8

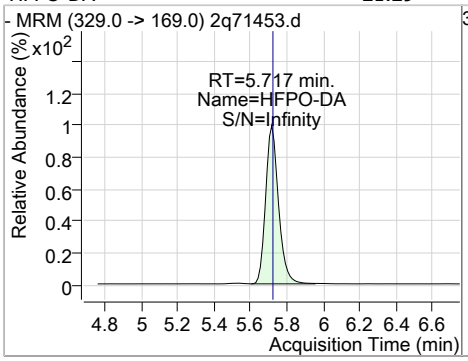

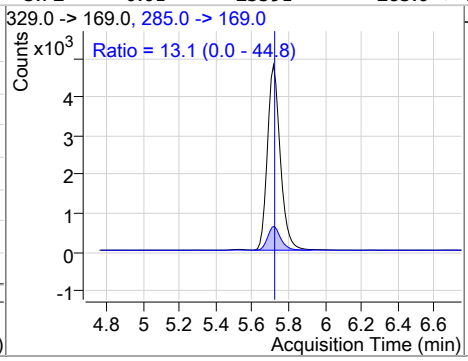

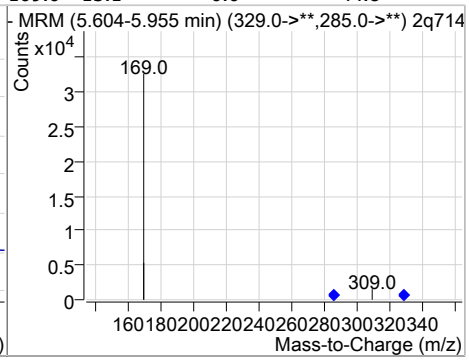

Compound	Conc.	RT	Dev(Min)	Resp.	QIon	QRatio	Min.	Max.
13C4-PFHpA	19.48	6.37	0.00	156338				

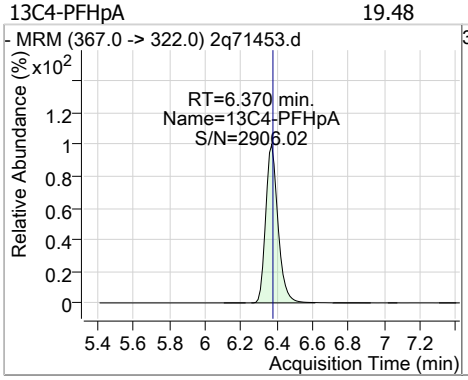

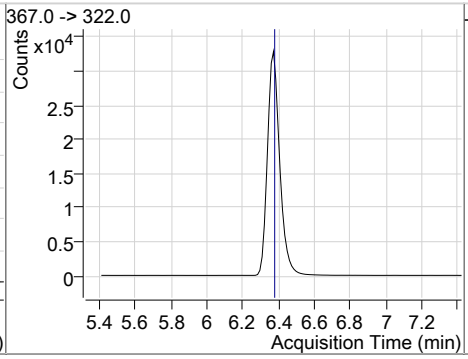

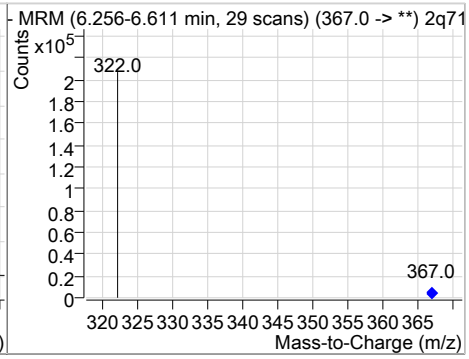

Compound	Conc.	RT	Dev(Min)	Resp.	QIon	QRatio	Min.	Max.
PFHpA	19.76	6.37	0.00	242937	363.0 -> 169.0	6.2	0.0	36.5

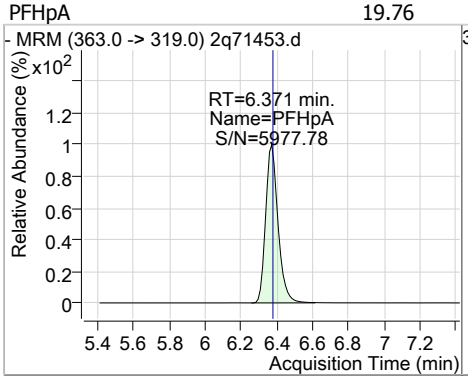

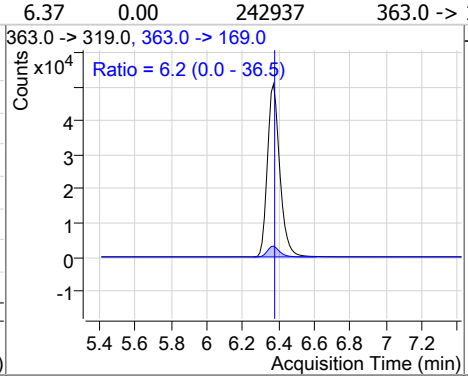

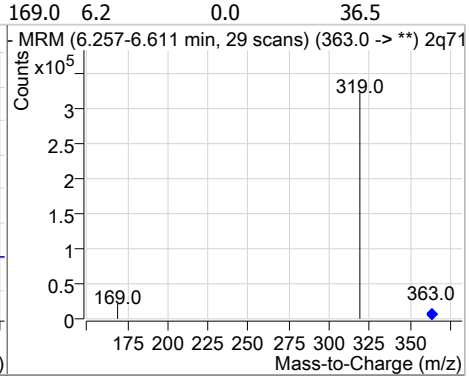

18.5.14

18

Perfluorinated Compounds by LC/MS/MS

Compound	Conc.	RT	Dev(Min)	Resp.	QIon	QRatio	Min.	Max.
13C3-PFHxS	18.62	6.41	0.00	9404				

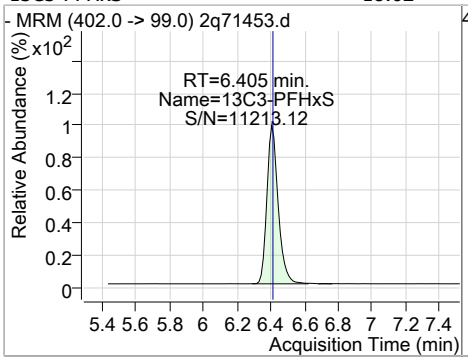

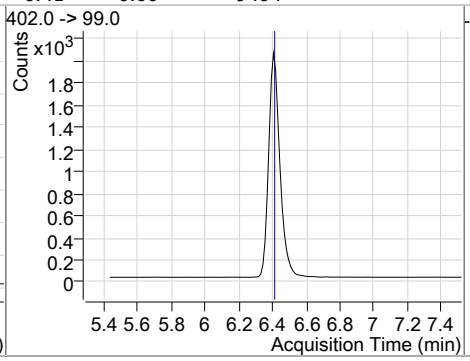

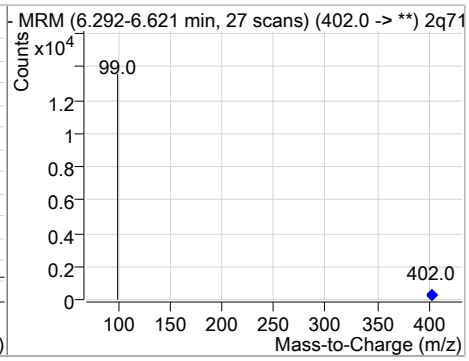

Compound	Conc.	RT	Dev(Min)	Resp.	QIon	QRatio	Min.	Max.
PFHxS	19.81	6.41	-0.01	23777 (m)	399.0 -> 99.0	46.7	15.2	75.2

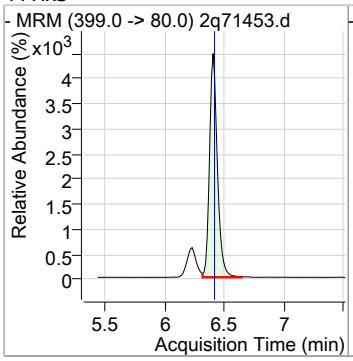

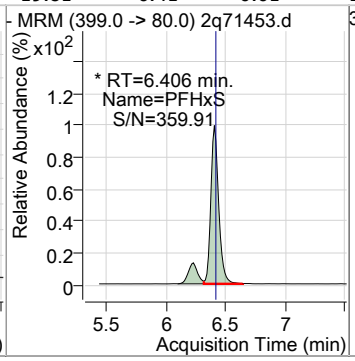

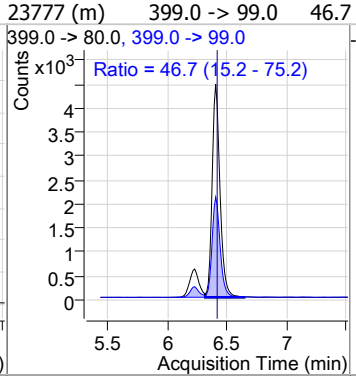

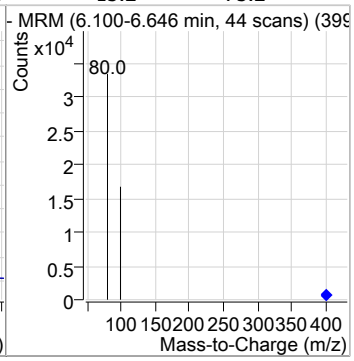

Compound	Conc.	RT	Dev(Min)	Resp.	QIon	QRatio	Min.	Max.
ADONA	18.31	6.47	-0.01	272784	377.0 -> 85.0	25.3	0.0	55.9

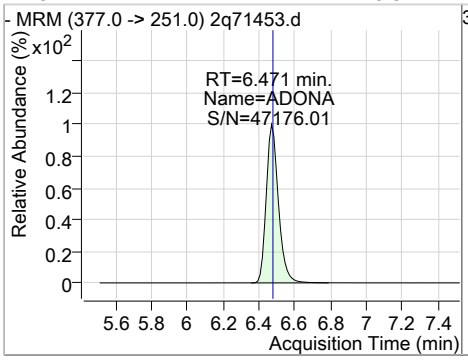

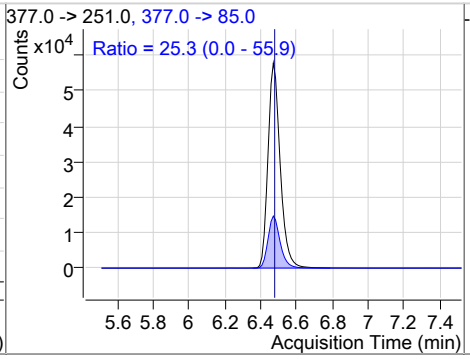

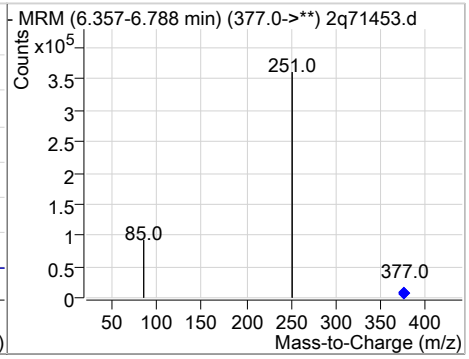

Compound	Conc.	RT	Dev(Min)	Resp.	QIon	QRatio	Min.	Max.
13C2-6:2FTS	19.93	7.09	-0.01	120162				

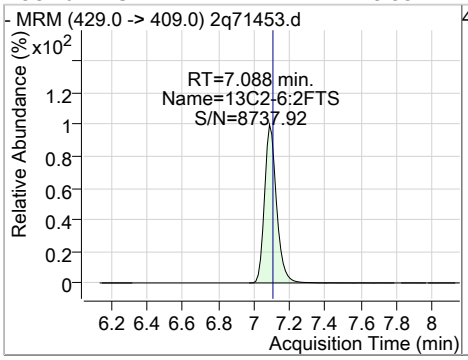

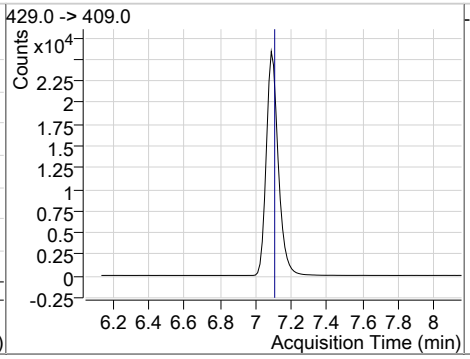

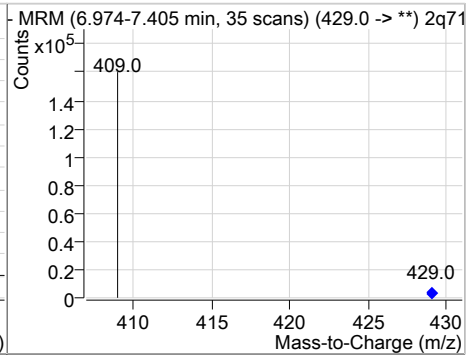

Perfluorinated Compounds by LC/MS/MS

Compound	Conc.	RT	Dev(Min)	Resp.	QIon	QRatio	Min.	Max.
6:2FTS	19.78	7.09	-0.01	118636	427.0 -> 81.0	23.4	0.0	54.8

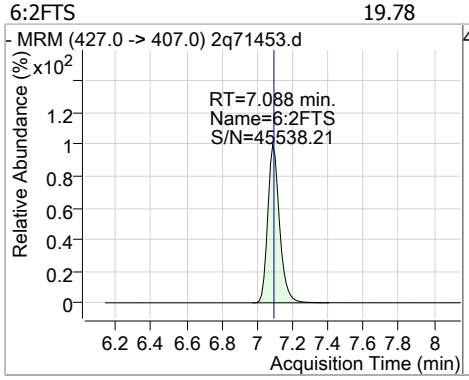

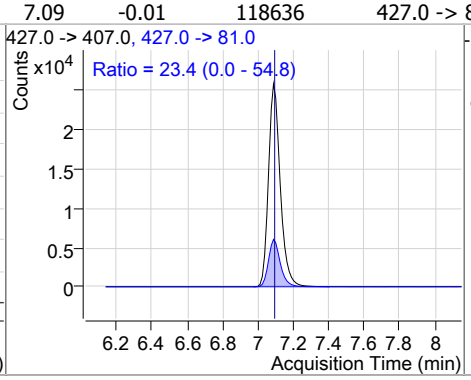

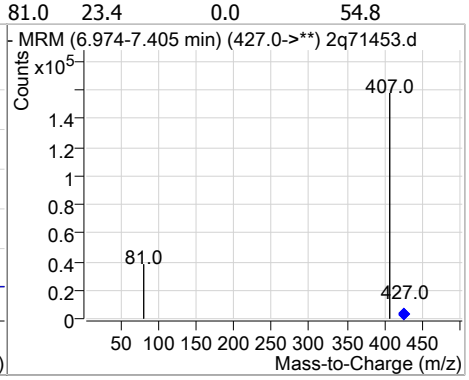

Compound	Conc.	RT	Dev(Min)	Resp.	QIon	QRatio	Min.	Max.
PFHpS	20.17	7.10	-0.01	22299	449.0 -> 99.0	47.0	15.2	75.2

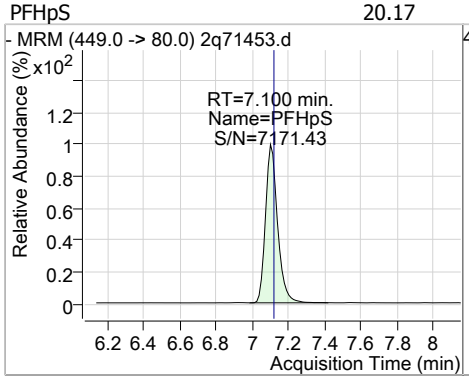

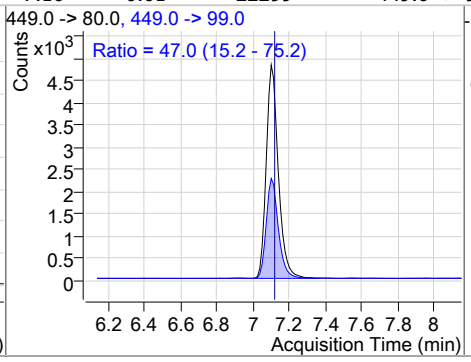

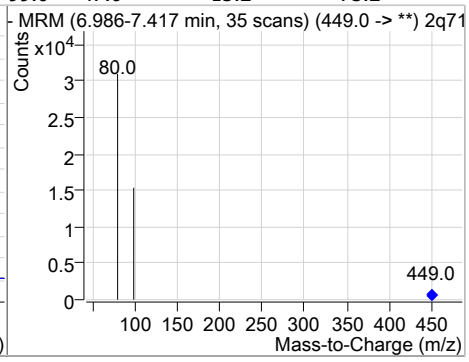

Compound	Conc.	RT	Dev(Min)	Resp.	QIon	QRatio	Min.	Max.
13C8-PFOA	19.87	7.10	-0.01	215501				

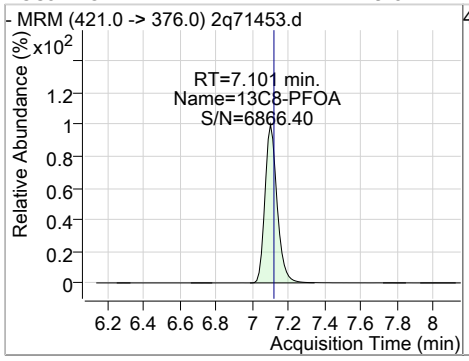

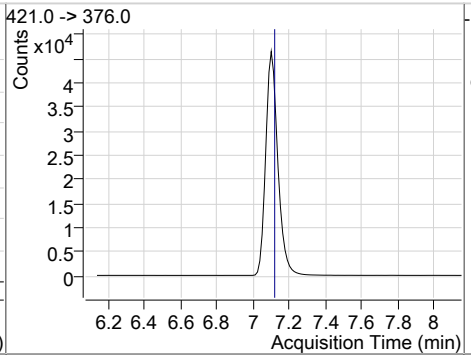

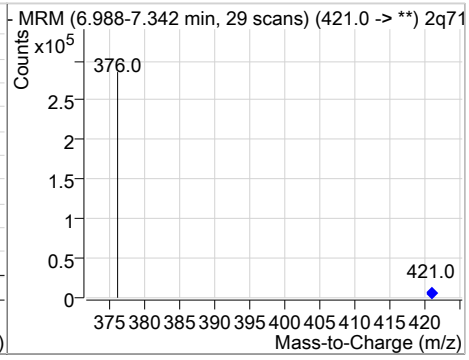

Compound	Conc.	RT	Dev(Min)	Resp.	QIon	QRatio	Min.	Max.
PFOA	19.45	7.10	-0.01	221433	413.0 -> 169.0	20.2	0.0	50.6

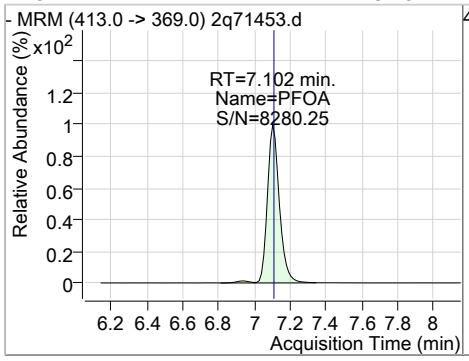

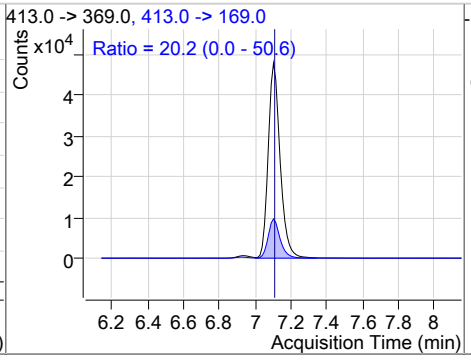

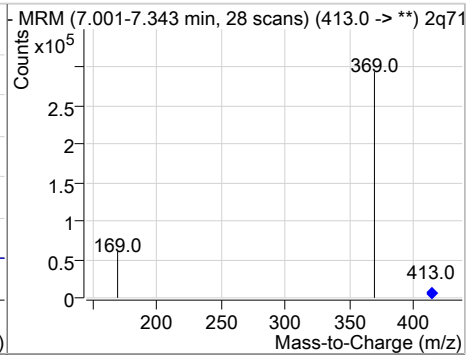

18.5.14

18

Perfluorinated Compounds by LC/MS/MS

Compound	Conc.	RT	Dev(Min)	Resp.	QIon	QRatio	Min.	Max.
13C8-FOSA	19.98	7.57	0.00	50678				

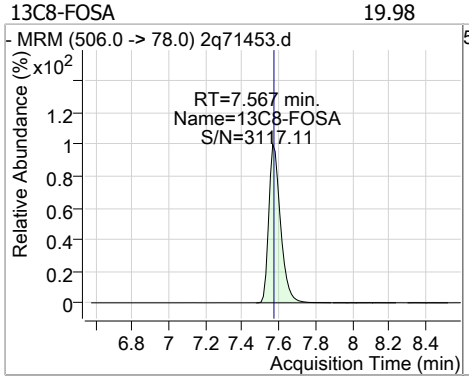

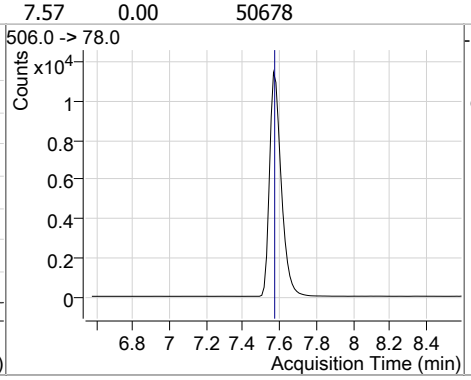

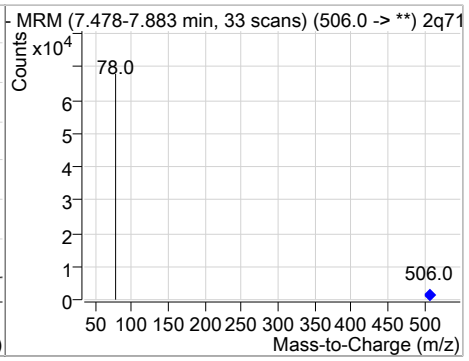

Compound	Conc.	RT	Dev(Min)	Resp.	QIon	QRatio	Min.	Max.
FOSA	20.12	7.57	0.00	47513	498.0 -> 478.0	5.2	0.0	34.6

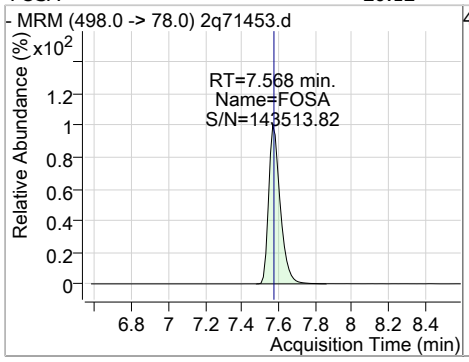

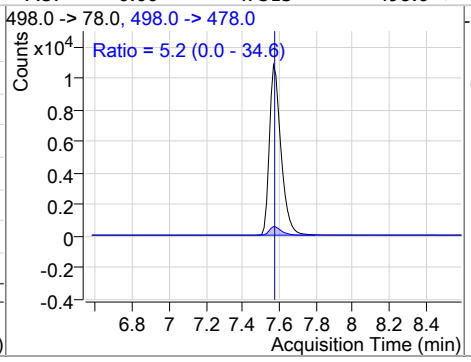

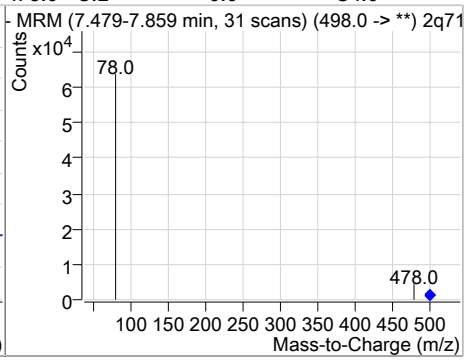

Compound	Conc.	RT	Dev(Min)	Resp.	QIon	QRatio	Min.	Max.
13C8-PFOS	17.96	7.67	0.00	13255				

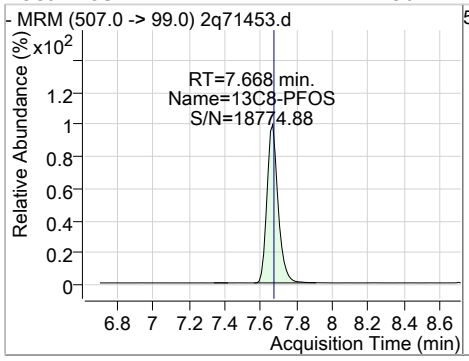

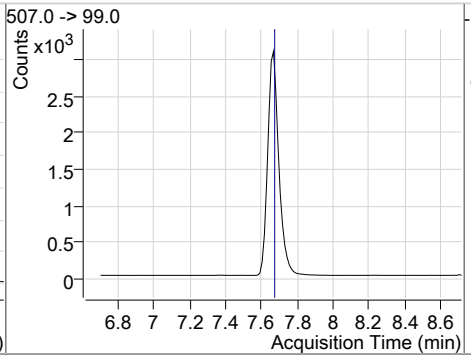

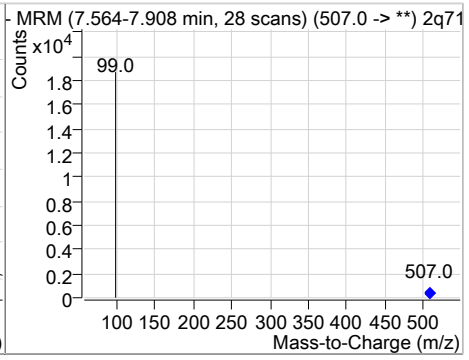

Compound	Conc.	RT	Dev(Min)	Resp.	QIon	QRatio	Min.	Max.
PFOS	20.12	7.67	0.00	22949 (m)	499.0 -> 99.0	46.1	16.5	76.5

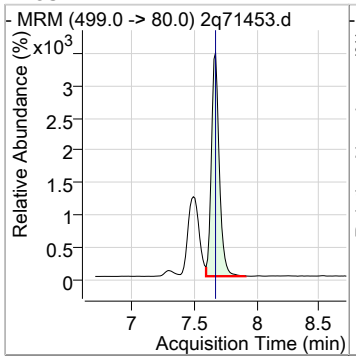

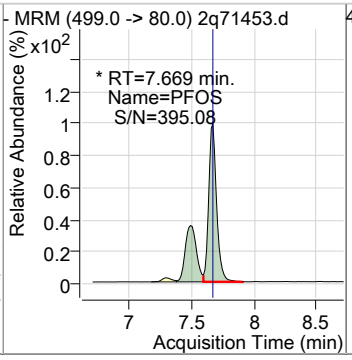

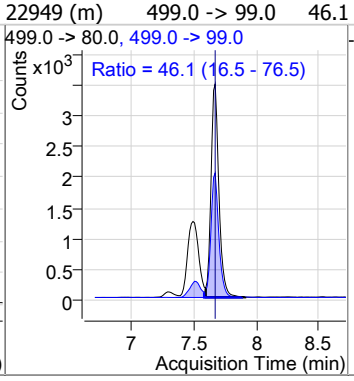

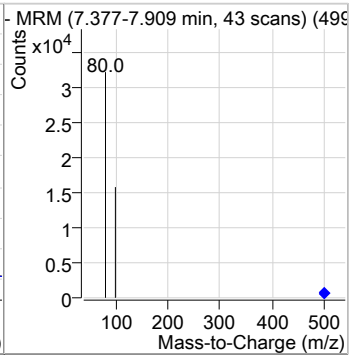

Perfluorinated Compounds by LC/MS/MS

Compound	Conc.	RT	Dev(Min)	Resp.	QIon	QRatio	Min.	Max.
13C9-PFNA	20.46	7.68	-0.01	232208				

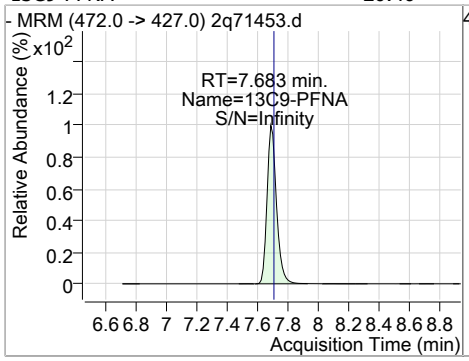

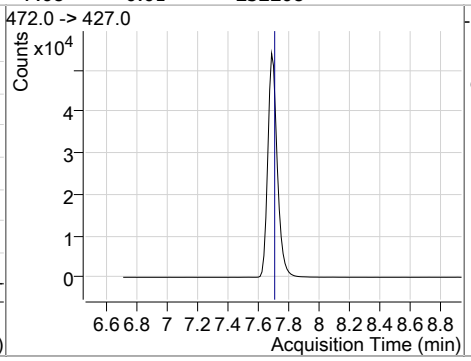

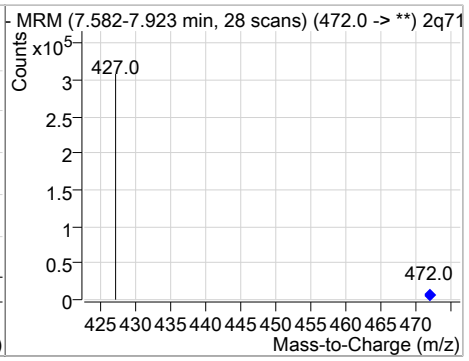

Compound	Conc.	RT	Dev(Min)	Resp.	QIon	QRatio	Min.	Max.
PFNA	18.45	7.68	-0.01	233683	463.0 -> 219.0	16.5	0.0	47.2

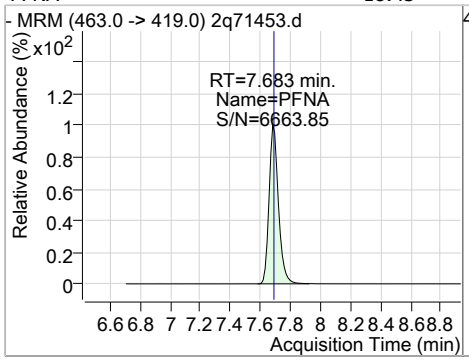

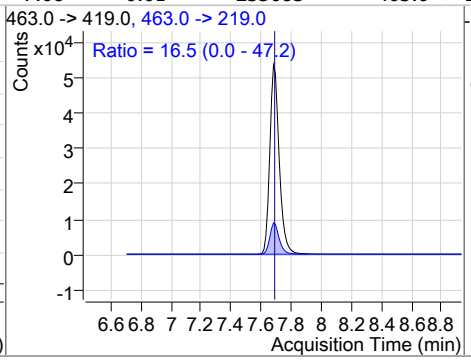

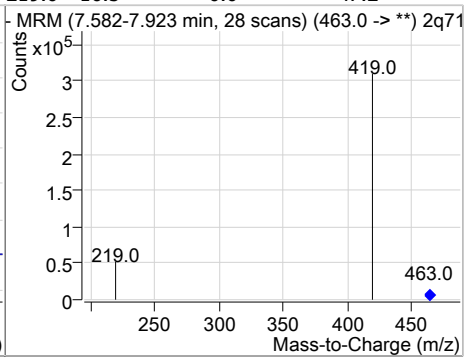

Compound	Conc.	RT	Dev(Min)	Resp.	QIon	QRatio	Min.	Max.
9Cl-PF3ONS	19.26	7.92	0.00	30657	533.0 -> 353.0	30.3	0.6	60.6

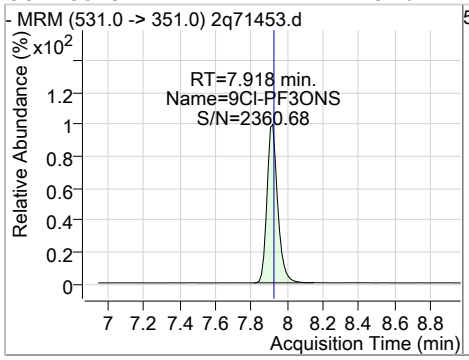

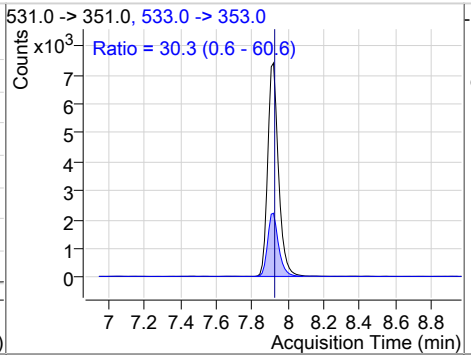

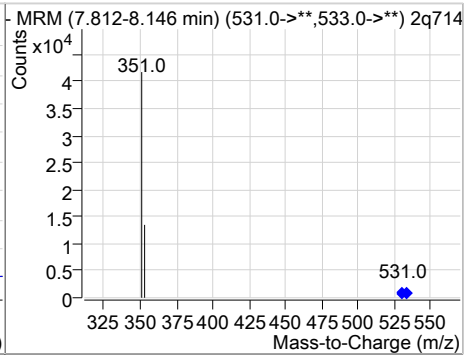

Compound	Conc.	RT	Dev(Min)	Resp.	QIon	QRatio	Min.	Max.
d3-MeFOSA	20.13	7.94	0.00	14942				

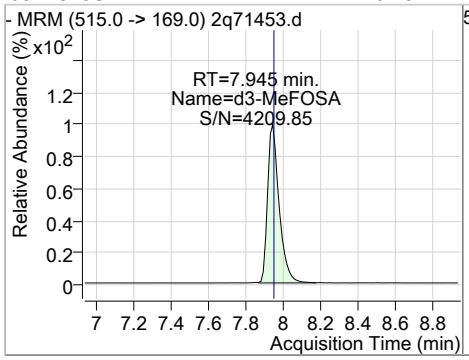

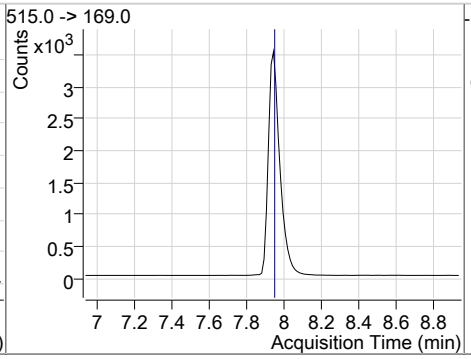

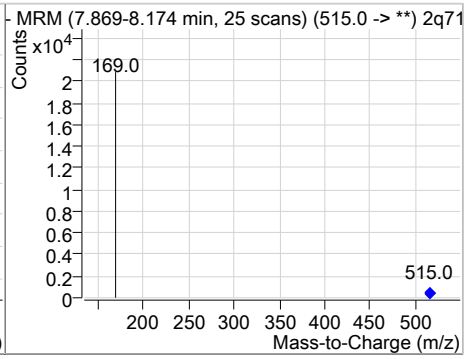

18.5.14

18

Perfluorinated Compounds by LC/MS/MS

Compound	Conc.	RT	Dev(Min)	Resp.	QIon	QRatio	Min.	Max.
MeFOSA	18.81	7.95	0.00	13448	512.0 -> 169.0	118.6	80.9	140.9

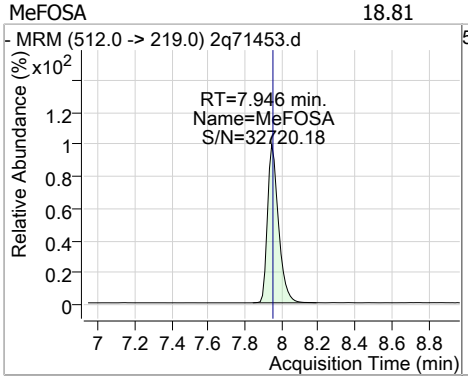

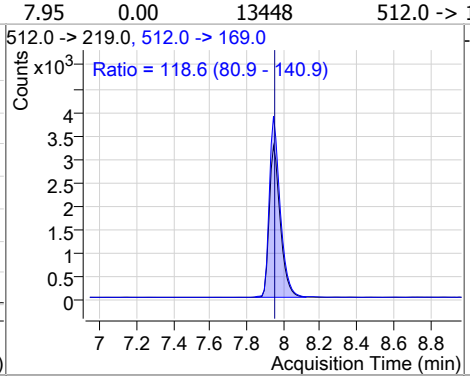

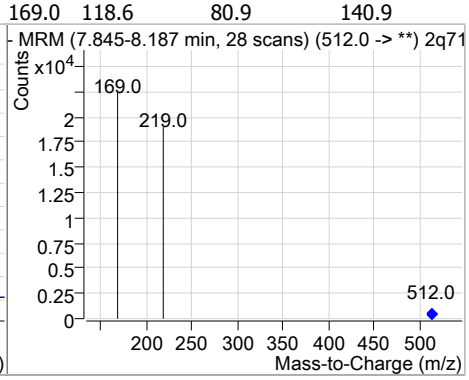

Compound	Conc.	RT	Dev(Min)	Resp.	QIon	QRatio	Min.	Max.
d3-MeFOSAA	18.88	8.00	0.00	71412				

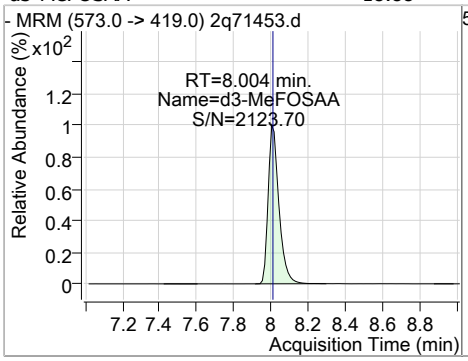

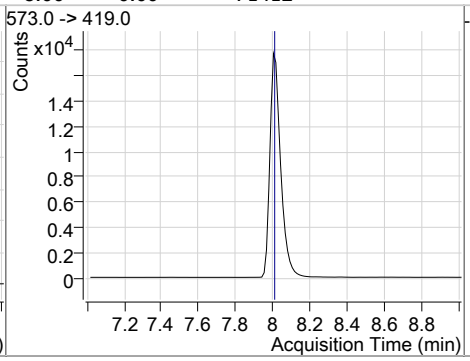

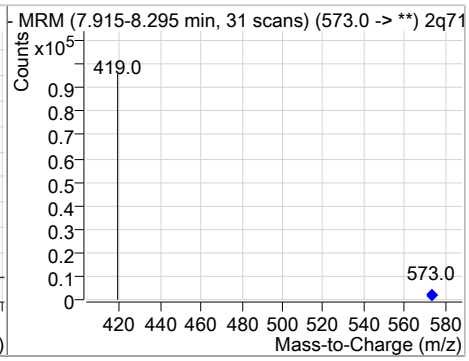

Compound	Conc.	RT	Dev(Min)	Resp.	QIon	QRatio	Min.	Max.
MeFOSAA	20.77	8.02	0.00	60477 (m)	570.0 -> 512.0	26.0	0.0	54.8

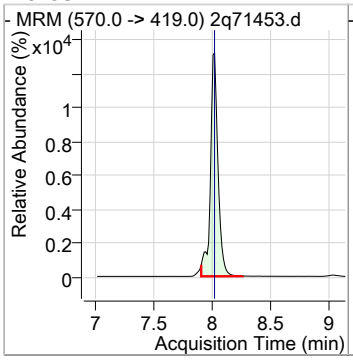

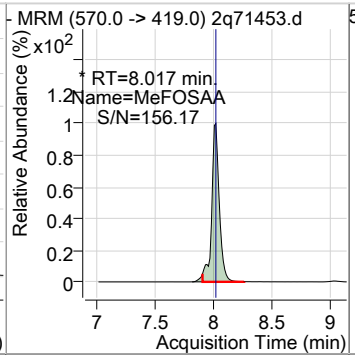

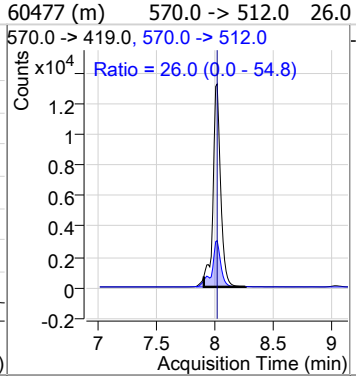

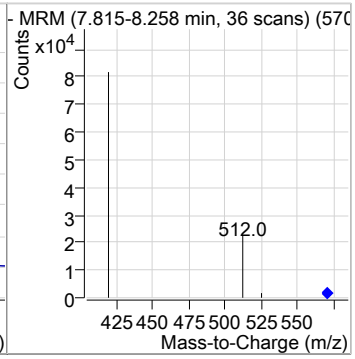

Compound	Conc.	RT	Dev(Min)	Resp.	QIon	QRatio	Min.	Max.
d5-EtFOSAA	18.61	8.13	0.00	60062				

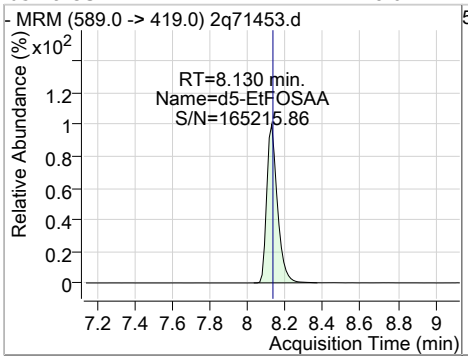

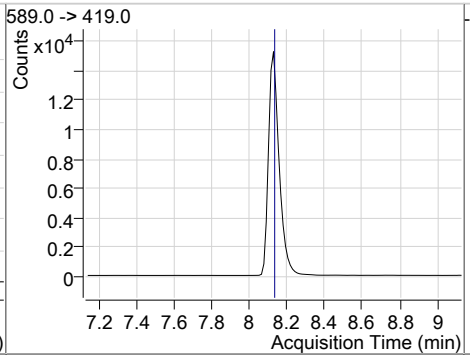

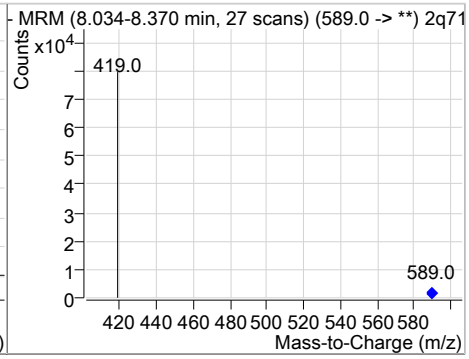

Perfluorinated Compounds by LC/MS/MS

Compound	Conc.	RT	Dev(Min)	Resp.	QIon	QRatio	Min.	Max.
EtFOSAA	19.93	8.13	0.00	51349 (m)	584.0 -> 483.0	59.3	30.2	90.2

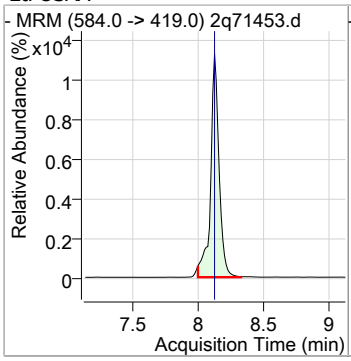

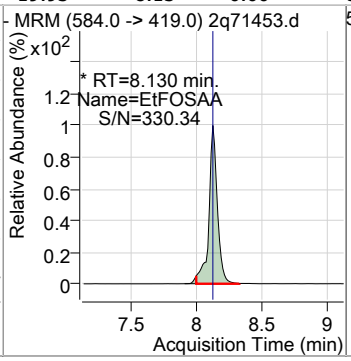

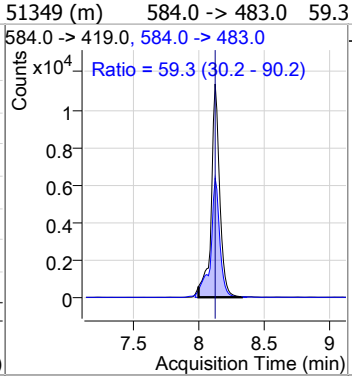

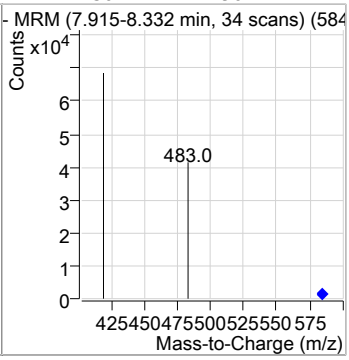

Compound	Conc.	RT	Dev(Min)	Resp.	QIon	QRatio	Min.	Max.
PFNS	21.04	8.12	-0.01	18069	549.0 -> 99.0	48.9	24.3	84.3

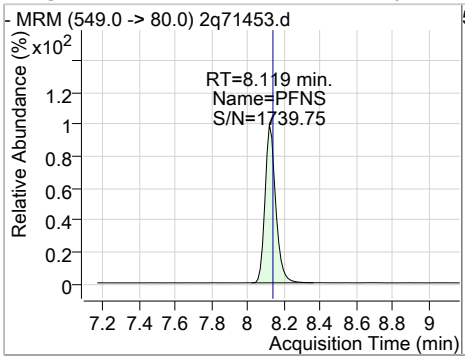

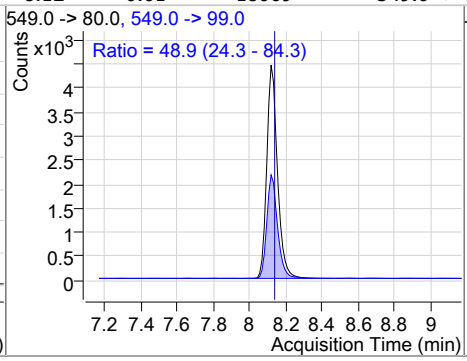

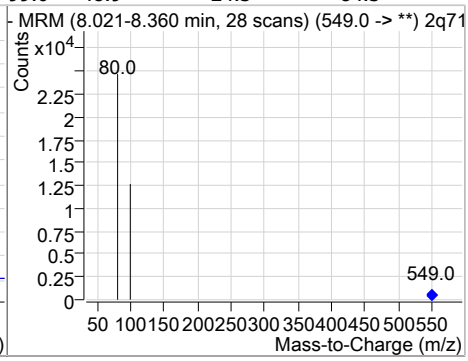

Compound	Conc.	RT	Dev(Min)	Resp.	QIon	QRatio	Min.	Max.
13C6-PFDA	19.70	8.16	0.00	237867				

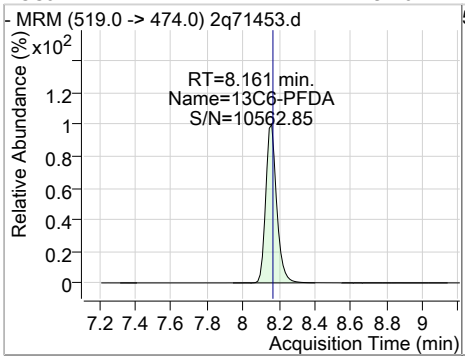

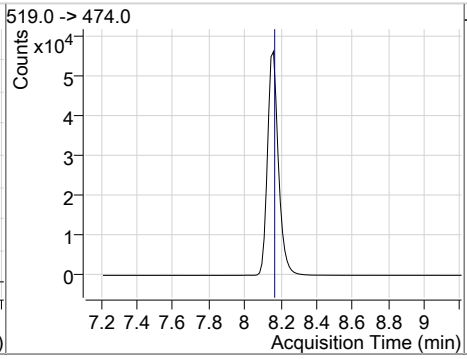

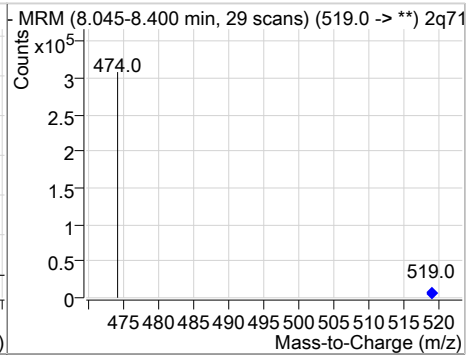

Compound	Conc.	RT	Dev(Min)	Resp.	QIon	QRatio	Min.	Max.
PFDA	19.08	8.16	0.00	251483	513.0 -> 219.0	13.4	0.0	44.5

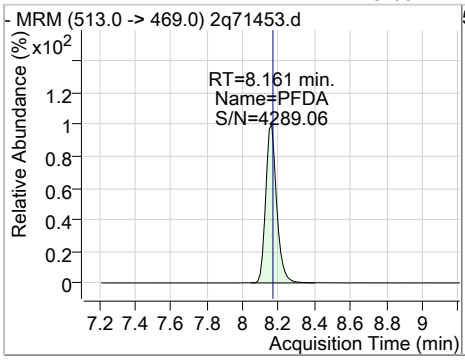

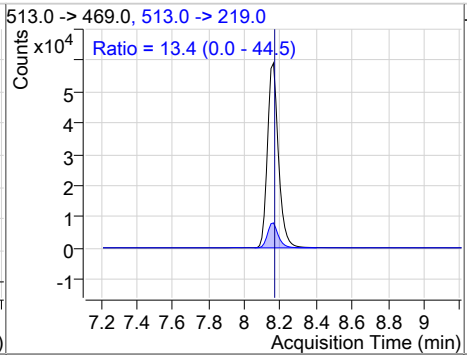

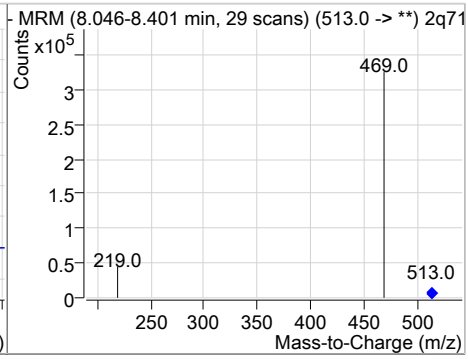

18.5.14

18

Perfluorinated Compounds by LC/MS/MS

Compound	Conc.	RT	Dev(Min)	Resp.	QIon	QRatio	Min.	Max.
13C2-8:2FTS	19.40	8.19	-0.01	105723				

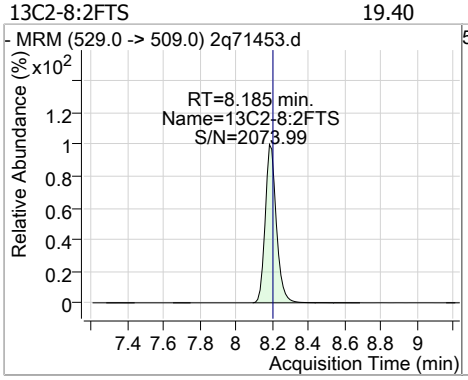

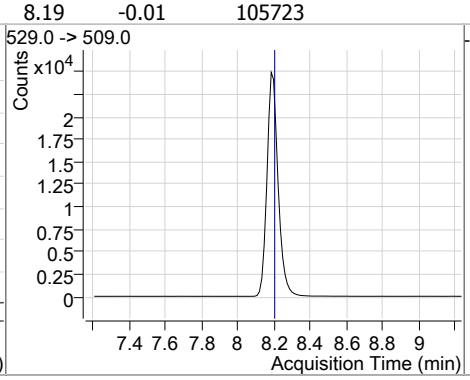

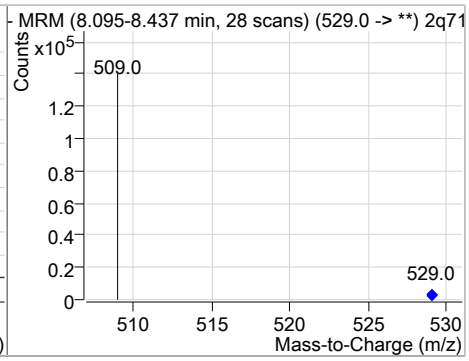

Compound	Conc.	RT	Dev(Min)	Resp.	QIon	QRatio	Min.	Max.
8:2FTS	20.22	8.19	-0.01	103405	527.0 -> 81.0	23.2	0.0	55.3

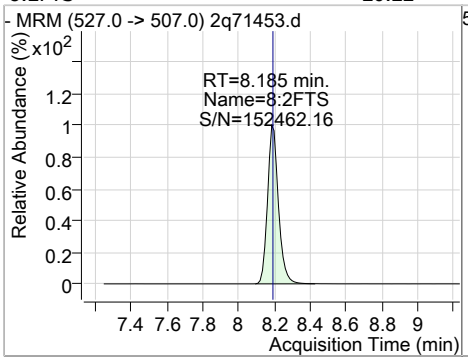

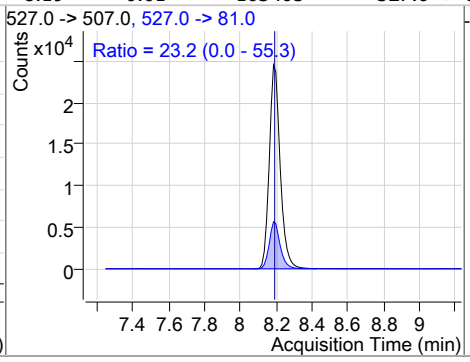

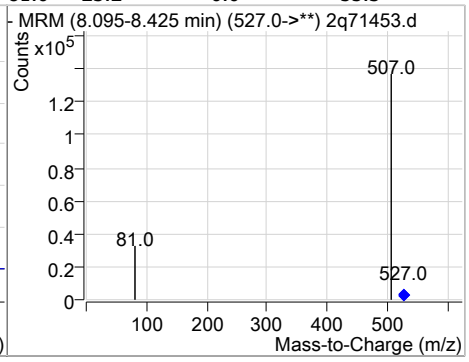

Compound	Conc.	RT	Dev(Min)	Resp.	QIon	QRatio	Min.	Max.
PFDS	18.06	8.53	0.00	10046	599.0 -> 99.0	34.9	3.4	63.4

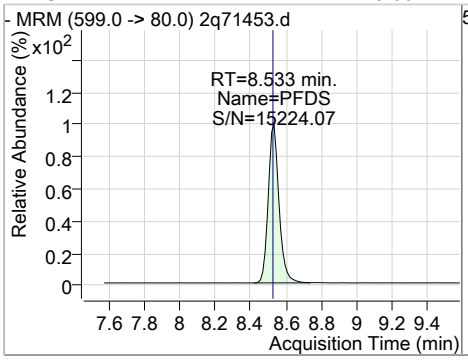

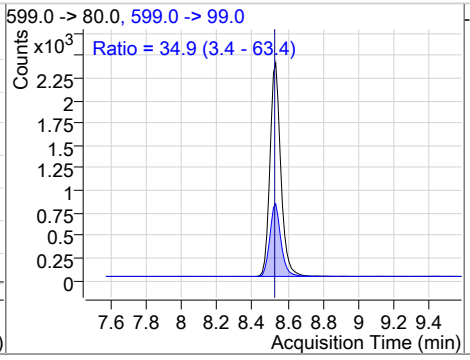

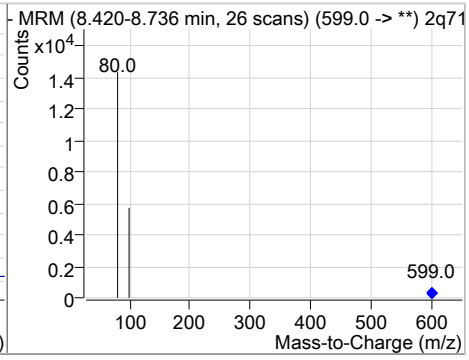

Compound	Conc.	RT	Dev(Min)	Resp.	QIon	QRatio	Min.	Max.
13C7-PFUnDA	20.13	8.57	-0.01	334604				

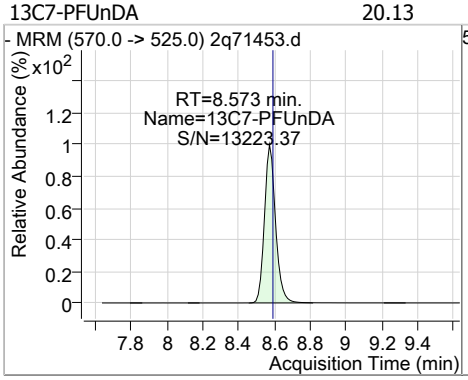

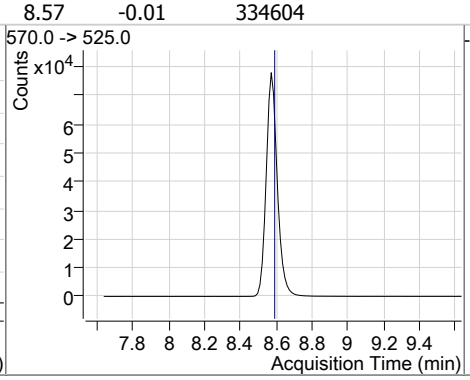

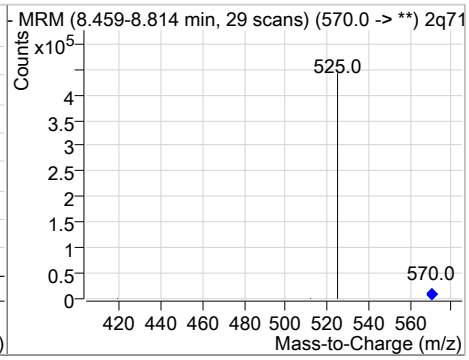

18.5.14

18

Perfluorinated Compounds by LC/MS/MS

Compound	Conc.	RT	Dev(Min)	Resp.	QIon	QRatio	Min.	Max.
PFUnDA	19.42	8.57	-0.01	319314	563.0 -> 269.0	13.9	0.0	44.0

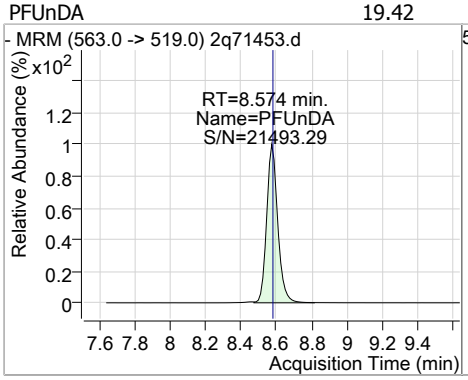

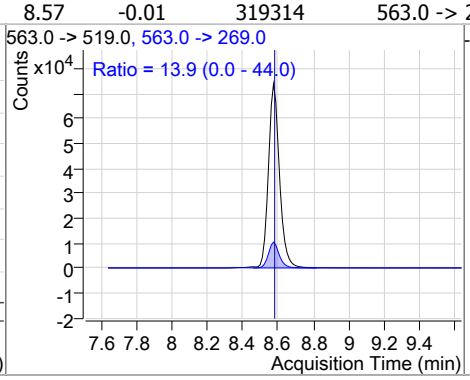

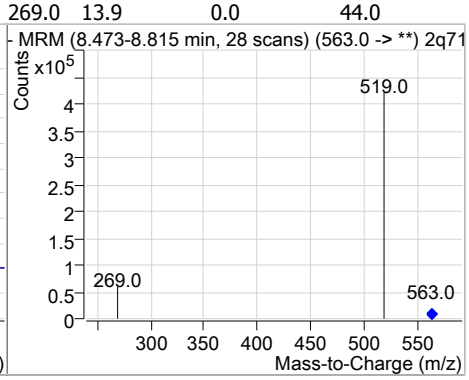

Compound	Conc.	RT	Dev(Min)	Resp.	QIon	QRatio	Min.	Max.
11Cl-PF3OUdS	18.62	8.72	-0.01	139547	633.0 -> 453.0	30.4	0.0	60.0

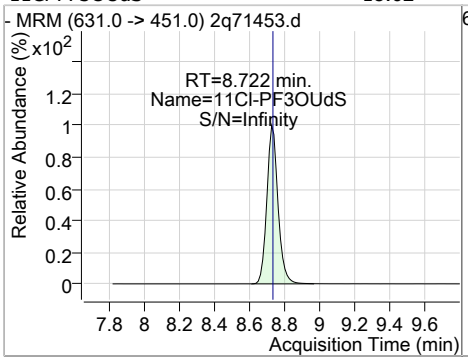

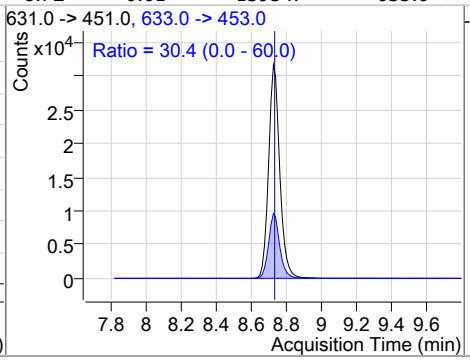

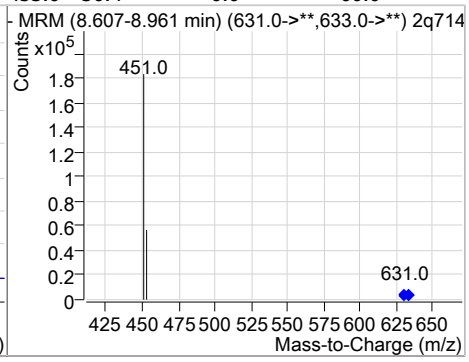

Compound	Conc.	RT	Dev(Min)	Resp.	QIon	QRatio	Min.	Max.
13C2-PFDoDA	20.04	9.02	-0.01	474133				

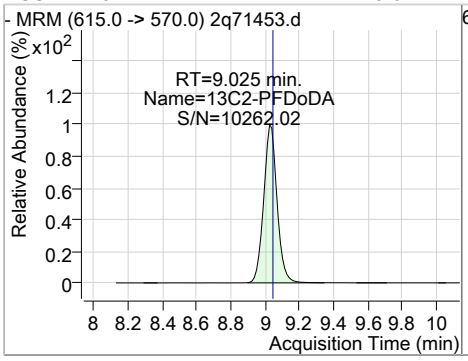

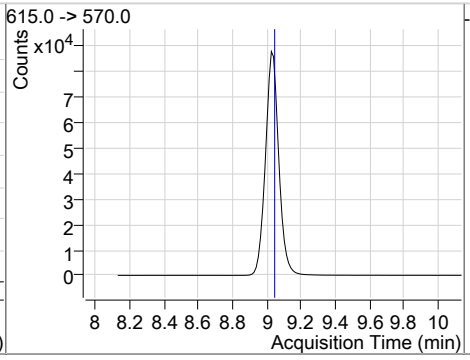

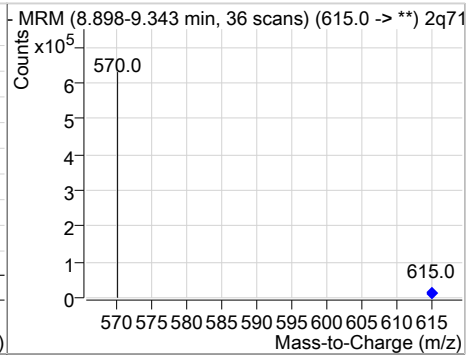

Compound	Conc.	RT	Dev(Min)	Resp.	QIon	QRatio	Min.	Max.
PFDoDA	19.34	9.03	-0.01	387410	613.0 -> 319.0	13.4	0.0	43.6

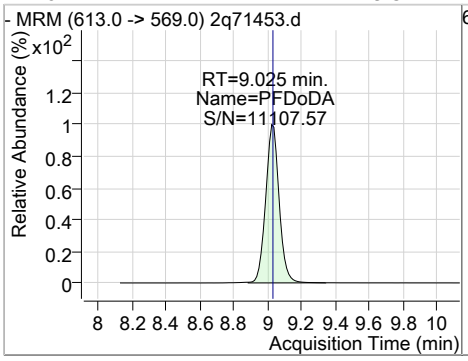

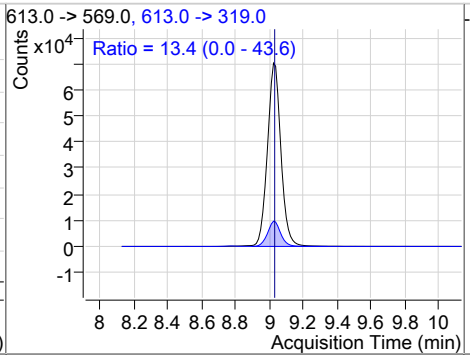

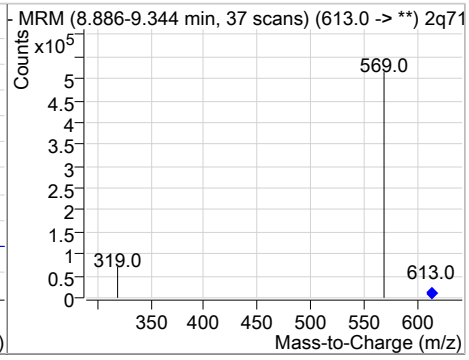

18.5.14

18

Perfluorinated Compounds by LC/MS/MS

Compound	Conc.	RT	Dev(Min)	Resp.	QIon	QRatio	Min.	Max.
PFTrDA	19.02	9.62	0.01	479523	663.0 -> 369.0	8.3	0.0	38.6

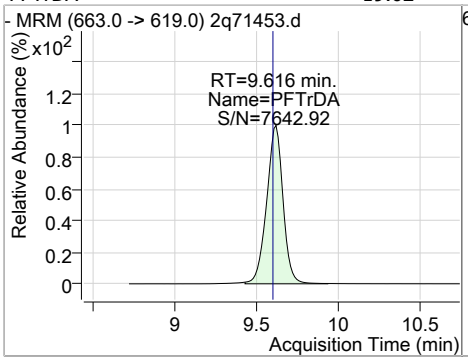

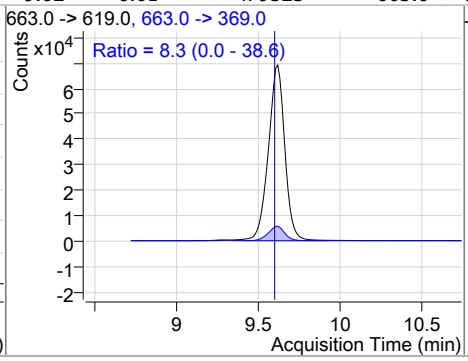

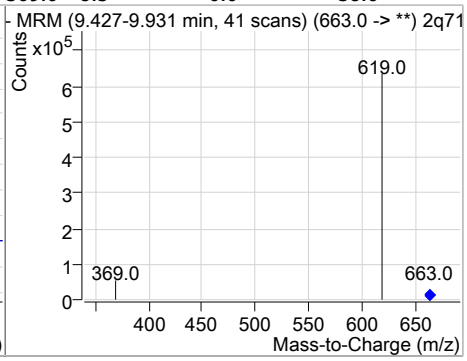

Compound	Conc.	RT	Dev(Min)	Resp.	QIon	QRatio	Min.	Max.
13C2-PFTeDA	19.41	10.18	0.01	443763				

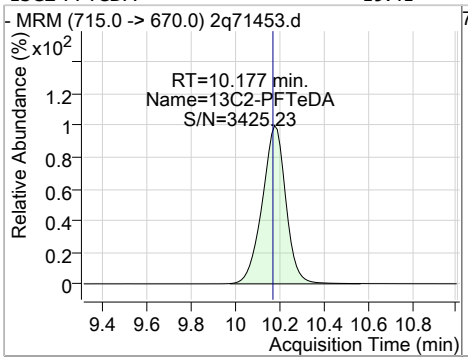

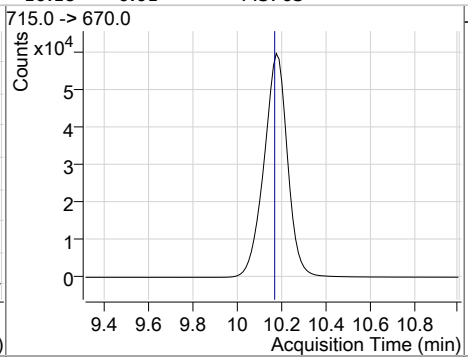

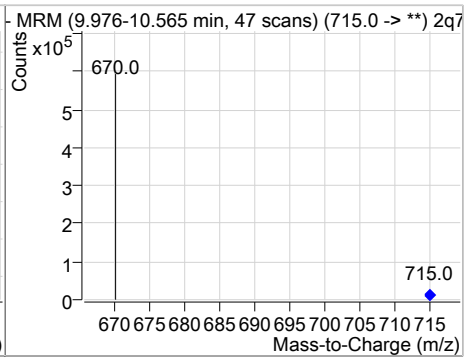

Compound	Conc.	RT	Dev(Min)	Resp.	QIon	QRatio	Min.	Max.
PFTeDA	18.73	10.18	0.01	490256	713.0 -> 219.0	4.7	0.0	35.0

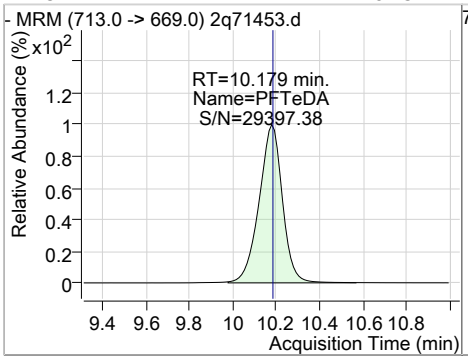

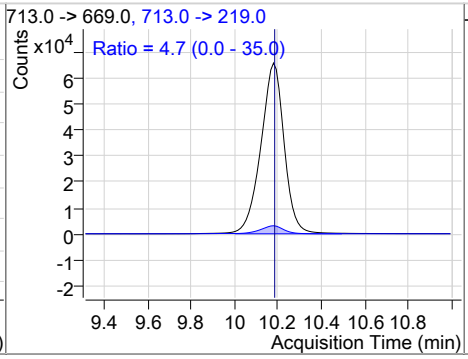

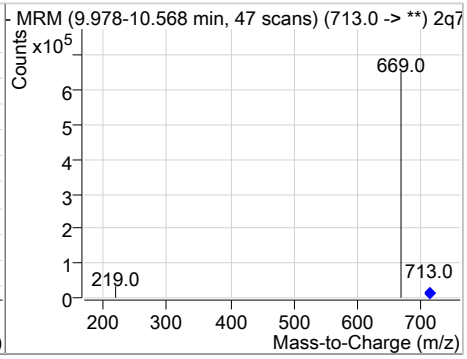

18.5.14

18

Manual Integration Approval Summary

Sample Number: S2Q1025-CC1012
Lab FileID: 2Q71453.D
Injection Time: 07/07/21 16:49

Method: EPA 537M QSM5.3 B-15
Analyst approved: 07/08/21 09:01 Nancy Saunders
Supervisor approved: 07/08/21 16:32 Natasha Gumtie

Parameter	CAS	Sig#	R.T. (min.)	Reason
Perfluorohexanesulfonic acid	355-46-4		6.41	Split peak
Perfluorooctanesulfonic acid	1763-23-1		7.67	Split peak
MeFOSAA	2355-31-9		8.02	Split peak
EtFOSAA	2991-50-6		8.13	Split peak

Manual Integrations APPROVED (compounds with "m" flag)
Natasha Gumtie 07/08/21 16:32

Perfluorinated Compounds by LC/MS/MS

Data File : 2q71465.d
Operator : nancyf
Acq. Method : 537_ID.m
Acq. Date-Time : 7/7/2021 8:08:04 PM
Sample Name : cc1012-20
Vial : P1-A7
DA Method File : ID_062021_S2Q1012.quantmethod.xml
Batch Name : s2q1025.batch.bin
Sample Information : op86015,S2Q1025,250,,,1.0,1,water

Compound	RT	QIon	Resp.	Conc.	Units	Dev(Min)
Internal Standards						
M5-EtFOSAA	8.130	589.0 -> 419.0	62107	20.00	µg/L	0.000
M4-PFBA	1.964	217.0 -> 172.0	74522	20.00	µg/L	-0.013
M5-PFPeA	3.962	268.0 -> 223.0	67059	20.00	µg/L	-0.025
M5-PFHxA	5.403	318.0 -> 273.0	107551	20.00	µg/L	-0.014
M4-PFHpA	6.358	367.0 -> 322.0	157363	20.00	µg/L	-0.013
M8-PFOA	7.101	421.0 -> 376.0	215494	20.00	µg/L	-0.013
M9-PFNA	7.683	472.0 -> 427.0	230203	20.00	µg/L	-0.013
M6-PFDA	8.147	519.0 -> 474.0	241029	20.00	µg/L	-0.014
M7-PFUnDA	8.573	570.0 -> 525.0	335235	20.00	µg/L	-0.013
M2-PFDoDA	9.025	615.0 -> 570.0	471301	20.00	µg/L	-0.013
M2-PFTeDA	10.164	715.0 -> 670.0	452453	20.00	µg/L	0.000
M8-FOSA	7.567	506.0 -> 78.0	51559	20.00	µg/L	0.000
M3-PFBS	4.280	302.0 -> 99.0	7930	20.00	µg/L	-0.025
M3-PFHxS	6.405	402.0 -> 99.0	9374	20.00	µg/L	0.000
M8-PFOS	7.656	507.0 -> 99.0	13538	20.00	µg/L	-0.013
M2-4:2FTS	5.297	329.0 -> 309.0	71308	20.00	µg/L	-0.013
M2-6:2FTS	7.088	429.0 -> 409.0	120282	20.00	µg/L	-0.013
M2-8:2FTS	8.185	529.0 -> 509.0	107845	20.00	µg/L	-0.013
M3-MeFOSAA	8.004	573.0 -> 419.0	73984	20.00	µg/L	0.000
M3-HFPO-DA	5.709	287.0 -> 169.0	5518	20.00	µg/L	-0.013
M3-MeFOSA	7.945	515.0 -> 169.0	14944	20.00	µg/L	0.000
System Monitoring Compounds						
13C2-4:2FTS	5.297	329.0 -> 309.0	71308	20.20	µg/L	-0.013
Spiked Amount: 20.00	Range: 50.0 - 150.0%			Recovery = 101.0%		
13C2-6:2FTS	7.088	429.0 -> 409.0	120282	19.95	µg/L	-0.013
Spiked Amount: 20.00	Range: 50.0 - 150.0%			Recovery = 99.8%		
13C2-8:2FTS	8.185	529.0 -> 509.0	107845	19.79	µg/L	-0.013
Spiked Amount: 20.00	Range: 50.0 - 150.0%			Recovery = 98.9%		
13C2-PFDoDA	9.025	615.0 -> 570.0	471301	19.92	µg/L	-0.013
Spiked Amount: 20.00	Range: 50.0 - 150.0%			Recovery = 99.6%		
13C2-PFTeDA	10.164	715.0 -> 670.0	452453	19.79	µg/L	0.000
Spiked Amount: 20.00	Range: 50.0 - 150.0%			Recovery = 98.9%		
13C3-PFBS	4.280	302.0 -> 99.0	7930	18.77	µg/L	-0.025
Spiked Amount: 20.00	Range: 50.0 - 150.0%			Recovery = 93.9%		
13C3-PFHxS	6.405	402.0 -> 99.0	9374	18.56	µg/L	0.000
Spiked Amount: 20.00	Range: 50.0 - 150.0%			Recovery = 92.8%		
13C4-PFBA	1.964	217.0 -> 172.0	74522	19.60	µg/L	-0.013
Spiked Amount: 20.00	Range: 50.0 - 150.0%			Recovery = 98.0%		
13C4-PFHpA	6.358	367.0 -> 322.0	157363	19.61	µg/L	-0.013
Spiked Amount: 20.00	Range: 50.0 - 150.0%			Recovery = 98.1%		
d5-EtFOSAA	8.130	589.0 -> 419.0	62107	19.24	ng/ml	0.000
Spiked Amount: 20.00	Range: 50.0 - 150.0%			Recovery = 96.2%		
13C5-PFHxA	5.403	318.0 -> 273.0	107551	19.68	µg/L	-0.014
Spiked Amount: 20.00	Range: 50.0 - 150.0%			Recovery = 98.4%		
13C5-PFPeA	3.962	268.0 -> 223.0	67059	19.62	µg/L	-0.025

Perfluorinated Compounds by LC/MS/MS

Compound	RT	QIon	Resp.	Conc.	Units		Dev(Min)
Spiked Amount: 20.00	Range: 50.0 - 150.0%			Recovery = 98.1%			
13C6-PFDA	8.147	519.0 -> 474.0	241029	19.96	µg/L		-0.014
Spiked Amount: 20.00	Range: 50.0 - 150.0%			Recovery = 99.8%			
13C7-PFUnDA	8.573	570.0 -> 525.0	335235	20.17	µg/L		-0.013
Spiked Amount: 20.00	Range: 50.0 - 150.0%			Recovery = 100.8%			
13C8-FOSA	7.567	506.0 -> 78.0	51559	20.32	µg/L		0.000
Spiked Amount: 20.00	Range: 50.0 - 150.0%			Recovery = 101.6%			
13C8-PFOA	7.101	421.0 -> 376.0	215494	19.87	µg/L		-0.013
Spiked Amount: 20.00	Range: 50.0 - 150.0%			Recovery = 99.4%			
13C8-PFOS	7.656	507.0 -> 99.0	13538	18.35	µg/L		-0.013
Spiked Amount: 20.00	Range: 50.0 - 150.0%			Recovery = 91.7%			
13C9-PFNA	7.683	472.0 -> 427.0	230203	20.29	µg/L		-0.013
Spiked Amount: 20.00	Range: 50.0 - 150.0%			Recovery = 101.4%			
d3-MeFOSAA	8.004	573.0 -> 419.0	73984	19.56	µg/L		0.000
Spiked Amount: 20.00	Range: 50.0 - 150.0%			Recovery = 97.8%			
13C3-HFPO-DA	5.709	287.0 -> 169.0	5518	16.75	µg/L		-0.013
Spiked Amount: 20.00	Range: 50.0 - 150.0%			Recovery = 83.7%			
d3-MeFOSA	7.945	515.0 -> 169.0	14944	20.13	µg/L		0.000
Spiked Amount: 20.00	Range: 50.0 - 150.0%			Recovery = 100.6%			
Target Compounds							**QValue**
4:2FTS	5.299	327.0 -> 307.0	73822	19.84	µg/L		99
6:2FTS	7.088	427.0 -> 407.0	120008	19.99	µg/L		97
8:2FTS	8.185	527.0 -> 507.0	104307	20.00	µg/L		97
EtFOSAA	8.130	584.0 -> 419.0	53095	19.93	µg/L		99
FOSA	7.568	498.0 -> 78.0	47696	19.85	µg/L		98
MeFOSAA	8.004	570.0 -> 419.0	60338	20.01	µg/L	m	96
PFBA	1.958	213.0 -> 169.0	25227	18.40	µg/L		100
PFBS	4.282	299.0 -> 80.0	24146	19.83	µg/L		99
PFDA	8.147	513.0 -> 469.0	249619	18.69	µg/L		98
PFDoDA	9.025	613.0 -> 569.0	388315	19.50	µg/L		99
PFDS	8.520	599.0 -> 80.0	10136	18.19	µg/L		96
PFHpA	6.358	363.0 -> 319.0	243111	19.64	µg/L		100
PFHpS	7.100	449.0 -> 80.0	22474	20.39	µg/L		98
PFHxA	5.404	313.0 -> 269.0	71427	18.88	µg/L		100
PFHxS	6.406	399.0 -> 80.0	24456	20.44	µg/L	m	98
PFNA	7.683	463.0 -> 419.0	233873	18.62	µg/L		98
PFNS	8.119	549.0 -> 80.0	18373	20.95	µg/L		95
PFOA	7.102	413.0 -> 369.0	222687	19.56	µg/L		99
PFOS	7.656	499.0 -> 80.0	23985	20.58	µg/L	m	94
PFPeA	3.964	263.0 -> 219.0	91993	19.43	µg/L		100
PFPeS	5.527	349.0 -> 80.0	15901	19.94	µg/L		97
PFTeDA	10.167	713.0 -> 669.0	495804	18.58	µg/L		99
PFTrDA	9.603	663.0 -> 619.0	480757	19.18	µg/L		100
PFUnDA	8.574	563.0 -> 519.0	318654	19.35	µg/L		100
11Cl-PF3OUdS	8.722	631.0 -> 451.0	138694	18.62	µg/L		99
9Cl-PF3ONS	7.905	531.0 -> 351.0	29454	18.27	µg/L		96
ADONA	6.471	377.0 -> 251.0	274024	18.39	µg/L		99
HFPO-DA	5.704	329.0 -> 169.0	23276	21.33	µg/L		96
MeFOSA	7.946	512.0 -> 219.0	14125	19.75	µg/L		95

 # = Qualifier out of range, m = manually integrated, + = Area summed

Perfluorinated Compounds by LC/MS/MS

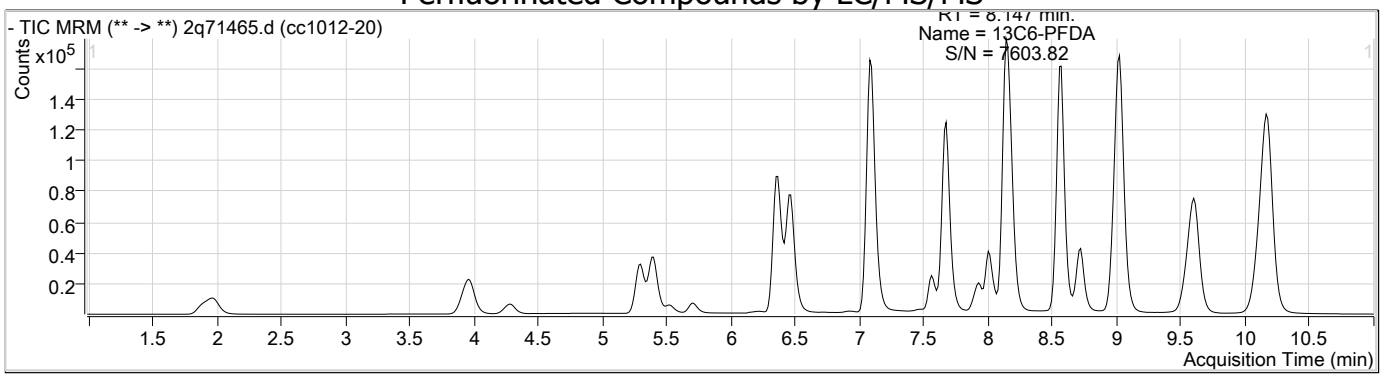

Compound	Conc.	RT	Dev(Min)	Resp.	QIon	QRatio	Min.	Max.
PFBA	18.40	1.96	-0.01	25227				

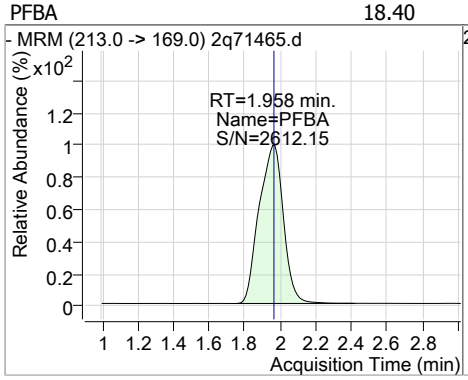

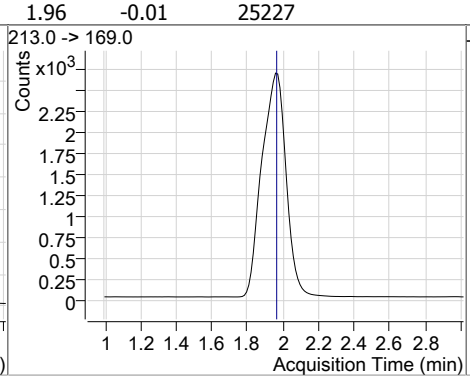

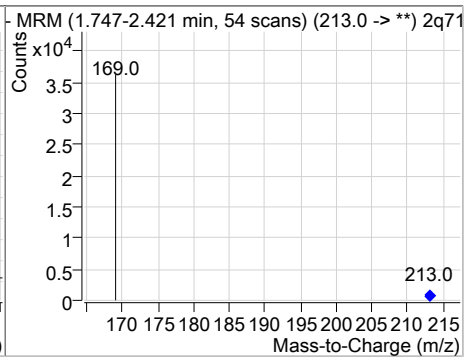

Compound	Conc.	RT	Dev(Min)	Resp.	QIon	QRatio	Min.	Max.
13C4-PFBA	19.60	1.96	-0.01	74522				

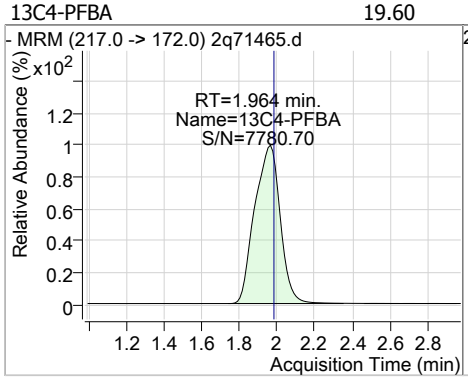

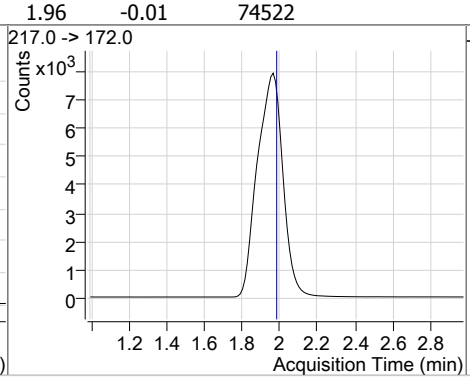

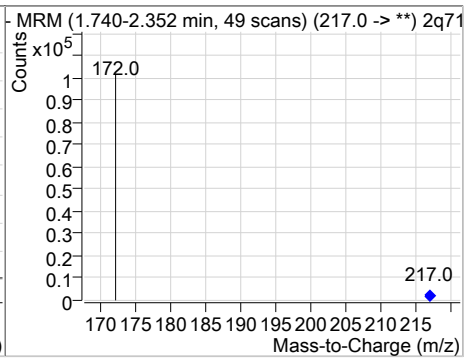

Compound	Conc.	RT	Dev(Min)	Resp.	QIon	QRatio	Min.	Max.
13C5-PFPeA	19.62	3.96	-0.03	67059				

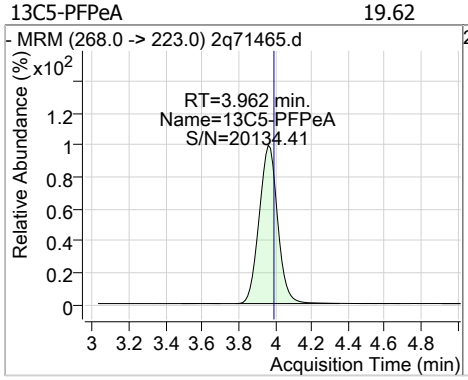

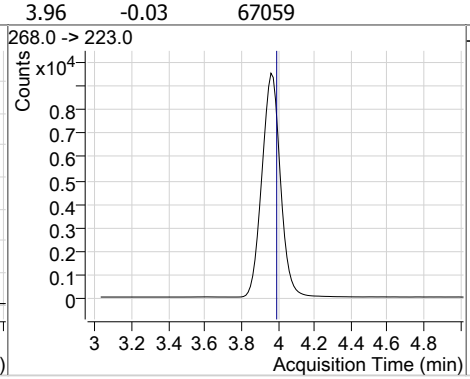

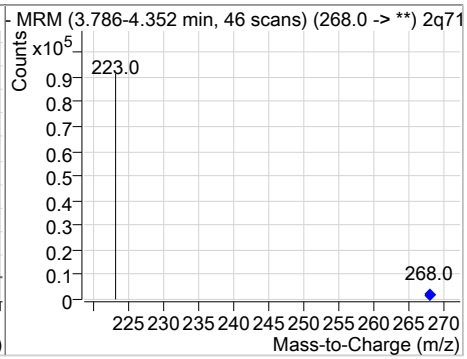

18.5.15

18

Perfluorinated Compounds by LC/MS/MS

Compound	Conc.	RT	Dev(Min)	Resp.	QIon	QRatio	Min.	Max.
PFPeA	19.43	3.96	-0.03	91993				

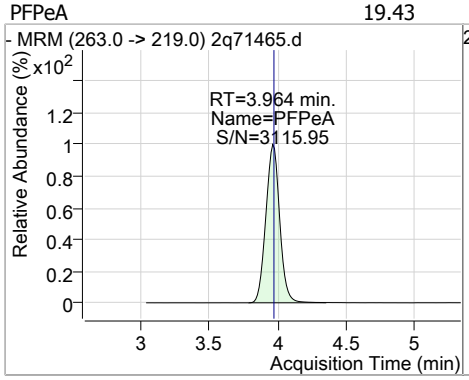

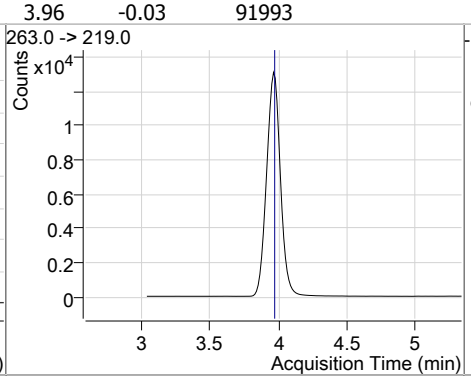

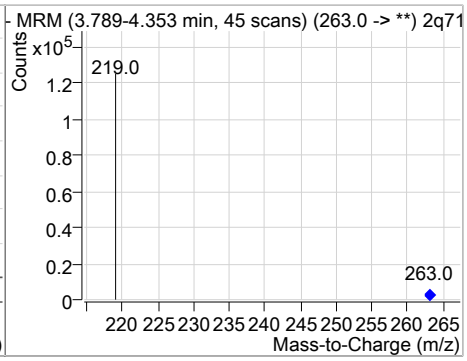

Compound	Conc.	RT	Dev(Min)	Resp.	QIon	QRatio	Min.	Max.
13C3-PFBS	18.77	4.28	-0.03	7930				

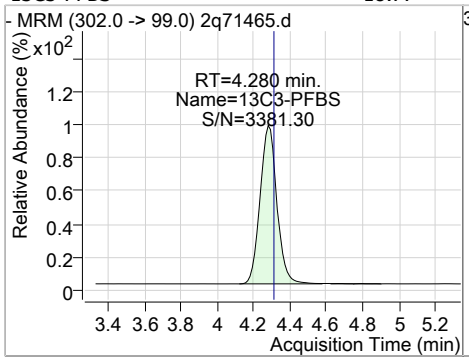

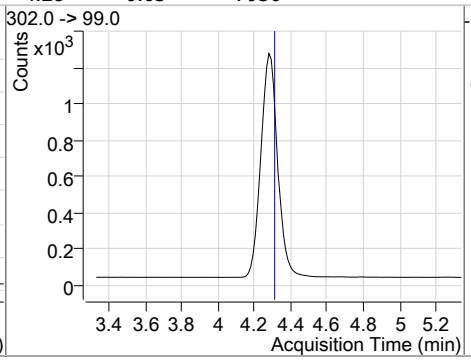

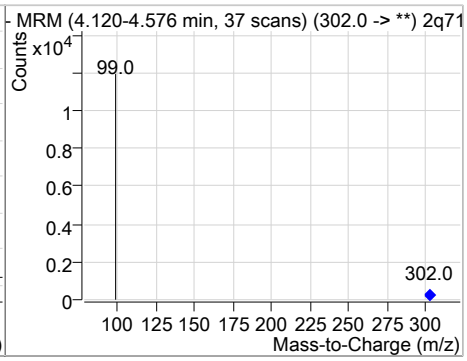

Compound	Conc.	RT	Dev(Min)	Resp.	QIon	QRatio	Min.	Max.
PFBS	19.83	4.28	-0.03	24146	299.0 -> 99.0	37.0	7.4	67.4

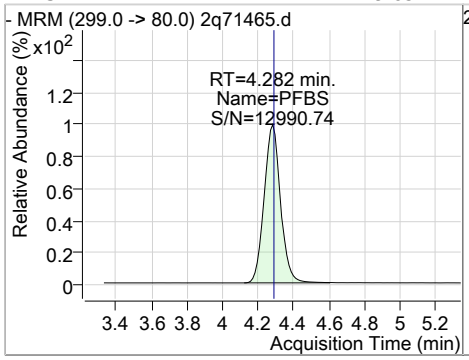

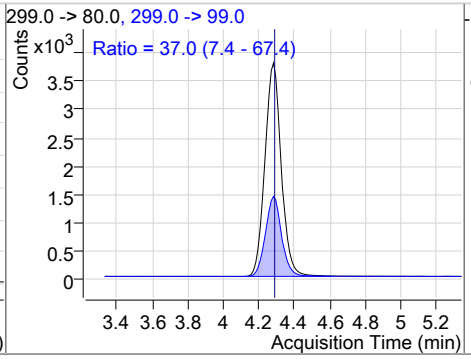

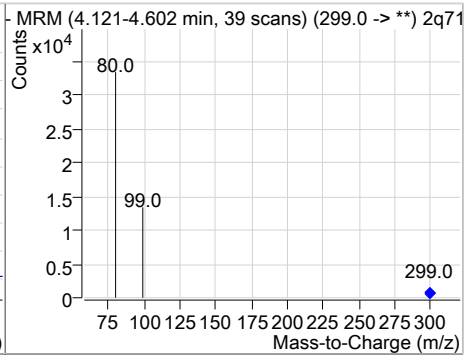

Compound	Conc.	RT	Dev(Min)	Resp.	QIon	QRatio	Min.	Max.
13C2-4:2FTS	20.20	5.30	-0.01	71308				

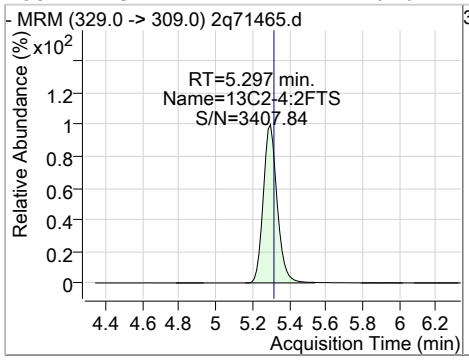

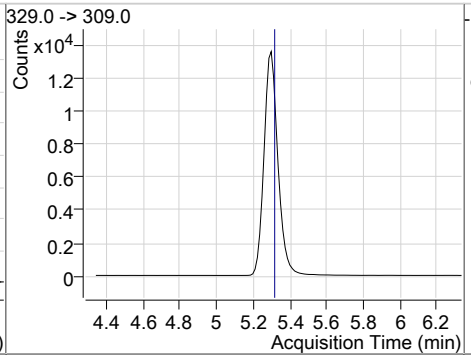

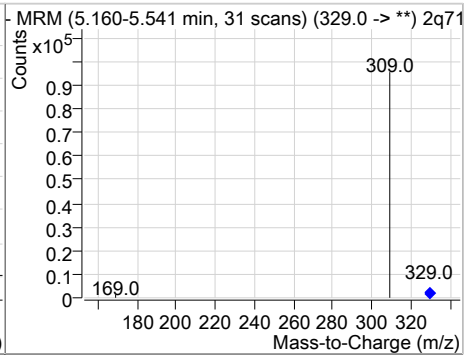

Perfluorinated Compounds by LC/MS/MS

Compound	Conc.	RT	Dev(Min)	Resp.	QIon	QRatio	Min.	Max.
4:2FTS	19.84	5.30	-0.01	73822	327.0 -> 81.0	32.2	3.0	63.0

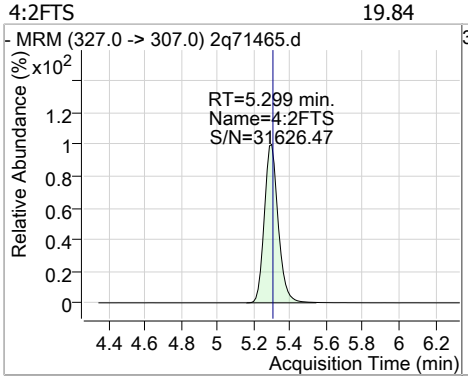

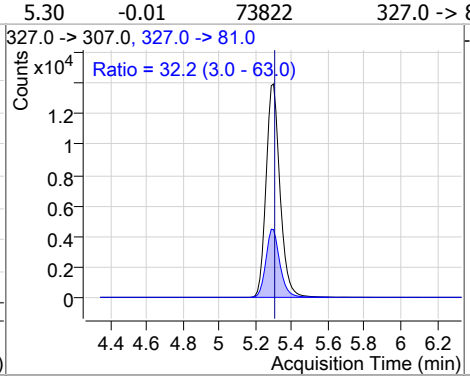

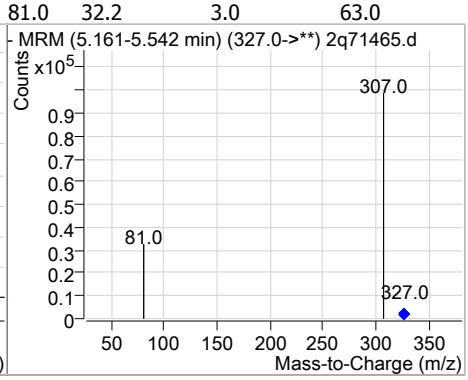

Compound	Conc.	RT	Dev(Min)	Resp.	QIon	QRatio	Min.	Max.
13C5-PFHxA	19.68	5.40	-0.01	107551				

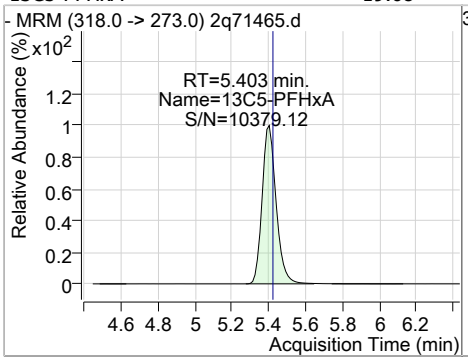

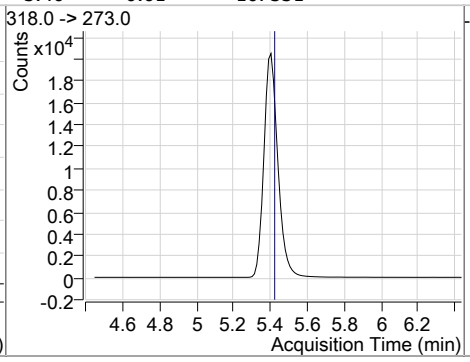

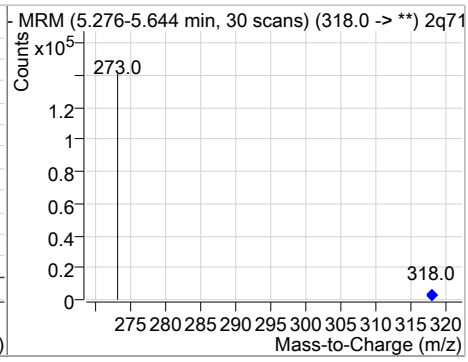

Compound	Conc.	RT	Dev(Min)	Resp.	QIon	QRatio	Min.	Max.
PFHxA	18.88	5.40	-0.01	71427	313.0 -> 119.0	8.1	0.0	38.2

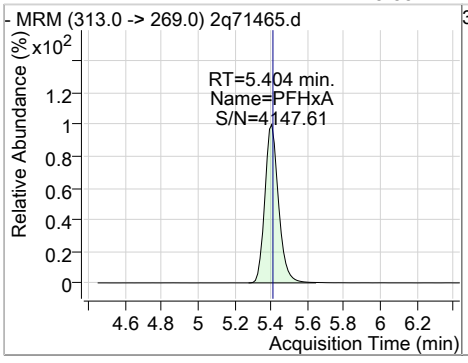

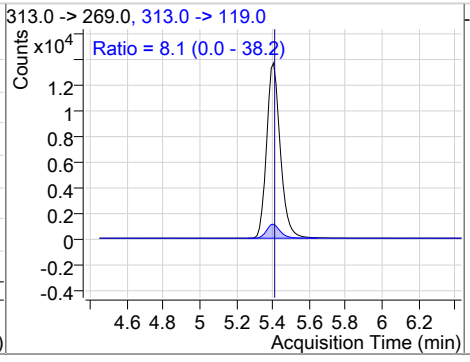

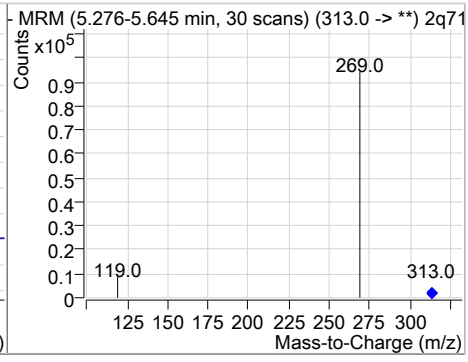

Compound	Conc.	RT	Dev(Min)	Resp.	QIon	QRatio	Min.	Max.
PFPeS	19.94	5.53	-0.01	15901	349.0 -> 99.0	37.4	9.1	69.1

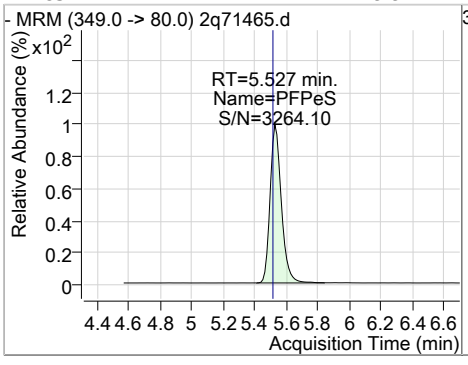

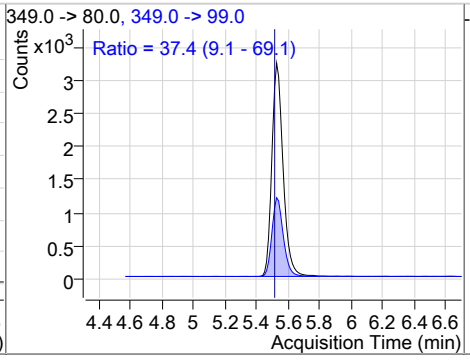

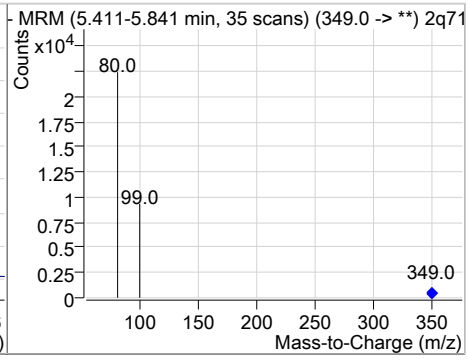

18.5.15

18

Perfluorinated Compounds by LC/MS/MS

Compound	Conc.	RT	Dev(Min)	Resp.	QIon	QRatio	Min.	Max.
13C3-HFPO-DA	16.75	5.71	-0.01	5518				

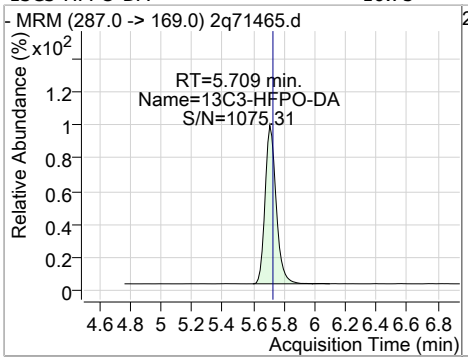

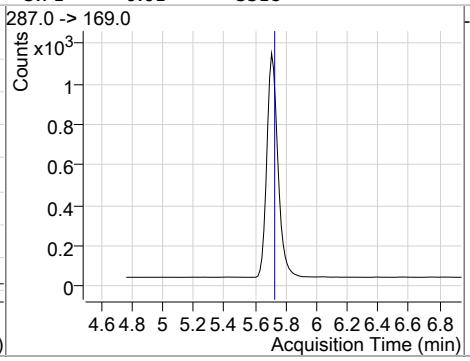

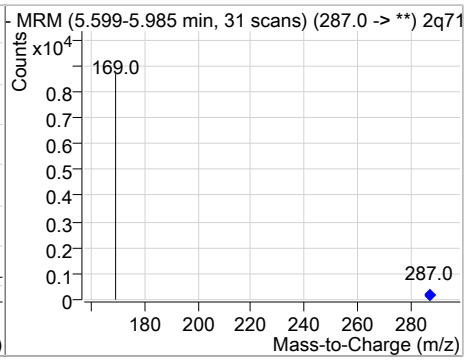

Compound	Conc.	RT	Dev(Min)	Resp.	QIon	QRatio	Min.	Max.
HFPO-DA	21.33	5.70	-0.03	23276	285.0 -> 169.0	13.2	0.0	44.8

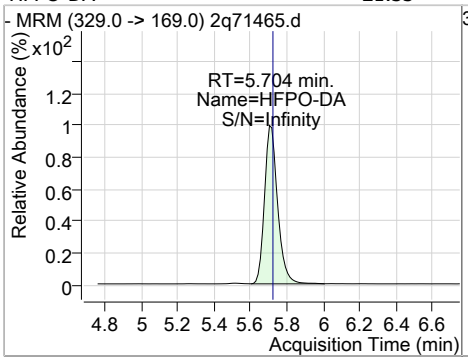

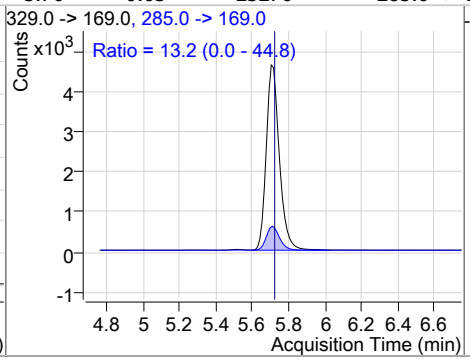

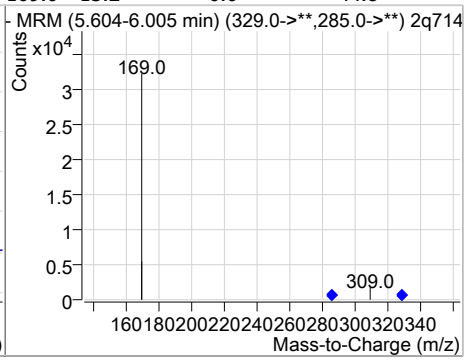

Compound	Conc.	RT	Dev(Min)	Resp.	QIon	QRatio	Min.	Max.
13C4-PFHpA	19.61	6.36	-0.01	157363				

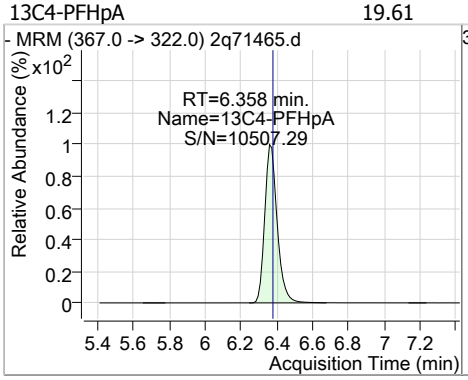

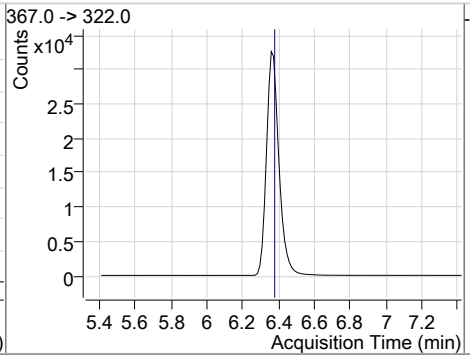

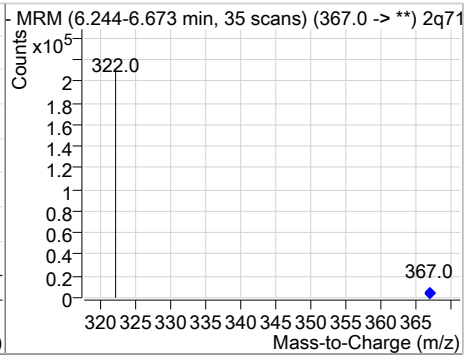

Compound	Conc.	RT	Dev(Min)	Resp.	QIon	QRatio	Min.	Max.
PFHpA	19.64	6.36	-0.01	243111	363.0 -> 169.0	6.3	0.0	36.5

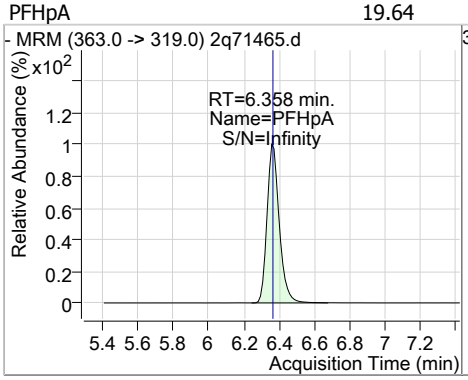

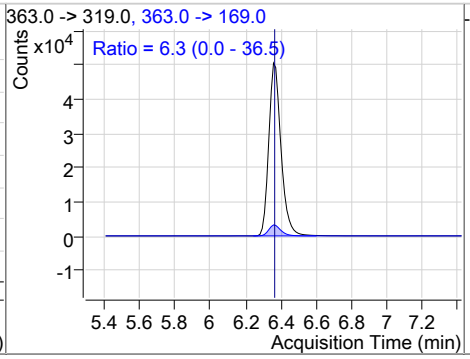

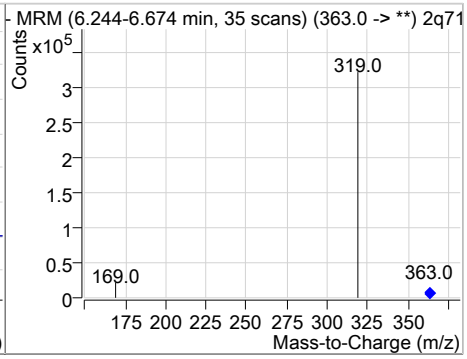

18.5.15

18

Perfluorinated Compounds by LC/MS/MS

Compound	Conc.	RT	Dev(Min)	Resp.	QIon	QRatio	Min.	Max.
13C3-PFHxS	18.56	6.41	0.00	9374				

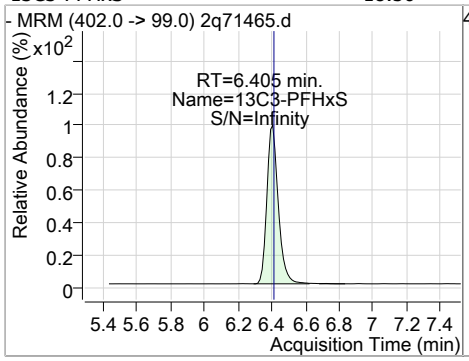

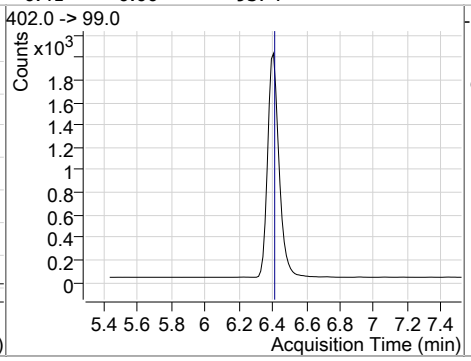

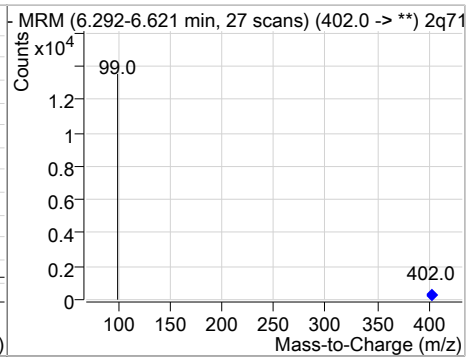

Compound	Conc.	RT	Dev(Min)	Resp.	QIon	QRatio	Min.	Max.
PFHxS	20.44	6.41	-0.01	24456 (m)	399.0 -> 99.0	43.8	15.2	75.2

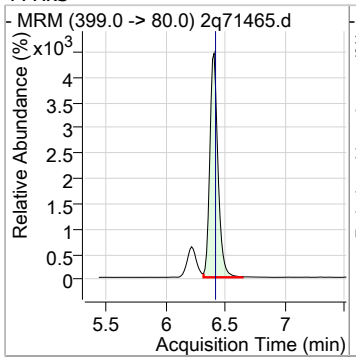

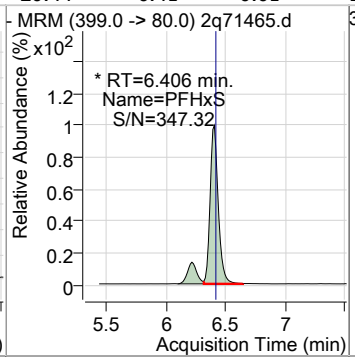

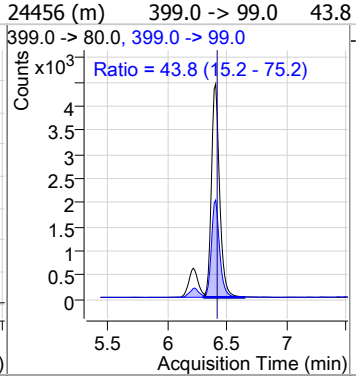

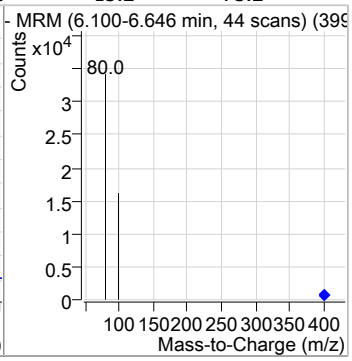

Compound	Conc.	RT	Dev(Min)	Resp.	QIon	QRatio	Min.	Max.
ADONA	18.39	6.47	-0.01	274024	377.0 -> 85.0	25.4	0.0	55.9

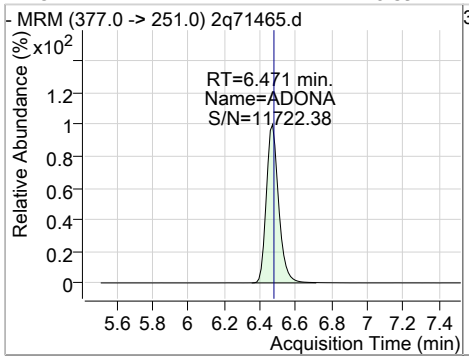

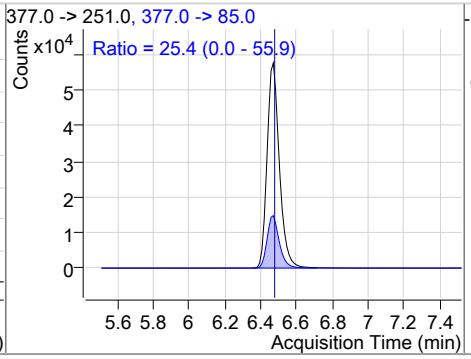

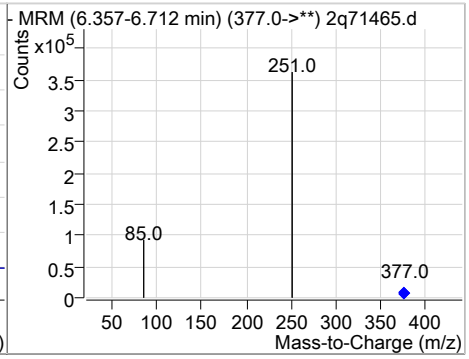

Compound	Conc.	RT	Dev(Min)	Resp.	QIon	QRatio	Min.	Max.
13C2-6:2FTS	19.95	7.09	-0.01	120282				

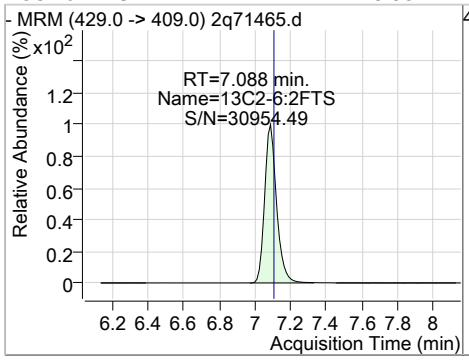

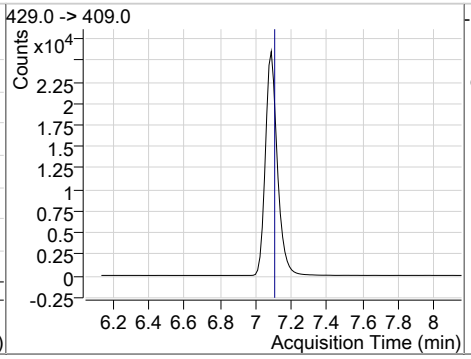

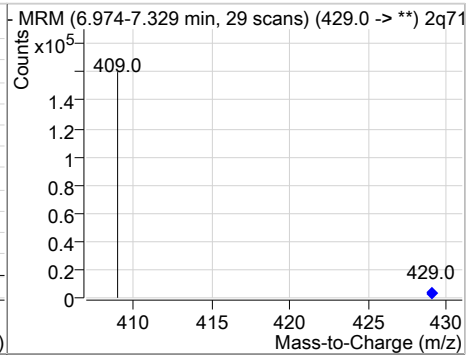

Perfluorinated Compounds by LC/MS/MS

Compound	Conc.	RT	Dev(Min)	Resp.	QIon	QRatio	Min.	Max.
6:2FTS	19.99	7.09	-0.01	120008	427.0 -> 81.0	23.4	0.0	54.8

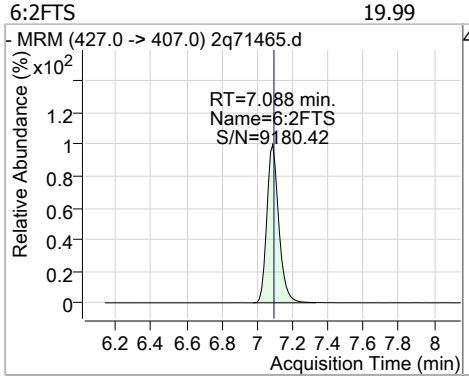

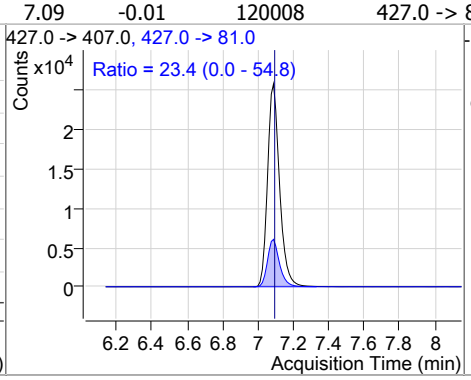

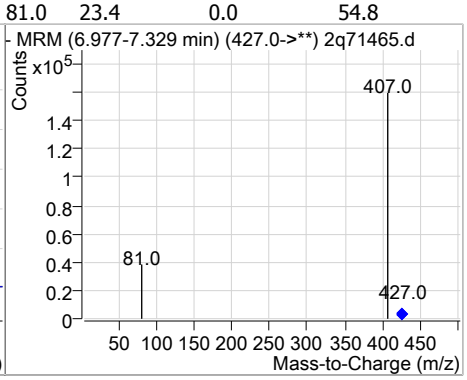

Compound	Conc.	RT	Dev(Min)	Resp.	QIon	QRatio	Min.	Max.
PFHpS	20.39	7.10	-0.01	22474	449.0 -> 99.0	46.7	15.2	75.2

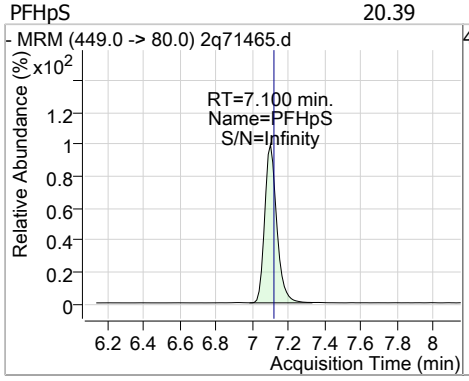

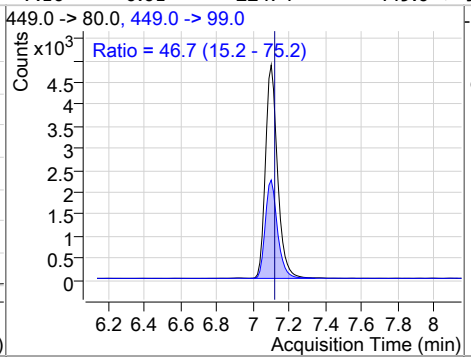

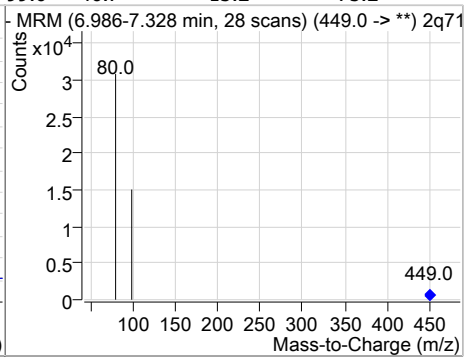

Compound	Conc.	RT	Dev(Min)	Resp.	QIon	QRatio	Min.	Max.
13C8-PFOA	19.87	7.10	-0.01	215494				

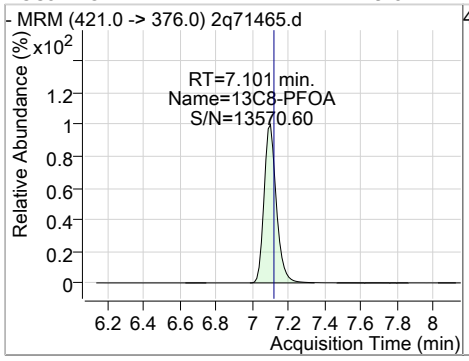

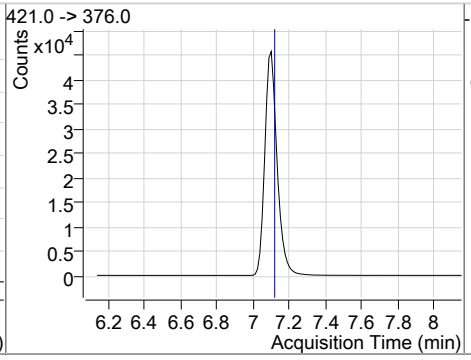

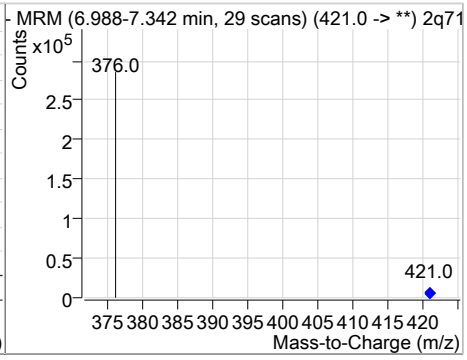

Compound	Conc.	RT	Dev(Min)	Resp.	QIon	QRatio	Min.	Max.
PFOA	19.56	7.10	-0.01	222687	413.0 -> 169.0	19.9	0.0	50.6

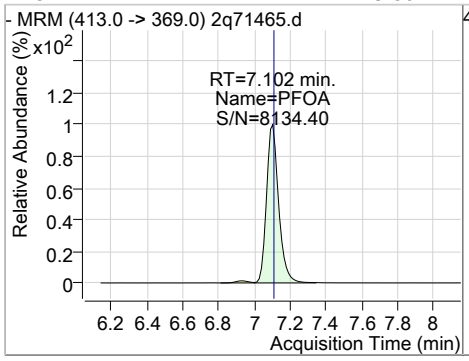

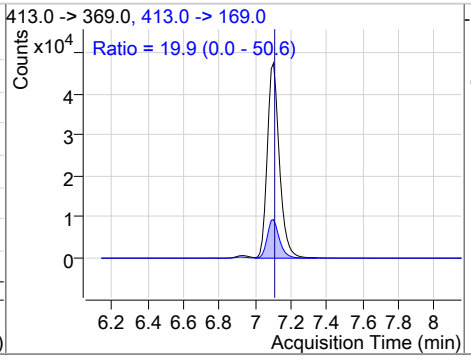

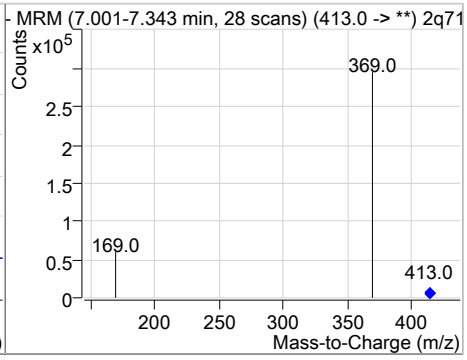

18.5.15 18

Perfluorinated Compounds by LC/MS/MS

Compound	Conc.	RT	Dev(Min)	Resp.	QIon	QRatio	Min.	Max.
13C8-FOSA	20.32	7.57	0.00	51559				

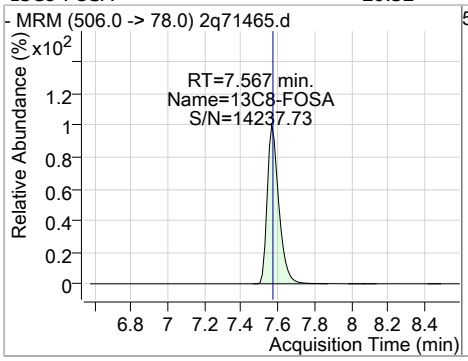

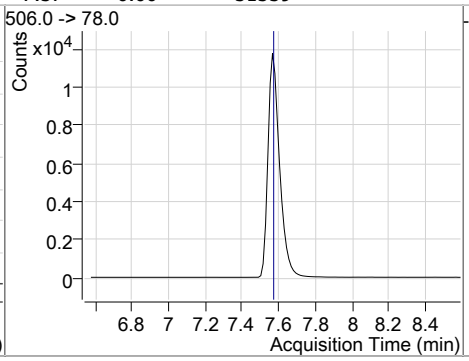

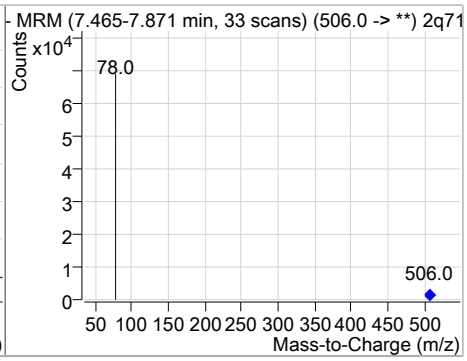

Compound	Conc.	RT	Dev(Min)	Resp.	QIon	QRatio	Min.	Max.
FOSA	19.85	7.57	0.00	47696	498.0 -> 478.0	5.1	0.0	34.6

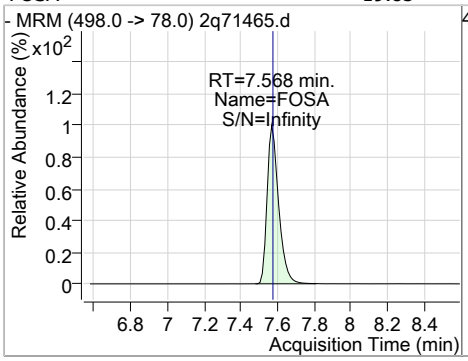

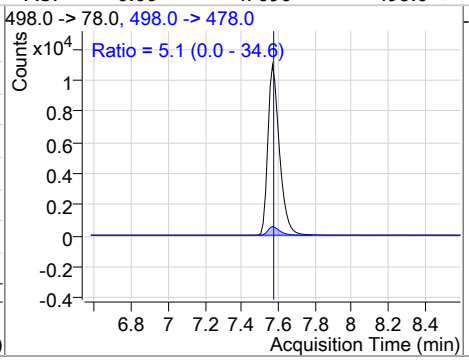

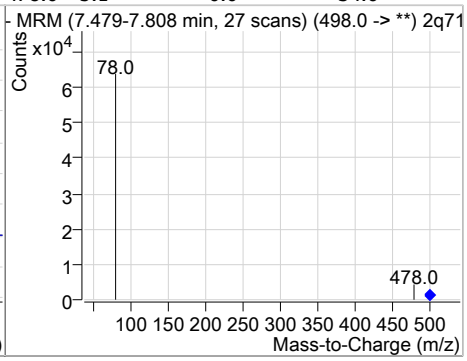

Compound	Conc.	RT	Dev(Min)	Resp.	QIon	QRatio	Min.	Max.
13C8-PFOS	18.35	7.66	-0.01	13538				

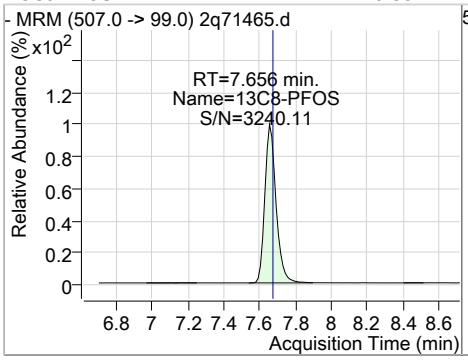

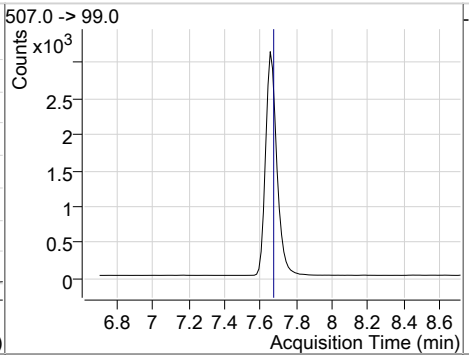

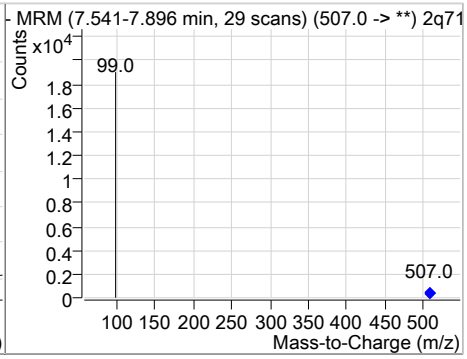

Compound	Conc.	RT	Dev(Min)	Resp.	QIon	QRatio	Min.	Max.
PFOS	20.58	7.66	-0.01	23985 (m)	499.0 -> 99.0	42.7	16.5	76.5

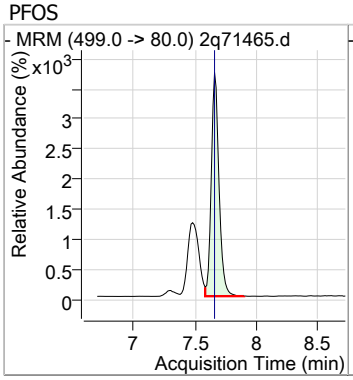

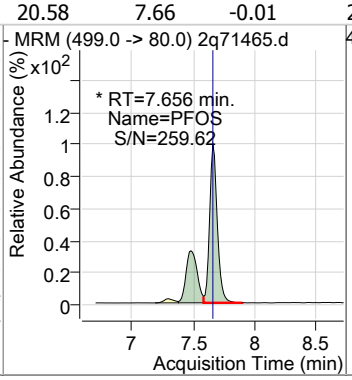

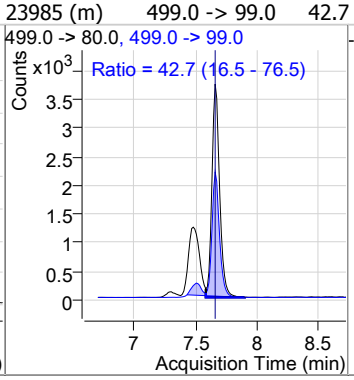

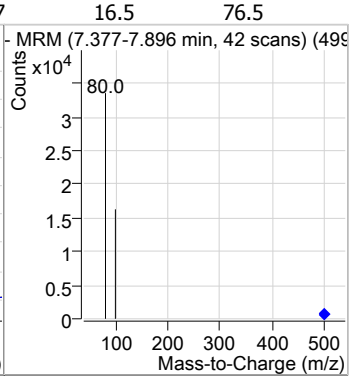

18.5.15

18

Perfluorinated Compounds by LC/MS/MS

Compound	Conc.	RT	Dev(Min)	Resp.	QIon	QRatio	Min.	Max.
13C9-PFNA	20.29	7.68	-0.01	230203				

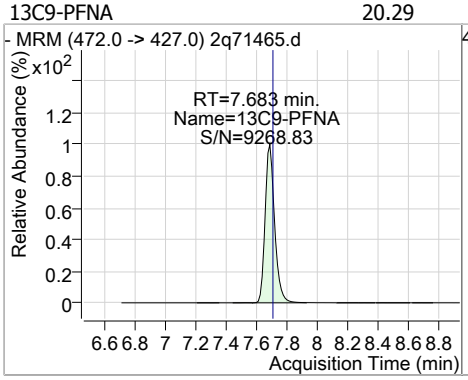

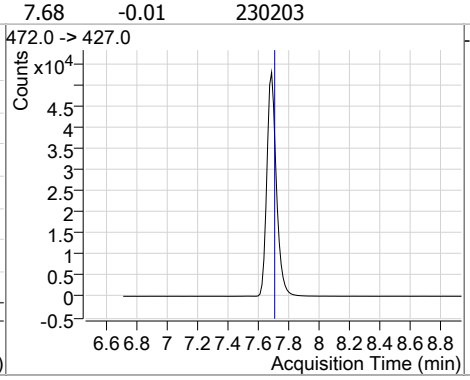

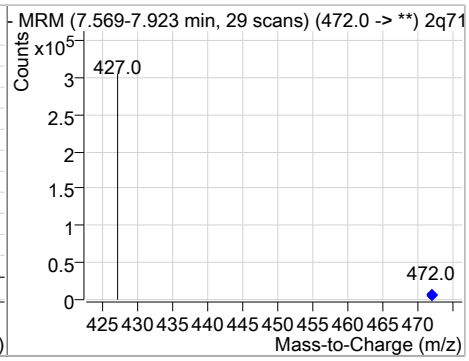

Compound	Conc.	RT	Dev(Min)	Resp.	QIon	QRatio	Min.	Max.
PFNA	18.62	7.68	-0.01	233873	463.0 -> 219.0	16.4	0.0	47.2

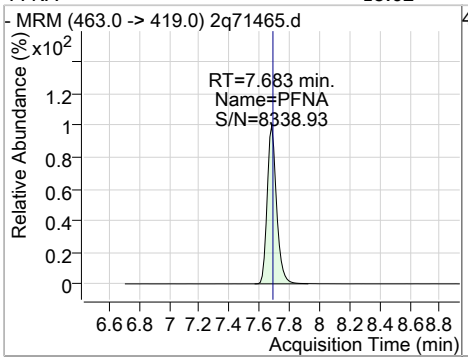

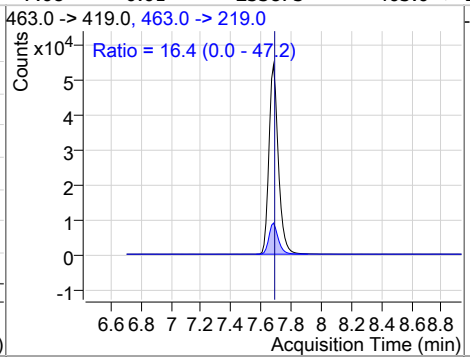

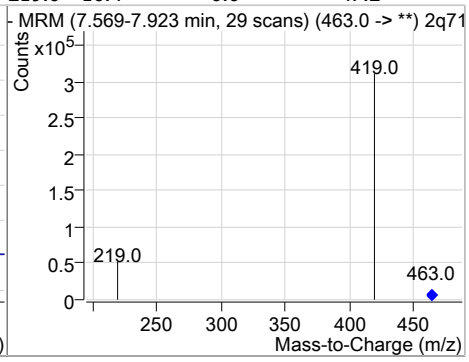

Compound	Conc.	RT	Dev(Min)	Resp.	QIon	QRatio	Min.	Max.
9Cl-PF3ONS	18.27	7.91	-0.01	29454	533.0 -> 353.0	33.0	0.6	60.6

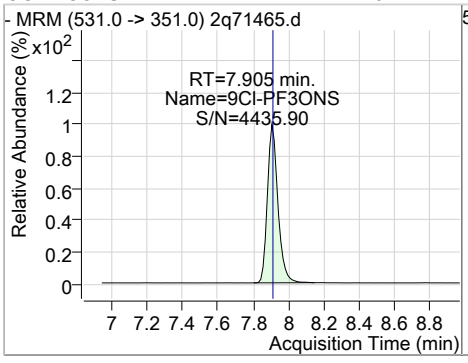

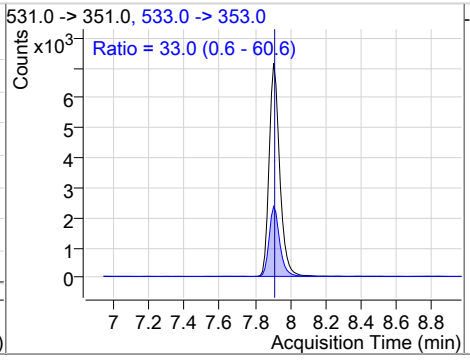

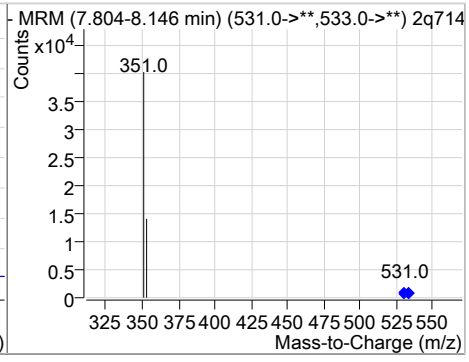

Compound	Conc.	RT	Dev(Min)	Resp.	QIon	QRatio	Min.	Max.
d3-MeFOSA	20.13	7.94	0.00	14944				

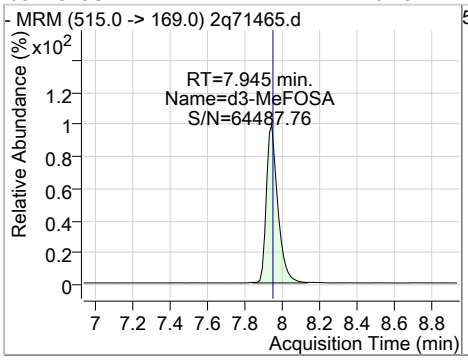

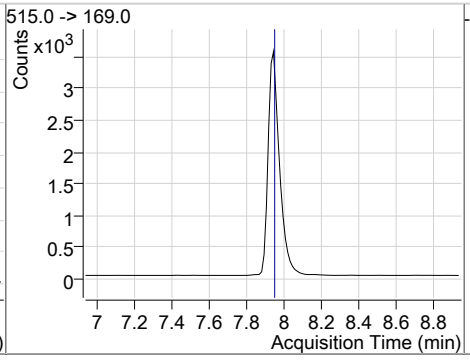

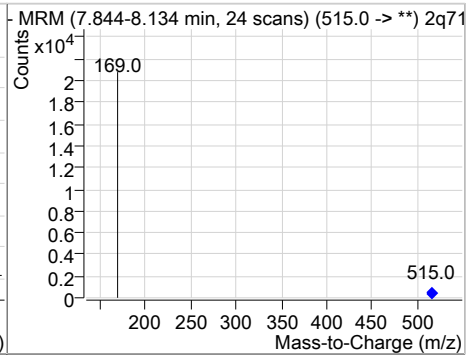

Perfluorinated Compounds by LC/MS/MS

Compound	Conc.	RT	Dev(Min)	Resp.	QIon	QRatio	Min.	Max.
MeFOSA	19.75	7.95	0.00	14125	512.0 -> 169.0	116.7	80.9	140.9

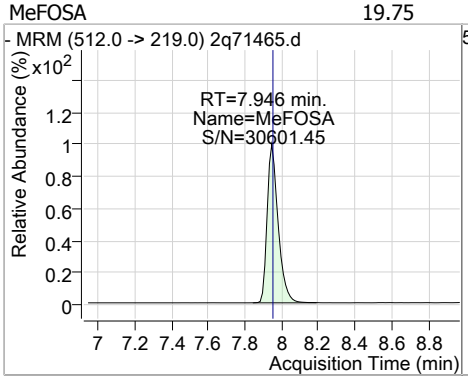

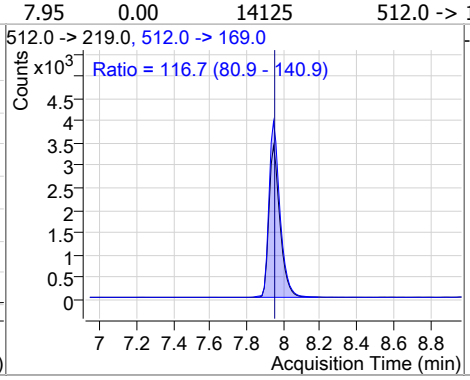

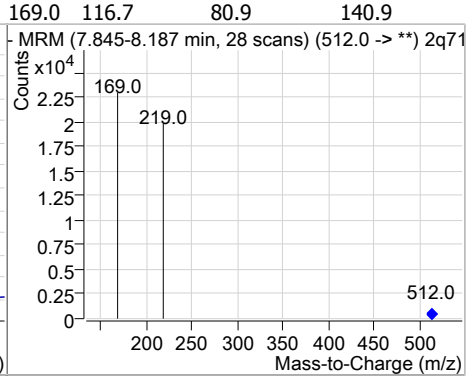

Compound	Conc.	RT	Dev(Min)	Resp.	QIon	QRatio	Min.	Max.
d3-MeFOSAA	19.56	8.00	0.00	73984				

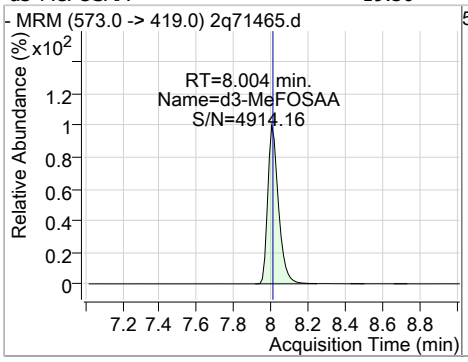

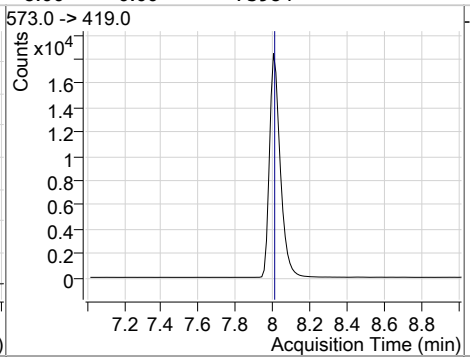

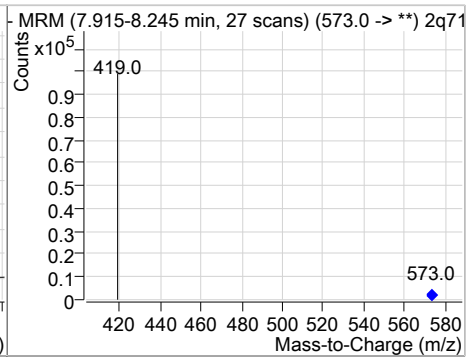

Compound	Conc.	RT	Dev(Min)	Resp.	QIon	QRatio	Min.	Max.
MeFOSAA	20.01	8.00	-0.01	60338 (m)	570.0 -> 512.0	27.0	0.0	54.8

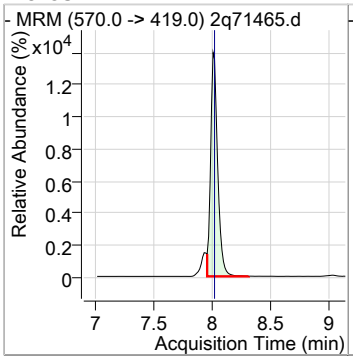

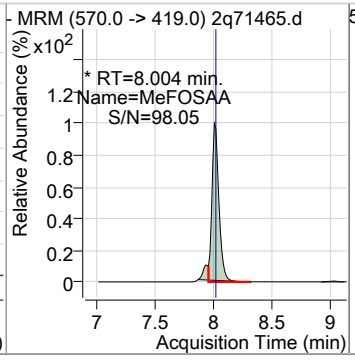

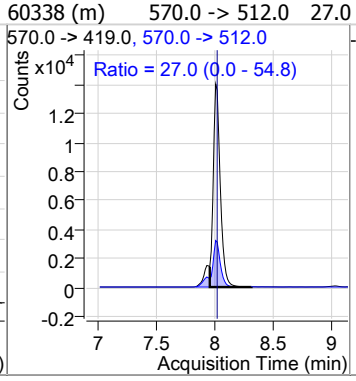

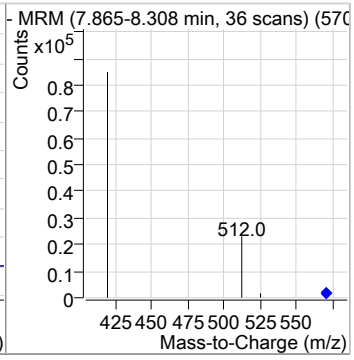

Compound	Conc.	RT	Dev(Min)	Resp.	QIon	QRatio	Min.	Max.
d5-EtFOSAA	19.24	8.13	0.00	62107				

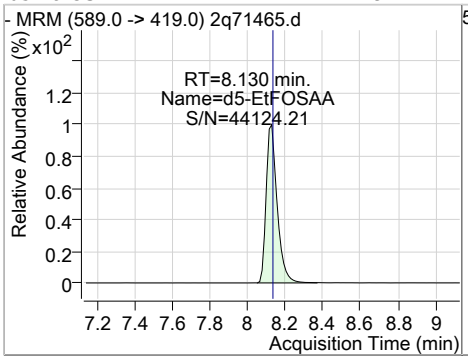

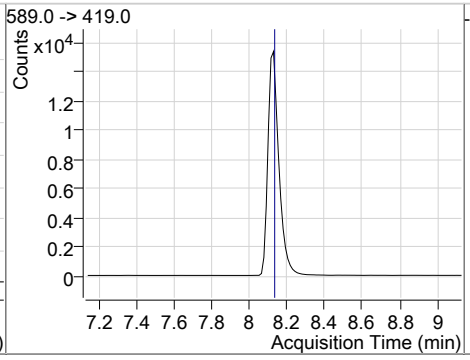

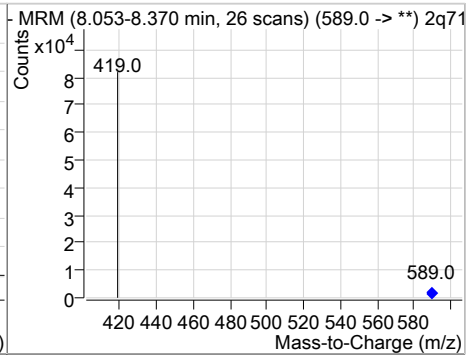

Perfluorinated Compounds by LC/MS/MS

Compound	Conc.	RT	Dev(Min)	Resp.	QIon	QRatio	Min.	Max.
EtFOSAA	19.93	8.13	0.00	53095	584.0 -> 483.0	60.7	30.2	90.2

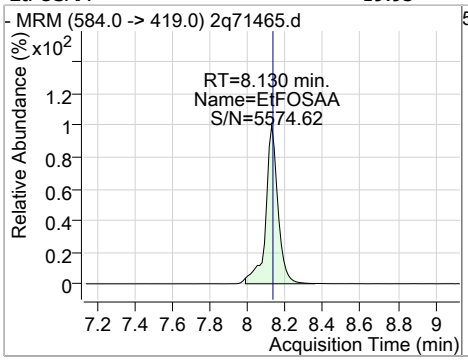

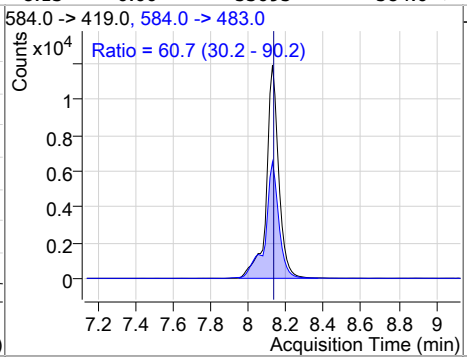

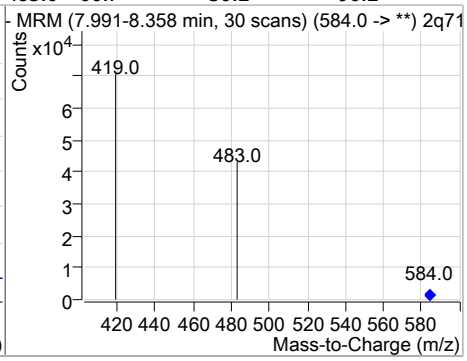

Compound	Conc.	RT	Dev(Min)	Resp.	QIon	QRatio	Min.	Max.
PFNS	20.95	8.12	-0.01	18373	549.0 -> 99.0	51.0	24.3	84.3

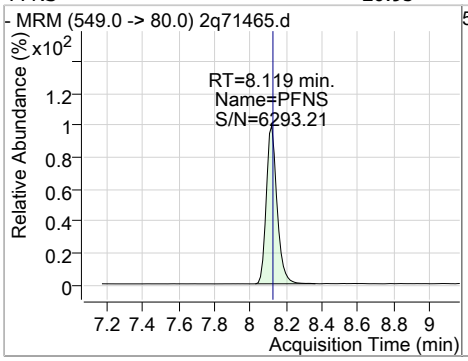

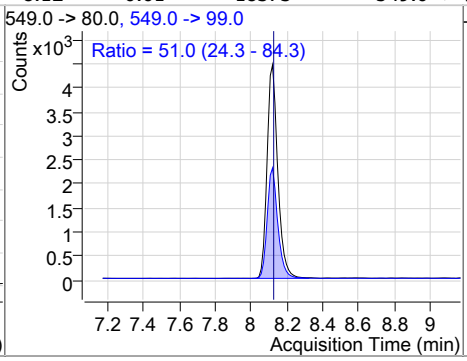

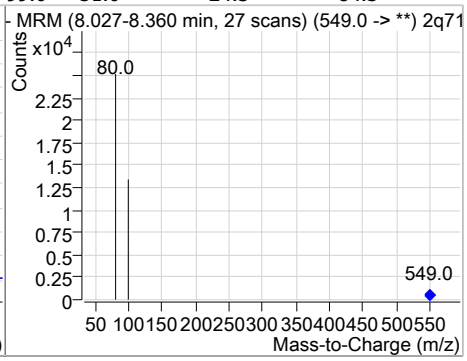

Compound	Conc.	RT	Dev(Min)	Resp.	QIon	QRatio	Min.	Max.
13C6-PFDA	19.96	8.15	-0.01	241029				

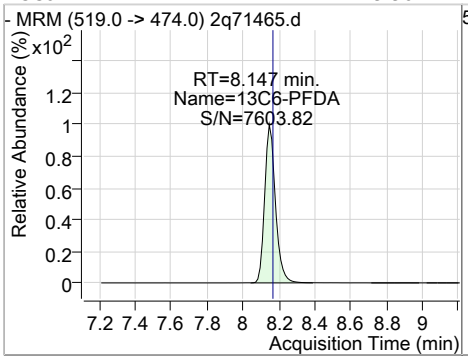

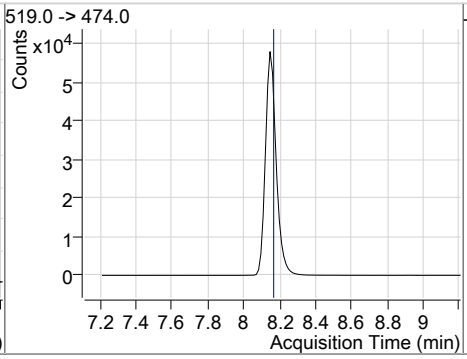

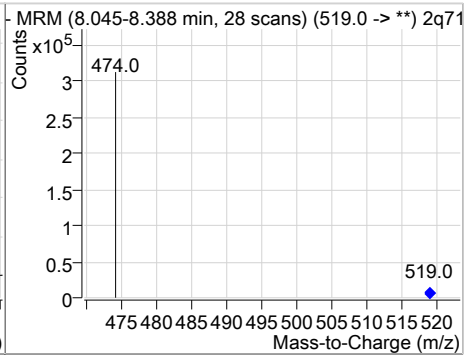

Compound	Conc.	RT	Dev(Min)	Resp.	QIon	QRatio	Min.	Max.
PFDA	18.69	8.15	-0.01	249619	513.0 -> 219.0	13.6	0.0	44.5

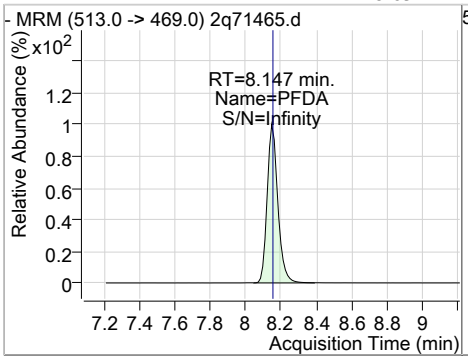

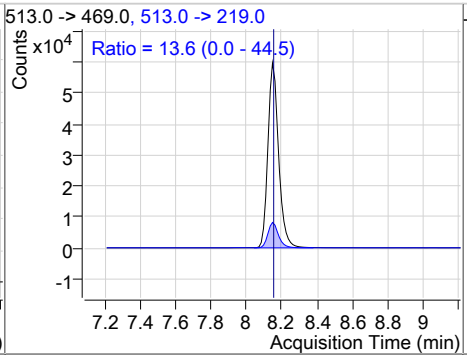

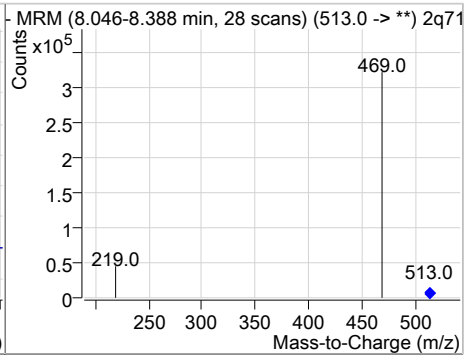

Perfluorinated Compounds by LC/MS/MS

Compound	Conc.	RT	Dev(Min)	Resp.	QIon	QRatio	Min.	Max.
13C2-8:2FTS	19.79	8.19	-0.01	107845				

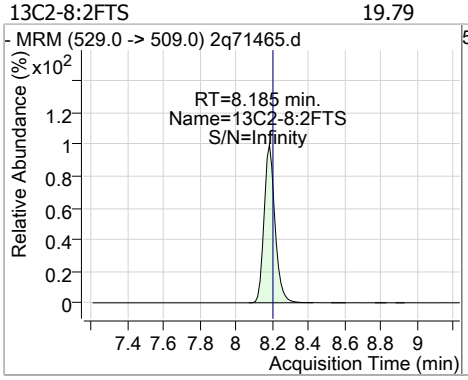

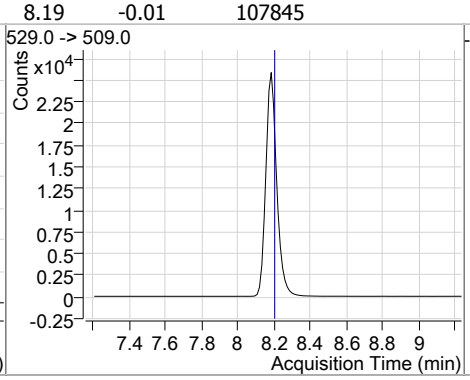

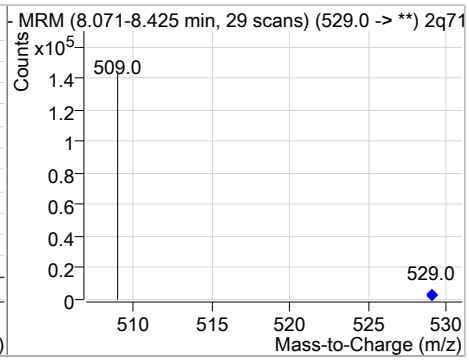

Compound	Conc.	RT	Dev(Min)	Resp.	QIon	QRatio	Min.	Max.
8:2FTS	20.00	8.19	-0.01	104307	527.0 -> 81.0	23.9	0.0	55.3

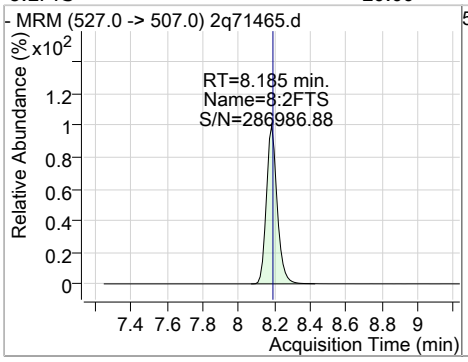

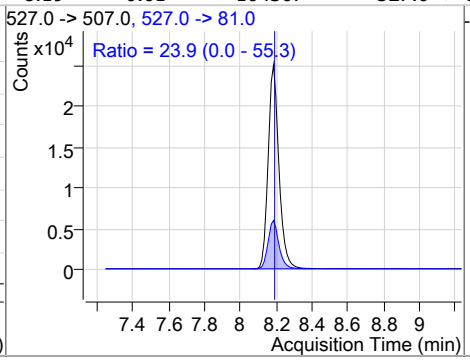

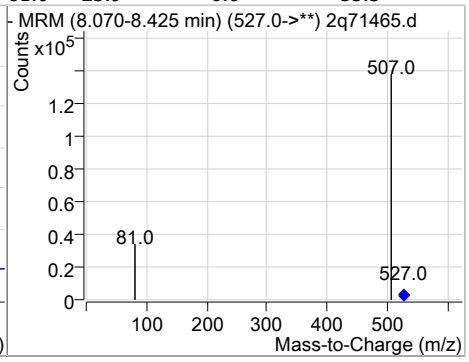

Compound	Conc.	RT	Dev(Min)	Resp.	QIon	QRatio	Min.	Max.
PFDS	18.19	8.52	-0.01	10136	599.0 -> 99.0	35.4	3.4	63.4

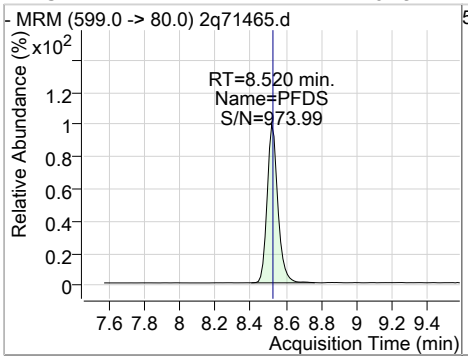

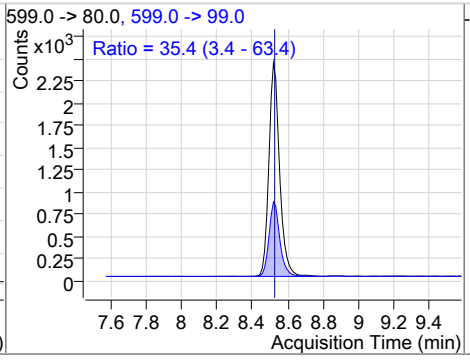

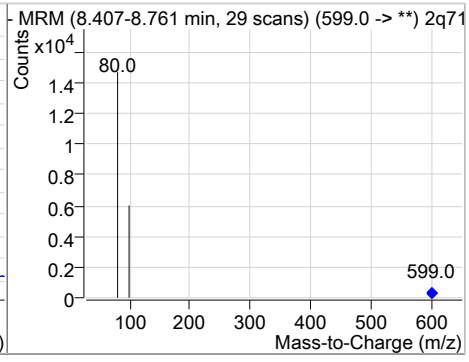

Compound	Conc.	RT	Dev(Min)	Resp.	QIon	QRatio	Min.	Max.
13C7-PFUnDA	20.17	8.57	-0.01	335235				

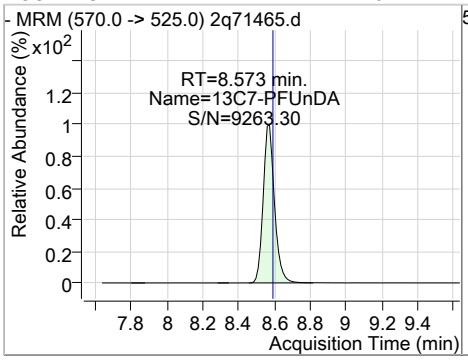

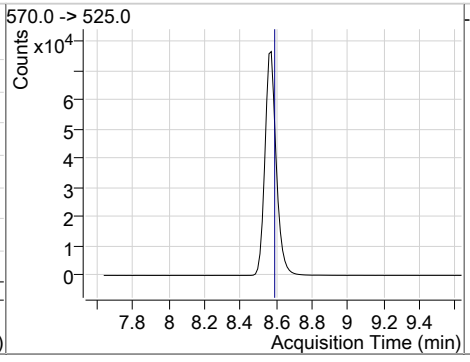

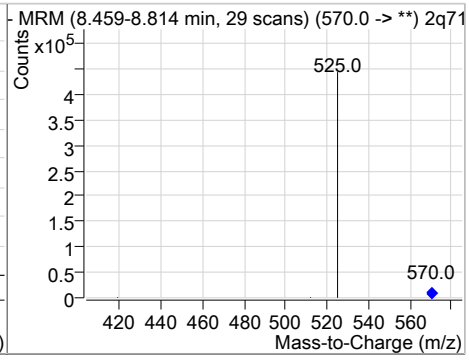

18.5.15 18

Perfluorinated Compounds by LC/MS/MS

Compound	Conc.	RT	Dev(Min)	Resp.	QIon	QRatio	Min.	Max.
PFUnDA	19.35	8.57	-0.01	318654	563.0 -> 269.0	14.0	0.0	44.0

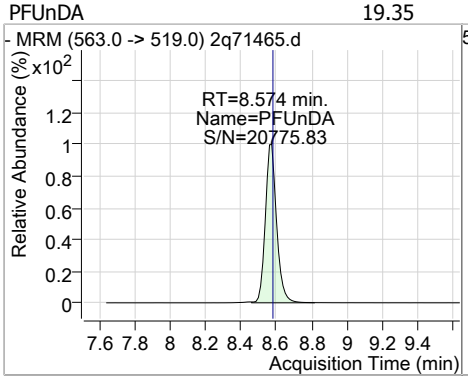

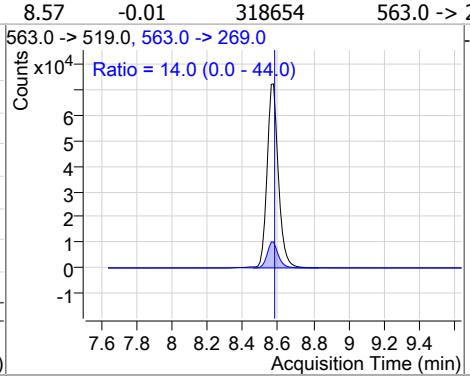

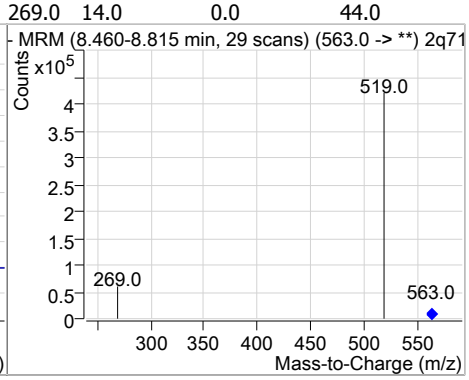

Compound	Conc.	RT	Dev(Min)	Resp.	QIon	QRatio	Min.	Max.
11Cl-PF3OUdS	18.62	8.72	-0.01	138694	633.0 -> 453.0	30.6	0.0	60.0

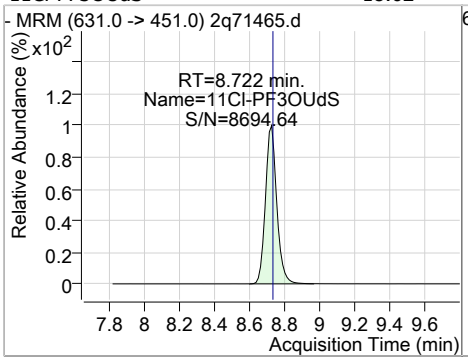

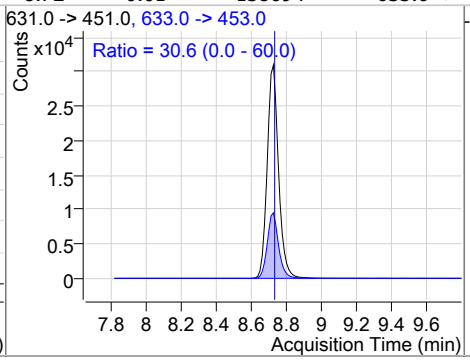

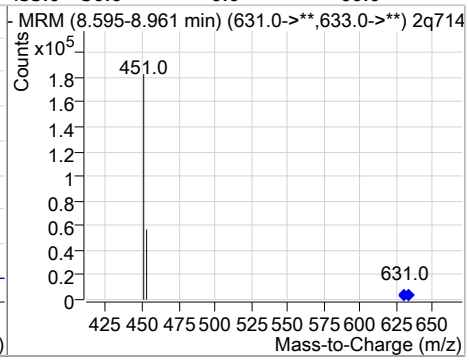

Compound	Conc.	RT	Dev(Min)	Resp.	QIon	QRatio	Min.	Max.
13C2-PFDoDA	19.92	9.02	-0.01	471301				

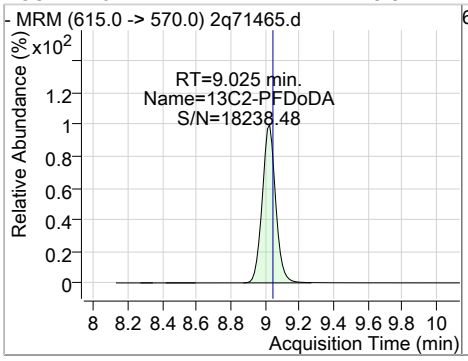

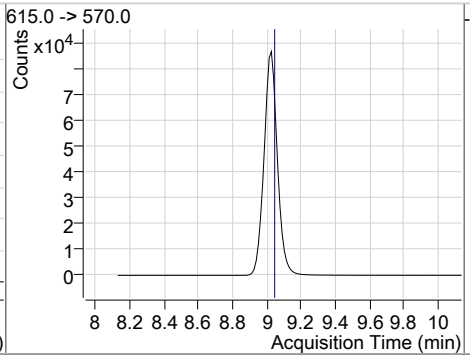

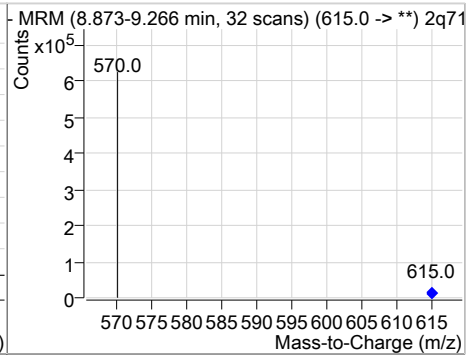

Compound	Conc.	RT	Dev(Min)	Resp.	QIon	QRatio	Min.	Max.
PFDoDA	19.50	9.03	-0.01	388315	613.0 -> 319.0	13.3	0.0	43.6

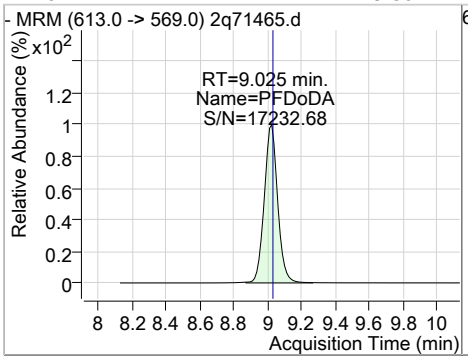

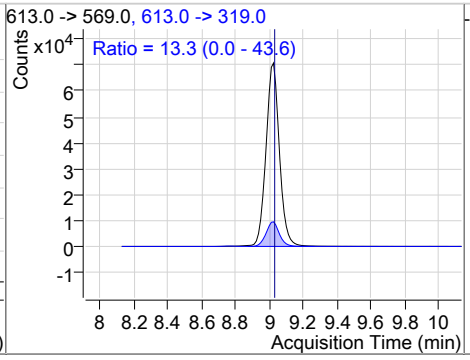

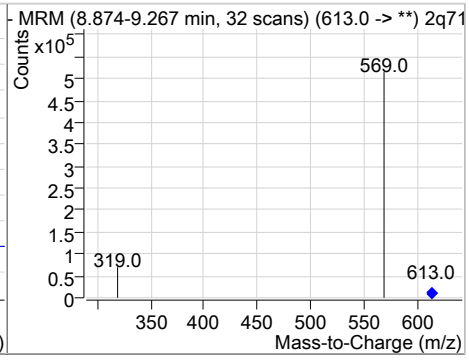

Perfluorinated Compounds by LC/MS/MS

Compound	Conc.	RT	Dev(Min)	Resp.	QIon	QRatio	Min.	Max.
PFTrDA	19.18	9.60	0.00	480757	663.0 -> 369.0	8.5	0.0	38.6

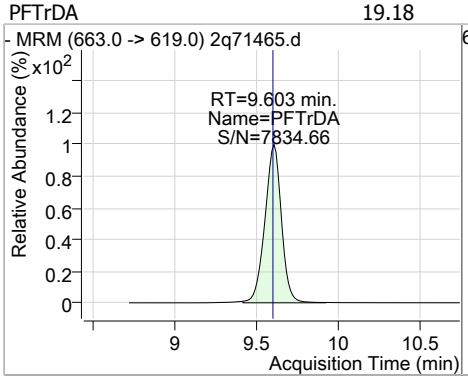

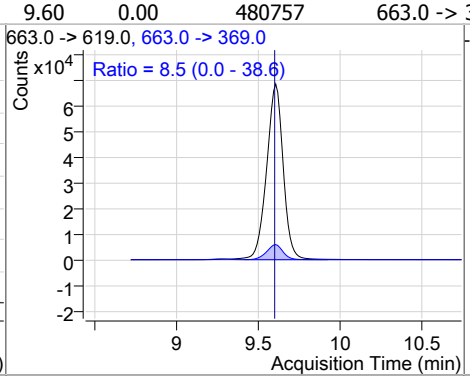

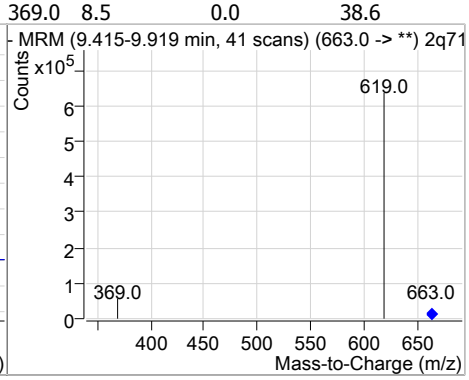

Compound	Conc.	RT	Dev(Min)	Resp.	QIon	QRatio	Min.	Max.
13C2-PFTeDA	19.79	10.16	0.00	452453				

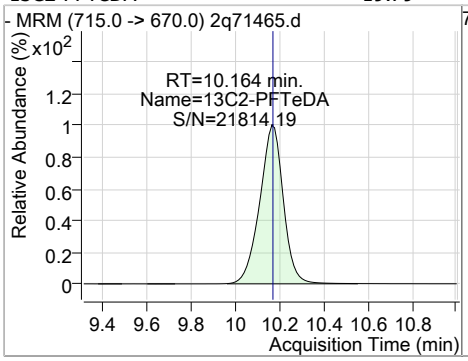

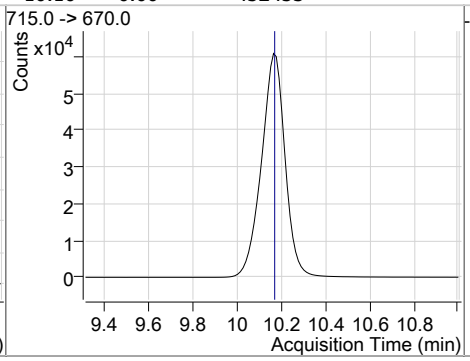

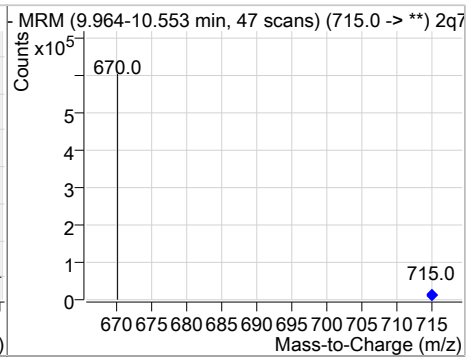

Compound	Conc.	RT	Dev(Min)	Resp.	QIon	QRatio	Min.	Max.
PFTeDA	18.58	10.17	0.00	495804	713.0 -> 219.0	4.7	0.0	35.0

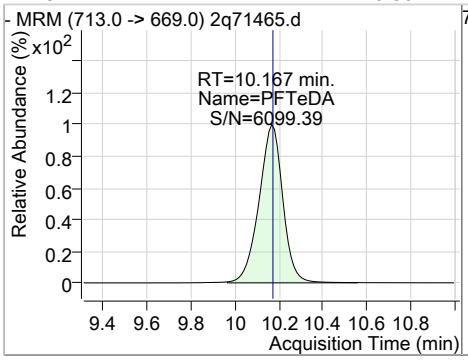

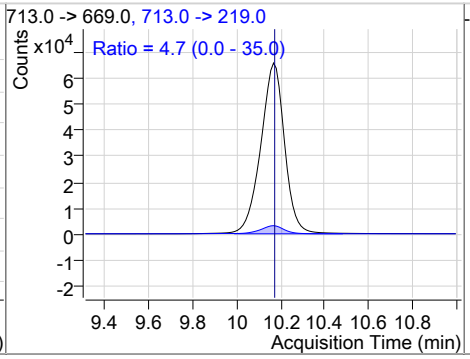

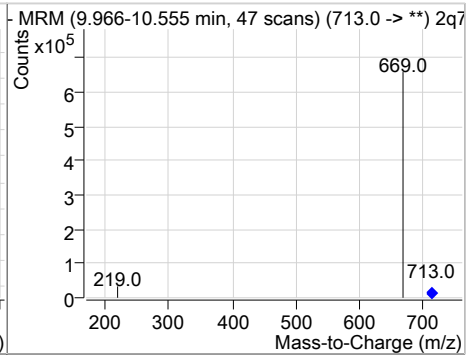

18.5.15

18

Manual Integration Approval Summary

Sample Number: S2Q1025-CC1012
Lab FileID: 2Q71465.D
Injection Time: 07/07/21 20:08

Method: EPA 537M QSM5.3 B-15
Analyst approved: 07/08/21 09:01 Nancy Saunders
Supervisor approved: 07/08/21 16:32 Natasha Gumtie

Parameter	CAS	Sig#	R.T. (min.)	Reason
Perfluorohexanesulfonic acid	355-46-4		6.41	Split peak
Perfluorooctanesulfonic acid	1763-23-1		7.66	Split peak
MeFOSAA	2355-31-9		8.00	Split peak

Manual Integrations APPROVED (compounds with "m" flag)
Natasha Gumtie 07/08/21 16:32

Perfluorinated Compounds by LC/MS/MS

Data File : 2q71477.d
Operator : nancyf
Acq. Method : 537_ID.m
Acq. Date-Time : 7/7/2021 11:26:23 PM
Sample Name : cc1012-20
Vial : P1-A7
DA Method File : ID_062021_S2Q1012.quantmethod.xml
Batch Name : s2q1025.batch.bin
Sample Information : op86015,S2Q1025,250,,,1.0,1,water

Compound	RT	QIon	Resp.	Conc.	Units	Dev(Min)
Internal Standards						
M5-EtFOSAA	8.116	589.0 -> 419.0	60435	20.00	µg/L	-0.013
M4-PFBA	1.952	217.0 -> 172.0	74782	20.00	µg/L	-0.025
M5-PFPeA	3.949	268.0 -> 223.0	66165	20.00	µg/L	-0.038
M5-PFHxA	5.390	318.0 -> 273.0	105118	20.00	µg/L	-0.026
M4-PFHpA	6.345	367.0 -> 322.0	154453	20.00	µg/L	-0.025
M8-PFOA	7.089	421.0 -> 376.0	212188	20.00	µg/L	-0.025
M9-PFNA	7.670	472.0 -> 427.0	227497	20.00	µg/L	-0.025
M6-PFDA	8.134	519.0 -> 474.0	236990	20.00	µg/L	-0.027
M7-PFUnDA	8.560	570.0 -> 525.0	333922	20.00	µg/L	-0.025
M2-PFDoDA	9.012	615.0 -> 570.0	464599	20.00	µg/L	-0.025
M2-PFTeDA	10.152	715.0 -> 670.0	438196	20.00	µg/L	-0.013
M8-FOSA	7.567	506.0 -> 78.0	52052	20.00	µg/L	0.000
M3-PFBS	4.267	302.0 -> 99.0	7915	20.00	µg/L	-0.038
M3-PFHxS	6.393	402.0 -> 99.0	9074	20.00	µg/L	-0.013
M8-PFOS	7.643	507.0 -> 99.0	13498	20.00	µg/L	-0.025
M2-4:2FTS	5.285	329.0 -> 309.0	70414	20.00	µg/L	-0.025
M2-6:2FTS	7.075	429.0 -> 409.0	117409	20.00	µg/L	-0.025
M2-8:2FTS	8.172	529.0 -> 509.0	105392	20.00	µg/L	-0.025
M3-MeFOSAA	8.004	573.0 -> 419.0	72928	20.00	µg/L	0.000
M3-HFPO-DA	5.696	287.0 -> 169.0	5731	20.00	µg/L	-0.025
M3-MeFOSA	7.932	515.0 -> 169.0	14511	20.00	µg/L	-0.013
System Monitoring Compounds						
13C2-4:2FTS	5.285	329.0 -> 309.0	70414	19.94	µg/L	-0.025
Spiked Amount: 20.00	Range: 50.0 - 150.0%			Recovery = 99.7%		
13C2-6:2FTS	7.075	429.0 -> 409.0	117409	19.48	µg/L	-0.025
Spiked Amount: 20.00	Range: 50.0 - 150.0%			Recovery = 97.4%		
13C2-8:2FTS	8.172	529.0 -> 509.0	105392	19.34	µg/L	-0.025
Spiked Amount: 20.00	Range: 50.0 - 150.0%			Recovery = 96.7%		
13C2-PFDoDA	9.012	615.0 -> 570.0	464599	19.64	µg/L	-0.025
Spiked Amount: 20.00	Range: 50.0 - 150.0%			Recovery = 98.2%		
13C2-PFTeDA	10.152	715.0 -> 670.0	438196	19.16	µg/L	-0.013
Spiked Amount: 20.00	Range: 50.0 - 150.0%			Recovery = 95.8%		
13C3-PFBS	4.267	302.0 -> 99.0	7915	18.74	µg/L	-0.038
Spiked Amount: 20.00	Range: 50.0 - 150.0%			Recovery = 93.7%		
13C3-PFHxS	6.393	402.0 -> 99.0	9074	17.97	µg/L	-0.013
Spiked Amount: 20.00	Range: 50.0 - 150.0%			Recovery = 89.9%		
13C4-PFBA	1.952	217.0 -> 172.0	74782	19.67	µg/L	-0.025
Spiked Amount: 20.00	Range: 50.0 - 150.0%			Recovery = 98.3%		
13C4-PFHpA	6.345	367.0 -> 322.0	154453	19.25	µg/L	-0.025
Spiked Amount: 20.00	Range: 50.0 - 150.0%			Recovery = 96.2%		
d5-EtFOSAA	8.116	589.0 -> 419.0	60435	18.73	ng/ml	-0.013
Spiked Amount: 20.00	Range: 50.0 - 150.0%			Recovery = 93.6%		
13C5-PFHxA	5.390	318.0 -> 273.0	105118	19.24	µg/L	-0.026
Spiked Amount: 20.00	Range: 50.0 - 150.0%			Recovery = 96.2%		
13C5-PFPeA	3.949	268.0 -> 223.0	66165	19.36	µg/L	-0.038

Perfluorinated Compounds by LC/MS/MS

Compound	RT	QIon	Resp.	Conc.	Units		Dev(Min)
Spiked Amount: 20.00	Range: 50.0 - 150.0%			Recovery = 96.8%			
13C6-PFDA	8.134	519.0 -> 474.0	236990	19.62	µg/L		-0.027
Spiked Amount: 20.00	Range: 50.0 - 150.0%			Recovery = 98.1%			
13C7-PFUnDA	8.560	570.0 -> 525.0	333922	20.09	µg/L		-0.025
Spiked Amount: 20.00	Range: 50.0 - 150.0%			Recovery = 100.4%			
13C8-FOSA	7.567	506.0 -> 78.0	52052	20.52	µg/L		0.000
Spiked Amount: 20.00	Range: 50.0 - 150.0%			Recovery = 102.6%			
13C8-PFOA	7.089	421.0 -> 376.0	212188	19.57	µg/L		-0.025
Spiked Amount: 20.00	Range: 50.0 - 150.0%			Recovery = 97.8%			
13C8-PFOS	7.643	507.0 -> 99.0	13498	18.29	µg/L		-0.025
Spiked Amount: 20.00	Range: 50.0 - 150.0%			Recovery = 91.5%			
13C9-PFNA	7.670	472.0 -> 427.0	227497	20.05	µg/L		-0.025
Spiked Amount: 20.00	Range: 50.0 - 150.0%			Recovery = 100.2%			
d3-MeFOSAA	8.004	573.0 -> 419.0	72928	19.28	µg/L		0.000
Spiked Amount: 20.00	Range: 50.0 - 150.0%			Recovery = 96.4%			
13C3-HFPO-DA	5.696	287.0 -> 169.0	5731	17.39	µg/L		-0.025
Spiked Amount: 20.00	Range: 50.0 - 150.0%			Recovery = 87.0%			
d3-MeFOSA	7.932	515.0 -> 169.0	14511	19.55	µg/L		-0.013
Spiked Amount: 20.00	Range: 50.0 - 150.0%			Recovery = 97.7%			
Target Compounds							**QValue**
4:2FTS	5.286	327.0 -> 307.0	73732	20.07	µg/L		99
6:2FTS	7.075	427.0 -> 407.0	117521	20.05	µg/L		97
8:2FTS	8.173	527.0 -> 507.0	101410	19.89	µg/L		97
EtFOSAA	8.130	584.0 -> 419.0	52562	20.28	µg/L		98
FOSA	7.555	498.0 -> 78.0	47681	19.66	µg/L		98
MeFOSAA	8.004	570.0 -> 419.0	61587	20.71	µg/L		98
PFBA	1.958	213.0 -> 169.0	25185	18.31	µg/L		100
PFBS	4.270	299.0 -> 80.0	23928	19.69	µg/L		100
PFDA	8.135	513.0 -> 469.0	243019	18.51	µg/L		98
PFDoDA	9.013	613.0 -> 569.0	376820	19.20	µg/L		100
PFDS	8.508	599.0 -> 80.0	9694	17.46	µg/L		96
PFHpA	6.346	363.0 -> 319.0	241077	19.85	µg/L		99
PFHpS	7.087	449.0 -> 80.0	21874	20.50	µg/L		98
PFHxA	5.391	313.0 -> 269.0	69764	18.87	µg/L		100
PFHxS	6.393	399.0 -> 80.0	24057	20.77	µg/L	m	100
PFNA	7.671	463.0 -> 419.0	229600	18.50	µg/L		98
PFNS	8.106	549.0 -> 80.0	18245	20.86	µg/L		94
PFOA	7.089	413.0 -> 369.0	215665	19.24	µg/L		99
PFOS	7.644	499.0 -> 80.0	22685	19.53	µg/L	m	98
PFPeA	3.952	263.0 -> 219.0	92352	19.77	µg/L		100
PFPeS	5.514	349.0 -> 80.0	16125	20.26	µg/L		96
PFTeDA	10.154	713.0 -> 669.0	483485	18.71	µg/L		99
PFTrDA	9.578	663.0 -> 619.0	474415	19.20	µg/L		99
PFUnDA	8.561	563.0 -> 519.0	313816	19.13	µg/L		100
11Cl-PF3OUdS	8.708	631.0 -> 451.0	134785	18.36	µg/L		100
9Cl-PF3ONS	7.893	531.0 -> 351.0	29252	18.45	µg/L		98
ADONA	6.458	377.0 -> 251.0	272152	18.55	µg/L		99
HFPO-DA	5.704	329.0 -> 169.0	23152	20.43	µg/L		99
MeFOSA	7.933	512.0 -> 219.0	13632	19.63	µg/L		94

 # = Qualifier out of range, m = manually integrated, + = Area summed

Perfluorinated Compounds by LC/MS/MS

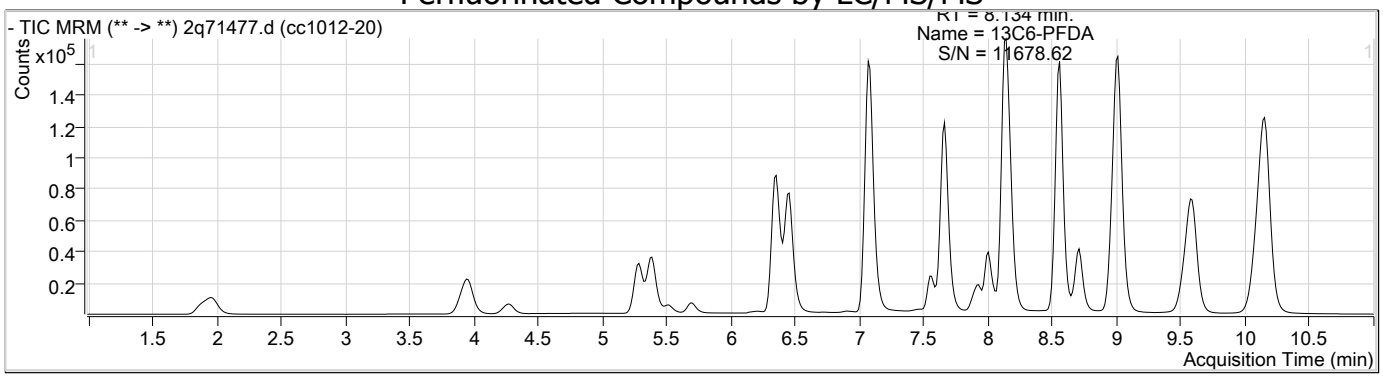

Compound	Conc.	RT	Dev(Min)	Resp.	QIon	QRatio	Min.	Max.
PFBA	18.31	1.96	-0.01	25185				

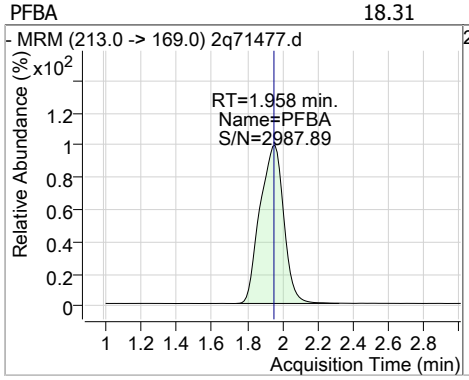

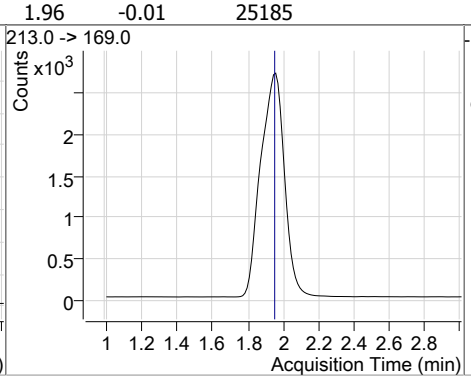

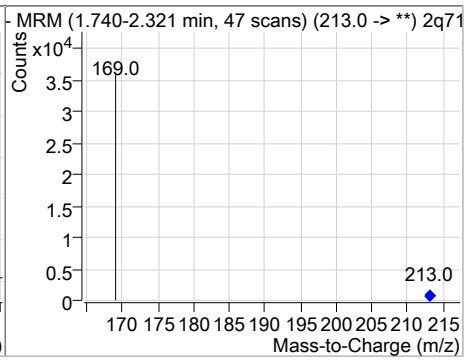

Compound	Conc.	RT	Dev(Min)	Resp.	QIon	QRatio	Min.	Max.
13C4-PFBA	19.67	1.95	-0.03	74782				

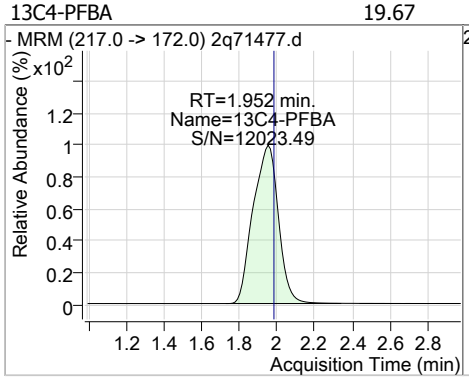

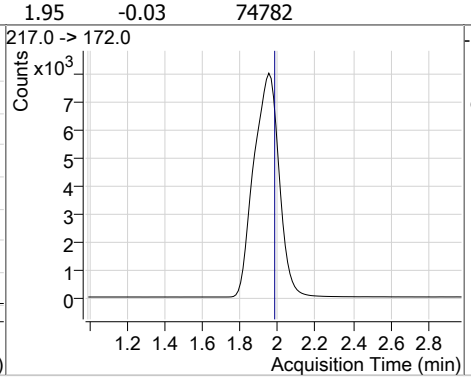

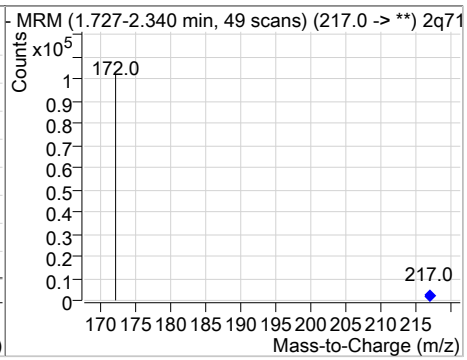

Compound	Conc.	RT	Dev(Min)	Resp.	QIon	QRatio	Min.	Max.
13C5-PFPeA	19.36	3.95	-0.04	66165				

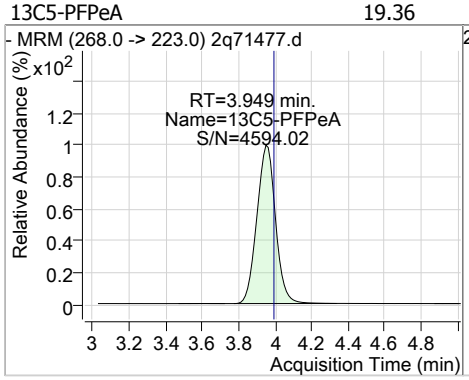

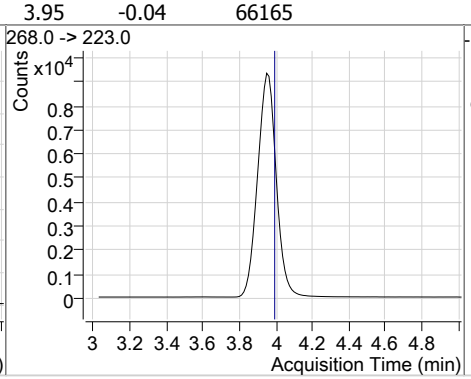

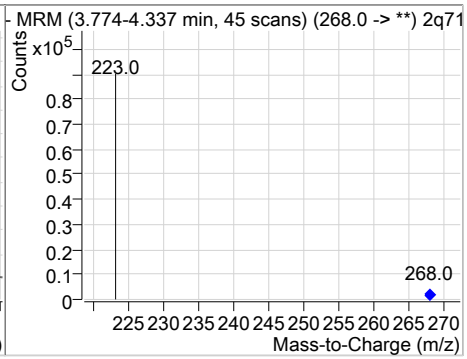

18.5.16

18

Perfluorinated Compounds by LC/MS/MS

Compound	Conc.	RT	Dev(Min)	Resp.	QIon	QRatio	Min.	Max.
PFPeA	19.77	3.95	-0.04	92352				

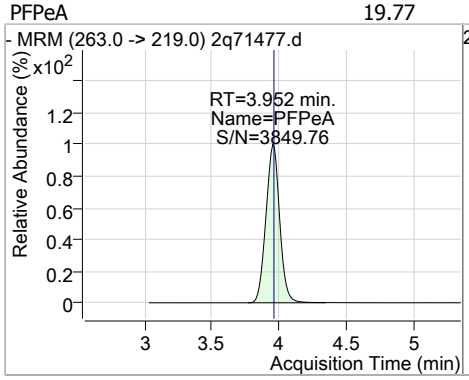

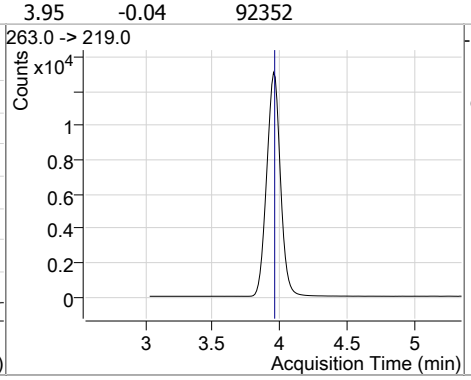

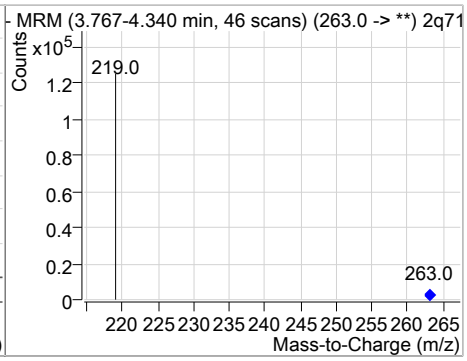

Compound	Conc.	RT	Dev(Min)	Resp.	QIon	QRatio	Min.	Max.
13C3-PFBS	18.74	4.27	-0.04	7915				

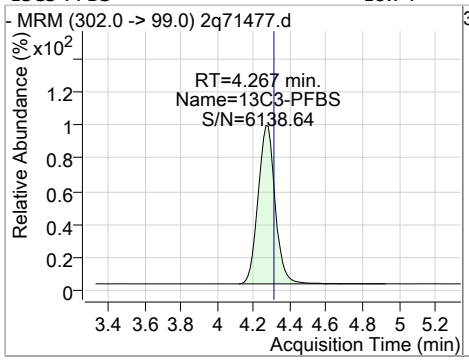

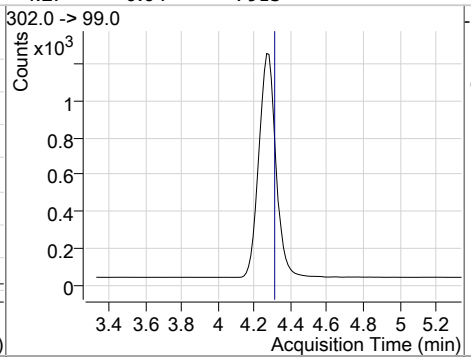

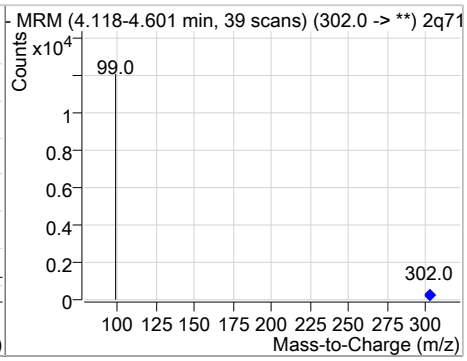

Compound	Conc.	RT	Dev(Min)	Resp.	QIon	QRatio	Min.	Max.
PFBS	19.69	4.27	-0.04	23928	299.0 -> 99.0	37.4	7.4	67.4

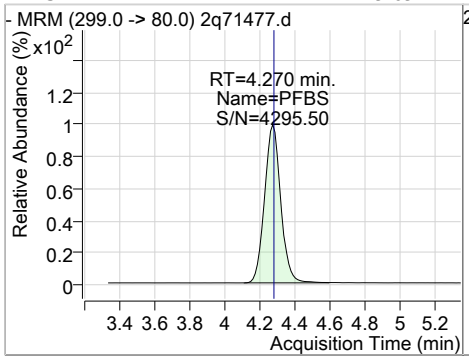

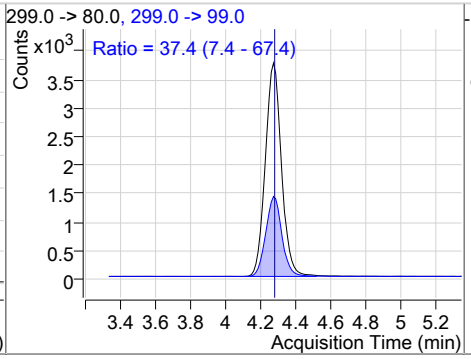

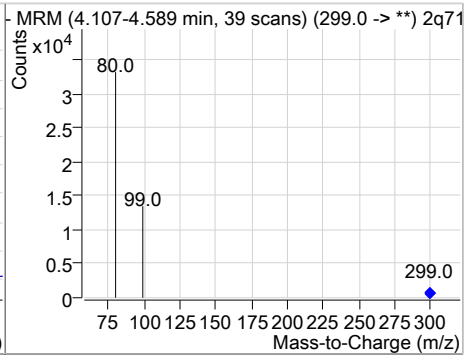

Compound	Conc.	RT	Dev(Min)	Resp.	QIon	QRatio	Min.	Max.
13C2-4:2FTS	19.94	5.28	-0.03	70414				

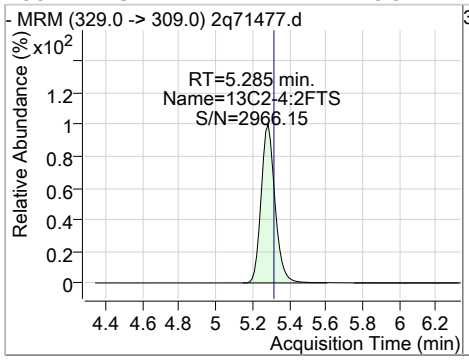

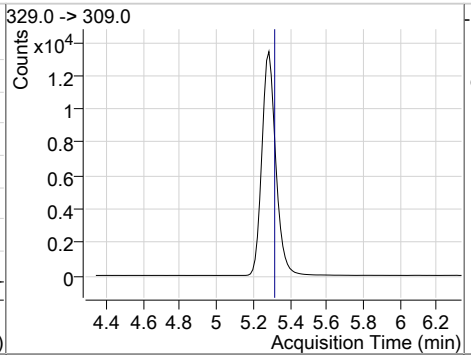

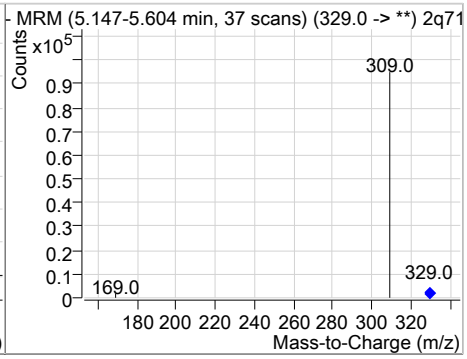

18.5.16

18

Perfluorinated Compounds by LC/MS/MS

Compound	Conc.	RT	Dev(Min)	Resp.	QIon	QRatio	Min.	Max.
4:2FTS	20.07	5.29	-0.03	73732	327.0 -> 81.0	32.3	3.0	63.0

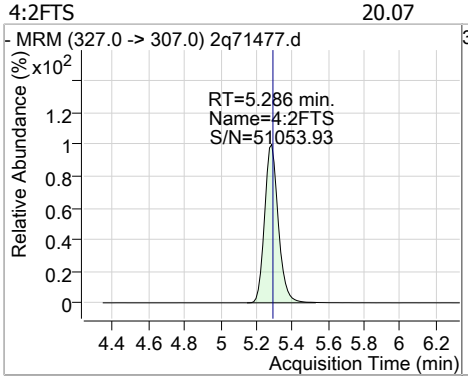

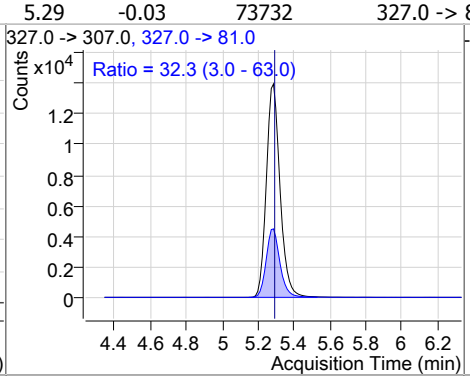

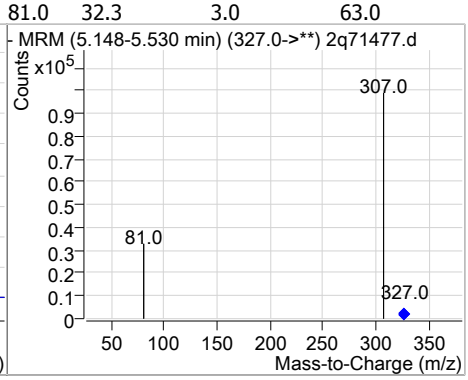

Compound	Conc.	RT	Dev(Min)	Resp.	QIon	QRatio	Min.	Max.
13C5-PFHxA	19.24	5.39	-0.03	105118				

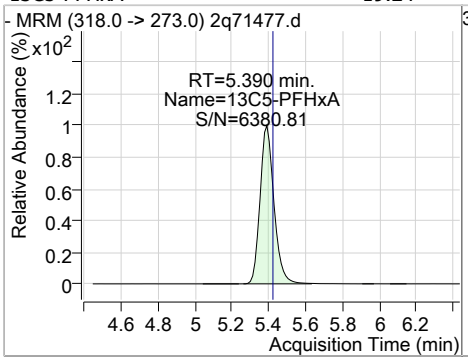

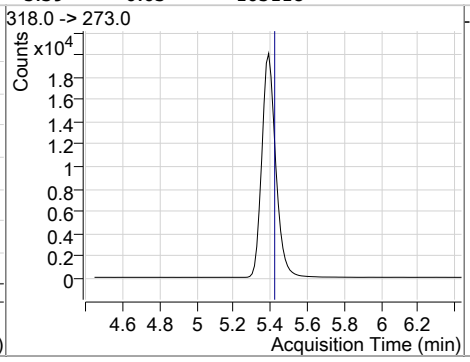

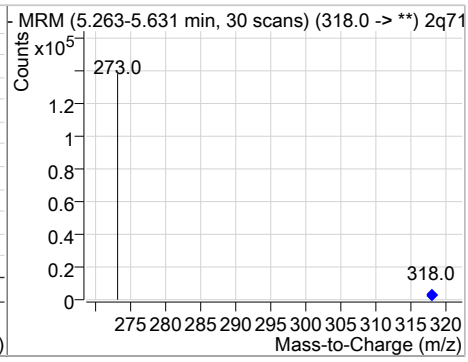

Compound	Conc.	RT	Dev(Min)	Resp.	QIon	QRatio	Min.	Max.
PFHxA	18.87	5.39	-0.03	69764	313.0 -> 119.0	8.1	0.0	38.2

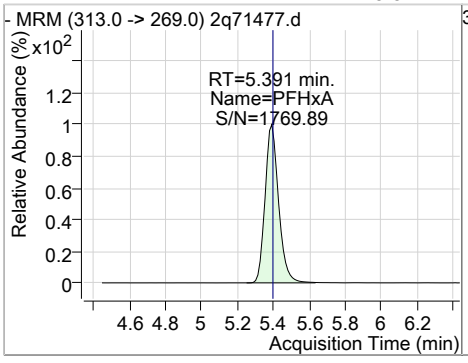

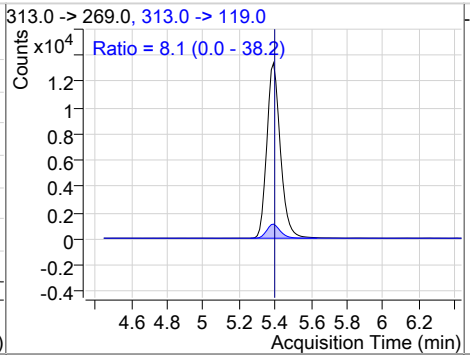

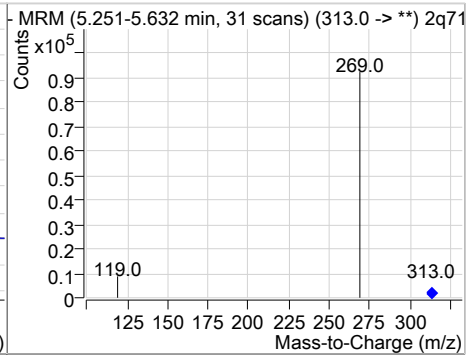

Compound	Conc.	RT	Dev(Min)	Resp.	QIon	QRatio	Min.	Max.
PFPeS	20.26	5.51	-0.03	16125	349.0 -> 99.0	36.6	9.1	69.1

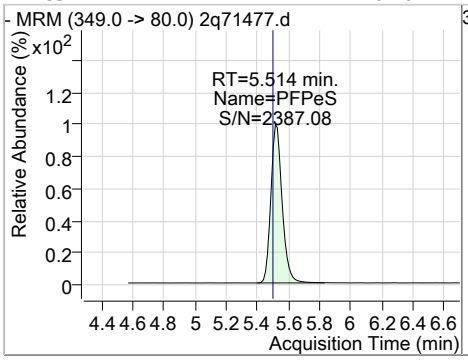

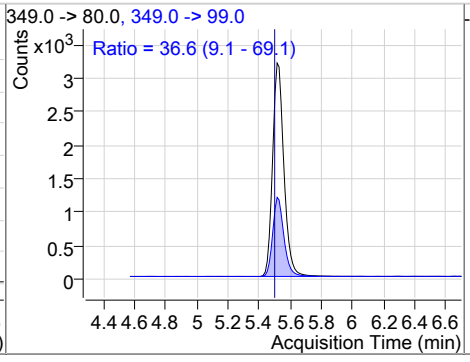

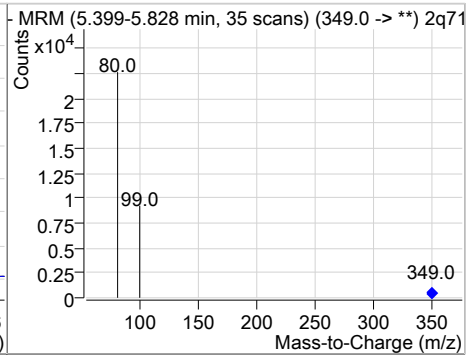

18.5.16

18

Perfluorinated Compounds by LC/MS/MS

Compound	Conc.	RT	Dev(Min)	Resp.	QIon	QRatio	Min.	Max.
13C3-HFPO-DA	17.39	5.70	-0.03	5731				

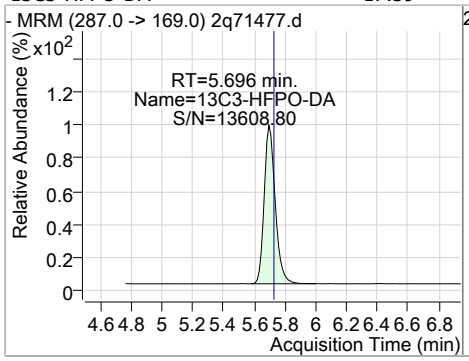

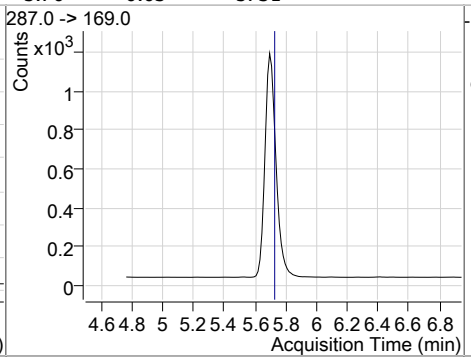

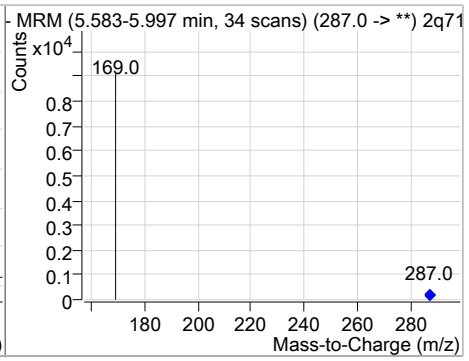

Compound	Conc.	RT	Dev(Min)	Resp.	QIon	QRatio	Min.	Max.
HFPO-DA	20.43	5.70	-0.03	23152	285.0 -> 169.0	14.5	0.0	44.8

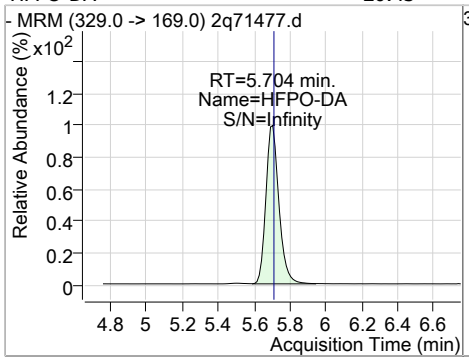

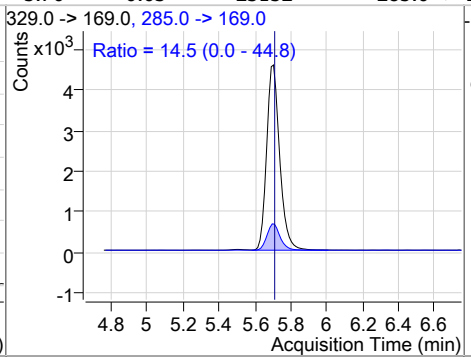

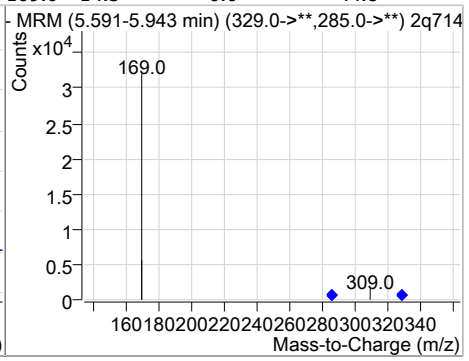

Compound	Conc.	RT	Dev(Min)	Resp.	QIon	QRatio	Min.	Max.
13C4-PFHpA	19.25	6.35	-0.03	154453				

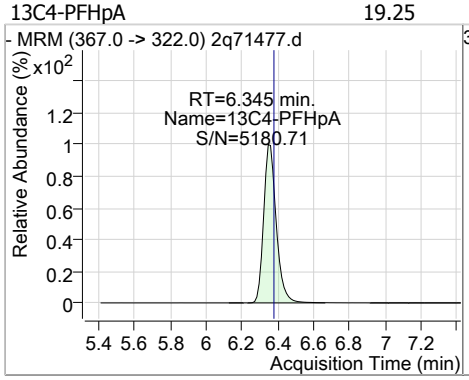

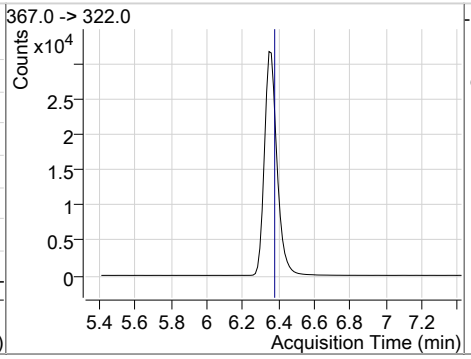

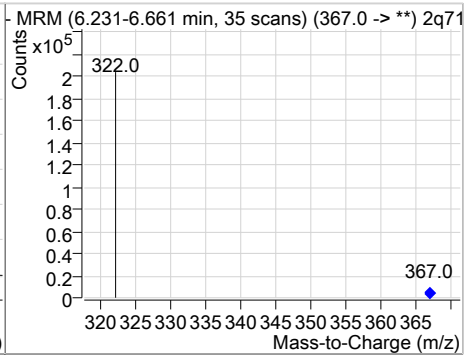

Compound	Conc.	RT	Dev(Min)	Resp.	QIon	QRatio	Min.	Max.
PFHpA	19.85	6.35	-0.03	241077	363.0 -> 169.0	6.1	0.0	36.5

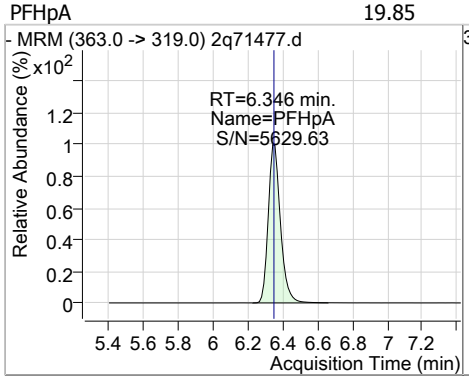

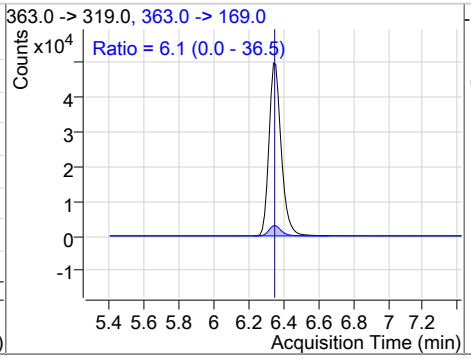

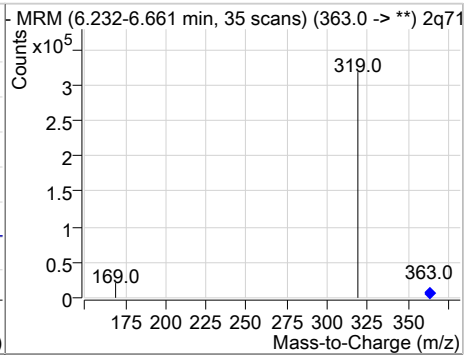

18.5.16

18

Perfluorinated Compounds by LC/MS/MS

Compound	Conc.	RT	Dev(Min)	Resp.	QIon	QRatio	Min.	Max.
13C3-PFHxS	17.97	6.39	-0.01	9074				

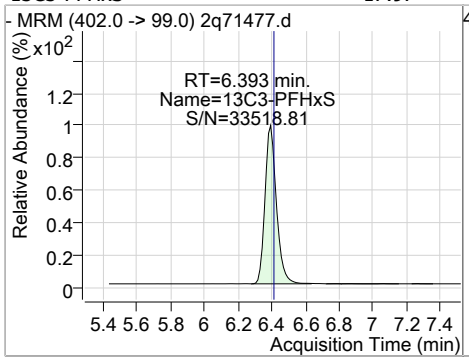

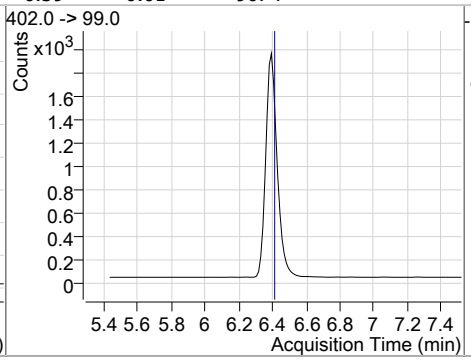

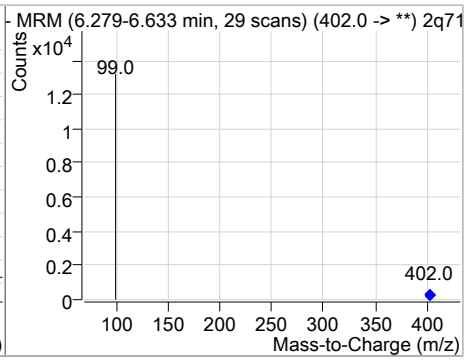

Compound	Conc.	RT	Dev(Min)	Resp.	QIon	QRatio	Min.	Max.
PFHxS	20.77	6.39	-0.03	24057 (m)	399.0 -> 99.0	45.0	15.2	75.2

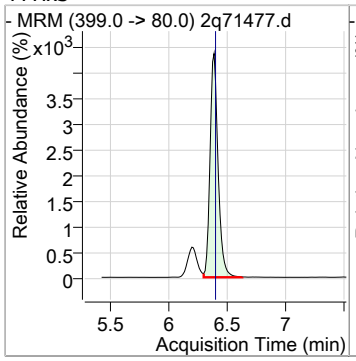

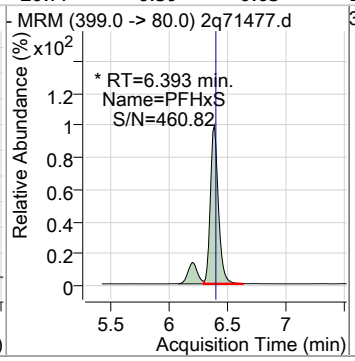

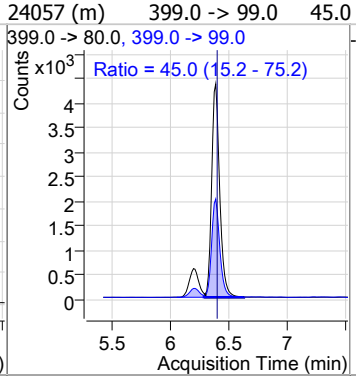

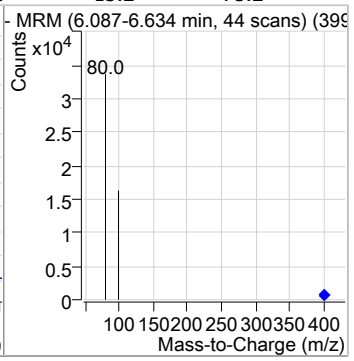

Compound	Conc.	RT	Dev(Min)	Resp.	QIon	QRatio	Min.	Max.
ADONA	18.55	6.46	-0.03	272152	377.0 -> 85.0	25.4	0.0	55.9

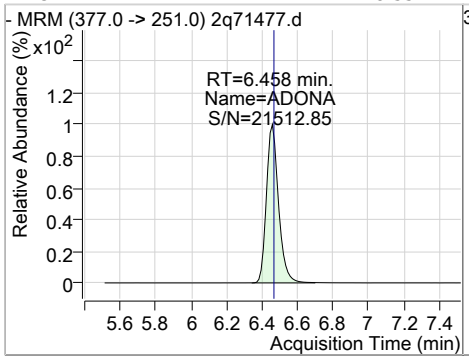

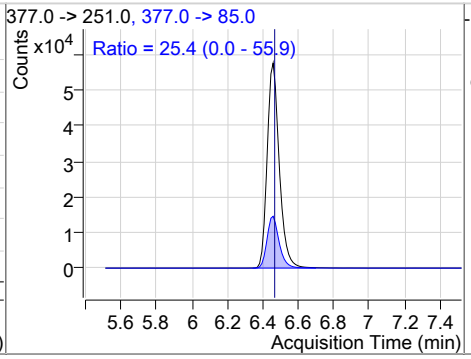

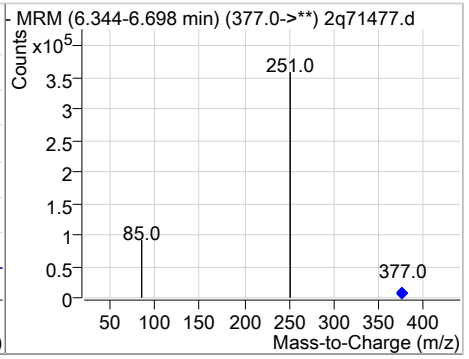

Compound	Conc.	RT	Dev(Min)	Resp.	QIon	QRatio	Min.	Max.
13C2-6:2FTS	19.48	7.08	-0.03	117409				

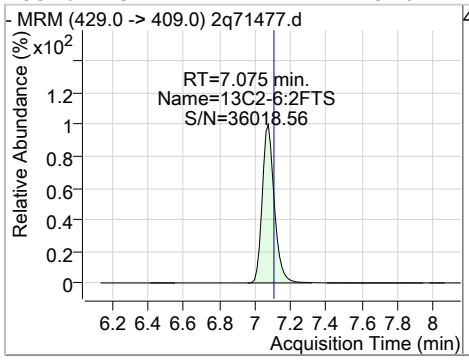

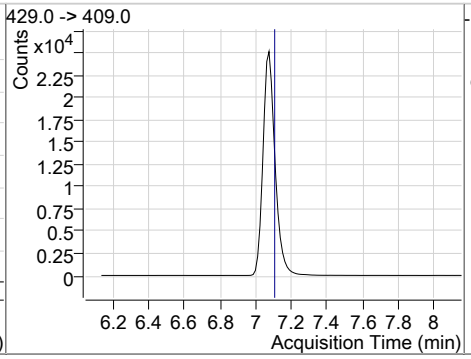

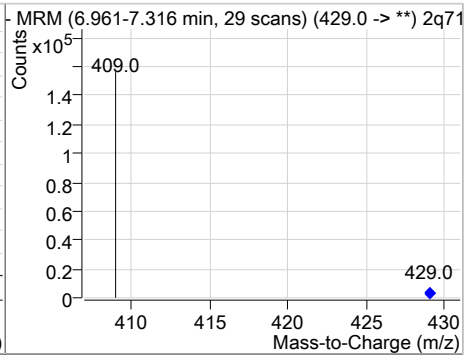

18.5.16

18

Perfluorinated Compounds by LC/MS/MS

Compound	Conc.	RT	Dev(Min)	Resp.	QIon	QRatio	Min.	Max.
6:2FTS	20.05	7.08	-0.03	117521	427.0 -> 81.0	23.5	0.0	54.8

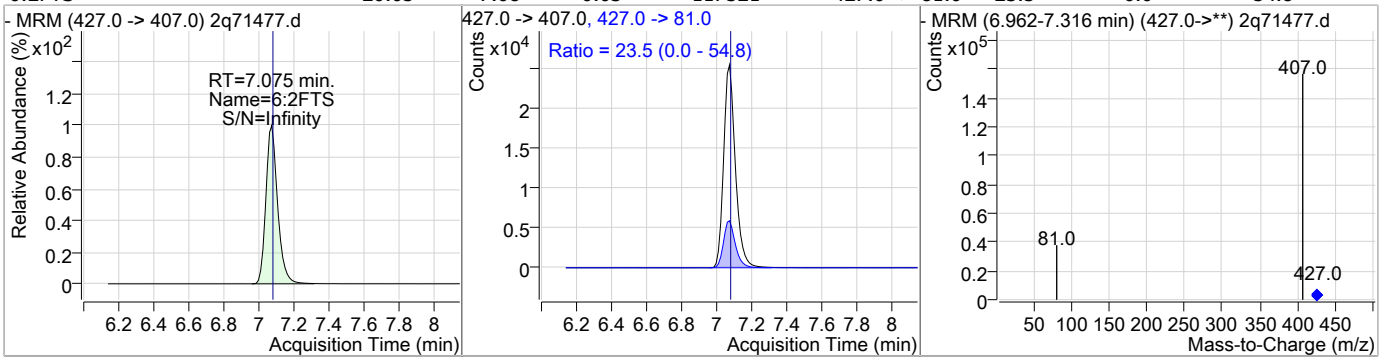

Compound	Conc.	RT	Dev(Min)	Resp.	QIon	QRatio	Min.	Max.
PFHpS	20.50	7.09	-0.03	21874	449.0 -> 99.0	46.7	15.2	75.2

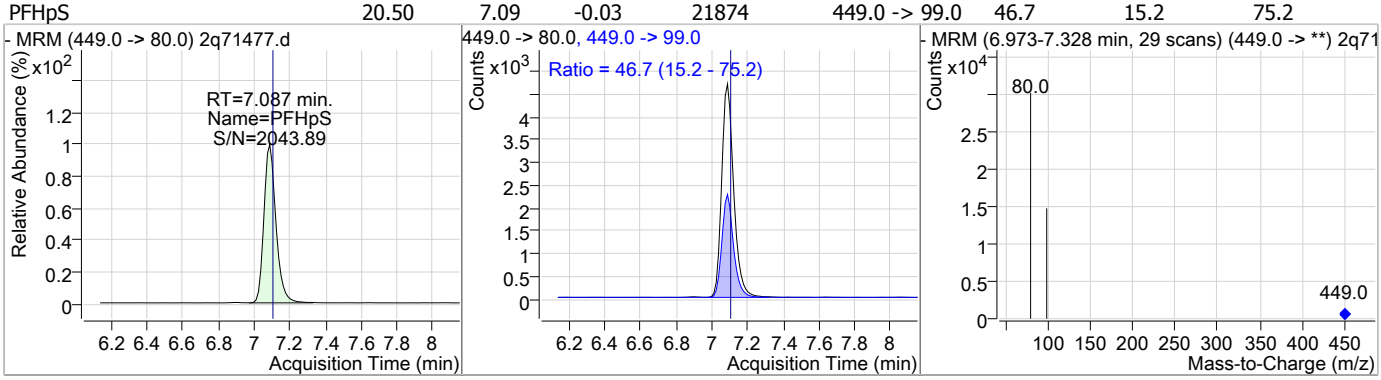

Compound	Conc.	RT	Dev(Min)	Resp.	QIon	QRatio	Min.	Max.
13C8-PFOA	19.57	7.09	-0.03	212188				

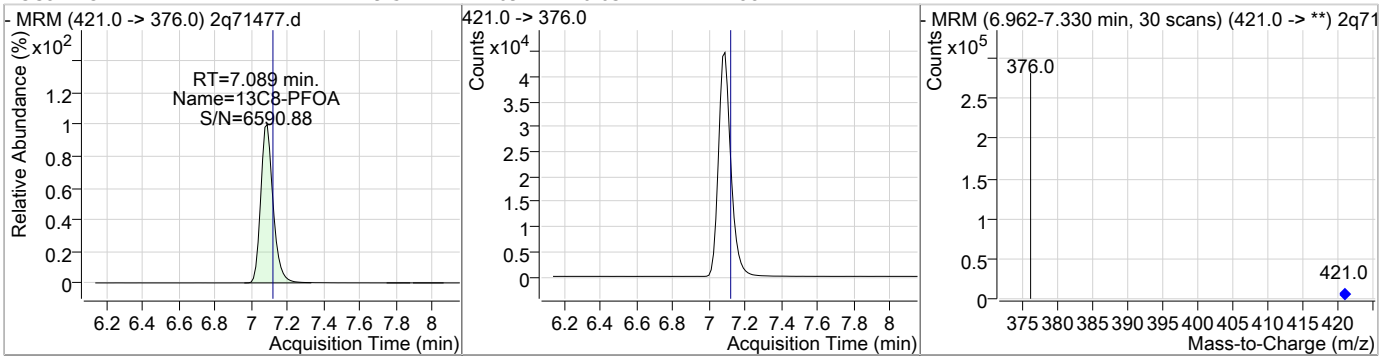

Compound	Conc.	RT	Dev(Min)	Resp.	QIon	QRatio	Min.	Max.
PFOA	19.24	7.09	-0.03	215665	413.0 -> 169.0	20.3	0.0	50.6

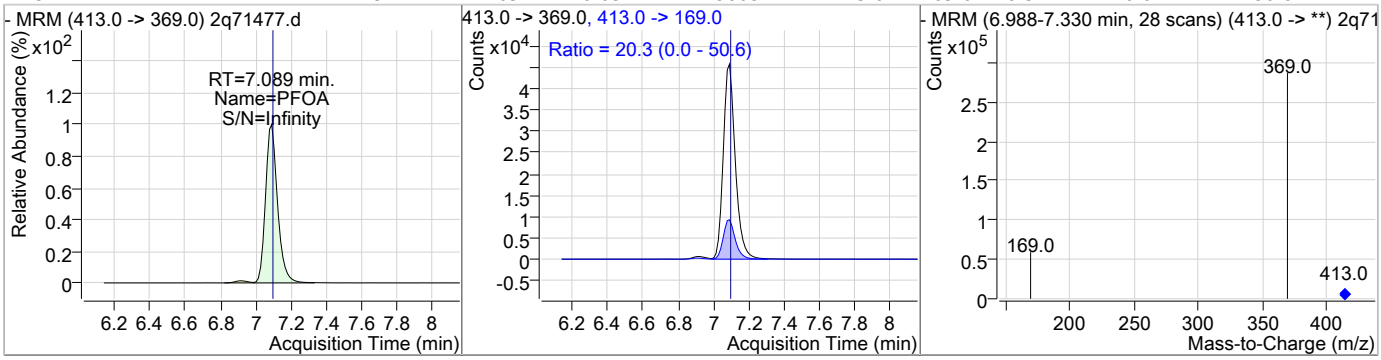

18.5.16

18

Perfluorinated Compounds by LC/MS/MS

Compound	Conc.	RT	Dev(Min)	Resp.	QIon	QRatio	Min.	Max.
13C8-FOSA	20.52	7.57	0.00	52052				

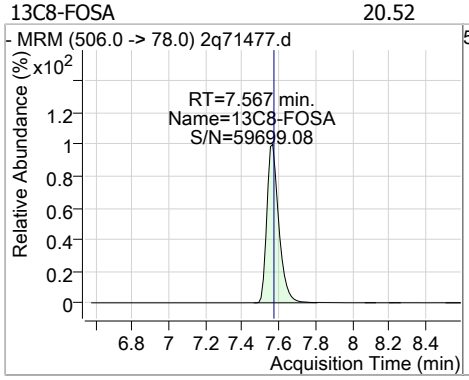

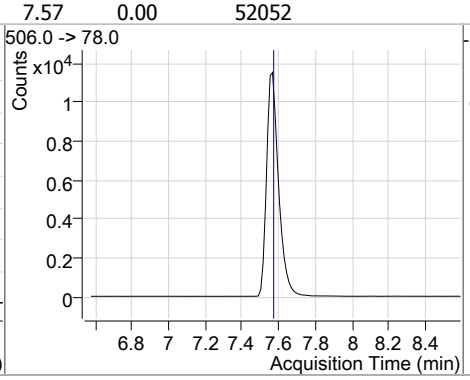

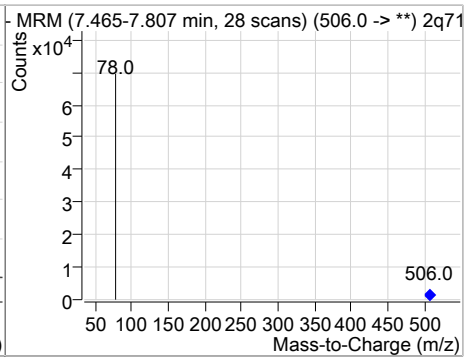

Compound	Conc.	RT	Dev(Min)	Resp.	QIon	QRatio	Min.	Max.
FOSA	19.66	7.56	-0.01	47681	498.0 -> 478.0	5.2	0.0	34.6

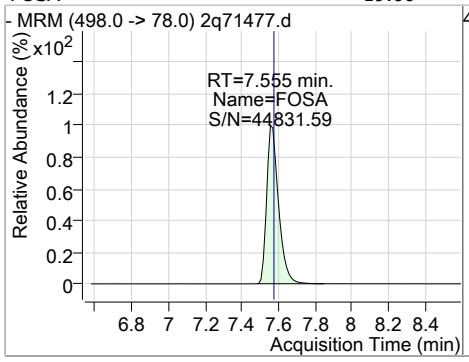

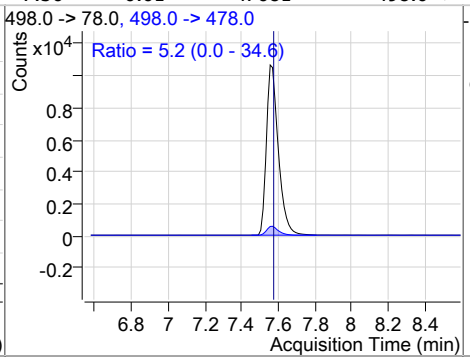

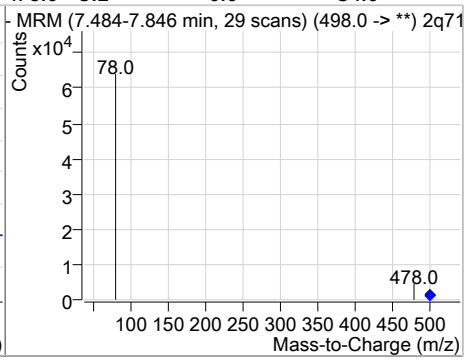

Compound	Conc.	RT	Dev(Min)	Resp.	QIon	QRatio	Min.	Max.
13C8-PFOS	18.29	7.64	-0.03	13498				

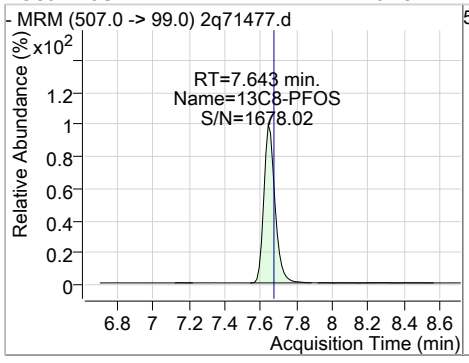

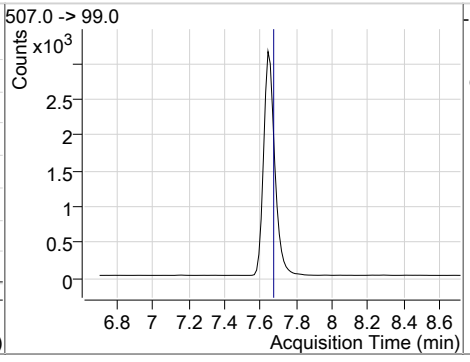

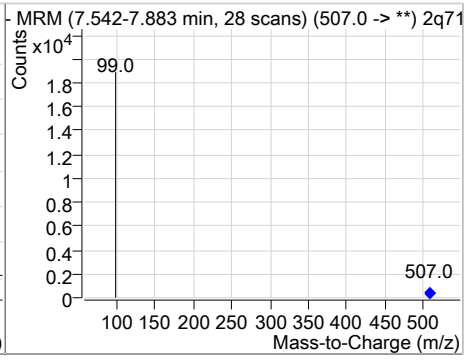

Compound	Conc.	RT	Dev(Min)	Resp.	QIon	QRatio	Min.	Max.
PFOS	19.53	7.64	-0.03	22685 (m)	499.0 -> 99.0	45.2	16.5	76.5

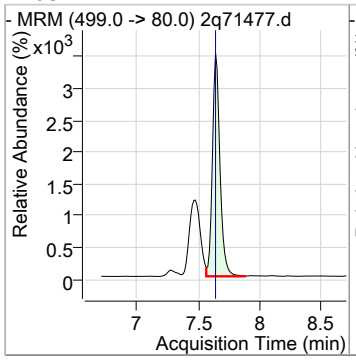

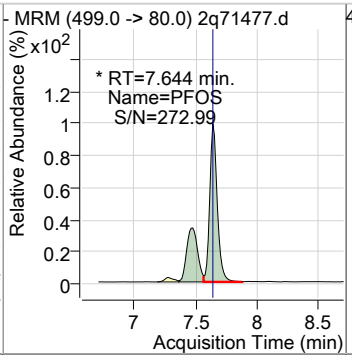

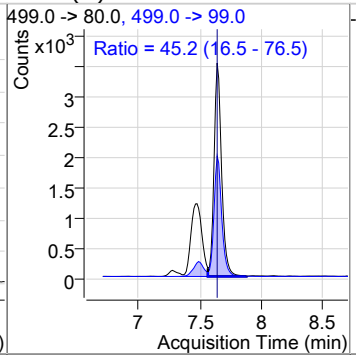

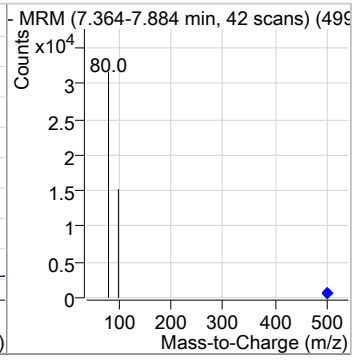

18.5.16

18

Perfluorinated Compounds by LC/MS/MS

Compound	Conc.	RT	Dev(Min)	Resp.	QIon	QRatio	Min.	Max.
13C9-PFNA	20.05	7.67	-0.03	227497				

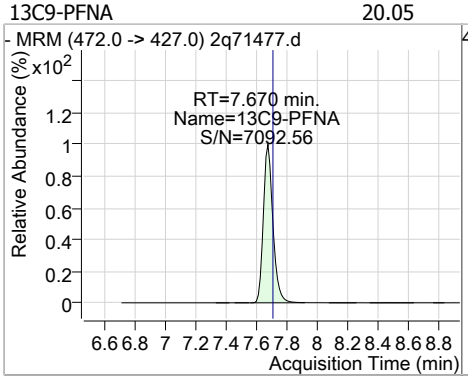

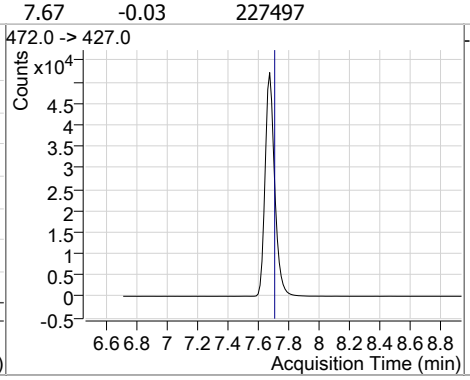

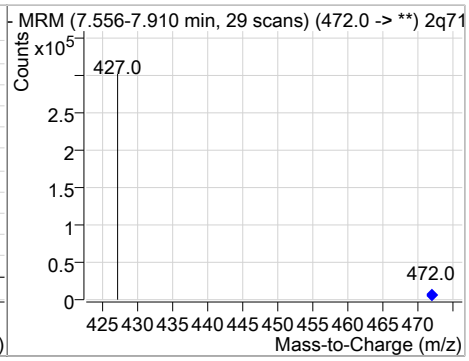

Compound	Conc.	RT	Dev(Min)	Resp.	QIon	QRatio	Min.	Max.
PFNA	18.50	7.67	-0.03	229600	463.0 -> 219.0	16.5	0.0	47.2

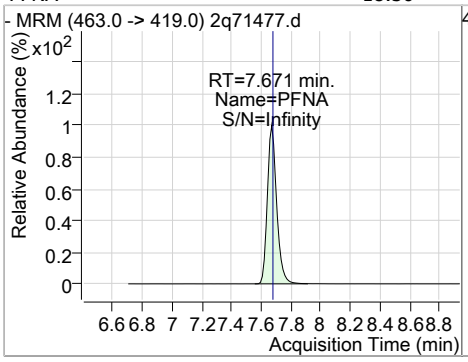

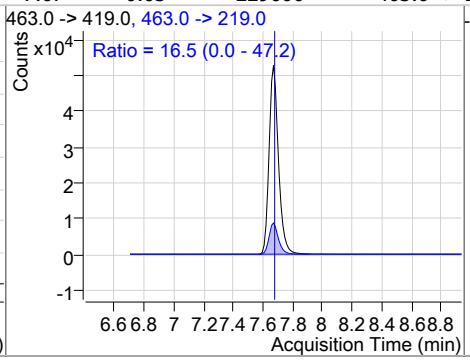

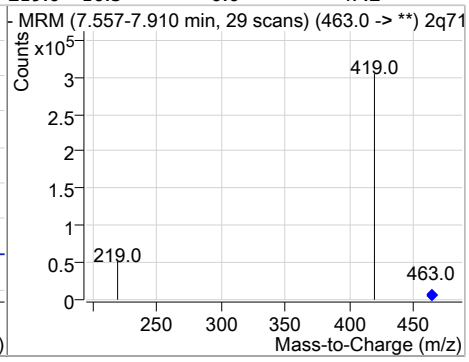

Compound	Conc.	RT	Dev(Min)	Resp.	QIon	QRatio	Min.	Max.
9Cl-PF3ONS	18.45	7.89	-0.03	29252	533.0 -> 353.0	31.9	0.6	60.6

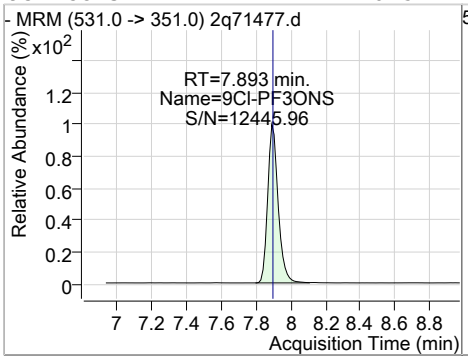

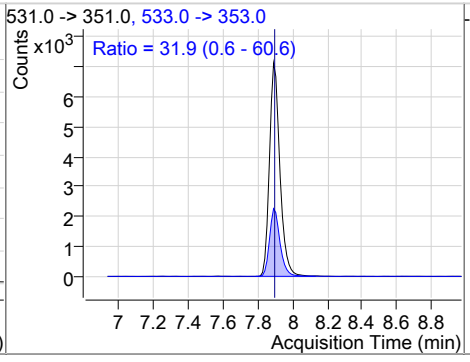

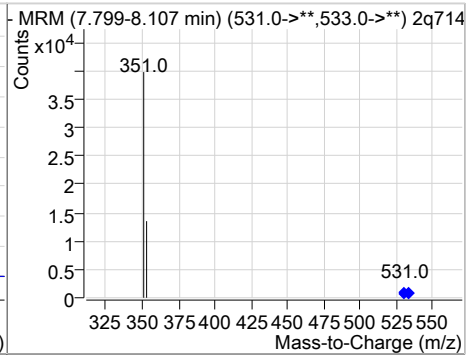

Compound	Conc.	RT	Dev(Min)	Resp.	QIon	QRatio	Min.	Max.
d3-MeFOSA	19.55	7.93	-0.01	14511				

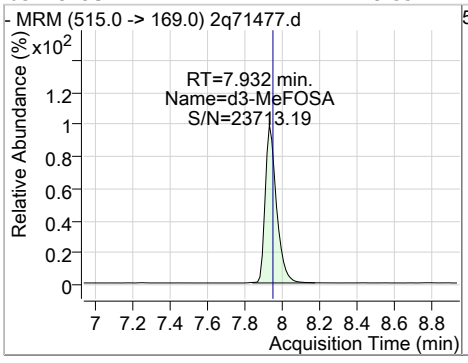

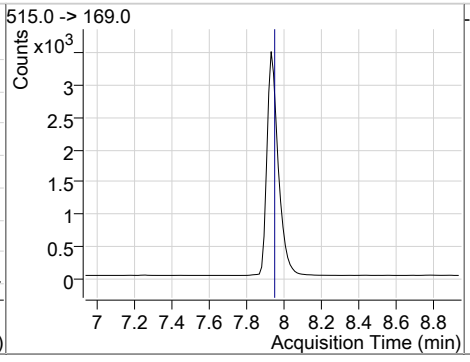

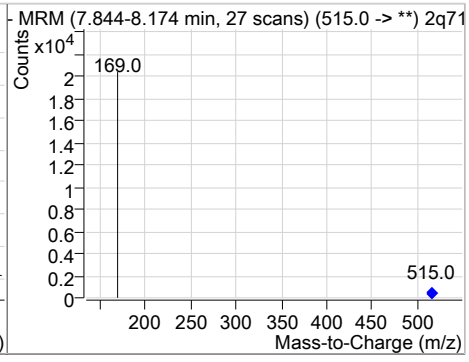

18.5.16

18

Perfluorinated Compounds by LC/MS/MS

Compound	Conc.	RT	Dev(Min)	Resp.	QIon	QRatio	Min.	Max.
MeFOSA	19.63	7.93	-0.01	13632	512.0 -> 169.0	117.6	80.9	140.9

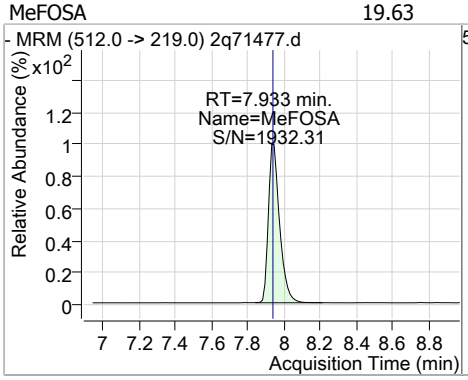

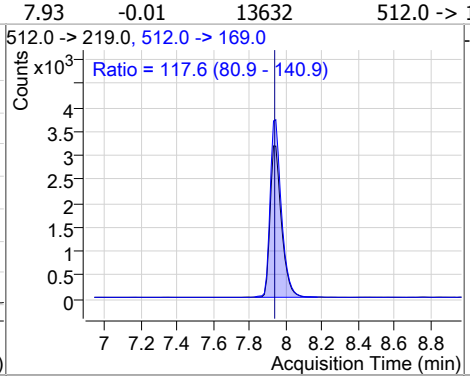

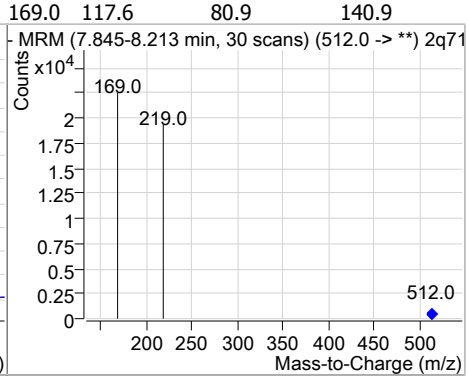

Compound	Conc.	RT	Dev(Min)	Resp.	QIon	QRatio	Min.	Max.
d3-MeFOSAA	19.28	8.00	0.00	72928				

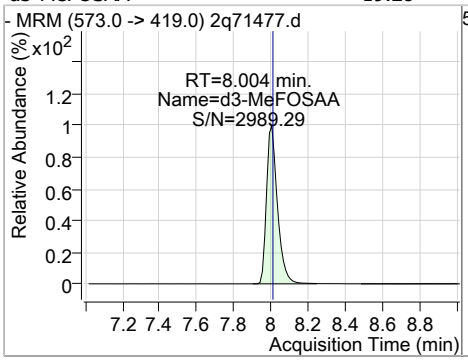

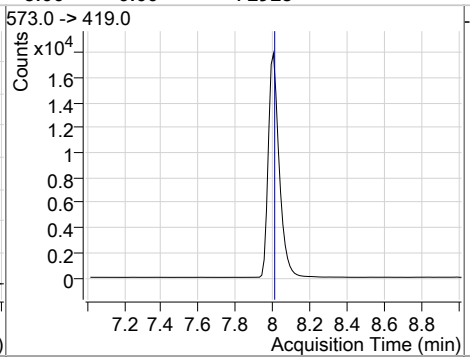

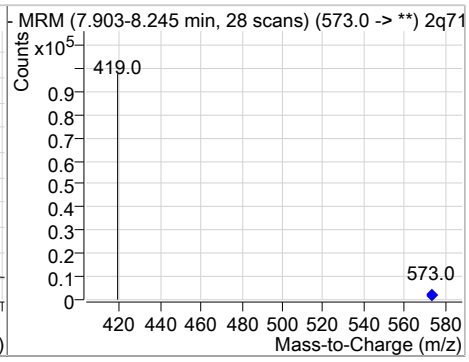

Compound	Conc.	RT	Dev(Min)	Resp.	QIon	QRatio	Min.	Max.
MeFOSAA	20.71	8.00	-0.01	61587	570.0 -> 512.0	26.0	0.0	54.8

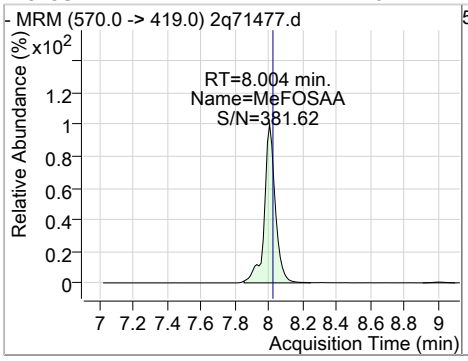

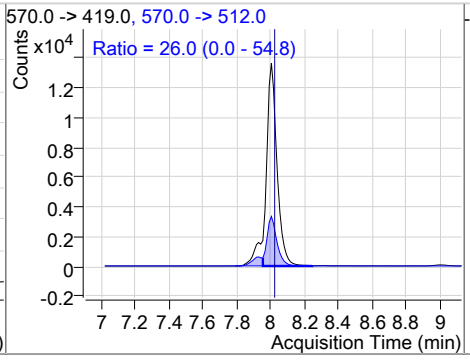

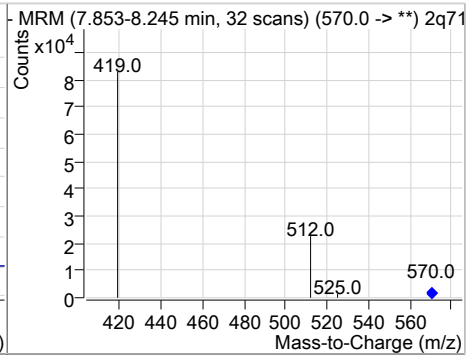

Compound	Conc.	RT	Dev(Min)	Resp.	QIon	QRatio	Min.	Max.
d5-EtFOSAA	18.73	8.12	-0.01	60435				

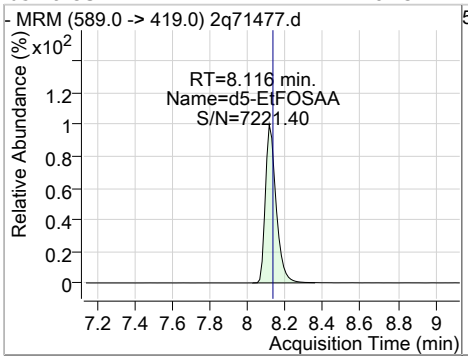

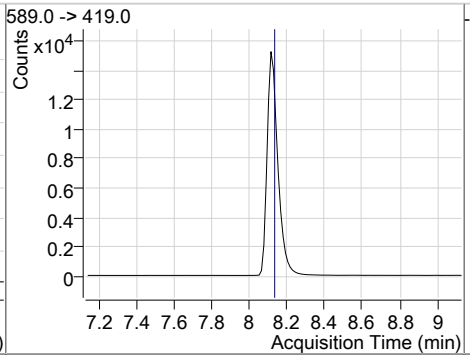

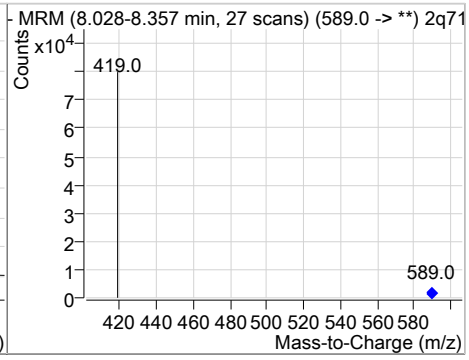

Perfluorinated Compounds by LC/MS/MS

Compound	Conc.	RT	Dev(Min)	Resp.	QIon	QRatio	Min.	Max.
EtFOSAA	20.28	8.13	0.00	52562	584.0 -> 483.0	58.4	30.2	90.2

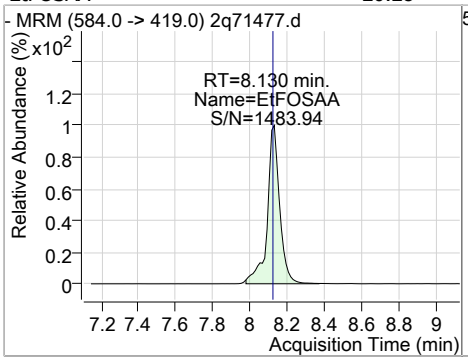

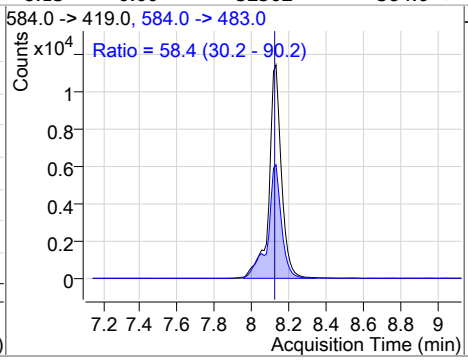

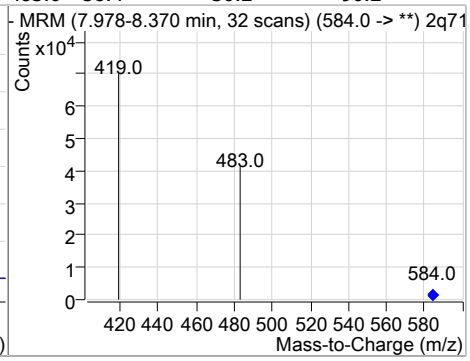

Compound	Conc.	RT	Dev(Min)	Resp.	QIon	QRatio	Min.	Max.
PFNS	20.86	8.11	-0.03	18245	549.0 -> 99.0	49.8	24.3	84.3

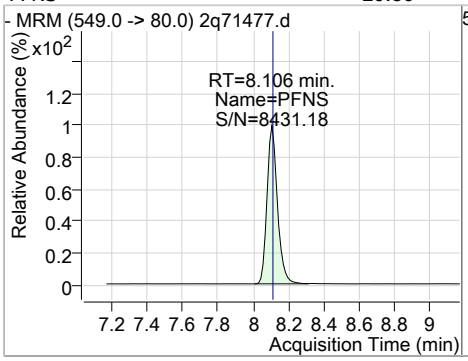

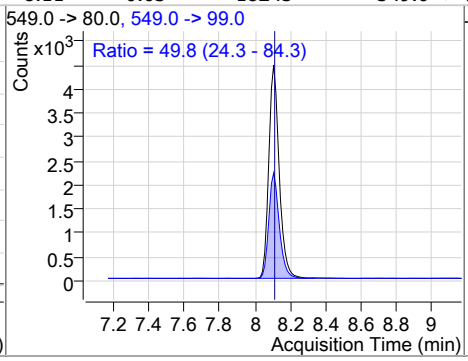

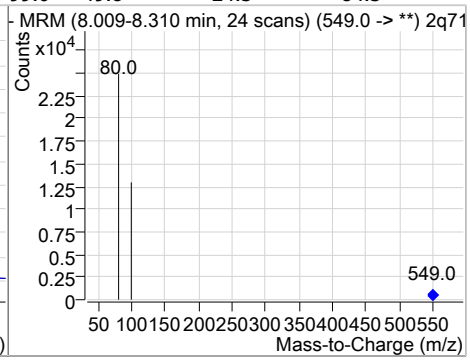

Compound	Conc.	RT	Dev(Min)	Resp.	QIon	QRatio	Min.	Max.
13C6-PFDA	19.62	8.13	-0.03	236990				

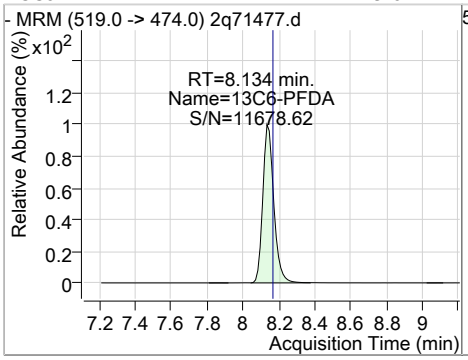

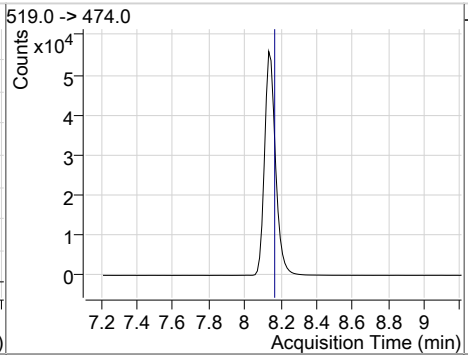

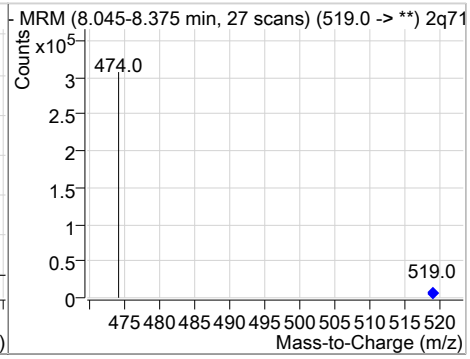

Compound	Conc.	RT	Dev(Min)	Resp.	QIon	QRatio	Min.	Max.
PFDA	18.51	8.13	-0.03	243019	513.0 -> 219.0	13.5	0.0	44.5

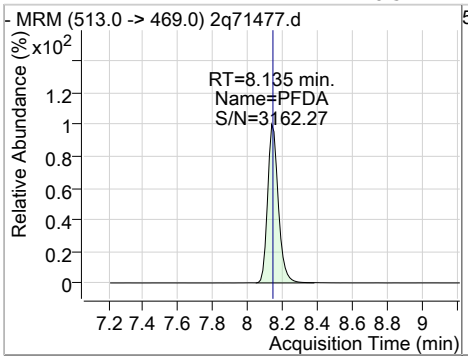

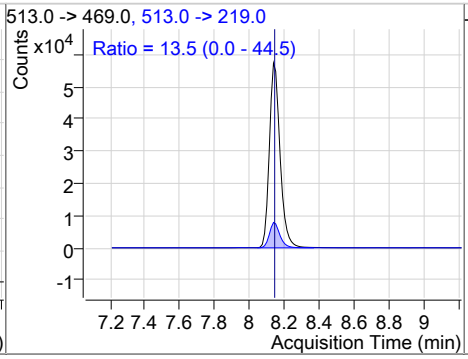

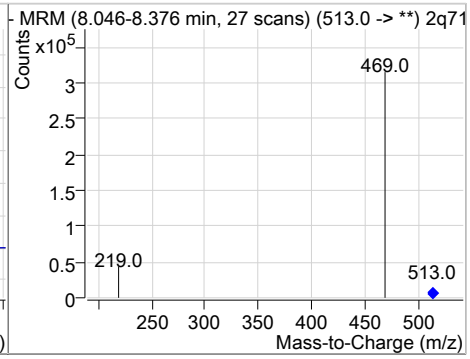

18.5.16

18

Perfluorinated Compounds by LC/MS/MS

Compound	Conc.	RT	Dev(Min)	Resp.	QIon	QRatio	Min.	Max.
13C2-8:2FTS	19.34	8.17	-0.03	105392				

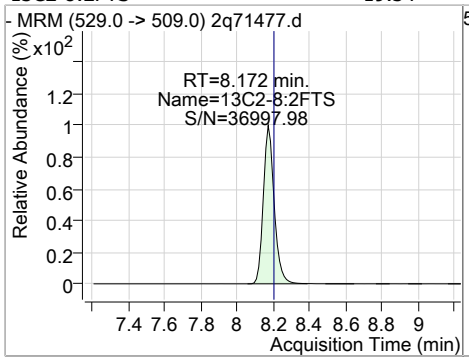

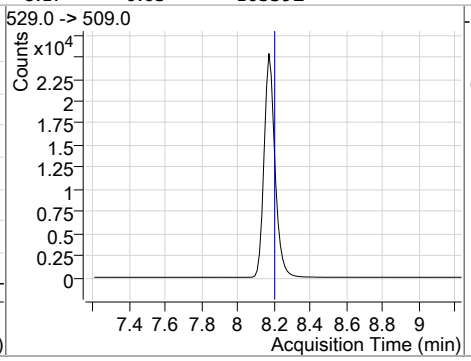

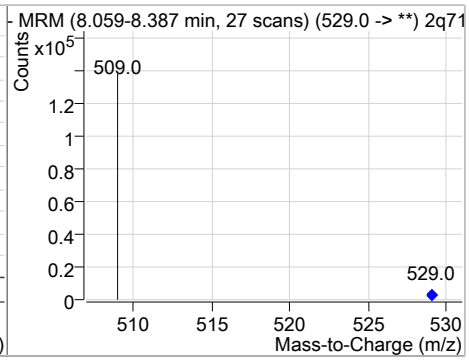

Compound	Conc.	RT	Dev(Min)	Resp.	QIon	QRatio	Min.	Max.
8:2FTS	19.89	8.17	-0.03	101410	527.0 -> 81.0	23.8	0.0	55.3

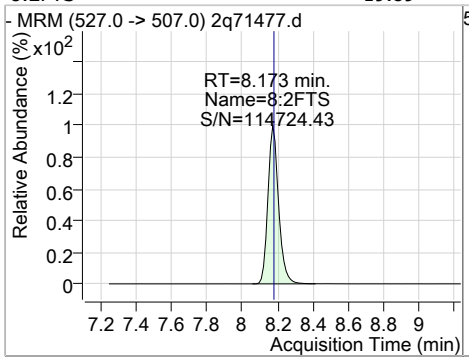

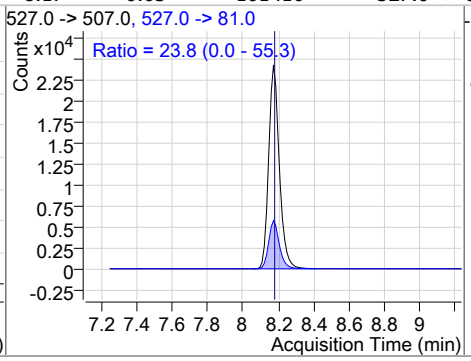

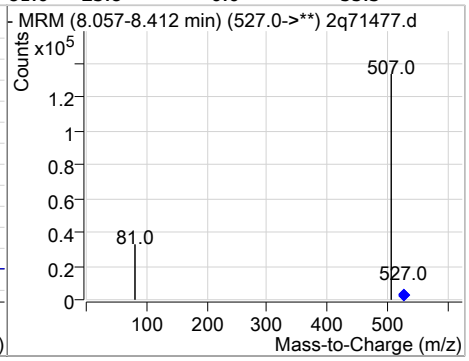

Compound	Conc.	RT	Dev(Min)	Resp.	QIon	QRatio	Min.	Max.
PFDS	17.46	8.51	-0.03	9694	599.0 -> 99.0	35.9	3.4	63.4

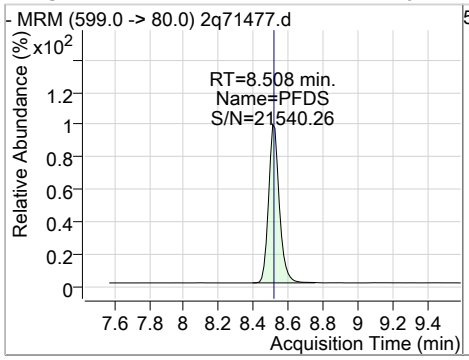

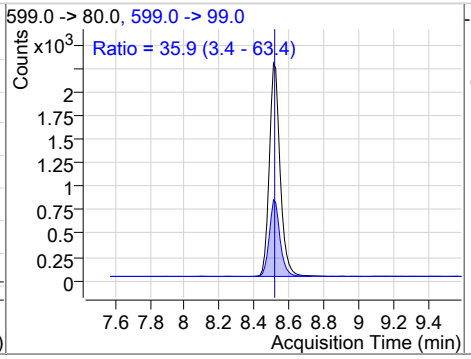

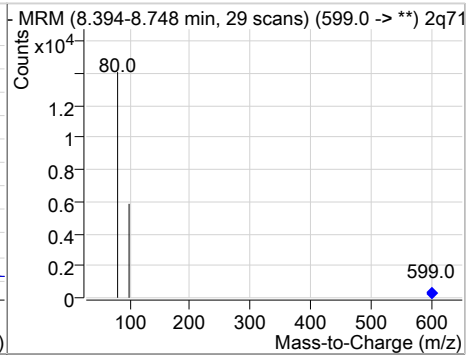

Compound	Conc.	RT	Dev(Min)	Resp.	QIon	QRatio	Min.	Max.
13C7-PFUnDA	20.09	8.56	-0.03	333922				

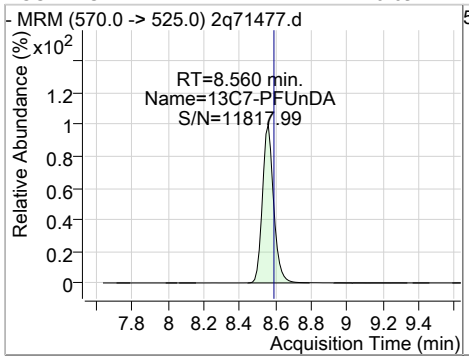

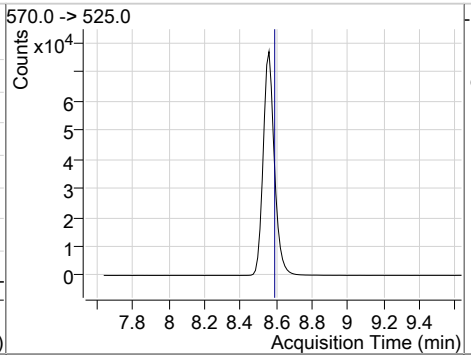

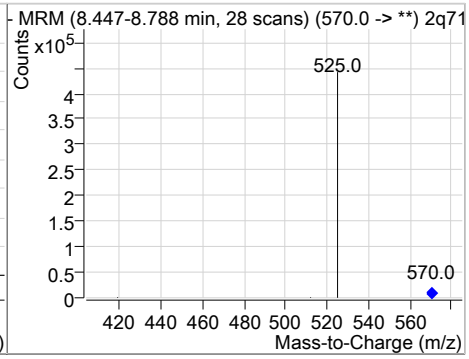

Perfluorinated Compounds by LC/MS/MS

Compound	Conc.	RT	Dev(Min)	Resp.	QIon	QRatio	Min.	Max.
PFUnDA	19.13	8.56	-0.03	313816	563.0 -> 269.0	13.8	0.0	44.0

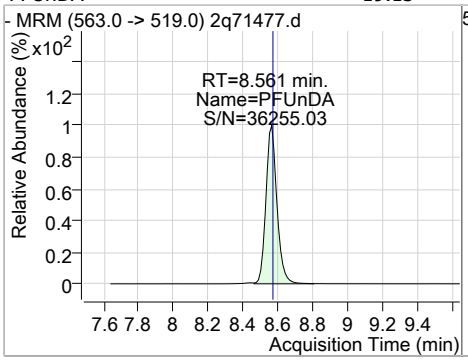

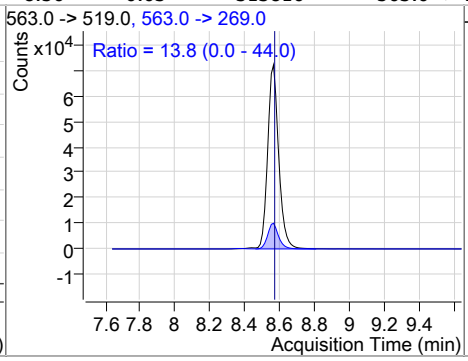

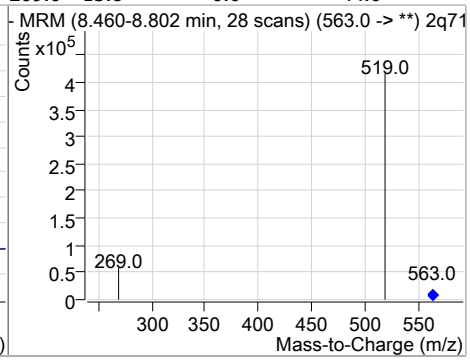

Compound	Conc.	RT	Dev(Min)	Resp.	QIon	QRatio	Min.	Max.
11Cl-PF3OUdS	18.36	8.71	-0.03	134785	633.0 -> 453.0	30.1	0.0	60.0

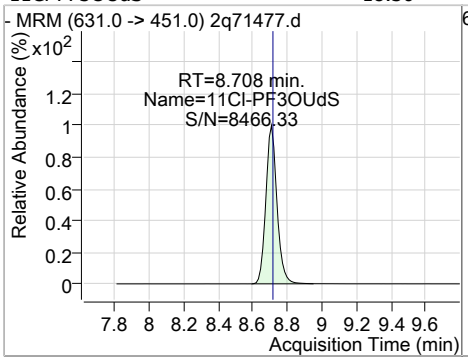

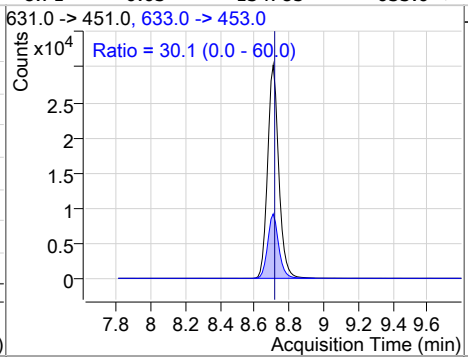

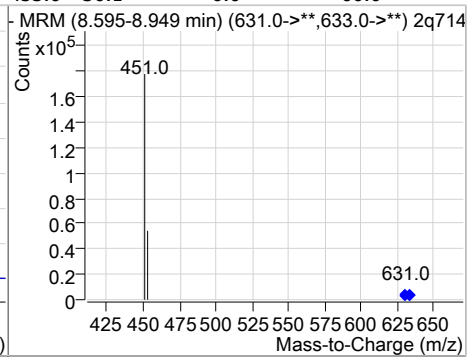

Compound	Conc.	RT	Dev(Min)	Resp.	QIon	QRatio	Min.	Max.
13C2-PFDoDA	19.64	9.01	-0.03	464599				

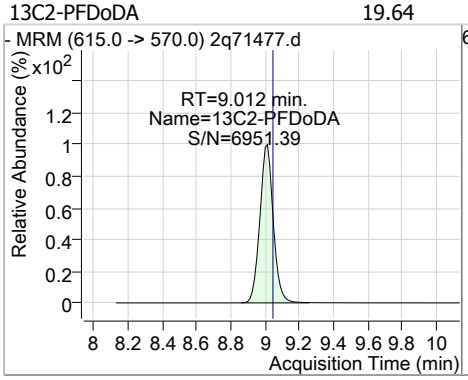

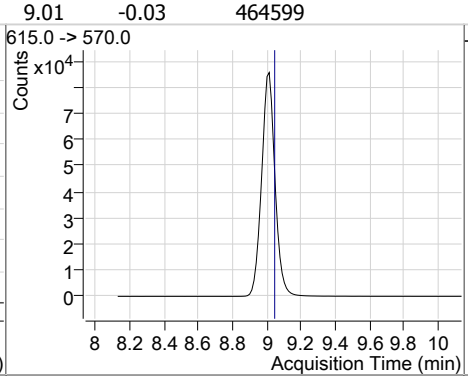

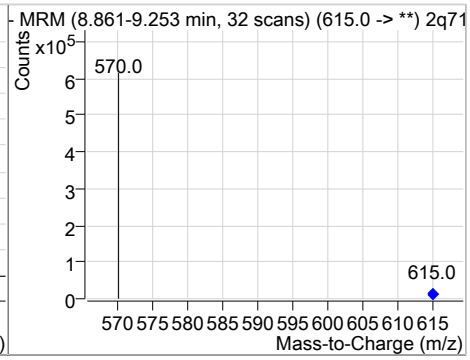

Compound	Conc.	RT	Dev(Min)	Resp.	QIon	QRatio	Min.	Max.
PFDoDA	19.20	9.01	-0.03	376820	613.0 -> 319.0	13.6	0.0	43.6

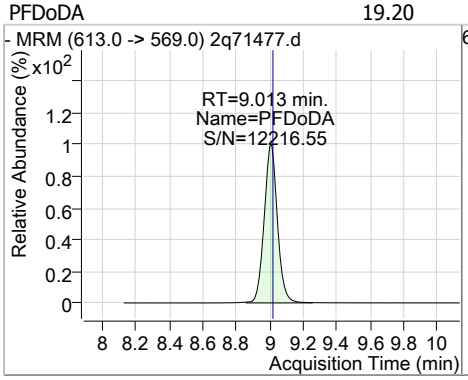

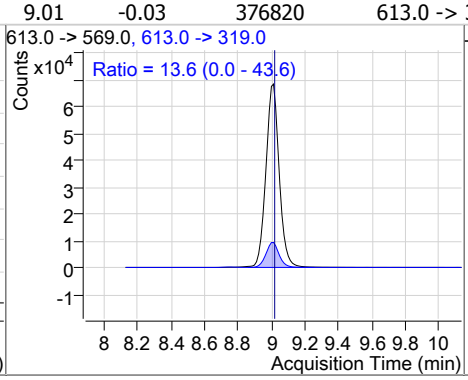

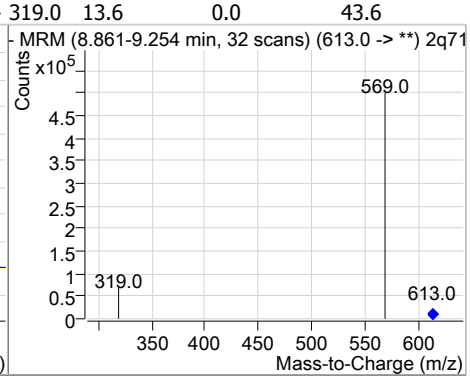

Perfluorinated Compounds by LC/MS/MS

Compound	Conc.	RT	Dev(Min)	Resp.	QIon	QRatio	Min.	Max.
PFTrDA	19.20	9.58	-0.03	474415	663.0 -> 369.0	8.4	0.0	38.6

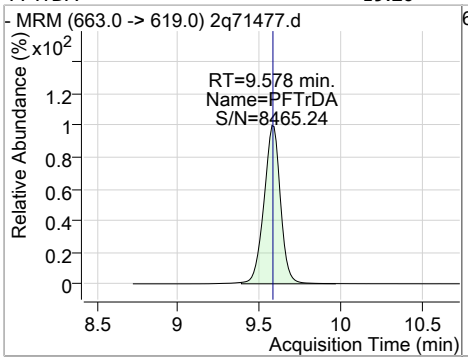

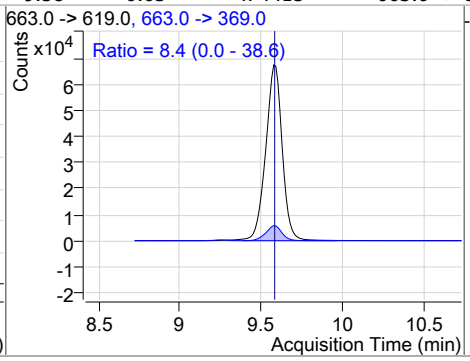

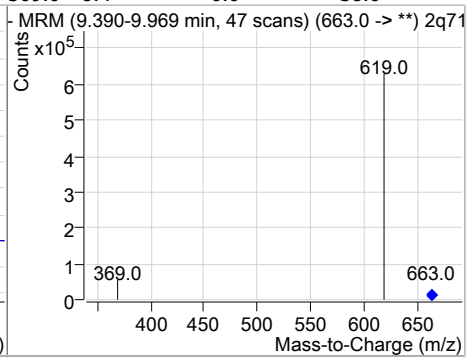

Compound	Conc.	RT	Dev(Min)	Resp.	QIon	QRatio	Min.	Max.
13C2-PFTeDA	19.16	10.15	-0.01	438196				

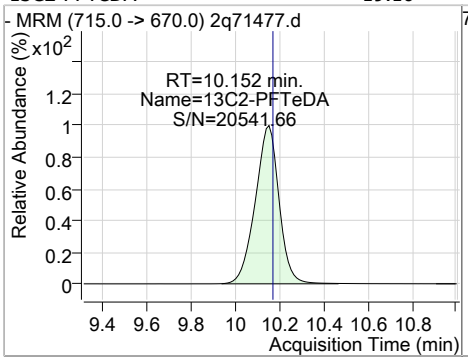

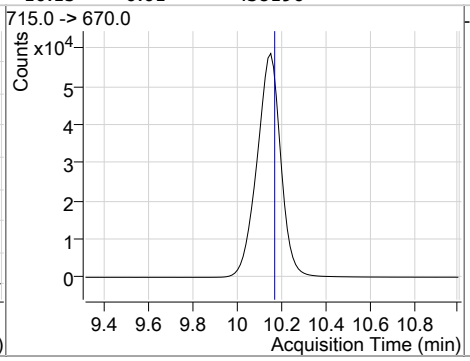

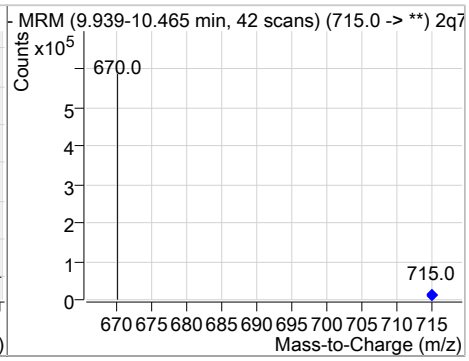

Compound	Conc.	RT	Dev(Min)	Resp.	QIon	QRatio	Min.	Max.
PFTeDA	18.71	10.15	-0.01	483485	713.0 -> 219.0	4.7	0.0	35.0

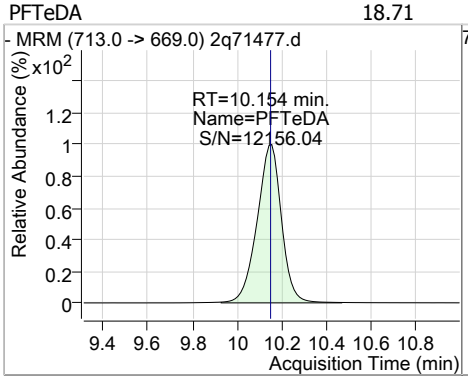

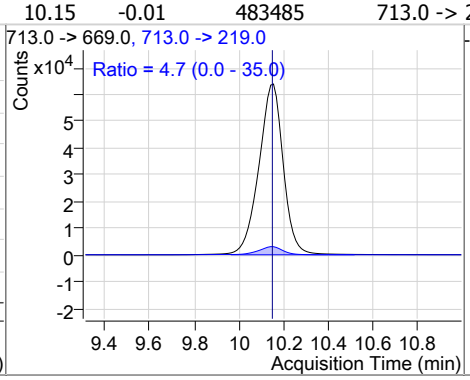

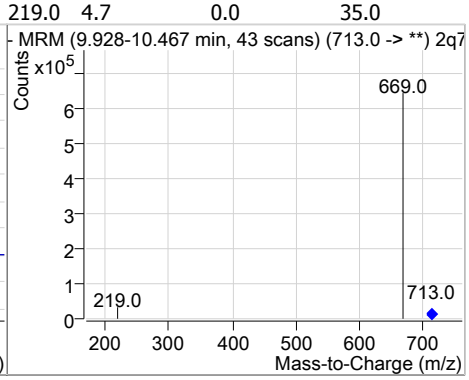

18.5.16

18

Manual Integration Approval Summary

Sample Number: S2Q1025-CC1012
Lab FileID: 2Q71477.D
Injection Time: 07/07/21 23:26
Method: EPA 537M QSM5.3 B-15
Analyst approved: 07/08/21 09:01 Nancy Saunders
Supervisor approved: 07/08/21 16:32 Natasha Gumtie

Parameter	CAS	Sig#	R.T. (min.)	Reason
Perfluorohexanesulfonic acid	355-46-4		6.39	Split peak
Perfluorooctanesulfonic acid	1763-23-1		7.64	Split peak

SGS ORLANDO

LCMS2-2Q ANALYSIS LOG

DATE:	06/20/21
COLUMN TYPE:	Poroshell EC18
AMOUNT INJ:	4 ul
INSTRUMENT:	LCMS2-2Q

METHODS:	537MOD MS014 MS019
PROC. METH:	ID_062021_S2Q1012
CAL DATE:	06/20/21
ANALYST:	NAS
RUN BATCH:	S2Q1012

ELUENT A LOT #:	210394 w/ 0.1% AA
ELUENT B LOT #:	211770 w/0.1% AA
IC/CC STD LOT #:	LCMS 1681
ICV STD LOT #:	10221A
ISTD/ID STD LOT #:	LCMS1684A

	Data File	Sample	Sample Name	Method	Sample Type	Level	Misc. Info	Comments
1	2q70195.d	P1-A1	ccb	537_ID.m	Sample		op85082,S2Q1012,250,,,1.0,1,water	✓
2	2q70196.d	P1-A1	ccb	537_ID.m	Sample		op85082,S2Q1012,250,,,1.0,1,water	✓
3	2q70197.d	P1-A1	ic1012-0	537_ID.m	Sample		op85082,S2Q1012,250,,,1.0,1,water	✓
4	2q70198.d	P1-A2	ic1012-0.5	537_ID.m	Calibration	2.5/500	op85082,S2Q1012,250,,,1.0,1,water	✓
5	2q70199.d	P1-A3	ic1012-1.0	537_ID.m	Calibration	5/500	op85082,S2Q1012,250,,,1.0,1,water	✓
6	2q70200.d	P1-A4	ic1012-2.0	537_ID.m	Calibration	10/500	op85082,S2Q1012,250,,,1.0,1,water	✓
7	2q70201.d	P1-A5	ic1012-5.0	537_ID.m	Calibration	25/500	op85082,S2Q1012,250,,,1.0,1,water	✓
8	2q70202.d	P1-A6	ic1012-10	537_ID.m	Calibration	50/500	op85082,S2Q1012,250,,,1.0,1,water	✓
9	2q70203.d	P1-A7	icc1012-20	537_ID.m	Calibration	100/500	op85082,S2Q1012,250,,,1.0,1,water	✓
10	2q70204.d	P1-A8	ic1012-50	537_ID.m	Calibration	250/500	op85082,S2Q1012,250,,,1.0,1,water	✓
11	2q70205.d	P1-A9	ic1012-100	537_ID.m	Calibration	1x	op85082,S2Q1012,250,,,1.0,1,water	✓
12	2q70206.d	P1-A1	iblk	537_ID.m	Sample		op85082,S2Q1012,250,,,1.0,1,water	bdl
13	2q70207.d	P1-B1	icv1012-20	537_ID.m	QC	10/500	op85082,S2Q1012,250,,,1.0,1,water	pass
14	2q70208.d	P1-B2	icv1012-20 t-pfoa	537_ID.m	QC	100/500	op85082,S2Q1012,250,,,1.0,1,water	✓
15	2q70209.d	P3-A1	fa86452-2	537_ID.m	Sample		op85952,S2Q1012,125,,,1.0,1,water	✓ do un low run 5x
16	2q70210.d	P3-A2	fa86452-2	537_ID.m	Sample		op85952,S2Q1012,125,,,1.0,5,water	✓ CF for un do
17	2q70211.d	P3-A3	jd26328-2	537_ID.m	Sample		op85950,S2Q1012,280,,,1.0,1,water	✓
18	2q70212.d	P3-A4	fa86357-1	537_ID.m	Sample		op85950,S2Q1012,125,,,1.0,10,water	✓ run 50x
19	2q70213.d	P3-A5	fa86357-2	537_ID.m	Sample		op85950,S2Q1012,125,,,1.0,20,water	✓ run 50x
20	2q70214.d	P3-A6	op85956-mb	537_ID.m	Sample		op85956,S2Q1012,2.00,,,1.0,1,soil	✓
21	2q70215.d	P3-A7	op85956-bs	537_ID.m	Sample		op85956,S2Q1012,2.00,,,1.0,1,soil	✓
22	2q70216.d	P3-A8	fa86219-3	537_ID.m	Sample		op85956,S2Q1012,1.05,,,1.0,1,soil	✓ d3mea low run 5x
23	2q70217.d	P3-A9	fa86219-4	537_ID.m	Sample		op85956,S2Q1012,1.08,,,1.0,1,soil	✓ d3mea low run 5x
24	2q70218.d	P3-B1	fa86219-6	537_ID.m	Sample		op85956,S2Q1012,1.07,,,1.0,1,soil	✓
25	2q70219.d	P1-A7	cc1012-20	537_ID.m	QC	100/500	op85082,S2Q1012,250,,,1.0,1,water	pass
26	2q70220.d	P1-A1	ccb	537_ID.m	Sample		op85082,S2Q1012,250,,,1.0,1,water	bdl
27	2q70221.d	P3-B2	fa86219-7	537_ID.m	Sample		op85956,S2Q1012,1.08,,,1.0,1,soil	✓
28	2q70222.d	P3-B3	fa86374-3	537_ID.m	Sample		op85956,S2Q1012,1.06,,,1.0,1,soil	✓
29	2q70223.d	P3-B4	fa86374-7	537_ID.m	Sample		op85956,S2Q1012,1.12,,,1.0,1,soil	✓ d3mea low run 5x
30	2q70224.d	P3-B5	fa86374-8	537_ID.m	Sample		op85956,S2Q1012,0.98,,,1.0,1,soil	✓
31	2q70225.d	P3-B6	fa86375-1	537_ID.m	Sample		op85956,S2Q1012,1.04,,,1.0,1,soil	✓ do d3mea low run 5x
32	2q70226.d	P3-B7	fa86375-2	537_ID.m	Sample		op85956,S2Q1012,0.99,,,1.0,1,soil	✓ id low run 5x
33	2q70227.d	P3-B8	fa86375-3	537_ID.m	Sample		op85956,S2Q1012,1.03,,,1.0,1,soil	✓ id low run 5x
34	2q70228.d	P3-B9	fa86375-4	537_ID.m	Sample		op85956,S2Q1012,1.08,,,1.0,1,soil	✓ d3mea low run 5x
35	2q70229.d	P3-C1	fa86375-5	537_ID.m	Sample		op85956,S2Q1012,1.08,,,1.0,1,soil	✓
36	2q70230.d	P3-C2	fa86375-6	537_ID.m	Sample		op85956,S2Q1012,0.98,,,1.0,1,soil	✓ d3mea low run 5x

Printed 6/21/2021 @ 1:00 PM

SGS ORLANDO

LCMS2-2Q ANALYSIS LOG

37	2q70231.d	P1-A7	cc1012-20	537_ID.m	QC	100/500	op85082,S2Q1012,250,,,1.0,1,water	pass
38	2q70232.d	P1-A1	ccb	537_ID.m	Sample		op85082,S2Q1012,250,,,1.0,1,water	bdl
39	2q70233.d	P3-C3	fa86375-7	537_ID.m	Sample		op85956,S2Q1012,1.00,,,1.0,1,soil	✓ d3mea d3mea low run 5x
40	2q70234.d	P3-C4	fa86375-8	537_ID.m	Sample		op85956,S2Q1012,1.04,,,1.0,1,soil	✓ d3mea low run 5x
41	2q70235.d	P3-C5	fa86375-9	537_ID.m	Sample		op85956,S2Q1012,0.99,,,1.0,1,soil	✓ d3mea low CF by ms/msd
42	2q70236.d	P3-C6	op85956-ms	537_ID.m	Sample		op85956,S2Q1012,0.97,,,1.0,1,soil	✓ d3mea low
43	2q70237.d	P3-C7	op85956-msd	537_ID.m	Sample		op85956,S2Q1012,1.07,,,1.0,1,soil	✓ d3mea low
44	2q70238.d	P3-C8	fa86375-10	537_ID.m	Sample		op85956,S2Q1012,1.03,,,1.0,1,soil	✓ d3mea low run 5x
45	2q70239.d	P3-C9	fa86375-11	537_ID.m	Sample		op85956,S2Q1012,0.96,,,1.0,1,soil	✓ id low run 5x
46	2q70240.d	P3-D1	fa86375-12	537_ID.m	Sample		op85956,S2Q1012,1.00,,,1.0,1,soil	✓ id low run 5x
47	2q70241.d	P3-D2	fa86375-13	537_ID.m	Sample		op85956,S2Q1012,1.07,,,1.0,1,soil	✓ id low run 5x
48	2q70242.d	P1-A7	cc1012-20	537_ID.m	QC	100/500	op85082,S2Q1012,250,,,1.0,1,water	pass
49	2q70243.d	P1-A1	ccb	537_ID.m	Sample		op85082,S2Q1012,250,,,1.0,1,water	bdl
50	2q70244.d	P1-A3	cc1012-1.0LL	537_ID.m	QC	5/500	op85082,S2Q1012,250,,,1.0,1,water	pass
51	2q70245.d	P3-D3	op85972-bs	537_ID.m	Sample		op85972,S2Q1012,250,,,1.0,1,water	✓
52	2q70246.d	P3-D4	op85972-mb	537_ID.m	Sample		op85972,S2Q1012,250,,,1.0,1,water	✓
53	2q70247.d	P3-D5	fa86292-17	537_ID.m	Sample		op85972,S2Q1012,125,,,1.0,1,water	✓
54	2q70248.d	P3-D6	fa86398-1	537_ID.m	Sample		op85972,S2Q1012,280,,,1.0,1,water	✓
55	2q70249.d	P3-D7	fa86398-2	537_ID.m	Sample		op85972,S2Q1012,280,,,1.0,1,water	✓
56	2q70250.d	P3-D8	fa86398-3	537_ID.m	Sample		op85972,S2Q1012,280,,,1.0,1,water	✓ 2x hit id low
57	2q70251.d	P3-D9	fa86398-4	537_ID.m	Sample		op85972,S2Q1012,280,,,1.0,1,water	✓ rr co
58	2q70252.d	P3-E1	op85972-ms	537_ID.m	Sample		op85972,S2Q1012,280,,,1.0,1,water	✓
59	2q70253.d	P3-E2	fa86398-5	537_ID.m	Sample		op85972,S2Q1012,280,,,1.0,1,water	✓
60	2q70254.d	P3-E3	fa86398-6	537_ID.m	Sample		op85972,S2Q1012,250,,,1.0,1,water	✓
61	2q70255.d	P1-A7	cc1012-20	537_ID.m	QC	100/500	op85082,S2Q1012,250,,,1.0,1,water	pass
62	2q70256.d	P1-A1	ccb	537_ID.m	Sample		op85082,S2Q1012,250,,,1.0,1,water	bdl
63	2q70257.d	P3-E4	fa86398-7	537_ID.m	Sample		op85972,S2Q1012,280,,,1.0,1,water	✓ 5x id low
64	2q70258.d	P3-E5	fa86398-8	537_ID.m	Sample		op85972,S2Q1012,280,,,1.0,1,water	✓ 5x id low
65	2q70259.d	P3-E6	fa86398-9	537_ID.m	Sample		op85972,S2Q1012,280,,,1.0,1,water	✓
66	2q70260.d	P3-E7	fa86398-10	537_ID.m	Sample		op85972,S2Q1012,280,,,1.0,1,water	✓
67	2q70261.d	P3-E8	op85972-dup	537_ID.m	Sample		op85972,S2Q1012,280,,,1.0,1,water	✓
68	2q70262.d	P3-E9	fa86398-11	537_ID.m	Sample		op85972,S2Q1012,280,,,1.0,1,water	✓ 2x
69	2q70263.d	P3-F1	fa86398-12	537_ID.m	Sample		op85972,S2Q1012,250,,,1.0,1,water	✓
70	2q70264.d	P3-F2	fa86398-13	537_ID.m	Sample		op85972,S2Q1012,280,,,1.0,1,water	✓
71	2q70265.d	P3-F3	fa86398-14	537_ID.m	Sample		op85972,S2Q1012,280,,,1.0,1,water	✓
72	2q70266.d	P3-F4	fa86398-15	537_ID.m	Sample		op85972,S2Q1012,280,,,1.0,1,water	✓ 5x ba low
73	2q70267.d	P1-A7	cc1012-20	537_ID.m	QC	100/500	op85082,S2Q1012,250,,,1.0,1,water	pass
74	2q70268.d	P1-A1	ccb	537_ID.m	Sample		op85082,S2Q1012,250,,,1.0,1,water	bdl
75	2q70269.d	P3-F5	fa86491-1	537_ID.m	Sample		op85972,S2Q1012,125,,,1.0,1,water	✓
76	2q70270.d	P3-F6	fa86491-2	537_ID.m	Sample		op85972,S2Q1012,125,,,1.0,1,water	✓ 5x id low
77	2q70271.d	P3-F7	fa86356-1	537_ID.m	Sample		op85972,S2Q1012,125,,,1.0,1,water	✓ 10x 100x
78	2q70272.d	P3-F8	fa86356-2	537_ID.m	Sample		op85972,S2Q1012,125,,,1.0,1,water	✓ 10x 100x
79	2q70273.d	P1-A7	ecc1012-20	537_ID.m	QC	100/500	op85082,S2Q1012,250,,,1.0,1,water	pass
80	2q70274.d	P1-A1	ccb	537_ID.m	Sample		op85082,S2Q1012,250,,,1.0,1,water	bdl

Printed 6/21/2021 @ 1:00 PM

SGS ORLANDO

LCMS2-2Q ANALYSIS LOG

DATE:	07/07/21
COLUMN TYPE:	Poroshell EC18
AMOUNT INJ:	4 ul
INSTRUMENT:	LCMS2-2Q

METHODS:	537MOD MS014 MS019
PROC. METH:	ID_062021_S2Q1012
CAL DATE:	06/20/21
ANALYST:	NAS
RUN BATCH:	S2Q1025

ELUENT A LOT #:	210394 w/ 0.1% AA
ELUENT B LOT #:	211770 w/0.1% AA
IC/CC STD LOT #:	LCMS 1681
ICV STD LOT #:	10221A
ISTD/ID STD LOT #:	LCMS1684A

	Data File	Sample	Sample Name	Method	Sample Type	Level	Misc. Info	Comments
1	2q71425.d	P1-A1	ccb	537_ID.m	Sample		op86015,S2Q1025,250,,,1.0,1,water	✓
2	2q71426.d	P1-B2	t-pfoa	537_ID.m	Sample		op86015,S2Q1025,250,,,1.0,1,water	✓
3	2q71427.d	P1-A9	high std	537_ID.m	Sample		op86015,S2Q1025,250,,,1.0,1,water	✓
4	2q71428.d	P1-A1	iblk	537_ID.m	Sample		op86015,S2Q1025,250,,,1.0,1,water	bdl
5	2q71429.d	P1-A3	cc1012-1.0LL	537_ID.m	QC	5/500	op86015,S2Q1025,250,,,1.0,1,water	pass
6	2q71430.d	P1-A7	cc1012-20	537_ID.m	QC	100/500	op86015,S2Q1025,250,,,1.0,1,water	pass
7	2q71431.d	P3-E4	op86169-bs	537_ID.m	Sample		op86169,S2Q1025,250,,,1.0,1,water	✓
8	2q71432.d	P3-E5	op86169-mb	537_ID.m	Sample		op86169,S2Q1025,250,,,1.0,1,water	✓
9	2q71433.d	P4-F4	jd27155-4	537_ID.m	Sample		op86169,S2Q1025,280,,,1.0,1,water	wrong vial rr
10	2q71434.d	P3-E6	jd27155-1	537_ID.m	Sample		op86169,S2Q1025,280,,,1.0,10,water	✓ ba,pea, fosa low 100x hits
11	2q71435.d	P3-E7	jd27155-1	537_ID.m	Sample		op86169,S2Q1025,280,,,1.0,100,water	✓ report ba,pea, fosa
12	2q71436.d	P3-E8	jd27155-2	537_ID.m	Sample		op86169,S2Q1025,280,,,1.0,10,water	✓ fosa low 100x hits
13	2q71437.d	P3-E9	jd27155-2	537_ID.m	Sample		op86169,S2Q1025,280,,,1.0,100,water	✓ report fosa run 500x hits
14	2q71438.d	P3-F1	jd27155-2	537_ID.m	Sample		op86169,S2Q1025,280,,,1.0,500,water	✓
15	2q71439.d	P3-F2	jd27155-3	537_ID.m	Sample		op86169,S2Q1025,280,,,1.0,10,water	✓ ba,pea, fosa low 100x hits
16	2q71440.d	P3-F3	jd27155-3	537_ID.m	Sample		op86169,S2Q1025,280,,,1.0,100,water	✓ report ba,pea, fosa
17	2q71441.d	P1-A7	cc1012-20	537_ID.m	QC	100/500	op86015,S2Q1025,250,,,1.0,1,water	pass
18	2q71442.d	P1-A1	ccb	537_ID.m	Sample		op86015,S2Q1025,250,,,1.0,1,water	bdl
19	2q71443.d	P3-F5	fa86709-3	537_ID.m	Sample		op86169,S2Q1025,125,,,1.0,1,water	✓
20	2q71444.d	P3-F6	fa86858-58	537_ID.m	Sample		op86169,S2Q1025,125,,,1.0,10,water	✓ matrix run 20x
21	2q71445.d	P3-F7	jd27334-1a	537_ID.m	Sample		op86169,S2Q1025,280,,,1.0,1,water	✓
22	2q71446.d	P3-F8	op86169-dup	537_ID.m	Sample		op86169,S2Q1025,280,,,1.0,1,water	✓
23	2q71447.d	P3-F9	jd27334-2a	537_ID.m	Sample		op86169,S2Q1025,280,,,1.0,1,water	✓
24	2q71448.d	P4-A1	jd27334-3a	537_ID.m	Sample		op86169,S2Q1025,280,,,1.0,1,water	✓
25	2q71449.d	P4-A2	jd27334-7a	537_ID.m	Sample		op86169,S2Q1025,280,,,1.0,1,water	✓
26	2q71450.d	P4-A3	jd27410-3	537_ID.m	Sample		op86169,S2Q1025,280,,,1.0,1,water	✓
27	2q71451.d	P4-A4	op86169-ms	537_ID.m	Sample		op86169,S2Q1025,280,,,1.0,1,water	✓ pea T over cal, NT
28	2q71452.d	P4-A5	jd27410-4	537_ID.m	Sample		op86169,S2Q1025,280,,,1.0,1,water	✓
29	2q71453.d	P1-A7	cc1012-20	537_ID.m	QC	100/500	op86015,S2Q1025,250,,,1.0,1,water	pass
30	2q71454.d	P1-A1	ccb	537_ID.m	Sample		op86015,S2Q1025,250,,,1.0,1,water	bdl
31	2q71455.d	P4-A6	op86217-bs	537_ID.m	Sample		op86217,S2Q1025,2.00,,,1.0,1,soil	✓
32	2q71456.d	P4-A7	op86217-mb	537_ID.m	Sample		op86217,S2Q1025,2.00,,,1.0,1,soil	✓
33	2q71457.d	P4-A8	fa86626-16	537_ID.m	Sample		op86217,S2Q1025,2.02,,,1.0,1,soil	✓ hits high 1st run report fosa only
34	2q71458.d	P4-A9	fa86628-1	537_ID.m	Sample		op86217,S2Q1025,1.99,,,1.0,1,soil	✓
35	2q71459.d	P4-B1	jd27540-1a	537_ID.m	Sample		op86217,S2Q1025,2.10,,,1.0,1,soil	✓
36	2q71460.d	P4-B2	jd27540-2a	537_ID.m	Sample		op86217,S2Q1025,1.99,,,1.0,1,soil	✓

Printed 7/8/2021 @ 1:12 PM

SGS ORLANDO

LCMS2-2Q ANALYSIS LOG

37	2q71461.d	P4-B3	jd27540-3a	537_ID.m	Sample		op86217,S2Q1025,2.05,,,1.0,1,soil	✓
38	2q71462.d	P4-B4	jd27540-13a	537_ID.m	Sample		op86217,S2Q1025,2.10,,,1.0,1,soil	✓
39	2q71463.d	P4-B5	jd27540-14a	537_ID.m	Sample		op86217,S2Q1025,2.00,,,1.0,1,soil	✓
40	2q71464.d	P4-B6	jd27540-17a	537_ID.m	Sample		op86217,S2Q1025,2.06,,,1.0,1,soil	✓
41	2q71465.d	P1-A7	cc1012-20	537_ID.m	QC	100/500	op86015,S2Q1025,250,,,1.0,1,water	pass
42	2q71466.d	P1-A1	ccb	537_ID.m	Sample		op86015,S2Q1025,250,,,1.0,1,water	bdl
43	2q71467.d	P4-B7	jd27540-18a	537_ID.m	Sample		op86217,S2Q1025,2.07,,,1.0,1,soil	✓
44	2q71468.d	P4-B8	fa86975-1	537_ID.m	Sample		op86217,S2Q1025,2.09,,,1.0,1,soil	✓
45	2q71469.d	P4-B9	op86217-ms	537_ID.m	Sample		op86217,S2Q1025,2.07,,,1.0,1,soil	✓
46	2q71470.d	P4-C1	op86217-msd	537_ID.m	Sample		op86217,S2Q1025,2.01,,,1.0,1,soil	✓
47	2q71471.d	P4-C2	fa86975-2	537_ID.m	Sample		op86217,S2Q1025,2.05,,,1.0,1,soil	✓
48	2q71472.d	P4-C3	fa86975-3	537_ID.m	Sample		op86217,S2Q1025,2.00,,,1.0,1,soil	✓
49	2q71473.d	P1-A1	blank	537_ID.m	Sample		op86217,S2Q1025,2.00,,,1.0,1,soil	✓
50	2q71474.d	P4-C4	op86220-bs	537_ID.m	Sample		op86220,S2Q1025,250,,,1.0,1,water	✓
51	2q71475.d	P4-C5	op86220-mb	537_ID.m	Sample		op86220,S2Q1025,250,,,1.0,1,water	✓
52	2q71476.d	P4-C6	da35526-1	537_ID.m	Sample		op86220,S2Q1025,280,,,1.0,1,water	✓
53	2q71477.d	P1-A7	cc1012-20	537_ID.m	QC	100/500	op86015,S2Q1025,250,,,1.0,1,water	pass
54	2q71478.d	P1-A1	ccb	537_ID.m	Sample		op86015,S2Q1025,250,,,1.0,1,water	bdl
55	2q71479.d	P4-C7	fa86988-1	537_ID.m	Sample		op86220,S2Q1025,125,,,1.0,1,water	✓
56	2q71480.d	P4-C8	fa86988-2	537_ID.m	Sample		op86220,S2Q1025,280,,,1.0,1,water	✓
57	2q71481.d	P4-C9	fa86945-1	537_ID.m	Sample		op86220,S2Q1025,270,,,1.0,1,water	✓
58	2q71482.d	P4-D1	fa86948-21	537_ID.m	Sample		op86220,S2Q1025,125,,,1.0,1,water	✓
59	2q71483.d	P4-D2	op86220-ms	537_ID.m	Sample		op86220,S2Q1025,125,,,1.0,1,water	✓
60	2q71484.d	P4-D3	fa86969-1	537_ID.m	Sample		op86220,S2Q1025,140,,,1.0,1.6,water	-50ml
61	2q71485.d	P4-D4	fa86969-2	537_ID.m	Sample		op86220,S2Q1025,280,,,1.0,1,water	✓
62	2q71486.d	P4-D5	fa86969-3	537_ID.m	Sample		op86220,S2Q1025,280,,,1.0,1,water	✓
63	2q71487.d	P4-D6	fa86969-4	537_ID.m	Sample		op86220,S2Q1025,280,,,1.0,1,water	✓
64	2q71488.d	P4-D7	jd27662-1	537_ID.m	Sample		op86220,S2Q1025,280,,,1.0,1,water	✓ te low 5x
65	2q71489.d	P1-A7	cc1012-20	537_ID.m	QC	100/500	op86015,S2Q1025,250,,,1.0,1,water	pass
66	2q71490.d	P1-A1	ccb	537_ID.m	Sample		op86015,S2Q1025,250,,,1.0,1,water	bdl
67	2q71491.d	P4-D8	jd27662-2	537_ID.m	Sample		op86220,S2Q1025,280,,,1.0,1,water	✓
68	2q71492.d	P4-D9	fa86985-1	537_ID.m	Sample		op86220,S2Q1025,280,,,1.0,1,water	✓ te low 5x
69	2q71493.d	P4-E1	fa86985-2	537_ID.m	Sample		op86220,S2Q1025,260,,,1.0,1,water	✓
70	2q71494.d	P4-E2	op86220-dup	537_ID.m	Sample		op86220,S2Q1025,270,,,1.0,1,water	✓
71	2q71495.d	P4-E3	fa86985-3	537_ID.m	Sample		op86220,S2Q1025,270,,,1.0,1,water	✓
72	2q71496.d	P4-E4	fa86985-4	537_ID.m	Sample		op86220,S2Q1025,270,,,1.0,1,water	✓
73	2q71497.d	P4-E5	fa86985-5	537_ID.m	Sample		op86220,S2Q1025,260,,,1.0,1,water	✓
74	2q71498.d	P4-E6	fa86985-6	537_ID.m	Sample		op86220,S2Q1025,280,,,1.0,1,water	✓
75	2q71499.d	P1-A7	cc1012-20	537_ID.m	QC	100/500	op86015,S2Q1025,250,,,1.0,1,water	pass
76	2q71500.d	P1-A1	ccb	537_ID.m	Sample		op86015,S2Q1025,250,,,1.0,1,water	bdl
77	2q71501.d	P1-A3	cc1012-1.0LL	537_ID.m	QC	5/500	op86015,S2Q1025,250,,,1.0,1,water	pass
78	2q71502.d	P4-E7	op86219-bs	537_ID.m	Sample		op86219,S2Q1025,250,,,1.0,1,water	✓
79	2q71503.d	P4-E8	op86219-mb	537_ID.m	Sample		op86219,S2Q1025,250,,,1.0,1,water	✓
80	2q71504.d	P4-E9	da35531-1	537_ID.m	Sample		op86219,S2Q1025,280,,,1.0,1,water	✓

Printed 7/8/2021 @ 1:12 PM

SGS ORLANDO LCMS2-2Q ANALYSIS LOG

81	2q71505.d	P4-F1	fa86979-1	537_ID.m	Sample		op86219,S2Q1025,125,,,1.0,1,water	✓
82	2q71506.d	P4-F2	fa86979-2	537_ID.m	Sample		op86219,S2Q1025,120,,,1.0,1,water	✓
83	2q71507.d	P4-F3	op86219-ms	537_ID.m	Sample		op86219,S2Q1025,125,,,1.0,1,water	✓
84	2q71508.d	P4-F4	op86219-msd	537_ID.m	Sample		op86219,S2Q1025,125,,,1.0,1,water	✓
85	2q71509.d	P4-F5	fa86979-3	537_ID.m	Sample		op86219,S2Q1025,120,,,1.0,1,water	✓
86	2q71510.d	P4-F6	fa86979-4	537_ID.m	Sample		op86219,S2Q1025,125,,,1.0,1,water	✓
87	2q71511.d	P4-F7	fa86979-5	537_ID.m	Sample		op86219,S2Q1025,125,,,1.0,1,water	✓
88	2q71512.d	P1-A7	cc1012-20	537_ID.m	QC	100/500	op86015,S2Q1025,250,,,1.0,1,water	pass
89	2q71513.d	P1-A1	ccb	537_ID.m	Sample		op86015,S2Q1025,250,,,1.0,1,water	bdl
90	2q71514.d	P3-F4	jd27155-4	537_ID.m	Sample		op86169,S2Q1025,280,,,1.0,1,water	✓
91	2q71515.d	P4-C7	fa86988-1	537_ID.m	Sample		op86220,S2Q1025,125,,,1.0,1,water	✓
92	2q71516.d	P4-C8	fa86988-2	537_ID.m	Sample		op86220,S2Q1025,280,,,1.0,1,water	✓
93	2q71517.d	P4-F8	fa86979-6	537_ID.m	Sample		op86219,S2Q1025,125,,,1.0,1,water	✓
94	2q71518.d	P4-F9	fa86979-7	537_ID.m	Sample		op86219,S2Q1025,125,,,1.0,1,water	✓
95	2q71519.d	P1-B3	fa86979-8	537_ID.m	Sample		op86219,S2Q1025,125,,,1.0,1,water	✓
96	2q71520.d	P1-B4	fa86979-9	537_ID.m	Sample		op86219,S2Q1025,125,,,1.0,1,water	✓
97	2q71521.d	P1-B5	fa86985-1	537_ID.m	Sample		op86220,S2Q1025,280,,,1.0,5,water	✓ report te
98	2q71522.d	P1-B7	jd276662-1	537_ID.m	Sample		op86220,S2Q1025,280,,,1.0,5,water	✓ cf for te
99	2q71523.d	P1-B6	fa86858-58	537_ID.m	Sample		op86169,S2Q1025,125,,,1.0,20,water	rr made wrong
100	2q71524.d	P1-A7	ecc1012-20	537_ID.m	QC	100/500	op86015,S2Q1025,250,,,1.0,1,water	pass
101	2q71525.d	P1-A1	ccb	537_ID.m	Sample		op86015,S2Q1025,250,,,1.0,1,water	bdl

SGS - ORLANDO

EXP/PFC SAMPLE PREP REPORT

Prep Method: 8330A, 8332, 8330B, 537MOD (PFC) or Other_____ (circle)

Date/Time: 07-06-21 7:00 Started {mm/dd/yy 24:00}

Date/Time: 7/7/21 9:45 Finished {mm/dd/yy 24:00}

Therm. ID: 90792772 Corr. Factor (±°C): +1

Bath Temp. (High) °C: 23 / 24 {obs/corr.}

Ultrasonic Bath ID (8330A or 8332): UB1

Shaker Table ID (8330B): _____

Batch#: OP86217 Ext. By: MV, DD Conc. By: JM Vialed By: _____ Balance ID: 8341116635

Sample ID	Bottle Number	Amount Extracted (g)	Surrogate Amount	Spike Amount	Final Volume (ml)	Comments
OP 86217 MB	/	2.00	20ul		1.0mL	
OP 86217 BS	/	2.00		50ul		
JD27540-1	1	2.10				
-2	1	1.99				
-3	1	2.05				
-13	1	2.10				
-14	1	2.00				
-17	1	2.06				
-18	1	2.07				
FA86975-1	1	2.09				
-2	1	2.05				
-3	1	2.00				
FA86626-16RE	1	2.02				
FA86628-1RE	1	1.99	↓		↓	
FA86975-1 MS	1	2.07	20ul	50ul	1.0mL	
-1 MSD	1	2.01	↓	↓	↓	
DUP						
TRP						

MV 7-06-21

Comments:

Surr. ID: LCS 19966 Conc: 1.0 ppm Exp. Date: 12-21-21 Inj. By: MV Ver. By MV

Spk.1 ID: LCS 1997 Conc: 400 ppb Exp. Date: 12-21-21 Inj. By: MV Ver. By MV

Spk.2 ID: ✓ Conc: ✓ Exp. Date: ✓ Inj. By: ✓ Ver. By ✓

Spk.3 ID: ✓ Conc: ✓ Exp. Date: ✓ Inj. By: ✓ Ver. By ✓

TurboVap Temp (Therm ID): TV12

Observed Temp °C: 55 Corr. Temp °C: _____

N-Evap Temp (Therm ID): ✓

Observed Temp °C: ✓ Corr. Temp °C: ✓

Acetonitrile Lot # ✓

Syringe Filter Lot# ✓

Solvent# ✓

Methanol Lot # 211770

Reagent # ✓

Carbon Lot# ✓

Water Lot# ✓

Reagent # ✓

Other ✓

Relinquished By: JM Date: 7/7/21

Accepted By: _____ Date: 07-07-21

Copy of ORLD-EXT-0002-3-09-FORM-extsolid_exp,pfc.xls 040418

18.7.1 18

Misc. Raw Data

Raw Data

Prep Log

Vial Track #:	Lims ID:	Initial Tare Wt (g)	Total Wt (g)	Weight of Sample (g)	Date Prepared	Lot #:	Prep By	Vial Desc:	Comments
6/25/2021-3360	JD27540-1.5	32.4100	37.9900	5.5800	7/1/2021 7:52:00 AM	205556	jp	5ml MeOH	
6/28/2021-3674	JD27540-1.6	34.1900	39.2900	5.1000	7/1/2021 7:52:07 AM	n/a	jp	DI water	
6/28/2021-3673	JD27540-1.7	33.9400	40.4500	6.5100	7/1/2021 7:52:15 AM	n/a	jp	DI water	
6/25/2021-3354	JD27540-13.5	32.4600	36.8100	4.3500	7/1/2021 7:53:12 AM	205556	jp	5ml MeOH	
6/28/2021-3679	JD27540-13.6	34.1400	38.6900	4.5500	7/1/2021 7:53:20 AM	n/a	jp	DI water	
6/28/2021-3680	JD27540-13.7	34.3800	39.0400	4.6600	7/1/2021 7:53:28 AM	n/a	jp	DI water	
6/25/2021-3355	JD27540-14.5	32.4900	36.9300	4.4400	7/1/2021 7:53:39 AM	205556	jp	5ml MeOH	
6/28/2021-3681	JD27540-14.6	34.3300	39.1100	4.7800	7/1/2021 7:53:48 AM	n/a	jp	DI water	
6/28/2021-3682	JD27540-14.7	34.0400	39.4300	5.3900	7/1/2021 7:53:56 AM	n/a	jp	DI water	
6/25/2021-3356	JD27540-17.5	32.5100	38.0100	5.5000	7/1/2021 7:54:03 AM	205556	jp	5ml MeOH	
6/28/2021-3693	JD27540-17.6	34.0900	39.6200	5.5300	7/1/2021 7:54:13 AM	n/a	jp	DI water	
6/28/2021-3694	JD27540-17.7	33.5200	39.5900	6.0700	7/1/2021 7:54:22 AM	n/a	jp	DI water	
6/25/2021-3357	JD27540-18.5	32.4800	36.6400	4.1600	7/1/2021 7:54:29 AM	205556	jp	5ml MeOH	
6/28/2021-3691	JD27540-18.6	34.1200	39.1900	5.0700	7/1/2021 7:54:43 AM	n/a	jp	DI water	
6/28/2021-3692	JD27540-18.7	34.1200	39.9300	5.8100	7/1/2021 7:54:53 AM	n/a	jp	DI water	
6/25/2021-3359	JD27540-2.5	32.4900	37.7300	5.2400	7/1/2021 7:52:23 AM	205556	jp	5ml MeOH	
6/28/2021-3675	JD27540-2.6	33.8200	40.0100	6.1900	7/1/2021 7:52:32 AM	n/a	jp	DI water	
6/28/2021-3676	JD27540-2.7	34.1300	39.8500	5.7200	7/1/2021 7:52:40 AM	n/a	jp	DI water	
6/25/2021-3353	JD27540-3.5	32.1900	37.0400	4.8500	7/1/2021 7:52:48 AM	205556	jp	5ml MeOH	
6/28/2021-3677	JD27540-3.6	33.9400	39.8700	5.9300	7/1/2021 7:52:56 AM	n/a	jp	DI water	

Prep Log

Vial Track #:	Lims ID:	Initial Tare Wt (g)	Total Wt (g)	Weight of Sample (g)	Date Prepared	Lot #:	Prep By	Vial Desc:	Comments
6/28/2021-3678	JD27540-3.7	33.8800	39.5300	5.6500	7/1/2021 7:53:03 AM	n/a	jp	DI water	

The results set forth herein are provided by SGS North America Inc.

e-Hardcopy 2.0
Automated Report

Technical Report for

SESI Consulting Engineers

Remedial Investigation, 247 North Avenue, New Rochelle, NY

10908 PHASE 6

SGS Job Number: JD27584

Sampling Date: 06/30/21



Report to:

SESI Consulting Engineers

monica.norton@sesi.org

ATTN: Monica Norton

Total number of pages in report: **28**

Test results contained within this data package meet the requirements of the National Environmental Laboratory Accreditation Program and/or state specific certification programs as applicable.

Mike Earp
General Manager

Client Service contact: Kelly Ramos 732-329-0200

Certifications: NJ(12129), NY(10983), CA, CT, FL, IL, IN, KS, KY, LA, MA, MD, ME, MN, NC, OH VAP (CL0056), AK (UST-103), AZ (AZ0786), PA, RI, SC, TX, UT, VA, WV, DoD ELAP (ANAB L2248)

This report shall not be reproduced, except in its entirety, without the written approval of SGS.
Test results relate only to samples analyzed.

SGS is the sole authority for authorizing edits or modifications to this document.
Unauthorized modification of this report is strictly prohibited.
Review standard terms at: http://www.sgs.com/en/terms-and-conditions

Please share your ideas about how we can serve you better at:
EHS.US.CustomerCare@sgs.com

Table of Contents

Section 1: Sample Summary **3**
Section 2: Case Narrative/Conformance Summary **4**
Section 3: Summary of Hits **5**
Section 4: Sample Results **10**
4.1: JD27584-1: RI-SV-1 11
4.2: JD27584-2: RI-SV-2 14
4.3: JD27584-3: RI-SV-3 17
4.4: JD27584-4: RI-SV-6 20
4.5: JD27584-5: AA-1 23
Section 5: Misc. Forms **25**
5.1: Chain of Custody 26
5.2: Summa Canister and Flow Controller Log 28

Sample Summary

SESI Consulting Engineers

Job No: JD27584

Remedial Investigation, 247 North Avenue, New Rochelle, NY
Project No: 10908 PHASE 6

Sample Number	Collected Date	Time	By	Received	Matrix Code	Matrix Type	Client Sample ID
JD27584-1	06/30/21	12:10	DA	07/01/21	AIR	Soil Vapor Comp.	RI-SV-1
JD27584-2	06/30/21	12:10	DA	07/01/21	AIR	Soil Vapor Comp.	RI-SV-2
JD27584-3	06/30/21	12:10	DA	07/01/21	AIR	Soil Vapor Comp.	RI-SV-3
JD27584-4	06/30/21	12:10	DA	07/01/21	AIR	Soil Vapor Comp.	RI-SV-6
JD27584-5	06/30/21	15:15	DA	07/01/21	AIR	Ambient Air Comp.	AA-1

This report contains results reported as ND = Not detected. The following applies:
Organics ND = Not detected above the MDL

CASE NARRATIVE / CONFORMANCE SUMMARY

Client:	SESI Consulting Engineers	**Job No**	JD27584
Site:	Remedial Investigation, 247 North Avenue, New Rochelle, NY	**Report Date**	7/8/2021 3:15:08 PM

On 07/01/2021, 5 Sample(s), 0 Trip Blank(s) and 0 Field Blank(s) were received at SGS North America Inc. A SGS North America Inc. Job Number of JD27584 was assigned to the project. Laboratory sample ID, client sample ID and dates of sample collection are detailed in the report's Results Summary Section.

Specified quality control criteria were achieved for this job except as noted below. For more information, please refer to the analytical results and QC summary pages.

Compounds qualified as out of range in the continuing calibration summary report are acceptable as per method requirements when there is a high bias but the sample result is non-detect.

MS Volatiles By Method TO-15

Matrix: AIR **Batch ID:** V2W2408

- All samples were analyzed within the recommended method holding time.
- Sample(s) JD27465-1DUP were used as the QC samples indicated.
- All method blanks for this batch meet method specific criteria.
- RPD(s) for Duplicate for Methylene chloride are outside control limits for sample JD27465-1DUP.

Matrix: AIR **Batch ID:** V2W2409

- All samples were analyzed within the recommended method holding time.
- Sample(s) JD27283-1DUP were used as the QC samples indicated.
- All method blanks for this batch meet method specific criteria.

SGS North America Inc. certifies that data reported for samples received, listed on the associated custody chain or analytical task order, were produced to specifications meeting the Quality System precision, accuracy and completeness objectives except as noted.

Estimated non-standard method measurement uncertainty data is available on request, based on quality control bias and implicit for standard methods. Acceptable uncertainty requires tested parameter quality control data to meet method criteria.

SGS North America Inc. is not responsible for data quality assumptions if partial reports are used and recommends that this report be used in its entirety. Data release is authorized by SGS North America Inc indicated via signature on the report cover

Summary of Hits

Job Number: JD27584
Account: SESI Consulting Engineers
Project: Remedial Investigation, 247 North Avenue, New Rochelle, NY
Collected: 06/30/21

Lab Sample ID / Analyte	Client Sample ID	Result/ Qual	RL	MDL	Units	Method
JD27584-1	**RI-SV-1**					
Acetone		4980	54	30	ppbv	TO-15
Benzene		8.0	4.0	0.24	ppbv	TO-15
Chloroethane		10.7	4.0	0.97	ppbv	TO-15
Chloromethane		9.1	4.0	0.31	ppbv	TO-15
m-Dichlorobenzene		5.3	4.0	0.38	ppbv	TO-15
Ethanol		87.3	10	4.4	ppbv	TO-15
Ethyl Acetate		8.1	4.0	0.75	ppbv	TO-15
Heptane		7.9	4.0	0.35	ppbv	TO-15
Hexane		46.4	4.0	0.21	ppbv	TO-15
2-Hexanone		8.6	4.0	0.73	ppbv	TO-15
Isopropyl Alcohol		27.0	4.0	1.3	ppbv	TO-15
Methyl ethyl ketone		99.4	4.0	0.84	ppbv	TO-15
Propylene		2310	140	4.3	ppbv	TO-15
Tertiary Butyl Alcohol		21.4	4.0	0.28	ppbv	TO-15
Toluene		1.9 J	4.0	0.29	ppbv	TO-15
Trichlorofluoromethane		24.7	4.0	0.56	ppbv	TO-15
Acetone		11800	130	71	ug/m3	TO-15
Benzene		26	13	0.77	ug/m3	TO-15
Chloroethane		28.2	11	2.6	ug/m3	TO-15
Chloromethane		19	8.3	0.64	ug/m3	TO-15
m-Dichlorobenzene		32	24	2.3	ug/m3	TO-15
Ethanol		164	19	8.3	ug/m3	TO-15
Ethyl Acetate		29	14	2.7	ug/m3	TO-15
Heptane		32	16	1.4	ug/m3	TO-15
Hexane		164	14	0.74	ug/m3	TO-15
2-Hexanone		35	16	3.0	ug/m3	TO-15
Isopropyl Alcohol		66.4	9.8	3.2	ug/m3	TO-15
Methyl ethyl ketone		293	12	2.5	ug/m3	TO-15
Propylene		3970	240	7.4	ug/m3	TO-15
Tertiary Butyl Alcohol		64.9	12	0.85	ug/m3	TO-15
Toluene		7.2 J	15	1.1	ug/m3	TO-15
Trichlorofluoromethane		139	22	3.1	ug/m3	TO-15
JD27584-2	**RI-SV-2**					
Acetone		6240	54	30	ppbv	TO-15
Benzene		15.7	4.0	0.24	ppbv	TO-15
m-Dichlorobenzene		9.4	4.0	0.38	ppbv	TO-15
Ethanol		238	10	4.4	ppbv	TO-15
Heptane		3.5 J	4.0	0.35	ppbv	TO-15
2-Hexanone		3.6 J	4.0	0.73	ppbv	TO-15
Isopropyl Alcohol		91.4	4.0	1.3	ppbv	TO-15
Methyl ethyl ketone		81.3	4.0	0.84	ppbv	TO-15

Summary of Hits

Job Number: JD27584
Account: SESI Consulting Engineers
Project: Remedial Investigation, 247 North Avenue, New Rochelle, NY
Collected: 06/30/21

Lab Sample ID / Client Sample ID / Analyte	Result/ Qual	RL	MDL	Units	Method
Propylene	2800	140	4.3	ppbv	TO-15
1,1,1-Trichloroethane	1.6 J	4.0	0.66	ppbv	TO-15
Tertiary Butyl Alcohol	28.8	4.0	0.28	ppbv	TO-15
Toluene	2.0 J	4.0	0.29	ppbv	TO-15
m,p-Xylene	2.0 J	4.0	0.68	ppbv	TO-15
Xylenes (total)	2.0 J	4.0	0.34	ppbv	TO-15
Acetone	14800	130	71	ug/m3	TO-15
Benzene	50.2	13	0.77	ug/m3	TO-15
m-Dichlorobenzene	57	24	2.3	ug/m3	TO-15
Ethanol	448	19	8.3	ug/m3	TO-15
Heptane	14 J	16	1.4	ug/m3	TO-15
2-Hexanone	15 J	16	3.0	ug/m3	TO-15
Isopropyl Alcohol	225	9.8	3.2	ug/m3	TO-15
Methyl ethyl ketone	240	12	2.5	ug/m3	TO-15
Propylene	4810	240	7.4	ug/m3	TO-15
1,1,1-Trichloroethane	8.7 J	22	3.6	ug/m3	TO-15
Tertiary Butyl Alcohol	87.3	12	0.85	ug/m3	TO-15
Toluene	7.5 J	15	1.1	ug/m3	TO-15
m,p-Xylene	8.7 J	17	3.0	ug/m3	TO-15
Xylenes (total)	8.7 J	17	1.5	ug/m3	TO-15
JD27584-3 RI-SV-3					
Acetone	5890	100	56	ppbv	TO-15
Benzene	13.0	4.0	0.24	ppbv	TO-15
Carbon disulfide	18.1	4.0	0.47	ppbv	TO-15
m-Dichlorobenzene	12.9	4.0	0.38	ppbv	TO-15
Ethanol	159	10	4.4	ppbv	TO-15
Ethyl Acetate	6.4	4.0	0.75	ppbv	TO-15
Heptane	4.7	4.0	0.35	ppbv	TO-15
Hexane	13.0	4.0	0.21	ppbv	TO-15
2-Hexanone	5.5	4.0	0.73	ppbv	TO-15
Isopropyl Alcohol	65.2	4.0	1.3	ppbv	TO-15
Methyl ethyl ketone	82.1	4.0	0.84	ppbv	TO-15
Propylene	1220	250	8.0	ppbv	TO-15
1,1,1-Trichloroethane	4.7	4.0	0.66	ppbv	TO-15
2,2,4-Trimethylpentane	4.5	4.0	0.44	ppbv	TO-15
Tertiary Butyl Alcohol	27.8	4.0	0.28	ppbv	TO-15
Acetone	14000	240	130	ug/m3	TO-15
Benzene	41.5	13	0.77	ug/m3	TO-15
Carbon disulfide	56.4	12	1.5	ug/m3	TO-15
m-Dichlorobenzene	77.6	24	2.3	ug/m3	TO-15
Ethanol	300	19	8.3	ug/m3	TO-15
Ethyl Acetate	23	14	2.7	ug/m3	TO-15
Heptane	19	16	1.4	ug/m3	TO-15

Summary of Hits

Job Number: JD27584
Account: SESI Consulting Engineers
Project: Remedial Investigation, 247 North Avenue, New Rochelle, NY
Collected: 06/30/21

Lab Sample ID / Analyte	Client Sample ID	Result/ Qual	RL	MDL	Units	Method
Hexane		45.8	14	0.74	ug/m3	TO-15
2-Hexanone		22	16	3.0	ug/m3	TO-15
Isopropyl Alcohol		160	9.8	3.2	ug/m3	TO-15
Methyl ethyl ketone		242	12	2.5	ug/m3	TO-15
Propylene		2100	430	14	ug/m3	TO-15
1,1,1-Trichloroethane		26	22	3.6	ug/m3	TO-15
2,2,4-Trimethylpentane		21	19	2.1	ug/m3	TO-15
Tertiary Butyl Alcohol		84.3	12	0.85	ug/m3	TO-15
JD27584-4	**RI-SV-6**					
Acetone		5840	110	64	ppbv	TO-15
Benzene		14.3	4.0	0.24	ppbv	TO-15
Carbon disulfide		109	4.0	0.47	ppbv	TO-15
Chloromethane		4.5	4.0	0.31	ppbv	TO-15
Cyclohexane		29.6	4.0	0.44	ppbv	TO-15
m-Dichlorobenzene		11.7	4.0	0.38	ppbv	TO-15
Ethanol		156	10	4.4	ppbv	TO-15
Ethylbenzene		8.4	4.0	0.30	ppbv	TO-15
Heptane		73.5	4.0	0.35	ppbv	TO-15
Hexane		141	4.0	0.21	ppbv	TO-15
Isopropyl Alcohol		64.9	4.0	1.3	ppbv	TO-15
Methyl ethyl ketone		92.5	4.0	0.84	ppbv	TO-15
Propylene		1100	290	9.1	ppbv	TO-15
1,1,1-Trichloroethane		3.5 J	4.0	0.66	ppbv	TO-15
2,2,4-Trimethylpentane		18.3	4.0	0.44	ppbv	TO-15
Tertiary Butyl Alcohol		31.6	4.0	0.28	ppbv	TO-15
Toluene		3.0 J	4.0	0.29	ppbv	TO-15
m,p-Xylene		5.0	4.0	0.68	ppbv	TO-15
Xylenes (total)		5.0	4.0	0.34	ppbv	TO-15
Acetone		13900	260	150	ug/m3	TO-15
Benzene		45.7	13	0.77	ug/m3	TO-15
Carbon disulfide		339	12	1.5	ug/m3	TO-15
Chloromethane		9.3	8.3	0.64	ug/m3	TO-15
Cyclohexane		102	14	1.5	ug/m3	TO-15
m-Dichlorobenzene		70.3	24	2.3	ug/m3	TO-15
Ethanol		294	19	8.3	ug/m3	TO-15
Ethylbenzene		36	17	1.3	ug/m3	TO-15
Heptane		301	16	1.4	ug/m3	TO-15
Hexane		497	14	0.74	ug/m3	TO-15
Isopropyl Alcohol		160	9.8	3.2	ug/m3	TO-15
Methyl ethyl ketone		273	12	2.5	ug/m3	TO-15
Propylene		1890	500	16	ug/m3	TO-15
1,1,1-Trichloroethane		19 J	22	3.6	ug/m3	TO-15
2,2,4-Trimethylpentane		85.5	19	2.1	ug/m3	TO-15

Summary of Hits

Job Number: JD27584
Account: SESI Consulting Engineers
Project: Remedial Investigation, 247 North Avenue, New Rochelle, NY
Collected: 06/30/21

Lab Sample ID / Analyte	Client Sample ID	Result/ Qual	RL	MDL	Units	Method
Tertiary Butyl Alcohol		95.8	12	0.85	ug/m3	TO-15
Toluene		11 J	15	1.1	ug/m3	TO-15
m,p-Xylene		22	17	3.0	ug/m3	TO-15
Xylenes (total)		22	17	1.5	ug/m3	TO-15
JD27584-5	**AA-1**					
Acetone		7.8	0.16	0.090	ppbv	TO-15
Benzene		0.17	0.16	0.0095	ppbv	TO-15
Chloromethane		0.64	0.16	0.012	ppbv	TO-15
Carbon tetrachloride		0.062 J	0.16	0.019	ppbv	TO-15
Cyclohexane		0.12 J	0.16	0.018	ppbv	TO-15
Dichlorodifluoromethane		0.46	0.16	0.013	ppbv	TO-15
Ethanol		7.2	0.40	0.17	ppbv	TO-15
Ethylbenzene		0.13 J	0.16	0.012	ppbv	TO-15
Ethyl Acetate		2.4	0.16	0.030	ppbv	TO-15
Heptane		0.36	0.16	0.014	ppbv	TO-15
Hexane		0.39	0.16	0.0085	ppbv	TO-15
2-Hexanone		0.13 J	0.16	0.029	ppbv	TO-15
Isopropyl Alcohol		1.6	0.16	0.052	ppbv	TO-15
Methylene chloride		0.22	0.16	0.012	ppbv	TO-15
Methyl ethyl ketone		4.5	0.16	0.034	ppbv	TO-15
Methyl Isobutyl Ketone		1.3	0.16	0.029	ppbv	TO-15
2,2,4-Trimethylpentane		0.17	0.16	0.017	ppbv	TO-15
Tetrachloroethylene		0.031 J	0.032	0.025	ppbv	TO-15
Toluene		0.67	0.16	0.012	ppbv	TO-15
Trichlorofluoromethane		0.24	0.16	0.022	ppbv	TO-15
m,p-Xylene		0.27	0.16	0.027	ppbv	TO-15
o-Xylene		0.090 J	0.16	0.014	ppbv	TO-15
Xylenes (total)		0.36	0.16	0.014	ppbv	TO-15
Acetone		19	0.38	0.21	ug/m3	TO-15
Benzene		0.54	0.51	0.030	ug/m3	TO-15
Chloromethane		1.3	0.33	0.025	ug/m3	TO-15
Carbon tetrachloride		0.39 J	1.0	0.12	ug/m3	TO-15
Cyclohexane		0.41 J	0.55	0.062	ug/m3	TO-15
Dichlorodifluoromethane		2.3	0.79	0.064	ug/m3	TO-15
Ethanol		14	0.75	0.32	ug/m3	TO-15
Ethylbenzene		0.56 J	0.69	0.052	ug/m3	TO-15
Ethyl Acetate		8.6	0.58	0.11	ug/m3	TO-15
Heptane		1.5	0.66	0.057	ug/m3	TO-15
Hexane		1.4	0.56	0.030	ug/m3	TO-15
2-Hexanone		0.53 J	0.65	0.12	ug/m3	TO-15
Isopropyl Alcohol		3.9	0.39	0.13	ug/m3	TO-15
Methylene chloride		0.76	0.56	0.042	ug/m3	TO-15
Methyl ethyl ketone		13	0.47	0.10	ug/m3	TO-15

Summary of Hits

Job Number: JD27584
Account: SESI Consulting Engineers
Project: Remedial Investigation, 247 North Avenue, New Rochelle, NY
Collected: 06/30/21

Lab Sample ID / Client Sample ID / Analyte	Result/ Qual	RL	MDL	Units	Method
Methyl Isobutyl Ketone	5.3	0.66	0.12	ug/m3	TO-15
2,2,4-Trimethylpentane	0.79	0.75	0.079	ug/m3	TO-15
Tetrachloroethylene	0.21 J	0.22	0.17	ug/m3	TO-15
Toluene	2.5	0.60	0.045	ug/m3	TO-15
Trichlorofluoromethane	1.3	0.90	0.12	ug/m3	TO-15
m,p-Xylene	1.2	0.69	0.12	ug/m3	TO-15
o-Xylene	0.39 J	0.69	0.061	ug/m3	TO-15
Xylenes (total)	1.6	0.69	0.061	ug/m3	TO-15

Sample Results

Report of Analysis

Report of Analysis

Client Sample ID: RI-SV-1
Lab Sample ID: JD27584-1 **Date Sampled:** 06/30/21
Matrix: AIR - Soil Vapor Comp. Summa ID: A1252 **Date Received:** 07/01/21
Method: TO-15 **Percent Solids:** n/a
Project: Remedial Investigation, 247 North Avenue, New Rochelle, NY

	File ID	DF	Analyzed	By	Prep Date	Prep Batch	Analytical Batch
Run #1	2W54375.D	1	07/06/21 23:09	DFT	n/a	n/a	V2W2408
Run #2	2W54401.D	135	07/07/21 18:58	DFT	n/a	n/a	V2W2409

	Initial Volume
Run #1	20.0 ml
Run #2	200 ml

VOA TO15 List

CAS No.	MW	Compound	Result	RL	MDL	Units	Q	Result	RL	MDL	Units
67-64-1	58.08	Acetone	4980 [a]	54	30	ppbv		11800 [a]	130	71	ug/m3
106-99-0	54.09	1,3-Butadiene	ND	4.0	0.92	ppbv		ND	8.8	2.0	ug/m3
71-43-2	78.11	Benzene	8.0	4.0	0.24	ppbv		26	13	0.77	ug/m3
75-27-4	163.8	Bromodichloromethane	ND	4.0	0.54	ppbv		ND	27	3.6	ug/m3
75-25-2	252.8	Bromoform	ND	4.0	0.75	ppbv		ND	41	7.8	ug/m3
74-83-9	94.94	Bromomethane	ND	4.0	0.44	ppbv		ND	16	1.7	ug/m3
593-60-2	106.9	Bromoethene	ND	4.0	0.44	ppbv		ND	17	1.9	ug/m3
100-44-7	126	Benzyl Chloride	ND	4.0	1.1	ppbv		ND	21	5.7	ug/m3
75-15-0	76.14	Carbon disulfide	ND	4.0	0.47	ppbv		ND	12	1.5	ug/m3
108-90-7	112.6	Chlorobenzene	ND	4.0	0.52	ppbv		ND	18	2.4	ug/m3
75-00-3	64.52	Chloroethane	10.7	4.0	0.97	ppbv		28.2	11	2.6	ug/m3
67-66-3	119.4	Chloroform	ND	4.0	0.40	ppbv		ND	20	2.0	ug/m3
74-87-3	50.49	Chloromethane	9.1	4.0	0.31	ppbv		19	8.3	0.64	ug/m3
107-05-1	76.53	3-Chloropropene	ND	4.0	0.79	ppbv		ND	13	2.5	ug/m3
95-49-8	126.6	2-Chlorotoluene	ND	4.0	0.50	ppbv		ND	21	2.6	ug/m3
56-23-5	153.8	Carbon tetrachloride	ND	4.0	0.47	ppbv		ND	25	3.0	ug/m3
110-82-7	84.16	Cyclohexane	ND	4.0	0.44	ppbv		ND	14	1.5	ug/m3
75-34-3	98.96	1,1-Dichloroethane	ND	4.0	0.23	ppbv		ND	16	0.93	ug/m3
75-35-4	96.94	1,1-Dichloroethylene	ND	4.0	0.33	ppbv		ND	16	1.3	ug/m3
106-93-4	187.9	1,2-Dibromoethane	ND	4.0	0.36	ppbv		ND	31	2.8	ug/m3
107-06-2	98.96	1,2-Dichloroethane	ND	4.0	0.42	ppbv		ND	16	1.7	ug/m3
78-87-5	113	1,2-Dichloropropane	ND	4.0	0.38	ppbv		ND	18	1.8	ug/m3
123-91-1	88.12	1,4-Dioxane	ND	4.0	1.0	ppbv		ND	14	3.6	ug/m3
75-71-8	120.9	Dichlorodifluoromethane	ND	4.0	0.33	ppbv		ND	20	1.6	ug/m3
124-48-1	208.3	Dibromochloromethane	ND	4.0	0.67	ppbv		ND	34	5.7	ug/m3
156-60-5	96.94	trans-1,2-Dichloroethylene	ND	4.0	0.15	ppbv		ND	16	0.59	ug/m3
156-59-2	96.94	cis-1,2-Dichloroethylene	ND	4.0	0.23	ppbv		ND	16	0.91	ug/m3
10061-01-5	111	cis-1,3-Dichloropropene	ND	4.0	0.39	ppbv		ND	18	1.8	ug/m3
541-73-1	147	m-Dichlorobenzene	5.3	4.0	0.38	ppbv		32	24	2.3	ug/m3
95-50-1	147	o-Dichlorobenzene	ND	4.0	0.44	ppbv		ND	24	2.6	ug/m3
106-46-7	147	p-Dichlorobenzene	ND	4.0	0.35	ppbv		ND	24	2.1	ug/m3
10061-02-6	111	trans-1,3-Dichloropropene	ND	4.0	0.39	ppbv		ND	18	1.8	ug/m3

ND = Not detected MDL = Method Detection Limit J = Indicates an estimated value
RL = Reporting Limit B = Indicates analyte found in associated method blank
E = Indicates value exceeds calibration range N = Indicates presumptive evidence of a compound

Report of Analysis

Client Sample ID: RI-SV-1
Lab Sample ID: JD27584-1 **Date Sampled:** 06/30/21
Matrix: AIR - Soil Vapor Comp. Summa ID: A1252 **Date Received:** 07/01/21
Method: TO-15 **Percent Solids:** n/a
Project: Remedial Investigation, 247 North Avenue, New Rochelle, NY

VOA TO15 List

CAS No.	MW	Compound	Result	RL	MDL	Units	Q	Result	RL	MDL	Units
64-17-5	46.07	Ethanol	87.3	10	4.4	ppbv		164	19	8.3	ug/m3
100-41-4	106.2	Ethylbenzene	ND	4.0	0.30	ppbv		ND	17	1.3	ug/m3
141-78-6	88	Ethyl Acetate	8.1	4.0	0.75	ppbv		29	14	2.7	ug/m3
622-96-8	120.2	4-Ethyltoluene	ND	4.0	0.59	ppbv		ND	20	2.9	ug/m3
76-13-1	187.4	Freon 113	ND	4.0	0.34	ppbv		ND	31	2.6	ug/m3
76-14-2	170.9	Freon 114	ND	4.0	0.38	ppbv		ND	28	2.7	ug/m3
142-82-5	100.2	Heptane	7.9	4.0	0.35	ppbv		32	16	1.4	ug/m3
87-68-3	260.8	Hexachlorobutadiene	ND	4.0	0.91	ppbv		ND	43	9.7	ug/m3
110-54-3	86.17	Hexane	46.4	4.0	0.21	ppbv		164	14	0.74	ug/m3
591-78-6	100	2-Hexanone	8.6	4.0	0.73	ppbv		35	16	3.0	ug/m3
67-63-0	60.1	Isopropyl Alcohol	27.0	4.0	1.3	ppbv		66.4	9.8	3.2	ug/m3
75-09-2	84.94	Methylene chloride	ND	4.0	0.29	ppbv		ND	14	1.0	ug/m3
78-93-3	72.11	Methyl ethyl ketone	99.4	4.0	0.84	ppbv		293	12	2.5	ug/m3
108-10-1	100.2	Methyl Isobutyl Ketone	ND	4.0	0.72	ppbv		ND	16	3.0	ug/m3
1634-04-4	88.15	Methyl Tert Butyl Ether	ND	4.0	0.38	ppbv		ND	14	1.4	ug/m3
80-62-6	100.12	Methylmethacrylate	ND	4.0	0.65	ppbv		ND	16	2.7	ug/m3
115-07-1	42	Propylene	2310 [a]	140	4.3	ppbv		3970 [a]	240	7.4	ug/m3
100-42-5	104.1	Styrene	ND	4.0	0.38	ppbv		ND	17	1.6	ug/m3
71-55-6	133.4	1,1,1-Trichloroethane	ND	4.0	0.66	ppbv		ND	22	3.6	ug/m3
79-34-5	167.9	1,1,2,2-Tetrachloroethane	ND	4.0	0.54	ppbv		ND	27	3.7	ug/m3
79-00-5	133.4	1,1,2-Trichloroethane	ND	4.0	0.61	ppbv		ND	22	3.3	ug/m3
120-82-1	181.5	1,2,4-Trichlorobenzene	ND	4.0	1.8	ppbv		ND	30	13	ug/m3
95-63-6	120.2	1,2,4-Trimethylbenzene	ND	4.0	0.66	ppbv		ND	20	3.2	ug/m3
108-67-8	120.2	1,3,5-Trimethylbenzene	ND	4.0	0.67	ppbv		ND	20	3.3	ug/m3
540-84-1	114.2	2,2,4-Trimethylpentane	ND	4.0	0.44	ppbv		ND	19	2.1	ug/m3
75-65-0	74.12	Tertiary Butyl Alcohol	21.4	4.0	0.28	ppbv		64.9	12	0.85	ug/m3
127-18-4	165.8	Tetrachloroethylene	ND	0.80	0.62	ppbv		ND	5.4	4.2	ug/m3
109-99-9	72.11	Tetrahydrofuran	ND	4.0	1.0	ppbv		ND	12	2.9	ug/m3
108-88-3	92.14	Toluene	1.9	4.0	0.29	ppbv	J	7.2	15	1.1	ug/m3
79-01-6	131.4	Trichloroethylene	ND	0.80	0.38	ppbv		ND	4.3	2.0	ug/m3
75-69-4	137.4	Trichlorofluoromethane	24.7	4.0	0.56	ppbv		139	22	3.1	ug/m3
75-01-4	62.5	Vinyl chloride	ND	4.0	0.45	ppbv		ND	10	1.2	ug/m3
108-05-4	86	Vinyl Acetate	ND	4.0	0.68	ppbv		ND	14	2.4	ug/m3
	106.2	m,p-Xylene	ND	4.0	0.68	ppbv		ND	17	3.0	ug/m3
95-47-6	106.2	o-Xylene	ND	4.0	0.34	ppbv		ND	17	1.5	ug/m3
1330-20-7	106.2	Xylenes (total)	ND	4.0	0.34	ppbv		ND	17	1.5	ug/m3

CAS No.	Surrogate Recoveries	Run# 1	Run# 2	Limits
460-00-4	4-Bromofluorobenzene	102%	104%	65-128%

ND = Not detected MDL = Method Detection Limit
RL = Reporting Limit
E = Indicates value exceeds calibration range
J = Indicates an estimated value
B = Indicates analyte found in associated method blank
N = Indicates presumptive evidence of a compound

Report of Analysis

Client Sample ID:	RI-SV-1		
Lab Sample ID:	JD27584-1	**Date Sampled:**	06/30/21
Matrix:	AIR - Soil Vapor Comp. Summa ID: A1252	**Date Received:**	07/01/21
Method:	TO-15	**Percent Solids:**	n/a
Project:	Remedial Investigation, 247 North Avenue, New Rochelle, NY		

VOA TO15 List

CAS No.	MW	Compound	Result	RL	MDL	Units	Q	Result	RL	MDL	Units

(a) Result is from Run# 2

ND = Not detected MDL = Method Detection Limit
RL = Reporting Limit
E = Indicates value exceeds calibration range
J = Indicates an estimated value
B = Indicates analyte found in associated method blank
N = Indicates presumptive evidence of a compound

Report of Analysis

Client Sample ID: RI-SV-2
Lab Sample ID: JD27584-2 **Date Sampled:** 06/30/21
Matrix: AIR - Soil Vapor Comp. Summa ID: A693 **Date Received:** 07/01/21
Method: TO-15 **Percent Solids:** n/a
Project: Remedial Investigation, 247 North Avenue, New Rochelle, NY

	File ID	DF	Analyzed	By	Prep Date	Prep Batch	Analytical Batch
Run #1	2W54376.D	1	07/06/21 23:40	DFT	n/a	n/a	V2W2408
Run #2	2W54402.D	135	07/07/21 19:30	DFT	n/a	n/a	V2W2409

	Initial Volume
Run #1	20.0 ml
Run #2	200 ml

VOA TO15 List

CAS No.	MW	Compound	Result	RL	MDL	Units	Q	Result	RL	MDL	Units
67-64-1	58.08	Acetone	6240 [a]	54	30	ppbv		14800 [a]	130	71	ug/m3
106-99-0	54.09	1,3-Butadiene	ND	4.0	0.92	ppbv		ND	8.8	2.0	ug/m3
71-43-2	78.11	Benzene	15.7	4.0	0.24	ppbv		50.2	13	0.77	ug/m3
75-27-4	163.8	Bromodichloromethane	ND	4.0	0.54	ppbv		ND	27	3.6	ug/m3
75-25-2	252.8	Bromoform	ND	4.0	0.75	ppbv		ND	41	7.8	ug/m3
74-83-9	94.94	Bromomethane	ND	4.0	0.44	ppbv		ND	16	1.7	ug/m3
593-60-2	106.9	Bromoethene	ND	4.0	0.44	ppbv		ND	17	1.9	ug/m3
100-44-7	126	Benzyl Chloride	ND	4.0	1.1	ppbv		ND	21	5.7	ug/m3
75-15-0	76.14	Carbon disulfide	ND	4.0	0.47	ppbv		ND	12	1.5	ug/m3
108-90-7	112.6	Chlorobenzene	ND	4.0	0.52	ppbv		ND	18	2.4	ug/m3
75-00-3	64.52	Chloroethane	ND	4.0	0.97	ppbv		ND	11	2.6	ug/m3
67-66-3	119.4	Chloroform	ND	4.0	0.40	ppbv		ND	20	2.0	ug/m3
74-87-3	50.49	Chloromethane	ND	4.0	0.31	ppbv		ND	8.3	0.64	ug/m3
107-05-1	76.53	3-Chloropropene	ND	4.0	0.79	ppbv		ND	13	2.5	ug/m3
95-49-8	126.6	2-Chlorotoluene	ND	4.0	0.50	ppbv		ND	21	2.6	ug/m3
56-23-5	153.8	Carbon tetrachloride	ND	4.0	0.47	ppbv		ND	25	3.0	ug/m3
110-82-7	84.16	Cyclohexane	ND	4.0	0.44	ppbv		ND	14	1.5	ug/m3
75-34-3	98.96	1,1-Dichloroethane	ND	4.0	0.23	ppbv		ND	16	0.93	ug/m3
75-35-4	96.94	1,1-Dichloroethylene	ND	4.0	0.33	ppbv		ND	16	1.3	ug/m3
106-93-4	187.9	1,2-Dibromoethane	ND	4.0	0.36	ppbv		ND	31	2.8	ug/m3
107-06-2	98.96	1,2-Dichloroethane	ND	4.0	0.42	ppbv		ND	16	1.7	ug/m3
78-87-5	113	1,2-Dichloropropane	ND	4.0	0.38	ppbv		ND	18	1.8	ug/m3
123-91-1	88.12	1,4-Dioxane	ND	4.0	1.0	ppbv		ND	14	3.6	ug/m3
75-71-8	120.9	Dichlorodifluoromethane	ND	4.0	0.33	ppbv		ND	20	1.6	ug/m3
124-48-1	208.3	Dibromochloromethane	ND	4.0	0.67	ppbv		ND	34	5.7	ug/m3
156-60-5	96.94	trans-1,2-Dichloroethylene	ND	4.0	0.15	ppbv		ND	16	0.59	ug/m3
156-59-2	96.94	cis-1,2-Dichloroethylene	ND	4.0	0.23	ppbv		ND	16	0.91	ug/m3
10061-01-5	111	cis-1,3-Dichloropropene	ND	4.0	0.39	ppbv		ND	18	1.8	ug/m3
541-73-1	147	m-Dichlorobenzene	9.4	4.0	0.38	ppbv		57	24	2.3	ug/m3
95-50-1	147	o-Dichlorobenzene	ND	4.0	0.44	ppbv		ND	24	2.6	ug/m3
106-46-7	147	p-Dichlorobenzene	ND	4.0	0.35	ppbv		ND	24	2.1	ug/m3
10061-02-6	111	trans-1,3-Dichloropropene	ND	4.0	0.39	ppbv		ND	18	1.8	ug/m3

ND = Not detected MDL = Method Detection Limit
RL = Reporting Limit
E = Indicates value exceeds calibration range
J = Indicates an estimated value
B = Indicates analyte found in associated method blank
N = Indicates presumptive evidence of a compound

Report of Analysis

Client Sample ID: RI-SV-2
Lab Sample ID: JD27584-2 **Date Sampled:** 06/30/21
Matrix: AIR - Soil Vapor Comp. Summa ID: A693 **Date Received:** 07/01/21
Method: TO-15 **Percent Solids:** n/a
Project: Remedial Investigation, 247 North Avenue, New Rochelle, NY

VOA TO15 List

CAS No.	MW	Compound	Result	RL	MDL	Units	Q	Result	RL	MDL	Units
64-17-5	46.07	Ethanol	238	10	4.4	ppbv		448	19	8.3	ug/m3
100-41-4	106.2	Ethylbenzene	ND	4.0	0.30	ppbv		ND	17	1.3	ug/m3
141-78-6	88	Ethyl Acetate	ND	4.0	0.75	ppbv		ND	14	2.7	ug/m3
622-96-8	120.2	4-Ethyltoluene	ND	4.0	0.59	ppbv		ND	20	2.9	ug/m3
76-13-1	187.4	Freon 113	ND	4.0	0.34	ppbv		ND	31	2.6	ug/m3
76-14-2	170.9	Freon 114	ND	4.0	0.38	ppbv		ND	28	2.7	ug/m3
142-82-5	100.2	Heptane	3.5	4.0	0.35	ppbv	J	14	16	1.4	ug/m3
87-68-3	260.8	Hexachlorobutadiene	ND	4.0	0.91	ppbv		ND	43	9.7	ug/m3
110-54-3	86.17	Hexane	ND	4.0	0.21	ppbv		ND	14	0.74	ug/m3
591-78-6	100	2-Hexanone	3.6	4.0	0.73	ppbv	J	15	16	3.0	ug/m3
67-63-0	60.1	Isopropyl Alcohol	91.4	4.0	1.3	ppbv		225	9.8	3.2	ug/m3
75-09-2	84.94	Methylene chloride	ND	4.0	0.29	ppbv		ND	14	1.0	ug/m3
78-93-3	72.11	Methyl ethyl ketone	81.3	4.0	0.84	ppbv		240	12	2.5	ug/m3
108-10-1	100.2	Methyl Isobutyl Ketone	ND	4.0	0.72	ppbv		ND	16	3.0	ug/m3
1634-04-4	88.15	Methyl Tert Butyl Ether	ND	4.0	0.38	ppbv		ND	14	1.4	ug/m3
80-62-6	100.12	Methylmethacrylate	ND	4.0	0.65	ppbv		ND	16	2.7	ug/m3
115-07-1	42	Propylene	2800 [a]	140	4.3	ppbv		4810 [a]	240	7.4	ug/m3
100-42-5	104.1	Styrene	ND	4.0	0.38	ppbv		ND	17	1.6	ug/m3
71-55-6	133.4	1,1,1-Trichloroethane	1.6	4.0	0.66	ppbv	J	8.7	22	3.6	ug/m3
79-34-5	167.9	1,1,2,2-Tetrachloroethane	ND	4.0	0.54	ppbv		ND	27	3.7	ug/m3
79-00-5	133.4	1,1,2-Trichloroethane	ND	4.0	0.61	ppbv		ND	22	3.3	ug/m3
120-82-1	181.5	1,2,4-Trichlorobenzene	ND	4.0	1.8	ppbv		ND	30	13	ug/m3
95-63-6	120.2	1,2,4-Trimethylbenzene	ND	4.0	0.66	ppbv		ND	20	3.2	ug/m3
108-67-8	120.2	1,3,5-Trimethylbenzene	ND	4.0	0.67	ppbv		ND	20	3.3	ug/m3
540-84-1	114.2	2,2,4-Trimethylpentane	ND	4.0	0.44	ppbv		ND	19	2.1	ug/m3
75-65-0	74.12	Tertiary Butyl Alcohol	28.8	4.0	0.28	ppbv		87.3	12	0.85	ug/m3
127-18-4	165.8	Tetrachloroethylene	ND	0.80	0.62	ppbv		ND	5.4	4.2	ug/m3
109-99-9	72.11	Tetrahydrofuran	ND	4.0	1.0	ppbv		ND	12	2.9	ug/m3
108-88-3	92.14	Toluene	2.0	4.0	0.29	ppbv	J	7.5	15	1.1	ug/m3
79-01-6	131.4	Trichloroethylene	ND	0.80	0.38	ppbv		ND	4.3	2.0	ug/m3
75-69-4	137.4	Trichlorofluoromethane	ND	4.0	0.56	ppbv		ND	22	3.1	ug/m3
75-01-4	62.5	Vinyl chloride	ND	4.0	0.45	ppbv		ND	10	1.2	ug/m3
108-05-4	86	Vinyl Acetate	ND	4.0	0.68	ppbv		ND	14	2.4	ug/m3
	106.2	m,p-Xylene	2.0	4.0	0.68	ppbv	J	8.7	17	3.0	ug/m3
95-47-6	106.2	o-Xylene	ND	4.0	0.34	ppbv		ND	17	1.5	ug/m3
1330-20-7	106.2	Xylenes (total)	2.0	4.0	0.34	ppbv	J	8.7	17	1.5	ug/m3

CAS No.	Surrogate Recoveries	Run# 1	Run# 2	Limits
460-00-4	4-Bromofluorobenzene	102%	104%	65-128%

ND = Not detected MDL = Method Detection Limit
RL = Reporting Limit
E = Indicates value exceeds calibration range
J = Indicates an estimated value
B = Indicates analyte found in associated method blank
N = Indicates presumptive evidence of a compound

Report of Analysis

Client Sample ID:	RI-SV-2		
Lab Sample ID:	JD27584-2	**Date Sampled:**	06/30/21
Matrix:	AIR - Soil Vapor Comp. Summa ID: A693	**Date Received:**	07/01/21
Method:	TO-15	**Percent Solids:**	n/a
Project:	Remedial Investigation, 247 North Avenue, New Rochelle, NY		

VOA TO15 List

CAS No.	MW	Compound	Result	RL	MDL	Units	Q	Result	RL	MDL	Units

(a) Result is from Run# 2

ND = Not detected MDL = Method Detection Limit
RL = Reporting Limit
E = Indicates value exceeds calibration range
J = Indicates an estimated value
B = Indicates analyte found in associated method blank
N = Indicates presumptive evidence of a compound

Report of Analysis

Client Sample ID: RI-SV-3
Lab Sample ID: JD27584-3 **Date Sampled:** 06/30/21
Matrix: AIR - Soil Vapor Comp. Summa ID: A1234 **Date Received:** 07/01/21
Method: TO-15 **Percent Solids:** n/a
Project: Remedial Investigation, 247 North Avenue, New Rochelle, NY

	File ID	DF	Analyzed	By	Prep Date	Prep Batch	Analytical Batch
Run #1	2W54377.D	1	07/07/21 00:11	DFT	n/a	n/a	V2W2408
Run #2	2W54403.D	125	07/07/21 20:01	DFT	n/a	n/a	V2W2409

	Initial Volume
Run #1	20.0 ml
Run #2	100 ml

VOA TO15 List

CAS No.	MW	Compound	Result	RL	MDL	Units	Q	Result	RL	MDL	Units
67-64-1	58.08	Acetone	5890 [a]	100	56	ppbv		14000 [a]	240	130	ug/m3
106-99-0	54.09	1,3-Butadiene	ND	4.0	0.92	ppbv		ND	8.8	2.0	ug/m3
71-43-2	78.11	Benzene	13.0	4.0	0.24	ppbv		41.5	13	0.77	ug/m3
75-27-4	163.8	Bromodichloromethane	ND	4.0	0.54	ppbv		ND	27	3.6	ug/m3
75-25-2	252.8	Bromoform	ND	4.0	0.75	ppbv		ND	41	7.8	ug/m3
74-83-9	94.94	Bromomethane	ND	4.0	0.44	ppbv		ND	16	1.7	ug/m3
593-60-2	106.9	Bromoethene	ND	4.0	0.44	ppbv		ND	17	1.9	ug/m3
100-44-7	126	Benzyl Chloride	ND	4.0	1.1	ppbv		ND	21	5.7	ug/m3
75-15-0	76.14	Carbon disulfide	18.1	4.0	0.47	ppbv		56.4	12	1.5	ug/m3
108-90-7	112.6	Chlorobenzene	ND	4.0	0.52	ppbv		ND	18	2.4	ug/m3
75-00-3	64.52	Chloroethane	ND	4.0	0.97	ppbv		ND	11	2.6	ug/m3
67-66-3	119.4	Chloroform	ND	4.0	0.40	ppbv		ND	20	2.0	ug/m3
74-87-3	50.49	Chloromethane	ND	4.0	0.31	ppbv		ND	8.3	0.64	ug/m3
107-05-1	76.53	3-Chloropropene	ND	4.0	0.79	ppbv		ND	13	2.5	ug/m3
95-49-8	126.6	2-Chlorotoluene	ND	4.0	0.50	ppbv		ND	21	2.6	ug/m3
56-23-5	153.8	Carbon tetrachloride	ND	4.0	0.47	ppbv		ND	25	3.0	ug/m3
110-82-7	84.16	Cyclohexane	ND	4.0	0.44	ppbv		ND	14	1.5	ug/m3
75-34-3	98.96	1,1-Dichloroethane	ND	4.0	0.23	ppbv		ND	16	0.93	ug/m3
75-35-4	96.94	1,1-Dichloroethylene	ND	4.0	0.33	ppbv		ND	16	1.3	ug/m3
106-93-4	187.9	1,2-Dibromoethane	ND	4.0	0.36	ppbv		ND	31	2.8	ug/m3
107-06-2	98.96	1,2-Dichloroethane	ND	4.0	0.42	ppbv		ND	16	1.7	ug/m3
78-87-5	113	1,2-Dichloropropane	ND	4.0	0.38	ppbv		ND	18	1.8	ug/m3
123-91-1	88.12	1,4-Dioxane	ND	4.0	1.0	ppbv		ND	14	3.6	ug/m3
75-71-8	120.9	Dichlorodifluoromethane	ND	4.0	0.33	ppbv		ND	20	1.6	ug/m3
124-48-1	208.3	Dibromochloromethane	ND	4.0	0.67	ppbv		ND	34	5.7	ug/m3
156-60-5	96.94	trans-1,2-Dichloroethylene	ND	4.0	0.15	ppbv		ND	16	0.59	ug/m3
156-59-2	96.94	cis-1,2-Dichloroethylene	ND	4.0	0.23	ppbv		ND	16	0.91	ug/m3
10061-01-5	111	cis-1,3-Dichloropropene	ND	4.0	0.39	ppbv		ND	18	1.8	ug/m3
541-73-1	147	m-Dichlorobenzene	12.9	4.0	0.38	ppbv		77.6	24	2.3	ug/m3
95-50-1	147	o-Dichlorobenzene	ND	4.0	0.44	ppbv		ND	24	2.6	ug/m3
106-46-7	147	p-Dichlorobenzene	ND	4.0	0.35	ppbv		ND	24	2.1	ug/m3
10061-02-6	111	trans-1,3-Dichloropropene	ND	4.0	0.39	ppbv		ND	18	1.8	ug/m3

ND = Not detected MDL = Method Detection Limit
RL = Reporting Limit
E = Indicates value exceeds calibration range
J = Indicates an estimated value
B = Indicates analyte found in associated method blank
N = Indicates presumptive evidence of a compound

Report of Analysis

Client Sample ID: RI-SV-3
Lab Sample ID: JD27584-3 **Date Sampled:** 06/30/21
Matrix: AIR - Soil Vapor Comp. Summa ID: A1234 **Date Received:** 07/01/21
Method: TO-15 **Percent Solids:** n/a
Project: Remedial Investigation, 247 North Avenue, New Rochelle, NY

VOA TO15 List

CAS No.	MW	Compound	Result	RL	MDL	Units	Q	Result	RL	MDL	Units
64-17-5	46.07	Ethanol	159	10	4.4	ppbv		300	19	8.3	ug/m3
100-41-4	106.2	Ethylbenzene	ND	4.0	0.30	ppbv		ND	17	1.3	ug/m3
141-78-6	88	Ethyl Acetate	6.4	4.0	0.75	ppbv		23	14	2.7	ug/m3
622-96-8	120.2	4-Ethyltoluene	ND	4.0	0.59	ppbv		ND	20	2.9	ug/m3
76-13-1	187.4	Freon 113	ND	4.0	0.34	ppbv		ND	31	2.6	ug/m3
76-14-2	170.9	Freon 114	ND	4.0	0.38	ppbv		ND	28	2.7	ug/m3
142-82-5	100.2	Heptane	4.7	4.0	0.35	ppbv		19	16	1.4	ug/m3
87-68-3	260.8	Hexachlorobutadiene	ND	4.0	0.91	ppbv		ND	43	9.7	ug/m3
110-54-3	86.17	Hexane	13.0	4.0	0.21	ppbv		45.8	14	0.74	ug/m3
591-78-6	100	2-Hexanone	5.5	4.0	0.73	ppbv		22	16	3.0	ug/m3
67-63-0	60.1	Isopropyl Alcohol	65.2	4.0	1.3	ppbv		160	9.8	3.2	ug/m3
75-09-2	84.94	Methylene chloride	ND	4.0	0.29	ppbv		ND	14	1.0	ug/m3
78-93-3	72.11	Methyl ethyl ketone	82.1	4.0	0.84	ppbv		242	12	2.5	ug/m3
108-10-1	100.2	Methyl Isobutyl Ketone	ND	4.0	0.72	ppbv		ND	16	3.0	ug/m3
1634-04-4	88.15	Methyl Tert Butyl Ether	ND	4.0	0.38	ppbv		ND	14	1.4	ug/m3
80-62-6	100.12	Methylmethacrylate	ND	4.0	0.65	ppbv		ND	16	2.7	ug/m3
115-07-1	42	Propylene	1220 [a]	250	8.0	ppbv		2100 [a]	430	14	ug/m3
100-42-5	104.1	Styrene	ND	4.0	0.38	ppbv		ND	17	1.6	ug/m3
71-55-6	133.4	1,1,1-Trichloroethane	4.7	4.0	0.66	ppbv		26	22	3.6	ug/m3
79-34-5	167.9	1,1,2,2-Tetrachloroethane	ND	4.0	0.54	ppbv		ND	27	3.7	ug/m3
79-00-5	133.4	1,1,2-Trichloroethane	ND	4.0	0.61	ppbv		ND	22	3.3	ug/m3
120-82-1	181.5	1,2,4-Trichlorobenzene	ND	4.0	1.8	ppbv		ND	30	13	ug/m3
95-63-6	120.2	1,2,4-Trimethylbenzene	ND	4.0	0.66	ppbv		ND	20	3.2	ug/m3
108-67-8	120.2	1,3,5-Trimethylbenzene	ND	4.0	0.67	ppbv		ND	20	3.3	ug/m3
540-84-1	114.2	2,2,4-Trimethylpentane	4.5	4.0	0.44	ppbv		21	19	2.1	ug/m3
75-65-0	74.12	Tertiary Butyl Alcohol	27.8	4.0	0.28	ppbv		84.3	12	0.85	ug/m3
127-18-4	165.8	Tetrachloroethylene	ND	0.80	0.62	ppbv		ND	5.4	4.2	ug/m3
109-99-9	72.11	Tetrahydrofuran	ND	4.0	1.0	ppbv		ND	12	2.9	ug/m3
108-88-3	92.14	Toluene	ND	4.0	0.29	ppbv		ND	15	1.1	ug/m3
79-01-6	131.4	Trichloroethylene	ND	0.80	0.38	ppbv		ND	4.3	2.0	ug/m3
75-69-4	137.4	Trichlorofluoromethane	ND	4.0	0.56	ppbv		ND	22	3.1	ug/m3
75-01-4	62.5	Vinyl chloride	ND	4.0	0.45	ppbv		ND	10	1.2	ug/m3
108-05-4	86	Vinyl Acetate	ND	4.0	0.68	ppbv		ND	14	2.4	ug/m3
	106.2	m,p-Xylene	ND	4.0	0.68	ppbv		ND	17	3.0	ug/m3
95-47-6	106.2	o-Xylene	ND	4.0	0.34	ppbv		ND	17	1.5	ug/m3
1330-20-7	106.2	Xylenes (total)	ND	4.0	0.34	ppbv		ND	17	1.5	ug/m3

CAS No.	Surrogate Recoveries	Run# 1	Run# 2	Limits
460-00-4	4-Bromofluorobenzene	102%	105%	65-128%

ND = Not detected MDL = Method Detection Limit
RL = Reporting Limit
E = Indicates value exceeds calibration range
J = Indicates an estimated value
B = Indicates analyte found in associated method blank
N = Indicates presumptive evidence of a compound

Report of Analysis

Client Sample ID:	RI-SV-3		
Lab Sample ID:	JD27584-3	**Date Sampled:**	06/30/21
Matrix:	AIR - Soil Vapor Comp. Summa ID: A1234	**Date Received:**	07/01/21
Method:	TO-15	**Percent Solids:**	n/a
Project:	Remedial Investigation, 247 North Avenue, New Rochelle, NY		

VOA TO15 List

CAS No.	MW	Compound	Result	RL	MDL	Units	Q	Result	RL	MDL	Units

(a) Result is from Run# 2

ND = Not detected MDL = Method Detection Limit
RL = Reporting Limit
E = Indicates value exceeds calibration range
J = Indicates an estimated value
B = Indicates analyte found in associated method blank
N = Indicates presumptive evidence of a compound

Report of Analysis

Client Sample ID: RI-SV-6
Lab Sample ID: JD27584-4 **Date Sampled:** 06/30/21
Matrix: AIR - Soil Vapor Comp. Summa ID: M422 **Date Received:** 07/01/21
Method: TO-15 **Percent Solids:** n/a
Project: Remedial Investigation, 247 North Avenue, New Rochelle, NY

	File ID	DF	Analyzed	By	Prep Date	Prep Batch	Analytical Batch
Run #1	2W54378.D	1	07/07/21 00:42	DFT	n/a	n/a	V2W2408
Run #2	2W54404.D	143	07/07/21 20:32	DFT	n/a	n/a	V2W2409

	Initial Volume
Run #1	20.0 ml
Run #2	100 ml

VOA TO15 List

CAS No.	MW	Compound	Result	RL	MDL	Units	Q	Result	RL	MDL	Units
67-64-1	58.08	Acetone	5840 [a]	110	64	ppbv		13900 [a]	260	150	ug/m3
106-99-0	54.09	1,3-Butadiene	ND	4.0	0.92	ppbv		ND	8.8	2.0	ug/m3
71-43-2	78.11	Benzene	14.3	4.0	0.24	ppbv		45.7	13	0.77	ug/m3
75-27-4	163.8	Bromodichloromethane	ND	4.0	0.54	ppbv		ND	27	3.6	ug/m3
75-25-2	252.8	Bromoform	ND	4.0	0.75	ppbv		ND	41	7.8	ug/m3
74-83-9	94.94	Bromomethane	ND	4.0	0.44	ppbv		ND	16	1.7	ug/m3
593-60-2	106.9	Bromoethene	ND	4.0	0.44	ppbv		ND	17	1.9	ug/m3
100-44-7	126	Benzyl Chloride	ND	4.0	1.1	ppbv		ND	21	5.7	ug/m3
75-15-0	76.14	Carbon disulfide	109	4.0	0.47	ppbv		339	12	1.5	ug/m3
108-90-7	112.6	Chlorobenzene	ND	4.0	0.52	ppbv		ND	18	2.4	ug/m3
75-00-3	64.52	Chloroethane	ND	4.0	0.97	ppbv		ND	11	2.6	ug/m3
67-66-3	119.4	Chloroform	ND	4.0	0.40	ppbv		ND	20	2.0	ug/m3
74-87-3	50.49	Chloromethane	4.5	4.0	0.31	ppbv		9.3	8.3	0.64	ug/m3
107-05-1	76.53	3-Chloropropene	ND	4.0	0.79	ppbv		ND	13	2.5	ug/m3
95-49-8	126.6	2-Chlorotoluene	ND	4.0	0.50	ppbv		ND	21	2.6	ug/m3
56-23-5	153.8	Carbon tetrachloride	ND	4.0	0.47	ppbv		ND	25	3.0	ug/m3
110-82-7	84.16	Cyclohexane	29.6	4.0	0.44	ppbv		102	14	1.5	ug/m3
75-34-3	98.96	1,1-Dichloroethane	ND	4.0	0.23	ppbv		ND	16	0.93	ug/m3
75-35-4	96.94	1,1-Dichloroethylene	ND	4.0	0.33	ppbv		ND	16	1.3	ug/m3
106-93-4	187.9	1,2-Dibromoethane	ND	4.0	0.36	ppbv		ND	31	2.8	ug/m3
107-06-2	98.96	1,2-Dichloroethane	ND	4.0	0.42	ppbv		ND	16	1.7	ug/m3
78-87-5	113	1,2-Dichloropropane	ND	4.0	0.38	ppbv		ND	18	1.8	ug/m3
123-91-1	88.12	1,4-Dioxane	ND	4.0	1.0	ppbv		ND	14	3.6	ug/m3
75-71-8	120.9	Dichlorodifluoromethane	ND	4.0	0.33	ppbv		ND	20	1.6	ug/m3
124-48-1	208.3	Dibromochloromethane	ND	4.0	0.67	ppbv		ND	34	5.7	ug/m3
156-60-5	96.94	trans-1,2-Dichloroethylene	ND	4.0	0.15	ppbv		ND	16	0.59	ug/m3
156-59-2	96.94	cis-1,2-Dichloroethylene	ND	4.0	0.23	ppbv		ND	16	0.91	ug/m3
10061-01-5	111	cis-1,3-Dichloropropene	ND	4.0	0.39	ppbv		ND	18	1.8	ug/m3
541-73-1	147	m-Dichlorobenzene	11.7	4.0	0.38	ppbv		70.3	24	2.3	ug/m3
95-50-1	147	o-Dichlorobenzene	ND	4.0	0.44	ppbv		ND	24	2.6	ug/m3
106-46-7	147	p-Dichlorobenzene	ND	4.0	0.35	ppbv		ND	24	2.1	ug/m3
10061-02-6	111	trans-1,3-Dichloropropene	ND	4.0	0.39	ppbv		ND	18	1.8	ug/m3

ND = Not detected MDL = Method Detection Limit
RL = Reporting Limit
E = Indicates value exceeds calibration range
J = Indicates an estimated value
B = Indicates analyte found in associated method blank
N = Indicates presumptive evidence of a compound

Report of Analysis

Client Sample ID: RI-SV-6
Lab Sample ID: JD27584-4 **Date Sampled:** 06/30/21
Matrix: AIR - Soil Vapor Comp. Summa ID: M422 **Date Received:** 07/01/21
Method: TO-15 **Percent Solids:** n/a
Project: Remedial Investigation, 247 North Avenue, New Rochelle, NY

VOA TO15 List

CAS No.	MW	Compound	Result	RL	MDL	Units	Q	Result	RL	MDL	Units
64-17-5	46.07	Ethanol	156	10	4.4	ppbv		294	19	8.3	ug/m3
100-41-4	106.2	Ethylbenzene	8.4	4.0	0.30	ppbv		36	17	1.3	ug/m3
141-78-6	88	Ethyl Acetate	ND	4.0	0.75	ppbv		ND	14	2.7	ug/m3
622-96-8	120.2	4-Ethyltoluene	ND	4.0	0.59	ppbv		ND	20	2.9	ug/m3
76-13-1	187.4	Freon 113	ND	4.0	0.34	ppbv		ND	31	2.6	ug/m3
76-14-2	170.9	Freon 114	ND	4.0	0.38	ppbv		ND	28	2.7	ug/m3
142-82-5	100.2	Heptane	73.5	4.0	0.35	ppbv		301	16	1.4	ug/m3
87-68-3	260.8	Hexachlorobutadiene	ND	4.0	0.91	ppbv		ND	43	9.7	ug/m3
110-54-3	86.17	Hexane	141	4.0	0.21	ppbv		497	14	0.74	ug/m3
591-78-6	100	2-Hexanone	ND	4.0	0.73	ppbv		ND	16	3.0	ug/m3
67-63-0	60.1	Isopropyl Alcohol	64.9	4.0	1.3	ppbv		160	9.8	3.2	ug/m3
75-09-2	84.94	Methylene chloride	ND	4.0	0.29	ppbv		ND	14	1.0	ug/m3
78-93-3	72.11	Methyl ethyl ketone	92.5	4.0	0.84	ppbv		273	12	2.5	ug/m3
108-10-1	100.2	Methyl Isobutyl Ketone	ND	4.0	0.72	ppbv		ND	16	3.0	ug/m3
1634-04-4	88.15	Methyl Tert Butyl Ether	ND	4.0	0.38	ppbv		ND	14	1.4	ug/m3
80-62-6	100.12	Methylmethacrylate	ND	4.0	0.65	ppbv		ND	16	2.7	ug/m3
115-07-1	42	Propylene	1100 [a]	290	9.1	ppbv		1890 [a]	500	16	ug/m3
100-42-5	104.1	Styrene	ND	4.0	0.38	ppbv		ND	17	1.6	ug/m3
71-55-6	133.4	1,1,1-Trichloroethane	3.5	4.0	0.66	ppbv	J	19	22	3.6	ug/m3
79-34-5	167.9	1,1,2,2-Tetrachloroethane	ND	4.0	0.54	ppbv		ND	27	3.7	ug/m3
79-00-5	133.4	1,1,2-Trichloroethane	ND	4.0	0.61	ppbv		ND	22	3.3	ug/m3
120-82-1	181.5	1,2,4-Trichlorobenzene	ND	4.0	1.8	ppbv		ND	30	13	ug/m3
95-63-6	120.2	1,2,4-Trimethylbenzene	ND	4.0	0.66	ppbv		ND	20	3.2	ug/m3
108-67-8	120.2	1,3,5-Trimethylbenzene	ND	4.0	0.67	ppbv		ND	20	3.3	ug/m3
540-84-1	114.2	2,2,4-Trimethylpentane	18.3	4.0	0.44	ppbv		85.5	19	2.1	ug/m3
75-65-0	74.12	Tertiary Butyl Alcohol	31.6	4.0	0.28	ppbv		95.8	12	0.85	ug/m3
127-18-4	165.8	Tetrachloroethylene	ND	0.80	0.62	ppbv		ND	5.4	4.2	ug/m3
109-99-9	72.11	Tetrahydrofuran	ND	4.0	1.0	ppbv		ND	12	2.9	ug/m3
108-88-3	92.14	Toluene	3.0	4.0	0.29	ppbv	J	11	15	1.1	ug/m3
79-01-6	131.4	Trichloroethylene	ND	0.80	0.38	ppbv		ND	4.3	2.0	ug/m3
75-69-4	137.4	Trichlorofluoromethane	ND	4.0	0.56	ppbv		ND	22	3.1	ug/m3
75-01-4	62.5	Vinyl chloride	ND	4.0	0.45	ppbv		ND	10	1.2	ug/m3
108-05-4	86	Vinyl Acetate	ND	4.0	0.68	ppbv		ND	14	2.4	ug/m3
	106.2	m,p-Xylene	5.0	4.0	0.68	ppbv		22	17	3.0	ug/m3
95-47-6	106.2	o-Xylene	ND	4.0	0.34	ppbv		ND	17	1.5	ug/m3
1330-20-7	106.2	Xylenes (total)	5.0	4.0	0.34	ppbv		22	17	1.5	ug/m3

CAS No.	Surrogate Recoveries	Run# 1	Run# 2	Limits
460-00-4	4-Bromofluorobenzene	103%	104%	65-128%

ND = Not detected MDL = Method Detection Limit
RL = Reporting Limit
E = Indicates value exceeds calibration range
J = Indicates an estimated value
B = Indicates analyte found in associated method blank
N = Indicates presumptive evidence of a compound

Report of Analysis

Client Sample ID:	RI-SV-6		
Lab Sample ID:	JD27584-4	**Date Sampled:**	06/30/21
Matrix:	AIR - Soil Vapor Comp. Summa ID: M422	**Date Received:**	07/01/21
Method:	TO-15	**Percent Solids:**	n/a
Project:	Remedial Investigation, 247 North Avenue, New Rochelle, NY		

VOA TO15 List

CAS No.	MW	Compound	Result	RL	MDL	Units	Q	Result	RL	MDL	Units

(a) Result is from Run# 2

ND = Not detected MDL = Method Detection Limit
RL = Reporting Limit
E = Indicates value exceeds calibration range
J = Indicates an estimated value
B = Indicates analyte found in associated method blank
N = Indicates presumptive evidence of a compound

Report of Analysis

Client Sample ID: AA-1
Lab Sample ID: JD27584-5 **Date Sampled:** 06/30/21
Matrix: AIR - Ambient Air Comp. Summa ID: M246 **Date Received:** 07/01/21
Method: TO-15 **Percent Solids:** n/a
Project: Remedial Investigation, 247 North Avenue, New Rochelle, NY

	File ID	DF	Analyzed	By	Prep Date	Prep Batch	Analytical Batch
Run #1	2W54379.D	1.6	07/07/21 01:23	DFT	n/a	n/a	V2W2408
Run #2							

	Initial Volume
Run #1	800 ml
Run #2	

VOA TO15 List

CAS No.	MW	Compound	Result	RL	MDL	Units	Q	Result	RL	MDL	Units
67-64-1	58.08	Acetone	7.8	0.16	0.090	ppbv		19	0.38	0.21	ug/m3
106-99-0	54.09	1,3-Butadiene	ND	0.16	0.037	ppbv		ND	0.35	0.082	ug/m3
71-43-2	78.11	Benzene	0.17	0.16	0.0095	ppbv		0.54	0.51	0.030	ug/m3
75-27-4	163.8	Bromodichloromethane	ND	0.16	0.021	ppbv		ND	1.1	0.14	ug/m3
75-25-2	252.8	Bromoform	ND	0.16	0.030	ppbv		ND	1.7	0.31	ug/m3
74-83-9	94.94	Bromomethane	ND	0.16	0.018	ppbv		ND	0.62	0.070	ug/m3
593-60-2	106.9	Bromoethene	ND	0.16	0.018	ppbv		ND	0.70	0.079	ug/m3
100-44-7	126	Benzyl Chloride	ND	0.16	0.045	ppbv		ND	0.82	0.23	ug/m3
75-15-0	76.14	Carbon disulfide	ND	0.16	0.019	ppbv		ND	0.50	0.059	ug/m3
108-90-7	112.6	Chlorobenzene	ND	0.16	0.021	ppbv		ND	0.74	0.097	ug/m3
75-00-3	64.52	Chloroethane	ND	0.16	0.039	ppbv		ND	0.42	0.10	ug/m3
67-66-3	119.4	Chloroform	ND	0.16	0.016	ppbv		ND	0.78	0.078	ug/m3
74-87-3	50.49	Chloromethane	0.64	0.16	0.012	ppbv		1.3	0.33	0.025	ug/m3
107-05-1	76.53	3-Chloropropene	ND	0.16	0.032	ppbv		ND	0.50	0.10	ug/m3
95-49-8	126.6	2-Chlorotoluene	ND	0.16	0.020	ppbv		ND	0.83	0.10	ug/m3
56-23-5	153.8	Carbon tetrachloride	0.062	0.16	0.019	ppbv	J	0.39	1.0	0.12	ug/m3
110-82-7	84.16	Cyclohexane	0.12	0.16	0.018	ppbv	J	0.41	0.55	0.062	ug/m3
75-34-3	98.96	1,1-Dichloroethane	ND	0.16	0.0093	ppbv		ND	0.65	0.038	ug/m3
75-35-4	96.94	1,1-Dichloroethylene	ND	0.16	0.013	ppbv		ND	0.63	0.052	ug/m3
106-93-4	187.9	1,2-Dibromoethane	ND	0.16	0.014	ppbv		ND	1.2	0.11	ug/m3
107-06-2	98.96	1,2-Dichloroethane	ND	0.16	0.017	ppbv		ND	0.65	0.069	ug/m3
78-87-5	113	1,2-Dichloropropane	ND	0.16	0.015	ppbv		ND	0.74	0.069	ug/m3
123-91-1	88.12	1,4-Dioxane	ND	0.16	0.042	ppbv		ND	0.58	0.15	ug/m3
75-71-8	120.9	Dichlorodifluoromethane	0.46	0.16	0.013	ppbv		2.3	0.79	0.064	ug/m3
124-48-1	208.3	Dibromochloromethane	ND	0.16	0.027	ppbv		ND	1.4	0.23	ug/m3
156-60-5	96.94	trans-1,2-Dichloroethylene	ND	0.16	0.0058	ppbv		ND	0.63	0.023	ug/m3
156-59-2	96.94	cis-1,2-Dichloroethylene	ND	0.16	0.0094	ppbv		ND	0.63	0.037	ug/m3
10061-01-5	111	cis-1,3-Dichloropropene	ND	0.16	0.016	ppbv		ND	0.73	0.073	ug/m3
541-73-1	147	m-Dichlorobenzene	ND	0.16	0.015	ppbv		ND	0.96	0.090	ug/m3
95-50-1	147	o-Dichlorobenzene	ND	0.16	0.017	ppbv		ND	0.96	0.10	ug/m3
106-46-7	147	p-Dichlorobenzene	ND	0.16	0.014	ppbv		ND	0.96	0.084	ug/m3
10061-02-6	111	trans-1,3-Dichloropropene	ND	0.16	0.016	ppbv		ND	0.73	0.073	ug/m3

ND = Not detected MDL = Method Detection Limit J = Indicates an estimated value
RL = Reporting Limit B = Indicates analyte found in associated method blank
E = Indicates value exceeds calibration range N = Indicates presumptive evidence of a compound

Report of Analysis

Client Sample ID: AA-1
Lab Sample ID: JD27584-5 **Date Sampled:** 06/30/21
Matrix: AIR - Ambient Air Comp. Summa ID: M246 **Date Received:** 07/01/21
Method: TO-15 **Percent Solids:** n/a
Project: Remedial Investigation, 247 North Avenue, New Rochelle, NY

VOA TO15 List

CAS No.	MW	Compound	Result	RL	MDL	Units	Q	Result	RL	MDL	Units
64-17-5	46.07	Ethanol	7.2	0.40	0.17	ppbv		14	0.75	0.32	ug/m3
100-41-4	106.2	Ethylbenzene	0.13	0.16	0.012	ppbv	J	0.56	0.69	0.052	ug/m3
141-78-6	88	Ethyl Acetate	2.4	0.16	0.030	ppbv		8.6	0.58	0.11	ug/m3
622-96-8	120.2	4-Ethyltoluene	ND	0.16	0.024	ppbv		ND	0.79	0.12	ug/m3
76-13-1	187.4	Freon 113	ND	0.16	0.014	ppbv		ND	1.2	0.11	ug/m3
76-14-2	170.9	Freon 114	ND	0.16	0.015	ppbv		ND	1.1	0.10	ug/m3
142-82-5	100.2	Heptane	0.36	0.16	0.014	ppbv		1.5	0.66	0.057	ug/m3
87-68-3	260.8	Hexachlorobutadiene	ND	0.16	0.036	ppbv		ND	1.7	0.38	ug/m3
110-54-3	86.17	Hexane	0.39	0.16	0.0085	ppbv		1.4	0.56	0.030	ug/m3
591-78-6	100	2-Hexanone	0.13	0.16	0.029	ppbv	J	0.53	0.65	0.12	ug/m3
67-63-0	60.1	Isopropyl Alcohol	1.6	0.16	0.052	ppbv		3.9	0.39	0.13	ug/m3
75-09-2	84.94	Methylene chloride	0.22	0.16	0.012	ppbv		0.76	0.56	0.042	ug/m3
78-93-3	72.11	Methyl ethyl ketone	4.5	0.16	0.034	ppbv		13	0.47	0.10	ug/m3
108-10-1	100.2	Methyl Isobutyl Ketone	1.3	0.16	0.029	ppbv		5.3	0.66	0.12	ug/m3
1634-04-4	88.15	Methyl Tert Butyl Ether	ND	0.16	0.015	ppbv		ND	0.58	0.054	ug/m3
80-62-6	100.12	Methylmethacrylate	ND	0.16	0.026	ppbv		ND	0.66	0.11	ug/m3
115-07-1	42	Propylene	ND	0.40	0.013	ppbv		ND	0.69	0.022	ug/m3
100-42-5	104.1	Styrene	ND	0.16	0.015	ppbv		ND	0.68	0.064	ug/m3
71-55-6	133.4	1,1,1-Trichloroethane	ND	0.16	0.027	ppbv		ND	0.87	0.15	ug/m3
79-34-5	167.9	1,1,2,2-Tetrachloroethane	ND	0.16	0.022	ppbv		ND	1.1	0.15	ug/m3
79-00-5	133.4	1,1,2-Trichloroethane	ND	0.16	0.024	ppbv		ND	0.87	0.13	ug/m3
120-82-1	181.5	1,2,4-Trichlorobenzene	ND	0.16	0.071	ppbv		ND	1.2	0.53	ug/m3
95-63-6	120.2	1,2,4-Trimethylbenzene	ND	0.16	0.026	ppbv		ND	0.79	0.13	ug/m3
108-67-8	120.2	1,3,5-Trimethylbenzene	ND	0.16	0.027	ppbv		ND	0.79	0.13	ug/m3
540-84-1	114.2	2,2,4-Trimethylpentane	0.17	0.16	0.017	ppbv		0.79	0.75	0.079	ug/m3
75-65-0	74.12	Tertiary Butyl Alcohol	ND	0.16	0.011	ppbv		ND	0.49	0.033	ug/m3
127-18-4	165.8	Tetrachloroethylene	0.031	0.032	0.025	ppbv	J	0.21	0.22	0.17	ug/m3
109-99-9	72.11	Tetrahydrofuran	ND	0.16	0.040	ppbv		ND	0.47	0.12	ug/m3
108-88-3	92.14	Toluene	0.67	0.16	0.012	ppbv		2.5	0.60	0.045	ug/m3
79-01-6	131.4	Trichloroethylene	ND	0.032	0.015	ppbv		ND	0.17	0.081	ug/m3
75-69-4	137.4	Trichlorofluoromethane	0.24	0.16	0.022	ppbv		1.3	0.90	0.12	ug/m3
75-01-4	62.5	Vinyl chloride	ND	0.16	0.018	ppbv		ND	0.41	0.046	ug/m3
108-05-4	86	Vinyl Acetate	ND	0.16	0.027	ppbv		ND	0.56	0.095	ug/m3
	106.2	m,p-Xylene	0.27	0.16	0.027	ppbv		1.2	0.69	0.12	ug/m3
95-47-6	106.2	o-Xylene	0.090	0.16	0.014	ppbv	J	0.39	0.69	0.061	ug/m3
1330-20-7	106.2	Xylenes (total)	0.36	0.16	0.014	ppbv		1.6	0.69	0.061	ug/m3

CAS No.	Surrogate Recoveries	Run# 1	Run# 2	Limits
460-00-4	4-Bromofluorobenzene	101%		65-128%

ND = Not detected MDL = Method Detection Limit J = Indicates an estimated value
RL = Reporting Limit B = Indicates analyte found in associated method blank
E = Indicates value exceeds calibration range N = Indicates presumptive evidence of a compound

Misc. Forms

Custody Documents and Other Forms

Includes the following where applicable:

- Chain of Custody
- Summa Canister and Flow Controller Log

SGS

AIR CHAIN ~~OF CUS~~TODY

AIR

SGS North America Inc. - Dayton
2235 Route 130, Dayton, NJ 08810
TEL. 732-329-0200 FAX 732-329-3499
www.sgs.com/ehsusa

PAGE 1 OF 1

FED-EX Tracking #	Bottle Order Control # RR-062421-TO2
SGS Quote #	SGS Job # JD27584

Client / Reporting Information

Company Name	SES CONSULTING
Address	12 A MAPLE AVE
City	PINEBROOK
State	NJ
Zip	
Project Contact	Jesse M
E-mail	JAM@Sesi.org
Phone #	973-800-9050
Fax #	
Sampler(s) Name(s)	Denisse A

Project Information

Project Name:	R1 (Remedial Investigation)
Street	247 North Ave
City	New Rochelle
State	NY
Project #	10908, phase 6
Client Purchase Order #	

Weather Parameters

Temperature (Fahrenheit)
Start: 95° Maximum: 95°
Stop 95° Minimum: 95°

Atmoshpheric Pressure (inches of Hg)
Start: 30 in Hg Maximum: 30 in Hg
Stop: 30 in Hg Minimum: 30 in Hg

Other weather comment:

Requested Analysis

Lab Sample #	Field ID / Point of Collection	Air Type: Indoor (I) Soil Vap (SV) Ambient (A)	Sampling Equipment Info: Canister Serial #	Canister Size 6L or 1L	Flow Controller Serial #	Start Sampling Information: Date	Time (24hr clock)	Canister Pressure ("Hg)	Interior Temp (F)	Sampler Init.	Stop Sampling Information: Date	Time (24hr clock)	Canister Pressure ("Hg)	Interior Temp (F)	Sampler Init.	V TO15 NYSVLL	V TO15 NYLL		
1	R1-SV-1	SV	A1252	1L	MC154	06/30/2021	1015	-30		DA	06/30/2021	1210	-3		DA	X			
2	R1-SV-2	SV	A693	1L	FC484	↓	1015	-30		↓	↓	1210	-4		↓	X			Summa
3	R1-SV-3	SV	A1234	1L	FC283	↓	1015	-30		↓	↓	1210	[illegible]		↓	X			
4	R1-SV-6	SV	M422	1L	FC658	↓	1015	-30		↓	↓	1210	-4		↓	↓			
5	AA-1	A	M246	6L	FC583	↓	0830	-30.0		↓	↓	1515	-9		↓		X		

Turnaround Time (Business days)

- Standard - 15 Days
- 10 Day
- 5 Day
- 3 Day
- 2 Day
- 1 Day
- X Other 4 DAYS

Approved By: _____

Date: _____

Data Deliverable Information

All NJDEP TO-15 is mandatory Full T1

- Comm A
- Comm B
- Reduced T2
- Full T1
- Other:
- DKQP reporting

Comments / Remarks

INITIAL ASESSMENT IS 4A

LABEL VERIFICATION _____

Sample inventory is verified upon receipt in the Laboratory

Sample Custody must be documented below each time samples change possession, including courier delivery.

Relinquished by Laboratory:	Date Time:	Received By:	Relinquished By:	Date Time:	Received By:
1 [signature]	6/25/21 1650	1 [signature]	2 [signature]		2
Relinquished by: 3 [signature]	Date Time: 06/30/2021 1745	Received By: [signature]	Relinquished By: 4 [signature]	Date Time: 7/1/21 1730	Received By: 4 Shivani G
Relinquished by: 5	Date Time:	Received By: 5	Custody Seal #		

Form:SM088-03D (revised 2-12-18)

http://www.sgs.com/en/terms-and-conditions

5.1

5

JD27584: Chain of Custody
Page 1 of 2

SGS Sample Receipt Summary

Job Number: JD27584 **Client:** SESI CONSULTING ENGINEERS **Project:** 247 NORTH AVENUE, NEW ROCHELLE, NY

Date / Time Received: 7/1/2021 5:30:00 PM **Delivery Method:** **Airbill #'s:**

Cooler Temps (Raw Measured) °C:

Cooler Temps (Corrected) °C:

Cooler Security	Y	or	N		Y	or	N
1. Custody Seals Present:	☑		☐	3. COC Present:	☑		☐
2. Custody Seals Intact:	☑		☐	4. Smpl Dates/Time OK	☑		☐

Cooler Temperature	Y	or	N
1. Temp criteria achieved:	☐		☐
2. Cooler temp verification:	N/A		
3. Cooler media:	N/A		
4. No. Coolers:	N/A		

Quality Control _Preservation	Y	or	N	N/A
1. Trip Blank present / cooler:	☐		☐	☑
2. Trip Blank listed on COC:	☐		☐	☑
3. Samples preserved properly:	☑		☐	
4. VOCs headspace free:	☐		☐	☑

Sample Integrity - Documentation	Y	or	N
1. Sample labels present on bottles:	☑		☐
2. Container labeling complete:	☑		☐
3. Sample container label / COC agree:	☑		☐

Sample Integrity - Condition	Y	or	N
1. Sample recvd within HT:	☑		☐
2. All containers accounted for:	☑		☐
3. Condition of sample:	Intact		

Sample Integrity - Instructions	Y	or	N	N/A
1. Analysis requested is clear:	☑		☐	
2. Bottles received for unspecified tests	☐		☑	
3. Sufficient volume recvd for analysis:	☑		☐	
4. Compositing instructions clear:	☐		☐	☑
5. Filtering instructions clear:	☐		☐	☑

Test Strip Lot #s: pH 1-12: 212820 pH 12+: 203117A Other: (Specify)

Comments

SM089-03
Rev. Date 12/7/17

JD27584: Chain of Custody
Page 2 of 2

Summa Canister and Flow Controller Log

Job Number: JD27584
Account: SESINJPB SESI Consulting Engineers
Project: Remedial Investigation, 247 North Avenue, New Rochelle, NY
Received: 07/01/21

SUMMA CANISTERS

Shipping							Receiving					
Summa ID	L	Vac " Hg	Date Out	By	SCC Batch	SCC FileID	Sample Number	Date In	By	Vac " Hg	Pres psig	Final psig	Dil Fact
A1252	1	29.4	06/25/21	WC	CP11231	5W44139.D	JD27584-1	07/02/21	WC	5.5			1
A693	1	29.4	06/25/21	WC	CP11244	2W54118.D	JD27584-2	07/02/21	WC	5			1
A1234	1	29.4	06/25/21	WC	CP11244	2W54118.D	JD27584-3	07/02/21	WC	3			1
M422	1	29.4	06/25/21	WC	CP11244	2W54118.D	JD27584-4	07/02/21	WC	5.5			1
M246	6	29.4	06/25/21	WC	CP11222	2W53956.D	JD27584-5	07/02/21	WC	10		1	1.6

FLOW CONTROLLERS / OTHER

Shipping					Receiving				
Flow Crtl ID	Date Out	By	cc/ min	Time hrs.	Date In	By	cc/ min	Flow RPD	Equipment Type
FC283	06/25/21	WC	7	2	07/02/21	WC	9.8	33.3*	Flow Controller
FC484	06/25/21	WC	7.2	2	07/02/21	WC	7.9	9.3	Flow Controller
FC583	06/25/21	WC	10.6	8	07/02/21	WC	12.1	13.2	Flow Controller
FC658	06/25/21	WC	7	2	07/02/21	WC	7.5	6.9	Flow Controller
MC154	06/25/21	WC	7.2	2	07/02/21	WC	7.6	5.4	Flow Controller

* Flow controller RPD > 20%

SGS Bottle Order(s):
KR-062421-102

Prep Date	Room Temp(F)	Bar Pres "Hg
06/25/21	70	29.92

The results set forth herein are provided by SGS North America Inc.

e-Hardcopy 2.0
Automated Report

Technical Report for

SESI Consulting Engineers

Remedial Investigation, 247 North Avenue, New Rochelle, NY

109082 PHASE 6

SGS Job Number: JD27600



Sampling Date: 06/30/21

Report to:

SESI Consulting Engineers

monica.norton@sesi.org

ATTN: Monica Norton

Total number of pages in report: 77

Test results contained within this data package meet the requirements of the National Environmental Laboratory Accreditation Program and/or state specific certification programs as applicable.

Mike Earp
General Manager

Client Service contact: Kelly Ramos 732-329-0200

Certifications: NJ(12129), NY(10983), CA, CT, FL, IL, IN, KS, KY, LA, MA, MD, ME, MN, NC, OH VAP (CL0056), AK (UST-103), AZ (AZ0786), PA, RI, SC, TX, UT, VA, WV, DoD ELAP (ANAB L2248)

This report shall not be reproduced, except in its entirety, without the written approval of SGS.
Test results relate only to samples analyzed.

SGS is the sole authority for authorizing edits or modifications to this document.
Unauthorized modification of this report is strictly prohibited.
Review standard terms at: http://www.sgs.com/en/terms-and-conditions

Please share your ideas about how we can serve you better at:
EHS.US.CustomerCare@sgs.com

Table of Contents

Section 1: Sample Summary **3**
Section 2: Case Narrative/Conformance Summary **4**
Section 3: Summary of Hits **8**
Section 4: Sample Results **13**
4.1: JD27600-1: WC-E2(0-8)GRAB 14
4.2: JD27600-2: WC-D2(0-7)GRAB 16
4.3: JD27600-3: WC-D2(7-9)GRAB 18
4.4: JD27600-4: WC-B2(0-6)GRAB 20
4.5: JD27600-5: WC-B2(0-6)GRAB 23
4.6: JD27600-6: WC-C2(0-6)GRAB 25
4.7: JD27600-7: WC-E2(0-8) 27
4.8: JD27600-8: WC-D2(0-7) 35
4.9: JD27600-9: WC-D2(7-9) 43
4.10: JD27600-10: WC-B2(0-6) 51
4.11: JD27600-11: WC-B2(0-6) 59
4.12: JD27600-12: WC-C2(0-6) 67
Section 5: Misc. Forms **75**
5.1: Chain of Custody 76

Sample Summary

SESI Consulting Engineers

Job No: JD27600

Remedial Investigation, 247 North Avenue, New Rochelle, NY
Project No: 109082 PHASE 6

Sample Number	Collected Date	Time	By	Received	Matrix Code	Type	Client Sample ID
This report contains results reported as ND = Not detected. The following applies: Organics ND = Not detected above the MDL							
JD27600-1	06/30/21	08:15	DA	07/01/21	SO	Soil	WC-E2(0-8)GRAB
JD27600-2	06/30/21	08:45	DA	07/01/21	SO	Soil	WC-D2(0-7)GRAB
JD27600-3	06/30/21	08:50	DA	07/01/21	SO	Soil	WC-D2(7-9)GRAB
JD27600-4	06/30/21	12:45	DA	07/01/21	SO	Soil	WC-B2(0-6)GRAB
JD27600-5	06/30/21	13:50	DA	07/01/21	SO	Soil	WC-B2(0-6)GRAB
JD27600-6	06/30/21	15:00	DA	07/01/21	SO	Soil	WC-C2(0-6)GRAB
JD27600-7	06/30/21	08:15	DA	07/01/21	SO	Soil	WC-E2(0-8)
JD27600-8	06/30/21	08:45	DA	07/01/21	SO	Soil	WC-D2(0-7)
JD27600-9	06/30/21	08:50	DA	07/01/21	SO	Soil	WC-D2(7-9)
JD27600-10	06/30/21	12:45	DA	07/01/21	SO	Soil	WC-B2(0-6)
JD27600-11	06/30/21	13:50	DA	07/01/21	SO	Soil	WC-B2(0-6)
JD27600-12	06/30/21	15:00	DA	07/01/21	SO	Soil	WC-C2(0-6)

Soil samples reported on a dry weight basis unless otherwise indicated on result page.

CASE NARRATIVE / CONFORMANCE SUMMARY

Client: SESI Consulting Engineers **Job No:** JD27600

Site: Remedial Investigation, 247 North Avenue, New Rochelle, NY **Report Date** 7/9/2021 5:15:17 PM

On 07/01/2021, 12 Sample(s), 0 Trip Blank(s) and 0 Field Blank(s) were received at SGS North America Inc. at a maximum corrected temperature of 1.9 C. Samples were intact and chemically preserved, unless noted below. A SGS North America Inc. Job Number of JD27600 was assigned to the project. Laboratory sample ID, client sample ID and dates of sample collection are detailed in the report's Results Summary Section.

Specified quality control criteria were achieved for this job except as noted below. For more information, please refer to the analytical results and QC summary pages.

Compounds qualified as out of range in the continuing calibration summary report are acceptable as per method requirements when there is a high bias but the sample result is non-detect.

MS Volatiles By Method SW846 8260D

Matrix: SO **Batch ID:** V2B8360

- All samples were analyzed within the recommended method holding time.
- Sample(s) JD27578-6MS, JD27578-6MSD were used as the QC samples indicated.
- All method blanks for this batch meet method specific criteria.
- JD27600-4: Dilution required due to high concentration of non-target compound.
- JD27600-4 for 2-Butanone (MEK): Associated CCV outside of control limits high, sample was ND.

Matrix: SO **Batch ID:** V3C7421

- All samples were analyzed within the recommended method holding time.
- Sample(s) JD27600-2MS, JD27600-3DUP were used as the QC samples indicated.
- All method blanks for this batch meet method specific criteria.
- JD27600-3 for Bromomethane: Associated CCV outside of control limits low.
- JD27600-2 for Dichlorodifluoromethane: Associated CCV outside of control limits low.
- JD27600-3 for Dichlorodifluoromethane: Associated CCV outside of control limits low.
- JD27600-5 for Bromomethane: Associated CCV outside of control limits low.
- JD27600-5 for Dichlorodifluoromethane: Associated CCV outside of control limits low.
- JD27600-6 for Bromomethane: Associated CCV outside of control limits low.
- JD27600-6 for Dichlorodifluoromethane: Associated CCV outside of control limits low.
- JD27600-1 for Bromomethane: Associated CCV outside of control limits low.
- JD27600-2 for Bromomethane: Associated CCV outside of control limits low.
- JD27600-1 for Dichlorodifluoromethane: Associated CCV outside of control limits low.

MS Semi-volatiles By Method SW846 8270E

Matrix: SO **Batch ID:** OP34129

- All samples were extracted within the recommended method holding time.
- Sample(s) JD27600-7MS, JD27600-7MSD were used as the QC samples indicated.
- All method blanks for this batch meet method specific criteria.
- JD27600-12 for 2,4-Dichlorophenol: Associated CCV outside of control limits high, sample was ND.
- JD27600-10 for N-Nitrosodiphenylamine: Associated CCV outside of control limits high, sample was ND.
- JD27600-10 for 4-Nitrophenol: Associated CCV outside of control limits low. Low-level verification was analyzed to demonstrate system suitability to detect affected analytes. Sample was ND.
- JD27600-10 for Hexachlorocyclopentadiene: Associated CCV outside of control limits low. Low-level verification was analyzed to demonstrate system suitability to detect affected analytes. Sample was ND.
- JD27600-9 for Hexachlorocyclopentadiene: Associated CCV outside of control limits low. Low-level verification was analyzed to demonstrate system suitability to detect affected analytes. Sample was ND.
- JD27600-11 for Butyl benzyl phthalate: Associated CCV outside of control limits high, sample was ND.
- JD27600-9 for 2,4-Dichlorophenol: Associated CCV outside of control limits high, sample was ND.
- JD27600-9 for N-Nitrosodiphenylamine: Associated CCV outside of control limits high, sample was ND.
- JD27600-11 for Hexachlorocyclopentadiene: Associated CCV outside of control limits low. Low-level verification was analyzed to demonstrate system suitability to detect affected analytes. Sample was ND.
- JD27600-12 for Butyl benzyl phthalate: Associated CCV outside of control limits high, sample was ND.
- JD27600-12 for N-Nitrosodiphenylamine: Associated CCV outside of control limits high, sample was ND.
- JD27600-12 for 4-Nitrophenol: Associated CCV outside of control limits low. Low-level verification was analyzed to demonstrate system suitability to detect affected analytes. Sample was ND.
- JD27600-12 for Hexachlorocyclopentadiene: Associated CCV outside of control limits low. Low-level verification was analyzed to demonstrate system suitability to detect affected analytes. Sample was ND.
- JD27600-7 for Caprolactam: Associated CCV outside of control limits high, sample was ND.
- JD27600-8 for Caprolactam: Associated CCV outside of control limits high, sample was ND.
- JD27600-11 for 2,4-Dichlorophenol: Associated CCV outside of control limits high, sample was ND.
- JD27600-11 for 4-Nitrophenol: Associated CCV outside of control limits low. Low-level verification was analyzed to demonstrate system suitability to detect affected analytes. Sample was ND.
- JD27600-10 for Butyl benzyl phthalate: Associated CCV outside of control limits high, sample was ND.
- JD27600-9 for 4-Nitrophenol: Associated CCV outside of control limits low. Low-level verification was analyzed to demonstrate system suitability to detect affected analytes. Sample was ND.
- JD27600-9 for Butyl benzyl phthalate: Associated CCV outside of control limits high, sample was ND.
- JD27600-11 for N-Nitrosodiphenylamine: Associated CCV outside of control limits high, sample was ND.
- JD27600-10 for 2,4-Dichlorophenol: Associated CCV outside of control limits high, sample was ND.

GC/LC Semi-volatiles By Method NJDEP EPH

Matrix: SO **Batch ID:** OP34124

- All samples were extracted within the recommended method holding time.
- Sample(s) JD27600-7MS, JD27600-7MSD, JD27620-1DUP were used as the QC samples indicated.
- All method blanks for this batch meet method specific criteria.

GC/LC Semi-volatiles By Method SW846 8081B

Matrix: SO **Batch ID:** OP34116

- All samples were extracted within the recommended method holding time.
- All method blanks for this batch meet method specific criteria.
- Sample(s) JD27493-1MS, JD27493-1MSD, OP34116-MSMSD were used as the QC samples indicated.
- Matrix Spike Recovery(s) for 4,4'-DDT are outside control limits.
- Matrix Spike Duplicate Recovery(s) for 4,4'-DDT are outside control limits.
- JD27600-8 for Decachlorobiphenyl: Outside control limits due to matrix interference.

GC/LC Semi-volatiles By Method SW846 8082A

Matrix: SO **Batch ID:** OP34117

- All samples were extracted within the recommended method holding time.
- Sample(s) JD27493-1MS, JD27493-1MSD, OP34117-MSMSD were used as the QC samples indicated.
- All method blanks for this batch meet method specific criteria.
- JD27600-8 for Decachlorobiphenyl: Outside control limits due to matrix interference.

Metals Analysis By Method SW846 6010D

Matrix: SO **Batch ID:** MP27313

- All samples were digested within the recommended method holding time.
- All method blanks for this batch meet method specific criteria.
- Sample(s) JD27600-10MS, JD27600-10MSD, JD27600-10PS, JD27600-10SDL were used as the QC samples for metals.
- Matrix Spike Recovery(s) for Antimony, Potassium are outside control limits. Spike recovery indicates possible matrix interference and/or sample nonhomogeneity.
- Matrix Spike Duplicate Recovery(s) for Antimony, Manganese are outside control limits. Spike recovery indicates possible matrix interference and/or sample nonhomogeneity.
- RPD(s) for Serial Dilution for Arsenic, Cadmium, Lead are outside control limits for sample MP27313-SD1. Percent difference acceptable due to low initial sample concentration (< 50 times IDL).
- JD27600-9 for Beryllium: Elevated detection limit due to dilution required for high interfering element.
- JD27600-9 for Thallium: Elevated detection limit due to dilution required for high interfering element.
- JD27600-9 for Cobalt: Elevated detection limit due to dilution required for high interfering element.

Metals Analysis By Method SW846 7471B

Matrix: SO **Batch ID:** MP27350

- All samples were digested within the recommended method holding time.
- All method blanks for this batch meet method specific criteria.
- Sample(s) JD27600-10MS, JD27600-10MSD were used as the QC samples for metals.

General Chemistry By Method SM2540 G 18TH ED MOD

Matrix: SO **Batch ID:** GN19651

- Sample(s) JD26553-4TDUP were used as the QC samples for Solids, Percent.

Matrix: SO **Batch ID:** GN19658

- Sample(s) JD27600-3DUP were used as the QC samples for Solids, Percent.

General Chemistry By Method SW846 9012B/LACHAT

Matrix: SO **Batch ID:** GP34640

- All samples were prepared within the recommended method holding time.
- All method blanks for this batch meet method specific criteria.
- Sample(s) JD27495-3DUP, JD27495-3MS were used as the QC samples for Cyanide.

Matrix: SO **Batch ID:** GP34641

- All samples were prepared within the recommended method holding time.
- All method blanks for this batch meet method specific criteria.
- Sample(s) JD27600-8MS, JD27600-9MS, JD27600-8DUP were used as the QC samples for Cyanide.
- RPD(s) for Duplicate for Cyanide are outside control limits for sample GP34641-D1. RPD acceptable due to low duplicate and sample concentrations.

SGS North America Inc. certifies that data reported for samples received, listed on the associated custody chain or analytical task order, were produced to specifications meeting the Quality System precision, accuracy and completeness objectives except as noted.

Estimated non-standard method measurement uncertainty data is available on request, based on quality control bias and implicit for standard methods. Acceptable uncertainty requires tested parameter quality control data to meet method criteria.

SGS North America Inc. is not responsible for data quality assumptions if partial reports are used and recommends that this report be used in its entirety. Data release is authorized by SGS North America Inc indicated via signature on the report cover

Summary of Hits

Job Number: JD27600
Account: SESI Consulting Engineers
Project: Remedial Investigation, 247 North Avenue, New Rochelle, NY
Collected: 06/30/21

Lab Sample ID / Analyte	Client Sample ID	Result/ Qual	RL	MDL	Units	Method
JD27600-1	**WC-E2(0-8)GRAB**					
Acetone		7.5 J	10	4.3	ug/kg	SW846 8260D
JD27600-2	**WC-D2(0-7)GRAB**					
Acetone		38.3	9.8	4.1	ug/kg	SW846 8260D
JD27600-3	**WC-D2(7-9)GRAB**					
Acetone		17.8	9.8	4.1	ug/kg	SW846 8260D
JD27600-4	**WC-B2(0-6)GRAB**					
Total TIC, Volatile		18970 J			ug/kg	
JD27600-5	**WC-B2(0-6)GRAB**					
Acetone		14.4	10	4.2	ug/kg	SW846 8260D
JD27600-6	**WC-C2(0-6)GRAB**					
No hits reported in this sample.						
JD27600-7	**WC-E2(0-8)**					
Acenaphthene		48.4	39	14	ug/kg	SW846 8270E
Acenaphthylene		34.8 J	39	20	ug/kg	SW846 8270E
Anthracene		126	39	24	ug/kg	SW846 8270E
Benzo(a)anthracene		355	39	11	ug/kg	SW846 8270E
Benzo(a)pyrene		334	39	18	ug/kg	SW846 8270E
Benzo(b)fluoranthene		390	39	17	ug/kg	SW846 8270E
Benzo(g,h,i)perylene		214	39	20	ug/kg	SW846 8270E
Benzo(k)fluoranthene		154	39	18	ug/kg	SW846 8270E
1,1'-Biphenyl		6.1 J	79	5.4	ug/kg	SW846 8270E
Carbazole		60.7 J	79	5.7	ug/kg	SW846 8270E
Chrysene		359	39	12	ug/kg	SW846 8270E
Dibenzo(a,h)anthracene		46.5	39	17	ug/kg	SW846 8270E
Dibenzofuran		27.1 J	79	16	ug/kg	SW846 8270E
Di-n-butyl phthalate		7.0 J	79	6.4	ug/kg	SW846 8270E
Fluoranthene		835	39	18	ug/kg	SW846 8270E
Fluorene		50.8	39	18	ug/kg	SW846 8270E
Indeno(1,2,3-cd)pyrene		245	39	18	ug/kg	SW846 8270E
Phenanthrene		654	39	13	ug/kg	SW846 8270E
Pyrene		786	39	13	ug/kg	SW846 8270E

Summary of Hits

Job Number: JD27600
Account: SESI Consulting Engineers
Project: Remedial Investigation, 247 North Avenue, New Rochelle, NY
Collected: 06/30/21

Lab Sample ID / Analyte	Client Sample ID	Result/ Qual	RL	MDL	Units	Method
Total TIC, Semi-Volatile		1950 J			ug/kg	
EPH (C9-C28)		11.6	7.6	2.3	mg/kg	NJDEP EPH
EPH (> C28-C40)		15.4	7.6	2.3	mg/kg	NJDEP EPH
Total EPH (C9-C40)		27.0	7.6	2.3	mg/kg	NJDEP EPH
Aluminum		10200	58		mg/kg	SW846 6010D
Barium		62.0	23		mg/kg	SW846 6010D
Beryllium		0.44	0.23		mg/kg	SW846 6010D
Calcium		1950	580		mg/kg	SW846 6010D
Chromium		19.2	1.2		mg/kg	SW846 6010D
Cobalt		6.5	5.8		mg/kg	SW846 6010D
Copper		19.4	2.9		mg/kg	SW846 6010D
Iron		13000	58		mg/kg	SW846 6010D
Lead		29.0	2.3		mg/kg	SW846 6010D
Magnesium		2880	580		mg/kg	SW846 6010D
Manganese		211	1.8		mg/kg	SW846 6010D
Nickel		13.6	4.7		mg/kg	SW846 6010D
Potassium		2060	1200		mg/kg	SW846 6010D
Vanadium		29.0	5.8		mg/kg	SW846 6010D
Zinc		43.2	23		mg/kg	SW846 6010D
JD27600-8	**WC-D2(0-7)**					
Acenaphthene		275	40	14	ug/kg	SW846 8270E
Acenaphthylene		362	40	20	ug/kg	SW846 8270E
Anthracene		778	40	25	ug/kg	SW846 8270E
Benzo(a)anthracene		3020	40	11	ug/kg	SW846 8270E
Benzo(a)pyrene		2960	40	18	ug/kg	SW846 8270E
Benzo(b)fluoranthene		3550	40	18	ug/kg	SW846 8270E
Benzo(g,h,i)perylene		1870	40	20	ug/kg	SW846 8270E
Benzo(k)fluoranthene		1230	40	19	ug/kg	SW846 8270E
1,1'-Biphenyl		20.9 J	80	5.5	ug/kg	SW846 8270E
Carbazole		388	80	5.8	ug/kg	SW846 8270E
Chrysene		3180	40	13	ug/kg	SW846 8270E
Dibenzo(a,h)anthracene		448	40	18	ug/kg	SW846 8270E
Dibenzofuran		155	80	16	ug/kg	SW846 8270E
Di-n-butyl phthalate		11.6 J	80	6.5	ug/kg	SW846 8270E
Fluoranthene		7090	200	89	ug/kg	SW846 8270E
Fluorene		284	40	18	ug/kg	SW846 8270E
Indeno(1,2,3-cd)pyrene		2160	40	19	ug/kg	SW846 8270E
2-Methylnaphthalene		43.3	40	9.0	ug/kg	SW846 8270E
Naphthalene		64.2	40	11	ug/kg	SW846 8270E
Phenanthrene		4590	200	67	ug/kg	SW846 8270E
Pyrene		6140	200	64	ug/kg	SW846 8270E
Total TIC, Semi-Volatile		12730 J			ug/kg	
EPH (C9-C28)		188	7.5	2.2	mg/kg	NJDEP EPH

Summary of Hits

Job Number: JD27600
Account: SESI Consulting Engineers
Project: Remedial Investigation, 247 North Avenue, New Rochelle, NY
Collected: 06/30/21

Lab Sample ID / Analyte	Client Sample ID	Result/ Qual	RL	MDL	Units	Method
EPH (> C28-C40)		137	7.5	2.2	mg/kg	NJDEP EPH
Total EPH (C9-C40)		325	7.5	2.2	mg/kg	NJDEP EPH
4,4'-DDE		3.6	0.75	0.66	ug/kg	SW846 8081B
Aluminum		12500	62		mg/kg	SW846 6010D
Arsenic		6.5	2.5		mg/kg	SW846 6010D
Barium		184	25		mg/kg	SW846 6010D
Beryllium		0.63	0.25		mg/kg	SW846 6010D
Calcium		2970	620		mg/kg	SW846 6010D
Chromium		25.1	1.2		mg/kg	SW846 6010D
Cobalt		8.4	6.2		mg/kg	SW846 6010D
Copper		217	3.1		mg/kg	SW846 6010D
Iron		18800	62		mg/kg	SW846 6010D
Lead		593	2.5		mg/kg	SW846 6010D
Magnesium		3010	620		mg/kg	SW846 6010D
Manganese		472	1.9		mg/kg	SW846 6010D
Mercury		0.54	0.032		mg/kg	SW846 7471B
Nickel		21.8	5.0		mg/kg	SW846 6010D
Potassium		2610	1200		mg/kg	SW846 6010D
Vanadium		31.0	6.2		mg/kg	SW846 6010D
Zinc		241	25		mg/kg	SW846 6010D
JD27600-9	**WC-D2(7-9)**					
Aluminum		10100	37		mg/kg	SW846 6010D
Arsenic		2.0	1.5		mg/kg	SW846 6010D
Barium		82.8	15		mg/kg	SW846 6010D
Beryllium [a]		0.35	0.30		mg/kg	SW846 6010D
Calcium		2570	370		mg/kg	SW846 6010D
Chromium		19.5	0.74		mg/kg	SW846 6010D
Copper		16.4	1.9		mg/kg	SW846 6010D
Iron		14000	37		mg/kg	SW846 6010D
Lead		6.2	1.5		mg/kg	SW846 6010D
Magnesium		3190	370		mg/kg	SW846 6010D
Manganese		243	1.1		mg/kg	SW846 6010D
Nickel		17.9	3.0		mg/kg	SW846 6010D
Potassium		3030	740		mg/kg	SW846 6010D
Vanadium		26.3	3.7		mg/kg	SW846 6010D
Zinc		30.3	15		mg/kg	SW846 6010D
JD27600-10	**WC-B2(0-6)**					
4,4'-DDE		1.6	0.67	0.59	ug/kg	SW846 8081B
4,4'-DDT		0.86	0.67	0.59	ug/kg	SW846 8081B
Aluminum		8910	54		mg/kg	SW846 6010D
Barium		68.6	22		mg/kg	SW846 6010D

Summary of Hits

Job Number: JD27600
Account: SESI Consulting Engineers
Project: Remedial Investigation, 247 North Avenue, New Rochelle, NY
Collected: 06/30/21

Lab Sample ID / Analyte	Client Sample ID	Result/ Qual	RL	MDL	Units	Method
Beryllium		0.56	0.22		mg/kg	SW846 6010D
Calcium		6930	540		mg/kg	SW846 6010D
Chromium		19.7	1.1		mg/kg	SW846 6010D
Cobalt		7.0	5.4		mg/kg	SW846 6010D
Copper		21.0	2.7		mg/kg	SW846 6010D
Iron		12800	54		mg/kg	SW846 6010D
Lead		3.6	2.2		mg/kg	SW846 6010D
Magnesium		4190	540		mg/kg	SW846 6010D
Manganese		246	1.6		mg/kg	SW846 6010D
Nickel		18.4	4.4		mg/kg	SW846 6010D
Potassium		2880	1100		mg/kg	SW846 6010D
Vanadium		21.5	5.4		mg/kg	SW846 6010D
Zinc		23.0	22		mg/kg	SW846 6010D
JD27600-11	**WC-B2(0-6)**					
Acenaphthene		26.2 J	35	12	ug/kg	SW846 8270E
Dibenzofuran		24.7 J	71	14	ug/kg	SW846 8270E
Fluorene		36.0	35	16	ug/kg	SW846 8270E
Total TIC, Semi-Volatile		3000 J			ug/kg	
EPH (C9-C28)		24.3	6.5	1.9	mg/kg	NJDEP EPH
Total EPH (C9-C40)		24.3	6.5	1.9	mg/kg	NJDEP EPH
4,4'-DDE		1.5	0.73	0.64	ug/kg	SW846 8081B
4,4'-DDT		1.4	0.73	0.64	ug/kg	SW846 8081B
Aluminum		6570	59		mg/kg	SW846 6010D
Barium		64.8	23		mg/kg	SW846 6010D
Beryllium		0.33	0.23		mg/kg	SW846 6010D
Calcium		6110	590		mg/kg	SW846 6010D
Chromium		17.3	1.2		mg/kg	SW846 6010D
Copper		12.0	2.9		mg/kg	SW846 6010D
Iron		10800	59		mg/kg	SW846 6010D
Lead		3.2	2.3		mg/kg	SW846 6010D
Magnesium		4290	590		mg/kg	SW846 6010D
Manganese		287	1.8		mg/kg	SW846 6010D
Nickel		13.8	4.7		mg/kg	SW846 6010D
Potassium		2690	1200		mg/kg	SW846 6010D
Vanadium		18.1	5.9		mg/kg	SW846 6010D
JD27600-12	**WC-C2(0-6)**					
bis(2-Ethylhexyl)phthalate		23.1 J	82	9.6	ug/kg	SW846 8270E
Total TIC, Semi-Volatile		200 J			ug/kg	
4,4'-DDE		1.2	0.75	0.66	ug/kg	SW846 8081B
4,4'-DDT		0.75	0.75	0.67	ug/kg	SW846 8081B
Aluminum		6730	39		mg/kg	SW846 6010D

Summary of Hits

Job Number: JD27600
Account: SESI Consulting Engineers
Project: Remedial Investigation, 247 North Avenue, New Rochelle, NY
Collected: 06/30/21

Lab Sample ID / Analyte	Client Sample ID	Result/ Qual	RL	MDL	Units	Method
Barium		63.2	15		mg/kg	SW846 6010D
Beryllium		0.29	0.15		mg/kg	SW846 6010D
Calcium		6560	390		mg/kg	SW846 6010D
Chromium		13.2	0.77		mg/kg	SW846 6010D
Cobalt		5.2	3.9		mg/kg	SW846 6010D
Copper		11.3	1.9		mg/kg	SW846 6010D
Iron		9960	39		mg/kg	SW846 6010D
Lead		4.8	1.5		mg/kg	SW846 6010D
Magnesium		3740	390		mg/kg	SW846 6010D
Manganese		190	1.2		mg/kg	SW846 6010D
Nickel		12.9	3.1		mg/kg	SW846 6010D
Potassium		2520	770		mg/kg	SW846 6010D
Vanadium		17.1	3.9		mg/kg	SW846 6010D
Zinc		19.0	16		mg/kg	SW846 6010D

(a) Elevated detection limit due to dilution required for high interfering element.

Sample Results

Report of Analysis

Report of Analysis

Client Sample ID: WC-E2(0-8)GRAB
Lab Sample ID: JD27600-1 **Date Sampled:** 06/30/21
Matrix: SO - Soil **Date Received:** 07/01/21
Method: SW846 8260D SW846 5035 **Percent Solids:** 84.4
Project: Remedial Investigation, 247 North Avenue, New Rochelle, NY

	File ID	DF	Analyzed	By	Prep Date	Prep Batch	Analytical Batch
Run #1	3C167429.D	1	07/03/21 18:44	PS	07/02/21 07:51	n/a	V3C7421
Run #2							

	Initial Weight
Run #1	5.7 g
Run #2	

VOA TCL List

CAS No.	Compound	Result	RL	MDL	Units	Q
67-64-1	Acetone	7.5	10	4.3	ug/kg	J
71-43-2	Benzene	ND	0.52	0.47	ug/kg	
74-97-5	Bromochloromethane	ND	5.2	0.58	ug/kg	
75-27-4	Bromodichloromethane	ND	2.1	0.45	ug/kg	
75-25-2	Bromoform	ND	5.2	1.4	ug/kg	
74-83-9	Bromomethane [a]	ND	5.2	0.79	ug/kg	
78-93-3	2-Butanone (MEK)	ND	10	2.5	ug/kg	
75-15-0	Carbon disulfide	ND	2.1	0.56	ug/kg	
56-23-5	Carbon tetrachloride	ND	2.1	0.64	ug/kg	
108-90-7	Chlorobenzene	ND	2.1	0.48	ug/kg	
75-00-3	Chloroethane	ND	5.2	0.61	ug/kg	
67-66-3	Chloroform	ND	2.1	0.54	ug/kg	
74-87-3	Chloromethane	ND	5.2	2.0	ug/kg	
110-82-7	Cyclohexane	ND	2.1	0.68	ug/kg	
96-12-8	1,2-Dibromo-3-chloropropane	ND	2.1	0.72	ug/kg	
124-48-1	Dibromochloromethane	ND	2.1	0.58	ug/kg	
106-93-4	1,2-Dibromoethane	ND	1.0	0.44	ug/kg	
95-50-1	1,2-Dichlorobenzene	ND	1.0	0.57	ug/kg	
541-73-1	1,3-Dichlorobenzene	ND	1.0	0.52	ug/kg	
106-46-7	1,4-Dichlorobenzene	ND	1.0	0.51	ug/kg	
75-71-8	Dichlorodifluoromethane [a]	ND	5.2	0.76	ug/kg	
75-34-3	1,1-Dichloroethane	ND	1.0	0.51	ug/kg	
107-06-2	1,2-Dichloroethane	ND	1.0	0.49	ug/kg	
75-35-4	1,1-Dichloroethene	ND	1.0	0.68	ug/kg	
156-59-2	cis-1,2-Dichloroethene	ND	1.0	0.87	ug/kg	
156-60-5	trans-1,2-Dichloroethene	ND	1.0	0.64	ug/kg	
78-87-5	1,2-Dichloropropane	ND	2.1	0.49	ug/kg	
10061-01-5	cis-1,3-Dichloropropene	ND	2.1	0.49	ug/kg	
10061-02-6	trans-1,3-Dichloropropene	ND	2.1	0.47	ug/kg	
100-41-4	Ethylbenzene	ND	1.0	0.47	ug/kg	
76-13-1	Freon 113	ND	5.2	2.8	ug/kg	
591-78-6	2-Hexanone	ND	5.2	2.2	ug/kg	

ND = Not detected MDL = Method Detection Limit
RL = Reporting Limit
E = Indicates value exceeds calibration range
J = Indicates an estimated value
B = Indicates analyte found in associated method blank
N = Indicates presumptive evidence of a compound

Report of Analysis

Client Sample ID:	WC-E2(0-8)GRAB		
Lab Sample ID:	JD27600-1	**Date Sampled:**	06/30/21
Matrix:	SO - Soil	**Date Received:**	07/01/21
Method:	SW846 8260D SW846 5035	**Percent Solids:**	84.4
Project:	Remedial Investigation, 247 North Avenue, New Rochelle, NY		

VOA TCL List

CAS No.	Compound	Result	RL	MDL	Units	Q
98-82-8	Isopropylbenzene	ND	2.1	1.5	ug/kg	
79-20-9	Methyl Acetate	ND	5.2	1.4	ug/kg	
108-87-2	Methylcyclohexane	ND	2.1	0.91	ug/kg	
1634-04-4	Methyl Tert Butyl Ether	ND	1.0	0.49	ug/kg	
108-10-1	4-Methyl-2-pentanone(MIBK)	ND	5.2	2.4	ug/kg	
75-09-2	Methylene chloride	ND	5.2	2.7	ug/kg	
100-42-5	Styrene	ND	2.1	0.42	ug/kg	
79-34-5	1,1,2,2-Tetrachloroethane	ND	2.1	0.62	ug/kg	
127-18-4	Tetrachloroethene	ND	2.1	0.60	ug/kg	
108-88-3	Toluene	ND	1.0	0.55	ug/kg	
87-61-6	1,2,3-Trichlorobenzene	ND	5.2	2.6	ug/kg	
120-82-1	1,2,4-Trichlorobenzene	ND	5.2	2.6	ug/kg	
71-55-6	1,1,1-Trichloroethane	ND	2.1	0.50	ug/kg	
79-00-5	1,1,2-Trichloroethane	ND	2.1	0.58	ug/kg	
79-01-6	Trichloroethene	ND	1.0	0.79	ug/kg	
75-69-4	Trichlorofluoromethane	ND	5.2	0.71	ug/kg	
75-01-4	Vinyl chloride	ND	2.1	0.50	ug/kg	
	m,p-Xylene	ND	1.0	0.93	ug/kg	
95-47-6	o-Xylene	ND	1.0	0.48	ug/kg	
1330-20-7	Xylene (total)	ND	1.0	0.48	ug/kg	

CAS No.	Surrogate Recoveries	Run# 1	Run# 2	Limits
1868-53-7	Dibromofluoromethane	100%		72-130%
17060-07-0	1,2-Dichloroethane-D4	96%		75-131%
2037-26-5	Toluene-D8	99%		81-121%
460-00-4	4-Bromofluorobenzene	105%		60-141%

CAS No.	Tentatively Identified Compounds	R.T.	Est. Conc.	Units	Q
	Total TIC, Volatile		0	ug/kg	

(a) Associated CCV outside of control limits low.

ND = Not detected MDL = Method Detection Limit
RL = Reporting Limit
E = Indicates value exceeds calibration range
J = Indicates an estimated value
B = Indicates analyte found in associated method blank
N = Indicates presumptive evidence of a compound

Report of Analysis

Client Sample ID: WC-D2(0-7)GRAB
Lab Sample ID: JD27600-2 **Date Sampled:** 06/30/21
Matrix: SO - Soil **Date Received:** 07/01/21
Method: SW846 8260D SW846 5035 **Percent Solids:** 89.6
Project: Remedial Investigation, 247 North Avenue, New Rochelle, NY

	File ID	DF	Analyzed	By	Prep Date	Prep Batch	Analytical Batch
Run #1	3C167421.D	1	07/03/21 15:22	PS	07/02/21 07:51	n/a	V3C7421
Run #2							

	Initial Weight
Run #1	5.7 g
Run #2	

VOA TCL List

CAS No.	Compound	Result	RL	MDL	Units	Q
67-64-1	Acetone	38.3	9.8	4.1	ug/kg	
71-43-2	Benzene	ND	0.49	0.45	ug/kg	
74-97-5	Bromochloromethane	ND	4.9	0.55	ug/kg	
75-27-4	Bromodichloromethane	ND	2.0	0.42	ug/kg	
75-25-2	Bromoform	ND	4.9	1.3	ug/kg	
74-83-9	Bromomethane [a]	ND	4.9	0.75	ug/kg	
78-93-3	2-Butanone (MEK)	ND	9.8	2.4	ug/kg	
75-15-0	Carbon disulfide	ND	2.0	0.52	ug/kg	
56-23-5	Carbon tetrachloride	ND	2.0	0.61	ug/kg	
108-90-7	Chlorobenzene	ND	2.0	0.45	ug/kg	
75-00-3	Chloroethane	ND	4.9	0.58	ug/kg	
67-66-3	Chloroform	ND	2.0	0.51	ug/kg	
74-87-3	Chloromethane	ND	4.9	1.9	ug/kg	
110-82-7	Cyclohexane	ND	2.0	0.64	ug/kg	
96-12-8	1,2-Dibromo-3-chloropropane	ND	2.0	0.68	ug/kg	
124-48-1	Dibromochloromethane	ND	2.0	0.55	ug/kg	
106-93-4	1,2-Dibromoethane	ND	0.98	0.41	ug/kg	
95-50-1	1,2-Dichlorobenzene	ND	0.98	0.53	ug/kg	
541-73-1	1,3-Dichlorobenzene	ND	0.98	0.49	ug/kg	
106-46-7	1,4-Dichlorobenzene	ND	0.98	0.48	ug/kg	
75-71-8	Dichlorodifluoromethane [a]	ND	4.9	0.71	ug/kg	
75-34-3	1,1-Dichloroethane	ND	0.98	0.48	ug/kg	
107-06-2	1,2-Dichloroethane	ND	0.98	0.46	ug/kg	
75-35-4	1,1-Dichloroethene	ND	0.98	0.64	ug/kg	
156-59-2	cis-1,2-Dichloroethene	ND	0.98	0.82	ug/kg	
156-60-5	trans-1,2-Dichloroethene	ND	0.98	0.60	ug/kg	
78-87-5	1,2-Dichloropropane	ND	2.0	0.46	ug/kg	
10061-01-5	cis-1,3-Dichloropropene	ND	2.0	0.47	ug/kg	
10061-02-6	trans-1,3-Dichloropropene	ND	2.0	0.45	ug/kg	
100-41-4	Ethylbenzene	ND	0.98	0.44	ug/kg	
76-13-1	Freon 113	ND	4.9	2.6	ug/kg	
591-78-6	2-Hexanone	ND	4.9	2.1	ug/kg	

ND = Not detected MDL = Method Detection Limit
RL = Reporting Limit
E = Indicates value exceeds calibration range
J = Indicates an estimated value
B = Indicates analyte found in associated method blank
N = Indicates presumptive evidence of a compound

Report of Analysis

Client Sample ID:	WC-D2(0-7)GRAB		
Lab Sample ID:	JD27600-2	**Date Sampled:**	06/30/21
Matrix:	SO - Soil	**Date Received:**	07/01/21
Method:	SW846 8260D SW846 5035	**Percent Solids:**	89.6
Project:	Remedial Investigation, 247 North Avenue, New Rochelle, NY		

VOA TCL List

CAS No.	Compound	Result	RL	MDL	Units	Q
98-82-8	Isopropylbenzene	ND	2.0	1.4	ug/kg	
79-20-9	Methyl Acetate	ND	4.9	1.4	ug/kg	
108-87-2	Methylcyclohexane	ND	2.0	0.86	ug/kg	
1634-04-4	Methyl Tert Butyl Ether	ND	0.98	0.46	ug/kg	
108-10-1	4-Methyl-2-pentanone(MIBK)	ND	4.9	2.2	ug/kg	
75-09-2	Methylene chloride	ND	4.9	2.6	ug/kg	
100-42-5	Styrene	ND	2.0	0.39	ug/kg	
79-34-5	1,1,2,2-Tetrachloroethane	ND	2.0	0.59	ug/kg	
127-18-4	Tetrachloroethene	ND	2.0	0.57	ug/kg	
108-88-3	Toluene	ND	0.98	0.51	ug/kg	
87-61-6	1,2,3-Trichlorobenzene	ND	4.9	2.4	ug/kg	
120-82-1	1,2,4-Trichlorobenzene	ND	4.9	2.4	ug/kg	
71-55-6	1,1,1-Trichloroethane	ND	2.0	0.47	ug/kg	
79-00-5	1,1,2-Trichloroethane	ND	2.0	0.54	ug/kg	
79-01-6	Trichloroethene	ND	0.98	0.75	ug/kg	
75-69-4	Trichlorofluoromethane	ND	4.9	0.67	ug/kg	
75-01-4	Vinyl chloride	ND	2.0	0.47	ug/kg	
	m,p-Xylene	ND	0.98	0.88	ug/kg	
95-47-6	o-Xylene	ND	0.98	0.45	ug/kg	
1330-20-7	Xylene (total)	ND	0.98	0.45	ug/kg	

CAS No.	Surrogate Recoveries	Run# 1	Run# 2	Limits
1868-53-7	Dibromofluoromethane	99%		72-130%
17060-07-0	1,2-Dichloroethane-D4	96%		75-131%
2037-26-5	Toluene-D8	100%		81-121%
460-00-4	4-Bromofluorobenzene	103%		60-141%

CAS No.	Tentatively Identified Compounds	R.T.	Est. Conc.	Units	Q
	Total TIC, Volatile		0	ug/kg	

(a) Associated CCV outside of control limits low.

ND = Not detected MDL = Method Detection Limit
RL = Reporting Limit
E = Indicates value exceeds calibration range
J = Indicates an estimated value
B = Indicates analyte found in associated method blank
N = Indicates presumptive evidence of a compound

Report of Analysis

Client Sample ID: WC-D2(7-9)GRAB
Lab Sample ID: JD27600-3 **Date Sampled:** 06/30/21
Matrix: SO - Soil **Date Received:** 07/01/21
Method: SW846 8260D SW846 5035 **Percent Solids:** 92.9
Project: Remedial Investigation, 247 North Avenue, New Rochelle, NY

	File ID	DF	Analyzed	By	Prep Date	Prep Batch	Analytical Batch
Run #1	3C167422.D	1	07/03/21 15:48	PS	07/02/21 07:51	n/a	V3C7421
Run #2							

	Initial Weight
Run #1	5.5 g
Run #2	

VOA TCL List

CAS No.	Compound	Result	RL	MDL	Units	Q
67-64-1	Acetone	17.8	9.8	4.1	ug/kg	
71-43-2	Benzene	ND	0.49	0.45	ug/kg	
74-97-5	Bromochloromethane	ND	4.9	0.55	ug/kg	
75-27-4	Bromodichloromethane	ND	2.0	0.42	ug/kg	
75-25-2	Bromoform	ND	4.9	1.3	ug/kg	
74-83-9	Bromomethane [a]	ND	4.9	0.75	ug/kg	
78-93-3	2-Butanone (MEK)	ND	9.8	2.4	ug/kg	
75-15-0	Carbon disulfide	ND	2.0	0.52	ug/kg	
56-23-5	Carbon tetrachloride	ND	2.0	0.60	ug/kg	
108-90-7	Chlorobenzene	ND	2.0	0.45	ug/kg	
75-00-3	Chloroethane	ND	4.9	0.58	ug/kg	
67-66-3	Chloroform	ND	2.0	0.51	ug/kg	
74-87-3	Chloromethane	ND	4.9	1.9	ug/kg	
110-82-7	Cyclohexane	ND	2.0	0.64	ug/kg	
96-12-8	1,2-Dibromo-3-chloropropane	ND	2.0	0.68	ug/kg	
124-48-1	Dibromochloromethane	ND	2.0	0.55	ug/kg	
106-93-4	1,2-Dibromoethane	ND	0.98	0.41	ug/kg	
95-50-1	1,2-Dichlorobenzene	ND	0.98	0.53	ug/kg	
541-73-1	1,3-Dichlorobenzene	ND	0.98	0.49	ug/kg	
106-46-7	1,4-Dichlorobenzene	ND	0.98	0.48	ug/kg	
75-71-8	Dichlorodifluoromethane [a]	ND	4.9	0.71	ug/kg	
75-34-3	1,1-Dichloroethane	ND	0.98	0.48	ug/kg	
107-06-2	1,2-Dichloroethane	ND	0.98	0.46	ug/kg	
75-35-4	1,1-Dichloroethene	ND	0.98	0.64	ug/kg	
156-59-2	cis-1,2-Dichloroethene	ND	0.98	0.82	ug/kg	
156-60-5	trans-1,2-Dichloroethene	ND	0.98	0.60	ug/kg	
78-87-5	1,2-Dichloropropane	ND	2.0	0.46	ug/kg	
10061-01-5	cis-1,3-Dichloropropene	ND	2.0	0.46	ug/kg	
10061-02-6	trans-1,3-Dichloropropene	ND	2.0	0.45	ug/kg	
100-41-4	Ethylbenzene	ND	0.98	0.44	ug/kg	
76-13-1	Freon 113	ND	4.9	2.6	ug/kg	
591-78-6	2-Hexanone	ND	4.9	2.1	ug/kg	

ND = Not detected MDL = Method Detection Limit
RL = Reporting Limit
E = Indicates value exceeds calibration range
J = Indicates an estimated value
B = Indicates analyte found in associated method blank
N = Indicates presumptive evidence of a compound

Report of Analysis

Client Sample ID:	WC-D2(7-9)GRAB		
Lab Sample ID:	JD27600-3	**Date Sampled:**	06/30/21
Matrix:	SO - Soil	**Date Received:**	07/01/21
Method:	SW846 8260D SW846 5035	**Percent Solids:**	92.9
Project:	Remedial Investigation, 247 North Avenue, New Rochelle, NY		

VOA TCL List

CAS No.	Compound	Result	RL	MDL	Units	Q
98-82-8	Isopropylbenzene	ND	2.0	1.4	ug/kg	
79-20-9	Methyl Acetate	ND	4.9	1.4	ug/kg	
108-87-2	Methylcyclohexane	ND	2.0	0.86	ug/kg	
1634-04-4	Methyl Tert Butyl Ether	ND	0.98	0.46	ug/kg	
108-10-1	4-Methyl-2-pentanone(MIBK)	ND	4.9	2.2	ug/kg	
75-09-2	Methylene chloride	ND	4.9	2.6	ug/kg	
100-42-5	Styrene	ND	2.0	0.39	ug/kg	
79-34-5	1,1,2,2-Tetrachloroethane	ND	2.0	0.59	ug/kg	
127-18-4	Tetrachloroethene	ND	2.0	0.57	ug/kg	
108-88-3	Toluene	ND	0.98	0.51	ug/kg	
87-61-6	1,2,3-Trichlorobenzene	ND	4.9	2.4	ug/kg	
120-82-1	1,2,4-Trichlorobenzene	ND	4.9	2.4	ug/kg	
71-55-6	1,1,1-Trichloroethane	ND	2.0	0.47	ug/kg	
79-00-5	1,1,2-Trichloroethane	ND	2.0	0.54	ug/kg	
79-01-6	Trichloroethene	ND	0.98	0.75	ug/kg	
75-69-4	Trichlorofluoromethane	ND	4.9	0.67	ug/kg	
75-01-4	Vinyl chloride	ND	2.0	0.47	ug/kg	
	m,p-Xylene	ND	0.98	0.88	ug/kg	
95-47-6	o-Xylene	ND	0.98	0.45	ug/kg	
1330-20-7	Xylene (total)	ND	0.98	0.45	ug/kg	

CAS No.	Surrogate Recoveries	Run# 1	Run# 2	Limits
1868-53-7	Dibromofluoromethane	101%		72-130%
17060-07-0	1,2-Dichloroethane-D4	97%		75-131%
2037-26-5	Toluene-D8	100%		81-121%
460-00-4	4-Bromofluorobenzene	105%		60-141%

CAS No.	Tentatively Identified Compounds	R.T.	Est. Conc.	Units	Q
	Total TIC, Volatile		0	ug/kg	

(a) Associated CCV outside of control limits low.

ND = Not detected MDL = Method Detection Limit
RL = Reporting Limit
E = Indicates value exceeds calibration range
J = Indicates an estimated value
B = Indicates analyte found in associated method blank
N = Indicates presumptive evidence of a compound

Report of Analysis

Client Sample ID:	WC-B2(0-6)GRAB		
Lab Sample ID:	JD27600-4	**Date Sampled:**	06/30/21
Matrix:	SO - Soil	**Date Received:**	07/01/21
Method:	SW846 8260D SW846 5035	**Percent Solids:**	82.9
Project:	Remedial Investigation, 247 North Avenue, New Rochelle, NY		

	File ID	DF	Analyzed	By	Prep Date	Prep Batch	Analytical Batch
Run #1 [a]	2B184132.D	1	07/03/21 18:48	TDN	07/02/21 09:00	n/a	V2B8360
Run #2							

	Initial Weight	Final Volume	Methanol Aliquot
Run #1	6.2 g	5.0 ml	100 ul
Run #2			

VOA TCL List

CAS No.	Compound	Result	RL	MDL	Units	Q
67-64-1	Acetone [b]	ND	590	240	ug/kg	
71-43-2	Benzene	ND	29	27	ug/kg	
74-97-5	Bromochloromethane	ND	290	33	ug/kg	
75-27-4	Bromodichloromethane	ND	120	25	ug/kg	
75-25-2	Bromoform	ND	290	80	ug/kg	
74-83-9	Bromomethane	ND	290	45	ug/kg	
78-93-3	2-Butanone (MEK) [b]	ND	590	140	ug/kg	
75-15-0	Carbon disulfide	ND	120	32	ug/kg	
56-23-5	Carbon tetrachloride	ND	120	36	ug/kg	
108-90-7	Chlorobenzene	ND	120	27	ug/kg	
75-00-3	Chloroethane	ND	290	35	ug/kg	
67-66-3	Chloroform	ND	120	31	ug/kg	
74-87-3	Chloromethane	ND	290	120	ug/kg	
110-82-7	Cyclohexane	ND	120	39	ug/kg	
96-12-8	1,2-Dibromo-3-chloropropane	ND	120	41	ug/kg	
124-48-1	Dibromochloromethane	ND	120	33	ug/kg	
106-93-4	1,2-Dibromoethane	ND	59	25	ug/kg	
95-50-1	1,2-Dichlorobenzene	ND	59	32	ug/kg	
541-73-1	1,3-Dichlorobenzene	ND	59	29	ug/kg	
106-46-7	1,4-Dichlorobenzene	ND	59	29	ug/kg	
75-71-8	Dichlorodifluoromethane	ND	290	43	ug/kg	
75-34-3	1,1-Dichloroethane	ND	59	29	ug/kg	
107-06-2	1,2-Dichloroethane	ND	59	28	ug/kg	
75-35-4	1,1-Dichloroethene	ND	59	39	ug/kg	
156-59-2	cis-1,2-Dichloroethene	ND	59	50	ug/kg	
156-60-5	trans-1,2-Dichloroethene	ND	59	36	ug/kg	
78-87-5	1,2-Dichloropropane	ND	120	28	ug/kg	
10061-01-5	cis-1,3-Dichloropropene	ND	120	28	ug/kg	
10061-02-6	trans-1,3-Dichloropropene	ND	120	27	ug/kg	
100-41-4	Ethylbenzene	ND	59	27	ug/kg	
76-13-1	Freon 113	ND	290	160	ug/kg	
591-78-6	2-Hexanone	ND	290	120	ug/kg	

ND = Not detected MDL = Method Detection Limit
RL = Reporting Limit
E = Indicates value exceeds calibration range
J = Indicates an estimated value
B = Indicates analyte found in associated method blank
N = Indicates presumptive evidence of a compound

Report of Analysis

Client Sample ID:	WC-B2(0-6)GRAB		
Lab Sample ID:	JD27600-4	**Date Sampled:**	06/30/21
Matrix:	SO - Soil	**Date Received:**	07/01/21
Method:	SW846 8260D SW846 5035	**Percent Solids:**	82.9
Project:	Remedial Investigation, 247 North Avenue, New Rochelle, NY		

VOA TCL List

CAS No.	Compound	Result	RL	MDL	Units	Q
98-82-8	Isopropylbenzene	ND	120	84	ug/kg	
79-20-9	Methyl Acetate	ND	290	82	ug/kg	
108-87-2	Methylcyclohexane	ND	120	52	ug/kg	
1634-04-4	Methyl Tert Butyl Ether	ND	59	28	ug/kg	
108-10-1	4-Methyl-2-pentanone(MIBK)	ND	290	130	ug/kg	
75-09-2	Methylene chloride	ND	290	150	ug/kg	
100-42-5	Styrene	ND	120	24	ug/kg	
79-34-5	1,1,2,2-Tetrachloroethane	ND	120	35	ug/kg	
127-18-4	Tetrachloroethene	ND	120	34	ug/kg	
108-88-3	Toluene	ND	59	31	ug/kg	
87-61-6	1,2,3-Trichlorobenzene	ND	290	150	ug/kg	
120-82-1	1,2,4-Trichlorobenzene	ND	290	150	ug/kg	
71-55-6	1,1,1-Trichloroethane	ND	120	28	ug/kg	
79-00-5	1,1,2-Trichloroethane	ND	120	33	ug/kg	
79-01-6	Trichloroethene	ND	59	45	ug/kg	
75-69-4	Trichlorofluoromethane	ND	290	40	ug/kg	
75-01-4	Vinyl chloride	ND	120	28	ug/kg	
	m,p-Xylene	ND	59	53	ug/kg	
95-47-6	o-Xylene	ND	59	27	ug/kg	
1330-20-7	Xylene (total)	ND	59	27	ug/kg	

CAS No.	Surrogate Recoveries	Run# 1	Run# 2	Limits
1868-53-7	Dibromofluoromethane	102%		72-130%
17060-07-0	1,2-Dichloroethane-D4	100%		75-131%
2037-26-5	Toluene-D8	103%		81-121%
460-00-4	4-Bromofluorobenzene	99%		60-141%

CAS No.	Tentatively Identified Compounds	R.T.	Est. Conc.	Units	Q
	alkane	15.28	850	ug/kg	J
	cycloalkane	16.21	870	ug/kg	J
	cycloalkane	16.88	1200	ug/kg	J
	Naphthalene, decahydro- isomer	17.49	1600	ug/kg	J
	C4 alkyl benzene	17.75	1200	ug/kg	J
	Naphthalene, decahydro-methyl- isomer	18.15	2600	ug/kg	J
	Naphthalene, decahydro-methyl- isomer	18.39	980	ug/kg	J
	C4 alkyl benzene	18.72	1200	ug/kg	J
	C5 alkyl benzene	19.08	1000	ug/kg	J
	unknown	19.58	1400	ug/kg	J

ND = Not detected MDL = Method Detection Limit
RL = Reporting Limit
E = Indicates value exceeds calibration range
J = Indicates an estimated value
B = Indicates analyte found in associated method blank
N = Indicates presumptive evidence of a compound

Report of Analysis

Client Sample ID:	WC-B2(0-6)GRAB		
Lab Sample ID:	JD27600-4	**Date Sampled:**	06/30/21
Matrix:	SO - Soil	**Date Received:**	07/01/21
Method:	SW846 8260D SW846 5035	**Percent Solids:**	82.9
Project:	Remedial Investigation, 247 North Avenue, New Rochelle, NY		

VOA TCL List

CAS No.	Tentatively Identified Compounds	R.T.	Est. Conc.	Units	Q
	unknown	19.67	940	ug/kg	J
	1H-indene-dihydro-dimethyl- isomer	19.85	1000	ug/kg	J
	Naphthalene, tetrahydro-dimethyl- isomer	20.45	1300	ug/kg	J
	Naphthalene, tetrahydro-trimethyl-isomer	20.78	930	ug/kg	J
	Naphthalene, methyl- isomer	20.96	1900	ug/kg	J
	Total TIC, Volatile		18970	ug/kg	J

(a) Dilution required due to high concentration of non-target compound.
(b) Associated CCV outside of control limits high, sample was ND.

ND = Not detected MDL = Method Detection Limit
RL = Reporting Limit
E = Indicates value exceeds calibration range
J = Indicates an estimated value
B = Indicates analyte found in associated method blank
N = Indicates presumptive evidence of a compound

Report of Analysis

Client Sample ID:	WC-B2(0-6)GRAB		
Lab Sample ID:	JD27600-5	**Date Sampled:**	06/30/21
Matrix:	SO - Soil	**Date Received:**	07/01/21
Method:	SW846 8260D SW846 5035	**Percent Solids:**	84.3
Project:	Remedial Investigation, 247 North Avenue, New Rochelle, NY		

	File ID	DF	Analyzed	By	Prep Date	Prep Batch	Analytical Batch
Run #1	3C167423.D	1	07/03/21 16:13	PS	07/02/21 09:00	n/a	V3C7421
Run #2							

	Initial Weight
Run #1	5.8 g
Run #2	

VOA TCL List

CAS No.	Compound	Result	RL	MDL	Units	Q
67-64-1	Acetone	14.4	10	4.2	ug/kg	
71-43-2	Benzene	ND	0.51	0.47	ug/kg	
74-97-5	Bromochloromethane	ND	5.1	0.57	ug/kg	
75-27-4	Bromodichloromethane	ND	2.0	0.44	ug/kg	
75-25-2	Bromoform	ND	5.1	1.4	ug/kg	
74-83-9	Bromomethane [a]	ND	5.1	0.78	ug/kg	
78-93-3	2-Butanone (MEK)	ND	10	2.5	ug/kg	
75-15-0	Carbon disulfide	ND	2.0	0.55	ug/kg	
56-23-5	Carbon tetrachloride	ND	2.0	0.63	ug/kg	
108-90-7	Chlorobenzene	ND	2.0	0.47	ug/kg	
75-00-3	Chloroethane	ND	5.1	0.60	ug/kg	
67-66-3	Chloroform	ND	2.0	0.53	ug/kg	
74-87-3	Chloromethane	ND	5.1	2.0	ug/kg	
110-82-7	Cyclohexane	ND	2.0	0.67	ug/kg	
96-12-8	1,2-Dibromo-3-chloropropane	ND	2.0	0.71	ug/kg	
124-48-1	Dibromochloromethane	ND	2.0	0.57	ug/kg	
106-93-4	1,2-Dibromoethane	ND	1.0	0.43	ug/kg	
95-50-1	1,2-Dichlorobenzene	ND	1.0	0.56	ug/kg	
541-73-1	1,3-Dichlorobenzene	ND	1.0	0.51	ug/kg	
106-46-7	1,4-Dichlorobenzene	ND	1.0	0.51	ug/kg	
75-71-8	Dichlorodifluoromethane [a]	ND	5.1	0.74	ug/kg	
75-34-3	1,1-Dichloroethane	ND	1.0	0.51	ug/kg	
107-06-2	1,2-Dichloroethane	ND	1.0	0.48	ug/kg	
75-35-4	1,1-Dichloroethene	ND	1.0	0.67	ug/kg	
156-59-2	cis-1,2-Dichloroethene	ND	1.0	0.86	ug/kg	
156-60-5	trans-1,2-Dichloroethene	ND	1.0	0.62	ug/kg	
78-87-5	1,2-Dichloropropane	ND	2.0	0.48	ug/kg	
10061-01-5	cis-1,3-Dichloropropene	ND	2.0	0.49	ug/kg	
10061-02-6	trans-1,3-Dichloropropene	ND	2.0	0.47	ug/kg	
100-41-4	Ethylbenzene	ND	1.0	0.46	ug/kg	
76-13-1	Freon 113	ND	5.1	2.7	ug/kg	
591-78-6	2-Hexanone	ND	5.1	2.2	ug/kg	

ND = Not detected MDL = Method Detection Limit
RL = Reporting Limit
E = Indicates value exceeds calibration range

J = Indicates an estimated value
B = Indicates analyte found in associated method blank
N = Indicates presumptive evidence of a compound

Report of Analysis

Client Sample ID:	WC-B2(0-6)GRAB		
Lab Sample ID:	JD27600-5	**Date Sampled:**	06/30/21
Matrix:	SO - Soil	**Date Received:**	07/01/21
Method:	SW846 8260D SW846 5035	**Percent Solids:**	84.3
Project:	Remedial Investigation, 247 North Avenue, New Rochelle, NY		

VOA TCL List

CAS No.	Compound	Result	RL	MDL	Units	Q
98-82-8	Isopropylbenzene	ND	2.0	1.5	ug/kg	
79-20-9	Methyl Acetate	ND	5.1	1.4	ug/kg	
108-87-2	Methylcyclohexane	ND	2.0	0.89	ug/kg	
1634-04-4	Methyl Tert Butyl Ether	ND	1.0	0.48	ug/kg	
108-10-1	4-Methyl-2-pentanone(MIBK)	ND	5.1	2.3	ug/kg	
75-09-2	Methylene chloride	ND	5.1	2.7	ug/kg	
100-42-5	Styrene	ND	2.0	0.41	ug/kg	
79-34-5	1,1,2,2-Tetrachloroethane	ND	2.0	0.61	ug/kg	
127-18-4	Tetrachloroethene	ND	2.0	0.59	ug/kg	
108-88-3	Toluene	ND	1.0	0.54	ug/kg	
87-61-6	1,2,3-Trichlorobenzene	ND	5.1	2.6	ug/kg	
120-82-1	1,2,4-Trichlorobenzene	ND	5.1	2.6	ug/kg	
71-55-6	1,1,1-Trichloroethane	ND	2.0	0.49	ug/kg	
79-00-5	1,1,2-Trichloroethane	ND	2.0	0.57	ug/kg	
79-01-6	Trichloroethene	ND	1.0	0.78	ug/kg	
75-69-4	Trichlorofluoromethane	ND	5.1	0.70	ug/kg	
75-01-4	Vinyl chloride	ND	2.0	0.49	ug/kg	
	m,p-Xylene	ND	1.0	0.92	ug/kg	
95-47-6	o-Xylene	ND	1.0	0.47	ug/kg	
1330-20-7	Xylene (total)	ND	1.0	0.47	ug/kg	

CAS No.	Surrogate Recoveries	Run# 1	Run# 2	Limits
1868-53-7	Dibromofluoromethane	100%		72-130%
17060-07-0	1,2-Dichloroethane-D4	97%		75-131%
2037-26-5	Toluene-D8	100%		81-121%
460-00-4	4-Bromofluorobenzene	106%		60-141%

CAS No.	Tentatively Identified Compounds	R.T.	Est. Conc.	Units	Q
	Total TIC, Volatile		0	ug/kg	

(a) Associated CCV outside of control limits low.

ND = Not detected MDL = Method Detection Limit
RL = Reporting Limit
E = Indicates value exceeds calibration range
J = Indicates an estimated value
B = Indicates analyte found in associated method blank
N = Indicates presumptive evidence of a compound

Report of Analysis

Client Sample ID:	WC-C2(0-6)GRAB		
Lab Sample ID:	JD27600-6	**Date Sampled:**	06/30/21
Matrix:	SO - Soil	**Date Received:**	07/01/21
Method:	SW846 8260D SW846 5035	**Percent Solids:**	80.6
Project:	Remedial Investigation, 247 North Avenue, New Rochelle, NY		

	File ID	DF	Analyzed	By	Prep Date	Prep Batch	Analytical Batch
Run #1	3C167424.D	1	07/03/21 16:38	PS	07/02/21 09:00	n/a	V3C7421
Run #2							

	Initial Weight
Run #1	6.6 g
Run #2	

VOA TCL List

CAS No.	Compound	Result	RL	MDL	Units	Q
67-64-1	Acetone	ND	9.4	3.9	ug/kg	
71-43-2	Benzene	ND	0.47	0.43	ug/kg	
74-97-5	Bromochloromethane	ND	4.7	0.53	ug/kg	
75-27-4	Bromodichloromethane	ND	1.9	0.40	ug/kg	
75-25-2	Bromoform	ND	4.7	1.3	ug/kg	
74-83-9	Bromomethane [a]	ND	4.7	0.72	ug/kg	
78-93-3	2-Butanone (MEK)	ND	9.4	2.3	ug/kg	
75-15-0	Carbon disulfide	ND	1.9	0.50	ug/kg	
56-23-5	Carbon tetrachloride	ND	1.9	0.58	ug/kg	
108-90-7	Chlorobenzene	ND	1.9	0.43	ug/kg	
75-00-3	Chloroethane	ND	4.7	0.56	ug/kg	
67-66-3	Chloroform	ND	1.9	0.49	ug/kg	
74-87-3	Chloromethane	ND	4.7	1.8	ug/kg	
110-82-7	Cyclohexane	ND	1.9	0.62	ug/kg	
96-12-8	1,2-Dibromo-3-chloropropane	ND	1.9	0.65	ug/kg	
124-48-1	Dibromochloromethane	ND	1.9	0.53	ug/kg	
106-93-4	1,2-Dibromoethane	ND	0.94	0.40	ug/kg	
95-50-1	1,2-Dichlorobenzene	ND	0.94	0.51	ug/kg	
541-73-1	1,3-Dichlorobenzene	ND	0.94	0.47	ug/kg	
106-46-7	1,4-Dichlorobenzene	ND	0.94	0.46	ug/kg	
75-71-8	Dichlorodifluoromethane [a]	ND	4.7	0.68	ug/kg	
75-34-3	1,1-Dichloroethane	ND	0.94	0.47	ug/kg	
107-06-2	1,2-Dichloroethane	ND	0.94	0.44	ug/kg	
75-35-4	1,1-Dichloroethene	ND	0.94	0.62	ug/kg	
156-59-2	cis-1,2-Dichloroethene	ND	0.94	0.79	ug/kg	
156-60-5	trans-1,2-Dichloroethene	ND	0.94	0.57	ug/kg	
78-87-5	1,2-Dichloropropane	ND	1.9	0.44	ug/kg	
10061-01-5	cis-1,3-Dichloropropene	ND	1.9	0.45	ug/kg	
10061-02-6	trans-1,3-Dichloropropene	ND	1.9	0.43	ug/kg	
100-41-4	Ethylbenzene	ND	0.94	0.43	ug/kg	
76-13-1	Freon 113	ND	4.7	2.5	ug/kg	
591-78-6	2-Hexanone	ND	4.7	2.0	ug/kg	

ND = Not detected MDL = Method Detection Limit
RL = Reporting Limit
E = Indicates value exceeds calibration range
J = Indicates an estimated value
B = Indicates analyte found in associated method blank
N = Indicates presumptive evidence of a compound

Report of Analysis

Client Sample ID:	WC-C2(0-6)GRAB		
Lab Sample ID:	JD27600-6	**Date Sampled:**	06/30/21
Matrix:	SO - Soil	**Date Received:**	07/01/21
Method:	SW846 8260D SW846 5035	**Percent Solids:**	80.6
Project:	Remedial Investigation, 247 North Avenue, New Rochelle, NY		

VOA TCL List

CAS No.	Compound	Result	RL	MDL	Units	Q
98-82-8	Isopropylbenzene	ND	1.9	1.3	ug/kg	
79-20-9	Methyl Acetate	ND	4.7	1.3	ug/kg	
108-87-2	Methylcyclohexane	ND	1.9	0.82	ug/kg	
1634-04-4	Methyl Tert Butyl Ether	ND	0.94	0.44	ug/kg	
108-10-1	4-Methyl-2-pentanone(MIBK)	ND	4.7	2.1	ug/kg	
75-09-2	Methylene chloride	ND	4.7	2.5	ug/kg	
100-42-5	Styrene	ND	1.9	0.38	ug/kg	
79-34-5	1,1,2,2-Tetrachloroethane	ND	1.9	0.56	ug/kg	
127-18-4	Tetrachloroethene	ND	1.9	0.55	ug/kg	
108-88-3	Toluene	ND	0.94	0.49	ug/kg	
87-61-6	1,2,3-Trichlorobenzene	ND	4.7	2.3	ug/kg	
120-82-1	1,2,4-Trichlorobenzene	ND	4.7	2.3	ug/kg	
71-55-6	1,1,1-Trichloroethane	ND	1.9	0.45	ug/kg	
79-00-5	1,1,2-Trichloroethane	ND	1.9	0.52	ug/kg	
79-01-6	Trichloroethene	ND	0.94	0.72	ug/kg	
75-69-4	Trichlorofluoromethane	ND	4.7	0.64	ug/kg	
75-01-4	Vinyl chloride	ND	1.9	0.45	ug/kg	
	m,p-Xylene	ND	0.94	0.84	ug/kg	
95-47-6	o-Xylene	ND	0.94	0.43	ug/kg	
1330-20-7	Xylene (total)	ND	0.94	0.43	ug/kg	

CAS No.	Surrogate Recoveries	Run# 1	Run# 2	Limits
1868-53-7	Dibromofluoromethane	102%		72-130%
17060-07-0	1,2-Dichloroethane-D4	99%		75-131%
2037-26-5	Toluene-D8	100%		81-121%
460-00-4	4-Bromofluorobenzene	104%		60-141%

CAS No.	Tentatively Identified Compounds	R.T.	Est. Conc.	Units	Q
	Total TIC, Volatile		0	ug/kg	

(a) Associated CCV outside of control limits low.

ND = Not detected MDL = Method Detection Limit
RL = Reporting Limit
E = Indicates value exceeds calibration range
J = Indicates an estimated value
B = Indicates analyte found in associated method blank
N = Indicates presumptive evidence of a compound

Report of Analysis

Client Sample ID: WC-E2(0-8)
Lab Sample ID: JD27600-7 **Date Sampled:** 06/30/21
Matrix: SO - Soil **Date Received:** 07/01/21
Method: SW846 8270E SW846 3546 **Percent Solids:** 83.2
Project: Remedial Investigation, 247 North Avenue, New Rochelle, NY

	File ID	DF	Analyzed	By	Prep Date	Prep Batch	Analytical Batch
Run #1	F200373.D	1	07/08/21 15:09	CS	07/03/21 10:30	OP34129	EF8759
Run #2							

	Initial Weight	Final Volume
Run #1	30.6 g	1.0 ml
Run #2		

ABN TCL List (SOM0 2.0)

CAS No.	Compound	Result	RL	MDL	Units	Q
95-57-8	2-Chlorophenol	ND	79	19	ug/kg	
59-50-7	4-Chloro-3-methyl phenol	ND	200	24	ug/kg	
120-83-2	2,4-Dichlorophenol	ND	200	34	ug/kg	
105-67-9	2,4-Dimethylphenol	ND	200	70	ug/kg	
51-28-5	2,4-Dinitrophenol	ND	200	150	ug/kg	
534-52-1	4,6-Dinitro-o-cresol	ND	200	42	ug/kg	
95-48-7	2-Methylphenol	ND	79	25	ug/kg	
	3&4-Methylphenol	ND	79	32	ug/kg	
88-75-5	2-Nitrophenol	ND	200	26	ug/kg	
100-02-7	4-Nitrophenol	ND	390	100	ug/kg	
87-86-5	Pentachlorophenol	ND	160	37	ug/kg	
108-95-2	Phenol	ND	79	21	ug/kg	
58-90-2	2,3,4,6-Tetrachlorophenol	ND	200	26	ug/kg	
95-95-4	2,4,5-Trichlorophenol	ND	200	29	ug/kg	
88-06-2	2,4,6-Trichlorophenol	ND	200	23	ug/kg	
83-32-9	Acenaphthene	48.4	39	14	ug/kg	
208-96-8	Acenaphthylene	34.8	39	20	ug/kg	J
98-86-2	Acetophenone	ND	200	8.4	ug/kg	
120-12-7	Anthracene	126	39	24	ug/kg	
1912-24-9	Atrazine	ND	79	17	ug/kg	
56-55-3	Benzo(a)anthracene	355	39	11	ug/kg	
50-32-8	Benzo(a)pyrene	334	39	18	ug/kg	
205-99-2	Benzo(b)fluoranthene	390	39	17	ug/kg	
191-24-2	Benzo(g,h,i)perylene	214	39	20	ug/kg	
207-08-9	Benzo(k)fluoranthene	154	39	18	ug/kg	
101-55-3	4-Bromophenyl phenyl ether	ND	79	15	ug/kg	
85-68-7	Butyl benzyl phthalate	ND	79	9.6	ug/kg	
92-52-4	1,1'-Biphenyl	6.1	79	5.4	ug/kg	J
100-52-7	Benzaldehyde	ND	200	9.7	ug/kg	
91-58-7	2-Chloronaphthalene	ND	79	9.3	ug/kg	
106-47-8	4-Chloroaniline	ND	200	14	ug/kg	
86-74-8	Carbazole	60.7	79	5.7	ug/kg	J

ND = Not detected MDL = Method Detection Limit
RL = Reporting Limit
E = Indicates value exceeds calibration range
J = Indicates an estimated value
B = Indicates analyte found in associated method blank
N = Indicates presumptive evidence of a compound

Report of Analysis

Client Sample ID: WC-E2(0-8)
Lab Sample ID: JD27600-7 **Date Sampled:** 06/30/21
Matrix: SO - Soil **Date Received:** 07/01/21
Method: SW846 8270E SW846 3546 **Percent Solids:** 83.2
Project: Remedial Investigation, 247 North Avenue, New Rochelle, NY

ABN TCL List (SOM0 2.0)

CAS No.	Compound	Result	RL	MDL	Units	Q
105-60-2	Caprolactam [a]	ND	79	16	ug/kg	
218-01-9	Chrysene	359	39	12	ug/kg	
111-91-1	bis(2-Chloroethoxy)methane	ND	79	8.4	ug/kg	
111-44-4	bis(2-Chloroethyl)ether	ND	79	17	ug/kg	
108-60-1	2,2'-Oxybis(1-chloropropane)	ND	79	14	ug/kg	
7005-72-3	4-Chlorophenyl phenyl ether	ND	79	13	ug/kg	
121-14-2	2,4-Dinitrotoluene	ND	39	12	ug/kg	
606-20-2	2,6-Dinitrotoluene	ND	39	20	ug/kg	
91-94-1	3,3'-Dichlorobenzidine	ND	79	33	ug/kg	
123-91-1	1,4-Dioxane	ND	39	26	ug/kg	
53-70-3	Dibenzo(a,h)anthracene	46.5	39	17	ug/kg	
132-64-9	Dibenzofuran	27.1	79	16	ug/kg	J
84-74-2	Di-n-butyl phthalate	7.0	79	6.4	ug/kg	J
117-84-0	Di-n-octyl phthalate	ND	79	9.8	ug/kg	
84-66-2	Diethyl phthalate	ND	79	8.4	ug/kg	
131-11-3	Dimethyl phthalate	ND	79	7.0	ug/kg	
117-81-7	bis(2-Ethylhexyl)phthalate	ND	79	9.2	ug/kg	
206-44-0	Fluoranthene	835	39	18	ug/kg	
86-73-7	Fluorene	50.8	39	18	ug/kg	
118-74-1	Hexachlorobenzene	ND	79	9.9	ug/kg	
87-68-3	Hexachlorobutadiene	ND	39	16	ug/kg	
77-47-4	Hexachlorocyclopentadiene	ND	390	16	ug/kg	
67-72-1	Hexachloroethane	ND	200	19	ug/kg	
193-39-5	Indeno(1,2,3-cd)pyrene	245	39	18	ug/kg	
78-59-1	Isophorone	ND	79	8.4	ug/kg	
91-57-6	2-Methylnaphthalene	ND	39	8.9	ug/kg	
88-74-4	2-Nitroaniline	ND	200	9.3	ug/kg	
99-09-2	3-Nitroaniline	ND	200	9.8	ug/kg	
100-01-6	4-Nitroaniline	ND	200	10	ug/kg	
91-20-3	Naphthalene	ND	39	11	ug/kg	
98-95-3	Nitrobenzene	ND	79	15	ug/kg	
621-64-7	N-Nitroso-di-n-propylamine	ND	79	11	ug/kg	
86-30-6	N-Nitrosodiphenylamine	ND	200	14	ug/kg	
85-01-8	Phenanthrene	654	39	13	ug/kg	
129-00-0	Pyrene	786	39	13	ug/kg	
95-94-3	1,2,4,5-Tetrachlorobenzene	ND	200	10	ug/kg	

CAS No.	Surrogate Recoveries	Run# 1	Run# 2	Limits
367-12-4	2-Fluorophenol	70%		7-101%

ND = Not detected MDL = Method Detection Limit
RL = Reporting Limit
E = Indicates value exceeds calibration range
J = Indicates an estimated value
B = Indicates analyte found in associated method blank
N = Indicates presumptive evidence of a compound

Report of Analysis

Client Sample ID:	WC-E2(0-8)		
Lab Sample ID:	JD27600-7	**Date Sampled:**	06/30/21
Matrix:	SO - Soil	**Date Received:**	07/01/21
Method:	SW846 8270E SW846 3546	**Percent Solids:**	83.2
Project:	Remedial Investigation, 247 North Avenue, New Rochelle, NY		

ABN TCL List (SOM0 2.0)

CAS No.	Surrogate Recoveries	Run# 1	Run# 2	Limits
4165-62-2	Phenol-d5	68%		12-101%
118-79-6	2,4,6-Tribromophenol	55%		10-127%
4165-60-0	Nitrobenzene-d5	79%		15-114%
321-60-8	2-Fluorobiphenyl	75%		22-104%
1718-51-0	Terphenyl-d14	89%		23-121%

CAS No.	Tentatively Identified Compounds	R.T.	Est. Conc.	Units	Q
	system artifact/aldol-condensation	3.39	180	ug/kg	J
	alkane	3.52	190	ug/kg	J
	alkane	4.07	570	ug/kg	J
	unknown	4.17	190	ug/kg	J
	unknown	4.83	610	ug/kg	J
84-65-1	9,10-Anthracenedione	10.27	160	ug/kg	JN
	unknown PAH substance	16.93	230	ug/kg	J
	Total TIC, Semi-Volatile		1950	ug/kg	J

(a) Associated CCV outside of control limits high, sample was ND.

ND = Not detected MDL = Method Detection Limit
RL = Reporting Limit
E = Indicates value exceeds calibration range
J = Indicates an estimated value
B = Indicates analyte found in associated method blank
N = Indicates presumptive evidence of a compound

Report of Analysis

Client Sample ID: WC-E2(0-8)
Lab Sample ID: JD27600-7 **Date Sampled:** 06/30/21
Matrix: SO - Soil **Date Received:** 07/01/21
Method: SW846 8081B SW846 3546 **Percent Solids:** 83.2
Project: Remedial Investigation, 247 North Avenue, New Rochelle, NY

	File ID	DF	Analyzed	By	Prep Date	Prep Batch	Analytical Batch
Run #1	1G167784.D	1	07/08/21 03:30	CP	07/06/21 10:30	OP34116	G1G5718
Run #2							

	Initial Weight	Final Volume
Run #1	16.0 g	10.0 ml
Run #2		

Pesticide TCL List

CAS No.	Compound	Result	RL	MDL	Units	Q
309-00-2	Aldrin	ND	0.75	0.62	ug/kg	
319-84-6	alpha-BHC	ND	0.75	0.61	ug/kg	
319-85-7	beta-BHC	ND	0.75	0.68	ug/kg	
319-86-8	delta-BHC	ND	0.75	0.72	ug/kg	
58-89-9	gamma-BHC (Lindane)	ND	0.75	0.55	ug/kg	
5103-71-9	alpha-Chlordane	ND	0.75	0.61	ug/kg	
5103-74-2	gamma-Chlordane	ND	0.75	0.34	ug/kg	
60-57-1	Dieldrin	ND	0.75	0.52	ug/kg	
72-54-8	4,4'-DDD	ND	0.75	0.69	ug/kg	
72-55-9	4,4'-DDE	ND	0.75	0.66	ug/kg	
50-29-3	4,4'-DDT	ND	0.75	0.67	ug/kg	
72-20-8	Endrin	ND	0.75	0.58	ug/kg	
1031-07-8	Endosulfan sulfate	ND	0.75	0.59	ug/kg	
7421-93-4	Endrin aldehyde	ND	0.75	0.43	ug/kg	
959-98-8	Endosulfan-I	ND	0.75	0.43	ug/kg	
33213-65-9	Endosulfan-II	ND	0.75	0.47	ug/kg	
76-44-8	Heptachlor	ND	0.75	0.65	ug/kg	
1024-57-3	Heptachlor epoxide	ND	0.75	0.53	ug/kg	
72-43-5	Methoxychlor	ND	1.5	0.60	ug/kg	
53494-70-5	Endrin ketone	ND	0.75	0.54	ug/kg	
8001-35-2	Toxaphene	ND	19	18	ug/kg	

CAS No.	Surrogate Recoveries	Run# 1	Run# 2	Limits
877-09-8	Tetrachloro-m-xylene	83%		27-138%
877-09-8	Tetrachloro-m-xylene	104%		27-138%
2051-24-3	Decachlorobiphenyl	74%		10-179%
2051-24-3	Decachlorobiphenyl	119%		10-179%

ND = Not detected MDL = Method Detection Limit
RL = Reporting Limit
E = Indicates value exceeds calibration range
J = Indicates an estimated value
B = Indicates analyte found in associated method blank
N = Indicates presumptive evidence of a compound

Report of Analysis

Client Sample ID:	WC-E2(0-8)		
Lab Sample ID:	JD27600-7	**Date Sampled:**	06/30/21
Matrix:	SO - Soil	**Date Received:**	07/01/21
Method:	SW846 8082A SW846 3546	**Percent Solids:**	83.2
Project:	Remedial Investigation, 247 North Avenue, New Rochelle, NY		

	File ID	DF	Analyzed	By	Prep Date	Prep Batch	Analytical Batch
Run #1	5G108285.D	1	07/07/21 12:40	CP	07/06/21 10:30	OP34117	G5G2718
Run #2							

	Initial Weight	Final Volume
Run #1	16.0 g	10.0 ml
Run #2		

PCB List

CAS No.	Compound	Result	RL	MDL	Units	Q
12674-11-2	Aroclor 1016	ND	38	18	ug/kg	
11104-28-2	Aroclor 1221	ND	38	23	ug/kg	
11141-16-5	Aroclor 1232	ND	38	24	ug/kg	
53469-21-9	Aroclor 1242	ND	38	15	ug/kg	
12672-29-6	Aroclor 1248	ND	38	34	ug/kg	
11097-69-1	Aroclor 1254	ND	38	20	ug/kg	
11096-82-5	Aroclor 1260	ND	38	16	ug/kg	
11100-14-4	Aroclor 1268	ND	38	16	ug/kg	
37324-23-5	Aroclor 1262	ND	38	25	ug/kg	

CAS No.	Surrogate Recoveries	Run# 1	Run# 2	Limits
877-09-8	Tetrachloro-m-xylene	91%		24-152%
877-09-8	Tetrachloro-m-xylene	92%		24-152%
2051-24-3	Decachlorobiphenyl	99%		10-172%
2051-24-3	Decachlorobiphenyl	88%		10-172%

ND = Not detected MDL = Method Detection Limit
RL = Reporting Limit
E = Indicates value exceeds calibration range

J = Indicates an estimated value
B = Indicates analyte found in associated method blank
N = Indicates presumptive evidence of a compound

Report of Analysis

Client Sample ID:	WC-E2(0-8)		
Lab Sample ID:	JD27600-7	**Date Sampled:**	06/30/21
Matrix:	SO - Soil	**Date Received:**	07/01/21
Method:	NJDEP EPH SW846 3546	**Percent Solids:**	83.2
Project:	Remedial Investigation, 247 North Avenue, New Rochelle, NY		

	File ID	DF	Analyzed	By	Prep Date	Prep Batch	Analytical Batch
Run #1	5Z63629.D	1	07/06/21 03:35	CP	07/03/21 10:30	OP34124	G5Z2145
Run #2							

	Initial Weight	Final Volume
Run #1	15.9 g	2.0 ml
Run #2		

NJDEP EPH List

CAS No.	Compound	Result	RL	MDL	Units	Q
	EPH (C9-C28)	11.6	7.6	2.3	mg/kg	
	EPH (> C28-C40)	15.4	7.6	2.3	mg/kg	
	Total EPH (C9-C40)	27.0	7.6	2.3	mg/kg	

CAS No.	Surrogate Recoveries	Run# 1	Run# 2	Limits
84-15-1	o-Terphenyl	80%		40-140%
3386-33-2	1-Chlorooctadecane	75%		40-140%

ND = Not detected MDL = Method Detection Limit
RL = Reporting Limit
E = Indicates value exceeds calibration range

J = Indicates an estimated value
B = Indicates analyte found in associated method blank
N = Indicates presumptive evidence of a compound

Report of Analysis

Client Sample ID: WC-E2(0-8)
Lab Sample ID: JD27600-7
Matrix: SO - Soil
Date Sampled: 06/30/21
Date Received: 07/01/21
Percent Solids: 83.2
Project: Remedial Investigation, 247 North Avenue, New Rochelle, NY

Metals Analysis

Analyte	Result	RL	Units	DF	Prep	Analyzed	By	Method	Prep Method
Aluminum	10200	58	mg/kg	1	07/07/21	07/08/21	ND	SW846 6010D [2]	SW846 3050B [3]
Antimony	< 2.3	2.3	mg/kg	1	07/07/21	07/08/21	ND	SW846 6010D [2]	SW846 3050B [3]
Arsenic	< 2.3	2.3	mg/kg	1	07/07/21	07/08/21	ND	SW846 6010D [2]	SW846 3050B [3]
Barium	62.0	23	mg/kg	1	07/07/21	07/08/21	ND	SW846 6010D [2]	SW846 3050B [3]
Beryllium	0.44	0.23	mg/kg	1	07/07/21	07/08/21	ND	SW846 6010D [2]	SW846 3050B [3]
Cadmium	< 0.58	0.58	mg/kg	1	07/07/21	07/08/21	ND	SW846 6010D [2]	SW846 3050B [3]
Calcium	1950	580	mg/kg	1	07/07/21	07/08/21	ND	SW846 6010D [2]	SW846 3050B [3]
Chromium	19.2	1.2	mg/kg	1	07/07/21	07/08/21	ND	SW846 6010D [2]	SW846 3050B [3]
Cobalt	6.5	5.8	mg/kg	1	07/07/21	07/08/21	ND	SW846 6010D [2]	SW846 3050B [3]
Copper	19.4	2.9	mg/kg	1	07/07/21	07/08/21	ND	SW846 6010D [2]	SW846 3050B [3]
Iron	13000	58	mg/kg	1	07/07/21	07/08/21	ND	SW846 6010D [2]	SW846 3050B [3]
Lead	29.0	2.3	mg/kg	1	07/07/21	07/08/21	ND	SW846 6010D [2]	SW846 3050B [3]
Magnesium	2880	580	mg/kg	1	07/07/21	07/08/21	ND	SW846 6010D [2]	SW846 3050B [3]
Manganese	211	1.8	mg/kg	1	07/07/21	07/08/21	ND	SW846 6010D [2]	SW846 3050B [3]
Mercury	< 0.036	0.036	mg/kg	1	07/08/21	07/08/21	MS	SW846 7471B [1]	SW846 7471B [4]
Nickel	13.6	4.7	mg/kg	1	07/07/21	07/08/21	ND	SW846 6010D [2]	SW846 3050B [3]
Potassium	2060	1200	mg/kg	1	07/07/21	07/08/21	ND	SW846 6010D [2]	SW846 3050B [3]
Selenium	< 2.3	2.3	mg/kg	1	07/07/21	07/08/21	ND	SW846 6010D [2]	SW846 3050B [3]
Silver	< 0.58	0.58	mg/kg	1	07/07/21	07/08/21	ND	SW846 6010D [2]	SW846 3050B [3]
Sodium	< 1200	1200	mg/kg	1	07/07/21	07/08/21	ND	SW846 6010D [2]	SW846 3050B [3]
Thallium	< 1.2	1.2	mg/kg	1	07/07/21	07/08/21	ND	SW846 6010D [2]	SW846 3050B [3]
Vanadium	29.0	5.8	mg/kg	1	07/07/21	07/08/21	ND	SW846 6010D [2]	SW846 3050B [3]
Zinc	43.2	23	mg/kg	1	07/07/21	07/08/21	ND	SW846 6010D [2]	SW846 3050B [3]

(1) Instrument QC Batch: MA50793
(2) Instrument QC Batch: MA50802
(3) Prep QC Batch: MP27313
(4) Prep QC Batch: MP27350

RL = Reporting Limit

Report of Analysis

Client Sample ID:	WC-E2(0-8)		
Lab Sample ID:	JD27600-7	**Date Sampled:**	06/30/21
Matrix:	SO - Soil	**Date Received:**	07/01/21
		Percent Solids:	83.2
Project:	Remedial Investigation, 247 North Avenue, New Rochelle, NY		

General Chemistry

Analyte	Result	RL	Units	DF	Analyzed	By	Method
Cyanide	< 0.31	0.31	mg/kg	1	07/06/21 14:40	LV	SW846 9012B/LACHAT
Solids, Percent	83.2		%	1	07/02/21 18:37	LM	SM2540 G 18TH ED MOD

RL = Reporting Limit

Report of Analysis

Client Sample ID:	WC-D2(0-7)		
Lab Sample ID:	JD27600-8	**Date Sampled:**	06/30/21
Matrix:	SO - Soil	**Date Received:**	07/01/21
Method:	SW846 8270E SW846 3546	**Percent Solids:**	83.1
Project:	Remedial Investigation, 247 North Avenue, New Rochelle, NY		

	File ID	DF	Analyzed	By	Prep Date	Prep Batch	Analytical Batch
Run #1	F200375.D	1	07/08/21 16:05	CS	07/03/21 10:30	OP34129	EF8759
Run #2	F200369.D	5	07/08/21 13:16	CS	07/03/21 10:30	OP34129	EF8759

	Initial Weight	Final Volume
Run #1	30.1 g	1.0 ml
Run #2	30.1 g	1.0 ml

ABN TCL List (SOM0 2.0)

CAS No.	Compound	Result	RL	MDL	Units	Q
95-57-8	2-Chlorophenol	ND	80	20	ug/kg	
59-50-7	4-Chloro-3-methyl phenol	ND	200	25	ug/kg	
120-83-2	2,4-Dichlorophenol	ND	200	34	ug/kg	
105-67-9	2,4-Dimethylphenol	ND	200	71	ug/kg	
51-28-5	2,4-Dinitrophenol	ND	200	150	ug/kg	
534-52-1	4,6-Dinitro-o-cresol	ND	200	43	ug/kg	
95-48-7	2-Methylphenol	ND	80	26	ug/kg	
	3&4-Methylphenol	ND	80	33	ug/kg	
88-75-5	2-Nitrophenol	ND	200	26	ug/kg	
100-02-7	4-Nitrophenol	ND	400	110	ug/kg	
87-86-5	Pentachlorophenol	ND	160	38	ug/kg	
108-95-2	Phenol	ND	80	21	ug/kg	
58-90-2	2,3,4,6-Tetrachlorophenol	ND	200	26	ug/kg	
95-95-4	2,4,5-Trichlorophenol	ND	200	30	ug/kg	
88-06-2	2,4,6-Trichlorophenol	ND	200	24	ug/kg	
83-32-9	Acenaphthene	275	40	14	ug/kg	
208-96-8	Acenaphthylene	362	40	20	ug/kg	
98-86-2	Acetophenone	ND	200	8.6	ug/kg	
120-12-7	Anthracene	778	40	25	ug/kg	
1912-24-9	Atrazine	ND	80	17	ug/kg	
56-55-3	Benzo(a)anthracene	3020	40	11	ug/kg	
50-32-8	Benzo(a)pyrene	2960	40	18	ug/kg	
205-99-2	Benzo(b)fluoranthene	3550	40	18	ug/kg	
191-24-2	Benzo(g,h,i)perylene	1870	40	20	ug/kg	
207-08-9	Benzo(k)fluoranthene	1230	40	19	ug/kg	
101-55-3	4-Bromophenyl phenyl ether	ND	80	15	ug/kg	
85-68-7	Butyl benzyl phthalate	ND	80	9.8	ug/kg	
92-52-4	1,1'-Biphenyl	20.9	80	5.5	ug/kg	J
100-52-7	Benzaldehyde	ND	200	9.9	ug/kg	
91-58-7	2-Chloronaphthalene	ND	80	9.5	ug/kg	
106-47-8	4-Chloroaniline	ND	200	14	ug/kg	
86-74-8	Carbazole	388	80	5.8	ug/kg	

ND = Not detected MDL = Method Detection Limit
RL = Reporting Limit
E = Indicates value exceeds calibration range
J = Indicates an estimated value
B = Indicates analyte found in associated method blank
N = Indicates presumptive evidence of a compound

Report of Analysis

Client Sample ID:	WC-D2(0-7)		
Lab Sample ID:	JD27600-8	**Date Sampled:**	06/30/21
Matrix:	SO - Soil	**Date Received:**	07/01/21
Method:	SW846 8270E SW846 3546	**Percent Solids:**	83.1
Project:	Remedial Investigation, 247 North Avenue, New Rochelle, NY		

ABN TCL List (SOM0 2.0)

CAS No.	Compound	Result	RL	MDL	Units	Q
105-60-2	Caprolactam [a]	ND	80	16	ug/kg	
218-01-9	Chrysene	3180	40	13	ug/kg	
111-91-1	bis(2-Chloroethoxy)methane	ND	80	8.6	ug/kg	
111-44-4	bis(2-Chloroethyl)ether	ND	80	17	ug/kg	
108-60-1	2,2'-Oxybis(1-chloropropane)	ND	80	14	ug/kg	
7005-72-3	4-Chlorophenyl phenyl ether	ND	80	13	ug/kg	
121-14-2	2,4-Dinitrotoluene	ND	40	12	ug/kg	
606-20-2	2,6-Dinitrotoluene	ND	40	20	ug/kg	
91-94-1	3,3'-Dichlorobenzidine	ND	80	33	ug/kg	
123-91-1	1,4-Dioxane	ND	40	26	ug/kg	
53-70-3	Dibenzo(a,h)anthracene	448	40	18	ug/kg	
132-64-9	Dibenzofuran	155	80	16	ug/kg	
84-74-2	Di-n-butyl phthalate	11.6	80	6.5	ug/kg	J
117-84-0	Di-n-octyl phthalate	ND	80	10	ug/kg	
84-66-2	Diethyl phthalate	ND	80	8.5	ug/kg	
131-11-3	Dimethyl phthalate	ND	80	7.1	ug/kg	
117-81-7	bis(2-Ethylhexyl)phthalate	ND	80	9.4	ug/kg	
206-44-0	Fluoranthene	7090 [b]	200	89	ug/kg	
86-73-7	Fluorene	284	40	18	ug/kg	
118-74-1	Hexachlorobenzene	ND	80	10	ug/kg	
87-68-3	Hexachlorobutadiene	ND	40	16	ug/kg	
77-47-4	Hexachlorocyclopentadiene	ND	400	16	ug/kg	
67-72-1	Hexachloroethane	ND	200	20	ug/kg	
193-39-5	Indeno(1,2,3-cd)pyrene	2160	40	19	ug/kg	
78-59-1	Isophorone	ND	80	8.6	ug/kg	
91-57-6	2-Methylnaphthalene	43.3	40	9.0	ug/kg	
88-74-4	2-Nitroaniline	ND	200	9.4	ug/kg	
99-09-2	3-Nitroaniline	ND	200	10	ug/kg	
100-01-6	4-Nitroaniline	ND	200	10	ug/kg	
91-20-3	Naphthalene	64.2	40	11	ug/kg	
98-95-3	Nitrobenzene	ND	80	15	ug/kg	
621-64-7	N-Nitroso-di-n-propylamine	ND	80	12	ug/kg	
86-30-6	N-Nitrosodiphenylamine	ND	200	15	ug/kg	
85-01-8	Phenanthrene	4590 [b]	200	67	ug/kg	
129-00-0	Pyrene	6140 [b]	200	64	ug/kg	
95-94-3	1,2,4,5-Tetrachlorobenzene	ND	200	10	ug/kg	

CAS No.	Surrogate Recoveries	Run# 1	Run# 2	Limits
367-12-4	2-Fluorophenol	65%	63%	7-101%

ND = Not detected MDL = Method Detection Limit
RL = Reporting Limit
E = Indicates value exceeds calibration range
J = Indicates an estimated value
B = Indicates analyte found in associated method blank
N = Indicates presumptive evidence of a compound

Report of Analysis

Client Sample ID: WC-D2(0-7)
Lab Sample ID: JD27600-8 **Date Sampled:** 06/30/21
Matrix: SO - Soil **Date Received:** 07/01/21
Method: SW846 8270E SW846 3546 **Percent Solids:** 83.1
Project: Remedial Investigation, 247 North Avenue, New Rochelle, NY

ABN TCL List (SOM0 2.0)

CAS No.	Surrogate Recoveries	Run# 1	Run# 2	Limits
4165-62-2	Phenol-d5	67%	65%	12-101%
118-79-6	2,4,6-Tribromophenol	48%	42%	10-127%
4165-60-0	Nitrobenzene-d5	74%	74%	15-114%
321-60-8	2-Fluorobiphenyl	77%	74%	22-104%
1718-51-0	Terphenyl-d14	84%	86%	23-121%

CAS No.	Tentatively Identified Compounds	R.T.	Est. Conc.	Units	Q
	unknown	4.17	800	ug/kg	J
	unknown	4.83	230	ug/kg	J
	unknown	8.26	210	ug/kg	J
486-25-9	9H-Fluoren-9-one	8.55	310	ug/kg	JN
132-65-0	Dibenzothiophene	8.68	210	ug/kg	JN
	Phenanthrene methyl	9.70	620	ug/kg	J
	Phenanthrene methyl	9.75	820	ug/kg	J
	Phenanthrene methyl	9.83	250	ug/kg	J
	unknown	9.89	1000	ug/kg	J
84-65-1	9,10-Anthracenedione	10.28	1300	ug/kg	JN
	Phenanthrene dimethyl	10.75	510	ug/kg	J
	Phenanthrene dimethyl	10.81	280	ug/kg	J
	unknown	10.87	310	ug/kg	J
	Phenanthrene dimethyl	10.92	220	ug/kg	J
	unknown	11.31	230	ug/kg	J
	Pyrene methyl	12.21	250	ug/kg	J
	Benzo[b]naphtho[-d]thiophene	13.55	210	ug/kg	J
	unknown	13.63	300	ug/kg	J
	Chrysene methyl	15.05	250	ug/kg	J
	unknown	15.75	220	ug/kg	J
	unknown PAH substance	16.62	610	ug/kg	J
	unknown PAH substance	16.97	2000	ug/kg	J
	unknown PAH substance	18.96	620	ug/kg	J
	unknown PAH substance	19.34	530	ug/kg	J
	unknown PAH substance	19.75	440	ug/kg	J
	Total TIC, Semi-Volatile		12730	ug/kg	J

(a) Associated CCV outside of control limits high, sample was ND.
(b) Result is from Run# 2

ND = Not detected MDL = Method Detection Limit
RL = Reporting Limit
E = Indicates value exceeds calibration range
J = Indicates an estimated value
B = Indicates analyte found in associated method blank
N = Indicates presumptive evidence of a compound

Report of Analysis

Client Sample ID: WC-D2(0-7)
Lab Sample ID: JD27600-8 **Date Sampled:** 06/30/21
Matrix: SO - Soil **Date Received:** 07/01/21
Method: SW846 8081B SW846 3546 **Percent Solids:** 83.1
Project: Remedial Investigation, 247 North Avenue, New Rochelle, NY

	File ID	DF	Analyzed	By	Prep Date	Prep Batch	Analytical Batch
Run #1	1G167785.D	1	07/08/21 03:48	CP	07/06/21 10:30	OP34116	G1G5718
Run #2							

	Initial Weight	Final Volume
Run #1	16.0 g	10.0 ml
Run #2		

Pesticide TCL List

CAS No.	Compound	Result	RL	MDL	Units	Q
309-00-2	Aldrin	ND	0.75	0.62	ug/kg	
319-84-6	alpha-BHC	ND	0.75	0.61	ug/kg	
319-85-7	beta-BHC	ND	0.75	0.68	ug/kg	
319-86-8	delta-BHC	ND	0.75	0.72	ug/kg	
58-89-9	gamma-BHC (Lindane)	ND	0.75	0.55	ug/kg	
5103-71-9	alpha-Chlordane	ND	0.75	0.61	ug/kg	
5103-74-2	gamma-Chlordane	ND	0.75	0.34	ug/kg	
60-57-1	Dieldrin	ND	0.75	0.52	ug/kg	
72-54-8	4,4'-DDD	ND	0.75	0.69	ug/kg	
72-55-9	4,4'-DDE	3.6	0.75	0.66	ug/kg	
50-29-3	4,4'-DDT	ND	0.75	0.67	ug/kg	
72-20-8	Endrin	ND	0.75	0.58	ug/kg	
1031-07-8	Endosulfan sulfate	ND	0.75	0.59	ug/kg	
7421-93-4	Endrin aldehyde	ND	0.75	0.43	ug/kg	
959-98-8	Endosulfan-I	ND	0.75	0.43	ug/kg	
33213-65-9	Endosulfan-II	ND	0.75	0.47	ug/kg	
76-44-8	Heptachlor	ND	0.75	0.65	ug/kg	
1024-57-3	Heptachlor epoxide	ND	0.75	0.53	ug/kg	
72-43-5	Methoxychlor	ND	1.5	0.60	ug/kg	
53494-70-5	Endrin ketone	ND	0.75	0.54	ug/kg	
8001-35-2	Toxaphene	ND	19	18	ug/kg	

CAS No.	Surrogate Recoveries	Run# 1	Run# 2	Limits
877-09-8	Tetrachloro-m-xylene	72%		27-138%
877-09-8	Tetrachloro-m-xylene	78%		27-138%
2051-24-3	Decachlorobiphenyl	62%		10-179%
2051-24-3	Decachlorobiphenyl	396% [a]		10-179%

(a) Outside control limits due to matrix interference.

ND = Not detected MDL = Method Detection Limit
RL = Reporting Limit
E = Indicates value exceeds calibration range
J = Indicates an estimated value
B = Indicates analyte found in associated method blank
N = Indicates presumptive evidence of a compound

Report of Analysis

Client Sample ID:	WC-D2(0-7)		
Lab Sample ID:	JD27600-8	**Date Sampled:**	06/30/21
Matrix:	SO - Soil	**Date Received:**	07/01/21
Method:	SW846 8082A SW846 3546	**Percent Solids:**	83.1
Project:	Remedial Investigation, 247 North Avenue, New Rochelle, NY		

	File ID	DF	Analyzed	By	Prep Date	Prep Batch	Analytical Batch
Run #1	5G108286.D	1	07/07/21 13:13	CP	07/06/21 10:30	OP34117	G5G2718
Run #2							

	Initial Weight	Final Volume
Run #1	16.0 g	10.0 ml
Run #2		

PCB List

CAS No.	Compound	Result	RL	MDL	Units	Q
12674-11-2	Aroclor 1016	ND	38	18	ug/kg	
11104-28-2	Aroclor 1221	ND	38	23	ug/kg	
11141-16-5	Aroclor 1232	ND	38	24	ug/kg	
53469-21-9	Aroclor 1242	ND	38	15	ug/kg	
12672-29-6	Aroclor 1248	ND	38	34	ug/kg	
11097-69-1	Aroclor 1254	ND	38	20	ug/kg	
11096-82-5	Aroclor 1260	ND	38	16	ug/kg	
11100-14-4	Aroclor 1268	ND	38	16	ug/kg	
37324-23-5	Aroclor 1262	ND	38	25	ug/kg	

CAS No.	Surrogate Recoveries	Run# 1	Run# 2	Limits
877-09-8	Tetrachloro-m-xylene	71%		24-152%
877-09-8	Tetrachloro-m-xylene	74%		24-152%
2051-24-3	Decachlorobiphenyl	197% [a]		10-172%
2051-24-3	Decachlorobiphenyl	82%		10-172%

(a) Outside control limits due to matrix interference.

ND = Not detected MDL = Method Detection Limit
RL = Reporting Limit
E = Indicates value exceeds calibration range
J = Indicates an estimated value
B = Indicates analyte found in associated method blank
N = Indicates presumptive evidence of a compound

Report of Analysis

Client Sample ID:	WC-D2(0-7)		
Lab Sample ID:	JD27600-8	**Date Sampled:**	06/30/21
Matrix:	SO - Soil	**Date Received:**	07/01/21
Method:	NJDEP EPH SW846 3546	**Percent Solids:**	83.1
Project:	Remedial Investigation, 247 North Avenue, New Rochelle, NY		

	File ID	DF	Analyzed	By	Prep Date	Prep Batch	Analytical Batch
Run #1	5Z63634.D	1	07/06/21 06:27	CP	07/03/21 10:30	OP34124	G5Z2145
Run #2							

	Initial Weight	Final Volume
Run #1	16.0 g	2.0 ml
Run #2		

NJDEP EPH List

CAS No.	Compound	Result	RL	MDL	Units	Q
	EPH (C9-C28)	188	7.5	2.2	mg/kg	
	EPH (> C28-C40)	137	7.5	2.2	mg/kg	
	Total EPH (C9-C40)	325	7.5	2.2	mg/kg	

CAS No.	Surrogate Recoveries	Run# 1	Run# 2	Limits
84-15-1	o-Terphenyl	76%		40-140%
3386-33-2	1-Chlorooctadecane	77%		40-140%

ND = Not detected MDL = Method Detection Limit
RL = Reporting Limit
E = Indicates value exceeds calibration range

J = Indicates an estimated value
B = Indicates analyte found in associated method blank
N = Indicates presumptive evidence of a compound

Report of Analysis

Client Sample ID: WC-D2(0-7)
Lab Sample ID: JD27600-8
Matrix: SO - Soil
Project: Remedial Investigation, 247 North Avenue, New Rochelle, NY

Date Sampled: 06/30/21
Date Received: 07/01/21
Percent Solids: 83.1

Metals Analysis

Analyte	Result	RL	Units	DF	Prep	Analyzed	By	Method	Prep Method
Aluminum	12500	62	mg/kg	1	07/07/21	07/08/21	ND	SW846 6010D [2]	SW846 3050B [3]
Antimony	< 2.5	2.5	mg/kg	1	07/07/21	07/08/21	ND	SW846 6010D [2]	SW846 3050B [3]
Arsenic	6.5	2.5	mg/kg	1	07/07/21	07/08/21	ND	SW846 6010D [2]	SW846 3050B [3]
Barium	184	25	mg/kg	1	07/07/21	07/08/21	ND	SW846 6010D [2]	SW846 3050B [3]
Beryllium	0.63	0.25	mg/kg	1	07/07/21	07/08/21	ND	SW846 6010D [2]	SW846 3050B [3]
Cadmium	< 0.62	0.62	mg/kg	1	07/07/21	07/08/21	ND	SW846 6010D [2]	SW846 3050B [3]
Calcium	2970	620	mg/kg	1	07/07/21	07/08/21	ND	SW846 6010D [2]	SW846 3050B [3]
Chromium	25.1	1.2	mg/kg	1	07/07/21	07/08/21	ND	SW846 6010D [2]	SW846 3050B [3]
Cobalt	8.4	6.2	mg/kg	1	07/07/21	07/08/21	ND	SW846 6010D [2]	SW846 3050B [3]
Copper	217	3.1	mg/kg	1	07/07/21	07/08/21	ND	SW846 6010D [2]	SW846 3050B [3]
Iron	18800	62	mg/kg	1	07/07/21	07/08/21	ND	SW846 6010D [2]	SW846 3050B [3]
Lead	593	2.5	mg/kg	1	07/07/21	07/08/21	ND	SW846 6010D [2]	SW846 3050B [3]
Magnesium	3010	620	mg/kg	1	07/07/21	07/08/21	ND	SW846 6010D [2]	SW846 3050B [3]
Manganese	472	1.9	mg/kg	1	07/07/21	07/08/21	ND	SW846 6010D [2]	SW846 3050B [3]
Mercury	0.54	0.032	mg/kg	1	07/08/21	07/08/21	MS	SW846 7471B [1]	SW846 7471B [4]
Nickel	21.8	5.0	mg/kg	1	07/07/21	07/08/21	ND	SW846 6010D [2]	SW846 3050B [3]
Potassium	2610	1200	mg/kg	1	07/07/21	07/08/21	ND	SW846 6010D [2]	SW846 3050B [3]
Selenium	< 2.5	2.5	mg/kg	1	07/07/21	07/08/21	ND	SW846 6010D [2]	SW846 3050B [3]
Silver	< 0.62	0.62	mg/kg	1	07/07/21	07/08/21	ND	SW846 6010D [2]	SW846 3050B [3]
Sodium	< 1200	1200	mg/kg	1	07/07/21	07/08/21	ND	SW846 6010D [2]	SW846 3050B [3]
Thallium	< 1.2	1.2	mg/kg	1	07/07/21	07/08/21	ND	SW846 6010D [2]	SW846 3050B [3]
Vanadium	31.0	6.2	mg/kg	1	07/07/21	07/08/21	ND	SW846 6010D [2]	SW846 3050B [3]
Zinc	241	25	mg/kg	1	07/07/21	07/08/21	ND	SW846 6010D [2]	SW846 3050B [3]

(1) Instrument QC Batch: MA50793
(2) Instrument QC Batch: MA50802
(3) Prep QC Batch: MP27313
(4) Prep QC Batch: MP27350

RL = Reporting Limit

Report of Analysis

Client Sample ID:	WC-D2(0-7)		
Lab Sample ID:	JD27600-8	**Date Sampled:**	06/30/21
Matrix:	SO - Soil	**Date Received:**	07/01/21
		Percent Solids:	83.1
Project:	Remedial Investigation, 247 North Avenue, New Rochelle, NY		

General Chemistry

Analyte	Result	RL	Units	DF	Analyzed	By	Method
Cyanide	< 0.30	0.30	mg/kg	1	07/06/21 15:18	LV	SW846 9012B/LACHAT
Solids, Percent	83.1		%	1	07/02/21 18:37	LM	SM2540 G 18TH ED MOD

RL = Reporting Limit

Report of Analysis

Client Sample ID: WC-D2(7-9)
Lab Sample ID: JD27600-9 **Date Sampled:** 06/30/21
Matrix: SO - Soil **Date Received:** 07/01/21
Method: SW846 8270E SW846 3546 **Percent Solids:** 75.9
Project: Remedial Investigation, 247 North Avenue, New Rochelle, NY

	File ID	DF	Analyzed	By	Prep Date	Prep Batch	Analytical Batch
Run #1	M173932.D	1	07/06/21 12:04	CS	07/03/21 10:30	OP34129	EM7461
Run #2							

	Initial Weight	Final Volume
Run #1	30.8 g	1.0 ml
Run #2		

ABN TCL List (SOM0 2.0)

CAS No.	Compound	Result	RL	MDL	Units	Q
95-57-8	2-Chlorophenol	ND	86	21	ug/kg	
59-50-7	4-Chloro-3-methyl phenol	ND	210	26	ug/kg	
120-83-2	2,4-Dichlorophenol [a]	ND	210	36	ug/kg	
105-67-9	2,4-Dimethylphenol	ND	210	76	ug/kg	
51-28-5	2,4-Dinitrophenol	ND	210	160	ug/kg	
534-52-1	4,6-Dinitro-o-cresol	ND	210	46	ug/kg	
95-48-7	2-Methylphenol	ND	86	27	ug/kg	
	3&4-Methylphenol	ND	86	35	ug/kg	
88-75-5	2-Nitrophenol	ND	210	28	ug/kg	
100-02-7	4-Nitrophenol [b]	ND	430	110	ug/kg	
87-86-5	Pentachlorophenol	ND	170	40	ug/kg	
108-95-2	Phenol	ND	86	22	ug/kg	
58-90-2	2,3,4,6-Tetrachlorophenol	ND	210	28	ug/kg	
95-95-4	2,4,5-Trichlorophenol	ND	210	32	ug/kg	
88-06-2	2,4,6-Trichlorophenol	ND	210	25	ug/kg	
83-32-9	Acenaphthene	ND	43	15	ug/kg	
208-96-8	Acenaphthylene	ND	43	22	ug/kg	
98-86-2	Acetophenone	ND	210	9.2	ug/kg	
120-12-7	Anthracene	ND	43	26	ug/kg	
1912-24-9	Atrazine	ND	86	18	ug/kg	
56-55-3	Benzo(a)anthracene	ND	43	12	ug/kg	
50-32-8	Benzo(a)pyrene	ND	43	19	ug/kg	
205-99-2	Benzo(b)fluoranthene	ND	43	19	ug/kg	
191-24-2	Benzo(g,h,i)perylene	ND	43	21	ug/kg	
207-08-9	Benzo(k)fluoranthene	ND	43	20	ug/kg	
101-55-3	4-Bromophenyl phenyl ether	ND	86	17	ug/kg	
85-68-7	Butyl benzyl phthalate [a]	ND	86	10	ug/kg	
92-52-4	1,1'-Biphenyl	ND	86	5.9	ug/kg	
100-52-7	Benzaldehyde	ND	210	11	ug/kg	
91-58-7	2-Chloronaphthalene	ND	86	10	ug/kg	
106-47-8	4-Chloroaniline	ND	210	15	ug/kg	
86-74-8	Carbazole	ND	86	6.2	ug/kg	

ND = Not detected MDL = Method Detection Limit
RL = Reporting Limit
E = Indicates value exceeds calibration range
J = Indicates an estimated value
B = Indicates analyte found in associated method blank
N = Indicates presumptive evidence of a compound

Report of Analysis

Client Sample ID:	WC-D2(7-9)		
Lab Sample ID:	JD27600-9	**Date Sampled:**	06/30/21
Matrix:	SO - Soil	**Date Received:**	07/01/21
Method:	SW846 8270E SW846 3546	**Percent Solids:**	75.9
Project:	Remedial Investigation, 247 North Avenue, New Rochelle, NY		

ABN TCL List (SOM0 2.0)

CAS No.	Compound	Result	RL	MDL	Units	Q
105-60-2	Caprolactam	ND	86	17	ug/kg	
218-01-9	Chrysene	ND	43	13	ug/kg	
111-91-1	bis(2-Chloroethoxy)methane	ND	86	9.2	ug/kg	
111-44-4	bis(2-Chloroethyl)ether	ND	86	18	ug/kg	
108-60-1	2,2'-Oxybis(1-chloropropane)	ND	86	15	ug/kg	
7005-72-3	4-Chlorophenyl phenyl ether	ND	86	14	ug/kg	
121-14-2	2,4-Dinitrotoluene	ND	43	13	ug/kg	
606-20-2	2,6-Dinitrotoluene	ND	43	21	ug/kg	
91-94-1	3,3'-Dichlorobenzidine	ND	86	36	ug/kg	
123-91-1	1,4-Dioxane	ND	43	28	ug/kg	
53-70-3	Dibenzo(a,h)anthracene	ND	43	19	ug/kg	
132-64-9	Dibenzofuran	ND	86	17	ug/kg	
84-74-2	Di-n-butyl phthalate	ND	86	7.0	ug/kg	
117-84-0	Di-n-octyl phthalate	ND	86	11	ug/kg	
84-66-2	Diethyl phthalate	ND	86	9.1	ug/kg	
131-11-3	Dimethyl phthalate	ND	86	7.6	ug/kg	
117-81-7	bis(2-Ethylhexyl)phthalate	ND	86	10	ug/kg	
206-44-0	Fluoranthene	ND	43	19	ug/kg	
86-73-7	Fluorene	ND	43	20	ug/kg	
118-74-1	Hexachlorobenzene	ND	86	11	ug/kg	
87-68-3	Hexachlorobutadiene	ND	43	17	ug/kg	
77-47-4	Hexachlorocyclopentadiene [b]	ND	430	17	ug/kg	
67-72-1	Hexachloroethane	ND	210	21	ug/kg	
193-39-5	Indeno(1,2,3-cd)pyrene	ND	43	20	ug/kg	
78-59-1	Isophorone	ND	86	9.2	ug/kg	
91-57-6	2-Methylnaphthalene	ND	43	9.7	ug/kg	
88-74-4	2-Nitroaniline	ND	210	10	ug/kg	
99-09-2	3-Nitroaniline	ND	210	11	ug/kg	
100-01-6	4-Nitroaniline	ND	210	11	ug/kg	
91-20-3	Naphthalene	ND	43	12	ug/kg	
98-95-3	Nitrobenzene	ND	86	17	ug/kg	
621-64-7	N-Nitroso-di-n-propylamine	ND	86	12	ug/kg	
86-30-6	N-Nitrosodiphenylamine [a]	ND	210	16	ug/kg	
85-01-8	Phenanthrene	ND	43	14	ug/kg	
129-00-0	Pyrene	ND	43	14	ug/kg	
95-94-3	1,2,4,5-Tetrachlorobenzene	ND	210	11	ug/kg	

CAS No.	Surrogate Recoveries	Run# 1	Run# 2	Limits
367-12-4	2-Fluorophenol	38%		7-101%

ND = Not detected MDL = Method Detection Limit
RL = Reporting Limit
E = Indicates value exceeds calibration range
J = Indicates an estimated value
B = Indicates analyte found in associated method blank
N = Indicates presumptive evidence of a compound

Report of Analysis

Client Sample ID:	WC-D2(7-9)		
Lab Sample ID:	JD27600-9	**Date Sampled:**	06/30/21
Matrix:	SO - Soil	**Date Received:**	07/01/21
Method:	SW846 8270E SW846 3546	**Percent Solids:**	75.9
Project:	Remedial Investigation, 247 North Avenue, New Rochelle, NY		

ABN TCL List (SOM0 2.0)

CAS No.	Surrogate Recoveries	Run# 1	Run# 2	Limits
4165-62-2	Phenol-d5	42%		12-101%
118-79-6	2,4,6-Tribromophenol	47%		10-127%
4165-60-0	Nitrobenzene-d5	45%		15-114%
321-60-8	2-Fluorobiphenyl	54%		22-104%
1718-51-0	Terphenyl-d14	49%		23-121%

CAS No.	Tentatively Identified Compounds	R.T.	Est. Conc.	Units	Q
	system artifact	.90	870	ug/kg	J
	Total TIC, Semi-Volatile		0	ug/kg	

(a) Associated CCV outside of control limits high, sample was ND.
(b) Associated CCV outside of control limits low. Low-level verification was analyzed to demonstrate system suitability to detect affected analytes. Sample was ND.

ND = Not detected MDL = Method Detection Limit
RL = Reporting Limit
E = Indicates value exceeds calibration range
J = Indicates an estimated value
B = Indicates analyte found in associated method blank
N = Indicates presumptive evidence of a compound

Report of Analysis

Client Sample ID: WC-D2(7-9)
Lab Sample ID: JD27600-9 **Date Sampled:** 06/30/21
Matrix: SO - Soil **Date Received:** 07/01/21
Method: SW846 8081B SW846 3546 **Percent Solids:** 75.9
Project: Remedial Investigation, 247 North Avenue, New Rochelle, NY

	File ID	DF	Analyzed	By	Prep Date	Prep Batch	Analytical Batch
Run #1	1G167786.D	1	07/08/21 04:07	CP	07/06/21 10:30	OP34116	G1G5718
Run #2							

	Initial Weight	Final Volume
Run #1	16.1 g	10.0 ml
Run #2		

Pesticide TCL List

CAS No.	Compound	Result	RL	MDL	Units	Q
309-00-2	Aldrin	ND	0.82	0.67	ug/kg	
319-84-6	alpha-BHC	ND	0.82	0.67	ug/kg	
319-85-7	beta-BHC	ND	0.82	0.74	ug/kg	
319-86-8	delta-BHC	ND	0.82	0.79	ug/kg	
58-89-9	gamma-BHC (Lindane)	ND	0.82	0.60	ug/kg	
5103-71-9	alpha-Chlordane	ND	0.82	0.66	ug/kg	
5103-74-2	gamma-Chlordane	ND	0.82	0.37	ug/kg	
60-57-1	Dieldrin	ND	0.82	0.56	ug/kg	
72-54-8	4,4'-DDD	ND	0.82	0.75	ug/kg	
72-55-9	4,4'-DDE	ND	0.82	0.72	ug/kg	
50-29-3	4,4'-DDT	ND	0.82	0.73	ug/kg	
72-20-8	Endrin	ND	0.82	0.64	ug/kg	
1031-07-8	Endosulfan sulfate	ND	0.82	0.64	ug/kg	
7421-93-4	Endrin aldehyde	ND	0.82	0.46	ug/kg	
959-98-8	Endosulfan-I	ND	0.82	0.47	ug/kg	
33213-65-9	Endosulfan-II	ND	0.82	0.51	ug/kg	
76-44-8	Heptachlor	ND	0.82	0.71	ug/kg	
1024-57-3	Heptachlor epoxide	ND	0.82	0.57	ug/kg	
72-43-5	Methoxychlor	ND	1.6	0.65	ug/kg	
53494-70-5	Endrin ketone	ND	0.82	0.59	ug/kg	
8001-35-2	Toxaphene	ND	20	19	ug/kg	

CAS No.	Surrogate Recoveries	Run# 1	Run# 2	Limits
877-09-8	Tetrachloro-m-xylene	70%		27-138%
877-09-8	Tetrachloro-m-xylene	78%		27-138%
2051-24-3	Decachlorobiphenyl	70%		10-179%
2051-24-3	Decachlorobiphenyl	112%		10-179%

ND = Not detected MDL = Method Detection Limit
RL = Reporting Limit
E = Indicates value exceeds calibration range
J = Indicates an estimated value
B = Indicates analyte found in associated method blank
N = Indicates presumptive evidence of a compound

Report of Analysis

Client Sample ID:	WC-D2(7-9)		
Lab Sample ID:	JD27600-9	**Date Sampled:**	06/30/21
Matrix:	SO - Soil	**Date Received:**	07/01/21
Method:	SW846 8082A SW846 3546	**Percent Solids:**	75.9
Project:	Remedial Investigation, 247 North Avenue, New Rochelle, NY		

	File ID	DF	Analyzed	By	Prep Date	Prep Batch	Analytical Batch
Run #1	5G108291.D	1	07/07/21 16:02	CP	07/06/21 10:30	OP34117	G5G2718
Run #2							

	Initial Weight	Final Volume
Run #1	16.1 g	10.0 ml
Run #2		

PCB List

CAS No.	Compound	Result	RL	MDL	Units	Q
12674-11-2	Aroclor 1016	ND	41	19	ug/kg	
11104-28-2	Aroclor 1221	ND	41	25	ug/kg	
11141-16-5	Aroclor 1232	ND	41	26	ug/kg	
53469-21-9	Aroclor 1242	ND	41	17	ug/kg	
12672-29-6	Aroclor 1248	ND	41	36	ug/kg	
11097-69-1	Aroclor 1254	ND	41	22	ug/kg	
11096-82-5	Aroclor 1260	ND	41	17	ug/kg	
11100-14-4	Aroclor 1268	ND	41	17	ug/kg	
37324-23-5	Aroclor 1262	ND	41	27	ug/kg	

CAS No.	Surrogate Recoveries	Run# 1	Run# 2	Limits
877-09-8	Tetrachloro-m-xylene	81%		24-152%
877-09-8	Tetrachloro-m-xylene	81%		24-152%
2051-24-3	Decachlorobiphenyl	90%		10-172%
2051-24-3	Decachlorobiphenyl	77%		10-172%

ND = Not detected MDL = Method Detection Limit
RL = Reporting Limit
E = Indicates value exceeds calibration range
J = Indicates an estimated value
B = Indicates analyte found in associated method blank
N = Indicates presumptive evidence of a compound

Report of Analysis

Client Sample ID:	WC-D2(7-9)		
Lab Sample ID:	JD27600-9	**Date Sampled:**	06/30/21
Matrix:	SO - Soil	**Date Received:**	07/01/21
Method:	NJDEP EPH SW846 3546	**Percent Solids:**	75.9
Project:	Remedial Investigation, 247 North Avenue, New Rochelle, NY		

	File ID	DF	Analyzed	By	Prep Date	Prep Batch	Analytical Batch
Run #1	5Z63635.D	1	07/06/21 07:02	CP	07/03/21 10:30	OP34124	G5Z2145
Run #2							

	Initial Weight	Final Volume
Run #1	15.8 g	2.0 ml
Run #2		

NJDEP EPH List

CAS No.	Compound	Result	RL	MDL	Units	Q
	EPH (C9-C28)	ND	8.3	2.5	mg/kg	
	EPH (> C28-C40)	ND	8.3	2.5	mg/kg	
	Total EPH (C9-C40)	ND	8.3	2.5	mg/kg	

CAS No.	Surrogate Recoveries	Run# 1	Run# 2	Limits
84-15-1	o-Terphenyl	68%		40-140%
3386-33-2	1-Chlorooctadecane	65%		40-140%

ND = Not detected MDL = Method Detection Limit
RL = Reporting Limit
E = Indicates value exceeds calibration range
J = Indicates an estimated value
B = Indicates analyte found in associated method blank
N = Indicates presumptive evidence of a compound

Report of Analysis

Client Sample ID: WC-D2(7-9)
Lab Sample ID: JD27600-9
Matrix: SO - Soil
Project: Remedial Investigation, 247 North Avenue, New Rochelle, NY

Date Sampled: 06/30/21
Date Received: 07/01/21
Percent Solids: 75.9

Metals Analysis

Analyte	Result	RL	Units	DF	Prep	Analyzed	By	Method	Prep Method
Aluminum	10100	37	mg/kg	1	07/07/21	07/08/21	ND	SW846 6010D [2]	SW846 3050B [4]
Antimony	< 1.5	1.5	mg/kg	1	07/07/21	07/08/21	ND	SW846 6010D [2]	SW846 3050B [4]
Arsenic	2.0	1.5	mg/kg	1	07/07/21	07/08/21	ND	SW846 6010D [2]	SW846 3050B [4]
Barium	82.8	15	mg/kg	1	07/07/21	07/08/21	ND	SW846 6010D [2]	SW846 3050B [4]
Beryllium [a]	0.35	0.30	mg/kg	2	07/07/21	07/08/21	ND	SW846 6010D [3]	SW846 3050B [4]
Cadmium	< 0.37	0.37	mg/kg	1	07/07/21	07/08/21	ND	SW846 6010D [2]	SW846 3050B [4]
Calcium	2570	370	mg/kg	1	07/07/21	07/08/21	ND	SW846 6010D [2]	SW846 3050B [4]
Chromium	19.5	0.74	mg/kg	1	07/07/21	07/08/21	ND	SW846 6010D [2]	SW846 3050B [4]
Cobalt [a]	< 7.4	7.4	mg/kg	2	07/07/21	07/08/21	ND	SW846 6010D [3]	SW846 3050B [4]
Copper	16.4	1.9	mg/kg	1	07/07/21	07/08/21	ND	SW846 6010D [2]	SW846 3050B [4]
Iron	14000	37	mg/kg	1	07/07/21	07/08/21	ND	SW846 6010D [2]	SW846 3050B [4]
Lead	6.2	1.5	mg/kg	1	07/07/21	07/08/21	ND	SW846 6010D [2]	SW846 3050B [4]
Magnesium	3190	370	mg/kg	1	07/07/21	07/08/21	ND	SW846 6010D [2]	SW846 3050B [4]
Manganese	243	1.1	mg/kg	1	07/07/21	07/08/21	ND	SW846 6010D [2]	SW846 3050B [4]
Mercury	< 0.033	0.033	mg/kg	1	07/08/21	07/08/21	MS	SW846 7471B [1]	SW846 7471B [5]
Nickel	17.9	3.0	mg/kg	1	07/07/21	07/08/21	ND	SW846 6010D [2]	SW846 3050B [4]
Potassium	3030	740	mg/kg	1	07/07/21	07/08/21	ND	SW846 6010D [2]	SW846 3050B [4]
Selenium	< 1.5	1.5	mg/kg	1	07/07/21	07/08/21	ND	SW846 6010D [2]	SW846 3050B [4]
Silver	< 0.37	0.37	mg/kg	1	07/07/21	07/08/21	ND	SW846 6010D [2]	SW846 3050B [4]
Sodium	< 740	740	mg/kg	1	07/07/21	07/08/21	ND	SW846 6010D [2]	SW846 3050B [4]
Thallium [a]	< 1.5	1.5	mg/kg	2	07/07/21	07/08/21	ND	SW846 6010D [3]	SW846 3050B [4]
Vanadium	26.3	3.7	mg/kg	1	07/07/21	07/08/21	ND	SW846 6010D [2]	SW846 3050B [4]
Zinc	30.3	15	mg/kg	1	07/07/21	07/08/21	ND	SW846 6010D [2]	SW846 3050B [4]

(1) Instrument QC Batch: MA50793
(2) Instrument QC Batch: MA50802
(3) Instrument QC Batch: MA50809
(4) Prep QC Batch: MP27313
(5) Prep QC Batch: MP27350

(a) Elevated detection limit due to dilution required for high interfering element.

RL = Reporting Limit

Report of Analysis

Client Sample ID:	WC-D2(7-9)		
Lab Sample ID:	JD27600-9	**Date Sampled:**	06/30/21
Matrix:	SO - Soil	**Date Received:**	07/01/21
		Percent Solids:	75.9
Project:	Remedial Investigation, 247 North Avenue, New Rochelle, NY		

General Chemistry

Analyte	Result	RL	Units	DF	Analyzed	By	Method
Cyanide	< 0.28	0.28	mg/kg	1	07/06/21 15:19	LV	SW846 9012B/LACHAT
Solids, Percent	75.9		%	1	07/02/21 18:37	LM	SM2540 G 18TH ED MOD

RL = Reporting Limit

Report of Analysis

Client Sample ID:	WC-B2(0-6)		
Lab Sample ID:	JD27600-10	**Date Sampled:**	06/30/21
Matrix:	SO - Soil	**Date Received:**	07/01/21
Method:	SW846 8270E SW846 3546	**Percent Solids:**	91.8
Project:	Remedial Investigation, 247 North Avenue, New Rochelle, NY		

	File ID	DF	Analyzed	By	Prep Date	Prep Batch	Analytical Batch
Run #1	M173933.D	1	07/06/21 12:30	CS	07/03/21 10:30	OP34129	EM7461
Run #2							

	Initial Weight	Final Volume
Run #1	31.1 g	1.0 ml
Run #2		

ABN TCL List (SOM0 2.0)

CAS No.	Compound	Result	RL	MDL	Units	Q
95-57-8	2-Chlorophenol	ND	70	17	ug/kg	
59-50-7	4-Chloro-3-methyl phenol	ND	180	21	ug/kg	
120-83-2	2,4-Dichlorophenol [a]	ND	180	30	ug/kg	
105-67-9	2,4-Dimethylphenol	ND	180	62	ug/kg	
51-28-5	2,4-Dinitrophenol	ND	180	130	ug/kg	
534-52-1	4,6-Dinitro-o-cresol	ND	180	37	ug/kg	
95-48-7	2-Methylphenol	ND	70	22	ug/kg	
	3&4-Methylphenol	ND	70	29	ug/kg	
88-75-5	2-Nitrophenol	ND	180	23	ug/kg	
100-02-7	4-Nitrophenol [b]	ND	350	94	ug/kg	
87-86-5	Pentachlorophenol	ND	140	33	ug/kg	
108-95-2	Phenol	ND	70	18	ug/kg	
58-90-2	2,3,4,6-Tetrachlorophenol	ND	180	23	ug/kg	
95-95-4	2,4,5-Trichlorophenol	ND	180	26	ug/kg	
88-06-2	2,4,6-Trichlorophenol	ND	180	21	ug/kg	
83-32-9	Acenaphthene	ND	35	12	ug/kg	
208-96-8	Acenaphthylene	ND	35	18	ug/kg	
98-86-2	Acetophenone	ND	180	7.5	ug/kg	
120-12-7	Anthracene	ND	35	21	ug/kg	
1912-24-9	Atrazine	ND	70	15	ug/kg	
56-55-3	Benzo(a)anthracene	ND	35	9.9	ug/kg	
50-32-8	Benzo(a)pyrene	ND	35	16	ug/kg	
205-99-2	Benzo(b)fluoranthene	ND	35	15	ug/kg	
191-24-2	Benzo(g,h,i)perylene	ND	35	18	ug/kg	
207-08-9	Benzo(k)fluoranthene	ND	35	16	ug/kg	
101-55-3	4-Bromophenyl phenyl ether	ND	70	14	ug/kg	
85-68-7	Butyl benzyl phthalate [a]	ND	70	8.5	ug/kg	
92-52-4	1,1'-Biphenyl	ND	70	4.8	ug/kg	
100-52-7	Benzaldehyde	ND	180	8.7	ug/kg	
91-58-7	2-Chloronaphthalene	ND	70	8.3	ug/kg	
106-47-8	4-Chloroaniline	ND	180	13	ug/kg	
86-74-8	Carbazole	ND	70	5.1	ug/kg	

ND = Not detected MDL = Method Detection Limit
RL = Reporting Limit
E = Indicates value exceeds calibration range
J = Indicates an estimated value
B = Indicates analyte found in associated method blank
N = Indicates presumptive evidence of a compound

Report of Analysis

Client Sample ID:	WC-B2(0-6)		
Lab Sample ID:	JD27600-10	**Date Sampled:**	06/30/21
Matrix:	SO - Soil	**Date Received:**	07/01/21
Method:	SW846 8270E SW846 3546	**Percent Solids:**	91.8
Project:	Remedial Investigation, 247 North Avenue, New Rochelle, NY		

ABN TCL List (SOM0 2.0)

CAS No.	Compound	Result	RL	MDL	Units	Q
105-60-2	Caprolactam	ND	70	14	ug/kg	
218-01-9	Chrysene	ND	35	11	ug/kg	
111-91-1	bis(2-Chloroethoxy)methane	ND	70	7.5	ug/kg	
111-44-4	bis(2-Chloroethyl)ether	ND	70	15	ug/kg	
108-60-1	2,2'-Oxybis(1-chloropropane)	ND	70	13	ug/kg	
7005-72-3	4-Chlorophenyl phenyl ether	ND	70	11	ug/kg	
121-14-2	2,4-Dinitrotoluene	ND	35	11	ug/kg	
606-20-2	2,6-Dinitrotoluene	ND	35	18	ug/kg	
91-94-1	3,3'-Dichlorobenzidine	ND	70	29	ug/kg	
123-91-1	1,4-Dioxane	ND	35	23	ug/kg	
53-70-3	Dibenzo(a,h)anthracene	ND	35	15	ug/kg	
132-64-9	Dibenzofuran	ND	70	14	ug/kg	
84-74-2	Di-n-butyl phthalate	ND	70	5.7	ug/kg	
117-84-0	Di-n-octyl phthalate	ND	70	8.7	ug/kg	
84-66-2	Diethyl phthalate	ND	70	7.5	ug/kg	
131-11-3	Dimethyl phthalate	ND	70	6.2	ug/kg	
117-81-7	bis(2-Ethylhexyl)phthalate	ND	70	8.2	ug/kg	
206-44-0	Fluoranthene	ND	35	16	ug/kg	
86-73-7	Fluorene	ND	35	16	ug/kg	
118-74-1	Hexachlorobenzene	ND	70	8.9	ug/kg	
87-68-3	Hexachlorobutadiene	ND	35	14	ug/kg	
77-47-4	Hexachlorocyclopentadiene [b]	ND	350	14	ug/kg	
67-72-1	Hexachloroethane	ND	180	17	ug/kg	
193-39-5	Indeno(1,2,3-cd)pyrene	ND	35	16	ug/kg	
78-59-1	Isophorone	ND	70	7.5	ug/kg	
91-57-6	2-Methylnaphthalene	ND	35	7.9	ug/kg	
88-74-4	2-Nitroaniline	ND	180	8.3	ug/kg	
99-09-2	3-Nitroaniline	ND	180	8.8	ug/kg	
100-01-6	4-Nitroaniline	ND	180	9.1	ug/kg	
91-20-3	Naphthalene	ND	35	9.9	ug/kg	
98-95-3	Nitrobenzene	ND	70	14	ug/kg	
621-64-7	N-Nitroso-di-n-propylamine	ND	70	10	ug/kg	
86-30-6	N-Nitrosodiphenylamine [a]	ND	180	13	ug/kg	
85-01-8	Phenanthrene	ND	35	12	ug/kg	
129-00-0	Pyrene	ND	35	11	ug/kg	
95-94-3	1,2,4,5-Tetrachlorobenzene	ND	180	8.9	ug/kg	

CAS No.	Surrogate Recoveries	Run# 1	Run# 2	Limits
367-12-4	2-Fluorophenol	59%		7-101%

ND = Not detected MDL = Method Detection Limit
RL = Reporting Limit
E = Indicates value exceeds calibration range
J = Indicates an estimated value
B = Indicates analyte found in associated method blank
N = Indicates presumptive evidence of a compound

Report of Analysis

Client Sample ID:	WC-B2(0-6)		
Lab Sample ID:	JD27600-10	**Date Sampled:**	06/30/21
Matrix:	SO - Soil	**Date Received:**	07/01/21
Method:	SW846 8270E SW846 3546	**Percent Solids:**	91.8
Project:	Remedial Investigation, 247 North Avenue, New Rochelle, NY		

ABN TCL List (SOM0 2.0)

CAS No.	Surrogate Recoveries	Run# 1	Run# 2	Limits
4165-62-2	Phenol-d5	64%		12-101%
118-79-6	2,4,6-Tribromophenol	73%		10-127%
4165-60-0	Nitrobenzene-d5	69%		15-114%
321-60-8	2-Fluorobiphenyl	86%		22-104%
1718-51-0	Terphenyl-d14	93%		23-121%

CAS No.	Tentatively Identified Compounds	R.T.	Est. Conc.	Units	Q
	system artifact	.91	1200	ug/kg	J
	system artifact/aldol-condensation	1.94	900	ug/kg	J
	system artifact	2.15	160	ug/kg	J
	Total TIC, Semi-Volatile		0	ug/kg	

(a) Associated CCV outside of control limits high, sample was ND.
(b) Associated CCV outside of control limits low. Low-level verification was analyzed to demonstrate system suitability to detect affected analytes. Sample was ND.

ND = Not detected MDL = Method Detection Limit
RL = Reporting Limit
E = Indicates value exceeds calibration range
J = Indicates an estimated value
B = Indicates analyte found in associated method blank
N = Indicates presumptive evidence of a compound

Report of Analysis

Client Sample ID:	WC-B2(0-6)		
Lab Sample ID:	JD27600-10	**Date Sampled:**	06/30/21
Matrix:	SO - Soil	**Date Received:**	07/01/21
Method:	SW846 8081B SW846 3546	**Percent Solids:**	91.8
Project:	Remedial Investigation, 247 North Avenue, New Rochelle, NY		

	File ID	DF	Analyzed	By	Prep Date	Prep Batch	Analytical Batch
Run #1	1G167787.D	1	07/08/21 04:25	CP	07/06/21 10:30	OP34116	G1G5718
Run #2							

	Initial Weight	Final Volume
Run #1	16.3 g	10.0 ml
Run #2		

Pesticide TCL List

CAS No.	Compound	Result	RL	MDL	Units	Q
309-00-2	Aldrin	ND	0.67	0.55	ug/kg	
319-84-6	alpha-BHC	ND	0.67	0.54	ug/kg	
319-85-7	beta-BHC	ND	0.67	0.60	ug/kg	
319-86-8	delta-BHC	ND	0.67	0.64	ug/kg	
58-89-9	gamma-BHC (Lindane)	ND	0.67	0.49	ug/kg	
5103-71-9	alpha-Chlordane	ND	0.67	0.54	ug/kg	
5103-74-2	gamma-Chlordane	ND	0.67	0.30	ug/kg	
60-57-1	Dieldrin	ND	0.67	0.46	ug/kg	
72-54-8	4,4'-DDD	ND	0.67	0.61	ug/kg	
72-55-9	4,4'-DDE	1.6	0.67	0.59	ug/kg	
50-29-3	4,4'-DDT	0.86	0.67	0.59	ug/kg	
72-20-8	Endrin	ND	0.67	0.52	ug/kg	
1031-07-8	Endosulfan sulfate	ND	0.67	0.52	ug/kg	
7421-93-4	Endrin aldehyde	ND	0.67	0.38	ug/kg	
959-98-8	Endosulfan-I	ND	0.67	0.38	ug/kg	
33213-65-9	Endosulfan-II	ND	0.67	0.42	ug/kg	
76-44-8	Heptachlor	ND	0.67	0.58	ug/kg	
1024-57-3	Heptachlor epoxide	ND	0.67	0.47	ug/kg	
72-43-5	Methoxychlor	ND	1.3	0.53	ug/kg	
53494-70-5	Endrin ketone	ND	0.67	0.48	ug/kg	
8001-35-2	Toxaphene	ND	17	16	ug/kg	

CAS No.	Surrogate Recoveries	Run# 1	Run# 2	Limits
877-09-8	Tetrachloro-m-xylene	74%		27-138%
877-09-8	Tetrachloro-m-xylene	77%		27-138%
2051-24-3	Decachlorobiphenyl	70%		10-179%
2051-24-3	Decachlorobiphenyl	80%		10-179%

ND = Not detected MDL = Method Detection Limit
RL = Reporting Limit
E = Indicates value exceeds calibration range
J = Indicates an estimated value
B = Indicates analyte found in associated method blank
N = Indicates presumptive evidence of a compound

Report of Analysis

Client Sample ID:	WC-B2(0-6)		
Lab Sample ID:	JD27600-10	**Date Sampled:**	06/30/21
Matrix:	SO - Soil	**Date Received:**	07/01/21
Method:	SW846 8082A SW846 3546	**Percent Solids:**	91.8
Project:	Remedial Investigation, 247 North Avenue, New Rochelle, NY		

	File ID	DF	Analyzed	By	Prep Date	Prep Batch	Analytical Batch
Run #1	5G108292.D	1	07/07/21 16:35	CP	07/06/21 10:30	OP34117	G5G2718
Run #2							

	Initial Weight	Final Volume
Run #1	16.3 g	10.0 ml
Run #2		

PCB List

CAS No.	Compound	Result	RL	MDL	Units	Q
12674-11-2	Aroclor 1016	ND	33	16	ug/kg	
11104-28-2	Aroclor 1221	ND	33	21	ug/kg	
11141-16-5	Aroclor 1232	ND	33	21	ug/kg	
53469-21-9	Aroclor 1242	ND	33	14	ug/kg	
12672-29-6	Aroclor 1248	ND	33	30	ug/kg	
11097-69-1	Aroclor 1254	ND	33	18	ug/kg	
11096-82-5	Aroclor 1260	ND	33	14	ug/kg	
11100-14-4	Aroclor 1268	ND	33	14	ug/kg	
37324-23-5	Aroclor 1262	ND	33	22	ug/kg	

CAS No.	Surrogate Recoveries	Run# 1	Run# 2	Limits
877-09-8	Tetrachloro-m-xylene	84%		24-152%
877-09-8	Tetrachloro-m-xylene	84%		24-152%
2051-24-3	Decachlorobiphenyl	92%		10-172%
2051-24-3	Decachlorobiphenyl	81%		10-172%

ND = Not detected MDL = Method Detection Limit
RL = Reporting Limit
E = Indicates value exceeds calibration range
J = Indicates an estimated value
B = Indicates analyte found in associated method blank
N = Indicates presumptive evidence of a compound

Report of Analysis

Client Sample ID:	WC-B2(0-6)		
Lab Sample ID:	JD27600-10	**Date Sampled:**	06/30/21
Matrix:	SO - Soil	**Date Received:**	07/01/21
Method:	NJDEP EPH SW846 3546	**Percent Solids:**	91.8
Project:	Remedial Investigation, 247 North Avenue, New Rochelle, NY		

	File ID	DF	Analyzed	By	Prep Date	Prep Batch	Analytical Batch
Run #1	5Y63626.D	1	07/06/21 01:51	CP	07/03/21 10:30	OP34124	G5Y3270
Run #2							

	Initial Weight	Final Volume
Run #1	15.4 g	2.0 ml
Run #2		

NJDEP EPH List

CAS No.	Compound	Result	RL	MDL	Units	Q
	EPH (C9-C28)	ND	7.1	2.1	mg/kg	
	EPH (> C28-C40)	ND	7.1	2.1	mg/kg	
	Total EPH (C9-C40)	ND	7.1	2.1	mg/kg	

CAS No.	Surrogate Recoveries	Run# 1	Run# 2	Limits
84-15-1	o-Terphenyl	56%		40-140%
3386-33-2	1-Chlorooctadecane	53%		40-140%

ND = Not detected MDL = Method Detection Limit
RL = Reporting Limit
E = Indicates value exceeds calibration range
J = Indicates an estimated value
B = Indicates analyte found in associated method blank
N = Indicates presumptive evidence of a compound

Report of Analysis

Client Sample ID: WC-B2(0-6)
Lab Sample ID: JD27600-10
Matrix: SO - Soil
Project: Remedial Investigation, 247 North Avenue, New Rochelle, NY

Date Sampled: 06/30/21
Date Received: 07/01/21
Percent Solids: 91.8

Metals Analysis

Analyte	Result	RL	Units	DF	Prep	Analyzed	By	Method	Prep Method
Aluminum	8910	54	mg/kg	1	07/07/21	07/08/21	ND	SW846 6010D [2]	SW846 3050B [3]
Antimony	< 2.2	2.2	mg/kg	1	07/07/21	07/08/21	ND	SW846 6010D [2]	SW846 3050B [3]
Arsenic	< 2.2	2.2	mg/kg	1	07/07/21	07/08/21	ND	SW846 6010D [2]	SW846 3050B [3]
Barium	68.6	22	mg/kg	1	07/07/21	07/08/21	ND	SW846 6010D [2]	SW846 3050B [3]
Beryllium	0.56	0.22	mg/kg	1	07/07/21	07/08/21	ND	SW846 6010D [2]	SW846 3050B [3]
Cadmium	< 0.54	0.54	mg/kg	1	07/07/21	07/08/21	ND	SW846 6010D [2]	SW846 3050B [3]
Calcium	6930	540	mg/kg	1	07/07/21	07/08/21	ND	SW846 6010D [2]	SW846 3050B [3]
Chromium	19.7	1.1	mg/kg	1	07/07/21	07/08/21	ND	SW846 6010D [2]	SW846 3050B [3]
Cobalt	7.0	5.4	mg/kg	1	07/07/21	07/08/21	ND	SW846 6010D [2]	SW846 3050B [3]
Copper	21.0	2.7	mg/kg	1	07/07/21	07/08/21	ND	SW846 6010D [2]	SW846 3050B [3]
Iron	12800	54	mg/kg	1	07/07/21	07/08/21	ND	SW846 6010D [2]	SW846 3050B [3]
Lead	3.6	2.2	mg/kg	1	07/07/21	07/08/21	ND	SW846 6010D [2]	SW846 3050B [3]
Magnesium	4190	540	mg/kg	1	07/07/21	07/08/21	ND	SW846 6010D [2]	SW846 3050B [3]
Manganese	246	1.6	mg/kg	1	07/07/21	07/08/21	ND	SW846 6010D [2]	SW846 3050B [3]
Mercury	< 0.032	0.032	mg/kg	1	07/08/21	07/08/21	MS	SW846 7471B [1]	SW846 7471B [4]
Nickel	18.4	4.4	mg/kg	1	07/07/21	07/08/21	ND	SW846 6010D [2]	SW846 3050B [3]
Potassium	2880	1100	mg/kg	1	07/07/21	07/08/21	ND	SW846 6010D [2]	SW846 3050B [3]
Selenium	< 2.2	2.2	mg/kg	1	07/07/21	07/08/21	ND	SW846 6010D [2]	SW846 3050B [3]
Silver	< 0.54	0.54	mg/kg	1	07/07/21	07/08/21	ND	SW846 6010D [2]	SW846 3050B [3]
Sodium	< 1100	1100	mg/kg	1	07/07/21	07/08/21	ND	SW846 6010D [2]	SW846 3050B [3]
Thallium	< 1.1	1.1	mg/kg	1	07/07/21	07/08/21	ND	SW846 6010D [2]	SW846 3050B [3]
Vanadium	21.5	5.4	mg/kg	1	07/07/21	07/08/21	ND	SW846 6010D [2]	SW846 3050B [3]
Zinc	23.0	22	mg/kg	1	07/07/21	07/08/21	ND	SW846 6010D [2]	SW846 3050B [3]

(1) Instrument QC Batch: MA50793
(2) Instrument QC Batch: MA50802
(3) Prep QC Batch: MP27313
(4) Prep QC Batch: MP27350

RL = Reporting Limit

Report of Analysis

Client Sample ID:	WC-B2(0-6)		
Lab Sample ID:	JD27600-10	**Date Sampled:**	06/30/21
Matrix:	SO - Soil	**Date Received:**	07/01/21
		Percent Solids:	91.8
Project:	Remedial Investigation, 247 North Avenue, New Rochelle, NY		

General Chemistry

Analyte	Result	RL	Units	DF	Analyzed	By	Method
Cyanide	< 0.28	0.28	mg/kg	1	07/06/21 15:20	LV	SW846 9012B/LACHAT
Solids, Percent	91.8		%	1	07/02/21 18:37	LM	SM2540 G 18TH ED MOD

RL = Reporting Limit

Report of Analysis

Client Sample ID:	WC-B2(0-6)		
Lab Sample ID:	JD27600-11	**Date Sampled:**	06/30/21
Matrix:	SO - Soil	**Date Received:**	07/01/21
Method:	SW846 8270E SW846 3546	**Percent Solids:**	89.9
Project:	Remedial Investigation, 247 North Avenue, New Rochelle, NY		

	File ID	DF	Analyzed	By	Prep Date	Prep Batch	Analytical Batch
Run #1	M173934.D	1	07/06/21 12:57	CS	07/03/21 10:30	OP34129	EM7461
Run #2							

	Initial Weight	Final Volume
Run #1	31.4 g	1.0 ml
Run #2		

ABN TCL List (SOM0 2.0)

CAS No.	Compound	Result	RL	MDL	Units	Q
95-57-8	2-Chlorophenol	ND	71	17	ug/kg	
59-50-7	4-Chloro-3-methyl phenol	ND	180	22	ug/kg	
120-83-2	2,4-Dichlorophenol [a]	ND	180	30	ug/kg	
105-67-9	2,4-Dimethylphenol	ND	180	63	ug/kg	
51-28-5	2,4-Dinitrophenol	ND	180	130	ug/kg	
534-52-1	4,6-Dinitro-o-cresol	ND	180	38	ug/kg	
95-48-7	2-Methylphenol	ND	71	23	ug/kg	
	3&4-Methylphenol	ND	71	29	ug/kg	
88-75-5	2-Nitrophenol	ND	180	23	ug/kg	
100-02-7	4-Nitrophenol [b]	ND	350	95	ug/kg	
87-86-5	Pentachlorophenol	ND	140	33	ug/kg	
108-95-2	Phenol	ND	71	18	ug/kg	
58-90-2	2,3,4,6-Tetrachlorophenol	ND	180	23	ug/kg	
95-95-4	2,4,5-Trichlorophenol	ND	180	27	ug/kg	
88-06-2	2,4,6-Trichlorophenol	ND	180	21	ug/kg	
83-32-9	Acenaphthene	26.2	35	12	ug/kg	J
208-96-8	Acenaphthylene	ND	35	18	ug/kg	
98-86-2	Acetophenone	ND	180	7.6	ug/kg	
120-12-7	Anthracene	ND	35	22	ug/kg	
1912-24-9	Atrazine	ND	71	15	ug/kg	
56-55-3	Benzo(a)anthracene	ND	35	10	ug/kg	
50-32-8	Benzo(a)pyrene	ND	35	16	ug/kg	
205-99-2	Benzo(b)fluoranthene	ND	35	16	ug/kg	
191-24-2	Benzo(g,h,i)perylene	ND	35	18	ug/kg	
207-08-9	Benzo(k)fluoranthene	ND	35	17	ug/kg	
101-55-3	4-Bromophenyl phenyl ether	ND	71	14	ug/kg	
85-68-7	Butyl benzyl phthalate [a]	ND	71	8.6	ug/kg	
92-52-4	1,1'-Biphenyl	ND	71	4.9	ug/kg	
100-52-7	Benzaldehyde	ND	180	8.8	ug/kg	
91-58-7	2-Chloronaphthalene	ND	71	8.4	ug/kg	
106-47-8	4-Chloroaniline	ND	180	13	ug/kg	
86-74-8	Carbazole	ND	71	5.1	ug/kg	

ND = Not detected MDL = Method Detection Limit
RL = Reporting Limit
E = Indicates value exceeds calibration range
J = Indicates an estimated value
B = Indicates analyte found in associated method blank
N = Indicates presumptive evidence of a compound

Report of Analysis

Client Sample ID:	WC-B2(0-6)		
Lab Sample ID:	JD27600-11	**Date Sampled:**	06/30/21
Matrix:	SO - Soil	**Date Received:**	07/01/21
Method:	SW846 8270E SW846 3546	**Percent Solids:**	89.9
Project:	Remedial Investigation, 247 North Avenue, New Rochelle, NY		

ABN TCL List (SOM0 2.0)

CAS No.	Compound	Result	RL	MDL	Units	Q
105-60-2	Caprolactam	ND	71	14	ug/kg	
218-01-9	Chrysene	ND	35	11	ug/kg	
111-91-1	bis(2-Chloroethoxy)methane	ND	71	7.6	ug/kg	
111-44-4	bis(2-Chloroethyl)ether	ND	71	15	ug/kg	
108-60-1	2,2'-Oxybis(1-chloropropane)	ND	71	13	ug/kg	
7005-72-3	4-Chlorophenyl phenyl ether	ND	71	11	ug/kg	
121-14-2	2,4-Dinitrotoluene	ND	35	11	ug/kg	
606-20-2	2,6-Dinitrotoluene	ND	35	18	ug/kg	
91-94-1	3,3'-Dichlorobenzidine	ND	71	30	ug/kg	
123-91-1	1,4-Dioxane	ND	35	23	ug/kg	
53-70-3	Dibenzo(a,h)anthracene	ND	35	16	ug/kg	
132-64-9	Dibenzofuran	24.7	71	14	ug/kg	J
84-74-2	Di-n-butyl phthalate	ND	71	5.8	ug/kg	
117-84-0	Di-n-octyl phthalate	ND	71	8.8	ug/kg	
84-66-2	Diethyl phthalate	ND	71	7.5	ug/kg	
131-11-3	Dimethyl phthalate	ND	71	6.3	ug/kg	
117-81-7	bis(2-Ethylhexyl)phthalate	ND	71	8.3	ug/kg	
206-44-0	Fluoranthene	ND	35	16	ug/kg	
86-73-7	Fluorene	36.0	35	16	ug/kg	
118-74-1	Hexachlorobenzene	ND	71	9.0	ug/kg	
87-68-3	Hexachlorobutadiene	ND	35	14	ug/kg	
77-47-4	Hexachlorocyclopentadiene [b]	ND	350	14	ug/kg	
67-72-1	Hexachloroethane	ND	180	18	ug/kg	
193-39-5	Indeno(1,2,3-cd)pyrene	ND	35	17	ug/kg	
78-59-1	Isophorone	ND	71	7.6	ug/kg	
91-57-6	2-Methylnaphthalene	ND	35	8.0	ug/kg	
88-74-4	2-Nitroaniline	ND	180	8.4	ug/kg	
99-09-2	3-Nitroaniline	ND	180	8.9	ug/kg	
100-01-6	4-Nitroaniline	ND	180	9.2	ug/kg	
91-20-3	Naphthalene	ND	35	10	ug/kg	
98-95-3	Nitrobenzene	ND	71	14	ug/kg	
621-64-7	N-Nitroso-di-n-propylamine	ND	71	10	ug/kg	
86-30-6	N-Nitrosodiphenylamine [a]	ND	180	13	ug/kg	
85-01-8	Phenanthrene	ND	35	12	ug/kg	
129-00-0	Pyrene	ND	35	11	ug/kg	
95-94-3	1,2,4,5-Tetrachlorobenzene	ND	180	9.0	ug/kg	

CAS No.	Surrogate Recoveries	Run# 1	Run# 2	Limits
367-12-4	2-Fluorophenol	60%		7-101%

ND = Not detected MDL = Method Detection Limit
RL = Reporting Limit
E = Indicates value exceeds calibration range
J = Indicates an estimated value
B = Indicates analyte found in associated method blank
N = Indicates presumptive evidence of a compound

Report of Analysis

Client Sample ID:	WC-B2(0-6)		
Lab Sample ID:	JD27600-11	**Date Sampled:**	06/30/21
Matrix:	SO - Soil	**Date Received:**	07/01/21
Method:	SW846 8270E SW846 3546	**Percent Solids:**	89.9
Project:	Remedial Investigation, 247 North Avenue, New Rochelle, NY		

ABN TCL List (SOM0 2.0)

CAS No.	Surrogate Recoveries	Run# 1	Run# 2	Limits
4165-62-2	Phenol-d5	73%		12-101%
118-79-6	2,4,6-Tribromophenol	75%		10-127%
4165-60-0	Nitrobenzene-d5	69%		15-114%
321-60-8	2-Fluorobiphenyl	93%		22-104%
1718-51-0	Terphenyl-d14	75%		23-121%

CAS No.	Tentatively Identified Compounds	R.T.	Est. Conc.	Units	Q
	system artifact	.90	1100	ug/kg	J
	system artifact/aldol-condensation	1.95	240	ug/kg	J
	system artifact	2.15	180	ug/kg	J
	unknown	4.56	150	ug/kg	J
	unknown	5.59	220	ug/kg	J
	unknown	5.81	340	ug/kg	J
	Naphthalene dimethyl	5.90	210	ug/kg	J
	unknown	6.06	180	ug/kg	J
	Naphthalene trimethyl	6.35	250	ug/kg	J
	Naphthalene trimethyl	6.64	240	ug/kg	J
	Naphthalene trimethyl	6.79	160	ug/kg	J
	unknown	7.01	180	ug/kg	J
	unknown	7.07	240	ug/kg	J
	unknown	7.23	160	ug/kg	J
	unknown	7.86	340	ug/kg	J
	unknown	7.93	180	ug/kg	J
	unknown	9.03	150	ug/kg	J
	Total TIC, Semi-Volatile		3000	ug/kg	J

(a) Associated CCV outside of control limits high, sample was ND.
(b) Associated CCV outside of control limits low. Low-level verification was analyzed to demonstrate system suitability to detect affected analytes. Sample was ND.

Report of Analysis

Client Sample ID:	WC-B2(0-6)		
Lab Sample ID:	JD27600-11	**Date Sampled:**	06/30/21
Matrix:	SO - Soil	**Date Received:**	07/01/21
Method:	SW846 8081B SW846 3546	**Percent Solids:**	89.9
Project:	Remedial Investigation, 247 North Avenue, New Rochelle, NY		

	File ID	DF	Analyzed	By	Prep Date	Prep Batch	Analytical Batch
Run #1	1G167788.D	1	07/08/21 04:43	CP	07/06/21 10:30	OP34116	G1G5718
Run #2							

	Initial Weight	Final Volume
Run #1	15.3 g	10.0 ml
Run #2		

Pesticide TCL List

CAS No.	Compound	Result	RL	MDL	Units	Q
309-00-2	Aldrin	ND	0.73	0.60	ug/kg	
319-84-6	alpha-BHC	ND	0.73	0.59	ug/kg	
319-85-7	beta-BHC	ND	0.73	0.66	ug/kg	
319-86-8	delta-BHC	ND	0.73	0.70	ug/kg	
58-89-9	gamma-BHC (Lindane)	ND	0.73	0.54	ug/kg	
5103-71-9	alpha-Chlordane	ND	0.73	0.59	ug/kg	
5103-74-2	gamma-Chlordane	ND	0.73	0.33	ug/kg	
60-57-1	Dieldrin	ND	0.73	0.50	ug/kg	
72-54-8	4,4'-DDD	ND	0.73	0.67	ug/kg	
72-55-9	4,4'-DDE	1.5	0.73	0.64	ug/kg	
50-29-3	4,4'-DDT	1.4	0.73	0.64	ug/kg	
72-20-8	Endrin	ND	0.73	0.56	ug/kg	
1031-07-8	Endosulfan sulfate	ND	0.73	0.57	ug/kg	
7421-93-4	Endrin aldehyde	ND	0.73	0.41	ug/kg	
959-98-8	Endosulfan-I	ND	0.73	0.42	ug/kg	
33213-65-9	Endosulfan-II	ND	0.73	0.45	ug/kg	
76-44-8	Heptachlor	ND	0.73	0.63	ug/kg	
1024-57-3	Heptachlor epoxide	ND	0.73	0.51	ug/kg	
72-43-5	Methoxychlor	ND	1.5	0.58	ug/kg	
53494-70-5	Endrin ketone	ND	0.73	0.53	ug/kg	
8001-35-2	Toxaphene	ND	18	17	ug/kg	

CAS No.	Surrogate Recoveries	Run# 1	Run# 2	Limits
877-09-8	Tetrachloro-m-xylene	64%		27-138%
877-09-8	Tetrachloro-m-xylene	75%		27-138%
2051-24-3	Decachlorobiphenyl	91%		10-179%
2051-24-3	Decachlorobiphenyl	82%		10-179%

ND = Not detected MDL = Method Detection Limit
RL = Reporting Limit
E = Indicates value exceeds calibration range
J = Indicates an estimated value
B = Indicates analyte found in associated method blank
N = Indicates presumptive evidence of a compound

Report of Analysis

Client Sample ID:	WC-B2(0-6)		
Lab Sample ID:	JD27600-11	**Date Sampled:**	06/30/21
Matrix:	SO - Soil	**Date Received:**	07/01/21
Method:	SW846 8082A SW846 3546	**Percent Solids:**	89.9
Project:	Remedial Investigation, 247 North Avenue, New Rochelle, NY		

	File ID	DF	Analyzed	By	Prep Date	Prep Batch	Analytical Batch
Run #1	5G108293.D	1	07/07/21 17:09	CP	07/06/21 10:30	OP34117	G5G2718
Run #2							

	Initial Weight	Final Volume
Run #1	15.3 g	10.0 ml
Run #2		

PCB List

CAS No.	Compound	Result	RL	MDL	Units	Q
12674-11-2	Aroclor 1016	ND	36	17	ug/kg	
11104-28-2	Aroclor 1221	ND	36	23	ug/kg	
11141-16-5	Aroclor 1232	ND	36	23	ug/kg	
53469-21-9	Aroclor 1242	ND	36	15	ug/kg	
12672-29-6	Aroclor 1248	ND	36	32	ug/kg	
11097-69-1	Aroclor 1254	ND	36	20	ug/kg	
11096-82-5	Aroclor 1260	ND	36	15	ug/kg	
11100-14-4	Aroclor 1268	ND	36	15	ug/kg	
37324-23-5	Aroclor 1262	ND	36	24	ug/kg	

CAS No.	Surrogate Recoveries	Run# 1	Run# 2	Limits
877-09-8	Tetrachloro-m-xylene	66%		24-152%
877-09-8	Tetrachloro-m-xylene	69%		24-152%
2051-24-3	Decachlorobiphenyl	93%		10-172%
2051-24-3	Decachlorobiphenyl	84%		10-172%

ND = Not detected MDL = Method Detection Limit
RL = Reporting Limit
E = Indicates value exceeds calibration range
J = Indicates an estimated value
B = Indicates analyte found in associated method blank
N = Indicates presumptive evidence of a compound

Report of Analysis

Client Sample ID:	WC-B2(0-6)		
Lab Sample ID:	JD27600-11	**Date Sampled:**	06/30/21
Matrix:	SO - Soil	**Date Received:**	07/01/21
Method:	NJDEP EPH SW846 3546	**Percent Solids:**	89.9
Project:	Remedial Investigation, 247 North Avenue, New Rochelle, NY		

	File ID	DF	Analyzed	By	Prep Date	Prep Batch	Analytical Batch
Run #1	5Y63627.D	1	07/06/21 02:26	CP	07/03/21 10:30	OP34124	G5Y3270
Run #2							

	Initial Weight	Final Volume
Run #1	17.0 g	2.0 ml
Run #2		

NJDEP EPH List

CAS No.	Compound	Result	RL	MDL	Units	Q
	EPH (C9-C28)	24.3	6.5	1.9	mg/kg	
	EPH (> C28-C40)	ND	6.5	1.9	mg/kg	
	Total EPH (C9-C40)	24.3	6.5	1.9	mg/kg	

CAS No.	Surrogate Recoveries	Run# 1	Run# 2	Limits
84-15-1	o-Terphenyl	61%		40-140%
3386-33-2	1-Chlorooctadecane	57%		40-140%

ND = Not detected MDL = Method Detection Limit
RL = Reporting Limit
E = Indicates value exceeds calibration range
J = Indicates an estimated value
B = Indicates analyte found in associated method blank
N = Indicates presumptive evidence of a compound

Report of Analysis

Client Sample ID: WC-B2(0-6)
Lab Sample ID: JD27600-11
Matrix: SO - Soil
Project: Remedial Investigation, 247 North Avenue, New Rochelle, NY

Date Sampled: 06/30/21
Date Received: 07/01/21
Percent Solids: 89.9

Metals Analysis

Analyte	Result	RL	Units	DF	Prep	Analyzed	By	Method	Prep Method
Aluminum	6570	59	mg/kg	1	07/07/21	07/08/21	ND	SW846 6010D [2]	SW846 3050B [3]
Antimony	< 2.3	2.3	mg/kg	1	07/07/21	07/08/21	ND	SW846 6010D [2]	SW846 3050B [3]
Arsenic	< 2.3	2.3	mg/kg	1	07/07/21	07/08/21	ND	SW846 6010D [2]	SW846 3050B [3]
Barium	64.8	23	mg/kg	1	07/07/21	07/08/21	ND	SW846 6010D [2]	SW846 3050B [3]
Beryllium	0.33	0.23	mg/kg	1	07/07/21	07/08/21	ND	SW846 6010D [2]	SW846 3050B [3]
Cadmium	< 0.59	0.59	mg/kg	1	07/07/21	07/08/21	ND	SW846 6010D [2]	SW846 3050B [3]
Calcium	6110	590	mg/kg	1	07/07/21	07/08/21	ND	SW846 6010D [2]	SW846 3050B [3]
Chromium	17.3	1.2	mg/kg	1	07/07/21	07/08/21	ND	SW846 6010D [2]	SW846 3050B [3]
Cobalt	< 5.9	5.9	mg/kg	1	07/07/21	07/08/21	ND	SW846 6010D [2]	SW846 3050B [3]
Copper	12.0	2.9	mg/kg	1	07/07/21	07/08/21	ND	SW846 6010D [2]	SW846 3050B [3]
Iron	10800	59	mg/kg	1	07/07/21	07/08/21	ND	SW846 6010D [2]	SW846 3050B [3]
Lead	3.2	2.3	mg/kg	1	07/07/21	07/08/21	ND	SW846 6010D [2]	SW846 3050B [3]
Magnesium	4290	590	mg/kg	1	07/07/21	07/08/21	ND	SW846 6010D [2]	SW846 3050B [3]
Manganese	287	1.8	mg/kg	1	07/07/21	07/08/21	ND	SW846 6010D [2]	SW846 3050B [3]
Mercury	< 0.030	0.030	mg/kg	1	07/08/21	07/08/21	MS	SW846 7471B [1]	SW846 7471B [4]
Nickel	13.8	4.7	mg/kg	1	07/07/21	07/08/21	ND	SW846 6010D [2]	SW846 3050B [3]
Potassium	2690	1200	mg/kg	1	07/07/21	07/08/21	ND	SW846 6010D [2]	SW846 3050B [3]
Selenium	< 2.3	2.3	mg/kg	1	07/07/21	07/08/21	ND	SW846 6010D [2]	SW846 3050B [3]
Silver	< 0.59	0.59	mg/kg	1	07/07/21	07/08/21	ND	SW846 6010D [2]	SW846 3050B [3]
Sodium	< 1200	1200	mg/kg	1	07/07/21	07/08/21	ND	SW846 6010D [2]	SW846 3050B [3]
Thallium	< 1.2	1.2	mg/kg	1	07/07/21	07/08/21	ND	SW846 6010D [2]	SW846 3050B [3]
Vanadium	18.1	5.9	mg/kg	1	07/07/21	07/08/21	ND	SW846 6010D [2]	SW846 3050B [3]
Zinc	< 24	24	mg/kg	1	07/07/21	07/08/21	ND	SW846 6010D [2]	SW846 3050B [3]

(1) Instrument QC Batch: MA50793
(2) Instrument QC Batch: MA50802
(3) Prep QC Batch: MP27313
(4) Prep QC Batch: MP27350

RL = Reporting Limit

Report of Analysis

Client Sample ID:	WC-B2(0-6)		
Lab Sample ID:	JD27600-11	**Date Sampled:**	06/30/21
Matrix:	SO - Soil	**Date Received:**	07/01/21
		Percent Solids:	89.9
Project:	Remedial Investigation, 247 North Avenue, New Rochelle, NY		

General Chemistry

Analyte	Result	RL	Units	DF	Analyzed	By	Method
Cyanide	< 0.26	0.26	mg/kg	1	07/06/21 15:21	LV	SW846 9012B/LACHAT
Solids, Percent	89.9		%	1	07/02/21 18:37	LM	SM2540 G 18TH ED MOD

RL = Reporting Limit

Report of Analysis

Client Sample ID:	WC-C2(0-6)		
Lab Sample ID:	JD27600-12	**Date Sampled:**	06/30/21
Matrix:	SO - Soil	**Date Received:**	07/01/21
Method:	SW846 8270E SW846 3546	**Percent Solids:**	80.5
Project:	Remedial Investigation, 247 North Avenue, New Rochelle, NY		

	File ID	DF	Analyzed	By	Prep Date	Prep Batch	Analytical Batch
Run #1	M173935.D	1	07/06/21 13:24	CS	07/03/21 10:30	OP34129	EM7461
Run #2							

	Initial Weight	Final Volume
Run #1	30.2 g	1.0 ml
Run #2		

ABN TCL List (SOM0 2.0)

CAS No.	Compound	Result	RL	MDL	Units	Q
95-57-8	2-Chlorophenol	ND	82	20	ug/kg	
59-50-7	4-Chloro-3-methyl phenol	ND	210	25	ug/kg	
120-83-2	2,4-Dichlorophenol [a]	ND	210	35	ug/kg	
105-67-9	2,4-Dimethylphenol	ND	210	73	ug/kg	
51-28-5	2,4-Dinitrophenol	ND	210	150	ug/kg	
534-52-1	4,6-Dinitro-o-cresol	ND	210	44	ug/kg	
95-48-7	2-Methylphenol	ND	82	26	ug/kg	
	3&4-Methylphenol	ND	82	34	ug/kg	
88-75-5	2-Nitrophenol	ND	210	27	ug/kg	
100-02-7	4-Nitrophenol [b]	ND	410	110	ug/kg	
87-86-5	Pentachlorophenol	ND	160	39	ug/kg	
108-95-2	Phenol	ND	82	21	ug/kg	
58-90-2	2,3,4,6-Tetrachlorophenol	ND	210	27	ug/kg	
95-95-4	2,4,5-Trichlorophenol	ND	210	31	ug/kg	
88-06-2	2,4,6-Trichlorophenol	ND	210	25	ug/kg	
83-32-9	Acenaphthene	ND	41	14	ug/kg	
208-96-8	Acenaphthylene	ND	41	21	ug/kg	
98-86-2	Acetophenone	ND	210	8.8	ug/kg	
120-12-7	Anthracene	ND	41	25	ug/kg	
1912-24-9	Atrazine	ND	82	18	ug/kg	
56-55-3	Benzo(a)anthracene	ND	41	12	ug/kg	
50-32-8	Benzo(a)pyrene	ND	41	19	ug/kg	
205-99-2	Benzo(b)fluoranthene	ND	41	18	ug/kg	
191-24-2	Benzo(g,h,i)perylene	ND	41	21	ug/kg	
207-08-9	Benzo(k)fluoranthene	ND	41	19	ug/kg	
101-55-3	4-Bromophenyl phenyl ether	ND	82	16	ug/kg	
85-68-7	Butyl benzyl phthalate [a]	ND	82	10	ug/kg	
92-52-4	1,1'-Biphenyl	ND	82	5.6	ug/kg	
100-52-7	Benzaldehyde	ND	210	10	ug/kg	
91-58-7	2-Chloronaphthalene	ND	82	9.8	ug/kg	
106-47-8	4-Chloroaniline	ND	210	15	ug/kg	
86-74-8	Carbazole	ND	82	6.0	ug/kg	

ND = Not detected MDL = Method Detection Limit
RL = Reporting Limit
E = Indicates value exceeds calibration range
J = Indicates an estimated value
B = Indicates analyte found in associated method blank
N = Indicates presumptive evidence of a compound

Report of Analysis

Client Sample ID: WC-C2(0-6)
Lab Sample ID: JD27600-12 **Date Sampled:** 06/30/21
Matrix: SO - Soil **Date Received:** 07/01/21
Method: SW846 8270E SW846 3546 **Percent Solids:** 80.5
Project: Remedial Investigation, 247 North Avenue, New Rochelle, NY

ABN TCL List (SOM0 2.0)

CAS No.	Compound	Result	RL	MDL	Units	Q
105-60-2	Caprolactam	ND	82	16	ug/kg	
218-01-9	Chrysene	ND	41	13	ug/kg	
111-91-1	bis(2-Chloroethoxy)methane	ND	82	8.8	ug/kg	
111-44-4	bis(2-Chloroethyl)ether	ND	82	18	ug/kg	
108-60-1	2,2'-Oxybis(1-chloropropane)	ND	82	15	ug/kg	
7005-72-3	4-Chlorophenyl phenyl ether	ND	82	13	ug/kg	
121-14-2	2,4-Dinitrotoluene	ND	41	13	ug/kg	
606-20-2	2,6-Dinitrotoluene	ND	41	21	ug/kg	
91-94-1	3,3'-Dichlorobenzidine	ND	82	34	ug/kg	
123-91-1	1,4-Dioxane	ND	41	27	ug/kg	
53-70-3	Dibenzo(a,h)anthracene	ND	41	18	ug/kg	
132-64-9	Dibenzofuran	ND	82	17	ug/kg	
84-74-2	Di-n-butyl phthalate	ND	82	6.7	ug/kg	
117-84-0	Di-n-octyl phthalate	ND	82	10	ug/kg	
84-66-2	Diethyl phthalate	ND	82	8.8	ug/kg	
131-11-3	Dimethyl phthalate	ND	82	7.3	ug/kg	
117-81-7	bis(2-Ethylhexyl)phthalate	23.1	82	9.6	ug/kg	J
206-44-0	Fluoranthene	ND	41	18	ug/kg	
86-73-7	Fluorene	ND	41	19	ug/kg	
118-74-1	Hexachlorobenzene	ND	82	10	ug/kg	
87-68-3	Hexachlorobutadiene	ND	41	17	ug/kg	
77-47-4	Hexachlorocyclopentadiene [b]	ND	410	16	ug/kg	
67-72-1	Hexachloroethane	ND	210	20	ug/kg	
193-39-5	Indeno(1,2,3-cd)pyrene	ND	41	19	ug/kg	
78-59-1	Isophorone	ND	82	8.8	ug/kg	
91-57-6	2-Methylnaphthalene	ND	41	9.3	ug/kg	
88-74-4	2-Nitroaniline	ND	210	9.7	ug/kg	
99-09-2	3-Nitroaniline	ND	210	10	ug/kg	
100-01-6	4-Nitroaniline	ND	210	11	ug/kg	
91-20-3	Naphthalene	ND	41	12	ug/kg	
98-95-3	Nitrobenzene	ND	82	16	ug/kg	
621-64-7	N-Nitroso-di-n-propylamine	ND	82	12	ug/kg	
86-30-6	N-Nitrosodiphenylamine [a]	ND	210	15	ug/kg	
85-01-8	Phenanthrene	ND	41	14	ug/kg	
129-00-0	Pyrene	ND	41	13	ug/kg	
95-94-3	1,2,4,5-Tetrachlorobenzene	ND	210	10	ug/kg	

CAS No.	Surrogate Recoveries	Run# 1	Run# 2	Limits
367-12-4	2-Fluorophenol	70%		7-101%

ND = Not detected MDL = Method Detection Limit
RL = Reporting Limit
E = Indicates value exceeds calibration range
J = Indicates an estimated value
B = Indicates analyte found in associated method blank
N = Indicates presumptive evidence of a compound

Report of Analysis

Client Sample ID:	WC-C2(0-6)		
Lab Sample ID:	JD27600-12	**Date Sampled:**	06/30/21
Matrix:	SO - Soil	**Date Received:**	07/01/21
Method:	SW846 8270E SW846 3546	**Percent Solids:**	80.5
Project:	Remedial Investigation, 247 North Avenue, New Rochelle, NY		

ABN TCL List (SOM0 2.0)

CAS No.	Surrogate Recoveries	Run# 1	Run# 2	Limits
4165-62-2	Phenol-d5	81%		12-101%
118-79-6	2,4,6-Tribromophenol	67%		10-127%
4165-60-0	Nitrobenzene-d5	72%		15-114%
321-60-8	2-Fluorobiphenyl	98%		22-104%
1718-51-0	Terphenyl-d14	92%		23-121%

CAS No.	Tentatively Identified Compounds	R.T.	Est. Conc.	Units	Q
	system artifact	.91	800	ug/kg	J
	system artifact/aldol-condensation	1.95	3600	ug/kg	J
	system artifact	2.15	180	ug/kg	J
	unknown	3.81	200	ug/kg	J
	Total TIC, Semi-Volatile		200	ug/kg	J

(a) Associated CCV outside of control limits high, sample was ND.
(b) Associated CCV outside of control limits low. Low-level verification was analyzed to demonstrate system suitability to detect affected analytes. Sample was ND.

ND = Not detected MDL = Method Detection Limit
RL = Reporting Limit
E = Indicates value exceeds calibration range
J = Indicates an estimated value
B = Indicates analyte found in associated method blank
N = Indicates presumptive evidence of a compound

Report of Analysis

Client Sample ID:	WC-C2(0-6)		
Lab Sample ID:	JD27600-12	**Date Sampled:**	06/30/21
Matrix:	SO - Soil	**Date Received:**	07/01/21
Method:	SW846 8081B SW846 3546	**Percent Solids:**	80.5
Project:	Remedial Investigation, 247 North Avenue, New Rochelle, NY		

	File ID	DF	Analyzed	By	Prep Date	Prep Batch	Analytical Batch
Run #1	1G167789.D	1	07/08/21 05:01	CP	07/06/21 10:30	OP34116	G1G5718
Run #2							

	Initial Weight	Final Volume
Run #1	16.5 g	10.0 ml
Run #2		

Pesticide TCL List

CAS No.	Compound	Result	RL	MDL	Units	Q
309-00-2	Aldrin	ND	0.75	0.62	ug/kg	
319-84-6	alpha-BHC	ND	0.75	0.61	ug/kg	
319-85-7	beta-BHC	ND	0.75	0.68	ug/kg	
319-86-8	delta-BHC	ND	0.75	0.72	ug/kg	
58-89-9	gamma-BHC (Lindane)	ND	0.75	0.55	ug/kg	
5103-71-9	alpha-Chlordane	ND	0.75	0.61	ug/kg	
5103-74-2	gamma-Chlordane	ND	0.75	0.34	ug/kg	
60-57-1	Dieldrin	ND	0.75	0.52	ug/kg	
72-54-8	4,4'-DDD	ND	0.75	0.69	ug/kg	
72-55-9	4,4'-DDE	1.2	0.75	0.66	ug/kg	
50-29-3	4,4'-DDT	0.75	0.75	0.67	ug/kg	
72-20-8	Endrin	ND	0.75	0.58	ug/kg	
1031-07-8	Endosulfan sulfate	ND	0.75	0.59	ug/kg	
7421-93-4	Endrin aldehyde	ND	0.75	0.43	ug/kg	
959-98-8	Endosulfan-I	ND	0.75	0.43	ug/kg	
33213-65-9	Endosulfan-II	ND	0.75	0.47	ug/kg	
76-44-8	Heptachlor	ND	0.75	0.65	ug/kg	
1024-57-3	Heptachlor epoxide	ND	0.75	0.53	ug/kg	
72-43-5	Methoxychlor	ND	1.5	0.60	ug/kg	
53494-70-5	Endrin ketone	ND	0.75	0.54	ug/kg	
8001-35-2	Toxaphene	ND	19	18	ug/kg	

CAS No.	Surrogate Recoveries	Run# 1	Run# 2	Limits
877-09-8	Tetrachloro-m-xylene	77%		27-138%
877-09-8	Tetrachloro-m-xylene	77%		27-138%
2051-24-3	Decachlorobiphenyl	73%		10-179%
2051-24-3	Decachlorobiphenyl	73%		10-179%

ND = Not detected MDL = Method Detection Limit
RL = Reporting Limit
E = Indicates value exceeds calibration range
J = Indicates an estimated value
B = Indicates analyte found in associated method blank
N = Indicates presumptive evidence of a compound

Report of Analysis

Client Sample ID:	WC-C2(0-6)		
Lab Sample ID:	JD27600-12	**Date Sampled:**	06/30/21
Matrix:	SO - Soil	**Date Received:**	07/01/21
Method:	SW846 8082A SW846 3546	**Percent Solids:**	80.5
Project:	Remedial Investigation, 247 North Avenue, New Rochelle, NY		

	File ID	DF	Analyzed	By	Prep Date	Prep Batch	Analytical Batch
Run #1	5G108294.D	1	07/07/21 17:43	CP	07/06/21 10:30	OP34117	G5G2718
Run #2							

	Initial Weight	Final Volume
Run #1	16.5 g	10.0 ml
Run #2		

PCB List

CAS No.	Compound	Result	RL	MDL	Units	Q
12674-11-2	Aroclor 1016	ND	38	18	ug/kg	
11104-28-2	Aroclor 1221	ND	38	23	ug/kg	
11141-16-5	Aroclor 1232	ND	38	24	ug/kg	
53469-21-9	Aroclor 1242	ND	38	15	ug/kg	
12672-29-6	Aroclor 1248	ND	38	34	ug/kg	
11097-69-1	Aroclor 1254	ND	38	20	ug/kg	
11096-82-5	Aroclor 1260	ND	38	16	ug/kg	
11100-14-4	Aroclor 1268	ND	38	16	ug/kg	
37324-23-5	Aroclor 1262	ND	38	25	ug/kg	

CAS No.	Surrogate Recoveries	Run# 1	Run# 2	Limits
877-09-8	Tetrachloro-m-xylene	80%		24-152%
877-09-8	Tetrachloro-m-xylene	80%		24-152%
2051-24-3	Decachlorobiphenyl	88%		10-172%
2051-24-3	Decachlorobiphenyl	85%		10-172%

ND = Not detected MDL = Method Detection Limit
RL = Reporting Limit
E = Indicates value exceeds calibration range
J = Indicates an estimated value
B = Indicates analyte found in associated method blank
N = Indicates presumptive evidence of a compound

Report of Analysis

Client Sample ID:	WC-C2(0-6)		
Lab Sample ID:	JD27600-12	**Date Sampled:**	06/30/21
Matrix:	SO - Soil	**Date Received:**	07/01/21
Method:	NJDEP EPH SW846 3546	**Percent Solids:**	80.5
Project:	Remedial Investigation, 247 North Avenue, New Rochelle, NY		

	File ID	DF	Analyzed	By	Prep Date	Prep Batch	Analytical Batch
Run #1	5Y63628.D	1	07/06/21 03:00	CP	07/03/21 10:30	OP34124	G5Y3270
Run #2							

	Initial Weight	Final Volume
Run #1	16.6 g	2.0 ml
Run #2		

NJDEP EPH List

CAS No.	Compound	Result	RL	MDL	Units	Q
	EPH (C9-C28)	ND	7.5	2.2	mg/kg	
	EPH (> C28-C40)	ND	7.5	2.2	mg/kg	
	Total EPH (C9-C40)	ND	7.5	2.2	mg/kg	

CAS No.	Surrogate Recoveries	Run# 1	Run# 2	Limits
84-15-1	o-Terphenyl	57%		40-140%
3386-33-2	1-Chlorooctadecane	54%		40-140%

ND = Not detected MDL = Method Detection Limit
RL = Reporting Limit
E = Indicates value exceeds calibration range
J = Indicates an estimated value
B = Indicates analyte found in associated method blank
N = Indicates presumptive evidence of a compound

Report of Analysis

Client Sample ID: WC-C2(0-6)
Lab Sample ID: JD27600-12
Matrix: SO - Soil
Project: Remedial Investigation, 247 North Avenue, New Rochelle, NY

Date Sampled: 06/30/21
Date Received: 07/01/21
Percent Solids: 80.5

Metals Analysis

Analyte	Result	RL	Units	DF	Prep	Analyzed	By	Method	Prep Method
Aluminum	6730	39	mg/kg	1	07/07/21	07/08/21	ND	SW846 6010D [2]	SW846 3050B [3]
Antimony	< 1.5	1.5	mg/kg	1	07/07/21	07/08/21	ND	SW846 6010D [2]	SW846 3050B [3]
Arsenic	< 1.5	1.5	mg/kg	1	07/07/21	07/08/21	ND	SW846 6010D [2]	SW846 3050B [3]
Barium	63.2	15	mg/kg	1	07/07/21	07/08/21	ND	SW846 6010D [2]	SW846 3050B [3]
Beryllium	0.29	0.15	mg/kg	1	07/07/21	07/08/21	ND	SW846 6010D [2]	SW846 3050B [3]
Cadmium	< 0.39	0.39	mg/kg	1	07/07/21	07/08/21	ND	SW846 6010D [2]	SW846 3050B [3]
Calcium	6560	390	mg/kg	1	07/07/21	07/08/21	ND	SW846 6010D [2]	SW846 3050B [3]
Chromium	13.2	0.77	mg/kg	1	07/07/21	07/08/21	ND	SW846 6010D [2]	SW846 3050B [3]
Cobalt	5.2	3.9	mg/kg	1	07/07/21	07/08/21	ND	SW846 6010D [2]	SW846 3050B [3]
Copper	11.3	1.9	mg/kg	1	07/07/21	07/08/21	ND	SW846 6010D [2]	SW846 3050B [3]
Iron	9960	39	mg/kg	1	07/07/21	07/08/21	ND	SW846 6010D [2]	SW846 3050B [3]
Lead	4.8	1.5	mg/kg	1	07/07/21	07/08/21	ND	SW846 6010D [2]	SW846 3050B [3]
Magnesium	3740	390	mg/kg	1	07/07/21	07/08/21	ND	SW846 6010D [2]	SW846 3050B [3]
Manganese	190	1.2	mg/kg	1	07/07/21	07/08/21	ND	SW846 6010D [2]	SW846 3050B [3]
Mercury	< 0.031	0.031	mg/kg	1	07/08/21	07/08/21	MS	SW846 7471B [1]	SW846 7471B [4]
Nickel	12.9	3.1	mg/kg	1	07/07/21	07/08/21	ND	SW846 6010D [2]	SW846 3050B [3]
Potassium	2520	770	mg/kg	1	07/07/21	07/08/21	ND	SW846 6010D [2]	SW846 3050B [3]
Selenium	< 1.5	1.5	mg/kg	1	07/07/21	07/08/21	ND	SW846 6010D [2]	SW846 3050B [3]
Silver	< 0.39	0.39	mg/kg	1	07/07/21	07/08/21	ND	SW846 6010D [2]	SW846 3050B [3]
Sodium	< 770	770	mg/kg	1	07/07/21	07/08/21	ND	SW846 6010D [2]	SW846 3050B [3]
Thallium	< 0.77	0.77	mg/kg	1	07/07/21	07/08/21	ND	SW846 6010D [2]	SW846 3050B [3]
Vanadium	17.1	3.9	mg/kg	1	07/07/21	07/08/21	ND	SW846 6010D [2]	SW846 3050B [3]
Zinc	19.0	16	mg/kg	1	07/07/21	07/08/21	ND	SW846 6010D [2]	SW846 3050B [3]

(1) Instrument QC Batch: MA50793
(2) Instrument QC Batch: MA50802
(3) Prep QC Batch: MP27313
(4) Prep QC Batch: MP27350

RL = Reporting Limit

Report of Analysis

Client Sample ID:	WC-C2(0-6)		
Lab Sample ID:	JD27600-12	**Date Sampled:**	06/30/21
Matrix:	SO - Soil	**Date Received:**	07/01/21
		Percent Solids:	80.5
Project:	Remedial Investigation, 247 North Avenue, New Rochelle, NY		

General Chemistry

Analyte	Result	RL	Units	DF	Analyzed	By	Method
Cyanide	< 0.34	0.34	mg/kg	1	07/06/21 15:22	LV	SW846 9012B/LACHAT
Solids, Percent	80.5		%	1	07/02/21 18:37	LM	SM2540 G 18TH ED MOD

RL = Reporting Limit

Misc. Forms

Custody Documents and Other Forms

Includes the following where applicable:

- Chain of Custody

SGS

EHSA-QAC-0023-02-FORM-Standard COC

SO SLL

CHAIN OF CUSTODY

SGS North America Inc. - Dayton
2235 Route 130, Dayton, NJ 08810
TEL. 732-329-0200 FAX: 732-329-3499/3480
www.sgs.com/ehsusa

Page 1 of 1

FED-EX Tracking #:
Bottle Order Control #: KK-0024021-100
SGS Quote #:
SGS Job #: JD27600

Client / Reporting Information

Company Name: SESI CONSULTING
Street Address: 12A MAPLE AVE
City / State / Zip: PINEBROOK NJ
Project Contact: Jesse M
E-mail: JAM@sesi.org
Phone #: 973-800-9050
Sampler(s) Name(s): Denisse A
Phone #: 973-768-6271

Project Information

Project Name: R1 (Remedial Investigation
Street: 247 North Ave
City / State: New Rochelle NY
Project #: 10908 phase 6
Client Purchase Order #:
Project Manager: Jesse M

Billing Information (if different from Report to)
Company Name: Cappelli
Street Address:
City / State / Zip:
Attention: Kevin McManus

Requested Analysis

SGS Sample #	Field ID / Point of Collection	MEOH/DI Vial #	Collection Date	Collection Time	Sampled by	Grab (G) Comp (C)	Matrix	# of bottles	HCl	NaOH	HNO_3	H_2SO_4	NONE	DI Water	MEOH	ENCORE	VOC+15	TAL/TCL+30, Total EPH	LAB USE ONLY
1	WC-E2(0-8) GRAB		06/30/2021	0815	DA	G	SO	5								3	X		E13T1
2	WC-D2(0-7) GRAB			0845		G		5								3	X		ENCORE
3	WC-D2(7-9) GRAB			0850		G		5								3	X		14C2
4	WC-B2(0-6) GRAB			1245		G		5								3	X		4993
5	WC-B2(0-6) GRAB			1350		G		5								3	X		D10
6	WC-C2(0-6) GRAB			1500		G		5								3	X		
7	WC-E2(0-8)			0815		C		5					2					X	
8	WC-D2(0-7)			0845		C		5					2					X	
9	WC-D2(7-9)			0850		C		5					2					X	
10	WC-B2(0-6)			1245		C		5					2					X	
11	WC-B2(0-6)			1350		C		5					2					X	
12	WC-C2(0-6)			1500		C		5					2					X	

Matrix Codes

DW - Drinking Water
GW - Ground Water
WW - Water
SW - Surface Water
SO - Soil
SL - Sludge
SED-Sediment
OI - Oil
LIQ - Other Liquid
AIR - Air
SOL - Other Solid
WP - Wipe
FB - Field Blank
EB-Equipment Blank
RB - Rinse Blank
TB - Trip Blank

Turn Around Time (Business Days)

Approved By (SGS PM): / Date:

- [ ] 10 Business Days
- [ ] 5 Business Days
- [ ] 3 Business Days*
- [ ] 2 Business Days*
- [ ] 1 Business Day*
- [x] Other 4 DAYS

All data available via Lablink

* Approval needed for 1-3 Business Day TAT

Deliverable

- [ ] Commercial "A" (Level 1)
- [ ] Commercial "B" (Level 2)
- [ ] NJ Reduced (Level 3)
- [ ] Full Tier I (Level 4)
- [ ] Commercial "C"
- [ ] NJ DKQP
- [ ] NYASP Category A
- [x] NYASP Category B
- [ ] MA MCP Criteria____
- [ ] CT RCP Criteria____
- [ ] State Forms
- [ ] EDD Format ____
- [ ] DOD-QSM5

Commercial "A" = Results only; Commercial "B" = Results + QC Summary
Commercial "C" = Results + QC Summary + Partial Raw data

Comments / Special Instructions

3 x 5 gram ENCore.

INITIAL ASESSMENT BB-3B

LABEL VERIFICATION____

http://www.sgs.com/en/terms-and-conditions

Sample Custody must be documented below each time samples change possession, including courier delivery.

Relinquished by:	Date / Time:	Received By:	Relinquished By:	Date / Time:	Received By:
1 [signature]	06/30/2021 1745	1 [signature]	2 [signature]	7/1/21 1720	2 Shivani G
3		3	4		4
5		5	Custody Seal #	☐ Intact ☐ Not intact	Preserved where applicable: Absent ☐ Therm. ID: On Ice X Cooler Temp. °C 2.6 C/P

JD27600: Chain of Custody
Page 1 of 2

SGS Sample Receipt Summary

Job Number: JD27600 **Client:** SESI CONSULTING ENGINEERS **Project:** 247 NORTH AVENUE, NEW ROCHELLE, NY

Date / Time Received: 7/1/2021 5:20:00 PM **Delivery Method:** **Airbill #'s:**

Cooler Temps (Raw Measured) °C: Cooler 1: (2.6);

Cooler Temps (Corrected) °C: Cooler 1: (1.9);

Cooler Security	Y	or	N		Y	or	N
1. Custody Seals Present:	☑		☐	3. COC Present:	☑		☐
2. Custody Seals Intact:	☑		☐	4. Smpl Dates/Time OK	☑		☐

Cooler Temperature	Y	or	N
1. Temp criteria achieved:	☑		☐
2. Cooler temp verification:	IR Gun		
3. Cooler media:	Ice (Bag)		
4. No. Coolers:	1		

Quality Control Preservation	Y	or	N	N/A
1. Trip Blank present / cooler:	☐		☐	☑
2. Trip Blank listed on COC:	☐		☐	☑
3. Samples preserved properly:	☑		☐	
4. VOCs headspace free:	☐		☐	☑

Sample Integrity - Documentation	Y	or	N
1. Sample labels present on bottles:	☑		☐
2. Container labeling complete:	☑		☐
3. Sample container label / COC agree:	☑		☐

Sample Integrity - Condition	Y	or	N
1. Sample recvd within HT:	☑		☐
2. All containers accounted for:	☑		☐
3. Condition of sample:	Intact		

Sample Integrity - Instructions	Y	or	N	N/A
1. Analysis requested is clear:	☑		☐	
2. Bottles received for unspecified tests	☐		☑	
3. Sufficient volume recvd for analysis:	☑		☐	
4. Compositing instructions clear:	☐		☐	☑
5. Filtering instructions clear:	☐		☐	☑

Test Strip Lot #s: pH 1-12: 212820 pH 12+: 203117A Other: (Specify)

Comments

SM089-03
Rev. Date 12/7/17

JD27600: Chain of Custody
Page 2 of 2

The results set forth herein are provided by SGS North America Inc.

e-Hardcopy 2.0
Automated Report

Technical Report for

SESI Consulting Engineers

Remedial Investigation, 247 North Avenue, New Rochelle, NY

10908 PHASE 6

SGS Job Number: JD27605

Sampling Date: 06/30/21



Report to:

SESI Consulting Engineers
12 Maple Avenue Building A
Pine Brook, NJ 07058
jam@sesi.org

ATTN: Jesse Mausner

Total number of pages in report: **1708**

Test results contained within this data package meet the requirements of the National Environmental Laboratory Accreditation Program and/or state specific certification programs as applicable.

Caitlin Brice, M.S.
General Manager

Client Service contact: Kelly Ramos 732-329-0200

Certifications: NJ(12129), NY(10983), CA, CT, FL, IL, IN, KS, KY, LA, MA, MD, ME, MN, NC, OH VAP (CL0056), AK (UST-103), AZ (AZ0786), PA, RI, SC, TX, UT, VA, WV, DoD ELAP (ANAB L2248)

This report shall not be reproduced, except in its entirety, without the written approval of SGS.
Test results relate only to samples analyzed.

SGS is the sole authority for authorizing edits or modifications to this document.
Unauthorized modification of this report is strictly prohibited.
Review standard terms at: http://www.sgs.com/en/terms-and-conditions

Please share your ideas about how we can serve you better at:
EHS.US.CustomerCare@sgs.com

Table of Contents

Section 1: Sample Summary 4
Section 2: Case Narrative/Conformance Summary 6
Section 3: Summary of Hits 11
Section 4: Sample Results 19
4.1: JD27605-1: RI-SB-17 (2.5-3.0) 20
4.2: JD27605-2: RI-SB-18 (3-3.5) 24
4.3: JD27605-3: RI-SB-18 (6.5-7.0) 28
4.4: JD27605-4: RI-SB-8 (1.5-2.0) 32
4.5: JD27605-5: RI-SB-8 (2.5-3.0) 36
4.6: JD27605-6: RI-SB-8 (5-5.5) 40
4.7: JD27605-7: RI-SB-9 (1.5-2.0) 44
4.8: JD27605-8: RI-SB-9 (3.5-4.0) 48
4.9: JD27605-9: RI-SB-10 (1.5-2.0) 53
4.10: JD27605-10: RI-SB-10 (3-3.5) 57
4.11: JD27605-11: RI-SB-10 (5.5-6.0) 61
4.12: JD27605-12: RI-SB-9 (5.5-6.0) 65
4.13: JD27605-13: DUP-1 72
Section 5: Misc. Forms 76
5.1: Chain of Custody 77
5.2: Sample Tracking Chronicle 80
5.3: Internal Chain of Custody 84
Section 6: MS Volatiles - QC Data Summaries 95
6.1: Method Blank Summary 96
6.2: Blank Spike Summary 98
6.3: Matrix Spike/Matrix Spike Duplicate Summary 100
6.4: Instrument Performance Checks (BFB) 102
6.5: Internal Standard Area Summaries 104
6.6: Surrogate Recovery Summaries 105
6.7: Initial and Continuing Calibration Summaries 106
6.8: Run Sequence Reports 120
Section 7: MS Volatiles - Raw Data 122
7.1: Samples 123
7.2: Method Blanks 147
7.3: Blank Spikes 157
7.4: Matrix Spike/Matrix Spike Duplicates 161
7.5: Instrument Performance Checks (BFB) 169
7.6: Initial and Continuing Calibrations 173
7.7: Instrument Run Logs 767
Section 8: MS Semi-volatiles - QC Data Summaries 772
8.1: Method Blank Summary 773
8.2: Blank Spike Summary 779
8.3: Matrix Spike/Matrix Spike Duplicate Summary 782

Table of Contents

8.4: Instrument Performance Checks (DFTPP) 785
8.5: Internal Standard Area Summaries 794
8.6: Surrogate Recovery Summaries 796
8.7: Initial and Continuing Calibration Summaries 797
8.8: Run Sequence Reports 830
Section 9: MS Semi-volatiles - Raw Data 837
9.1: Samples 838
9.2: Method Blanks 1136
9.3: Blank Spikes 1159
9.4: Matrix Spike/Matrix Spike Duplicates 1163
9.5: Instrument Performance Checks (DFTPP) 1171
9.6: Initial and Continuing Calibrations 1216
9.7: Instrument Run Logs 1368
9.8: Prep Logs 1383
Section 10: Metals Analysis - QC Data Summaries 1384
10.1: Inst QC MA50793: Hg 1385
10.2: Inst QC MA50802: Al,Sb,As,Ba,Be,Cd,Ca,Cr,Co,Cu,Fe,Pb,Mg,Mn,Ni,K,Se,Ag, Na,Tl,V,Zn 1405
10.3: Inst QC MA50809: As,Be,Cd,Ca,Co,Cu,Fe,Mg,Mn,Se,Ag,Tl 1452
10.4: Inst QC MA50810: As,Cd,Cu,Fe,Mn,Se,Ag,Tl 1481
10.5: Prep QC MP27312: Al,Sb,As,Ba,Be,Cd,Ca,Cr,Co,Cu,Fe,Pb,Mg,Mn,Ni,K,Se,Ag, Na,Tl,V,Zn 1511
10.6: Prep QC MP27350: Hg 1523
10.7: Prep QC MP27351: Hg 1527
10.8: IDL and Linear Range Summaries 1531
Section 11: Metals Analysis - Raw Data 1537
11.1: Raw Data MA50793 1538
11.2: Raw Data MA50802 1541
11.3: Raw Data MA50809 1629
11.4: Raw Data MA50810 1672
11.5: Prep Logs 1696
Section 12: General Chemistry - QC Data Summaries 1703
12.1: Percent Solids Raw Data Summary 1704
Section 13: Misc. Raw Data 1707
13.1: VOA Soil Prep Log 1708

Sample Summary

SESI Consulting Engineers

Job No: JD27605

Remedial Investigation, 247 North Avenue, New Rochelle, NY
Project No: 10908 PHASE 6

Sample Number	Collected Date	Time	By	Received	Matrix Code	Type	Client Sample ID
JD27605-1	06/30/21	08:30	DA	07/01/21	SO	Soil	RI-SB-17 (2.5-3.0)
JD27605-2	06/30/21	07:45	DA	07/01/21	SO	Soil	RI-SB-18 (3-3.5)
JD27605-3	06/30/21	07:50	DA	07/01/21	SO	Soil	RI-SB-18 (6.5-7.0)
JD27605-4	06/30/21	12:00	DA	07/01/21	SO	Soil	RI-SB-8 (1.5-2.0)
JD27605-5	06/30/21	12:15	DA	07/01/21	SO	Soil	RI-SB-8 (2.5-3.0)
JD27605-6	06/30/21	12:30	DA	07/01/21	SO	Soil	RI-SB-8 (5-5.5)
JD27605-7	06/30/21	13:00	DA	07/01/21	SO	Soil	RI-SB-9 (1.5-2.0)
JD27605-8	06/30/21	13:15	DA	07/01/21	SO	Soil	RI-SB-9 (3.5-4.0)
JD27605-9	06/30/21	14:10	DA	07/01/21	SO	Soil	RI-SB-10 (1.5-2.0)
JD27605-10	06/30/21	14:30	DA	07/01/21	SO	Soil	RI-SB-10 (3-3.5)
JD27605-11	06/30/21	14:45	DA	07/01/21	SO	Soil	RI-SB-10 (5.5-6.0)
JD27605-12	06/30/21	13:30	DA	07/01/21	SO	Soil	RI-SB-9 (5.5-6.0)

This report contains results reported as ND = Not detected. The following applies:
Organics ND = Not detected above the MDL

Soil samples reported on a dry weight basis unless otherwise indicated on result page.

SGS North America Inc.

Sample Summary
(continued)

SESI Consulting Engineers

Job No: JD27605

Remedial Investigation, 247 North Avenue, New Rochelle, NY
Project No: 10908 PHASE 6

Sample Number	Collected Date	Time	By	Received	Matrix Code	Matrix Type	Client Sample ID
JD27605-13	06/30/21	08:35	DA	07/01/21	SO	Soil	DUP-1

Soil samples reported on a dry weight basis unless otherwise indicated on result page.

CASE NARRATIVE / CONFORMANCE SUMMARY

Client:	SESI Consulting Engineers	**Job No**	JD27605
Site:	Remedial Investigation, 247 North Avenue, New Rochelle, NY	**Report Date**	7/9/2021 5:26:22 PM

On 07/01/2021, 13 Sample(s), 0 Trip Blank(s) and 0 Field Blank(s) were received at SGS North America Inc. at a maximum corrected temperature of 1.9 C. Samples were intact and chemically preserved, unless noted below. A SGS North America Inc. Job Number of JD27605 was assigned to the project. Laboratory sample ID, client sample ID and dates of sample collection are detailed in the report's Results Summary Section.

Specified quality control criteria were achieved for this job except as noted below. For more information, please refer to the analytical results and QC summary pages.

Compounds qualified as out of range in the continuing calibration summary report are acceptable as per method requirements when there is a high bias but the sample result is non-detect.

MS Volatiles By Method SW846 8260D

Matrix: SO **Batch ID:** V2B8360

- All samples were analyzed within the recommended method holding time.
- Sample(s) JD27578-6MS, JD27578-6MSD were used as the QC samples indicated.
- All method blanks for this batch meet method specific criteria.
- JD27605-12: Dilution required due to high concentration of non-target compound.
- JD27605-12 for 2-Butanone (MEK): Associated CCV outside of control limits high, sample was ND.

MS Semi-volatiles By Method SW846 8270E

Matrix: SO **Batch ID:** OP34129

- All samples were extracted within the recommended method holding time.
- Sample(s) JD27600-7MS, JD27600-7MSD were used as the QC samples indicated.
- All method blanks for this batch meet method specific criteria.
- JD27605-6 for N-Nitrosodiphenylamine: Associated CCV outside of control limits high, sample was ND.
- JD27605-4 for 2,4-Dichlorophenol: Associated CCV outside of control limits high, sample was ND.
- JD27605-2 for Hexachlorocyclopentadiene: Associated CCV outside of control limits low. Low-level verification was analyzed to demonstrate system suitability to detect affected analytes. Sample was ND.
- JD27605-8 for Butyl benzyl phthalate: Associated CCV outside of control limits high, sample was ND.
- JD27605-13 for 2,4-Dichlorophenol: Associated CCV outside of control limits high, sample was ND.
- JD27605-6 for 2,4-Dichlorophenol: Associated CCV outside of control limits high, sample was ND.
- JD27605-4 for Butyl benzyl phthalate: Associated CCV outside of control limits high, sample was ND.
- JD27605-6 for Butyl benzyl phthalate: Associated CCV outside of control limits high, sample was ND.
- JD27605-9 for 2,4-Dichlorophenol: Associated CCV outside of control limits high, sample was ND.
- JD27605-4 for N-Nitrosodiphenylamine: Associated CCV outside of control limits high, sample was ND.
- JD27605-6 for 4-Nitrophenol: Associated CCV outside of control limits low. Low-level verification was analyzed to demonstrate system suitability to detect affected analytes. Sample was ND.
- JD27605-4 for Hexachlorocyclopentadiene: Associated CCV outside of control limits low. Low-level verification was analyzed to demonstrate system suitability to detect affected analytes. Sample was ND.
- JD27605-8 for N-Nitrosodiphenylamine: Associated CCV outside of control limits high. Estimated value, due to corresponding failure in the batch associated CCV.
- JD27605-10 for 4-Nitrophenol: Associated CCV outside of control limits low. Low-level verification was analyzed to demonstrate system suitability to detect affected analytes. Sample was ND.
- JD27605-5 for 2,4-Dichlorophenol: Associated CCV outside of control limits high, sample was ND.
- JD27605-5 for Butyl benzyl phthalate: Associated CCV outside of control limits high, sample was ND.
- JD27605-2 for N-Nitrosodiphenylamine: Associated CCV outside of control limits high, sample was ND.
- JD27605-13 for 4-Nitrophenol: Associated CCV outside of control limits low. Low-level verification was analyzed to demonstrate system suitability to detect affected analytes. Sample was ND.
- JD27605-2 for Butyl benzyl phthalate: Associated CCV outside of control limits high, sample was ND.
- JD27605-2 for 4-Nitrophenol: Associated CCV outside of control limits low. Low-level verification was analyzed to demonstrate system suitability to detect affected analytes. Sample was ND.
- JD27605-2 for 2,4-Dichlorophenol: Associated CCV outside of control limits high, sample was ND.
- JD27605-4 for 4-Nitrophenol: Associated CCV outside of control limits low. Low-level verification was analyzed to demonstrate system suitability to detect affected analytes. Sample was ND.
- JD27605-7 for 4-Nitrophenol: Associated CCV outside of control limits low. Low-level verification was analyzed to demonstrate system suitability to detect affected analytes. Sample was ND.
- JD27605-11 for N-Nitrosodiphenylamine: Associated CCV outside of control limits high, sample was ND.
- JD27605-11 for 4-Nitrophenol: Associated CCV outside of control limits low. Low-level verification was analyzed to demonstrate system suitability to detect affected analytes. Sample was ND.
- JD27605-11 for Hexachlorocyclopentadiene: Associated CCV outside of control limits low. Low-level verification was analyzed to demonstrate system suitability to detect affected analytes. Sample was ND.
- JD27605-12 for 2,4-Dichlorophenol: Associated CCV outside of control limits high, sample was ND.
- JD27605-12 for Butyl benzyl phthalate: Associated CCV outside of control limits high, sample was ND.
- JD27605-12 for N-Nitrosodiphenylamine: Associated CCV outside of control limits high, sample was ND.
- JD27605-12 for 4-Nitrophenol: Associated CCV outside of control limits low. Low-level verification was analyzed to demonstrate system suitability to detect affected analytes. Sample was ND.
- JD27605-12 for Hexachlorocyclopentadiene: Associated CCV outside of control limits low. Low-level verification was analyzed to demonstrate system suitability to detect affected analytes. Sample was ND.

MS Semi-volatiles By Method SW846 8270E

Matrix: SO **Batch ID:** OP34129

- JD27605-7 for 2,4-Dichlorophenol: Associated CCV outside of control limits high, sample was ND.
- JD27605-8 for 2,4-Dichlorophenol: Associated CCV outside of control limits high, sample was ND.
- JD27605-7 for N-Nitrosodiphenylamine: Associated CCV outside of control limits high, sample was ND.
- JD27605-11 for 2,4-Dichlorophenol: Associated CCV outside of control limits high, sample was ND.
- JD27605-7 for Hexachlorocyclopentadiene: Associated CCV outside of control limits low. Low-level verification was analyzed to demonstrate system suitability to detect affected analytes. Sample was ND.
- JD27605-7 for Butyl benzyl phthalate: Associated CCV outside of control limits high, sample was ND.
- JD27605-6 for Hexachlorocyclopentadiene: Associated CCV outside of control limits low. Low-level verification was analyzed to demonstrate system suitability to detect affected analytes. Sample was ND.
- JD27605-10 for N-Nitrosodiphenylamine: Associated CCV outside of control limits high, sample was ND.
- JD27605-10 for Butyl benzyl phthalate: Associated CCV outside of control limits high, sample was ND.
- JD27605-10 for 2,4-Dichlorophenol: Associated CCV outside of control limits high, sample was ND.
- JD27605-8 for Hexachlorocyclopentadiene: Associated CCV outside of control limits low. Low-level verification was analyzed to demonstrate system suitability to detect affected analytes. Sample was ND.
- JD27605-8 for 4-Nitrophenol: Associated CCV outside of control limits low. Low-level verification was analyzed to demonstrate system suitability to detect affected analytes. Sample was ND.
- JD27605-5 for Hexachlorocyclopentadiene: Associated CCV outside of control limits low. Low-level verification was analyzed to demonstrate system suitability to detect affected analytes. Sample was ND.
- JD27605-10 for Hexachlorocyclopentadiene: Associated CCV outside of control limits low. Low-level verification was analyzed to demonstrate system suitability to detect affected analytes. Sample was ND.
- JD27605-11 for Butyl benzyl phthalate: Associated CCV outside of control limits high, sample was ND.
- JD27605-13 for N-Nitrosodiphenylamine: Associated CCV outside of control limits high, sample was ND.
- JD27605-5 for N-Nitrosodiphenylamine: Associated CCV outside of control limits high, sample was ND.
- JD27605-13 for Butyl benzyl phthalate: Associated CCV outside of control limits high, sample was ND.
- JD27605-13 for Hexachlorocyclopentadiene: Associated CCV outside of control limits low. Low-level verification was analyzed to demonstrate system suitability to detect affected analytes. Sample was ND.
- JD27605-9 for Butyl benzyl phthalate: Associated CCV outside of control limits high, sample was ND.
- JD27605-9 for N-Nitrosodiphenylamine: Associated CCV outside of control limits high, sample was ND.
- JD27605-9 for 4-Nitrophenol: Associated CCV outside of control limits low. Low-level verification was analyzed to demonstrate system suitability to detect affected analytes. Sample was ND.
- JD27605-9 for Hexachlorocyclopentadiene: Associated CCV outside of control limits low. Low-level verification was analyzed to demonstrate system suitability to detect affected analytes. Sample was ND.
- JD27605-1 for Caprolactam: Associated CCV outside of control limits high, sample was ND.
- JD27605-3 for Caprolactam: Associated CCV outside of control limits high, sample was ND.
- JD27605-5 for 4-Nitrophenol: Associated CCV outside of control limits low. Low-level verification was analyzed to demonstrate system suitability to detect affected analytes. Sample was ND.

Metals Analysis By Method SW846 6010D

Matrix: SO **Batch ID:** MP27312

- All samples were digested within the recommended method holding time.
- Sample(s) JD27686-5MS, JD27686-5MSD, JD27686-5PS, JD27686-5SDL were used as the QC samples for metals.
- All method blanks for this batch meet method specific criteria.
- Matrix Spike Recovery(s) for Antimony, Magnesium, Zinc are outside control limits. Spike recovery indicates possible matrix interference and/or sample nonhomogeneity.
- Matrix Spike Duplicate Recovery(s) for Manganese, Antimony are outside control limits. Spike recovery indicates possible matrix interference and/or sample nonhomogeneity.
- Matrix Spike Recovery(s) for Iron, Aluminum are outside control limits. Spike amount low relative to the sample amount. Refer to lab control or spike blank for recovery information.
- RPD(s) for Serial Dilution for Silver, Thallium are outside control limits for sample MP27312-SD1. Percent difference acceptable due to low initial sample concentration (< 50 times IDL).
- JD27605-6 for Beryllium: Elevated detection limit due to dilution required for high interfering element.
- JD27605-1 for Calcium: Elevated detection limit due to dilution required for high interfering element.
- JD27605-1 for Beryllium: Elevated detection limit due to dilution required for high interfering element.
- JD27605-1 for Cadmium: Elevated detection limit due to dilution required for high interfering element.
- JD27605-3 for Thallium: Elevated detection limit due to dilution required for high interfering element.
- JD27605-8 for Beryllium: Elevated detection limit due to dilution required for high interfering element.
- JD27605-8 for Thallium: Elevated detection limit due to dilution required for high interfering element.
- JD27605-6 for Cobalt: Elevated detection limit due to dilution required for high interfering element.
- JD27605-6 for Thallium: Elevated detection limit due to dilution required for high interfering element.
- JD27605-1 for Arsenic: Elevated detection limit due to dilution required for high interfering element.
- JD27605-8 for Cobalt: Elevated detection limit due to dilution required for high interfering element.
- JD27605-2 for Thallium: Elevated detection limit due to dilution required for high interfering element.
- JD27605-1 for Selenium: Elevated detection limit due to dilution required for high interfering element.
- JD27605-1 for Manganese: Elevated detection limit due to dilution required for high interfering element.
- JD27605-1 for Magnesium: Elevated detection limit due to dilution required for high interfering element.
- JD27605-1 for Thallium: Elevated detection limit due to dilution required for high interfering element.
- JD27605-2 for Beryllium: Elevated detection limit due to dilution required for high interfering element.
- JD27605-1 for Silver: Elevated detection limit due to dilution required for high interfering element.
- JD27605-1 for Cobalt: Elevated detection limit due to dilution required for high interfering element.
- JD27605-3 for Silver: Elevated detection limit due to dilution required for high interfering element.
- JD27605-2 for Cobalt: Elevated detection limit due to dilution required for high interfering element.
- JD27605-3 for Arsenic: Elevated detection limit due to dilution required for high interfering element.
- JD27605-3 for Cadmium: Elevated detection limit due to dilution required for high interfering element.
- JD27605-3 for Copper: Elevated detection limit due to dilution required for high interfering element.
- JD27605-3 for Manganese: Elevated detection limit due to dilution required for high interfering element.
- JD27605-3 for Selenium: Elevated detection limit due to dilution required for high interfering element.
- JD27605-1 for Copper: Elevated detection limit due to dilution required for high interfering element.
- MP27312-SD1 for Barium, Calcium, Magnesium, Zinc: Serial dilution indicates possible matrix interference.

Metals Analysis By Method SW846 7471B

Matrix:	SO	Batch ID:	MP27350

- All samples were digested within the recommended method holding time.
- Sample(s) JD27600-10MS, JD27600-10MSD were used as the QC samples for metals.
- All method blanks for this batch meet method specific criteria.

Matrix:	SO	Batch ID:	MP27351

- All samples were digested within the recommended method holding time.
- Sample(s) JD27613-4MSD, JD27613-4MS were used as the QC samples for metals.
- All method blanks for this batch meet method specific criteria
- Matrix Spike Recovery(s) for Mercury are outside control limits. Spike recovery indicates possible matrix interference.

General Chemistry By Method SM2540 G 18TH ED MOD

Matrix:	SO	Batch ID:	GN19658

- Sample(s) JD27600-3DUP were used as the QC samples for Solids, Percent.

Matrix:	SO	Batch ID:	GN19663

- Sample(s) JD27605-10DUP were used as the QC samples for Solids, Percent.

SGS North America Inc. certifies that data reported for samples received, listed on the associated custody chain or analytical task order, were produced to specifications meeting the Quality System precision, accuracy and completeness objectives except as noted.

Estimated non-standard method measurement uncertainty data is available on request, based on quality control bias and implicit for standard methods. Acceptable uncertainty requires tested parameter quality control data to meet method criteria.

SGS North America Inc. is not responsible for data quality assumptions if partial reports are used and recommends that this report be used in its entirety. Data release is authorized by SGS North America Inc indicated via signature on the report cover

Summary of Hits

Job Number: JD27605
Account: SESI Consulting Engineers
Project: Remedial Investigation, 247 North Avenue, New Rochelle, NY
Collected: 06/30/21

Lab Sample ID / Analyte	Client Sample ID	Result/ Qual	RL	MDL	Units	Method
JD27605-1	**RI-SB-17 (2.5-3.0)**					
Acenaphthene		166	43	15	ug/kg	SW846 8270E
Acenaphthylene		86.7	43	22	ug/kg	SW846 8270E
Anthracene		344	43	26	ug/kg	SW846 8270E
Benzo(a)anthracene		1180	43	12	ug/kg	SW846 8270E
Benzo(a)pyrene		1150	43	19	ug/kg	SW846 8270E
Benzo(b)fluoranthene		1420	43	19	ug/kg	SW846 8270E
Benzo(g,h,i)perylene		746	43	21	ug/kg	SW846 8270E
Benzo(k)fluoranthene		512	43	20	ug/kg	SW846 8270E
1,1'-Biphenyl		32.5 J	85	5.8	ug/kg	SW846 8270E
Benzaldehyde		17.1 J	210	11	ug/kg	SW846 8270E
Carbazole		313	85	6.2	ug/kg	SW846 8270E
Chrysene		1290	43	13	ug/kg	SW846 8270E
Dibenzo(a,h)anthracene		186	43	19	ug/kg	SW846 8270E
Dibenzofuran		182	85	17	ug/kg	SW846 8270E
Fluoranthene		3050	43	19	ug/kg	SW846 8270E
Fluorene		177	43	20	ug/kg	SW846 8270E
Indeno(1,2,3-cd)pyrene		834	43	20	ug/kg	SW846 8270E
2-Methylnaphthalene		106	43	9.6	ug/kg	SW846 8270E
Naphthalene		259	43	12	ug/kg	SW846 8270E
Phenanthrene		2640	43	14	ug/kg	SW846 8270E
Pyrene		2720	43	14	ug/kg	SW846 8270E
Total TIC, Semi-Volatile		5510 J			ug/kg	
Aluminum		8460	38		mg/kg	SW846 6010D
Barium		86.0	15		mg/kg	SW846 6010D
Calcium [a]		66000	1900		mg/kg	SW846 6010D
Chromium		12.9	0.75		mg/kg	SW846 6010D
Copper [a]		46.3	9.4		mg/kg	SW846 6010D
Iron		26900	190		mg/kg	SW846 6010D
Lead		135	1.5		mg/kg	SW846 6010D
Magnesium [a]		28700	1900		mg/kg	SW846 6010D
Manganese [a]		193	5.6		mg/kg	SW846 6010D
Mercury		0.94	0.094		mg/kg	SW846 7471B
Nickel		12.6	3.0		mg/kg	SW846 6010D
Potassium		2060	750		mg/kg	SW846 6010D
Vanadium		40.2	3.8		mg/kg	SW846 6010D
Zinc		261	3.8		mg/kg	SW846 6010D
JD27605-2	**RI-SB-18 (3-3.5)**					
Total TIC, Semi-Volatile		250 J			ug/kg	
Aluminum		15800	58		mg/kg	SW846 6010D
Arsenic		2.5	2.3		mg/kg	SW846 6010D
Barium		145	23		mg/kg	SW846 6010D

Summary of Hits

Job Number: JD27605
Account: SESI Consulting Engineers
Project: Remedial Investigation, 247 North Avenue, New Rochelle, NY
Collected: 06/30/21

Lab Sample ID / Analyte	Client Sample ID	Result/ Qual	RL	MDL	Units	Method
Beryllium [a]		0.73	0.46		mg/kg	SW846 6010D
Calcium		2640	580		mg/kg	SW846 6010D
Chromium		31.4	1.2		mg/kg	SW846 6010D
Cobalt [a]		20.5	12		mg/kg	SW846 6010D
Copper		106	2.9		mg/kg	SW846 6010D
Iron		17400	58		mg/kg	SW846 6010D
Lead		10.1	2.3		mg/kg	SW846 6010D
Magnesium		4080	580		mg/kg	SW846 6010D
Manganese		438	1.7		mg/kg	SW846 6010D
Nickel		25.2	4.6		mg/kg	SW846 6010D
Potassium		3320	1200		mg/kg	SW846 6010D
Vanadium		36.0	5.8		mg/kg	SW846 6010D
Zinc		44.5	5.8		mg/kg	SW846 6010D
JD27605-3	**RI-SB-18 (6.5-7.0)**					
3&4-Methylphenol		48.1 J	94	39	ug/kg	SW846 8270E
Acenaphthene		1240	47	16	ug/kg	SW846 8270E
Acenaphthylene		733	47	24	ug/kg	SW846 8270E
Anthracene		3040	47	29	ug/kg	SW846 8270E
Benzo(a)anthracene		7620	470	130	ug/kg	SW846 8270E
Benzo(a)pyrene		7090	470	210	ug/kg	SW846 8270E
Benzo(b)fluoranthene		8020	470	210	ug/kg	SW846 8270E
Benzo(g,h,i)perylene		4500	47	24	ug/kg	SW846 8270E
Benzo(k)fluoranthene		3410	47	22	ug/kg	SW846 8270E
1,1'-Biphenyl		119	94	6.5	ug/kg	SW846 8270E
Carbazole		1450	94	6.8	ug/kg	SW846 8270E
Chrysene		7610	470	150	ug/kg	SW846 8270E
Dibenzo(a,h)anthracene		1130	47	21	ug/kg	SW846 8270E
Dibenzofuran		906	94	19	ug/kg	SW846 8270E
Fluoranthene		19000	470	210	ug/kg	SW846 8270E
Fluorene		1440	47	22	ug/kg	SW846 8270E
Indeno(1,2,3-cd)pyrene		4620	470	220	ug/kg	SW846 8270E
2-Methylnaphthalene		325	47	11	ug/kg	SW846 8270E
Naphthalene		645	47	13	ug/kg	SW846 8270E
Phenanthrene		15800	470	160	ug/kg	SW846 8270E
Pyrene		16300	470	150	ug/kg	SW846 8270E
Total TIC, Semi-Volatile		35820 J			ug/kg	
Aluminum		9160	41		mg/kg	SW846 6010D
Antimony		2.1	1.6		mg/kg	SW846 6010D
Arsenic [a]		4.3	3.2		mg/kg	SW846 6010D
Barium		117	16		mg/kg	SW846 6010D
Beryllium		0.42	0.16		mg/kg	SW846 6010D
Calcium		7870	410		mg/kg	SW846 6010D
Chromium		16.8	0.81		mg/kg	SW846 6010D

Summary of Hits

Job Number: JD27605
Account: SESI Consulting Engineers
Project: Remedial Investigation, 247 North Avenue, New Rochelle, NY
Collected: 06/30/21

Lab Sample ID / Analyte	Client Sample ID	Result/ Qual	RL	MDL	Units	Method
Cobalt		7.1	4.1		mg/kg	SW846 6010D
Copper [a]		444	4.1		mg/kg	SW846 6010D
Iron		17000	81		mg/kg	SW846 6010D
Lead		314	1.6		mg/kg	SW846 6010D
Magnesium		2500	410		mg/kg	SW846 6010D
Manganese [a]		202	2.4		mg/kg	SW846 6010D
Mercury		0.35	0.016		mg/kg	SW846 7471B
Nickel		18.0	3.2		mg/kg	SW846 6010D
Potassium		1890	810		mg/kg	SW846 6010D
Vanadium		21.5	4.1		mg/kg	SW846 6010D
Zinc		151	4.1		mg/kg	SW846 6010D
JD27605-4	**RI-SB-8 (1.5-2.0)**					
Benzo(a)anthracene		18.7 J	35	9.9	ug/kg	SW846 8270E
Benzo(a)pyrene		21.7 J	35	16	ug/kg	SW846 8270E
Benzo(b)fluoranthene		26.8 J	35	16	ug/kg	SW846 8270E
Chrysene		16.4 J	35	11	ug/kg	SW846 8270E
Fluoranthene		17.3 J	35	16	ug/kg	SW846 8270E
Indeno(1,2,3-cd)pyrene		23.1 J	35	16	ug/kg	SW846 8270E
Pyrene		22.4 J	35	11	ug/kg	SW846 8270E
Aluminum		7940	53		mg/kg	SW846 6010D
Barium		68.8	21		mg/kg	SW846 6010D
Beryllium		0.36	0.21		mg/kg	SW846 6010D
Calcium		5060	530		mg/kg	SW846 6010D
Chromium		20.6	1.1		mg/kg	SW846 6010D
Cobalt		6.2	5.3		mg/kg	SW846 6010D
Copper		13.1	2.6		mg/kg	SW846 6010D
Iron		12800	53		mg/kg	SW846 6010D
Lead		4.1	2.1		mg/kg	SW846 6010D
Magnesium		4330	530		mg/kg	SW846 6010D
Manganese		249	1.6		mg/kg	SW846 6010D
Nickel		15.2	4.2		mg/kg	SW846 6010D
Potassium		3210	1100		mg/kg	SW846 6010D
Vanadium		20.9	5.3		mg/kg	SW846 6010D
Zinc		22.7	5.3		mg/kg	SW846 6010D
JD27605-5	**RI-SB-8 (2.5-3.0)**					
Aluminum		6710	53		mg/kg	SW846 6010D
Barium		63.6	21		mg/kg	SW846 6010D
Beryllium		0.30	0.21		mg/kg	SW846 6010D
Calcium		5480	530		mg/kg	SW846 6010D
Chromium		19.1	1.1		mg/kg	SW846 6010D
Cobalt		5.8	5.3		mg/kg	SW846 6010D

Summary of Hits

Job Number: JD27605
Account: SESI Consulting Engineers
Project: Remedial Investigation, 247 North Avenue, New Rochelle, NY
Collected: 06/30/21

Lab Sample ID / Analyte	Client Sample ID	Result/ Qual	RL	MDL	Units	Method
Copper		15.4	2.6		mg/kg	SW846 6010D
Iron		11600	53		mg/kg	SW846 6010D
Lead		2.8	2.1		mg/kg	SW846 6010D
Magnesium		4880	530		mg/kg	SW846 6010D
Manganese		250	1.6		mg/kg	SW846 6010D
Nickel		24.0	4.2		mg/kg	SW846 6010D
Potassium		2860	1100		mg/kg	SW846 6010D
Vanadium		18.3	5.3		mg/kg	SW846 6010D
Zinc		21.6	5.3		mg/kg	SW846 6010D
JD27605-6	**RI-SB-8 (5-5.5)**					
bis(2-Ethylhexyl)phthalate		18.5 J	75	8.7	ug/kg	SW846 8270E
Aluminum		8030	56		mg/kg	SW846 6010D
Barium		74.8	22		mg/kg	SW846 6010D
Calcium		7570	560		mg/kg	SW846 6010D
Chromium		20.6	1.1		mg/kg	SW846 6010D
Copper		14.6	2.8		mg/kg	SW846 6010D
Iron		12800	56		mg/kg	SW846 6010D
Lead		2.9	2.2		mg/kg	SW846 6010D
Magnesium		5750	560		mg/kg	SW846 6010D
Manganese		202	1.7		mg/kg	SW846 6010D
Nickel		15.5	4.5		mg/kg	SW846 6010D
Potassium		3990	1100		mg/kg	SW846 6010D
Vanadium		24.4	5.6		mg/kg	SW846 6010D
Zinc		35.3	5.6		mg/kg	SW846 6010D
JD27605-7	**RI-SB-9 (1.5-2.0)**					
Benzo(a)anthracene		19.6 J	36	10	ug/kg	SW846 8270E
Benzo(a)pyrene		39.9	36	16	ug/kg	SW846 8270E
Benzo(b)fluoranthene		49.1	36	16	ug/kg	SW846 8270E
Benzo(g,h,i)perylene		46.3	36	18	ug/kg	SW846 8270E
Benzo(k)fluoranthene		22.4 J	36	17	ug/kg	SW846 8270E
Chrysene		36.1	36	11	ug/kg	SW846 8270E
Fluoranthene		22.2 J	36	16	ug/kg	SW846 8270E
Indeno(1,2,3-cd)pyrene		43.3	36	17	ug/kg	SW846 8270E
Pyrene		26.4 J	36	12	ug/kg	SW846 8270E
Total TIC, Semi-Volatile		250 J			ug/kg	
Aluminum		6690	55		mg/kg	SW846 6010D
Barium		57.9	22		mg/kg	SW846 6010D
Beryllium		0.31	0.22		mg/kg	SW846 6010D
Calcium		5000	550		mg/kg	SW846 6010D
Chromium		25.9	1.1		mg/kg	SW846 6010D
Copper		17.1	2.7		mg/kg	SW846 6010D

Summary of Hits

Job Number: JD27605
Account: SESI Consulting Engineers
Project: Remedial Investigation, 247 North Avenue, New Rochelle, NY
Collected: 06/30/21

Lab Sample ID / Analyte	Client Sample ID	Result/ Qual	RL	MDL	Units	Method
Iron		11000	55		mg/kg	SW846 6010D
Lead		7.6	2.2		mg/kg	SW846 6010D
Magnesium		3760	550		mg/kg	SW846 6010D
Manganese		198	1.6		mg/kg	SW846 6010D
Nickel		13.4	4.4		mg/kg	SW846 6010D
Potassium		2620	1100		mg/kg	SW846 6010D
Vanadium		19.1	5.5		mg/kg	SW846 6010D
Zinc		24.1	5.5		mg/kg	SW846 6010D
JD27605-8	**RI-SB-9 (3.5-4.0)**					
Acenaphthene		203	42	15	ug/kg	SW846 8270E
Acenaphthylene		96.5	42	22	ug/kg	SW846 8270E
Anthracene		103	42	26	ug/kg	SW846 8270E
Dibenzofuran		224	85	17	ug/kg	SW846 8270E
Fluorene		308	42	19	ug/kg	SW846 8270E
N-Nitrosodiphenylamine [b]		878	210	16	ug/kg	SW846 8270E
Phenanthrene		64.9	42	14	ug/kg	SW846 8270E
Pyrene		23.6 J	42	14	ug/kg	SW846 8270E
Total TIC, Semi-Volatile		28240 J			ug/kg	
Aluminum		6010	33		mg/kg	SW846 6010D
Barium		56.2	13		mg/kg	SW846 6010D
Cadmium		0.36	0.33		mg/kg	SW846 6010D
Calcium		5960	330		mg/kg	SW846 6010D
Chromium		14.8	0.65		mg/kg	SW846 6010D
Copper		12.7	1.6		mg/kg	SW846 6010D
Iron		11000	33		mg/kg	SW846 6010D
Lead		2.8	1.3		mg/kg	SW846 6010D
Magnesium		4410	330		mg/kg	SW846 6010D
Manganese		169	0.98		mg/kg	SW846 6010D
Nickel		12.7	2.6		mg/kg	SW846 6010D
Potassium		2850	650		mg/kg	SW846 6010D
Vanadium		18.0	3.3		mg/kg	SW846 6010D
Zinc		20.2	3.3		mg/kg	SW846 6010D
JD27605-9	**RI-SB-10 (1.5-2.0)**					
Acenaphthene		143	36	13	ug/kg	SW846 8270E
Acenaphthylene		45.0	36	19	ug/kg	SW846 8270E
Anthracene		285	36	22	ug/kg	SW846 8270E
Benzo(a)anthracene		706	36	10	ug/kg	SW846 8270E
Benzo(a)pyrene		634	36	17	ug/kg	SW846 8270E
Benzo(b)fluoranthene		828	36	16	ug/kg	SW846 8270E
Benzo(g,h,i)perylene		462	36	18	ug/kg	SW846 8270E
Benzo(k)fluoranthene		322	36	17	ug/kg	SW846 8270E

Summary of Hits

Job Number: JD27605
Account: SESI Consulting Engineers
Project: Remedial Investigation, 247 North Avenue, New Rochelle, NY
Collected: 06/30/21

Lab Sample ID / Analyte	Client Sample ID	Result/ Qual	RL	MDL	Units	Method
1,1'-Biphenyl		22.7 J	73	5.0	ug/kg	SW846 8270E
Carbazole		184	73	5.3	ug/kg	SW846 8270E
Chrysene		780	36	11	ug/kg	SW846 8270E
Dibenzo(a,h)anthracene		122	36	16	ug/kg	SW846 8270E
Dibenzofuran		104	73	15	ug/kg	SW846 8270E
bis(2-Ethylhexyl)phthalate		42.5 J	73	8.5	ug/kg	SW846 8270E
Fluoranthene		1480	36	16	ug/kg	SW846 8270E
Fluorene		190	36	17	ug/kg	SW846 8270E
Indeno(1,2,3-cd)pyrene		515	36	17	ug/kg	SW846 8270E
2-Methylnaphthalene		45.1	36	8.2	ug/kg	SW846 8270E
Naphthalene		82.1	36	10	ug/kg	SW846 8270E
Phenanthrene		1540	36	12	ug/kg	SW846 8270E
Pyrene		1660	36	12	ug/kg	SW846 8270E
Total TIC, Semi-Volatile		4290 J			ug/kg	
Aluminum		8340	58		mg/kg	SW846 6010D
Barium		77.5	23		mg/kg	SW846 6010D
Beryllium		0.37	0.23		mg/kg	SW846 6010D
Calcium		6560	580		mg/kg	SW846 6010D
Chromium		17.3	1.2		mg/kg	SW846 6010D
Cobalt		6.1	5.8		mg/kg	SW846 6010D
Copper		15.3	2.9		mg/kg	SW846 6010D
Iron		12400	58		mg/kg	SW846 6010D
Lead		30.6	2.3		mg/kg	SW846 6010D
Magnesium		3560	580		mg/kg	SW846 6010D
Manganese		272	1.7		mg/kg	SW846 6010D
Mercury		0.037	0.030		mg/kg	SW846 7471B
Nickel		14.7	4.6		mg/kg	SW846 6010D
Potassium		3150	1200		mg/kg	SW846 6010D
Vanadium		22.4	5.8		mg/kg	SW846 6010D
Zinc		46.3	5.8		mg/kg	SW846 6010D
JD27605-10	**RI-SB-10 (3-3.5)**					
Aluminum		7800	56		mg/kg	SW846 6010D
Barium		74.6	22		mg/kg	SW846 6010D
Beryllium		0.28	0.22		mg/kg	SW846 6010D
Calcium		5050	560		mg/kg	SW846 6010D
Chromium		19.8	1.1		mg/kg	SW846 6010D
Cobalt		6.2	5.6		mg/kg	SW846 6010D
Copper		15.8	2.8		mg/kg	SW846 6010D
Iron		10400	56		mg/kg	SW846 6010D
Lead		2.9	2.2		mg/kg	SW846 6010D
Magnesium		3600	560		mg/kg	SW846 6010D
Manganese		189	1.7		mg/kg	SW846 6010D
Nickel		15.6	4.5		mg/kg	SW846 6010D

Summary of Hits

Job Number: JD27605
Account: SESI Consulting Engineers
Project: Remedial Investigation, 247 North Avenue, New Rochelle, NY
Collected: 06/30/21

Lab Sample ID / Analyte	Client Sample ID	Result/ Qual	RL	MDL	Units	Method
Potassium		2900	1100		mg/kg	SW846 6010D
Vanadium		18.4	5.6		mg/kg	SW846 6010D
Zinc		27.9	5.6		mg/kg	SW846 6010D
JD27605-11	**RI-SB-10 (5.5-6.0)**					
Aluminum		6560	56		mg/kg	SW846 6010D
Barium		59.0	22		mg/kg	SW846 6010D
Beryllium		0.30	0.22		mg/kg	SW846 6010D
Calcium		3840	560		mg/kg	SW846 6010D
Chromium		15.9	1.1		mg/kg	SW846 6010D
Copper		11.3	2.8		mg/kg	SW846 6010D
Iron		12100	56		mg/kg	SW846 6010D
Lead		2.5	2.2		mg/kg	SW846 6010D
Magnesium		3700	560		mg/kg	SW846 6010D
Manganese		192	1.7		mg/kg	SW846 6010D
Nickel		14.4	4.5		mg/kg	SW846 6010D
Potassium		3400	1100		mg/kg	SW846 6010D
Vanadium		19.4	5.6		mg/kg	SW846 6010D
Zinc		24.3	5.6		mg/kg	SW846 6010D
JD27605-12	**RI-SB-9 (5.5-6.0)**					
Isopropylbenzene [c]		66.0 J	85	60	ug/kg	SW846 8260D
Total TIC, Volatile		25200 J			ug/kg	
Total TIC, Semi-Volatile		320 J			ug/kg	
Aluminum		7300	53		mg/kg	SW846 6010D
Barium		66.9	21		mg/kg	SW846 6010D
Beryllium		0.32	0.21		mg/kg	SW846 6010D
Calcium		5280	530		mg/kg	SW846 6010D
Chromium		18.5	1.1		mg/kg	SW846 6010D
Cobalt		6.0	5.3		mg/kg	SW846 6010D
Copper		13.8	2.6		mg/kg	SW846 6010D
Iron		11900	53		mg/kg	SW846 6010D
Lead		2.6	2.1		mg/kg	SW846 6010D
Magnesium		4450	530		mg/kg	SW846 6010D
Manganese		211	1.6		mg/kg	SW846 6010D
Nickel		15.9	4.2		mg/kg	SW846 6010D
Potassium		3570	1100		mg/kg	SW846 6010D
Vanadium		21.5	5.3		mg/kg	SW846 6010D
Zinc		22.3	5.3		mg/kg	SW846 6010D
JD27605-13	**DUP-1**					
Benzo(a)anthracene		64.7	39	11	ug/kg	SW846 8270E

Summary of Hits

Job Number: JD27605
Account: SESI Consulting Engineers
Project: Remedial Investigation, 247 North Avenue, New Rochelle, NY
Collected: 06/30/21

Lab Sample ID / Analyte	Client Sample ID	Result/ Qual	RL	MDL	Units	Method
Benzo(a)pyrene		108	39	18	ug/kg	SW846 8270E
Benzo(b)fluoranthene		175	39	17	ug/kg	SW846 8270E
Benzo(g,h,i)perylene		67.7	39	20	ug/kg	SW846 8270E
Benzo(k)fluoranthene		66.4	39	18	ug/kg	SW846 8270E
Carbazole		32.9 J	78	5.7	ug/kg	SW846 8270E
Chrysene		153	39	12	ug/kg	SW846 8270E
Dibenzo(a,h)anthracene		17.6 J	39	17	ug/kg	SW846 8270E
Fluoranthene		265	39	17	ug/kg	SW846 8270E
Indeno(1,2,3-cd)pyrene		90.9	39	18	ug/kg	SW846 8270E
Phenanthrene		133	39	13	ug/kg	SW846 8270E
Pyrene		228	39	13	ug/kg	SW846 8270E
Total TIC, Semi-Volatile		1060 J			ug/kg	
Aluminum		18800	56		mg/kg	SW846 6010D
Arsenic		4.7	2.2		mg/kg	SW846 6010D
Barium		126	22		mg/kg	SW846 6010D
Beryllium		0.77	0.22		mg/kg	SW846 6010D
Calcium		2090	560		mg/kg	SW846 6010D
Chromium		26.4	1.1		mg/kg	SW846 6010D
Cobalt		6.2	5.6		mg/kg	SW846 6010D
Copper		15.5	2.8		mg/kg	SW846 6010D
Iron		21700	56		mg/kg	SW846 6010D
Lead		83.0	2.2		mg/kg	SW846 6010D
Magnesium		2470	560		mg/kg	SW846 6010D
Manganese		234	1.7		mg/kg	SW846 6010D
Mercury		0.31	0.034		mg/kg	SW846 7471B
Nickel		16.3	4.5		mg/kg	SW846 6010D
Potassium		1590	1100		mg/kg	SW846 6010D
Vanadium		35.3	5.6		mg/kg	SW846 6010D
Zinc		72.7	5.6		mg/kg	SW846 6010D

(a) Elevated detection limit due to dilution required for high interfering element.
(b) Associated CCV outside of control limits high. Estimated value, due to corresponding failure in the batch associated CCV.
(c) Dilution required due to high concentration of non-target compound.

Sample Results

Report of Analysis

SGS North America Inc.

Report of Analysis

Client Sample ID: RI-SB-17 (2.5-3.0)
Lab Sample ID: JD27605-1 **Date Sampled:** 06/30/21
Matrix: SO - Soil **Date Received:** 07/01/21
Method: SW846 8270E SW846 3546 **Percent Solids:** 74.4
Project: Remedial Investigation, 247 North Avenue, New Rochelle, NY

	File ID	DF	Analyzed	By	Prep Date	Prep Batch	Analytical Batch
Run #1	F200374.D	1	07/08/21 15:37	CS	07/03/21 10:30	OP34129	EF8759
Run #2							

	Initial Weight	Final Volume
Run #1	31.6 g	1.0 ml
Run #2		

ABN TCL List (SOM0 2.0)

CAS No.	Compound	Result	RL	MDL	Units	Q
95-57-8	2-Chlorophenol	ND	85	21	ug/kg	
59-50-7	4-Chloro-3-methyl phenol	ND	210	26	ug/kg	
120-83-2	2,4-Dichlorophenol	ND	210	36	ug/kg	
105-67-9	2,4-Dimethylphenol	ND	210	76	ug/kg	
51-28-5	2,4-Dinitrophenol	ND	210	160	ug/kg	
534-52-1	4,6-Dinitro-o-cresol	ND	210	46	ug/kg	
95-48-7	2-Methylphenol	ND	85	27	ug/kg	
	3&4-Methylphenol	ND	85	35	ug/kg	
88-75-5	2-Nitrophenol	ND	210	28	ug/kg	
100-02-7	4-Nitrophenol	ND	430	110	ug/kg	
87-86-5	Pentachlorophenol	ND	170	40	ug/kg	
108-95-2	Phenol	ND	85	22	ug/kg	
58-90-2	2,3,4,6-Tetrachlorophenol	ND	210	28	ug/kg	
95-95-4	2,4,5-Trichlorophenol	ND	210	32	ug/kg	
88-06-2	2,4,6-Trichlorophenol	ND	210	25	ug/kg	
83-32-9	Acenaphthene	166	43	15	ug/kg	
208-96-8	Acenaphthylene	86.7	43	22	ug/kg	
98-86-2	Acetophenone	ND	210	9.1	ug/kg	
120-12-7	Anthracene	344	43	26	ug/kg	
1912-24-9	Atrazine	ND	85	18	ug/kg	
56-55-3	Benzo(a)anthracene	1180	43	12	ug/kg	
50-32-8	Benzo(a)pyrene	1150	43	19	ug/kg	
205-99-2	Benzo(b)fluoranthene	1420	43	19	ug/kg	
191-24-2	Benzo(g,h,i)perylene	746	43	21	ug/kg	
207-08-9	Benzo(k)fluoranthene	512	43	20	ug/kg	
101-55-3	4-Bromophenyl phenyl ether	ND	85	16	ug/kg	
85-68-7	Butyl benzyl phthalate	ND	85	10	ug/kg	
92-52-4	1,1'-Biphenyl	32.5	85	5.8	ug/kg	J
100-52-7	Benzaldehyde	17.1	210	11	ug/kg	J
91-58-7	2-Chloronaphthalene	ND	85	10	ug/kg	
106-47-8	4-Chloroaniline	ND	210	15	ug/kg	
86-74-8	Carbazole	313	85	6.2	ug/kg	

ND = Not detected MDL = Method Detection Limit
RL = Reporting Limit
E = Indicates value exceeds calibration range
J = Indicates an estimated value
B = Indicates analyte found in associated method blank
N = Indicates presumptive evidence of a compound

Report of Analysis

Client Sample ID: RI-SB-17 (2.5-3.0)
Lab Sample ID: JD27605-1 **Date Sampled:** 06/30/21
Matrix: SO - Soil **Date Received:** 07/01/21
Method: SW846 8270E SW846 3546 **Percent Solids:** 74.4
Project: Remedial Investigation, 247 North Avenue, New Rochelle, NY

ABN TCL List (SOM0 2.0)

CAS No.	Compound	Result	RL	MDL	Units	Q
105-60-2	Caprolactam [a]	ND	85	17	ug/kg	
218-01-9	Chrysene	1290	43	13	ug/kg	
111-91-1	bis(2-Chloroethoxy)methane	ND	85	9.1	ug/kg	
111-44-4	bis(2-Chloroethyl)ether	ND	85	18	ug/kg	
108-60-1	2,2'-Oxybis(1-chloropropane)	ND	85	15	ug/kg	
7005-72-3	4-Chlorophenyl phenyl ether	ND	85	14	ug/kg	
121-14-2	2,4-Dinitrotoluene	ND	43	13	ug/kg	
606-20-2	2,6-Dinitrotoluene	ND	43	21	ug/kg	
91-94-1	3,3'-Dichlorobenzidine	ND	85	35	ug/kg	
123-91-1	1,4-Dioxane	ND	43	28	ug/kg	
53-70-3	Dibenzo(a,h)anthracene	186	43	19	ug/kg	
132-64-9	Dibenzofuran	182	85	17	ug/kg	
84-74-2	Di-n-butyl phthalate	ND	85	6.9	ug/kg	
117-84-0	Di-n-octyl phthalate	ND	85	11	ug/kg	
84-66-2	Diethyl phthalate	ND	85	9.1	ug/kg	
131-11-3	Dimethyl phthalate	ND	85	7.6	ug/kg	
117-81-7	bis(2-Ethylhexyl)phthalate	ND	85	10	ug/kg	
206-44-0	Fluoranthene	3050	43	19	ug/kg	
86-73-7	Fluorene	177	43	20	ug/kg	
118-74-1	Hexachlorobenzene	ND	85	11	ug/kg	
87-68-3	Hexachlorobutadiene	ND	43	17	ug/kg	
77-47-4	Hexachlorocyclopentadiene	ND	430	17	ug/kg	
67-72-1	Hexachloroethane	ND	210	21	ug/kg	
193-39-5	Indeno(1,2,3-cd)pyrene	834	43	20	ug/kg	
78-59-1	Isophorone	ND	85	9.1	ug/kg	
91-57-6	2-Methylnaphthalene	106	43	9.6	ug/kg	
88-74-4	2-Nitroaniline	ND	210	10	ug/kg	
99-09-2	3-Nitroaniline	ND	210	11	ug/kg	
100-01-6	4-Nitroaniline	ND	210	11	ug/kg	
91-20-3	Naphthalene	259	43	12	ug/kg	
98-95-3	Nitrobenzene	ND	85	16	ug/kg	
621-64-7	N-Nitroso-di-n-propylamine	ND	85	12	ug/kg	
86-30-6	N-Nitrosodiphenylamine	ND	210	16	ug/kg	
85-01-8	Phenanthrene	2640	43	14	ug/kg	
129-00-0	Pyrene	2720	43	14	ug/kg	
95-94-3	1,2,4,5-Tetrachlorobenzene	ND	210	11	ug/kg	

CAS No.	Surrogate Recoveries	Run# 1	Run# 2	Limits
367-12-4	2-Fluorophenol	53%		7-101%

ND = Not detected MDL = Method Detection Limit
RL = Reporting Limit
E = Indicates value exceeds calibration range
J = Indicates an estimated value
B = Indicates analyte found in associated method blank
N = Indicates presumptive evidence of a compound

Report of Analysis

Client Sample ID:	RI-SB-17 (2.5-3.0)		
Lab Sample ID:	JD27605-1	**Date Sampled:**	06/30/21
Matrix:	SO - Soil	**Date Received:**	07/01/21
Method:	SW846 8270E SW846 3546	**Percent Solids:**	74.4
Project:	Remedial Investigation, 247 North Avenue, New Rochelle, NY		

ABN TCL List (SOM0 2.0)

CAS No.	Surrogate Recoveries	Run# 1	Run# 2	Limits
4165-62-2	Phenol-d5	67%		12-101%
118-79-6	2,4,6-Tribromophenol	12%		10-127%
4165-60-0	Nitrobenzene-d5	79%		15-114%
321-60-8	2-Fluorobiphenyl	76%		22-104%
1718-51-0	Terphenyl-d14	80%		23-121%

CAS No.	Tentatively Identified Compounds	R.T.	Est. Conc.	Units	Q
	system artifact/aldol-condensation	3.43	28000	ug/kg	J
	unknown	3.52	190	ug/kg	J
	unknown	4.07	180	ug/kg	J
	unknown	4.17	540	ug/kg	J
	unknown	4.82	270	ug/kg	J
	system artifact	5.19	170	ug/kg	J
	system artifact	5.94	280	ug/kg	J
	system artifact	6.69	240	ug/kg	J
486-25-9	9H-Fluoren-9-one	8.55	290	ug/kg	JN
	Phenanthrene methyl	9.69	300	ug/kg	J
	Phenanthrene methyl	9.74	390	ug/kg	J
	unknown	9.88	400	ug/kg	J
	Phenanthrene methyl	9.93	300	ug/kg	J
84-65-1	9,10-Anthracenedione	10.27	690	ug/kg	JN
	Phenanthrene dimethyl	10.75	190	ug/kg	J
	Pyrene methyl	12.19	180	ug/kg	J
	unknown	13.30	180	ug/kg	J
	unknown	13.62	220	ug/kg	J
	Chrysene methyl	15.03	210	ug/kg	J
	unknown PAH substance	16.61	260	ug/kg	J
	unknown PAH substance	16.94	720	ug/kg	J
	Total TIC, Semi-Volatile		5510	ug/kg	J

(a) Associated CCV outside of control limits high, sample was ND.

ND = Not detected MDL = Method Detection Limit
RL = Reporting Limit
E = Indicates value exceeds calibration range
J = Indicates an estimated value
B = Indicates analyte found in associated method blank
N = Indicates presumptive evidence of a compound

Report of Analysis

Client Sample ID: RI-SB-17 (2.5-3.0)
Lab Sample ID: JD27605-1
Matrix: SO - Soil
Date Sampled: 06/30/21
Date Received: 07/01/21
Percent Solids: 74.4
Project: Remedial Investigation, 247 North Avenue, New Rochelle, NY

Metals Analysis

Analyte	Result	RL	Units	DF	Prep	Analyzed	By	Method	Prep Method
Aluminum	8460	38	mg/kg	1	07/07/21	07/08/21	ND	SW846 6010D [2]	SW846 3050B [4]
Antimony	< 1.5	1.5	mg/kg	1	07/07/21	07/08/21	ND	SW846 6010D [2]	SW846 3050B [4]
Arsenic [a]	< 7.5	7.5	mg/kg	5	07/07/21	07/08/21	ND	SW846 6010D [3]	SW846 3050B [4]
Barium	86.0	15	mg/kg	1	07/07/21	07/08/21	ND	SW846 6010D [2]	SW846 3050B [4]
Beryllium [a]	< 0.75	0.75	mg/kg	5	07/07/21	07/08/21	ND	SW846 6010D [3]	SW846 3050B [4]
Cadmium [a]	< 1.9	1.9	mg/kg	5	07/07/21	07/08/21	ND	SW846 6010D [3]	SW846 3050B [4]
Calcium [a]	66000	1900	mg/kg	5	07/07/21	07/08/21	ND	SW846 6010D [3]	SW846 3050B [4]
Chromium	12.9	0.75	mg/kg	1	07/07/21	07/08/21	ND	SW846 6010D [2]	SW846 3050B [4]
Cobalt [a]	< 19	19	mg/kg	5	07/07/21	07/08/21	ND	SW846 6010D [3]	SW846 3050B [4]
Copper [a]	46.3	9.4	mg/kg	5	07/07/21	07/08/21	ND	SW846 6010D [3]	SW846 3050B [4]
Iron	26900	190	mg/kg	5	07/07/21	07/08/21	ND	SW846 6010D [3]	SW846 3050B [4]
Lead	135	1.5	mg/kg	1	07/07/21	07/08/21	ND	SW846 6010D [2]	SW846 3050B [4]
Magnesium [a]	28700	1900	mg/kg	5	07/07/21	07/08/21	ND	SW846 6010D [3]	SW846 3050B [4]
Manganese [a]	193	5.6	mg/kg	5	07/07/21	07/08/21	ND	SW846 6010D [3]	SW846 3050B [4]
Mercury	0.94	0.094	mg/kg	5	07/08/21	07/08/21	MS	SW846 7471B [1]	SW846 7471B [5]
Nickel	12.6	3.0	mg/kg	1	07/07/21	07/08/21	ND	SW846 6010D [2]	SW846 3050B [4]
Potassium	2060	750	mg/kg	1	07/07/21	07/08/21	ND	SW846 6010D [2]	SW846 3050B [4]
Selenium [a]	< 7.5	7.5	mg/kg	5	07/07/21	07/08/21	ND	SW846 6010D [3]	SW846 3050B [4]
Silver [a]	< 1.9	1.9	mg/kg	5	07/07/21	07/08/21	ND	SW846 6010D [3]	SW846 3050B [4]
Sodium	< 750	750	mg/kg	1	07/07/21	07/08/21	ND	SW846 6010D [2]	SW846 3050B [4]
Thallium [a]	< 3.8	3.8	mg/kg	5	07/07/21	07/08/21	ND	SW846 6010D [3]	SW846 3050B [4]
Vanadium	40.2	3.8	mg/kg	1	07/07/21	07/08/21	ND	SW846 6010D [2]	SW846 3050B [4]
Zinc	261	3.8	mg/kg	1	07/07/21	07/08/21	ND	SW846 6010D [2]	SW846 3050B [4]

(1) Instrument QC Batch: MA50793
(2) Instrument QC Batch: MA50802
(3) Instrument QC Batch: MA50809
(4) Prep QC Batch: MP27312
(5) Prep QC Batch: MP27350

(a) Elevated detection limit due to dilution required for high interfering element.

RL = Reporting Limit

SGS North America Inc.

Report of Analysis

Client Sample ID: RI-SB-18 (3-3.5)
Lab Sample ID: JD27605-2 **Date Sampled:** 06/30/21
Matrix: SO - Soil **Date Received:** 07/01/21
Method: SW846 8270E SW846 3546 **Percent Solids:** 84.9
Project: Remedial Investigation, 247 North Avenue, New Rochelle, NY

	File ID	DF	Analyzed	By	Prep Date	Prep Batch	Analytical Batch
Run #1	M173936.D	1	07/06/21 13:51	CS	07/03/21 10:30	OP34129	EM7461
Run #2							

	Initial Weight	Final Volume
Run #1	30.5 g	1.0 ml
Run #2		

ABN TCL List (SOM0 2.0)

CAS No.	Compound	Result	RL	MDL	Units	Q
95-57-8	2-Chlorophenol	ND	77	19	ug/kg	
59-50-7	4-Chloro-3-methyl phenol	ND	190	24	ug/kg	
120-83-2	2,4-Dichlorophenol [a]	ND	190	33	ug/kg	
105-67-9	2,4-Dimethylphenol	ND	190	69	ug/kg	
51-28-5	2,4-Dinitrophenol	ND	190	150	ug/kg	
534-52-1	4,6-Dinitro-o-cresol	ND	190	41	ug/kg	
95-48-7	2-Methylphenol	ND	77	25	ug/kg	
	3&4-Methylphenol	ND	77	32	ug/kg	
88-75-5	2-Nitrophenol	ND	190	26	ug/kg	
100-02-7	4-Nitrophenol [b]	ND	390	100	ug/kg	
87-86-5	Pentachlorophenol	ND	150	36	ug/kg	
108-95-2	Phenol	ND	77	20	ug/kg	
58-90-2	2,3,4,6-Tetrachlorophenol	ND	190	26	ug/kg	
95-95-4	2,4,5-Trichlorophenol	ND	190	29	ug/kg	
88-06-2	2,4,6-Trichlorophenol	ND	190	23	ug/kg	
83-32-9	Acenaphthene	ND	39	13	ug/kg	
208-96-8	Acenaphthylene	ND	39	20	ug/kg	
98-86-2	Acetophenone	ND	190	8.3	ug/kg	
120-12-7	Anthracene	ND	39	24	ug/kg	
1912-24-9	Atrazine	ND	77	17	ug/kg	
56-55-3	Benzo(a)anthracene	ND	39	11	ug/kg	
50-32-8	Benzo(a)pyrene	ND	39	18	ug/kg	
205-99-2	Benzo(b)fluoranthene	ND	39	17	ug/kg	
191-24-2	Benzo(g,h,i)perylene	ND	39	19	ug/kg	
207-08-9	Benzo(k)fluoranthene	ND	39	18	ug/kg	
101-55-3	4-Bromophenyl phenyl ether	ND	77	15	ug/kg	
85-68-7	Butyl benzyl phthalate [a]	ND	77	9.4	ug/kg	
92-52-4	1,1'-Biphenyl	ND	77	5.3	ug/kg	
100-52-7	Benzaldehyde	ND	190	9.6	ug/kg	
91-58-7	2-Chloronaphthalene	ND	77	9.2	ug/kg	
106-47-8	4-Chloroaniline	ND	190	14	ug/kg	
86-74-8	Carbazole	ND	77	5.6	ug/kg	

ND = Not detected MDL = Method Detection Limit
RL = Reporting Limit
E = Indicates value exceeds calibration range
J = Indicates an estimated value
B = Indicates analyte found in associated method blank
N = Indicates presumptive evidence of a compound

Report of Analysis

Client Sample ID: RI-SB-18 (3-3.5)
Lab Sample ID: JD27605-2 **Date Sampled:** 06/30/21
Matrix: SO - Soil **Date Received:** 07/01/21
Method: SW846 8270E SW846 3546 **Percent Solids:** 84.9
Project: Remedial Investigation, 247 North Avenue, New Rochelle, NY

ABN TCL List (SOM0 2.0)

CAS No.	Compound	Result	RL	MDL	Units	Q
105-60-2	Caprolactam	ND	77	15	ug/kg	
218-01-9	Chrysene	ND	39	12	ug/kg	
111-91-1	bis(2-Chloroethoxy)methane	ND	77	8.3	ug/kg	
111-44-4	bis(2-Chloroethyl)ether	ND	77	17	ug/kg	
108-60-1	2,2'-Oxybis(1-chloropropane)	ND	77	14	ug/kg	
7005-72-3	4-Chlorophenyl phenyl ether	ND	77	13	ug/kg	
121-14-2	2,4-Dinitrotoluene	ND	39	12	ug/kg	
606-20-2	2,6-Dinitrotoluene	ND	39	19	ug/kg	
91-94-1	3,3'-Dichlorobenzidine	ND	77	32	ug/kg	
123-91-1	1,4-Dioxane	ND	39	26	ug/kg	
53-70-3	Dibenzo(a,h)anthracene	ND	39	17	ug/kg	
132-64-9	Dibenzofuran	ND	77	16	ug/kg	
84-74-2	Di-n-butyl phthalate	ND	77	6.3	ug/kg	
117-84-0	Di-n-octyl phthalate	ND	77	9.6	ug/kg	
84-66-2	Diethyl phthalate	ND	77	8.2	ug/kg	
131-11-3	Dimethyl phthalate	ND	77	6.9	ug/kg	
117-81-7	bis(2-Ethylhexyl)phthalate	ND	77	9.0	ug/kg	
206-44-0	Fluoranthene	ND	39	17	ug/kg	
86-73-7	Fluorene	ND	39	18	ug/kg	
118-74-1	Hexachlorobenzene	ND	77	9.8	ug/kg	
87-68-3	Hexachlorobutadiene	ND	39	16	ug/kg	
77-47-4	Hexachlorocyclopentadiene [b]	ND	390	15	ug/kg	
67-72-1	Hexachloroethane	ND	190	19	ug/kg	
193-39-5	Indeno(1,2,3-cd)pyrene	ND	39	18	ug/kg	
78-59-1	Isophorone	ND	77	8.3	ug/kg	
91-57-6	2-Methylnaphthalene	ND	39	8.7	ug/kg	
88-74-4	2-Nitroaniline	ND	190	9.1	ug/kg	
99-09-2	3-Nitroaniline	ND	190	9.7	ug/kg	
100-01-6	4-Nitroaniline	ND	190	10	ug/kg	
91-20-3	Naphthalene	ND	39	11	ug/kg	
98-95-3	Nitrobenzene	ND	77	15	ug/kg	
621-64-7	N-Nitroso-di-n-propylamine	ND	77	11	ug/kg	
86-30-6	N-Nitrosodiphenylamine [a]	ND	190	14	ug/kg	
85-01-8	Phenanthrene	ND	39	13	ug/kg	
129-00-0	Pyrene	ND	39	12	ug/kg	
95-94-3	1,2,4,5-Tetrachlorobenzene	ND	190	9.8	ug/kg	

CAS No.	Surrogate Recoveries	Run# 1	Run# 2	Limits
367-12-4	2-Fluorophenol	48%		7-101%

ND = Not detected MDL = Method Detection Limit
RL = Reporting Limit
E = Indicates value exceeds calibration range
J = Indicates an estimated value
B = Indicates analyte found in associated method blank
N = Indicates presumptive evidence of a compound

Report of Analysis

Client Sample ID:	RI-SB-18 (3-3.5)		
Lab Sample ID:	JD27605-2	**Date Sampled:**	06/30/21
Matrix:	SO - Soil	**Date Received:**	07/01/21
Method:	SW846 8270E SW846 3546	**Percent Solids:**	84.9
Project:	Remedial Investigation, 247 North Avenue, New Rochelle, NY		

ABN TCL List (SOM0 2.0)

CAS No.	Surrogate Recoveries	Run# 1	Run# 2	Limits
4165-62-2	Phenol-d5	55%		12-101%
118-79-6	2,4,6-Tribromophenol	60%		10-127%
4165-60-0	Nitrobenzene-d5	51%		15-114%
321-60-8	2-Fluorobiphenyl	64%		22-104%
1718-51-0	Terphenyl-d14	71%		23-121%

CAS No.	Tentatively Identified Compounds	R.T.	Est. Conc.	Units	Q
	system artifact	.91	510	ug/kg	J
	system artifact/aldol-condensation	1.96	170	ug/kg	J
	system artifact	2.15	170	ug/kg	J
	unknown	3.82	250	ug/kg	J
	Total TIC, Semi-Volatile		250	ug/kg	J

(a) Associated CCV outside of control limits high, sample was ND.
(b) Associated CCV outside of control limits low. Low-level verification was analyzed to demonstrate system suitability to detect affected analytes. Sample was ND.

ND = Not detected MDL = Method Detection Limit
RL = Reporting Limit
E = Indicates value exceeds calibration range
J = Indicates an estimated value
B = Indicates analyte found in associated method blank
N = Indicates presumptive evidence of a compound

Report of Analysis

Client Sample ID: RI-SB-18 (3-3.5)
Lab Sample ID: JD27605-2
Matrix: SO - Soil
Date Sampled: 06/30/21
Date Received: 07/01/21
Percent Solids: 84.9
Project: Remedial Investigation, 247 North Avenue, New Rochelle, NY

Metals Analysis

Analyte	Result	RL	Units	DF	Prep	Analyzed	By	Method	Prep Method
Aluminum	15800	58	mg/kg	1	07/07/21	07/08/21	ND	SW846 6010D [2]	SW846 3050B [4]
Antimony	< 2.3	2.3	mg/kg	1	07/07/21	07/08/21	ND	SW846 6010D [2]	SW846 3050B [4]
Arsenic	2.5	2.3	mg/kg	1	07/07/21	07/08/21	ND	SW846 6010D [2]	SW846 3050B [4]
Barium	145	23	mg/kg	1	07/07/21	07/08/21	ND	SW846 6010D [2]	SW846 3050B [4]
Beryllium [a]	0.73	0.46	mg/kg	2	07/07/21	07/08/21	ND	SW846 6010D [3]	SW846 3050B [4]
Cadmium	< 0.58	0.58	mg/kg	1	07/07/21	07/08/21	ND	SW846 6010D [2]	SW846 3050B [4]
Calcium	2640	580	mg/kg	1	07/07/21	07/08/21	ND	SW846 6010D [2]	SW846 3050B [4]
Chromium	31.4	1.2	mg/kg	1	07/07/21	07/08/21	ND	SW846 6010D [2]	SW846 3050B [4]
Cobalt [a]	20.5	12	mg/kg	2	07/07/21	07/08/21	ND	SW846 6010D [3]	SW846 3050B [4]
Copper	106	2.9	mg/kg	1	07/07/21	07/08/21	ND	SW846 6010D [2]	SW846 3050B [4]
Iron	17400	58	mg/kg	1	07/07/21	07/08/21	ND	SW846 6010D [2]	SW846 3050B [4]
Lead	10.1	2.3	mg/kg	1	07/07/21	07/08/21	ND	SW846 6010D [2]	SW846 3050B [4]
Magnesium	4080	580	mg/kg	1	07/07/21	07/08/21	ND	SW846 6010D [2]	SW846 3050B [4]
Manganese	438	1.7	mg/kg	1	07/07/21	07/08/21	ND	SW846 6010D [2]	SW846 3050B [4]
Mercury	< 0.032	0.032	mg/kg	1	07/08/21	07/08/21	MS	SW846 7471B [1]	SW846 7471B [5]
Nickel	25.2	4.6	mg/kg	1	07/07/21	07/08/21	ND	SW846 6010D [2]	SW846 3050B [4]
Potassium	3320	1200	mg/kg	1	07/07/21	07/08/21	ND	SW846 6010D [2]	SW846 3050B [4]
Selenium	< 2.3	2.3	mg/kg	1	07/07/21	07/08/21	ND	SW846 6010D [2]	SW846 3050B [4]
Silver	< 0.58	0.58	mg/kg	1	07/07/21	07/08/21	ND	SW846 6010D [2]	SW846 3050B [4]
Sodium	< 1200	1200	mg/kg	1	07/07/21	07/08/21	ND	SW846 6010D [2]	SW846 3050B [4]
Thallium [a]	< 2.3	2.3	mg/kg	2	07/07/21	07/08/21	ND	SW846 6010D [3]	SW846 3050B [4]
Vanadium	36.0	5.8	mg/kg	1	07/07/21	07/08/21	ND	SW846 6010D [2]	SW846 3050B [4]
Zinc	44.5	5.8	mg/kg	1	07/07/21	07/08/21	ND	SW846 6010D [2]	SW846 3050B [4]

(1) Instrument QC Batch: MA50793
(2) Instrument QC Batch: MA50802
(3) Instrument QC Batch: MA50809
(4) Prep QC Batch: MP27312
(5) Prep QC Batch: MP27350

(a) Elevated detection limit due to dilution required for high interfering element.

RL = Reporting Limit

SGS North America Inc.

Report of Analysis

Client Sample ID:	RI-SB-18 (6.5-7.0)		
Lab Sample ID:	JD27605-3	**Date Sampled:**	06/30/21
Matrix:	SO - Soil	**Date Received:**	07/01/21
Method:	SW846 8270E SW846 3546	**Percent Solids:**	69.7
Project:	Remedial Investigation, 247 North Avenue, New Rochelle, NY		

	File ID	DF	Analyzed	By	Prep Date	Prep Batch	Analytical Batch
Run #1	F200376.D	1	07/08/21 16:33	CS	07/03/21 10:30	OP34129	EF8759
Run #2	F200370.D	10	07/08/21 13:44	CS	07/03/21 10:30	OP34129	EF8759

	Initial Weight	Final Volume
Run #1	30.4 g	1.0 ml
Run #2	30.4 g	1.0 ml

ABN TCL List (SOM0 2.0)

CAS No.	Compound	Result	RL	MDL	Units	Q
95-57-8	2-Chlorophenol	ND	94	23	ug/kg	
59-50-7	4-Chloro-3-methyl phenol	ND	240	29	ug/kg	
120-83-2	2,4-Dichlorophenol	ND	240	40	ug/kg	
105-67-9	2,4-Dimethylphenol	ND	240	84	ug/kg	
51-28-5	2,4-Dinitrophenol	ND	240	180	ug/kg	
534-52-1	4,6-Dinitro-o-cresol	ND	240	50	ug/kg	
95-48-7	2-Methylphenol	ND	94	30	ug/kg	
	3&4-Methylphenol	48.1	94	39	ug/kg	J
88-75-5	2-Nitrophenol	ND	240	31	ug/kg	
100-02-7	4-Nitrophenol	ND	470	130	ug/kg	
87-86-5	Pentachlorophenol	ND	190	44	ug/kg	
108-95-2	Phenol	ND	94	25	ug/kg	
58-90-2	2,3,4,6-Tetrachlorophenol	ND	240	31	ug/kg	
95-95-4	2,4,5-Trichlorophenol	ND	240	35	ug/kg	
88-06-2	2,4,6-Trichlorophenol	ND	240	28	ug/kg	
83-32-9	Acenaphthene	1240	47	16	ug/kg	
208-96-8	Acenaphthylene	733	47	24	ug/kg	
98-86-2	Acetophenone	ND	240	10	ug/kg	
120-12-7	Anthracene	3040	47	29	ug/kg	
1912-24-9	Atrazine	ND	94	20	ug/kg	
56-55-3	Benzo(a)anthracene	7620 [a]	470	130	ug/kg	
50-32-8	Benzo(a)pyrene	7090 [a]	470	210	ug/kg	
205-99-2	Benzo(b)fluoranthene	8020 [a]	470	210	ug/kg	
191-24-2	Benzo(g,h,i)perylene	4500	47	24	ug/kg	
207-08-9	Benzo(k)fluoranthene	3410	47	22	ug/kg	
101-55-3	4-Bromophenyl phenyl ether	ND	94	18	ug/kg	
85-68-7	Butyl benzyl phthalate	ND	94	12	ug/kg	
92-52-4	1,1'-Biphenyl	119	94	6.5	ug/kg	
100-52-7	Benzaldehyde	ND	240	12	ug/kg	
91-58-7	2-Chloronaphthalene	ND	94	11	ug/kg	
106-47-8	4-Chloroaniline	ND	240	17	ug/kg	
86-74-8	Carbazole	1450	94	6.8	ug/kg	

ND = Not detected MDL = Method Detection Limit
RL = Reporting Limit
E = Indicates value exceeds calibration range
J = Indicates an estimated value
B = Indicates analyte found in associated method blank
N = Indicates presumptive evidence of a compound

Report of Analysis

Client Sample ID: RI-SB-18 (6.5-7.0)
Lab Sample ID: JD27605-3 **Date Sampled:** 06/30/21
Matrix: SO - Soil **Date Received:** 07/01/21
Method: SW846 8270E SW846 3546 **Percent Solids:** 69.7
Project: Remedial Investigation, 247 North Avenue, New Rochelle, NY

ABN TCL List (SOM0 2.0)

CAS No.	Compound	Result	RL	MDL	Units	Q
105-60-2	Caprolactam [b]	ND	94	19	ug/kg	
218-01-9	Chrysene	7610 [a]	470	150	ug/kg	
111-91-1	bis(2-Chloroethoxy)methane	ND	94	10	ug/kg	
111-44-4	bis(2-Chloroethyl)ether	ND	94	20	ug/kg	
108-60-1	2,2'-Oxybis(1-chloropropane)	ND	94	17	ug/kg	
7005-72-3	4-Chlorophenyl phenyl ether	ND	94	15	ug/kg	
121-14-2	2,4-Dinitrotoluene	ND	47	15	ug/kg	
606-20-2	2,6-Dinitrotoluene	ND	47	24	ug/kg	
91-94-1	3,3'-Dichlorobenzidine	ND	94	39	ug/kg	
123-91-1	1,4-Dioxane	ND	47	31	ug/kg	
53-70-3	Dibenzo(a,h)anthracene	1130	47	21	ug/kg	
132-64-9	Dibenzofuran	906	94	19	ug/kg	
84-74-2	Di-n-butyl phthalate	ND	94	7.7	ug/kg	
117-84-0	Di-n-octyl phthalate	ND	94	12	ug/kg	
84-66-2	Diethyl phthalate	ND	94	10	ug/kg	
131-11-3	Dimethyl phthalate	ND	94	8.4	ug/kg	
117-81-7	bis(2-Ethylhexyl)phthalate	ND	94	11	ug/kg	
206-44-0	Fluoranthene	19000 [a]	470	210	ug/kg	
86-73-7	Fluorene	1440	47	22	ug/kg	
118-74-1	Hexachlorobenzene	ND	94	12	ug/kg	
87-68-3	Hexachlorobutadiene	ND	47	19	ug/kg	
77-47-4	Hexachlorocyclopentadiene	ND	470	19	ug/kg	
67-72-1	Hexachloroethane	ND	240	23	ug/kg	
193-39-5	Indeno(1,2,3-cd)pyrene	4620 [a]	470	220	ug/kg	
78-59-1	Isophorone	ND	94	10	ug/kg	
91-57-6	2-Methylnaphthalene	325	47	11	ug/kg	
88-74-4	2-Nitroaniline	ND	240	11	ug/kg	
99-09-2	3-Nitroaniline	ND	240	12	ug/kg	
100-01-6	4-Nitroaniline	ND	240	12	ug/kg	
91-20-3	Naphthalene	645	47	13	ug/kg	
98-95-3	Nitrobenzene	ND	94	18	ug/kg	
621-64-7	N-Nitroso-di-n-propylamine	ND	94	14	ug/kg	
86-30-6	N-Nitrosodiphenylamine	ND	240	17	ug/kg	
85-01-8	Phenanthrene	15800 [a]	470	160	ug/kg	
129-00-0	Pyrene	16300 [a]	470	150	ug/kg	
95-94-3	1,2,4,5-Tetrachlorobenzene	ND	240	12	ug/kg	

CAS No.	Surrogate Recoveries	Run# 1	Run# 2	Limits
367-12-4	2-Fluorophenol	73%	72%	7-101%

ND = Not detected MDL = Method Detection Limit
RL = Reporting Limit
E = Indicates value exceeds calibration range
J = Indicates an estimated value
B = Indicates analyte found in associated method blank
N = Indicates presumptive evidence of a compound

Report of Analysis

Client Sample ID:	RI-SB-18 (6.5-7.0)		
Lab Sample ID:	JD27605-3	**Date Sampled:**	06/30/21
Matrix:	SO - Soil	**Date Received:**	07/01/21
Method:	SW846 8270E SW846 3546	**Percent Solids:**	69.7
Project:	Remedial Investigation, 247 North Avenue, New Rochelle, NY		

ABN TCL List (SOM0 2.0)

CAS No.	Surrogate Recoveries	Run# 1	Run# 2	Limits
4165-62-2	Phenol-d5	74%	68%	12-101%
118-79-6	2,4,6-Tribromophenol	62%	53%	10-127%
4165-60-0	Nitrobenzene-d5	79%	75%	15-114%
321-60-8	2-Fluorobiphenyl	82%	78%	22-104%
1718-51-0	Terphenyl-d14	91%	88%	23-121%

CAS No.	Tentatively Identified Compounds	R.T.	Est. Conc.	Units	Q
	unknown	4.08	520	ug/kg	J
	unknown	4.17	720	ug/kg	J
	9H-Fluorene methyl	8.28	640	ug/kg	J
486-25-9	9H-Fluoren-9-one	8.56	1000	ug/kg	JN
	unknown	8.64	580	ug/kg	J
132-65-0	Dibenzothiophene	8.69	930	ug/kg	JN
	Phenanthrene methyl	9.71	2200	ug/kg	J
	Phenanthrene methyl	9.75	2700	ug/kg	J
	Phenanthrene methyl	9.84	840	ug/kg	J
	unknown	9.89	3200	ug/kg	J
	Phenanthrene methyl	9.94	1700	ug/kg	J
84-65-1	9,10-Anthracenedione	10.29	3900	ug/kg	JN
	Phenanthrene dimethyl	10.75	1500	ug/kg	J
	Phenanthrene dimethyl	10.81	710	ug/kg	J
	unknown	10.89	610	ug/kg	J
	Phenanthrene dimethyl	10.93	680	ug/kg	J
	unknown	11.32	720	ug/kg	J
84-54-8	9,10-Anthracenedione, 2-methyl-	11.36	600	ug/kg	JN
	unknown	15.76	730	ug/kg	J
	unknown PAH substance	16.64	1600	ug/kg	J
	unknown PAH substance	16.98	4800	ug/kg	J
	unknown	18.96	1700	ug/kg	J
	unknown PAH substance	19.35	1200	ug/kg	J
	unknown PAH substance	19.40	840	ug/kg	J
	unknown PAH substance	19.77	1200	ug/kg	J
	Total TIC, Semi-Volatile		35820	ug/kg	J

(a) Result is from Run# 2
(b) Associated CCV outside of control limits high, sample was ND.

ND = Not detected MDL = Method Detection Limit
RL = Reporting Limit
E = Indicates value exceeds calibration range
J = Indicates an estimated value
B = Indicates analyte found in associated method blank
N = Indicates presumptive evidence of a compound

Report of Analysis

Client Sample ID: RI-SB-18 (6.5-7.0)
Lab Sample ID: JD27605-3
Matrix: SO - Soil
Date Sampled: 06/30/21
Date Received: 07/01/21
Percent Solids: 69.7
Project: Remedial Investigation, 247 North Avenue, New Rochelle, NY

Metals Analysis

Analyte	Result	RL	Units	DF	Prep	Analyzed	By	Method	Prep Method
Aluminum	9160	41	mg/kg	1	07/07/21	07/08/21	ND	SW846 6010D [2]	SW846 3050B [4]
Antimony	2.1	1.6	mg/kg	1	07/07/21	07/08/21	ND	SW846 6010D [2]	SW846 3050B [4]
Arsenic [a]	4.3	3.2	mg/kg	2	07/07/21	07/08/21	ND	SW846 6010D [3]	SW846 3050B [4]
Barium	117	16	mg/kg	1	07/07/21	07/08/21	ND	SW846 6010D [2]	SW846 3050B [4]
Beryllium	0.42	0.16	mg/kg	1	07/07/21	07/08/21	ND	SW846 6010D [2]	SW846 3050B [4]
Cadmium [a]	< 0.81	0.81	mg/kg	2	07/07/21	07/08/21	ND	SW846 6010D [3]	SW846 3050B [4]
Calcium	7870	410	mg/kg	1	07/07/21	07/08/21	ND	SW846 6010D [2]	SW846 3050B [4]
Chromium	16.8	0.81	mg/kg	1	07/07/21	07/08/21	ND	SW846 6010D [2]	SW846 3050B [4]
Cobalt	7.1	4.1	mg/kg	1	07/07/21	07/08/21	ND	SW846 6010D [2]	SW846 3050B [4]
Copper [a]	444	4.1	mg/kg	2	07/07/21	07/08/21	ND	SW846 6010D [3]	SW846 3050B [4]
Iron	17000	81	mg/kg	2	07/07/21	07/08/21	ND	SW846 6010D [3]	SW846 3050B [4]
Lead	314	1.6	mg/kg	1	07/07/21	07/08/21	ND	SW846 6010D [2]	SW846 3050B [4]
Magnesium	2500	410	mg/kg	1	07/07/21	07/08/21	ND	SW846 6010D [2]	SW846 3050B [4]
Manganese [a]	202	2.4	mg/kg	2	07/07/21	07/08/21	ND	SW846 6010D [3]	SW846 3050B [4]
Mercury	0.35	0.016	mg/kg	1	07/08/21	07/08/21	MS	SW846 7471B [1]	SW846 7471B [5]
Nickel	18.0	3.2	mg/kg	1	07/07/21	07/08/21	ND	SW846 6010D [2]	SW846 3050B [4]
Potassium	1890	810	mg/kg	1	07/07/21	07/08/21	ND	SW846 6010D [2]	SW846 3050B [4]
Selenium [a]	< 3.2	3.2	mg/kg	2	07/07/21	07/08/21	ND	SW846 6010D [3]	SW846 3050B [4]
Silver [a]	< 0.81	0.81	mg/kg	2	07/07/21	07/08/21	ND	SW846 6010D [3]	SW846 3050B [4]
Sodium	< 810	810	mg/kg	1	07/07/21	07/08/21	ND	SW846 6010D [2]	SW846 3050B [4]
Thallium [a]	< 1.6	1.6	mg/kg	2	07/07/21	07/08/21	ND	SW846 6010D [3]	SW846 3050B [4]
Vanadium	21.5	4.1	mg/kg	1	07/07/21	07/08/21	ND	SW846 6010D [2]	SW846 3050B [4]
Zinc	151	4.1	mg/kg	1	07/07/21	07/08/21	ND	SW846 6010D [2]	SW846 3050B [4]

(1) Instrument QC Batch: MA50793
(2) Instrument QC Batch: MA50802
(3) Instrument QC Batch: MA50809
(4) Prep QC Batch: MP27312
(5) Prep QC Batch: MP27350

(a) Elevated detection limit due to dilution required for high interfering element.

RL = Reporting Limit

SGS North America Inc.

Report of Analysis

Client Sample ID: RI-SB-8 (1.5-2.0)
Lab Sample ID: JD27605-4 **Date Sampled:** 06/30/21
Matrix: SO - Soil **Date Received:** 07/01/21
Method: SW846 8270E SW846 3546 **Percent Solids:** 92.5
Project: Remedial Investigation, 247 North Avenue, New Rochelle, NY

	File ID	DF	Analyzed	By	Prep Date	Prep Batch	Analytical Batch
Run #1	M173937A.D	1	07/06/21 14:33	CS	07/03/21 10:30	OP34129	EM7461
Run #2							

	Initial Weight	Final Volume
Run #1	30.8 g	1.0 ml
Run #2		

ABN TCL List (SOM0 2.0)

CAS No.	Compound	Result	RL	MDL	Units	Q
95-57-8	2-Chlorophenol	ND	70	17	ug/kg	
59-50-7	4-Chloro-3-methyl phenol	ND	180	22	ug/kg	
120-83-2	2,4-Dichlorophenol [a]	ND	180	30	ug/kg	
105-67-9	2,4-Dimethylphenol	ND	180	62	ug/kg	
51-28-5	2,4-Dinitrophenol	ND	180	130	ug/kg	
534-52-1	4,6-Dinitro-o-cresol	ND	180	38	ug/kg	
95-48-7	2-Methylphenol	ND	70	22	ug/kg	
	3&4-Methylphenol	ND	70	29	ug/kg	
88-75-5	2-Nitrophenol	ND	180	23	ug/kg	
100-02-7	4-Nitrophenol [b]	ND	350	94	ug/kg	
87-86-5	Pentachlorophenol	ND	140	33	ug/kg	
108-95-2	Phenol	ND	70	18	ug/kg	
58-90-2	2,3,4,6-Tetrachlorophenol	ND	180	23	ug/kg	
95-95-4	2,4,5-Trichlorophenol	ND	180	26	ug/kg	
88-06-2	2,4,6-Trichlorophenol	ND	180	21	ug/kg	
83-32-9	Acenaphthene	ND	35	12	ug/kg	
208-96-8	Acenaphthylene	ND	35	18	ug/kg	
98-86-2	Acetophenone	ND	180	7.5	ug/kg	
120-12-7	Anthracene	ND	35	22	ug/kg	
1912-24-9	Atrazine	ND	70	15	ug/kg	
56-55-3	Benzo(a)anthracene	18.7	35	9.9	ug/kg	J
50-32-8	Benzo(a)pyrene	21.7	35	16	ug/kg	J
205-99-2	Benzo(b)fluoranthene	26.8	35	16	ug/kg	J
191-24-2	Benzo(g,h,i)perylene	ND	35	18	ug/kg	
207-08-9	Benzo(k)fluoranthene	ND	35	16	ug/kg	
101-55-3	4-Bromophenyl phenyl ether	ND	70	14	ug/kg	
85-68-7	Butyl benzyl phthalate [a]	ND	70	8.6	ug/kg	
92-52-4	1,1'-Biphenyl	ND	70	4.8	ug/kg	
100-52-7	Benzaldehyde	ND	180	8.7	ug/kg	
91-58-7	2-Chloronaphthalene	ND	70	8.4	ug/kg	
106-47-8	4-Chloroaniline	ND	180	13	ug/kg	
86-74-8	Carbazole	ND	70	5.1	ug/kg	

ND = Not detected MDL = Method Detection Limit
RL = Reporting Limit
E = Indicates value exceeds calibration range
J = Indicates an estimated value
B = Indicates analyte found in associated method blank
N = Indicates presumptive evidence of a compound

Report of Analysis

Client Sample ID: RI-SB-8 (1.5-2.0)
Lab Sample ID: JD27605-4 **Date Sampled:** 06/30/21
Matrix: SO - Soil **Date Received:** 07/01/21
Method: SW846 8270E SW846 3546 **Percent Solids:** 92.5
Project: Remedial Investigation, 247 North Avenue, New Rochelle, NY

ABN TCL List (SOM0 2.0)

CAS No.	Compound	Result	RL	MDL	Units	Q
105-60-2	Caprolactam	ND	70	14	ug/kg	
218-01-9	Chrysene	16.4	35	11	ug/kg	J
111-91-1	bis(2-Chloroethoxy)methane	ND	70	7.5	ug/kg	
111-44-4	bis(2-Chloroethyl)ether	ND	70	15	ug/kg	
108-60-1	2,2'-Oxybis(1-chloropropane)	ND	70	13	ug/kg	
7005-72-3	4-Chlorophenyl phenyl ether	ND	70	11	ug/kg	
121-14-2	2,4-Dinitrotoluene	ND	35	11	ug/kg	
606-20-2	2,6-Dinitrotoluene	ND	35	18	ug/kg	
91-94-1	3,3'-Dichlorobenzidine	ND	70	29	ug/kg	
123-91-1	1,4-Dioxane	ND	35	23	ug/kg	
53-70-3	Dibenzo(a,h)anthracene	ND	35	16	ug/kg	
132-64-9	Dibenzofuran	ND	70	14	ug/kg	
84-74-2	Di-n-butyl phthalate	ND	70	5.7	ug/kg	
117-84-0	Di-n-octyl phthalate	ND	70	8.7	ug/kg	
84-66-2	Diethyl phthalate	ND	70	7.5	ug/kg	
131-11-3	Dimethyl phthalate	ND	70	6.2	ug/kg	
117-81-7	bis(2-Ethylhexyl)phthalate	ND	70	8.2	ug/kg	
206-44-0	Fluoranthene	17.3	35	16	ug/kg	J
86-73-7	Fluorene	ND	35	16	ug/kg	
118-74-1	Hexachlorobenzene	ND	70	8.9	ug/kg	
87-68-3	Hexachlorobutadiene	ND	35	14	ug/kg	
77-47-4	Hexachlorocyclopentadiene [b]	ND	350	14	ug/kg	
67-72-1	Hexachloroethane	ND	180	17	ug/kg	
193-39-5	Indeno(1,2,3-cd)pyrene	23.1	35	16	ug/kg	J
78-59-1	Isophorone	ND	70	7.5	ug/kg	
91-57-6	2-Methylnaphthalene	ND	35	7.9	ug/kg	
88-74-4	2-Nitroaniline	ND	180	8.3	ug/kg	
99-09-2	3-Nitroaniline	ND	180	8.8	ug/kg	
100-01-6	4-Nitroaniline	ND	180	9.1	ug/kg	
91-20-3	Naphthalene	ND	35	9.9	ug/kg	
98-95-3	Nitrobenzene	ND	70	14	ug/kg	
621-64-7	N-Nitroso-di-n-propylamine	ND	70	10	ug/kg	
86-30-6	N-Nitrosodiphenylamine [a]	ND	180	13	ug/kg	
85-01-8	Phenanthrene	ND	35	12	ug/kg	
129-00-0	Pyrene	22.4	35	11	ug/kg	J
95-94-3	1,2,4,5-Tetrachlorobenzene	ND	180	8.9	ug/kg	

CAS No.	Surrogate Recoveries	Run# 1	Run# 2	Limits
367-12-4	2-Fluorophenol	73%		7-101%

ND = Not detected MDL = Method Detection Limit
RL = Reporting Limit
E = Indicates value exceeds calibration range
J = Indicates an estimated value
B = Indicates analyte found in associated method blank
N = Indicates presumptive evidence of a compound

Report of Analysis

Client Sample ID:	RI-SB-8 (1.5-2.0)		
Lab Sample ID:	JD27605-4	**Date Sampled:**	06/30/21
Matrix:	SO - Soil	**Date Received:**	07/01/21
Method:	SW846 8270E SW846 3546	**Percent Solids:**	92.5
Project:	Remedial Investigation, 247 North Avenue, New Rochelle, NY		

ABN TCL List (SOM0 2.0)

CAS No.	Surrogate Recoveries	Run# 1	Run# 2	Limits
4165-62-2	Phenol-d5	68%		12-101%
118-79-6	2,4,6-Tribromophenol	82%		10-127%
4165-60-0	Nitrobenzene-d5	72%		15-114%
321-60-8	2-Fluorobiphenyl	96%		22-104%
1718-51-0	Terphenyl-d14	86%		23-121%

CAS No.	Tentatively Identified Compounds	R.T.	Est. Conc.	Units	Q
	system artifact	.91	670	ug/kg	J
	system artifact/aldol-condensation	1.96	150	ug/kg	J
	system artifact	2.14	180	ug/kg	J
	system artifact	3.81	170	ug/kg	J
	Total TIC, Semi-Volatile		0	ug/kg	

(a) Associated CCV outside of control limits high, sample was ND.
(b) Associated CCV outside of control limits low. Low-level verification was analyzed to demonstrate system suitability to detect affected analytes. Sample was ND.

Report of Analysis

Client Sample ID: RI-SB-8 (1.5-2.0)
Lab Sample ID: JD27605-4
Matrix: SO - Soil
Date Sampled: 06/30/21
Date Received: 07/01/21
Percent Solids: 92.5
Project: Remedial Investigation, 247 North Avenue, New Rochelle, NY

Metals Analysis

Analyte	Result	RL	Units	DF	Prep	Analyzed	By	Method	Prep Method
Aluminum	7940	53	mg/kg	1	07/07/21	07/08/21	ND	SW846 6010D [2]	SW846 3050B [3]
Antimony	< 2.1	2.1	mg/kg	1	07/07/21	07/08/21	ND	SW846 6010D [2]	SW846 3050B [3]
Arsenic	< 2.1	2.1	mg/kg	1	07/07/21	07/08/21	ND	SW846 6010D [2]	SW846 3050B [3]
Barium	68.8	21	mg/kg	1	07/07/21	07/08/21	ND	SW846 6010D [2]	SW846 3050B [3]
Beryllium	0.36	0.21	mg/kg	1	07/07/21	07/08/21	ND	SW846 6010D [2]	SW846 3050B [3]
Cadmium	< 0.53	0.53	mg/kg	1	07/07/21	07/08/21	ND	SW846 6010D [2]	SW846 3050B [3]
Calcium	5060	530	mg/kg	1	07/07/21	07/08/21	ND	SW846 6010D [2]	SW846 3050B [3]
Chromium	20.6	1.1	mg/kg	1	07/07/21	07/08/21	ND	SW846 6010D [2]	SW846 3050B [3]
Cobalt	6.2	5.3	mg/kg	1	07/07/21	07/08/21	ND	SW846 6010D [2]	SW846 3050B [3]
Copper	13.1	2.6	mg/kg	1	07/07/21	07/08/21	ND	SW846 6010D [2]	SW846 3050B [3]
Iron	12800	53	mg/kg	1	07/07/21	07/08/21	ND	SW846 6010D [2]	SW846 3050B [3]
Lead	4.1	2.1	mg/kg	1	07/07/21	07/08/21	ND	SW846 6010D [2]	SW846 3050B [3]
Magnesium	4330	530	mg/kg	1	07/07/21	07/08/21	ND	SW846 6010D [2]	SW846 3050B [3]
Manganese	249	1.6	mg/kg	1	07/07/21	07/08/21	ND	SW846 6010D [2]	SW846 3050B [3]
Mercury	< 0.028	0.028	mg/kg	1	07/08/21	07/08/21	MS	SW846 7471B [1]	SW846 7471B [4]
Nickel	15.2	4.2	mg/kg	1	07/07/21	07/08/21	ND	SW846 6010D [2]	SW846 3050B [3]
Potassium	3210	1100	mg/kg	1	07/07/21	07/08/21	ND	SW846 6010D [2]	SW846 3050B [3]
Selenium	< 2.1	2.1	mg/kg	1	07/07/21	07/08/21	ND	SW846 6010D [2]	SW846 3050B [3]
Silver	< 0.53	0.53	mg/kg	1	07/07/21	07/08/21	ND	SW846 6010D [2]	SW846 3050B [3]
Sodium	< 1100	1100	mg/kg	1	07/07/21	07/08/21	ND	SW846 6010D [2]	SW846 3050B [3]
Thallium	< 1.1	1.1	mg/kg	1	07/07/21	07/08/21	ND	SW846 6010D [2]	SW846 3050B [3]
Vanadium	20.9	5.3	mg/kg	1	07/07/21	07/08/21	ND	SW846 6010D [2]	SW846 3050B [3]
Zinc	22.7	5.3	mg/kg	1	07/07/21	07/08/21	ND	SW846 6010D [2]	SW846 3050B [3]

(1) Instrument QC Batch: MA50793
(2) Instrument QC Batch: MA50802
(3) Prep QC Batch: MP27312
(4) Prep QC Batch: MP27350

RL = Reporting Limit

SGS North America Inc.

Report of Analysis

Client Sample ID: RI-SB-8 (2.5-3.0)
Lab Sample ID: JD27605-5 **Date Sampled:** 06/30/21
Matrix: SO - Soil **Date Received:** 07/01/21
Method: SW846 8270E SW846 3546 **Percent Solids:** 93.0
Project: Remedial Investigation, 247 North Avenue, New Rochelle, NY

	File ID	DF	Analyzed	By	Prep Date	Prep Batch	Analytical Batch
Run #1	M173938.D	1	07/06/21 14:59	CS	07/03/21 10:30	OP34129	EM7461
Run #2							

	Initial Weight	Final Volume
Run #1	31.0 g	1.0 ml
Run #2		

ABN TCL List (SOM0 2.0)

CAS No.	Compound	Result	RL	MDL	Units	Q
95-57-8	2-Chlorophenol	ND	69	17	ug/kg	
59-50-7	4-Chloro-3-methyl phenol	ND	170	21	ug/kg	
120-83-2	2,4-Dichlorophenol [a]	ND	170	30	ug/kg	
105-67-9	2,4-Dimethylphenol	ND	170	62	ug/kg	
51-28-5	2,4-Dinitrophenol	ND	170	130	ug/kg	
534-52-1	4,6-Dinitro-o-cresol	ND	170	37	ug/kg	
95-48-7	2-Methylphenol	ND	69	22	ug/kg	
	3&4-Methylphenol	ND	69	29	ug/kg	
88-75-5	2-Nitrophenol	ND	170	23	ug/kg	
100-02-7	4-Nitrophenol [b]	ND	350	93	ug/kg	
87-86-5	Pentachlorophenol	ND	140	33	ug/kg	
108-95-2	Phenol	ND	69	18	ug/kg	
58-90-2	2,3,4,6-Tetrachlorophenol	ND	170	23	ug/kg	
95-95-4	2,4,5-Trichlorophenol	ND	170	26	ug/kg	
88-06-2	2,4,6-Trichlorophenol	ND	170	21	ug/kg	
83-32-9	Acenaphthene	ND	35	12	ug/kg	
208-96-8	Acenaphthylene	ND	35	18	ug/kg	
98-86-2	Acetophenone	ND	170	7.5	ug/kg	
120-12-7	Anthracene	ND	35	21	ug/kg	
1912-24-9	Atrazine	ND	69	15	ug/kg	
56-55-3	Benzo(a)anthracene	ND	35	9.8	ug/kg	
50-32-8	Benzo(a)pyrene	ND	35	16	ug/kg	
205-99-2	Benzo(b)fluoranthene	ND	35	15	ug/kg	
191-24-2	Benzo(g,h,i)perylene	ND	35	17	ug/kg	
207-08-9	Benzo(k)fluoranthene	ND	35	16	ug/kg	
101-55-3	4-Bromophenyl phenyl ether	ND	69	13	ug/kg	
85-68-7	Butyl benzyl phthalate [a]	ND	69	8.5	ug/kg	
92-52-4	1,1'-Biphenyl	ND	69	4.8	ug/kg	
100-52-7	Benzaldehyde	ND	170	8.6	ug/kg	
91-58-7	2-Chloronaphthalene	ND	69	8.3	ug/kg	
106-47-8	4-Chloroaniline	ND	170	12	ug/kg	
86-74-8	Carbazole	ND	69	5.0	ug/kg	

ND = Not detected MDL = Method Detection Limit
RL = Reporting Limit
E = Indicates value exceeds calibration range
J = Indicates an estimated value
B = Indicates analyte found in associated method blank
N = Indicates presumptive evidence of a compound

Report of Analysis

Client Sample ID: RI-SB-8 (2.5-3.0)
Lab Sample ID: JD27605-5 **Date Sampled:** 06/30/21
Matrix: SO - Soil **Date Received:** 07/01/21
Method: SW846 8270E SW846 3546 **Percent Solids:** 93.0
Project: Remedial Investigation, 247 North Avenue, New Rochelle, NY

ABN TCL List (SOM0 2.0)

CAS No.	Compound	Result	RL	MDL	Units	Q
105-60-2	Caprolactam	ND	69	14	ug/kg	
218-01-9	Chrysene	ND	35	11	ug/kg	
111-91-1	bis(2-Chloroethoxy)methane	ND	69	7.4	ug/kg	
111-44-4	bis(2-Chloroethyl)ether	ND	69	15	ug/kg	
108-60-1	2,2'-Oxybis(1-chloropropane)	ND	69	12	ug/kg	
7005-72-3	4-Chlorophenyl phenyl ether	ND	69	11	ug/kg	
121-14-2	2,4-Dinitrotoluene	ND	35	11	ug/kg	
606-20-2	2,6-Dinitrotoluene	ND	35	17	ug/kg	
91-94-1	3,3'-Dichlorobenzidine	ND	69	29	ug/kg	
123-91-1	1,4-Dioxane	ND	35	23	ug/kg	
53-70-3	Dibenzo(a,h)anthracene	ND	35	15	ug/kg	
132-64-9	Dibenzofuran	ND	69	14	ug/kg	
84-74-2	Di-n-butyl phthalate	ND	69	5.7	ug/kg	
117-84-0	Di-n-octyl phthalate	ND	69	8.6	ug/kg	
84-66-2	Diethyl phthalate	ND	69	7.4	ug/kg	
131-11-3	Dimethyl phthalate	ND	69	6.2	ug/kg	
117-81-7	bis(2-Ethylhexyl)phthalate	ND	69	8.1	ug/kg	
206-44-0	Fluoranthene	ND	35	15	ug/kg	
86-73-7	Fluorene	ND	35	16	ug/kg	
118-74-1	Hexachlorobenzene	ND	69	8.8	ug/kg	
87-68-3	Hexachlorobutadiene	ND	35	14	ug/kg	
77-47-4	Hexachlorocyclopentadiene [b]	ND	350	14	ug/kg	
67-72-1	Hexachloroethane	ND	170	17	ug/kg	
193-39-5	Indeno(1,2,3-cd)pyrene	ND	35	16	ug/kg	
78-59-1	Isophorone	ND	69	7.4	ug/kg	
91-57-6	2-Methylnaphthalene	ND	35	7.8	ug/kg	
88-74-4	2-Nitroaniline	ND	170	8.2	ug/kg	
99-09-2	3-Nitroaniline	ND	170	8.7	ug/kg	
100-01-6	4-Nitroaniline	ND	170	9.0	ug/kg	
91-20-3	Naphthalene	ND	35	9.8	ug/kg	
98-95-3	Nitrobenzene	ND	69	13	ug/kg	
621-64-7	N-Nitroso-di-n-propylamine	ND	69	10	ug/kg	
86-30-6	N-Nitrosodiphenylamine [a]	ND	170	13	ug/kg	
85-01-8	Phenanthrene	ND	35	12	ug/kg	
129-00-0	Pyrene	ND	35	11	ug/kg	
95-94-3	1,2,4,5-Tetrachlorobenzene	ND	170	8.8	ug/kg	

CAS No.	Surrogate Recoveries	Run# 1	Run# 2	Limits
367-12-4	2-Fluorophenol	56%		7-101%

ND = Not detected MDL = Method Detection Limit
RL = Reporting Limit
E = Indicates value exceeds calibration range
J = Indicates an estimated value
B = Indicates analyte found in associated method blank
N = Indicates presumptive evidence of a compound

Report of Analysis

Client Sample ID:	RI-SB-8 (2.5-3.0)		
Lab Sample ID:	JD27605-5	**Date Sampled:**	06/30/21
Matrix:	SO - Soil	**Date Received:**	07/01/21
Method:	SW846 8270E SW846 3546	**Percent Solids:**	93.0
Project:	Remedial Investigation, 247 North Avenue, New Rochelle, NY		

ABN TCL List (SOM0 2.0)

CAS No.	Surrogate Recoveries	Run# 1	Run# 2	Limits
4165-62-2	Phenol-d5	67%		12-101%
118-79-6	2,4,6-Tribromophenol	74%		10-127%
4165-60-0	Nitrobenzene-d5	74%		15-114%
321-60-8	2-Fluorobiphenyl	77%		22-104%
1718-51-0	Terphenyl-d14	84%		23-121%

CAS No.	Tentatively Identified Compounds	R.T.	Est. Conc.	Units	Q
	system artifact	.91	1000	ug/kg	J
	system artifact/aldol-condensation	1.95	350	ug/kg	J
	system artifact	2.15	170	ug/kg	J
	Total TIC, Semi-Volatile		0	ug/kg	

(a) Associated CCV outside of control limits high, sample was ND.
(b) Associated CCV outside of control limits low. Low-level verification was analyzed to demonstrate system suitability to detect affected analytes. Sample was ND.

ND = Not detected MDL = Method Detection Limit
RL = Reporting Limit
E = Indicates value exceeds calibration range
J = Indicates an estimated value
B = Indicates analyte found in associated method blank
N = Indicates presumptive evidence of a compound

Report of Analysis

Client Sample ID: RI-SB-8 (2.5-3.0)
Lab Sample ID: JD27605-5
Matrix: SO - Soil
Date Sampled: 06/30/21
Date Received: 07/01/21
Percent Solids: 93.0
Project: Remedial Investigation, 247 North Avenue, New Rochelle, NY

Metals Analysis

Analyte	Result	RL	Units	DF	Prep	Analyzed	By	Method	Prep Method
Aluminum	6710	53	mg/kg	1	07/07/21	07/08/21	ND	SW846 6010D [2]	SW846 3050B [3]
Antimony	< 2.1	2.1	mg/kg	1	07/07/21	07/08/21	ND	SW846 6010D [2]	SW846 3050B [3]
Arsenic	< 2.1	2.1	mg/kg	1	07/07/21	07/08/21	ND	SW846 6010D [2]	SW846 3050B [3]
Barium	63.6	21	mg/kg	1	07/07/21	07/08/21	ND	SW846 6010D [2]	SW846 3050B [3]
Beryllium	0.30	0.21	mg/kg	1	07/07/21	07/08/21	ND	SW846 6010D [2]	SW846 3050B [3]
Cadmium	< 0.53	0.53	mg/kg	1	07/07/21	07/08/21	ND	SW846 6010D [2]	SW846 3050B [3]
Calcium	5480	530	mg/kg	1	07/07/21	07/08/21	ND	SW846 6010D [2]	SW846 3050B [3]
Chromium	19.1	1.1	mg/kg	1	07/07/21	07/08/21	ND	SW846 6010D [2]	SW846 3050B [3]
Cobalt	5.8	5.3	mg/kg	1	07/07/21	07/08/21	ND	SW846 6010D [2]	SW846 3050B [3]
Copper	15.4	2.6	mg/kg	1	07/07/21	07/08/21	ND	SW846 6010D [2]	SW846 3050B [3]
Iron	11600	53	mg/kg	1	07/07/21	07/08/21	ND	SW846 6010D [2]	SW846 3050B [3]
Lead	2.8	2.1	mg/kg	1	07/07/21	07/08/21	ND	SW846 6010D [2]	SW846 3050B [3]
Magnesium	4880	530	mg/kg	1	07/07/21	07/08/21	ND	SW846 6010D [2]	SW846 3050B [3]
Manganese	250	1.6	mg/kg	1	07/07/21	07/08/21	ND	SW846 6010D [2]	SW846 3050B [3]
Mercury	< 0.029	0.029	mg/kg	1	07/08/21	07/08/21	MS	SW846 7471B [1]	SW846 7471B [4]
Nickel	24.0	4.2	mg/kg	1	07/07/21	07/08/21	ND	SW846 6010D [2]	SW846 3050B [3]
Potassium	2860	1100	mg/kg	1	07/07/21	07/08/21	ND	SW846 6010D [2]	SW846 3050B [3]
Selenium	< 2.1	2.1	mg/kg	1	07/07/21	07/08/21	ND	SW846 6010D [2]	SW846 3050B [3]
Silver	< 0.53	0.53	mg/kg	1	07/07/21	07/08/21	ND	SW846 6010D [2]	SW846 3050B [3]
Sodium	< 1100	1100	mg/kg	1	07/07/21	07/08/21	ND	SW846 6010D [2]	SW846 3050B [3]
Thallium	< 1.1	1.1	mg/kg	1	07/07/21	07/08/21	ND	SW846 6010D [2]	SW846 3050B [3]
Vanadium	18.3	5.3	mg/kg	1	07/07/21	07/08/21	ND	SW846 6010D [2]	SW846 3050B [3]
Zinc	21.6	5.3	mg/kg	1	07/07/21	07/08/21	ND	SW846 6010D [2]	SW846 3050B [3]

(1) Instrument QC Batch: MA50793
(2) Instrument QC Batch: MA50802
(3) Prep QC Batch: MP27312
(4) Prep QC Batch: MP27350

RL = Reporting Limit

SGS North America Inc.

Report of Analysis

Client Sample ID: RI-SB-8 (5-5.5)
Lab Sample ID: JD27605-6 **Date Sampled:** 06/30/21
Matrix: SO - Soil **Date Received:** 07/01/21
Method: SW846 8270E SW846 3546 **Percent Solids:** 88.0
Project: Remedial Investigation, 247 North Avenue, New Rochelle, NY

	File ID	DF	Analyzed	By	Prep Date	Prep Batch	Analytical Batch
Run #1	M173939.D	1	07/06/21 15:26	CS	07/03/21 10:30	OP34129	EM7461
Run #2							

	Initial Weight	Final Volume
Run #1	30.4 g	1.0 ml
Run #2		

ABN TCL List (SOM0 2.0)

CAS No.	Compound	Result	RL	MDL	Units	Q
95-57-8	2-Chlorophenol	ND	75	18	ug/kg	
59-50-7	4-Chloro-3-methyl phenol	ND	190	23	ug/kg	
120-83-2	2,4-Dichlorophenol [a]	ND	190	32	ug/kg	
105-67-9	2,4-Dimethylphenol	ND	190	67	ug/kg	
51-28-5	2,4-Dinitrophenol	ND	190	140	ug/kg	
534-52-1	4,6-Dinitro-o-cresol	ND	190	40	ug/kg	
95-48-7	2-Methylphenol	ND	75	24	ug/kg	
	3&4-Methylphenol	ND	75	31	ug/kg	
88-75-5	2-Nitrophenol	ND	190	25	ug/kg	
100-02-7	4-Nitrophenol [b]	ND	370	100	ug/kg	
87-86-5	Pentachlorophenol	ND	150	35	ug/kg	
108-95-2	Phenol	ND	75	20	ug/kg	
58-90-2	2,3,4,6-Tetrachlorophenol	ND	190	25	ug/kg	
95-95-4	2,4,5-Trichlorophenol	ND	190	28	ug/kg	
88-06-2	2,4,6-Trichlorophenol	ND	190	22	ug/kg	
83-32-9	Acenaphthene	ND	37	13	ug/kg	
208-96-8	Acenaphthylene	ND	37	19	ug/kg	
98-86-2	Acetophenone	ND	190	8.0	ug/kg	
120-12-7	Anthracene	ND	37	23	ug/kg	
1912-24-9	Atrazine	ND	75	16	ug/kg	
56-55-3	Benzo(a)anthracene	ND	37	11	ug/kg	
50-32-8	Benzo(a)pyrene	ND	37	17	ug/kg	
205-99-2	Benzo(b)fluoranthene	ND	37	17	ug/kg	
191-24-2	Benzo(g,h,i)perylene	ND	37	19	ug/kg	
207-08-9	Benzo(k)fluoranthene	ND	37	17	ug/kg	
101-55-3	4-Bromophenyl phenyl ether	ND	75	14	ug/kg	
85-68-7	Butyl benzyl phthalate [a]	ND	75	9.1	ug/kg	
92-52-4	1,1'-Biphenyl	ND	75	5.1	ug/kg	
100-52-7	Benzaldehyde	ND	190	9.3	ug/kg	
91-58-7	2-Chloronaphthalene	ND	75	8.9	ug/kg	
106-47-8	4-Chloroaniline	ND	190	13	ug/kg	
86-74-8	Carbazole	ND	75	5.4	ug/kg	

ND = Not detected MDL = Method Detection Limit
RL = Reporting Limit
E = Indicates value exceeds calibration range
J = Indicates an estimated value
B = Indicates analyte found in associated method blank
N = Indicates presumptive evidence of a compound

Report of Analysis

Client Sample ID: RI-SB-8 (5-5.5)
Lab Sample ID: JD27605-6 **Date Sampled:** 06/30/21
Matrix: SO - Soil **Date Received:** 07/01/21
Method: SW846 8270E SW846 3546 **Percent Solids:** 88.0
Project: Remedial Investigation, 247 North Avenue, New Rochelle, NY

ABN TCL List (SOM0 2.0)

CAS No.	Compound	Result	RL	MDL	Units	Q
105-60-2	Caprolactam	ND	75	15	ug/kg	
218-01-9	Chrysene	ND	37	12	ug/kg	
111-91-1	bis(2-Chloroethoxy)methane	ND	75	8.0	ug/kg	
111-44-4	bis(2-Chloroethyl)ether	ND	75	16	ug/kg	
108-60-1	2,2'-Oxybis(1-chloropropane)	ND	75	13	ug/kg	
7005-72-3	4-Chlorophenyl phenyl ether	ND	75	12	ug/kg	
121-14-2	2,4-Dinitrotoluene	ND	37	12	ug/kg	
606-20-2	2,6-Dinitrotoluene	ND	37	19	ug/kg	
91-94-1	3,3'-Dichlorobenzidine	ND	75	31	ug/kg	
123-91-1	1,4-Dioxane	ND	37	25	ug/kg	
53-70-3	Dibenzo(a,h)anthracene	ND	37	17	ug/kg	
132-64-9	Dibenzofuran	ND	75	15	ug/kg	
84-74-2	Di-n-butyl phthalate	ND	75	6.1	ug/kg	
117-84-0	Di-n-octyl phthalate	ND	75	9.3	ug/kg	
84-66-2	Diethyl phthalate	ND	75	8.0	ug/kg	
131-11-3	Dimethyl phthalate	ND	75	6.7	ug/kg	
117-81-7	bis(2-Ethylhexyl)phthalate	18.5	75	8.7	ug/kg	J
206-44-0	Fluoranthene	ND	37	17	ug/kg	
86-73-7	Fluorene	ND	37	17	ug/kg	
118-74-1	Hexachlorobenzene	ND	75	9.5	ug/kg	
87-68-3	Hexachlorobutadiene	ND	37	15	ug/kg	
77-47-4	Hexachlorocyclopentadiene [b]	ND	370	15	ug/kg	
67-72-1	Hexachloroethane	ND	190	19	ug/kg	
193-39-5	Indeno(1,2,3-cd)pyrene	ND	37	18	ug/kg	
78-59-1	Isophorone	ND	75	8.0	ug/kg	
91-57-6	2-Methylnaphthalene	ND	37	8.4	ug/kg	
88-74-4	2-Nitroaniline	ND	190	8.8	ug/kg	
99-09-2	3-Nitroaniline	ND	190	9.3	ug/kg	
100-01-6	4-Nitroaniline	ND	190	9.7	ug/kg	
91-20-3	Naphthalene	ND	37	11	ug/kg	
98-95-3	Nitrobenzene	ND	75	14	ug/kg	
621-64-7	N-Nitroso-di-n-propylamine	ND	75	11	ug/kg	
86-30-6	N-Nitrosodiphenylamine [a]	ND	190	14	ug/kg	
85-01-8	Phenanthrene	ND	37	13	ug/kg	
129-00-0	Pyrene	ND	37	12	ug/kg	
95-94-3	1,2,4,5-Tetrachlorobenzene	ND	190	9.5	ug/kg	

CAS No.	Surrogate Recoveries	Run# 1	Run# 2	Limits
367-12-4	2-Fluorophenol	59%		7-101%

ND = Not detected MDL = Method Detection Limit
RL = Reporting Limit
E = Indicates value exceeds calibration range
J = Indicates an estimated value
B = Indicates analyte found in associated method blank
N = Indicates presumptive evidence of a compound

Report of Analysis

Client Sample ID:	RI-SB-8 (5-5.5)		
Lab Sample ID:	JD27605-6	**Date Sampled:**	06/30/21
Matrix:	SO - Soil	**Date Received:**	07/01/21
Method:	SW846 8270E SW846 3546	**Percent Solids:**	88.0
Project:	Remedial Investigation, 247 North Avenue, New Rochelle, NY		

ABN TCL List (SOM0 2.0)

CAS No.	Surrogate Recoveries	Run# 1	Run# 2	Limits
4165-62-2	Phenol-d5	69%		12-101%
118-79-6	2,4,6-Tribromophenol	82%		10-127%
4165-60-0	Nitrobenzene-d5	69%		15-114%
321-60-8	2-Fluorobiphenyl	94%		22-104%
1718-51-0	Terphenyl-d14	88%		23-121%

CAS No.	Tentatively Identified Compounds	R.T.	Est. Conc.	Units	Q
	system artifact	.91	1100	ug/kg	J
	system artifact/aldol-condensation	1.94	1200	ug/kg	J
	system artifact	2.15	190	ug/kg	J
	Total TIC, Semi-Volatile		0	ug/kg	

(a) Associated CCV outside of control limits high, sample was ND.
(b) Associated CCV outside of control limits low. Low-level verification was analyzed to demonstrate system suitability to detect affected analytes. Sample was ND.

ND = Not detected MDL = Method Detection Limit
RL = Reporting Limit
E = Indicates value exceeds calibration range
J = Indicates an estimated value
B = Indicates analyte found in associated method blank
N = Indicates presumptive evidence of a compound

Report of Analysis

Client Sample ID: RI-SB-8 (5-5.5)
Lab Sample ID: JD27605-6
Matrix: SO - Soil
Date Sampled: 06/30/21
Date Received: 07/01/21
Percent Solids: 88.0
Project: Remedial Investigation, 247 North Avenue, New Rochelle, NY

Metals Analysis

Analyte	Result	RL	Units	DF	Prep	Analyzed	By	Method	Prep Method
Aluminum	8030	56	mg/kg	1	07/07/21	07/08/21	ND	SW846 6010D [2]	SW846 3050B [4]
Antimony	< 2.2	2.2	mg/kg	1	07/07/21	07/08/21	ND	SW846 6010D [2]	SW846 3050B [4]
Arsenic	< 2.2	2.2	mg/kg	1	07/07/21	07/08/21	ND	SW846 6010D [2]	SW846 3050B [4]
Barium	74.8	22	mg/kg	1	07/07/21	07/08/21	ND	SW846 6010D [2]	SW846 3050B [4]
Beryllium [a]	< 0.45	0.45	mg/kg	2	07/07/21	07/08/21	ND	SW846 6010D [3]	SW846 3050B [4]
Cadmium	< 0.56	0.56	mg/kg	1	07/07/21	07/08/21	ND	SW846 6010D [2]	SW846 3050B [4]
Calcium	7570	560	mg/kg	1	07/07/21	07/08/21	ND	SW846 6010D [2]	SW846 3050B [4]
Chromium	20.6	1.1	mg/kg	1	07/07/21	07/08/21	ND	SW846 6010D [2]	SW846 3050B [4]
Cobalt [a]	< 11	11	mg/kg	2	07/07/21	07/08/21	ND	SW846 6010D [3]	SW846 3050B [4]
Copper	14.6	2.8	mg/kg	1	07/07/21	07/08/21	ND	SW846 6010D [2]	SW846 3050B [4]
Iron	12800	56	mg/kg	1	07/07/21	07/08/21	ND	SW846 6010D [2]	SW846 3050B [4]
Lead	2.9	2.2	mg/kg	1	07/07/21	07/08/21	ND	SW846 6010D [2]	SW846 3050B [4]
Magnesium	5750	560	mg/kg	1	07/07/21	07/08/21	ND	SW846 6010D [2]	SW846 3050B [4]
Manganese	202	1.7	mg/kg	1	07/07/21	07/08/21	ND	SW846 6010D [2]	SW846 3050B [4]
Mercury	< 0.021	0.021	mg/kg	1	07/08/21	07/08/21	MS	SW846 7471B [1]	SW846 7471B [5]
Nickel	15.5	4.5	mg/kg	1	07/07/21	07/08/21	ND	SW846 6010D [2]	SW846 3050B [4]
Potassium	3990	1100	mg/kg	1	07/07/21	07/08/21	ND	SW846 6010D [2]	SW846 3050B [4]
Selenium	< 2.2	2.2	mg/kg	1	07/07/21	07/08/21	ND	SW846 6010D [2]	SW846 3050B [4]
Silver	< 0.56	0.56	mg/kg	1	07/07/21	07/08/21	ND	SW846 6010D [2]	SW846 3050B [4]
Sodium	< 1100	1100	mg/kg	1	07/07/21	07/08/21	ND	SW846 6010D [2]	SW846 3050B [4]
Thallium [a]	< 2.2	2.2	mg/kg	2	07/07/21	07/08/21	ND	SW846 6010D [3]	SW846 3050B [4]
Vanadium	24.4	5.6	mg/kg	1	07/07/21	07/08/21	ND	SW846 6010D [2]	SW846 3050B [4]
Zinc	35.3	5.6	mg/kg	1	07/07/21	07/08/21	ND	SW846 6010D [2]	SW846 3050B [4]

(1) Instrument QC Batch: MA50793
(2) Instrument QC Batch: MA50802
(3) Instrument QC Batch: MA50809
(4) Prep QC Batch: MP27312
(5) Prep QC Batch: MP27350

(a) Elevated detection limit due to dilution required for high interfering element.

RL = Reporting Limit

SGS North America Inc.

Report of Analysis

Client Sample ID: RI-SB-9 (1.5-2.0)
Lab Sample ID: JD27605-7 **Date Sampled:** 06/30/21
Matrix: SO - Soil **Date Received:** 07/01/21
Method: SW846 8270E SW846 3546 **Percent Solids:** 90.3
Project: Remedial Investigation, 247 North Avenue, New Rochelle, NY

	File ID	DF	Analyzed	By	Prep Date	Prep Batch	Analytical Batch
Run #1	M173944.D	1	07/06/21 19:24	CS	07/03/21 10:30	OP34129	EM7461
Run #2							

	Initial Weight	Final Volume
Run #1	30.6 g	1.0 ml
Run #2		

ABN TCL List (SOM0 2.0)

CAS No.	Compound	Result	RL	MDL	Units	Q
95-57-8	2-Chlorophenol	ND	72	18	ug/kg	
59-50-7	4-Chloro-3-methyl phenol	ND	180	22	ug/kg	
120-83-2	2,4-Dichlorophenol [a]	ND	180	31	ug/kg	
105-67-9	2,4-Dimethylphenol	ND	180	64	ug/kg	
51-28-5	2,4-Dinitrophenol	ND	180	140	ug/kg	
534-52-1	4,6-Dinitro-o-cresol	ND	180	39	ug/kg	
95-48-7	2-Methylphenol	ND	72	23	ug/kg	
	3&4-Methylphenol	ND	72	30	ug/kg	
88-75-5	2-Nitrophenol	ND	180	24	ug/kg	
100-02-7	4-Nitrophenol [b]	ND	360	97	ug/kg	
87-86-5	Pentachlorophenol	ND	140	34	ug/kg	
108-95-2	Phenol	ND	72	19	ug/kg	
58-90-2	2,3,4,6-Tetrachlorophenol	ND	180	24	ug/kg	
95-95-4	2,4,5-Trichlorophenol	ND	180	27	ug/kg	
88-06-2	2,4,6-Trichlorophenol	ND	180	22	ug/kg	
83-32-9	Acenaphthene	ND	36	12	ug/kg	
208-96-8	Acenaphthylene	ND	36	18	ug/kg	
98-86-2	Acetophenone	ND	180	7.8	ug/kg	
120-12-7	Anthracene	ND	36	22	ug/kg	
1912-24-9	Atrazine	ND	72	15	ug/kg	
56-55-3	Benzo(a)anthracene	19.6	36	10	ug/kg	J
50-32-8	Benzo(a)pyrene	39.9	36	16	ug/kg	
205-99-2	Benzo(b)fluoranthene	49.1	36	16	ug/kg	
191-24-2	Benzo(g,h,i)perylene	46.3	36	18	ug/kg	
207-08-9	Benzo(k)fluoranthene	22.4	36	17	ug/kg	J
101-55-3	4-Bromophenyl phenyl ether	ND	72	14	ug/kg	
85-68-7	Butyl benzyl phthalate [a]	ND	72	8.8	ug/kg	
92-52-4	1,1'-Biphenyl	ND	72	5.0	ug/kg	
100-52-7	Benzaldehyde	ND	180	9.0	ug/kg	
91-58-7	2-Chloronaphthalene	ND	72	8.6	ug/kg	
106-47-8	4-Chloroaniline	ND	180	13	ug/kg	
86-74-8	Carbazole	ND	72	5.2	ug/kg	

ND = Not detected MDL = Method Detection Limit
RL = Reporting Limit
E = Indicates value exceeds calibration range
J = Indicates an estimated value
B = Indicates analyte found in associated method blank
N = Indicates presumptive evidence of a compound

Report of Analysis

Client Sample ID: RI-SB-9 (1.5-2.0)
Lab Sample ID: JD27605-7 **Date Sampled:** 06/30/21
Matrix: SO - Soil **Date Received:** 07/01/21
Method: SW846 8270E SW846 3546 **Percent Solids:** 90.3
Project: Remedial Investigation, 247 North Avenue, New Rochelle, NY

ABN TCL List (SOM0 2.0)

CAS No.	Compound	Result	RL	MDL	Units	Q
105-60-2	Caprolactam	ND	72	14	ug/kg	
218-01-9	Chrysene	36.1	36	11	ug/kg	
111-91-1	bis(2-Chloroethoxy)methane	ND	72	7.7	ug/kg	
111-44-4	bis(2-Chloroethyl)ether	ND	72	16	ug/kg	
108-60-1	2,2'-Oxybis(1-chloropropane)	ND	72	13	ug/kg	
7005-72-3	4-Chlorophenyl phenyl ether	ND	72	12	ug/kg	
121-14-2	2,4-Dinitrotoluene	ND	36	11	ug/kg	
606-20-2	2,6-Dinitrotoluene	ND	36	18	ug/kg	
91-94-1	3,3'-Dichlorobenzidine	ND	72	30	ug/kg	
123-91-1	1,4-Dioxane	ND	36	24	ug/kg	
53-70-3	Dibenzo(a,h)anthracene	ND	36	16	ug/kg	
132-64-9	Dibenzofuran	ND	72	15	ug/kg	
84-74-2	Di-n-butyl phthalate	ND	72	5.9	ug/kg	
117-84-0	Di-n-octyl phthalate	ND	72	9.0	ug/kg	
84-66-2	Diethyl phthalate	ND	72	7.7	ug/kg	
131-11-3	Dimethyl phthalate	ND	72	6.4	ug/kg	
117-81-7	bis(2-Ethylhexyl)phthalate	ND	72	8.5	ug/kg	
206-44-0	Fluoranthene	22.2	36	16	ug/kg	J
86-73-7	Fluorene	ND	36	17	ug/kg	
118-74-1	Hexachlorobenzene	ND	72	9.2	ug/kg	
87-68-3	Hexachlorobutadiene	ND	36	15	ug/kg	
77-47-4	Hexachlorocyclopentadiene [b]	ND	360	14	ug/kg	
67-72-1	Hexachloroethane	ND	180	18	ug/kg	
193-39-5	Indeno(1,2,3-cd)pyrene	43.3	36	17	ug/kg	
78-59-1	Isophorone	ND	72	7.7	ug/kg	
91-57-6	2-Methylnaphthalene	ND	36	8.2	ug/kg	
88-74-4	2-Nitroaniline	ND	180	8.5	ug/kg	
99-09-2	3-Nitroaniline	ND	180	9.0	ug/kg	
100-01-6	4-Nitroaniline	ND	180	9.4	ug/kg	
91-20-3	Naphthalene	ND	36	10	ug/kg	
98-95-3	Nitrobenzene	ND	72	14	ug/kg	
621-64-7	N-Nitroso-di-n-propylamine	ND	72	10	ug/kg	
86-30-6	N-Nitrosodiphenylamine [a]	ND	180	13	ug/kg	
85-01-8	Phenanthrene	ND	36	12	ug/kg	
129-00-0	Pyrene	26.4	36	12	ug/kg	J
95-94-3	1,2,4,5-Tetrachlorobenzene	ND	180	9.2	ug/kg	

CAS No.	Surrogate Recoveries	Run# 1	Run# 2	Limits
367-12-4	2-Fluorophenol	57%		7-101%

ND = Not detected MDL = Method Detection Limit
RL = Reporting Limit
E = Indicates value exceeds calibration range
J = Indicates an estimated value
B = Indicates analyte found in associated method blank
N = Indicates presumptive evidence of a compound

Report of Analysis

Client Sample ID:	RI-SB-9 (1.5-2.0)		
Lab Sample ID:	JD27605-7	**Date Sampled:**	06/30/21
Matrix:	SO - Soil	**Date Received:**	07/01/21
Method:	SW846 8270E SW846 3546	**Percent Solids:**	90.3
Project:	Remedial Investigation, 247 North Avenue, New Rochelle, NY		

ABN TCL List (SOM0 2.0)

CAS No.	Surrogate Recoveries	Run# 1	Run# 2	Limits
4165-62-2	Phenol-d5	65%		12-101%
118-79-6	2,4,6-Tribromophenol	54%		10-127%
4165-60-0	Nitrobenzene-d5	65%		15-114%
321-60-8	2-Fluorobiphenyl	81%		22-104%
1718-51-0	Terphenyl-d14	71%		23-121%

CAS No.	Tentatively Identified Compounds	R.T.	Est. Conc.	Units	Q
	System artifact/aldol-condensation	1.96	160	ug/kg	J
	system artifact	2.15	180	ug/kg	J
	Unknown	3.81	250	ug/kg	J
	Total TIC, Semi-Volatile		250	ug/kg	J

(a) Associated CCV outside of control limits high, sample was ND.
(b) Associated CCV outside of control limits low. Low-level verification was analyzed to demonstrate system suitability to detect affected analytes. Sample was ND.

ND = Not detected MDL = Method Detection Limit
RL = Reporting Limit
E = Indicates value exceeds calibration range
J = Indicates an estimated value
B = Indicates analyte found in associated method blank
N = Indicates presumptive evidence of a compound

Report of Analysis

Client Sample ID: RI-SB-9 (1.5-2.0)
Lab Sample ID: JD27605-7
Matrix: SO - Soil
Project: Remedial Investigation, 247 North Avenue, New Rochelle, NY

Date Sampled: 06/30/21
Date Received: 07/01/21
Percent Solids: 90.3

Metals Analysis

Analyte	Result	RL	Units	DF	Prep	Analyzed	By	Method	Prep Method
Aluminum	6690	55	mg/kg	1	07/07/21	07/08/21	ND	SW846 6010D [2]	SW846 3050B [3]
Antimony	< 2.2	2.2	mg/kg	1	07/07/21	07/08/21	ND	SW846 6010D [2]	SW846 3050B [3]
Arsenic	< 2.2	2.2	mg/kg	1	07/07/21	07/08/21	ND	SW846 6010D [2]	SW846 3050B [3]
Barium	57.9	22	mg/kg	1	07/07/21	07/08/21	ND	SW846 6010D [2]	SW846 3050B [3]
Beryllium	0.31	0.22	mg/kg	1	07/07/21	07/08/21	ND	SW846 6010D [2]	SW846 3050B [3]
Cadmium	< 0.55	0.55	mg/kg	1	07/07/21	07/08/21	ND	SW846 6010D [2]	SW846 3050B [3]
Calcium	5000	550	mg/kg	1	07/07/21	07/08/21	ND	SW846 6010D [2]	SW846 3050B [3]
Chromium	25.9	1.1	mg/kg	1	07/07/21	07/08/21	ND	SW846 6010D [2]	SW846 3050B [3]
Cobalt	< 5.5	5.5	mg/kg	1	07/07/21	07/08/21	ND	SW846 6010D [2]	SW846 3050B [3]
Copper	17.1	2.7	mg/kg	1	07/07/21	07/08/21	ND	SW846 6010D [2]	SW846 3050B [3]
Iron	11000	55	mg/kg	1	07/07/21	07/08/21	ND	SW846 6010D [2]	SW846 3050B [3]
Lead	7.6	2.2	mg/kg	1	07/07/21	07/08/21	ND	SW846 6010D [2]	SW846 3050B [3]
Magnesium	3760	550	mg/kg	1	07/07/21	07/08/21	ND	SW846 6010D [2]	SW846 3050B [3]
Manganese	198	1.6	mg/kg	1	07/07/21	07/08/21	ND	SW846 6010D [2]	SW846 3050B [3]
Mercury	< 0.031	0.031	mg/kg	1	07/08/21	07/08/21	MS	SW846 7471B [1]	SW846 7471B [4]
Nickel	13.4	4.4	mg/kg	1	07/07/21	07/08/21	ND	SW846 6010D [2]	SW846 3050B [3]
Potassium	2620	1100	mg/kg	1	07/07/21	07/08/21	ND	SW846 6010D [2]	SW846 3050B [3]
Selenium	< 2.2	2.2	mg/kg	1	07/07/21	07/08/21	ND	SW846 6010D [2]	SW846 3050B [3]
Silver	< 0.55	0.55	mg/kg	1	07/07/21	07/08/21	ND	SW846 6010D [2]	SW846 3050B [3]
Sodium	< 1100	1100	mg/kg	1	07/07/21	07/08/21	ND	SW846 6010D [2]	SW846 3050B [3]
Thallium	< 1.1	1.1	mg/kg	1	07/07/21	07/08/21	ND	SW846 6010D [2]	SW846 3050B [3]
Vanadium	19.1	5.5	mg/kg	1	07/07/21	07/08/21	ND	SW846 6010D [2]	SW846 3050B [3]
Zinc	24.1	5.5	mg/kg	1	07/07/21	07/08/21	ND	SW846 6010D [2]	SW846 3050B [3]

(1) Instrument QC Batch: MA50793
(2) Instrument QC Batch: MA50802
(3) Prep QC Batch: MP27312
(4) Prep QC Batch: MP27350

RL = Reporting Limit

SGS North America Inc.

Report of Analysis

Client Sample ID: RI-SB-9 (3.5-4.0)
Lab Sample ID: JD27605-8 **Date Sampled:** 06/30/21
Matrix: SO - Soil **Date Received:** 07/01/21
Method: SW846 8270E SW846 3546 **Percent Solids:** 78.7
Project: Remedial Investigation, 247 North Avenue, New Rochelle, NY

	File ID	DF	Analyzed	By	Prep Date	Prep Batch	Analytical Batch
Run #1	M173940.D	1	07/06/21 15:53	CS	07/03/21 10:30	OP34129	EM7461
Run #2							

	Initial Weight	Final Volume
Run #1	30.0 g	1.0 ml
Run #2		

ABN TCL List (SOM0 2.0)

CAS No.	Compound	Result	RL	MDL	Units	Q
95-57-8	2-Chlorophenol	ND	85	21	ug/kg	
59-50-7	4-Chloro-3-methyl phenol	ND	210	26	ug/kg	
120-83-2	2,4-Dichlorophenol [a]	ND	210	36	ug/kg	
105-67-9	2,4-Dimethylphenol	ND	210	75	ug/kg	
51-28-5	2,4-Dinitrophenol	ND	210	160	ug/kg	
534-52-1	4,6-Dinitro-o-cresol	ND	210	45	ug/kg	
95-48-7	2-Methylphenol	ND	85	27	ug/kg	
	3&4-Methylphenol	ND	85	35	ug/kg	
88-75-5	2-Nitrophenol	ND	210	28	ug/kg	
100-02-7	4-Nitrophenol [b]	ND	420	110	ug/kg	
87-86-5	Pentachlorophenol	ND	170	40	ug/kg	
108-95-2	Phenol	ND	85	22	ug/kg	
58-90-2	2,3,4,6-Tetrachlorophenol	ND	210	28	ug/kg	
95-95-4	2,4,5-Trichlorophenol	ND	210	32	ug/kg	
88-06-2	2,4,6-Trichlorophenol	ND	210	25	ug/kg	
83-32-9	Acenaphthene	203	42	15	ug/kg	
208-96-8	Acenaphthylene	96.5	42	22	ug/kg	
98-86-2	Acetophenone	ND	210	9.1	ug/kg	
120-12-7	Anthracene	103	42	26	ug/kg	
1912-24-9	Atrazine	ND	85	18	ug/kg	
56-55-3	Benzo(a)anthracene	ND	42	12	ug/kg	
50-32-8	Benzo(a)pyrene	ND	42	19	ug/kg	
205-99-2	Benzo(b)fluoranthene	ND	42	19	ug/kg	
191-24-2	Benzo(g,h,i)perylene	ND	42	21	ug/kg	
207-08-9	Benzo(k)fluoranthene	ND	42	20	ug/kg	
101-55-3	4-Bromophenyl phenyl ether	ND	85	16	ug/kg	
85-68-7	Butyl benzyl phthalate [a]	ND	85	10	ug/kg	
92-52-4	1,1'-Biphenyl	ND	85	5.8	ug/kg	
100-52-7	Benzaldehyde	ND	210	11	ug/kg	
91-58-7	2-Chloronaphthalene	ND	85	10	ug/kg	
106-47-8	4-Chloroaniline	ND	210	15	ug/kg	
86-74-8	Carbazole	ND	85	6.1	ug/kg	

ND = Not detected MDL = Method Detection Limit
RL = Reporting Limit
E = Indicates value exceeds calibration range
J = Indicates an estimated value
B = Indicates analyte found in associated method blank
N = Indicates presumptive evidence of a compound

Report of Analysis

Client Sample ID: RI-SB-9 (3.5-4.0)
Lab Sample ID: JD27605-8 **Date Sampled:** 06/30/21
Matrix: SO - Soil **Date Received:** 07/01/21
Method: SW846 8270E SW846 3546 **Percent Solids:** 78.7
Project: Remedial Investigation, 247 North Avenue, New Rochelle, NY

ABN TCL List (SOM0 2.0)

CAS No.	Compound	Result	RL	MDL	Units	Q
105-60-2	Caprolactam	ND	85	17	ug/kg	
218-01-9	Chrysene	ND	42	13	ug/kg	
111-91-1	bis(2-Chloroethoxy)methane	ND	85	9.1	ug/kg	
111-44-4	bis(2-Chloroethyl)ether	ND	85	18	ug/kg	
108-60-1	2,2'-Oxybis(1-chloropropane)	ND	85	15	ug/kg	
7005-72-3	4-Chlorophenyl phenyl ether	ND	85	14	ug/kg	
121-14-2	2,4-Dinitrotoluene	ND	42	13	ug/kg	
606-20-2	2,6-Dinitrotoluene	ND	42	21	ug/kg	
91-94-1	3,3'-Dichlorobenzidine	ND	85	35	ug/kg	
123-91-1	1,4-Dioxane	ND	42	28	ug/kg	
53-70-3	Dibenzo(a,h)anthracene	ND	42	19	ug/kg	
132-64-9	Dibenzofuran	224	85	17	ug/kg	
84-74-2	Di-n-butyl phthalate	ND	85	6.9	ug/kg	
117-84-0	Di-n-octyl phthalate	ND	85	11	ug/kg	
84-66-2	Diethyl phthalate	ND	85	9.0	ug/kg	
131-11-3	Dimethyl phthalate	ND	85	7.5	ug/kg	
117-81-7	bis(2-Ethylhexyl)phthalate	ND	85	9.9	ug/kg	
206-44-0	Fluoranthene	ND	42	19	ug/kg	
86-73-7	Fluorene	308	42	19	ug/kg	
118-74-1	Hexachlorobenzene	ND	85	11	ug/kg	
87-68-3	Hexachlorobutadiene	ND	42	17	ug/kg	
77-47-4	Hexachlorocyclopentadiene [b]	ND	420	17	ug/kg	
67-72-1	Hexachloroethane	ND	210	21	ug/kg	
193-39-5	Indeno(1,2,3-cd)pyrene	ND	42	20	ug/kg	
78-59-1	Isophorone	ND	85	9.1	ug/kg	
91-57-6	2-Methylnaphthalene	ND	42	9.6	ug/kg	
88-74-4	2-Nitroaniline	ND	210	10	ug/kg	
99-09-2	3-Nitroaniline	ND	210	11	ug/kg	
100-01-6	4-Nitroaniline	ND	210	11	ug/kg	
91-20-3	Naphthalene	ND	42	12	ug/kg	
98-95-3	Nitrobenzene	ND	85	16	ug/kg	
621-64-7	N-Nitroso-di-n-propylamine	ND	85	12	ug/kg	
86-30-6	N-Nitrosodiphenylamine [c]	878	210	16	ug/kg	
85-01-8	Phenanthrene	64.9	42	14	ug/kg	
129-00-0	Pyrene	23.6	42	14	ug/kg	J
95-94-3	1,2,4,5-Tetrachlorobenzene	ND	210	11	ug/kg	

CAS No.	Surrogate Recoveries	Run# 1	Run# 2	Limits
367-12-4	2-Fluorophenol	71%		7-101%

ND = Not detected MDL = Method Detection Limit
RL = Reporting Limit
E = Indicates value exceeds calibration range
J = Indicates an estimated value
B = Indicates analyte found in associated method blank
N = Indicates presumptive evidence of a compound

Report of Analysis

Client Sample ID:	RI-SB-9 (3.5-4.0)		
Lab Sample ID:	JD27605-8	**Date Sampled:**	06/30/21
Matrix:	SO - Soil	**Date Received:**	07/01/21
Method:	SW846 8270E SW846 3546	**Percent Solids:**	78.7
Project:	Remedial Investigation, 247 North Avenue, New Rochelle, NY		

ABN TCL List (SOM0 2.0)

CAS No.	Surrogate Recoveries	Run# 1	Run# 2	Limits
4165-62-2	Phenol-d5	70%		12-101%
118-79-6	2,4,6-Tribromophenol	88%		10-127%
4165-60-0	Nitrobenzene-d5	84%		15-114%
321-60-8	2-Fluorobiphenyl	92%		22-104%
1718-51-0	Terphenyl-d14	76%		23-121%

CAS No.	Tentatively Identified Compounds	R.T.	Est. Conc.	Units	Q
	System artifact	.91	1100	ug/kg	J
	Alkane	4.57	970	ug/kg	J
	Unknown	4.99	670	ug/kg	J
	Unknown	5.10	670	ug/kg	J
	Unknown	5.13	1000	ug/kg	J
	Cyclohexane alkyl	5.28	960	ug/kg	J
	Unknown	5.47	670	ug/kg	J
	Unknown	5.58	1300	ug/kg	J
	Unknown	5.68	710	ug/kg	J
	Unknown	5.82	3000	ug/kg	J
	Naphthalene dimethyl	5.90	1500	ug/kg	J
	Cyclohexane alkyl	5.93	750	ug/kg	J
	Unknown	6.07	1600	ug/kg	J
	Naphthalene trimethyl	6.36	600	ug/kg	J
	Naphthalene trimethyl	6.65	1800	ug/kg	J
	Naphthalene trimethyl	6.76	1200	ug/kg	J
	Naphthalene trimethyl	6.79	1200	ug/kg	J
	Unknown	7.02	1700	ug/kg	J
	[1,1'-Biphenyl]--amine	7.07	940	ug/kg	J
	Unknown	7.27	630	ug/kg	J
	Unknown	7.40	720	ug/kg	J
	Unknown	7.59	690	ug/kg	J
	Unknown	7.70	770	ug/kg	J
	Unknown	7.74	590	ug/kg	J
	Alkane	7.83	1700	ug/kg	J
	unknown	7.87	1900	ug/kg	J
	Total TIC, Semi-Volatile		28240	ug/kg	J

(a) Associated CCV outside of control limits high, sample was ND.
(b) Associated CCV outside of control limits low. Low-level verification was analyzed to demonstrate system suitability to detect affected analytes. Sample was ND.
(c) Associated CCV outside of control limits high. Estimated value, due to corresponding failure in the batch

ND = Not detected MDL = Method Detection Limit
RL = Reporting Limit
E = Indicates value exceeds calibration range
J = Indicates an estimated value
B = Indicates analyte found in associated method blank
N = Indicates presumptive evidence of a compound

Report of Analysis

Client Sample ID:	RI-SB-9 (3.5-4.0)		
Lab Sample ID:	JD27605-8	**Date Sampled:**	06/30/21
Matrix:	SO - Soil	**Date Received:**	07/01/21
Method:	SW846 8270E SW846 3546	**Percent Solids:**	78.7
Project:	Remedial Investigation, 247 North Avenue, New Rochelle, NY		

ABN TCL List (SOM0 2.0)

CAS No.	Compound	Result	RL	MDL	Units	Q

associated CCV.

ND = Not detected MDL = Method Detection Limit
RL = Reporting Limit
E = Indicates value exceeds calibration range

J = Indicates an estimated value
B = Indicates analyte found in associated method blank
N = Indicates presumptive evidence of a compound

Report of Analysis

Client Sample ID: RI-SB-9 (3.5-4.0)
Lab Sample ID: JD27605-8
Matrix: SO - Soil
Date Sampled: 06/30/21
Date Received: 07/01/21
Percent Solids: 78.7
Project: Remedial Investigation, 247 North Avenue, New Rochelle, NY

Metals Analysis

Analyte	Result	RL	Units	DF	Prep	Analyzed	By	Method	Prep Method
Aluminum	6010	33	mg/kg	1	07/07/21	07/08/21	ND	SW846 6010D [2]	SW846 3050B [4]
Antimony	< 1.3	1.3	mg/kg	1	07/07/21	07/08/21	ND	SW846 6010D [2]	SW846 3050B [4]
Arsenic	< 1.3	1.3	mg/kg	1	07/07/21	07/08/21	ND	SW846 6010D [2]	SW846 3050B [4]
Barium	56.2	13	mg/kg	1	07/07/21	07/08/21	ND	SW846 6010D [2]	SW846 3050B [4]
Beryllium [a]	< 0.26	0.26	mg/kg	2	07/07/21	07/08/21	ND	SW846 6010D [3]	SW846 3050B [4]
Cadmium	0.36	0.33	mg/kg	1	07/07/21	07/08/21	ND	SW846 6010D [2]	SW846 3050B [4]
Calcium	5960	330	mg/kg	1	07/07/21	07/08/21	ND	SW846 6010D [2]	SW846 3050B [4]
Chromium	14.8	0.65	mg/kg	1	07/07/21	07/08/21	ND	SW846 6010D [2]	SW846 3050B [4]
Cobalt [a]	< 6.5	6.5	mg/kg	2	07/07/21	07/08/21	ND	SW846 6010D [3]	SW846 3050B [4]
Copper	12.7	1.6	mg/kg	1	07/07/21	07/08/21	ND	SW846 6010D [2]	SW846 3050B [4]
Iron	11000	33	mg/kg	1	07/07/21	07/08/21	ND	SW846 6010D [2]	SW846 3050B [4]
Lead	2.8	1.3	mg/kg	1	07/07/21	07/08/21	ND	SW846 6010D [2]	SW846 3050B [4]
Magnesium	4410	330	mg/kg	1	07/07/21	07/08/21	ND	SW846 6010D [2]	SW846 3050B [4]
Manganese	169	0.98	mg/kg	1	07/07/21	07/08/21	ND	SW846 6010D [2]	SW846 3050B [4]
Mercury	< 0.018	0.018	mg/kg	1	07/08/21	07/08/21	MS	SW846 7471B [1]	SW846 7471B [5]
Nickel	12.7	2.6	mg/kg	1	07/07/21	07/08/21	ND	SW846 6010D [2]	SW846 3050B [4]
Potassium	2850	650	mg/kg	1	07/07/21	07/08/21	ND	SW846 6010D [2]	SW846 3050B [4]
Selenium	< 1.3	1.3	mg/kg	1	07/07/21	07/08/21	ND	SW846 6010D [2]	SW846 3050B [4]
Silver	< 0.33	0.33	mg/kg	1	07/07/21	07/08/21	ND	SW846 6010D [2]	SW846 3050B [4]
Sodium	< 650	650	mg/kg	1	07/07/21	07/08/21	ND	SW846 6010D [2]	SW846 3050B [4]
Thallium [a]	< 1.3	1.3	mg/kg	2	07/07/21	07/08/21	ND	SW846 6010D [3]	SW846 3050B [4]
Vanadium	18.0	3.3	mg/kg	1	07/07/21	07/08/21	ND	SW846 6010D [2]	SW846 3050B [4]
Zinc	20.2	3.3	mg/kg	1	07/07/21	07/08/21	ND	SW846 6010D [2]	SW846 3050B [4]

(1) Instrument QC Batch: MA50793
(2) Instrument QC Batch: MA50802
(3) Instrument QC Batch: MA50809
(4) Prep QC Batch: MP27312
(5) Prep QC Batch: MP27350

(a) Elevated detection limit due to dilution required for high interfering element.

RL = Reporting Limit

SGS North America Inc.

Report of Analysis

Client Sample ID:	RI-SB-10 (1.5-2.0)		
Lab Sample ID:	JD27605-9	**Date Sampled:**	06/30/21
Matrix:	SO - Soil	**Date Received:**	07/01/21
Method:	SW846 8270E SW846 3546	**Percent Solids:**	90.2
Project:	Remedial Investigation, 247 North Avenue, New Rochelle, NY		

	File ID	DF	Analyzed	By	Prep Date	Prep Batch	Analytical Batch
Run #1	M173946.D	1	07/06/21 20:18	CS	07/03/21 10:30	OP34129	EM7461
Run #2							

	Initial Weight	Final Volume
Run #1	30.4 g	1.0 ml
Run #2		

ABN TCL List (SOM0 2.0)

CAS No.	Compound	Result	RL	MDL	Units	Q
95-57-8	2-Chlorophenol	ND	73	18	ug/kg	
59-50-7	4-Chloro-3-methyl phenol	ND	180	22	ug/kg	
120-83-2	2,4-Dichlorophenol [a]	ND	180	31	ug/kg	
105-67-9	2,4-Dimethylphenol	ND	180	65	ug/kg	
51-28-5	2,4-Dinitrophenol	ND	180	140	ug/kg	
534-52-1	4,6-Dinitro-o-cresol	ND	180	39	ug/kg	
95-48-7	2-Methylphenol	ND	73	23	ug/kg	
	3&4-Methylphenol	ND	73	30	ug/kg	
88-75-5	2-Nitrophenol	ND	180	24	ug/kg	
100-02-7	4-Nitrophenol [b]	ND	360	97	ug/kg	
87-86-5	Pentachlorophenol	ND	150	34	ug/kg	
108-95-2	Phenol	ND	73	19	ug/kg	
58-90-2	2,3,4,6-Tetrachlorophenol	ND	180	24	ug/kg	
95-95-4	2,4,5-Trichlorophenol	ND	180	27	ug/kg	
88-06-2	2,4,6-Trichlorophenol	ND	180	22	ug/kg	
83-32-9	Acenaphthene	143	36	13	ug/kg	
208-96-8	Acenaphthylene	45.0	36	19	ug/kg	
98-86-2	Acetophenone	ND	180	7.8	ug/kg	
120-12-7	Anthracene	285	36	22	ug/kg	
1912-24-9	Atrazine	ND	73	16	ug/kg	
56-55-3	Benzo(a)anthracene	706	36	10	ug/kg	
50-32-8	Benzo(a)pyrene	634	36	17	ug/kg	
205-99-2	Benzo(b)fluoranthene	828	36	16	ug/kg	
191-24-2	Benzo(g,h,i)perylene	462	36	18	ug/kg	
207-08-9	Benzo(k)fluoranthene	322	36	17	ug/kg	
101-55-3	4-Bromophenyl phenyl ether	ND	73	14	ug/kg	
85-68-7	Butyl benzyl phthalate [a]	ND	73	8.9	ug/kg	
92-52-4	1,1'-Biphenyl	22.7	73	5.0	ug/kg	J
100-52-7	Benzaldehyde	ND	180	9.0	ug/kg	
91-58-7	2-Chloronaphthalene	ND	73	8.7	ug/kg	
106-47-8	4-Chloroaniline	ND	180	13	ug/kg	
86-74-8	Carbazole	184	73	5.3	ug/kg	

ND = Not detected MDL = Method Detection Limit
RL = Reporting Limit
E = Indicates value exceeds calibration range
J = Indicates an estimated value
B = Indicates analyte found in associated method blank
N = Indicates presumptive evidence of a compound

Report of Analysis

Client Sample ID: RI-SB-10 (1.5-2.0)
Lab Sample ID: JD27605-9 **Date Sampled:** 06/30/21
Matrix: SO - Soil **Date Received:** 07/01/21
Method: SW846 8270E SW846 3546 **Percent Solids:** 90.2
Project: Remedial Investigation, 247 North Avenue, New Rochelle, NY

ABN TCL List (SOM0 2.0)

CAS No.	Compound	Result	RL	MDL	Units	Q
105-60-2	Caprolactam	ND	73	14	ug/kg	
218-01-9	Chrysene	780	36	11	ug/kg	
111-91-1	bis(2-Chloroethoxy)methane	ND	73	7.8	ug/kg	
111-44-4	bis(2-Chloroethyl)ether	ND	73	16	ug/kg	
108-60-1	2,2'-Oxybis(1-chloropropane)	ND	73	13	ug/kg	
7005-72-3	4-Chlorophenyl phenyl ether	ND	73	12	ug/kg	
121-14-2	2,4-Dinitrotoluene	ND	36	11	ug/kg	
606-20-2	2,6-Dinitrotoluene	ND	36	18	ug/kg	
91-94-1	3,3'-Dichlorobenzidine	ND	73	30	ug/kg	
123-91-1	1,4-Dioxane	ND	36	24	ug/kg	
53-70-3	Dibenzo(a,h)anthracene	122	36	16	ug/kg	
132-64-9	Dibenzofuran	104	73	15	ug/kg	
84-74-2	Di-n-butyl phthalate	ND	73	5.9	ug/kg	
117-84-0	Di-n-octyl phthalate	ND	73	9.1	ug/kg	
84-66-2	Diethyl phthalate	ND	73	7.8	ug/kg	
131-11-3	Dimethyl phthalate	ND	73	6.5	ug/kg	
117-81-7	bis(2-Ethylhexyl)phthalate	42.5	73	8.5	ug/kg	J
206-44-0	Fluoranthene	1480	36	16	ug/kg	
86-73-7	Fluorene	190	36	17	ug/kg	
118-74-1	Hexachlorobenzene	ND	73	9.2	ug/kg	
87-68-3	Hexachlorobutadiene	ND	36	15	ug/kg	
77-47-4	Hexachlorocyclopentadiene [b]	ND	360	15	ug/kg	
67-72-1	Hexachloroethane	ND	180	18	ug/kg	
193-39-5	Indeno(1,2,3-cd)pyrene	515	36	17	ug/kg	
78-59-1	Isophorone	ND	73	7.8	ug/kg	
91-57-6	2-Methylnaphthalene	45.1	36	8.2	ug/kg	
88-74-4	2-Nitroaniline	ND	180	8.6	ug/kg	
99-09-2	3-Nitroaniline	ND	180	9.1	ug/kg	
100-01-6	4-Nitroaniline	ND	180	9.4	ug/kg	
91-20-3	Naphthalene	82.1	36	10	ug/kg	
98-95-3	Nitrobenzene	ND	73	14	ug/kg	
621-64-7	N-Nitroso-di-n-propylamine	ND	73	11	ug/kg	
86-30-6	N-Nitrosodiphenylamine [a]	ND	180	13	ug/kg	
85-01-8	Phenanthrene	1540	36	12	ug/kg	
129-00-0	Pyrene	1660	36	12	ug/kg	
95-94-3	1,2,4,5-Tetrachlorobenzene	ND	180	9.3	ug/kg	

CAS No.	Surrogate Recoveries	Run# 1	Run# 2	Limits
367-12-4	2-Fluorophenol	56%		7-101%

ND = Not detected MDL = Method Detection Limit
RL = Reporting Limit
E = Indicates value exceeds calibration range
J = Indicates an estimated value
B = Indicates analyte found in associated method blank
N = Indicates presumptive evidence of a compound

Report of Analysis

Client Sample ID:	RI-SB-10 (1.5-2.0)		
Lab Sample ID:	JD27605-9	**Date Sampled:**	06/30/21
Matrix:	SO - Soil	**Date Received:**	07/01/21
Method:	SW846 8270E SW846 3546	**Percent Solids:**	90.2
Project:	Remedial Investigation, 247 North Avenue, New Rochelle, NY		

ABN TCL List (SOM0 2.0)

CAS No.	Surrogate Recoveries	Run# 1	Run# 2	Limits
4165-62-2	Phenol-d5	64%		12-101%
118-79-6	2,4,6-Tribromophenol	45%		10-127%
4165-60-0	Nitrobenzene-d5	71%		15-114%
321-60-8	2-Fluorobiphenyl	92%		22-104%
1718-51-0	Terphenyl-d14	97%		23-121%

CAS No.	Tentatively Identified Compounds	R.T.	Est. Conc.	Units	Q
	System artifact/aldol-condensation	1.95	260	ug/kg	J
	system artifact	2.15	180	ug/kg	J
	unknown	2.93	270	ug/kg	J
	unknown	3.06	170	ug/kg	J
	unknown	3.82	220	ug/kg	J
	Phenanthrene methyl	9.35	210	ug/kg	J
	Phenanthrene methyl	9.40	250	ug/kg	J
203-64-5	4H-Cyclopenta[def]phenanthrene	9.50	290	ug/kg	JN
	Phenanthrene methyl	9.57	150	ug/kg	J
84-65-1	9,10-Anthracenedione	9.95	370	ug/kg	JN
	Phenanthrene dimethyl	10.40	190	ug/kg	J
	Benzo[b]naphtho[-d]furan	11.32	160	ug/kg	J
	Pyrene methyl	11.70	190	ug/kg	J
	Unknown	12.69	160	ug/kg	J
	Unknown	12.93	200	ug/kg	J
	Unknown PAH substance	15.45	150	ug/kg	J
	Unknown PAH substance	15.71	470	ug/kg	J
	Unknown PAH substance	17.39	200	ug/kg	J
	Dibenzopyrene	19.29	230	ug/kg	J
	Dibenzopyrene	19.38	190	ug/kg	J
	Coronene	19.80	220	ug/kg	J
	Total TIC, Semi-Volatile		4290	ug/kg	J

(a) Associated CCV outside of control limits high, sample was ND.
(b) Associated CCV outside of control limits low. Low-level verification was analyzed to demonstrate system suitability to detect affected analytes. Sample was ND.

ND = Not detected MDL = Method Detection Limit
RL = Reporting Limit
E = Indicates value exceeds calibration range
J = Indicates an estimated value
B = Indicates analyte found in associated method blank
N = Indicates presumptive evidence of a compound

Report of Analysis

Client Sample ID: RI-SB-10 (1.5-2.0)
Lab Sample ID: JD27605-9
Matrix: SO - Soil
Date Sampled: 06/30/21
Date Received: 07/01/21
Percent Solids: 90.2
Project: Remedial Investigation, 247 North Avenue, New Rochelle, NY

Metals Analysis

Analyte	Result	RL	Units	DF	Prep	Analyzed	By	Method	Prep Method
Aluminum	8340	58	mg/kg	1	07/07/21	07/08/21	ND	SW846 6010D [2]	SW846 3050B [3]
Antimony	< 2.3	2.3	mg/kg	1	07/07/21	07/08/21	ND	SW846 6010D [2]	SW846 3050B [3]
Arsenic	< 2.3	2.3	mg/kg	1	07/07/21	07/08/21	ND	SW846 6010D [2]	SW846 3050B [3]
Barium	77.5	23	mg/kg	1	07/07/21	07/08/21	ND	SW846 6010D [2]	SW846 3050B [3]
Beryllium	0.37	0.23	mg/kg	1	07/07/21	07/08/21	ND	SW846 6010D [2]	SW846 3050B [3]
Cadmium	< 0.58	0.58	mg/kg	1	07/07/21	07/08/21	ND	SW846 6010D [2]	SW846 3050B [3]
Calcium	6560	580	mg/kg	1	07/07/21	07/08/21	ND	SW846 6010D [2]	SW846 3050B [3]
Chromium	17.3	1.2	mg/kg	1	07/07/21	07/08/21	ND	SW846 6010D [2]	SW846 3050B [3]
Cobalt	6.1	5.8	mg/kg	1	07/07/21	07/08/21	ND	SW846 6010D [2]	SW846 3050B [3]
Copper	15.3	2.9	mg/kg	1	07/07/21	07/08/21	ND	SW846 6010D [2]	SW846 3050B [3]
Iron	12400	58	mg/kg	1	07/07/21	07/08/21	ND	SW846 6010D [2]	SW846 3050B [3]
Lead	30.6	2.3	mg/kg	1	07/07/21	07/08/21	ND	SW846 6010D [2]	SW846 3050B [3]
Magnesium	3560	580	mg/kg	1	07/07/21	07/08/21	ND	SW846 6010D [2]	SW846 3050B [3]
Manganese	272	1.7	mg/kg	1	07/07/21	07/08/21	ND	SW846 6010D [2]	SW846 3050B [3]
Mercury	0.037	0.030	mg/kg	1	07/08/21	07/08/21	MS	SW846 7471B [1]	SW846 7471B [4]
Nickel	14.7	4.6	mg/kg	1	07/07/21	07/08/21	ND	SW846 6010D [2]	SW846 3050B [3]
Potassium	3150	1200	mg/kg	1	07/07/21	07/08/21	ND	SW846 6010D [2]	SW846 3050B [3]
Selenium	< 2.3	2.3	mg/kg	1	07/07/21	07/08/21	ND	SW846 6010D [2]	SW846 3050B [3]
Silver	< 0.58	0.58	mg/kg	1	07/07/21	07/08/21	ND	SW846 6010D [2]	SW846 3050B [3]
Sodium	< 1200	1200	mg/kg	1	07/07/21	07/08/21	ND	SW846 6010D [2]	SW846 3050B [3]
Thallium	< 1.2	1.2	mg/kg	1	07/07/21	07/08/21	ND	SW846 6010D [2]	SW846 3050B [3]
Vanadium	22.4	5.8	mg/kg	1	07/07/21	07/08/21	ND	SW846 6010D [2]	SW846 3050B [3]
Zinc	46.3	5.8	mg/kg	1	07/07/21	07/08/21	ND	SW846 6010D [2]	SW846 3050B [3]

(1) Instrument QC Batch: MA50793
(2) Instrument QC Batch: MA50802
(3) Prep QC Batch: MP27312
(4) Prep QC Batch: MP27350

RL = Reporting Limit

SGS North America Inc.

Report of Analysis

Client Sample ID:	RI-SB-10 (3-3.5)		
Lab Sample ID:	JD27605-10	**Date Sampled:**	06/30/21
Matrix:	SO - Soil	**Date Received:**	07/01/21
Method:	SW846 8270E SW846 3546	**Percent Solids:**	92.7
Project:	Remedial Investigation, 247 North Avenue, New Rochelle, NY		

	File ID	DF	Analyzed	By	Prep Date	Prep Batch	Analytical Batch
Run #1	M173941.D	1	07/06/21 16:20	CS	07/03/21 10:30	OP34129	EM7461
Run #2							

	Initial Weight	Final Volume
Run #1	30.2 g	1.0 ml
Run #2		

ABN TCL List (SOM0 2.0)

CAS No.	Compound	Result	RL	MDL	Units	Q
95-57-8	2-Chlorophenol	ND	71	18	ug/kg	
59-50-7	4-Chloro-3-methyl phenol	ND	180	22	ug/kg	
120-83-2	2,4-Dichlorophenol [a]	ND	180	30	ug/kg	
105-67-9	2,4-Dimethylphenol	ND	180	64	ug/kg	
51-28-5	2,4-Dinitrophenol	ND	180	130	ug/kg	
534-52-1	4,6-Dinitro-o-cresol	ND	180	38	ug/kg	
95-48-7	2-Methylphenol	ND	71	23	ug/kg	
	3&4-Methylphenol	ND	71	29	ug/kg	
88-75-5	2-Nitrophenol	ND	180	24	ug/kg	
100-02-7	4-Nitrophenol [b]	ND	360	95	ug/kg	
87-86-5	Pentachlorophenol	ND	140	34	ug/kg	
108-95-2	Phenol	ND	71	19	ug/kg	
58-90-2	2,3,4,6-Tetrachlorophenol	ND	180	24	ug/kg	
95-95-4	2,4,5-Trichlorophenol	ND	180	27	ug/kg	
88-06-2	2,4,6-Trichlorophenol	ND	180	21	ug/kg	
83-32-9	Acenaphthene	ND	36	12	ug/kg	
208-96-8	Acenaphthylene	ND	36	18	ug/kg	
98-86-2	Acetophenone	ND	180	7.7	ug/kg	
120-12-7	Anthracene	ND	36	22	ug/kg	
1912-24-9	Atrazine	ND	71	15	ug/kg	
56-55-3	Benzo(a)anthracene	ND	36	10	ug/kg	
50-32-8	Benzo(a)pyrene	ND	36	16	ug/kg	
205-99-2	Benzo(b)fluoranthene	ND	36	16	ug/kg	
191-24-2	Benzo(g,h,i)perylene	ND	36	18	ug/kg	
207-08-9	Benzo(k)fluoranthene	ND	36	17	ug/kg	
101-55-3	4-Bromophenyl phenyl ether	ND	71	14	ug/kg	
85-68-7	Butyl benzyl phthalate [a]	ND	71	8.7	ug/kg	
92-52-4	1,1'-Biphenyl	ND	71	4.9	ug/kg	
100-52-7	Benzaldehyde	ND	180	8.9	ug/kg	
91-58-7	2-Chloronaphthalene	ND	71	8.5	ug/kg	
106-47-8	4-Chloroaniline	ND	180	13	ug/kg	
86-74-8	Carbazole	ND	71	5.2	ug/kg	

ND = Not detected MDL = Method Detection Limit
RL = Reporting Limit
E = Indicates value exceeds calibration range
J = Indicates an estimated value
B = Indicates analyte found in associated method blank
N = Indicates presumptive evidence of a compound

Report of Analysis

Client Sample ID: RI-SB-10 (3-3.5)
Lab Sample ID: JD27605-10 **Date Sampled:** 06/30/21
Matrix: SO - Soil **Date Received:** 07/01/21
Method: SW846 8270E SW846 3546 **Percent Solids:** 92.7
Project: Remedial Investigation, 247 North Avenue, New Rochelle, NY

ABN TCL List (SOM0 2.0)

CAS No.	Compound	Result	RL	MDL	Units	Q
105-60-2	Caprolactam	ND	71	14	ug/kg	
218-01-9	Chrysene	ND	36	11	ug/kg	
111-91-1	bis(2-Chloroethoxy)methane	ND	71	7.6	ug/kg	
111-44-4	bis(2-Chloroethyl)ether	ND	71	15	ug/kg	
108-60-1	2,2'-Oxybis(1-chloropropane)	ND	71	13	ug/kg	
7005-72-3	4-Chlorophenyl phenyl ether	ND	71	12	ug/kg	
121-14-2	2,4-Dinitrotoluene	ND	36	11	ug/kg	
606-20-2	2,6-Dinitrotoluene	ND	36	18	ug/kg	
91-94-1	3,3'-Dichlorobenzidine	ND	71	30	ug/kg	
123-91-1	1,4-Dioxane	ND	36	24	ug/kg	
53-70-3	Dibenzo(a,h)anthracene	ND	36	16	ug/kg	
132-64-9	Dibenzofuran	ND	71	15	ug/kg	
84-74-2	Di-n-butyl phthalate	ND	71	5.8	ug/kg	
117-84-0	Di-n-octyl phthalate	ND	71	8.9	ug/kg	
84-66-2	Diethyl phthalate	ND	71	7.6	ug/kg	
131-11-3	Dimethyl phthalate	ND	71	6.4	ug/kg	
117-81-7	bis(2-Ethylhexyl)phthalate	ND	71	8.4	ug/kg	
206-44-0	Fluoranthene	ND	36	16	ug/kg	
86-73-7	Fluorene	ND	36	16	ug/kg	
118-74-1	Hexachlorobenzene	ND	71	9.0	ug/kg	
87-68-3	Hexachlorobutadiene	ND	36	14	ug/kg	
77-47-4	Hexachlorocyclopentadiene [b]	ND	360	14	ug/kg	
67-72-1	Hexachloroethane	ND	180	18	ug/kg	
193-39-5	Indeno(1,2,3-cd)pyrene	ND	36	17	ug/kg	
78-59-1	Isophorone	ND	71	7.6	ug/kg	
91-57-6	2-Methylnaphthalene	ND	36	8.1	ug/kg	
88-74-4	2-Nitroaniline	ND	180	8.4	ug/kg	
99-09-2	3-Nitroaniline	ND	180	8.9	ug/kg	
100-01-6	4-Nitroaniline	ND	180	9.3	ug/kg	
91-20-3	Naphthalene	ND	36	10	ug/kg	
98-95-3	Nitrobenzene	ND	71	14	ug/kg	
621-64-7	N-Nitroso-di-n-propylamine	ND	71	10	ug/kg	
86-30-6	N-Nitrosodiphenylamine [a]	ND	180	13	ug/kg	
85-01-8	Phenanthrene	ND	36	12	ug/kg	
129-00-0	Pyrene	ND	36	11	ug/kg	
95-94-3	1,2,4,5-Tetrachlorobenzene	ND	180	9.1	ug/kg	

CAS No.	Surrogate Recoveries	Run# 1	Run# 2	Limits
367-12-4	2-Fluorophenol	67%		7-101%

ND = Not detected MDL = Method Detection Limit
RL = Reporting Limit
E = Indicates value exceeds calibration range
J = Indicates an estimated value
B = Indicates analyte found in associated method blank
N = Indicates presumptive evidence of a compound

Report of Analysis

Client Sample ID:	RI-SB-10 (3-3.5)		
Lab Sample ID:	JD27605-10	**Date Sampled:**	06/30/21
Matrix:	SO - Soil	**Date Received:**	07/01/21
Method:	SW846 8270E SW846 3546	**Percent Solids:**	92.7
Project:	Remedial Investigation, 247 North Avenue, New Rochelle, NY		

ABN TCL List (SOM0 2.0)

CAS No.	Surrogate Recoveries	Run# 1	Run# 2	Limits
4165-62-2	Phenol-d5	74%		12-101%
118-79-6	2,4,6-Tribromophenol	86%		10-127%
4165-60-0	Nitrobenzene-d5	78%		15-114%
321-60-8	2-Fluorobiphenyl	95%		22-104%
1718-51-0	Terphenyl-d14	90%		23-121%

CAS No.	Tentatively Identified Compounds	R.T.	Est. Conc.	Units	Q
	System artifact	.90	1100	ug/kg	J
	system artifact	2.14	210	ug/kg	J
	Total TIC, Semi-Volatile		0	ug/kg	

(a) Associated CCV outside of control limits high, sample was ND.
(b) Associated CCV outside of control limits low. Low-level verification was analyzed to demonstrate system suitability to detect affected analytes. Sample was ND.

ND = Not detected MDL = Method Detection Limit
RL = Reporting Limit
E = Indicates value exceeds calibration range
J = Indicates an estimated value
B = Indicates analyte found in associated method blank
N = Indicates presumptive evidence of a compound

Report of Analysis

Client Sample ID: RI-SB-10 (3-3.5)
Lab Sample ID: JD27605-10
Matrix: SO - Soil
Date Sampled: 06/30/21
Date Received: 07/01/21
Percent Solids: 92.7
Project: Remedial Investigation, 247 North Avenue, New Rochelle, NY

Metals Analysis

Analyte	Result	RL	Units	DF	Prep	Analyzed	By	Method	Prep Method
Aluminum	7800	56	mg/kg	1	07/07/21	07/08/21	ND	SW846 6010D [2]	SW846 3050B [3]
Antimony	< 2.2	2.2	mg/kg	1	07/07/21	07/08/21	ND	SW846 6010D [2]	SW846 3050B [3]
Arsenic	< 2.2	2.2	mg/kg	1	07/07/21	07/08/21	ND	SW846 6010D [2]	SW846 3050B [3]
Barium	74.6	22	mg/kg	1	07/07/21	07/08/21	ND	SW846 6010D [2]	SW846 3050B [3]
Beryllium	0.28	0.22	mg/kg	1	07/07/21	07/08/21	ND	SW846 6010D [2]	SW846 3050B [3]
Cadmium	< 0.56	0.56	mg/kg	1	07/07/21	07/08/21	ND	SW846 6010D [2]	SW846 3050B [3]
Calcium	5050	560	mg/kg	1	07/07/21	07/08/21	ND	SW846 6010D [2]	SW846 3050B [3]
Chromium	19.8	1.1	mg/kg	1	07/07/21	07/08/21	ND	SW846 6010D [2]	SW846 3050B [3]
Cobalt	6.2	5.6	mg/kg	1	07/07/21	07/08/21	ND	SW846 6010D [2]	SW846 3050B [3]
Copper	15.8	2.8	mg/kg	1	07/07/21	07/08/21	ND	SW846 6010D [2]	SW846 3050B [3]
Iron	10400	56	mg/kg	1	07/07/21	07/08/21	ND	SW846 6010D [2]	SW846 3050B [3]
Lead	2.9	2.2	mg/kg	1	07/07/21	07/08/21	ND	SW846 6010D [2]	SW846 3050B [3]
Magnesium	3600	560	mg/kg	1	07/07/21	07/08/21	ND	SW846 6010D [2]	SW846 3050B [3]
Manganese	189	1.7	mg/kg	1	07/07/21	07/08/21	ND	SW846 6010D [2]	SW846 3050B [3]
Mercury	< 0.032	0.032	mg/kg	1	07/08/21	07/08/21	MS	SW846 7471B [1]	SW846 7471B [4]
Nickel	15.6	4.5	mg/kg	1	07/07/21	07/08/21	ND	SW846 6010D [2]	SW846 3050B [3]
Potassium	2900	1100	mg/kg	1	07/07/21	07/08/21	ND	SW846 6010D [2]	SW846 3050B [3]
Selenium	< 2.2	2.2	mg/kg	1	07/07/21	07/08/21	ND	SW846 6010D [2]	SW846 3050B [3]
Silver	< 0.56	0.56	mg/kg	1	07/07/21	07/08/21	ND	SW846 6010D [2]	SW846 3050B [3]
Sodium	< 1100	1100	mg/kg	1	07/07/21	07/08/21	ND	SW846 6010D [2]	SW846 3050B [3]
Thallium	< 1.1	1.1	mg/kg	1	07/07/21	07/08/21	ND	SW846 6010D [2]	SW846 3050B [3]
Vanadium	18.4	5.6	mg/kg	1	07/07/21	07/08/21	ND	SW846 6010D [2]	SW846 3050B [3]
Zinc	27.9	5.6	mg/kg	1	07/07/21	07/08/21	ND	SW846 6010D [2]	SW846 3050B [3]

(1) Instrument QC Batch: MA50793
(2) Instrument QC Batch: MA50802
(3) Prep QC Batch: MP27312
(4) Prep QC Batch: MP27350

RL = Reporting Limit

SGS North America Inc.

Report of Analysis

Client Sample ID:	RI-SB-10 (5.5-6.0)		
Lab Sample ID:	JD27605-11	**Date Sampled:**	06/30/21
Matrix:	SO - Soil	**Date Received:**	07/01/21
Method:	SW846 8270E SW846 3546	**Percent Solids:**	90.7
Project:	Remedial Investigation, 247 North Avenue, New Rochelle, NY		

	File ID	DF	Analyzed	By	Prep Date	Prep Batch	Analytical Batch
Run #1	M173942A.D	1	07/06/21 18:31	CS	07/03/21 10:30	OP34129	EM7461
Run #2							

	Initial Weight	Final Volume
Run #1	30.1 g	1.0 ml
Run #2		

ABN TCL List (SOM0 2.0)

CAS No.	Compound	Result	RL	MDL	Units	Q
95-57-8	2-Chlorophenol	ND	73	18	ug/kg	
59-50-7	4-Chloro-3-methyl phenol	ND	180	22	ug/kg	
120-83-2	2,4-Dichlorophenol [a]	ND	180	31	ug/kg	
105-67-9	2,4-Dimethylphenol	ND	180	65	ug/kg	
51-28-5	2,4-Dinitrophenol	ND	180	140	ug/kg	
534-52-1	4,6-Dinitro-o-cresol	ND	180	39	ug/kg	
95-48-7	2-Methylphenol	ND	73	23	ug/kg	
	3&4-Methylphenol	ND	73	30	ug/kg	
88-75-5	2-Nitrophenol	ND	180	24	ug/kg	
100-02-7	4-Nitrophenol [b]	ND	370	98	ug/kg	
87-86-5	Pentachlorophenol	ND	150	34	ug/kg	
108-95-2	Phenol	ND	73	19	ug/kg	
58-90-2	2,3,4,6-Tetrachlorophenol	ND	180	24	ug/kg	
95-95-4	2,4,5-Trichlorophenol	ND	180	27	ug/kg	
88-06-2	2,4,6-Trichlorophenol	ND	180	22	ug/kg	
83-32-9	Acenaphthene	ND	37	13	ug/kg	
208-96-8	Acenaphthylene	ND	37	19	ug/kg	
98-86-2	Acetophenone	ND	180	7.9	ug/kg	
120-12-7	Anthracene	ND	37	22	ug/kg	
1912-24-9	Atrazine	ND	73	16	ug/kg	
56-55-3	Benzo(a)anthracene	ND	37	10	ug/kg	
50-32-8	Benzo(a)pyrene	ND	37	17	ug/kg	
205-99-2	Benzo(b)fluoranthene	ND	37	16	ug/kg	
191-24-2	Benzo(g,h,i)perylene	ND	37	18	ug/kg	
207-08-9	Benzo(k)fluoranthene	ND	37	17	ug/kg	
101-55-3	4-Bromophenyl phenyl ether	ND	73	14	ug/kg	
85-68-7	Butyl benzyl phthalate [a]	ND	73	8.9	ug/kg	
92-52-4	1,1'-Biphenyl	ND	73	5.0	ug/kg	
100-52-7	Benzaldehyde	ND	180	9.1	ug/kg	
91-58-7	2-Chloronaphthalene	ND	73	8.7	ug/kg	
106-47-8	4-Chloroaniline	ND	180	13	ug/kg	
86-74-8	Carbazole	ND	73	5.3	ug/kg	

ND = Not detected MDL = Method Detection Limit
RL = Reporting Limit
E = Indicates value exceeds calibration range
J = Indicates an estimated value
B = Indicates analyte found in associated method blank
N = Indicates presumptive evidence of a compound

Report of Analysis

Client Sample ID: RI-SB-10 (5.5-6.0)
Lab Sample ID: JD27605-11 **Date Sampled:** 06/30/21
Matrix: SO - Soil **Date Received:** 07/01/21
Method: SW846 8270E SW846 3546 **Percent Solids:** 90.7
Project: Remedial Investigation, 247 North Avenue, New Rochelle, NY

ABN TCL List (SOM0 2.0)

CAS No.	Compound	Result	RL	MDL	Units	Q
105-60-2	Caprolactam	ND	73	14	ug/kg	
218-01-9	Chrysene	ND	37	12	ug/kg	
111-91-1	bis(2-Chloroethoxy)methane	ND	73	7.8	ug/kg	
111-44-4	bis(2-Chloroethyl)ether	ND	73	16	ug/kg	
108-60-1	2,2'-Oxybis(1-chloropropane)	ND	73	13	ug/kg	
7005-72-3	4-Chlorophenyl phenyl ether	ND	73	12	ug/kg	
121-14-2	2,4-Dinitrotoluene	ND	37	11	ug/kg	
606-20-2	2,6-Dinitrotoluene	ND	37	18	ug/kg	
91-94-1	3,3'-Dichlorobenzidine	ND	73	31	ug/kg	
123-91-1	1,4-Dioxane	ND	37	24	ug/kg	
53-70-3	Dibenzo(a,h)anthracene	ND	37	16	ug/kg	
132-64-9	Dibenzofuran	ND	73	15	ug/kg	
84-74-2	Di-n-butyl phthalate	ND	73	6.0	ug/kg	
117-84-0	Di-n-octyl phthalate	ND	73	9.1	ug/kg	
84-66-2	Diethyl phthalate	ND	73	7.8	ug/kg	
131-11-3	Dimethyl phthalate	ND	73	6.5	ug/kg	
117-81-7	bis(2-Ethylhexyl)phthalate	ND	73	8.6	ug/kg	
206-44-0	Fluoranthene	ND	37	16	ug/kg	
86-73-7	Fluorene	ND	37	17	ug/kg	
118-74-1	Hexachlorobenzene	ND	73	9.3	ug/kg	
87-68-3	Hexachlorobutadiene	ND	37	15	ug/kg	
77-47-4	Hexachlorocyclopentadiene [b]	ND	370	15	ug/kg	
67-72-1	Hexachloroethane	ND	180	18	ug/kg	
193-39-5	Indeno(1,2,3-cd)pyrene	ND	37	17	ug/kg	
78-59-1	Isophorone	ND	73	7.8	ug/kg	
91-57-6	2-Methylnaphthalene	ND	37	8.3	ug/kg	
88-74-4	2-Nitroaniline	ND	180	8.6	ug/kg	
99-09-2	3-Nitroaniline	ND	180	9.2	ug/kg	
100-01-6	4-Nitroaniline	ND	180	9.5	ug/kg	
91-20-3	Naphthalene	ND	37	10	ug/kg	
98-95-3	Nitrobenzene	ND	73	14	ug/kg	
621-64-7	N-Nitroso-di-n-propylamine	ND	73	11	ug/kg	
86-30-6	N-Nitrosodiphenylamine [a]	ND	180	13	ug/kg	
85-01-8	Phenanthrene	ND	37	12	ug/kg	
129-00-0	Pyrene	ND	37	12	ug/kg	
95-94-3	1,2,4,5-Tetrachlorobenzene	ND	180	9.3	ug/kg	

CAS No.	Surrogate Recoveries	Run# 1	Run# 2	Limits
367-12-4	2-Fluorophenol	47%		7-101%

ND = Not detected MDL = Method Detection Limit
RL = Reporting Limit
E = Indicates value exceeds calibration range
J = Indicates an estimated value
B = Indicates analyte found in associated method blank
N = Indicates presumptive evidence of a compound

Report of Analysis

Client Sample ID:	RI-SB-10 (5.5-6.0)		
Lab Sample ID:	JD27605-11	**Date Sampled:**	06/30/21
Matrix:	SO - Soil	**Date Received:**	07/01/21
Method:	SW846 8270E SW846 3546	**Percent Solids:**	90.7
Project:	Remedial Investigation, 247 North Avenue, New Rochelle, NY		

ABN TCL List (SOM0 2.0)

CAS No.	Surrogate Recoveries	Run# 1	Run# 2	Limits
4165-62-2	Phenol-d5	51%		12-101%
118-79-6	2,4,6-Tribromophenol	61%		10-127%
4165-60-0	Nitrobenzene-d5	55%		15-114%
321-60-8	2-Fluorobiphenyl	75%		22-104%
1718-51-0	Terphenyl-d14	72%		23-121%

CAS No.	Tentatively Identified Compounds	R.T.	Est. Conc.	Units	Q
	System artifact	.90	370	ug/kg	J
	system artifact	2.14	150	ug/kg	J
	Total TIC, Semi-Volatile		0	ug/kg	

(a) Associated CCV outside of control limits high, sample was ND.
(b) Associated CCV outside of control limits low. Low-level verification was analyzed to demonstrate system suitability to detect affected analytes. Sample was ND.

ND = Not detected MDL = Method Detection Limit
RL = Reporting Limit
E = Indicates value exceeds calibration range
J = Indicates an estimated value
B = Indicates analyte found in associated method blank
N = Indicates presumptive evidence of a compound

Report of Analysis

Client Sample ID: RI-SB-10 (5.5-6.0)
Lab Sample ID: JD27605-11
Matrix: SO - Soil
Date Sampled: 06/30/21
Date Received: 07/01/21
Percent Solids: 90.7
Project: Remedial Investigation, 247 North Avenue, New Rochelle, NY

Metals Analysis

Analyte	Result	RL	Units	DF	Prep	Analyzed	By	Method	Prep Method
Aluminum	6560	56	mg/kg	1	07/07/21	07/08/21	ND	SW846 6010D [2]	SW846 3050B [3]
Antimony	< 2.2	2.2	mg/kg	1	07/07/21	07/08/21	ND	SW846 6010D [2]	SW846 3050B [3]
Arsenic	< 2.2	2.2	mg/kg	1	07/07/21	07/08/21	ND	SW846 6010D [2]	SW846 3050B [3]
Barium	59.0	22	mg/kg	1	07/07/21	07/08/21	ND	SW846 6010D [2]	SW846 3050B [3]
Beryllium	0.30	0.22	mg/kg	1	07/07/21	07/08/21	ND	SW846 6010D [2]	SW846 3050B [3]
Cadmium	< 0.56	0.56	mg/kg	1	07/07/21	07/08/21	ND	SW846 6010D [2]	SW846 3050B [3]
Calcium	3840	560	mg/kg	1	07/07/21	07/08/21	ND	SW846 6010D [2]	SW846 3050B [3]
Chromium	15.9	1.1	mg/kg	1	07/07/21	07/08/21	ND	SW846 6010D [2]	SW846 3050B [3]
Cobalt	< 5.6	5.6	mg/kg	1	07/07/21	07/08/21	ND	SW846 6010D [2]	SW846 3050B [3]
Copper	11.3	2.8	mg/kg	1	07/07/21	07/08/21	ND	SW846 6010D [2]	SW846 3050B [3]
Iron	12100	56	mg/kg	1	07/07/21	07/08/21	ND	SW846 6010D [2]	SW846 3050B [3]
Lead	2.5	2.2	mg/kg	1	07/07/21	07/08/21	ND	SW846 6010D [2]	SW846 3050B [3]
Magnesium	3700	560	mg/kg	1	07/07/21	07/08/21	ND	SW846 6010D [2]	SW846 3050B [3]
Manganese	192	1.7	mg/kg	1	07/07/21	07/08/21	ND	SW846 6010D [2]	SW846 3050B [3]
Mercury	< 0.029	0.029	mg/kg	1	07/08/21	07/08/21	MS	SW846 7471B [1]	SW846 7471B [4]
Nickel	14.4	4.5	mg/kg	1	07/07/21	07/08/21	ND	SW846 6010D [2]	SW846 3050B [3]
Potassium	3400	1100	mg/kg	1	07/07/21	07/08/21	ND	SW846 6010D [2]	SW846 3050B [3]
Selenium	< 2.2	2.2	mg/kg	1	07/07/21	07/08/21	ND	SW846 6010D [2]	SW846 3050B [3]
Silver	< 0.56	0.56	mg/kg	1	07/07/21	07/08/21	ND	SW846 6010D [2]	SW846 3050B [3]
Sodium	< 1100	1100	mg/kg	1	07/07/21	07/08/21	ND	SW846 6010D [2]	SW846 3050B [3]
Thallium	< 1.1	1.1	mg/kg	1	07/07/21	07/08/21	ND	SW846 6010D [2]	SW846 3050B [3]
Vanadium	19.4	5.6	mg/kg	1	07/07/21	07/08/21	ND	SW846 6010D [2]	SW846 3050B [3]
Zinc	24.3	5.6	mg/kg	1	07/07/21	07/08/21	ND	SW846 6010D [2]	SW846 3050B [3]

(1) Instrument QC Batch: MA50793
(2) Instrument QC Batch: MA50802
(3) Prep QC Batch: MP27312
(4) Prep QC Batch: MP27350

RL = Reporting Limit

SGS North America Inc.

Report of Analysis

Client Sample ID:	RI-SB-9 (5.5-6.0)		
Lab Sample ID:	JD27605-12	**Date Sampled:**	06/30/21
Matrix:	SO - Soil	**Date Received:**	07/01/21
Method:	SW846 8260D SW846 5035	**Percent Solids:**	93.3
Project:	Remedial Investigation, 247 North Avenue, New Rochelle, NY		

	File ID	DF	Analyzed	By	Prep Date	Prep Batch	Analytical Batch
Run #1 [a]	2B184133.D	1	07/03/21 19:17	TDN	07/02/21 09:00	n/a	V2B8360
Run #2							

	Initial Weight	Final Volume	Methanol Aliquot
Run #1	6.9 g	5.0 ml	100 ul
Run #2			

VOA TCL List

CAS No.	Compound	Result	RL	MDL	Units	Q
67-64-1	Acetone [b]	ND	420	180	ug/kg	
71-43-2	Benzene	ND	21	19	ug/kg	
74-97-5	Bromochloromethane	ND	210	24	ug/kg	
75-27-4	Bromodichloromethane	ND	85	18	ug/kg	
75-25-2	Bromoform	ND	210	58	ug/kg	
74-83-9	Bromomethane	ND	210	32	ug/kg	
78-93-3	2-Butanone (MEK) [b]	ND	420	100	ug/kg	
75-15-0	Carbon disulfide	ND	85	23	ug/kg	
56-23-5	Carbon tetrachloride	ND	85	26	ug/kg	
108-90-7	Chlorobenzene	ND	85	19	ug/kg	
75-00-3	Chloroethane	ND	210	25	ug/kg	
67-66-3	Chloroform	ND	85	22	ug/kg	
74-87-3	Chloromethane	ND	210	83	ug/kg	
110-82-7	Cyclohexane	ND	85	28	ug/kg	
96-12-8	1,2-Dibromo-3-chloropropane	ND	85	29	ug/kg	
124-48-1	Dibromochloromethane	ND	85	24	ug/kg	
106-93-4	1,2-Dibromoethane	ND	42	18	ug/kg	
95-50-1	1,2-Dichlorobenzene	ND	42	23	ug/kg	
541-73-1	1,3-Dichlorobenzene	ND	42	21	ug/kg	
106-46-7	1,4-Dichlorobenzene	ND	42	21	ug/kg	
75-71-8	Dichlorodifluoromethane	ND	210	31	ug/kg	
75-34-3	1,1-Dichloroethane	ND	42	21	ug/kg	
107-06-2	1,2-Dichloroethane	ND	42	20	ug/kg	
75-35-4	1,1-Dichloroethene	ND	42	28	ug/kg	
156-59-2	cis-1,2-Dichloroethene	ND	42	36	ug/kg	
156-60-5	trans-1,2-Dichloroethene	ND	42	26	ug/kg	
78-87-5	1,2-Dichloropropane	ND	85	20	ug/kg	
10061-01-5	cis-1,3-Dichloropropene	ND	85	20	ug/kg	
10061-02-6	trans-1,3-Dichloropropene	ND	85	19	ug/kg	
100-41-4	Ethylbenzene	ND	42	19	ug/kg	
76-13-1	Freon 113	ND	210	110	ug/kg	
591-78-6	2-Hexanone	ND	210	90	ug/kg	

ND = Not detected MDL = Method Detection Limit
RL = Reporting Limit
E = Indicates value exceeds calibration range
J = Indicates an estimated value
B = Indicates analyte found in associated method blank
N = Indicates presumptive evidence of a compound

Report of Analysis

Client Sample ID: RI-SB-9 (5.5-6.0)
Lab Sample ID: JD27605-12 **Date Sampled:** 06/30/21
Matrix: SO - Soil **Date Received:** 07/01/21
Method: SW846 8260D SW846 5035 **Percent Solids:** 93.3
Project: Remedial Investigation, 247 North Avenue, New Rochelle, NY

VOA TCL List

CAS No.	Compound	Result	RL	MDL	Units	Q
98-82-8	Isopropylbenzene	66.0	85	60	ug/kg	J
79-20-9	Methyl Acetate	ND	210	59	ug/kg	
108-87-2	Methylcyclohexane	ND	85	37	ug/kg	
1634-04-4	Methyl Tert Butyl Ether	ND	42	20	ug/kg	
108-10-1	4-Methyl-2-pentanone(MIBK)	ND	210	96	ug/kg	
75-09-2	Methylene chloride	ND	210	110	ug/kg	
100-42-5	Styrene	ND	85	17	ug/kg	
79-34-5	1,1,2,2-Tetrachloroethane	ND	85	25	ug/kg	
127-18-4	Tetrachloroethene	ND	85	25	ug/kg	
108-88-3	Toluene	ND	42	22	ug/kg	
87-61-6	1,2,3-Trichlorobenzene	ND	210	110	ug/kg	
120-82-1	1,2,4-Trichlorobenzene	ND	210	110	ug/kg	
71-55-6	1,1,1-Trichloroethane	ND	85	20	ug/kg	
79-00-5	1,1,2-Trichloroethane	ND	85	24	ug/kg	
79-01-6	Trichloroethene	ND	42	32	ug/kg	
75-69-4	Trichlorofluoromethane	ND	210	29	ug/kg	
75-01-4	Vinyl chloride	ND	85	20	ug/kg	
	m,p-Xylene	ND	42	38	ug/kg	
95-47-6	o-Xylene	ND	42	19	ug/kg	
1330-20-7	Xylene (total)	ND	42	19	ug/kg	

CAS No.	Surrogate Recoveries	Run# 1	Run# 2	Limits
1868-53-7	Dibromofluoromethane	102%		72-130%
17060-07-0	1,2-Dichloroethane-D4	99%		75-131%
2037-26-5	Toluene-D8	105%		81-121%
460-00-4	4-Bromofluorobenzene	103%		60-141%

CAS No.	Tentatively Identified Compounds	R.T.	Est. Conc.	Units	Q
	cycloalkane	15.20	1100	ug/kg	J
	alkane	15.28	1400	ug/kg	J
	cycloalkane	16.88	1600	ug/kg	J
	Naphthalene, decahydro- isomer	17.49	2000	ug/kg	J
	C4 alkyl benzene	17.75	1600	ug/kg	J
	Naphthalene, decahydro-methyl- isomer	18.16	3900	ug/kg	J
	Naphthalene, decahydro-methyl- isomer	18.39	1400	ug/kg	J
	C4 alkyl benzene	18.72	1500	ug/kg	J
	dihydro-dimethylindene + C5 alkylbenzene	19.08	1700	ug/kg	J
	unknown	19.57	1500	ug/kg	J

ND = Not detected MDL = Method Detection Limit
RL = Reporting Limit
E = Indicates value exceeds calibration range
J = Indicates an estimated value
B = Indicates analyte found in associated method blank
N = Indicates presumptive evidence of a compound

Report of Analysis

Client Sample ID:	RI-SB-9 (5.5-6.0)		
Lab Sample ID:	JD27605-12	**Date Sampled:**	06/30/21
Matrix:	SO - Soil	**Date Received:**	07/01/21
Method:	SW846 8260D SW846 5035	**Percent Solids:**	93.3
Project:	Remedial Investigation, 247 North Avenue, New Rochelle, NY		

VOA TCL List

CAS No.	Tentatively Identified Compounds	R.T.	Est. Conc.	Units	Q
	1H-indene-dihydro-dimethyl- isomer	19.85	1400	ug/kg	J
	1H-indene-dihydro-dimethyl- isomer	20.31	1100	ug/kg	J
	1H-Indene-dihydro-trimethyl- isomer	20.45	1700	ug/kg	J
	Naphthalene, tetrahydro-trimethyl-isomer	20.78	1100	ug/kg	J
	Naphthalene, methyl- isomer	20.96	2200	ug/kg	J
	Total TIC, Volatile		25200	ug/kg	J

(a) Dilution required due to high concentration of non-target compound.
(b) Associated CCV outside of control limits high, sample was ND.

ND = Not detected MDL = Method Detection Limit
RL = Reporting Limit
E = Indicates value exceeds calibration range
J = Indicates an estimated value
B = Indicates analyte found in associated method blank
N = Indicates presumptive evidence of a compound

SGS North America Inc.

Report of Analysis

Client Sample ID:	RI-SB-9 (5.5-6.0)		
Lab Sample ID:	JD27605-12	**Date Sampled:**	06/30/21
Matrix:	SO - Soil	**Date Received:**	07/01/21
Method:	SW846 8270E SW846 3546	**Percent Solids:**	93.3
Project:	Remedial Investigation, 247 North Avenue, New Rochelle, NY		

	File ID	DF	Analyzed	By	Prep Date	Prep Batch	Analytical Batch
Run #1	M173943.D	1	07/06/21 18:57	CS	07/03/21 10:30	OP34129	EM7461
Run #2							

	Initial Weight	Final Volume
Run #1	30.3 g	1.0 ml
Run #2		

ABN TCL List (SOM0 2.0)

CAS No.	Compound	Result	RL	MDL	Units	Q
95-57-8	2-Chlorophenol	ND	71	17	ug/kg	
59-50-7	4-Chloro-3-methyl phenol	ND	180	22	ug/kg	
120-83-2	2,4-Dichlorophenol [a]	ND	180	30	ug/kg	
105-67-9	2,4-Dimethylphenol	ND	180	63	ug/kg	
51-28-5	2,4-Dinitrophenol	ND	180	130	ug/kg	
534-52-1	4,6-Dinitro-o-cresol	ND	180	38	ug/kg	
95-48-7	2-Methylphenol	ND	71	23	ug/kg	
	3&4-Methylphenol	ND	71	29	ug/kg	
88-75-5	2-Nitrophenol	ND	180	23	ug/kg	
100-02-7	4-Nitrophenol [b]	ND	350	94	ug/kg	
87-86-5	Pentachlorophenol	ND	140	33	ug/kg	
108-95-2	Phenol	ND	71	18	ug/kg	
58-90-2	2,3,4,6-Tetrachlorophenol	ND	180	23	ug/kg	
95-95-4	2,4,5-Trichlorophenol	ND	180	26	ug/kg	
88-06-2	2,4,6-Trichlorophenol	ND	180	21	ug/kg	
83-32-9	Acenaphthene	ND	35	12	ug/kg	
208-96-8	Acenaphthylene	ND	35	18	ug/kg	
98-86-2	Acetophenone	ND	180	7.6	ug/kg	
120-12-7	Anthracene	ND	35	22	ug/kg	
1912-24-9	Atrazine	ND	71	15	ug/kg	
56-55-3	Benzo(a)anthracene	ND	35	10	ug/kg	
50-32-8	Benzo(a)pyrene	ND	35	16	ug/kg	
205-99-2	Benzo(b)fluoranthene	ND	35	16	ug/kg	
191-24-2	Benzo(g,h,i)perylene	ND	35	18	ug/kg	
207-08-9	Benzo(k)fluoranthene	ND	35	17	ug/kg	
101-55-3	4-Bromophenyl phenyl ether	ND	71	14	ug/kg	
85-68-7	Butyl benzyl phthalate [a]	ND	71	8.6	ug/kg	
92-52-4	1,1'-Biphenyl	ND	71	4.8	ug/kg	
100-52-7	Benzaldehyde	ND	180	8.8	ug/kg	
91-58-7	2-Chloronaphthalene	ND	71	8.4	ug/kg	
106-47-8	4-Chloroaniline	ND	180	13	ug/kg	
86-74-8	Carbazole	ND	71	5.1	ug/kg	

ND = Not detected MDL = Method Detection Limit
RL = Reporting Limit
E = Indicates value exceeds calibration range
J = Indicates an estimated value
B = Indicates analyte found in associated method blank
N = Indicates presumptive evidence of a compound

Report of Analysis

Client Sample ID: RI-SB-9 (5.5-6.0)
Lab Sample ID: JD27605-12 **Date Sampled:** 06/30/21
Matrix: SO - Soil **Date Received:** 07/01/21
Method: SW846 8270E SW846 3546 **Percent Solids:** 93.3
Project: Remedial Investigation, 247 North Avenue, New Rochelle, NY

ABN TCL List (SOM0 2.0)

CAS No.	Compound	Result	RL	MDL	Units	Q
105-60-2	Caprolactam	ND	71	14	ug/kg	
218-01-9	Chrysene	ND	35	11	ug/kg	
111-91-1	bis(2-Chloroethoxy)methane	ND	71	7.6	ug/kg	
111-44-4	bis(2-Chloroethyl)ether	ND	71	15	ug/kg	
108-60-1	2,2'-Oxybis(1-chloropropane)	ND	71	13	ug/kg	
7005-72-3	4-Chlorophenyl phenyl ether	ND	71	11	ug/kg	
121-14-2	2,4-Dinitrotoluene	ND	35	11	ug/kg	
606-20-2	2,6-Dinitrotoluene	ND	35	18	ug/kg	
91-94-1	3,3'-Dichlorobenzidine	ND	71	30	ug/kg	
123-91-1	1,4-Dioxane	ND	35	23	ug/kg	
53-70-3	Dibenzo(a,h)anthracene	ND	35	16	ug/kg	
132-64-9	Dibenzofuran	ND	71	14	ug/kg	
84-74-2	Di-n-butyl phthalate	ND	71	5.8	ug/kg	
117-84-0	Di-n-octyl phthalate	ND	71	8.8	ug/kg	
84-66-2	Diethyl phthalate	ND	71	7.5	ug/kg	
131-11-3	Dimethyl phthalate	ND	71	6.3	ug/kg	
117-81-7	bis(2-Ethylhexyl)phthalate	ND	71	8.3	ug/kg	
206-44-0	Fluoranthene	ND	35	16	ug/kg	
86-73-7	Fluorene	ND	35	16	ug/kg	
118-74-1	Hexachlorobenzene	ND	71	8.9	ug/kg	
87-68-3	Hexachlorobutadiene	ND	35	14	ug/kg	
77-47-4	Hexachlorocyclopentadiene [b]	ND	350	14	ug/kg	
67-72-1	Hexachloroethane	ND	180	18	ug/kg	
193-39-5	Indeno(1,2,3-cd)pyrene	ND	35	17	ug/kg	
78-59-1	Isophorone	ND	71	7.6	ug/kg	
91-57-6	2-Methylnaphthalene	ND	35	8.0	ug/kg	
88-74-4	2-Nitroaniline	ND	180	8.3	ug/kg	
99-09-2	3-Nitroaniline	ND	180	8.8	ug/kg	
100-01-6	4-Nitroaniline	ND	180	9.2	ug/kg	
91-20-3	Naphthalene	ND	35	10	ug/kg	
98-95-3	Nitrobenzene	ND	71	14	ug/kg	
621-64-7	N-Nitroso-di-n-propylamine	ND	71	10	ug/kg	
86-30-6	N-Nitrosodiphenylamine [a]	ND	180	13	ug/kg	
85-01-8	Phenanthrene	ND	35	12	ug/kg	
129-00-0	Pyrene	ND	35	11	ug/kg	
95-94-3	1,2,4,5-Tetrachlorobenzene	ND	180	9.0	ug/kg	

CAS No.	Surrogate Recoveries	Run# 1	Run# 2	Limits
367-12-4	2-Fluorophenol	57%		7-101%

ND = Not detected MDL = Method Detection Limit
RL = Reporting Limit
E = Indicates value exceeds calibration range
J = Indicates an estimated value
B = Indicates analyte found in associated method blank
N = Indicates presumptive evidence of a compound

Report of Analysis

Client Sample ID:	RI-SB-9 (5.5-6.0)		
Lab Sample ID:	JD27605-12	**Date Sampled:**	06/30/21
Matrix:	SO - Soil	**Date Received:**	07/01/21
Method:	SW846 8270E SW846 3546	**Percent Solids:**	93.3
Project:	Remedial Investigation, 247 North Avenue, New Rochelle, NY		

ABN TCL List (SOM0 2.0)

CAS No.	Surrogate Recoveries	Run# 1	Run# 2	Limits
4165-62-2	Phenol-d5	58%		12-101%
118-79-6	2,4,6-Tribromophenol	55%		10-127%
4165-60-0	Nitrobenzene-d5	56%		15-114%
321-60-8	2-Fluorobiphenyl	79%		22-104%
1718-51-0	Terphenyl-d14	72%		23-121%

CAS No.	Tentatively Identified Compounds	R.T.	Est. Conc.	Units	Q
	System artifact	.91	590	ug/kg	J
	system artifact	2.15	160	ug/kg	J
	Alkane	7.82	320	ug/kg	J
	Total TIC, Semi-Volatile		320	ug/kg	J

(a) Associated CCV outside of control limits high, sample was ND.
(b) Associated CCV outside of control limits low. Low-level verification was analyzed to demonstrate system suitability to detect affected analytes. Sample was ND.

ND = Not detected MDL = Method Detection Limit
RL = Reporting Limit
E = Indicates value exceeds calibration range
J = Indicates an estimated value
B = Indicates analyte found in associated method blank
N = Indicates presumptive evidence of a compound

Report of Analysis

Client Sample ID: RI-SB-9 (5.5-6.0)
Lab Sample ID: JD27605-12
Matrix: SO - Soil
Date Sampled: 06/30/21
Date Received: 07/01/21
Percent Solids: 93.3
Project: Remedial Investigation, 247 North Avenue, New Rochelle, NY

Metals Analysis

Analyte	Result	RL	Units	DF	Prep	Analyzed	By	Method	Prep Method
Aluminum	7300	53	mg/kg	1	07/07/21	07/08/21	ND	SW846 6010D [2]	SW846 3050B [3]
Antimony	< 2.1	2.1	mg/kg	1	07/07/21	07/08/21	ND	SW846 6010D [2]	SW846 3050B [3]
Arsenic	< 2.1	2.1	mg/kg	1	07/07/21	07/08/21	ND	SW846 6010D [2]	SW846 3050B [3]
Barium	66.9	21	mg/kg	1	07/07/21	07/08/21	ND	SW846 6010D [2]	SW846 3050B [3]
Beryllium	0.32	0.21	mg/kg	1	07/07/21	07/08/21	ND	SW846 6010D [2]	SW846 3050B [3]
Cadmium	< 0.53	0.53	mg/kg	1	07/07/21	07/08/21	ND	SW846 6010D [2]	SW846 3050B [3]
Calcium	5280	530	mg/kg	1	07/07/21	07/08/21	ND	SW846 6010D [2]	SW846 3050B [3]
Chromium	18.5	1.1	mg/kg	1	07/07/21	07/08/21	ND	SW846 6010D [2]	SW846 3050B [3]
Cobalt	6.0	5.3	mg/kg	1	07/07/21	07/08/21	ND	SW846 6010D [2]	SW846 3050B [3]
Copper	13.8	2.6	mg/kg	1	07/07/21	07/08/21	ND	SW846 6010D [2]	SW846 3050B [3]
Iron	11900	53	mg/kg	1	07/07/21	07/08/21	ND	SW846 6010D [2]	SW846 3050B [3]
Lead	2.6	2.1	mg/kg	1	07/07/21	07/08/21	ND	SW846 6010D [2]	SW846 3050B [3]
Magnesium	4450	530	mg/kg	1	07/07/21	07/08/21	ND	SW846 6010D [2]	SW846 3050B [3]
Manganese	211	1.6	mg/kg	1	07/07/21	07/08/21	ND	SW846 6010D [2]	SW846 3050B [3]
Mercury	< 0.034	0.034	mg/kg	1	07/08/21	07/08/21	MS	SW846 7471B [1]	SW846 7471B [4]
Nickel	15.9	4.2	mg/kg	1	07/07/21	07/08/21	ND	SW846 6010D [2]	SW846 3050B [3]
Potassium	3570	1100	mg/kg	1	07/07/21	07/08/21	ND	SW846 6010D [2]	SW846 3050B [3]
Selenium	< 2.1	2.1	mg/kg	1	07/07/21	07/08/21	ND	SW846 6010D [2]	SW846 3050B [3]
Silver	< 0.53	0.53	mg/kg	1	07/07/21	07/08/21	ND	SW846 6010D [2]	SW846 3050B [3]
Sodium	< 1100	1100	mg/kg	1	07/07/21	07/08/21	ND	SW846 6010D [2]	SW846 3050B [3]
Thallium	< 1.1	1.1	mg/kg	1	07/07/21	07/08/21	ND	SW846 6010D [2]	SW846 3050B [3]
Vanadium	21.5	5.3	mg/kg	1	07/07/21	07/08/21	ND	SW846 6010D [2]	SW846 3050B [3]
Zinc	22.3	5.3	mg/kg	1	07/07/21	07/08/21	ND	SW846 6010D [2]	SW846 3050B [3]

(1) Instrument QC Batch: MA50793
(2) Instrument QC Batch: MA50802
(3) Prep QC Batch: MP27312
(4) Prep QC Batch: MP27351

RL = Reporting Limit

SGS North America Inc.

Report of Analysis

Client Sample ID:	DUP-1		
Lab Sample ID:	JD27605-13	**Date Sampled:**	06/30/21
Matrix:	SO - Soil	**Date Received:**	07/01/21
Method:	SW846 8270E SW846 3546	**Percent Solids:**	85.1
Project:	Remedial Investigation, 247 North Avenue, New Rochelle, NY		

	File ID	DF	Analyzed	By	Prep Date	Prep Batch	Analytical Batch
Run #1	M173945.D	1	07/06/21 19:51	CS	07/03/21 10:30	OP34129	EM7461
Run #2							

	Initial Weight	Final Volume
Run #1	30.0 g	1.0 ml
Run #2		

ABN TCL List (SOM0 2.0)

CAS No.	Compound	Result	RL	MDL	Units	Q
95-57-8	2-Chlorophenol	ND	78	19	ug/kg	
59-50-7	4-Chloro-3-methyl phenol	ND	200	24	ug/kg	
120-83-2	2,4-Dichlorophenol [a]	ND	200	33	ug/kg	
105-67-9	2,4-Dimethylphenol	ND	200	70	ug/kg	
51-28-5	2,4-Dinitrophenol	ND	200	150	ug/kg	
534-52-1	4,6-Dinitro-o-cresol	ND	200	42	ug/kg	
95-48-7	2-Methylphenol	ND	78	25	ug/kg	
	3&4-Methylphenol	ND	78	32	ug/kg	
88-75-5	2-Nitrophenol	ND	200	26	ug/kg	
100-02-7	4-Nitrophenol [b]	ND	390	100	ug/kg	
87-86-5	Pentachlorophenol	ND	160	37	ug/kg	
108-95-2	Phenol	ND	78	20	ug/kg	
58-90-2	2,3,4,6-Tetrachlorophenol	ND	200	26	ug/kg	
95-95-4	2,4,5-Trichlorophenol	ND	200	29	ug/kg	
88-06-2	2,4,6-Trichlorophenol	ND	200	23	ug/kg	
83-32-9	Acenaphthene	ND	39	14	ug/kg	
208-96-8	Acenaphthylene	ND	39	20	ug/kg	
98-86-2	Acetophenone	ND	200	8.4	ug/kg	
120-12-7	Anthracene	ND	39	24	ug/kg	
1912-24-9	Atrazine	ND	78	17	ug/kg	
56-55-3	Benzo(a)anthracene	64.7	39	11	ug/kg	
50-32-8	Benzo(a)pyrene	108	39	18	ug/kg	
205-99-2	Benzo(b)fluoranthene	175	39	17	ug/kg	
191-24-2	Benzo(g,h,i)perylene	67.7	39	20	ug/kg	
207-08-9	Benzo(k)fluoranthene	66.4	39	18	ug/kg	
101-55-3	4-Bromophenyl phenyl ether	ND	78	15	ug/kg	
85-68-7	Butyl benzyl phthalate [a]	ND	78	9.6	ug/kg	
92-52-4	1,1'-Biphenyl	ND	78	5.4	ug/kg	
100-52-7	Benzaldehyde	ND	200	9.7	ug/kg	
91-58-7	2-Chloronaphthalene	ND	78	9.3	ug/kg	
106-47-8	4-Chloroaniline	ND	200	14	ug/kg	
86-74-8	Carbazole	32.9	78	5.7	ug/kg	J

ND = Not detected MDL = Method Detection Limit
RL = Reporting Limit
E = Indicates value exceeds calibration range
J = Indicates an estimated value
B = Indicates analyte found in associated method blank
N = Indicates presumptive evidence of a compound

Report of Analysis

Client Sample ID:	DUP-1		
Lab Sample ID:	JD27605-13	**Date Sampled:**	06/30/21
Matrix:	SO - Soil	**Date Received:**	07/01/21
Method:	SW846 8270E SW846 3546	**Percent Solids:**	85.1
Project:	Remedial Investigation, 247 North Avenue, New Rochelle, NY		

ABN TCL List (SOM0 2.0)

CAS No.	Compound	Result	RL	MDL	Units	Q
105-60-2	Caprolactam	ND	78	15	ug/kg	
218-01-9	Chrysene	153	39	12	ug/kg	
111-91-1	bis(2-Chloroethoxy)methane	ND	78	8.4	ug/kg	
111-44-4	bis(2-Chloroethyl)ether	ND	78	17	ug/kg	
108-60-1	2,2'-Oxybis(1-chloropropane)	ND	78	14	ug/kg	
7005-72-3	4-Chlorophenyl phenyl ether	ND	78	13	ug/kg	
121-14-2	2,4-Dinitrotoluene	ND	39	12	ug/kg	
606-20-2	2,6-Dinitrotoluene	ND	39	20	ug/kg	
91-94-1	3,3'-Dichlorobenzidine	ND	78	33	ug/kg	
123-91-1	1,4-Dioxane	ND	39	26	ug/kg	
53-70-3	Dibenzo(a,h)anthracene	17.6	39	17	ug/kg	J
132-64-9	Dibenzofuran	ND	78	16	ug/kg	
84-74-2	Di-n-butyl phthalate	ND	78	6.4	ug/kg	
117-84-0	Di-n-octyl phthalate	ND	78	9.8	ug/kg	
84-66-2	Diethyl phthalate	ND	78	8.3	ug/kg	
131-11-3	Dimethyl phthalate	ND	78	7.0	ug/kg	
117-81-7	bis(2-Ethylhexyl)phthalate	ND	78	9.2	ug/kg	
206-44-0	Fluoranthene	265	39	17	ug/kg	
86-73-7	Fluorene	ND	39	18	ug/kg	
118-74-1	Hexachlorobenzene	ND	78	9.9	ug/kg	
87-68-3	Hexachlorobutadiene	ND	39	16	ug/kg	
77-47-4	Hexachlorocyclopentadiene [b]	ND	390	16	ug/kg	
67-72-1	Hexachloroethane	ND	200	19	ug/kg	
193-39-5	Indeno(1,2,3-cd)pyrene	90.9	39	18	ug/kg	
78-59-1	Isophorone	ND	78	8.4	ug/kg	
91-57-6	2-Methylnaphthalene	ND	39	8.9	ug/kg	
88-74-4	2-Nitroaniline	ND	200	9.2	ug/kg	
99-09-2	3-Nitroaniline	ND	200	9.8	ug/kg	
100-01-6	4-Nitroaniline	ND	200	10	ug/kg	
91-20-3	Naphthalene	ND	39	11	ug/kg	
98-95-3	Nitrobenzene	ND	78	15	ug/kg	
621-64-7	N-Nitroso-di-n-propylamine	ND	78	11	ug/kg	
86-30-6	N-Nitrosodiphenylamine [a]	ND	200	14	ug/kg	
85-01-8	Phenanthrene	133	39	13	ug/kg	
129-00-0	Pyrene	228	39	13	ug/kg	
95-94-3	1,2,4,5-Tetrachlorobenzene	ND	200	9.9	ug/kg	

CAS No.	Surrogate Recoveries	Run# 1	Run# 2	Limits
367-12-4	2-Fluorophenol	61%		7-101%

ND = Not detected MDL = Method Detection Limit
RL = Reporting Limit
E = Indicates value exceeds calibration range
J = Indicates an estimated value
B = Indicates analyte found in associated method blank
N = Indicates presumptive evidence of a compound

Report of Analysis

Client Sample ID:	DUP-1		
Lab Sample ID:	JD27605-13	**Date Sampled:**	06/30/21
Matrix:	SO - Soil	**Date Received:**	07/01/21
Method:	SW846 8270E SW846 3546	**Percent Solids:**	85.1
Project:	Remedial Investigation, 247 North Avenue, New Rochelle, NY		

ABN TCL List (SOM0 2.0)

CAS No.	Surrogate Recoveries	Run# 1	Run# 2	Limits
4165-62-2	Phenol-d5	65%		12-101%
118-79-6	2,4,6-Tribromophenol	61%		10-127%
4165-60-0	Nitrobenzene-d5	63%		15-114%
321-60-8	2-Fluorobiphenyl	90%		22-104%
1718-51-0	Terphenyl-d14	84%		23-121%

CAS No.	Tentatively Identified Compounds	R.T.	Est. Conc.	Units	Q
	System artifact/aldol-condensation	1.96	180	ug/kg	J
	system artifact	2.15	190	ug/kg	J
	Unknown	2.93	550	ug/kg	J
	Unknown	3.82	160	ug/kg	J
	Unknown	15.06	180	ug/kg	J
	Unknown PAH substance	15.72	170	ug/kg	J
	Total TIC, Semi-Volatile		1060	ug/kg	J

(a) Associated CCV outside of control limits high, sample was ND.
(b) Associated CCV outside of control limits low. Low-level verification was analyzed to demonstrate system suitability to detect affected analytes. Sample was ND.

ND = Not detected MDL = Method Detection Limit
RL = Reporting Limit
E = Indicates value exceeds calibration range
J = Indicates an estimated value
B = Indicates analyte found in associated method blank
N = Indicates presumptive evidence of a compound

Report of Analysis

Client Sample ID: DUP-1
Lab Sample ID: JD27605-13
Matrix: SO - Soil
Project: Remedial Investigation, 247 North Avenue, New Rochelle, NY

Date Sampled: 06/30/21
Date Received: 07/01/21
Percent Solids: 85.1

Metals Analysis

Analyte	Result	RL	Units	DF	Prep	Analyzed	By	Method	Prep Method
Aluminum	18800	56	mg/kg	1	07/07/21	07/08/21	ND	SW846 6010D [2]	SW846 3050B [3]
Antimony	< 2.2	2.2	mg/kg	1	07/07/21	07/08/21	ND	SW846 6010D [2]	SW846 3050B [3]
Arsenic	4.7	2.2	mg/kg	1	07/07/21	07/08/21	ND	SW846 6010D [2]	SW846 3050B [3]
Barium	126	22	mg/kg	1	07/07/21	07/08/21	ND	SW846 6010D [2]	SW846 3050B [3]
Beryllium	0.77	0.22	mg/kg	1	07/07/21	07/08/21	ND	SW846 6010D [2]	SW846 3050B [3]
Cadmium	< 0.56	0.56	mg/kg	1	07/07/21	07/08/21	ND	SW846 6010D [2]	SW846 3050B [3]
Calcium	2090	560	mg/kg	1	07/07/21	07/08/21	ND	SW846 6010D [2]	SW846 3050B [3]
Chromium	26.4	1.1	mg/kg	1	07/07/21	07/08/21	ND	SW846 6010D [2]	SW846 3050B [3]
Cobalt	6.2	5.6	mg/kg	1	07/07/21	07/08/21	ND	SW846 6010D [2]	SW846 3050B [3]
Copper	15.5	2.8	mg/kg	1	07/07/21	07/08/21	ND	SW846 6010D [2]	SW846 3050B [3]
Iron	21700	56	mg/kg	1	07/07/21	07/08/21	ND	SW846 6010D [2]	SW846 3050B [3]
Lead	83.0	2.2	mg/kg	1	07/07/21	07/08/21	ND	SW846 6010D [2]	SW846 3050B [3]
Magnesium	2470	560	mg/kg	1	07/07/21	07/08/21	ND	SW846 6010D [2]	SW846 3050B [3]
Manganese	234	1.7	mg/kg	1	07/07/21	07/08/21	ND	SW846 6010D [2]	SW846 3050B [3]
Mercury	0.31	0.034	mg/kg	1	07/08/21	07/08/21	MS	SW846 7471B [1]	SW846 7471B [4]
Nickel	16.3	4.5	mg/kg	1	07/07/21	07/08/21	ND	SW846 6010D [2]	SW846 3050B [3]
Potassium	1590	1100	mg/kg	1	07/07/21	07/08/21	ND	SW846 6010D [2]	SW846 3050B [3]
Selenium	< 2.2	2.2	mg/kg	1	07/07/21	07/08/21	ND	SW846 6010D [2]	SW846 3050B [3]
Silver	< 0.56	0.56	mg/kg	1	07/07/21	07/08/21	ND	SW846 6010D [2]	SW846 3050B [3]
Sodium	< 1100	1100	mg/kg	1	07/07/21	07/08/21	ND	SW846 6010D [2]	SW846 3050B [3]
Thallium	< 1.1	1.1	mg/kg	1	07/07/21	07/08/21	ND	SW846 6010D [2]	SW846 3050B [3]
Vanadium	35.3	5.6	mg/kg	1	07/07/21	07/08/21	ND	SW846 6010D [2]	SW846 3050B [3]
Zinc	72.7	5.6	mg/kg	1	07/07/21	07/08/21	ND	SW846 6010D [2]	SW846 3050B [3]

(1) Instrument QC Batch: MA50793
(2) Instrument QC Batch: MA50802
(3) Prep QC Batch: MP27312
(4) Prep QC Batch: MP27351

RL = Reporting Limit

Misc. Forms

Custody Documents and Other Forms

Includes the following where applicable:

- Chain of Custody
- Sample Tracking Chronicle
- Internal Chain of Custody

SGS

SO SLL

CHAIN OF CUSTODY

SGS North America Inc. - Dayton
2235 Route 130, Dayton, NJ 08810
TEL. 732-329-0200 FAX: 732-329-3499/3480
www.sgs.com/ehsusa

Page 1 of 2

EHSA-QAC-0023-02-FORM-Standard COC

FED-EX Tracking #
SGS Quote #
Bottle Order Control # UR-062421-100
SGS Job # JD27605

Client / Reporting Information

Company Name: SESI CONSULTING
Street Address: 12 A MAPLE AVE
City / State / Zip: PINEBROOK NJ
Project Contact: Jesse M
E-mail: JAM@sesi.org
Phone #: 973-800-9050
Sampler(s) Name(s): Denisse A
Phone #: 973-768-6251

Project Information

Project Name: R1 (Remedial Investigation)
Street: 247 NORTH AVE
City / State: New Rochelle NY
Project #: 10908, phase 6
Client Purchase Order #:
Project Manager: Jesse M

Billing Information (if different from Report to)
Company Name: Capelli
Street Address:
City / State / Zip:
Attention: Kevin McManus

Requested Analysis

SGS Sample #	Field ID / Point of Collection	MEOH/DI Vial #	Collection Date	Collection Time	Sampled by	Grab (G) Comp (C)	Matrix	# of bottles	HCl	NaOH	HNO_3	H_2SO_4	NONE	DI Water	MEOH	ENCORE	SVOCs, TAL Metals	VOC+15	LAB USE ONLY
1	R1-SB-17 (2.5-3.0)		06/30/2021	0830	DA	G	SO	1									X		DIO
2	R1-SB-18 (3-3.5)			0745				1											encore
3	R1-SB-18 (6.5-7.0)			0750				1											14A6
4	R1-SB-8 (1.5-2.0)			1200				1											4982
5	R1-SB-8 (2.5-3.0)			1215				1											
6	R1-SB-8 (5-5.5)			1230				1											
7	R1-SB-9 (1.5-2.0)			1300				1											
8	R1-SB-9 (3.5-4.0)			1315				1											
9	R1-SB-10 (1.5-2.0)			1410				1											
10	R1-SB-10 (3-3.5)			1430				1											
11	R1-SB-10 (5.5-6.0)			1445				1											
12	R1-SB-9 (5.5-6.0)			1330				4										X	

Matrix Codes

DW - Drinking Water
GW - Ground Water
WW - Water
SW - Surface Water
SO - Soil
SL - Sludge
SED-Sediment
OI - Oil
LIQ - Other Liquid
AIR - Air
SOL - Other Solid
WP - Wipe
FB - Field Blank
EB-Equipment Blank
RB - Rinse Blank
TB - Trip Blank

Turn Around Time (Business Days)

Approved By (SGS PM): / Date:

- [ ] 10 Business Days
- [ ] 5 Business Days
- [ ] 3 Business Days*
- [ ] 2 Business Days*
- [ ] 1 Business Day*
- [x] Other 4 DAYS

All data available via Lablink

* Approval needed for 1-2 Business Day TAT

Deliverable

- [ ] Commercial "A" (Level 1)
- [ ] Commercial "B" (Level 2)
- [ ] NJ Reduced (Level 3)
- [ ] Full Tier I (Level 4)
- [ ] Commercial "C"
- [ ] NJ DKQP
- [ ] NYASP Category A
- [x] NYASP Category B
- [ ] MA MCP Criteria
- [ ] CT RCP Criteria
- [ ] State Forms
- [ ] EDD Format
- [ ] DOD-QSM5

Commercial "A" = Results only; Commercial "B" = Results + QC Summary
Commercial "C" = Results + QC Summary + Partial Raw data

Comments / Special Instructions

3X 5 Gram Encore
INITIAL ASESSMENT BB-2B
LABEL VERIFICATION

http://www.sgs.com/en/terms-and-conditions

Sample Custody must be documented below each time samples change possession, including courier delivery.

Relinquished by:	Date / Time:	Received By:	Relinquished By:	Date / Time:	Received By:
1 [signature]	06/30/2021 1745	1 [signature]	2 [signature]	7/1/21 1720	2 Shivani G
3		3	4		4
5		5			

Custody Seal # ☐ Intact ☐ Not intact
Preserved where applicable Absent ☐ Therm. ID:
On Ice ☒ 2.6 Cooler Temp. °C

5.1
5

JD27605: Chain of Custody
Page 1 of 3

CHAIN OF CUSTODY

Page 2 of 2

SGS North America Inc. - Dayton
2235 Route 130, Dayton, NJ 08810
TEL. 732-329-0200 FAX: 732-329-3499/3480
www.sgs.com/ehsusa

EHSA-QAC-0023-02-FORM-Standard COC

FED-EX Tracking #: | Bottle Order Control #:
SGS Quote #: | SGS Job #: JD27605

Client / Reporting Information

Company Name: JESI CONSULTING
Street Address: 12 A MAPLE AVE
City: PINEBROOK State: NJ Zip:
Project Contact: JESSE M E-mail: JHM@jesi.org
Phone #: 973-800-9050
Sampler(s) Name(s): DENISE A Phone #: 973-768-6851
Project Manager: JESSE M

Project Information

Project Name: RI (Remedial Investigation)
Street: 247 North Ave
City: New Rochelle State: NY
Project #: 10908, phase 6
Client Purchase Order #:

Billing Information (if different from Report to)
Company Name: Capelli
Street Address:
City: State: Zip:
Attention: Kevin McManus

Requested Analysis

TCL SVOCs, TAL Metals

Matrix Codes

DW - Drinking Water
GW - Ground Water
WW - Water
SW - Surface Water
SO - Soil
SL - Sludge
SED-Sediment
OI - Oil
LIQ - Other Liquid
AIR - Air
SOL - Other Solid
WP - Wipe
FB - Field Blank
EB-Equipment Blank
RB - Rinse Blank
TB - Trip Blank

SGS Sample #	Field ID / Point of Collection	MEOH/DI Vial #	Collection Date	Collection Time	Sampled by	Grab (G) Comp (C)	Matrix	# of bottles	Number of preserved Bottles: HCl	NaOH	HNO_3	H_2SO_4	NONE	DI Water	MEOH	ENCORE	LAB USE ONLY
13	DUP-1		06/30/2021	0835	DA	G	SO	1					1				

Turn Around Time (Business Days)

Approved By (SGS PM): / Date:

- [ ] 10 Business Days
- [ ] 5 Business Days
- [ ] 3 Business Days*
- [ ] 2 Business Days*
- [ ] 1 Business Day*
- [x] Other 4 DAYS

All data available via Lablink

* Approval needed for 1-3 Business Day TAT

Deliverable

- [ ] Commercial "A" (Level 1)
- [ ] Commercial "B" (Level 2)
- [ ] NJ Reduced (Level 3)
- [ ] Full Tier I (Level 4)
- [ ] Commercial "C"
- [ ] NJ DKQP
- [ ] NYASP Category A
- [x] NYASP Category B
- [ ] MA MCP Criteria_____
- [ ] CT RCP Criteria_____
- [ ] State Forms
- [ ] EDD Format_____
- [ ] DOD-QSM5

Commercial "A" = Results only; Commercial "B" = Results + QC Summary
Commercial "C" = Results + QC Summary + Partial Raw data

Comments / Special Instructions

http://www.sgs.com/en/terms-and-conditions

Sample Custody must be documented below each time samples change possession, including courier delivery.

	Relinquished By:	Date / Time:	Received By:	Relinquished By:	Date / Time:	Received By:
1		06/30/2021 1745	1	2	7/1/21 1720	2
3		Date / Time:	3	4	Date / Time:	4
5		Date / Time:	5	Custody Seal #	Intact / Not intact	Preserved where applicable: Absent / Therm. ID:	On Ice: X	Cooler Temp. °C: 2.6 clp

SGS Sample Receipt Summary

Job Number: JD27605 **Client:** SESI CONSULTING ENGINEERS **Project:** 247 NORTH AVENUE, NEW ROCHELLE, NY

Date / Time Received: 7/1/2021 1:20:00 PM **Delivery Method:** **Airbill #'s:**

Cooler Temps (Raw Measured) °C: Cooler 1: (2.6);

Cooler Temps (Corrected) °C: Cooler 1: (1.9);

Cooler Security	Y	or	N		Y	or	N
1. Custody Seals Present:	☑		☐	3. COC Present:	☑		☐
2. Custody Seals Intact:	☑		☐	4. Smpl Dates/Time OK	☑		☐

Cooler Temperature	Y	or	N
1. Temp criteria achieved:	☑		☐
2. Cooler temp verification:	IR Gun		
3. Cooler media:	Ice (Bag)		
4. No. Coolers:	1		

Quality Control Preservation	Y	or	N	N/A
1. Trip Blank present / cooler:	☐		☐	☑
2. Trip Blank listed on COC:	☐		☐	☑
3. Samples preserved properly:	☑		☐	
4. VOCs headspace free:	☐		☐	☑

Sample Integrity - Documentation	Y	or	N
1. Sample labels present on bottles:	☑		☐
2. Container labeling complete:	☑		☐
3. Sample container label / COC agree:	☑		☐

Sample Integrity - Condition	Y	or	N
1. Sample recvd within HT:	☑		☐
2. All containers accounted for:	☑		☐
3. Condition of sample:	Intact		

Sample Integrity - Instructions	Y	or	N	N/A
1. Analysis requested is clear:	☑		☐	
2. Bottles received for unspecified tests	☐		☑	
3. Sufficient volume recvd for analysis:	☑		☐	
4. Compositing instructions clear:	☐		☐	☑
5. Filtering instructions clear:	☐		☐	☑

Test Strip Lot #s: pH 1-12: 212820 pH 12+: 203117A Other: (Specify)

Comments

SM089-03
Rev. Date 12/7/17

JD27605: Chain of Custody
Page 3 of 3

Internal Sample Tracking Chronicle

SESI Consulting Engineers

Job No: JD27605

Remedial Investigation, 247 North Avenue, New Rochelle, NY
Project No: 10908 PHASE 6

Sample Number	Method	Analyzed	By	Prepped	By	Test Codes
JD27605-1	Collected: 30-JUN-21 08:30 By: DA		Received: 01-JUL-21 By: SG			
RI-SB-17 (2.5-3.0)						
JD27605-1	SM2540 G 18TH ED MOD.	02-JUL-21 18:37	LM			SOL104
JD27605-1	SW846 6010D	08-JUL-21 02:48	ND	07-JUL-21	SF	AL,BA,CR,K,NA,NI,PB,SB,V,ZN
JD27605-1	SW846 7471B	08-JUL-21 10:41	MS	08-JUL-21	MS	HG
JD27605-1	SW846 6010D	08-JUL-21 13:48	ND	07-JUL-21	SF	AG,AS,BE,CA,CD,CO,CU,FE,MG,MN,SE,TL
JD27605-1	SW846 8270E	08-JUL-21 15:37	CS	03-JUL-21	JH	AB8270TCL20+
JD27605-2	Collected: 30-JUN-21 07:45 By: DA		Received: 01-JUL-21 By: SG			
RI-SB-18 (3-3.5)						
JD27605-2	SM2540 G 18TH ED MOD.	02-JUL-21 18:37	LM			SOL104
JD27605-2	SW846 8270E	06-JUL-21 13:51	CS	03-JUL-21	JH	AB8270TCL20+
JD27605-2	SW846 6010D	08-JUL-21 02:53	ND	07-JUL-21	SF	AG,AL,AS,BA,CA,CD,CR,CU,FE,K,MG,MN,NA,NI,PB,SB,SE,V,ZN
JD27605-2	SW846 7471B	08-JUL-21 09:12	MS	08-JUL-21	MS	HG
JD27605-2	SW846 6010D	08-JUL-21 13:53	ND	07-JUL-21	SF	BE,CO,TL
JD27605-3	Collected: 30-JUN-21 07:50 By: DA		Received: 01-JUL-21 By: SG			
RI-SB-18 (6.5-7.0)						
JD27605-3	SM2540 G 18TH ED MOD.	02-JUL-21 18:37	LM			SOL104
JD27605-3	SW846 6010D	08-JUL-21 02:58	ND	07-JUL-21	SF	AL,BA,BE,CA,CO,CR,K,MG,NA,NI,PB,SB,V,ZN
JD27605-3	SW846 7471B	08-JUL-21 09:14	MS	08-JUL-21	MS	HG
JD27605-3	SW846 8270E	08-JUL-21 13:44	CS	03-JUL-21	JH	AB8270TCL20+
JD27605-3	SW846 6010D	08-JUL-21 13:58	ND	07-JUL-21	SF	AG,AS,CD,CU,FE,MN,SE,TL
JD27605-3	SW846 8270E	08-JUL-21 16:33	CS	03-JUL-21	JH	AB8270TCL20+
JD27605-4	Collected: 30-JUN-21 12:00 By: DA		Received: 01-JUL-21 By: SG			
RI-SB-8 (1.5-2.0)						
JD27605-4	SM2540 G 18TH ED MOD.	02-JUL-21 18:37	LM			SOL104
JD27605-4	SW846 8270E	06-JUL-21 14:33	CS	03-JUL-21	JH	AB8270TCL20+
JD27605-4	SW846 6010D	08-JUL-21 03:03	ND	07-JUL-21	SF	AG,AL,AS,BA,BE,CA,CD,CO,CR,CU,FE,K,MG,MN,NA,NI,PB,SB,SE,TL,V,ZN
JD27605-4	SW846 7471B	08-JUL-21 09:16	MS	08-JUL-21	MS	HG

Internal Sample Tracking Chronicle

SESI Consulting Engineers

Job No: JD27605

Remedial Investigation, 247 North Avenue, New Rochelle, NY
Project No: 10908 PHASE 6

Sample Number	Method	Analyzed	By	Prepped	By	Test Codes
JD27605-5	Collected: 30-JUN-21 12:15 By: DA		Received: 01-JUL-21 By: SG			
RI-SB-8 (2.5-3.0)						
JD27605-5	SM2540 G 18TH ED MOD	12-JUL-21 18:37	LM			SOL104
JD27605-5	SW846 8270E	06-JUL-21 14:59	CS	03-JUL-21	JH	AB8270TCL20+
JD27605-5	SW846 6010D	08-JUL-21 03:08	ND	07-JUL-21	SF	AG,AL,AS,BA,BE,CA,CD,CO,CR,CU,FE,K,MG,MN,NA,NI,PB,SB,SE,TL,V,ZN
JD27605-5	SW846 7471B	08-JUL-21 09:21	MS	08-JUL-21	MS	HG
JD27605-6	Collected: 30-JUN-21 12:30 By: DA		Received: 01-JUL-21 By: SG			
RI-SB-8 (5-5.5)						
JD27605-6	SM2540 G 18TH ED MOD	12-JUL-21 18:37	LM			SOL104
JD27605-6	SW846 8270E	06-JUL-21 15:26	CS	03-JUL-21	JH	AB8270TCL20+
JD27605-6	SW846 6010D	08-JUL-21 03:13	ND	07-JUL-21	SF	AG,AL,AS,BA,CA,CD,CR,CU,FE,K,MG,MN,NA,NI,PB,SB,SE,V,ZN
JD27605-6	SW846 7471B	08-JUL-21 09:23	MS	08-JUL-21	MS	HG
JD27605-6	SW846 6010D	08-JUL-21 15:29	ND	07-JUL-21	SF	BE,CO,TL
JD27605-7	Collected: 30-JUN-21 13:00 By: DA		Received: 01-JUL-21 By: SG			
RI-SB-9 (1.5-2.0)						
JD27605-7	SM2540 G 18TH ED MOD	12-JUL-21 18:37	LM			SOL104
JD27605-7	SW846 8270E	06-JUL-21 19:24	CS	03-JUL-21	JH	AB8270TCL20+
JD27605-7	SW846 6010D	08-JUL-21 03:28	ND	07-JUL-21	SF	AG,AL,AS,BA,BE,CA,CD,CO,CR,CU,FE,K,MG,MN,NA,NI,PB,SB,SE,TL,V,ZN
JD27605-7	SW846 7471B	08-JUL-21 09:24	MS	08-JUL-21	MS	HG
JD27605-8	Collected: 30-JUN-21 13:15 By: DA		Received: 01-JUL-21 By: SG			
RI-SB-9 (3.5-4.0)						
JD27605-8	SM2540 G 18TH ED MOD	12-JUL-21 18:37	LM			SOL104
JD27605-8	SW846 8270E	06-JUL-21 15:53	CS	03-JUL-21	JH	AB8270TCL20+
JD27605-8	SW846 6010D	08-JUL-21 03:33	ND	07-JUL-21	SF	AG,AL,AS,BA,CA,CD,CR,CU,FE,K,MG,MN,NA,NI,PB,SB,SE,V,ZN
JD27605-8	SW846 7471B	08-JUL-21 09:25	MS	08-JUL-21	MS	HG
JD27605-8	SW846 6010D	08-JUL-21 14:07	ND	07-JUL-21	SF	BE,CO,TL

Internal Sample Tracking Chronicle

SESI Consulting Engineers

Job No: JD27605

Remedial Investigation, 247 North Avenue, New Rochelle, NY
Project No: 10908 PHASE 6

Sample Number	Method	Analyzed	By	Prepped	By	Test Codes
JD27605-9	Collected: 30-JUN-21 14:10 By: DA		Received: 01-JUL-21 By: SG			
RI-SB-10 (1.5-2.0)						
JD27605-9	SM2540 G 18TH ED MOD.	02-JUL-21 18:37	LM			SOL104
JD27605-9	SW846 8270E	06-JUL-21 20:18	CS	03-JUL-21	JH	AB8270TCL20+
JD27605-9	SW846 6010D	08-JUL-21 03:38	ND	07-JUL-21	SF	AG,AL,AS,BA,BE,CA,CD,CO,CR,CU,FE,K,MG,MN,NA,NI,PB,SB,SE,TL,V,ZN
JD27605-9	SW846 7471B	08-JUL-21 09:27	MS	08-JUL-21	MS	HG
JD27605-10	Collected: 30-JUN-21 14:30 By: DA		Received: 01-JUL-21 By: SG			
RI-SB-10 (3-3.5)						
JD27605-10	SM2540 G 18TH ED MOD.	02-JUL-21 18:37	LM			SOL104
JD27605-10	SW846 8270E	06-JUL-21 16:20	CS	03-JUL-21	JH	AB8270TCL20+
JD27605-10	SW846 6010D	08-JUL-21 03:43	ND	07-JUL-21	SF	AG,AL,AS,BA,BE,CA,CD,CO,CR,CU,FE,K,MG,MN,NA,NI,PB,SB,SE,TL,V,ZN
JD27605-10	SW846 7471B	08-JUL-21 09:28	MS	08-JUL-21	MS	HG
JD27605-11	Collected: 30-JUN-21 14:45 By: DA		Received: 01-JUL-21 By: SG			
RI-SB-10 (5.5-6.0)						
JD27605-11	SM2540 G 18TH ED MOD.	02-JUL-21 18:37	LM			SOL104
JD27605-11	SW846 8270E	06-JUL-21 18:31	CS	03-JUL-21	JH	AB8270TCL20+
JD27605-11	SW846 6010D	08-JUL-21 03:48	ND	07-JUL-21	SF	AG,AL,AS,BA,BE,CA,CD,CO,CR,CU,FE,K,MG,MN,NA,NI,PB,SB,SE,TL,V,ZN
JD27605-11	SW846 7471B	08-JUL-21 09:33	MS	08-JUL-21	MS	HG
JD27605-12	Collected: 30-JUN-21 13:30 By: DA		Received: 01-JUL-21 By: SG			
RI-SB-9 (5.5-6.0)						
JD27605-12	SM2540 G 18TH ED MOD.	02-JUL-21 18:37	LM			SOL104
JD27605-12	SW846 8260D	03-JUL-21 19:17	TDN			V8260TCL20+
JD27605-12	SW846 8270E	06-JUL-21 18:57	CS	03-JUL-21	JH	AB8270TCL20+
JD27605-12	SW846 6010D	08-JUL-21 03:53	ND	07-JUL-21	SF	AG,AL,AS,BA,BE,CA,CD,CO,CR,CU,FE,K,MG,MN,NA,NI,PB,SB,SE,TL,V,ZN

Internal Sample Tracking Chronicle

SESI Consulting Engineers

Job No: JD27605

Remedial Investigation, 247 North Avenue, New Rochelle, NY
Project No: 10908 PHASE 6

Sample Number	Method	Analyzed	By	Prepped	By	Test Codes
JD27605-12	SW846 7471B	08-JUL-21 09:50	MS	08-JUL-21	MS	HG
JD27605-13	Collected: 30-JUN-21 08:35 By: DA		Received: 01-JUL-21 By: SG			
DUP-1						
JD27605-13	SM2540 G 18TH ED MOD	02-JUL-21 18:37	LM			SOL104
JD27605-13	SW846 8270E	06-JUL-21 19:51	CS	03-JUL-21	JH	AB8270TCL20+
JD27605-13	SW846 6010D	08-JUL-21 03:58	ND	07-JUL-21	SF	AG,AL,AS,BA,BE,CA,CD,CO,CR,CU,FE,K,MG,MN,NA,NI,PB,SB,SE,TL,V,ZN
JD27605-13	SW846 7471B	08-JUL-21 09:46	MS	08-JUL-21	MS	HG

SGS Internal Chain of Custody

Job Number: JD27605
Account: SESINJPB SESI Consulting Engineers
Project: Remedial Investigation, 247 North Avenue, New Rochelle, NY
Received: 07/01/21

Sample.Bottle Number	Transfer FROM	Transfer TO	Date/Time	Reason
JD27605-1.1	Fernando Tatem	Secured Storage	07/01/21 23:29	Return to Storage
JD27605-1.1	Secured Storage	Todd Shoemaker	07/02/21 09:49	Retrieve from Storage
JD27605-1.1	Todd Shoemaker	Secured Staging Area	07/02/21 09:49	Return to Storage
JD27605-1.1	Secured Staging Area	Lauren Matthews	07/02/21 10:20	Retrieve from Storage
JD27605-1.1	Lauren Matthews	Secured Storage	07/02/21 18:41	Return to Storage
JD27605-1.1	Tyler Strong	Secured Staging Area	07/03/21 00:07	Return to Storage
Stage				
JD27605-1.1	Secured Staging Area	Chatiyah Canaday	07/03/21 07:03	Retrieve from Storage
JD27605-1.1	Chatiyah Canaday	Nicholas Weigand	07/03/21 11:19	Custody Transfer
JD27605-1.1	Nicholas Weigand	Secured Storage	07/03/21 16:59	Return to Storage
JD27605-1.1	Secured Storage	Joshua Reitan	07/04/21 13:35	Retrieve from Storage
JD27605-1.1	Joshua Reitan	Secured Staging Area	07/04/21 13:35	Return to Storage
JD27605-1.1	Secured Staging Area	Madellyne Sanchez@sgs	07/06/21 08:49	Retrieve from Storage
JD27605-1.1	Madellyne Sanchez@sgs	Secured Storage	07/06/21 17:08	Return to Storage
JD27605-1.1	Tyler Strong	Secured Staging Area	07/06/21 22:38	Return to Storage
stage				
JD27605-1.1	Secured Staging Area	Sarah Fichot	07/07/21 08:04	Retrieve from Storage
JD27605-1.1	Sarah Fichot	Secured Storage	07/07/21 12:15	Return to Storage
JD27605-1.1.1	Chatiyah Canaday	Organics Prep	07/03/21 07:08	Extract from JD27605-1.1
JD27605-1.1.1	Organics Prep	Nicholas Weigand	07/03/21 17:01	Extract from JD27605-1.1
JD27605-1.1.1	Nicholas Weigand	Extract Storage	07/03/21 17:01	Return to Storage
JD27605-1.1.1	Extract Storage	Christopher Sowa	07/06/21 14:52	Retrieve from Storage
JD27605-1.1.1	Christopher Sowa	GCMSM	07/06/21 14:52	Load on Instrument
JD27605-1.1.1	GCMSM	Christopher Sowa	07/08/21 12:43	Unload from Instrument
JD27605-1.1.1	Christopher Sowa	GCMSF	07/08/21 12:43	Load on Instrument
JD27605-1.1.2	Chatiyah Canaday	Organics Prep	07/03/21 07:09	Extract from JD27605-1.1
JD27605-1.1.2	Organics Prep	Nicholas Weigand	07/03/21 17:01	Extract from JD27605-1.1
JD27605-1.1.2	Nicholas Weigand	Extract Storage	07/03/21 17:01	Return to Storage
JD27605-1.1.2	Extract Storage	Christopher Sowa	07/06/21 14:52	Retrieve from Storage
JD27605-1.1.2	Christopher Sowa	GCMSM	07/06/21 14:52	Load on Instrument
JD27605-1.1.2	GCMSM	Christopher Sowa	07/08/21 12:43	Unload from Instrument
JD27605-1.1.2	Christopher Sowa	GCMSF	07/08/21 12:43	Load on Instrument
JD27605-1.1.3	Sarah Fichot	Metals Digestion	07/07/21 11:06	Digestate from JD27605-1.1
JD27605-1.1.3	Metals Digestion	Sarah Fichot	07/07/21 11:06	Digestate from JD27605-1.1
JD27605-1.1.3	Sarah Fichot	Metals Digestate Storage	07/07/21 11:06	Return to Storage
JD27605-2.1	Fernando Tatem	Secured Storage	07/01/21 23:29	Return to Storage
JD27605-2.1	Secured Storage	Todd Shoemaker	07/02/21 09:49	Retrieve from Storage
JD27605-2.1	Todd Shoemaker	Secured Staging Area	07/02/21 09:49	Return to Storage
JD27605-2.1	Secured Staging Area	Lauren Matthews	07/02/21 10:20	Retrieve from Storage
JD27605-2.1	Lauren Matthews	Secured Storage	07/02/21 18:41	Return to Storage

SGS Internal Chain of Custody

Job Number: JD27605
Account: SESINJPB SESI Consulting Engineers
Project: Remedial Investigation, 247 North Avenue, New Rochelle, NY
Received: 07/01/21

Sample.Bottle Number	Transfer FROM	Transfer TO	Date/Time	Reason
JD27605-2.1	Tyler Strong	Secured Staging Area	07/03/21 00:07	Return to Storage
Stage				
JD27605-2.1	Secured Staging Area	Chatiyah Canaday	07/03/21 07:03	Retrieve from Storage
JD27605-2.1	Chatiyah Canaday	Nicholas Weigand	07/03/21 11:19	Custody Transfer
JD27605-2.1	Nicholas Weigand	Secured Storage	07/03/21 16:59	Return to Storage
JD27605-2.1	Secured Storage	Joshua Reitan	07/04/21 13:35	Retrieve from Storage
JD27605-2.1	Joshua Reitan	Secured Staging Area	07/04/21 13:35	Return to Storage
JD27605-2.1	Secured Staging Area	Madellyne Sanchez@sgs	07/06/21 08:49	Retrieve from Storage
JD27605-2.1	Madellyne Sanchez@sgs	Secured Storage	07/06/21 17:08	Return to Storage
JD27605-2.1	Tyler Strong	Secured Staging Area	07/06/21 22:38	Return to Storage
stage				
JD27605-2.1	Secured Staging Area	Sarah Fichot	07/07/21 08:04	Retrieve from Storage
JD27605-2.1	Sarah Fichot	Secured Storage	07/07/21 12:15	Return to Storage
JD27605-2.1.1	Chatiyah Canaday	Organics Prep	07/03/21 07:08	Extract from JD27605-2.1
JD27605-2.1.1	Organics Prep	Nicholas Weigand	07/03/21 17:01	Extract from JD27605-2.1
JD27605-2.1.1	Nicholas Weigand	Extract Storage	07/03/21 17:01	Return to Storage
JD27605-2.1.1	Extract Storage	Christopher Sowa	07/06/21 14:52	Retrieve from Storage
JD27605-2.1.1	Christopher Sowa	GCMSM	07/06/21 14:52	Load on Instrument
JD27605-2.1.2	Chatiyah Canaday	Organics Prep	07/03/21 07:09	Extract from JD27605-2.1
JD27605-2.1.2	Organics Prep	Nicholas Weigand	07/03/21 17:01	Extract from JD27605-2.1
JD27605-2.1.2	Nicholas Weigand	Extract Storage	07/03/21 17:01	Return to Storage
JD27605-2.1.2	Extract Storage	Christopher Sowa	07/06/21 14:52	Retrieve from Storage
JD27605-2.1.2	Christopher Sowa	GCMSM	07/06/21 14:52	Load on Instrument
JD27605-2.1.3	Sarah Fichot	Metals Digestion	07/07/21 11:06	Digestate from JD27605-2.1
JD27605-2.1.3	Metals Digestion	Sarah Fichot	07/07/21 11:06	Digestate from JD27605-2.1
JD27605-2.1.3	Sarah Fichot	Metals Digestate Storage	07/07/21 11:06	Return to Storage
JD27605-3.1	Fernando Tatem	Secured Storage	07/01/21 23:29	Return to Storage
JD27605-3.1	Secured Storage	Todd Shoemaker	07/02/21 09:49	Retrieve from Storage
JD27605-3.1	Todd Shoemaker	Secured Staging Area	07/02/21 09:49	Return to Storage
JD27605-3.1	Secured Staging Area	Lauren Matthews	07/02/21 10:20	Retrieve from Storage
JD27605-3.1	Lauren Matthews	Secured Storage	07/02/21 18:41	Return to Storage
JD27605-3.1	Tyler Strong	Secured Staging Area	07/03/21 00:07	Return to Storage
Stage				
JD27605-3.1	Secured Staging Area	Chatiyah Canaday	07/03/21 07:03	Retrieve from Storage
JD27605-3.1	Chatiyah Canaday	Nicholas Weigand	07/03/21 11:19	Custody Transfer
JD27605-3.1	Nicholas Weigand	Secured Storage	07/03/21 16:59	Return to Storage
JD27605-3.1	Secured Storage	Joshua Reitan	07/04/21 13:35	Retrieve from Storage
JD27605-3.1	Joshua Reitan	Secured Staging Area	07/04/21 13:35	Return to Storage
JD27605-3.1	Secured Staging Area	Madellyne Sanchez@sgs	07/06/21 08:49	Retrieve from Storage
JD27605-3.1	Madellyne Sanchez@sgs	Secured Storage	07/06/21 17:08	Return to Storage

SGS Internal Chain of Custody

Job Number: JD27605
Account: SESINJPB SESI Consulting Engineers
Project: Remedial Investigation, 247 North Avenue, New Rochelle, NY
Received: 07/01/21

Sample.Bottle Number	Transfer FROM	Transfer TO	Date/Time	Reason
JD27605-3.1	Tyler Strong	Secured Staging Area	07/06/21 22:38	Return to Storage
stage				
JD27605-3.1	Secured Staging Area	Sarah Fichot	07/07/21 08:04	Retrieve from Storage
JD27605-3.1	Sarah Fichot	Secured Storage	07/07/21 12:15	Return to Storage
JD27605-3.1.1	Chatiyah Canaday	Organics Prep	07/03/21 07:08	Extract from JD27605-3.1
JD27605-3.1.1	Organics Prep	Nicholas Weigand	07/03/21 17:01	Extract from JD27605-3.1
JD27605-3.1.1	Nicholas Weigand	Extract Storage	07/03/21 17:01	Return to Storage
JD27605-3.1.1	Extract Storage	Christopher Sowa	07/06/21 14:52	Retrieve from Storage
JD27605-3.1.1	Christopher Sowa	GCMSM	07/06/21 14:52	Load on Instrument
JD27605-3.1.1	GCMSM	Christopher Sowa	07/08/21 12:43	Unload from Instrument
JD27605-3.1.1	Christopher Sowa	GCMSF	07/08/21 12:43	Load on Instrument
JD27605-3.1.2	Chatiyah Canaday	Organics Prep	07/03/21 07:09	Extract from JD27605-3.1
JD27605-3.1.2	Organics Prep	Nicholas Weigand	07/03/21 17:01	Extract from JD27605-3.1
JD27605-3.1.2	Nicholas Weigand	Extract Storage	07/03/21 17:01	Return to Storage
JD27605-3.1.2	Extract Storage	Christopher Sowa	07/06/21 14:52	Retrieve from Storage
JD27605-3.1.2	Christopher Sowa	GCMSM	07/06/21 14:52	Load on Instrument
JD27605-3.1.2	GCMSM	Christopher Sowa	07/08/21 12:43	Unload from Instrument
JD27605-3.1.2	Christopher Sowa	GCMSF	07/08/21 12:43	Load on Instrument
JD27605-3.1.3	Sarah Fichot	Metals Digestion	07/07/21 11:06	Digestate from JD27605-3.1
JD27605-3.1.3	Metals Digestion	Sarah Fichot	07/07/21 11:06	Digestate from JD27605-3.1
JD27605-3.1.3	Sarah Fichot	Metals Digestate Storage	07/07/21 11:06	Return to Storage
JD27605-4.1	Fernando Tatem	Secured Storage	07/01/21 23:29	Return to Storage
JD27605-4.1	Secured Storage	Todd Shoemaker	07/02/21 09:49	Retrieve from Storage
JD27605-4.1	Todd Shoemaker	Secured Staging Area	07/02/21 09:49	Return to Storage
JD27605-4.1	Secured Staging Area	Lauren Matthews	07/02/21 10:20	Retrieve from Storage
JD27605-4.1	Lauren Matthews	Secured Storage	07/02/21 18:41	Return to Storage
JD27605-4.1	Tyler Strong	Secured Staging Area	07/03/21 00:07	Return to Storage
Stage				
JD27605-4.1	Secured Staging Area	Chatiyah Canaday	07/03/21 07:03	Retrieve from Storage
JD27605-4.1	Chatiyah Canaday	Nicholas Weigand	07/03/21 11:19	Custody Transfer
JD27605-4.1	Nicholas Weigand	Secured Storage	07/03/21 16:59	Return to Storage
JD27605-4.1	Secured Storage	Joshua Reitan	07/04/21 13:35	Retrieve from Storage
JD27605-4.1	Joshua Reitan	Secured Staging Area	07/04/21 13:35	Return to Storage
JD27605-4.1	Secured Staging Area	Madellyne Sanchez@sgs	07/06/21 08:49	Retrieve from Storage
JD27605-4.1	Madellyne Sanchez@sgs	Secured Storage	07/06/21 17:08	Return to Storage
JD27605-4.1	Tyler Strong	Secured Staging Area	07/06/21 22:38	Return to Storage
stage				
JD27605-4.1	Secured Staging Area	Sarah Fichot	07/07/21 08:04	Retrieve from Storage
JD27605-4.1	Sarah Fichot	Secured Storage	07/07/21 12:15	Return to Storage

SGS Internal Chain of Custody

Job Number: JD27605
Account: SESINJPB SESI Consulting Engineers
Project: Remedial Investigation, 247 North Avenue, New Rochelle, NY
Received: 07/01/21

Sample.Bottle Number	Transfer FROM	Transfer TO	Date/Time	Reason
JD27605-4.1.1	Chatiyah Canaday	Organics Prep	07/03/21 07:08	Extract from JD27605-4.1
JD27605-4.1.1	Organics Prep	Nicholas Weigand	07/03/21 17:01	Extract from JD27605-4.1
JD27605-4.1.1	Nicholas Weigand	Extract Storage	07/03/21 17:01	Return to Storage
JD27605-4.1.1	Extract Storage	Christopher Sowa	07/06/21 14:52	Retrieve from Storage
JD27605-4.1.1	Christopher Sowa	GCMSM	07/06/21 14:52	Load on Instrument
JD27605-4.1.2	Chatiyah Canaday	Organics Prep	07/03/21 07:09	Extract from JD27605-4.1
JD27605-4.1.2	Organics Prep	Nicholas Weigand	07/03/21 17:01	Extract from JD27605-4.1
JD27605-4.1.2	Nicholas Weigand	Extract Storage	07/03/21 17:01	Return to Storage
JD27605-4.1.2	Extract Storage	Christopher Sowa	07/06/21 14:52	Retrieve from Storage
JD27605-4.1.2	Christopher Sowa	GCMSM	07/06/21 14:52	Load on Instrument
JD27605-4.1.3	Sarah Fichot	Metals Digestion	07/07/21 11:06	Digestate from JD27605-4.1
JD27605-4.1.3	Metals Digestion	Sarah Fichot	07/07/21 11:06	Digestate from JD27605-4.1
JD27605-4.1.3	Sarah Fichot	Metals Digestate Storage	07/07/21 11:06	Return to Storage
JD27605-5.1	Fernando Tatem	Secured Storage	07/01/21 23:29	Return to Storage
JD27605-5.1	Secured Storage	Todd Shoemaker	07/02/21 09:49	Retrieve from Storage
JD27605-5.1	Todd Shoemaker	Secured Staging Area	07/02/21 09:49	Return to Storage
JD27605-5.1	Secured Staging Area	Lauren Matthews	07/02/21 10:20	Retrieve from Storage
JD27605-5.1	Lauren Matthews	Secured Storage	07/02/21 18:41	Return to Storage
JD27605-5.1	Tyler Strong	Secured Staging Area	07/03/21 00:07	Return to Storage
Stage				
JD27605-5.1	Secured Staging Area	Chatiyah Canaday	07/03/21 07:03	Retrieve from Storage
JD27605-5.1	Chatiyah Canaday	Nicholas Weigand	07/03/21 11:19	Custody Transfer
JD27605-5.1	Nicholas Weigand	Secured Storage	07/03/21 16:59	Return to Storage
JD27605-5.1	Secured Storage	Joshua Reitan	07/04/21 13:35	Retrieve from Storage
JD27605-5.1	Joshua Reitan	Secured Staging Area	07/04/21 13:35	Return to Storage
JD27605-5.1	Secured Staging Area	Madellyne Sanchez@sgs	07/06/21 08:49	Retrieve from Storage
JD27605-5.1	Madellyne Sanchez@sgs	Secured Storage	07/06/21 17:08	Return to Storage
JD27605-5.1	Tyler Strong	Secured Staging Area	07/06/21 22:38	Return to Storage
stage				
JD27605-5.1	Secured Staging Area	Sarah Fichot	07/07/21 08:04	Retrieve from Storage
JD27605-5.1	Sarah Fichot	Secured Storage	07/07/21 12:15	Return to Storage
JD27605-5.1.1	Chatiyah Canaday	Organics Prep	07/03/21 07:08	Extract from JD27605-5.1
JD27605-5.1.1	Organics Prep	Nicholas Weigand	07/03/21 17:01	Extract from JD27605-5.1
JD27605-5.1.1	Nicholas Weigand	Extract Storage	07/03/21 17:01	Return to Storage
JD27605-5.1.1	Extract Storage	Christopher Sowa	07/06/21 14:52	Retrieve from Storage
JD27605-5.1.1	Christopher Sowa	GCMSM	07/06/21 14:52	Load on Instrument
JD27605-5.1.2	Chatiyah Canaday	Organics Prep	07/03/21 07:09	Extract from JD27605-5.1
JD27605-5.1.2	Organics Prep	Nicholas Weigand	07/03/21 17:01	Extract from JD27605-5.1
JD27605-5.1.2	Nicholas Weigand	Extract Storage	07/03/21 17:01	Return to Storage

SGS Internal Chain of Custody

Job Number: JD27605
Account: SESINJPB SESI Consulting Engineers
Project: Remedial Investigation, 247 North Avenue, New Rochelle, NY
Received: 07/01/21

Sample.Bottle Number	Transfer FROM	Transfer TO	Date/Time	Reason
JD27605-5.1.2	Extract Storage	Christopher Sowa	07/06/21 14:52	Retrieve from Storage
JD27605-5.1.2	Christopher Sowa	GCMSM	07/06/21 14:52	Load on Instrument
JD27605-5.1.3	Sarah Fichot	Metals Digestion	07/07/21 11:06	Digestate from JD27605-5.1
JD27605-5.1.3	Metals Digestion	Sarah Fichot	07/07/21 11:06	Digestate from JD27605-5.1
JD27605-5.1.3	Sarah Fichot	Metals Digestate Storage	07/07/21 11:06	Return to Storage
JD27605-6.1	Fernando Tatem	Secured Storage	07/01/21 23:29	Return to Storage
JD27605-6.1	Secured Storage	Todd Shoemaker	07/02/21 09:49	Retrieve from Storage
JD27605-6.1	Todd Shoemaker	Secured Staging Area	07/02/21 09:49	Return to Storage
JD27605-6.1	Secured Staging Area	Lauren Matthews	07/02/21 10:20	Retrieve from Storage
JD27605-6.1	Lauren Matthews	Secured Storage	07/02/21 18:41	Return to Storage
JD27605-6.1	Tyler Strong	Secured Staging Area	07/03/21 00:07	Return to Storage
Stage				
JD27605-6.1	Secured Staging Area	Chatiyah Canaday	07/03/21 07:03	Retrieve from Storage
JD27605-6.1	Chatiyah Canaday	Nicholas Weigand	07/03/21 11:19	Custody Transfer
JD27605-6.1	Nicholas Weigand	Secured Storage	07/03/21 16:59	Return to Storage
JD27605-6.1	Secured Storage	Joshua Reitan	07/04/21 13:35	Retrieve from Storage
JD27605-6.1	Joshua Reitan	Secured Staging Area	07/04/21 13:35	Return to Storage
JD27605-6.1	Secured Staging Area	Madellyne Sanchez@sgs	07/06/21 08:49	Retrieve from Storage
JD27605-6.1	Madellyne Sanchez@sgs	Secured Storage	07/06/21 17:08	Return to Storage
JD27605-6.1	Tyler Strong	Secured Staging Area	07/06/21 22:38	Return to Storage
stage				
JD27605-6.1	Secured Staging Area	Sarah Fichot	07/07/21 08:04	Retrieve from Storage
JD27605-6.1	Sarah Fichot	Secured Storage	07/07/21 12:15	Return to Storage
JD27605-6.1.1	Chatiyah Canaday	Organics Prep	07/03/21 07:08	Extract from JD27605-6.1
JD27605-6.1.1	Organics Prep	Nicholas Weigand	07/03/21 17:01	Extract from JD27605-6.1
JD27605-6.1.1	Nicholas Weigand	Extract Storage	07/03/21 17:01	Return to Storage
JD27605-6.1.1	Extract Storage	Christopher Sowa	07/06/21 14:52	Retrieve from Storage
JD27605-6.1.1	Christopher Sowa	GCMSM	07/06/21 14:52	Load on Instrument
JD27605-6.1.2	Chatiyah Canaday	Organics Prep	07/03/21 07:09	Extract from JD27605-6.1
JD27605-6.1.2	Organics Prep	Nicholas Weigand	07/03/21 17:01	Extract from JD27605-6.1
JD27605-6.1.2	Nicholas Weigand	Extract Storage	07/03/21 17:01	Return to Storage
JD27605-6.1.2	Extract Storage	Christopher Sowa	07/06/21 14:52	Retrieve from Storage
JD27605-6.1.2	Christopher Sowa	GCMSM	07/06/21 14:52	Load on Instrument
JD27605-6.1.3	Sarah Fichot	Metals Digestion	07/07/21 11:06	Digestate from JD27605-6.1
JD27605-6.1.3	Metals Digestion	Sarah Fichot	07/07/21 11:06	Digestate from JD27605-6.1
JD27605-6.1.3	Sarah Fichot	Metals Digestate Storage	07/07/21 11:06	Return to Storage
JD27605-7.1	Fernando Tatem	Secured Storage	07/01/21 23:29	Return to Storage
JD27605-7.1	Secured Storage	Todd Shoemaker	07/02/21 09:49	Retrieve from Storage

SGS Internal Chain of Custody

Job Number: JD27605
Account: SESINJPB SESI Consulting Engineers
Project: Remedial Investigation, 247 North Avenue, New Rochelle, NY
Received: 07/01/21

Sample.Bottle Number	Transfer FROM	Transfer TO	Date/Time	Reason
JD27605-7.1	Todd Shoemaker	Secured Staging Area	07/02/21 09:49	Return to Storage
JD27605-7.1	Secured Staging Area	Lauren Matthews	07/02/21 10:20	Retrieve from Storage
JD27605-7.1	Lauren Matthews	Secured Storage	07/02/21 18:41	Return to Storage
JD27605-7.1	Tyler Strong	Secured Staging Area	07/03/21 00:07	Return to Storage
Stage				
JD27605-7.1	Secured Staging Area	Chatiyah Canaday	07/03/21 07:03	Retrieve from Storage
JD27605-7.1	Chatiyah Canaday	Nicholas Weigand	07/03/21 11:19	Custody Transfer
JD27605-7.1	Nicholas Weigand	Secured Storage	07/03/21 16:59	Return to Storage
JD27605-7.1	Secured Storage	Joshua Reitan	07/04/21 13:35	Retrieve from Storage
JD27605-7.1	Joshua Reitan	Secured Staging Area	07/04/21 13:35	Return to Storage
JD27605-7.1	Secured Staging Area	Madellyne Sanchez@sgs	07/06/21 08:49	Retrieve from Storage
JD27605-7.1	Madellyne Sanchez@sgs	Secured Storage	07/06/21 17:08	Return to Storage
JD27605-7.1	Tyler Strong	Secured Staging Area	07/06/21 22:38	Return to Storage
stage				
JD27605-7.1	Secured Staging Area	Sarah Fichot	07/07/21 08:04	Retrieve from Storage
JD27605-7.1	Sarah Fichot	Secured Storage	07/07/21 12:15	Return to Storage
JD27605-7.1.1	Chatiyah Canaday	Organics Prep	07/03/21 07:08	Extract from JD27605-7.1
JD27605-7.1.1	Organics Prep	Nicholas Weigand	07/03/21 17:01	Extract from JD27605-7.1
JD27605-7.1.1	Nicholas Weigand	Extract Storage	07/03/21 17:01	Return to Storage
JD27605-7.1.1	Extract Storage	Christopher Sowa	07/06/21 14:52	Retrieve from Storage
JD27605-7.1.1	Christopher Sowa	GCMSM	07/06/21 14:52	Load on Instrument
JD27605-7.1.2	Chatiyah Canaday	Organics Prep	07/03/21 07:09	Extract from JD27605-7.1
JD27605-7.1.2	Organics Prep	Nicholas Weigand	07/03/21 17:01	Extract from JD27605-7.1
JD27605-7.1.2	Nicholas Weigand	Extract Storage	07/03/21 17:01	Return to Storage
JD27605-7.1.2	Extract Storage	Christopher Sowa	07/06/21 14:52	Retrieve from Storage
JD27605-7.1.2	Christopher Sowa	GCMSM	07/06/21 14:52	Load on Instrument
JD27605-7.1.3	Sarah Fichot	Metals Digestion	07/07/21 11:06	Digestate from JD27605-7.1
JD27605-7.1.3	Metals Digestion	Sarah Fichot	07/07/21 11:06	Digestate from JD27605-7.1
JD27605-7.1.3	Sarah Fichot	Metals Digestate Storage	07/07/21 11:06	Return to Storage
JD27605-8.1	Fernando Tatem	Secured Storage	07/01/21 23:29	Return to Storage
JD27605-8.1	Secured Storage	Todd Shoemaker	07/02/21 09:49	Retrieve from Storage
JD27605-8.1	Todd Shoemaker	Secured Staging Area	07/02/21 09:49	Return to Storage
JD27605-8.1	Secured Staging Area	Lauren Matthews	07/02/21 10:20	Retrieve from Storage
JD27605-8.1	Lauren Matthews	Secured Storage	07/02/21 18:41	Return to Storage
JD27605-8.1	Tyler Strong	Secured Staging Area	07/03/21 00:07	Return to Storage
Stage				
JD27605-8.1	Secured Staging Area	Chatiyah Canaday	07/03/21 07:03	Retrieve from Storage
JD27605-8.1	Chatiyah Canaday	Nicholas Weigand	07/03/21 11:19	Custody Transfer
JD27605-8.1	Nicholas Weigand	Secured Storage	07/03/21 16:59	Return to Storage
JD27605-8.1	Secured Storage	Joshua Reitan	07/04/21 13:35	Retrieve from Storage

SGS Internal Chain of Custody

Job Number: JD27605
Account: SESINJPB SESI Consulting Engineers
Project: Remedial Investigation, 247 North Avenue, New Rochelle, NY
Received: 07/01/21

Sample.Bottle Number	Transfer FROM	Transfer TO	Date/Time	Reason
JD27605-8.1	Joshua Reitan	Secured Staging Area	07/04/21 13:35	Return to Storage
JD27605-8.1	Secured Staging Area	Madellyne Sanchez@sgs	07/06/21 08:49	Retrieve from Storage
JD27605-8.1	Madellyne Sanchez@sgs	Secured Storage	07/06/21 17:08	Return to Storage
JD27605-8.1	Tyler Strong	Secured Staging Area	07/06/21 22:38	Return to Storage
stage				
JD27605-8.1	Secured Staging Area	Sarah Fichot	07/07/21 08:04	Retrieve from Storage
JD27605-8.1	Sarah Fichot	Secured Storage	07/07/21 12:15	Return to Storage
JD27605-8.1.1	Chatiyah Canaday	Organics Prep	07/03/21 07:08	Extract from JD27605-8.1
JD27605-8.1.1	Organics Prep	Nicholas Weigand	07/03/21 17:01	Extract from JD27605-8.1
JD27605-8.1.1	Nicholas Weigand	Extract Storage	07/03/21 17:01	Return to Storage
JD27605-8.1.1	Extract Storage	Christopher Sowa	07/06/21 14:52	Retrieve from Storage
JD27605-8.1.1	Christopher Sowa	GCMSM	07/06/21 14:52	Load on Instrument
JD27605-8.1.2	Chatiyah Canaday	Organics Prep	07/03/21 07:09	Extract from JD27605-8.1
JD27605-8.1.2	Organics Prep	Nicholas Weigand	07/03/21 17:01	Extract from JD27605-8.1
JD27605-8.1.2	Nicholas Weigand	Extract Storage	07/03/21 17:01	Return to Storage
JD27605-8.1.2	Extract Storage	Christopher Sowa	07/06/21 14:52	Retrieve from Storage
JD27605-8.1.2	Christopher Sowa	GCMSM	07/06/21 14:52	Load on Instrument
JD27605-8.1.3	Sarah Fichot	Metals Digestion	07/07/21 11:06	Digestate from JD27605-8.1
JD27605-8.1.3	Metals Digestion	Sarah Fichot	07/07/21 11:06	Digestate from JD27605-8.1
JD27605-8.1.3	Sarah Fichot	Metals Digestate Storage	07/07/21 11:06	Return to Storage
JD27605-9.1	Fernando Tatem	Secured Storage	07/01/21 23:29	Return to Storage
JD27605-9.1	Secured Storage	Todd Shoemaker	07/02/21 09:49	Retrieve from Storage
JD27605-9.1	Todd Shoemaker	Secured Staging Area	07/02/21 09:49	Return to Storage
JD27605-9.1	Secured Staging Area	Lauren Matthews	07/02/21 10:20	Retrieve from Storage
JD27605-9.1	Lauren Matthews	Secured Storage	07/02/21 18:41	Return to Storage
JD27605-9.1	Tyler Strong	Secured Staging Area	07/03/21 00:07	Return to Storage
Stage				
JD27605-9.1	Secured Staging Area	Chatiyah Canaday	07/03/21 07:03	Retrieve from Storage
JD27605-9.1	Chatiyah Canaday	Nicholas Weigand	07/03/21 11:19	Custody Transfer
JD27605-9.1	Nicholas Weigand	Secured Storage	07/03/21 16:59	Return to Storage
JD27605-9.1	Secured Storage	Joshua Reitan	07/04/21 13:35	Retrieve from Storage
JD27605-9.1	Joshua Reitan	Secured Staging Area	07/04/21 13:35	Return to Storage
JD27605-9.1	Secured Staging Area	Madellyne Sanchez@sgs	07/06/21 08:49	Retrieve from Storage
JD27605-9.1	Madellyne Sanchez@sgs	Secured Storage	07/06/21 17:08	Return to Storage
JD27605-9.1	Tyler Strong	Secured Staging Area	07/06/21 22:38	Return to Storage
stage				
JD27605-9.1	Secured Staging Area	Sarah Fichot	07/07/21 08:04	Retrieve from Storage
JD27605-9.1	Sarah Fichot	Secured Storage	07/07/21 12:15	Return to Storage
JD27605-9.1.1	Chatiyah Canaday	Organics Prep	07/03/21 07:08	Extract from JD27605-9.1

SGS Internal Chain of Custody

Job Number: JD27605
Account: SESINJPB SESI Consulting Engineers
Project: Remedial Investigation, 247 North Avenue, New Rochelle, NY
Received: 07/01/21

Sample.Bottle Number	Transfer FROM	Transfer TO	Date/Time	Reason
JD27605-9.1.1	Organics Prep	Nicholas Weigand	07/03/21 17:01	Extract from JD27605-9.1
JD27605-9.1.1	Nicholas Weigand	Extract Storage	07/03/21 17:01	Return to Storage
JD27605-9.1.1	Extract Storage	Christopher Sowa	07/06/21 14:52	Retrieve from Storage
JD27605-9.1.1	Christopher Sowa	GCMSM	07/06/21 14:52	Load on Instrument
JD27605-9.1.2	Chatiyah Canaday	Organics Prep	07/03/21 07:09	Extract from JD27605-9.1
JD27605-9.1.2	Organics Prep	Nicholas Weigand	07/03/21 17:01	Extract from JD27605-9.1
JD27605-9.1.2	Nicholas Weigand	Extract Storage	07/03/21 17:01	Return to Storage
JD27605-9.1.2	Extract Storage	Christopher Sowa	07/06/21 14:52	Retrieve from Storage
JD27605-9.1.2	Christopher Sowa	GCMSM	07/06/21 14:52	Load on Instrument
JD27605-9.1.3	Sarah Fichot	Metals Digestion	07/07/21 11:06	Digestate from JD27605-9.1
JD27605-9.1.3	Metals Digestion	Sarah Fichot	07/07/21 11:06	Digestate from JD27605-9.1
JD27605-9.1.3	Sarah Fichot	Metals Digestate Storage	07/07/21 11:06	Return to Storage
JD27605-10.1	Fernando Tatem	Secured Storage	07/01/21 23:29	Return to Storage
JD27605-10.1	Secured Storage	Todd Shoemaker	07/02/21 09:49	Retrieve from Storage
JD27605-10.1	Todd Shoemaker	Secured Staging Area	07/02/21 09:49	Return to Storage
JD27605-10.1	Secured Staging Area	Lauren Matthews	07/02/21 10:20	Retrieve from Storage
JD27605-10.1	Lauren Matthews	Secured Storage	07/02/21 18:41	Return to Storage
JD27605-10.1	Tyler Strong	Secured Staging Area	07/03/21 00:07	Return to Storage
Stage				
JD27605-10.1	Secured Staging Area	Chatiyah Canaday	07/03/21 07:03	Retrieve from Storage
JD27605-10.1	Chatiyah Canaday	Nicholas Weigand	07/03/21 11:19	Custody Transfer
JD27605-10.1	Nicholas Weigand	Secured Storage	07/03/21 16:59	Return to Storage
JD27605-10.1	Secured Storage	Joshua Reitan	07/04/21 13:35	Retrieve from Storage
JD27605-10.1	Joshua Reitan	Secured Staging Area	07/04/21 13:35	Return to Storage
JD27605-10.1	Secured Staging Area	Madellyne Sanchez@sgs	07/06/21 08:49	Retrieve from Storage
JD27605-10.1	Madellyne Sanchez@sgs	Secured Storage	07/06/21 17:08	Return to Storage
JD27605-10.1	Tyler Strong	Secured Staging Area	07/06/21 22:38	Return to Storage
stage				
JD27605-10.1	Secured Staging Area	Sarah Fichot	07/07/21 08:04	Retrieve from Storage
JD27605-10.1	Sarah Fichot	Secured Storage	07/07/21 12:15	Return to Storage
JD27605-10.1.1	Chatiyah Canaday	Organics Prep	07/03/21 07:09	Extract from JD27605-10.1
JD27605-10.1.1	Organics Prep	Nicholas Weigand	07/03/21 17:01	Extract from JD27605-10.1
JD27605-10.1.1	Nicholas Weigand	Extract Storage	07/03/21 17:01	Return to Storage
JD27605-10.1.1	Extract Storage	Christopher Sowa	07/06/21 14:52	Retrieve from Storage
JD27605-10.1.1	Christopher Sowa	GCMSM	07/06/21 14:52	Load on Instrument
JD27605-10.1.2	Sarah Fichot	Metals Digestion	07/07/21 11:06	Digestate from JD27605-10.1
JD27605-10.1.2	Metals Digestion	Sarah Fichot	07/07/21 11:06	Digestate from JD27605-10.1
JD27605-10.1.2	Sarah Fichot	Metals Digestate Storage	07/07/21 11:06	Return to Storage

SGS Internal Chain of Custody

Job Number: JD27605
Account: SESINJPB SESI Consulting Engineers
Project: Remedial Investigation, 247 North Avenue, New Rochelle, NY
Received: 07/01/21

Sample.Bottle Number	Transfer FROM	Transfer TO	Date/Time	Reason
JD27605-11.1	Fernando Tatem	Secured Storage	07/01/21 23:29	Return to Storage
JD27605-11.1	Secured Storage	Todd Shoemaker	07/02/21 09:49	Retrieve from Storage
JD27605-11.1	Todd Shoemaker	Secured Staging Area	07/02/21 09:49	Return to Storage
JD27605-11.1	Secured Staging Area	Lauren Matthews	07/02/21 10:20	Retrieve from Storage
JD27605-11.1	Lauren Matthews	Secured Storage	07/02/21 18:41	Return to Storage
JD27605-11.1	Tyler Strong	Secured Staging Area	07/03/21 00:07	Return to Storage
Stage				
JD27605-11.1	Secured Staging Area	Chatiyah Canaday	07/03/21 07:03	Retrieve from Storage
JD27605-11.1	Chatiyah Canaday	Nicholas Weigand	07/03/21 11:19	Custody Transfer
JD27605-11.1	Nicholas Weigand	Secured Storage	07/03/21 16:59	Return to Storage
JD27605-11.1	Secured Storage	Joshua Reitan	07/04/21 13:35	Retrieve from Storage
JD27605-11.1	Joshua Reitan	Secured Staging Area	07/04/21 13:35	Return to Storage
JD27605-11.1	Secured Staging Area	Madellyne Sanchez@sgs	07/06/21 08:49	Retrieve from Storage
JD27605-11.1	Madellyne Sanchez@sgs	Secured Storage	07/06/21 17:08	Return to Storage
JD27605-11.1	Tyler Strong	Secured Staging Area	07/06/21 22:38	Return to Storage
stage				
JD27605-11.1	Secured Staging Area	Sarah Fichot	07/07/21 08:04	Retrieve from Storage
JD27605-11.1	Sarah Fichot	Secured Storage	07/07/21 12:15	Return to Storage
JD27605-11.1.1	Chatiyah Canaday	Organics Prep	07/03/21 07:08	Extract from JD27605-11.1
JD27605-11.1.1	Organics Prep	Nicholas Weigand	07/03/21 17:01	Extract from JD27605-11.1
JD27605-11.1.1	Nicholas Weigand	Extract Storage	07/03/21 17:01	Return to Storage
JD27605-11.1.1	Extract Storage	Christopher Sowa	07/06/21 14:52	Retrieve from Storage
JD27605-11.1.1	Christopher Sowa	GCMSM	07/06/21 14:52	Load on Instrument
JD27605-11.1.2	Chatiyah Canaday	Organics Prep	07/03/21 07:09	Extract from JD27605-11.1
JD27605-11.1.2	Organics Prep	Nicholas Weigand	07/03/21 17:01	Extract from JD27605-11.1
JD27605-11.1.2	Nicholas Weigand	Extract Storage	07/03/21 17:01	Return to Storage
JD27605-11.1.2	Extract Storage	Christopher Sowa	07/06/21 14:52	Retrieve from Storage
JD27605-11.1.2	Christopher Sowa	GCMSM	07/06/21 14:52	Load on Instrument
JD27605-11.1.3	Sarah Fichot	Metals Digestion	07/07/21 11:06	Digestate from JD27605-11.1
JD27605-11.1.3	Metals Digestion	Sarah Fichot	07/07/21 11:06	Digestate from JD27605-11.1
JD27605-11.1.3	Sarah Fichot	Metals Digestate Storage	07/07/21 11:06	Return to Storage
JD27605-12.1	Fernando Tatem	Secured Storage	07/01/21 23:29	Return to Storage
JD27605-12.1	Secured Storage	Todd Shoemaker	07/02/21 09:49	Retrieve from Storage
JD27605-12.1	Todd Shoemaker	Secured Staging Area	07/02/21 09:49	Return to Storage
JD27605-12.1	Secured Staging Area	Lauren Matthews	07/02/21 10:20	Retrieve from Storage
JD27605-12.1	Lauren Matthews	Secured Storage	07/02/21 18:41	Return to Storage
JD27605-12.1	Tyler Strong	Secured Staging Area	07/03/21 00:07	Return to Storage
Stage				
JD27605-12.1	Secured Staging Area	Chatiyah Canaday	07/03/21 07:03	Retrieve from Storage
JD27605-12.1	Chatiyah Canaday	Nicholas Weigand	07/03/21 11:19	Custody Transfer

SGS Internal Chain of Custody

Job Number: JD27605
Account: SESINJPB SESI Consulting Engineers
Project: Remedial Investigation, 247 North Avenue, New Rochelle, NY
Received: 07/01/21

Sample.Bottle Number	Transfer FROM	Transfer TO	Date/Time	Reason
JD27605-12.1	Nicholas Weigand	Secured Storage	07/03/21 16:59	Return to Storage
JD27605-12.1	Secured Storage	Joshua Reitan	07/04/21 13:35	Retrieve from Storage
JD27605-12.1	Joshua Reitan	Secured Staging Area	07/04/21 13:35	Return to Storage
JD27605-12.1	Secured Staging Area	Madellyne Sanchez@sgs	07/06/21 08:49	Retrieve from Storage
JD27605-12.1	Madellyne Sanchez@sgs	Secured Storage	07/06/21 17:08	Return to Storage
JD27605-12.1	Tyler Strong	Secured Staging Area	07/06/21 22:38	Return to Storage
stage				
JD27605-12.1	Secured Staging Area	Sarah Fichot	07/07/21 08:04	Retrieve from Storage
JD27605-12.1	Sarah Fichot	Secured Storage	07/07/21 12:15	Return to Storage
JD27605-12.1.1	Chatiyah Canaday	Organics Prep	07/03/21 07:08	Extract from JD27605-12.1
JD27605-12.1.1	Organics Prep	Nicholas Weigand	07/03/21 17:01	Extract from JD27605-12.1
JD27605-12.1.1	Nicholas Weigand	Extract Storage	07/03/21 17:01	Return to Storage
JD27605-12.1.1	Extract Storage	Christopher Sowa	07/06/21 14:52	Retrieve from Storage
JD27605-12.1.1	Christopher Sowa	GCMSM	07/06/21 14:52	Load on Instrument
JD27605-12.1.2	Chatiyah Canaday	Organics Prep	07/03/21 07:09	Extract from JD27605-12.1
JD27605-12.1.2	Organics Prep	Nicholas Weigand	07/03/21 17:01	Extract from JD27605-12.1
JD27605-12.1.2	Nicholas Weigand	Extract Storage	07/03/21 17:01	Return to Storage
JD27605-12.1.2	Extract Storage	Christopher Sowa	07/06/21 14:52	Retrieve from Storage
JD27605-12.1.2	Christopher Sowa	GCMSM	07/06/21 14:52	Load on Instrument
JD27605-12.1.3	Sarah Fichot	Metals Digestion	07/07/21 11:06	Digestate from JD27605-12.1
JD27605-12.1.3	Metals Digestion	Sarah Fichot	07/07/21 11:06	Digestate from JD27605-12.1
JD27605-12.1.3	Sarah Fichot	Metals Digestate Storage	07/07/21 11:06	Return to Storage
JD27605-12.2	Secured Storage	Jayna Patel	07/02/21 09:08	Retrieve from Storage
JD27605-12.2	Jayna Patel	Secured Storage	07/02/21 09:08	Return to Storage
JD27605-12.3	Secured Storage	Thien Nguyen	07/03/21 14:12	Retrieve from Storage
JD27605-12.3	Thien Nguyen	Secured Storage	07/03/21 14:12	Return to Storage
JD27605-13.1	Fernando Tatem	Secured Storage	07/01/21 23:29	Return to Storage
JD27605-13.1	Secured Storage	Todd Shoemaker	07/02/21 09:49	Retrieve from Storage
JD27605-13.1	Todd Shoemaker	Secured Staging Area	07/02/21 09:49	Return to Storage
JD27605-13.1	Secured Staging Area	Lauren Matthews	07/02/21 10:20	Retrieve from Storage
JD27605-13.1	Lauren Matthews	Secured Storage	07/02/21 18:41	Return to Storage
JD27605-13.1	Tyler Strong	Secured Staging Area	07/03/21 00:07	Return to Storage
Stage				
JD27605-13.1	Secured Staging Area	Chatiyah Canaday	07/03/21 07:03	Retrieve from Storage
JD27605-13.1	Chatiyah Canaday	Nicholas Weigand	07/03/21 11:19	Custody Transfer
JD27605-13.1	Nicholas Weigand	Secured Storage	07/03/21 16:59	Return to Storage
JD27605-13.1	Secured Storage	Joshua Reitan	07/04/21 13:35	Retrieve from Storage
JD27605-13.1	Joshua Reitan	Secured Staging Area	07/04/21 13:35	Return to Storage

SGS Internal Chain of Custody

Job Number: JD27605
Account: SESINJPB SESI Consulting Engineers
Project: Remedial Investigation, 247 North Avenue, New Rochelle, NY
Received: 07/01/21

Sample.Bottle Number	Transfer FROM	Transfer TO	Date/Time	Reason
JD27605-13.1	Secured Staging Area	Madellyne Sanchez@sgs	07/06/21 08:49	Retrieve from Storage
JD27605-13.1	Madellyne Sanchez@sgs	Secured Storage	07/06/21 17:08	Return to Storage
JD27605-13.1	Tyler Strong	Secured Staging Area	07/06/21 22:38	Return to Storage
stage				
JD27605-13.1	Secured Staging Area	Sarah Fichot	07/07/21 08:04	Retrieve from Storage
JD27605-13.1	Sarah Fichot	Secured Storage	07/07/21 12:15	Return to Storage
JD27605-13.1.1	Chatiyah Canaday	Organics Prep	07/03/21 07:08	Extract from JD27605-13.1
JD27605-13.1.1	Organics Prep	Nicholas Weigand	07/03/21 17:01	Extract from JD27605-13.1
JD27605-13.1.1	Nicholas Weigand	Extract Storage	07/03/21 17:01	Return to Storage
JD27605-13.1.1	Extract Storage	Christopher Sowa	07/06/21 14:52	Retrieve from Storage
JD27605-13.1.1	Christopher Sowa	GCMSM	07/06/21 14:52	Load on Instrument
JD27605-13.1.2	Chatiyah Canaday	Organics Prep	07/03/21 07:09	Extract from JD27605-13.1
JD27605-13.1.2	Organics Prep	Nicholas Weigand	07/03/21 17:01	Extract from JD27605-13.1
JD27605-13.1.2	Nicholas Weigand	Extract Storage	07/03/21 17:01	Return to Storage
JD27605-13.1.2	Extract Storage	Christopher Sowa	07/06/21 14:52	Retrieve from Storage
JD27605-13.1.2	Christopher Sowa	GCMSM	07/06/21 14:52	Load on Instrument
JD27605-13.1.3	Sarah Fichot	Metals Digestion	07/07/21 11:06	Digestate from JD27605-13.1
JD27605-13.1.3	Metals Digestion	Sarah Fichot	07/07/21 11:06	Digestate from JD27605-13.1
JD27605-13.1.3	Sarah Fichot	Metals Digestate Storage	07/07/21 11:06	Return to Storage

MS Volatiles

QC Data Summaries

Includes the following where applicable:

- Method Blank Summaries
- Blank Spike Summaries
- Matrix Spike and Duplicate Summaries
- Instrument Performance Checks (BFB)
- Internal Standard Area Summaries
- Surrogate Recovery Summaries
- Initial and Continuing Calibration Summaries
- Run Sequence Reports

Method Blank Summary

Job Number: JD27605
Account: SESINJPB SESI Consulting Engineers
Project: Remedial Investigation, 247 North Avenue, New Rochelle, NY

Sample	File ID	DF	Analyzed	By	Prep Date	Prep Batch	Analytical Batch
V2B8360-MB	2B184115.D	1	07/03/21	TDN	n/a	n/a	V2B8360

The QC reported here applies to the following samples: **Method:** SW846 8260D

JD27605-12

CAS No.	Compound	Result	RL	MDL	Units	Q
67-64-1	Acetone	ND	500	210	ug/kg	
71-43-2	Benzene	ND	25	23	ug/kg	
74-97-5	Bromochloromethane	ND	250	28	ug/kg	
75-27-4	Bromodichloromethane	ND	100	21	ug/kg	
75-25-2	Bromoform	ND	250	68	ug/kg	
74-83-9	Bromomethane	ND	250	38	ug/kg	
78-93-3	2-Butanone (MEK)	ND	500	120	ug/kg	
75-15-0	Carbon disulfide	ND	100	27	ug/kg	
56-23-5	Carbon tetrachloride	ND	100	31	ug/kg	
108-90-7	Chlorobenzene	ND	100	23	ug/kg	
75-00-3	Chloroethane	ND	250	30	ug/kg	
67-66-3	Chloroform	ND	100	26	ug/kg	
74-87-3	Chloromethane	ND	250	98	ug/kg	
110-82-7	Cyclohexane	ND	100	33	ug/kg	
96-12-8	1,2-Dibromo-3-chloropropane	ND	100	35	ug/kg	
124-48-1	Dibromochloromethane	ND	100	28	ug/kg	
106-93-4	1,2-Dibromoethane	ND	50	21	ug/kg	
95-50-1	1,2-Dichlorobenzene	ND	50	27	ug/kg	
541-73-1	1,3-Dichlorobenzene	ND	50	25	ug/kg	
106-46-7	1,4-Dichlorobenzene	ND	50	25	ug/kg	
75-71-8	Dichlorodifluoromethane	ND	250	36	ug/kg	
75-34-3	1,1-Dichloroethane	ND	50	25	ug/kg	
107-06-2	1,2-Dichloroethane	ND	50	24	ug/kg	
75-35-4	1,1-Dichloroethene	ND	50	33	ug/kg	
156-59-2	cis-1,2-Dichloroethene	ND	50	42	ug/kg	
156-60-5	trans-1,2-Dichloroethene	ND	50	31	ug/kg	
78-87-5	1,2-Dichloropropane	ND	100	24	ug/kg	
10061-01-5	cis-1,3-Dichloropropene	ND	100	24	ug/kg	
10061-02-6	trans-1,3-Dichloropropene	ND	100	23	ug/kg	
100-41-4	Ethylbenzene	ND	50	23	ug/kg	
76-13-1	Freon 113	ND	250	130	ug/kg	
591-78-6	2-Hexanone	ND	250	110	ug/kg	
98-82-8	Isopropylbenzene	ND	100	71	ug/kg	
79-20-9	Methyl Acetate	ND	250	70	ug/kg	
108-87-2	Methylcyclohexane	ND	100	44	ug/kg	
1634-04-4	Methyl Tert Butyl Ether	ND	50	23	ug/kg	

Method Blank Summary

Job Number: JD27605
Account: SESINJPB SESI Consulting Engineers
Project: Remedial Investigation, 247 North Avenue, New Rochelle, NY

Sample	File ID	DF	Analyzed	By	Prep Date	Prep Batch	Analytical Batch
V2B8360-MB	2B184115.D	1	07/03/21	TDN	n/a	n/a	V2B8360

The QC reported here applies to the following samples: **Method:** SW846 8260D

JD27605-12

CAS No.	Compound	Result	RL	MDL	Units	Q
108-10-1	4-Methyl-2-pentanone(MIBK)	ND	250	110	ug/kg	
75-09-2	Methylene chloride	ND	250	130	ug/kg	
100-42-5	Styrene	ND	100	20	ug/kg	
79-34-5	1,1,2,2-Tetrachloroethane	ND	100	30	ug/kg	
127-18-4	Tetrachloroethene	ND	100	29	ug/kg	
108-88-3	Toluene	ND	50	26	ug/kg	
87-61-6	1,2,3-Trichlorobenzene	ND	250	130	ug/kg	
120-82-1	1,2,4-Trichlorobenzene	ND	250	130	ug/kg	
71-55-6	1,1,1-Trichloroethane	ND	100	24	ug/kg	
79-00-5	1,1,2-Trichloroethane	ND	100	28	ug/kg	
79-01-6	Trichloroethene	ND	50	38	ug/kg	
75-69-4	Trichlorofluoromethane	ND	250	34	ug/kg	
75-01-4	Vinyl chloride	ND	100	24	ug/kg	
	m,p-Xylene	ND	50	45	ug/kg	
95-47-6	o-Xylene	ND	50	23	ug/kg	
1330-20-7	Xylene (total)	ND	50	23	ug/kg	

CAS No.	Surrogate Recoveries		Limits
1868-53-7	Dibromofluoromethane	106%	72-130%
17060-07-0	1,2-Dichloroethane-D4	100%	75-131%
2037-26-5	Toluene-D8	102%	81-121%
460-00-4	4-Bromofluorobenzene	100%	60-141%

CAS No.	Tentatively Identified Compounds	R.T.	Est. Conc.	Units	Q
	Total TIC, Volatile		0	ug/kg	

Blank Spike Summary

Job Number: JD27605
Account: SESINJPB SESI Consulting Engineers
Project: Remedial Investigation, 247 North Avenue, New Rochelle, NY

Sample	File ID	DF	Analyzed	By	Prep Date	Prep Batch	Analytical Batch
V2B8360-BS	2B184113.D	1	07/03/21	TDN	n/a	n/a	V2B8360

The QC reported here applies to the following samples: **Method:** SW846 8260D

JD27605-12

CAS No.	Compound	Spike ug/kg	BSP ug/kg	BSP %	Limits
67-64-1	Acetone	10000	10500	105	67-130
71-43-2	Benzene	2500	2700	108	80-115
74-97-5	Bromochloromethane	2500	2630	105	82-121
75-27-4	Bromodichloromethane	2500	2620	105	83-121
75-25-2	Bromoform	2500	2550	102	80-141
74-83-9	Bromomethane	2500	2640	106	56-146
78-93-3	2-Butanone (MEK)	10000	11400	114	72-134
75-15-0	Carbon disulfide	2500	2470	99	65-125
56-23-5	Carbon tetrachloride	2500	2560	102	75-126
108-90-7	Chlorobenzene	2500	2520	101	81-115
75-00-3	Chloroethane	2500	2760	110	72-133
67-66-3	Chloroform	2500	2490	100	75-114
74-87-3	Chloromethane	2500	2600	104	57-135
110-82-7	Cyclohexane	2500	2740	110	73-126
96-12-8	1,2-Dibromo-3-chloropropane	2500	2580	103	72-129
124-48-1	Dibromochloromethane	2500	2540	102	82-133
106-93-4	1,2-Dibromoethane	2500	2560	102	81-126
95-50-1	1,2-Dichlorobenzene	2500	2680	107	83-114
541-73-1	1,3-Dichlorobenzene	2500	2470	99	81-112
106-46-7	1,4-Dichlorobenzene	2500	2510	100	79-113
75-71-8	Dichlorodifluoromethane	2500	2440	98	50-150
75-34-3	1,1-Dichloroethane	2500	2760	110	75-120
107-06-2	1,2-Dichloroethane	2500	2470	99	72-117
75-35-4	1,1-Dichloroethene	2500	2550	102	69-124
156-59-2	cis-1,2-Dichloroethene	2500	2730	109	73-119
156-60-5	trans-1,2-Dichloroethene	2500	2610	104	70-123
78-87-5	1,2-Dichloropropane	2500	2730	109	80-118
10061-01-5	cis-1,3-Dichloropropene	2500	2730	109	83-121
10061-02-6	trans-1,3-Dichloropropene	2500	2700	108	83-125
100-41-4	Ethylbenzene	2500	2500	100	80-114
76-13-1	Freon 113	2500	2430	97	69-130
591-78-6	2-Hexanone	10000	10900	109	77-126
98-82-8	Isopropylbenzene	2500	2610	104	76-121
79-20-9	Methyl Acetate	2500	2600	104	63-132
108-87-2	Methylcyclohexane	2500	2580	103	73-125
1634-04-4	Methyl Tert Butyl Ether	2500	2600	104	76-127

* = Outside of Control Limits.

Blank Spike Summary

Job Number: JD27605
Account: SESINJPB SESI Consulting Engineers
Project: Remedial Investigation, 247 North Avenue, New Rochelle, NY

Sample	File ID	DF	Analyzed	By	Prep Date	Prep Batch	Analytical Batch
V2B8360-BS	2B184113.D	1	07/03/21	TDN	n/a	n/a	V2B8360

The QC reported here applies to the following samples: **Method:** SW846 8260D

JD27605-12

CAS No.	Compound	Spike ug/kg	BSP ug/kg	BSP %	Limits
108-10-1	4-Methyl-2-pentanone(MIBK)	10000	11100	111	75-129
75-09-2	Methylene chloride	2500	2800	112	71-120
100-42-5	Styrene	2500	2570	103	83-118
79-34-5	1,1,2,2-Tetrachloroethane	2500	2590	104	76-120
127-18-4	Tetrachloroethene	2500	2460	98	75-125
108-88-3	Toluene	2500	2590	104	79-115
87-61-6	1,2,3-Trichlorobenzene	2500	2780	111	75-131
120-82-1	1,2,4-Trichlorobenzene	2500	2840	114	76-130
71-55-6	1,1,1-Trichloroethane	2500	2730	109	77-122
79-00-5	1,1,2-Trichloroethane	2500	2600	104	82-119
79-01-6	Trichloroethene	2500	2630	105	82-119
75-69-4	Trichlorofluoromethane	2500	2540	102	70-134
75-01-4	Vinyl chloride	2500	2590	104	60-139
	m,p-Xylene	5000	5190	104	81-115
95-47-6	o-Xylene	2500	2660	106	82-117
1330-20-7	Xylene (total)	7500	7860	105	81-116

CAS No.	Surrogate Recoveries	BSP	Limits
1868-53-7	Dibromofluoromethane	101%	72-130%
17060-07-0	1,2-Dichloroethane-D4	93%	75-131%
2037-26-5	Toluene-D8	98%	81-121%
460-00-4	4-Bromofluorobenzene	99%	60-141%

* = Outside of Control Limits.

Matrix Spike/Matrix Spike Duplicate Summary

Job Number: JD27605
Account: SESINJPB SESI Consulting Engineers
Project: Remedial Investigation, 247 North Avenue, New Rochelle, NY

Sample	File ID	DF	Analyzed	By	Prep Date	Prep Batch	Analytical Batch
JD27578-6MS	2B184127.D	1	07/03/21	TDN	n/a	n/a	V2B8360
JD27578-6MSD	2B184128.D	1	07/03/21	TDN	n/a	n/a	V2B8360
JD27578-6	2B184116.D	1	07/03/21	TDN	n/a	n/a	V2B8360

The QC reported here applies to the following samples: **Method:** SW846 8260D

JD27605-12

CAS No.	Compound	JD27578-6 ug/kg	Q	Spike ug/kg	MS ug/kg	MS %	Spike ug/kg	MSD ug/kg	MSD %	RPD	Limits Rec/RPD
67-64-1	Acetone	ND		21300	19800	93	21300	20900	98	5	31-142/24
71-43-2	Benzene	1880		5320	6800	92	5320	6950	95	2	62-126/15
74-97-5	Bromochloromethane	ND		5320	5170	97	5320	5390	101	4	68-125/14
75-27-4	Bromodichloromethane	ND		5320	5080	95	5320	5260	99	3	63-132/15
75-25-2	Bromoform	ND		5320	5010	94	5320	5210	98	4	59-138/17
74-83-9	Bromomethane	ND		5320	3970	75	5320	4180	79	5	13-164/34
78-93-3	2-Butanone (MEK)	ND		21300	22100	104	21300	22800	107	3	51-135/20
75-15-0	Carbon disulfide	ND		5320	4650	87	5320	5050	95	8	49-134/22
56-23-5	Carbon tetrachloride	ND		5320	4800	90	5320	5120	96	6	60-133/16
108-90-7	Chlorobenzene	ND		5320	4980	94	5320	5180	97	4	58-126/17
75-00-3	Chloroethane	ND		5320	4650	87	5320	4940	93	6	18-165/38
67-66-3	Chloroform	ND		5320	4740	89	5320	5050	95	6	60-125/14
74-87-3	Chloromethane	ND		5320	4590	86	5320	4900	92	7	43-145/16
110-82-7	Cyclohexane	ND		5320	5100	96	5320	5330	100	4	50-136/20
96-12-8	1,2-Dibromo-3-chloropropane	ND		5320	5100	96	5320	5450	102	7	43-133/18
124-48-1	Dibromochloromethane	ND		5320	5040	95	5320	5170	97	3	68-131/14
106-93-4	1,2-Dibromoethane	ND		5320	5180	97	5320	5330	100	3	63-127/14
95-50-1	1,2-Dichlorobenzene	ND		5320	5400	102	5320	5600	105	4	46-130/18
541-73-1	1,3-Dichlorobenzene	ND		5320	4980	94	5320	5210	98	5	45-129/19
106-46-7	1,4-Dichlorobenzene	ND		5320	5080	95	5320	5310	100	4	43-129/19
75-71-8	Dichlorodifluoromethane	ND		5320	4180	79	5320	4310	81	3	35-157/16
75-34-3	1,1-Dichloroethane	ND		5320	5260	99	5320	5570	105	6	63-130/14
107-06-2	1,2-Dichloroethane	ND		5320	4840	91	5320	4970	93	3	61-118/14
75-35-4	1,1-Dichloroethene	ND		5320	4820	91	5320	5170	97	7	55-135/15
156-59-2	cis-1,2-Dichloroethene	ND		5320	5240	99	5320	5510	104	5	55-131/15
156-60-5	trans-1,2-Dichloroethene	ND		5320	5030	95	5320	5350	101	6	54-135/16
78-87-5	1,2-Dichloropropane	ND		5320	5190	98	5320	5420	102	4	68-123/14
10061-01-5	cis-1,3-Dichloropropene	ND		5320	5170	97	5320	5350	101	3	65-123/16
10061-02-6	trans-1,3-Dichloropropene	ND		5320	5200	98	5320	5400	102	4	63-128/15
100-41-4	Ethylbenzene	119		5320	4990	92	5320	5200	96	4	48-135/17
76-13-1	Freon 113	ND		5320	4270	80	5320	4400	83	3	51-138/17
591-78-6	2-Hexanone	ND		21300	20900	98	21300	21500	101	3	55-127/16
98-82-8	Isopropylbenzene	ND		5320	5060	95	5320	5300	100	5	46-139/19
79-20-9	Methyl Acetate	ND		5320	5240	99	5320	5420	102	3	28-170/21
108-87-2	Methylcyclohexane	ND		5320	4480	84	5320	4550	86	2	33-145/23
1634-04-4	Methyl Tert Butyl Ether	ND		5320	5030	95	5320	5280	99	5	62-128/13

* = Outside of Control Limits.

Matrix Spike/Matrix Spike Duplicate Summary

Job Number: JD27605
Account: SESINJPB SESI Consulting Engineers
Project: Remedial Investigation, 247 North Avenue, New Rochelle, NY

Sample	File ID	DF	Analyzed	By	Prep Date	Prep Batch	Analytical Batch
JD27578-6MS	2B184127.D	1	07/03/21	TDN	n/a	n/a	V2B8360
JD27578-6MSD	2B184128.D	1	07/03/21	TDN	n/a	n/a	V2B8360
JD27578-6	2B184116.D	1	07/03/21	TDN	n/a	n/a	V2B8360

The QC reported here applies to the following samples: **Method:** SW846 8260D

JD27605-12

CAS No.	Compound	JD27578-6 ug/kg	Q	Spike ug/kg	MS ug/kg	MS %	Spike ug/kg	MSD ug/kg	MSD %	RPD	Limits Rec/RPD
108-10-1	4-Methyl-2-pentanone(MIBK)	ND		21300	20700	97	21300	21600	102	4	59-125/18
75-09-2	Methylene chloride	ND		5320	5450	102	5320	5740	108	5	59-127/14
100-42-5	Styrene	414		5320	5500	96	5320	5700	99	4	52-136/18
79-34-5	1,1,2,2-Tetrachloroethane	ND		5320	5010	94	5320	5220	98	4	53-127/20
127-18-4	Tetrachloroethene	ND		5320	4820	91	5320	5090	96	5	50-138/19
108-88-3	Toluene	362		5320	5400	95	5320	5630	99	4	57-129/16
87-61-6	1,2,3-Trichlorobenzene	ND		5320	5710	107	5320	6040	114	6	13-152/29
120-82-1	1,2,4-Trichlorobenzene	ND		5320	5790	109	5320	6050	114	4	15-153/27
71-55-6	1,1,1-Trichloroethane	ND		5320	5090	96	5320	5460	103	7	60-134/15
79-00-5	1,1,2-Trichloroethane	ND		5320	5100	96	5320	5310	100	4	56-137/14
79-01-6	Trichloroethene	ND		5320	5160	97	5320	5430	102	5	52-144/19
75-69-4	Trichlorofluoromethane	ND		5320	4580	86	5320	4830	91	5	48-144/27
75-01-4	Vinyl chloride	ND		5320	4670	88	5320	5000	94	7	44-152/15
	m,p-Xylene	ND		10600	10200	96	10600	10700	101	5	53-130/17
95-47-6	o-Xylene	ND		5320	5220	98	5320	5460	103	4	52-135/16
1330-20-7	Xylene (total)	103	J	16000	15400	96	16000	16100	100	4	54-131/16

CAS No.	Surrogate Recoveries	MS	MSD	JD27578-6	Limits
1868-53-7	Dibromofluoromethane	98%	99%	104%	72-130%
17060-07-0	1,2-Dichloroethane-D4	91%	92%	102%	75-131%
2037-26-5	Toluene-D8	97%	98%	102%	81-121%
460-00-4	4-Bromofluorobenzene	100%	101%	95%	60-141%

* = Outside of Control Limits.

Instrument Performance Check (BFB)

Job Number: JD27605
Account: SESINJPB SESI Consulting Engineers
Project: Remedial Investigation, 247 North Avenue, New Rochelle, NY

Sample: V2B8337-BFB
Lab File ID: 2B183583.D
Instrument ID: GCMS2B
Injection Date: 06/16/21
Injection Time: 17:26

m/e	Ion Abundance Criteria	Raw Abundance	% Relative Abundance		Pass/Fail
50	14.99 - 40.0% of mass 95	20421	17.7		Pass
75	30.0 - 60.0% of mass 95	55917	48.4		Pass
95	Base peak, 100% relative abundance	115464	100.0		Pass
96	5.0 - 9.0% of mass 95	7578	6.56		Pass
173	Less than 2.0% of mass 174	1064	0.92	(0.87) [a]	Pass
174	50.0 - 120.0% of mass 95	122216	105.8		Pass
175	5.0 - 9.0% of mass 174	9200	7.97	(7.53) [a]	Pass
176	95.0 - 101.0% of mass 174	120186	104.1	(98.3) [a]	Pass
177	5.0 - 9.0% of mass 176	8006	6.93	(6.66) [b]	Pass

(a) Value is % of mass 174
(b) Value is % of mass 176

This check applies to the following Samples, MS, MSD, Blanks, and Standards:

Lab Sample ID	Lab File ID	Date Analyzed	Time Analyzed	Hours Lapsed	Client Sample ID
V2B8337-IC8337	2B183584.D	06/16/21	17:57	00:31	Initial cal 0.2
V2B8337-IC8337	2B183585.D	06/16/21	18:26	01:00	Initial cal 0.5
V2B8337-IC8337	2B183586.D	06/16/21	18:55	01:29	Initial cal 1
V2B8337-IC8337	2B183587.D	06/16/21	19:24	01:58	Initial cal 2
V2B8337-IC8337	2B183588.D	06/16/21	19:53	02:27	Initial cal 4
V2B8337-IC8337	2B183589.D	06/16/21	20:22	02:56	Initial cal 8
V2B8337-IC8337	2B183590.D	06/16/21	20:51	03:25	Initial cal 20
V2B8337-ICC8337	2B183591.D	06/16/21	21:20	03:54	Initial cal 50
V2B8337-IC8337	2B183592.D	06/16/21	21:48	04:22	Initial cal 100
V2B8337-IC8337	2B183593.D	06/16/21	22:17	04:51	Initial cal 200
V2B8337-ICV8337	2B183596.D	06/16/21	23:44	06:18	Initial cal verification 50
V2B8337-ICV8337	2B183597.D	06/17/21	00:12	06:46	Initial cal verification 50

Instrument Performance Check (BFB)

Job Number: JD27605
Account: SESINJPB SESI Consulting Engineers
Project: Remedial Investigation, 247 North Avenue, New Rochelle, NY

Sample: V2B8360-BFB
Lab File ID: 2B184111.D
Instrument ID: GCMS2B
Injection Date: 07/03/21
Injection Time: 08:14

m/e	Ion Abundance Criteria	Raw Abundance	% Relative Abundance		Pass/Fail
50	14.99 - 40.0% of mass 95	19064	17.1		Pass
75	30.0 - 60.0% of mass 95	51573	46.1		Pass
95	Base peak, 100% relative abundance	111800	100.0		Pass
96	5.0 - 9.0% of mass 95	7424	6.64		Pass
173	Less than 2.0% of mass 174	884	0.79	(0.80) [a]	Pass
174	50.0 - 120.0% of mass 95	110203	98.6		Pass
175	5.0 - 9.0% of mass 174	8464	7.57	(7.68) [a]	Pass
176	95.0 - 101.0% of mass 174	108197	96.8	(98.2) [a]	Pass
177	5.0 - 9.0% of mass 176	7235	6.47	(6.69) [b]	Pass

(a) Value is % of mass 174
(b) Value is % of mass 176

This check applies to the following Samples, MS, MSD, Blanks, and Standards:

Lab Sample ID	Lab File ID	Date Analyzed	Time Analyzed	Hours Lapsed	Client Sample ID
V2B8360-CC8337	2B184111.D	07/03/21	08:14	00:00	Continuing cal 50
V2B8360-BS	2B184113.D	07/03/21	09:36	01:22	Blank Spike
ZZZZZZ	2B184115A.D	07/03/21	10:34	02:20	(unrelated sample)
V2B8360-MB	2B184115.D	07/03/21	10:34	02:20	Method Blank
JD27578-6	2B184116.D	07/03/21	11:03	02:49	(used for QC only; not part of job JD27605)
ZZZZZZ	2B184117.D	07/03/21	11:32	03:18	(unrelated sample)
ZZZZZZ	2B184119.D	07/03/21	12:30	04:16	(unrelated sample)
ZZZZZZ	2B184120.D	07/03/21	12:59	04:45	(unrelated sample)
ZZZZZZ	2B184121.D	07/03/21	13:28	05:14	(unrelated sample)
ZZZZZZ	2B184122.D	07/03/21	13:57	05:43	(unrelated sample)
ZZZZZZ	2B184123.D	07/03/21	14:26	06:12	(unrelated sample)
ZZZZZZ	2B184124.D	07/03/21	14:55	06:41	(unrelated sample)
ZZZZZZ	2B184126.D	07/03/21	15:53	07:39	(unrelated sample)
JD27578-6MS	2B184127.D	07/03/21	16:22	08:08	Matrix Spike
JD27578-6MSD	2B184128.D	07/03/21	16:51	08:37	Matrix Spike Duplicate
ZZZZZZ	2B184130.D	07/03/21	17:50	09:36	(unrelated sample)
ZZZZZZ	2B184131.D	07/03/21	18:19	10:05	(unrelated sample)
ZZZZZZ	2B184132.D	07/03/21	18:48	10:34	(unrelated sample)
JD27605-12	2B184133.D	07/03/21	19:17	11:03	RI-SB-9 (5.5-6.0)
ZZZZZZ	2B184134.D	07/03/21	19:46	11:32	(unrelated sample)

Internal Standard Area Summary

Job Number: JD27605
Account: SESINJPB SESI Consulting Engineers
Project: Remedial Investigation, 247 North Avenue, New Rochelle, NY

Check Std:	V2B8360-CC8337	**Injection Date:**	07/03/21
Lab File ID:	2B184111.D	**Injection Time:**	08:14
Instrument ID:	GCMS2B	**Method:**	SW846 8260D

	IS 1 AREA	RT	IS 2 AREA	RT	IS 3 AREA	RT	IS 4 AREA	RT	IS 5 AREA	RT
Check Std	115732	7.75	335398	10.26	471768	11.20	467284	14.55	252397	17.04
Upper Limit [a]	231464	8.25	670796	10.76	943536	11.70	934568	15.05	504794	17.54
Lower Limit [b]	57866	7.25	167699	9.76	235884	10.70	233642	14.05	126199	16.54

Lab Sample ID	IS 1 AREA	RT	IS 2 AREA	RT	IS 3 AREA	RT	IS 4 AREA	RT	IS 5 AREA	RT
V2B8360-BS	98398	7.76	335577	10.26	471161	11.20	465856	14.55	251525	17.04
ZZZZZZ	113781	7.75	366354	10.26	494442	11.20	454960	14.55	246832	17.04
V2B8360-MB	113781	7.75	366354	10.26	494442	11.20	454960	14.55	246832	17.04
JD27578-6	110569	7.77	358475	10.26	482746	11.20	455112	14.55	264337	17.03
ZZZZZZ	107148	7.77	359231	10.26	483773	11.20	457268	14.55	268258	17.03
ZZZZZZ	106566	7.76	367446	10.26	501684	11.20	466501	14.55	267132	17.03
ZZZZZZ	101574	7.77	364448	10.26	493468	11.20	460597	14.55	263212	17.04
ZZZZZZ	107750	7.77	366743	10.26	494727	11.20	464798	14.55	265424	17.03
ZZZZZZ	98301	7.76	362021	10.25	476045	11.20	461354	14.55	266548	17.03
ZZZZZZ	97465	7.77	381959	10.26	501785	11.20	482866	14.55	278451	17.04
ZZZZZZ	120832	7.75	387410	10.26	520598	11.20	499407	14.55	302174	17.04
ZZZZZZ	127122	7.75	414182	10.26	551565	11.20	507236	14.55	293168	17.04
JD27578-6MS	102483	7.77	381483	10.26	525794	11.20	508718	14.55	270947	17.03
JD27578-6MSD	104637	7.77	381443	10.26	530214	11.20	510585	14.55	271418	17.03
ZZZZZZ	125970	7.77	410197	10.26	538845	11.20	510200	14.55	297727	17.03
ZZZZZZ	122358	7.76	403629	10.25	530926	11.19	501763	14.55	293279	17.04
ZZZZZZ	123678	7.77	403021	10.25	537703	11.20	489553	14.55	275412	17.04
JD27605-12 [c]	134135	7.77	405362	10.25	550936	11.20	484185	14.55	286688	17.04
ZZZZZZ	120959	7.76	400895	10.25	509236	11.19	470125	14.55	301530	17.04

IS 1 = Tert Butyl Alcohol-D9
IS 2 = Pentafluorobenzene
IS 3 = 1,4-Difluorobenzene
IS 4 = Chlorobenzene-D5
IS 5 = 1,4-Dichlorobenzene-d4

(a) Upper Limit = + 100% of check standard area; Retention time + 0.5 minutes.
(b) Lower Limit = -50% of check standard area; Retention time -0.5 minutes.
(c) Dilution required due to high concentration of non-target compound.

Surrogate Recovery Summary

Job Number: JD27605
Account: SESINJPB SESI Consulting Engineers
Project: Remedial Investigation, 247 North Avenue, New Rochelle, NY

Method: SW846 8260D **Matrix:** SO

Samples and QC shown here apply to the above method

Lab Sample ID	Lab File ID	S1	S2	S3	S4
JD27605-12	2B184133.D	102	99	105	103
JD27578-6MS	2B184127.D	98	91	97	100
JD27578-6MSD	2B184128.D	99	92	98	101
V2B8360-BS	2B184113.D	101	93	98	99
V2B8360-MB	2B184115.D	106	100	102	100

Surrogate Compounds	Recovery Limits
S1 = Dibromofluoromethane	72-130%
S2 = 1,2-Dichloroethane-D4	75-131%
S3 = Toluene-D8	81-121%
S4 = 4-Bromofluorobenzene	60-141%

Initial Calibration Summary

Job Number: JD27605 **Sample:** V2B8337-ICC8337
Account: SESINJPB SESI Consulting Engineers **Lab FileID:** 2B183591.D
Project: Remedial Investigation, 247 North Avenue, New Rochelle, NY

Response Factor Report GCMS2B

Method : C:\msdchem\1\METHODS\M2B8337.M (RTE Integrator)
Title : SW846 8260C/D, DB-624.1 60 mx0.25mmx1.4um
Last Update : Thu Jun 17 19:00:23 2021
Response via : Initial Calibration

Calibration Files
1 =2B183586.D 0.5 =2B183585.D 100 =2B183592.D 50 =2B183591.D
20 =2B183590.D 200 =2B183593.D 4 =2B183588.D 2 =2B183587.D
8 =2B183589.D 0.2 =2B183584.D = =

Compound	1	0.5	100	50	20	200	4	2	8	0.2	Avg	%RSD
1) tert butyl alcohol-d9 ----------ISTD----------												
2) tertiary butyl alcohol	0.891	1.172	1.211	1.210	1.207	0.974	1.131	1.069			1.108	10.89
3) ethanol	0.070	0.099	0.102	0.106	0.103	0.092	0.096	0.090			0.095	11.90
4) 1,4-dioxane		0.097	0.100	0.104	0.101	0.065		0.081			0.092	16.54
5) I pentafluorobenzene ----------ISTD----------												
6) chlorodifluoromethane	0.581	0.494	0.622	0.715	0.686	0.592	0.588	0.687	0.571		0.615	11.41
7) dichlorodifluoromethane	0.736	0.680	0.851	0.997	0.957	0.816	0.769	0.889	0.722		0.824	13.18
8) chloromethane	0.734	0.795	0.725	0.831	0.844	0.684	0.753	0.851	0.702		0.769	8.23
9) vinyl chloride	0.670	0.658	0.704	0.824	0.815	0.668	0.694	0.825	0.656	0.662	0.718	10.21
10) 1,3-butadiene	0.486	0.418	0.460	0.561	0.554	0.439	0.470	0.596	0.478		0.496	12.24
11) bromomethane	0.511	0.503	0.506	0.567	0.552	0.504	0.490	0.558	0.461		0.517	6.76
12) chloroethane	0.358	0.324	0.351	0.394	0.381	0.355	0.330	0.383	0.320		0.355	7.58
13) trichlorofluoromethane	0.786	0.784	0.856	0.981	0.943	0.843	0.807	0.984	0.743		0.858	10.49
14) ethyl ether	0.168	0.225	0.240	0.233	0.225	0.207	0.209	0.196			0.213	10.86
15) acrolein		0.070	0.075	0.068	0.072			0.041			0.065	21.20
---- Linear regression ---- Coefficient = 0.9982												
Response Ratio = -0.00403 + 0.07352 *A												
16) freon 113	0.395	0.350	0.416	0.495	0.493	0.410	0.425	0.499	0.422		0.434	11.86
17) 1,1-dichloroethene	0.354	0.341	0.362	0.414	0.400	0.351	0.362	0.430	0.341		0.373	8.89
18) acetone	0.084	0.097	0.103	0.110	0.092	0.098	0.102	0.091			0.097	8.42
19) acetonitrile		0.039	0.041	0.043	0.040	0.038	0.043	0.037			0.040	6.24
20) iodomethane	0.810	0.765	0.825	0.904	0.877	0.808	0.804	0.903	0.777		0.830	6.24
21) carbon disulfide	1.206	1.185	1.239	1.403	1.360	1.202	1.220	1.467	1.182		1.274	8.42

Initial Calibration Summary

Job Number: JD27605 **Sample:** V2B8337-ICC8337
Account: SESINJPB SESI Consulting Engineers **Lab FileID:** 2B183591.D
Project: Remedial Investigation, 247 North Avenue, New Rochelle, NY

22) methylene chloride
0.388 0.366 0.413 0.450 0.436 0.409 0.397 0.434 0.374 0.332 0.400 9.03
23) methyl acetate
0.263 0.275 0.284 0.263 0.254 0.250 0.265 4.73
24) methyl tert butyl ether
1.224 1.047 1.212 1.324 1.322 1.181 1.171 1.359 1.152 1.002 1.199 9.72
25) trans-1,2-dichloroethene
0.410 0.360 0.395 0.441 0.431 0.384 0.391 0.450 0.378 0.405 7.58
26) di-isopropyl ether
1.210 1.094 1.240 1.353 1.340 1.207 1.230 1.389 1.183 0.969 1.221 10.28
27) 2-butanone
0.040 0.041 0.040 0.040 0.031 0.028 0.034 0.036 14.69
28) 1,1-dichloroethane
0.661 0.575 0.688 0.757 0.736 0.671 0.682 0.788 0.655 0.576 0.679 10.24
29) chloroprene
0.490 0.396 0.534 0.604 0.572 0.526 0.507 0.581 0.504 0.524 11.77
30) acrylonitrile
0.096 0.100 0.094 0.097 0.064 0.090 16.48
31) hexane
0.267 0.302 0.347 0.321 0.300 0.260 0.329 0.266 0.299 10.83
32) vinyl acetate
0.081 0.083 0.074 0.077 0.053 0.074 16.40
33) ethyl tert-butyl ether
1.291 1.173 1.410 1.497 1.462 1.399 1.288 1.451 1.232 1.131 1.334 9.62
34) ethyl acetate
0.048 0.052 0.051 0.047 0.038 0.036 0.046 15.02
35) 2,2-dichloropropane
0.650 0.597 0.615 0.709 0.685 0.605 0.633 0.729 0.619 0.564 0.641 8.16
36) cis-1,2-dichloroethene
0.444 0.394 0.432 0.475 0.461 0.416 0.427 0.486 0.402 0.350 0.429 9.58
37) methyl acrylate
0.298 0.303 0.317 0.299 0.244 0.254 0.286 10.30
38) propionitrile
0.045 0.048 0.050 0.044 0.042 0.044 0.040 0.045 7.57
39) bromochloromethane
0.220 0.249 0.267 0.256 0.243 0.231 0.255 0.230 0.244 6.51
40) tetrahydrofuran
0.046 0.046 0.047 0.045 0.036 0.044 9.65
41) chloroform
0.523 0.505 0.468 0.514 0.499 0.459 0.461 0.531 0.445 0.541 0.494 6.86
42) t-butyl formate
0.291 0.366 0.381 0.350 0.367 0.299 0.319 0.286 0.332 11.46
43) dibromofluoromethane (s)
0.451 0.451 0.446 0.447 0.440 0.441 0.447 0.447 0.445 0.452 0.447 0.91
44) methacrylonitrile
0.152 0.157 0.154 0.155 0.100 0.118 0.121 0.136 17.01
45) 1,1,1-trichloroethane
0.612 0.534 0.702 0.772 0.720 0.712 0.618 0.714 0.599 0.665 11.53
46) cyclohexane
0.565 0.575 0.596 0.688 0.652 0.601 0.552 0.678 0.517 0.480 0.590 11.42
47) 1,1-dichloropropene
0.524 0.437 0.521 0.582 0.551 0.512 0.487 0.570 0.470 0.517 9.12
48) iso-butyl alcohol
0.013 0.012 0.012 0.013 0.011 0.013 0.009 0.012 12.08
49) carbon tetrachloride
0.598 0.589 0.613 0.693 0.661 0.616 0.571 0.697 0.566 0.623 7.98
50) tert amyl alcohol
0.012 0.013 0.014 0.012 0.012 0.011 0.012 8.53

51) I 1,4-difluorobenzene ----------ISTD----------

52) 1,2-dichloroethane-d4 (s)
0.352 0.352 0.332 0.333 0.352 0.324 0.354 0.350 0.352 0.360 0.346 3.39
53) n-butyl alcohol
0.006 0.006 0.007 0.007 0.005 0.005 0.006# 11.61
54) 2,2,4-trimethylpentane
0.951 0.878 1.002 1.138 1.078 1.019 0.935 1.121 0.904 1.003 9.38
55) benzene
1.089 0.994 1.047 1.166 1.152 1.012 1.043 1.214 0.997 0.881 1.060 9.30
56) tert-amyl methyl ether
0.206 0.230 0.246 0.245 0.234 0.217 0.245 0.208 0.229 7.16
57) heptane
0.203 0.194 0.233 0.263 0.245 0.233 0.207 0.255 0.202 0.226 11.18
58) isopropyl acetate
0.060 0.061 0.062 0.061 0.047 0.048 0.057 12.58
59) 1,2-dichloroethane
0.408 0.395 0.401 0.432 0.422 0.389 0.387 0.435 0.371 0.408 0.405 5.08
60) trichloroethene
0.333 0.290 0.359 0.394 0.366 0.350 0.322 0.385 0.307 0.345 10.11
61) ethyl acrylate
0.315 0.328 0.328 0.307 0.260 0.265 0.300 10.22
62) 2-nitropropane
0.077 0.080 0.078 0.081 0.069 0.072 0.065 0.075 8.10
63) 2-chloroethyl vinyl ether
0.158 0.129 0.177 0.191 0.191 0.170 0.164 0.178 0.157 0.168 11.55
64) methyl methacrylate
0.071 0.074 0.075 0.071 0.051 0.054 0.066 15.97
65) 1,2-dichloropropane
0.273 0.245 0.298 0.320 0.308 0.292 0.274 0.300 0.269 0.287 8.05
66) dibromomethane
0.188 0.191 0.202 0.203 0.185 0.186 0.202 0.173 0.191 5.46
67) methylcyclohexane
0.505 0.447 0.531 0.620 0.601 0.523 0.507 0.594 0.498 0.536 10.64
68) bromodichloromethane
0.418 0.349 0.431 0.463 0.440 0.428 0.398 0.452 0.381 0.418 8.61
69) epichlorohydrin
0.026 0.027 0.028 0.027 0.024 0.024 0.023 0.025 7.46
70) cis-1,3-dichloropropene
0.449 0.397 0.513 0.547 0.524 0.507 0.462 0.507 0.439 0.483 9.99
71) 4-methyl-2-pentanone
0.079 0.101 0.108 0.110 0.100 0.094 0.102 0.090 0.098 10.31
72) 3-methyl-1-butanol
0.006 0.007 0.007 0.007 0.005 0.004 0.005 0.006# 17.01

73) I chlorobenzene-d5 ----------ISTD----------
74) toluene-d8 (s)
1.216 1.229 1.179 1.186 1.208 1.150 1.232 1.212 1.225 1.222 1.206 2.19
75) toluene
0.730 0.657 0.731 0.805 0.780 0.700 0.709 0.797 0.674 0.731 7.25
76) trans-1,3-dichloropropene
0.393 0.301 0.462 0.493 0.478 0.445 0.417 0.453 0.403 0.427 13.60
77) ethyl methacrylate
0.285 0.365 0.391 0.386 0.351 0.326 0.344 0.320 0.346 10.25
78) 1,1,2-trichloroethane
0.202 0.175 0.225 0.243 0.243 0.216 0.228 0.246 0.211 0.221 10.43
79) tetrachloroethene
0.293 0.286 0.290 0.335 0.335 0.275 0.311 0.374 0.298 0.311 10.08
80) 1,3-dichloropropane
0.449 0.403 0.449 0.486 0.483 0.429 0.441 0.486 0.415 0.449 6.92
81) 2-hexanone
0.070 0.089 0.097 0.099 0.086 0.085 0.084 0.081 0.086 10.61

Initial Calibration Summary

Job Number: JD27605 **Sample:** V2B8337-ICC8337
Account: SESINJPB SESI Consulting Engineers **Lab FileID:** 2B183591.D
Project: Remedial Investigation, 247 North Avenue, New Rochelle, NY

82) butyl acetate
0.173 0.178 0.182 0.171 0.151 0.150 0.153 0.165 8.29
83) dibromochloromethane
0.347 0.344 0.379 0.405 0.396 0.369 0.365 0.402 0.341 0.372 6.74
84) 1,2-dibromoethane
0.282 0.214 0.304 0.326 0.320 0.298 0.289 0.321 0.281 0.293 11.59
85) n-butyl ether
1.035 0.913 1.138 1.253 1.220 1.090 1.064 1.198 1.037 1.105 9.77
86) chlorobenzene
0.883 0.775 0.848 0.936 0.933 0.815 0.848 0.974 0.812 0.869 7.69
87) 1,1,1,2-tetrachloroethane
0.352 0.298 0.349 0.385 0.384 0.342 0.351 0.393 0.335 0.354 8.41
88) ethylbenzene
1.377 1.275 1.302 1.469 1.503 1.245 1.385 1.582 1.313 1.257 1.371 8.34
89) m,p-xylene
0.571 0.500 0.550 0.612 0.609 0.541 0.564 0.638 0.537 0.414 0.554 11.55
90) o-xylene
0.605 0.540 0.595 0.658 0.664 0.582 0.593 0.668 0.578 0.417 0.590 12.52
91) styrene
0.906 0.793 0.964 1.063 1.066 0.930 0.971 1.077 0.926 0.966 9.58
92) n-amyl acetate
0.201 0.212 0.216 0.210 0.172 0.169 0.181 0.194 10.27
93) bromoform
0.278 0.233 0.299 0.317 0.307 0.298 0.276 0.292 0.262 0.285 8.98
94) butyl acrylate
0.427 0.600 0.627 0.603 0.603 0.486 0.512 0.493 0.544 13.47
95) isopropylbenzene
1.622 1.469 1.578 1.784 1.779 1.517 1.604 1.817 1.537 1.383 1.609 8.98
96) cis-1,4-dichloro-2-butene
0.137 0.147 0.149 0.135 0.127 0.129 0.126 0.136 6.94

97) I 1,4-dichlorobenzene-d ----------ISTD----------
98) 4-bromofluorobenzene (s)
0.827 0.820 0.849 0.853 0.839 0.850 0.828 0.835 0.821 0.816 0.834 1.62
99) bromobenzene
0.781 0.676 0.826 0.915 0.895 0.790 0.787 0.885 0.757 0.813 9.37
100) 1,1,2,2-tetrachloroethane
0.633 0.547 0.707 0.757 0.745 0.682 0.638 0.700 0.612 0.669 10.12
101) trans-1,4-dichloro-2-butene
0.139 0.189 0.203 0.196 0.186 0.157 0.166 0.153 0.174 13.15
102) 1,2,3-trichloropropane
0.178 0.195 0.209 0.214 0.189 0.180 0.207 0.181 0.194 7.48
103) n-propylbenzene
3.061 2.806 3.121 3.572 3.492 2.955 3.069 3.514 2.968 2.554 3.111 10.57
104) 2-chlorotoluene
0.696 0.570 0.760 0.836 0.807 0.736 0.690 0.821 0.682 0.733 11.50
105) 4-chlorotoluene
2.002 1.812 1.965 2.188 2.111 1.911 1.904 2.167 1.857 1.701 1.962 8.06
106) 1,3,5-trimethylbenzene
2.319 2.230 2.366 2.681 2.659 2.247 2.324 2.618 2.257 1.823 2.353 10.88
107) tert-butylbenzene
0.491 0.474 0.596 0.667 0.618 0.576 0.516 0.584 0.509 0.559 11.55
108) 1,2,4-trimethylbenzene
2.421 2.133 2.477 2.802 2.761 2.343 2.435 2.781 2.353 1.972 2.448 11.24
109) sec-butylbenzene
2.967 2.766 3.318 3.814 3.650 3.107 3.065 3.581 3.026 3.255 10.92
110) 1,3-dichlorobenzene
1.556 1.494 1.497 1.665 1.638 1.452 1.506 1.754 1.427 1.308 1.530 8.43
111) p-isopropyltoluene
2.684 2.383 2.931 3.313 3.178 2.727 2.728 3.087 2.653 2.854 10.36

Initial Calibration Summary

Job Number: JD27605 **Sample:** V2B8337-ICC8337
Account: SESINJPB SESI Consulting Engineers **Lab FileID:** 2B183591.D
Project: Remedial Investigation, 247 North Avenue, New Rochelle, NY

```
112)  1,4-dichlorobenzene
           1.503 1.384 1.550 1.681 1.609 1.529 1.409 1.647 1.365 1.330  1.501    8.25
113)  benzyl chloride
           1.205 1.078 1.542 1.637 1.554 1.505 1.230 1.376 1.216        1.371   14.32
114)  1,2,3-trimethylbenzene
           2.341 2.145 2.498 2.780 2.711 2.342 2.323 2.611 2.261 1.920  2.393   10.99
115)  1,2-dichlorobenzene
           1.547 1.336 1.620 1.785 1.728 1.520 1.496 1.647 1.458 1.136  1.527   12.45
116)  n-butylbenzene
           1.121       1.431 1.595 1.472 1.349 1.185 1.394 1.180        1.341   12.32
117)  hexachloroethane
           0.506       0.645 0.712 0.649 0.613 0.504 0.595 0.513        0.592   13.11
118)  1,2-dibromo-3-chloropropane
                       0.232 0.242 0.233 0.220 0.174 0.172 0.175        0.207   15.39
119)  1,3,5-trichlorobenzene
           1.187 1.097 1.430 1.643 1.548 1.259 1.285 1.431 1.247        1.347   13.16
120)  2-ethylhexyl acrylate
                       0.541 0.587 0.439 0.518             0.260        0.469   27.36
            ---- Linear regression ----  Coefficient =  0.9947
              Response Ratio = -0.00757 + 0.54859 *A

121)  1,2,4-trichlorobenzene
           1.005       1.299 1.496 1.381 1.133 1.141 1.203 1.101        1.220   13.26
122)  hexachlorobutadiene
           0.602 0.527 0.613 0.727 0.698 0.543 0.642 0.695 0.587        0.626   11.20
123)  naphthalene
           1.963       2.479 2.783 2.666 2.207 2.221 2.259 2.080        2.332   12.22
124)  1,2,3-trichlorobenzene
           0.901 0.837 1.103 1.269 1.199 0.979 0.988 1.058 0.939        1.030   13.64
125)  2-methylnaphthalene
                       1.324 1.436 1.172 1.244             0.805        1.196   20.04
            ---- Linear regression ----  Coefficient =  0.9943
              Response Ratio = -0.02822 + 1.31461 *A

 ---------------------------------------------------------------------------
 (#) = Out of Range  ###  Number of calibration levels exceeded format  ###

          M2B8337.M         Thu Jun 17 19:03:25 2021
```

Initial Calibration Verification

Job Number: JD27605 **Sample:** V2B8337-ICV8337
Account: SESINJPB SESI Consulting Engineers **Lab FileID:** 2B183596.D
Project: Remedial Investigation, 247 North Avenue, New Rochelle, NY

Evaluate Continuing Calibration Report

Data File : C:\msdchem\1\DATA\V2B8337\2B183596.D Vial: 15
Acq On : 16 Jun 2021 11:44 pm Operator: thienn
Sample : icv8337-50 Inst : GCMS2B
Misc : MS51064,V2B8337,5,,,,1 Multiplr: 1.00
MS Integration Params: rteint.p

Method : C:\msdchem\1\METHODS\M2B8337.M (RTE Integrator)
Title : SW846 8260C/D, DB-624.1 60 mx0.25mmx1.4um
Last Update : Thu Jun 17 19:00:23 2021
Response via : Multiple Level Calibration

Min. RRF : 0.010 Min. Rel. Area : 50% Max. R.T. Dev 0.50min
Max. RRF Dev : 30% Max. Rel. Area : 200%

		Compound	AvgRF	CCRF	%Dev	Area%	Dev(min)	R.T.
1		tert butyl alcohol-d9	1.000	1.000	0.0	110	-0.01	7.74
2	M	tertiary butyl alcohol	1.108	1.240	-11.9	112	0.00	7.88
3		ethanol	0.095	0.106	-11.6	114	0.00	6.34
4	M	1,4-dioxane	0.092	0.105	-14.1	115	0.00	11.94
5	I	pentafluorobenzene	1.000	1.000	0.0	105	0.00	10.26
6	M	chlorodifluoromethane		----------NA----------				
7	M	dichlorodifluoromethane	0.824	1.048	-27.2	110	0.00	4.14
8	M	chloromethane	0.769	0.733	4.7	93	0.00	4.55
9	M	vinyl chloride	0.718	0.808	-12.5	103	0.00	4.79
10		1,3-butadiene	0.496	0.577	-16.3	108	0.00	4.83
11	M	bromomethane	0.517	0.597	-15.5	111	0.00	5.45
12	M	chloroethane	0.355	0.386	-8.7	103	0.00	5.62
13	M	trichlorofluoromethane	0.858	0.973	-13.4	104	-0.05	6.12
14	M	ethyl ether	0.213	0.248	-16.4	108	0.00	6.61
		----------	True	Calc.	% Drift	----------		
15	M	acrolein	50.000	58.967	-17.9	117	0.02	6.81
		----------	AvgRF	CCRF	% Dev	----------		
16		freon 113	0.434	0.445	-2.5	94	0.00	7.07
17	M	1,1-dichloroethene	0.373	0.403	-8.0	102	0.00	7.04
18	M	acetone	0.097	0.107	-10.3	109	0.01	7.03
19	M	acetonitrile		----------NA----------				
20	M	iodomethane	0.830	0.905	-9.0	105	0.00	7.30
21	M	carbon disulfide	1.274	1.333	-4.6	100	0.00	7.46
22	M	methylene chloride	0.400	0.437	-9.2	102	0.00	7.78
23	M	methyl acetate	0.265	0.268	-1.1	102	0.01	7.60
24	M	methyl tert butyl ether	1.199	1.368	-14.1	109	0.00	8.24
25	M	trans-1,2-dichloroethene	0.405	0.431	-6.4	103	0.00	8.25
26	M	di-isopropyl ether	1.221	1.292	-5.8	100	0.00	8.93
27	M	2-butanone	0.036	0.045	-25.0	117	0.00	9.60
28	M	1,1-dichloroethane	0.679	0.752	-10.8	104	0.00	8.84
29	M	chloroprene	0.524	0.657	-25.4	114	0.00	9.00
30	M	acrylonitrile		----------NA----------				
31		hexane	0.299	0.338	-13.0	102	0.00	8.68
32	M	vinyl acetate	0.074	0.081	-9.5	103	0.01	8.87
33	M	ethyl tert-butyl ether	1.334	1.445	-8.3	101	0.00	9.43
34	M	ethyl acetate	0.046	0.055	-19.6	110	0.00	9.67
35	M	2,2-dichloropropane	0.641	0.699	-9.0	104	0.00	9.67
36	M	cis-1,2-dichloroethene	0.429	0.480	-11.9	106	0.00	9.64
37		methyl acrylate	0.286	0.321	-12.2	111	0.00	9.75

Initial Calibration Verification

Job Number: JD27605 **Sample:** V2B8337-ICV8337
Account: SESINJPB SESI Consulting Engineers **Lab FileID:** 2B183596.D
Project: Remedial Investigation, 247 North Avenue, New Rochelle, NY

38	M	propionitrile	0.045	0.052	-15.6	112	0.00	9.64
39	M	bromochloromethane	0.244	0.268	-9.8	105	0.00	9.95
40	M	tetrahydrofuran	0.044	0.051	-15.9	117	0.00	10.04
41	M	chloroform	0.494	0.510	-3.2	104	0.00	10.03
42	M	t-butyl formate	0.332	0.301	9.3	83	0.00	10.11
43	S	dibromofluoromethane (s)	0.447	0.447	0.0	105	0.00	10.23
44	M	methacrylonitrile	0.136	0.165	-21.3	110	0.00	9.88
45	M	1,1,1-trichloroethane	0.665	0.773	-16.2	105	0.00	10.35
46		cyclohexane	0.590	0.720	-22.0	110	0.00	10.47
47		1,1-dichloropropene	0.517	0.583	-12.8	105	0.00	10.54
48		iso-butyl alcohol	0.012	0.013	-8.3	113	0.00	10.51
49		carbon tetrachloride	0.623	0.690	-10.8	105	0.00	10.58
50		tert amyl alcohol	0.012	0.014	-16.7	114	0.00	10.66
51	I	1,4-difluorobenzene	1.000	1.000	0.0	104	0.00	11.20
52	S	1,2-dichloroethane-d4 (s)	0.346	0.336	2.9	105	0.00	10.68
53	M	n-butyl alcohol	0.006	0.007#	-16.7	109	0.00	11.30
54		2,2,4-trimethylpentane	1.003	1.049	-4.6	96	0.00	10.91
55	M	benzene	1.060	1.181	-11.4	106	0.00	10.80
56	M	tert-amyl methyl ether	0.229	0.232	-1.3	99	0.00	10.90
57	M	heptane	0.226	0.254	-12.4	101	0.00	11.09
58	M	isopropyl acetate	0.057	0.065	-14.0	111	0.00	10.76
59	M	1,2-dichloroethane	0.405	0.434	-7.2	105	0.00	10.77
60	M	trichloroethene	0.345	0.395	-14.5	105	0.00	11.57
61		ethyl acrylate	0.300	0.344	-14.7	109	0.00	11.58
62	M	2-nitropropane	0.075	0.084	-12.0	109	0.00	12.30
63	M	2-chloroethyl vinyl ether	0.168	0.199	-18.5	109	0.00	12.38
64	M	methyl methacrylate	0.066	0.077	-16.7	109	0.00	11.86
65	M	1,2-dichloropropane	0.287	0.312	-8.7	102	0.00	11.81
66	M	dibromomethane	0.191	0.198	-3.7	102	0.00	11.95
67	M	methylcyclohexane	0.536	0.582	-8.6	98	0.00	11.84
68	M	bromodichloromethane	0.418	0.455	-8.9	103	0.00	12.10
69		epichlorohydrin	0.025	0.029	-16.0	114	0.00	12.47
70	M	cis-1,3-dichloropropene	0.483	0.543	-12.4	104	0.00	12.60
71	M	4-methyl-2-pentanone	0.098	0.115	-17.3	111	0.00	12.73
72	M	3-methyl-1-butanol	0.006	0.007#	-16.7	109	0.00	12.74
73	I	chlorobenzene-d5	1.000	1.000	0.0	105	0.00	14.55
74	S	toluene-d8 (s)	1.206	1.179	2.2	104	0.00	12.95
75		toluene	0.731	0.810	-10.8	105	0.00	13.02
76		trans-1,3-dichloropropene	0.427	0.509	-19.2	108	0.00	13.19
77		ethyl methacrylate	0.346	0.404	-16.8	108	0.00	13.25
78		1,1,2-trichloroethane	0.221	0.246	-11.3	106	0.00	13.41
79	M	tetrachloroethene		----------NA----------				
80	M	1,3-dichloropropane	0.449	0.499	-11.1	108	0.00	13.61
81		2-hexanone	0.086	0.103	-19.8	111	0.00	13.63
82	M	butyl acetate	0.165	0.194	-17.6	114	0.00	13.75
83	M	dibromochloromethane	0.372	0.422	-13.4	109	0.00	13.89
84	M	1,2-dibromoethane	0.293	0.335	-14.3	108	0.00	14.05
85		n-butyl ether	1.105	1.276	-15.5	107	0.00	14.58
86	M	chlorobenzene	0.869	0.937	-7.8	105	0.00	14.59
87	M	1,1,1,2-tetrachloroethane	0.354	0.392	-10.7	107	0.00	14.64
88	M	ethylbenzene	1.371	1.478	-7.8	105	0.00	14.67
89	M	m,p-xylene	0.554	0.616	-11.2	105	0.00	14.79
90	M	o-xylene	0.590	0.668	-13.2	106	0.00	15.23
91	M	styrene	0.966	1.071	-10.9	105	0.00	15.23
92		n-amyl acetate	0.194	0.220	-13.4	109	0.00	15.28
93	M	bromoform	0.285	0.327	-14.7	108	0.00	15.46
94		butyl acrylate	0.544	0.641	-17.8	107	0.00	15.05
95		isopropylbenzene	1.609	1.804	-12.1	106	0.00	15.60

Initial Calibration Verification

Job Number: JD27605 **Sample:** V2B8337-ICV8337
Account: SESINJPB SESI Consulting Engineers **Lab FileID:** 2B183596.D
Project: Remedial Investigation, 247 North Avenue, New Rochelle, NY

96		cis-1,4-dichloro-2-butene	0.136	0.149	-9.6	106	0.00	15.62
97	I	1,4-dichlorobenzene-d4	1.000	1.000	0.0	107	0.00	17.04
98	S	4-bromofluorobenzene (s)	0.834	0.848	-1.7	106	0.00	15.79
99	M	bromobenzene	0.813	0.914	-12.4	107	0.00	15.99
100	M	1,1,2,2-tetrachloroethane	0.669	0.773	-15.5	109	0.00	15.86
101	M	trans-1,4-dichloro-2-bute	0.174	0.207	-19.0	109	0.00	15.91
102	M	1,2,3-trichloropropane	0.194	0.218	-12.4	112	0.00	15.94
103	M	n-propylbenzene	3.111	3.541	-13.8	106	0.00	16.04
104	M	2-chlorotoluene	0.733	0.837	-14.2	107	0.00	16.18
105	M	4-chlorotoluene	1.962	2.148	-9.5	105	0.00	16.28
106	M	1,3,5-trimethylbenzene	2.353	2.686	-14.2	107	0.00	16.21
107	M	tert-butylbenzene	0.559	0.667	-19.3	107	0.00	16.58
108	M	1,2,4-trimethylbenzene	2.448	2.740	-11.9	105	0.00	16.62
109	M	sec-butylbenzene	3.255	3.728	-14.5	105	0.00	16.81
110	M	1,3-dichlorobenzene	1.530	1.654	-8.1	106	0.00	16.97
111	M	p-isopropyltoluene	2.854	3.263	-14.3	105	0.00	16.94
112	M	1,4-dichlorobenzene	1.501	1.657	-10.4	105	0.00	17.06
113		benzyl chloride	1.371	1.627	-18.7	106	0.00	17.17
114		1,2,3-trimethylbenzene		----------NA----------				
115	M	1,2-dichlorobenzene	1.527	1.774	-16.2	106	0.00	17.48
116	M	n-butylbenzene	1.341	1.580	-17.8	106	0.00	17.38
117		hexachloroethane	0.592	0.704	-18.9	106	0.00	17.79
118	M	1,2-dibromo-3-chloropropa	0.207	0.253	-22.2	112	0.00	18.28
119		1,3,5-trichlorobenzene	1.347	1.643	-22.0	107	0.00	18.53
		----------	True	Calc.	% Drift	----------		
120		2-ethylhexyl acrylate	10.000	11.274	-12.7	106	0.00	19.21
		----------	AvgRF	CCRF	% Dev	----------		
121	M	1,2,4-trichlorobenzene	1.220	1.452	-19.0	104	0.00	19.21
122	M	hexachlorobutadiene	0.626	0.690	-10.2	102	0.00	19.37
123	M	naphthalene	2.332	2.759	-18.3	106	0.00	19.50
124	M	1,2,3-trichlorobenzene	1.030	1.231	-19.5	104	0.00	19.76
		----------	True	Calc.	% Drift	----------		
125		2-methylnaphthalene	25.000	27.223	-8.9	102	0.00	20.73

(#) = Out of Range SPCC's out = 0 CCC's out = 0
2B183591.D M2B8337.M Thu Jun 17 19:02:47 2021

Initial Calibration Verification

Job Number: JD27605 **Sample:** V2B8337-ICV8337
Account: SESINJPB SESI Consulting Engineers **Lab FileID:** 2B183597.D
Project: Remedial Investigation, 247 North Avenue, New Rochelle, NY

Evaluate Continuing Calibration Report

Data File : C:\msdchem\1\DATA\V2B8337\2B183597.D Vial: 16
Acq On : 17 Jun 2021 12:12 am Operator: thienn
Sample : icv8337-50 Inst : GCMS2B
Misc : MS51064,V2B8337,5,,,,1 Multiplr: 1.00
MS Integration Params: rteint.p

Method : C:\msdchem\1\METHODS\M2B8337.M (RTE Integrator)
Title : SW846 8260C/D, DB-624.1 60 mx0.25mmx1.4um
Last Update : Thu Jun 17 19:00:23 2021
Response via : Multiple Level Calibration

Min. RRF : 0.010 Min. Rel. Area : 50% Max. R.T. Dev 0.50min
Max. RRF Dev : 30% Max. Rel. Area : 200%

		Compound	AvgRF	CCRF	%Dev	Area%	Dev(min)	R.T.
1		tert butyl alcohol-d9	1.000	1.000	0.0	119	0.00	7.75
2	M	tertiary butyl alcohol		----------NA----------				
3		ethanol		----------NA----------				
4	M	1,4-dioxane		----------NA----------				
5	I	pentafluorobenzene	1.000	1.000	0.0	117	0.00	10.26
6	M	chlorodifluoromethane	0.615	0.721	-17.2	118	0.00	4.15
7	M	dichlorodifluoromethane		----------NA----------				
8	M	chloromethane		----------NA----------				
9	M	vinyl chloride		----------NA----------				
10		1,3-butadiene		----------NA----------				
11	M	bromomethane		----------NA----------				
12	M	chloroethane		----------NA----------				
13	M	trichlorofluoromethane		----------NA----------				
14	M	ethyl ether		----------NA----------				
		----------	True	Calc.	% Drift	----------		
15	M	acrolein		----------NA----------				
		----------	AvgRF	CCRF	% Dev	----------		
16		freon 113		----------NA----------				
17	M	1,1-dichloroethene		----------NA----------				
18	M	acetone		----------NA----------				
19	M	acetonitrile	0.040	0.044	-10.0	124	0.01	7.46
20	M	iodomethane		----------NA----------				
21	M	carbon disulfide		----------NA----------				
22	M	methylene chloride		----------NA----------				
23	M	methyl acetate		----------NA----------				
24	M	methyl tert butyl ether		----------NA----------				
25	M	trans-1,2-dichloroethene		----------NA----------				
26	M	di-isopropyl ether		----------NA----------				
27	M	2-butanone		----------NA----------				
28	M	1,1-dichloroethane		----------NA----------				
29	M	chloroprene		----------NA----------				
30	M	acrylonitrile	0.090	0.108	-20.0	127	0.01	8.11
31		hexane		----------NA----------				
32	M	vinyl acetate		----------NA----------				
33	M	ethyl tert-butyl ether		----------NA----------				
34	M	ethyl acetate		----------NA----------				
35	M	2,2-dichloropropane		----------NA----------				
36	M	cis-1,2-dichloroethene		----------NA----------				
37		methyl acrylate		----------NA----------				

Initial Calibration Verification

Job Number: JD27605 **Sample:** V2B8337-ICV8337
Account: SESINJPB SESI Consulting Engineers **Lab FileID:** 2B183597.D
Project: Remedial Investigation, 247 North Avenue, New Rochelle, NY

38	M	propionitrile		----------NA----------					
39	M	bromochloromethane		----------NA----------					
40	M	tetrahydrofuran		----------NA----------					
41	M	chloroform		----------NA----------					
42	M	t-butyl formate		----------NA----------					
43	S	dibromofluoromethane (s)	0.447	0.453	-1.3	119	0.00	10.23	
44	M	methacrylonitrile		----------NA----------					
45	M	1,1,1-trichloroethane		----------NA----------					
46		cyclohexane		----------NA----------					
47		1,1-dichloropropene		----------NA----------					
48		iso-butyl alcohol		----------NA----------					
49		carbon tetrachloride		----------NA----------					
50		tert amyl alcohol		----------NA----------					
51	I	1,4-difluorobenzene	1.000	1.000	0.0	113	0.00	11.20	
52	S	1,2-dichloroethane-d4 (s)	0.346	0.356	-2.9	120	0.00	10.68	
53	M	n-butyl alcohol		----------NA----------					
54		2,2,4-trimethylpentane		----------NA----------					
55	M	benzene		----------NA----------					
56	M	tert-amyl methyl ether		----------NA----------					
57	M	heptane		----------NA----------					
58	M	isopropyl acetate		----------NA----------					
59	M	1,2-dichloroethane		----------NA----------					
60	M	trichloroethene		----------NA----------					
61		ethyl acrylate		----------NA----------					
62	M	2-nitropropane		----------NA----------					
63	M	2-chloroethyl vinyl ether		----------NA----------					
64	M	methyl methacrylate		----------NA----------					
65	M	1,2-dichloropropane		----------NA----------					
66	M	dibromomethane		----------NA----------					
67	M	methylcyclohexane		----------NA----------					
68	M	bromodichloromethane		----------NA----------					
69		epichlorohydrin		----------NA----------					
70	M	cis-1,3-dichloropropene		----------NA----------					
71	M	4-methyl-2-pentanone		----------NA----------					
72	M	3-methyl-1-butanol		----------NA----------					
73	I	chlorobenzene-d5	1.000	1.000	0.0	105	0.00	14.55	
74	S	toluene-d8 (s)	1.206	1.240	-2.8	109	0.00	12.95	
75		toluene		----------NA----------					
76		trans-1,3-dichloropropene		----------NA----------					
77		ethyl methacrylate		----------NA----------					
78		1,1,2-trichloroethane		----------NA----------					
79	M	tetrachloroethene	0.311	0.357	-14.8	112	0.00	13.67	
80	M	1,3-dichloropropane		----------NA----------					
81		2-hexanone		----------NA----------					
82	M	butyl acetate		----------NA----------					
83	M	dibromochloromethane		----------NA----------					
84	M	1,2-dibromoethane		----------NA----------					
85		n-butyl ether		----------NA----------					
86	M	chlorobenzene		----------NA----------					
87	M	1,1,1,2-tetrachloroethane		----------NA----------					
88	M	ethylbenzene		----------NA----------					
89	M	m,p-xylene		----------NA----------					
90	M	o-xylene		----------NA----------					
91	M	styrene		----------NA----------					
92		n-amyl acetate		----------NA----------					
93	M	bromoform		----------NA----------					
94		butyl acrylate		----------NA----------					
95		isopropylbenzene		----------NA----------					

Initial Calibration Verification

Job Number: JD27605 **Sample:** V2B8337-ICV8337
Account: SESINJPB SESI Consulting Engineers **Lab FileID:** 2B183597.D
Project: Remedial Investigation, 247 North Avenue, New Rochelle, NY

96		cis-1,4-dichloro-2-butene		----------NA----------				
97	I	1,4-dichlorobenzene-d4	1.000	1.000	0.0	114	0.00	17.04
98	S	4-bromofluorobenzene (s)	0.834	0.829	0.6	111	0.00	15.79
99	M	bromobenzene		----------NA----------				
100	M	1,1,2,2-tetrachloroethane		----------NA----------				
101	M	trans-1,4-dichloro-2-bute		----------NA----------				
102	M	1,2,3-trichloropropane		----------NA----------				
103	M	n-propylbenzene		----------NA----------				
104	M	2-chlorotoluene		----------NA----------				
105	M	4-chlorotoluene		----------NA----------				
106	M	1,3,5-trimethylbenzene		----------NA----------				
107	M	tert-butylbenzene		----------NA----------				
108	M	1,2,4-trimethylbenzene		----------NA----------				
109	M	sec-butylbenzene		----------NA----------				
110	M	1,3-dichlorobenzene		----------NA----------				
111	M	p-isopropyltoluene		----------NA----------				
112	M	1,4-dichlorobenzene		----------NA----------				
113		benzyl chloride		----------NA----------				
114		1,2,3-trimethylbenzene	2.393	2.618	-9.4	108	0.00	17.09
115	M	1,2-dichlorobenzene		----------NA----------				
116	M	n-butylbenzene		----------NA----------				
117		hexachloroethane		----------NA----------				
118	M	1,2-dibromo-3-chloropropa		----------NA----------				
119		1,3,5-trichlorobenzene		----------NA----------				
		----------	True	Calc.	% Drift	----------		
120		2-ethylhexyl acrylate		----------NA----------				
		----------	AvgRF	CCRF	% Dev	----------		
121	M	1,2,4-trichlorobenzene		----------NA----------				
122	M	hexachlorobutadiene		----------NA----------				
123	M	naphthalene		----------NA----------				
124	M	1,2,3-trichlorobenzene		----------NA----------				
		----------	True	Calc.	% Drift	----------		
125		2-methylnaphthalene		----------NA----------				

(#) = Out of Range SPCC's out = 0 CCC's out = 0
2B183591.D M2B8337.M Thu Jun 17 19:03:11 2021

Continuing Calibration Summary

Job Number: JD27605 **Sample:** V2B8360-CC8337
Account: SESINJPB SESI Consulting Engineers **Lab FileID:** 2B184111.D
Project: Remedial Investigation, 247 North Avenue, New Rochelle, NY

Evaluate Continuing Calibration Report

Data File : C:\msdchem\1\data\ja...21\v2b8360\2b184111.d Vial: 3
Acq On : 3 Jul 2021 8:14 am Operator: thienn
Sample : CC8337-50 Inst : GCMS2B
Misc : MS51620,V2B8360,5,,100,5,1 Multiplr: 1.00
MS Integration Params: rteint.p

Method : C:\msdchem\1\METHODS\M2B8337.M (RTE Integrator)
Title : SW846 8260C/D, DB-624.1 60 mx0.25mmx1.4um
Last Update : Thu Jun 17 19:00:23 2021
Response via : Multiple Level Calibration

Min. RRF : 0.000 Min. Rel. Area : 50% Max. R.T. Dev 0.50min
Max. RRF Dev : 20% Max. Rel. Area : 200%

		Compound	AvgRF	CCRF	%Dev	Area%	Dev(min)	R.T.
1		tert butyl alcohol-d9	1.000	1.000	0.0	108	0.00	7.75
2	M	tertiary butyl alcohol	1.108	1.215	-9.7	108	0.00	7.88
3		ethanol	0.095	0.120	-26.3#	126	0.01	6.34
4	M	1,4-dioxane	0.092	0.111	-20.7#	119	0.00	11.94
5	I	pentafluorobenzene	1.000	1.000	0.0	99	0.00	10.26
6	M	chlorodifluoromethane	0.615	0.537	12.7	74	0.00	4.16
7	M	dichlorodifluoromethane	0.824	0.751	8.9	74	0.01	4.15
8	M	chloromethane	0.769	0.775	-0.8	92	0.00	4.56
9	M	vinyl chloride	0.718	0.715	0.4	86	0.01	4.81
10		1,3-butadiene	0.496	0.433	12.7	76	0.00	4.83
11	M	bromomethane	0.517	0.517	0.0	90	0.01	5.46
12	M	chloroethane	0.355	0.374	-5.4	93	0.02	5.63
13	M	trichlorofluoromethane	0.858	0.831	3.1	83	-0.05	6.13
14	M	ethyl ether	0.213	0.226	-6.1	93	0.01	6.61
			True	Calc.	% Drift			
15	M	acrolein	50.000	41.755	16.5	76	0.03	6.82
			AvgRF	CCRF	% Dev			
16		freon 113	0.434	0.400	7.8	80	0.00	7.07
17	M	1,1-dichloroethene	0.373	0.364	2.4	87	0.01	7.04
18	M	acetone	0.097	0.136	-40.2#	130	0.02	7.04
19	M	acetonitrile	0.040	0.047	-17.5	112	0.01	7.46
20	M	iodomethane	0.830	0.771	7.1	84	0.01	7.30
21	M	carbon disulfide	1.274	1.196	6.1	84	0.00	7.47
22	M	methylene chloride	0.400	0.439	-9.7	96	0.01	7.79
23	M	methyl acetate	0.265	0.289	-9.1	104	0.02	7.61
24	M	methyl tert butyl ether	1.199	1.243	-3.7	93	0.00	8.24
25	M	trans-1,2-dichloroethene	0.405	0.407	-0.5	91	0.00	8.25
26	M	di-isopropyl ether	1.221	1.389	-13.8	101	0.00	8.93
27	M	2-butanone	0.036	0.046	-27.8#	112	0.01	9.60
28	M	1,1-dichloroethane	0.679	0.726	-6.9	95	0.00	8.85
29	M	chloroprene	0.524	0.547	-4.4	89	0.00	9.00
30	M	acrylonitrile	0.090	0.093	-3.3	92	0.02	8.12
31		hexane	0.299	0.293	2.0	83	0.01	8.68
32	M	vinyl acetate	0.074	0.079	-6.8	93	0.01	8.87
33	M	ethyl tert-butyl ether	1.334	1.494	-12.0	98	0.00	9.44
34	M	ethyl acetate	0.046	0.053	-15.2	100	0.01	9.68
35	M	2,2-dichloropropane	0.641	0.664	-3.6	92	0.00	9.67
36	M	cis-1,2-dichloroethene	0.429	0.452	-5.4	94	0.00	9.64
37		methyl acrylate	0.286	0.303	-5.9	99	0.01	9.75

Continuing Calibration Summary

Job Number: JD27605 **Sample:** V2B8360-CC8337
Account: SESINJPB SESI Consulting Engineers **Lab FileID:** 2B184111.D
Project: Remedial Investigation, 247 North Avenue, New Rochelle, NY

38	M	propionitrile	0.045	0.052	-15.6	106	0.01	9.64
39	M	bromochloromethane	0.244	0.253	-3.7	93	0.00	9.96
40	M	tetrahydrofuran	0.044	0.050	-13.6	107	0.00	10.04
41	M	chloroform	0.494	0.481	2.6	92	0.00	10.03
42	M	t-butyl formate	0.332	0.371	-11.7	96	0.00	10.11
43	S	dibromofluoromethane (s)	0.447	0.457	-2.2	101	0.00	10.24
44	M	methacrylonitrile	0.136	0.156	-14.7	98	0.01	9.88
45	M	1,1,1-trichloroethane	0.665	0.692	-4.1	88	0.00	10.35
46		cyclohexane	0.590	0.622	-5.4	89	0.00	10.47
47		1,1-dichloropropene	0.517	0.523	-1.2	89	0.00	10.54
48		iso-butyl alcohol	0.012	0.014	-16.7	115	0.01	10.51
49		carbon tetrachloride	0.623	0.612	1.8	87	0.00	10.59
50		tert amyl alcohol	0.012	0.015	-25.0#	111	0.00	10.66
51	I	1,4-difluorobenzene	1.000	1.000	0.0	100	0.00	11.20
52	S	1,2-dichloroethane-d4 (s)	0.346	0.327	5.5	98	0.00	10.68
53	M	n-butyl alcohol	0.006	0.007	-16.7	113	0.00	11.30
54		2,2,4-trimethylpentane	1.003	1.081	-7.8	95	0.00	10.91
55	M	benzene	1.060	1.096	-3.4	94	0.00	10.81
56	M	tert-amyl methyl ether	0.229	0.236	-3.1	96	0.00	10.90
57	M	heptane	0.226	0.230	-1.8	87	0.00	11.09
58	M	isopropyl acetate	0.057	0.061	-7.0	100	0.00	10.76
59	M	1,2-dichloroethane	0.405	0.397	2.0	92	0.00	10.77
60	M	trichloroethene	0.345	0.349	-1.2	89	0.00	11.57
61		ethyl acrylate	0.300	0.321	-7.0	98	0.00	11.58
62	M	2-nitropropane	0.075	0.073	2.7	91	0.00	12.31
63	M	2-chloroethyl vinyl ether	0.168	0.182	-8.3	95	0.00	12.38
64	M	methyl methacrylate	0.066	0.069	-4.5	94	0.00	11.87
65	M	1,2-dichloropropane	0.287	0.308	-7.3	96	0.00	11.81
66	M	dibromomethane	0.191	0.191	0.0	94	0.00	11.95
67	M	methylcyclohexane	0.536	0.537	-0.2	86	0.00	11.85
68	M	bromodichloromethane	0.418	0.427	-2.2	92	0.00	12.10
69		epichlorohydrin	0.025	0.028	-12.0	103	0.00	12.47
70	M	cis-1,3-dichloropropene	0.483	0.518	-7.2	95	0.00	12.60
71	M	4-methyl-2-pentanone	0.098	0.115	-17.3	106	0.00	12.72
72	M	3-methyl-1-butanol	0.006	0.007	-16.7	111	0.00	12.74
73	I	chlorobenzene-d5	1.000	1.000	0.0	100	0.00	14.55
74	S	toluene-d8 (s)	1.206	1.178	2.3	99	0.00	12.95
75		toluene	0.731	0.730	0.1	91	0.00	13.03
76		trans-1,3-dichloropropene	0.427	0.457	-7.0	93	0.00	13.20
77		ethyl methacrylate	0.346	0.370	-6.9	95	0.00	13.25
78		1,1,2-trichloroethane	0.221	0.232	-5.0	96	0.00	13.41
79	M	tetrachloroethene	0.311	0.291	6.4	87	0.00	13.67
80	M	1,3-dichloropropane	0.449	0.458	-2.0	94	0.00	13.61
81		2-hexanone	0.086	0.101	-17.4	104	0.00	13.63
82	M	butyl acetate	0.165	0.178	-7.9	100	0.00	13.75
83	M	dibromochloromethane	0.372	0.375	-0.8	93	0.00	13.89
84	M	1,2-dibromoethane	0.293	0.304	-3.8	93	0.00	14.05
85		n-butyl ether	1.105	1.255	-13.6	100	0.00	14.58
86	M	chlorobenzene	0.869	0.852	2.0	91	0.00	14.59
87	M	1,1,1,2-tetrachloroethane	0.354	0.366	-3.4	95	0.00	14.64
88	M	ethylbenzene	1.371	1.322	3.6	90	0.00	14.67
89	M	m,p-xylene	0.554	0.552	0.4	90	0.00	14.79
90	M	o-xylene	0.590	0.612	-3.7	93	0.00	15.23
91	M	styrene	0.966	0.968	-0.2	91	0.00	15.23
92		n-amyl acetate	0.194	0.207	-6.7	98	0.00	15.28
93	M	bromoform	0.285	0.295	-3.5	93	0.00	15.46
94		butyl acrylate	0.544	0.585	-7.5	93	0.00	15.05
95		isopropylbenzene	1.609	1.620	-0.7	91	0.00	15.61

Continuing Calibration Summary

Job Number: JD27605 **Sample:** V2B8360-CC8337
Account: SESINJPB SESI Consulting Engineers **Lab FileID:** 2B184111.D
Project: Remedial Investigation, 247 North Avenue, New Rochelle, NY

96		cis-1,4-dichloro-2-butene	0.136	0.130	4.4	89	0.00	15.62
97	I	1,4-dichlorobenzene-d4	1.000	1.000	0.0	104	0.00	17.04
98	S	4-bromofluorobenzene (s)	0.834	0.827	0.8	101	0.00	15.79
99	M	bromobenzene	0.813	0.817	-0.5	93	0.00	16.00
100	M	1,1,2,2-tetrachloroethane	0.669	0.708	-5.8	97	0.00	15.86
101	M	trans-1,4-dichloro-2-bute	0.174	0.179	-2.9	92	0.00	15.92
102	M	1,2,3-trichloropropane	0.194	0.198	-2.1	98	0.00	15.94
103	M	n-propylbenzene	3.111	3.150	-1.3	92	0.00	16.04
104	M	2-chlorotoluene	0.733	0.743	-1.4	92	0.00	16.18
105	M	4-chlorotoluene	1.962	1.925	1.9	91	0.00	16.28
106	M	1,3,5-trimethylbenzene	2.353	2.378	-1.1	92	0.00	16.21
107	M	tert-butylbenzene	0.559	0.588	-5.2	91	0.00	16.58
108	M	1,2,4-trimethylbenzene	2.448	2.493	-1.8	92	0.00	16.62
109	M	sec-butylbenzene	3.255	3.343	-2.7	91	0.00	16.81
110	M	1,3-dichlorobenzene	1.530	1.485	2.9	93	0.00	16.97
111	M	p-isopropyltoluene	2.854	2.902	-1.7	91	0.00	16.94
112	M	1,4-dichlorobenzene	1.501	1.464	2.5	90	0.00	17.06
113		benzyl chloride	1.371	1.638	-19.5	104	0.00	17.17
114		1,2,3-trimethylbenzene	2.393	2.586	-8.1	97	0.00	17.09
115	M	1,2-dichlorobenzene	1.527	1.613	-5.6	94	0.00	17.48
116	M	n-butylbenzene	1.341	1.422	-6.0	92	0.00	17.38
117		hexachloroethane	0.592	0.645	-9.0	94	0.00	17.79
118	M	1,2-dibromo-3-chloropropa	0.207	0.225	-8.7	96	0.00	18.28
119		1,3,5-trichlorobenzene	1.347	1.551	-15.1	98	0.00	18.53
		----------	True	Calc.	% Drift	----------		
120		2-ethylhexyl acrylate	10.000	7.028	29.7#	61	0.00	19.21
		----------	AvgRF	CCRF	% Dev	----------		
121	M	1,2,4-trichlorobenzene	1.220	1.367	-12.0	95	0.00	19.21
122	M	hexachlorobutadiene	0.626	0.680	-8.6	97	0.00	19.37
123	M	naphthalene	2.332	2.433	-4.3	91	0.00	19.50
124	M	1,2,3-trichlorobenzene	1.030	1.137	-10.4	93	0.00	19.76
		----------	True	Calc.	% Drift	----------		
125		2-methylnaphthalene	25.000	19.065	23.7#	68	0.00	20.73

(#) = Out of Range SPCC's out = 0 CCC's out = 0
2B183591.D M2B8337.M Wed Jul 07 02:44:15 2021

Run Sequence Report

Job Number: JD27605
Account: SESINJPB SESI Consulting Engineers
Project: Remedial Investigation, 247 North Avenue, New Rochelle, NY

Run ID: V2B8337 **Method:** SW846 8260D **Instrument ID:** GCMS2B

Lab Sample ID	Lab File ID	Date/Time Analyzed	Prep QC Batch	Client Sample ID
V2B8337-BFB	2B183583.D	06/16/21 17:26	n/a	BFB Tune
V2B8337-IC8337	2B183584.D	06/16/21 17:57	n/a	Initial cal 0.2
V2B8337-IC8337	2B183585.D	06/16/21 18:26	n/a	Initial cal 0.5
V2B8337-IC8337	2B183586.D	06/16/21 18:55	n/a	Initial cal 1
V2B8337-IC8337	2B183587.D	06/16/21 19:24	n/a	Initial cal 2
V2B8337-IC8337	2B183588.D	06/16/21 19:53	n/a	Initial cal 4
V2B8337-IC8337	2B183589.D	06/16/21 20:22	n/a	Initial cal 8
V2B8337-IC8337	2B183590.D	06/16/21 20:51	n/a	Initial cal 20
V2B8337-ICC8337	2B183591.D	06/16/21 21:20	n/a	Initial cal 50
V2B8337-IC8337	2B183592.D	06/16/21 21:48	n/a	Initial cal 100
V2B8337-IC8337	2B183593.D	06/16/21 22:17	n/a	Initial cal 200
V2B8337-ICV8337	2B183596.D	06/16/21 23:44	n/a	Initial cal verification 50
V2B8337-ICV8337	2B183597.D	06/17/21 00:12	n/a	Initial cal verification 50

Run Sequence Report

Job Number: JD27605
Account: SESINJPB SESI Consulting Engineers
Project: Remedial Investigation, 247 North Avenue, New Rochelle, NY

Run ID: V2B8360 **Method:** SW846 8260D **Instrument ID:** GCMS2B

Lab Sample ID	Lab File ID	Date/Time Analyzed	Prep QC Batch	Client Sample ID
V2B8360-BFB	2B184111.D	07/03/21 08:14	n/a	BFB Tune
V2B8360-CC8337	2B184111.D	07/03/21 08:14	n/a	Continuing cal 50
V2B8360-BS	2B184113.D	07/03/21 09:36	n/a	Blank Spike
ZZZZZZ	2B184115A.D	07/03/21 10:34	n/a	(unrelated sample)
V2B8360-MB	2B184115.D	07/03/21 10:34	n/a	Method Blank
JD27578-6	2B184116.D	07/03/21 11:03	n/a	(used for QC only; not part of job JD27605)
ZZZZZZ	2B184117.D	07/03/21 11:32	n/a	(unrelated sample)
ZZZZZZ	2B184119.D	07/03/21 12:30	n/a	(unrelated sample)
ZZZZZZ	2B184120.D	07/03/21 12:59	n/a	(unrelated sample)
ZZZZZZ	2B184121.D	07/03/21 13:28	n/a	(unrelated sample)
ZZZZZZ	2B184122.D	07/03/21 13:57	n/a	(unrelated sample)
ZZZZZZ	2B184123.D	07/03/21 14:26	n/a	(unrelated sample)
ZZZZZZ	2B184124.D	07/03/21 14:55	n/a	(unrelated sample)
ZZZZZZ	2B184126.D	07/03/21 15:53	n/a	(unrelated sample)
JD27578-6MS	2B184127.D	07/03/21 16:22	n/a	Matrix Spike
JD27578-6MSD	2B184128.D	07/03/21 16:51	n/a	Matrix Spike Duplicate
ZZZZZZ	2B184130.D	07/03/21 17:50	n/a	(unrelated sample)
ZZZZZZ	2B184131.D	07/03/21 18:19	n/a	(unrelated sample)
ZZZZZZ	2B184132.D	07/03/21 18:48	n/a	(unrelated sample)
JD27605-12	2B184133.D	07/03/21 19:17	n/a	RI-SB-9 (5.5-6.0)
ZZZZZZ	2B184134.D	07/03/21 19:46	n/a	(unrelated sample)

MS Volatiles

Raw Data

Quantitation Report (QT/LSC Reviewed)

Data Path : C:\msdchem\1\data\janellac\07-07-2021\v2b8360\
Data File : 2b184133.d
Acq On : 3 Jul 2021 7:17 pm
Operator : thienn
Sample : jd27605-12 Inst : GCMS2B
Misc : MS52029,V2B8360,6.9,,100,5,1
ALS Vial : 25 Sample Multiplier: 1

Quant Method : C:\msdchem\1\METHODS\M2B8337.M
Quant Results File: M2B8337.RES
Quant Time: Jul 07 02:29:42 2021
Quant Title : SW846 8260C/D, DB-624.1 60 mx0.25mmx1.4um
QLast Update : Thu Jun 17 19:00:23 2021
Response via : Initial Calibration

Compound	R.T.	QIon	Response	Conc	Units	Dev(Min)
Internal Standards						
1) tert butyl alcohol-d9	7.765	65	134135	500.00	ug/L	0.02
5) pentafluorobenzene	10.251	168	405362	50.00	ug/L	0.00
51) 1,4-difluorobenzene	11.200	114	550936	50.00	ug/L	0.00
73) chlorobenzene-d5	14.550	117	484185	50.00	ug/L	0.00
97) 1,4-dichlorobenzene-d4	17.035	152	286688	50.00	ug/L	0.00
System Monitoring Compounds						
43) dibromofluoromethane (s)	10.230	113	184780	51.01	ug/L	0.00
Spiked Amount 50.000	Range 80 - 120		Recovery = 102.02%			
52) 1,2-dichloroethane-d4 (s)	10.675	65	188982	49.54	ug/L	0.00
Spiked Amount 50.000	Range 81 - 124		Recovery = 99.08%			
74) toluene-d8 (s)	12.946	98	615498	52.71	ug/L	0.00
Spiked Amount 50.000	Range 80 - 120		Recovery = 105.42%			
98) 4-bromofluorobenzene (s)	15.787	95	245421	51.33	ug/L	0.00
Spiked Amount 50.000	Range 80 - 120		Recovery = 102.66%			
Target Compounds						Qvalue
67) methylcyclohexane	11.845	83	4120	0.70	ug/L	94
88) ethylbenzene	14.686	91	5368	0.40	ug/L	86
95) isopropylbenzene	15.609	105	24254	1.56	ug/L	98

(#) = qualifier out of range (m) = manual integration (+) = signals summed

Quantitation Report (QT/LSC Reviewed)

Data Path : C:\msdchem\1\data\janellac\07-07-2021\v2b8360\
Data File : 2b184133.d
Acq On : 3 Jul 2021 7:17 pm
Operator : thienn
Sample : jd27605-12 Inst : GCMS2B
Misc : MS52029,V2B8360,6.9,,100,5,1
ALS Vial : 25 Sample Multiplier: 1

Quant Method : C:\msdchem\1\METHODS\M2B8337.M
Quant Results File: M2B8337.RES
Quant Time: Jul 07 02:29:42 2021
Quant Title : SW846 8260C/D, DB-624.1 60 mx0.25mmx1.4um
QLast Update : Thu Jun 17 19:00:23 2021
Response via : Initial Calibration

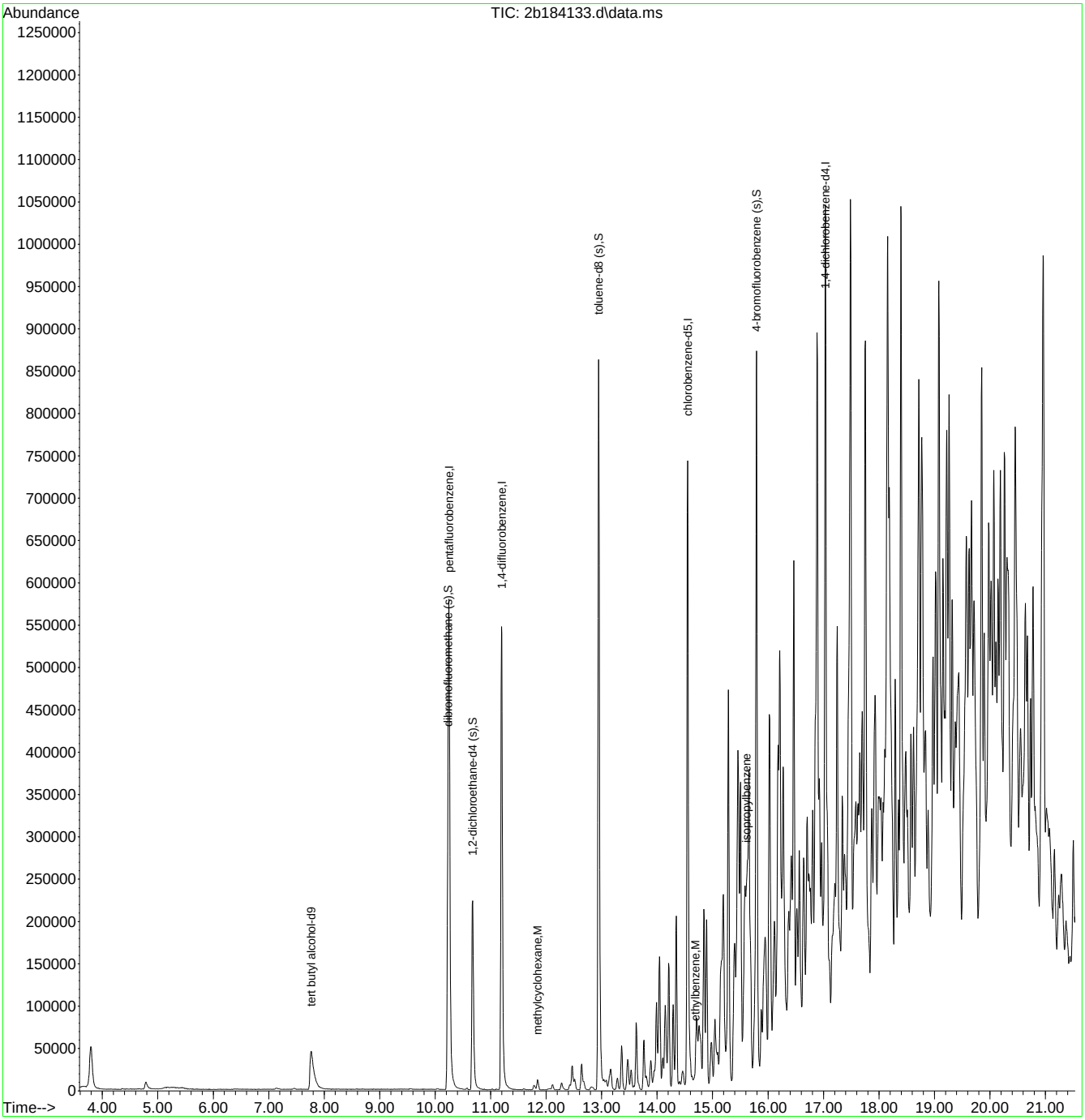

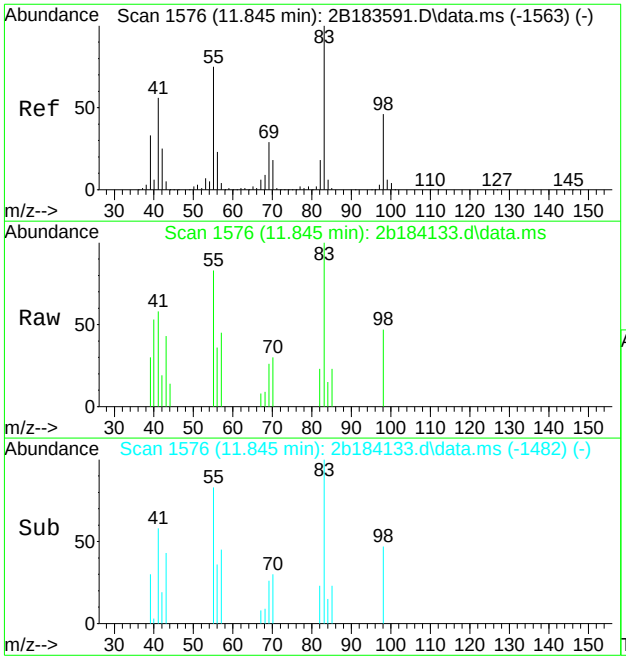

#67
methylcyclohexane
Concen: 0.70 ug/L
RT: 11.845 min Scan# 1576
Delta R.T. -0.005 min
Lab File: 2b184133.d
Acq: 3 Jul 2021 7:17 pm

Tgt Ion: 83 Resp: 4120

Ion	Ratio	Lower	Upper
83	100		
55	83.4	45.5	105.5
98	46.6	15.7	75.7

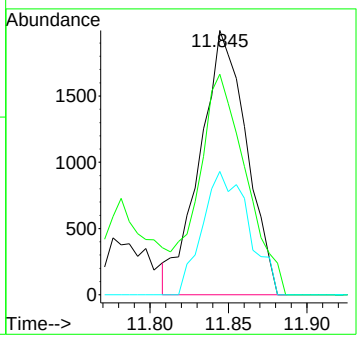

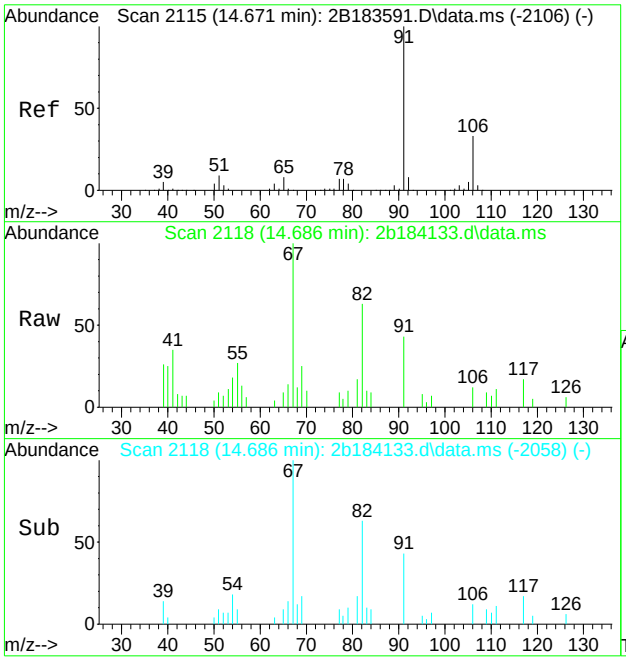

#88
ethylbenzene
Concen: 0.40 ug/L
RT: 14.686 min Scan# 2118
Delta R.T. 0.016 min
Lab File: 2b184133.d
Acq: 3 Jul 2021 7:17 pm

Tgt Ion: 91 Resp: 5368

Ion	Ratio	Lower	Upper
91	100		
106	27.2	3.0	63.0
51	19.8	0.0	39.2

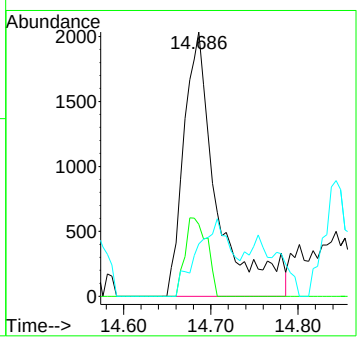

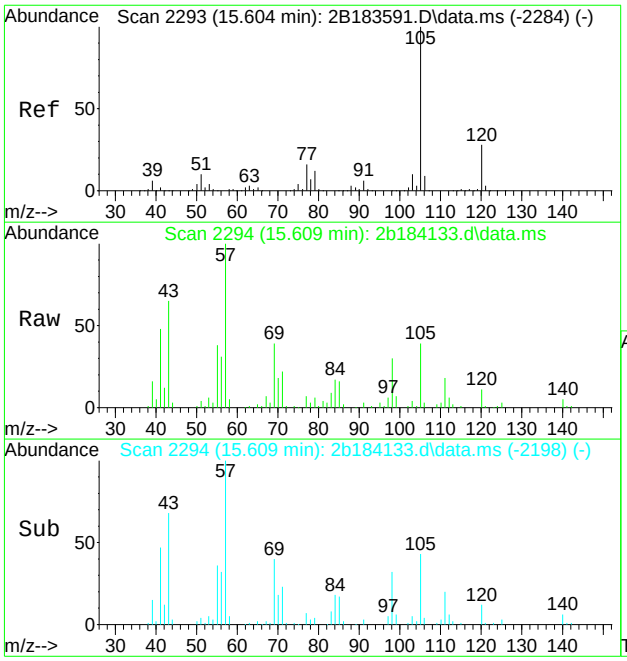

#95
isopropylbenzene
Concen: 1.56 ug/L
RT: 15.609 min Scan# 2294
Delta R.T. 0.005 min
Lab File: 2b184133.d
Acq: 3 Jul 2021 7:17 pm

Tgt Ion:105 Resp: 24254

Ion	Ratio	Lower	Upper
105	100		
120	28.2	7.6	47.6
77	13.7	0.0	35.7

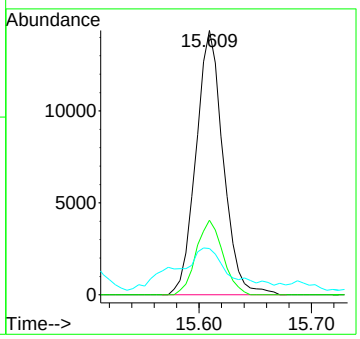

LSC Area Percent Report

Data Path : C:\msdchem\1\data\janellac\07-07-2021\v2b8360\
Data File : 2b184133.d
Acq On : 3 Jul 2021 7:17 pm
Operator : thienn
Sample : jd27605-12
Misc : MS52029,V2B8360,6.9,,100,5,1
ALS Vial : 25 Sample Multiplier: 1

Integration Parameters: rteint.p
Integrator: RTE
Smoothing : ON Filtering: 5
Sampling : 1 Min Area: 200 Area counts
Start Thrs: 0.1 Max Peaks: 100
Stop Thrs : 0.5 Peak Location: TOP

If leading or trailing edge < 100 prefer < Baseline drop else tangent >
Peak separation: 5

Method : C:\msdchem\1\METHODS\M2B8337.M
Title : SW846 8260C/D, DB-624.1 60 mx0.25mmx1.4um

Signal : TIC: 2b184133.d\data.ms

peak #	R.T. min	first scan	max scan	last scan	PK TY	peak height	corr. area	corr. % max.	% of total
1	3.791	24	40	65	rVB	49279	186920	4.65%	0.276%
2	7.765	787	798	843	rBV2	45265	233772	5.81%	0.345%
3	10.245	1259	1271	1310	rBV2	579278	1584624	39.38%	2.336%
4	10.675	1342	1353	1382	rBV	223465	501521	12.46%	0.739%
5	11.194	1443	1452	1491	rVV	546986	1152250	28.64%	1.699%
6	12.946	1775	1786	1802	rBV	862605	1677259	41.68%	2.473%
7	13.622	1905	1915	1934	rVB	79302	165688	4.12%	0.244%
8	13.989	1971	1985	1989	rBV	95180	201950	5.02%	0.298%
9	14.041	1989	1995	2002	rVB	143997	283627	7.05%	0.418%
10	14.146	2010	2015	2021	rBV3	74462	134411	3.34%	0.198%
11	14.209	2021	2027	2035	rVB	145722	273074	6.79%	0.403%
12	14.288	2035	2042	2047	rBV	96769	172478	4.29%	0.254%
13	14.345	2047	2053	2061	rVB	198576	332400	8.26%	0.490%
14	14.550	2083	2092	2112	rBV	737460	1408468	35.00%	2.076%
15	14.712	2112	2123	2127	rBV4	73103	167241	4.16%	0.247%
16	14.754	2128	2131	2142	rVB6	51107	138060	3.43%	0.204%
17	14.844	2142	2148	2153	rBV	188439	337330	8.38%	0.497%
18	14.891	2153	2157	2165	rVB2	193944	339864	8.45%	0.501%
19	14.980	2165	2174	2180	rBV6	48897	122419	3.04%	0.180%
20	15.043	2180	2186	2199	rBV5	67831	199007	4.95%	0.293%
21	15.195	2199	2215	2223	rBV4	200847	721155	17.92%	1.063%
22	15.284	2223	2232	2243	rVB2	461973	915393	22.75%	1.350%
23	15.399	2243	2254	2257	rBV5	162751	410185	10.19%	0.605%
24	15.457	2257	2265	2270	rBV3	268194	597402	14.85%	0.881%
25	15.504	2270	2274	2280	rVB	306497	507912	12.62%	0.749%
26	15.583	2280	2289	2292	rBV7	184135	425567	10.58%	0.627%
27	15.656	2298	2303	2315	rVB2	353504	916307	22.77%	1.351%
28	15.793	2315	2329	2340	rBV2	847252	1677050	41.68%	2.472%
29	15.876	2340	2345	2349	rBV2	67466	119994	2.98%	0.177%
30	15.950	2349	2359	2366	rVB7	121074	389021	9.67%	0.574%
31	16.023	2366	2373	2382	rBV3	384117	818424	20.34%	1.207%
32	16.118	2382	2391	2395	rBV5	129183	293461	7.29%	0.433%
33	16.181	2395	2403	2405	rBV6	297234	504796	12.55%	0.744%
34	16.212	2405	2409	2415	rVV3	374639	735154	18.27%	1.084%
35	16.270	2415	2420	2433	rVB4	287562	689336	17.13%	1.016%
36	16.375	2433	2440	2443	rBV4	117174	241621	6.00%	0.356%
37	16.422	2443	2449	2452	rVV5	90802	174896	4.35%	0.258%
38	16.464	2452	2457	2463	rVB	502022	809332	20.11%	1.193%
39	16.516	2463	2467	2471	rBV4	90972	157577	3.92%	0.232%
40	16.563	2471	2476	2484	rVB5	184982	345170	8.58%	0.509%

LSC Area Percent Report

Data Path : C:\msdchem\1\data\janellac\07-07-2021\v2b8360\
Data File : 2b184133.d
Acq On : 3 Jul 2021 7:17 pm
Operator : thienn
Sample : jd27605-12
Misc : MS52029,V2B8360,6.9,,100,5,1
ALS Vial : 25 Sample Multiplier: 1

Integration Parameters: rteint.p
Integrator: RTE
Smoothing : ON Filtering: 5
Sampling : 1 Min Area: 200 Area counts
Start Thrs: 0.1 Max Peaks: 100
Stop Thrs : 0.5 Peak Location: TOP

If leading or trailing edge < 100 prefer < Baseline drop else tangent >
Peak separation: 5

Method : C:\msdchem\1\METHODS\M2B8337.M
Title : SW846 8260C/D, DB-624.1 60 mx0.25mmx1.4um

41	16.642	2484	2491	2497	rBV5	176166	380826	9.46%	0.561%
42	16.705	2497	2503	2507	rBV3	186565	367036	9.12%	0.541%
43	16.804	2517	2522	2526	rBV3	134550	180169	4.48%	0.266%
44	16.883	2526	2537	2543	rBV4	697609	1676434	41.66%	2.471%
45	16.962	2549	2552	2557	rVB3	98209	135096	3.36%	0.199%
46	17.035	2558	2566	2584	rVB	942919	2200716	54.69%	3.244%
47	17.203	2584	2598	2601	rBV6	141483	503695	12.52%	0.743%
48	17.245	2601	2606	2618	rVB2	384151	687886	17.10%	1.014%
49	17.339	2618	2624	2628	rBV3	183412	309583	7.69%	0.456%
50	17.486	2638	2652	2659	rBV6	839299	2060055	51.20%	3.037%
51	17.580	2660	2670	2674	rBV4	125583	380001	9.44%	0.560%
52	17.654	2681	2684	2688	rVV2	113758	157301	3.91%	0.232%
53	17.696	2688	2692	2697	rVV4	156459	263203	6.54%	0.388%
54	17.753	2697	2703	2719	rVB	746905	1669997	41.50%	2.462%
55	17.869	2719	2725	2729	rBV4	194147	387390	9.63%	0.571%
56	17.926	2729	2736	2743	rVB3	235215	543327	13.50%	0.801%
57	17.989	2743	2748	2754	rBV8	115685	317410	7.89%	0.468%
58	18.157	2761	2780	2801	rVB7	836300	4023837	100.00%	5.932%
59	18.293	2801	2806	2812	rBV2	313092	523251	13.00%	0.771%
60	18.351	2812	2817	2820	rBV	139296	208074	5.17%	0.307%
61	18.393	2820	2825	2836	rVB4	783037	1418453	35.25%	2.091%
62	18.482	2836	2842	2854	rVB4	190761	596609	14.83%	0.880%
63	18.577	2854	2860	2864	rBV3	211549	351508	8.74%	0.518%
64	18.624	2864	2869	2874	rVB2	176614	288394	7.17%	0.425%
65	18.718	2874	2887	2892	rBV4	587551	1572131	39.07%	2.318%
66	18.771	2892	2897	2905	rVB2	397205	940491	23.37%	1.387%
67	18.886	2915	2919	2927	rVB5	125669	215955	5.37%	0.318%
68	18.975	2928	2936	2939	rBV6	299285	560594	13.93%	0.826%
69	19.022	2939	2945	2950	rVV4	378017	879732	21.86%	1.297%
70	19.080	2950	2956	2966	rVV2	707027	1721181	42.77%	2.537%
71	19.153	2966	2970	2978	rVV3	360636	830734	20.65%	1.225%
72	19.221	2978	2983	2987	rVV3	498318	997024	24.78%	1.470%
73	19.263	2987	2991	2997	rVV	529532	951340	23.64%	1.402%
74	19.321	2997	3002	3007	rVV4	275004	457559	11.37%	0.675%
75	19.374	3007	3012	3015	rVV3	119730	219753	5.46%	0.324%
76	19.436	3016	3024	3034	rVB8	291745	1022673	25.42%	1.508%
77	19.573	3034	3050	3055	rBV7	452830	1599346	39.75%	2.358%
78	19.625	3056	3060	3063	rVV2	266343	449998	11.18%	0.663%
79	19.667	3064	3068	3073	rVV4	311945	589101	14.64%	0.868%
80	19.714	3073	3077	3090	rVB4	375230	1104425	27.45%	1.628%
81	19.851	3091	3103	3108	rBV2	648805	1414116	35.14%	2.085%
82	19.898	3108	3112	3118	rVB2	222907	326394	8.11%	0.481%
83	19.976	3120	3127	3131	rBV6	338502	637485	15.84%	0.940%
84	20.018	3132	3135	3140	rVV6	136306	220372	5.48%	0.325%
85	20.071	3140	3145	3149	rVV	265560	364835	9.07%	0.538%

LSC Area Percent Report

Data Path : C:\msdchem\1\data\janellac\07-07-2021\v2b8360\
Data File : 2b184133.d
Acq On : 3 Jul 2021 7:17 pm
Operator : thienn
Sample : jd27605-12
Misc : MS52029,V2B8360,6.9,,100,5,1
ALS Vial : 25 Sample Multiplier: 1

Integration Parameters: rteint.p
Integrator: RTE
Smoothing : ON Filtering: 5
Sampling : 1 Min Area: 200 Area counts
Start Thrs: 0.1 Max Peaks: 100
Stop Thrs : 0.5 Peak Location: TOP

If leading or trailing edge < 100 prefer < Baseline drop else tangent >
Peak separation: 5

Method : C:\msdchem\1\METHODS\M2B8337.M
Title : SW846 8260C/D, DB-624.1 60 mx0.25mmx1.4um

86	20.144	3156	3159	3163	rBV2	147010	199749	4.96%	0.294%
87	20.186	3163	3167	3176	rVB5	356701	655895	16.30%	0.967%
88	20.260	3176	3181	3186	rBV	377670	679944	16.90%	1.002%
89	20.307	3186	3190	3204	rVB5	341844	1145985	28.48%	1.689%
90	20.454	3204	3218	3230	rBV7	495907	1745144	43.37%	2.573%
91	20.553	3231	3237	3242	rBV5	103768	220948	5.49%	0.326%
92	20.637	3247	3253	3257	rBV5	209064	377585	9.38%	0.557%
93	20.674	3258	3260	3266	rVB4	254114	335599	8.34%	0.495%
94	20.731	3266	3271	3274	rBV	179834	258849	6.43%	0.382%
95	20.779	3274	3280	3301	rVB7	377553	1187468	29.51%	1.751%
96	20.957	3301	3314	3322	rBV3	768735	2326175	57.81%	3.429%
97	21.161	3348	3353	3361	rVB4	118425	246905	6.14%	0.364%
98	21.235	3362	3367	3371	rVV5	69021	146883	3.65%	0.217%
99	21.282	3372	3376	3388	rVV7	98082	311960	7.75%	0.460%
100	21.502	3411	3418	3420	rBV2	142575	225310	5.60%	0.332%

Sum of corrected areas: 67832005

LSC Report - Integrated Chromatogram

Data Path : C:\msdchem\1\data\janellac\07-07-2021\v2b8360\
Data File : 2b184133.d
Acq On : 3 Jul 2021 7:17 pm
Operator : thienn
Sample : jd27605-12
Misc : MS52029,V2B8360,6.9,,100,5,1
ALS Vial : 25 Sample Multiplier: 1

Quant Method : C:\msdchem\1\METHODS\M2B8337.M
Quant Title : SW846 8260C/D, DB-624.1 60 mx0.25mmx1.4um

TIC Library : C:\DATABASE\NIST08.L
TIC Integration Parameters: lscint.p

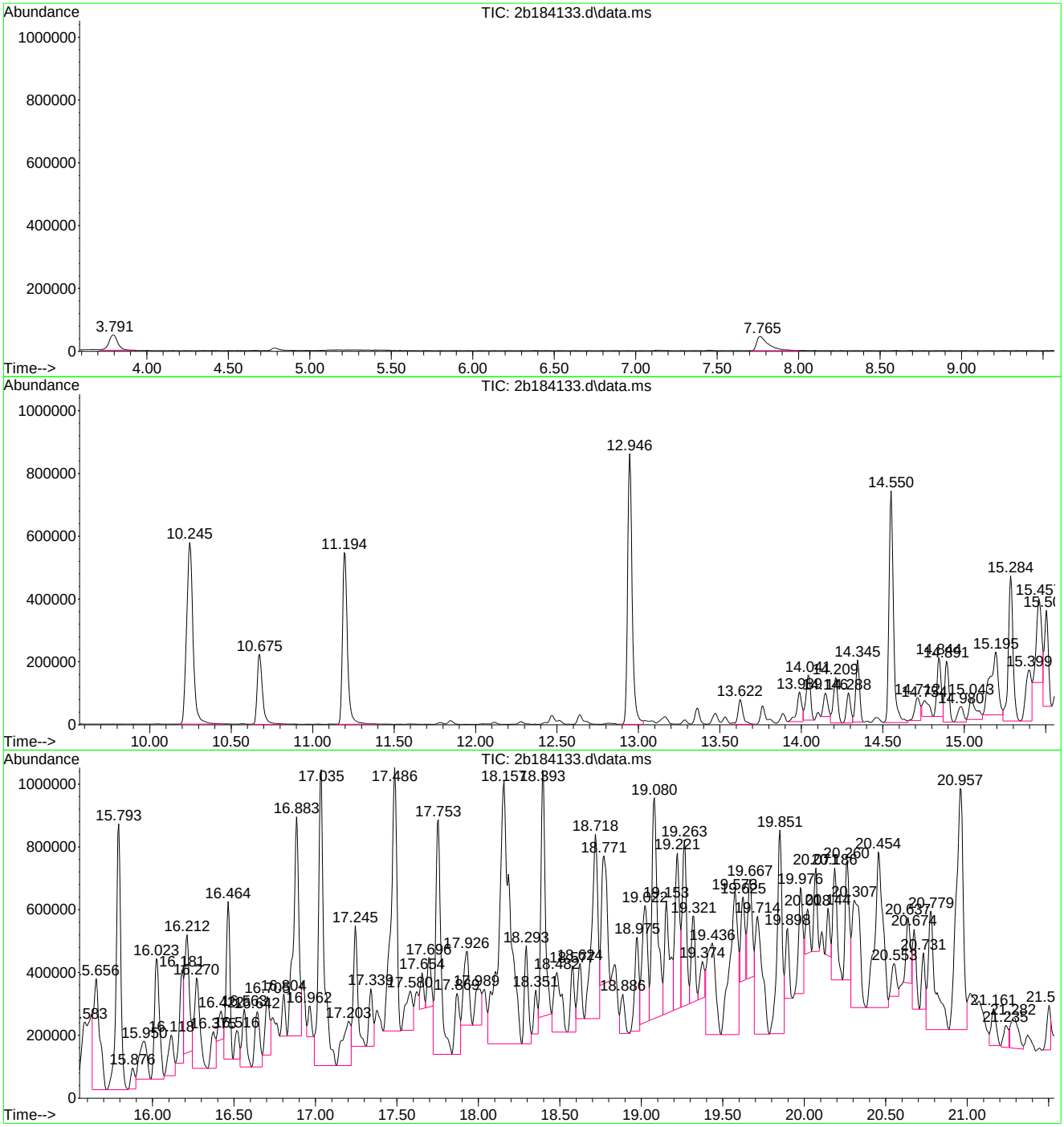

Library Search Compound Report

Data Path : C:\msdchem\1\data\janellac\07-07-2021\v2b8360\
Data File : 2b184133.d
Acq On : 3 Jul 2021 7:17 pm
Operator : thienn
Sample : jd27605-12
Misc : MS52029,V2B8360,6.9,,100,5,1
ALS Vial : 25 Sample Multiplier: 1

Quant Method : C:\msdchem\1\METHODS\M2B8337.M
Quant Title : SW846 8260C/D, DB-624.1 60 mx0.25mmx1.4um

TIC Library : C:\DATABASE\NIST08.L
TIC Integration Parameters: lscint.p

****

Peak Number 1 cycloalkane Concentration Rank 15

R.T.	EstConc	Area	Relative to ISTD	R.T.
15.195	25.60 ug/L	721155	chlorobenzene-d5	14.550

Hit# of 5	Tentative ID	MW	MolForm	CAS#	Qual
1	Cyclohexane, 1-ethyl-2-methyl-	126	C9H18	003728-54-9	68
2	Cyclohexane, 1-ethyl-4-methyl-, ...	126	C9H18	004926-78-7	59
3	Cyclohexane, 1-ethyl-2-methyl-, ...	126	C9H18	004923-78-8	58
4	2-Pyrazoline, 5-ethyl-1,4-dimethyl-	126	C7H14N2	014339-23-2	58
5	Cyclohexane, 1,3-dimethyl-, cis-	112	C8H16	000638-04-0	53

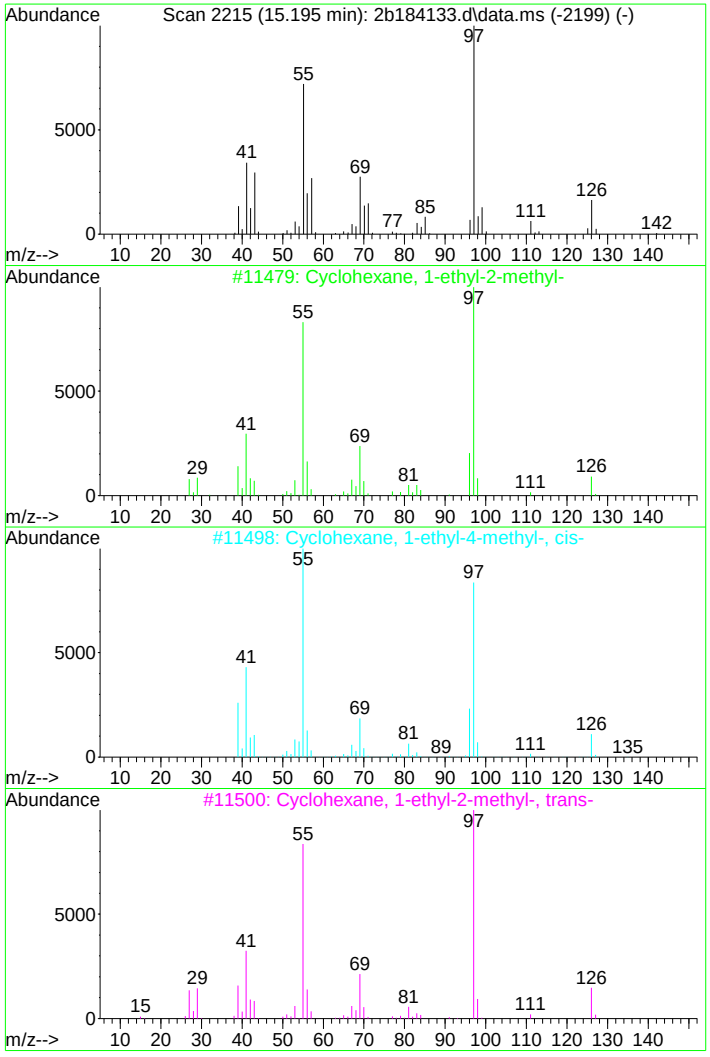

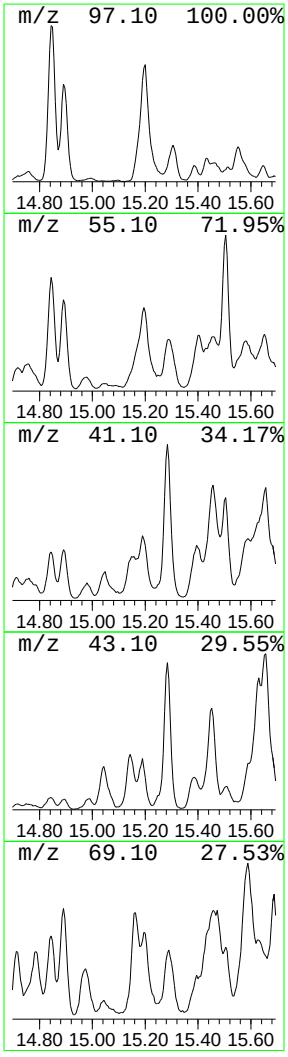

Library Search Compound Report

Data Path : C:\msdchem\1\data\janellac\07-07-2021\v2b8360\
Data File : 2b184133.d
Acq On : 3 Jul 2021 7:17 pm
Operator : thienn
Sample : jd27605-12
Misc : MS52029,V2B8360,6.9,,100,5,1
ALS Vial : 25 Sample Multiplier: 1

Quant Method : C:\msdchem\1\METHODS\M2B8337.M
Quant Title : SW846 8260C/D, DB-624.1 60 mx0.25mmx1.4um

TIC Library : C:\DATABASE\NIST08.L
TIC Integration Parameters: lscint.p

****

Peak Number 2 alkane Concentration Rank 10

R.T.	EstConc	Area	Relative to ISTD	R.T.
15.284	32.50 ug/L	915393	chlorobenzene-d5	14.550

Hit# of 5	Tentative ID	MW	MolForm	CAS#	Qual
1	Octane, 2,6-dimethyl-	142	C10H22	002051-30-1	90
2	Nonane, 3-methyl-	142	C10H22	005911-04-6	90
3	Octane, 2,6-dimethyl-	142	C10H22	002051-30-1	90
4	Nonane, 3-methyl-	142	C10H22	005911-04-6	87
5	Octane, 3,6-dimethyl-	142	C10H22	015869-94-0	87

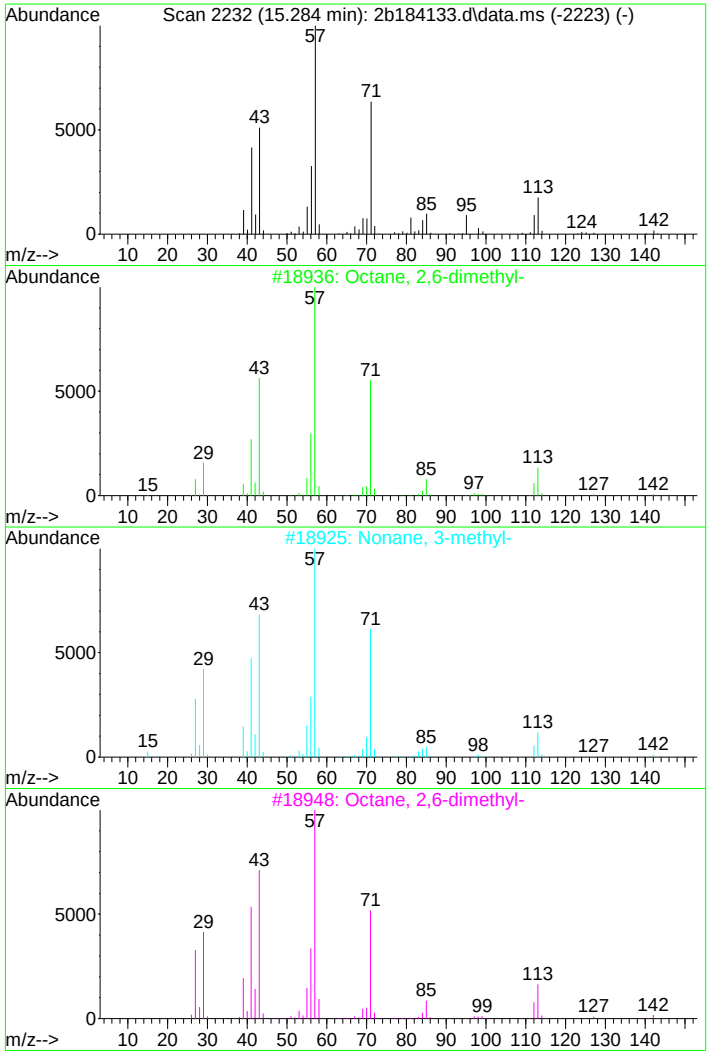

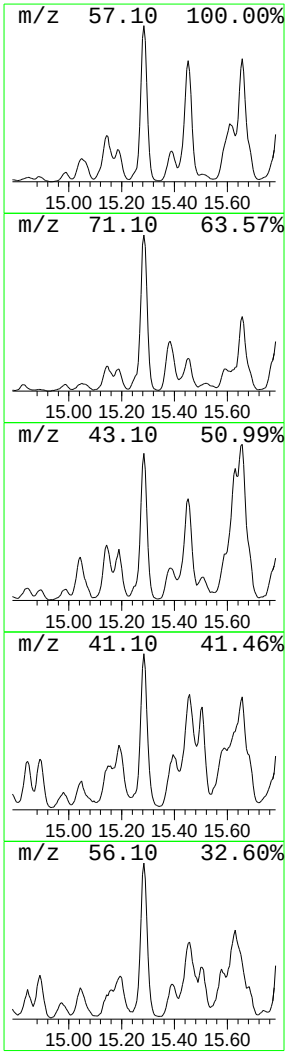

Library Search Compound Report

Data Path : C:\msdchem\1\data\janellac\07-07-2021\v2b8360\
Data File : 2b184133.d
Acq On : 3 Jul 2021 7:17 pm
Operator : thienn
Sample : jd27605-12
Misc : MS52029,V2B8360,6.9,,100,5,1
ALS Vial : 25 Sample Multiplier: 1

Quant Method : C:\msdchem\1\METHODS\M2B8337.M
Quant Title : SW846 8260C/D, DB-624.1 60 mx0.25mmx1.4um

TIC Library : C:\DATABASE\NIST08.L
TIC Integration Parameters: lscint.p

****

Peak Number 3 cycloalkane Concentration Rank 6

R.T.	EstConc	Area	Relative to ISTD	R.T.
16.883	38.09 ug/L	1676430	1,4-dichlorobenzene-d4	17.035

Hit# of 5	Tentative ID	MW	MolForm	CAS#	Qual
1	Cyclohexane, butyl-	140	C10H20	001678-93-9	87
2	Cyclohexane, (2-methylpropyl)-	140	C10H20	001678-98-4	87
3	Cyclohexane, butyl-	140	C10H20	001678-93-9	81
4	Cyclohexane, butyl-	140	C10H20	001678-93-9	81
5	Cyclohexane, (2-methylpropyl)-	140	C10H20	001678-98-4	80

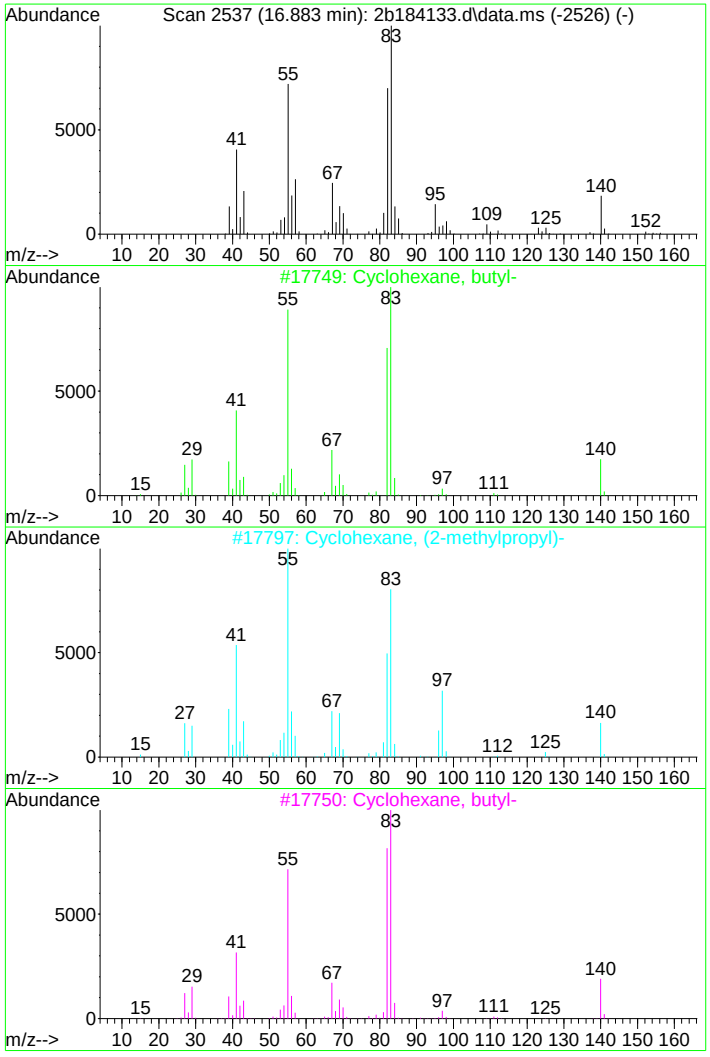

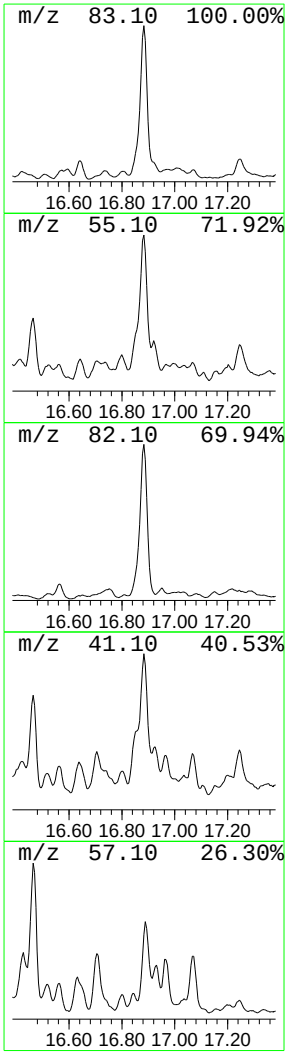

Library Search Compound Report

Data Path : C:\msdchem\1\data\janellac\07-07-2021\v2b8360\
Data File : 2b184133.d
Acq On : 3 Jul 2021 7:17 pm
Operator : thienn
Sample : jd27605-12
Misc : MS52029,V2B8360,6.9,,100,5,1
ALS Vial : 25 Sample Multiplier: 1

Quant Method : C:\msdchem\1\METHODS\M2B8337.M
Quant Title : SW846 8260C/D, DB-624.1 60 mx0.25mmx1.4um

TIC Library : C:\DATABASE\NIST08.L
TIC Integration Parameters: lscint.p

****

Peak Number 4 Naphthalene, decahydro- Concentration Rank 3

R.T.	EstConc	Area	Relative to ISTD	R.T.
17.486	46.80 ug/L	2060060	1,4-dichlorobenzene-d4	17.035

Hit# of 5	Tentative ID	MW	MolForm	CAS#	Qual
1	Naphthalene, decahydro-	138	C10H18	000091-17-8	98
2	Naphthalene, decahydro-	138	C10H18	000091-17-8	97
3	Naphthalene, decahydro-, trans-	138	C10H18	000493-02-7	95
4	Naphthalene, decahydro-, trans-	138	C10H18	000493-02-7	95
5	Naphthalene, decahydro-	138	C10H18	000091-17-8	93

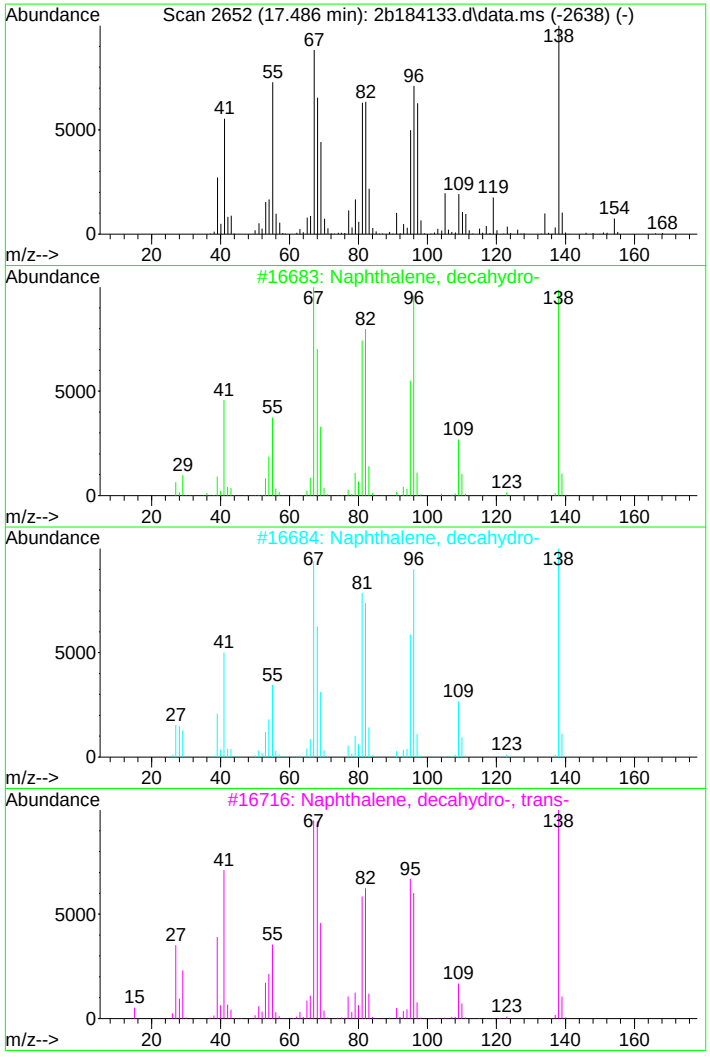

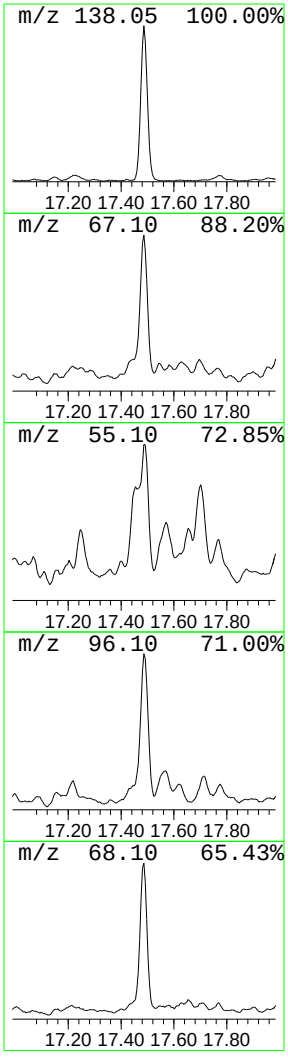

Library Search Compound Report

Data Path : C:\msdchem\1\data\janellac\07-07-2021\v2b8360\
Data File : 2b184133.d
Acq On : 3 Jul 2021 7:17 pm
Operator : thienn
Sample : jd27605-12
Misc : MS52029,V2B8360,6.9,,100,5,1
ALS Vial : 25 Sample Multiplier: 1

Quant Method : C:\msdchem\1\METHODS\M2B8337.M
Quant Title : SW846 8260C/D, DB-624.1 60 mx0.25mmx1.4um

TIC Library : C:\DATABASE\NIST08.L
TIC Integration Parameters: lscint.p

****

Peak Number 5 C4 alkyl benzene Concentration Rank 7

R.T.	EstConc	Area	Relative to ISTD	R.T.
17.753	37.94 ug/L	1670000	1,4-dichlorobenzene-d4	17.035

Hit# of 5	Tentative ID	MW	MolForm	CAS#	Qual
1	Benzene, 2-ethyl-1,4-dimethyl-	134	C10H14	001758-88-9	95
2	Benzene, 1-ethyl-2,4-dimethyl-	134	C10H14	000874-41-9	95
3	Benzene, 1-methyl-2-(1-methyleth...	134	C10H14	000527-84-4	95
4	Benzene, 4-ethyl-1,2-dimethyl-	134	C10H14	000934-80-5	95
5	Benzene, 2-ethyl-1,3-dimethyl-	134	C10H14	002870-04-4	94

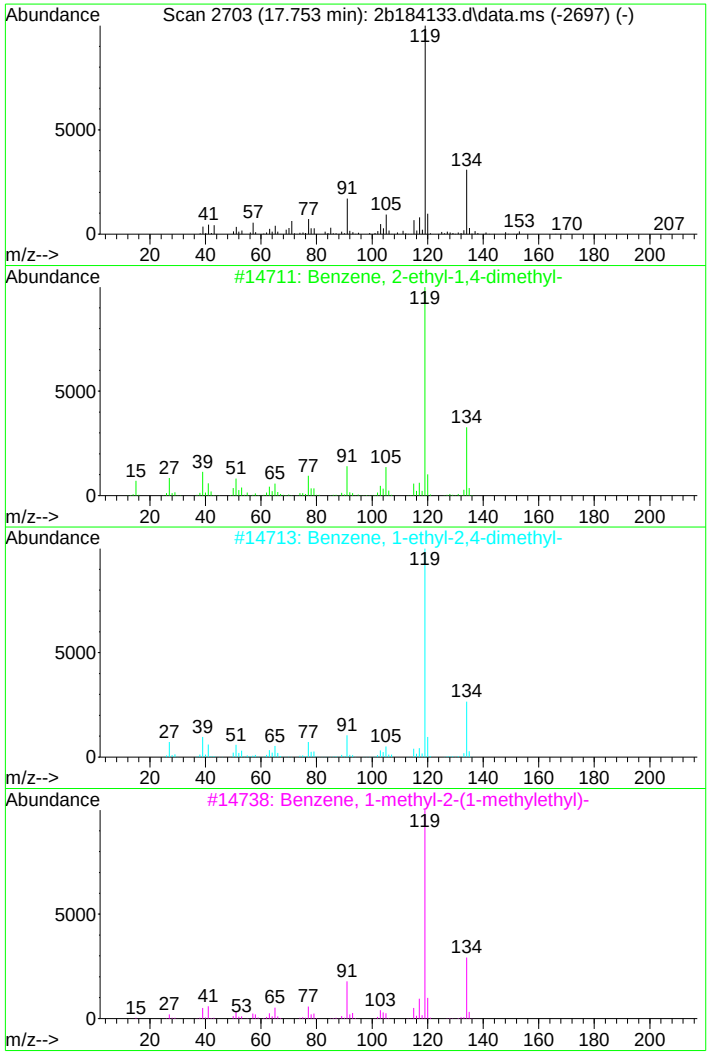

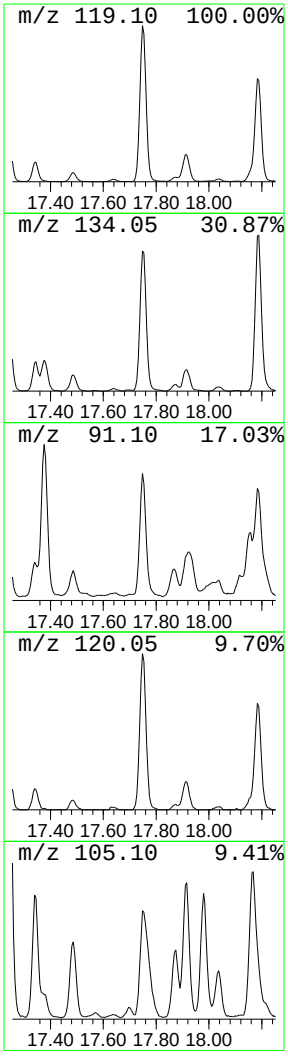

Library Search Compound Report

```
Data Path : C:\msdchem\1\data\janellac\07-07-2021\v2b8360\
Data File : 2b184133.d
Acq On    :  3 Jul 2021    7:17 pm
Operator  : thienn
Sample    : jd27605-12
Misc      : MS52029,V2B8360,6.9,,100,5,1
ALS Vial  : 25   Sample Multiplier: 1

Quant Method : C:\msdchem\1\METHODS\M2B8337.M
Quant Title  : SW846 8260C/D, DB-624.1 60 mx0.25mmx1.4um

TIC Library   : C:\DATABASE\NIST08.L
TIC Integration Parameters: lscint.p
```

****

Peak Number 6 Naphthalene, decahydro-meth... Concentration Rank 1

R.T.	EstConc	Area	Relative to ISTD	R.T.
18.157	91.42 ug/L	4023840	1,4-dichlorobenzene-d4	17.035

Hit# of 5	Tentative ID	MW	MolForm	CAS#	Qual
1	Naphthalene, decahydro-2-methyl-	152	C11H20	002958-76-1	72
2	trans-Decalin, 2-methyl-	152	C11H20	1000152-47-3	72
3	Cyclohexanone, 5-methyl-2-(1-met...	152	C10H16O	015932-80-6	70
4	9-Methylbicyclo[3.3.1]nonane	138	C10H18	025107-01-1	62
5	Pulegone	152	C10H16O	000089-82-7	53

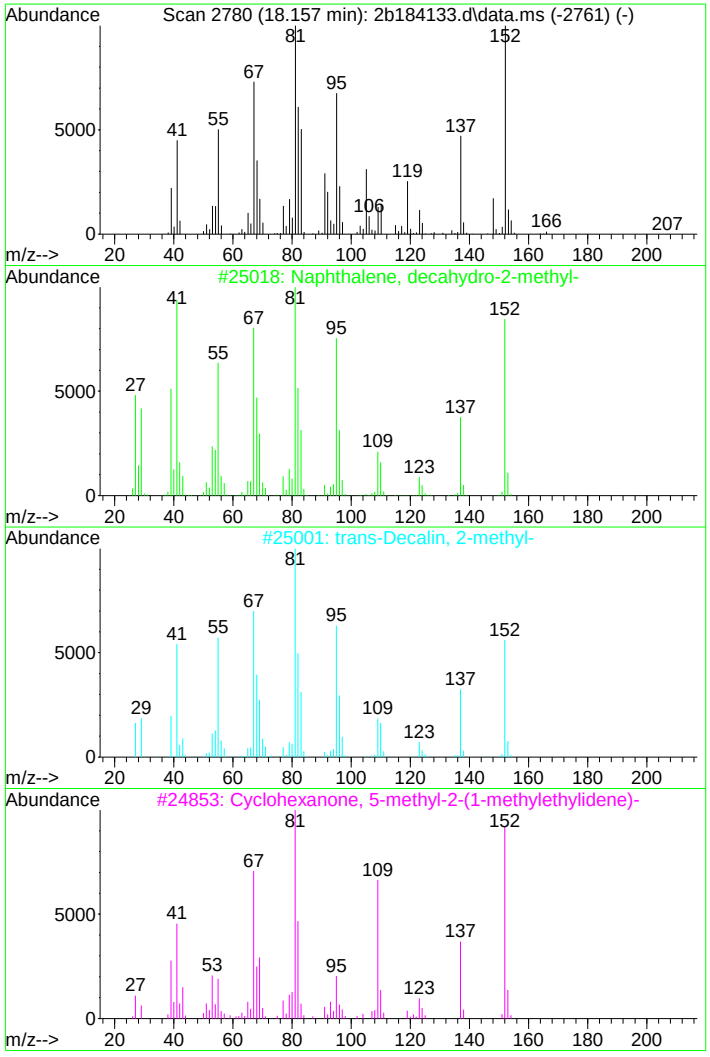

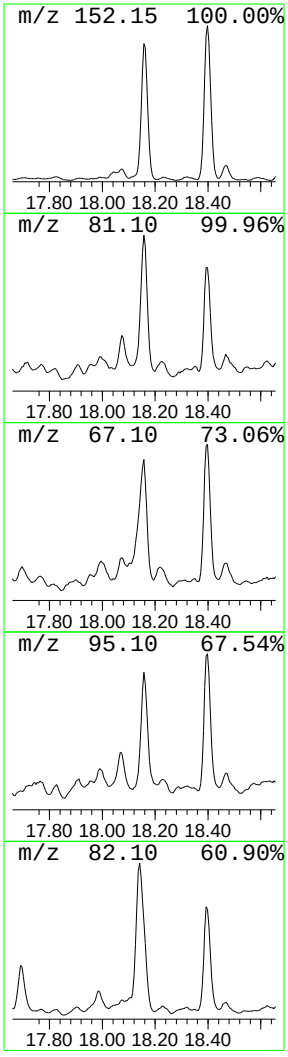

Library Search Compound Report

Data Path : C:\msdchem\1\data\janellac\07-07-2021\v2b8360\
Data File : 2b184133.d
Acq On : 3 Jul 2021 7:17 pm
Operator : thienn
Sample : jd27605-12
Misc : MS52029,V2B8360,6.9,,100,5,1
ALS Vial : 25 Sample Multiplier: 1

Quant Method : C:\msdchem\1\METHODS\M2B8337.M
Quant Title : SW846 8260C/D, DB-624.1 60 mx0.25mmx1.4um

TIC Library : C:\DATABASE\NIST08.L
TIC Integration Parameters: lscint.p

****
Peak Number 7 Naphthalene, decahydro-meth... Concentration Rank 11

R.T.	EstConc	Area	Relative to ISTD	R.T.
18.393	32.23 ug/L	1418450	1,4-dichlorobenzene-d4	17.035

Hit# of 5	Tentative ID	MW	MolForm	CAS#	Qual
1	cis-Decalin, 2-syn-methyl-	152	C11H20	1000155-85-6	70
2	Naphthalene, decahydro-2-methyl-	152	C11H20	002958-76-1	70
3	Naphthalene, decahydro-2-methyl-	152	C11H20	002958-76-1	64
4	Bicyclo[2.2.1]heptan-2-one, 1,7,...	152	C10H16O	000464-48-2	64
5	trans-4a-Methyl-decahydronaphtha...	152	C11H20	002547-27-5	50

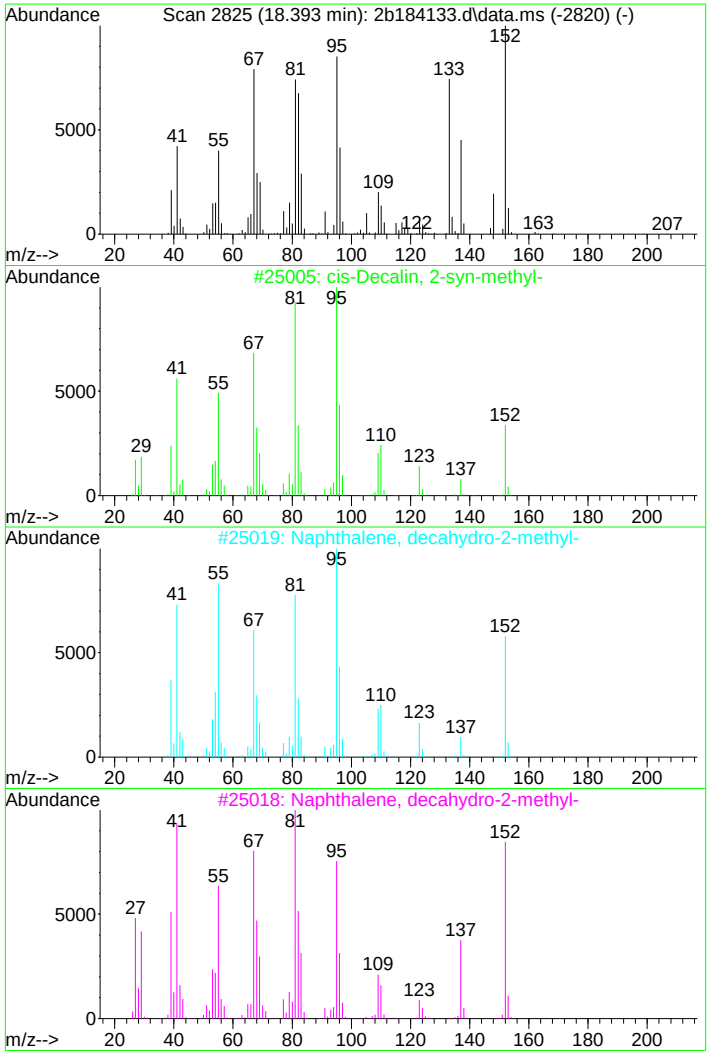

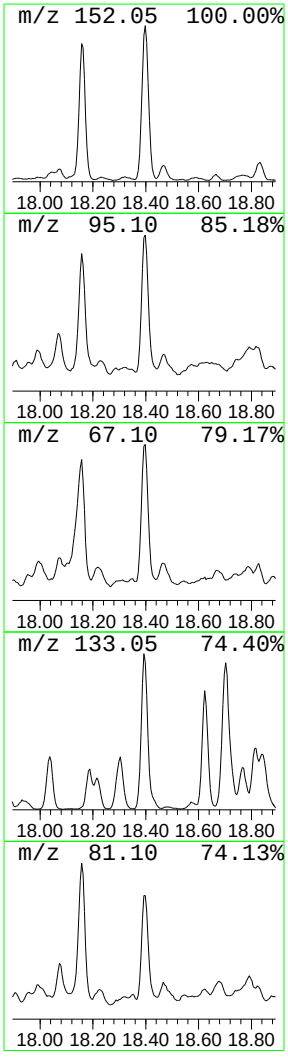

Library Search Compound Report

Data Path : C:\msdchem\1\data\janellac\07-07-2021\v2b8360\
Data File : 2b184133.d
Acq On : 3 Jul 2021 7:17 pm
Operator : thienn
Sample : jd27605-12
Misc : MS52029,V2B8360,6.9,,100,5,1
ALS Vial : 25 Sample Multiplier: 1

Quant Method : C:\msdchem\1\METHODS\M2B8337.M
Quant Title : SW846 8260C/D, DB-624.1 60 mx0.25mmx1.4um

TIC Library : C:\DATABASE\NIST08.L
TIC Integration Parameters: lscint.p

****

Peak Number 8 C4 alkyl benzene Concentration Rank 9

R.T.	EstConc	Area	Relative to ISTD	R.T.
18.718	35.72 ug/L	1572130	1,4-dichlorobenzene-d4	17.035

Hit# of 5	Tentative ID	MW	MolForm	CAS#	Qual
1	Benzene, 1,2,3,4-tetramethyl-	134	C10H14	000488-23-3	95
2	Benzene, 1,2,3,4-tetramethyl-	134	C10H14	000488-23-3	95
3	Benzene, 1,2,4,5-tetramethyl-	134	C10H14	000095-93-2	95
4	Benzene, 1-methyl-2-(1-methyleth...	134	C10H14	000527-84-4	95
5	Benzene, 1,2,3,5-tetramethyl-	134	C10H14	000527-53-7	94

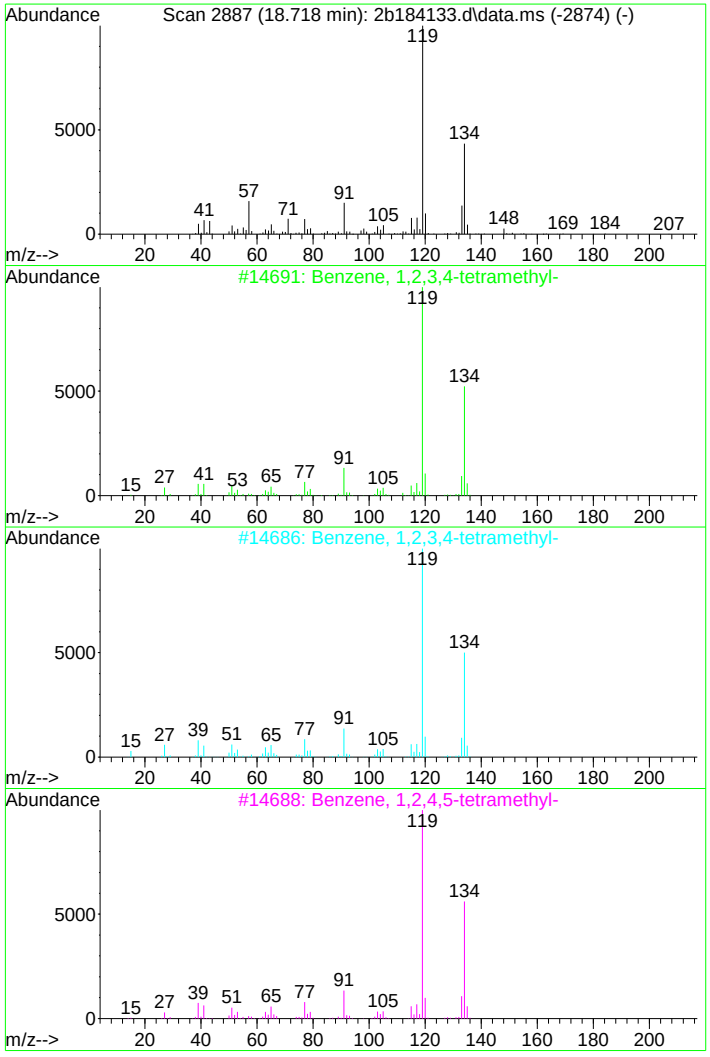

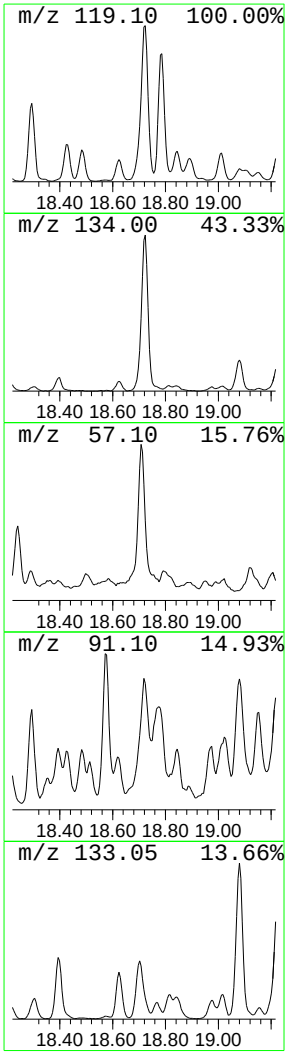

Library Search Compound Report

```
Data Path : C:\msdchem\1\data\janellac\07-07-2021\v2b8360\
Data File : 2b184133.d
Acq On    :  3 Jul 2021    7:17 pm
Operator  : thienn
Sample    : jd27605-12
Misc      : MS52029,V2B8360,6.9,,100,5,1
ALS Vial  : 25   Sample Multiplier: 1

Quant Method : C:\msdchem\1\METHODS\M2B8337.M
Quant Title  : SW846 8260C/D, DB-624.1 60 mx0.25mmx1.4um

TIC Library   : C:\DATABASE\NIST08.L
TIC Integration Parameters: lscint.p
```

****

Peak Number 9 1H-indene-dihydro-dimethyl-... Concentration Rank 5

R.T.	EstConc	Area	Relative to ISTD	R.T.
19.080	39.10 ug/L	1721180	1,4-dichlorobenzene-d4	17.035

Hit# of 5	Tentative ID	MW	MolForm	CAS#	Qual
1	Benzene, (1-methyl-1-butenyl)-	146	C11H14	053172-84-2	60
2	Benzene, 2,4-dimethyl-1-(1-methy...	148	C11H16	004706-89-2	53
3	1H-Indene, 2,3-dihydro-1,3-dimet...	146	C11H14	004175-53-5	51
4	4-tert-Butyltoluene	148	C11H16	000098-51-1	49
5	Benzene, 1,3-dimethyl-5-(1-methy...	148	C11H16	004706-90-5	49

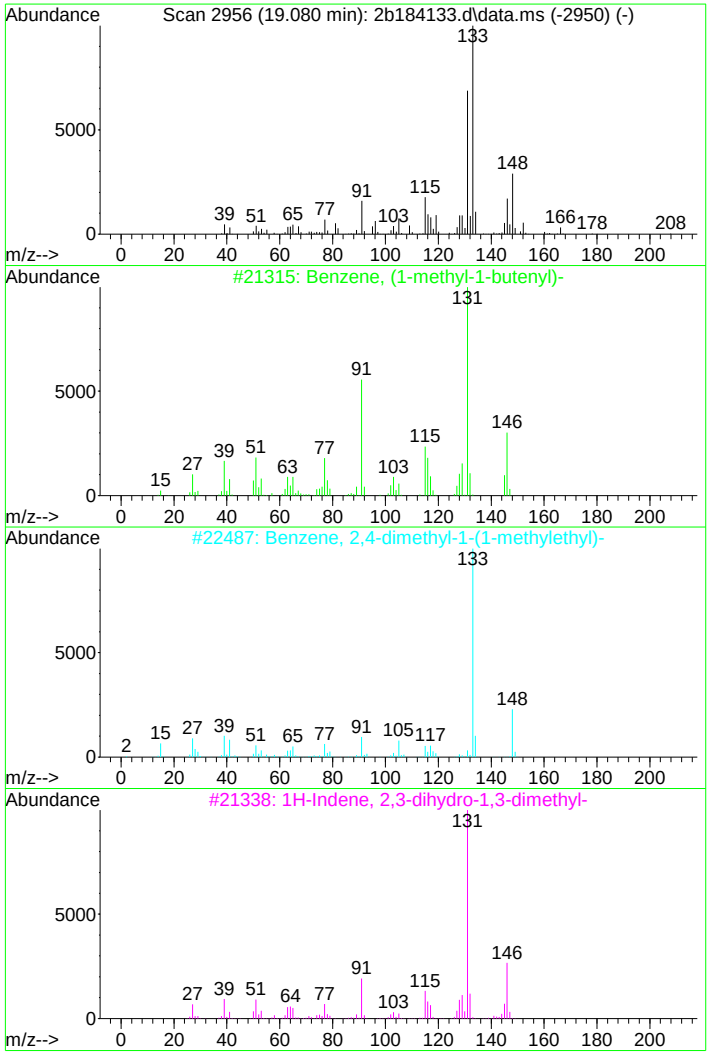

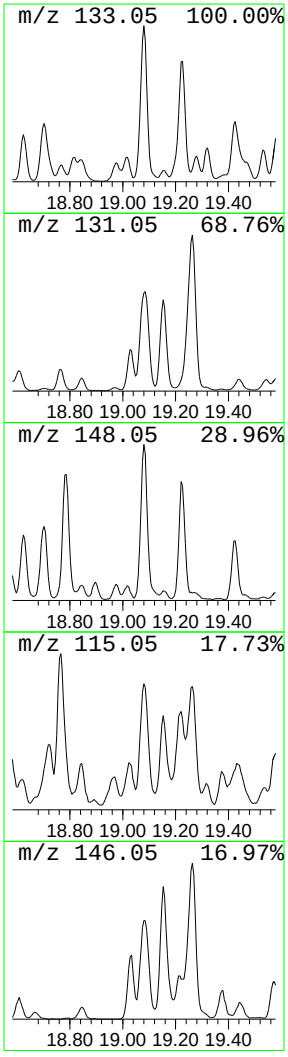

Library Search Compound Report

Data Path : C:\msdchem\1\data\janellac\07-07-2021\v2b8360\
Data File : 2b184133.d
Acq On : 3 Jul 2021 7:17 pm
Operator : thienn
Sample : jd27605-12
Misc : MS52029,V2B8360,6.9,,100,5,1
ALS Vial : 25 Sample Multiplier: 1

Quant Method : C:\msdchem\1\METHODS\M2B8337.M
Quant Title : SW846 8260C/D, DB-624.1 60 mx0.25mmx1.4um

TIC Library : C:\DATABASE\NIST08.L
TIC Integration Parameters: lscint.p

****

Peak Number 10 C6 alkyl benzene Concentration Rank 8

R.T.	EstConc	Area	Relative to ISTD	R.T.
19.573	36.34 ug/L	1599350	1,4-dichlorobenzene-d4	17.035

Hit# of 5	Tentative ID	MW	MolForm	CAS#	Qual
1	Benzene, (1-ethylbutyl)-	162	C12H18	004468-42-2	43
2	1-Isopropyl12-oxatetracyclo[5.2....	206	C14H22O	1000194-92-4	38
3	2-Amino-3a,4,5,6,7,7a-hexahydro-...	162	C10H14N2	1000185-29-8	35
4	Benzenepentanol	164	C11H16O	010521-91-2	25
5	Benzeneacetaldehyde, 4-methyl-.a...	163	C9H9NO2	017628-76-1	25

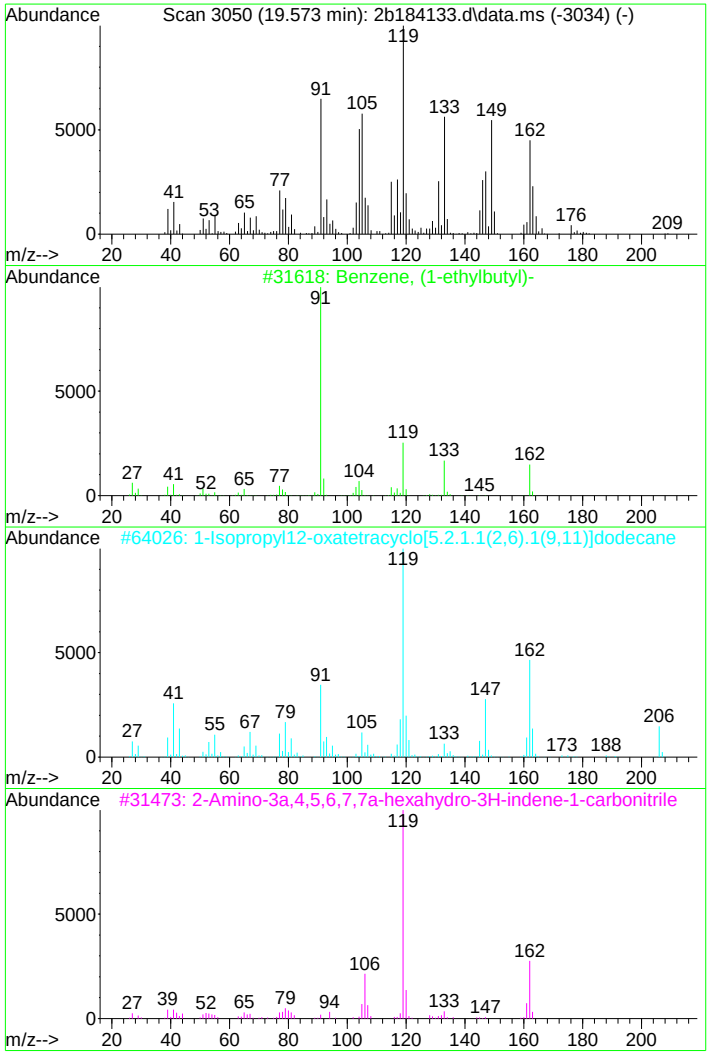

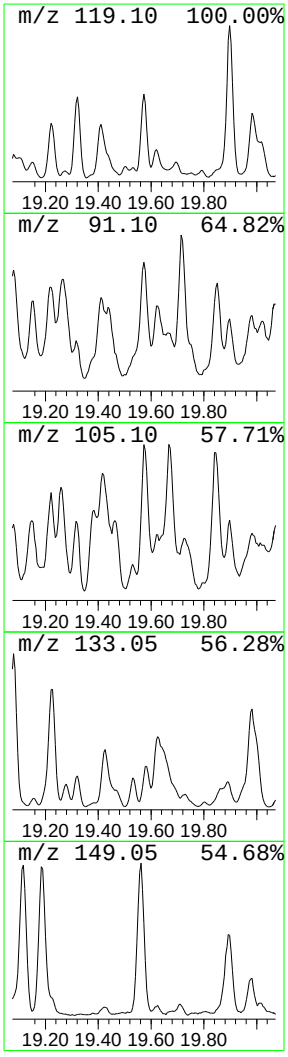

Library Search Compound Report

Data Path : C:\msdchem\1\data\janellac\07-07-2021\v2b8360\
Data File : 2b184133.d
Acq On : 3 Jul 2021 7:17 pm
Operator : thienn
Sample : jd27605-12
Misc : MS52029,V2B8360,6.9,,100,5,1
ALS Vial : 25 Sample Multiplier: 1

Quant Method : C:\msdchem\1\METHODS\M2B8337.M
Quant Title : SW846 8260C/D, DB-624.1 60 mx0.25mmx1.4um

TIC Library : C:\DATABASE\NIST08.L
TIC Integration Parameters: lscint.p

****

Peak Number 11 1H-indene-dihydro-dimethyl-... Concentration Rank 12

R.T.	EstConc	Area	Relative to ISTD	R.T.
19.851	32.13 ug/L	1414120	1,4-dichlorobenzene-d4	17.035

Hit# of 5	Tentative ID	MW	MolForm	CAS#	Qual
1	1H-Indene, 2,3-dihydro-4,7-dimet...	146	C11H14	006682-71-9	94
2	1H-Indene, 2,3-dihydro-4,7-dimet...	146	C11H14	006682-71-9	91
3	1H-Indene, 2,3-dihydro-1,2-dimet...	146	C11H14	017057-82-8	91
4	Naphthalene, 1,2,3,4-tetrahydro-...	146	C11H14	001559-81-5	87
5	Benzene, (3-methyl-2-butenyl)-	146	C11H14	004489-84-3	87

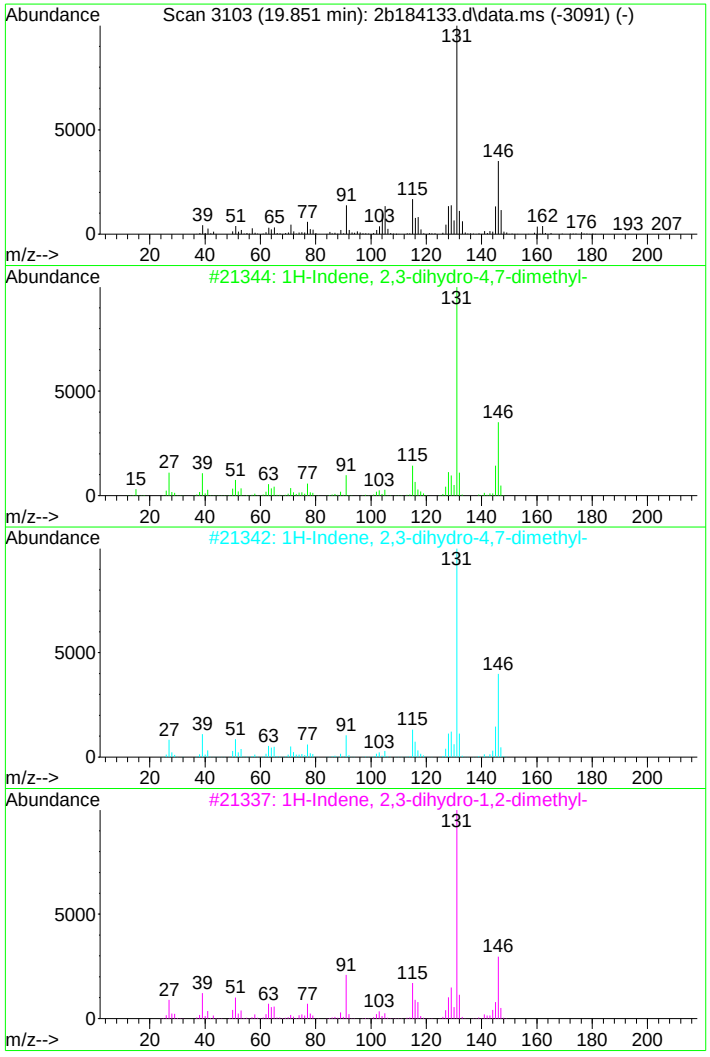

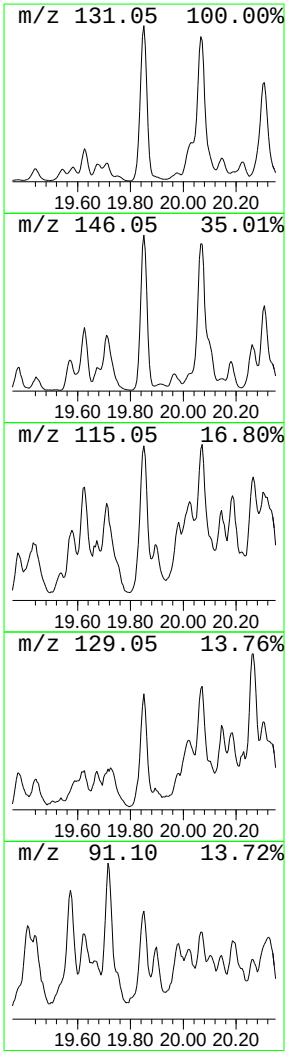

Library Search Compound Report

Data Path : C:\msdchem\1\data\janellac\07-07-2021\v2b8360\
Data File : 2b184133.d
Acq On : 3 Jul 2021 7:17 pm
Operator : thienn
Sample : jd27605-12
Misc : MS52029,V2B8360,6.9,,100,5,1
ALS Vial : 25 Sample Multiplier: 1

Quant Method : C:\msdchem\1\METHODS\M2B8337.M
Quant Title : SW846 8260C/D, DB-624.1 60 mx0.25mmx1.4um

TIC Library : C:\DATABASE\NIST08.L
TIC Integration Parameters: lscint.p

****

Peak Number 12 1H-indene-dihydro-dimethyl-... Concentration Rank 14

R.T.	EstConc	Area	Relative to ISTD	R.T.
20.307	26.04 ug/L	1145990	1,4-dichlorobenzene-d4	17.035

Hit# of 5	Tentative ID	MW	MolForm	CAS#	Qual
1	1H-Indene, 2,3-dihydro-1,1-dimet...	146	C11H14	004912-92-9	64
2	1H-Indene, 2,3-dihydro-1,1-dimet...	146	C11H14	004912-92-9	64
3	Benzene, 1-methyl-4-(1-methyl-2-...	146	C11H14	097664-18-1	64
4	Benzene, (2-methyl-1-methylenepr...	146	C11H14	017498-71-4	64
5	Naphthalene, 1,2,3,4-tetrahydro-...	174	C13H18	066324-83-2	62

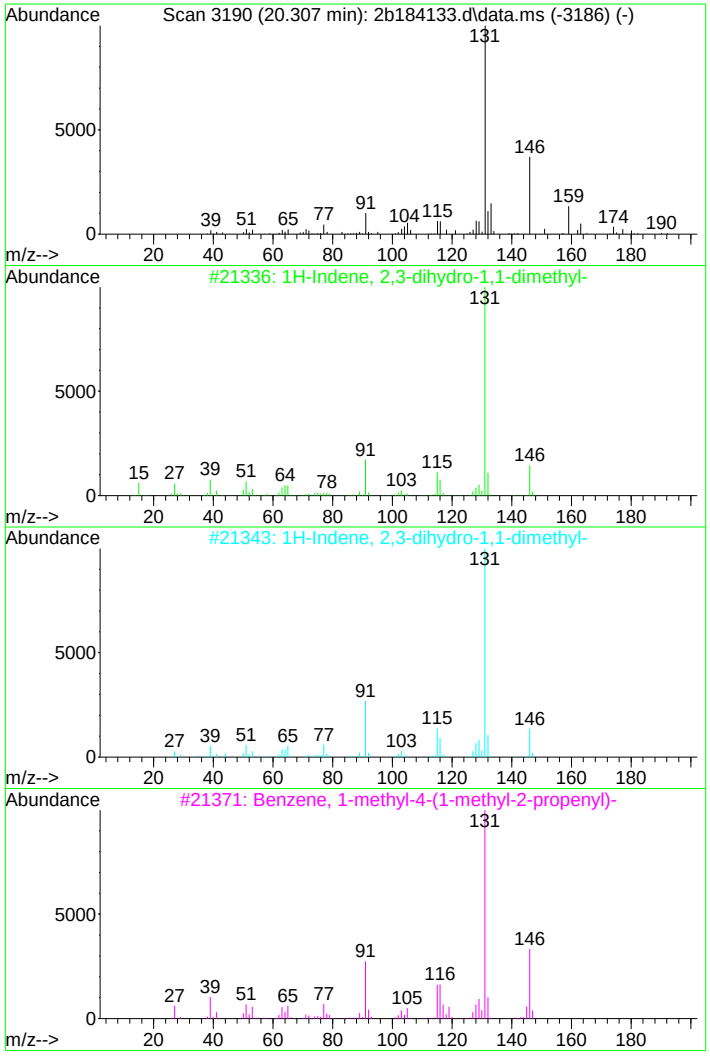

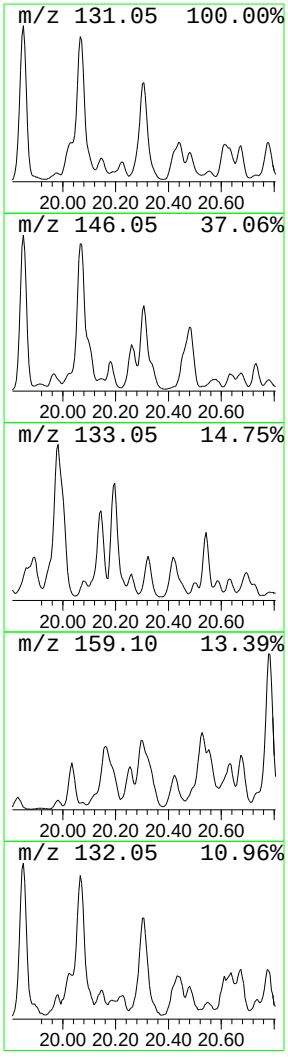

Library Search Compound Report

Data Path : C:\msdchem\1\data\janellac\07-07-2021\v2b8360\
Data File : 2b184133.d
Acq On : 3 Jul 2021 7:17 pm
Operator : thienn
Sample : jd27605-12
Misc : MS52029,V2B8360,6.9,,100,5,1
ALS Vial : 25 Sample Multiplier: 1

Quant Method : C:\msdchem\1\METHODS\M2B8337.M
Quant Title : SW846 8260C/D, DB-624.1 60 mx0.25mmx1.4um

TIC Library : C:\DATABASE\NIST08.L
TIC Integration Parameters: lscint.p

****

Peak Number 13 1H-Indene-dihydro-trimethyl... Concentration Rank 4

R.T.	EstConc	Area	Relative to ISTD	R.T.
20.454	39.65 ug/L	1745140	1,4-dichlorobenzene-d4	17.035

Hit# of 5	Tentative ID	MW	MolForm	CAS#	Qual
1	1H-Indene, 2,3-dihydro-1,4,7-tri...	160	C12H16	054340-87-3	91
2	1H-Indene, 2,3-dihydro-1,5,7-tri...	160	C12H16	054340-88-4	83
3	1H-Indene, 2,3-dihydro-1,1,5-tri...	160	C12H16	040650-41-7	70
4	Benzene, 1-(1-methylethenyl)-3-(...	160	C12H16	001129-29-9	68
5	Benzene, 1,3,5-trimethyl-2-(1-me...	160	C12H16	014679-13-1	64

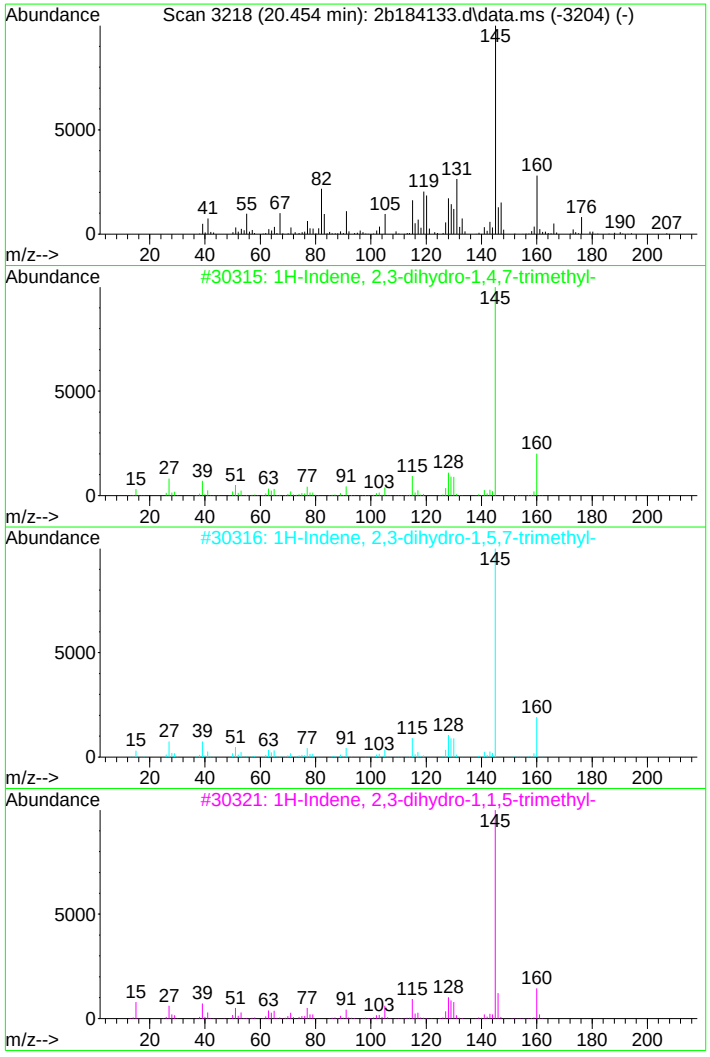

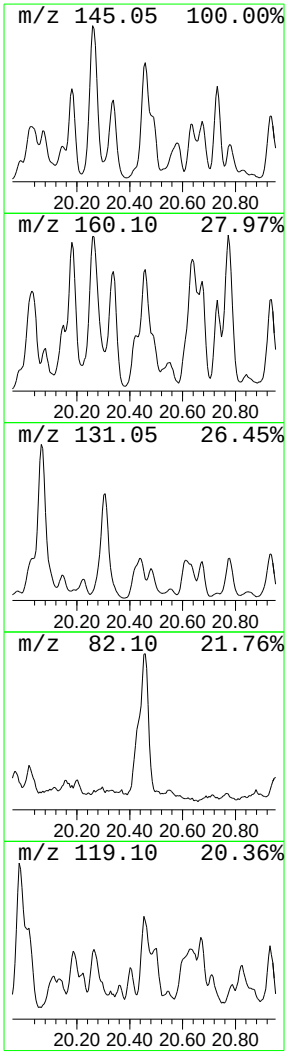

Library Search Compound Report

Data Path : C:\msdchem\1\data\janellac\07-07-2021\v2b8360\
Data File : 2b184133.d
Acq On : 3 Jul 2021 7:17 pm
Operator : thienn
Sample : jd27605-12
Misc : MS52029,V2B8360,6.9,,100,5,1
ALS Vial : 25 Sample Multiplier: 1

Quant Method : C:\msdchem\1\METHODS\M2B8337.M
Quant Title : SW846 8260C/D, DB-624.1 60 mx0.25mmx1.4um

TIC Library : C:\DATABASE\NIST08.L
TIC Integration Parameters: lscint.p

****

Peak Number 14 Naphthalene, tetrahydro-tri... Concentration Rank 13

R.T.	EstConc	Area	Relative to ISTD	R.T.
20.779	26.98 ug/L	1187470	1,4-dichlorobenzene-d4	17.035

Hit# of 5	Tentative ID	MW	MolForm	CAS#	Qual
1	Ethanone, 1-[4-(1-methyl-2-prope...	174	C12H14O	109586-49-4	70
2	Naphthalene, 1,2,3,4-tetrahydro-...	174	C13H18	000475-03-6	64
3	Naphthalene, 1,2,3,4-tetrahydro-...	174	C13H18	000475-03-6	64
4	Naphthalene, 1,2,3,4-tetrahydro-...	174	C13H18	030316-36-0	60
5	4-(Diethylamino)benzonitrile	174	C11H14N2	002873-90-7	58

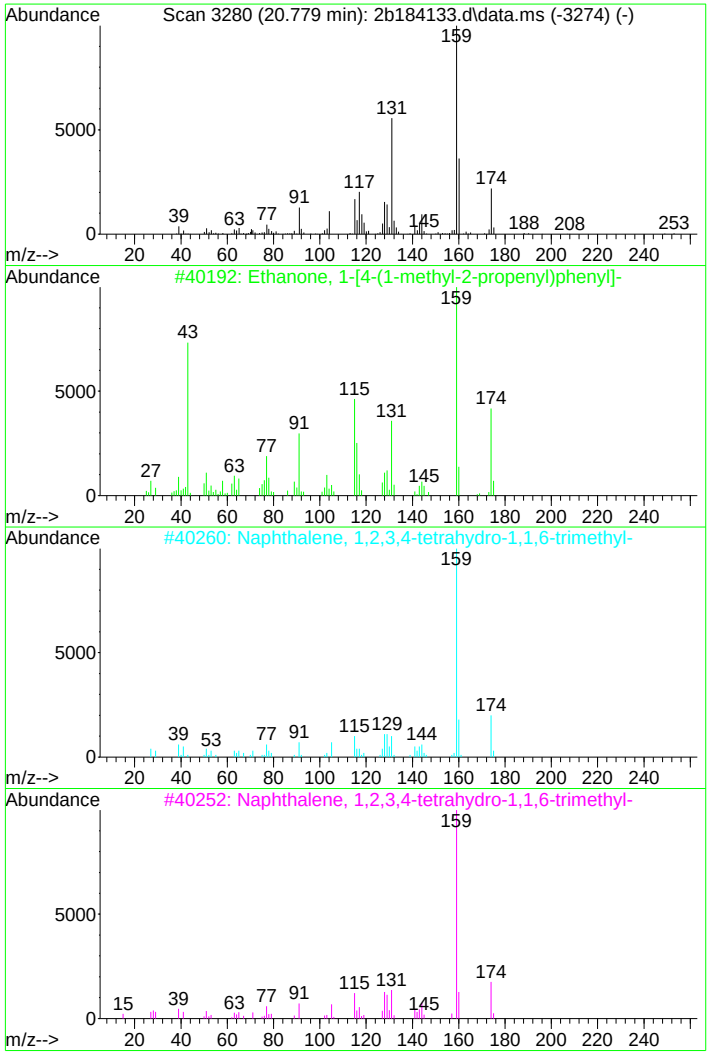

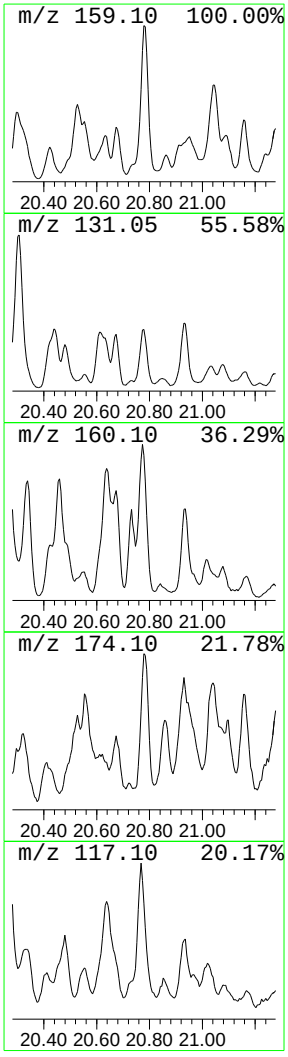

Library Search Compound Report

Data Path : C:\msdchem\1\data\janellac\07-07-2021\v2b8360\
Data File : 2b184133.d
Acq On : 3 Jul 2021 7:17 pm
Operator : thienn
Sample : jd27605-12
Misc : MS52029,V2B8360,6.9,,100,5,1
ALS Vial : 25 Sample Multiplier: 1

Quant Method : C:\msdchem\1\METHODS\M2B8337.M
Quant Title : SW846 8260C/D, DB-624.1 60 mx0.25mmx1.4um

TIC Library : C:\DATABASE\NIST08.L
TIC Integration Parameters: lscint.p

****

Peak Number 15 Naphthalene, methyl- isomer Concentration Rank 2

R.T.	EstConc	Area	Relative to ISTD	R.T.
20.957	52.85 ug/L	2326180	1,4-dichlorobenzene-d4	17.035

Hit# of 5	Tentative ID	MW	MolForm	CAS#	Qual
1	Naphthalene, 1-methyl-	142	C11H10	000090-12-0	96
2	Naphthalene, 2-methyl-	142	C11H10	000091-57-6	96
3	Naphthalene, 1-methyl-	142	C11H10	000090-12-0	91
4	1,4-Methanonaphthalene, 1,4-dihy...	142	C11H10	004453-90-1	87
5	Naphthalene, 1-methyl-	142	C11H10	000090-12-0	87

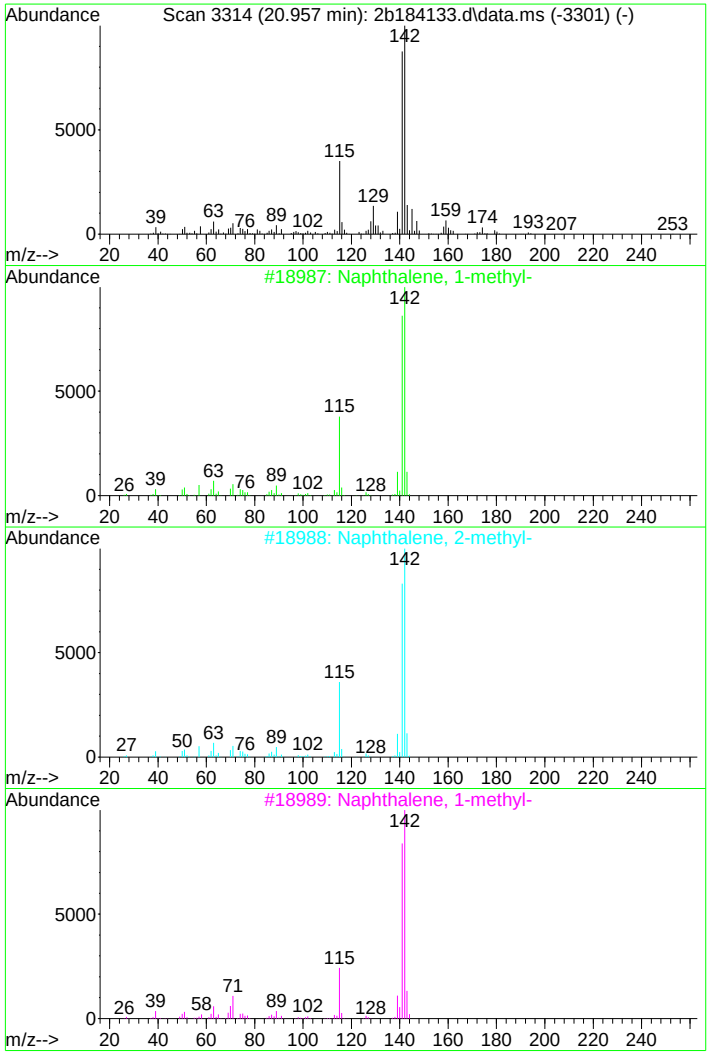

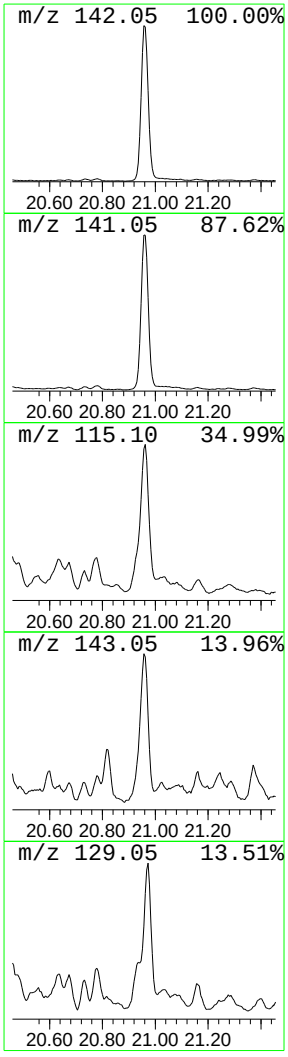

Tentatively Identified Compound (LSC) summary

Data Path : C:\msdchem\1\data\janellac\07-07-2021\v2b8360\
Data File : 2b184133.d
Acq On : 3 Jul 2021 7:17 pm
Operator : thienn
Sample : jd27605-12
Misc : MS52029,V2B8360,6.9,,100,5,1
ALS Vial : 25 Sample Multiplier: 1

Quant Method : C:\msdchem\1\METHODS\M2B8337.M
Quant Title : SW846 8260C/D, DB-624.1 60 mx0.25mmx1.4um

TIC Library : C:\DATABASE\NIST08.L
TIC Integration Parameters: lscint.p

					--Internal Standard---			
TIC Top Hit name	RT	EstConc	Units	Response	#	RT	Resp	Conc
cycloalkane	15.195	25.6	ug/L	721155	4	14.550	1408470	50.0
alkane	15.284	32.5	ug/L	915393	4	14.550	1408470	50.0
cycloalkane	16.883	38.1	ug/L	1676430	5	17.035	2200720	50.0
Naphthalene, de...	17.486	46.8	ug/L	2060060	5	17.035	2200720	50.0
C4 alkyl benzene	17.753	37.9	ug/L	1670000	5	17.035	2200720	50.0
Naphthalene, de...	18.157	91.4	ug/L	4023840	5	17.035	2200720	50.0
Naphthalene, de...	18.393	32.2	ug/L	1418450	5	17.035	2200720	50.0
C4 alkyl benzene	18.718	35.7	ug/L	1572130	5	17.035	2200720	50.0
1H-indene-dihyd...	19.080	39.1	ug/L	1721180	5	17.035	2200720	50.0
C6 alkyl benzene	19.573	36.3	ug/L	1599350	5	17.035	2200720	50.0
1H-indene-dihyd...	19.851	32.1	ug/L	1414120	5	17.035	2200720	50.0
1H-indene-dihyd...	20.307	26.0	ug/L	1145990	5	17.035	2200720	50.0
1H-Indene-dihyd...	20.454	39.6	ug/L	1745140	5	17.035	2200720	50.0
Naphthalene, te...	20.779	27.0	ug/L	1187470	5	17.035	2200720	50.0
Naphthalene, me...	20.957	52.9	ug/L	2326180	5	17.035	2200720	50.0

Quantitation Report (QT Reviewed)

Data Path : C:\msdchem\1\data\janellac\07-07-2021\v2b8360\
Data File : 2b184115.d
Acq On : 3 Jul 2021 10:34 am
Operator : thienn
Sample : mb Inst : GCMS2B
Misc : MS52030,V2B8360,5,,100,5,1
ALS Vial : 7 Sample Multiplier: 1

Quant Method : C:\msdchem\1\METHODS\M2B8337.M
Quant Results File: M2B8337.RES
Quant Time: Jul 07 01:56:31 2021
Quant Title : SW846 8260C/D, DB-624.1 60 mx0.25mmx1.4um
QLast Update : Thu Jun 17 19:00:23 2021
Response via : Initial Calibration

Compound	R.T.	QIon	Response	Conc	Units	Dev(Min)
Internal Standards						
1) tert butyl alcohol-d9	7.750	65	113781	500.00	ug/L	0.00
5) pentafluorobenzene	10.256	168	366354	50.00	ug/L	0.00
51) 1,4-difluorobenzene	11.200	114	494442	50.00	ug/L	0.00
73) chlorobenzene-d5	14.550	117	454960	50.00	ug/L	0.00
97) 1,4-dichlorobenzene-d4	17.035	152	246832	50.00	ug/L	0.00
System Monitoring Compounds						
43) dibromofluoromethane (s)	10.235	113	173766	53.08	ug/L	0.00
Spiked Amount 50.000	Range 80 - 120		Recovery = 106.16%			
52) 1,2-dichloroethane-d4 (s)	10.681	65	172013	50.25	ug/L	0.00
Spiked Amount 50.000	Range 81 - 124		Recovery = 100.50%			
74) toluene-d8 (s)	12.951	98	562121	51.23	ug/L	0.00
Spiked Amount 50.000	Range 80 - 120		Recovery = 102.46%			
98) 4-bromofluorobenzene (s)	15.793	95	205360	49.89	ug/L	0.00
Spiked Amount 50.000	Range 80 - 120		Recovery = 99.78%			
Target Compounds						Qvalue
119) 1,3,5-trichlorobenzene	18.566	180	754	0.11	ug/L	87
121) 1,2,4-trichlorobenzene	19.227	180	2746	0.46	ug/L	83
122) hexachlorobutadiene	19.374	225	444	0.14	ug/L	86
123) naphthalene	19.526	128	1609	0.14	ug/L	69
124) 1,2,3-trichlorobenzene	19.782	180	1064	0.21	ug/L	73
125) 2-methylnaphthalene	20.789	142	229	1.11	ug/L #	80

(#) = qualifier out of range (m) = manual integration (+) = signals summed

Quantitation Report (QT Reviewed)

Data Path : C:\msdchem\1\data\janellac\07-07-2021\v2b8360\
Data File : 2b184115.d
Acq On : 3 Jul 2021 10:34 am
Operator : thienn
Sample : mb Inst : GCMS2B
Misc : MS52030,V2B8360,5,,100,5,1
ALS Vial : 7 Sample Multiplier: 1

Quant Method : C:\msdchem\1\METHODS\M2B8337.M
Quant Results File: M2B8337.RES
Quant Time: Jul 07 01:56:31 2021
Quant Title : SW846 8260C/D, DB-624.1 60 mx0.25mmx1.4um
QLast Update : Thu Jun 17 19:00:23 2021
Response via : Initial Calibration

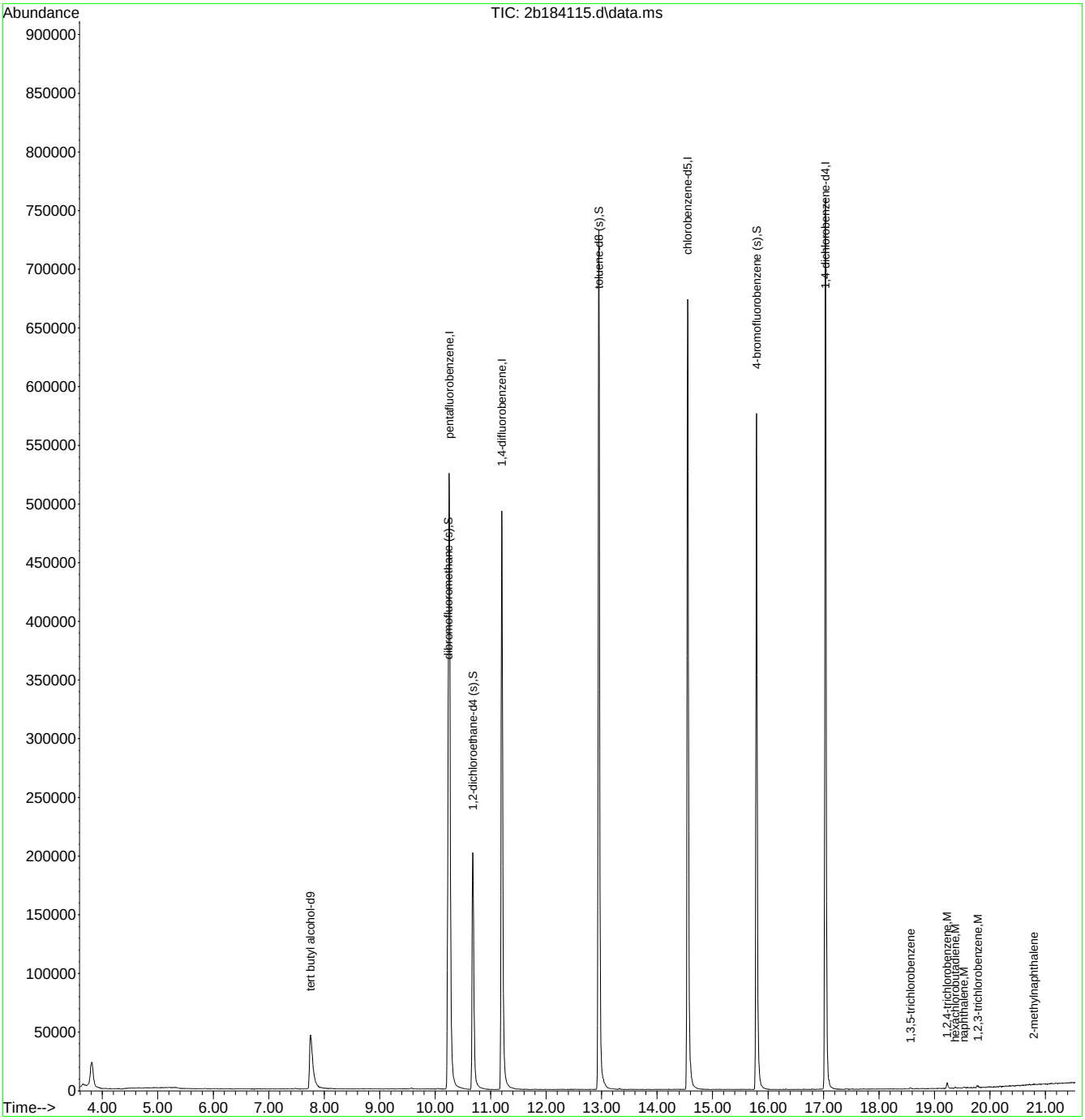

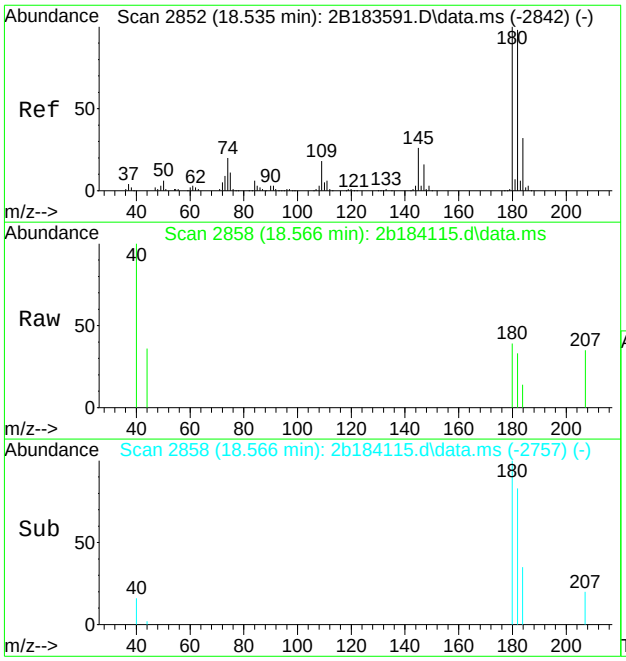

#119
1,3,5-trichlorobenzene
Concen: 0.11 ug/L
RT: 18.566 min Scan# 2858
Delta R.T. 0.031 min
Lab File: 2b184115.d
Acq: 3 Jul 2021 10:34 am

Tgt Ion:180 Resp: 754

Ion	Ratio	Lower	Upper
180	100		
182	83.0	67.9	127.9
184	35.0	1.5	61.5

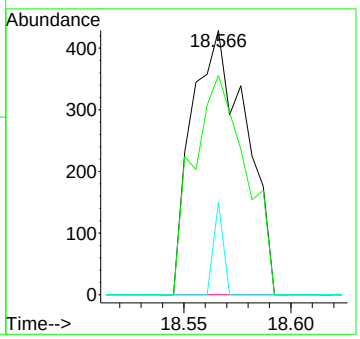

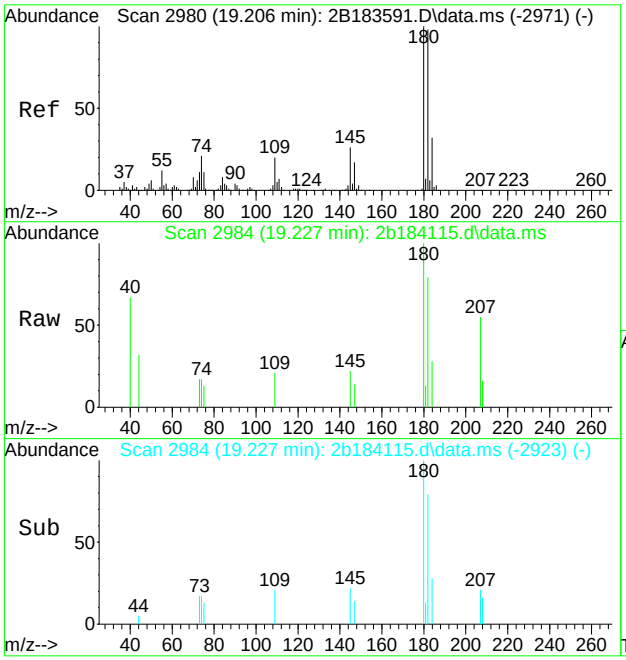

#121
1,2,4-trichlorobenzene
Concen: 0.46 ug/L
RT: 19.227 min Scan# 2984
Delta R.T. 0.021 min
Lab File: 2b184115.d
Acq: 3 Jul 2021 10:34 am

Tgt Ion:180 Resp: 2746

Ion	Ratio	Lower	Upper
180	100		
182	79.3	68.2	128.2
145	21.6	0.0	56.2

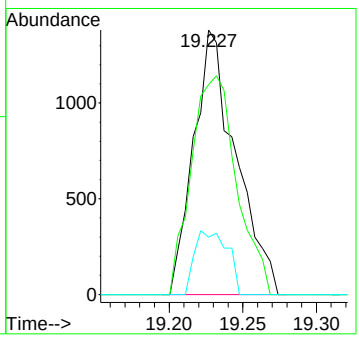

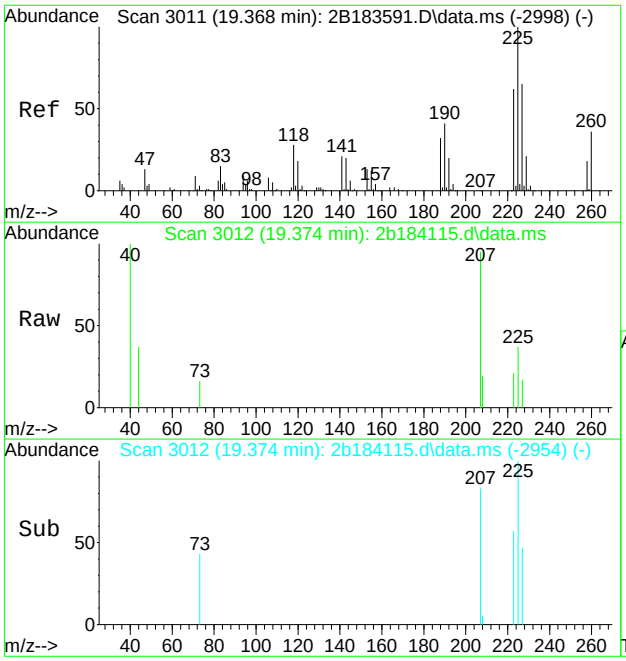

#122
hexachlorobutadiene
Concen: 0.14 ug/L
RT: 19.374 min Scan# 3012
Delta R.T. 0.005 min
Lab File: 2b184115.d
Acq: 3 Jul 2021 10:34 am

Tgt Ion:225 Resp: 444

Ion	Ratio	Lower	Upper
225	100		
223	57.4	32.1	92.1
227	47.2	34.7	94.7

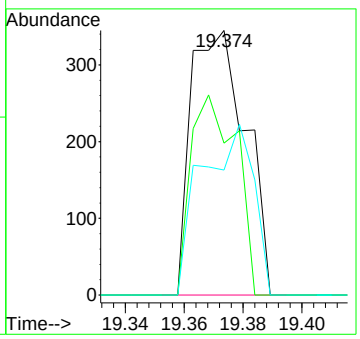

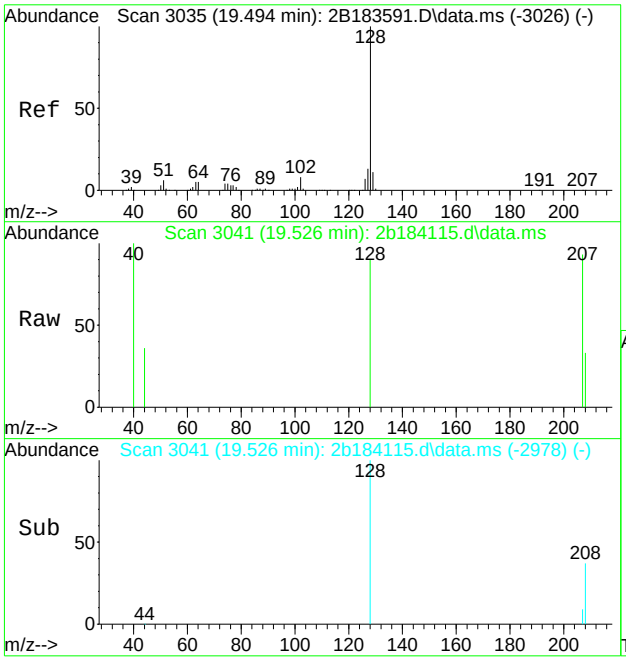

#123
naphthalene
Concen: 0.14 ug/L
RT: 19.526 min Scan# 3041
Delta R.T. 0.031 min
Lab File: 2b184115.d
Acq: 3 Jul 2021 10:34 am

Tgt Ion:128 Resp: 1609

Ion	Ratio	Lower	Upper
128	100		
127	0.0	0.0	42.6
129	0.0	0.0	41.2

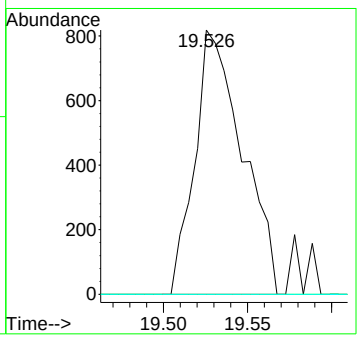

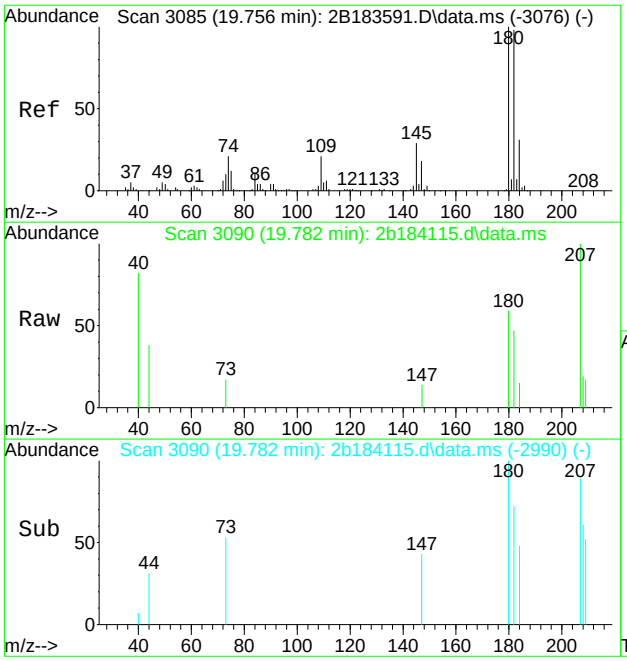

#124
1,2,3-trichlorobenzene
Concen: 0.21 ug/L
RT: 19.782 min Scan# 3090
Delta R.T. 0.026 min
Lab File: 2b184115.d
Acq: 3 Jul 2021 10:34 am

Tgt Ion:180 Resp: 1064

Ion	Ratio	Lower	Upper
180	100		
182	79.4	68.2	128.2
145	0.0	0.0	58.6

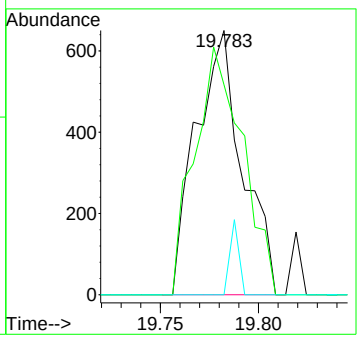

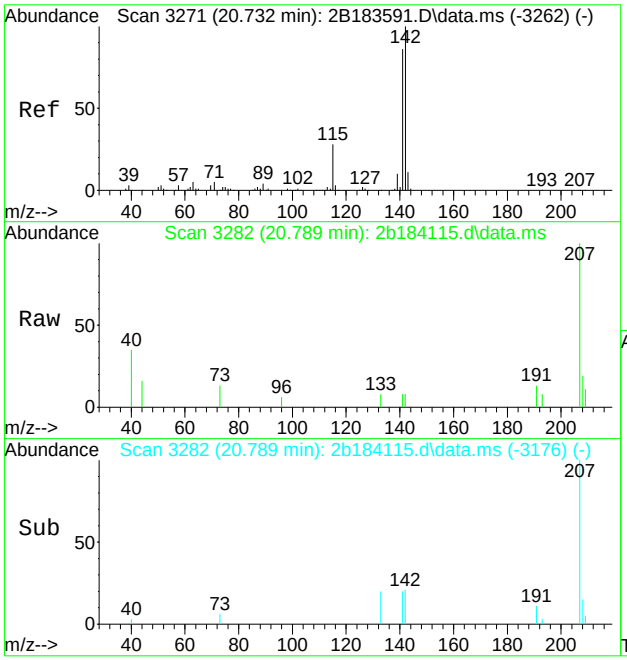

#125
2-methylnaphthalene
Concen: 1.11 ug/L
RT: 20.789 min Scan# 3282
Delta R.T. 0.058 min
Lab File: 2b184115.d
Acq: 3 Jul 2021 10:34 am

Tgt Ion:142 Resp: 229

Ion	Ratio	Lower	Upper
142	100		
141	94.2	66.0	106.0
115	0.0	8.1	48.1#

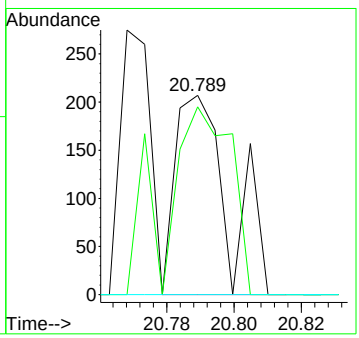

LSC Area Percent Report

Data Path : C:\msdchem\1\data\janellac\07-07-2021\v2b8360\
Data File : 2b184115.d
Acq On : 3 Jul 2021 10:34 am
Operator : thienn
Sample : mb
Misc : MS52030,V2B8360,5,,100,5,1
ALS Vial : 7 Sample Multiplier: 1

Integration Parameters: rteint.p
Integrator: RTE
Smoothing : ON Filtering: 5
Sampling : 1 Min Area: 200 Area counts
Start Thrs: 0.1 Max Peaks: 100
Stop Thrs : 0.5 Peak Location: TOP

If leading or trailing edge < 100 prefer < Baseline drop else tangent >
Peak separation: 5

Method : C:\msdchem\1\METHODS\M2B8337.M
Title : SW846 8260C/D, DB-624.1 60 mx0.25mmx1.4um

Signal : TIC: 2b184115.d\data.ms

peak #	R.T. min	first scan	max scan	last scan	PK TY	peak height	corr. area	corr. % max.	% of total
1	3.660	3	15	19	rBV	2578	7718	0.53%	0.091%
2	3.692	19	21	24	rVV	2239	2791	0.19%	0.033%
3	3.807	26	43	78	rVB	22771	105079	7.24%	1.240%
4	4.137	100	106	110	rVB3	673	926	0.06%	0.011%
5	4.190	110	116	118	rBV3	412	817	0.06%	0.010%
6	4.410	154	158	162	rBV2	533	693	0.05%	0.008%
7	4.599	190	194	197	rBV2	397	521	0.04%	0.006%
8	4.646	202	203	207	rBV2	538	511	0.04%	0.006%
9	4.756	218	224	226	rBV2	579	739	0.05%	0.009%
10	4.793	226	231	233	rVB3	571	692	0.05%	0.008%
11	4.987	267	268	276	rBV3	418	627	0.04%	0.007%
12	5.086	285	287	291	rBV	590	677	0.05%	0.008%
13	5.144	295	298	302	rVV2	400	557	0.04%	0.007%
14	5.574	378	380	389	rVB3	368	690	0.05%	0.008%
15	5.773	415	418	423	rBV3	402	585	0.04%	0.007%
16	5.847	427	432	438	rVB3	403	821	0.06%	0.010%
17	5.946	447	451	453	rBV3	435	551	0.04%	0.007%
18	5.967	453	455	459	rVV2	562	585	0.04%	0.007%
19	6.004	459	462	470	rVV3	465	1154	0.08%	0.014%
20	6.082	474	477	484	rVB3	549	864	0.06%	0.010%
21	6.151	484	490	492	rBV2	544	699	0.05%	0.008%
22	6.434	536	544	547	rBV2	536	1034	0.07%	0.012%
23	6.649	581	585	590	rVB3	368	599	0.04%	0.007%
24	6.712	595	597	602	rVB2	878	1223	0.08%	0.014%
25	6.748	602	604	608	rBV3	729	1120	0.08%	0.013%
26	6.827	618	619	624	rVB3	675	738	0.05%	0.009%
27	6.864	624	626	630	rBV2	477	642	0.04%	0.008%
28	6.927	634	638	643	rVB2	495	668	0.05%	0.008%
29	7.336	713	716	719	rBV3	528	602	0.04%	0.007%
30	7.493	736	746	750	rBV4	763	1713	0.12%	0.020%
31	7.524	750	752	757	rVB2	573	591	0.04%	0.007%
32	7.587	760	764	767	rBV3	493	734	0.05%	0.009%
33	7.755	784	796	828	rBV2	45978	195580	13.48%	2.309%
34	8.096	860	861	867	rBV3	387	613	0.04%	0.007%
35	8.138	867	869	874	rVB4	525	640	0.04%	0.008%
36	8.452	926	929	934	rBV3	383	525	0.04%	0.006%
37	8.552	942	948	952	rBV2	550	725	0.05%	0.009%
38	8.846	1000	1004	1009	rBV3	524	878	0.06%	0.010%
39	8.914	1013	1017	1025	rVB2	339	595	0.04%	0.007%
40	9.139	1058	1060	1065	rVB3	505	623	0.04%	0.007%

LSC Area Percent Report

Data Path : C:\msdchem\1\data\janellac\07-07-2021\v2b8360\
Data File : 2b184115.d
Acq On : 3 Jul 2021 10:34 am
Operator : thienn
Sample : mb
Misc : MS52030,V2B8360,5,,100,5,1
ALS Vial : 7 Sample Multiplier: 1

Integration Parameters: rteint.p
Integrator: RTE
Smoothing : ON Filtering: 5
Sampling : 1 Min Area: 200 Area counts
Start Thrs: 0.1 Max Peaks: 100
Stop Thrs : 0.5 Peak Location: TOP

If leading or trailing edge < 100 prefer < Baseline drop else tangent >
Peak separation: 5

Method : C:\msdchem\1\METHODS\M2B8337.M
Title : SW846 8260C/D, DB-624.1 60 mx0.25mmx1.4um

41	9.428	1114	1115	1119	rBV2	579	521	0.04%	0.006%
42	9.569	1132	1142	1143	rBV4	930	1551	0.11%	0.018%
43	10.051	1228	1234	1241	rBV3	784	1293	0.09%	0.015%
44	10.156	1251	1254	1259	rBV3	506	708	0.05%	0.008%
45	10.251	1259	1272	1311	rBV2	524822	1451318	100.00%	17.133%
46	10.612	1338	1341	1345	rVB2	330	521	0.04%	0.006%
47	10.675	1345	1353	1382	rBV	202021	459187	31.64%	5.421%
48	11.200	1441	1453	1483	rBV	493096	1038641	71.57%	12.262%
49	11.582	1521	1526	1528	rBV2	489	719	0.05%	0.008%
50	12.951	1776	1787	1835	rBV	732389	1422046	97.98%	16.788%
51	13.318	1852	1857	1865	rVB2	1066	1814	0.12%	0.021%
52	13.680	1921	1926	1928	rBV2	356	527	0.04%	0.006%
53	14.492	2075	2081	2083	rBV	440	618	0.04%	0.007%
54	14.550	2083	2092	2129	rVV	673504	1289669	88.86%	15.225%
55	14.754	2129	2131	2137	rVV3	888	1665	0.11%	0.020%
56	14.791	2137	2138	2143	rVV2	601	767	0.05%	0.009%
57	14.838	2143	2147	2150	rVB3	645	750	0.05%	0.009%
58	15.069	2185	2191	2197	rBV2	367	694	0.05%	0.008%
59	15.436	2254	2261	2263	rVB2	330	531	0.04%	0.006%
60	15.793	2318	2329	2359	rBV	576061	1053157	72.57%	12.433%
61	16.322	2427	2430	2436	rBV3	524	857	0.06%	0.010%
62	16.689	2495	2500	2503	rVB	365	559	0.04%	0.007%
63	16.794	2515	2520	2522	rBV	536	688	0.05%	0.008%
64	16.951	2545	2550	2553	rBV3	464	666	0.05%	0.008%
65	17.035	2553	2566	2596	rBV	758421	1355941	93.43%	16.007%
66	17.407	2635	2637	2646	rVB3	765	1472	0.10%	0.017%
67	17.507	2649	2656	2661	rBV2	698	1396	0.10%	0.016%
68	18.131	2771	2775	2778	rVB2	483	515	0.04%	0.006%
69	18.566	2853	2858	2865	rVB3	1237	2156	0.15%	0.025%
70	18.660	2871	2876	2879	rBV3	572	756	0.05%	0.009%
71	18.802	2901	2903	2907	rVB3	411	540	0.04%	0.006%
72	19.043	2944	2949	2950	rVB2	488	507	0.03%	0.006%
73	19.069	2950	2954	2957	rBV2	597	790	0.05%	0.009%
74	19.232	2977	2985	2994	rBV4	5113	9935	0.68%	0.117%
75	19.332	3001	3004	3006	rVB3	666	672	0.05%	0.008%
76	19.379	3007	3013	3016	rBV5	1441	2151	0.15%	0.025%
77	19.431	3019	3023	3025	rBV3	589	689	0.05%	0.008%
78	19.536	3035	3043	3048	rVB3	1075	2421	0.17%	0.029%
79	19.589	3048	3053	3055	rBV	1001	1138	0.08%	0.013%
80	19.667	3063	3068	3073	rVB3	936	1380	0.10%	0.016%
81	19.704	3073	3075	3077	rBV	1052	806	0.06%	0.010%
82	19.772	3084	3088	3099	rBV5	2089	4571	0.31%	0.054%
83	19.877	3103	3108	3109	rVB2	523	525	0.04%	0.006%
84	19.893	3110	3111	3116	rVB3	594	632	0.04%	0.007%
85	19.945	3116	3121	3123	rBV3	1058	981	0.07%	0.012%

LSC Area Percent Report

Data Path : C:\msdchem\1\data\janellac\07-07-2021\v2b8360\
Data File : 2b184115.d
Acq On : 3 Jul 2021 10:34 am
Operator : thienn
Sample : mb
Misc : MS52030,V2B8360,5,,100,5,1
ALS Vial : 7 Sample Multiplier: 1

Integration Parameters: rteint.p
Integrator: RTE
Smoothing : ON Filtering: 5
Sampling : 1 Min Area: 200 Area counts
Start Thrs: 0.1 Max Peaks: 100
Stop Thrs : 0.5 Peak Location: TOP

If leading or trailing edge < 100 prefer < Baseline drop else tangent >
Peak separation: 5

Method : C:\msdchem\1\METHODS\M2B8337.M
Title : SW846 8260C/D, DB-624.1 60 mx0.25mmx1.4um

86	19.987	3126	3129	3133	rVB5	879	1008	0.07%	0.012%
87	20.018	3133	3135	3140	rBV2	809	895	0.06%	0.011%
88	20.071	3143	3145	3146	rBV2	1113	551	0.04%	0.007%
89	20.170	3161	3164	3165	rBV2	1152	830	0.06%	0.010%
90	20.233	3173	3176	3180	rBV4	1053	1596	0.11%	0.019%
91	20.275	3181	3184	3185	rBV2	745	599	0.04%	0.007%
92	20.344	3194	3197	3198	rBV3	711	718	0.05%	0.008%
93	20.459	3214	3219	3220	rVB4	649	645	0.04%	0.008%
94	20.522	3228	3231	3233	rVB4	712	690	0.05%	0.008%
95	20.558	3235	3238	3240	rBV4	727	875	0.06%	0.010%
96	20.716	3265	3268	3272	rVB5	1044	993	0.07%	0.012%
97	20.789	3280	3282	3285	rBV3	1176	1080	0.07%	0.013%
98	20.873	3297	3298	3303	rVB4	579	733	0.05%	0.009%
99	21.193	3355	3359	3364	rVB3	1102	1386	0.10%	0.016%
100	21.282	3373	3376	3378	rBV2	697	533	0.04%	0.006%

Sum of corrected areas: 8470713

LSC Report - Integrated Chromatogram

Data Path : C:\msdchem\1\data\janellac\07-07-2021\v2b8360\
Data File : 2b184115.d
Acq On : 3 Jul 2021 10:34 am
Operator : thienn
Sample : mb
Misc : MS52030,V2B8360,5,,100,5,1
ALS Vial : 7 Sample Multiplier: 1

Quant Method : C:\msdchem\1\METHODS\M2B8337.M
Quant Title : SW846 8260C/D, DB-624.1 60 mx0.25mmx1.4um

TIC Library : C:\DATABASE\NIST08.L
TIC Integration Parameters: lscint.p

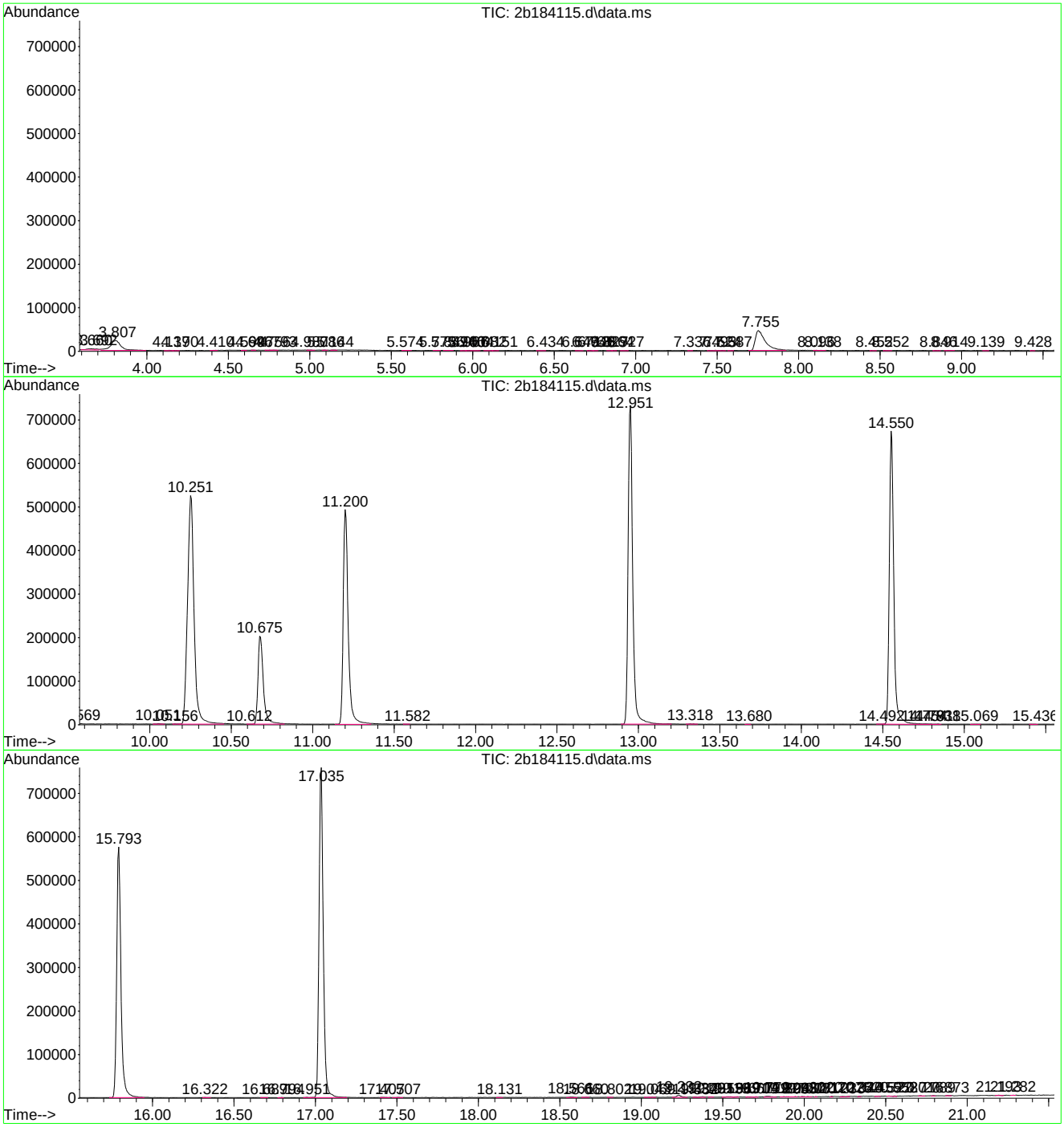

M2B8337.M Wed Jul 07 01:57:58 2021 Page: 4

Tentatively Identified Compound (LSC) summary

Data Path : C:\msdchem\1\data\janellac\07-07-2021\v2b8360\
Data File : 2b184115.d
Acq On : 3 Jul 2021 10:34 am
Operator : thienn
Sample : mb
Misc : MS52030,V2B8360,5,,100,5,1
ALS Vial : 7 Sample Multiplier: 1

Quant Method : C:\msdchem\1\METHODS\M2B8337.M
Quant Title : SW846 8260C/D, DB-624.1 60 mx0.25mmx1.4um

TIC Library : C:\DATABASE\NIST08.L
TIC Integration Parameters: lscint.p

TIC Top Hit name	RT	EstConc	Units	Response	Internal Standard #	Internal Standard RT	Internal Standard Resp	Internal Standard Conc

No Library Search Compounds Detected
****

Quantitation Report (QT Reviewed)

Data Path : C:\msdchem\1\data\janellac\07-07-2021\v2b8360\
Data File : 2b184113.d
Acq On : 3 Jul 2021 9:36 am
Operator : thienn
Sample : bs Inst : GCMS2B
Misc : MS51620,V2B8360,5,,100,5,1
ALS Vial : 5 Sample Multiplier: 1

Quant Method : C:\msdchem\1\METHODS\M2B8337.M
Quant Results File: M2B8337.RES
Quant Time: Jul 03 11:03:59 2021
Quant Title : SW846 8260C/D, DB-624.1 60 mx0.25mmx1.4um
QLast Update : Thu Jun 17 19:00:23 2021
Response via : Initial Calibration

Compound	R.T.	QIon	Response	Conc	Units	Dev(Min)
Internal Standards						
1) tert butyl alcohol-d9	7.755	65	98398	500.00	ug/L	0.00
5) pentafluorobenzene	10.256	168	335577	50.00	ug/L	0.00
51) 1,4-difluorobenzene	11.200	114	471161	50.00	ug/L	0.00
73) chlorobenzene-d5	14.550	117	465856	50.00	ug/L	0.00
97) 1,4-dichlorobenzene-d4	17.035	152	251525	50.00	ug/L	0.00
System Monitoring Compounds						
43) dibromofluoromethane (s)	10.235	113	151953	50.67	ug/L	0.00
Spiked Amount 50.000	Range 80 - 120		Recovery = 101.34%			
52) 1,2-dichloroethane-d4 (s)	10.681	65	152337	46.70	ug/L	0.00
Spiked Amount 50.000	Range 81 - 124		Recovery = 93.40%			
74) toluene-d8 (s)	12.951	98	551016	49.05	ug/L	0.00
Spiked Amount 50.000	Range 80 - 120		Recovery = 98.10%			
98) 4-bromofluorobenzene (s)	15.787	95	206968	49.34	ug/L	0.00
Spiked Amount 50.000	Range 80 - 120		Recovery = 98.68%			
Target Compounds						Qvalue
2) tertiary butyl alcohol	7.881	59	61233	280.78	ug/L	99
3) ethanol	6.345	45	100013	5365.02	ug/L	99
4) 1,4-dioxane	11.934	88	22593	1253.25	ug/L	97
6) chlorodifluoromethane	4.158	51	187731	45.48	ug/L	99
7) dichlorodifluoromethane	4.148	85	269587	48.74	ug/L	98
8) chloromethane	4.557	50	268819	52.10	ug/L	98
9) vinyl chloride	4.808	62	249379	51.78	ug/L	100
10) 1,3-butadiene	4.835	54	155858	46.85	ug/L	99
11) bromomethane	5.459	94	182913	52.73	ug/L	98
12) chloroethane	5.632	64	131584	55.21	ug/L	99
13) trichlorofluoromethane	6.124	101	292388	50.75	ug/L	96
14) ethyl ether	6.612	74	75895	53.09	ug/L	97
15) acrolein	6.817	56	17858	38.93	ug/L	90
16) freon 113	7.079	151	141592	48.61	ug/L	96
17) 1,1-dichloroethene	7.042	96	127633	50.99	ug/L	99
18) acetone	7.037	43	136280	209.13	ug/L	97
19) acetonitrile	7.461	41	142273	526.26	ug/L	97
20) iodomethane	7.304	142	272276	48.86	ug/L	99
21) carbon disulfide	7.467	76	422091	49.37	ug/L	98
22) methylene chloride	7.787	84	150242	55.97	ug/L	99
23) methyl acetate	7.603	43	92493	52.04	ug/L	97
24) methyl tert butyl ether	8.237	73	418197	51.96	ug/L	99
25) trans-1,2-dichloroethene	8.248	96	141650	52.17	ug/L	96
26) di-isopropyl ether	8.935	45	470327	57.37	ug/L	97
27) 2-butanone	9.601	72	55231	227.46	ug/L	90
28) 1,1-dichloroethane	8.846	63	251849	55.27	ug/L	99
29) chloroprene	9.003	53	191118	54.38	ug/L	96
30) acrylonitrile	8.127	52	30109	49.66	ug/L	95
31) hexane	8.678	56	101233	50.46	ug/L	96
32) vinyl acetate	8.872	86	26998	54.65	ug/L	97
33) ethyl tert-butyl ether	9.438	59	501431	56.03	ug/L	99
34) ethyl acetate	9.679	45	17091	55.96	ug/L	98
35) 2,2-dichloropropane	9.674	77	230344	53.57	ug/L	96
36) cis-1,2-dichloroethene	9.637	96	156839	54.53	ug/L	99
37) methyl acrylate	9.753	55	100046	52.18	ug/L	97
38) propionitrile	9.637	54	160424	534.32	ug/L	98
39) bromochloromethane	9.957	128	86164	52.66	ug/L	98
40) tetrahydrofuran	10.041	72	15311	51.94	ug/L	96
41) chloroform	10.031	85	165100	49.75	ug/L	96

Quantitation Report (QT Reviewed)

Data Path : C:\msdchem\1\data\janellac\07-07-2021\v2b8360\
Data File : 2b184113.d
Acq On : 3 Jul 2021 9:36 am
Operator : thienn
Sample : bs Inst : GCMS2B
Misc : MS51620,V2B8360,5,,100,5,1
ALS Vial : 5 Sample Multiplier: 1

Quant Method : C:\msdchem\1\METHODS\M2B8337.M
Quant Results File: M2B8337.RES
Quant Time: Jul 03 11:03:59 2021
Quant Title : SW846 8260C/D, DB-624.1 60 mx0.25mmx1.4um
QLast Update : Thu Jun 17 19:00:23 2021
Response via : Initial Calibration

Compound	R.T.	QIon	Response	Conc	Units		Dev(Min)
42) t-butyl formate	10.114	59	123676	55.45	ug/L		99
44) methacrylonitrile	9.884	67	50362	54.98	ug/L		99
45) 1,1,1-trichloroethane	10.350	97	243214	54.52	ug/L		99
46) cyclohexane	10.471	84	217342	54.85	ug/L		85
47) 1,1-dichloropropene	10.544	75	183017	52.73	ug/L		99
48) iso-butyl alcohol	10.513	43	39954	502.69	ug/L		95
49) carbon tetrachloride	10.581	117	213728	51.14	ug/L		99
50) tert amyl alcohol	10.665	55	21246	256.78	ug/L		89
53) n-butyl alcohol	11.310	56	130108	2284.22	ug/L		97
54) 2,2,4-trimethylpentane	10.906	57	520651	55.09	ug/L		98
55) benzene	10.807	78	539464	54.03	ug/L		98
56) tert-amyl methyl ether	10.896	87	112212	52.02	ug/L		95
57) heptane	11.095	71	112725	52.92	ug/L		100
58) isopropyl acetate	10.765	87	27873	52.34	ug/L	#	86
59) 1,2-dichloroethane	10.770	62	188680	49.45	ug/L		98
60) trichloroethene	11.562	130	171095	52.63	ug/L		99
61) ethyl acrylate	11.582	55	144866	51.16	ug/L		95
62) 2-nitropropane	12.306	41	32645	46.29	ug/L		98
63) 2-chloroethyl vinyl ether	12.385	63	421407	265.91	ug/L		100
64) methyl methacrylate	11.866	100	32046	51.59	ug/L	#	71
65) 1,2-dichloropropane	11.808	63	147703	54.69	ug/L		99
66) dibromomethane	11.950	93	90086	49.96	ug/L		98
67) methylcyclohexane	11.850	83	260920	51.63	ug/L		100
68) bromodichloromethane	12.096	83	206148	52.35	ug/L		99
69) epichlorohydrin	12.469	57	59714	248.65	ug/L		99
70) cis-1,3-dichloropropene	12.605	75	248039	54.51	ug/L		96
71) 4-methyl-2-pentanone	12.720	58	205471	222.42	ug/L		97
72) 3-methyl-1-butanol	12.736	70	58228	1061.14	ug/L		91
75) toluene	13.024	92	353525	51.88	ug/L		100
76) trans-1,3-dichloropropene	13.192	75	214713	53.94	ug/L		98
77) ethyl methacrylate	13.250	69	168975	52.41	ug/L		99
78) 1,1,2-trichloroethane	13.412	83	107106	51.96	ug/L		98
79) tetrachloroethene	13.669	164	142719	49.29	ug/L		99
80) 1,3-dichloropropane	13.612	76	213898	51.14	ug/L		99
81) 2-hexanone	13.633	58	174772	217.19	ug/L		100
82) butyl acetate	13.753	56	80216	52.07	ug/L		99
83) dibromochloromethane	13.889	129	175922	50.74	ug/L		98
84) 1,2-dibromoethane	14.052	107	139779	51.27	ug/L		97
85) n-butyl ether	14.576	57	597612	58.03	ug/L		99
86) chlorobenzene	14.587	112	408469	50.44	ug/L		99
87) 1,1,1,2-tetrachloroethane	14.644	131	174728	52.94	ug/L		99
88) ethylbenzene	14.671	91	638301	49.98	ug/L		99
89) m,p-xylene	14.786	106	535966	103.89	ug/L		98
90) o-xylene	15.226	106	292845	53.28	ug/L		98
91) styrene	15.232	104	462583	51.39	ug/L		99
92) n-amyl acetate	15.284	70	93993	51.92	ug/L		99
93) bromoform	15.462	173	135166	50.96	ug/L		96
94) butyl acrylate	15.053	55	267860	52.86	ug/L		99
95) isopropylbenzene	15.604	105	782209	52.18	ug/L		99
96) cis-1,4-dichloro-2-butene	15.620	88	58667	46.41	ug/L		96
99) bromobenzene	15.992	156	209252	51.19	ug/L		99
100) 1,1,2,2-tetrachloroethane	15.861	83	174249	51.79	ug/L		100
101) trans-1,4-dichloro-2-b...	15.913	53	43685	50.02	ug/L		93
102) 1,2,3-trichloropropane	15.939	110	47944	49.13	ug/L		99
103) n-propylbenzene	16.044	91	817396	52.23	ug/L		100
104) 2-chlorotoluene	16.175	126	193439	52.45	ug/L		95
105) 4-chlorotoluene	16.280	91	497896	50.45	ug/L		99

Quantitation Report (QT Reviewed)

Data Path : C:\msdchem\1\data\janellac\07-07-2021\v2b8360\
Data File : 2b184113.d
Acq On : 3 Jul 2021 9:36 am
Operator : thienn
Sample : bs Inst : GCMS2B
Misc : MS51620,V2B8360,5,,100,5,1
ALS Vial : 5 Sample Multiplier: 1

Quant Method : C:\msdchem\1\METHODS\M2B8337.M
Quant Results File: M2B8337.RES
Quant Time: Jul 03 11:03:59 2021
Quant Title : SW846 8260C/D, DB-624.1 60 mx0.25mmx1.4um
QLast Update : Thu Jun 17 19:00:23 2021
Response via : Initial Calibration

Compound	R.T.	QIon	Response	Conc	Units	Dev(Min)
106) 1,3,5-trimethylbenzene	16.207	105	613998	51.88	ug/L	100
107) tert-butylbenzene	16.579	134	153687	54.64	ug/L	98
108) 1,2,4-trimethylbenzene	16.621	105	644175	52.31	ug/L	100
109) sec-butylbenzene	16.805	105	877407	53.59	ug/L	100
110) 1,3-dichlorobenzene	16.972	146	380283	49.42	ug/L	98
111) p-isopropyltoluene	16.936	119	759370	52.89	ug/L	99
112) 1,4-dichlorobenzene	17.061	146	379724	50.30	ug/L	100
113) benzyl chloride	17.166	91	395351	57.30	ug/L	99
114) 1,2,3-trimethylbenzene	17.088	105	665173	55.25	ug/L	99
115) 1,2-dichlorobenzene	17.476	146	411623	53.58	ug/L	100
116) n-butylbenzene	17.376	92	369206	54.73	ug/L	99
117) hexachloroethane	17.790	201	168613	56.62	ug/L	98
118) 1,2-dibromo-3-chloropr...	18.278	157	53658	51.60	ug/L	97
119) 1,3,5-trichlorobenzene	18.535	180	404700	59.70	ug/L	99
120) 2-ethylhexyl acrylate	19.211	70	18259	7.31	ug/L	94
121) 1,2,4-trichlorobenzene	19.206	180	348218	56.75	ug/L	99
122) hexachlorobutadiene	19.368	225	178012	56.53	ug/L	98
123) naphthalene	19.499	128	604443	51.52	ug/L	99
124) 1,2,3-trichlorobenzene	19.756	180	288372	55.63	ug/L	99
125) 2-methylnaphthalene	20.732	142	121644	19.47	ug/L	99

(#) = qualifier out of range (m) = manual integration (+) = signals summed

Quantitation Report (QT Reviewed)

Data Path : C:\msdchem\1\data\janellac\07-07-2021\v2b8360\
Data File : 2b184113.d
Acq On : 3 Jul 2021 9:36 am
Operator : thienn
Sample : bs Inst : GCMS2B
Misc : MS51620,V2B8360,5,,100,5,1
ALS Vial : 5 Sample Multiplier: 1

Quant Method : C:\msdchem\1\METHODS\M2B8337.M
Quant Results File: M2B8337.RES
Quant Time: Jul 03 11:03:59 2021
Quant Title : SW846 8260C/D, DB-624.1 60 mx0.25mmx1.4um
QLast Update : Thu Jun 17 19:00:23 2021
Response via : Initial Calibration

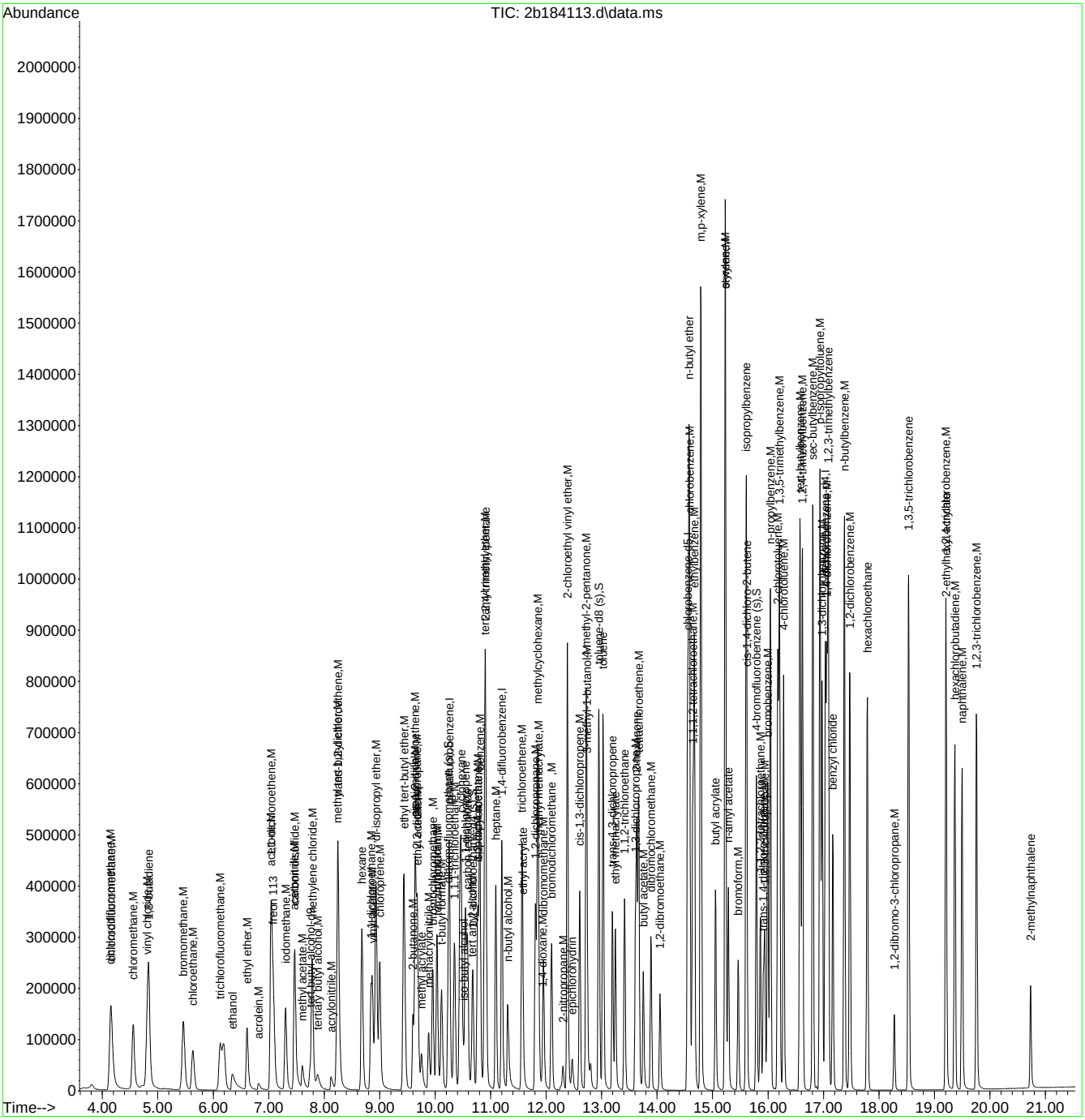

Quantitation Report (QT Reviewed)

Data Path : C:\msdchem\1\data\janellac\07-07-2021\v2b8360\
Data File : 2b184127.d
Acq On : 3 Jul 2021 4:22 pm
Operator : thienn
Sample : jd27578-6ms Inst : GCMS2B
Misc : MS52025,V2B8360,5.5,,100,10,1
ALS Vial : 19 Sample Multiplier: 1

Quant Method : C:\msdchem\1\METHODS\M2B8337.M
Quant Results File: M2B8337.RES
Quant Time: Jul 06 08:22:59 2021
Quant Title : SW846 8260C/D, DB-624.1 60 mx0.25mmx1.4um
QLast Update : Thu Jun 17 19:00:23 2021
Response via : Initial Calibration

Compound	R.T.	QIon	Response	Conc	Units	Dev(Min)
Internal Standards						
1) tert butyl alcohol-d9	7.765	65	102483	500.00	ug/L	0.02
5) pentafluorobenzene	10.256	168	381483	50.00	ug/L	0.00
51) 1,4-difluorobenzene	11.200	114	525794	50.00	ug/L	0.00
73) chlorobenzene-d5	14.550	117	508718	50.00	ug/L	0.00
97) 1,4-dichlorobenzene-d4	17.030	152	270947	50.00	ug/L	0.00
System Monitoring Compounds						
43) dibromofluoromethane (s)	10.235	113	167084	49.01	ug/L	0.00
Spiked Amount 50.000	Range 80 - 120		Recovery = 98.02%			
52) 1,2-dichloroethane-d4 (s)	10.675	65	166479	45.73	ug/L	0.00
Spiked Amount 50.000	Range 81 - 124		Recovery = 91.46%			
74) toluene-d8 (s)	12.946	98	597759	48.72	ug/L	0.00
Spiked Amount 50.000	Range 80 - 120		Recovery = 97.44%			
98) 4-bromofluorobenzene (s)	15.787	95	225424	49.89	ug/L	0.00
Spiked Amount 50.000	Range 80 - 120		Recovery = 99.78%			
Target Compounds						Qvalue
2) tertiary butyl alcohol	7.902	59	62746	276.25	ug/L	98
3) ethanol	6.360	45	91408	4707.96	ug/L	99
4) 1,4-dioxane	11.939	88	23103	1230.46	ug/L	95
6) chlorodifluoromethane	4.153	51	178753	38.10	ug/L	99
7) dichlorodifluoromethane	4.143	85	246961	39.27	ug/L	99
8) chloromethane	4.557	50	252836	43.10	ug/L	97
9) vinyl chloride	4.803	62	240370	43.91	ug/L	98
10) 1,3-butadiene	4.835	54	144650	38.25	ug/L	99
11) bromomethane	5.427	94	147004	37.28	ug/L	97
12) chloroethane	5.611	64	118492	43.73	ug/L	96
13) trichlorofluoromethane	6.177	101	282079	43.07	ug/L	95
14) ethyl ether	6.607	74	78368	48.22	ug/L	97
15) acrolein	6.806	56	20458	39.21	ug/L	82
16) freon 113	7.068	151	132847	40.12	ug/L	99
17) 1,1-dichloroethene	7.037	96	128888	45.30	ug/L	97
18) acetone	7.042	43	138017	186.31	ug/L	97
19) acetonitrile	7.461	41	147255	479.14	ug/L	98
20) iodomethane	7.294	142	286367	45.21	ug/L	98
21) carbon disulfide	7.461	76	424889	43.72	ug/L	96
22) methylene chloride	7.781	84	156375	51.25	ug/L	99
23) methyl acetate	7.608	43	99516	49.25	ug/L	98
24) methyl tert butyl ether	8.243	73	432496	47.27	ug/L	100
25) trans-1,2-dichloroethene	8.243	96	145963	47.29	ug/L	97
26) di-isopropyl ether	8.935	45	477305	51.22	ug/L	96
27) 2-butanone	9.601	72	57307	207.61	ug/L	94
28) 1,1-dichloroethane	8.840	63	256239	49.47	ug/L	100
29) chloroprene	8.998	53	189789	47.50	ug/L	95
30) acrylonitrile	8.122	52	31251	45.34	ug/L	96
31) hexane	8.672	56	82346	36.10	ug/L	96
32) vinyl acetate	8.872	86	27068	48.19	ug/L	95
33) ethyl tert-butyl ether	9.438	59	522038	51.31	ug/L	99
34) ethyl acetate	9.679	45	16591	47.78	ug/L #	90
35) 2,2-dichloropropane	9.674	77	190230	38.92	ug/L	95
36) cis-1,2-dichloroethene	9.637	96	161092	49.27	ug/L	99
37) methyl acrylate	9.753	55	103695	47.58	ug/L	98
38) propionitrile	9.637	54	163109	477.89	ug/L	98
39) bromochloromethane	9.952	128	90454	48.63	ug/L	96
40) tetrahydrofuran	10.041	72	15697	46.84	ug/L	93
41) chloroform	10.030	85	167923	44.51	ug/L	98

Quantitation Report (QT Reviewed)

Data Path : C:\msdchem\1\data\janellac\07-07-2021\v2b8360\
Data File : 2b184127.d
Acq On : 3 Jul 2021 4:22 pm
Operator : thienn
Sample : jd27578-6ms Inst : GCMS2B
Misc : MS52025,V2B8360,5.5,,100,10,1
ALS Vial : 19 Sample Multiplier: 1

Quant Method : C:\msdchem\1\METHODS\M2B8337.M
Quant Results File: M2B8337.RES
Quant Time: Jul 06 08:22:59 2021
Quant Title : SW846 8260C/D, DB-624.1 60 mx0.25mmx1.4um
QLast Update : Thu Jun 17 19:00:23 2021
Response via : Initial Calibration

Compound	R.T.	QIon	Response	Conc	Units		Dev(Min)
42) t-butyl formate	10.114	59	128385	50.64	ug/L		99
44) methacrylonitrile	9.878	67	51068	49.04	ug/L		98
45) 1,1,1-trichloroethane	10.345	97	242537	47.82	ug/L		99
46) cyclohexane	10.466	84	215868	47.92	ug/L		85
47) 1,1-dichloropropene	10.544	75	182427	46.23	ug/L		98
48) iso-butyl alcohol	10.513	43	35308	390.78	ug/L		93
49) carbon tetrachloride	10.581	117	214120	45.07	ug/L		99
50) tert amyl alcohol	10.670	55	20688	219.94	ug/L		96
53) n-butyl alcohol	11.310	56	126098	1983.79	ug/L		98
54) 2,2,4-trimethylpentane	10.906	57	407493	38.64	ug/L		96
55) benzene	10.801	78	711996	63.90	ug/L		100
56) tert-amyl methyl ether	10.896	87	115097	47.81	ug/L		98
57) heptane	11.090	71	84865	35.70	ug/L		100
58) isopropyl acetate	10.759	87	29083	48.94	ug/L		95
59) 1,2-dichloroethane	10.770	62	193619	45.47	ug/L		100
60) trichloroethene	11.561	130	175951	48.50	ug/L		99
61) ethyl acrylate	11.582	55	147521	46.69	ug/L		95
62) 2-nitropropane	12.301	41	33394	42.43	ug/L		98
63) 2-chloroethyl vinyl ether	12.379	63	423551	239.49	ug/L		99
64) methyl methacrylate	11.860	100	33391	48.17	ug/L	#	76
65) 1,2-dichloropropane	11.808	63	147042	48.79	ug/L		99
66) dibromomethane	11.949	93	92387	45.91	ug/L		95
67) methylcyclohexane	11.845	83	237728	42.15	ug/L		100
68) bromodichloromethane	12.096	83	209802	47.75	ug/L		98
69) epichlorohydrin	12.468	57	58520	218.36	ug/L		98
70) cis-1,3-dichloropropene	12.605	75	246515	48.55	ug/L		95
71) 4-methyl-2-pentanone	12.720	58	200801	194.78	ug/L		96
72) 3-methyl-1-butanol	12.741	70	53160	868.12	ug/L		88
75) toluene	13.024	92	377908	50.78	ug/L		98
76) trans-1,3-dichloropropene	13.192	75	212343	48.85	ug/L		98
77) ethyl methacrylate	13.250	69	170371	48.39	ug/L		96
78) 1,1,2-trichloroethane	13.412	83	107851	47.91	ug/L		98
79) tetrachloroethene	13.669	164	143215	45.30	ug/L		97
80) 1,3-dichloropropane	13.611	76	215621	47.21	ug/L		99
81) 2-hexanone	13.632	58	172502	196.31	ug/L		95
82) butyl acetate	13.753	56	80168	47.65	ug/L		99
83) dibromochloromethane	13.889	129	179320	47.36	ug/L		100
84) 1,2-dibromoethane	14.052	107	144831	48.65	ug/L		99
85) n-butyl ether	14.576	57	584124	51.94	ug/L		100
86) chlorobenzene	14.581	112	413773	46.79	ug/L		99
87) 1,1,1,2-tetrachloroethane	14.644	131	179032	49.67	ug/L		99
88) ethylbenzene	14.671	91	654645	46.94	ug/L		99
89) m,p-xylene	14.786	106	540067	95.86	ug/L		96
90) o-xylene	15.226	106	294685	49.10	ug/L		98
91) styrene	15.226	104	508249	51.71	ug/L		99
92) n-amyl acetate	15.284	70	92736	46.91	ug/L		98
93) bromoform	15.462	173	136361	47.08	ug/L		99
94) butyl acrylate	15.053	55	264591	47.81	ug/L		98
95) isopropylbenzene	15.604	105	778506	47.56	ug/L		99
96) cis-1,4-dichloro-2-butene	15.620	88	55765	40.40	ug/L		97
99) bromobenzene	15.992	156	217034	49.29	ug/L		99
100) 1,1,2,2-tetrachloroethane	15.861	83	170764	47.12	ug/L		99
101) trans-1,4-dichloro-2-b...	15.913	53	41439	44.05	ug/L		94
102) 1,2,3-trichloropropane	15.939	110	48597	46.23	ug/L		96
103) n-propylbenzene	16.039	91	797192	47.29	ug/L		100
104) 2-chlorotoluene	16.175	126	192407	48.43	ug/L		99
105) 4-chlorotoluene	16.280	91	501890	47.21	ug/L		99

Quantitation Report (QT Reviewed)

Data Path : C:\msdchem\1\data\janellac\07-07-2021\v2b8360\
Data File : 2b184127.d
Acq On : 3 Jul 2021 4:22 pm
Operator : thienn
Sample : jd27578-6ms Inst : GCMS2B
Misc : MS52025,V2B8360,5.5,,100,10,1
ALS Vial : 19 Sample Multiplier: 1

Quant Method : C:\msdchem\1\METHODS\M2B8337.M
Quant Results File: M2B8337.RES
Quant Time: Jul 06 08:22:59 2021
Quant Title : SW846 8260C/D, DB-624.1 60 mx0.25mmx1.4um
QLast Update : Thu Jun 17 19:00:23 2021
Response via : Initial Calibration

Compound	R.T.	QIon	Response	Conc	Units	Dev(Min)
106) 1,3,5-trimethylbenzene	16.207	105	615182	48.26	ug/L	99
107) tert-butylbenzene	16.574	134	152555	50.35	ug/L	94
108) 1,2,4-trimethylbenzene	16.621	105	645273	48.65	ug/L	99
109) sec-butylbenzene	16.804	105	852200	48.32	ug/L	99
110) 1,3-dichlorobenzene	16.972	146	388357	46.85	ug/L	98
111) p-isopropyltoluene	16.936	119	741560	47.95	ug/L	99
112) 1,4-dichlorobenzene	17.061	146	388248	47.74	ug/L	99
113) benzyl chloride	17.166	91	276971	37.27	ug/L	100
114) 1,2,3-trimethylbenzene	17.082	105	671279	51.76	ug/L	99
115) 1,2-dichlorobenzene	17.470	146	420061	50.75	ug/L	100
116) n-butylbenzene	17.376	92	357002	49.13	ug/L	98
117) hexachloroethane	17.790	201	164634	51.32	ug/L	99
118) 1,2-dibromo-3-chloropr...	18.273	157	53708	47.94	ug/L	95
119) 1,3,5-trichlorobenzene	18.535	180	409098	56.03	ug/L	99
120) 2-ethylhexyl acrylate	19.206	70	27884	10.07	ug/L	98
121) 1,2,4-trichlorobenzene	19.206	180	359736	54.42	ug/L	99
122) hexachlorobutadiene	19.368	225	176261	51.96	ug/L	99
123) naphthalene	19.494	128	935262	74.00	ug/L	100
124) 1,2,3-trichlorobenzene	19.756	180	299815	53.70	ug/L	99
125) 2-methylnaphthalene	20.731	142	174697	25.60	ug/L	98

(#) = qualifier out of range (m) = manual integration (+) = signals summed

Quantitation Report (QT Reviewed)

Data Path : C:\msdchem\1\data\janellac\07-07-2021\v2b8360\
Data File : 2b184127.d
Acq On : 3 Jul 2021 4:22 pm
Operator : thienn
Sample : jd27578-6ms Inst : GCMS2B
Misc : MS52025,V2B8360,5.5,,100,10,1
ALS Vial : 19 Sample Multiplier: 1

Quant Method : C:\msdchem\1\METHODS\M2B8337.M
Quant Results File: M2B8337.RES
Quant Time: Jul 06 08:22:59 2021
Quant Title : SW846 8260C/D, DB-624.1 60 mx0.25mmx1.4um
QLast Update : Thu Jun 17 19:00:23 2021
Response via : Initial Calibration

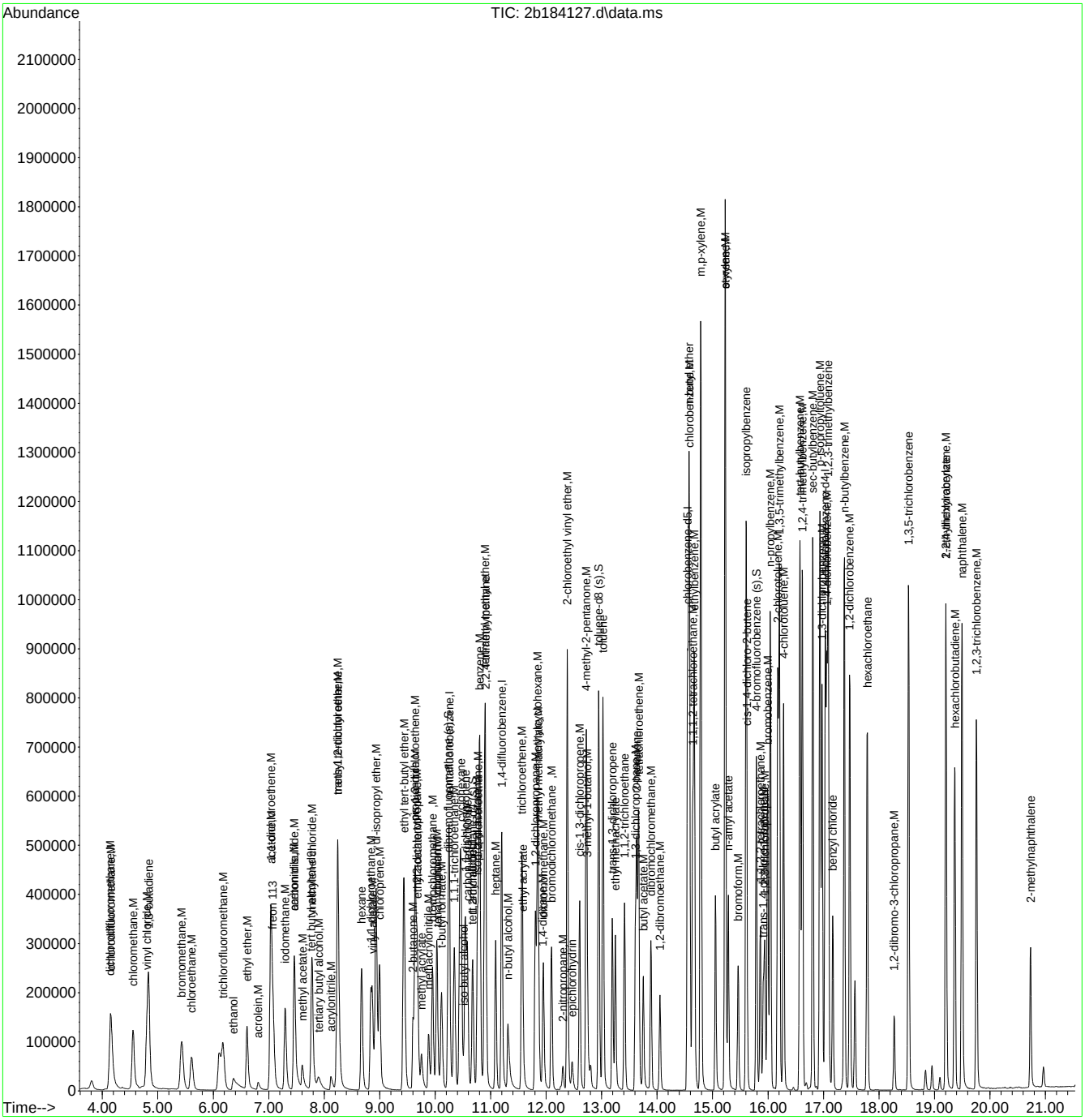

Quantitation Report (QT Reviewed)

Data Path : C:\msdchem\1\data\janellac\07-07-2021\v2b8360\
Data File : 2b184128.d
Acq On : 3 Jul 2021 4:51 pm
Operator : thienn
Sample : jd27578-6msd Inst : GCMS2B
Misc : MS52025,V2B8360,5.5,,100,10,1
ALS Vial : 20 Sample Multiplier: 1

Quant Method : C:\msdchem\1\METHODS\M2B8337.M
Quant Results File: M2B8337.RES
Quant Time: Jul 06 08:23:08 2021
Quant Title : SW846 8260C/D, DB-624.1 60 mx0.25mmx1.4um
QLast Update : Thu Jun 17 19:00:23 2021
Response via : Initial Calibration

Compound	R.T.	QIon	Response	Conc	Units	Dev(Min)
Internal Standards						
1) tert butyl alcohol-d9	7.766	65	104637	500.00	ug/L	0.02
5) pentafluorobenzene	10.256	168	381443	50.00	ug/L	0.00
51) 1,4-difluorobenzene	11.200	114	530214	50.00	ug/L	0.00
73) chlorobenzene-d5	14.550	117	510585	50.00	ug/L	0.00
97) 1,4-dichlorobenzene-d4	17.030	152	271418	50.00	ug/L	0.00
System Monitoring Compounds						
43) dibromofluoromethane (s)	10.230	113	168841	49.53	ug/L	0.00
Spiked Amount 50.000	Range 80 - 120		Recovery = 99.06%			
52) 1,2-dichloroethane-d4 (s)	10.675	65	168026	45.77	ug/L	0.00
Spiked Amount 50.000	Range 81 - 124		Recovery = 91.54%			
74) toluene-d8 (s)	12.946	98	602589	48.94	ug/L	0.00
Spiked Amount 50.000	Range 80 - 120		Recovery = 97.88%			
98) 4-bromofluorobenzene (s)	15.787	95	228076	50.39	ug/L	0.00
Spiked Amount 50.000	Range 80 - 120		Recovery = 100.78%			
Target Compounds						Qvalue
2) tertiary butyl alcohol	7.891	59	65055	280.52	ug/L	99
3) ethanol	6.366	45	96299	4857.77	ug/L	99
4) 1,4-dioxane	11.939	88	24288	1266.94	ug/L	97
6) chlorodifluoromethane	4.153	51	192959	41.13	ug/L	99
7) dichlorodifluoromethane	4.137	85	254641	40.50	ug/L	98
8) chloromethane	4.552	50	270037	46.04	ug/L	99
9) vinyl chloride	4.803	62	257283	47.00	ug/L	97
10) 1,3-butadiene	4.835	54	156661	41.43	ug/L	98
11) bromomethane	5.432	94	154990	39.31	ug/L	98
12) chloroethane	5.605	64	125829	46.44	ug/L	97
13) trichlorofluoromethane	6.172	101	297581	45.44	ug/L	99
14) ethyl ether	6.607	74	83252	51.23	ug/L	95
15) acrolein	6.801	56	21185	40.51	ug/L	95
16) freon 113	7.068	151	136985	41.37	ug/L	98
17) 1,1-dichloroethene	7.032	96	138379	48.64	ug/L	97
18) acetone	7.037	43	145213	196.04	ug/L	99
19) acetonitrile	7.462	41	151006	491.40	ug/L	99
20) iodomethane	7.294	142	305248	48.19	ug/L	100
21) carbon disulfide	7.456	76	461615	47.50	ug/L	96
22) methylene chloride	7.776	84	164481	53.91	ug/L	98
23) methyl acetate	7.603	43	102837	50.90	ug/L	96
24) methyl tert butyl ether	8.243	73	454036	49.63	ug/L	100
25) trans-1,2-dichloroethene	8.243	96	155117	50.26	ug/L	98
26) di-isopropyl ether	8.930	45	498091	53.45	ug/L	95
27) 2-butanone	9.595	72	59218	214.56	ug/L	92
28) 1,1-dichloroethane	8.840	63	271274	52.37	ug/L	99
29) chloroprene	8.992	53	202263	50.63	ug/L	96
30) acrylonitrile	8.117	52	32950	47.81	ug/L	97
31) hexane	8.673	56	82062	35.98	ug/L	99
32) vinyl acetate	8.872	86	28379	50.53	ug/L	97
33) ethyl tert-butyl ether	9.433	59	544151	53.49	ug/L	99
34) ethyl acetate	9.679	45	18205	52.44	ug/L #	83
35) 2,2-dichloropropane	9.669	77	200130	40.95	ug/L	96
36) cis-1,2-dichloroethene	9.637	96	169190	51.75	ug/L	98
37) methyl acrylate	9.753	55	108576	49.82	ug/L	99
38) propionitrile	9.637	54	169337	496.19	ug/L	99
39) bromochloromethane	9.952	128	94260	50.68	ug/L	95
40) tetrahydrofuran	10.041	72	16471	49.15	ug/L	96
41) chloroform	10.025	85	179150	47.49	ug/L	98

Quantitation Report (QT Reviewed)

Data Path : C:\msdchem\1\data\janellac\07-07-2021\v2b8360\
Data File : 2b184128.d
Acq On : 3 Jul 2021 4:51 pm
Operator : thienn
Sample : jd27578-6msd Inst : GCMS2B
Misc : MS52025,V2B8360,5.5,,100,10,1
ALS Vial : 20 Sample Multiplier: 1

Quant Method : C:\msdchem\1\METHODS\M2B8337.M
Quant Results File: M2B8337.RES
Quant Time: Jul 06 08:23:08 2021
Quant Title : SW846 8260C/D, DB-624.1 60 mx0.25mmx1.4um
QLast Update : Thu Jun 17 19:00:23 2021
Response via : Initial Calibration

Compound	R.T.	QIon	Response	Conc	Units		Dev(Min)
42) t-butyl formate	10.114	59	133023	52.47	ug/L		96
44) methacrylonitrile	9.879	67	55569	53.37	ug/L		93
45) 1,1,1-trichloroethane	10.345	97	260335	51.34	ug/L		97
46) cyclohexane	10.466	84	225796	50.13	ug/L		89
47) 1,1-dichloropropene	10.539	75	193443	49.03	ug/L		99
48) iso-butyl alcohol	10.513	43	35387	391.69	ug/L		90
49) carbon tetrachloride	10.581	117	228704	48.14	ug/L		98
50) tert amyl alcohol	10.660	55	21436	227.92	ug/L		89
53) n-butyl alcohol	11.310	56	131306	2048.51	ug/L		99
54) 2,2,4-trimethylpentane	10.906	57	398682	37.49	ug/L		96
55) benzene	10.801	78	733820	65.31	ug/L		99
56) tert-amyl methyl ether	10.896	87	121108	49.89	ug/L		98
57) heptane	11.090	71	85408	35.63	ug/L		98
58) isopropyl acetate	10.759	87	30214	50.42	ug/L	#	87
59) 1,2-dichloroethane	10.770	62	200720	46.74	ug/L		100
60) trichloroethene	11.562	130	186843	51.08	ug/L		99
61) ethyl acrylate	11.577	55	154412	48.46	ug/L		99
62) 2-nitropropane	12.301	41	33676	42.43	ug/L		97
63) 2-chloroethyl vinyl ether	12.379	63	442593	248.18	ug/L		100
64) methyl methacrylate	11.860	100	34563	49.44	ug/L	#	67
65) 1,2-dichloropropane	11.803	63	154743	50.91	ug/L		100
66) dibromomethane	11.950	93	96181	47.40	ug/L		94
67) methylcyclohexane	11.845	83	243333	42.79	ug/L		98
68) bromodichloromethane	12.096	83	219117	49.45	ug/L		100
69) epichlorohydrin	12.469	57	60076	222.30	ug/L		98
70) cis-1,3-dichloropropene	12.605	75	257266	50.24	ug/L		95
71) 4-methyl-2-pentanone	12.720	58	211405	203.35	ug/L		96
72) 3-methyl-1-butanol	12.736	70	55512	898.97	ug/L		95
75) toluene	13.024	92	395489	52.95	ug/L		99
76) trans-1,3-dichloropropene	13.192	75	221383	50.74	ug/L		99
77) ethyl methacrylate	13.245	69	178788	50.60	ug/L		100
78) 1,1,2-trichloroethane	13.412	83	112724	49.89	ug/L		97
79) tetrachloroethene	13.664	164	151755	47.82	ug/L		99
80) 1,3-dichloropropane	13.612	76	225758	49.25	ug/L		96
81) 2-hexanone	13.633	58	178459	202.34	ug/L		98
82) butyl acetate	13.748	56	83741	49.60	ug/L		94
83) dibromochloromethane	13.889	129	184704	48.61	ug/L		98
84) 1,2-dibromoethane	14.052	107	149681	50.09	ug/L		98
85) n-butyl ether	14.571	57	608397	53.90	ug/L		98
86) chlorobenzene	14.582	112	431881	48.66	ug/L		99
87) 1,1,1,2-tetrachloroethane	14.644	131	185816	51.37	ug/L		99
88) ethylbenzene	14.671	91	684357	48.89	ug/L		99
89) m,p-xylene	14.786	106	566312	100.16	ug/L		96
90) o-xylene	15.226	106	309025	51.30	ug/L		99
91) styrene	15.226	104	528953	53.62	ug/L		98
92) n-amyl acetate	15.284	70	96638	48.70	ug/L		96
93) bromoform	15.462	173	142260	48.94	ug/L		99
94) butyl acrylate	15.053	55	276844	49.84	ug/L		98
95) isopropylbenzene	15.604	105	818813	49.84	ug/L		99
96) cis-1,4-dichloro-2-butene	15.620	88	56726	40.94	ug/L		98
99) bromobenzene	15.992	156	225828	51.20	ug/L		98
100) 1,1,2,2-tetrachloroethane	15.861	83	178092	49.05	ug/L		100
101) trans-1,4-dichloro-2-b...	15.913	53	42846	45.46	ug/L		85
102) 1,2,3-trichloropropane	15.940	110	50371	47.83	ug/L		99
103) n-propylbenzene	16.039	91	841960	49.85	ug/L		100
104) 2-chlorotoluene	16.175	126	203320	51.09	ug/L		99
105) 4-chlorotoluene	16.280	91	520461	48.87	ug/L		98

Quantitation Report (QT Reviewed)

Data Path : C:\msdchem\1\data\janellac\07-07-2021\v2b8360\
Data File : 2b184128.d
Acq On : 3 Jul 2021 4:51 pm
Operator : thienn
Sample : jd27578-6msd Inst : GCMS2B
Misc : MS52025,V2B8360,5.5,,100,10,1
ALS Vial : 20 Sample Multiplier: 1

Quant Method : C:\msdchem\1\METHODS\M2B8337.M
Quant Results File: M2B8337.RES
Quant Time: Jul 06 08:23:08 2021
Quant Title : SW846 8260C/D, DB-624.1 60 mx0.25mmx1.4um
QLast Update : Thu Jun 17 19:00:23 2021
Response via : Initial Calibration

Compound	R.T.	QIon	Response	Conc	Units	Dev(Min)
106) 1,3,5-trimethylbenzene	16.207	105	643458	50.39	ug/L	99
107) tert-butylbenzene	16.574	134	160796	52.98	ug/L	93
108) 1,2,4-trimethylbenzene	16.616	105	673301	50.67	ug/L	99
109) sec-butylbenzene	16.805	105	902853	51.10	ug/L	100
110) 1,3-dichlorobenzene	16.972	146	406693	48.98	ug/L	99
111) p-isopropyltoluene	16.936	119	785828	50.72	ug/L	99
112) 1,4-dichlorobenzene	17.056	146	406463	49.89	ug/L	100
113) benzyl chloride	17.166	91	284544	38.22	ug/L	99
114) 1,2,3-trimethylbenzene	17.082	105	696606	53.62	ug/L	99
115) 1,2-dichlorobenzene	17.470	146	436131	52.60	ug/L	99
116) n-butylbenzene	17.376	92	378906	52.05	ug/L	98
117) hexachloroethane	17.790	201	177606	55.27	ug/L	99
118) 1,2-dibromo-3-chloropr...	18.273	157	57513	51.25	ug/L	96
119) 1,3,5-trichlorobenzene	18.535	180	429280	58.69	ug/L	99
120) 2-ethylhexyl acrylate	19.211	70	28985	10.42	ug/L	98
121) 1,2,4-trichlorobenzene	19.206	180	376348	56.84	ug/L	98
122) hexachlorobutadiene	19.363	225	185740	54.66	ug/L	99
123) naphthalene	19.494	128	931897	73.61	ug/L	99
124) 1,2,3-trichlorobenzene	19.756	180	317585	56.78	ug/L	99
125) 2-methylnaphthalene	20.732	142	172434	25.24	ug/L	99

(#) = qualifier out of range (m) = manual integration (+) = signals summed

Quantitation Report (QT Reviewed)

Data Path : C:\msdchem\1\data\janellac\07-07-2021\v2b8360\
Data File : 2b184128.d
Acq On : 3 Jul 2021 4:51 pm
Operator : thienn
Sample : jd27578-6msd Inst : GCMS2B
Misc : MS52025,V2B8360,5.5,,100,10,1
ALS Vial : 20 Sample Multiplier: 1

Quant Method : C:\msdchem\1\METHODS\M2B8337.M
Quant Results File: M2B8337.RES
Quant Time: Jul 06 08:23:08 2021
Quant Title : SW846 8260C/D, DB-624.1 60 mx0.25mmx1.4um
QLast Update : Thu Jun 17 19:00:23 2021
Response via : Initial Calibration

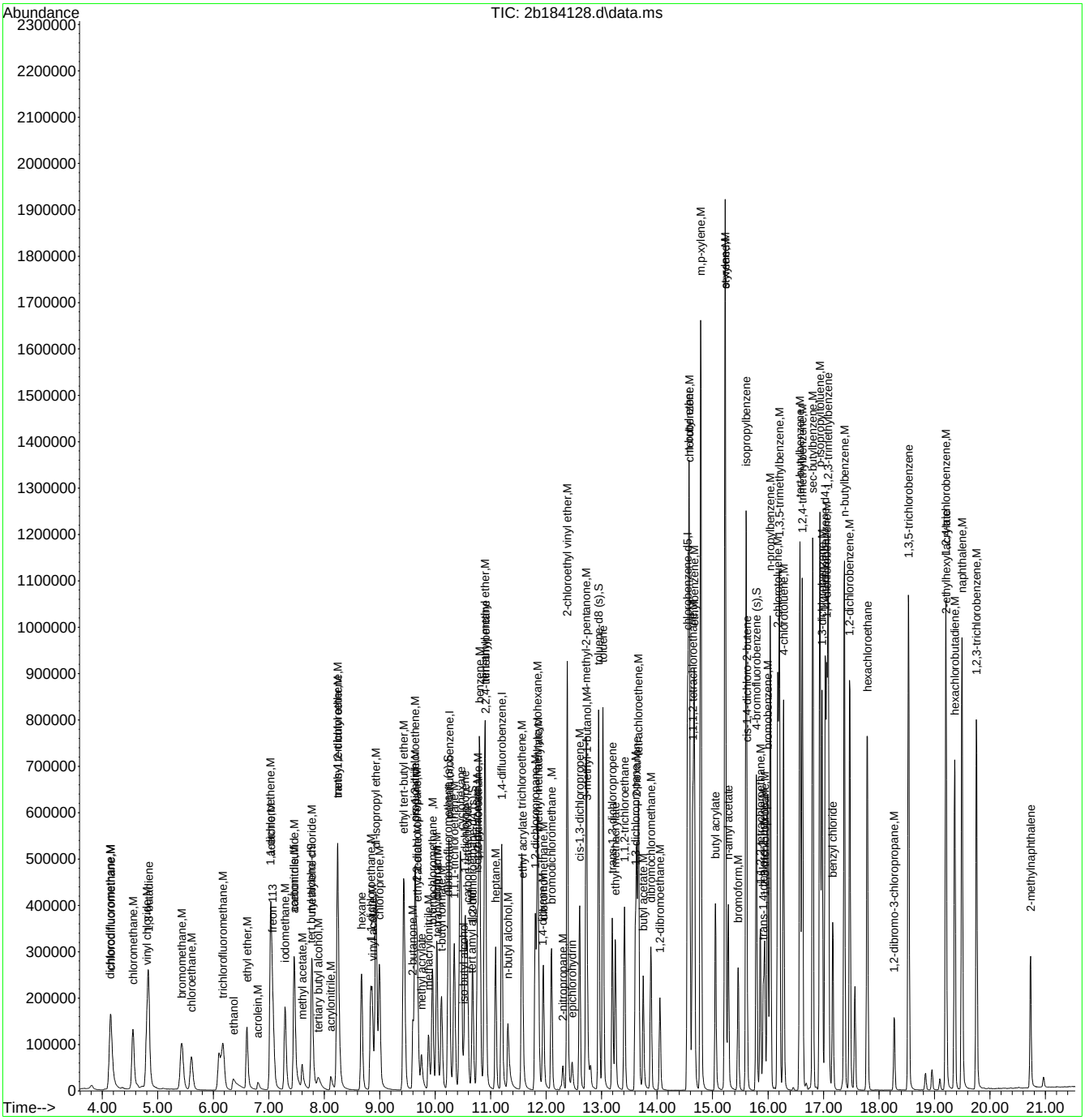

SW-846 Method 8260

Data File : C:\msdchem\1\DATA\V2B8337\2B183583.D Vial: 2
Acq On : 16 Jun 2021 5:26 pm Operator: thienn
Sample : bfb Inst : GCMS2B
Misc : MS51064,V2B8337,5,,,,1 Multiplr: 1.00
MS Integration Params: rteint.p

Method : C:\msdchem\1\METHODS\M2B8337.M (RTE Integrator)
Title : SW846 8260C/D, DB-624.1 60 mx0.25mmx1.4um

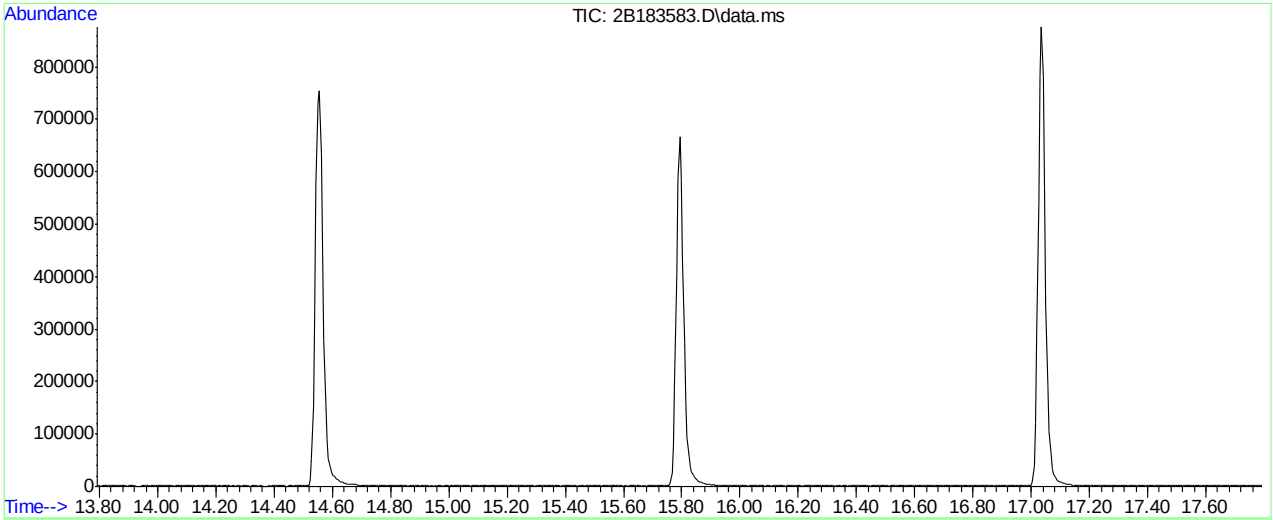

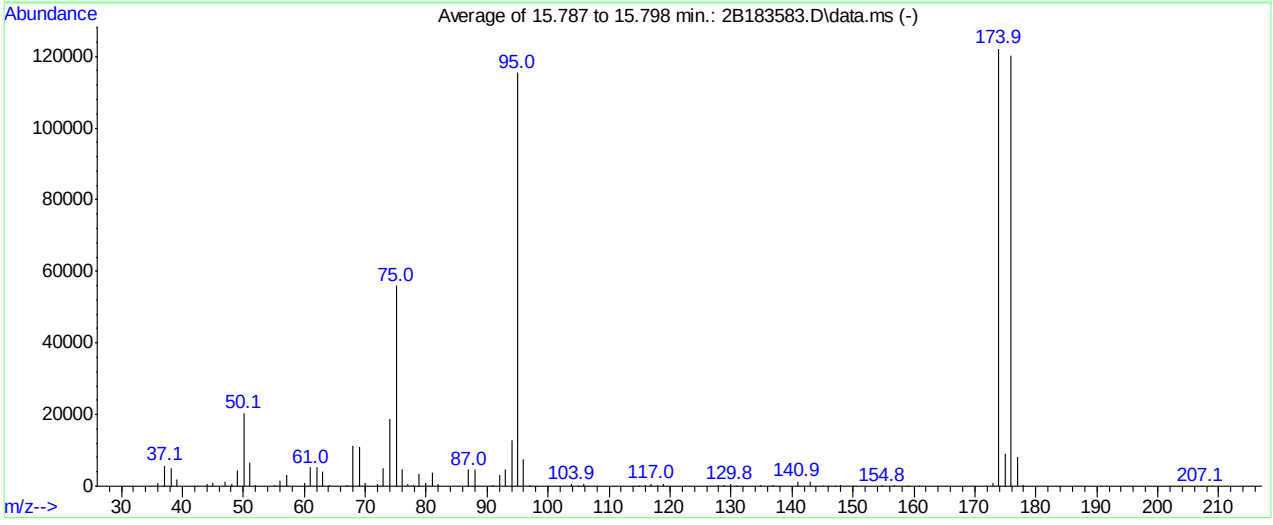

AutoFind: Scans 2328, 2329, 2330; Background Corrected with Scan 2319

Target Mass	Rel. to Mass	Lower Limit%	Upper Limit%	Rel. Abn%	Raw Abn	Result Pass/Fail
50	95	15	40	17.7	20421	PASS
75	95	30	60	48.4	55917	PASS
95	95	100	100	100.0	115464	PASS
96	95	5	9	6.6	7578	PASS
173	174	0.00	2	0.9	1064	PASS
174	95	50	120	105.8	122216	PASS
175	174	5	9	7.5	9200	PASS
176	174	95	101	98.3	120186	PASS
177	176	5	9	6.7	8006	PASS

2B183583.D M2B8337.M Thu Jun 17 17:58:38 2021

Average of 15.787 to 15.798 min.: 2B183583.D\data.ms
bfb
Modified:subtracted

m/z	abund.	m/z	abund.	m/z	abund.	m/z	abund.
36.05	982	52.05	319	68.00	11133	79.90	978
37.10	5722	55.05	259	69.00	10917	80.95	3625
38.10	4881	56.05	1729	70.05	963	81.95	742
39.10	1986	57.10	3033	72.00	583	87.00	4645
44.00	709	58.10	55	73.00	4987	88.00	4603
45.05	1056	60.00	965	74.00	18682	90.95	441
47.05	1197	61.00	5256	75.05	55917	92.00	3192
48.05	637	62.05	5203	76.00	4621	93.00	4691
49.10	4546	63.05	3935	77.00	659	94.00	12884
50.10	20421	64.05	370	77.95	444	95.00	115464
51.10	6490	67.10	270	78.90	3356	96.00	7578

Average of 15.787 to 15.798 min.: 2B183583.D\data.ms
bfb
Modified:subtracted

m/z	abund.	m/z	abund.	m/z	abund.	m/z	abund.
97.00	213	129.85	480	150.00	53	177.95	256
103.90	601	130.85	117	154.85	285	207.10	52
104.90	111	134.85	207	156.85	193		
105.90	530	136.90	187	158.90	57		
114.90	54	140.90	1344	160.80	55		
115.90	419	141.95	120	171.90	56		
116.95	704	142.90	1216	173.05	1064		
117.90	440	144.95	119	173.90	122216		
118.95	586	145.85	126	174.95	9200		
127.90	479	147.00	50	175.90	120186		
128.85	216	147.90	294	176.95	8006		

SW-846 Method 8260

Data File : C:\msdchem\1\data\ja...21\v2b8360\2b184111.d Vial: 3
Acq On : 3 Jul 2021 8:14 am Operator: thienn
Sample : BFB Inst : GCMS2B
Misc : MS51620,V2B8360,5,,100,5,1 Multiplr: 1.00
MS Integration Params: rteint.p

Method : C:\msdchem\1\METHODS\M2B8337.M (RTE Integrator)
Title : SW846 8260C/D, DB-624.1 60 mx0.25mmx1.4um

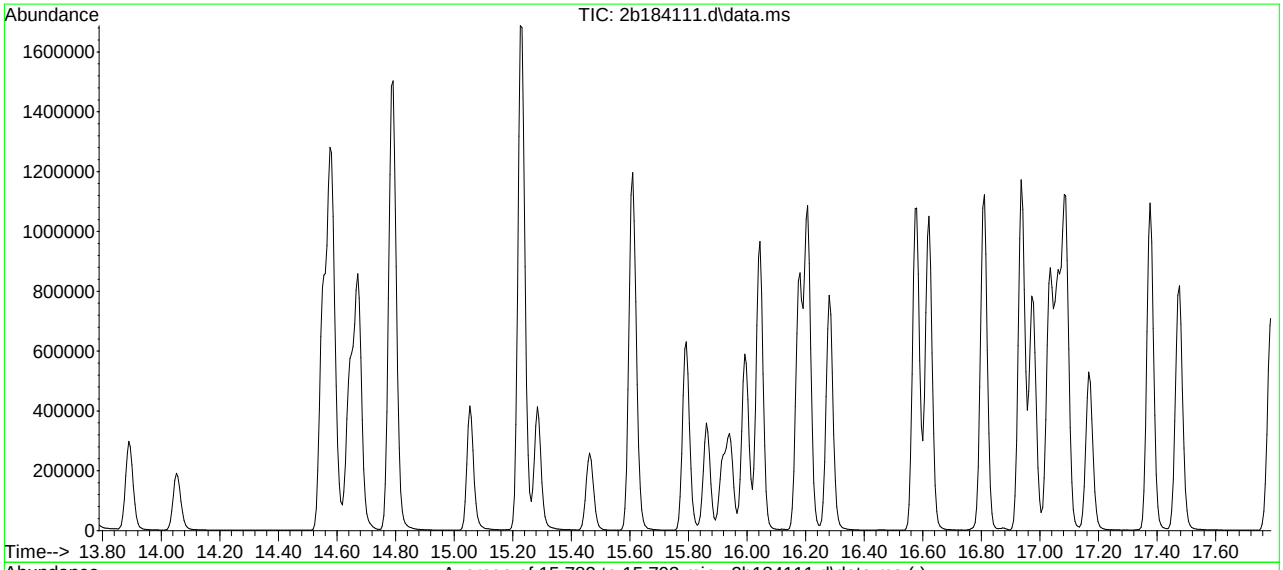

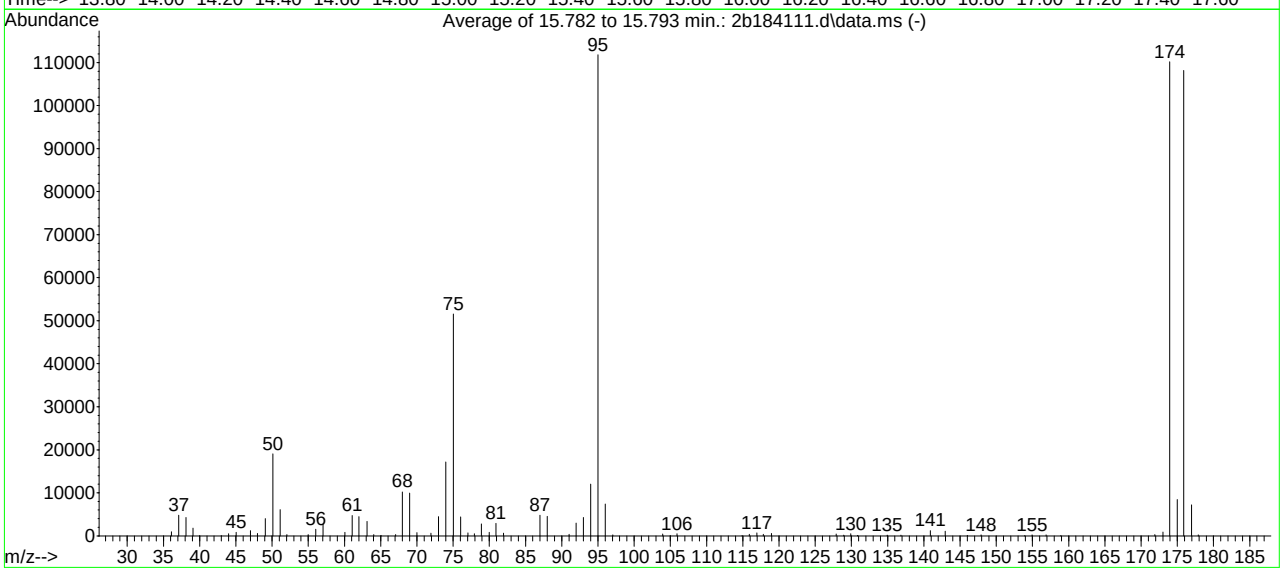

AutoFind: Scans 2327, 2328, 2329; Background Corrected with Scan 2319

Target Mass	Rel. to Mass	Lower Limit%	Upper Limit%	Rel. Abn%	Raw Abn	Result Pass/Fail
50	95	15	40	17.1	19064	PASS
75	95	30	60	46.1	51573	PASS
95	95	100	100	100.0	111800	PASS
96	95	5	9	6.6	7424	PASS
173	174	0.00	2	0.8	884	PASS
174	95	50	120	98.6	110203	PASS
175	174	5	9	7.7	8464	PASS
176	174	95	101	98.2	108197	PASS
177	176	5	9	6.7	7235	PASS

2b184111.d M2B8337.M Wed Jul 07 01:54:37 2021

Average of 15.782 to 15.793 min.: 2b184111.d\data.ms
BFB
Modified:subtracted

m/z	abund.	m/z	abund.	m/z	abund.	m/z	abund.
36.10	924	50.10	19064	65.05	109	77.95	501
37.10	4783	51.10	6107	67.05	264	78.90	2803
38.10	4251	52.05	286	68.00	10231	80.00	845
39.10	1794	55.00	286	69.00	9938	80.90	2926
40.00	49	56.05	1519	70.00	728	81.95	612
43.00	52	57.05	2672	71.95	625	87.00	4774
44.00	523	60.05	836	73.00	4472	88.00	4518
45.05	814	61.05	4730	74.00	17138	91.00	394
47.00	1197	62.00	4445	75.05	51573	92.00	2990
48.00	561	63.10	3365	76.05	4381	93.00	4284
49.05	3985	64.05	296	77.05	704	94.00	12031

Average of 15.782 to 15.793 min.: 2b184111.d\data.ms
BFB
Modified:subtracted

m/z	abund.	m/z	abund.	m/z	abund.	m/z	abund.
95.00	111800	127.90	407	154.95	227		
96.00	7424	128.95	179	156.90	217		
97.05	209	129.90	467	158.90	61		
103.95	419	130.85	100	171.90	314		
105.00	9	134.95	196	173.00	884		
105.90	500	136.85	196	173.95	110203		
114.90	62	140.90	1198	175.00	8464		
115.90	347	142.95	1108	175.90	108197		
116.95	709	146.00	73	176.95	7235		
117.85	371	147.90	259	177.90	237		
118.95	588	153.90	58				

Quantitation Report (QT Reviewed)

Data Path : C:\msdchem\1\DATA\V2B8337\
Data File : 2B183584.D
Acq On : 16 Jun 2021 5:57 pm
Operator : thienn
Sample : ic8337-0.2
Misc : MS51064,V2B8337,5,,,,1
ALS Vial : 3 Sample Multiplier: 1

Quant Time: Jun 17 18:16:24 2021
Quant Method : C:\msdchem\1\METHODS\M2B8337.M
Quant Title : SW846 8260C/D, DB-624.1 60 mx0.25mmx1.4um
QLast Update : Thu Jun 17 09:37:21 2021
Response via : Initial Calibration

Compound	R.T.	QIon	Response	Conc	Units		Dev(Min)
Internal Standards							
1) tert butyl alcohol-d9	7.755	65	143714	500.00	ug/L		0.00
5) pentafluorobenzene	10.261	168	386241	50.00	ug/L		0.00
51) 1,4-difluorobenzene	11.200	114	509624	50.00	ug/L		0.00
73) chlorobenzene-d5	14.550	117	467202	50.00	ug/L		0.00
97) 1,4-dichlorobenzene-d4	17.035	152	264012	50.00	ug/L		0.00
System Monitoring Compounds							
43) dibromofluoromethane (s)	10.235	113	174600	50.52	ug/L		0.00
Spiked Amount 50.000	Range 80 - 120		Recovery = 101.04%				
52) 1,2-dichloroethane-d4 (s)	10.681	65	183650	52.31	ug/L		0.00
Spiked Amount 50.000	Range 81 - 124		Recovery = 104.62%				
74) toluene-d8 (s)	12.951	98	570958	50.58	ug/L		0.00
Spiked Amount 50.000	Range 80 - 120		Recovery = 101.16%				
98) 4-bromofluorobenzene (s)	15.793	95	215549	49.04	ug/L		0.00
Spiked Amount 50.000	Range 80 - 120		Recovery = 98.08%				
Target Compounds							Qvalue
9) vinyl chloride	4.803	62	1022	0.18	ug/L	#	49
22) methylene chloride	7.792	84	513	0.17	ug/L	#	72
24) methyl tert butyl ether	8.237	73	1548	0.18	ug/L		56
26) di-isopropyl ether	8.940	45	1497	0.16	ug/L		72
28) 1,1-dichloroethane	8.856	63	890	0.17	ug/L	#	49
33) ethyl tert-butyl ether	9.454	59	1748	0.17	ug/L		96
35) 2,2-dichloropropane	9.669	77	872	0.18	ug/L	#	35
36) cis-1,2-dichloroethene	9.669	96	540	0.16	ug/L	#	75
41) chloroform	10.051	85	836	0.22	ug/L		89
46) cyclohexane	10.471	84	742	0.16	ug/L	#	73
55) benzene	10.827	78	1795	0.17	ug/L		83
59) 1,2-dichloroethane	10.801	62	832	0.20	ug/L		78
88) ethylbenzene	14.686	91	2349	0.18	ug/L		87
89) m,p-xylene	14.817	106	1547	0.30	ug/L		95
90) o-xylene	15.253	106	779	0.14	ug/L		92
95) isopropylbenzene	15.620	105	2585	0.17	ug/L		96
103) n-propylbenzene	16.065	91	2697	0.16	ug/L		88
105) 4-chlorotoluene	16.312	91	1796	0.17	ug/L		86
106) 1,3,5-trimethylbenzene	16.222	105	1925	0.15	ug/L		94
108) 1,2,4-trimethylbenzene	16.637	105	2083	0.16	ug/L		84
110) 1,3-dichlorobenzene	16.988	146	1381	0.17	ug/L		99
112) 1,4-dichlorobenzene	17.067	146	1405	0.18	ug/L		92
114) 1,2,3-trimethylbenzene	17.103	105	2028	0.16	ug/L		92
115) 1,2-dichlorobenzene	17.497	146	1200	0.15	ug/L		98

(#) = qualifier out of range (m) = manual integration (+) = signals summed

Quantitation Report (QT Reviewed)

Data Path : C:\msdchem\1\DATA\V2B8337\
Data File : 2B183584.D
Acq On : 16 Jun 2021 5:57 pm
Operator : thienn
Sample : ic8337-0.2
Misc : MS51064,V2B8337,5,,,,1
ALS Vial : 3 Sample Multiplier: 1

Quant Time: Jun 17 18:16:24 2021
Quant Method : C:\msdchem\1\METHODS\M2B8337.M
Quant Title : SW846 8260C/D, DB-624.1 60 mx0.25mmx1.4um
QLast Update : Thu Jun 17 09:37:21 2021
Response via : Initial Calibration

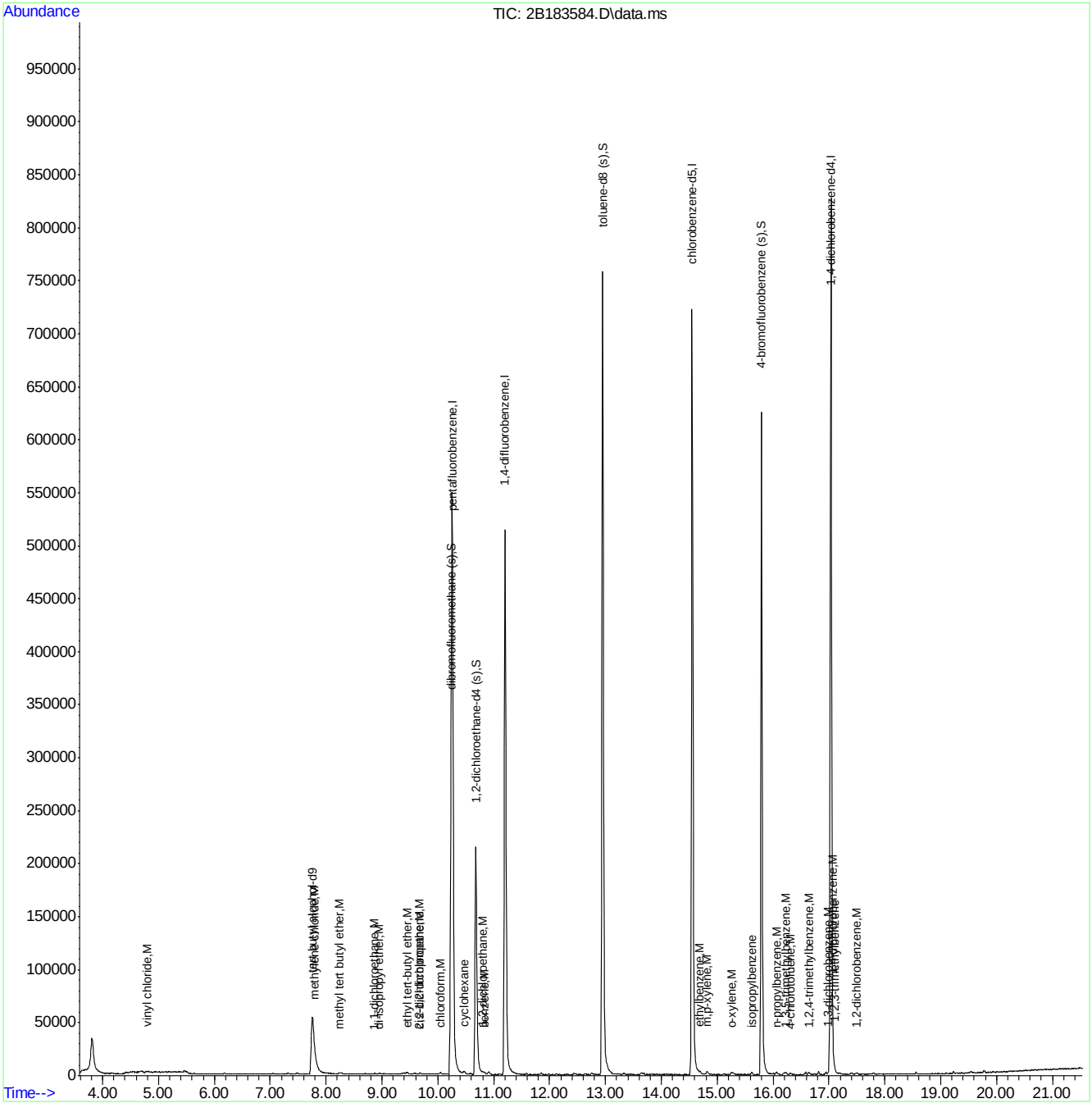

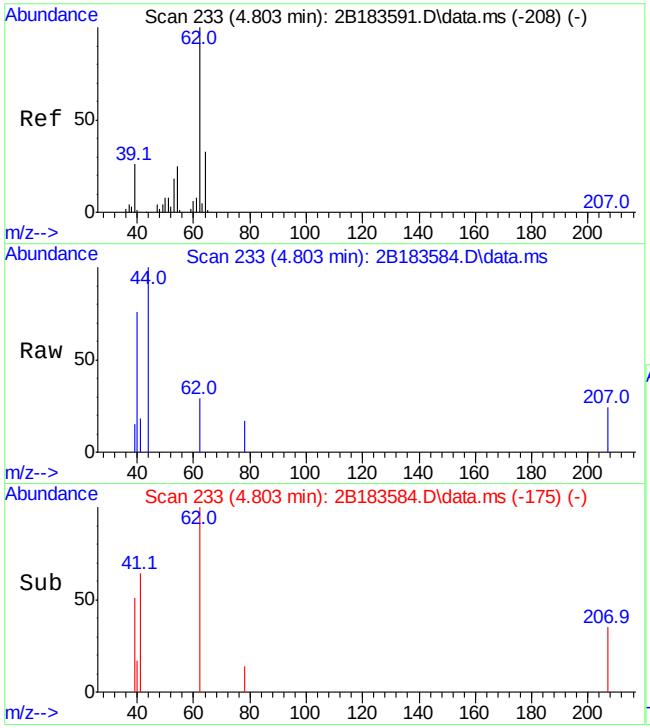

#9
vinyl chloride
Concen: 0.18 ug/L
RT: 4.803 min Scan# 233
Delta R.T. 0.005 min
Lab File: 2B183584.D
Acq: 16 Jun 21 5:57 pm

Tgt Ion: 62 Resp: 1022

Ion	Ratio	Lower	Upper
62	100		
64	0.0	3.0	63.0#
61	0.0	0.0	38.4

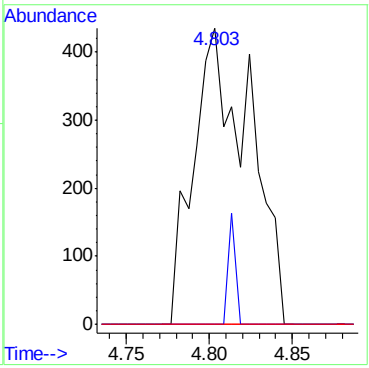

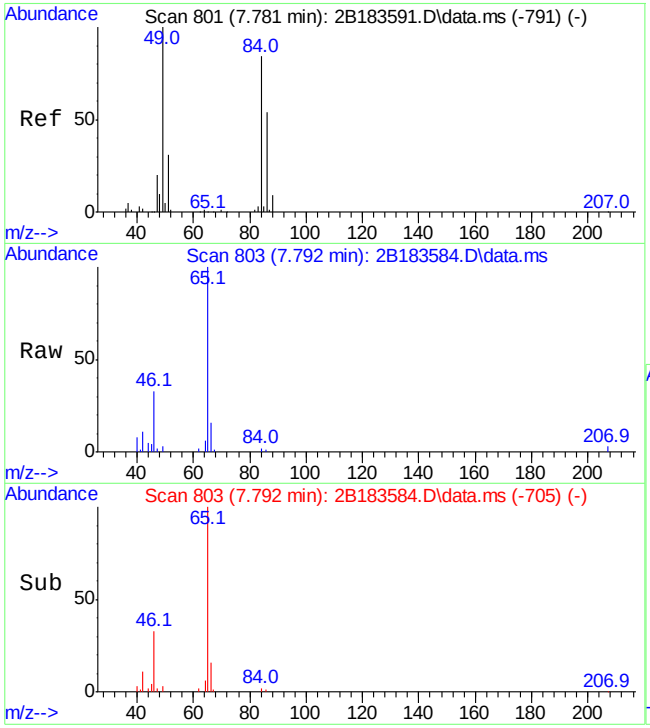

#22
methylene chloride
Concen: 0.17 ug/L
RT: 7.792 min Scan# 803
Delta R.T. 0.016 min
Lab File: 2B183584.D
Acq: 16 Jun 21 5:57 pm

Tgt Ion: 84 Resp: 513

Ion	Ratio	Lower	Upper
84	100		
86	66.2	34.1	94.1
49	165.5	88.6	148.6#

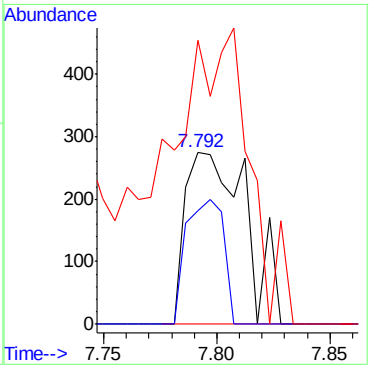

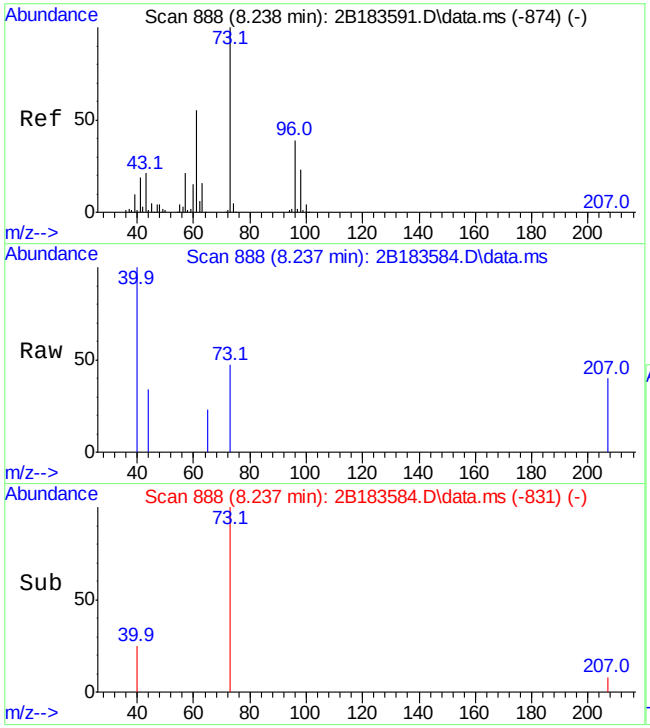

#24
methyl tert butyl ether
Concen: 0.18 ug/L
RT: 8.237 min Scan# 888
Delta R.T. -0.000 min
Lab File: 2B183584.D
Acq: 16 Jun 21 5:57 pm

Tgt Ion: 73 Resp: 1548

Ion	Ratio	Lower	Upper
73	100		
57	0.0	0.0	220.5

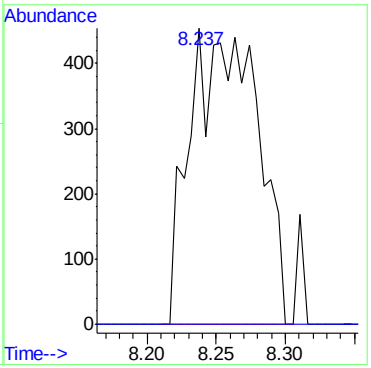

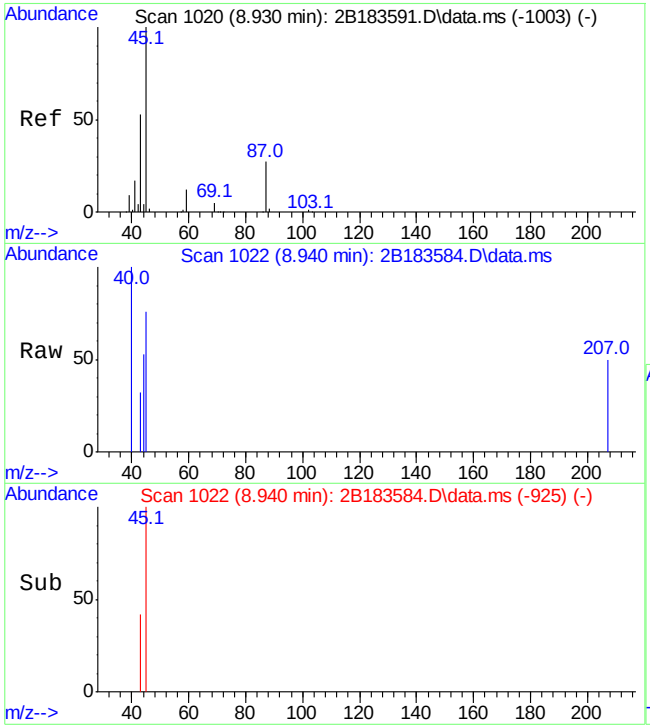

#26
di-isopropyl ether
Concen: 0.16 ug/L
RT: 8.940 min Scan# 1022
Delta R.T. 0.010 min
Lab File: 2B183584.D
Acq: 16 Jun 21 5:57 pm

Tgt Ion: 45 Resp: 1497

Ion	Ratio	Lower	Upper
45	100		
87	0.0	0.0	58.0
43	42.4	23.4	83.4

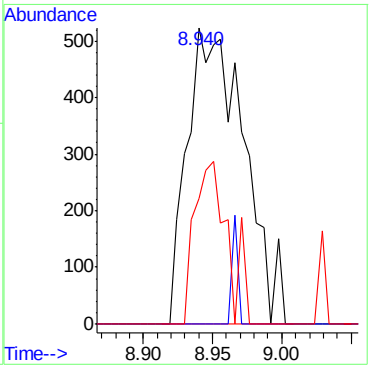

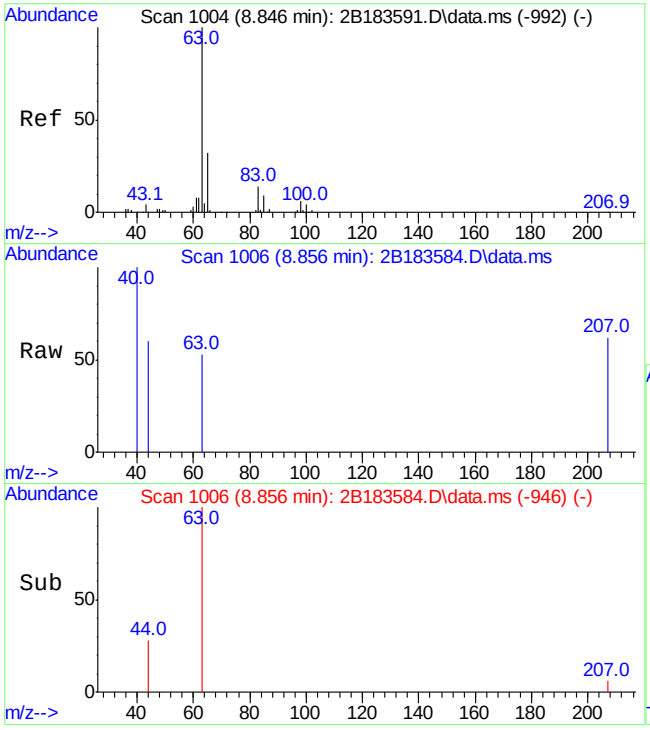

#28
1,1-dichloroethane
Concen: 0.17 ug/L
RT: 8.856 min Scan# 1006
Delta R.T. 0.016 min
Lab File: 2B183584.D
Acq: 16 Jun 21 5:57 pm

Tgt Ion: 63 Resp: 890

Ion	Ratio	Lower	Upper
63	100		
65	0.0	2.1	62.1#
83	0.0	0.0	44.4

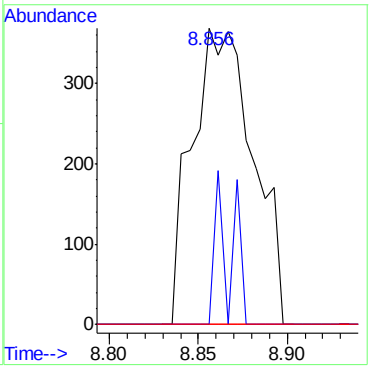

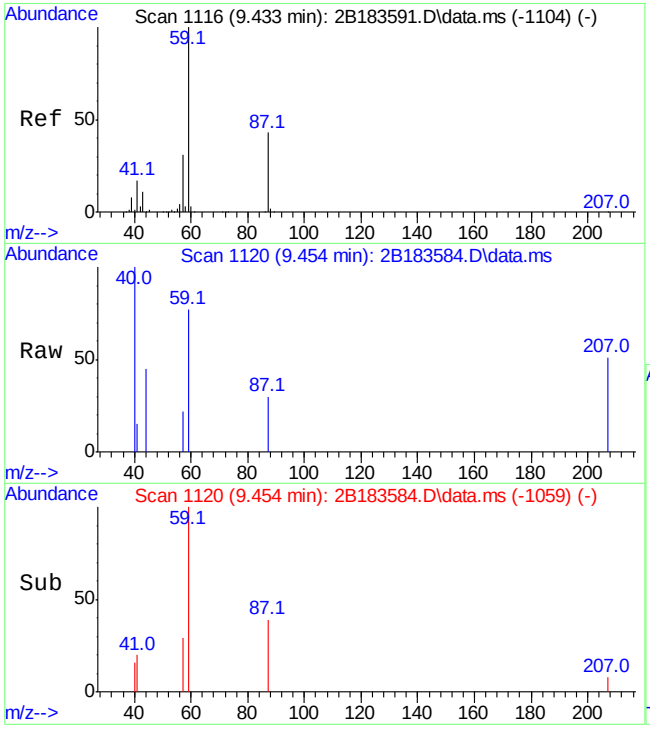

#33
ethyl tert-butyl ether
Concen: 0.17 ug/L
RT: 9.454 min Scan# 1120
Delta R.T. 0.021 min
Lab File: 2B183584.D
Acq: 16 Jun 21 5:57 pm

Tgt Ion: 59 Resp: 1748

Ion	Ratio	Lower	Upper
59	100		
87	39.4	12.7	72.7
57	29.2	0.9	60.9

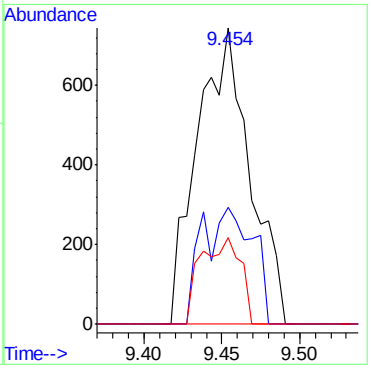

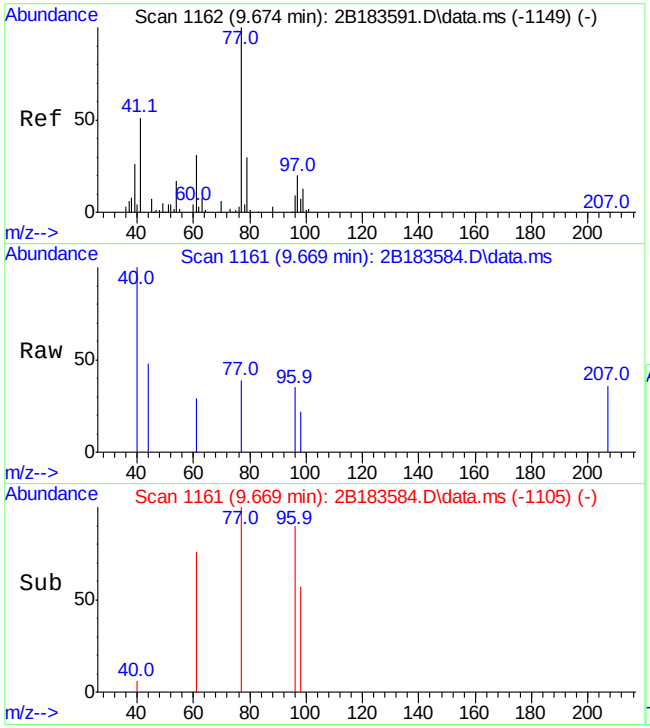

#35
2,2-dichloropropane
Concen: 0.18 ug/L
RT: 9.669 min Scan# 1161
Delta R.T. -0.005 min
Lab File: 2B183584.D
Acq: 16 Jun 21 5:57 pm

Tgt Ion: 77 Resp: 872

Ion	Ratio	Lower	Upper
77	100		
97	0.0	0.0	50.3
41	0.0	21.9	81.9#

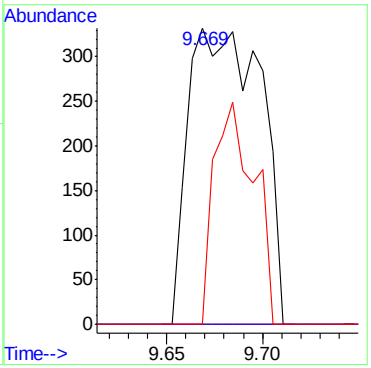

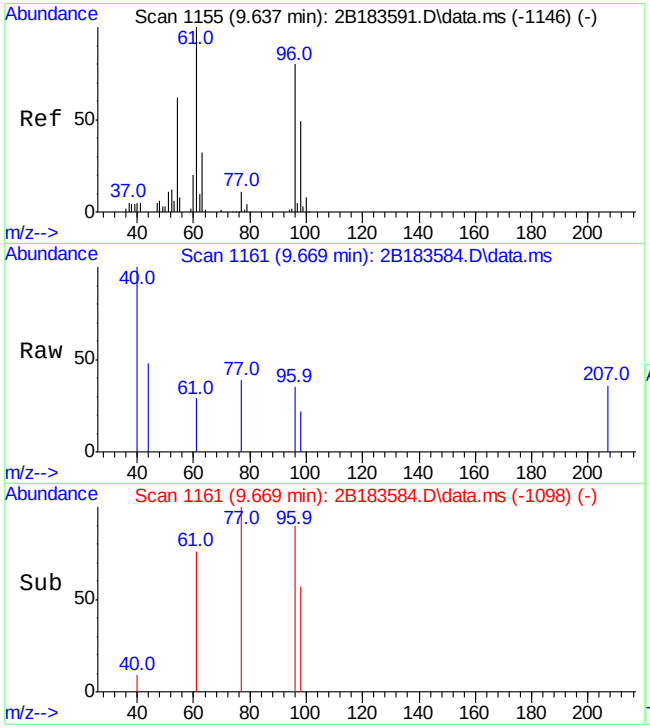

#36
cis-1,2-dichloroethene
Concen: 0.16 ug/L
RT: 9.669 min Scan# 1161
Delta R.T. 0.031 min
Lab File: 2B183584.D
Acq: 16 Jun 21 5:57 pm

Tgt Ion: 96 Resp: 540

Ion	Ratio	Lower	Upper
96	100		
61	84.2	95.1	155.1#
98	63.1	31.7	91.7

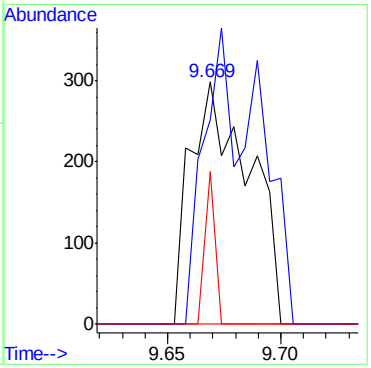

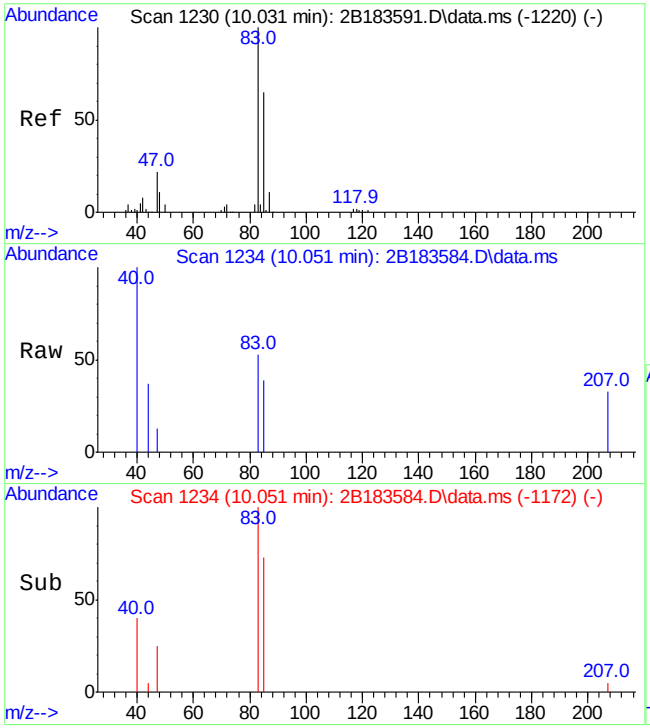

#41
chloroform
Concen: 0.22 ug/L
RT: 10.051 min Scan# 1234
Delta R.T. 0.026 min
Lab File: 2B183584.D
Acq: 16 Jun 21 5:57 pm

Tgt Ion: 85 Resp: 836

Ion	Ratio	Lower	Upper
85	100		
83	136.4	123.5	183.5
47	34.4	6.5	66.5

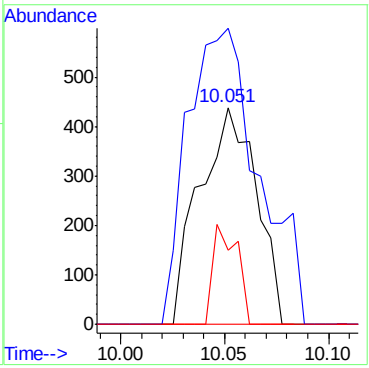

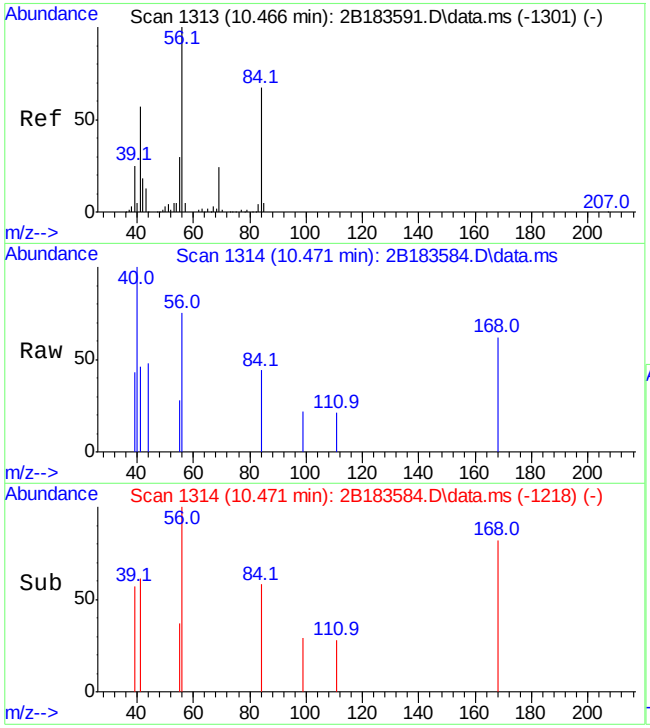

#46
cyclohexane
Concen: 0.16 ug/L
RT: 10.471 min Scan# 1314
Delta R.T. 0.005 min
Lab File: 2B183584.D
Acq: 16 Jun 21 5:57 pm

Tgt Ion: 84 Resp: 742

Ion	Ratio	Lower	Upper
84	100		
56	112.1	130.0	170.0#
41	104.7	65.8	105.8

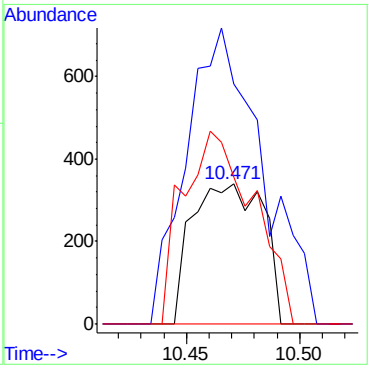

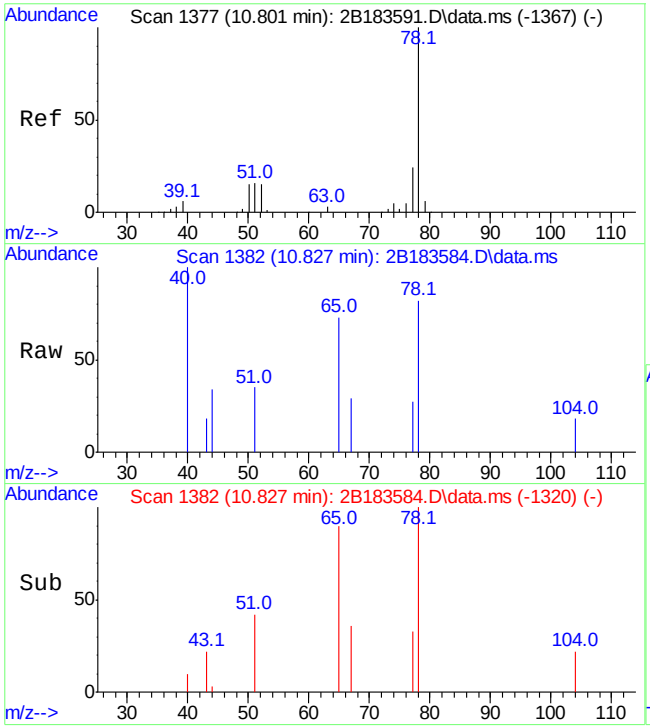

#55
benzene
Concen: 0.17 ug/L
RT: 10.827 min Scan# 1382
Delta R.T. 0.026 min
Lab File: 2B183584.D
Acq: 16 Jun 21 5:57 pm

Tgt Ion: 78 Resp: 1795

Ion	Ratio	Lower	Upper
78	100		
77	32.5	0.0	53.9

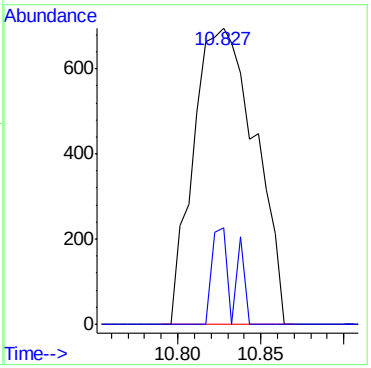

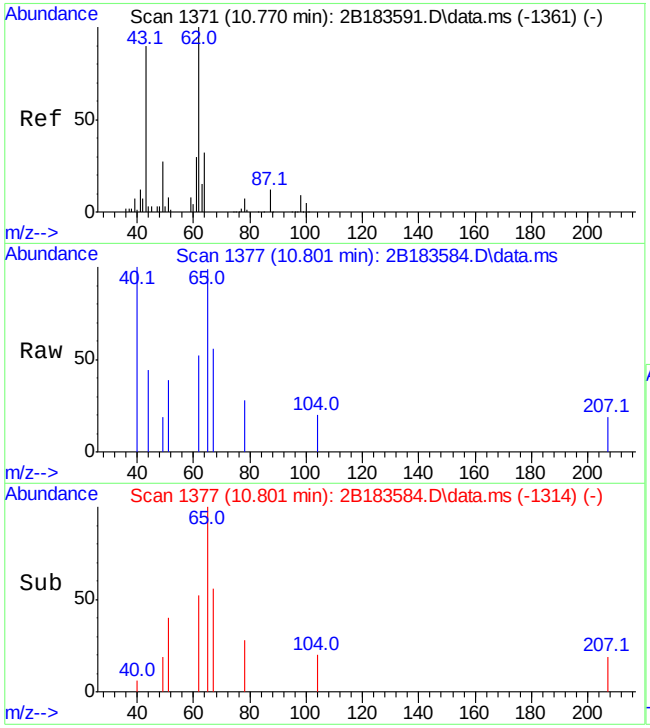

#59
1,2-dichloroethane
Concen: 0.20 ug/L
RT: 10.801 min Scan# 1377
Delta R.T. 0.031 min
Lab File: 2B183584.D
Acq: 16 Jun 21 5:57 pm

Tgt Ion: 62 Resp: 832

Ion	Ratio	Lower	Upper
62	100		
98	0.0	0.0	39.0
49	37.6	0.0	56.5

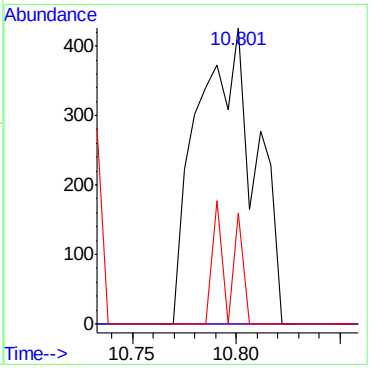

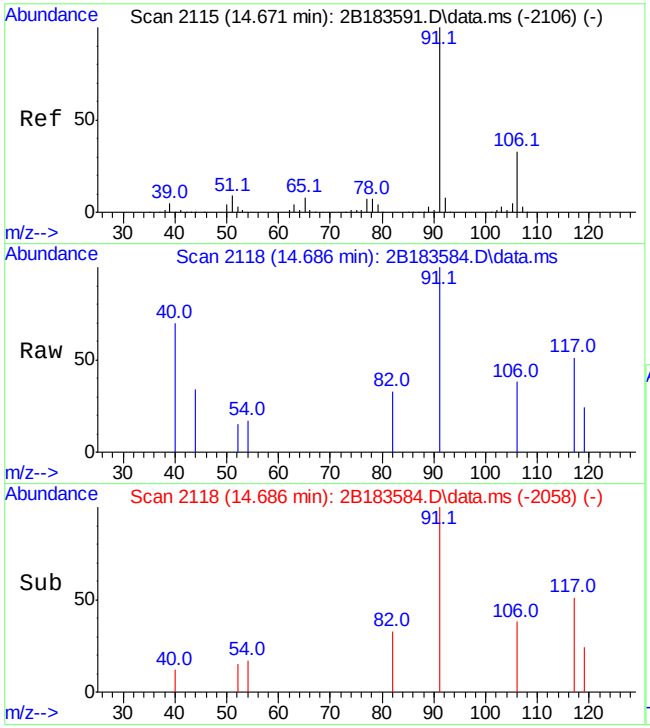

#88
ethylbenzene
Concen: 0.18 ug/L
RT: 14.686 min Scan# 2118
Delta R.T. 0.016 min
Lab File: 2B183584.D
Acq: 16 Jun 21 5:57 pm

Tgt Ion: 91 Resp: 2349

Ion	Ratio	Lower	Upper
91	100		
106	38.4	3.0	63.0
51	0.0	0.0	39.2

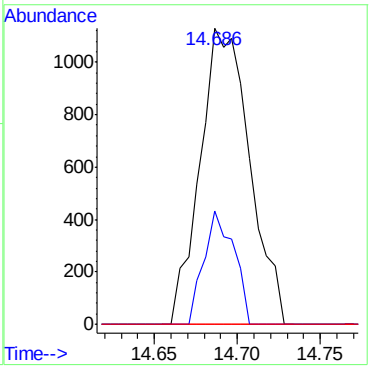

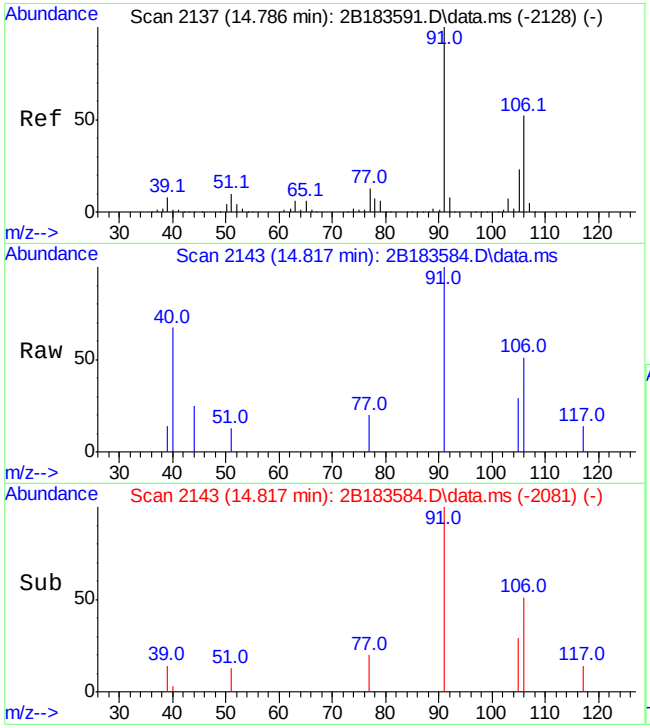

#89
m,p-xylene
Concen: 0.30 ug/L
RT: 14.817 min Scan# 2143
Delta R.T. 0.026 min
Lab File: 2B183584.D
Acq: 16 Jun 21 5:57 pm

Tgt Ion:106 Resp: 1547

Ion	Ratio	Lower	Upper
106	100		
91	195.2	162.7	222.7
77	39.1	5.0	45.0

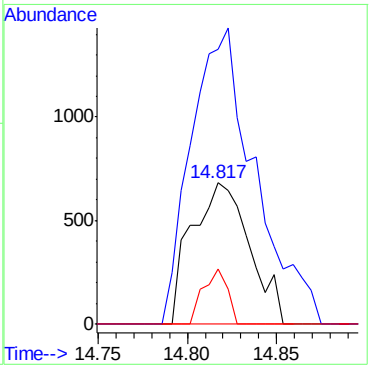

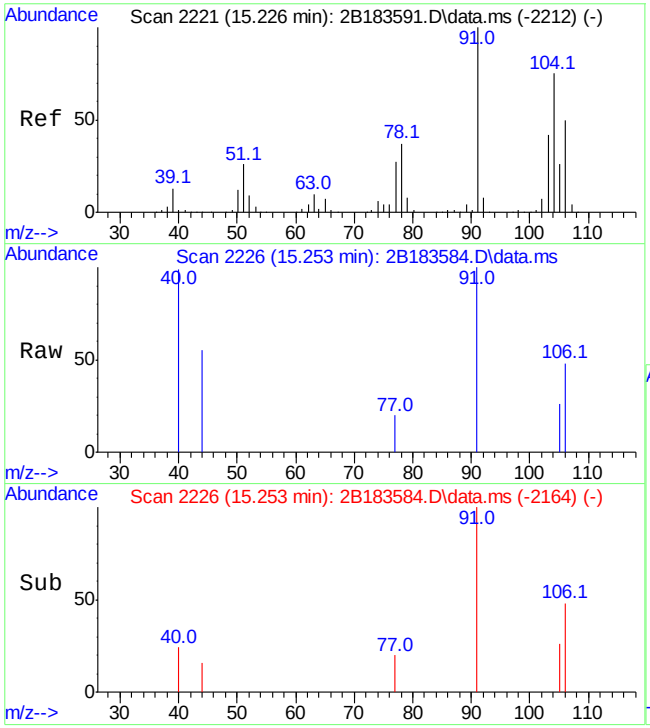

#90
o-xylene
Concen: 0.14 ug/L
RT: 15.253 min Scan# 2226
Delta R.T. 0.026 min
Lab File: 2B183584.D
Acq: 16 Jun 21 5:57 pm

Tgt Ion:106 Resp: 779

Ion	Ratio	Lower	Upper
106	100		
91	209.2	169.5	229.5
77	42.5	33.1	73.1

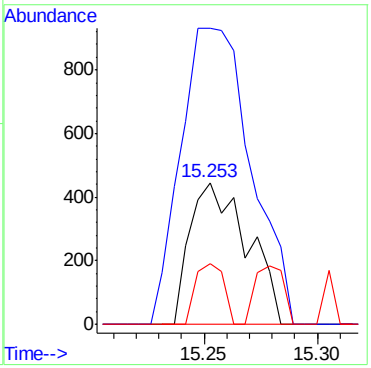

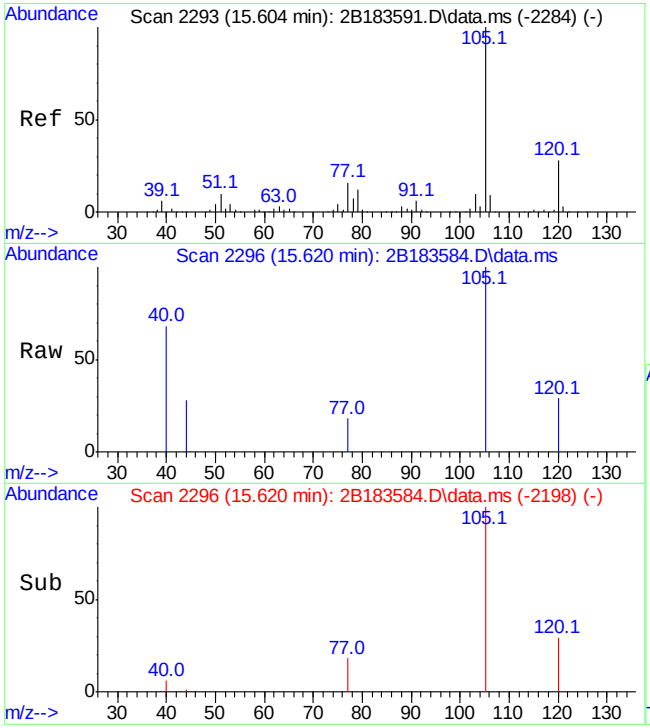

#95
isopropylbenzene
Concen: 0.17 ug/L
RT: 15.620 min Scan# 2296
Delta R.T. 0.016 min
Lab File: 2B183584.D
Acq: 16 Jun 21 5:57 pm

Tgt Ion:105 Resp: 2585

Ion	Ratio	Lower	Upper
105	100		
120	29.1	7.6	47.6
77	18.1	0.0	35.7

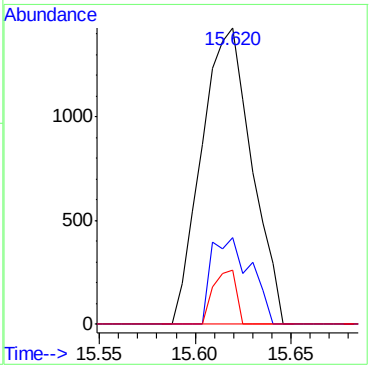

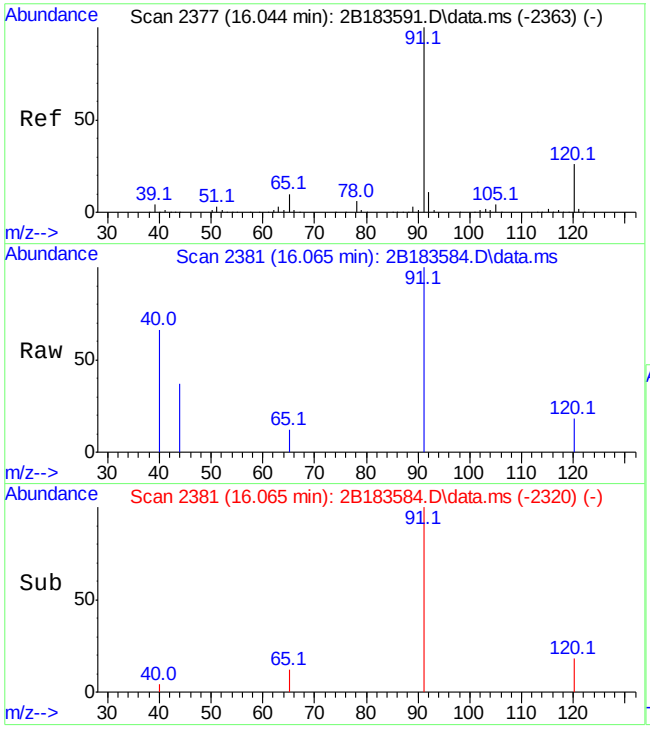

#103
n-propylbenzene
Concen: 0.16 ug/L
RT: 16.065 min Scan# 2381
Delta R.T. 0.021 min
Lab File: 2B183584.D
Acq: 16 Jun 21 5:57 pm

Tgt Ion: 91 Resp: 2697

Ion	Ratio	Lower	Upper
91	100		
120	18.1	0.0	55.5
65	11.7	0.0	39.9

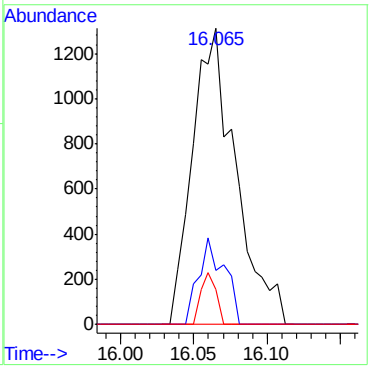

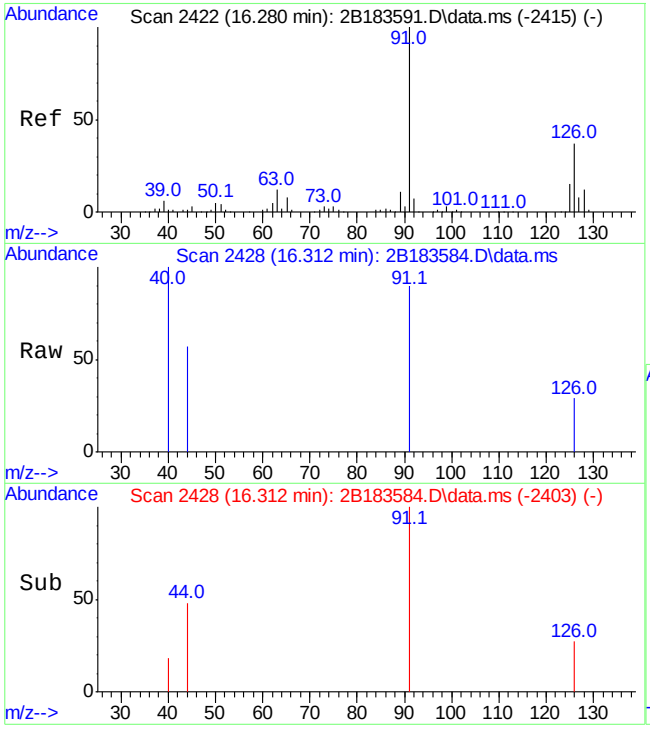

#105
4-chlorotoluene
Concen: 0.17 ug/L
RT: 16.312 min Scan# 2428
Delta R.T. 0.031 min
Lab File: 2B183584.D
Acq: 16 Jun 21 5:57 pm

Tgt Ion: 91 Resp: 1796

Ion	Ratio	Lower	Upper
91	100		
126	32.0	7.4	67.4
63	0.0	0.0	42.1

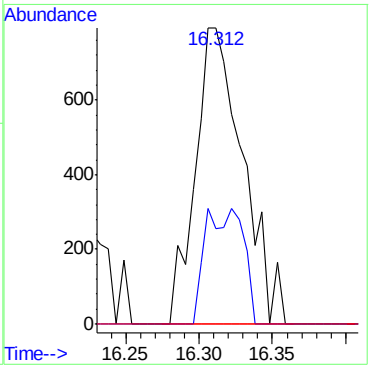

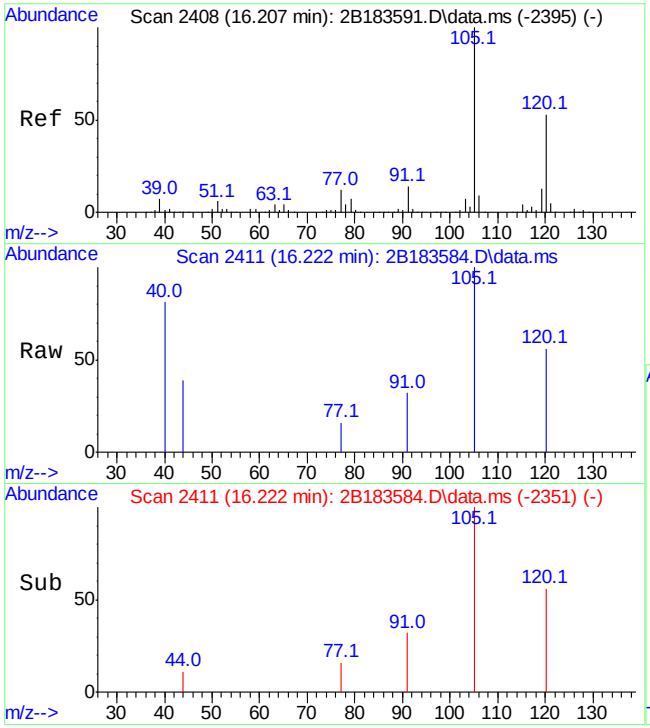

#106
1,3,5-trimethylbenzene
Concen: 0.15 ug/L
RT: 16.222 min Scan# 2411
Delta R.T. 0.016 min
Lab File: 2B183584.D
Acq: 16 Jun 21 5:57 pm

Tgt Ion:105 Resp: 1925

Ion	Ratio	Lower	Upper
105	100		
120	56.4	22.7	82.7
77	16.3	0.0	42.1

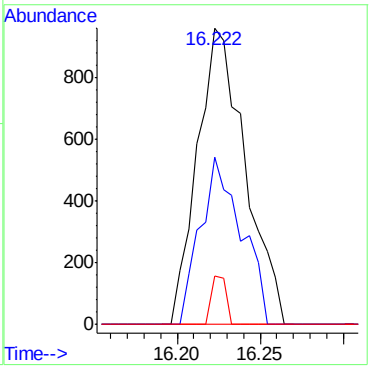

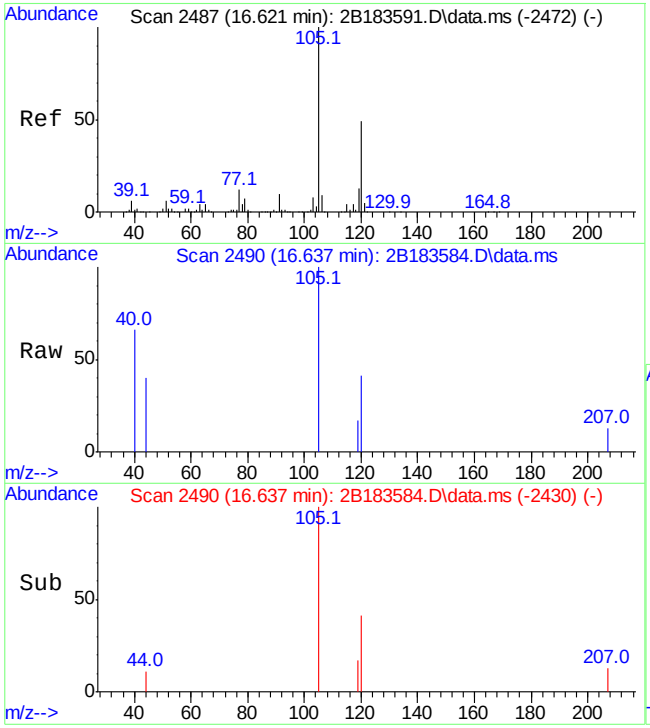

#108
1,2,4-trimethylbenzene
Concen: 0.16 ug/L
RT: 16.637 min Scan# 2490
Delta R.T. 0.016 min
Lab File: 2B183584.D
Acq: 16 Jun 21 5:57 pm

Tgt Ion:105 Resp: 2083

Ion	Ratio	Lower	Upper
105	100		
120	40.6	19.5	79.5
77	0.0	0.0	41.6

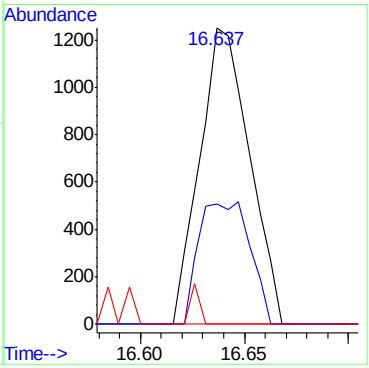

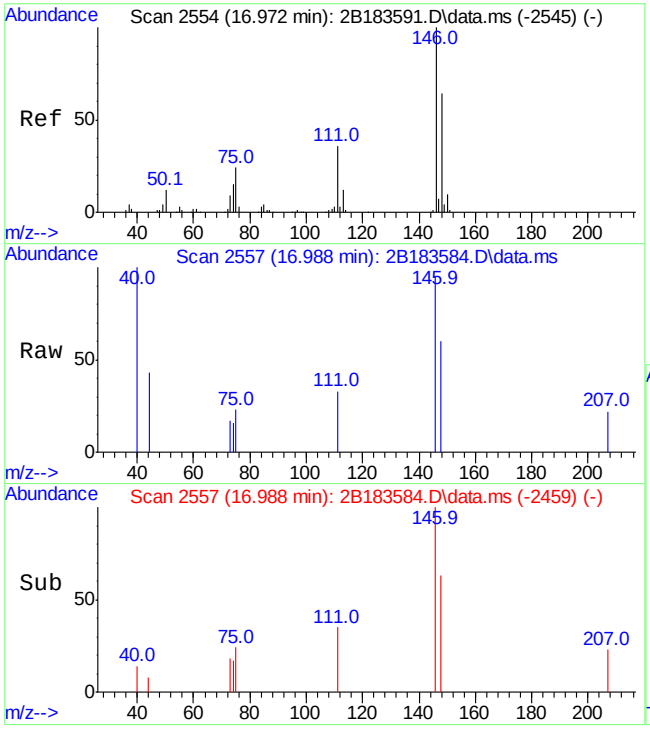

#110
1,3-dichlorobenzene
Concen: 0.17 ug/L
RT: 16.988 min Scan# 2557
Delta R.T. 0.016 min
Lab File: 2B183584.D
Acq: 16 Jun 21 5:57 pm

Tgt Ion:146 Resp: 1381

Ion	Ratio	Lower	Upper
146	100		
111	34.8	6.0	66.0
148	63.4	34.1	94.1

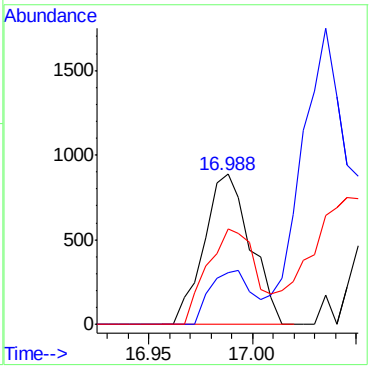

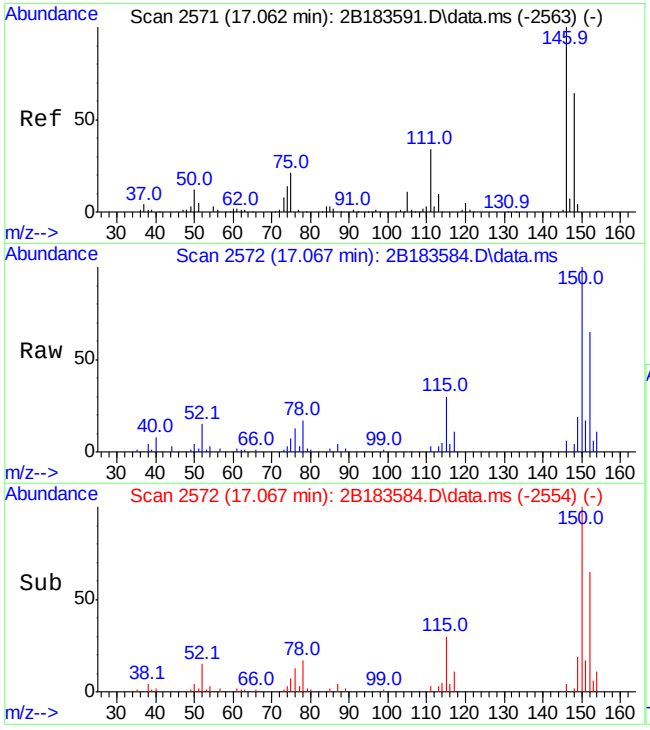

#112
1,4-dichlorobenzene
Concen: 0.18 ug/L
RT: 17.067 min Scan# 2572
Delta R.T. 0.005 min
Lab File: 2B183584.D
Acq: 16 Jun 21 5:57 pm

Tgt Ion:146 Resp: 1405

Ion	Ratio	Lower	Upper
146	100		
111	44.6	4.0	64.0
148	61.9	34.3	94.3

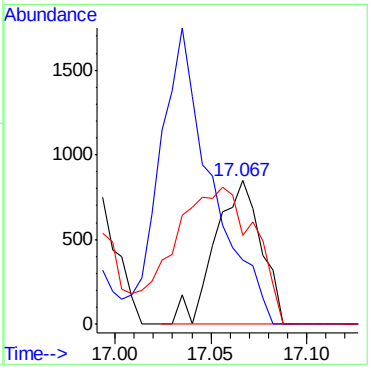

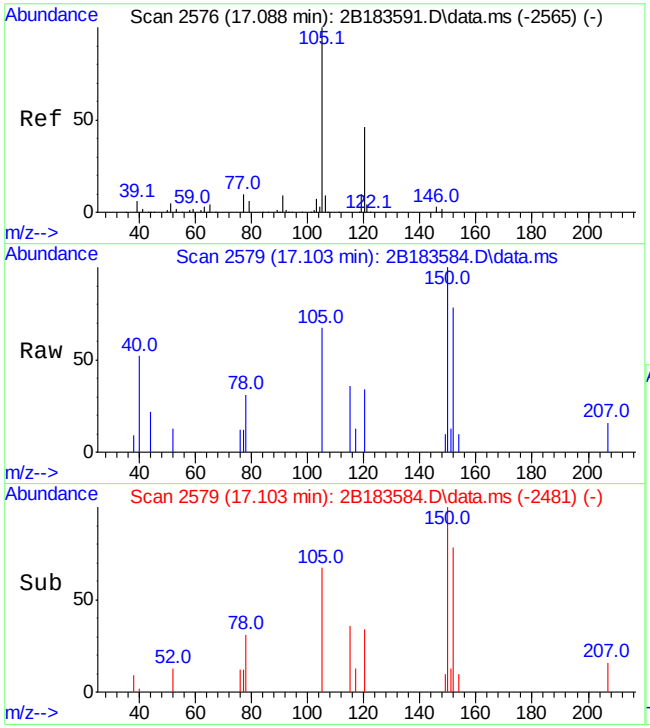

#114
1,2,3-trimethylbenzene
Concen: 0.16 ug/L
RT: 17.103 min Scan# 2579
Delta R.T. 0.016 min
Lab File: 2B183584.D
Acq: 16 Jun 21 5:57 pm

Tgt Ion:105 Resp: 2028

Ion	Ratio	Lower	Upper
105	100		
120	50.4	16.3	76.3
77	17.9	0.0	41.7

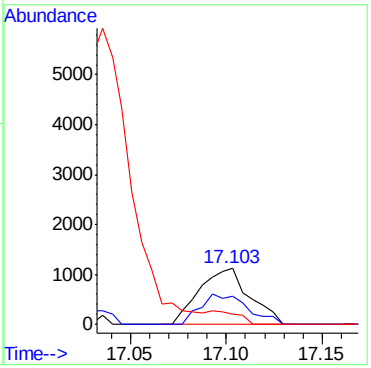

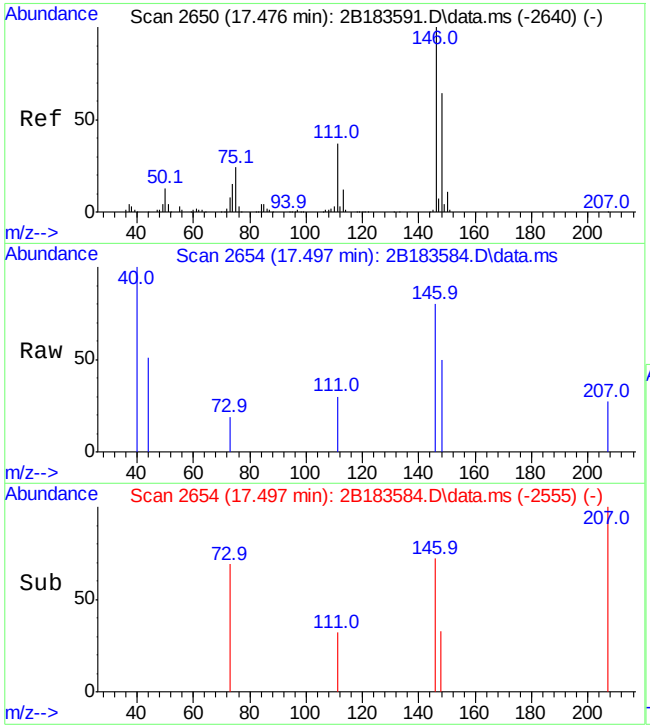

#115
1,2-dichlorobenzene
Concen: 0.15 ug/L
RT: 17.497 min Scan# 2654
Delta R.T. 0.021 min
Lab File: 2B183584.D
Acq: 16 Jun 21 5:57 pm

Tgt Ion:146 Resp: 1200

Ion	Ratio	Lower	Upper
146	100		
111	37.2	6.6	66.6
148	62.5	34.3	94.3

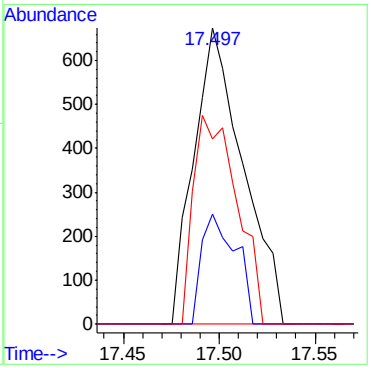

Quantitation Report (QT Reviewed)

Data Path : C:\msdchem\1\DATA\V2B8337\
Data File : 2B183585.D
Acq On : 16 Jun 2021 6:26 pm
Operator : thienn
Sample : ic8337-0.5
Misc : MS51064,V2B8337,5,,,,1
ALS Vial : 4 Sample Multiplier: 1

Quant Time: Jun 17 18:18:18 2021
Quant Method : C:\msdchem\1\METHODS\M2B8337.M
Quant Title : SW846 8260C/D, DB-624.1 60 mx0.25mmx1.4um
QLast Update : Thu Jun 17 09:37:21 2021
Response via : Initial Calibration

Compound	R.T.	QIon	Response	Conc	Units		Dev(Min)
Internal Standards							
1) tert butyl alcohol-d9	7.739	65	125901	500.00	ug/L		-0.01
5) pentafluorobenzene	10.256	168	377988	50.00	ug/L		0.00
51) 1,4-difluorobenzene	11.200	114	501250	50.00	ug/L		0.00
73) chlorobenzene-d5	14.550	117	462856	50.00	ug/L		0.00
97) 1,4-dichlorobenzene-d4	17.035	152	259283	50.00	ug/L		0.00
System Monitoring Compounds							
43) dibromofluoromethane (s)	10.235	113	170440	50.39	ug/L		0.00
Spiked Amount 50.000	Range 80 - 120		Recovery = 100.78%				
52) 1,2-dichloroethane-d4 (s)	10.676	65	176289	51.06	ug/L		0.00
Spiked Amount 50.000	Range 81 - 124		Recovery = 102.12%				
74) toluene-d8 (s)	12.951	98	568654	50.84	ug/L		0.00
Spiked Amount 50.000	Range 80 - 120		Recovery = 101.68%				
98) 4-bromofluorobenzene (s)	15.793	95	212673	49.27	ug/L		0.00
Spiked Amount 50.000	Range 80 - 120		Recovery = 98.54%				
Target Compounds							Qvalue
6) chlorodifluoromethane	4.148	51	1866	0.39	ug/L		84
7) dichlorodifluoromethane	4.143	85	2572	0.41	ug/L		91
8) chloromethane	4.552	50	3006	0.52	ug/L		75
9) vinyl chloride	4.798	62	2487	0.46	ug/L		89
10) 1,3-butadiene	4.835	54	1579	0.41	ug/L		92
11) bromomethane	5.459	94	1900	0.49	ug/L		70
12) chloroethane	5.626	64	1224	0.46	ug/L		64
13) trichlorofluoromethane	6.140	101	2963	0.74	ug/L		71
16) freon 113	7.074	151	1323	0.40	ug/L	#	90
17) 1,1-dichloroethene	7.053	96	1289	0.46	ug/L	#	73
20) iodomethane	7.309	142	2893	0.47	ug/L		93
21) carbon disulfide	7.477	76	4479	0.48	ug/L		84
22) methylene chloride	7.802	84	1384	0.46	ug/L		92
24) methyl tert butyl ether	8.248	73	3958	0.46	ug/L		98
25) trans-1,2-dichloroethene	8.269	96	1360	0.46	ug/L		77
26) di-isopropyl ether	8.945	45	4134	0.45	ug/L		95
28) 1,1-dichloroethane	8.851	63	2175	0.42	ug/L		89
29) chloroprene	9.034	53	1496	0.40	ug/L		88
33) ethyl tert-butyl ether	9.449	59	4433	0.44	ug/L		97
35) 2,2-dichloropropane	9.679	77	2258	0.46	ug/L		89
36) cis-1,2-dichloroethene	9.669	96	1488	0.46	ug/L	#	74
41) chloroform	10.052	85	1907	0.51	ug/L	#	76
45) 1,1,1-trichloroethane	10.350	97	2018	0.42	ug/L		79
46) cyclohexane	10.466	84	2172	0.49	ug/L	#	78
47) 1,1-dichloropropene	10.560	75	1652	0.44	ug/L		95
49) carbon tetrachloride	10.592	117	2227	0.49	ug/L	#	75
54) 2,2,4-trimethylpentane	10.906	57	4401	0.46	ug/L		97
55) benzene	10.822	78	4981	0.47	ug/L		93
57) heptane	11.105	71	971	0.43	ug/L		85
59) 1,2-dichloroethane	10.796	62	1981	0.49	ug/L		82
60) trichloroethene	11.577	130	1455	0.44	ug/L	#	80
63) 2-chloroethyl vinyl ether	12.421	63	3221	2.00	ug/L		99

Quantitation Report (QT Reviewed)

Data Path : C:\msdchem\1\DATA\V2B8337\
Data File : 2B183585.D
Acq On : 16 Jun 2021 6:26 pm
Operator : thienn
Sample : ic8337-0.5
Misc : MS51064,V2B8337,5,,,,1
ALS Vial : 4 Sample Multiplier: 1

Quant Time: Jun 17 18:18:18 2021
Quant Method : C:\msdchem\1\METHODS\M2B8337.M
Quant Title : SW846 8260C/D, DB-624.1 60 mx0.25mmx1.4um
QLast Update : Thu Jun 17 09:37:21 2021
Response via : Initial Calibration

Compound	R.T.	QIon	Response	Conc Units	Dev(Min)
65) 1,2-dichloropropane	11.829	63	1229	0.46 ug/L #	48
67) methylcyclohexane	11.845	83	2242	0.43 ug/L	94
68) bromodichloromethane	12.107	83	1751	0.43 ug/L	97
70) cis-1,3-dichloropropene	12.626	75	1992	0.43 ug/L	92
75) toluene	13.035	92	3041	0.46 ug/L	94
76) trans-1,3-dichloropropene	13.234	75	1391	0.37 ug/L	99
78) 1,1,2-trichloroethane	13.439	83	812	0.40 ug/L #	77
79) tetrachloroethene	13.680	164	1326	0.48 ug/L	89
80) 1,3-dichloropropane	13.638	76	1864	0.47 ug/L	94
83) dibromochloromethane	13.905	129	1594	0.47 ug/L	87
84) 1,2-dibromoethane	14.073	107	992	0.39 ug/L	98
85) n-butyl ether	14.592	57	4227	0.42 ug/L	86
86) chlorobenzene	14.592	112	3587	0.46 ug/L	80
87) 1,1,1,2-tetrachloroethane	14.655	131	1377	0.44 ug/L	88
88) ethylbenzene	14.681	91	5902	0.46 ug/L	94
89) m,p-xylene	14.807	106	4633	0.90 ug/L	94
90) o-xylene	15.242	106	2499	0.46 ug/L #	81
91) styrene	15.263	104	3669	0.42 ug/L	90
93) bromoform	15.473	173	1080	0.42 ug/L	93
95) isopropylbenzene	15.614	105	6801	0.46 ug/L	94
99) bromobenzene	15.997	156	1754	0.43 ug/L	82
100) 1,1,2,2-tetrachloroethane	15.871	83	1417	0.42 ug/L	85
103) n-propylbenzene	16.055	91	7275	0.45 ug/L	95
104) 2-chlorotoluene	16.191	126	1478	0.40 ug/L	90
105) 4-chlorotoluene	16.307	91	4699	0.46 ug/L	98
106) 1,3,5-trimethylbenzene	16.217	105	5783	0.47 ug/L	99
107) tert-butylbenzene	16.579	134	1230	0.45 ug/L #	85
108) 1,2,4-trimethylbenzene	16.632	105	5530	0.44 ug/L	95
109) sec-butylbenzene	16.815	105	7172	0.44 ug/L	90
110) 1,3-dichlorobenzene	16.988	146	3874	0.49 ug/L	97
111) p-isopropyltoluene	16.941	119	6180	0.43 ug/L	97
112) 1,4-dichlorobenzene	17.062	146	3589	0.46 ug/L	83
113) benzyl chloride	17.187	91	2796	0.40 ug/L	95
114) 1,2,3-trimethylbenzene	17.098	105	5562	0.45 ug/L	88
115) 1,2-dichlorobenzene	17.491	146	3465	0.44 ug/L	95
119) 1,3,5-trichlorobenzene	18.545	180	2844	0.42 ug/L	92
122) hexachlorobutadiene	19.363	225	1366	0.43 ug/L	77
124) 1,2,3-trichlorobenzene	19.772	180	2169	0.42 ug/L	78

(#) = qualifier out of range (m) = manual integration (+) = signals summed

Quantitation Report (QT Reviewed)

Data Path : C:\msdchem\1\DATA\V2B8337\
Data File : 2B183585.D
Acq On : 16 Jun 2021 6:26 pm
Operator : thienn
Sample : ic8337-0.5
Misc : MS51064,V2B8337,5,,,,1
ALS Vial : 4 Sample Multiplier: 1

Quant Time: Jun 17 18:18:18 2021
Quant Method : C:\msdchem\1\METHODS\M2B8337.M
Quant Title : SW846 8260C/D, DB-624.1 60 mx0.25mmx1.4um
QLast Update : Thu Jun 17 09:37:21 2021
Response via : Initial Calibration

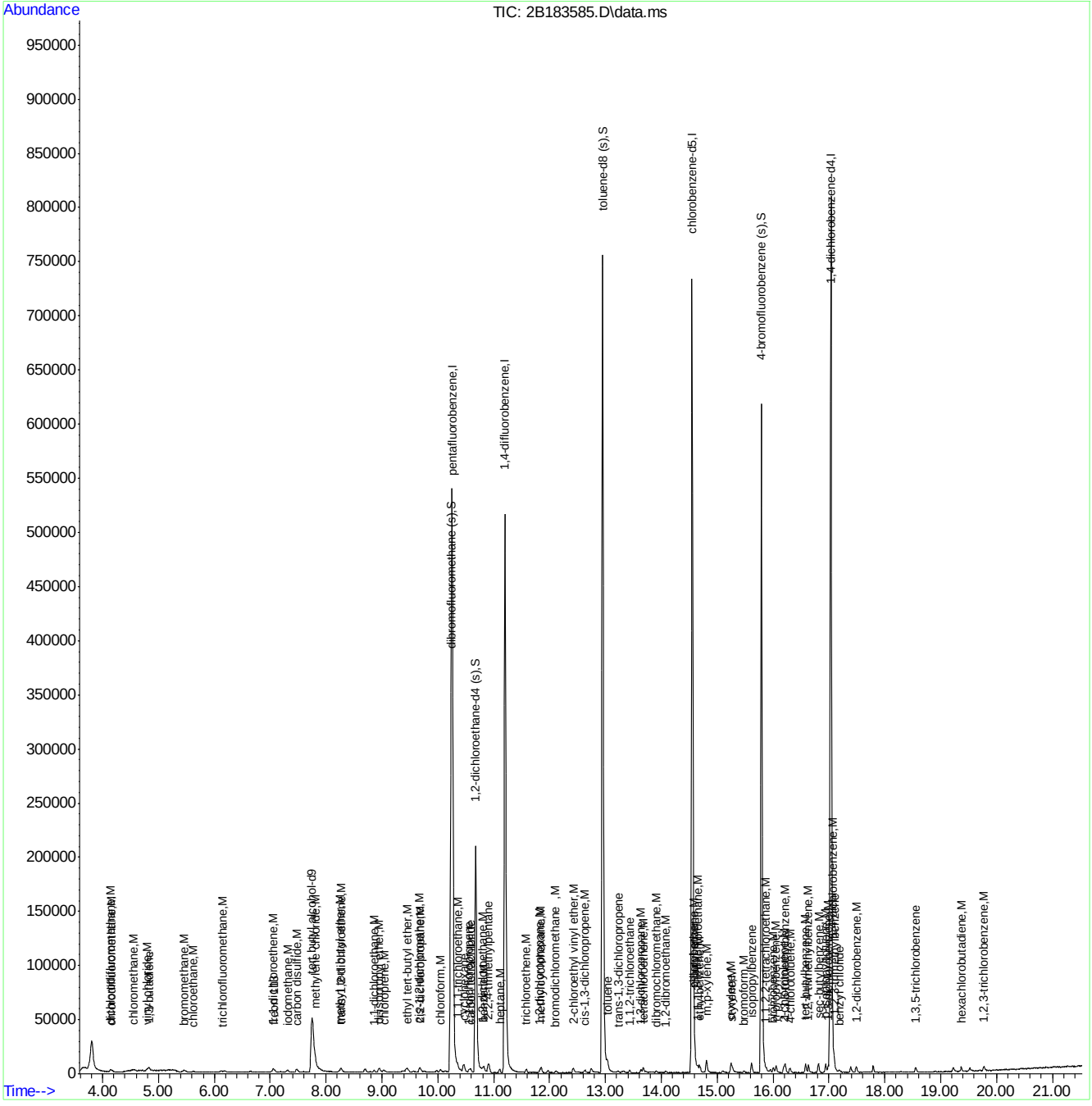

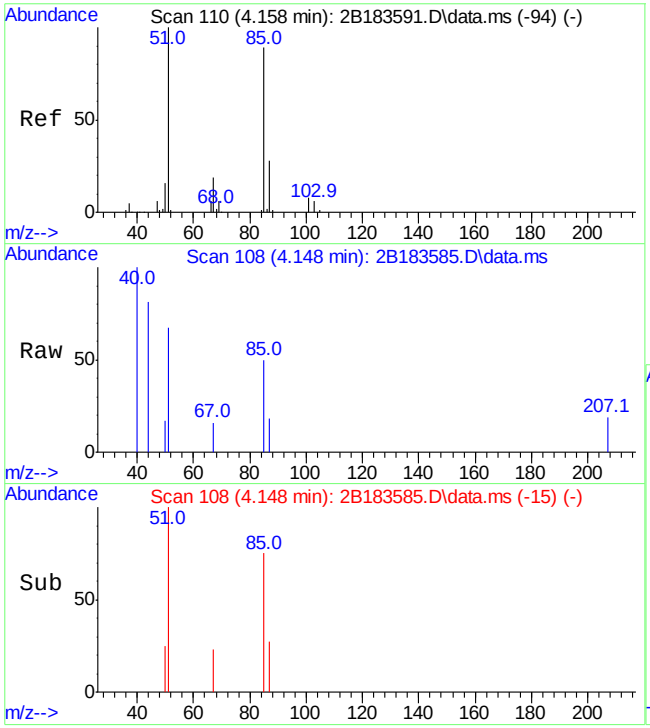

#6
chlorodifluoromethane
Concen: 0.39 ug/L
RT: 4.148 min Scan# 108
Delta R.T. -0.010 min
Lab File: 2B183585.D
Acq: 16 Jun 21 6:26 pm

Tgt Ion: 51 Resp: 1866

Ion	Ratio	Lower	Upper
51	100		
67	23.3	0.0	48.7
50	25.3	0.0	45.8

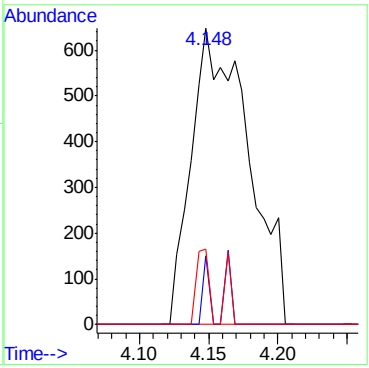

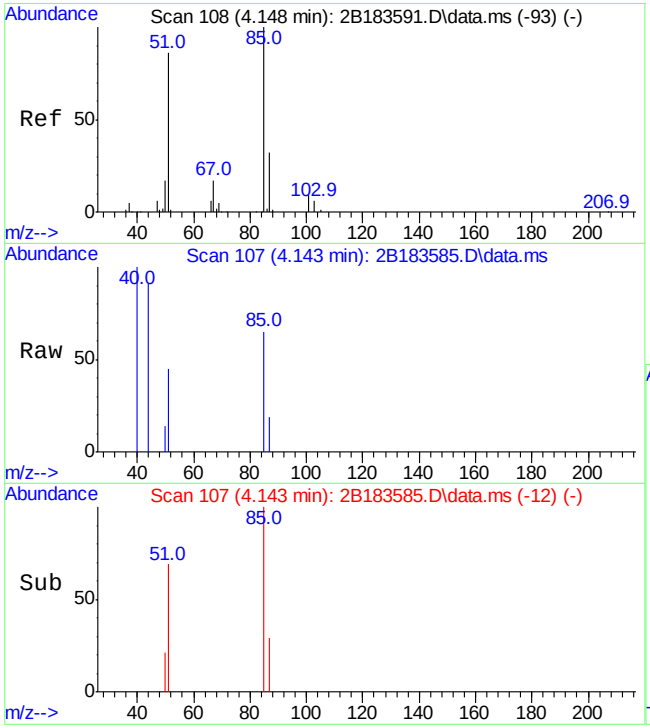

#7
dichlorodifluoromethane
Concen: 0.41 ug/L
RT: 4.143 min Scan# 107
Delta R.T. 0.000 min
Lab File: 2B183585.D
Acq: 16 Jun 21 6:26 pm

Tgt Ion: 85 Resp: 2572

Ion	Ratio	Lower	Upper
85	100		
87	29.2	1.9	61.9
101	0.0	0.0	39.2

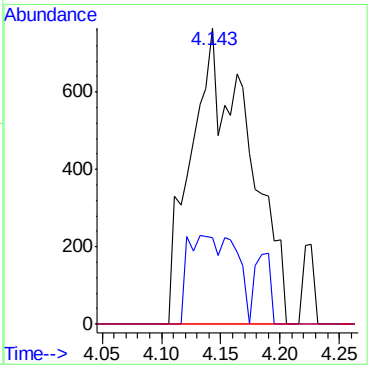

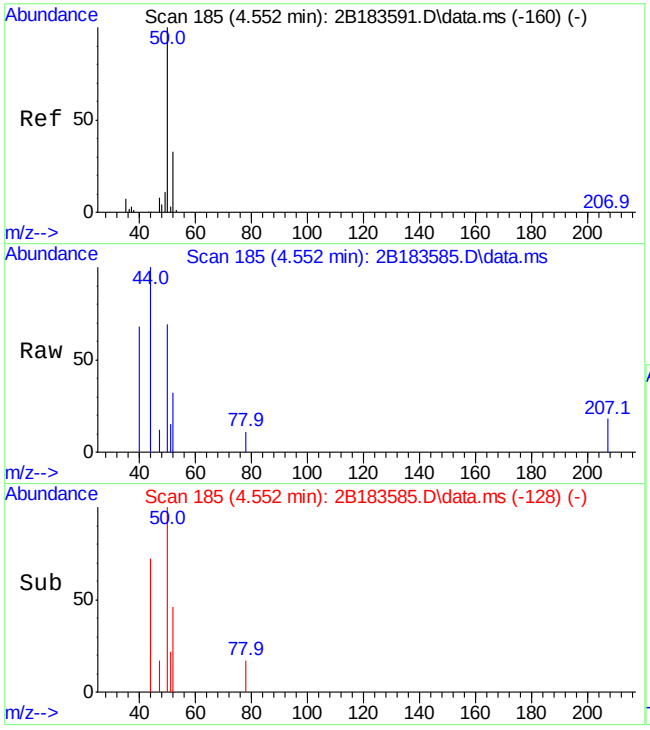

#8
chloromethane
Concen: 0.52 ug/L
RT: 4.552 min Scan# 185
Delta R.T. 0.000 min
Lab File: 2B183585.D
Acq: 16 Jun 21 6:26 pm

Tgt Ion: 50 Resp: 3006

Ion	Ratio	Lower	Upper
50	100		
52	46.3	2.9	62.9
49	0.0	0.0	41.3

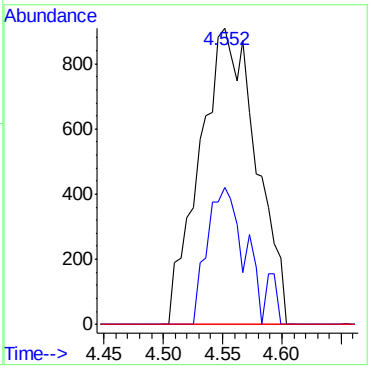

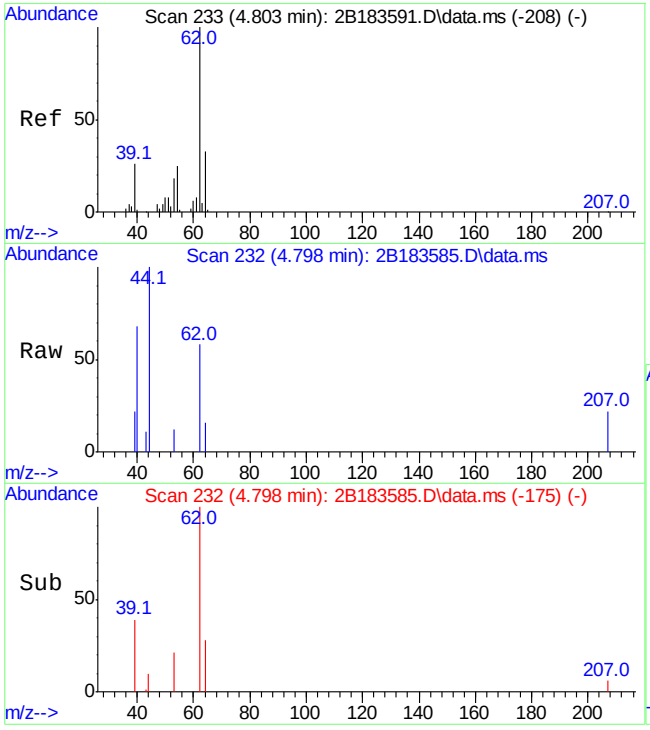

#9
vinyl chloride
Concen: 0.46 ug/L
RT: 4.798 min Scan# 232
Delta R.T. 0.000 min
Lab File: 2B183585.D
Acq: 16 Jun 21 6:26 pm

Tgt Ion: 62 Resp: 2487

Ion	Ratio	Lower	Upper
62	100		
64	28.5	3.0	63.0
61	0.0	0.0	38.4

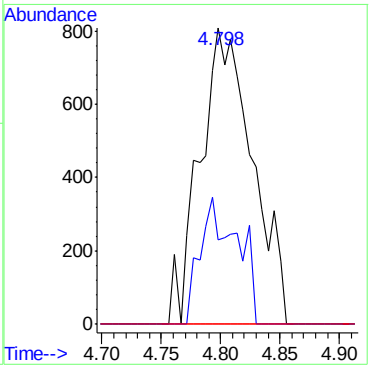

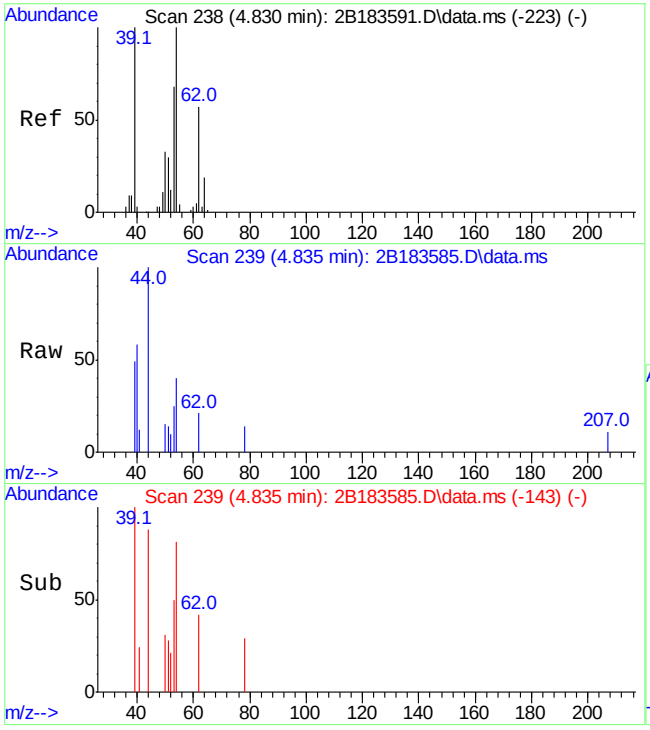

#10
1,3-butadiene
Concen: 0.41 ug/L
RT: 4.835 min Scan# 239
Delta R.T. 0.005 min
Lab File: 2B183585.D
Acq: 16 Jun 21 6:26 pm

Tgt Ion: 54 Resp: 1579

Ion	Ratio	Lower	Upper
54	100		
53	62.4	38.4	98.4
51	34.8	0.0	60.0

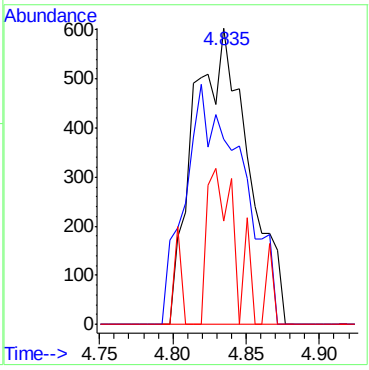

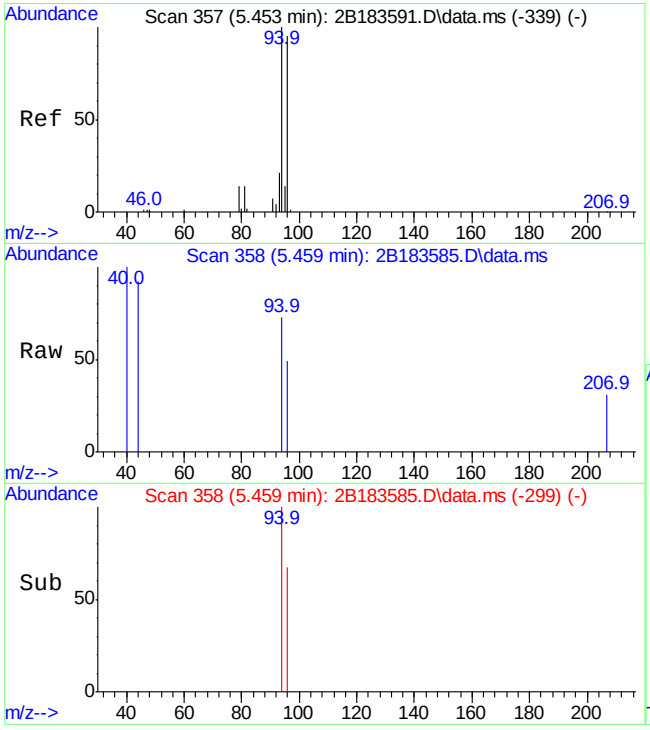

#11
bromomethane
Concen: 0.49 ug/L
RT: 5.459 min Scan# 358
Delta R.T. 0.011 min
Lab File: 2B183585.D
Acq: 16 Jun 21 6:26 pm

Tgt Ion: 94 Resp: 1900

Ion	Ratio	Lower	Upper
94	100		
96	66.8	65.2	125.2
79	0.0	0.0	44.4

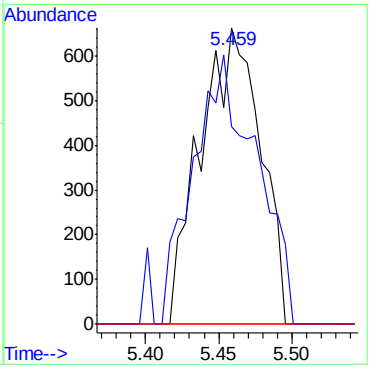

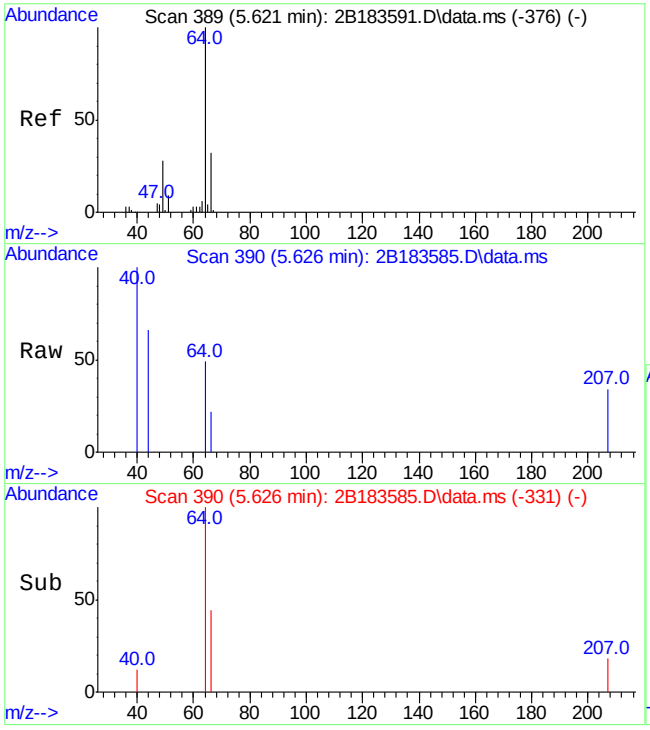

#12
chloroethane
Concen: 0.46 ug/L
RT: 5.626 min Scan# 390
Delta R.T. 0.011 min
Lab File: 2B183585.D
Acq: 16 Jun 21 6:26 pm

Tgt Ion: 64 Resp: 1224

Ion	Ratio	Lower	Upper
64	100		
66	44.1	1.7	61.7
49	0.0	0.0	57.6

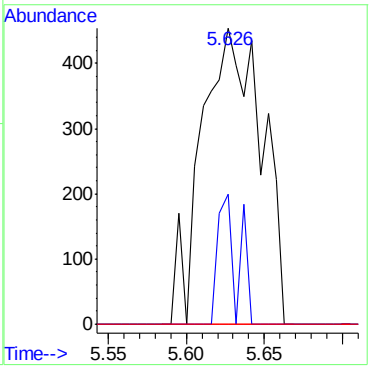

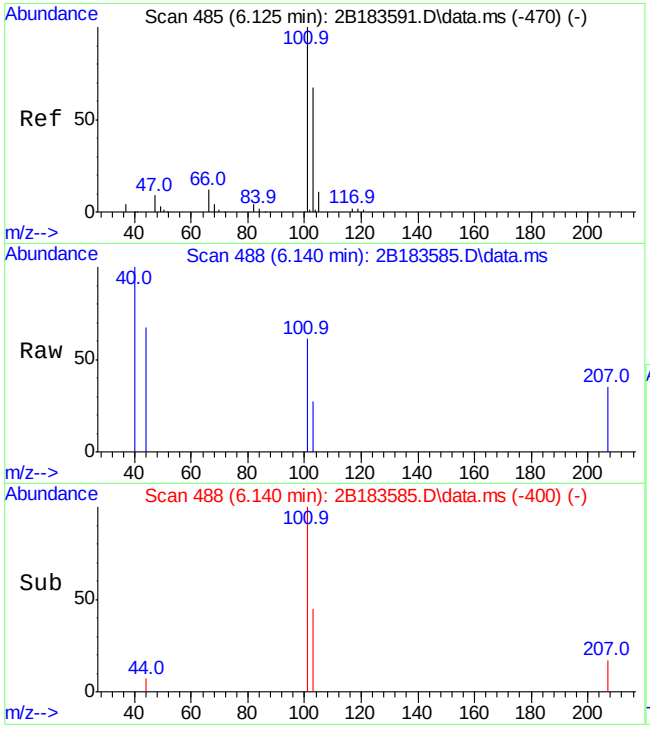

#13
trichlorofluoromethane
Concen: 0.74 ug/L
RT: 6.140 min Scan# 488
Delta R.T. -0.037 min
Lab File: 2B183585.D
Acq: 16 Jun 21 6:26 pm

Tgt Ion:101 Resp: 2963

Ion	Ratio	Lower	Upper
101	100		
103	44.5	37.3	97.3
66	0.0	0.0	42.3

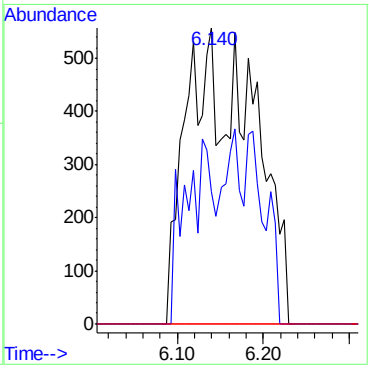

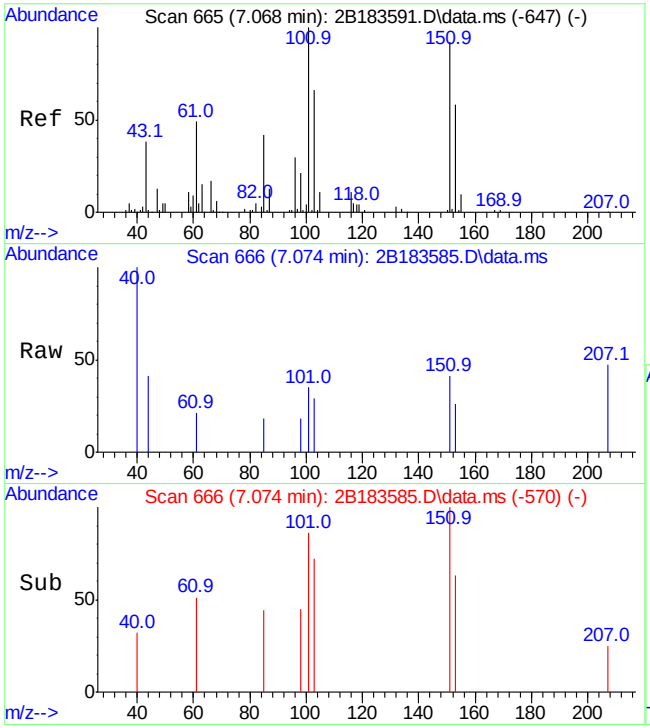

#16
freon 113
Concen: 0.40 ug/L
RT: 7.074 min Scan# 666
Delta R.T. 0.005 min
Lab File: 2B183585.D
Acq: 16 Jun 21 6:26 pm

Tgt Ion:151 Resp: 1323

Ion	Ratio	Lower	Upper
151	100		
101	85.6	88.6	128.6#
103	72.0	52.2	92.2
153	63.0	42.8	82.8

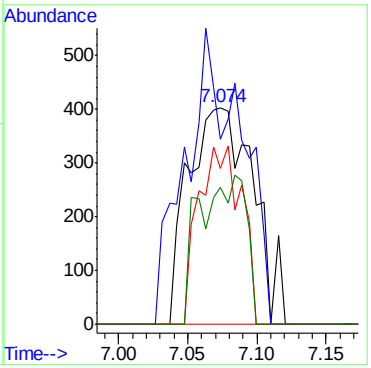

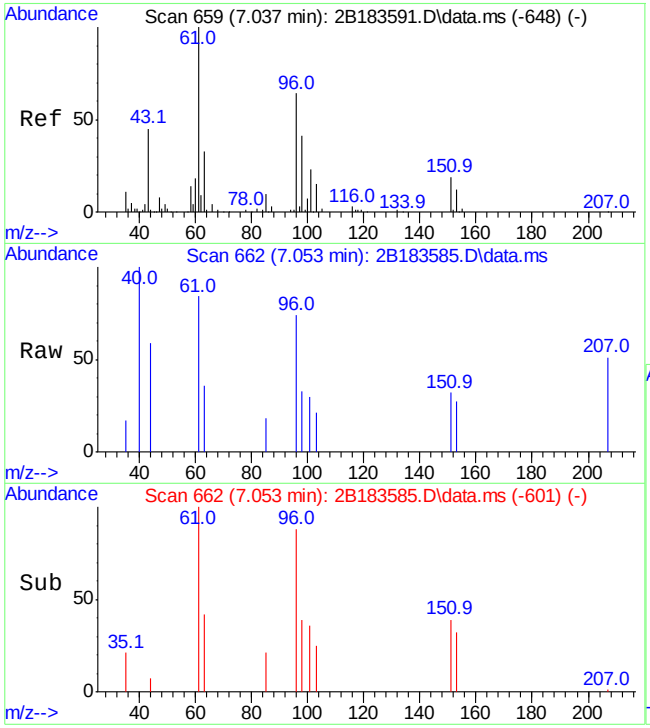

#17
1,1-dichloroethene
Concen: 0.46 ug/L
RT: 7.053 min Scan# 662
Delta R.T. 0.021 min
Lab File: 2B183585.D
Acq: 16 Jun 21 6:26 pm

Tgt Ion: 96 Resp: 1289

Ion	Ratio	Lower	Upper
96	100		
61	113.1	127.2	187.2#
63	47.9	21.7	81.7

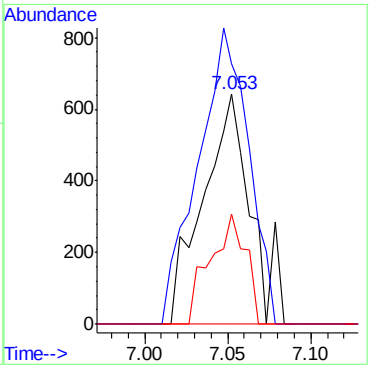

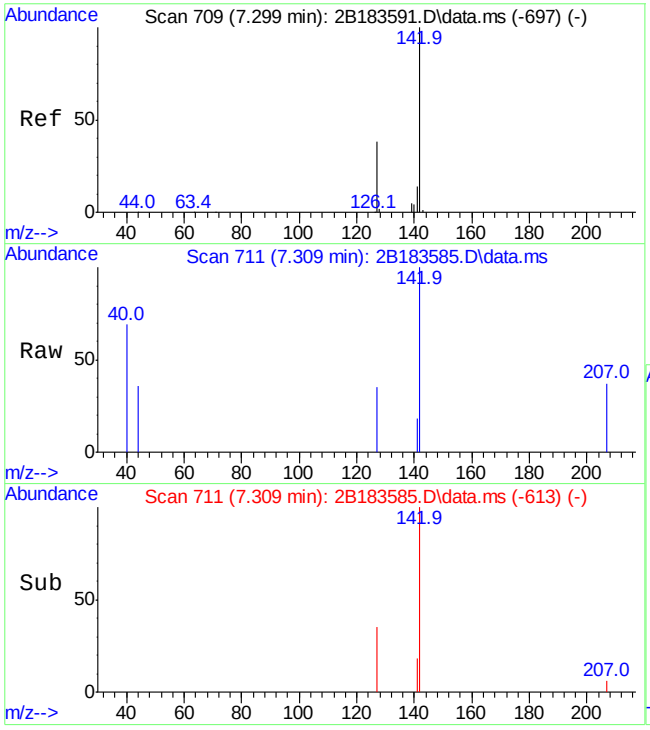

#20
iodomethane
Concen: 0.47 ug/L
RT: 7.309 min Scan# 711
Delta R.T. 0.016 min
Lab File: 2B183585.D
Acq: 16 Jun 21 6:26 pm

Tgt Ion:142 Resp: 2893

Ion	Ratio	Lower	Upper
142	100		
127	34.5	8.2	68.2
141	18.0	0.0	43.6

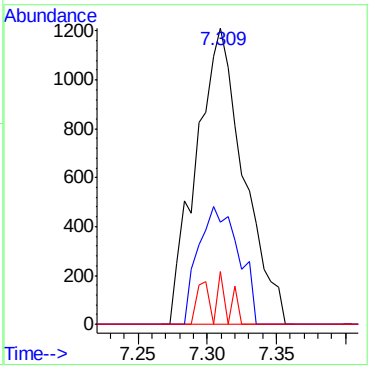

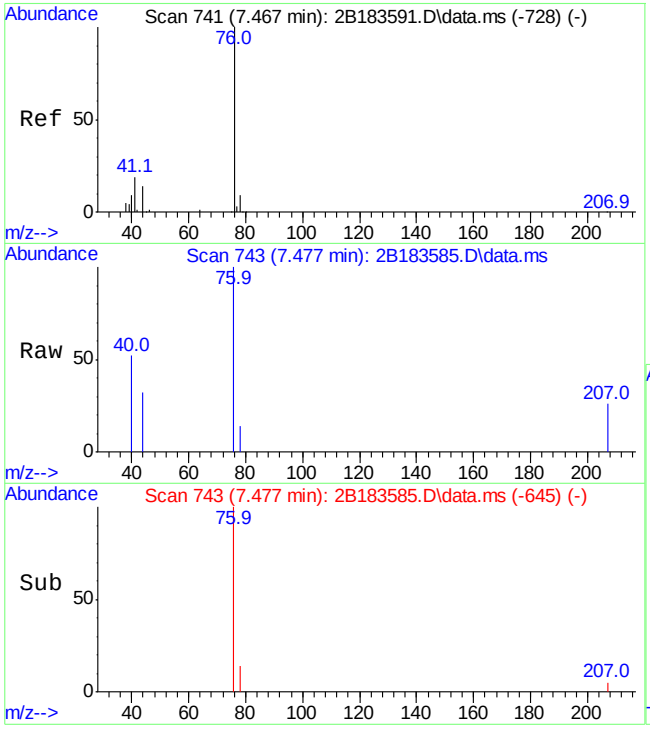

#21
carbon disulfide
Concen: 0.48 ug/L
RT: 7.477 min Scan# 743
Delta R.T. 0.016 min
Lab File: 2B183585.D
Acq: 16 Jun 21 6:26 pm

Tgt Ion: 76 Resp: 4479

Ion	Ratio	Lower	Upper
76	100		
78	14.2	0.0	39.2
44	6.7	0.0	44.1

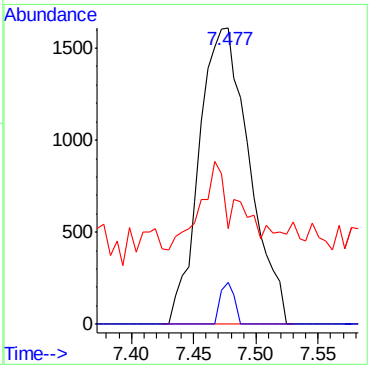

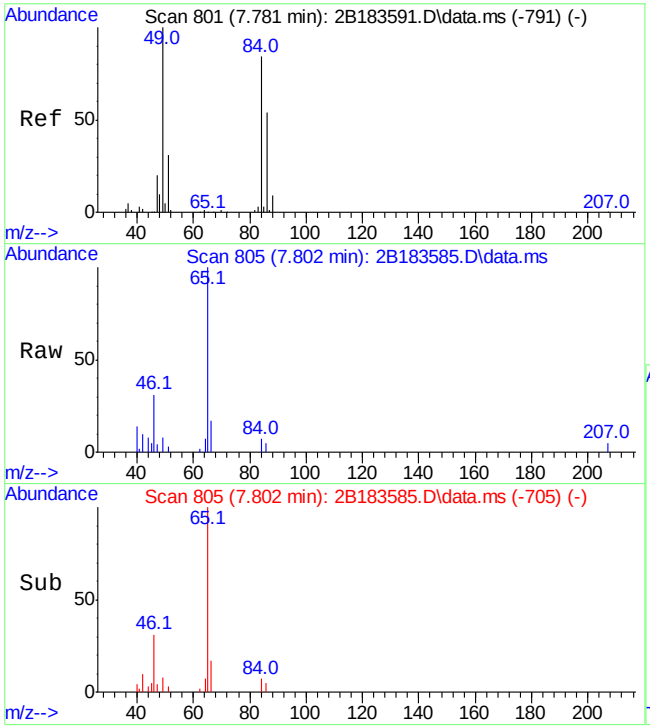

#22
methylene chloride
Concen: 0.46 ug/L
RT: 7.802 min Scan# 805
Delta R.T. 0.026 min
Lab File: 2B183585.D
Acq: 16 Jun 21 6:26 pm

Tgt Ion: 84 Resp: 1384

Ion	Ratio	Lower	Upper
84	100		
86	75.4	34.1	94.1
49	123.7	88.6	148.6

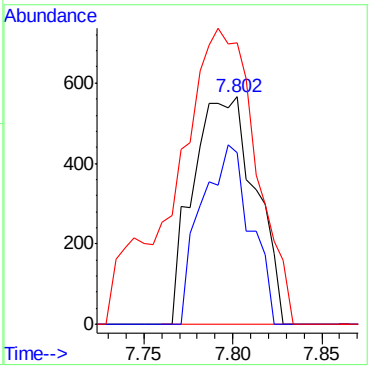

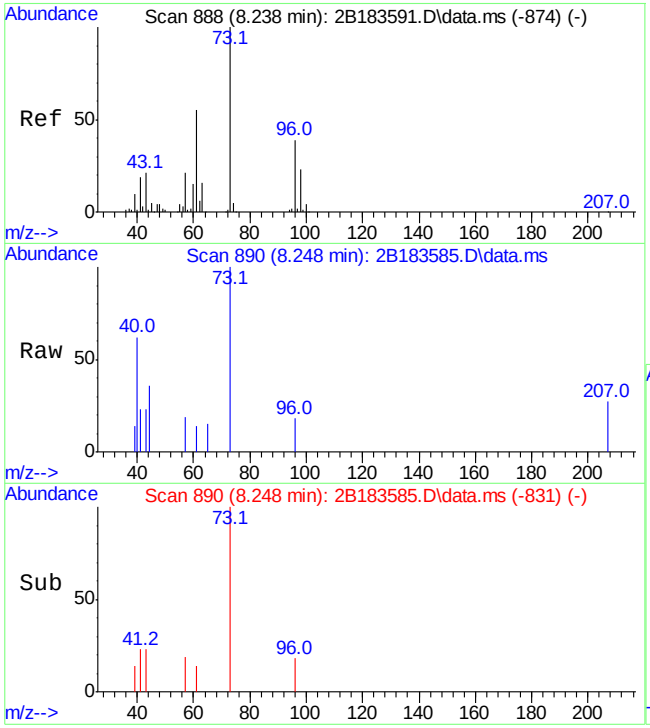

#24
methyl tert butyl ether
Concen: 0.46 ug/L
RT: 8.248 min Scan# 890
Delta R.T. 0.011 min
Lab File: 2B183585.D
Acq: 16 Jun 21 6:26 pm

Tgt Ion: 73 Resp: 3958

Ion	Ratio	Lower	Upper
73	100		
57	19.5	0.0	220.5

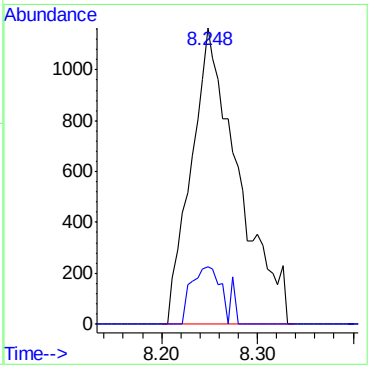

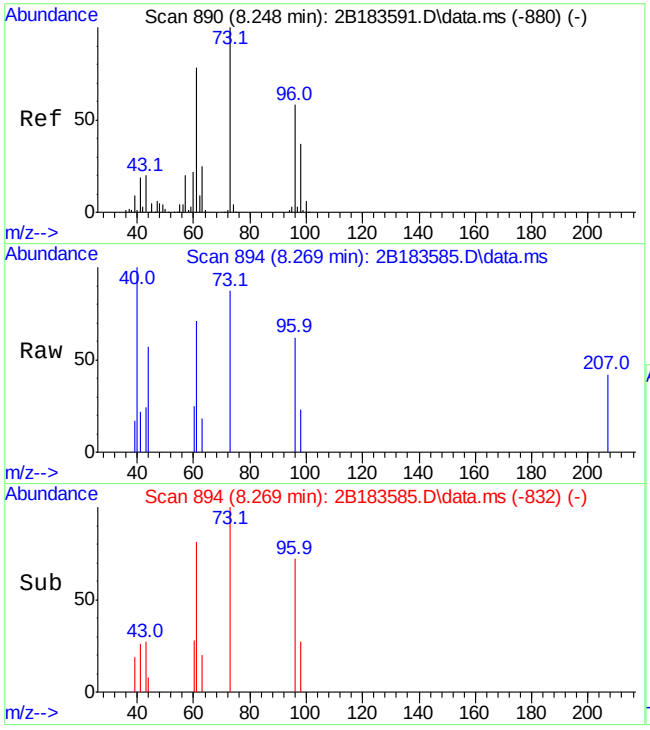

#25
trans-1,2-dichloroethene
Concen: 0.46 ug/L
RT: 8.269 min Scan# 894
Delta R.T. 0.026 min
Lab File: 2B183585.D
Acq: 16 Jun 21 6:26 pm

Tgt Ion: 96 Resp: 1360

Ion	Ratio	Lower	Upper
96	100		
61	112.9	103.8	163.8
98	37.3	34.0	94.0

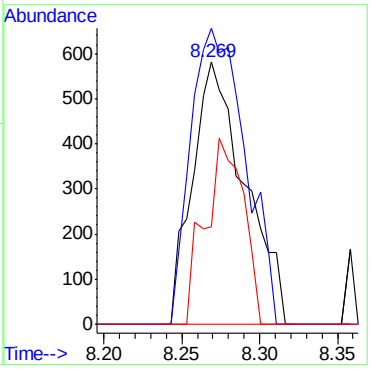

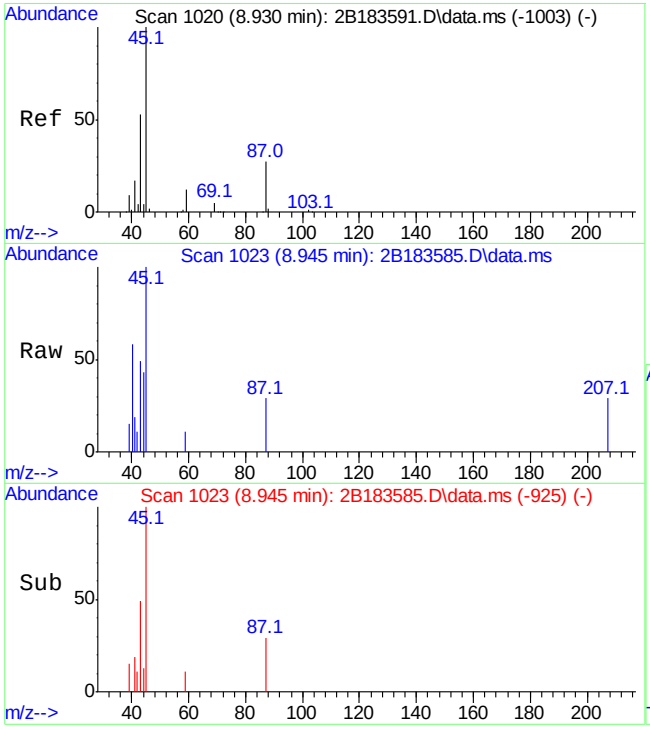

#26
di-isopropyl ether
Concen: 0.45 ug/L
RT: 8.945 min Scan# 1023
Delta R.T. 0.016 min
Lab File: 2B183585.D
Acq: 16 Jun 21 6:26 pm

Tgt Ion: 45 Resp: 4134

Ion	Ratio	Lower	Upper
45	100		
87	29.0	0.0	58.0
43	48.6	23.4	83.4

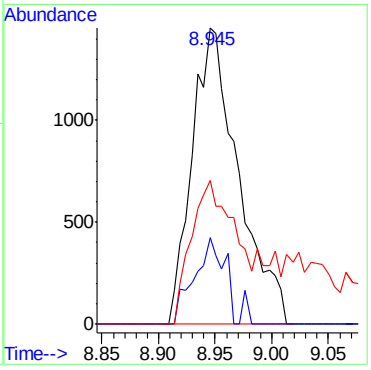

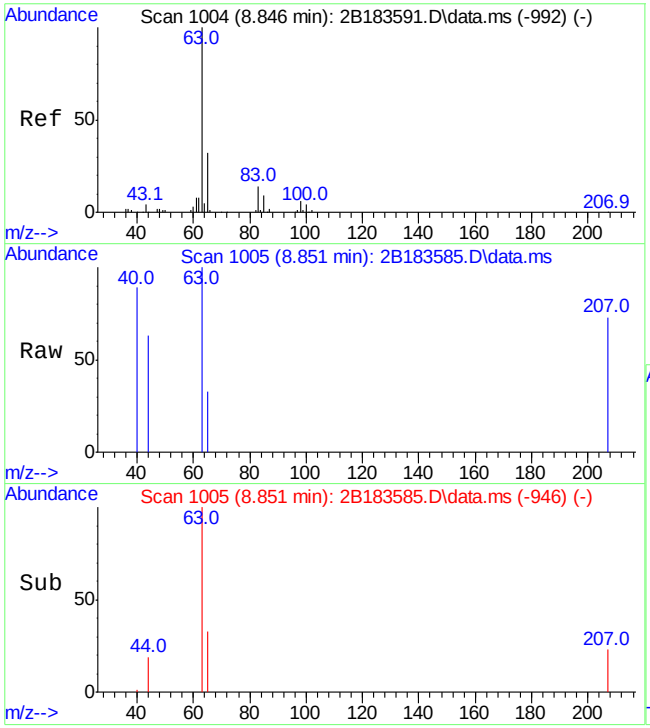

#28
1,1-dichloroethane
Concen: 0.42 ug/L
RT: 8.851 min Scan# 1005
Delta R.T. 0.011 min
Lab File: 2B183585.D
Acq: 16 Jun 21 6:26 pm

Tgt Ion: 63 Resp: 2175

Ion	Ratio	Lower	Upper
63	100		
65	32.6	2.1	62.1
83	0.0	0.0	44.4

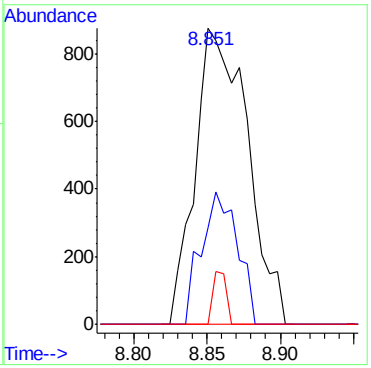

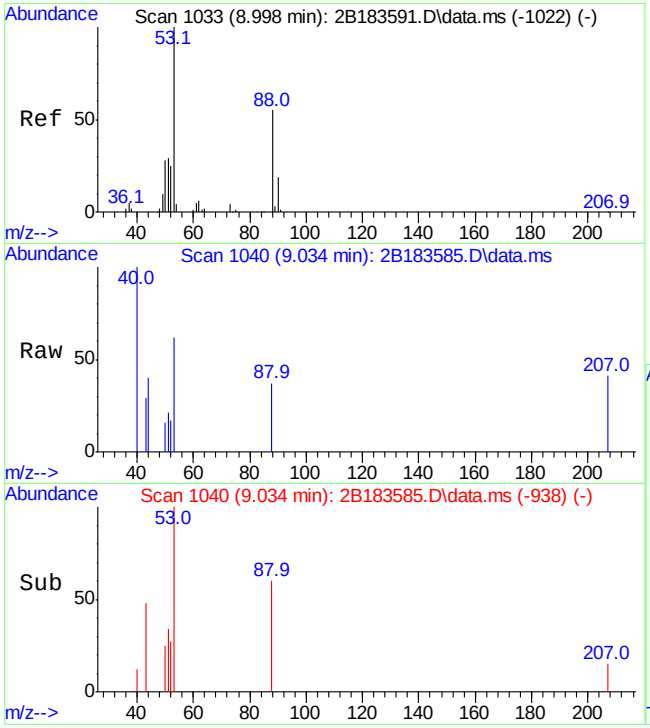

#29
chloroprene
Concen: 0.40 ug/L
RT: 9.034 min Scan# 1040
Delta R.T. 0.037 min
Lab File: 2B183585.D
Acq: 16 Jun 21 6:26 pm

Tgt Ion: 53 Resp: 1496

Ion	Ratio	Lower	Upper
53	100		
88	59.8	27.4	87.4
90	0.0	0.0	48.9
51	33.5	0.0	59.1

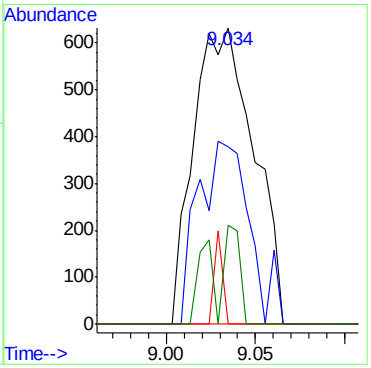

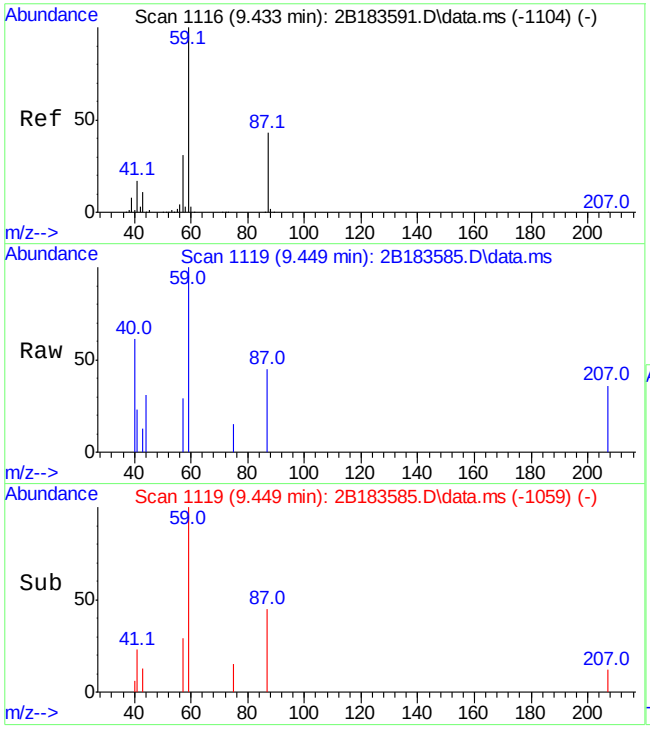

#33
ethyl tert-butyl ether
Concen: 0.44 ug/L
RT: 9.449 min Scan# 1119
Delta R.T. 0.016 min
Lab File: 2B183585.D
Acq: 16 Jun 21 6:26 pm

Tgt Ion: 59 Resp: 4433

Ion	Ratio	Lower	Upper
59	100		
87	44.6	12.7	72.7
57	29.3	0.9	60.9

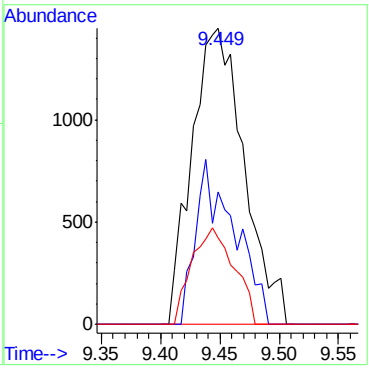

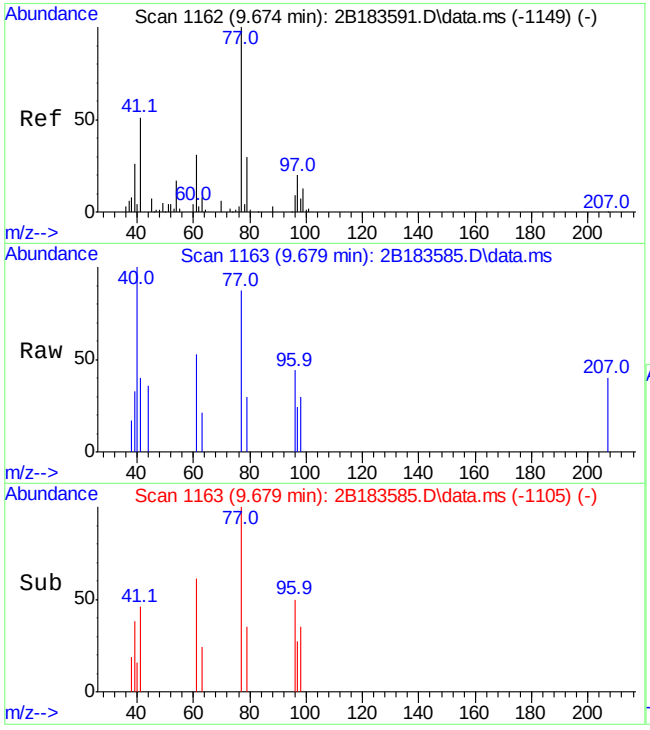

#35
2,2-dichloropropane
Concen: 0.46 ug/L
RT: 9.679 min Scan# 1163
Delta R.T. 0.005 min
Lab File: 2B183585.D
Acq: 16 Jun 21 6:26 pm

Tgt Ion: 77 Resp: 2258

Ion	Ratio	Lower	Upper
77	100		
97	27.3	0.0	50.3
41	45.7	21.9	81.9

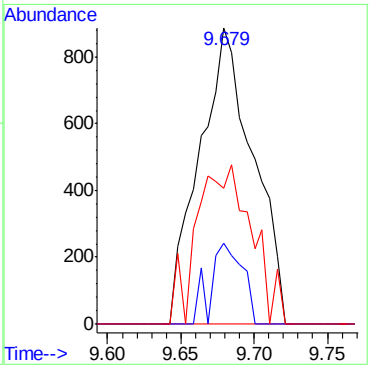

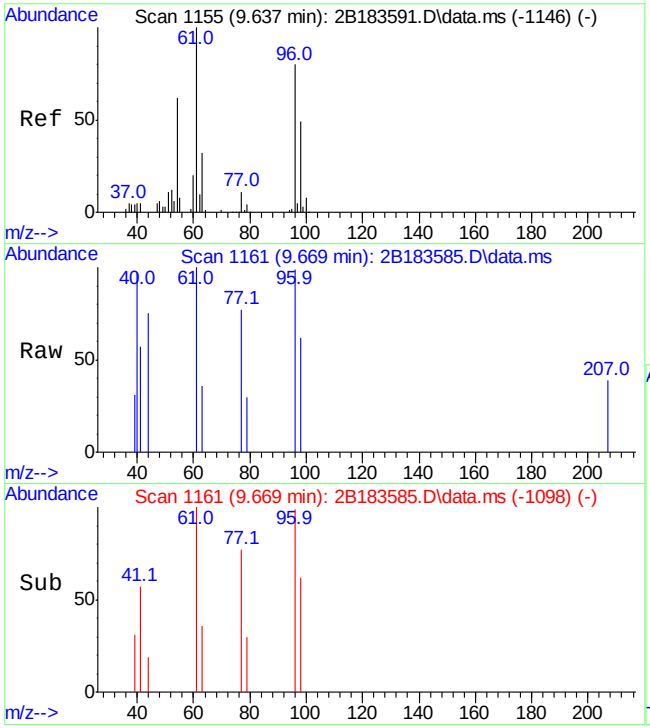

#36
cis-1,2-dichloroethene
Concen: 0.46 ug/L
RT: 9.669 min Scan# 1161
Delta R.T. 0.032 min
Lab File: 2B183585.D
Acq: 16 Jun 21 6:26 pm

Tgt Ion: 96 Resp: 1488

Ion	Ratio	Lower	Upper
96	100		
61	80.9	95.1	155.1#
98	62.9	31.7	91.7

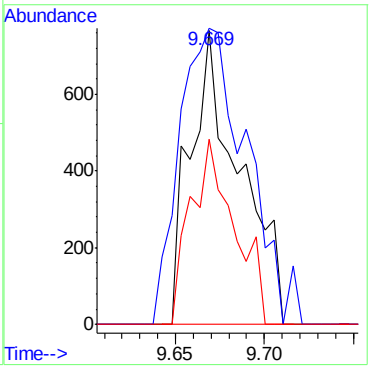

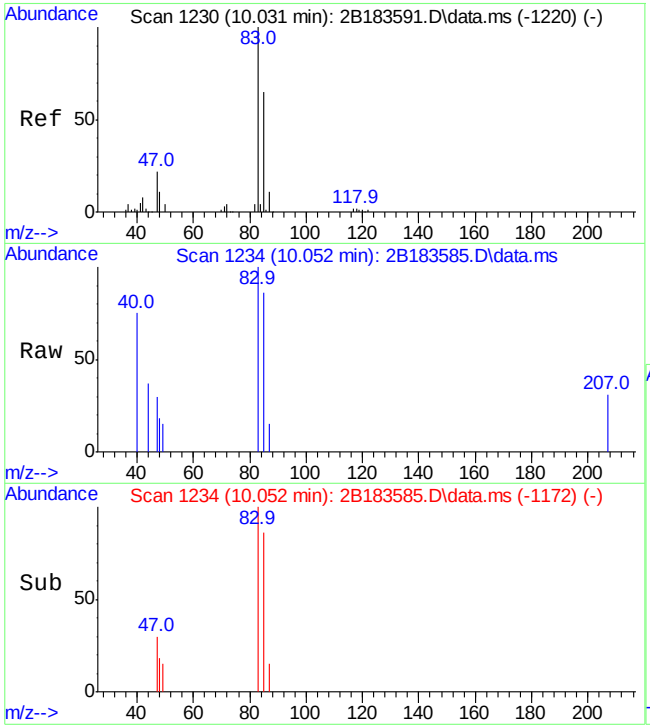

#41
chloroform
Concen: 0.51 ug/L
RT: 10.052 min Scan# 1234
Delta R.T. 0.026 min
Lab File: 2B183585.D
Acq: 16 Jun 21 6:26 pm

Tgt Ion: 85 Resp: 1907

Ion	Ratio	Lower	Upper
85	100		
83	116.0	123.5	183.5#
47	34.5	6.5	66.5

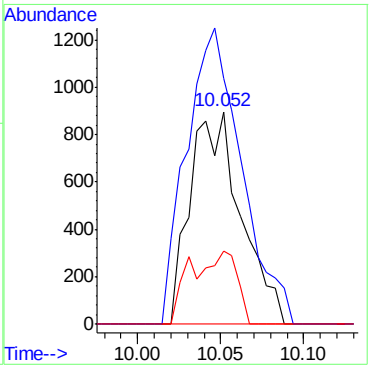

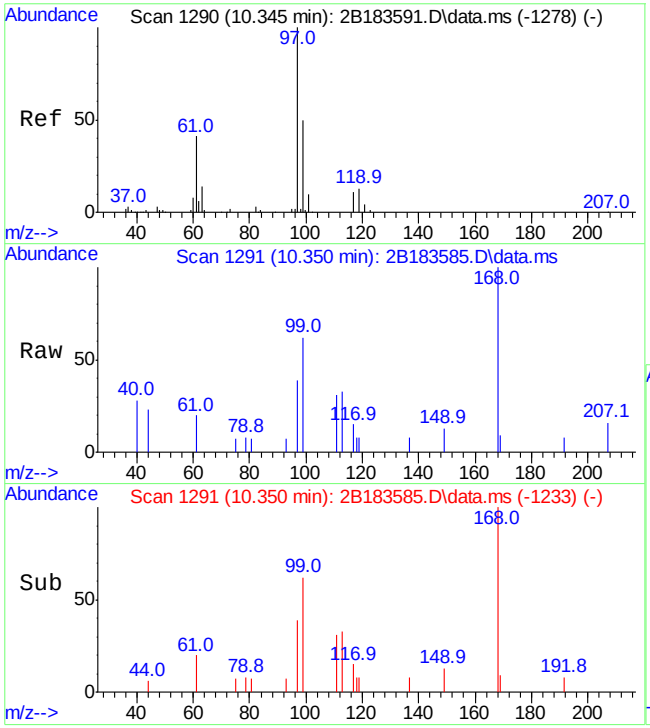

#45
1,1,1-trichloroethane
Concen: 0.42 ug/L
RT: 10.350 min Scan# 1291
Delta R.T. 0.005 min
Lab File: 2B183585.D
Acq: 16 Jun 21 6:26 pm

Tgt Ion: 97 Resp: 2018

Ion	Ratio	Lower	Upper
97	100		
99	86.0	35.8	95.8
61	50.9	12.1	72.1

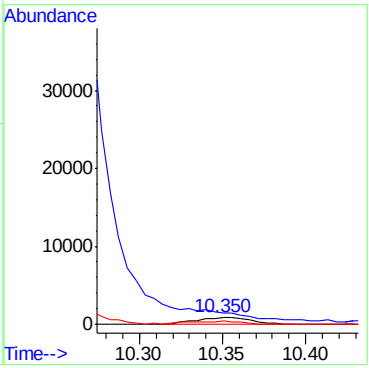

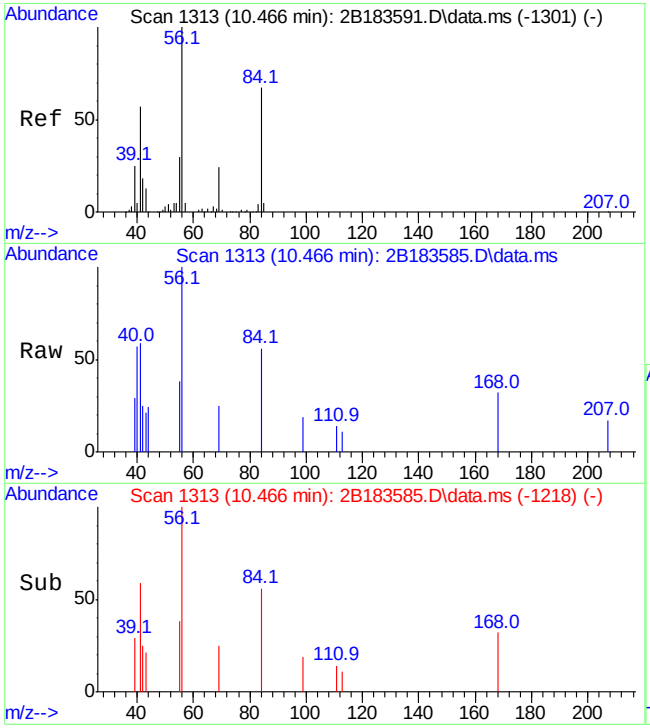

#46
cyclohexane
Concen: 0.49 ug/L
RT: 10.466 min Scan# 1313
Delta R.T. 0.000 min
Lab File: 2B183585.D
Acq: 16 Jun 21 6:26 pm

Tgt Ion: 84 Resp: 2172

Ion	Ratio	Lower	Upper
84	100		
56	178.6	130.0	170.0#
41	106.0	65.8	105.8#

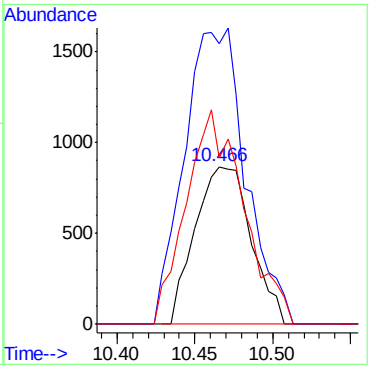

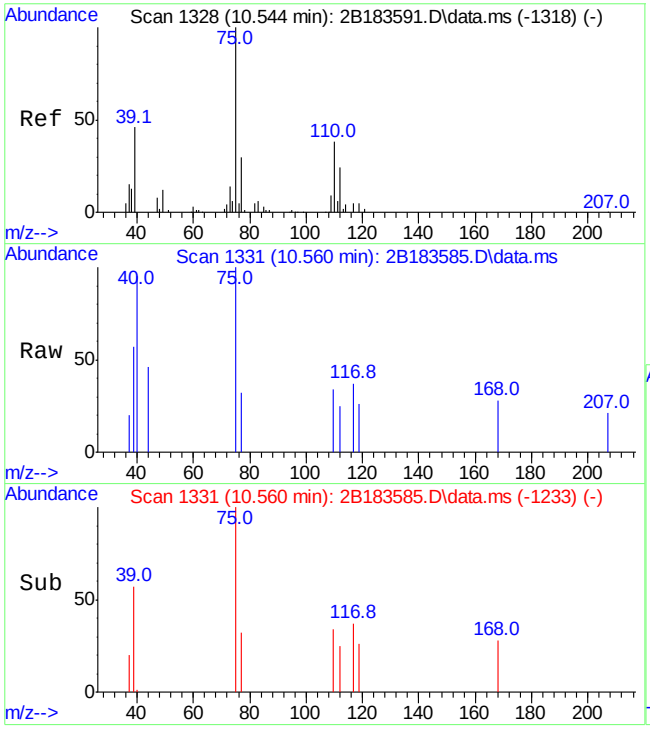

#47
1,1-dichloropropene
Concen: 0.44 ug/L
RT: 10.560 min Scan# 1331
Delta R.T. 0.016 min
Lab File: 2B183585.D
Acq: 16 Jun 21 6:26 pm

Tgt Ion: 75 Resp: 1652

Ion	Ratio	Lower	Upper
75	100		
77	31.5	10.5	50.5
110	33.8	17.9	57.9

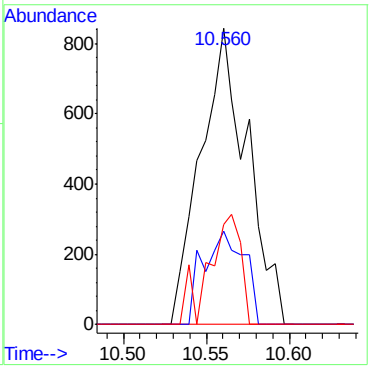

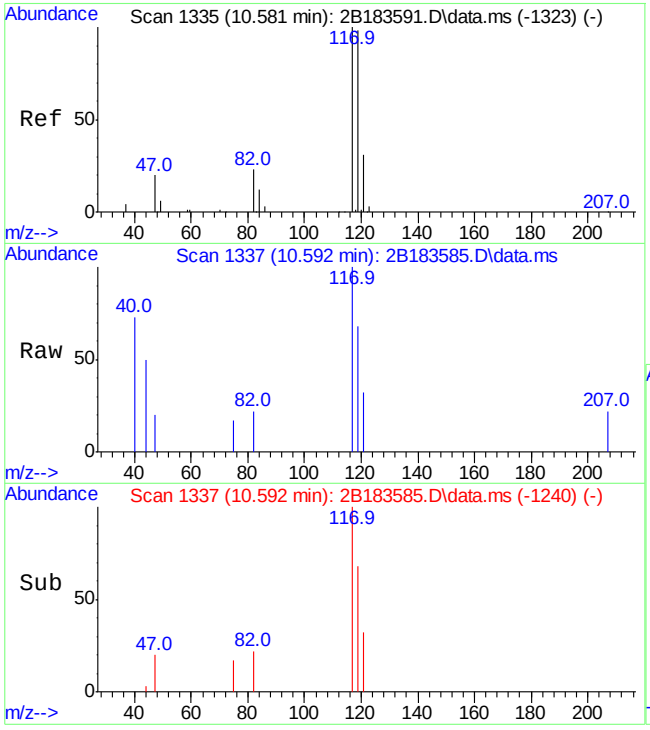

#49
carbon tetrachloride
Concen: 0.49 ug/L
RT: 10.592 min Scan# 1337
Delta R.T. 0.011 min
Lab File: 2B183585.D
Acq: 16 Jun 21 6:26 pm

Tgt Ion:117 Resp: 2227

Ion	Ratio	Lower	Upper
117	100		
119	67.7	77.7	117.7#
82	21.8	3.1	43.1

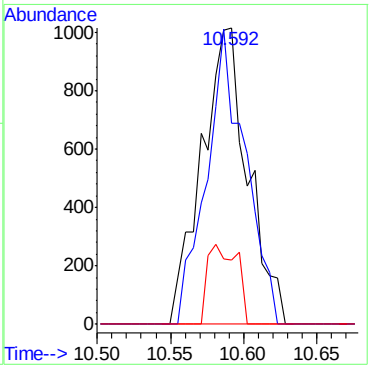

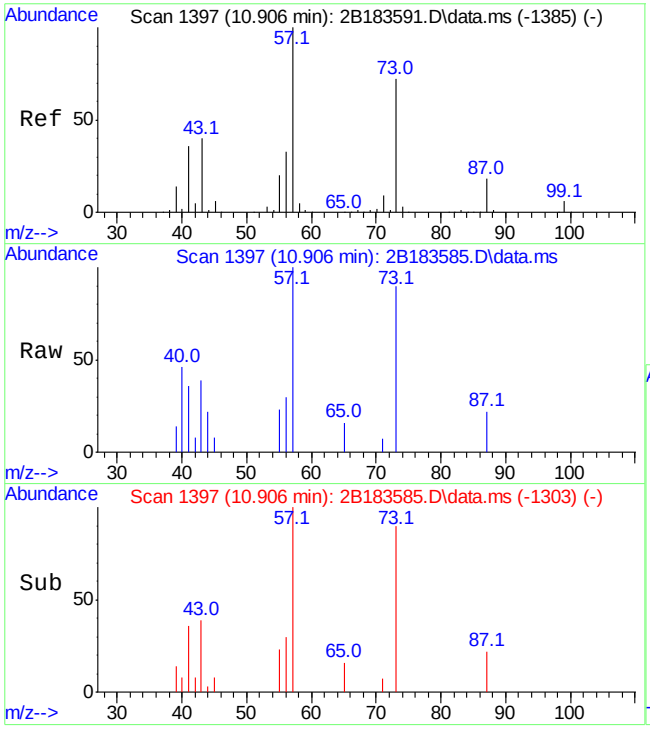

#54
2,2,4-trimethylpentane
Concen: 0.46 ug/L
RT: 10.906 min Scan# 1397
Delta R.T. -0.005 min
Lab File: 2B183585.D
Acq: 16 Jun 21 6:26 pm

Tgt Ion: 57 Resp: 4401

Ion	Ratio	Lower	Upper
57	100		
56	30.0	3.5	63.5
43	39.0	10.7	70.7
41	36.2	5.5	65.5

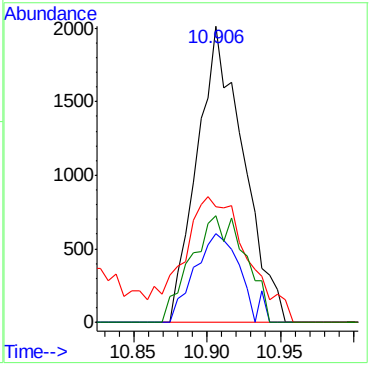

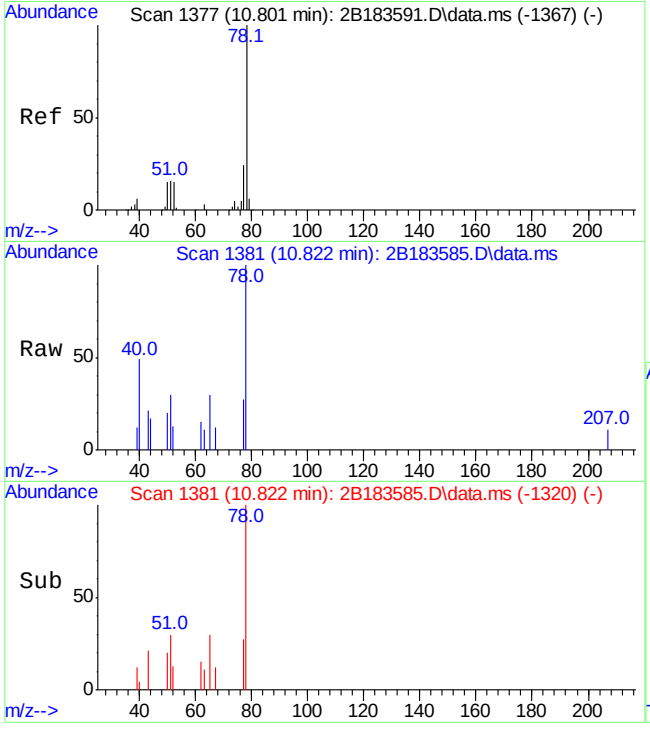

#55
benzene
Concen: 0.47 ug/L
RT: 10.822 min Scan# 1381
Delta R.T. 0.021 min
Lab File: 2B183585.D
Acq: 16 Jun 21 6:26 pm

Tgt Ion: 78 Resp: 4981

Ion	Ratio	Lower	Upper
78	100		
77	27.4	0.0	53.9

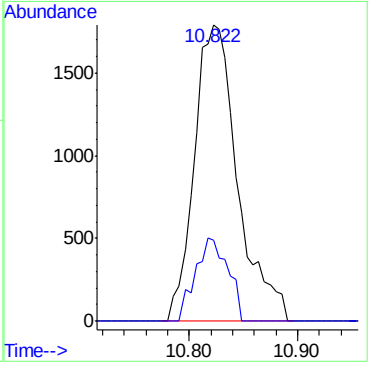

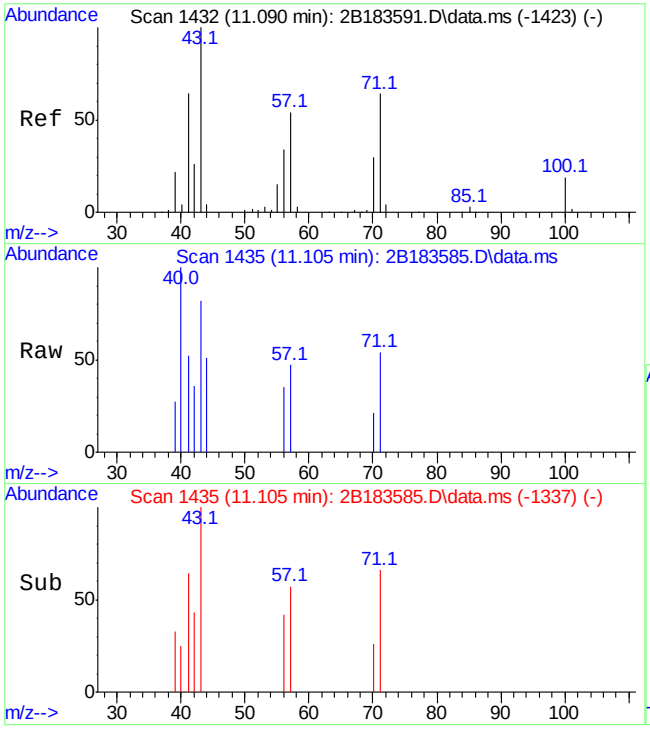

#57
heptane
Concen: 0.43 ug/L
RT: 11.105 min Scan# 1435
Delta R.T. 0.016 min
Lab File: 2B183585.D
Acq: 16 Jun 21 6:26 pm

Tgt Ion: 71 Resp: 971

Ion	Ratio	Lower	Upper
71	100		
56	64.2	23.2	83.2
57	85.7	54.9	114.9
100	0.0	0.0	59.2

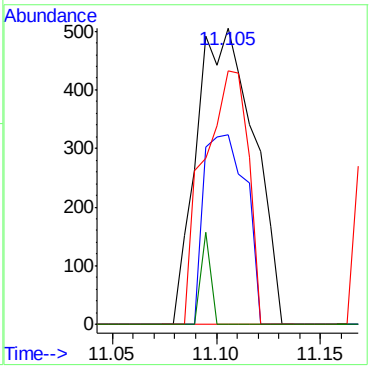

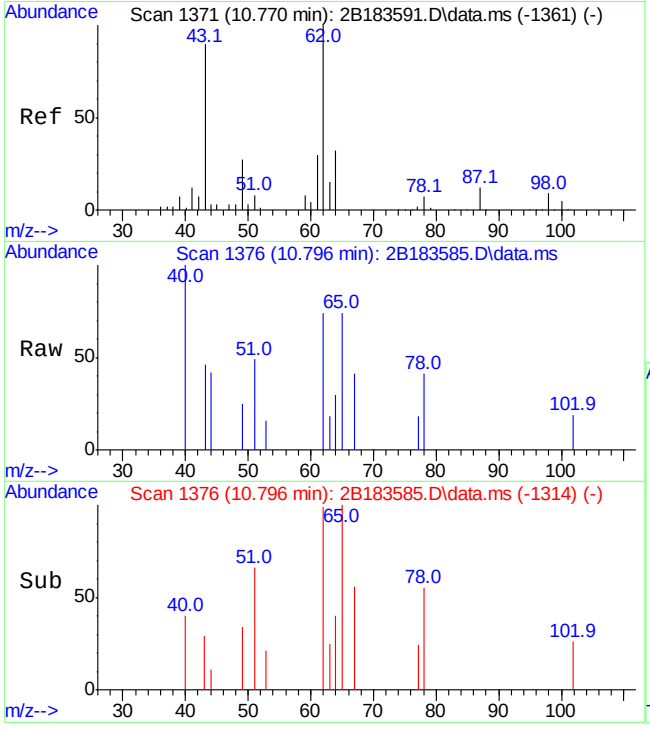

#59
1,2-dichloroethane
Concen: 0.49 ug/L
RT: 10.796 min Scan# 1376
Delta R.T. 0.026 min
Lab File: 2B183585.D
Acq: 16 Jun 21 6:26 pm

Tgt Ion: 62 Resp: 1981

Ion	Ratio	Lower	Upper
62	100		
98	0.0	0.0	39.0
49	34.4	0.0	56.5

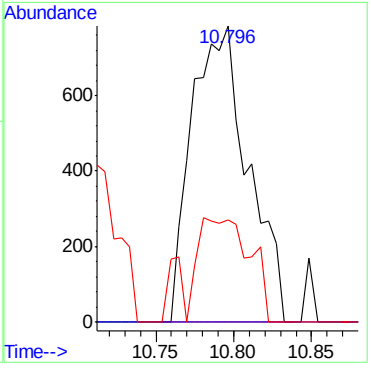

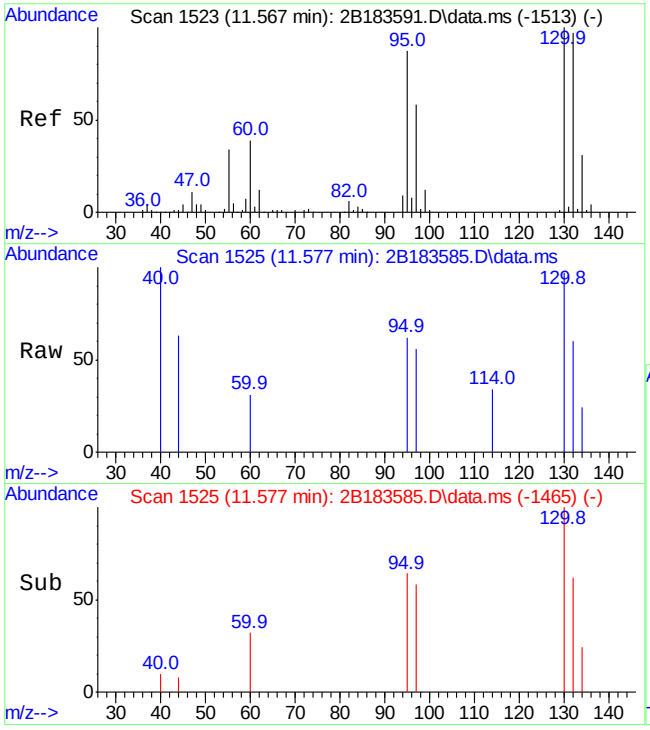

#60
trichloroethene
Concen: 0.44 ug/L
RT: 11.577 min Scan# 1525
Delta R.T. 0.016 min
Lab File: 2B183585.D
Acq: 16 Jun 21 6:26 pm

Tgt Ion:130 Resp: 1455

Ion	Ratio	Lower	Upper
130	100		
95	64.2	56.8	116.8
130	100.0	70.0	130.0
132	62.0	67.2	127.2#

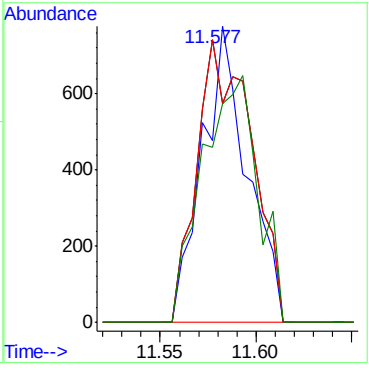

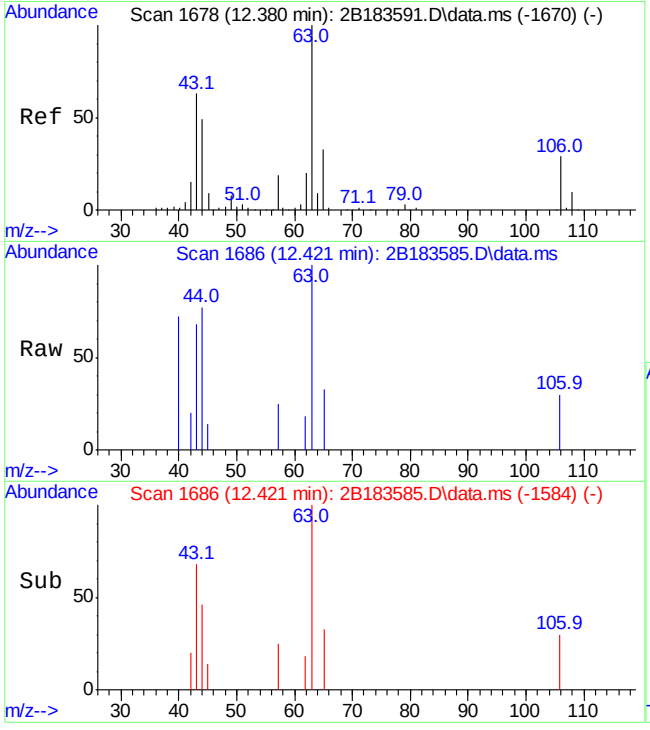

#63
2-chloroethyl vinyl ether
Concen: 2.00 ug/L
RT: 12.421 min Scan# 1686
Delta R.T. 0.037 min
Lab File: 2B183585.D
Acq: 16 Jun 21 6:26 pm

Tgt Ion: 63 Resp: 3221

Ion	Ratio	Lower	Upper
63	100		
65	33.0	2.7	62.7
106	29.9	0.0	59.0

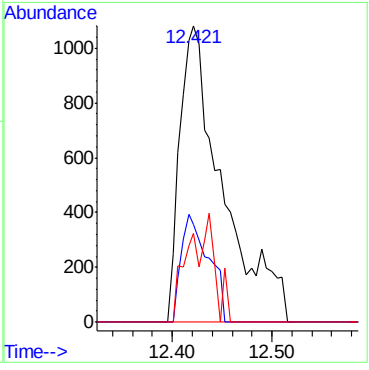

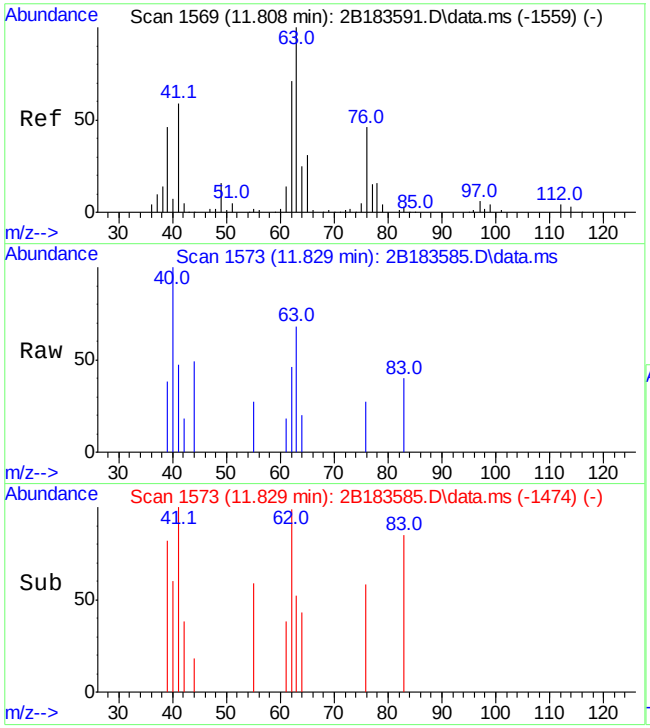

#65
1,2-dichloropropane
Concen: 0.46 ug/L
RT: 11.829 min Scan# 1573
Delta R.T. 0.021 min
Lab File: 2B183585.D
Acq: 16 Jun 21 6:26 pm

Tgt Ion: 63 Resp: 1229

Ion	Ratio	Lower	Upper
63	100		
112	0.0	0.0	33.9
65	0.0	1.3	61.3#

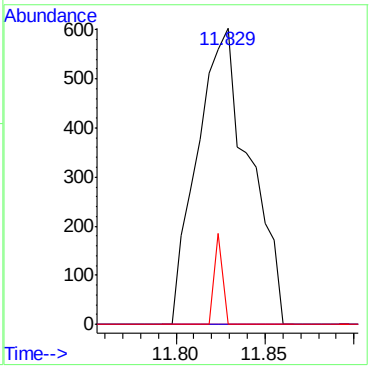

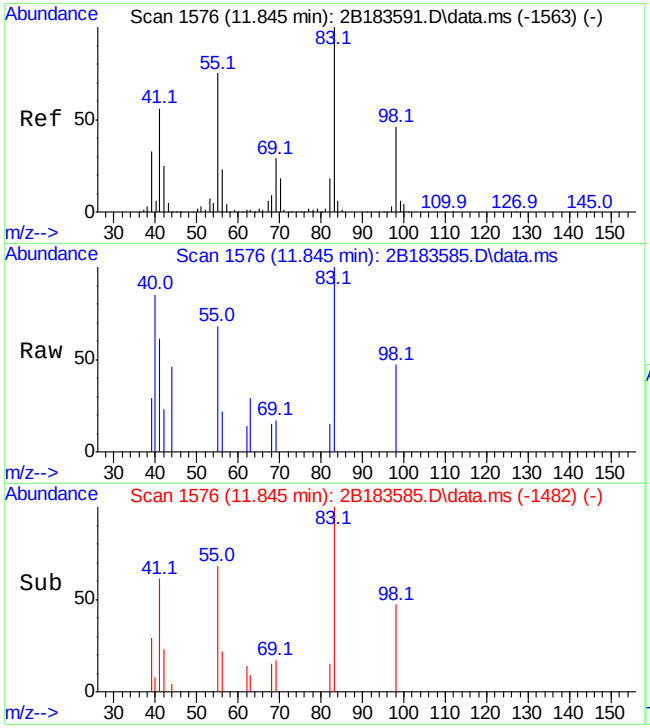

#67
methylcyclohexane
Concen: 0.43 ug/L
RT: 11.845 min Scan# 1576
Delta R.T. -0.005 min
Lab File: 2B183585.D
Acq: 16 Jun 21 6:26 pm

Tgt Ion: 83 Resp: 2242

Ion	Ratio	Lower	Upper
83	100		
55	67.9	45.5	105.5
98	47.3	15.7	75.7

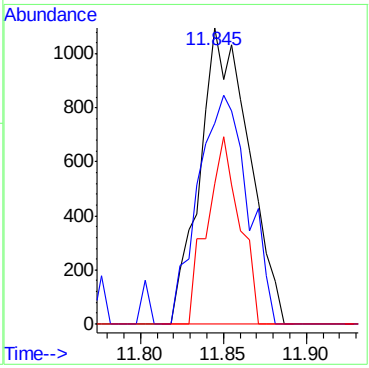

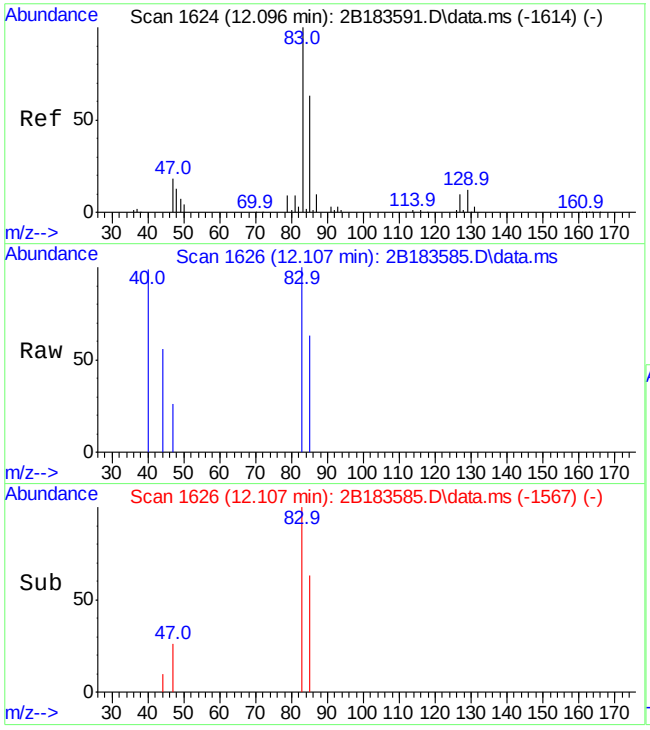

#68
bromodichloromethane
Concen: 0.43 ug/L
RT: 12.107 min Scan# 1626
Delta R.T. 0.011 min
Lab File: 2B183585.D
Acq: 16 Jun 21 6:26 pm

Tgt Ion: 83 Resp: 1751

Ion	Ratio	Lower	Upper
83	100		
85	63.3	33.2	93.2
127	0.0	0.0	39.5

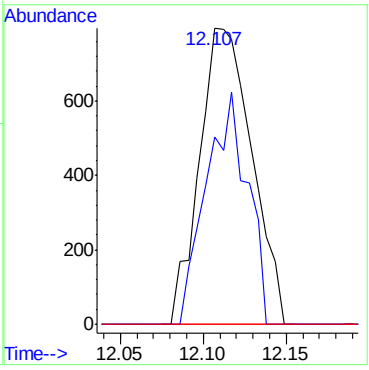

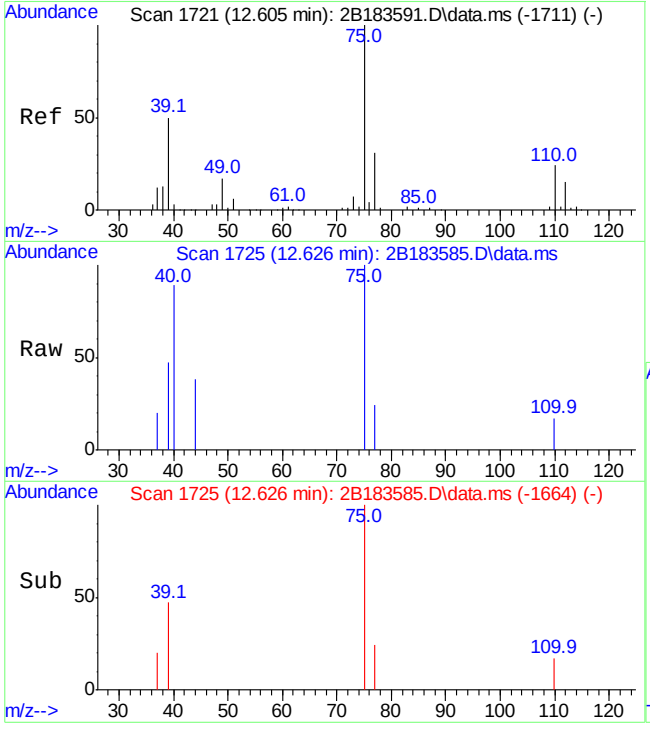

#70
cis-1,3-dichloropropene
Concen: 0.43 ug/L
RT: 12.626 min Scan# 1725
Delta R.T. 0.021 min
Lab File: 2B183585.D
Acq: 16 Jun 21 6:26 pm

Tgt Ion: 75 Resp: 1992

Ion	Ratio	Lower	Upper
75	100		
77	23.6	1.4	61.4
39	46.9	19.8	79.8

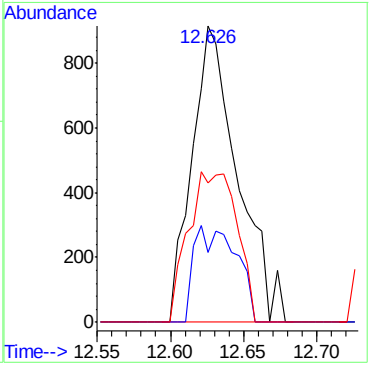

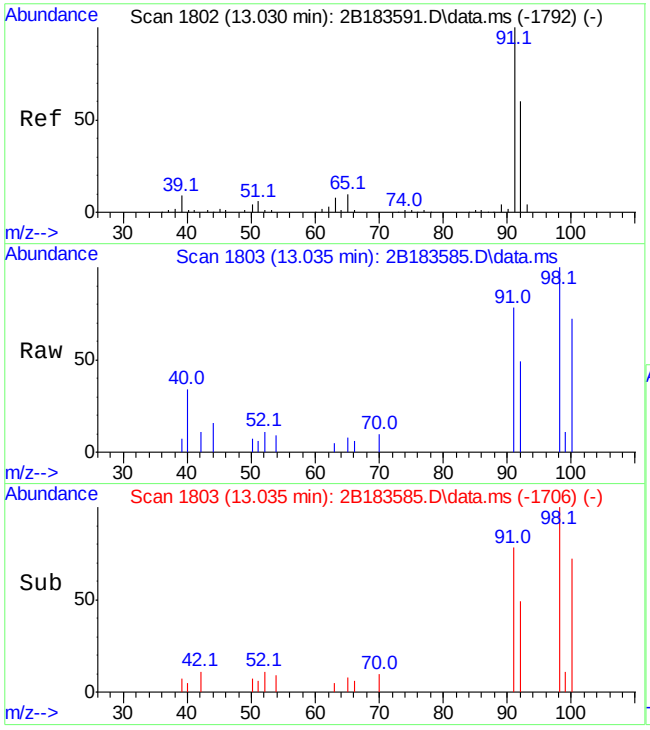

#75
toluene
Concen: 0.46 ug/L
RT: 13.035 min Scan# 1803
Delta R.T. 0.011 min
Lab File: 2B183585.D
Acq: 16 Jun 21 6:26 pm

Tgt Ion: 92 Resp: 3041

Ion	Ratio	Lower	Upper
92	100		
91	156.9	145.5	185.5
65	16.6	0.0	37.3

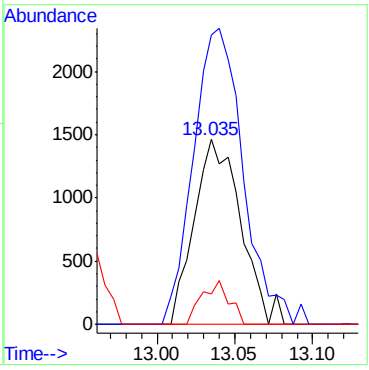

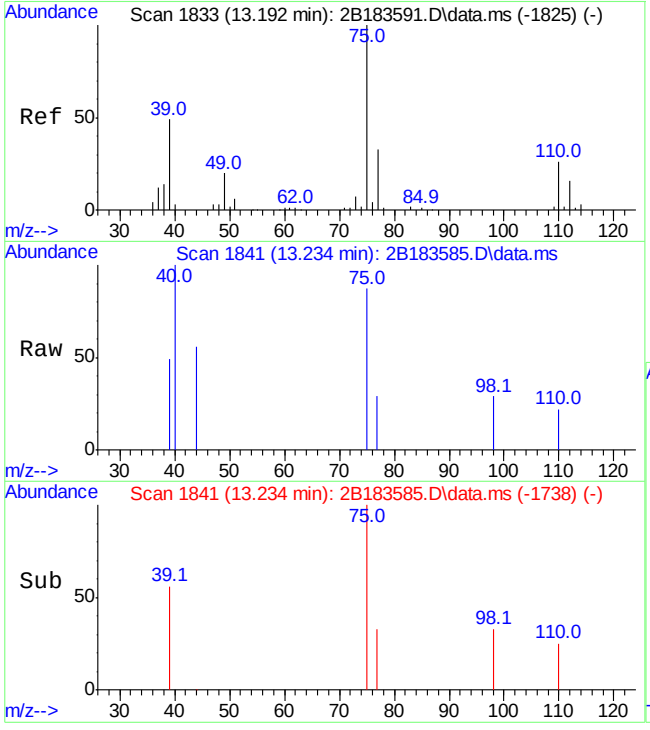

#76
trans-1,3-dichloropropene
Concen: 0.37 ug/L
RT: 13.234 min Scan# 1841
Delta R.T. 0.042 min
Lab File: 2B183585.D
Acq: 16 Jun 21 6:26 pm

Tgt Ion: 75 Resp: 1391

Ion	Ratio	Lower	Upper
75	100		
110	25.0	5.6	45.6
77	33.4	12.9	52.9

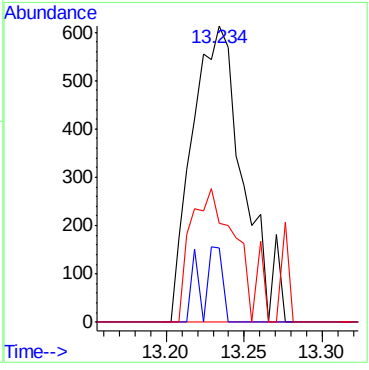

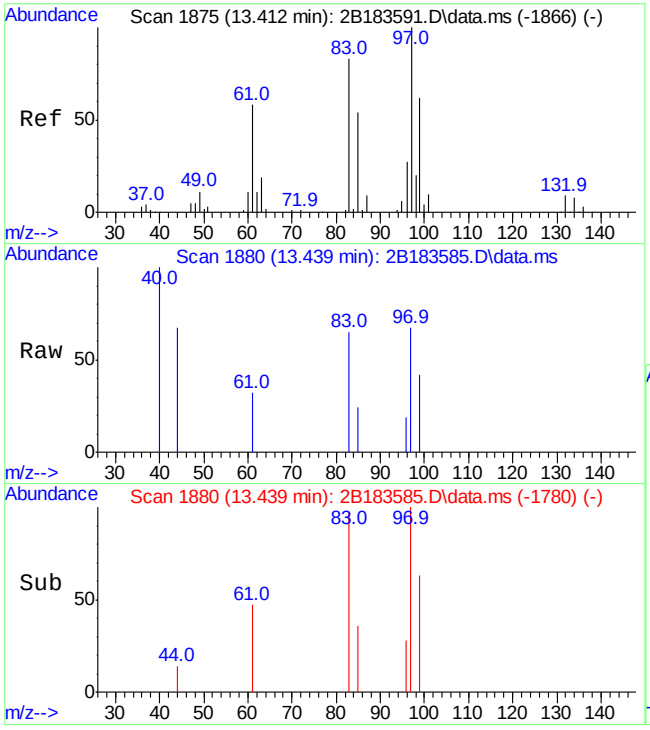

#78
1,1,2-trichloroethane
Concen: 0.40 ug/L
RT: 13.439 min Scan# 1880
Delta R.T. 0.026 min
Lab File: 2B183585.D
Acq: 16 Jun 21 6:26 pm

Tgt Ion: 83 Resp: 812

Ion	Ratio	Lower	Upper
83	100		
97	103.1	100.4	140.4
85	37.6	44.7	84.7#
61	48.9	49.5	89.5#

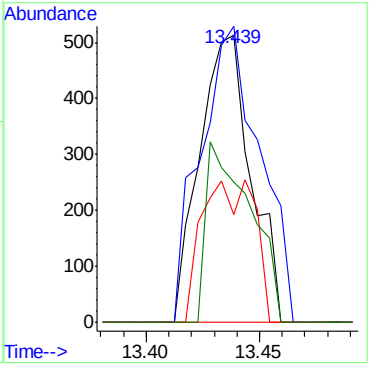

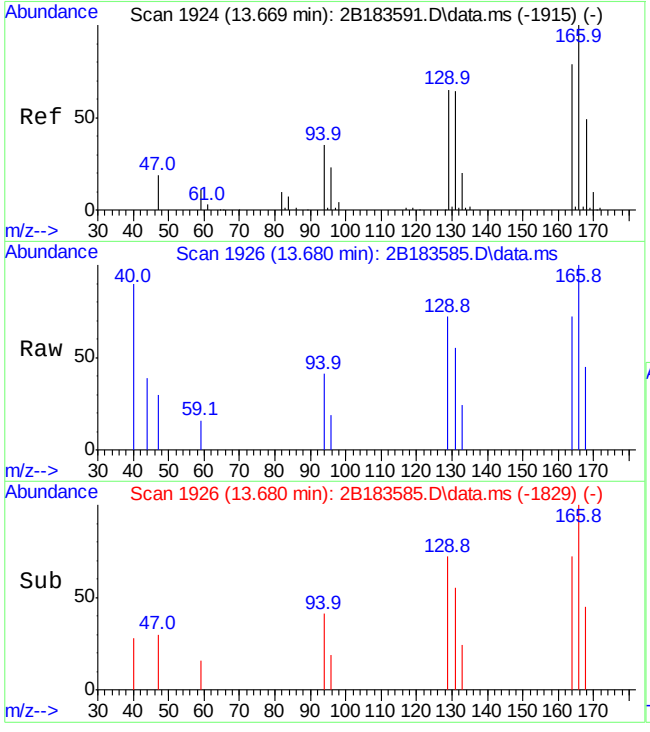

#79
tetrachloroethene
Concen: 0.48 ug/L
RT: 13.680 min Scan# 1926
Delta R.T. 0.011 min
Lab File: 2B183585.D
Acq: 16 Jun 21 6:26 pm

Tgt Ion:164 Resp: 1326

Ion	Ratio	Lower	Upper
164	100		
129	99.4	52.8	112.8
131	76.4	51.2	111.2
166	138.1	97.3	157.3

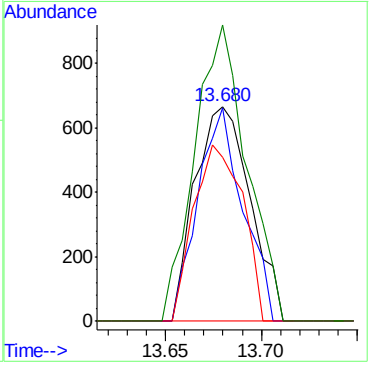

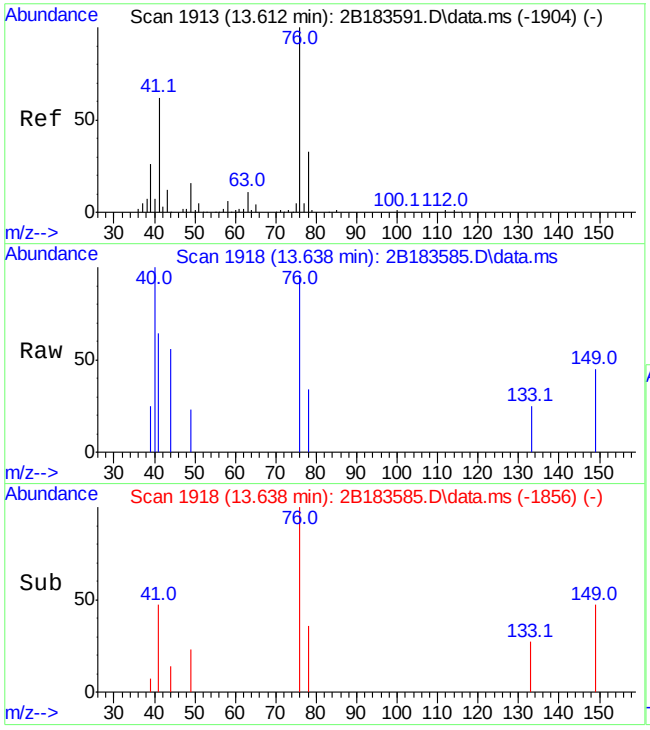

#80
1,3-dichloropropane
Concen: 0.47 ug/L
RT: 13.638 min Scan# 1918
Delta R.T. 0.026 min
Lab File: 2B183585.D
Acq: 16 Jun 21 6:26 pm

Tgt Ion: 76 Resp: 1864

Ion	Ratio	Lower	Upper
76	100		
78	35.7	2.9	62.9
41	66.3	31.5	91.5

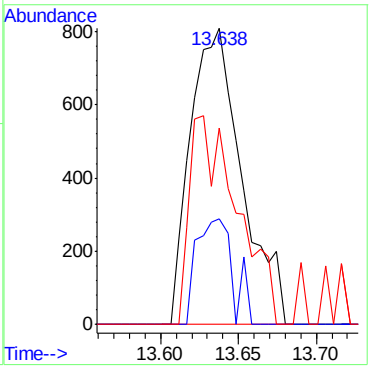

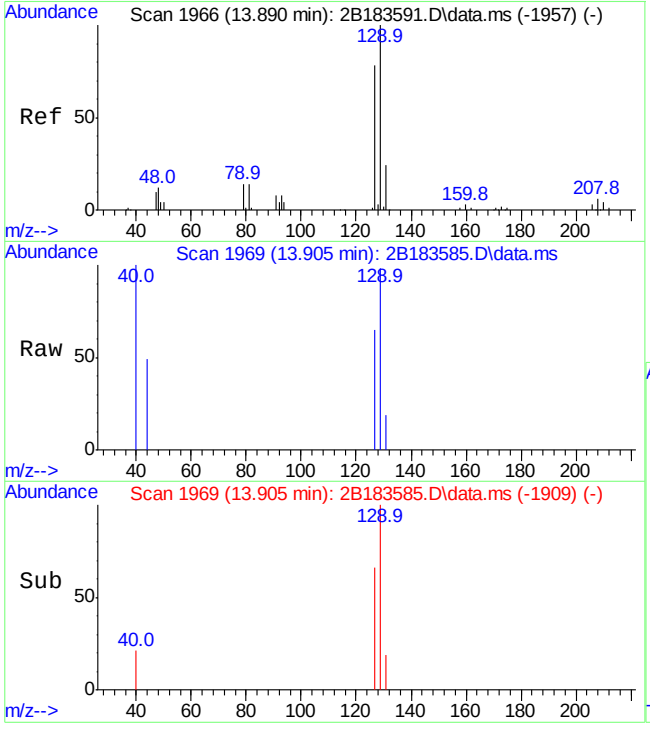

#83
dibromochloromethane
Concen: 0.47 ug/L
RT: 13.905 min Scan# 1969
Delta R.T. 0.016 min
Lab File: 2B183585.D
Acq: 16 Jun 21 6:26 pm

Tgt Ion:129 Resp: 1594

Ion	Ratio	Lower	Upper
129	100		
127	66.1	47.6	107.6
131	18.9	0.0	54.0

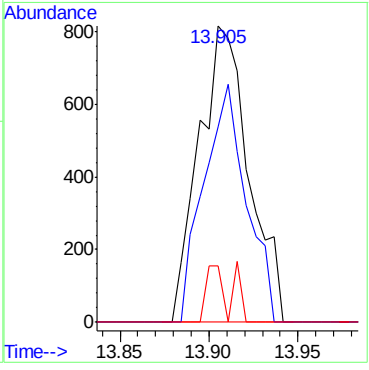

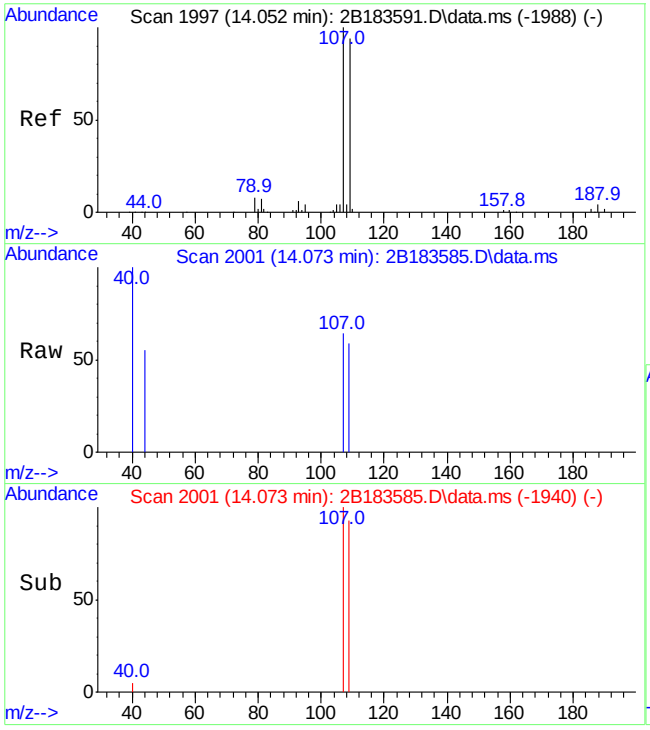

#84
1,2-dibromoethane
Concen: 0.39 ug/L
RT: 14.073 min Scan# 2001
Delta R.T. 0.021 min
Lab File: 2B183585.D
Acq: 16 Jun 21 6:26 pm

Tgt Ion:107 Resp: 992

Ion	Ratio	Lower	Upper
107	100		
109	92.8	64.2	124.2
188	0.0	0.0	33.9

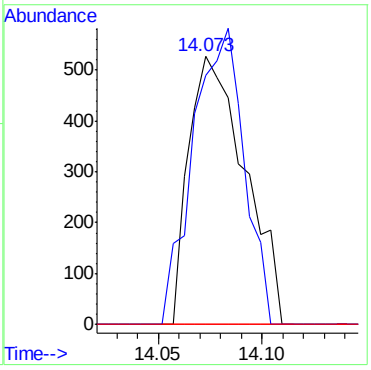

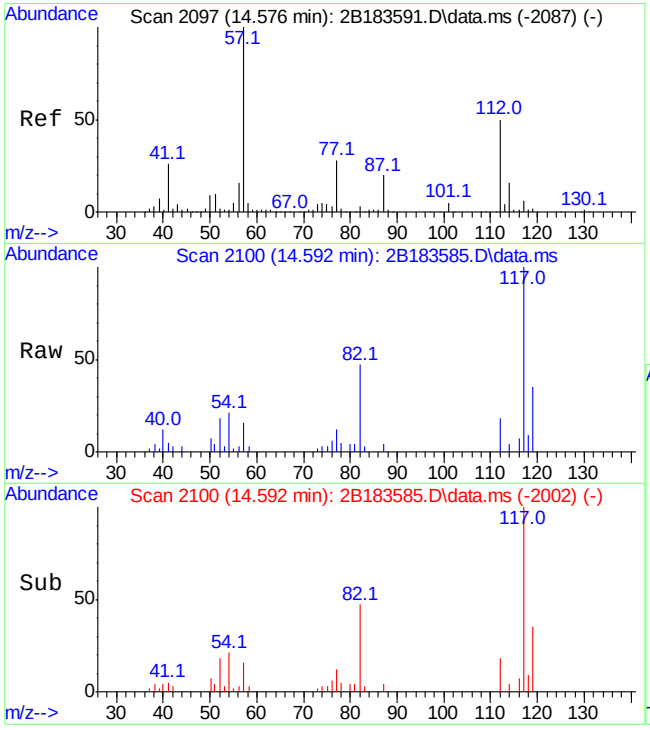

#85
n-butyl ether
Concen: 0.42 ug/L
RT: 14.592 min Scan# 2100
Delta R.T. 0.016 min
Lab File: 2B183585.D
Acq: 16 Jun 21 6:26 pm

Tgt Ion: 57 Resp: 4227

Ion	Ratio	Lower	Upper
57	100		
87	26.0	0.0	49.5
101	0.0	0.0	34.7

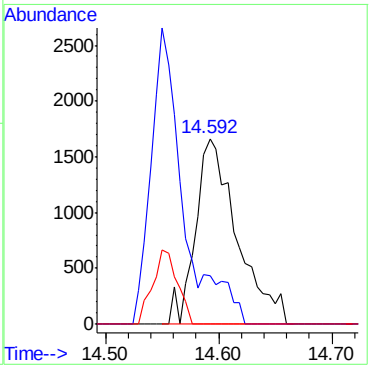

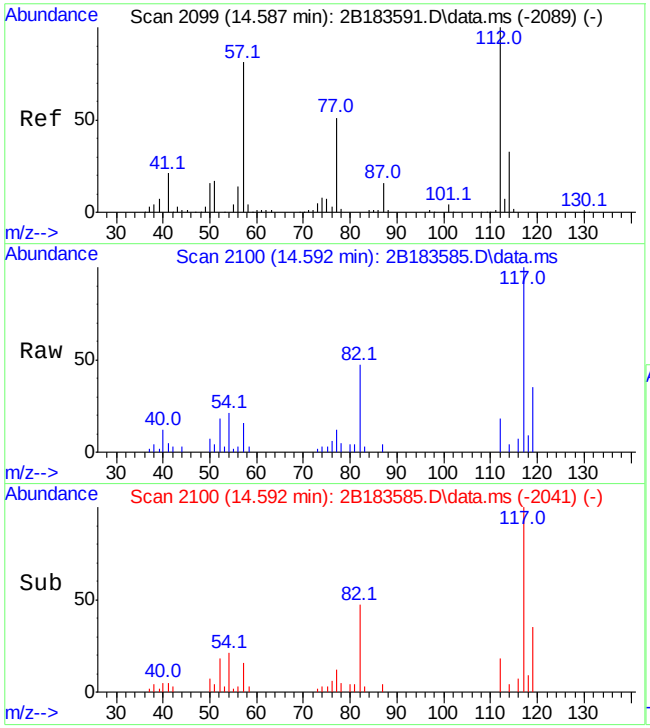

#86
chlorobenzene
Concen: 0.46 ug/L
RT: 14.592 min Scan# 2100
Delta R.T. 0.011 min
Lab File: 2B183585.D
Acq: 16 Jun 21 6:26 pm

Tgt Ion:112 Resp: 3587

Ion	Ratio	Lower	Upper
112	100		
77	65.0	21.4	81.4
114	21.4	2.8	62.8

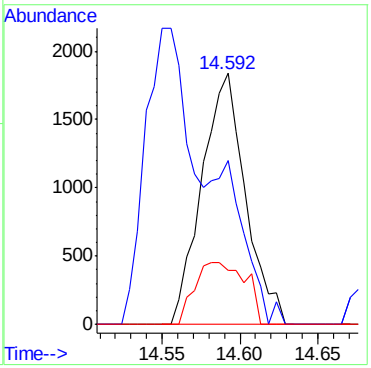

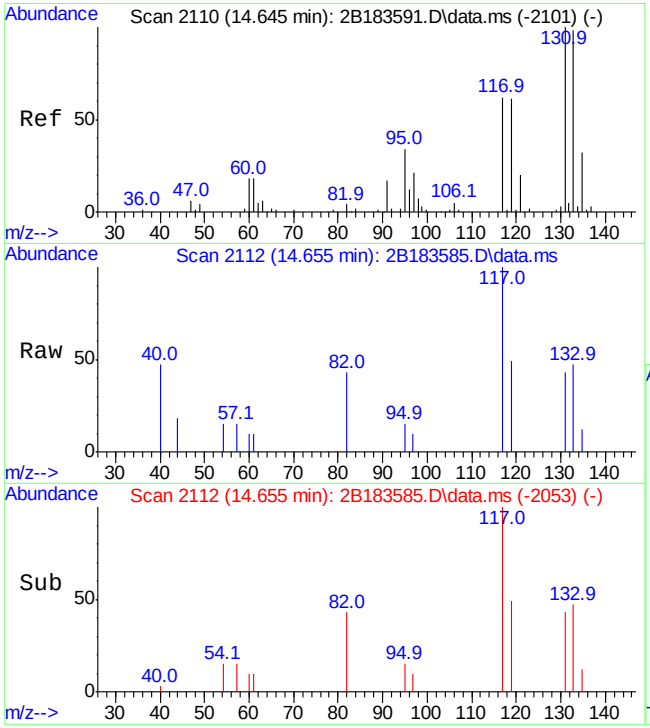

#87
1,1,1,2-tetrachloroethane
Concen: 0.44 ug/L
RT: 14.655 min Scan# 2112
Delta R.T. 0.011 min
Lab File: 2B183585.D
Acq: 16 Jun 21 6:26 pm

Tgt Ion:131 Resp: 1377

Ion	Ratio	Lower	Upper
131	100		
133	109.3	67.8	127.8
119	72.4	32.9	92.9

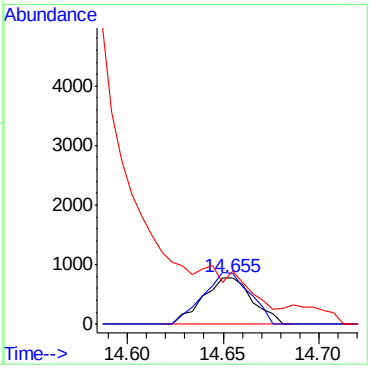

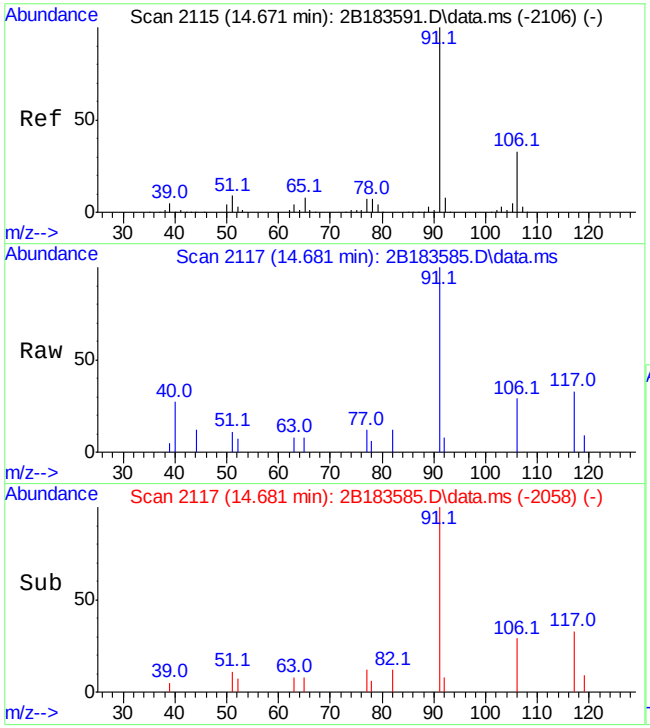

#88
ethylbenzene
Concen: 0.46 ug/L
RT: 14.681 min Scan# 2117
Delta R.T. 0.011 min
Lab File: 2B183585.D
Acq: 16 Jun 21 6:26 pm

Tgt Ion: 91 Resp: 5902

Ion	Ratio	Lower	Upper
91	100		
106	29.2	3.0	63.0
51	10.9	0.0	39.2

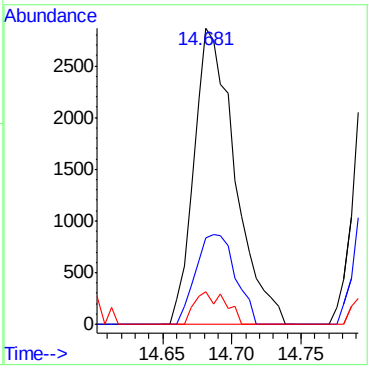

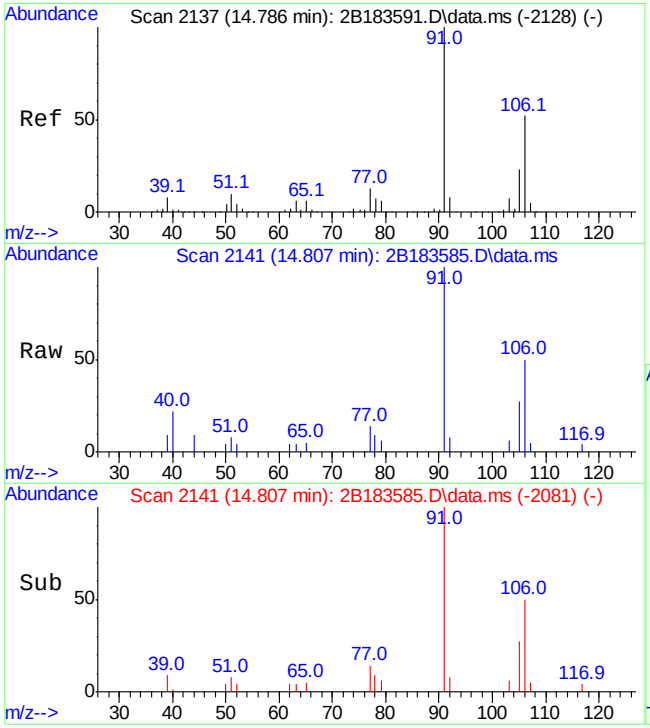

#89
m,p-xylene
Concen: 0.90 ug/L
RT: 14.807 min Scan# 2141
Delta R.T. 0.016 min
Lab File: 2B183585.D
Acq: 16 Jun 21 6:26 pm

Tgt Ion:106 Resp: 4633

Ion	Ratio	Lower	Upper
106	100		
91	200.7	162.7	222.7
77	28.4	5.0	45.0

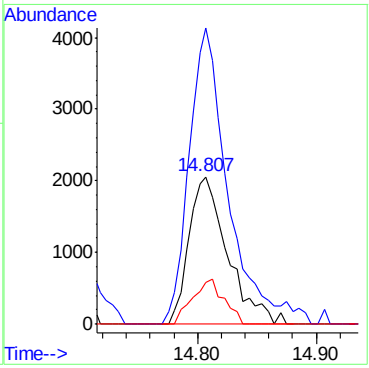

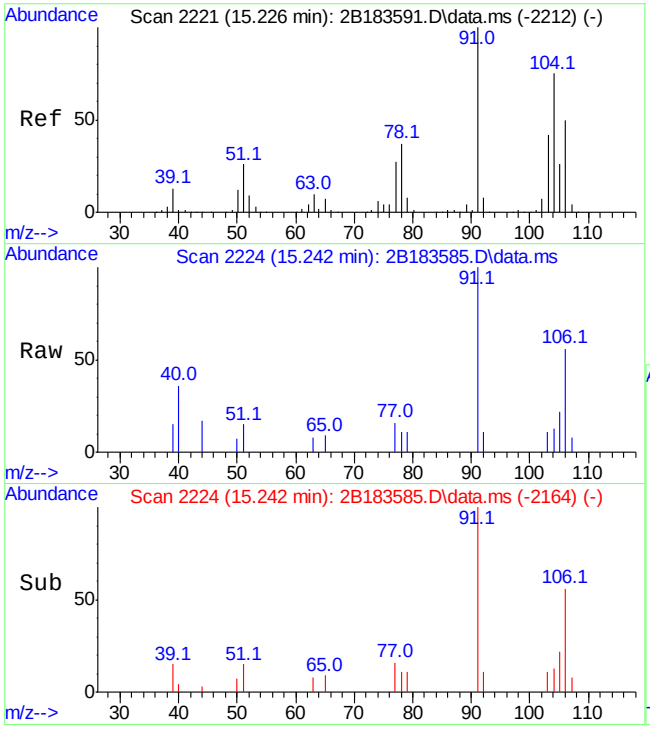

#90
o-xylene
Concen: 0.46 ug/L
RT: 15.242 min Scan# 2224
Delta R.T. 0.016 min
Lab File: 2B183585.D
Acq: 16 Jun 21 6:26 pm

Tgt Ion:106 Resp: 2499

Ion	Ratio	Lower	Upper
106	100		
91	177.4	169.5	229.5
77	28.9	33.1	73.1#

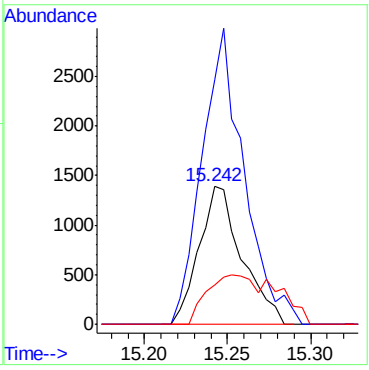

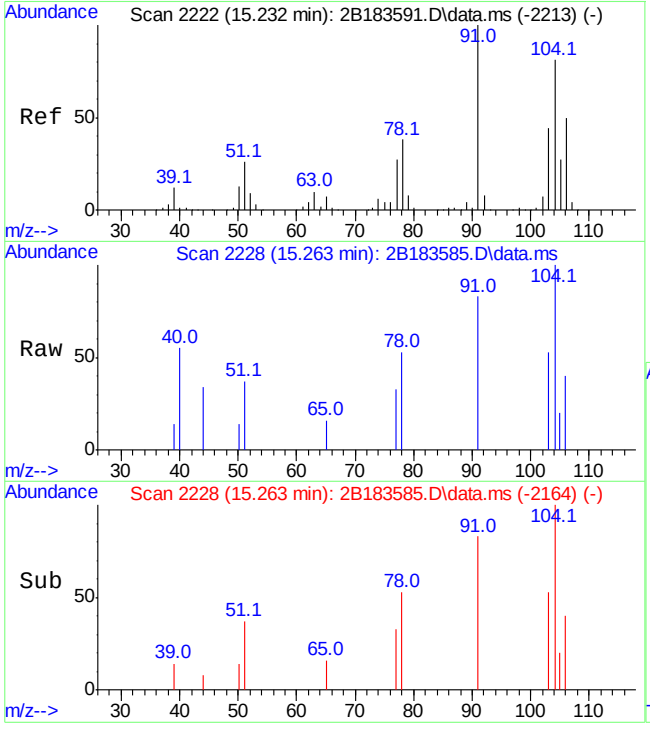

#91
styrene
Concen: 0.42 ug/L
RT: 15.263 min Scan# 2228
Delta R.T. 0.037 min
Lab File: 2B183585.D
Acq: 16 Jun 21 6:26 pm

Tgt Ion:104 Resp: 3669

Ion	Ratio	Lower	Upper
104	100		
78	53.3	16.8	76.8
51	37.4	2.1	62.1

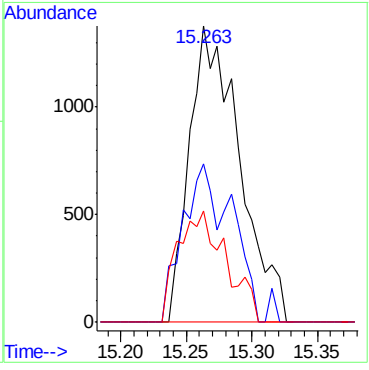

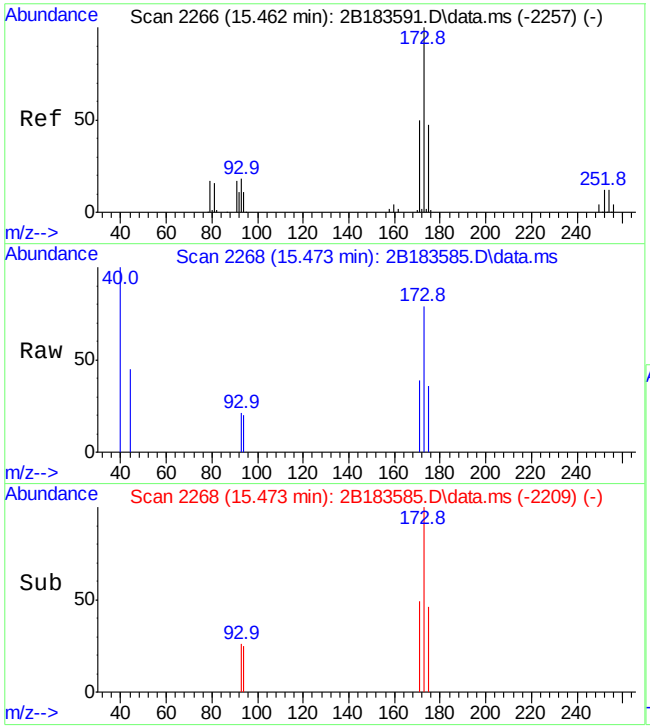

#93
bromoform
Concen: 0.42 ug/L
RT: 15.473 min Scan# 2268
Delta R.T. 0.011 min
Lab File: 2B183585.D
Acq: 16 Jun 21 6:26 pm

Tgt Ion:173 Resp: 1080

Ion	Ratio	Lower	Upper
173	100		
175	46.3	17.3	77.3
254	0.0	0.0	42.0

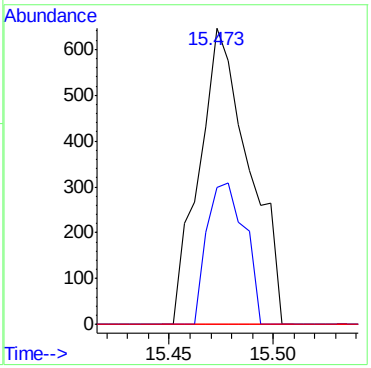

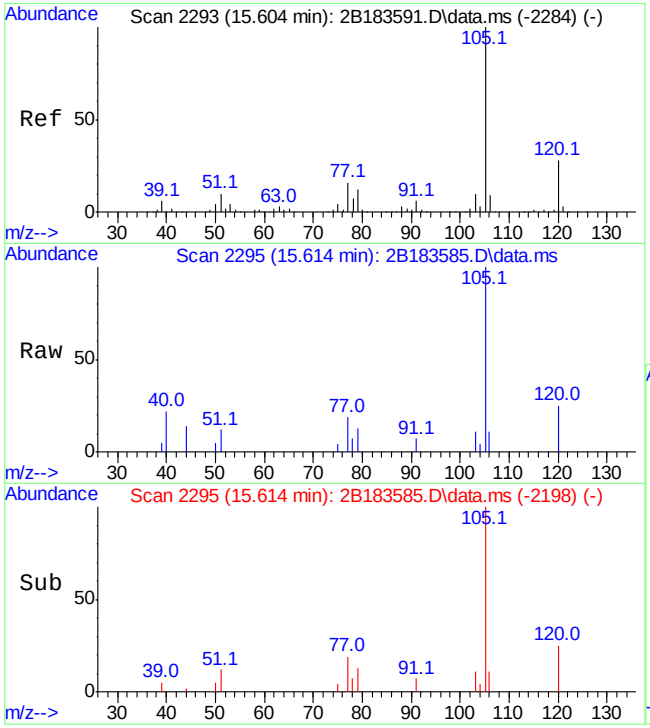

#95
isopropylbenzene
Concen: 0.46 ug/L
RT: 15.614 min Scan# 2295
Delta R.T. 0.011 min
Lab File: 2B183585.D
Acq: 16 Jun 21 6:26 pm

Tgt Ion:105 Resp: 6801

Ion	Ratio	Lower	Upper
105	100		
120	25.0	7.6	47.6
77	18.7	0.0	35.7

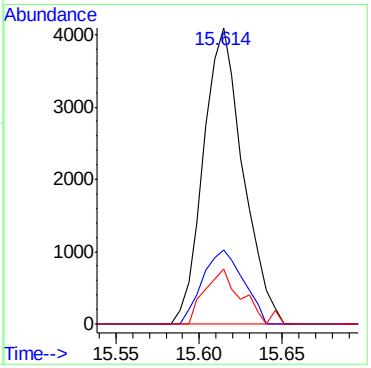

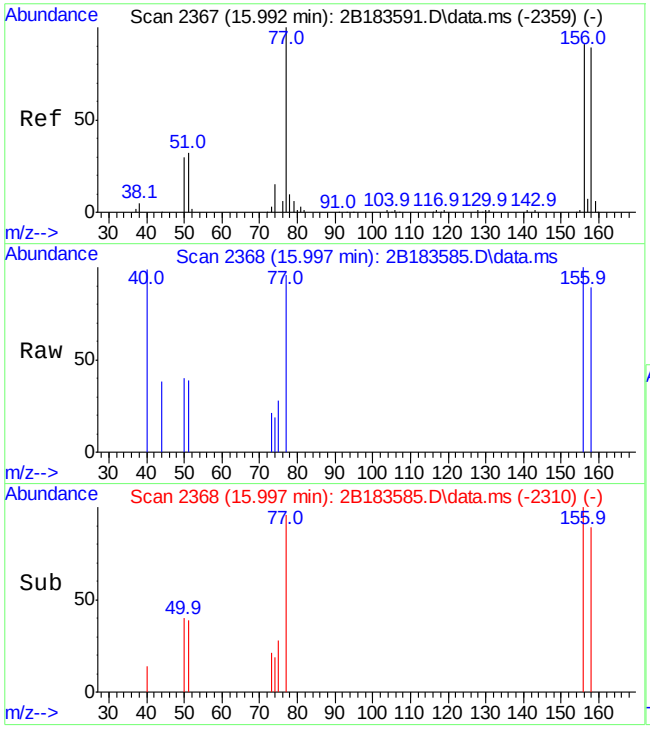

#99
bromobenzene
Concen: 0.43 ug/L
RT: 15.997 min Scan# 2368
Delta R.T. 0.005 min
Lab File: 2B183585.D
Acq: 16 Jun 21 6:26 pm

Tgt Ion:156 Resp: 1754

Ion	Ratio	Lower	Upper
156	100		
77	95.5	94.4	154.4
158	89.0	68.2	128.2

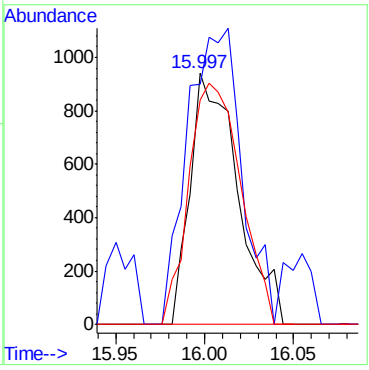

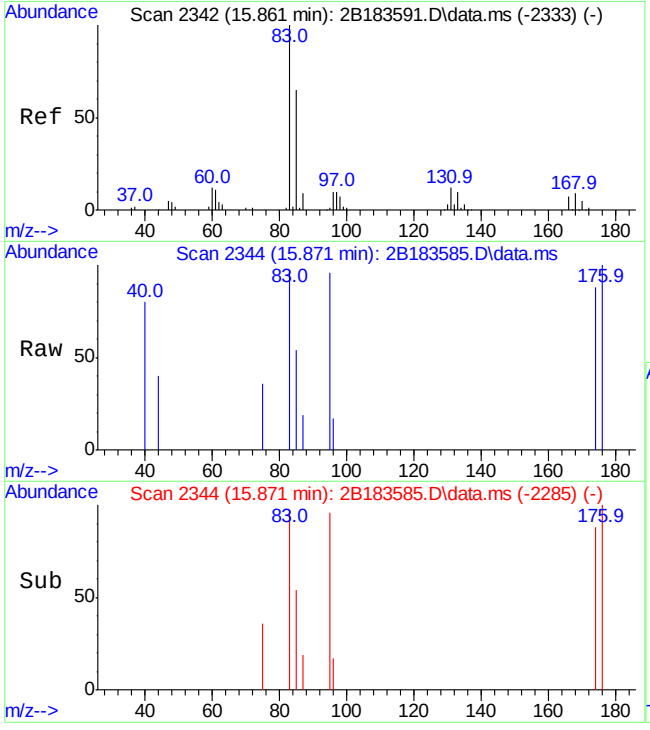

#100
1,1,2,2-tetrachloroethane
Concen: 0.42 ug/L
RT: 15.871 min Scan# 2344
Delta R.T. 0.011 min
Lab File: 2B183585.D
Acq: 16 Jun 21 6:26 pm

Tgt Ion: 83 Resp: 1417

Ion	Ratio	Lower	Upper
83	100		
131	0.0	0.0	41.6
85	55.2	34.8	94.8

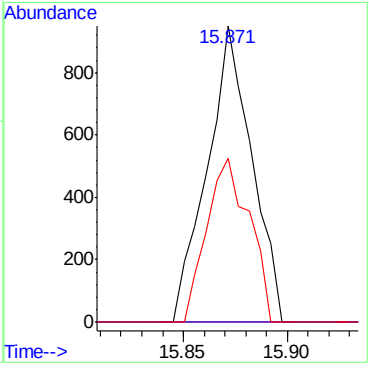

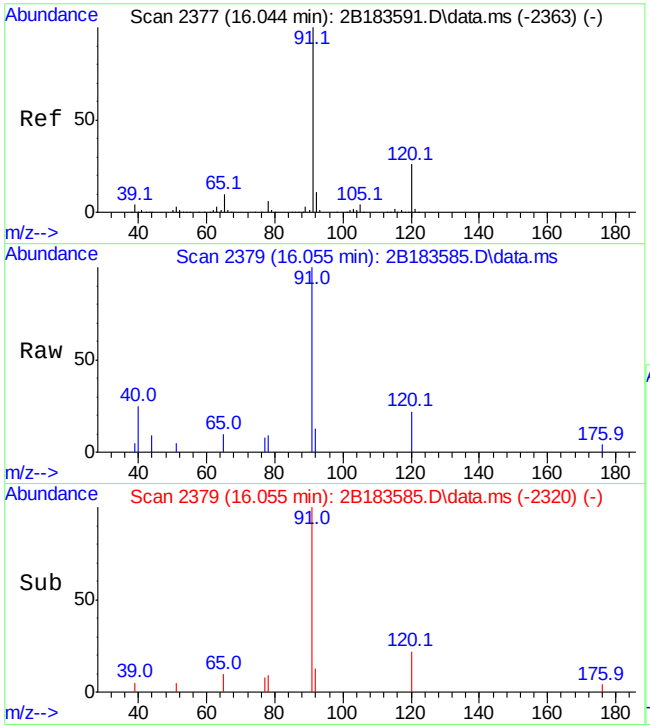

#103
n-propylbenzene
Concen: 0.45 ug/L
RT: 16.055 min Scan# 2379
Delta R.T. 0.011 min
Lab File: 2B183585.D
Acq: 16 Jun 21 6:26 pm

Tgt Ion: 91 Resp: 7275

Ion	Ratio	Lower	Upper
91	100		
120	22.3	0.0	55.5
65	9.9	0.0	39.9

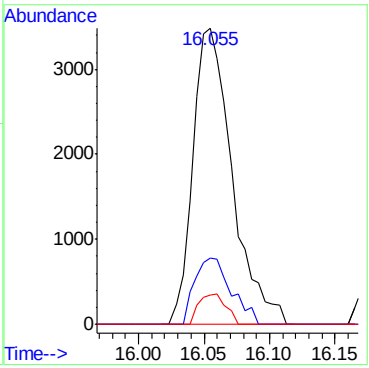

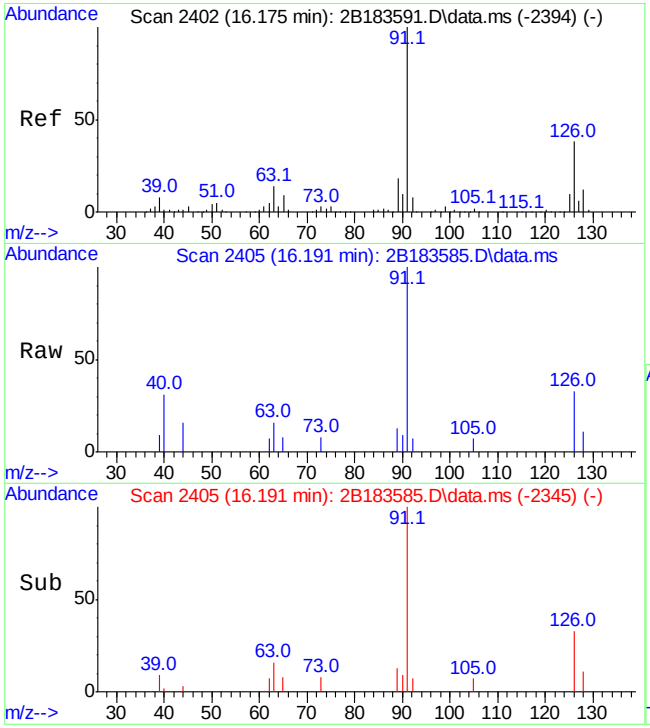

#104
2-chlorotoluene
Concen: 0.40 ug/L
RT: 16.191 min Scan# 2405
Delta R.T. 0.016 min
Lab File: 2B183585.D
Acq: 16 Jun 21 6:26 pm

Tgt Ion:126 Resp: 1478

Ion	Ratio	Lower	Upper
126	100		
91	278.7	233.1	293.1
63	47.6	6.5	66.5

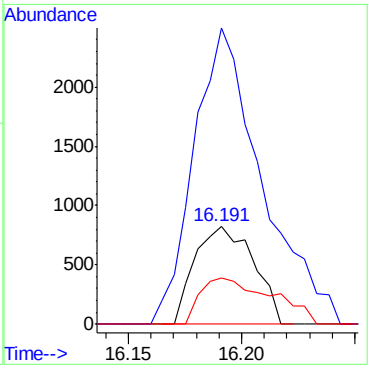

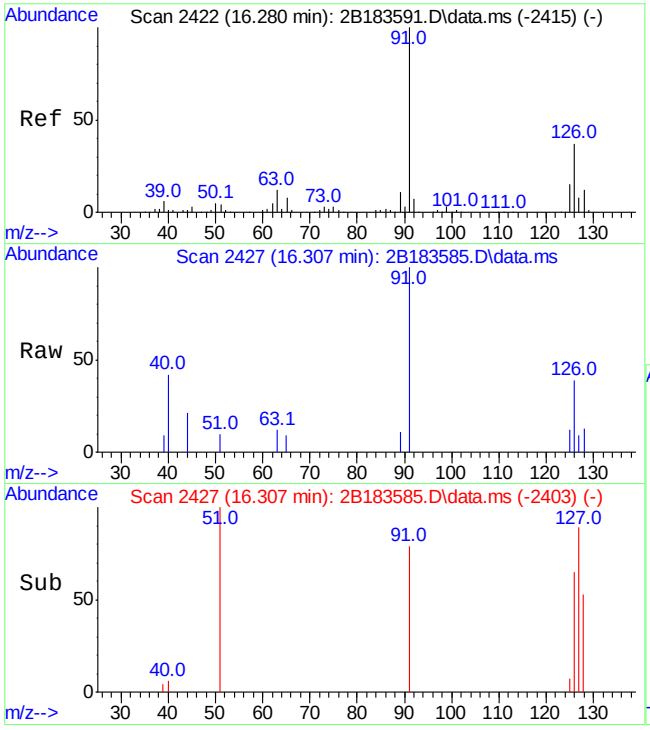

#105
4-chlorotoluene
Concen: 0.46 ug/L
RT: 16.307 min Scan# 2427
Delta R.T. 0.026 min
Lab File: 2B183585.D
Acq: 16 Jun 21 6:26 pm

Tgt Ion: 91 Resp: 4699

Ion	Ratio	Lower	Upper
91	100		
126	38.8	7.4	67.4
63	12.1	0.0	42.1

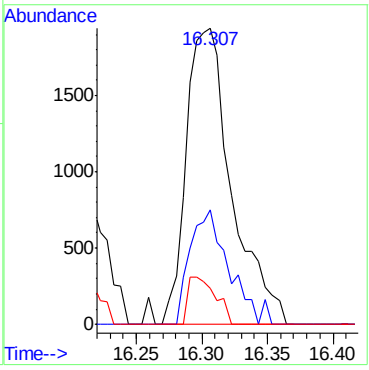

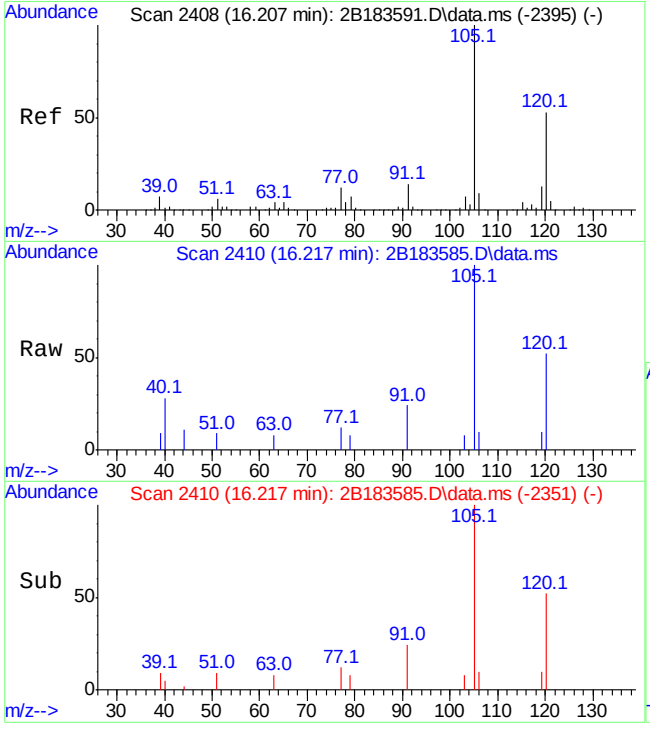

#106
1,3,5-trimethylbenzene
Concen: 0.47 ug/L
RT: 16.217 min Scan# 2410
Delta R.T. 0.011 min
Lab File: 2B183585.D
Acq: 16 Jun 21 6:26 pm

Tgt Ion:105 Resp: 5783

Ion	Ratio	Lower	Upper
105	100		
120	51.6	22.7	82.7
77	11.8	0.0	42.1

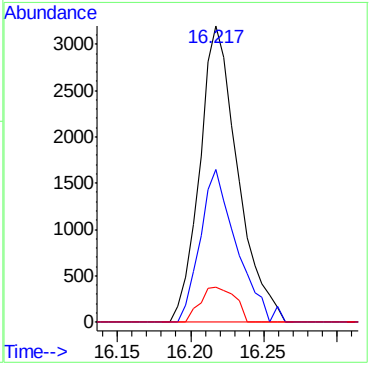

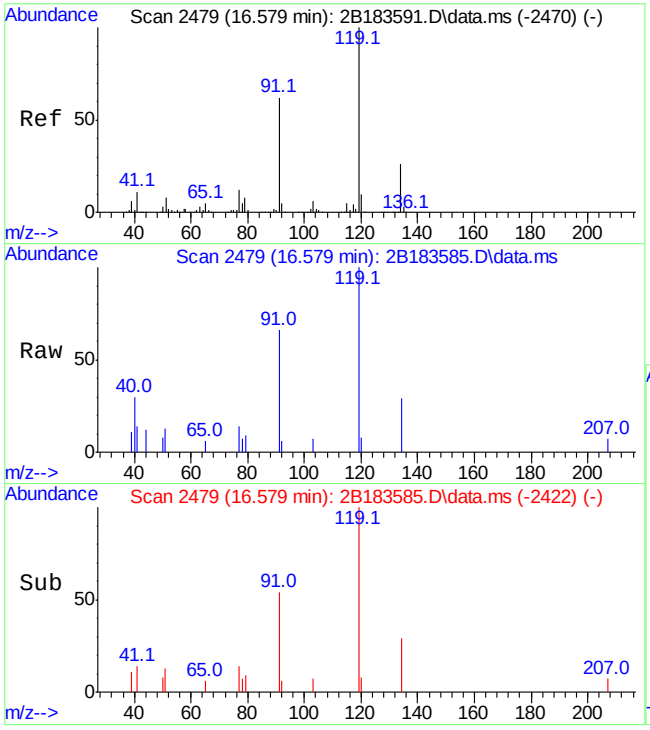

#107
tert-butylbenzene
Concen: 0.45 ug/L
RT: 16.579 min Scan# 2479
Delta R.T. 0.000 min
Lab File: 2B183585.D
Acq: 16 Jun 21 6:26 pm

Tgt Ion:134 Resp: 1230

Ion	Ratio	Lower	Upper
134	100		
91	224.5	208.1	268.1
119	340.6	353.9	413.9#

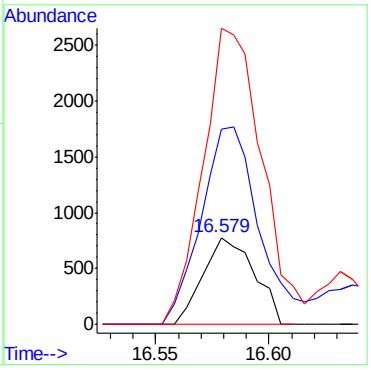

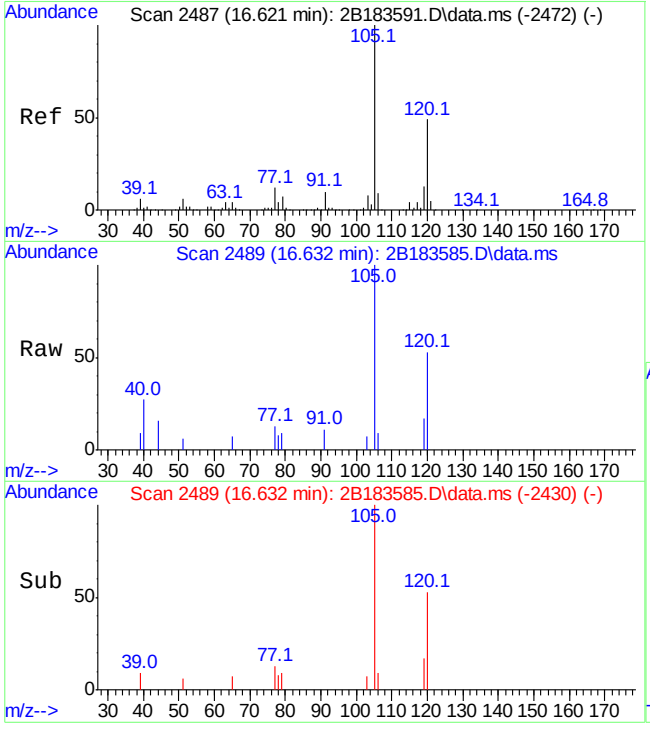

#108
1,2,4-trimethylbenzene
Concen: 0.44 ug/L
RT: 16.632 min Scan# 2489
Delta R.T. 0.011 min
Lab File: 2B183585.D
Acq: 16 Jun 21 6:26 pm

Tgt Ion:105 Resp: 5530

Ion	Ratio	Lower	Upper
105	100		
120	53.0	19.5	79.5
77	12.8	0.0	41.6

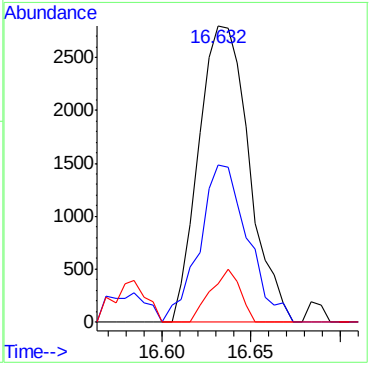

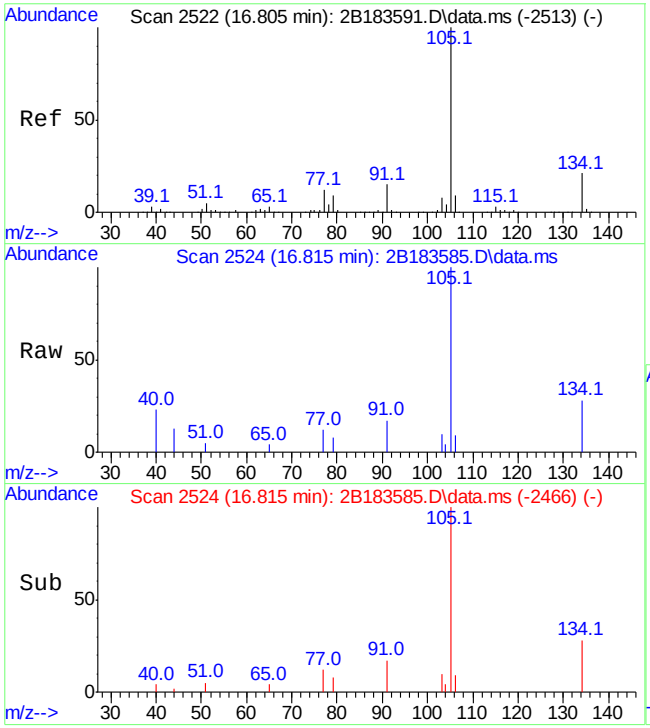

#109
sec-butylbenzene
Concen: 0.44 ug/L
RT: 16.815 min Scan# 2524
Delta R.T. 0.005 min
Lab File: 2B183585.D
Acq: 16 Jun 21 6:26 pm

Tgt Ion:105 Resp: 7172

Ion	Ratio	Lower	Upper
105	100		
134	27.8	0.0	50.9
91	16.7	0.0	44.9

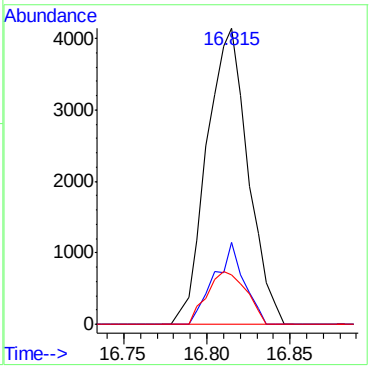

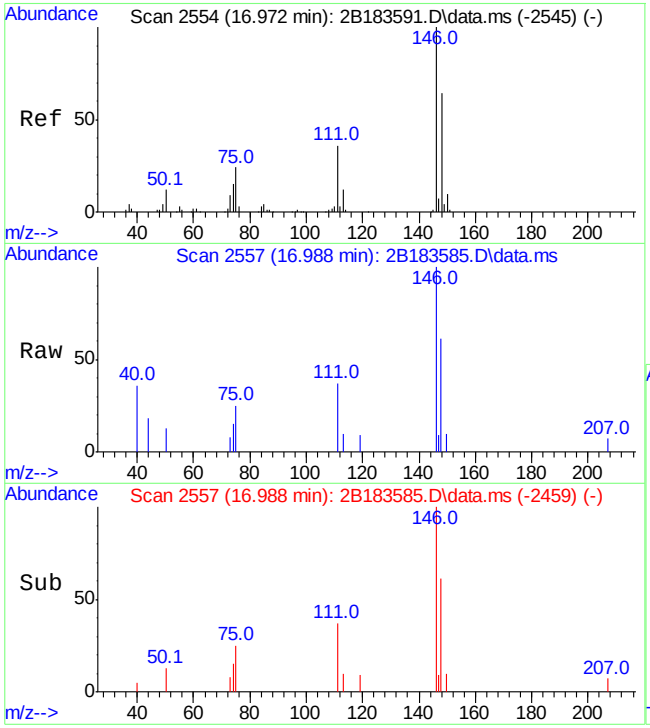

#110
1,3-dichlorobenzene
Concen: 0.49 ug/L
RT: 16.988 min Scan# 2557
Delta R.T. 0.016 min
Lab File: 2B183585.D
Acq: 16 Jun 21 6:26 pm

Tgt Ion:146 Resp: 3874

Ion	Ratio	Lower	Upper
146	100		
111	36.7	6.0	66.0
148	61.1	34.1	94.1

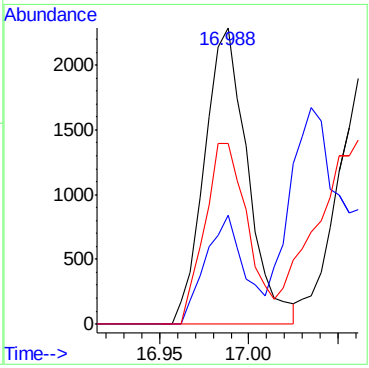

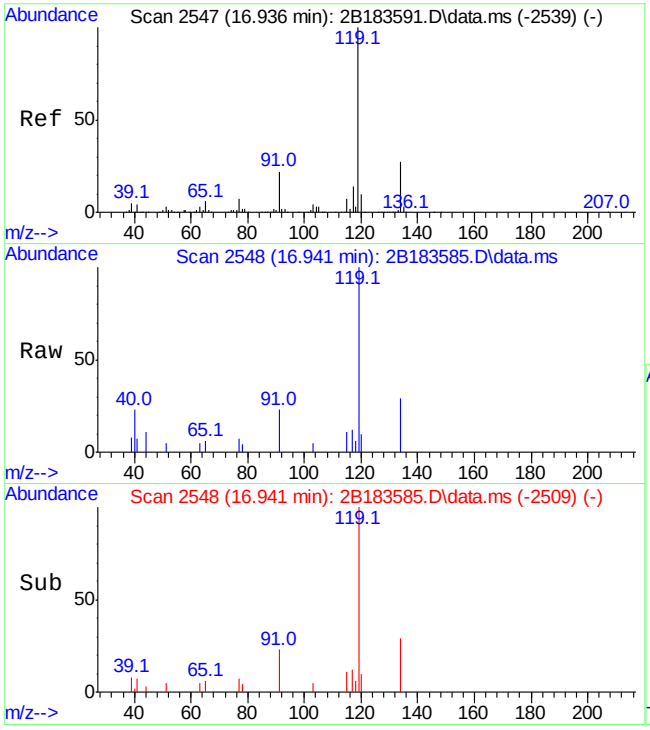

#111
p-isopropyltoluene
Concen: 0.43 ug/L
RT: 16.941 min Scan# 2548
Delta R.T. 0.005 min
Lab File: 2B183585.D
Acq: 16 Jun 21 6:26 pm

Tgt Ion:119 Resp: 6180

Ion	Ratio	Lower	Upper
119	100		
134	28.7	0.0	57.2
91	23.1	0.0	51.8

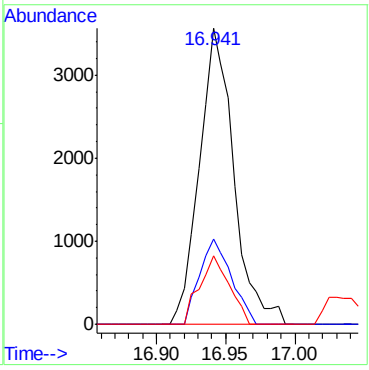

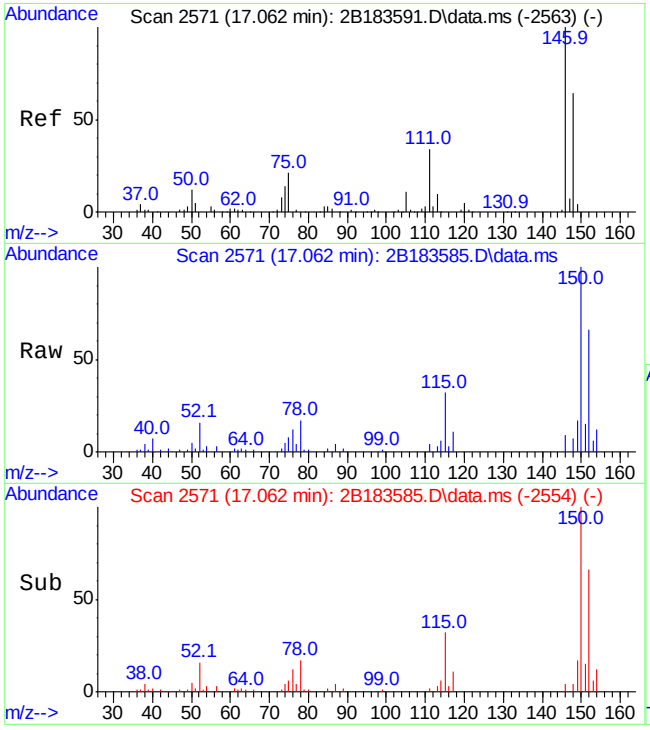

#112
1,4-dichlorobenzene
Concen: 0.46 ug/L
RT: 17.062 min Scan# 2571
Delta R.T. 0.000 min
Lab File: 2B183585.D
Acq: 16 Jun 21 6:26 pm

Tgt Ion:146 Resp: 3589

Ion	Ratio	Lower	Upper
146	100		
111	46.4	4.0	64.0
148	75.1	34.3	94.3

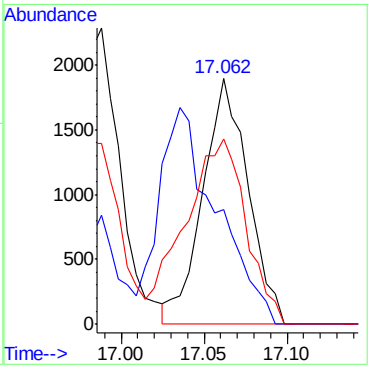

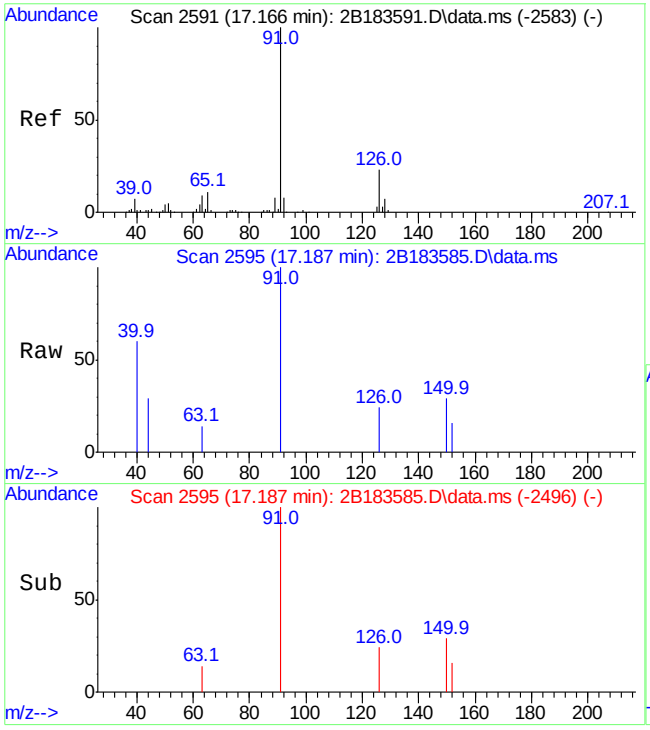

#113
benzyl chloride
Concen: 0.40 ug/L
RT: 17.187 min Scan# 2595
Delta R.T. 0.021 min
Lab File: 2B183585.D
Acq: 16 Jun 21 6:26 pm

Tgt Ion: 91 Resp: 2796

Ion	Ratio	Lower	Upper
91	100		
126	24.2	0.0	52.7
62	0.0	0.0	34.0

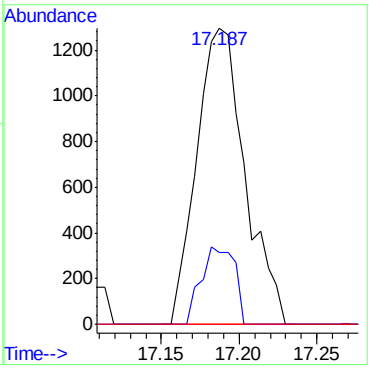

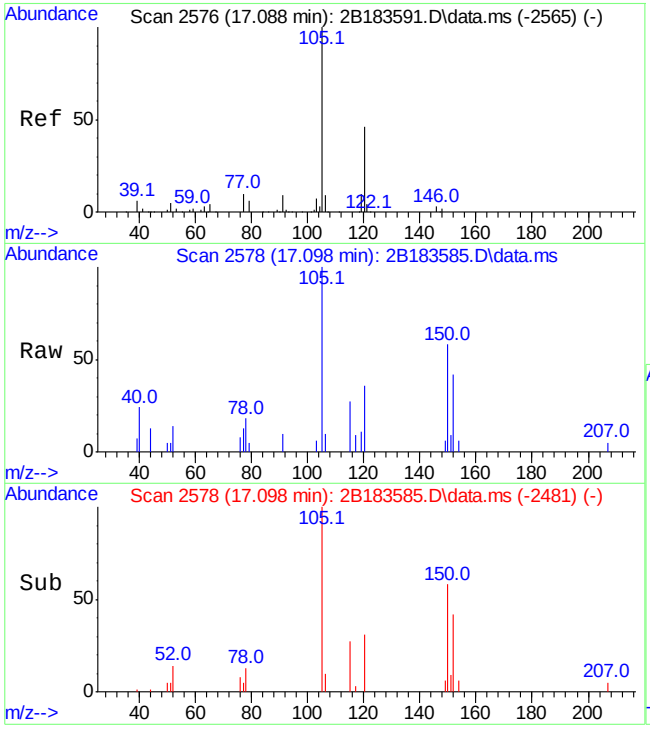

#114
1,2,3-trimethylbenzene
Concen: 0.45 ug/L
RT: 17.098 min Scan# 2578
Delta R.T. 0.011 min
Lab File: 2B183585.D
Acq: 16 Jun 21 6:26 pm

Tgt Ion:105 Resp: 5562

Ion	Ratio	Lower	Upper
105	100		
120	36.4	16.3	76.3
77	12.7	0.0	41.7

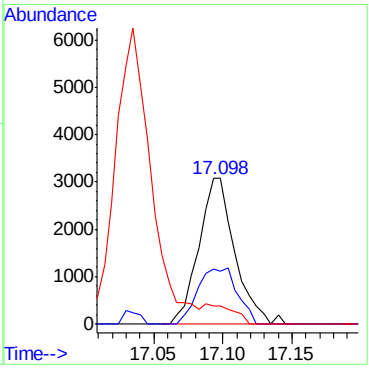

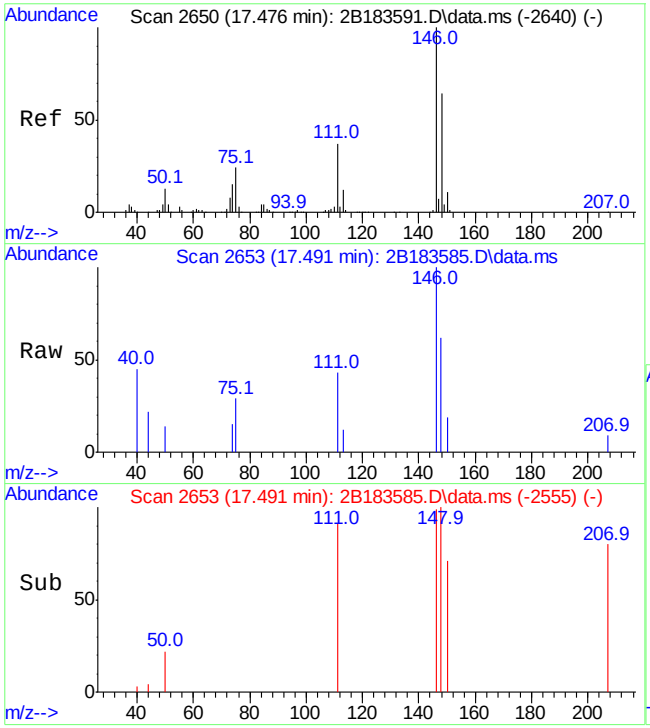

#115
1,2-dichlorobenzene
Concen: 0.44 ug/L
RT: 17.491 min Scan# 2653
Delta R.T. 0.016 min
Lab File: 2B183585.D
Acq: 16 Jun 21 6:26 pm

Tgt Ion:146 Resp: 3465

Ion	Ratio	Lower	Upper
146	100		
111	43.1	6.6	66.6
148	62.4	34.3	94.3

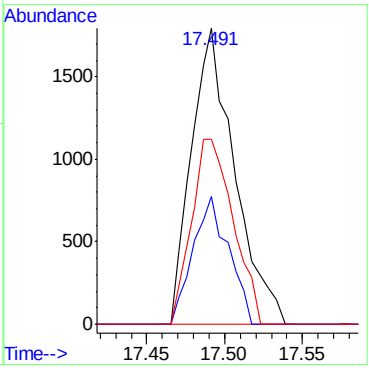

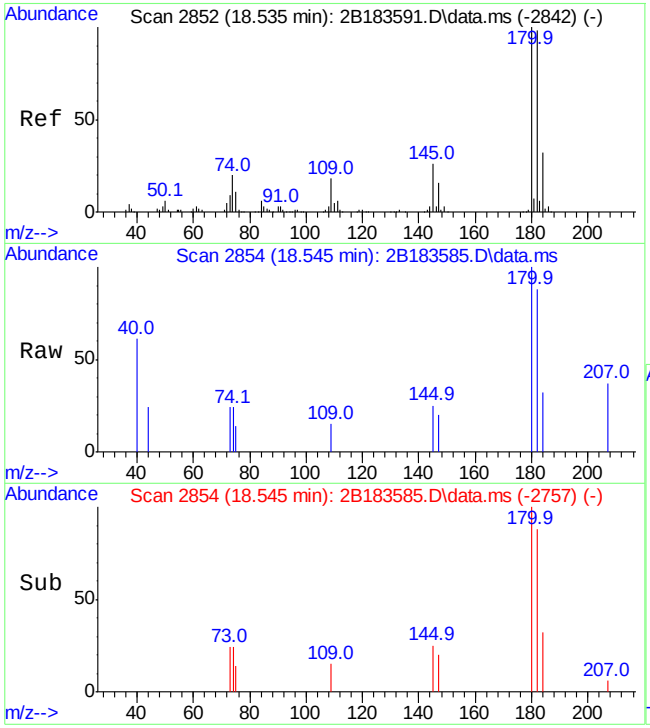

#119
1,3,5-trichlorobenzene
Concen: 0.42 ug/L
RT: 18.545 min Scan# 2854
Delta R.T. 0.011 min
Lab File: 2B183585.D
Acq: 16 Jun 21 6:26 pm

Tgt Ion:180 Resp: 2844

Ion	Ratio	Lower	Upper
180	100		
182	88.3	67.9	127.9
184	32.4	1.5	61.5

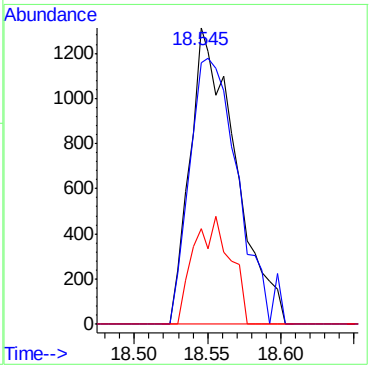

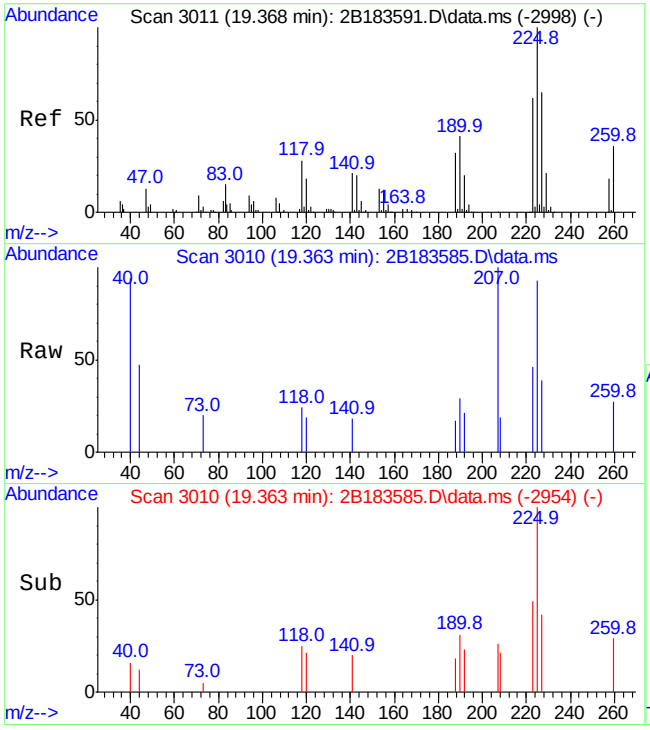

#122
hexachlorobutadiene
Concen: 0.43 ug/L
RT: 19.363 min Scan# 3010
Delta R.T. -0.005 min
Lab File: 2B183585.D
Acq: 16 Jun 21 6:26 pm

Tgt Ion:225 Resp: 1366

Ion	Ratio	Lower	Upper
225	100		
223	49.2	32.1	92.1
227	42.1	34.7	94.7

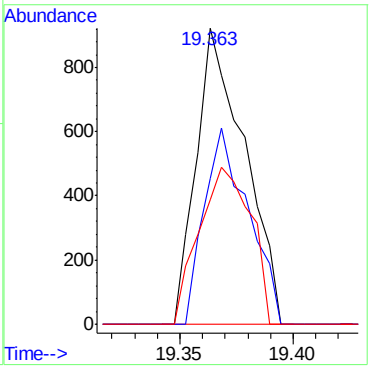

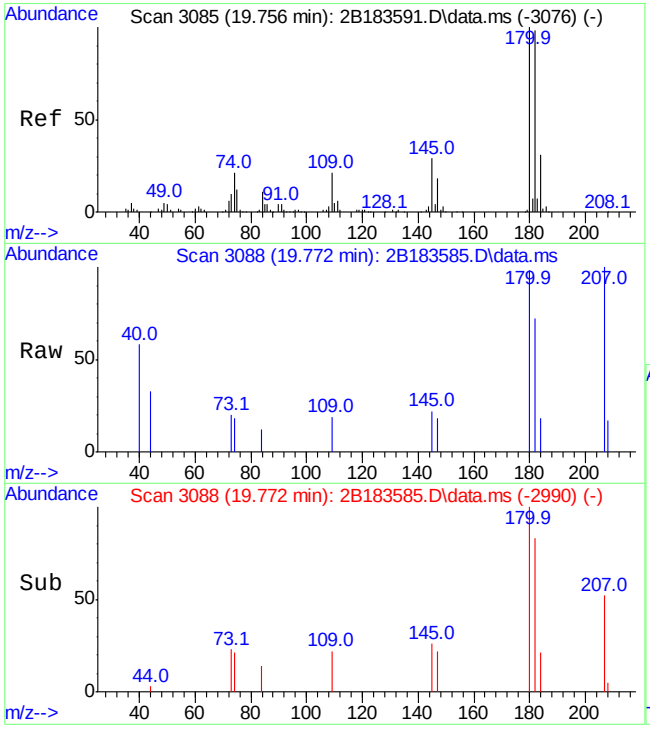

#124
1,2,3-trichlorobenzene
Concen: 0.42 ug/L
RT: 19.772 min Scan# 3088
Delta R.T. 0.016 min
Lab File: 2B183585.D
Acq: 16 Jun 21 6:26 pm

Tgt Ion:180 Resp: 2169

Ion	Ratio	Lower	Upper
180	100		
182	72.9	68.2	128.2
145	22.8	0.0	58.6

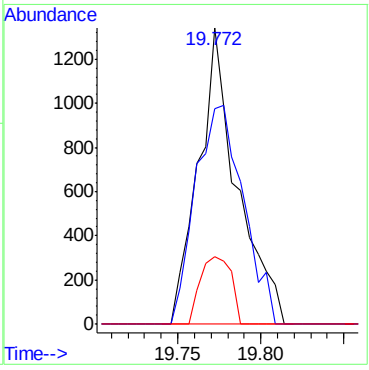

Quantitation Report (QT Reviewed)

Data Path : C:\msdchem\1\DATA\V2B8337\
Data File : 2B183586.D
Acq On : 16 Jun 2021 6:55 pm
Operator : thienn
Sample : ic8337-1
Misc : MS51064,V2B8337,5,,,,1
ALS Vial : 5 Sample Multiplier: 1

Quant Time: Jun 17 18:41:35 2021
Quant Method : C:\msdchem\1\METHODS\M2B8337.M
Quant Title : SW846 8260C/D, DB-624.1 60 mx0.25mmx1.4um
QLast Update : Thu Jun 17 09:37:21 2021
Response via : Initial Calibration

Compound	R.T.	QIon	Response	Conc	Units		Dev(Min)
Internal Standards							
1) tert butyl alcohol-d9	7.750	65	128479	500.00	ug/L		0.00
5) pentafluorobenzene	10.256	168	374043	50.00	ug/L		0.00
51) 1,4-difluorobenzene	11.200	114	500559	50.00	ug/L		0.00
73) chlorobenzene-d5	14.550	117	467021	50.00	ug/L		0.00
97) 1,4-dichlorobenzene-d4	17.035	152	258810	50.00	ug/L		0.00
System Monitoring Compounds							
43) dibromofluoromethane (s)	10.235	113	168803	50.43	ug/L		0.00
Spiked Amount 50.000	Range 80 - 120		Recovery = 100.86%				
52) 1,2-dichloroethane-d4 (s)	10.681	65	176071	51.06	ug/L		0.00
Spiked Amount 50.000	Range 81 - 124		Recovery = 102.12%				
74) toluene-d8 (s)	12.951	98	568048	50.34	ug/L		0.00
Spiked Amount 50.000	Range 80 - 120		Recovery = 100.68%				
98) 4-bromofluorobenzene (s)	15.793	95	214055	49.68	ug/L		0.00
Spiked Amount 50.000	Range 80 - 120		Recovery = 99.36%				
Target Compounds							Qvalue
2) tertiary butyl alcohol	7.912	59	1145	3.90	ug/L		52
3) ethanol	6.434	45	1804	71.91	ug/L	#	39
6) chlorodifluoromethane	4.169	51	4346	0.92	ug/L		77
7) dichlorodifluoromethane	4.158	85	5507	0.88	ug/L		90
8) chloromethane	4.562	50	5490	0.96	ug/L		99
9) vinyl chloride	4.819	62	5010	0.93	ug/L		86
10) 1,3-butadiene	4.840	54	3639	0.96	ug/L		92
11) bromomethane	5.464	94	3825	0.99	ug/L		99
12) chloroethane	5.626	64	2676	1.01	ug/L	#	45
13) trichlorofluoromethane	6.145	101	5877	1.49	ug/L		87
14) ethyl ether	6.628	74	1260	0.85	ug/L	#	57
16) freon 113	7.084	151	2954	0.91	ug/L		93
17) 1,1-dichloroethene	7.052	96	2647	0.95	ug/L		87
18) acetone	7.126	43	2510	4.05	ug/L		94
20) iodomethane	7.309	142	6057	1.00	ug/L		97
21) carbon disulfide	7.472	76	9023	0.97	ug/L		90
22) methylene chloride	7.802	84	2903	0.97	ug/L		90
24) methyl tert butyl ether	8.253	73	9159	1.09	ug/L		99
25) trans-1,2-dichloroethene	8.279	96	3068	1.05	ug/L		83
26) di-isopropyl ether	8.950	45	9055	0.99	ug/L		91
28) 1,1-dichloroethane	8.861	63	4948	0.97	ug/L		97
29) chloroprene	9.029	53	3664	0.98	ug/L		94
31) hexane	8.699	56	1999	0.91	ug/L	#	79
33) ethyl tert-butyl ether	9.448	59	9660	0.97	ug/L		97
35) 2,2-dichloropropane	9.684	77	4863	1.01	ug/L		92
36) cis-1,2-dichloroethene	9.663	96	3318	1.03	ug/L		88
39) bromochloromethane	9.967	128	1645	0.94	ug/L		91
41) chloroform	10.041	85	3909	1.05	ug/L		99
42) t-butyl formate	10.130	59	2174	0.95	ug/L		73
45) 1,1,1-trichloroethane	10.350	97	4581	0.95	ug/L		95
46) cyclohexane	10.476	84	4230	0.95	ug/L		90
47) 1,1-dichloropropene	10.560	75	3919	1.06	ug/L		93

Quantitation Report (QT Reviewed)

Data Path : C:\msdchem\1\DATA\V2B8337\
Data File : 2B183586.D
Acq On : 16 Jun 2021 6:55 pm
Operator : thienn
Sample : ic8337-1
Misc : MS51064,V2B8337,5,,,,1
ALS Vial : 5 Sample Multiplier: 1

Quant Time: Jun 17 18:41:35 2021
Quant Method : C:\msdchem\1\METHODS\M2B8337.M
Quant Title : SW846 8260C/D, DB-624.1 60 mx0.25mmx1.4um
QLast Update : Thu Jun 17 09:37:21 2021
Response via : Initial Calibration

	Compound	R.T.	QIon	Response	Conc	Units		Dev(Min)
49)	carbon tetrachloride	10.591	117	4474	0.99	ug/L		94
54)	2,2,4-trimethylpentane	10.911	57	9516	0.99	ug/L		94
55)	benzene	10.817	78	10904	1.03	ug/L		94
56)	tert-amyl methyl ether	10.906	87	2067	0.93	ug/L	#	80
57)	heptane	11.110	71	2033	0.89	ug/L		85
59)	1,2-dichloroethane	10.791	62	4086	1.01	ug/L		94
60)	trichloroethene	11.582	130	3335	1.01	ug/L		97
63)	2-chloroethyl vinyl ether	12.416	63	7898	4.92	ug/L		90
65)	1,2-dichloropropane	11.824	63	2734	1.01	ug/L		91
66)	dibromomethane	11.965	93	1886	1.02	ug/L		91
67)	methylcyclohexane	11.850	83	5051	0.97	ug/L		93
68)	bromodichloromethane	12.112	83	4181	1.03	ug/L		93
70)	cis-1,3-dichloropropene	12.626	75	4495	0.97	ug/L		96
71)	4-methyl-2-pentanone	12.741	58	3162	3.58	ug/L		91
75)	toluene	13.035	92	6822	1.02	ug/L		99
76)	trans-1,3-dichloropropene	13.218	75	3674	0.96	ug/L		91
77)	ethyl methacrylate	13.281	69	2663	0.77	ug/L	#	79
78)	1,1,2-trichloroethane	13.433	83	1891	0.91	ug/L		91
79)	tetrachloroethene	13.674	164	2734	0.98	ug/L		83
80)	1,3-dichloropropane	13.627	76	4192	1.04	ug/L		95
81)	2-hexanone	13.680	58	2623	3.50	ug/L	#	88
83)	dibromochloromethane	13.905	129	3238	0.96	ug/L		95
84)	1,2-dibromoethane	14.073	107	2634	1.02	ug/L		89
85)	n-butyl ether	14.587	57	9668	0.96	ug/L		89
86)	chlorobenzene	14.587	112	8244	1.04	ug/L		90
87)	1,1,1,2-tetrachloroethane	14.655	131	3290	1.04	ug/L		93
88)	ethylbenzene	14.681	91	12862	1.00	ug/L		98
89)	m,p-xylene	14.802	106	10673	2.06	ug/L		97
90)	o-xylene	15.237	106	5649	1.02	ug/L	#	88
91)	styrene	15.258	104	8462	0.96	ug/L		90
93)	bromoform	15.473	173	2594	1.01	ug/L		90
94)	butyl acrylate	15.090	55	3993	0.88	ug/L		94
95)	isopropylbenzene	15.609	105	15148	1.01	ug/L		96
99)	bromobenzene	16.002	156	4045	0.99	ug/L		93
100)	1,1,2,2-tetrachloroethane	15.871	83	3275	0.97	ug/L		77
101)	trans-1,4-dichloro-2-b...	15.945	53	722	0.85	ug/L	#	1
102)	1,2,3-trichloropropane	15.955	110	919	0.97	ug/L		90
103)	n-propylbenzene	16.049	91	15843	0.98	ug/L		97
104)	2-chlorotoluene	16.186	126	3604	0.97	ug/L		93
105)	4-chlorotoluene	16.296	91	10362	1.02	ug/L		95
106)	1,3,5-trimethylbenzene	16.212	105	12006	0.99	ug/L		96
107)	tert-butylbenzene	16.584	134	2543	0.93	ug/L		91
108)	1,2,4-trimethylbenzene	16.626	105	12530	0.99	ug/L		93
109)	sec-butylbenzene	16.815	105	15357	0.94	ug/L		98
110)	1,3-dichlorobenzene	16.983	146	8056	1.02	ug/L		96
111)	p-isopropyltoluene	16.941	119	13895	0.97	ug/L		99
112)	1,4-dichlorobenzene	17.067	146	7782	1.00	ug/L		97
113)	benzyl chloride	17.182	91	6239	0.90	ug/L		89
114)	1,2,3-trimethylbenzene	17.093	105	12115	0.98	ug/L		97
115)	1,2-dichlorobenzene	17.491	146	8005	1.01	ug/L		98

Quantitation Report (QT Reviewed)

Data Path : C:\msdchem\1\DATA\V2B8337\
Data File : 2B183586.D
Acq On : 16 Jun 2021 6:55 pm
Operator : thienn
Sample : ic8337-1
Misc : MS51064,V2B8337,5,,,,1
ALS Vial : 5 Sample Multiplier: 1

Quant Time: Jun 17 18:41:35 2021
Quant Method : C:\msdchem\1\METHODS\M2B8337.M
Quant Title : SW846 8260C/D, DB-624.1 60 mx0.25mmx1.4um
QLast Update : Thu Jun 17 09:37:21 2021
Response via : Initial Calibration

Compound	R.T.	QIon	Response	Conc	Units	Dev(Min)
116) n-butylbenzene	17.386	92	5802	0.90	ug/L	91
117) hexachloroethane	17.790	201	2620	0.91	ug/L	93
119) 1,3,5-trichlorobenzene	18.545	180	6145	0.90	ug/L	98
121) 1,2,4-trichlorobenzene	19.221	180	5201	0.87	ug/L	98
122) hexachlorobutadiene	19.368	225	3116	0.98	ug/L	87
123) naphthalene	19.520	128	10161	0.89	ug/L	95
124) 1,2,3-trichlorobenzene	19.767	180	4664	0.90	ug/L	94

(#) = qualifier out of range (m) = manual integration (+) = signals summed

Quantitation Report (QT Reviewed)

Data Path : C:\msdchem\1\DATA\V2B8337\
Data File : 2B183586.D
Acq On : 16 Jun 2021 6:55 pm
Operator : thienn
Sample : ic8337-1
Misc : MS51064,V2B8337,5,,,,1
ALS Vial : 5 Sample Multiplier: 1

Quant Time: Jun 17 18:41:35 2021
Quant Method : C:\msdchem\1\METHODS\M2B8337.M
Quant Title : SW846 8260C/D, DB-624.1 60 mx0.25mmx1.4um
QLast Update : Thu Jun 17 09:37:21 2021
Response via : Initial Calibration

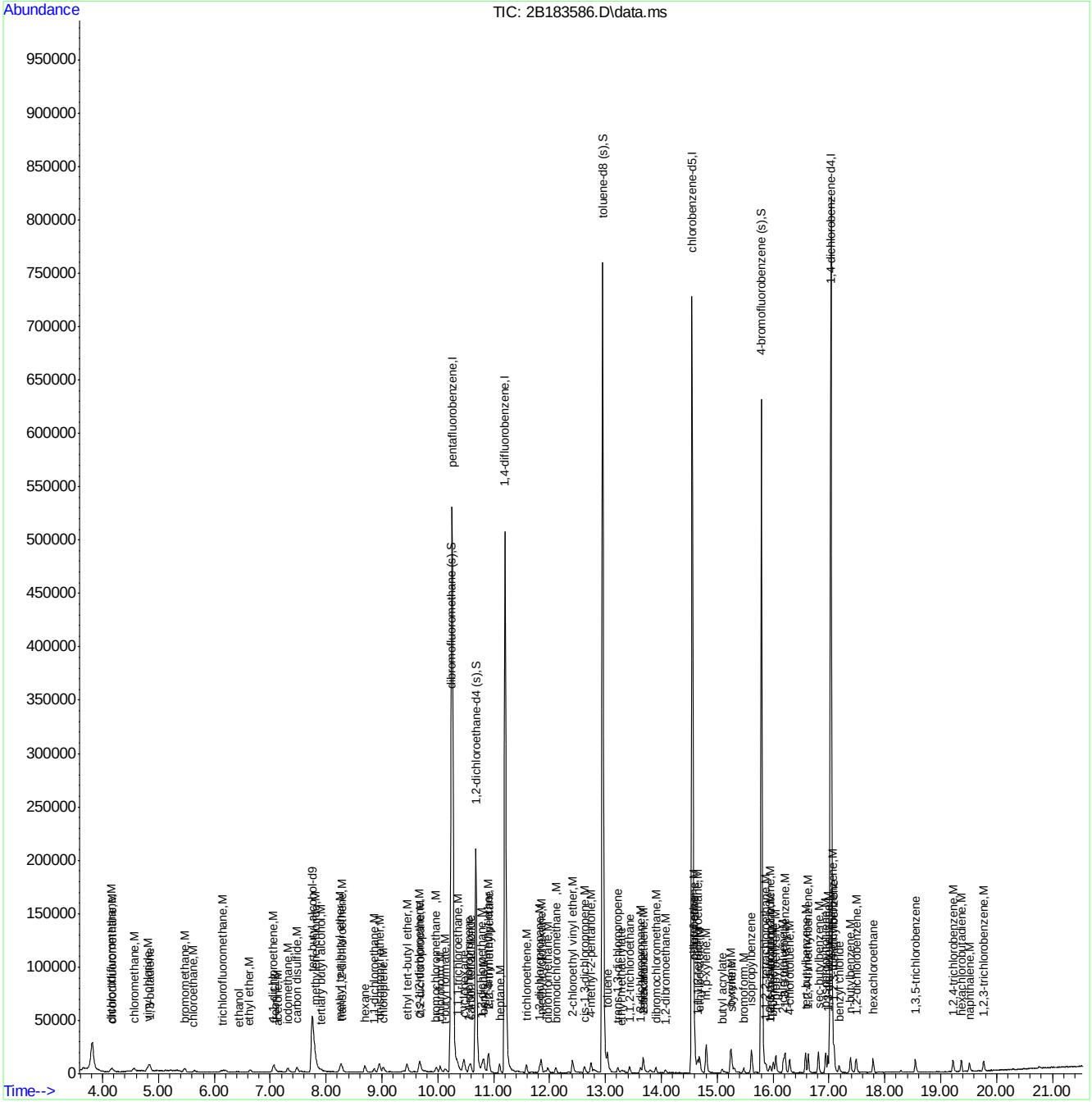

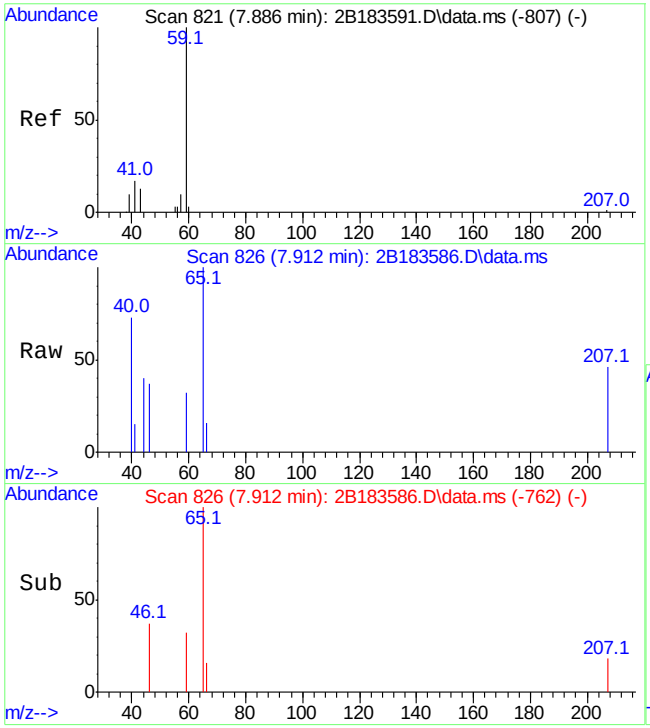

#2
tertiary butyl alcohol
Concen: 3.90 ug/L
RT: 7.912 min Scan# 826
Delta R.T. 0.037 min
Lab File: 2B183586.D
Acq: 16 Jun 21 6:55 pm

Tgt Ion: 59 Resp: 1145

Ion	Ratio	Lower	Upper
59	100		
41	46.8	0.0	50.6
43	0.0	0.0	45.6

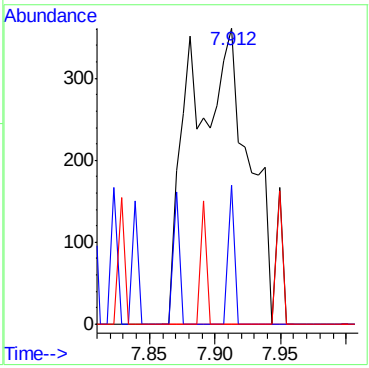

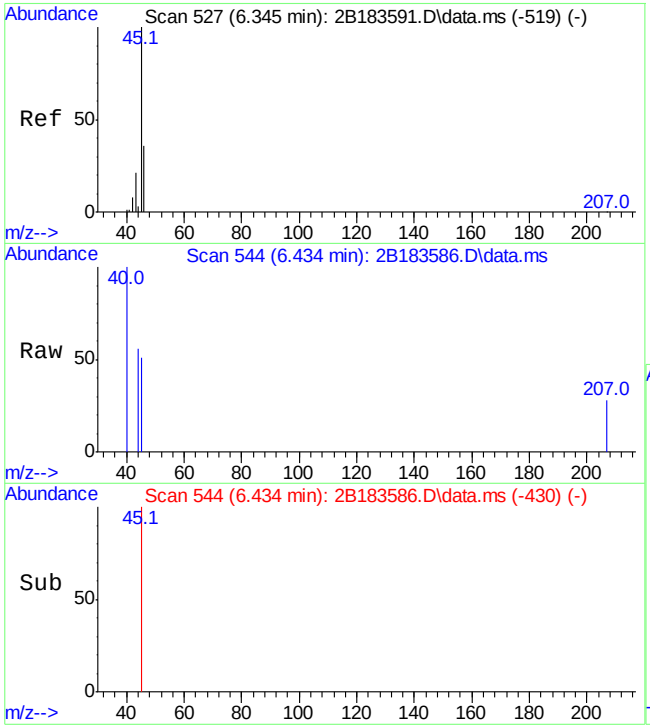

#3
ethanol
Concen: 71.91 ug/L
RT: 6.434 min Scan# 544
Delta R.T. 0.100 min
Lab File: 2B183586.D
Acq: 16 Jun 21 6:55 pm

Tgt Ion: 45 Resp: 1804

Ion	Ratio	Lower	Upper
45	100		
46	0.0	6.1	66.1#

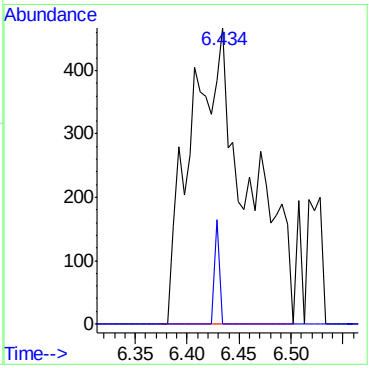

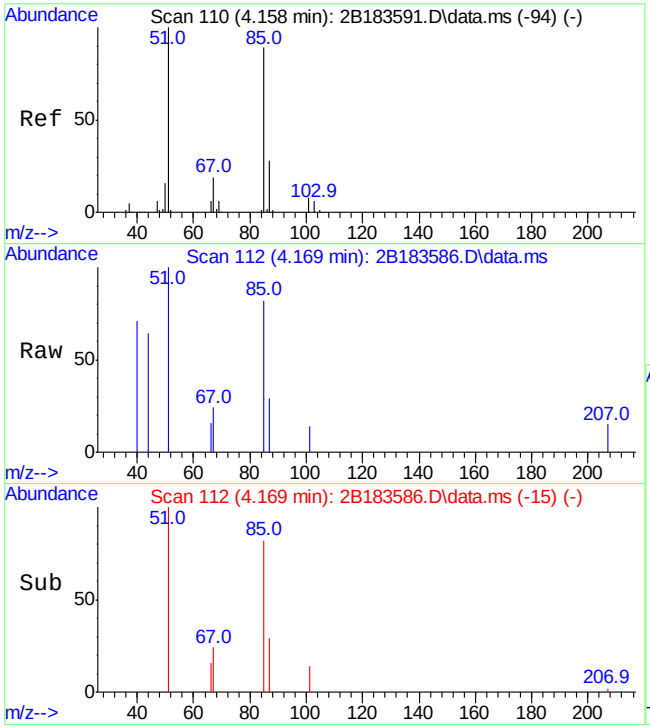

#6
chlorodifluoromethane
Concen: 0.92 ug/L
RT: 4.169 min Scan# 112
Delta R.T. 0.010 min
Lab File: 2B183586.D
Acq: 16 Jun 21 6:55 pm

Tgt Ion: 51 Resp: 4346

Ion	Ratio	Lower	Upper
51	100		
67	23.6	0.0	48.7
50	0.0	0.0	45.8

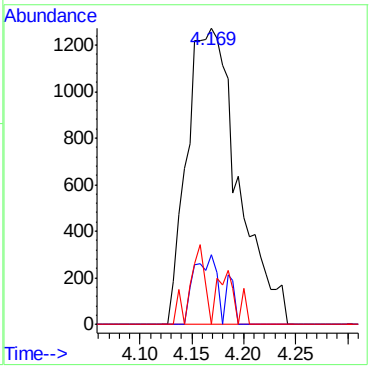

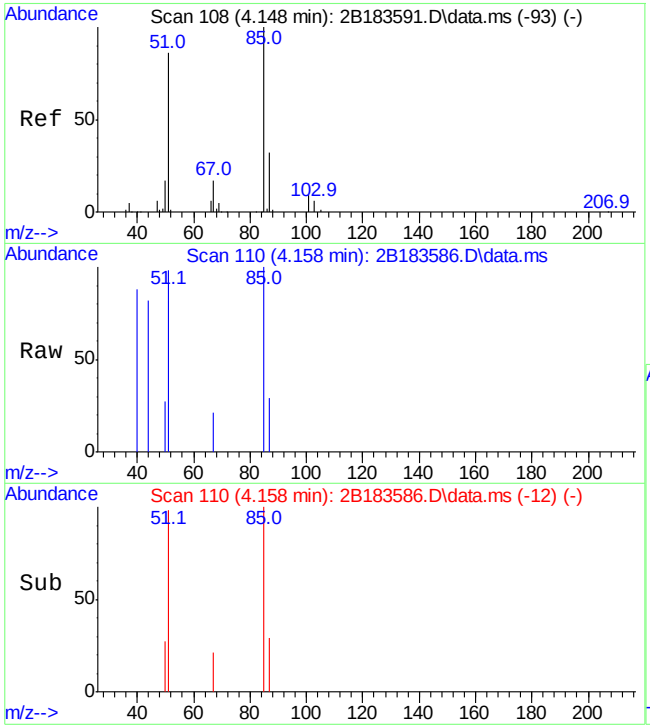

#7
dichlorodifluoromethane
Concen: 0.88 ug/L
RT: 4.158 min Scan# 110
Delta R.T. 0.016 min
Lab File: 2B183586.D
Acq: 16 Jun 21 6:55 pm

Tgt Ion: 85 Resp: 5507

Ion	Ratio	Lower	Upper
85	100		
87	28.8	1.9	61.9
101	0.0	0.0	39.2

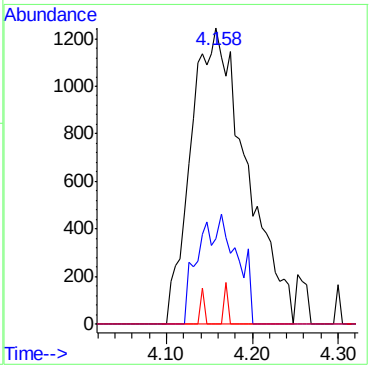

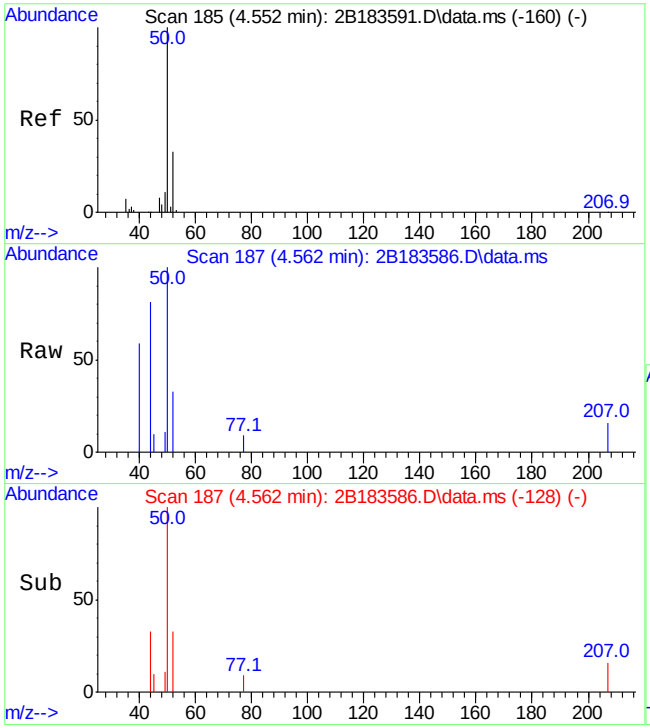

#8
chloromethane
Concen: 0.96 ug/L
RT: 4.562 min Scan# 187
Delta R.T. 0.010 min
Lab File: 2B183586.D
Acq: 16 Jun 21 6:55 pm

Tgt Ion: 50 Resp: 5490

Ion	Ratio	Lower	Upper
50	100		
52	33.4	2.9	62.9
49	11.2	0.0	41.3

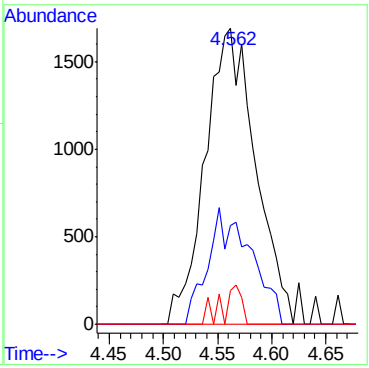

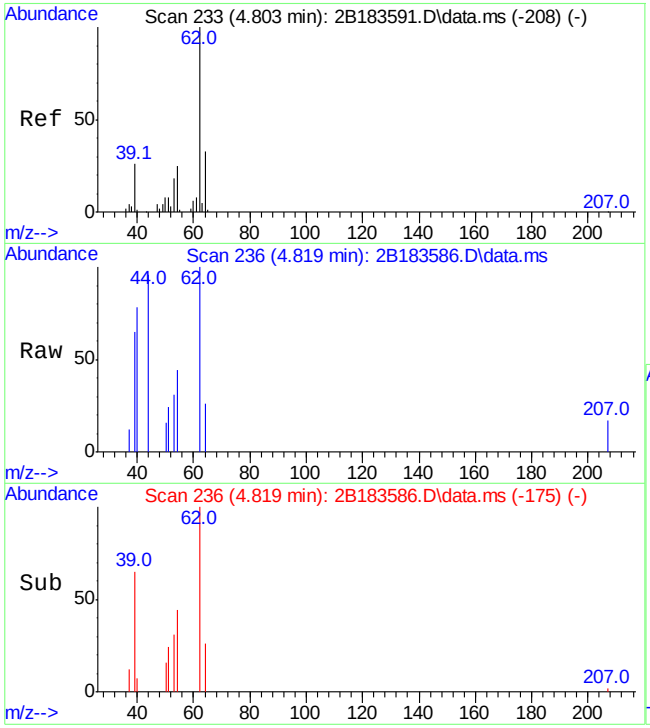

#9
vinyl chloride
Concen: 0.93 ug/L
RT: 4.819 min Scan# 236
Delta R.T. 0.021 min
Lab File: 2B183586.D
Acq: 16 Jun 21 6:55 pm

Tgt Ion: 62 Resp: 5010

Ion	Ratio	Lower	Upper
62	100		
64	26.4	3.0	63.0
61	0.0	0.0	38.4

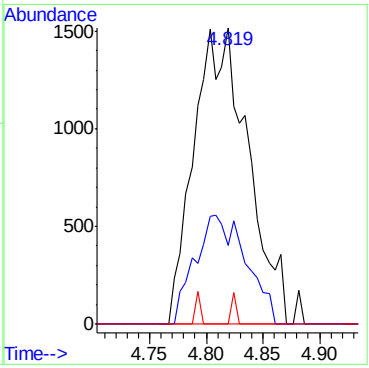

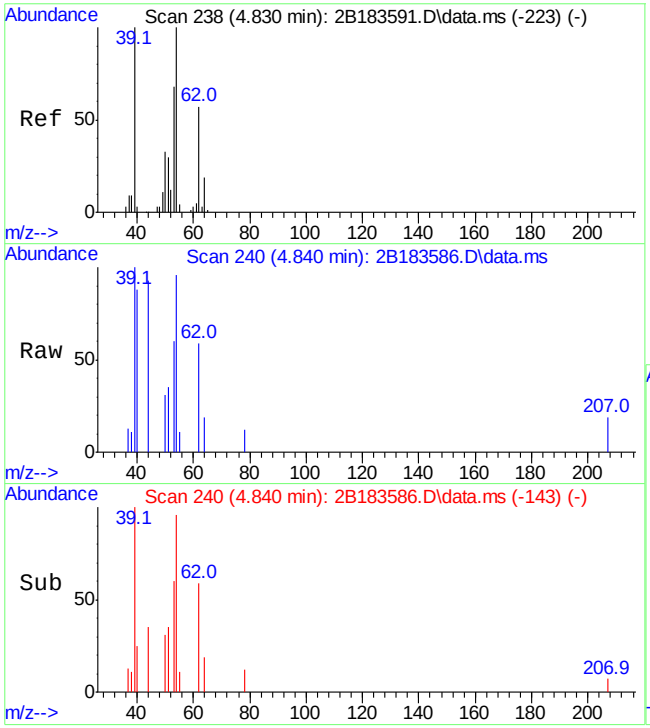

#10
1,3-butadiene
Concen: 0.96 ug/L
RT: 4.840 min Scan# 240
Delta R.T. 0.010 min
Lab File: 2B183586.D
Acq: 16 Jun 21 6:55 pm

Tgt Ion: 54 Resp: 3639

Ion	Ratio	Lower	Upper
54	100		
53	62.4	38.4	98.4
51	35.9	0.0	60.0

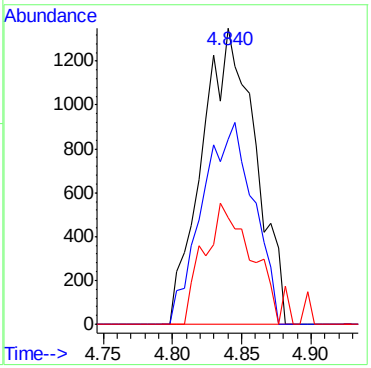

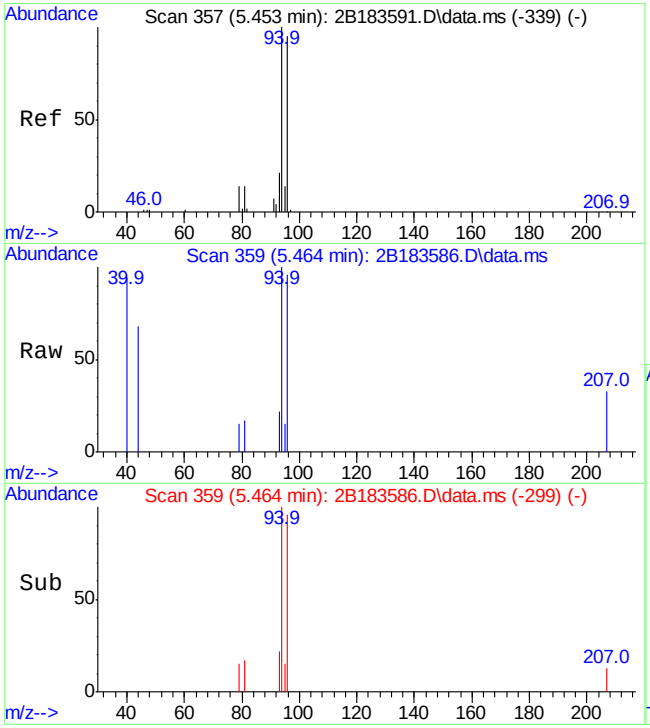

#11
bromomethane
Concen: 0.99 ug/L
RT: 5.464 min Scan# 359
Delta R.T. 0.016 min
Lab File: 2B183586.D
Acq: 16 Jun 21 6:55 pm

Tgt Ion: 94 Resp: 3825

Ion	Ratio	Lower	Upper
94	100		
96	95.6	65.2	125.2
79	15.0	0.0	44.4

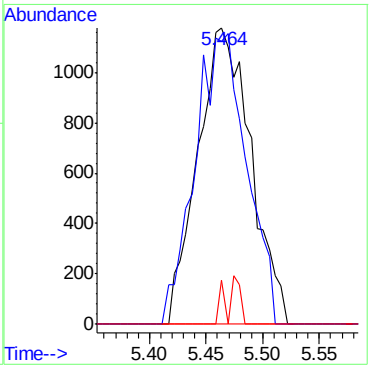

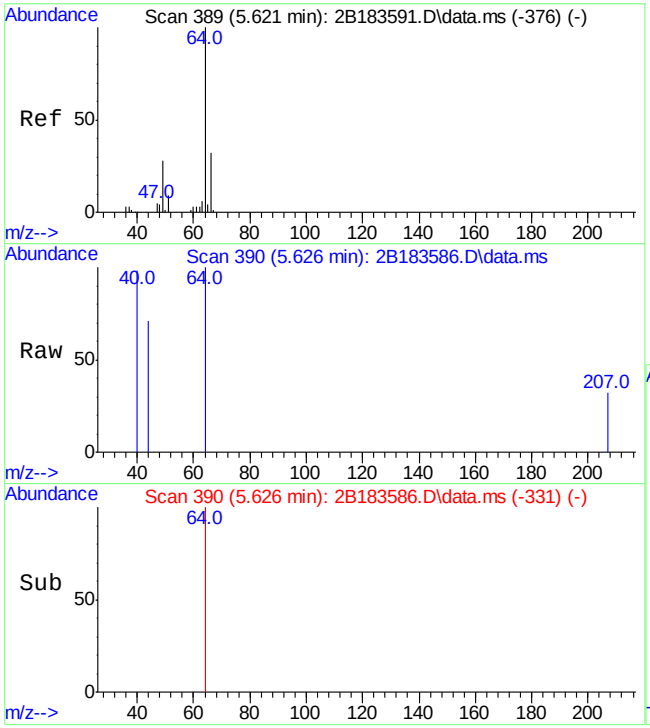

#12
chloroethane
Concen: 1.01 ug/L
RT: 5.626 min Scan# 390
Delta R.T. 0.010 min
Lab File: 2B183586.D
Acq: 16 Jun 21 6:55 pm

Tgt Ion: 64 Resp: 2676

Ion	Ratio	Lower	Upper
64	100		
66	0.0	1.7	61.7#
49	0.0	0.0	57.6

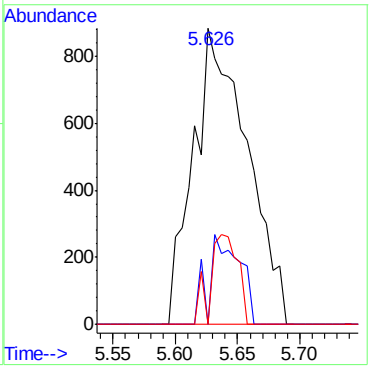

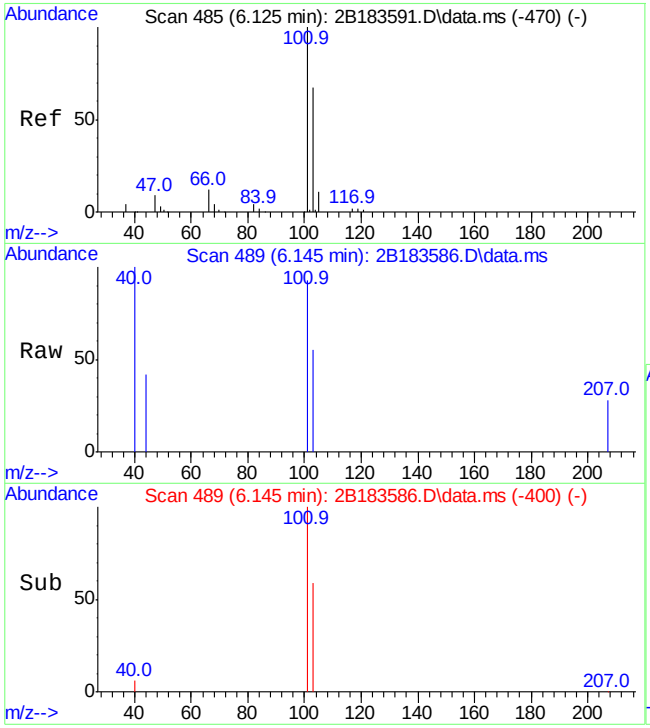

#13
trichlorofluoromethane
Concen: 1.49 ug/L
RT: 6.145 min Scan# 489
Delta R.T. -0.032 min
Lab File: 2B183586.D
Acq: 16 Jun 21 6:55 pm

Tgt Ion:101 Resp: 5877

Ion	Ratio	Lower	Upper
101	100		
103	59.4	37.3	97.3
66	0.0	0.0	42.3

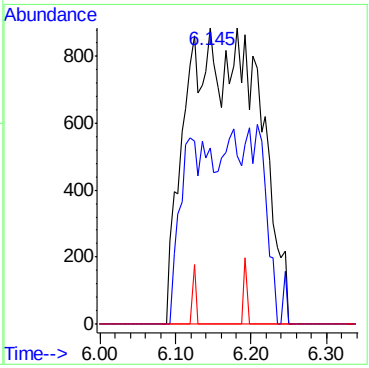

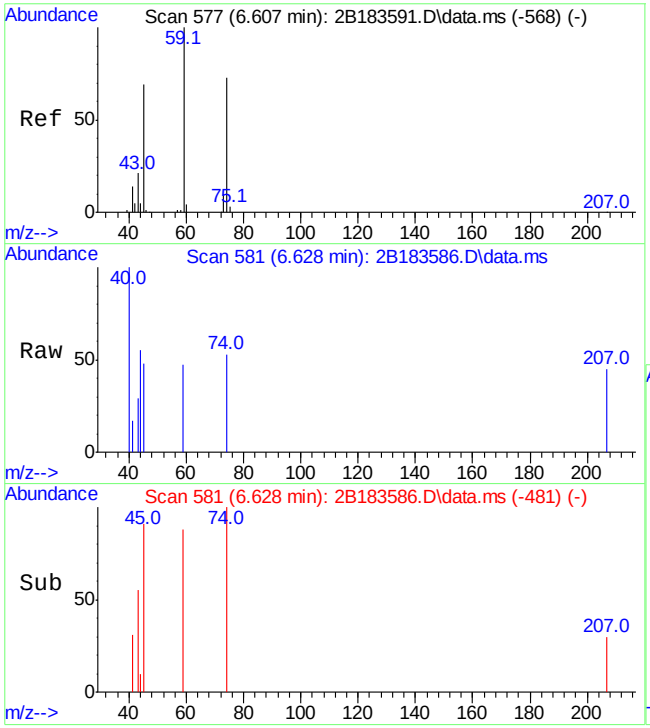

#14
ethyl ether
Concen: 0.85 ug/L
RT: 6.628 min Scan# 581
Delta R.T. 0.026 min
Lab File: 2B183586.D
Acq: 16 Jun 21 6:55 pm

Tgt Ion: 74 Resp: 1260

Ion	Ratio	Lower	Upper
74	100		
45	54.1	69.2	129.2#
59	88.4	107.5	167.5#

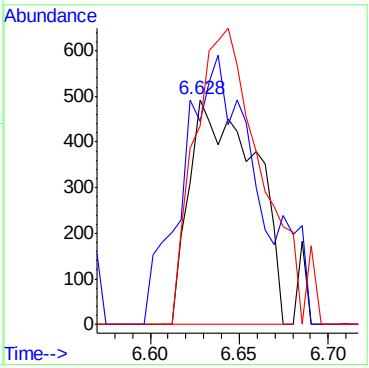

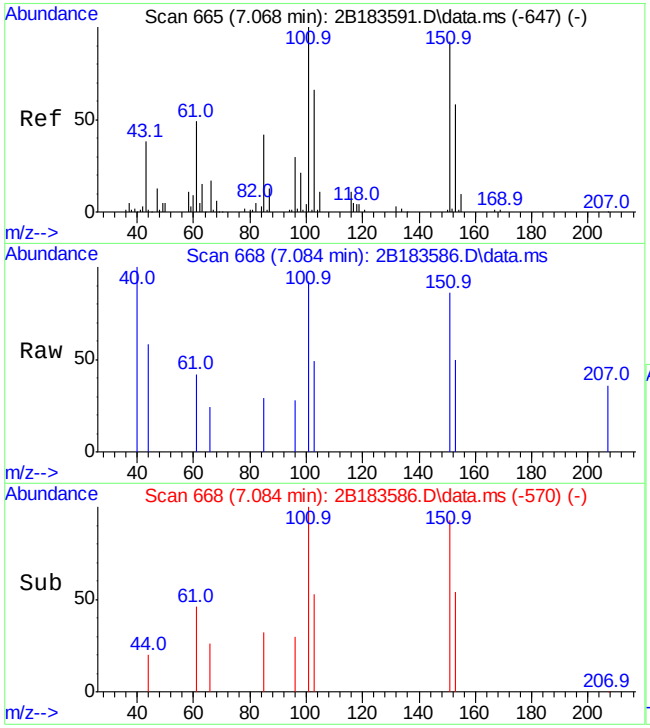

#16
freon 113
Concen: 0.91 ug/L
RT: 7.084 min Scan# 668
Delta R.T. 0.016 min
Lab File: 2B183586.D
Acq: 16 Jun 21 6:55 pm

Tgt Ion:151 Resp: 2954

Ion	Ratio	Lower	Upper
151	100		
101	107.5	88.6	128.6
103	56.8	52.2	92.2
153	58.1	42.8	82.8

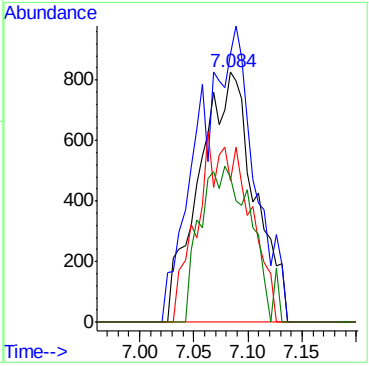

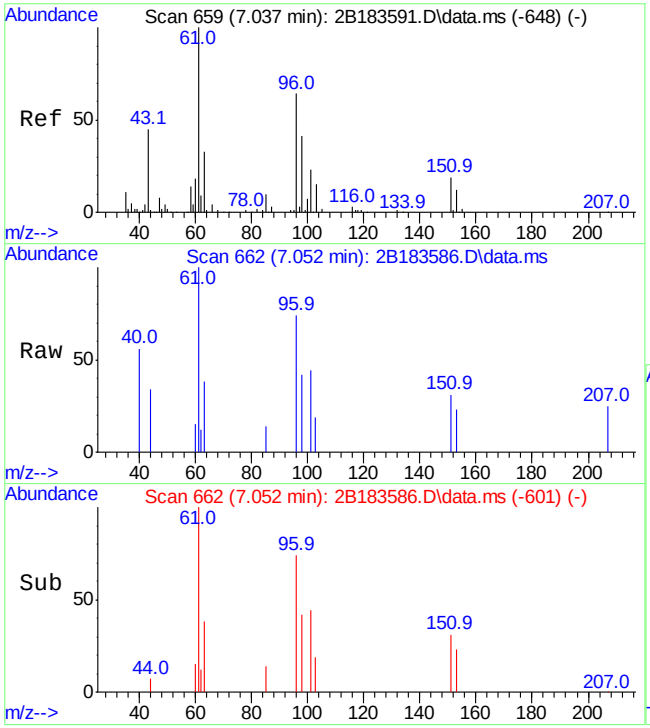

#17
1,1-dichloroethene
Concen: 0.95 ug/L
RT: 7.052 min Scan# 662
Delta R.T. 0.021 min
Lab File: 2B183586.D
Acq: 16 Jun 21 6:55 pm

Tgt Ion: 96 Resp: 2647

Ion	Ratio	Lower	Upper
96	100		
61	134.7	127.2	187.2
63	51.7	21.7	81.7

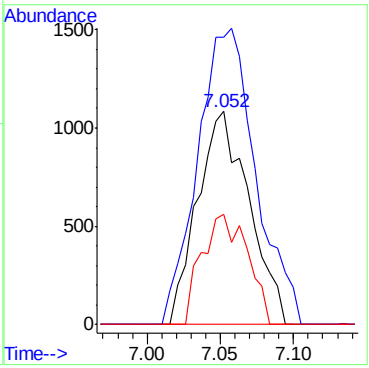

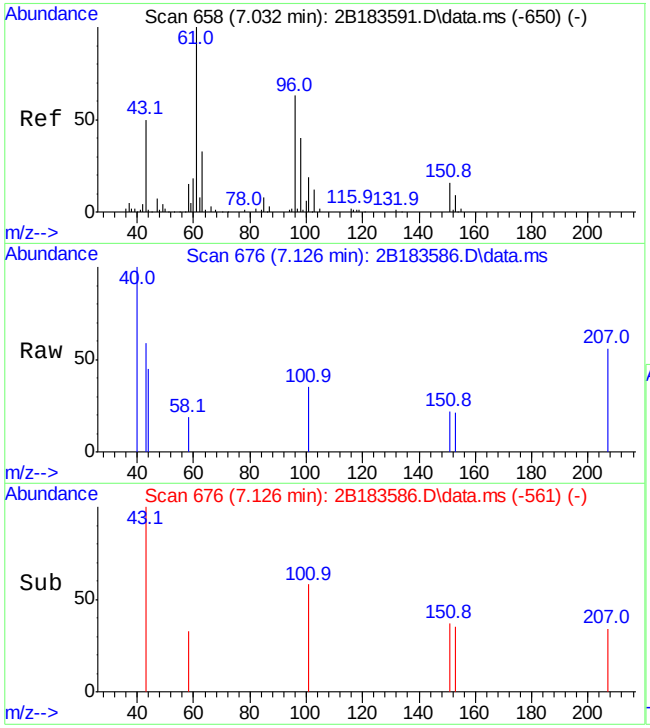

#18
acetone
Concen: 4.05 ug/L
RT: 7.126 min Scan# 676
Delta R.T. 0.105 min
Lab File: 2B183586.D
Acq: 16 Jun 21 6:55 pm

Tgt Ion: 43 Resp: 2510

Ion	Ratio	Lower	Upper
43	100		
58	32.7	0.0	59.5

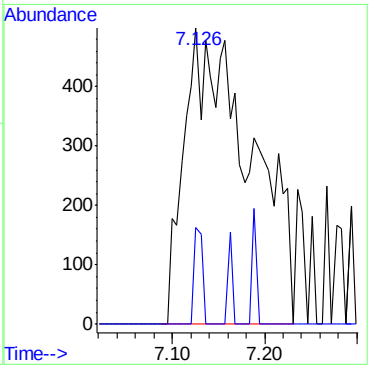

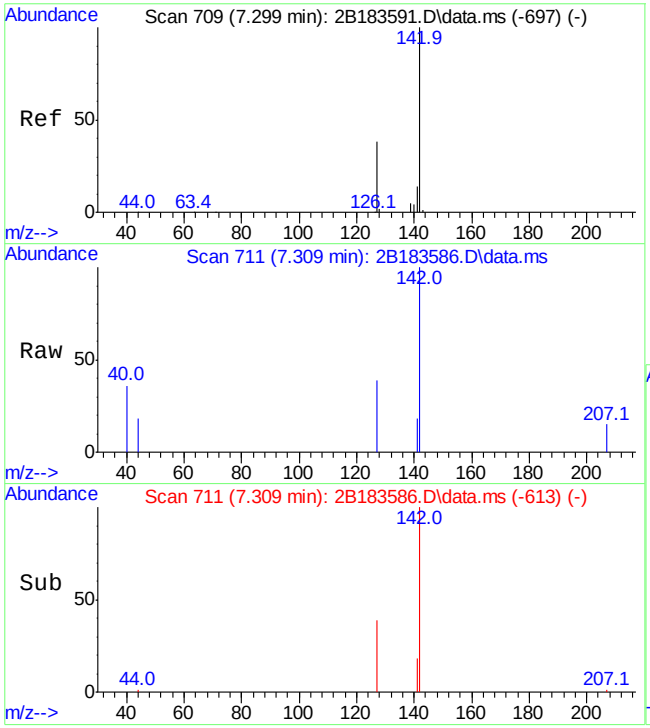

#20
iodomethane
Concen: 1.00 ug/L
RT: 7.309 min Scan# 711
Delta R.T. 0.016 min
Lab File: 2B183586.D
Acq: 16 Jun 21 6:55 pm

Tgt Ion:142 Resp: 6057

Ion	Ratio	Lower	Upper
142	100		
127	38.8	8.2	68.2
141	17.6	0.0	43.6

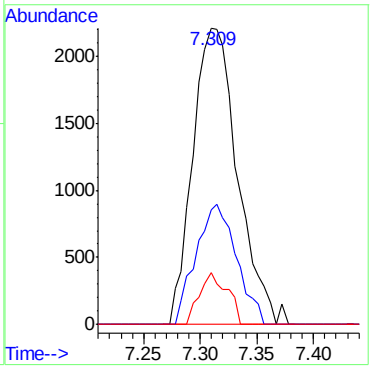

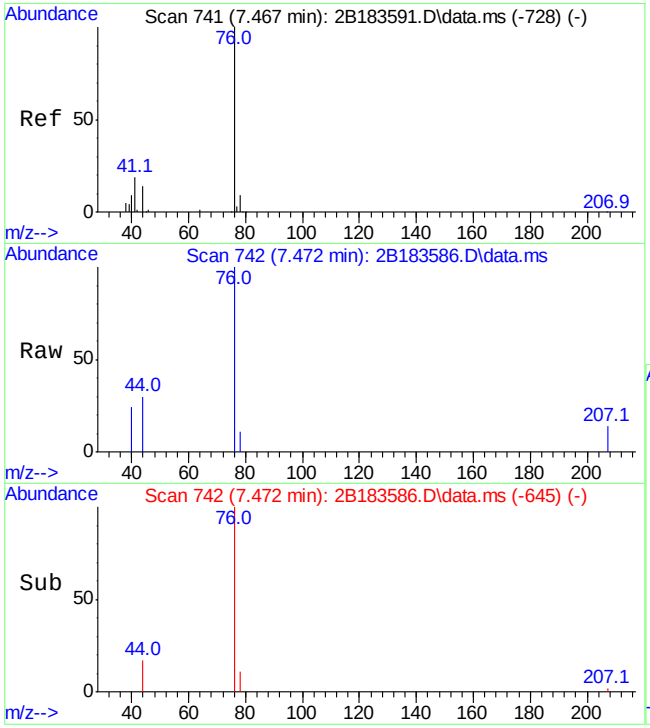

#21
carbon disulfide
Concen: 0.97 ug/L
RT: 7.472 min Scan# 742
Delta R.T. 0.010 min
Lab File: 2B183586.D
Acq: 16 Jun 21 6:55 pm

Tgt Ion: 76 Resp: 9023

Ion	Ratio	Lower	Upper
76	100		
78	11.0	0.0	39.2
44	19.7	0.0	44.1

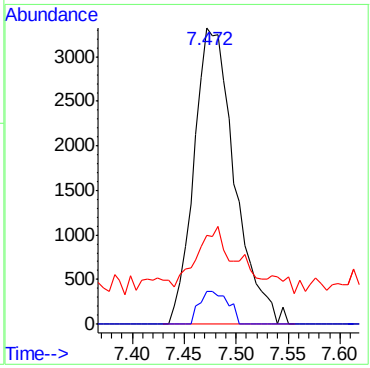

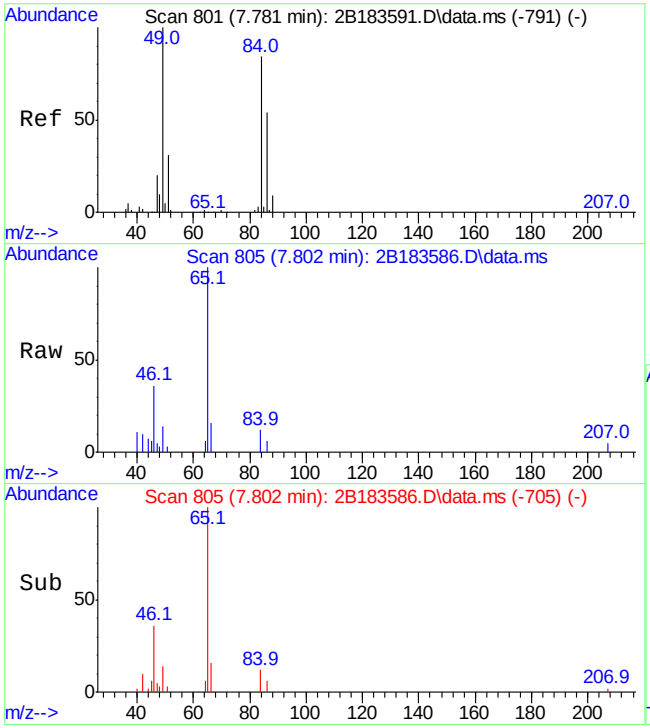

#22
methylene chloride
Concen: 0.97 ug/L
RT: 7.802 min Scan# 805
Delta R.T. 0.026 min
Lab File: 2B183586.D
Acq: 16 Jun 21 6:55 pm

Tgt Ion: 84 Resp: 2903

Ion	Ratio	Lower	Upper
84	100		
86	50.6	34.1	94.1
49	112.1	88.6	148.6

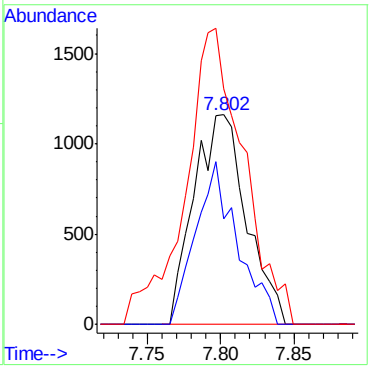

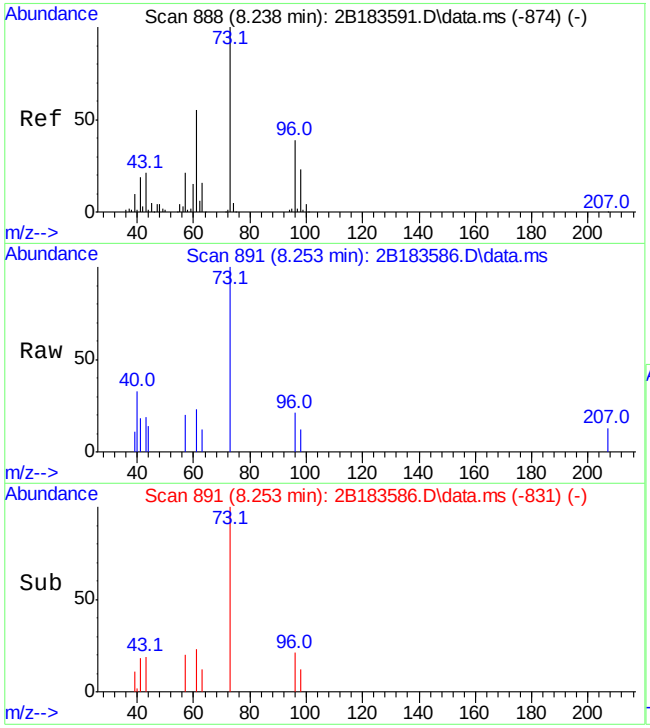

#24
methyl tert butyl ether
Concen: 1.09 ug/L
RT: 8.253 min Scan# 891
Delta R.T. 0.016 min
Lab File: 2B183586.D
Acq: 16 Jun 21 6:55 pm

Tgt Ion: 73 Resp: 9159

Ion	Ratio	Lower	Upper
73	100		
57	20.0	0.0	220.5

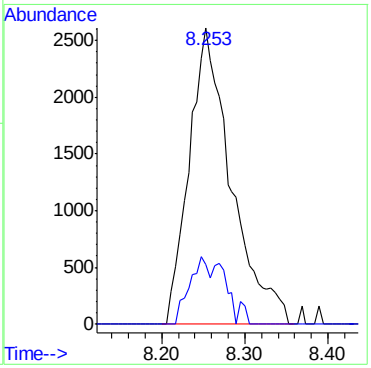

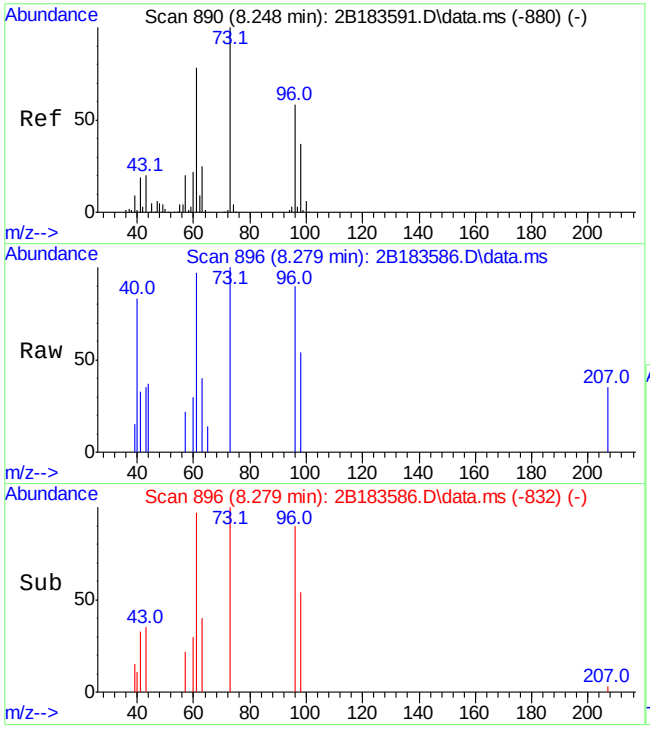

#25
trans-1,2-dichloroethene
Concen: 1.05 ug/L
RT: 8.279 min Scan# 896
Delta R.T. 0.037 min
Lab File: 2B183586.D
Acq: 16 Jun 21 6:55 pm

Tgt Ion: 96 Resp: 3068

Ion	Ratio	Lower	Upper
96	100		
61	107.8	103.8	163.8
98	59.9	34.0	94.0

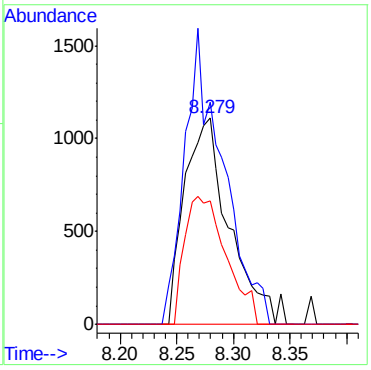

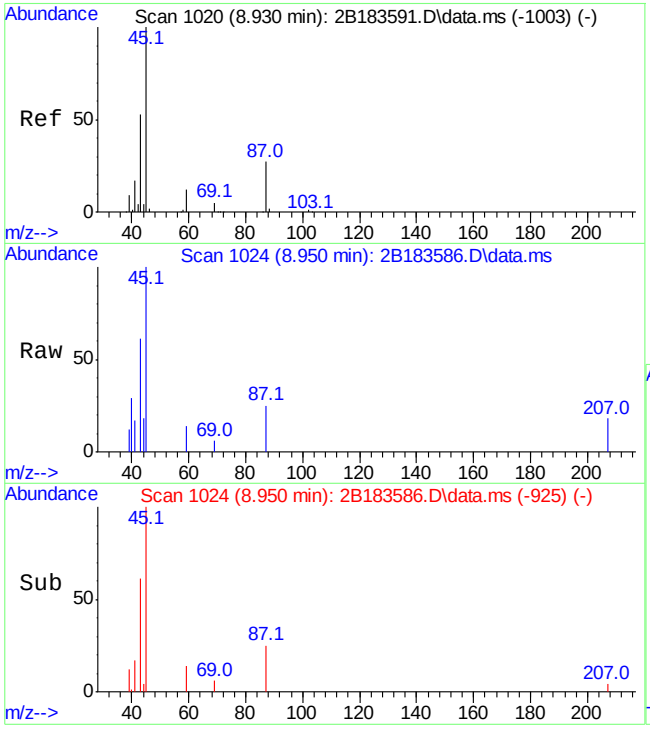

#26
di-isopropyl ether
Concen: 0.99 ug/L
RT: 8.950 min Scan# 1024
Delta R.T. 0.021 min
Lab File: 2B183586.D
Acq: 16 Jun 21 6:55 pm

Tgt Ion: 45 Resp: 9055

Ion	Ratio	Lower	Upper
45	100		
87	24.5	0.0	58.0
43	60.8	23.4	83.4

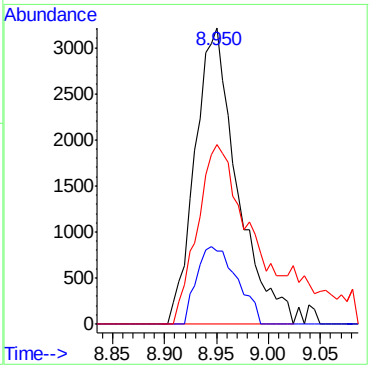

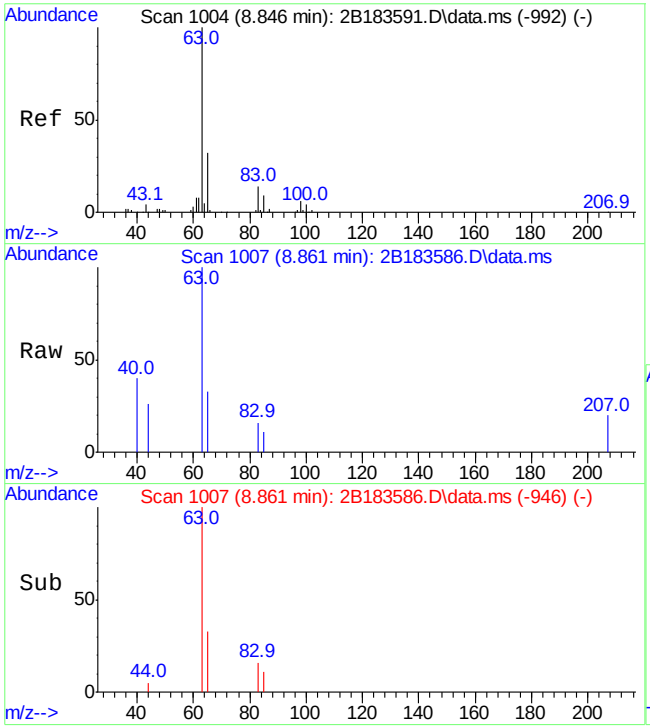

#28
1,1-dichloroethane
Concen: 0.97 ug/L
RT: 8.861 min Scan# 1007
Delta R.T. 0.021 min
Lab File: 2B183586.D
Acq: 16 Jun 21 6:55 pm

Tgt Ion: 63 Resp: 4948

Ion	Ratio	Lower	Upper
63	100		
65	33.1	2.1	62.1
83	16.3	0.0	44.4

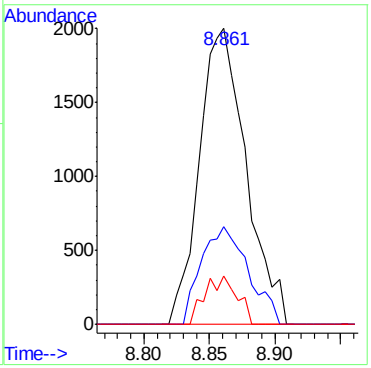

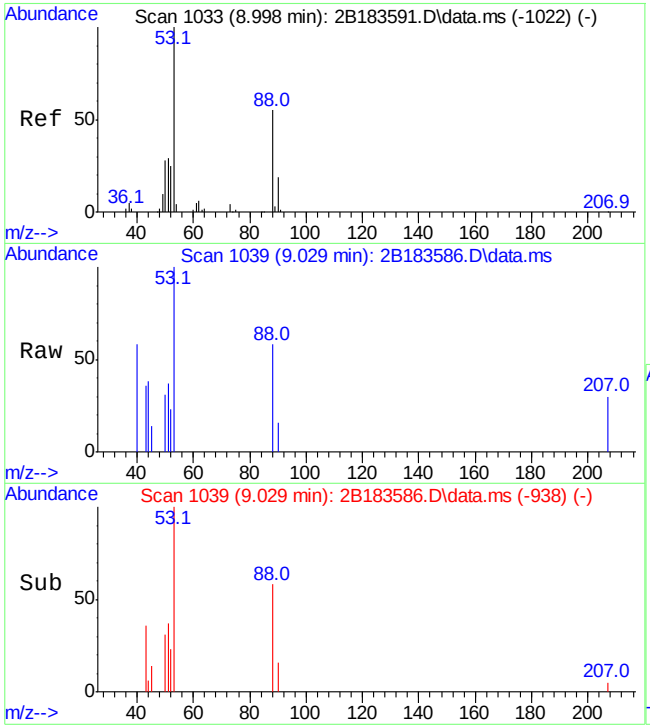

#29
chloroprene
Concen: 0.98 ug/L
RT: 9.029 min Scan# 1039
Delta R.T. 0.031 min
Lab File: 2B183586.D
Acq: 16 Jun 21 6:55 pm

Tgt Ion: 53 Resp: 3664

Ion	Ratio	Lower	Upper
53	100		
88	58.4	27.4	87.4
90	15.6	0.0	48.9
51	36.5	0.0	59.1

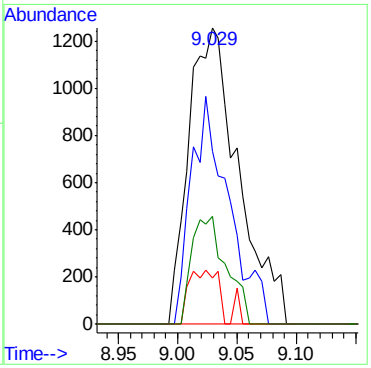

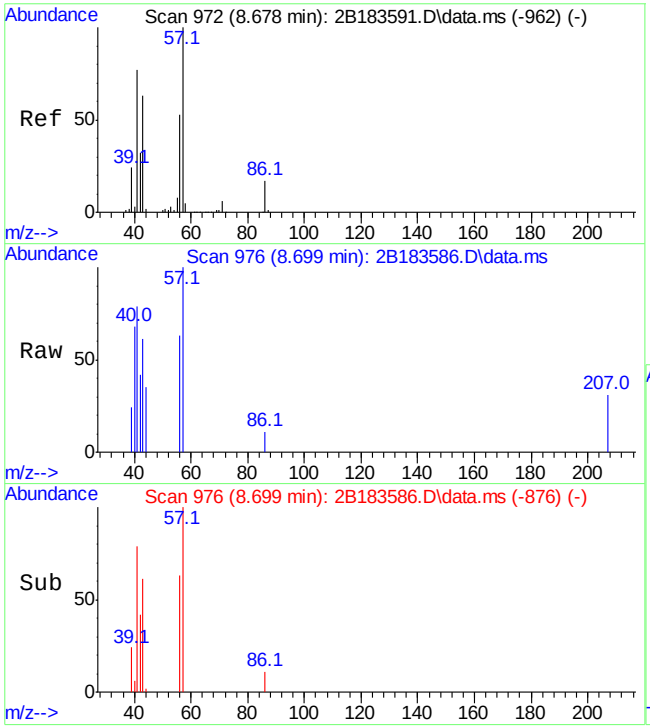

#31
hexane
Concen: 0.91 ug/L
RT: 8.699 min Scan# 976
Delta R.T. 0.026 min
Lab File: 2B183586.D
Acq: 16 Jun 21 6:55 pm

Tgt Ion: 56 Resp: 1999

Ion	Ratio	Lower	Upper
56	100		
43	98.0	99.4	139.4#
71	0.0	0.0	31.0
86	18.2	12.3	52.3

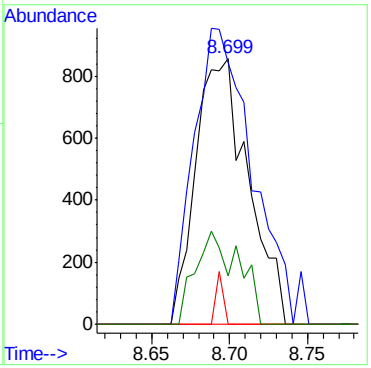

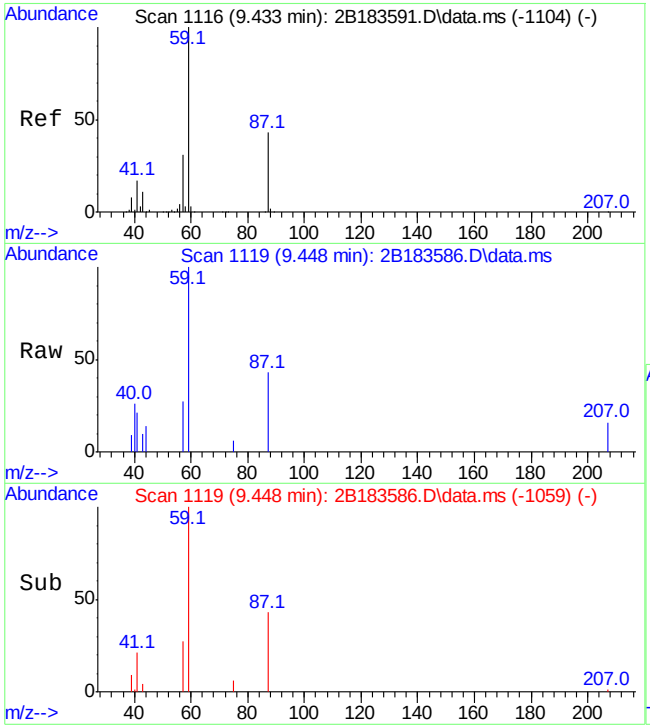

#33
ethyl tert-butyl ether
Concen: 0.97 ug/L
RT: 9.448 min Scan# 1119
Delta R.T. 0.016 min
Lab File: 2B183586.D
Acq: 16 Jun 21 6:55 pm

Tgt Ion: 59 Resp: 9660

Ion	Ratio	Lower	Upper
59	100		
87	42.7	12.7	72.7
57	27.4	0.9	60.9

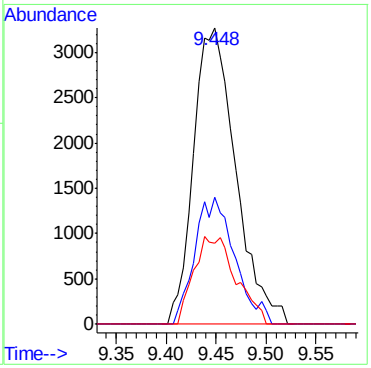

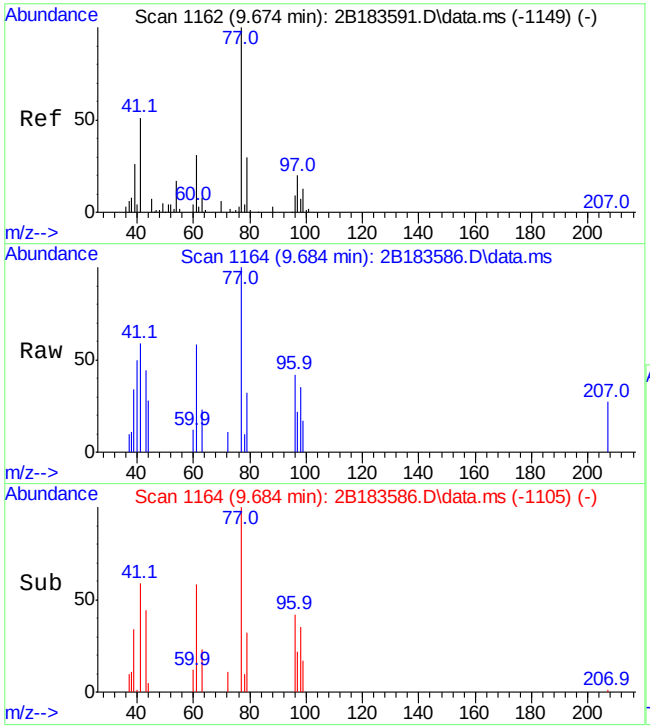

#35
2,2-dichloropropane
Concen: 1.01 ug/L
RT: 9.684 min Scan# 1164
Delta R.T. 0.010 min
Lab File: 2B183586.D
Acq: 16 Jun 21 6:55 pm

Tgt Ion: 77 Resp: 4863

Ion	Ratio	Lower	Upper
77	100		
97	22.4	0.0	50.3
41	58.6	21.9	81.9

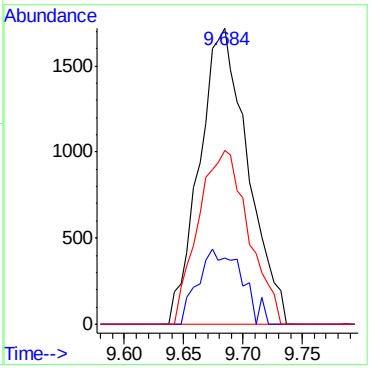

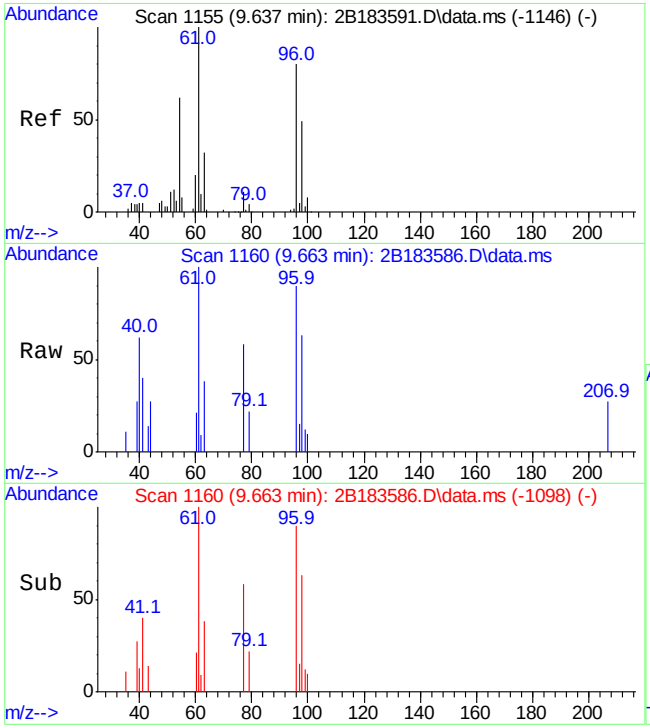

#36
cis-1,2-dichloroethene
Concen: 1.03 ug/L
RT: 9.663 min Scan# 1160
Delta R.T. 0.026 min
Lab File: 2B183586.D
Acq: 16 Jun 21 6:55 pm

Tgt Ion: 96 Resp: 3318

Ion	Ratio	Lower	Upper
96	100		
61	111.0	95.1	155.1
98	69.5	31.7	91.7

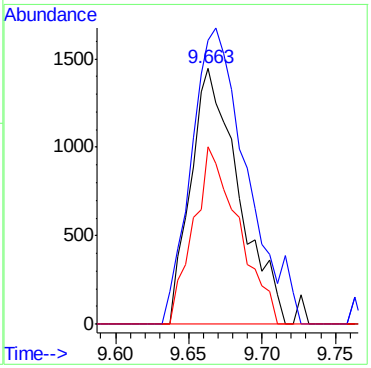

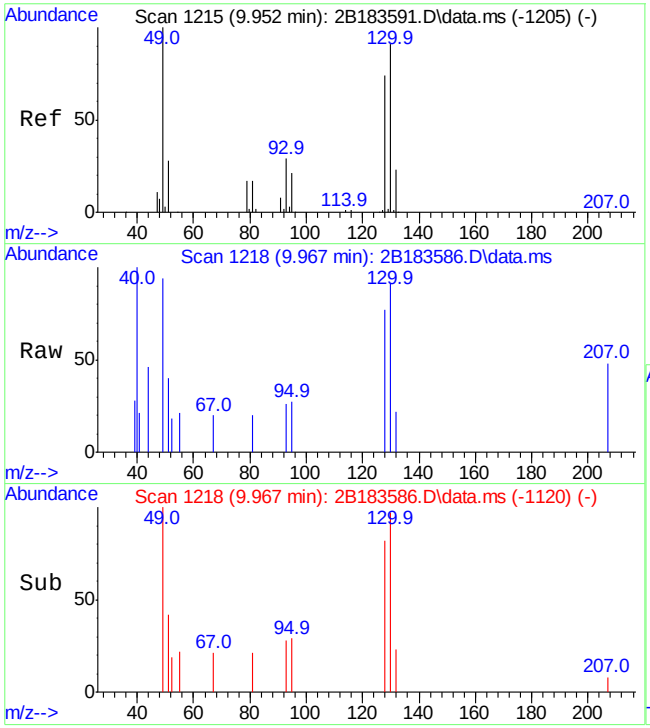

#39
bromochloromethane
Concen: 0.94 ug/L
RT: 9.967 min Scan# 1218
Delta R.T. 0.016 min
Lab File: 2B183586.D
Acq: 16 Jun 21 6:55 pm

Tgt Ion:128 Resp: 1645

Ion	Ratio	Lower	Upper
128	100		
49	121.3	105.9	165.9
130	117.5	93.4	153.4

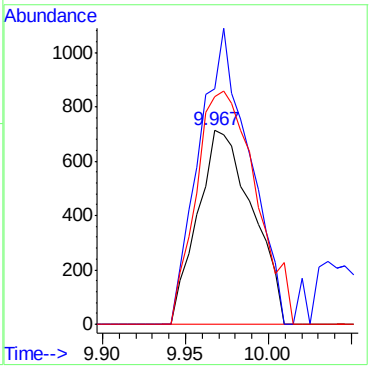

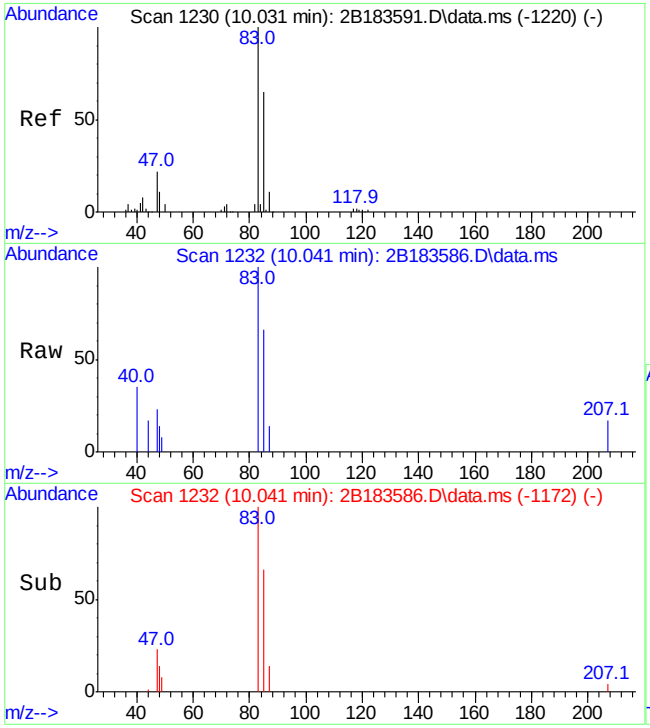

#41
chloroform
Concen: 1.05 ug/L
RT: 10.041 min Scan# 1232
Delta R.T. 0.016 min
Lab File: 2B183586.D
Acq: 16 Jun 21 6:55 pm

Tgt Ion: 85 Resp: 3909

Ion	Ratio	Lower	Upper
85	100		
83	151.9	123.5	183.5
47	35.1	6.5	66.5

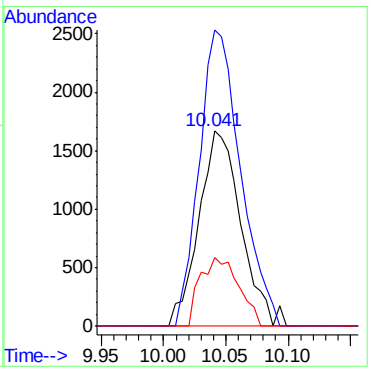

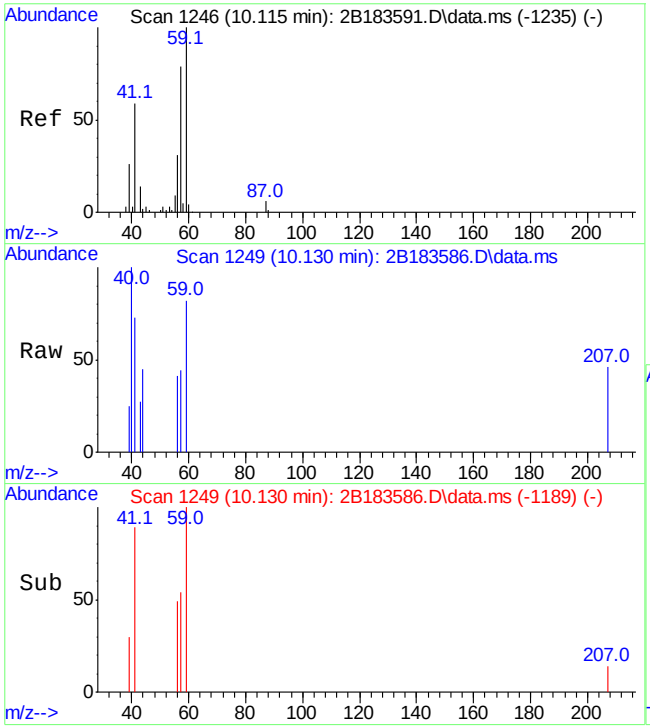

#42
t-butyl formate
Concen: 0.95 ug/L
RT: 10.130 min Scan# 1249
Delta R.T. 0.016 min
Lab File: 2B183586.D
Acq: 16 Jun 21 6:55 pm

Tgt Ion: 59 Resp: 2174

Ion	Ratio	Lower	Upper
59	100		
57	53.7	48.9	108.9
41	88.8	39.0	99.0

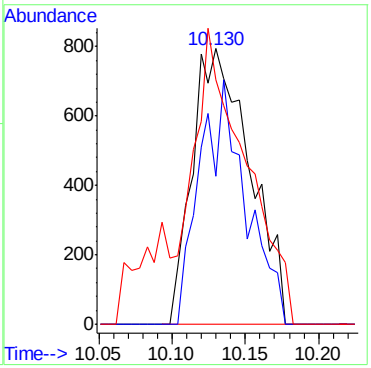

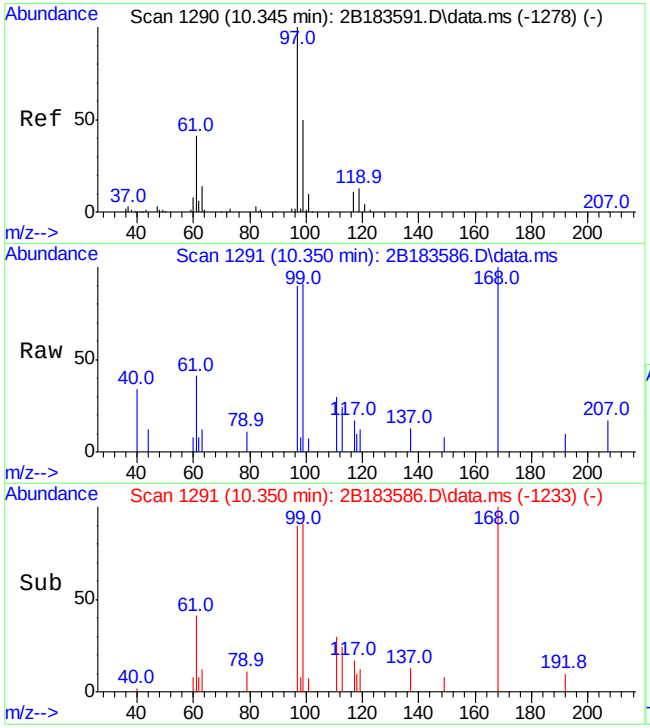

#45
1,1,1-trichloroethane
Concen: 0.95 ug/L
RT: 10.350 min Scan# 1291
Delta R.T. 0.005 min
Lab File: 2B183586.D
Acq: 16 Jun 21 6:55 pm

Tgt Ion: 97 Resp: 4581

Ion	Ratio	Lower	Upper
97	100		
99	69.4	35.8	95.8
61	45.5	12.1	72.1

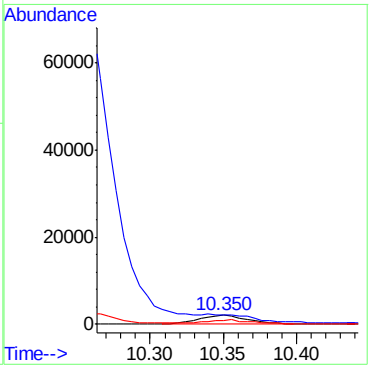

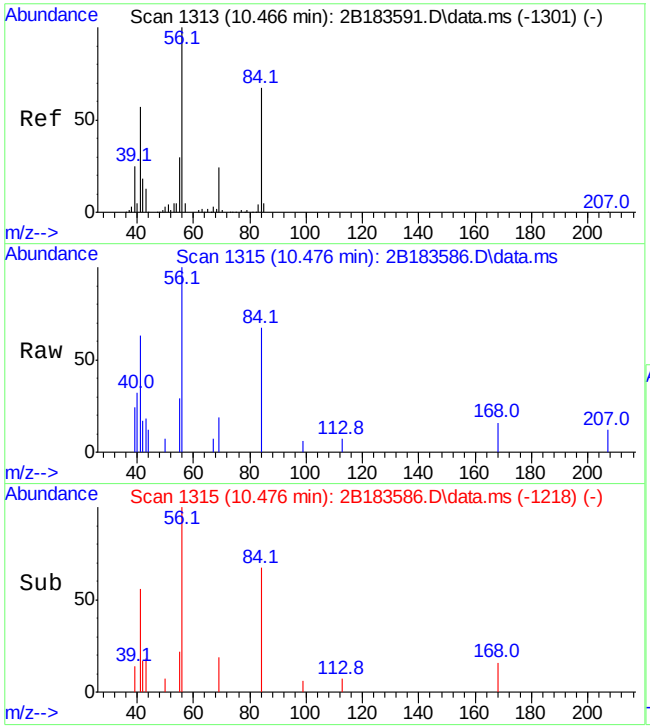

#46
cyclohexane
Concen: 0.95 ug/L
RT: 10.476 min Scan# 1315
Delta R.T. 0.010 min
Lab File: 2B183586.D
Acq: 16 Jun 21 6:55 pm

Tgt Ion: 84 Resp: 4230

Ion	Ratio	Lower	Upper
84	100		
56	135.9	130.0	170.0
41	94.0	65.8	105.8

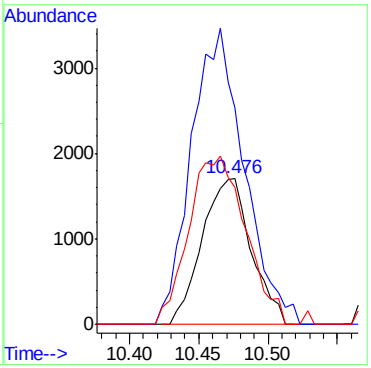

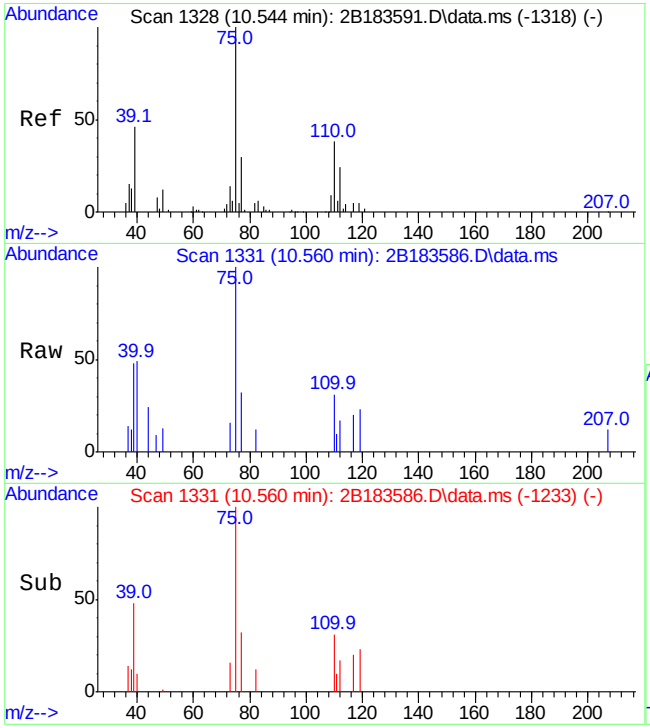

#47
1,1-dichloropropene
Concen: 1.06 ug/L
RT: 10.560 min Scan# 1331
Delta R.T. 0.016 min
Lab File: 2B183586.D
Acq: 16 Jun 21 6:55 pm

Tgt Ion: 75 Resp: 3919

Ion	Ratio	Lower	Upper
75	100		
77	32.0	10.5	50.5
110	31.4	17.9	57.9

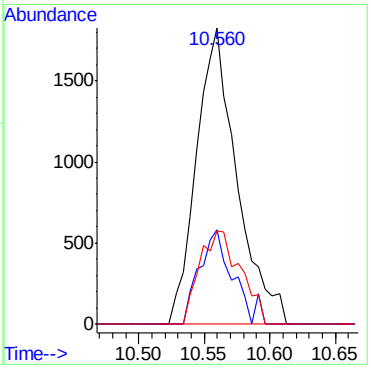

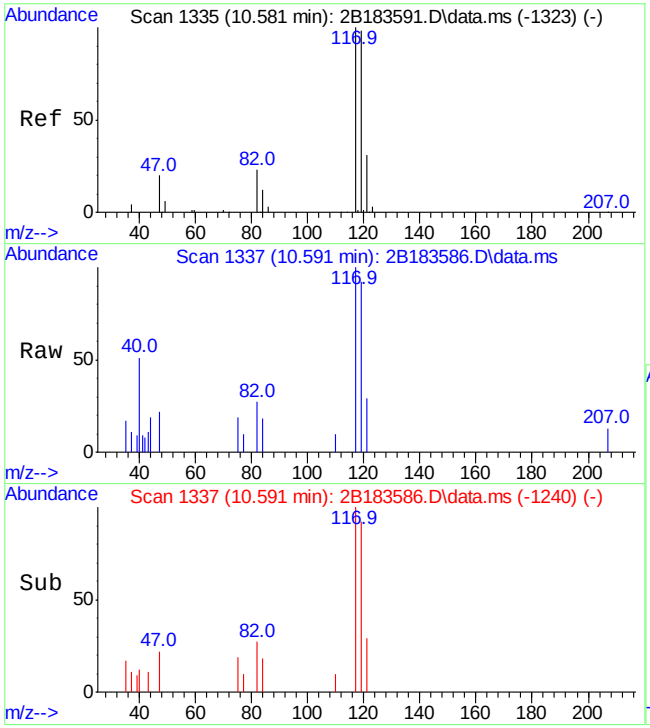

#49
carbon tetrachloride
Concen: 0.99 ug/L
RT: 10.591 min Scan# 1337
Delta R.T. 0.010 min
Lab File: 2B183586.D
Acq: 16 Jun 21 6:55 pm

Tgt Ion:117 Resp: 4474

Ion	Ratio	Lower	Upper
117	100		
119	91.7	77.7	117.7
82	26.9	3.1	43.1

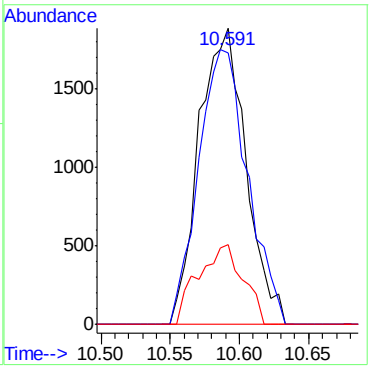

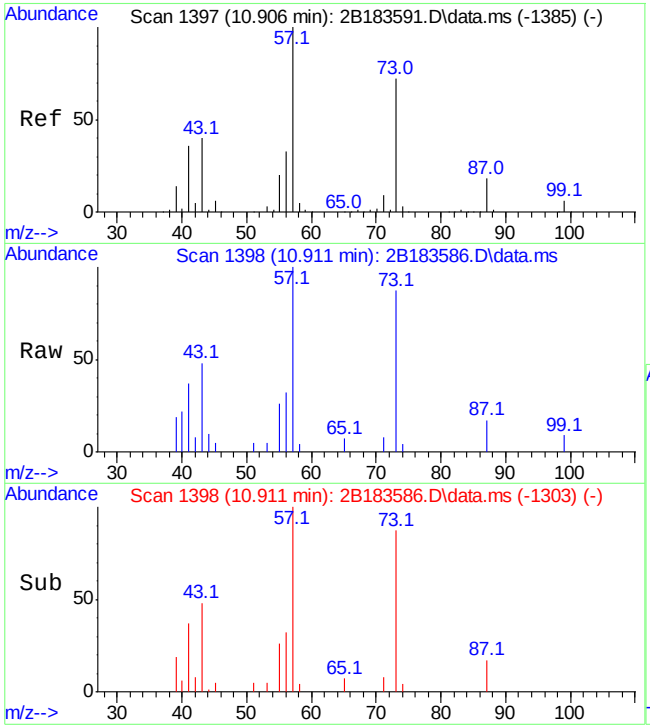

#54
2,2,4-trimethylpentane
Concen: 0.99 ug/L
RT: 10.911 min Scan# 1398
Delta R.T. -0.000 min
Lab File: 2B183586.D
Acq: 16 Jun 21 6:55 pm

Tgt Ion: 57 Resp: 9516

Ion	Ratio	Lower	Upper
57	100		
56	31.7	3.5	63.5
43	48.0	10.7	70.7
41	36.5	5.5	65.5

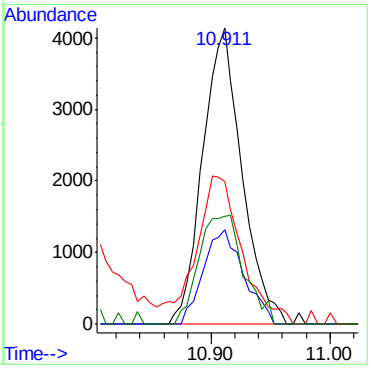

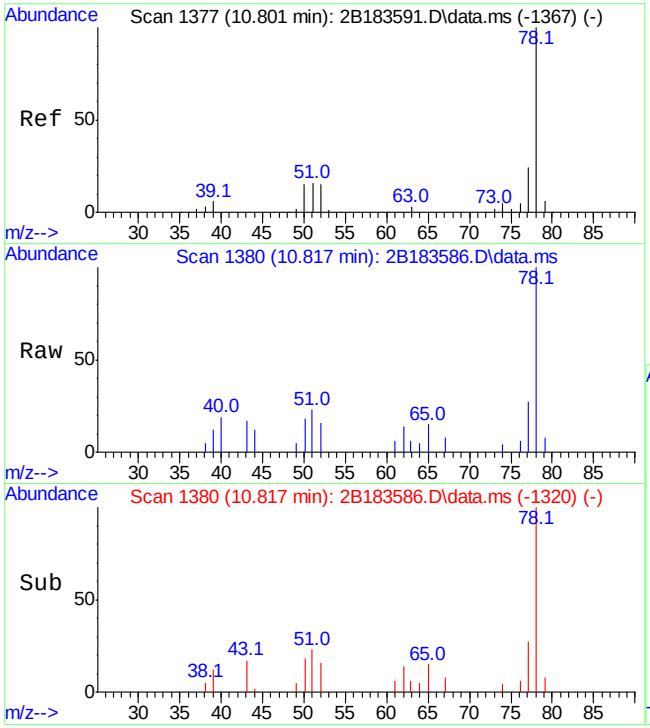

#55
benzene
Concen: 1.03 ug/L
RT: 10.817 min Scan# 1380
Delta R.T. 0.016 min
Lab File: 2B183586.D
Acq: 16 Jun 21 6:55 pm

Tgt Ion: 78 Resp: 10904

Ion	Ratio	Lower	Upper
78	100		
77	26.9	0.0	53.9

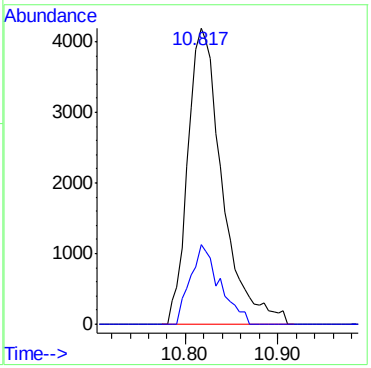

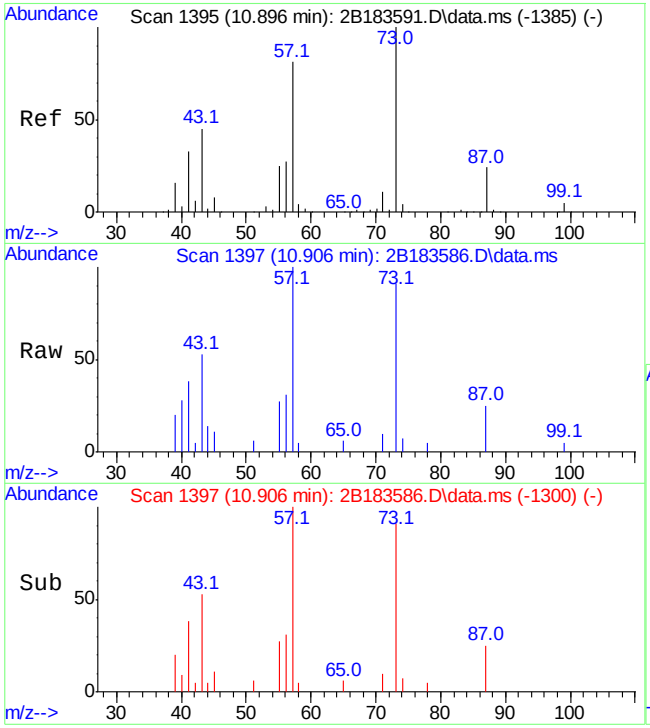

#56
tert-amyl methyl ether
Concen: 0.93 ug/L
RT: 10.906 min Scan# 1397
Delta R.T. 0.010 min
Lab File: 2B183586.D
Acq: 16 Jun 21 6:55 pm

Tgt Ion: 87 Resp: 2067

Ion	Ratio	Lower	Upper
87	100		
73	350.1	377.9	437.9#
55	109.1	73.1	133.1

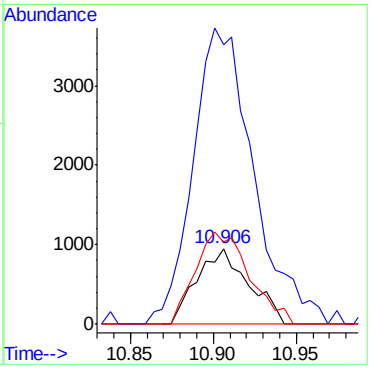

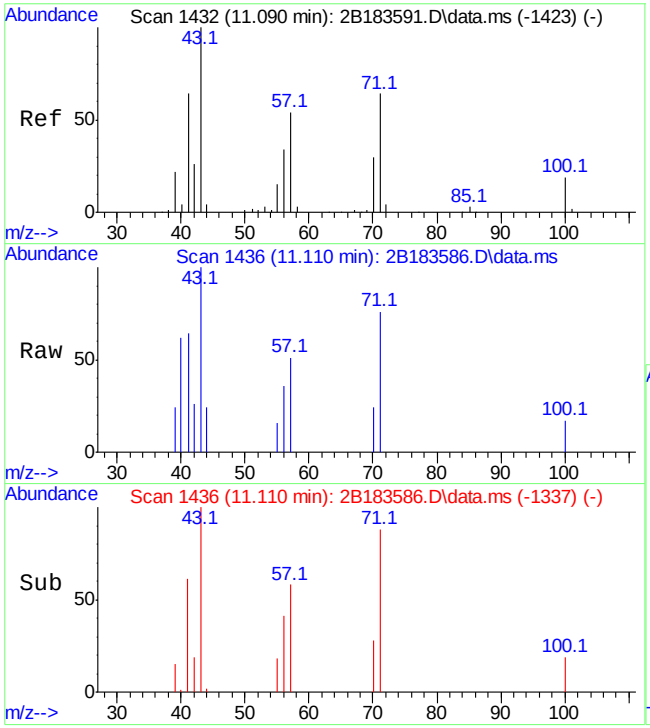

#57
heptane
Concen: 0.89 ug/L
RT: 11.110 min Scan# 1436
Delta R.T. 0.021 min
Lab File: 2B183586.D
Acq: 16 Jun 21 6:55 pm

Tgt Ion: 71 Resp: 2033

Ion	Ratio	Lower	Upper
71	100		
56	46.9	23.2	83.2
57	66.7	54.9	114.9
100	22.2	0.0	59.2

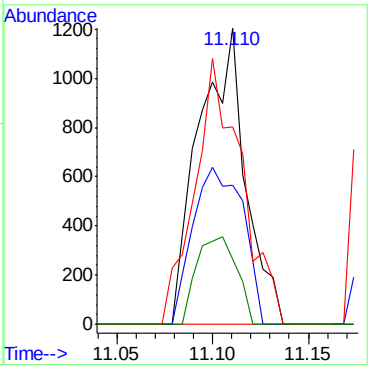

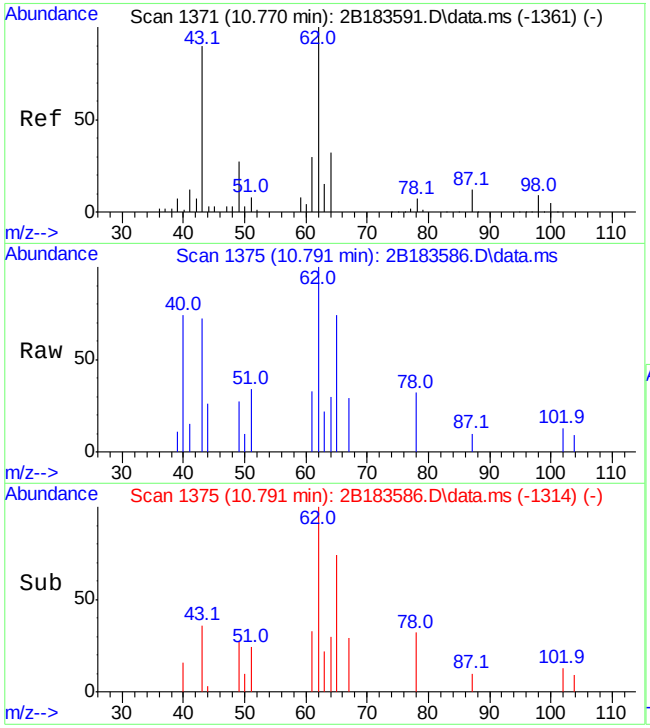

#59
1,2-dichloroethane
Concen: 1.01 ug/L
RT: 10.791 min Scan# 1375
Delta R.T. 0.021 min
Lab File: 2B183586.D
Acq: 16 Jun 21 6:55 pm

Tgt Ion: 62 Resp: 4086

Ion	Ratio	Lower	Upper
62	100		
98	0.0	0.0	39.0
49	26.5	0.0	56.5

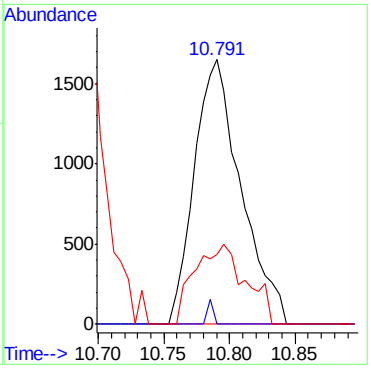

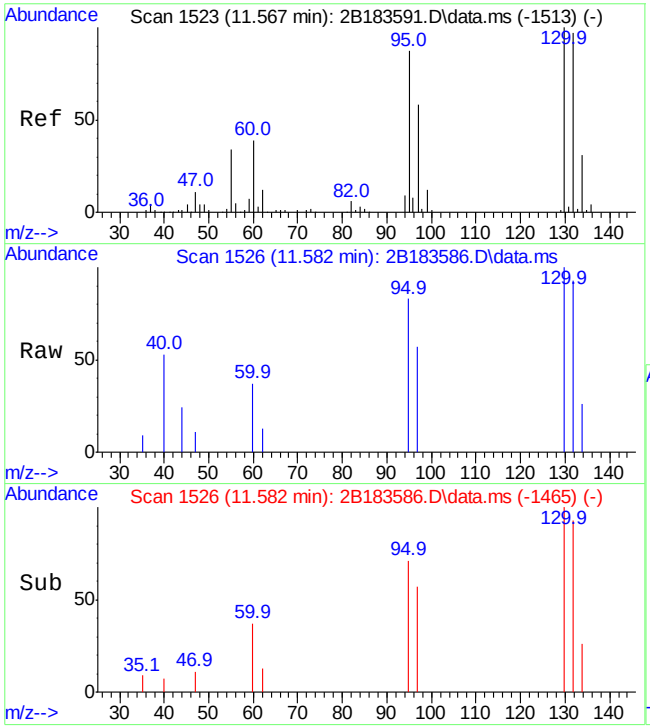

#60
trichloroethene
Concen: 1.01 ug/L
RT: 11.582 min Scan# 1526
Delta R.T. 0.021 min
Lab File: 2B183586.D
Acq: 16 Jun 21 6:55 pm

Tgt Ion:130 Resp: 3335

Ion	Ratio	Lower	Upper
130	100		
95	82.9	56.8	116.8
130	100.0	70.0	130.0
132	92.9	67.2	127.2

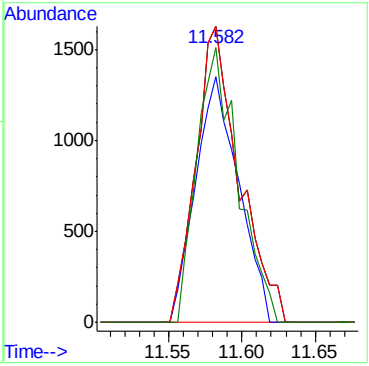

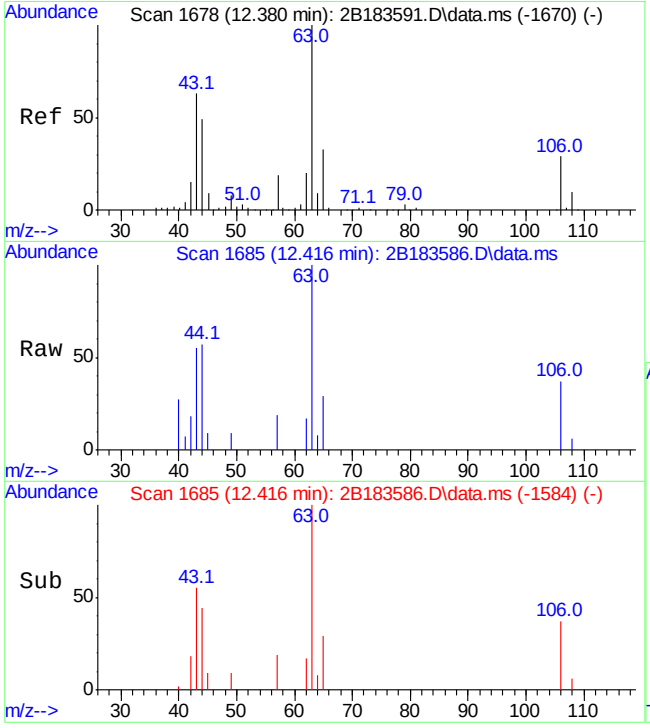

#63
2-chloroethyl vinyl ether
Concen: 4.92 ug/L
RT: 12.416 min Scan# 1685
Delta R.T. 0.031 min
Lab File: 2B183586.D
Acq: 16 Jun 21 6:55 pm

Tgt Ion: 63 Resp: 7898

Ion	Ratio	Lower	Upper
63	100		
65	29.1	2.7	62.7
106	36.8	0.0	59.0

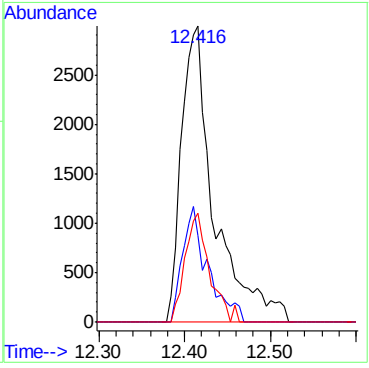

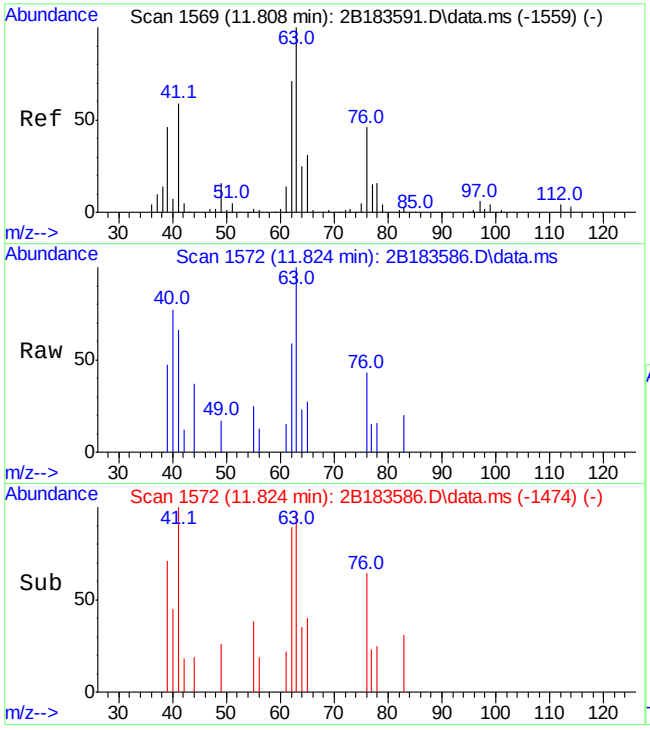

#65
1,2-dichloropropane
Concen: 1.01 ug/L
RT: 11.824 min Scan# 1572
Delta R.T. 0.016 min
Lab File: 2B183586.D
Acq: 16 Jun 21 6:55 pm

Tgt Ion: 63 Resp: 2734

Ion	Ratio	Lower	Upper
63	100		
112	0.0	0.0	33.9
65	26.6	1.3	61.3

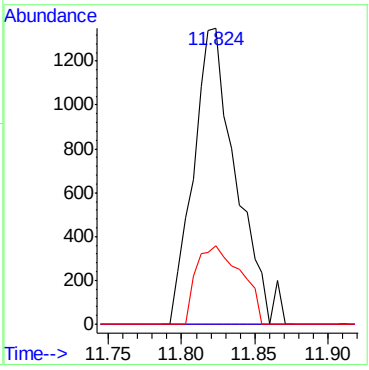

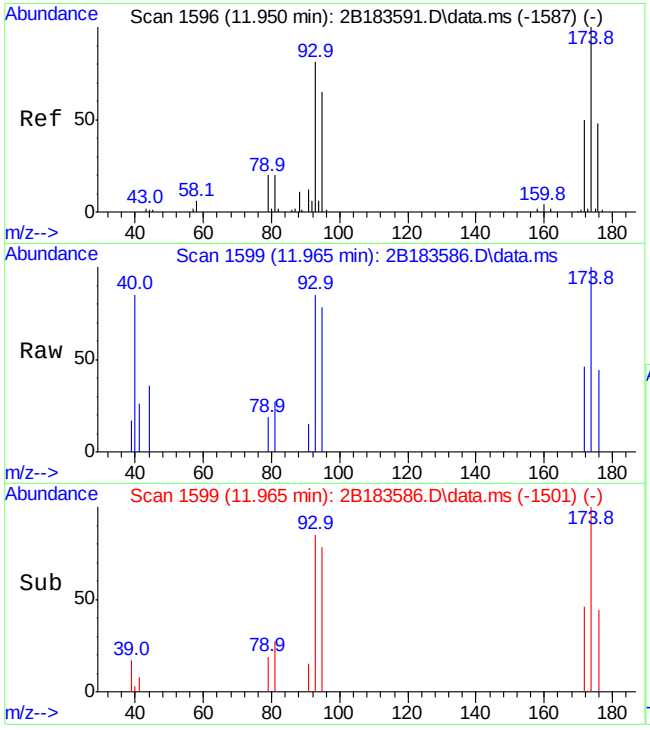

#66
dibromomethane
Concen: 1.02 ug/L
RT: 11.965 min Scan# 1599
Delta R.T. 0.016 min
Lab File: 2B183586.D
Acq: 16 Jun 21 6:55 pm

Tgt Ion: 93 Resp: 1886

Ion	Ratio	Lower	Upper
93	100		
95	91.9	50.5	110.5
174	117.2	94.1	154.1

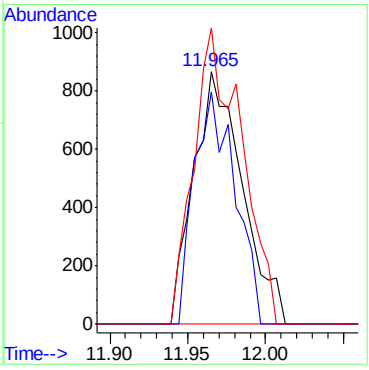

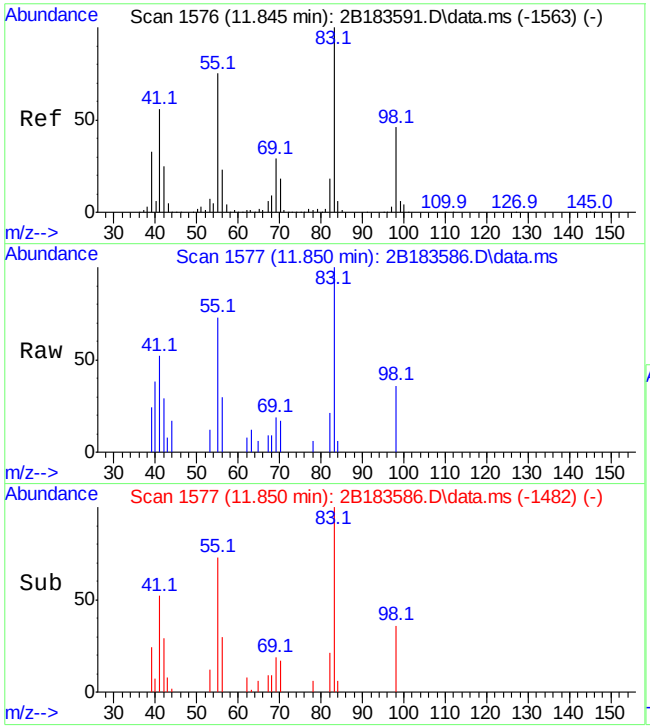

#67
methylcyclohexane
Concen: 0.97 ug/L
RT: 11.850 min Scan# 1577
Delta R.T. -0.000 min
Lab File: 2B183586.D
Acq: 16 Jun 21 6:55 pm

Tgt Ion: 83 Resp: 5051

Ion	Ratio	Lower	Upper
83	100		
55	73.1	45.5	105.5
98	36.4	15.7	75.7

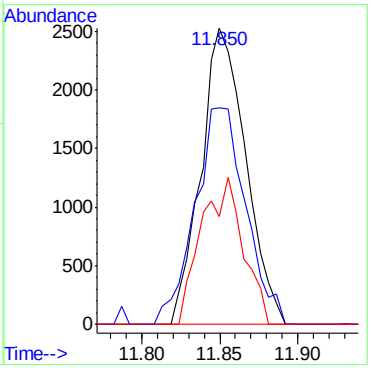

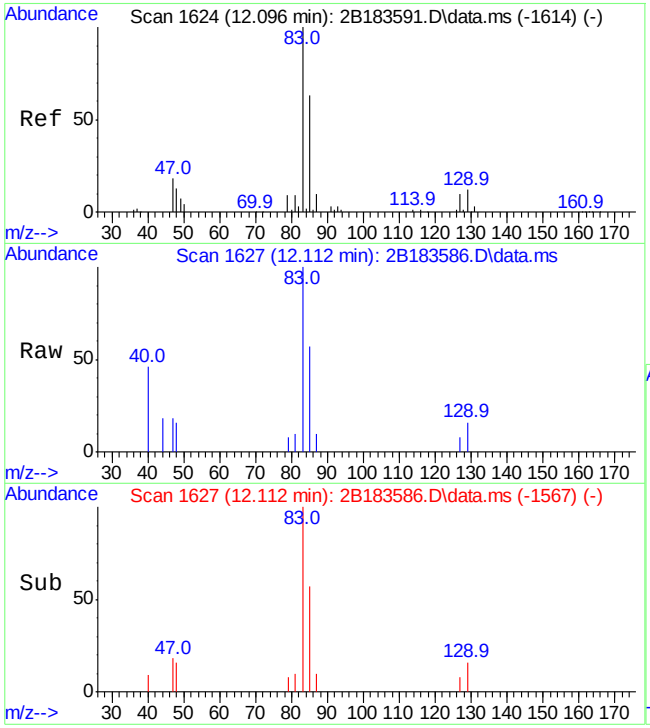

#68
bromodichloromethane
Concen: 1.03 ug/L
RT: 12.112 min Scan# 1627
Delta R.T. 0.016 min
Lab File: 2B183586.D
Acq: 16 Jun 21 6:55 pm

Tgt Ion: 83 Resp: 4181

Ion	Ratio	Lower	Upper
83	100		
85	57.3	33.2	93.2
127	8.0	0.0	39.5

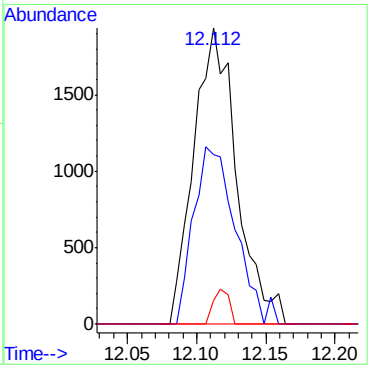

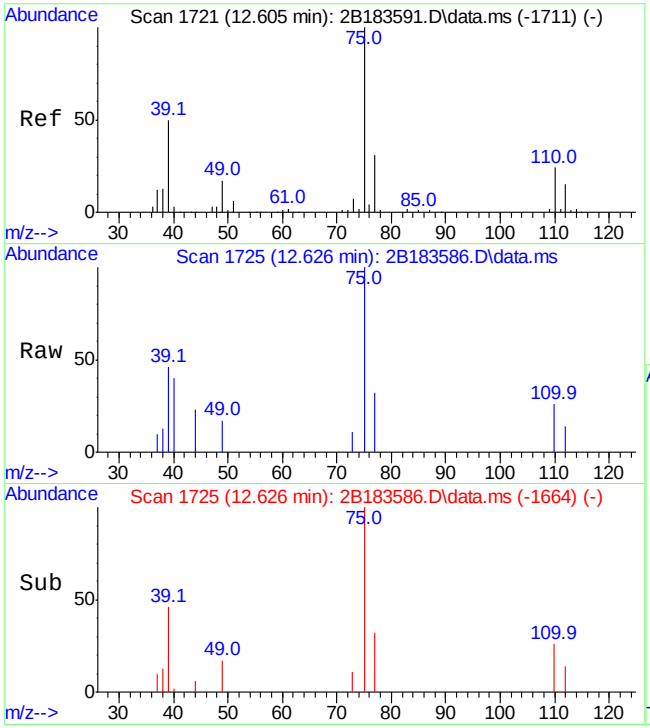

#70
cis-1,3-dichloropropene
Concen: 0.97 ug/L
RT: 12.626 min Scan# 1725
Delta R.T. 0.021 min
Lab File: 2B183586.D
Acq: 16 Jun 21 6:55 pm

Tgt Ion: 75 Resp: 4495

Ion	Ratio	Lower	Upper
75	100		
77	31.9	1.4	61.4
39	45.6	19.8	79.8

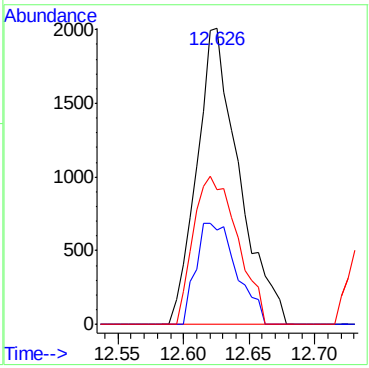

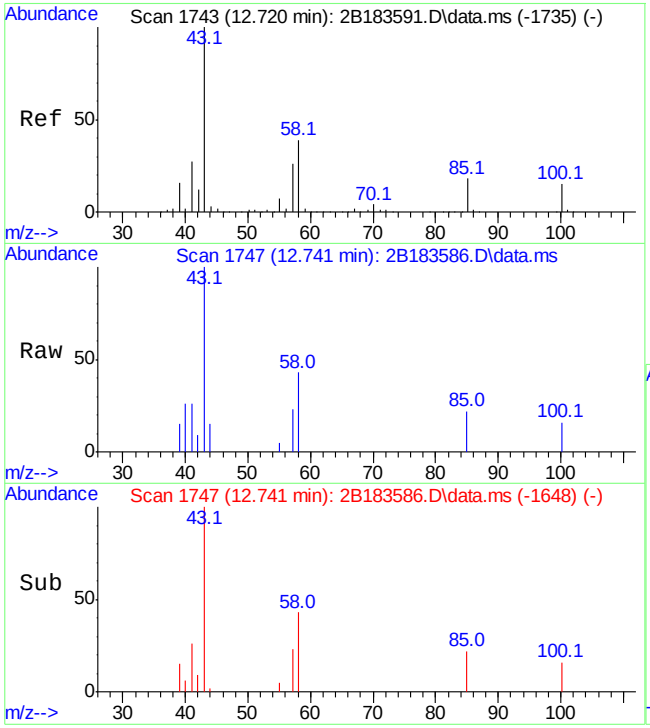

#71
4-methyl-2-pentanone
Concen: 3.58 ug/L
RT: 12.741 min Scan# 1747
Delta R.T. 0.021 min
Lab File: 2B183586.D
Acq: 16 Jun 21 6:55 pm

Tgt Ion: 58 Resp: 3162

Ion	Ratio	Lower	Upper
58	100		
100	37.2	8.6	68.6
43	233.4	223.3	283.3
85	50.4	16.6	76.6

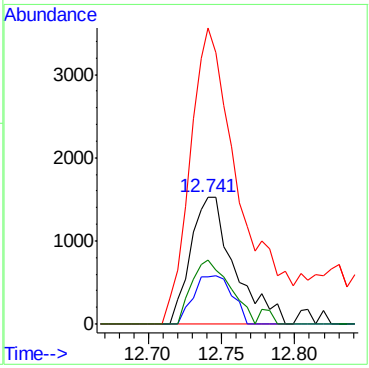

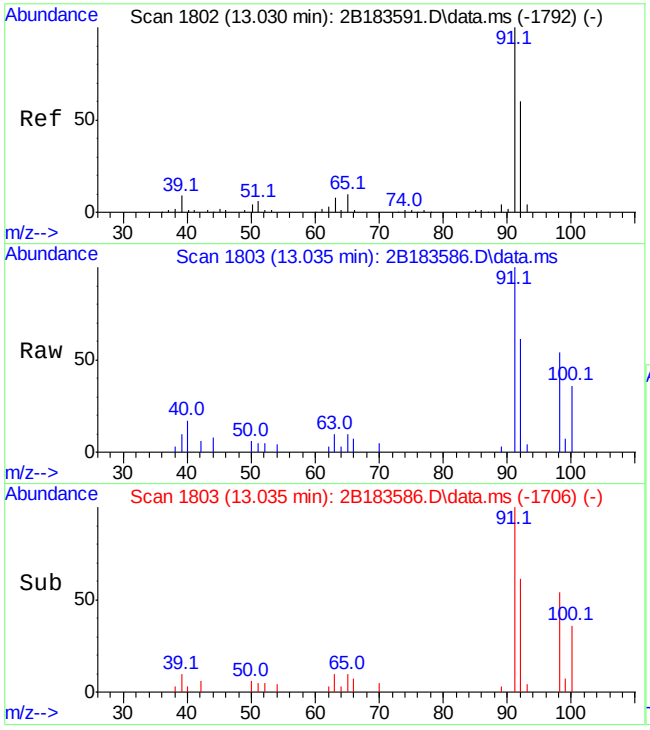

#75
toluene
Concen: 1.02 ug/L
RT: 13.035 min Scan# 1803
Delta R.T. 0.010 min
Lab File: 2B183586.D
Acq: 16 Jun 21 6:55 pm

Tgt Ion: 92 Resp: 6822

Ion	Ratio	Lower	Upper
92	100		
91	164.6	145.5	185.5
65	16.4	0.0	37.3

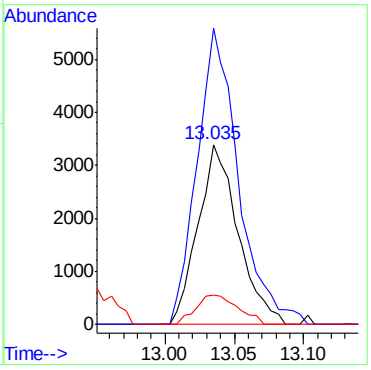

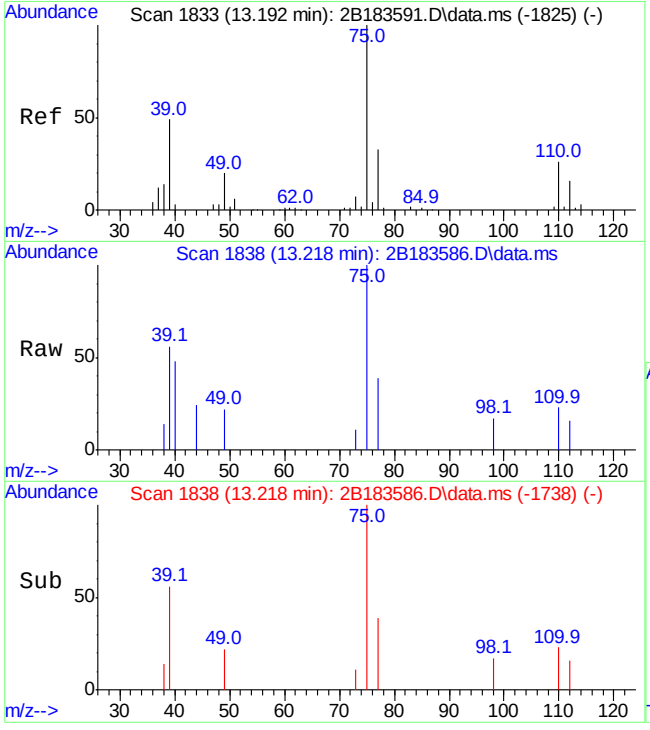

#76
trans-1,3-dichloropropene
Concen: 0.96 ug/L
RT: 13.218 min Scan# 1838
Delta R.T. 0.026 min
Lab File: 2B183586.D
Acq: 16 Jun 21 6:55 pm

Tgt Ion: 75 Resp: 3674

Ion	Ratio	Lower	Upper
75	100		
110	23.0	5.6	45.6
77	39.4	12.9	52.9

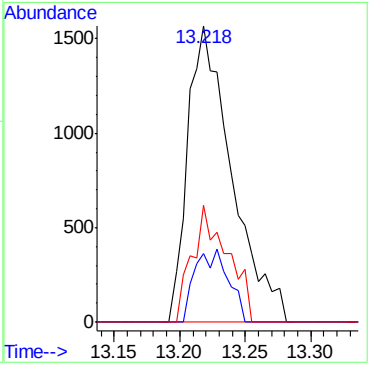

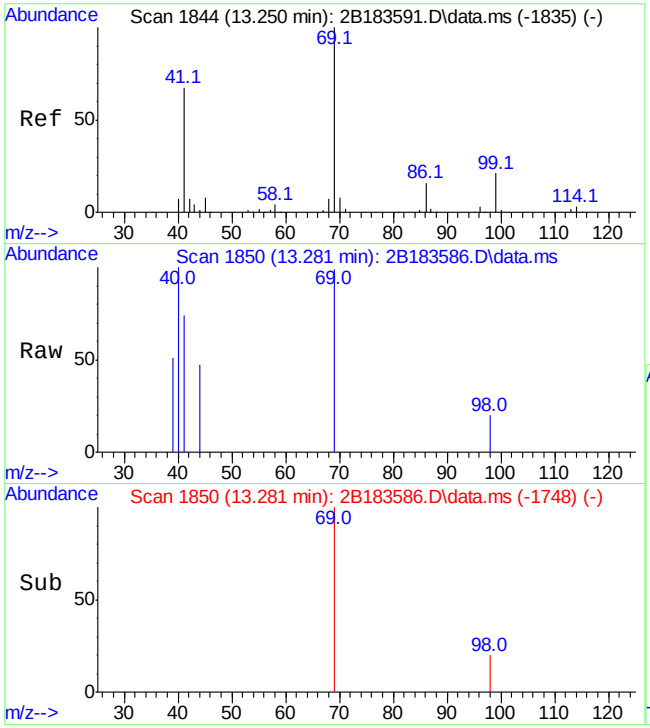

#77
ethyl methacrylate
Concen: 0.77 ug/L
RT: 13.281 min Scan# 1850
Delta R.T. 0.037 min
Lab File: 2B183586.D
Acq: 16 Jun 21 6:55 pm

Tgt Ion: 69 Resp: 2663

Ion	Ratio	Lower	Upper
69	100		
41	75.0	47.3	87.3
99	0.0	0.7	40.7#
86	0.0	0.0	36.3

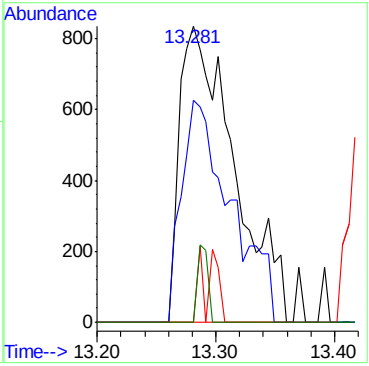

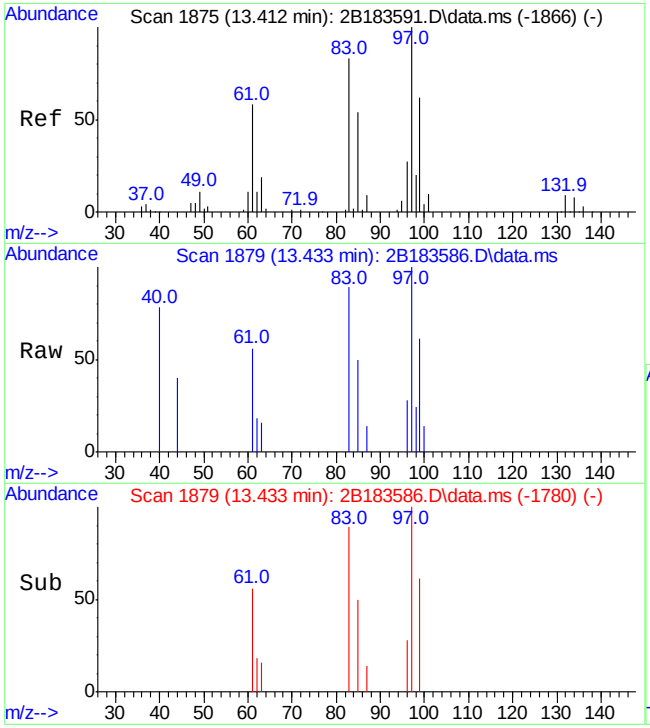

#78
1,1,2-trichloroethane
Concen: 0.91 ug/L
RT: 13.433 min Scan# 1879
Delta R.T. 0.021 min
Lab File: 2B183586.D
Acq: 16 Jun 21 6:55 pm

Tgt Ion: 83 Resp: 1891

Ion	Ratio	Lower	Upper
83	100		
97	111.8	100.4	140.4
85	56.2	44.7	84.7
61	62.7	49.5	89.5

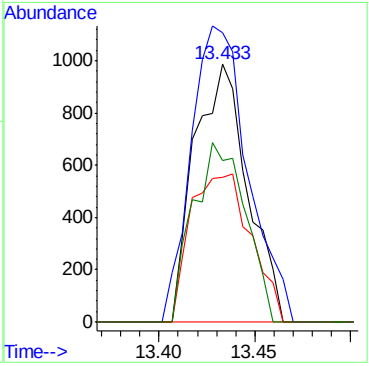

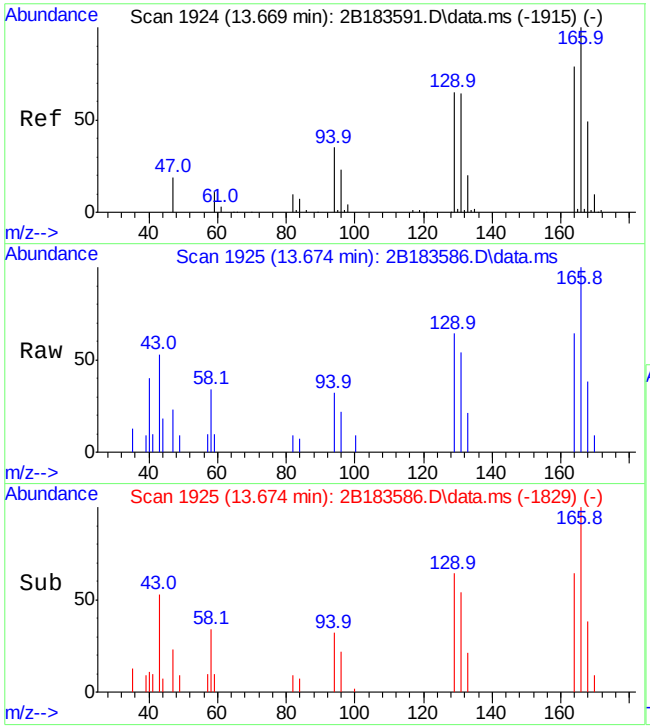

#79
tetrachloroethene
Concen: 0.98 ug/L
RT: 13.674 min Scan# 1925
Delta R.T. 0.005 min
Lab File: 2B183586.D
Acq: 16 Jun 21 6:55 pm

Tgt Ion:164 Resp: 2734

Ion	Ratio	Lower	Upper
164	100		
129	99.9	52.8	112.8
131	84.8	51.2	111.2
166	155.7	97.3	157.3

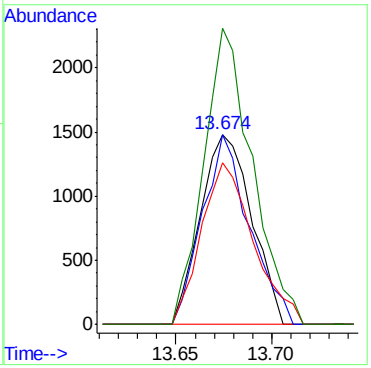

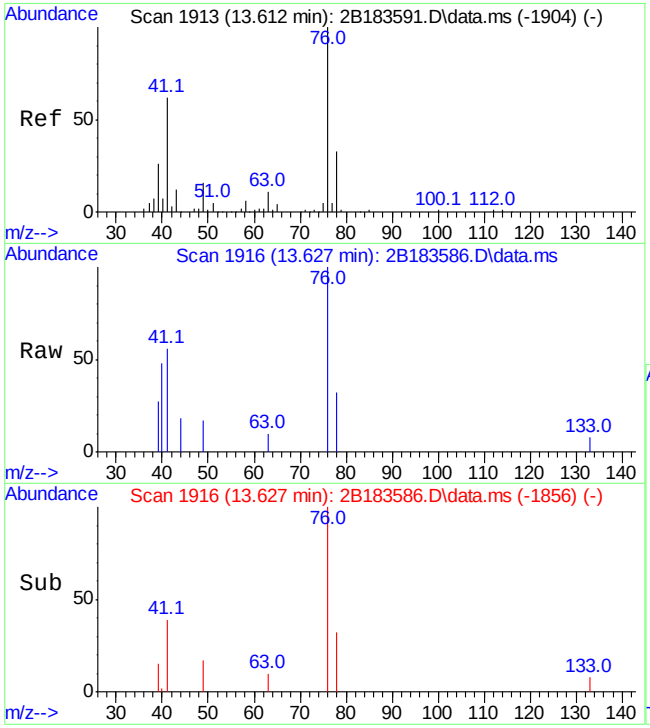

#80
1,3-dichloropropane
Concen: 1.04 ug/L
RT: 13.627 min Scan# 1916
Delta R.T. 0.016 min
Lab File: 2B183586.D
Acq: 16 Jun 21 6:55 pm

Tgt Ion: 76 Resp: 4192

Ion	Ratio	Lower	Upper
76	100		
78	32.0	2.9	62.9
41	56.4	31.5	91.5

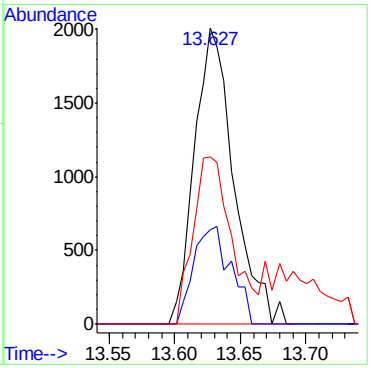

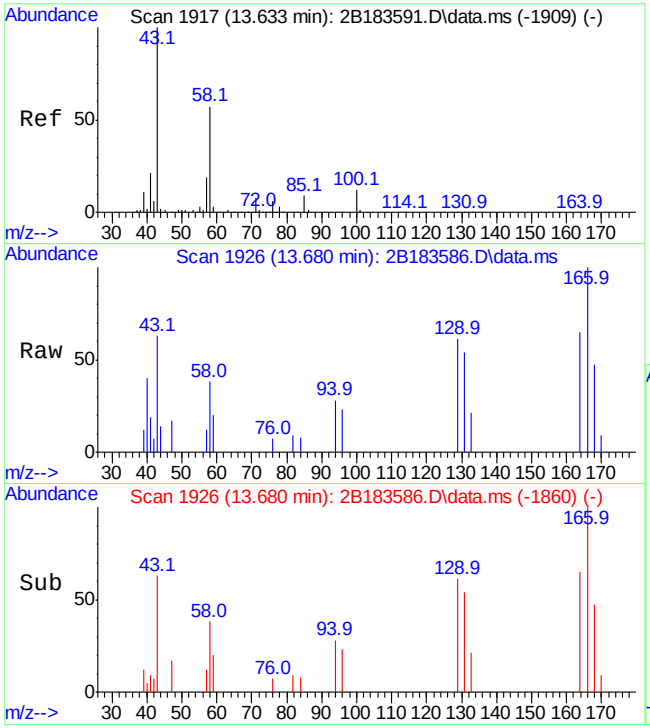

#81
2-hexanone
Concen: 3.50 ug/L
RT: 13.680 min Scan# 1926
Delta R.T. 0.047 min
Lab File: 2B183586.D
Acq: 16 Jun 21 6:55 pm

Tgt Ion: 58 Resp: 2623

Ion	Ratio	Lower	Upper
58	100		
43	167.7	156.8	196.8
85	0.0	0.0	35.7
100	0.0	0.5	40.5#

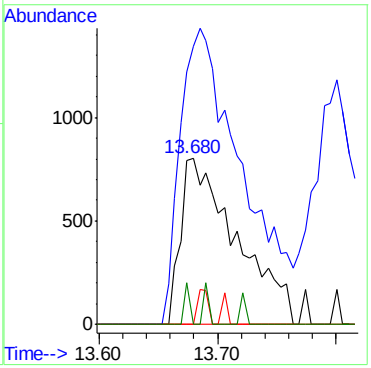

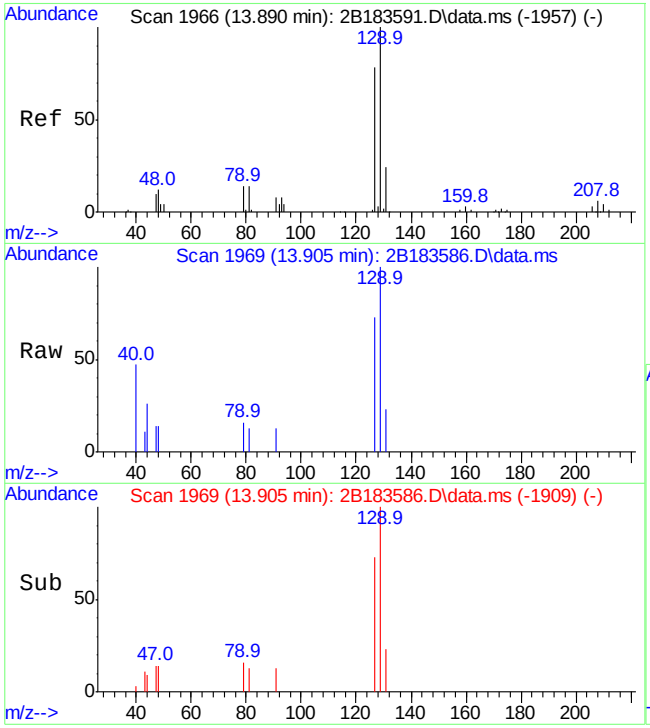

#83
dibromochloromethane
Concen: 0.96 ug/L
RT: 13.905 min Scan# 1969
Delta R.T. 0.016 min
Lab File: 2B183586.D
Acq: 16 Jun 21 6:55 pm

Tgt Ion:129 Resp: 3238

Ion	Ratio	Lower	Upper
129	100		
127	72.9	47.6	107.6
131	22.9	0.0	54.0

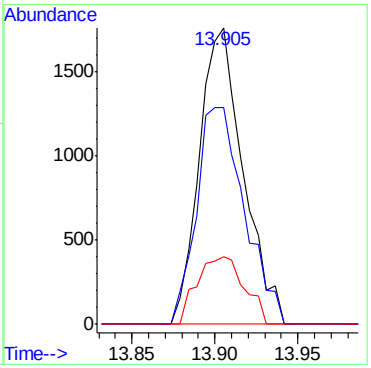

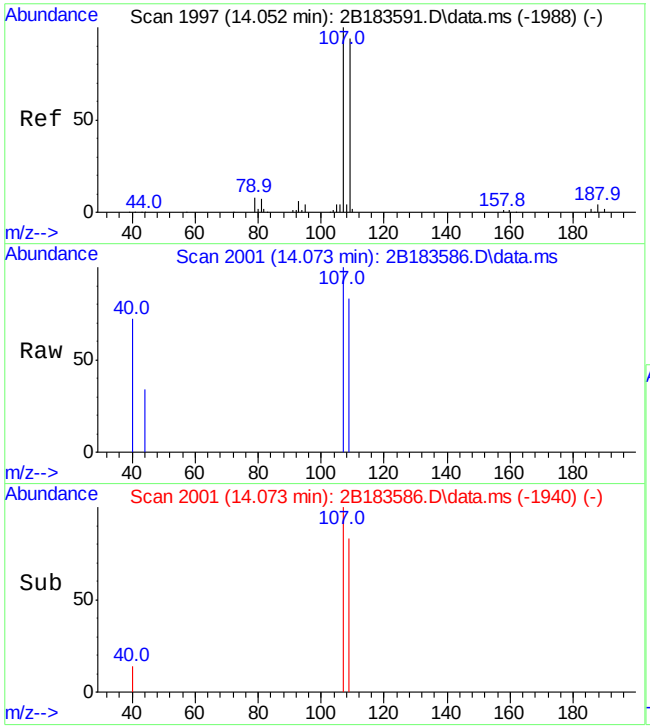

#84
1,2-dibromoethane
Concen: 1.02 ug/L
RT: 14.073 min Scan# 2001
Delta R.T. 0.021 min
Lab File: 2B183586.D
Acq: 16 Jun 21 6:55 pm

Tgt Ion:107 Resp: 2634

Ion	Ratio	Lower	Upper
107	100		
109	83.3	64.2	124.2
188	0.0	0.0	33.9

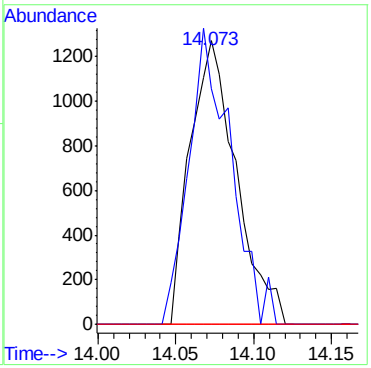

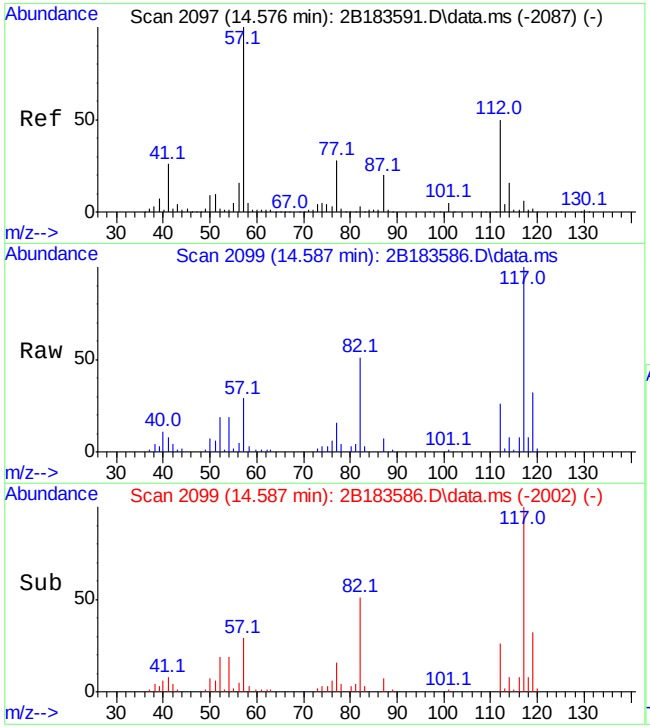

#85
n-butyl ether
Concen: 0.96 ug/L
RT: 14.587 min Scan# 2099
Delta R.T. 0.010 min
Lab File: 2B183586.D
Acq: 16 Jun 21 6:55 pm

Tgt Ion: 57 Resp: 9668

Ion	Ratio	Lower	Upper
57	100		
87	25.4	0.0	49.5
101	3.7	0.0	34.7

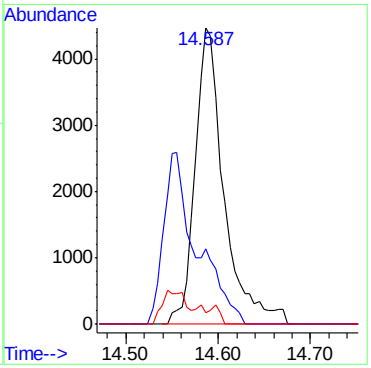

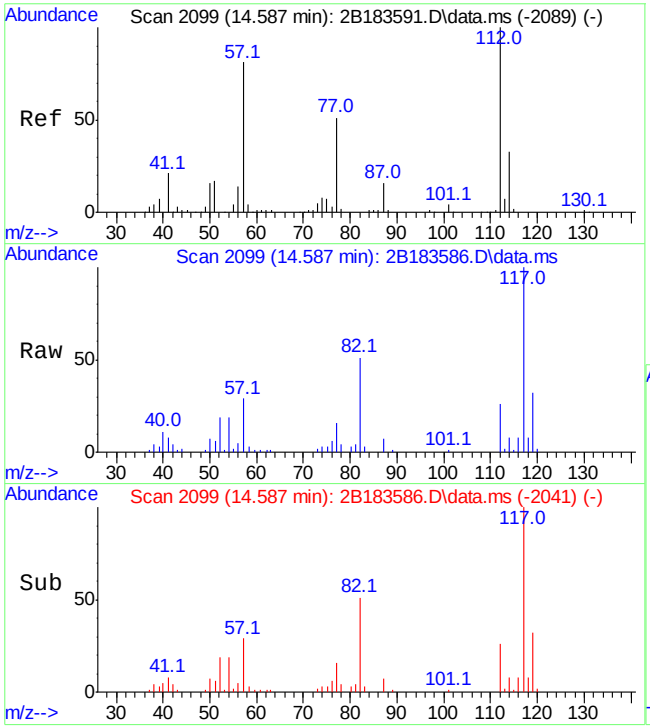

#86
chlorobenzene
Concen: 1.04 ug/L
RT: 14.587 min Scan# 2099
Delta R.T. 0.005 min
Lab File: 2B183586.D
Acq: 16 Jun 21 6:55 pm

Tgt Ion:112 Resp: 8244

Ion	Ratio	Lower	Upper
112	100		
77	63.0	21.4	81.4
114	33.2	2.8	62.8

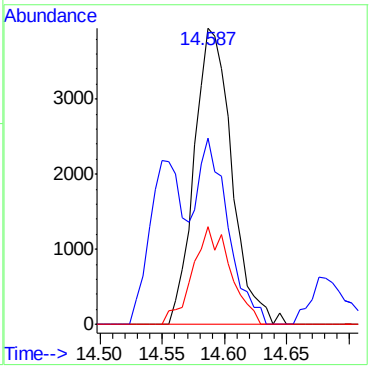

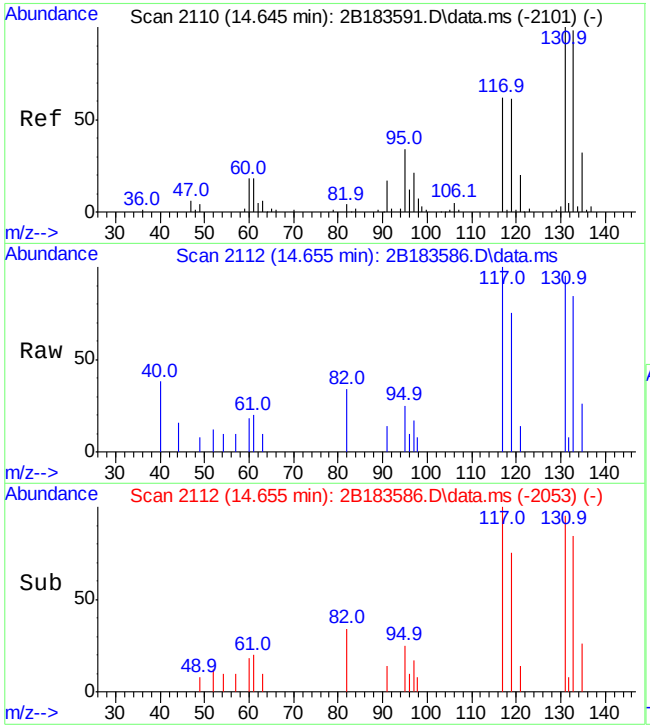

#87
1,1,1,2-tetrachloroethane
Concen: 1.04 ug/L
RT: 14.655 min Scan# 2112
Delta R.T. 0.010 min
Lab File: 2B183586.D
Acq: 16 Jun 21 6:55 pm

Tgt Ion:131 Resp: 3290

Ion	Ratio	Lower	Upper
131	100		
133	89.3	67.8	127.8
119	66.9	32.9	92.9

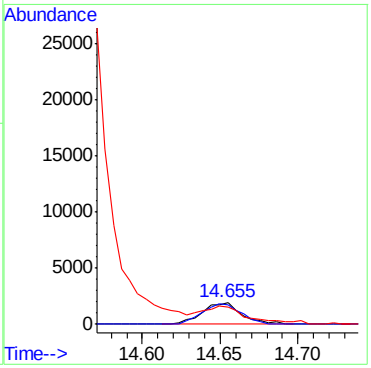

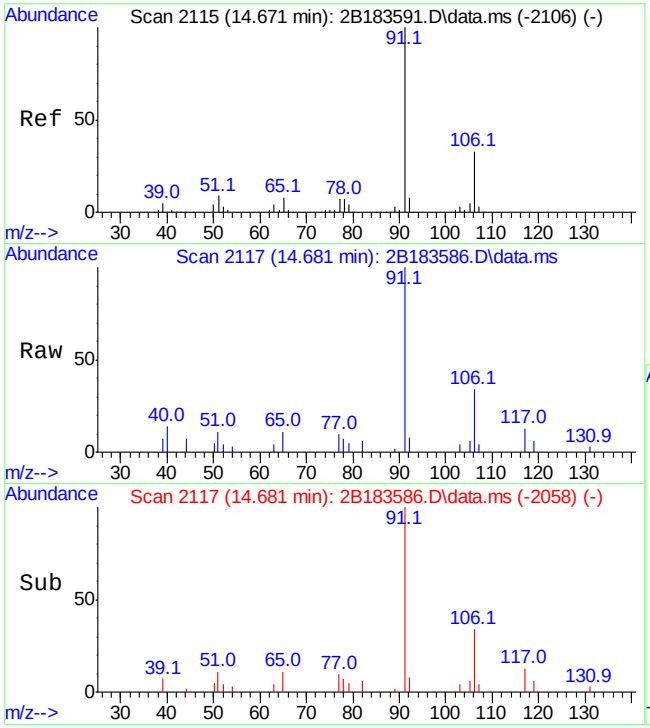

#88
ethylbenzene
Concen: 1.00 ug/L
RT: 14.681 min Scan# 2117
Delta R.T. 0.010 min
Lab File: 2B183586.D
Acq: 16 Jun 21 6:55 pm

Tgt Ion: 91 Resp: 12862

Ion	Ratio	Lower	Upper
91	100		
106	33.9	3.0	63.0
51	10.7	0.0	39.2

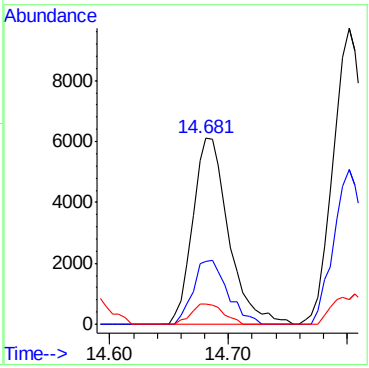

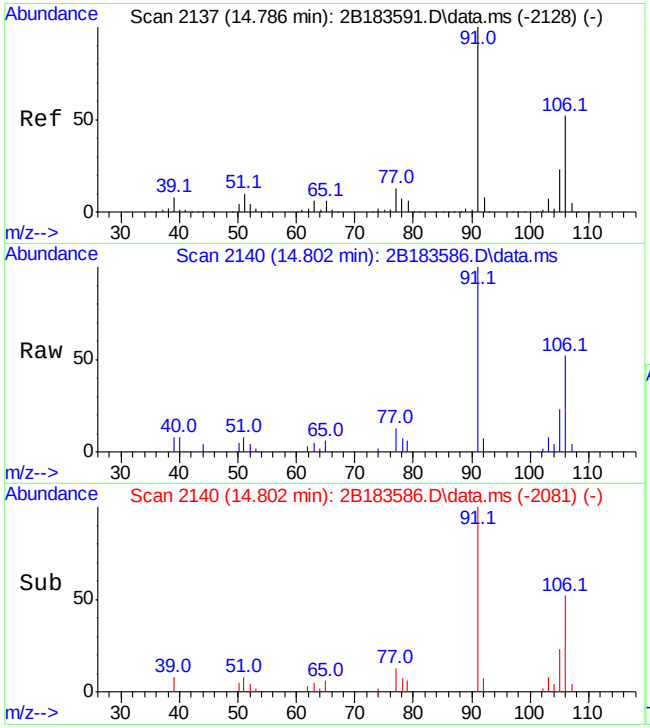

#89
m,p-xylene
Concen: 2.06 ug/L
RT: 14.802 min Scan# 2140
Delta R.T. 0.010 min
Lab File: 2B183586.D
Acq: 16 Jun 21 6:55 pm

Tgt Ion:106 Resp: 10673

Ion	Ratio	Lower	Upper
106	100		
91	187.8	162.7	222.7
77	25.0	5.0	45.0

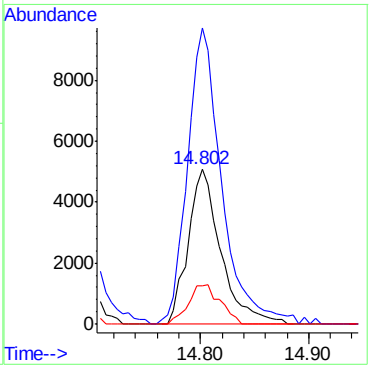

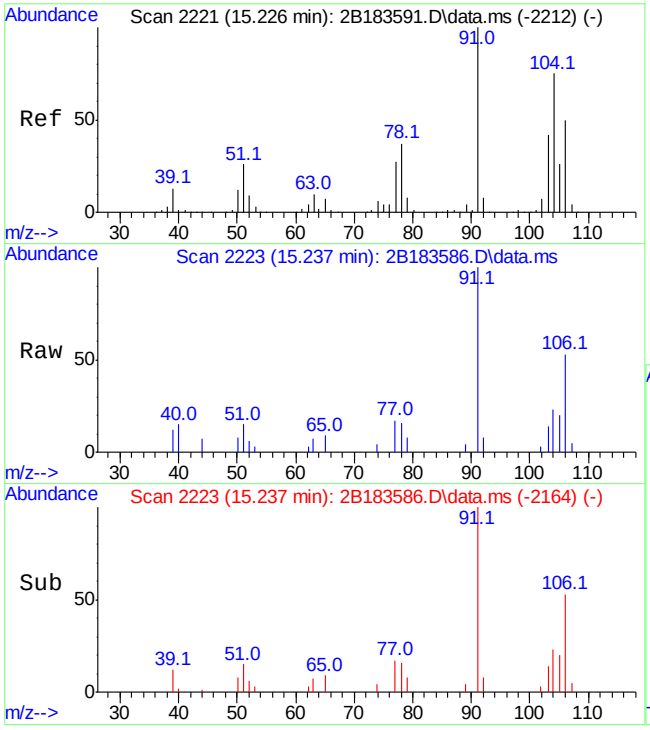

#90
o-xylene
Concen: 1.02 ug/L
RT: 15.237 min Scan# 2223
Delta R.T. 0.010 min
Lab File: 2B183586.D
Acq: 16 Jun 21 6:55 pm

Tgt Ion:106 Resp: 5649

Ion	Ratio	Lower	Upper
106	100		
91	188.5	169.5	229.5
77	31.6	33.1	73.1#

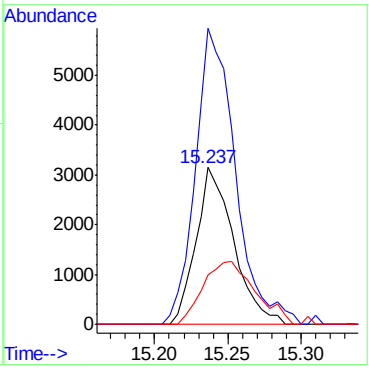

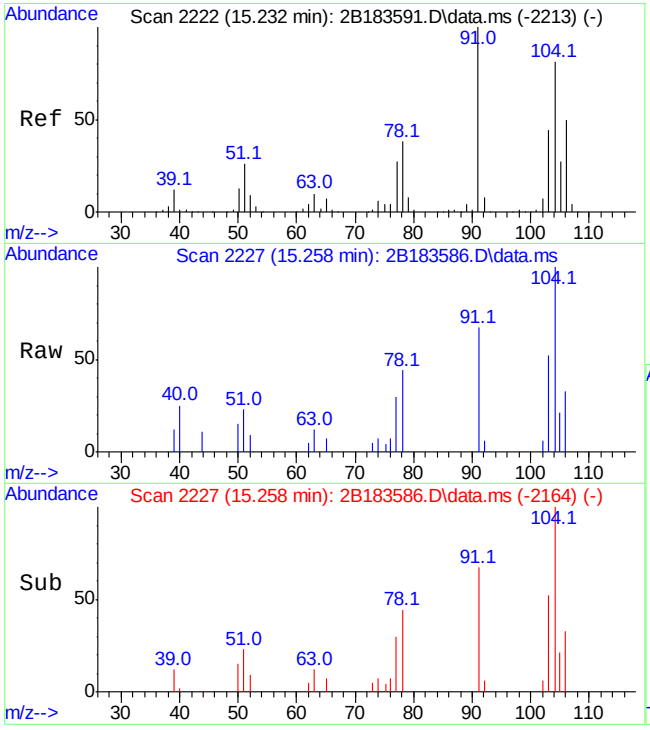

#91
styrene
Concen: 0.96 ug/L
RT: 15.258 min Scan# 2227
Delta R.T. 0.031 min
Lab File: 2B183586.D
Acq: 16 Jun 21 6:55 pm

Tgt Ion:104 Resp: 8462

Ion	Ratio	Lower	Upper
104	100		
78	43.5	16.8	76.8
51	23.0	2.1	62.1

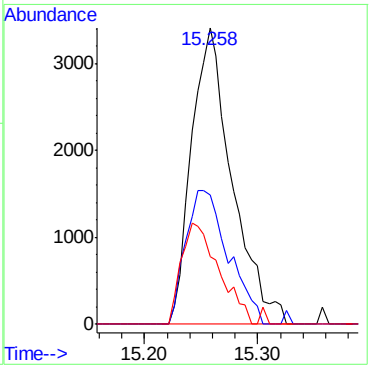

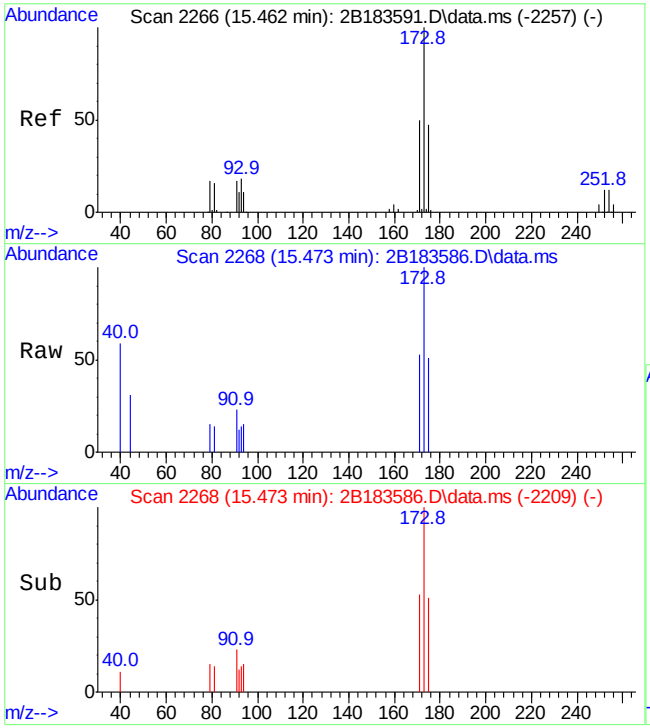

#93
bromoform
Concen: 1.01 ug/L
RT: 15.473 min Scan# 2268
Delta R.T. 0.010 min
Lab File: 2B183586.D
Acq: 16 Jun 21 6:55 pm

Tgt Ion:173 Resp: 2594

Ion	Ratio	Lower	Upper
173	100		
175	50.8	17.3	77.3
254	0.0	0.0	42.0

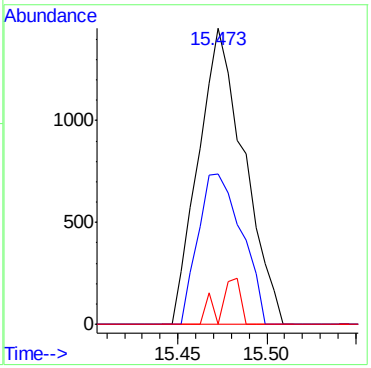

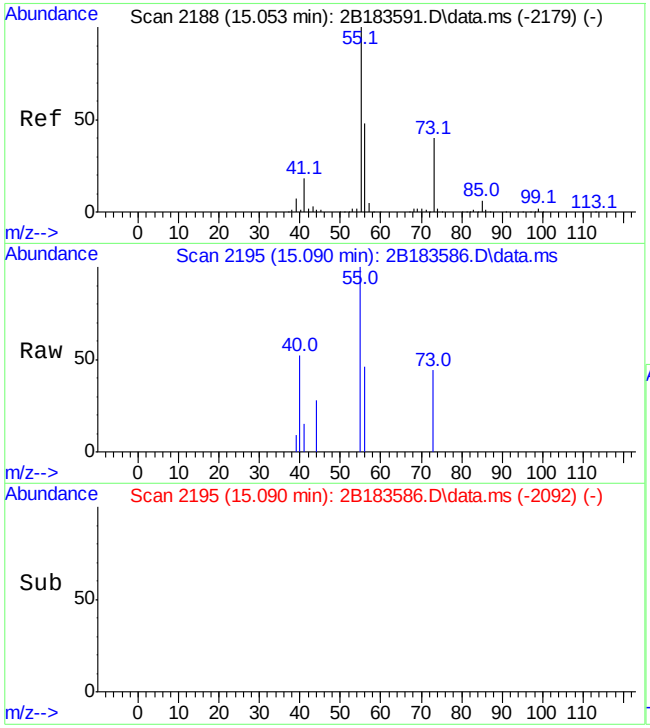

#94
butyl acrylate
Concen: 0.88 ug/L
RT: 15.090 min Scan# 2195
Delta R.T. 0.042 min
Lab File: 2B183586.D
Acq: 16 Jun 21 6:55 pm

Tgt Ion: 55 Resp: 3993

Ion	Ratio	Lower	Upper
55	100		
56	46.0	18.2	78.2
73	44.0	10.0	70.0
85	0.0	0.0	35.9

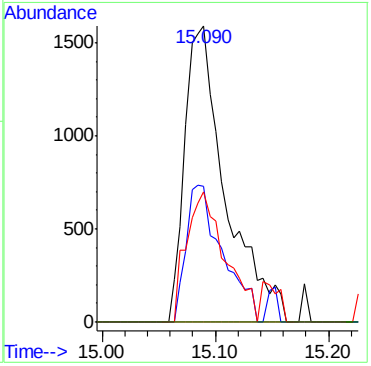

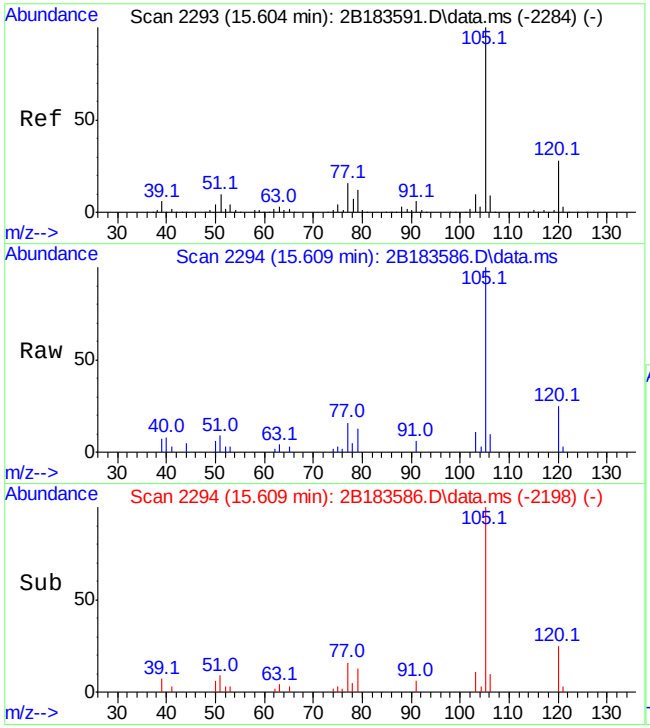

#95
isopropylbenzene
Concen: 1.01 ug/L
RT: 15.609 min Scan# 2294
Delta R.T. 0.005 min
Lab File: 2B183586.D
Acq: 16 Jun 21 6:55 pm

Tgt Ion:105 Resp: 15148

Ion	Ratio	Lower	Upper
105	100		
120	24.8	7.6	47.6
77	16.1	0.0	35.7

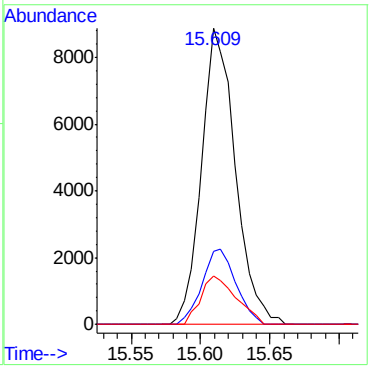

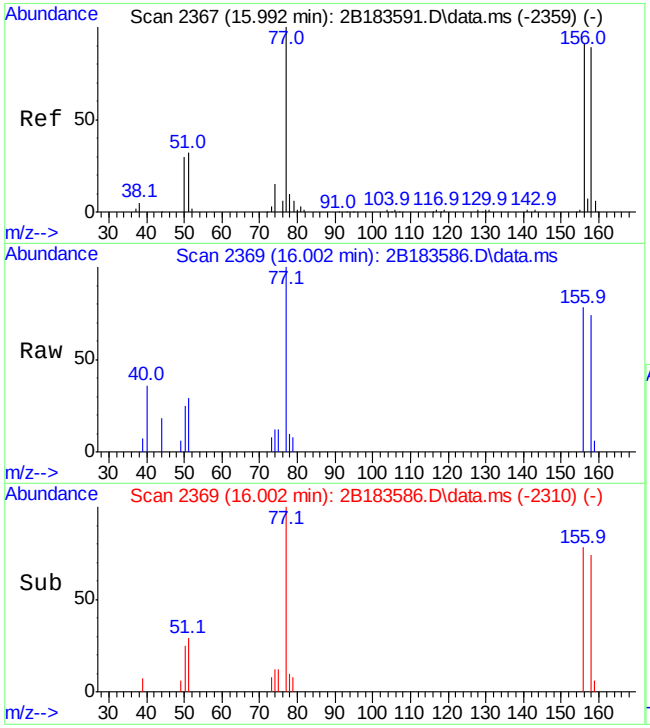

#99
bromobenzene
Concen: 0.99 ug/L
RT: 16.002 min Scan# 2369
Delta R.T. 0.010 min
Lab File: 2B183586.D
Acq: 16 Jun 21 6:55 pm

Tgt Ion:156 Resp: 4045

Ion	Ratio	Lower	Upper
156	100		
77	113.7	94.4	154.4
158	94.6	68.2	128.2

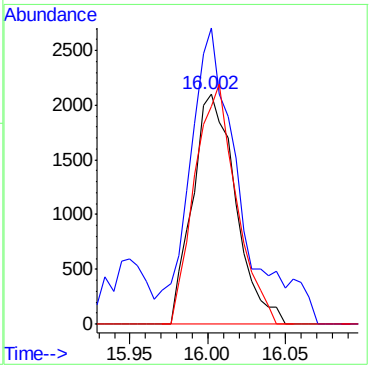

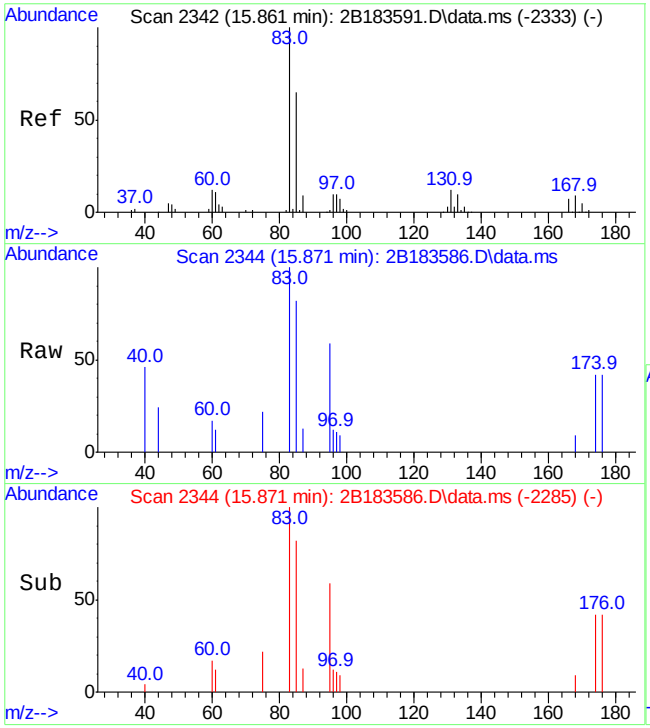

#100
1,1,2,2-tetrachloroethane
Concen: 0.97 ug/L
RT: 15.871 min Scan# 2344
Delta R.T. 0.010 min
Lab File: 2B183586.D
Acq: 16 Jun 21 6:55 pm

Tgt Ion: 83 Resp: 3275

Ion	Ratio	Lower	Upper
83	100		
131	0.0	0.0	41.6
85	81.9	34.8	94.8

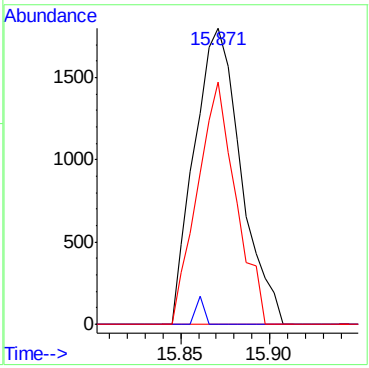

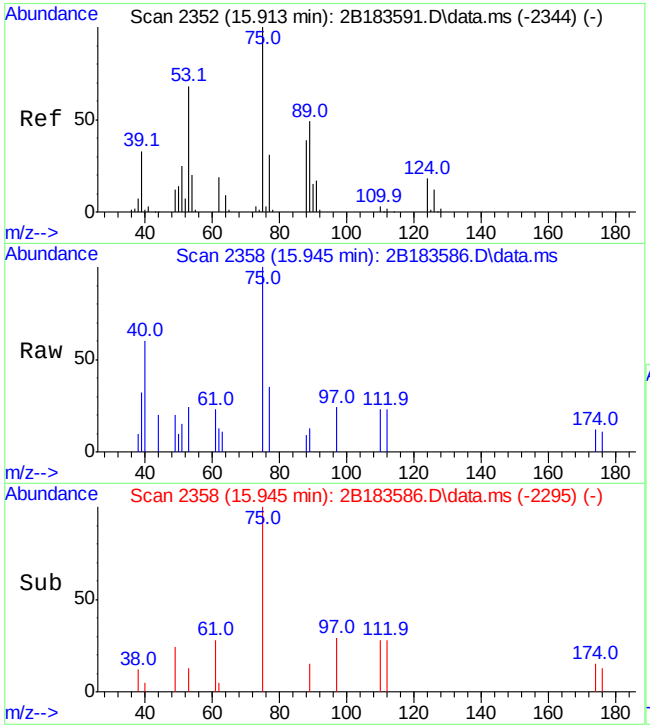

#101
trans-1,4-dichloro-2-butene
Concen: 0.85 ug/L
RT: 15.945 min Scan# 2358
Delta R.T. 0.031 min
Lab File: 2B183586.D
Acq: 16 Jun 21 6:55 pm

Tgt Ion: 53 Resp: 722

Ion	Ratio	Lower	Upper
53	100		
88	38.0	26.5	86.5
75	363.8	116.8	176.8#

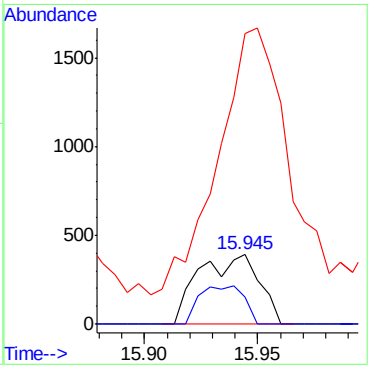

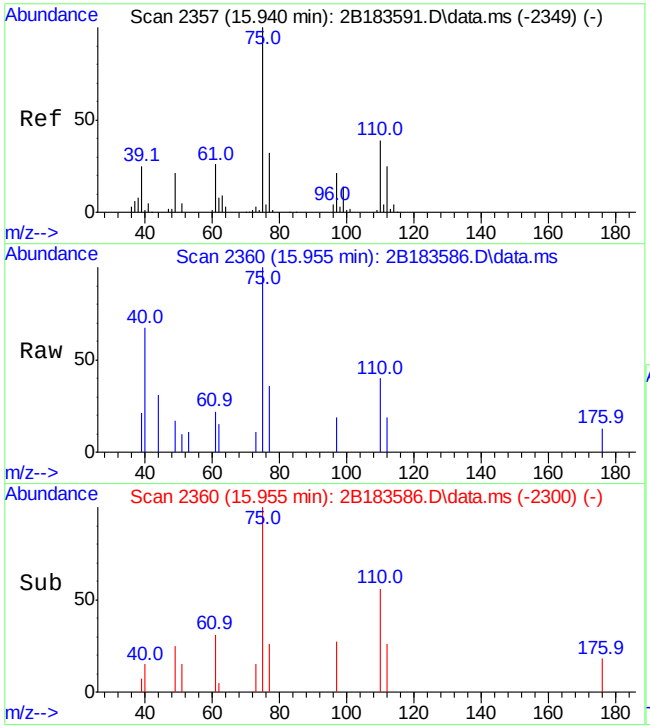

#102
1,2,3-trichloropropane
Concen: 0.97 ug/L
RT: 15.955 min Scan# 2360
Delta R.T. 0.016 min
Lab File: 2B183586.D
Acq: 16 Jun 21 6:55 pm

Tgt Ion:110 Resp: 919

Ion	Ratio	Lower	Upper
110	100		
111	0.0	0.0	40.7
97	48.6	23.2	83.2

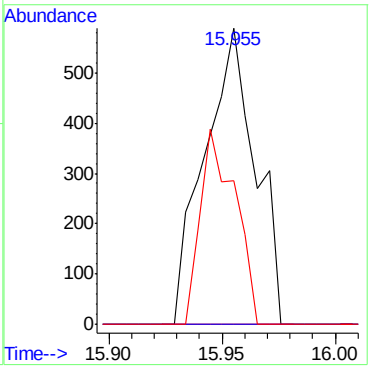

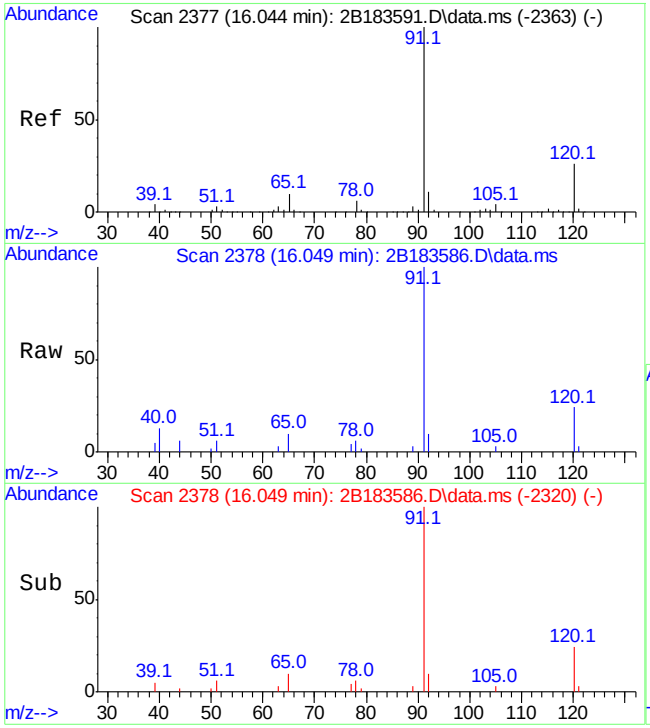

#103
n-propylbenzene
Concen: 0.98 ug/L
RT: 16.049 min Scan# 2378
Delta R.T. 0.005 min
Lab File: 2B183586.D
Acq: 16 Jun 21 6:55 pm

Tgt Ion: 91 Resp: 15843

Ion	Ratio	Lower	Upper
91	100		
120	23.8	0.0	55.5
65	10.2	0.0	39.9

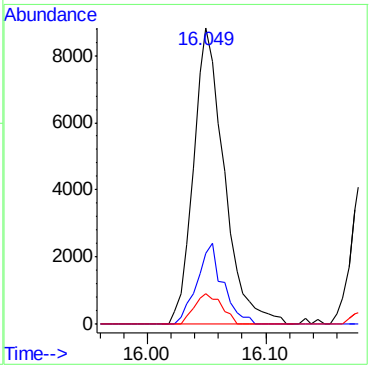

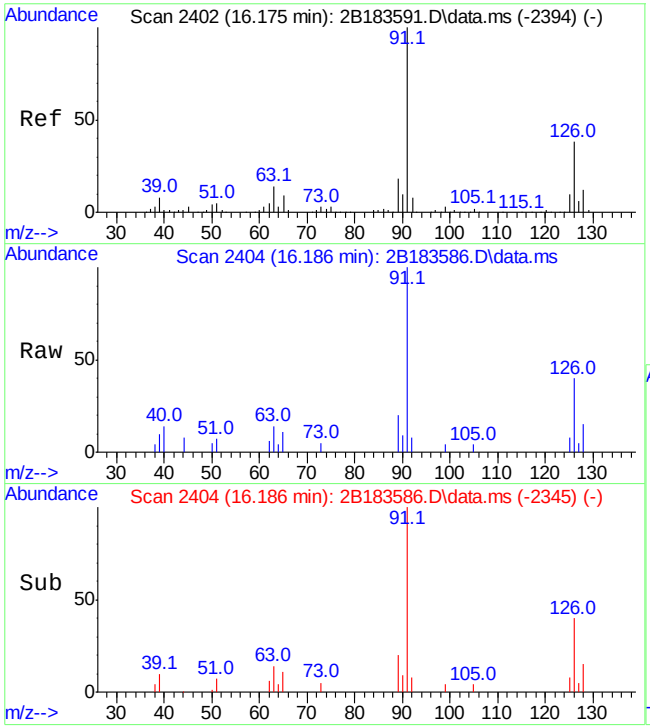

#104
2-chlorotoluene
Concen: 0.97 ug/L
RT: 16.186 min Scan# 2404
Delta R.T. 0.010 min
Lab File: 2B183586.D
Acq: 16 Jun 21 6:55 pm

Tgt Ion:126 Resp: 3604

Ion	Ratio	Lower	Upper
126	100		
91	249.0	233.1	293.1
63	35.2	6.5	66.5

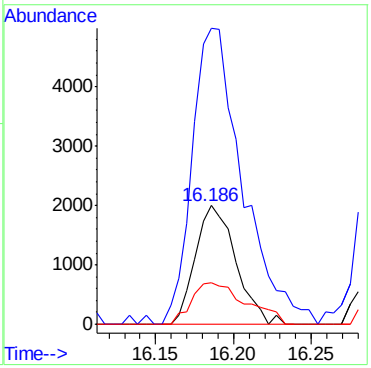

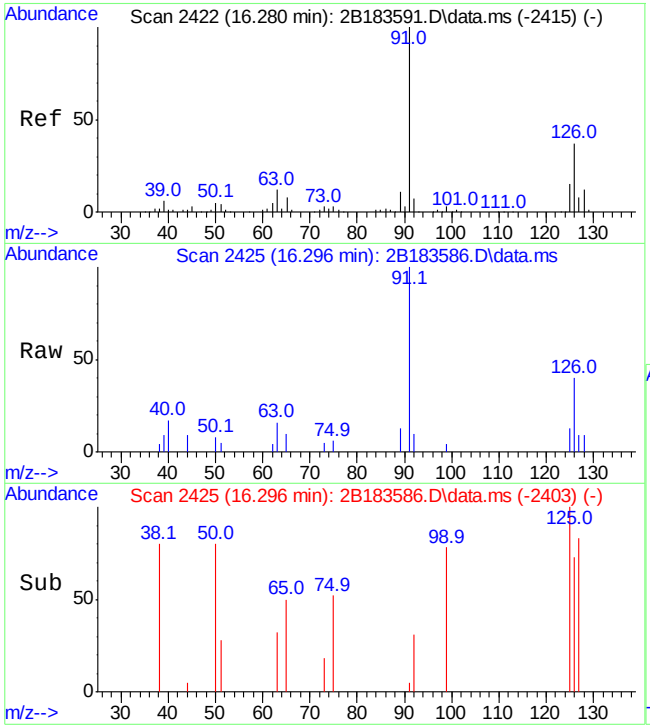

#105
4-chlorotoluene
Concen: 1.02 ug/L
RT: 16.296 min Scan# 2425
Delta R.T. 0.016 min
Lab File: 2B183586.D
Acq: 16 Jun 21 6:55 pm

Tgt Ion: 91 Resp: 10362

Ion	Ratio	Lower	Upper
91	100		
126	39.9	7.4	67.4
63	15.7	0.0	42.1

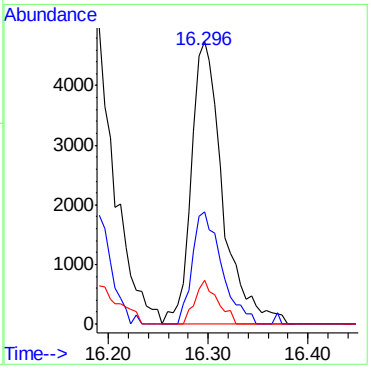

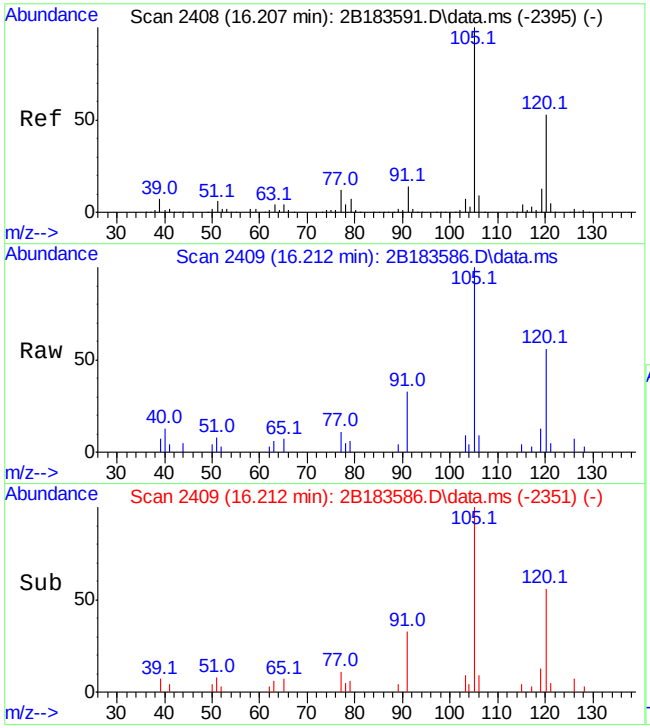

#106
1,3,5-trimethylbenzene
Concen: 0.99 ug/L
RT: 16.212 min Scan# 2409
Delta R.T. 0.005 min
Lab File: 2B183586.D
Acq: 16 Jun 21 6:55 pm

Tgt Ion:105 Resp: 12006

Ion	Ratio	Lower	Upper
105	100		
120	55.7	22.7	82.7
77	10.8	0.0	42.1

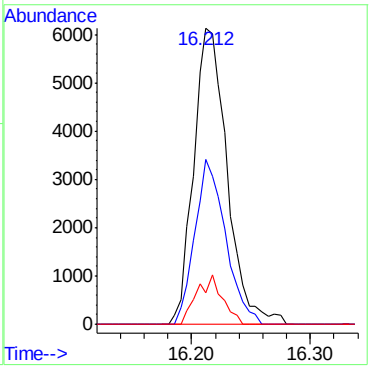

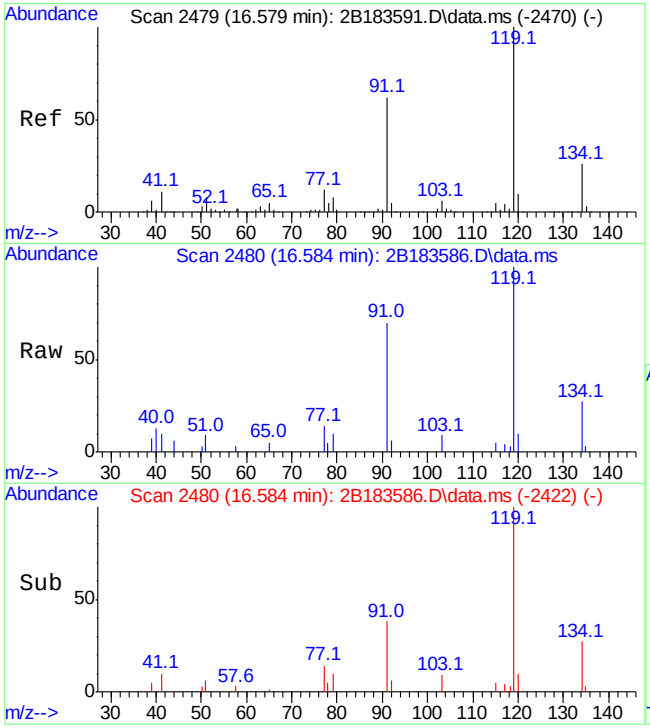

#107
tert-butylbenzene
Concen: 0.93 ug/L
RT: 16.584 min Scan# 2480
Delta R.T. 0.005 min
Lab File: 2B183586.D
Acq: 16 Jun 21 6:55 pm

Tgt Ion:134 Resp: 2543

Ion	Ratio	Lower	Upper
134	100		
91	261.9	208.1	268.1
119	371.9	353.9	413.9

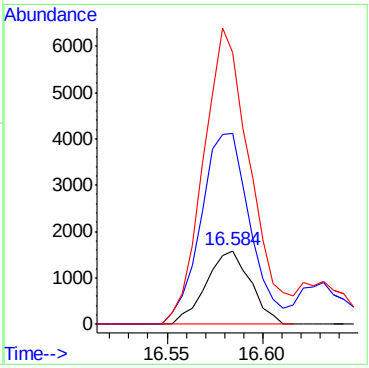

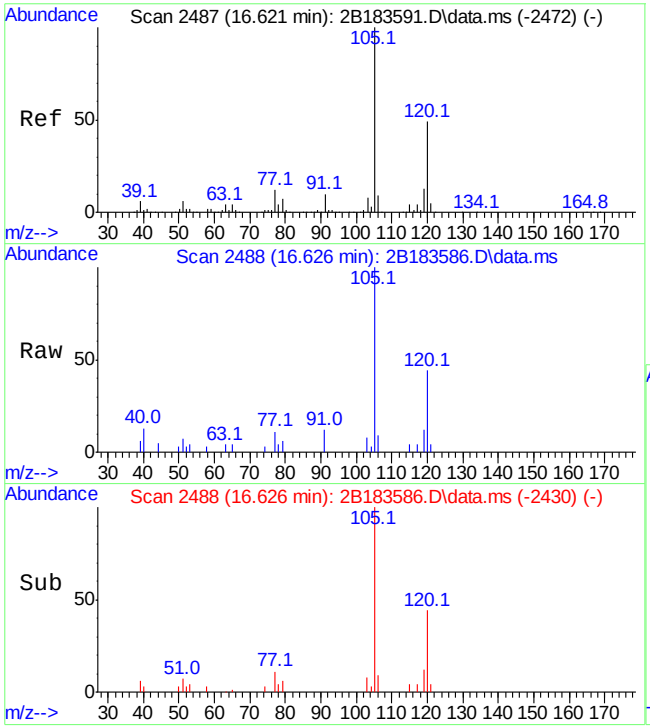

#108
1,2,4-trimethylbenzene
Concen: 0.99 ug/L
RT: 16.626 min Scan# 2488
Delta R.T. 0.005 min
Lab File: 2B183586.D
Acq: 16 Jun 21 6:55 pm

Tgt Ion:105 Resp: 12530

Ion	Ratio	Lower	Upper
105	100		
120	43.9	19.5	79.5
77	11.2	0.0	41.6

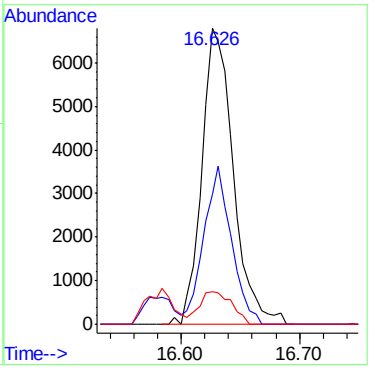

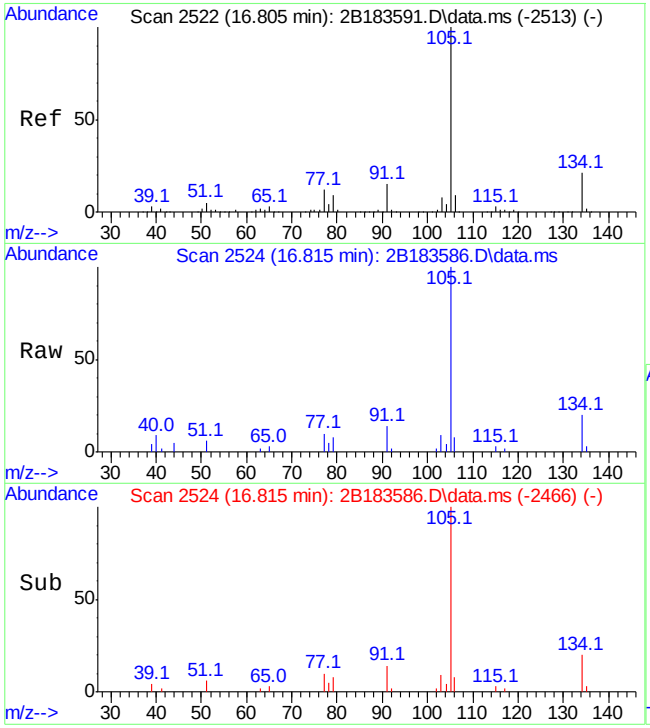

#109
sec-butylbenzene
Concen: 0.94 ug/L
RT: 16.815 min Scan# 2524
Delta R.T. 0.005 min
Lab File: 2B183586.D
Acq: 16 Jun 21 6:55 pm

Tgt Ion:105 Resp: 15357

Ion	Ratio	Lower	Upper
105	100		
134	20.5	0.0	50.9
91	13.9	0.0	44.9

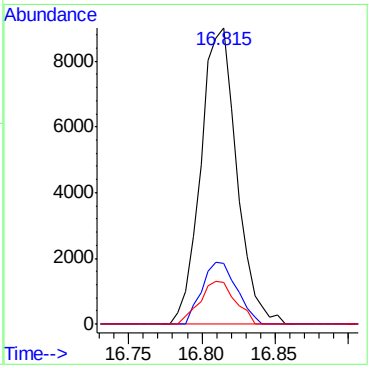

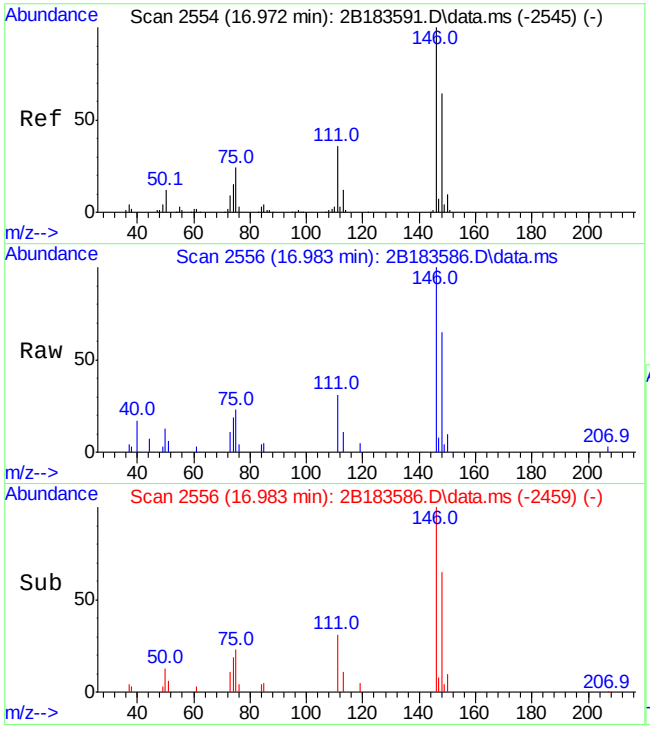

#110
1,3-dichlorobenzene
Concen: 1.02 ug/L
RT: 16.983 min Scan# 2556
Delta R.T. 0.010 min
Lab File: 2B183586.D
Acq: 16 Jun 21 6:55 pm

Tgt Ion:146 Resp: 8056

Ion	Ratio	Lower	Upper
146	100		
111	30.9	6.0	66.0
148	65.0	34.1	94.1

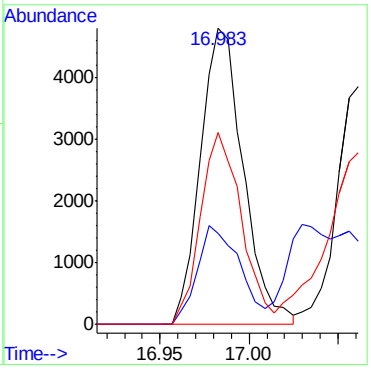

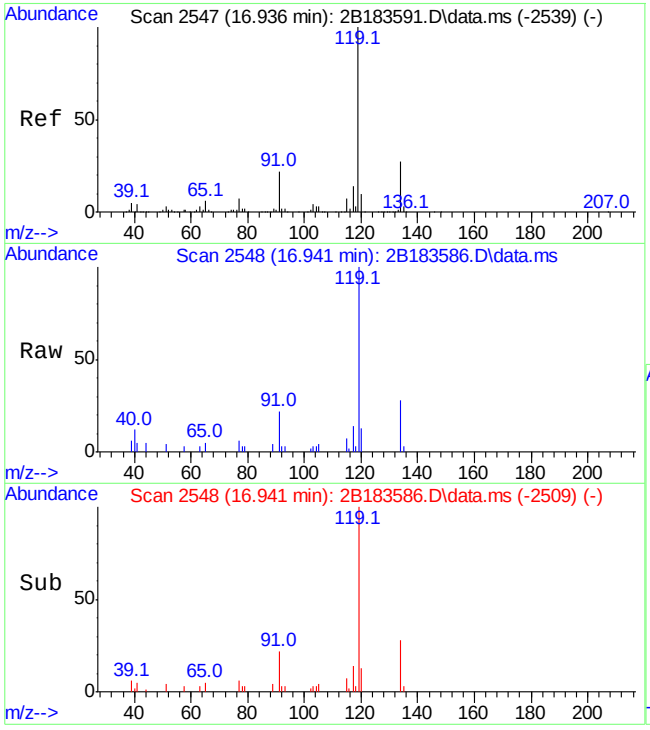

#111
p-isopropyltoluene
Concen: 0.97 ug/L
RT: 16.941 min Scan# 2548
Delta R.T. 0.005 min
Lab File: 2B183586.D
Acq: 16 Jun 21 6:55 pm

Tgt Ion:119 Resp: 13895

Ion	Ratio	Lower	Upper
119	100		
134	28.0	0.0	57.2
91	21.9	0.0	51.8

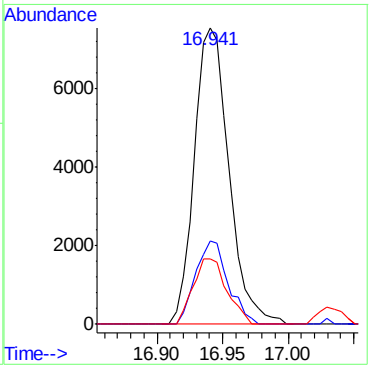

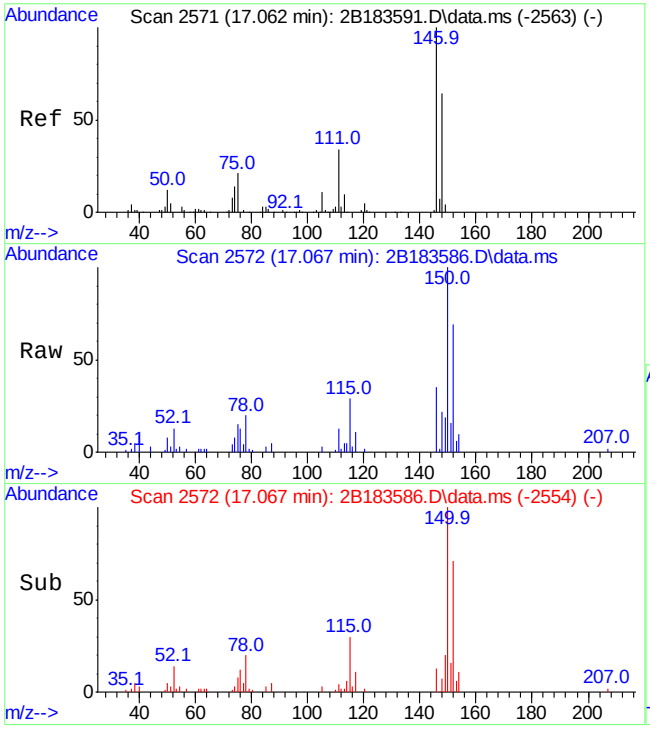

#112
1,4-dichlorobenzene
Concen: 1.00 ug/L
RT: 17.067 min Scan# 2572
Delta R.T. 0.005 min
Lab File: 2B183586.D
Acq: 16 Jun 21 6:55 pm

Tgt Ion:146 Resp: 7782

Ion	Ratio	Lower	Upper
146	100		
111	35.3	4.0	64.0
148	61.2	34.3	94.3

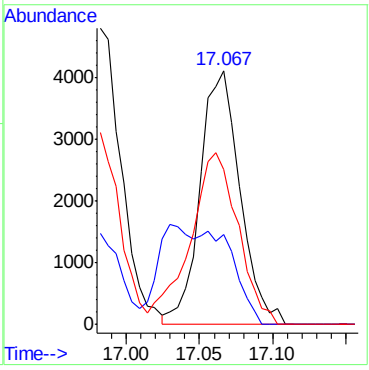

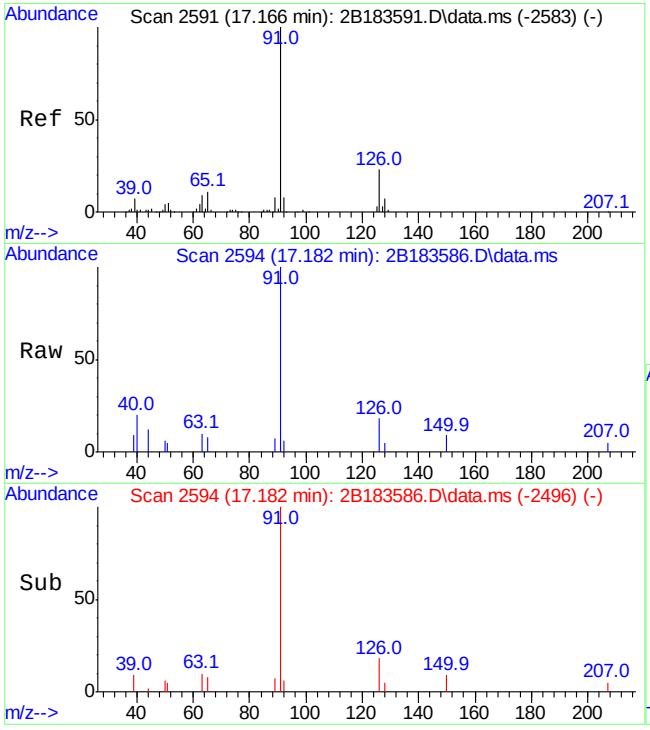

#113
benzyl chloride
Concen: 0.90 ug/L
RT: 17.182 min Scan# 2594
Delta R.T. 0.016 min
Lab File: 2B183586.D
Acq: 16 Jun 21 6:55 pm

Tgt Ion: 91 Resp: 6239

Ion	Ratio	Lower	Upper
91	100		
126	17.7	0.0	52.7
62	0.0	0.0	34.0

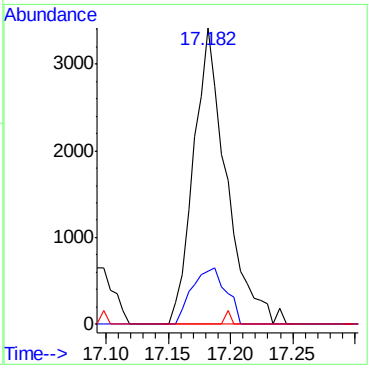

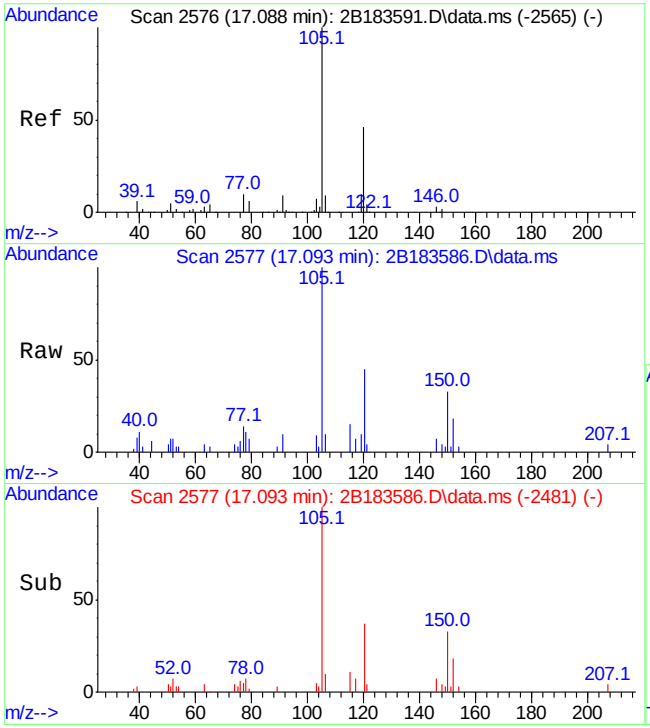

#114
1,2,3-trimethylbenzene
Concen: 0.98 ug/L
RT: 17.093 min Scan# 2577
Delta R.T. 0.005 min
Lab File: 2B183586.D
Acq: 16 Jun 21 6:55 pm

Tgt Ion:105 Resp: 12115

Ion	Ratio	Lower	Upper
105	100		
120	45.1	16.3	76.3
77	14.4	0.0	41.7

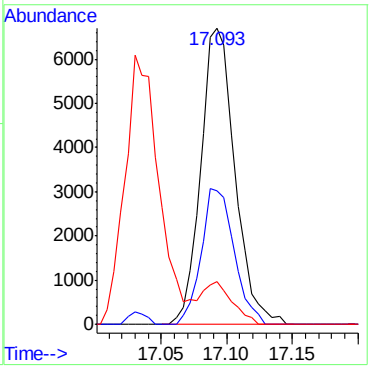

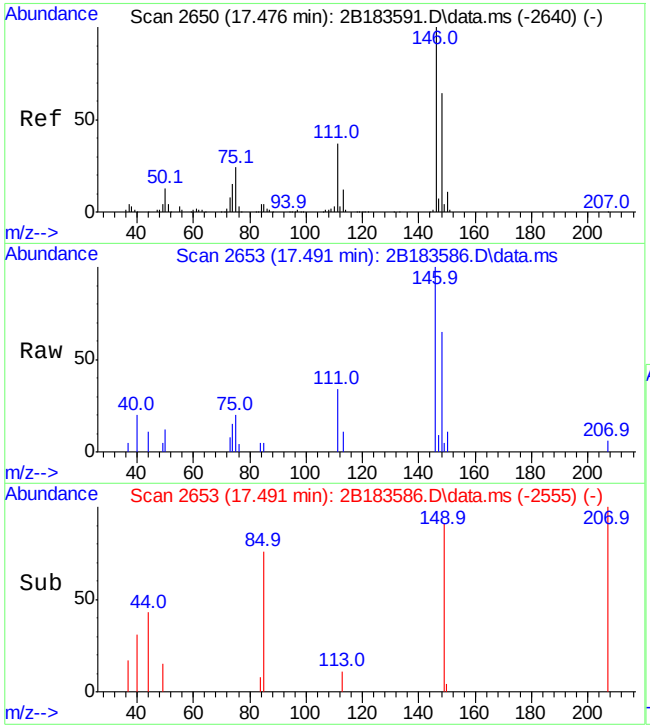

#115
1,2-dichlorobenzene
Concen: 1.01 ug/L
RT: 17.491 min Scan# 2653
Delta R.T. 0.016 min
Lab File: 2B183586.D
Acq: 16 Jun 21 6:55 pm

Tgt Ion:146 Resp: 8005

Ion	Ratio	Lower	Upper
146	100		
111	33.5	6.6	66.6
148	64.9	34.3	94.3

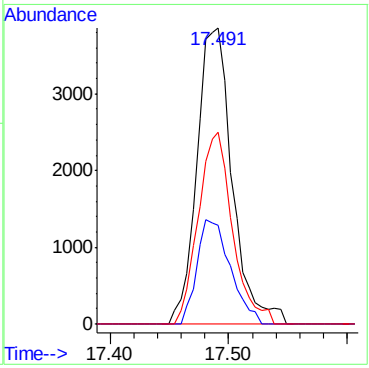

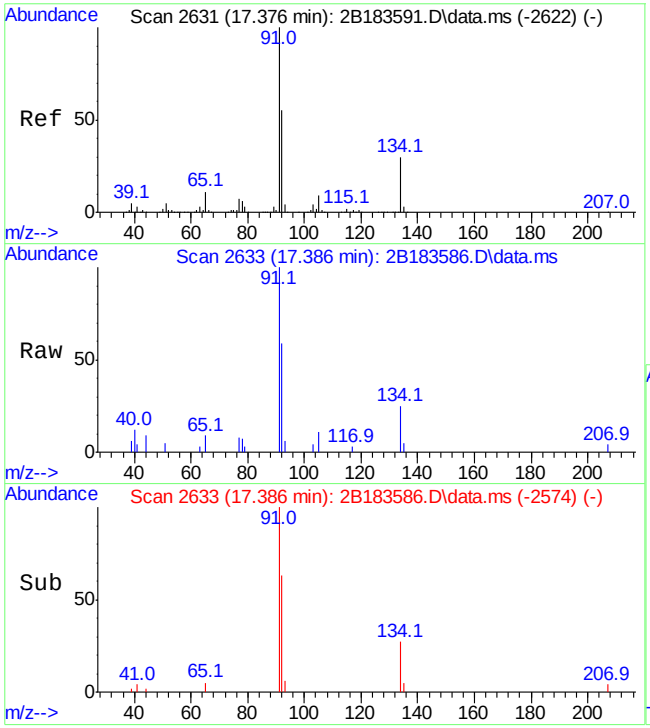

#116
n-butylbenzene
Concen: 0.90 ug/L
RT: 17.386 min Scan# 2633
Delta R.T. 0.010 min
Lab File: 2B183586.D
Acq: 16 Jun 21 6:55 pm

Tgt Ion: 92 Resp: 5802

Ion	Ratio	Lower	Upper
92	100		
91	169.8	150.9	210.9
134	43.1	23.6	83.6

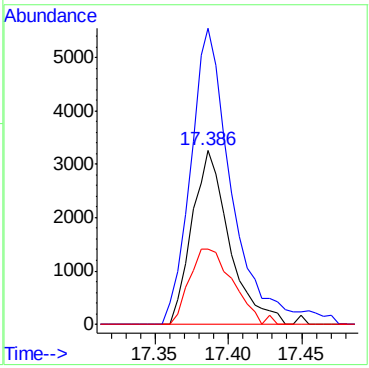

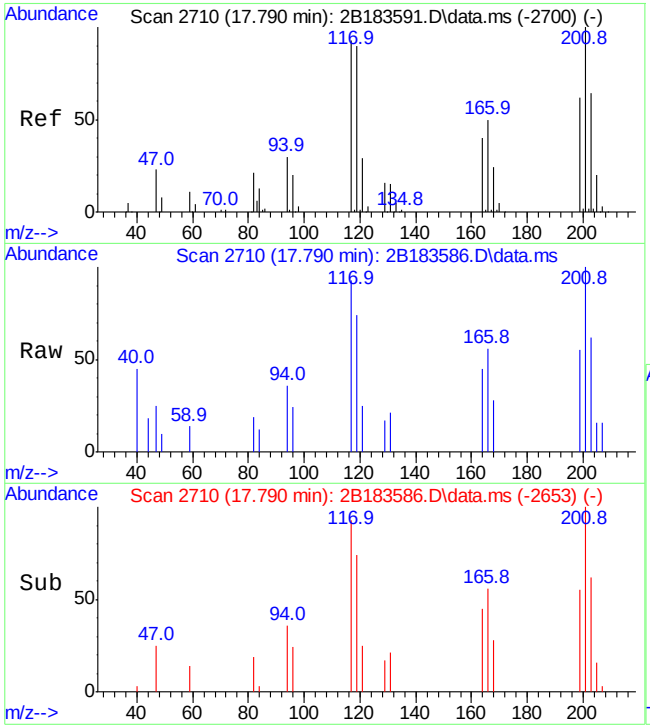

#117
hexachloroethane
Concen: 0.91 ug/L
RT: 17.790 min Scan# 2710
Delta R.T. -0.000 min
Lab File: 2B183586.D
Acq: 16 Jun 21 6:55 pm

Tgt Ion:201 Resp: 2620

Ion	Ratio	Lower	Upper
201	100		
166	56.4	30.5	70.5
199	54.7	42.1	82.1
203	62.2	44.3	84.3

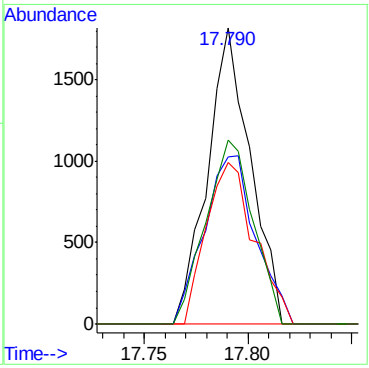

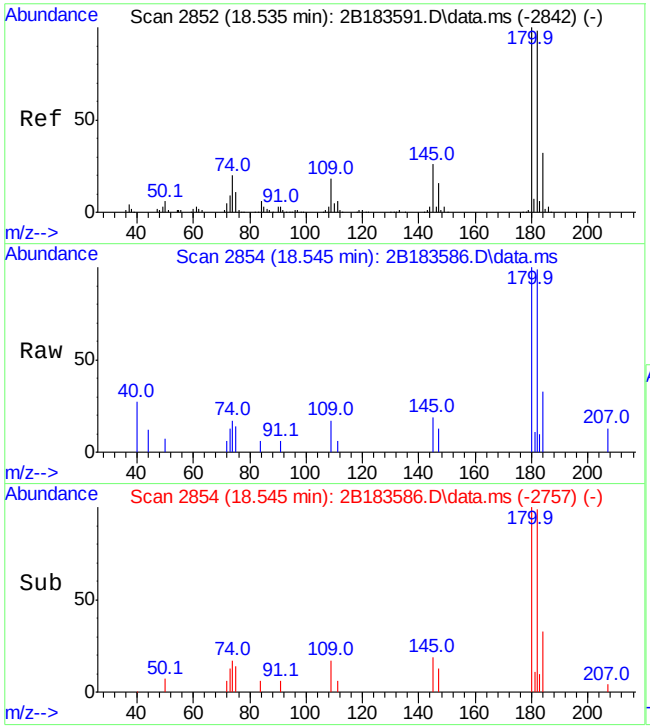

#119
1,3,5-trichlorobenzene
Concen: 0.90 ug/L
RT: 18.545 min Scan# 2854
Delta R.T. 0.010 min
Lab File: 2B183586.D
Acq: 16 Jun 21 6:55 pm

Tgt Ion:180 Resp: 6145

Ion	Ratio	Lower	Upper
180	100		
182	99.2	67.9	127.9
184	32.7	1.5	61.5

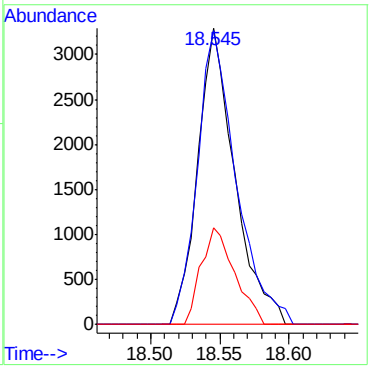

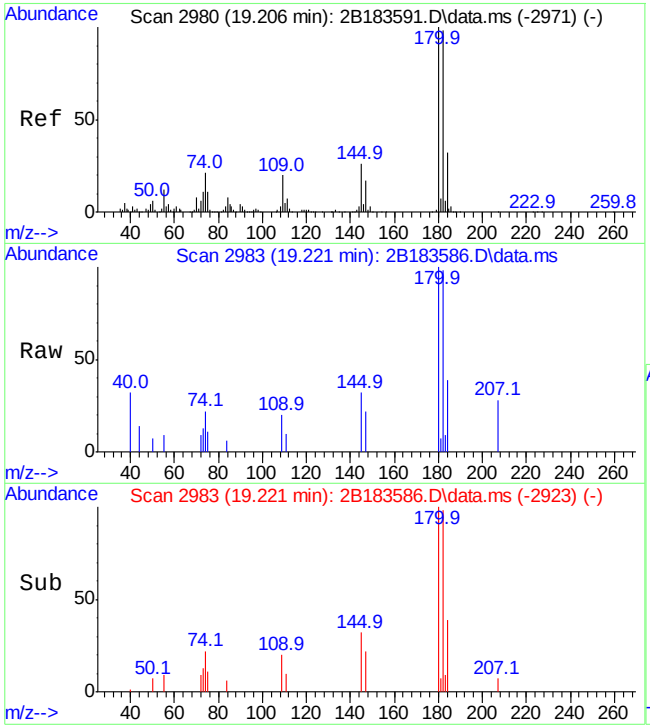

#121
1,2,4-trichlorobenzene
Concen: 0.87 ug/L
RT: 19.221 min Scan# 2983
Delta R.T. 0.016 min
Lab File: 2B183586.D
Acq: 16 Jun 21 6:55 pm

Tgt Ion:180 Resp: 5201

Ion	Ratio	Lower	Upper
180	100		
182	98.1	68.2	128.2
145	31.8	0.0	56.2

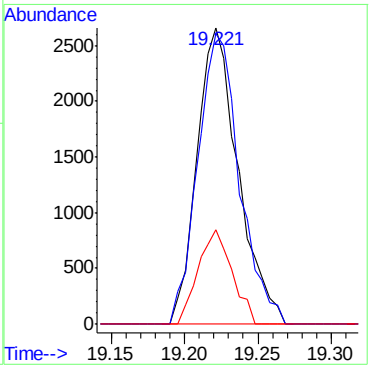

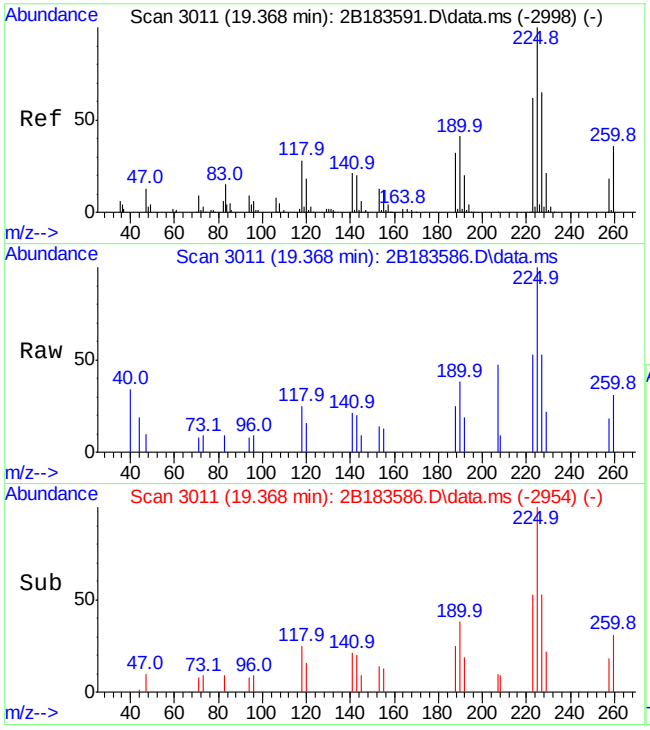

#122
hexachlorobutadiene
Concen: 0.98 ug/L
RT: 19.368 min Scan# 3011
Delta R.T. -0.000 min
Lab File: 2B183586.D
Acq: 16 Jun 21 6:55 pm

Tgt Ion:225 Resp: 3116

Ion	Ratio	Lower	Upper
225	100		
223	53.0	32.1	92.1
227	53.0	34.7	94.7

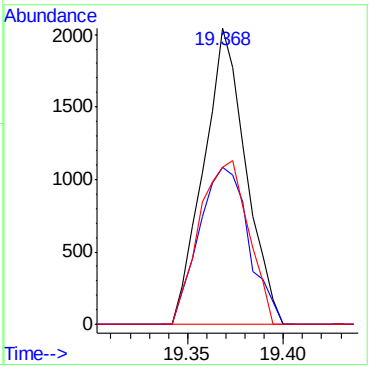

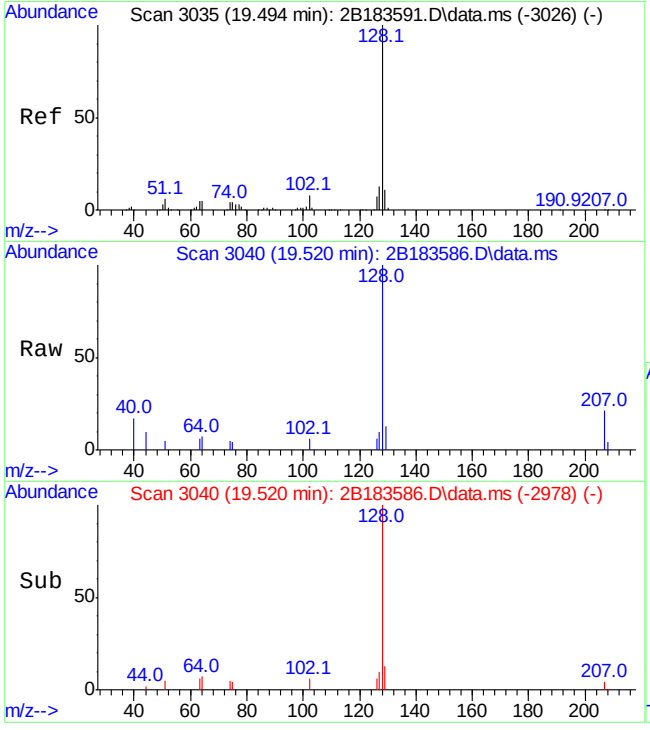

#123
naphthalene
Concen: 0.89 ug/L
RT: 19.520 min Scan# 3040
Delta R.T. 0.026 min
Lab File: 2B183586.D
Acq: 16 Jun 21 6:55 pm

Tgt Ion:128 Resp: 10161

Ion	Ratio	Lower	Upper
128	100		
127	10.0	0.0	42.6
129	12.6	0.0	41.2

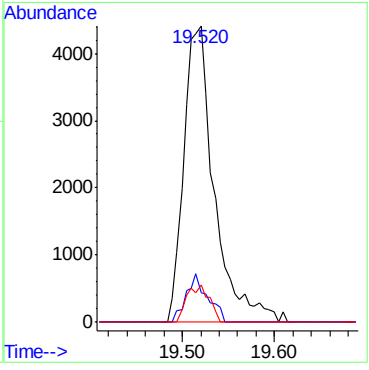

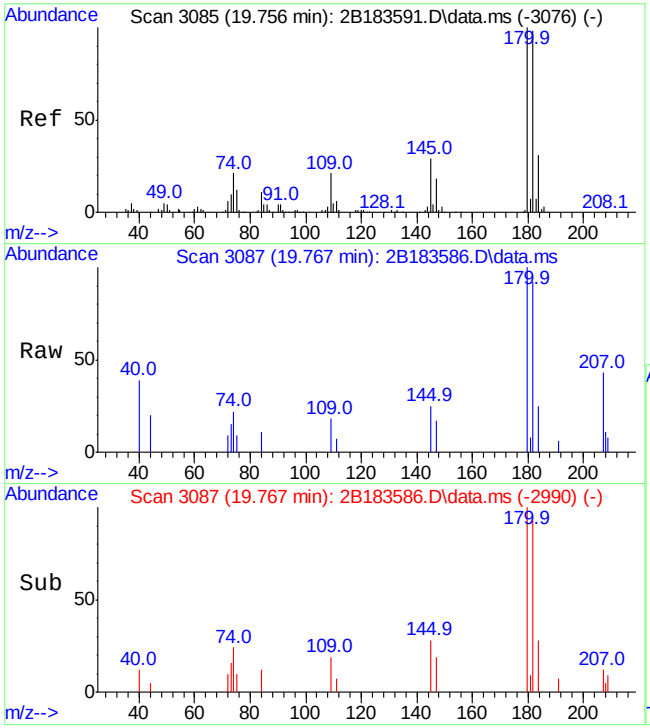

#124
1,2,3-trichlorobenzene
Concen: 0.90 ug/L
RT: 19.767 min Scan# 3087
Delta R.T. 0.010 min
Lab File: 2B183586.D
Acq: 16 Jun 21 6:55 pm

Tgt Ion:180 Resp: 4664

Ion	Ratio	Lower	Upper
180	100		
182	92.2	68.2	128.2
145	24.9	0.0	58.6

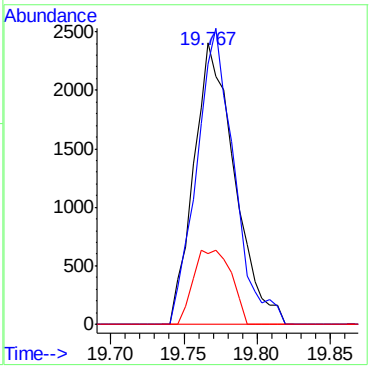

Quantitation Report (QT Reviewed)

Data Path : C:\msdchem\1\DATA\V2B8337\
Data File : 2B183587.D
Acq On : 16 Jun 2021 7:24 pm
Operator : thienn
Sample : ic8337-2
Misc : MS51064,V2B8337,5,,,,1
ALS Vial : 6 Sample Multiplier: 1

Quant Time: Jun 17 19:00:43 2021
Quant Method : C:\msdchem\1\METHODS\M2B8337.M
Quant Title : SW846 8260C/D, DB-624.1 60 mx0.25mmx1.4um
QLast Update : Thu Jun 17 09:37:21 2021
Response via : Initial Calibration

Compound	R.T.	QIon	Response	Conc	Units		Dev(Min)
Internal Standards							
1) tert butyl alcohol-d9	7.750	65	125516	500.00	ug/L		0.00
5) pentafluorobenzene	10.256	168	368180	50.00	ug/L		0.00
51) 1,4-difluorobenzene	11.200	114	492933	50.00	ug/L		0.00
73) chlorobenzene-d5	14.550	117	461862	50.00	ug/L		0.00
97) 1,4-dichlorobenzene-d4	17.035	152	254956	50.00	ug/L		0.00
System Monitoring Compounds							
43) dibromofluoromethane (s)	10.235	113	164639	49.97	ug/L		0.00
Spiked Amount 50.000	Range 80 - 120		Recovery = 99.94%				
52) 1,2-dichloroethane-d4 (s)	10.681	65	172555	50.82	ug/L		0.00
Spiked Amount 50.000	Range 81 - 124		Recovery = 101.64%				
74) toluene-d8 (s)	12.951	98	559908	50.17	ug/L		0.00
Spiked Amount 50.000	Range 80 - 120		Recovery = 100.34%				
98) 4-bromofluorobenzene (s)	15.793	95	212896	50.16	ug/L		0.00
Spiked Amount 50.000	Range 80 - 120		Recovery = 100.32%				
Target Compounds							Qvalue
2) tertiary butyl alcohol	7.897	59	2840	9.90	ug/L		80
3) ethanol	6.397	45	4825	196.87	ug/L		84
6) chlorodifluoromethane	4.169	51	10122	2.18	ug/L		89
7) dichlorodifluoromethane	4.153	85	13091	2.12	ug/L		97
8) chloromethane	4.562	50	12530	2.21	ug/L		94
9) vinyl chloride	4.819	62	12147	2.29	ug/L		90
10) 1,3-butadiene	4.840	54	8782	2.36	ug/L		96
11) bromomethane	5.464	94	8214	2.15	ug/L		98
12) chloroethane	5.632	64	5637	2.15	ug/L		94
13) trichlorofluoromethane	6.193	101	14486	3.74	ug/L		88
14) ethyl ether	6.628	74	3076	2.12	ug/L		94
16) freon 113	7.079	151	7351	2.30	ug/L		96
17) 1,1-dichloroethene	7.052	96	6328	2.30	ug/L		96
18) acetone	7.110	43	6004	9.84	ug/L		91
19) acetonitrile	7.530	41	6375	26.41	ug/L		83
20) iodomethane	7.315	142	13292	2.23	ug/L		96
21) carbon disulfide	7.477	76	21610	2.36	ug/L		96
22) methylene chloride	7.792	84	6393	2.17	ug/L		82
24) methyl tert butyl ether	8.253	73	20007	2.41	ug/L		96
25) trans-1,2-dichloroethene	8.269	96	6624	2.30	ug/L		88
26) di-isopropyl ether	8.935	45	20452	2.27	ug/L		74
27) 2-butanone	9.658	72	1625	8.46	ug/L	#	81
28) 1,1-dichloroethane	8.851	63	11602	2.31	ug/L		98
29) chloroprene	9.019	53	8554	2.32	ug/L		98
31) hexane	8.688	56	4838	2.24	ug/L	#	86
33) ethyl tert-butyl ether	9.443	59	21362	2.18	ug/L		94
35) 2,2-dichloropropane	9.679	77	10729	2.27	ug/L		91
36) cis-1,2-dichloroethene	9.663	96	7163	2.27	ug/L		81
38) propionitrile	9.690	54	6432	23.71	ug/L		89
39) bromochloromethane	9.968	128	3751	2.18	ug/L		95
41) chloroform	10.041	85	7820	2.14	ug/L		96
42) t-butyl formate	10.130	59	4693	2.08	ug/L		90

Quantitation Report (QT Reviewed)

Data Path : C:\msdchem\1\DATA\V2B8337\
Data File : 2B183587.D
Acq On : 16 Jun 2021 7:24 pm
Operator : thienn
Sample : ic8337-2
Misc : MS51064,V2B8337,5,,,,1
ALS Vial : 6 Sample Multiplier: 1

Quant Time: Jun 17 19:00:43 2021
Quant Method : C:\msdchem\1\METHODS\M2B8337.M
Quant Title : SW846 8260C/D, DB-624.1 60 mx0.25mmx1.4um
QLast Update : Thu Jun 17 09:37:21 2021
Response via : Initial Calibration

	Compound	R.T.	QIon	Response	Conc	Units		Dev(Min)
44)	methacrylonitrile	9.926	67	1732	1.87	ug/L		92
45)	1,1,1-trichloroethane	10.350	97	10519	2.22	ug/L		97
46)	cyclohexane	10.471	84	9981	2.29	ug/L		87
47)	1,1-dichloropropene	10.555	75	8401	2.31	ug/L		95
48)	iso-butyl alcohol	10.550	43	1850	23.69	ug/L	#	56
49)	carbon tetrachloride	10.586	117	10271	2.31	ug/L		99
54)	2,2,4-trimethylpentane	10.911	57	22107	2.33	ug/L		96
55)	benzene	10.817	78	23934	2.29	ug/L		98
56)	tert-amyl methyl ether	10.896	87	4822	2.20	ug/L	#	78
57)	heptane	11.105	71	5020	2.24	ug/L		96
59)	1,2-dichloroethane	10.780	62	8582	2.16	ug/L		98
60)	trichloroethene	11.582	130	7586	2.33	ug/L		97
62)	2-nitropropane	12.327	41	1417	2.00	ug/L	#	78
63)	2-chloroethyl vinyl ether	12.400	63	17507	11.07	ug/L		98
65)	1,2-dichloropropane	11.818	63	5908	2.23	ug/L		98
66)	dibromomethane	11.960	93	3982	2.18	ug/L		94
67)	methylcyclohexane	11.850	83	11717	2.30	ug/L		95
68)	bromodichloromethane	12.107	83	8911	2.22	ug/L		97
69)	epichlorohydrin	12.505	57	2323	10.25	ug/L	#	71
70)	cis-1,3-dichloropropene	12.615	75	9994	2.18	ug/L		96
71)	4-methyl-2-pentanone	12.736	58	8052	9.25	ug/L		92
72)	3-methyl-1-butanol	12.778	70	1678	0.81	ug/L	#	63
75)	toluene	13.035	92	14716	2.22	ug/L		99
76)	trans-1,3-dichloropropene	13.208	75	8377	2.22	ug/L		98
77)	ethyl methacrylate	13.271	69	6351	1.86	ug/L		97
78)	1,1,2-trichloroethane	13.428	83	4552	2.22	ug/L		90
79)	tetrachloroethene	13.674	164	6901	2.50	ug/L		98
80)	1,3-dichloropropane	13.627	76	8983	2.25	ug/L		97
81)	2-hexanone	13.664	58	6193	8.36	ug/L		92
82)	butyl acetate	13.779	56	2766	1.98	ug/L	#	81
83)	dibromochloromethane	13.900	129	7433	2.22	ug/L		89
84)	1,2-dibromoethane	14.068	107	5929	2.32	ug/L		100
85)	n-butyl ether	14.581	57	22124	2.21	ug/L		97
86)	chlorobenzene	14.587	112	17991	2.29	ug/L		88
87)	1,1,1,2-tetrachloroethane	14.650	131	7256	2.32	ug/L		96
88)	ethylbenzene	14.681	91	29222	2.30	ug/L		99
89)	m,p-xylene	14.802	106	23561	4.59	ug/L		99
90)	o-xylene	15.237	106	12347	2.26	ug/L		97
91)	styrene	15.247	104	19905	2.28	ug/L		98
92)	n-amyl acetate	15.294	70	3119	1.82	ug/L		97
93)	bromoform	15.467	173	5401	2.13	ug/L		98
94)	butyl acrylate	15.074	55	9456	2.10	ug/L		97
95)	isopropylbenzene	15.609	105	33559	2.25	ug/L		99
96)	cis-1,4-dichloro-2-butene	15.620	88	2378	0.46	ug/L		94
99)	bromobenzene	15.997	156	9028	2.25	ug/L		87
100)	1,1,2,2-tetrachloroethane	15.866	83	7138	2.15	ug/L		95
101)	trans-1,4-dichloro-2-b...	15.929	53	1694	2.02	ug/L	#	60
102)	1,2,3-trichloropropane	15.945	110	2116	2.27	ug/L		80
103)	n-propylbenzene	16.049	91	35833	2.26	ug/L		99
104)	2-chlorotoluene	16.186	126	8373	2.29	ug/L		97

Quantitation Report (QT Reviewed)

Data Path : C:\msdchem\1\DATA\V2B8337\
Data File : 2B183587.D
Acq On : 16 Jun 2021 7:24 pm
Operator : thienn
Sample : ic8337-2
Misc : MS51064,V2B8337,5,,,,1
ALS Vial : 6 Sample Multiplier: 1

Quant Time: Jun 17 19:00:43 2021
Quant Method : C:\msdchem\1\METHODS\M2B8337.M
Quant Title : SW846 8260C/D, DB-624.1 60 mx0.25mmx1.4um
QLast Update : Thu Jun 17 09:37:21 2021
Response via : Initial Calibration

Compound	R.T.	QIon	Response	Conc	Units	Dev(Min)
105) 4-chlorotoluene	16.291	91	22104	2.21	ug/L	97
106) 1,3,5-trimethylbenzene	16.212	105	26695	2.22	ug/L	95
107) tert-butylbenzene	16.579	134	5958	2.21	ug/L	88
108) 1,2,4-trimethylbenzene	16.626	105	28359	2.27	ug/L	99
109) sec-butylbenzene	16.810	105	36515	2.26	ug/L	97
110) 1,3-dichlorobenzene	16.983	146	17884	2.29	ug/L	96
111) p-isopropyltoluene	16.941	119	31478	2.22	ug/L	98
112) 1,4-dichlorobenzene	17.061	146	16793	2.20	ug/L	99
113) benzyl chloride	17.177	91	14032	2.05	ug/L	96
114) 1,2,3-trimethylbenzene	17.093	105	26626	2.18	ug/L	98
115) 1,2-dichlorobenzene	17.481	146	16800	2.16	ug/L	94
116) n-butylbenzene	17.381	92	14217	2.25	ug/L	98
117) hexachloroethane	17.790	201	6065	2.14	ug/L	90
118) 1,2-dibromo-3-chloropr...	18.283	157	1751	1.73	ug/L	92
119) 1,3,5-trichlorobenzene	18.545	180	14593	2.17	ug/L	98
121) 1,2,4-trichlorobenzene	19.216	180	12267	2.09	ug/L	90
122) hexachlorobutadiene	19.368	225	7084	2.26	ug/L	95
123) naphthalene	19.510	128	23035	2.04	ug/L	99
124) 1,2,3-trichlorobenzene	19.767	180	10789	2.11	ug/L	98

(#) = qualifier out of range (m) = manual integration (+) = signals summed

Quantitation Report (QT Reviewed)

Data Path : C:\msdchem\1\DATA\V2B8337\
Data File : 2B183587.D
Acq On : 16 Jun 2021 7:24 pm
Operator : thienn
Sample : ic8337-2
Misc : MS51064,V2B8337,5,,,,1
ALS Vial : 6 Sample Multiplier: 1

Quant Time: Jun 17 19:00:43 2021
Quant Method : C:\msdchem\1\METHODS\M2B8337.M
Quant Title : SW846 8260C/D, DB-624.1 60 mx0.25mmx1.4um
QLast Update : Thu Jun 17 09:37:21 2021
Response via : Initial Calibration

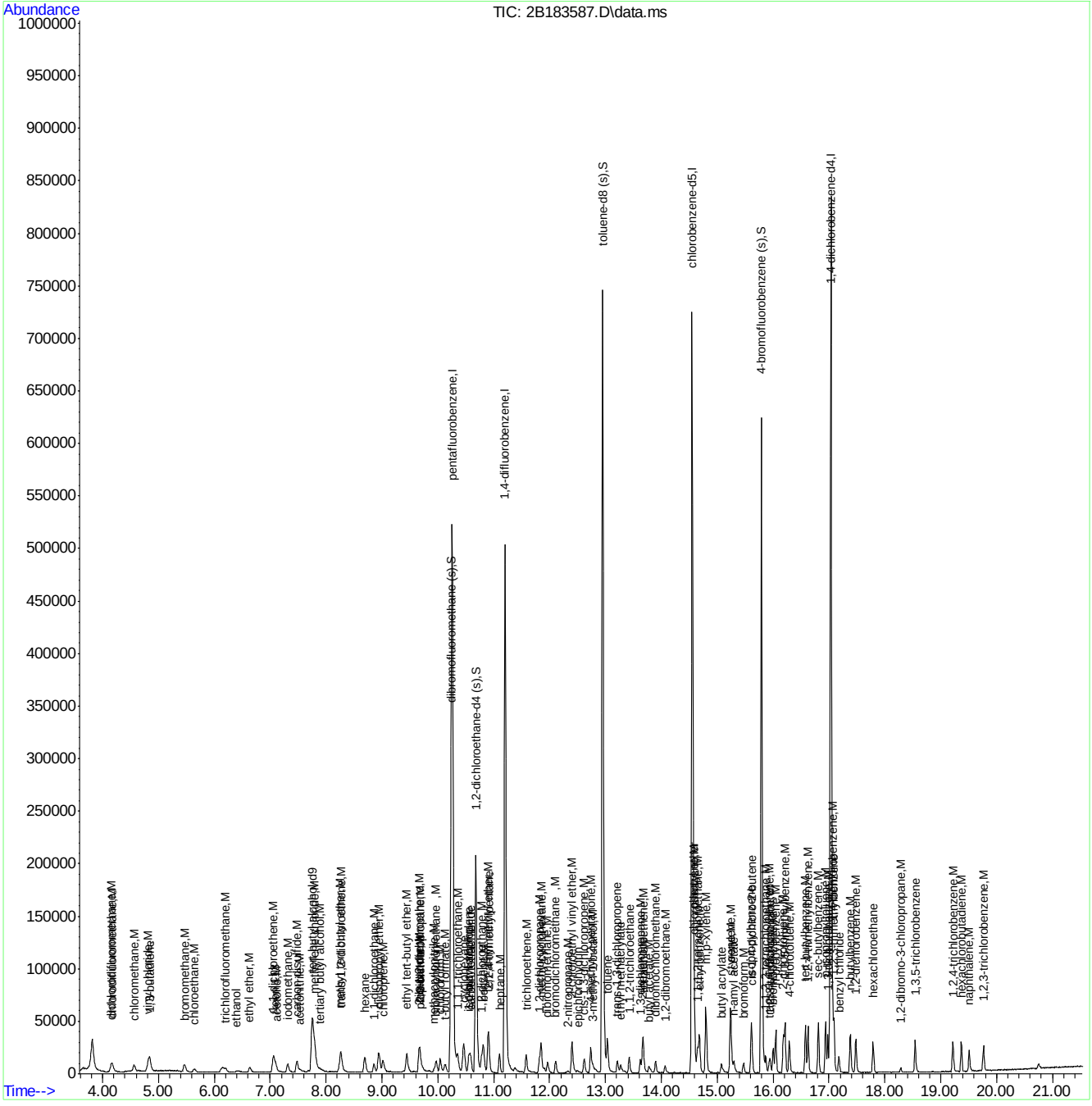

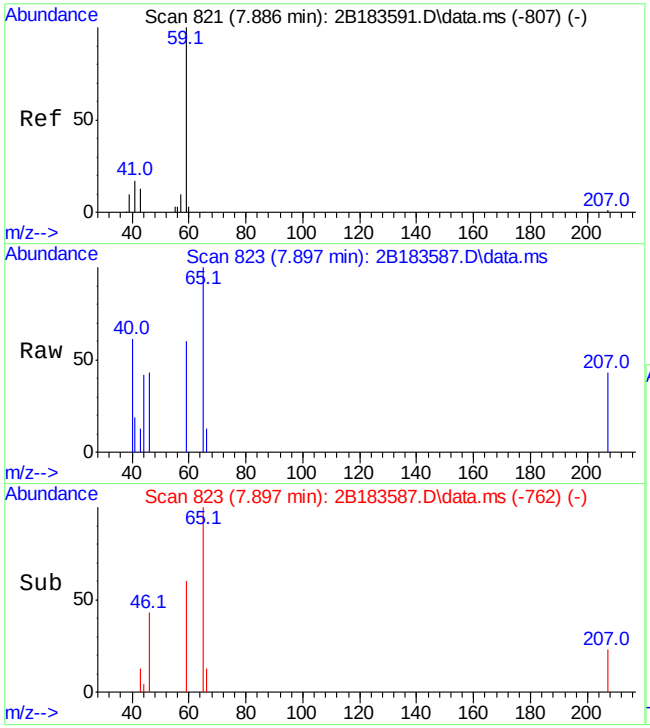

#2
tertiary butyl alcohol
Concen: 9.90 ug/L
RT: 7.897 min Scan# 823
Delta R.T. 0.021 min
Lab File: 2B183587.D
Acq: 16 Jun 21 7:24 pm

Tgt Ion: 59 Resp: 2840

Ion	Ratio	Lower	Upper
59	100		
41	32.2	0.0	50.6
43	21.4	0.0	45.6

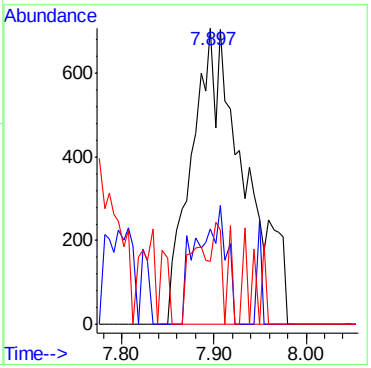

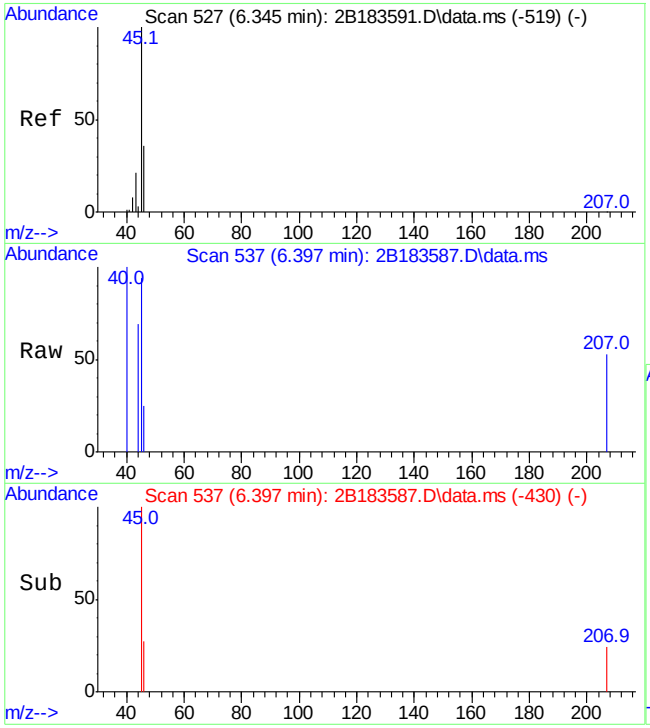

#3
ethanol
Concen: 196.87 ug/L
RT: 6.397 min Scan# 537
Delta R.T. 0.063 min
Lab File: 2B183587.D
Acq: 16 Jun 21 7:24 pm

Tgt Ion: 45 Resp: 4825

Ion	Ratio	Lower	Upper
45	100		
46	26.6	6.1	66.1

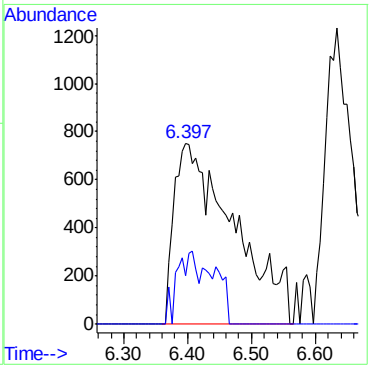

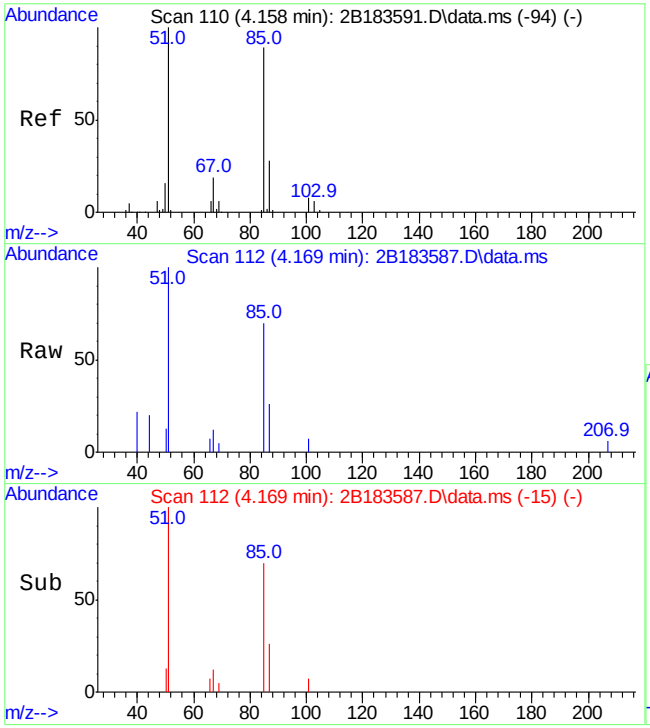

#6
chlorodifluoromethane
Concen: 2.18 ug/L
RT: 4.169 min Scan# 112
Delta R.T. 0.010 min
Lab File: 2B183587.D
Acq: 16 Jun 21 7:24 pm

Tgt Ion: 51 Resp: 10122

Ion	Ratio	Lower	Upper
51	100		
67	11.9	0.0	48.7
50	13.0	0.0	45.8

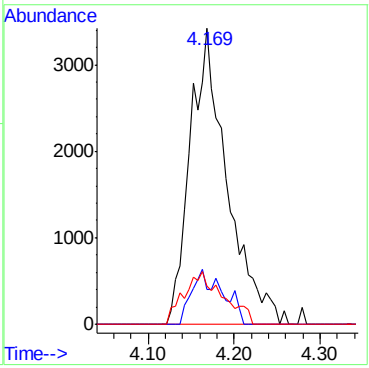

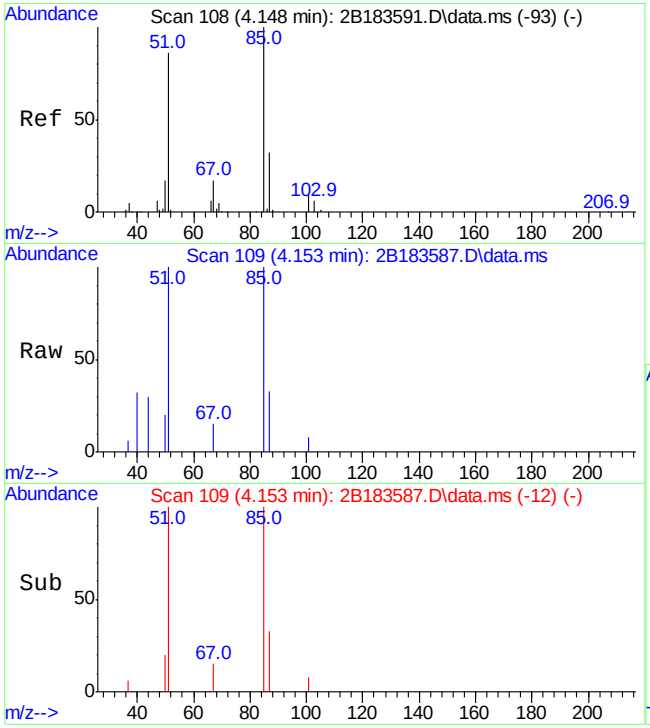

#7
dichlorodifluoromethane
Concen: 2.12 ug/L
RT: 4.153 min Scan# 109
Delta R.T. 0.010 min
Lab File: 2B183587.D
Acq: 16 Jun 21 7:24 pm

Tgt Ion: 85 Resp: 13091

Ion	Ratio	Lower	Upper
85	100		
87	33.2	1.9	61.9
101	7.8	0.0	39.2

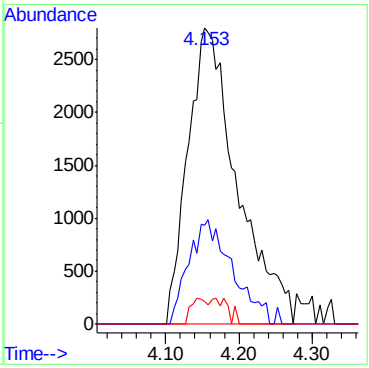

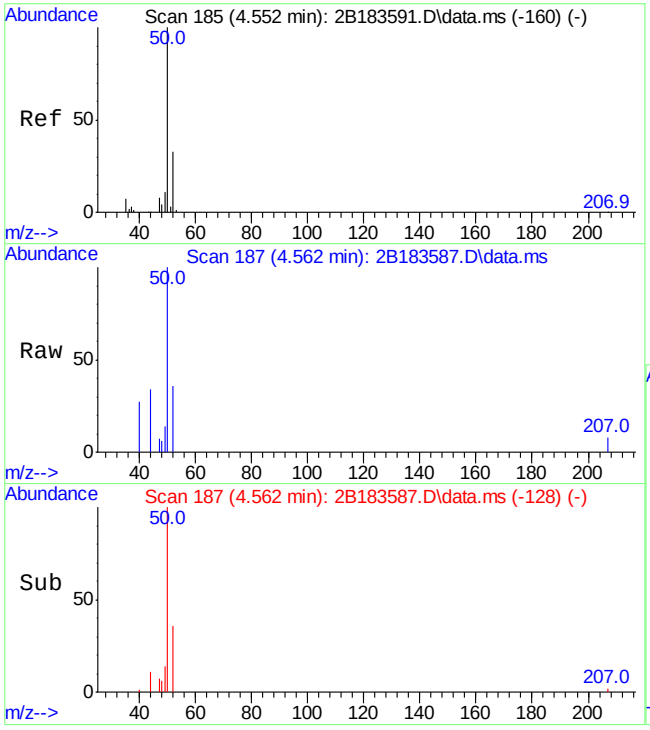

#8
chloromethane
Concen: 2.21 ug/L
RT: 4.562 min Scan# 187
Delta R.T. 0.010 min
Lab File: 2B183587.D
Acq: 16 Jun 21 7:24 pm

Tgt Ion: 50 Resp: 12530

Ion	Ratio	Lower	Upper
50	100		
52	36.1	2.9	62.9
49	13.8	0.0	41.3

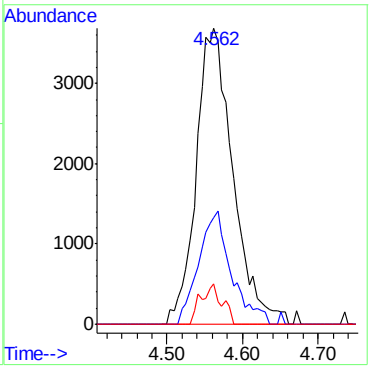

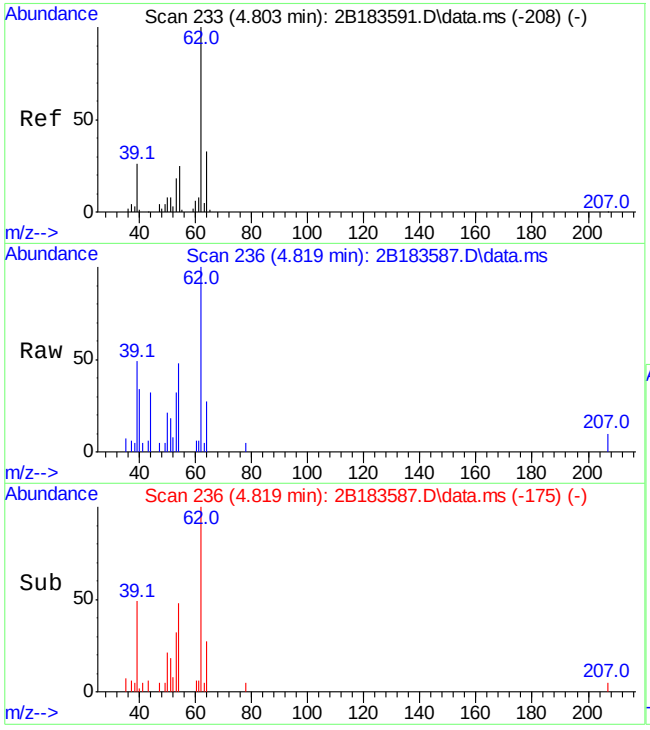

#9
vinyl chloride
Concen: 2.29 ug/L
RT: 4.819 min Scan# 236
Delta R.T. 0.021 min
Lab File: 2B183587.D
Acq: 16 Jun 21 7:24 pm

Tgt Ion: 62 Resp: 12147

Ion	Ratio	Lower	Upper
62	100		
64	27.2	3.0	63.0
61	6.0	0.0	38.4

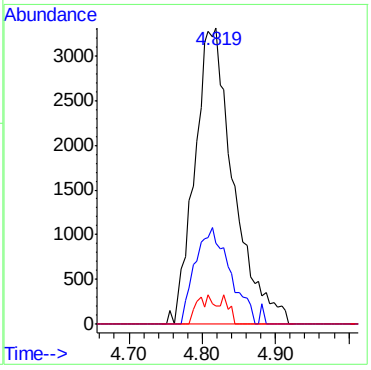

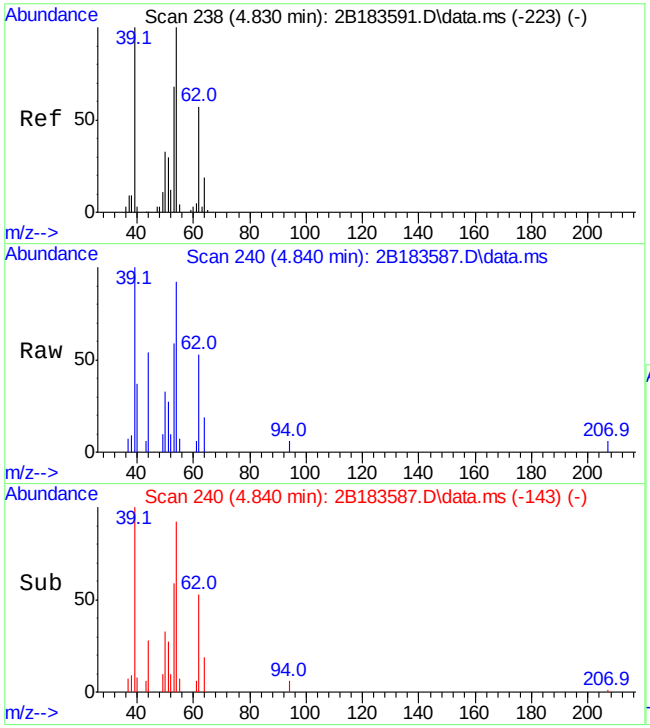

#10
1,3-butadiene
Concen: 2.36 ug/L
RT: 4.840 min Scan# 240
Delta R.T. 0.010 min
Lab File: 2B183587.D
Acq: 16 Jun 21 7:24 pm

Tgt Ion: 54 Resp: 8782

Ion	Ratio	Lower	Upper
54	100		
53	64.4	38.4	98.4
51	29.0	0.0	60.0

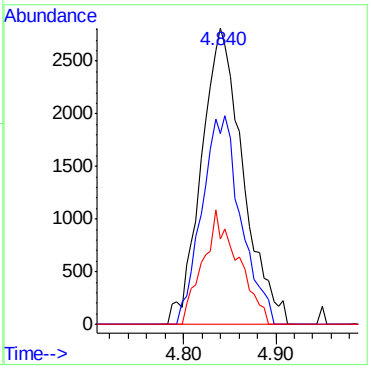

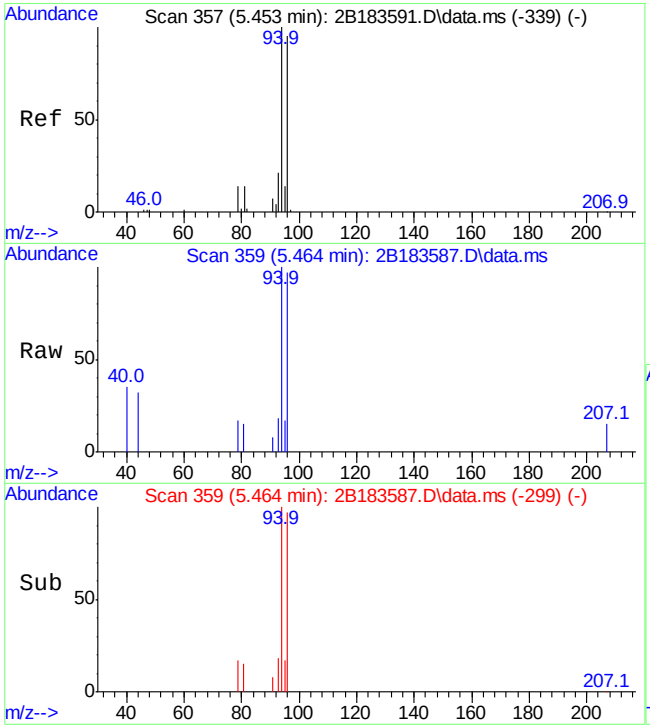

#11
bromomethane
Concen: 2.15 ug/L
RT: 5.464 min Scan# 359
Delta R.T. 0.016 min
Lab File: 2B183587.D
Acq: 16 Jun 21 7:24 pm

Tgt Ion: 94 Resp: 8214

Ion	Ratio	Lower	Upper
94	100		
96	96.7	65.2	125.2
79	17.0	0.0	44.4

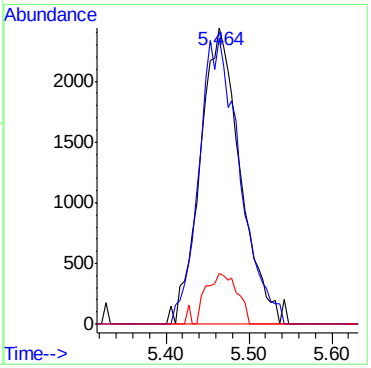

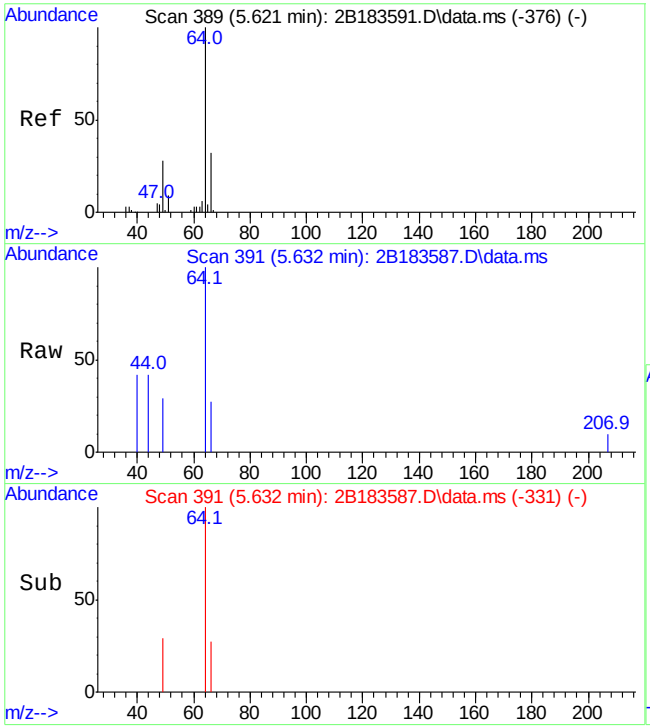

#12
chloroethane
Concen: 2.15 ug/L
RT: 5.632 min Scan# 391
Delta R.T. 0.016 min
Lab File: 2B183587.D
Acq: 16 Jun 21 7:24 pm

Tgt Ion: 64 Resp: 5637

Ion	Ratio	Lower	Upper
64	100		
66	27.3	1.7	61.7
49	29.4	0.0	57.6

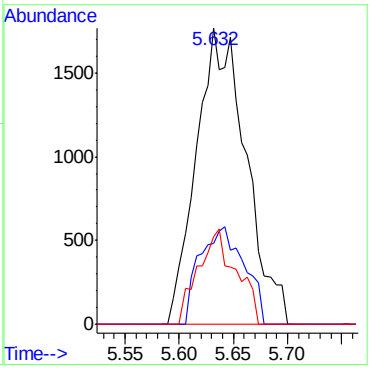

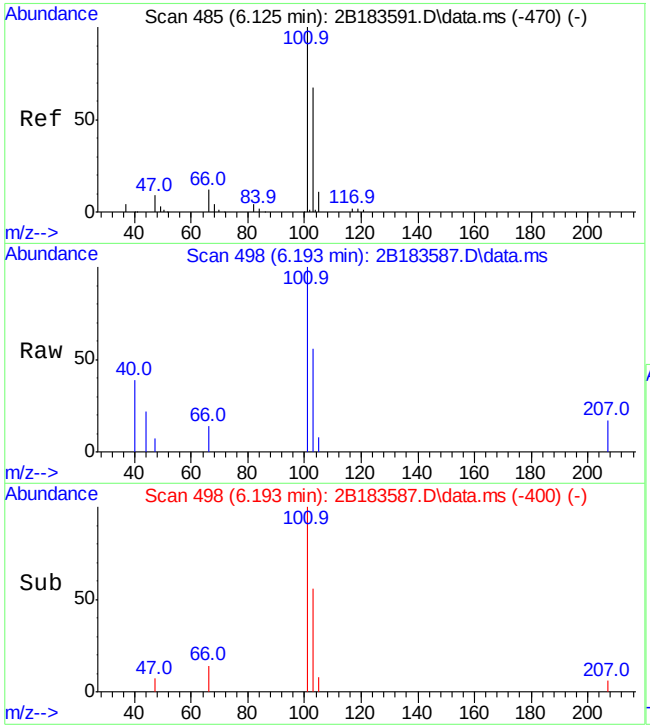

#13
trichlorofluoromethane
Concen: 3.74 ug/L
RT: 6.193 min Scan# 498
Delta R.T. 0.016 min
Lab File: 2B183587.D
Acq: 16 Jun 21 7:24 pm

Tgt Ion:101 Resp: 14486

Ion	Ratio	Lower	Upper
101	100		
103	56.2	37.3	97.3
66	13.7	0.0	42.3

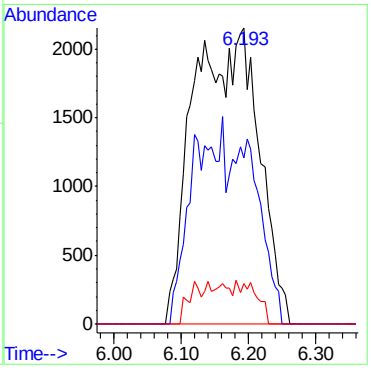

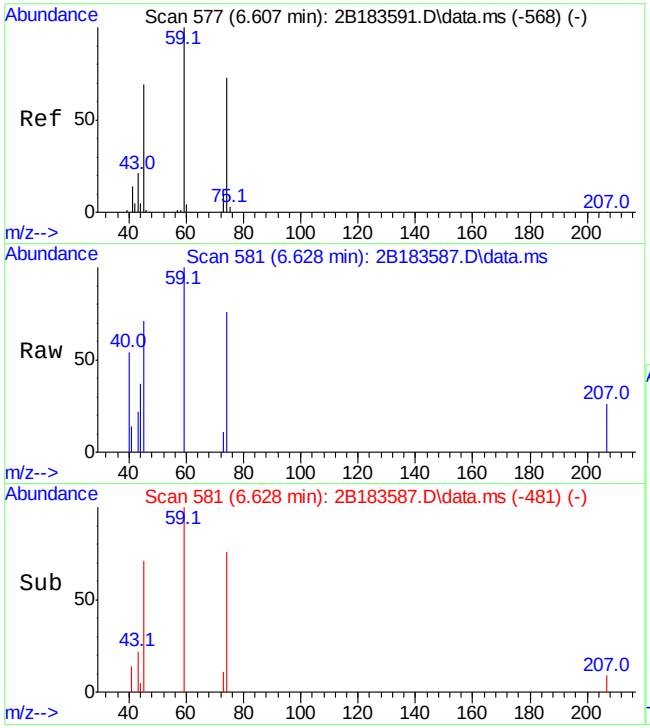

#14
ethyl ether
Concen: 2.12 ug/L
RT: 6.628 min Scan# 581
Delta R.T. 0.026 min
Lab File: 2B183587.D
Acq: 16 Jun 21 7:24 pm

Tgt Ion: 74 Resp: 3076

Ion	Ratio	Lower	Upper
74	100		
45	92.7	69.2	129.2
59	131.4	107.5	167.5

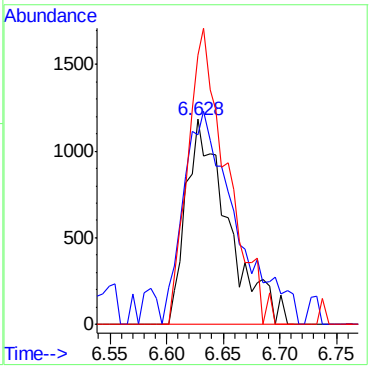

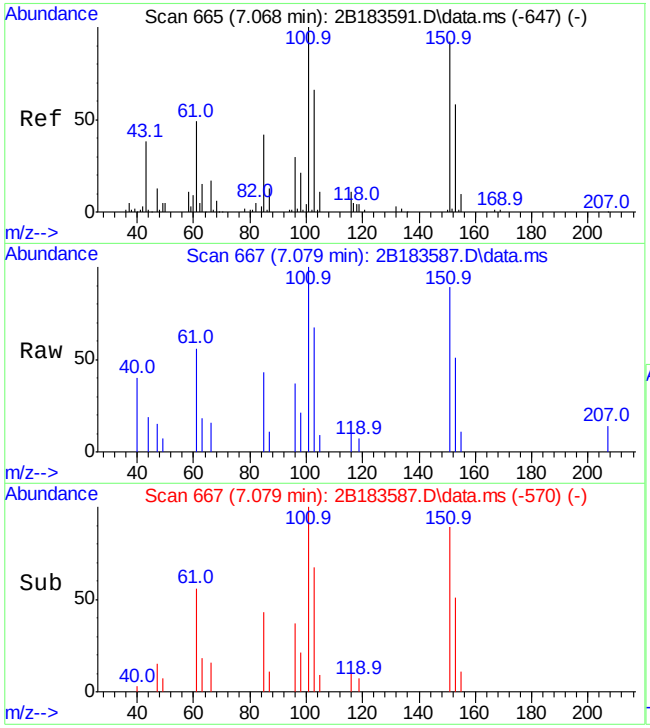

#16
freon 113
Concen: 2.30 ug/L
RT: 7.079 min Scan# 667
Delta R.T. 0.010 min
Lab File: 2B183587.D
Acq: 16 Jun 21 7:24 pm

Tgt Ion:151 Resp: 7351

Ion	Ratio	Lower	Upper
151	100		
101	112.0	88.6	128.6
103	74.7	52.2	92.2
153	57.4	42.8	82.8

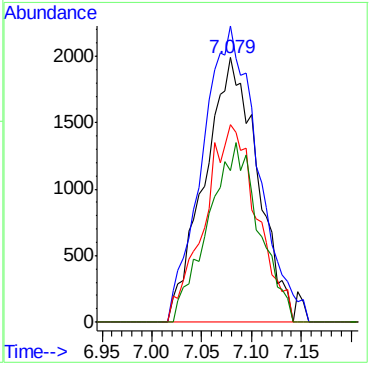

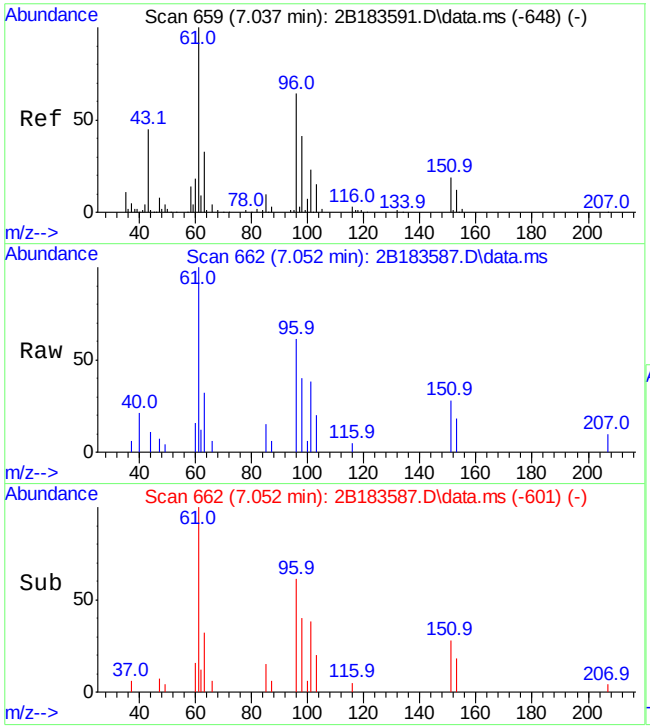

#17
1,1-dichloroethene
Concen: 2.30 ug/L
RT: 7.052 min Scan# 662
Delta R.T. 0.021 min
Lab File: 2B183587.D
Acq: 16 Jun 21 7:24 pm

Tgt Ion: 96 Resp: 6328

Ion	Ratio	Lower	Upper
96	100		
61	163.0	127.2	187.2
63	52.4	21.7	81.7

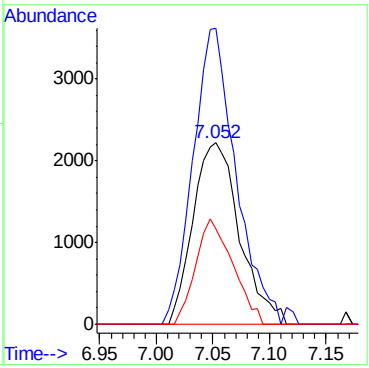

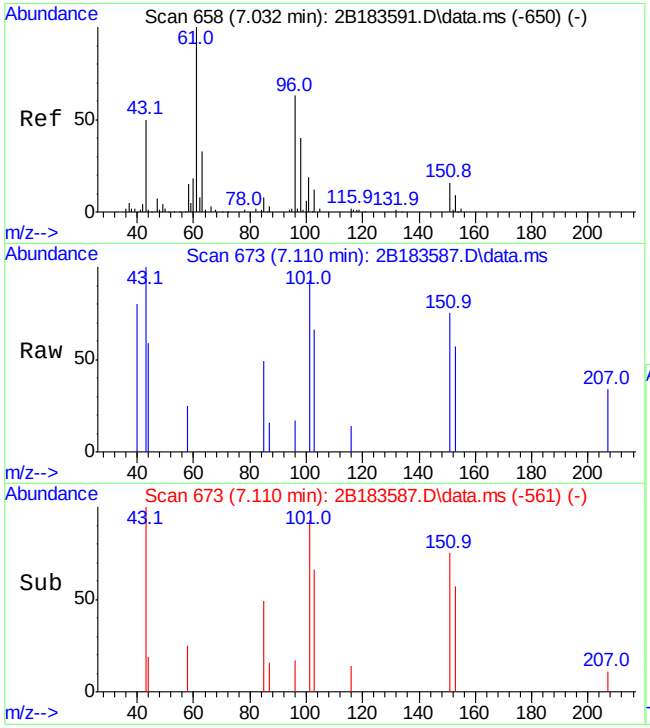

#18
acetone
Concen: 9.84 ug/L
RT: 7.110 min Scan# 673
Delta R.T. 0.089 min
Lab File: 2B183587.D
Acq: 16 Jun 21 7:24 pm

Tgt Ion: 43 Resp: 6004

Ion	Ratio	Lower	Upper
43	100		
58	24.9	0.0	59.5

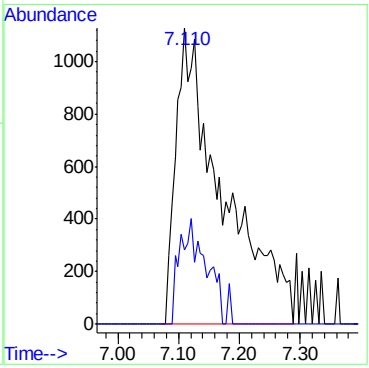

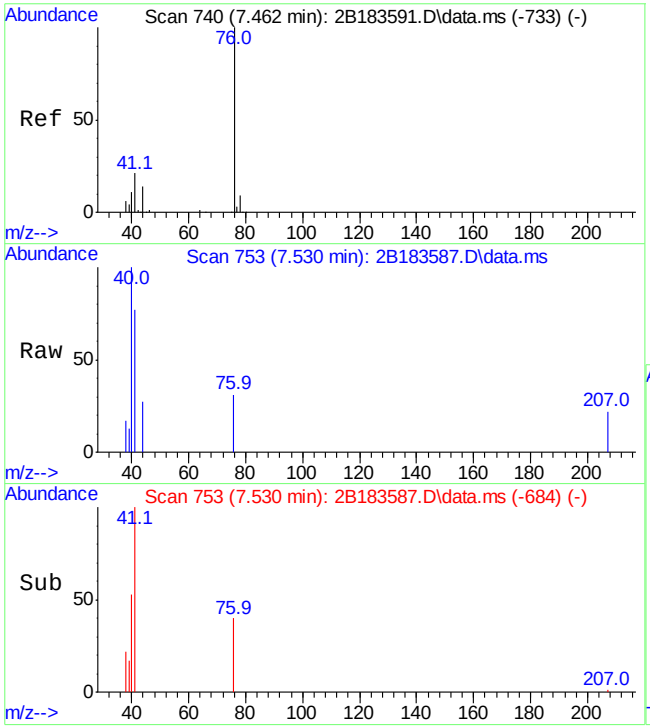

#19
acetonitrile
Concen: 26.41 ug/L
RT: 7.530 min Scan# 753
Delta R.T. 0.084 min
Lab File: 2B183587.D
Acq: 16 Jun 21 7:24 pm

Tgt Ion: 41 Resp: 6375

Ion	Ratio	Lower	Upper
41	100		
40	65.4	21.2	81.2
39	17.4	0.0	51.1

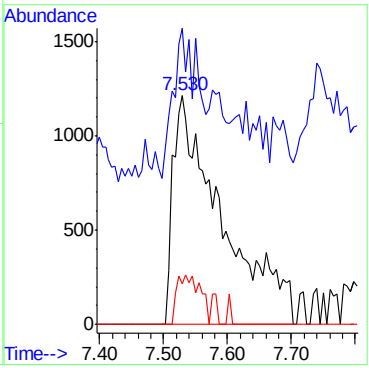

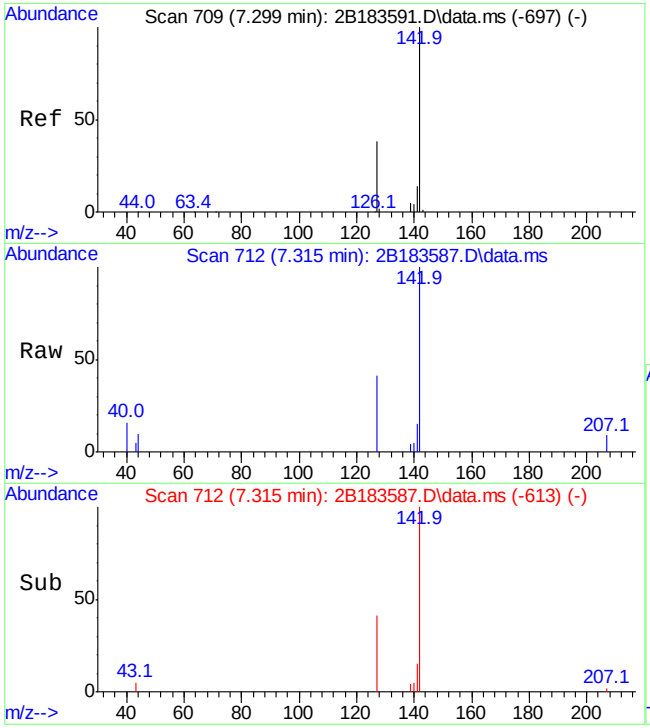

#20
iodomethane
Concen: 2.23 ug/L
RT: 7.315 min Scan# 712
Delta R.T. 0.021 min
Lab File: 2B183587.D
Acq: 16 Jun 21 7:24 pm

Tgt Ion:142 Resp: 13292

Ion	Ratio	Lower	Upper
142	100		
127	40.9	8.2	68.2
141	14.6	0.0	43.6

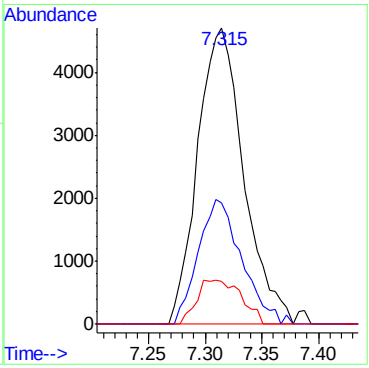

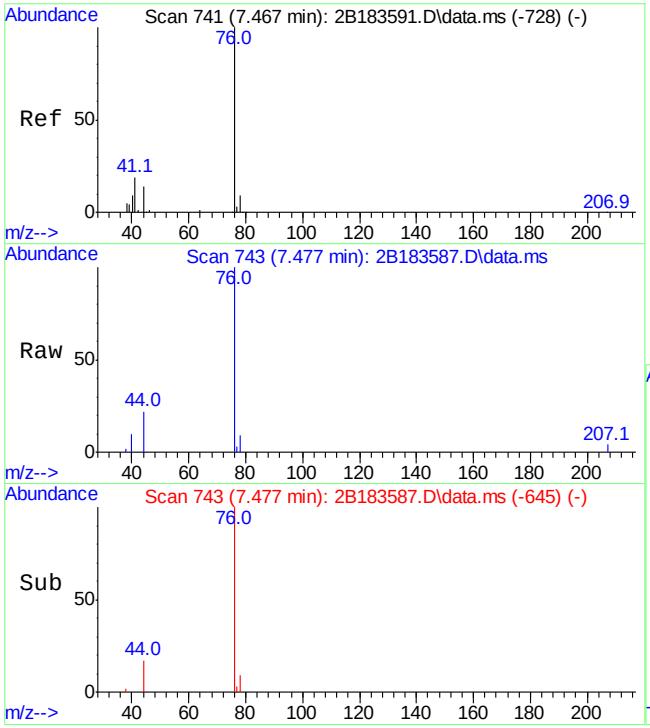

#21
carbon disulfide
Concen: 2.36 ug/L
RT: 7.477 min Scan# 743
Delta R.T. 0.016 min
Lab File: 2B183587.D
Acq: 16 Jun 21 7:24 pm

Tgt Ion: 76 Resp: 21610

Ion	Ratio	Lower	Upper
76	100		
78	8.8	0.0	39.2
44	16.2	0.0	44.1

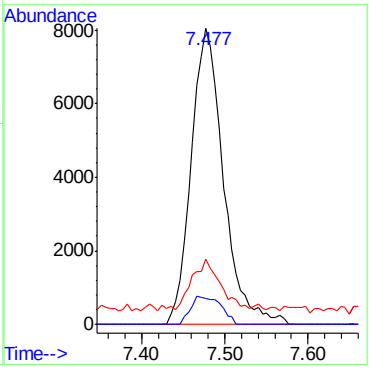

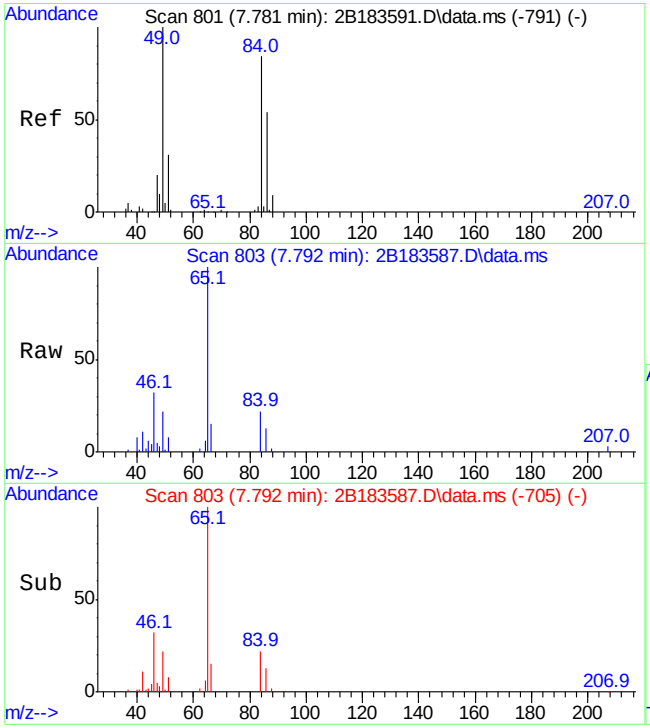

#22
methylene chloride
Concen: 2.17 ug/L
RT: 7.792 min Scan# 803
Delta R.T. 0.016 min
Lab File: 2B183587.D
Acq: 16 Jun 21 7:24 pm

Tgt Ion: 84 Resp: 6393

Ion	Ratio	Lower	Upper
84	100		
86	57.8	34.1	94.1
49	92.9	88.6	148.6

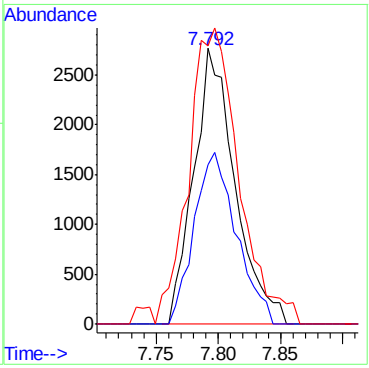

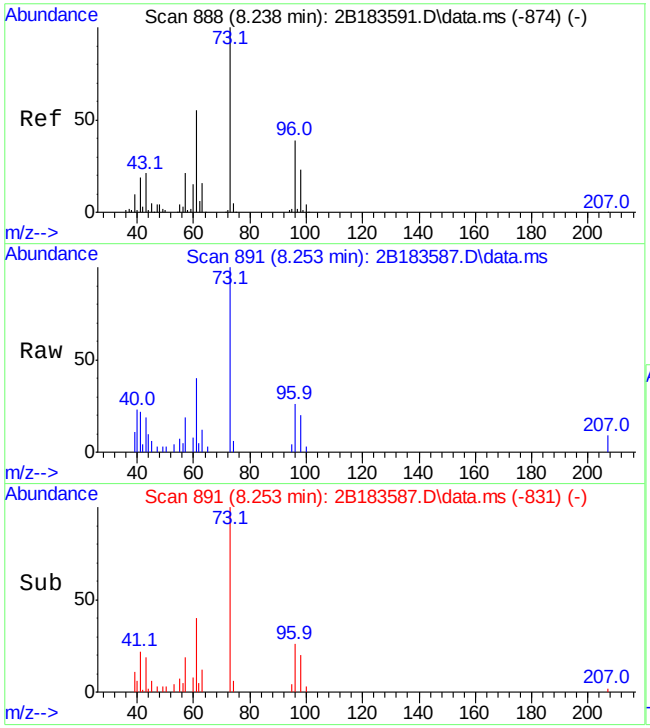

#24
methyl tert butyl ether
Concen: 2.41 ug/L
RT: 8.253 min Scan# 891
Delta R.T. 0.016 min
Lab File: 2B183587.D
Acq: 16 Jun 21 7:24 pm

Tgt Ion: 73 Resp: 20007

Ion	Ratio	Lower	Upper
73	100		
57	18.7	0.0	220.5

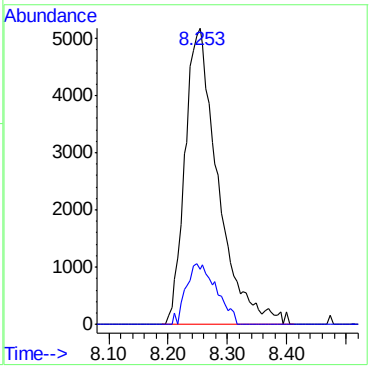

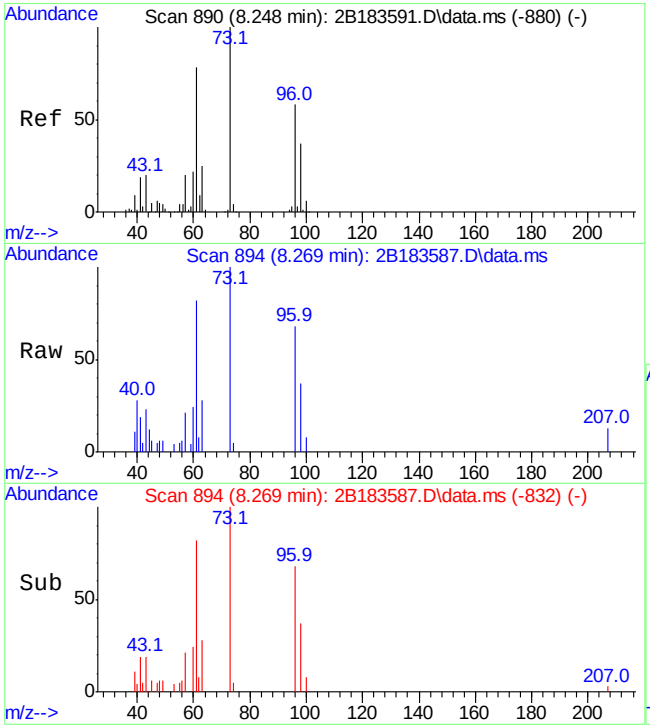

#25
trans-1,2-dichloroethene
Concen: 2.30 ug/L
RT: 8.269 min Scan# 894
Delta R.T. 0.026 min
Lab File: 2B183587.D
Acq: 16 Jun 21 7:24 pm

Tgt Ion: 96 Resp: 6624

Ion	Ratio	Lower	Upper
96	100		
61	120.4	103.8	163.8
98	54.0	34.0	94.0

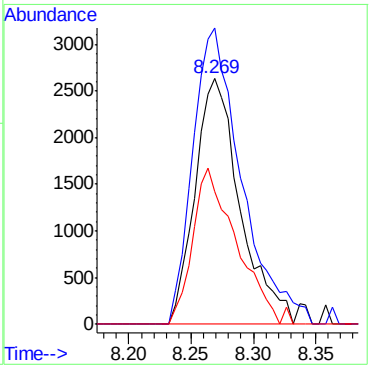

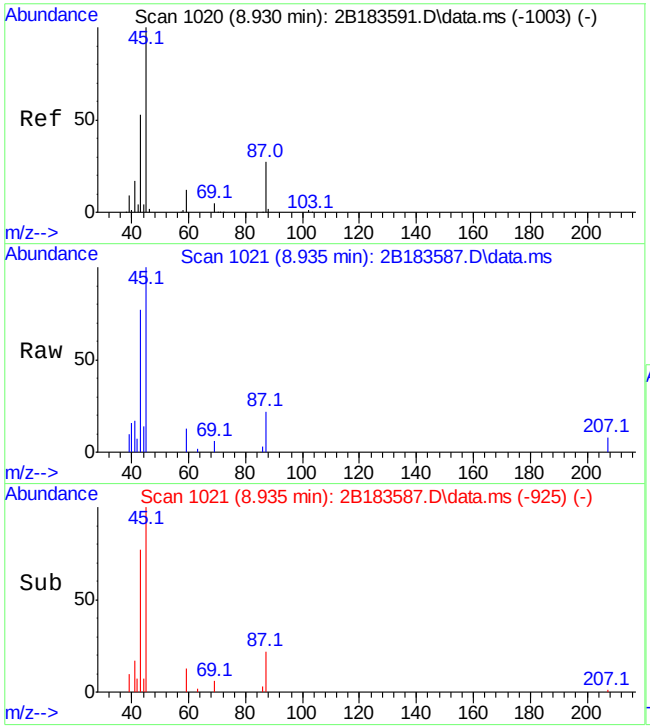

#26
di-isopropyl ether
Concen: 2.27 ug/L
RT: 8.935 min Scan# 1021
Delta R.T. 0.005 min
Lab File: 2B183587.D
Acq: 16 Jun 21 7:24 pm

Tgt Ion: 45 Resp: 20452

Ion	Ratio	Lower	Upper
45	100		
87	22.5	0.0	58.0
43	77.3	23.4	83.4

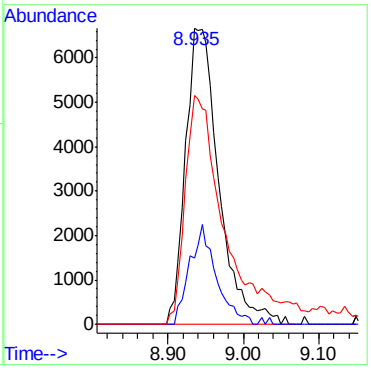

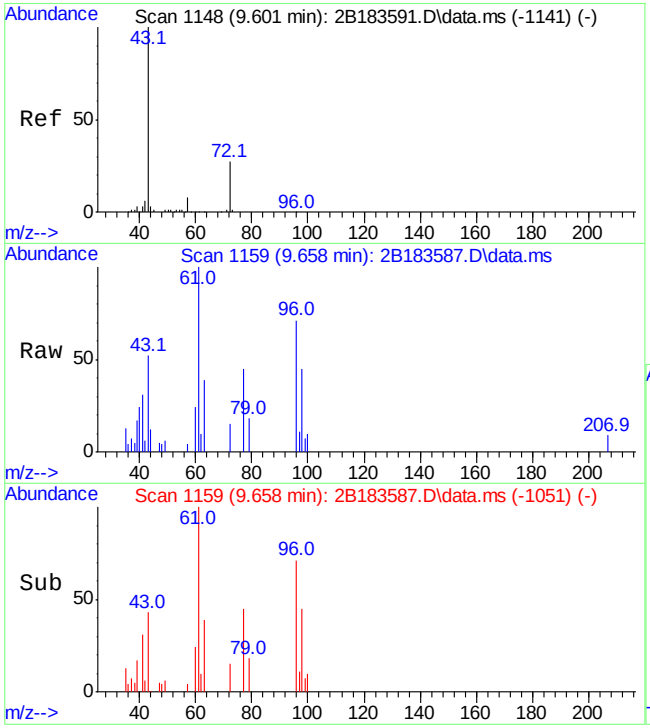

#27
2-butanone
Concen: 8.46 ug/L
RT: 9.658 min Scan# 1159
Delta R.T. 0.068 min
Lab File: 2B183587.D
Acq: 16 Jun 21 7:24 pm

Tgt Ion: 72 Resp: 1625

Ion	Ratio	Lower	Upper
72	100		
57	29.6	0.0	59.8
43	317.7	334.2	394.2#

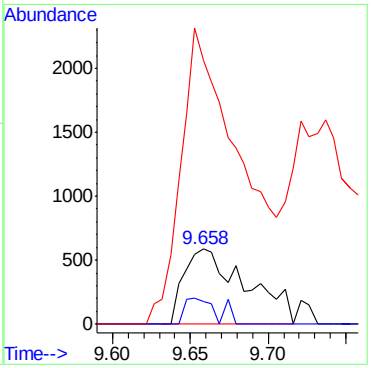

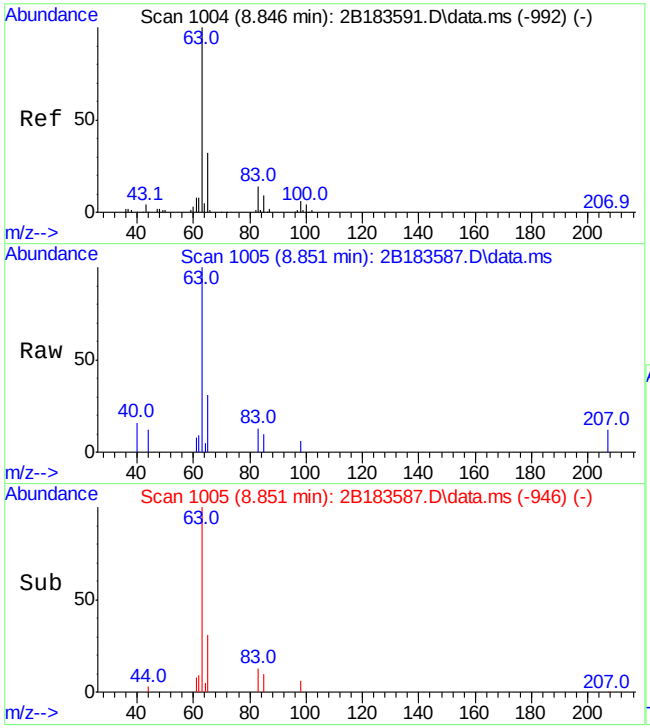

#28
1,1-dichloroethane
Concen: 2.31 ug/L
RT: 8.851 min Scan# 1005
Delta R.T. 0.010 min
Lab File: 2B183587.D
Acq: 16 Jun 21 7:24 pm

Tgt Ion: 63 Resp: 11602

Ion	Ratio	Lower	Upper
63	100		
65	31.1	2.1	62.1
83	12.7	0.0	44.4

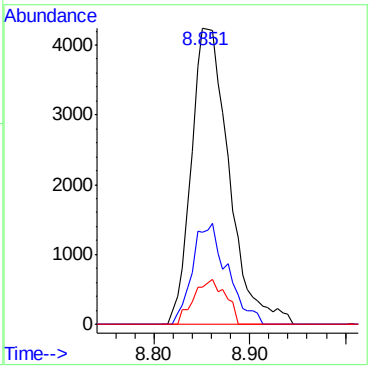

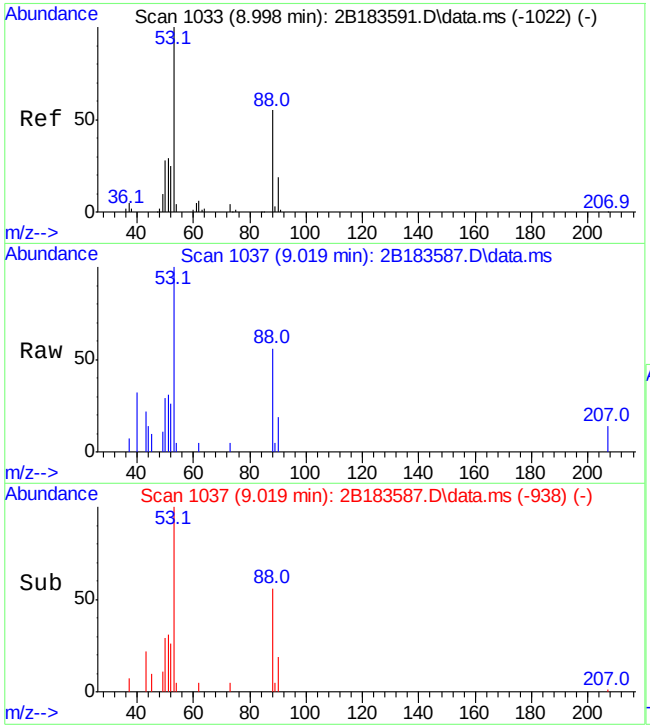

#29
chloroprene
Concen: 2.32 ug/L
RT: 9.019 min Scan# 1037
Delta R.T. 0.021 min
Lab File: 2B183587.D
Acq: 16 Jun 21 7:24 pm

Tgt Ion: 53 Resp: 8554

Ion	Ratio	Lower	Upper
53	100		
88	55.6	27.4	87.4
90	18.7	0.0	48.9
51	30.6	0.0	59.1

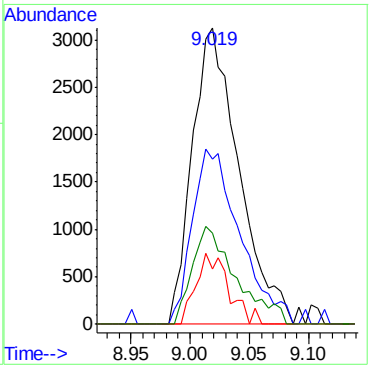

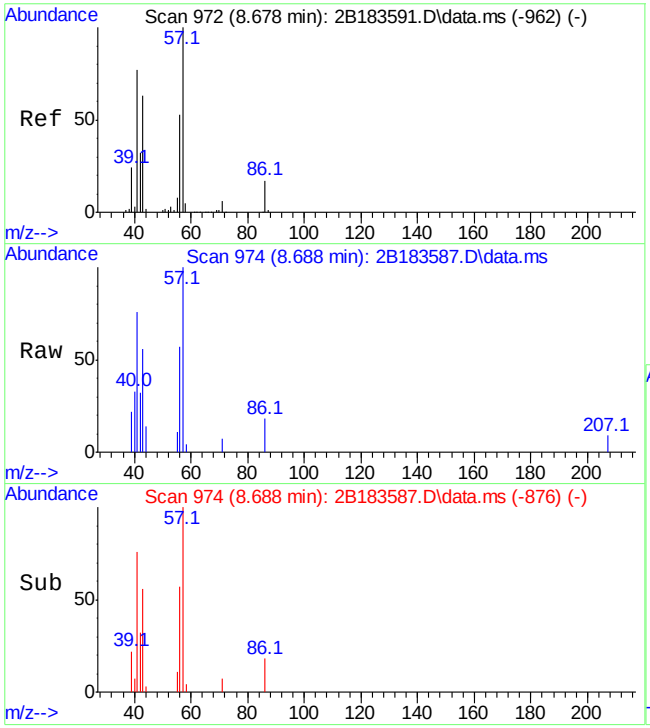

#31
hexane
Concen: 2.24 ug/L
RT: 8.688 min Scan# 974
Delta R.T. 0.016 min
Lab File: 2B183587.D
Acq: 16 Jun 21 7:24 pm

Tgt Ion: 56 Resp: 4838

Ion	Ratio	Lower	Upper
56	100		
43	98.8	99.4	139.4#
71	11.8	0.0	31.0
86	31.6	12.3	52.3

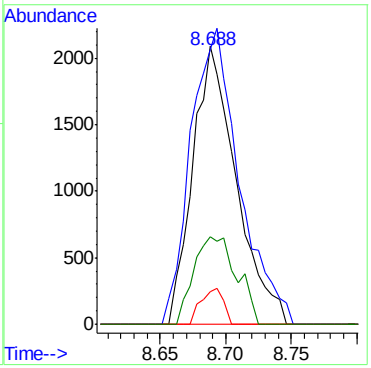

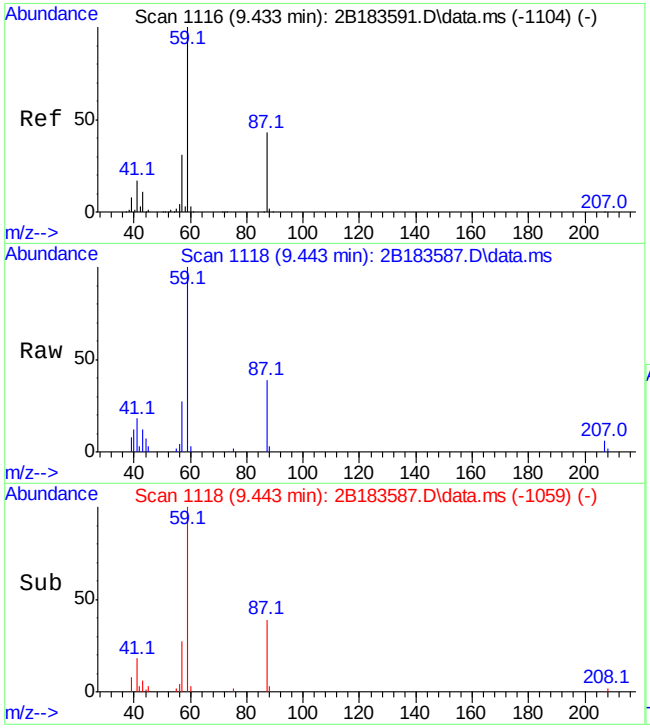

#33
ethyl tert-butyl ether
Concen: 2.18 ug/L
RT: 9.443 min Scan# 1118
Delta R.T. 0.010 min
Lab File: 2B183587.D
Acq: 16 Jun 21 7:24 pm

Tgt Ion: 59 Resp: 21362

Ion	Ratio	Lower	Upper
59	100		
87	39.3	12.7	72.7
57	26.8	0.9	60.9

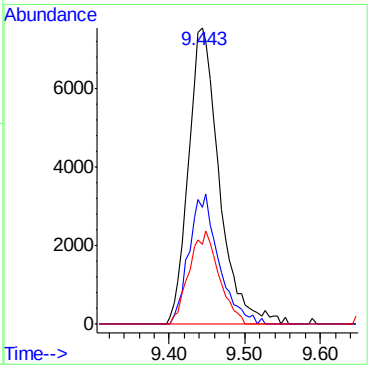

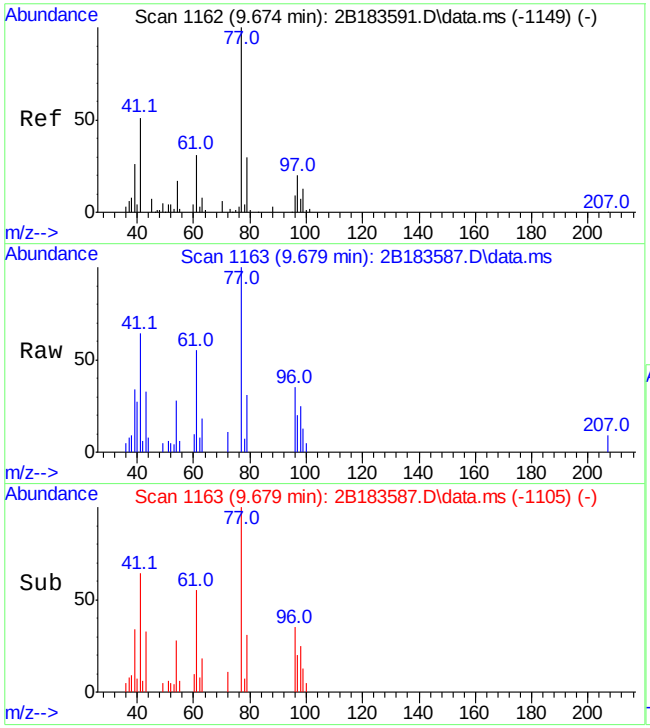

#35
2,2-dichloropropane
Concen: 2.27 ug/L
RT: 9.679 min Scan# 1163
Delta R.T. 0.005 min
Lab File: 2B183587.D
Acq: 16 Jun 21 7:24 pm

Tgt Ion: 77 Resp: 10729

Ion	Ratio	Lower	Upper
77	100		
97	20.0	0.0	50.3
41	60.8	21.9	81.9

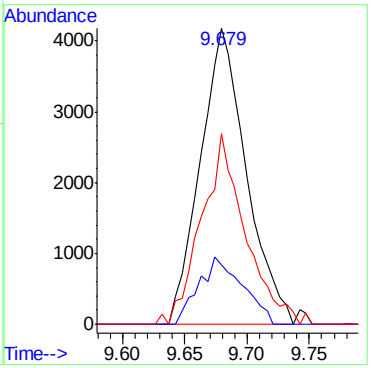

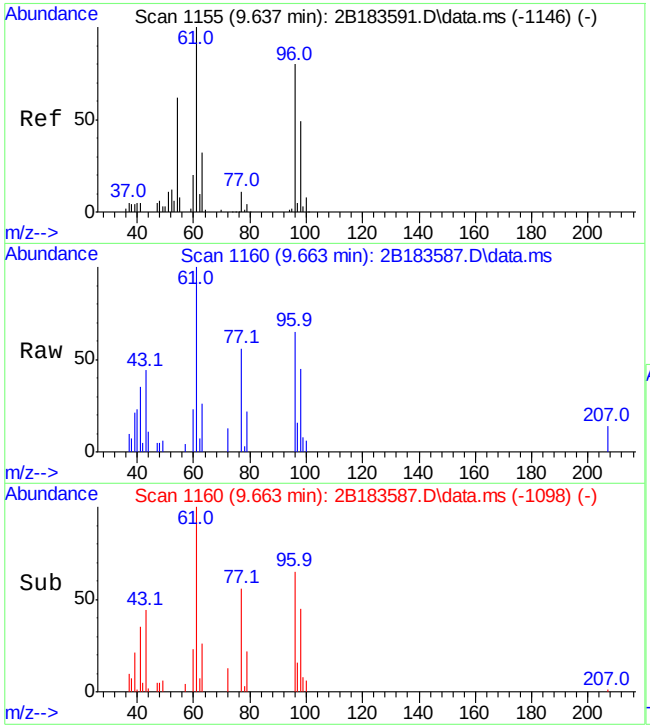

#36
cis-1,2-dichloroethene
Concen: 2.27 ug/L
RT: 9.663 min Scan# 1160
Delta R.T. 0.026 min
Lab File: 2B183587.D
Acq: 16 Jun 21 7:24 pm

Tgt Ion: 96 Resp: 7163

Ion	Ratio	Lower	Upper
96	100		
61	152.7	95.1	155.1
98	68.2	31.7	91.7

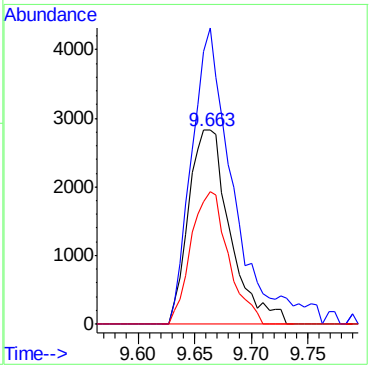

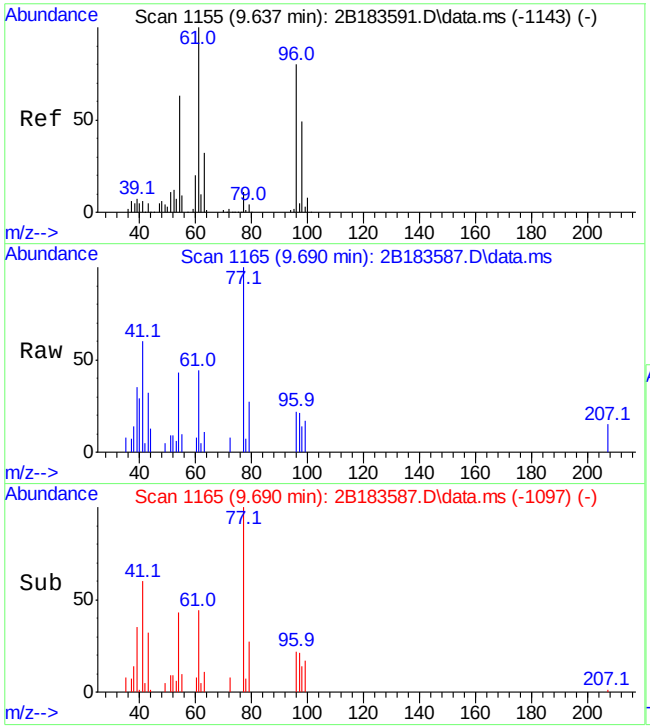

#38
propionitrile
Concen: 23.71 ug/L
RT: 9.690 min Scan# 1165
Delta R.T. 0.058 min
Lab File: 2B183587.D
Acq: 16 Jun 21 7:24 pm

Tgt Ion: 54 Resp: 6432

Ion	Ratio	Lower	Upper
54	100		
52	22.1	0.0	49.6
55	22.6	0.0	44.7
40	3.6	0.0	37.8

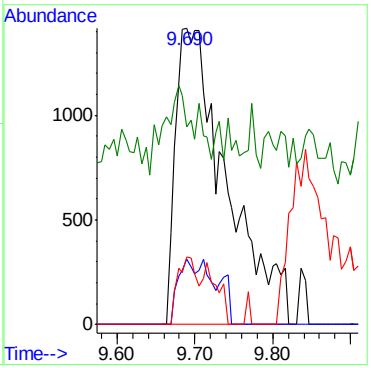

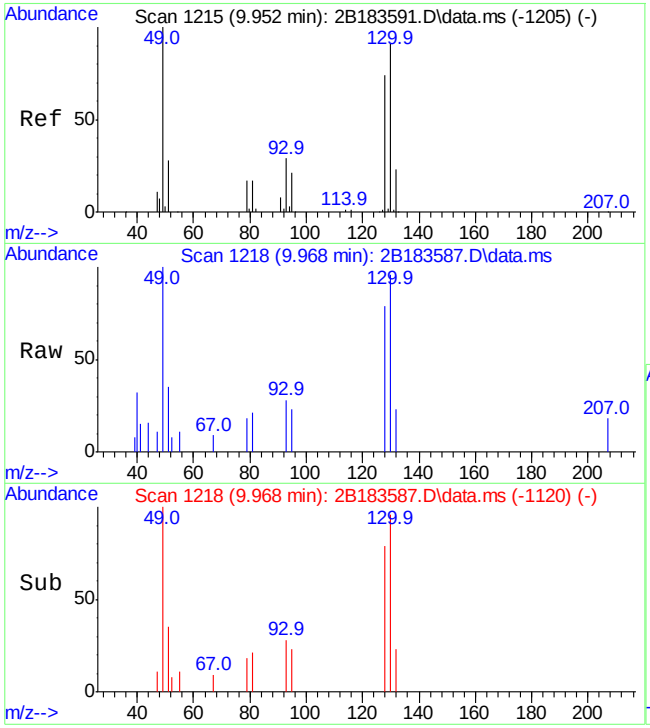

#39
bromochloromethane
Concen: 2.18 ug/L
RT: 9.968 min Scan# 1218
Delta R.T. 0.016 min
Lab File: 2B183587.D
Acq: 16 Jun 21 7:24 pm

Tgt Ion:128 Resp: 3751

Ion	Ratio	Lower	Upper
128	100		
49	127.0	105.9	165.9
130	121.8	93.4	153.4

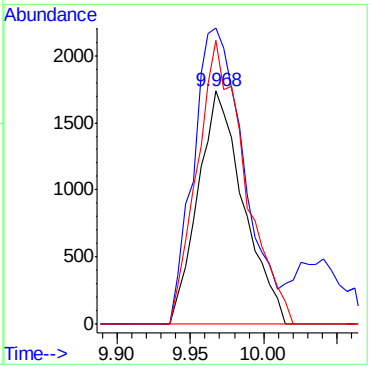

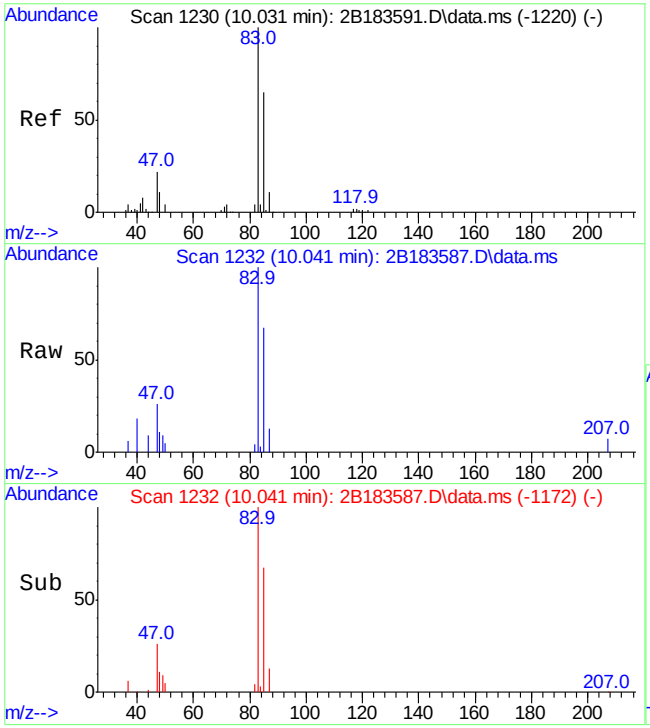

#41
chloroform
Concen: 2.14 ug/L
RT: 10.041 min Scan# 1232
Delta R.T. 0.016 min
Lab File: 2B183587.D
Acq: 16 Jun 21 7:24 pm

Tgt Ion: 85 Resp: 7820

Ion	Ratio	Lower	Upper
85	100		
83	148.5	123.5	183.5
47	38.0	6.5	66.5

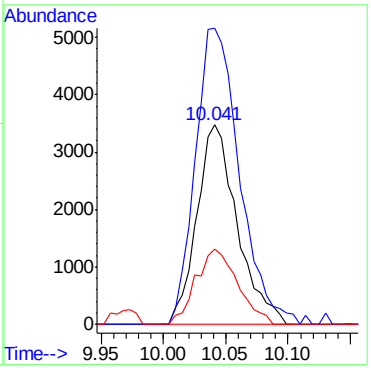

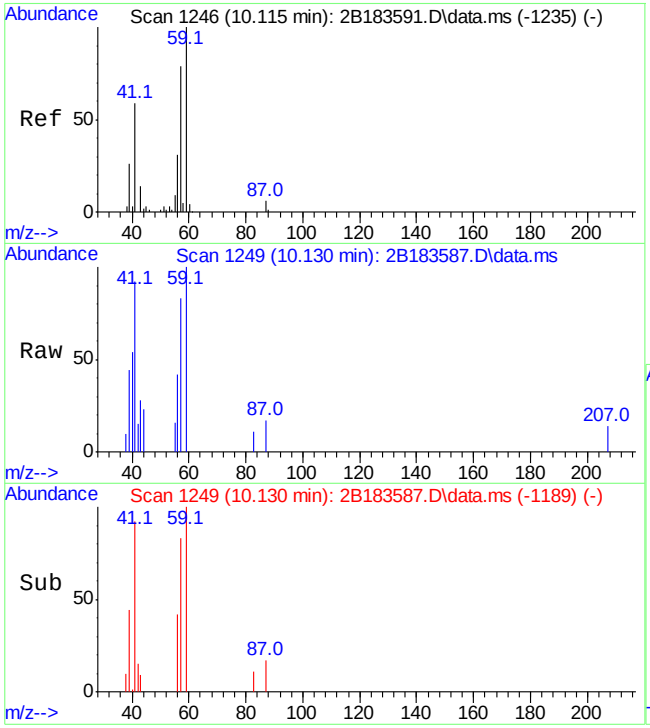

#42
t-butyl formate
Concen: 2.08 ug/L
RT: 10.130 min Scan# 1249
Delta R.T. 0.016 min
Lab File: 2B183587.D
Acq: 16 Jun 21 7:24 pm

Tgt Ion: 59 Resp: 4693

Ion	Ratio	Lower	Upper
59	100		
57	82.9	48.9	108.9
41	82.4	39.0	99.0

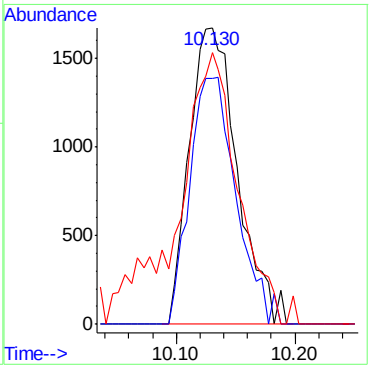

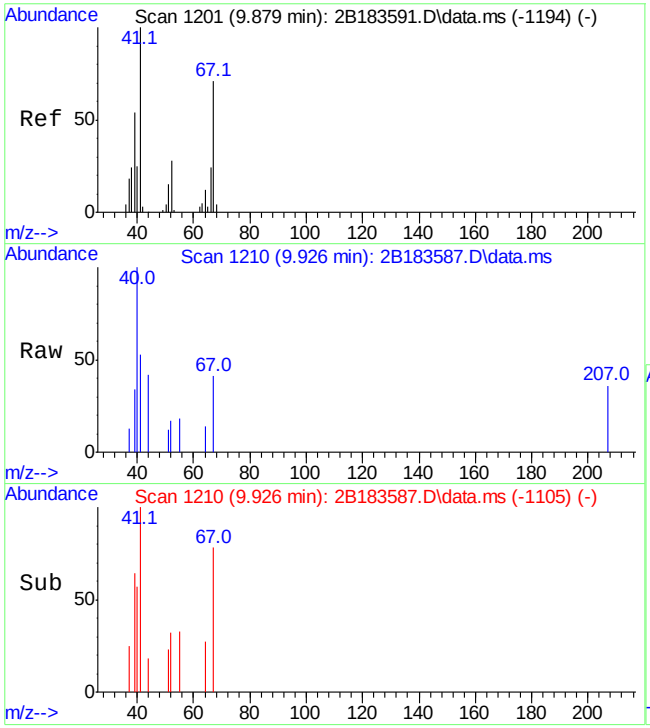

#44
methacrylonitrile
Concen: 1.87 ug/L
RT: 9.926 min Scan# 1210
Delta R.T. 0.052 min
Lab File: 2B183587.D
Acq: 16 Jun 21 7:24 pm

Tgt Ion: 67 Resp: 1732

Ion	Ratio	Lower	Upper
67	100		
41	128.5	110.7	170.7
39	82.5	46.4	106.4
52	41.5	9.9	69.9

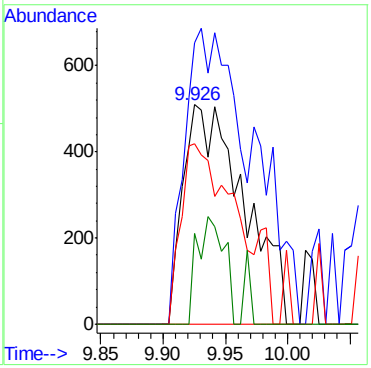

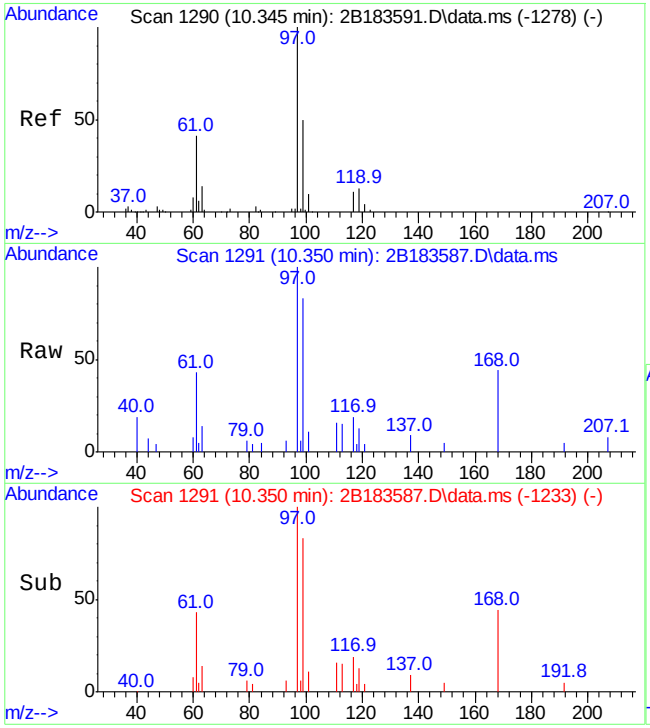

#45
1,1,1-trichloroethane
Concen: 2.22 ug/L
RT: 10.350 min Scan# 1291
Delta R.T. 0.005 min
Lab File: 2B183587.D
Acq: 16 Jun 21 7:24 pm

Tgt Ion: 97 Resp: 10519

Ion	Ratio	Lower	Upper
97	100		
99	69.2	35.8	95.8
61	43.0	12.1	72.1

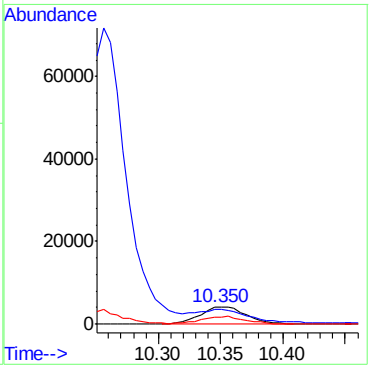

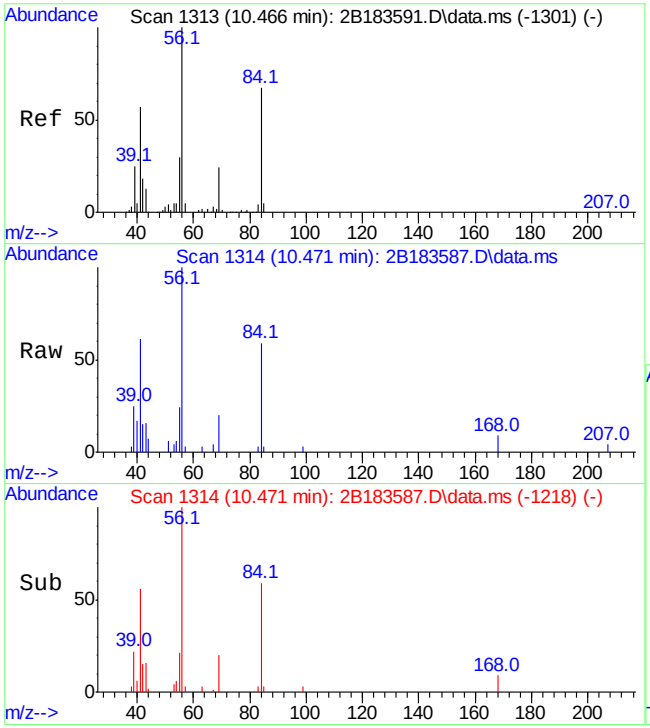

#46
cyclohexane
Concen: 2.29 ug/L
RT: 10.471 min Scan# 1314
Delta R.T. 0.005 min
Lab File: 2B183587.D
Acq: 16 Jun 21 7:24 pm

Tgt Ion: 84 Resp: 9981

Ion	Ratio	Lower	Upper
84	100		
56	168.5	130.0	170.0
41	95.3	65.8	105.8

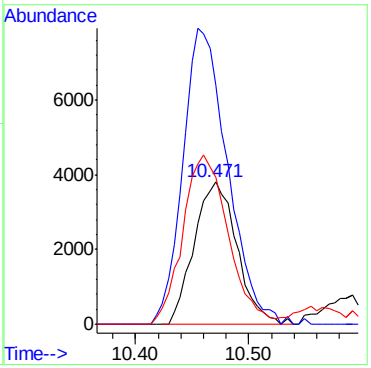

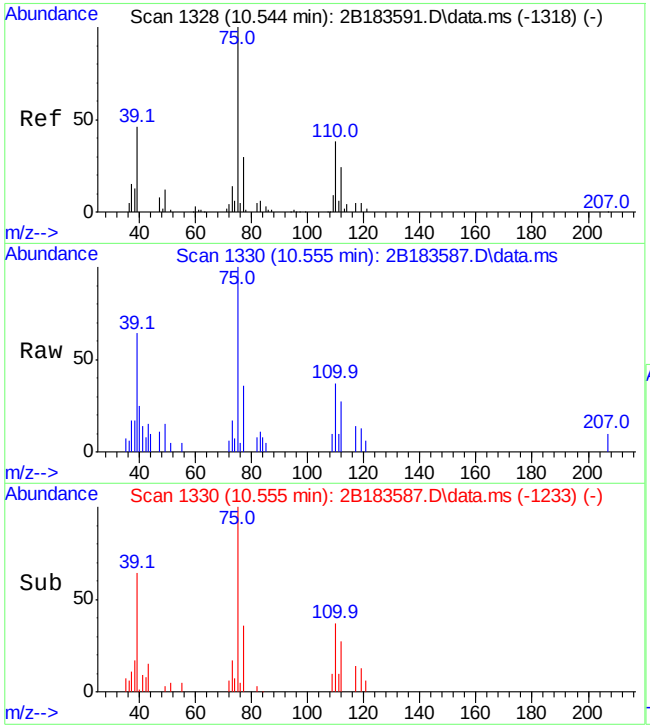

#47
1,1-dichloropropene
Concen: 2.31 ug/L
RT: 10.555 min Scan# 1330
Delta R.T. 0.010 min
Lab File: 2B183587.D
Acq: 16 Jun 21 7:24 pm

Tgt Ion: 75 Resp: 8401

Ion	Ratio	Lower	Upper
75	100		
77	36.0	10.5	50.5
110	37.2	17.9	57.9

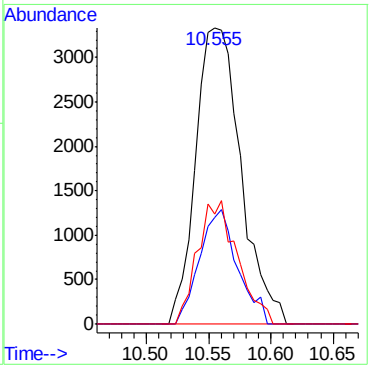

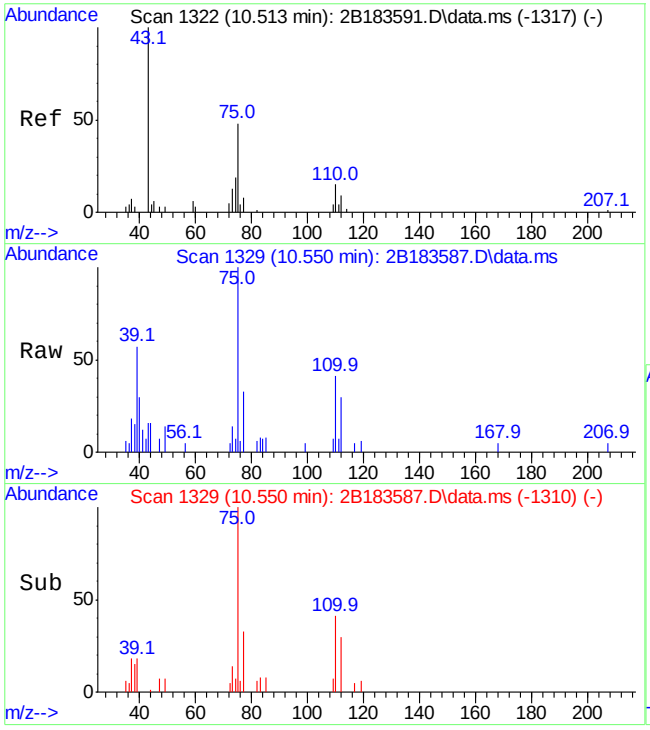

#48
iso-butyl alcohol
Concen: 23.69 ug/L
RT: 10.550 min Scan# 1329
Delta R.T. 0.047 min
Lab File: 2B183587.D
Acq: 16 Jun 21 7:24 pm

Tgt Ion: 43 Resp: 1850

Ion	Ratio	Lower	Upper
43	100		
42	45.3	36.5	96.5
41	45.7	64.7	124.7#
74	45.5	0.0	42.8#

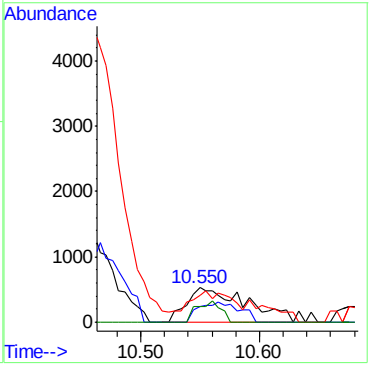

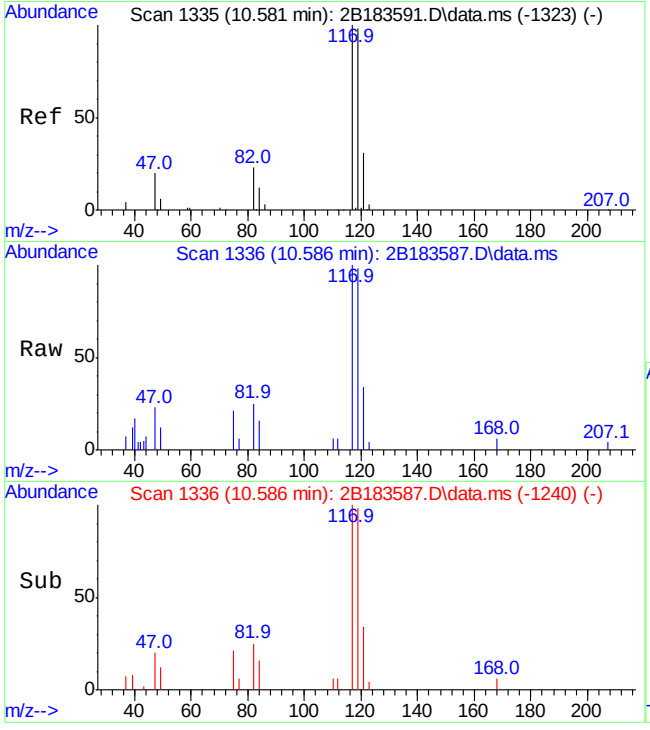

#49
carbon tetrachloride
Concen: 2.31 ug/L
RT: 10.586 min Scan# 1336
Delta R.T. 0.005 min
Lab File: 2B183587.D
Acq: 16 Jun 21 7:24 pm

Tgt Ion:117 Resp: 10271

Ion	Ratio	Lower	Upper
117	100		
119	97.8	77.7	117.7
82	25.5	3.1	43.1

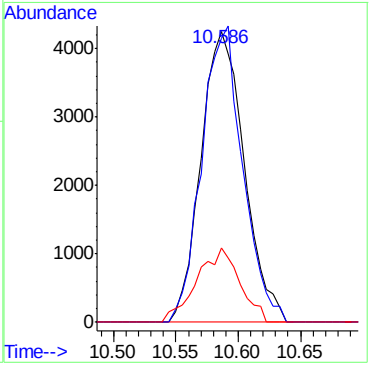

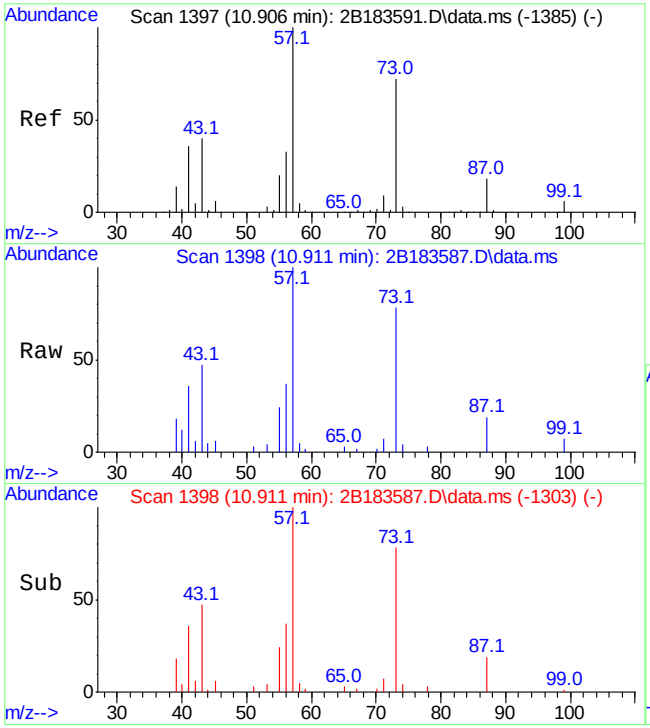

#54
2,2,4-trimethylpentane
Concen: 2.33 ug/L
RT: 10.911 min Scan# 1398
Delta R.T. -0.000 min
Lab File: 2B183587.D
Acq: 16 Jun 21 7:24 pm

Tgt Ion: 57 Resp: 22107

Ion	Ratio	Lower	Upper
57	100		
56	36.6	3.5	63.5
43	44.4	10.7	70.7
41	36.3	5.5	65.5

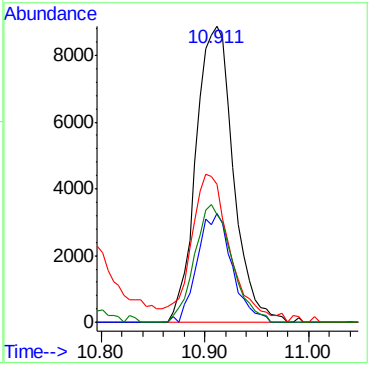

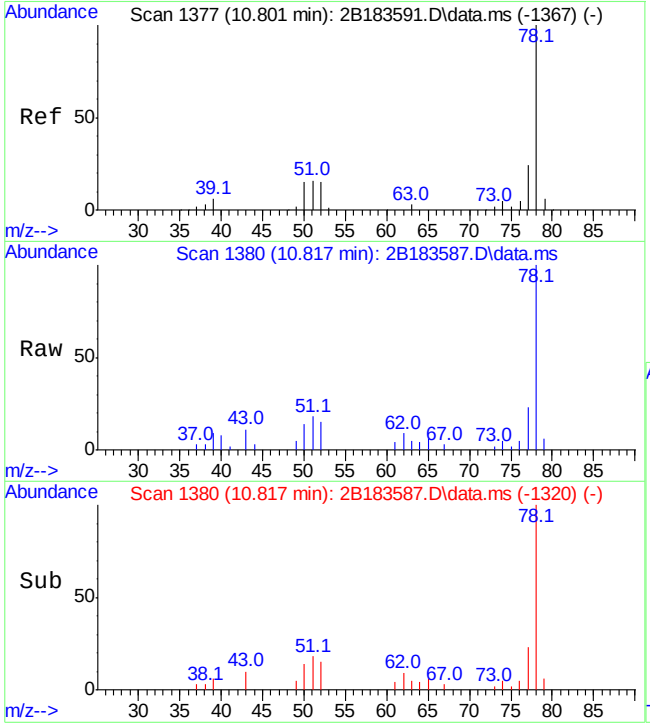

#55
benzene
Concen: 2.29 ug/L
RT: 10.817 min Scan# 1380
Delta R.T. 0.016 min
Lab File: 2B183587.D
Acq: 16 Jun 21 7:24 pm

Tgt Ion: 78 Resp: 23934

Ion	Ratio	Lower	Upper
78	100		
77	22.9	0.0	53.9

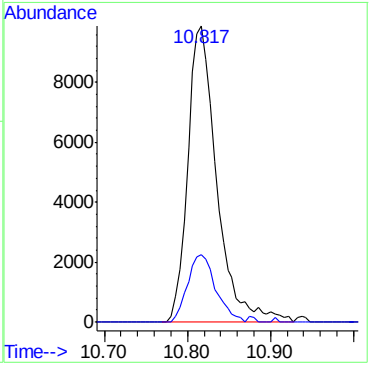

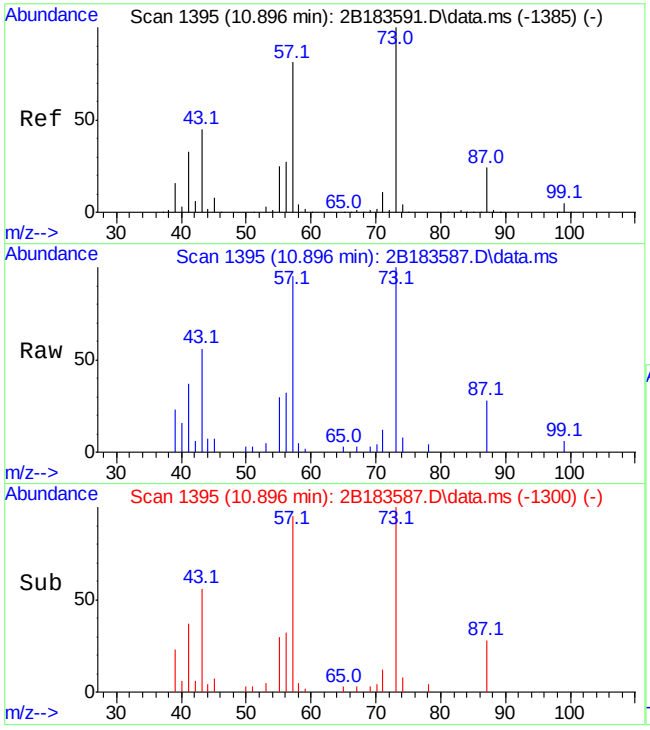

#56
tert-amyl methyl ether
Concen: 2.20 ug/L
RT: 10.896 min Scan# 1395
Delta R.T. -0.000 min
Lab File: 2B183587.D
Acq: 16 Jun 21 7:24 pm

Tgt Ion: 87 Resp: 4822

Ion	Ratio	Lower	Upper
87	100		
73	341.6	377.9	437.9#
55	105.2	73.1	133.1

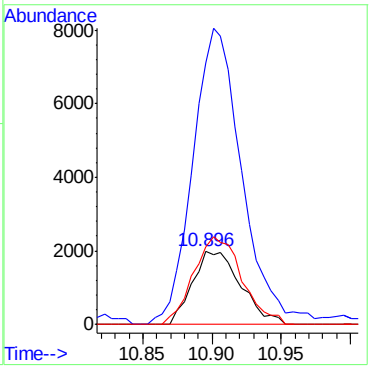

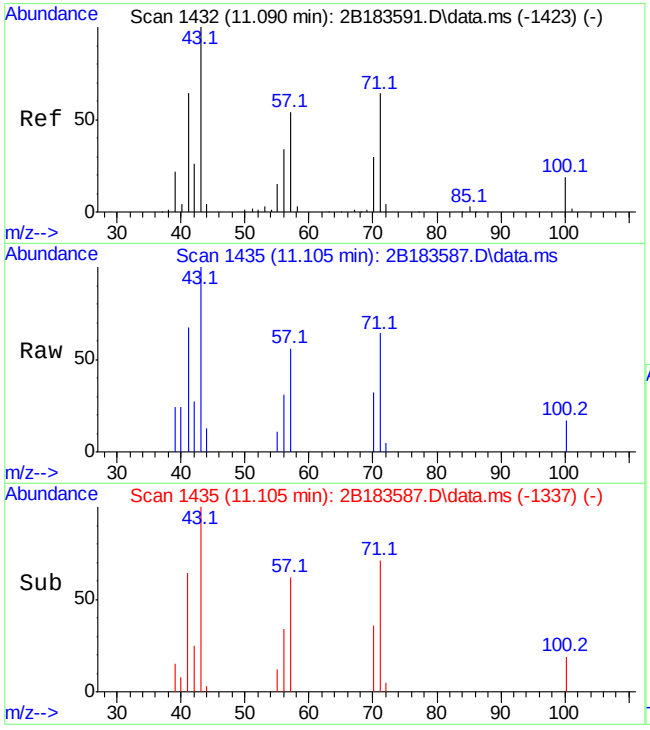

#57
heptane
Concen: 2.24 ug/L
RT: 11.105 min Scan# 1435
Delta R.T. 0.016 min
Lab File: 2B183587.D
Acq: 16 Jun 21 7:24 pm

Tgt Ion: 71 Resp: 5020

Ion	Ratio	Lower	Upper
71	100		
56	48.6	23.2	83.2
57	87.9	54.9	114.9
100	27.4	0.0	59.2

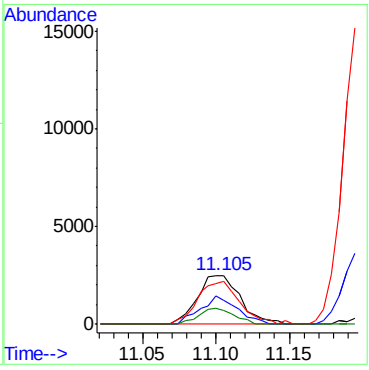

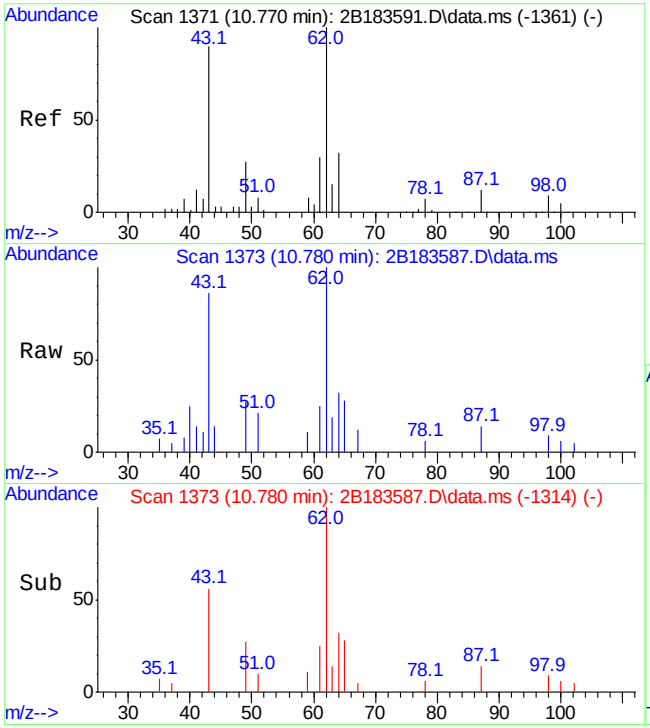

#59
1,2-dichloroethane
Concen: 2.16 ug/L
RT: 10.780 min Scan# 1373
Delta R.T. 0.010 min
Lab File: 2B183587.D
Acq: 16 Jun 21 7:24 pm

Tgt Ion: 62 Resp: 8582

Ion	Ratio	Lower	Upper
62	100		
98	9.1	0.0	39.0
49	27.5	0.0	56.5

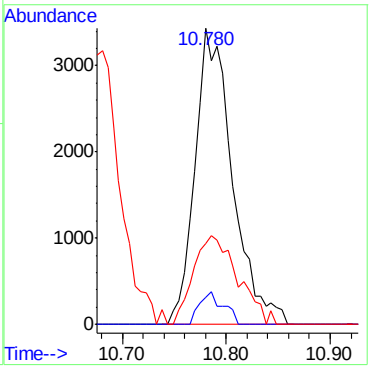

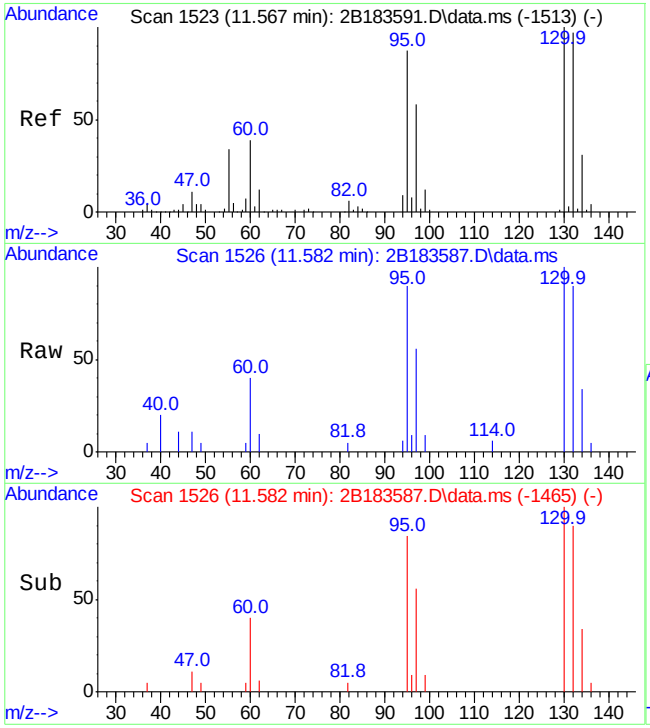

#60
trichloroethene
Concen: 2.33 ug/L
RT: 11.582 min Scan# 1526
Delta R.T. 0.021 min
Lab File: 2B183587.D
Acq: 16 Jun 21 7:24 pm

Tgt Ion:130 Resp: 7586

Ion	Ratio	Lower	Upper
130	100		
95	90.0	56.8	116.8
130	100.0	70.0	130.0
132	90.5	67.2	127.2

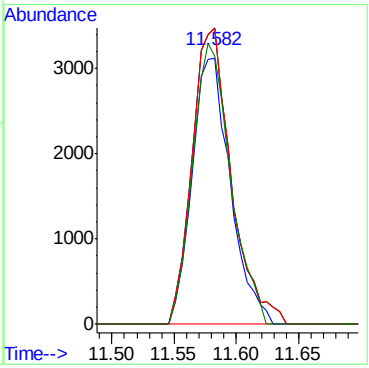

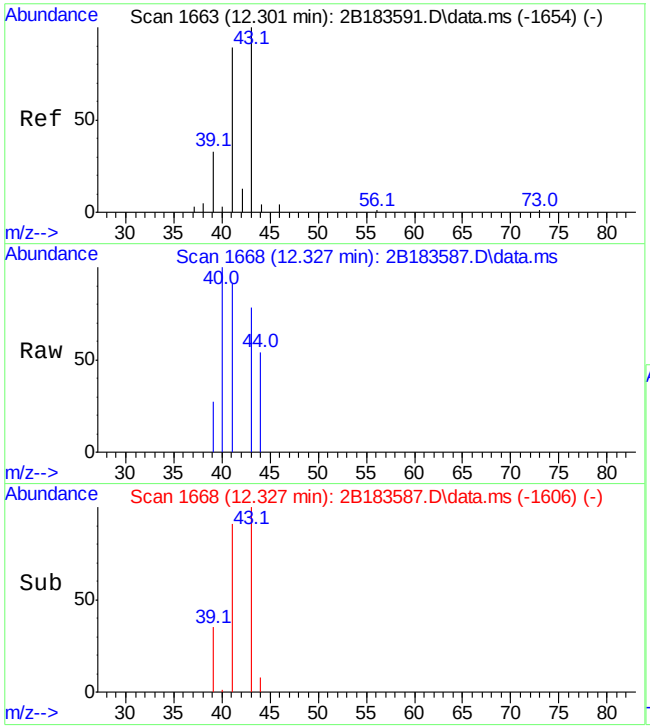

#62
2-nitropropane
Concen: 2.00 ug/L
RT: 12.327 min Scan# 1668
Delta R.T. 0.026 min
Lab File: 2B183587.D
Acq: 16 Jun 21 7:24 pm

Tgt Ion: 41 Resp: 1417

Ion	Ratio	Lower	Upper
41	100		
43	84.8	92.9	132.9#
46	0.0	0.0	24.8
39	29.8	17.1	57.1

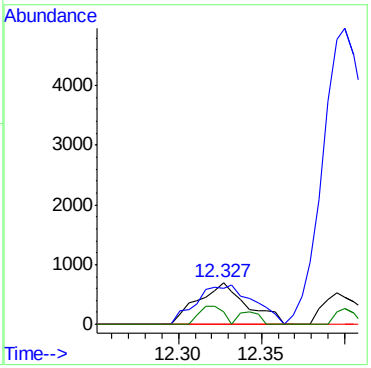

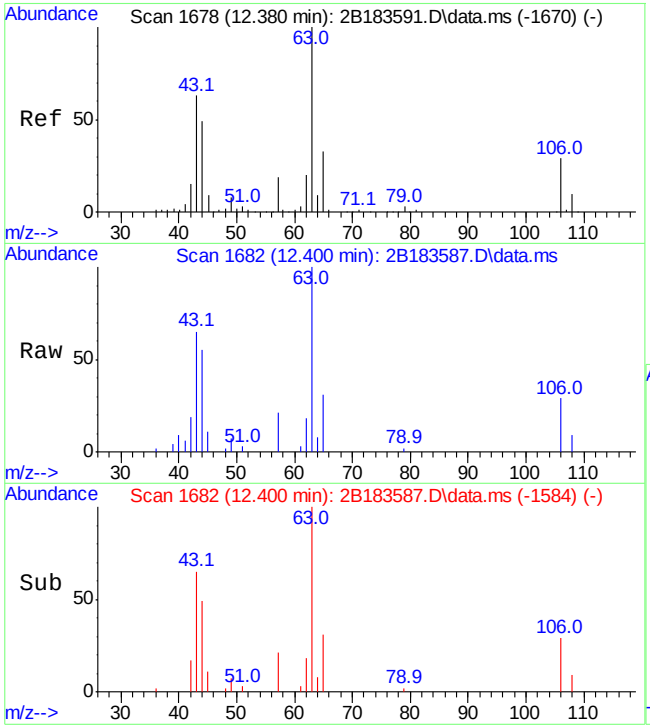

#63
2-chloroethyl vinyl ether
Concen: 11.07 ug/L
RT: 12.400 min Scan# 1682
Delta R.T. 0.016 min
Lab File: 2B183587.D
Acq: 16 Jun 21 7:24 pm

Tgt Ion: 63 Resp: 17507

Ion	Ratio	Lower	Upper
63	100		
65	31.0	2.7	62.7
106	28.6	0.0	59.0

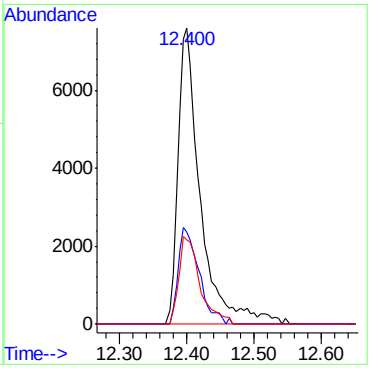

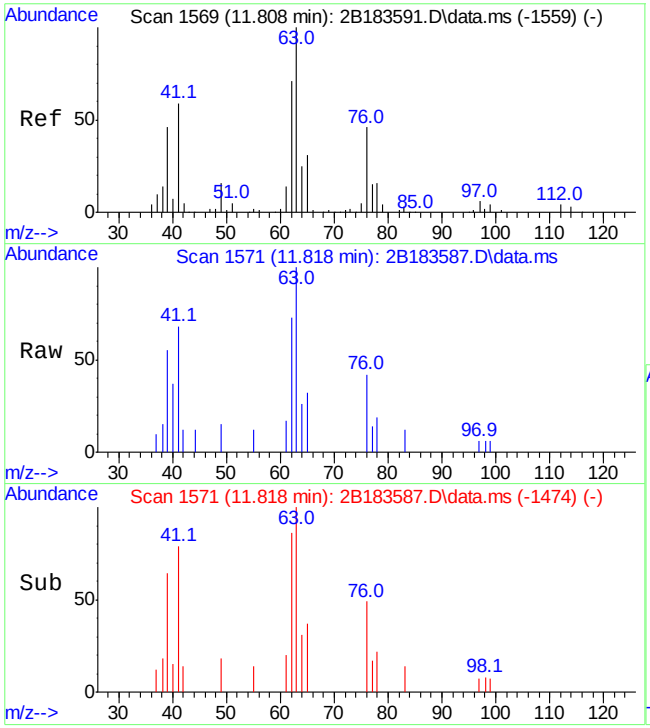

#65
1,2-dichloropropane
Concen: 2.23 ug/L
RT: 11.818 min Scan# 1571
Delta R.T. 0.010 min
Lab File: 2B183587.D
Acq: 16 Jun 21 7:24 pm

Tgt Ion: 63 Resp: 5908

Ion	Ratio	Lower	Upper
63	100		
112	0.0	0.0	33.9
65	31.6	1.3	61.3

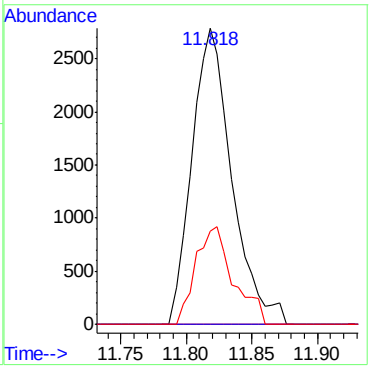

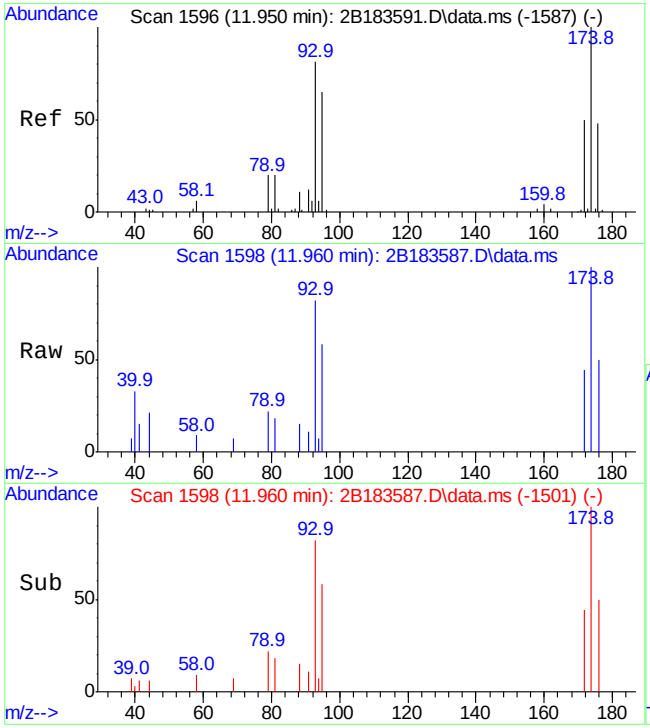

#66
dibromomethane
Concen: 2.18 ug/L
RT: 11.960 min Scan# 1598
Delta R.T. 0.010 min
Lab File: 2B183587.D
Acq: 16 Jun 21 7:24 pm

Tgt Ion: 93 Resp: 3982

Ion	Ratio	Lower	Upper
93	100		
95	70.4	50.5	110.5
174	121.8	94.1	154.1

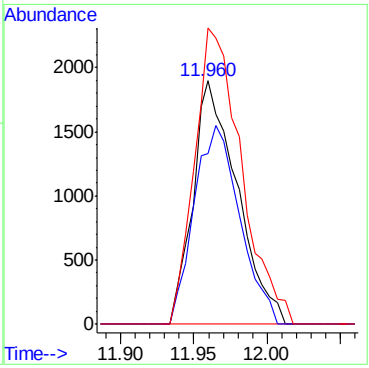

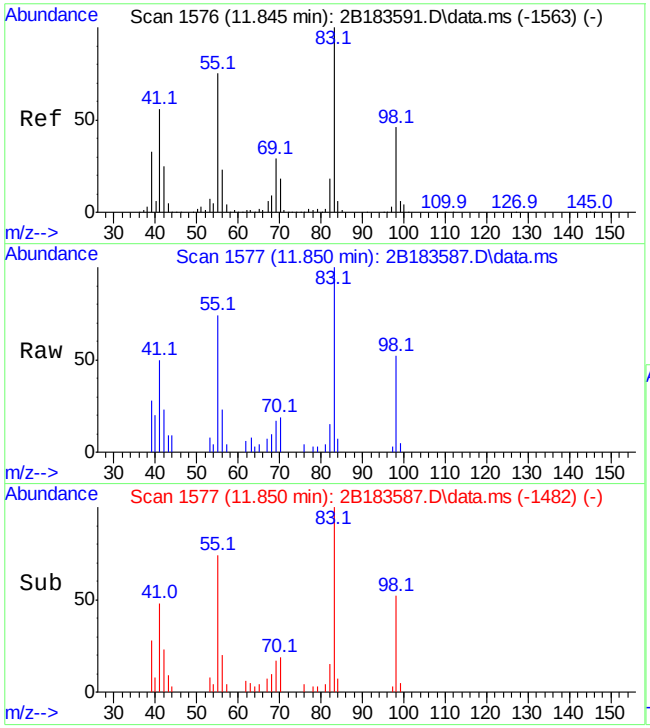

#67
methylcyclohexane
Concen: 2.30 ug/L
RT: 11.850 min Scan# 1577
Delta R.T. -0.000 min
Lab File: 2B183587.D
Acq: 16 Jun 21 7:24 pm

Tgt Ion: 83 Resp: 11717

Ion	Ratio	Lower	Upper
83	100		
55	73.8	45.5	105.5
98	52.0	15.7	75.7

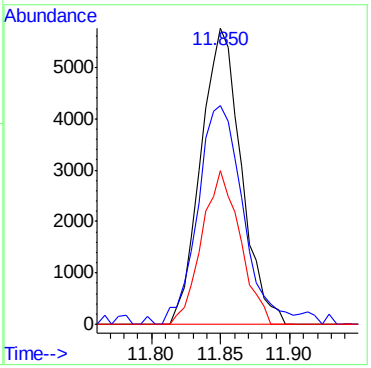

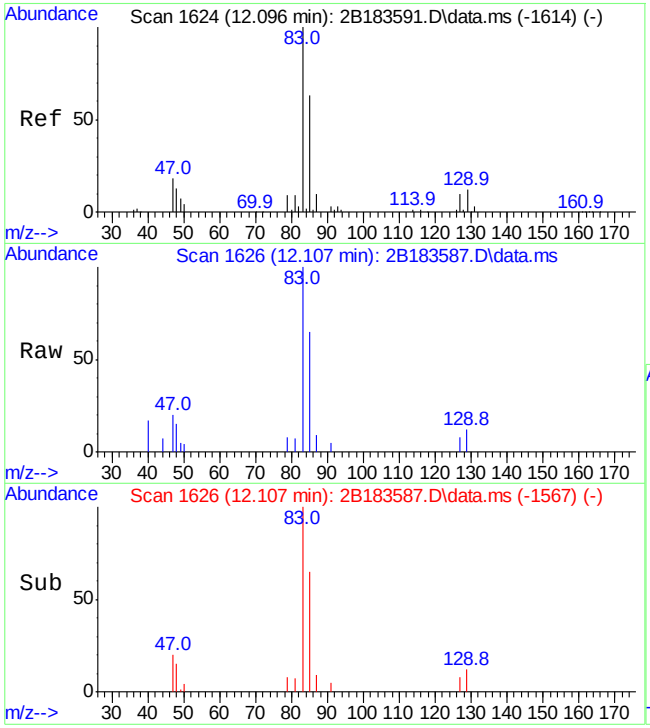

#68
bromodichloromethane
Concen: 2.22 ug/L
RT: 12.107 min Scan# 1626
Delta R.T. 0.010 min
Lab File: 2B183587.D
Acq: 16 Jun 21 7:24 pm

Tgt Ion: 83 Resp: 8911

Ion	Ratio	Lower	Upper
83	100		
85	65.2	33.2	93.2
127	7.8	0.0	39.5

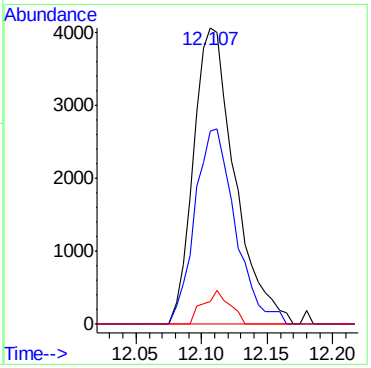

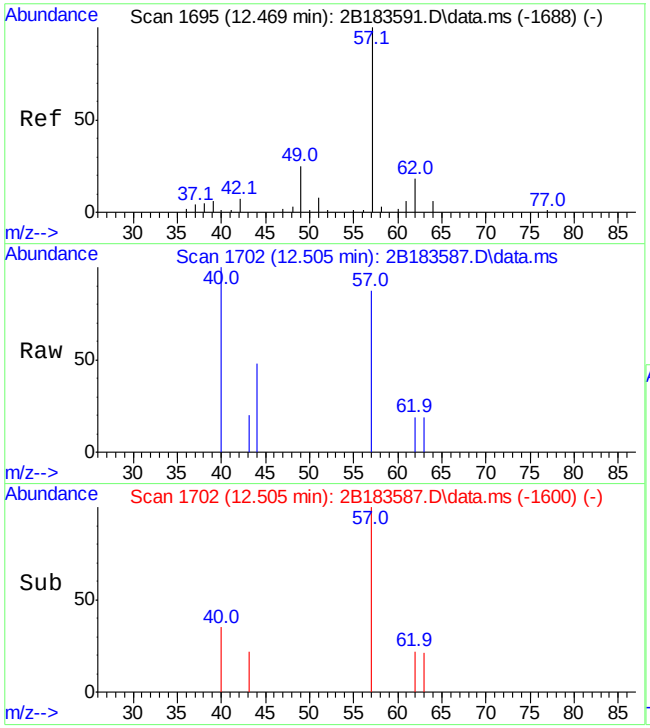

#69
epichlorohydrin
Concen: 10.25 ug/L
RT: 12.505 min Scan# 1702
Delta R.T. 0.037 min
Lab File: 2B183587.D
Acq: 16 Jun 21 7:24 pm

Tgt Ion: 57 Resp: 2323

Ion	Ratio	Lower	Upper
57	100		
62	22.0	0.0	39.8
49	0.0	4.4	44.4#

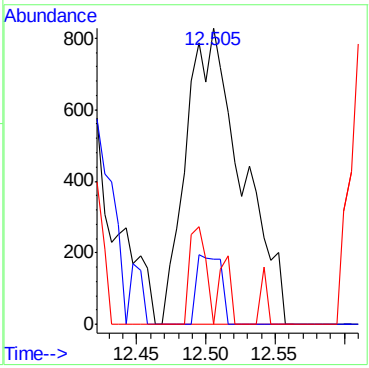

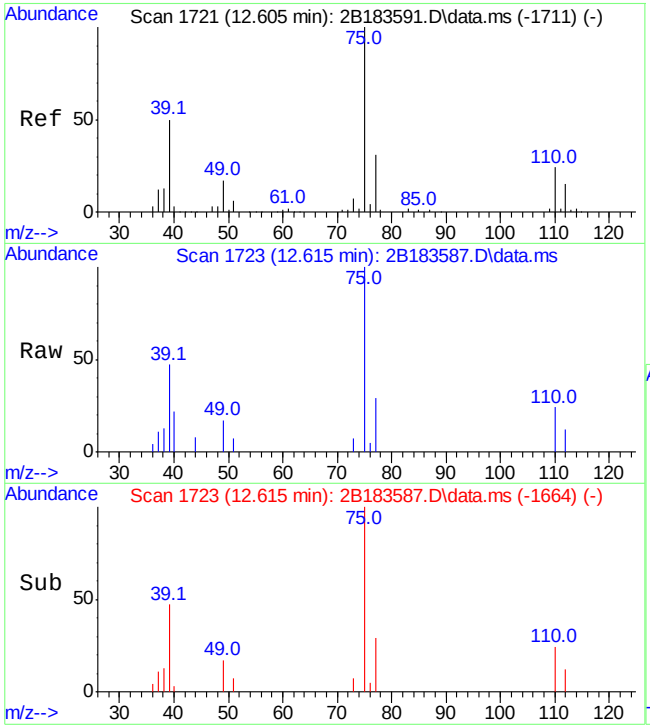

#70
cis-1,3-dichloropropene
Concen: 2.18 ug/L
RT: 12.615 min Scan# 1723
Delta R.T. 0.010 min
Lab File: 2B183587.D
Acq: 16 Jun 21 7:24 pm

Tgt Ion: 75 Resp: 9994

Ion	Ratio	Lower	Upper
75	100		
77	28.7	1.4	61.4
39	47.1	19.8	79.8

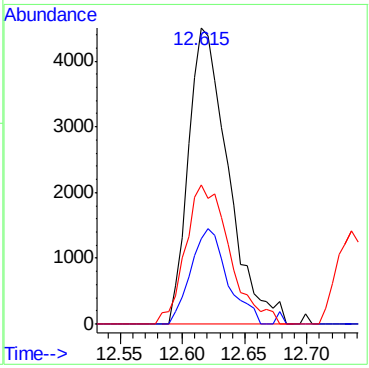

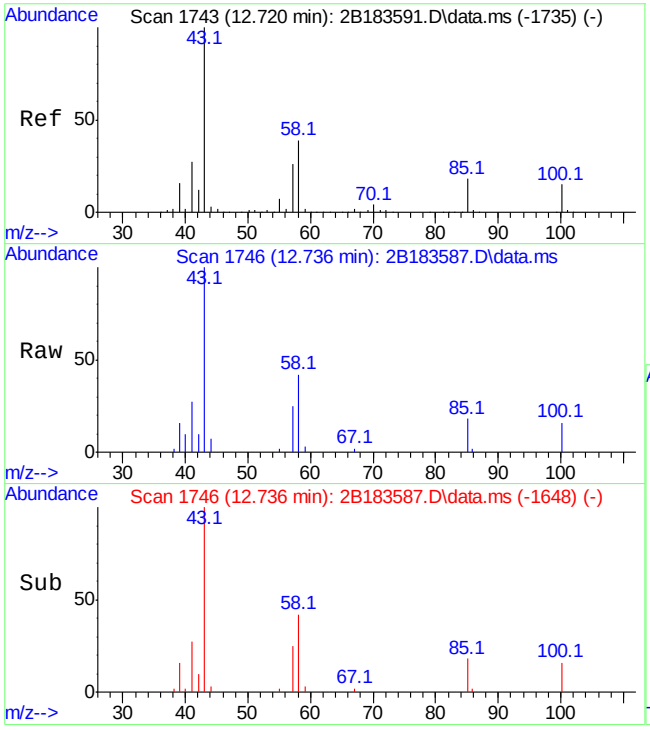

#71
4-methyl-2-pentanone
Concen: 9.25 ug/L
RT: 12.736 min Scan# 1746
Delta R.T. 0.016 min
Lab File: 2B183587.D
Acq: 16 Jun 21 7:24 pm

Tgt Ion: 58 Resp: 8052

Ion	Ratio	Lower	Upper
58	100		
100	37.2	8.6	68.6
43	238.1	223.3	283.3
85	42.1	16.6	76.6

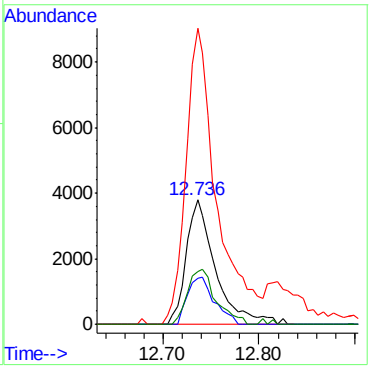

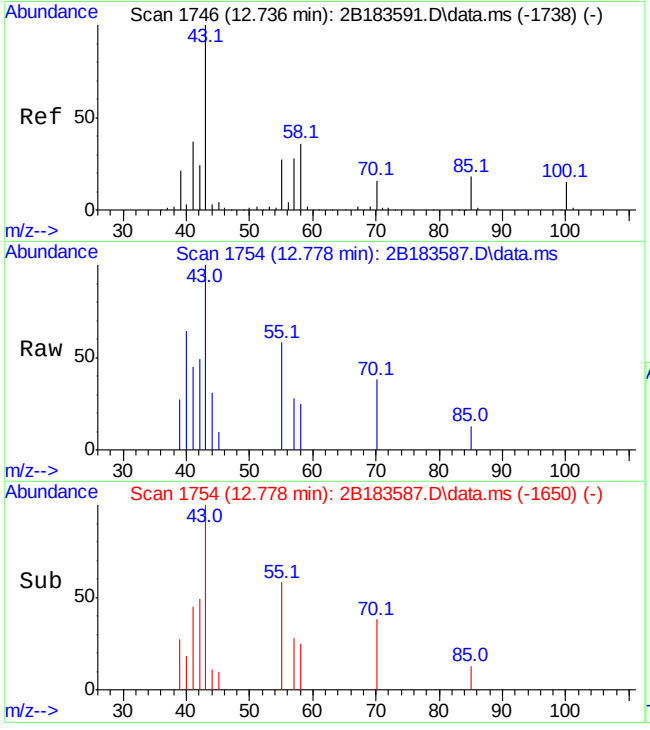

#72
3-methyl-1-butanol
Concen: 0.81 ug/L
RT: 12.778 min Scan# 1754
Delta R.T. 0.047 min
Lab File: 2B183587.D
Acq: 16 Jun 21 7:24 pm

Tgt Ion: 70 Resp: 1678

Ion	Ratio	Lower	Upper
70	100		
55	122.9	138.6	198.6#
42	94.8	117.1	177.1#

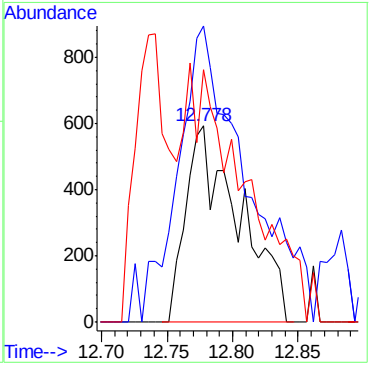

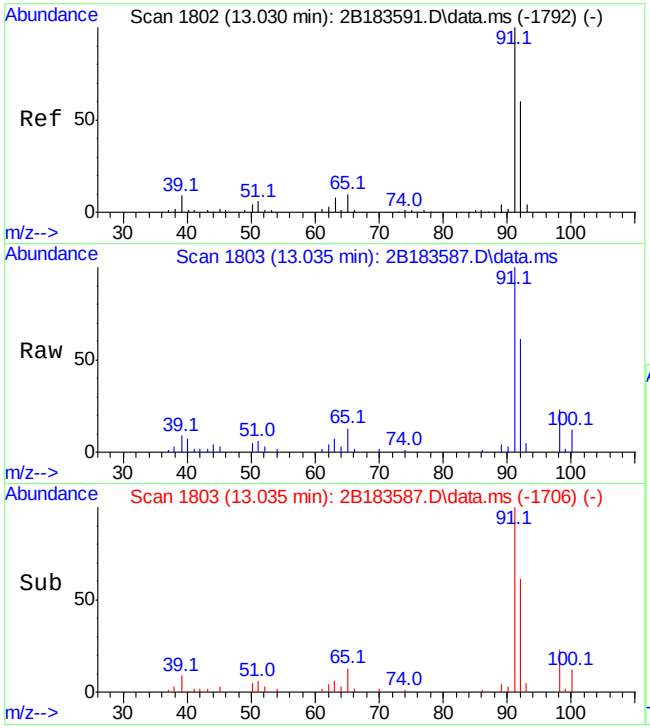

#75
toluene
Concen: 2.22 ug/L
RT: 13.035 min Scan# 1803
Delta R.T. 0.010 min
Lab File: 2B183587.D
Acq: 16 Jun 21 7:24 pm

Tgt Ion: 92 Resp: 14716

Ion	Ratio	Lower	Upper
92	100		
91	165.3	145.5	185.5
65	21.6	0.0	37.3

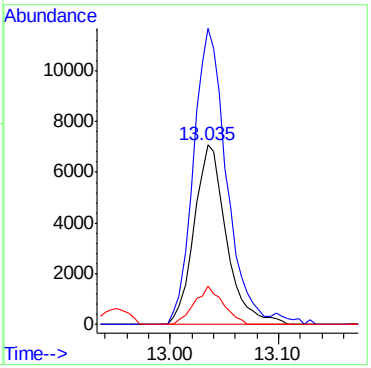

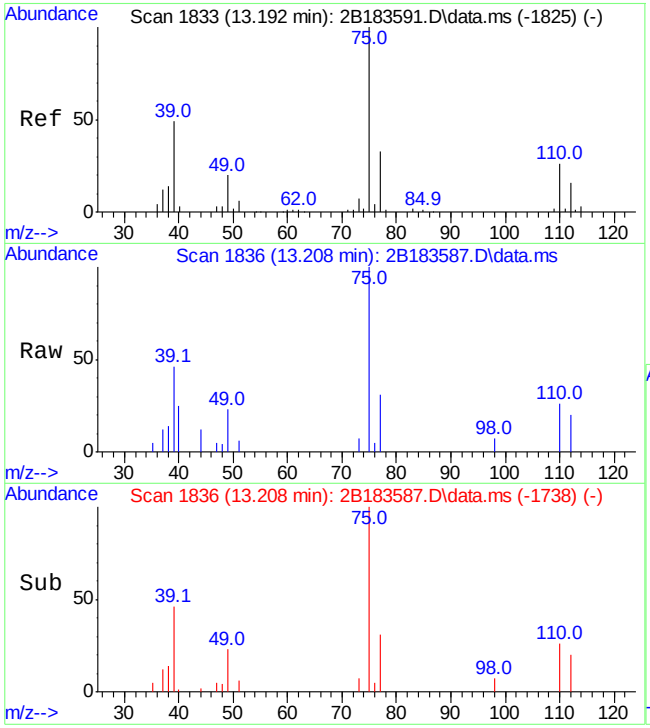

#76
trans-1,3-dichloropropene
Concen: 2.22 ug/L
RT: 13.208 min Scan# 1836
Delta R.T. 0.016 min
Lab File: 2B183587.D
Acq: 16 Jun 21 7:24 pm

Tgt Ion: 75 Resp: 8377

Ion	Ratio	Lower	Upper
75	100		
110	25.8	5.6	45.6
77	31.5	12.9	52.9

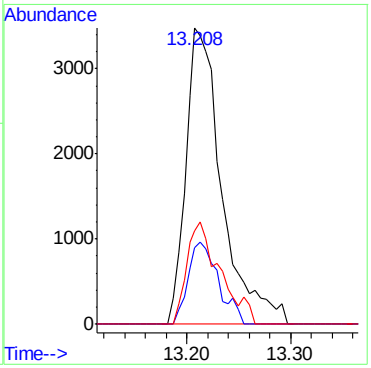

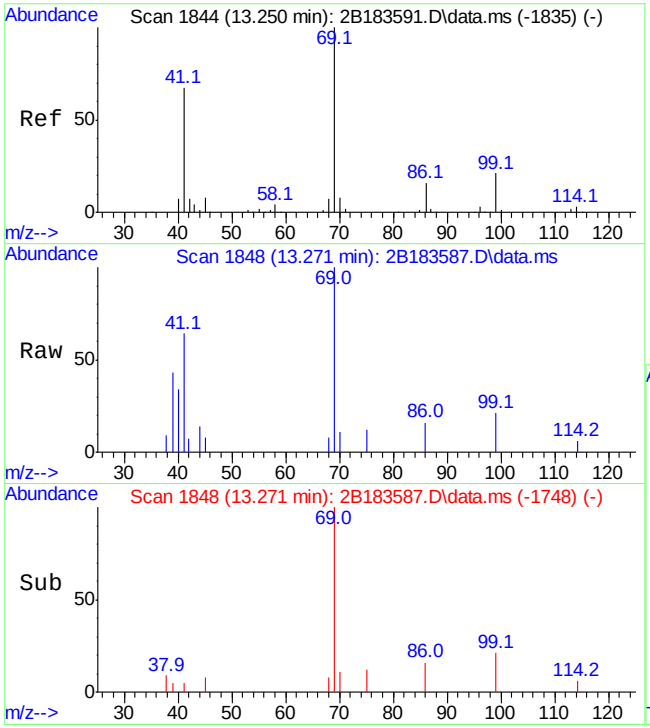

#77
ethyl methacrylate
Concen: 1.86 ug/L
RT: 13.271 min Scan# 1848
Delta R.T. 0.026 min
Lab File: 2B183587.D
Acq: 16 Jun 21 7:24 pm

Tgt Ion: 69 Resp: 6351

Ion	Ratio	Lower	Upper
69	100		
41	64.1	47.3	87.3
99	21.2	0.7	40.7
86	16.2	0.0	36.3

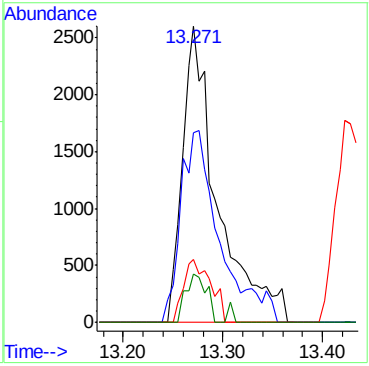

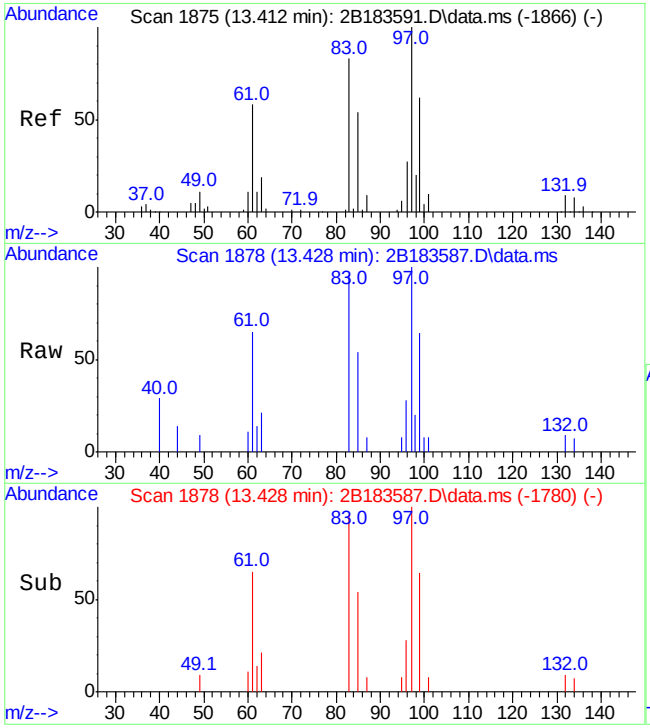

#78
1,1,2-trichloroethane
Concen: 2.22 ug/L
RT: 13.428 min Scan# 1878
Delta R.T. 0.016 min
Lab File: 2B183587.D
Acq: 16 Jun 21 7:24 pm

Tgt Ion: 83 Resp: 4552

Ion	Ratio	Lower	Upper
83	100		
97	104.1	100.4	140.4
85	56.0	44.7	84.7
61	67.3	49.5	89.5

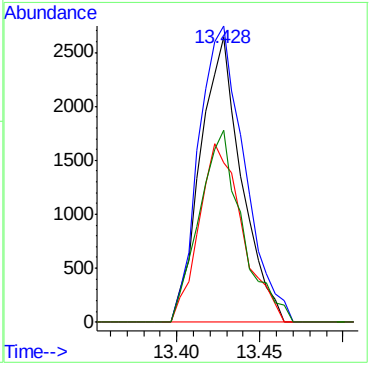

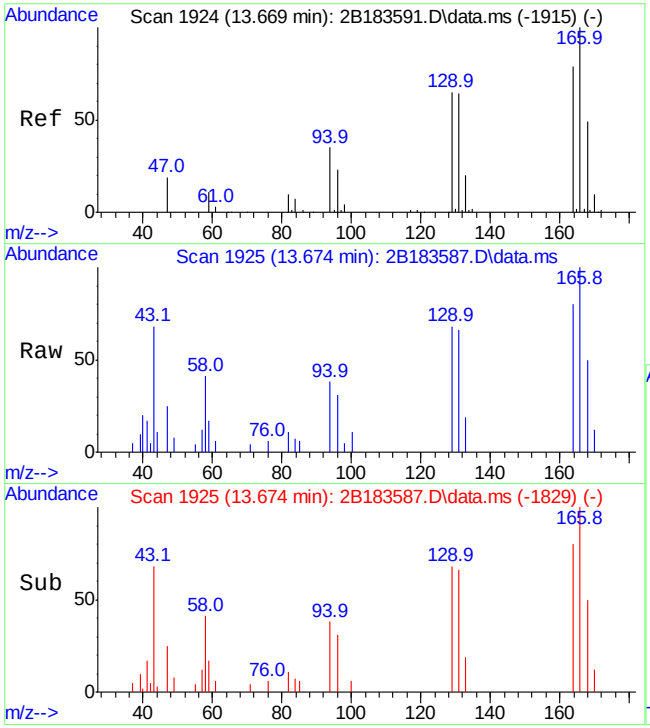

#79
tetrachloroethene
Concen: 2.50 ug/L
RT: 13.674 min Scan# 1925
Delta R.T. 0.005 min
Lab File: 2B183587.D
Acq: 16 Jun 21 7:24 pm

Tgt Ion:164 Resp: 6901

Ion	Ratio	Lower	Upper
164	100		
129	86.1	52.8	112.8
131	83.0	51.2	111.2
166	125.8	97.3	157.3

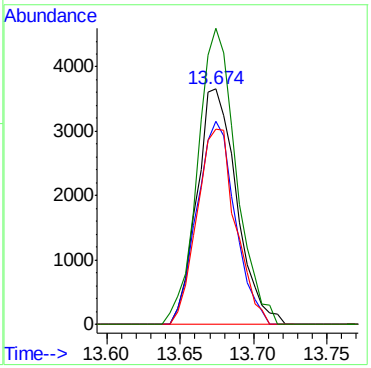

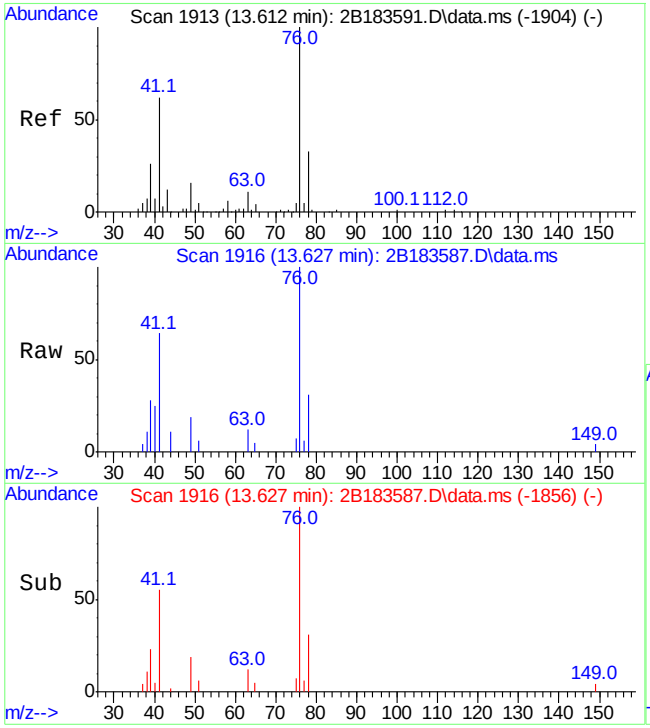

#80
1,3-dichloropropane
Concen: 2.25 ug/L
RT: 13.627 min Scan# 1916
Delta R.T. 0.016 min
Lab File: 2B183587.D
Acq: 16 Jun 21 7:24 pm

Tgt Ion: 76 Resp: 8983

Ion	Ratio	Lower	Upper
76	100		
78	31.4	2.9	62.9
41	64.1	31.5	91.5

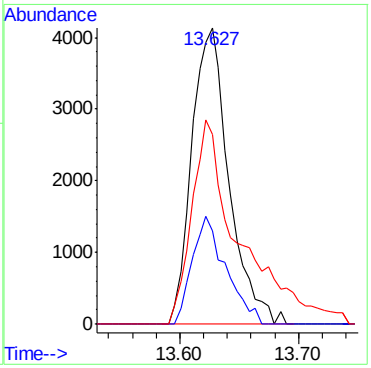

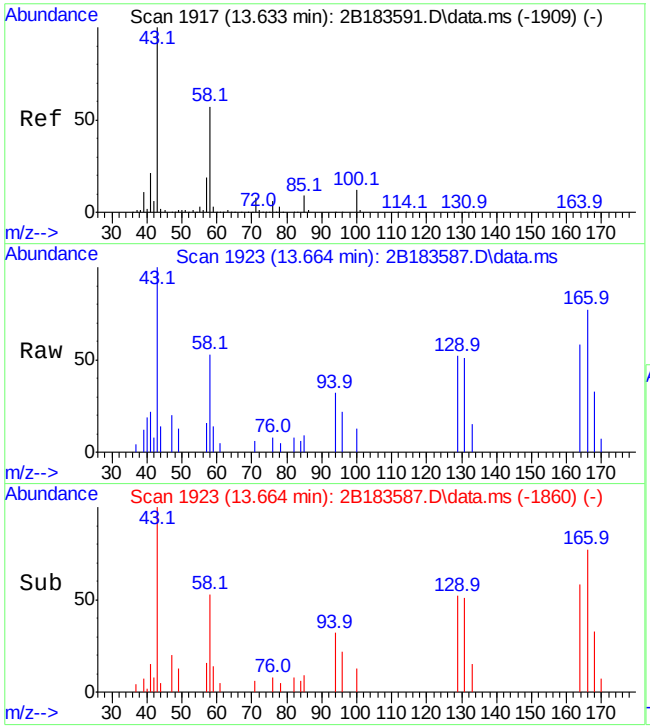

#81
2-hexanone
Concen: 8.36 ug/L
RT: 13.664 min Scan# 1923
Delta R.T. 0.031 min
Lab File: 2B183587.D
Acq: 16 Jun 21 7:24 pm

Tgt Ion: 58 Resp: 6193

Ion	Ratio	Lower	Upper
58	100		
43	189.5	156.8	196.8
85	16.5	0.0	35.7
100	24.5	0.5	40.5

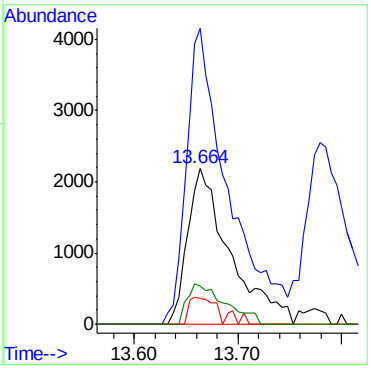

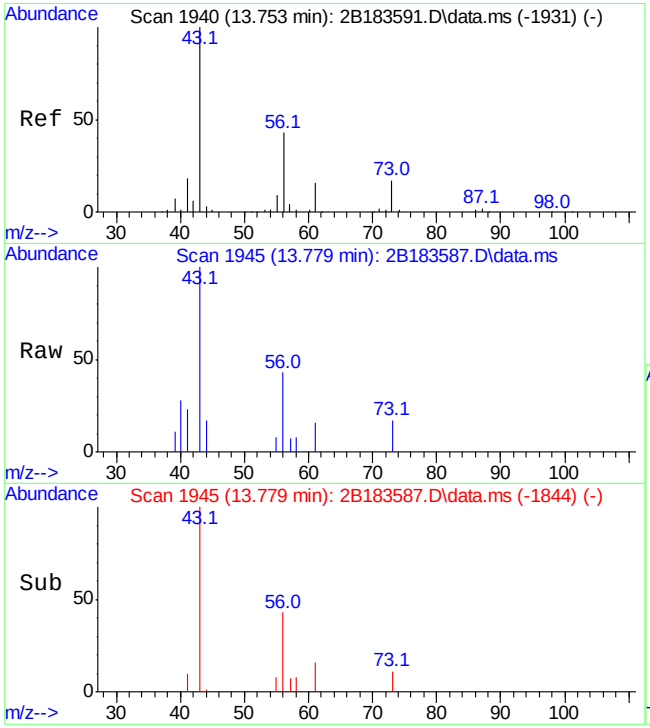

#82
butyl acetate
Concen: 1.98 ug/L
RT: 13.779 min Scan# 1945
Delta R.T. 0.031 min
Lab File: 2B183587.D
Acq: 16 Jun 21 7:24 pm

Tgt Ion: 56 Resp: 2766

Ion	Ratio	Lower	Upper
56	100		
43	197.7	205.4	265.4#
73	39.7	8.9	68.9

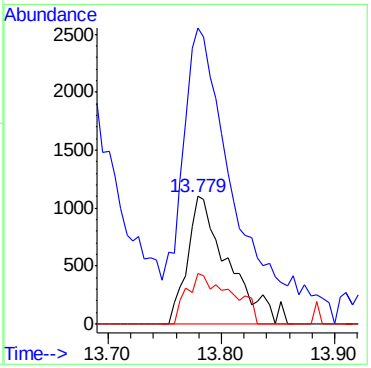

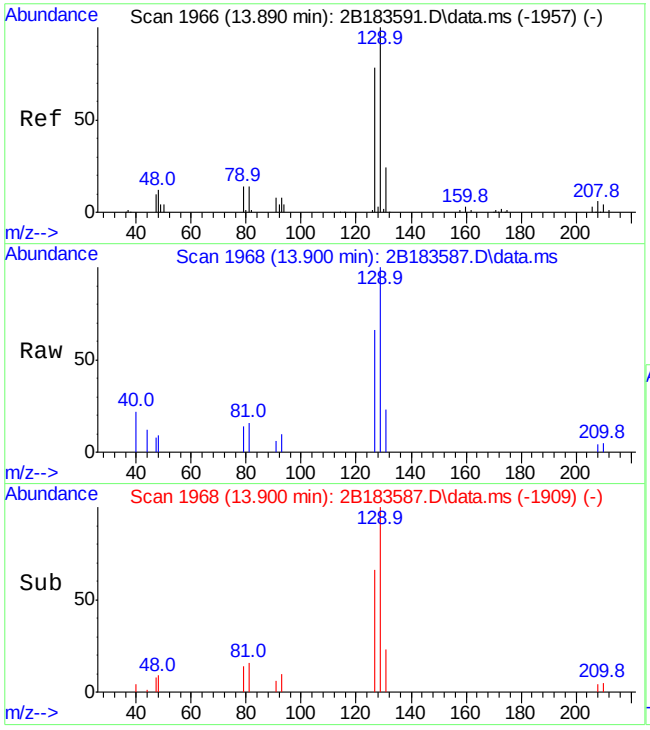

#83
dibromochloromethane
Concen: 2.22 ug/L
RT: 13.900 min Scan# 1968
Delta R.T. 0.010 min
Lab File: 2B183587.D
Acq: 16 Jun 21 7:24 pm

Tgt Ion:129 Resp: 7433

Ion	Ratio	Lower	Upper
129	100		
127	66.0	47.6	107.6
131	23.0	0.0	54.0

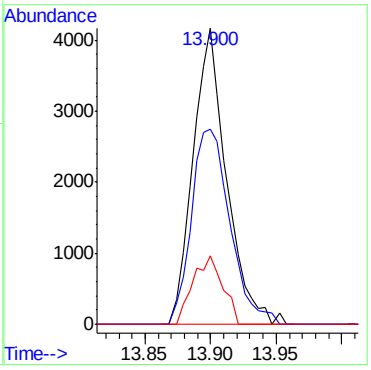

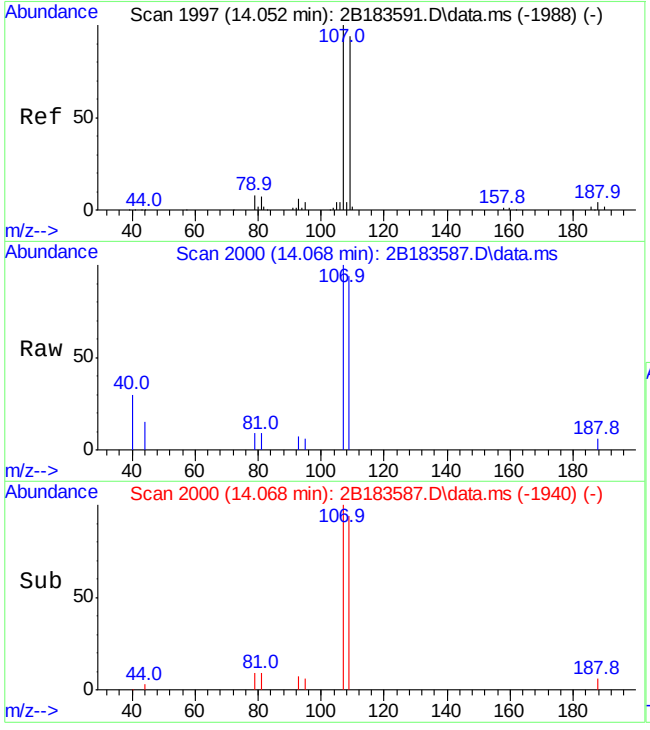

#84
1,2-dibromoethane
Concen: 2.32 ug/L
RT: 14.068 min Scan# 2000
Delta R.T. 0.016 min
Lab File: 2B183587.D
Acq: 16 Jun 21 7:24 pm

Tgt Ion:107 Resp: 5929

Ion	Ratio	Lower	Upper
107	100		
109	94.1	64.2	124.2
188	5.9	0.0	33.9

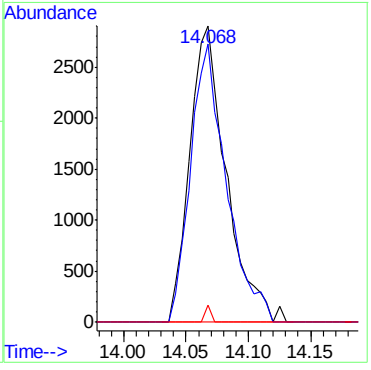

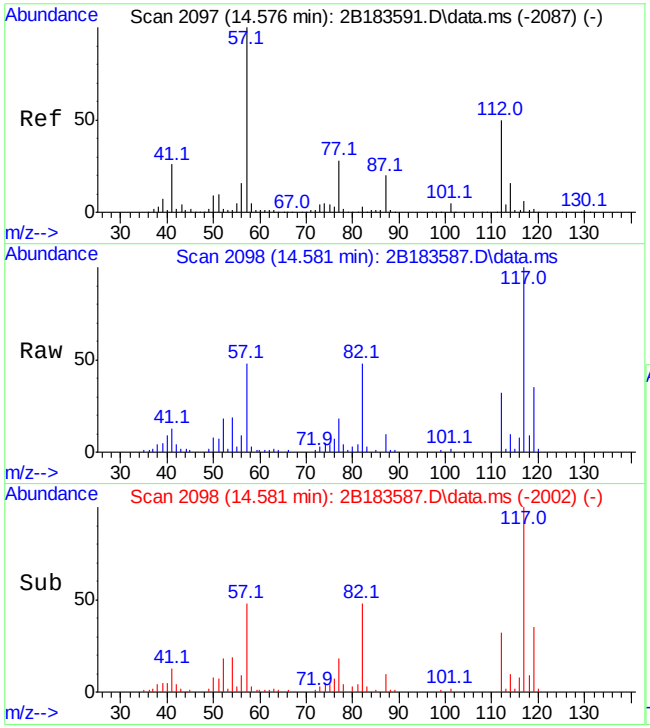

#85
n-butyl ether
Concen: 2.21 ug/L
RT: 14.581 min Scan# 2098
Delta R.T. 0.005 min
Lab File: 2B183587.D
Acq: 16 Jun 21 7:24 pm

Tgt Ion: 57 Resp: 22124

Ion	Ratio	Lower	Upper
57	100		
87	21.3	0.0	49.5
101	4.3	0.0	34.7

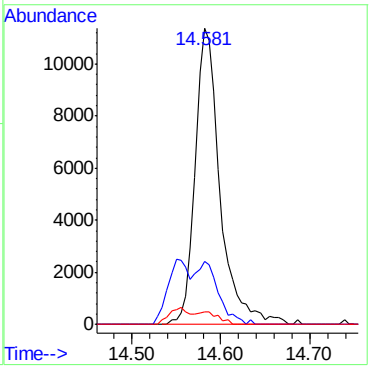

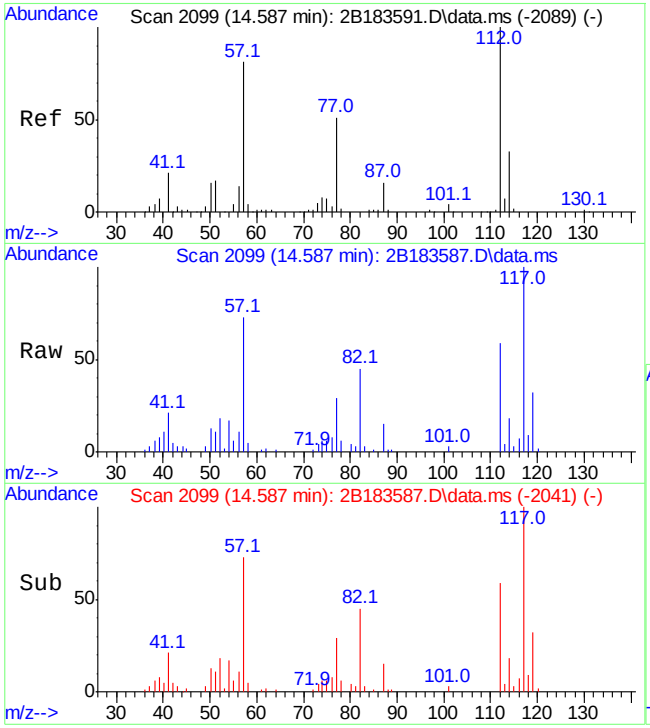

#86
chlorobenzene
Concen: 2.29 ug/L
RT: 14.587 min Scan# 2099
Delta R.T. 0.005 min
Lab File: 2B183587.D
Acq: 16 Jun 21 7:24 pm

Tgt Ion:112 Resp: 17991

Ion	Ratio	Lower	Upper
112	100		
77	38.9	21.4	81.4
114	31.3	2.8	62.8

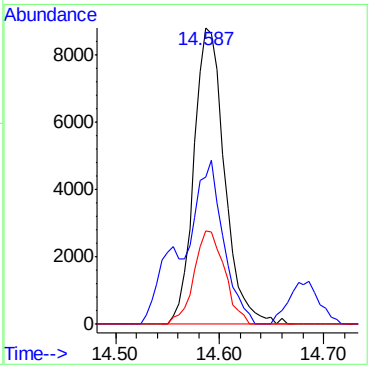

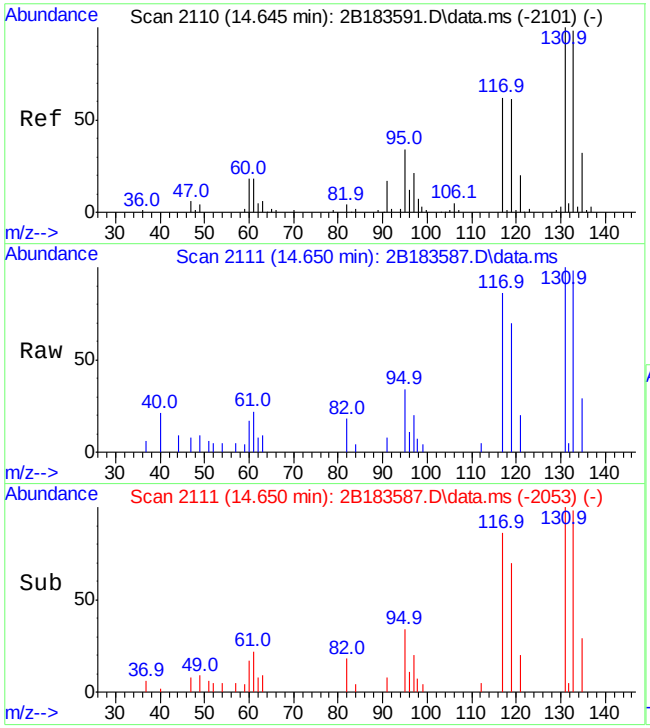

#87
1,1,1,2-tetrachloroethane
Concen: 2.32 ug/L
RT: 14.650 min Scan# 2111
Delta R.T. 0.005 min
Lab File: 2B183587.D
Acq: 16 Jun 21 7:24 pm

Tgt Ion:131 Resp: 7256

Ion	Ratio	Lower	Upper
131	100		
133	98.0	67.8	127.8
119	69.8	32.9	92.9

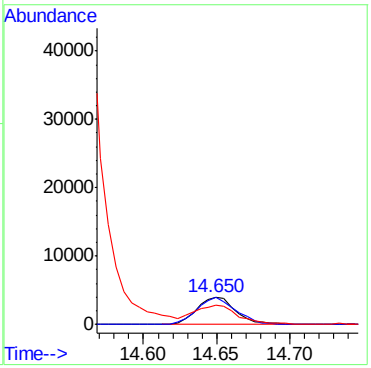

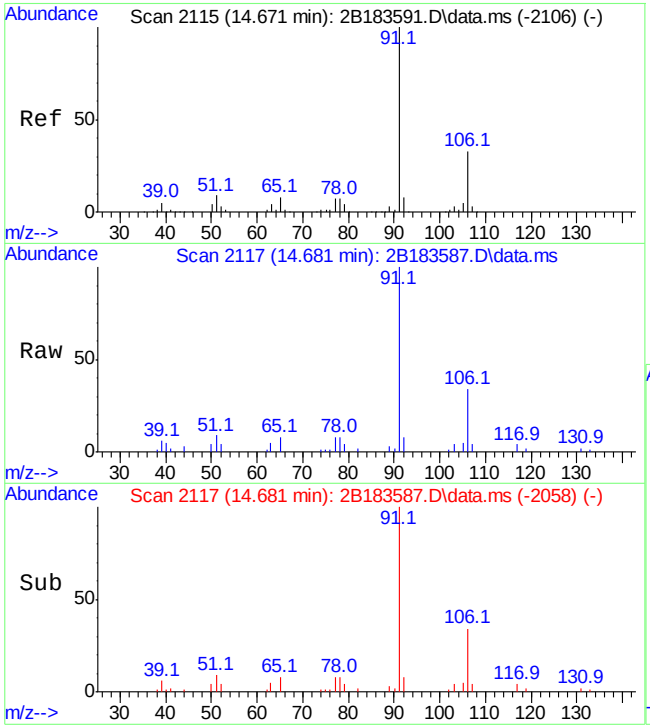

#88
ethylbenzene
Concen: 2.30 ug/L
RT: 14.681 min Scan# 2117
Delta R.T. 0.010 min
Lab File: 2B183587.D
Acq: 16 Jun 21 7:24 pm

Tgt Ion: 91 Resp: 29222

Ion	Ratio	Lower	Upper
91	100		
106	33.7	3.0	63.0
51	8.6	0.0	39.2

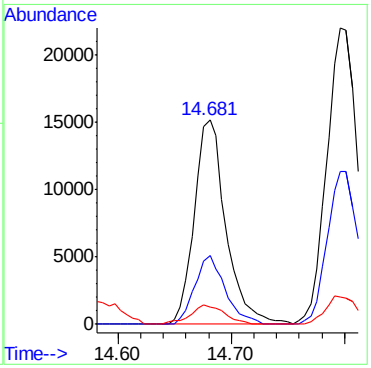

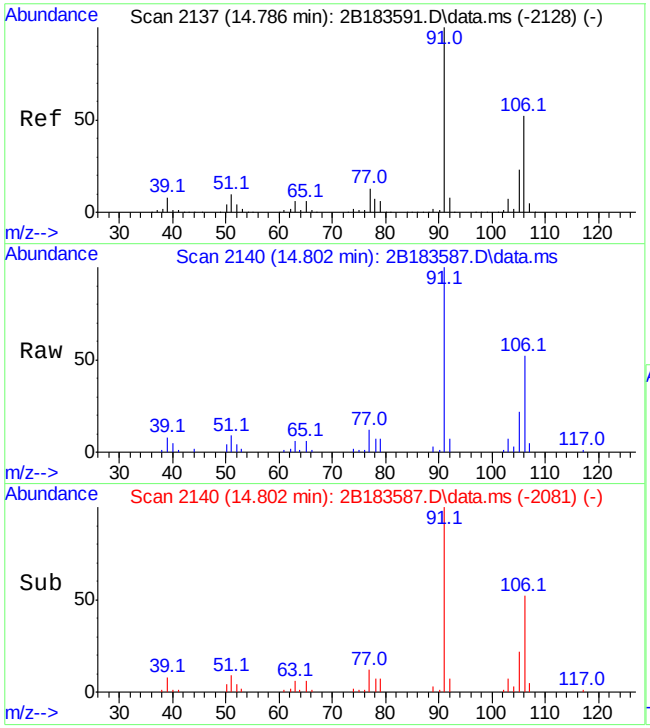

#89
m,p-xylene
Concen: 4.59 ug/L
RT: 14.802 min Scan# 2140
Delta R.T. 0.010 min
Lab File: 2B183587.D
Acq: 16 Jun 21 7:24 pm

Tgt Ion:106 Resp: 23561

Ion	Ratio	Lower	Upper
106	100		
91	193.1	162.7	222.7
77	22.8	5.0	45.0

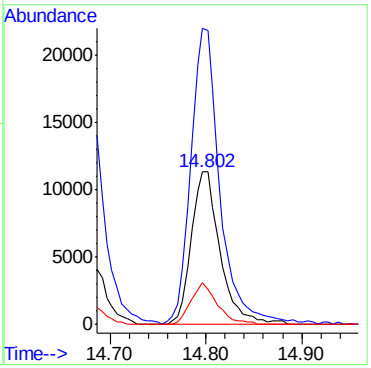

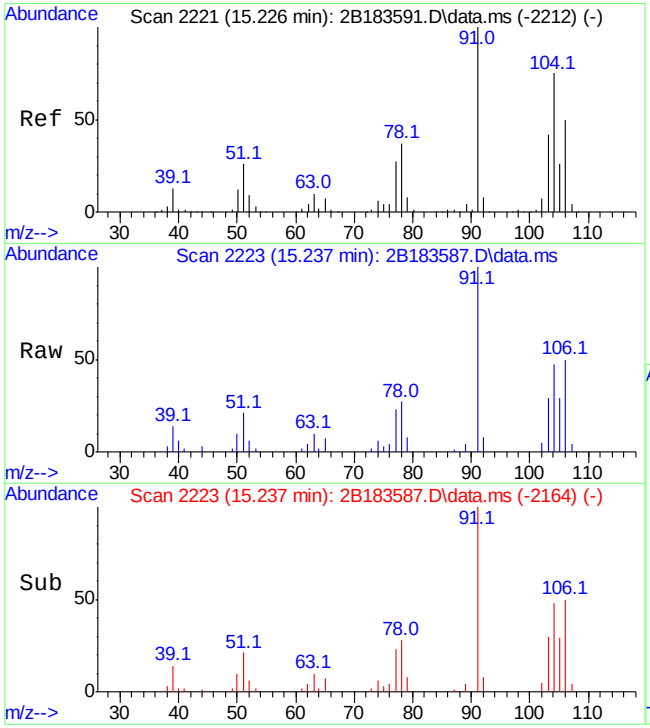

#90
o-xylene
Concen: 2.26 ug/L
RT: 15.237 min Scan# 2223
Delta R.T. 0.010 min
Lab File: 2B183587.D
Acq: 16 Jun 21 7:24 pm

Tgt Ion:106 Resp: 12347

Ion	Ratio	Lower	Upper
106	100		
91	201.8	169.5	229.5
77	46.2	33.1	73.1

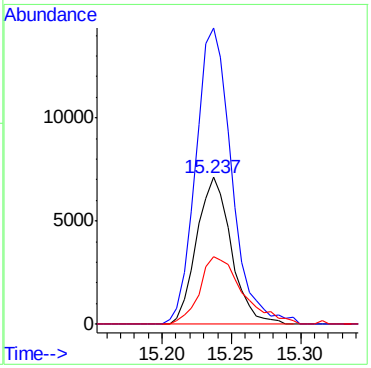

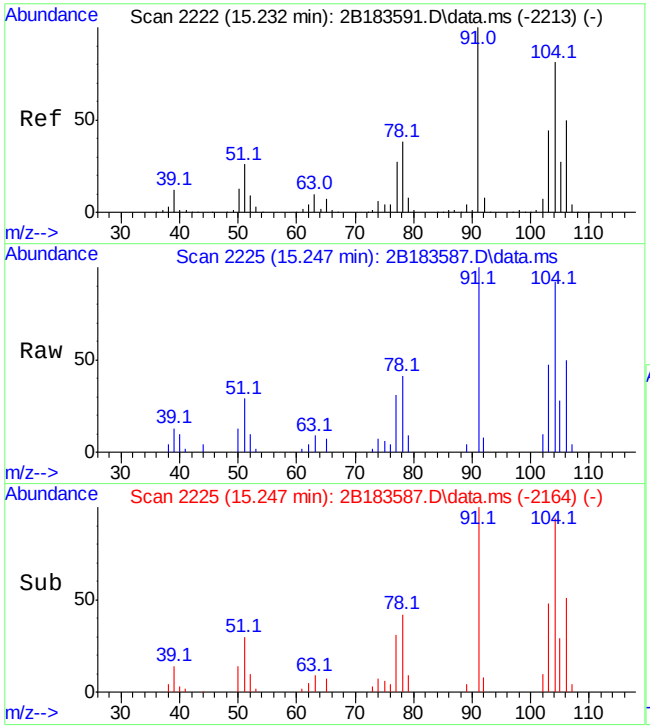

#91
styrene
Concen: 2.28 ug/L
RT: 15.247 min Scan# 2225
Delta R.T. 0.021 min
Lab File: 2B183587.D
Acq: 16 Jun 21 7:24 pm

Tgt Ion:104 Resp: 19905

Ion	Ratio	Lower	Upper
104	100		
78	45.0	16.8	76.8
51	31.5	2.1	62.1

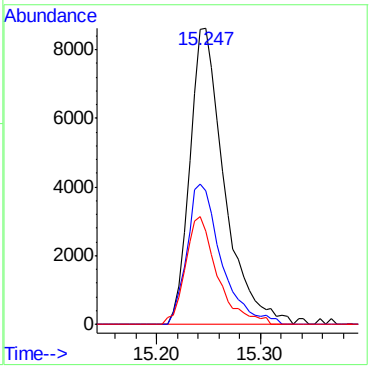

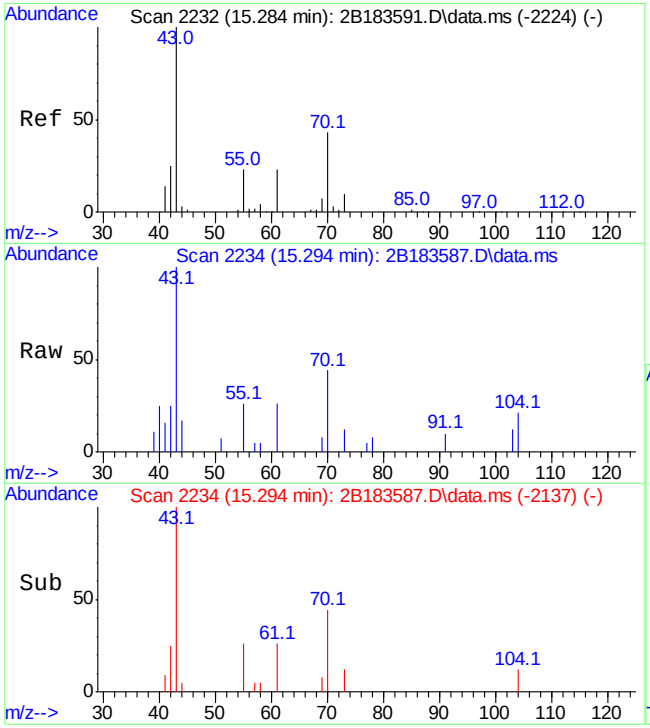

#92
n-amyl acetate
Concen: 1.82 ug/L
RT: 15.294 min Scan# 2234
Delta R.T. 0.010 min
Lab File: 2B183587.D
Acq: 16 Jun 21 7:24 pm

Tgt Ion: 70 Resp: 3119

Ion	Ratio	Lower	Upper
70	100		
43	229.2	202.3	262.3
55	60.7	23.5	83.5

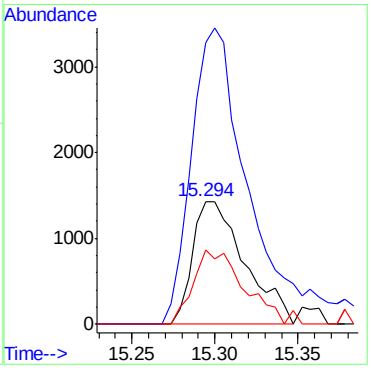

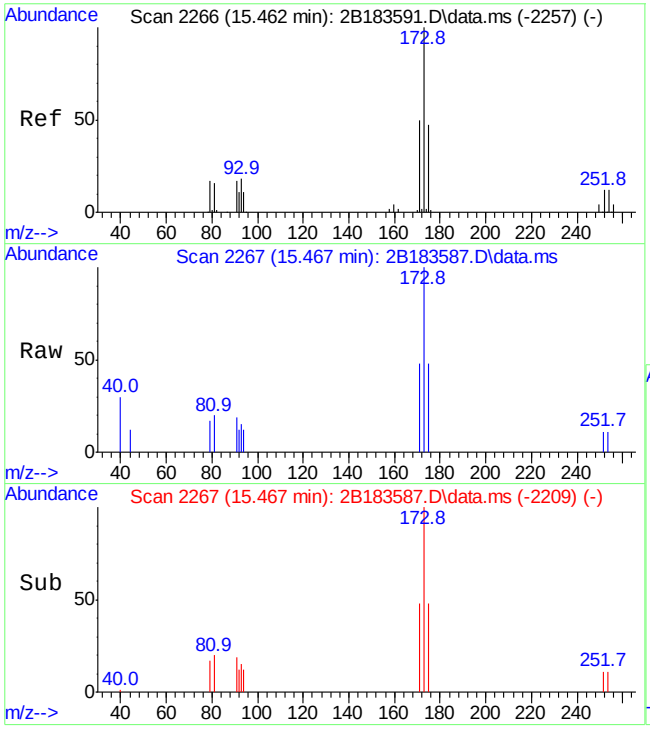

#93
bromoform
Concen: 2.13 ug/L
RT: 15.467 min Scan# 2267
Delta R.T. 0.005 min
Lab File: 2B183587.D
Acq: 16 Jun 21 7:24 pm

Tgt Ion:173 Resp: 5401

Ion	Ratio	Lower	Upper
173	100		
175	48.4	17.3	77.3
254	11.3	0.0	42.0

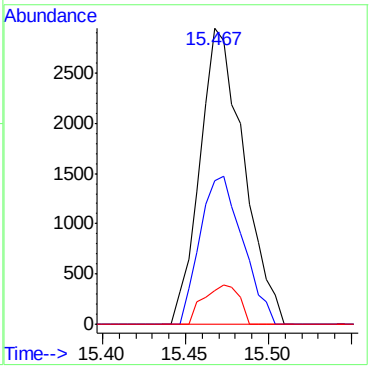

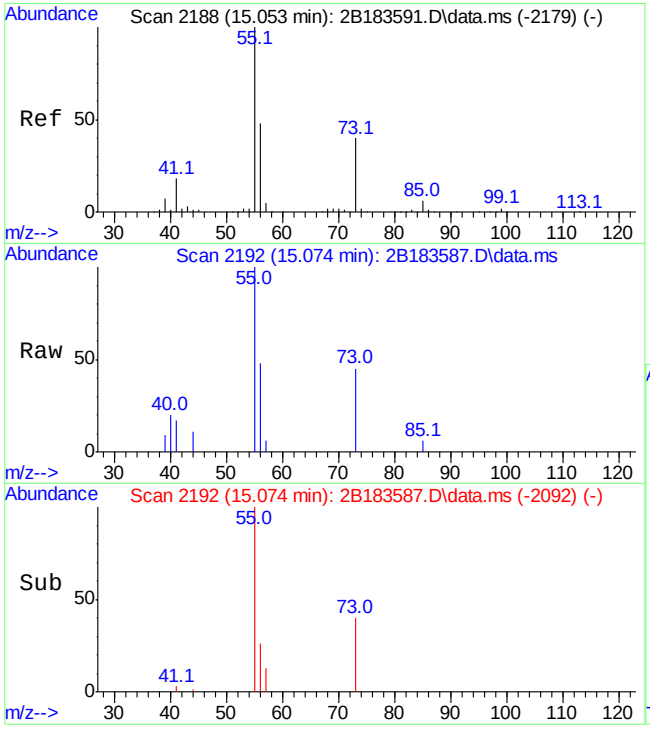

#94
butyl acrylate
Concen: 2.10 ug/L
RT: 15.074 min Scan# 2192
Delta R.T. 0.026 min
Lab File: 2B183587.D
Acq: 16 Jun 21 7:24 pm

Tgt Ion: 55 Resp: 9456

Ion	Ratio	Lower	Upper
55	100		
56	48.4	18.2	78.2
73	44.7	10.0	70.0
85	5.8	0.0	35.9

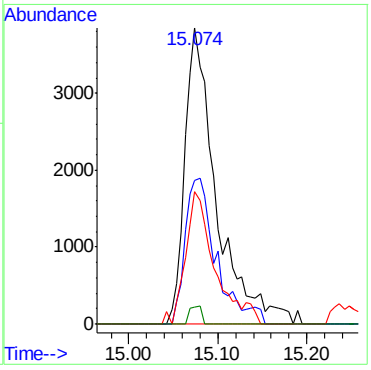

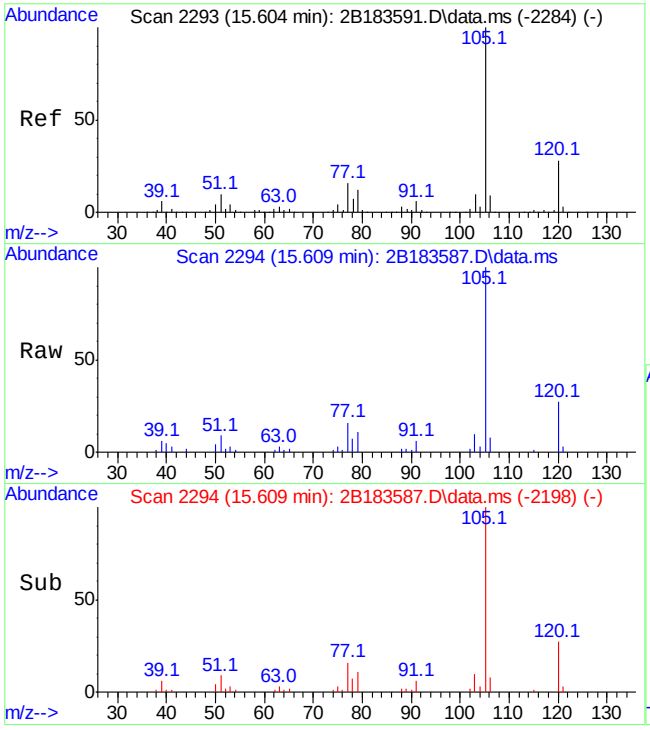

#95
isopropylbenzene
Concen: 2.25 ug/L
RT: 15.609 min Scan# 2294
Delta R.T. 0.005 min
Lab File: 2B183587.D
Acq: 16 Jun 21 7:24 pm

Tgt Ion:105 Resp: 33559

Ion	Ratio	Lower	Upper
105	100		
120	27.4	7.6	47.6
77	16.1	0.0	35.7

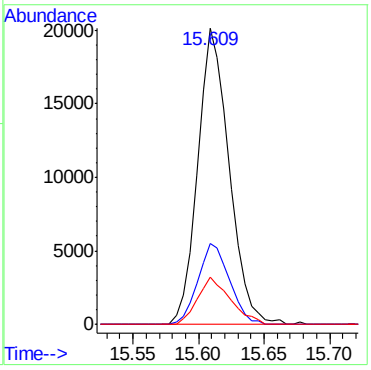

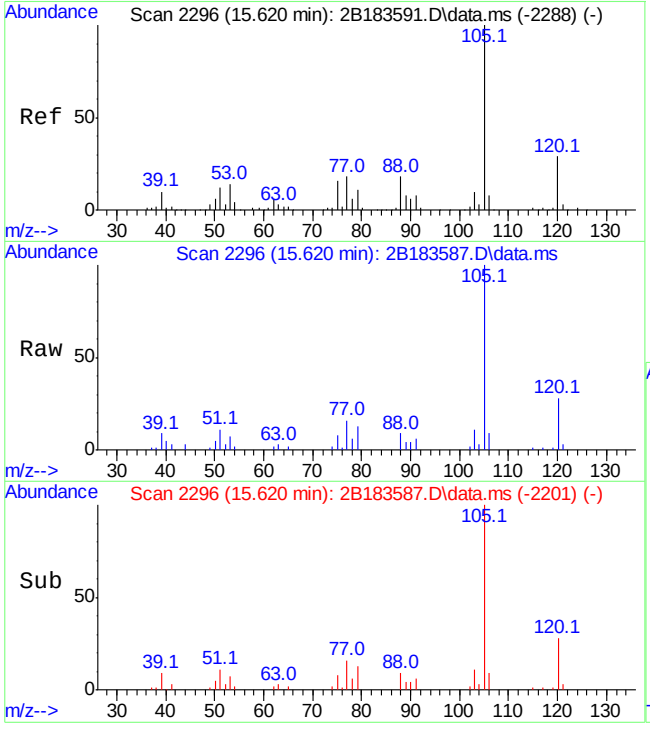

#96
cis-1,4-dichloro-2-butene
Concen: 0.46 ug/L
RT: 15.620 min Scan# 2296
Delta R.T. -0.000 min
Lab File: 2B183587.D
Acq: 16 Jun 21 7:24 pm

Tgt Ion: 88 Resp: 2378

Ion	Ratio	Lower	Upper
88	100		
75	85.0	74.3	114.3
89	43.8	26.9	66.9
53	80.4	62.3	102.3

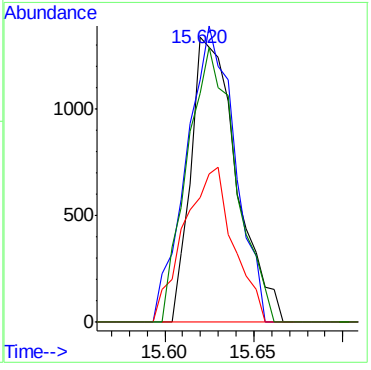

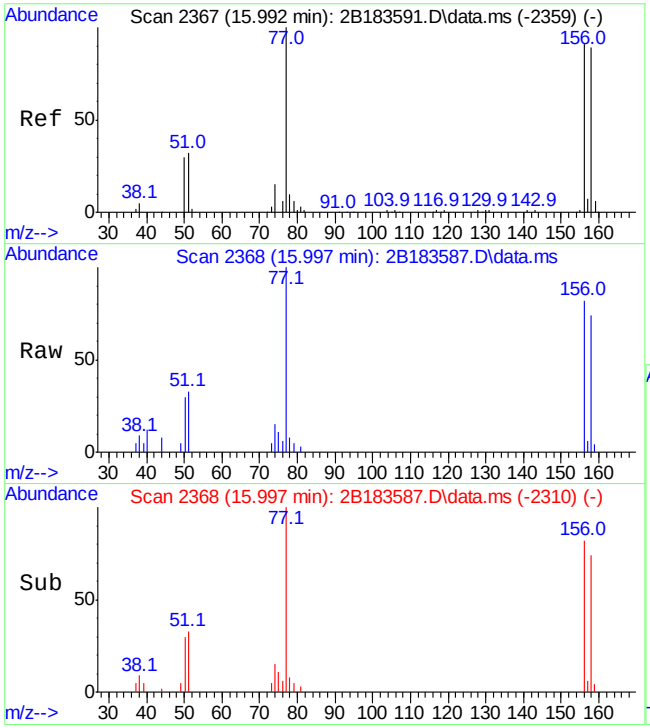

#99
bromobenzene
Concen: 2.25 ug/L
RT: 15.997 min Scan# 2368
Delta R.T. 0.005 min
Lab File: 2B183587.D
Acq: 16 Jun 21 7:24 pm

Tgt Ion:156 Resp: 9028

Ion	Ratio	Lower	Upper
156	100		
77	104.9	94.4	154.4
158	90.6	68.2	128.2

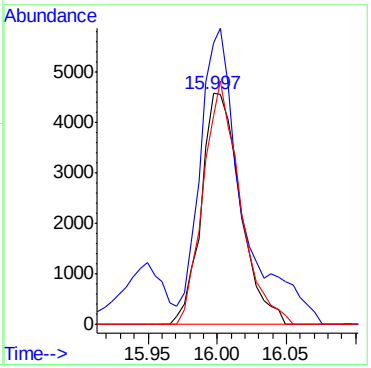

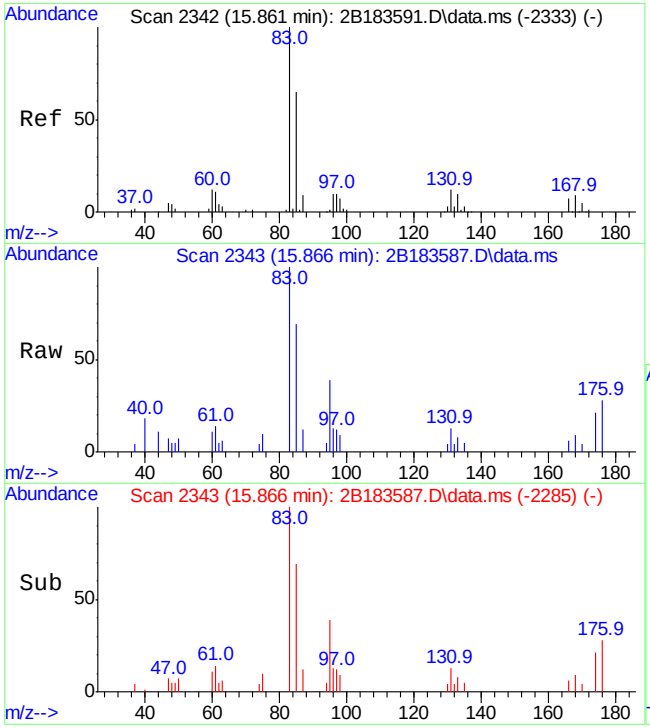

#100
1,1,2,2-tetrachloroethane
Concen: 2.15 ug/L
RT: 15.866 min Scan# 2343
Delta R.T. 0.005 min
Lab File: 2B183587.D
Acq: 16 Jun 21 7:24 pm

Tgt Ion: 83 Resp: 7138

Ion	Ratio	Lower	Upper
83	100		
131	12.8	0.0	41.6
85	68.6	34.8	94.8

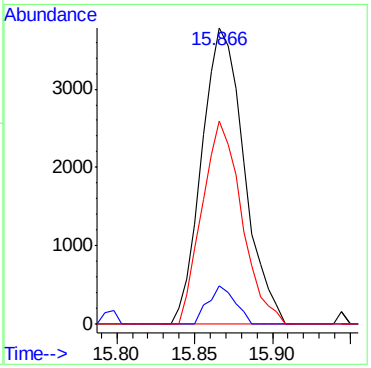

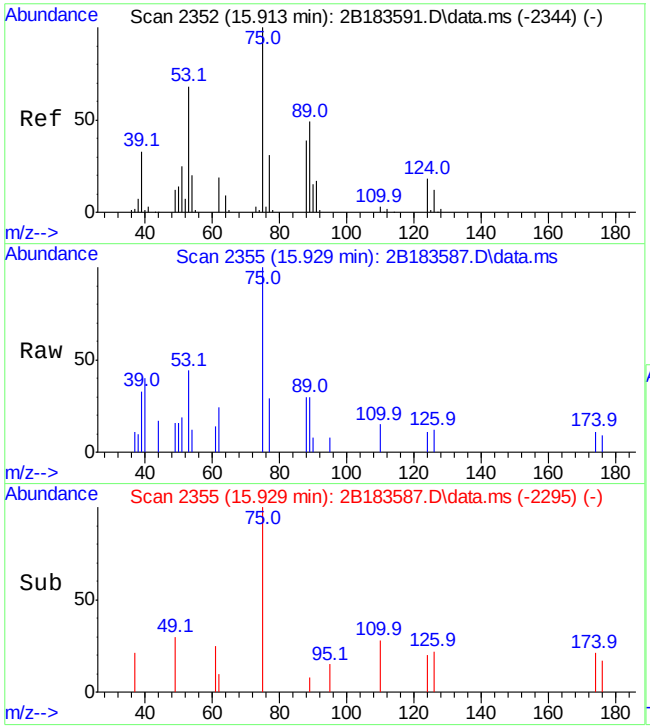

#101
trans-1,4-dichloro-2-butene
Concen: 2.02 ug/L
RT: 15.929 min Scan# 2355
Delta R.T. 0.016 min
Lab File: 2B183587.D
Acq: 16 Jun 21 7:24 pm

Tgt Ion: 53 Resp: 1694

Ion	Ratio	Lower	Upper
53	100		
88	67.7	26.5	86.5
75	208.6	116.8	176.8#

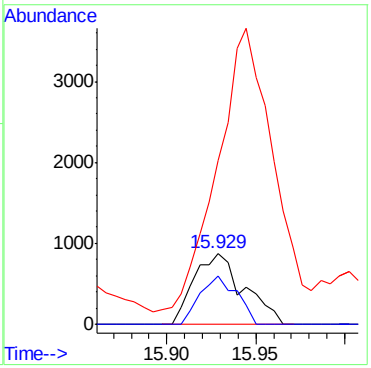

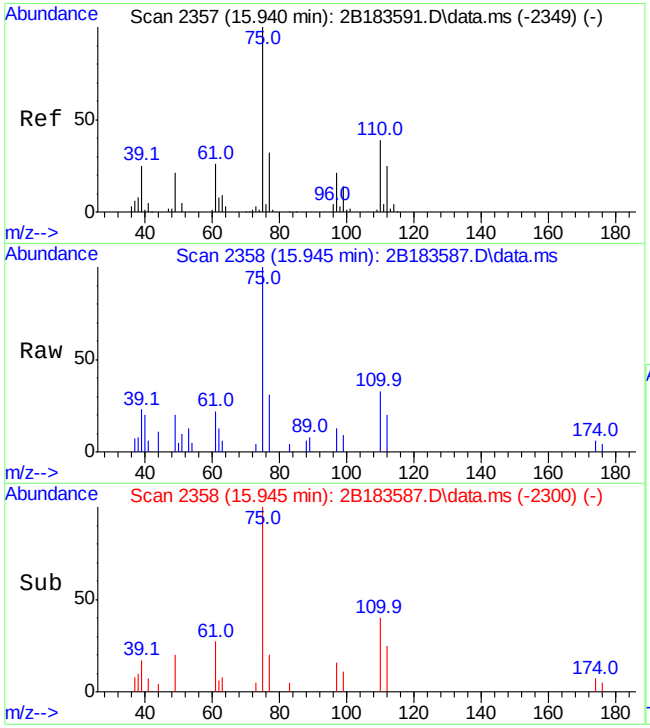

#102
1,2,3-trichloropropane
Concen: 2.27 ug/L
RT: 15.945 min Scan# 2358
Delta R.T. 0.005 min
Lab File: 2B183587.D
Acq: 16 Jun 21 7:24 pm

Tgt Ion:110 Resp: 2116

Ion	Ratio	Lower	Upper
110	100		
111	0.0	0.0	40.7
97	40.6	23.2	83.2

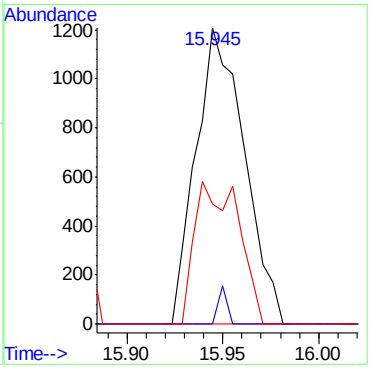

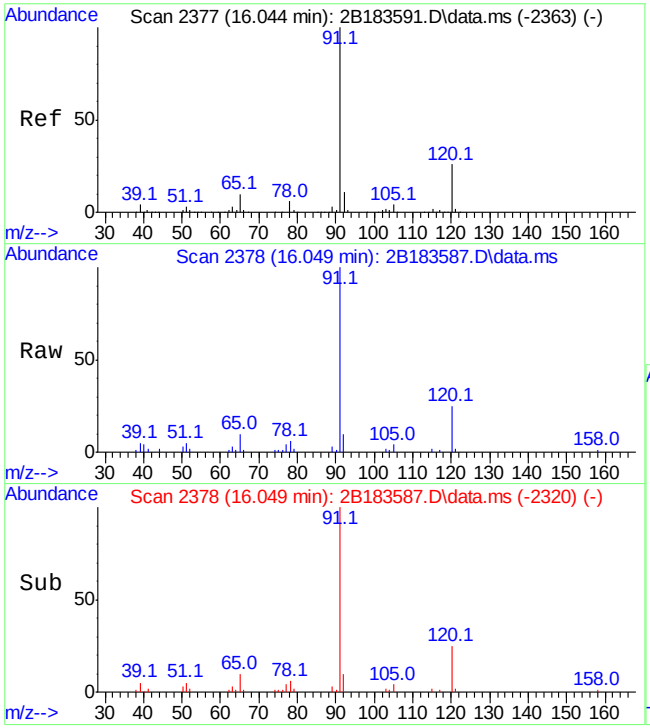

#103
n-propylbenzene
Concen: 2.26 ug/L
RT: 16.049 min Scan# 2378
Delta R.T. 0.005 min
Lab File: 2B183587.D
Acq: 16 Jun 21 7:24 pm

Tgt Ion: 91 Resp: 35833

Ion	Ratio	Lower	Upper
91	100		
120	24.9	0.0	55.5
65	9.9	0.0	39.9

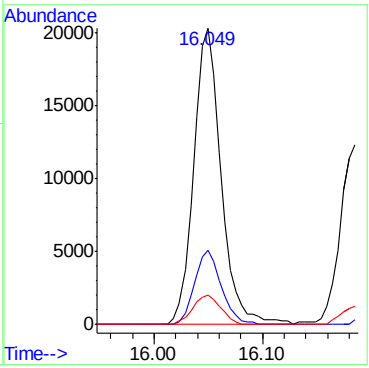

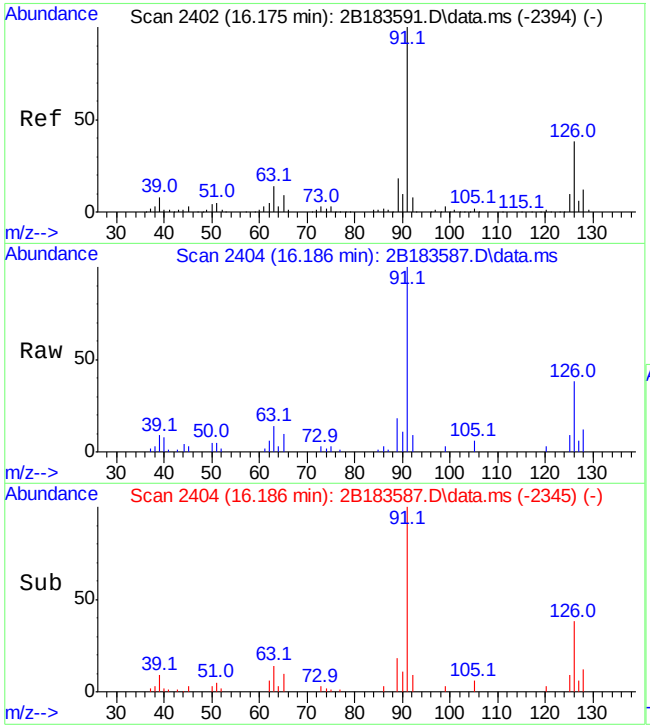

#104
2-chlorotoluene
Concen: 2.29 ug/L
RT: 16.186 min Scan# 2404
Delta R.T. 0.010 min
Lab File: 2B183587.D
Acq: 16 Jun 21 7:24 pm

Tgt Ion:126 Resp: 8373

Ion	Ratio	Lower	Upper
126	100		
91	258.2	233.1	293.1
63	35.8	6.5	66.5

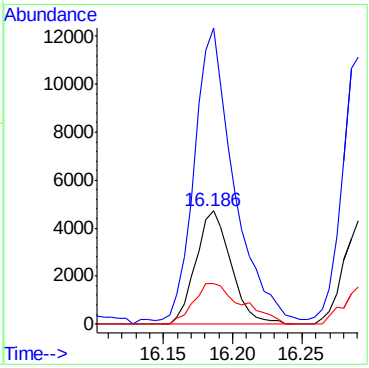

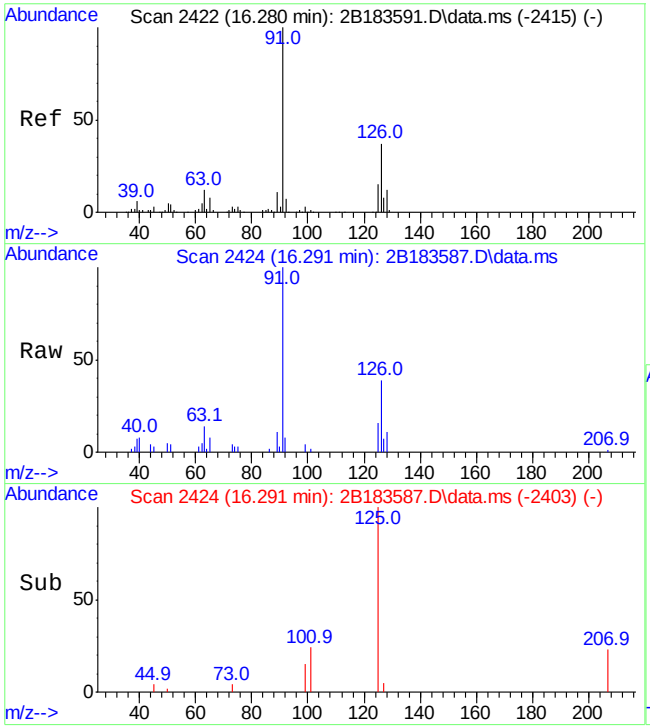

#105
4-chlorotoluene
Concen: 2.21 ug/L
RT: 16.291 min Scan# 2424
Delta R.T. 0.010 min
Lab File: 2B183587.D
Acq: 16 Jun 21 7:24 pm

Tgt Ion: 91 Resp: 22104

Ion	Ratio	Lower	Upper
91	100		
126	38.7	7.4	67.4
63	13.8	0.0	42.1

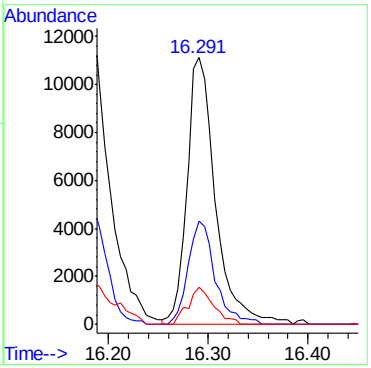

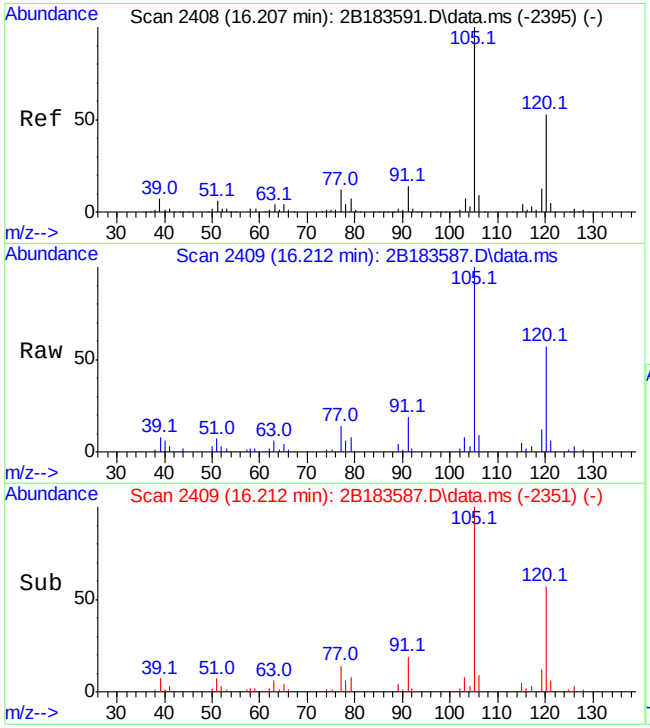

#106
1,3,5-trimethylbenzene
Concen: 2.22 ug/L
RT: 16.212 min Scan# 2409
Delta R.T. 0.005 min
Lab File: 2B183587.D
Acq: 16 Jun 21 7:24 pm

Tgt Ion:105 Resp: 26695

Ion	Ratio	Lower	Upper
105	100		
120	56.8	22.7	82.7
77	13.7	0.0	42.1

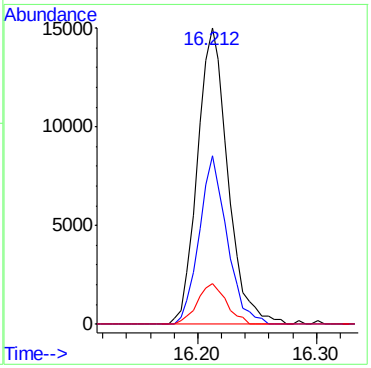

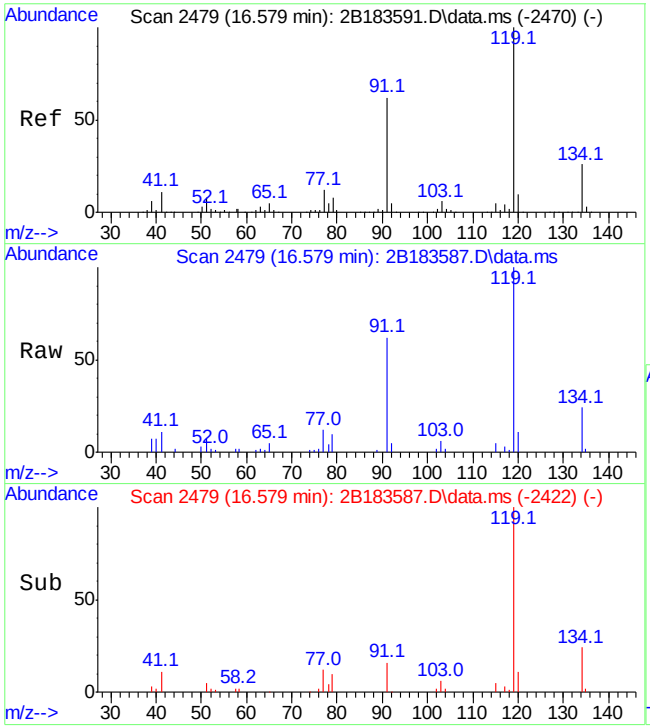

#107
tert-butylbenzene
Concen: 2.21 ug/L
RT: 16.579 min Scan# 2479
Delta R.T. -0.000 min
Lab File: 2B183587.D
Acq: 16 Jun 21 7:24 pm

Tgt Ion:134 Resp: 5958

Ion	Ratio	Lower	Upper
134	100		
91	258.3	208.1	268.1
119	411.0	353.9	413.9

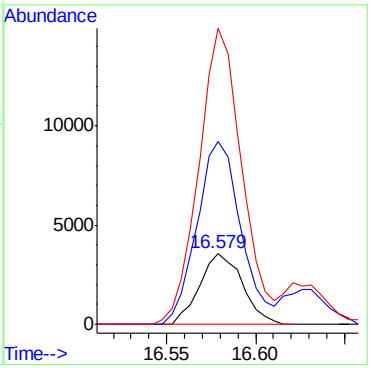

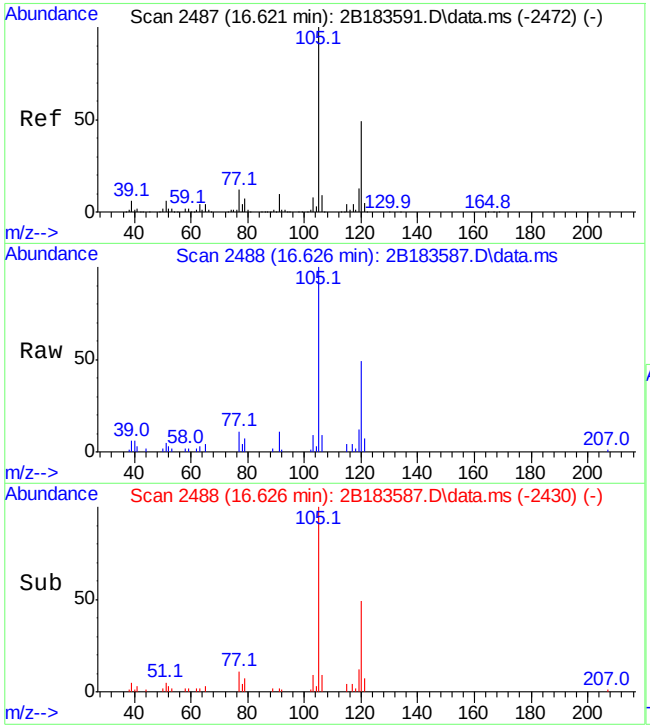

#108
1,2,4-trimethylbenzene
Concen: 2.27 ug/L
RT: 16.626 min Scan# 2488
Delta R.T. 0.005 min
Lab File: 2B183587.D
Acq: 16 Jun 21 7:24 pm

Tgt Ion:105 Resp: 28359

Ion	Ratio	Lower	Upper
105	100		
120	49.0	19.5	79.5
77	11.1	0.0	41.6

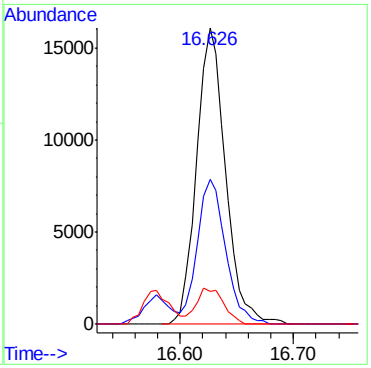

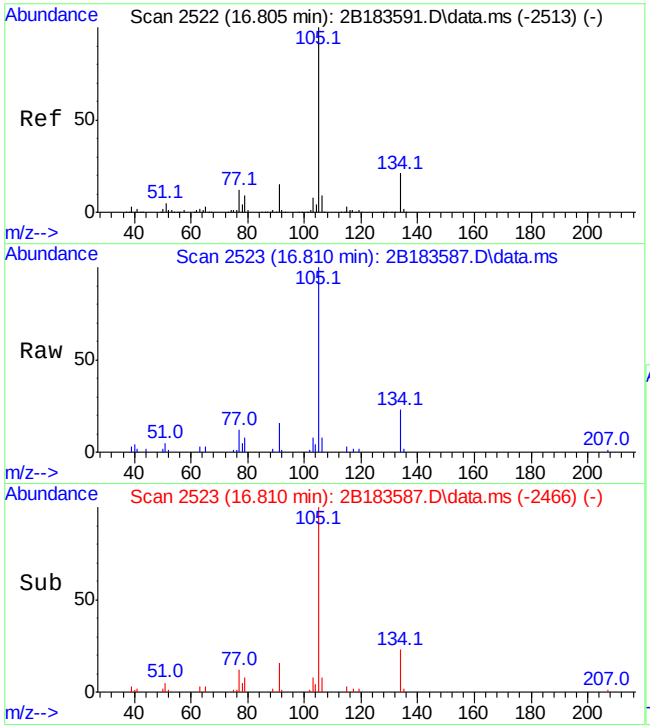

#109
sec-butylbenzene
Concen: 2.26 ug/L
RT: 16.810 min Scan# 2523
Delta R.T. -0.000 min
Lab File: 2B183587.D
Acq: 16 Jun 21 7:24 pm

Tgt Ion:105 Resp: 36515

Ion	Ratio	Lower	Upper
105	100		
134	22.7	0.0	50.9
91	16.1	0.0	44.9

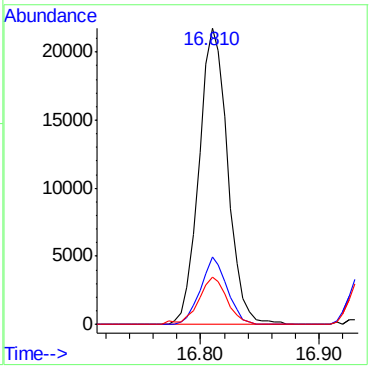

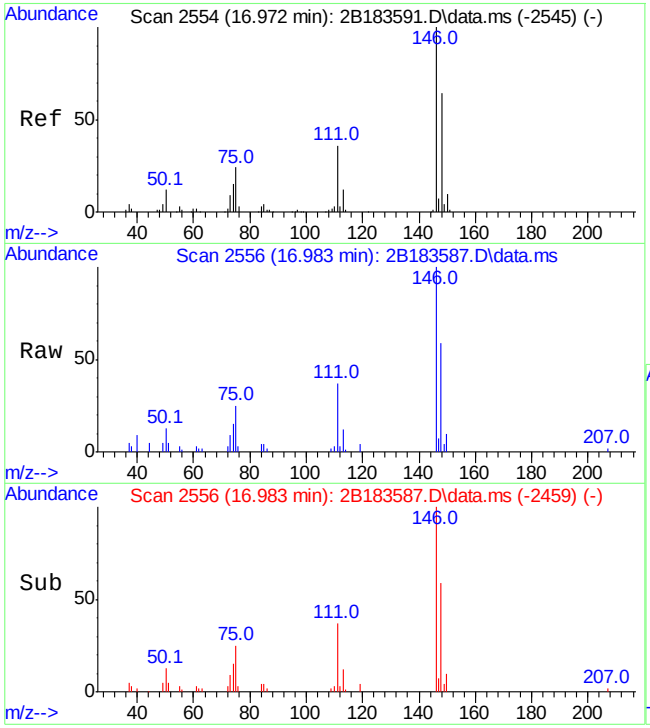

#110
1,3-dichlorobenzene
Concen: 2.29 ug/L
RT: 16.983 min Scan# 2556
Delta R.T. 0.010 min
Lab File: 2B183587.D
Acq: 16 Jun 21 7:24 pm

Tgt Ion:146 Resp: 17884

Ion	Ratio	Lower	Upper
146	100		
111	36.9	6.0	66.0
148	59.3	34.1	94.1

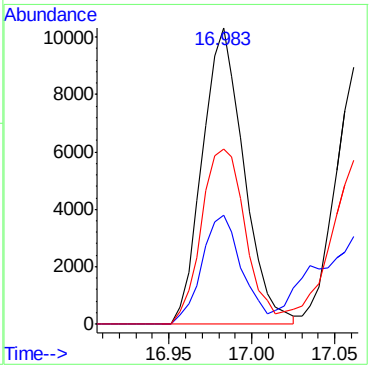

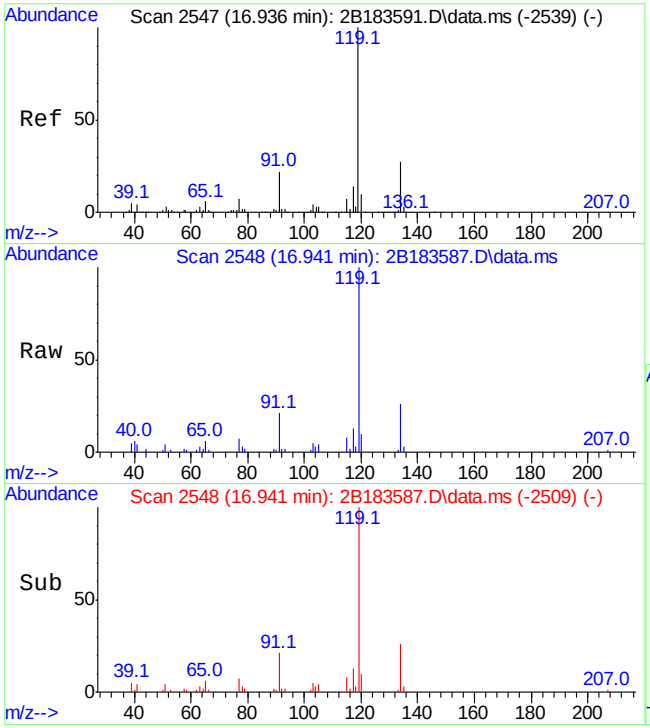

#111
p-isopropyltoluene
Concen: 2.22 ug/L
RT: 16.941 min Scan# 2548
Delta R.T. 0.005 min
Lab File: 2B183587.D
Acq: 16 Jun 21 7:24 pm

Tgt Ion:119 Resp: 31478

Ion	Ratio	Lower	Upper
119	100		
134	25.9	0.0	57.2
91	21.5	0.0	51.8

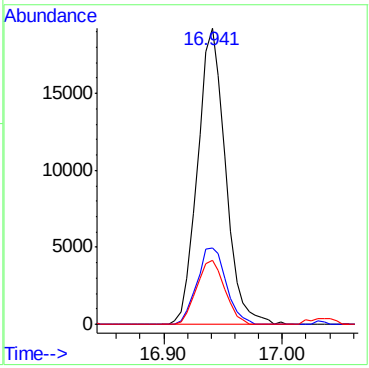

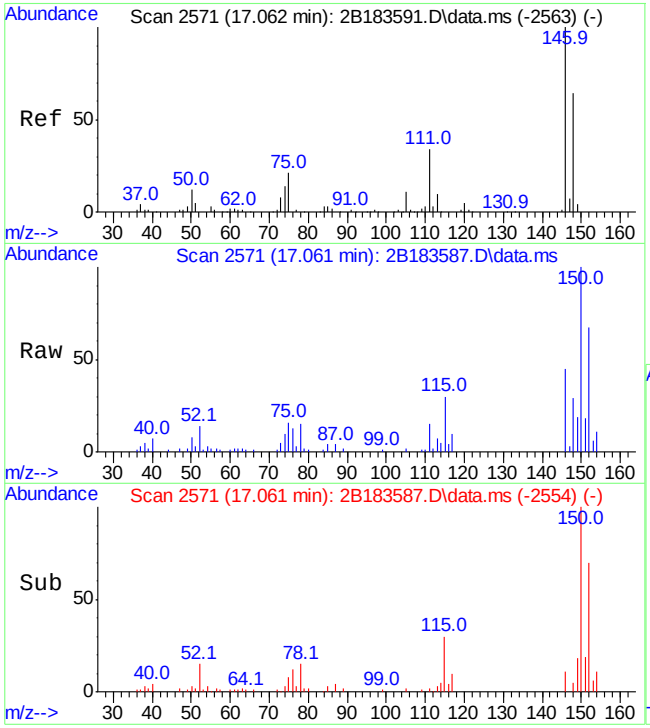

#112
1,4-dichlorobenzene
Concen: 2.20 ug/L
RT: 17.061 min Scan# 2571
Delta R.T. -0.000 min
Lab File: 2B183587.D
Acq: 16 Jun 21 7:24 pm

Tgt Ion:146 Resp: 16793

Ion	Ratio	Lower	Upper
146	100		
111	34.3	4.0	64.0
148	63.6	34.3	94.3

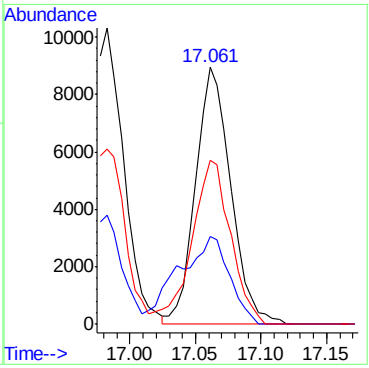

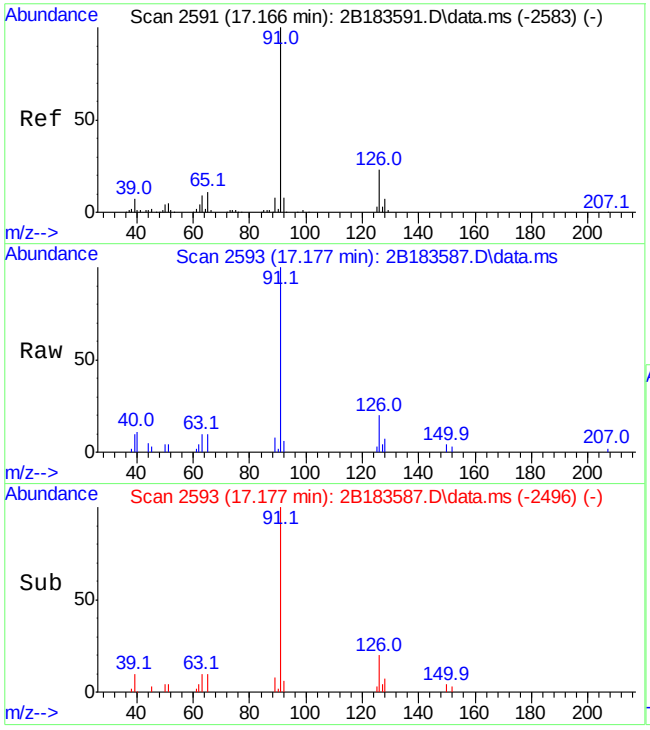

#113
benzyl chloride
Concen: 2.05 ug/L
RT: 17.177 min Scan# 2593
Delta R.T. 0.010 min
Lab File: 2B183587.D
Acq: 16 Jun 21 7:24 pm

Tgt Ion: 91 Resp: 14032

Ion	Ratio	Lower	Upper
91	100		
126	20.5	0.0	52.7
62	4.0	0.0	34.0

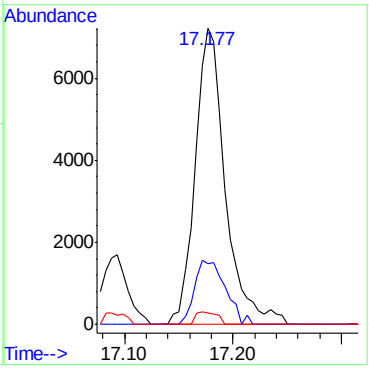

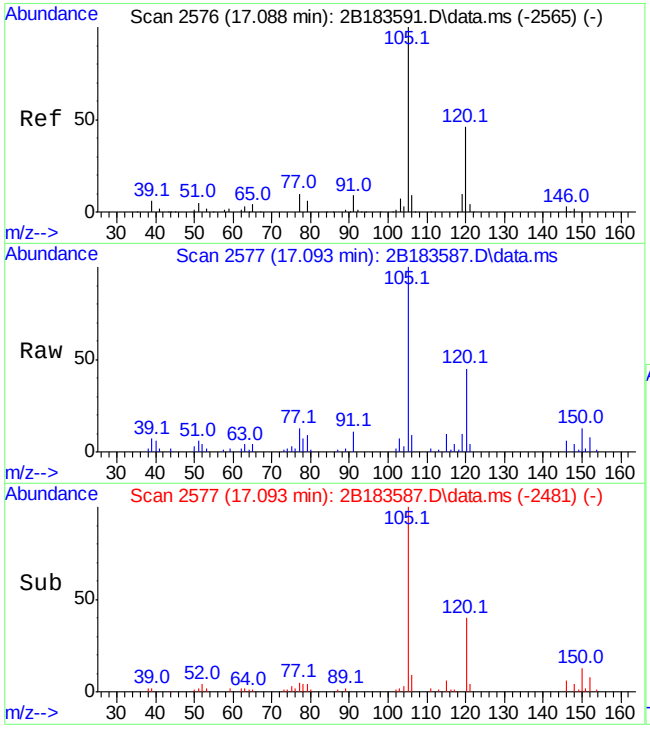

#114
1,2,3-trimethylbenzene
Concen: 2.18 ug/L
RT: 17.093 min Scan# 2577
Delta R.T. 0.005 min
Lab File: 2B183587.D
Acq: 16 Jun 21 7:24 pm

Tgt Ion:105 Resp: 26626

Ion	Ratio	Lower	Upper
105	100		
120	45.5	16.3	76.3
77	12.9	0.0	41.7

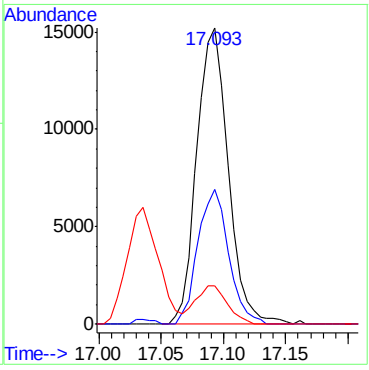

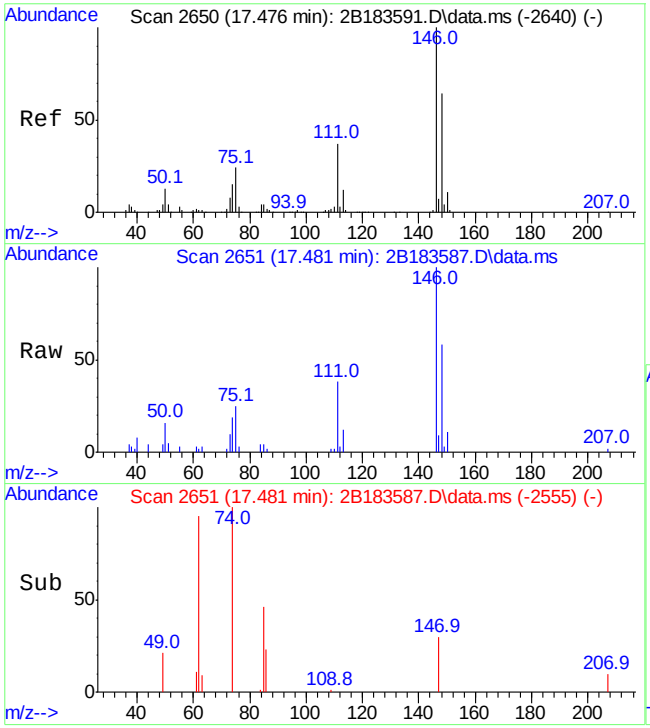

#115
1,2-dichlorobenzene
Concen: 2.16 ug/L
RT: 17.481 min Scan# 2651
Delta R.T. 0.005 min
Lab File: 2B183587.D
Acq: 16 Jun 21 7:24 pm

Tgt Ion:146 Resp: 16800

Ion	Ratio	Lower	Upper
146	100		
111	38.3	6.6	66.6
148	58.3	34.3	94.3

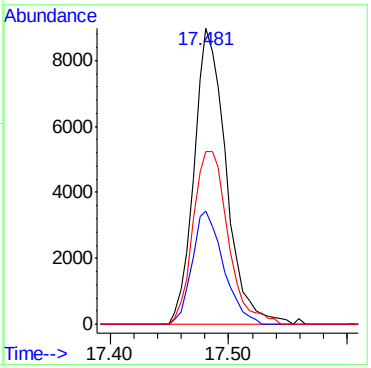

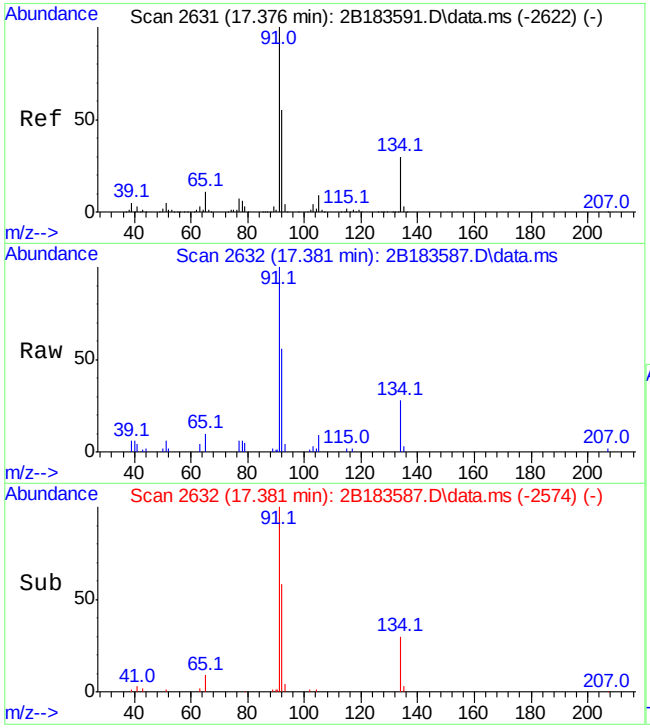

#116
n-butylbenzene
Concen: 2.25 ug/L
RT: 17.381 min Scan# 2632
Delta R.T. 0.005 min
Lab File: 2B183587.D
Acq: 16 Jun 21 7:24 pm

Tgt Ion: 92 Resp: 14217

Ion	Ratio	Lower	Upper
92	100		
91	179.7	150.9	210.9
134	50.8	23.6	83.6

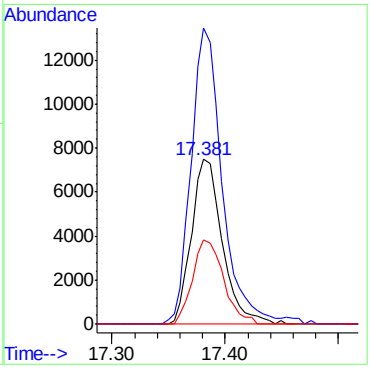

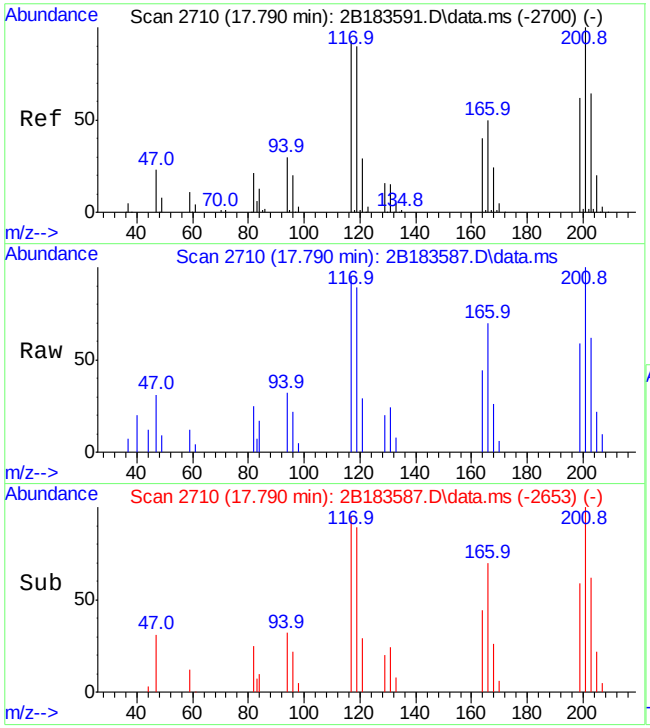

#117
hexachloroethane
Concen: 2.14 ug/L
RT: 17.790 min Scan# 2710
Delta R.T. -0.000 min
Lab File: 2B183587.D
Acq: 16 Jun 21 7:24 pm

Tgt Ion:201 Resp: 6065

Ion	Ratio	Lower	Upper
201	100		
166	69.5	30.5	70.5
199	58.8	42.1	82.1
203	62.1	44.3	84.3

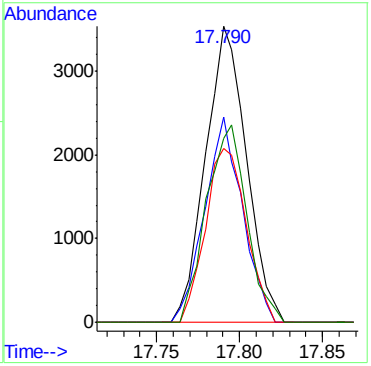

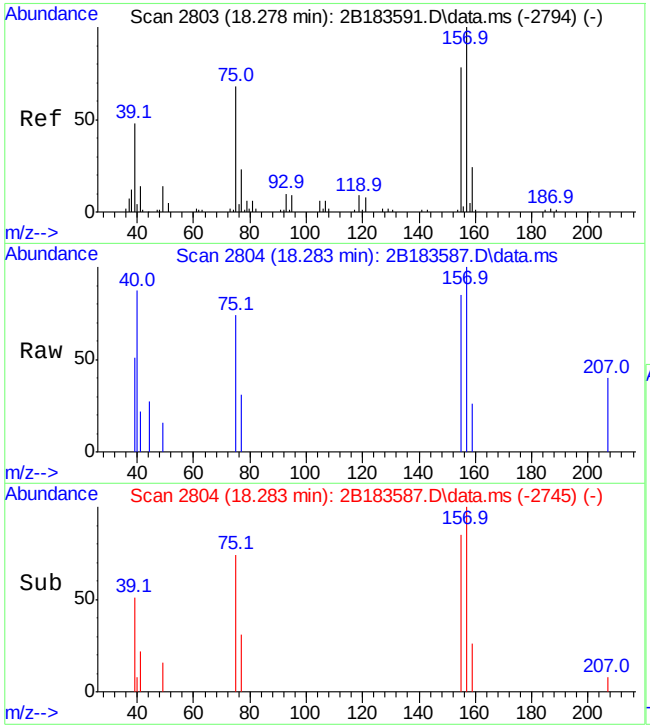

#118
1,2-dibromo-3-chloropropane
Concen: 1.73 ug/L
RT: 18.283 min Scan# 2804
Delta R.T. 0.010 min
Lab File: 2B183587.D
Acq: 16 Jun 21 7:24 pm

Tgt Ion:157 Resp: 1751

Ion	Ratio	Lower	Upper
157	100		
155	85.2	47.6	107.6
75	74.0	38.4	98.4

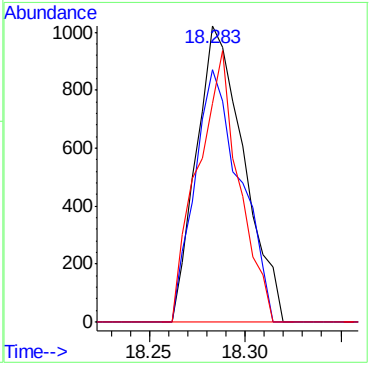

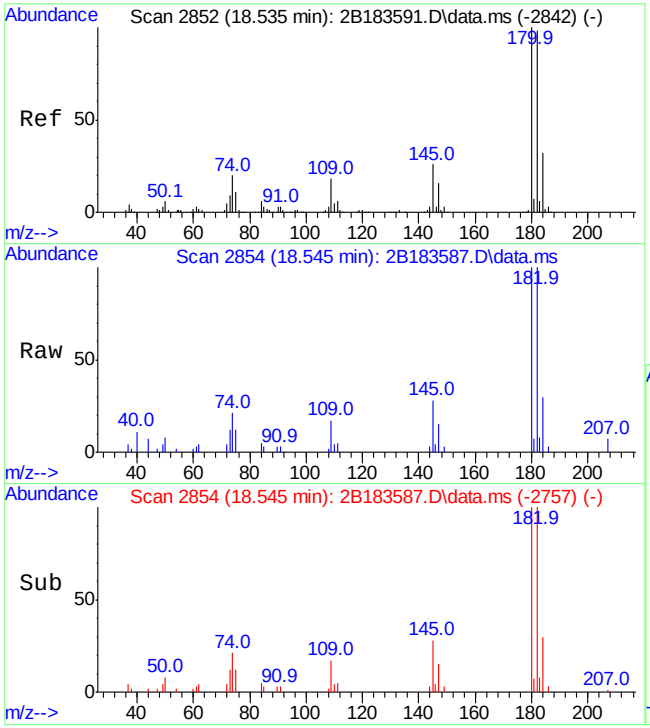

#119
1,3,5-trichlorobenzene
Concen: 2.17 ug/L
RT: 18.545 min Scan# 2854
Delta R.T. 0.010 min
Lab File: 2B183587.D
Acq: 16 Jun 21 7:24 pm

Tgt Ion:180 Resp: 14593

Ion	Ratio	Lower	Upper
180	100		
182	100.2	67.9	127.9
184	30.1	1.5	61.5

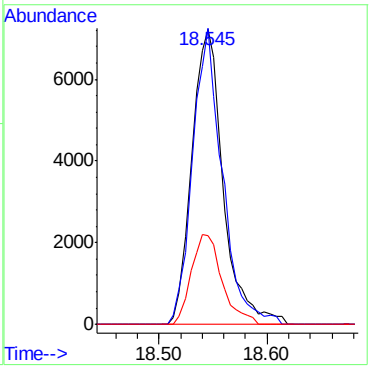

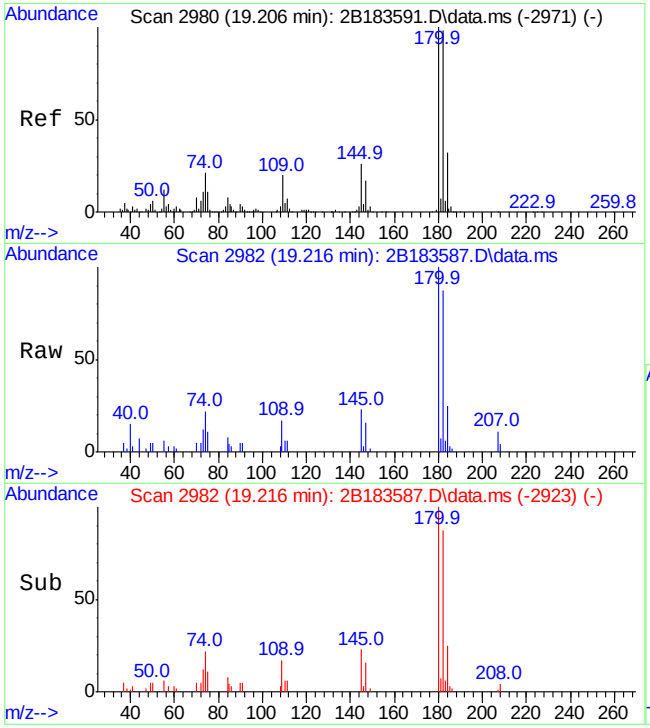

#121
1,2,4-trichlorobenzene
Concen: 2.09 ug/L
RT: 19.216 min Scan# 2982
Delta R.T. 0.010 min
Lab File: 2B183587.D
Acq: 16 Jun 21 7:24 pm

Tgt Ion:180 Resp: 12267

Ion	Ratio	Lower	Upper
180	100		
182	87.2	68.2	128.2
145	23.2	0.0	56.2

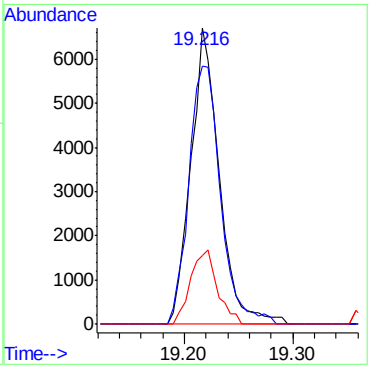

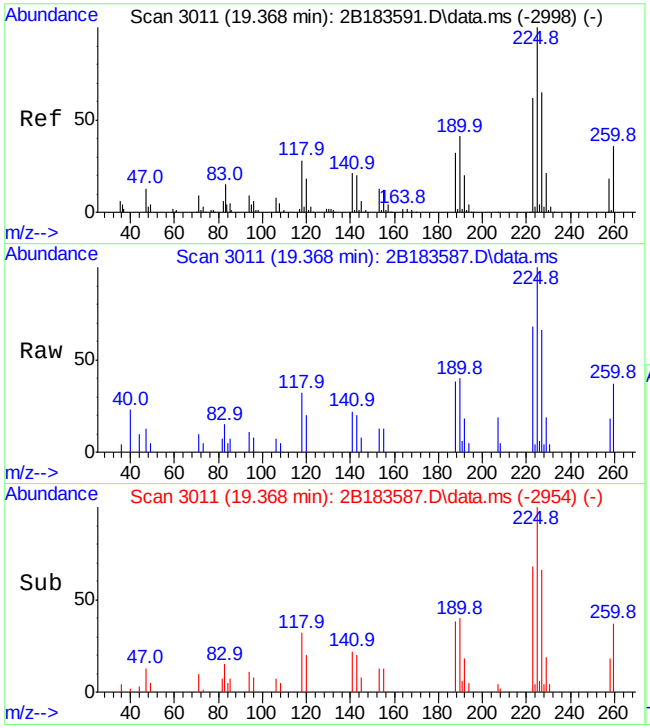

#122
hexachlorobutadiene
Concen: 2.26 ug/L
RT: 19.368 min Scan# 3011
Delta R.T. -0.000 min
Lab File: 2B183587.D
Acq: 16 Jun 21 7:24 pm

Tgt Ion:225 Resp: 7084

Ion	Ratio	Lower	Upper
225	100		
223	67.7	32.1	92.1
227	66.3	34.7	94.7

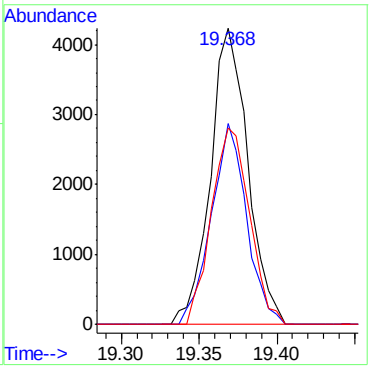

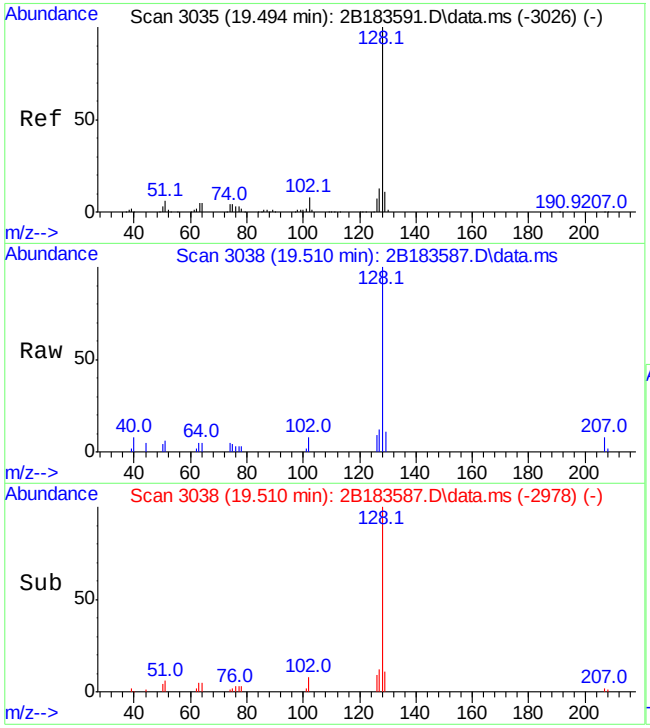

#123
naphthalene
Concen: 2.04 ug/L
RT: 19.510 min Scan# 3038
Delta R.T. 0.016 min
Lab File: 2B183587.D
Acq: 16 Jun 21 7:24 pm

Tgt Ion:128 Resp: 23035

Ion	Ratio	Lower	Upper
128	100		
127	12.3	0.0	42.6
129	10.5	0.0	41.2

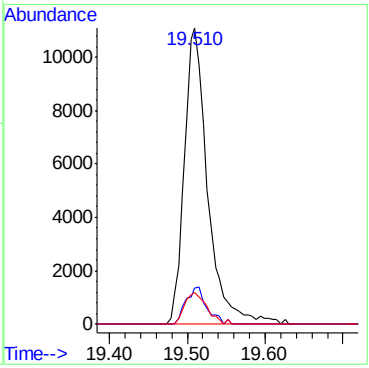

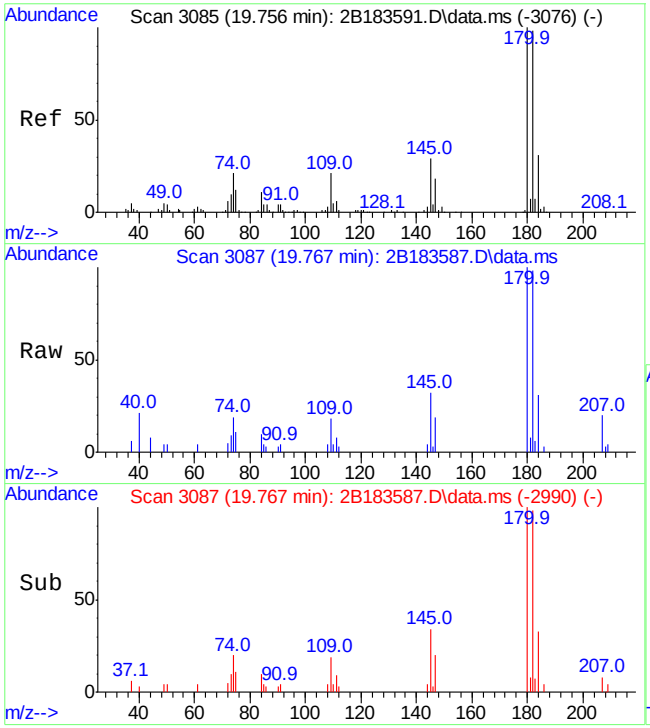

#124
1,2,3-trichlorobenzene
Concen: 2.11 ug/L
RT: 19.767 min Scan# 3087
Delta R.T. 0.010 min
Lab File: 2B183587.D
Acq: 16 Jun 21 7:24 pm

Tgt Ion:180 Resp: 10789

Ion	Ratio	Lower	Upper
180	100		
182	97.9	68.2	128.2
145	31.9	0.0	58.6

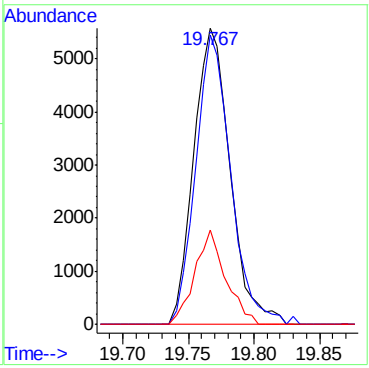

Quantitation Report (QT Reviewed)

Data Path : C:\msdchem\1\DATA\V2B8337\
Data File : 2B183588.D
Acq On : 16 Jun 2021 7:53 pm
Operator : thienn
Sample : ic8337-4
Misc : MS51064,V2B8337,5,,,,1
ALS Vial : 7 Sample Multiplier: 1

Quant Time: Jun 17 19:00:50 2021
Quant Method : C:\msdchem\1\METHODS\M2B8337.M
Quant Title : SW846 8260C/D, DB-624.1 60 mx0.25mmx1.4um
QLast Update : Thu Jun 17 18:48:00 2021
Response via : Initial Calibration

Compound	R.T.	QIon	Response	Conc	Units		Dev(Min)
Internal Standards							
1) tert butyl alcohol-d9	7.755	65	133510	500.00	ug/L		0.00
5) pentafluorobenzene	10.256	168	368329	50.00	ug/L		0.00
51) 1,4-difluorobenzene	11.200	114	488280	50.00	ug/L		0.00
73) chlorobenzene-d5	14.550	117	451990	50.00	ug/L		0.00
97) 1,4-dichlorobenzene-d4	17.035	152	253228	50.00	ug/L		0.00
System Monitoring Compounds							
43) dibromofluoromethane (s)	10.235	113	164686	50.03	ug/L		0.00
Spiked Amount 50.000	Range 80 - 120		Recovery = 100.06%				
52) 1,2-dichloroethane-d4 (s)	10.681	65	172923	51.10	ug/L		0.00
Spiked Amount 50.000	Range 81 - 124		Recovery = 102.20%				
74) toluene-d8 (s)	12.951	98	556661	51.08	ug/L		0.00
Spiked Amount 50.000	Range 80 - 120		Recovery = 102.16%				
98) 4-bromofluorobenzene (s)	15.792	95	209635	49.50	ug/L		0.00
Spiked Amount 50.000	Range 80 - 120		Recovery = 99.00%				
Target Compounds							Qvalue
2) tertiary butyl alcohol	7.902	59	5201	17.58	ug/L		91
3) ethanol	6.397	45	9815	388.04	ug/L		83
4) 1,4-dioxane	11.965	88	1747	71.42	ug/L		97
6) chlorodifluoromethane	4.169	51	17322	3.82	ug/L		95
7) dichlorodifluoromethane	4.153	85	22650	3.73	ug/L		95
8) chloromethane	4.557	50	22201	3.82	ug/L		97
9) vinyl chloride	4.808	62	20445	3.87	ug/L		96
10) 1,3-butadiene	4.835	54	13851	3.79	ug/L		95
11) bromomethane	5.458	94	14447	3.79	ug/L		92
12) chloroethane	5.642	64	9733	3.72	ug/L		93
13) trichlorofluoromethane	6.124	101	23769	3.76	ug/L		94
14) ethyl ether	6.628	74	6108	3.89	ug/L		90
16) freon 113	7.084	151	12535	3.92	ug/L		96
17) 1,1-dichloroethene	7.047	96	10675	3.89	ug/L		92
18) acetone	7.094	43	11496	16.52	ug/L		95
19) acetonitrile	7.508	41	11272	38.47	ug/L		95
20) iodomethane	7.309	142	23677	3.87	ug/L		98
21) carbon disulfide	7.472	76	35938	3.83	ug/L		97
22) methylene chloride	7.792	84	11695	3.96	ug/L		97
23) methyl acetate	7.666	43	7479	4.17	ug/L		94
24) methyl tert butyl ether	8.248	73	34506	3.91	ug/L		99
25) trans-1,2-dichloroethene	8.263	96	11527	3.87	ug/L		95
26) di-isopropyl ether	8.935	45	36251	4.03	ug/L		80
27) 2-butanone	9.637	72	3693	13.86	ug/L		94
28) 1,1-dichloroethane	8.851	63	20102	4.02	ug/L		99
29) chloroprene	9.008	53	14931	3.87	ug/L		98
31) hexane	8.683	56	7650	3.47	ug/L		91
33) ethyl tert-butyl ether	9.443	59	37945	3.86	ug/L		99
34) ethyl acetate	9.726	45	1105	3.30	ug/L	#	45
35) 2,2-dichloropropane	9.679	77	18642	3.95	ug/L		93
36) cis-1,2-dichloroethene	9.658	96	12590	3.99	ug/L		90
37) methyl acrylate	9.810	55	7194	3.43	ug/L		93

Quantitation Report (QT Reviewed)

Data Path : C:\msdchem\1\DATA\V2B8337\
Data File : 2B183588.D
Acq On : 16 Jun 2021 7:53 pm
Operator : thienn
Sample : ic8337-4
Misc : MS51064,V2B8337,5,,,,1
ALS Vial : 7 Sample Multiplier: 1

Quant Time: Jun 17 19:00:50 2021
Quant Method : C:\msdchem\1\METHODS\M2B8337.M
Quant Title : SW846 8260C/D, DB-624.1 60 mx0.25mmx1.4um
QLast Update : Thu Jun 17 18:48:00 2021
Response via : Initial Calibration

Compound	R.T.	QIon	Response	Conc	Units		Dev(Min)
38) propionitrile	9.674	54	12335	38.66	ug/L		95
39) bromochloromethane	9.962	128	6808	3.79	ug/L		92
41) chloroform	10.041	85	13571	3.73	ug/L		98
42) t-butyl formate	10.130	59	8818	3.60	ug/L		94
44) methacrylonitrile	9.920	67	2934	2.85	ug/L		93
45) 1,1,1-trichloroethane	10.345	97	18201	3.72	ug/L		94
46) cyclohexane	10.466	84	16262	3.74	ug/L	#	75
47) 1,1-dichloropropene	10.555	75	14352	3.77	ug/L		96
48) iso-butyl alcohol	10.549	43	3329	38.55	ug/L	#	74
49) carbon tetrachloride	10.581	117	16817	3.67	ug/L		93
50) tert amyl alcohol	10.681	55	1697	18.69	ug/L	#	83
53) n-butyl alcohol	11.352	56	10176	172.23	ug/L		87
54) 2,2,4-trimethylpentane	10.906	57	36537	3.73	ug/L		97
55) benzene	10.812	78	40756	3.94	ug/L		98
56) tert-amyl methyl ether	10.901	87	8485	3.80	ug/L		93
57) heptane	11.095	71	8103	3.67	ug/L		93
58) isopropyl acetate	10.775	87	1835	3.33	ug/L	#	77
59) 1,2-dichloroethane	10.780	62	15129	3.83	ug/L		91
60) trichloroethene	11.577	130	12584	3.74	ug/L		99
61) ethyl acrylate	11.614	55	10142	3.54	ug/L		87
62) 2-nitropropane	12.327	41	2711	3.69	ug/L	#	82
63) 2-chloroethyl vinyl ether	12.395	63	32081	19.53	ug/L		97
64) methyl methacrylate	11.886	100	1998	3.10	ug/L	#	15
65) 1,2-dichloropropane	11.813	63	10715	3.83	ug/L		99
66) dibromomethane	11.960	93	7264	3.89	ug/L		93
67) methylcyclohexane	11.850	83	19815	3.78	ug/L		97
68) bromodichloromethane	12.101	83	15566	3.92	ug/L		98
69) epichlorohydrin	12.489	57	4748	19.08	ug/L		91
70) cis-1,3-dichloropropene	12.610	75	18062	3.83	ug/L		98
71) 4-methyl-2-pentanone	12.731	58	14658	15.31	ug/L		96
72) 3-methyl-1-butanol	12.762	70	3886	68.33	ug/L	#	58
75) toluene	13.035	92	25639	3.97	ug/L		99
76) trans-1,3-dichloropropene	13.213	75	15091	3.91	ug/L		99
77) ethyl methacrylate	13.260	69	11772	3.76	ug/L		96
78) 1,1,2-trichloroethane	13.423	83	8231	4.12	ug/L		95
79) tetrachloroethene	13.674	164	11252	4.01	ug/L		91
80) 1,3-dichloropropane	13.622	76	15932	3.93	ug/L		98
81) 2-hexanone	13.648	58	12229	15.62	ug/L		97
82) butyl acetate	13.774	56	5460	3.65	ug/L		90
83) dibromochloromethane	13.895	129	13216	4.04	ug/L		97
84) 1,2-dibromoethane	14.062	107	10433	3.94	ug/L		98
85) n-butyl ether	14.581	57	38462	3.85	ug/L		99
86) chlorobenzene	14.587	112	30652	3.99	ug/L		91
87) 1,1,1,2-tetrachloroethane	14.650	131	12709	3.97	ug/L		98
88) ethylbenzene	14.676	91	50092	4.04	ug/L		97
89) m,p-xylene	14.796	106	40803	8.15	ug/L		98
90) o-xylene	15.231	106	21429	4.02	ug/L		97
91) styrene	15.242	104	35094	4.12	ug/L		99
92) n-amyl acetate	15.289	70	6208	3.54	ug/L		97
93) bromoform	15.467	173	9971	3.88	ug/L		95

Quantitation Report (QT Reviewed)

Data Path : C:\msdchem\1\DATA\V2B8337\
Data File : 2B183588.D
Acq On : 16 Jun 2021 7:53 pm
Operator : thienn
Sample : ic8337-4
Misc : MS51064,V2B8337,5,,,,1
ALS Vial : 7 Sample Multiplier: 1

Quant Time: Jun 17 19:00:50 2021
Quant Method : C:\msdchem\1\METHODS\M2B8337.M
Quant Title : SW846 8260C/D, DB-624.1 60 mx0.25mmx1.4um
QLast Update : Thu Jun 17 18:48:00 2021
Response via : Initial Calibration

	Compound	R.T.	QIon	Response	Conc	Units	Dev(Min)
94)	butyl acrylate	15.069	55	17580	3.58	ug/L	97
95)	isopropylbenzene	15.609	105	57993	3.99	ug/L	99
96)	cis-1,4-dichloro-2-butene	15.625	88	4587	3.74	ug/L	93
99)	bromobenzene	16.002	156	15940	3.87	ug/L	87
100)	1,1,2,2-tetrachloroethane	15.866	83	12918	3.81	ug/L	93
101)	trans-1,4-dichloro-2-b...	15.924	53	3185	3.62	ug/L	94
102)	1,2,3-trichloropropane	15.945	110	3649	3.71	ug/L	96
103)	n-propylbenzene	16.044	91	62164	3.95	ug/L	98
104)	2-chlorotoluene	16.180	126	13983	3.77	ug/L	99
105)	4-chlorotoluene	16.291	91	38574	3.88	ug/L	97
106)	1,3,5-trimethylbenzene	16.212	105	47077	3.95	ug/L	97
107)	tert-butylbenzene	16.579	134	10463	3.69	ug/L	92
108)	1,2,4-trimethylbenzene	16.626	105	49326	3.98	ug/L	97
109)	sec-butylbenzene	16.810	105	62088	3.77	ug/L	97
110)	1,3-dichlorobenzene	16.977	146	30505	3.94	ug/L	99
111)	p-isopropyltoluene	16.941	119	55271	3.83	ug/L	99
112)	1,4-dichlorobenzene	17.061	146	28551	3.76	ug/L	95
113)	benzyl chloride	17.171	91	24910	3.59	ug/L	96
114)	1,2,3-trimethylbenzene	17.088	105	47057	3.88	ug/L	99
115)	1,2-dichlorobenzene	17.481	146	30299	3.92	ug/L	98
116)	n-butylbenzene	17.381	92	24007	3.53	ug/L	98
117)	hexachloroethane	17.790	201	10214	3.41	ug/L	87
118)	1,2-dibromo-3-chloropr...	18.283	157	3524	3.37	ug/L	98
119)	1,3,5-trichlorobenzene	18.540	180	26026	3.81	ug/L	97
121)	1,2,4-trichlorobenzene	19.216	180	23115	3.74	ug/L	96
122)	hexachlorobutadiene	19.368	225	13008	4.10	ug/L	94
123)	naphthalene	19.505	128	45001	3.81	ug/L	98
124)	1,2,3-trichlorobenzene	19.767	180	20022	3.84	ug/L	99

(#) = qualifier out of range (m) = manual integration (+) = signals summed

Quantitation Report (QT Reviewed)

Data Path : C:\msdchem\1\DATA\V2B8337\
Data File : 2B183588.D
Acq On : 16 Jun 2021 7:53 pm
Operator : thienn
Sample : ic8337-4
Misc : MS51064,V2B8337,5,,,,1
ALS Vial : 7 Sample Multiplier: 1

Quant Time: Jun 17 19:00:50 2021
Quant Method : C:\msdchem\1\METHODS\M2B8337.M
Quant Title : SW846 8260C/D, DB-624.1 60 mx0.25mmx1.4um
QLast Update : Thu Jun 17 18:48:00 2021
Response via : Initial Calibration

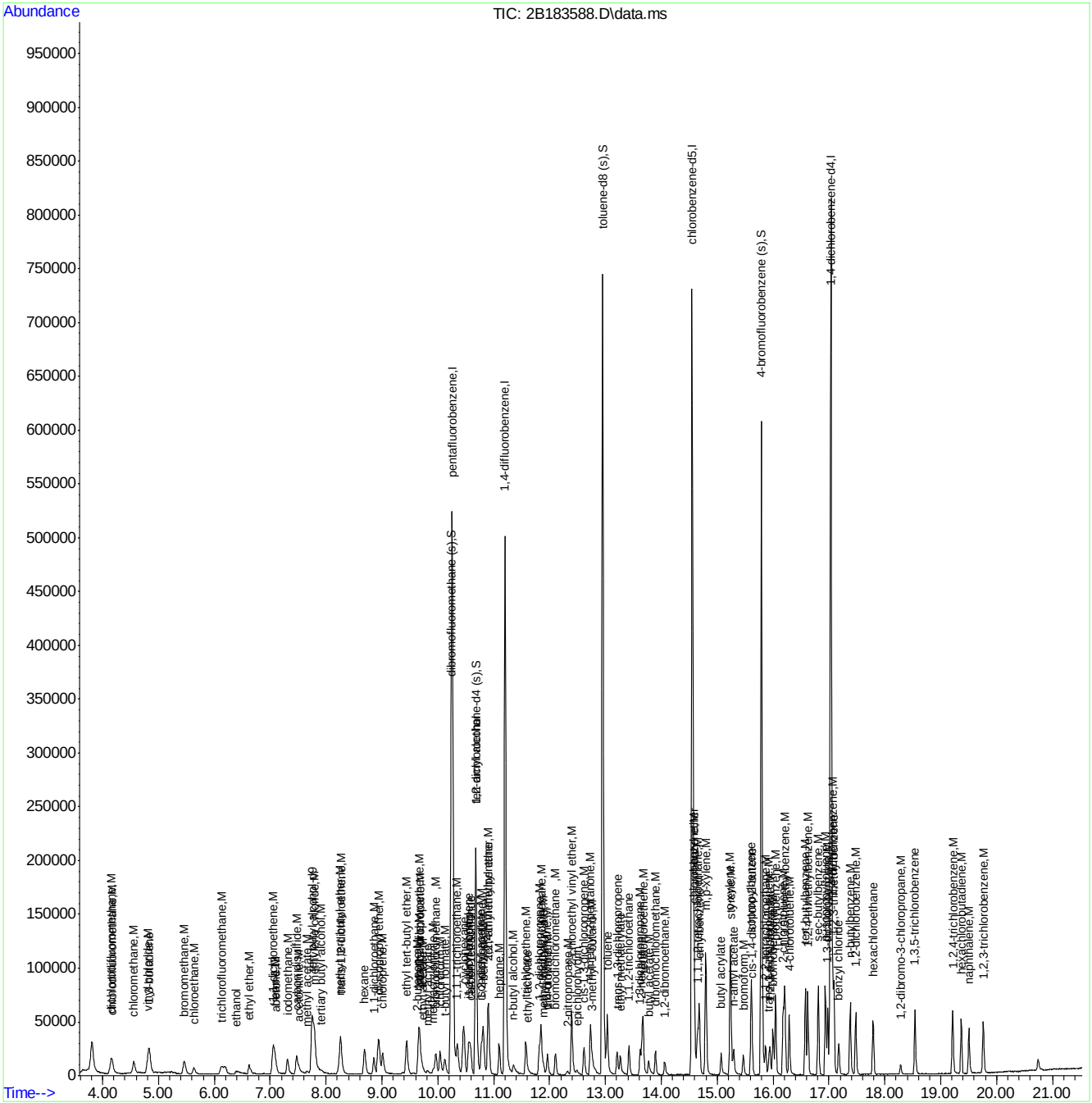

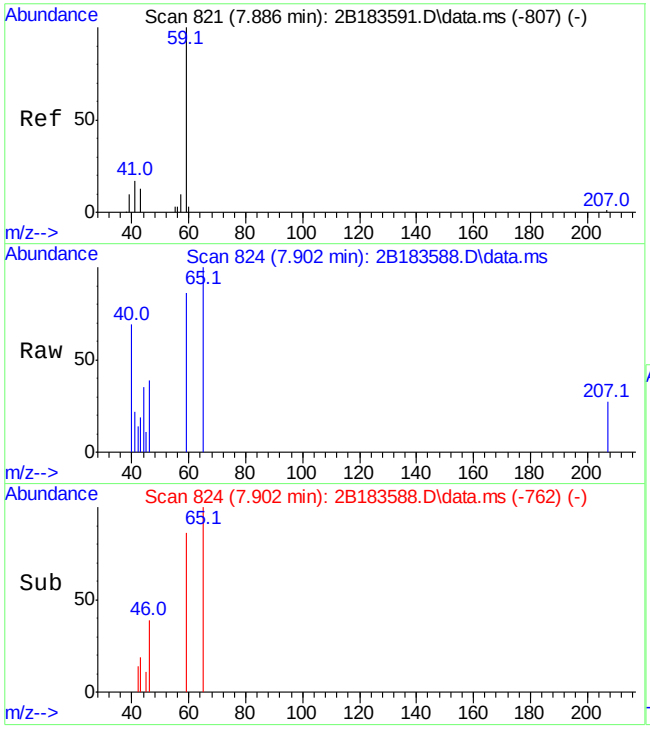

#2
tertiary butyl alcohol
Concen: 17.58 ug/L
RT: 7.902 min Scan# 824
Delta R.T. 0.026 min
Lab File: 2B183588.D
Acq: 16 Jun 21 7:53 pm

Tgt Ion: 59 Resp: 5201

Ion	Ratio	Lower	Upper
59	100		
41	25.5	0.0	52.7
43	22.4	0.0	46.6

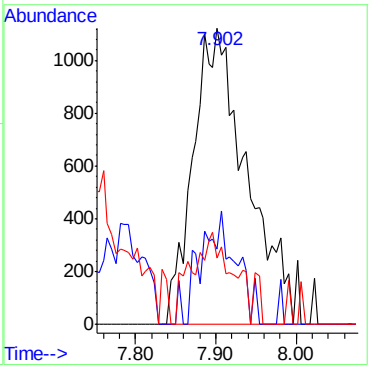

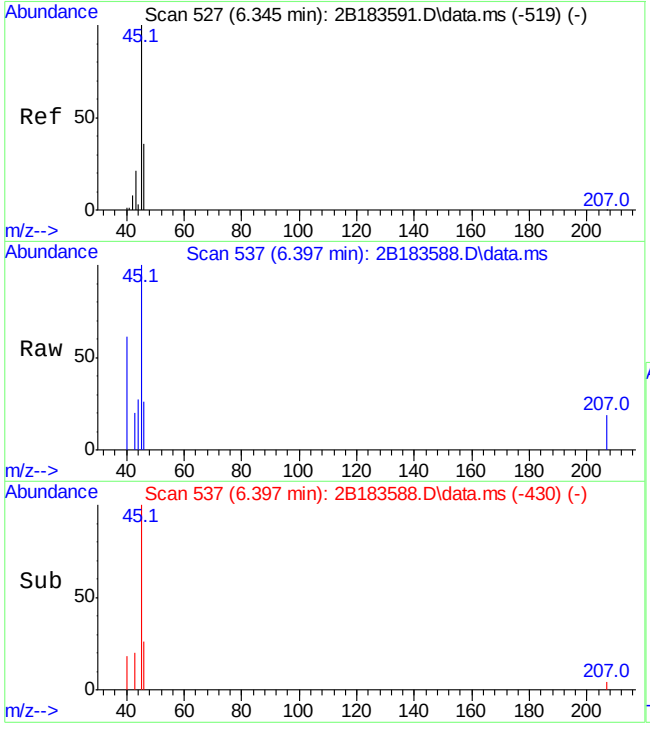

#3
ethanol
Concen: 388.04 ug/L
RT: 6.397 min Scan# 537
Delta R.T. 0.063 min
Lab File: 2B183588.D
Acq: 16 Jun 21 7:53 pm

Tgt Ion: 45 Resp: 9815

Ion	Ratio	Lower	Upper
45	100		
46	25.9	6.1	66.1

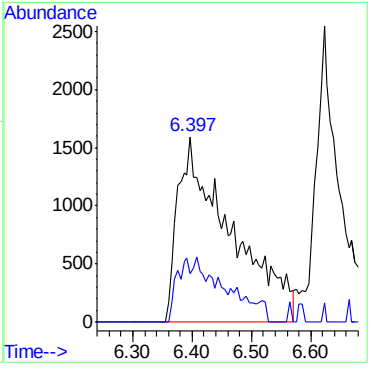

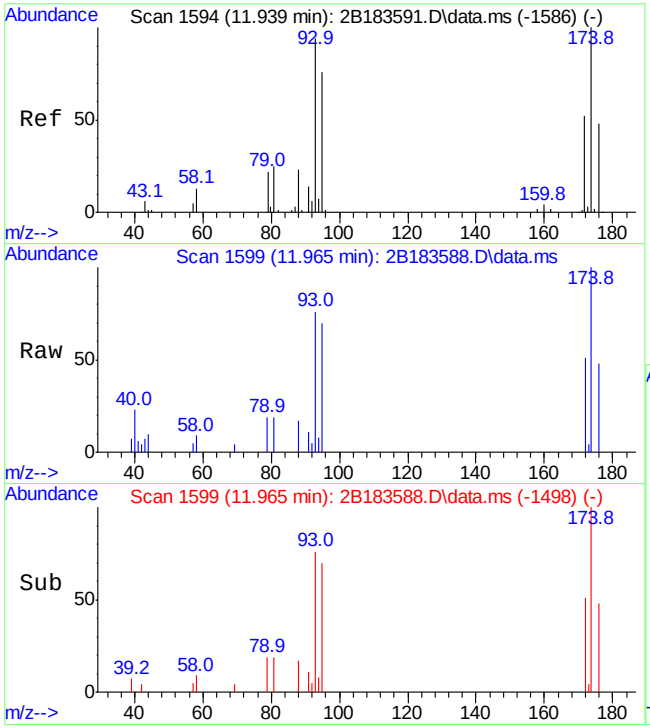

#4
1,4-dioxane
Concen: 71.42 ug/L
RT: 11.965 min Scan# 1599
Delta R.T. 0.031 min
Lab File: 2B183588.D
Acq: 16 Jun 21 7:53 pm

Tgt Ion: 88 Resp: 1747

Ion	Ratio	Lower	Upper
88	100		
58	53.5	25.6	85.6

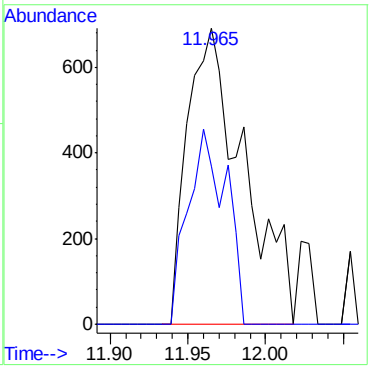

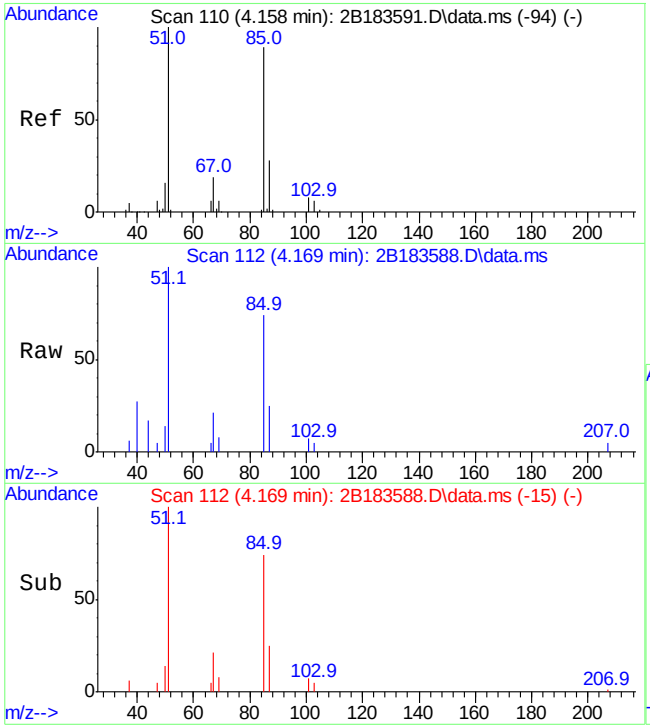

#6
chlorodifluoromethane
Concen: 3.82 ug/L
RT: 4.169 min Scan# 112
Delta R.T. 0.010 min
Lab File: 2B183588.D
Acq: 16 Jun 21 7:53 pm

Tgt Ion: 51 Resp: 17322

Ion	Ratio	Lower	Upper
51	100		
67	21.4	0.0	48.7
50	13.8	0.0	45.8

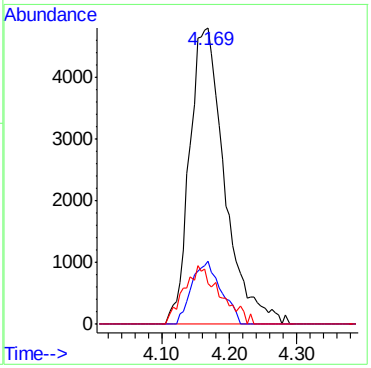

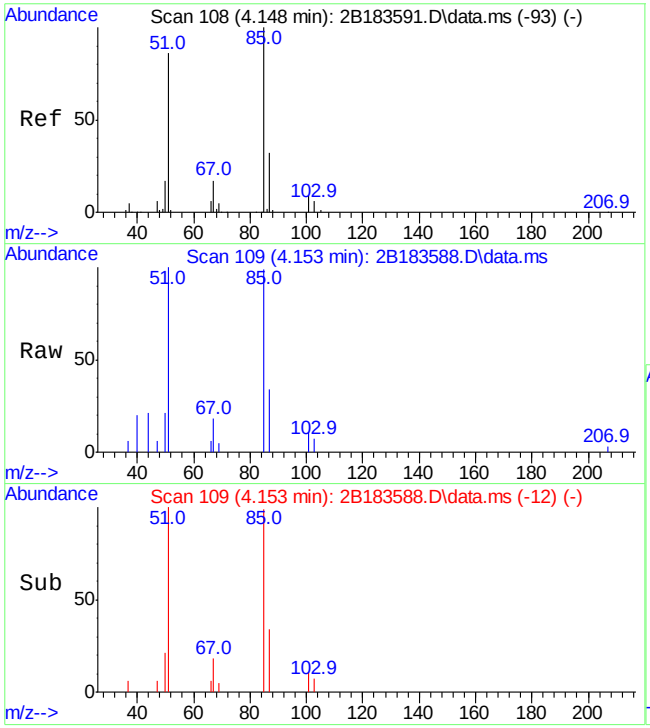

#7
dichlorodifluoromethane
Concen: 3.73 ug/L
RT: 4.153 min Scan# 109
Delta R.T. 0.010 min
Lab File: 2B183588.D
Acq: 16 Jun 21 7:53 pm

Tgt Ion: 85 Resp: 22650

Ion	Ratio	Lower	Upper
85	100		
87	34.6	1.9	61.9
101	11.5	0.0	39.2

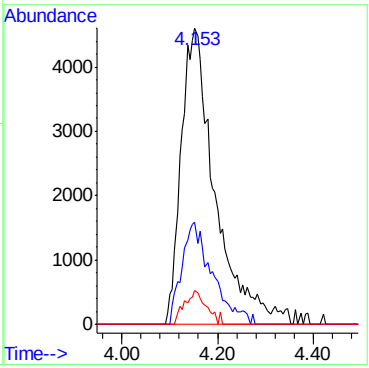

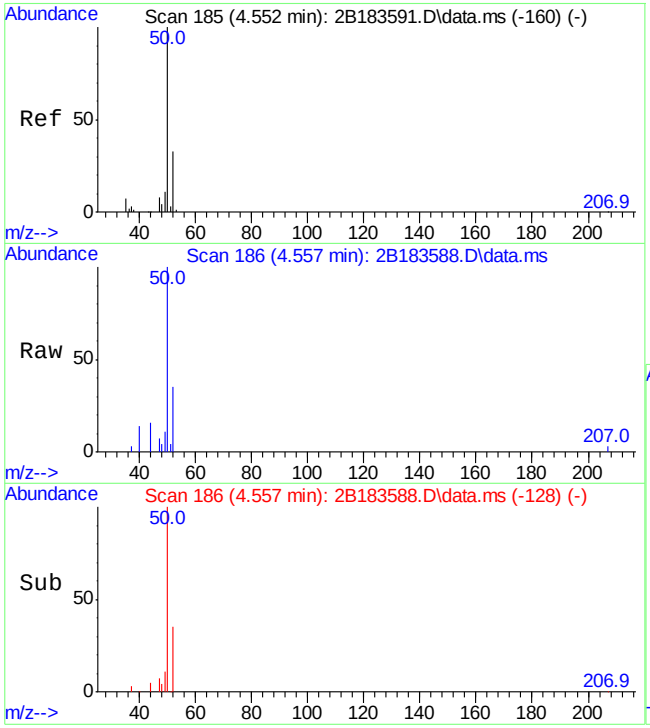

#8
chloromethane
Concen: 3.82 ug/L
RT: 4.557 min Scan# 186
Delta R.T. 0.005 min
Lab File: 2B183588.D
Acq: 16 Jun 21 7:53 pm

Tgt Ion: 50 Resp: 22201

Ion	Ratio	Lower	Upper
50	100		
52	34.7	2.9	62.9
49	10.5	0.0	41.3

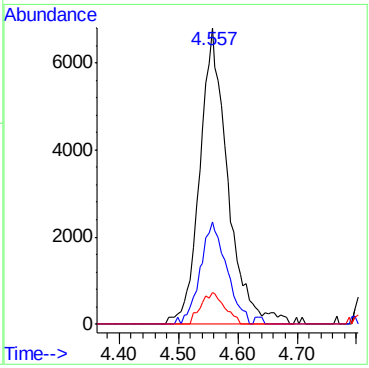

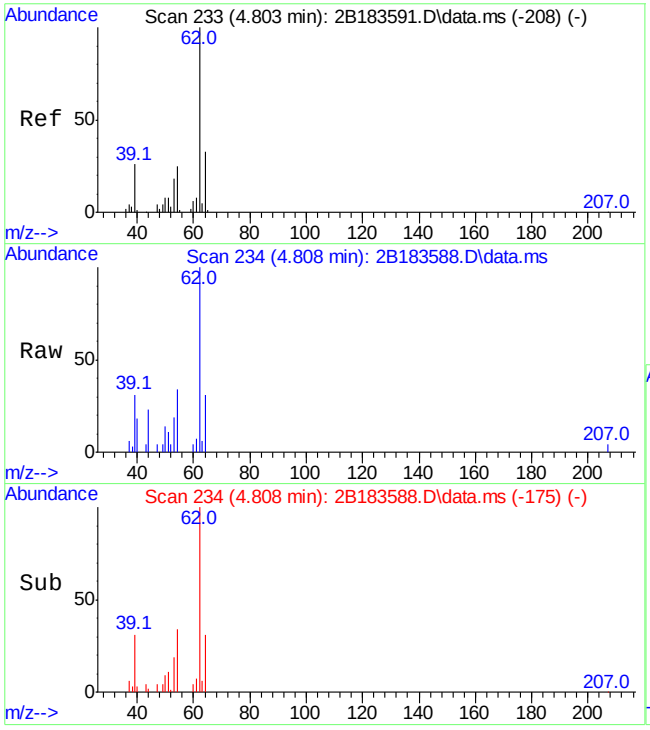

#9
vinyl chloride
Concen: 3.87 ug/L
RT: 4.808 min Scan# 234
Delta R.T. 0.010 min
Lab File: 2B183588.D
Acq: 16 Jun 21 7:53 pm

Tgt Ion: 62 Resp: 20445

Ion	Ratio	Lower	Upper
62	100		
64	30.6	3.0	63.0
61	7.4	0.0	38.4

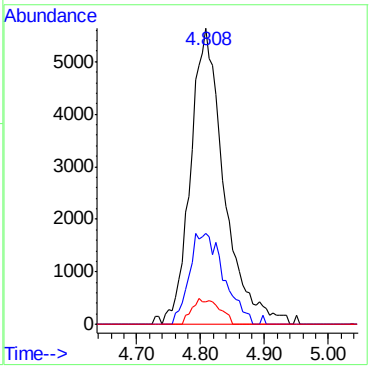

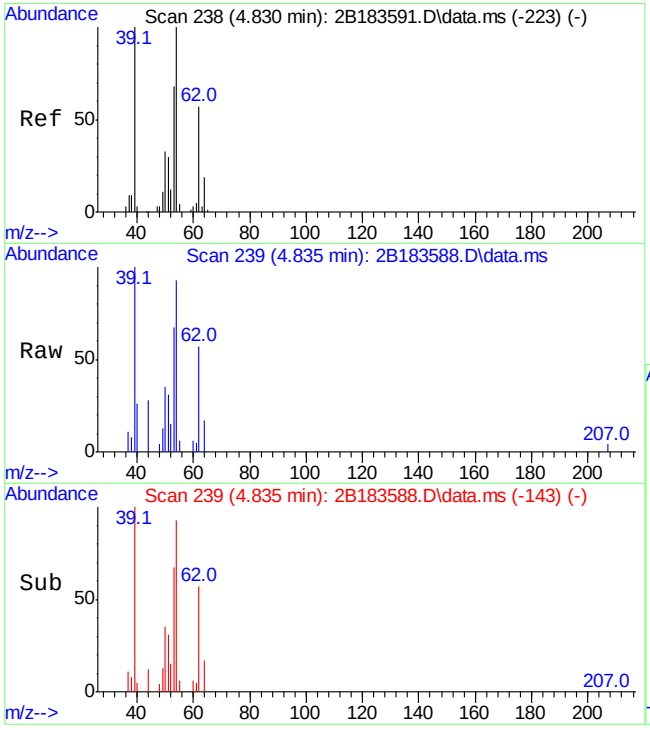

#10
1,3-butadiene
Concen: 3.79 ug/L
RT: 4.835 min Scan# 239
Delta R.T. 0.005 min
Lab File: 2B183588.D
Acq: 16 Jun 21 7:53 pm

Tgt Ion: 54 Resp: 13851

Ion	Ratio	Lower	Upper
54	100		
53	72.2	38.4	98.4
51	33.6	0.0	60.0

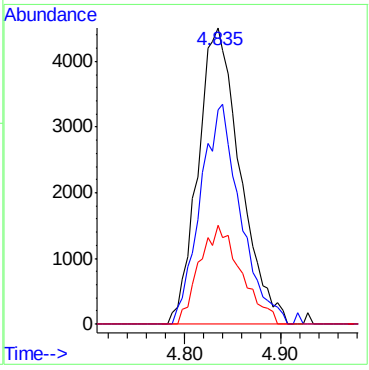

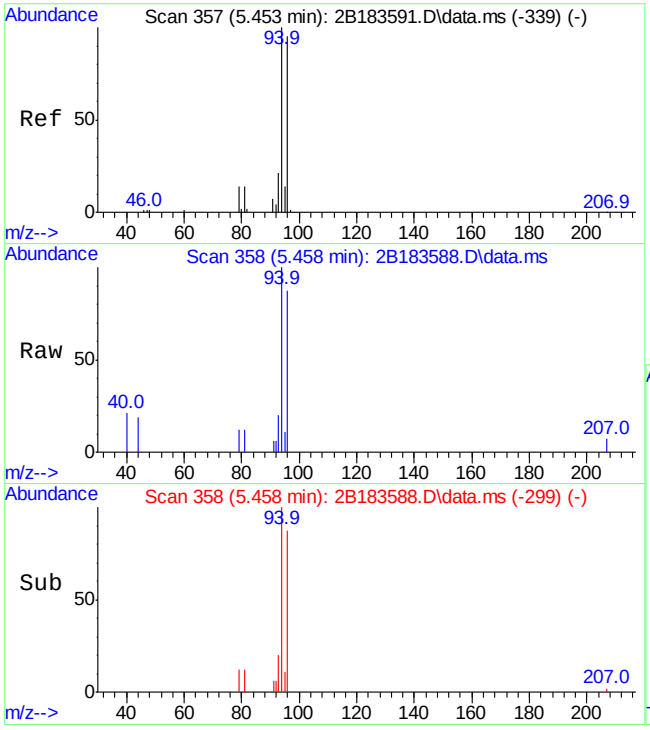

#11
bromomethane
Concen: 3.79 ug/L
RT: 5.458 min Scan# 358
Delta R.T. 0.010 min
Lab File: 2B183588.D
Acq: 16 Jun 21 7:53 pm

Tgt Ion: 94 Resp: 14447

Ion	Ratio	Lower	Upper
94	100		
96	87.2	65.2	125.2
79	12.0	0.0	44.4

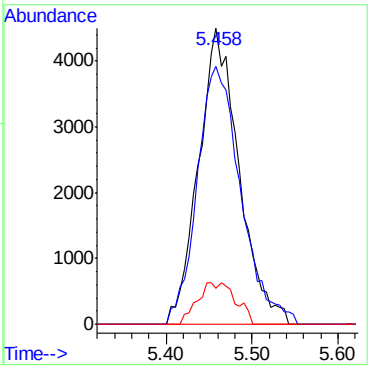

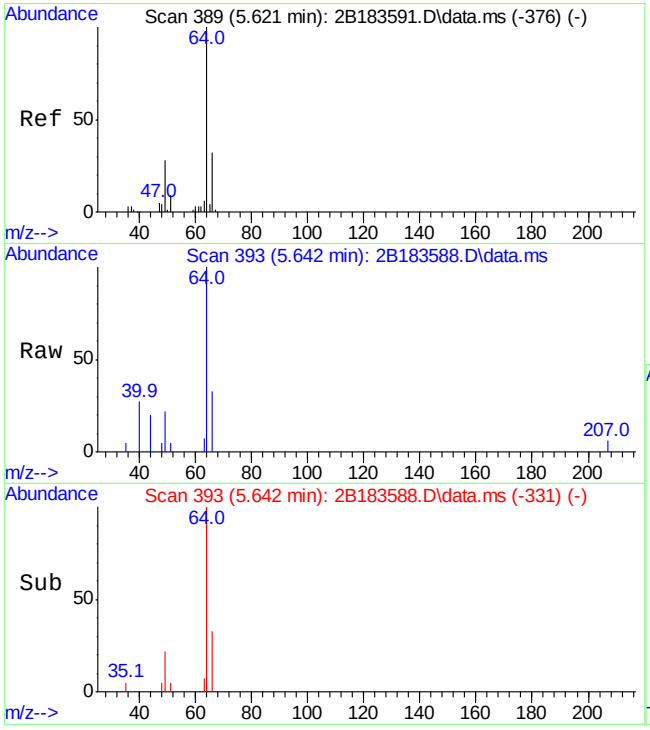

#12
chloroethane
Concen: 3.72 ug/L
RT: 5.642 min Scan# 393
Delta R.T. 0.026 min
Lab File: 2B183588.D
Acq: 16 Jun 21 7:53 pm

Tgt Ion: 64 Resp: 9733

Ion	Ratio	Lower	Upper
64	100		
66	33.5	1.7	61.7
49	21.9	0.0	57.6

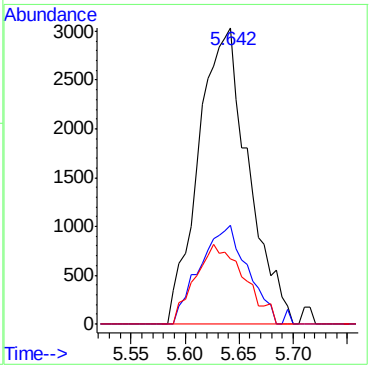

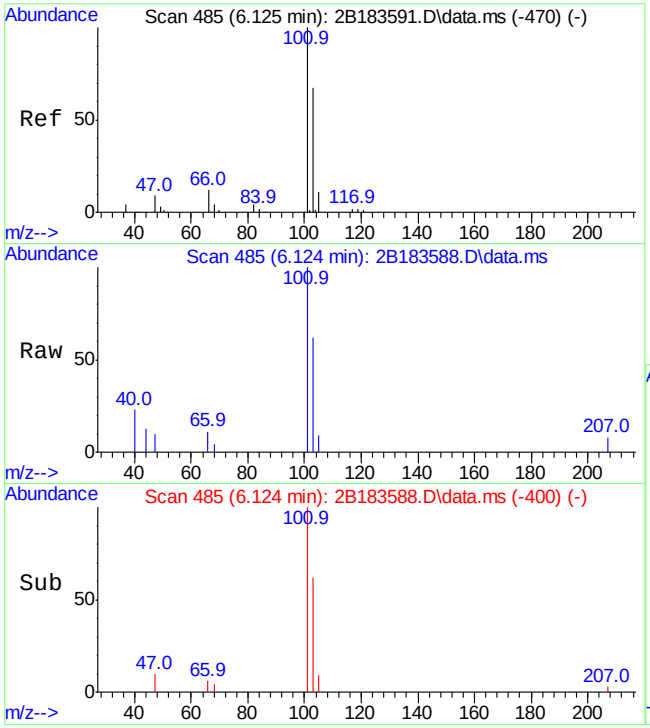

#13
trichlorofluoromethane
Concen: 3.76 ug/L
RT: 6.124 min Scan# 485
Delta R.T. -0.053 min
Lab File: 2B183588.D
Acq: 16 Jun 21 7:53 pm

Tgt Ion:101 Resp: 23769

Ion	Ratio	Lower	Upper
101	100		
103	62.4	37.3	97.3
66	11.1	0.0	42.3

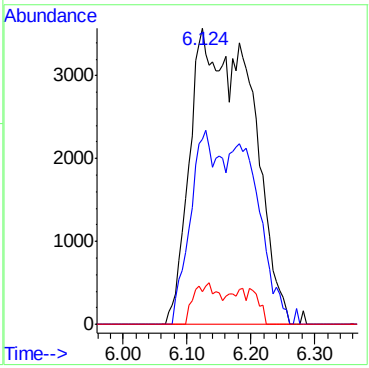

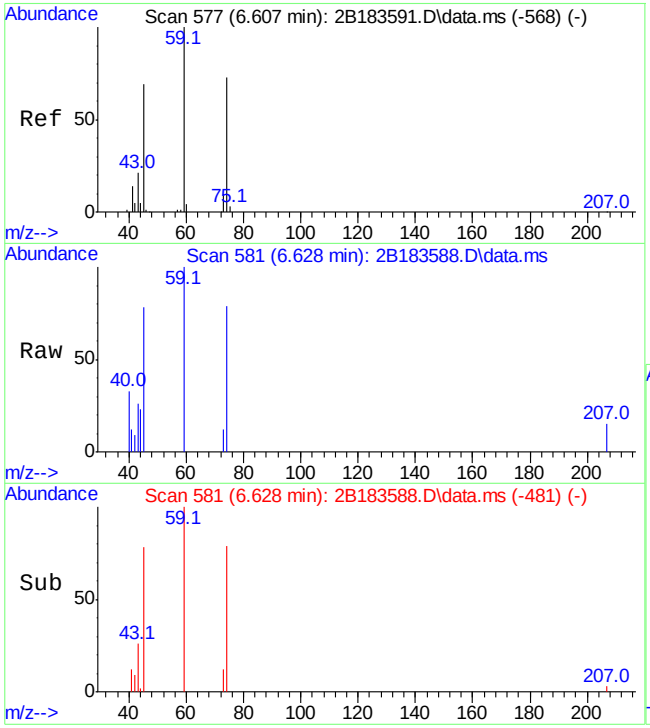

#14
ethyl ether
Concen: 3.89 ug/L
RT: 6.628 min Scan# 581
Delta R.T. 0.026 min
Lab File: 2B183588.D
Acq: 16 Jun 21 7:53 pm

Tgt Ion: 74 Resp: 6108

Ion	Ratio	Lower	Upper
74	100		
45	87.3	69.2	129.2
59	127.3	107.5	167.5

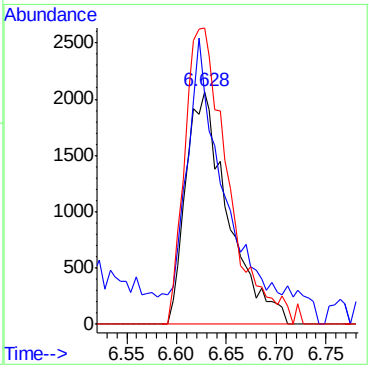

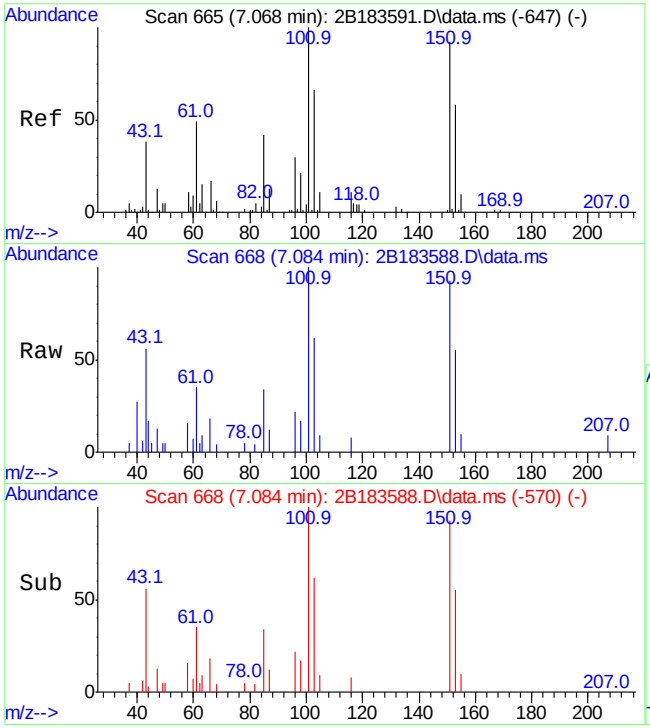

#16
freon 113
Concen: 3.92 ug/L
RT: 7.084 min Scan# 668
Delta R.T. 0.016 min
Lab File: 2B183588.D
Acq: 16 Jun 21 7:53 pm

Tgt Ion:151 Resp: 12535

Ion	Ratio	Lower	Upper
151	100		
101	107.1	88.6	128.6
103	66.9	52.2	92.2
153	58.8	42.8	82.8

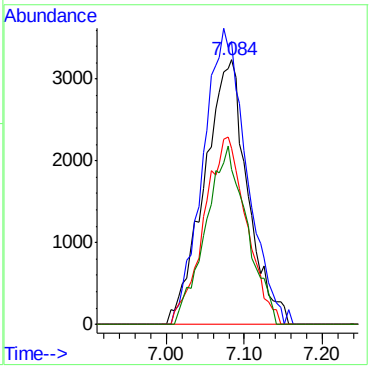

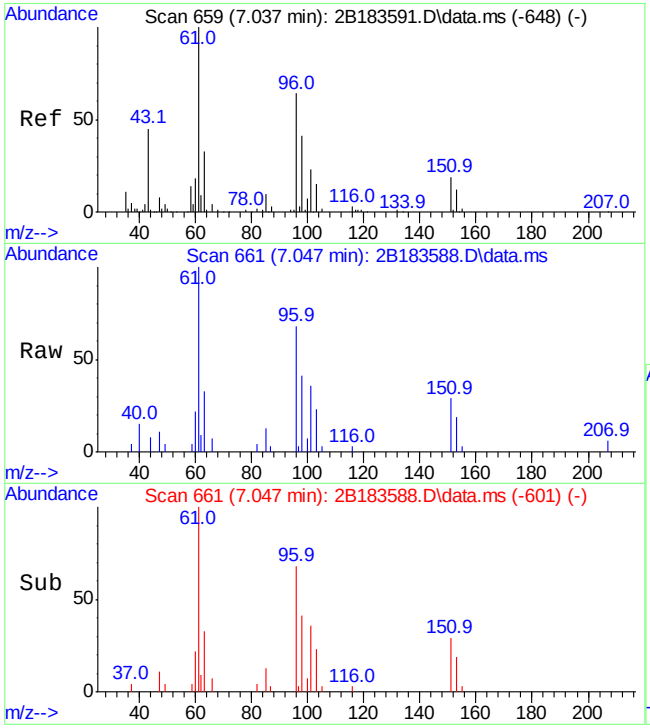

#17
1,1-dichloroethene
Concen: 3.89 ug/L
RT: 7.047 min Scan# 661
Delta R.T. 0.016 min
Lab File: 2B183588.D
Acq: 16 Jun 21 7:53 pm

Tgt Ion: 96 Resp: 10675

Ion	Ratio	Lower	Upper
96	100		
61	146.6	127.2	187.2
63	47.7	21.7	81.7

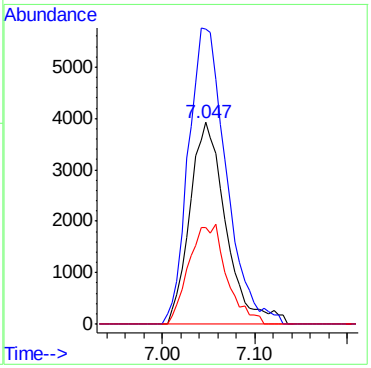

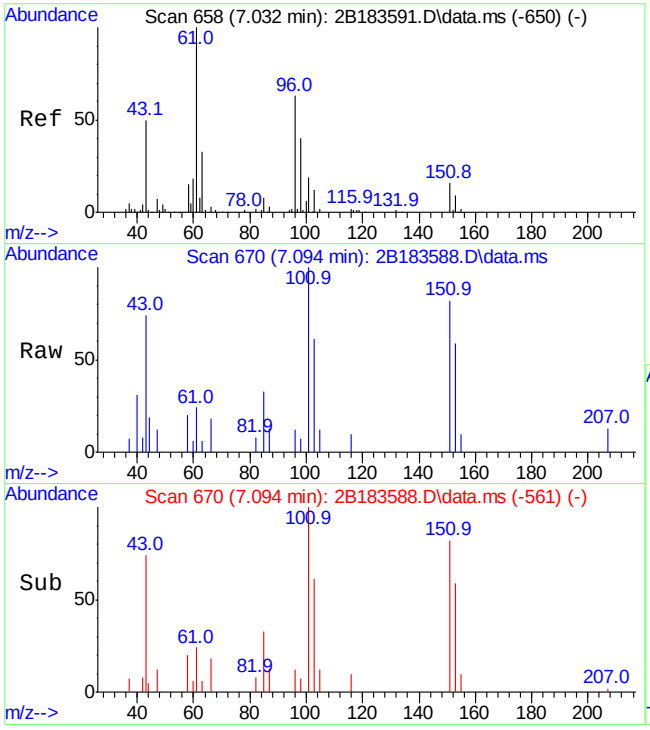

#18
acetone
Concen: 16.52 ug/L
RT: 7.094 min Scan# 670
Delta R.T. 0.073 min
Lab File: 2B183588.D
Acq: 16 Jun 21 7:53 pm

Tgt Ion: 43 Resp: 11496

Ion	Ratio	Lower	Upper
43	100		
58	26.6	0.0	59.5

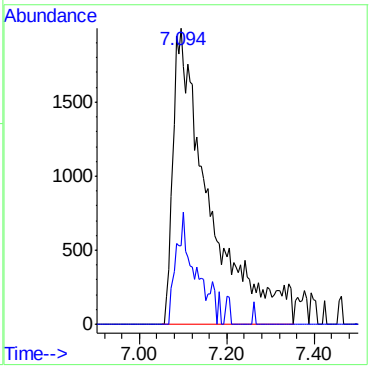

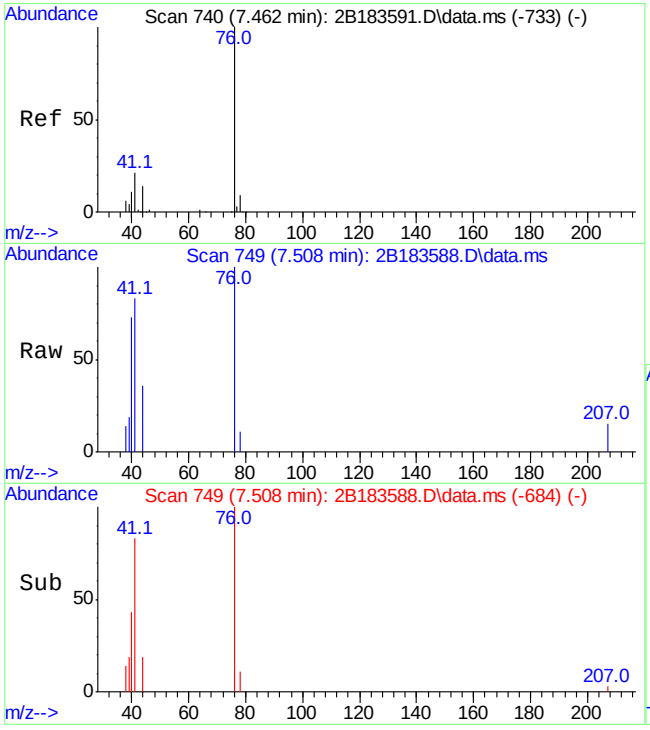

#19
acetonitrile
Concen: 38.47 ug/L
RT: 7.508 min Scan# 749
Delta R.T. 0.063 min
Lab File: 2B183588.D
Acq: 16 Jun 21 7:53 pm

Tgt Ion: 41 Resp: 11272

Ion	Ratio	Lower	Upper
41	100		
40	47.3	21.2	81.2
39	22.6	0.0	51.1

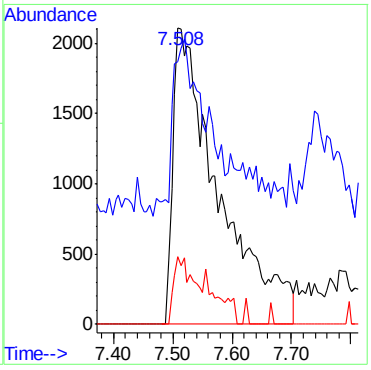

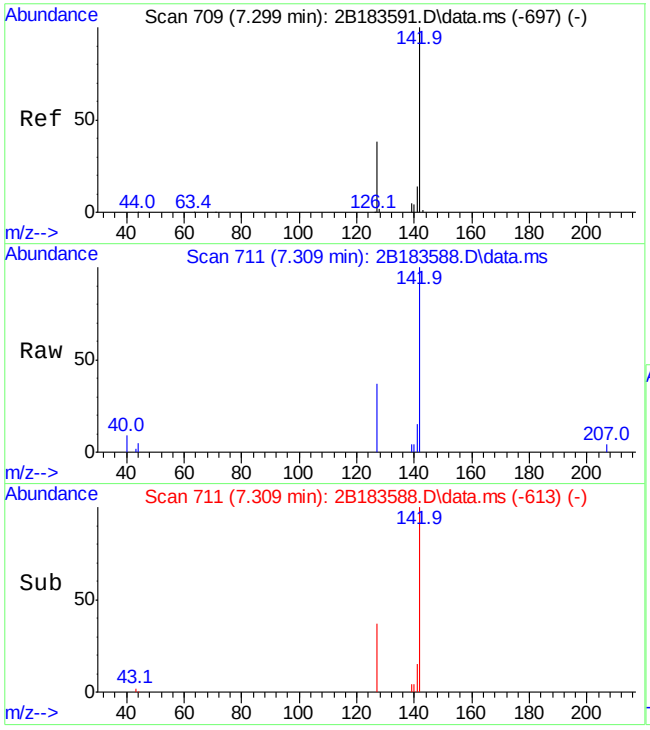

#20
iodomethane
Concen: 3.87 ug/L
RT: 7.309 min Scan# 711
Delta R.T. 0.016 min
Lab File: 2B183588.D
Acq: 16 Jun 21 7:53 pm

Tgt Ion:142 Resp: 23677

Ion	Ratio	Lower	Upper
142	100		
127	37.0	8.2	68.2
141	14.5	0.0	43.6

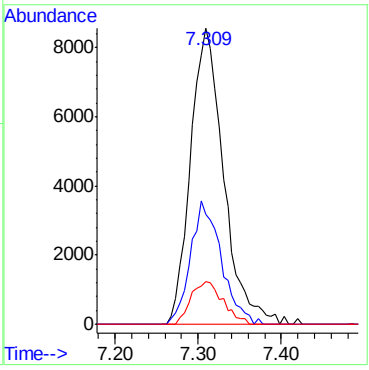

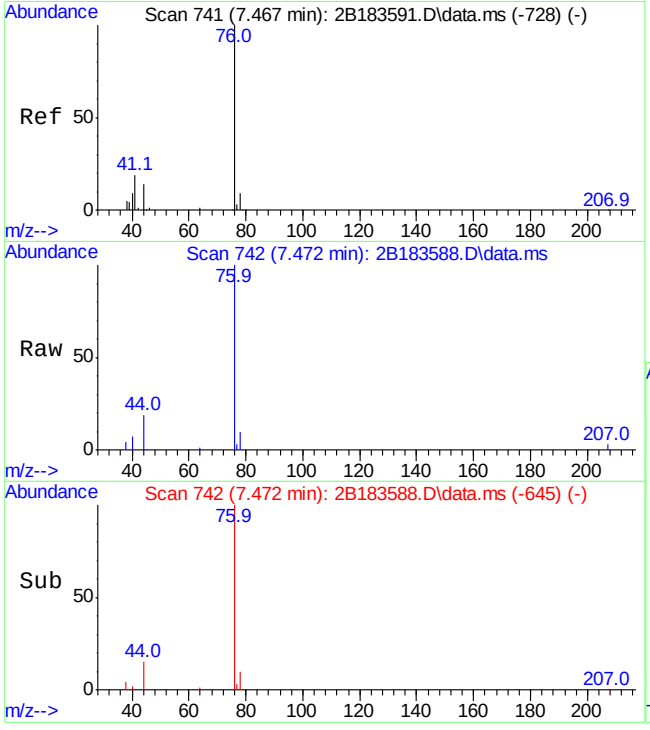

#21
carbon disulfide
Concen: 3.83 ug/L
RT: 7.472 min Scan# 742
Delta R.T. 0.010 min
Lab File: 2B183588.D
Acq: 16 Jun 21 7:53 pm

Tgt Ion: 76 Resp: 35938

Ion	Ratio	Lower	Upper
76	100		
78	9.5	0.0	39.2
44	15.6	0.0	44.1

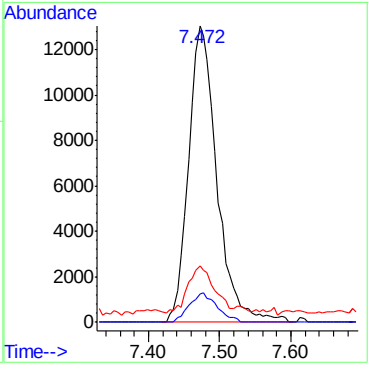

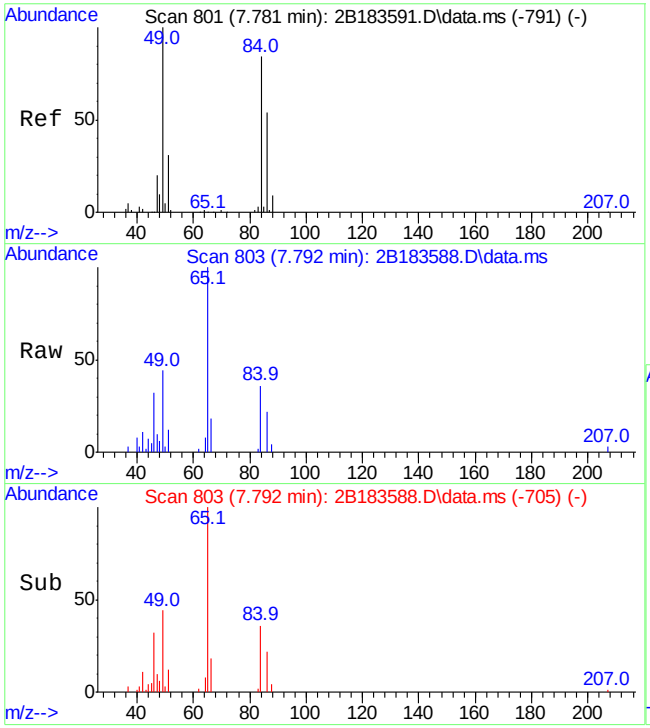

#22
methylene chloride
Concen: 3.96 ug/L
RT: 7.792 min Scan# 803
Delta R.T. 0.016 min
Lab File: 2B183588.D
Acq: 16 Jun 21 7:53 pm

Tgt Ion: 84 Resp: 11695

Ion	Ratio	Lower	Upper
84	100		
86	60.8	34.1	94.1
49	116.2	88.6	148.6

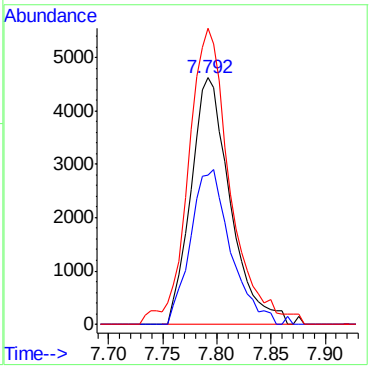

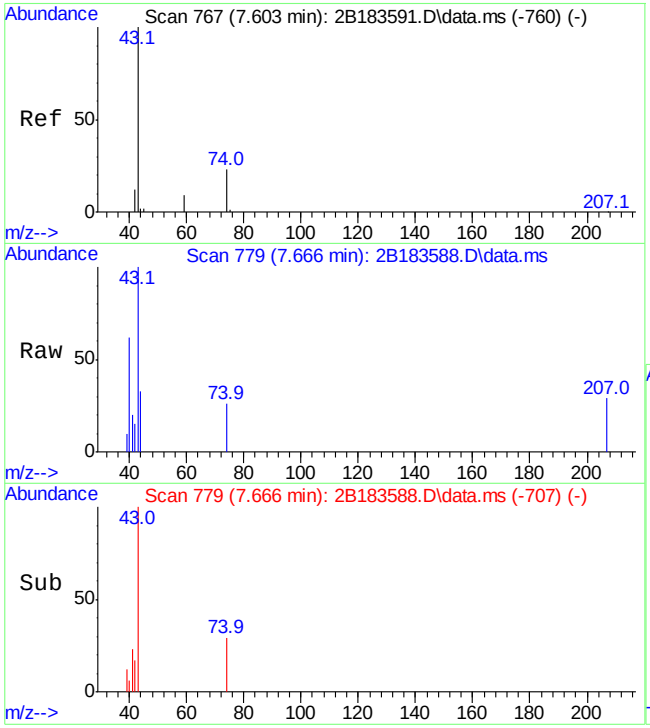

#23
methyl acetate
Concen: 4.17 ug/L
RT: 7.666 min Scan# 779
Delta R.T. 0.079 min
Lab File: 2B183588.D
Acq: 16 Jun 21 7:53 pm

Tgt Ion: 43 Resp: 7479

Ion	Ratio	Lower	Upper
43	100		
74	26.0	0.0	53.3
44	5.3	0.0	32.4

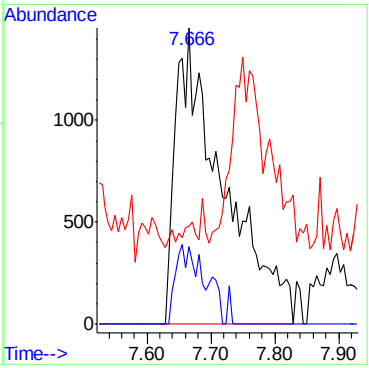

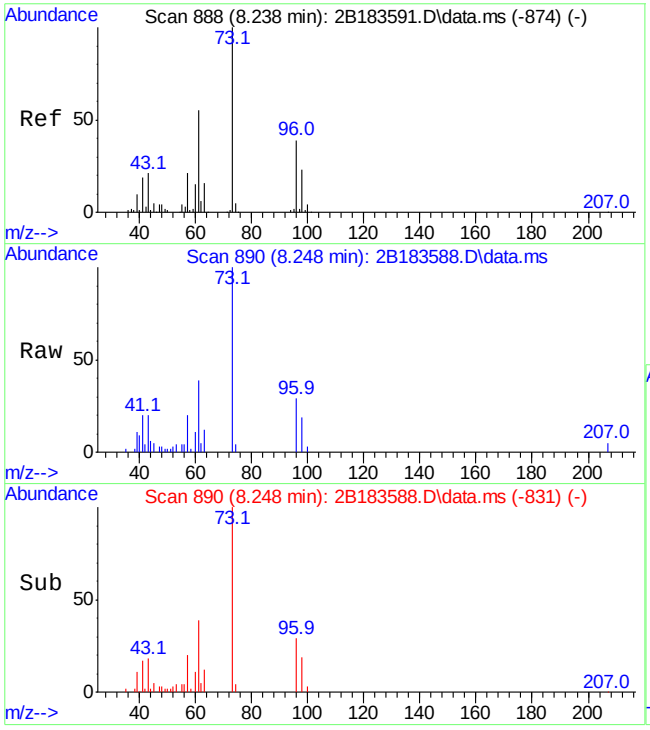

#24
methyl tert butyl ether
Concen: 3.91 ug/L
RT: 8.248 min Scan# 890
Delta R.T. 0.010 min
Lab File: 2B183588.D
Acq: 16 Jun 21 7:53 pm

Tgt Ion: 73 Resp: 34506

Ion	Ratio	Lower	Upper
73	100		
57	20.0	0.0	220.5

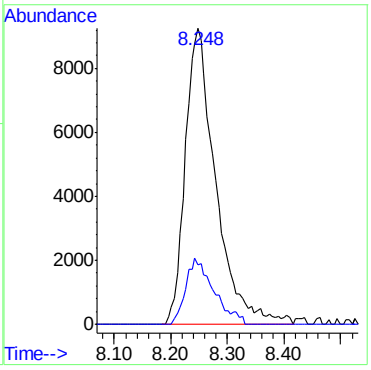

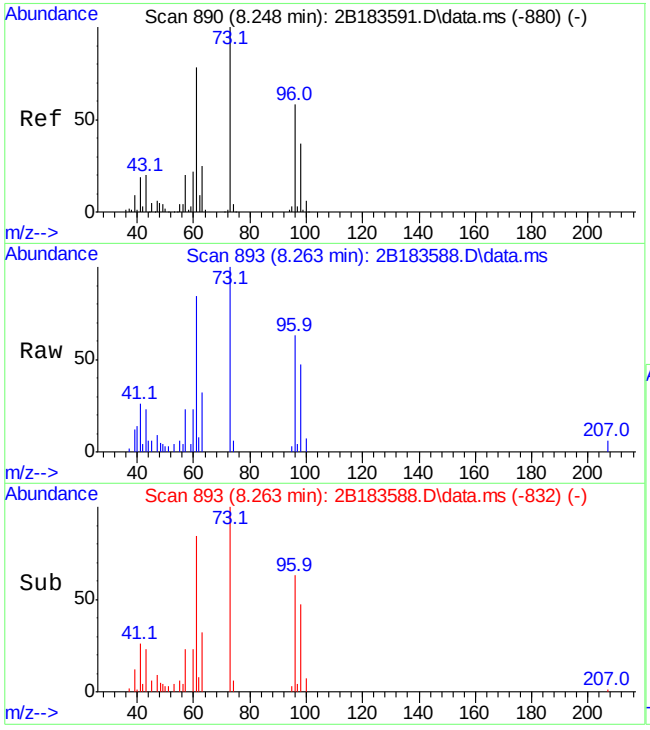

#25
trans-1,2-dichloroethene
Concen: 3.87 ug/L
RT: 8.263 min Scan# 893
Delta R.T. 0.021 min
Lab File: 2B183588.D
Acq: 16 Jun 21 7:53 pm

Tgt Ion: 96 Resp: 11527

Ion	Ratio	Lower	Upper
96	100		
61	133.0	103.8	163.8
98	74.9	34.0	94.0

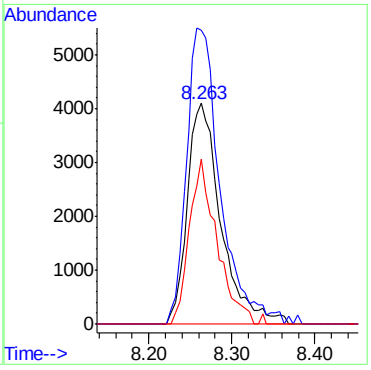

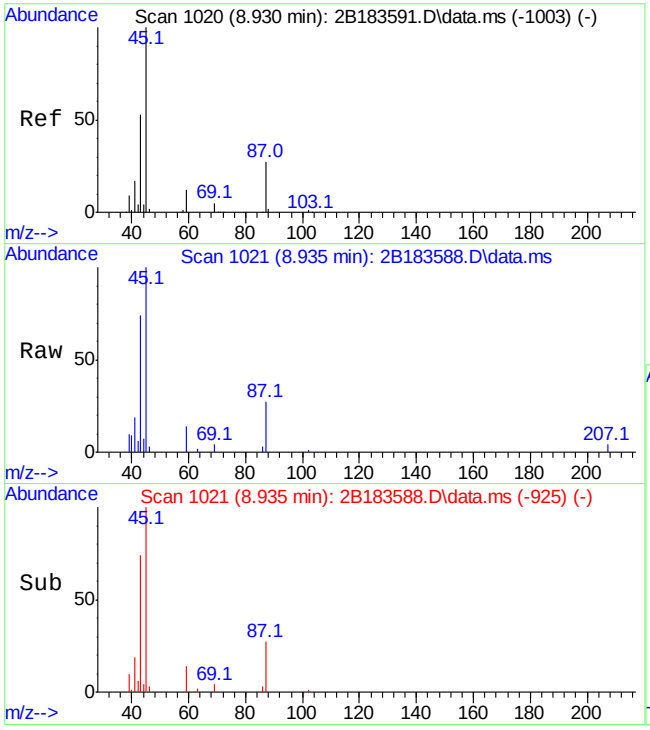

#26
di-isopropyl ether
Concen: 4.03 ug/L
RT: 8.935 min Scan# 1021
Delta R.T. 0.005 min
Lab File: 2B183588.D
Acq: 16 Jun 21 7:53 pm

Tgt Ion: 45 Resp: 36251

Ion	Ratio	Lower	Upper
45	100		
87	26.5	0.0	58.2
43	74.2	23.5	83.5

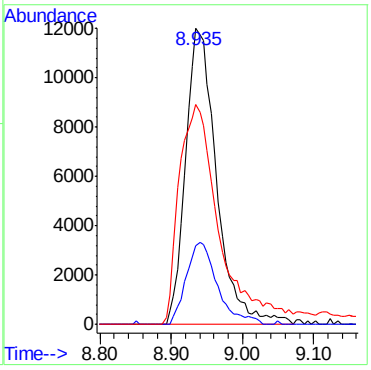

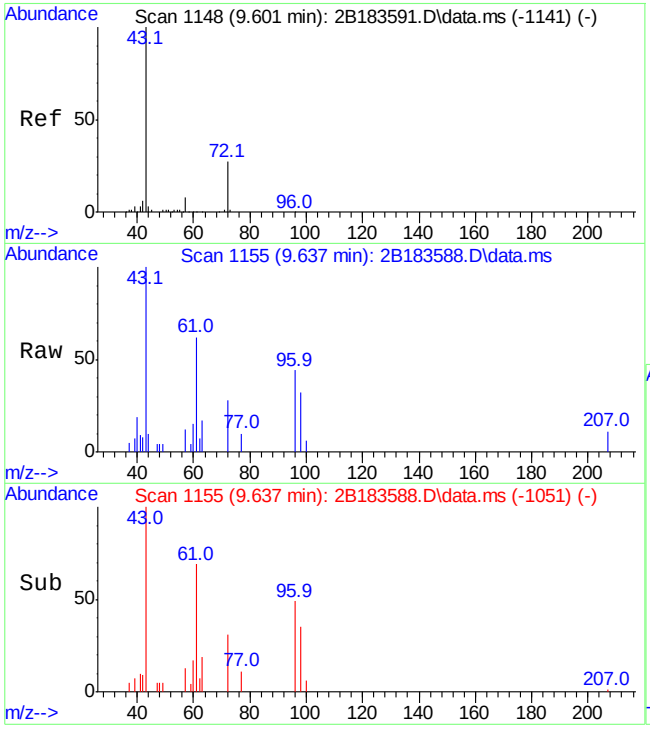

#27
2-butanone
Concen: 13.86 ug/L
RT: 9.637 min Scan# 1155
Delta R.T. 0.047 min
Lab File: 2B183588.D
Acq: 16 Jun 21 7:53 pm

Tgt Ion: 72 Resp: 3693

Ion	Ratio	Lower	Upper
72	100		
57	41.9	0.0	59.8
43	352.7	334.2	394.2

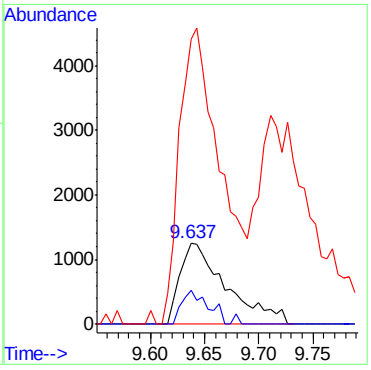

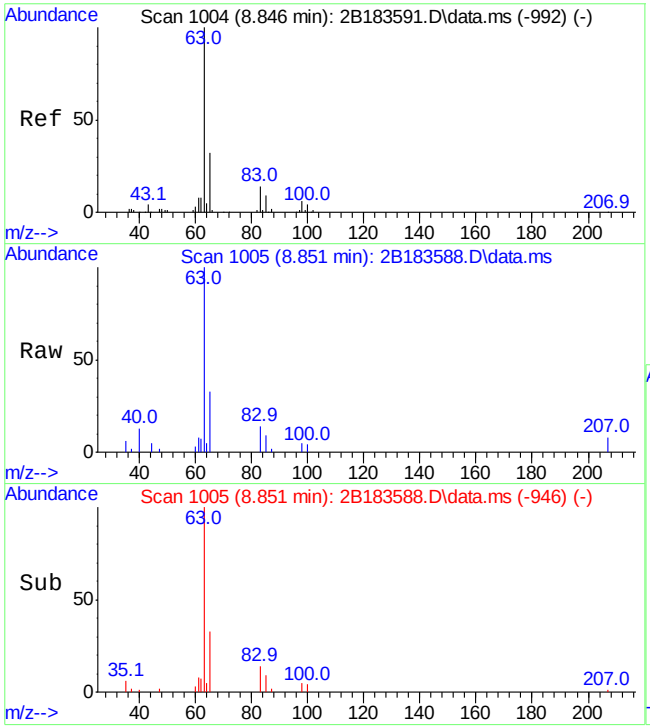

#28
1,1-dichloroethane
Concen: 4.02 ug/L
RT: 8.851 min Scan# 1005
Delta R.T. 0.010 min
Lab File: 2B183588.D
Acq: 16 Jun 21 7:53 pm

Tgt Ion: 63 Resp: 20102

Ion	Ratio	Lower	Upper
63	100		
65	33.1	2.1	62.1
83	14.5	0.0	44.4

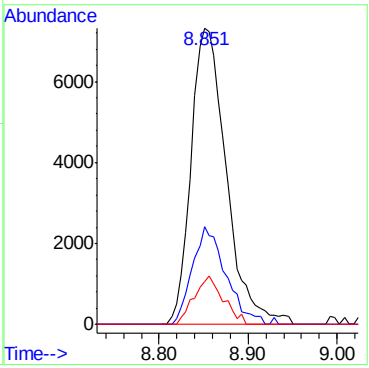

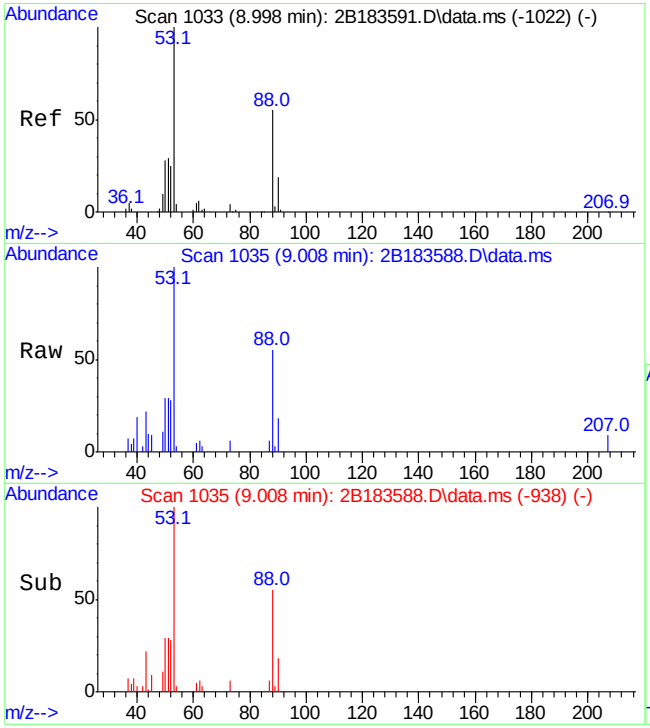

#29
chloroprene
Concen: 3.87 ug/L
RT: 9.008 min Scan# 1035
Delta R.T. 0.010 min
Lab File: 2B183588.D
Acq: 16 Jun 21 7:53 pm

Tgt Ion: 53 Resp: 14931

Ion	Ratio	Lower	Upper
53	100		
88	55.0	27.6	87.6
90	18.4	0.0	48.9
51	29.1	0.0	59.1

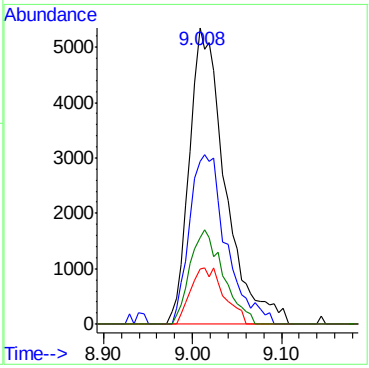

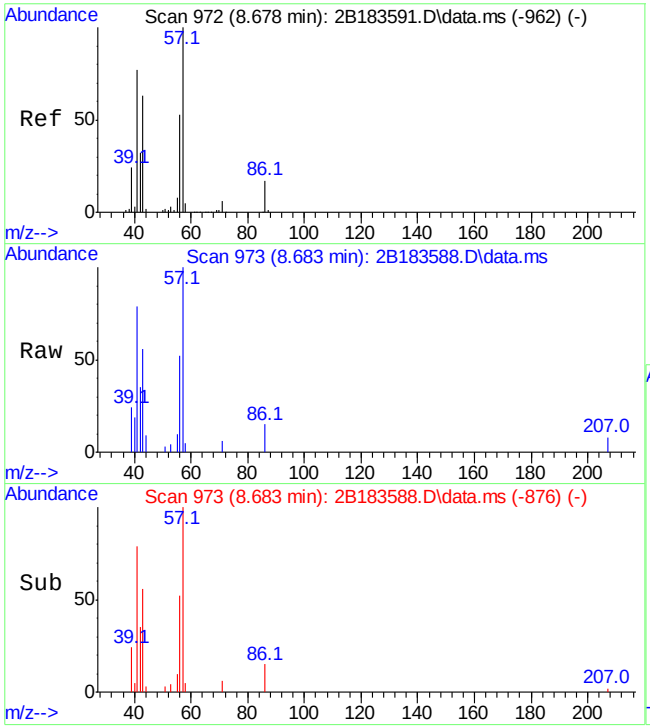

#31
hexane
Concen: 3.47 ug/L
RT: 8.683 min Scan# 973
Delta R.T. 0.010 min
Lab File: 2B183588.D
Acq: 16 Jun 21 7:53 pm

Tgt Ion: 56 Resp: 7650

Ion	Ratio	Lower	Upper
56	100		
43	108.7	99.4	139.4
71	12.2	0.0	31.0
86	28.4	12.3	52.3

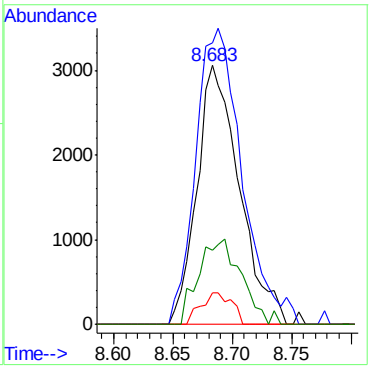

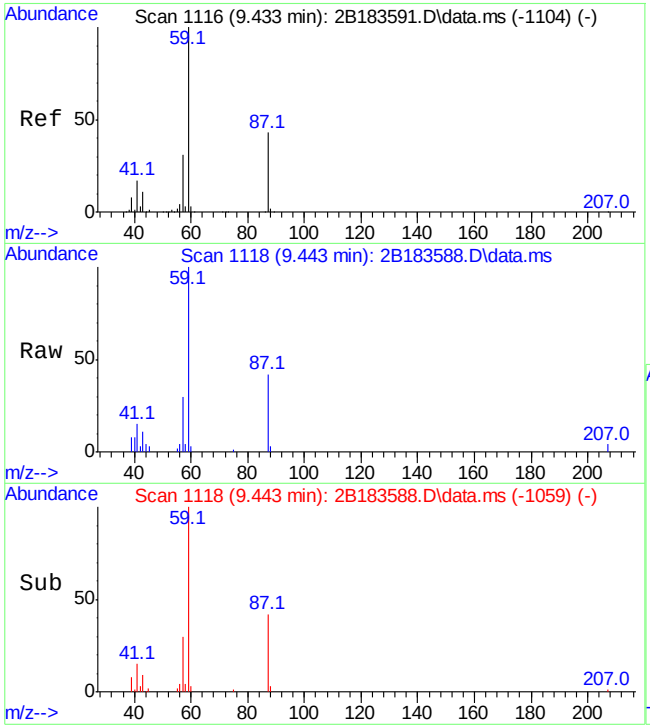

#33
ethyl tert-butyl ether
Concen: 3.86 ug/L
RT: 9.443 min Scan# 1118
Delta R.T. 0.010 min
Lab File: 2B183588.D
Acq: 16 Jun 21 7:53 pm

Tgt Ion: 59 Resp: 37945

Ion	Ratio	Lower	Upper
59	100		
87	42.2	12.7	72.7
57	29.9	0.9	60.9

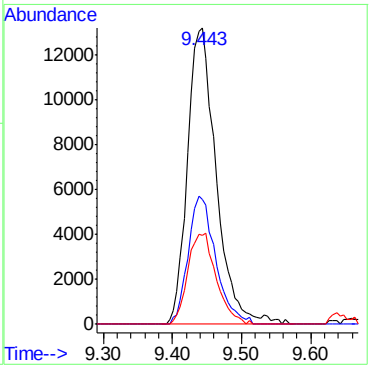

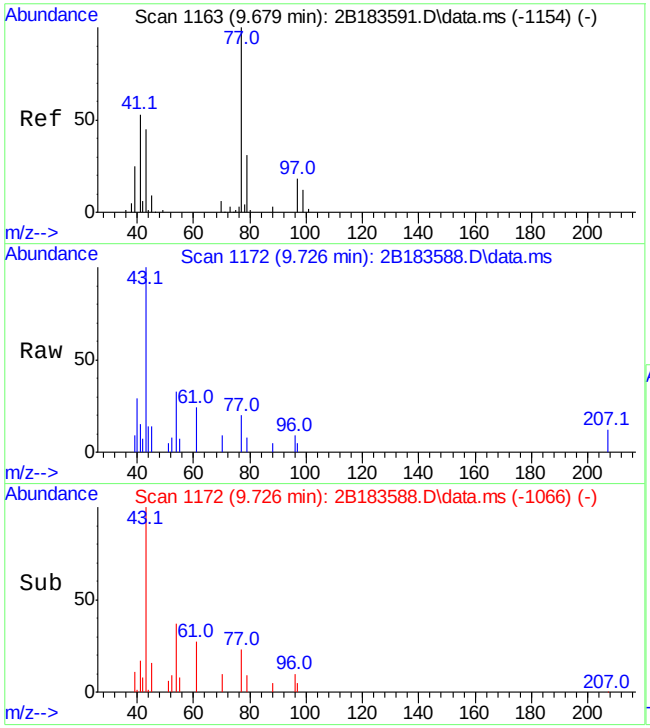

#34
ethyl acetate
Concen: 3.30 ug/L
RT: 9.726 min Scan# 1172
Delta R.T. 0.058 min
Lab File: 2B183588.D
Acq: 16 Jun 21 7:53 pm

Tgt Ion: 45 Resp: 1105

Ion	Ratio	Lower	Upper
45	100		
61	166.1	302.1	362.1#
43	527.8	653.2	713.2#
88	34.1	1.5	61.5

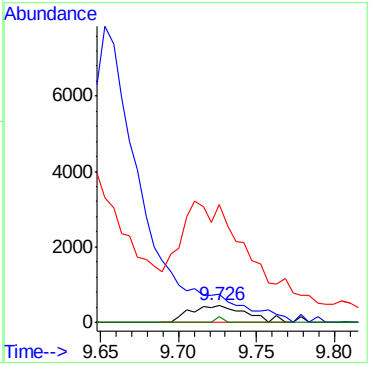

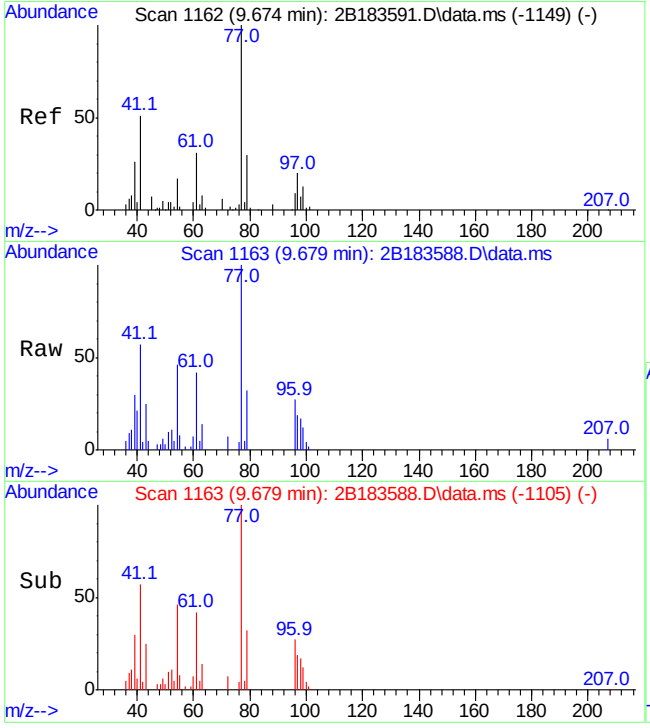

#35
2,2-dichloropropane
Concen: 3.95 ug/L
RT: 9.679 min Scan# 1163
Delta R.T. 0.005 min
Lab File: 2B183588.D
Acq: 16 Jun 21 7:53 pm

Tgt Ion: 77 Resp: 18642

Ion	Ratio	Lower	Upper
77	100		
97	19.1	0.0	50.3
41	56.7	20.8	80.8

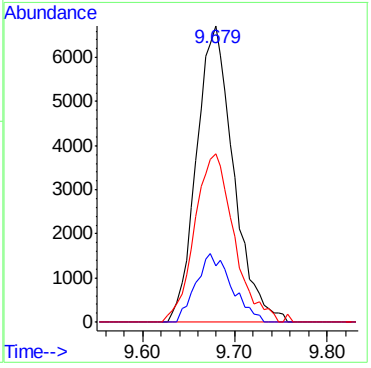

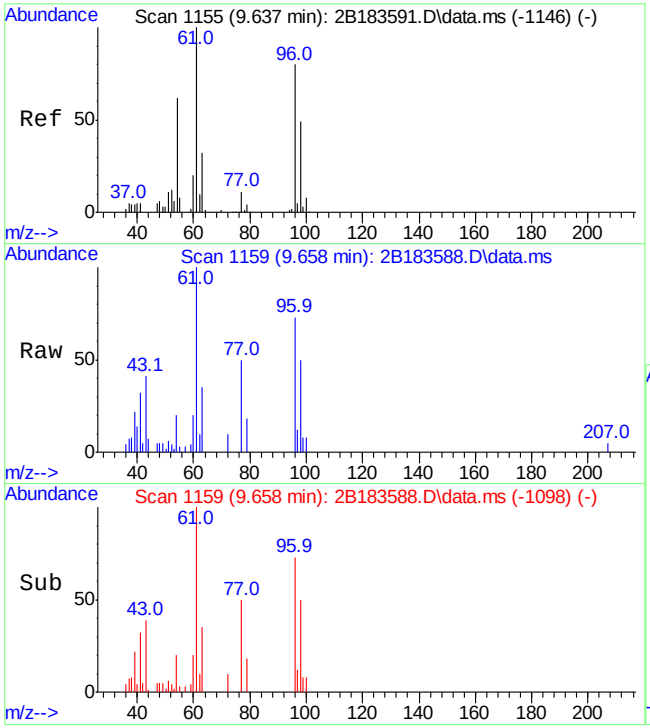

#36
cis-1,2-dichloroethene
Concen: 3.99 ug/L
RT: 9.658 min Scan# 1159
Delta R.T. 0.021 min
Lab File: 2B183588.D
Acq: 16 Jun 21 7:53 pm

Tgt Ion: 96 Resp: 12590

Ion	Ratio	Lower	Upper
96	100		
61	137.7	95.1	155.1
98	68.7	31.7	91.7

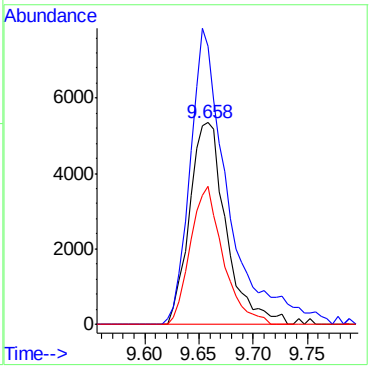

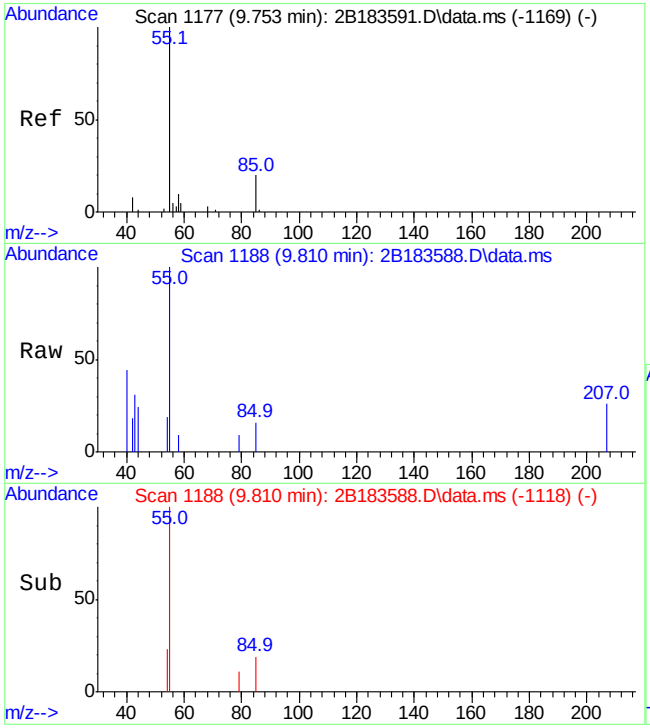

#37
methyl acrylate
Concen: 3.43 ug/L
RT: 9.810 min Scan# 1188
Delta R.T. 0.068 min
Lab File: 2B183588.D
Acq: 16 Jun 21 7:53 pm

Tgt Ion: 55 Resp: 7194

Ion	Ratio	Lower	Upper
55	100		
85	15.7	0.0	50.1
58	9.1	0.0	39.8

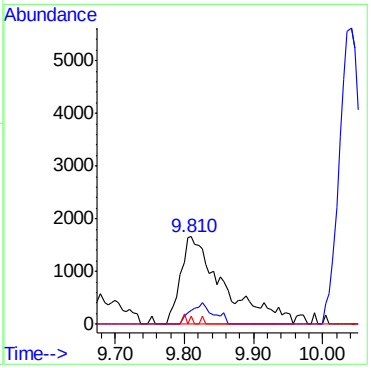

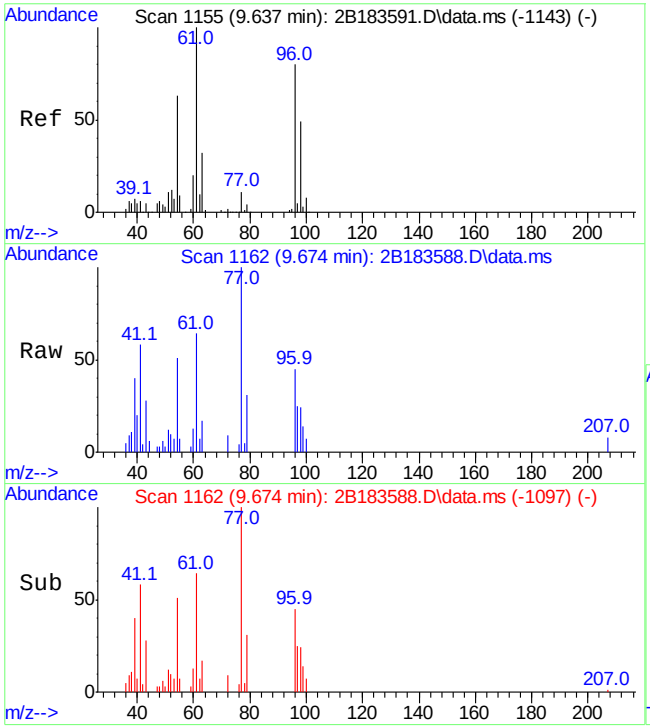

#38
propionitrile
Concen: 38.66 ug/L
RT: 9.674 min Scan# 1162
Delta R.T. 0.042 min
Lab File: 2B183588.D
Acq: 16 Jun 21 7:53 pm

Tgt Ion: 54 Resp: 12335

Ion	Ratio	Lower	Upper
54	100		
52	20.3	0.0	49.6
55	13.2	0.0	44.7
40	13.5	0.0	37.8

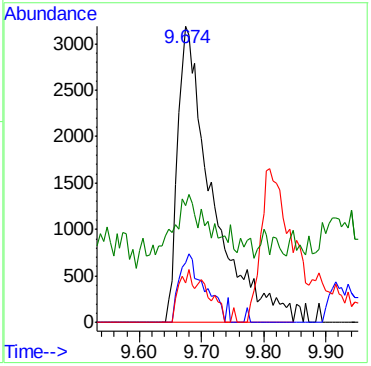

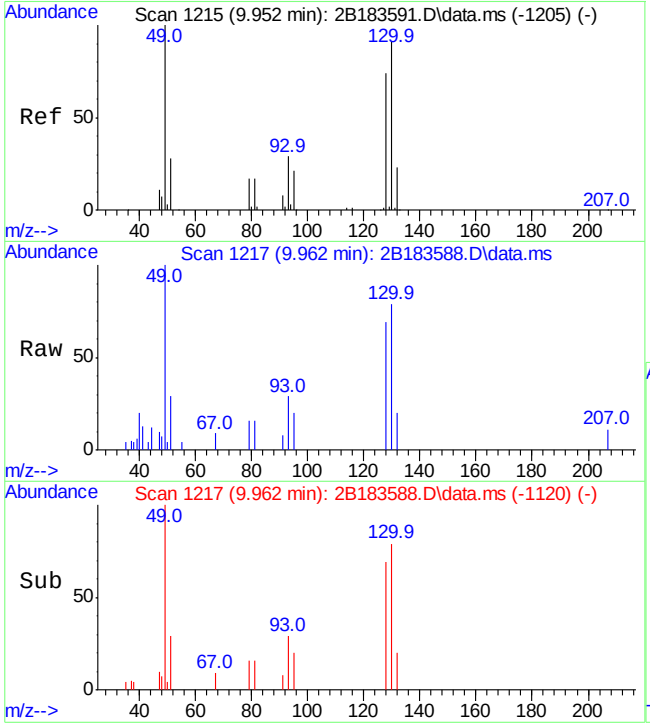

#39
bromochloromethane
Concen: 3.79 ug/L
RT: 9.962 min Scan# 1217
Delta R.T. 0.010 min
Lab File: 2B183588.D
Acq: 16 Jun 21 7:53 pm

Tgt Ion:128 Resp: 6808

Ion	Ratio	Lower	Upper
128	100		
49	144.9	105.9	165.9
130	114.4	93.4	153.4

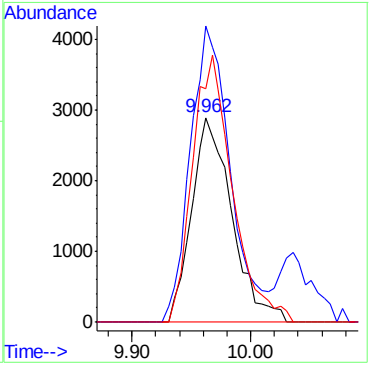

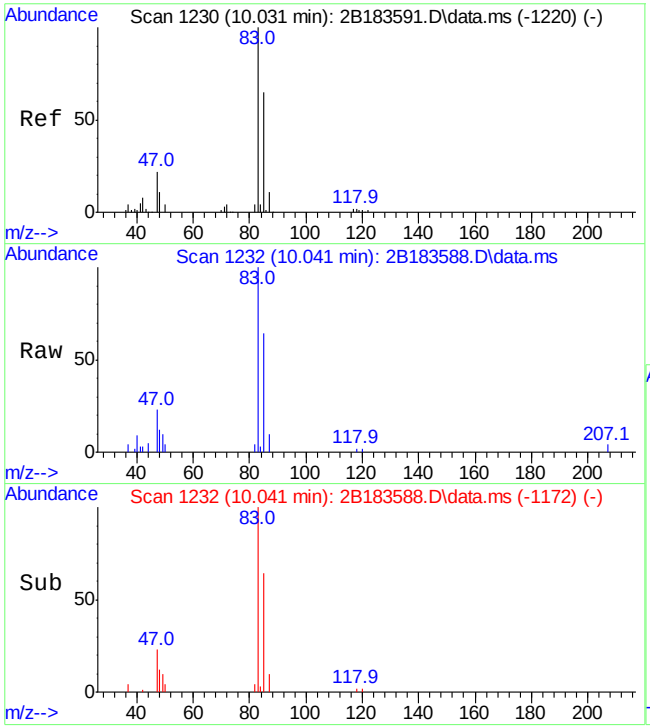

#41
chloroform
Concen: 3.73 ug/L
RT: 10.041 min Scan# 1232
Delta R.T. 0.016 min
Lab File: 2B183588.D
Acq: 16 Jun 21 7:53 pm

Tgt Ion: 85 Resp: 13571

Ion	Ratio	Lower	Upper
85	100		
83	156.7	123.5	183.5
47	36.7	6.5	66.5

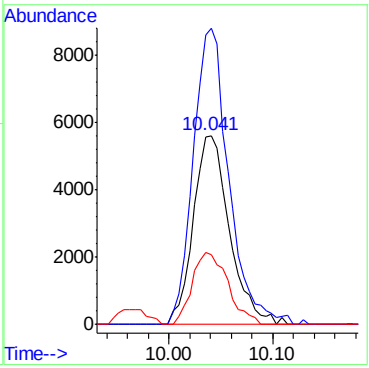

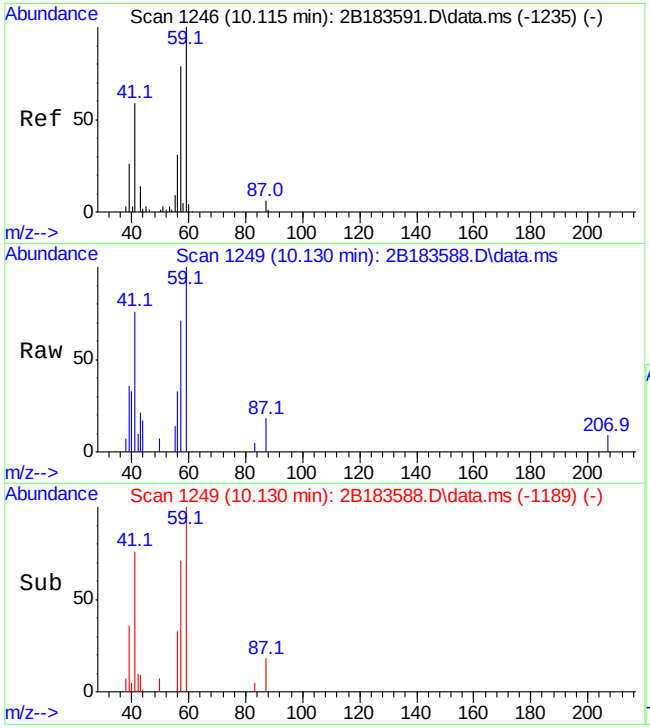

#42
t-butyl formate
Concen: 3.60 ug/L
RT: 10.130 min Scan# 1249
Delta R.T. 0.016 min
Lab File: 2B183588.D
Acq: 16 Jun 21 7:53 pm

Tgt Ion: 59 Resp: 8818

Ion	Ratio	Lower	Upper
59	100		
57	71.2	48.9	108.9
41	71.4	39.1	99.1

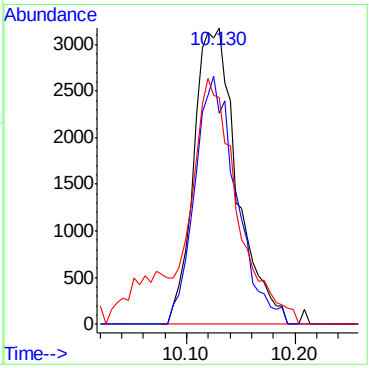

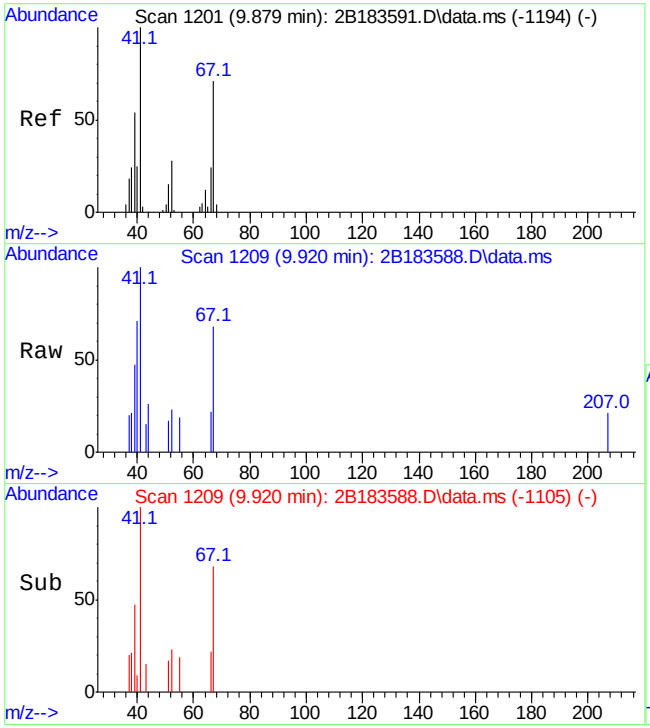

#44
methacrylonitrile
Concen: 2.85 ug/L
RT: 9.920 min Scan# 1209
Delta R.T. 0.047 min
Lab File: 2B183588.D
Acq: 16 Jun 21 7:53 pm

Tgt Ion: 67 Resp: 2934

Ion	Ratio	Lower	Upper
67	100		
41	147.2	110.7	170.7
39	69.1	46.4	106.4
52	33.7	9.9	69.9

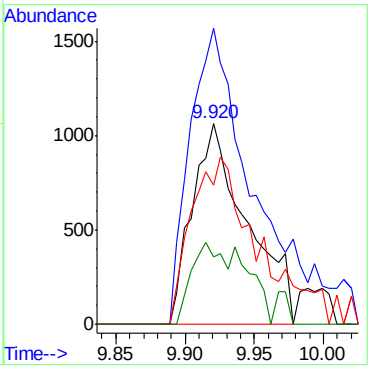

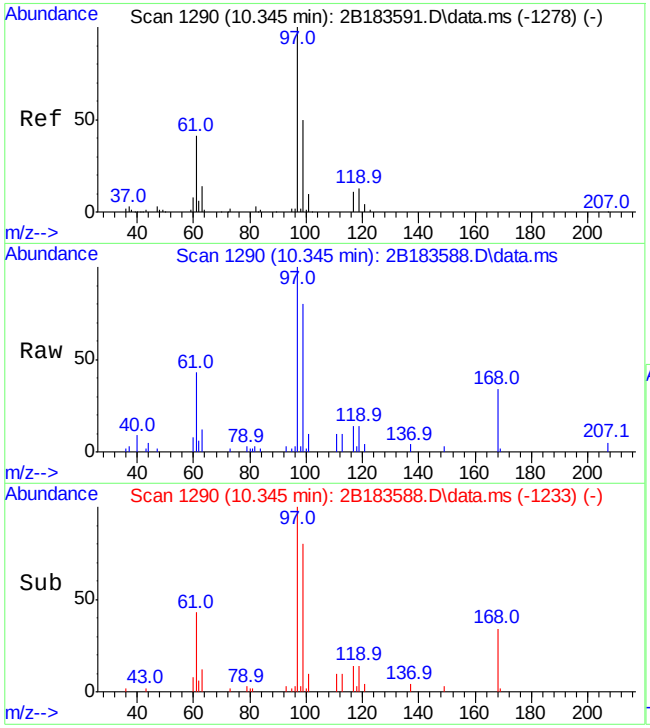

#45
1,1,1-trichloroethane
Concen: 3.72 ug/L
RT: 10.345 min Scan# 1290
Delta R.T. -0.000 min
Lab File: 2B183588.D
Acq: 16 Jun 21 7:53 pm

Tgt Ion: 97 Resp: 18201

Ion	Ratio	Lower	Upper
97	100		
99	73.8	36.0	96.0
61	42.9	12.1	72.1

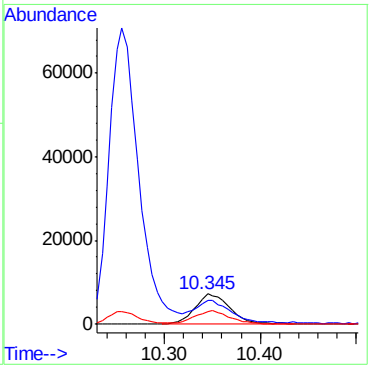

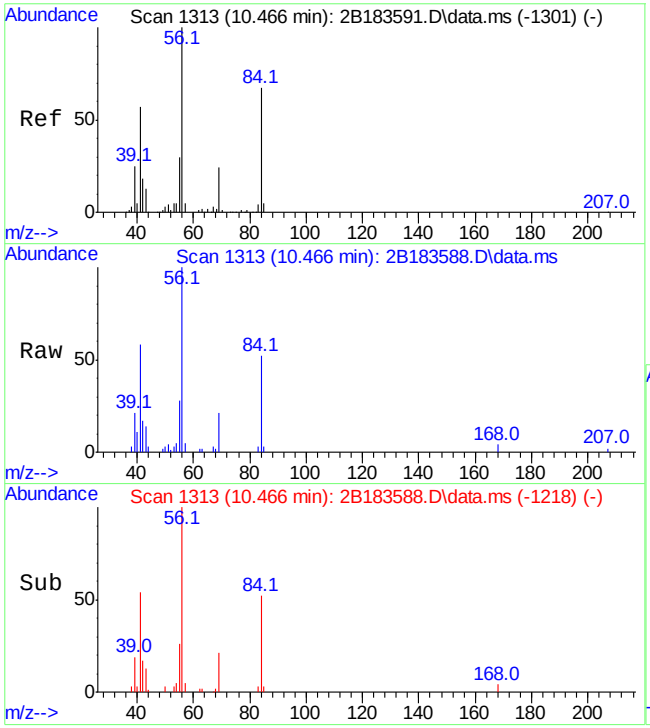

#46
cyclohexane
Concen: 3.74 ug/L
RT: 10.466 min Scan# 1313
Delta R.T. -0.000 min
Lab File: 2B183588.D
Acq: 16 Jun 21 7:53 pm

Tgt Ion: 84 Resp: 16262

Ion	Ratio	Lower	Upper
84	100		
56	186.1	130.0	170.0#
41	103.8	65.8	105.8

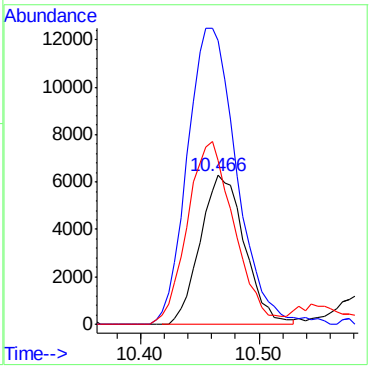

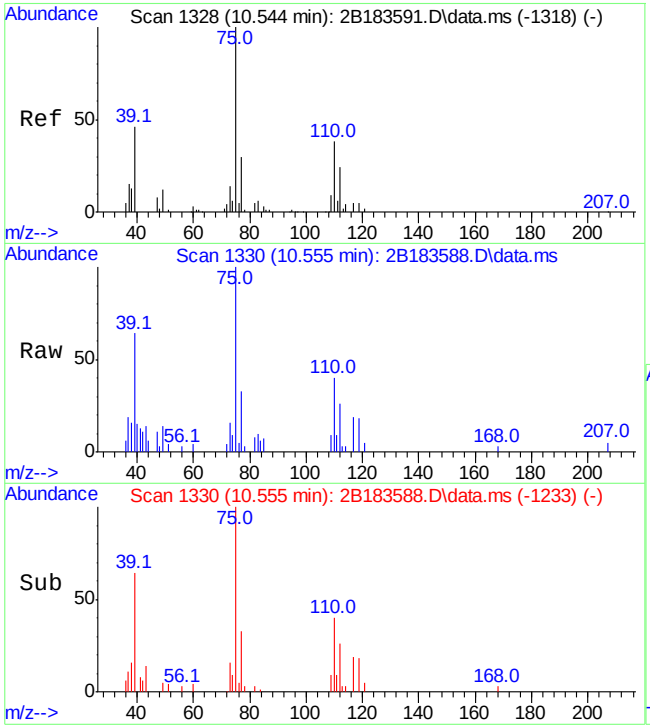

#47
1,1-dichloropropene
Concen: 3.77 ug/L
RT: 10.555 min Scan# 1330
Delta R.T. 0.010 min
Lab File: 2B183588.D
Acq: 16 Jun 21 7:53 pm

Tgt Ion: 75 Resp: 14352

Ion	Ratio	Lower	Upper
75	100		
77	33.5	10.5	50.5
110	40.0	17.9	57.9

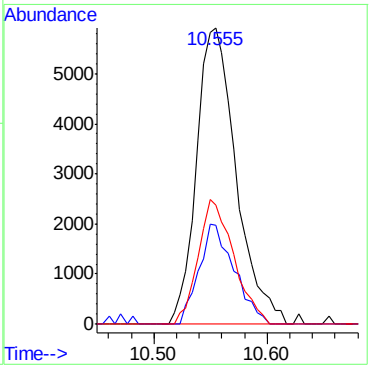

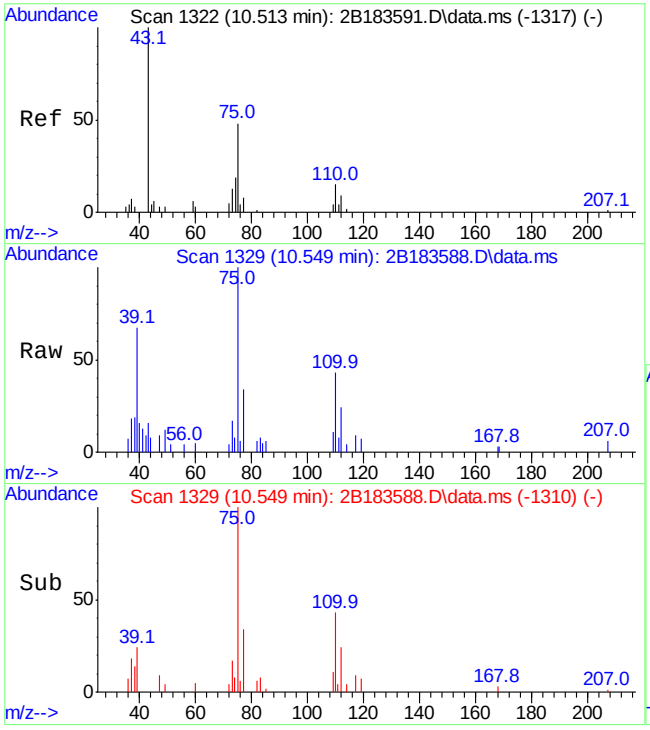

#48
iso-butyl alcohol
Concen: 38.55 ug/L
RT: 10.549 min Scan# 1329
Delta R.T. 0.047 min
Lab File: 2B183588.D
Acq: 16 Jun 21 7:53 pm

Tgt Ion: 43 Resp: 3329

Ion	Ratio	Lower	Upper
43	100		
42	58.8	36.5	96.5
41	66.2	64.7	124.7
74	49.3	0.0	42.8#

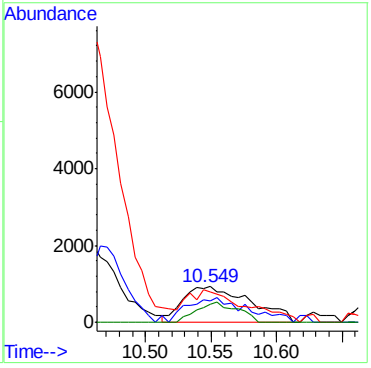

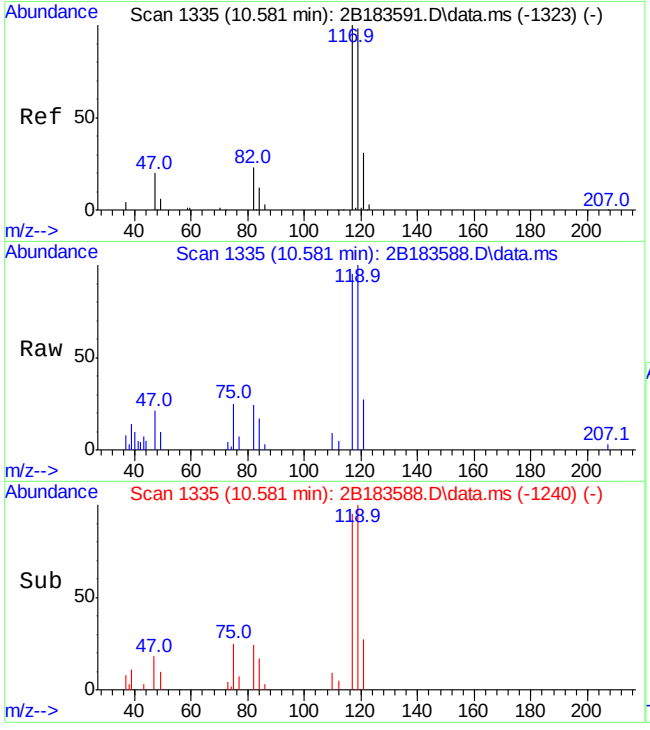

#49
carbon tetrachloride
Concen: 3.67 ug/L
RT: 10.581 min Scan# 1335
Delta R.T. -0.000 min
Lab File: 2B183588.D
Acq: 16 Jun 21 7:53 pm

Tgt Ion:117 Resp: 16817

Ion	Ratio	Lower	Upper
117	100		
119	105.1	77.7	117.7
82	25.3	3.1	43.1

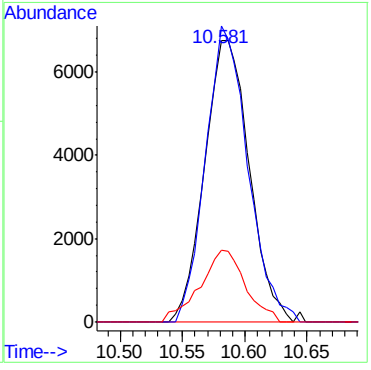

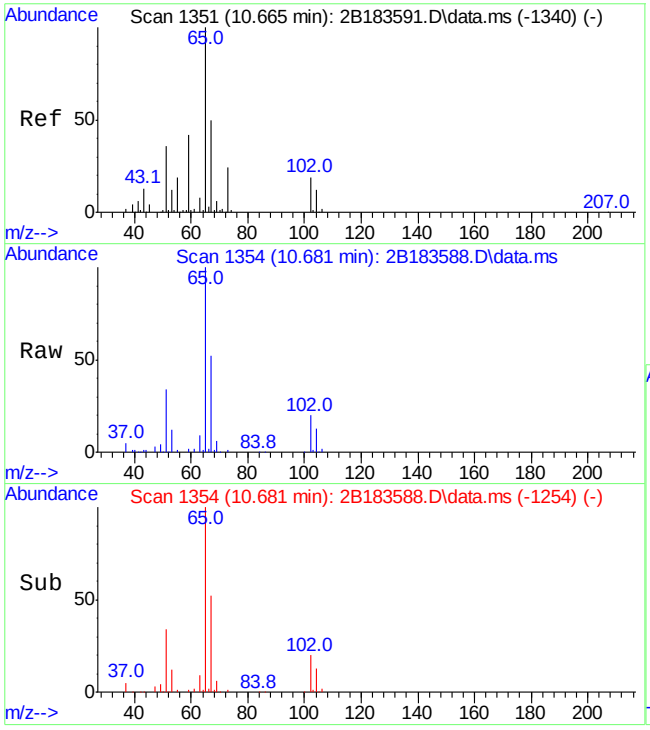

#50
tert amyl alcohol
Concen: 18.69 ug/L
RT: 10.681 min Scan# 1354
Delta R.T. 0.026 min
Lab File: 2B183588.D
Acq: 16 Jun 21 7:53 pm

Tgt Ion: 55 Resp: 1697

Ion	Ratio	Lower	Upper
55	100		
73	97.5	98.8	158.8#
59	204.0	191.9	251.9

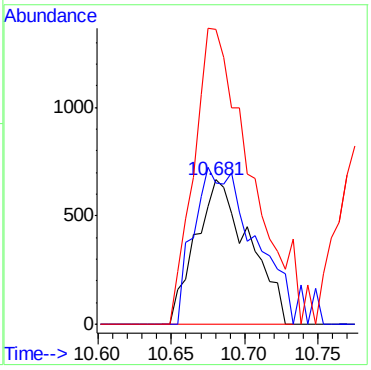

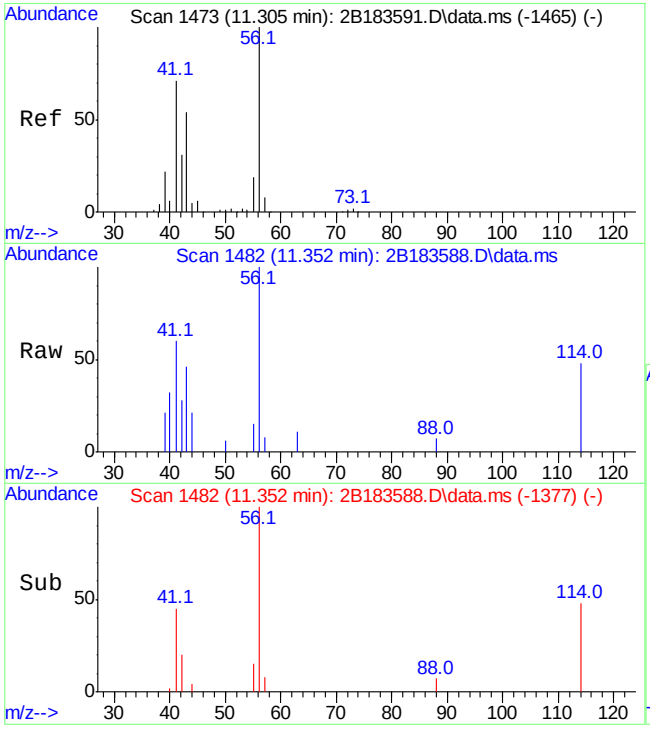

#53
n-butyl alcohol
Concen: 172.23 ug/L
RT: 11.352 min Scan# 1482
Delta R.T. 0.052 min
Lab File: 2B183588.D
Acq: 16 Jun 21 7:53 pm

Tgt Ion: 56 Resp: 10176

Ion	Ratio	Lower	Upper
56	100		
41	60.3	40.8	100.8
43	45.5	24.4	84.4

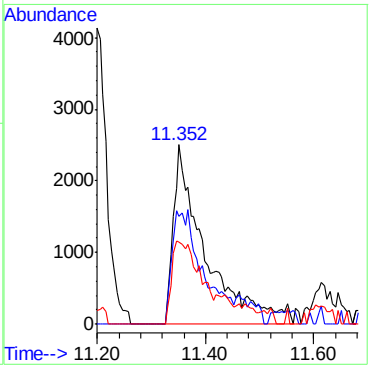

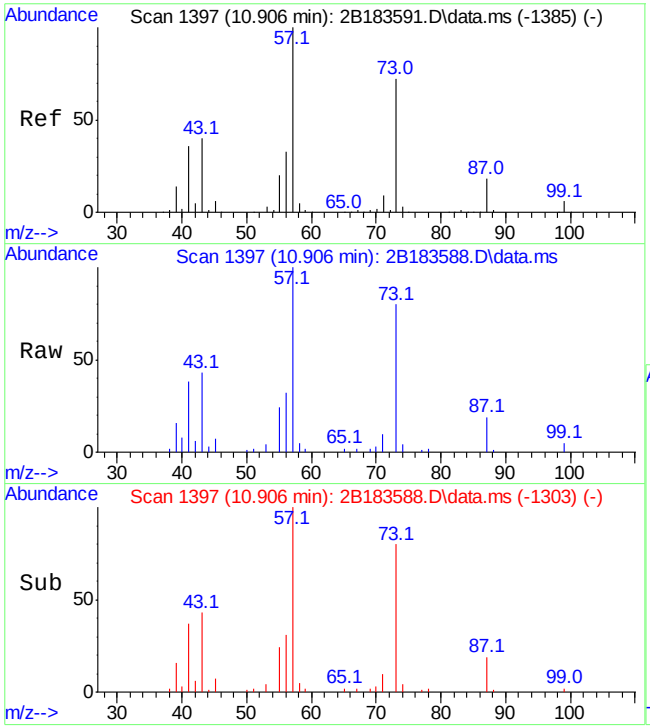

#54
2,2,4-trimethylpentane
Concen: 3.73 ug/L
RT: 10.906 min Scan# 1397
Delta R.T. -0.005 min
Lab File: 2B183588.D
Acq: 16 Jun 21 7:53 pm

Tgt Ion: 57 Resp: 36537

Ion	Ratio	Lower	Upper
57	100		
56	31.8	3.5	63.5
43	42.0	10.7	70.7
41	37.6	5.5	65.5

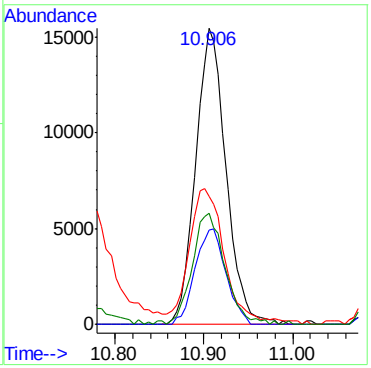

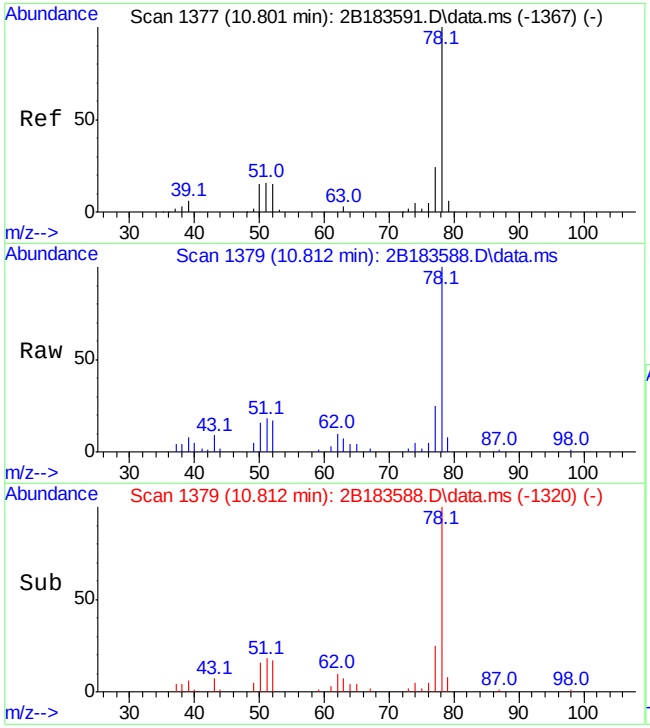

#55
benzene
Concen: 3.94 ug/L
RT: 10.812 min Scan# 1379
Delta R.T. 0.010 min
Lab File: 2B183588.D
Acq: 16 Jun 21 7:53 pm

Tgt Ion: 78 Resp: 40756

Ion	Ratio	Lower	Upper
78	100		
77	24.7	0.0	53.9

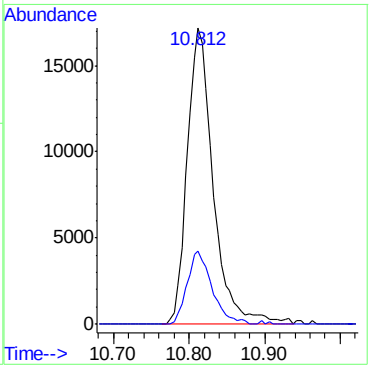

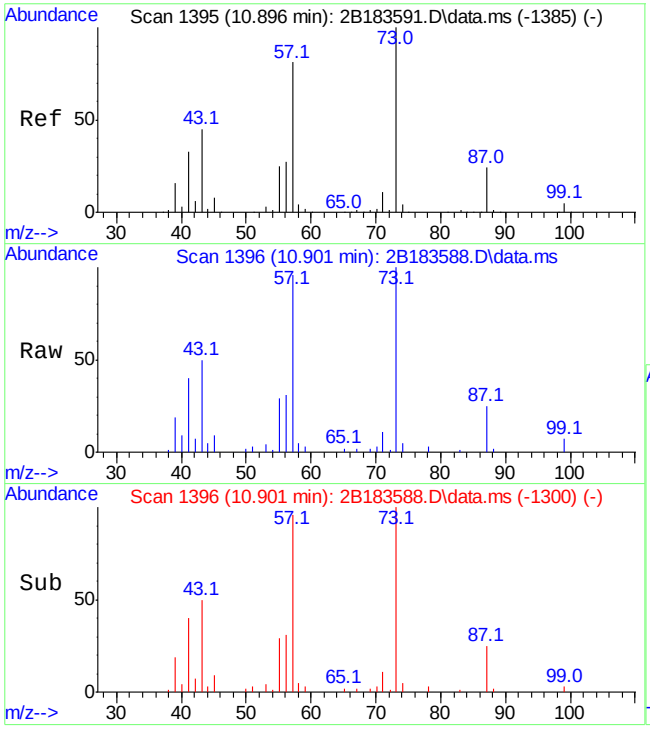

#56
tert-amyl methyl ether
Concen: 3.80 ug/L
RT: 10.901 min Scan# 1396
Delta R.T. 0.005 min
Lab File: 2B183588.D
Acq: 16 Jun 21 7:53 pm

Tgt Ion: 87 Resp: 8485

Ion	Ratio	Lower	Upper
87	100		
73	392.9	377.9	437.9
55	113.5	73.1	133.1

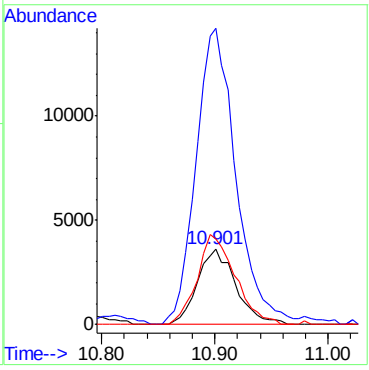

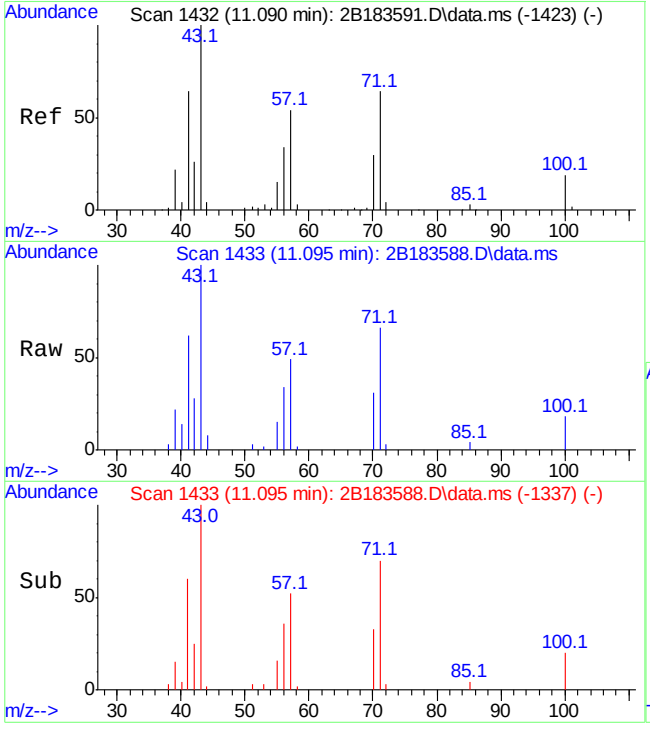

#57
heptane
Concen: 3.67 ug/L
RT: 11.095 min Scan# 1433
Delta R.T. 0.005 min
Lab File: 2B183588.D
Acq: 16 Jun 21 7:53 pm

Tgt Ion: 71 Resp: 8103

Ion	Ratio	Lower	Upper
71	100		
56	52.0	23.2	83.2
57	74.6	54.9	114.9
100	28.1	0.0	59.2

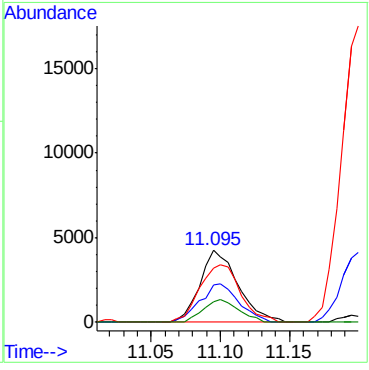

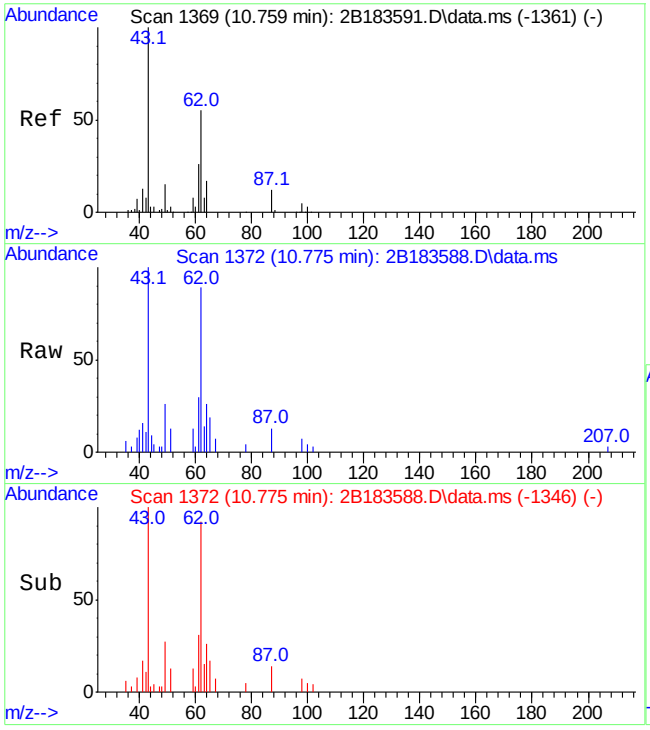

#58
isopropyl acetate
Concen: 3.33 ug/L
RT: 10.775 min Scan# 1372
Delta R.T. 0.016 min
Lab File: 2B183588.D
Acq: 16 Jun 21 7:53 pm

Tgt Ion: 87 Resp: 1835

Ion	Ratio	Lower	Upper
87	100		
61	229.2	185.0	245.0
43	725.1	799.1	859.1#

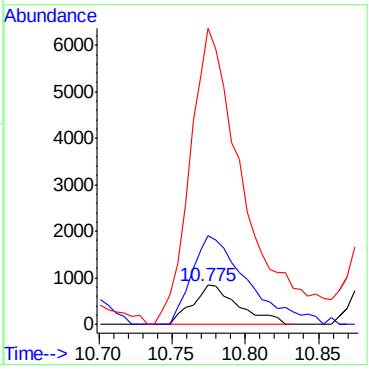

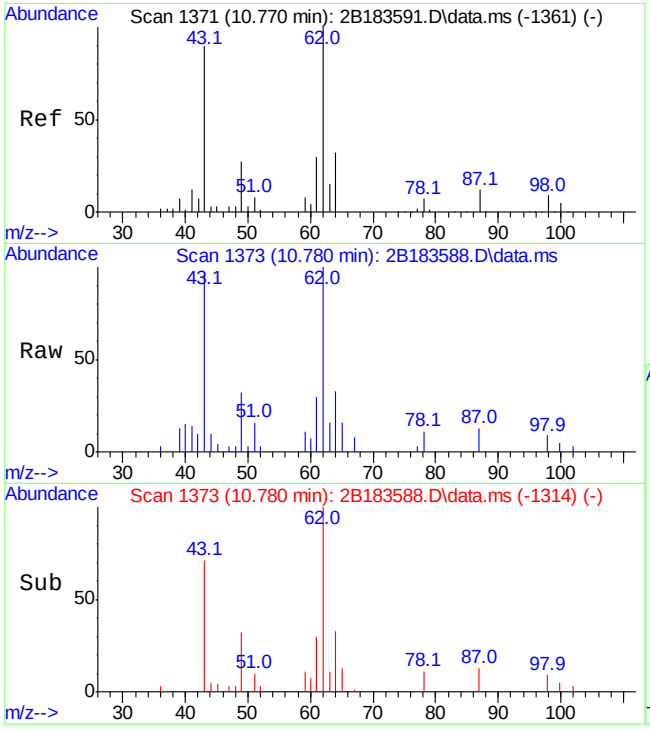

#59
1,2-dichloroethane
Concen: 3.83 ug/L
RT: 10.780 min Scan# 1373
Delta R.T. 0.010 min
Lab File: 2B183588.D
Acq: 16 Jun 21 7:53 pm

Tgt Ion: 62 Resp: 15129

Ion	Ratio	Lower	Upper
62	100		
98	8.5	0.0	39.0
49	32.5	0.0	56.8

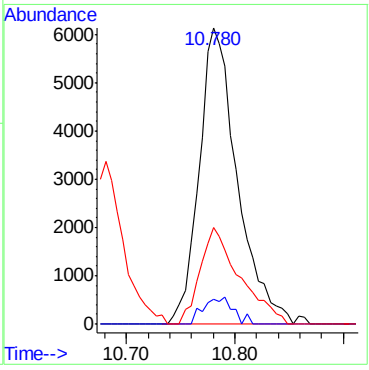

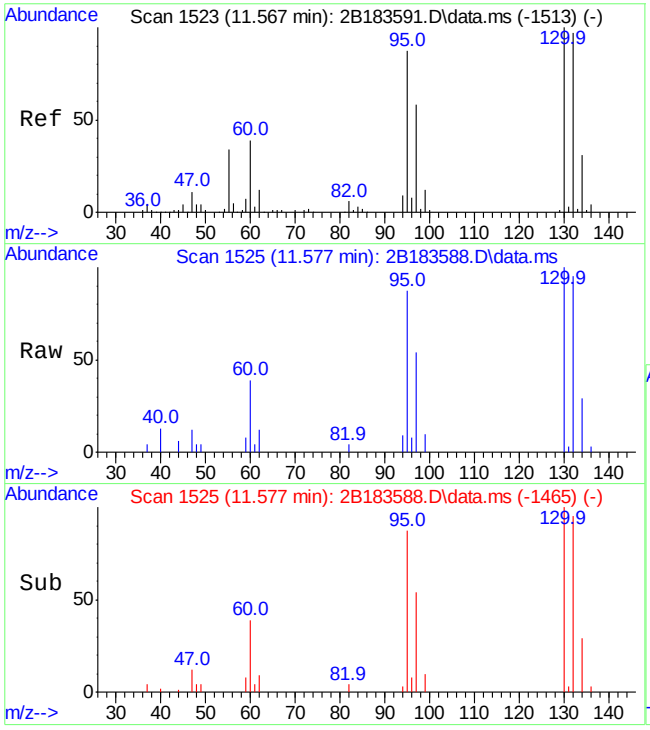

#60
trichloroethene
Concen: 3.74 ug/L
RT: 11.577 min Scan# 1525
Delta R.T. 0.016 min
Lab File: 2B183588.D
Acq: 16 Jun 21 7:53 pm

Tgt Ion:130 Resp: 12584

Ion	Ratio	Lower	Upper
130	100		
95	86.7	56.8	116.8
130	100.0	70.0	130.0
132	95.4	67.2	127.2

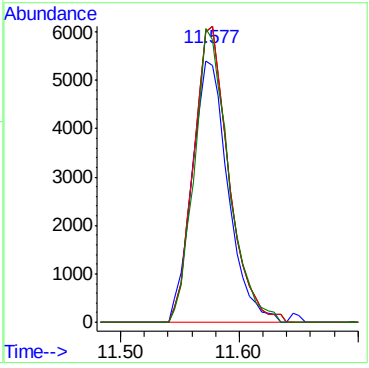

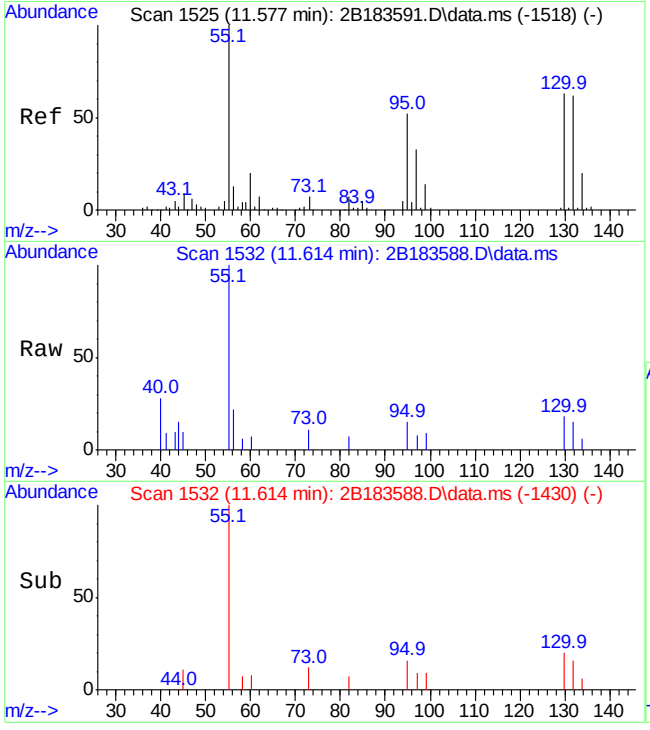

#61
ethyl acrylate
Concen: 3.54 ug/L
RT: 11.614 min Scan# 1532
Delta R.T. 0.037 min
Lab File: 2B183588.D
Acq: 16 Jun 21 7:53 pm

Tgt Ion: 55 Resp: 10142

Ion	Ratio	Lower	Upper
55	100		
73	10.9	0.0	27.3
99	8.6	0.0	34.6

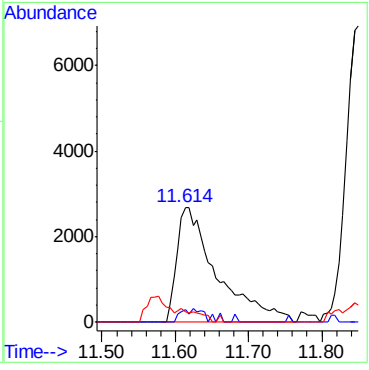

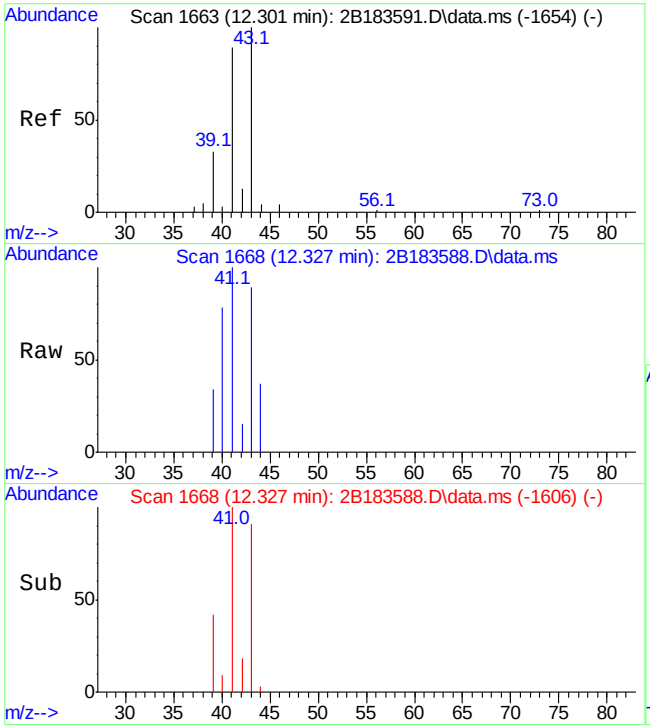

#62
2-nitropropane
Concen: 3.69 ug/L
RT: 12.327 min Scan# 1668
Delta R.T. 0.026 min
Lab File: 2B183588.D
Acq: 16 Jun 21 7:53 pm

Tgt Ion: 41 Resp: 2711

Ion	Ratio	Lower	Upper
41	100		
43	89.2	92.9	132.9#
46	0.0	0.0	24.8
39	33.8	17.1	57.1

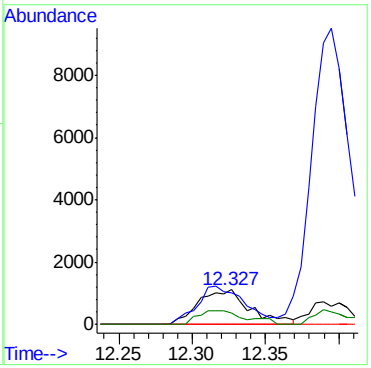

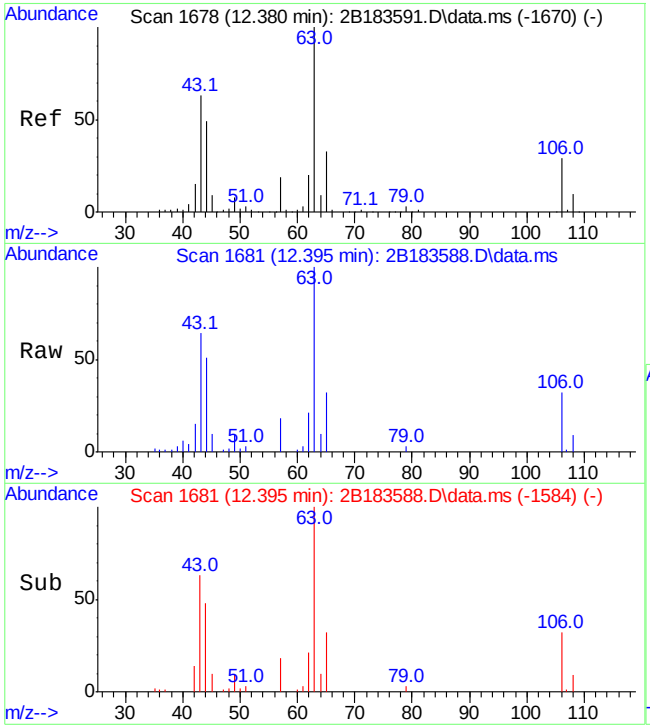

#63
2-chloroethyl vinyl ether
Concen: 19.53 ug/L
RT: 12.395 min Scan# 1681
Delta R.T. 0.010 min
Lab File: 2B183588.D
Acq: 16 Jun 21 7:53 pm

Tgt Ion: 63 Resp: 32081

Ion	Ratio	Lower	Upper
63	100		
65	32.4	2.7	62.7
106	32.2	0.0	59.0

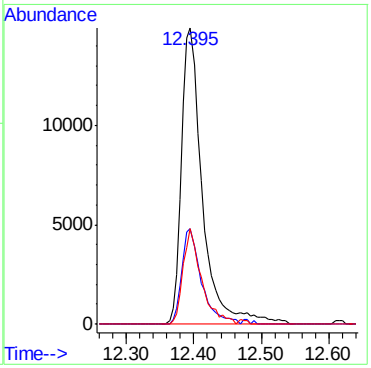

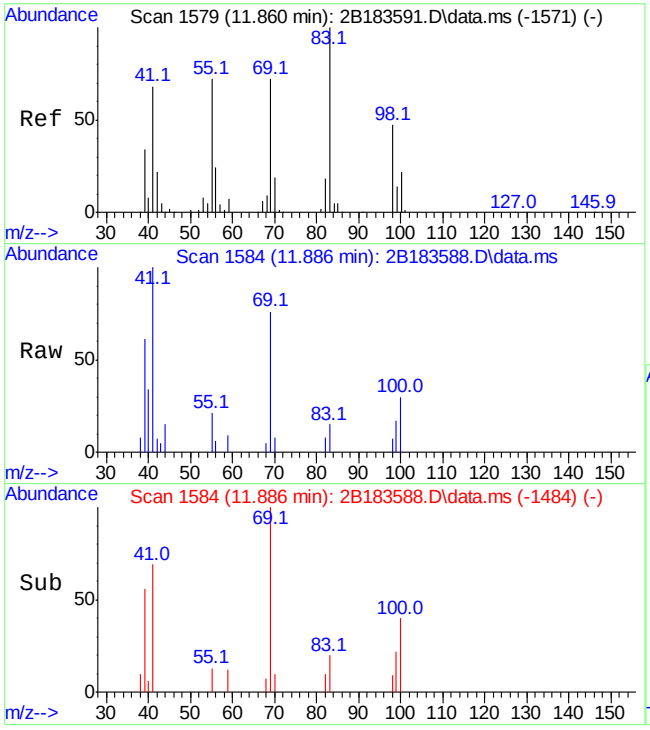

#64
methyl methacrylate
Concen: 3.10 ug/L
RT: 11.886 min Scan# 1584
Delta R.T. 0.026 min
Lab File: 2B183588.D
Acq: 16 Jun 21 7:53 pm

Tgt Ion:100 Resp: 1998

Ion	Ratio	Lower	Upper
100	100		
41	238.3	492.5	552.5#
69	188.7	314.6	374.6#
39	163.6	285.7	345.7#

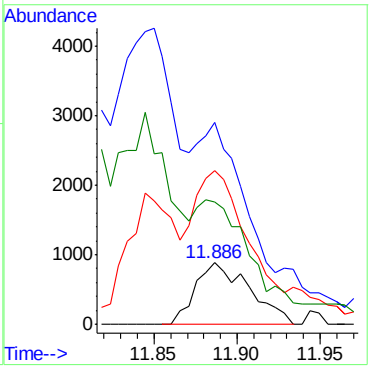

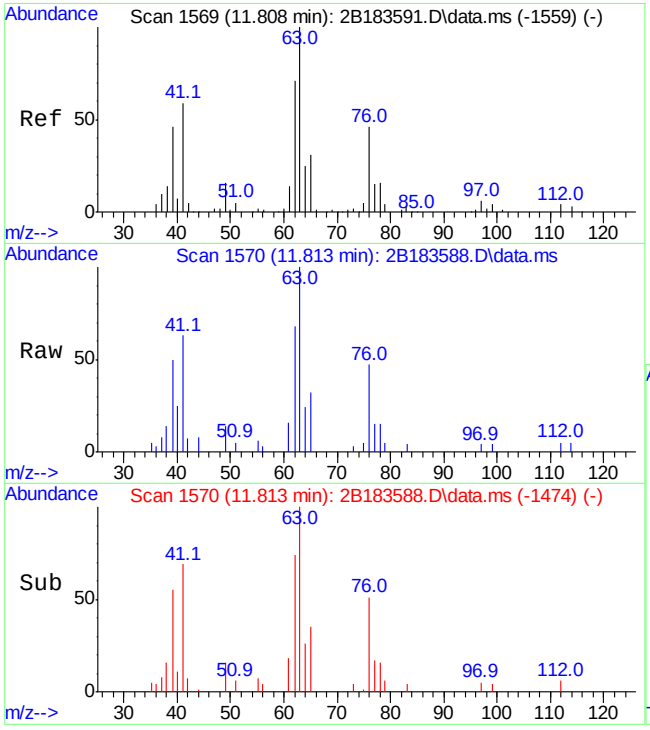

#65
1,2-dichloropropane
Concen: 3.83 ug/L
RT: 11.813 min Scan# 1570
Delta R.T. 0.005 min
Lab File: 2B183588.D
Acq: 16 Jun 21 7:53 pm

Tgt Ion: 63 Resp: 10715

Ion	Ratio	Lower	Upper
63	100		
112	5.2	0.0	33.9
65	31.9	1.3	61.3

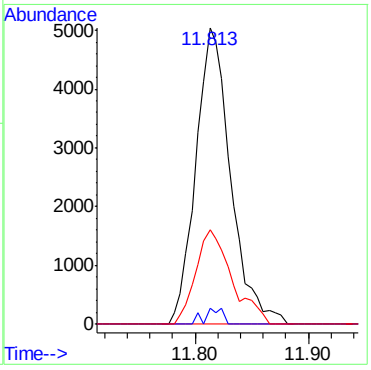

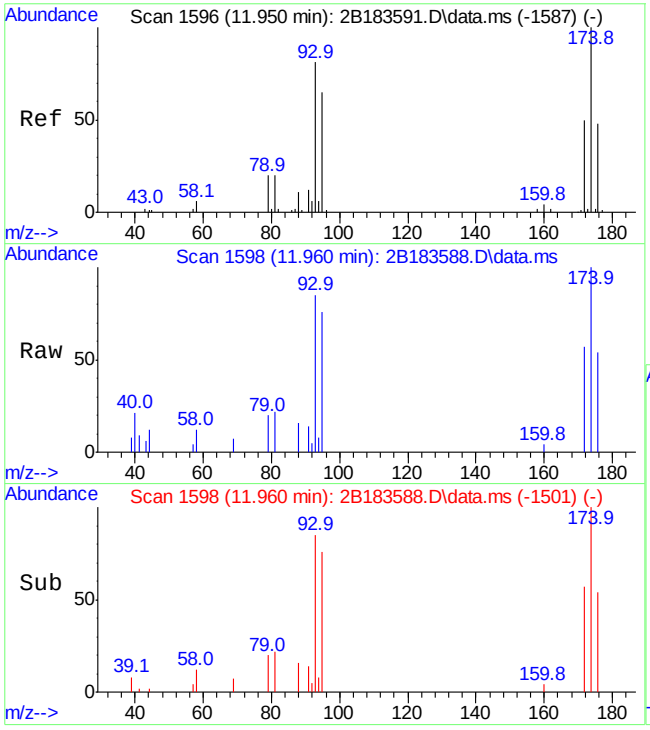

#66
dibromomethane
Concen: 3.89 ug/L
RT: 11.960 min Scan# 1598
Delta R.T. 0.010 min
Lab File: 2B183588.D
Acq: 16 Jun 21 7:53 pm

Tgt Ion: 93 Resp: 7264

Ion	Ratio	Lower	Upper
93	100		
95	89.0	50.5	110.5
174	117.2	94.1	154.1

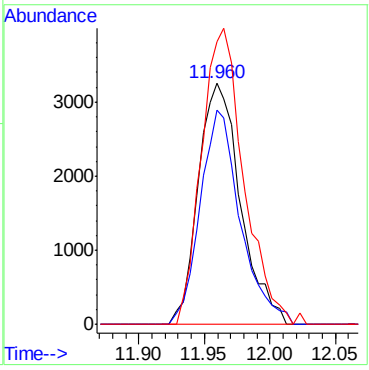

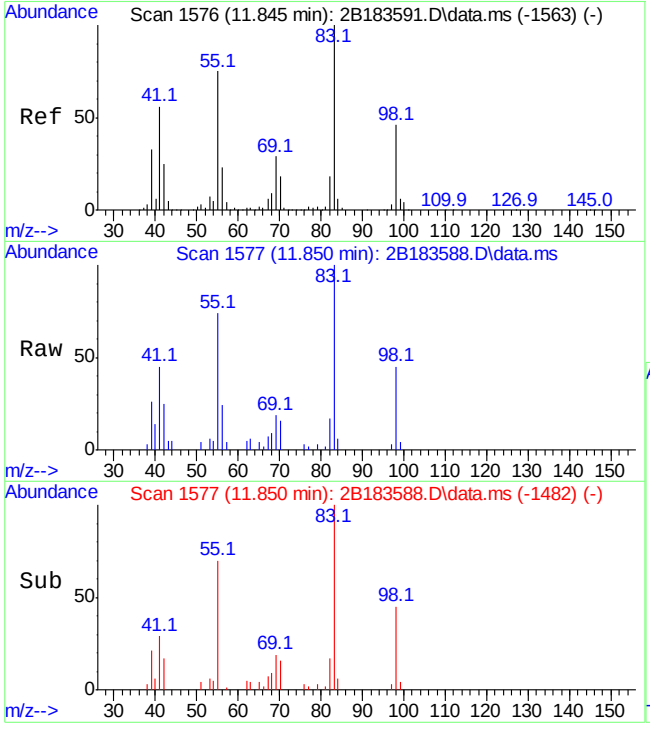

#67
methylcyclohexane
Concen: 3.78 ug/L
RT: 11.850 min Scan# 1577
Delta R.T. -0.000 min
Lab File: 2B183588.D
Acq: 16 Jun 21 7:53 pm

Tgt Ion: 83 Resp: 19815

Ion	Ratio	Lower	Upper
83	100		
55	71.7	45.5	105.5
98	45.5	15.7	75.7

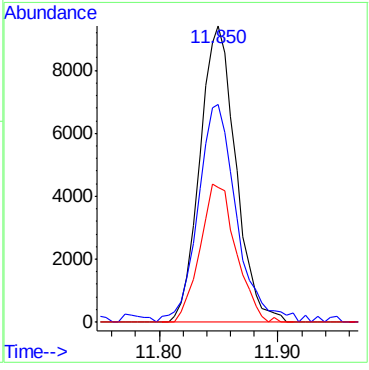

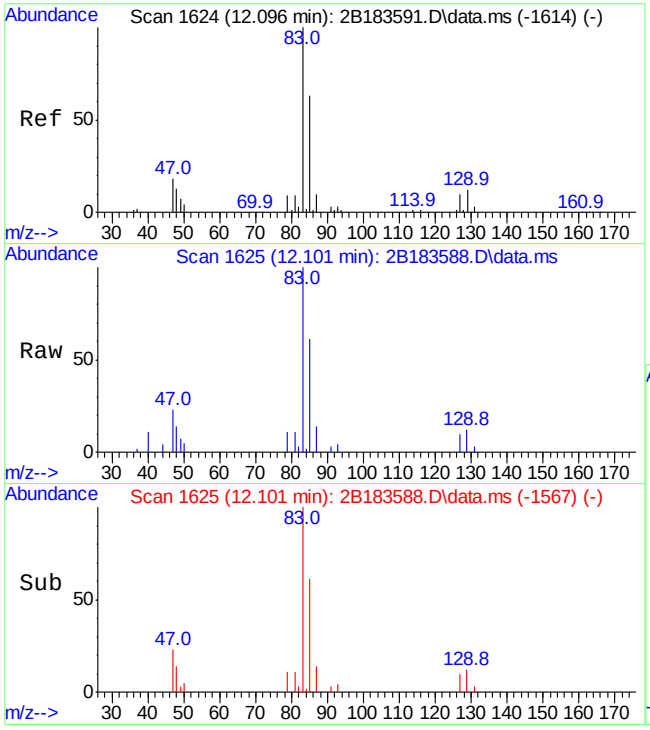

#68
bromodichloromethane
Concen: 3.92 ug/L
RT: 12.101 min Scan# 1625
Delta R.T. 0.005 min
Lab File: 2B183588.D
Acq: 16 Jun 21 7:53 pm

Tgt Ion: 83 Resp: 15566

Ion	Ratio	Lower	Upper
83	100		
85	61.3	33.2	93.2
127	9.6	0.0	39.5

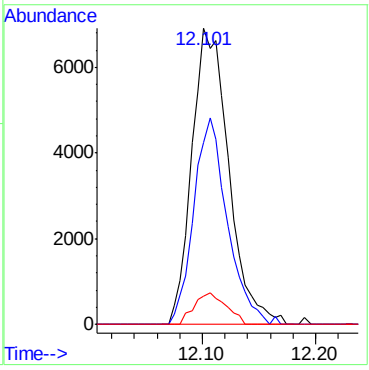

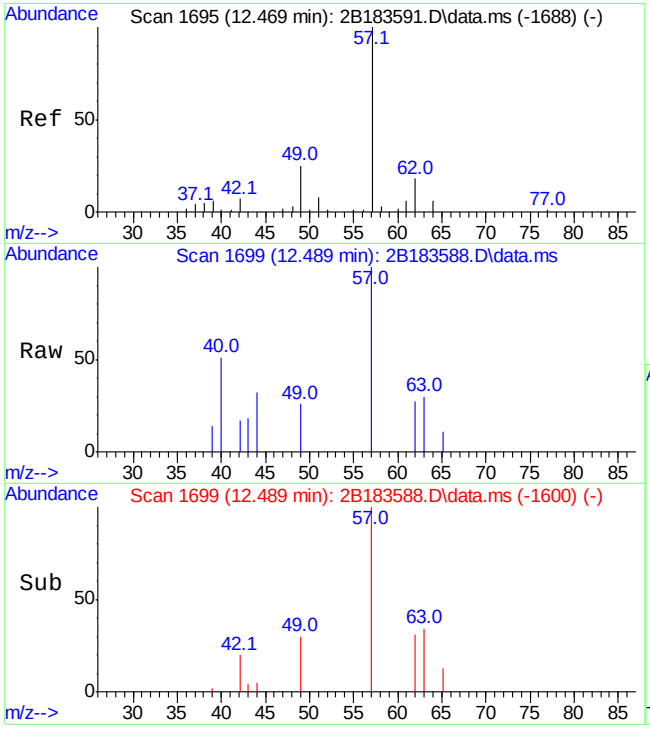

#69
epichlorohydrin
Concen: 19.08 ug/L
RT: 12.489 min Scan# 1699
Delta R.T. 0.021 min
Lab File: 2B183588.D
Acq: 16 Jun 21 7:53 pm

Tgt Ion: 57 Resp: 4748

Ion	Ratio	Lower	Upper
57	100		
62	27.3	0.4	40.4
49	26.0	4.3	44.3

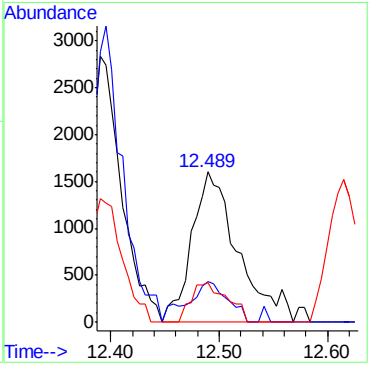

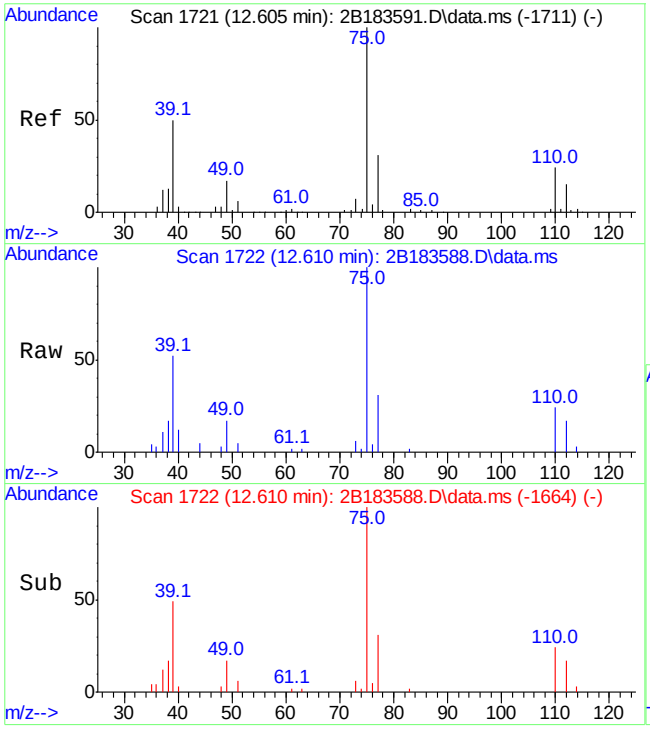

#70
cis-1,3-dichloropropene
Concen: 3.83 ug/L
RT: 12.610 min Scan# 1722
Delta R.T. 0.005 min
Lab File: 2B183588.D
Acq: 16 Jun 21 7:53 pm

Tgt Ion: 75 Resp: 18062

Ion	Ratio	Lower	Upper
75	100		
77	30.9	1.4	61.4
39	51.7	19.8	79.8

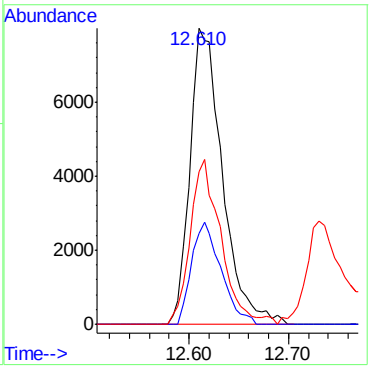

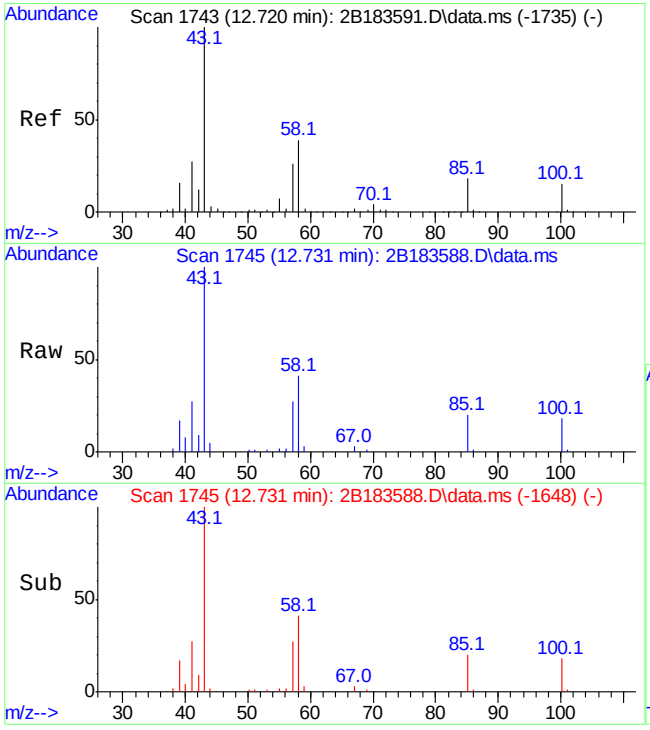

#71
4-methyl-2-pentanone
Concen: 15.31 ug/L
RT: 12.731 min Scan# 1745
Delta R.T. 0.010 min
Lab File: 2B183588.D
Acq: 16 Jun 21 7:53 pm

Tgt Ion: 58 Resp: 14658

Ion	Ratio	Lower	Upper
58	100		
100	43.4	8.6	68.6
43	246.4	223.3	283.3
85	49.4	16.6	76.6

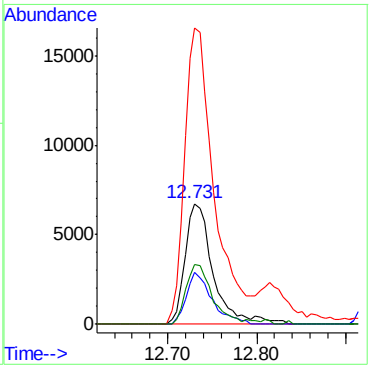

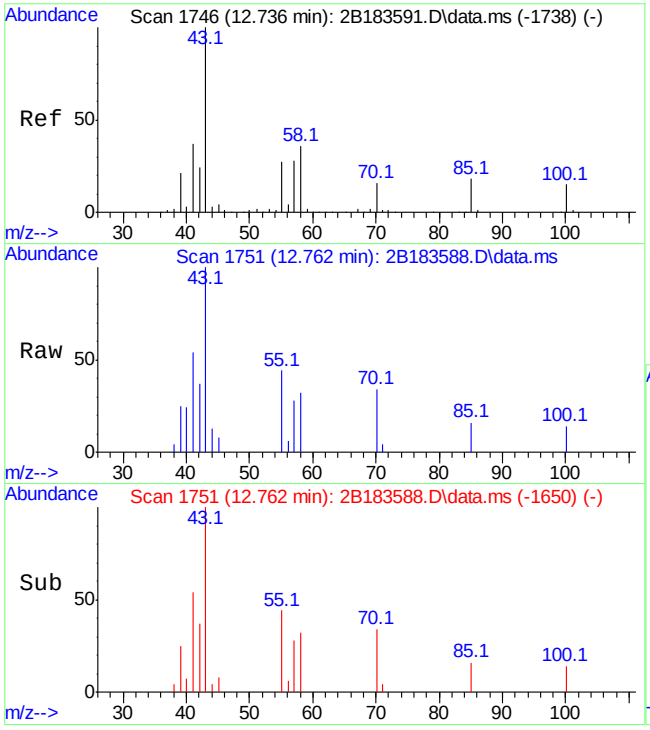

#72
3-methyl-1-butanol
Concen: 68.33 ug/L
RT: 12.762 min Scan# 1751
Delta R.T. 0.031 min
Lab File: 2B183588.D
Acq: 16 Jun 21 7:53 pm

Tgt Ion: 70 Resp: 3886

Ion	Ratio	Lower	Upper
70	100		
55	110.5	138.6	198.6#
42	96.1	117.3	177.3#

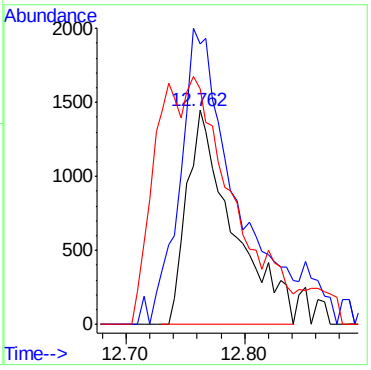

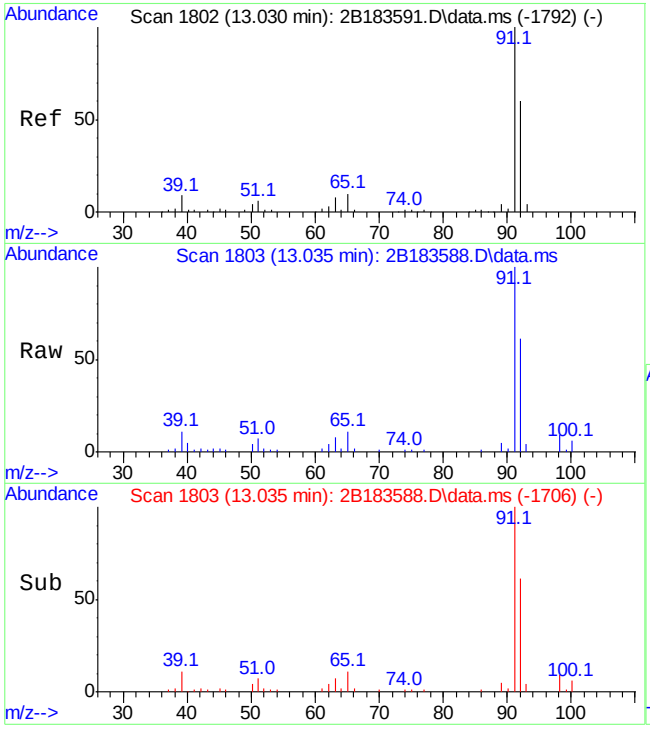

#75
toluene
Concen: 3.97 ug/L
RT: 13.035 min Scan# 1803
Delta R.T. 0.010 min
Lab File: 2B183588.D
Acq: 16 Jun 21 7:53 pm

Tgt Ion: 92 Resp: 25639

Ion	Ratio	Lower	Upper
92	100		
91	164.0	145.5	185.5
65	17.7	0.0	37.3

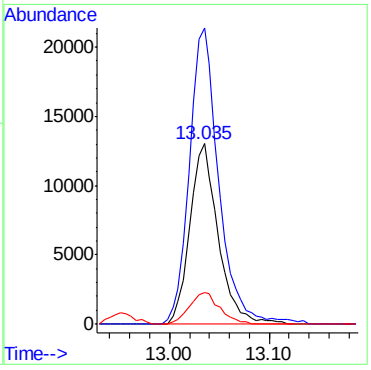

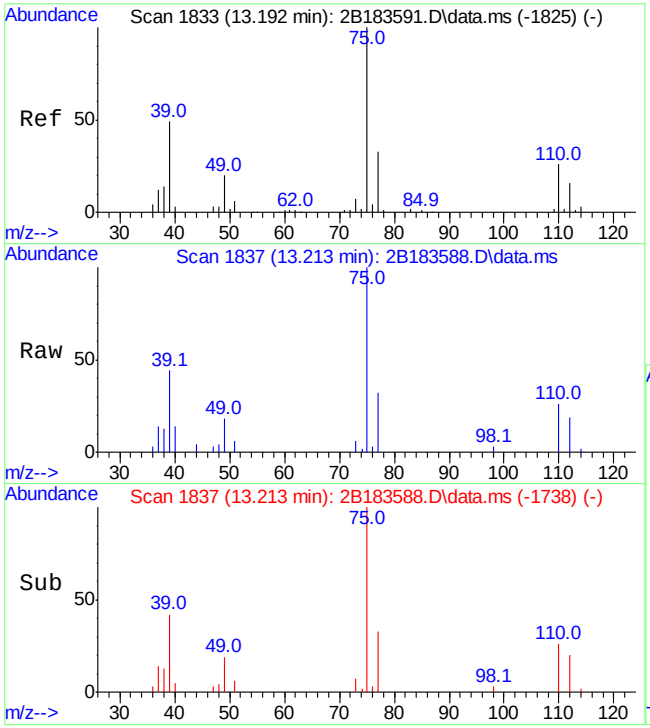

#76
trans-1,3-dichloropropene
Concen: 3.91 ug/L
RT: 13.213 min Scan# 1837
Delta R.T. 0.021 min
Lab File: 2B183588.D
Acq: 16 Jun 21 7:53 pm

Tgt Ion: 75 Resp: 15091

Ion	Ratio	Lower	Upper
75	100		
110	25.8	5.6	45.6
77	31.8	12.9	52.9

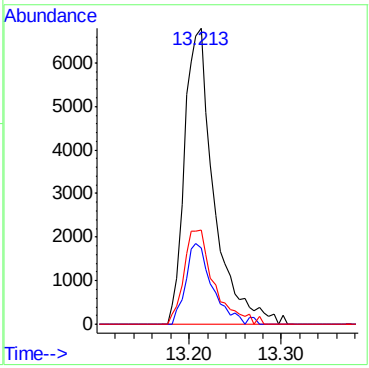

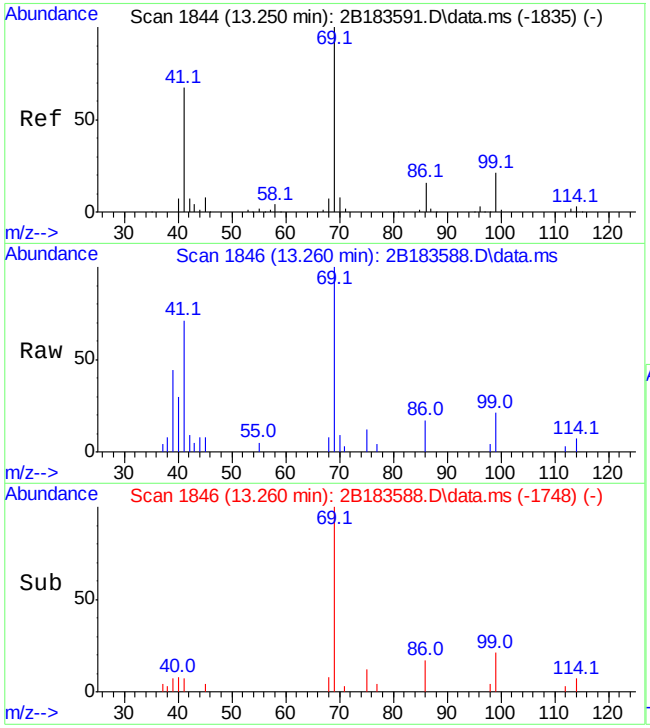

#77
ethyl methacrylate
Concen: 3.76 ug/L
RT: 13.260 min Scan# 1846
Delta R.T. 0.016 min
Lab File: 2B183588.D
Acq: 16 Jun 21 7:53 pm

Tgt Ion: 69 Resp: 11772

Ion	Ratio	Lower	Upper
69	100		
41	71.3	47.3	87.3
99	20.9	0.7	40.7
86	17.4	0.0	36.3

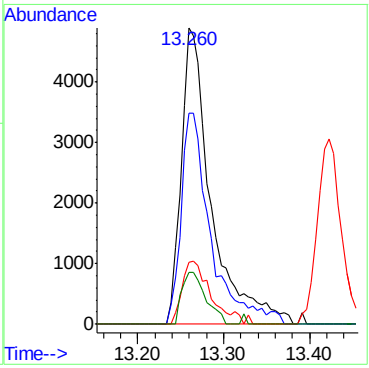

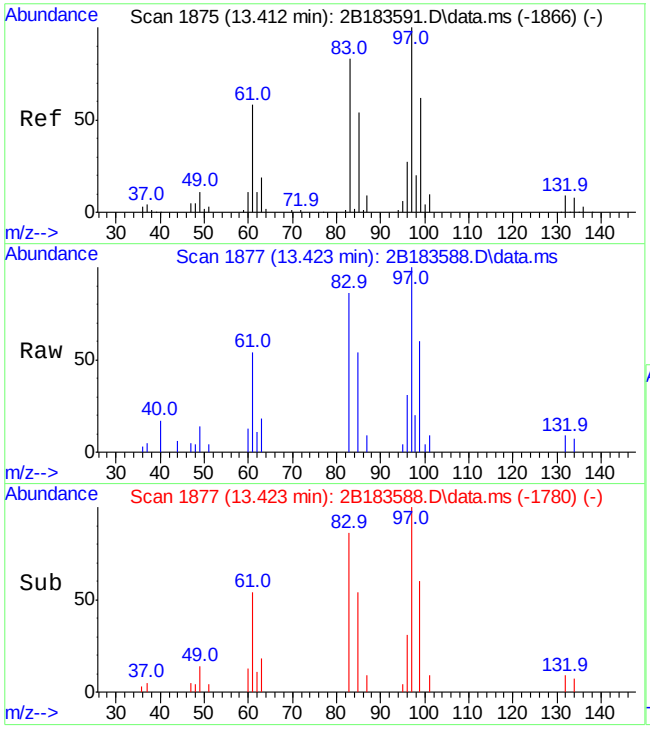

#78
1,1,2-trichloroethane
Concen: 4.12 ug/L
RT: 13.423 min Scan# 1877
Delta R.T. 0.010 min
Lab File: 2B183588.D
Acq: 16 Jun 21 7:53 pm

Tgt Ion: 83 Resp: 8231

Ion	Ratio	Lower	Upper
83	100		
97	115.8	100.4	140.4
85	62.6	44.7	84.7
61	62.5	49.5	89.5

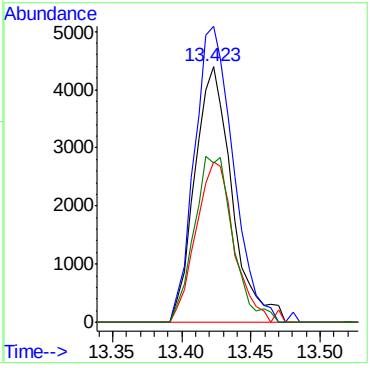

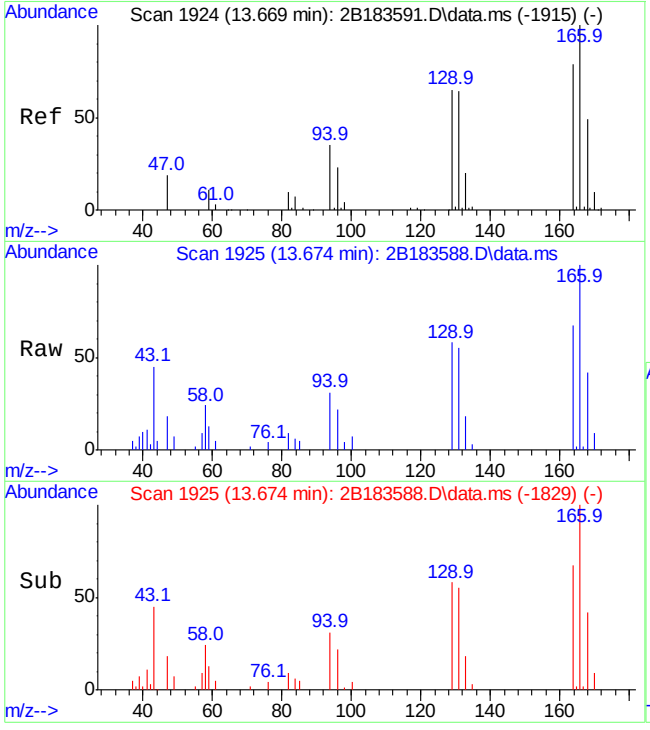

#79
tetrachloroethene
Concen: 4.01 ug/L
RT: 13.674 min Scan# 1925
Delta R.T. 0.005 min
Lab File: 2B183588.D
Acq: 16 Jun 21 7:53 pm

Tgt Ion:164 Resp: 11252

Ion	Ratio	Lower	Upper
164	100		
129	85.8	52.8	112.8
131	81.8	51.2	111.2
166	148.9	97.3	157.3

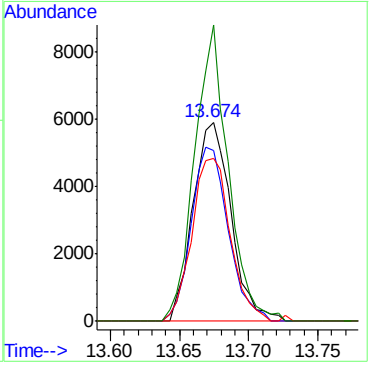

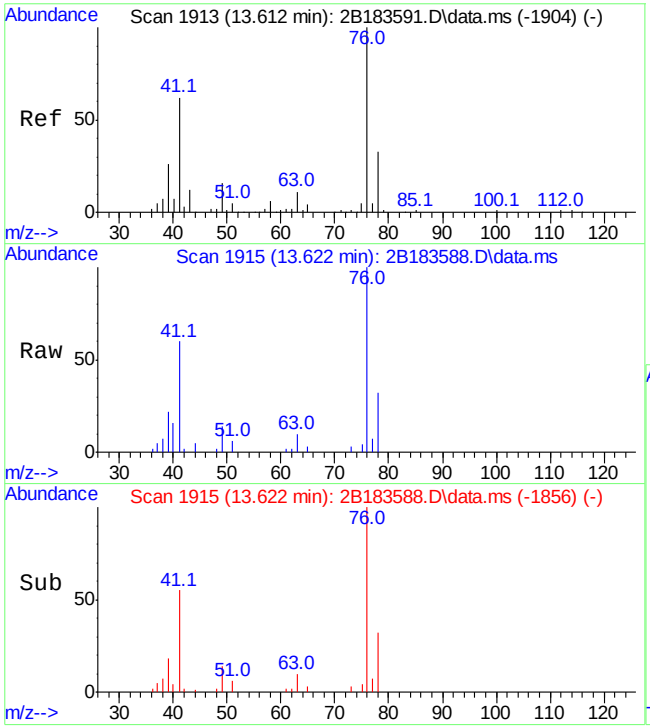

#80
1,3-dichloropropane
Concen: 3.93 ug/L
RT: 13.622 min Scan# 1915
Delta R.T. 0.010 min
Lab File: 2B183588.D
Acq: 16 Jun 21 7:53 pm

Tgt Ion: 76 Resp: 15932

Ion	Ratio	Lower	Upper
76	100		
78	32.1	2.9	62.9
41	59.9	31.5	91.5

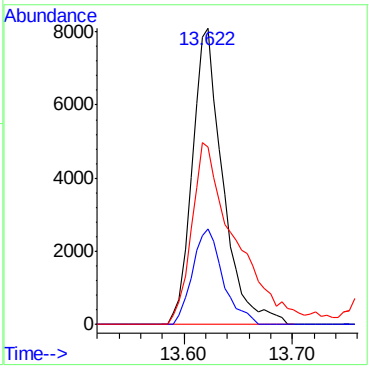

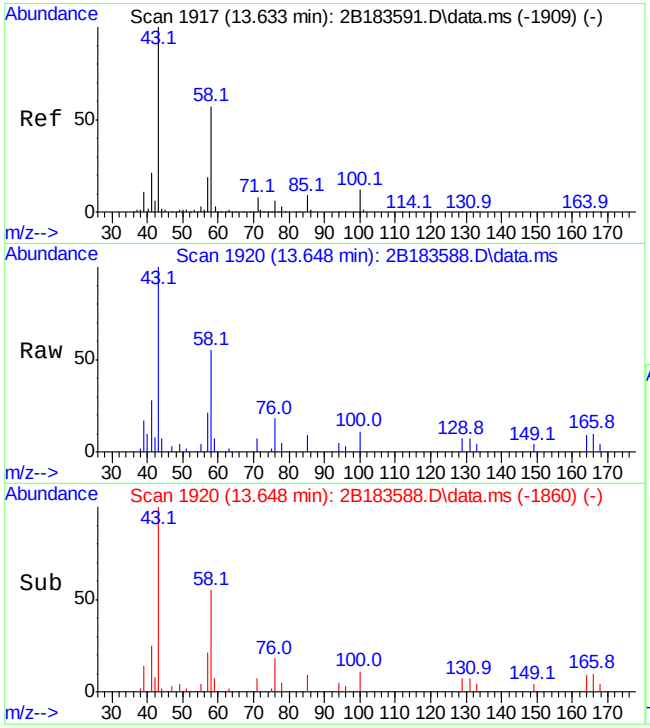

#81
2-hexanone
Concen: 15.62 ug/L
RT: 13.648 min Scan# 1920
Delta R.T. 0.016 min
Lab File: 2B183588.D
Acq: 16 Jun 21 7:53 pm

Tgt Ion: 58 Resp: 12229

Ion	Ratio	Lower	Upper
58	100		
43	181.2	156.8	196.8
85	16.9	0.0	35.7
100	20.0	0.5	40.5

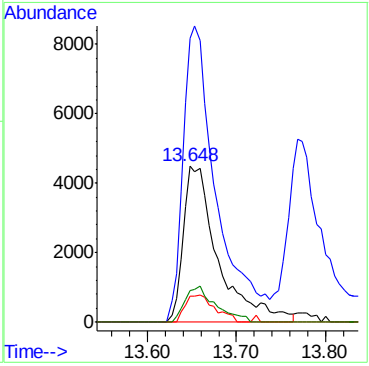

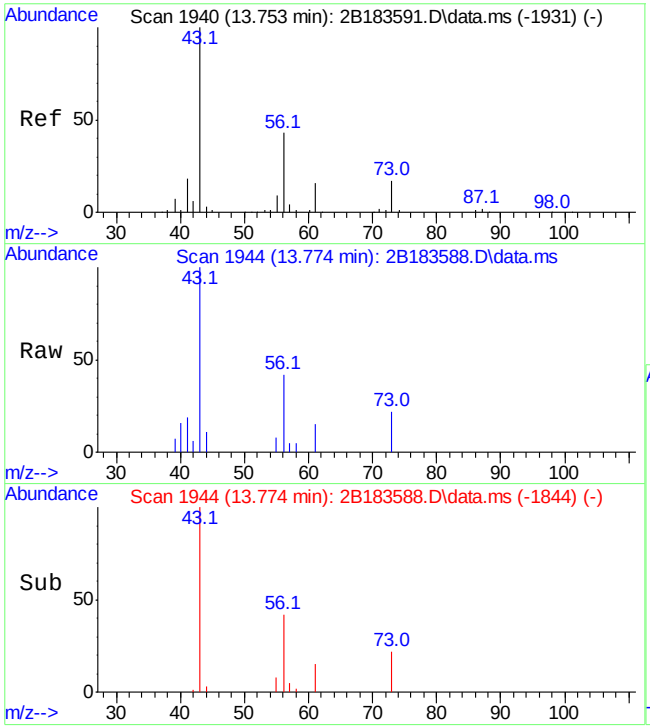

#82
butyl acetate
Concen: 3.65 ug/L
RT: 13.774 min Scan# 1944
Delta R.T. 0.026 min
Lab File: 2B183588.D
Acq: 16 Jun 21 7:53 pm

Tgt Ion: 56 Resp: 5460

Ion	Ratio	Lower	Upper
56	100		
43	222.0	205.4	265.4
73	51.4	8.9	68.9

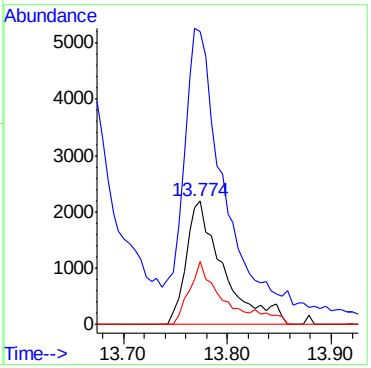

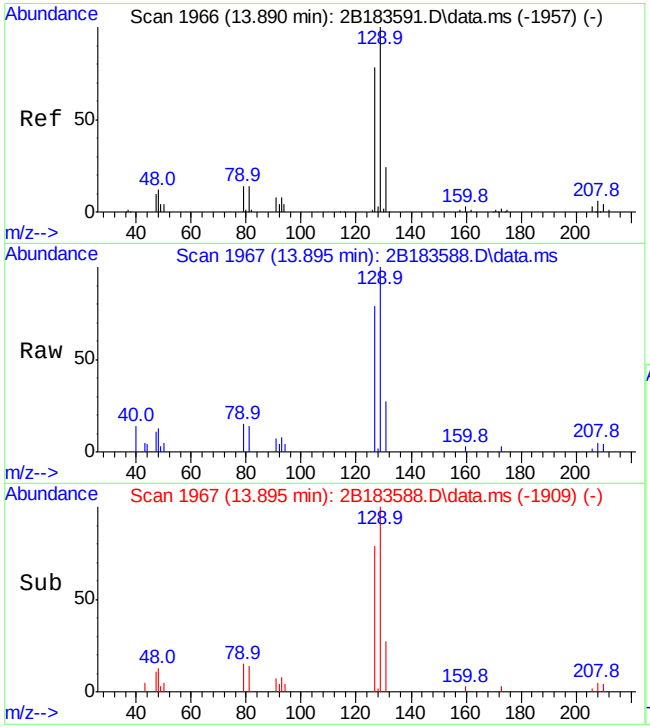

#83
dibromochloromethane
Concen: 4.04 ug/L
RT: 13.895 min Scan# 1967
Delta R.T. 0.005 min
Lab File: 2B183588.D
Acq: 16 Jun 21 7:53 pm

Tgt Ion:129 Resp: 13216

Ion	Ratio	Lower	Upper
129	100		
127	79.3	47.6	107.6
131	26.6	0.0	54.0

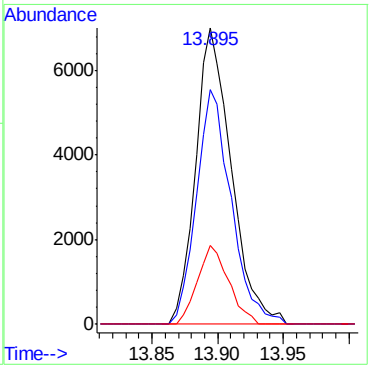

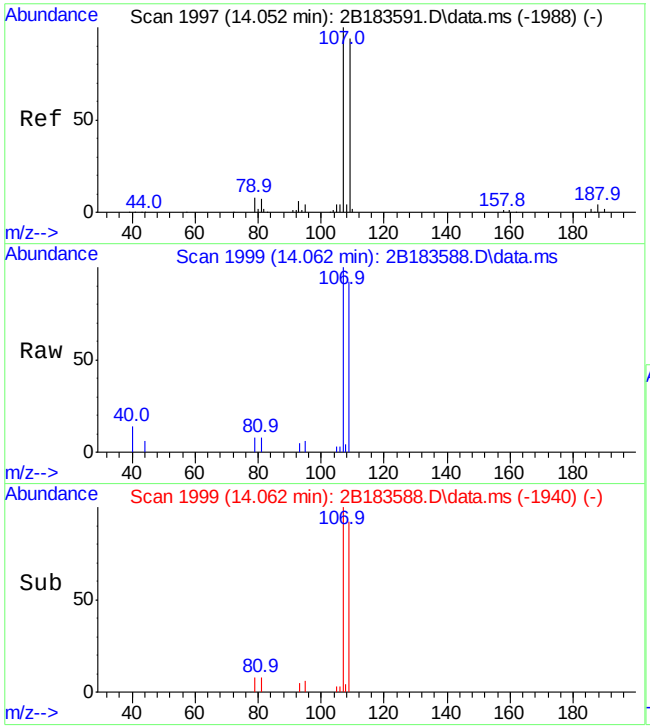

#84
1,2-dibromoethane
Concen: 3.94 ug/L
RT: 14.062 min Scan# 1999
Delta R.T. 0.010 min
Lab File: 2B183588.D
Acq: 16 Jun 21 7:53 pm

Tgt Ion:107 Resp: 10433

Ion	Ratio	Lower	Upper
107	100		
109	92.5	64.2	124.2
188	0.0	0.0	33.9

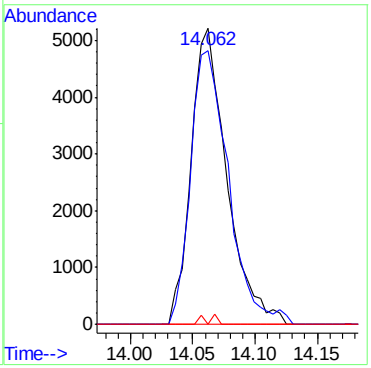

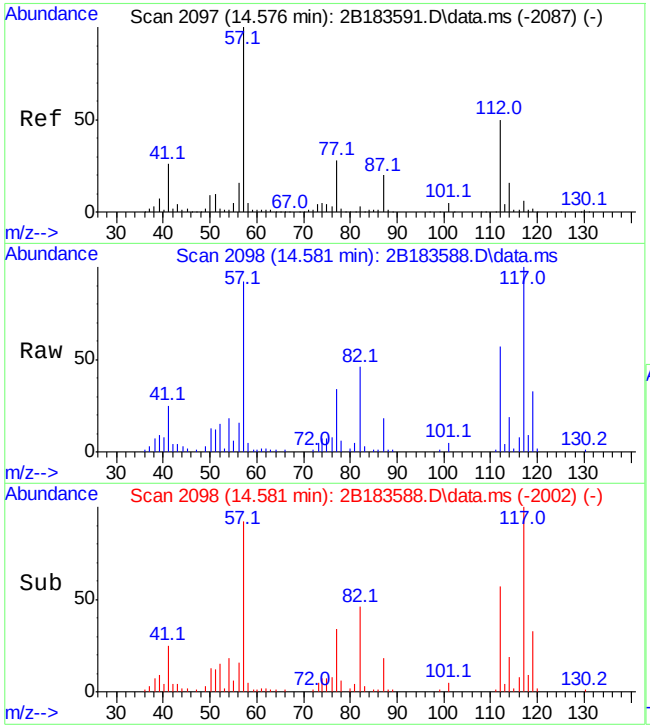

#85
n-butyl ether
Concen: 3.85 ug/L
RT: 14.581 min Scan# 2098
Delta R.T. 0.005 min
Lab File: 2B183588.D
Acq: 16 Jun 21 7:53 pm

Tgt Ion: 57 Resp: 38462

Ion	Ratio	Lower	Upper
57	100		
87	19.1	0.0	49.5
101	4.9	0.0	34.7

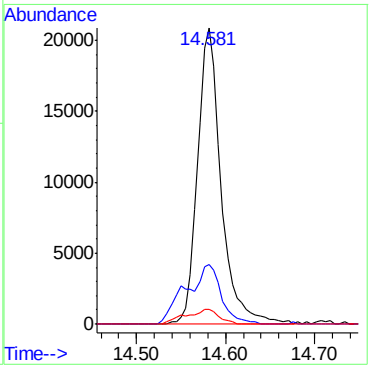

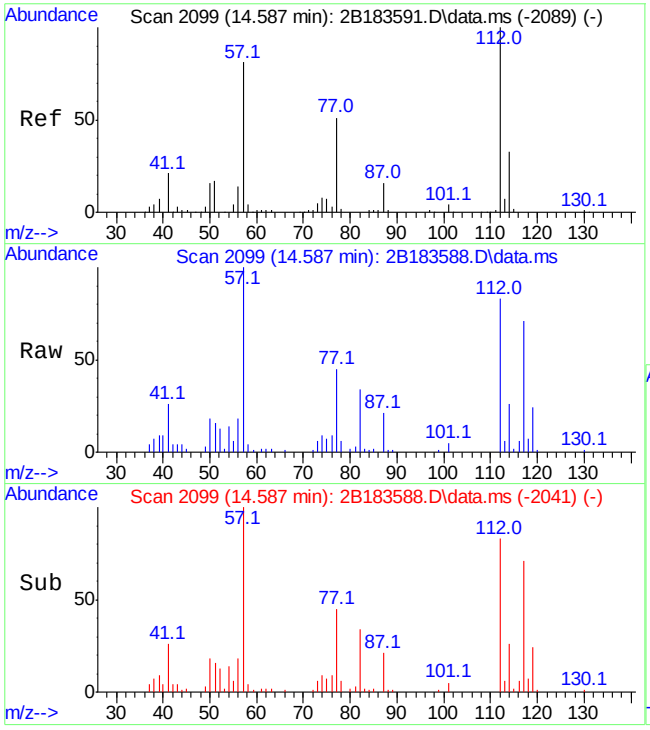

#86
chlorobenzene
Concen: 3.99 ug/L
RT: 14.587 min Scan# 2099
Delta R.T. 0.005 min
Lab File: 2B183588.D
Acq: 16 Jun 21 7:53 pm

Tgt Ion:112 Resp: 30652

Ion	Ratio	Lower	Upper
112	100		
77	41.7	21.5	81.5
114	31.6	2.8	62.8

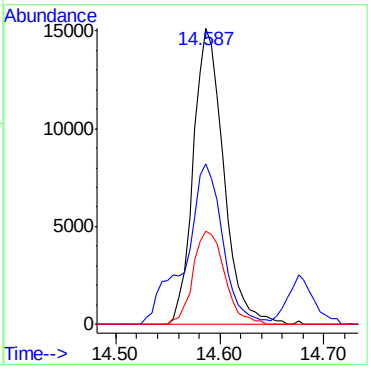

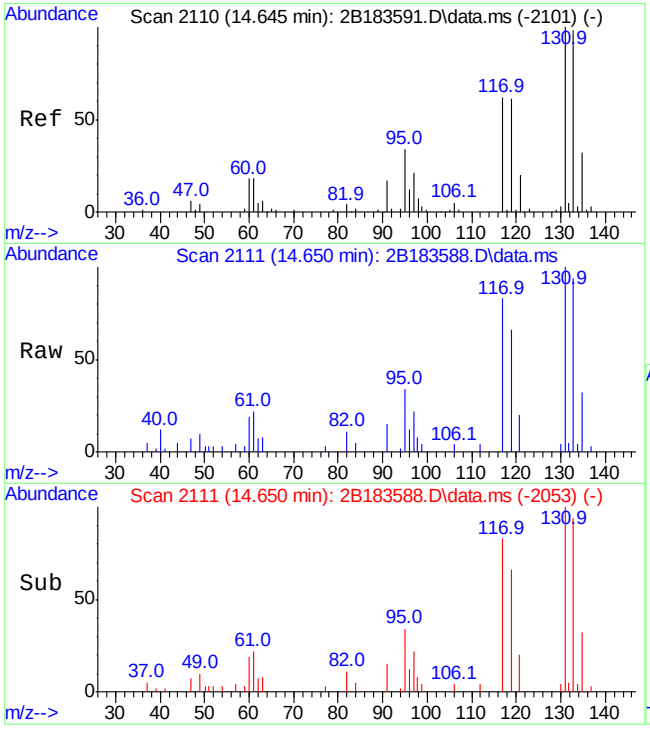

#87
1,1,1,2-tetrachloroethane
Concen: 3.97 ug/L
RT: 14.650 min Scan# 2111
Delta R.T. 0.005 min
Lab File: 2B183588.D
Acq: 16 Jun 21 7:53 pm

Tgt Ion:131 Resp: 12709

Ion	Ratio	Lower	Upper
131	100		
133	94.3	67.8	127.8
119	62.7	32.9	92.9

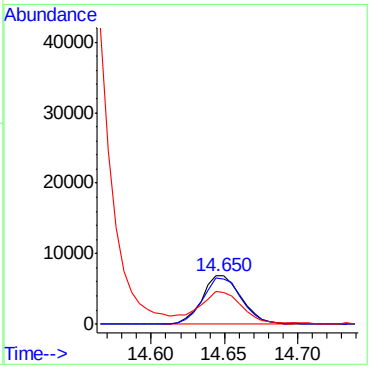

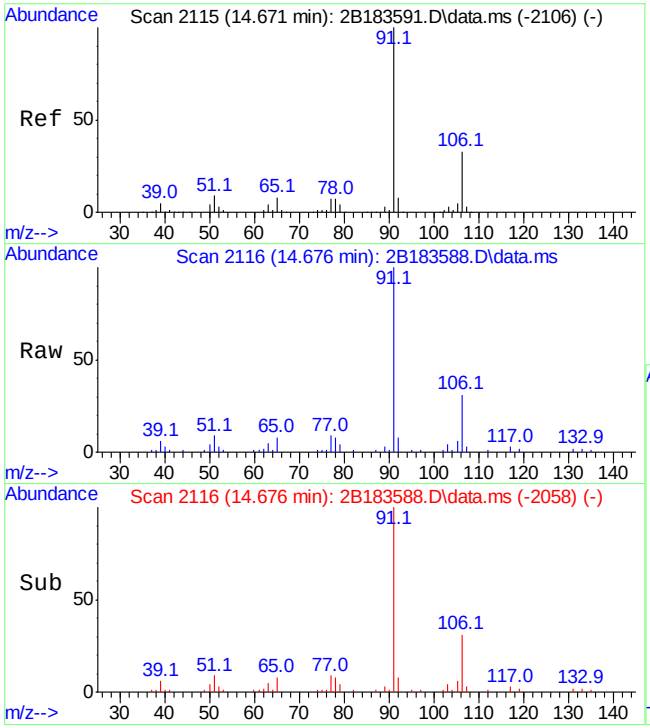

#88
ethylbenzene
Concen: 4.04 ug/L
RT: 14.676 min Scan# 2116
Delta R.T. 0.005 min
Lab File: 2B183588.D
Acq: 16 Jun 21 7:53 pm

Tgt Ion: 91 Resp: 50092

Ion	Ratio	Lower	Upper
91	100		
106	31.2	3.0	63.0
51	8.7	0.0	39.2

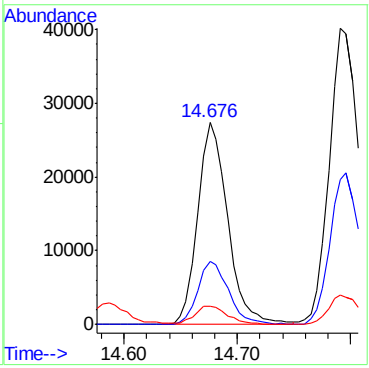

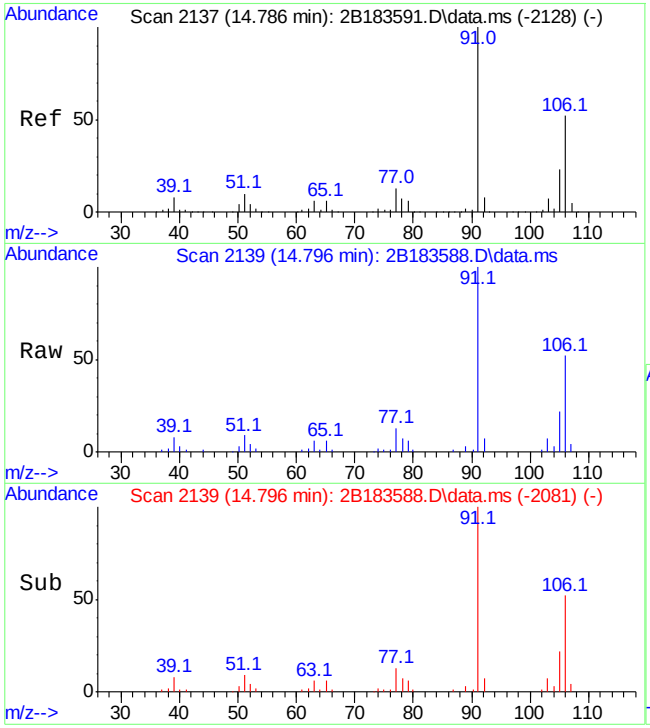

#89
m,p-xylene
Concen: 8.15 ug/L
RT: 14.796 min Scan# 2139
Delta R.T. 0.005 min
Lab File: 2B183588.D
Acq: 16 Jun 21 7:53 pm

Tgt Ion:106 Resp: 40803

Ion	Ratio	Lower	Upper
106	100		
91	189.6	162.7	222.7
77	24.5	5.0	45.0

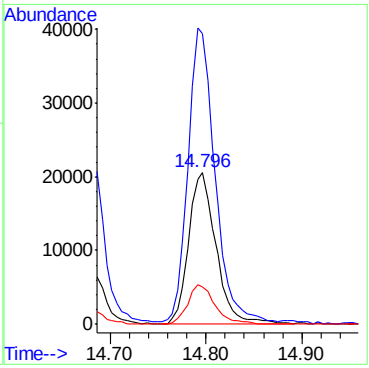

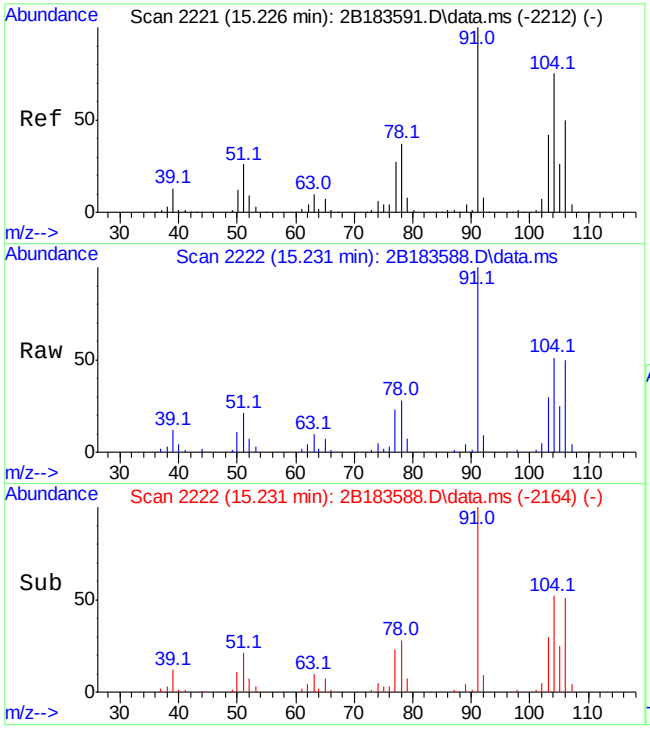

#90
o-xylene
Concen: 4.02 ug/L
RT: 15.231 min Scan# 2222
Delta R.T. 0.005 min
Lab File: 2B183588.D
Acq: 16 Jun 21 7:53 pm

Tgt Ion:106 Resp: 21429

Ion	Ratio	Lower	Upper
106	100		
91	198.8	169.5	229.5
77	45.3	33.1	73.1

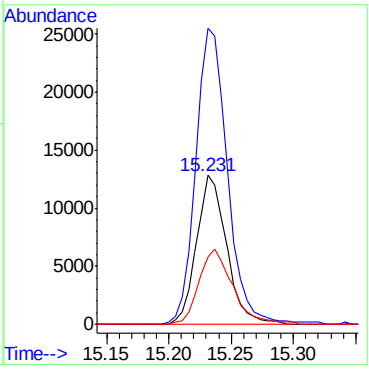

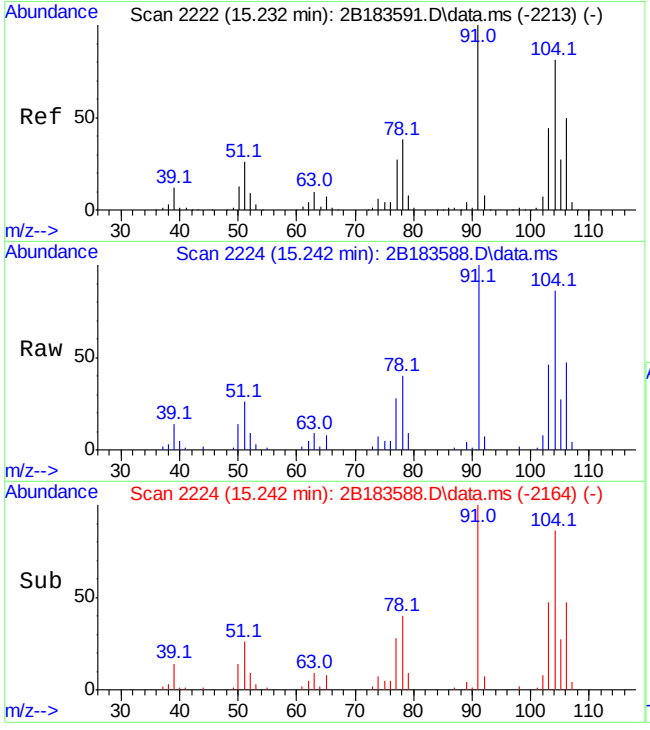

#91
styrene
Concen: 4.12 ug/L
RT: 15.242 min Scan# 2224
Delta R.T. 0.016 min
Lab File: 2B183588.D
Acq: 16 Jun 21 7:53 pm

Tgt Ion:104 Resp: 35094

Ion	Ratio	Lower	Upper
104	100		
78	46.7	16.8	76.8
51	30.7	2.1	62.1

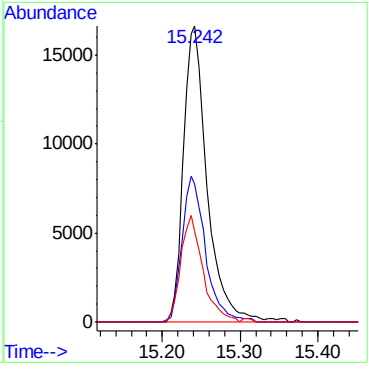

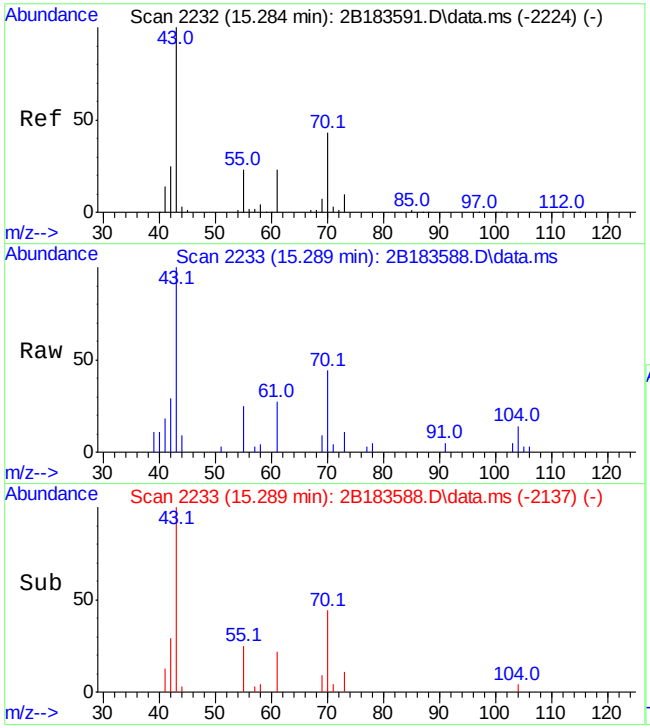

#92
n-amyl acetate
Concen: 3.54 ug/L
RT: 15.289 min Scan# 2233
Delta R.T. 0.005 min
Lab File: 2B183588.D
Acq: 16 Jun 21 7:53 pm

Tgt Ion: 70 Resp: 6208

Ion	Ratio	Lower	Upper
70	100		
43	228.0	202.3	262.3
55	57.6	23.6	83.6

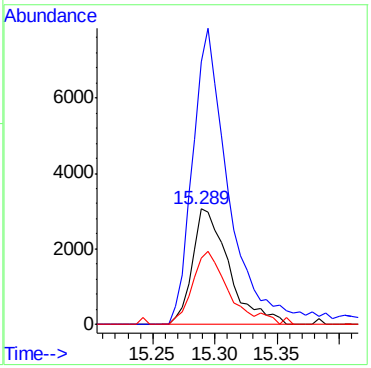

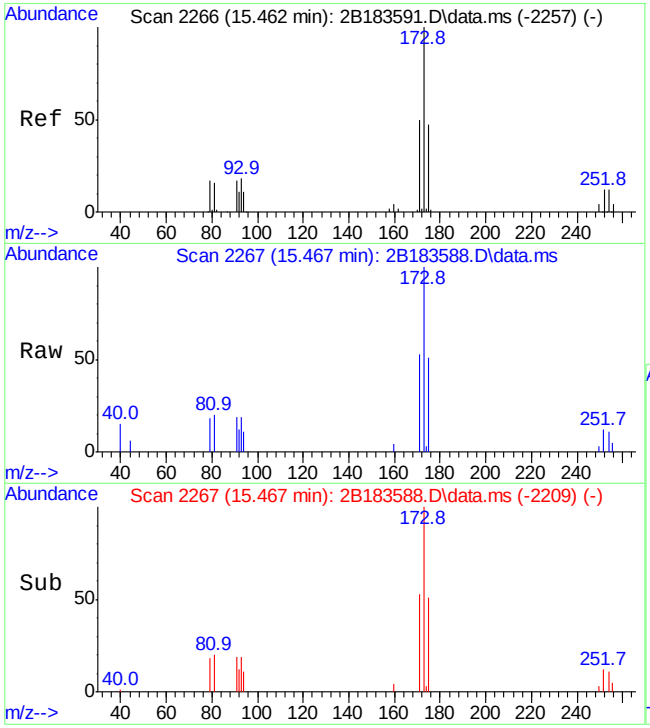

#93
bromoform
Concen: 3.88 ug/L
RT: 15.467 min Scan# 2267
Delta R.T. 0.005 min
Lab File: 2B183588.D
Acq: 16 Jun 21 7:53 pm

Tgt Ion:173 Resp: 9971

Ion	Ratio	Lower	Upper
173	100		
175	50.9	17.3	77.3
254	11.1	0.0	42.0

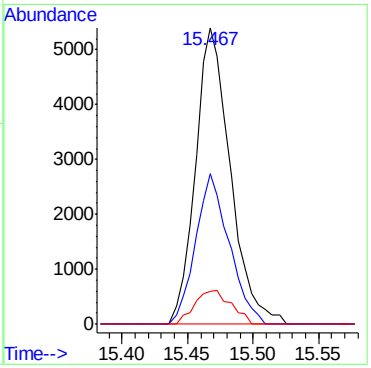

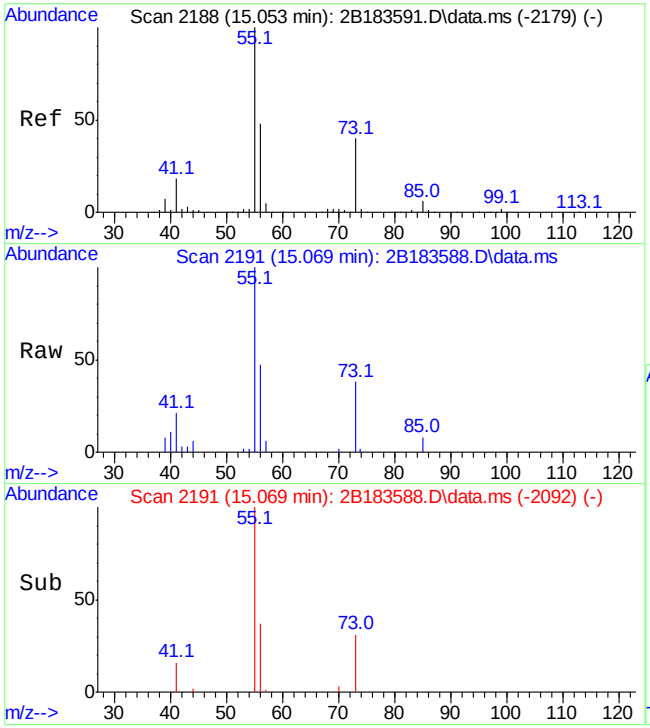

#94
butyl acrylate
Concen: 3.58 ug/L
RT: 15.069 min Scan# 2191
Delta R.T. 0.021 min
Lab File: 2B183588.D
Acq: 16 Jun 21 7:53 pm

Tgt Ion: 55 Resp: 17580

Ion	Ratio	Lower	Upper
55	100		
56	46.8	18.2	78.2
73	38.0	10.0	70.0
85	7.7	0.0	35.9

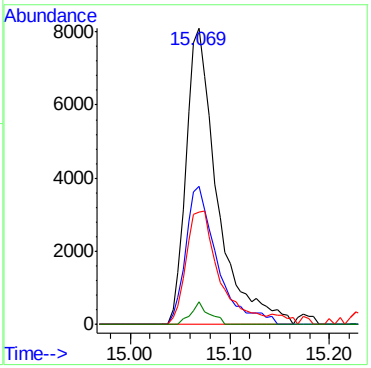

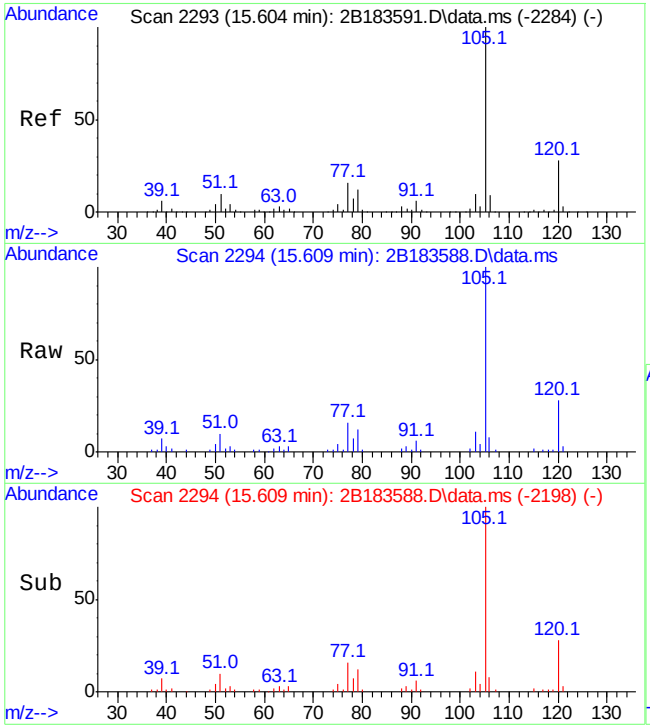

#95
isopropylbenzene
Concen: 3.99 ug/L
RT: 15.609 min Scan# 2294
Delta R.T. 0.005 min
Lab File: 2B183588.D
Acq: 16 Jun 21 7:53 pm

Tgt Ion:105 Resp: 57993

Ion	Ratio	Lower	Upper
105	100		
120	28.4	7.6	47.6
77	16.0	0.0	35.7

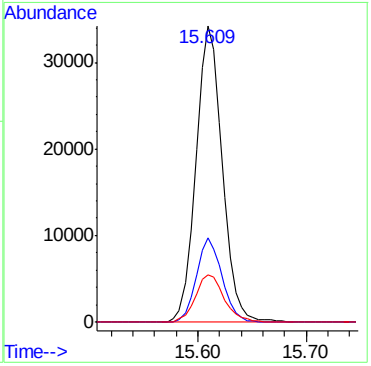

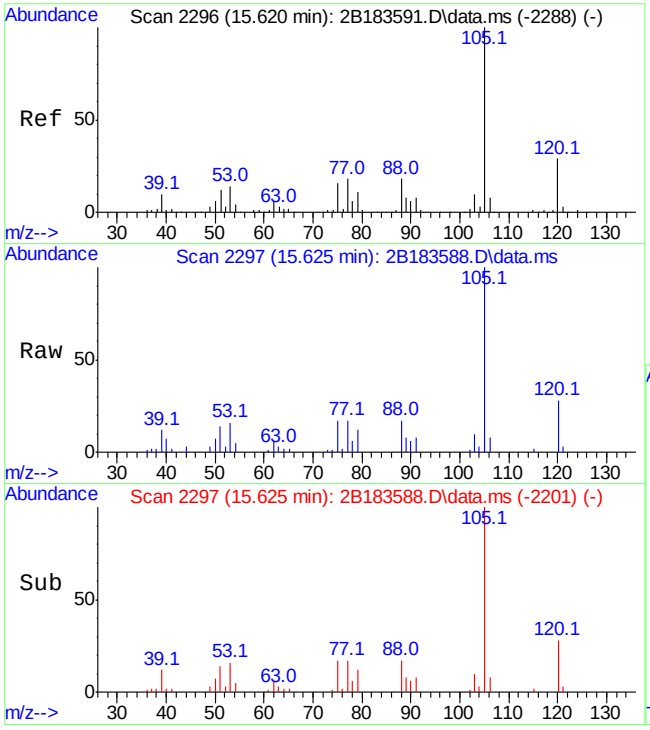

#96
cis-1,4-dichloro-2-butene
Concen: 3.74 ug/L
RT: 15.625 min Scan# 2297
Delta R.T. 0.005 min
Lab File: 2B183588.D
Acq: 16 Jun 21 7:53 pm

Tgt Ion: 88 Resp: 4587

Ion	Ratio	Lower	Upper
88	100		
75	99.8	74.3	114.3
89	47.2	26.9	66.9
53	93.9	62.3	102.3

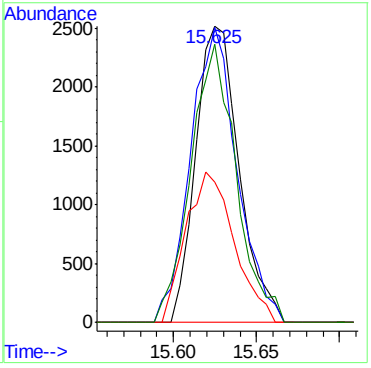

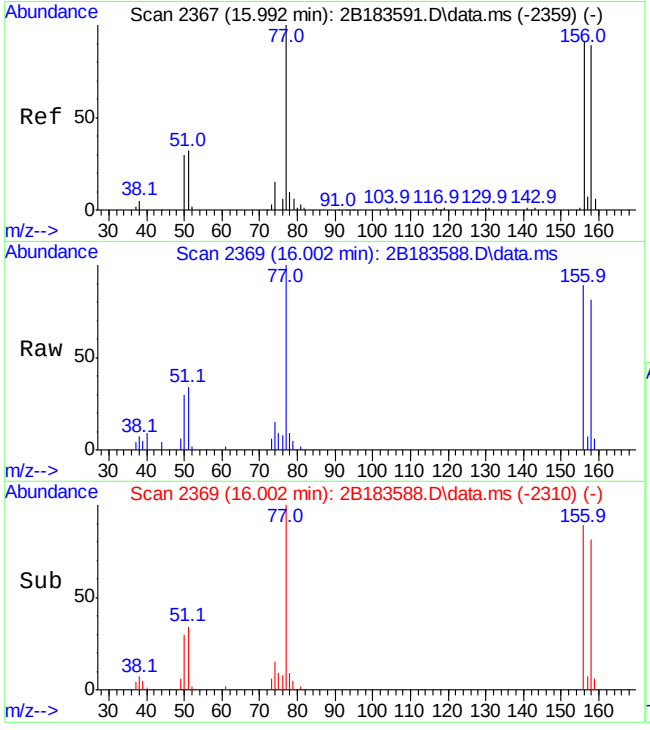

#99
bromobenzene
Concen: 3.87 ug/L
RT: 16.002 min Scan# 2369
Delta R.T. 0.010 min
Lab File: 2B183588.D
Acq: 16 Jun 21 7:53 pm

Tgt Ion:156 Resp: 15940

Ion	Ratio	Lower	Upper
156	100		
77	103.8	94.4	154.4
158	90.7	68.2	128.2

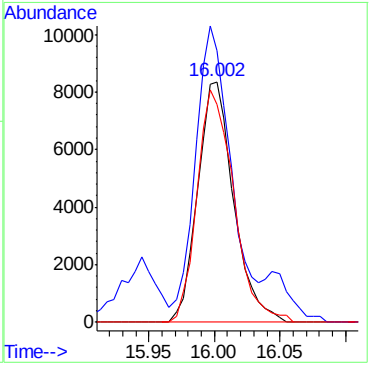

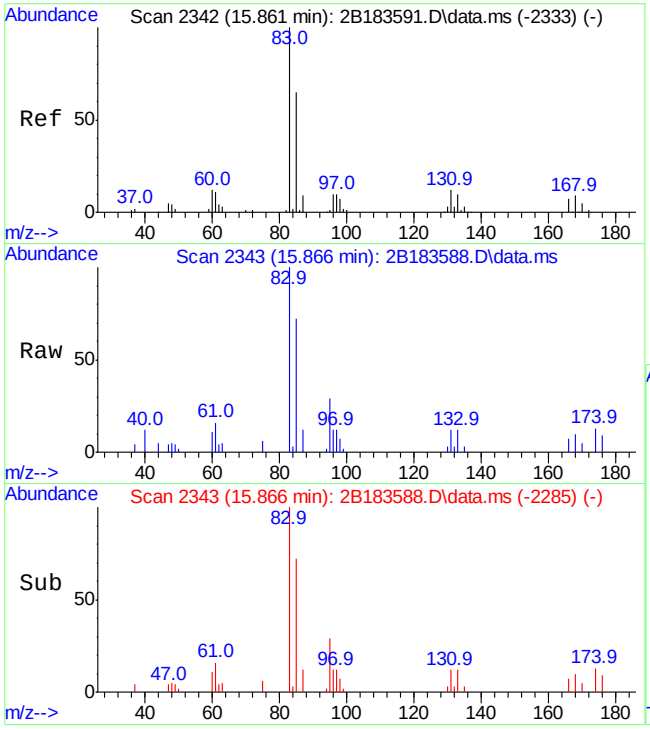

#100
1,1,2,2-tetrachloroethane
Concen: 3.81 ug/L
RT: 15.866 min Scan# 2343
Delta R.T. 0.005 min
Lab File: 2B183588.D
Acq: 16 Jun 21 7:53 pm

Tgt Ion: 83 Resp: 12918

Ion	Ratio	Lower	Upper
83	100		
131	12.2	0.0	41.6
85	71.5	34.8	94.8

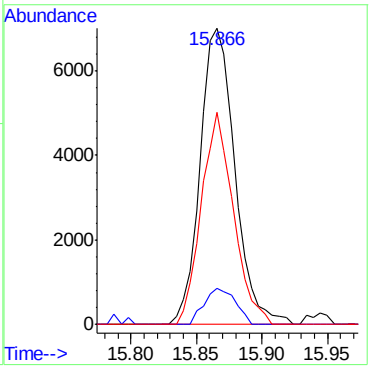

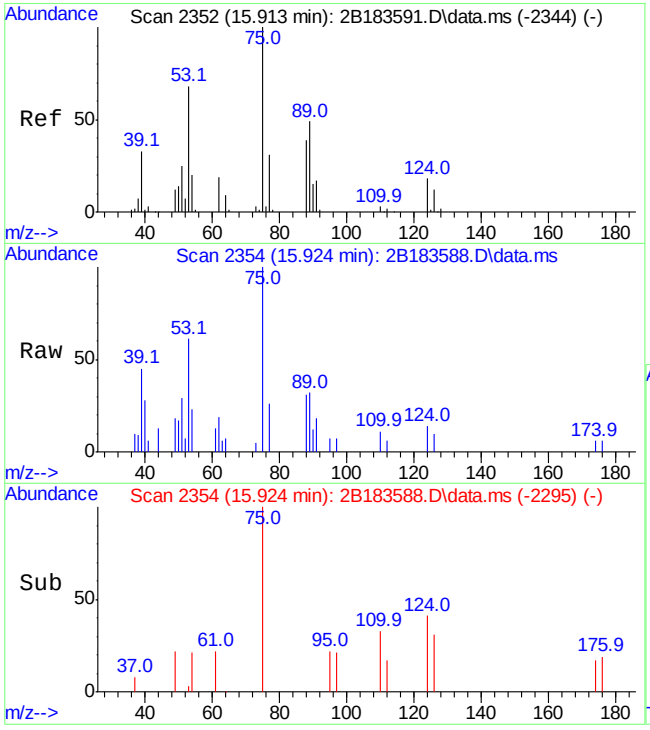

#101
trans-1,4-dichloro-2-butene
Concen: 3.62 ug/L
RT: 15.924 min Scan# 2354
Delta R.T. 0.010 min
Lab File: 2B183588.D
Acq: 16 Jun 21 7:53 pm

Tgt Ion: 53 Resp: 3185

Ion	Ratio	Lower	Upper
53	100		
88	50.2	26.5	86.5
75	153.4	116.8	176.8

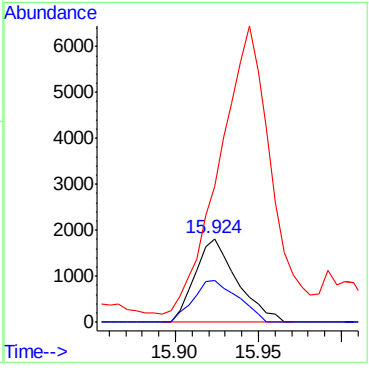

7.6.5
7

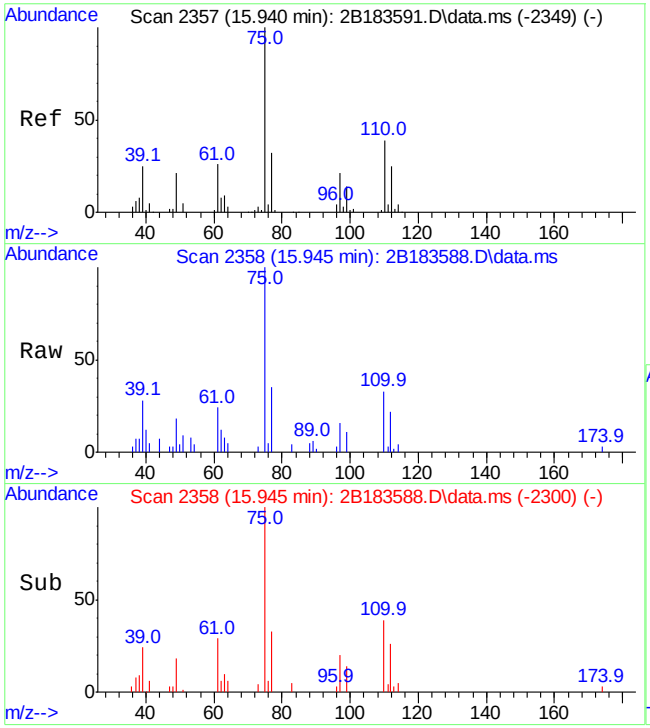

#102
1,2,3-trichloropropane
Concen: 3.71 ug/L
RT: 15.945 min Scan# 2358
Delta R.T. 0.005 min
Lab File: 2B183588.D
Acq: 16 Jun 21 7:53 pm

Tgt Ion:110 Resp: 3649

Ion	Ratio	Lower	Upper
110	100		
111	10.1	0.0	40.7
97	50.2	23.2	83.2

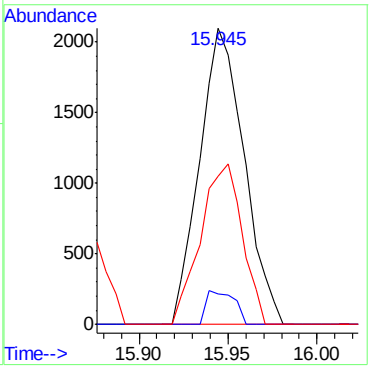

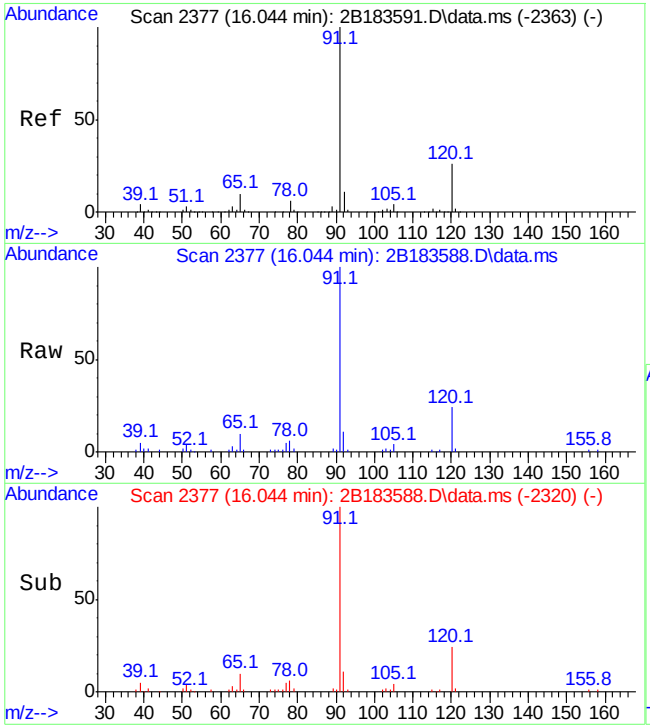

#103
n-propylbenzene
Concen: 3.95 ug/L
RT: 16.044 min Scan# 2377
Delta R.T. -0.000 min
Lab File: 2B183588.D
Acq: 16 Jun 21 7:53 pm

Tgt Ion: 91 Resp: 62164

Ion	Ratio	Lower	Upper
91	100		
120	24.1	0.0	55.5
65	9.8	0.0	39.9

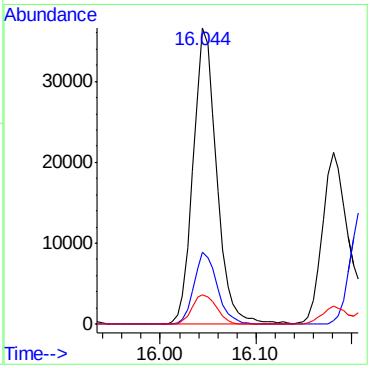

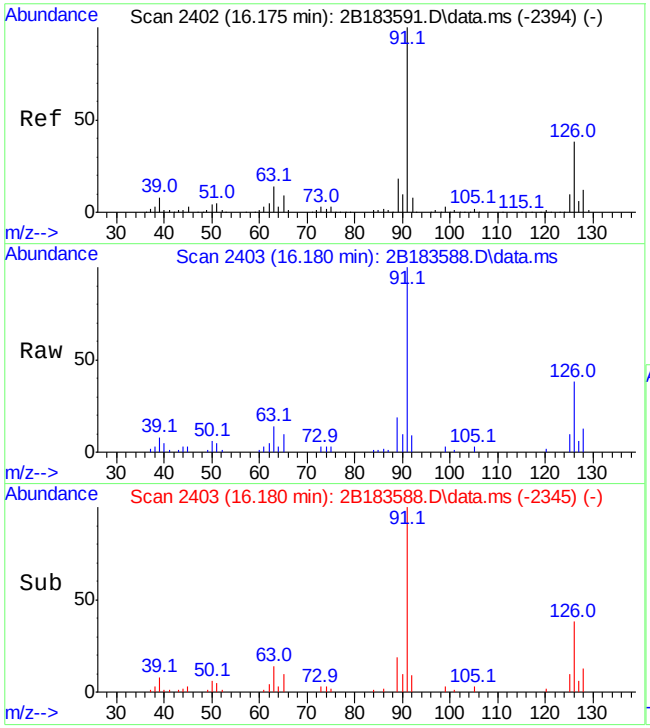

#104
2-chlorotoluene
Concen: 3.77 ug/L
RT: 16.180 min Scan# 2403
Delta R.T. 0.005 min
Lab File: 2B183588.D
Acq: 16 Jun 21 7:53 pm

Tgt Ion:126 Resp: 13983

Ion	Ratio	Lower	Upper
126	100		
91	263.9	233.1	293.1
63	38.2	6.5	66.5

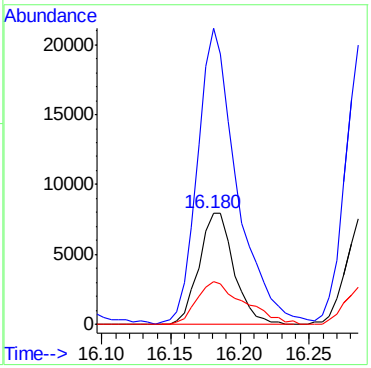

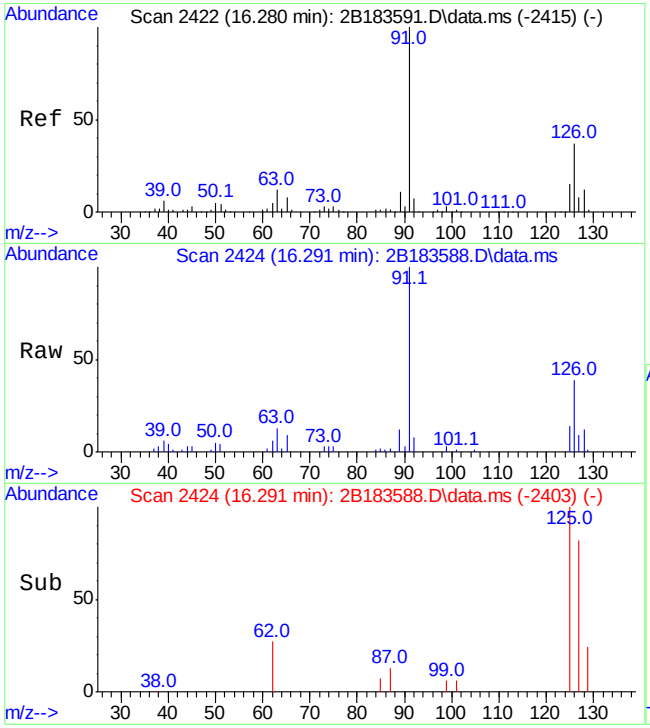

#105
4-chlorotoluene
Concen: 3.88 ug/L
RT: 16.291 min Scan# 2424
Delta R.T. 0.010 min
Lab File: 2B183588.D
Acq: 16 Jun 21 7:53 pm

Tgt Ion: 91 Resp: 38574

Ion	Ratio	Lower	Upper
91	100		
126	39.2	7.4	67.4
63	12.6	0.0	42.1

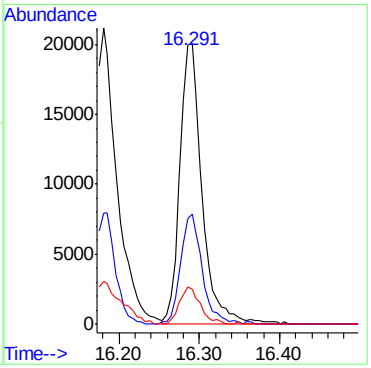

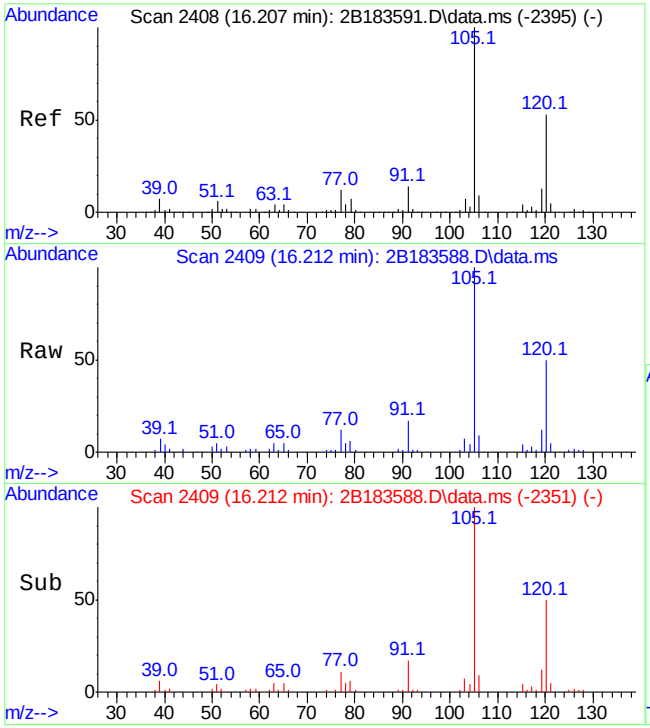

#106
1,3,5-trimethylbenzene
Concen: 3.95 ug/L
RT: 16.212 min Scan# 2409
Delta R.T. 0.005 min
Lab File: 2B183588.D
Acq: 16 Jun 21 7:53 pm

Tgt Ion:105 Resp: 47077

Ion	Ratio	Lower	Upper
105	100		
120	50.1	22.7	82.7
77	11.8	0.0	42.1

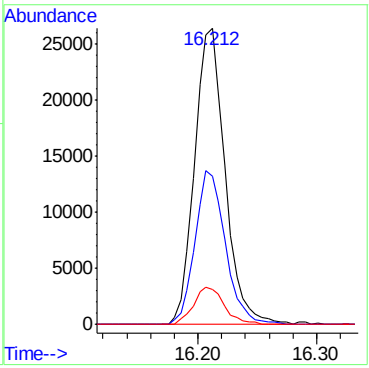

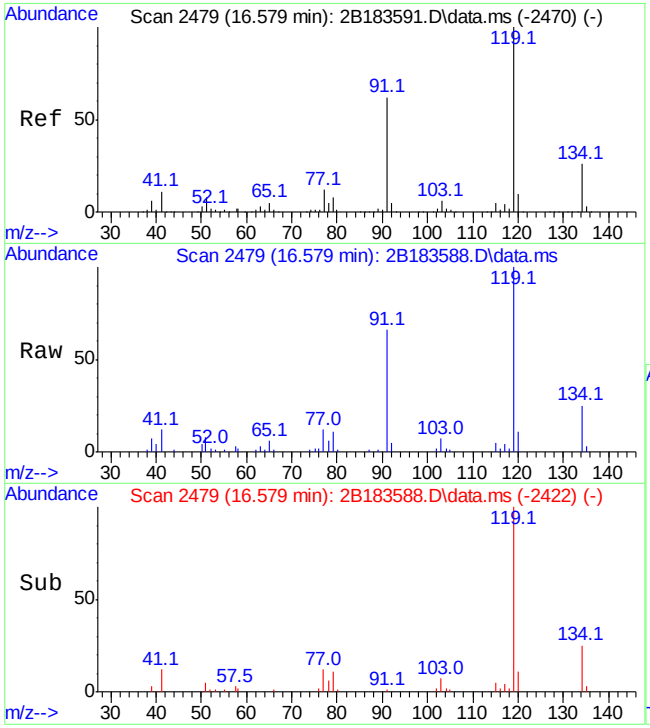

#107
tert-butylbenzene
Concen: 3.69 ug/L
RT: 16.579 min Scan# 2479
Delta R.T. -0.000 min
Lab File: 2B183588.D
Acq: 16 Jun 21 7:53 pm

Tgt Ion:134 Resp: 10463

Ion	Ratio	Lower	Upper
134	100		
91	260.6	208.1	268.1
119	392.9	353.9	413.9

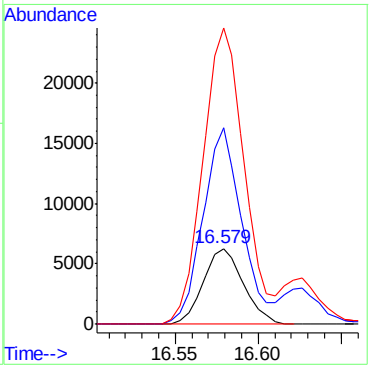

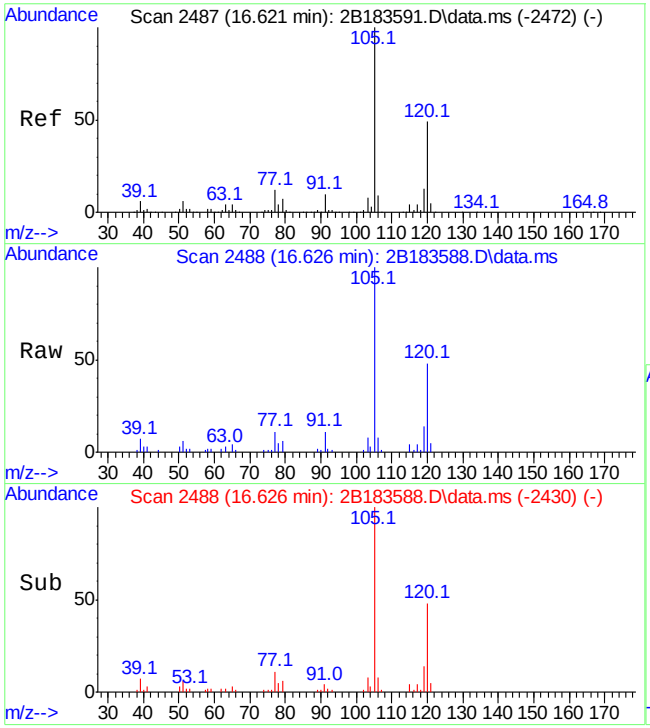

#108
1,2,4-trimethylbenzene
Concen: 3.98 ug/L
RT: 16.626 min Scan# 2488
Delta R.T. 0.005 min
Lab File: 2B183588.D
Acq: 16 Jun 21 7:53 pm

Tgt Ion:105 Resp: 49326

Ion	Ratio	Lower	Upper
105	100		
120	47.6	19.5	79.5
77	10.9	0.0	41.6

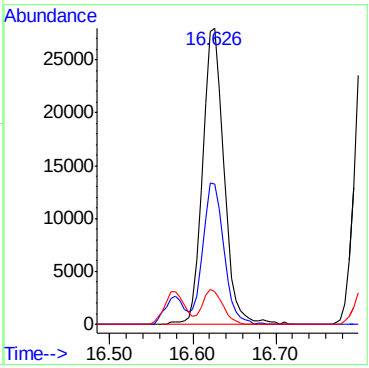

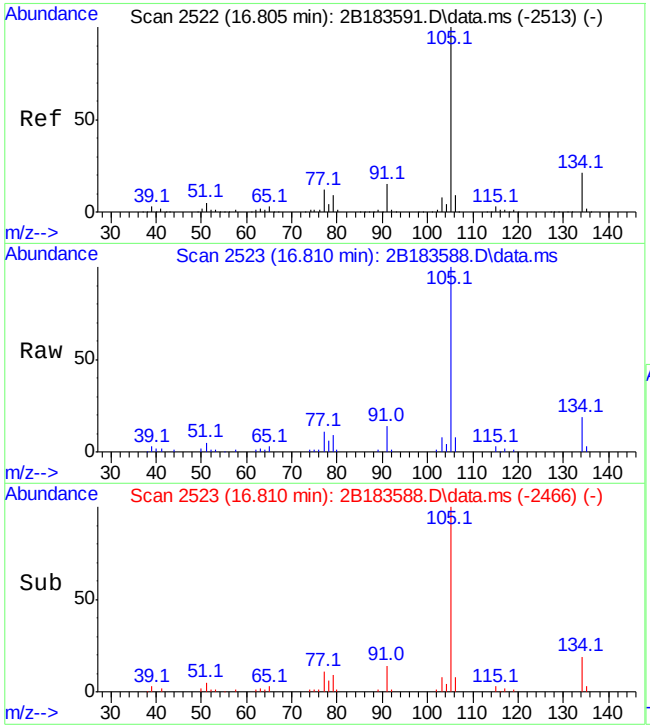

#109
sec-butylbenzene
Concen: 3.77 ug/L
RT: 16.810 min Scan# 2523
Delta R.T. -0.000 min
Lab File: 2B183588.D
Acq: 16 Jun 21 7:53 pm

Tgt Ion:105 Resp: 62088

Ion	Ratio	Lower	Upper
105	100		
134	19.1	0.0	50.9
91	14.3	0.0	44.9

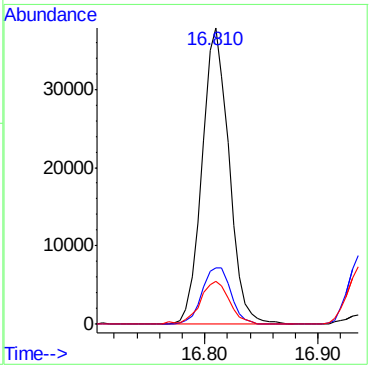

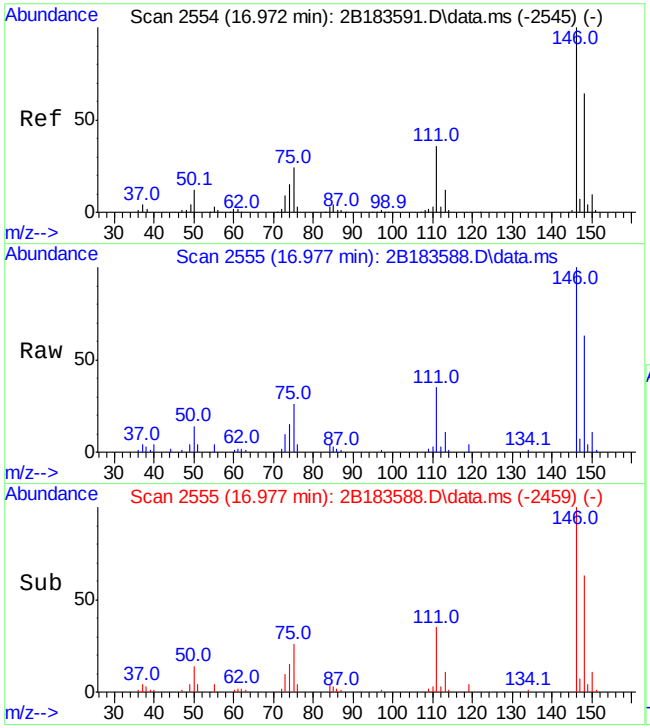

#110
1,3-dichlorobenzene
Concen: 3.94 ug/L
RT: 16.977 min Scan# 2555
Delta R.T. 0.005 min
Lab File: 2B183588.D
Acq: 16 Jun 21 7:53 pm

Tgt Ion:146 Resp: 30505

Ion	Ratio	Lower	Upper
146	100		
111	35.1	6.0	66.0
148	63.4	34.1	94.1

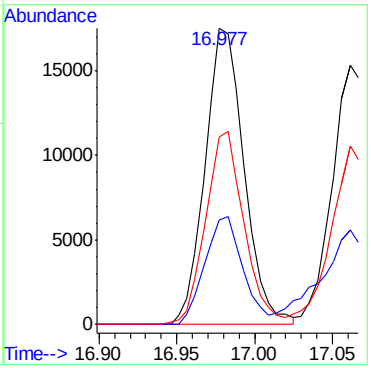

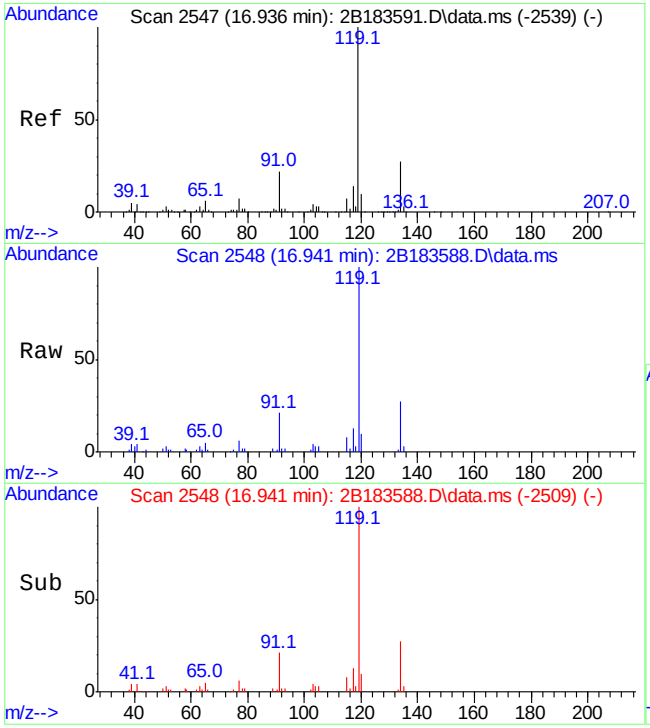

#111
p-isopropyltoluene
Concen: 3.83 ug/L
RT: 16.941 min Scan# 2548
Delta R.T. 0.005 min
Lab File: 2B183588.D
Acq: 16 Jun 21 7:53 pm

Tgt Ion:119 Resp: 55271

Ion	Ratio	Lower	Upper
119	100		
134	27.0	0.0	57.3
91	20.8	0.0	51.8

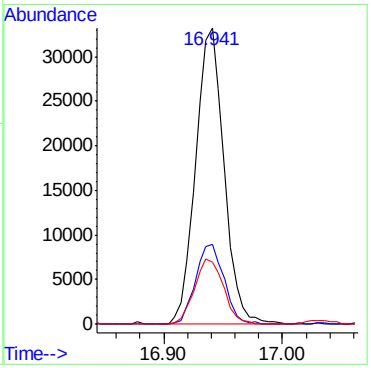

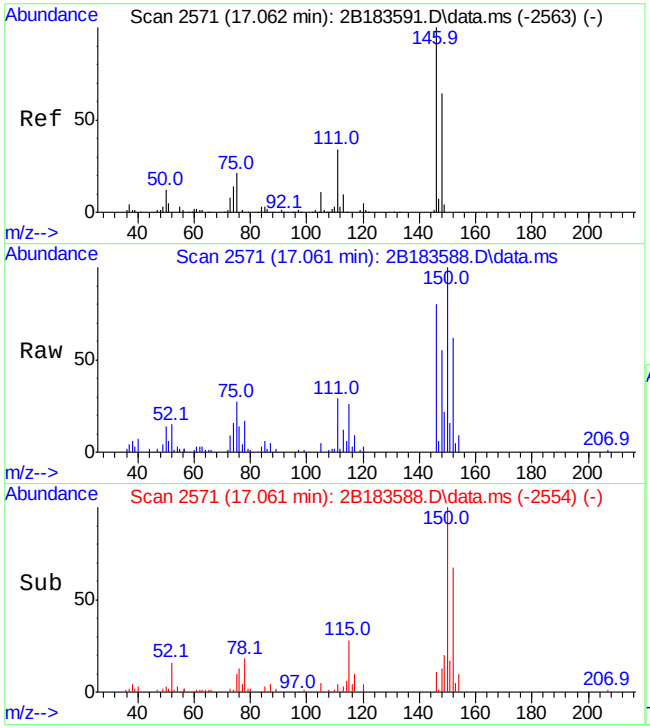

#112
1,4-dichlorobenzene
Concen: 3.76 ug/L
RT: 17.061 min Scan# 2571
Delta R.T. -0.000 min
Lab File: 2B183588.D
Acq: 16 Jun 21 7:53 pm

Tgt Ion:146 Resp: 28551

Ion	Ratio	Lower	Upper
146	100		
111	36.5	4.0	64.0
148	68.8	34.3	94.3

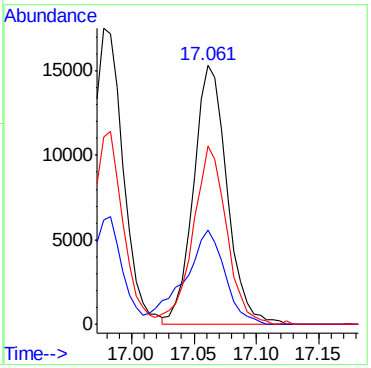

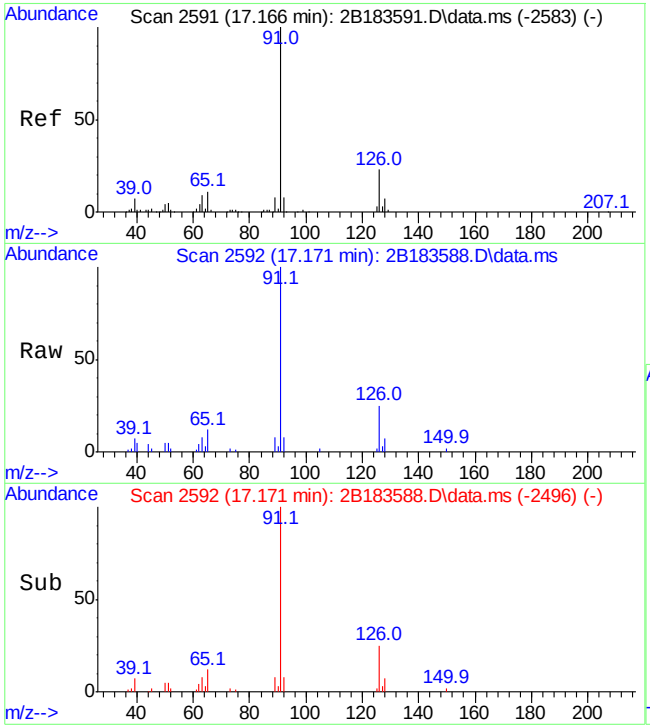

#113
benzyl chloride
Concen: 3.59 ug/L
RT: 17.171 min Scan# 2592
Delta R.T. 0.005 min
Lab File: 2B183588.D
Acq: 16 Jun 21 7:53 pm

Tgt Ion: 91 Resp: 24910

Ion	Ratio	Lower	Upper
91	100		
126	25.2	0.0	52.7
62	4.2	0.0	34.0

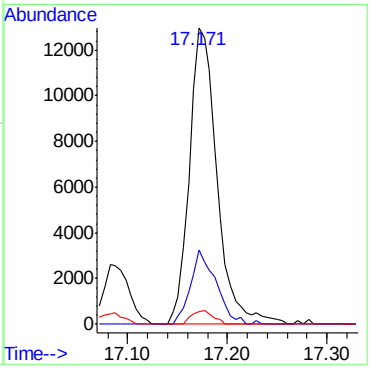

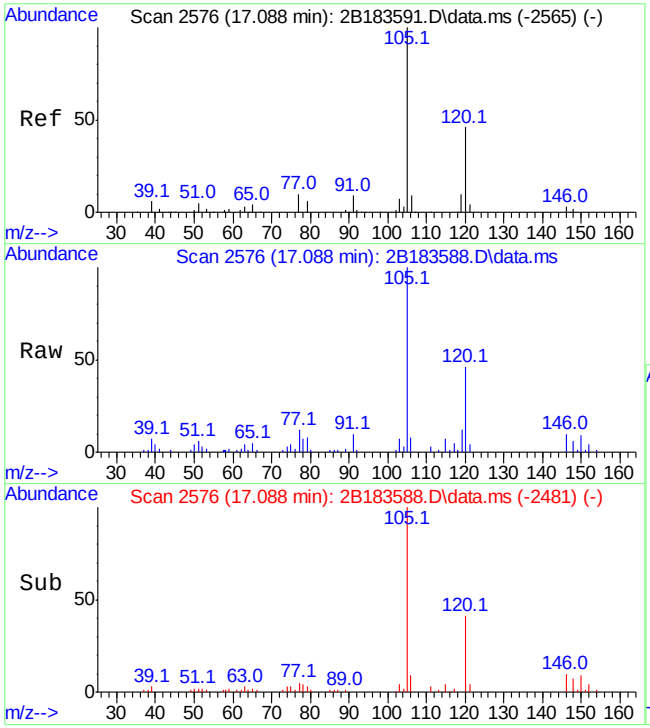

#114
1,2,3-trimethylbenzene
Concen: 3.88 ug/L
RT: 17.088 min Scan# 2576
Delta R.T. -0.000 min
Lab File: 2B183588.D
Acq: 16 Jun 21 7:53 pm

Tgt Ion:105 Resp: 47057

Ion	Ratio	Lower	Upper
105	100		
120	46.0	16.3	76.3
77	11.3	0.0	41.7

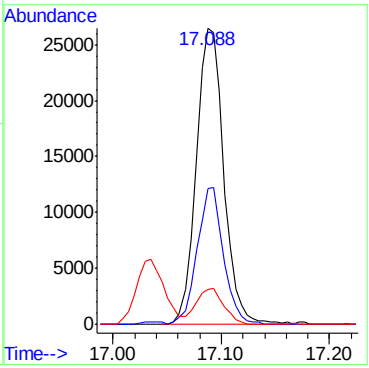

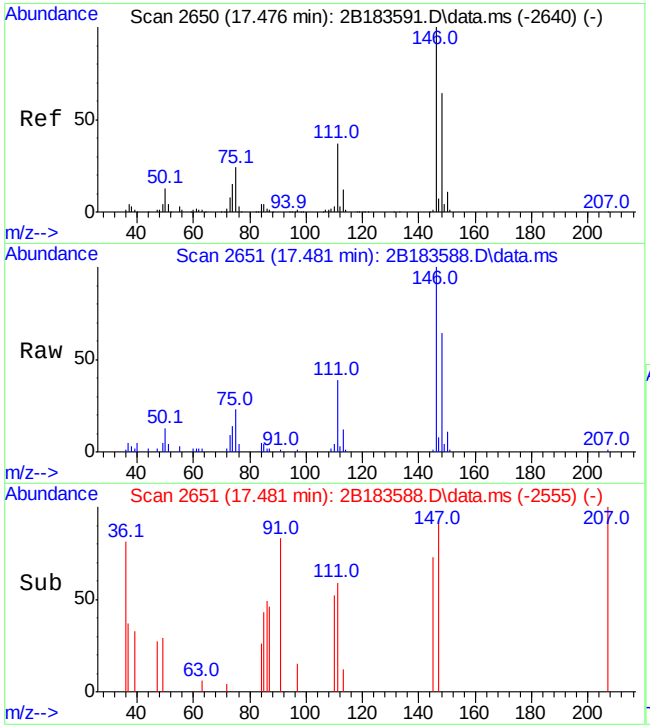

#115
1,2-dichlorobenzene
Concen: 3.92 ug/L
RT: 17.481 min Scan# 2651
Delta R.T. 0.005 min
Lab File: 2B183588.D
Acq: 16 Jun 21 7:53 pm

Tgt Ion:146 Resp: 30299

Ion	Ratio	Lower	Upper
146	100		
111	39.0	6.6	66.6
148	63.7	34.3	94.3

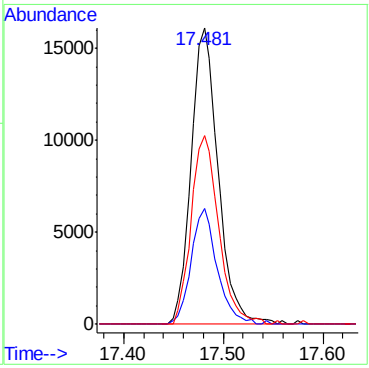

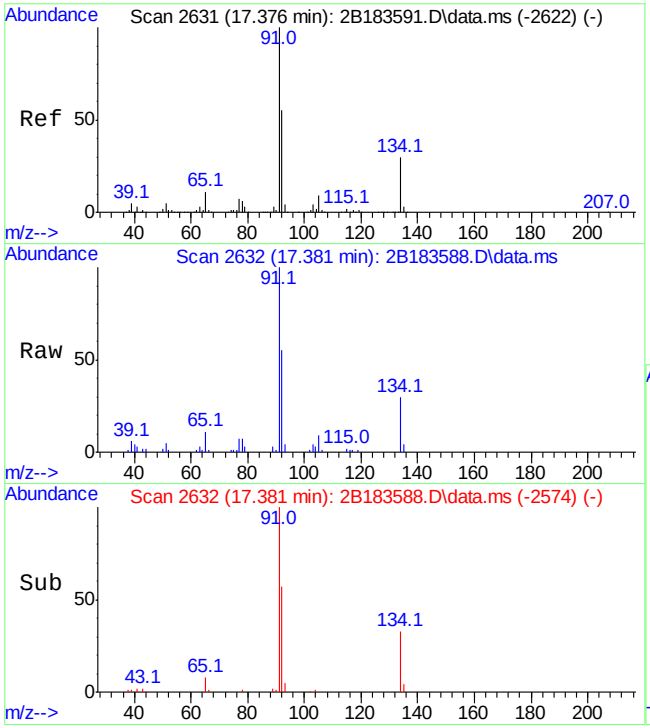

#116
n-butylbenzene
Concen: 3.53 ug/L
RT: 17.381 min Scan# 2632
Delta R.T. 0.005 min
Lab File: 2B183588.D
Acq: 16 Jun 21 7:53 pm

Tgt Ion: 92 Resp: 24007

Ion	Ratio	Lower	Upper
92	100		
91	183.3	150.9	210.9
134	55.7	23.6	83.6

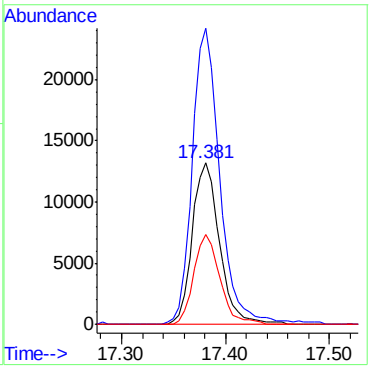

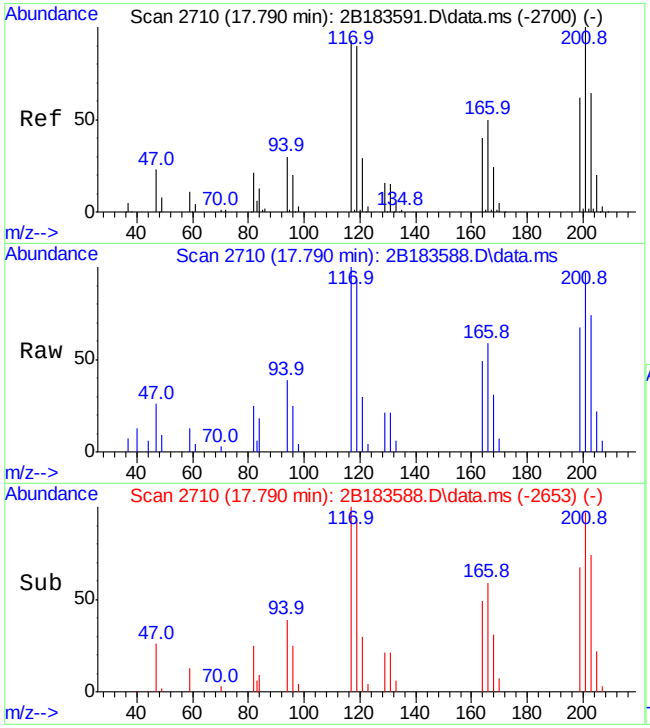

#117
hexachloroethane
Concen: 3.41 ug/L
RT: 17.790 min Scan# 2710
Delta R.T. -0.000 min
Lab File: 2B183588.D
Acq: 16 Jun 21 7:53 pm

Tgt Ion:201 Resp: 10214

Ion	Ratio	Lower	Upper
201	100		
166	61.0	30.5	70.5
199	68.8	42.1	82.1
203	76.3	44.3	84.3

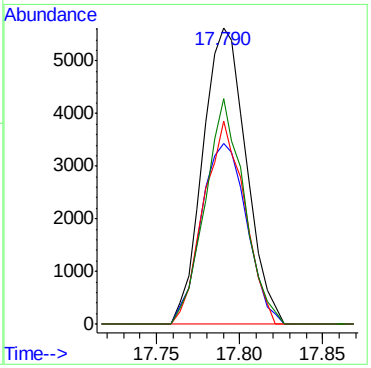

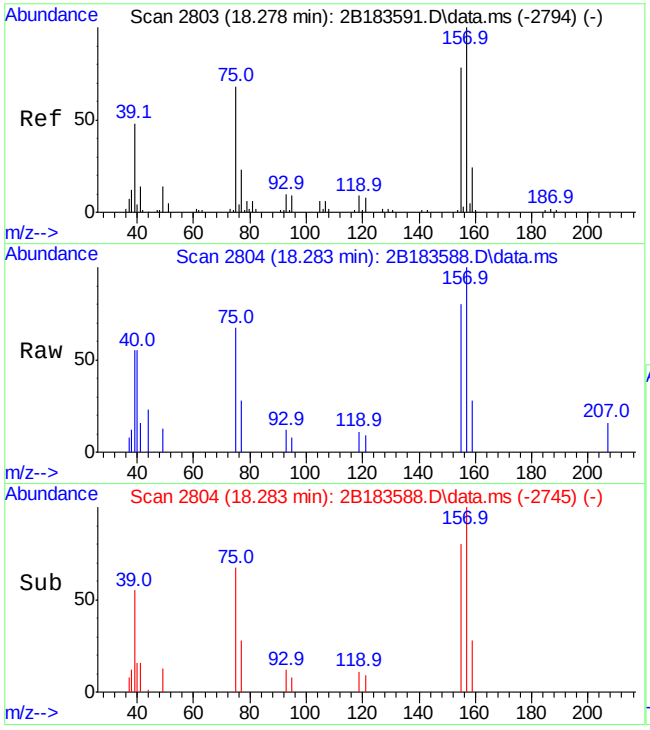

#118
1,2-dibromo-3-chloropropane
Concen: 3.37 ug/L
RT: 18.283 min Scan# 2804
Delta R.T. 0.010 min
Lab File: 2B183588.D
Acq: 16 Jun 21 7:53 pm

Tgt Ion:157 Resp: 3524

Ion	Ratio	Lower	Upper
157	100		
155	80.1	47.6	107.6
75	67.0	38.4	98.4

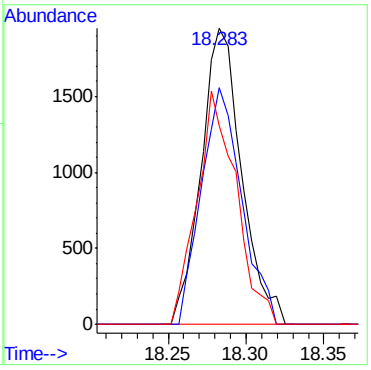

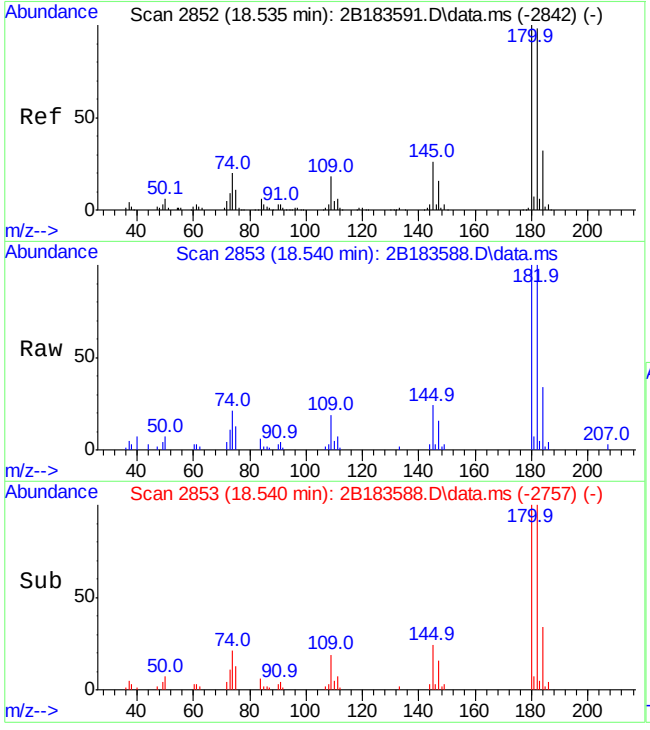

#119
1,3,5-trichlorobenzene
Concen: 3.81 ug/L
RT: 18.540 min Scan# 2853
Delta R.T. 0.005 min
Lab File: 2B183588.D
Acq: 16 Jun 21 7:53 pm

Tgt Ion:180 Resp: 26026

Ion	Ratio	Lower	Upper
180	100		
182	100.5	67.9	127.9
184	34.5	1.5	61.5

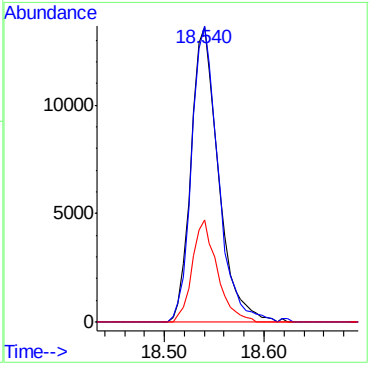

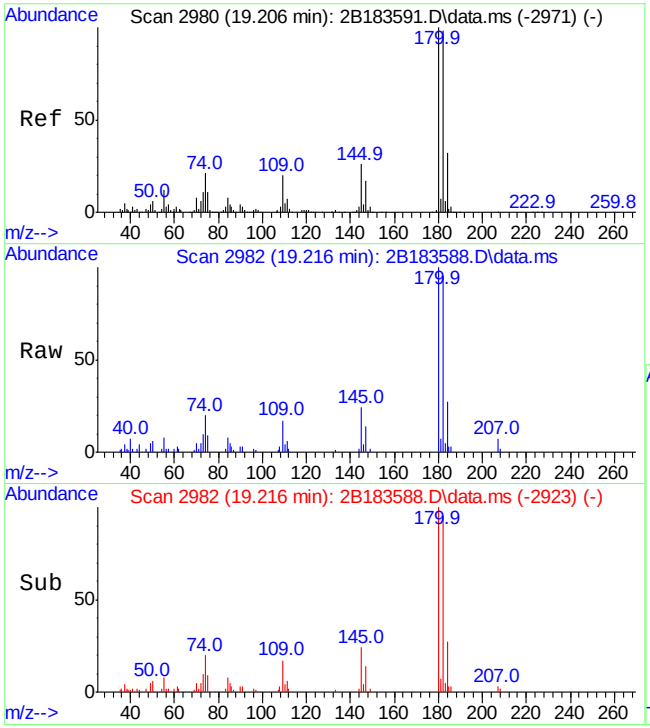

#121
1,2,4-trichlorobenzene
Concen: 3.74 ug/L
RT: 19.216 min Scan# 2982
Delta R.T. 0.010 min
Lab File: 2B183588.D
Acq: 16 Jun 21 7:53 pm

Tgt Ion:180 Resp: 23115

Ion	Ratio	Lower	Upper
180	100		
182	95.0	68.2	128.2
145	23.8	0.0	56.2

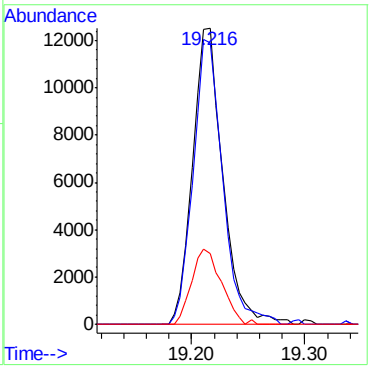

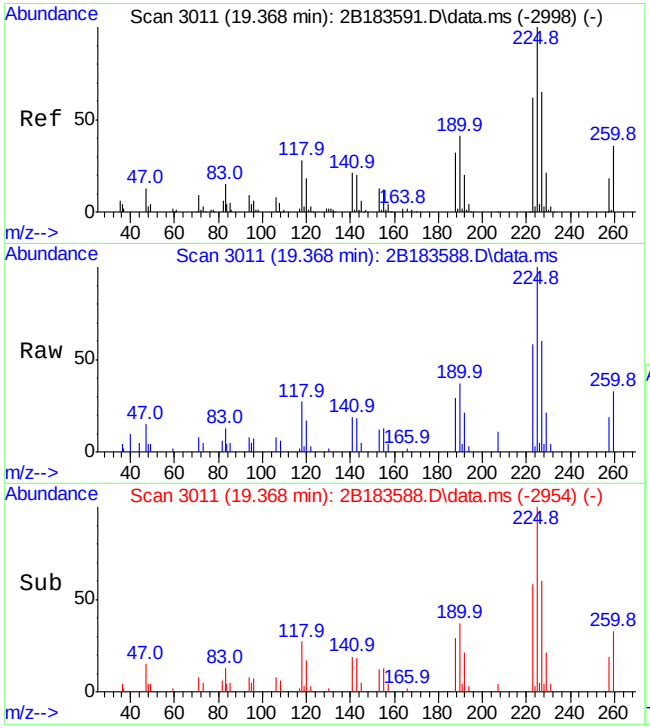

#122
hexachlorobutadiene
Concen: 4.10 ug/L
RT: 19.368 min Scan# 3011
Delta R.T. -0.000 min
Lab File: 2B183588.D
Acq: 16 Jun 21 7:53 pm

Tgt Ion:225 Resp: 13008

Ion	Ratio	Lower	Upper
225	100		
223	58.4	32.1	92.1
227	59.7	34.7	94.7

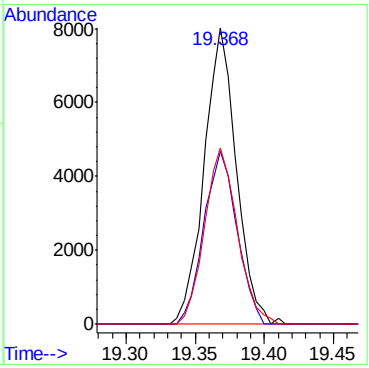

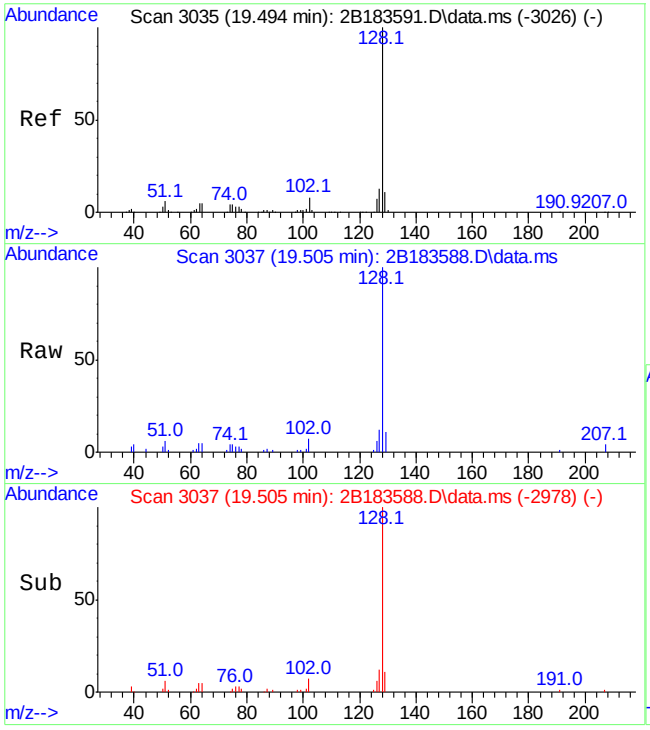

#123
naphthalene
Concen: 3.81 ug/L
RT: 19.505 min Scan# 3037
Delta R.T. 0.010 min
Lab File: 2B183588.D
Acq: 16 Jun 21 7:53 pm

Tgt Ion:128 Resp: 45001

Ion	Ratio	Lower	Upper
128	100		
127	11.7	0.0	42.6
129	10.8	0.0	41.2

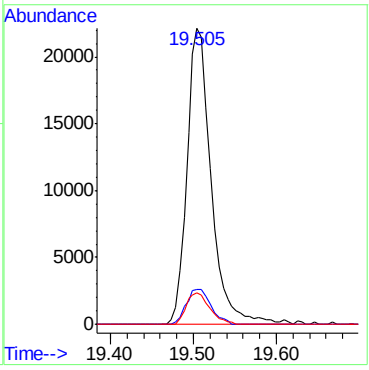

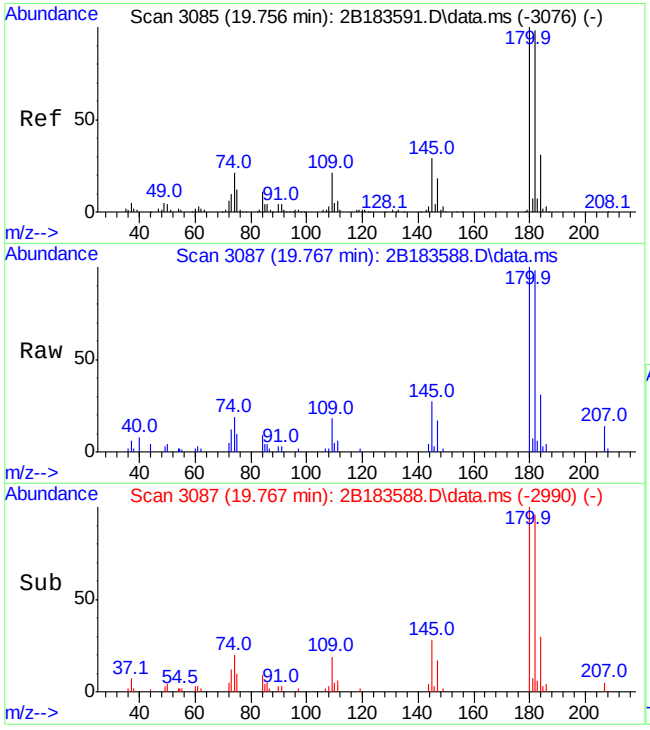

#124
1,2,3-trichlorobenzene
Concen: 3.84 ug/L
RT: 19.767 min Scan# 3087
Delta R.T. 0.010 min
Lab File: 2B183588.D
Acq: 16 Jun 21 7:53 pm

Tgt Ion:180 Resp: 20022

Ion	Ratio	Lower	Upper
180	100		
182	97.9	68.2	128.2
145	27.4	0.0	58.6

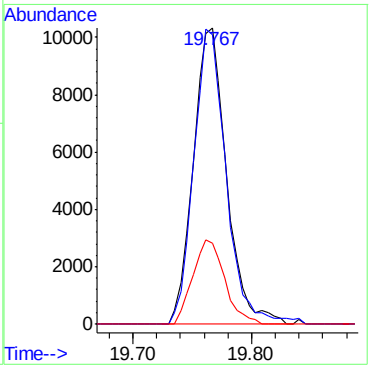

Quantitation Report (QT Reviewed)

Data Path : C:\msdchem\1\DATA\V2B8337\
Data File : 2B183589.D
Acq On : 16 Jun 2021 8:22 pm
Operator : thienn
Sample : ic8337-8
Misc : MS51064,V2B8337,5,,,,1
ALS Vial : 8 Sample Multiplier: 1

Quant Time: Jun 17 18:49:57 2021
Quant Method : C:\msdchem\1\METHODS\M2B8337.M
Quant Title : SW846 8260C/D, DB-624.1 60 mx0.25mmx1.4um
QLast Update : Thu Jun 17 18:48:00 2021
Response via : Initial Calibration

Compound	R.T.	QIon	Response	Conc	Units		Dev(Min)
Internal Standards							
1) tert butyl alcohol-d9	7.745	65	123669	500.00	ug/L		0.00
5) pentafluorobenzene	10.256	168	355932	50.00	ug/L		0.00
51) 1,4-difluorobenzene	11.200	114	479462	50.00	ug/L		0.00
73) chlorobenzene-d5	14.550	117	449362	50.00	ug/L		0.00
97) 1,4-dichlorobenzene-d4	17.035	152	247745	50.00	ug/L		0.00
System Monitoring Compounds							
43) dibromofluoromethane (s)	10.235	113	158368	49.79	ug/L		0.00
Spiked Amount 50.000	Range 80 - 120		Recovery = 99.58%				
52) 1,2-dichloroethane-d4 (s)	10.676	65	168536	50.72	ug/L		0.00
Spiked Amount 50.000	Range 81 - 124		Recovery = 101.44%				
74) toluene-d8 (s)	12.951	98	550515	50.81	ug/L		0.00
Spiked Amount 50.000	Range 80 - 120		Recovery = 101.62%				
98) 4-bromofluorobenzene (s)	15.787	95	203290	49.06	ug/L		0.00
Spiked Amount 50.000	Range 80 - 120		Recovery = 98.12%				
Target Compounds							Qvalue
2) tertiary butyl alcohol	7.902	59	10577	38.59	ug/L		96
3) ethanol	6.376	45	17851	761.91	ug/L		93
4) 1,4-dioxane	11.955	88	4023	177.56	ug/L		86
6) chlorodifluoromethane	4.158	51	32491	7.42	ug/L		98
7) dichlorodifluoromethane	4.148	85	41129	7.01	ug/L		100
8) chloromethane	4.557	50	39991	7.11	ug/L		99
9) vinyl chloride	4.798	62	37381	7.32	ug/L		96
10) 1,3-butadiene	4.835	54	27201	7.71	ug/L		96
11) bromomethane	5.459	94	26253	7.13	ug/L		97
12) chloroethane	5.637	64	18229	7.21	ug/L		93
13) trichlorofluoromethane	6.125	101	42326	6.93	ug/L		100
14) ethyl ether	6.617	74	11174	7.37	ug/L		88
15) acrolein	6.843	56	2320	7.17	ug/L		88
16) freon 113	7.074	151	24034	7.78	ug/L		99
17) 1,1-dichloroethene	7.042	96	19439	7.32	ug/L		99
18) acetone	7.074	43	20726	30.82	ug/L		95
19) acetonitrile	7.493	41	20961	74.02	ug/L		92
20) iodomethane	7.304	142	44265	7.49	ug/L		98
21) carbon disulfide	7.472	76	67308	7.42	ug/L		98
22) methylene chloride	7.792	84	21321	7.48	ug/L		97
23) methyl acetate	7.640	43	14264	8.24	ug/L		92
24) methyl tert butyl ether	8.248	73	65589	7.68	ug/L		98
25) trans-1,2-dichloroethene	8.258	96	21537	7.48	ug/L		98
26) di-isopropyl ether	8.935	45	67346	7.75	ug/L		92
27) 2-butanone	9.627	72	7636	29.65	ug/L	#	84
28) 1,1-dichloroethane	8.851	63	37294	7.72	ug/L		97
29) chloroprene	9.003	53	28686	7.69	ug/L		96
30) acrylonitrile	8.169	52	3641	5.66	ug/L		93
31) hexane	8.683	56	15161	7.12	ug/L		98
32) vinyl acetate	8.903	86	3016	5.76	ug/L	#	81
33) ethyl tert-butyl ether	9.438	59	70179	7.39	ug/L		98
34) ethyl acetate	9.706	45	2077	6.41	ug/L	#	65

Quantitation Report (QT Reviewed)

Data Path : C:\msdchem\1\DATA\V2B8337\
Data File : 2B183589.D
Acq On : 16 Jun 2021 8:22 pm
Operator : thienn
Sample : ic8337-8
Misc : MS51064,V2B8337,5,,,,1
ALS Vial : 8 Sample Multiplier: 1

Quant Time: Jun 17 18:49:57 2021
Quant Method : C:\msdchem\1\METHODS\M2B8337.M
Quant Title : SW846 8260C/D, DB-624.1 60 mx0.25mmx1.4um
QLast Update : Thu Jun 17 18:48:00 2021
Response via : Initial Calibration

Compound	R.T.	QIon	Response	Conc	Units		Dev(Min)
35) 2,2-dichloropropane	9.674	77	35278	7.74	ug/L		94
36) cis-1,2-dichloroethene	9.648	96	22869	7.50	ug/L		96
37) methyl acrylate	9.795	55	14453	7.13	ug/L		92
38) propionitrile	9.658	54	22822	74.01	ug/L		95
39) bromochloromethane	9.962	128	13080	7.54	ug/L		90
40) tetrahydrofuran	10.062	72	2077	6.91	ug/L		82
41) chloroform	10.036	85	25345	7.20	ug/L		96
42) t-butyl formate	10.120	59	16306	6.89	ug/L		92
44) methacrylonitrile	9.905	67	6894	6.94	ug/L		93
45) 1,1,1-trichloroethane	10.345	97	34108	7.20	ug/L		99
46) cyclohexane	10.466	84	29457	7.01	ug/L		95
47) 1,1-dichloropropene	10.550	75	26790	7.28	ug/L		97
48) iso-butyl alcohol	10.534	43	5039	60.38	ug/L		76
49) carbon tetrachloride	10.581	117	32227	7.27	ug/L		97
50) tert amyl alcohol	10.676	55	3186	36.30	ug/L		96
53) n-butyl alcohol	11.336	56	19834	341.87	ug/L		93
54) 2,2,4-trimethylpentane	10.906	57	69364	7.21	ug/L		96
55) benzene	10.807	78	76520	7.53	ug/L		97
56) tert-amyl methyl ether	10.896	87	15982	7.28	ug/L		94
57) heptane	11.095	71	15503	7.15	ug/L		95
58) isopropyl acetate	10.775	87	3666	6.76	ug/L	#	68
59) 1,2-dichloroethane	10.780	62	28476	7.33	ug/L		97
60) trichloroethene	11.572	130	23528	7.11	ug/L		97
61) ethyl acrylate	11.604	55	20314	7.21	ug/L		85
62) 2-nitropropane	12.311	41	5008	6.93	ug/L		93
63) 2-chloroethyl vinyl ether	12.390	63	60119	37.28	ug/L		99
64) methyl methacrylate	11.876	100	4146	6.56	ug/L	#	45
65) 1,2-dichloropropane	11.813	63	20657	7.52	ug/L		99
66) dibromomethane	11.960	93	13303	7.25	ug/L		98
67) methylcyclohexane	11.845	83	38207	7.43	ug/L		97
68) bromodichloromethane	12.102	83	29251	7.50	ug/L		99
69) epichlorohydrin	12.479	57	8752	35.81	ug/L		97
70) cis-1,3-dichloropropene	12.610	75	33710	7.28	ug/L		95
71) 4-methyl-2-pentanone	12.726	58	27710	29.48	ug/L		96
72) 3-methyl-1-butanol	12.752	70	8127	145.54	ug/L		89
75) toluene	13.030	92	48440	7.55	ug/L		97
76) trans-1,3-dichloropropene	13.203	75	28955	7.54	ug/L		98
77) ethyl methacrylate	13.260	69	23031	7.41	ug/L		99
78) 1,1,2-trichloroethane	13.418	83	15203	7.65	ug/L		96
79) tetrachloroethene	13.669	164	21399	7.66	ug/L		97
80) 1,3-dichloropropane	13.617	76	29807	7.39	ug/L		98
81) 2-hexanone	13.648	58	23300	29.93	ug/L		97
82) butyl acetate	13.764	56	10988	7.40	ug/L		99
83) dibromochloromethane	13.895	129	24529	7.55	ug/L		98
84) 1,2-dibromoethane	14.057	107	20181	7.68	ug/L		98
85) n-butyl ether	14.576	57	74555	7.51	ug/L		99
86) chlorobenzene	14.587	112	58366	7.65	ug/L		97
87) 1,1,1,2-tetrachloroethane	14.650	131	24061	7.56	ug/L		99
88) ethylbenzene	14.676	91	94429	7.67	ug/L		99
89) m,p-xylene	14.791	106	77206	15.52	ug/L		97

Quantitation Report (QT Reviewed)

Data Path : C:\msdchem\1\DATA\V2B8337\
Data File : 2B183589.D
Acq On : 16 Jun 2021 8:22 pm
Operator : thienn
Sample : ic8337-8
Misc : MS51064,V2B8337,5,,,,1
ALS Vial : 8 Sample Multiplier: 1

Quant Time: Jun 17 18:49:57 2021
Quant Method : C:\msdchem\1\METHODS\M2B8337.M
Quant Title : SW846 8260C/D, DB-624.1 60 mx0.25mmx1.4um
QLast Update : Thu Jun 17 18:48:00 2021
Response via : Initial Calibration

	Compound	R.T.	QIon	Response	Conc	Units		Dev(Min)
90)	o-xylene	15.232	106	41528	7.83	ug/L		98
91)	styrene	15.237	104	66552	7.86	ug/L		96
92)	n-amyl acetate	15.289	70	13029	7.46	ug/L		95
93)	bromoform	15.468	173	18859	7.37	ug/L		92
94)	butyl acrylate	15.064	55	35423	7.25	ug/L		99
95)	isopropylbenzene	15.609	105	110532	7.65	ug/L		99
96)	cis-1,4-dichloro-2-butene	15.625	88	9044	7.42	ug/L		99
99)	bromobenzene	15.997	156	30009	7.45	ug/L		95
100)	1,1,2,2-tetrachloroethane	15.866	83	24259	7.32	ug/L		97
101)	trans-1,4-dichloro-2-b...	15.924	53	6058	7.04	ug/L		83
102)	1,2,3-trichloropropane	15.945	110	7160	7.45	ug/L		96
103)	n-propylbenzene	16.044	91	117653	7.63	ug/L		99
104)	2-chlorotoluene	16.181	126	27052	7.45	ug/L		98
105)	4-chlorotoluene	16.286	91	73624	7.57	ug/L		100
106)	1,3,5-trimethylbenzene	16.207	105	89462	7.67	ug/L		98
107)	tert-butylbenzene	16.579	134	20190	7.29	ug/L		90
108)	1,2,4-trimethylbenzene	16.621	105	93269	7.69	ug/L		99
109)	sec-butylbenzene	16.810	105	119962	7.44	ug/L		99
110)	1,3-dichlorobenzene	16.978	146	56570	7.46	ug/L		99
111)	p-isopropyltoluene	16.936	119	105144	7.44	ug/L		98
112)	1,4-dichlorobenzene	17.062	146	54121	7.28	ug/L		98
113)	benzyl chloride	17.172	91	48190	7.09	ug/L		99
114)	1,2,3-trimethylbenzene	17.088	105	89629	7.56	ug/L		96
115)	1,2-dichlorobenzene	17.476	146	57786	7.64	ug/L		97
116)	n-butylbenzene	17.376	92	46793	7.04	ug/L		98
117)	hexachloroethane	17.790	201	20323	6.93	ug/L		94
118)	1,2-dibromo-3-chloropr...	18.283	157	6920	6.76	ug/L		99
119)	1,3,5-trichlorobenzene	18.535	180	49432	7.40	ug/L		95
120)	2-ethylhexyl acrylate	19.211	70	2064	1.45	ug/L	#	80
121)	1,2,4-trichlorobenzene	19.211	180	43627	7.22	ug/L		93
122)	hexachlorobutadiene	19.368	225	23279	7.50	ug/L		95
123)	naphthalene	19.505	128	82455	7.14	ug/L		100
124)	1,2,3-trichlorobenzene	19.762	180	37237	7.29	ug/L		100
125)	2-methylnaphthalene	20.742	142	15954	3.52	ug/L		99

(#) = qualifier out of range (m) = manual integration (+) = signals summed

Quantitation Report (QT Reviewed)

Data Path : C:\msdchem\1\DATA\V2B8337\
Data File : 2B183589.D
Acq On : 16 Jun 2021 8:22 pm
Operator : thienn
Sample : ic8337-8
Misc : MS51064,V2B8337,5,,,,1
ALS Vial : 8 Sample Multiplier: 1

Quant Time: Jun 17 18:49:57 2021
Quant Method : C:\msdchem\1\METHODS\M2B8337.M
Quant Title : SW846 8260C/D, DB-624.1 60 mx0.25mmx1.4um
QLast Update : Thu Jun 17 18:48:00 2021
Response via : Initial Calibration

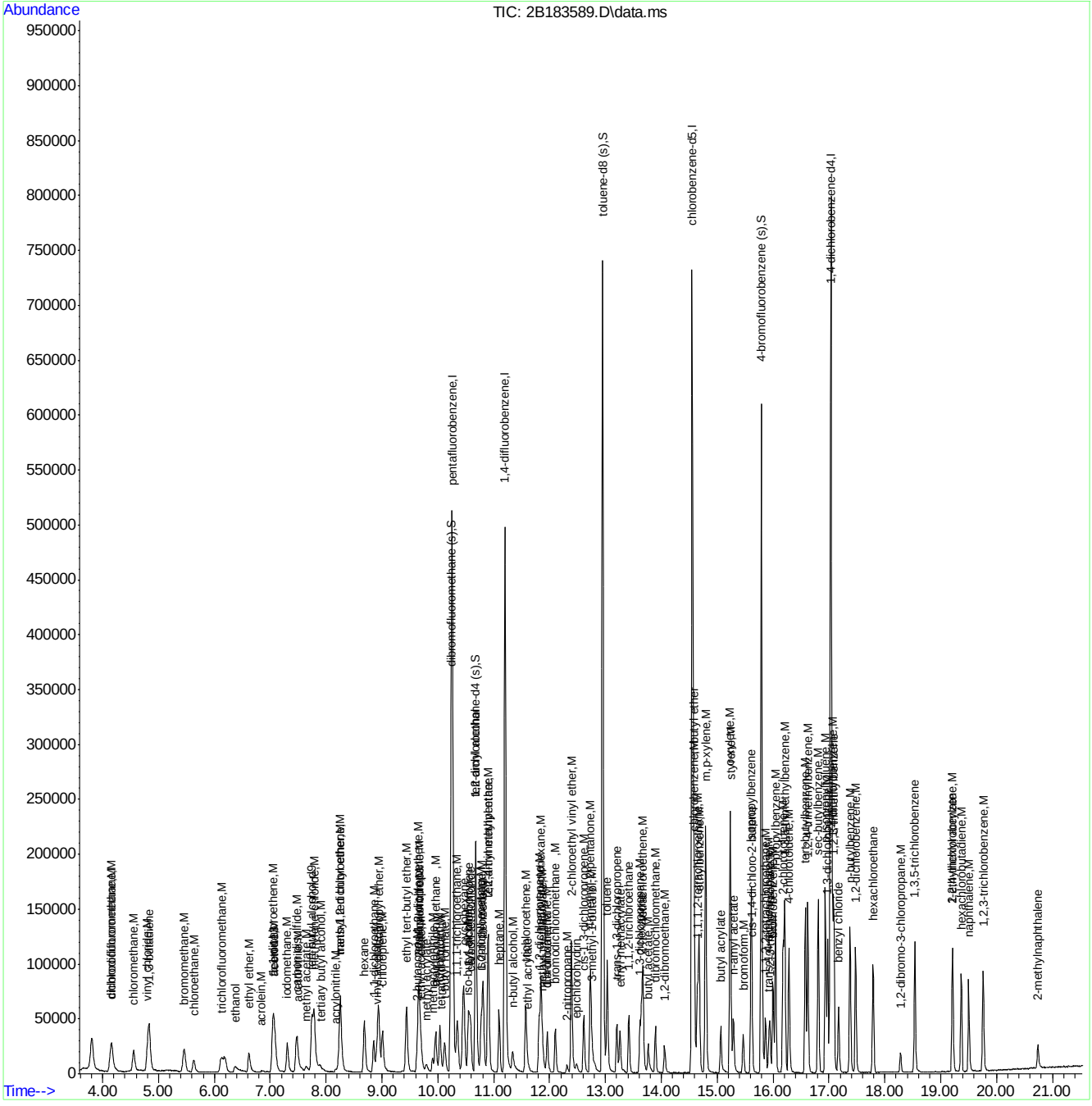

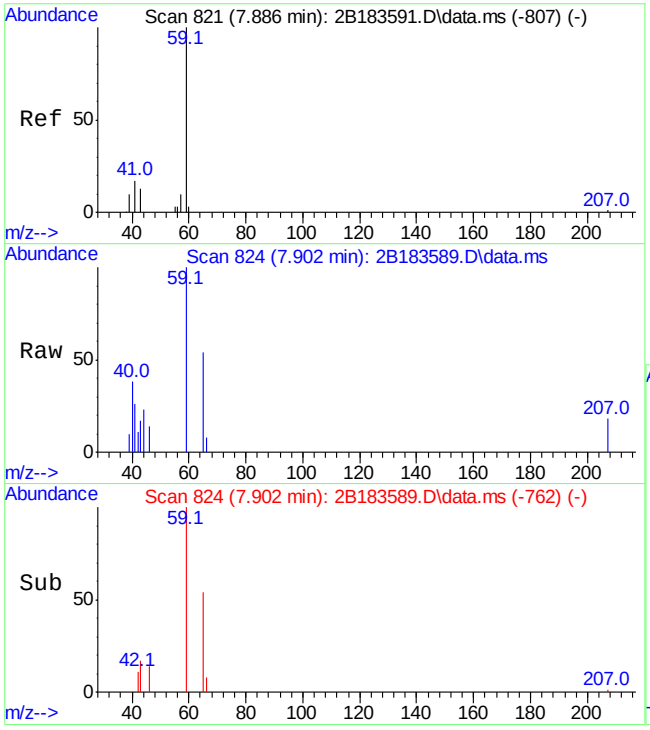

#2
tertiary butyl alcohol
Concen: 38.59 ug/L
RT: 7.902 min Scan# 824
Delta R.T. 0.026 min
Lab File: 2B183589.D
Acq: 16 Jun 21 8:22 pm

Tgt Ion: 59 Resp: 10577

Ion	Ratio	Lower	Upper
59	100		
41	26.2	0.0	52.7
43	16.9	0.0	46.6

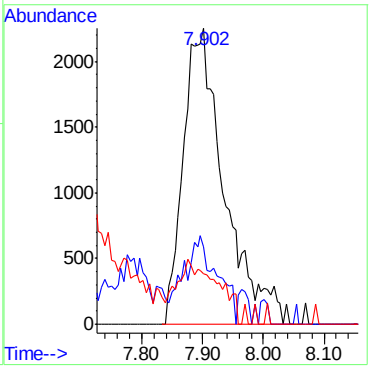

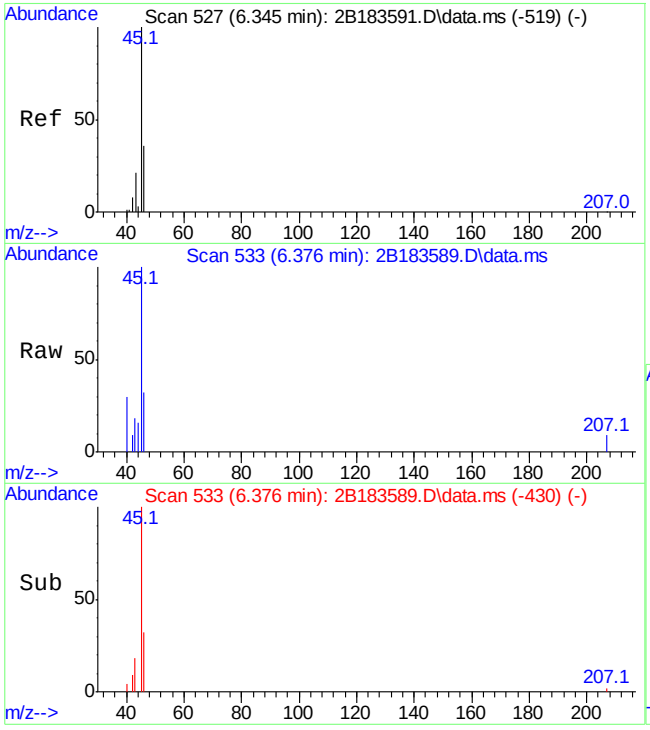

#3
ethanol
Concen: 761.91 ug/L
RT: 6.376 min Scan# 533
Delta R.T. 0.042 min
Lab File: 2B183589.D
Acq: 16 Jun 21 8:22 pm

Tgt Ion: 45 Resp: 17851

Ion	Ratio	Lower	Upper
45	100		
46	31.8	6.1	66.1

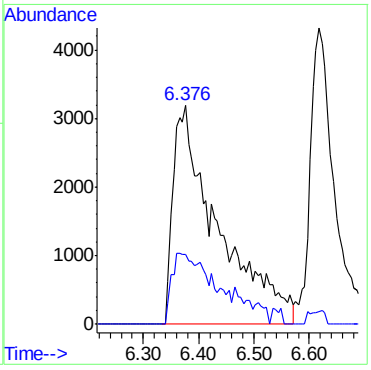

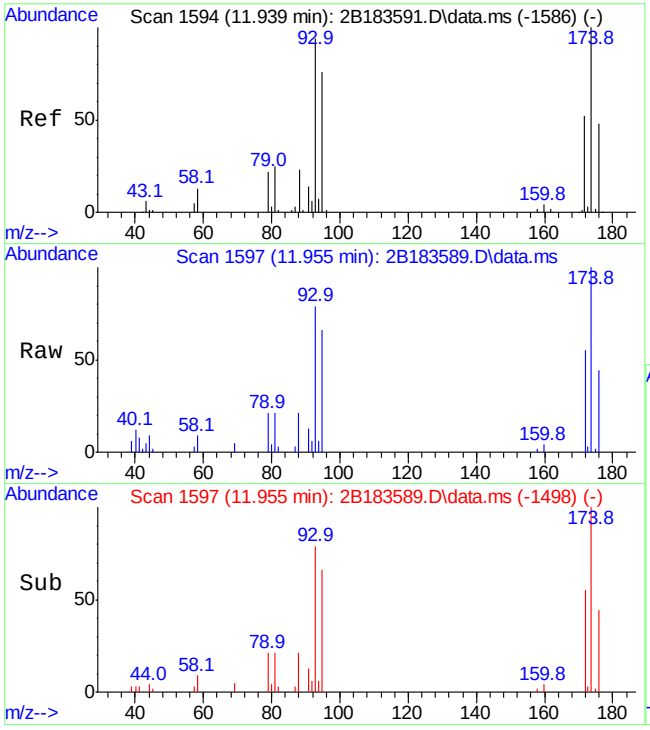

#4
1,4-dioxane
Concen: 177.56 ug/L
RT: 11.955 min Scan# 1597
Delta R.T. 0.021 min
Lab File: 2B183589.D
Acq: 16 Jun 21 8:22 pm

Tgt Ion: 88 Resp: 4023

Ion	Ratio	Lower	Upper
88	100		
58	45.3	25.6	85.6

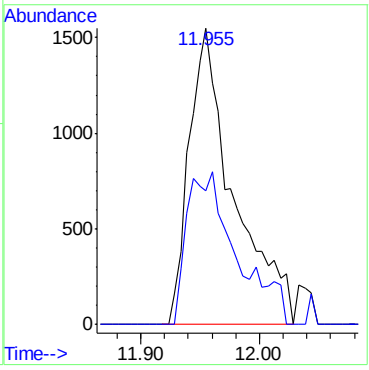

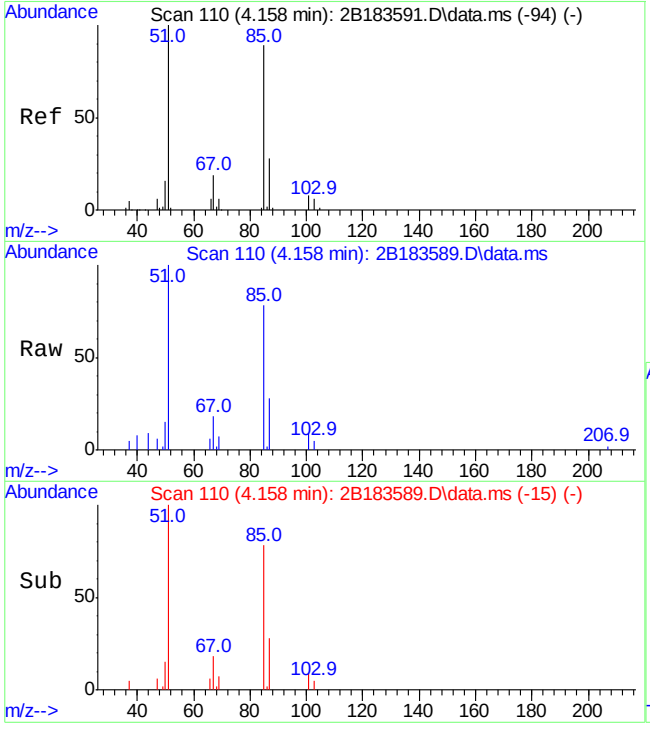

#6
chlorodifluoromethane
Concen: 7.42 ug/L
RT: 4.158 min Scan# 110
Delta R.T. 0.000 min
Lab File: 2B183589.D
Acq: 16 Jun 21 8:22 pm

Tgt Ion: 51 Resp: 32491

Ion	Ratio	Lower	Upper
51	100		
67	18.3	0.0	48.7
50	14.7	0.0	45.8

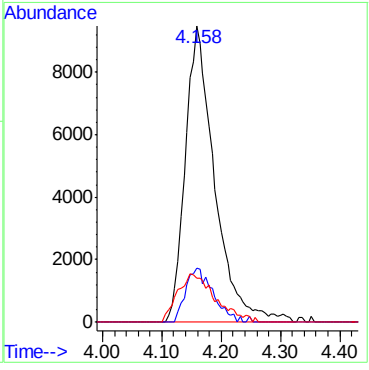

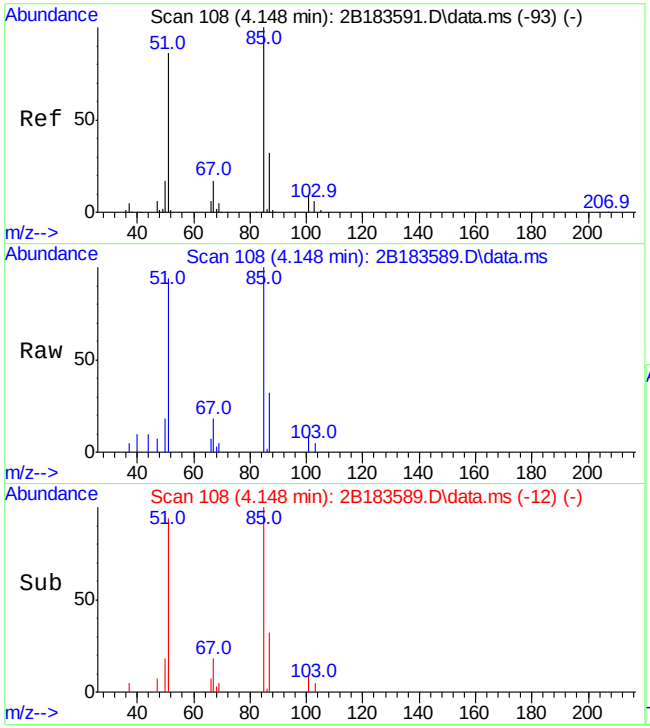

#7
dichlorodifluoromethane
Concen: 7.01 ug/L
RT: 4.148 min Scan# 108
Delta R.T. 0.005 min
Lab File: 2B183589.D
Acq: 16 Jun 21 8:22 pm

Tgt Ion: 85 Resp: 41129

Ion	Ratio	Lower	Upper
85	100		
87	32.0	1.9	61.9
101	8.6	0.0	39.2

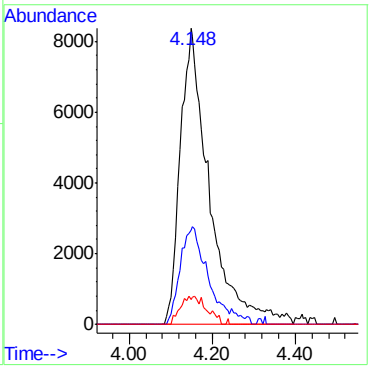

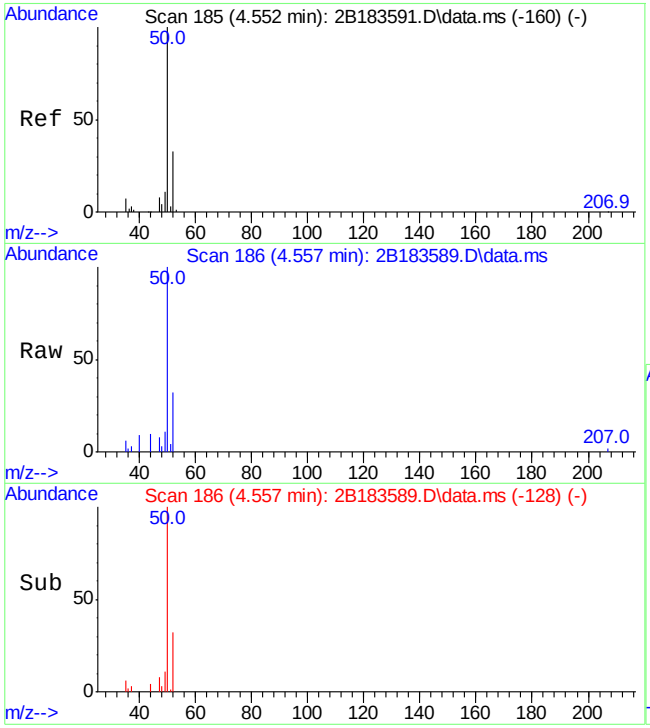

#8
chloromethane
Concen: 7.11 ug/L
RT: 4.557 min Scan# 186
Delta R.T. 0.005 min
Lab File: 2B183589.D
Acq: 16 Jun 21 8:22 pm

Tgt Ion: 50 Resp: 39991

Ion	Ratio	Lower	Upper
50	100		
52	32.3	2.9	62.9
49	11.1	0.0	41.3

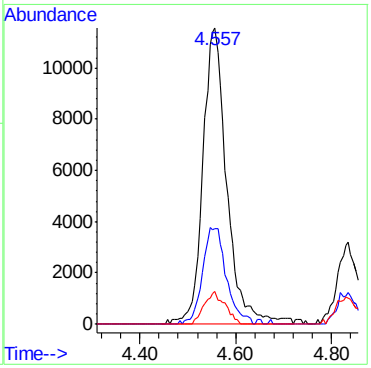

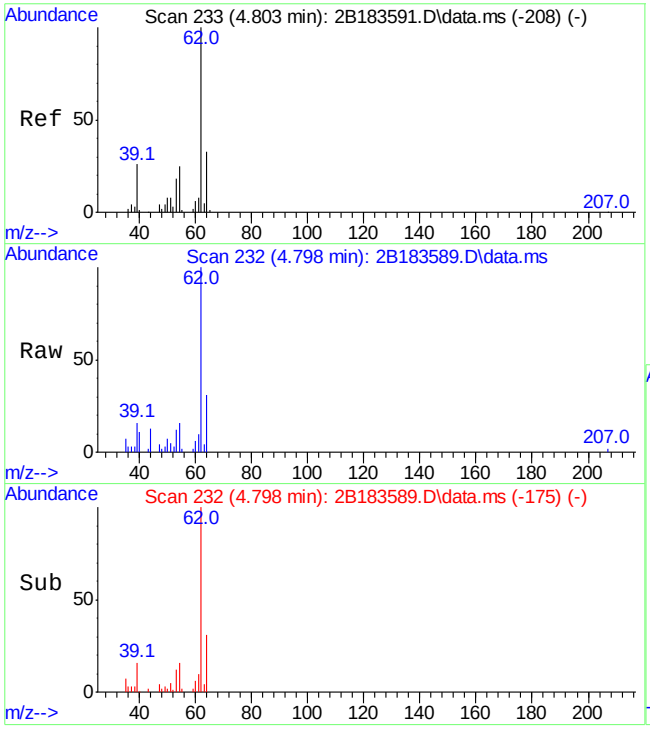

#9
vinyl chloride
Concen: 7.32 ug/L
RT: 4.798 min Scan# 232
Delta R.T. 0.000 min
Lab File: 2B183589.D
Acq: 16 Jun 21 8:22 pm

Tgt Ion: 62 Resp: 37381

Ion	Ratio	Lower	Upper
62	100		
64	31.1	3.0	63.0
61	9.9	0.0	38.4

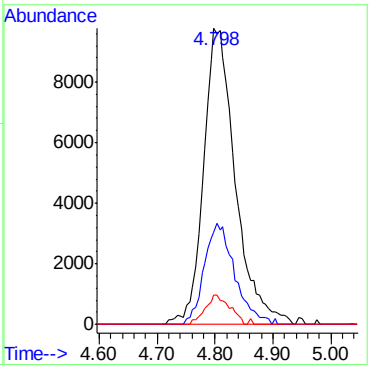

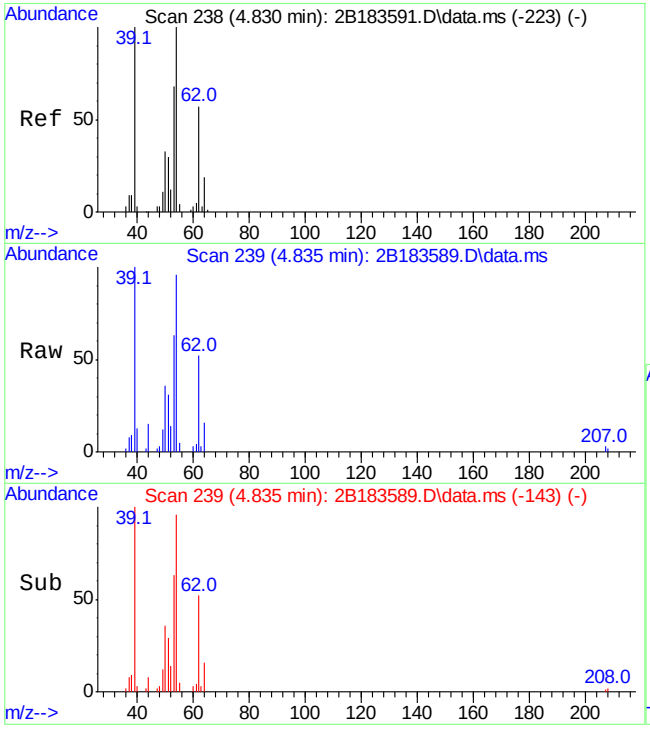

#10
1,3-butadiene
Concen: 7.71 ug/L
RT: 4.835 min Scan# 239
Delta R.T. 0.005 min
Lab File: 2B183589.D
Acq: 16 Jun 21 8:22 pm

Tgt Ion: 54 Resp: 27201

Ion	Ratio	Lower	Upper
54	100		
53	65.4	38.4	98.4
51	32.5	0.0	60.0

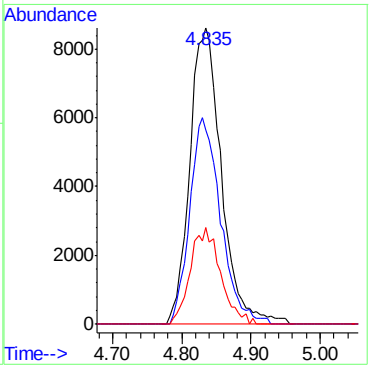

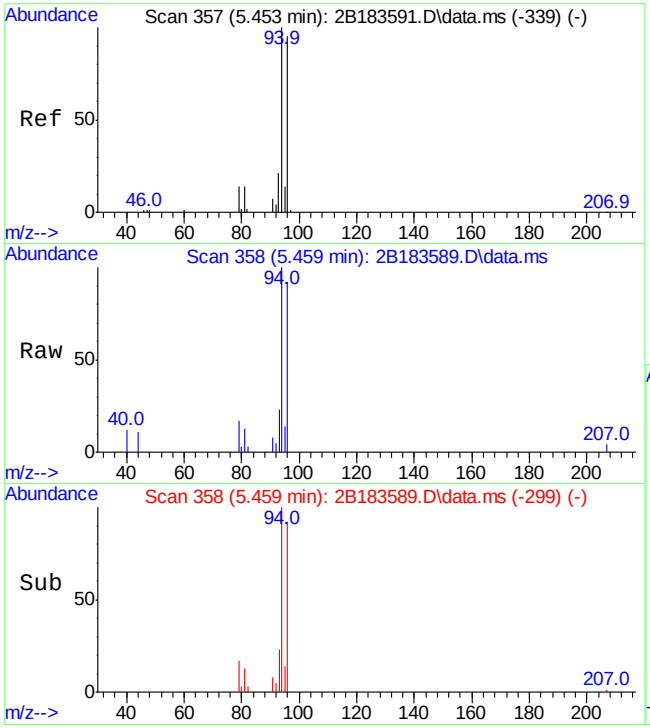

#11
bromomethane
Concen: 7.13 ug/L
RT: 5.459 min Scan# 358
Delta R.T. 0.011 min
Lab File: 2B183589.D
Acq: 16 Jun 21 8:22 pm

Tgt Ion: 94 Resp: 26253

Ion	Ratio	Lower	Upper
94	100		
96	92.3	65.2	125.2
79	17.2	0.0	44.4

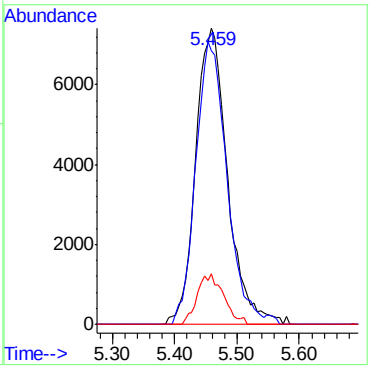

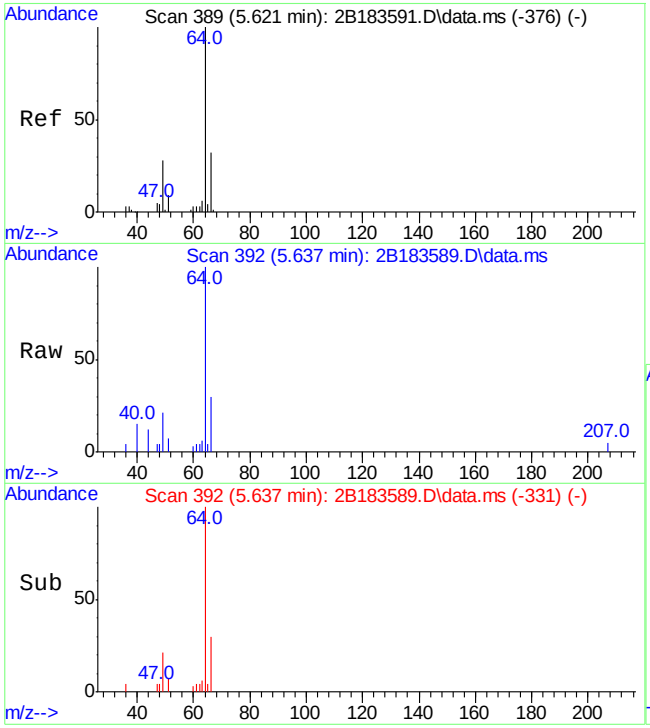

#12
chloroethane
Concen: 7.21 ug/L
RT: 5.637 min Scan# 392
Delta R.T. 0.021 min
Lab File: 2B183589.D
Acq: 16 Jun 21 8:22 pm

Tgt Ion: 64 Resp: 18229

Ion	Ratio	Lower	Upper
64	100		
66	30.2	1.7	61.7
49	21.1	0.0	57.6

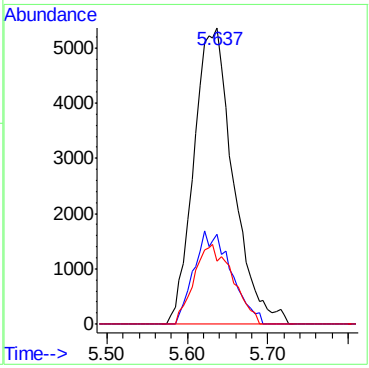

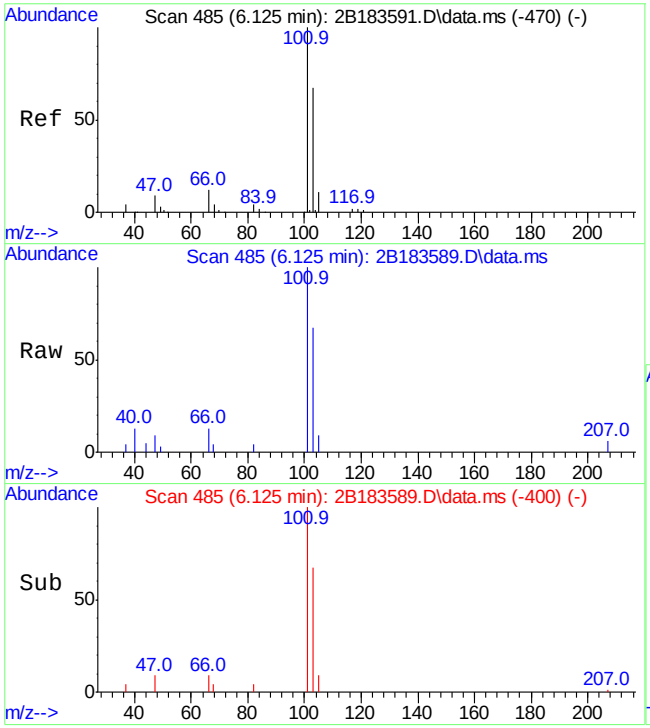

#13
trichlorofluoromethane
Concen: 6.93 ug/L
RT: 6.125 min Scan# 485
Delta R.T. -0.052 min
Lab File: 2B183589.D
Acq: 16 Jun 21 8:22 pm

Tgt Ion:101 Resp: 42326

Ion	Ratio	Lower	Upper
101	100		
103	67.4	37.3	97.3
66	13.3	0.0	42.3

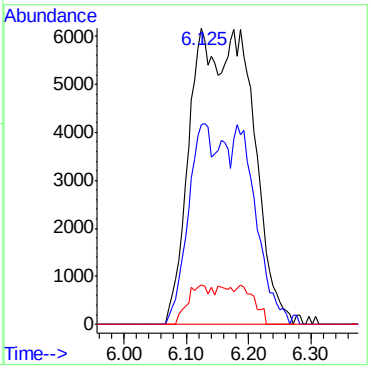

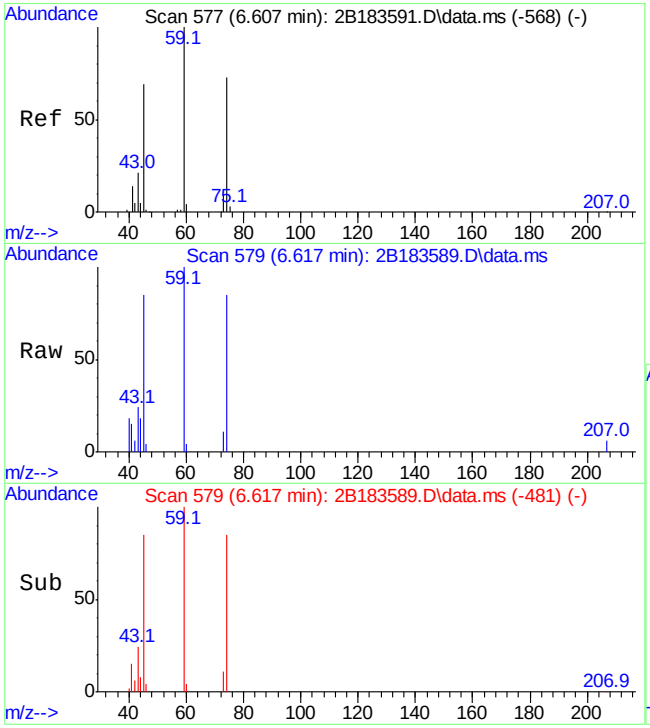

#14
ethyl ether
Concen: 7.37 ug/L
RT: 6.617 min Scan# 579
Delta R.T. 0.016 min
Lab File: 2B183589.D
Acq: 16 Jun 21 8:22 pm

Tgt Ion: 74 Resp: 11174

Ion	Ratio	Lower	Upper
74	100		
45	93.6	69.2	129.2
59	118.0	107.5	167.5

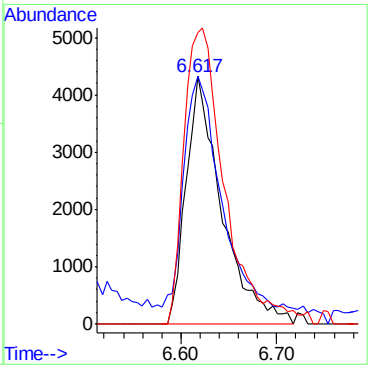

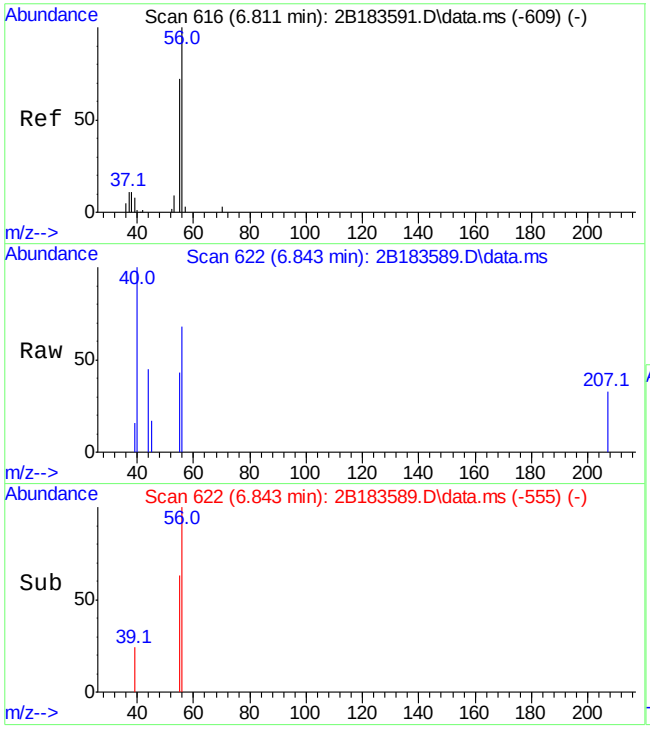

#15
acrolein
Concen: 7.17 ug/L
RT: 6.843 min Scan# 622
Delta R.T. 0.053 min
Lab File: 2B183589.D
Acq: 16 Jun 21 8:22 pm

Tgt Ion: 56 Resp: 2320

Ion	Ratio	Lower	Upper
56	100		
55	62.8	41.6	101.6
53	0.0	0.0	38.7

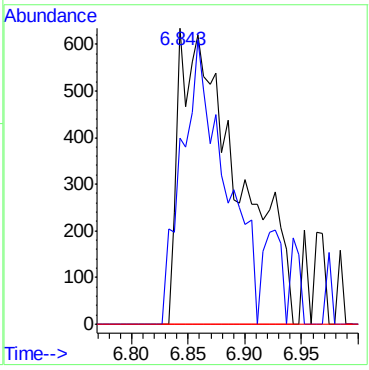

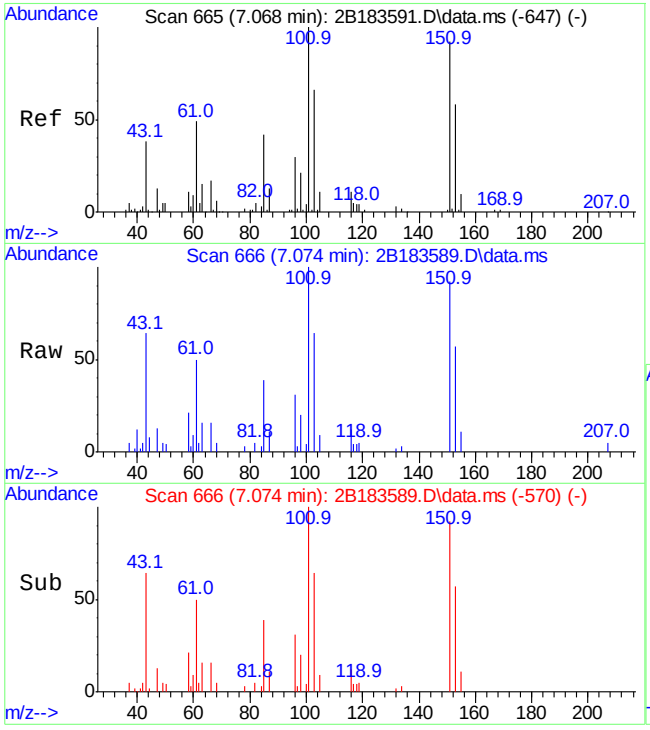

#16
freon 113
Concen: 7.78 ug/L
RT: 7.074 min Scan# 666
Delta R.T. 0.005 min
Lab File: 2B183589.D
Acq: 16 Jun 21 8:22 pm

Tgt Ion:151 Resp: 24034

Ion	Ratio	Lower	Upper
151	100		
101	108.8	88.6	128.6
103	69.4	52.2	92.2
153	62.0	42.8	82.8

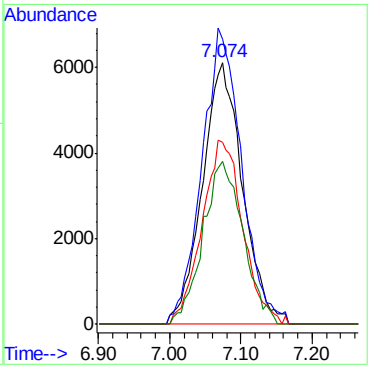

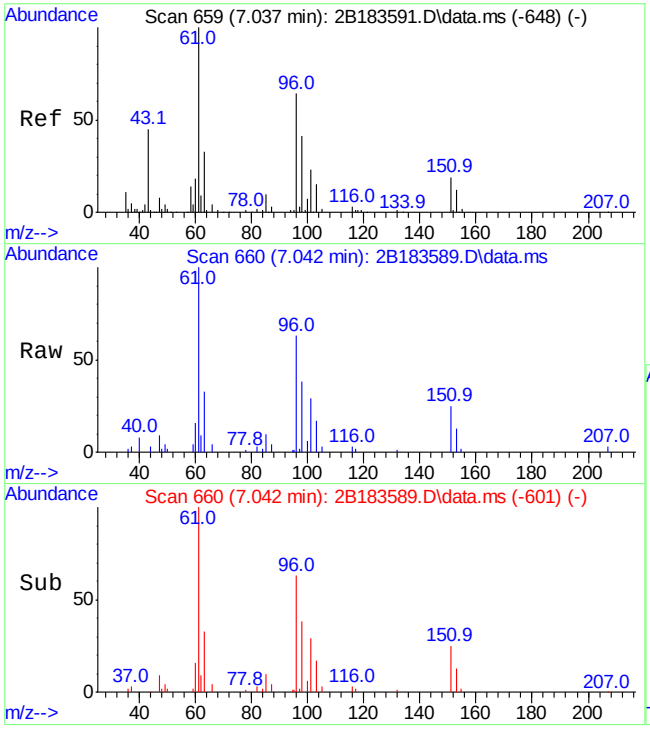

#17
1,1-dichloroethene
Concen: 7.32 ug/L
RT: 7.042 min Scan# 660
Delta R.T. 0.011 min
Lab File: 2B183589.D
Acq: 16 Jun 21 8:22 pm

Tgt Ion: 96 Resp: 19439

Ion	Ratio	Lower	Upper
96	100		
61	155.6	127.2	187.2
63	52.6	21.7	81.7

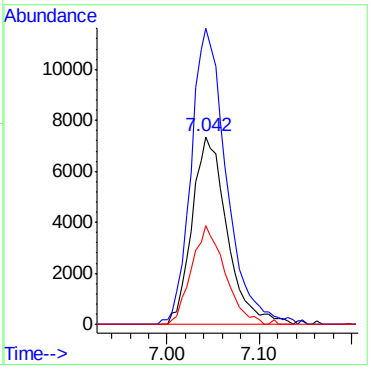

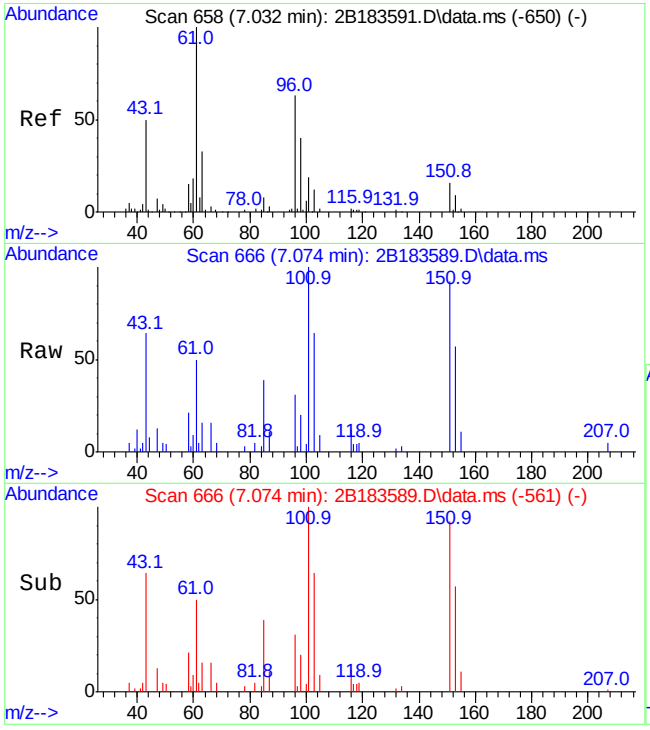

#18
acetone
Concen: 30.82 ug/L
RT: 7.074 min Scan# 666
Delta R.T. 0.053 min
Lab File: 2B183589.D
Acq: 16 Jun 21 8:22 pm

Tgt Ion: 43 Resp: 20726

Ion	Ratio	Lower	Upper
43	100		
58	32.3	0.0	59.5

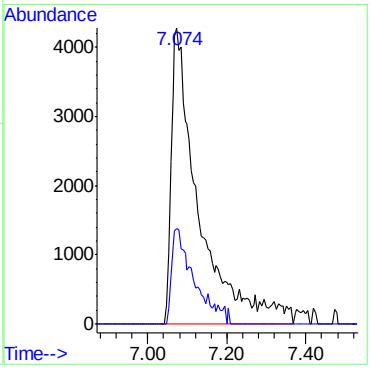

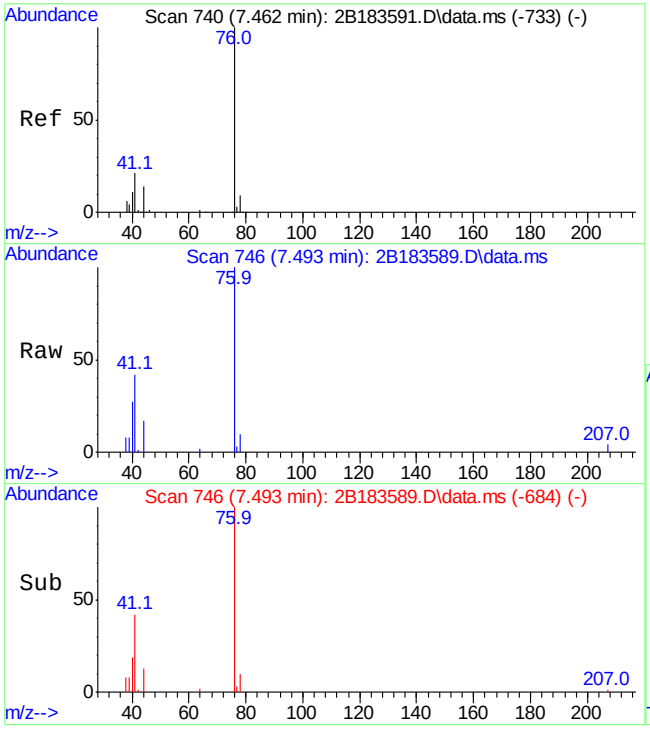

#19
acetonitrile
Concen: 74.02 ug/L
RT: 7.493 min Scan# 746
Delta R.T. 0.047 min
Lab File: 2B183589.D
Acq: 16 Jun 21 8:22 pm

Tgt Ion: 41 Resp: 20961

Ion	Ratio	Lower	Upper
41	100		
40	43.9	21.2	81.2
39	19.8	0.0	51.1

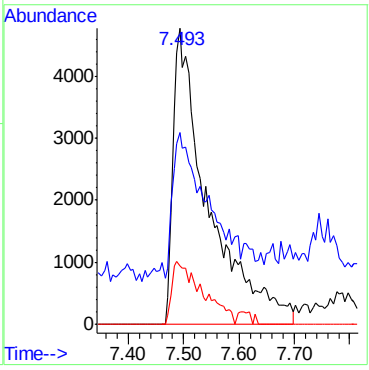

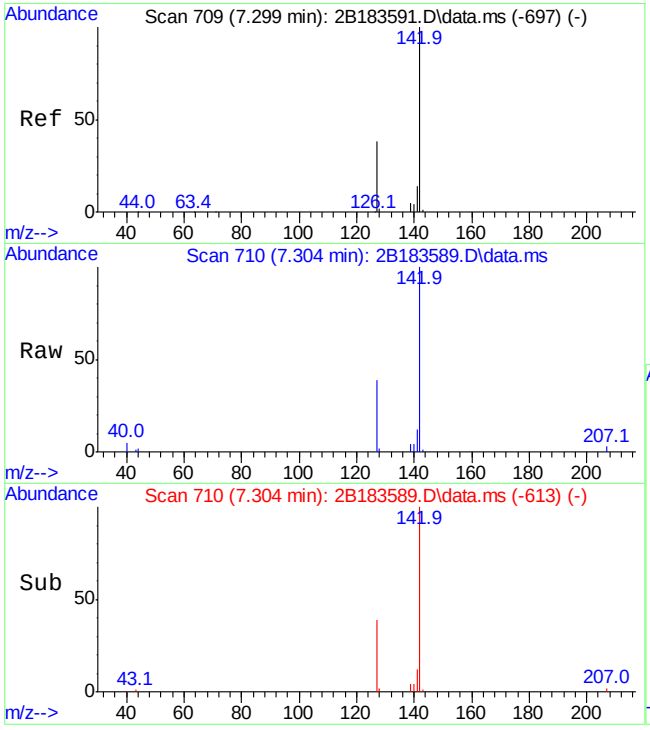

#20
iodomethane
Concen: 7.49 ug/L
RT: 7.304 min Scan# 710
Delta R.T. 0.011 min
Lab File: 2B183589.D
Acq: 16 Jun 21 8:22 pm

Tgt Ion:142 Resp: 44265

Ion	Ratio	Lower	Upper
142	100		
127	38.9	8.2	68.2
141	12.3	0.0	43.6

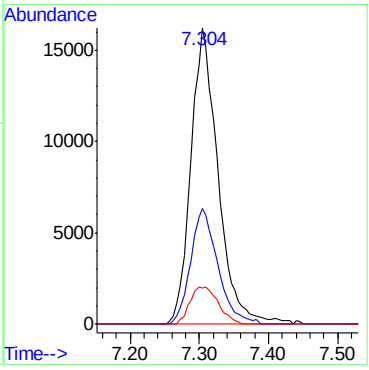

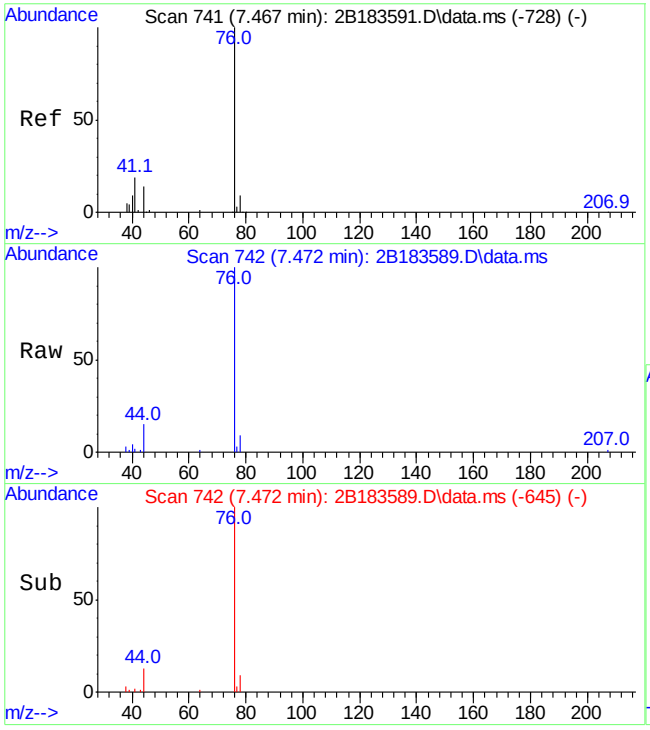

#21
carbon disulfide
Concen: 7.42 ug/L
RT: 7.472 min Scan# 742
Delta R.T. 0.011 min
Lab File: 2B183589.D
Acq: 16 Jun 21 8:22 pm

Tgt Ion: 76 Resp: 67308

Ion	Ratio	Lower	Upper
76	100		
78	8.7	0.0	39.2
44	13.4	0.0	44.1

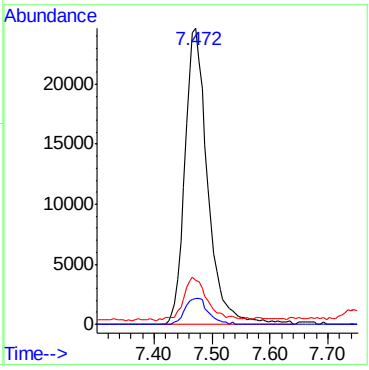

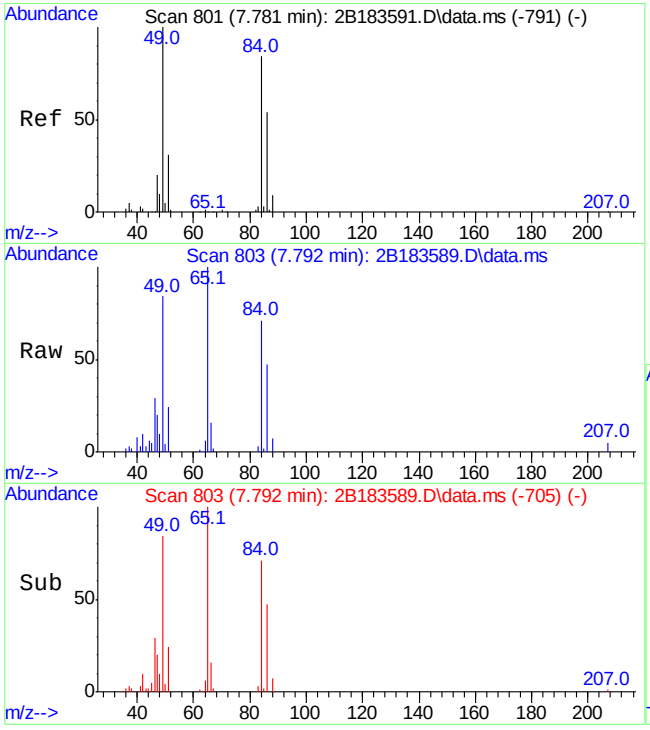

#22
methylene chloride
Concen: 7.48 ug/L
RT: 7.792 min Scan# 803
Delta R.T. 0.016 min
Lab File: 2B183589.D
Acq: 16 Jun 21 8:22 pm

Tgt Ion: 84 Resp: 21321

Ion	Ratio	Lower	Upper
84	100		
86	66.0	34.1	94.1
49	115.5	88.6	148.6

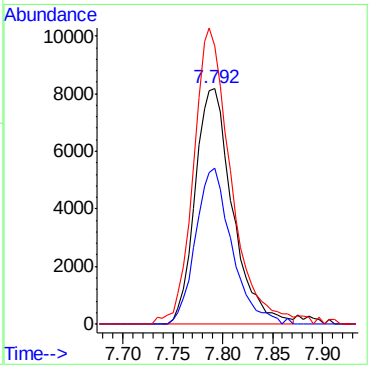

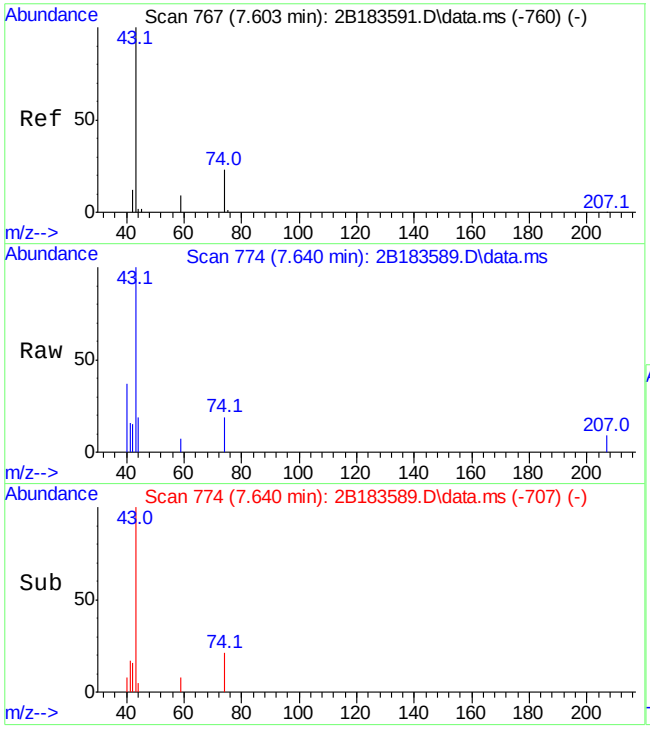

#23
methyl acetate
Concen: 8.24 ug/L
RT: 7.640 min Scan# 774
Delta R.T. 0.053 min
Lab File: 2B183589.D
Acq: 16 Jun 21 8:22 pm

Tgt Ion: 43 Resp: 14264

Ion	Ratio	Lower	Upper
43	100		
74	19.3	0.0	53.3
44	4.0	0.0	32.4

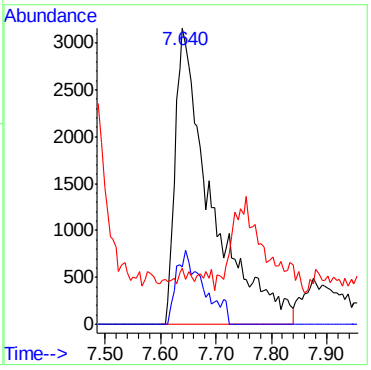

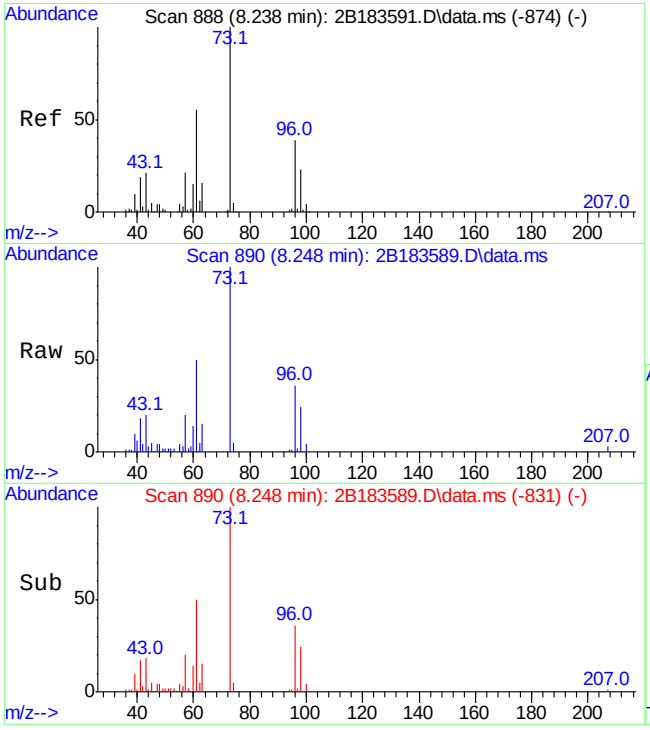

#24
methyl tert butyl ether
Concen: 7.68 ug/L
RT: 8.248 min Scan# 890
Delta R.T. 0.011 min
Lab File: 2B183589.D
Acq: 16 Jun 21 8:22 pm

Tgt Ion: 73 Resp: 65589

Ion	Ratio	Lower	Upper
73	100		
57	19.5	0.0	220.5

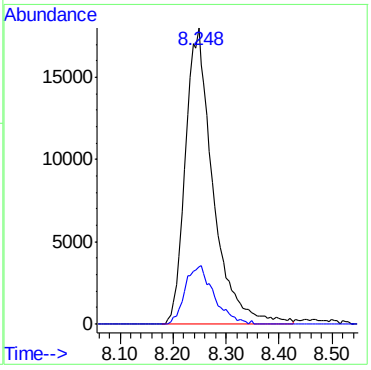

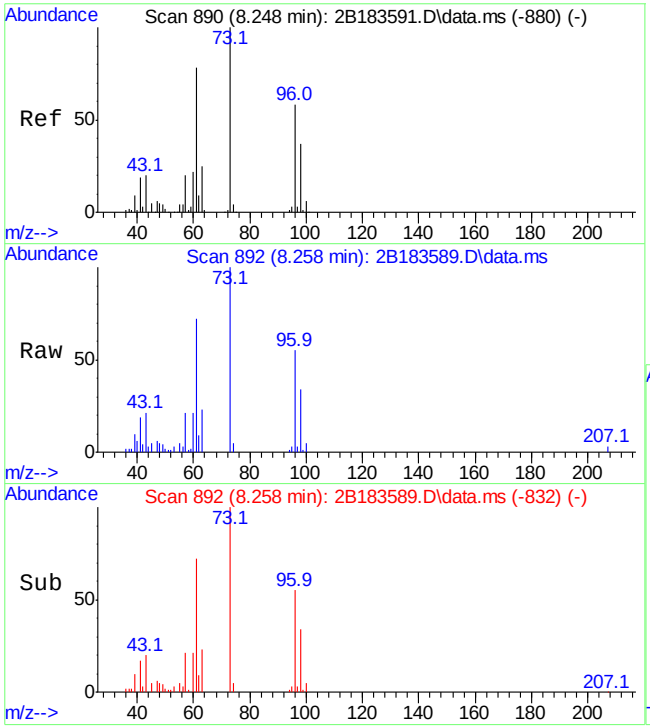

#25
trans-1,2-dichloroethene
Concen: 7.48 ug/L
RT: 8.258 min Scan# 892
Delta R.T. 0.016 min
Lab File: 2B183589.D
Acq: 16 Jun 21 8:22 pm

Tgt Ion: 96 Resp: 21537

Ion	Ratio	Lower	Upper
96	100		
61	130.9	103.8	163.8
98	62.9	34.0	94.0

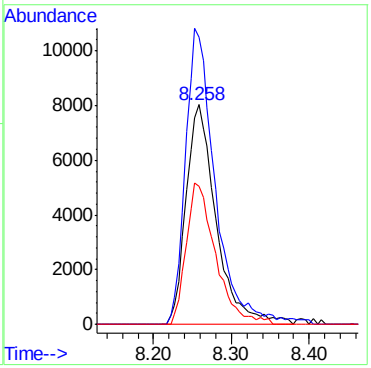

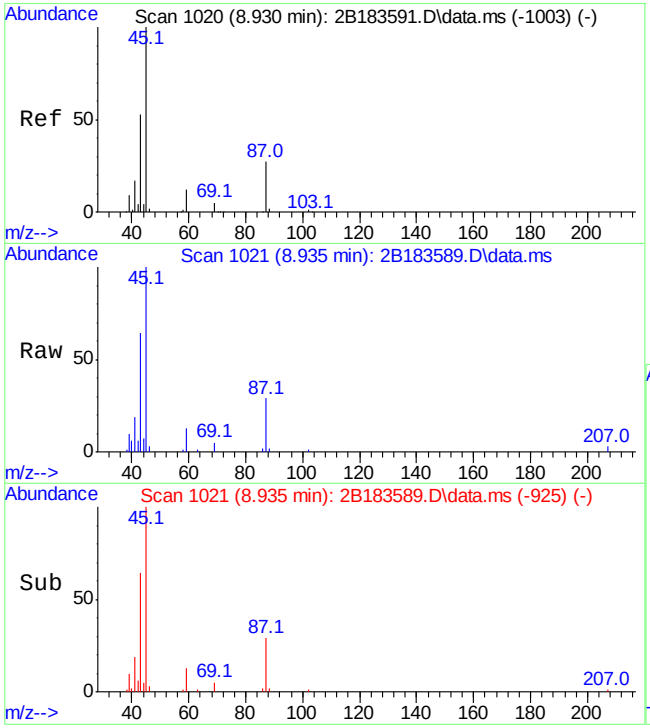

#26
di-isopropyl ether
Concen: 7.75 ug/L
RT: 8.935 min Scan# 1021
Delta R.T. 0.005 min
Lab File: 2B183589.D
Acq: 16 Jun 21 8:22 pm

Tgt Ion: 45 Resp: 67346

Ion	Ratio	Lower	Upper
45	100		
87	28.5	0.0	58.2
43	62.5	23.5	83.5

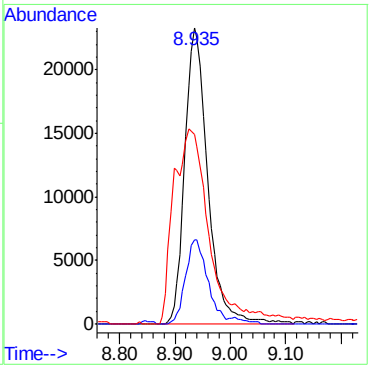

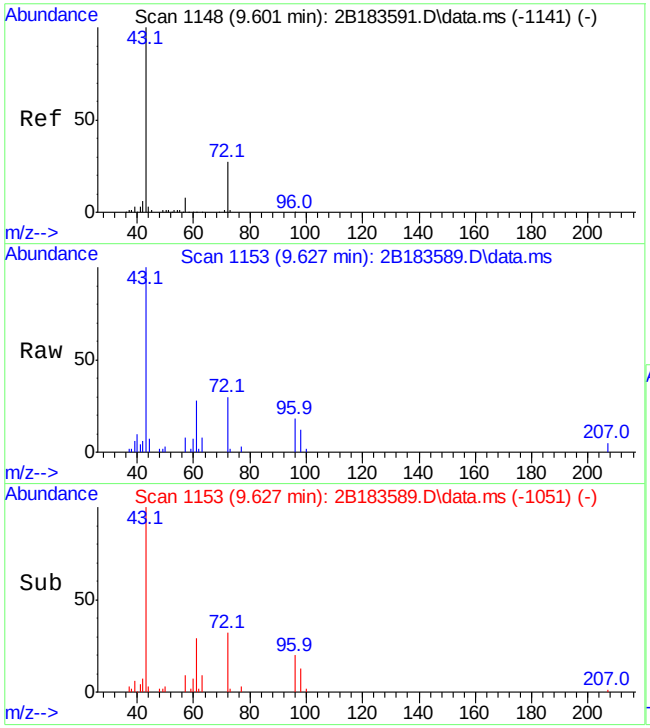

#27
2-butanone
Concen: 29.65 ug/L
RT: 9.627 min Scan# 1153
Delta R.T. 0.037 min
Lab File: 2B183589.D
Acq: 16 Jun 21 8:22 pm

Tgt Ion: 72 Resp: 7636

Ion	Ratio	Lower	Upper
72	100		
57	27.4	0.0	59.8
43	327.0	334.2	394.2#

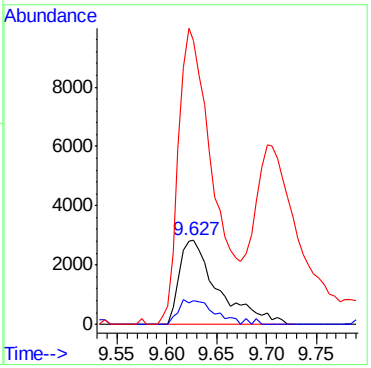

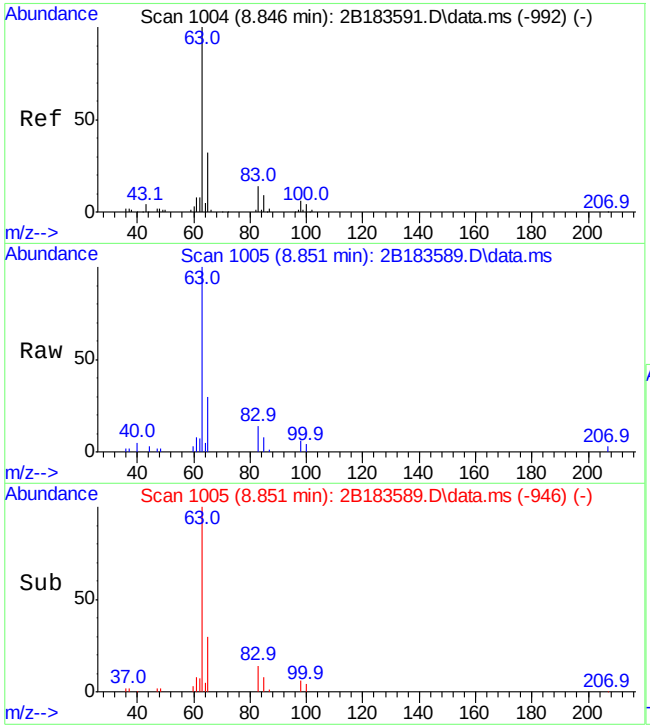

#28
1,1-dichloroethane
Concen: 7.72 ug/L
RT: 8.851 min Scan# 1005
Delta R.T. 0.011 min
Lab File: 2B183589.D
Acq: 16 Jun 21 8:22 pm

Tgt Ion: 63 Resp: 37294

Ion	Ratio	Lower	Upper
63	100		
65	30.1	2.1	62.1
83	14.0	0.0	44.4

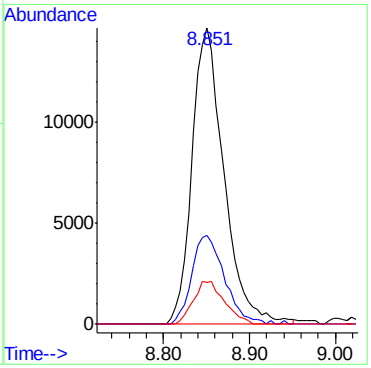

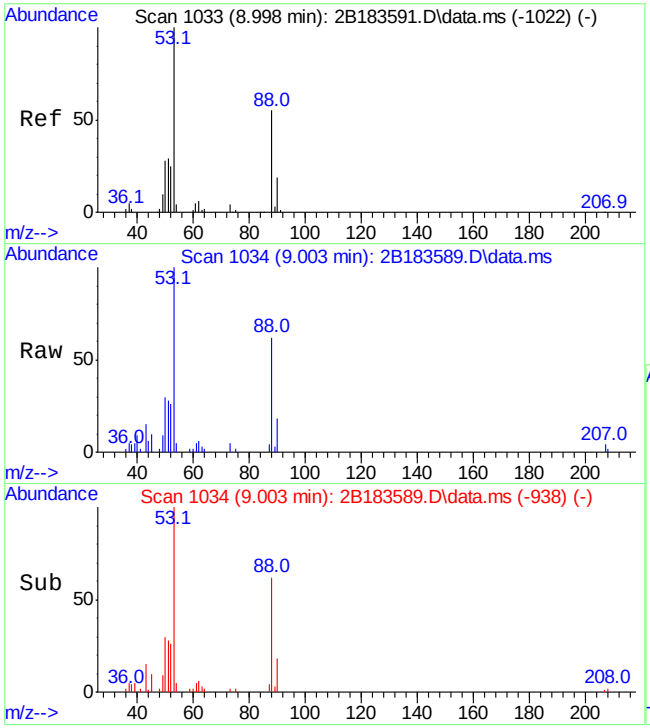

#29
chloroprene
Concen: 7.69 ug/L
RT: 9.003 min Scan# 1034
Delta R.T. 0.005 min
Lab File: 2B183589.D
Acq: 16 Jun 21 8:22 pm

Tgt Ion: 53 Resp: 28686

Ion	Ratio	Lower	Upper
53	100		
88	62.3	27.6	87.6
90	18.4	0.0	48.9
51	28.2	0.0	59.1

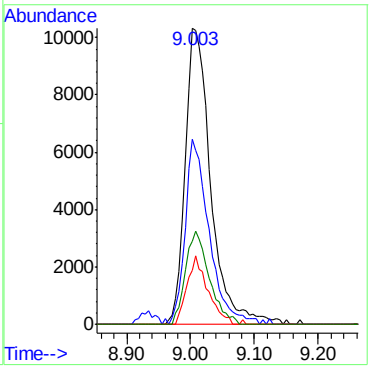

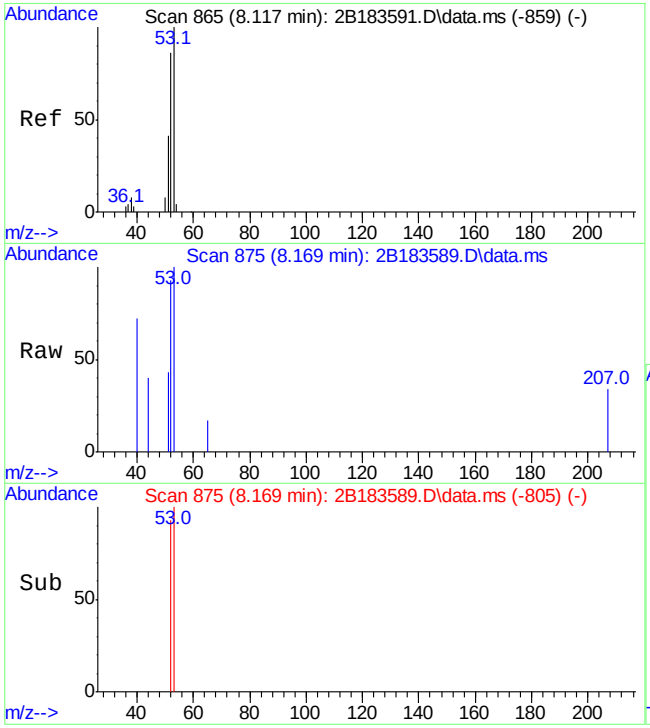

#30
acrylonitrile
Concen: 5.66 ug/L
RT: 8.169 min Scan# 875
Delta R.T. 0.068 min
Lab File: 2B183589.D
Acq: 16 Jun 21 8:22 pm

Tgt Ion: 52 Resp: 3641

Ion	Ratio	Lower	Upper
52	100		
53	107.4	86.6	146.6
51	46.2	17.8	77.8

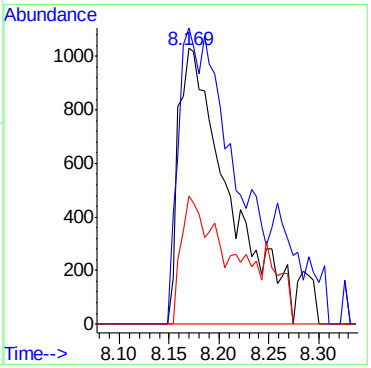

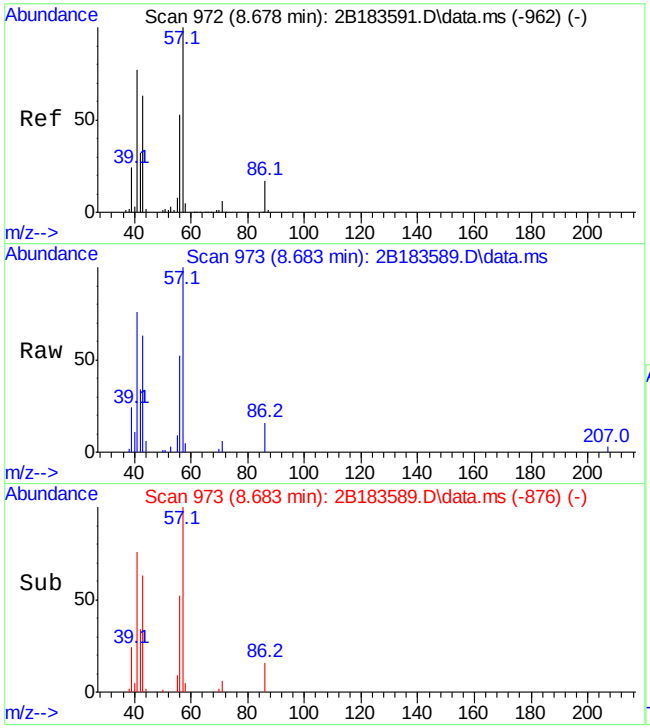

#31
hexane
Concen: 7.12 ug/L
RT: 8.683 min Scan# 973
Delta R.T. 0.011 min
Lab File: 2B183589.D
Acq: 16 Jun 21 8:22 pm

Tgt Ion: 56 Resp: 15161

Ion	Ratio	Lower	Upper
56	100		
43	121.8	99.4	139.4
71	10.8	0.0	31.0
86	31.7	12.3	52.3

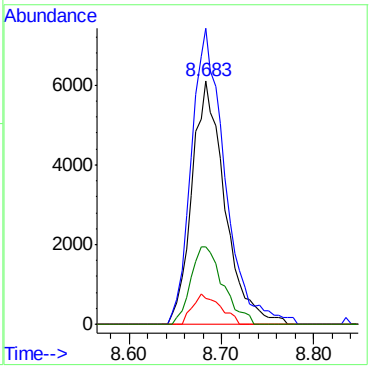

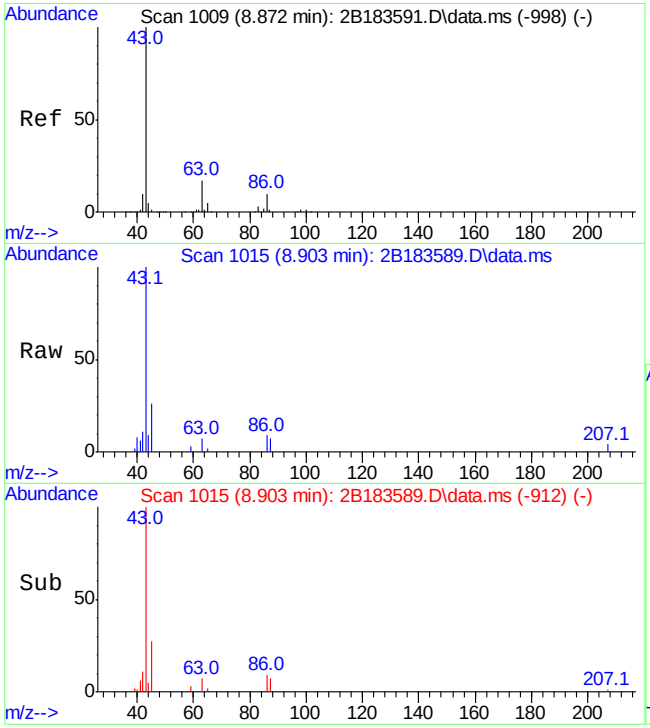

#32
vinyl acetate
Concen: 5.76 ug/L
RT: 8.903 min Scan# 1015
Delta R.T. 0.042 min
Lab File: 2B183589.D
Acq: 16 Jun 21 8:22 pm

Tgt Ion: 86 Resp: 3016

Ion	Ratio	Lower	Upper
86	100		
43	1098.5	981.3	1041.3#
42	116.5	66.4	126.4

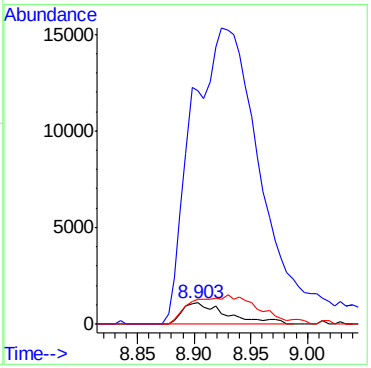

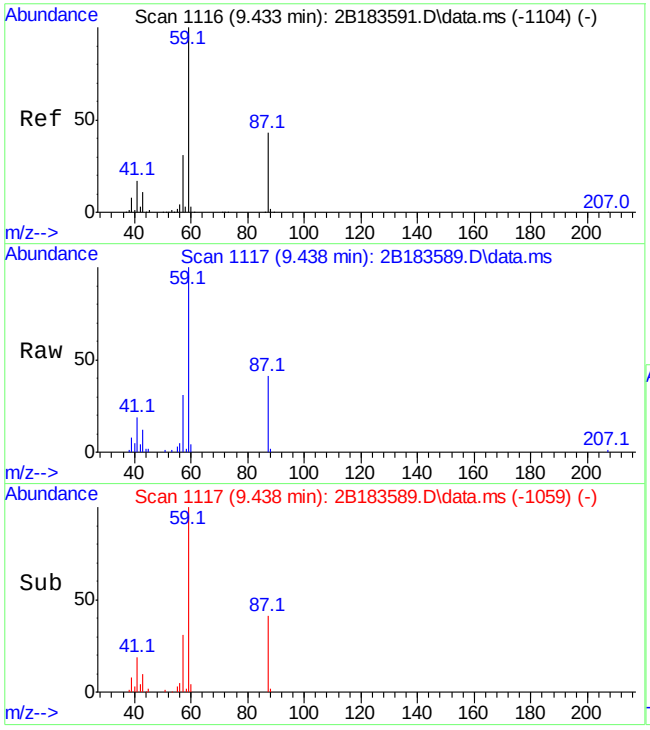

#33
ethyl tert-butyl ether
Concen: 7.39 ug/L
RT: 9.438 min Scan# 1117
Delta R.T. 0.005 min
Lab File: 2B183589.D
Acq: 16 Jun 21 8:22 pm

Tgt Ion: 59 Resp: 70179

Ion	Ratio	Lower	Upper
59	100		
87	40.8	12.7	72.7
57	31.4	0.9	60.9

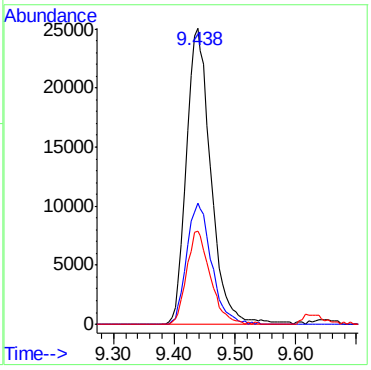

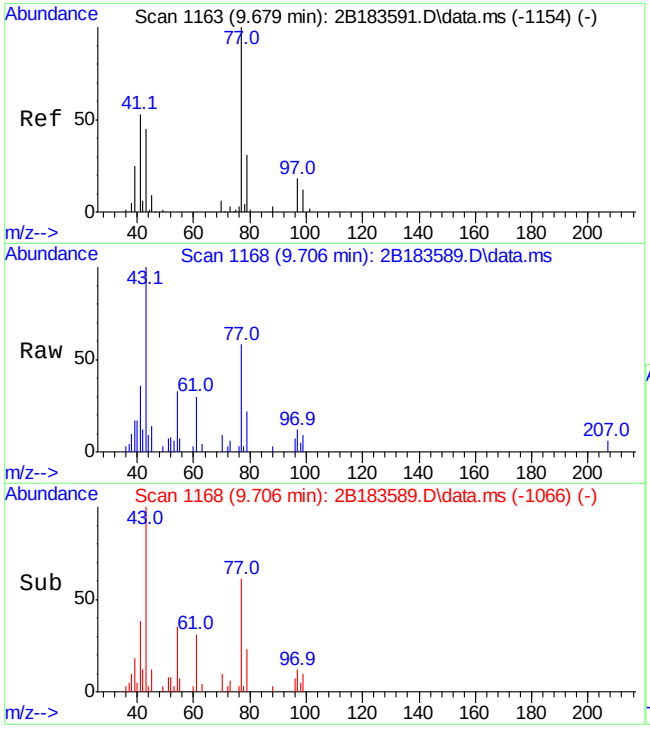

#34
ethyl acetate
Concen: 6.41 ug/L
RT: 9.706 min Scan# 1168
Delta R.T. 0.037 min
Lab File: 2B183589.D
Acq: 16 Jun 21 8:22 pm

Tgt Ion: 45 Resp: 2077

Ion	Ratio	Lower	Upper
45	100		
61	180.3	302.1	362.1#
43	622.6	653.2	713.2#
88	21.1	1.5	61.5

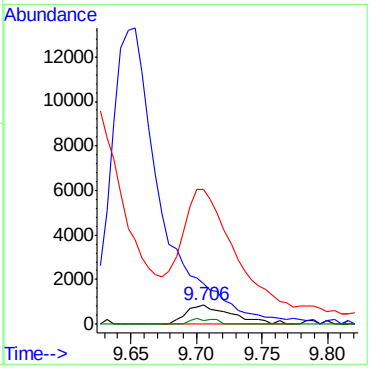

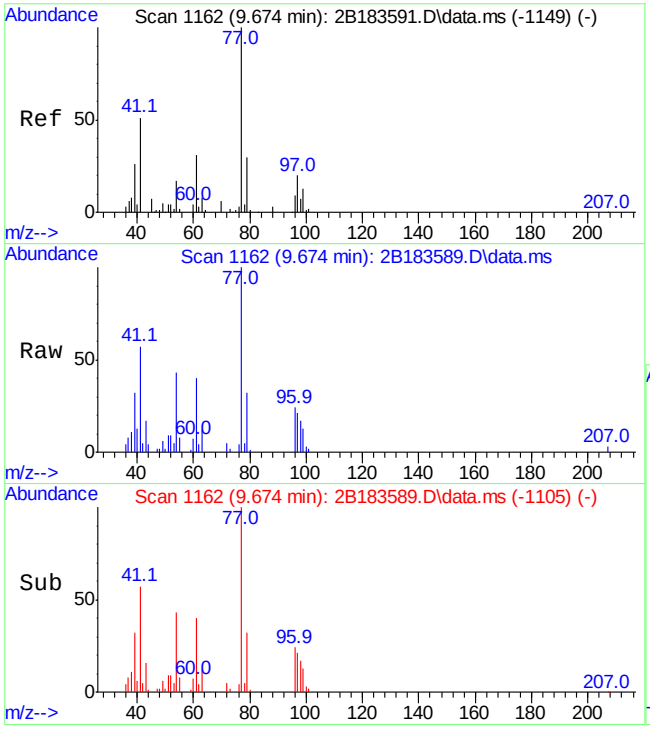

#35
2,2-dichloropropane
Concen: 7.74 ug/L
RT: 9.674 min Scan# 1162
Delta R.T. 0.000 min
Lab File: 2B183589.D
Acq: 16 Jun 21 8:22 pm

Tgt Ion: 77 Resp: 35278

Ion	Ratio	Lower	Upper
77	100		
97	20.8	0.0	50.3
41	56.8	20.8	80.8

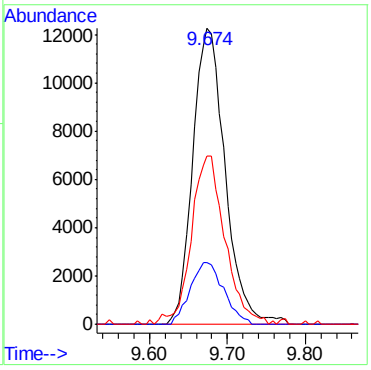

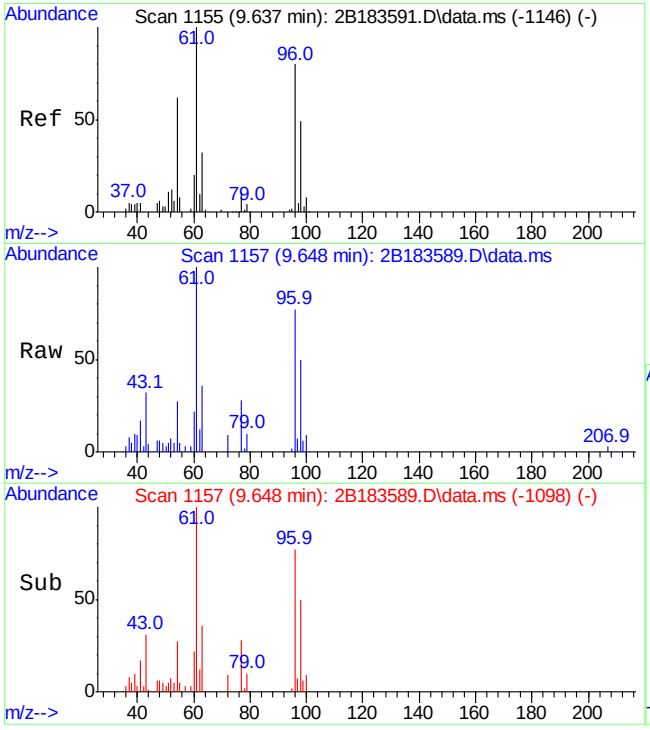

#36
cis-1,2-dichloroethene
Concen: 7.50 ug/L
RT: 9.648 min Scan# 1157
Delta R.T. 0.011 min
Lab File: 2B183589.D
Acq: 16 Jun 21 8:22 pm

Tgt Ion: 96 Resp: 22869

Ion	Ratio	Lower	Upper
96	100		
61	129.2	95.1	155.1
98	65.2	31.7	91.7

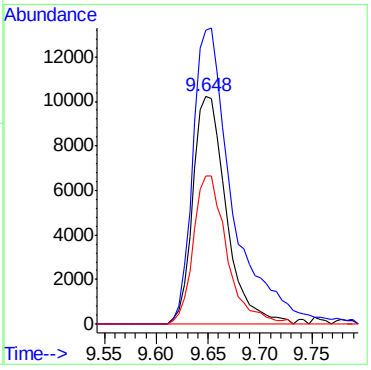

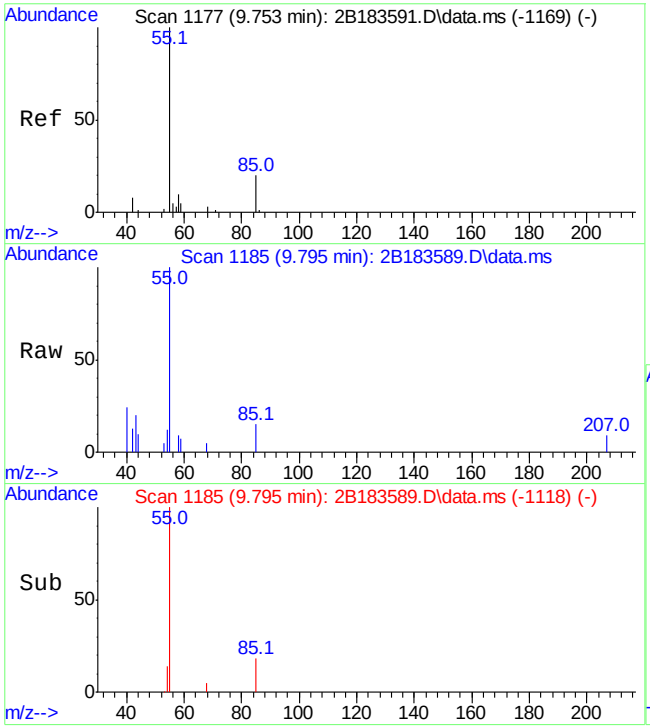

#37
methyl acrylate
Concen: 7.13 ug/L
RT: 9.795 min Scan# 1185
Delta R.T. 0.053 min
Lab File: 2B183589.D
Acq: 16 Jun 21 8:22 pm

Tgt Ion: 55 Resp: 14453

Ion	Ratio	Lower	Upper
55	100		
85	15.3	0.0	50.1
58	8.6	0.0	39.8

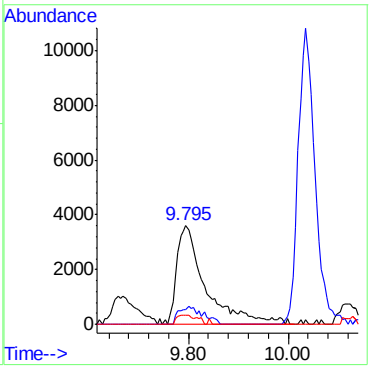

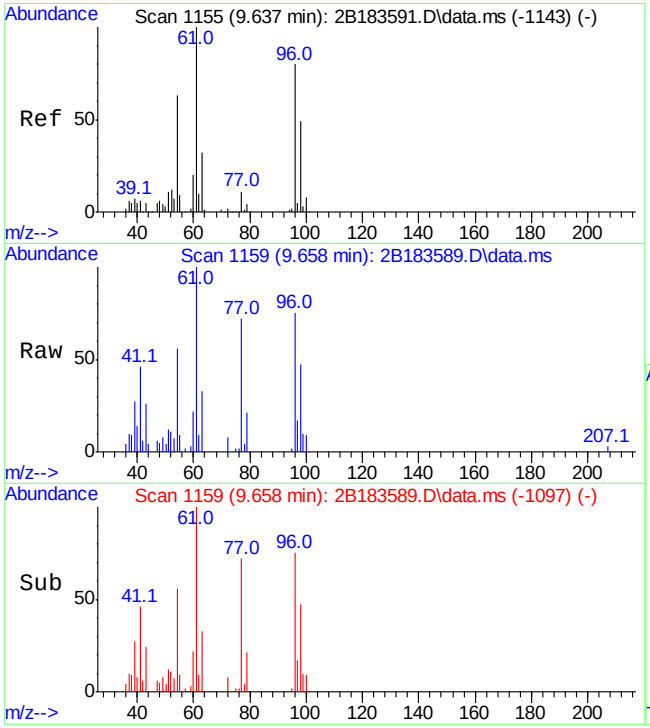

#38
propionitrile
Concen: 74.01 ug/L
RT: 9.658 min Scan# 1159
Delta R.T. 0.026 min
Lab File: 2B183589.D
Acq: 16 Jun 21 8:22 pm

Tgt Ion: 54 Resp: 22822

Ion	Ratio	Lower	Upper
54	100		
52	20.1	0.0	49.6
55	13.4	0.0	44.7
40	14.3	0.0	37.8

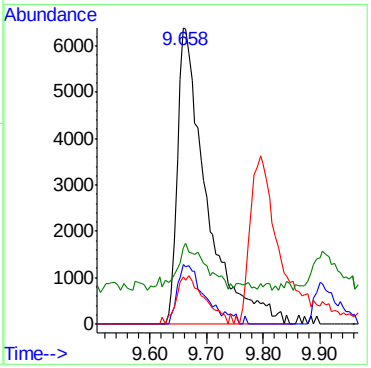

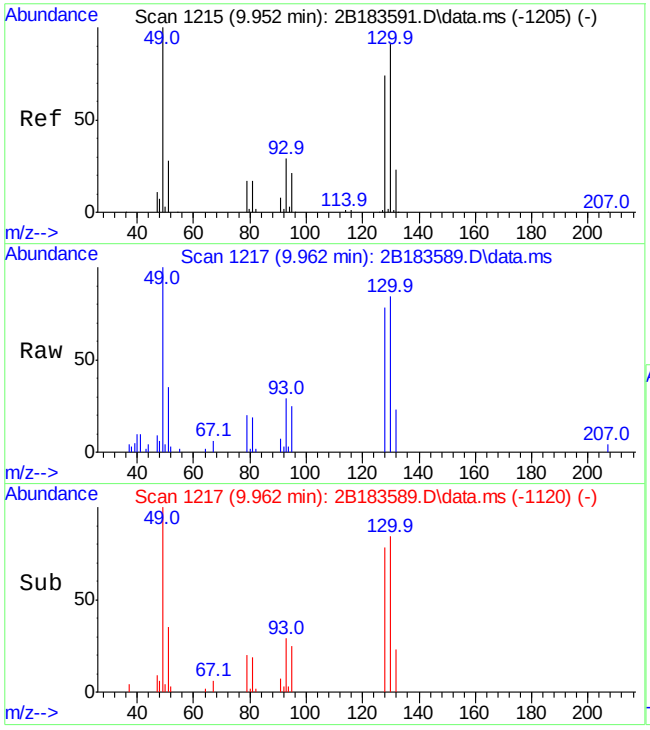

#39
bromochloromethane
Concen: 7.54 ug/L
RT: 9.962 min Scan# 1217
Delta R.T. 0.011 min
Lab File: 2B183589.D
Acq: 16 Jun 21 8:22 pm

Tgt Ion:128 Resp: 13080

Ion	Ratio	Lower	Upper
128	100		
49	128.6	105.9	165.9
130	107.5	93.4	153.4

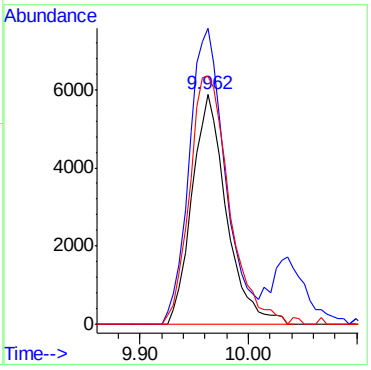

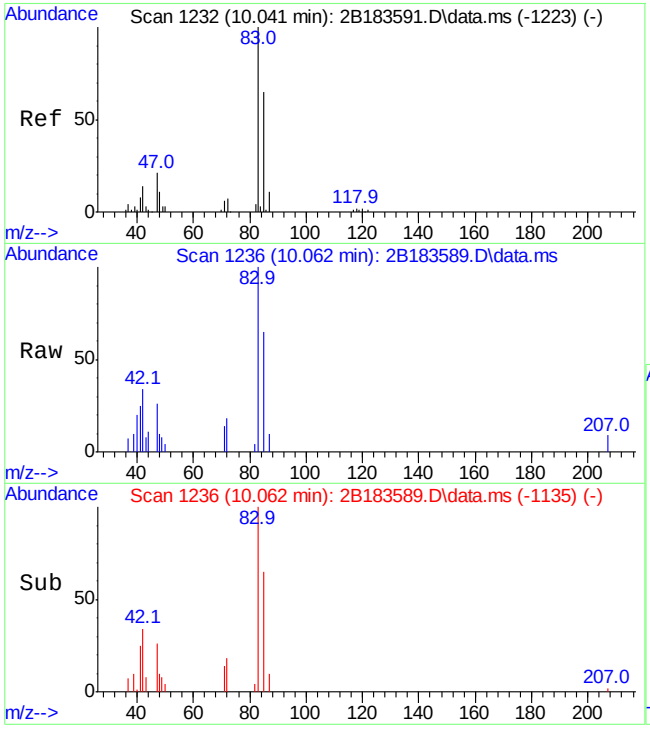

#40
tetrahydrofuran
Concen: 6.91 ug/L
RT: 10.062 min Scan# 1236
Delta R.T. 0.027 min
Lab File: 2B183589.D
Acq: 16 Jun 21 8:22 pm

Tgt Ion: 72 Resp: 2077

Ion	Ratio	Lower	Upper
72	100		
71	75.8	58.8	118.8
43	28.4	15.1	75.1

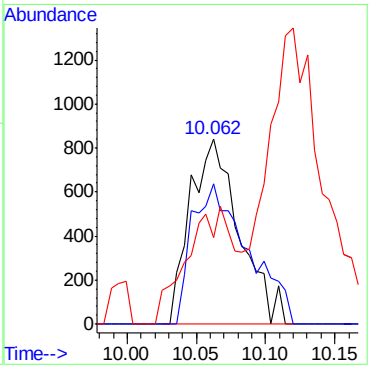

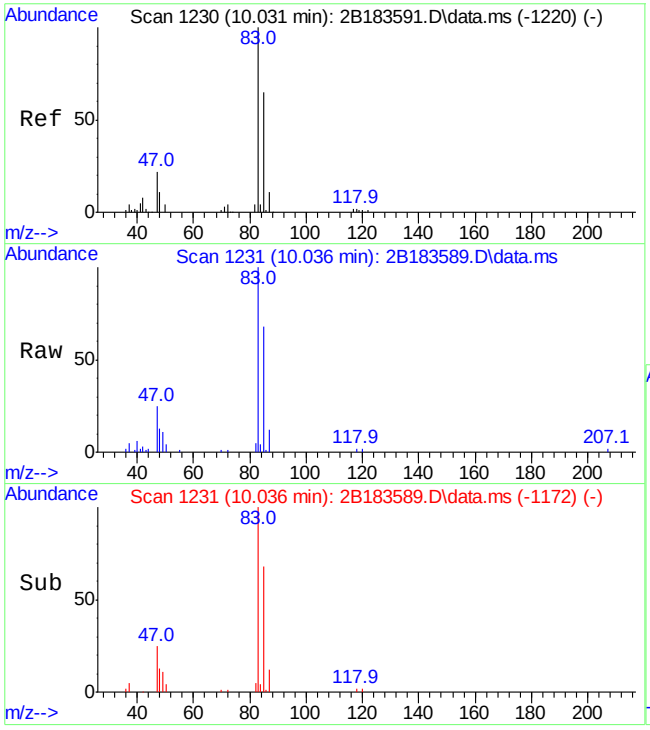

#41
chloroform
Concen: 7.20 ug/L
RT: 10.036 min Scan# 1231
Delta R.T. 0.011 min
Lab File: 2B183589.D
Acq: 16 Jun 21 8:22 pm

Tgt Ion: 85 Resp: 25345

Ion	Ratio	Lower	Upper
85	100		
83	147.2	123.5	183.5
47	36.3	6.5	66.5

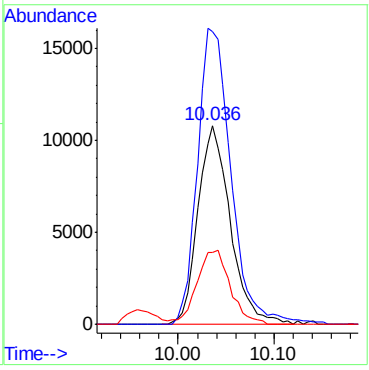

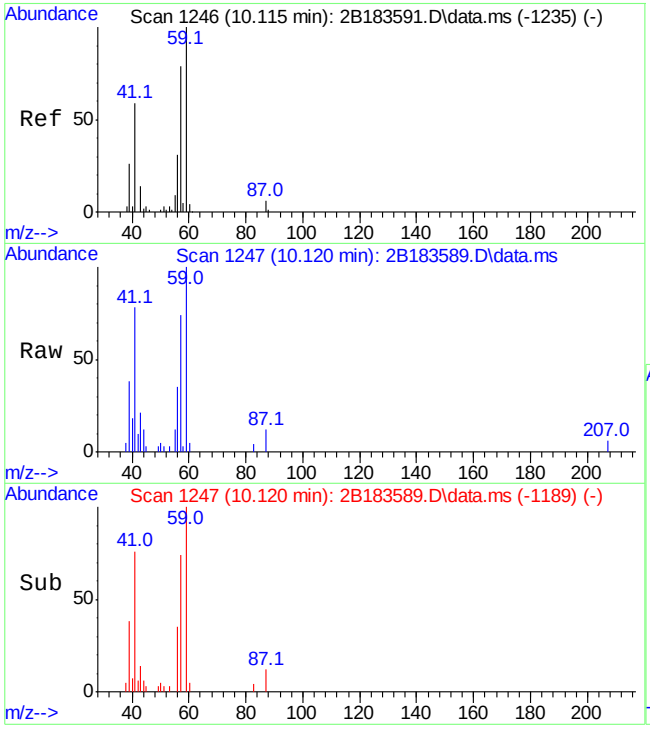

#42
t-butyl formate
Concen: 6.89 ug/L
RT: 10.120 min Scan# 1247
Delta R.T. 0.005 min
Lab File: 2B183589.D
Acq: 16 Jun 21 8:22 pm

Tgt Ion: 59 Resp: 16306

Ion	Ratio	Lower	Upper
59	100		
57	73.9	48.9	108.9
41	78.4	39.1	99.1

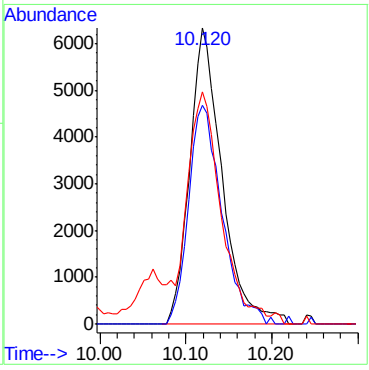

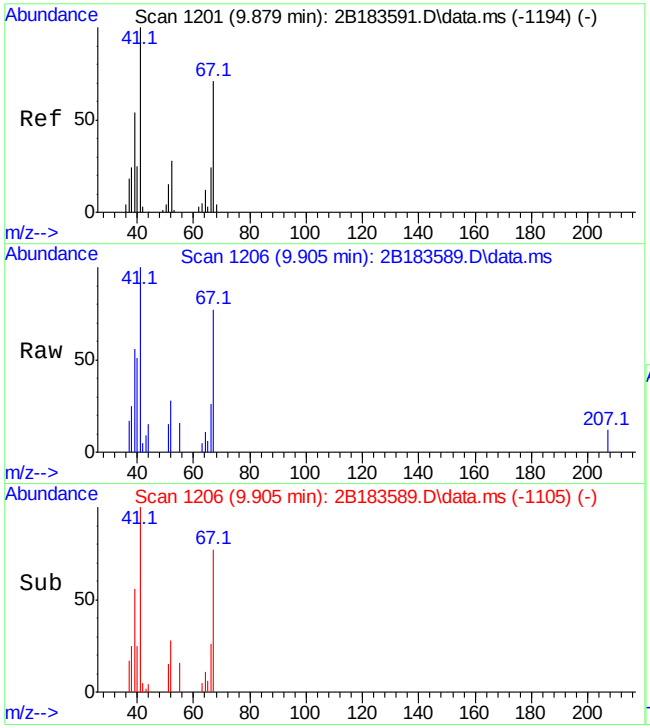

#44
methacrylonitrile
Concen: 6.94 ug/L
RT: 9.905 min Scan# 1206
Delta R.T. 0.032 min
Lab File: 2B183589.D
Acq: 16 Jun 21 8:22 pm

Tgt Ion: 67 Resp: 6894

Ion	Ratio	Lower	Upper
67	100		
41	129.3	110.7	170.7
39	72.9	46.4	106.4
52	36.2	9.9	69.9

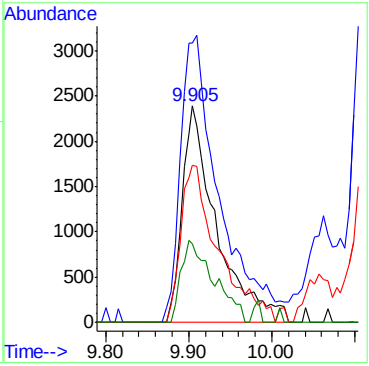

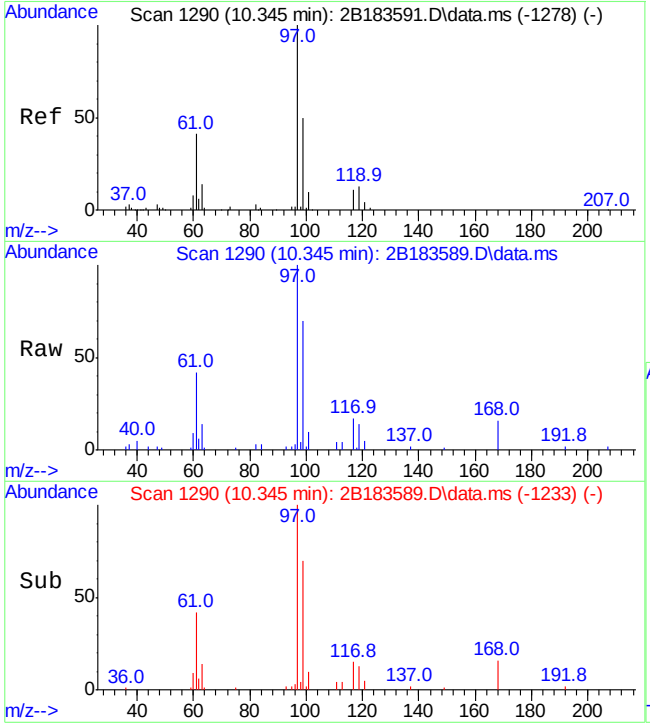

#45
1,1,1-trichloroethane
Concen: 7.20 ug/L
RT: 10.345 min Scan# 1290
Delta R.T. 0.000 min
Lab File: 2B183589.D
Acq: 16 Jun 21 8:22 pm

Tgt Ion: 97 Resp: 34108

Ion	Ratio	Lower	Upper
97	100		
99	66.5	36.0	96.0
61	40.3	12.1	72.1

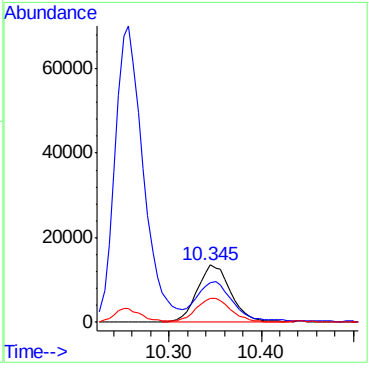

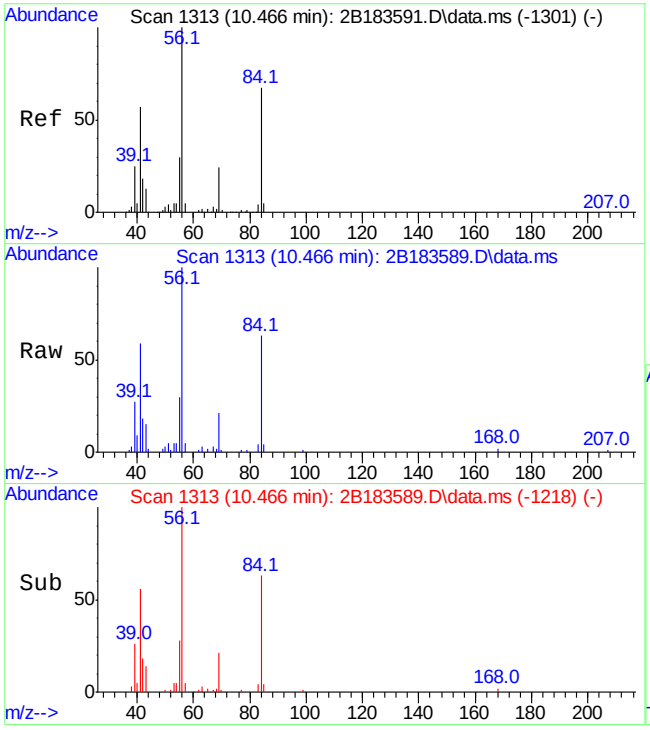

#46
cyclohexane
Concen: 7.01 ug/L
RT: 10.466 min Scan# 1313
Delta R.T. 0.000 min
Lab File: 2B183589.D
Acq: 16 Jun 21 8:22 pm

Tgt Ion: 84 Resp: 29457

Ion	Ratio	Lower	Upper
84	100		
56	155.2	130.0	170.0
41	91.1	65.8	105.8

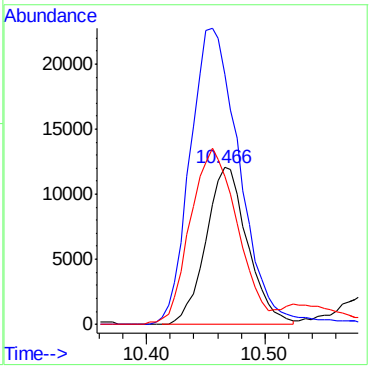

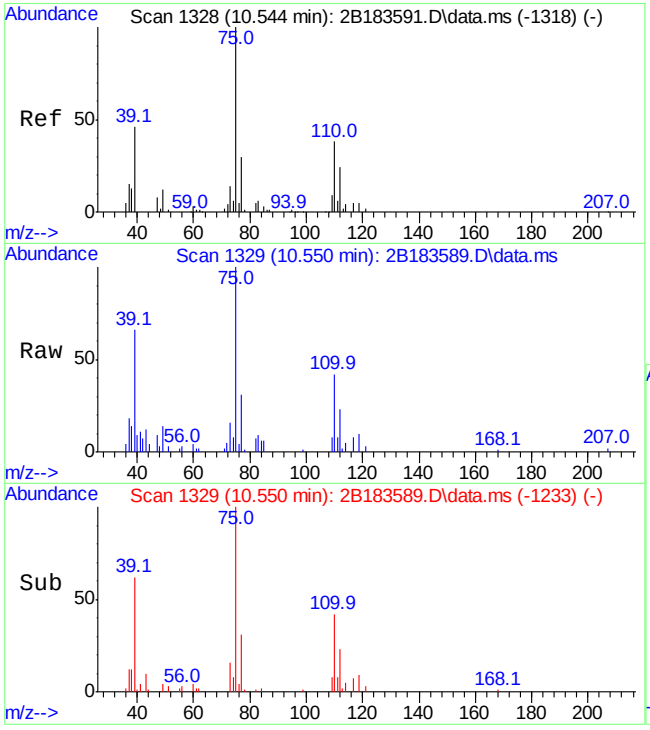

#47
1,1-dichloropropene
Concen: 7.28 ug/L
RT: 10.550 min Scan# 1329
Delta R.T. 0.005 min
Lab File: 2B183589.D
Acq: 16 Jun 21 8:22 pm

Tgt Ion: 75 Resp: 26790

Ion	Ratio	Lower	Upper
75	100		
77	30.6	10.5	50.5
110	41.6	17.9	57.9

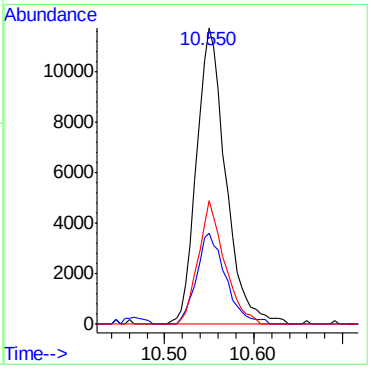

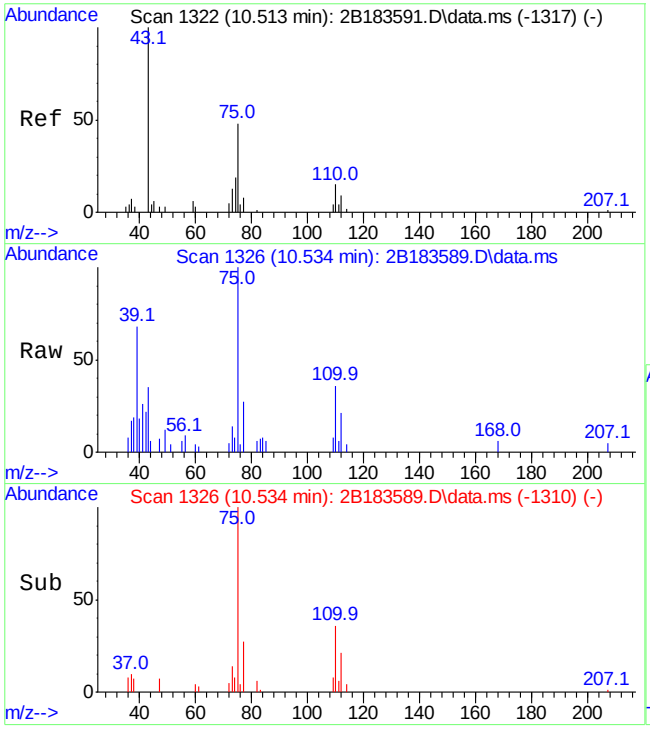

#48
iso-butyl alcohol
Concen: 60.38 ug/L
RT: 10.534 min Scan# 1326
Delta R.T. 0.032 min
Lab File: 2B183589.D
Acq: 16 Jun 21 8:22 pm

Tgt Ion: 43 Resp: 5039

Ion	Ratio	Lower	Upper
43	100		
42	55.3	36.5	96.5
41	66.6	64.7	124.7
74	26.6	0.0	42.8

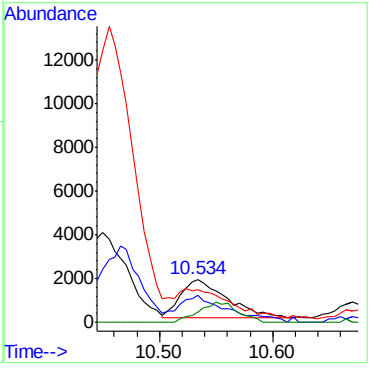

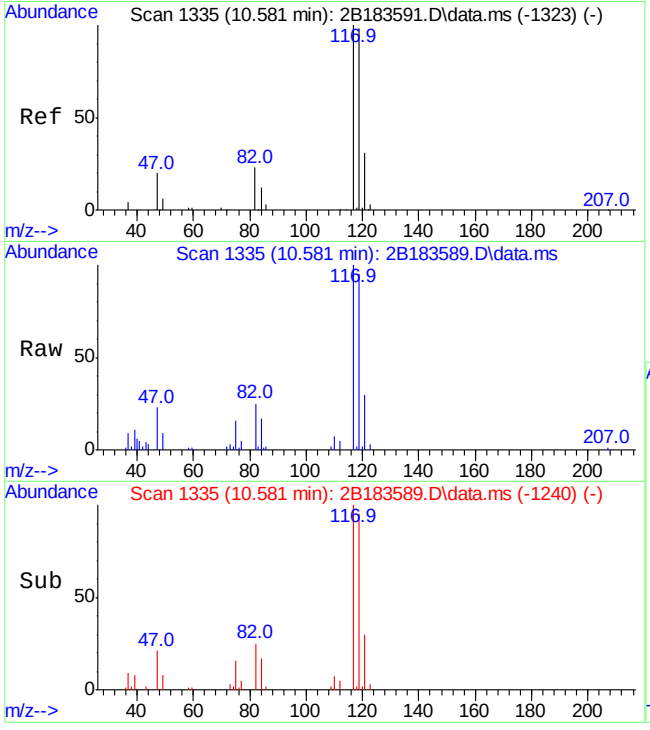

#49
carbon tetrachloride
Concen: 7.27 ug/L
RT: 10.581 min Scan# 1335
Delta R.T. 0.000 min
Lab File: 2B183589.D
Acq: 16 Jun 21 8:22 pm

Tgt Ion:117 Resp: 32227

Ion	Ratio	Lower	Upper
117	100		
119	94.6	77.7	117.7
82	24.6	3.1	43.1

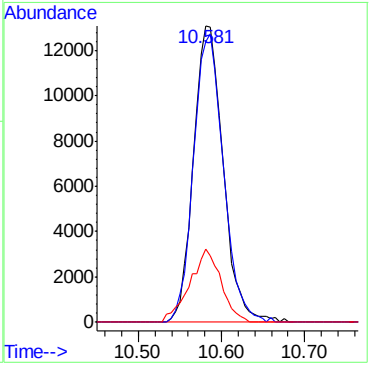

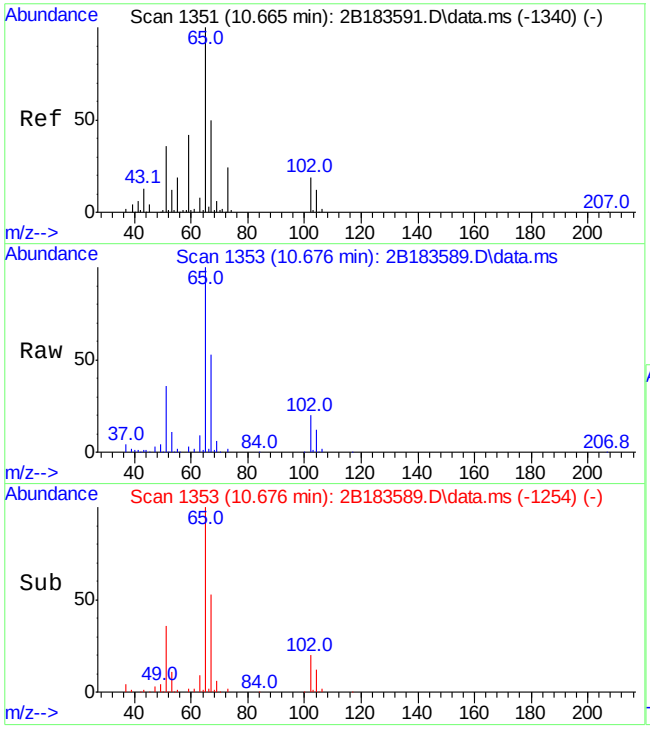

#50
tert amyl alcohol
Concen: 36.30 ug/L
RT: 10.676 min Scan# 1353
Delta R.T. 0.021 min
Lab File: 2B183589.D
Acq: 16 Jun 21 8:22 pm

Tgt Ion: 55 Resp: 3186

Ion	Ratio	Lower	Upper
55	100		
73	126.8	98.8	158.8
59	212.9	191.9	251.9

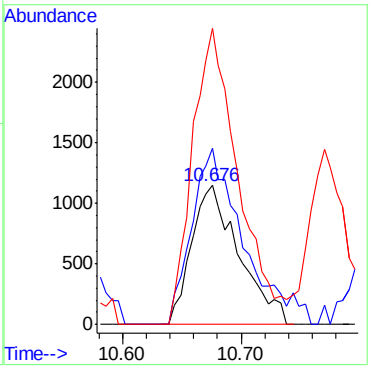

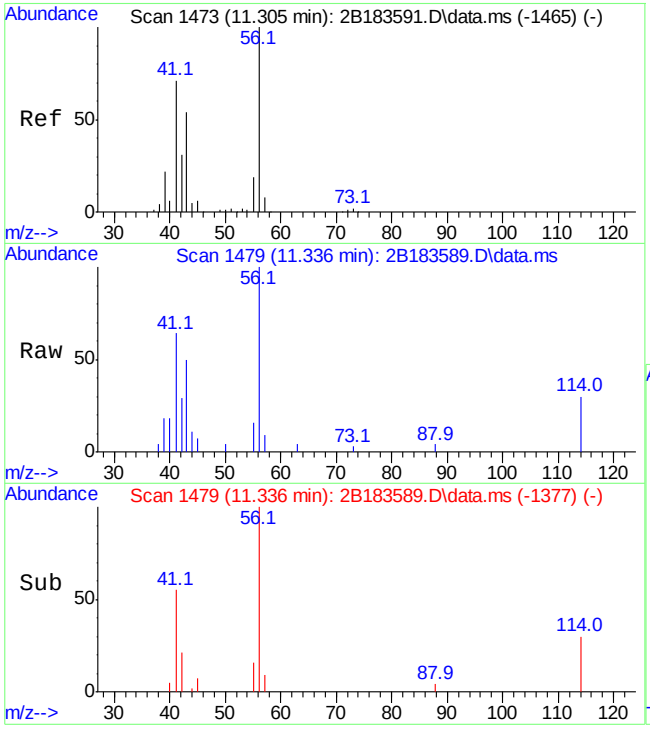

#53
n-butyl alcohol
Concen: 341.87 ug/L
RT: 11.336 min Scan# 1479
Delta R.T. 0.037 min
Lab File: 2B183589.D
Acq: 16 Jun 21 8:22 pm

Tgt Ion: 56 Resp: 19834

Ion	Ratio	Lower	Upper
56	100		
41	64.0	40.8	100.8
43	50.2	24.4	84.4

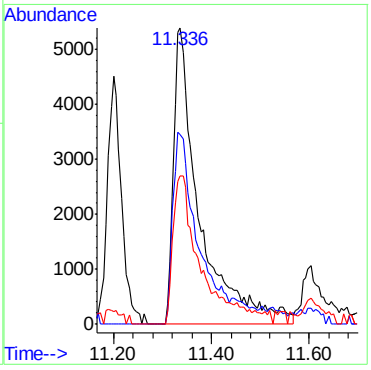

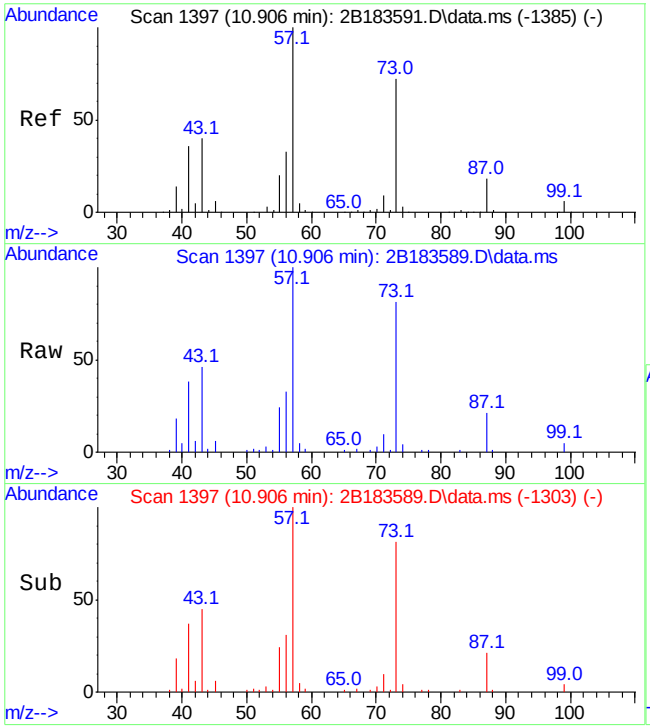

#54
2,2,4-trimethylpentane
Concen: 7.21 ug/L
RT: 10.906 min Scan# 1397
Delta R.T. -0.005 min
Lab File: 2B183589.D
Acq: 16 Jun 21 8:22 pm

Tgt Ion: 57 Resp: 69364

Ion	Ratio	Lower	Upper
57	100		
56	33.0	3.5	63.5
43	44.9	10.7	70.7
41	38.4	5.5	65.5

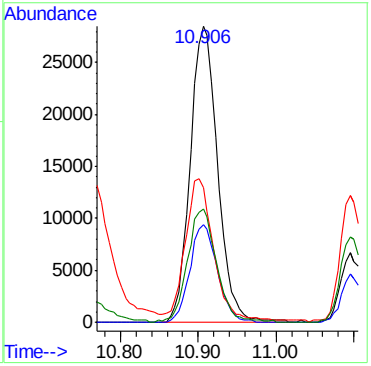

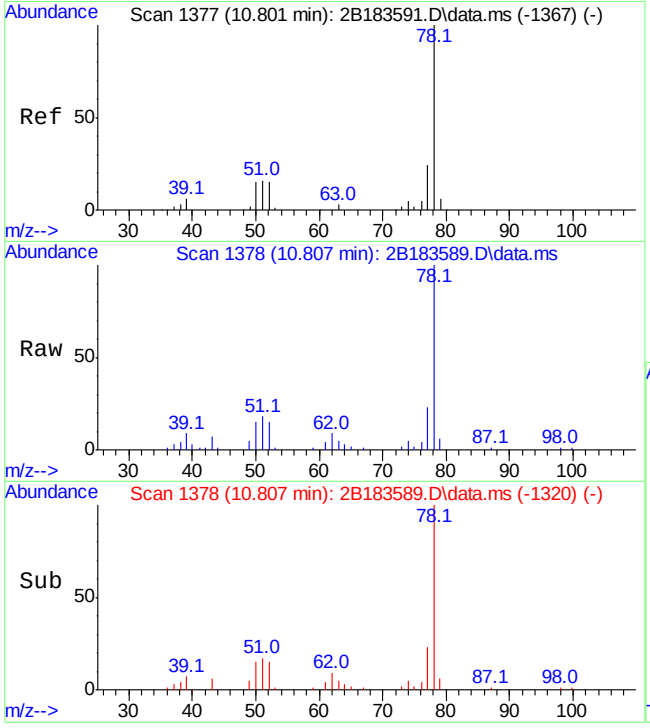

#55
benzene
Concen: 7.53 ug/L
RT: 10.807 min Scan# 1378
Delta R.T. 0.005 min
Lab File: 2B183589.D
Acq: 16 Jun 21 8:22 pm

Tgt Ion: 78 Resp: 76520

Ion	Ratio	Lower	Upper
78	100		
77	22.5	0.0	53.9

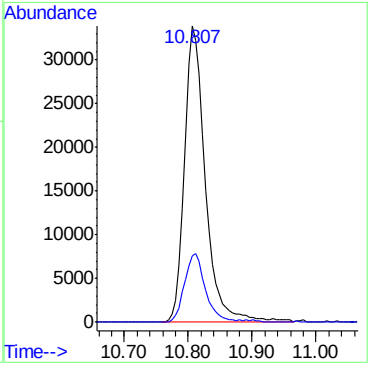

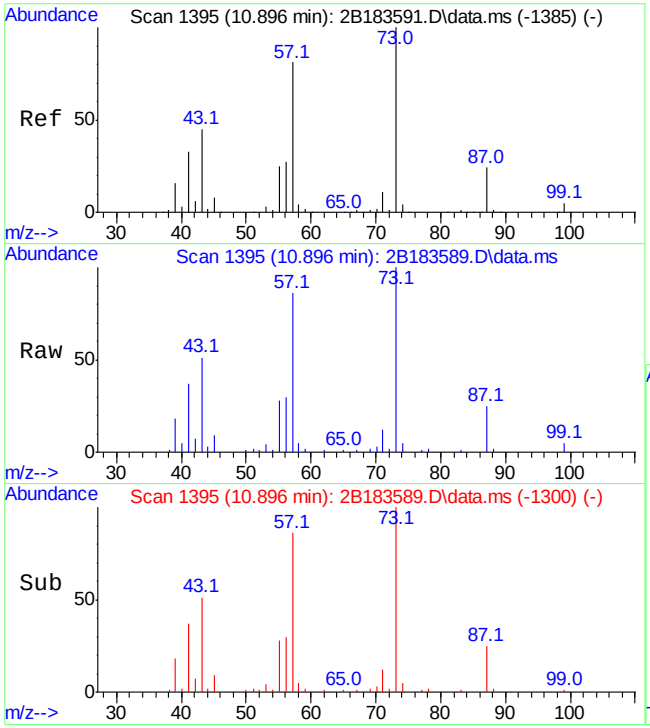

#56
tert-amyl methyl ether
Concen: 7.28 ug/L
RT: 10.896 min Scan# 1395
Delta R.T. 0.000 min
Lab File: 2B183589.D
Acq: 16 Jun 21 8:22 pm

Tgt Ion: 87 Resp: 15982

Ion	Ratio	Lower	Upper
87	100		
73	392.7	377.9	437.9
55	109.3	73.1	133.1

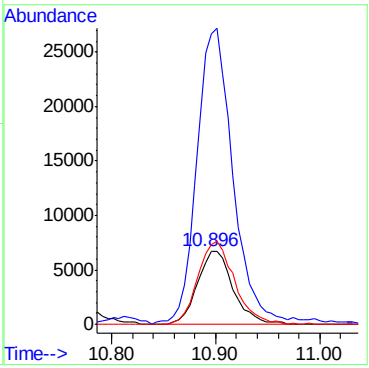

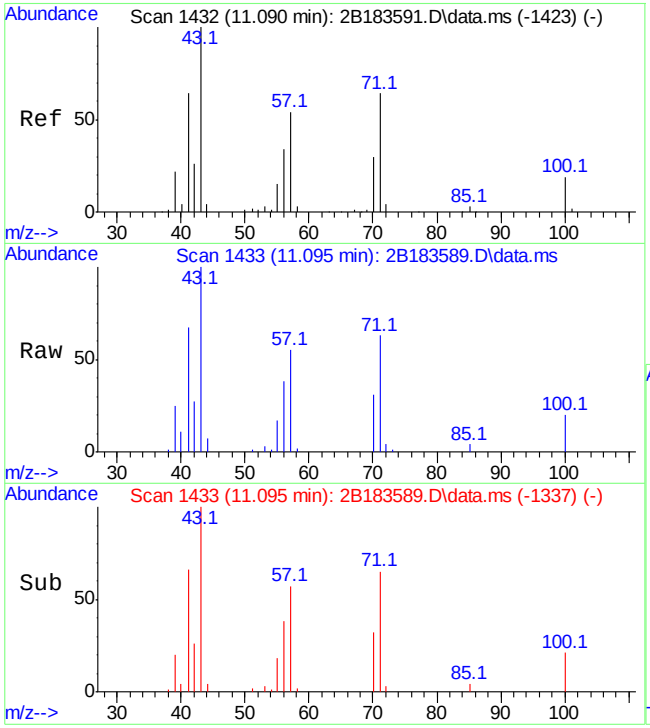

#57
heptane
Concen: 7.15 ug/L
RT: 11.095 min Scan# 1433
Delta R.T. 0.005 min
Lab File: 2B183589.D
Acq: 16 Jun 21 8:22 pm

Tgt Ion: 71 Resp: 15503

Ion	Ratio	Lower	Upper
71	100		
56	60.4	23.2	83.2
57	87.2	54.9	114.9
100	32.2	0.0	59.2

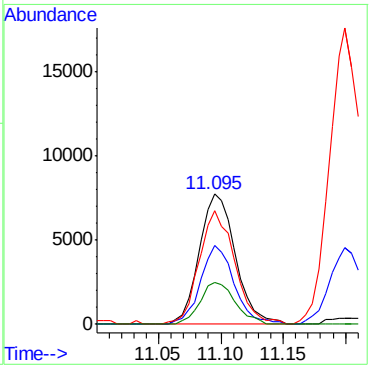

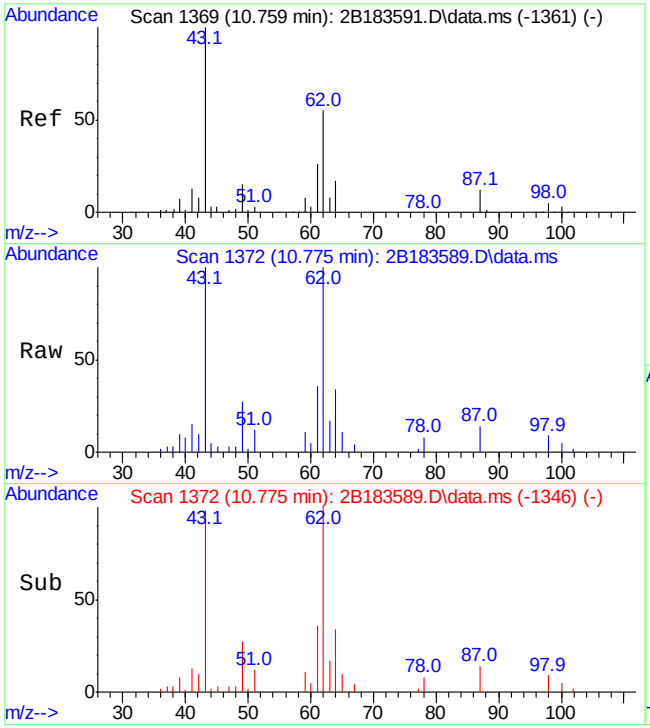

#58
isopropyl acetate
Concen: 6.76 ug/L
RT: 10.775 min Scan# 1372
Delta R.T. 0.016 min
Lab File: 2B183589.D
Acq: 16 Jun 21 8:22 pm

Tgt Ion: 87 Resp: 3666

Ion	Ratio	Lower	Upper
87	100		
61	258.8	185.0	245.0#
43	700.5	799.1	859.1#

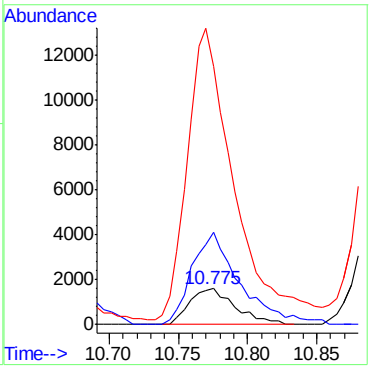

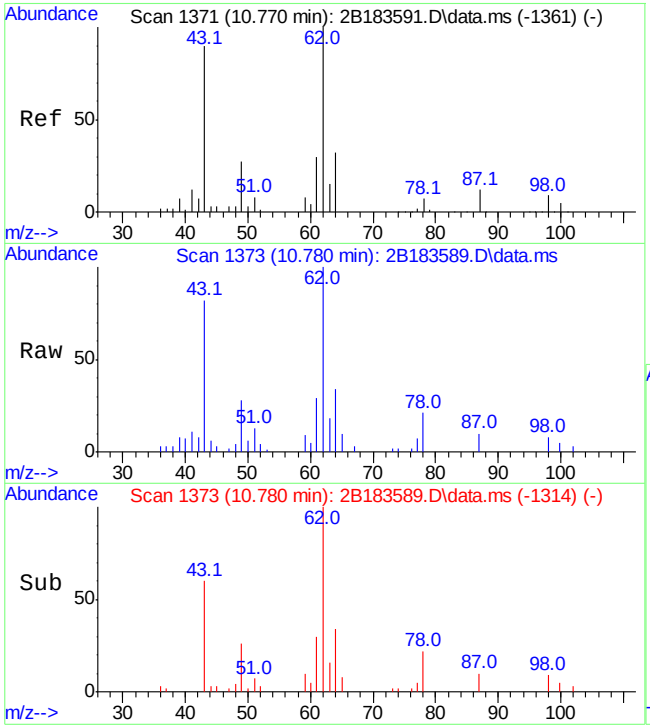

#59
1,2-dichloroethane
Concen: 7.33 ug/L
RT: 10.780 min Scan# 1373
Delta R.T. 0.011 min
Lab File: 2B183589.D
Acq: 16 Jun 21 8:22 pm

Tgt Ion: 62 Resp: 28476

Ion	Ratio	Lower	Upper
62	100		
98	8.5	0.0	39.0
49	28.5	0.0	56.8

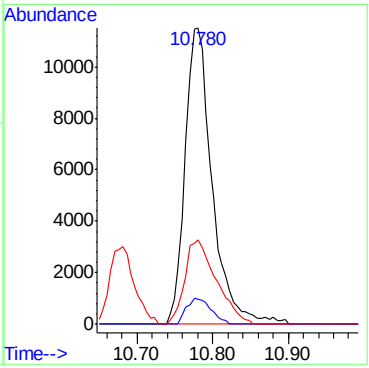

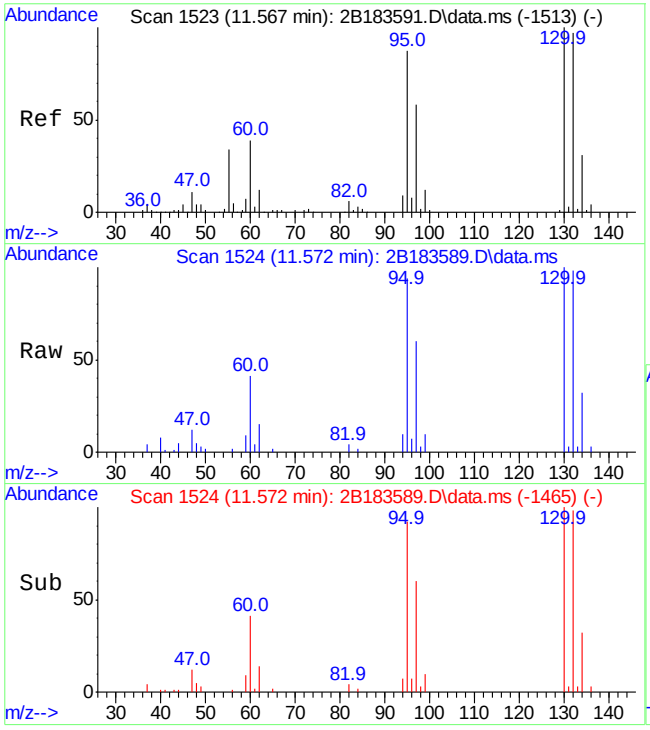

#60
trichloroethene
Concen: 7.11 ug/L
RT: 11.572 min Scan# 1524
Delta R.T. 0.011 min
Lab File: 2B183589.D
Acq: 16 Jun 21 8:22 pm

Tgt Ion:130 Resp: 23528

Ion	Ratio	Lower	Upper
130	100		
95	94.3	56.8	116.8
130	100.0	70.0	130.0
132	97.7	67.2	127.2

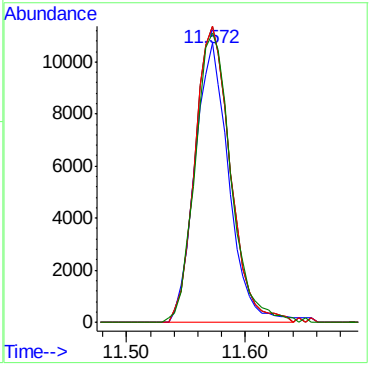

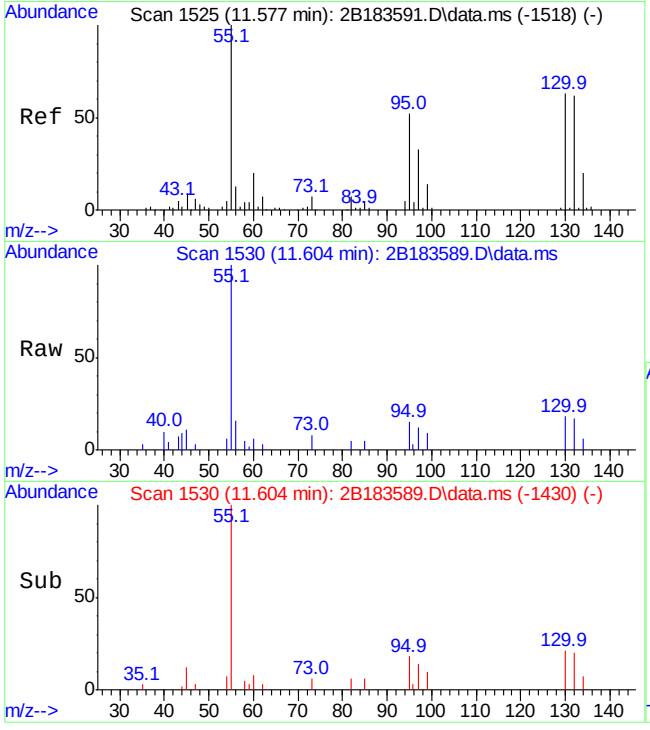

#61
ethyl acrylate
Concen: 7.21 ug/L
RT: 11.604 min Scan# 1530
Delta R.T. 0.026 min
Lab File: 2B183589.D
Acq: 16 Jun 21 8:22 pm

Tgt Ion: 55 Resp: 20314

Ion	Ratio	Lower	Upper
55	100		
73	7.8	0.0	27.3
99	5.8	0.0	34.6

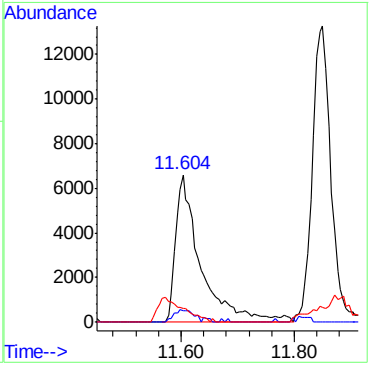

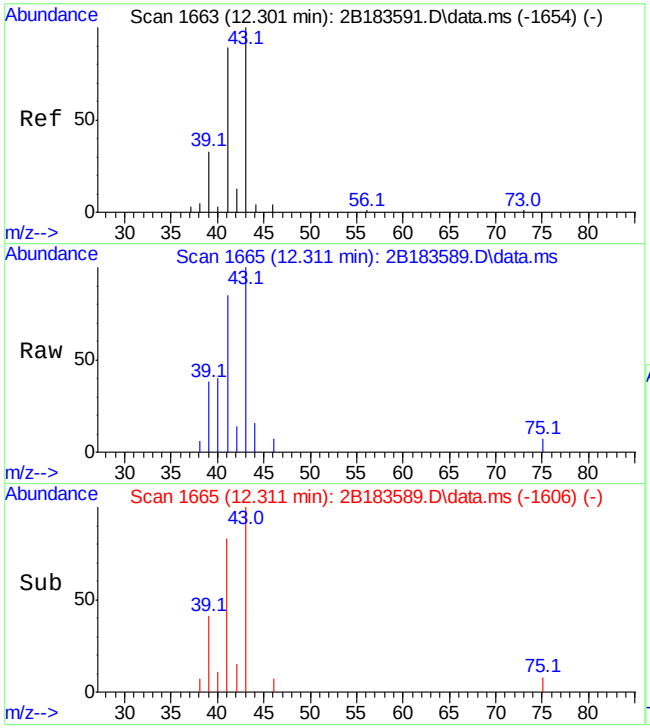

#62
2-nitropropane
Concen: 6.93 ug/L
RT: 12.311 min Scan# 1665
Delta R.T. 0.011 min
Lab File: 2B183589.D
Acq: 16 Jun 21 8:22 pm

Tgt Ion: 41 Resp: 5008

Ion	Ratio	Lower	Upper
41	100		
43	118.3	92.9	132.9
46	7.7	0.0	24.8
39	44.7	17.1	57.1

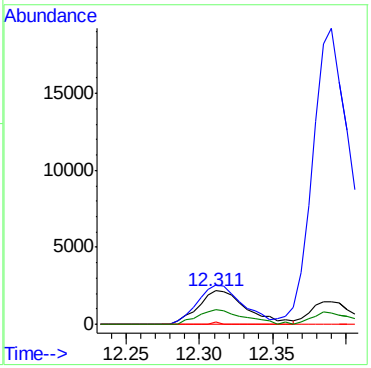

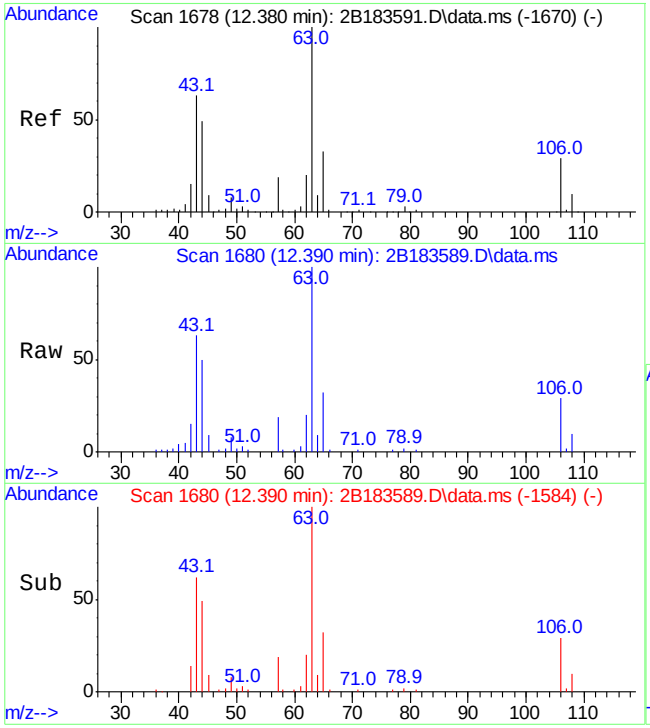

#63
2-chloroethyl vinyl ether
Concen: 37.28 ug/L
RT: 12.390 min Scan# 1680
Delta R.T. 0.005 min
Lab File: 2B183589.D
Acq: 16 Jun 21 8:22 pm

Tgt Ion: 63 Resp: 60119

Ion	Ratio	Lower	Upper
63	100		
65	31.7	2.7	62.7
106	29.3	0.0	59.0

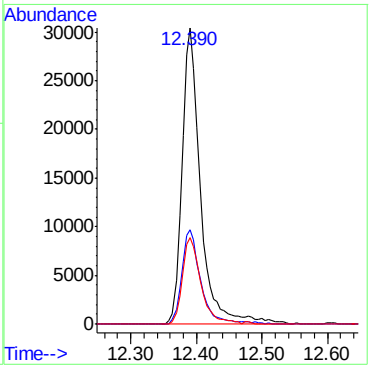

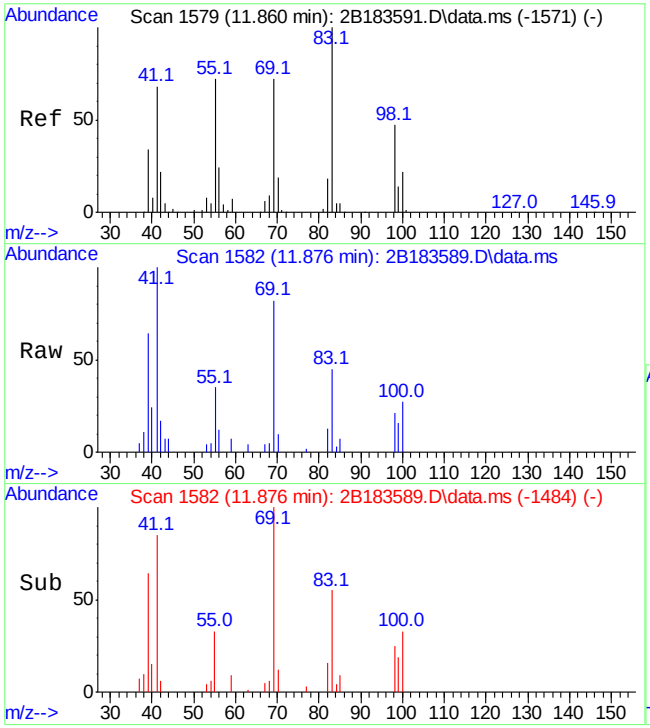

#64
methyl methacrylate
Concen: 6.56 ug/L
RT: 11.876 min Scan# 1582
Delta R.T. 0.016 min
Lab File: 2B183589.D
Acq: 16 Jun 21 8:22 pm

Tgt Ion:100 Resp: 4146

Ion	Ratio	Lower	Upper
100	100		
41	330.4	492.5	552.5#
69	268.0	314.6	374.6#
39	205.9	285.7	345.7#

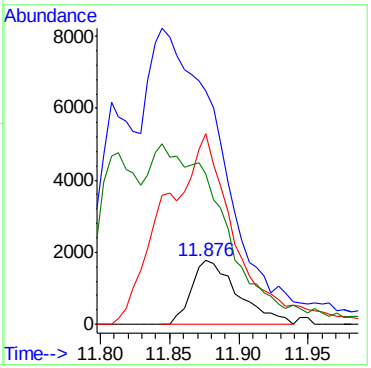

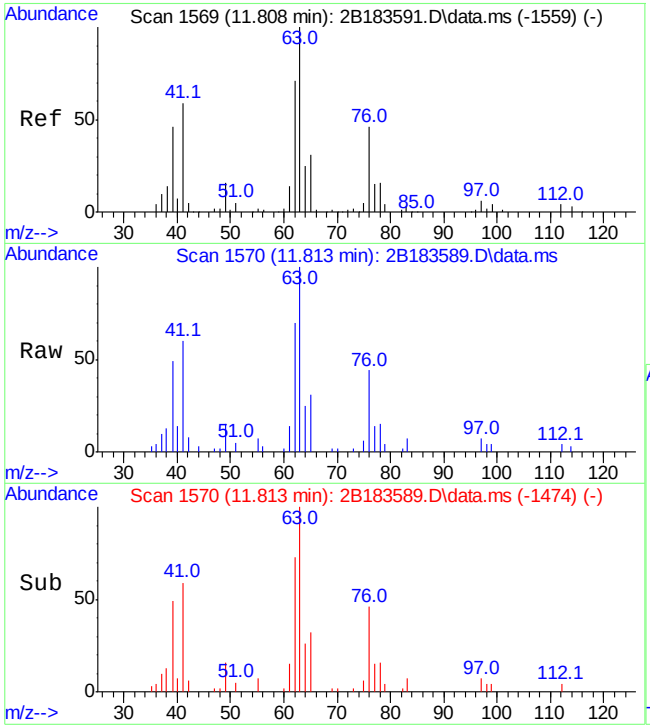

#65
1,2-dichloropropane
Concen: 7.52 ug/L
RT: 11.813 min Scan# 1570
Delta R.T. 0.005 min
Lab File: 2B183589.D
Acq: 16 Jun 21 8:22 pm

Tgt Ion: 63 Resp: 20657

Ion	Ratio	Lower	Upper
63	100		
112	3.9	0.0	33.9
65	30.8	1.3	61.3

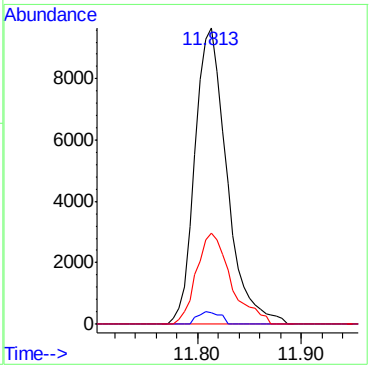

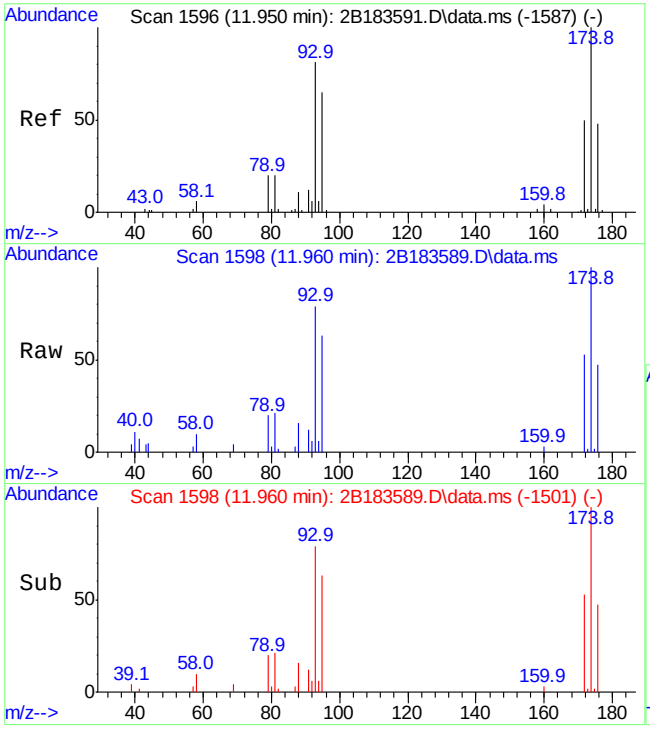

#66
dibromomethane
Concen: 7.25 ug/L
RT: 11.960 min Scan# 1598
Delta R.T. 0.011 min
Lab File: 2B183589.D
Acq: 16 Jun 21 8:22 pm

Tgt Ion: 93 Resp: 13303

Ion	Ratio	Lower	Upper
93	100		
95	79.1	50.5	110.5
174	125.8	94.1	154.1

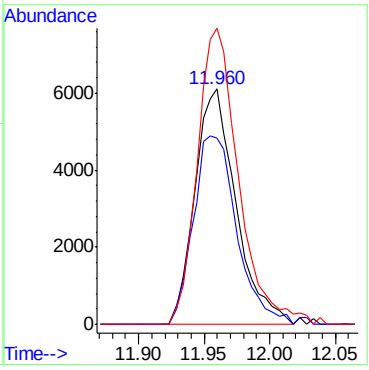

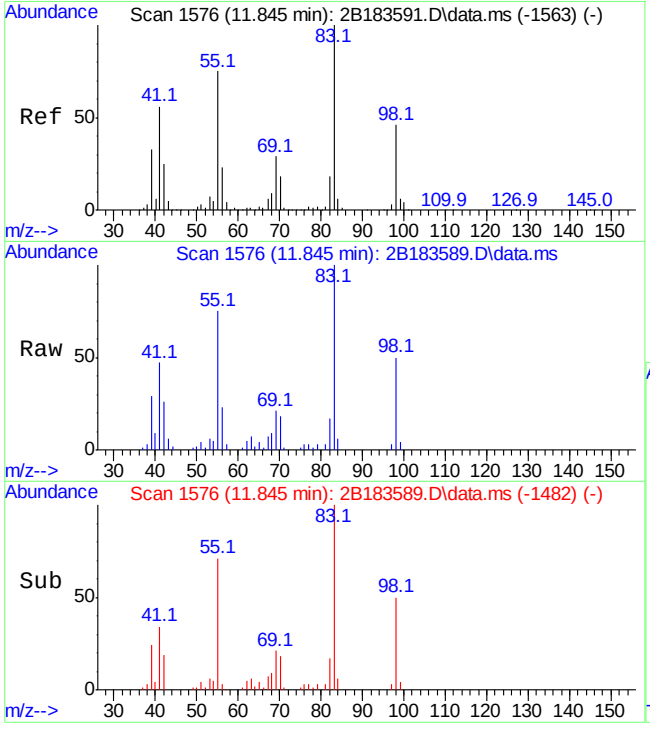

#67
methylcyclohexane
Concen: 7.43 ug/L
RT: 11.845 min Scan# 1576
Delta R.T. -0.005 min
Lab File: 2B183589.D
Acq: 16 Jun 21 8:22 pm

Tgt Ion: 83 Resp: 38207

Ion	Ratio	Lower	Upper
83	100		
55	75.1	45.5	105.5
98	50.1	15.7	75.7

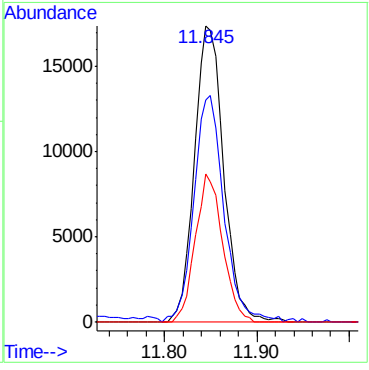

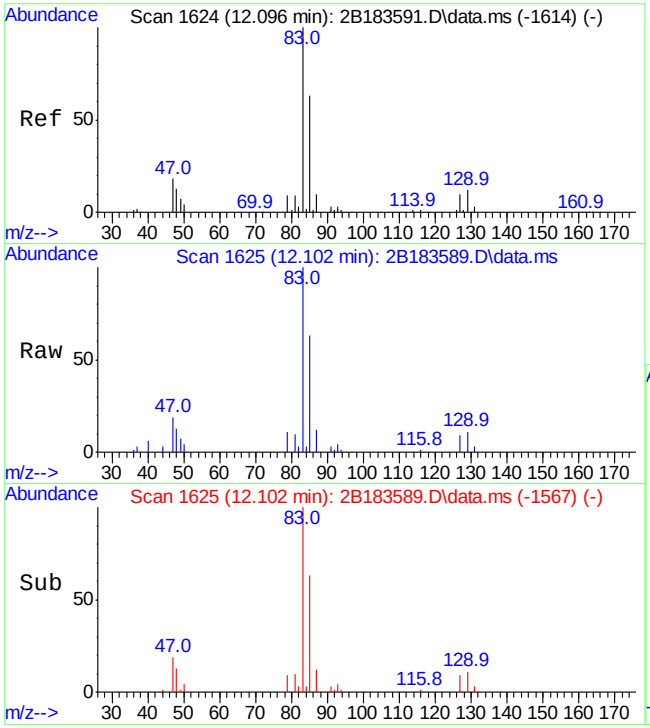

#68
bromodichloromethane
Concen: 7.50 ug/L
RT: 12.102 min Scan# 1625
Delta R.T. 0.005 min
Lab File: 2B183589.D
Acq: 16 Jun 21 8:22 pm

Tgt Ion: 83 Resp: 29251

Ion	Ratio	Lower	Upper
83	100		
85	62.6	33.2	93.2
127	9.0	0.0	39.5

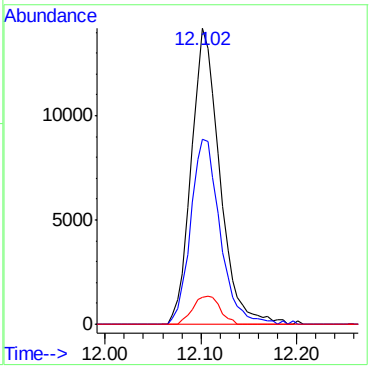

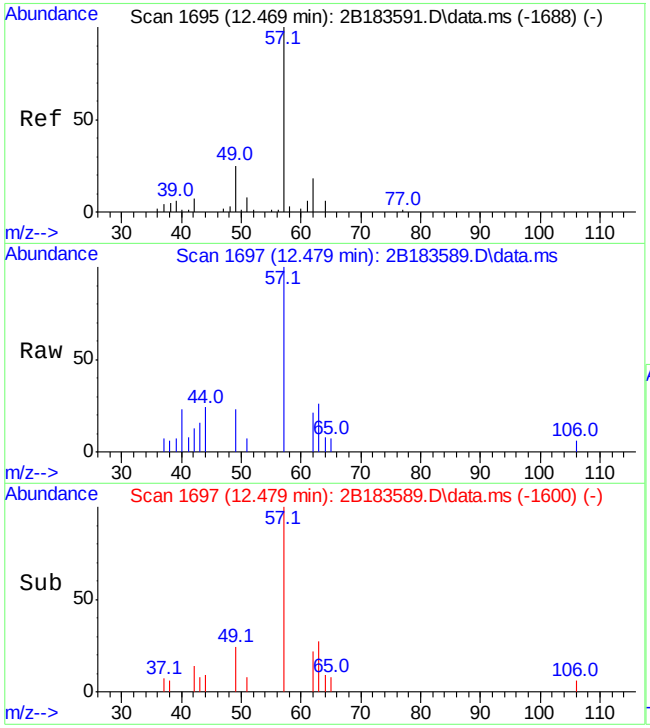

#69
epichlorohydrin
Concen: 35.81 ug/L
RT: 12.479 min Scan# 1697
Delta R.T. 0.011 min
Lab File: 2B183589.D
Acq: 16 Jun 21 8:22 pm

Tgt Ion: 57 Resp: 8752

Ion	Ratio	Lower	Upper
57	100		
62	21.2	0.4	40.4
49	22.7	4.3	44.3

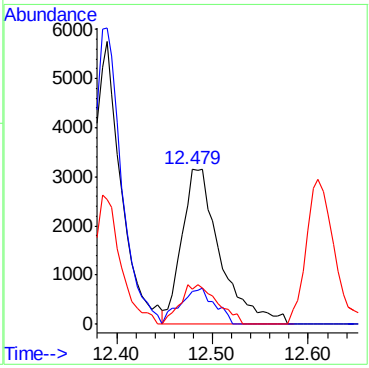

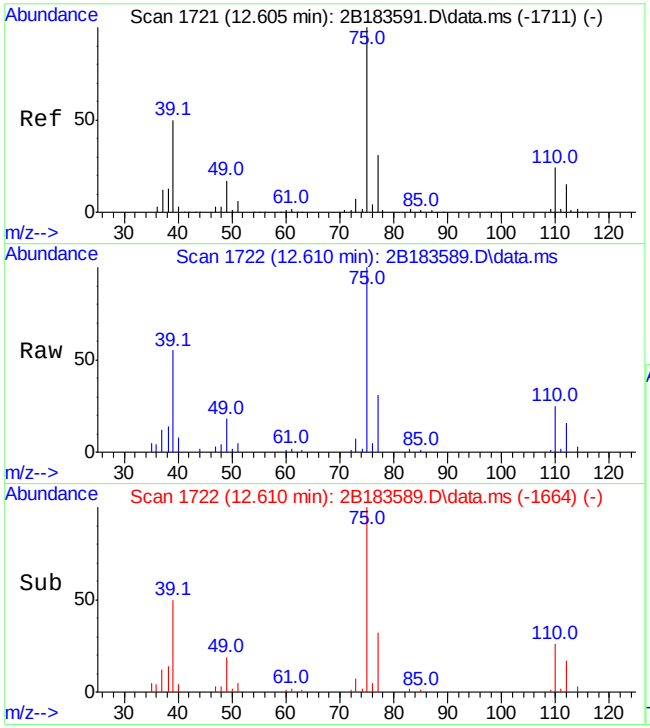

#70
cis-1,3-dichloropropene
Concen: 7.28 ug/L
RT: 12.610 min Scan# 1722
Delta R.T. 0.005 min
Lab File: 2B183589.D
Acq: 16 Jun 21 8:22 pm

Tgt Ion: 75 Resp: 33710

Ion	Ratio	Lower	Upper
75	100		
77	31.0	1.4	61.4
39	54.6	19.8	79.8

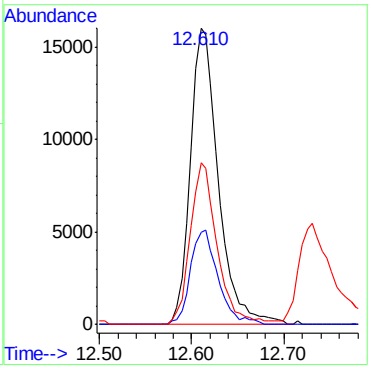

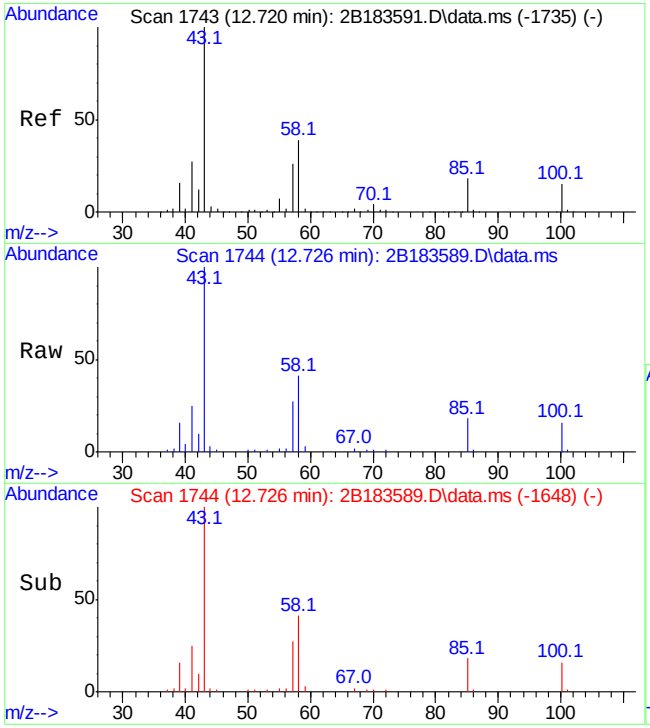

#71
4-methyl-2-pentanone
Concen: 29.48 ug/L
RT: 12.726 min Scan# 1744
Delta R.T. 0.005 min
Lab File: 2B183589.D
Acq: 16 Jun 21 8:22 pm

Tgt Ion: 58 Resp: 27710

Ion	Ratio	Lower	Upper
58	100		
100	38.8	8.6	68.6
43	244.6	223.3	283.3
85	44.9	16.6	76.6

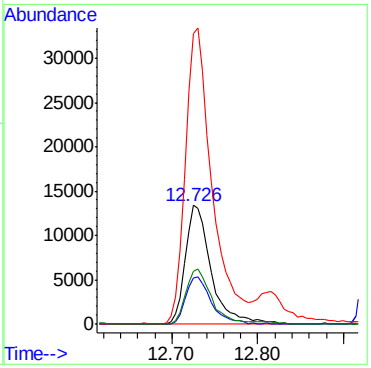

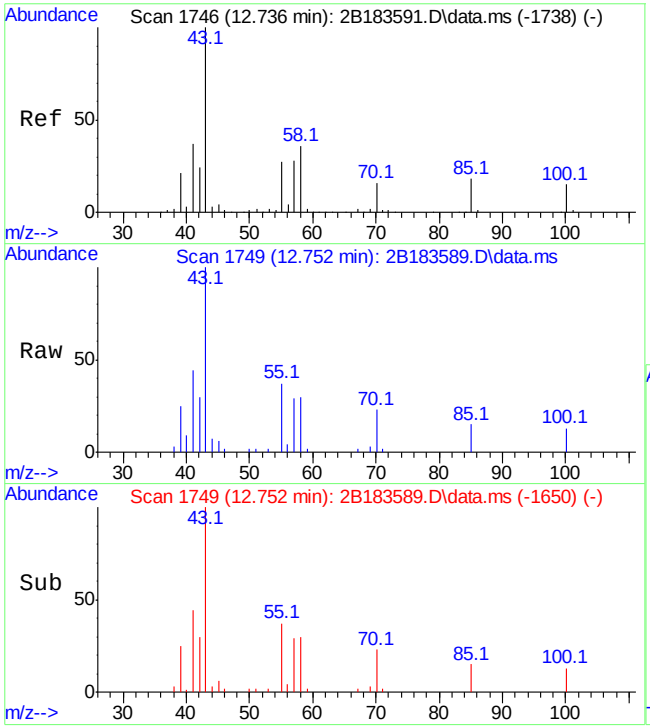

#72
3-methyl-1-butanol
Concen: 145.54 ug/L
RT: 12.752 min Scan# 1749
Delta R.T. 0.021 min
Lab File: 2B183589.D
Acq: 16 Jun 21 8:22 pm

Tgt Ion: 70 Resp: 8127

Ion	Ratio	Lower	Upper
70	100		
55	154.2	138.6	198.6
42	132.4	117.3	177.3

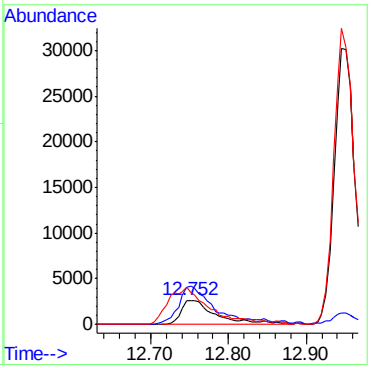

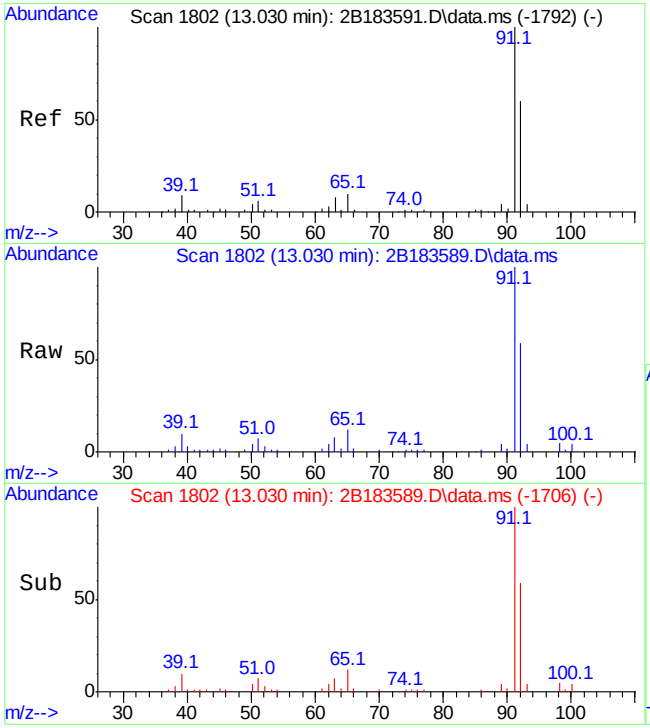

#75
toluene
Concen: 7.55 ug/L
RT: 13.030 min Scan# 1802
Delta R.T. 0.005 min
Lab File: 2B183589.D
Acq: 16 Jun 21 8:22 pm

Tgt Ion: 92 Resp: 48440

Ion	Ratio	Lower	Upper
92	100		
91	168.9	145.5	185.5
65	19.5	0.0	37.3

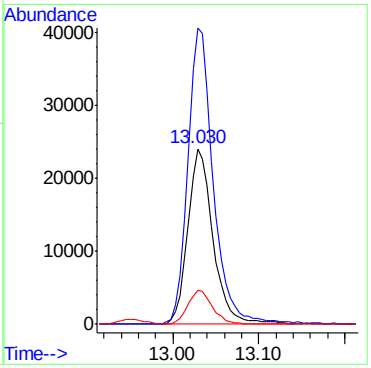

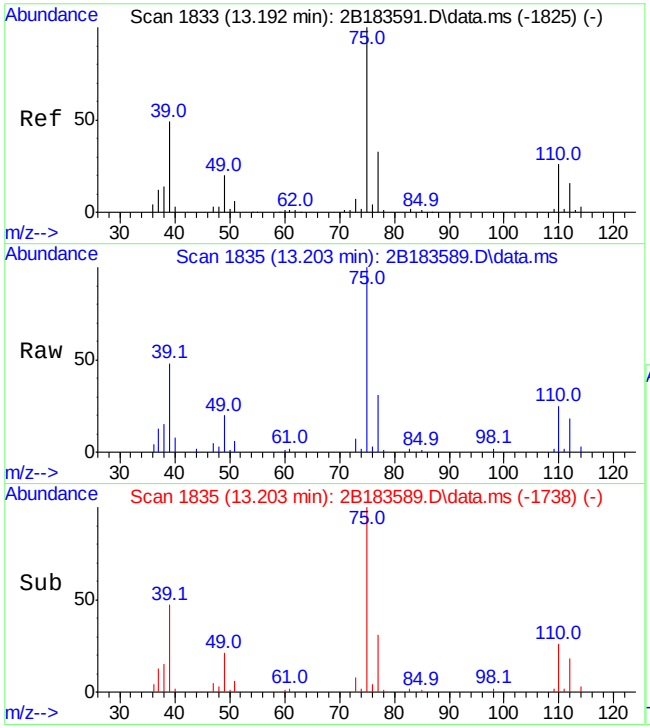

#76
trans-1,3-dichloropropene
Concen: 7.54 ug/L
RT: 13.203 min Scan# 1835
Delta R.T. 0.011 min
Lab File: 2B183589.D
Acq: 16 Jun 21 8:22 pm

Tgt Ion: 75 Resp: 28955

Ion	Ratio	Lower	Upper
75	100		
110	25.5	5.6	45.6
77	30.8	12.9	52.9

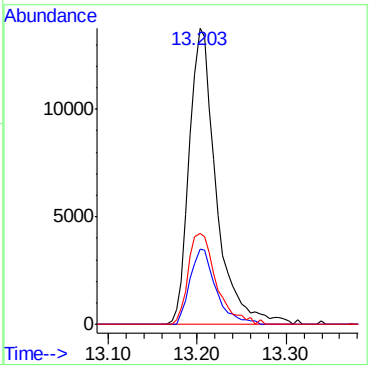

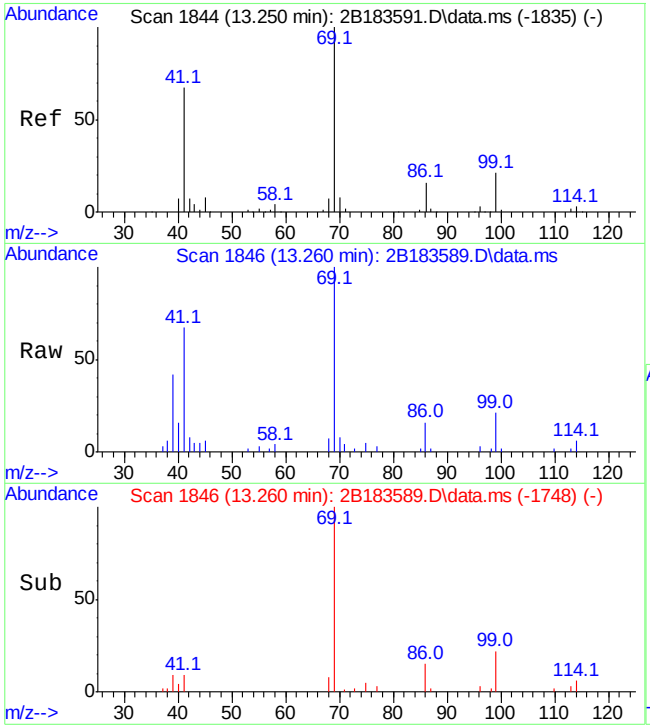

#77
ethyl methacrylate
Concen: 7.41 ug/L
RT: 13.260 min Scan# 1846
Delta R.T. 0.016 min
Lab File: 2B183589.D
Acq: 16 Jun 21 8:22 pm

Tgt Ion: 69 Resp: 23031

Ion	Ratio	Lower	Upper
69	100		
41	66.6	47.3	87.3
99	21.2	0.7	40.7
86	16.3	0.0	36.3

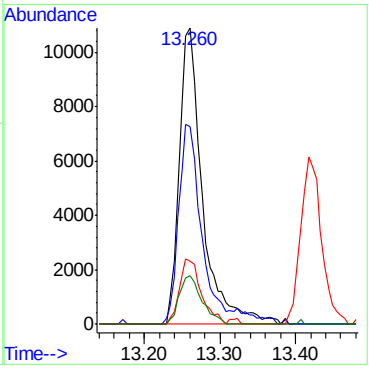

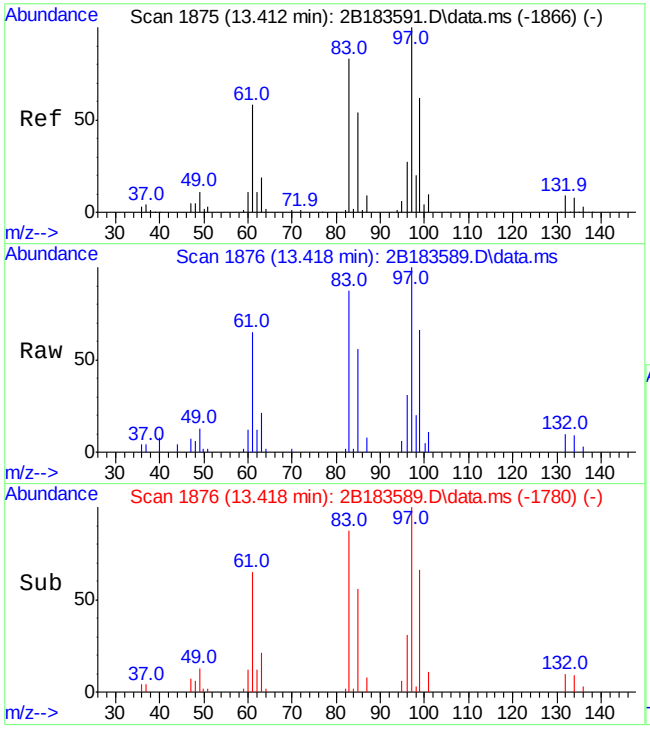

#78
1,1,2-trichloroethane
Concen: 7.65 ug/L
RT: 13.418 min Scan# 1876
Delta R.T. 0.005 min
Lab File: 2B183589.D
Acq: 16 Jun 21 8:22 pm

Tgt Ion: 83 Resp: 15203

Ion	Ratio	Lower	Upper
83	100		
97	114.7	100.4	140.4
85	64.1	44.7	84.7
61	74.3	49.5	89.5

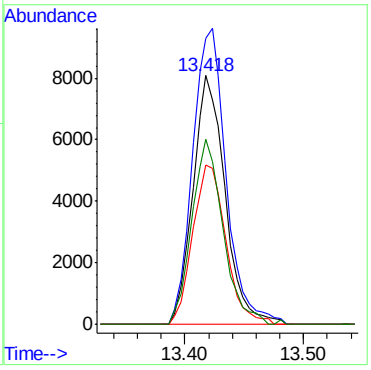

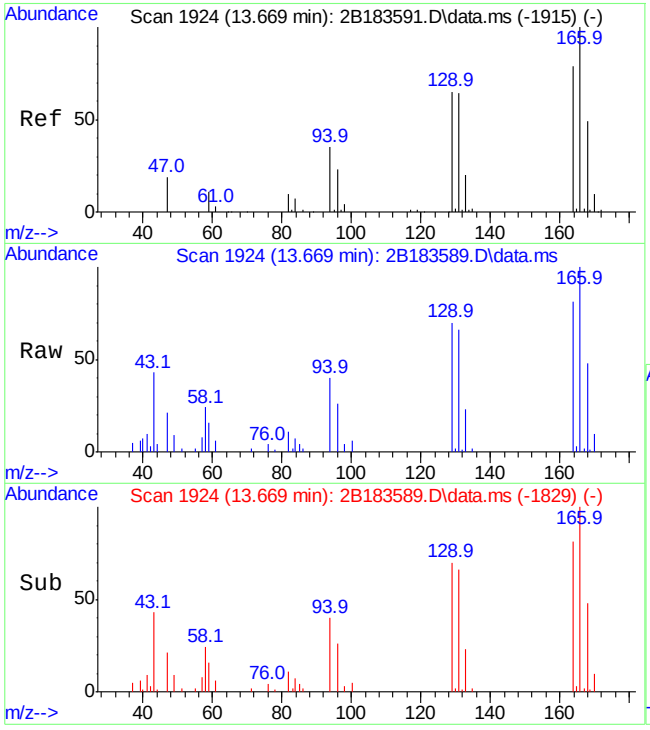

#79
tetrachloroethene
Concen: 7.66 ug/L
RT: 13.669 min Scan# 1924
Delta R.T. 0.000 min
Lab File: 2B183589.D
Acq: 16 Jun 21 8:22 pm

Tgt Ion:164 Resp: 21399

Ion	Ratio	Lower	Upper
164	100		
129	85.5	52.8	112.8
131	81.1	51.2	111.2
166	122.9	97.3	157.3

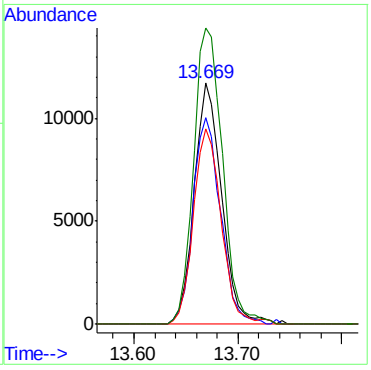

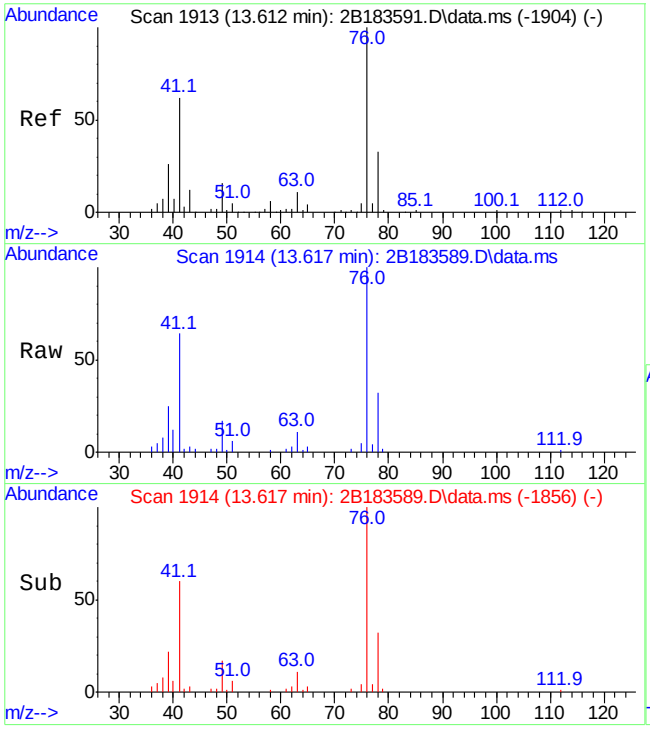

#80
1,3-dichloropropane
Concen: 7.39 ug/L
RT: 13.617 min Scan# 1914
Delta R.T. 0.005 min
Lab File: 2B183589.D
Acq: 16 Jun 21 8:22 pm

Tgt Ion: 76 Resp: 29807

Ion	Ratio	Lower	Upper
76	100		
78	32.0	2.9	62.9
41	63.6	31.5	91.5

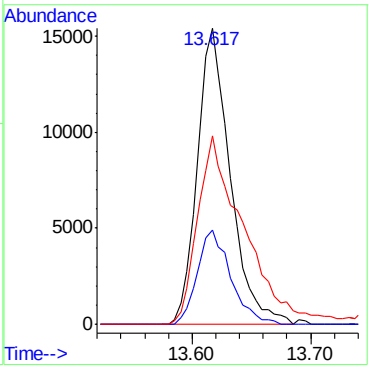

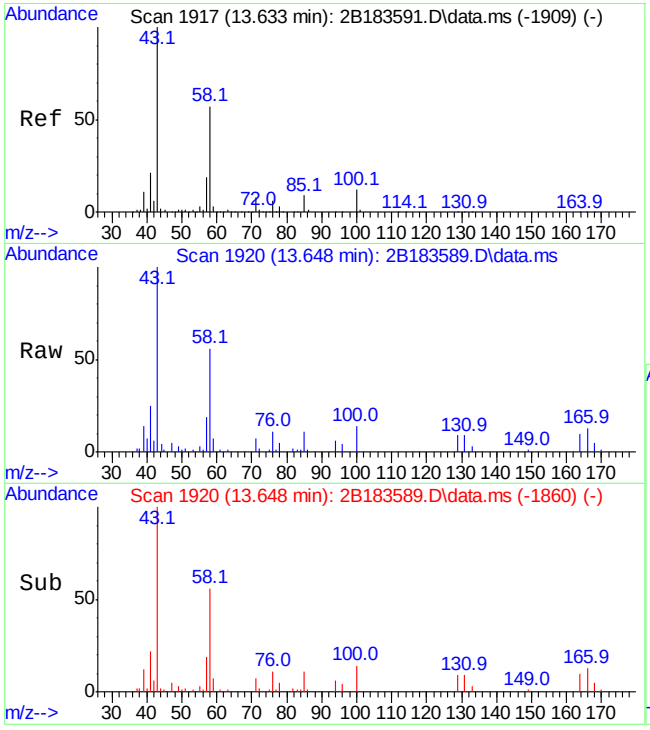

#81
2-hexanone
Concen: 29.93 ug/L
RT: 13.648 min Scan# 1920
Delta R.T. 0.016 min
Lab File: 2B183589.D
Acq: 16 Jun 21 8:22 pm

Tgt Ion: 58 Resp: 23300

Ion	Ratio	Lower	Upper
58	100		
43	179.3	156.8	196.8
85	20.3	0.0	35.7
100	24.3	0.5	40.5

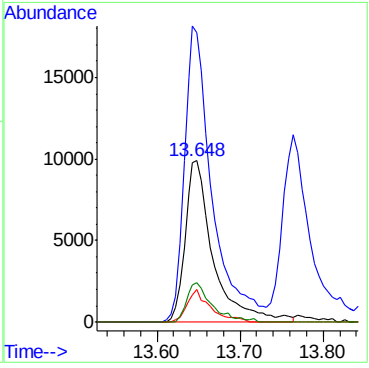

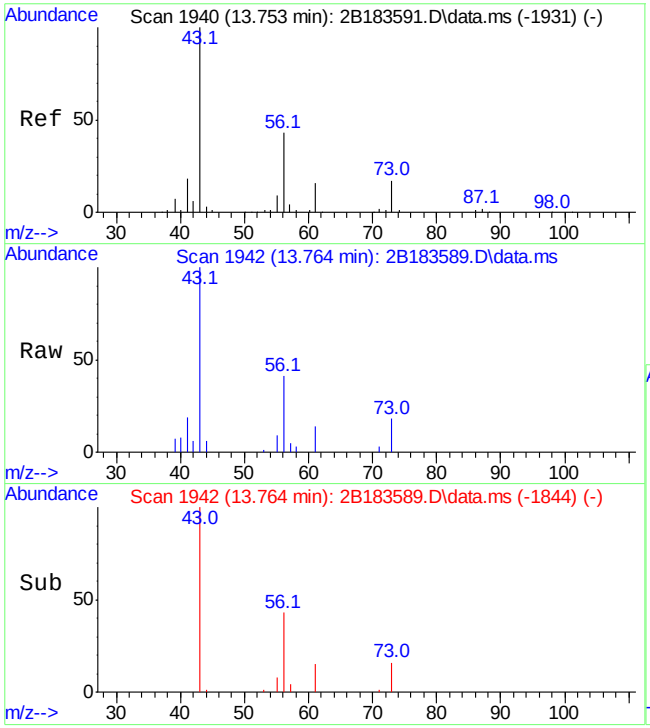

#82
butyl acetate
Concen: 7.40 ug/L
RT: 13.764 min Scan# 1942
Delta R.T. 0.016 min
Lab File: 2B183589.D
Acq: 16 Jun 21 8:22 pm

Tgt Ion: 56 Resp: 10988

Ion	Ratio	Lower	Upper
56	100		
43	234.2	205.4	265.4
73	42.6	8.9	68.9

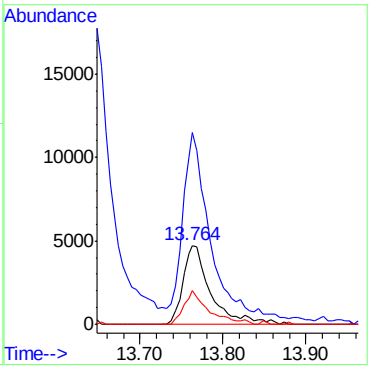

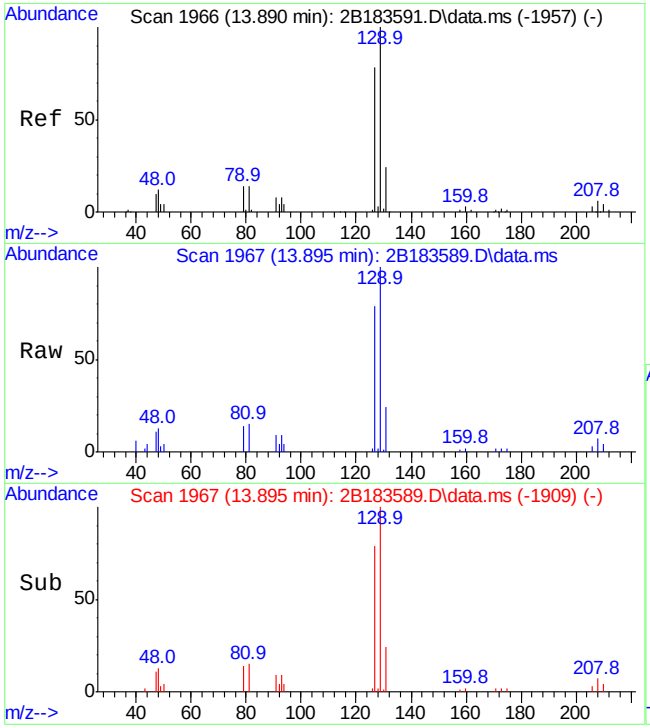

#83
dibromochloromethane
Concen: 7.55 ug/L
RT: 13.895 min Scan# 1967
Delta R.T. 0.005 min
Lab File: 2B183589.D
Acq: 16 Jun 21 8:22 pm

Tgt Ion:129 Resp: 24529

Ion	Ratio	Lower	Upper
129	100		
127	79.1	47.6	107.6
131	24.4	0.0	54.0

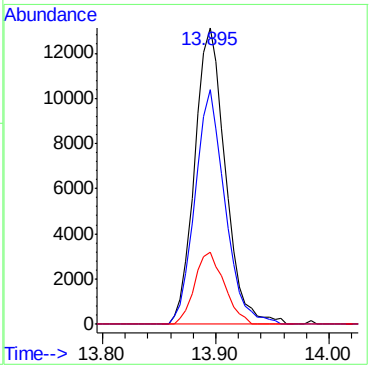

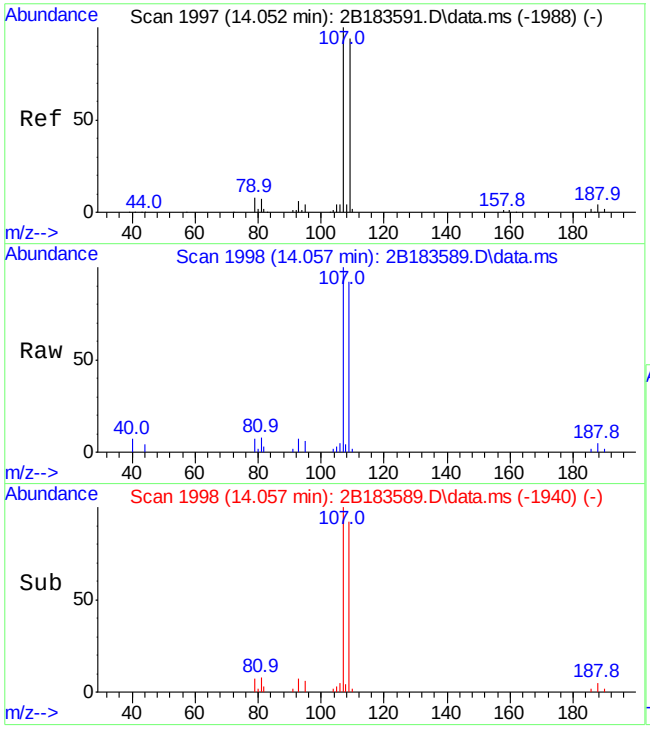

#84
1,2-dibromoethane
Concen: 7.68 ug/L
RT: 14.057 min Scan# 1998
Delta R.T. 0.005 min
Lab File: 2B183589.D
Acq: 16 Jun 21 8:22 pm

Tgt Ion:107 Resp: 20181

Ion	Ratio	Lower	Upper
107	100		
109	92.1	64.2	124.2
188	5.4	0.0	33.9

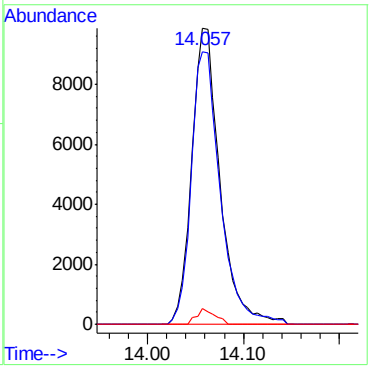

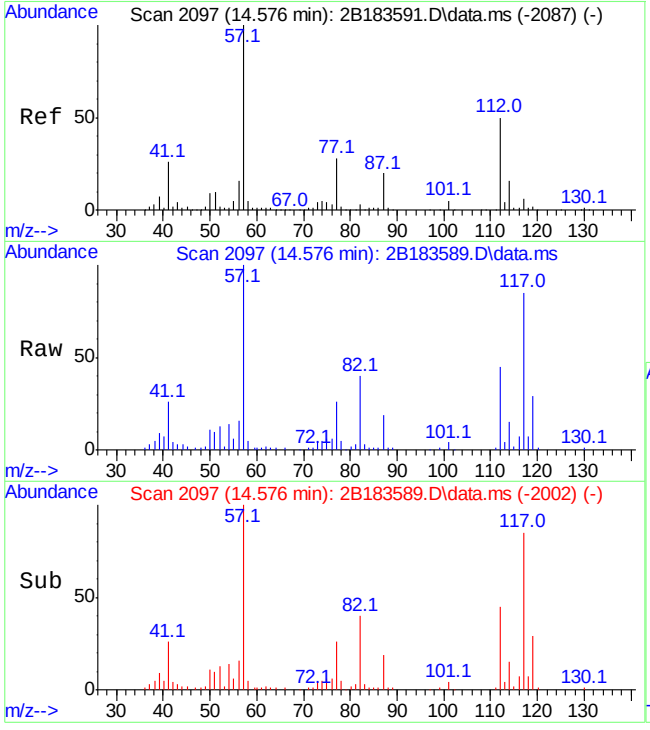

#85
n-butyl ether
Concen: 7.51 ug/L
RT: 14.576 min Scan# 2097
Delta R.T. 0.000 min
Lab File: 2B183589.D
Acq: 16 Jun 21 8:22 pm

Tgt Ion: 57 Resp: 74555

Ion	Ratio	Lower	Upper
57	100		
87	19.2	0.0	49.5
101	4.3	0.0	34.7

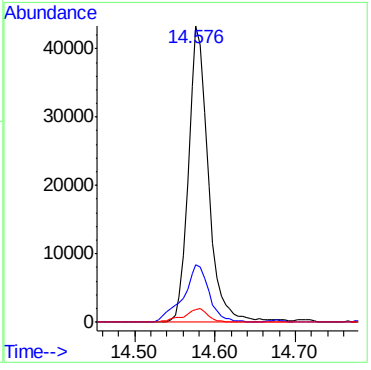

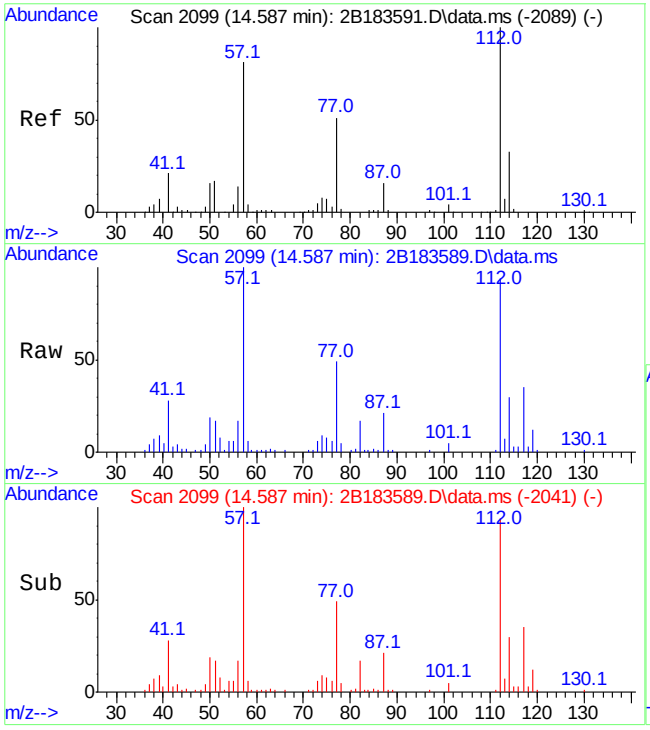

#86
chlorobenzene
Concen: 7.65 ug/L
RT: 14.587 min Scan# 2099
Delta R.T. 0.005 min
Lab File: 2B183589.D
Acq: 16 Jun 21 8:22 pm

Tgt Ion:112 Resp: 58366

Ion	Ratio	Lower	Upper
112	100		
77	48.5	21.5	81.5
114	32.2	2.8	62.8

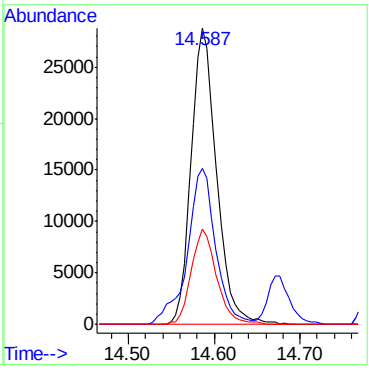

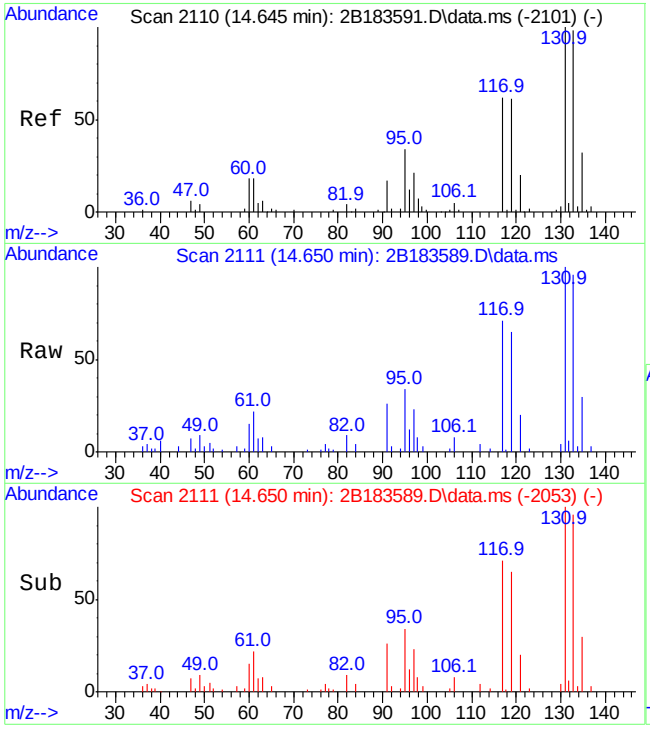

#87
1,1,1,2-tetrachloroethane
Concen: 7.56 ug/L
RT: 14.650 min Scan# 2111
Delta R.T. 0.005 min
Lab File: 2B183589.D
Acq: 16 Jun 21 8:22 pm

Tgt Ion:131 Resp: 24061

Ion	Ratio	Lower	Upper
131	100		
133	96.3	67.8	127.8
119	63.9	32.9	92.9

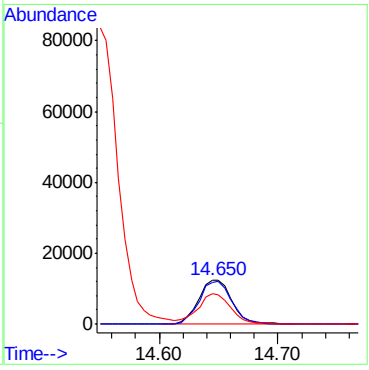

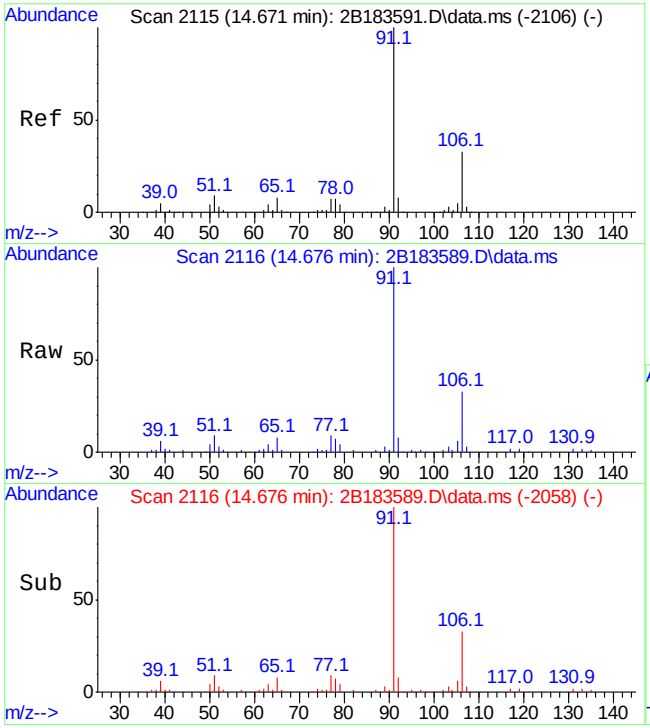

#88
ethylbenzene
Concen: 7.67 ug/L
RT: 14.676 min Scan# 2116
Delta R.T. 0.005 min
Lab File: 2B183589.D
Acq: 16 Jun 21 8:22 pm

Tgt Ion: 91 Resp: 94429

Ion	Ratio	Lower	Upper
91	100		
106	32.5	3.0	63.0
51	8.9	0.0	39.2

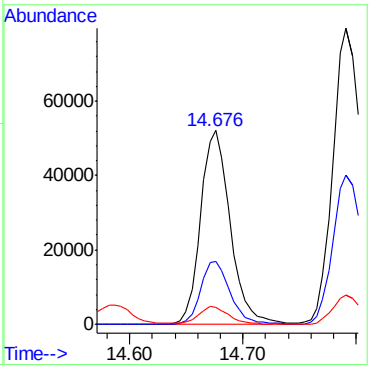

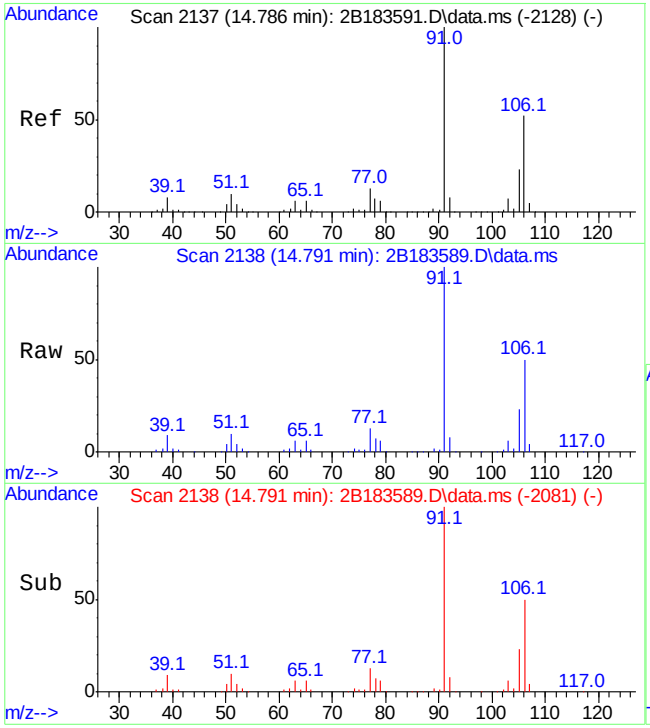

#89
m,p-xylene
Concen: 15.52 ug/L
RT: 14.791 min Scan# 2138
Delta R.T. 0.000 min
Lab File: 2B183589.D
Acq: 16 Jun 21 8:22 pm

Tgt Ion:106 Resp: 77206

Ion	Ratio	Lower	Upper
106	100		
91	197.8	162.7	222.7
77	25.6	5.0	45.0

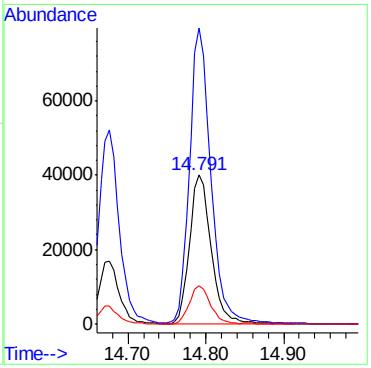

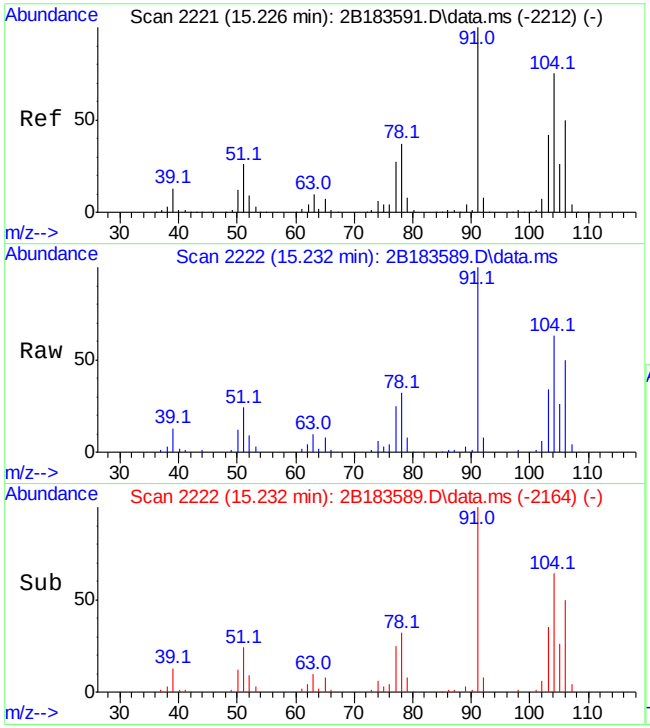

#90
o-xylene
Concen: 7.83 ug/L
RT: 15.232 min Scan# 2222
Delta R.T. 0.005 min
Lab File: 2B183589.D
Acq: 16 Jun 21 8:22 pm

Tgt Ion:106 Resp: 41528

Ion	Ratio	Lower	Upper
106	100		
91	200.7	169.5	229.5
77	49.7	33.1	73.1

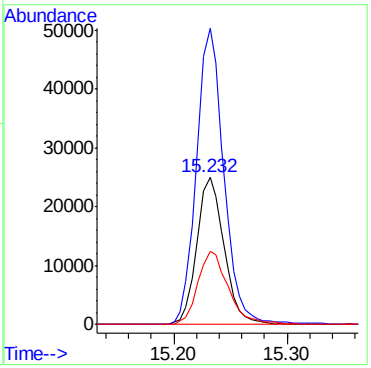

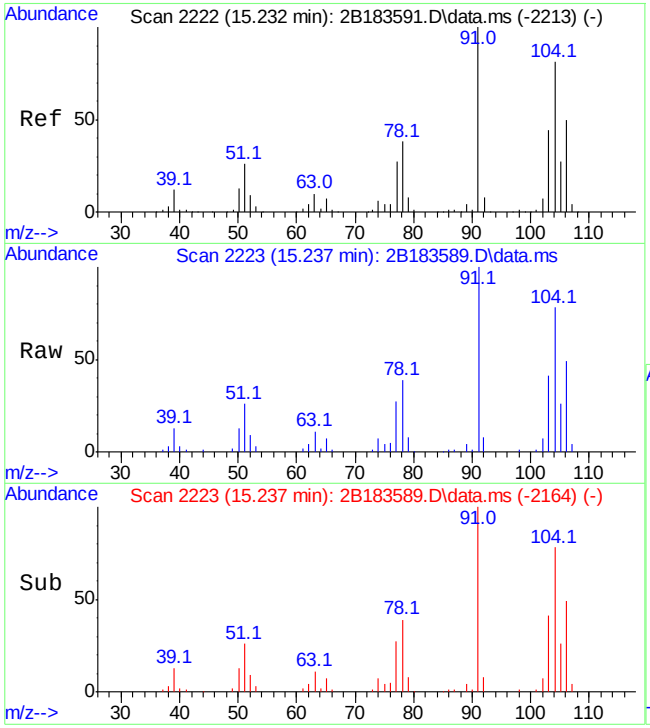

#91
styrene
Concen: 7.86 ug/L
RT: 15.237 min Scan# 2223
Delta R.T. 0.011 min
Lab File: 2B183589.D
Acq: 16 Jun 21 8:22 pm

Tgt Ion:104 Resp: 66552

Ion	Ratio	Lower	Upper
104	100		
78	50.2	16.8	76.8
51	33.3	2.1	62.1

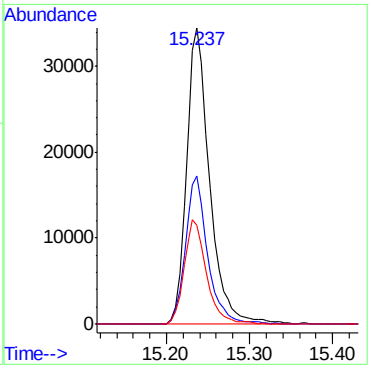

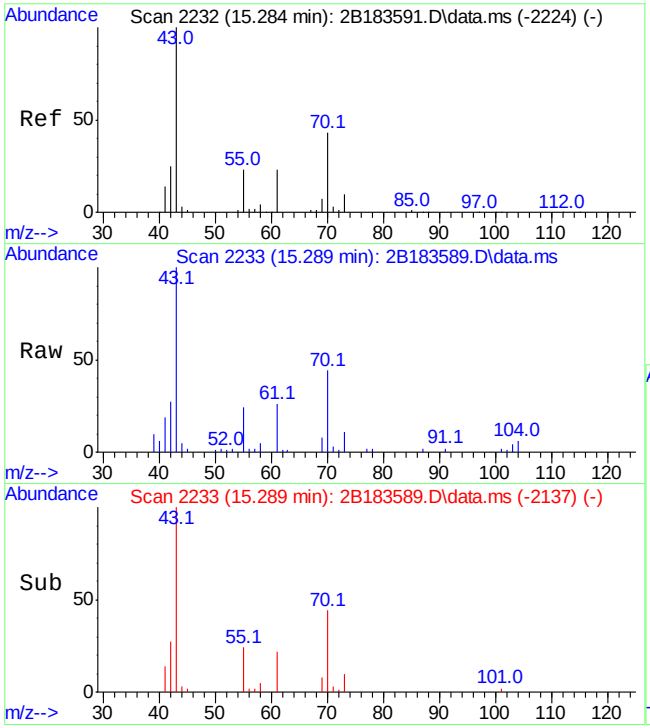

#92
n-amyl acetate
Concen: 7.46 ug/L
RT: 15.289 min Scan# 2233
Delta R.T. 0.005 min
Lab File: 2B183589.D
Acq: 16 Jun 21 8:22 pm

Tgt Ion: 70 Resp: 13029

Ion	Ratio	Lower	Upper
70	100		
43	222.3	202.3	262.3
55	53.5	23.6	83.6

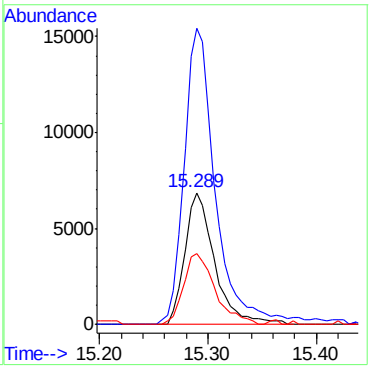

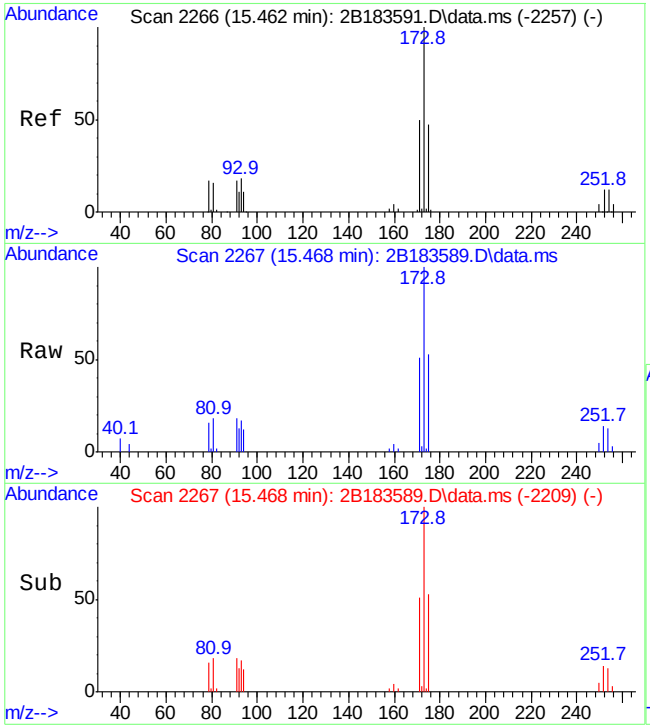

#93
bromoform
Concen: 7.37 ug/L
RT: 15.468 min Scan# 2267
Delta R.T. 0.005 min
Lab File: 2B183589.D
Acq: 16 Jun 21 8:22 pm

Tgt Ion:173 Resp: 18859

Ion	Ratio	Lower	Upper
173	100		
175	53.0	17.3	77.3
254	13.4	0.0	42.0

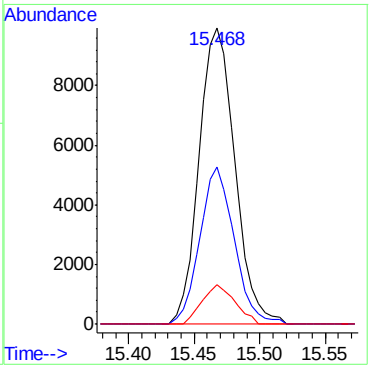

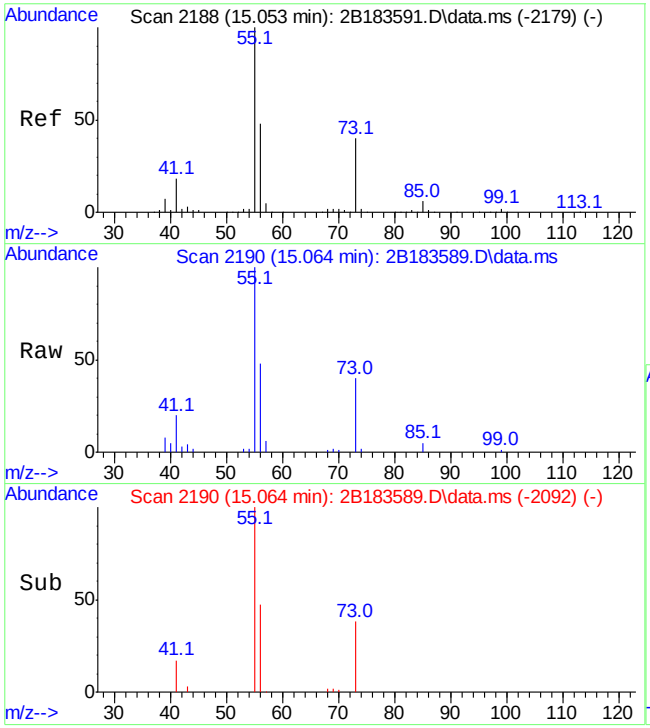

#94
butyl acrylate
Concen: 7.25 ug/L
RT: 15.064 min Scan# 2190
Delta R.T. 0.016 min
Lab File: 2B183589.D
Acq: 16 Jun 21 8:22 pm

Tgt Ion: 55 Resp: 35423

Ion	Ratio	Lower	Upper
55	100		
56	47.9	18.2	78.2
73	40.4	10.0	70.0
85	5.2	0.0	35.9

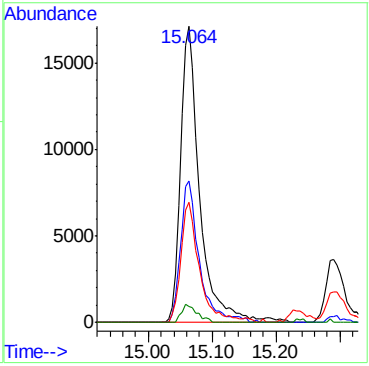

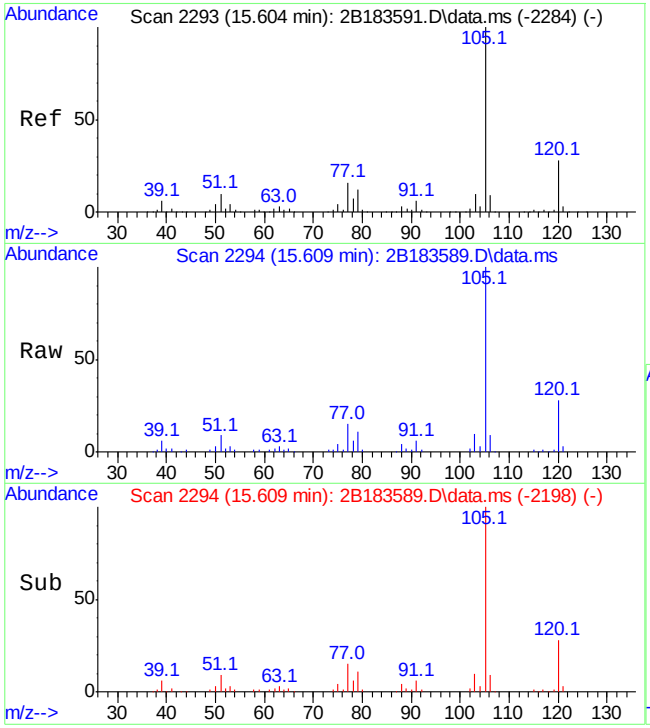

#95
isopropylbenzene
Concen: 7.65 ug/L
RT: 15.609 min Scan# 2294
Delta R.T. 0.005 min
Lab File: 2B183589.D
Acq: 16 Jun 21 8:22 pm

Tgt Ion:105 Resp: 110532

Ion	Ratio	Lower	Upper
105	100		
120	27.7	7.6	47.6
77	14.6	0.0	35.7

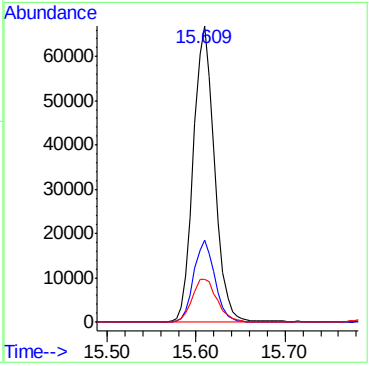

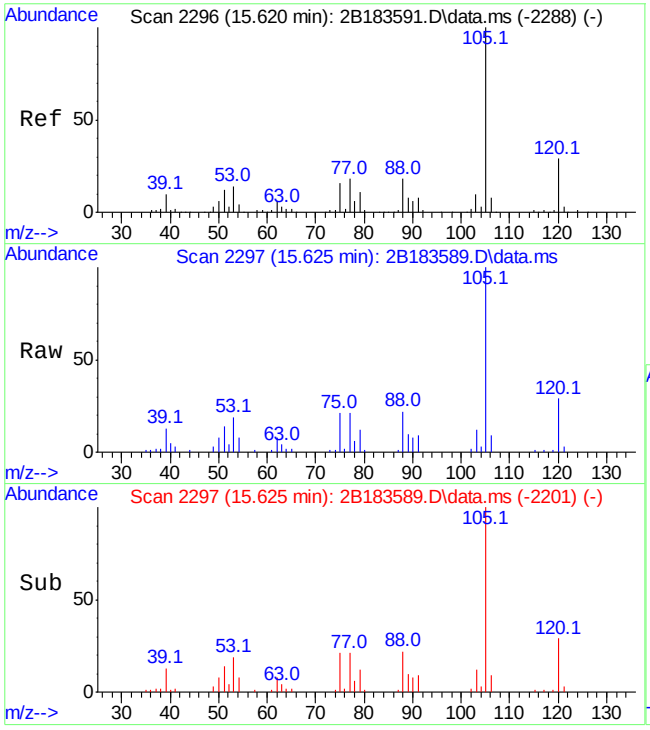

#96
cis-1,4-dichloro-2-butene
Concen: 7.42 ug/L
RT: 15.625 min Scan# 2297
Delta R.T. 0.005 min
Lab File: 2B183589.D
Acq: 16 Jun 21 8:22 pm

Tgt Ion: 88 Resp: 9044

Ion	Ratio	Lower	Upper
88	100		
75	94.0	74.3	114.3
89	46.0	26.9	66.9
53	82.6	62.3	102.3

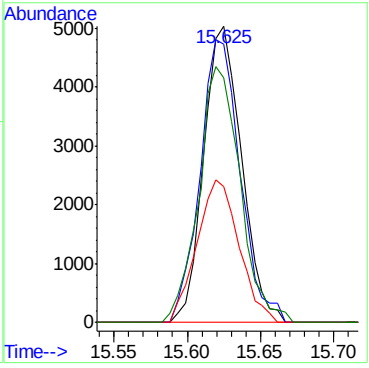

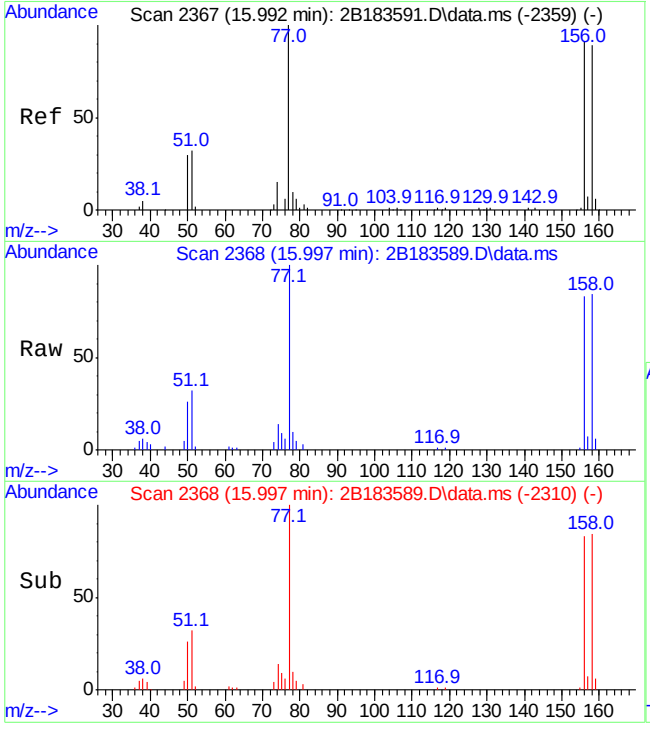

#99
bromobenzene
Concen: 7.45 ug/L
RT: 15.997 min Scan# 2368
Delta R.T. 0.005 min
Lab File: 2B183589.D
Acq: 16 Jun 21 8:22 pm

Tgt Ion:156 Resp: 30009

Ion	Ratio	Lower	Upper
156	100		
77	117.8	94.4	154.4
158	101.1	68.2	128.2

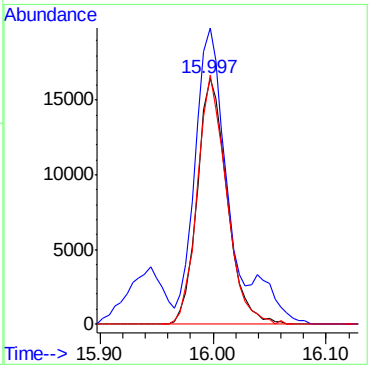

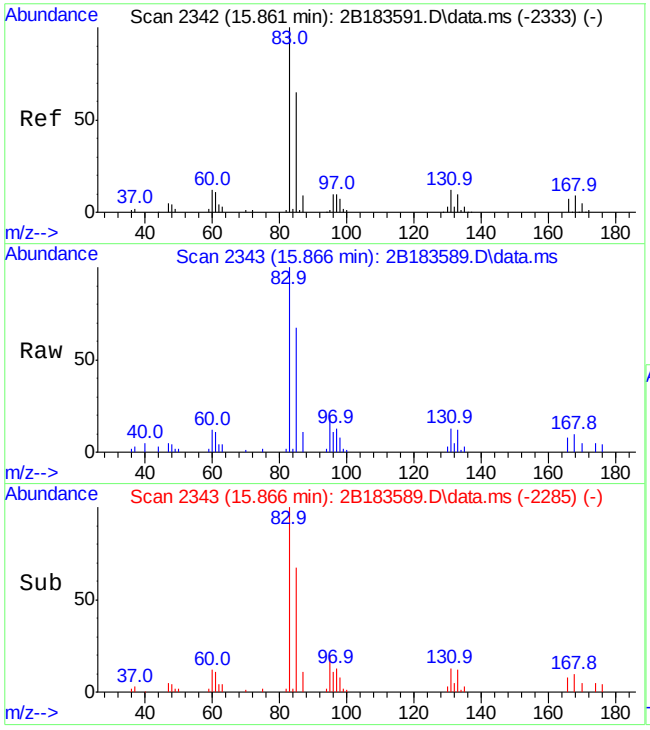

#100
1,1,2,2-tetrachloroethane
Concen: 7.32 ug/L
RT: 15.866 min Scan# 2343
Delta R.T. 0.005 min
Lab File: 2B183589.D
Acq: 16 Jun 21 8:22 pm

Tgt Ion: 83 Resp: 24259

Ion	Ratio	Lower	Upper
83	100		
131	13.2	0.0	41.6
85	67.3	34.8	94.8

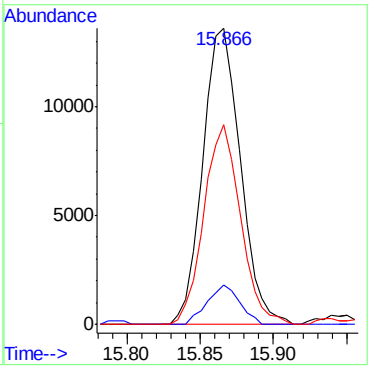

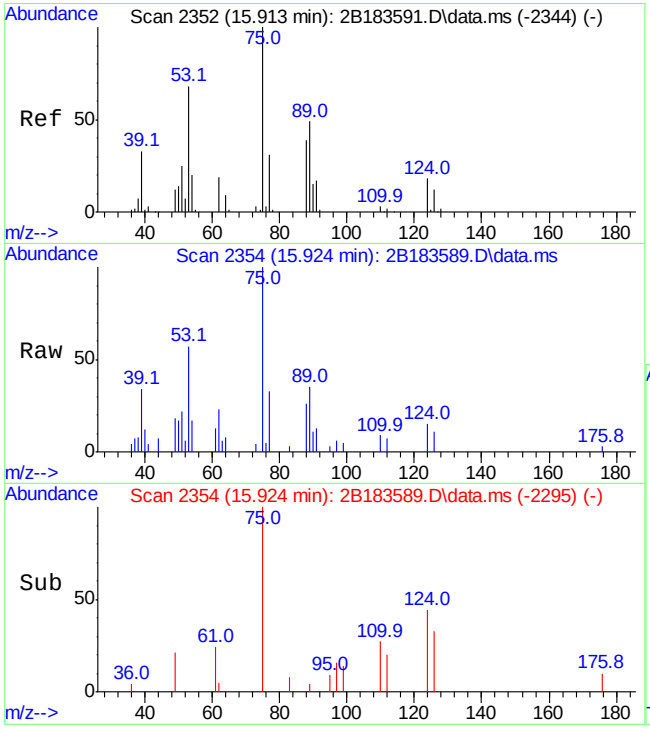

#101
trans-1,4-dichloro-2-butene
Concen: 7.04 ug/L
RT: 15.924 min Scan# 2354
Delta R.T. 0.011 min
Lab File: 2B183589.D
Acq: 16 Jun 21 8:22 pm

Tgt Ion: 53 Resp: 6058

Ion	Ratio	Lower	Upper
53	100		
88	46.5	26.5	86.5
75	170.1	116.8	176.8

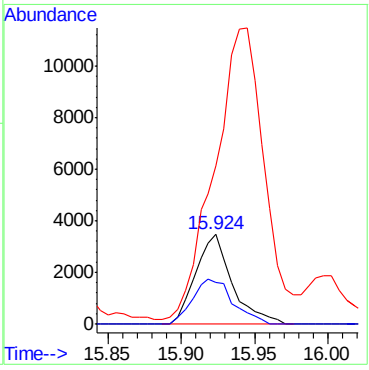

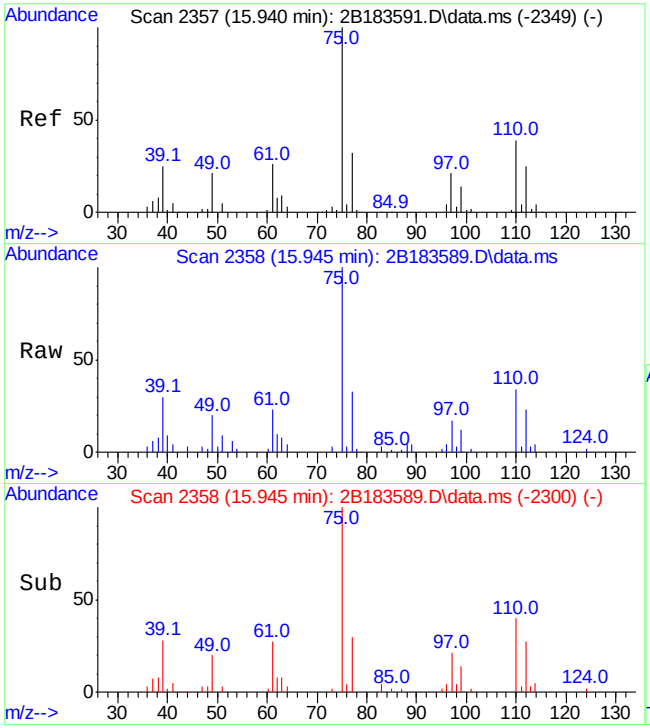

#102
1,2,3-trichloropropane
Concen: 7.45 ug/L
RT: 15.945 min Scan# 2358
Delta R.T. 0.005 min
Lab File: 2B183589.D
Acq: 16 Jun 21 8:22 pm

Tgt Ion:110 Resp: 7160

Ion	Ratio	Lower	Upper
110	100		
111	7.9	0.0	40.7
97	50.9	23.2	83.2

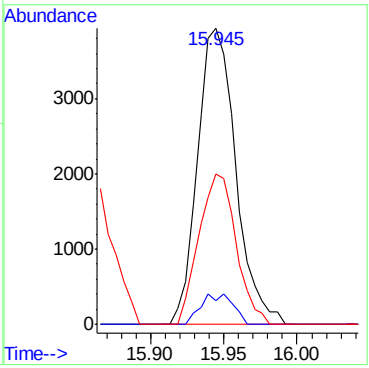

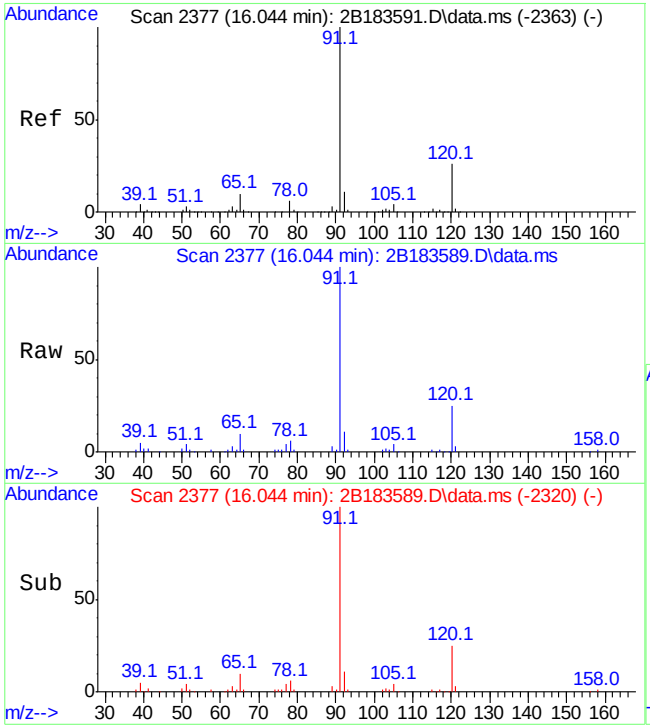

#103
n-propylbenzene
Concen: 7.63 ug/L
RT: 16.044 min Scan# 2377
Delta R.T. 0.000 min
Lab File: 2B183589.D
Acq: 16 Jun 21 8:22 pm

Tgt Ion: 91 Resp: 117653

Ion	Ratio	Lower	Upper
91	100		
120	24.7	0.0	55.5
65	10.2	0.0	39.9

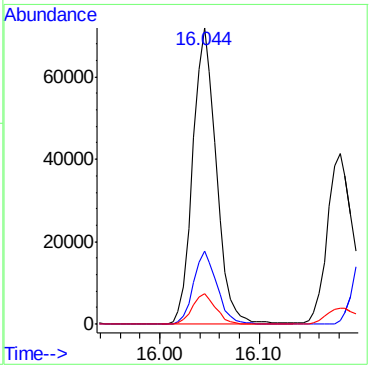

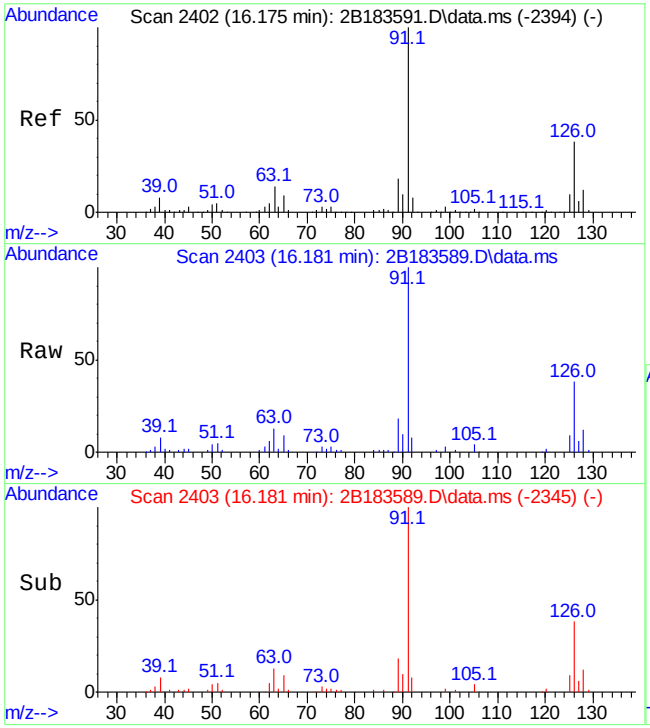

#104
2-chlorotoluene
Concen: 7.45 ug/L
RT: 16.181 min Scan# 2403
Delta R.T. 0.005 min
Lab File: 2B183589.D
Acq: 16 Jun 21 8:22 pm

Tgt Ion:126 Resp: 27052

Ion	Ratio	Lower	Upper
126	100		
91	259.8	233.1	293.1
63	35.1	6.5	66.5

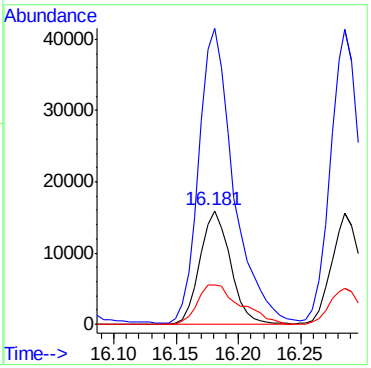

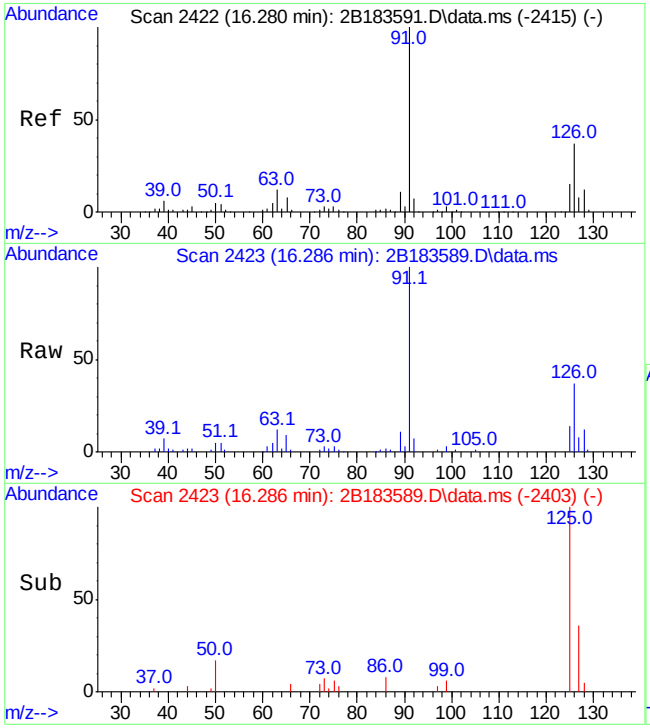

#105
4-chlorotoluene
Concen: 7.57 ug/L
RT: 16.286 min Scan# 2423
Delta R.T. 0.005 min
Lab File: 2B183589.D
Acq: 16 Jun 21 8:22 pm

Tgt Ion: 91 Resp: 73624

Ion	Ratio	Lower	Upper
91	100		
126	37.4	7.4	67.4
63	12.1	0.0	42.1

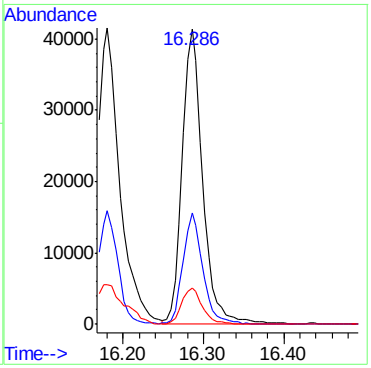

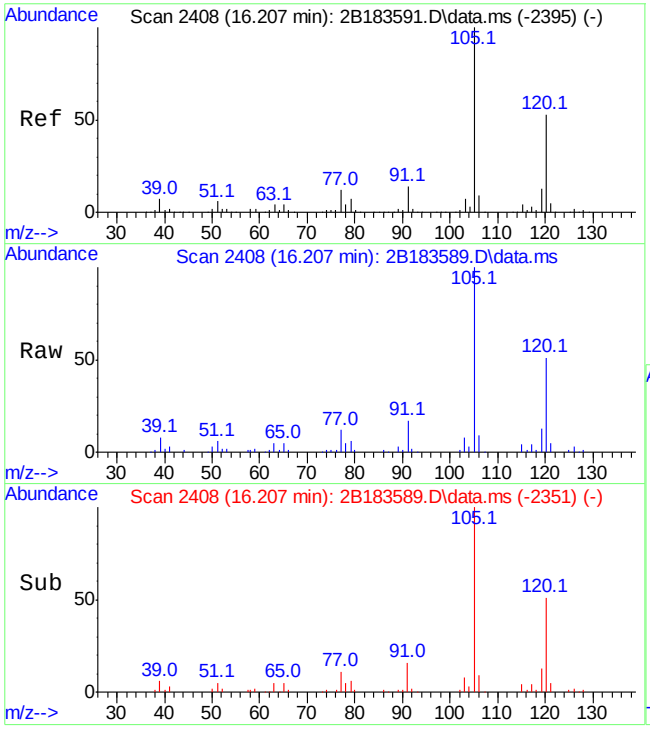

#106
1,3,5-trimethylbenzene
Concen: 7.67 ug/L
RT: 16.207 min Scan# 2408
Delta R.T. 0.000 min
Lab File: 2B183589.D
Acq: 16 Jun 21 8:22 pm

Tgt Ion:105 Resp: 89462

Ion	Ratio	Lower	Upper
105	100		
120	50.7	22.7	82.7
77	12.1	0.0	42.1

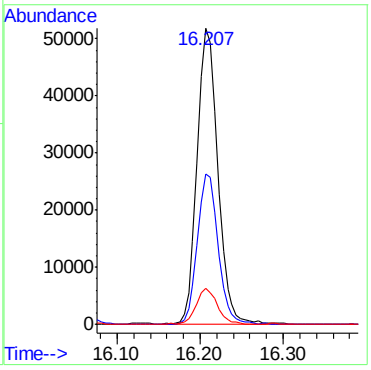

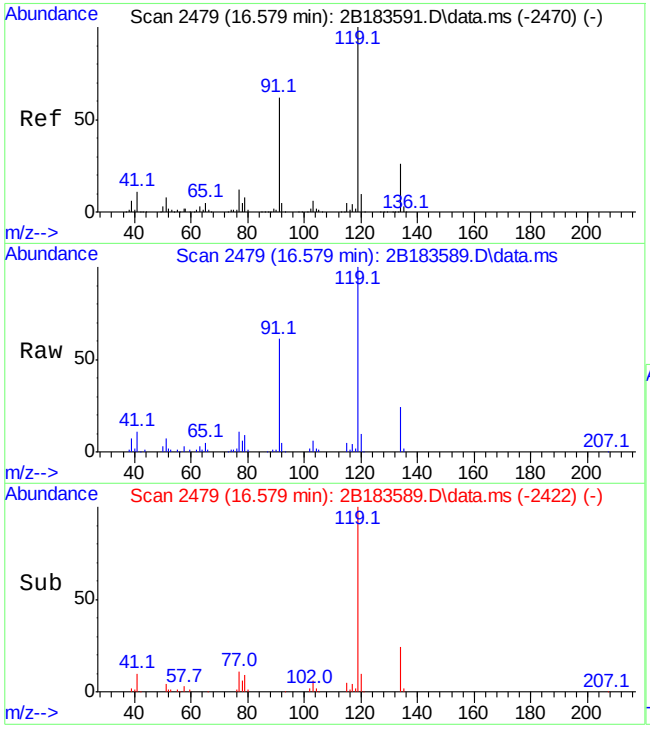

#107
tert-butylbenzene
Concen: 7.29 ug/L
RT: 16.579 min Scan# 2479
Delta R.T. 0.000 min
Lab File: 2B183589.D
Acq: 16 Jun 21 8:22 pm

Tgt Ion:134 Resp: 20190

Ion	Ratio	Lower	Upper
134	100		
91	252.0	208.1	268.1
119	410.2	353.9	413.9

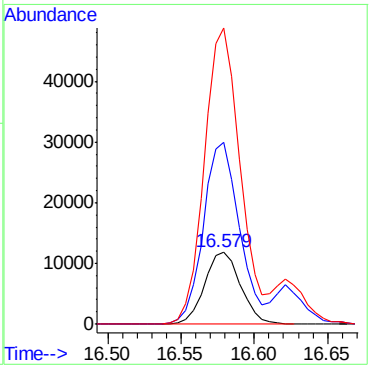

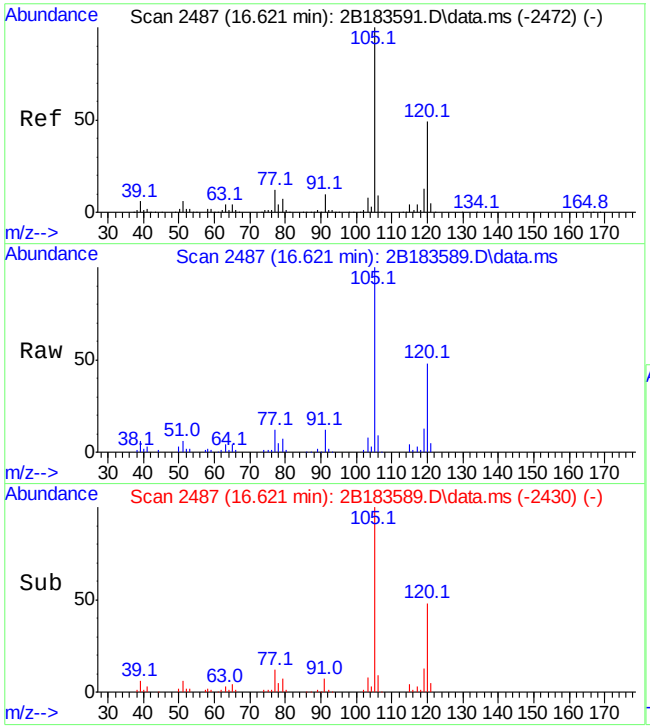

#108
1,2,4-trimethylbenzene
Concen: 7.69 ug/L
RT: 16.621 min Scan# 2487
Delta R.T. 0.000 min
Lab File: 2B183589.D
Acq: 16 Jun 21 8:22 pm

Tgt Ion:105 Resp: 93269

Ion	Ratio	Lower	Upper
105	100		
120	48.2	19.5	79.5
77	11.6	0.0	41.6

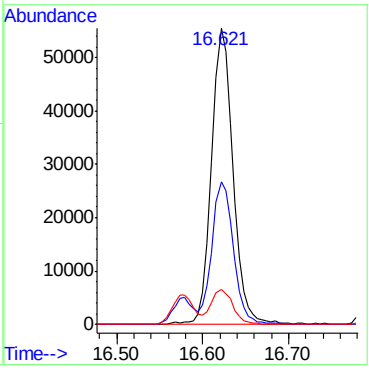

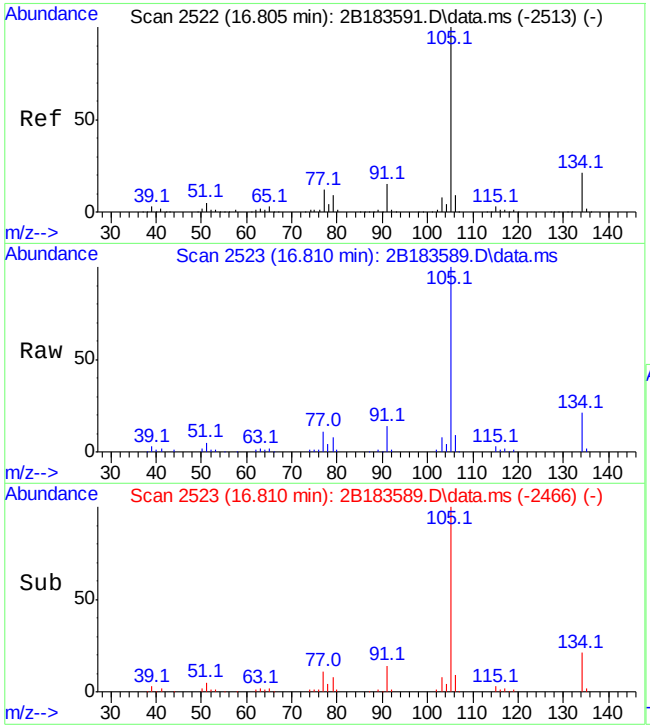

#109
sec-butylbenzene
Concen: 7.44 ug/L
RT: 16.810 min Scan# 2523
Delta R.T. 0.000 min
Lab File: 2B183589.D
Acq: 16 Jun 21 8:22 pm

Tgt Ion:105 Resp: 119962

Ion	Ratio	Lower	Upper
105	100		
134	21.0	0.0	50.9
91	14.4	0.0	44.9

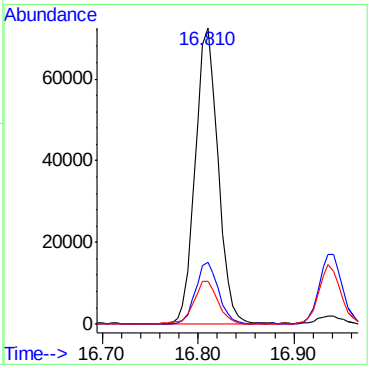

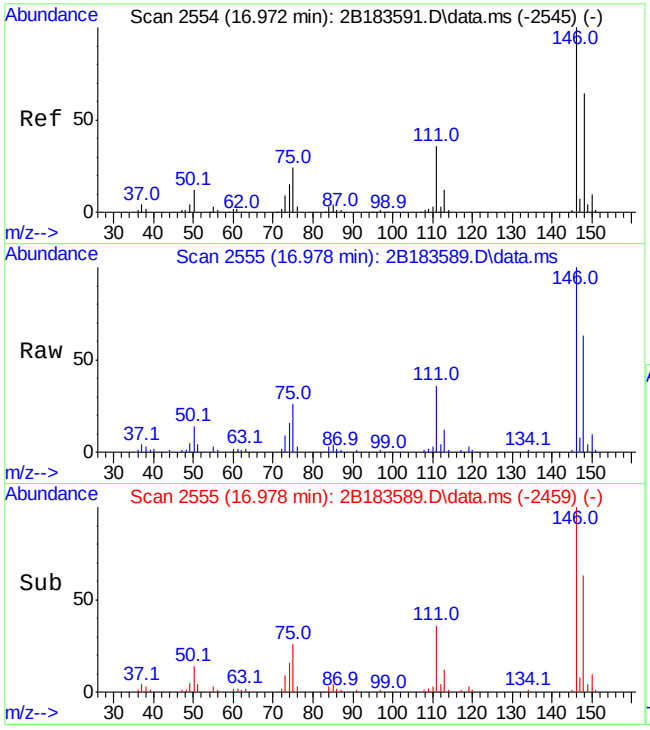

#110
1,3-dichlorobenzene
Concen: 7.46 ug/L
RT: 16.978 min Scan# 2555
Delta R.T. 0.005 min
Lab File: 2B183589.D
Acq: 16 Jun 21 8:22 pm

Tgt Ion:146 Resp: 56570

Ion	Ratio	Lower	Upper
146	100		
111	35.8	6.0	66.0
148	63.2	34.1	94.1

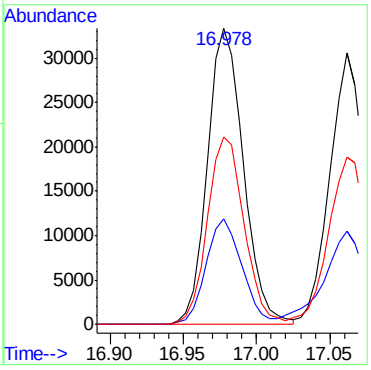

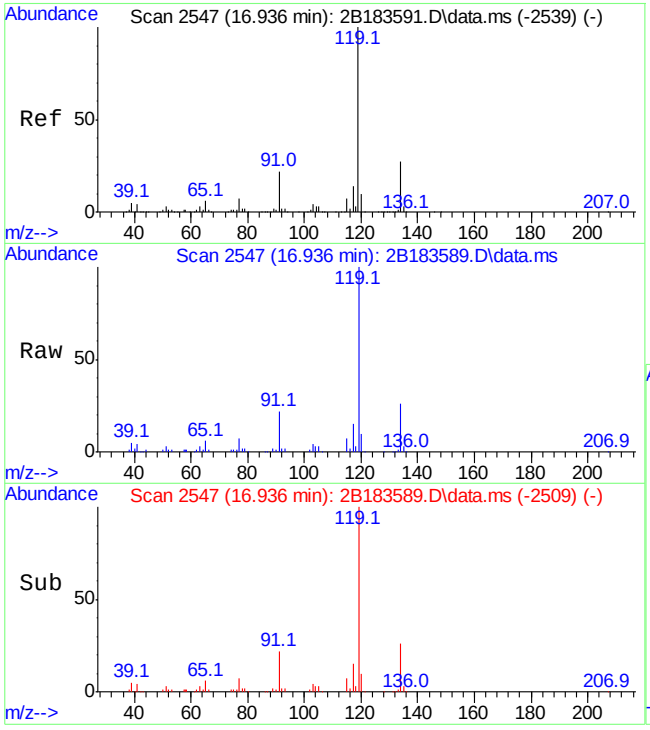

#111
p-isopropyltoluene
Concen: 7.44 ug/L
RT: 16.936 min Scan# 2547
Delta R.T. 0.000 min
Lab File: 2B183589.D
Acq: 16 Jun 21 8:22 pm

Tgt Ion:119 Resp: 105144

Ion	Ratio	Lower	Upper
119	100		
134	26.1	0.0	57.3
91	22.5	0.0	51.8

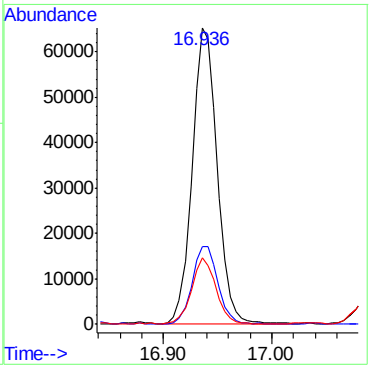

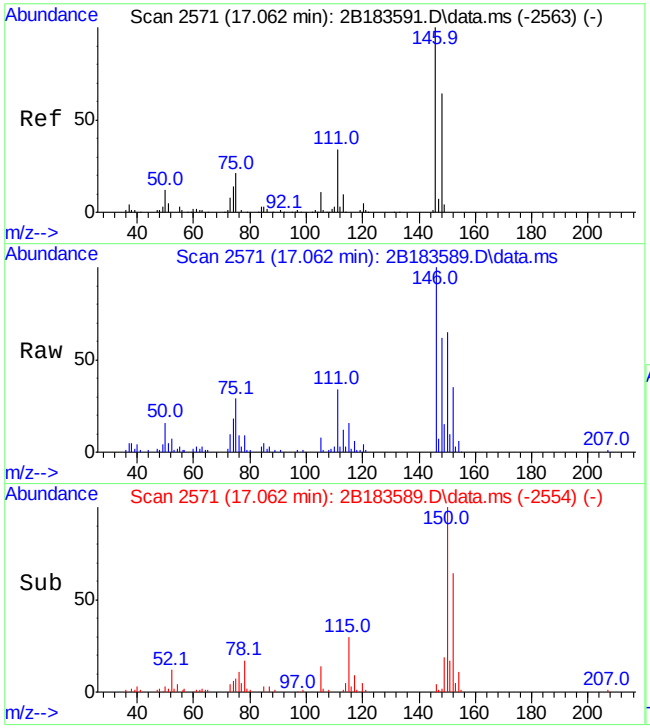

#112
1,4-dichlorobenzene
Concen: 7.28 ug/L
RT: 17.062 min Scan# 2571
Delta R.T. 0.000 min
Lab File: 2B183589.D
Acq: 16 Jun 21 8:22 pm

Tgt Ion:146 Resp: 54121

Ion	Ratio	Lower	Upper
146	100		
111	34.1	4.0	64.0
148	61.7	34.3	94.3

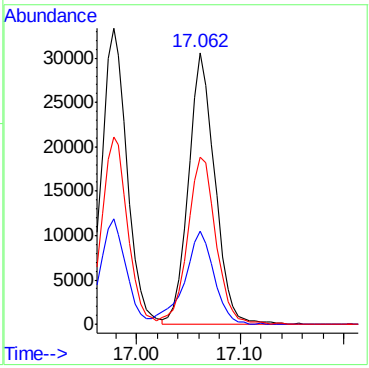

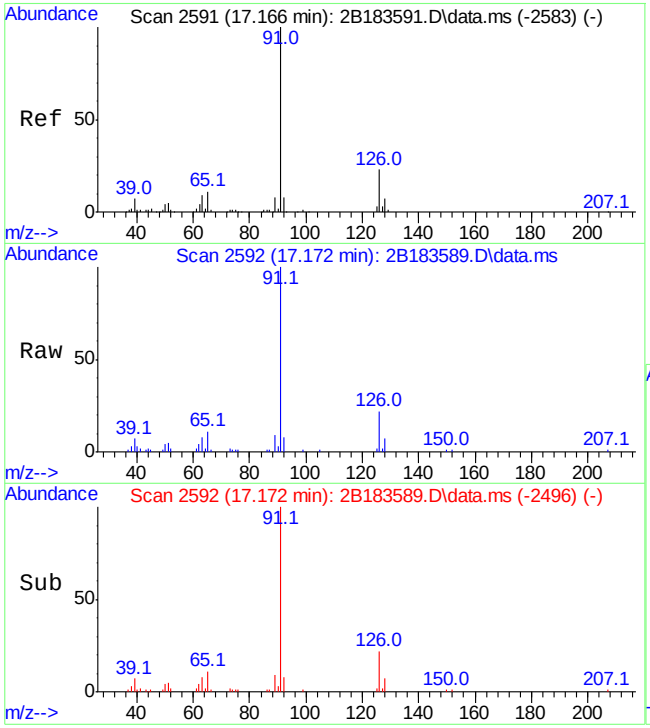

#113
benzyl chloride
Concen: 7.09 ug/L
RT: 17.172 min Scan# 2592
Delta R.T. 0.005 min
Lab File: 2B183589.D
Acq: 16 Jun 21 8:22 pm

Tgt Ion: 91 Resp: 48190

Ion	Ratio	Lower	Upper
91	100		
126	22.1	0.0	52.7
62	3.6	0.0	34.0

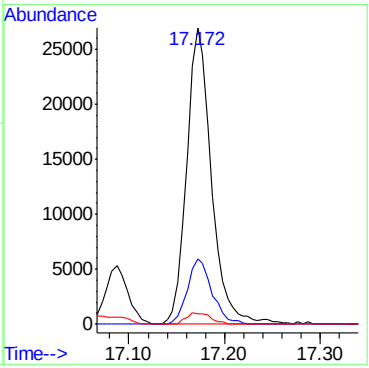

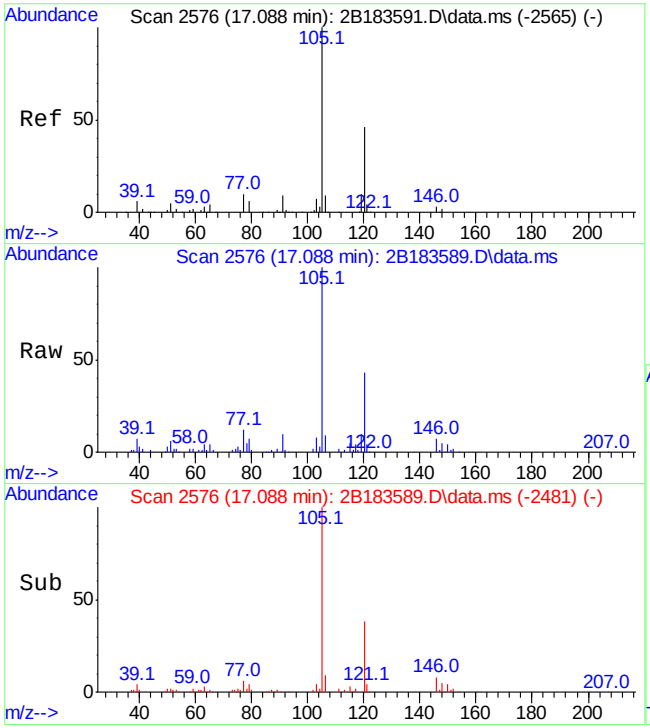

#114
1,2,3-trimethylbenzene
Concen: 7.56 ug/L
RT: 17.088 min Scan# 2576
Delta R.T. 0.000 min
Lab File: 2B183589.D
Acq: 16 Jun 21 8:22 pm

Tgt Ion:105 Resp: 89629

Ion	Ratio	Lower	Upper
105	100		
120	42.9	16.3	76.3
77	11.6	0.0	41.7

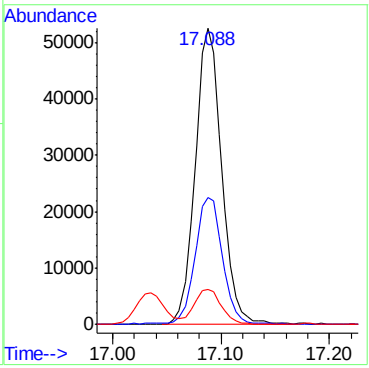

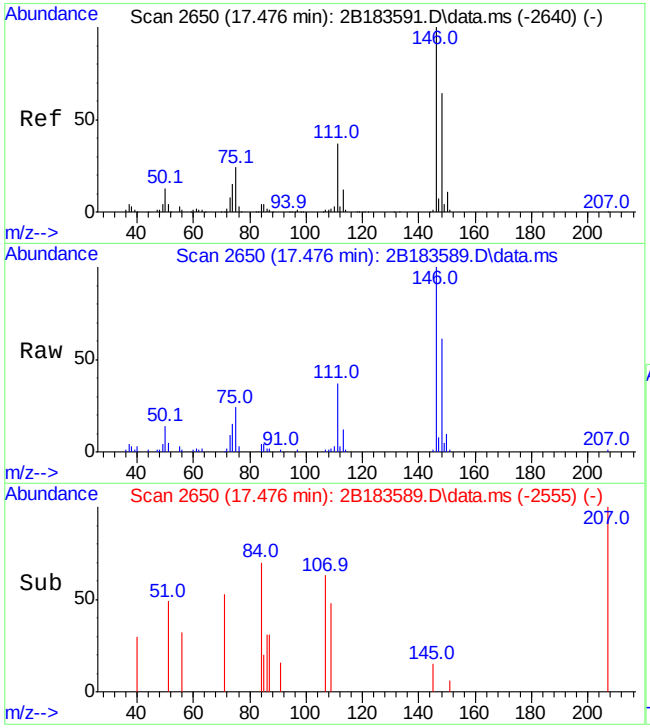

#115
1,2-dichlorobenzene
Concen: 7.64 ug/L
RT: 17.476 min Scan# 2650
Delta R.T. 0.000 min
Lab File: 2B183589.D
Acq: 16 Jun 21 8:22 pm

Tgt Ion:146 Resp: 57786

Ion	Ratio	Lower	Upper
146	100		
111	37.1	6.6	66.6
148	60.5	34.3	94.3

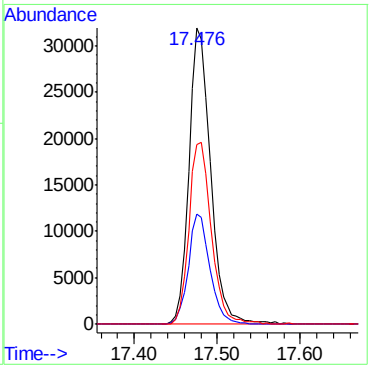

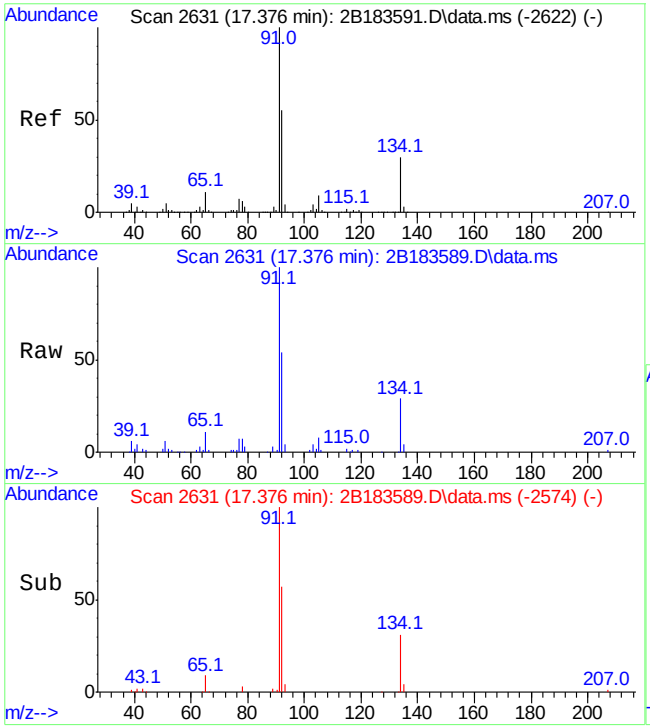

#116
n-butylbenzene
Concen: 7.04 ug/L
RT: 17.376 min Scan# 2631
Delta R.T. 0.000 min
Lab File: 2B183589.D
Acq: 16 Jun 21 8:22 pm

Tgt Ion: 92 Resp: 46793

Ion	Ratio	Lower	Upper
92	100		
91	185.2	150.9	210.9
134	53.4	23.6	83.6

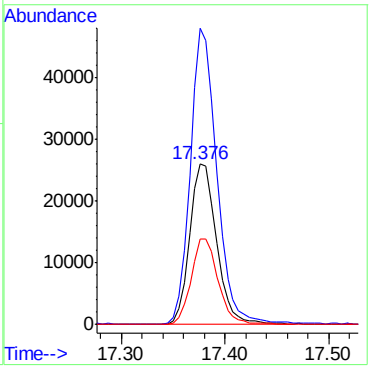

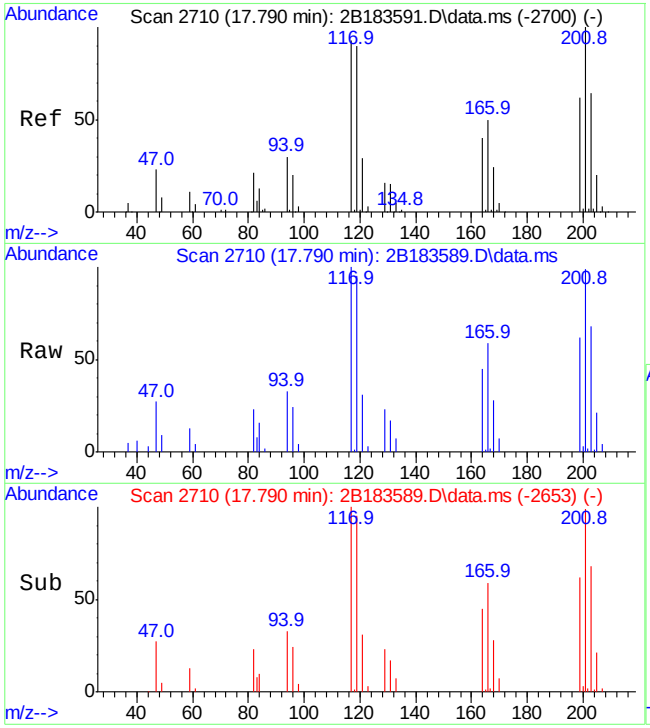

#117
hexachloroethane
Concen: 6.93 ug/L
RT: 17.790 min Scan# 2710
Delta R.T. 0.000 min
Lab File: 2B183589.D
Acq: 16 Jun 21 8:22 pm

Tgt Ion:201 Resp: 20323

Ion	Ratio	Lower	Upper
201	100		
166	60.0	30.5	70.5
199	63.1	42.1	82.1
203	68.8	44.3	84.3

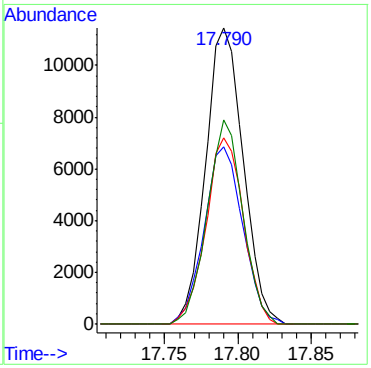

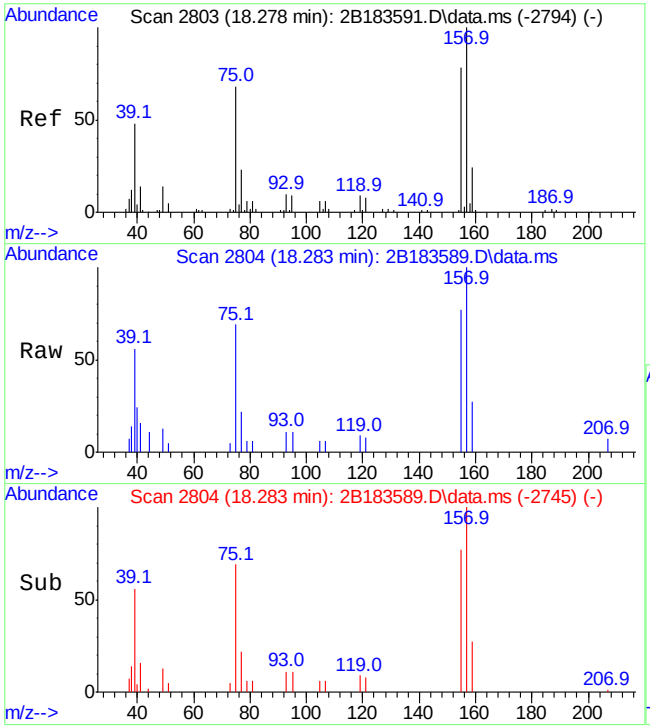

#118
1,2-dibromo-3-chloropropane
Concen: 6.76 ug/L
RT: 18.283 min Scan# 2804
Delta R.T. 0.011 min
Lab File: 2B183589.D
Acq: 16 Jun 21 8:22 pm

Tgt Ion:157 Resp: 6920

Ion	Ratio	Lower	Upper
157	100		
155	76.8	47.6	107.6
75	68.8	38.4	98.4

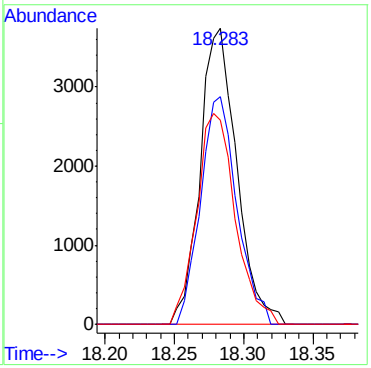

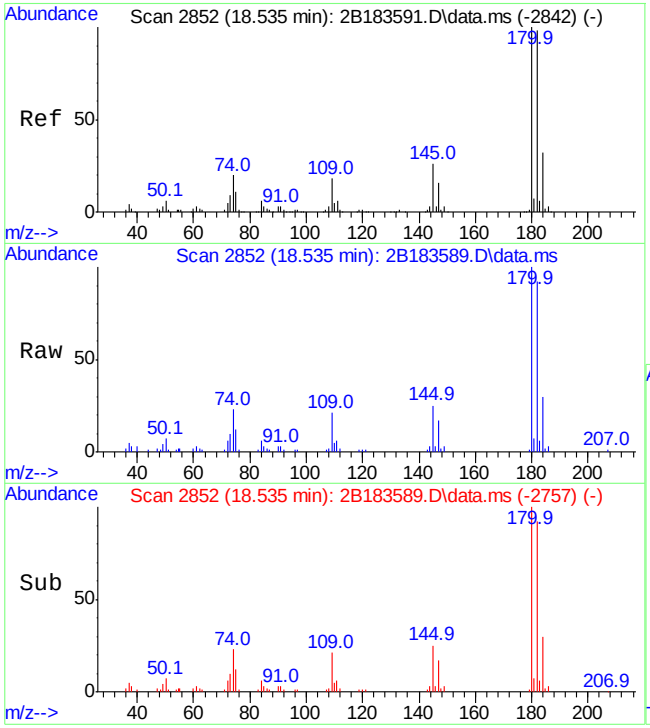

#119
1,3,5-trichlorobenzene
Concen: 7.40 ug/L
RT: 18.535 min Scan# 2852
Delta R.T. 0.000 min
Lab File: 2B183589.D
Acq: 16 Jun 21 8:22 pm

Tgt Ion:180 Resp: 49432

Ion	Ratio	Lower	Upper
180	100		
182	92.2	67.9	127.9
184	29.7	1.5	61.5

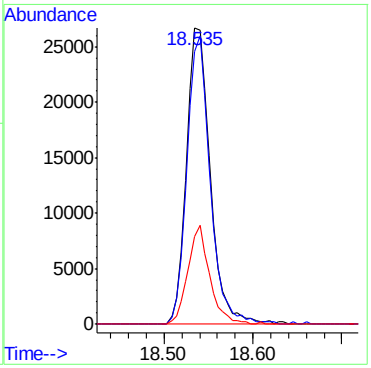

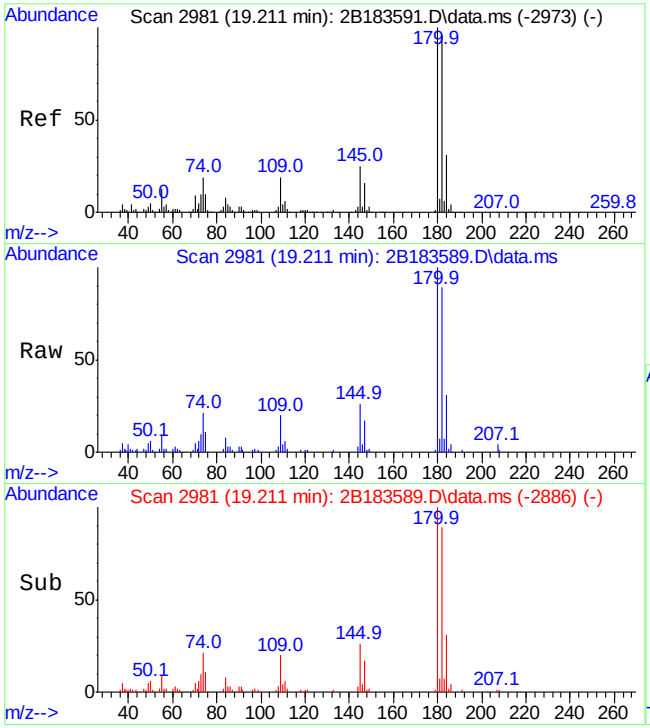

#120
2-ethylhexyl acrylate
Concen: 1.45 ug/L
RT: 19.211 min Scan# 2981
Delta R.T. 0.000 min
Lab File: 2B183589.D
Acq: 16 Jun 21 8:22 pm

Tgt Ion: 70 Resp: 2064

Ion	Ratio	Lower	Upper
70	100		
55	173.7	127.3	167.3#
83	42.0	16.1	56.1
112	39.6	7.1	47.1

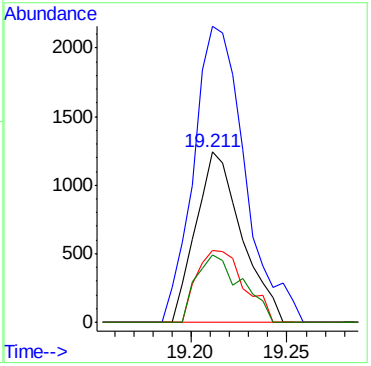

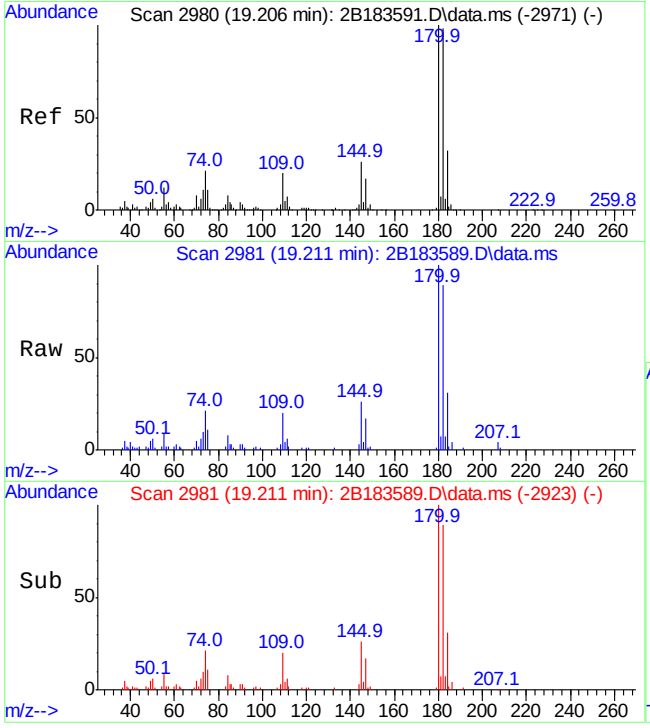

#121
1,2,4-trichlorobenzene
Concen: 7.22 ug/L
RT: 19.211 min Scan# 2981
Delta R.T. 0.005 min
Lab File: 2B183589.D
Acq: 16 Jun 21 8:22 pm

Tgt Ion:180 Resp: 43627

Ion	Ratio	Lower	Upper
180	100		
182	89.3	68.2	128.2
145	25.9	0.0	56.2

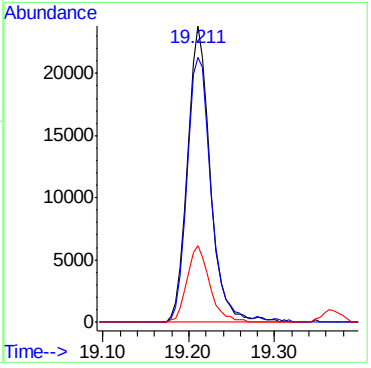

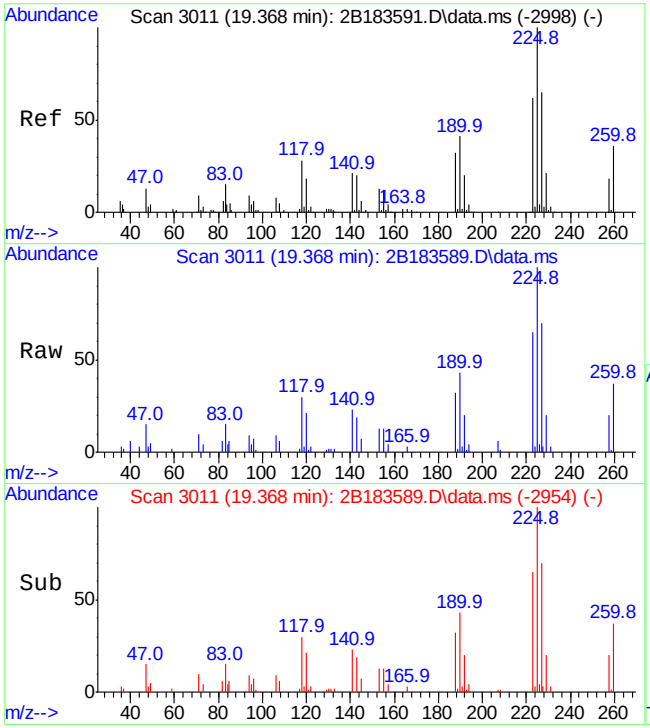

#122
hexachlorobutadiene
Concen: 7.50 ug/L
RT: 19.368 min Scan# 3011
Delta R.T. 0.000 min
Lab File: 2B183589.D
Acq: 16 Jun 21 8:22 pm

Tgt Ion:225 Resp: 23279

Ion	Ratio	Lower	Upper
225	100		
223	65.4	32.1	92.1
227	69.9	34.7	94.7

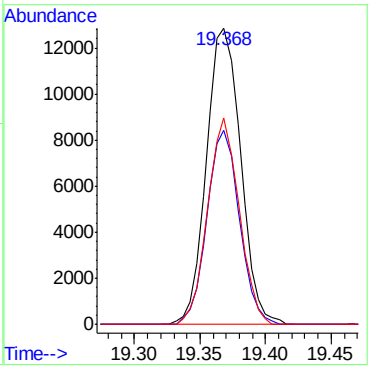

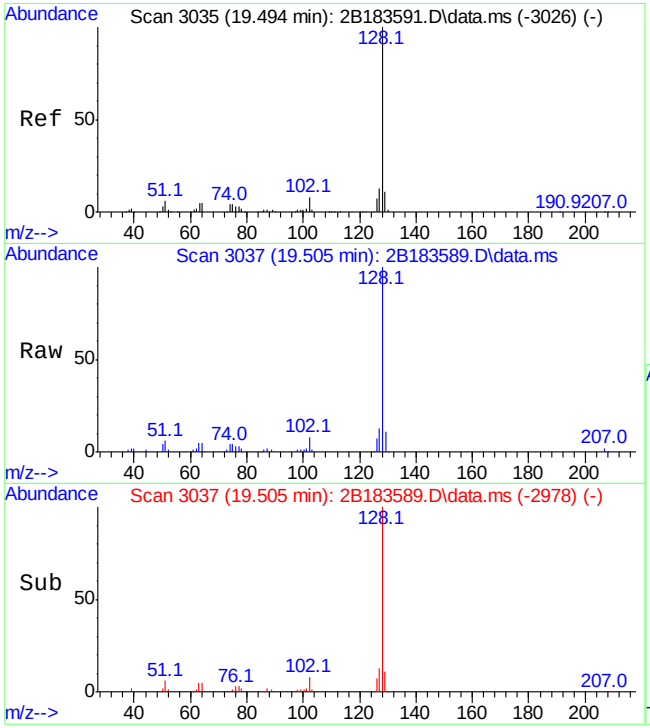

#123
naphthalene
Concen: 7.14 ug/L
RT: 19.505 min Scan# 3037
Delta R.T. 0.011 min
Lab File: 2B183589.D
Acq: 16 Jun 21 8:22 pm

Tgt Ion:128 Resp: 82455

Ion	Ratio	Lower	Upper
128	100		
127	12.6	0.0	42.6
129	11.5	0.0	41.2

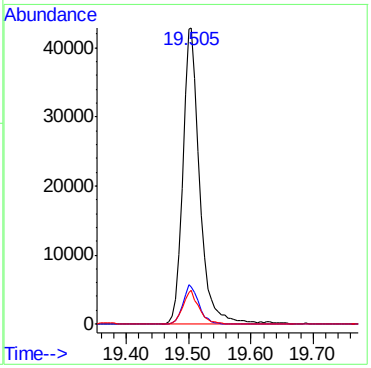

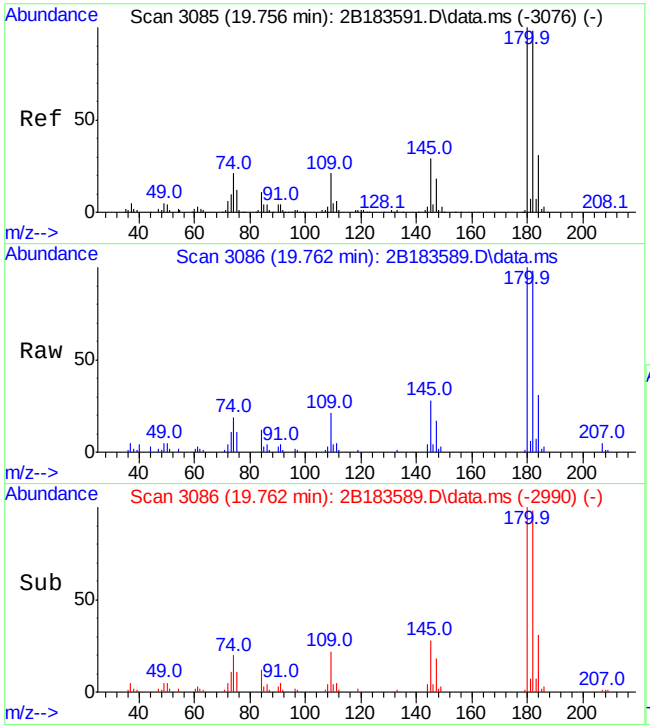

#124
1,2,3-trichlorobenzene
Concen: 7.29 ug/L
RT: 19.762 min Scan# 3086
Delta R.T. 0.005 min
Lab File: 2B183589.D
Acq: 16 Jun 21 8:22 pm

Tgt Ion:180 Resp: 37237

Ion	Ratio	Lower	Upper
180	100		
182	98.3	68.2	128.2
145	27.7	0.0	58.6

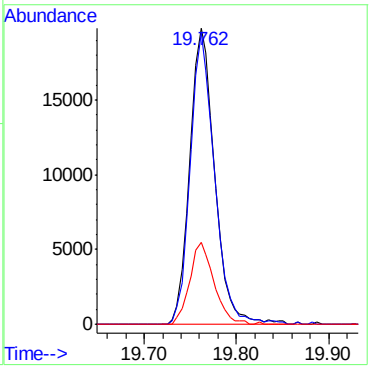

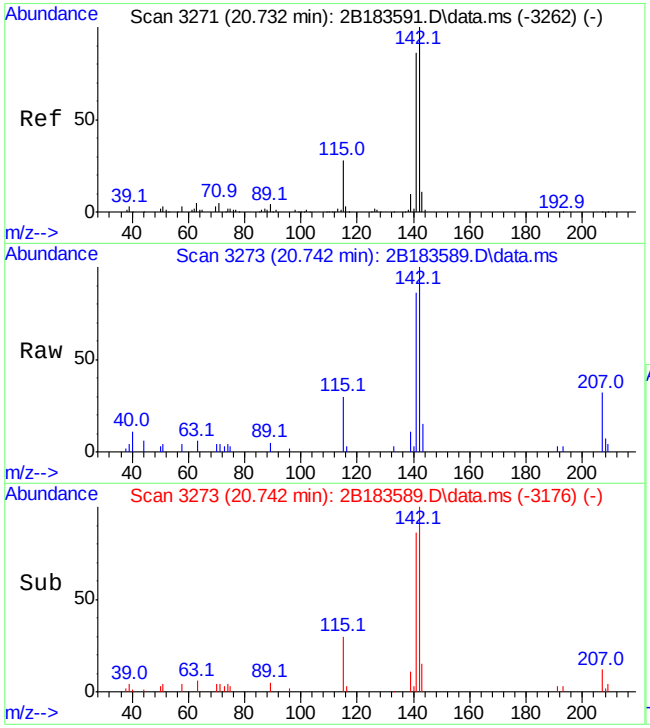

#125
2-methylnaphthalene
Concen: 3.52 ug/L
RT: 20.742 min Scan# 3273
Delta R.T. 0.011 min
Lab File: 2B183589.D
Acq: 16 Jun 21 8:22 pm

Tgt Ion:142 Resp: 15954

Ion	Ratio	Lower	Upper
142	100		
141	85.6	66.0	106.0
115	30.1	8.1	48.1

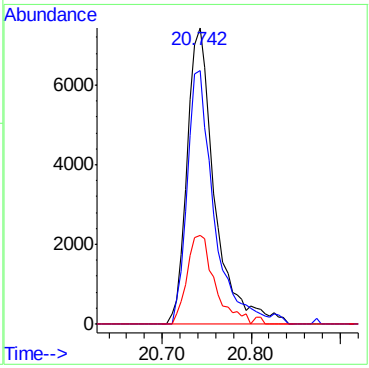

Quantitation Report (QT Reviewed)

Data Path : C:\msdchem\1\DATA\V2B8337\
Data File : 2B183590.D
Acq On : 16 Jun 2021 8:51 pm
Operator : thienn
Sample : ic8337-20
Misc : MS51064,V2B8337,5,,,,1
ALS Vial : 9 Sample Multiplier: 1

Quant Time: Jun 17 18:50:17 2021
Quant Method : C:\msdchem\1\METHODS\M2B8337.M
Quant Title : SW846 8260C/D, DB-624.1 60 mx0.25mmx1.4um
QLast Update : Thu Jun 17 18:48:00 2021
Response via : Initial Calibration

Compound	R.T.	QIon	Response	Conc	Units		Dev(Min)
Internal Standards							
1) tert butyl alcohol-d9	7.739	65	123412	500.00	ug/L		-0.01
5) pentafluorobenzene	10.256	168	344008	50.00	ug/L		0.00
51) 1,4-difluorobenzene	11.200	114	466125	50.00	ug/L		0.00
73) chlorobenzene-d5	14.550	117	450299	50.00	ug/L		0.00
97) 1,4-dichlorobenzene-d4	17.035	152	240810	50.00	ug/L		0.00
System Monitoring Compounds							
43) dibromofluoromethane (s)	10.235	113	151395	49.25	ug/L		0.00
Spiked Amount 50.000	Range 80 - 120		Recovery = 98.50%				
52) 1,2-dichloroethane-d4 (s)	10.675	65	164135	50.81	ug/L		0.00
Spiked Amount 50.000	Range 81 - 124		Recovery = 101.62%				
74) toluene-d8 (s)	12.951	98	543828	50.09	ug/L		0.00
Spiked Amount 50.000	Range 80 - 120		Recovery = 100.18%				
98) 4-bromofluorobenzene (s)	15.787	95	202116	50.18	ug/L		0.00
Spiked Amount 50.000	Range 80 - 120		Recovery = 100.36%				
Target Compounds							Qvalue
2) tertiary butyl alcohol	7.881	59	29865	109.19	ug/L		99
3) ethanol	6.340	45	52272	2235.70	ug/L		97
4) 1,4-dioxane	11.939	88	12844	568.06	ug/L		95
6) chlorodifluoromethane	4.148	51	94328	22.29	ug/L		99
7) dichlorodifluoromethane	4.137	85	131716	23.23	ug/L		98
8) chloromethane	4.546	50	116149	21.38	ug/L		98
9) vinyl chloride	4.798	62	112146	22.72	ug/L		99
10) 1,3-butadiene	4.824	54	76230	22.35	ug/L		97
11) bromomethane	5.448	94	75946	21.36	ug/L		98
12) chloroethane	5.621	64	52457	21.47	ug/L		99
13) trichlorofluoromethane	6.114	101	129694	21.96	ug/L		95
14) ethyl ether	6.607	74	32085	21.89	ug/L		97
15) acrolein	6.817	56	9386	21.29	ug/L		86
16) freon 113	7.068	151	67837	22.72	ug/L		98
17) 1,1-dichloroethene	7.037	96	55098	21.47	ug/L		100
18) acetone	7.047	43	60614	93.25	ug/L		98
19) acetonitrile	7.467	41	59715	218.18	ug/L		97
20) iodomethane	7.299	142	120640	21.12	ug/L		99
21) carbon disulfide	7.467	76	187172	21.36	ug/L		99
22) methylene chloride	7.781	84	60003	21.77	ug/L		100
23) methyl acetate	7.614	43	39022	23.31	ug/L		99
24) methyl tert butyl ether	8.237	73	181848	22.04	ug/L		99
25) trans-1,2-dichloroethene	8.248	96	59358	21.33	ug/L		97
26) di-isopropyl ether	8.935	45	184373	21.94	ug/L		99
27) 2-butanone	9.606	72	22261	89.43	ug/L		97
28) 1,1-dichloroethane	8.840	63	101272	21.68	ug/L		96
29) chloroprene	8.998	53	78709	21.85	ug/L		98
30) acrylonitrile	8.138	52	12957	20.85	ug/L		94
31) hexane	8.678	56	44207	21.49	ug/L		98
32) vinyl acetate	8.877	86	10183	20.11	ug/L	#	92
33) ethyl tert-butyl ether	9.433	59	201210	21.93	ug/L		99
34) ethyl acetate	9.685	45	6988	22.32	ug/L	#	92

Quantitation Report (QT Reviewed)

Data Path : C:\msdchem\1\DATA\V2B8337\
Data File : 2B183590.D
Acq On : 16 Jun 2021 8:51 pm
Operator : thienn
Sample : ic8337-20
Misc : MS51064,V2B8337,5,,,,1
ALS Vial : 9 Sample Multiplier: 1

Quant Time: Jun 17 18:50:17 2021
Quant Method : C:\msdchem\1\METHODS\M2B8337.M
Quant Title : SW846 8260C/D, DB-624.1 60 mx0.25mmx1.4um
QLast Update : Thu Jun 17 18:48:00 2021
Response via : Initial Calibration

Compound	R.T.	QIon	Response	Conc	Units		Dev(Min)
35) 2,2-dichloropropane	9.674	77	94321	21.40	ug/L		96
36) cis-1,2-dichloroethene	9.643	96	63464	21.52	ug/L		98
37) methyl acrylate	9.763	55	43635	22.28	ug/L		96
38) propionitrile	9.643	54	68313	229.22	ug/L		98
39) bromochloromethane	9.952	128	35243	21.01	ug/L		95
40) tetrahydrofuran	10.046	72	6463	22.24	ug/L		98
41) chloroform	10.031	85	68702	20.19	ug/L		95
42) t-butyl formate	10.114	59	48127	21.05	ug/L		95
44) methacrylonitrile	9.884	67	21144	22.01	ug/L		93
45) 1,1,1-trichloroethane	10.345	97	99062	21.65	ug/L		99
46) cyclohexane	10.466	84	89732	22.09	ug/L		99
47) 1,1-dichloropropene	10.544	75	75806	21.30	ug/L		100
48) iso-butyl alcohol	10.518	43	16935	209.97	ug/L		97
49) carbon tetrachloride	10.581	117	90974	21.23	ug/L		98
50) tert amyl alcohol	10.665	55	9651	113.78	ug/L		97
53) n-butyl alcohol	11.315	56	62450	1107.24	ug/L		98
54) 2,2,4-trimethylpentane	10.906	57	200980	21.50	ug/L		99
55) benzene	10.801	78	214810	21.75	ug/L		99
56) tert-amyl methyl ether	10.896	87	45721	21.42	ug/L		98
57) heptane	11.095	71	45705	21.69	ug/L		98
58) isopropyl acetate	10.759	87	11519	21.86	ug/L	#	91
59) 1,2-dichloroethane	10.770	62	78691	20.84	ug/L		99
60) trichloroethene	11.567	130	68214	21.21	ug/L		98
61) ethyl acrylate	11.588	55	61133	22.33	ug/L		93
62) 2-nitropropane	12.306	41	14585	20.77	ug/L		95
63) 2-chloroethyl vinyl ether	12.385	63	177721	113.36	ug/L		99
64) methyl methacrylate	11.871	100	14059	22.88	ug/L	#	37
65) 1,2-dichloropropane	11.808	63	57413	21.49	ug/L		99
66) dibromomethane	11.950	93	37825	21.20	ug/L		96
67) methylcyclohexane	11.845	83	112097	22.42	ug/L		97
68) bromodichloromethane	12.102	83	82043	21.62	ug/L		100
69) epichlorohydrin	12.474	57	25793	108.56	ug/L		98
70) cis-1,3-dichloropropene	12.605	75	97656	21.69	ug/L		98
71) 4-methyl-2-pentanone	12.726	58	81958	89.68	ug/L		99
72) 3-methyl-1-butanol	12.741	70	25738	474.11	ug/L		97
75) toluene	13.030	92	140536	21.85	ug/L		94
76) trans-1,3-dichloropropene	13.197	75	86121	22.39	ug/L		99
77) ethyl methacrylate	13.250	69	69510	22.31	ug/L		98
78) 1,1,2-trichloroethane	13.412	83	43855	22.01	ug/L		99
79) tetrachloroethene	13.669	164	60279	21.54	ug/L		97
80) 1,3-dichloropropane	13.612	76	87064	21.54	ug/L		99
81) 2-hexanone	13.638	58	71600	91.79	ug/L		97
82) butyl acetate	13.753	56	32747	22.00	ug/L		99
83) dibromochloromethane	13.889	129	71379	21.92	ug/L		98
84) 1,2-dibromoethane	14.057	107	57645	21.88	ug/L		98
85) n-butyl ether	14.576	57	219822	22.09	ug/L		98
86) chlorobenzene	14.587	112	168083	21.98	ug/L		99
87) 1,1,1,2-tetrachloroethane	14.644	131	69184	21.69	ug/L		97
88) ethylbenzene	14.671	91	270630	21.93	ug/L		99
89) m,p-xylene	14.791	106	219450	44.02	ug/L		98

Quantitation Report (QT Reviewed)

Data Path : C:\msdchem\1\DATA\V2B8337\
Data File : 2B183590.D
Acq On : 16 Jun 2021 8:51 pm
Operator : thienn
Sample : ic8337-20
Misc : MS51064,V2B8337,5,,,,1
ALS Vial : 9 Sample Multiplier: 1

Quant Time: Jun 17 18:50:17 2021
Quant Method : C:\msdchem\1\METHODS\M2B8337.M
Quant Title : SW846 8260C/D, DB-624.1 60 mx0.25mmx1.4um
QLast Update : Thu Jun 17 18:48:00 2021
Response via : Initial Calibration

	Compound	R.T.	QIon	Response	Conc	Units	Dev(Min)
90)	o-xylene	15.232	106	119511	22.50	ug/L	99
91)	styrene	15.232	104	192038	22.63	ug/L	98
92)	n-amyl acetate	15.284	70	38879	22.22	ug/L	98
93)	bromoform	15.462	173	55234	21.55	ug/L	98
94)	butyl acrylate	15.053	55	108672	22.19	ug/L	98
95)	isopropylbenzene	15.609	105	320354	22.11	ug/L	100
96)	cis-1,4-dichloro-2-butene	15.620	88	26839	21.97	ug/L	98
99)	bromobenzene	15.997	156	86174	22.02	ug/L	97
100)	1,1,2,2-tetrachloroethane	15.861	83	71763	22.27	ug/L	99
101)	trans-1,4-dichloro-2-b...	15.913	53	18873	22.57	ug/L	96
102)	1,2,3-trichloropropane	15.940	110	20581	22.03	ug/L	97
103)	n-propylbenzene	16.044	91	336400	22.45	ug/L	99
104)	2-chlorotoluene	16.181	126	77703	22.00	ug/L	96
105)	4-chlorotoluene	16.280	91	203327	21.49	ug/L	99
106)	1,3,5-trimethylbenzene	16.207	105	256124	22.61	ug/L	99
107)	tert-butylbenzene	16.579	134	59506	22.10	ug/L	93
108)	1,2,4-trimethylbenzene	16.621	105	265970	22.56	ug/L	98
109)	sec-butylbenzene	16.810	105	351624	22.43	ug/L	99
110)	1,3-dichlorobenzene	16.978	146	157784	21.42	ug/L	98
111)	p-isopropyltoluene	16.936	119	306119	22.28	ug/L	100
112)	1,4-dichlorobenzene	17.061	146	154984	21.44	ug/L	99
113)	benzyl chloride	17.172	91	149732	22.67	ug/L	98
114)	1,2,3-trimethylbenzene	17.088	105	261165	22.66	ug/L	98
115)	1,2-dichlorobenzene	17.476	146	166457	22.63	ug/L	99
116)	n-butylbenzene	17.376	92	141791	21.95	ug/L	99
117)	hexachloroethane	17.790	201	62511	21.93	ug/L	96
118)	1,2-dibromo-3-chloropr...	18.278	157	22421	22.52	ug/L	95
119)	1,3,5-trichlorobenzene	18.535	180	149148	22.98	ug/L	99
120)	2-ethylhexyl acrylate	19.211	70	8462	3.89	ug/L	89
121)	1,2,4-trichlorobenzene	19.206	180	133058	22.65	ug/L	96
122)	hexachlorobutadiene	19.368	225	67241	22.30	ug/L	100
123)	naphthalene	19.500	128	256766	22.86	ug/L	99
124)	1,2,3-trichlorobenzene	19.762	180	115466	23.27	ug/L	95
125)	2-methylnaphthalene	20.737	142	56436	9.99	ug/L	97

(#) = qualifier out of range (m) = manual integration (+) = signals summed

Quantitation Report (QT Reviewed)

Data Path : C:\msdchem\1\DATA\V2B8337\
Data File : 2B183590.D
Acq On : 16 Jun 2021 8:51 pm
Operator : thienn
Sample : ic8337-20
Misc : MS51064,V2B8337,5,,,,1
ALS Vial : 9 Sample Multiplier: 1

Quant Time: Jun 17 18:50:17 2021
Quant Method : C:\msdchem\1\METHODS\M2B8337.M
Quant Title : SW846 8260C/D, DB-624.1 60 mx0.25mmx1.4um
QLast Update : Thu Jun 17 18:48:00 2021
Response via : Initial Calibration

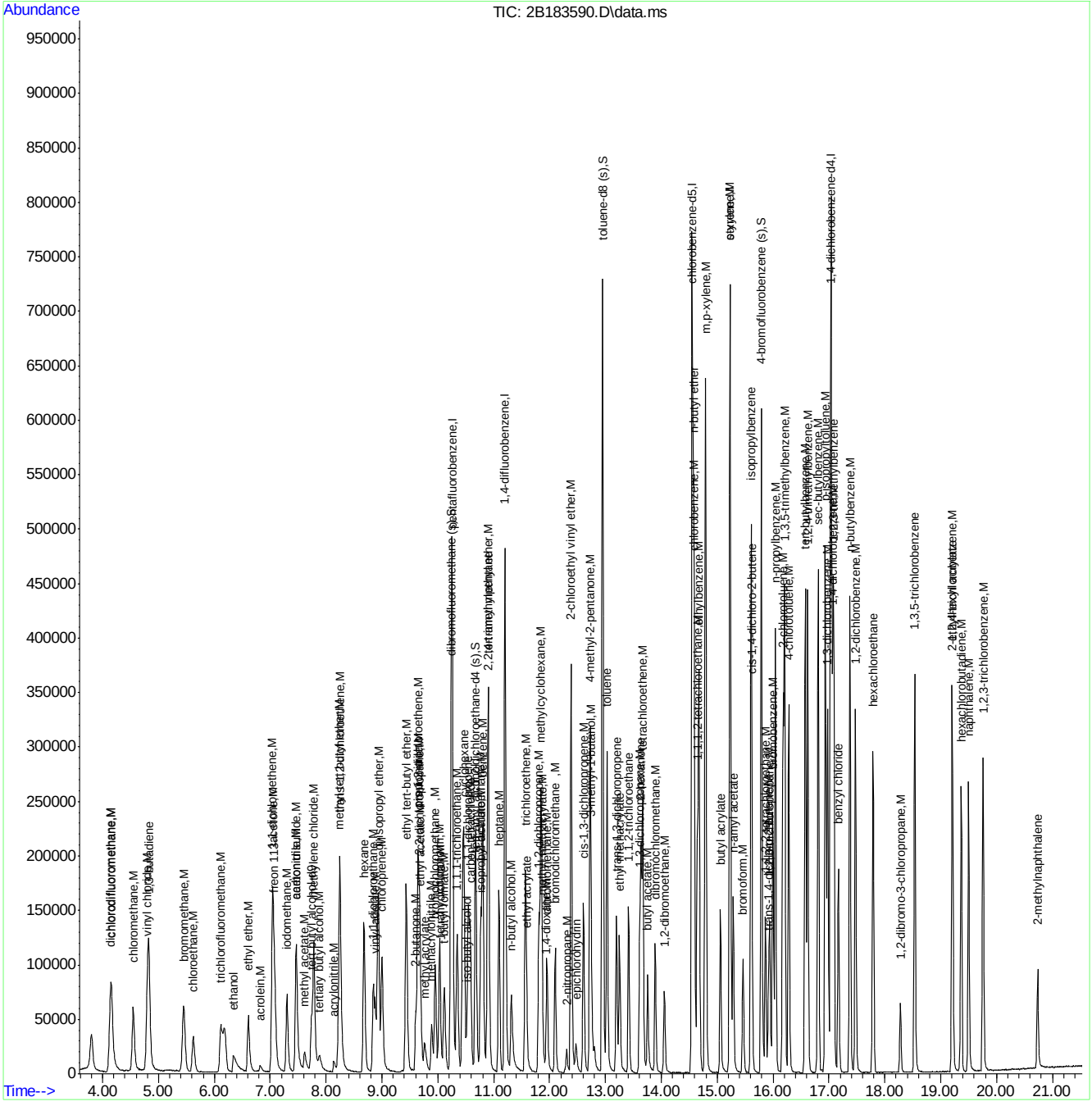

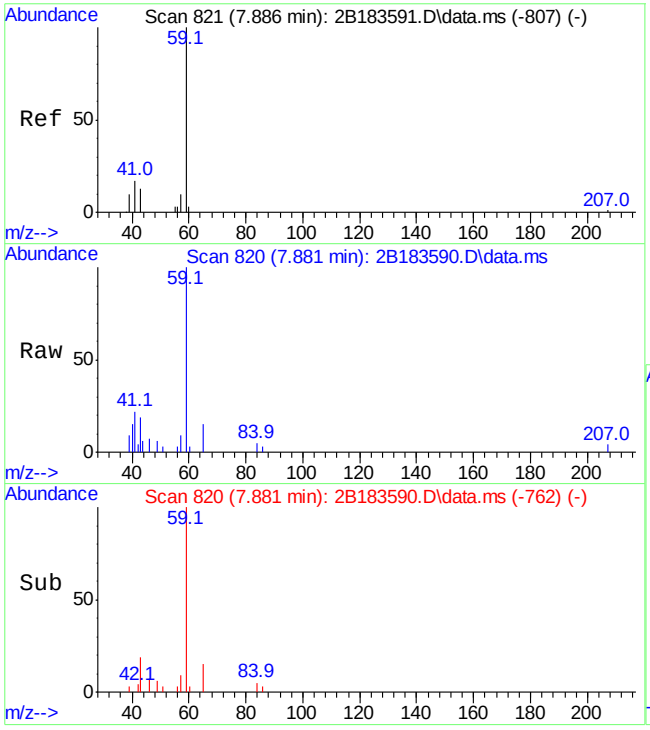

#2
tertiary butyl alcohol
Concen: 109.19 ug/L
RT: 7.881 min Scan# 820
Delta R.T. 0.005 min
Lab File: 2B183590.D
Acq: 16 Jun 21 8:51 pm

Tgt Ion: 59 Resp: 29865

Ion	Ratio	Lower	Upper
59	100		
41	22.0	0.0	52.7
43	16.7	0.0	46.6

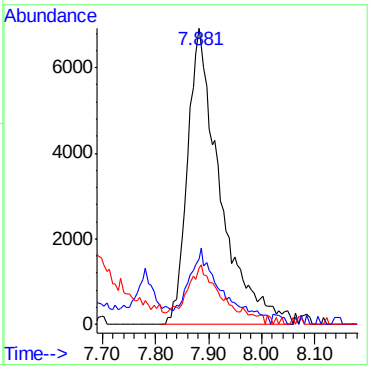

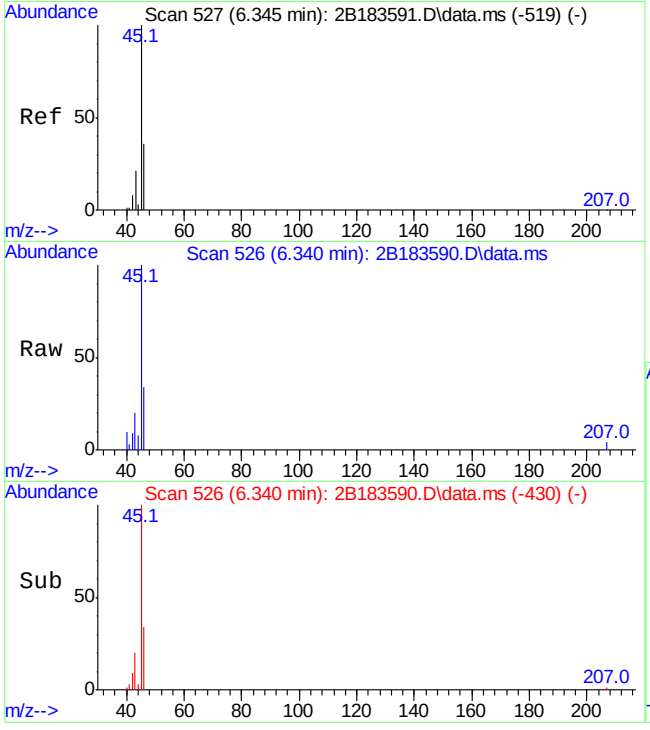

#3
ethanol
Concen: 2235.70 ug/L
RT: 6.340 min Scan# 526
Delta R.T. 0.005 min
Lab File: 2B183590.D
Acq: 16 Jun 21 8:51 pm

Tgt Ion: 45 Resp: 52272

Ion	Ratio	Lower	Upper
45	100		
46	34.4	6.1	66.1

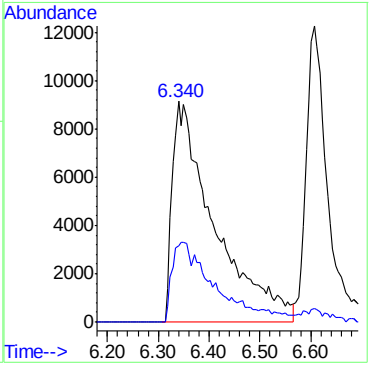

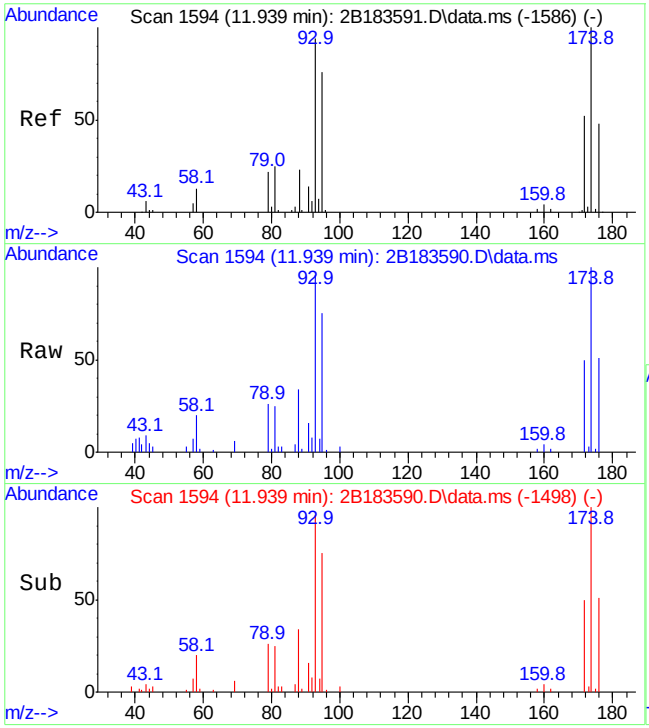

#4
1,4-dioxane
Concen: 568.06 ug/L
RT: 11.939 min Scan# 1594
Delta R.T. 0.005 min
Lab File: 2B183590.D
Acq: 16 Jun 21 8:51 pm

Tgt Ion: 88 Resp: 12844

Ion	Ratio	Lower	Upper
88	100		
58	59.5	25.6	85.6

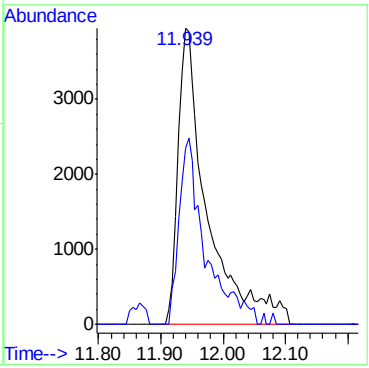

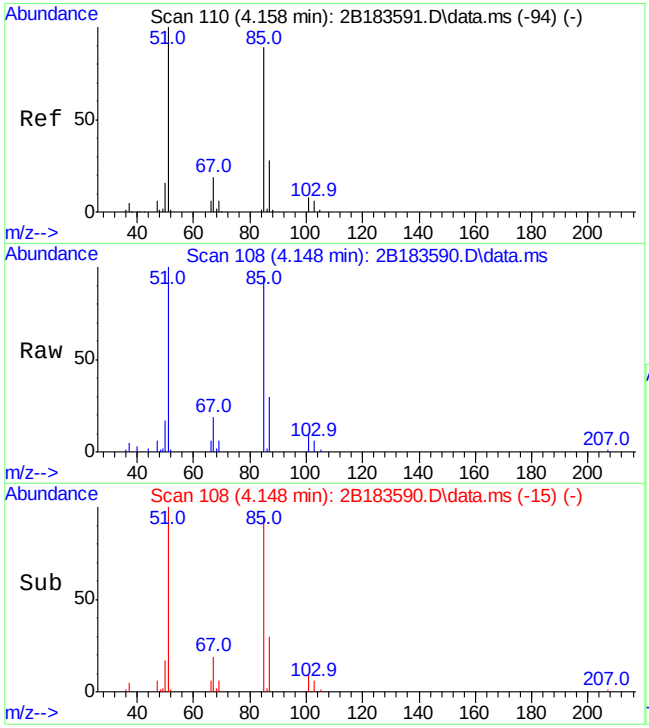

#6
chlorodifluoromethane
Concen: 22.29 ug/L
RT: 4.148 min Scan# 108
Delta R.T. -0.010 min
Lab File: 2B183590.D
Acq: 16 Jun 21 8:51 pm

Tgt Ion: 51 Resp: 94328

Ion	Ratio	Lower	Upper
51	100		
67	18.7	0.0	48.7
50	17.0	0.0	45.8

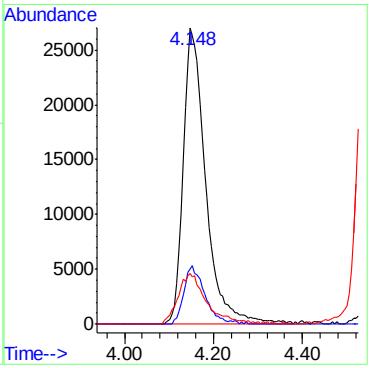

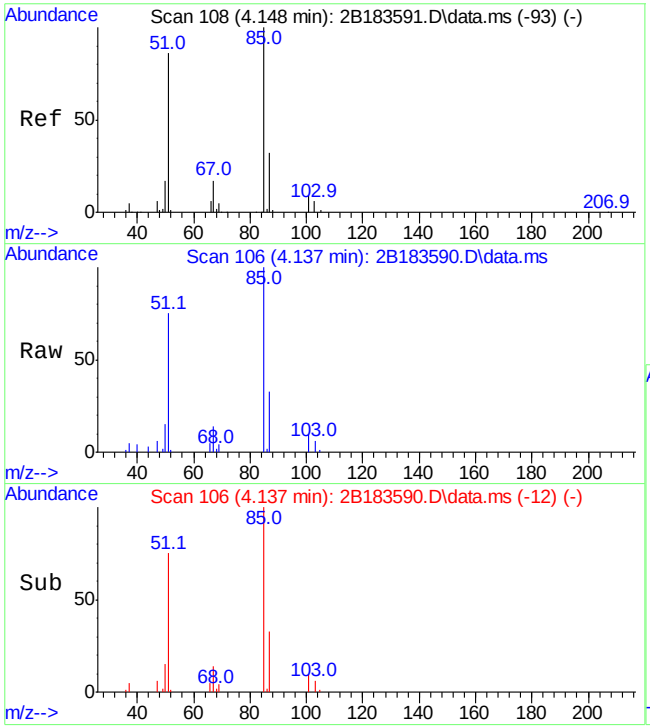

#7
dichlorodifluoromethane
Concen: 23.23 ug/L
RT: 4.137 min Scan# 106
Delta R.T. -0.005 min
Lab File: 2B183590.D
Acq: 16 Jun 21 8:51 pm

Tgt Ion: 85 Resp: 131716

Ion	Ratio	Lower	Upper
85	100		
87	32.9	1.9	61.9
101	10.3	0.0	39.2

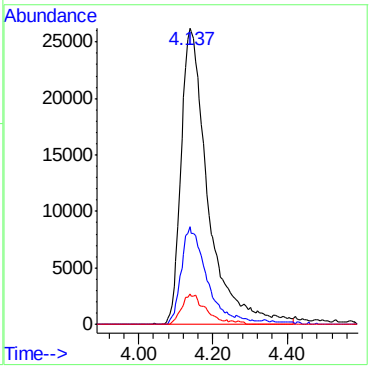

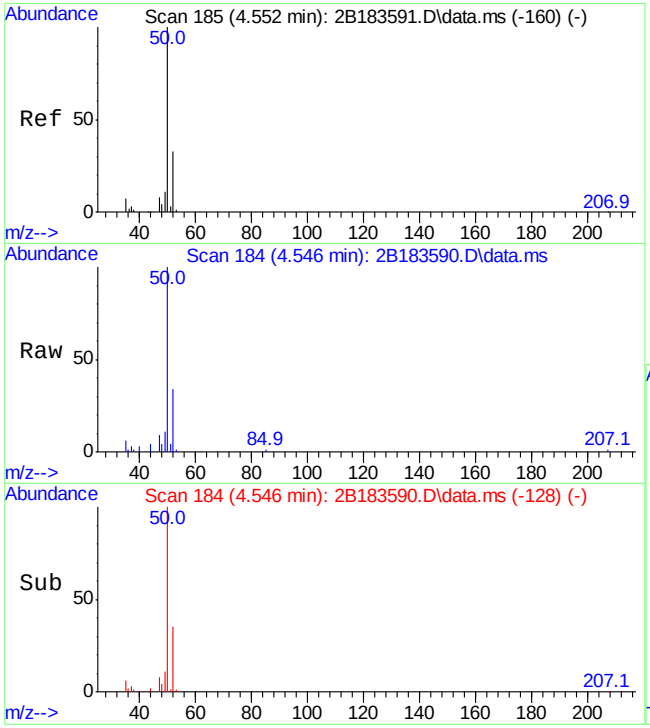

#8
chloromethane
Concen: 21.38 ug/L
RT: 4.546 min Scan# 184
Delta R.T. -0.005 min
Lab File: 2B183590.D
Acq: 16 Jun 21 8:51 pm

Tgt Ion: 50 Resp: 116149

Ion	Ratio	Lower	Upper
50	100		
52	34.4	2.9	62.9
49	10.7	0.0	41.3

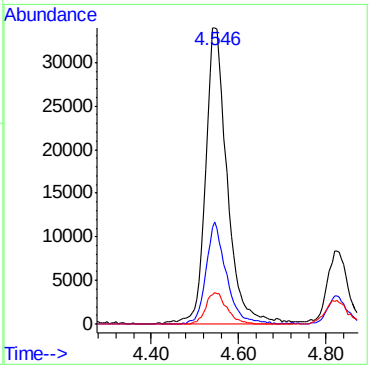

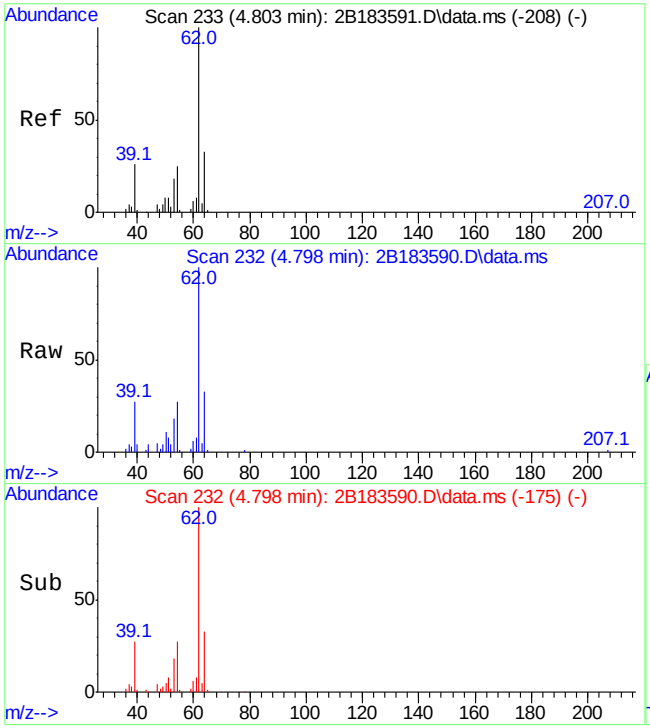

#9
vinyl chloride
Concen: 22.72 ug/L
RT: 4.798 min Scan# 232
Delta R.T. 0.000 min
Lab File: 2B183590.D
Acq: 16 Jun 21 8:51 pm

Tgt Ion: 62 Resp: 112146

Ion	Ratio	Lower	Upper
62	100		
64	33.2	3.0	63.0
61	7.9	0.0	38.4

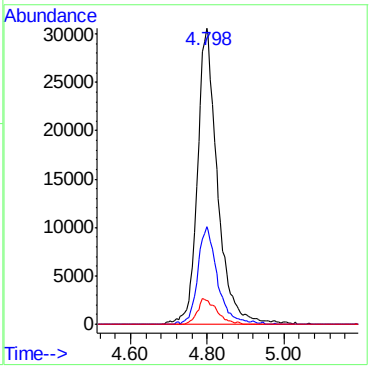

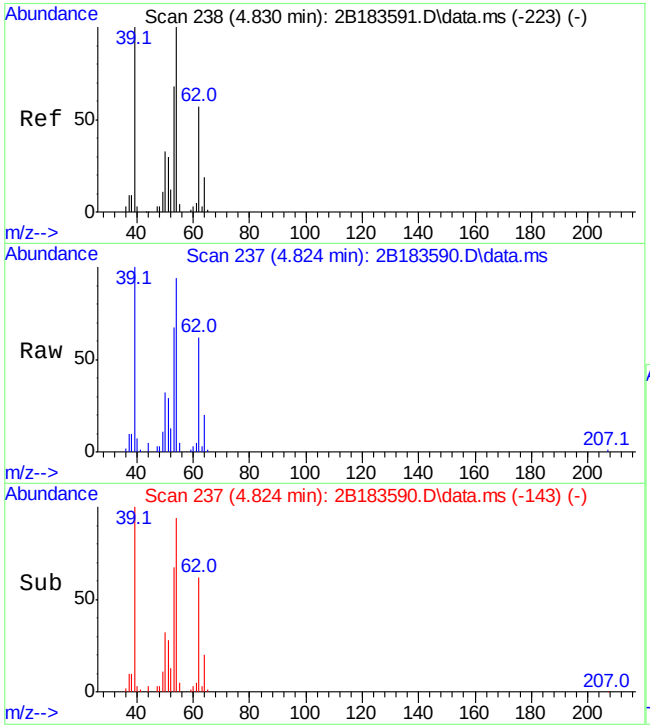

#10
1,3-butadiene
Concen: 22.35 ug/L
RT: 4.824 min Scan# 237
Delta R.T. -0.005 min
Lab File: 2B183590.D
Acq: 16 Jun 21 8:51 pm

Tgt Ion: 54 Resp: 76230

Ion	Ratio	Lower	Upper
54	100		
53	71.7	38.4	98.4
51	31.0	0.0	60.0

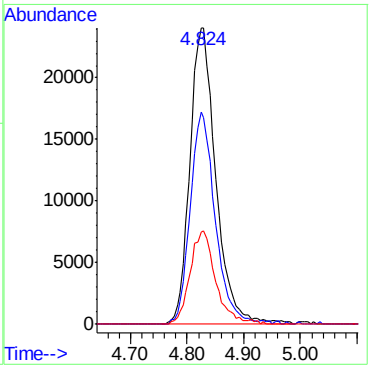

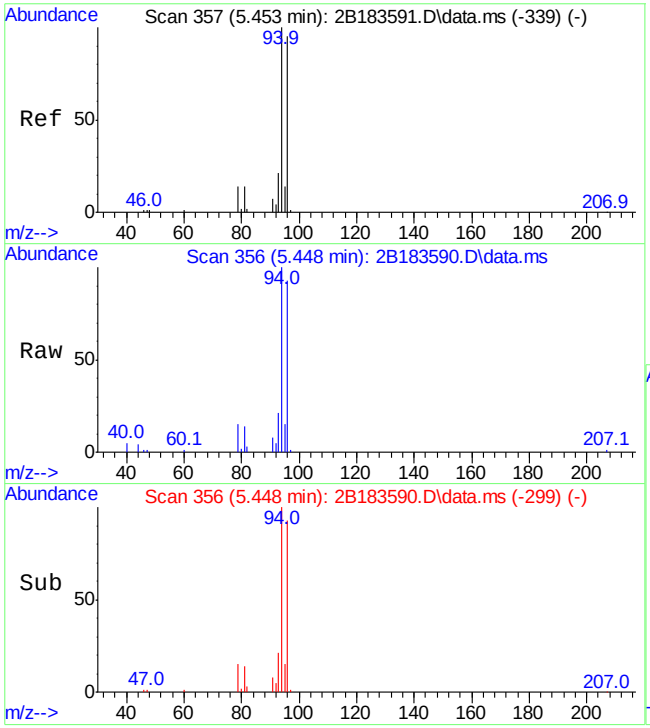

#11
bromomethane
Concen: 21.36 ug/L
RT: 5.448 min Scan# 356
Delta R.T. 0.000 min
Lab File: 2B183590.D
Acq: 16 Jun 21 8:51 pm

Tgt Ion: 94 Resp: 75946

Ion	Ratio	Lower	Upper
94	100		
96	93.3	65.2	125.2
79	15.4	0.0	44.4

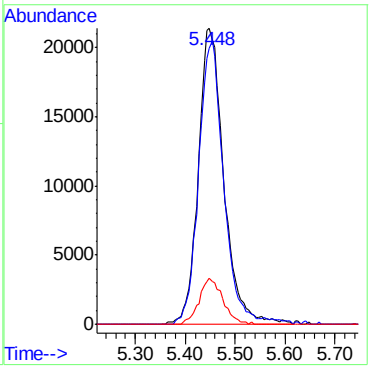

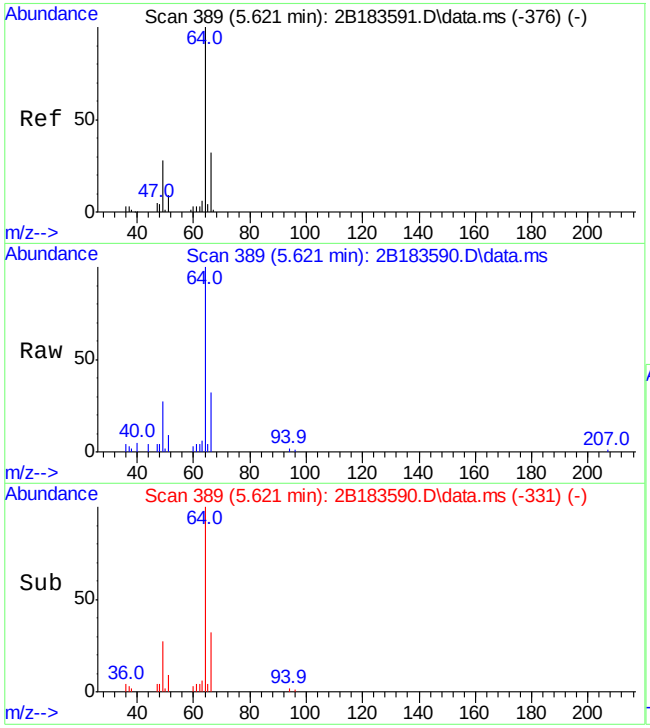

#12
chloroethane
Concen: 21.47 ug/L
RT: 5.621 min Scan# 389
Delta R.T. 0.005 min
Lab File: 2B183590.D
Acq: 16 Jun 21 8:51 pm

Tgt Ion: 64 Resp: 52457

Ion	Ratio	Lower	Upper
64	100		
66	31.8	1.7	61.7
49	26.9	0.0	57.6

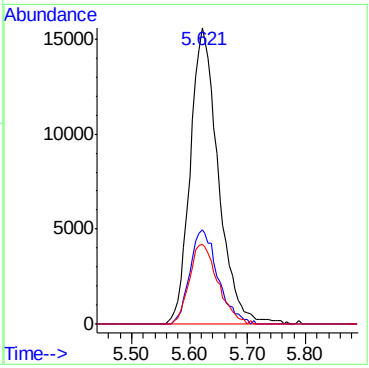

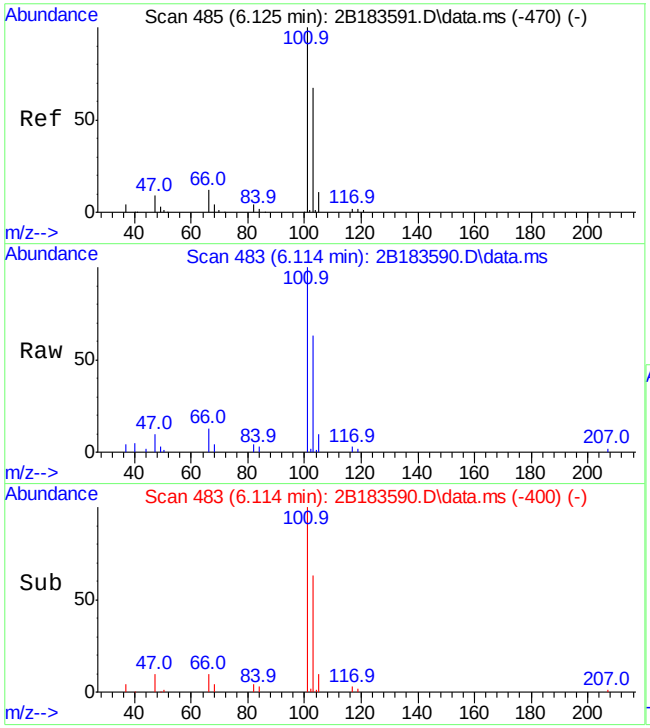

#13
trichlorofluoromethane
Concen: 21.96 ug/L
RT: 6.114 min Scan# 483
Delta R.T. -0.063 min
Lab File: 2B183590.D
Acq: 16 Jun 21 8:51 pm

Tgt Ion:101 Resp: 129694

Ion	Ratio	Lower	Upper
101	100		
103	62.5	37.3	97.3
66	12.6	0.0	42.3

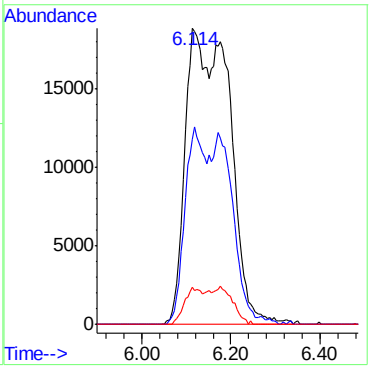

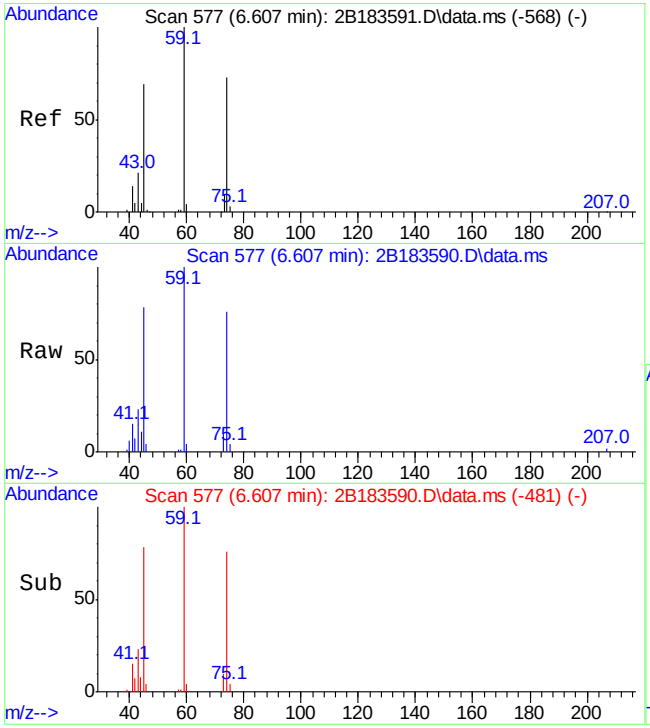

#14
ethyl ether
Concen: 21.89 ug/L
RT: 6.607 min Scan# 577
Delta R.T. 0.005 min
Lab File: 2B183590.D
Acq: 16 Jun 21 8:51 pm

Tgt Ion: 74 Resp: 32085

Ion	Ratio	Lower	Upper
74	100		
45	98.6	69.2	129.2
59	131.9	107.5	167.5

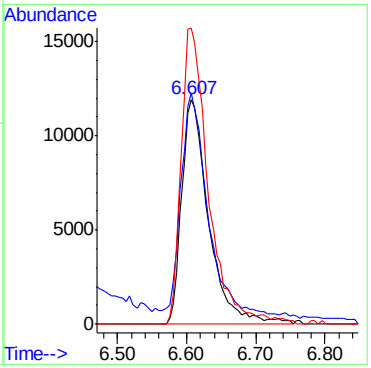

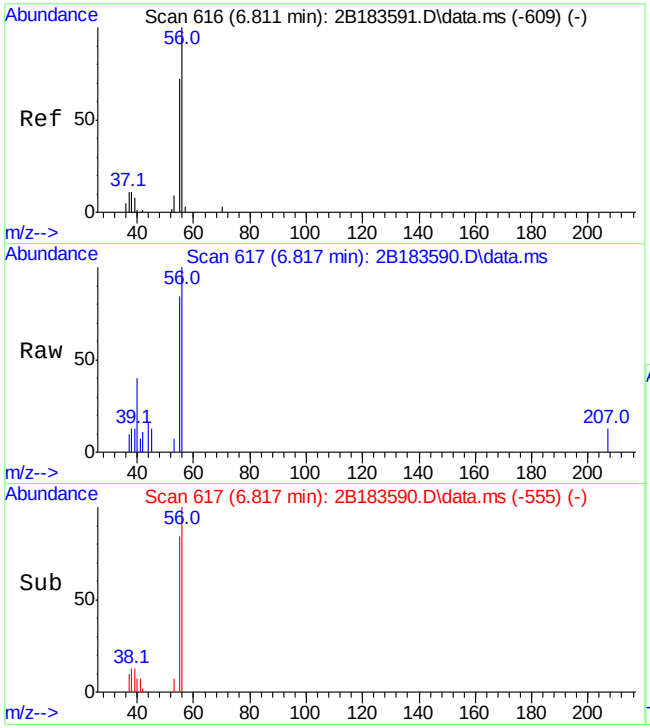

#15
acrolein
Concen: 21.29 ug/L
RT: 6.817 min Scan# 617
Delta R.T. 0.026 min
Lab File: 2B183590.D
Acq: 16 Jun 21 8:51 pm

Tgt Ion: 56 Resp: 9386

Ion	Ratio	Lower	Upper
56	100		
55	84.0	41.6	101.6
53	6.8	0.0	38.7

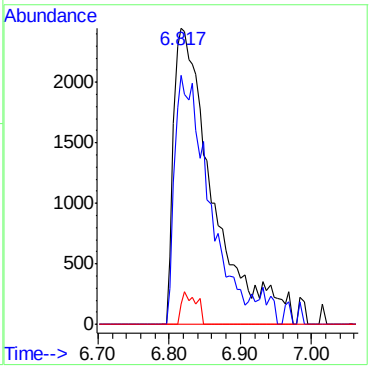

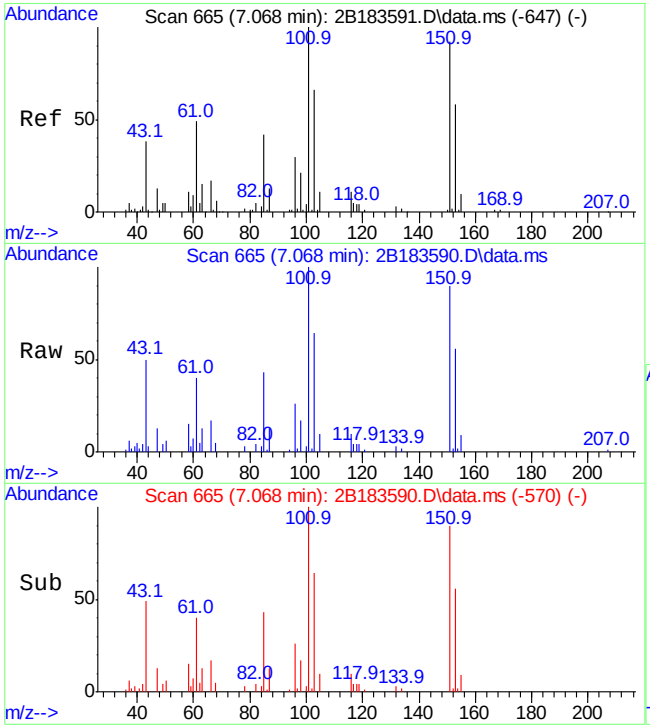

#16
freon 113
Concen: 22.72 ug/L
RT: 7.068 min Scan# 665
Delta R.T. 0.000 min
Lab File: 2B183590.D
Acq: 16 Jun 21 8:51 pm

Tgt Ion:151 Resp: 67837

Ion	Ratio	Lower	Upper
151	100		
101	110.6	88.6	128.6
103	70.4	52.2	92.2
153	62.4	42.8	82.8

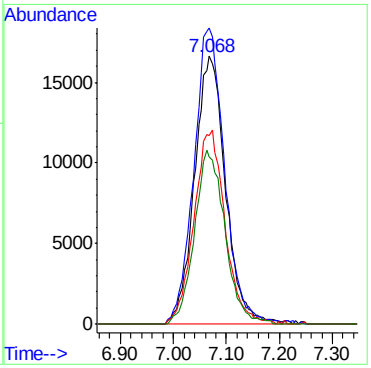

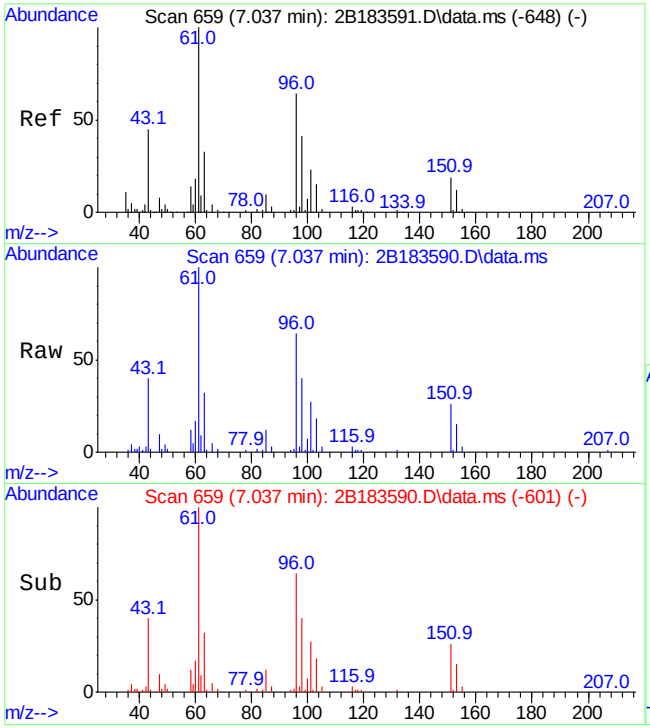

#17
1,1-dichloroethene
Concen: 21.47 ug/L
RT: 7.037 min Scan# 659
Delta R.T. 0.005 min
Lab File: 2B183590.D
Acq: 16 Jun 21 8:51 pm

Tgt Ion: 96 Resp: 55098

Ion	Ratio	Lower	Upper
96	100		
61	157.3	127.2	187.2
63	51.0	21.7	81.7

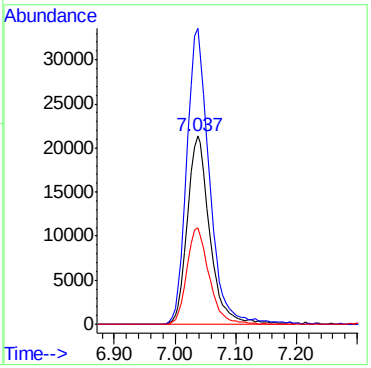

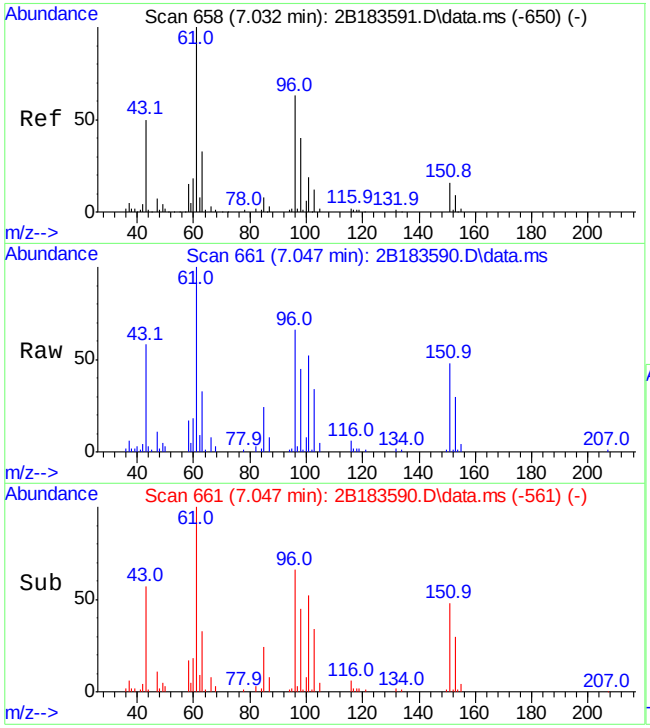

#18
acetone
Concen: 93.25 ug/L
RT: 7.047 min Scan# 661
Delta R.T. 0.026 min
Lab File: 2B183590.D
Acq: 16 Jun 21 8:51 pm

Tgt Ion: 43 Resp: 60614

Ion	Ratio	Lower	Upper
43	100		
58	28.6	0.0	59.5

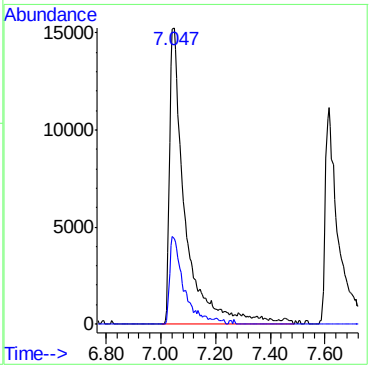

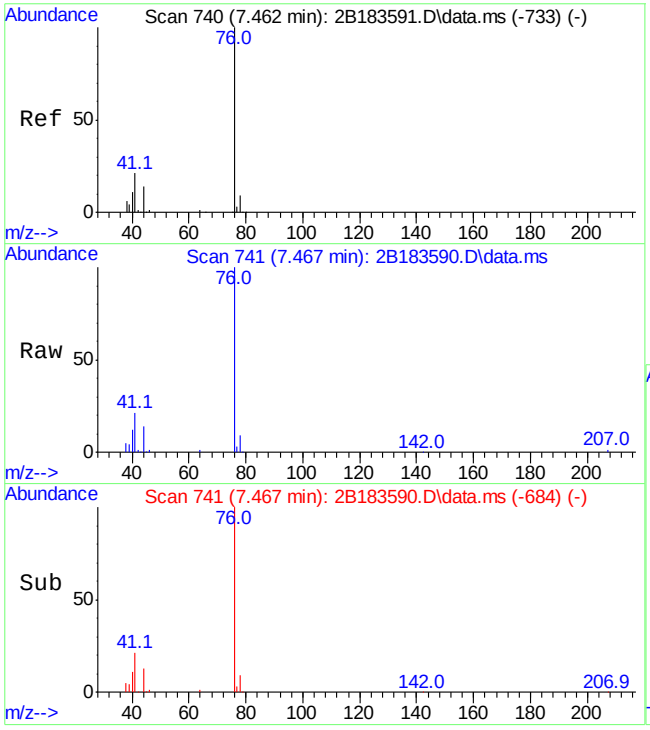

#19
acetonitrile
Concen: 218.18 ug/L
RT: 7.467 min Scan# 741
Delta R.T. 0.021 min
Lab File: 2B183590.D
Acq: 16 Jun 21 8:51 pm

Tgt Ion: 41 Resp: 59715

Ion	Ratio	Lower	Upper
41	100		
40	53.4	21.2	81.2
39	21.6	0.0	51.1

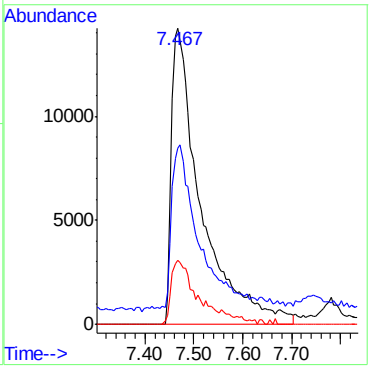

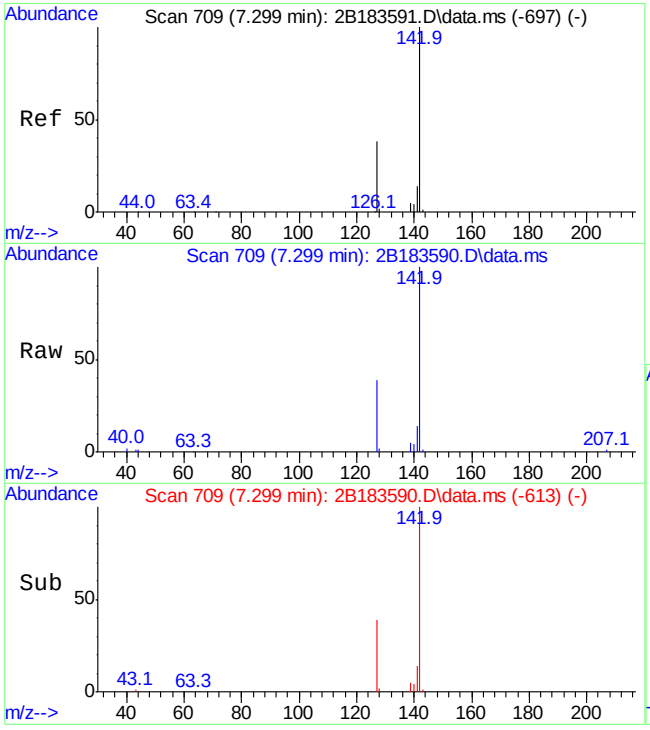

#20
iodomethane
Concen: 21.12 ug/L
RT: 7.299 min Scan# 709
Delta R.T. 0.005 min
Lab File: 2B183590.D
Acq: 16 Jun 21 8:51 pm

Tgt Ion:142 Resp: 120640

Ion	Ratio	Lower	Upper
142	100		
127	39.0	8.2	68.2
141	14.0	0.0	43.6

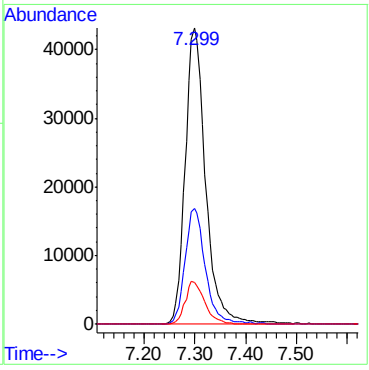

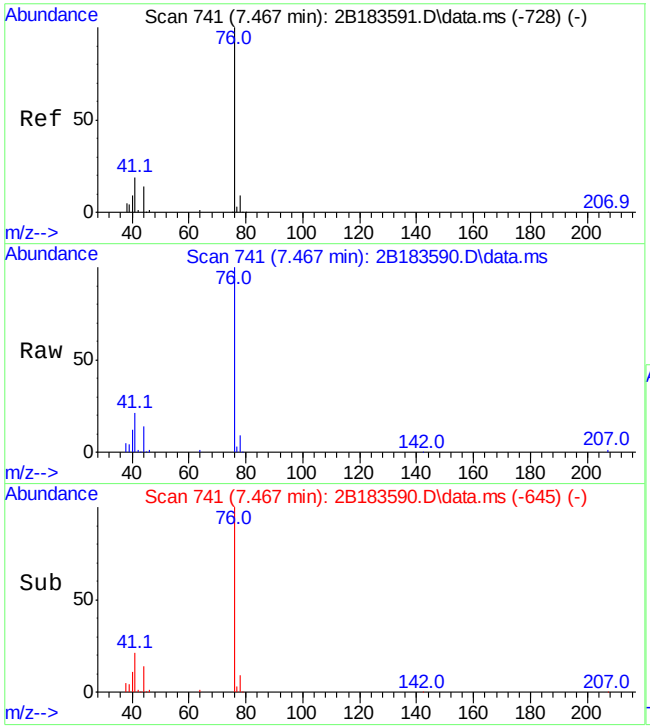

#21
carbon disulfide
Concen: 21.36 ug/L
RT: 7.467 min Scan# 741
Delta R.T. 0.005 min
Lab File: 2B183590.D
Acq: 16 Jun 21 8:51 pm

Tgt Ion: 76 Resp: 187172

Ion	Ratio	Lower	Upper
76	100		
78	9.1	0.0	39.2
44	13.5	0.0	44.1

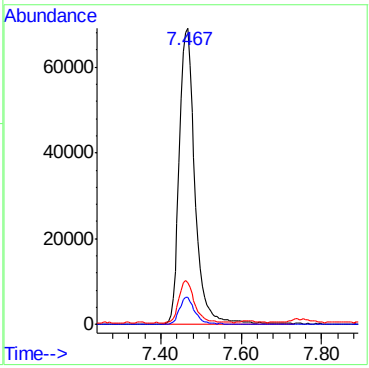

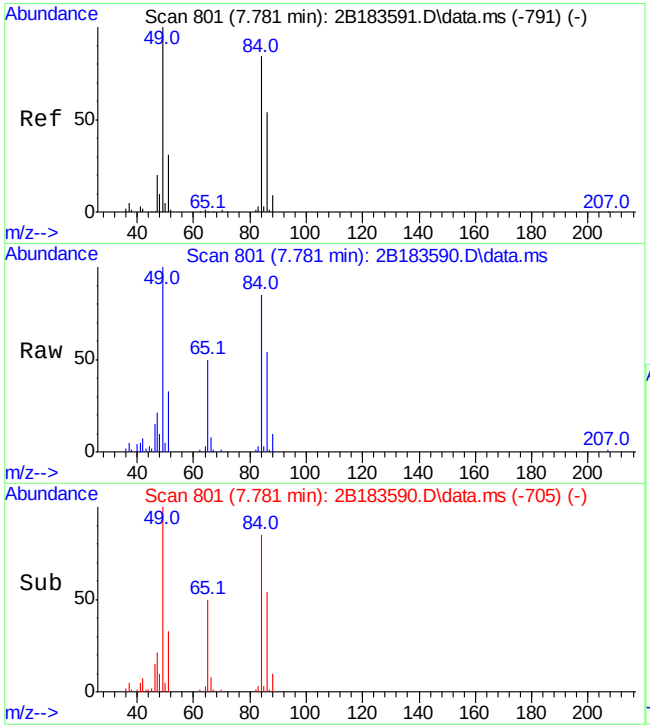

#22
methylene chloride
Concen: 21.77 ug/L
RT: 7.781 min Scan# 801
Delta R.T. 0.005 min
Lab File: 2B183590.D
Acq: 16 Jun 21 8:51 pm

Tgt Ion: 84 Resp: 60003

Ion	Ratio	Lower	Upper
84	100		
86	63.7	34.1	94.1
49	118.1	88.6	148.6

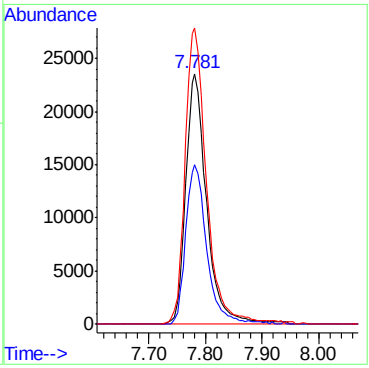

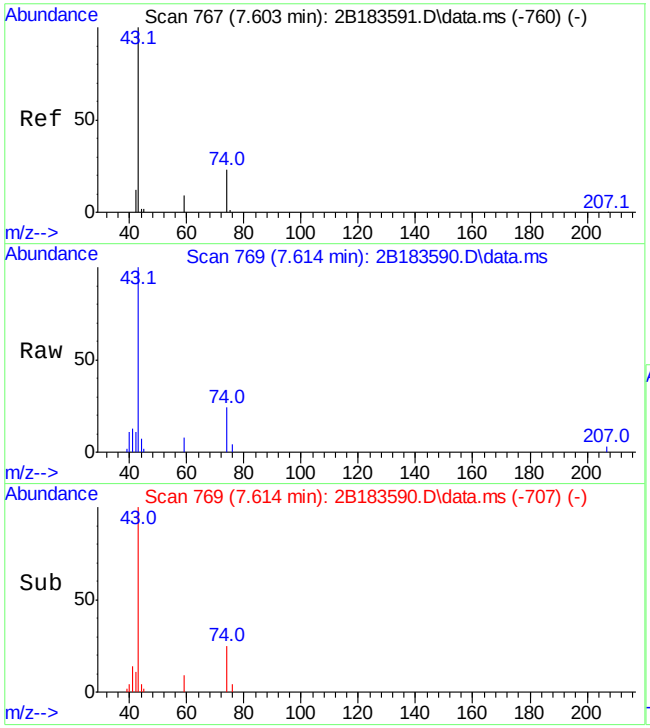

#23
methyl acetate
Concen: 23.31 ug/L
RT: 7.614 min Scan# 769
Delta R.T. 0.026 min
Lab File: 2B183590.D
Acq: 16 Jun 21 8:51 pm

Tgt Ion: 43 Resp: 39022

Ion	Ratio	Lower	Upper
43	100		
74	23.8	0.0	53.3
44	2.2	0.0	32.4

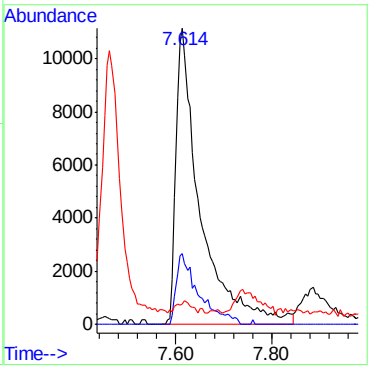

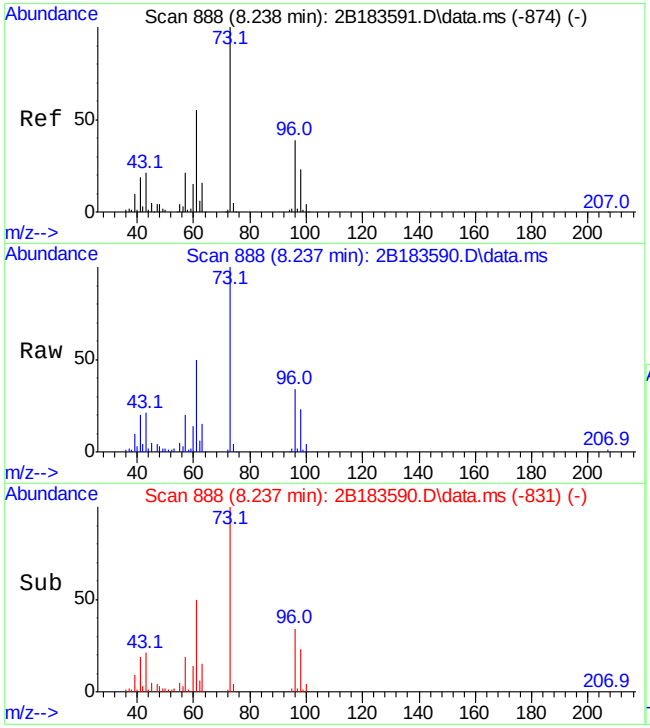

#24
methyl tert butyl ether
Concen: 22.04 ug/L
RT: 8.237 min Scan# 888
Delta R.T. 0.000 min
Lab File: 2B183590.D
Acq: 16 Jun 21 8:51 pm

Tgt Ion: 73 Resp: 181848

Ion	Ratio	Lower	Upper
73	100		
57	19.9	0.0	220.5

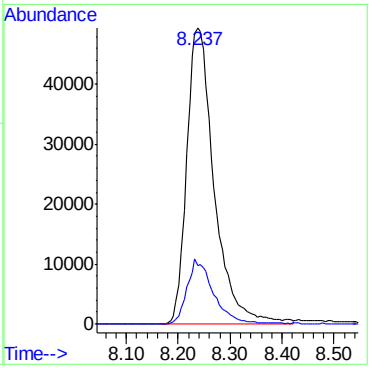

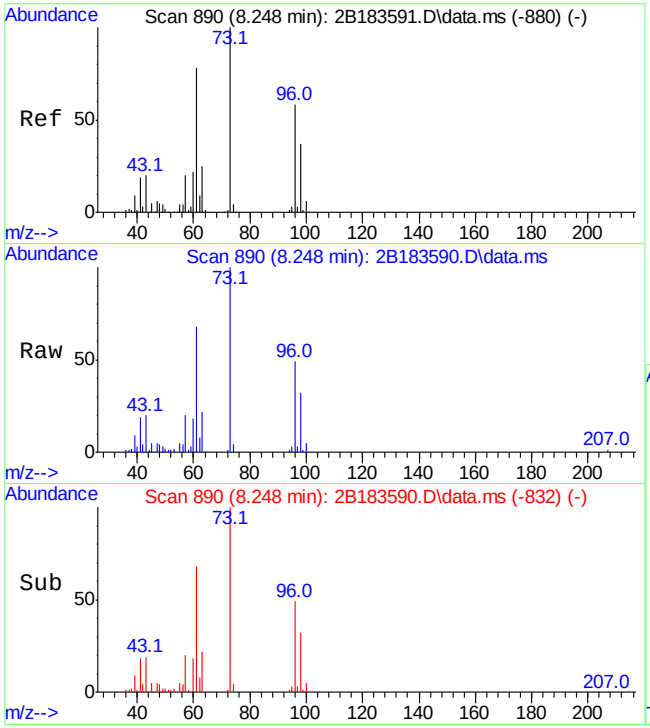

#25
trans-1,2-dichloroethene
Concen: 21.33 ug/L
RT: 8.248 min Scan# 890
Delta R.T. 0.005 min
Lab File: 2B183590.D
Acq: 16 Jun 21 8:51 pm

Tgt Ion: 96 Resp: 59358

Ion	Ratio	Lower	Upper
96	100		
61	138.6	103.8	163.8
98	65.7	34.0	94.0

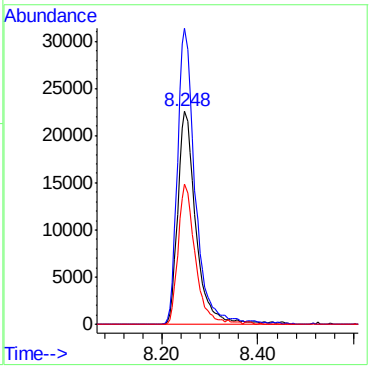

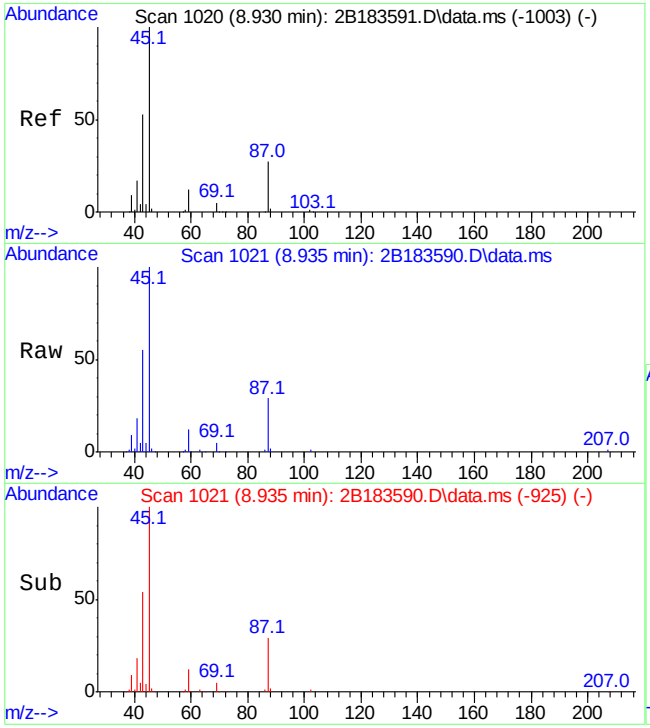

#26
di-isopropyl ether
Concen: 21.94 ug/L
RT: 8.935 min Scan# 1021
Delta R.T. 0.005 min
Lab File: 2B183590.D
Acq: 16 Jun 21 8:51 pm

Tgt Ion: 45 Resp: 184373

Ion	Ratio	Lower	Upper
45	100		
87	28.6	0.0	58.2
43	53.9	23.5	83.5

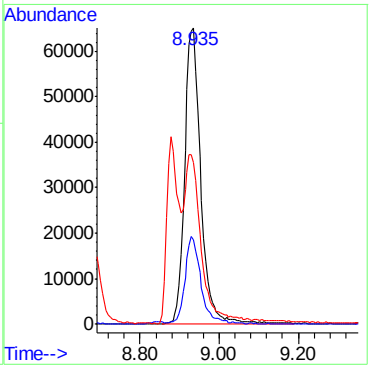

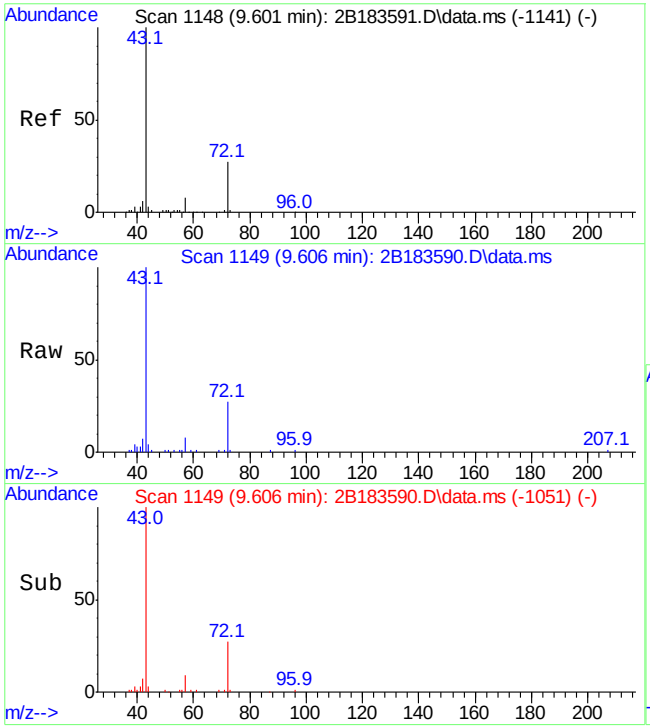

#27
2-butanone
Concen: 89.43 ug/L
RT: 9.606 min Scan# 1149
Delta R.T. 0.016 min
Lab File: 2B183590.D
Acq: 16 Jun 21 8:51 pm

Tgt Ion: 72 Resp: 22261

Ion	Ratio	Lower	Upper
72	100		
57	31.2	0.0	59.8
43	372.0	334.2	394.2

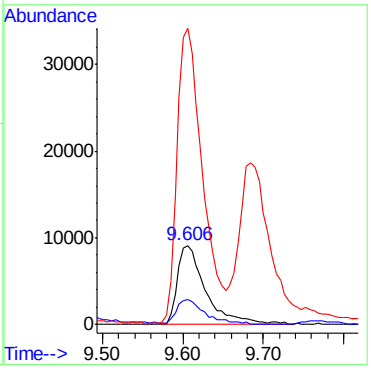

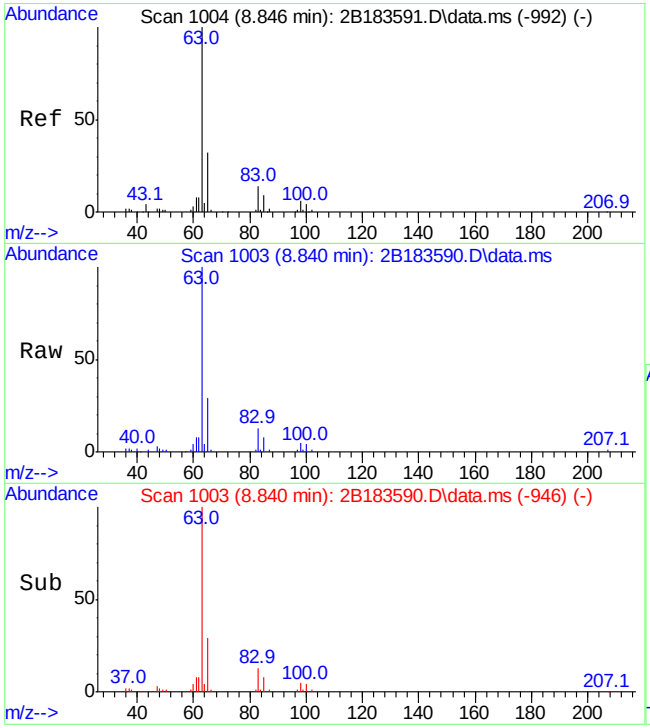

#28
1,1-dichloroethane
Concen: 21.68 ug/L
RT: 8.840 min Scan# 1003
Delta R.T. 0.000 min
Lab File: 2B183590.D
Acq: 16 Jun 21 8:51 pm

Tgt Ion: 63 Resp: 101272

Ion	Ratio	Lower	Upper
63	100		
65	29.2	2.1	62.1
83	13.3	0.0	44.4

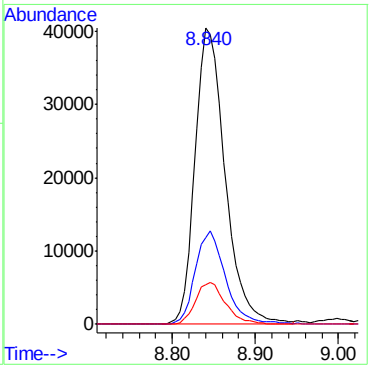

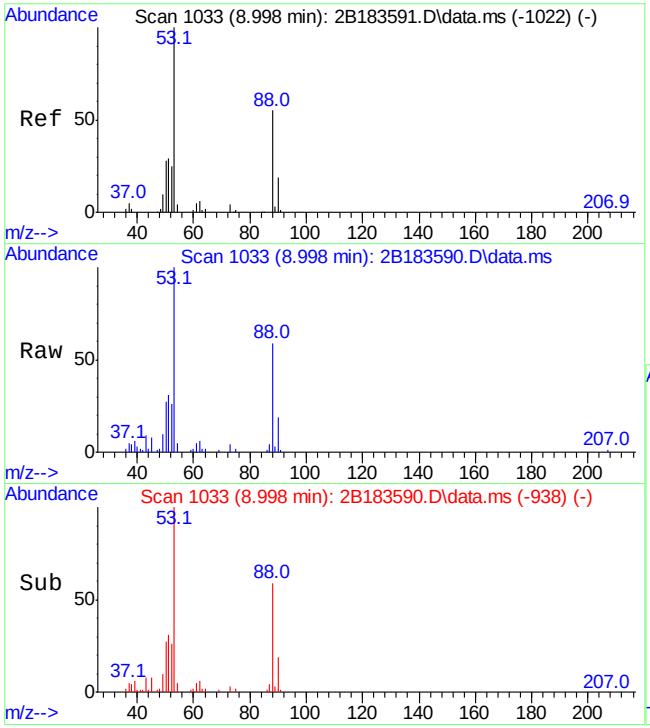

#29
chloroprene
Concen: 21.85 ug/L
RT: 8.998 min Scan# 1033
Delta R.T. 0.000 min
Lab File: 2B183590.D
Acq: 16 Jun 21 8:51 pm

Tgt Ion: 53 Resp: 78709

Ion	Ratio	Lower	Upper
53	100		
88	59.3	27.6	87.6
90	19.4	0.0	48.9
51	30.8	0.0	59.1

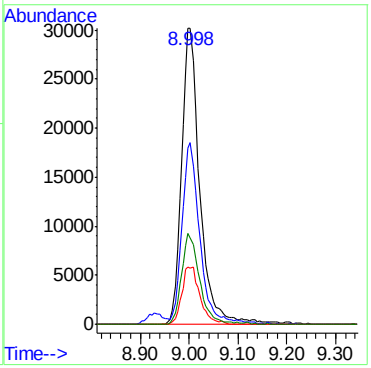

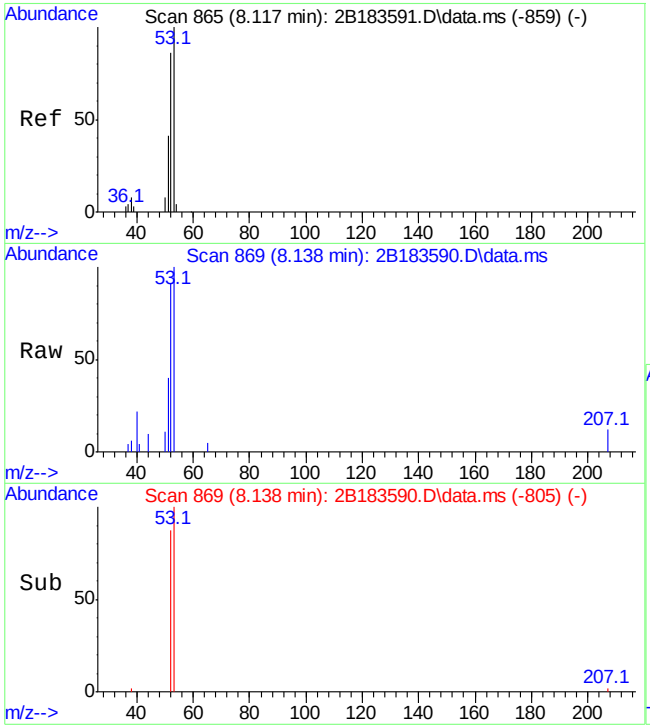

#30
acrylonitrile
Concen: 20.85 ug/L
RT: 8.138 min Scan# 869
Delta R.T. 0.037 min
Lab File: 2B183590.D
Acq: 16 Jun 21 8:51 pm

Tgt Ion: 52 Resp: 12957

Ion	Ratio	Lower	Upper
52	100		
53	109.8	86.6	146.6
51	44.0	17.8	77.8

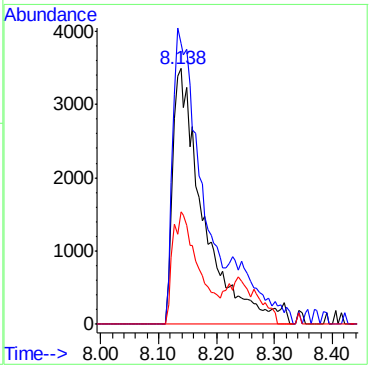

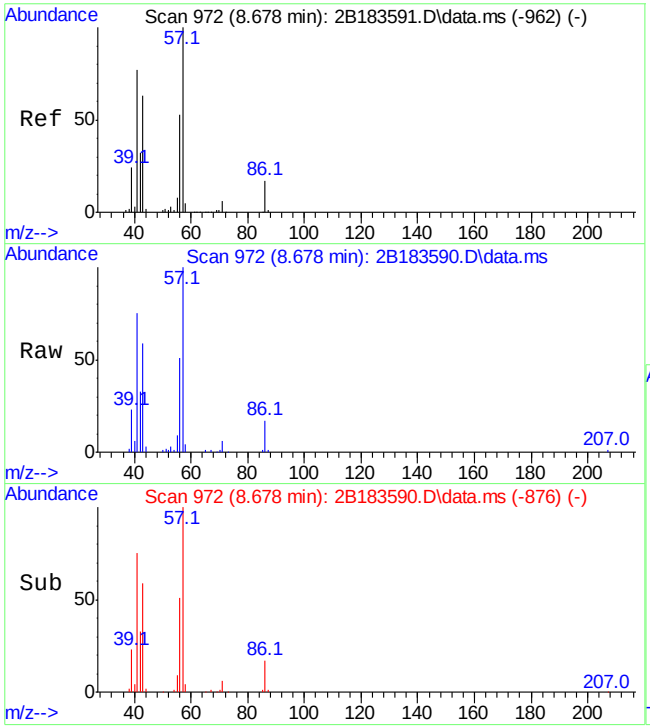

#31
hexane
Concen: 21.49 ug/L
RT: 8.678 min Scan# 972
Delta R.T. 0.005 min
Lab File: 2B183590.D
Acq: 16 Jun 21 8:51 pm

Tgt Ion: 56 Resp: 44207

Ion	Ratio	Lower	Upper
56	100		
43	116.5	99.4	139.4
71	12.0	0.0	31.0
86	33.1	12.3	52.3

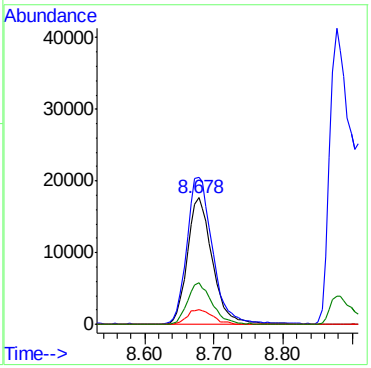

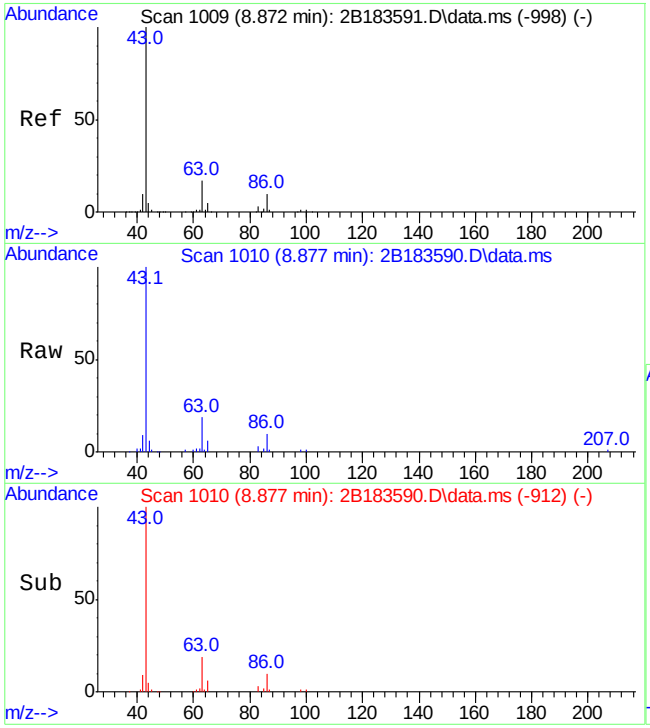

#32
vinyl acetate
Concen: 20.11 ug/L
RT: 8.877 min Scan# 1010
Delta R.T. 0.016 min
Lab File: 2B183590.D
Acq: 16 Jun 21 8:51 pm

Tgt Ion: 86 Resp: 10183

Ion	Ratio	Lower	Upper
86	100		
43	1051.8	981.3	1041.3#
42	94.8	66.4	126.4

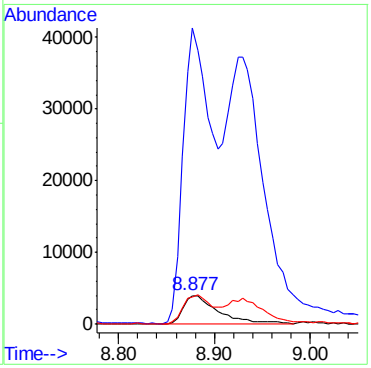

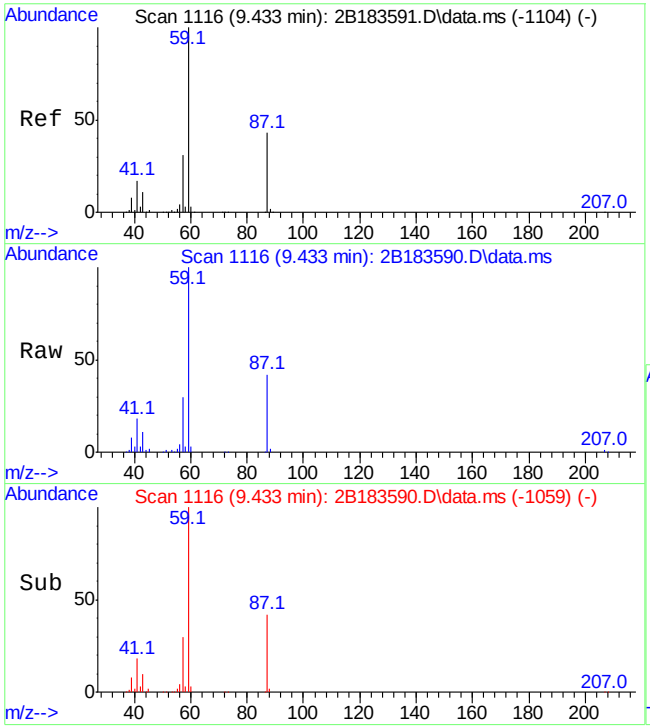

#33
ethyl tert-butyl ether
Concen: 21.93 ug/L
RT: 9.433 min Scan# 1116
Delta R.T. 0.000 min
Lab File: 2B183590.D
Acq: 16 Jun 21 8:51 pm

Tgt Ion: 59 Resp: 201210

Ion	Ratio	Lower	Upper
59	100		
87	42.3	12.7	72.7
57	30.3	0.9	60.9

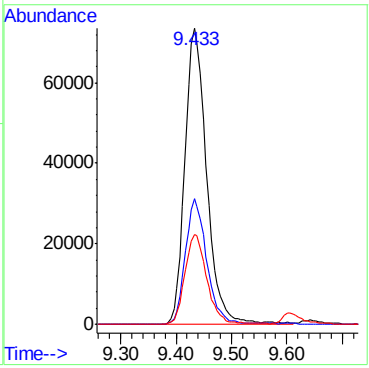

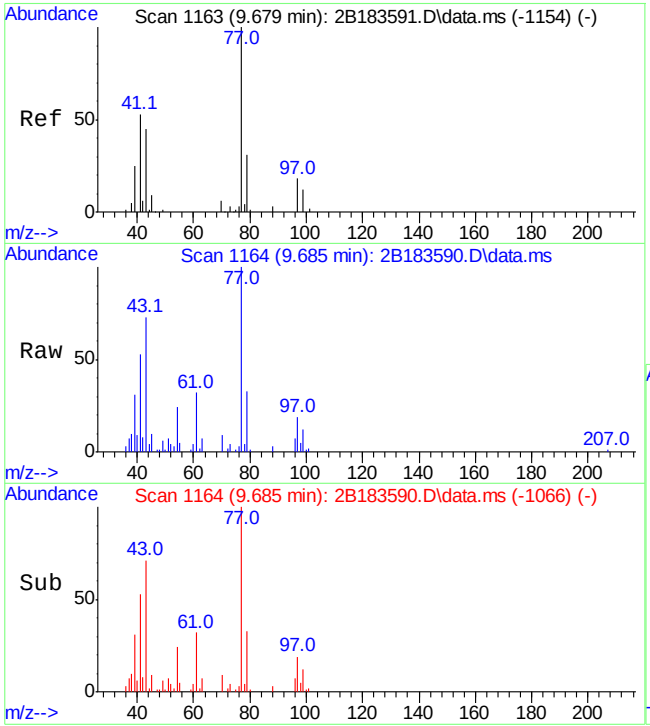

#34
ethyl acetate
Concen: 22.32 ug/L
RT: 9.685 min Scan# 1164
Delta R.T. 0.016 min
Lab File: 2B183590.D
Acq: 16 Jun 21 8:51 pm

Tgt Ion: 45 Resp: 6988

Ion	Ratio	Lower	Upper
45	100		
61	300.8	302.1	362.1#
43	667.7	653.2	713.2
88	30.9	1.5	61.5

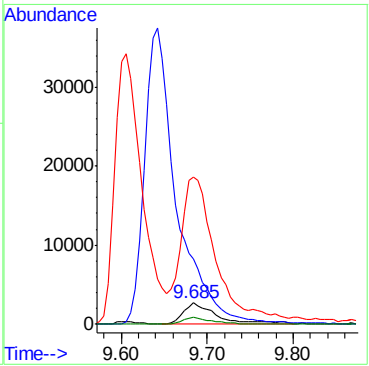

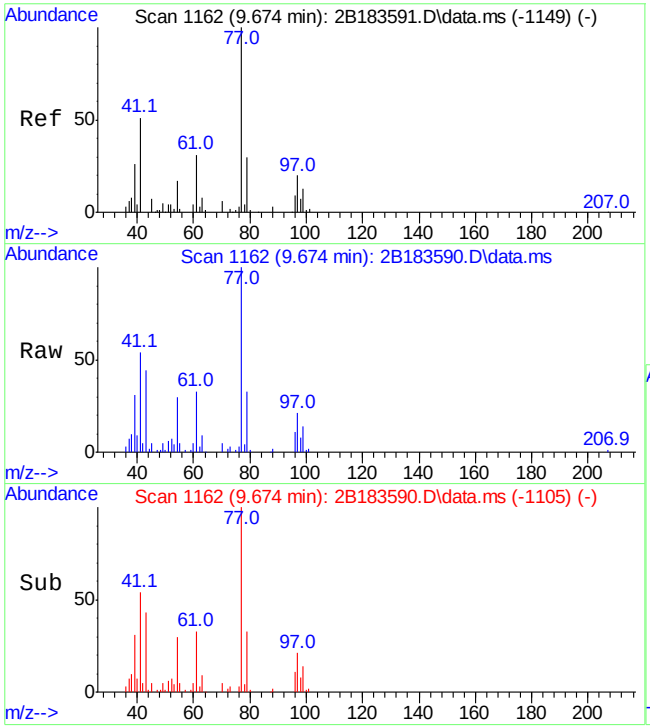

#35
2,2-dichloropropane
Concen: 21.40 ug/L
RT: 9.674 min Scan# 1162
Delta R.T. 0.000 min
Lab File: 2B183590.D
Acq: 16 Jun 21 8:51 pm

Tgt Ion: 77 Resp: 94321

Ion	Ratio	Lower	Upper
77	100		
97	20.9	0.0	50.3
41	54.2	20.8	80.8

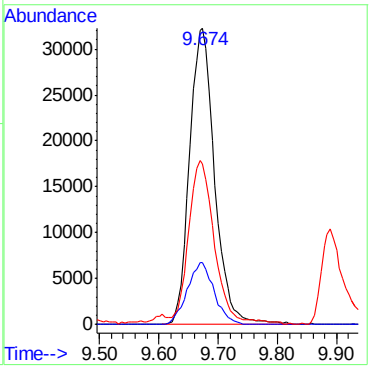

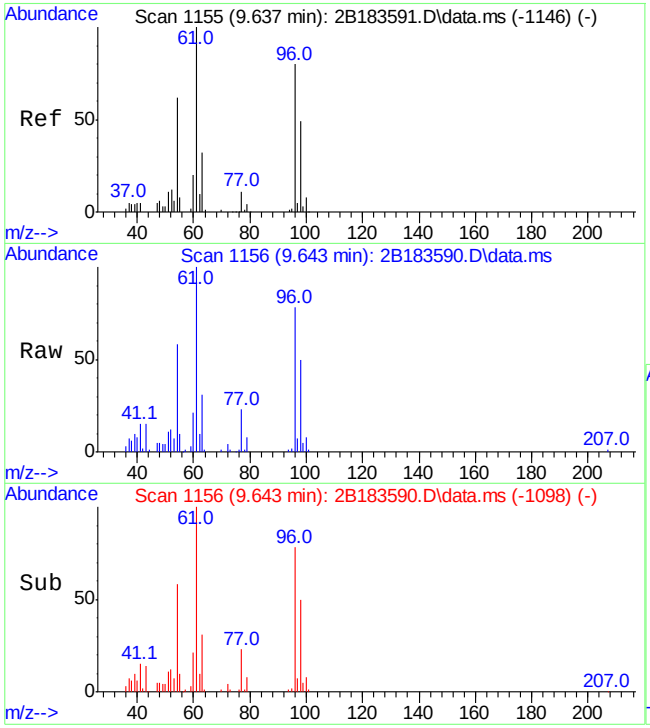

#36
cis-1,2-dichloroethene
Concen: 21.52 ug/L
RT: 9.643 min Scan# 1156
Delta R.T. 0.005 min
Lab File: 2B183590.D
Acq: 16 Jun 21 8:51 pm

Tgt Ion: 96 Resp: 63464

Ion	Ratio	Lower	Upper
96	100		
61	127.8	95.1	155.1
98	63.5	31.7	91.7

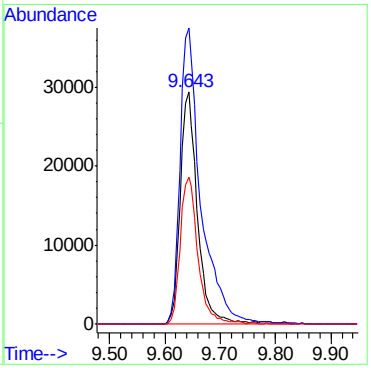

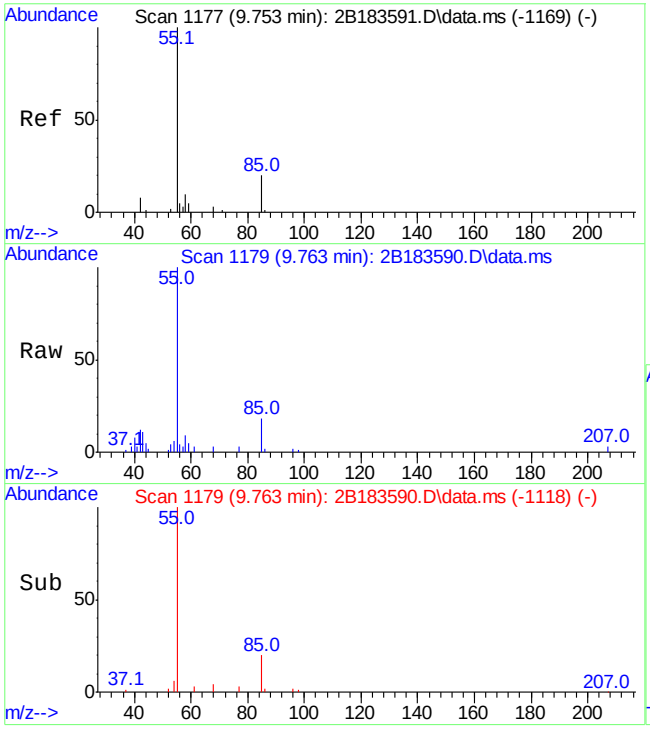

#37
methyl acrylate
Concen: 22.28 ug/L
RT: 9.763 min Scan# 1179
Delta R.T. 0.021 min
Lab File: 2B183590.D
Acq: 16 Jun 21 8:51 pm

Tgt Ion: 55 Resp: 43635

Ion	Ratio	Lower	Upper
55	100		
85	17.6	0.0	50.1
58	9.5	0.0	39.8

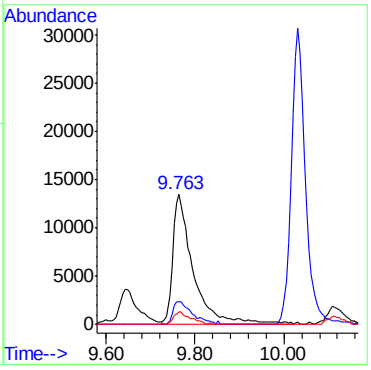

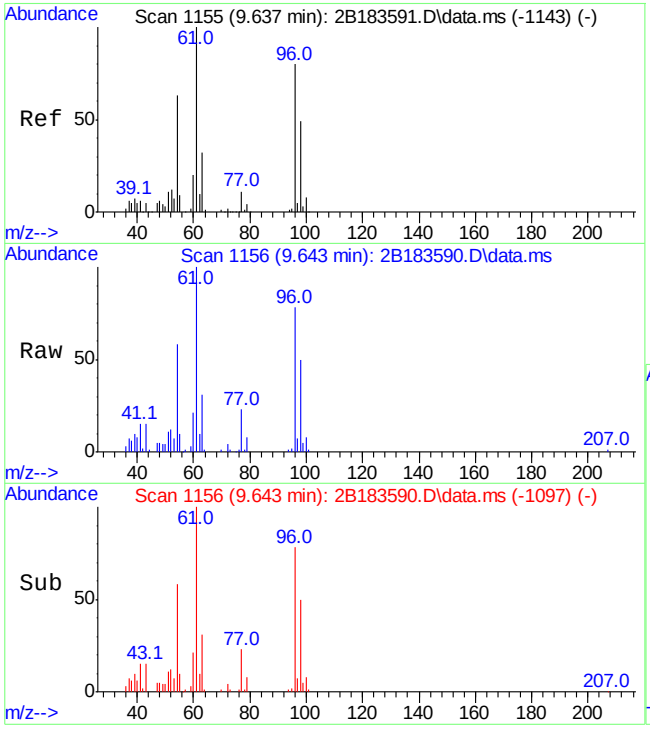

#38
propionitrile
Concen: 229.22 ug/L
RT: 9.643 min Scan# 1156
Delta R.T. 0.011 min
Lab File: 2B183590.D
Acq: 16 Jun 21 8:51 pm

Tgt Ion: 54 Resp: 68313

Ion	Ratio	Lower	Upper
54	100		
52	20.8	0.0	49.6
55	14.8	0.0	44.7
40	9.3	0.0	37.8

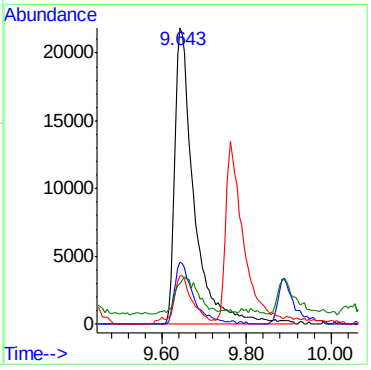

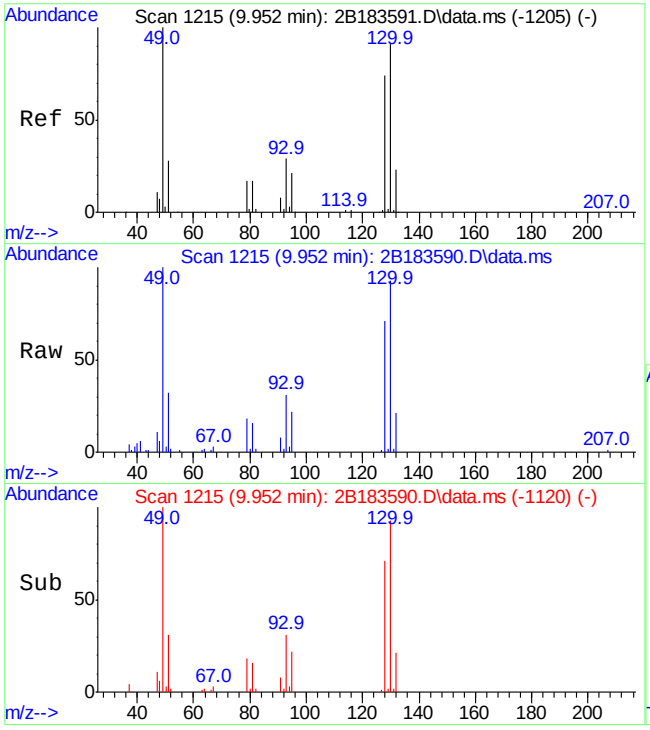

#39
bromochloromethane
Concen: 21.01 ug/L
RT: 9.952 min Scan# 1215
Delta R.T. 0.000 min
Lab File: 2B183590.D
Acq: 16 Jun 21 8:51 pm

Tgt Ion:128 Resp: 35243

Ion	Ratio	Lower	Upper
128	100		
49	140.6	105.9	165.9
130	131.2	93.4	153.4

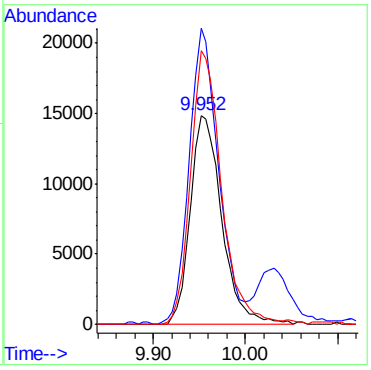

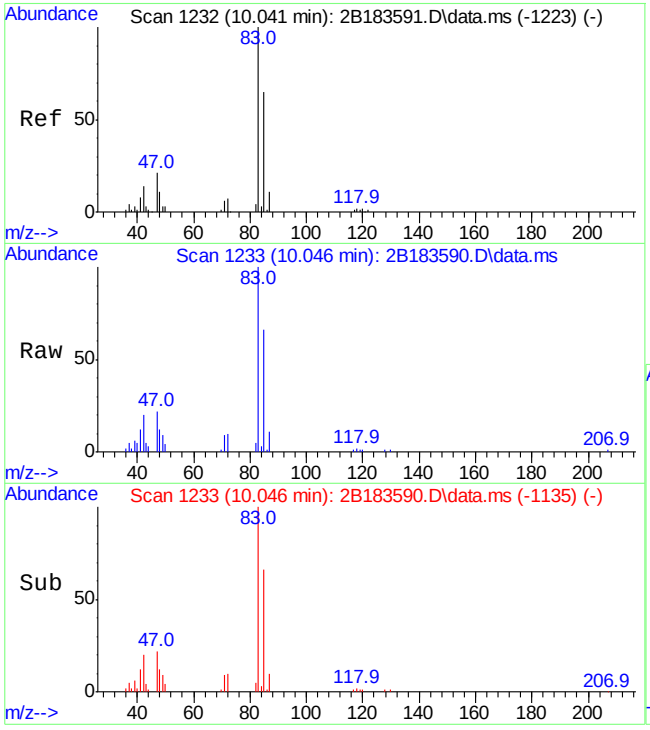

#40
tetrahydrofuran
Concen: 22.24 ug/L
RT: 10.046 min Scan# 1233
Delta R.T. 0.011 min
Lab File: 2B183590.D
Acq: 16 Jun 21 8:51 pm

Tgt Ion: 72 Resp: 6463

Ion	Ratio	Lower	Upper
72	100		
71	87.8	58.8	118.8
43	41.8	15.1	75.1

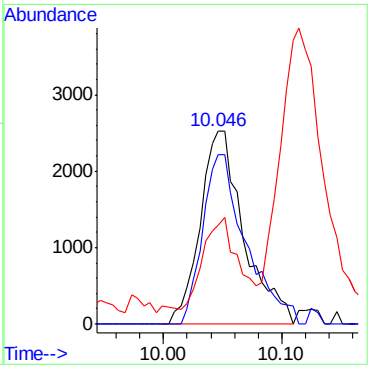

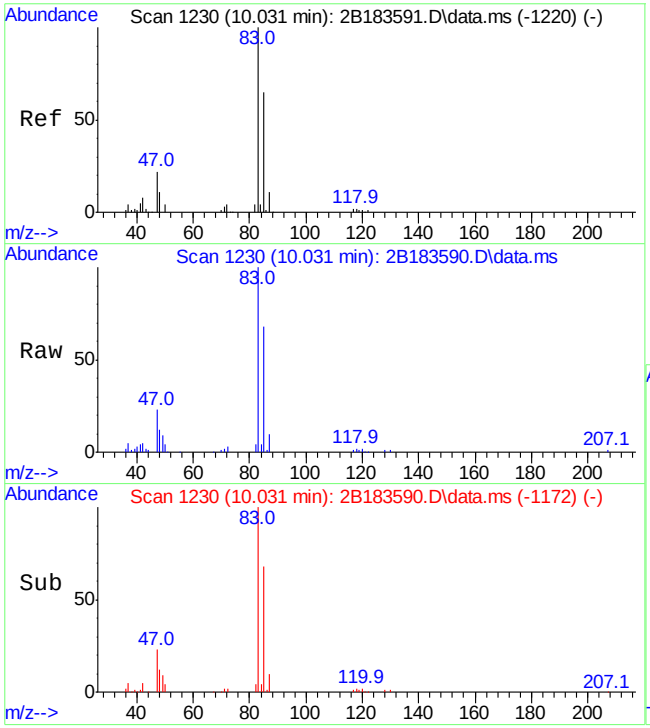

#41
chloroform
Concen: 20.19 ug/L
RT: 10.031 min Scan# 1230
Delta R.T. 0.005 min
Lab File: 2B183590.D
Acq: 16 Jun 21 8:51 pm

Tgt Ion: 85 Resp: 68702

Ion	Ratio	Lower	Upper
85	100		
83	147.2	123.5	183.5
47	33.6	6.5	66.5

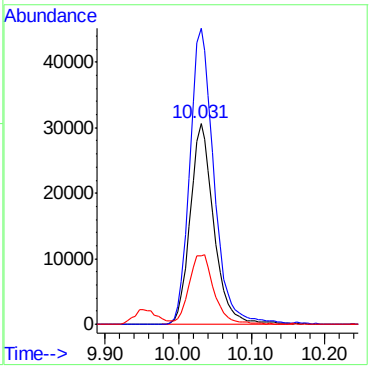

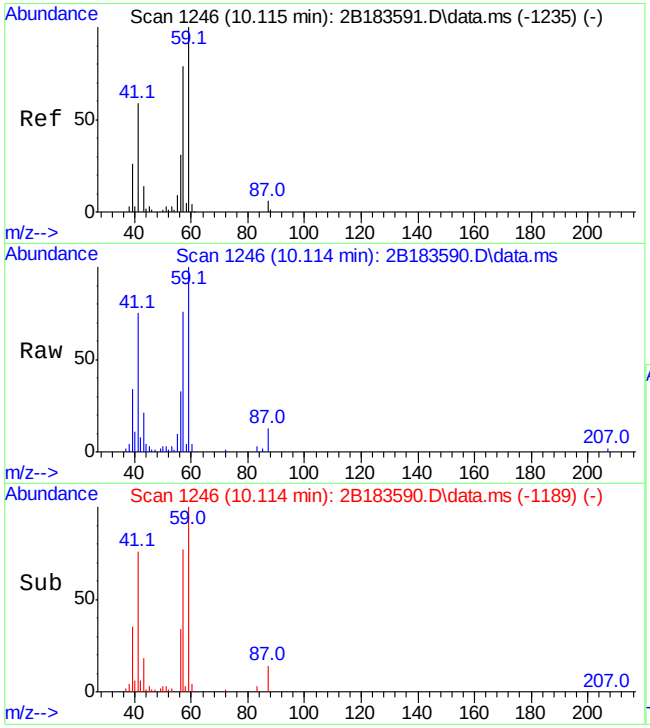

#42
t-butyl formate
Concen: 21.05 ug/L
RT: 10.114 min Scan# 1246
Delta R.T. 0.000 min
Lab File: 2B183590.D
Acq: 16 Jun 21 8:51 pm

Tgt Ion: 59 Resp: 48127

Ion	Ratio	Lower	Upper
59	100		
57	76.3	48.9	108.9
41	74.3	39.1	99.1

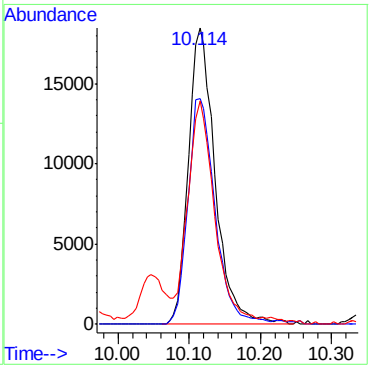

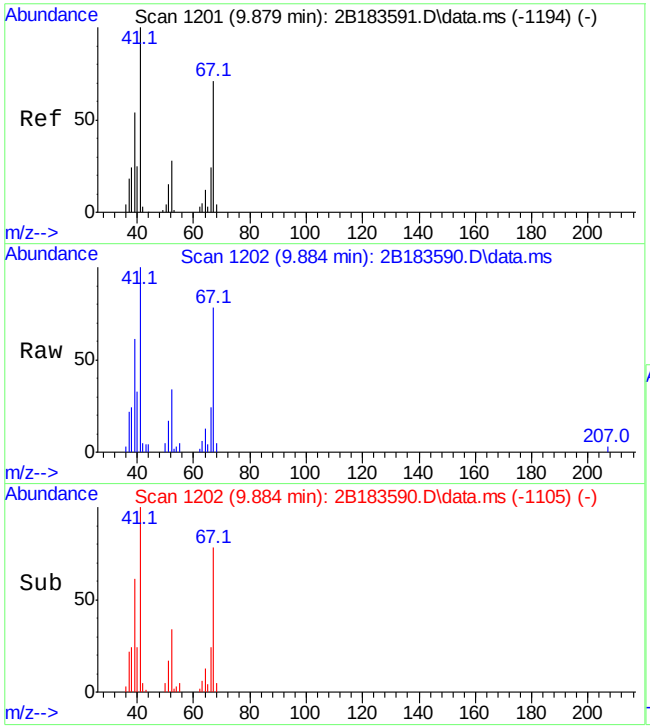

#44
methacrylonitrile
Concen: 22.01 ug/L
RT: 9.884 min Scan# 1202
Delta R.T. 0.011 min
Lab File: 2B183590.D
Acq: 16 Jun 21 8:51 pm

Tgt Ion: 67 Resp: 21144

Ion	Ratio	Lower	Upper
67	100		
41	128.7	110.7	170.7
39	78.2	46.4	106.4
52	43.2	9.9	69.9

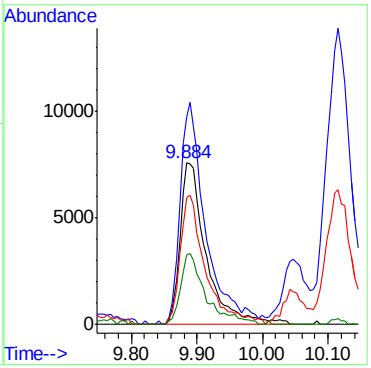

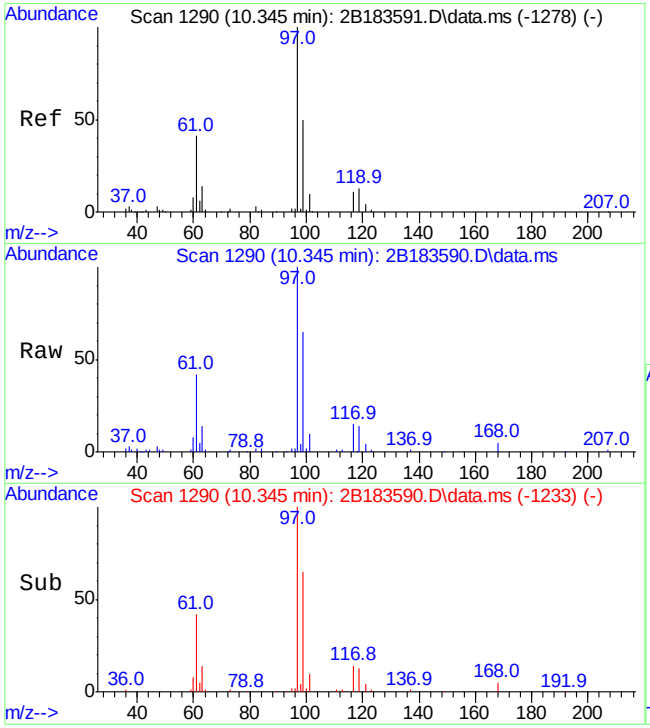

#45
1,1,1-trichloroethane
Concen: 21.65 ug/L
RT: 10.345 min Scan# 1290
Delta R.T. 0.000 min
Lab File: 2B183590.D
Acq: 16 Jun 21 8:51 pm

Tgt Ion: 97 Resp: 99062

Ion	Ratio	Lower	Upper
97	100		
99	65.0	36.0	96.0
61	41.9	12.1	72.1

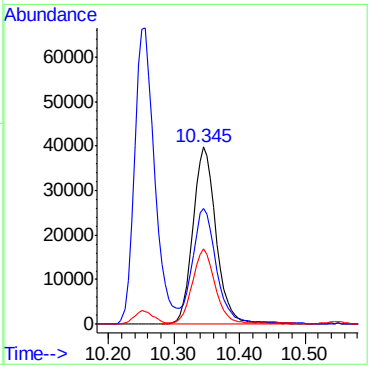

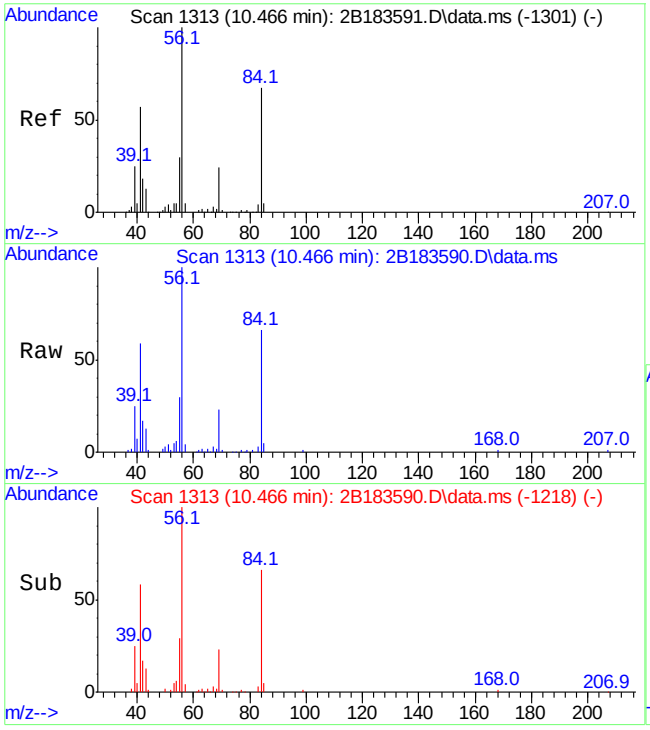

#46
cyclohexane
Concen: 22.09 ug/L
RT: 10.466 min Scan# 1313
Delta R.T. 0.000 min
Lab File: 2B183590.D
Acq: 16 Jun 21 8:51 pm

Tgt Ion: 84 Resp: 89732

Ion	Ratio	Lower	Upper
84	100		
56	147.7	130.0	170.0
41	86.4	65.8	105.8

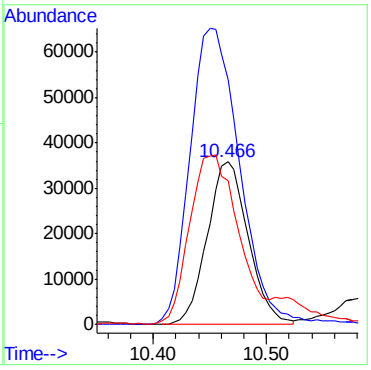

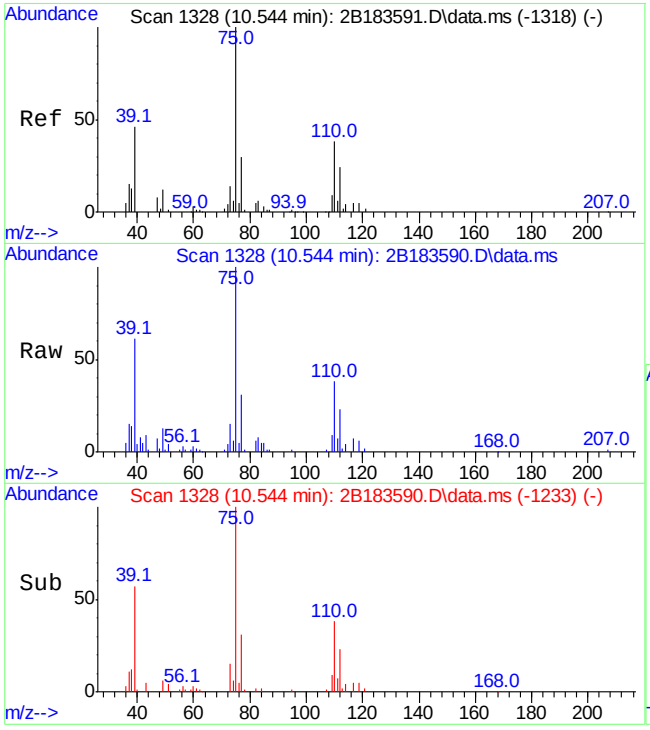

#47
1,1-dichloropropene
Concen: 21.30 ug/L
RT: 10.544 min Scan# 1328
Delta R.T. 0.000 min
Lab File: 2B183590.D
Acq: 16 Jun 21 8:51 pm

Tgt Ion: 75 Resp: 75806

Ion	Ratio	Lower	Upper
75	100		
77	30.5	10.5	50.5
110	37.9	17.9	57.9

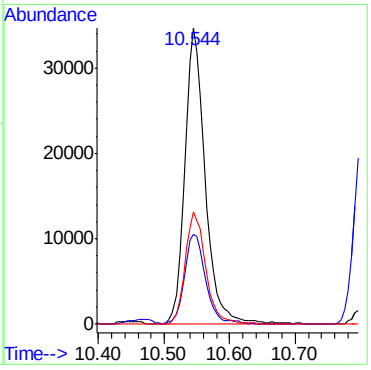

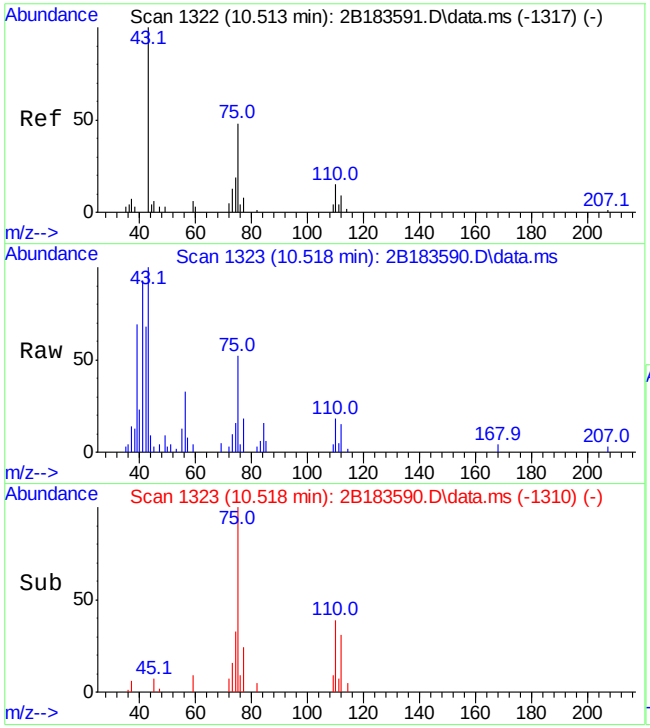

#48
iso-butyl alcohol
Concen: 209.97 ug/L
RT: 10.518 min Scan# 1323
Delta R.T. 0.016 min
Lab File: 2B183590.D
Acq: 16 Jun 21 8:51 pm

Tgt Ion: 43 Resp: 16935

Ion	Ratio	Lower	Upper
43	100		
42	68.6	36.5	96.5
41	92.3	64.7	124.7
74	16.7	0.0	42.8

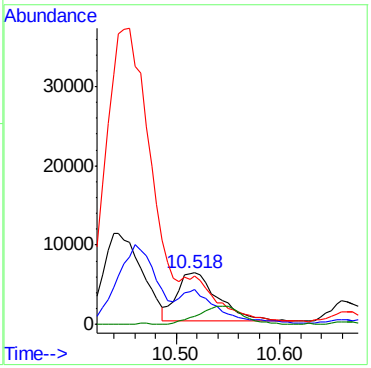

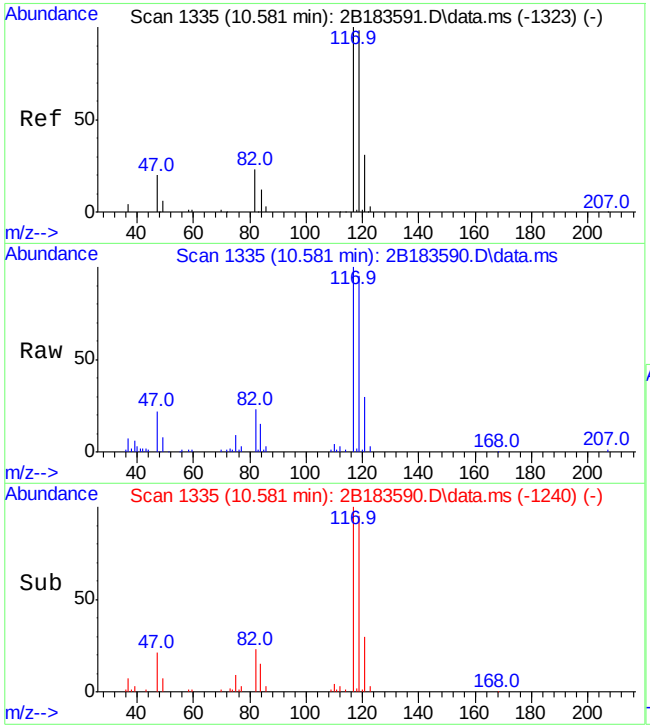

#49
carbon tetrachloride
Concen: 21.23 ug/L
RT: 10.581 min Scan# 1335
Delta R.T. 0.000 min
Lab File: 2B183590.D
Acq: 16 Jun 21 8:51 pm

Tgt Ion:117 Resp: 90974

Ion	Ratio	Lower	Upper
117	100		
119	95.1	77.7	117.7
82	22.8	3.1	43.1

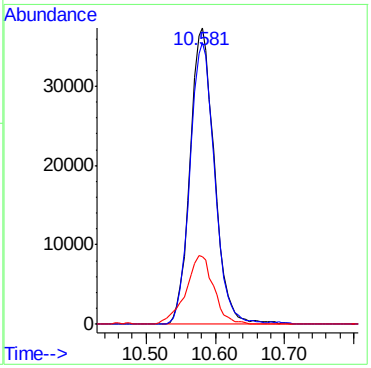

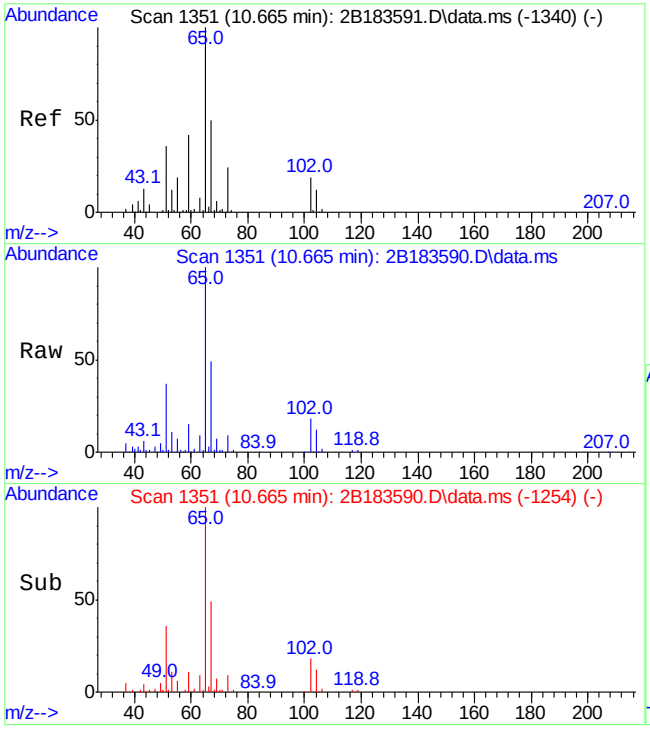

#50
tert amyl alcohol
Concen: 113.78 ug/L
RT: 10.665 min Scan# 1351
Delta R.T. 0.011 min
Lab File: 2B183590.D
Acq: 16 Jun 21 8:51 pm

Tgt Ion: 55 Resp: 9651

Ion	Ratio	Lower	Upper
55	100		
73	132.2	98.8	158.8
59	215.9	191.9	251.9

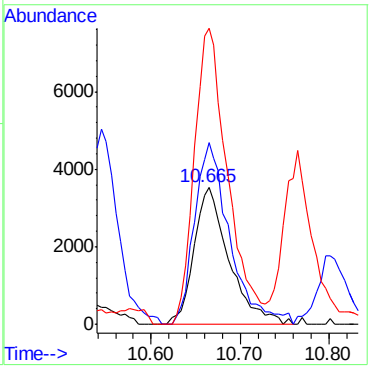

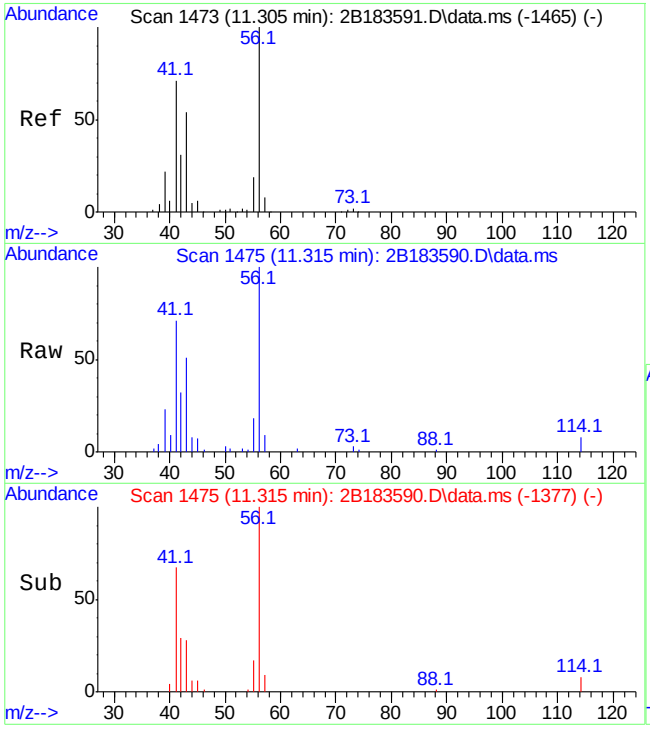

#53
n-butyl alcohol
Concen: 1107.24 ug/L
RT: 11.315 min Scan# 1475
Delta R.T. 0.016 min
Lab File: 2B183590.D
Acq: 16 Jun 21 8:51 pm

Tgt Ion: 56 Resp: 62450

Ion	Ratio	Lower	Upper
56	100		
41	71.0	40.8	100.8
43	51.4	24.4	84.4

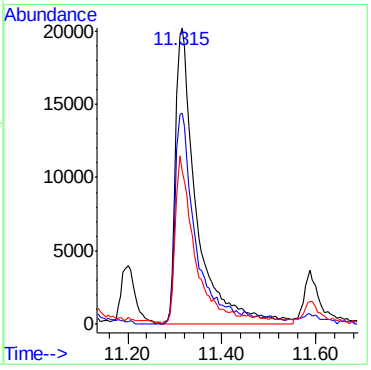

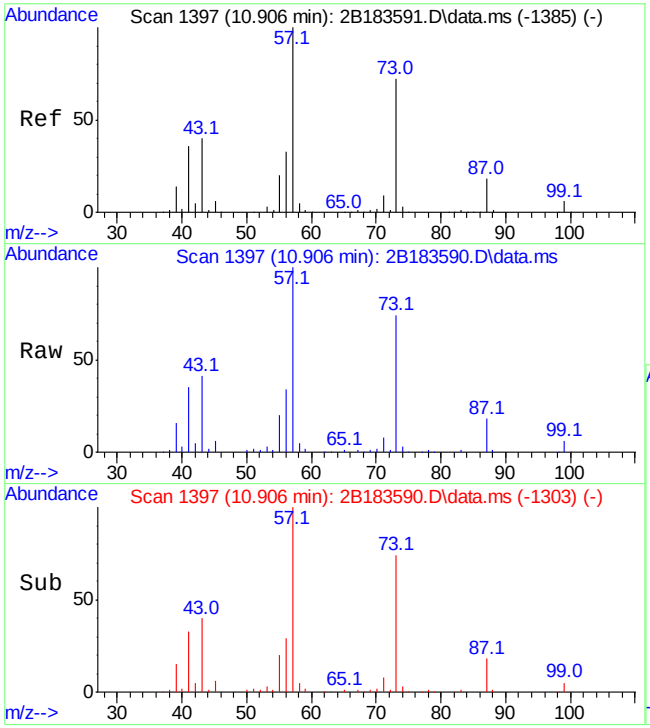

#54
2,2,4-trimethylpentane
Concen: 21.50 ug/L
RT: 10.906 min Scan# 1397
Delta R.T. -0.005 min
Lab File: 2B183590.D
Acq: 16 Jun 21 8:51 pm

Tgt Ion: 57 Resp: 200980

Ion	Ratio	Lower	Upper
57	100		
56	33.5	3.5	63.5
43	40.1	10.7	70.7
41	34.4	5.5	65.5

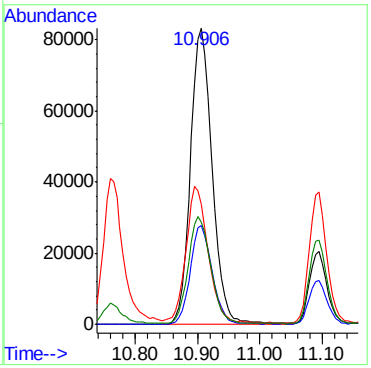

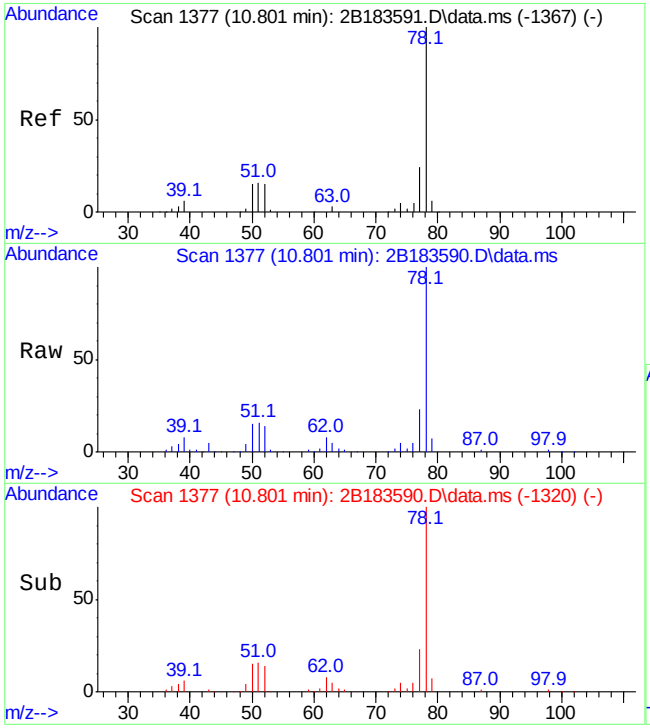

#55
benzene
Concen: 21.75 ug/L
RT: 10.801 min Scan# 1377
Delta R.T. 0.000 min
Lab File: 2B183590.D
Acq: 16 Jun 21 8:51 pm

Tgt Ion: 78 Resp: 214810

Ion	Ratio	Lower	Upper
78	100		
77	23.3	0.0	53.9

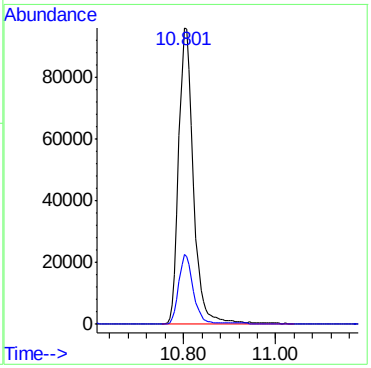

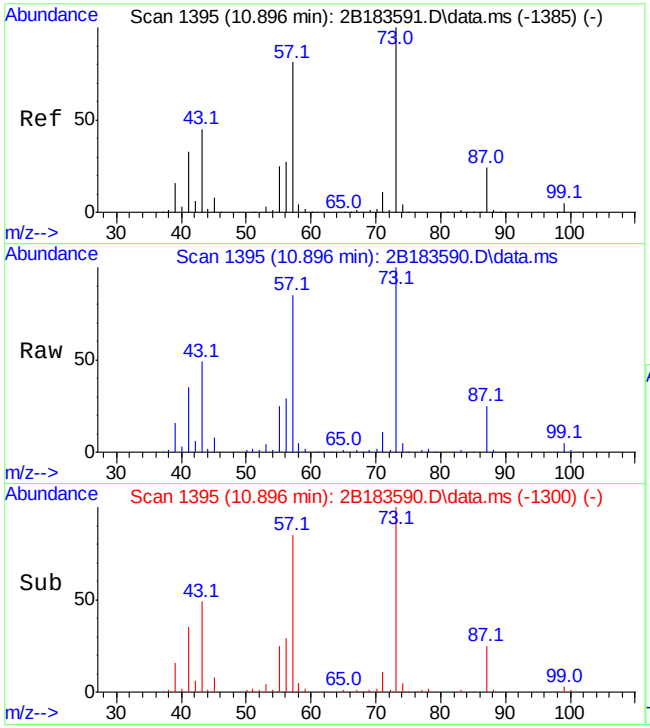

#56
tert-amyl methyl ether
Concen: 21.42 ug/L
RT: 10.896 min Scan# 1395
Delta R.T. 0.000 min
Lab File: 2B183590.D
Acq: 16 Jun 21 8:51 pm

Tgt Ion: 87 Resp: 45721

Ion	Ratio	Lower	Upper
87	100		
73	403.9	377.9	437.9
55	100.0	73.1	133.1

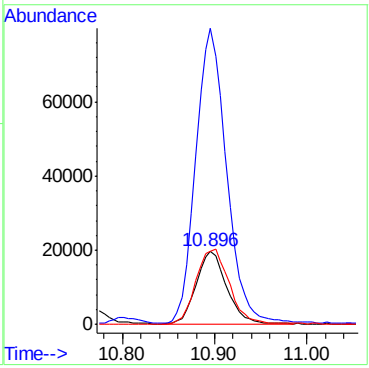

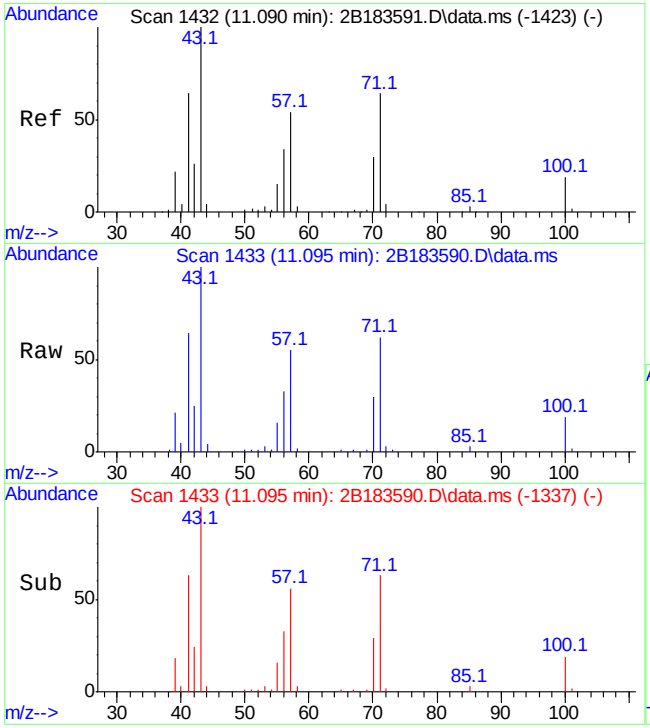

#57
heptane
Concen: 21.69 ug/L
RT: 11.095 min Scan# 1433
Delta R.T. 0.005 min
Lab File: 2B183590.D
Acq: 16 Jun 21 8:51 pm

Tgt Ion: 71 Resp: 45705

Ion	Ratio	Lower	Upper
71	100		
56	53.4	23.2	83.2
57	87.3	54.9	114.9
100	29.9	0.0	59.2

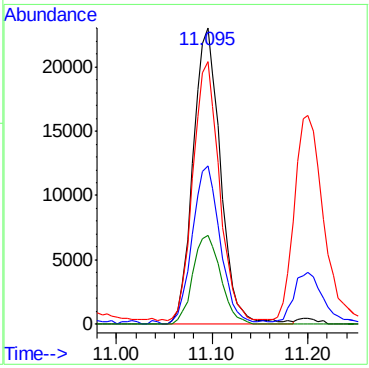

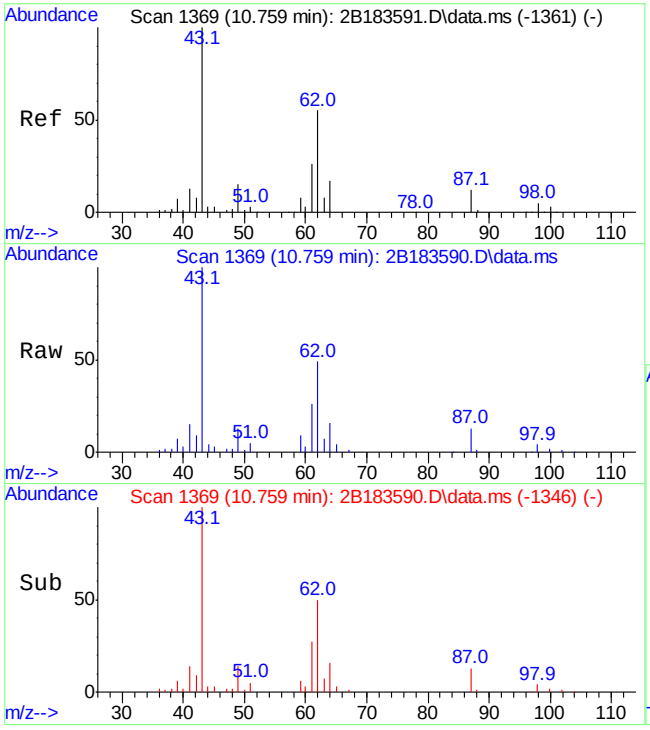

#58
isopropyl acetate
Concen: 21.86 ug/L
RT: 10.759 min Scan# 1369
Delta R.T. 0.000 min
Lab File: 2B183590.D
Acq: 16 Jun 21 8:51 pm

Tgt Ion: 87 Resp: 11519

Ion	Ratio	Lower	Upper
87	100		
61	207.6	185.0	245.0
43	790.0	799.1	859.1#

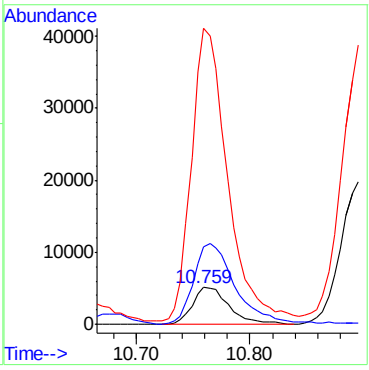

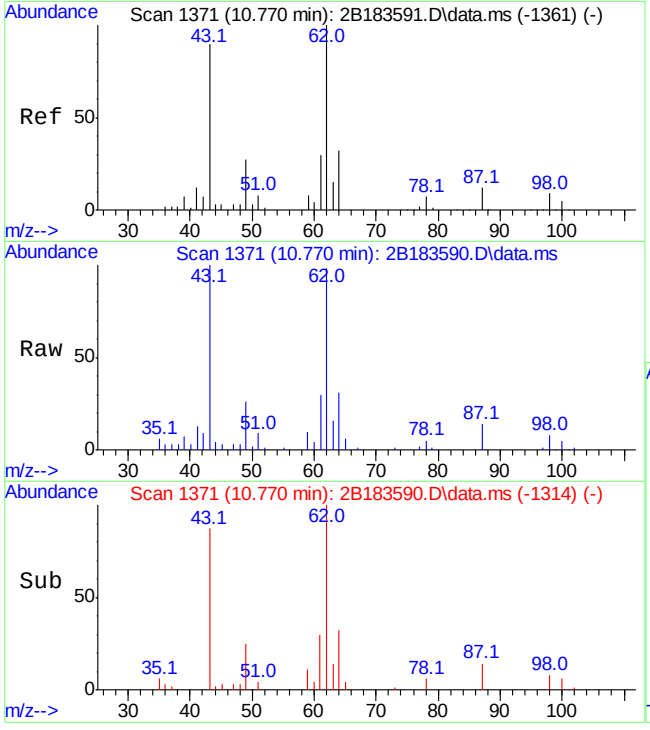

#59
1,2-dichloroethane
Concen: 20.84 ug/L
RT: 10.770 min Scan# 1371
Delta R.T. 0.000 min
Lab File: 2B183590.D
Acq: 16 Jun 21 8:51 pm

Tgt Ion: 62 Resp: 78691

Ion	Ratio	Lower	Upper
62	100		
98	8.3	0.0	39.0
49	26.9	0.0	56.8

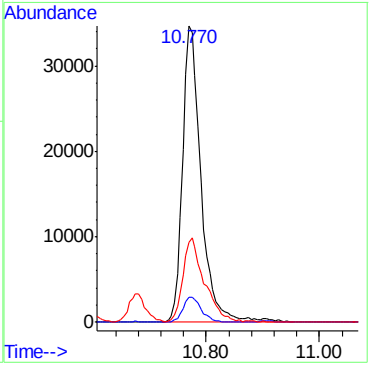

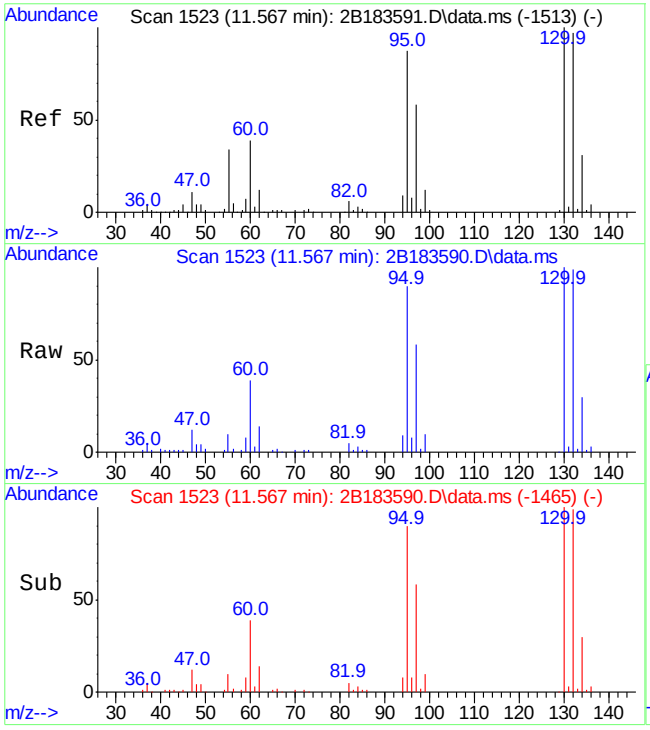

#60
trichloroethene
Concen: 21.21 ug/L
RT: 11.567 min Scan# 1523
Delta R.T. 0.005 min
Lab File: 2B183590.D
Acq: 16 Jun 21 8:51 pm

Tgt Ion:130 Resp: 68214

Ion	Ratio	Lower	Upper
130	100		
95	90.3	56.8	116.8
130	100.0	70.0	130.0
132	99.0	67.2	127.2

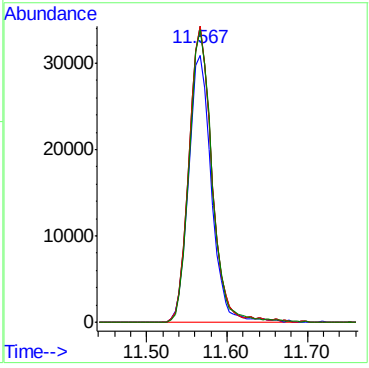

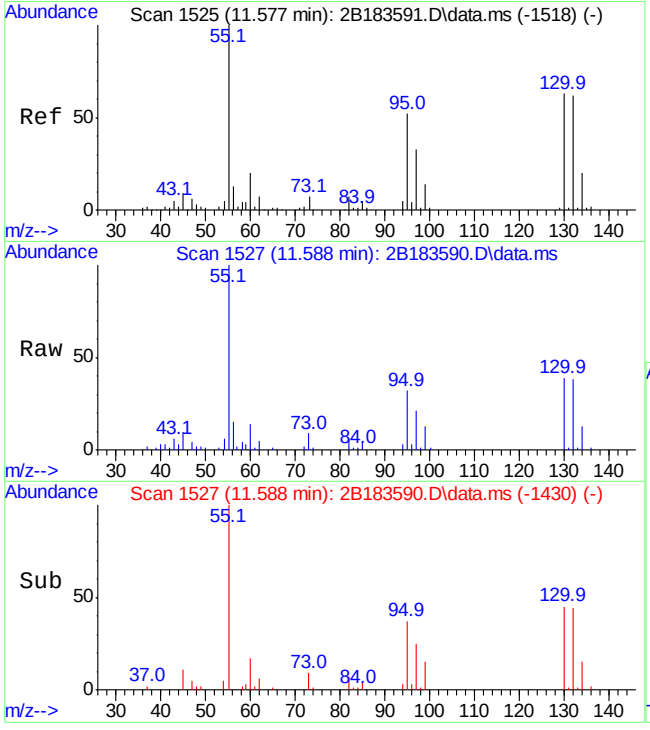

#61
ethyl acrylate
Concen: 22.33 ug/L
RT: 11.588 min Scan# 1527
Delta R.T. 0.011 min
Lab File: 2B183590.D
Acq: 16 Jun 21 8:51 pm

Tgt Ion: 55 Resp: 61133

Ion	Ratio	Lower	Upper
55	100		
73	8.6	0.0	27.3
99	11.2	0.0	34.6

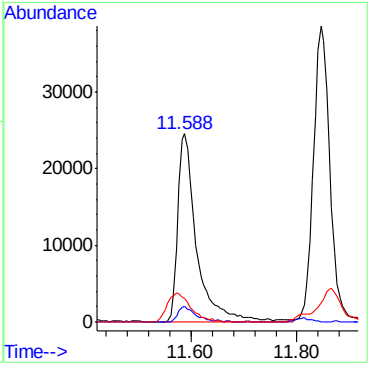

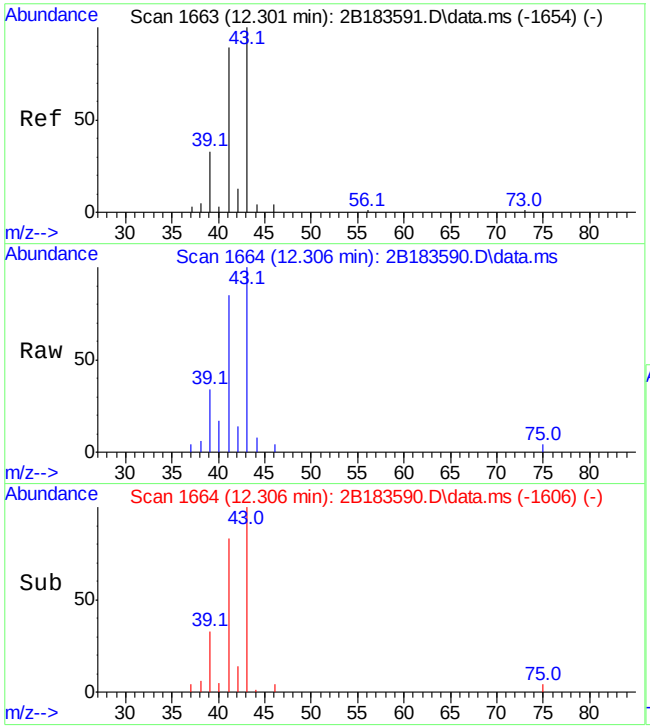

#62
2-nitropropane
Concen: 20.77 ug/L
RT: 12.306 min Scan# 1664
Delta R.T. 0.005 min
Lab File: 2B183590.D
Acq: 16 Jun 21 8:51 pm

Tgt Ion: 41 Resp: 14585

Ion	Ratio	Lower	Upper
41	100		
43	117.9	92.9	132.9
46	5.0	0.0	24.8
39	40.6	17.1	57.1

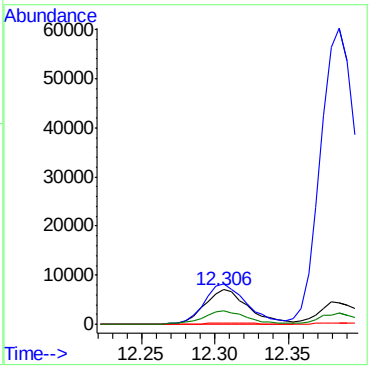

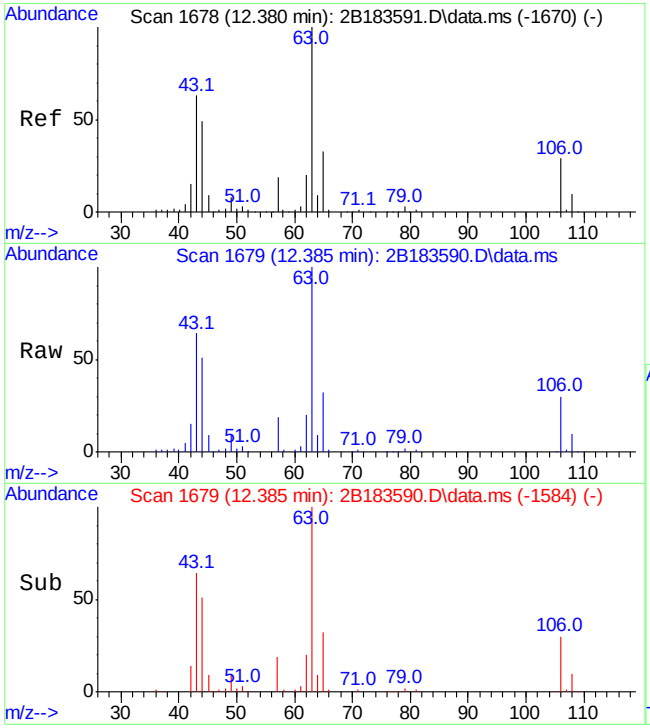

#63
2-chloroethyl vinyl ether
Concen: 113.36 ug/L
RT: 12.385 min Scan# 1679
Delta R.T. 0.000 min
Lab File: 2B183590.D
Acq: 16 Jun 21 8:51 pm

Tgt Ion: 63 Resp: 177721

Ion	Ratio	Lower	Upper
63	100		
65	32.3	2.7	62.7
106	30.2	0.0	59.0

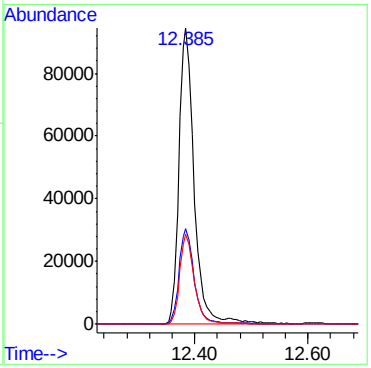

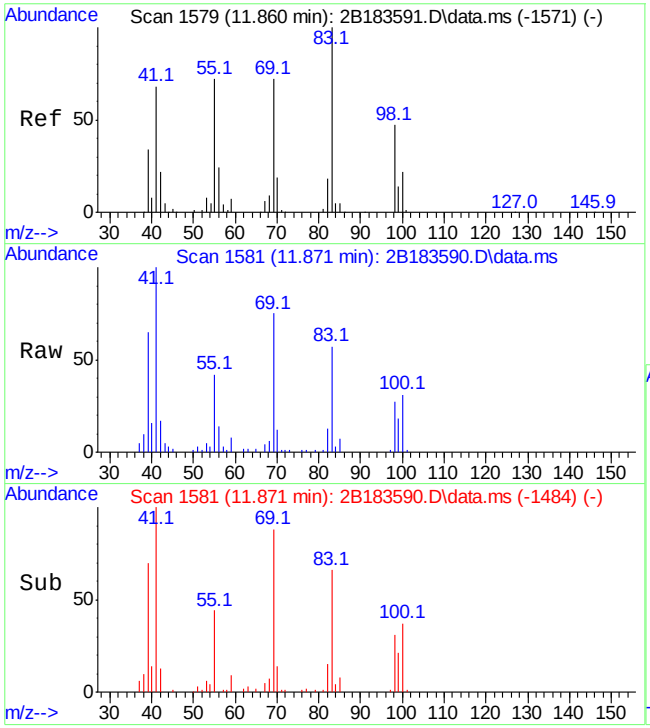

#64
methyl methacrylate
Concen: 22.88 ug/L
RT: 11.871 min Scan# 1581
Delta R.T. 0.011 min
Lab File: 2B183590.D
Acq: 16 Jun 21 8:51 pm

Tgt Ion:100 Resp: 14059

Ion	Ratio	Lower	Upper
100	100		
41	312.6	492.5	552.5#
69	232.4	314.6	374.6#
39	200.3	285.7	345.7#

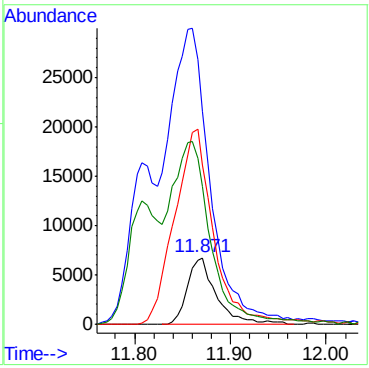

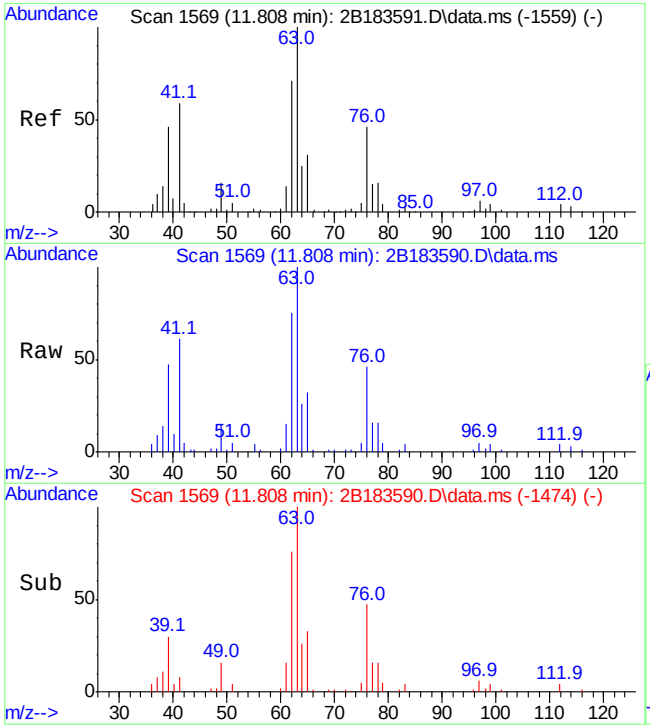

#65
1,2-dichloropropane
Concen: 21.49 ug/L
RT: 11.808 min Scan# 1569
Delta R.T. 0.000 min
Lab File: 2B183590.D
Acq: 16 Jun 21 8:51 pm

Tgt Ion: 63 Resp: 57413

Ion	Ratio	Lower	Upper
63	100		
112	3.7	0.0	33.9
65	32.1	1.3	61.3

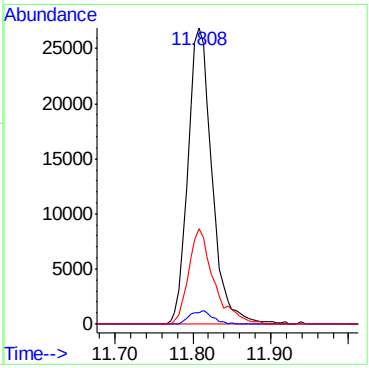

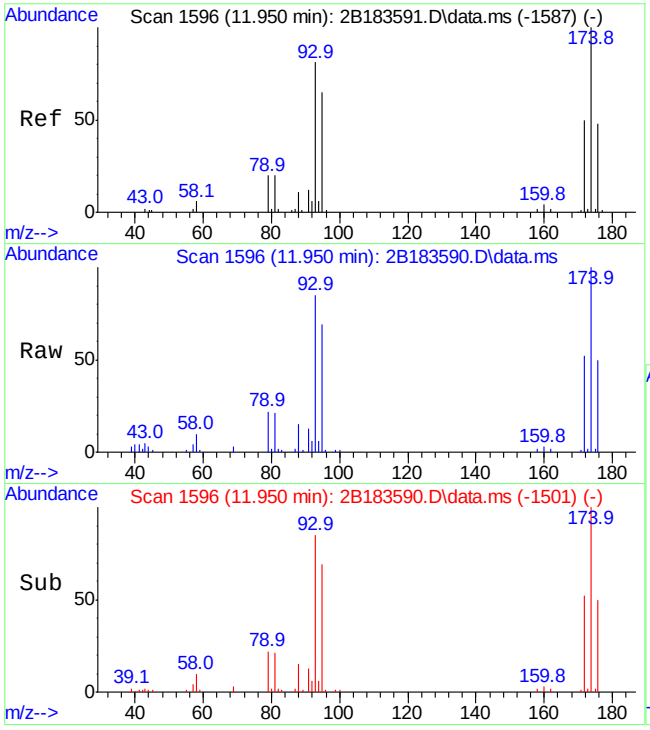

#66
dibromomethane
Concen: 21.20 ug/L
RT: 11.950 min Scan# 1596
Delta R.T. 0.000 min
Lab File: 2B183590.D
Acq: 16 Jun 21 8:51 pm

Tgt Ion: 93 Resp: 37825

Ion	Ratio	Lower	Upper
93	100		
95	81.3	50.5	110.5
174	117.7	94.1	154.1

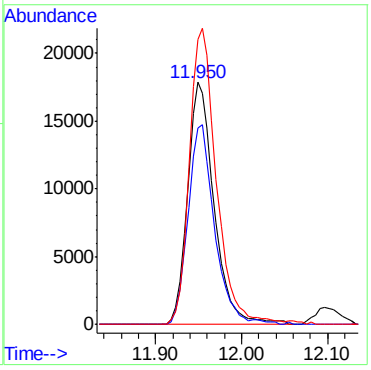

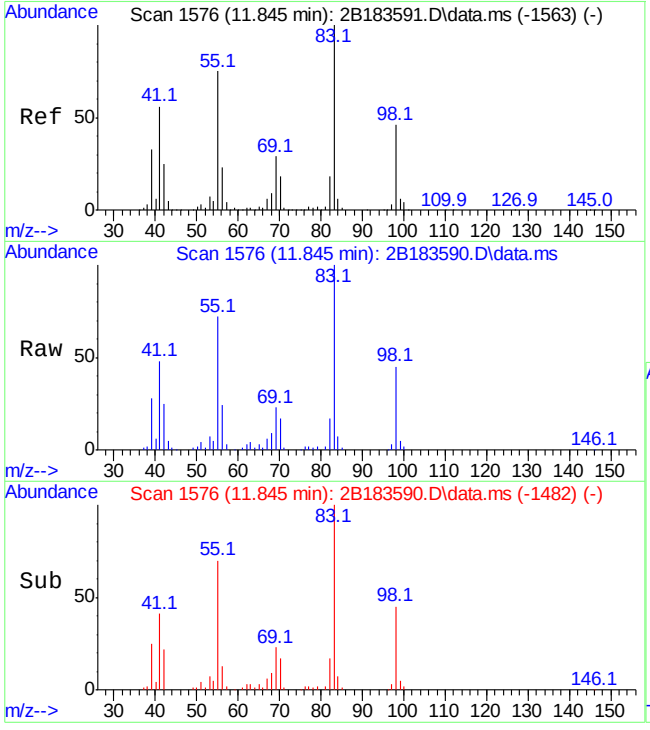

#67
methylcyclohexane
Concen: 22.42 ug/L
RT: 11.845 min Scan# 1576
Delta R.T. -0.005 min
Lab File: 2B183590.D
Acq: 16 Jun 21 8:51 pm

Tgt Ion: 83 Resp: 112097

Ion	Ratio	Lower	Upper
83	100		
55	71.8	45.5	105.5
98	44.7	15.7	75.7

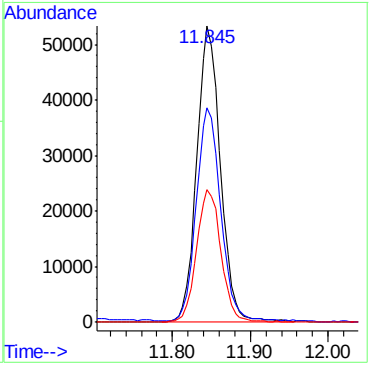

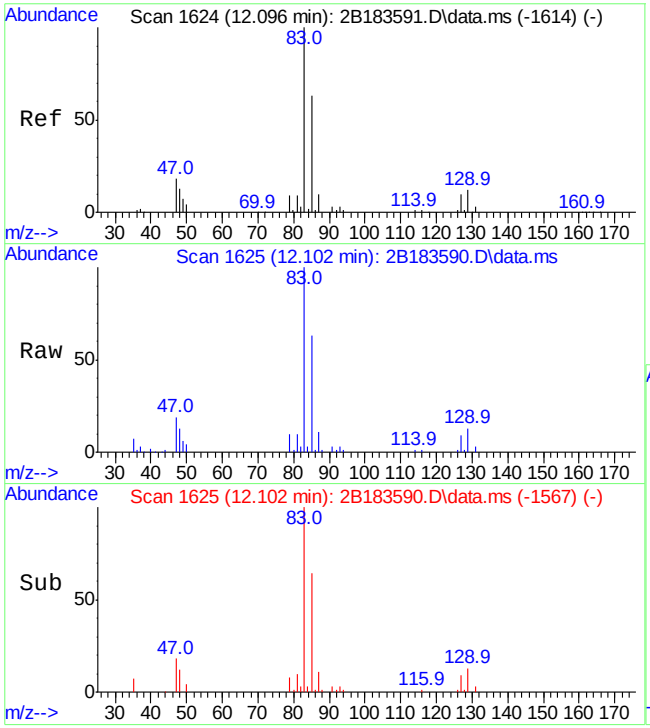

#68
bromodichloromethane
Concen: 21.62 ug/L
RT: 12.102 min Scan# 1625
Delta R.T. 0.005 min
Lab File: 2B183590.D
Acq: 16 Jun 21 8:51 pm

Tgt Ion: 83 Resp: 82043

Ion	Ratio	Lower	Upper
83	100		
85	63.3	33.2	93.2
127	8.8	0.0	39.5

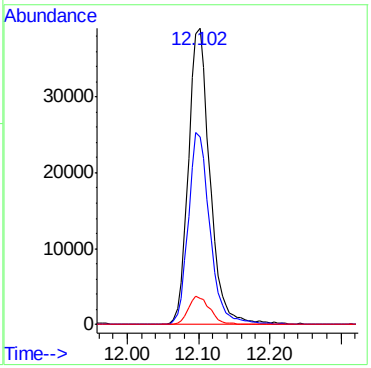

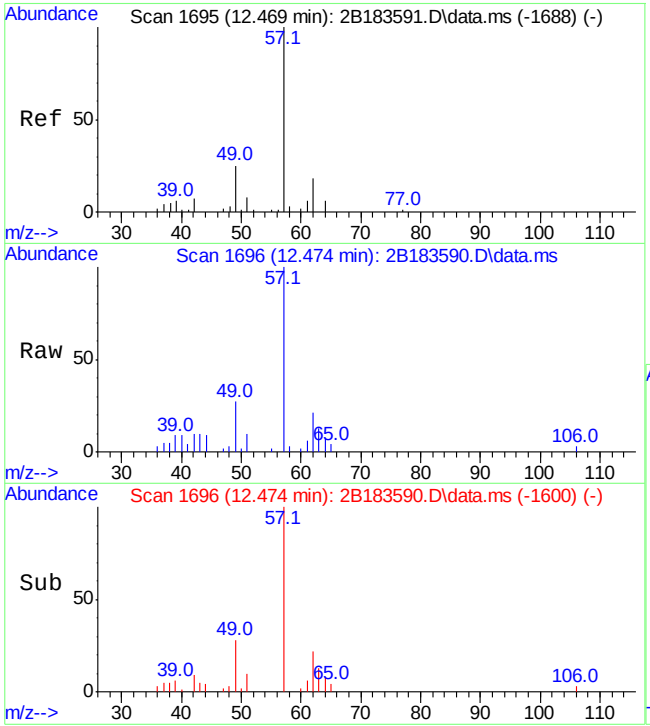

#69
epichlorohydrin
Concen: 108.56 ug/L
RT: 12.474 min Scan# 1696
Delta R.T. 0.005 min
Lab File: 2B183590.D
Acq: 16 Jun 21 8:51 pm

Tgt Ion: 57 Resp: 25793

Ion	Ratio	Lower	Upper
57	100		
62	19.3	0.4	40.4
49	25.3	4.3	44.3

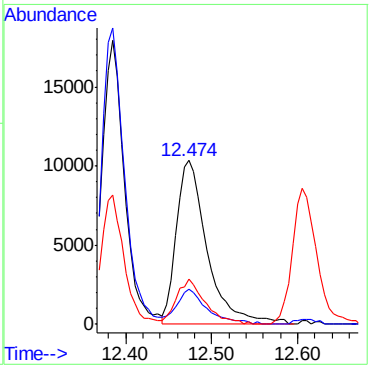

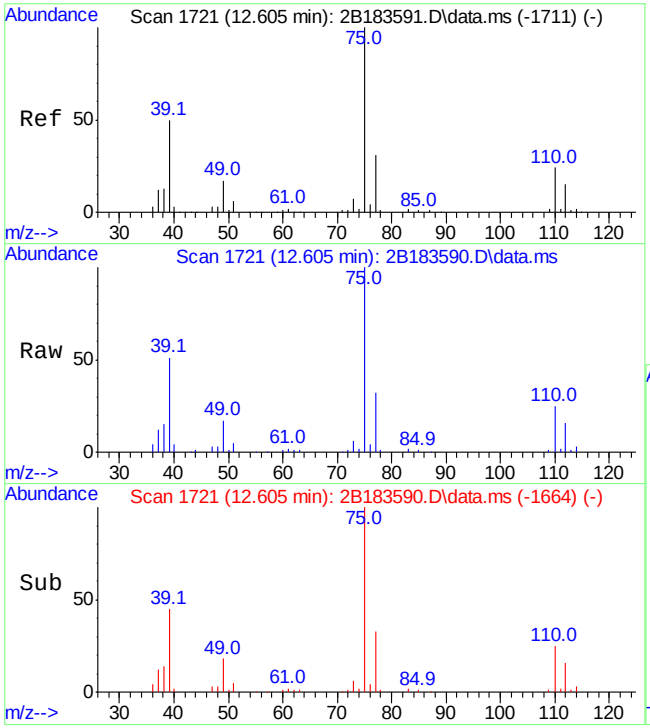

#70
cis-1,3-dichloropropene
Concen: 21.69 ug/L
RT: 12.605 min Scan# 1721
Delta R.T. 0.000 min
Lab File: 2B183590.D
Acq: 16 Jun 21 8:51 pm

Tgt Ion: 75 Resp: 97656

Ion	Ratio	Lower	Upper
75	100		
77	32.3	1.4	61.4
39	50.9	19.8	79.8

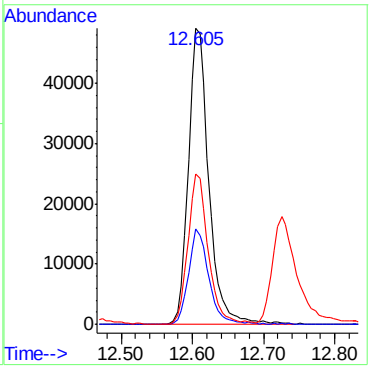

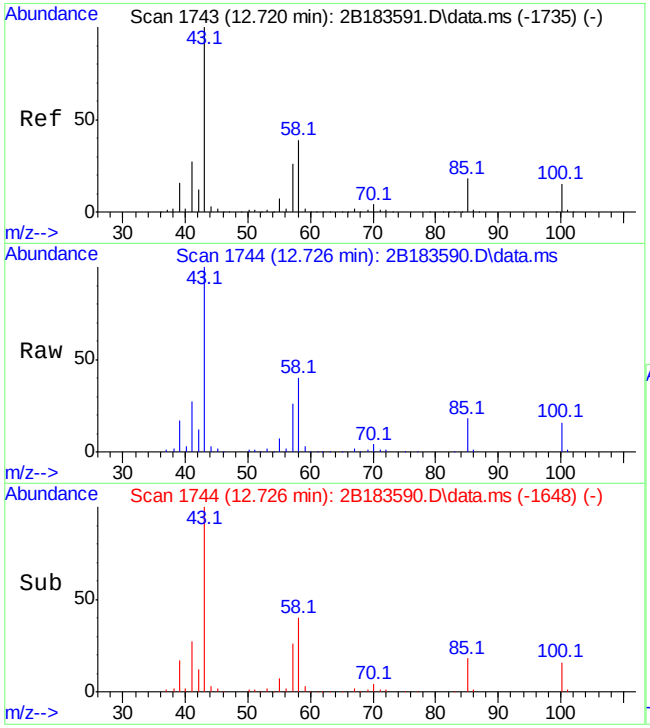

#71
4-methyl-2-pentanone
Concen: 89.68 ug/L
RT: 12.726 min Scan# 1744
Delta R.T. 0.005 min
Lab File: 2B183590.D
Acq: 16 Jun 21 8:51 pm

Tgt Ion: 58 Resp: 81958

Ion	Ratio	Lower	Upper
58	100		
100	39.7	8.6	68.6
43	253.0	223.3	283.3
85	45.6	16.6	76.6

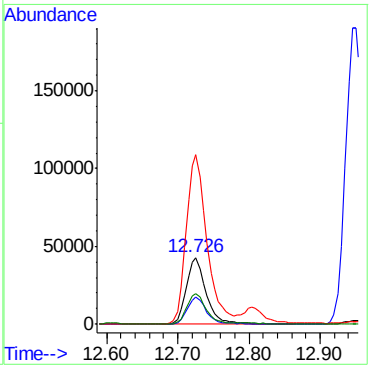

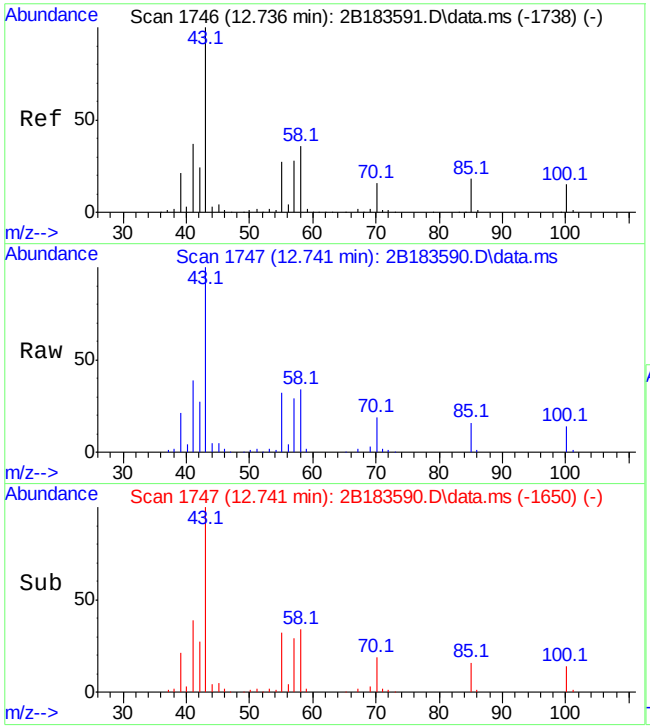

#72
3-methyl-1-butanol
Concen: 474.11 ug/L
RT: 12.741 min Scan# 1747
Delta R.T. 0.011 min
Lab File: 2B183590.D
Acq: 16 Jun 21 8:51 pm

Tgt Ion: 70 Resp: 25738

Ion	Ratio	Lower	Upper
70	100		
55	166.2	138.6	198.6
42	140.9	117.3	177.3

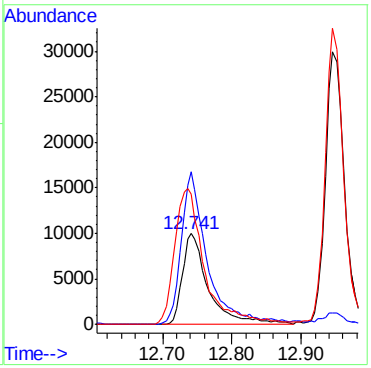

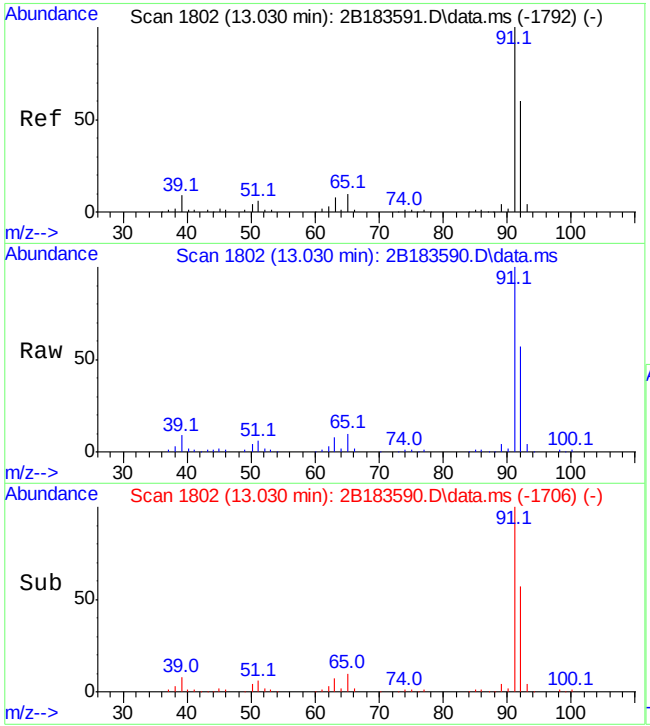

#75
toluene
Concen: 21.85 ug/L
RT: 13.030 min Scan# 1802
Delta R.T. 0.005 min
Lab File: 2B183590.D
Acq: 16 Jun 21 8:51 pm

Tgt Ion: 92 Resp: 140536

Ion	Ratio	Lower	Upper
92	100		
91	174.6	145.5	185.5
65	18.3	0.0	37.3

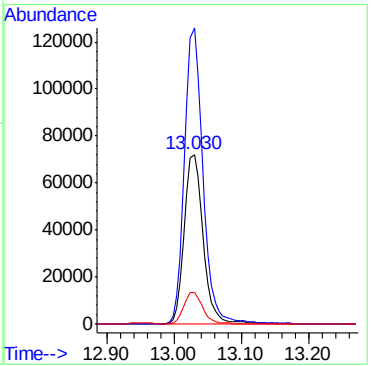

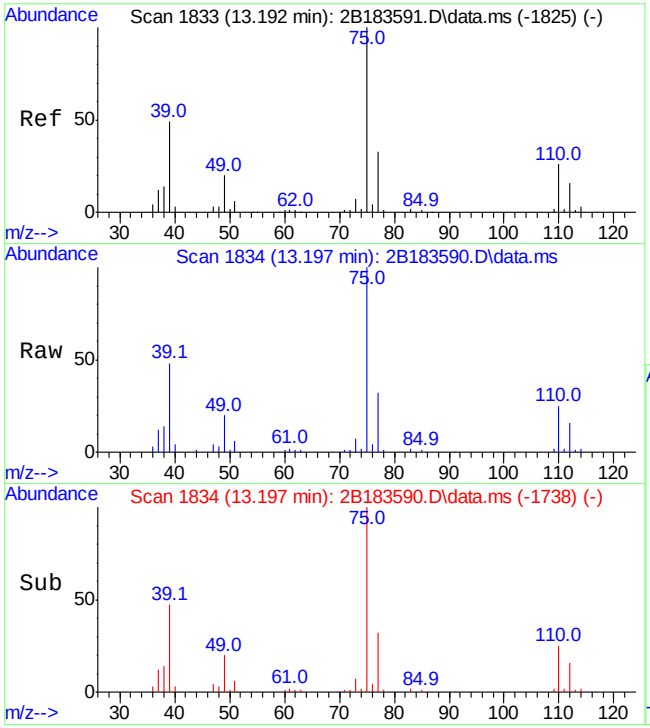

#76
trans-1,3-dichloropropene
Concen: 22.39 ug/L
RT: 13.197 min Scan# 1834
Delta R.T. 0.005 min
Lab File: 2B183590.D
Acq: 16 Jun 21 8:51 pm

Tgt Ion: 75 Resp: 86121

Ion	Ratio	Lower	Upper
75	100		
110	25.0	5.6	45.6
77	32.1	12.9	52.9

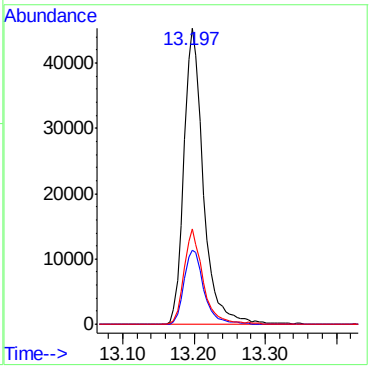

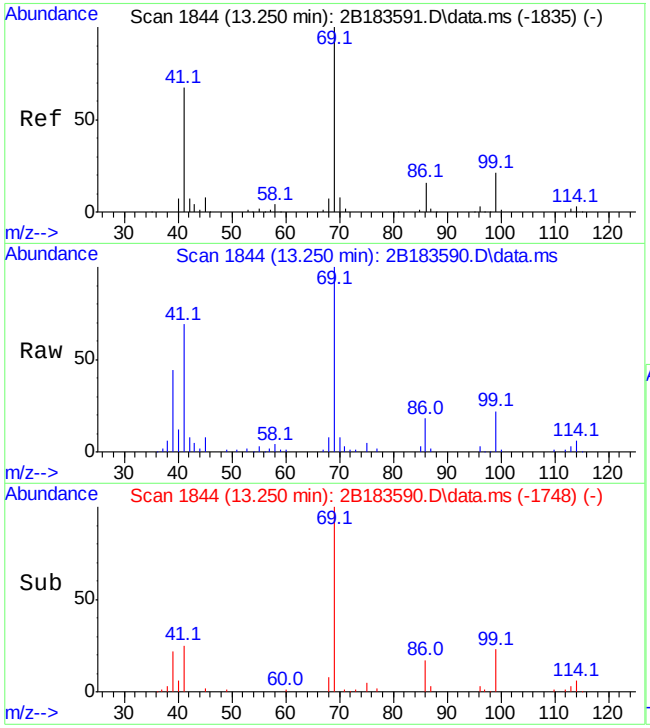

#77
ethyl methacrylate
Concen: 22.31 ug/L
RT: 13.250 min Scan# 1844
Delta R.T. 0.005 min
Lab File: 2B183590.D
Acq: 16 Jun 21 8:51 pm

Tgt Ion: 69 Resp: 69510

Ion	Ratio	Lower	Upper
69	100		
41	68.8	47.3	87.3
99	21.9	0.7	40.7
86	17.6	0.0	36.3

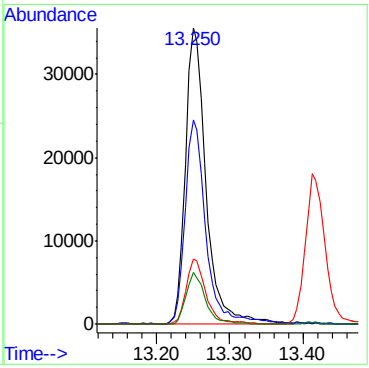

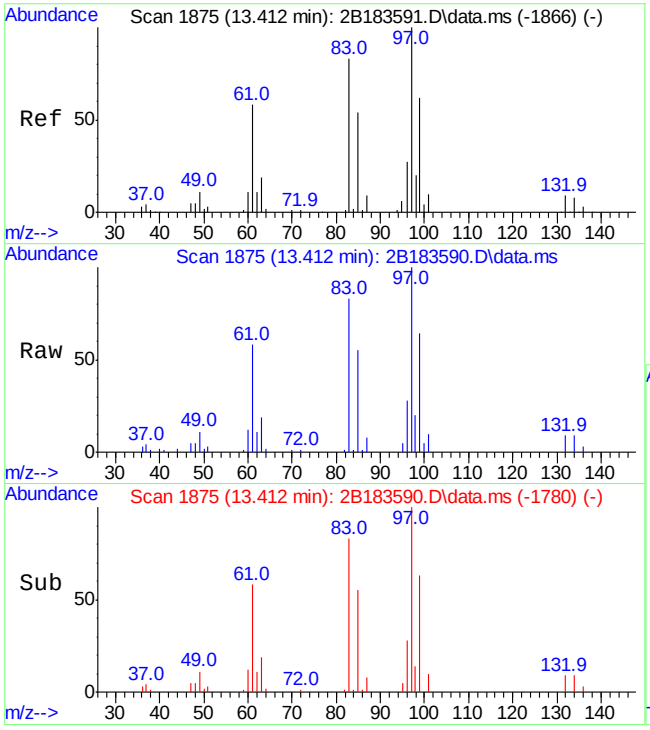

#78
1,1,2-trichloroethane
Concen: 22.01 ug/L
RT: 13.412 min Scan# 1875
Delta R.T. 0.000 min
Lab File: 2B183590.D
Acq: 16 Jun 21 8:51 pm

Tgt Ion: 83 Resp: 43855

Ion	Ratio	Lower	Upper
83	100		
97	120.3	100.4	140.4
85	65.9	44.7	84.7
61	70.0	49.5	89.5

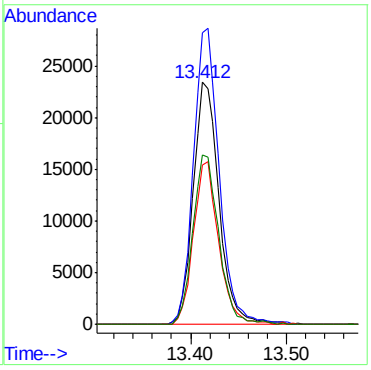

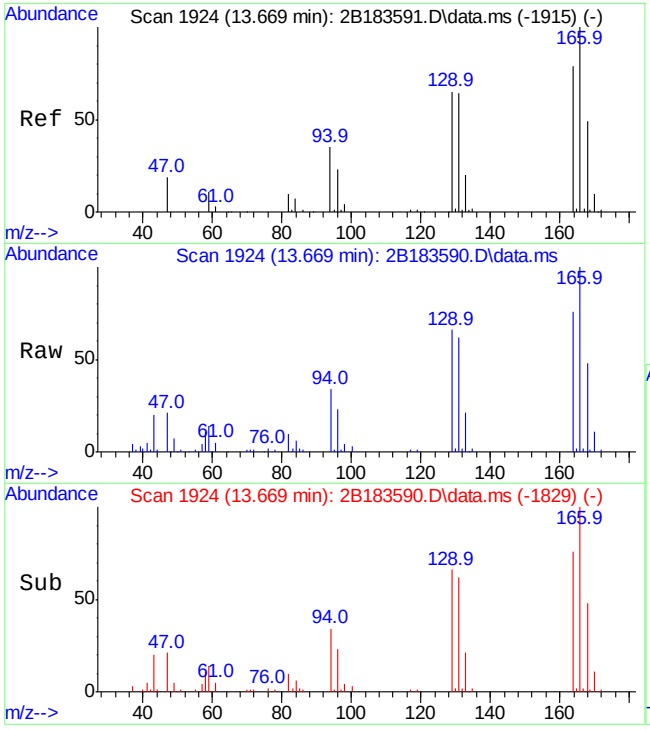

#79
tetrachloroethene
Concen: 21.54 ug/L
RT: 13.669 min Scan# 1924
Delta R.T. 0.000 min
Lab File: 2B183590.D
Acq: 16 Jun 21 8:51 pm

Tgt Ion:164 Resp: 60279

Ion	Ratio	Lower	Upper
164	100		
129	86.2	52.8	112.8
131	81.4	51.2	111.2
166	130.9	97.3	157.3

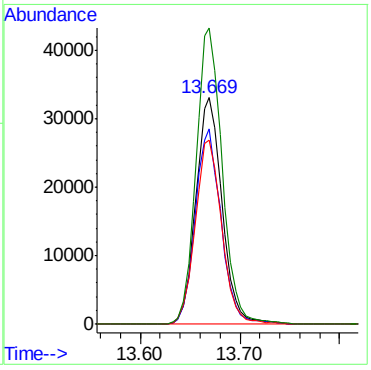

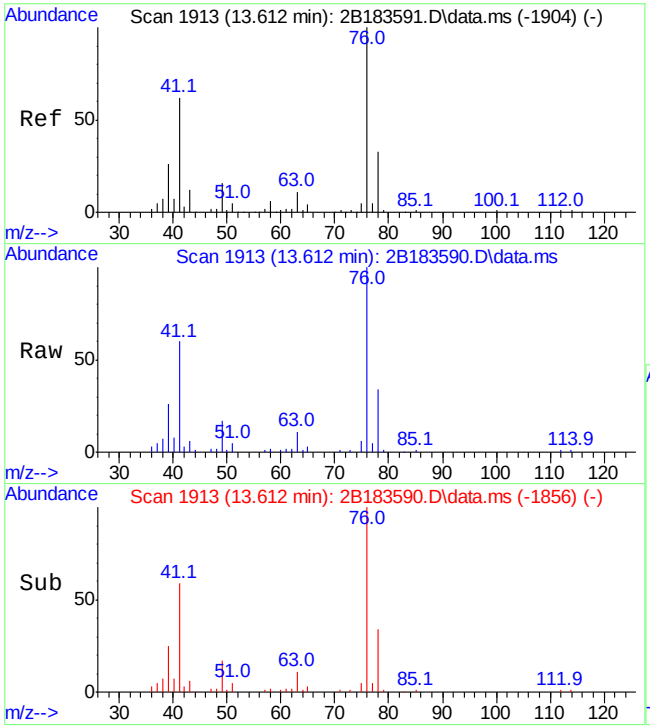

#80
1,3-dichloropropane
Concen: 21.54 ug/L
RT: 13.612 min Scan# 1913
Delta R.T. 0.000 min
Lab File: 2B183590.D
Acq: 16 Jun 21 8:51 pm

Tgt Ion: 76 Resp: 87064

Ion	Ratio	Lower	Upper
76	100		
78	33.6	2.9	62.9
41	60.2	31.5	91.5

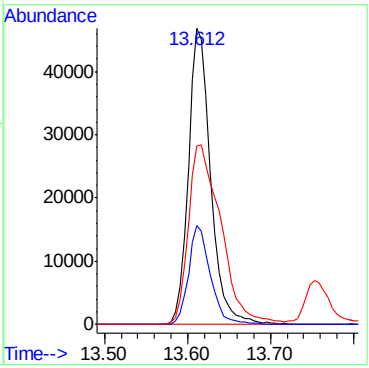

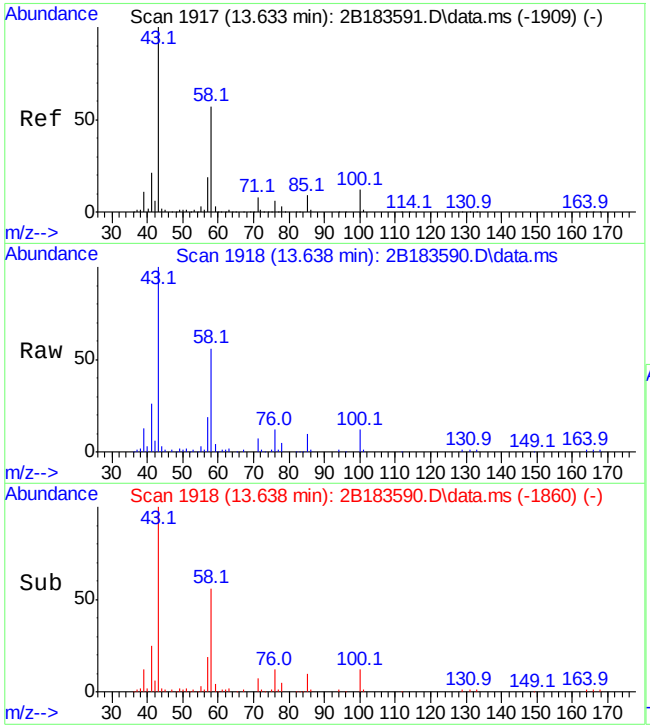

#81
2-hexanone
Concen: 91.79 ug/L
RT: 13.638 min Scan# 1918
Delta R.T. 0.005 min
Lab File: 2B183590.D
Acq: 16 Jun 21 8:51 pm

Tgt Ion: 58 Resp: 71600

Ion	Ratio	Lower	Upper
58	100		
43	179.8	156.8	196.8
85	17.6	0.0	35.7
100	22.3	0.5	40.5

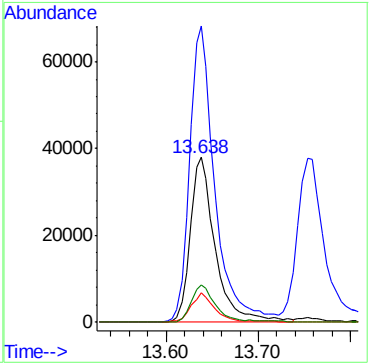

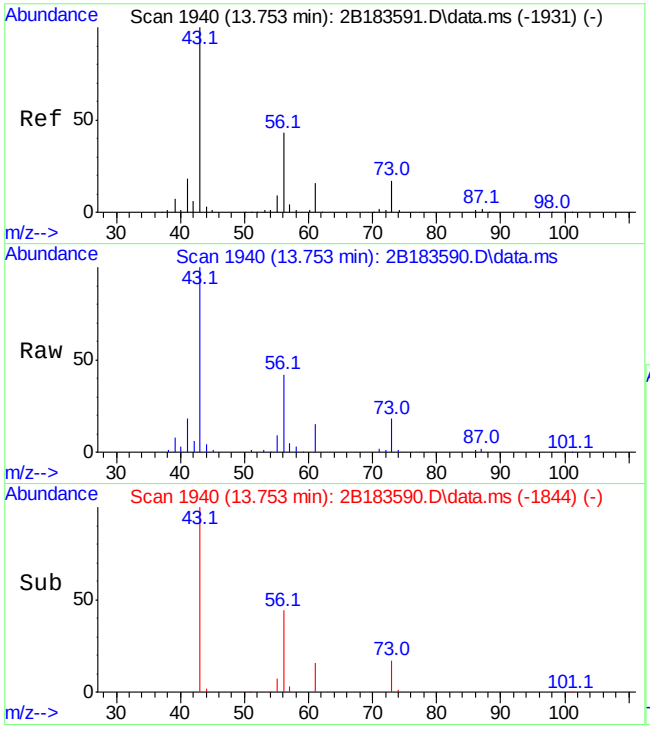

#82
butyl acetate
Concen: 22.00 ug/L
RT: 13.753 min Scan# 1940
Delta R.T. 0.005 min
Lab File: 2B183590.D
Acq: 16 Jun 21 8:51 pm

Tgt Ion: 56 Resp: 32747

Ion	Ratio	Lower	Upper
56	100		
43	234.1	205.4	265.4
73	41.6	8.9	68.9

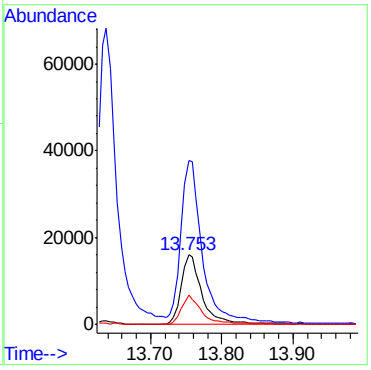

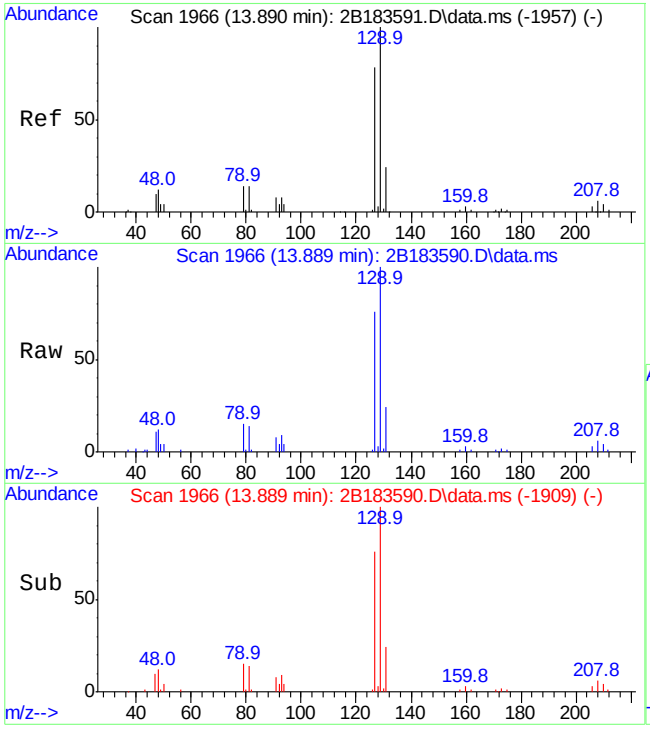

#83
dibromochloromethane
Concen: 21.92 ug/L
RT: 13.889 min Scan# 1966
Delta R.T. 0.000 min
Lab File: 2B183590.D
Acq: 16 Jun 21 8:51 pm

Tgt Ion:129 Resp: 71379

Ion	Ratio	Lower	Upper
129	100		
127	75.6	47.6	107.6
131	24.1	0.0	54.0

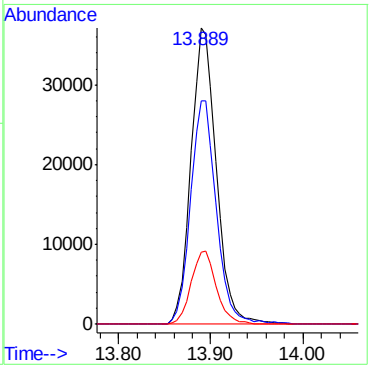

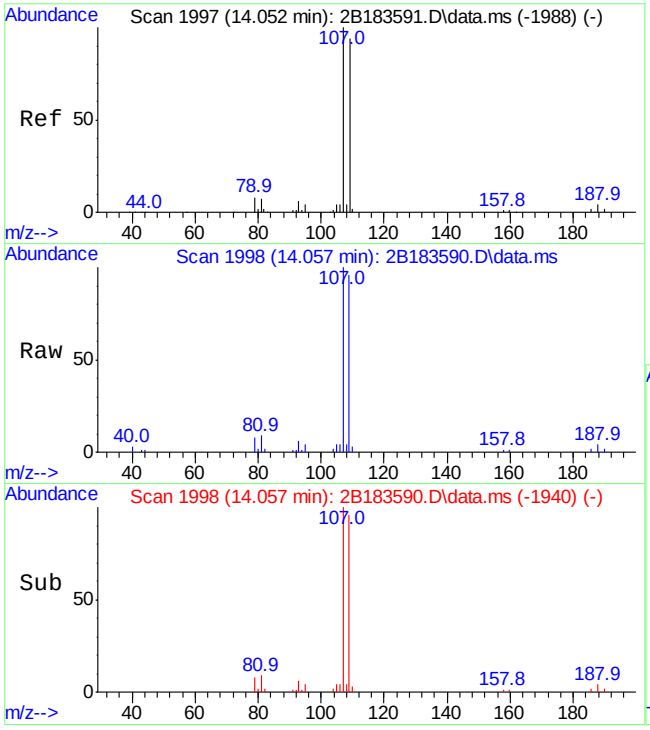

#84
1,2-dibromoethane
Concen: 21.88 ug/L
RT: 14.057 min Scan# 1998
Delta R.T. 0.005 min
Lab File: 2B183590.D
Acq: 16 Jun 21 8:51 pm

Tgt Ion:107 Resp: 57645

Ion	Ratio	Lower	Upper
107	100		
109	95.8	64.2	124.2
188	4.3	0.0	33.9

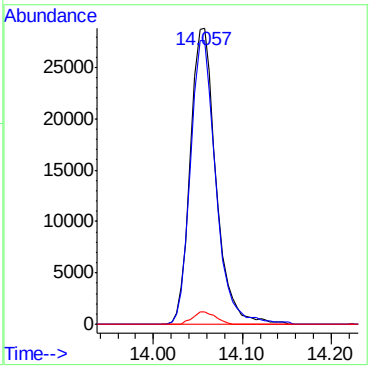

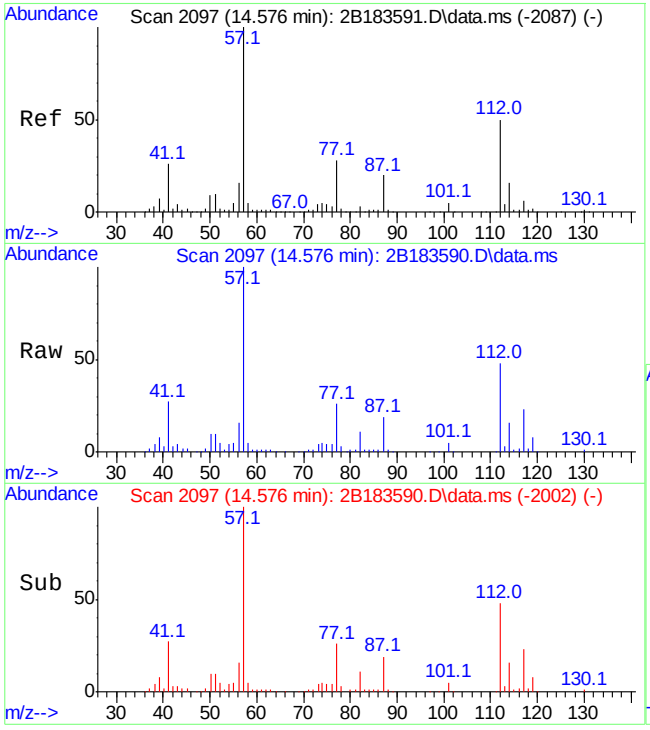

#85
n-butyl ether
Concen: 22.09 ug/L
RT: 14.576 min Scan# 2097
Delta R.T. 0.000 min
Lab File: 2B183590.D
Acq: 16 Jun 21 8:51 pm

Tgt Ion: 57 Resp: 219822

Ion	Ratio	Lower	Upper
57	100		
87	18.4	0.0	49.5
101	4.6	0.0	34.7

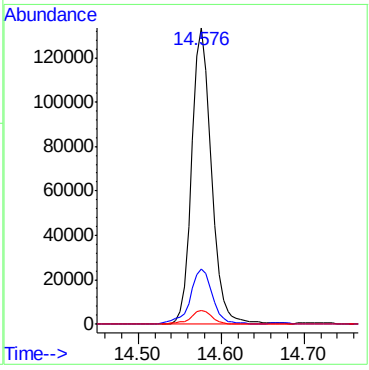

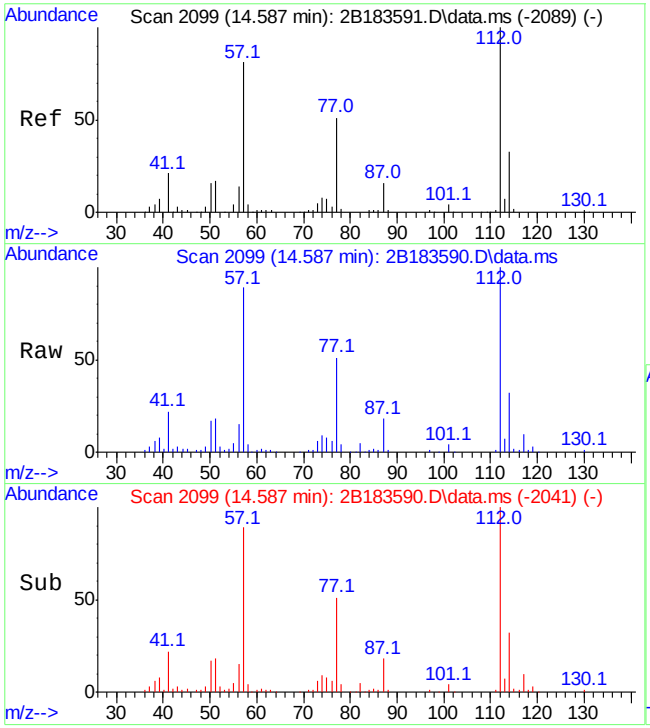

#86
chlorobenzene
Concen: 21.98 ug/L
RT: 14.587 min Scan# 2099
Delta R.T. 0.005 min
Lab File: 2B183590.D
Acq: 16 Jun 21 8:51 pm

Tgt Ion:112 Resp: 168083

Ion	Ratio	Lower	Upper
112	100		
77	50.9	21.5	81.5
114	31.6	2.8	62.8

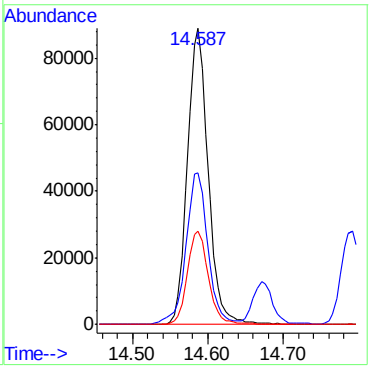

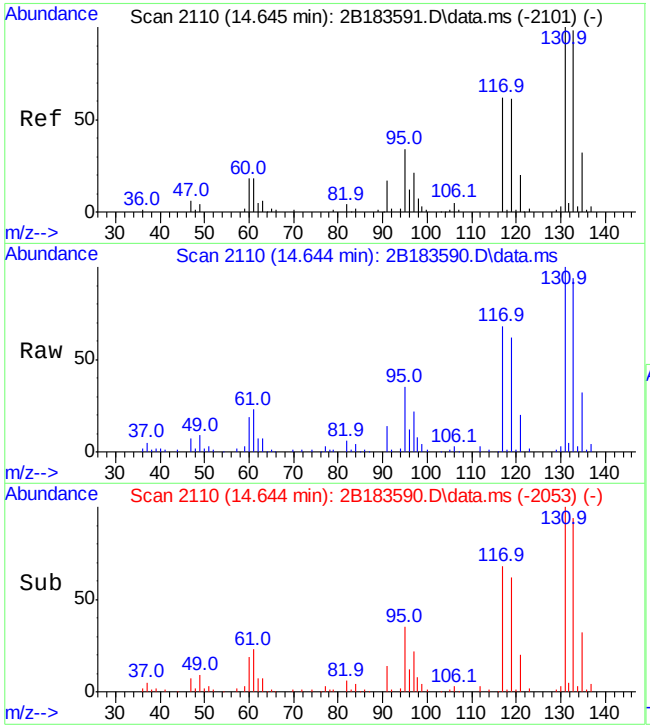

#87
1,1,1,2-tetrachloroethane
Concen: 21.69 ug/L
RT: 14.644 min Scan# 2110
Delta R.T. 0.000 min
Lab File: 2B183590.D
Acq: 16 Jun 21 8:51 pm

Tgt Ion:131 Resp: 69184

Ion	Ratio	Lower	Upper
131	100		
133	94.4	67.8	127.8
119	61.5	32.9	92.9

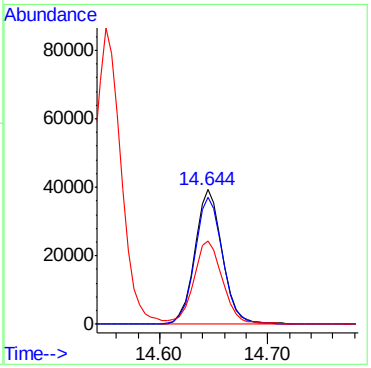

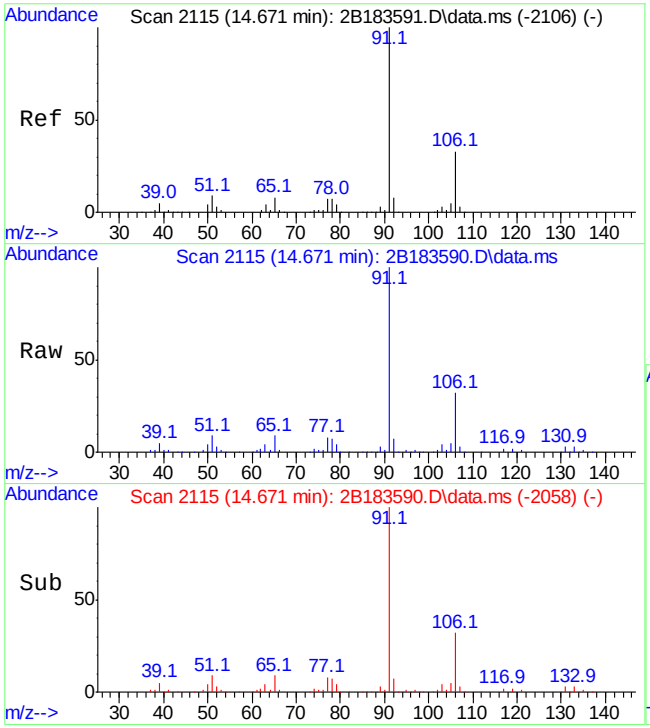

#88
ethylbenzene
Concen: 21.93 ug/L
RT: 14.671 min Scan# 2115
Delta R.T. 0.000 min
Lab File: 2B183590.D
Acq: 16 Jun 21 8:51 pm

Tgt Ion: 91 Resp: 270630

Ion	Ratio	Lower	Upper
91	100		
106	32.2	3.0	63.0
51	8.8	0.0	39.2

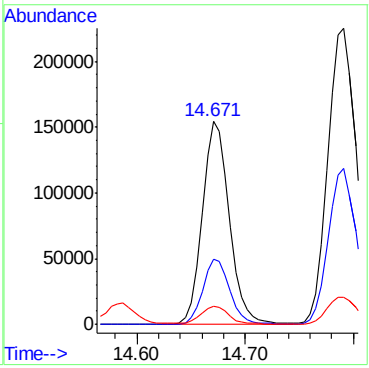

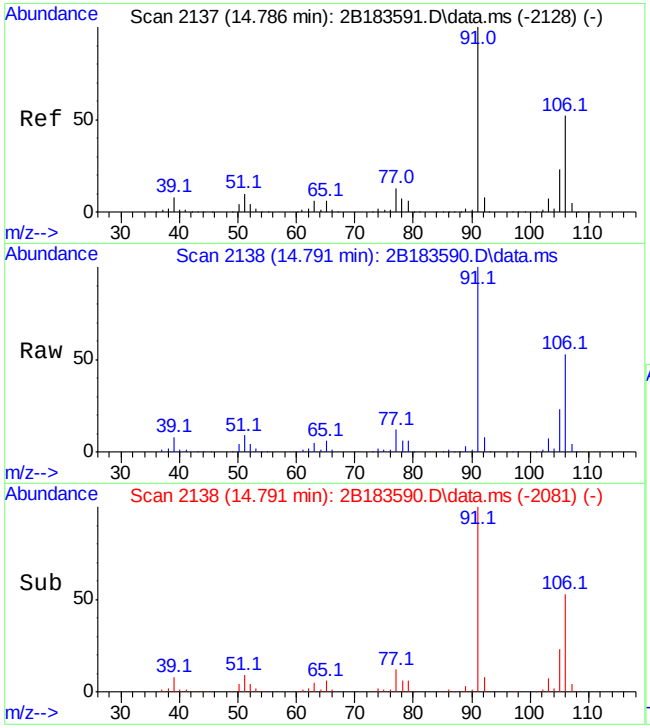

#89
m,p-xylene
Concen: 44.02 ug/L
RT: 14.791 min Scan# 2138
Delta R.T. 0.000 min
Lab File: 2B183590.D
Acq: 16 Jun 21 8:51 pm

Tgt Ion:106 Resp: 219450

Ion	Ratio	Lower	Upper
106	100		
91	189.7	162.7	222.7
77	23.6	5.0	45.0

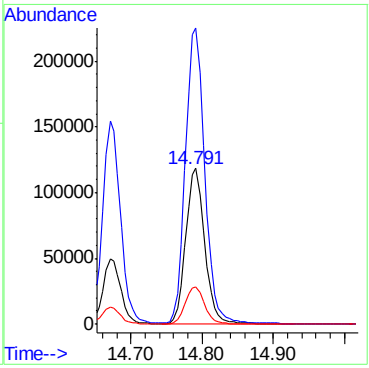

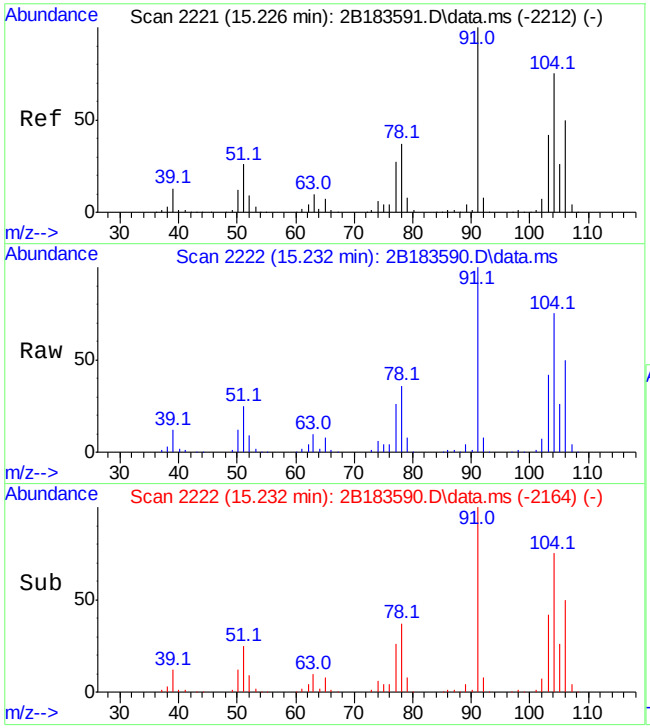

#90
o-xylene
Concen: 22.50 ug/L
RT: 15.232 min Scan# 2222
Delta R.T. 0.005 min
Lab File: 2B183590.D
Acq: 16 Jun 21 8:51 pm

Tgt Ion:106 Resp: 119511

Ion	Ratio	Lower	Upper
106	100		
91	200.9	169.5	229.5
77	52.4	33.1	73.1

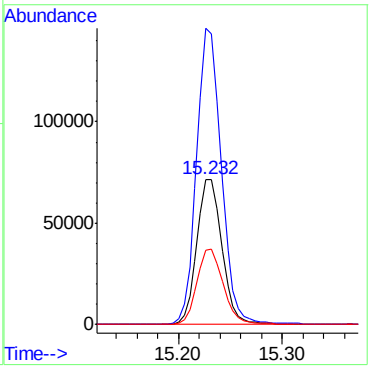

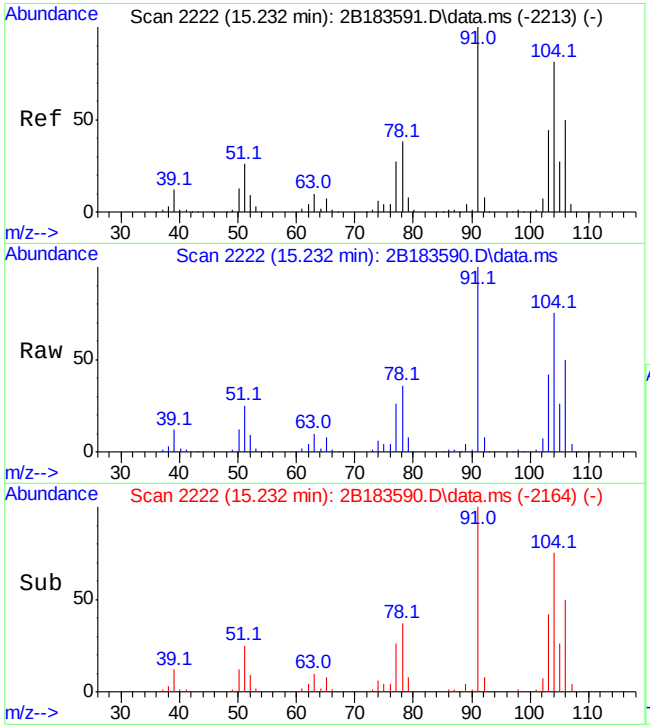

#91
styrene
Concen: 22.63 ug/L
RT: 15.232 min Scan# 2222
Delta R.T. 0.005 min
Lab File: 2B183590.D
Acq: 16 Jun 21 8:51 pm

Tgt Ion:104 Resp: 192038

Ion	Ratio	Lower	Upper
104	100		
78	48.5	16.8	76.8
51	33.1	2.1	62.1

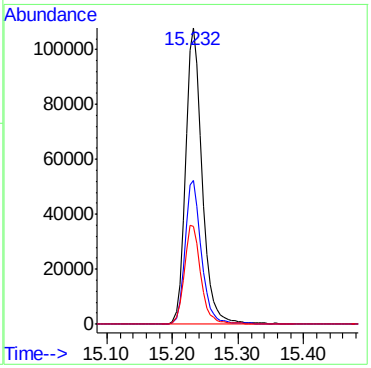

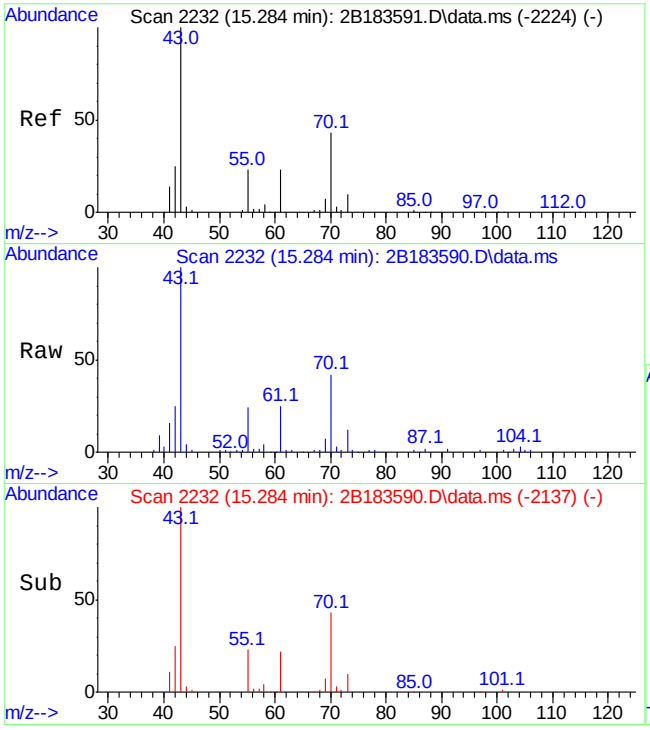

#92
n-amyl acetate
Concen: 22.22 ug/L
RT: 15.284 min Scan# 2232
Delta R.T. 0.000 min
Lab File: 2B183590.D
Acq: 16 Jun 21 8:51 pm

Tgt Ion: 70 Resp: 38879

Ion	Ratio	Lower	Upper
70	100		
43	235.3	202.3	262.3
55	55.4	23.6	83.6

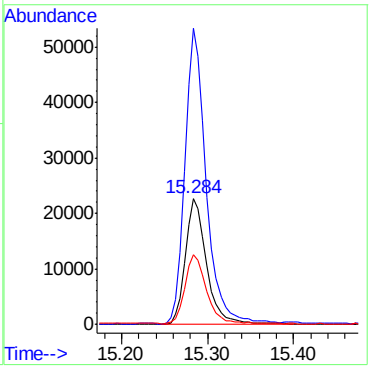

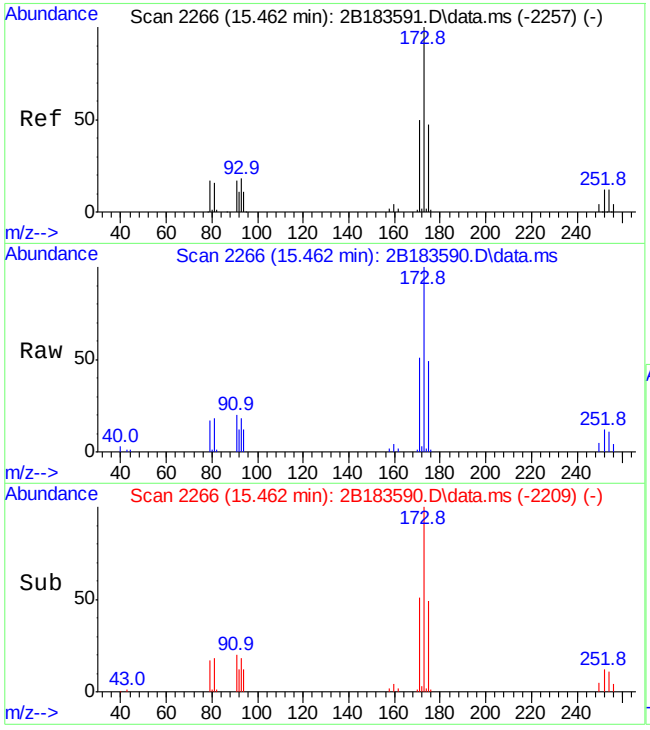

#93
bromoform
Concen: 21.55 ug/L
RT: 15.462 min Scan# 2266
Delta R.T. 0.000 min
Lab File: 2B183590.D
Acq: 16 Jun 21 8:51 pm

Tgt Ion:173 Resp: 55234

Ion	Ratio	Lower	Upper
173	100		
175	48.6	17.3	77.3
254	11.4	0.0	42.0

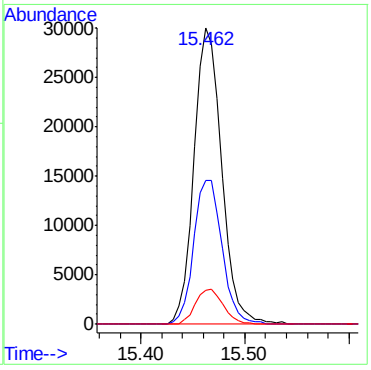

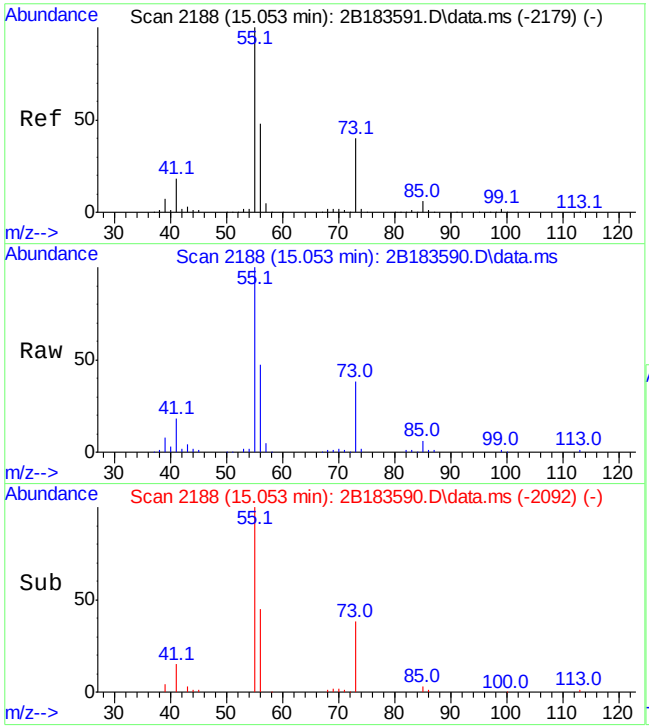

#94
butyl acrylate
Concen: 22.19 ug/L
RT: 15.053 min Scan# 2188
Delta R.T. 0.005 min
Lab File: 2B183590.D
Acq: 16 Jun 21 8:51 pm

Tgt Ion: 55 Resp: 108672

Ion	Ratio	Lower	Upper
55	100		
56	47.0	18.2	78.2
73	38.4	10.0	70.0
85	5.7	0.0	35.9

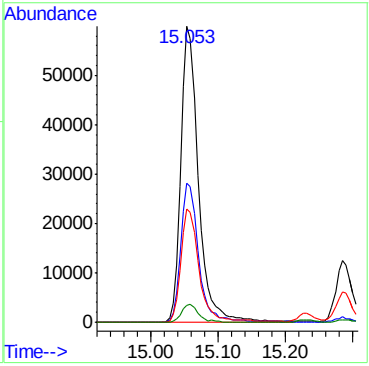

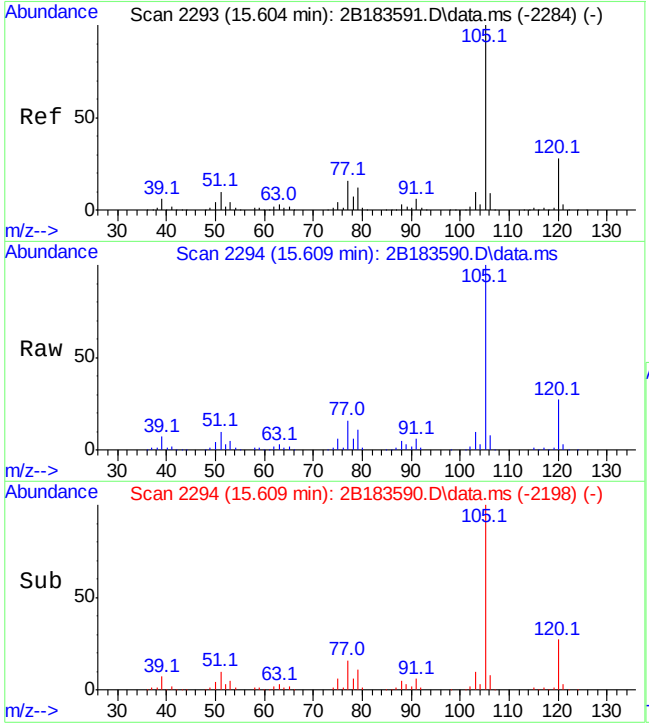

#95
isopropylbenzene
Concen: 22.11 ug/L
RT: 15.609 min Scan# 2294
Delta R.T. 0.005 min
Lab File: 2B183590.D
Acq: 16 Jun 21 8:51 pm

Tgt Ion:105 Resp: 320354

Ion	Ratio	Lower	Upper
105	100		
120	27.3	7.6	47.6
77	15.6	0.0	35.7

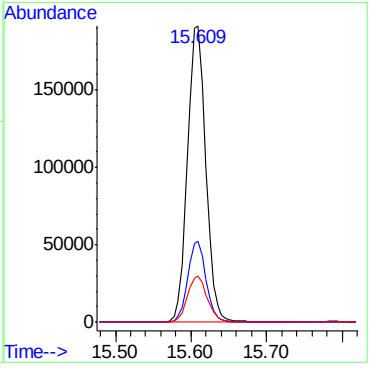

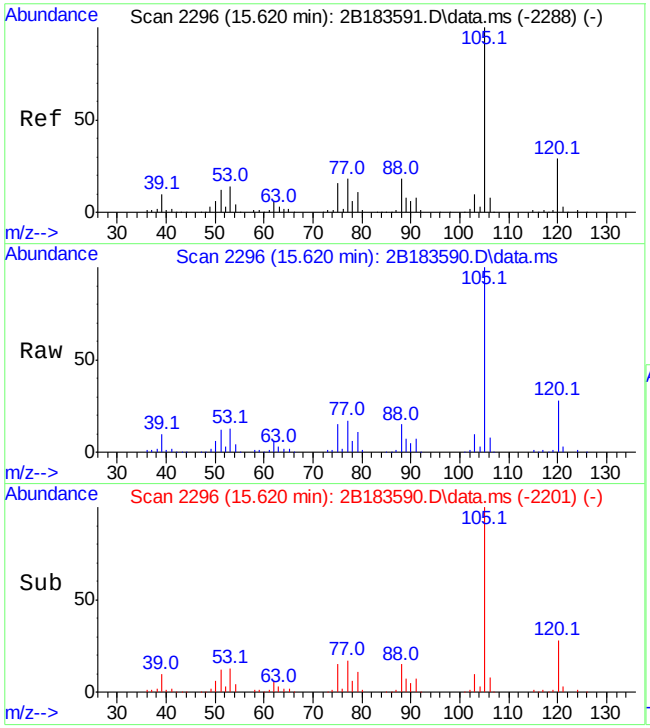

#96
cis-1,4-dichloro-2-butene
Concen: 21.97 ug/L
RT: 15.620 min Scan# 2296
Delta R.T. 0.000 min
Lab File: 2B183590.D
Acq: 16 Jun 21 8:51 pm

Tgt Ion: 88 Resp: 26839

Ion	Ratio	Lower	Upper
88	100		
75	96.6	74.3	114.3
89	48.2	26.9	66.9
53	84.1	62.3	102.3

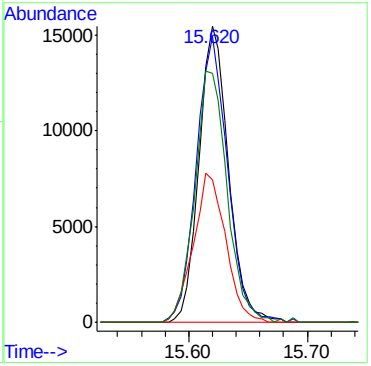

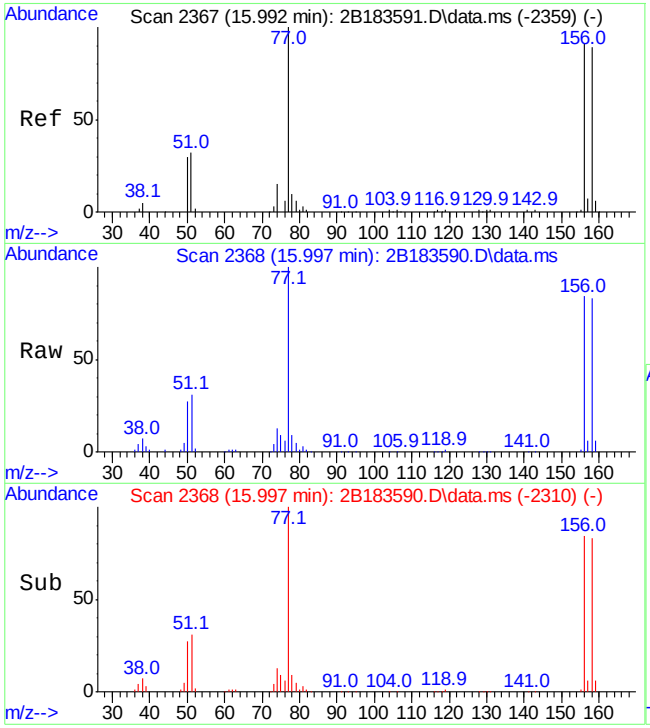

#99
bromobenzene
Concen: 22.02 ug/L
RT: 15.997 min Scan# 2368
Delta R.T. 0.005 min
Lab File: 2B183590.D
Acq: 16 Jun 21 8:51 pm

Tgt Ion:156 Resp: 86174

Ion	Ratio	Lower	Upper
156	100		
77	118.3	94.4	154.4
158	98.9	68.2	128.2

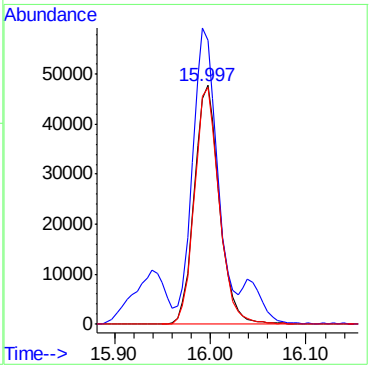

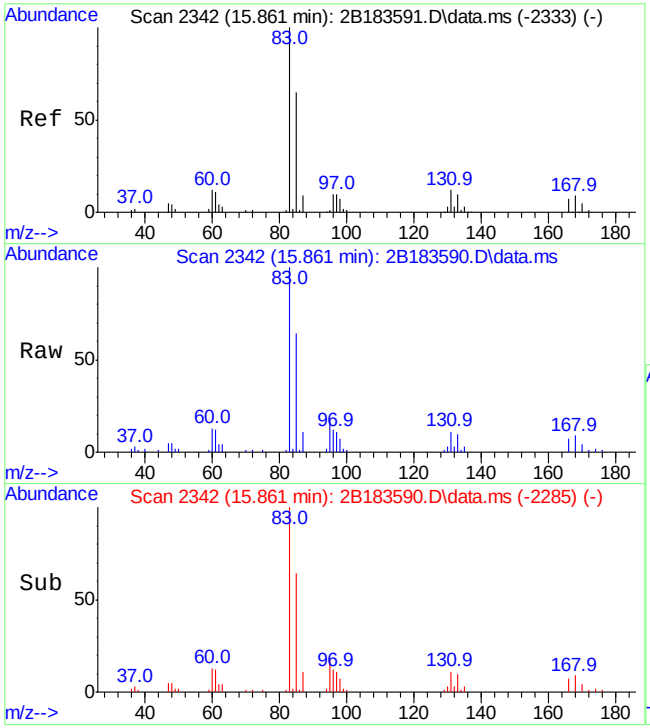

#100
1,1,2,2-tetrachloroethane
Concen: 22.27 ug/L
RT: 15.861 min Scan# 2342
Delta R.T. 0.000 min
Lab File: 2B183590.D
Acq: 16 Jun 21 8:51 pm

Tgt Ion: 83 Resp: 71763

Ion	Ratio	Lower	Upper
83	100		
131	10.9	0.0	41.6
85	63.8	34.8	94.8

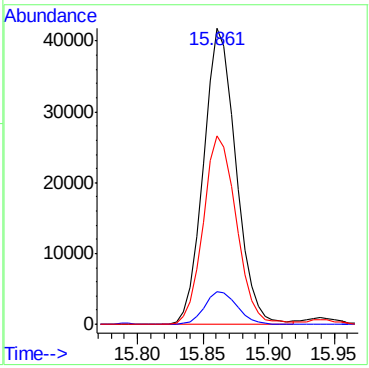

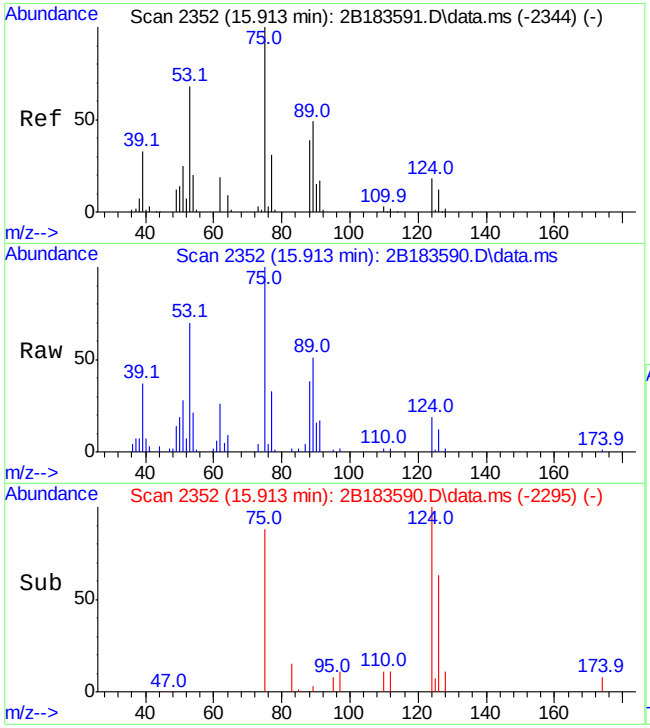

#101
trans-1,4-dichloro-2-butene
Concen: 22.57 ug/L
RT: 15.913 min Scan# 2352
Delta R.T. 0.000 min
Lab File: 2B183590.D
Acq: 16 Jun 21 8:51 pm

Tgt Ion: 53 Resp: 18873

Ion	Ratio	Lower	Upper
53	100		
88	54.2	26.5	86.5
75	140.9	116.8	176.8

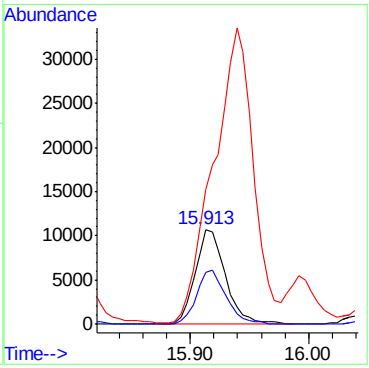

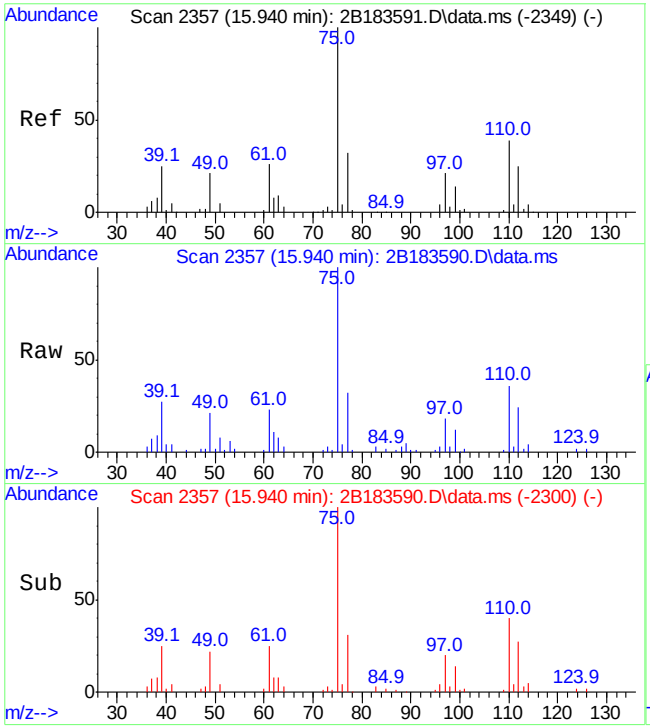

#102
1,2,3-trichloropropane
Concen: 22.03 ug/L
RT: 15.940 min Scan# 2357
Delta R.T. 0.000 min
Lab File: 2B183590.D
Acq: 16 Jun 21 8:51 pm

Tgt Ion:110 Resp: 20581

Ion	Ratio	Lower	Upper
110	100		
111	9.5	0.0	40.7
97	51.0	23.2	83.2

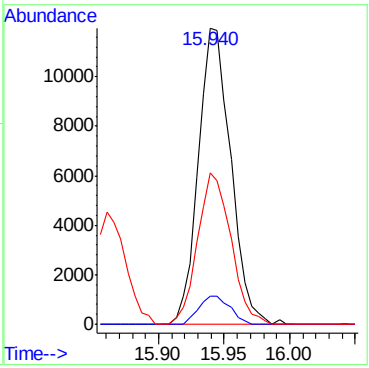

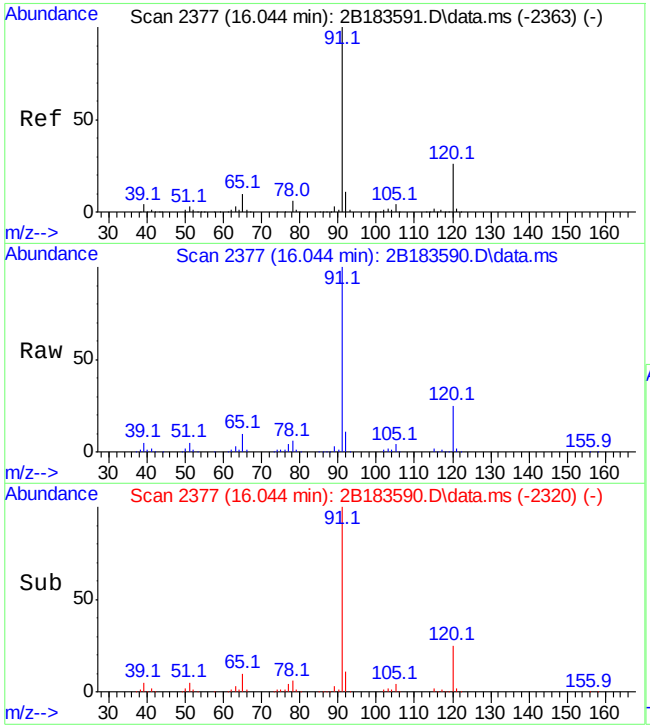

#103
n-propylbenzene
Concen: 22.45 ug/L
RT: 16.044 min Scan# 2377
Delta R.T. 0.000 min
Lab File: 2B183590.D
Acq: 16 Jun 21 8:51 pm

Tgt Ion: 91 Resp: 336400

Ion	Ratio	Lower	Upper
91	100		
120	25.3	0.0	55.5
65	10.1	0.0	39.9

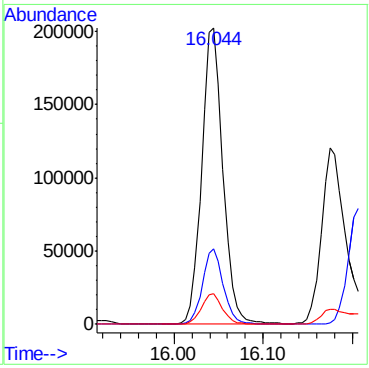

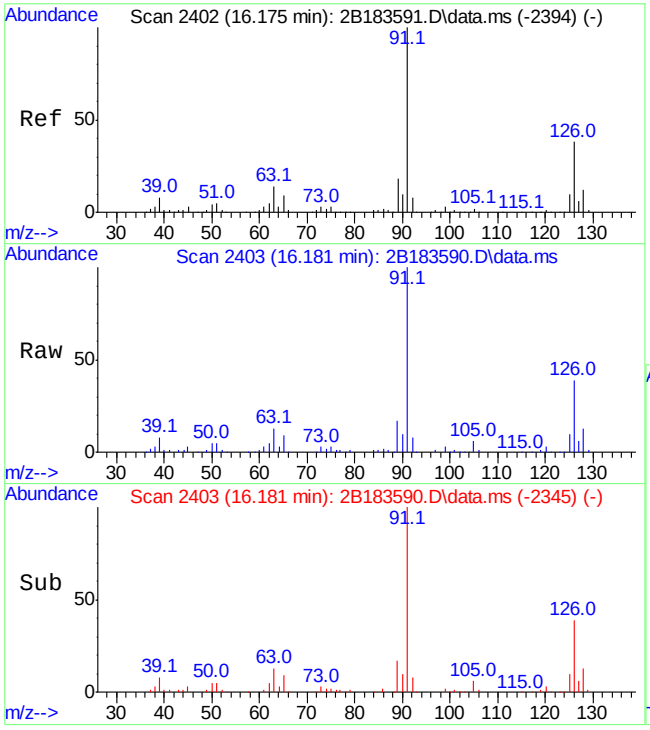

#104
2-chlorotoluene
Concen: 22.00 ug/L
RT: 16.181 min Scan# 2403
Delta R.T. 0.005 min
Lab File: 2B183590.D
Acq: 16 Jun 21 8:51 pm

Tgt Ion:126 Resp: 77703

Ion	Ratio	Lower	Upper
126	100		
91	255.7	233.1	293.1
63	34.5	6.5	66.5

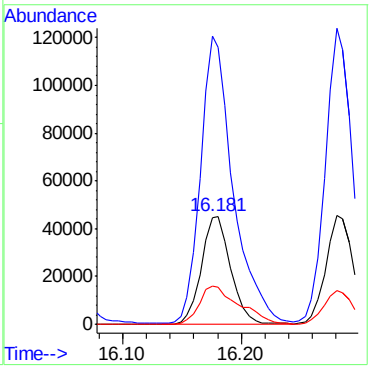

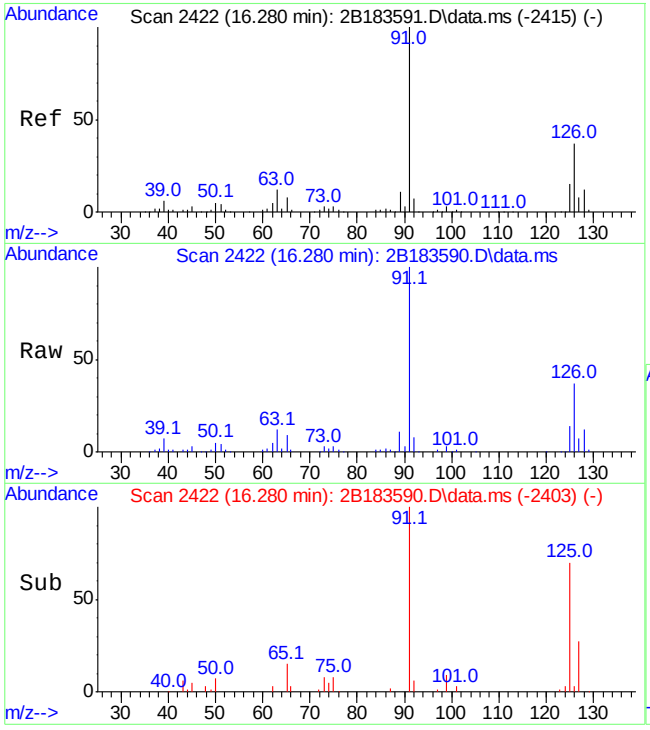

#105
4-chlorotoluene
Concen: 21.49 ug/L
RT: 16.280 min Scan# 2422
Delta R.T. 0.000 min
Lab File: 2B183590.D
Acq: 16 Jun 21 8:51 pm

Tgt Ion: 91 Resp: 203327

Ion	Ratio	Lower	Upper
91	100		
126	36.8	7.4	67.4
63	11.5	0.0	42.1

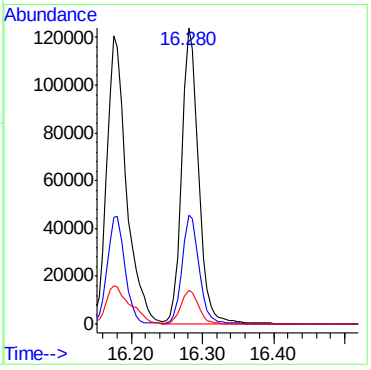

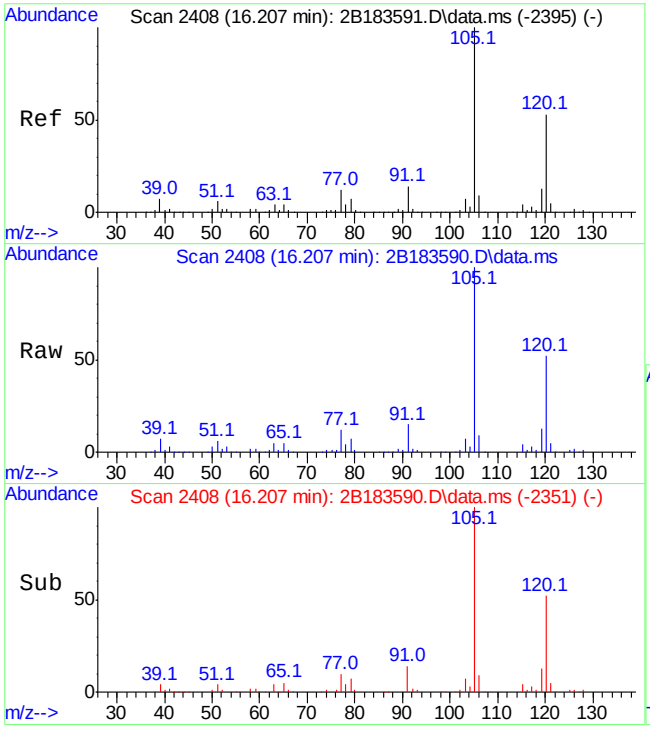

#106
1,3,5-trimethylbenzene
Concen: 22.61 ug/L
RT: 16.207 min Scan# 2408
Delta R.T. 0.000 min
Lab File: 2B183590.D
Acq: 16 Jun 21 8:51 pm

Tgt Ion:105 Resp: 256124

Ion	Ratio	Lower	Upper
105	100		
120	51.7	22.7	82.7
77	12.0	0.0	42.1

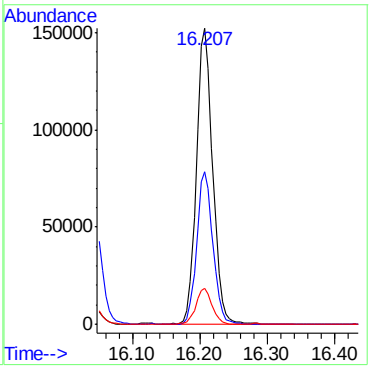

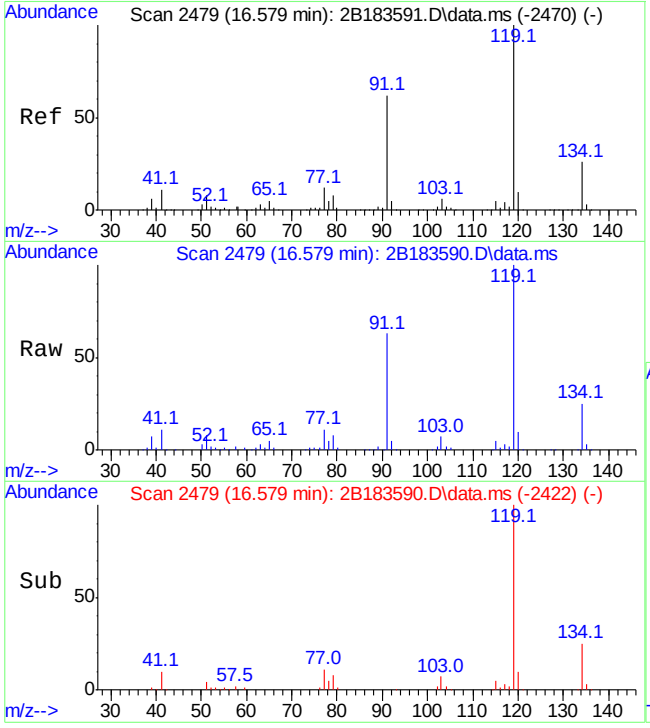

#107
tert-butylbenzene
Concen: 22.10 ug/L
RT: 16.579 min Scan# 2479
Delta R.T. 0.000 min
Lab File: 2B183590.D
Acq: 16 Jun 21 8:51 pm

Tgt Ion:134 Resp: 59506

Ion	Ratio	Lower	Upper
134	100		
91	250.3	208.1	268.1
119	399.8	353.9	413.9

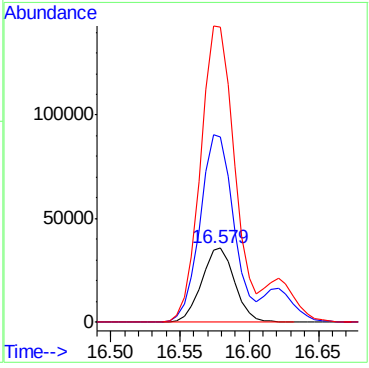

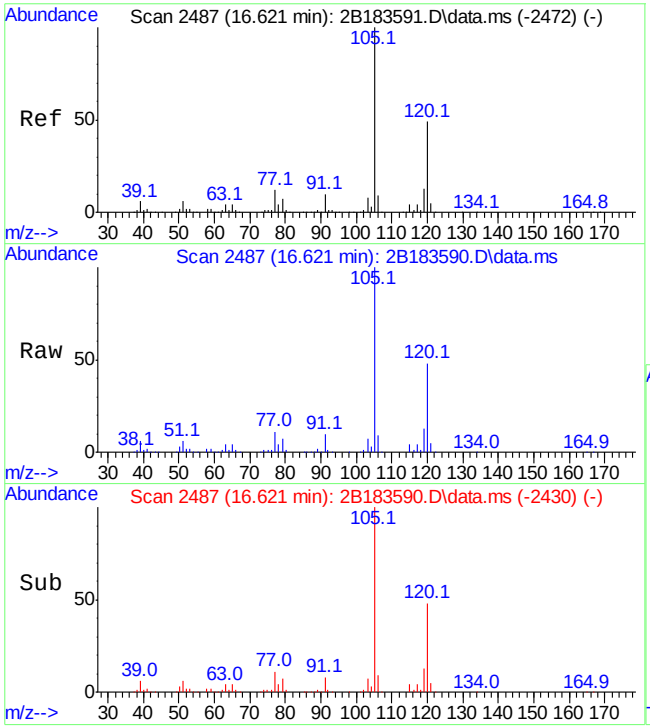

#108
1,2,4-trimethylbenzene
Concen: 22.56 ug/L
RT: 16.621 min Scan# 2487
Delta R.T. 0.000 min
Lab File: 2B183590.D
Acq: 16 Jun 21 8:51 pm

Tgt Ion:105 Resp: 265970

Ion	Ratio	Lower	Upper
105	100		
120	48.0	19.5	79.5
77	11.5	0.0	41.6

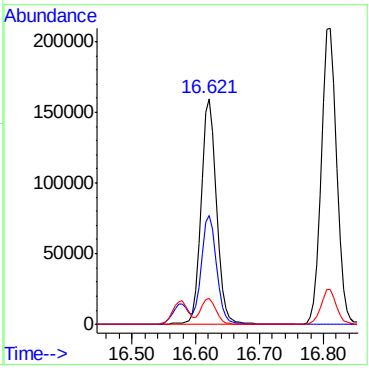

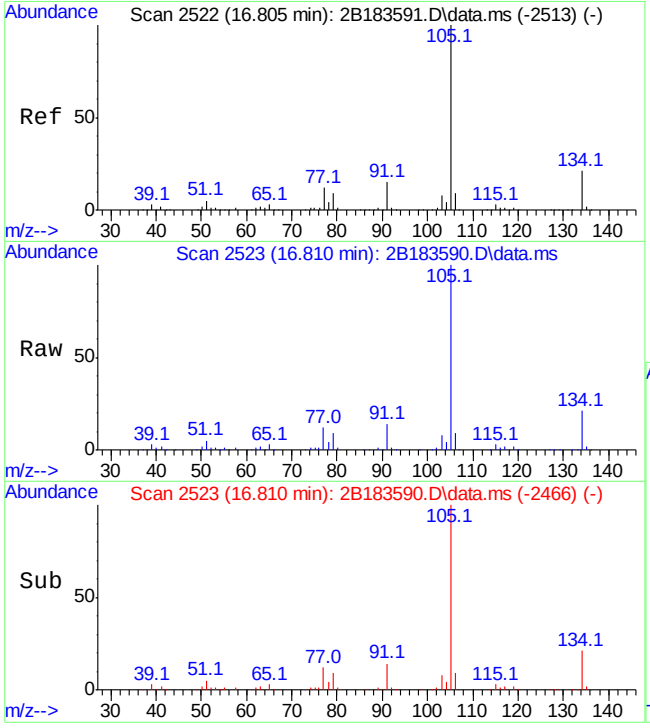

#109
sec-butylbenzene
Concen: 22.43 ug/L
RT: 16.810 min Scan# 2523
Delta R.T. 0.000 min
Lab File: 2B183590.D
Acq: 16 Jun 21 8:51 pm

Tgt Ion:105 Resp: 351624

Ion	Ratio	Lower	Upper
105	100		
134	21.1	0.0	50.9
91	14.2	0.0	44.9

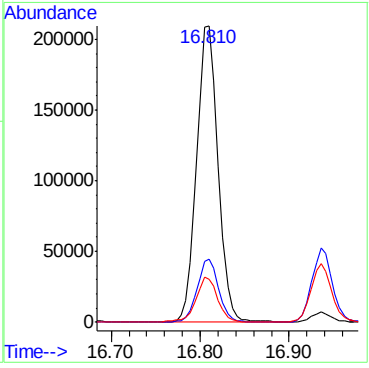

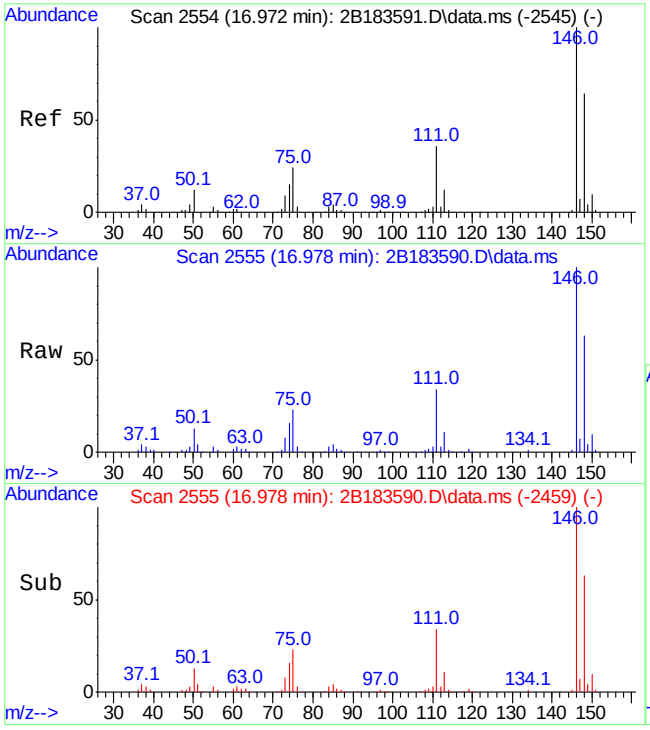

#110
1,3-dichlorobenzene
Concen: 21.42 ug/L
RT: 16.978 min Scan# 2555
Delta R.T. 0.005 min
Lab File: 2B183590.D
Acq: 16 Jun 21 8:51 pm

Tgt Ion:146 Resp: 157784

Ion	Ratio	Lower	Upper
146	100		
111	34.4	6.0	66.0
148	63.4	34.1	94.1

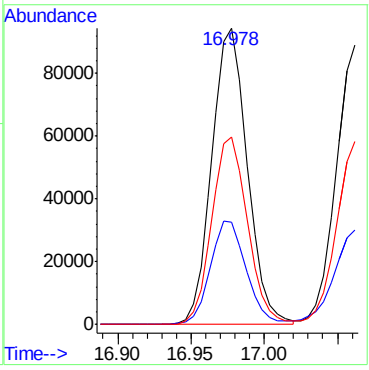

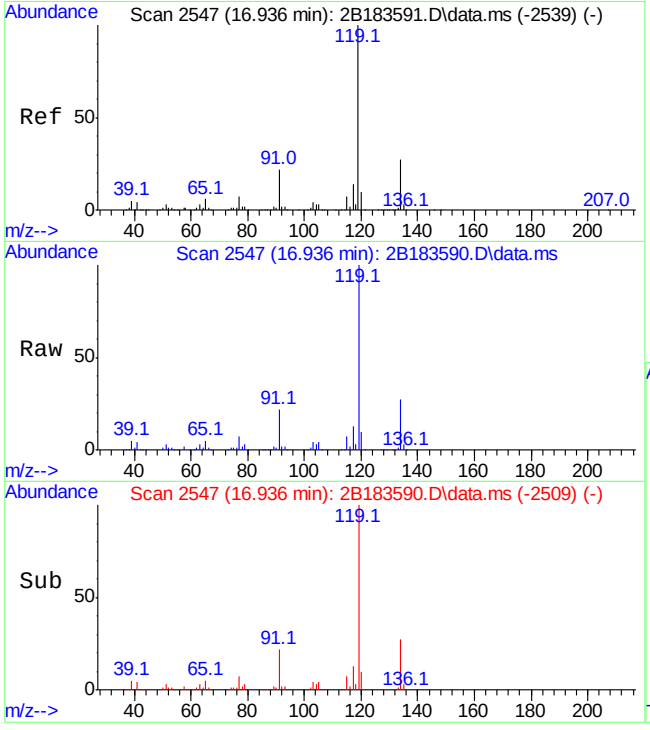

#111
p-isopropyltoluene
Concen: 22.28 ug/L
RT: 16.936 min Scan# 2547
Delta R.T. 0.000 min
Lab File: 2B183590.D
Acq: 16 Jun 21 8:51 pm

Tgt Ion:119 Resp: 306119

Ion	Ratio	Lower	Upper
119	100		
134	27.4	0.0	57.3
91	21.8	0.0	51.8

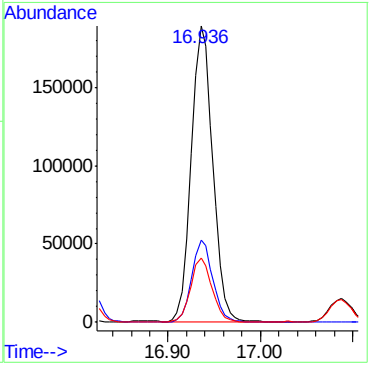

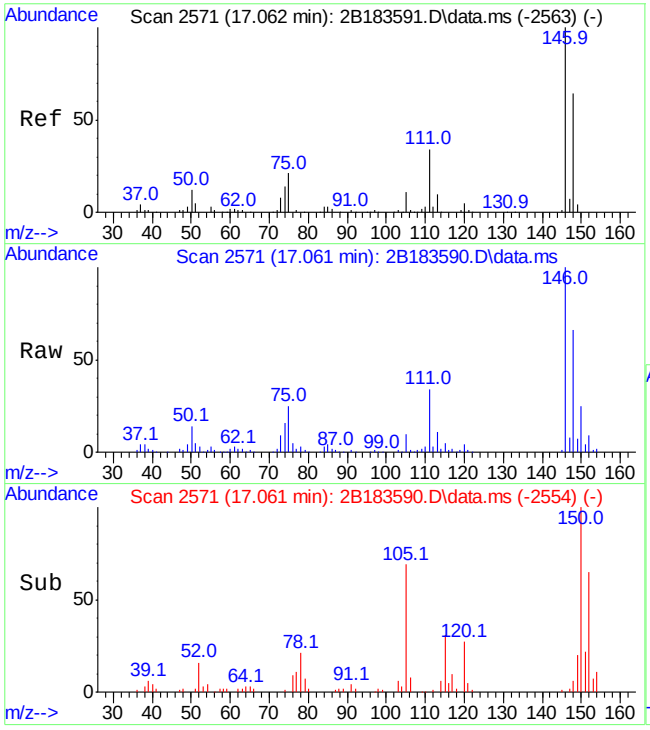

#112
1,4-dichlorobenzene
Concen: 21.44 ug/L
RT: 17.061 min Scan# 2571
Delta R.T. 0.000 min
Lab File: 2B183590.D
Acq: 16 Jun 21 8:51 pm

Tgt Ion:146 Resp: 154984

Ion	Ratio	Lower	Upper
146	100		
111	33.8	4.0	64.0
148	65.6	34.3	94.3

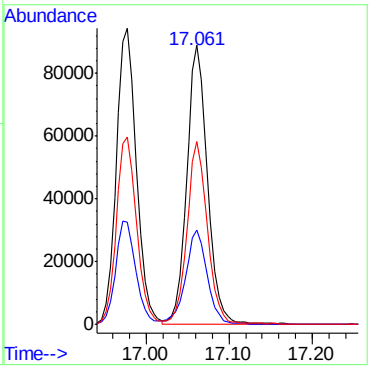

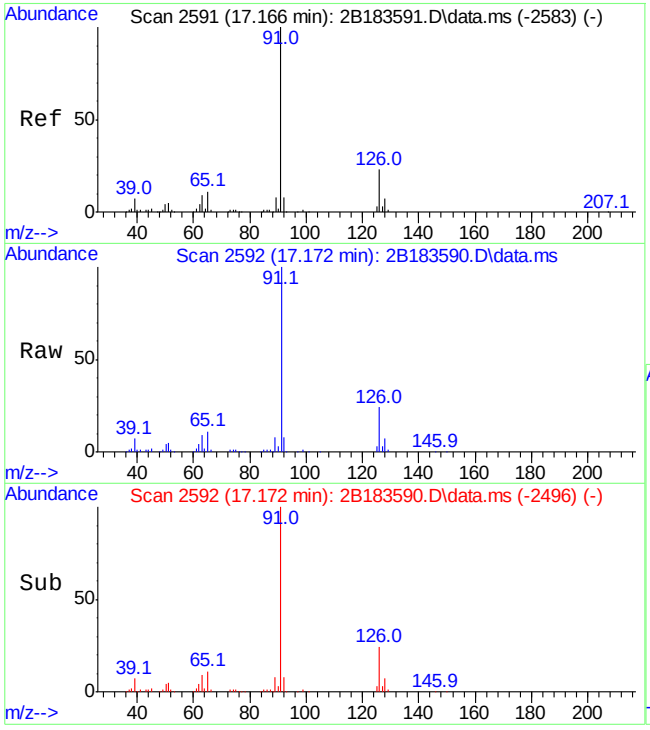

#113
benzyl chloride
Concen: 22.67 ug/L
RT: 17.172 min Scan# 2592
Delta R.T. 0.005 min
Lab File: 2B183590.D
Acq: 16 Jun 21 8:51 pm

Tgt Ion: 91 Resp: 149732

Ion	Ratio	Lower	Upper
91	100		
126	23.6	0.0	52.7
62	3.8	0.0	34.0

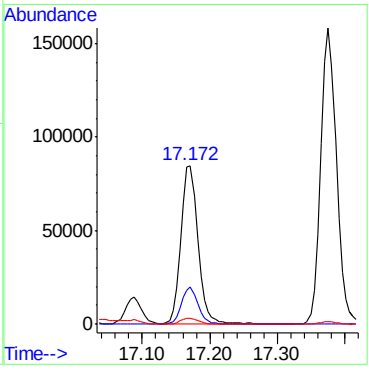

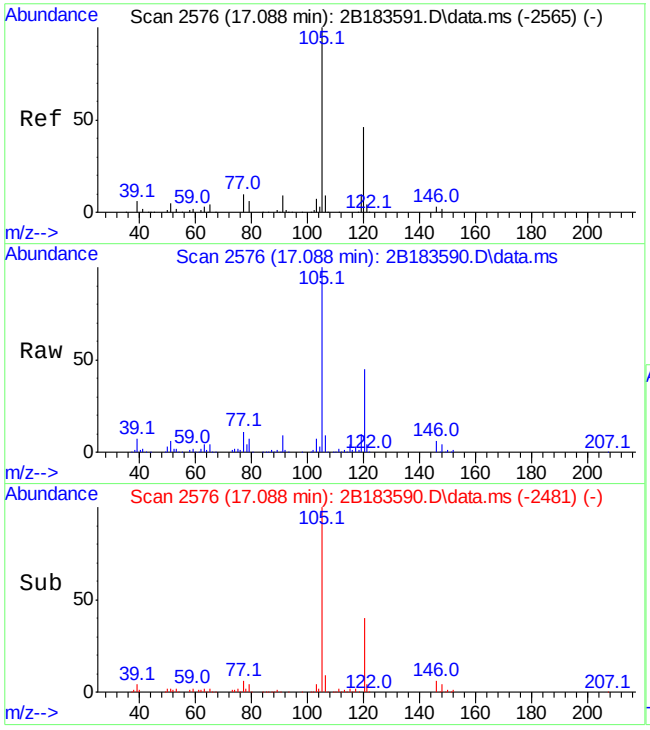

#114
1,2,3-trimethylbenzene
Concen: 22.66 ug/L
RT: 17.088 min Scan# 2576
Delta R.T. 0.000 min
Lab File: 2B183590.D
Acq: 16 Jun 21 8:51 pm

Tgt Ion:105 Resp: 261165

Ion	Ratio	Lower	Upper
105	100		
120	45.0	16.3	76.3
77	11.2	0.0	41.7

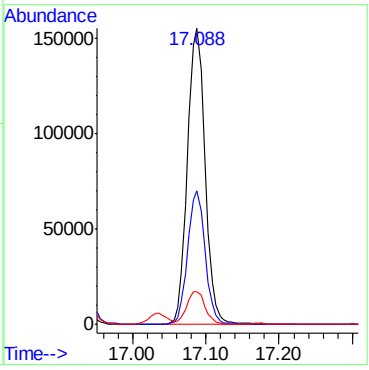

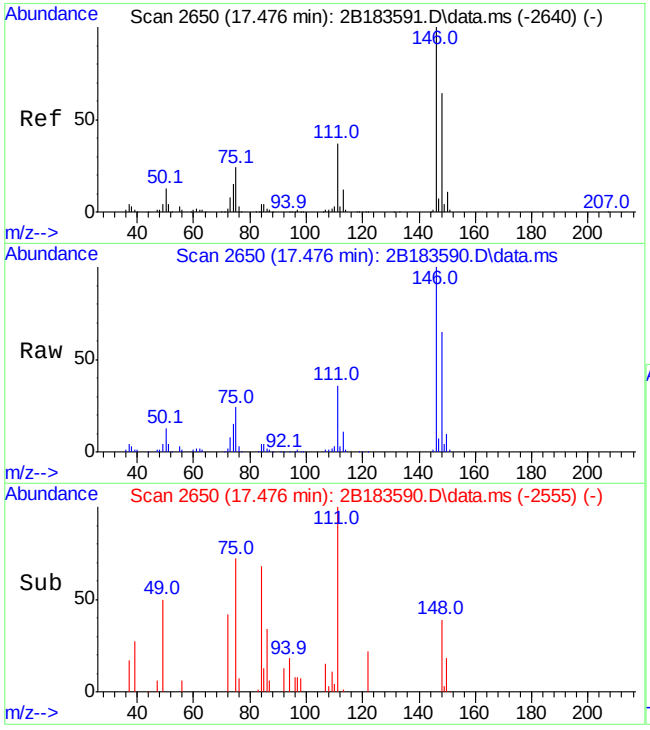

#115
1,2-dichlorobenzene
Concen: 22.63 ug/L
RT: 17.476 min Scan# 2650
Delta R.T. 0.000 min
Lab File: 2B183590.D
Acq: 16 Jun 21 8:51 pm

Tgt Ion:146 Resp: 166457

Ion	Ratio	Lower	Upper
146	100		
111	36.3	6.6	66.6
148	64.7	34.3	94.3

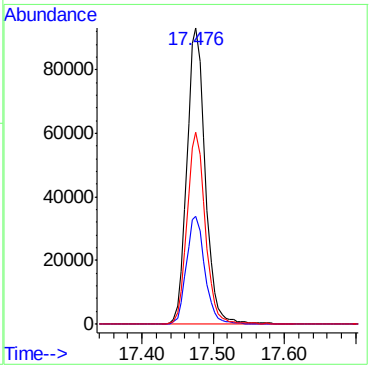

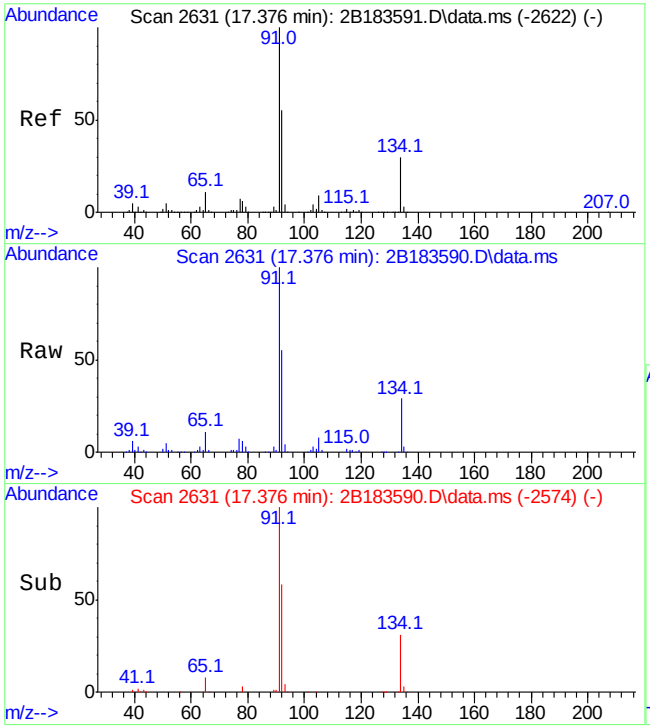

#116
n-butylbenzene
Concen: 21.95 ug/L
RT: 17.376 min Scan# 2631
Delta R.T. 0.000 min
Lab File: 2B183590.D
Acq: 16 Jun 21 8:51 pm

Tgt Ion: 92 Resp: 141791

Ion	Ratio	Lower	Upper
92	100		
91	181.2	150.9	210.9
134	52.5	23.6	83.6

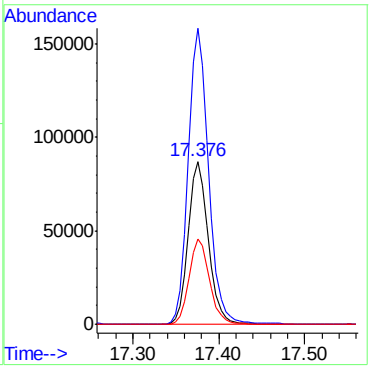

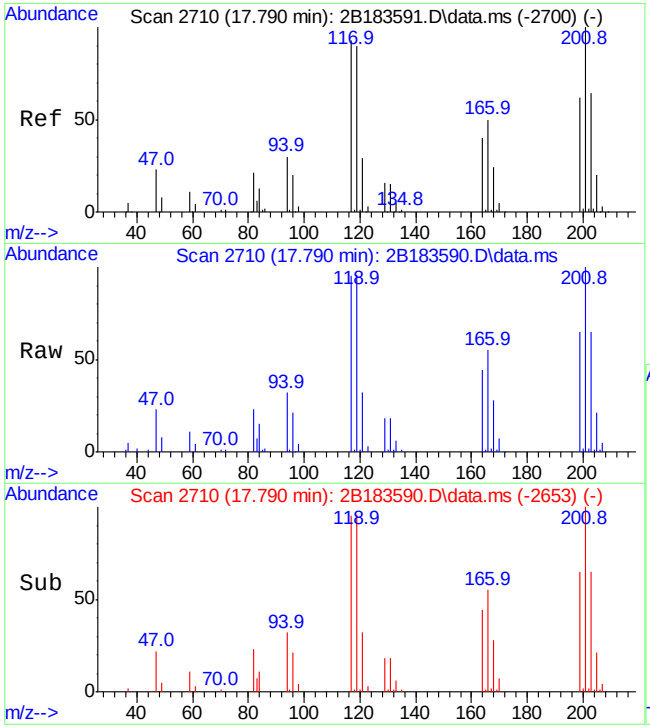

#117
hexachloroethane
Concen: 21.93 ug/L
RT: 17.790 min Scan# 2710
Delta R.T. 0.000 min
Lab File: 2B183590.D
Acq: 16 Jun 21 8:51 pm

Tgt Ion:201 Resp: 62511

Ion	Ratio	Lower	Upper
201	100		
166	54.8	30.5	70.5
199	65.4	42.1	82.1
203	65.3	44.3	84.3

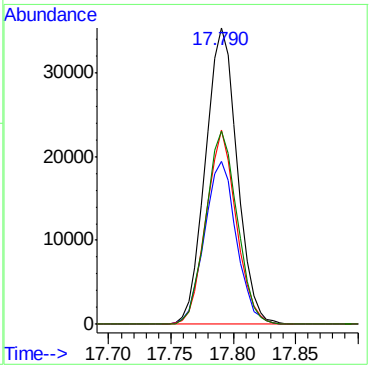

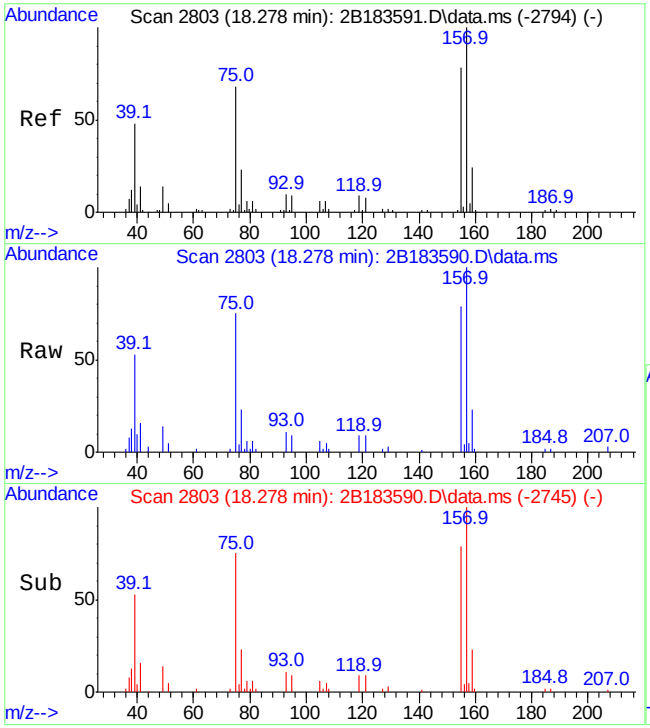

#118
1,2-dibromo-3-chloropropane
Concen: 22.52 ug/L
RT: 18.278 min Scan# 2803
Delta R.T. 0.005 min
Lab File: 2B183590.D
Acq: 16 Jun 21 8:51 pm

Tgt Ion:157 Resp: 22421

Ion	Ratio	Lower	Upper
157	100		
155	79.5	47.6	107.6
75	74.7	38.4	98.4

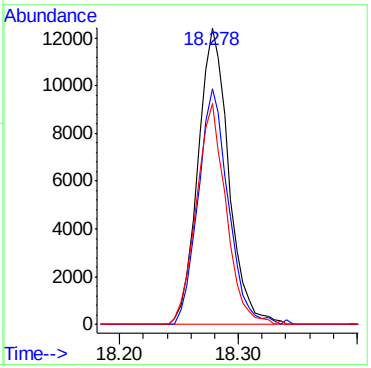

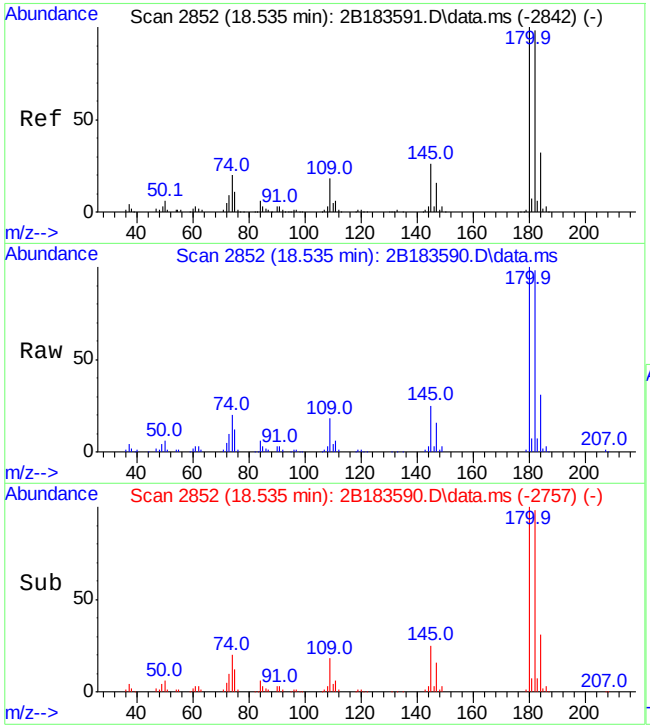

#119
1,3,5-trichlorobenzene
Concen: 22.98 ug/L
RT: 18.535 min Scan# 2852
Delta R.T. 0.000 min
Lab File: 2B183590.D
Acq: 16 Jun 21 8:51 pm

Tgt Ion:180 Resp: 149148

Ion	Ratio	Lower	Upper
180	100		
182	98.4	67.9	127.9
184	31.1	1.5	61.5

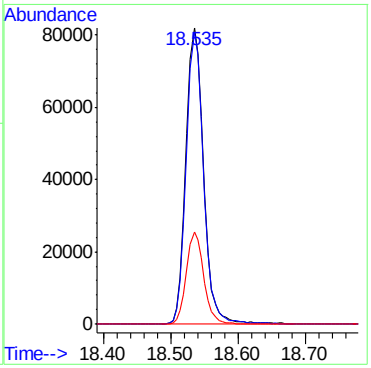

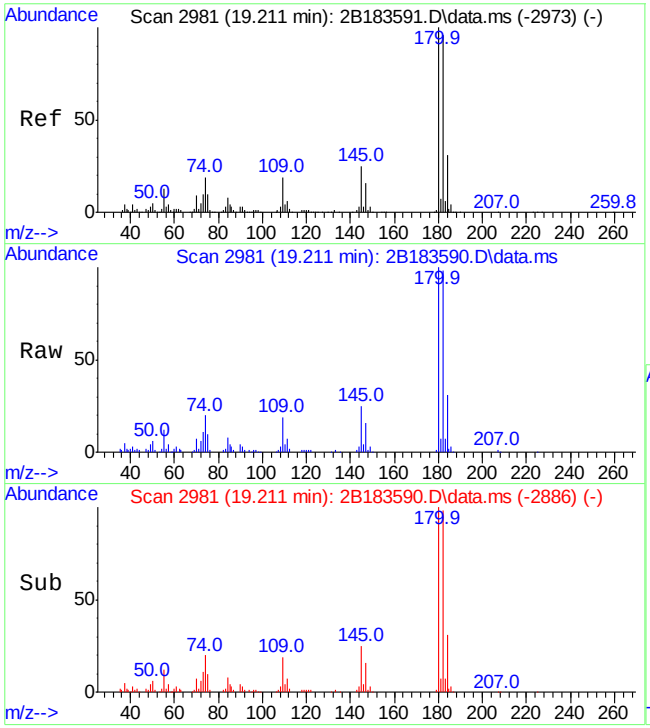

#120
2-ethylhexyl acrylate
Concen: 3.89 ug/L
RT: 19.211 min Scan# 2981
Delta R.T. 0.000 min
Lab File: 2B183590.D
Acq: 16 Jun 21 8:51 pm

Tgt Ion: 70 Resp: 8462

Ion	Ratio	Lower	Upper
70	100		
55	164.6	127.3	167.3
83	34.1	16.1	56.1
112	29.6	7.1	47.1

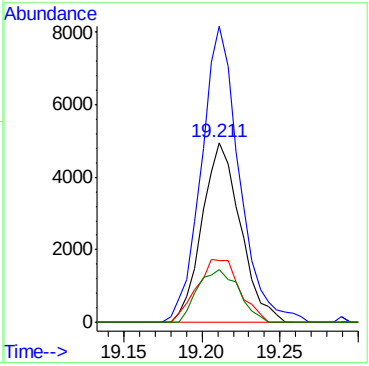

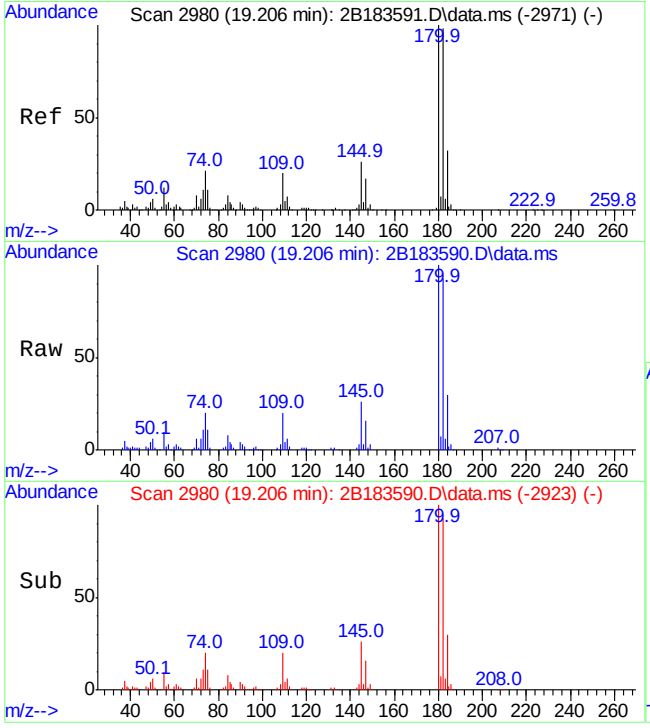

#121
1,2,4-trichlorobenzene
Concen: 22.65 ug/L
RT: 19.206 min Scan# 2980
Delta R.T. 0.000 min
Lab File: 2B183590.D
Acq: 16 Jun 21 8:51 pm

Tgt Ion:180 Resp: 133058

Ion	Ratio	Lower	Upper
180	100		
182	93.0	68.2	128.2
145	25.7	0.0	56.2

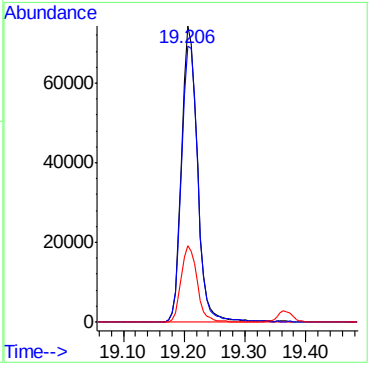

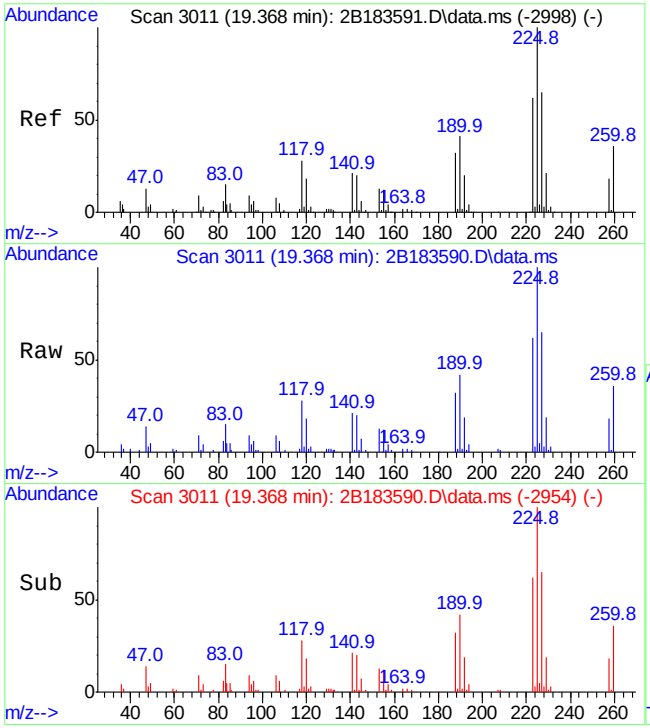

#122
hexachlorobutadiene
Concen: 22.30 ug/L
RT: 19.368 min Scan# 3011
Delta R.T. 0.000 min
Lab File: 2B183590.D
Acq: 16 Jun 21 8:51 pm

Tgt Ion:225 Resp: 67241

Ion	Ratio	Lower	Upper
225	100		
223	62.2	32.1	92.1
227	65.2	34.7	94.7

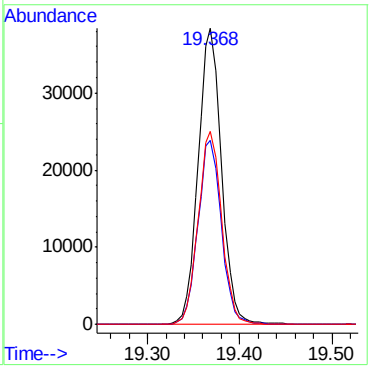

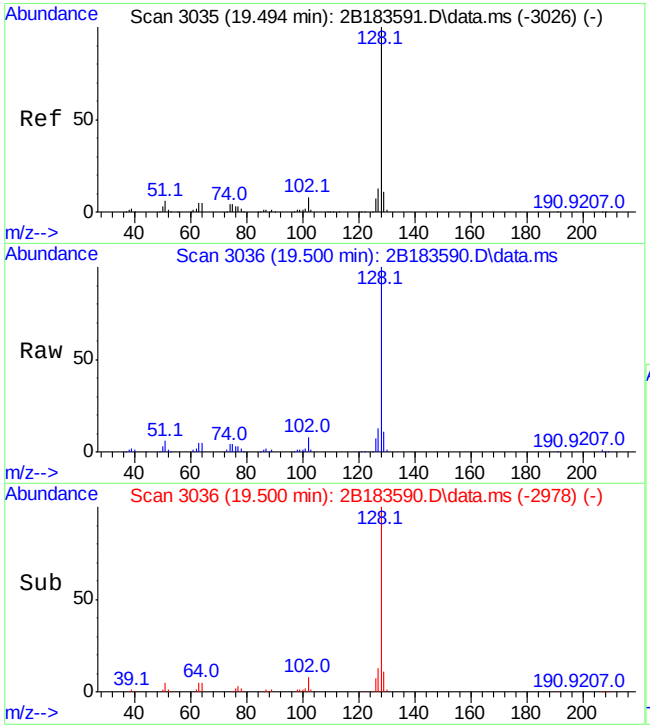

#123
naphthalene
Concen: 22.86 ug/L
RT: 19.500 min Scan# 3036
Delta R.T. 0.005 min
Lab File: 2B183590.D
Acq: 16 Jun 21 8:51 pm

Tgt Ion:128 Resp: 256766

Ion	Ratio	Lower	Upper
128	100		
127	12.6	0.0	42.6
129	10.8	0.0	41.2

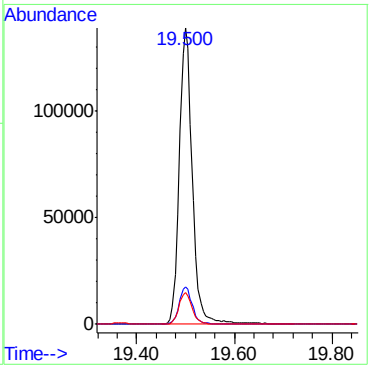

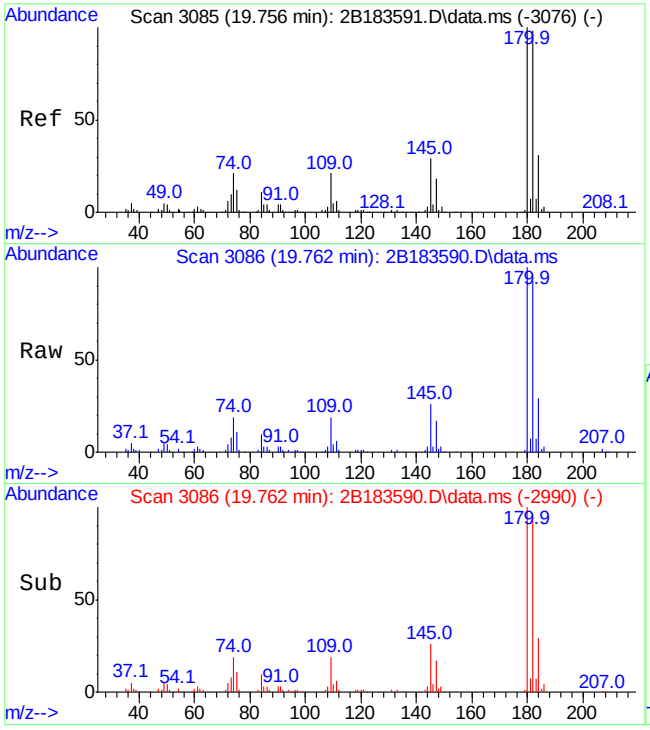

#124
1,2,3-trichlorobenzene
Concen: 23.27 ug/L
RT: 19.762 min Scan# 3086
Delta R.T. 0.005 min
Lab File: 2B183590.D
Acq: 16 Jun 21 8:51 pm

Tgt Ion:180 Resp: 115466

Ion	Ratio	Lower	Upper
180	100		
182	93.2	68.2	128.2
145	25.7	0.0	58.6

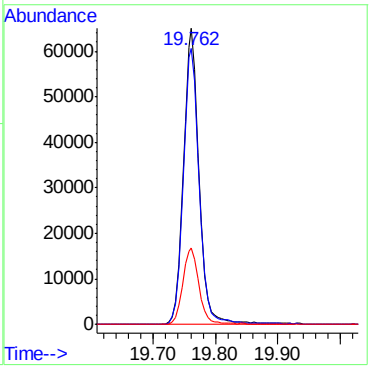

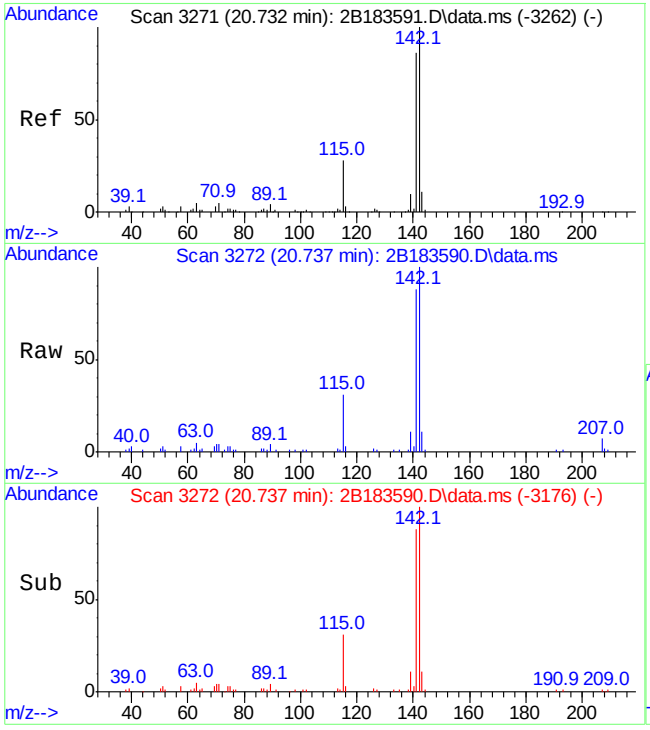

#125
2-methylnaphthalene
Concen: 9.99 ug/L
RT: 20.737 min Scan# 3272
Delta R.T. 0.005 min
Lab File: 2B183590.D
Acq: 16 Jun 21 8:51 pm

Tgt Ion:142 Resp: 56436

Ion	Ratio	Lower	Upper
142	100		
141	88.3	66.0	106.0
115	30.8	8.1	48.1

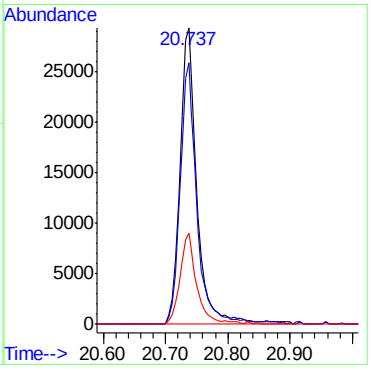

Quantitation Report (QT Reviewed)

Data Path : C:\msdchem\1\DATA\V2B8337\
Data File : 2B183591.D
Acq On : 16 Jun 2021 9:20 pm
Operator : thienn
Sample : icc8337-50
Misc : MS51064,V2B8337,5,,,,1
ALS Vial : 10 Sample Multiplier: 1

Quant Time: Jun 17 18:50:24 2021
Quant Method : C:\msdchem\1\METHODS\M2B8337.M
Quant Title : SW846 8260C/D, DB-624.1 60 mx0.25mmx1.4um
QLast Update : Thu Jun 17 18:48:00 2021
Response via : Initial Calibration

Compound	R.T.	QIon	Response	Conc	Units	Dev(Min)
Internal Standards						
1) tert butyl alcohol-d9	7.750	65	107525	500.00	ug/L	0.00
5) pentafluorobenzene	10.256	168	340310	50.00	ug/L	0.00
51) 1,4-difluorobenzene	11.200	114	472276	50.00	ug/L	0.00
73) chlorobenzene-d5	14.550	117	466252	50.00	ug/L	0.00
97) 1,4-dichlorobenzene-d4	17.030	152	243247	50.00	ug/L	0.00
System Monitoring Compounds						
43) dibromofluoromethane (s)	10.235	113	152186	50.04	ug/L	0.00
Spiked Amount 50.000	Range 80 - 120		Recovery = 100.08%			
52) 1,2-dichloroethane-d4 (s)	10.676	65	157436	48.10	ug/L	0.00
Spiked Amount 50.000	Range 81 - 124		Recovery = 96.20%			
74) toluene-d8 (s)	12.951	98	553147	49.20	ug/L	0.00
Spiked Amount 50.000	Range 80 - 120		Recovery = 98.40%			
98) 4-bromofluorobenzene (s)	15.787	95	207462	51.00	ug/L	0.00
Spiked Amount 50.000	Range 80 - 120		Recovery = 102.00%			
Target Compounds						Qvalue
2) tertiary butyl alcohol	7.886	59	65095	273.15	ug/L	100
3) ethanol	6.345	45	109688	5384.56	ug/L	100
4) 1,4-dioxane	11.939	88	26999	1370.53	ug/L	100
6) chlorodifluoromethane	4.158	51	243397	58.15	ug/L	100
7) dichlorodifluoromethane	4.148	85	339352	60.50	ug/L	100
8) chloromethane	4.552	50	282756	52.62	ug/L	100
9) vinyl chloride	4.803	62	280450	57.43	ug/L	100
10) 1,3-butadiene	4.830	54	190805	56.56	ug/L	100
11) bromomethane	5.453	94	192962	54.85	ug/L	100
12) chloroethane	5.621	64	134038	55.45	ug/L	100
13) trichlorofluoromethane	6.125	101	333874	57.15	ug/L	100
14) ethyl ether	6.607	74	81674	56.33	ug/L	100
15) acrolein	6.811	56	25354	53.41	ug/L	100
16) freon 113	7.068	151	168623	57.08	ug/L	100
17) 1,1-dichloroethene	7.037	96	141029	55.56	ug/L	100
18) acetone	7.032	43	140714	218.82	ug/L	100
19) acetonitrile	7.462	41	140558	519.14	ug/L	100
20) iodomethane	7.299	142	307653	54.44	ug/L	100
21) carbon disulfide	7.467	76	477516	55.08	ug/L	100
22) methylene chloride	7.781	84	152971	56.10	ug/L	100
23) methyl acetate	7.603	43	93515	56.48	ug/L	100
24) methyl tert butyl ether	8.238	73	450669	55.21	ug/L	100
25) trans-1,2-dichloroethene	8.248	96	150180	54.54	ug/L	100
26) di-isopropyl ether	8.930	45	460599	55.41	ug/L	100
27) 2-butanone	9.601	72	55156	223.99	ug/L	100
28) 1,1-dichloroethane	8.846	63	257491	55.72	ug/L	100
29) chloroprene	8.998	53	205671	57.70	ug/L	100
30) acrylonitrile	8.117	52	33927	55.18	ug/L	100
31) hexane	8.678	56	118162	58.08	ug/L	100
32) vinyl acetate	8.872	86	28269	56.42	ug/L	100
33) ethyl tert-butyl ether	9.433	59	509604	56.14	ug/L	100
34) ethyl acetate	9.679	45	17841	57.60	ug/L	100

Quantitation Report (QT Reviewed)

Data Path : C:\msdchem\1\DATA\V2B8337\
Data File : 2B183591.D
Acq On : 16 Jun 2021 9:20 pm
Operator : thienn
Sample : icc8337-50
Misc : MS51064,V2B8337,5,,,,1
ALS Vial : 10 Sample Multiplier: 1

Quant Time: Jun 17 18:50:24 2021
Quant Method : C:\msdchem\1\METHODS\M2B8337.M
Quant Title : SW846 8260C/D, DB-624.1 60 mx0.25mmx1.4um
QLast Update : Thu Jun 17 18:48:00 2021
Response via : Initial Calibration

Compound	R.T.	QIon	Response	Conc	Units	Dev(Min)
35) 2,2-dichloropropane	9.674	77	241196	55.32	ug/L	100
36) cis-1,2-dichloroethene	9.637	96	161662	55.43	ug/L	100
37) methyl acrylate	9.753	55	102959	53.15	ug/L	100
38) propionitrile	9.637	54	164605	558.32	ug/L	100
39) bromochloromethane	9.952	128	90856	54.76	ug/L	100
40) tetrahydrofuran	10.041	72	15605	54.27	ug/L	100
41) chloroform	10.031	85	174844	51.95	ug/L	100
42) t-butyl formate	10.115	59	129772	57.38	ug/L	100
44) methacrylonitrile	9.879	67	53306	56.09	ug/L	100
45) 1,1,1-trichloroethane	10.345	97	262658	58.03	ug/L	99
46) cyclohexane	10.466	84	234165	58.27	ug/L	100
47) 1,1-dichloropropene	10.544	75	198100	56.28	ug/L	100
48) iso-butyl alcohol	10.513	43	41333	518.05	ug/L	100
49) carbon tetrachloride	10.581	117	235688	55.61	ug/L	100
50) tert amyl alcohol	10.665	55	22101	263.39	ug/L	100
53) n-butyl alcohol	11.305	56	147939	2588.80	ug/L	100
54) 2,2,4-trimethylpentane	10.906	57	537388	56.73	ug/L	100
55) benzene	10.801	78	550461	55.00	ug/L	100
56) tert-amyl methyl ether	10.896	87	116060	53.67	ug/L	100
57) heptane	11.090	71	124055	58.10	ug/L	100
58) isopropyl acetate	10.759	87	28967	54.27	ug/L	100
59) 1,2-dichloroethane	10.770	62	204170	53.38	ug/L	100
60) trichloroethene	11.567	130	185990	57.08	ug/L	100
61) ethyl acrylate	11.577	55	154909	55.85	ug/L	99
62) 2-nitropropane	12.301	41	37930	53.31	ug/L	100
63) 2-chloroethyl vinyl ether	12.380	63	450881	283.84	ug/L	100
64) methyl methacrylate	11.860	100	34819	55.92	ug/L	100
65) 1,2-dichloropropane	11.808	63	151247	55.87	ug/L	100
66) dibromomethane	11.950	93	95575	52.87	ug/L	100
67) methylcyclohexane	11.845	83	292939	57.83	ug/L	100
68) bromodichloromethane	12.096	83	218534	56.85	ug/L	100
69) epichlorohydrin	12.469	57	63961	265.71	ug/L	100
70) cis-1,3-dichloropropene	12.605	75	258329	56.64	ug/L	100
71) 4-methyl-2-pentanone	12.720	58	204486	220.83	ug/L	100
72) 3-methyl-1-butanol	12.736	70	61950	1126.30	ug/L	100
75) toluene	13.030	92	375532	56.38	ug/L	100
76) trans-1,3-dichloropropene	13.192	75	229797	57.69	ug/L	100
77) ethyl methacrylate	13.250	69	182285	56.51	ug/L	100
78) 1,1,2-trichloroethane	13.412	83	113493	55.02	ug/L	100
79) tetrachloroethene	13.669	164	156124	53.89	ug/L	100
80) 1,3-dichloropropane	13.612	76	226514	54.12	ug/L	100
81) 2-hexanone	13.633	58	180856	223.92	ug/L	100
82) butyl acetate	13.753	56	82878	53.77	ug/L	100
83) dibromochloromethane	13.890	129	188607	55.93	ug/L	100
84) 1,2-dibromoethane	14.052	107	151784	55.64	ug/L	100
85) n-butyl ether	14.576	57	584394	56.71	ug/L	100
86) chlorobenzene	14.587	112	436212	55.09	ug/L	100
87) 1,1,1,2-tetrachloroethane	14.645	131	179311	54.30	ug/L	100
88) ethylbenzene	14.671	91	684857	53.59	ug/L	100
89) m,p-xylene	14.786	106	570950	110.60	ug/L	100

Quantitation Report (QT Reviewed)

Data Path : C:\msdchem\1\DATA\V2B8337\
Data File : 2B183591.D
Acq On : 16 Jun 2021 9:20 pm
Operator : thienn
Sample : icc8337-50
Misc : MS51064,V2B8337,5,,,,1
ALS Vial : 10 Sample Multiplier: 1

Quant Time: Jun 17 18:50:24 2021
Quant Method : C:\msdchem\1\METHODS\M2B8337.M
Quant Title : SW846 8260C/D, DB-624.1 60 mx0.25mmx1.4um
QLast Update : Thu Jun 17 18:48:00 2021
Response via : Initial Calibration

	Compound	R.T.	QIon	Response	Conc	Units	Dev(Min)
90)	o-xylene	15.226	106	306780	55.78	ug/L	100
91)	styrene	15.232	104	495702	56.41	ug/L	100
92)	n-amyl acetate	15.284	70	98816	54.55	ug/L	100
93)	bromoform	15.462	173	147742	55.67	ug/L	100
94)	butyl acrylate	15.053	55	292571	57.70	ug/L	100
95)	isopropylbenzene	15.604	105	831723	55.45	ug/L	100
96)	cis-1,4-dichloro-2-butene	15.620	88	68517	54.17	ug/L	100
99)	bromobenzene	15.992	156	222471	56.28	ug/L	100
100)	1,1,2,2-tetrachloroethane	15.861	83	184113	56.57	ug/L	100
101)	trans-1,4-dichloro-2-b...	15.913	53	49310	58.38	ug/L	100
102)	1,2,3-trichloropropane	15.940	110	50921	53.95	ug/L	100
103)	n-propylbenzene	16.044	91	868889	57.41	ug/L	100
104)	2-chlorotoluene	16.175	126	203448	57.04	ug/L	100
105)	4-chlorotoluene	16.280	91	532311	55.71	ug/L	100
106)	1,3,5-trimethylbenzene	16.207	105	652207	56.99	ug/L	100
107)	tert-butylbenzene	16.579	134	162162	59.61	ug/L	100
108)	1,2,4-trimethylbenzene	16.621	105	681672	57.24	ug/L	100
109)	sec-butylbenzene	16.805	105	927803	58.59	ug/L	100
110)	1,3-dichlorobenzene	16.972	146	404892	54.41	ug/L	100
111)	p-isopropyltoluene	16.936	119	805952	58.06	ug/L	100
112)	1,4-dichlorobenzene	17.062	146	408921	56.01	ug/L	100
113)	benzyl chloride	17.166	91	398094	59.66	ug/L	100
114)	1,2,3-trimethylbenzene	17.088	105	676261	58.08	ug/L	100
115)	1,2-dichlorobenzene	17.476	146	434120	58.43	ug/L	100
116)	n-butylbenzene	17.376	92	387946	59.47	ug/L	100
117)	hexachloroethane	17.790	201	173105	60.11	ug/L	100
118)	1,2-dibromo-3-chloropr...	18.278	157	58904	58.57	ug/L	100
119)	1,3,5-trichlorobenzene	18.535	180	399654	60.97	ug/L	100
120)	2-ethylhexyl acrylate	19.211	70	28542	11.38	ug/L	100
121)	1,2,4-trichlorobenzene	19.206	180	363870	61.32	ug/L	100
122)	hexachlorobutadiene	19.368	225	176829	58.06	ug/L	100
123)	naphthalene	19.494	128	676928	59.66	ug/L	100
124)	1,2,3-trichlorobenzene	19.756	180	308580	61.56	ug/L	100
125)	2-methylnaphthalene	20.732	142	174654	28.38	ug/L	100

(#) = qualifier out of range (m) = manual integration (+) = signals summed

Quantitation Report (QT Reviewed)

Data Path : C:\msdchem\1\DATA\V2B8337\
Data File : 2B183591.D
Acq On : 16 Jun 2021 9:20 pm
Operator : thienn
Sample : icc8337-50
Misc : MS51064,V2B8337,5,,,,1
ALS Vial : 10 Sample Multiplier: 1

Quant Time: Jun 17 18:50:24 2021
Quant Method : C:\msdchem\1\METHODS\M2B8337.M
Quant Title : SW846 8260C/D, DB-624.1 60 mx0.25mmx1.4um
QLast Update : Thu Jun 17 18:48:00 2021
Response via : Initial Calibration

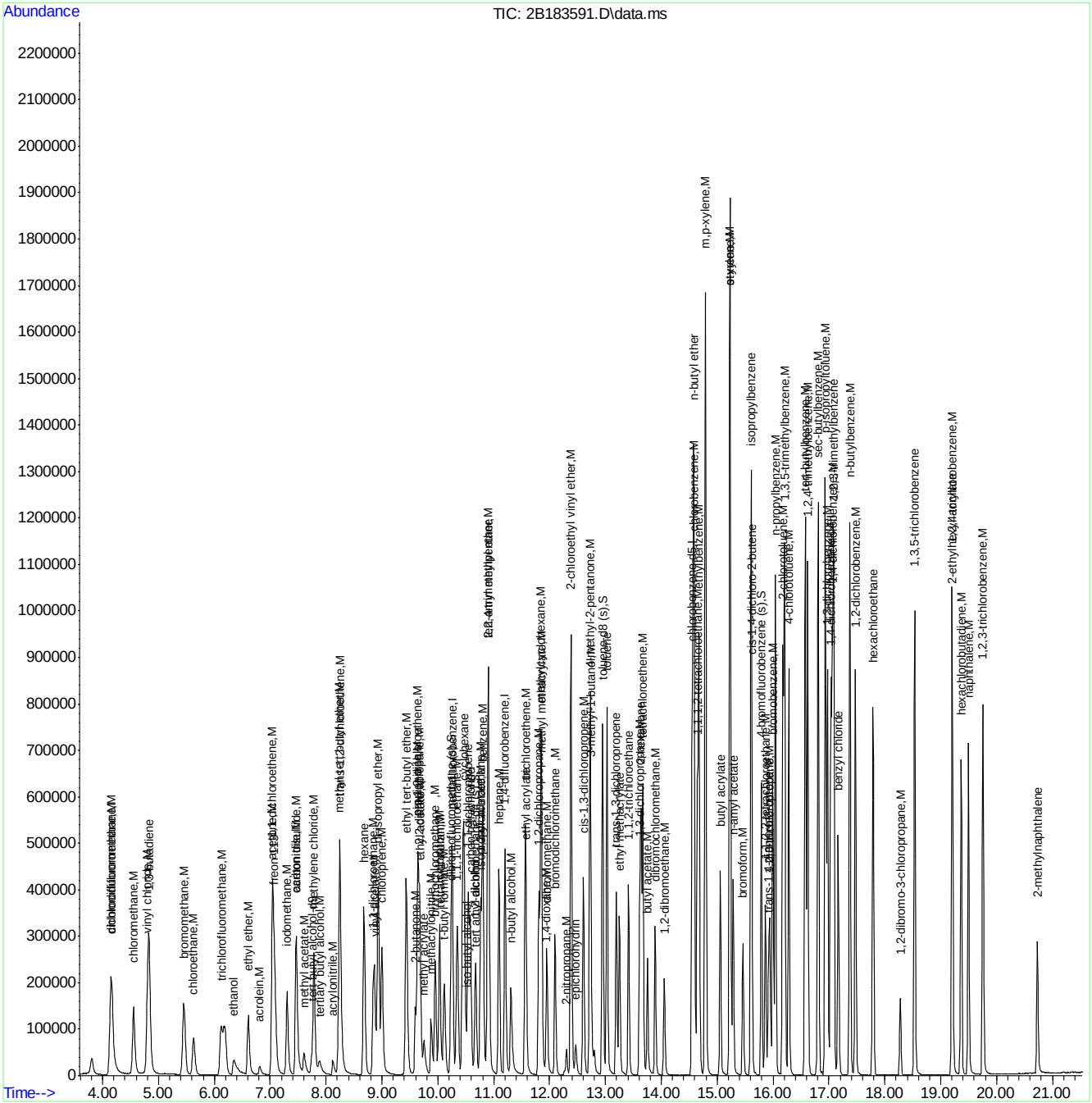

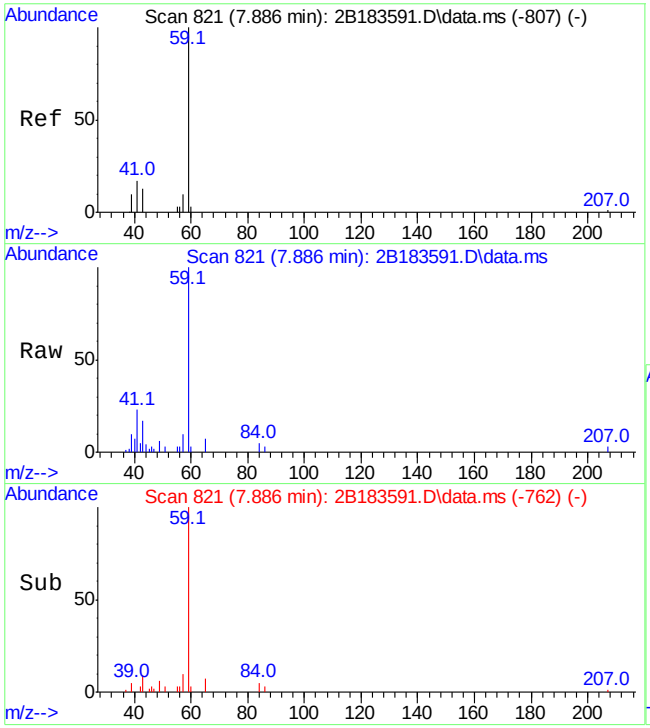

#2
tertiary butyl alcohol
Concen: 273.15 ug/L
RT: 7.886 min Scan# 821
Delta R.T. 0.011 min
Lab File: 2B183591.D
Acq: 16 Jun 21 9:20 pm

Tgt Ion: 59 Resp: 65095

Ion	Ratio	Lower	Upper
59	100		
41	22.7	0.0	52.7
43	16.6	0.0	46.6

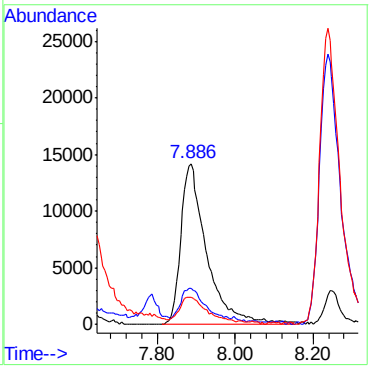

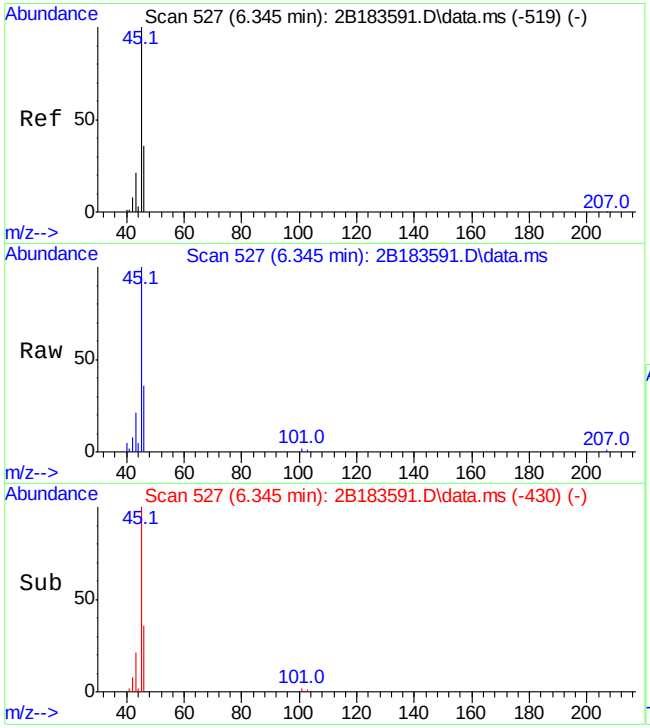

#3
ethanol
Concen: 5384.56 ug/L
RT: 6.345 min Scan# 527
Delta R.T. 0.011 min
Lab File: 2B183591.D
Acq: 16 Jun 21 9:20 pm

Tgt Ion: 45 Resp: 109688

Ion	Ratio	Lower	Upper
45	100		
46	36.1	6.1	66.1

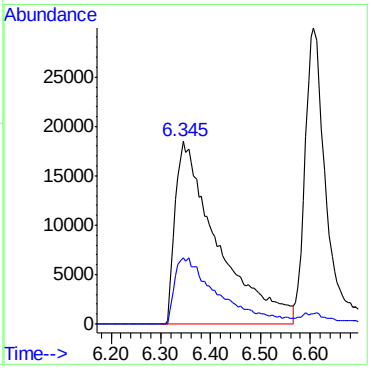

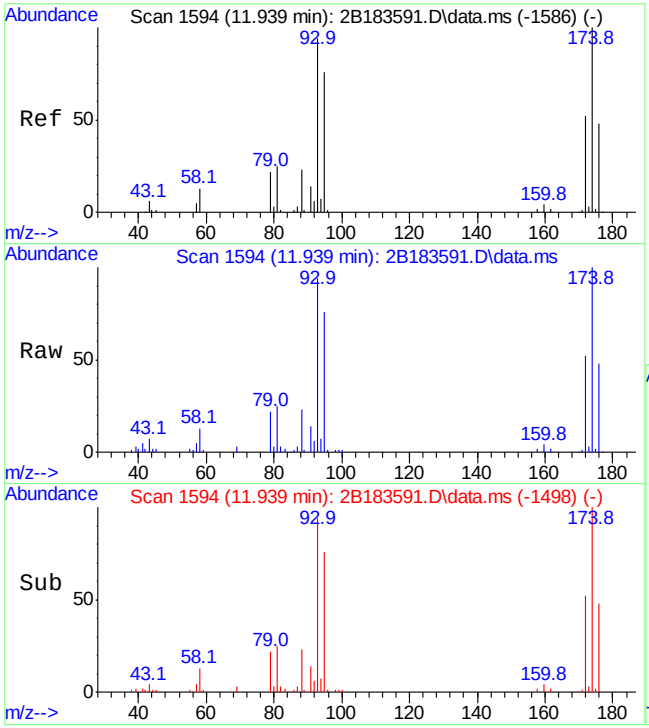

#4
1,4-dioxane
Concen: 1370.53 ug/L
RT: 11.939 min Scan# 1594
Delta R.T. 0.005 min
Lab File: 2B183591.D
Acq: 16 Jun 21 9:20 pm

Tgt Ion: 88 Resp: 26999

Ion	Ratio	Lower	Upper
88	100		
58	55.6	25.6	85.6

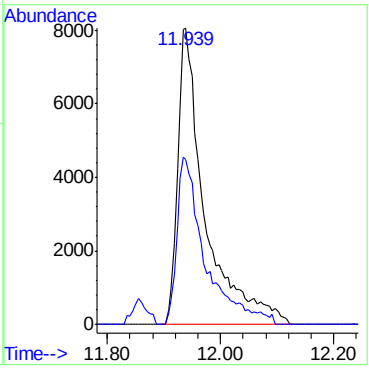

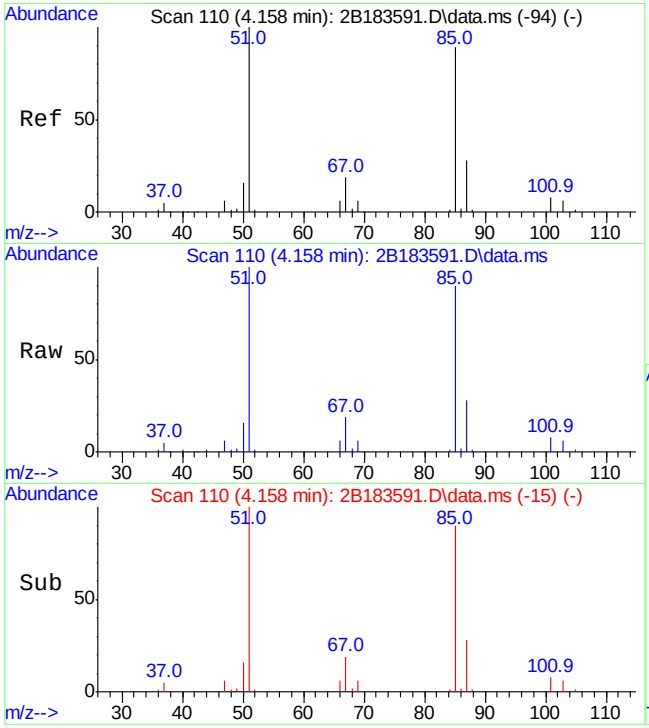

#6
chlorodifluoromethane
Concen: 58.15 ug/L
RT: 4.158 min Scan# 110
Delta R.T. 0.000 min
Lab File: 2B183591.D
Acq: 16 Jun 21 9:20 pm

Tgt Ion: 51 Resp: 243397

Ion	Ratio	Lower	Upper
51	100		
67	18.7	0.0	48.7
50	15.8	0.0	45.8

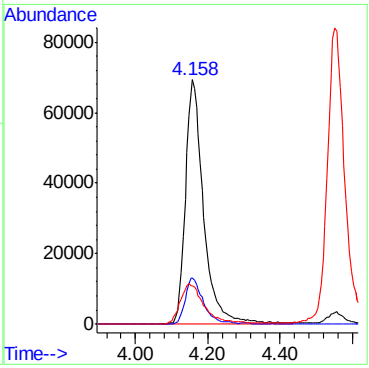

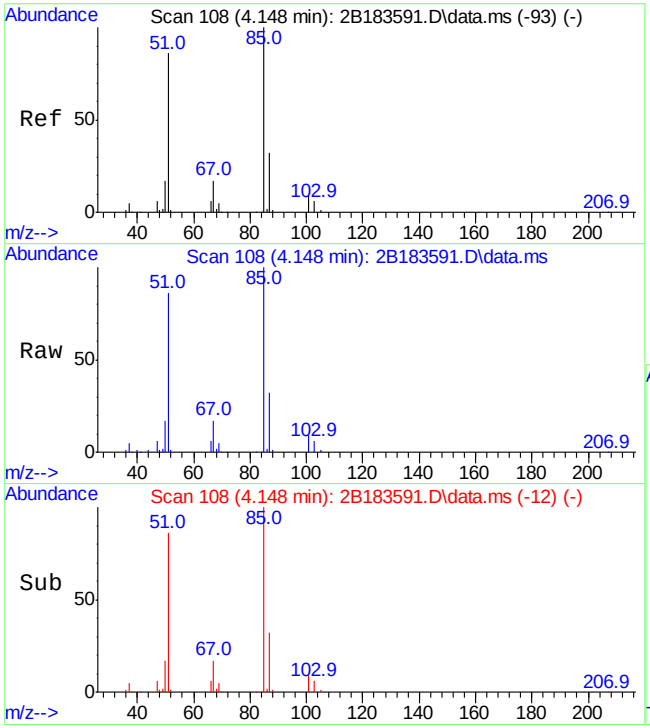

#7
dichlorodifluoromethane
Concen: 60.50 ug/L
RT: 4.148 min Scan# 108
Delta R.T. 0.005 min
Lab File: 2B183591.D
Acq: 16 Jun 21 9:20 pm

Tgt Ion: 85 Resp: 339352

Ion	Ratio	Lower	Upper
85	100		
87	31.9	1.9	61.9
101	9.2	0.0	39.2

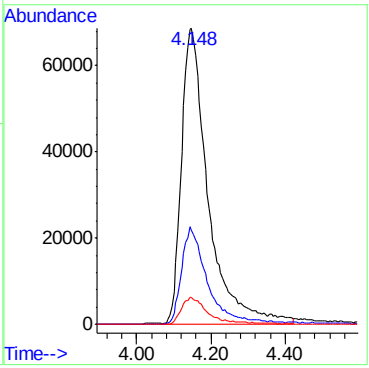

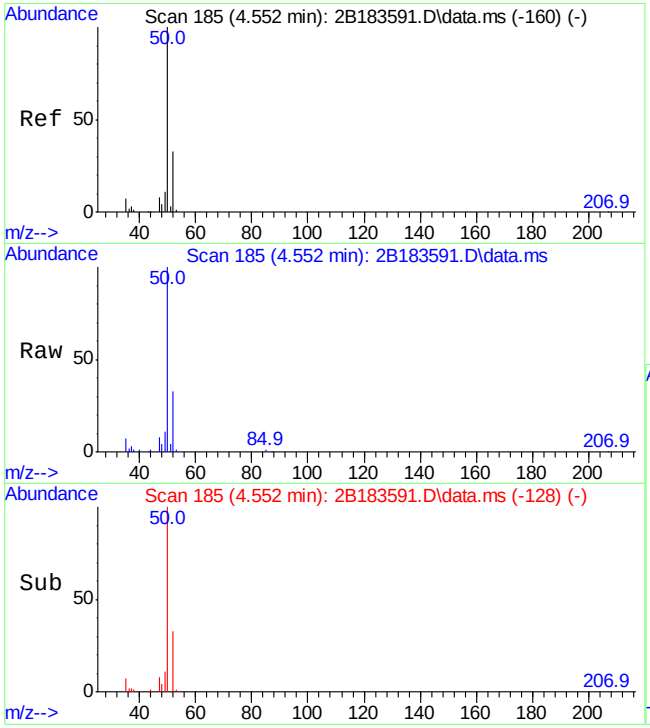

#8
chloromethane
Concen: 52.62 ug/L
RT: 4.552 min Scan# 185
Delta R.T. 0.000 min
Lab File: 2B183591.D
Acq: 16 Jun 21 9:20 pm

Tgt Ion: 50 Resp: 282756

Ion	Ratio	Lower	Upper
50	100		
52	32.9	2.9	62.9
49	11.3	0.0	41.3

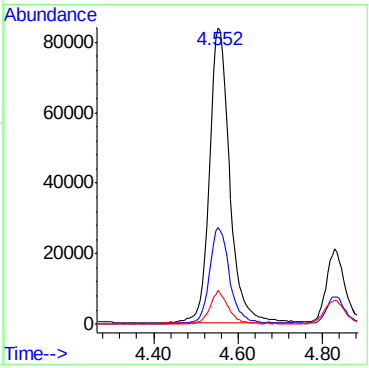

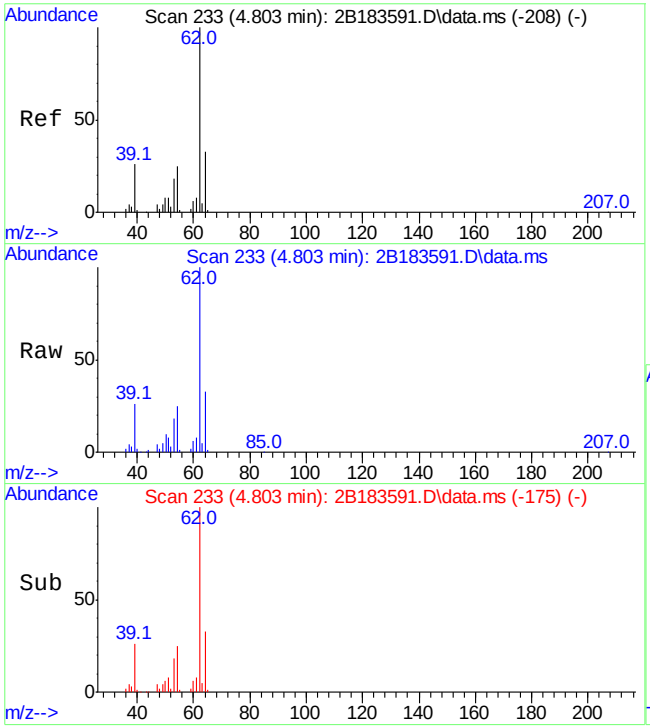

#9
vinyl chloride
Concen: 57.43 ug/L
RT: 4.803 min Scan# 233
Delta R.T. 0.005 min
Lab File: 2B183591.D
Acq: 16 Jun 21 9:20 pm

Tgt Ion: 62 Resp: 280450

Ion	Ratio	Lower	Upper
62	100		
64	33.0	3.0	63.0
61	8.4	0.0	38.4

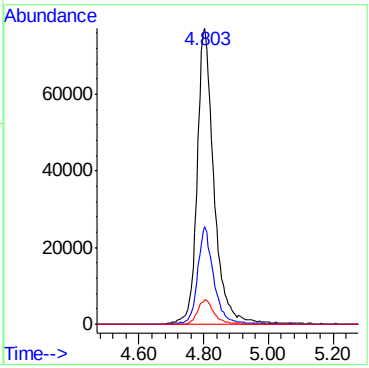

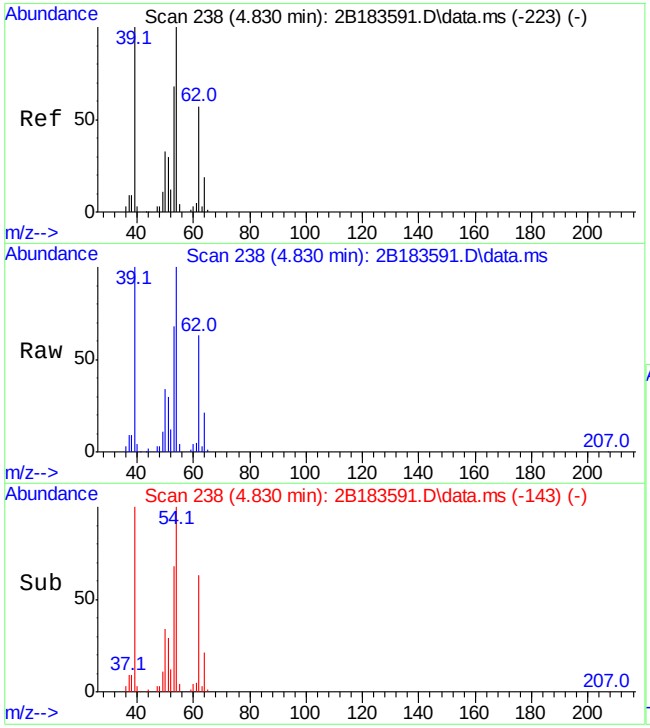

#10
1,3-butadiene
Concen: 56.56 ug/L
RT: 4.830 min Scan# 238
Delta R.T. 0.000 min
Lab File: 2B183591.D
Acq: 16 Jun 21 9:20 pm

Tgt Ion: 54 Resp: 190805

Ion	Ratio	Lower	Upper
54	100		
53	68.4	38.4	98.4
51	30.0	0.0	60.0

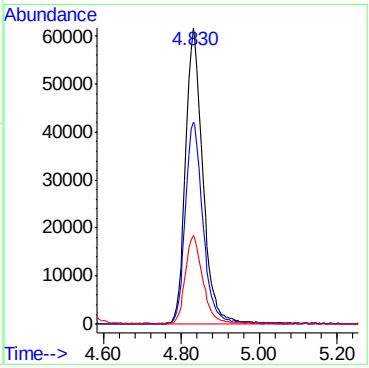

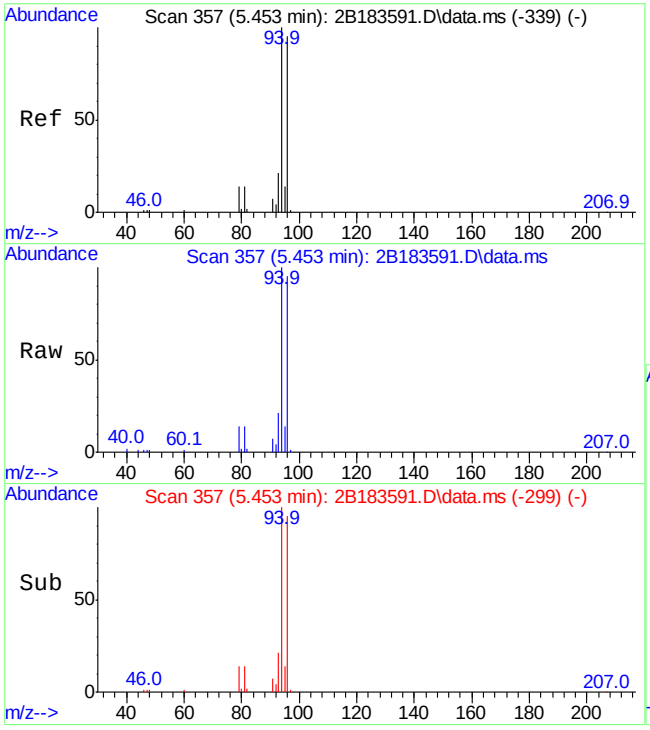

#11
bromomethane
Concen: 54.85 ug/L
RT: 5.453 min Scan# 357
Delta R.T. 0.005 min
Lab File: 2B183591.D
Acq: 16 Jun 21 9:20 pm

Tgt Ion: 94 Resp: 192962

Ion	Ratio	Lower	Upper
94	100		
96	95.2	65.2	125.2
79	14.4	0.0	44.4

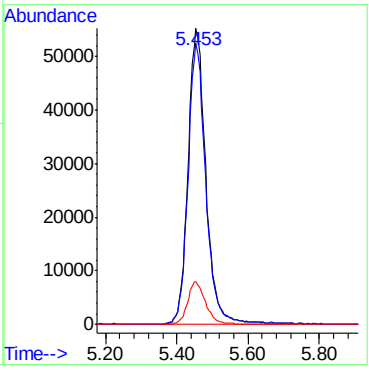

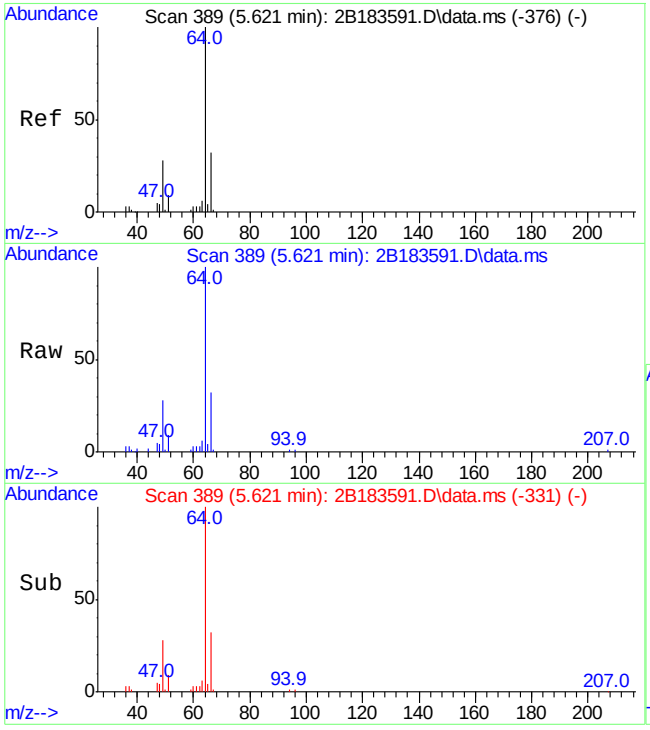

#12
chloroethane
Concen: 55.45 ug/L
RT: 5.621 min Scan# 389
Delta R.T. 0.005 min
Lab File: 2B183591.D
Acq: 16 Jun 21 9:20 pm

Tgt Ion: 64 Resp: 134038

Ion	Ratio	Lower	Upper
64	100		
66	31.7	1.7	61.7
49	27.6	0.0	57.6

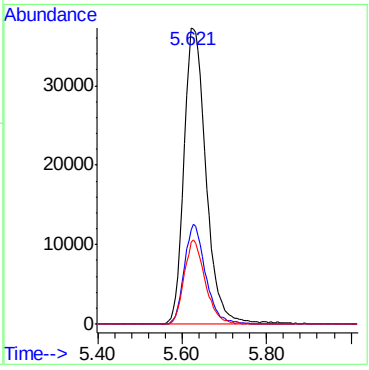

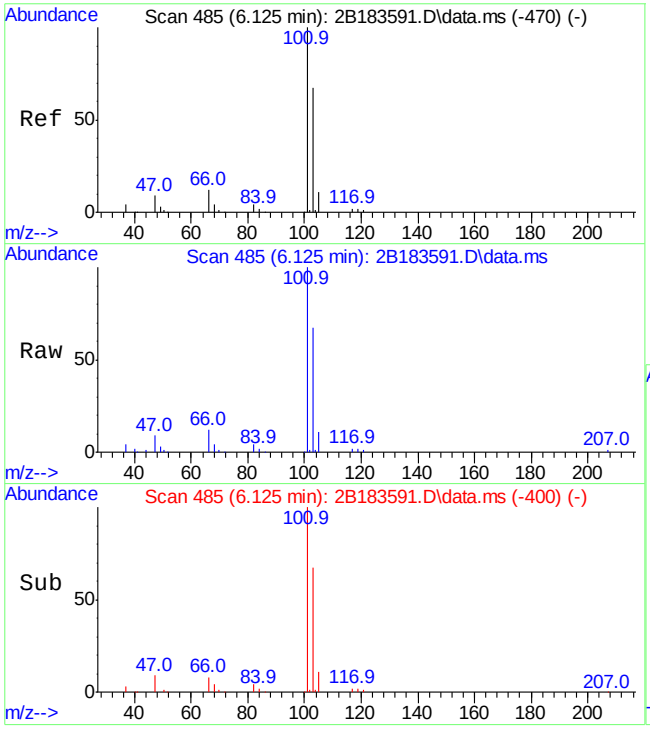

#13
trichlorofluoromethane
Concen: 57.15 ug/L
RT: 6.125 min Scan# 485
Delta R.T. -0.052 min
Lab File: 2B183591.D
Acq: 16 Jun 21 9:20 pm

Tgt Ion:101 Resp: 333874

Ion	Ratio	Lower	Upper
101	100		
103	67.3	37.3	97.3
66	12.3	0.0	42.3

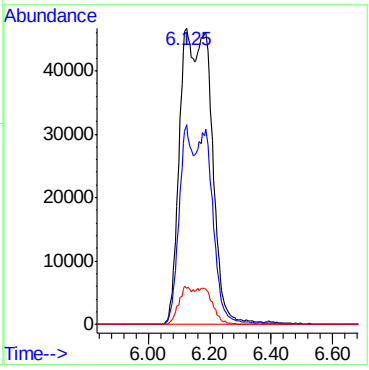

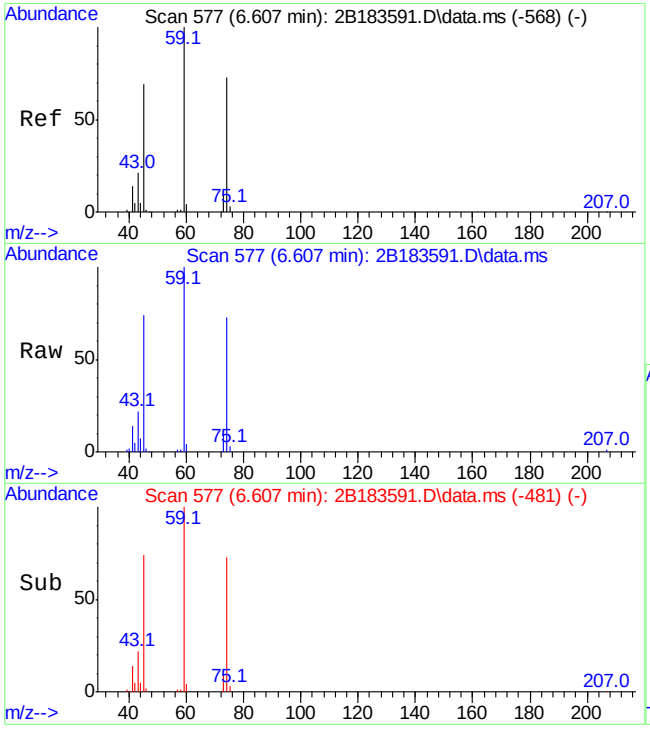

#14
ethyl ether
Concen: 56.33 ug/L
RT: 6.607 min Scan# 577
Delta R.T. 0.005 min
Lab File: 2B183591.D
Acq: 16 Jun 21 9:20 pm

Tgt Ion: 74 Resp: 81674

Ion	Ratio	Lower	Upper
74	100		
45	99.2	69.2	129.2
59	137.5	107.5	167.5

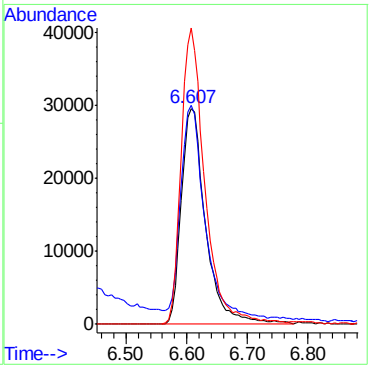

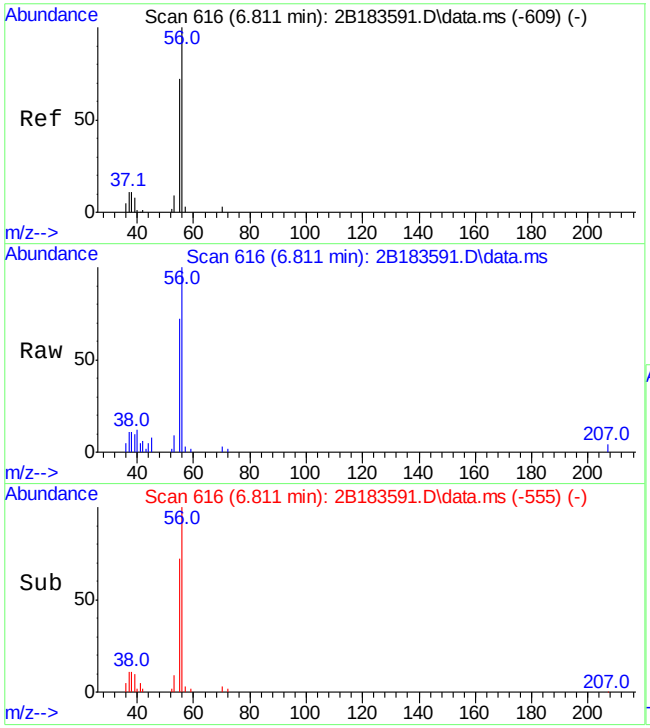

#15
acrolein
Concen: 53.41 ug/L
RT: 6.811 min Scan# 616
Delta R.T. 0.021 min
Lab File: 2B183591.D
Acq: 16 Jun 21 9:20 pm

Tgt Ion: 56 Resp: 25354

Ion	Ratio	Lower	Upper
56	100		
55	71.6	41.6	101.6
53	8.7	0.0	38.7

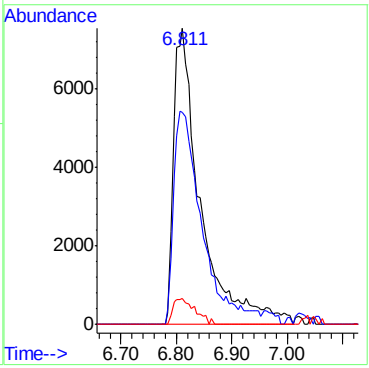

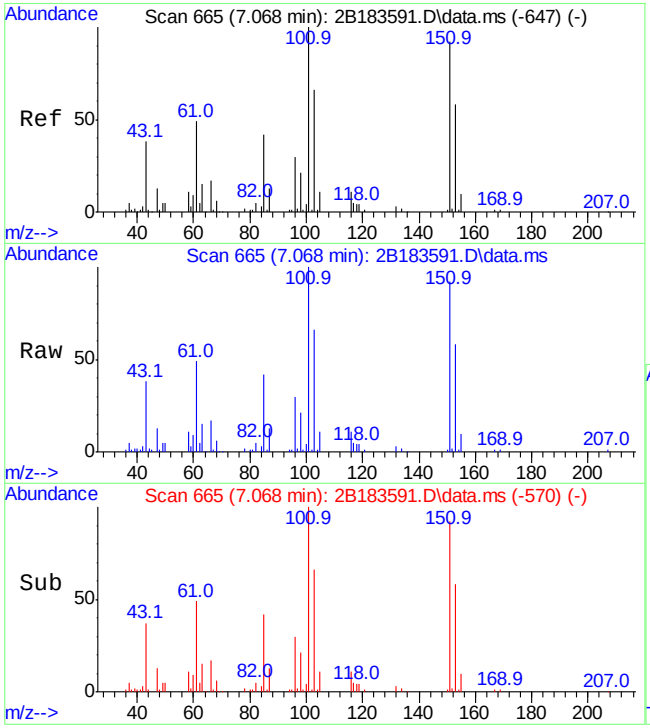

#16
freon 113
Concen: 57.08 ug/L
RT: 7.068 min Scan# 665
Delta R.T. 0.000 min
Lab File: 2B183591.D
Acq: 16 Jun 21 9:20 pm

Tgt Ion:151 Resp: 168623

Ion	Ratio	Lower	Upper
151	100		
101	108.6	88.6	128.6
103	72.2	52.2	92.2
153	62.8	42.8	82.8

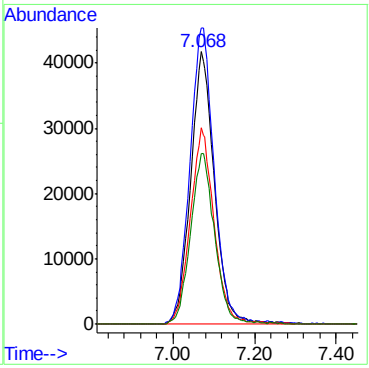

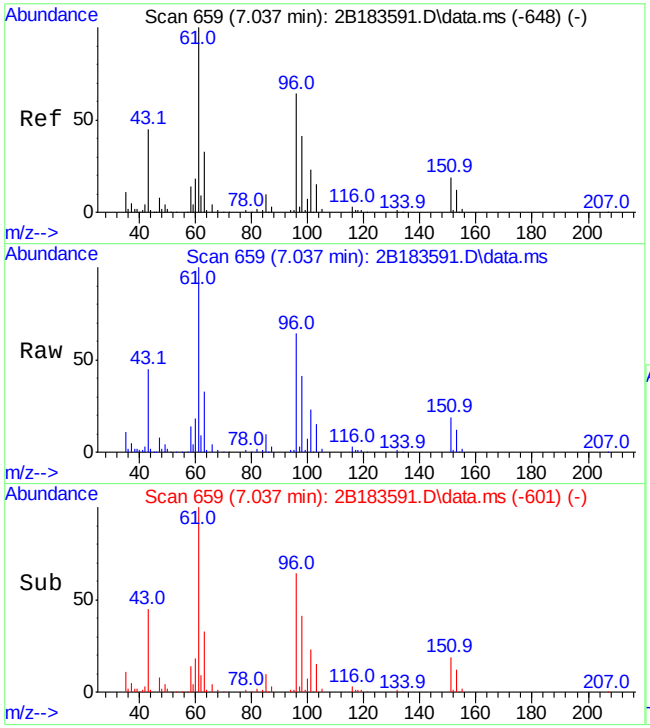

#17
1,1-dichloroethene
Concen: 55.56 ug/L
RT: 7.037 min Scan# 659
Delta R.T. 0.005 min
Lab File: 2B183591.D
Acq: 16 Jun 21 9:20 pm

Tgt Ion: 96 Resp: 141029

Ion	Ratio	Lower	Upper
96	100		
61	157.2	127.2	187.2
63	51.7	21.7	81.7

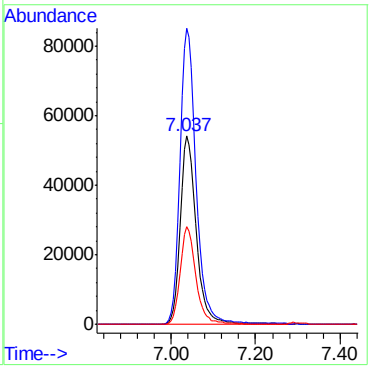

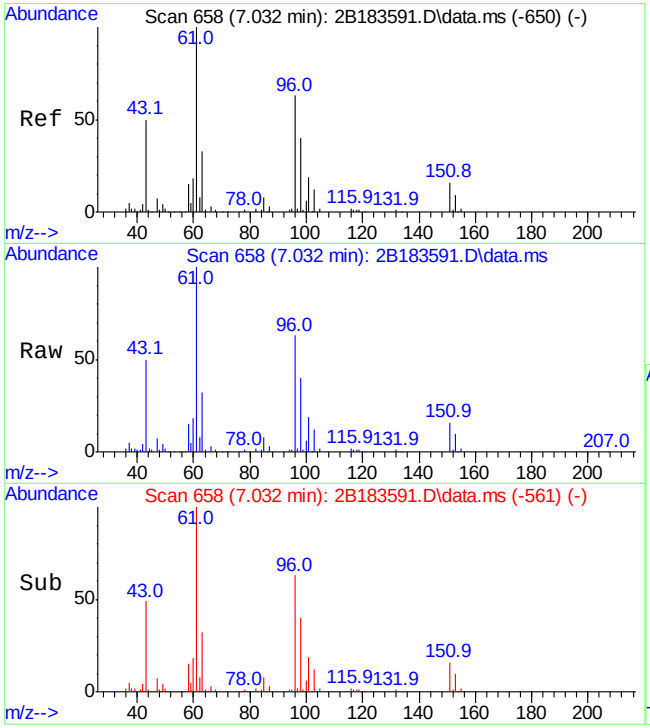

#18
acetone
Concen: 218.82 ug/L
RT: 7.032 min Scan# 658
Delta R.T. 0.011 min
Lab File: 2B183591.D
Acq: 16 Jun 21 9:20 pm

Tgt Ion: 43 Resp: 140714

Ion	Ratio	Lower	Upper
43	100		
58	29.5	0.0	59.5

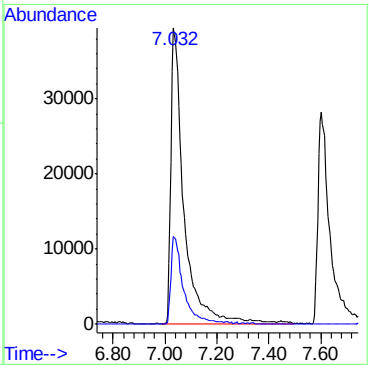

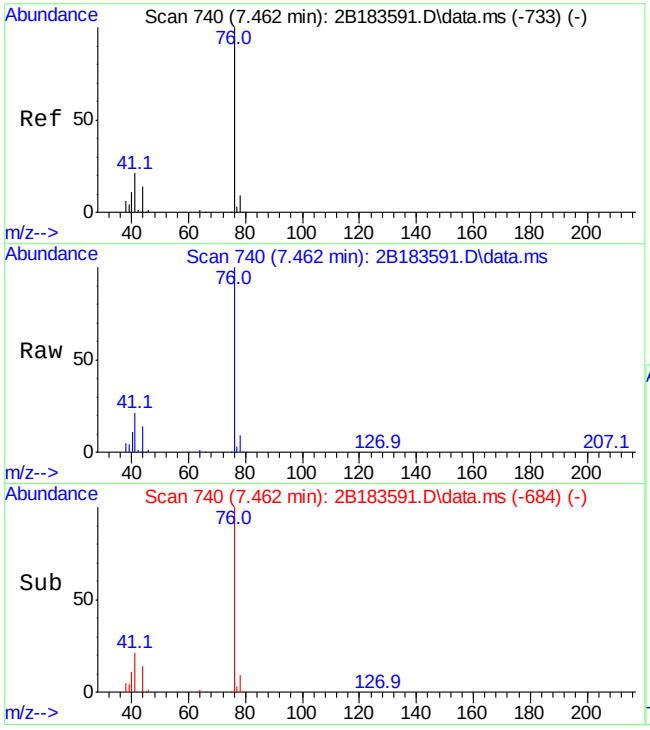

#19
acetonitrile
Concen: 519.14 ug/L
RT: 7.462 min Scan# 740
Delta R.T. 0.016 min
Lab File: 2B183591.D
Acq: 16 Jun 21 9:20 pm

Tgt Ion: 41 Resp: 140558

Ion	Ratio	Lower	Upper
41	100		
40	51.2	21.2	81.2
39	21.1	0.0	51.1

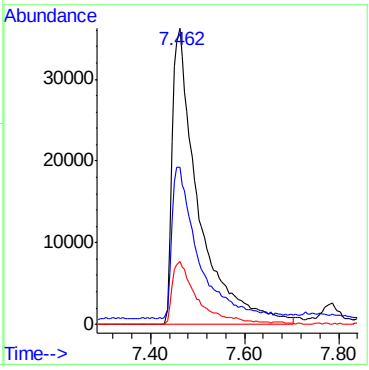

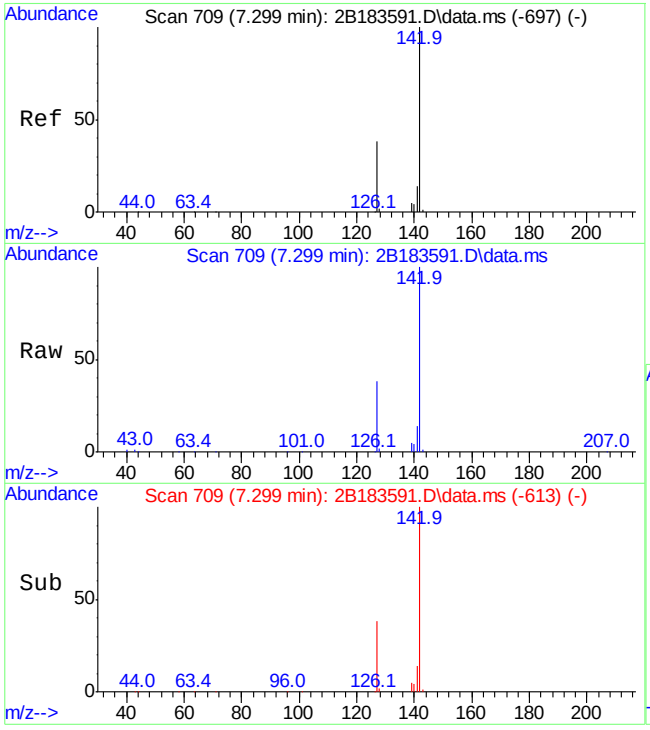

#20
iodomethane
Concen: 54.44 ug/L
RT: 7.299 min Scan# 709
Delta R.T. 0.005 min
Lab File: 2B183591.D
Acq: 16 Jun 21 9:20 pm

Tgt Ion:142 Resp: 307653

Ion	Ratio	Lower	Upper
142	100		
127	38.2	8.2	68.2
141	13.6	0.0	43.6

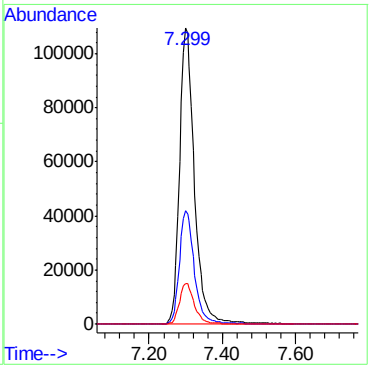

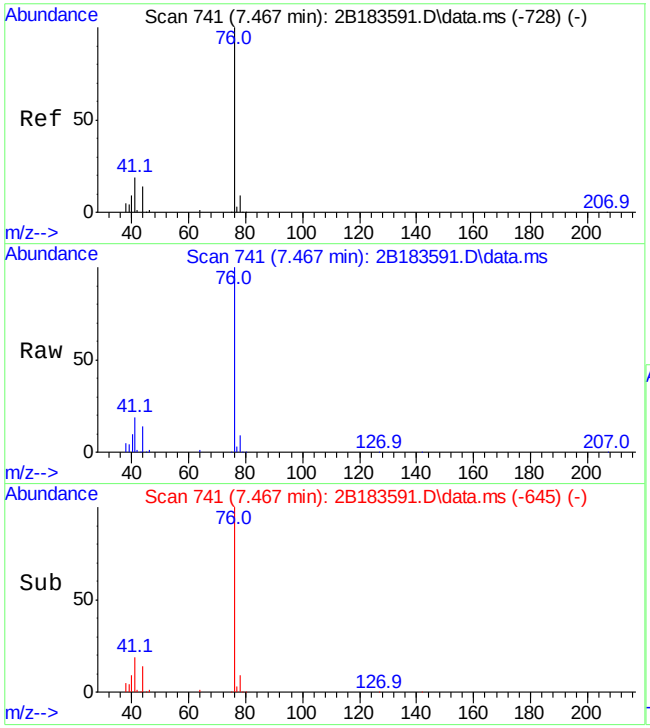

#21
carbon disulfide
Concen: 55.08 ug/L
RT: 7.467 min Scan# 741
Delta R.T. 0.005 min
Lab File: 2B183591.D
Acq: 16 Jun 21 9:20 pm

Tgt Ion: 76 Resp: 477516

Ion	Ratio	Lower	Upper
76	100		
78	9.2	0.0	39.2
44	14.1	0.0	44.1

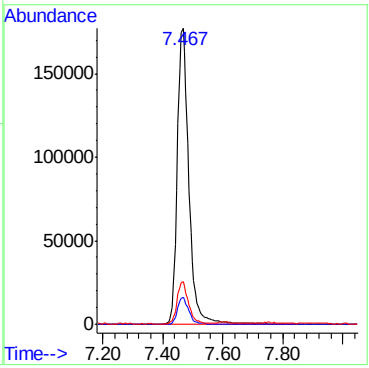

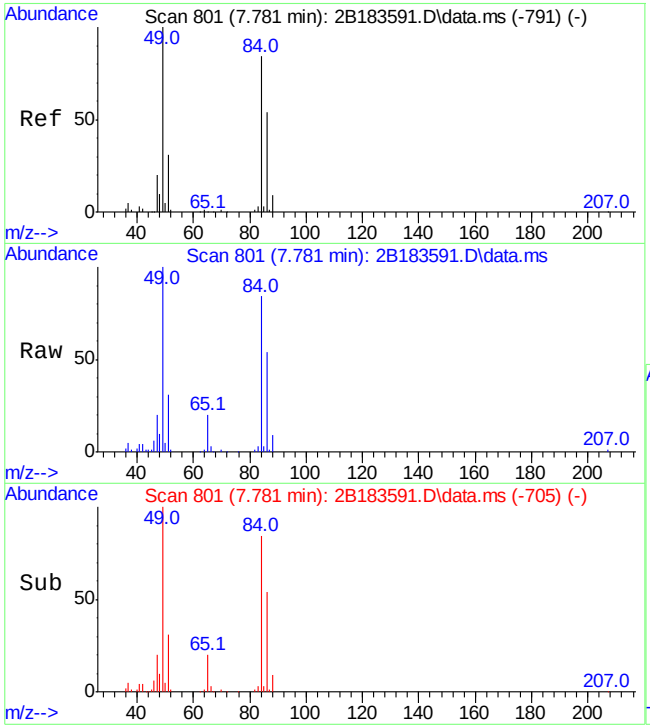

#22
methylene chloride
Concen: 56.10 ug/L
RT: 7.781 min Scan# 801
Delta R.T. 0.005 min
Lab File: 2B183591.D
Acq: 16 Jun 21 9:20 pm

Tgt Ion: 84 Resp: 152971

Ion	Ratio	Lower	Upper
84	100		
86	64.1	34.1	94.1
49	118.6	88.6	148.6

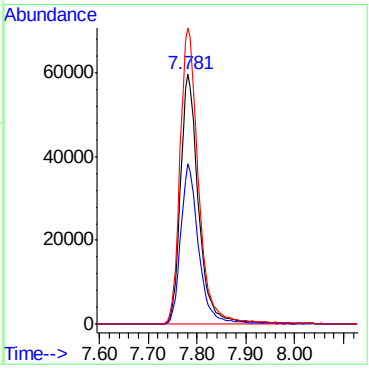

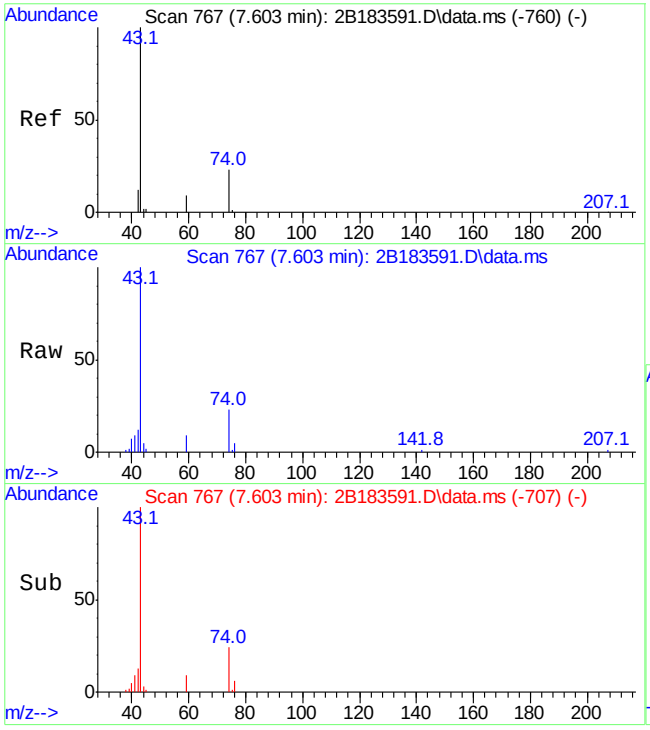

#23
methyl acetate
Concen: 56.48 ug/L
RT: 7.603 min Scan# 767
Delta R.T. 0.016 min
Lab File: 2B183591.D
Acq: 16 Jun 21 9:20 pm

Tgt Ion: 43 Resp: 93515

Ion	Ratio	Lower	Upper
43	100		
74	23.3	0.0	53.3
44	3.3	0.0	32.4

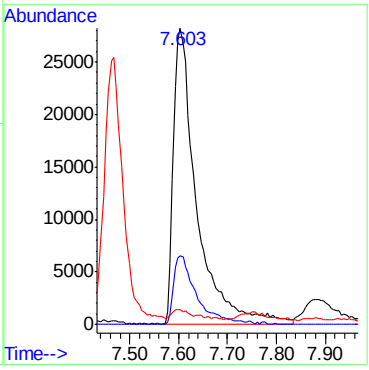

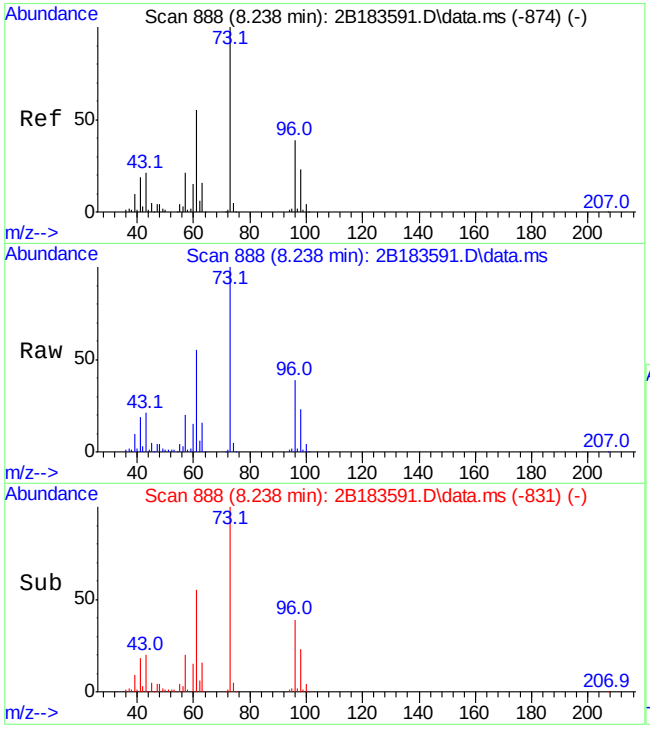

#24
methyl tert butyl ether
Concen: 55.21 ug/L
RT: 8.238 min Scan# 888
Delta R.T. 0.000 min
Lab File: 2B183591.D
Acq: 16 Jun 21 9:20 pm

Tgt Ion: 73 Resp: 450669

Ion	Ratio	Lower	Upper
73	100		
57	20.5	0.0	220.5

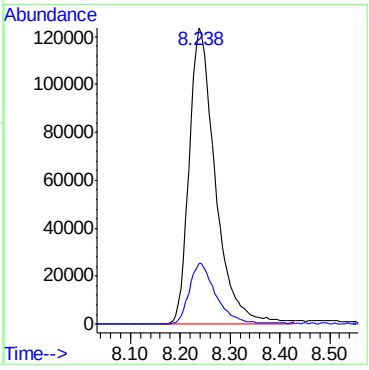

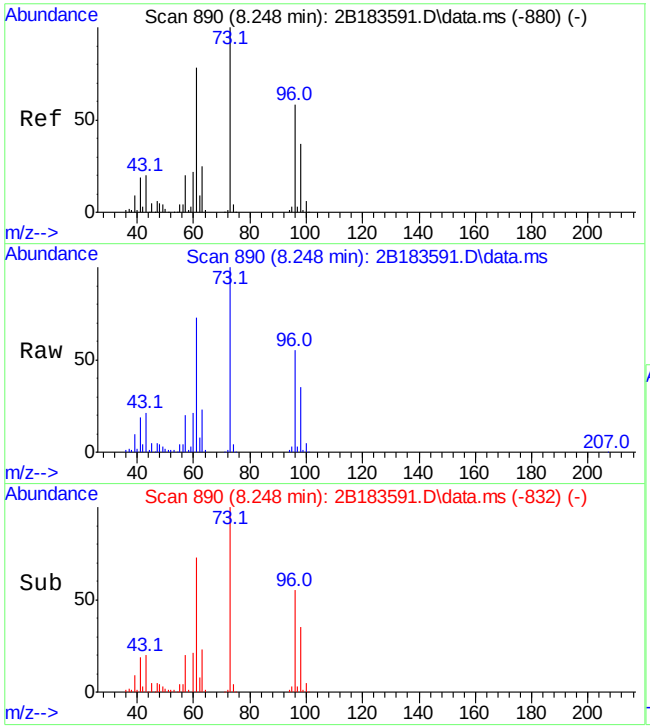

#25
trans-1,2-dichloroethene
Concen: 54.54 ug/L
RT: 8.248 min Scan# 890
Delta R.T. 0.005 min
Lab File: 2B183591.D
Acq: 16 Jun 21 9:20 pm

Tgt Ion: 96 Resp: 150180

Ion	Ratio	Lower	Upper
96	100		
61	133.8	103.8	163.8
98	64.0	34.0	94.0

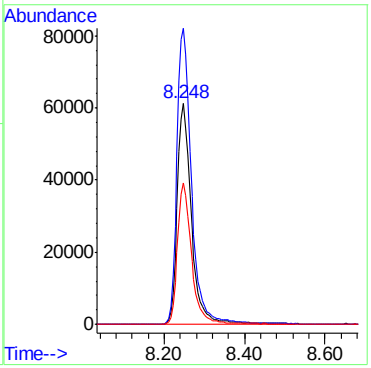

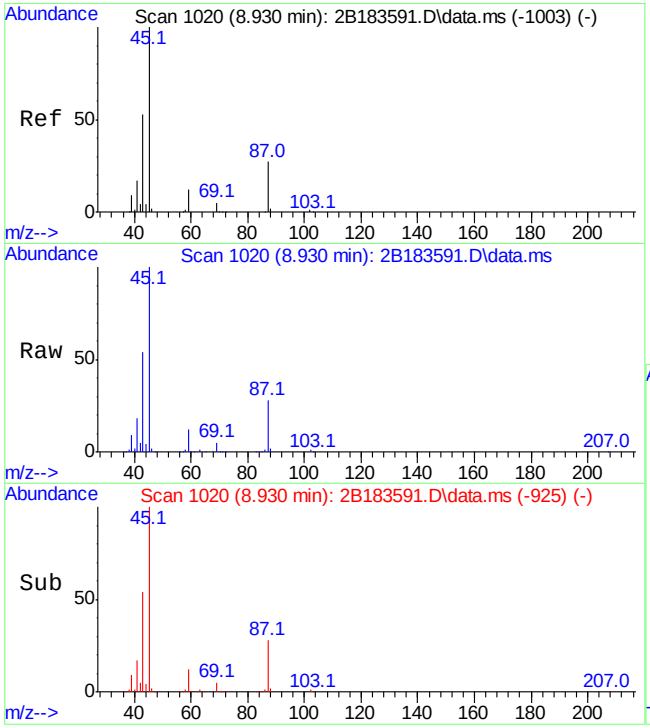

#26
di-isopropyl ether
Concen: 55.41 ug/L
RT: 8.930 min Scan# 1020
Delta R.T. 0.000 min
Lab File: 2B183591.D
Acq: 16 Jun 21 9:20 pm

Tgt Ion: 45 Resp: 460599

Ion	Ratio	Lower	Upper
45	100		
87	28.2	0.0	58.2
43	53.5	23.5	83.5

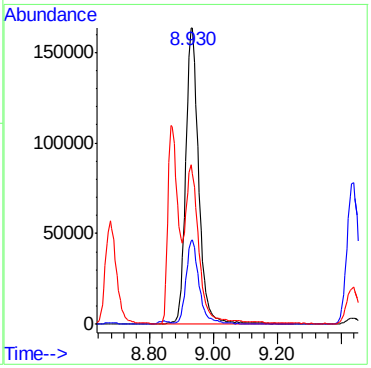

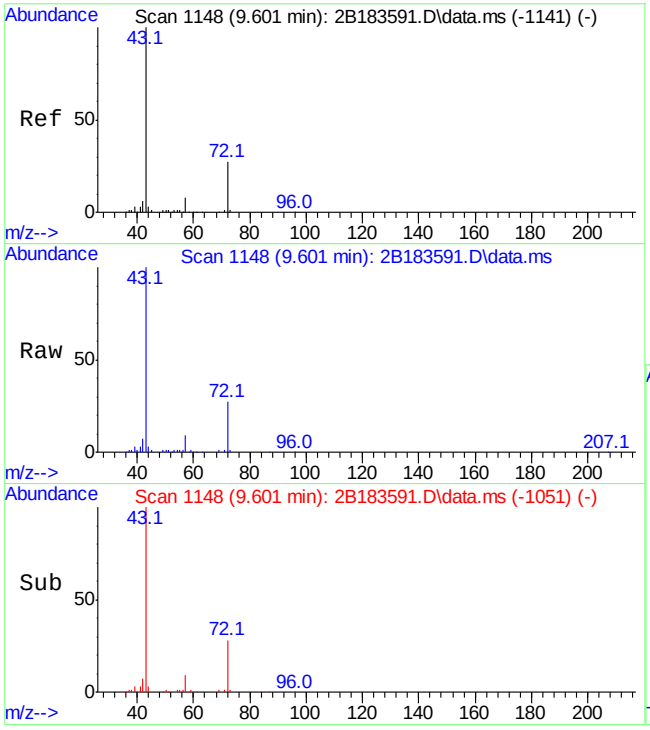

#27
2-butanone
Concen: 223.99 ug/L
RT: 9.601 min Scan# 1148
Delta R.T. 0.011 min
Lab File: 2B183591.D
Acq: 16 Jun 21 9:20 pm

Tgt Ion: 72 Resp: 55156

Ion	Ratio	Lower	Upper
72	100		
57	29.8	0.0	59.8
43	364.2	334.2	394.2

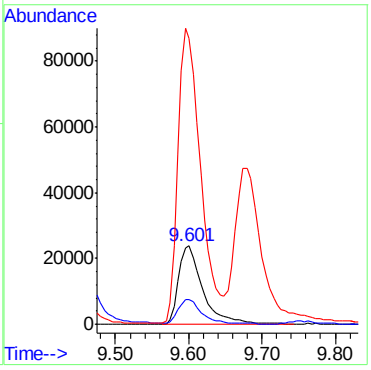

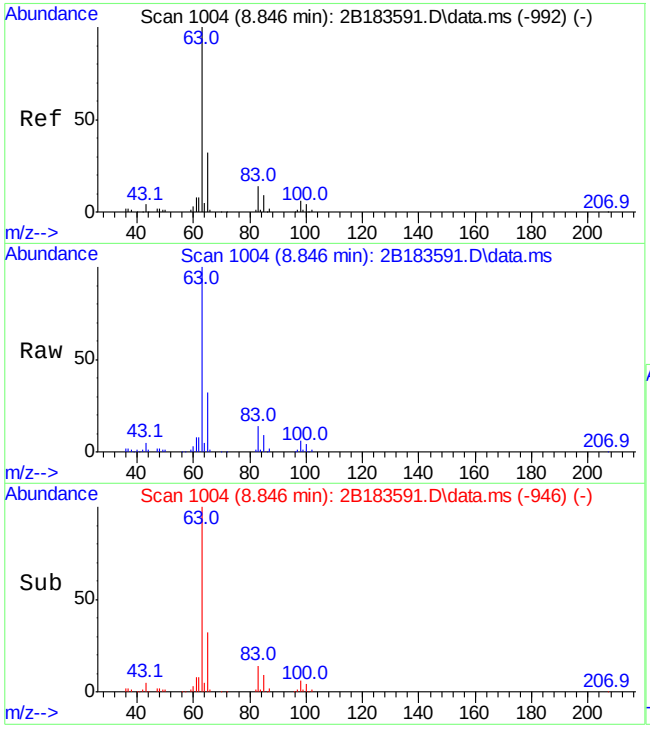

#28
1,1-dichloroethane
Concen: 55.72 ug/L
RT: 8.846 min Scan# 1004
Delta R.T. 0.005 min
Lab File: 2B183591.D
Acq: 16 Jun 21 9:20 pm

Tgt Ion: 63 Resp: 257491

Ion	Ratio	Lower	Upper
63	100		
65	32.1	2.1	62.1
83	14.4	0.0	44.4

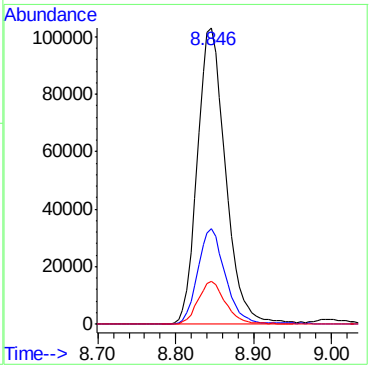

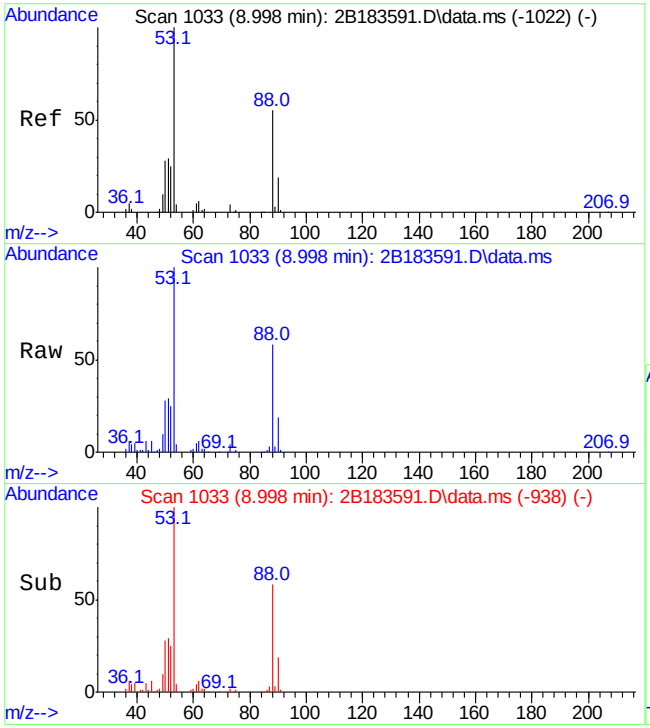

#29
chloroprene
Concen: 57.70 ug/L
RT: 8.998 min Scan# 1033
Delta R.T. 0.000 min
Lab File: 2B183591.D
Acq: 16 Jun 21 9:20 pm

Tgt Ion: 53 Resp: 205671

Ion	Ratio	Lower	Upper
53	100		
88	57.6	27.6	87.6
90	18.9	0.0	48.9
51	29.1	0.0	59.1

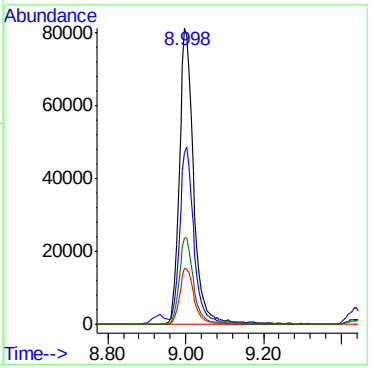

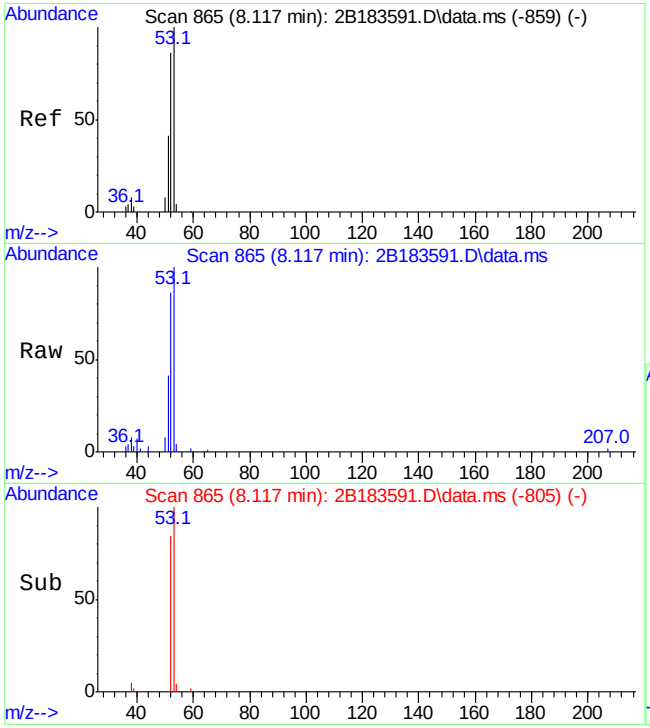

#30
acrylonitrile
Concen: 55.18 ug/L
RT: 8.117 min Scan# 865
Delta R.T. 0.016 min
Lab File: 2B183591.D
Acq: 16 Jun 21 9:20 pm

Tgt Ion: 52 Resp: 33927

Ion	Ratio	Lower	Upper
52	100		
53	116.6	86.6	146.6
51	47.8	17.8	77.8

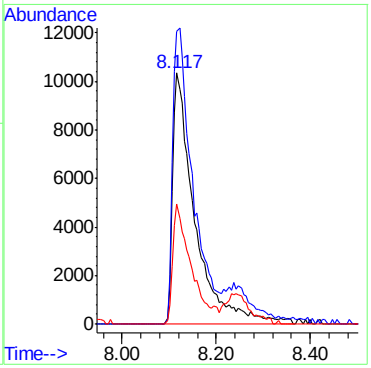

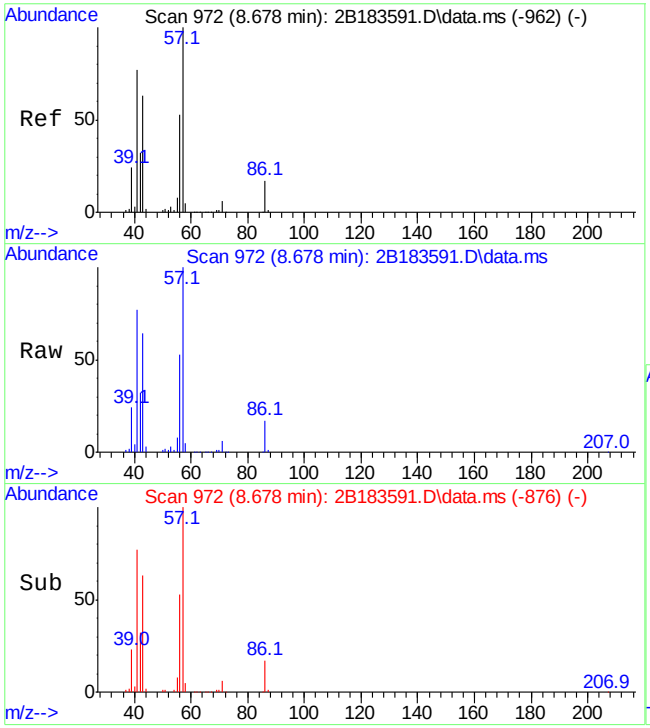

#31
hexane
Concen: 58.08 ug/L
RT: 8.678 min Scan# 972
Delta R.T. 0.005 min
Lab File: 2B183591.D
Acq: 16 Jun 21 9:20 pm

Tgt Ion: 56 Resp: 118162

Ion	Ratio	Lower	Upper
56	100		
43	119.4	99.4	139.4
71	11.0	0.0	31.0
86	32.3	12.3	52.3

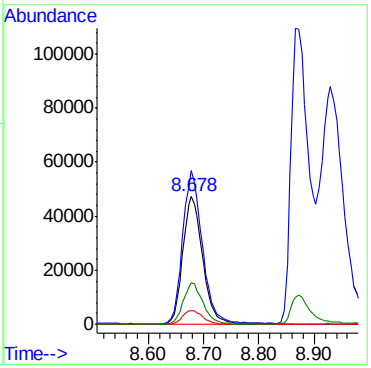

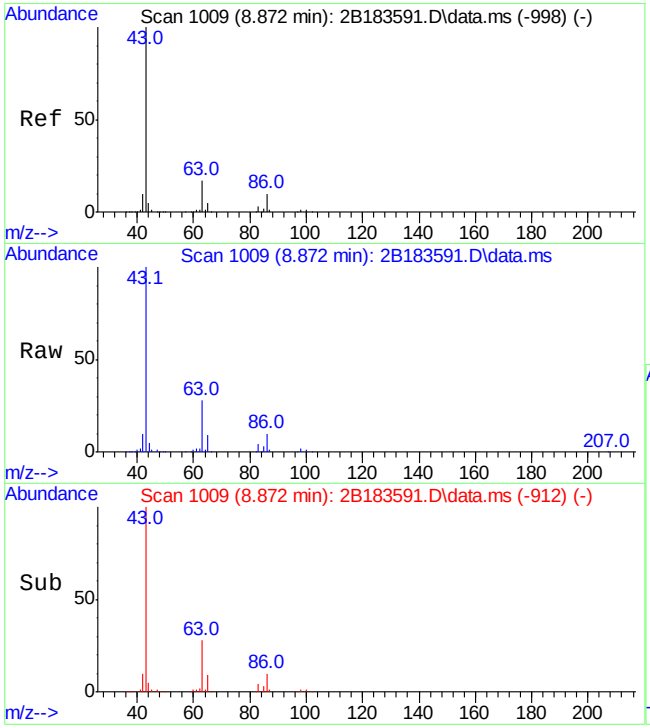

#32
vinyl acetate
Concen: 56.42 ug/L
RT: 8.872 min Scan# 1009
Delta R.T. 0.011 min
Lab File: 2B183591.D
Acq: 16 Jun 21 9:20 pm

Tgt Ion: 86 Resp: 28269

Ion	Ratio	Lower	Upper
86	100		
43	1011.3	981.3	1041.3
42	96.4	66.4	126.4

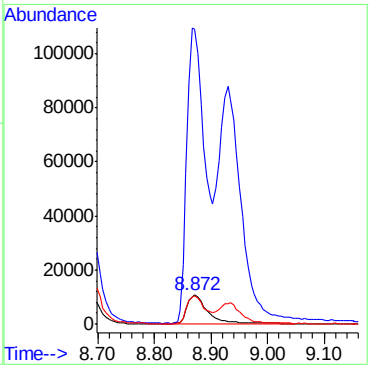

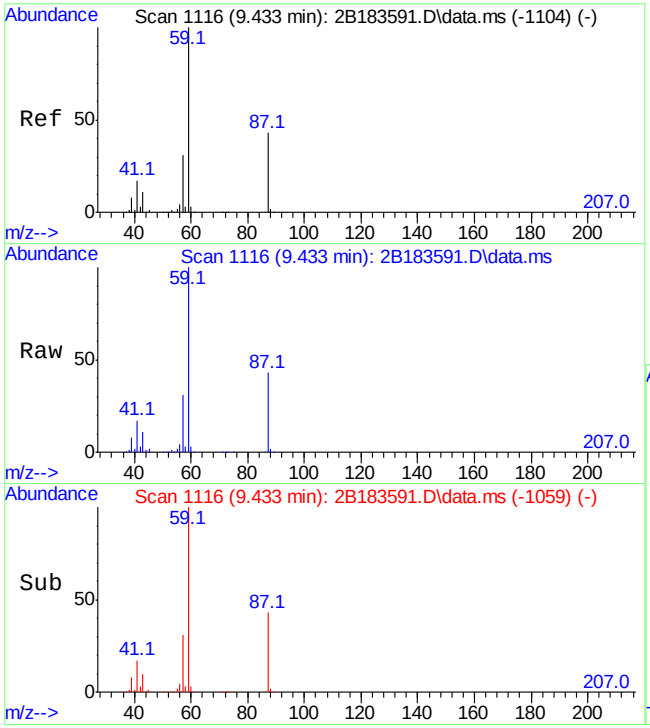

#33
ethyl tert-butyl ether
Concen: 56.14 ug/L
RT: 9.433 min Scan# 1116
Delta R.T. 0.000 min
Lab File: 2B183591.D
Acq: 16 Jun 21 9:20 pm

Tgt Ion: 59 Resp: 509604

Ion	Ratio	Lower	Upper
59	100		
87	42.7	12.7	72.7
57	30.9	0.9	60.9

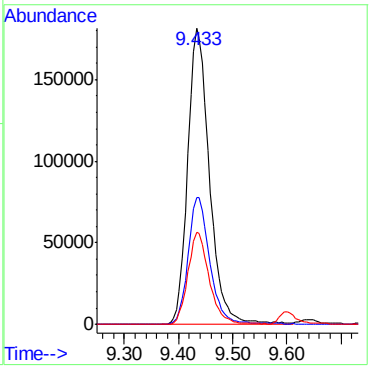

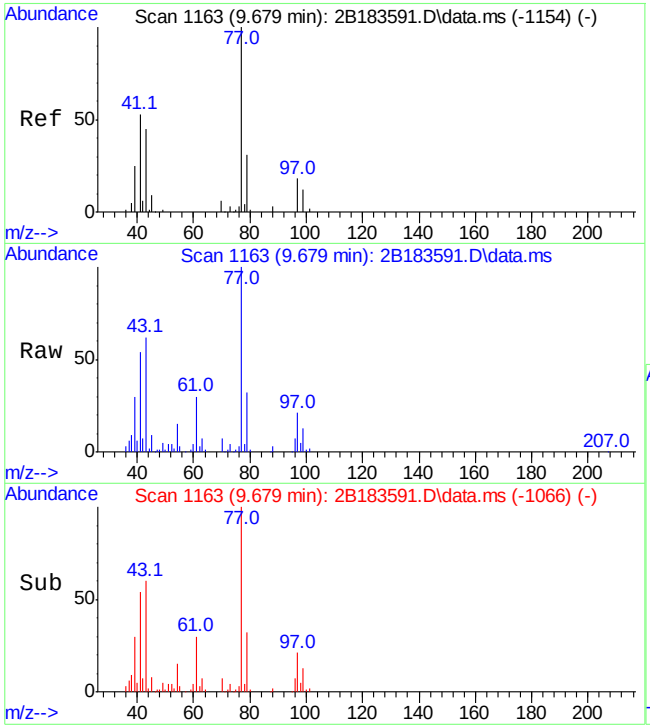

#34
ethyl acetate
Concen: 57.60 ug/L
RT: 9.679 min Scan# 1163
Delta R.T. 0.011 min
Lab File: 2B183591.D
Acq: 16 Jun 21 9:20 pm

Tgt Ion: 45 Resp: 17841

Ion	Ratio	Lower	Upper
45	100		
61	332.1	302.1	362.1
43	683.2	653.2	713.2
88	31.5	1.5	61.5

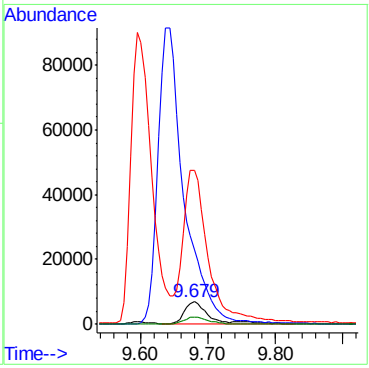

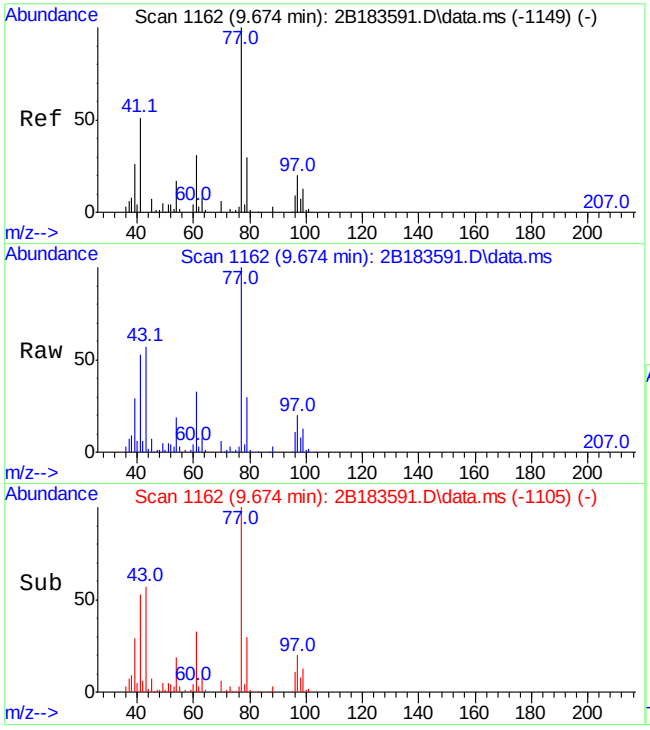

#35
2,2-dichloropropane
Concen: 55.32 ug/L
RT: 9.674 min Scan# 1162
Delta R.T. 0.000 min
Lab File: 2B183591.D
Acq: 16 Jun 21 9:20 pm

Tgt Ion: 77 Resp: 241196

Ion	Ratio	Lower	Upper
77	100		
97	20.3	0.0	50.3
41	50.8	20.8	80.8

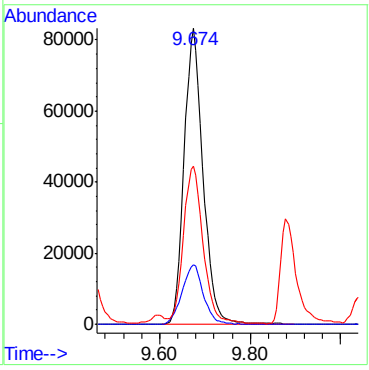

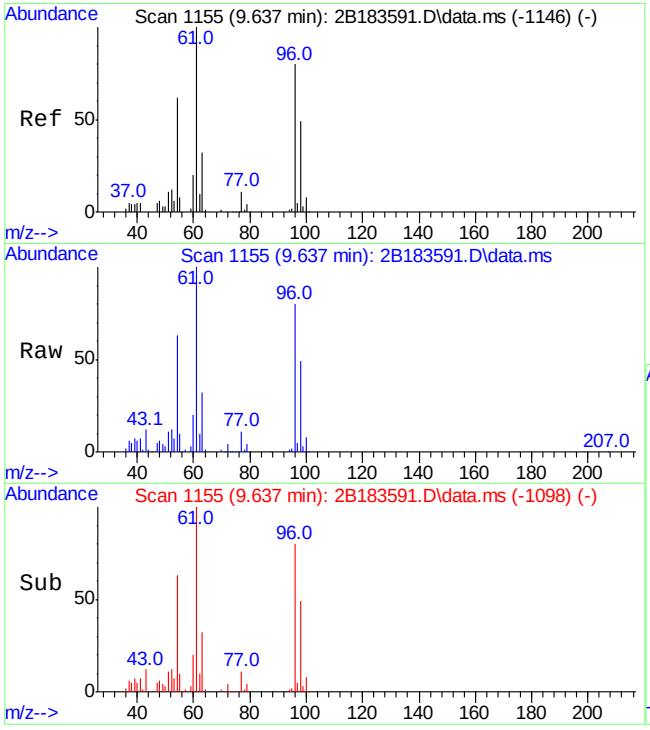

#36
cis-1,2-dichloroethene
Concen: 55.43 ug/L
RT: 9.637 min Scan# 1155
Delta R.T. 0.000 min
Lab File: 2B183591.D
Acq: 16 Jun 21 9:20 pm

Tgt Ion: 96 Resp: 161662

Ion	Ratio	Lower	Upper
96	100		
61	125.1	95.1	155.1
98	61.7	31.7	91.7

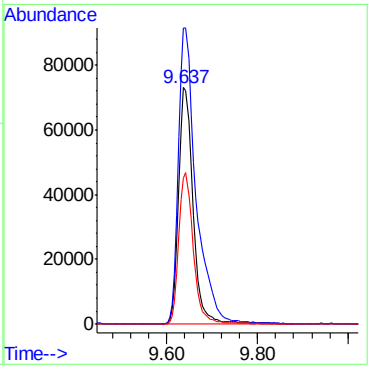

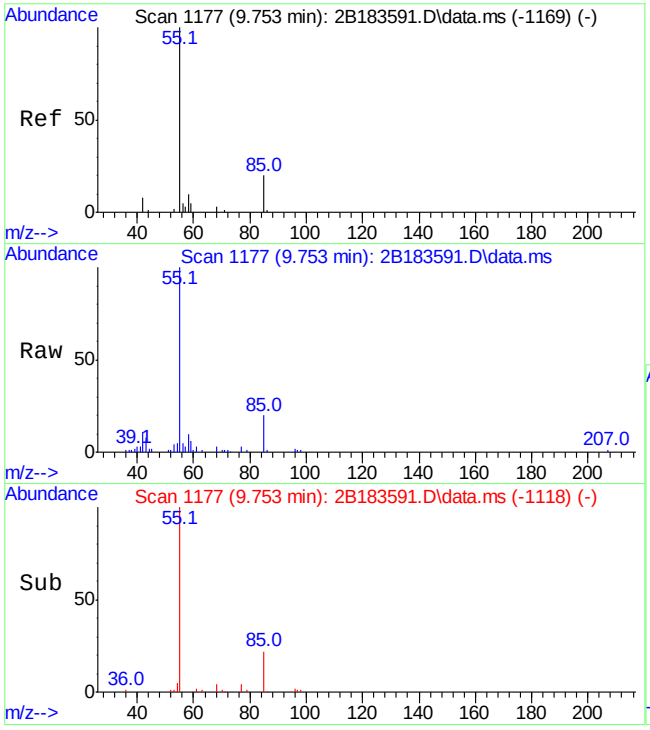

#37
methyl acrylate
Concen: 53.15 ug/L
RT: 9.753 min Scan# 1177
Delta R.T. 0.011 min
Lab File: 2B183591.D
Acq: 16 Jun 21 9:20 pm

Tgt Ion: 55 Resp: 102959

Ion	Ratio	Lower	Upper
55	100		
85	20.1	0.0	50.1
58	9.8	0.0	39.8

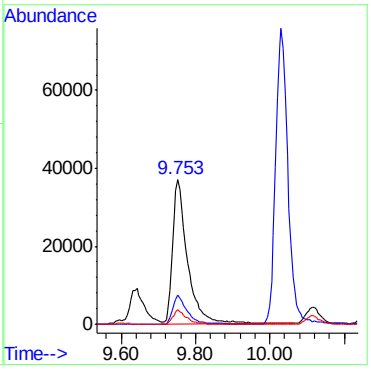

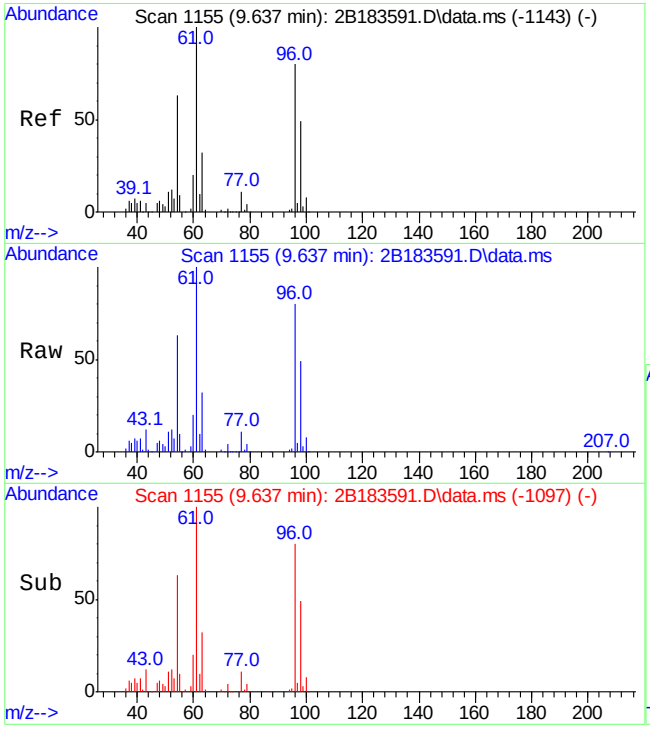

#38
propionitrile
Concen: 558.32 ug/L
RT: 9.637 min Scan# 1155
Delta R.T. 0.005 min
Lab File: 2B183591.D
Acq: 16 Jun 21 9:20 pm

Tgt Ion: 54 Resp: 164605

Ion	Ratio	Lower	Upper
54	100		
52	19.6	0.0	49.6
55	14.7	0.0	44.7
40	7.8	0.0	37.8

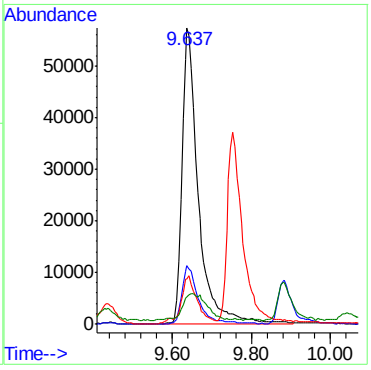

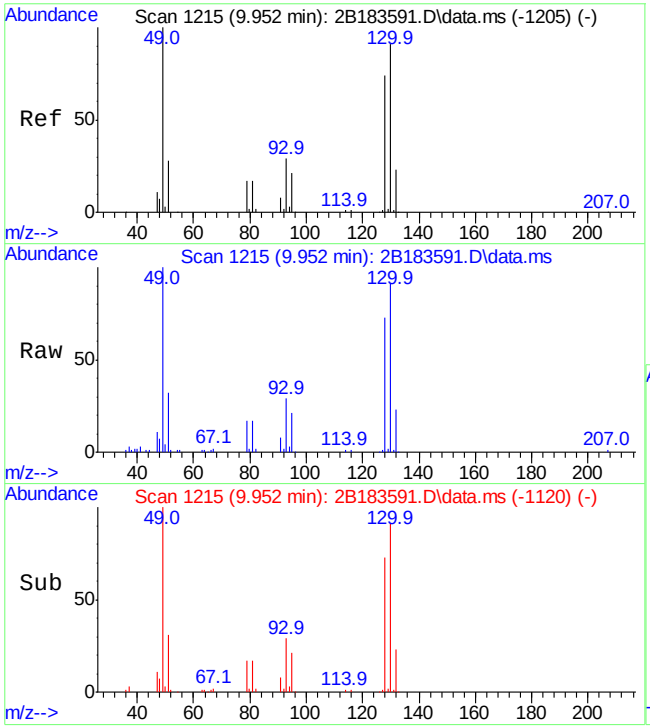

#39
bromochloromethane
Concen: 54.76 ug/L
RT: 9.952 min Scan# 1215
Delta R.T. 0.000 min
Lab File: 2B183591.D
Acq: 16 Jun 21 9:20 pm

Tgt Ion:128 Resp: 90856

Ion	Ratio	Lower	Upper
128	100		
49	135.9	105.9	165.9
130	123.4	93.4	153.4

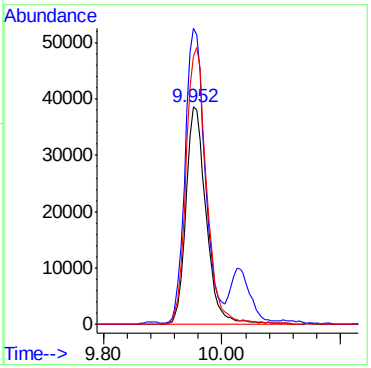

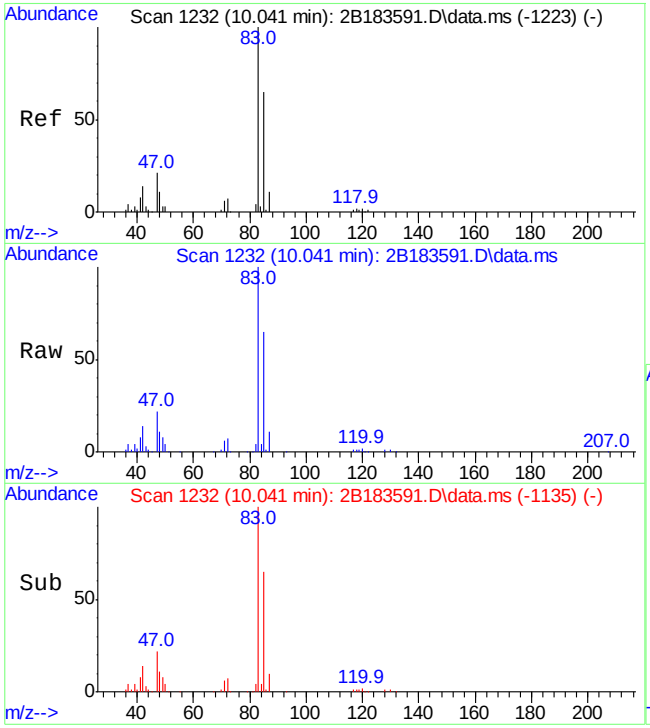

#40
tetrahydrofuran
Concen: 54.27 ug/L
RT: 10.041 min Scan# 1232
Delta R.T. 0.006 min
Lab File: 2B183591.D
Acq: 16 Jun 21 9:20 pm

Tgt Ion: 72 Resp: 15605

Ion	Ratio	Lower	Upper
72	100		
71	88.8	58.8	118.8
43	45.1	15.1	75.1

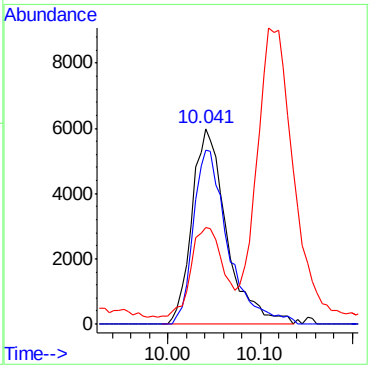

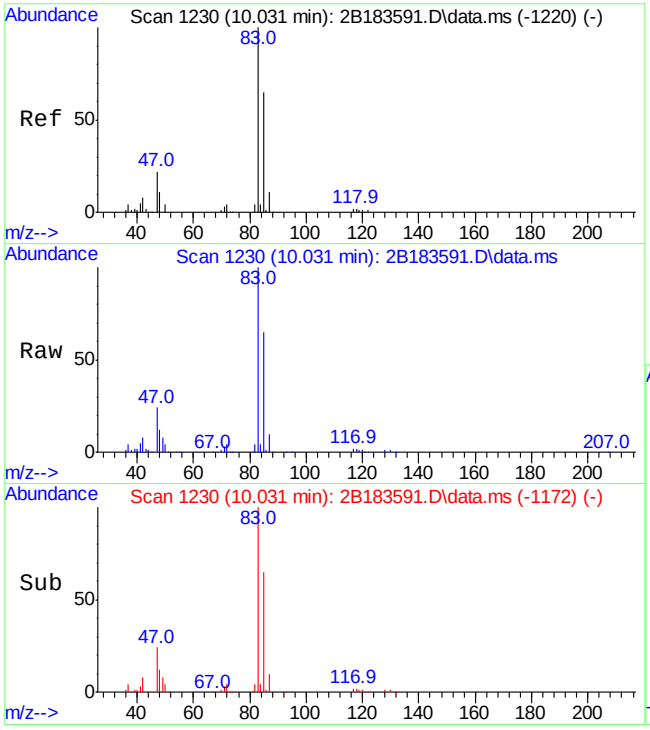

#41
chloroform
Concen: 51.95 ug/L
RT: 10.031 min Scan# 1230
Delta R.T. 0.005 min
Lab File: 2B183591.D
Acq: 16 Jun 21 9:20 pm

Tgt Ion: 85 Resp: 174844

Ion	Ratio	Lower	Upper
85	100		
83	153.5	123.5	183.5
47	36.5	6.5	66.5

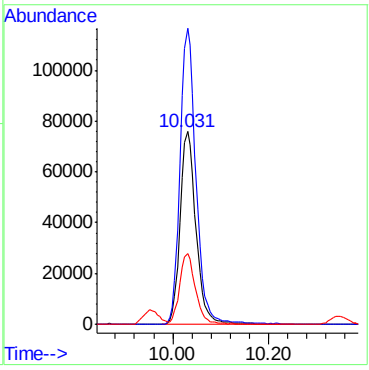

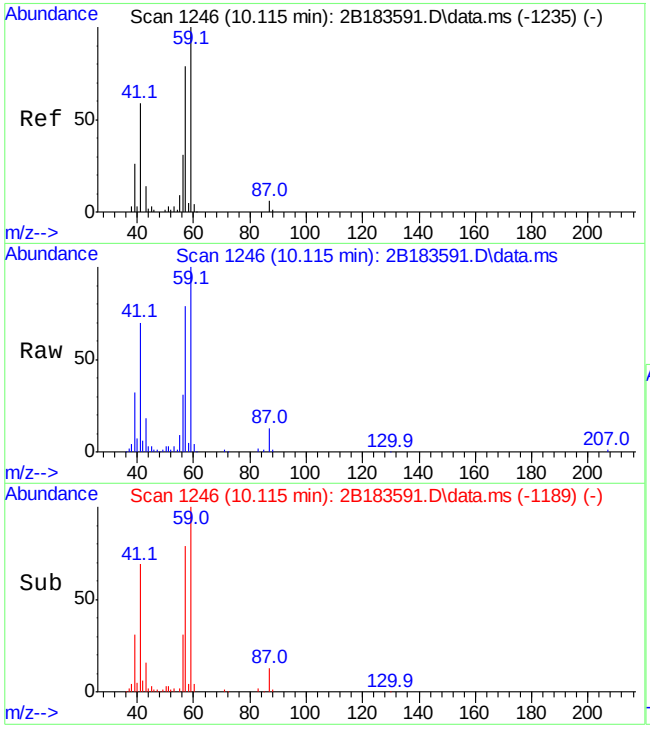

#42
t-butyl formate
Concen: 57.38 ug/L
RT: 10.115 min Scan# 1246
Delta R.T. 0.000 min
Lab File: 2B183591.D
Acq: 16 Jun 21 9:20 pm

Tgt Ion: 59 Resp: 129772

Ion	Ratio	Lower	Upper
59	100		
57	78.9	48.9	108.9
41	69.1	39.1	99.1

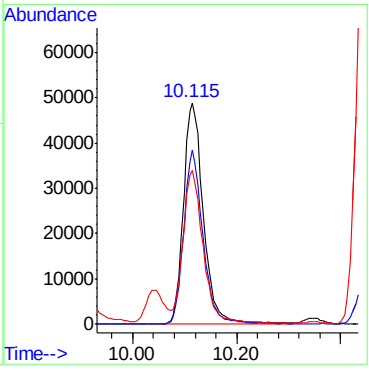

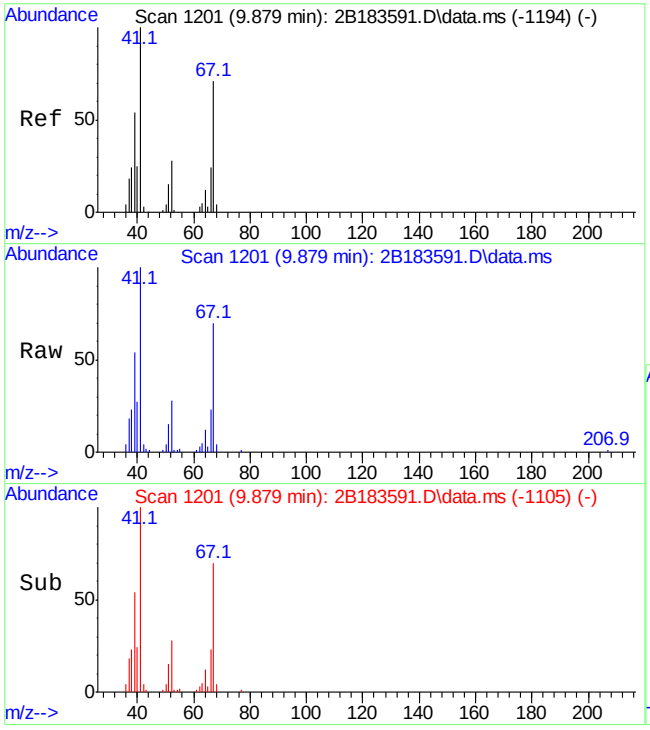

#44
methacrylonitrile
Concen: 56.09 ug/L
RT: 9.879 min Scan# 1201
Delta R.T. 0.005 min
Lab File: 2B183591.D
Acq: 16 Jun 21 9:20 pm

Tgt Ion: 67 Resp: 53306

Ion	Ratio	Lower	Upper
67	100		
41	140.7	110.7	170.7
39	76.4	46.4	106.4
52	39.9	9.9	69.9

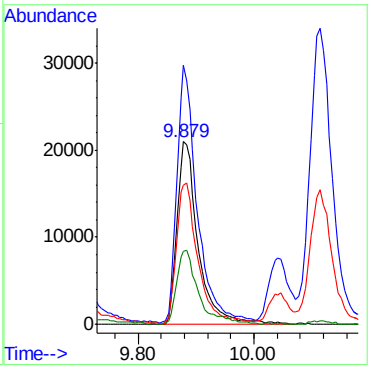

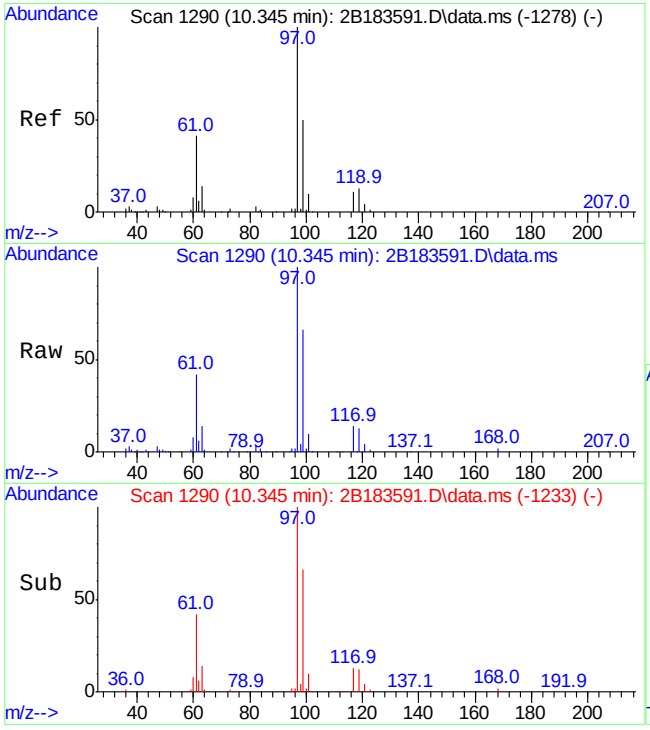

#45
1,1,1-trichloroethane
Concen: 58.03 ug/L
RT: 10.345 min Scan# 1290
Delta R.T. 0.000 min
Lab File: 2B183591.D
Acq: 16 Jun 21 9:20 pm

Tgt Ion: 97 Resp: 262658

Ion	Ratio	Lower	Upper
97	100		
99	65.8	36.0	96.0
61	41.5	12.1	72.1

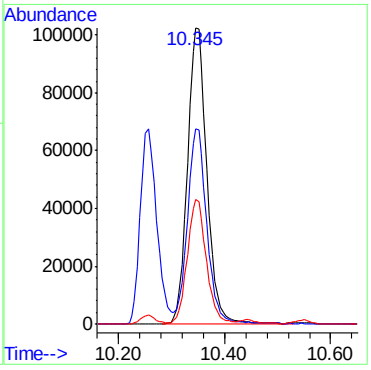

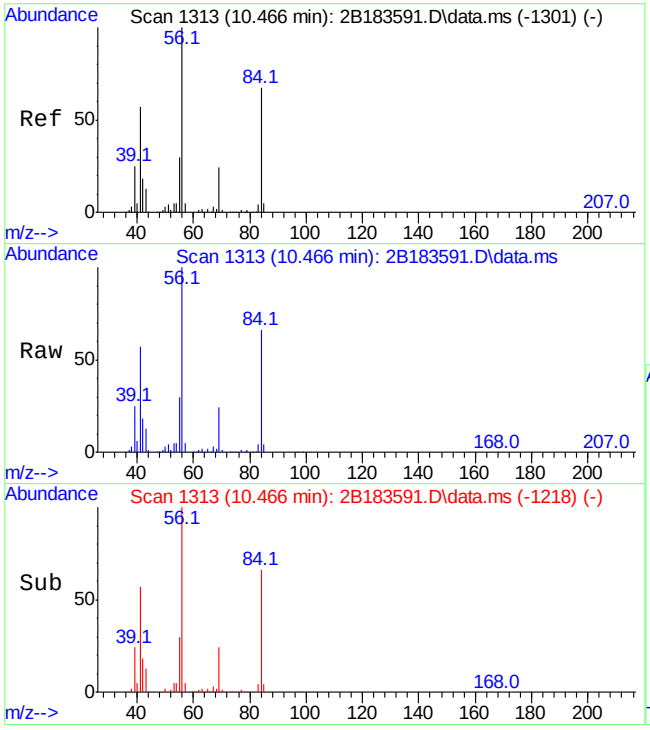

#46
cyclohexane
Concen: 58.27 ug/L
RT: 10.466 min Scan# 1313
Delta R.T. 0.000 min
Lab File: 2B183591.D
Acq: 16 Jun 21 9:20 pm

Tgt Ion: 84 Resp: 234165

Ion	Ratio	Lower	Upper
84	100		
56	150.0	130.0	170.0
41	85.8	65.8	105.8

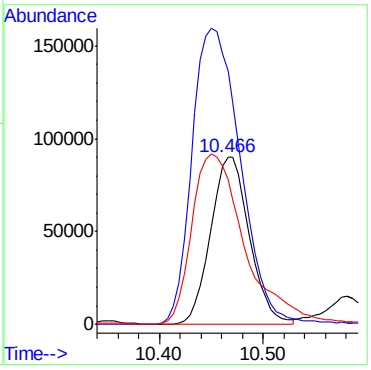

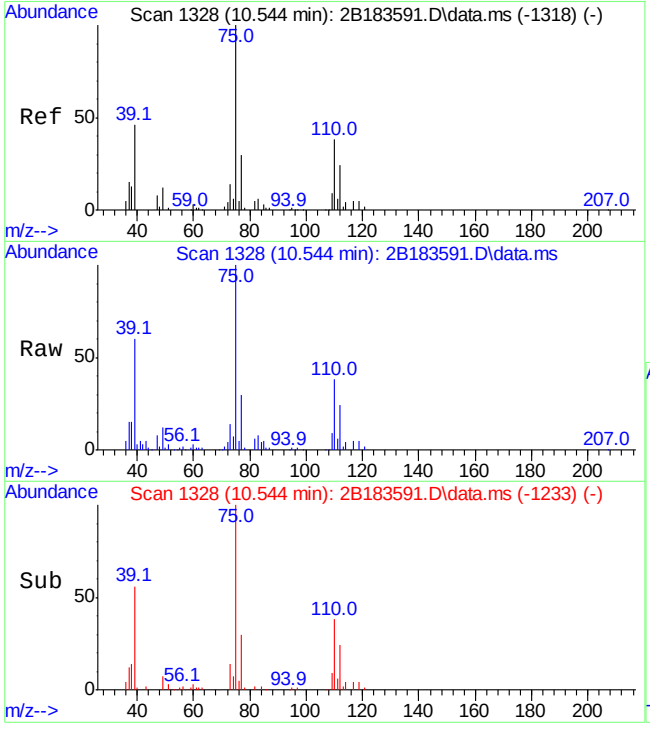

#47
1,1-dichloropropene
Concen: 56.28 ug/L
RT: 10.544 min Scan# 1328
Delta R.T. 0.000 min
Lab File: 2B183591.D
Acq: 16 Jun 21 9:20 pm

Tgt Ion: 75 Resp: 198100

Ion	Ratio	Lower	Upper
75	100		
77	30.5	10.5	50.5
110	37.9	17.9	57.9

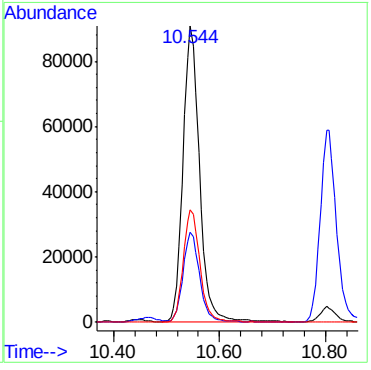

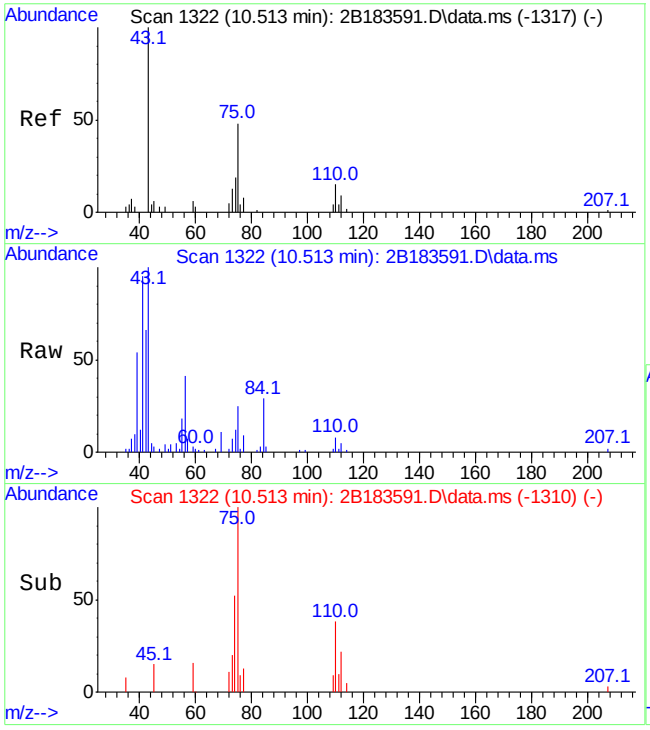

#48
iso-butyl alcohol
Concen: 518.05 ug/L
RT: 10.513 min Scan# 1322
Delta R.T. 0.011 min
Lab File: 2B183591.D
Acq: 16 Jun 21 9:20 pm

Tgt Ion: 43 Resp: 41333

Ion	Ratio	Lower	Upper
43	100		
42	66.5	36.5	96.5
41	94.7	64.7	124.7
74	12.8	0.0	42.8

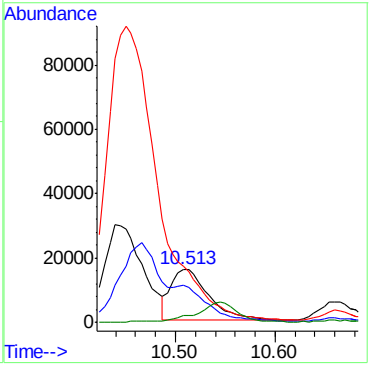

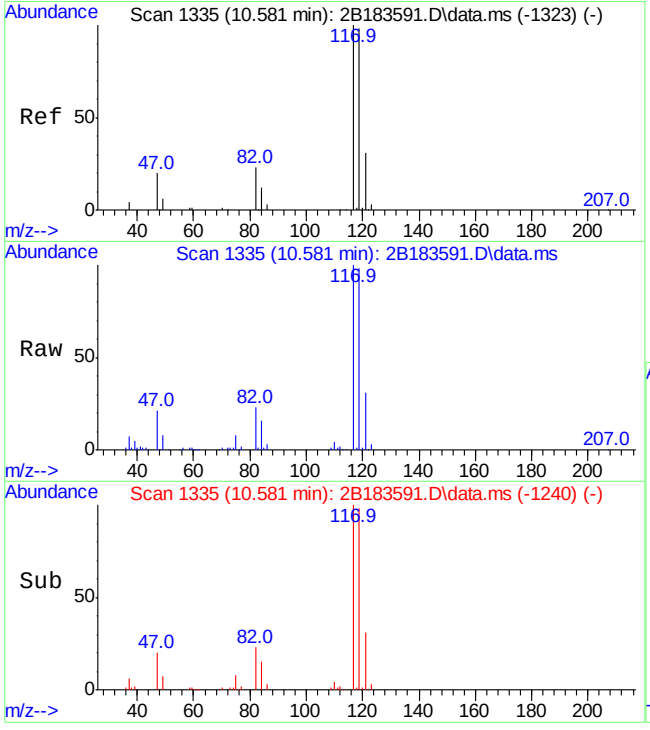

#49
carbon tetrachloride
Concen: 55.61 ug/L
RT: 10.581 min Scan# 1335
Delta R.T. 0.000 min
Lab File: 2B183591.D
Acq: 16 Jun 21 9:20 pm

Tgt Ion:117 Resp: 235688

Ion	Ratio	Lower	Upper
117	100		
119	97.7	77.7	117.7
82	23.1	3.1	43.1

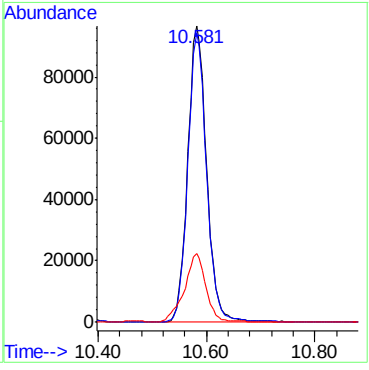

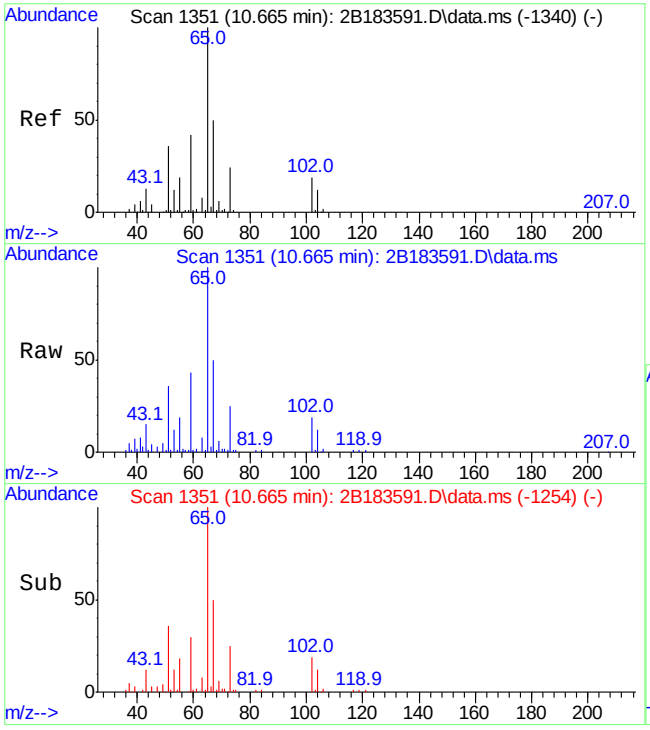

#50
tert amyl alcohol
Concen: 263.39 ug/L
RT: 10.665 min Scan# 1351
Delta R.T. 0.011 min
Lab File: 2B183591.D
Acq: 16 Jun 21 9:20 pm

Tgt Ion: 55 Resp: 22101

Ion	Ratio	Lower	Upper
55	100		
73	128.8	98.8	158.8
59	221.9	191.9	251.9

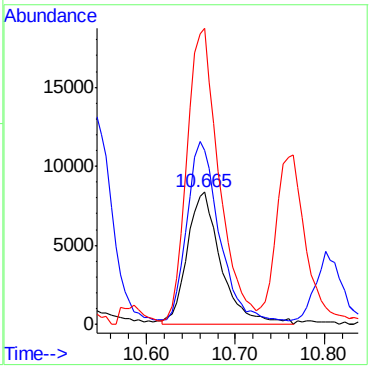

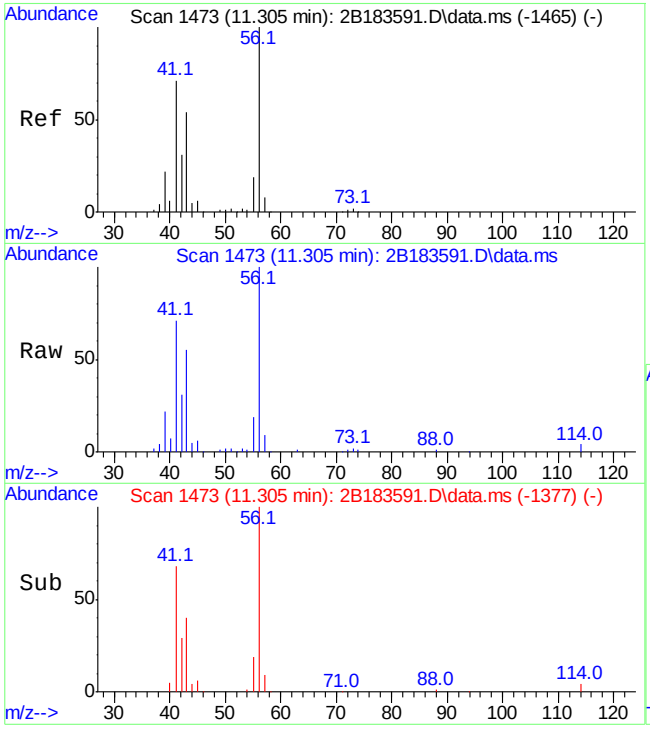

#53
n-butyl alcohol
Concen: 2588.80 ug/L
RT: 11.305 min Scan# 1473
Delta R.T. 0.005 min
Lab File: 2B183591.D
Acq: 16 Jun 21 9:20 pm

Tgt Ion: 56 Resp: 147939

Ion	Ratio	Lower	Upper
56	100		
41	70.8	40.8	100.8
43	54.4	24.4	84.4

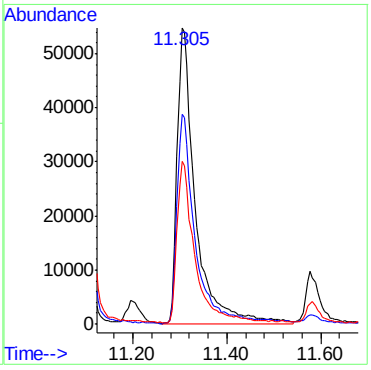

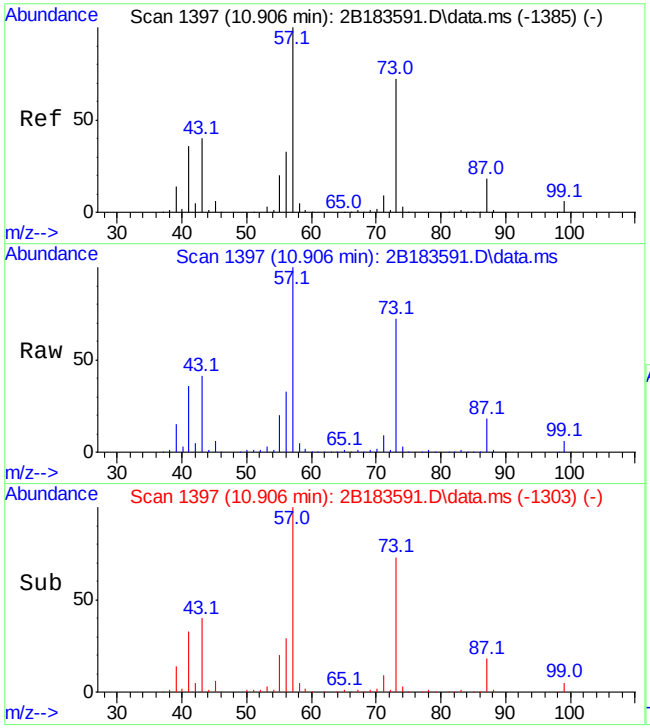

#54
2,2,4-trimethylpentane
Concen: 56.73 ug/L
RT: 10.906 min Scan# 1397
Delta R.T. -0.005 min
Lab File: 2B183591.D
Acq: 16 Jun 21 9:20 pm

Tgt Ion: 57 Resp: 537388

Ion	Ratio	Lower	Upper
57	100		
56	33.5	3.5	63.5
43	40.7	10.7	70.7
41	35.5	5.5	65.5

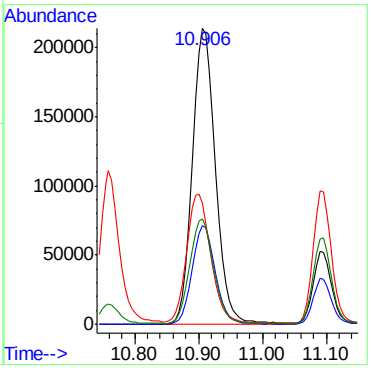

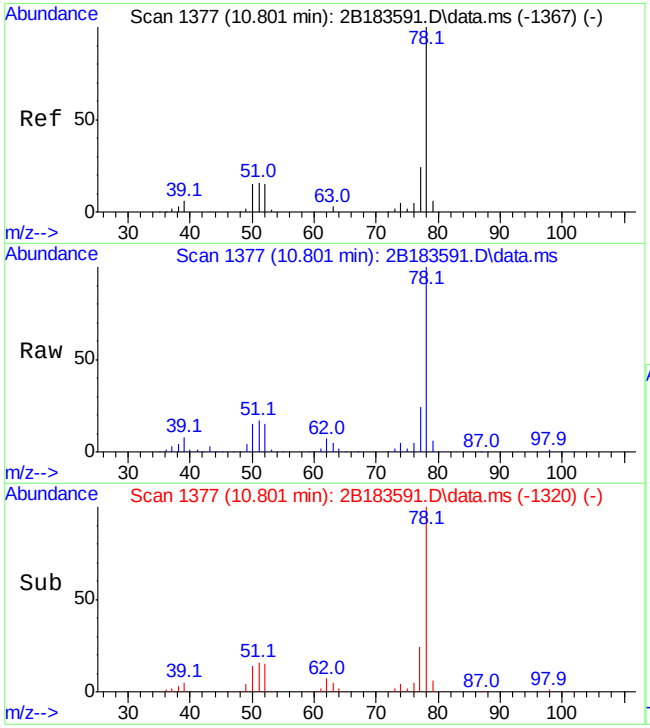

#55
benzene
Concen: 55.00 ug/L
RT: 10.801 min Scan# 1377
Delta R.T. 0.000 min
Lab File: 2B183591.D
Acq: 16 Jun 21 9:20 pm

Tgt Ion: 78 Resp: 550461

Ion	Ratio	Lower	Upper
78	100		
77	23.9	0.0	53.9

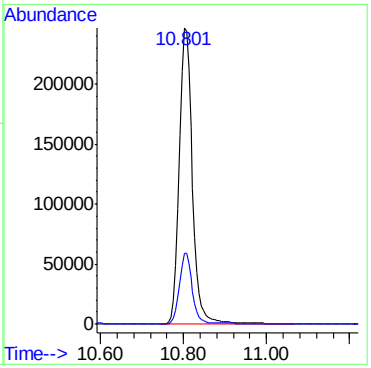

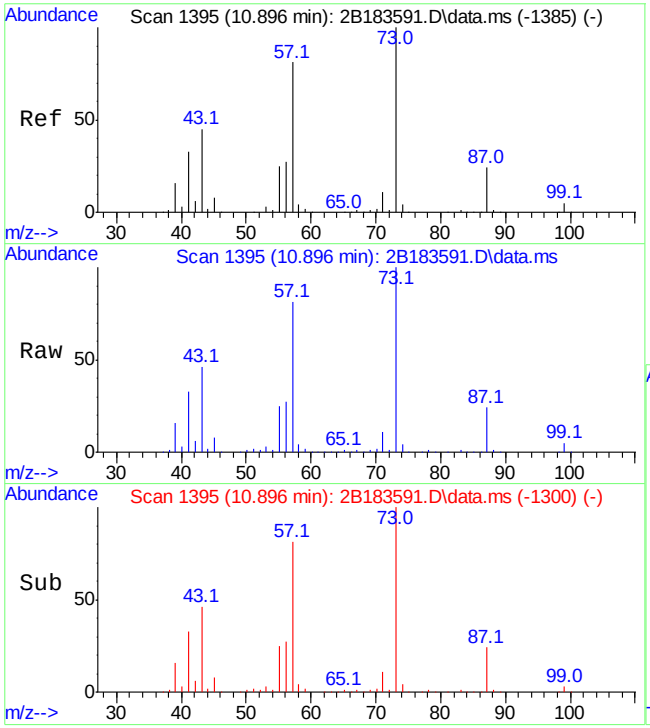

#56
tert-amyl methyl ether
Concen: 53.67 ug/L
RT: 10.896 min Scan# 1395
Delta R.T. 0.000 min
Lab File: 2B183591.D
Acq: 16 Jun 21 9:20 pm

Tgt Ion: 87 Resp: 116060

Ion	Ratio	Lower	Upper
87	100		
73	407.9	377.9	437.9
55	103.1	73.1	133.1

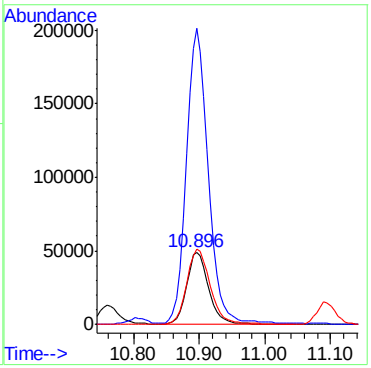

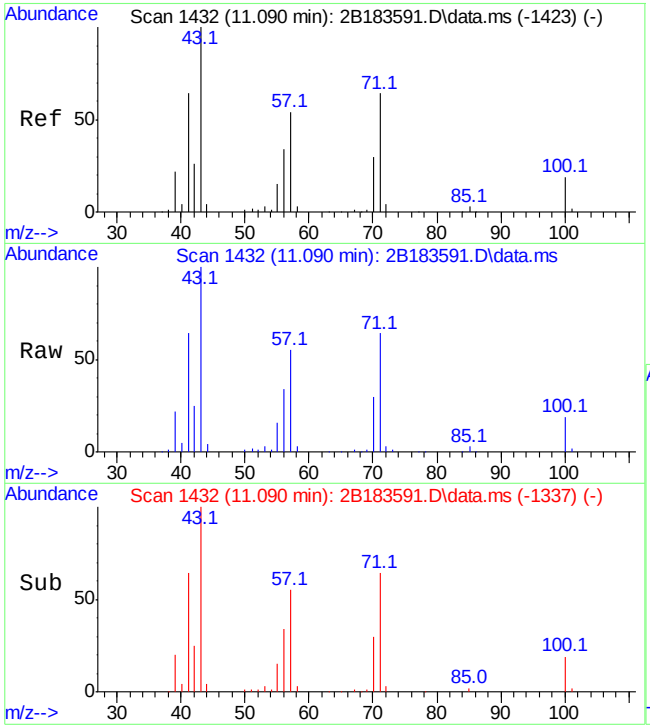

#57
heptane
Concen: 58.10 ug/L
RT: 11.090 min Scan# 1432
Delta R.T. 0.000 min
Lab File: 2B183591.D
Acq: 16 Jun 21 9:20 pm

Tgt Ion: 71 Resp: 124055

Ion	Ratio	Lower	Upper
71	100		
56	53.2	23.2	83.2
57	84.9	54.9	114.9
100	29.2	0.0	59.2

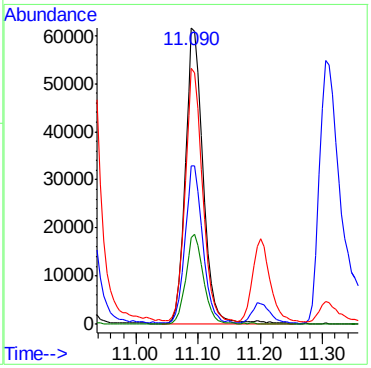

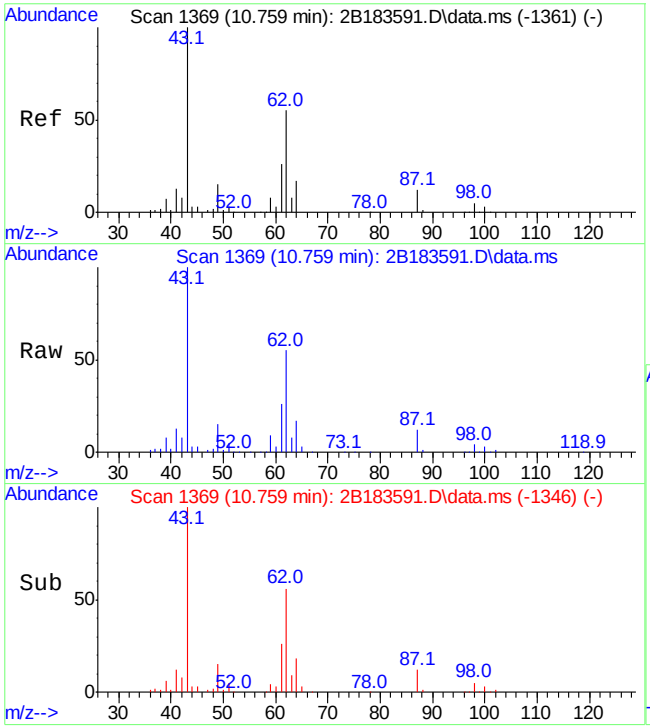

#58
isopropyl acetate
Concen: 54.27 ug/L
RT: 10.759 min Scan# 1369
Delta R.T. 0.000 min
Lab File: 2B183591.D
Acq: 16 Jun 21 9:20 pm

Tgt Ion: 87 Resp: 28967

Ion	Ratio	Lower	Upper
87	100		
61	215.0	185.0	245.0
43	829.1	799.1	859.1

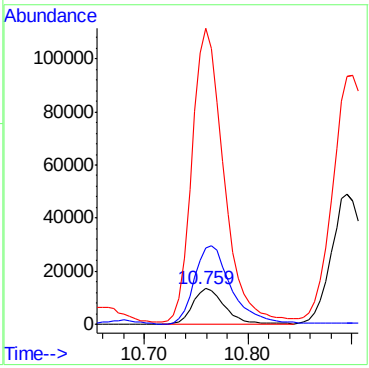

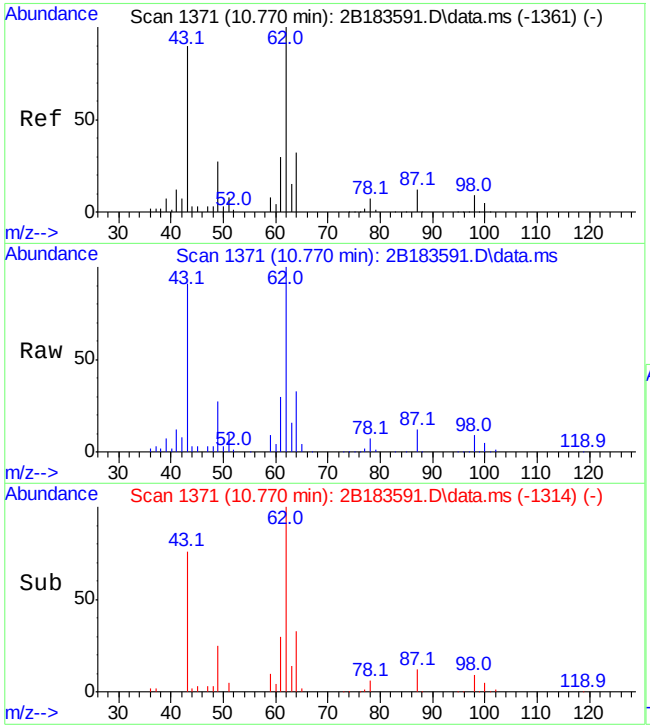

#59
1,2-dichloroethane
Concen: 53.38 ug/L
RT: 10.770 min Scan# 1371
Delta R.T. 0.000 min
Lab File: 2B183591.D
Acq: 16 Jun 21 9:20 pm

Tgt Ion: 62 Resp: 204170

Ion	Ratio	Lower	Upper
62	100		
98	9.0	0.0	39.0
49	26.8	0.0	56.8

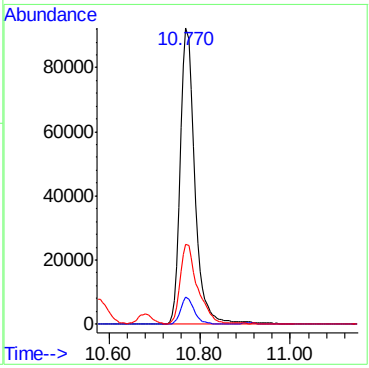

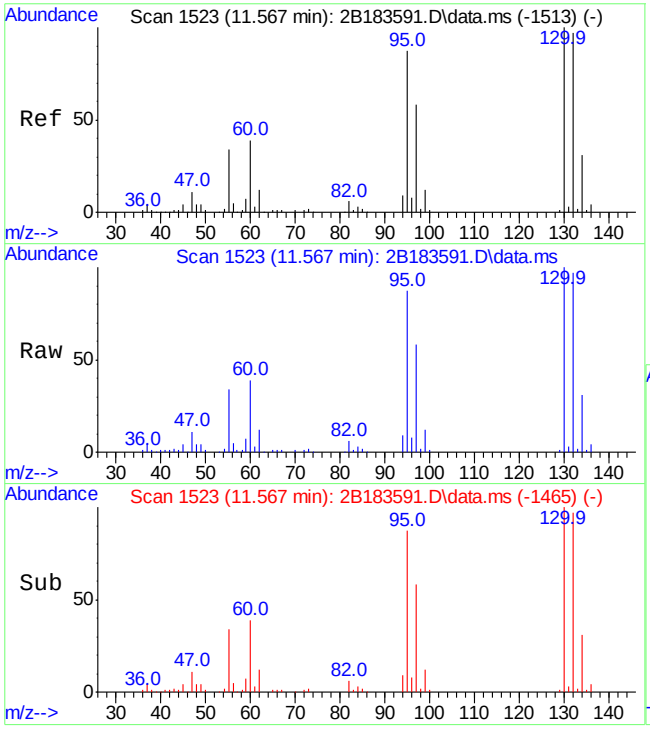

#60
trichloroethene
Concen: 57.08 ug/L
RT: 11.567 min Scan# 1523
Delta R.T. 0.005 min
Lab File: 2B183591.D
Acq: 16 Jun 21 9:20 pm

Tgt Ion:130 Resp: 185990

Ion	Ratio	Lower	Upper
130	100		
95	86.8	56.8	116.8
130	100.0	70.0	130.0
132	97.2	67.2	127.2

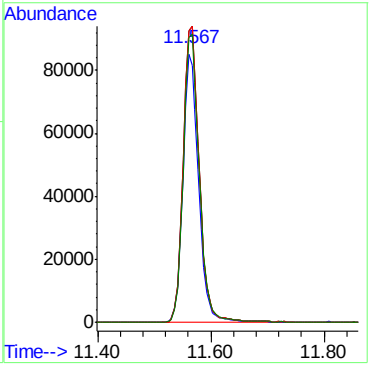

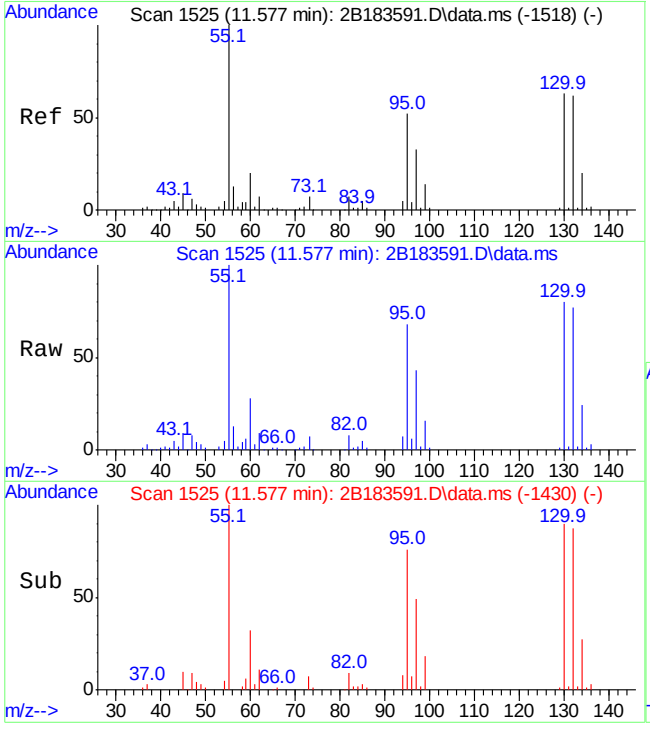

#61
ethyl acrylate
Concen: 55.85 ug/L
RT: 11.577 min Scan# 1525
Delta R.T. 0.000 min
Lab File: 2B183591.D
Acq: 16 Jun 21 9:20 pm

Tgt Ion: 55 Resp: 154909

Ion	Ratio	Lower	Upper
55	100		
73	7.3	0.0	27.3
99	15.3	0.0	34.6

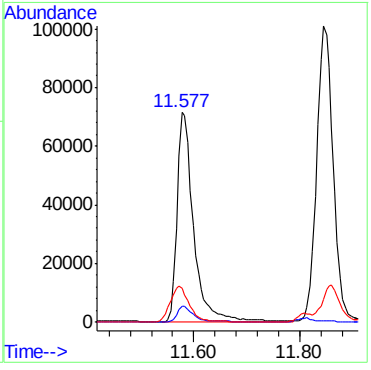

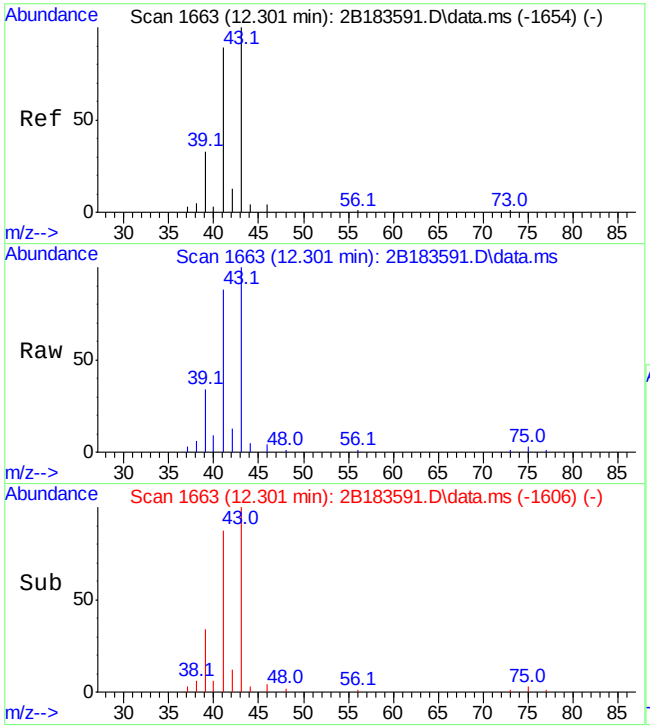

#62
2-nitropropane
Concen: 53.31 ug/L
RT: 12.301 min Scan# 1663
Delta R.T. 0.000 min
Lab File: 2B183591.D
Acq: 16 Jun 21 9:20 pm

Tgt Ion: 41 Resp: 37930

Ion	Ratio	Lower	Upper
41	100		
43	112.9	92.9	132.9
46	4.8	0.0	24.8
39	37.1	17.1	57.1

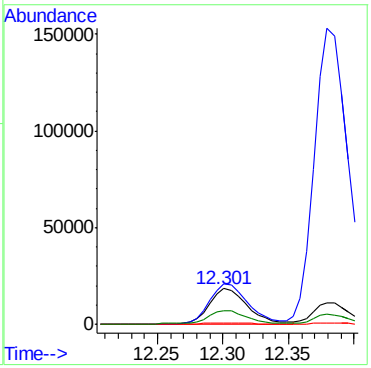

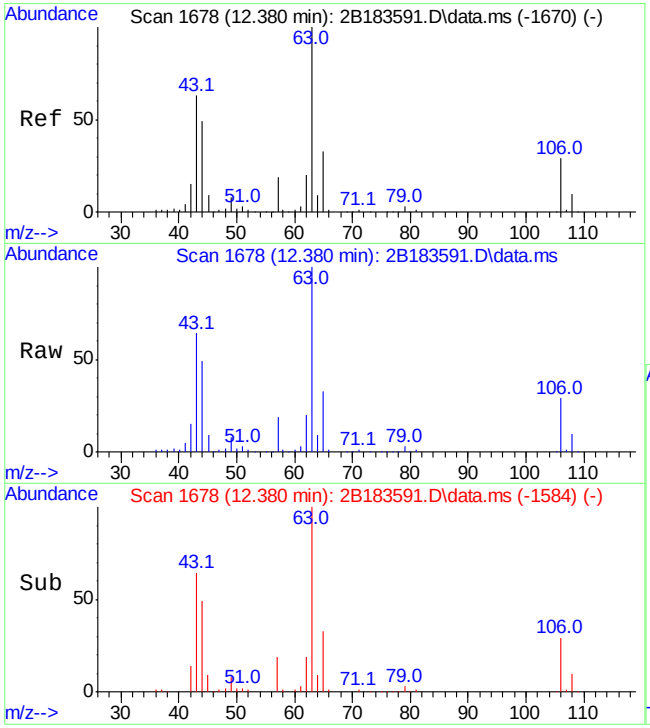

#63
2-chloroethyl vinyl ether
Concen: 283.84 ug/L
RT: 12.380 min Scan# 1678
Delta R.T. -0.005 min
Lab File: 2B183591.D
Acq: 16 Jun 21 9:20 pm

Tgt Ion: 63 Resp: 450881

Ion	Ratio	Lower	Upper
63	100		
65	32.7	2.7	62.7
106	29.0	0.0	59.0

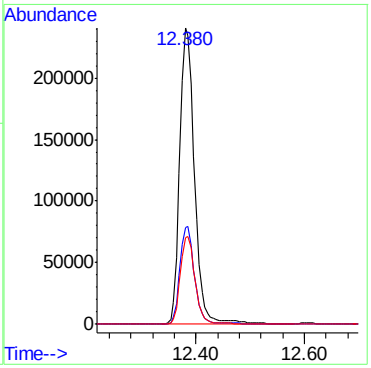

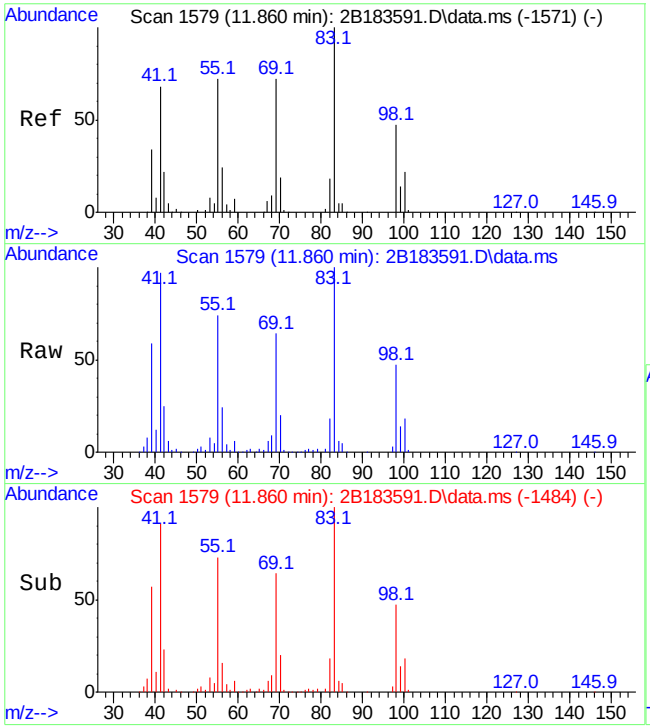

#64
methyl methacrylate
Concen: 55.92 ug/L
RT: 11.860 min Scan# 1579
Delta R.T. 0.000 min
Lab File: 2B183591.D
Acq: 16 Jun 21 9:20 pm

Tgt Ion:100 Resp: 34819

Ion	Ratio	Lower	Upper
100	100		
41	522.5	492.5	552.5
69	344.6	314.6	374.6
39	315.7	285.7	345.7

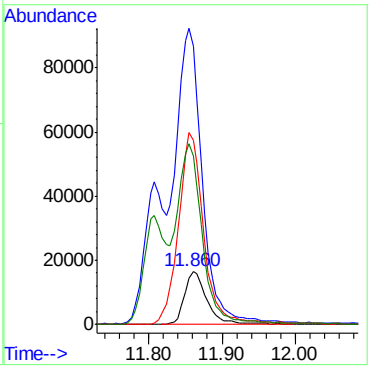

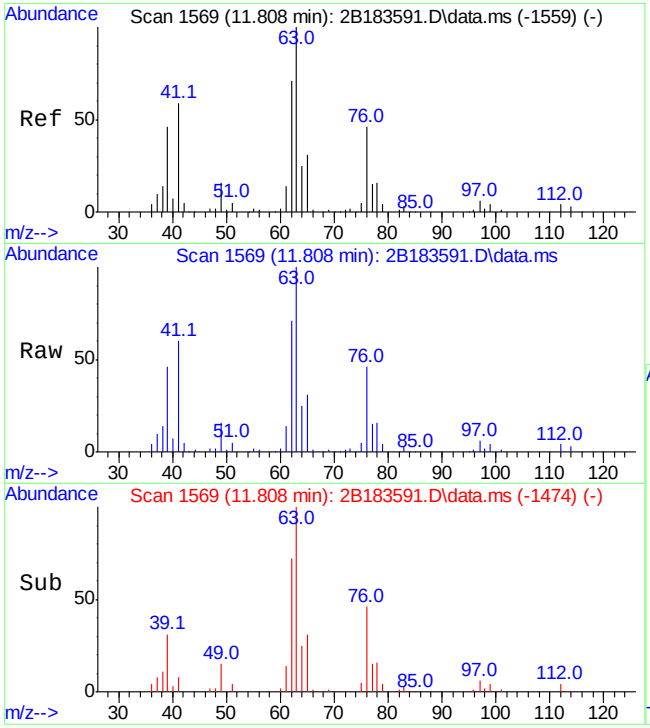

#65
1,2-dichloropropane
Concen: 55.87 ug/L
RT: 11.808 min Scan# 1569
Delta R.T. 0.000 min
Lab File: 2B183591.D
Acq: 16 Jun 21 9:20 pm

Tgt Ion: 63 Resp: 151247

Ion	Ratio	Lower	Upper
63	100		
112	3.9	0.0	33.9
65	31.3	1.3	61.3

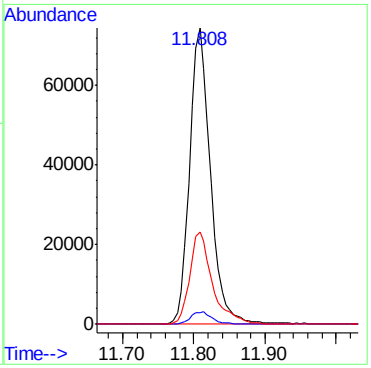

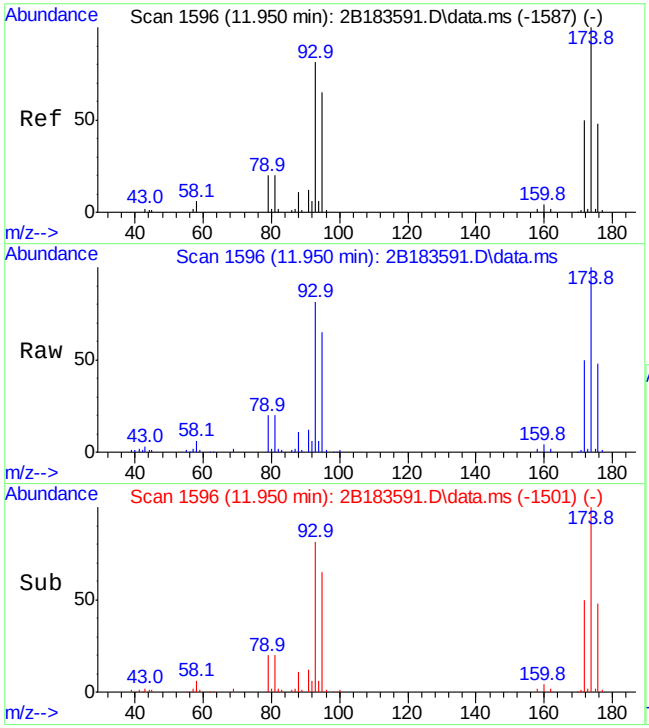

#66
dibromomethane
Concen: 52.87 ug/L
RT: 11.950 min Scan# 1596
Delta R.T. 0.000 min
Lab File: 2B183591.D
Acq: 16 Jun 21 9:20 pm

Tgt Ion: 93 Resp: 95575

Ion	Ratio	Lower	Upper
93	100		
95	80.5	50.5	110.5
174	124.1	94.1	154.1

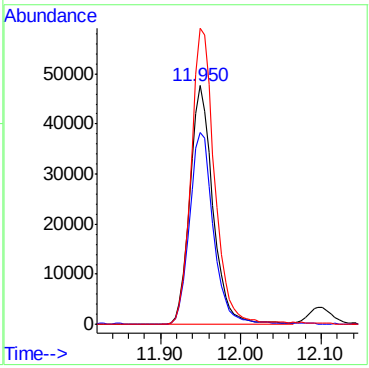

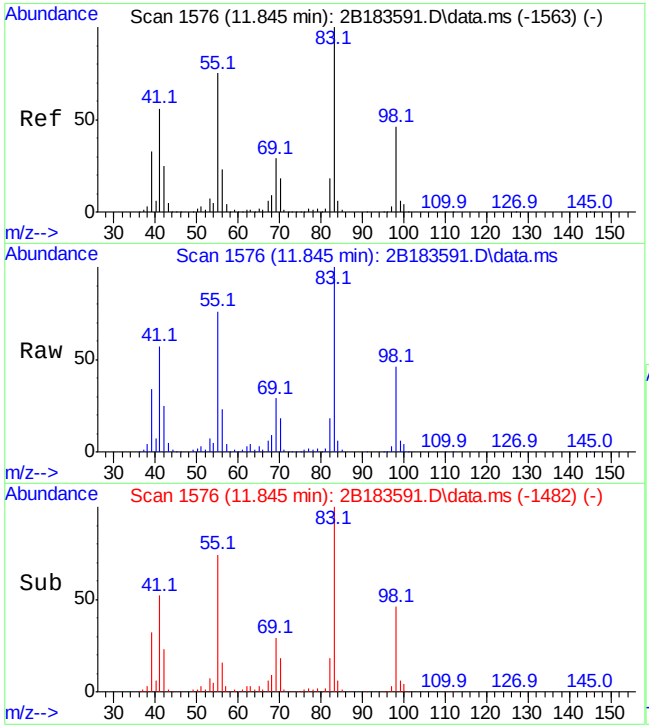

#67
methylcyclohexane
Concen: 57.83 ug/L
RT: 11.845 min Scan# 1576
Delta R.T. -0.005 min
Lab File: 2B183591.D
Acq: 16 Jun 21 9:20 pm

Tgt Ion: 83 Resp: 292939

Ion	Ratio	Lower	Upper
83	100		
55	75.5	45.5	105.5
98	45.7	15.7	75.7

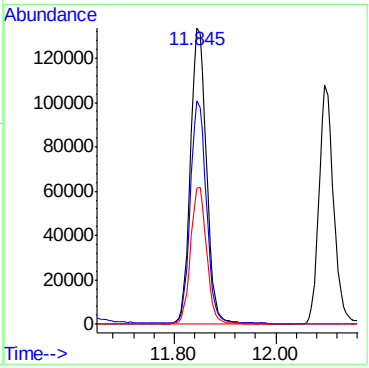

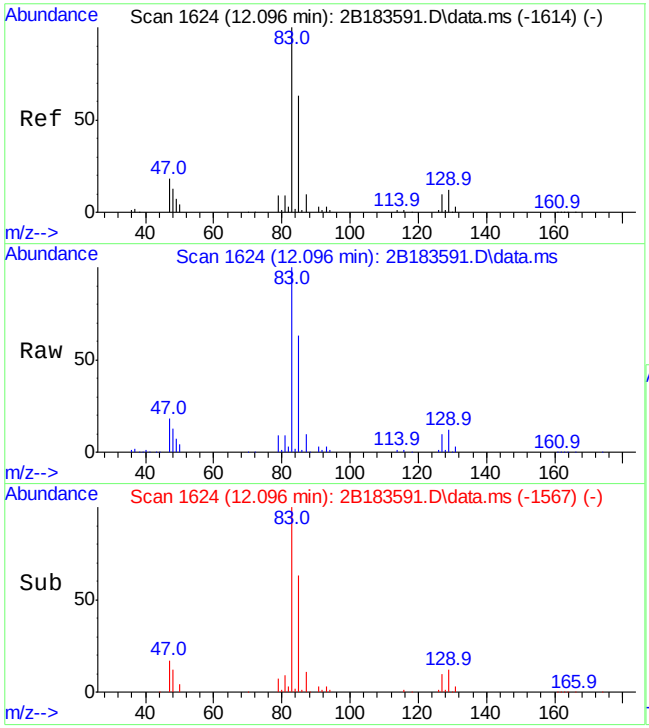

#68
bromodichloromethane
Concen: 56.85 ug/L
RT: 12.096 min Scan# 1624
Delta R.T. 0.000 min
Lab File: 2B183591.D
Acq: 16 Jun 21 9:20 pm

Tgt Ion: 83 Resp: 218534

Ion	Ratio	Lower	Upper
83	100		
85	63.2	33.2	93.2
127	9.5	0.0	39.5

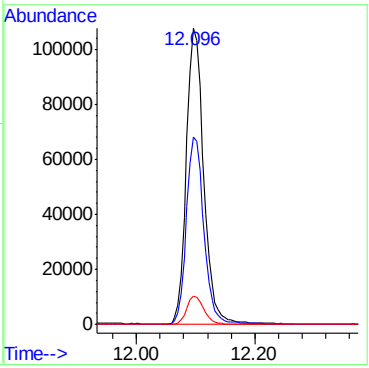

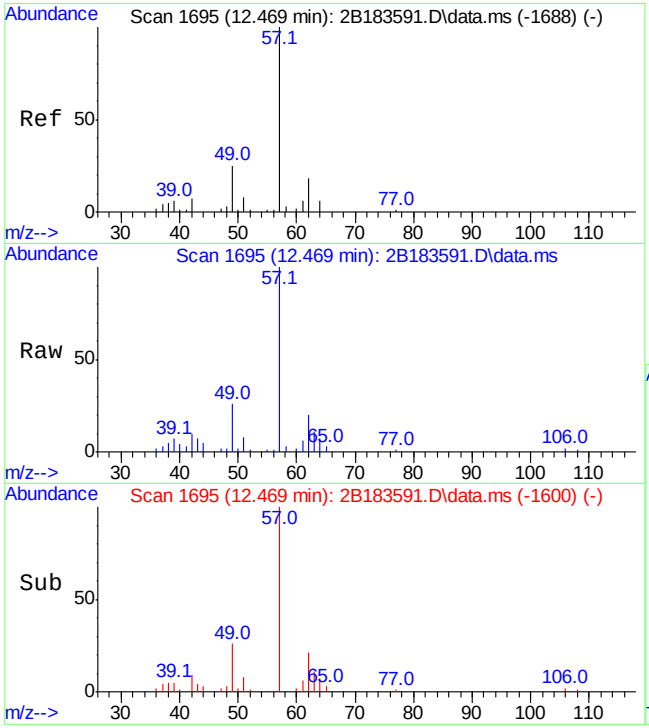

#69
epichlorohydrin
Concen: 265.71 ug/L
RT: 12.469 min Scan# 1695
Delta R.T. 0.000 min
Lab File: 2B183591.D
Acq: 16 Jun 21 9:20 pm

Tgt Ion: 57 Resp: 63961

Ion	Ratio	Lower	Upper
57	100		
62	20.4	0.4	40.4
49	24.3	4.3	44.3

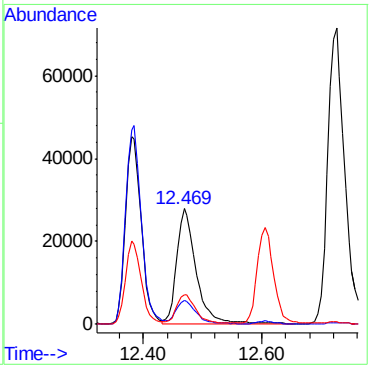

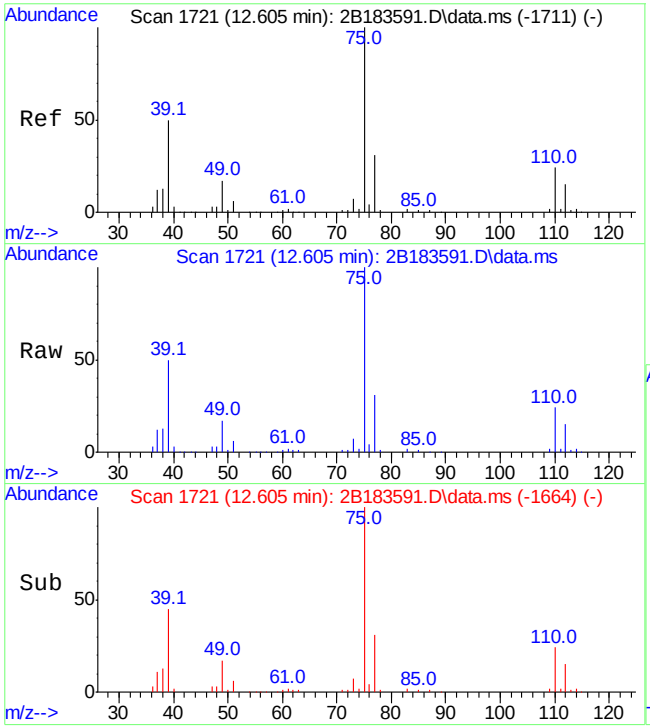

#70
cis-1,3-dichloropropene
Concen: 56.64 ug/L
RT: 12.605 min Scan# 1721
Delta R.T. 0.000 min
Lab File: 2B183591.D
Acq: 16 Jun 21 9:20 pm

Tgt Ion: 75 Resp: 258329

Ion	Ratio	Lower	Upper
75	100		
77	31.4	1.4	61.4
39	49.8	19.8	79.8

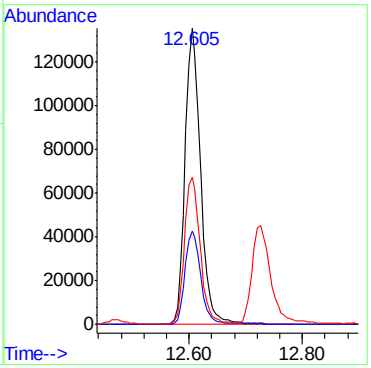

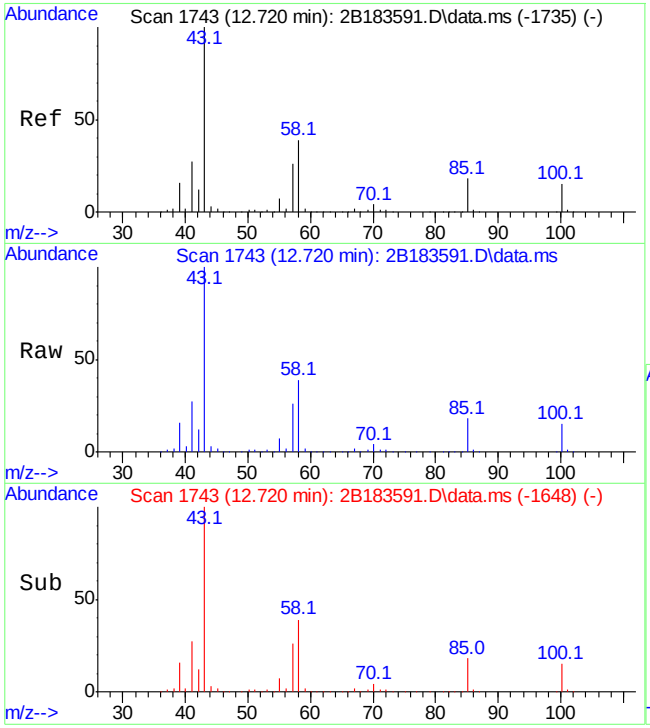

#71
4-methyl-2-pentanone
Concen: 220.83 ug/L
RT: 12.720 min Scan# 1743
Delta R.T. 0.000 min
Lab File: 2B183591.D
Acq: 16 Jun 21 9:20 pm

Tgt Ion: 58 Resp: 204486

Ion	Ratio	Lower	Upper
58	100		
100	38.6	8.6	68.6
43	253.3	223.3	283.3
85	46.6	16.6	76.6

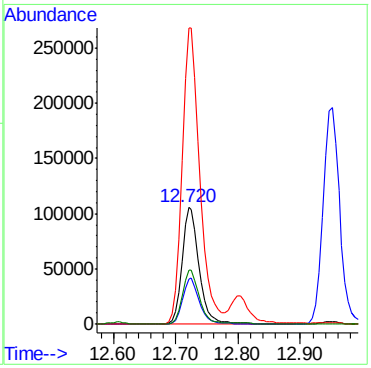

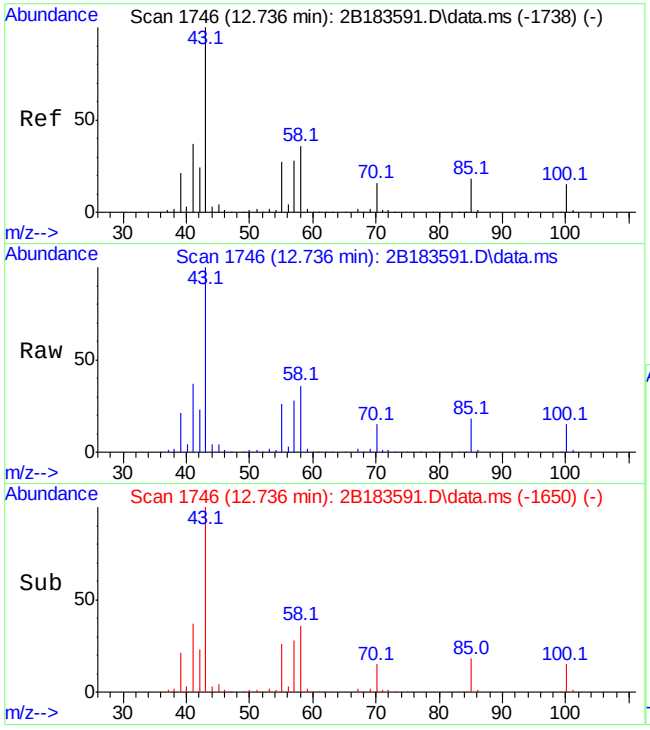

#72
3-methyl-1-butanol
Concen: 1126.30 ug/L
RT: 12.736 min Scan# 1746
Delta R.T. 0.005 min
Lab File: 2B183591.D
Acq: 16 Jun 21 9:20 pm

Tgt Ion: 70 Resp: 61950

Ion	Ratio	Lower	Upper
70	100		
55	168.6	138.6	198.6
42	147.3	117.3	177.3

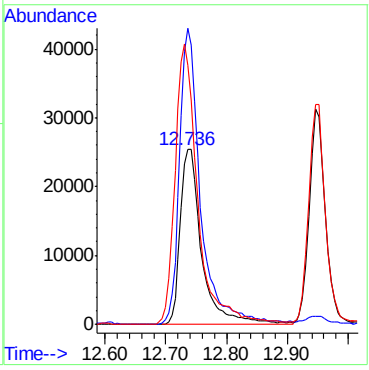

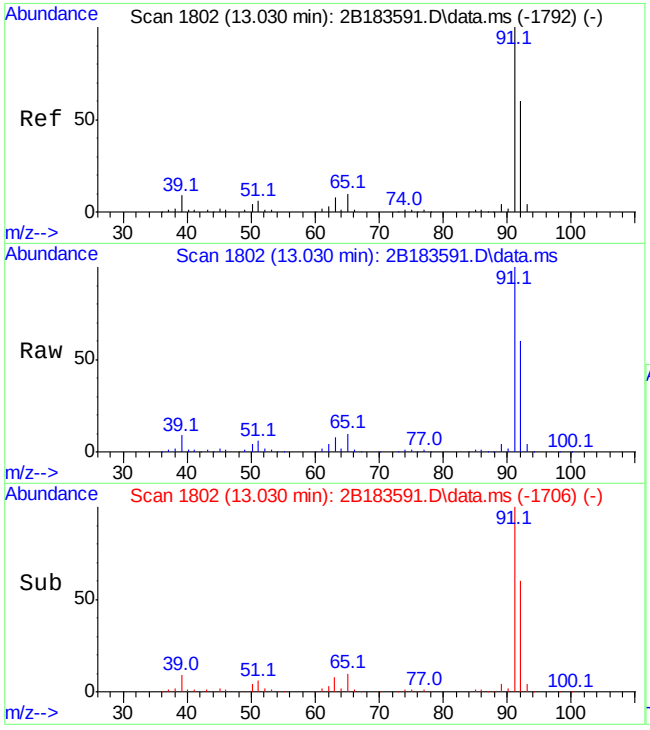

#75
toluene
Concen: 56.38 ug/L
RT: 13.030 min Scan# 1802
Delta R.T. 0.005 min
Lab File: 2B183591.D
Acq: 16 Jun 21 9:20 pm

Tgt Ion: 92 Resp: 375532

Ion	Ratio	Lower	Upper
92	100		
91	165.5	145.5	185.5
65	17.3	0.0	37.3

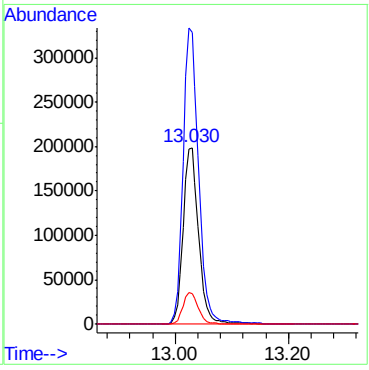

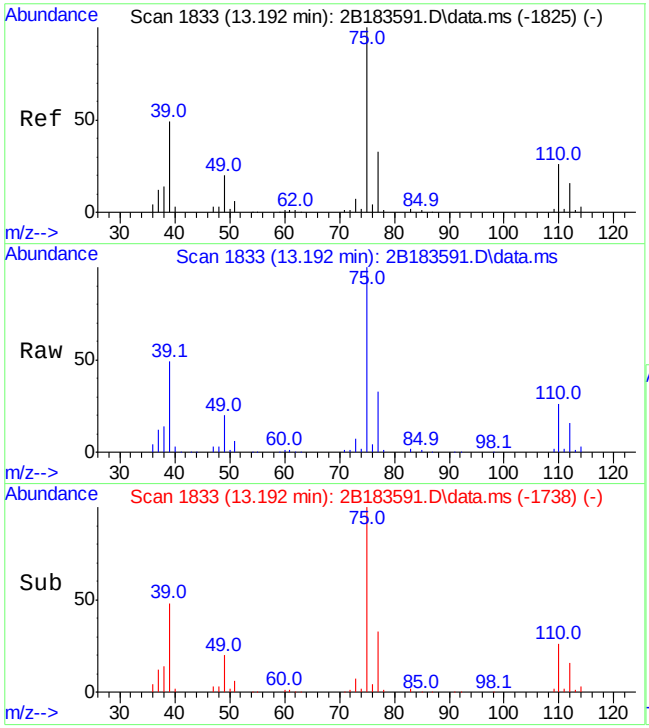

#76
trans-1,3-dichloropropene
Concen: 57.69 ug/L
RT: 13.192 min Scan# 1833
Delta R.T. 0.000 min
Lab File: 2B183591.D
Acq: 16 Jun 21 9:20 pm

Tgt Ion: 75 Resp: 229797

Ion	Ratio	Lower	Upper
75	100		
110	25.6	5.6	45.6
77	32.9	12.9	52.9

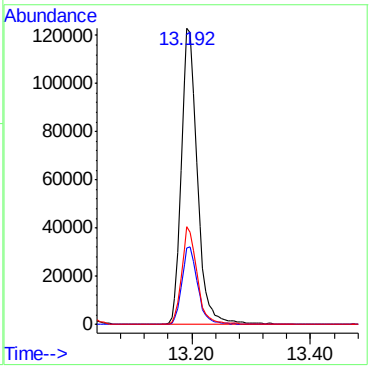

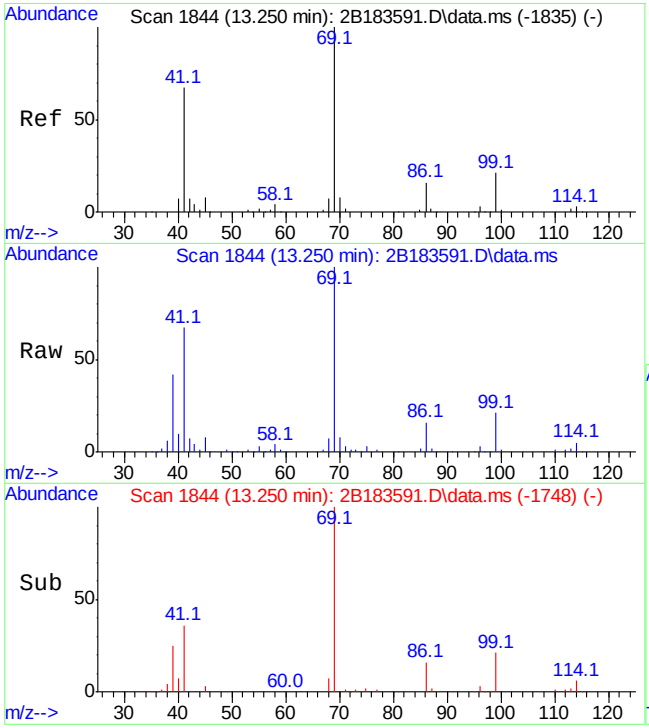

#77
ethyl methacrylate
Concen: 56.51 ug/L
RT: 13.250 min Scan# 1844
Delta R.T. 0.005 min
Lab File: 2B183591.D
Acq: 16 Jun 21 9:20 pm

Tgt Ion: 69 Resp: 182285

Ion	Ratio	Lower	Upper
69	100		
41	67.3	47.3	87.3
99	20.7	0.7	40.7
86	16.3	0.0	36.3

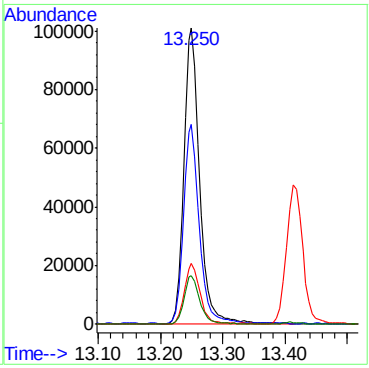

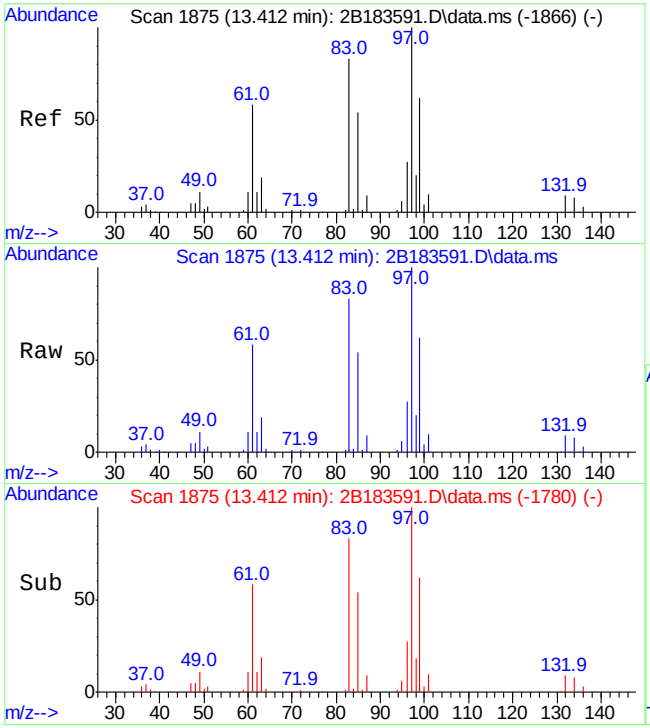

#78
1,1,2-trichloroethane
Concen: 55.02 ug/L
RT: 13.412 min Scan# 1875
Delta R.T. 0.000 min
Lab File: 2B183591.D
Acq: 16 Jun 21 9:20 pm

Tgt Ion: 83 Resp: 113493

Ion	Ratio	Lower	Upper
83	100		
97	120.4	100.4	140.4
85	64.7	44.7	84.7
61	69.5	49.5	89.5

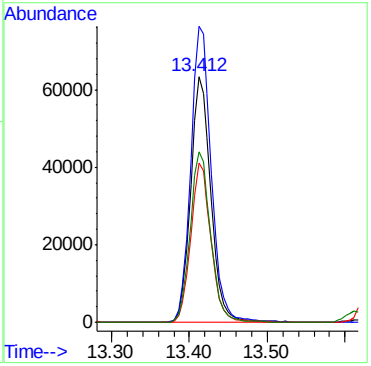

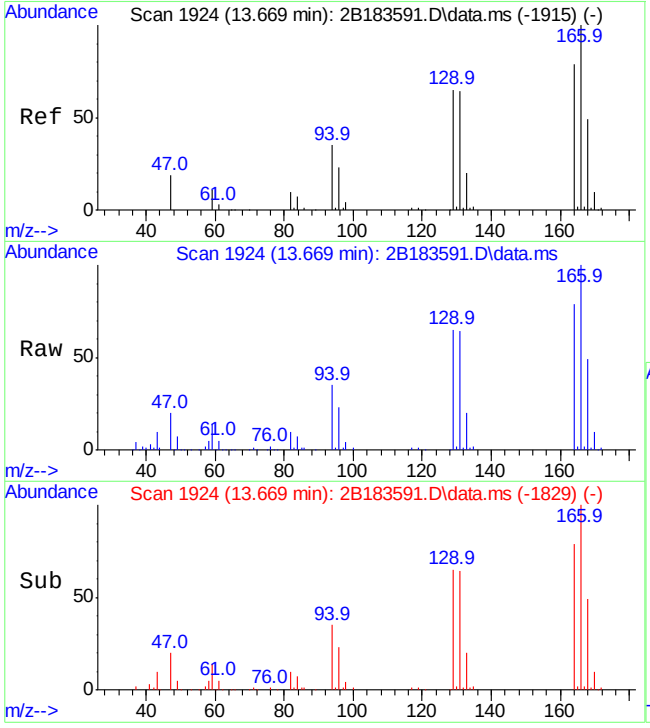

#79
tetrachloroethene
Concen: 53.89 ug/L
RT: 13.669 min Scan# 1924
Delta R.T. 0.000 min
Lab File: 2B183591.D
Acq: 16 Jun 21 9:20 pm

Tgt Ion:164 Resp: 156124

Ion	Ratio	Lower	Upper
164	100		
129	82.8	52.8	112.8
131	81.2	51.2	111.2
166	127.3	97.3	157.3

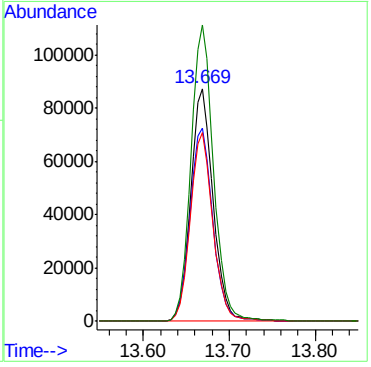

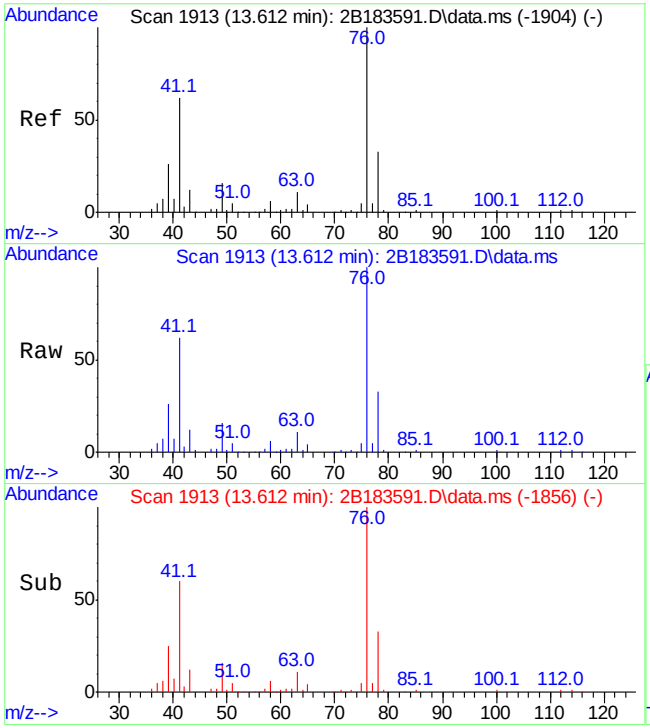

#80
1,3-dichloropropane
Concen: 54.12 ug/L
RT: 13.612 min Scan# 1913
Delta R.T. 0.000 min
Lab File: 2B183591.D
Acq: 16 Jun 21 9:20 pm

Tgt Ion: 76 Resp: 226514

Ion	Ratio	Lower	Upper
76	100		
78	32.9	2.9	62.9
41	61.5	31.5	91.5

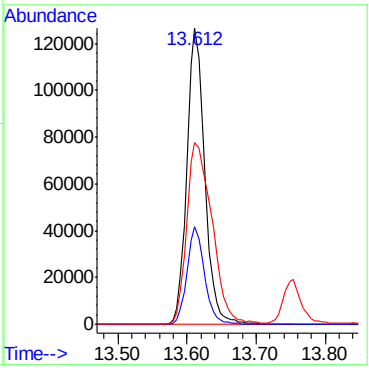

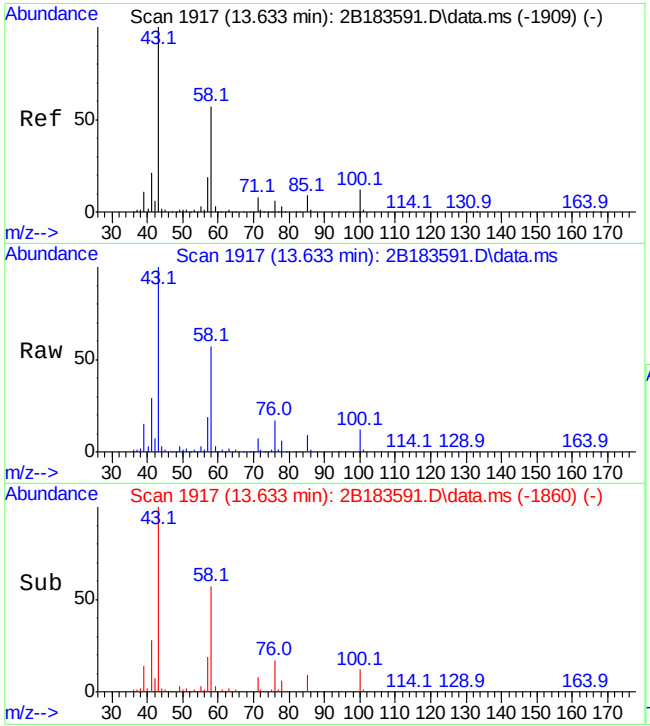

#81
2-hexanone
Concen: 223.92 ug/L
RT: 13.633 min Scan# 1917
Delta R.T. 0.000 min
Lab File: 2B183591.D
Acq: 16 Jun 21 9:20 pm

Tgt Ion: 58 Resp: 180856

Ion	Ratio	Lower	Upper
58	100		
43	176.8	156.8	196.8
85	15.7	0.0	35.7
100	20.5	0.5	40.5

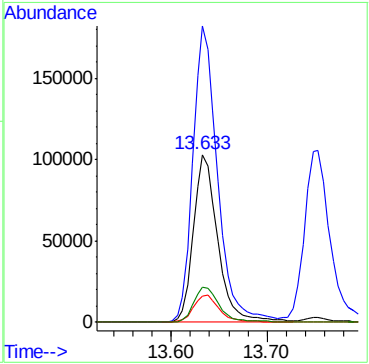

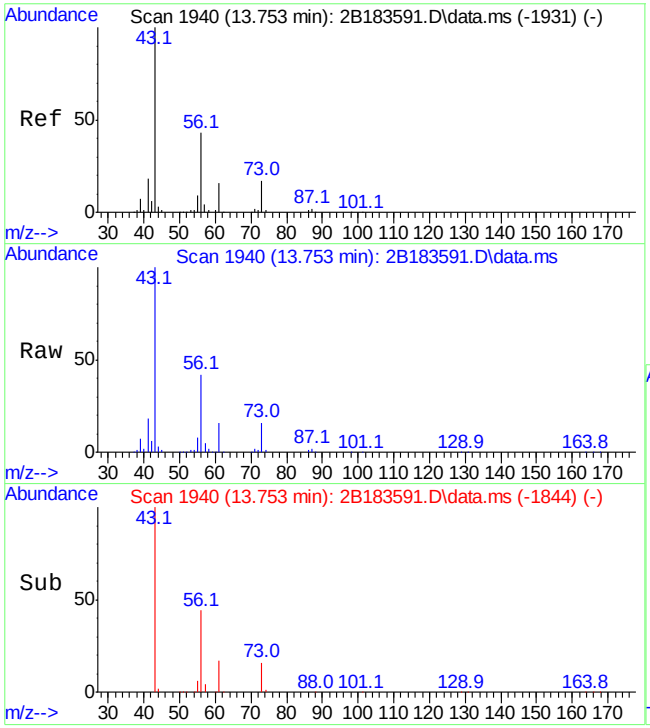

#82
butyl acetate
Concen: 53.77 ug/L
RT: 13.753 min Scan# 1940
Delta R.T. 0.005 min
Lab File: 2B183591.D
Acq: 16 Jun 21 9:20 pm

Tgt Ion: 56 Resp: 82878

Ion	Ratio	Lower	Upper
56	100		
43	235.4	205.4	265.4
73	38.9	8.9	68.9

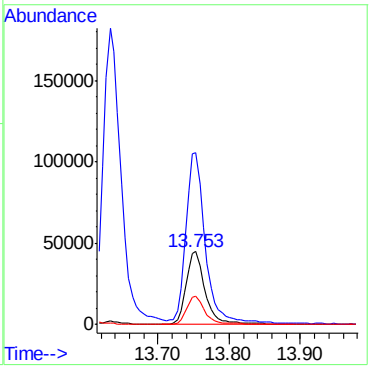

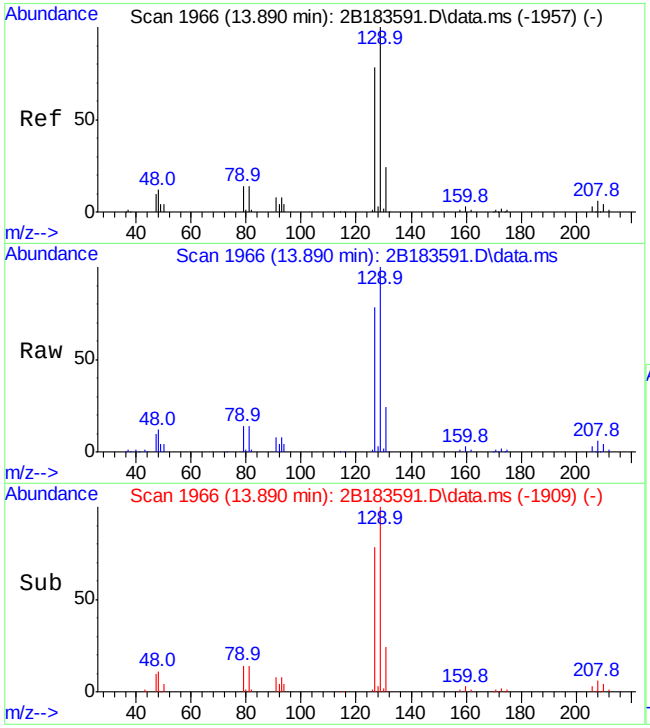

#83
dibromochloromethane
Concen: 55.93 ug/L
RT: 13.890 min Scan# 1966
Delta R.T. 0.000 min
Lab File: 2B183591.D
Acq: 16 Jun 21 9:20 pm

Tgt Ion:129 Resp: 188607

Ion	Ratio	Lower	Upper
129	100		
127	77.6	47.6	107.6
131	24.0	0.0	54.0

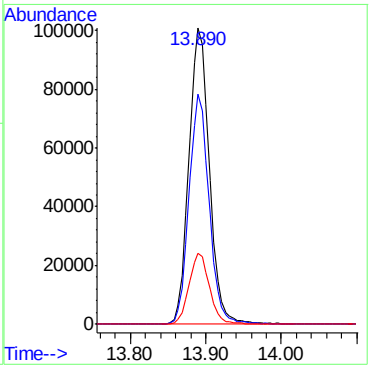

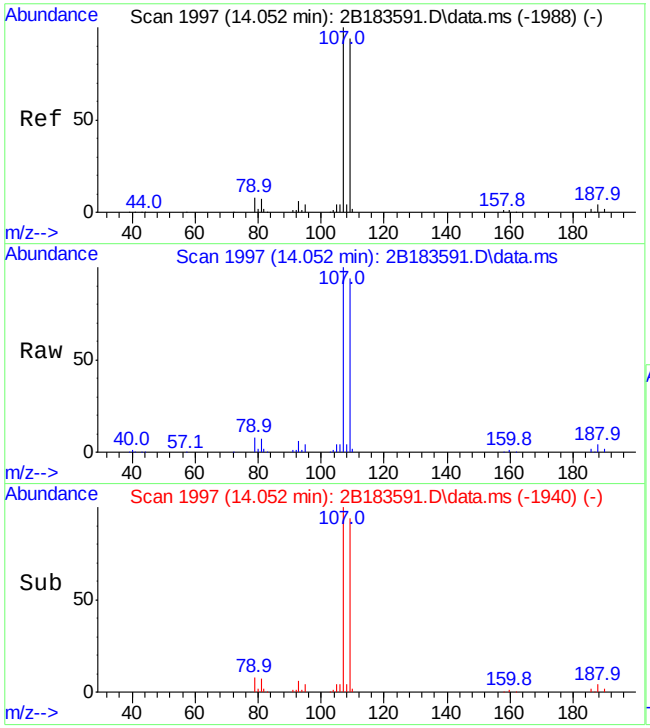

#84
1,2-dibromoethane
Concen: 55.64 ug/L
RT: 14.052 min Scan# 1997
Delta R.T. 0.000 min
Lab File: 2B183591.D
Acq: 16 Jun 21 9:20 pm

Tgt Ion:107 Resp: 151784

Ion	Ratio	Lower	Upper
107	100		
109	94.2	64.2	124.2
188	3.9	0.0	33.9

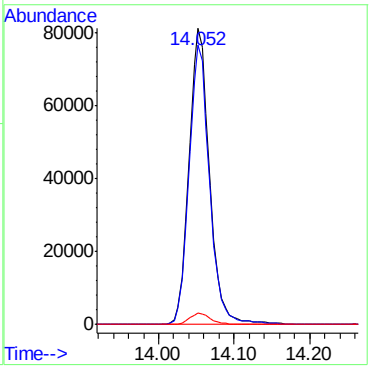

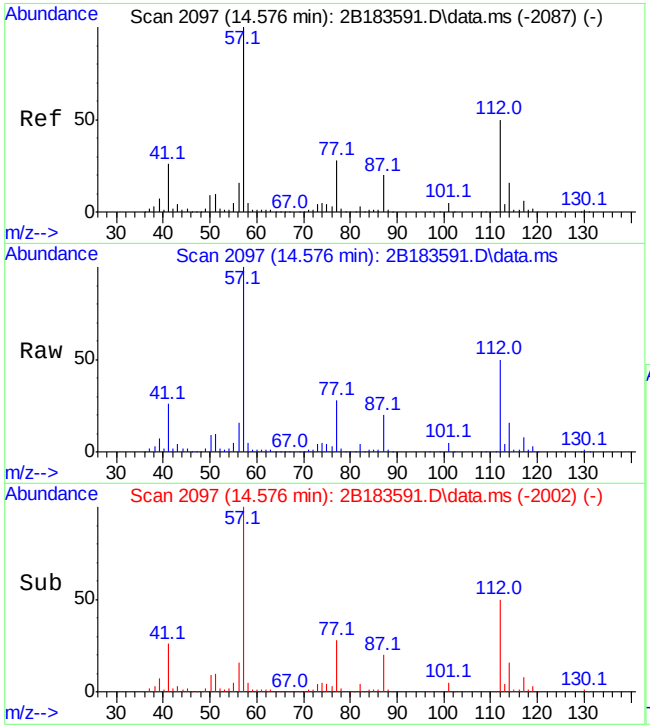

#85
n-butyl ether
Concen: 56.71 ug/L
RT: 14.576 min Scan# 2097
Delta R.T. 0.000 min
Lab File: 2B183591.D
Acq: 16 Jun 21 9:20 pm

Tgt Ion: 57 Resp: 584394

Ion	Ratio	Lower	Upper
57	100		
87	19.5	0.0	49.5
101	4.7	0.0	34.7

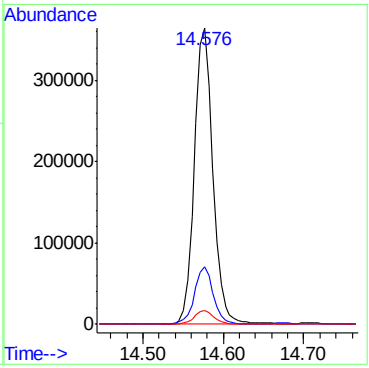

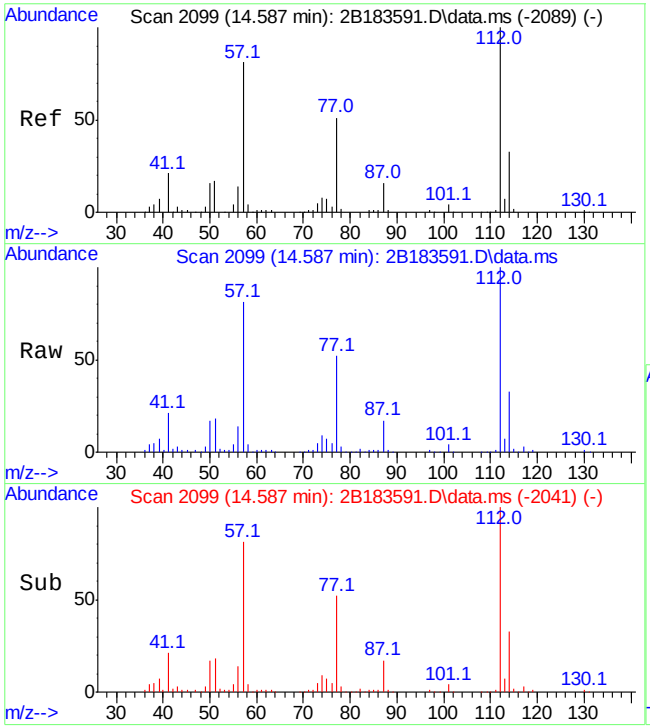

#86
chlorobenzene
Concen: 55.09 ug/L
RT: 14.587 min Scan# 2099
Delta R.T. 0.005 min
Lab File: 2B183591.D
Acq: 16 Jun 21 9:20 pm

Tgt Ion:112 Resp: 436212

Ion	Ratio	Lower	Upper
112	100		
77	51.5	21.5	81.5
114	32.8	2.8	62.8

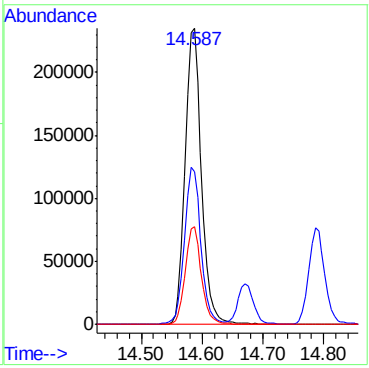

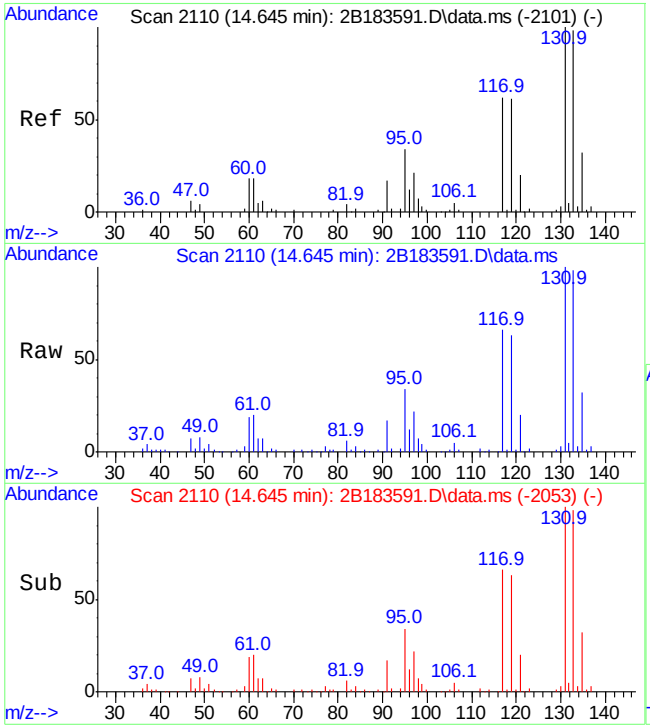

#87
1,1,1,2-tetrachloroethane
Concen: 54.30 ug/L
RT: 14.645 min Scan# 2110
Delta R.T. 0.000 min
Lab File: 2B183591.D
Acq: 16 Jun 21 9:20 pm

Tgt Ion:131 Resp: 179311

Ion	Ratio	Lower	Upper
131	100		
133	97.8	67.8	127.8
119	62.9	32.9	92.9

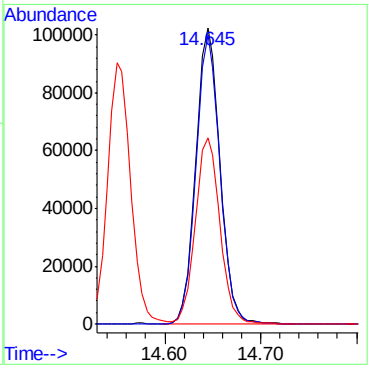

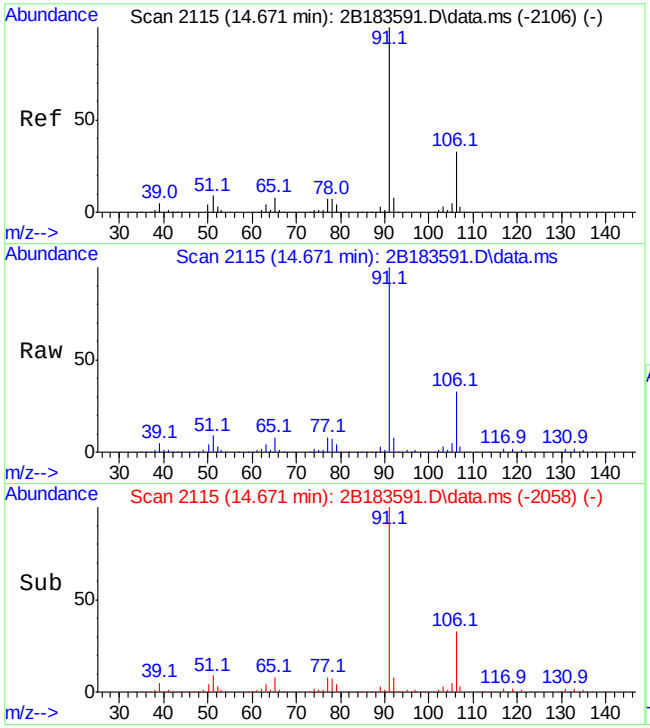

#88
ethylbenzene
Concen: 53.59 ug/L
RT: 14.671 min Scan# 2115
Delta R.T. 0.000 min
Lab File: 2B183591.D
Acq: 16 Jun 21 9:20 pm

Tgt Ion: 91 Resp: 684857

Ion	Ratio	Lower	Upper
91	100		
106	33.0	3.0	63.0
51	9.2	0.0	39.2

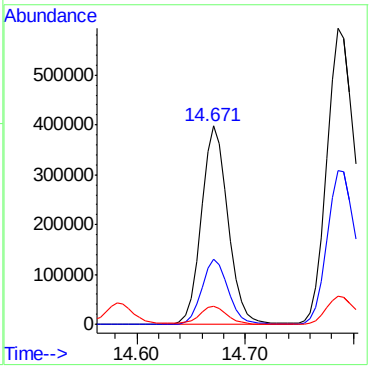

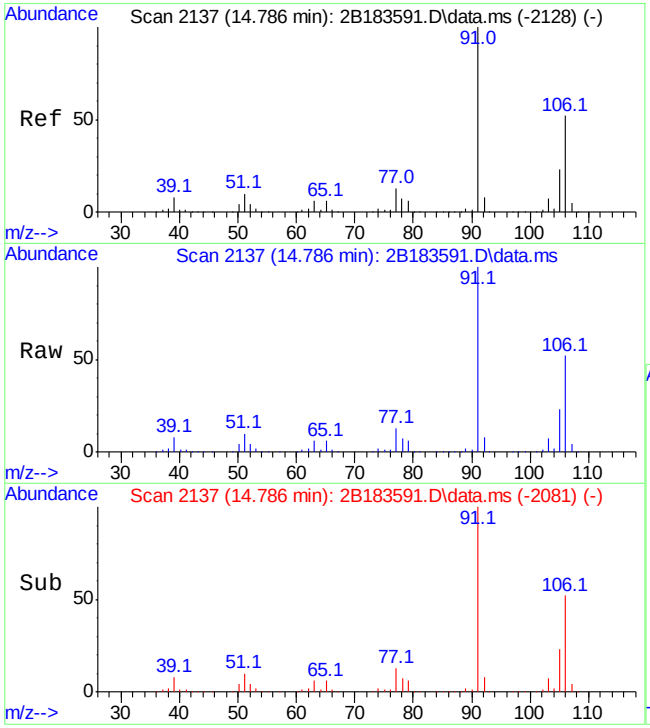

#89
m,p-xylene
Concen: 110.60 ug/L
RT: 14.786 min Scan# 2137
Delta R.T. -0.005 min
Lab File: 2B183591.D
Acq: 16 Jun 21 9:20 pm

Tgt Ion:106 Resp: 570950

Ion	Ratio	Lower	Upper
106	100		
91	192.7	162.7	222.7
77	25.0	5.0	45.0

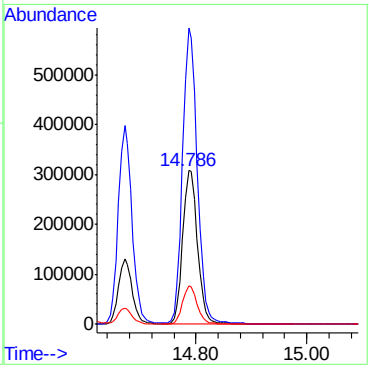

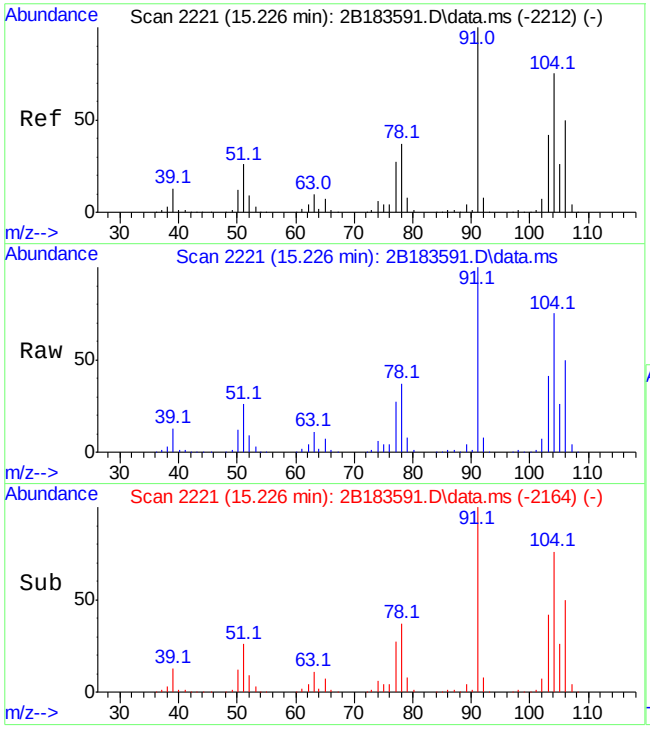

#90
o-xylene
Concen: 55.78 ug/L
RT: 15.226 min Scan# 2221
Delta R.T. 0.000 min
Lab File: 2B183591.D
Acq: 16 Jun 21 9:20 pm

Tgt Ion:106 Resp: 306780

Ion	Ratio	Lower	Upper
106	100		
91	199.5	169.5	229.5
77	53.1	33.1	73.1

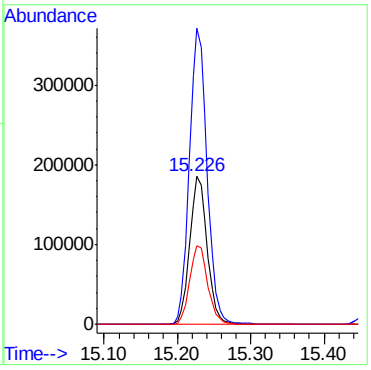

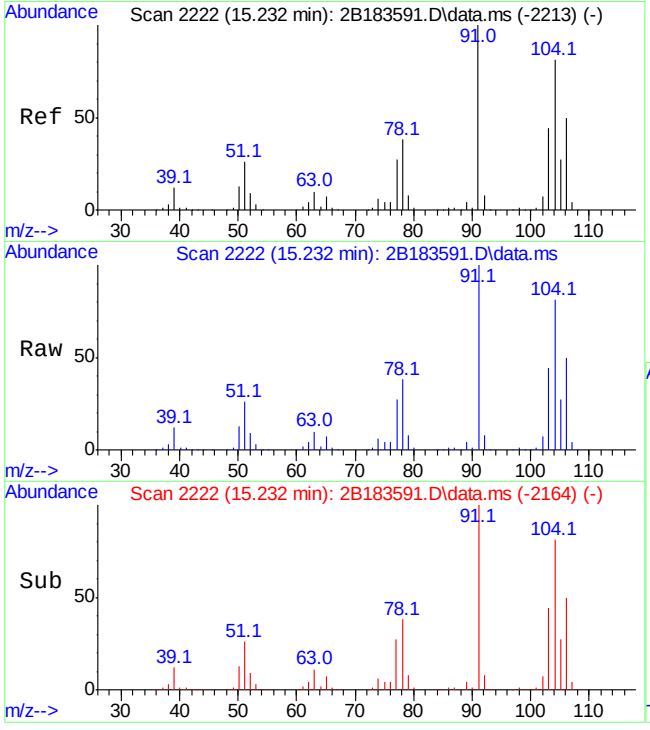

#91
styrene
Concen: 56.41 ug/L
RT: 15.232 min Scan# 2222
Delta R.T. 0.005 min
Lab File: 2B183591.D
Acq: 16 Jun 21 9:20 pm

Tgt Ion:104 Resp: 495702

Ion	Ratio	Lower	Upper
104	100		
78	46.8	16.8	76.8
51	32.1	2.1	62.1

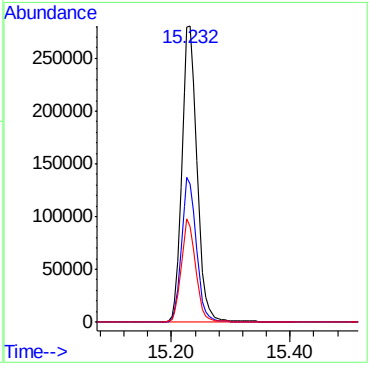

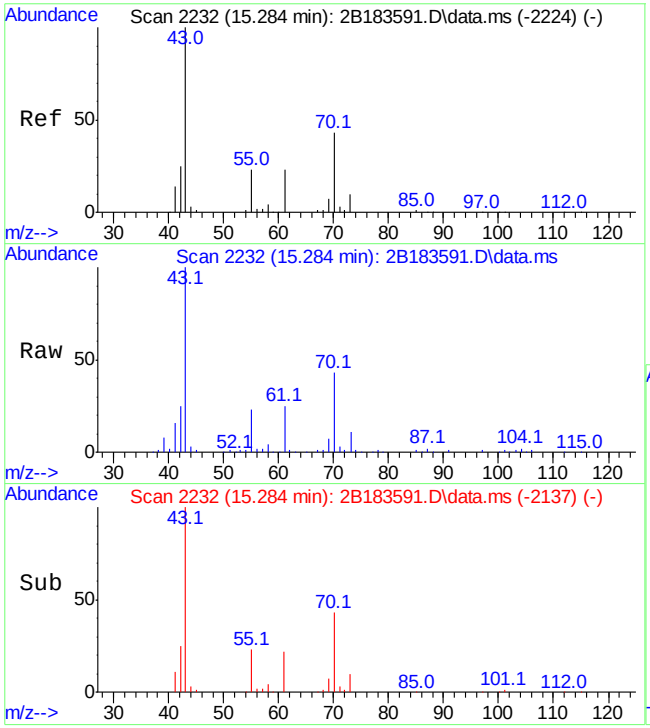

#92
n-amyl acetate
Concen: 54.55 ug/L
RT: 15.284 min Scan# 2232
Delta R.T. 0.000 min
Lab File: 2B183591.D
Acq: 16 Jun 21 9:20 pm

Tgt Ion: 70 Resp: 98816

Ion	Ratio	Lower	Upper
70	100		
43	232.3	202.3	262.3
55	53.6	23.6	83.6

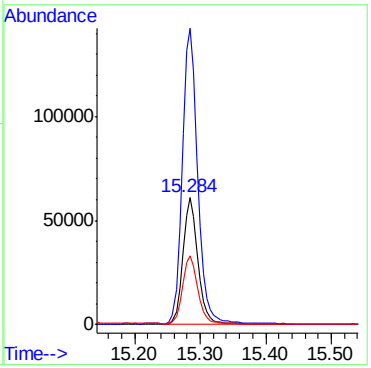

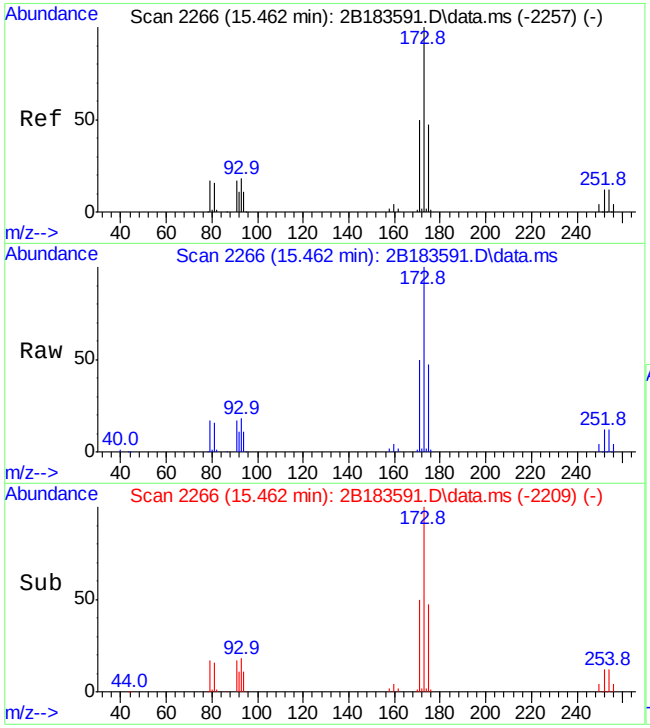

#93
bromoform
Concen: 55.67 ug/L
RT: 15.462 min Scan# 2266
Delta R.T. 0.000 min
Lab File: 2B183591.D
Acq: 16 Jun 21 9:20 pm

Tgt Ion:173 Resp: 147742

Ion	Ratio	Lower	Upper
173	100		
175	47.3	17.3	77.3
254	12.0	0.0	42.0

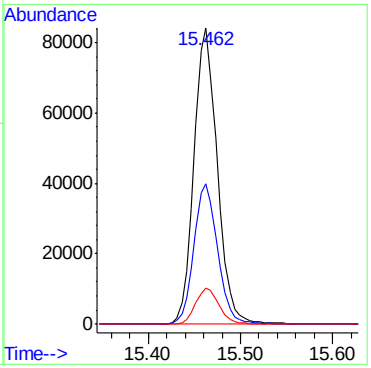

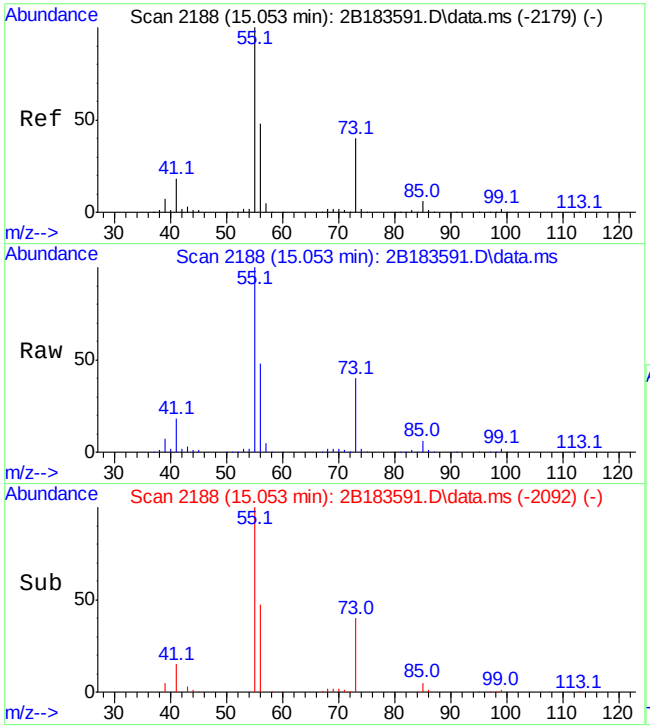

#94
butyl acrylate
Concen: 57.70 ug/L
RT: 15.053 min Scan# 2188
Delta R.T. 0.005 min
Lab File: 2B183591.D
Acq: 16 Jun 21 9:20 pm

Tgt Ion: 55 Resp: 292571

Ion	Ratio	Lower	Upper
55	100		
56	48.2	18.2	78.2
73	40.0	10.0	70.0
85	5.9	0.0	35.9

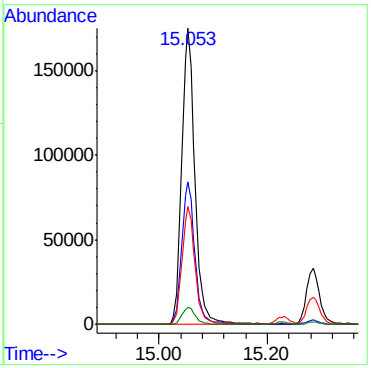

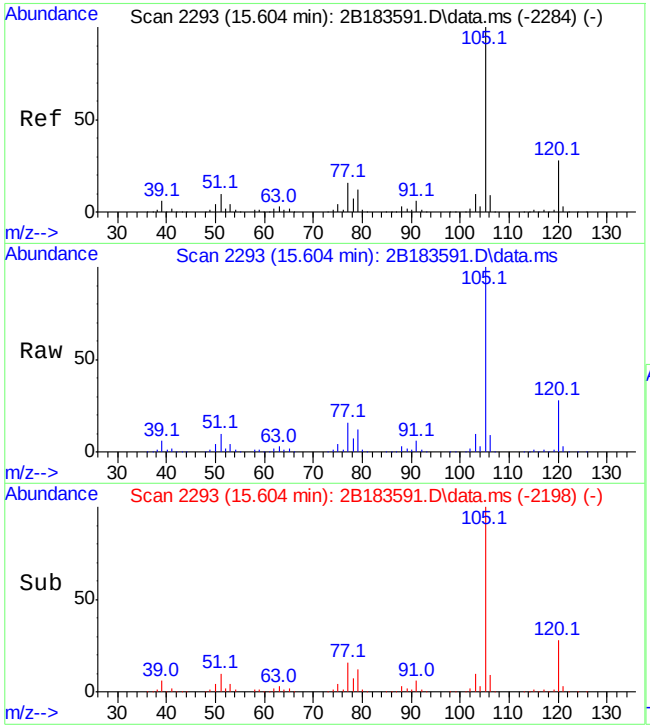

#95
isopropylbenzene
Concen: 55.45 ug/L
RT: 15.604 min Scan# 2293
Delta R.T. 0.000 min
Lab File: 2B183591.D
Acq: 16 Jun 21 9:20 pm

Tgt Ion:105 Resp: 831723

Ion	Ratio	Lower	Upper
105	100		
120	27.6	7.6	47.6
77	15.7	0.0	35.7

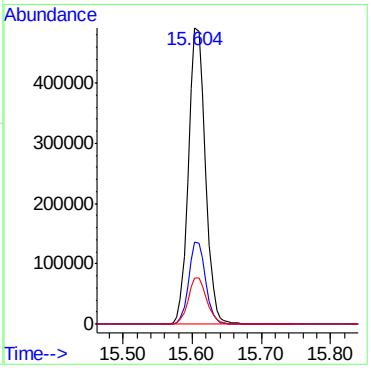

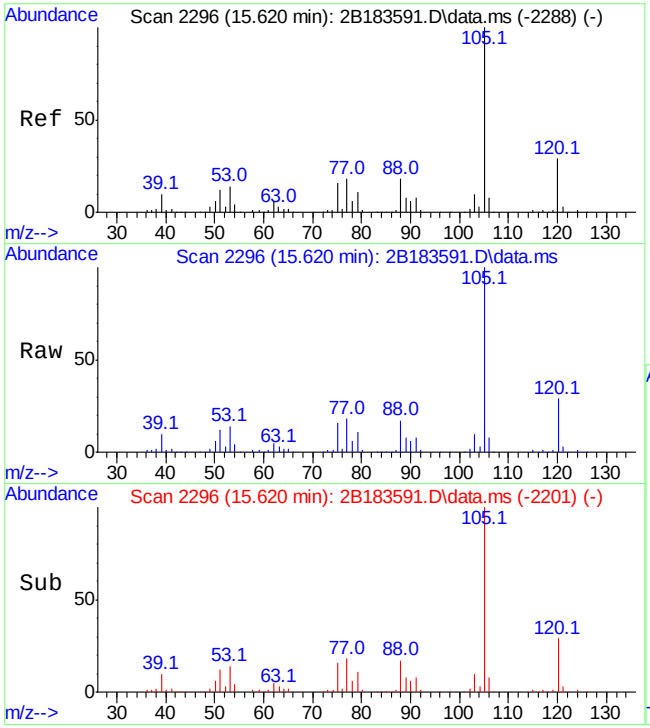

#96
cis-1,4-dichloro-2-butene
Concen: 54.17 ug/L
RT: 15.620 min Scan# 2296
Delta R.T. 0.000 min
Lab File: 2B183591.D
Acq: 16 Jun 21 9:20 pm

Tgt Ion: 88 Resp: 68517

Ion	Ratio	Lower	Upper
88	100		
75	94.3	74.3	114.3
89	46.9	26.9	66.9
53	82.3	62.3	102.3

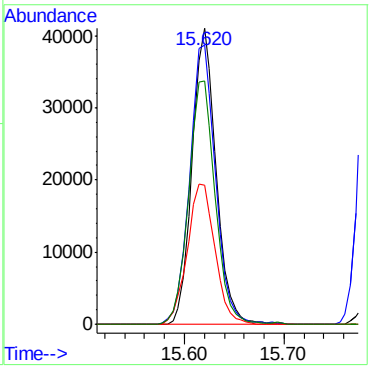

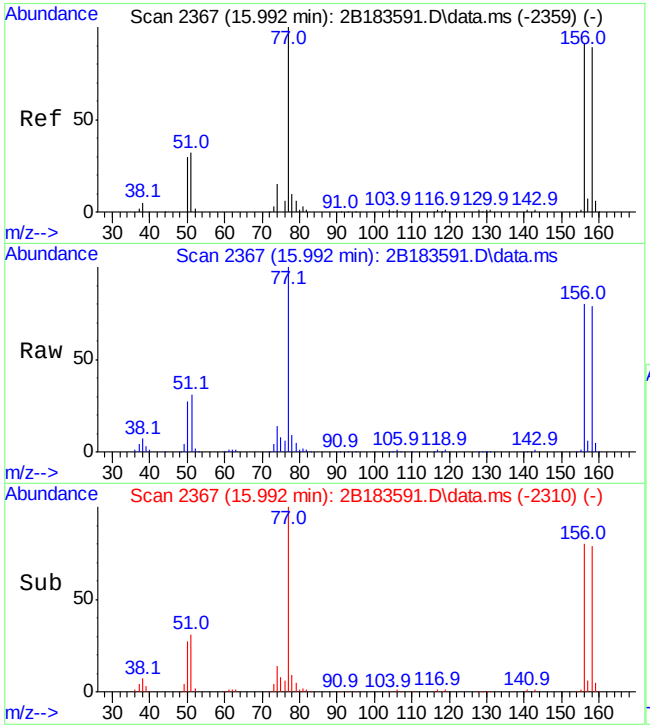

#99
bromobenzene
Concen: 56.28 ug/L
RT: 15.992 min Scan# 2367
Delta R.T. 0.000 min
Lab File: 2B183591.D
Acq: 16 Jun 21 9:20 pm

Tgt Ion:156 Resp: 222471

Ion	Ratio	Lower	Upper
156	100		
77	124.4	94.4	154.4
158	98.2	68.2	128.2

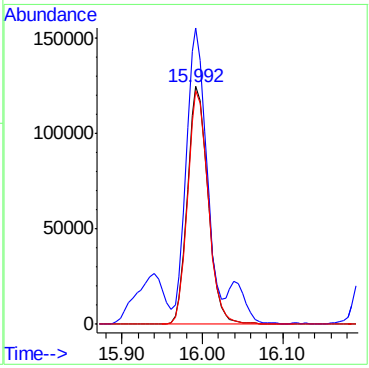

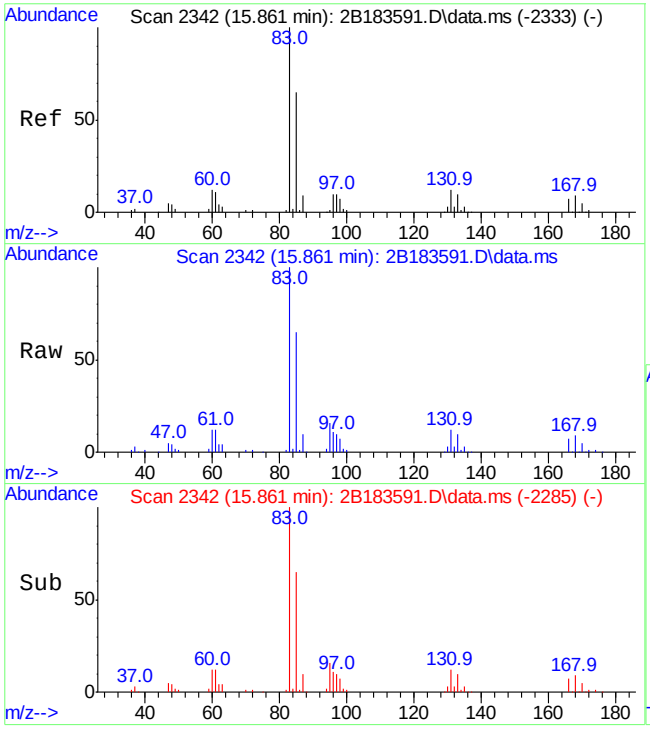

#100
1,1,2,2-tetrachloroethane
Concen: 56.57 ug/L
RT: 15.861 min Scan# 2342
Delta R.T. 0.000 min
Lab File: 2B183591.D
Acq: 16 Jun 21 9:20 pm

Tgt Ion: 83 Resp: 184113

Ion	Ratio	Lower	Upper
83	100		
131	11.6	0.0	41.6
85	64.8	34.8	94.8

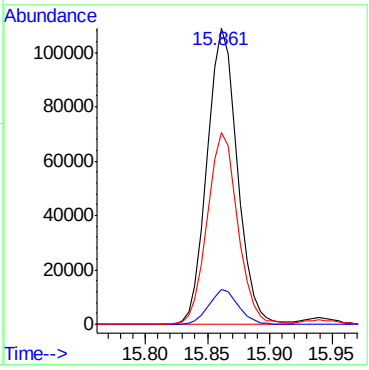

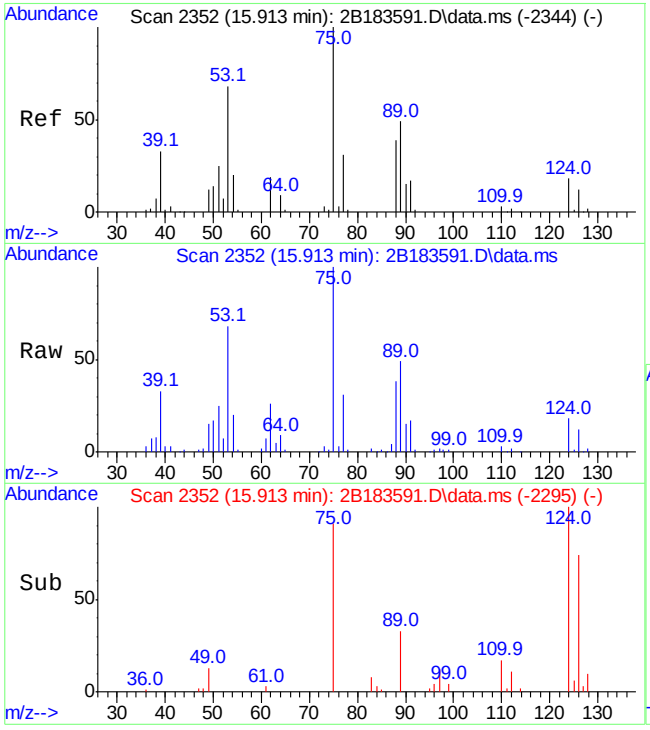

#101
trans-1,4-dichloro-2-butene
Concen: 58.38 ug/L
RT: 15.913 min Scan# 2352
Delta R.T. 0.000 min
Lab File: 2B183591.D
Acq: 16 Jun 21 9:20 pm

Tgt Ion: 53 Resp: 49310

Ion	Ratio	Lower	Upper
53	100		
88	56.5	26.5	86.5
75	146.8	116.8	176.8

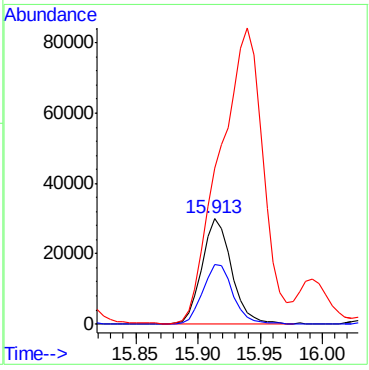

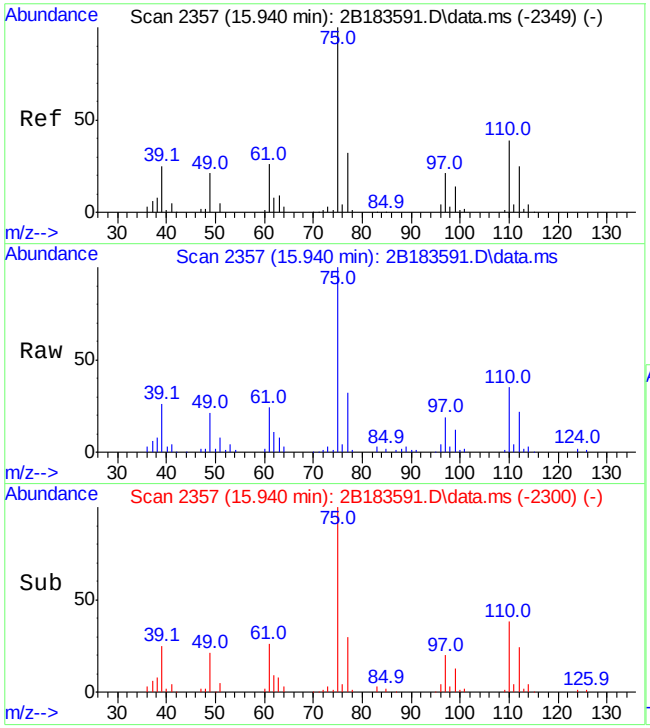

#102
1,2,3-trichloropropane
Concen: 53.95 ug/L
RT: 15.940 min Scan# 2357
Delta R.T. 0.000 min
Lab File: 2B183591.D
Acq: 16 Jun 21 9:20 pm

Tgt Ion:110 Resp: 50921

Ion	Ratio	Lower	Upper
110	100		
111	10.7	0.0	40.7
97	53.2	23.2	83.2

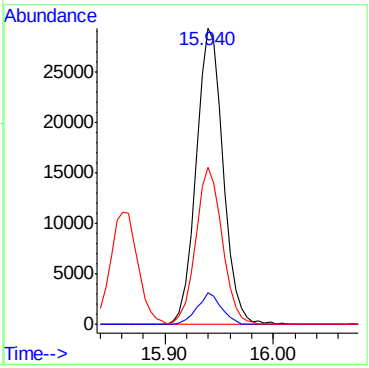

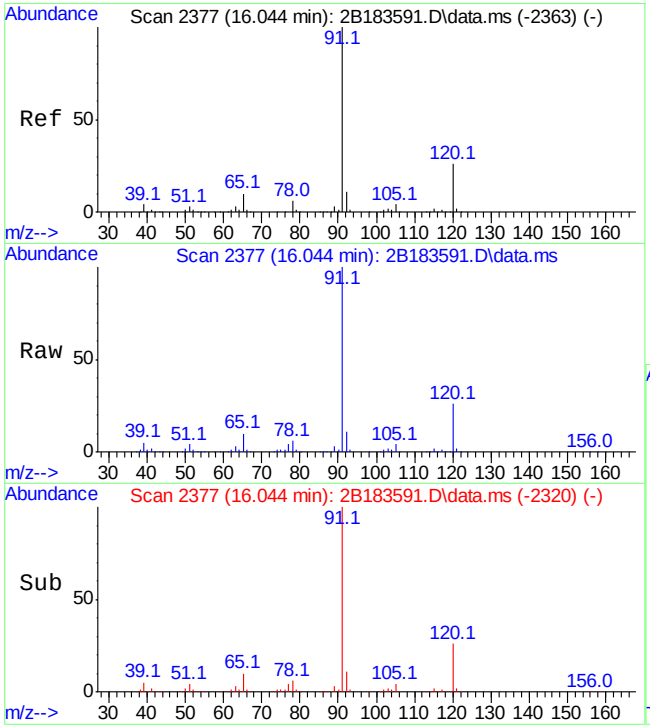

#103
n-propylbenzene
Concen: 57.41 ug/L
RT: 16.044 min Scan# 2377
Delta R.T. 0.000 min
Lab File: 2B183591.D
Acq: 16 Jun 21 9:20 pm

Tgt Ion: 91 Resp: 868889

Ion	Ratio	Lower	Upper
91	100		
120	25.5	0.0	55.5
65	9.9	0.0	39.9

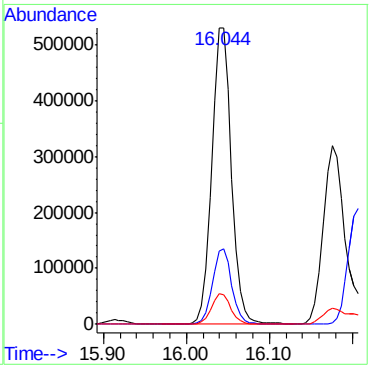

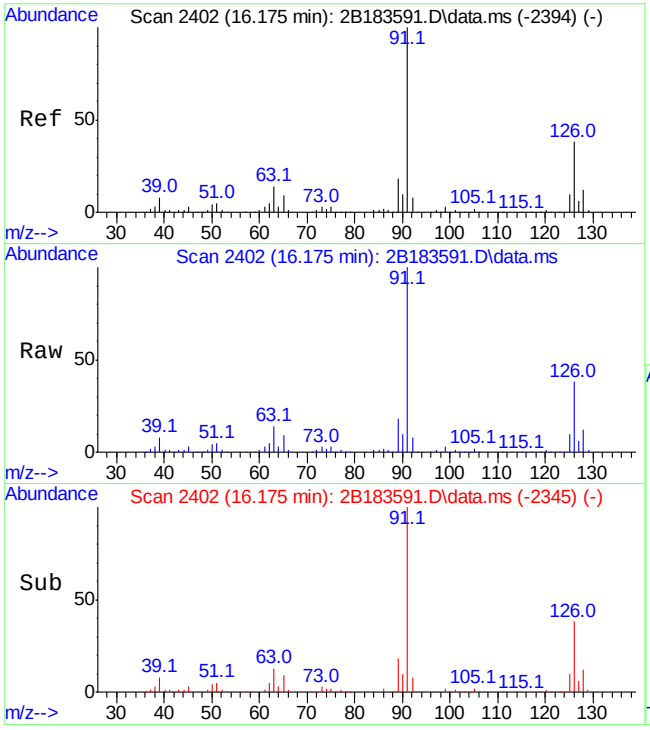

#104
2-chlorotoluene
Concen: 57.04 ug/L
RT: 16.175 min Scan# 2402
Delta R.T. 0.000 min
Lab File: 2B183591.D
Acq: 16 Jun 21 9:20 pm

Tgt Ion:126 Resp: 203448

Ion	Ratio	Lower	Upper
126	100		
91	263.1	233.1	293.1
63	36.5	6.5	66.5

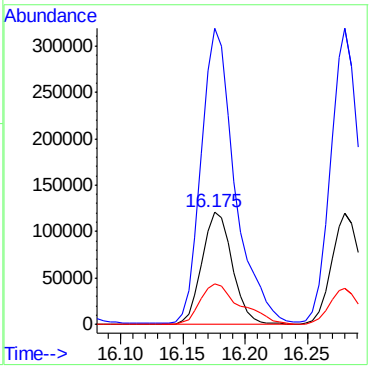

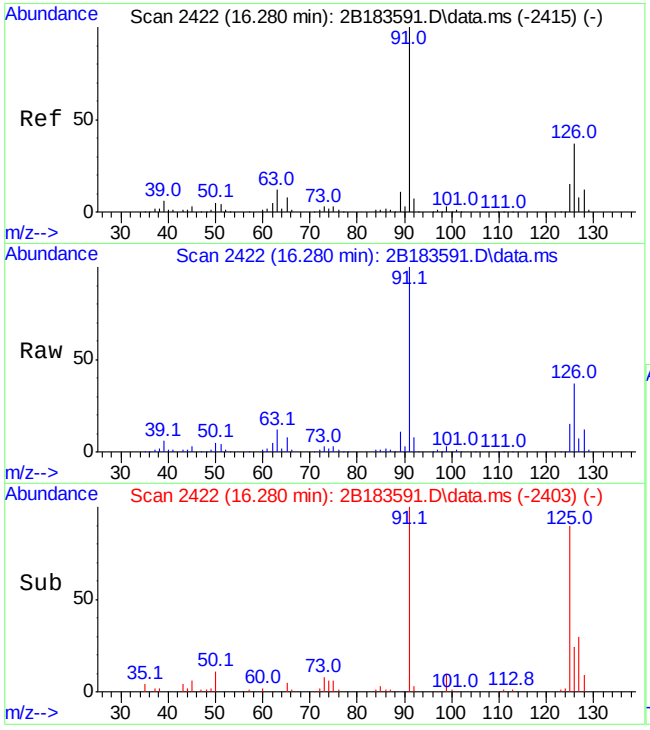

#105
4-chlorotoluene
Concen: 55.71 ug/L
RT: 16.280 min Scan# 2422
Delta R.T. 0.000 min
Lab File: 2B183591.D
Acq: 16 Jun 21 9:20 pm

Tgt Ion: 91 Resp: 532311

Ion	Ratio	Lower	Upper
91	100		
126	37.4	7.4	67.4
63	12.1	0.0	42.1

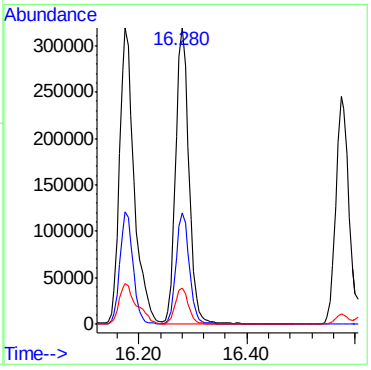

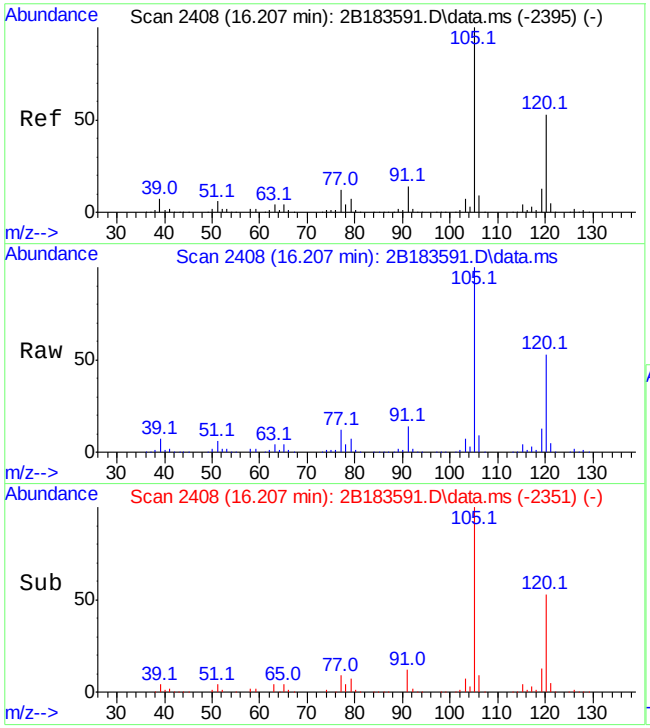

#106
1,3,5-trimethylbenzene
Concen: 56.99 ug/L
RT: 16.207 min Scan# 2408
Delta R.T. 0.000 min
Lab File: 2B183591.D
Acq: 16 Jun 21 9:20 pm

Tgt Ion:105 Resp: 652207

Ion	Ratio	Lower	Upper
105	100		
120	52.7	22.7	82.7
77	12.1	0.0	42.1

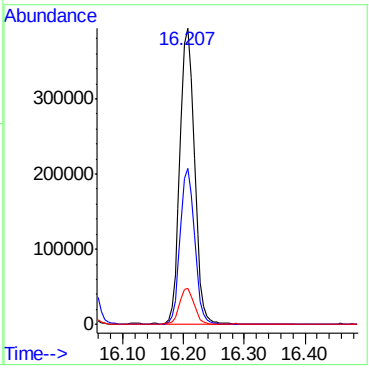

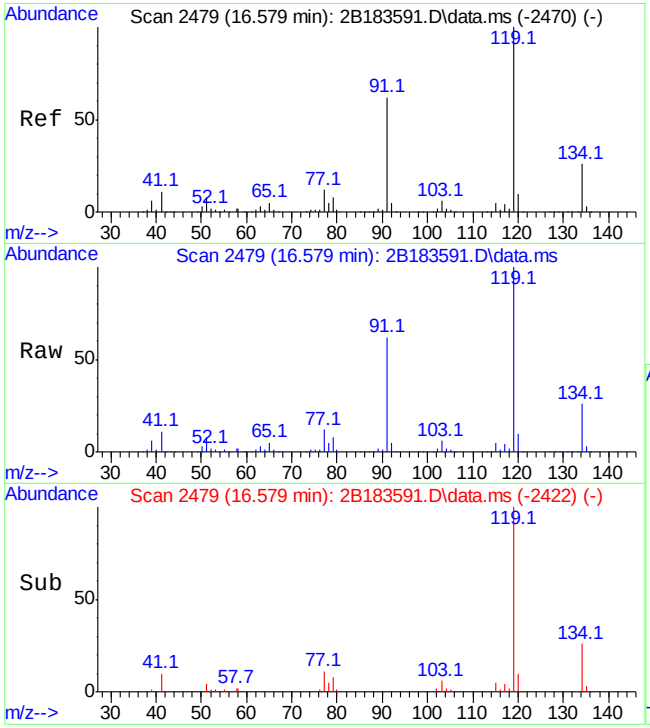

#107
tert-butylbenzene
Concen: 59.61 ug/L
RT: 16.579 min Scan# 2479
Delta R.T. 0.000 min
Lab File: 2B183591.D
Acq: 16 Jun 21 9:20 pm

Tgt Ion:134 Resp: 162162

Ion	Ratio	Lower	Upper
134	100		
91	238.1	208.1	268.1
119	383.9	353.9	413.9

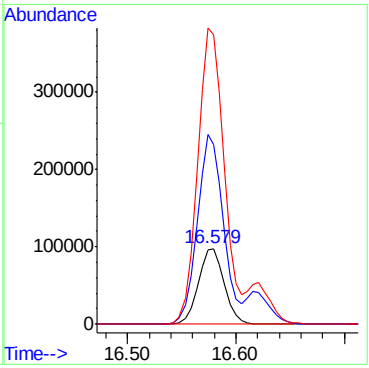

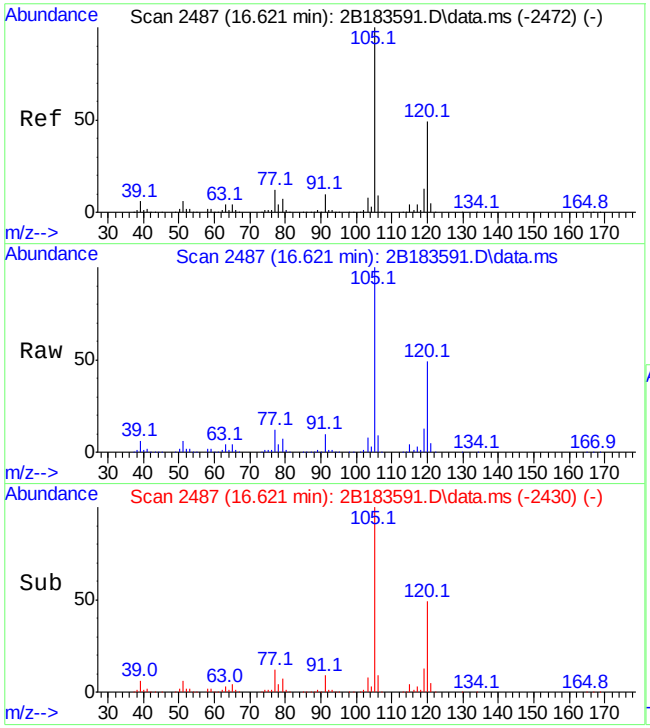

#108
1,2,4-trimethylbenzene
Concen: 57.24 ug/L
RT: 16.621 min Scan# 2487
Delta R.T. 0.000 min
Lab File: 2B183591.D
Acq: 16 Jun 21 9:20 pm

Tgt Ion:105 Resp: 681672

Ion	Ratio	Lower	Upper
105	100		
120	49.5	19.5	79.5
77	11.6	0.0	41.6

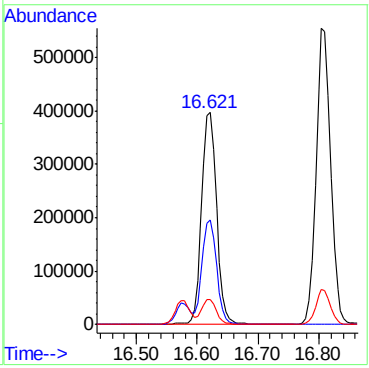

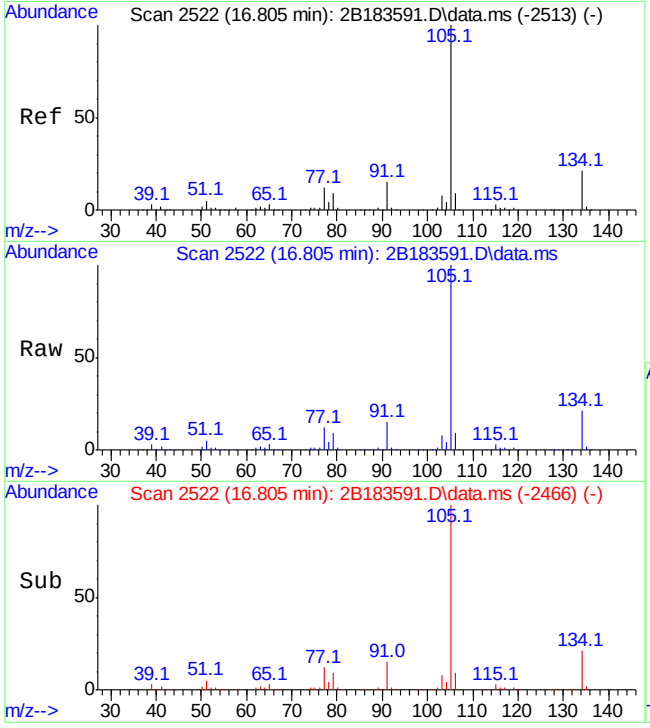

#109
sec-butylbenzene
Concen: 58.59 ug/L
RT: 16.805 min Scan# 2522
Delta R.T. -0.005 min
Lab File: 2B183591.D
Acq: 16 Jun 21 9:20 pm

Tgt Ion:105 Resp: 927803

Ion	Ratio	Lower	Upper
105	100		
134	20.9	0.0	50.9
91	14.9	0.0	44.9

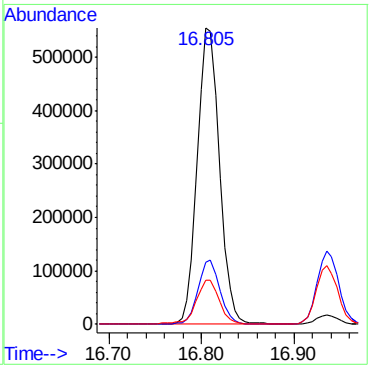

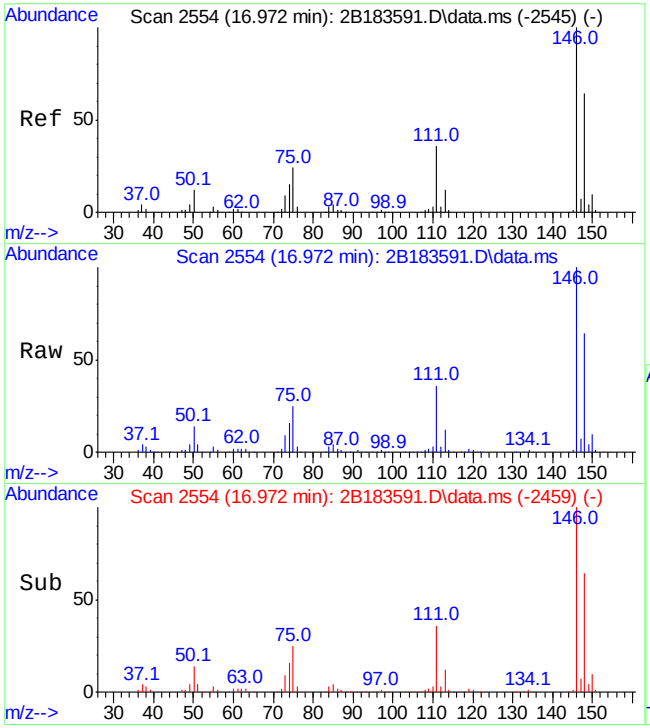

#110
1,3-dichlorobenzene
Concen: 54.41 ug/L
RT: 16.972 min Scan# 2554
Delta R.T. 0.000 min
Lab File: 2B183591.D
Acq: 16 Jun 21 9:20 pm

Tgt Ion:146 Resp: 404892

Ion	Ratio	Lower	Upper
146	100		
111	36.0	6.0	66.0
148	64.1	34.1	94.1

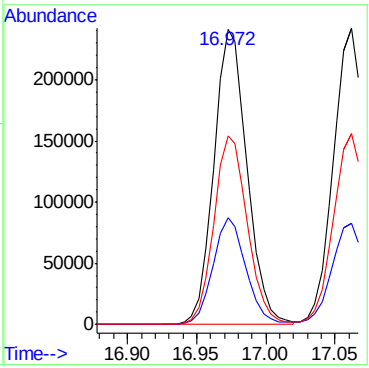

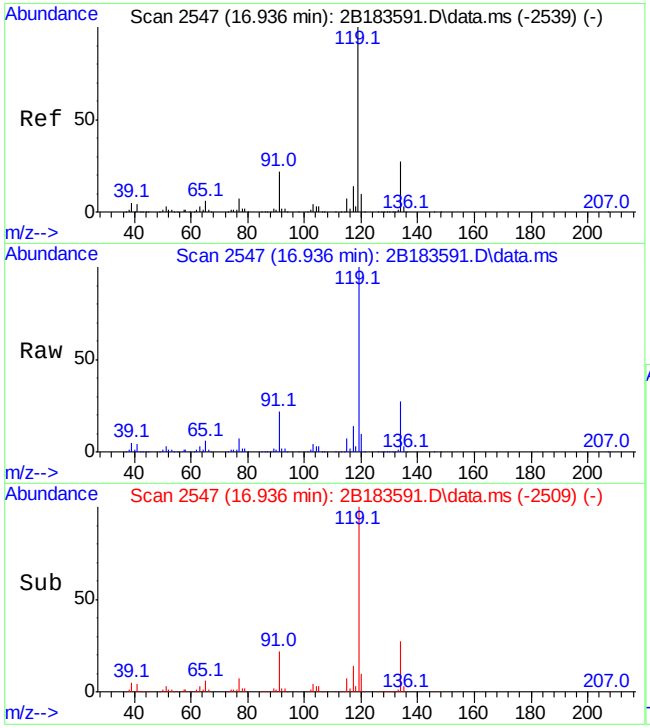

#111
p-isopropyltoluene
Concen: 58.06 ug/L
RT: 16.936 min Scan# 2547
Delta R.T. 0.000 min
Lab File: 2B183591.D
Acq: 16 Jun 21 9:20 pm

Tgt Ion:119 Resp: 805952

Ion	Ratio	Lower	Upper
119	100		
134	27.2	0.0	57.3
91	21.8	0.0	51.8

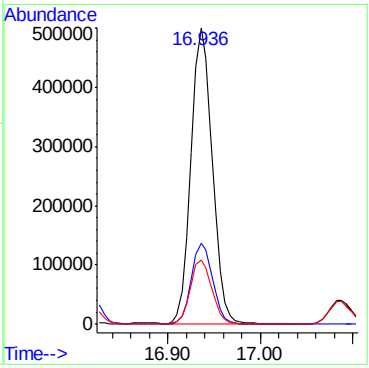

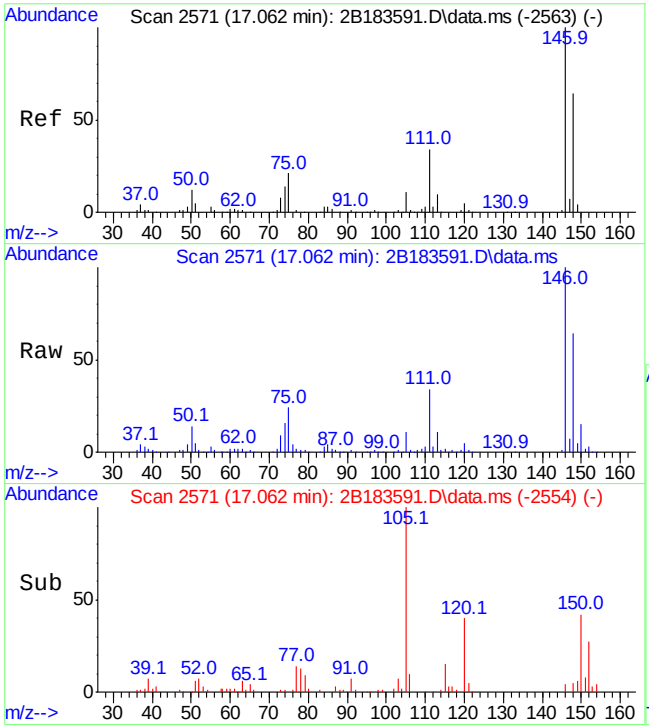

#112
1,4-dichlorobenzene
Concen: 56.01 ug/L
RT: 17.062 min Scan# 2571
Delta R.T. 0.000 min
Lab File: 2B183591.D
Acq: 16 Jun 21 9:20 pm

Tgt Ion:146 Resp: 408921

Ion	Ratio	Lower	Upper
146	100		
111	34.0	4.0	64.0
148	64.3	34.3	94.3

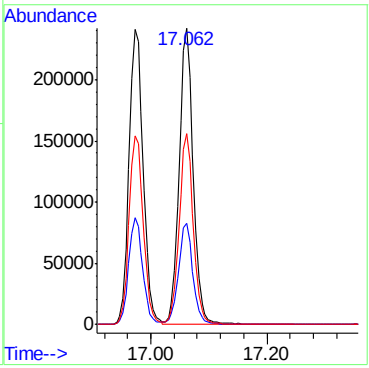

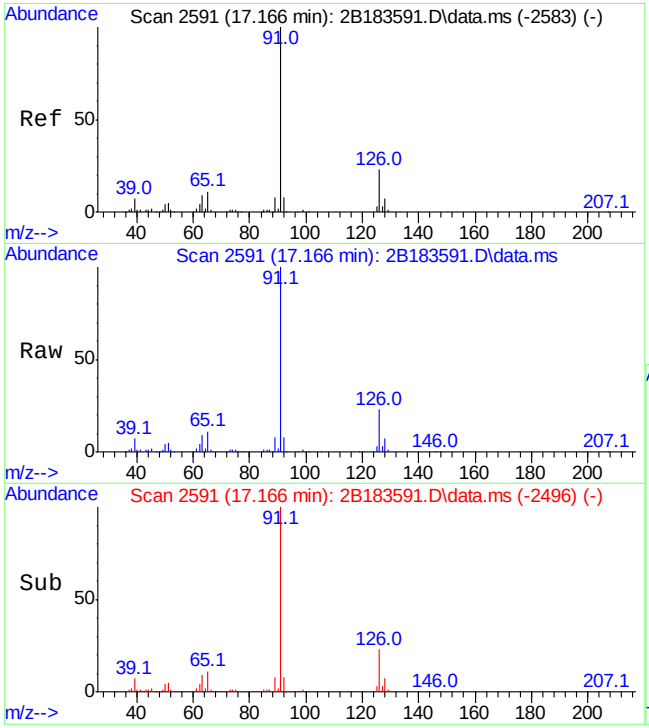

#113
benzyl chloride
Concen: 59.66 ug/L
RT: 17.166 min Scan# 2591
Delta R.T. 0.000 min
Lab File: 2B183591.D
Acq: 16 Jun 21 9:20 pm

Tgt Ion: 91 Resp: 398094

Ion	Ratio	Lower	Upper
91	100		
126	22.7	0.0	52.7
62	4.0	0.0	34.0

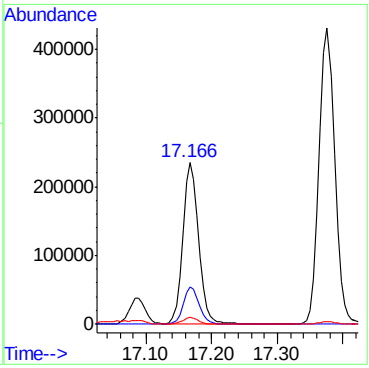

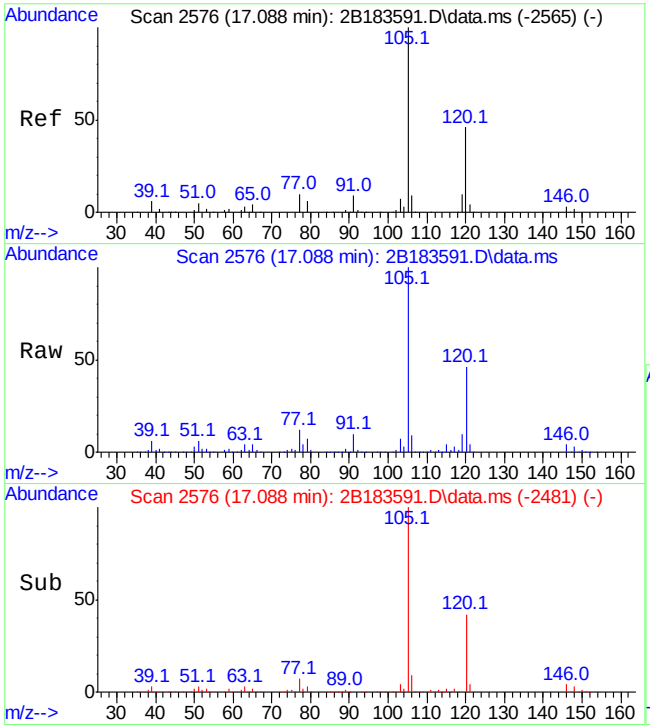

#114
1,2,3-trimethylbenzene
Concen: 58.08 ug/L
RT: 17.088 min Scan# 2576
Delta R.T. 0.000 min
Lab File: 2B183591.D
Acq: 16 Jun 21 9:20 pm

Tgt Ion:105 Resp: 676261

Ion	Ratio	Lower	Upper
105	100		
120	46.3	16.3	76.3
77	11.7	0.0	41.7

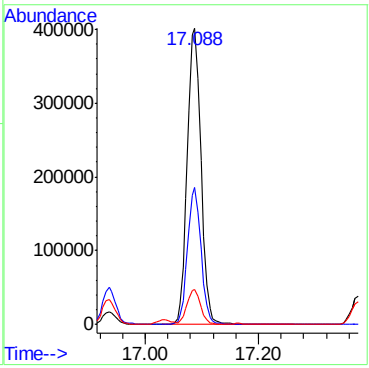

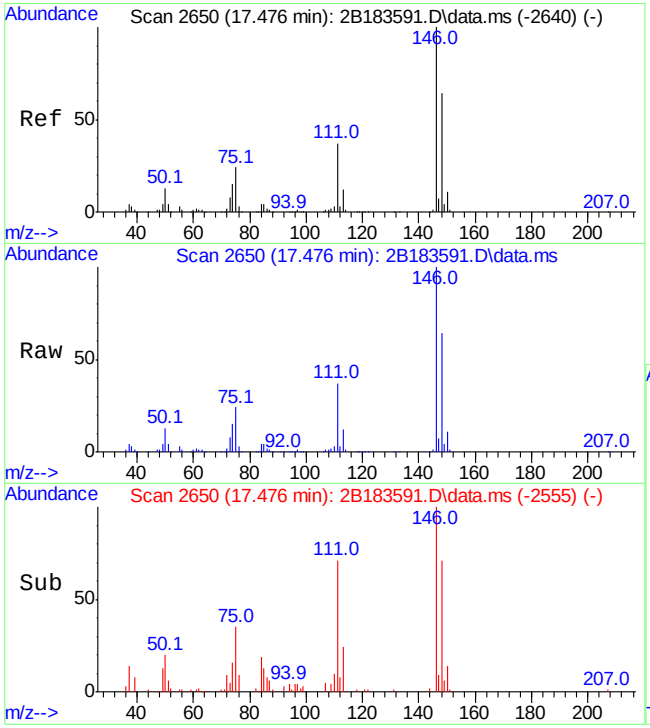

#115
1,2-dichlorobenzene
Concen: 58.43 ug/L
RT: 17.476 min Scan# 2650
Delta R.T. 0.000 min
Lab File: 2B183591.D
Acq: 16 Jun 21 9:20 pm

Tgt Ion:146 Resp: 434120

Ion	Ratio	Lower	Upper
146	100		
111	36.6	6.6	66.6
148	64.3	34.3	94.3

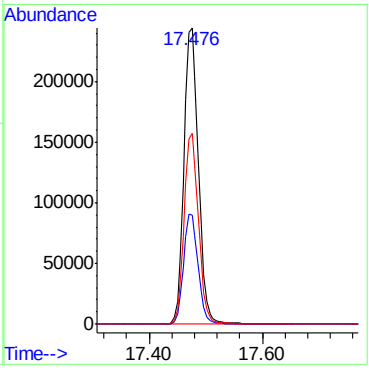

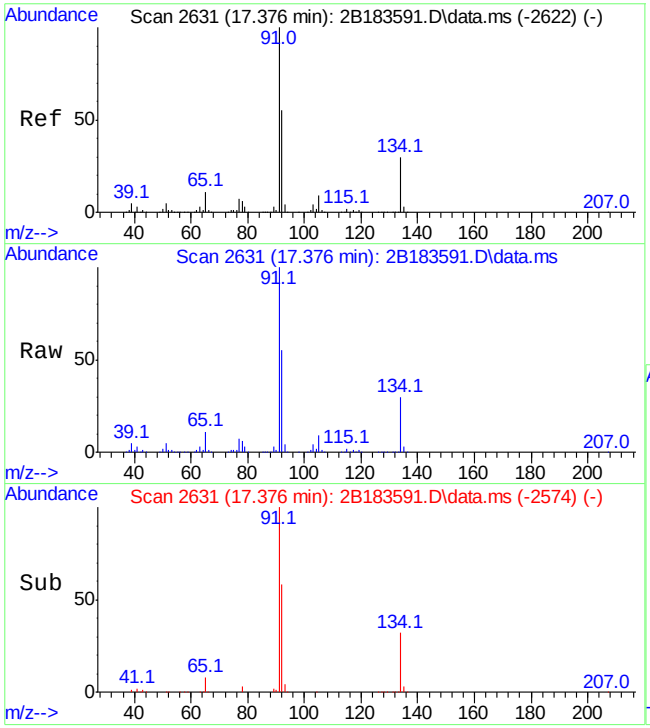

#116
n-butylbenzene
Concen: 59.47 ug/L
RT: 17.376 min Scan# 2631
Delta R.T. 0.000 min
Lab File: 2B183591.D
Acq: 16 Jun 21 9:20 pm

Tgt Ion: 92 Resp: 387946

Ion	Ratio	Lower	Upper
92	100		
91	180.9	150.9	210.9
134	53.6	23.6	83.6

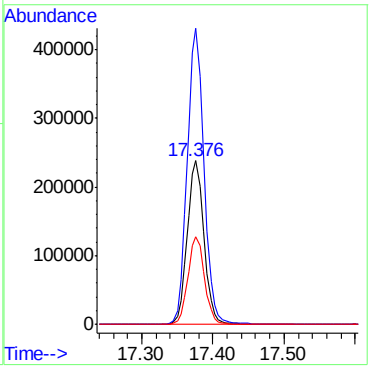

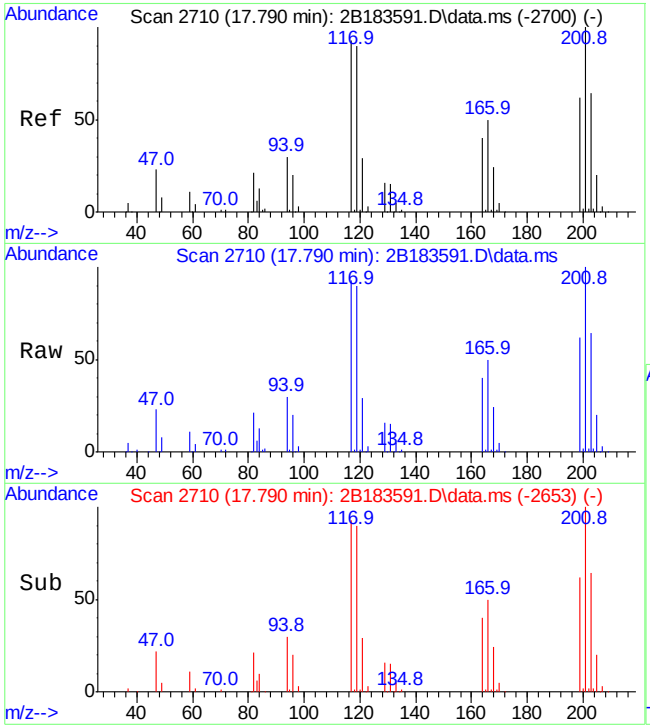

#117
hexachloroethane
Concen: 60.11 ug/L
RT: 17.790 min Scan# 2710
Delta R.T. 0.000 min
Lab File: 2B183591.D
Acq: 16 Jun 21 9:20 pm

Tgt Ion:201 Resp: 173105

Ion	Ratio	Lower	Upper
201	100		
166	50.5	30.5	70.5
199	62.1	42.1	82.1
203	64.3	44.3	84.3

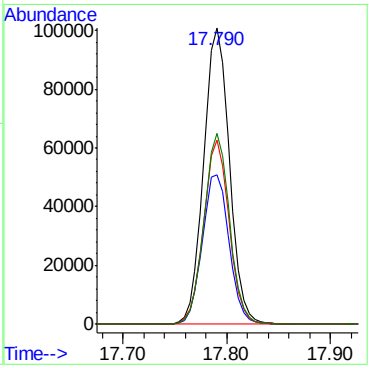

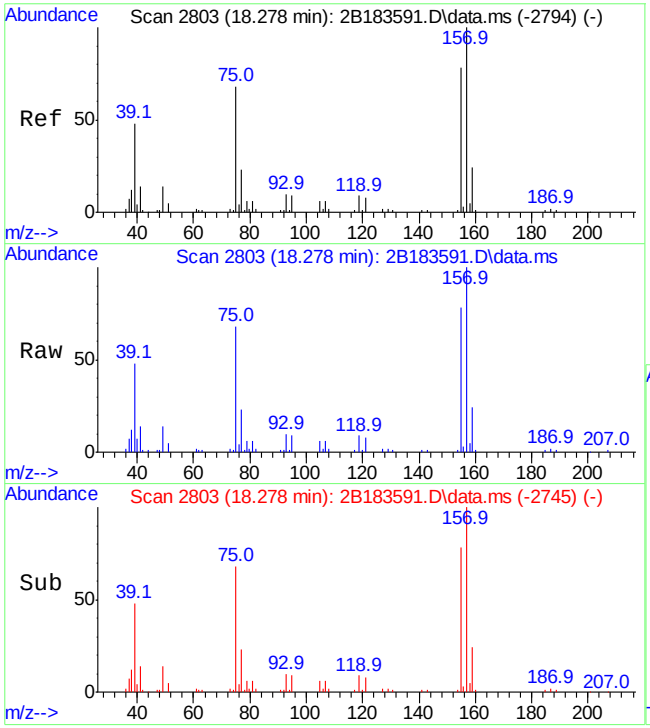

#118
1,2-dibromo-3-chloropropane
Concen: 58.57 ug/L
RT: 18.278 min Scan# 2803
Delta R.T. 0.005 min
Lab File: 2B183591.D
Acq: 16 Jun 21 9:20 pm

Tgt Ion:157 Resp: 58904

Ion	Ratio	Lower	Upper
157	100		
155	77.6	47.6	107.6
75	68.4	38.4	98.4

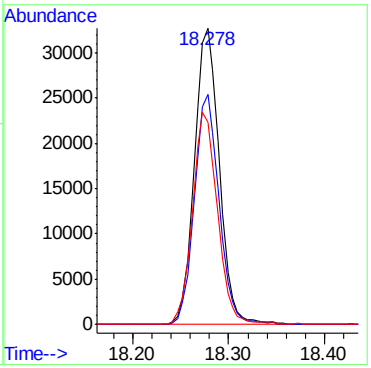

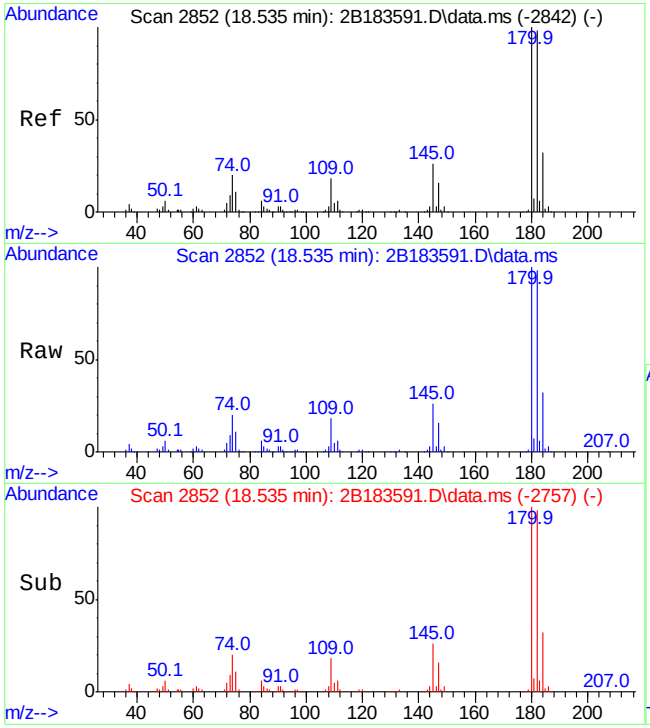

#119
1,3,5-trichlorobenzene
Concen: 60.97 ug/L
RT: 18.535 min Scan# 2852
Delta R.T. 0.000 min
Lab File: 2B183591.D
Acq: 16 Jun 21 9:20 pm

Tgt Ion:180 Resp: 399654

Ion	Ratio	Lower	Upper
180	100		
182	97.9	67.9	127.9
184	31.5	1.5	61.5

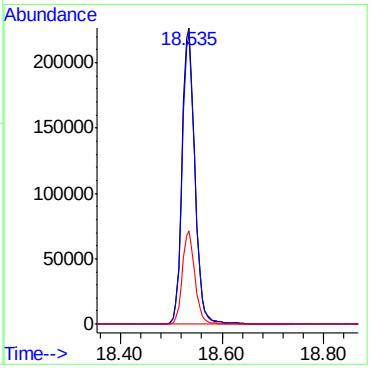

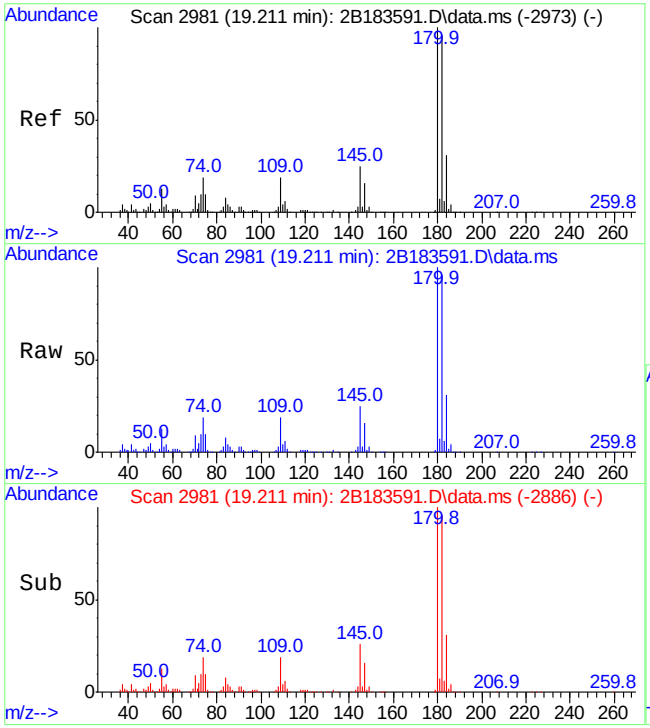

#120
2-ethylhexyl acrylate
Concen: 11.38 ug/L
RT: 19.211 min Scan# 2981
Delta R.T. 0.000 min
Lab File: 2B183591.D
Acq: 16 Jun 21 9:20 pm

Tgt Ion: 70 Resp: 28542

Ion	Ratio	Lower	Upper
70	100		
55	147.3	127.3	167.3
83	36.1	16.1	56.1
112	27.1	7.1	47.1

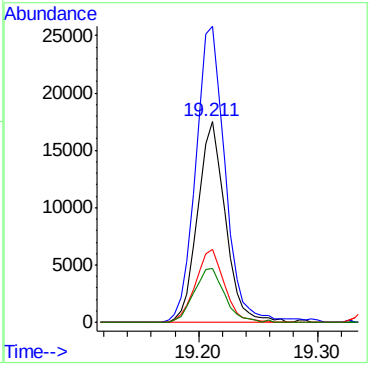

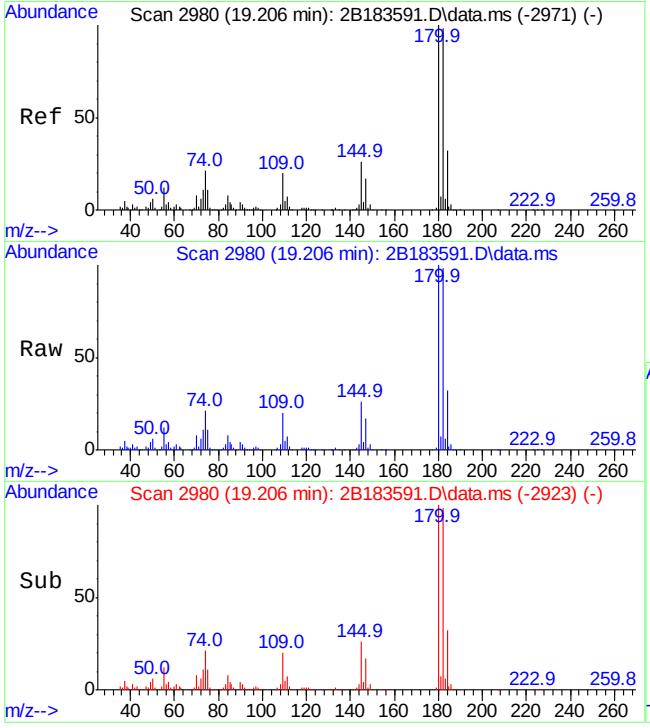

#121
1,2,4-trichlorobenzene
Concen: 61.32 ug/L
RT: 19.206 min Scan# 2980
Delta R.T. 0.000 min
Lab File: 2B183591.D
Acq: 16 Jun 21 9:20 pm

Tgt Ion:180 Resp: 363870

Ion	Ratio	Lower	Upper
180	100		
182	98.2	68.2	128.2
145	26.2	0.0	56.2

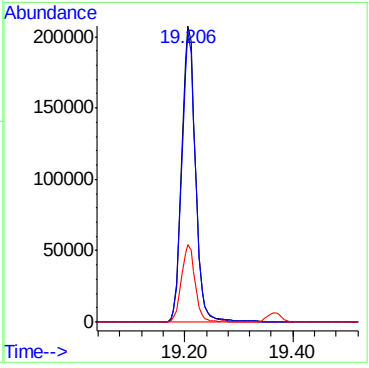

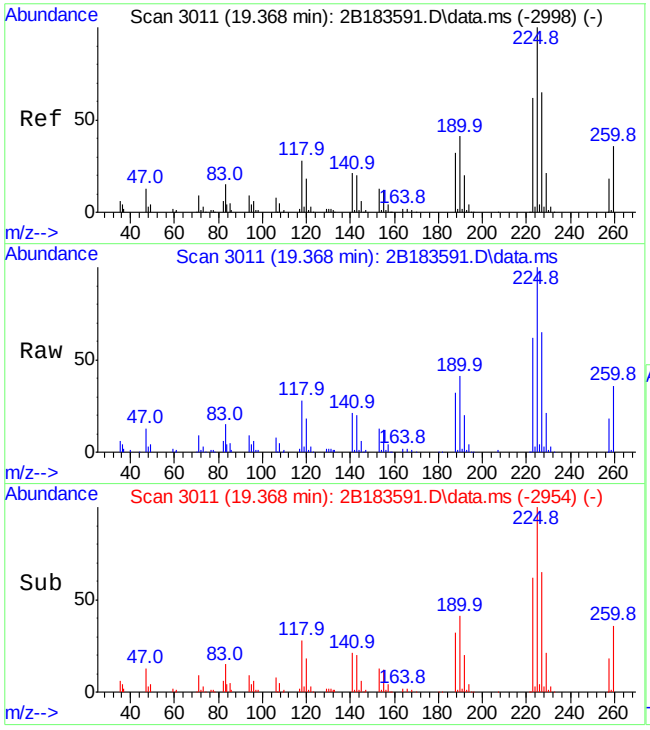

#122
hexachlorobutadiene
Concen: 58.06 ug/L
RT: 19.368 min Scan# 3011
Delta R.T. 0.000 min
Lab File: 2B183591.D
Acq: 16 Jun 21 9:20 pm

Tgt Ion:225 Resp: 176829

Ion	Ratio	Lower	Upper
225	100		
223	62.1	32.1	92.1
227	64.7	34.7	94.7

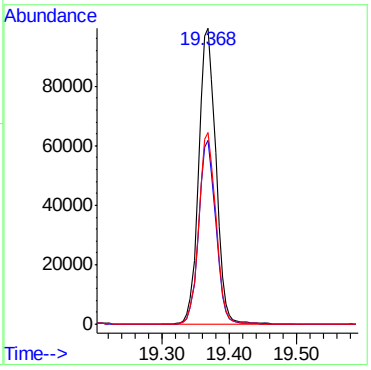

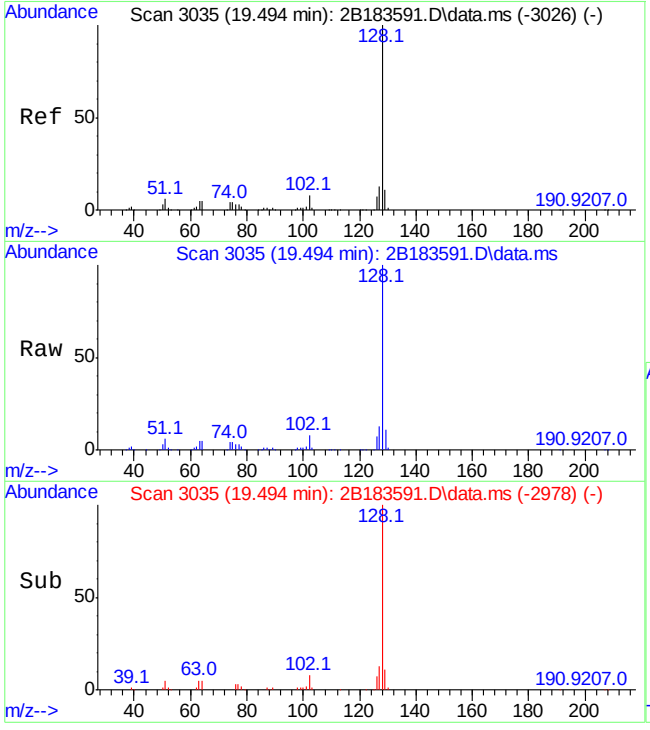

#123
naphthalene
Concen: 59.66 ug/L
RT: 19.494 min Scan# 3035
Delta R.T. 0.000 min
Lab File: 2B183591.D
Acq: 16 Jun 21 9:20 pm

Tgt Ion:128 Resp: 676928

Ion	Ratio	Lower	Upper
128	100		
127	12.6	0.0	42.6
129	11.2	0.0	41.2

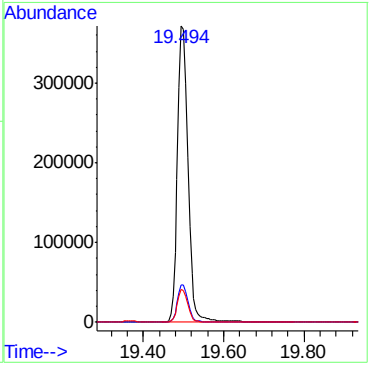

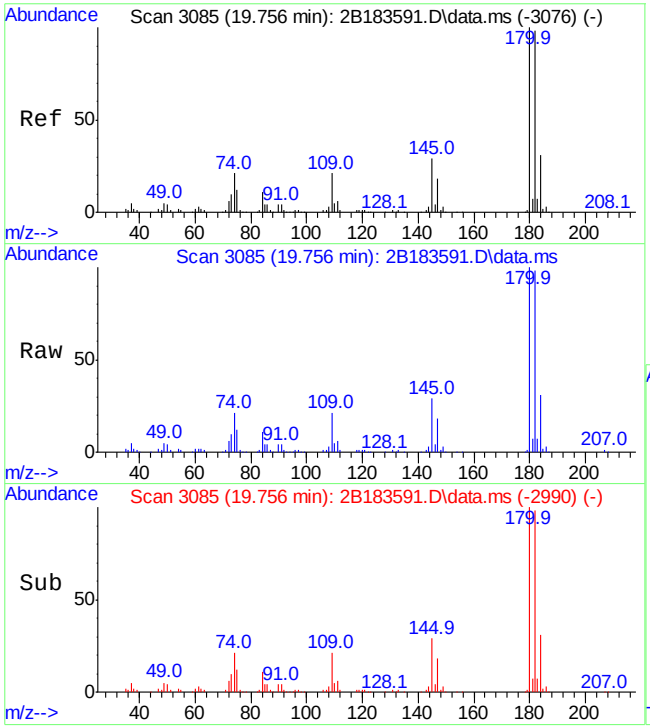

#124
1,2,3-trichlorobenzene
Concen: 61.56 ug/L
RT: 19.756 min Scan# 3085
Delta R.T. 0.000 min
Lab File: 2B183591.D
Acq: 16 Jun 21 9:20 pm

Tgt Ion:180 Resp: 308580

Ion	Ratio	Lower	Upper
180	100		
182	98.2	68.2	128.2
145	28.6	0.0	58.6

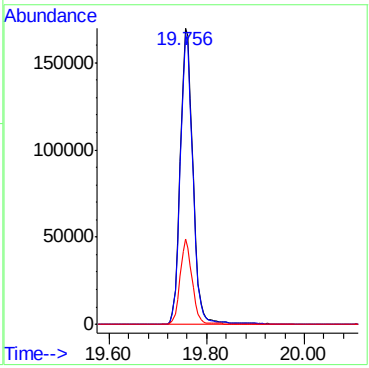

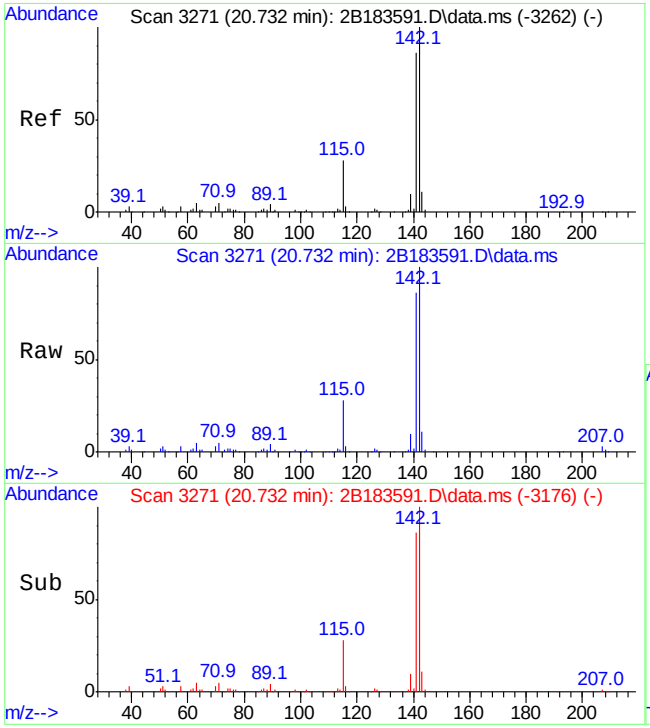

#125
2-methylnaphthalene
Concen: 28.38 ug/L
RT: 20.732 min Scan# 3271
Delta R.T. 0.000 min
Lab File: 2B183591.D
Acq: 16 Jun 21 9:20 pm

Tgt Ion:142 Resp: 174654

Ion	Ratio	Lower	Upper
142	100		
141	86.0	66.0	106.0
115	28.1	8.1	48.1

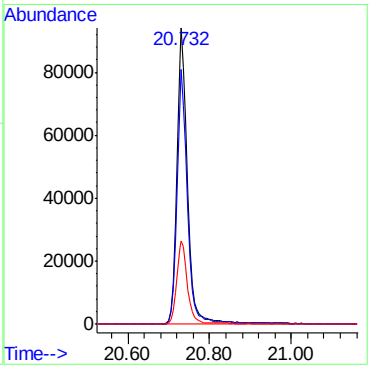

Quantitation Report (QT Reviewed)

Data Path : C:\msdchem\1\DATA\V2B8337\
Data File : 2B183592.D
Acq On : 16 Jun 2021 9:48 pm
Operator : thienn
Sample : ic8337-100
Misc : MS51064,V2B8337,5,,,,1
ALS Vial : 11 Sample Multiplier: 1

Quant Time: Jun 17 18:49:29 2021
Quant Method : C:\msdchem\1\METHODS\M2B8337.M
Quant Title : SW846 8260C/D, DB-624.1 60 mx0.25mmx1.4um
QLast Update : Thu Jun 17 18:48:00 2021
Response via : Initial Calibration

Compound	R.T.	QIon	Response	Conc	Units		Dev(Min)
Internal Standards							
1) tert butyl alcohol-d9	7.750	65	107532	500.00	ug/L		0.00
5) pentafluorobenzene	10.256	168	350175	50.00	ug/L		0.00
51) 1,4-difluorobenzene	11.200	114	489016	50.00	ug/L		0.00
73) chlorobenzene-d5	14.550	117	491522	50.00	ug/L		0.00
97) 1,4-dichlorobenzene-d4	17.035	152	258815	50.00	ug/L		0.00
System Monitoring Compounds							
43) dibromofluoromethane (s)	10.235	113	156325	49.96	ug/L		0.00
Spiked Amount 50.000	Range 80 - 120		Recovery = 99.92%				
52) 1,2-dichloroethane-d4 (s)	10.675	65	162575	47.97	ug/L		0.00
Spiked Amount 50.000	Range 81 - 124		Recovery = 95.94%				
74) toluene-d8 (s)	12.946	98	579273	48.88	ug/L		0.00
Spiked Amount 50.000	Range 80 - 120		Recovery = 97.76%				
98) 4-bromofluorobenzene (s)	15.787	95	219797	50.78	ug/L		0.00
Spiked Amount 50.000	Range 80 - 120		Recovery = 101.56%				
Target Compounds							Qvalue
2) tertiary butyl alcohol	7.881	59	126017	528.76	ug/L		99
3) ethanol	6.334	45	212315	10421.83	ug/L		97
4) 1,4-dioxane	11.934	88	52185	2648.86	ug/L		91
6) chlorodifluoromethane	4.158	51	435307	101.07	ug/L		99
7) dichlorodifluoromethane	4.148	85	595674	103.20	ug/L		100
8) chloromethane	4.557	50	507503	91.78	ug/L		99
9) vinyl chloride	4.803	62	492945	98.09	ug/L		100
10) 1,3-butadiene	4.829	54	321971	92.74	ug/L		99
11) bromomethane	5.448	94	354165	97.84	ug/L		98
12) chloroethane	5.626	64	246062	98.93	ug/L		98
13) trichlorofluoromethane	6.119	101	599466	99.72	ug/L		97
14) ethyl ether	6.607	74	157571	105.62	ug/L		98
15) acrolein	6.796	56	49059	98.02	ug/L		98
16) freon 113	7.073	151	291285	95.83	ug/L		99
17) 1,1-dichloroethene	7.037	96	253849	97.19	ug/L		98
18) acetone	7.026	43	270714	409.12	ug/L		99
19) acetonitrile	7.451	41	272663	978.69	ug/L		98
20) iodomethane	7.299	142	577705	99.35	ug/L		99
21) carbon disulfide	7.461	76	867466	97.24	ug/L		99
22) methylene chloride	7.781	84	289229	103.08	ug/L		99
23) methyl acetate	7.598	43	184253	108.14	ug/L		98
24) methyl tert butyl ether	8.237	73	848552	101.03	ug/L		100
25) trans-1,2-dichloroethene	8.243	96	276506	97.59	ug/L		99
26) di-isopropyl ether	8.929	45	868271	101.50	ug/L		98
27) 2-butanone	9.595	72	111536	440.20	ug/L		97
28) 1,1-dichloroethane	8.846	63	481965	101.36	ug/L		99
29) chloroprene	8.998	53	374095	102.00	ug/L		97
30) acrylonitrile	8.106	52	67559	106.79	ug/L		98
31) hexane	8.678	56	211303	100.93	ug/L		99
32) vinyl acetate	8.867	86	56773	110.12	ug/L	#	93
33) ethyl tert-butyl ether	9.433	59	987699	105.75	ug/L		99
34) ethyl acetate	9.674	45	33911	106.40	ug/L	#	84

Quantitation Report (QT Reviewed)

Data Path : C:\msdchem\1\DATA\V2B8337\
Data File : 2B183592.D
Acq On : 16 Jun 2021 9:48 pm
Operator : thienn
Sample : ic8337-100
Misc : MS51064,V2B8337,5,,,,1
ALS Vial : 11 Sample Multiplier: 1

Quant Time: Jun 17 18:49:29 2021
Quant Method : C:\msdchem\1\METHODS\M2B8337.M
Quant Title : SW846 8260C/D, DB-624.1 60 mx0.25mmx1.4um
QLast Update : Thu Jun 17 18:48:00 2021
Response via : Initial Calibration

Compound	R.T.	QIon	Response	Conc	Units		Dev(Min)
35) 2,2-dichloropropane	9.674	77	430461	95.94	ug/L		99
36) cis-1,2-dichloroethene	9.637	96	302258	100.71	ug/L		99
37) methyl acrylate	9.747	55	208376	104.53	ug/L		97
38) propionitrile	9.637	54	316840	1044.40	ug/L		99
39) bromochloromethane	9.952	128	174044	101.93	ug/L		95
40) tetrahydrofuran	10.036	72	31878	107.75	ug/L		94
41) chloroform	10.031	85	327723	94.63	ug/L		100
42) t-butyl formate	10.114	59	256209	110.09	ug/L		95
44) methacrylonitrile	9.878	67	106570	108.98	ug/L		99
45) 1,1,1-trichloroethane	10.345	97	491610	105.55	ug/L		99
46) cyclohexane	10.466	84	417712	101.02	ug/L		96
47) 1,1-dichloropropene	10.544	75	364724	100.69	ug/L		98
48) iso-butyl alcohol	10.508	43	88648	1079.77	ug/L		96
49) carbon tetrachloride	10.581	117	429477	98.48	ug/L		99
50) tert amyl alcohol	10.654	55	41456	480.14	ug/L		96
53) n-butyl alcohol	11.299	56	301306	5092.09	ug/L		99
54) 2,2,4-trimethylpentane	10.911	57	980262	99.94	ug/L		96
55) benzene	10.801	78	1024313	98.85	ug/L		99
56) tert-amyl methyl ether	10.896	87	225288	100.62	ug/L		99
57) heptane	11.090	71	227419	102.86	ug/L		98
58) isopropyl acetate	10.759	87	58468	105.78	ug/L		97
59) 1,2-dichloroethane	10.770	62	392477	99.10	ug/L		99
60) trichloroethene	11.561	130	350625	103.92	ug/L		99
61) ethyl acrylate	11.577	55	308417	107.38	ug/L		99
62) 2-nitropropane	12.301	41	75678	102.72	ug/L		95
63) 2-chloroethyl vinyl ether	12.379	63	864894	525.83	ug/L		99
64) methyl methacrylate	11.860	100	69006	107.03	ug/L	#	85
65) 1,2-dichloropropane	11.808	63	291018	103.82	ug/L		99
66) dibromomethane	11.949	93	186499	99.64	ug/L		97
67) methylcyclohexane	11.850	83	518874	98.92	ug/L		99
68) bromodichloromethane	12.096	83	421430	105.88	ug/L		99
69) epichlorohydrin	12.469	57	127953	513.35	ug/L		99
70) cis-1,3-dichloropropene	12.605	75	501845	106.27	ug/L		99
71) 4-methyl-2-pentanone	12.720	58	393647	410.55	ug/L		98
72) 3-methyl-1-butanol	12.736	70	120827	2121.53	ug/L		93
75) toluene	13.024	92	718120	102.27	ug/L		100
76) trans-1,3-dichloropropene	13.192	75	453978	108.11	ug/L		98
77) ethyl methacrylate	13.250	69	359214	105.63	ug/L		99
78) 1,1,2-trichloroethane	13.412	83	221570	101.90	ug/L		98
79) tetrachloroethene	13.669	164	285344	93.43	ug/L		99
80) 1,3-dichloropropane	13.612	76	441353	100.03	ug/L		98
81) 2-hexanone	13.632	58	349664	410.67	ug/L		99
82) butyl acetate	13.748	56	170435	104.89	ug/L		96
83) dibromochloromethane	13.889	129	372957	104.91	ug/L		99
84) 1,2-dibromoethane	14.052	107	298927	103.94	ug/L		97
85) n-butyl ether	14.576	57	1118964	103.00	ug/L		100
86) chlorobenzene	14.581	112	833241	99.82	ug/L		99
87) 1,1,1,2-tetrachloroethane	14.644	131	343318	98.61	ug/L		99
88) ethylbenzene	14.671	91	1279762	94.99	ug/L		100
89) m,p-xylene	14.786	106	1081628	198.75	ug/L		96

Quantitation Report (QT Reviewed)

Data Path : C:\msdchem\1\DATA\V2B8337\
Data File : 2B183592.D
Acq On : 16 Jun 2021 9:48 pm
Operator : thienn
Sample : ic8337-100
Misc : MS51064,V2B8337,5,,,,1
ALS Vial : 11 Sample Multiplier: 1

Quant Time: Jun 17 18:49:29 2021
Quant Method : C:\msdchem\1\METHODS\M2B8337.M
Quant Title : SW846 8260C/D, DB-624.1 60 mx0.25mmx1.4um
QLast Update : Thu Jun 17 18:48:00 2021
Response via : Initial Calibration

	Compound	R.T.	QIon	Response	Conc	Units	Dev(Min)
90)	o-xylene	15.226	106	585204	100.93	ug/L	98
91)	styrene	15.226	104	947520	102.28	ug/L	99
92)	n-amyl acetate	15.284	70	197547	103.45	ug/L	99
93)	bromoform	15.462	173	293781	105.00	ug/L	98
94)	butyl acrylate	15.053	55	589429	110.27	ug/L	99
95)	isopropylbenzene	15.604	105	1550768	98.07	ug/L	99
96)	cis-1,4-dichloro-2-butene	15.620	88	134966	101.23	ug/L	98
99)	bromobenzene	15.992	156	427745	101.70	ug/L	99
100)	1,1,2,2-tetrachloroethane	15.861	83	366012	105.69	ug/L	99
101)	trans-1,4-dichloro-2-b...	15.913	53	97871	108.91	ug/L	92
102)	1,2,3-trichloropropane	15.939	110	100735	100.31	ug/L	96
103)	n-propylbenzene	16.044	91	1615704	100.33	ug/L	99
104)	2-chlorotoluene	16.175	126	393427	103.67	ug/L	99
105)	4-chlorotoluene	16.280	91	1016901	100.02	ug/L	99
106)	1,3,5-trimethylbenzene	16.207	105	1224905	100.59	ug/L	100
107)	tert-butylbenzene	16.574	134	308506	106.59	ug/L	94
108)	1,2,4-trimethylbenzene	16.621	105	1282329	101.20	ug/L	100
109)	sec-butylbenzene	16.810	105	1717555	101.94	ug/L	98
110)	1,3-dichlorobenzene	16.972	146	774886	97.87	ug/L	99
111)	p-isopropyltoluene	16.936	119	1517340	102.74	ug/L	99
112)	1,4-dichlorobenzene	17.061	146	802094	103.25	ug/L	98
113)	benzyl chloride	17.166	91	798263	112.44	ug/L	99
114)	1,2,3-trimethylbenzene	17.088	105	1292835	104.36	ug/L	100
115)	1,2-dichlorobenzene	17.470	146	838765	106.09	ug/L	99
116)	n-butylbenzene	17.376	92	740770	106.72	ug/L	97
117)	hexachloroethane	17.790	201	333748	108.92	ug/L	99
118)	1,2-dibromo-3-chloropr...	18.278	157	119870	112.02	ug/L	98
119)	1,3,5-trichlorobenzene	18.535	180	740023	106.10	ug/L	100
120)	2-ethylhexyl acrylate	19.211	70	56016	20.42	ug/L	98
121)	1,2,4-trichlorobenzene	19.206	180	672487	106.51	ug/L	99
122)	hexachlorobutadiene	19.368	225	317563	98.00	ug/L	99
123)	naphthalene	19.494	128	1283040	106.28	ug/L	100
124)	1,2,3-trichlorobenzene	19.756	180	571181	107.09	ug/L	100
125)	2-methylnaphthalene	20.732	142	342640	51.43	ug/L	98

(#) = qualifier out of range (m) = manual integration (+) = signals summed

Quantitation Report (QT Reviewed)

Data Path : C:\msdchem\1\DATA\V2B8337\
Data File : 2B183592.D
Acq On : 16 Jun 2021 9:48 pm
Operator : thienn
Sample : ic8337-100
Misc : MS51064,V2B8337,5,,,,1
ALS Vial : 11 Sample Multiplier: 1

Quant Time: Jun 17 18:49:29 2021
Quant Method : C:\msdchem\1\METHODS\M2B8337.M
Quant Title : SW846 8260C/D, DB-624.1 60 mx0.25mmx1.4um
QLast Update : Thu Jun 17 18:48:00 2021
Response via : Initial Calibration

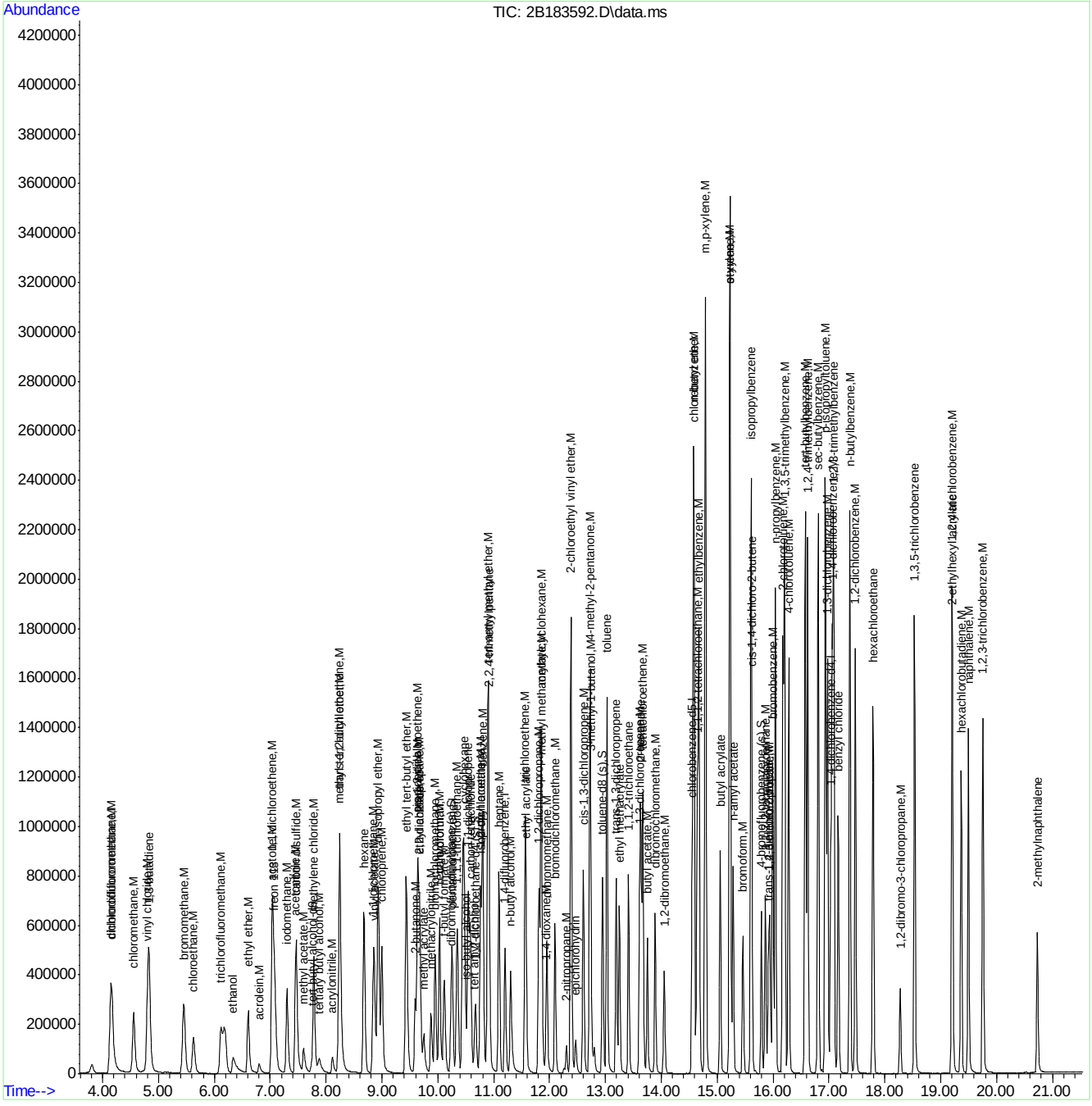

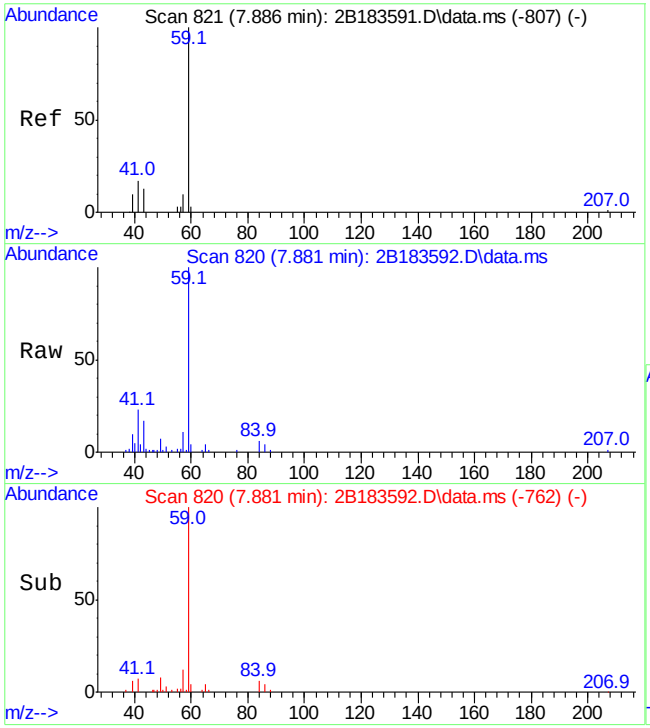

#2
tertiary butyl alcohol
Concen: 528.76 ug/L
RT: 7.881 min Scan# 820
Delta R.T. 0.005 min
Lab File: 2B183592.D
Acq: 16 Jun 21 9:48 pm

Tgt Ion: 59 Resp: 126017

Ion	Ratio	Lower	Upper
59	100		
41	22.5	0.0	52.7
43	16.3	0.0	46.6

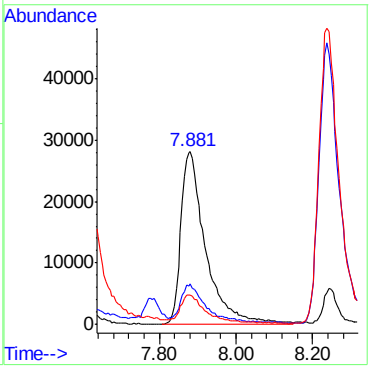

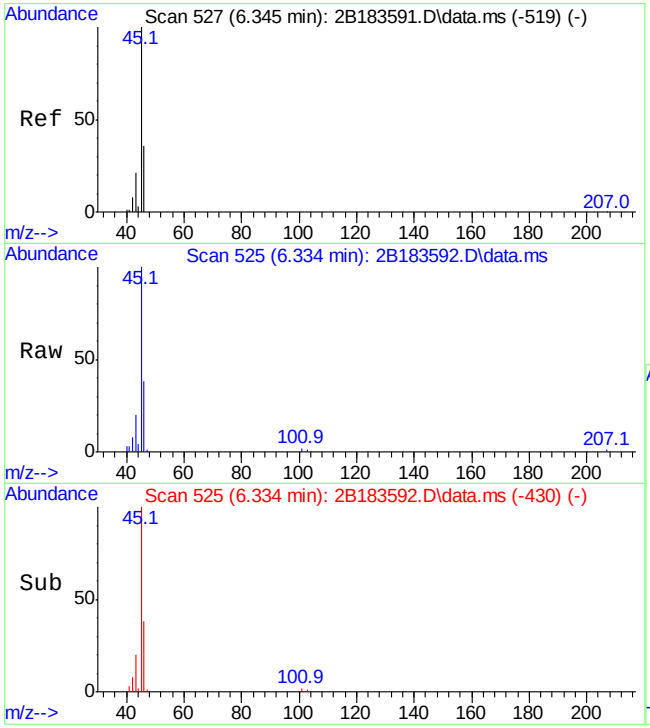

#3
ethanol
Concen: 10421.83 ug/L
RT: 6.334 min Scan# 525
Delta R.T. 0.000 min
Lab File: 2B183592.D
Acq: 16 Jun 21 9:48 pm

Tgt Ion: 45 Resp: 212315

Ion	Ratio	Lower	Upper
45	100		
46	37.6	6.1	66.1

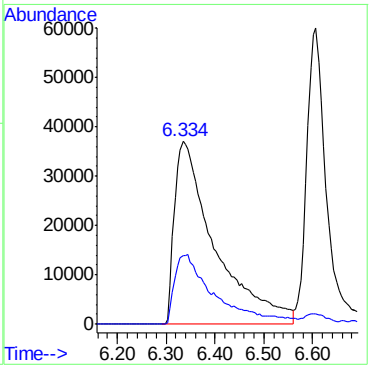

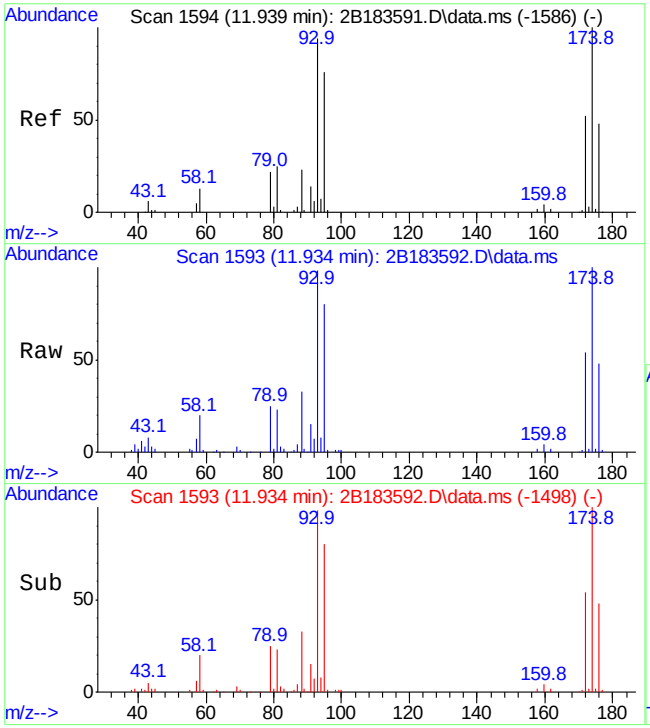

#4
1,4-dioxane
Concen: 2648.86 ug/L
RT: 11.934 min Scan# 1593
Delta R.T. 0.000 min
Lab File: 2B183592.D
Acq: 16 Jun 21 9:48 pm

Tgt Ion: 88 Resp: 52185

Ion	Ratio	Lower	Upper
88	100		
58	62.3	25.6	85.6

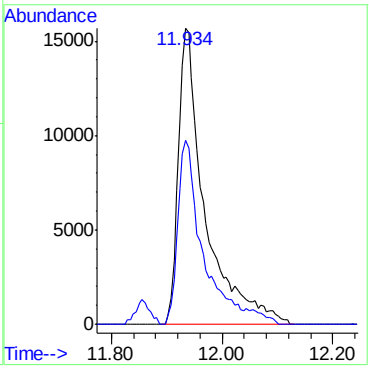

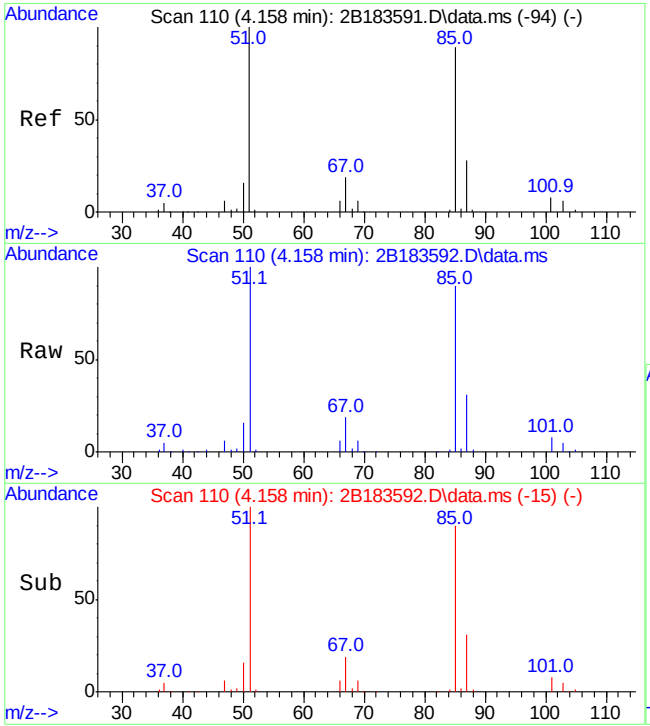

#6
chlorodifluoromethane
Concen: 101.07 ug/L
RT: 4.158 min Scan# 110
Delta R.T. 0.000 min
Lab File: 2B183592.D
Acq: 16 Jun 21 9:48 pm

Tgt Ion: 51 Resp: 435307

Ion	Ratio	Lower	Upper
51	100		
67	19.4	0.0	48.7
50	16.0	0.0	45.8

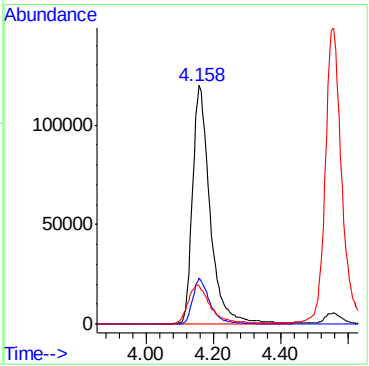

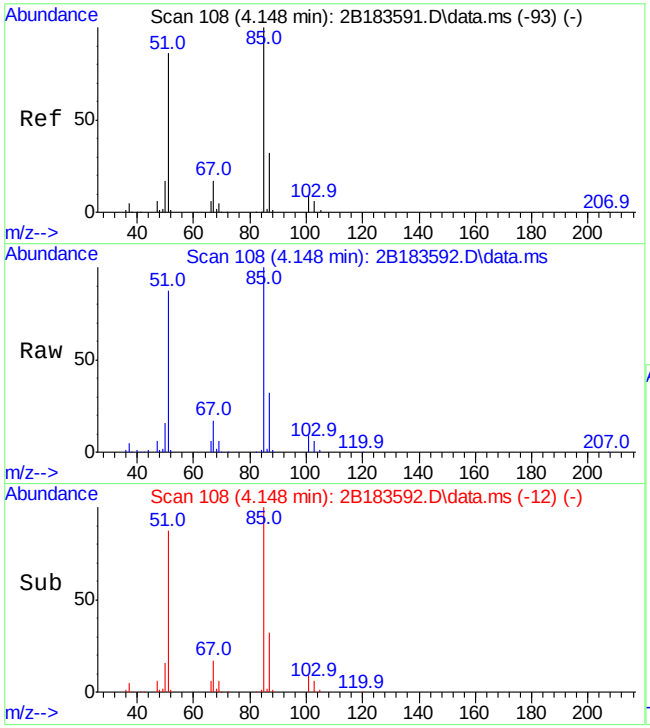

#7
dichlorodifluoromethane
Concen: 103.20 ug/L
RT: 4.148 min Scan# 108
Delta R.T. 0.005 min
Lab File: 2B183592.D
Acq: 16 Jun 21 9:48 pm

Tgt Ion: 85 Resp: 595674

Ion	Ratio	Lower	Upper
85	100		
87	32.1	1.9	61.9
101	9.3	0.0	39.2

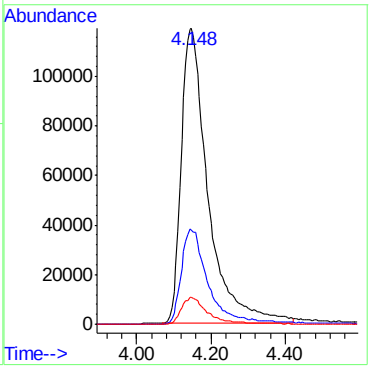

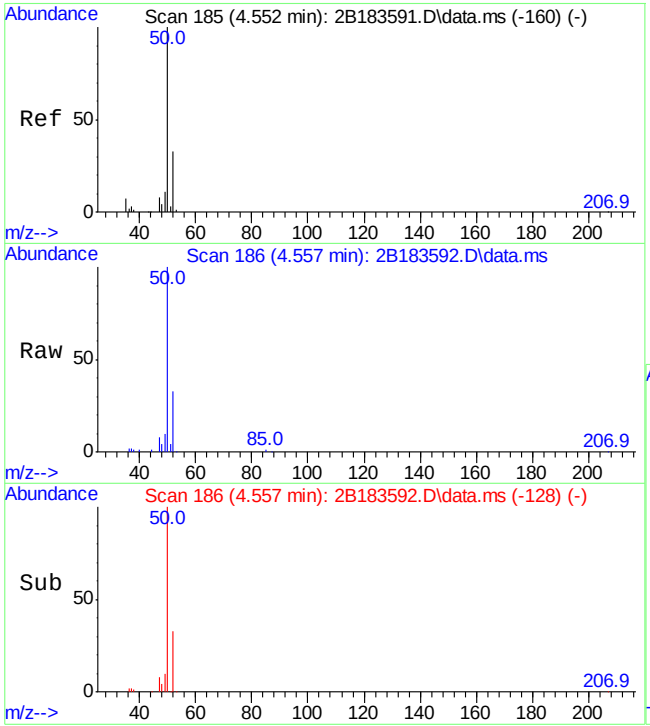

#8
chloromethane
Concen: 91.78 ug/L
RT: 4.557 min Scan# 186
Delta R.T. 0.005 min
Lab File: 2B183592.D
Acq: 16 Jun 21 9:48 pm

Tgt Ion: 50 Resp: 507503

Ion	Ratio	Lower	Upper
50	100		
52	32.7	2.9	62.9
49	10.2	0.0	41.3

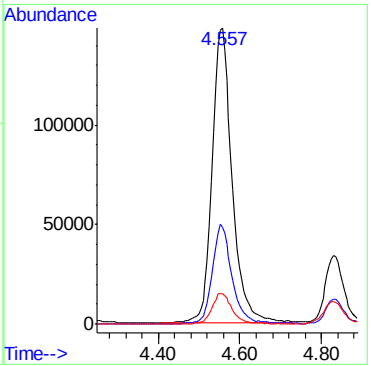

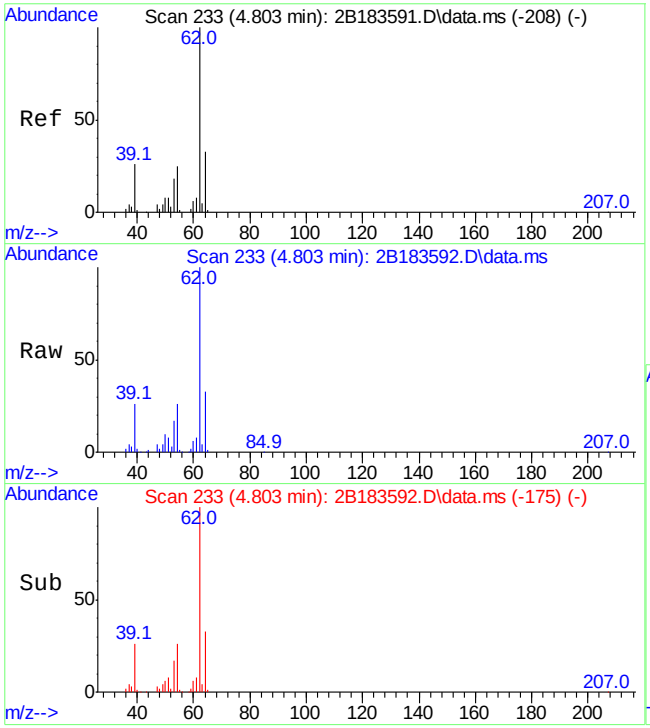

#9
vinyl chloride
Concen: 98.09 ug/L
RT: 4.803 min Scan# 233
Delta R.T. 0.005 min
Lab File: 2B183592.D
Acq: 16 Jun 21 9:48 pm

Tgt Ion: 62 Resp: 492945

Ion	Ratio	Lower	Upper
62	100		
64	32.9	3.0	63.0
61	8.4	0.0	38.4

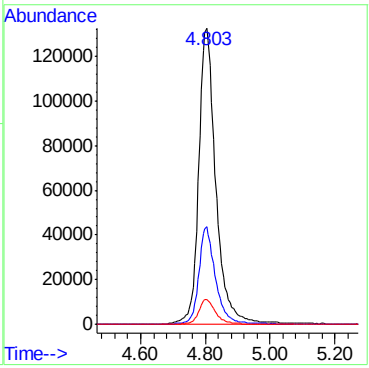

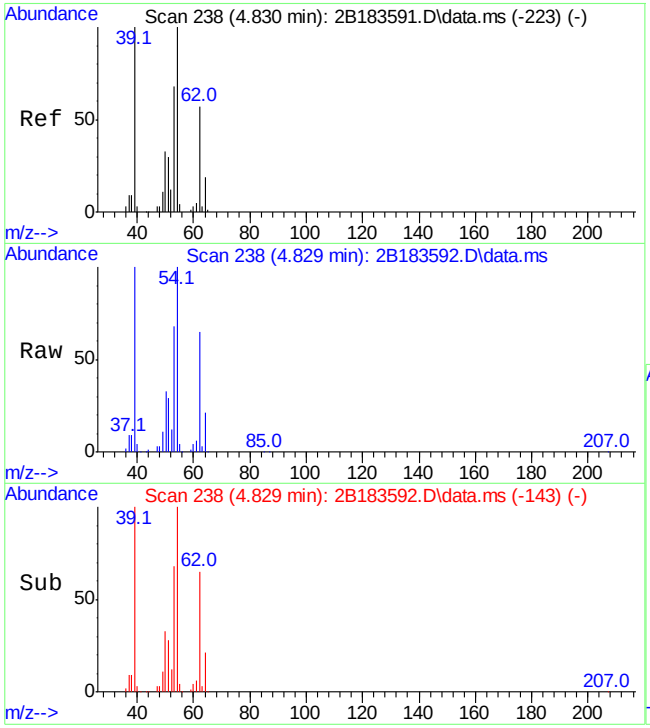

#10
1,3-butadiene
Concen: 92.74 ug/L
RT: 4.829 min Scan# 238
Delta R.T. 0.000 min
Lab File: 2B183592.D
Acq: 16 Jun 21 9:48 pm

Tgt Ion: 54 Resp: 321971

Ion	Ratio	Lower	Upper
54	100		
53	68.3	38.4	98.4
51	28.8	0.0	60.0

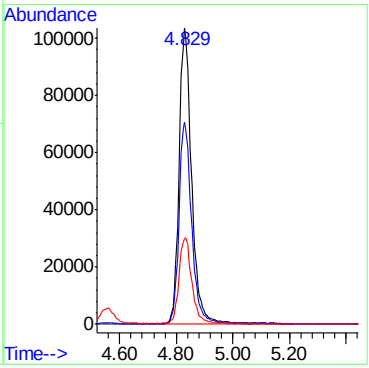

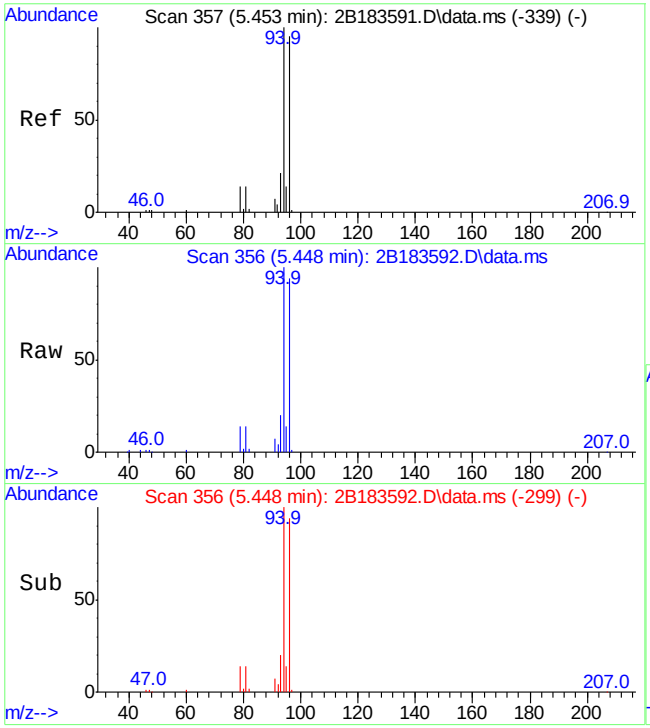

#11
bromomethane
Concen: 97.84 ug/L
RT: 5.448 min Scan# 356
Delta R.T. 0.000 min
Lab File: 2B183592.D
Acq: 16 Jun 21 9:48 pm

Tgt Ion: 94 Resp: 354165

Ion	Ratio	Lower	Upper
94	100		
96	93.5	65.2	125.2
79	14.3	0.0	44.4

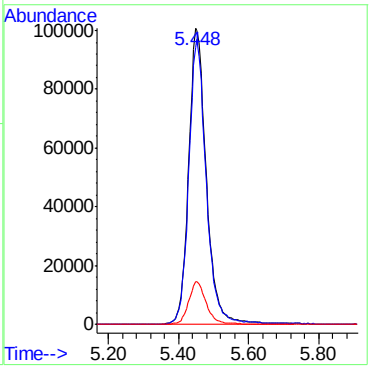

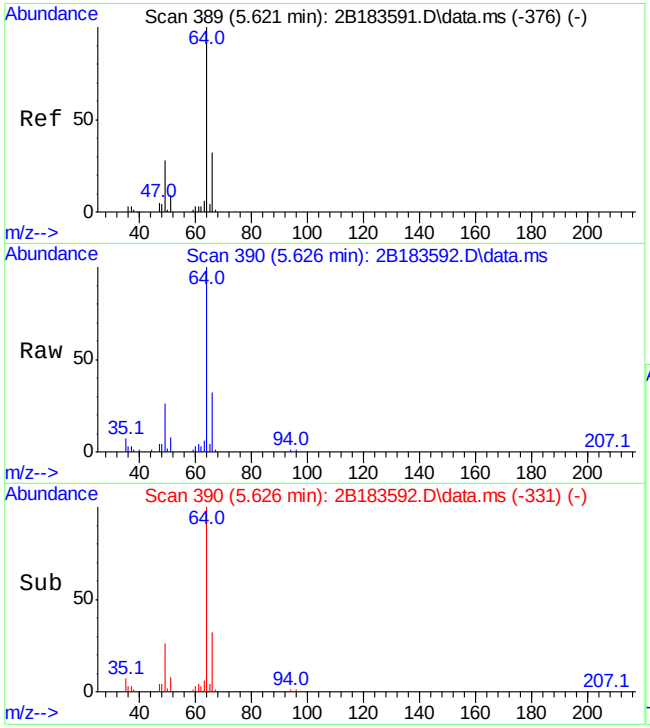

#12
chloroethane
Concen: 98.93 ug/L
RT: 5.626 min Scan# 390
Delta R.T. 0.011 min
Lab File: 2B183592.D
Acq: 16 Jun 21 9:48 pm

Tgt Ion: 64 Resp: 246062

Ion	Ratio	Lower	Upper
64	100		
66	31.5	1.7	61.7
49	26.0	0.0	57.6

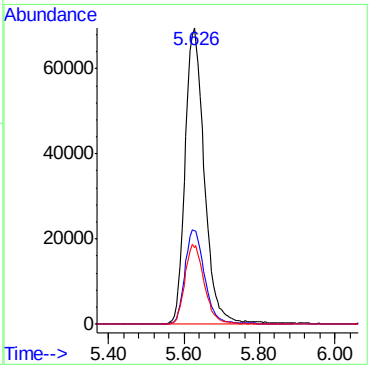

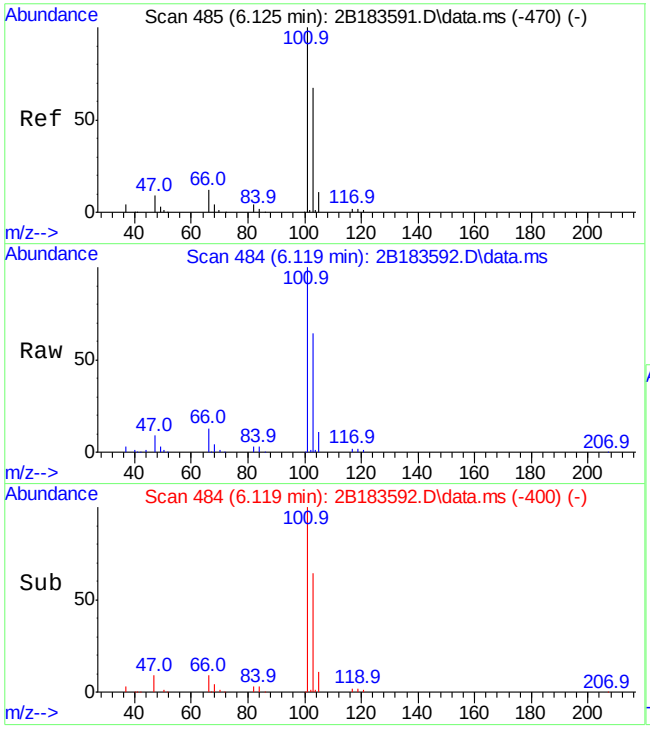

#13
trichlorofluoromethane
Concen: 99.72 ug/L
RT: 6.119 min Scan# 484
Delta R.T. -0.058 min
Lab File: 2B183592.D
Acq: 16 Jun 21 9:48 pm

Tgt Ion:101 Resp: 599466

Ion	Ratio	Lower	Upper
101	100		
103	64.5	37.3	97.3
66	12.7	0.0	42.3

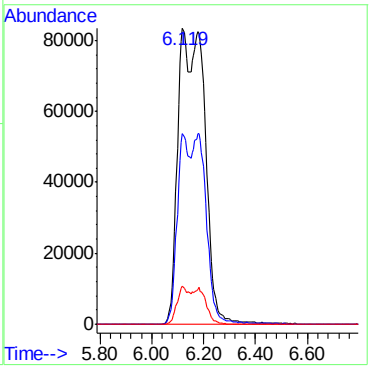

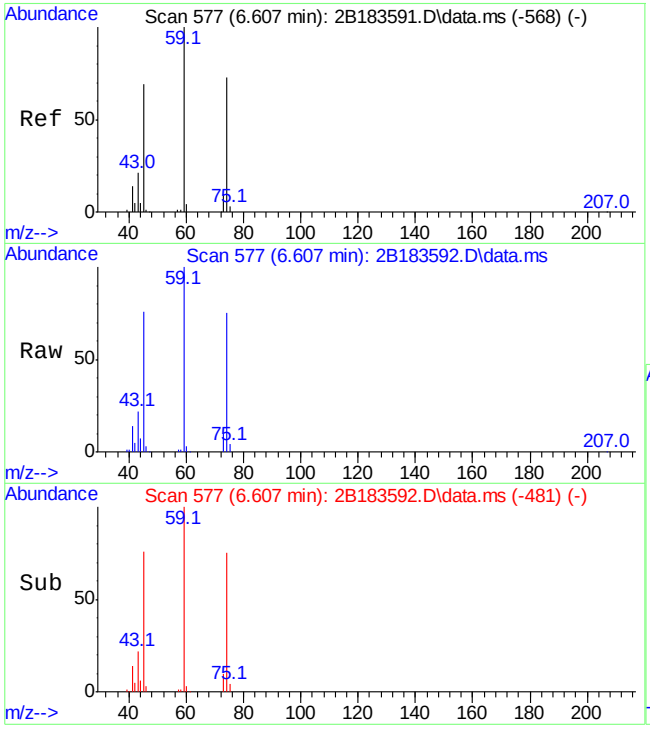

#14
ethyl ether
Concen: 105.62 ug/L
RT: 6.607 min Scan# 577
Delta R.T. 0.005 min
Lab File: 2B183592.D
Acq: 16 Jun 21 9:48 pm

Tgt Ion: 74 Resp: 157571

Ion	Ratio	Lower	Upper
74	100		
45	99.3	69.2	129.2
59	133.1	107.5	167.5

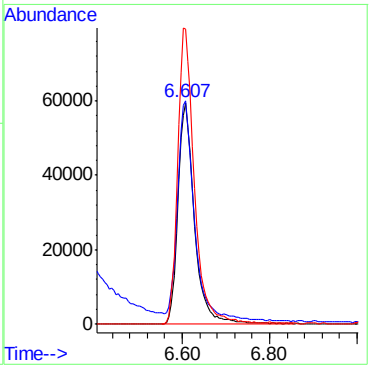

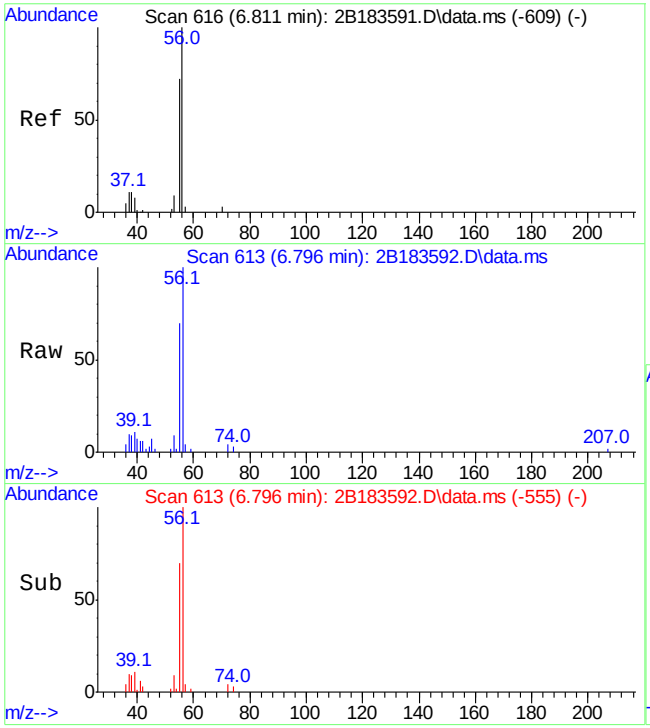

#15
acrolein
Concen: 98.02 ug/L
RT: 6.796 min Scan# 613
Delta R.T. 0.005 min
Lab File: 2B183592.D
Acq: 16 Jun 21 9:48 pm

Tgt Ion: 56 Resp: 49059

Ion	Ratio	Lower	Upper
56	100		
55	70.0	41.6	101.6
53	8.9	0.0	38.7

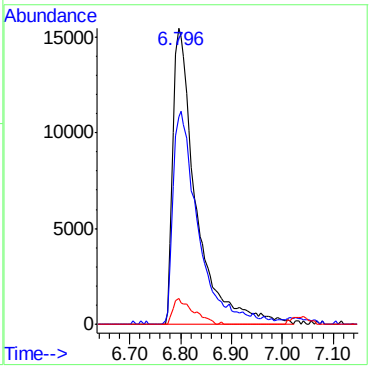

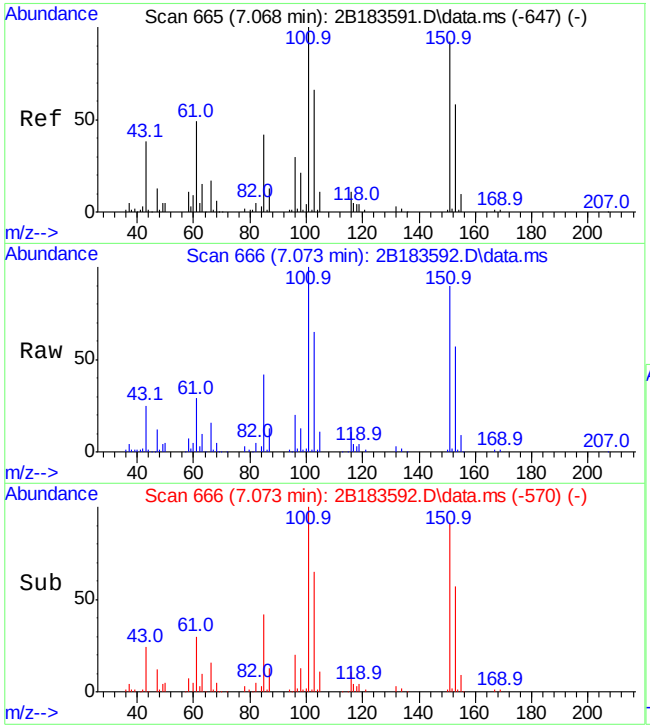

#16
freon 113
Concen: 95.83 ug/L
RT: 7.073 min Scan# 666
Delta R.T. 0.005 min
Lab File: 2B183592.D
Acq: 16 Jun 21 9:48 pm

Tgt Ion:151 Resp: 291285

Ion	Ratio	Lower	Upper
151	100		
101	110.6	88.6	128.6
103	72.2	52.2	92.2
153	63.1	42.8	82.8

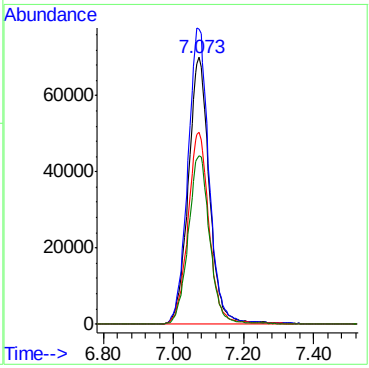

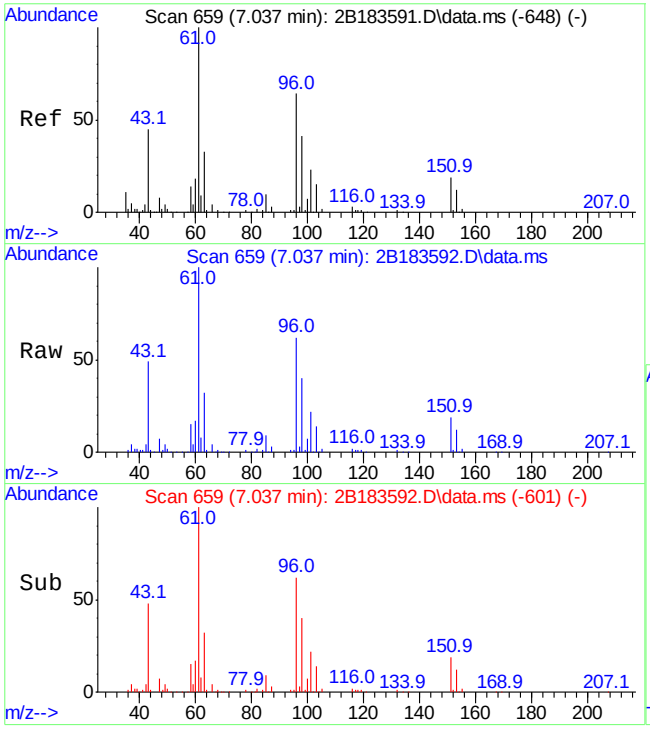

#17
1,1-dichloroethene
Concen: 97.19 ug/L
RT: 7.037 min Scan# 659
Delta R.T. 0.005 min
Lab File: 2B183592.D
Acq: 16 Jun 21 9:48 pm

Tgt Ion: 96 Resp: 253849

Ion	Ratio	Lower	Upper
96	100		
61	160.0	127.2	187.2
63	51.0	21.7	81.7

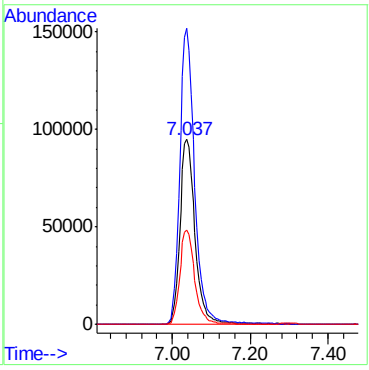

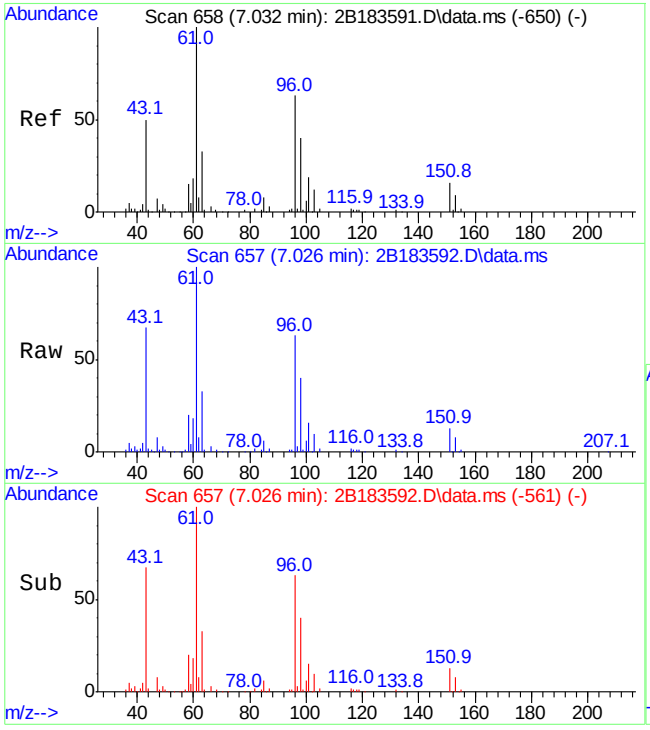

#18
acetone
Concen: 409.12 ug/L
RT: 7.026 min Scan# 657
Delta R.T. 0.005 min
Lab File: 2B183592.D
Acq: 16 Jun 21 9:48 pm

Tgt Ion: 43 Resp: 270714

Ion	Ratio	Lower	Upper
43	100		
58	29.2	0.0	59.5

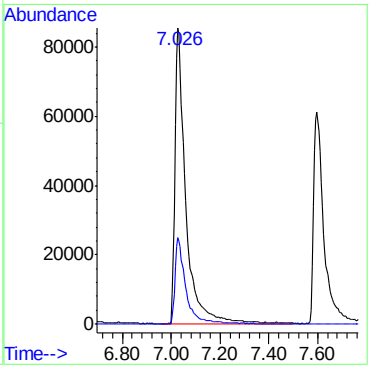

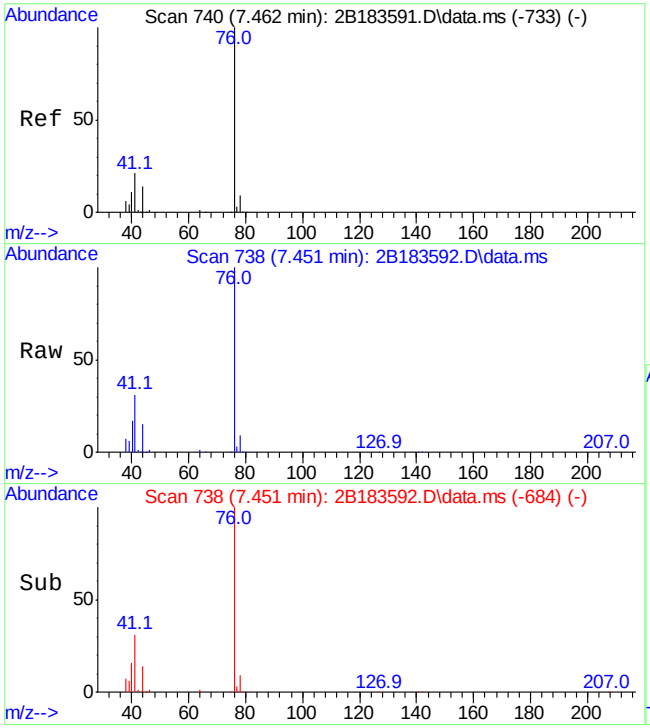

#19
acetonitrile
Concen: 978.69 ug/L
RT: 7.451 min Scan# 738
Delta R.T. 0.005 min
Lab File: 2B183592.D
Acq: 16 Jun 21 9:48 pm

Tgt Ion: 41 Resp: 272663

Ion	Ratio	Lower	Upper
41	100		
40	53.0	21.2	81.2
39	20.1	0.0	51.1

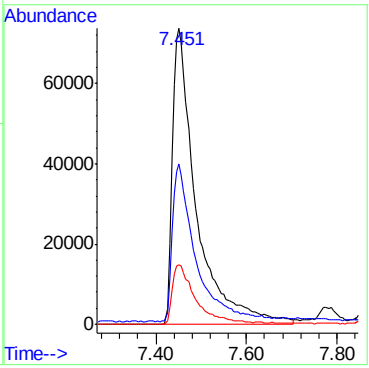

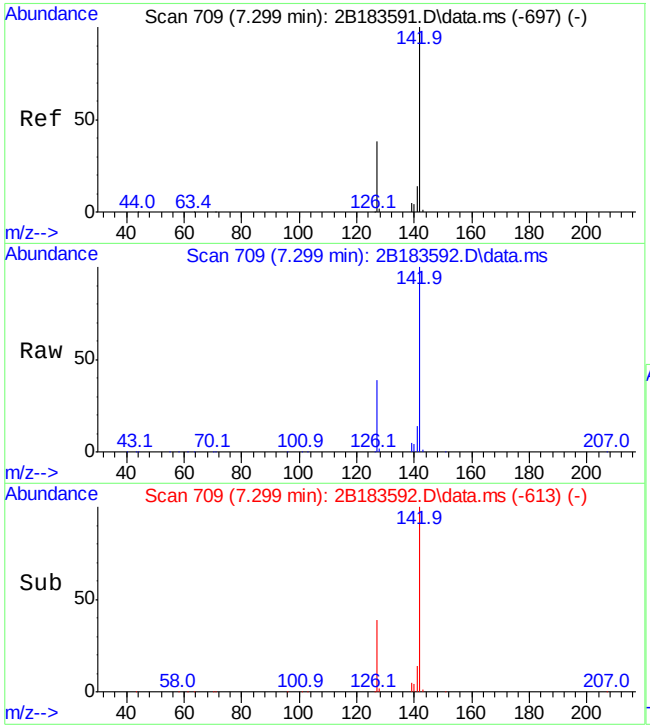

#20
iodomethane
Concen: 99.35 ug/L
RT: 7.299 min Scan# 709
Delta R.T. 0.005 min
Lab File: 2B183592.D
Acq: 16 Jun 21 9:48 pm

Tgt Ion:142 Resp: 577705

Ion	Ratio	Lower	Upper
142	100		
127	38.7	8.2	68.2
141	14.0	0.0	43.6

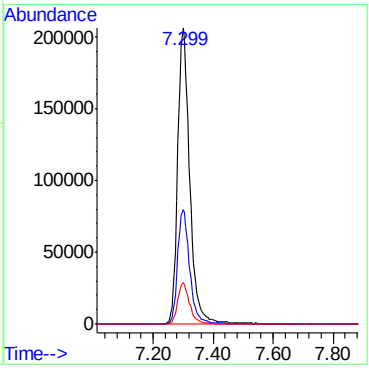

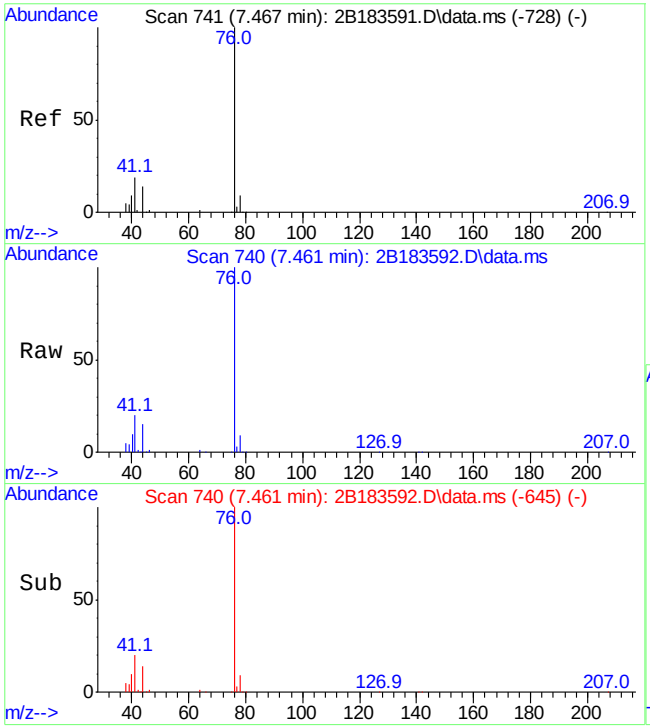

#21
carbon disulfide
Concen: 97.24 ug/L
RT: 7.461 min Scan# 740
Delta R.T. 0.000 min
Lab File: 2B183592.D
Acq: 16 Jun 21 9:48 pm

Tgt Ion: 76 Resp: 867466

Ion	Ratio	Lower	Upper
76	100		
78	9.3	0.0	39.2
44	14.5	0.0	44.1

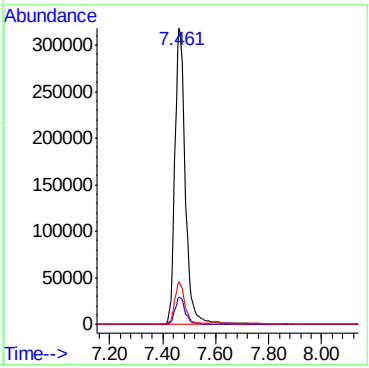

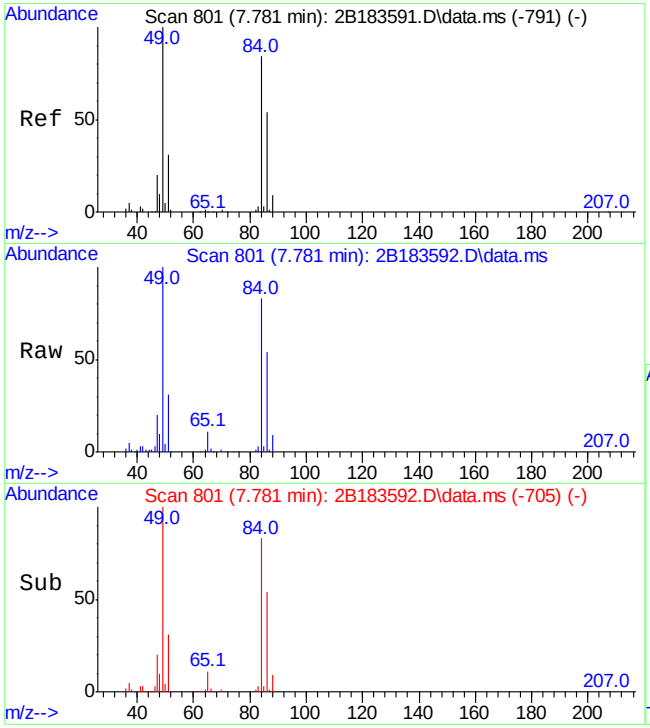

#22
methylene chloride
Concen: 103.08 ug/L
RT: 7.781 min Scan# 801
Delta R.T. 0.005 min
Lab File: 2B183592.D
Acq: 16 Jun 21 9:48 pm

Tgt Ion: 84 Resp: 289229

Ion	Ratio	Lower	Upper
84	100		
86	64.8	34.1	94.1
49	120.6	88.6	148.6

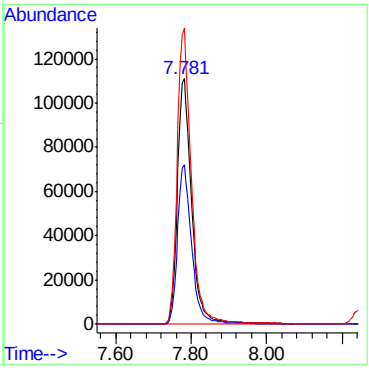

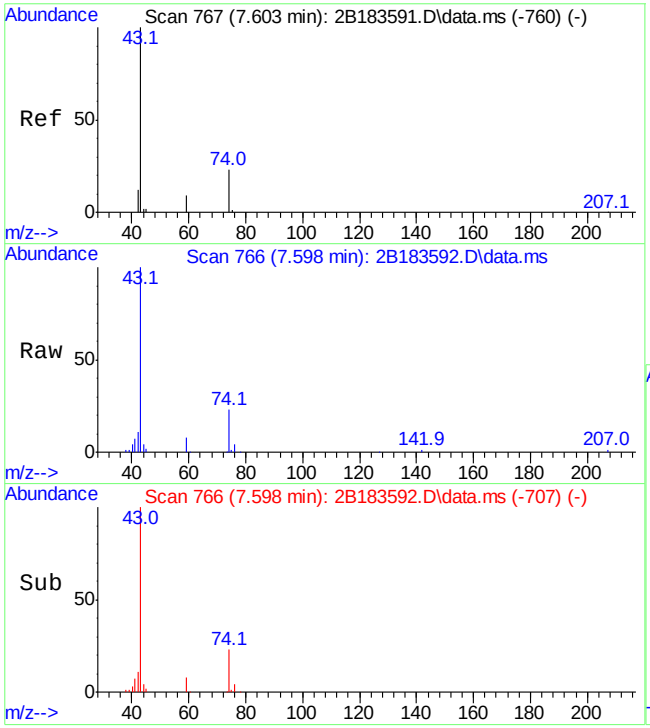

#23
methyl acetate
Concen: 108.14 ug/L
RT: 7.598 min Scan# 766
Delta R.T. 0.010 min
Lab File: 2B183592.D
Acq: 16 Jun 21 9:48 pm

Tgt Ion: 43 Resp: 184253

Ion	Ratio	Lower	Upper
43	100		
74	22.6	0.0	53.3
44	3.6	0.0	32.4

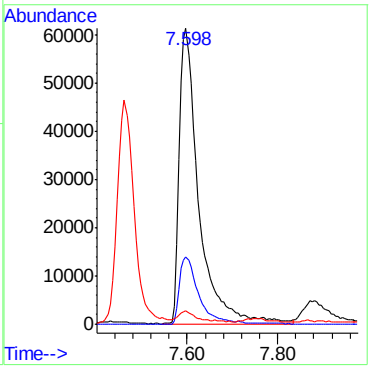

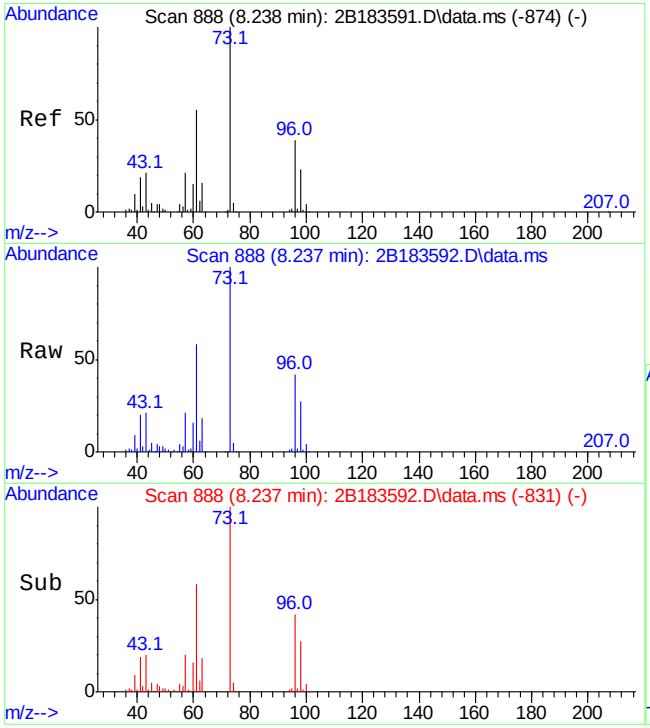

#24
methyl tert butyl ether
Concen: 101.03 ug/L
RT: 8.237 min Scan# 888
Delta R.T. 0.000 min
Lab File: 2B183592.D
Acq: 16 Jun 21 9:48 pm

Tgt Ion: 73 Resp: 848552

Ion	Ratio	Lower	Upper
73	100		
57	20.5	0.0	220.5

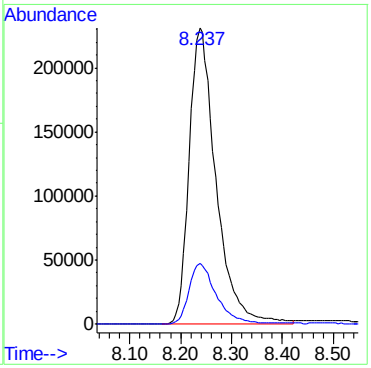

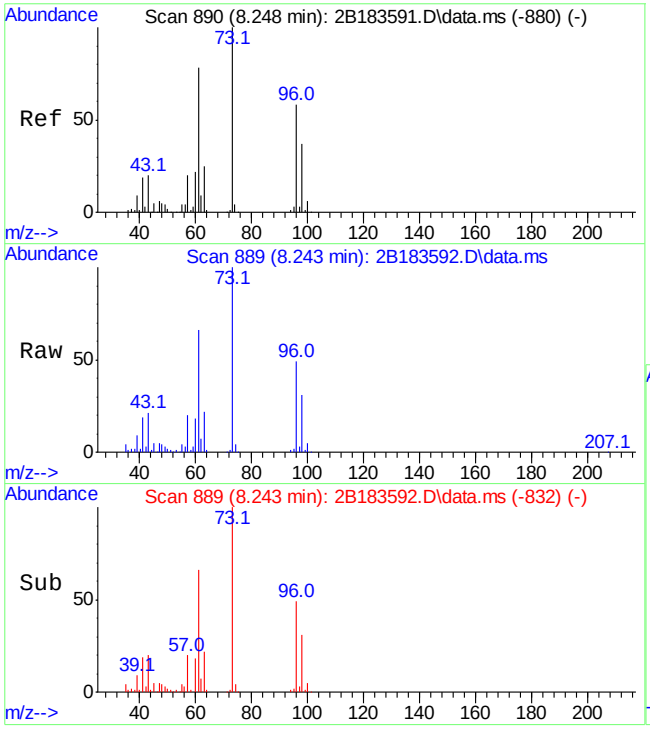

#25
trans-1,2-dichloroethene
Concen: 97.59 ug/L
RT: 8.243 min Scan# 889
Delta R.T. 0.000 min
Lab File: 2B183592.D
Acq: 16 Jun 21 9:48 pm

Tgt Ion: 96 Resp: 276506

Ion	Ratio	Lower	Upper
96	100		
61	134.5	103.8	163.8
98	63.1	34.0	94.0

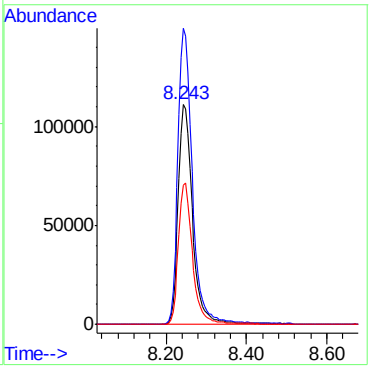

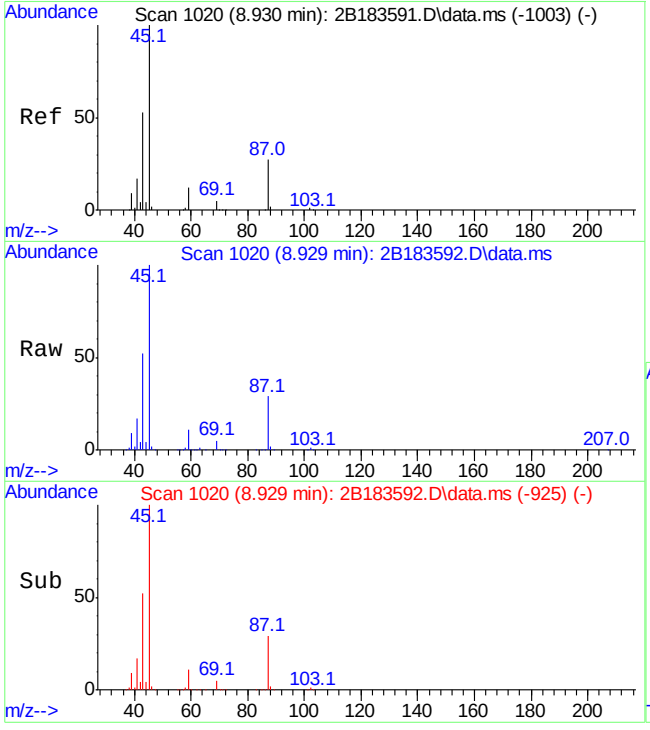

#26
di-isopropyl ether
Concen: 101.50 ug/L
RT: 8.929 min Scan# 1020
Delta R.T. 0.000 min
Lab File: 2B183592.D
Acq: 16 Jun 21 9:48 pm

Tgt Ion: 45 Resp: 868271

Ion	Ratio	Lower	Upper
45	100		
87	28.6	0.0	58.2
43	51.9	23.5	83.5

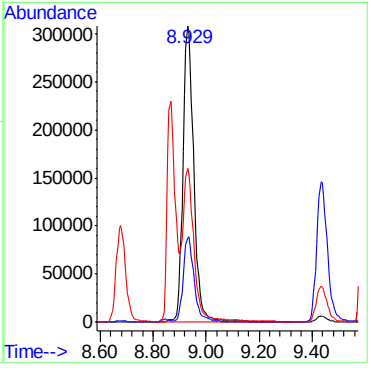

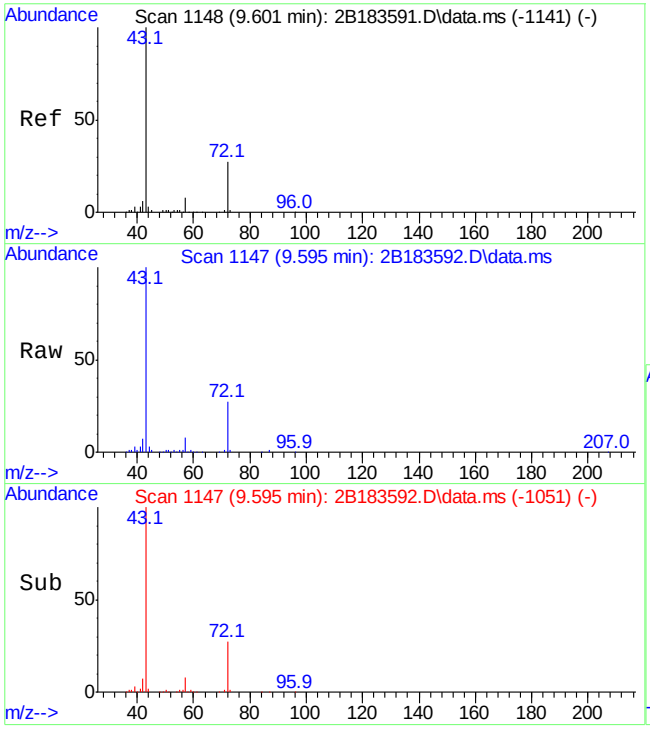

#27
2-butanone
Concen: 440.20 ug/L
RT: 9.595 min Scan# 1147
Delta R.T. 0.005 min
Lab File: 2B183592.D
Acq: 16 Jun 21 9:48 pm

Tgt Ion: 72 Resp: 111536

Ion	Ratio	Lower	Upper
72	100		
57	30.3	0.0	59.8
43	371.2	334.2	394.2

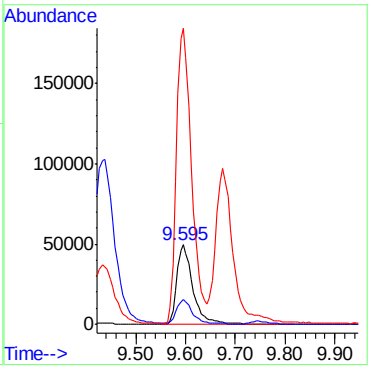

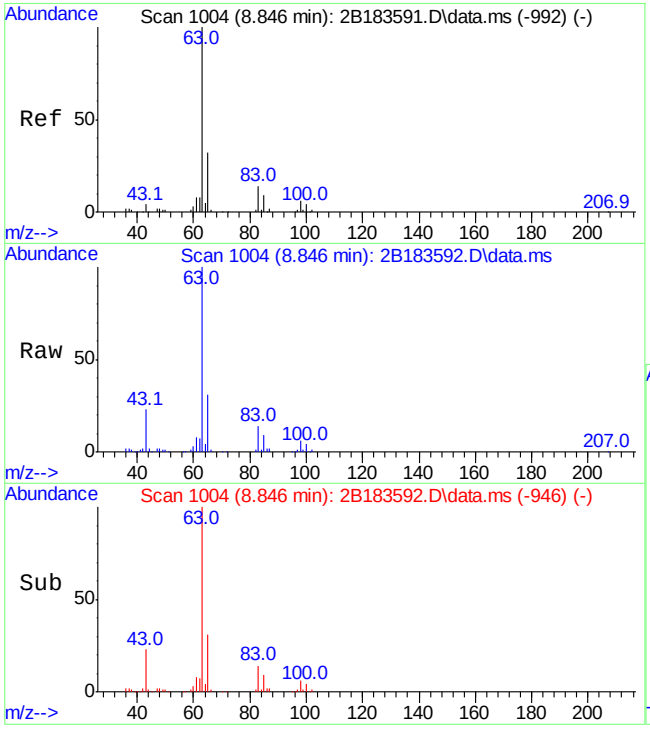

#28
1,1-dichloroethane
Concen: 101.36 ug/L
RT: 8.846 min Scan# 1004
Delta R.T. 0.005 min
Lab File: 2B183592.D
Acq: 16 Jun 21 9:48 pm

Tgt Ion: 63 Resp: 481965

Ion	Ratio	Lower	Upper
63	100		
65	31.5	2.1	62.1
83	14.2	0.0	44.4

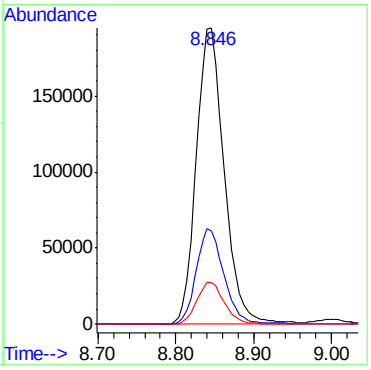

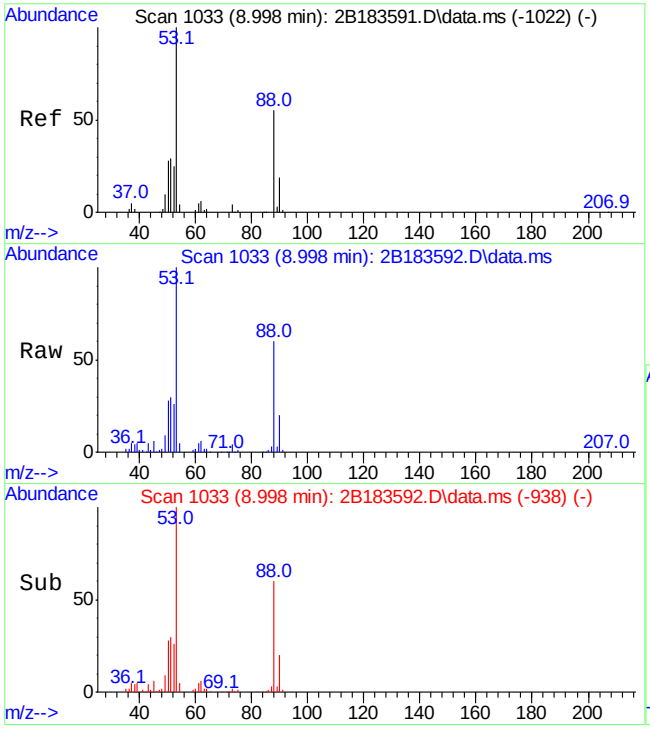

#29
chloroprene
Concen: 102.00 ug/L
RT: 8.998 min Scan# 1033
Delta R.T. 0.000 min
Lab File: 2B183592.D
Acq: 16 Jun 21 9:48 pm

Tgt Ion: 53 Resp: 374095

Ion	Ratio	Lower	Upper
53	100		
88	60.1	27.6	87.6
90	19.8	0.0	48.9
51	30.3	0.0	59.1

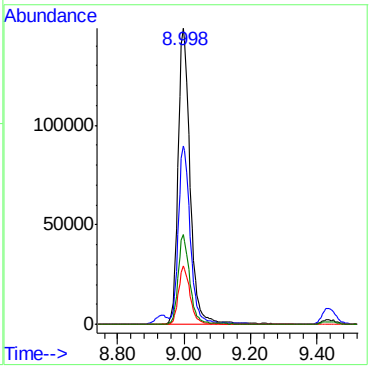

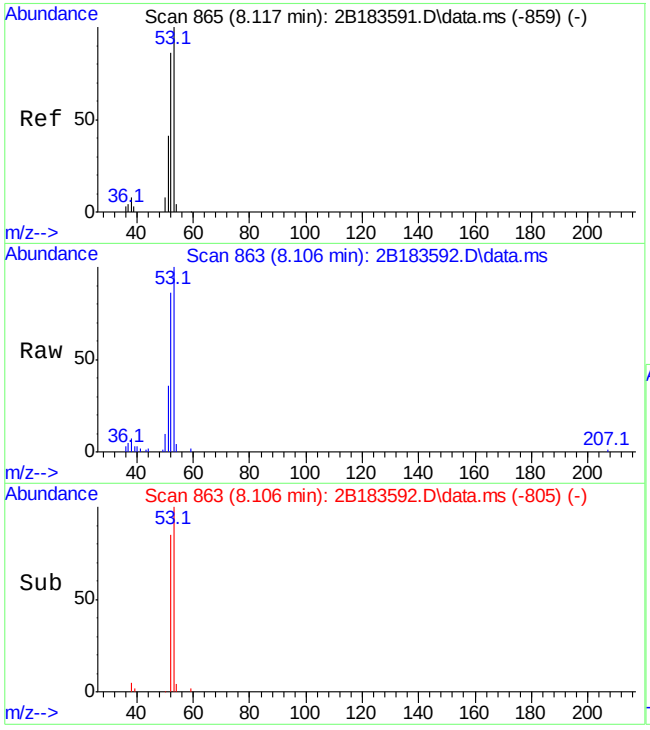

#30
acrylonitrile
Concen: 106.79 ug/L
RT: 8.106 min Scan# 863
Delta R.T. 0.005 min
Lab File: 2B183592.D
Acq: 16 Jun 21 9:48 pm

Tgt Ion: 52 Resp: 67559

Ion	Ratio	Lower	Upper
52	100		
53	116.6	86.6	146.6
51	42.3	17.8	77.8

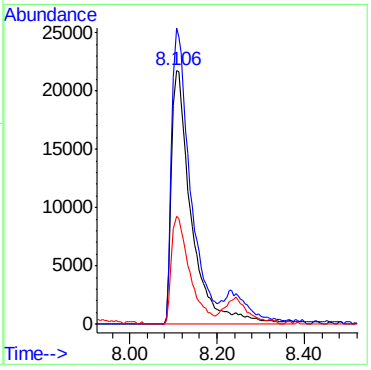

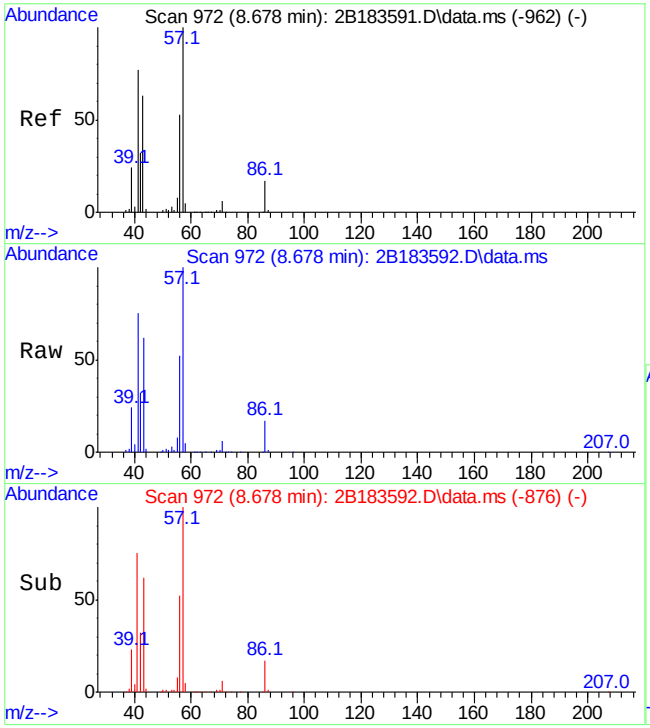

#31
hexane
Concen: 100.93 ug/L
RT: 8.678 min Scan# 972
Delta R.T. 0.005 min
Lab File: 2B183592.D
Acq: 16 Jun 21 9:48 pm

Tgt Ion: 56 Resp: 211303

Ion	Ratio	Lower	Upper
56	100		
43	118.7	99.4	139.4
71	12.0	0.0	31.0
86	32.2	12.3	52.3

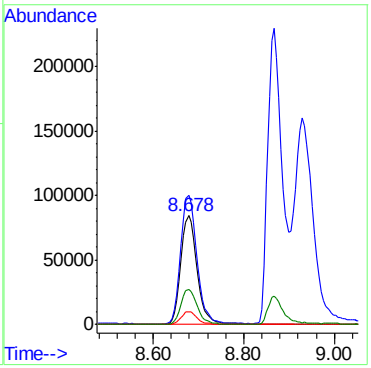

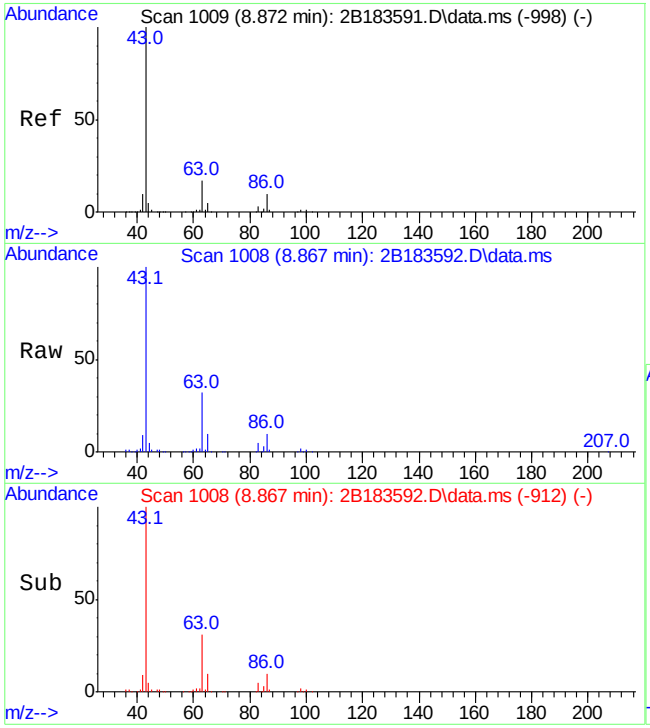

#32
vinyl acetate
Concen: 110.12 ug/L
RT: 8.867 min Scan# 1008
Delta R.T. 0.005 min
Lab File: 2B183592.D
Acq: 16 Jun 21 9:48 pm

Tgt Ion: 86 Resp: 56773

Ion	Ratio	Lower	Upper
86	100		
43	1046.2	981.3	1041.3#
42	95.0	66.4	126.4

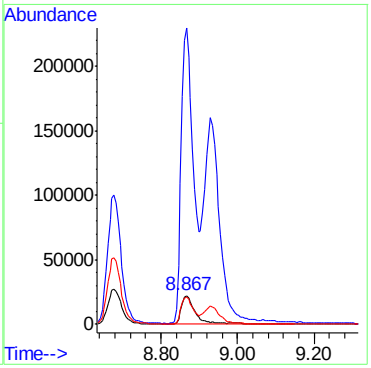

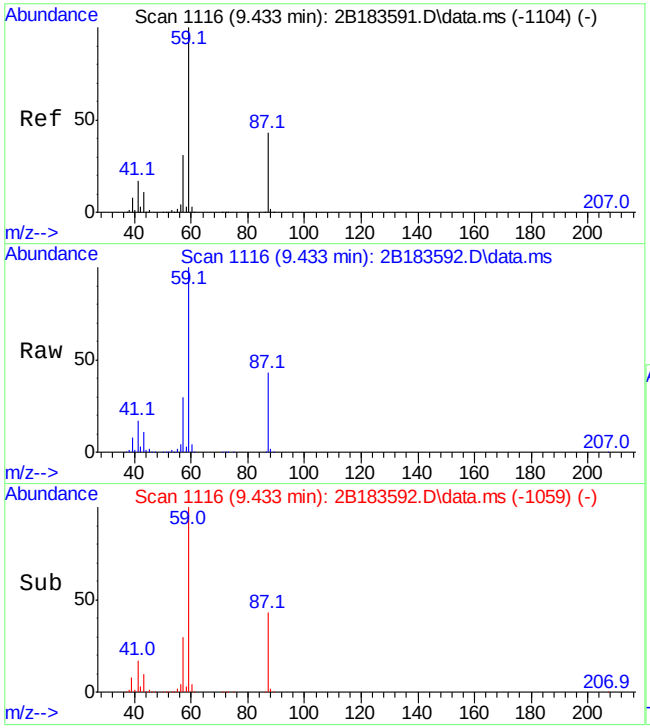

#33
ethyl tert-butyl ether
Concen: 105.75 ug/L
RT: 9.433 min Scan# 1116
Delta R.T. 0.000 min
Lab File: 2B183592.D
Acq: 16 Jun 21 9:48 pm

Tgt Ion: 59 Resp: 987699

Ion	Ratio	Lower	Upper
59	100		
87	43.0	12.7	72.7
57	30.1	0.9	60.9

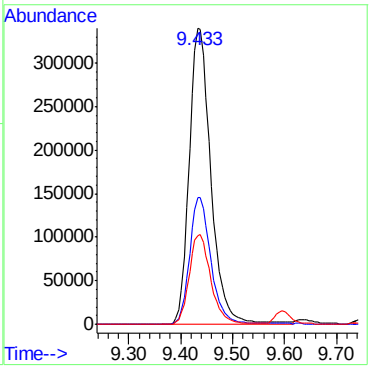

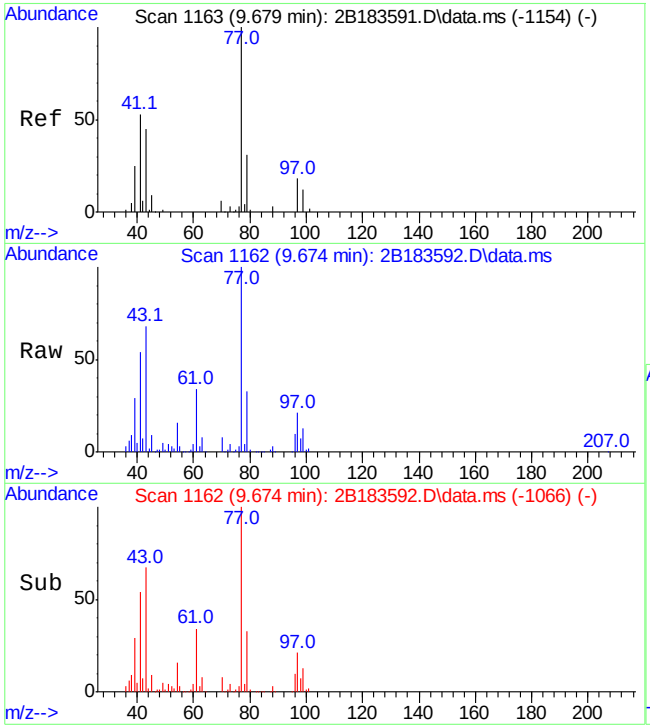

#34
ethyl acetate
Concen: 106.40 ug/L
RT: 9.674 min Scan# 1162
Delta R.T. 0.005 min
Lab File: 2B183592.D
Acq: 16 Jun 21 9:48 pm

Tgt Ion: 45 Resp: 33911

Ion	Ratio	Lower	Upper
45	100		
61	369.0	302.1	362.1#
43	737.6	653.2	713.2#
88	32.8	1.5	61.5

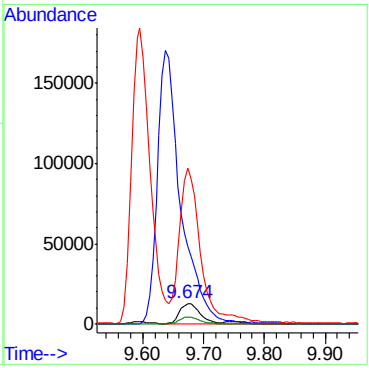

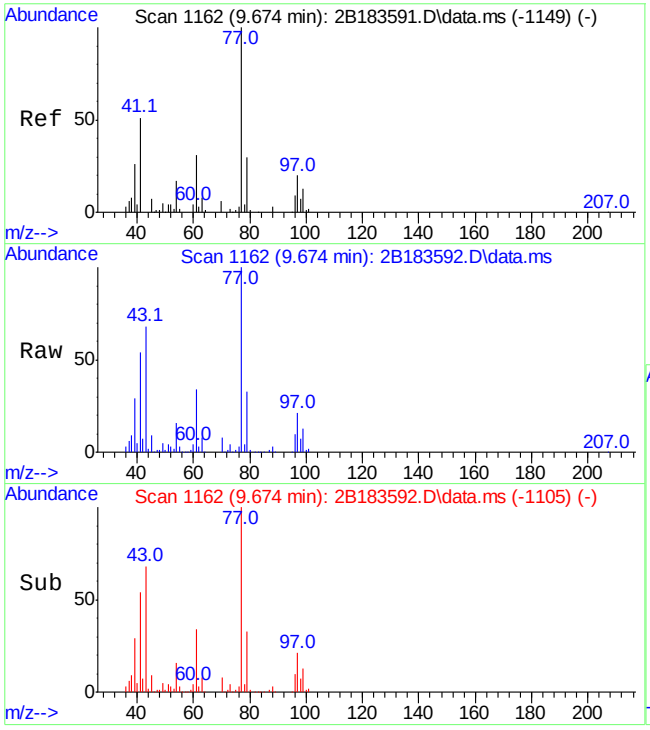

#35
2,2-dichloropropane
Concen: 95.94 ug/L
RT: 9.674 min Scan# 1162
Delta R.T. 0.000 min
Lab File: 2B183592.D
Acq: 16 Jun 21 9:48 pm

Tgt Ion: 77 Resp: 430461

Ion	Ratio	Lower	Upper
77	100		
97	20.9	0.0	50.3
41	51.7	20.8	80.8

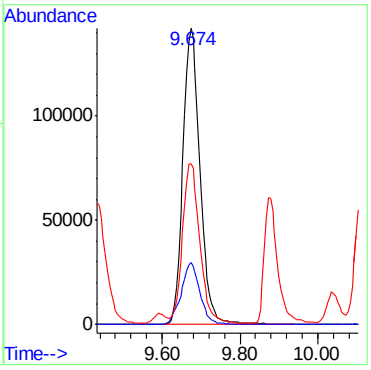

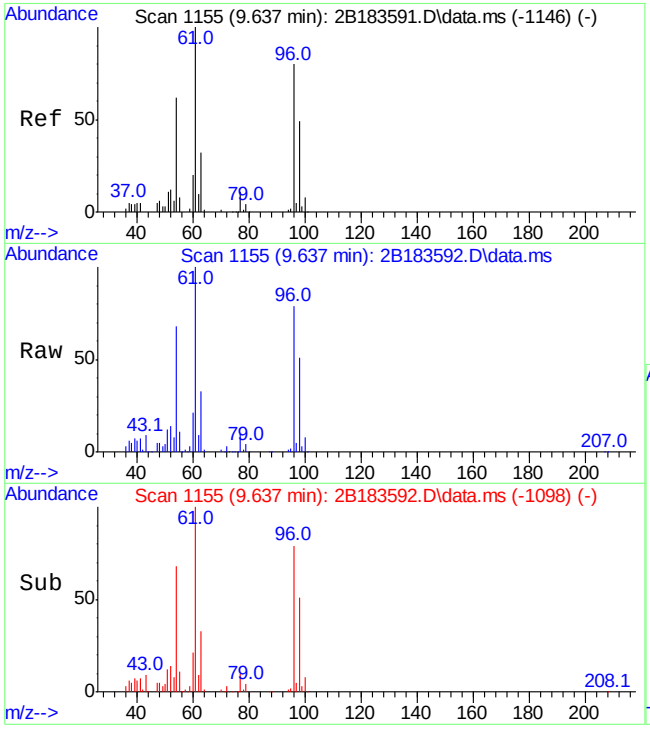

#36
cis-1,2-dichloroethene
Concen: 100.71 ug/L
RT: 9.637 min Scan# 1155
Delta R.T. 0.000 min
Lab File: 2B183592.D
Acq: 16 Jun 21 9:48 pm

Tgt Ion: 96 Resp: 302258

Ion	Ratio	Lower	Upper
96	100		
61	125.8	95.1	155.1
98	64.0	31.7	91.7

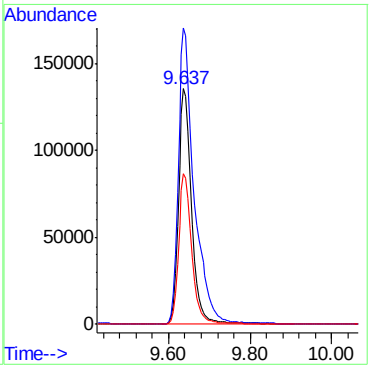

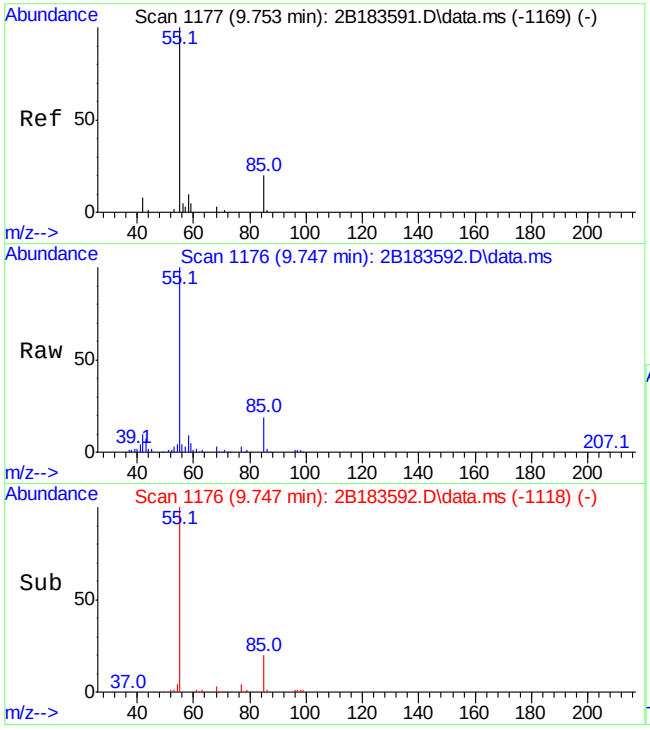

#37
methyl acrylate
Concen: 104.53 ug/L
RT: 9.747 min Scan# 1176
Delta R.T. 0.005 min
Lab File: 2B183592.D
Acq: 16 Jun 21 9:48 pm

Tgt Ion: 55 Resp: 208376

Ion	Ratio	Lower	Upper
55	100		
85	18.7	0.0	50.1
58	9.2	0.0	39.8

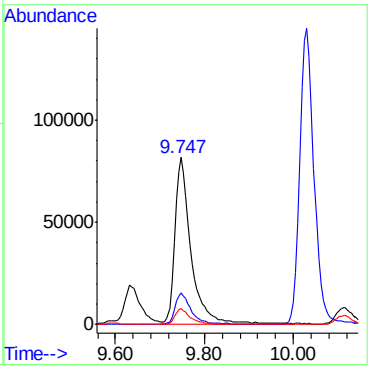

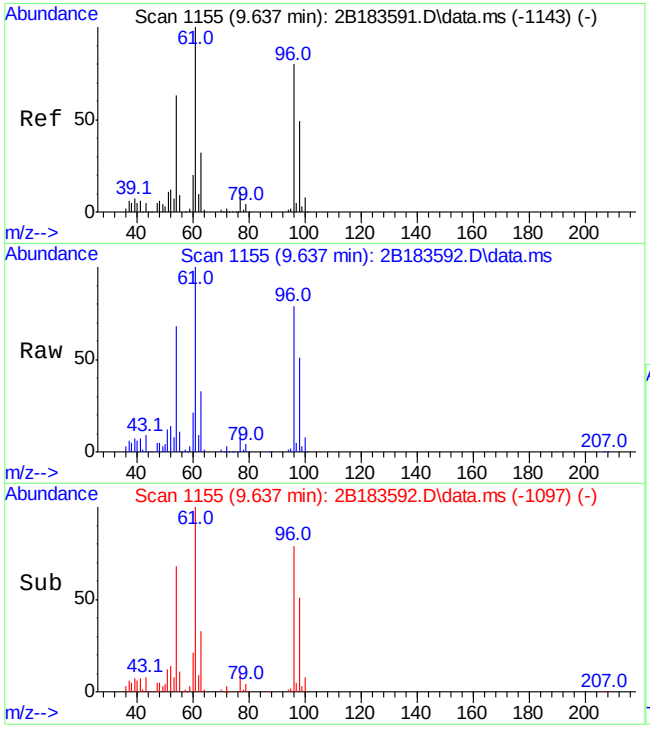

#38
propionitrile
Concen: 1044.40 ug/L
RT: 9.637 min Scan# 1155
Delta R.T. 0.005 min
Lab File: 2B183592.D
Acq: 16 Jun 21 9:48 pm

Tgt Ion: 54 Resp: 316840

Ion	Ratio	Lower	Upper
54	100		
52	19.9	0.0	49.6
55	15.3	0.0	44.7
40	8.1	0.0	37.8

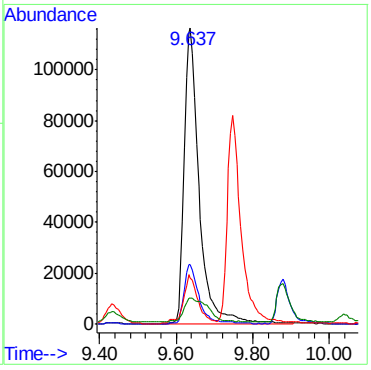

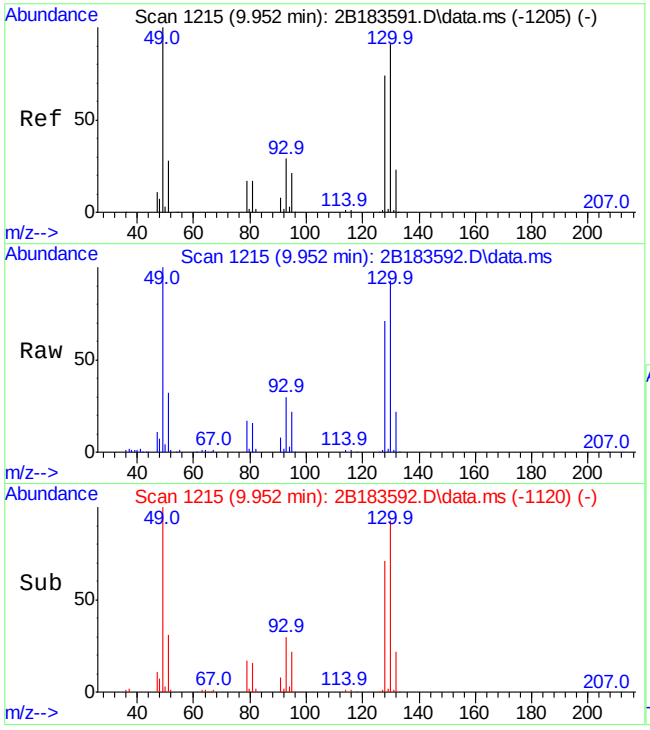

#39
bromochloromethane
Concen: 101.93 ug/L
RT: 9.952 min Scan# 1215
Delta R.T. 0.000 min
Lab File: 2B183592.D
Acq: 16 Jun 21 9:48 pm

Tgt Ion:128 Resp: 174044

Ion	Ratio	Lower	Upper
128	100		
49	139.9	105.9	165.9
130	130.3	93.4	153.4

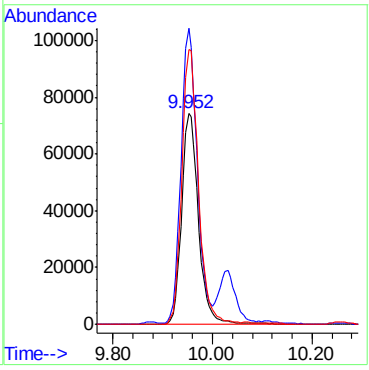

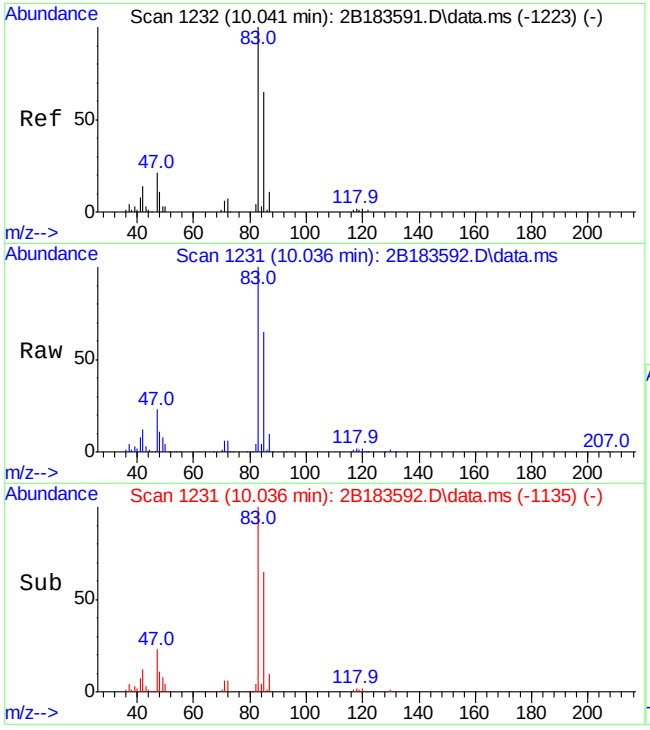

#40
tetrahydrofuran
Concen: 107.75 ug/L
RT: 10.036 min Scan# 1231
Delta R.T. 0.001 min
Lab File: 2B183592.D
Acq: 16 Jun 21 9:48 pm

Tgt Ion: 72 Resp: 31878

Ion	Ratio	Lower	Upper
72	100		
71	96.8	58.8	118.8
43	46.0	15.1	75.1

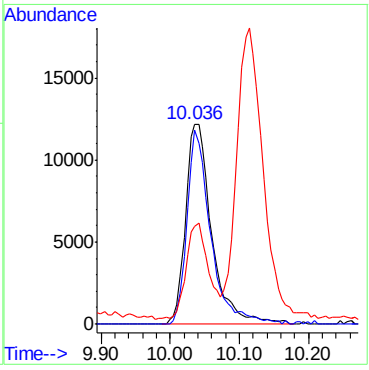

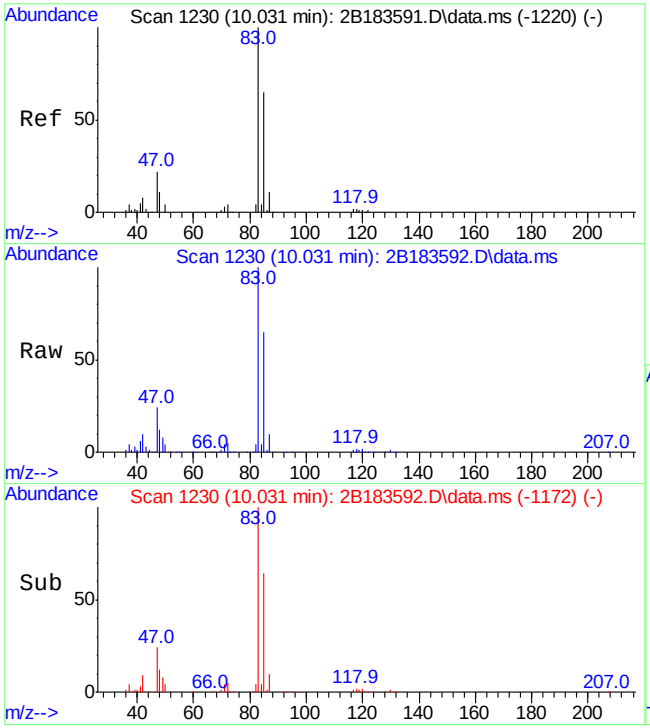

#41
chloroform
Concen: 94.63 ug/L
RT: 10.031 min Scan# 1230
Delta R.T. 0.005 min
Lab File: 2B183592.D
Acq: 16 Jun 21 9:48 pm

Tgt Ion: 85 Resp: 327723

Ion	Ratio	Lower	Upper
85	100		
83	153.0	123.5	183.5
47	36.1	6.5	66.5

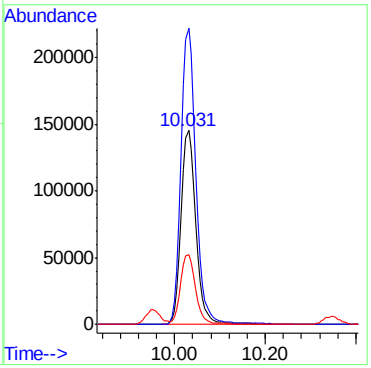

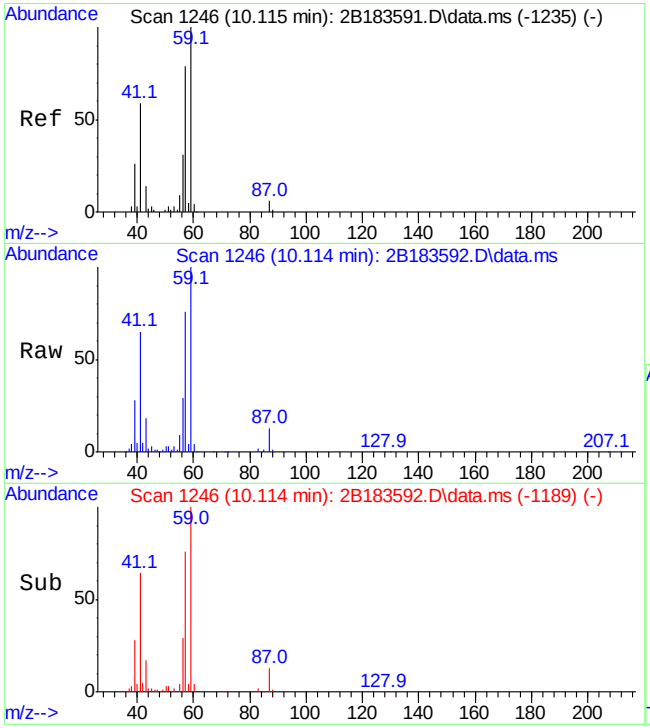

#42
t-butyl formate
Concen: 110.09 ug/L
RT: 10.114 min Scan# 1246
Delta R.T. 0.000 min
Lab File: 2B183592.D
Acq: 16 Jun 21 9:48 pm

Tgt Ion: 59 Resp: 256209

Ion	Ratio	Lower	Upper
59	100		
57	75.6	48.9	108.9
41	64.5	39.1	99.1

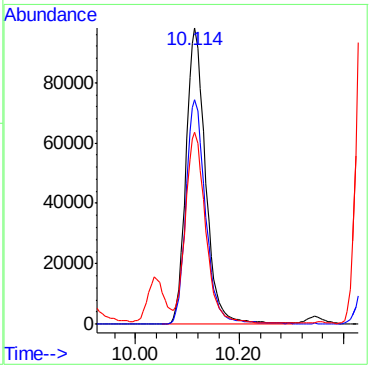

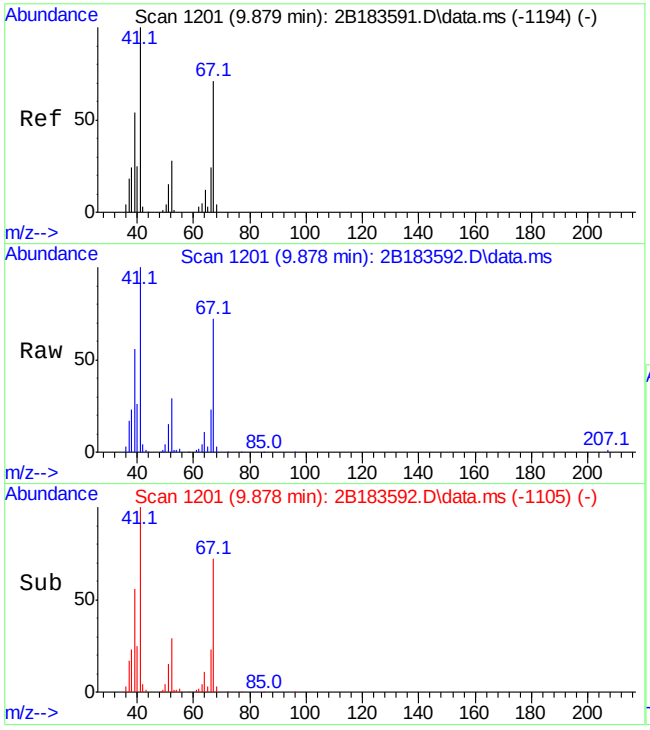

#44
methacrylonitrile
Concen: 108.98 ug/L
RT: 9.878 min Scan# 1201
Delta R.T. 0.005 min
Lab File: 2B183592.D
Acq: 16 Jun 21 9:48 pm

Tgt Ion: 67 Resp: 106570

Ion	Ratio	Lower	Upper
67	100		
41	138.2	110.7	170.7
39	77.2	46.4	106.4
52	39.9	9.9	69.9

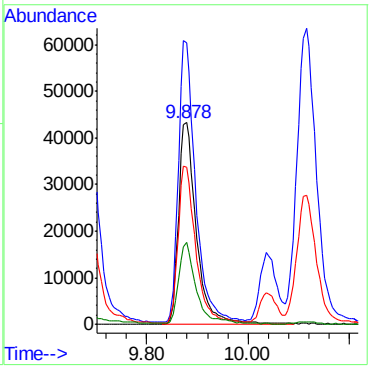

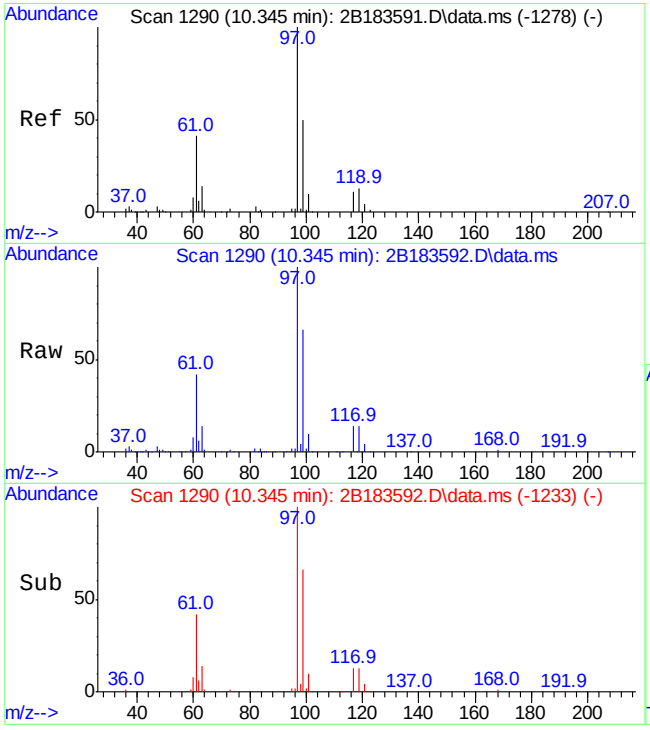

#45
1,1,1-trichloroethane
Concen: 105.55 ug/L
RT: 10.345 min Scan# 1290
Delta R.T. 0.000 min
Lab File: 2B183592.D
Acq: 16 Jun 21 9:48 pm

Tgt Ion: 97 Resp: 491610

Ion	Ratio	Lower	Upper
97	100		
99	65.5	36.0	96.0
61	41.6	12.1	72.1

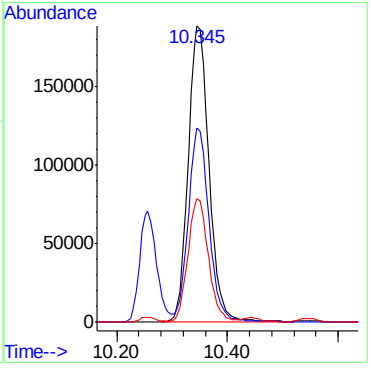

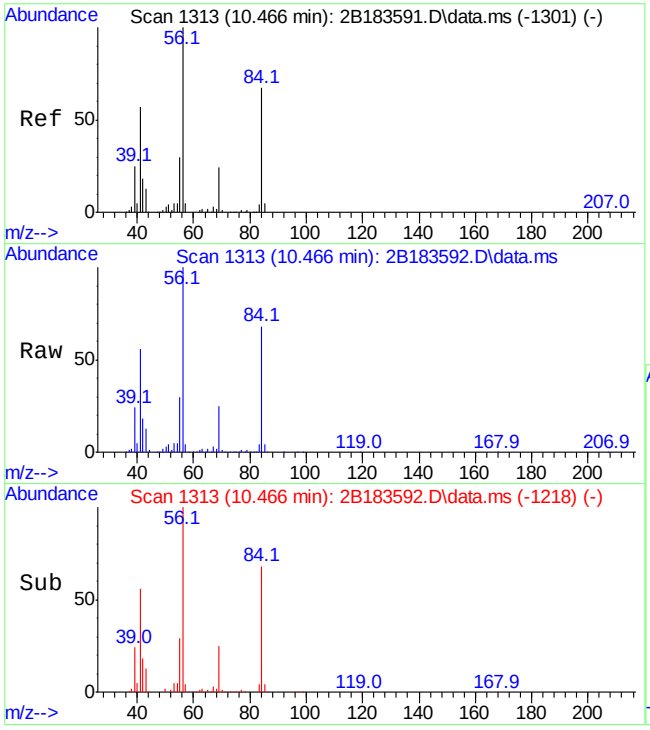

#46
cyclohexane
Concen: 101.02 ug/L
RT: 10.466 min Scan# 1313
Delta R.T. 0.000 min
Lab File: 2B183592.D
Acq: 16 Jun 21 9:48 pm

Tgt Ion: 84 Resp: 417712

Ion	Ratio	Lower	Upper
84	100		
56	145.1	130.0	170.0
41	81.8	65.8	105.8

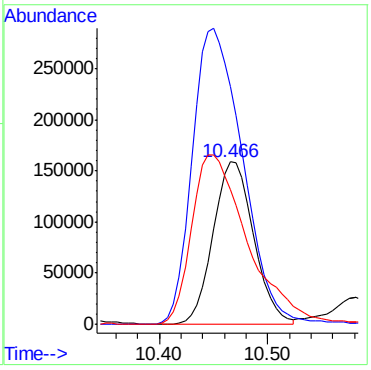

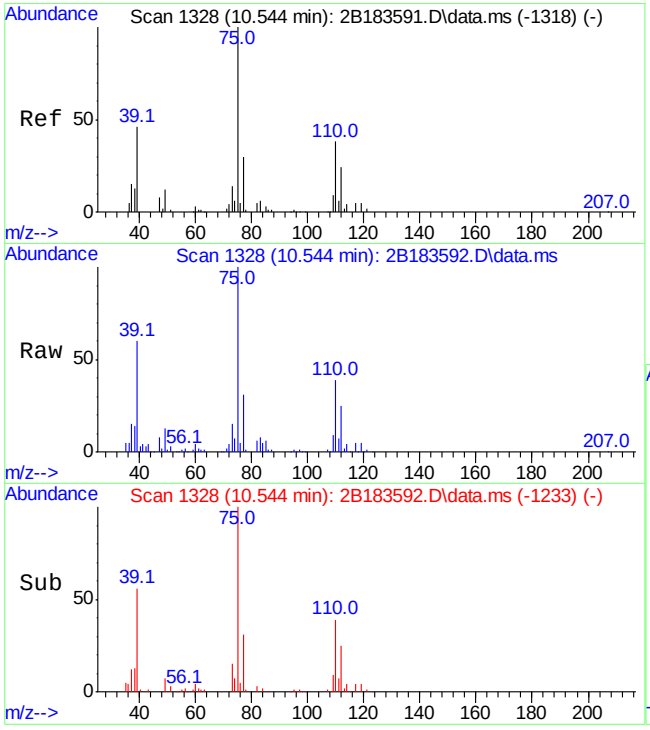

#47
1,1-dichloropropene
Concen: 100.69 ug/L
RT: 10.544 min Scan# 1328
Delta R.T. 0.000 min
Lab File: 2B183592.D
Acq: 16 Jun 21 9:48 pm

Tgt Ion: 75 Resp: 364724

Ion	Ratio	Lower	Upper
75	100		
77	31.2	10.5	50.5
110	39.1	17.9	57.9

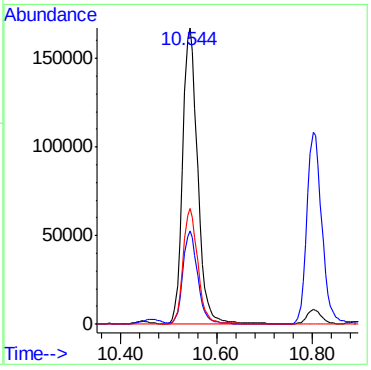

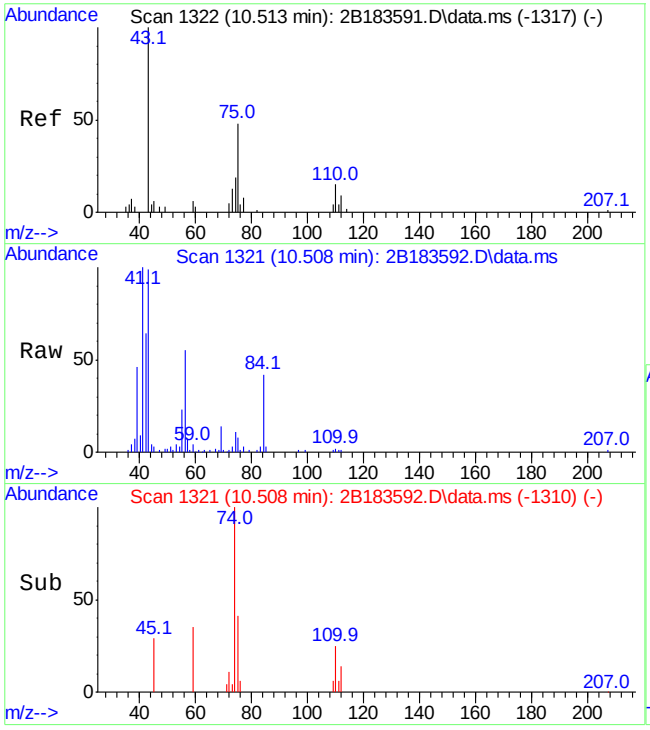

#48
iso-butyl alcohol
Concen: 1079.77 ug/L
RT: 10.508 min Scan# 1321
Delta R.T. 0.005 min
Lab File: 2B183592.D
Acq: 16 Jun 21 9:48 pm

Tgt Ion: 43 Resp: 88648

Ion	Ratio	Lower	Upper
43	100		
42	64.5	36.5	96.5
41	99.8	64.7	124.7
74	10.8	0.0	42.8

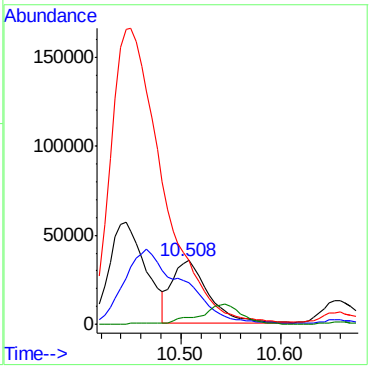

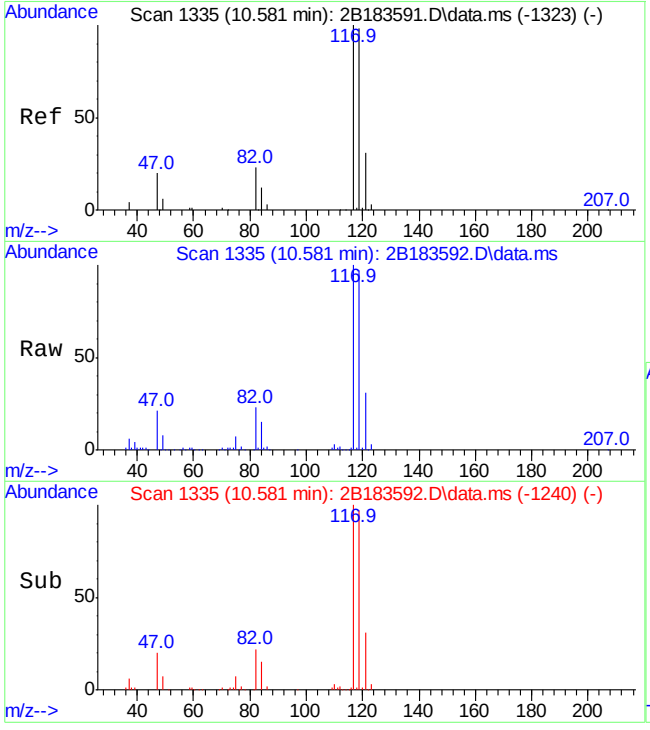

#49
carbon tetrachloride
Concen: 98.48 ug/L
RT: 10.581 min Scan# 1335
Delta R.T. 0.000 min
Lab File: 2B183592.D
Acq: 16 Jun 21 9:48 pm

Tgt Ion:117 Resp: 429477

Ion	Ratio	Lower	Upper
117	100		
119	96.7	77.7	117.7
82	22.6	3.1	43.1

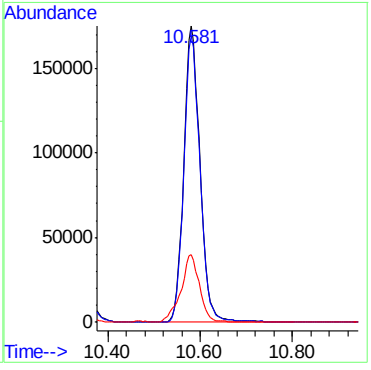

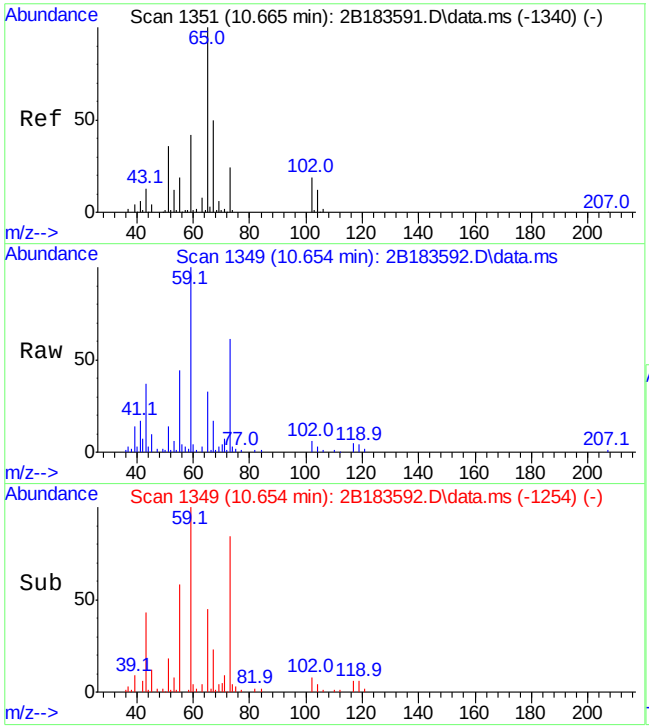

#50
tert amyl alcohol
Concen: 480.14 ug/L
RT: 10.654 min Scan# 1349
Delta R.T. 0.000 min
Lab File: 2B183592.D
Acq: 16 Jun 21 9:48 pm

Tgt Ion: 55 Resp: 41456

Ion	Ratio	Lower	Upper
55	100		
73	136.2	98.8	158.8
59	225.2	191.9	251.9

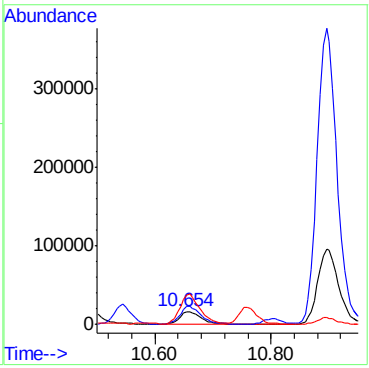

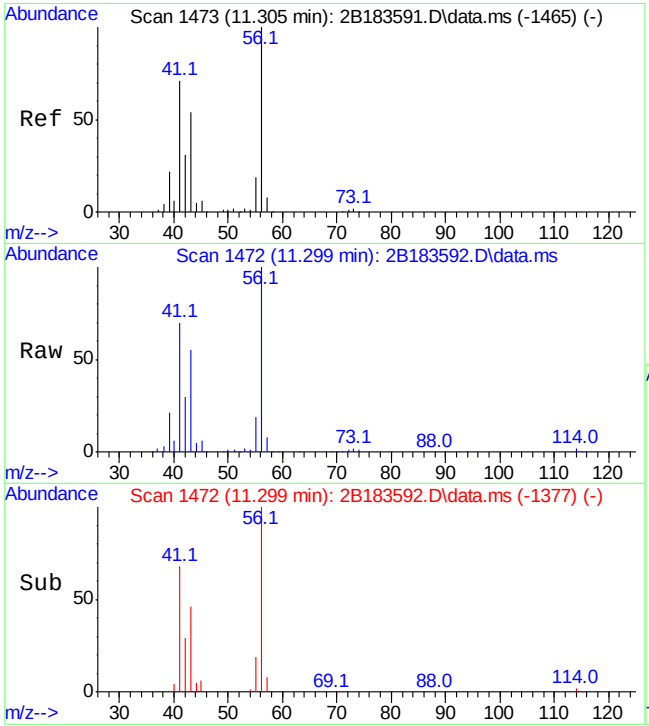

#53
n-butyl alcohol
Concen: 5092.09 ug/L
RT: 11.299 min Scan# 1472
Delta R.T. 0.000 min
Lab File: 2B183592.D
Acq: 16 Jun 21 9:48 pm

Tgt Ion: 56 Resp: 301306

Ion	Ratio	Lower	Upper
56	100		
41	69.9	40.8	100.8
43	55.0	24.4	84.4

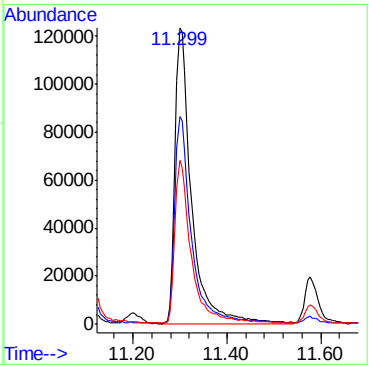

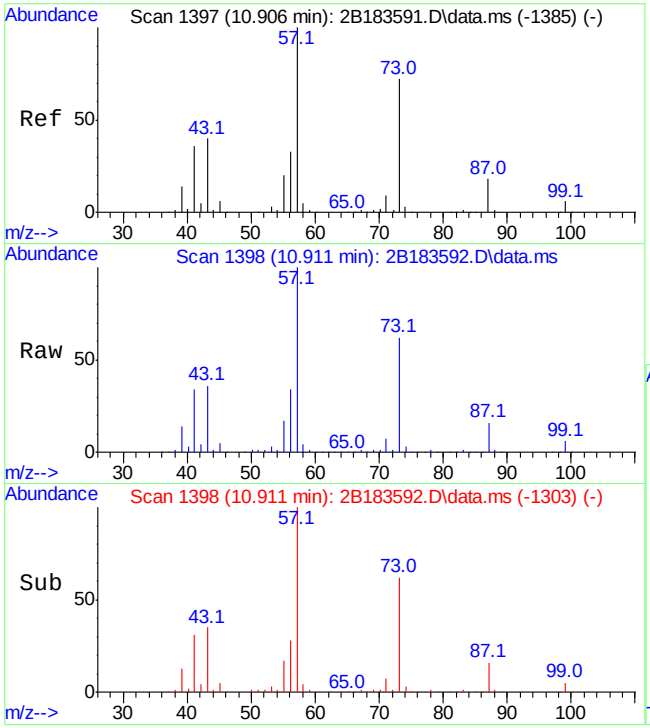

#54
2,2,4-trimethylpentane
Concen: 99.94 ug/L
RT: 10.911 min Scan# 1398
Delta R.T. 0.000 min
Lab File: 2B183592.D
Acq: 16 Jun 21 9:48 pm

Tgt Ion: 57 Resp: 980262

Ion	Ratio	Lower	Upper
57	100		
56	33.5	3.5	63.5
43	36.0	10.7	70.7
41	33.7	5.5	65.5

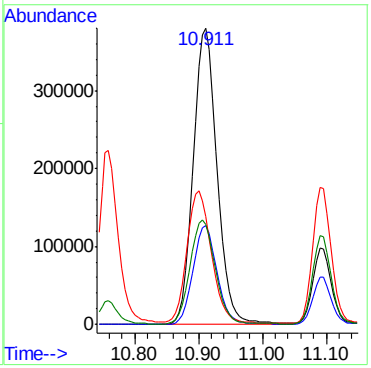

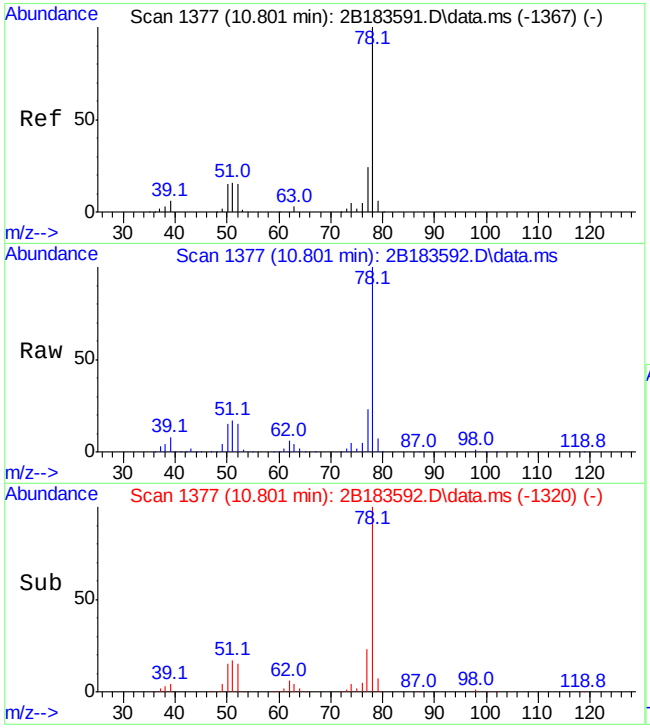

#55
benzene
Concen: 98.85 ug/L
RT: 10.801 min Scan# 1377
Delta R.T. 0.000 min
Lab File: 2B183592.D
Acq: 16 Jun 21 9:48 pm

Tgt Ion: 78 Resp: 1024313

Ion	Ratio	Lower	Upper
78	100		
77	23.4	0.0	53.9

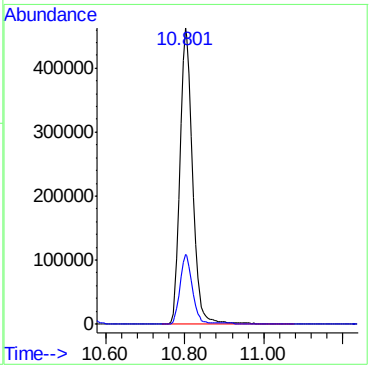

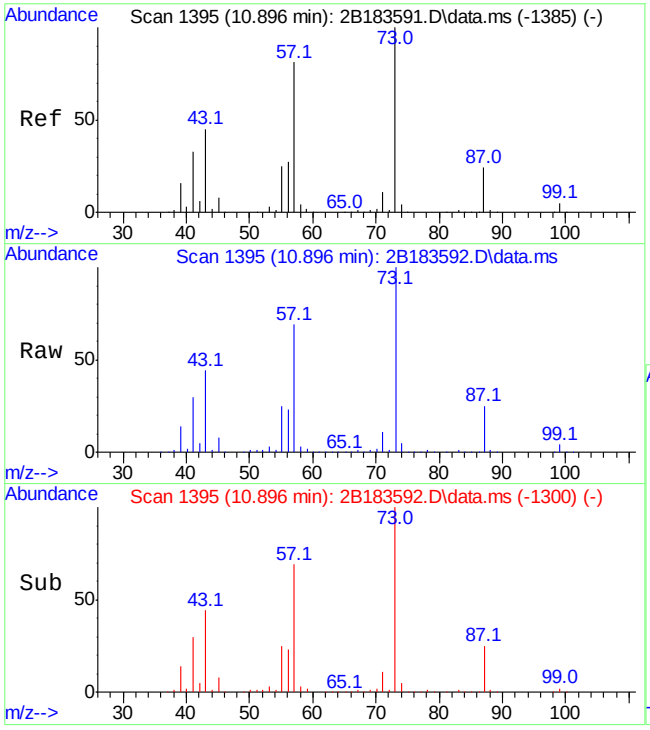

#56
tert-amyl methyl ether
Concen: 100.62 ug/L
RT: 10.896 min Scan# 1395
Delta R.T. 0.000 min
Lab File: 2B183592.D
Acq: 16 Jun 21 9:48 pm

Tgt Ion: 87 Resp: 225288

Ion	Ratio	Lower	Upper
87	100		
73	404.2	377.9	437.9
55	102.8	73.1	133.1

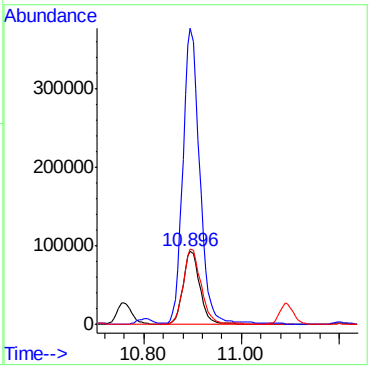

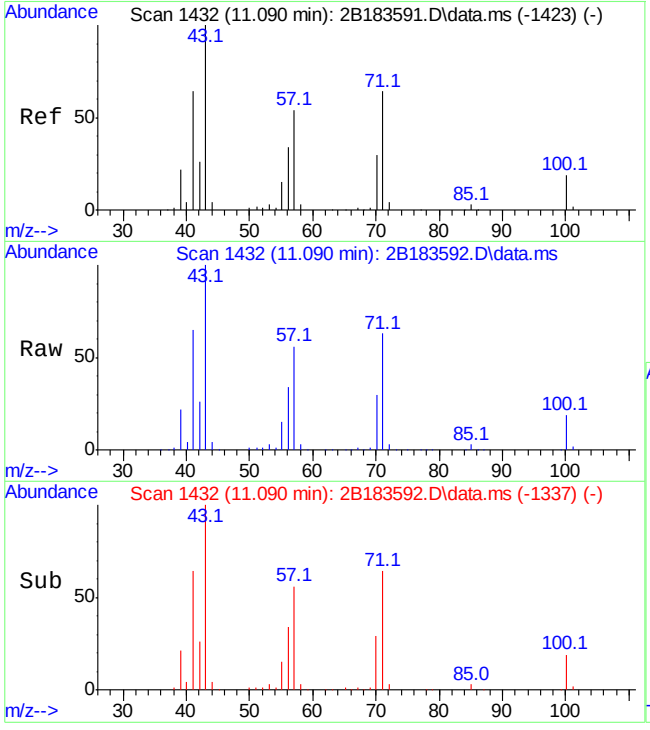

#57
heptane
Concen: 102.86 ug/L
RT: 11.090 min Scan# 1432
Delta R.T. 0.000 min
Lab File: 2B183592.D
Acq: 16 Jun 21 9:48 pm

Tgt Ion: 71 Resp: 227419

Ion	Ratio	Lower	Upper
71	100		
56	53.6	23.2	83.2
57	87.2	54.9	114.9
100	30.2	0.0	59.2

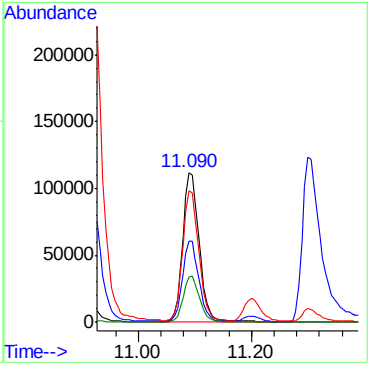

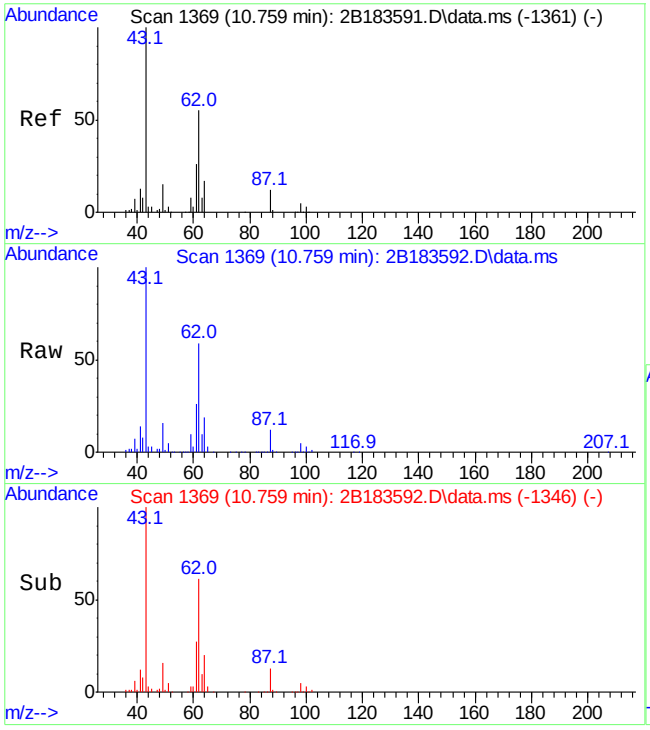

#58
isopropyl acetate
Concen: 105.78 ug/L
RT: 10.759 min Scan# 1369
Delta R.T. 0.000 min
Lab File: 2B183592.D
Acq: 16 Jun 21 9:48 pm

Tgt Ion: 87 Resp: 58468

Ion	Ratio	Lower	Upper
87	100		
61	215.6	185.0	245.0
43	815.7	799.1	859.1

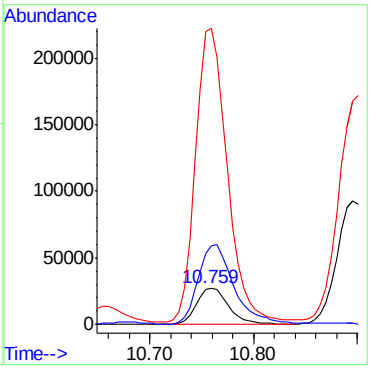

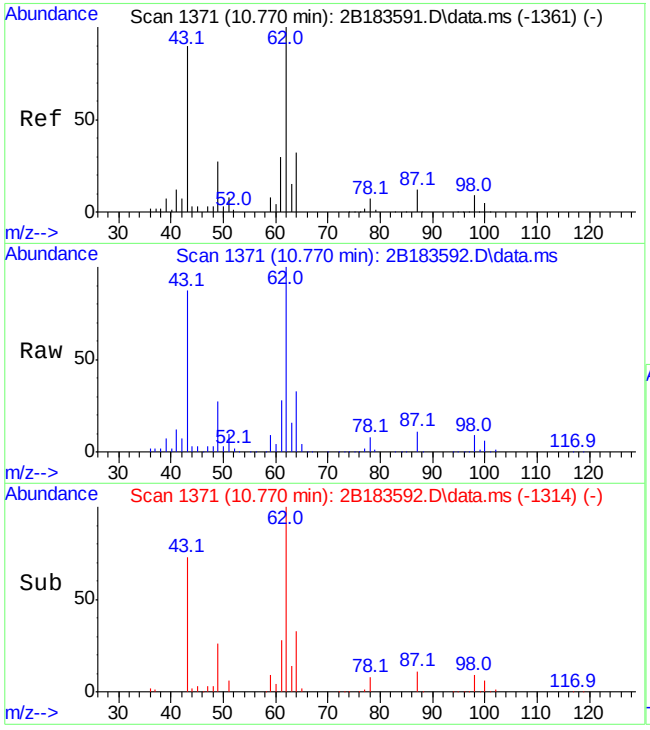

#59
1,2-dichloroethane
Concen: 99.10 ug/L
RT: 10.770 min Scan# 1371
Delta R.T. 0.000 min
Lab File: 2B183592.D
Acq: 16 Jun 21 9:48 pm

Tgt Ion: 62 Resp: 392477

Ion	Ratio	Lower	Upper
62	100		
98	8.7	0.0	39.0
49	27.2	0.0	56.8

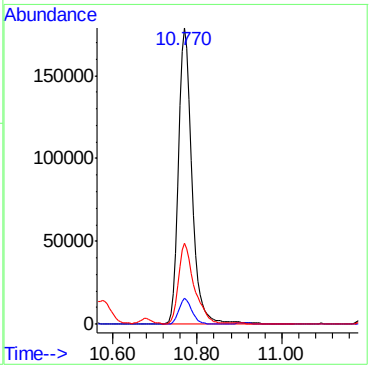

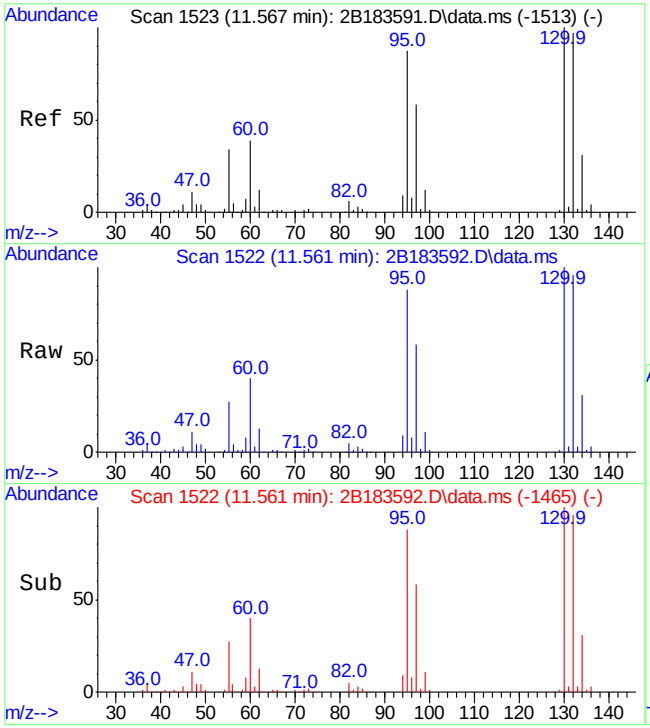

#60
trichloroethene
Concen: 103.92 ug/L
RT: 11.561 min Scan# 1522
Delta R.T. 0.000 min
Lab File: 2B183592.D
Acq: 16 Jun 21 9:48 pm

Tgt Ion:130 Resp: 350625

Ion	Ratio	Lower	Upper
130	100		
95	88.5	56.8	116.8
130	100.0	70.0	130.0
132	96.5	67.2	127.2

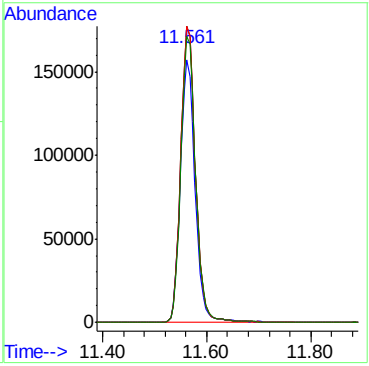

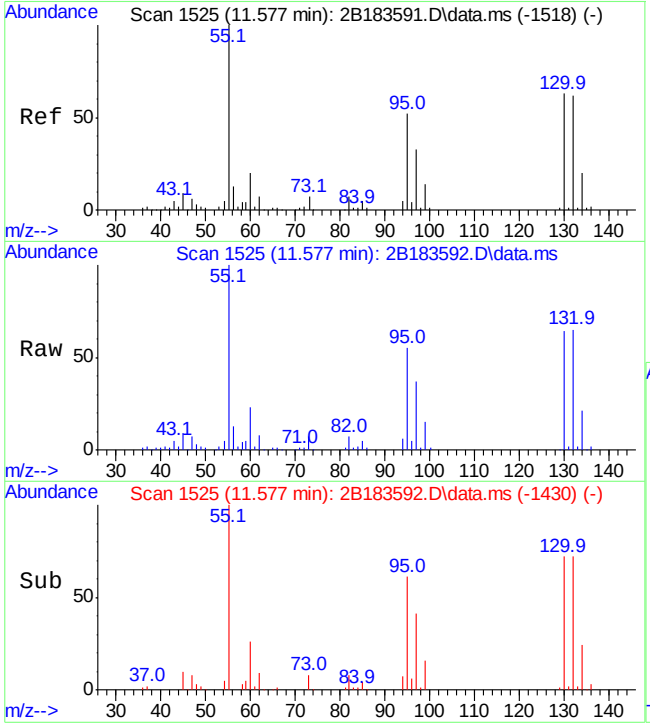

#61
ethyl acrylate
Concen: 107.38 ug/L
RT: 11.577 min Scan# 1525
Delta R.T. 0.000 min
Lab File: 2B183592.D
Acq: 16 Jun 21 9:48 pm

Tgt Ion: 55 Resp: 308417

Ion	Ratio	Lower	Upper
55	100		
73	7.5	0.0	27.3
99	14.3	0.0	34.6

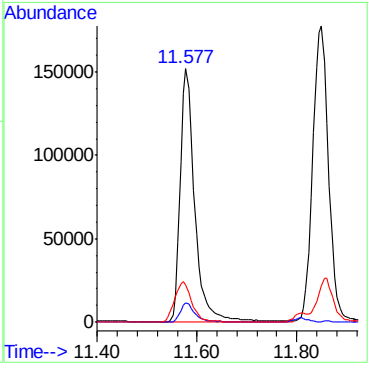

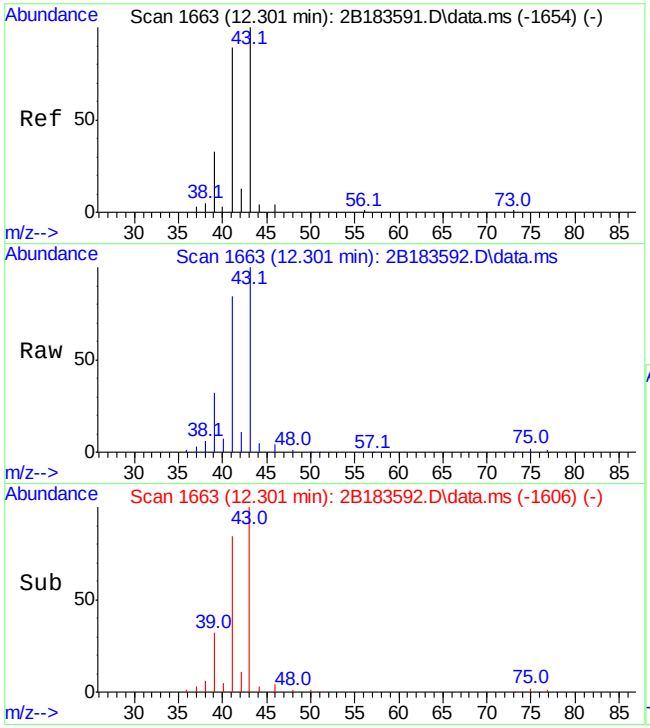

#62
2-nitropropane
Concen: 102.72 ug/L
RT: 12.301 min Scan# 1663
Delta R.T. 0.000 min
Lab File: 2B183592.D
Acq: 16 Jun 21 9:48 pm

Tgt Ion: 41 Resp: 75678

Ion	Ratio	Lower	Upper
41	100		
43	119.3	92.9	132.9
46	4.7	0.0	24.8
39	38.4	17.1	57.1

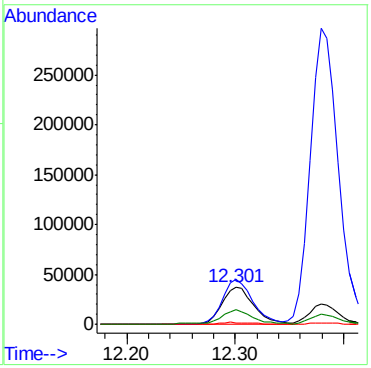

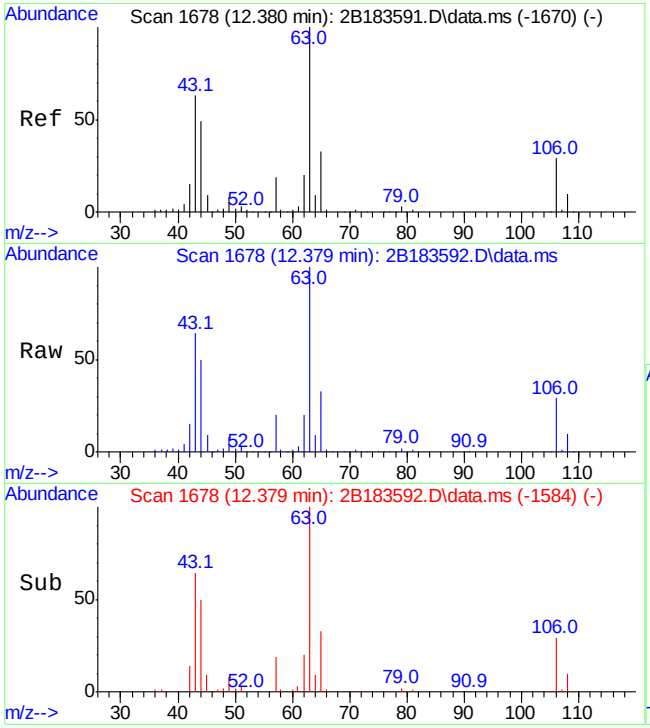

#63
2-chloroethyl vinyl ether
Concen: 525.83 ug/L
RT: 12.379 min Scan# 1678
Delta R.T. -0.005 min
Lab File: 2B183592.D
Acq: 16 Jun 21 9:48 pm

Tgt Ion: 63 Resp: 864894

Ion	Ratio	Lower	Upper
63	100		
65	33.2	2.7	62.7
106	29.4	0.0	59.0

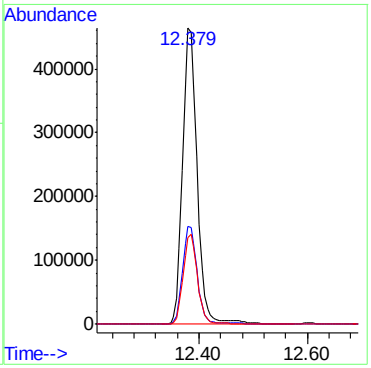

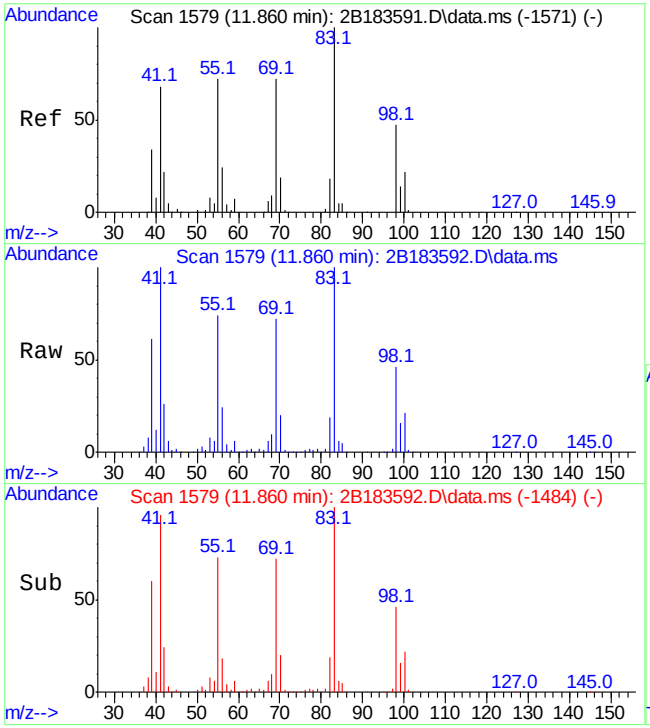

#64
methyl methacrylate
Concen: 107.03 ug/L
RT: 11.860 min Scan# 1579
Delta R.T. 0.000 min
Lab File: 2B183592.D
Acq: 16 Jun 21 9:48 pm

Tgt Ion:100 Resp: 69006

Ion	Ratio	Lower	Upper
100	100		
41	464.0	492.5	552.5#
69	332.7	314.6	374.6
39	281.4	285.7	345.7#

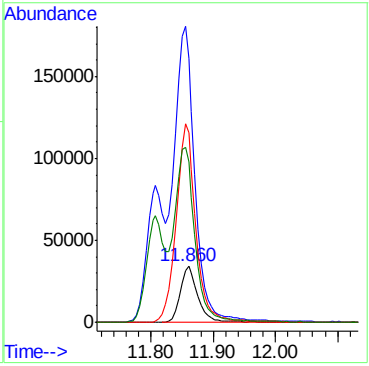

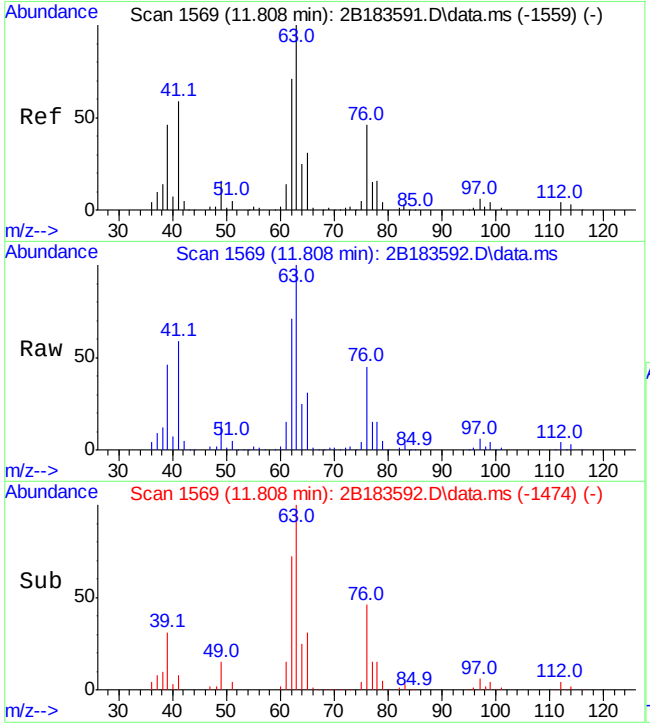

#65
1,2-dichloropropane
Concen: 103.82 ug/L
RT: 11.808 min Scan# 1569
Delta R.T. 0.000 min
Lab File: 2B183592.D
Acq: 16 Jun 21 9:48 pm

Tgt Ion: 63 Resp: 291018

Ion	Ratio	Lower	Upper
63	100		
112	4.4	0.0	33.9
65	31.0	1.3	61.3

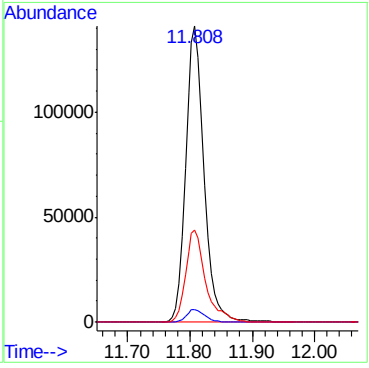

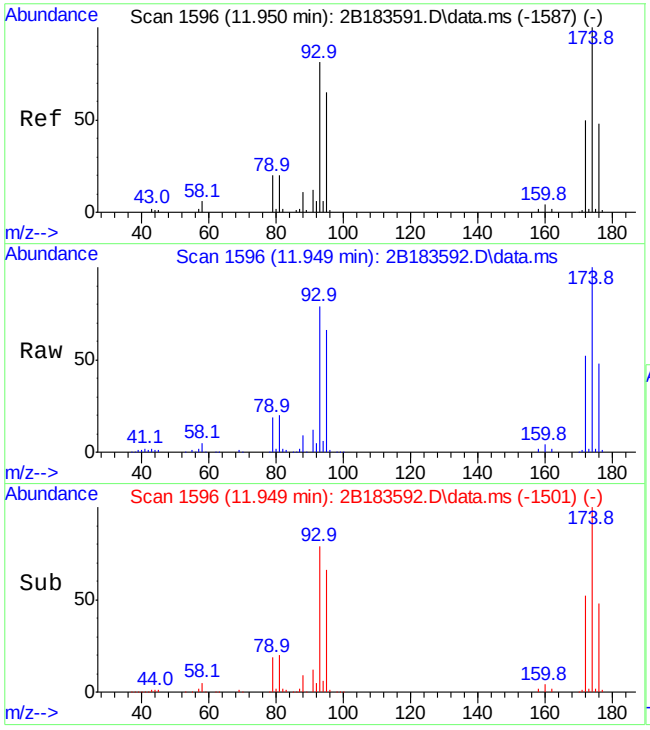

#66
dibromomethane
Concen: 99.64 ug/L
RT: 11.949 min Scan# 1596
Delta R.T. 0.000 min
Lab File: 2B183592.D
Acq: 16 Jun 21 9:48 pm

Tgt Ion: 93 Resp: 186499

Ion	Ratio	Lower	Upper
93	100		
95	83.8	50.5	110.5
174	126.5	94.1	154.1

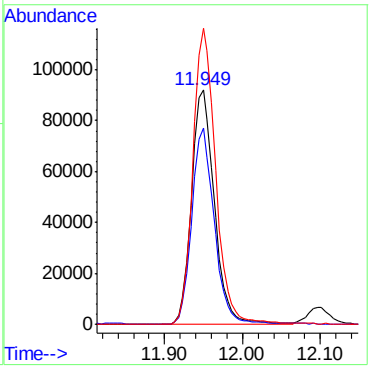

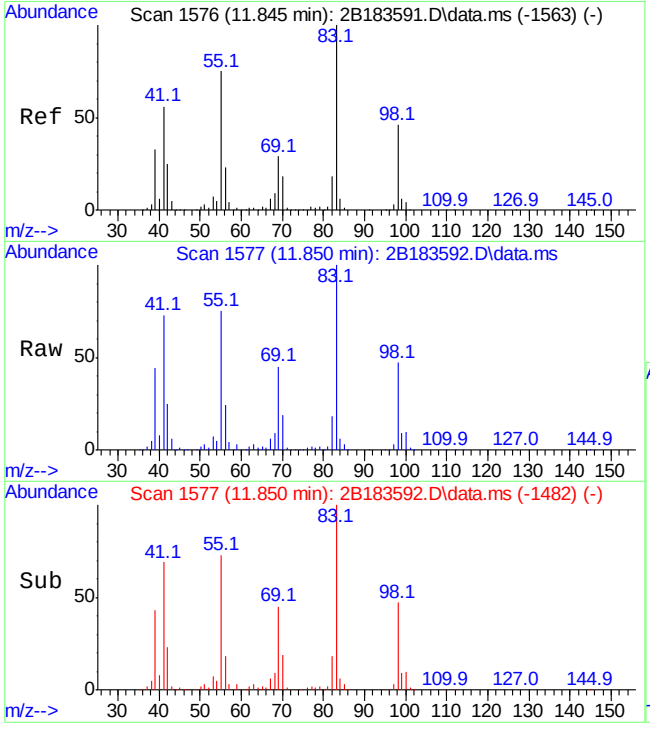

#67
methylcyclohexane
Concen: 98.92 ug/L
RT: 11.850 min Scan# 1577
Delta R.T. 0.000 min
Lab File: 2B183592.D
Acq: 16 Jun 21 9:48 pm

Tgt Ion: 83 Resp: 518874

Ion	Ratio	Lower	Upper
83	100		
55	74.5	45.5	105.5
98	46.8	15.7	75.7

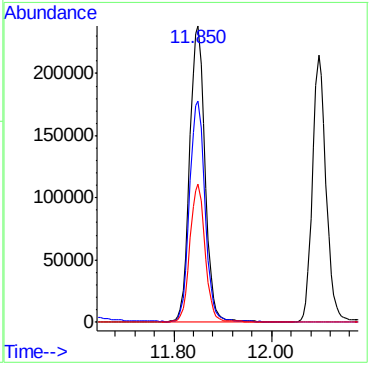

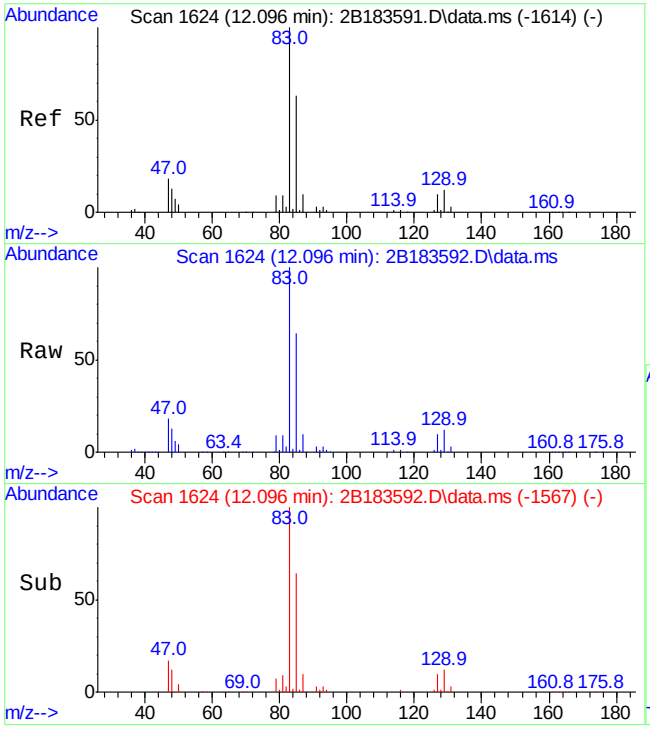

#68
bromodichloromethane
Concen: 105.88 ug/L
RT: 12.096 min Scan# 1624
Delta R.T. 0.000 min
Lab File: 2B183592.D
Acq: 16 Jun 21 9:48 pm

Tgt Ion: 83 Resp: 421430

Ion	Ratio	Lower	Upper
83	100		
85	63.9	33.2	93.2
127	9.7	0.0	39.5

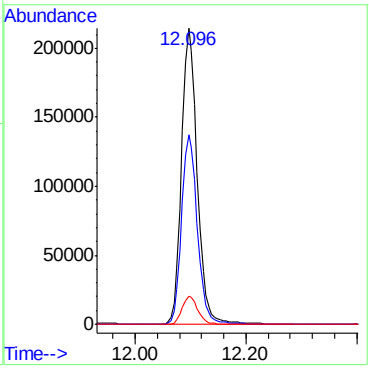

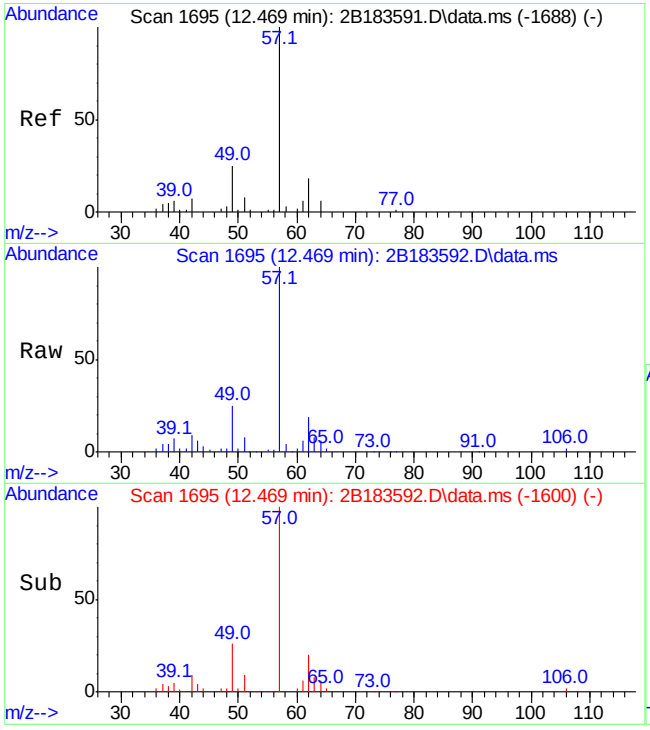

#69
epichlorohydrin
Concen: 513.35 ug/L
RT: 12.469 min Scan# 1695
Delta R.T. 0.000 min
Lab File: 2B183592.D
Acq: 16 Jun 21 9:48 pm

Tgt Ion: 57 Resp: 127953

Ion	Ratio	Lower	Upper
57	100		
62	19.2	0.4	40.4
49	24.0	4.3	44.3

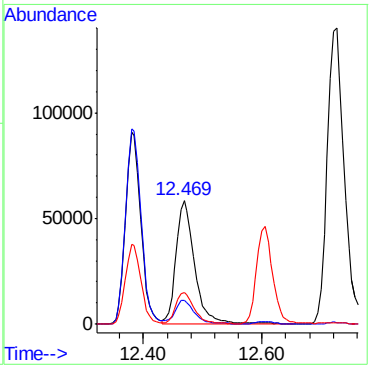

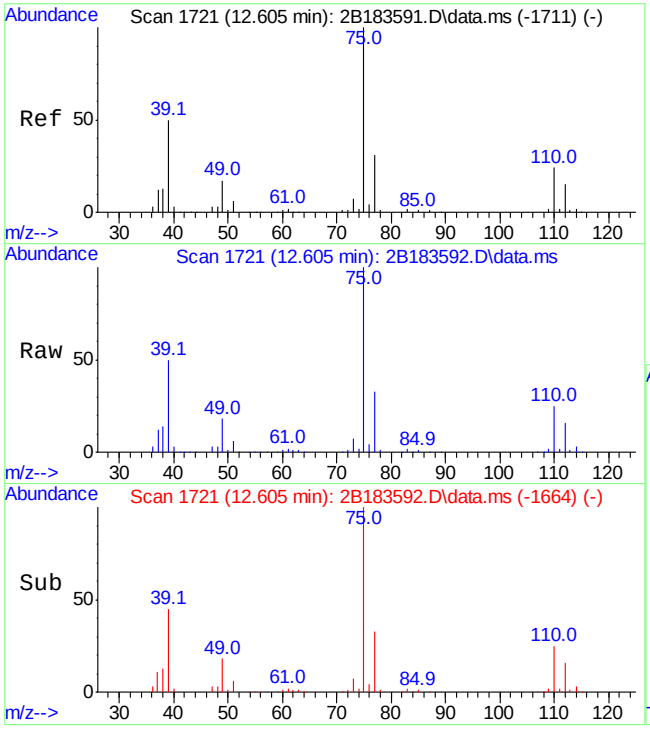

#70
cis-1,3-dichloropropene
Concen: 106.27 ug/L
RT: 12.605 min Scan# 1721
Delta R.T. 0.000 min
Lab File: 2B183592.D
Acq: 16 Jun 21 9:48 pm

Tgt Ion: 75 Resp: 501845

Ion	Ratio	Lower	Upper
75	100		
77	32.6	1.4	61.4
39	49.5	19.8	79.8

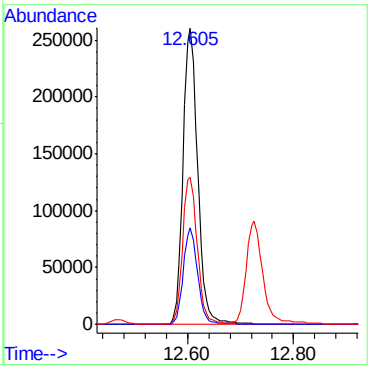

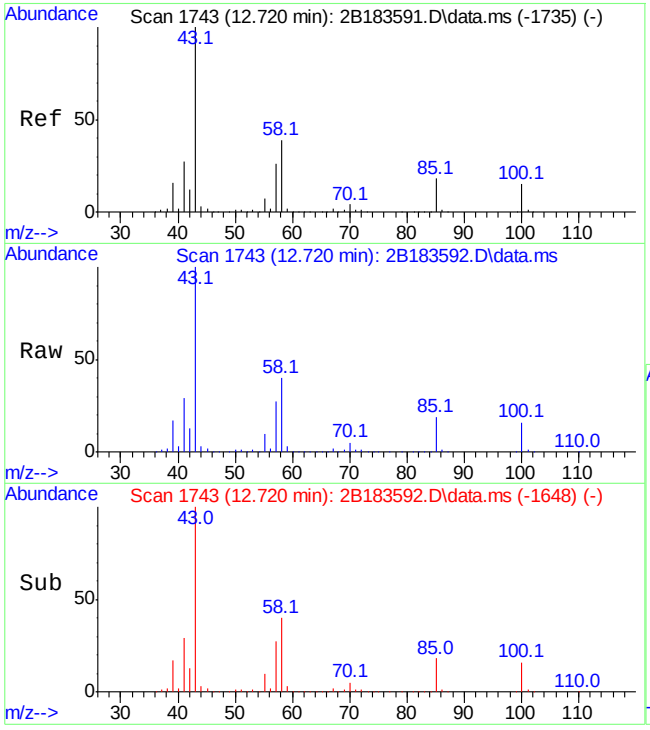

#71
4-methyl-2-pentanone
Concen: 410.55 ug/L
RT: 12.720 min Scan# 1743
Delta R.T. 0.000 min
Lab File: 2B183592.D
Acq: 16 Jun 21 9:48 pm

Tgt Ion: 58 Resp: 393647

Ion	Ratio	Lower	Upper
58	100		
100	39.4	8.6	68.6
43	250.0	223.3	283.3
85	46.4	16.6	76.6

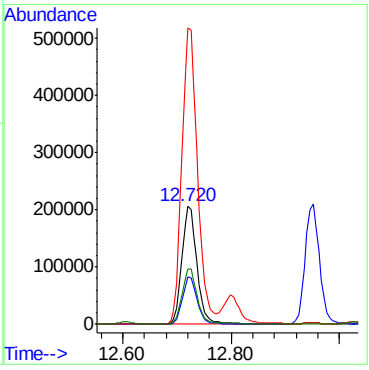

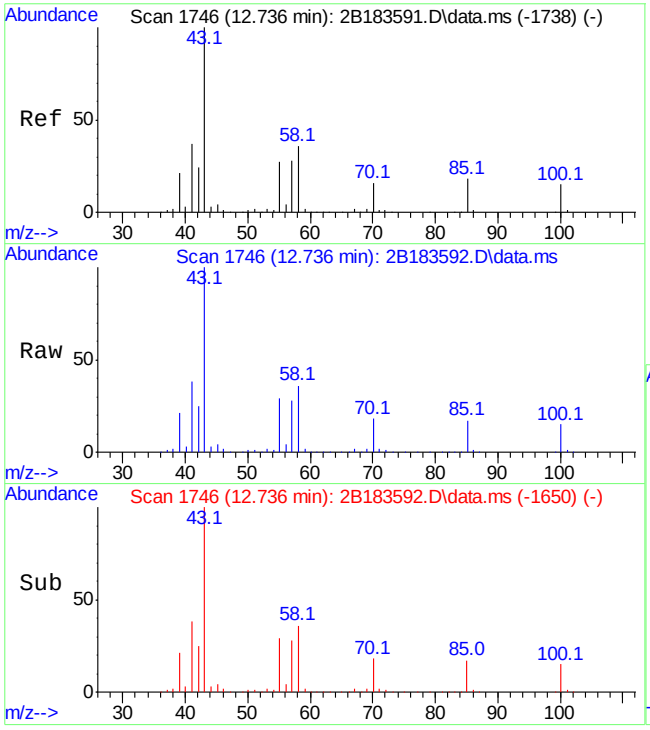

#72
3-methyl-1-butanol
Concen: 2121.53 ug/L
RT: 12.736 min Scan# 1746
Delta R.T. 0.005 min
Lab File: 2B183592.D
Acq: 16 Jun 21 9:48 pm

Tgt Ion: 70 Resp: 120827

Ion	Ratio	Lower	Upper
70	100		
55	159.7	138.6	198.6
42	137.3	117.3	177.3

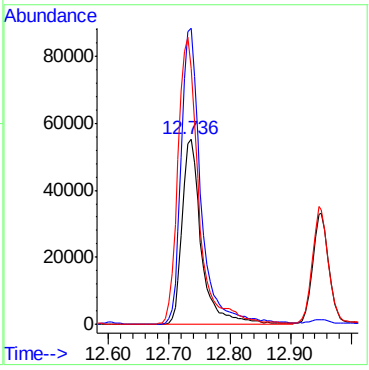

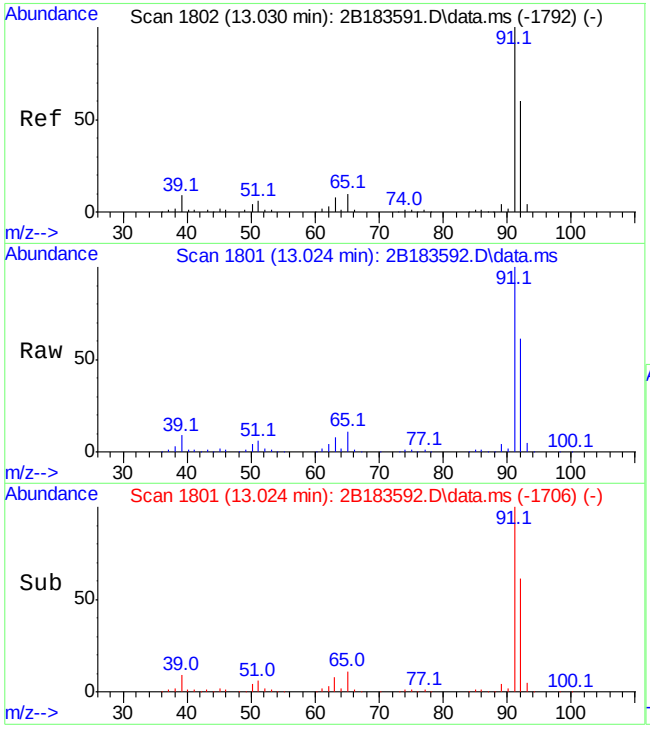

#75
toluene
Concen: 102.27 ug/L
RT: 13.024 min Scan# 1801
Delta R.T. 0.000 min
Lab File: 2B183592.D
Acq: 16 Jun 21 9:48 pm

Tgt Ion: 92 Resp: 718120

Ion	Ratio	Lower	Upper
92	100		
91	165.1	145.5	185.5
65	18.1	0.0	37.3

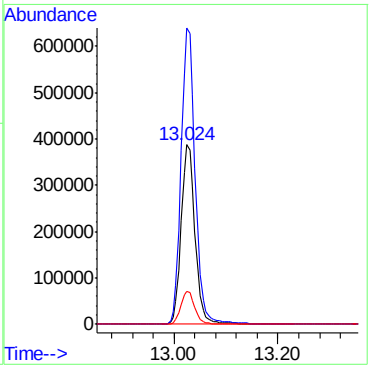

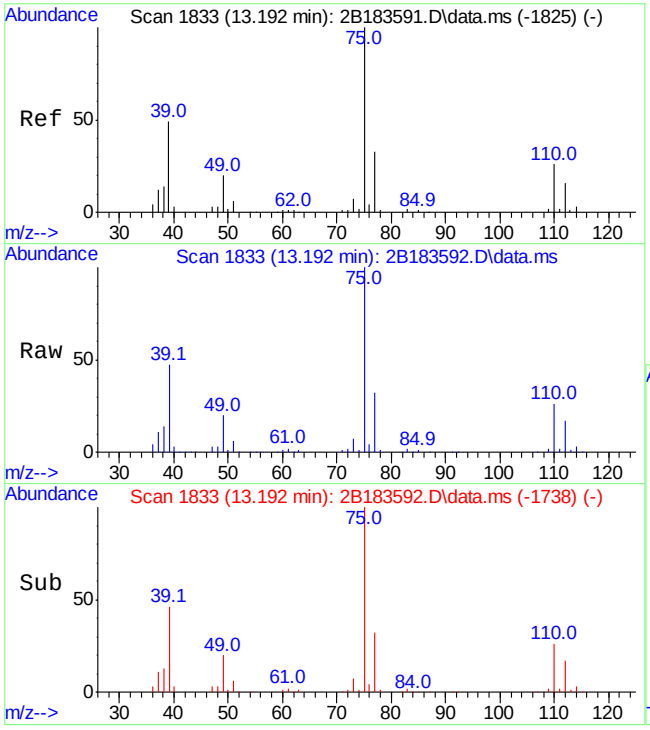

#76
trans-1,3-dichloropropene
Concen: 108.11 ug/L
RT: 13.192 min Scan# 1833
Delta R.T. 0.000 min
Lab File: 2B183592.D
Acq: 16 Jun 21 9:48 pm

Tgt Ion: 75 Resp: 453978

Ion	Ratio	Lower	Upper
75	100		
110	25.9	5.6	45.6
77	31.5	12.9	52.9

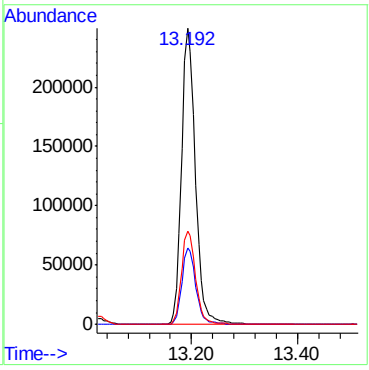

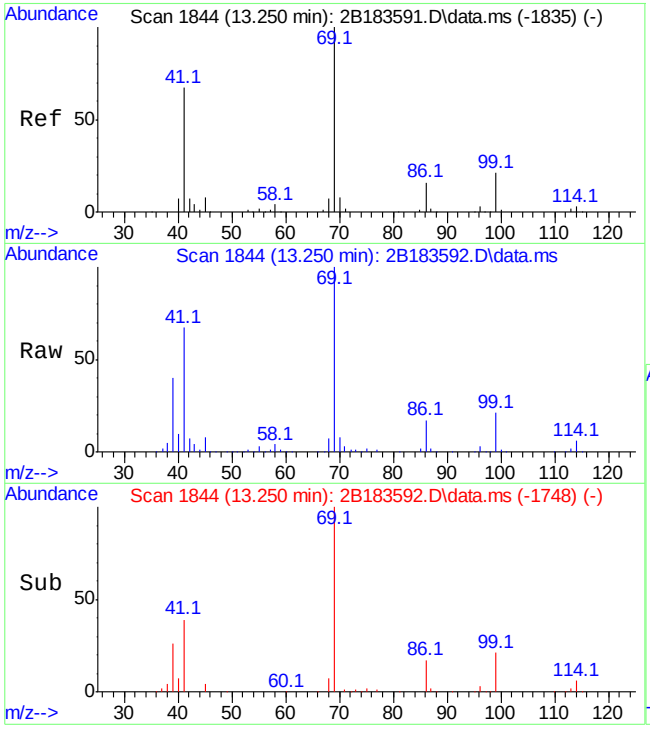

#77
ethyl methacrylate
Concen: 105.63 ug/L
RT: 13.250 min Scan# 1844
Delta R.T. 0.005 min
Lab File: 2B183592.D
Acq: 16 Jun 21 9:48 pm

Tgt Ion: 69 Resp: 359214

Ion	Ratio	Lower	Upper
69	100		
41	66.7	47.3	87.3
99	21.2	0.7	40.7
86	16.8	0.0	36.3

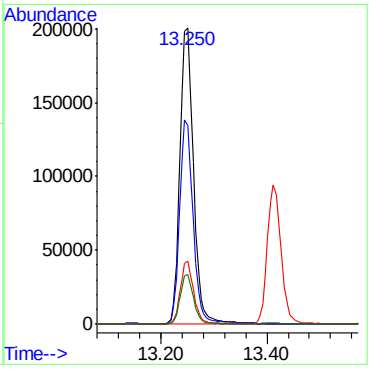

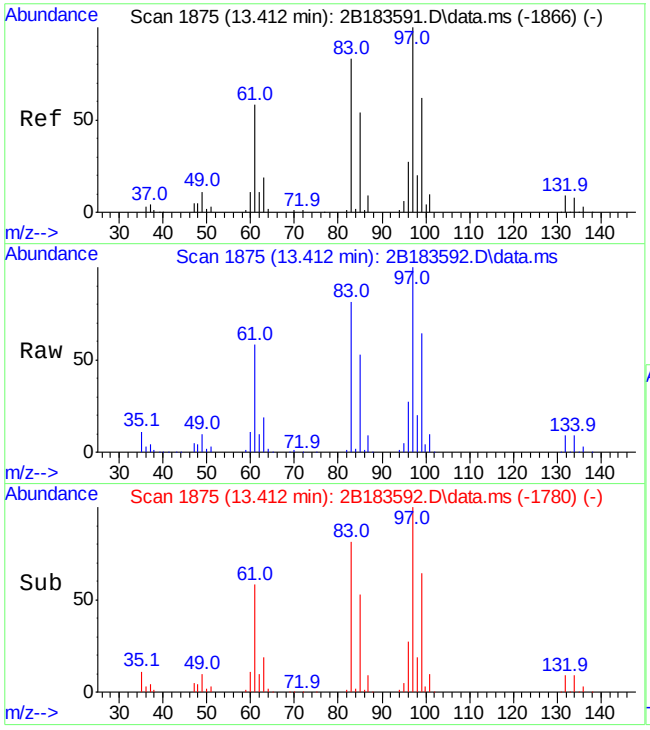

#78
1,1,2-trichloroethane
Concen: 101.90 ug/L
RT: 13.412 min Scan# 1875
Delta R.T. 0.000 min
Lab File: 2B183592.D
Acq: 16 Jun 21 9:48 pm

Tgt Ion: 83 Resp: 221570

Ion	Ratio	Lower	Upper
83	100		
97	123.1	100.4	140.4
85	65.4	44.7	84.7
61	70.8	49.5	89.5

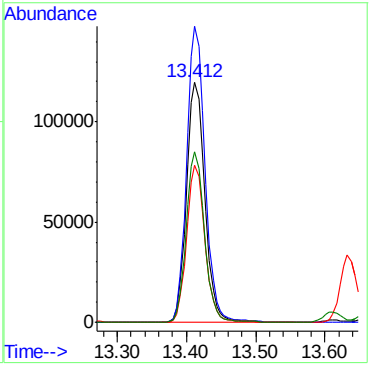

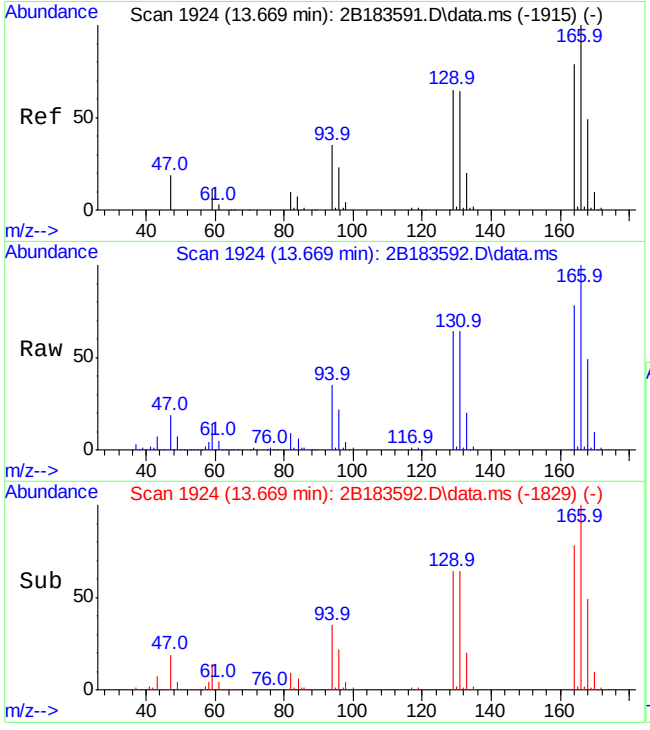

#79
tetrachloroethene
Concen: 93.43 ug/L
RT: 13.669 min Scan# 1924
Delta R.T. 0.000 min
Lab File: 2B183592.D
Acq: 16 Jun 21 9:48 pm

Tgt Ion:164 Resp: 285344

Ion	Ratio	Lower	Upper
164	100		
129	82.8	52.8	112.8
131	81.9	51.2	111.2
166	128.9	97.3	157.3

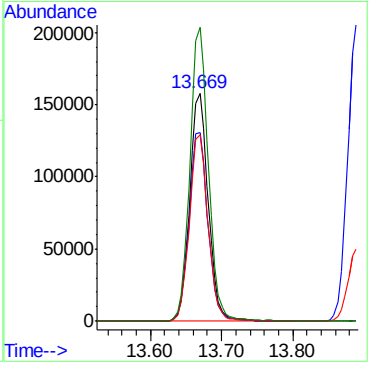

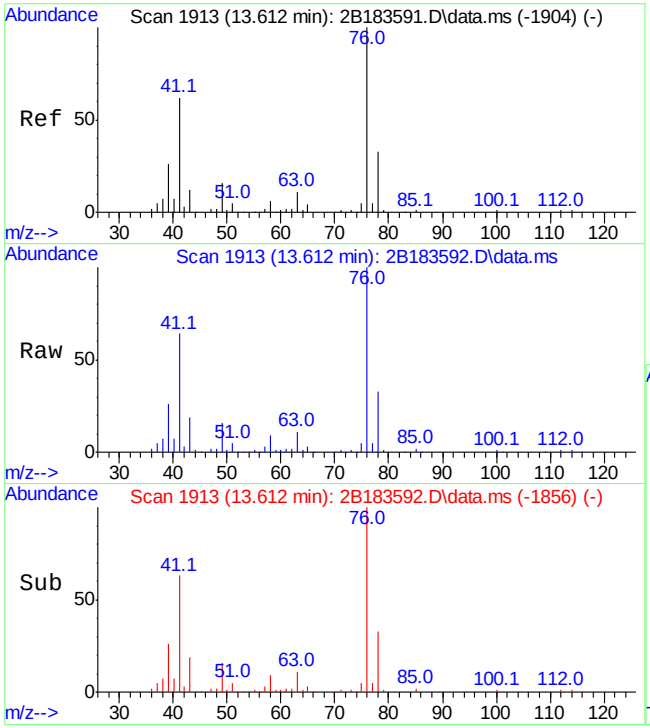

#80
1,3-dichloropropane
Concen: 100.03 ug/L
RT: 13.612 min Scan# 1913
Delta R.T. 0.000 min
Lab File: 2B183592.D
Acq: 16 Jun 21 9:48 pm

Tgt Ion: 76 Resp: 441353

Ion	Ratio	Lower	Upper
76	100		
78	32.9	2.9	62.9
41	63.6	31.5	91.5

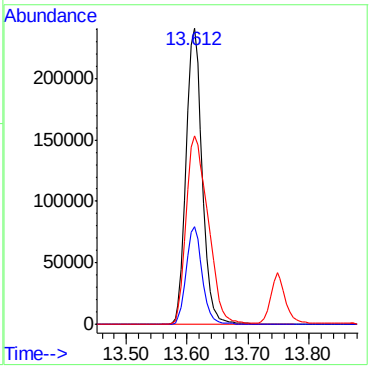

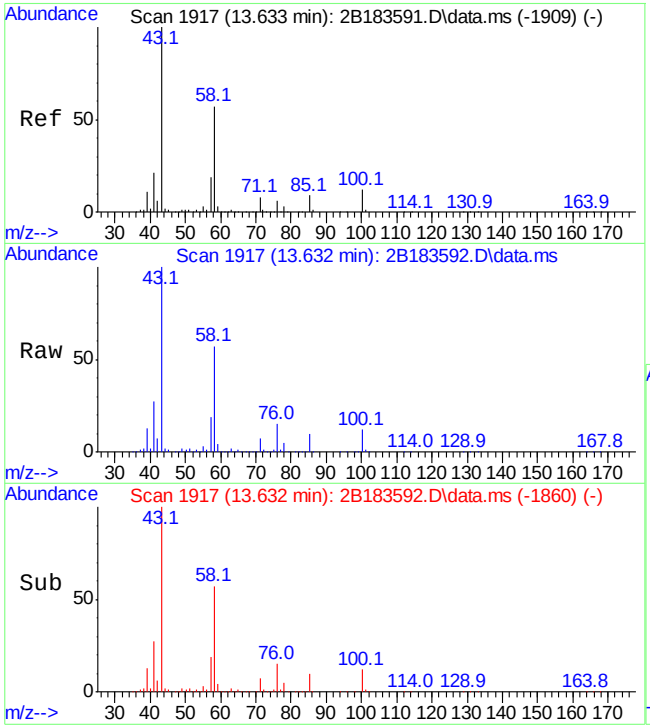

#81
2-hexanone
Concen: 410.67 ug/L
RT: 13.632 min Scan# 1917
Delta R.T. 0.000 min
Lab File: 2B183592.D
Acq: 16 Jun 21 9:48 pm

Tgt Ion: 58 Resp: 349664

Ion	Ratio	Lower	Upper
58	100		
43	176.5	156.8	196.8
85	17.0	0.0	35.7
100	21.5	0.5	40.5

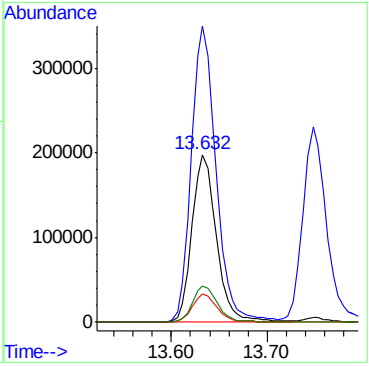

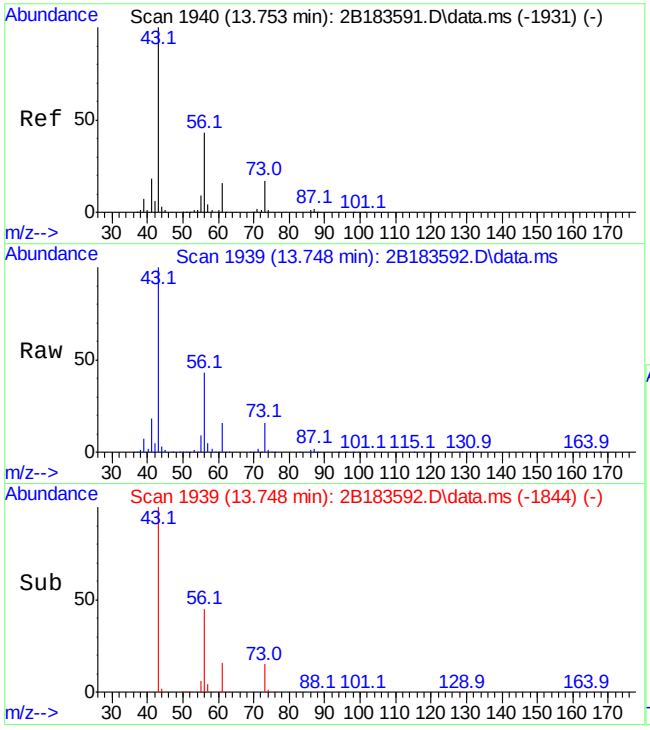

#82
butyl acetate
Concen: 104.89 ug/L
RT: 13.748 min Scan# 1939
Delta R.T. 0.000 min
Lab File: 2B183592.D
Acq: 16 Jun 21 9:48 pm

Tgt Ion: 56 Resp: 170435

Ion	Ratio	Lower	Upper
56	100		
43	229.7	205.4	265.4
73	36.1	8.9	68.9

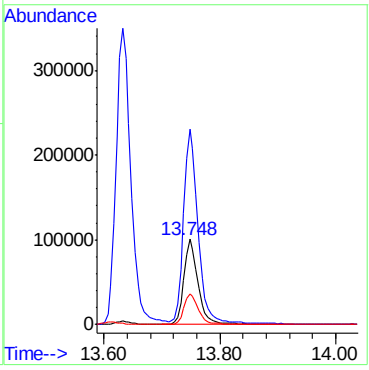

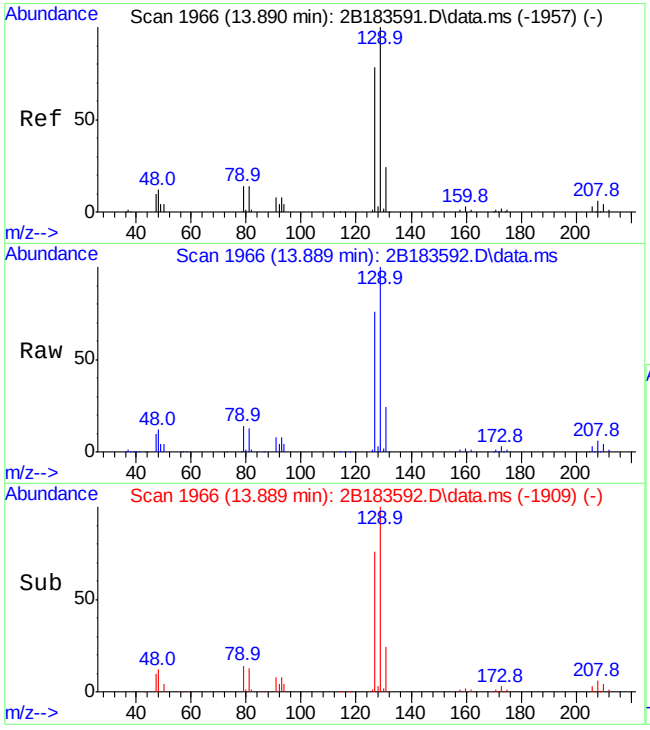

#83
dibromochloromethane
Concen: 104.91 ug/L
RT: 13.889 min Scan# 1966
Delta R.T. 0.000 min
Lab File: 2B183592.D
Acq: 16 Jun 21 9:48 pm

Tgt Ion:129 Resp: 372957

Ion	Ratio	Lower	Upper
129	100		
127	76.4	47.6	107.6
131	24.2	0.0	54.0

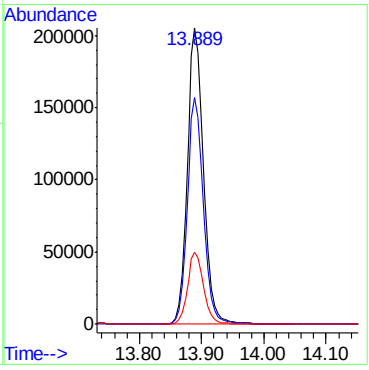

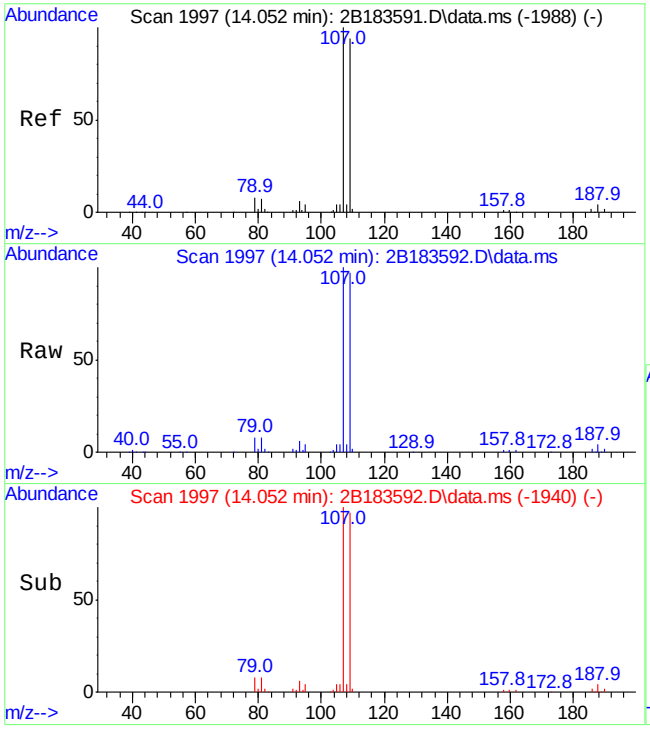

#84
1,2-dibromoethane
Concen: 103.94 ug/L
RT: 14.052 min Scan# 1997
Delta R.T. 0.000 min
Lab File: 2B183592.D
Acq: 16 Jun 21 9:48 pm

Tgt Ion:107 Resp: 298927

Ion	Ratio	Lower	Upper
107	100		
109	96.8	64.2	124.2
188	3.7	0.0	33.9

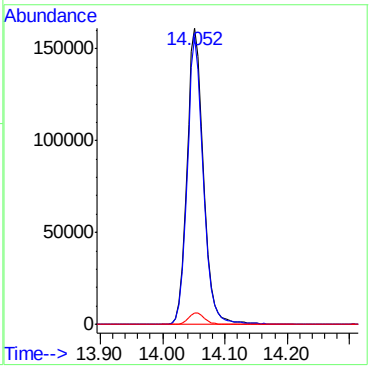

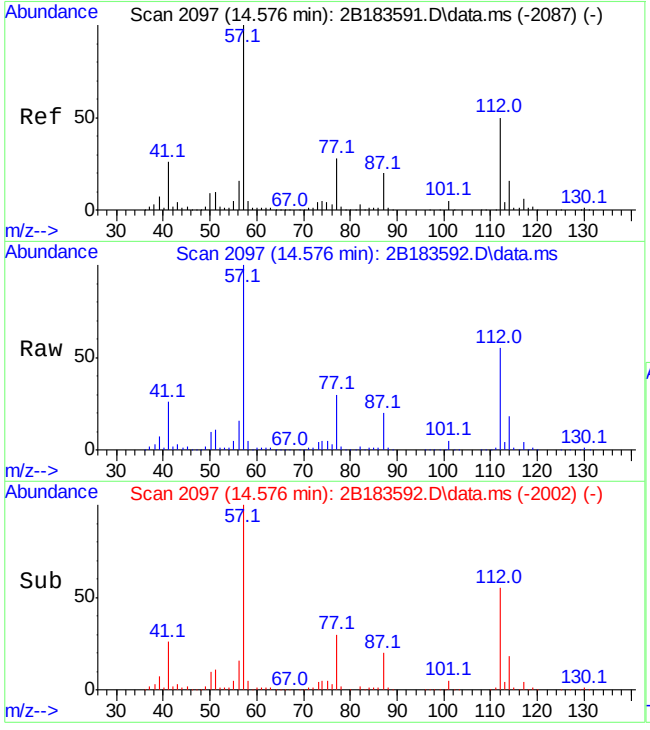

#85
n-butyl ether
Concen: 103.00 ug/L
RT: 14.576 min Scan# 2097
Delta R.T. 0.000 min
Lab File: 2B183592.D
Acq: 16 Jun 21 9:48 pm

Tgt Ion: 57 Resp: 1118964

Ion	Ratio	Lower	Upper
57	100		
87	19.8	0.0	49.5
101	4.7	0.0	34.7

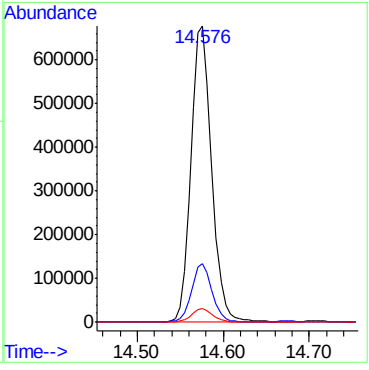

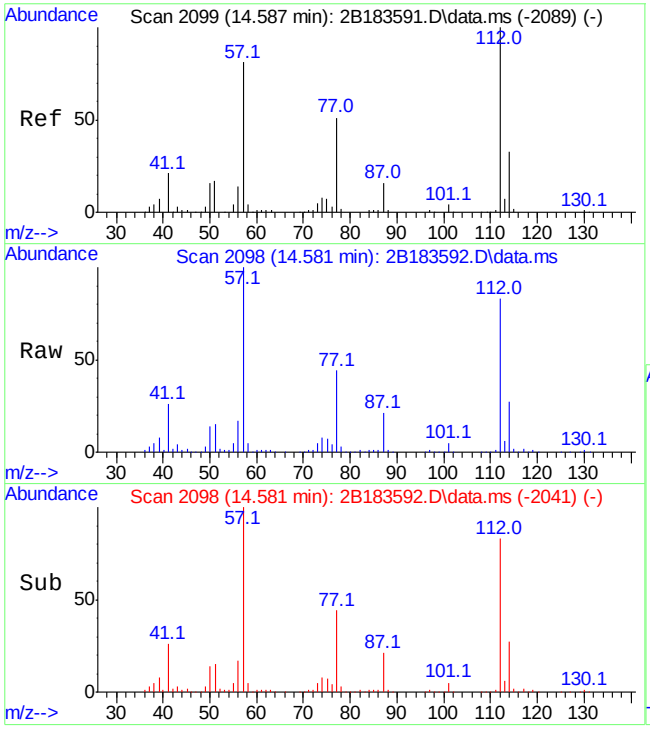

#86
chlorobenzene
Concen: 99.82 ug/L
RT: 14.581 min Scan# 2098
Delta R.T. 0.000 min
Lab File: 2B183592.D
Acq: 16 Jun 21 9:48 pm

Tgt Ion:112 Resp: 833241

Ion	Ratio	Lower	Upper
112	100		
77	53.1	21.5	81.5
114	32.8	2.8	62.8

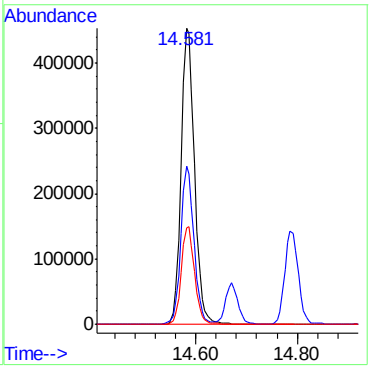

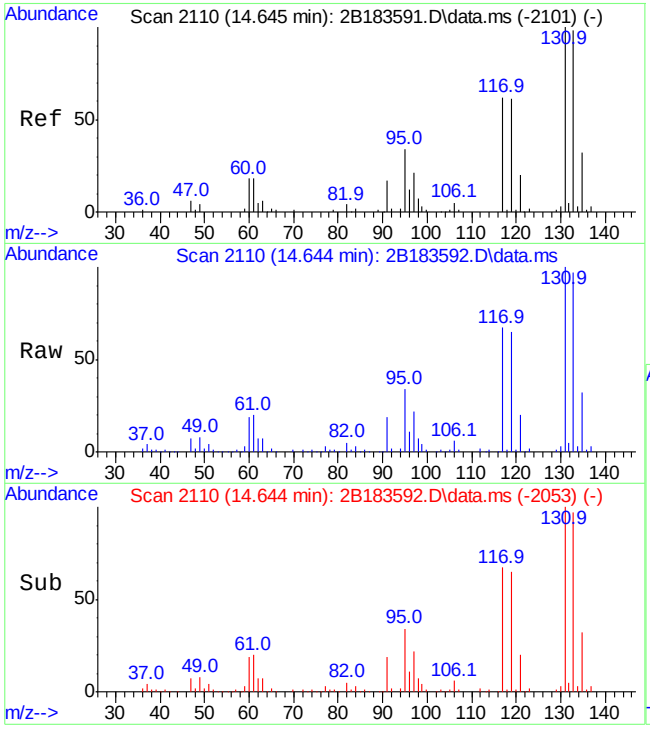

#87
1,1,1,2-tetrachloroethane
Concen: 98.61 ug/L
RT: 14.644 min Scan# 2110
Delta R.T. 0.000 min
Lab File: 2B183592.D
Acq: 16 Jun 21 9:48 pm

Tgt Ion:131 Resp: 343318

Ion	Ratio	Lower	Upper
131	100		
133	97.3	67.8	127.8
119	65.0	32.9	92.9

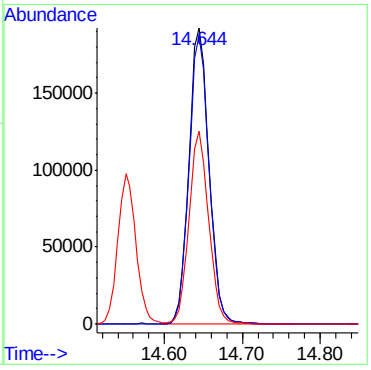

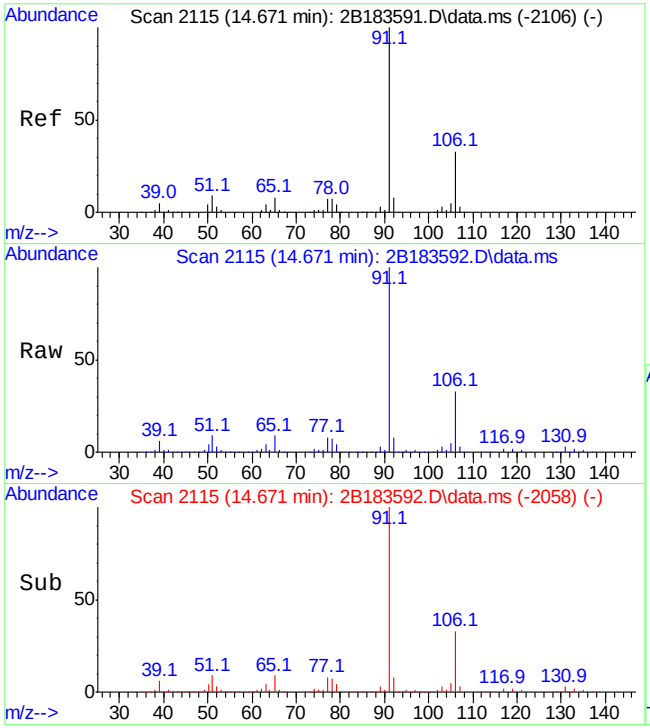

#88
ethylbenzene
Concen: 94.99 ug/L
RT: 14.671 min Scan# 2115
Delta R.T. 0.000 min
Lab File: 2B183592.D
Acq: 16 Jun 21 9:48 pm

Tgt Ion: 91 Resp: 1279762

Ion	Ratio	Lower	Upper
91	100		
106	33.2	3.0	63.0
51	9.1	0.0	39.2

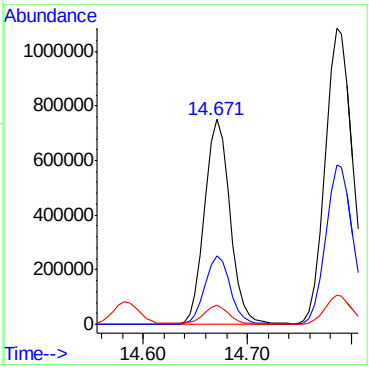

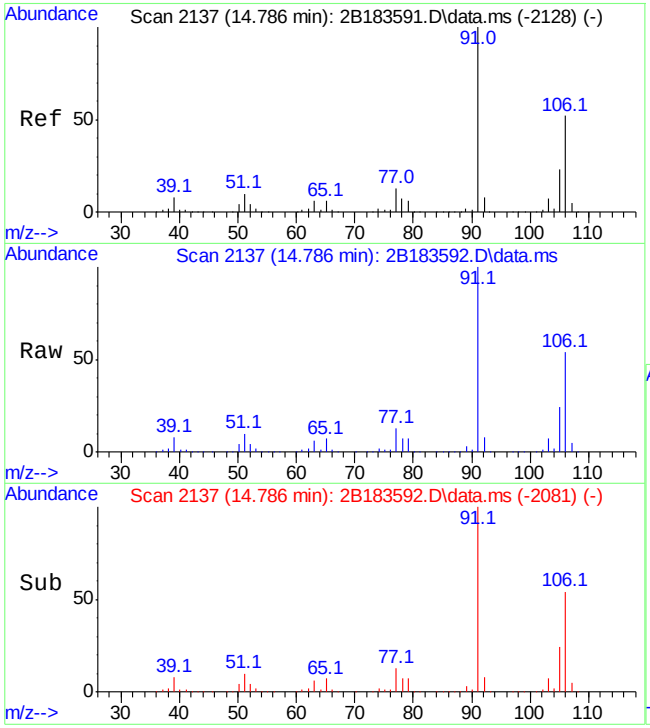

#89
m,p-xylene
Concen: 198.75 ug/L
RT: 14.786 min Scan# 2137
Delta R.T. -0.005 min
Lab File: 2B183592.D
Acq: 16 Jun 21 9:48 pm

Tgt Ion:106 Resp: 1081628

Ion	Ratio	Lower	Upper
106	100		
91	186.2	162.7	222.7
77	24.6	5.0	45.0

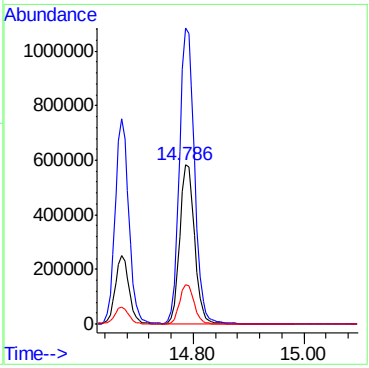

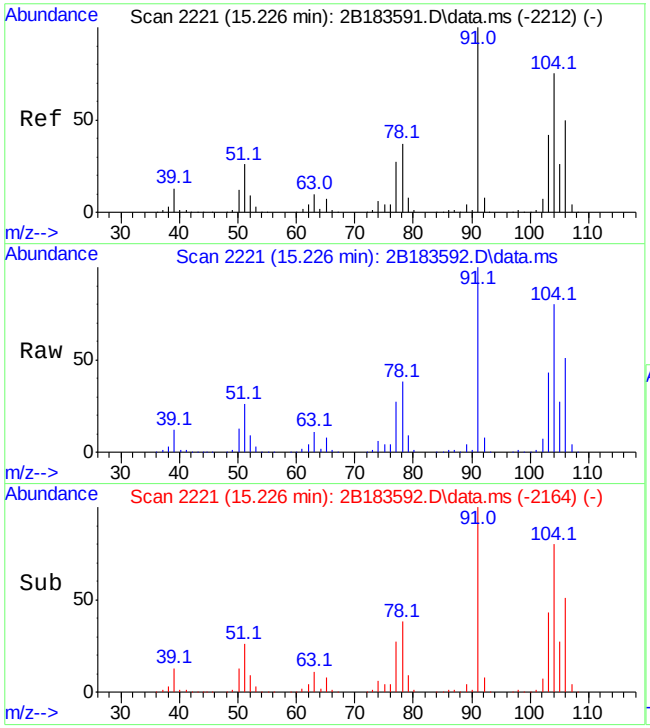

#90
o-xylene
Concen: 100.93 ug/L
RT: 15.226 min Scan# 2221
Delta R.T. 0.000 min
Lab File: 2B183592.D
Acq: 16 Jun 21 9:48 pm

Tgt Ion:106 Resp: 585204

Ion	Ratio	Lower	Upper
106	100		
91	196.8	169.5	229.5
77	54.0	33.1	73.1

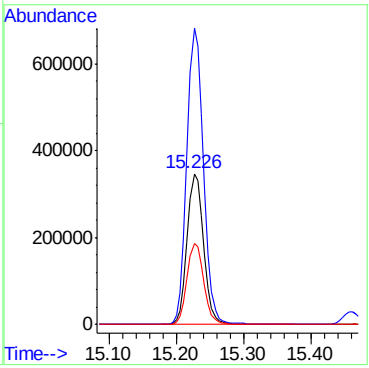

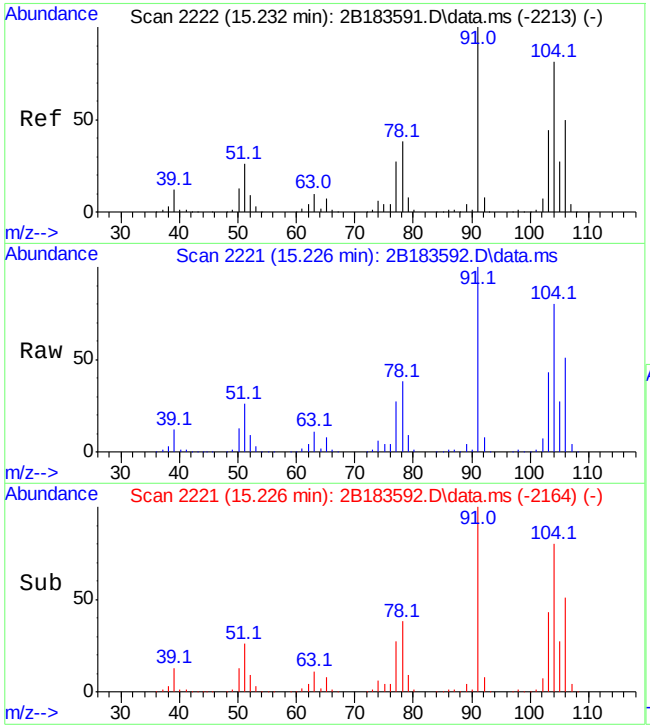

#91
styrene
Concen: 102.28 ug/L
RT: 15.226 min Scan# 2221
Delta R.T. 0.000 min
Lab File: 2B183592.D
Acq: 16 Jun 21 9:48 pm

Tgt Ion:104 Resp: 947520

Ion	Ratio	Lower	Upper
104	100		
78	47.9	16.8	76.8
51	32.7	2.1	62.1

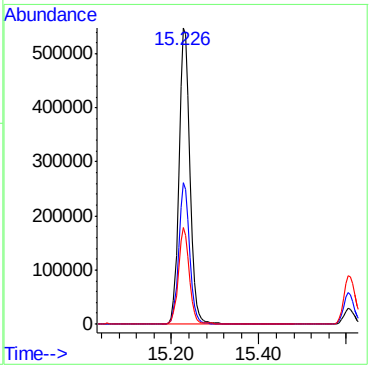

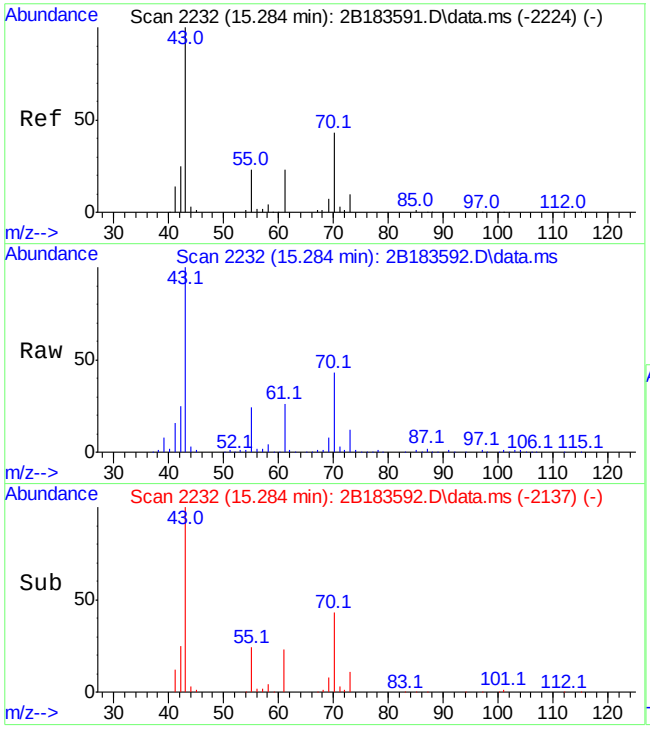

#92
n-amyl acetate
Concen: 103.45 ug/L
RT: 15.284 min Scan# 2232
Delta R.T. 0.000 min
Lab File: 2B183592.D
Acq: 16 Jun 21 9:48 pm

Tgt Ion: 70 Resp: 197547

Ion	Ratio	Lower	Upper
70	100		
43	232.4	202.3	262.3
55	55.4	23.6	83.6

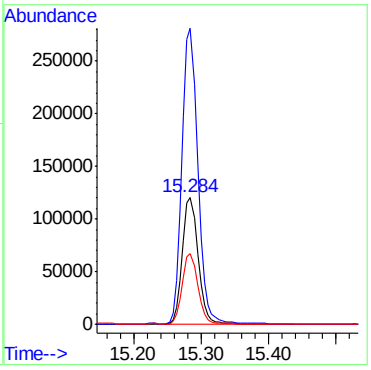

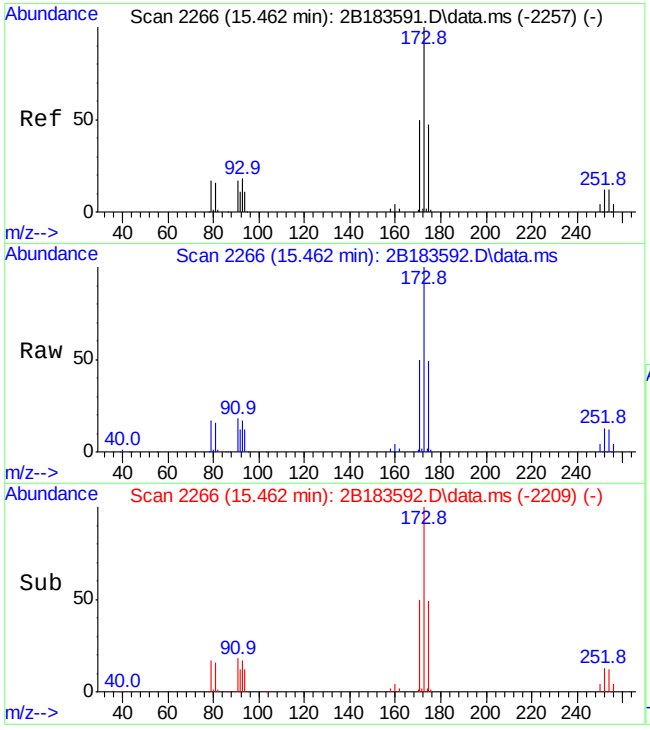

#93
bromoform
Concen: 105.00 ug/L
RT: 15.462 min Scan# 2266
Delta R.T. 0.000 min
Lab File: 2B183592.D
Acq: 16 Jun 21 9:48 pm

Tgt Ion:173 Resp: 293781

Ion	Ratio	Lower	Upper
173	100		
175	49.2	17.3	77.3
254	12.1	0.0	42.0

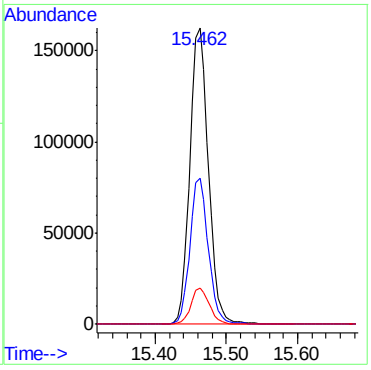

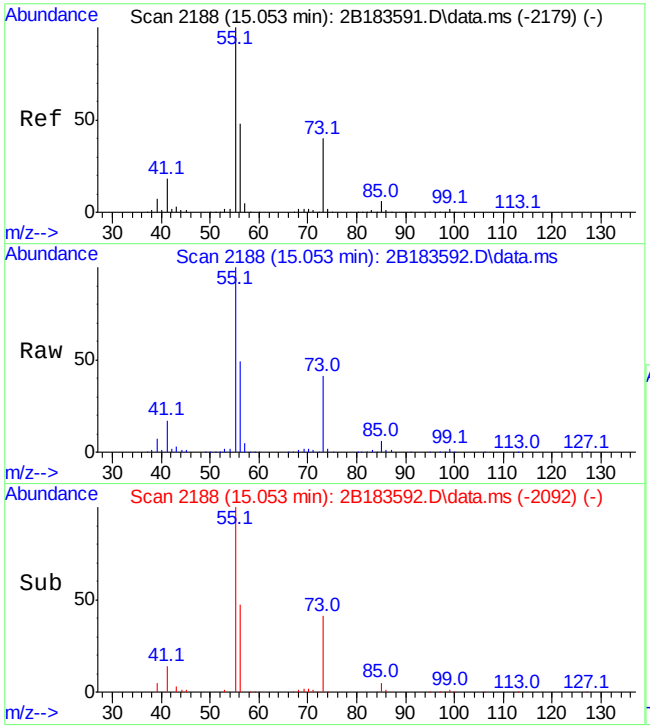

#94
butyl acrylate
Concen: 110.27 ug/L
RT: 15.053 min Scan# 2188
Delta R.T. 0.005 min
Lab File: 2B183592.D
Acq: 16 Jun 21 9:48 pm

Tgt Ion: 55 Resp: 589429

Ion	Ratio	Lower	Upper
55	100		
56	48.7	18.2	78.2
73	40.9	10.0	70.0
85	5.8	0.0	35.9

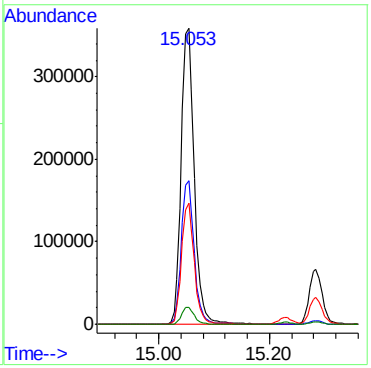

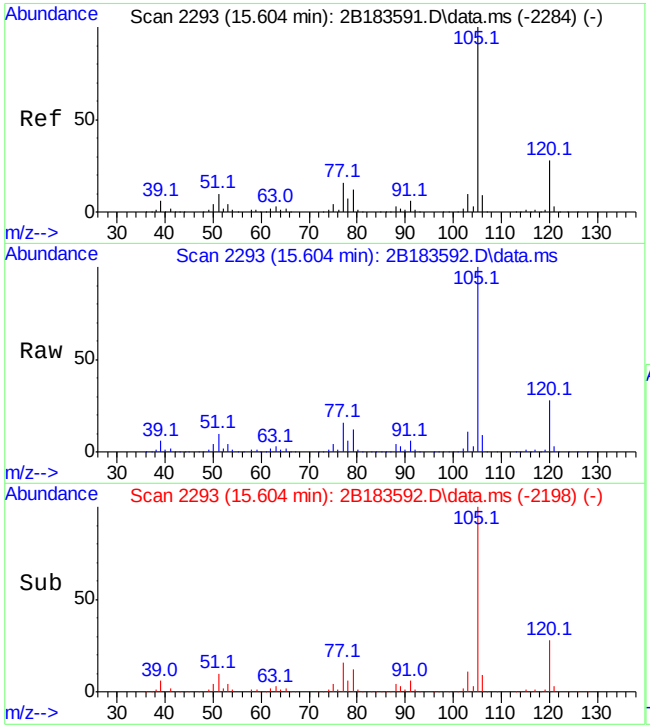

#95
isopropylbenzene
Concen: 98.07 ug/L
RT: 15.604 min Scan# 2293
Delta R.T. 0.000 min
Lab File: 2B183592.D
Acq: 16 Jun 21 9:48 pm

Tgt Ion:105 Resp: 1550768

Ion	Ratio	Lower	Upper
105	100		
120	28.3	7.6	47.6
77	15.8	0.0	35.7

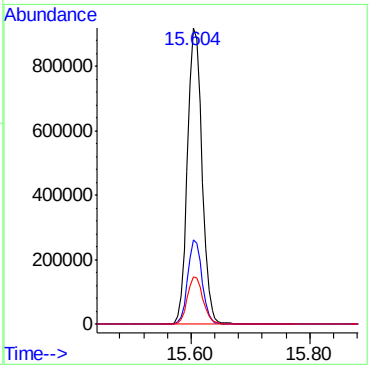

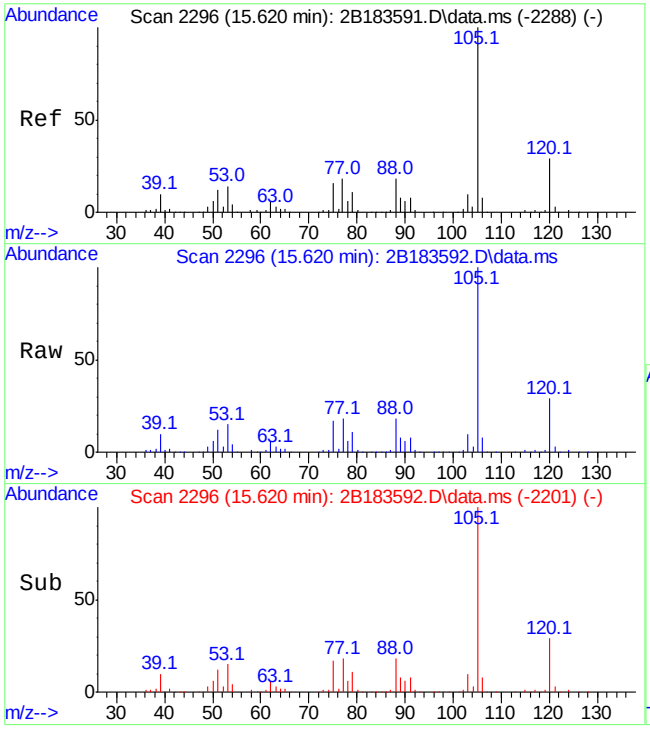

#96
cis-1,4-dichloro-2-butene
Concen: 101.23 ug/L
RT: 15.620 min Scan# 2296
Delta R.T. 0.000 min
Lab File: 2B183592.D
Acq: 16 Jun 21 9:48 pm

Tgt Ion: 88 Resp: 134966

Ion	Ratio	Lower	Upper
88	100		
75	91.9	74.3	114.3
89	45.8	26.9	66.9
53	80.2	62.3	102.3

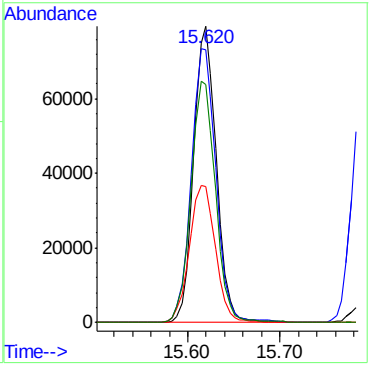

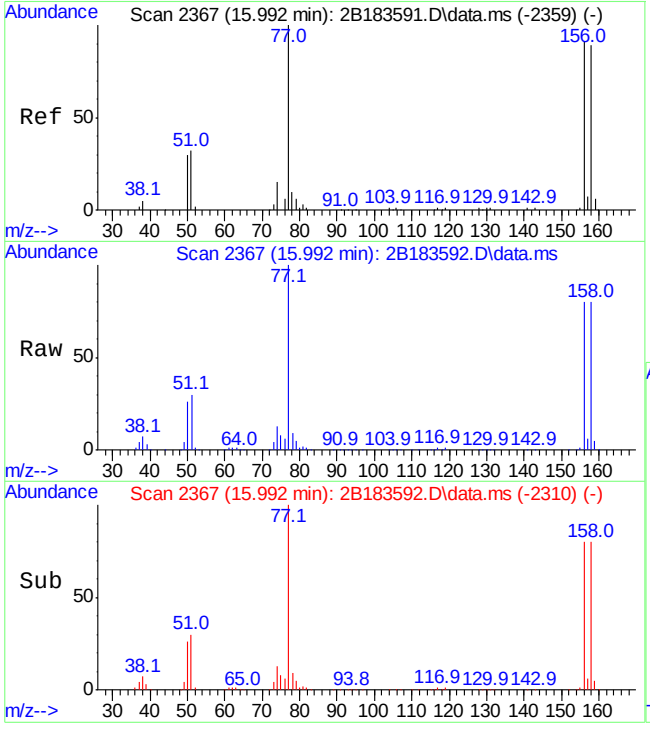

#99
bromobenzene
Concen: 101.70 ug/L
RT: 15.992 min Scan# 2367
Delta R.T. 0.000 min
Lab File: 2B183592.D
Acq: 16 Jun 21 9:48 pm

Tgt Ion:156 Resp: 427745

Ion	Ratio	Lower	Upper
156	100		
77	125.2	94.4	154.4
158	100.2	68.2	128.2

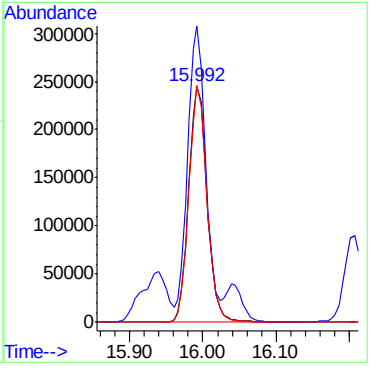

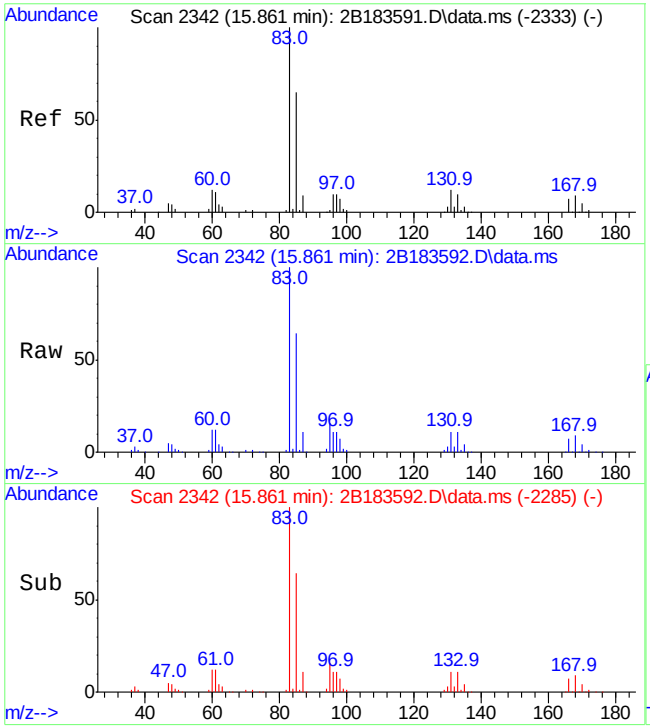

#100
1,1,2,2-tetrachloroethane
Concen: 105.69 ug/L
RT: 15.861 min Scan# 2342
Delta R.T. 0.000 min
Lab File: 2B183592.D
Acq: 16 Jun 21 9:48 pm

Tgt Ion: 83 Resp: 366012

Ion	Ratio	Lower	Upper
83	100		
131	11.1	0.0	41.6
85	64.4	34.8	94.8

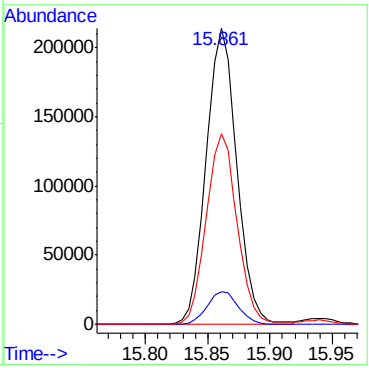

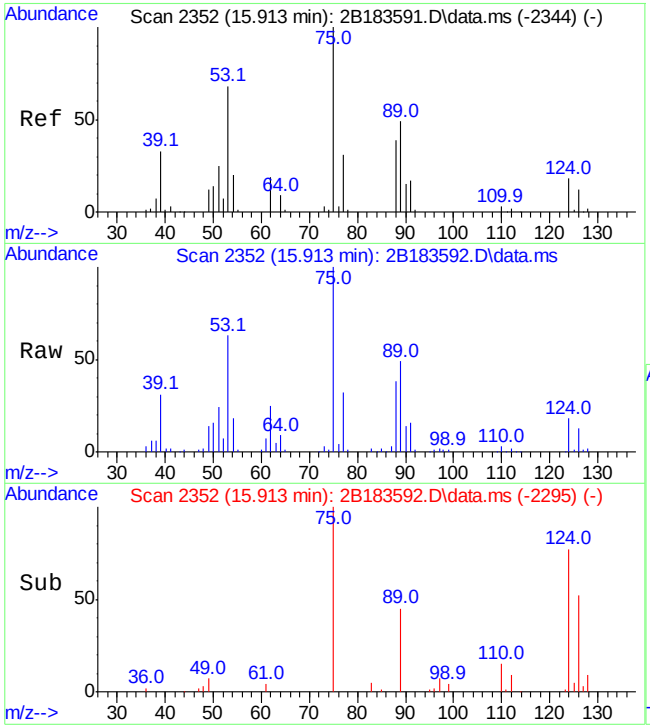

#101
trans-1,4-dichloro-2-butene
Concen: 108.91 ug/L
RT: 15.913 min Scan# 2352
Delta R.T. 0.000 min
Lab File: 2B183592.D
Acq: 16 Jun 21 9:48 pm

Tgt Ion: 53 Resp: 97871

Ion	Ratio	Lower	Upper
53	100		
88	60.2	26.5	86.5
75	157.6	116.8	176.8

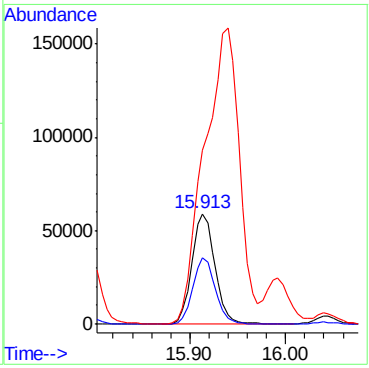

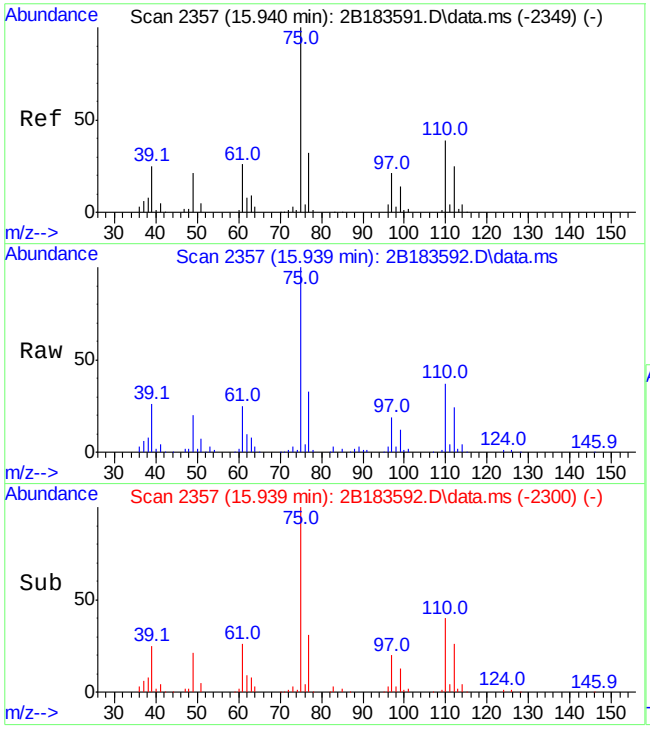

#102
1,2,3-trichloropropane
Concen: 100.31 ug/L
RT: 15.939 min Scan# 2357
Delta R.T. 0.000 min
Lab File: 2B183592.D
Acq: 16 Jun 21 9:48 pm

Tgt Ion:110 Resp: 100735

Ion	Ratio	Lower	Upper
110	100		
111	9.8	0.0	40.7
97	50.3	23.2	83.2

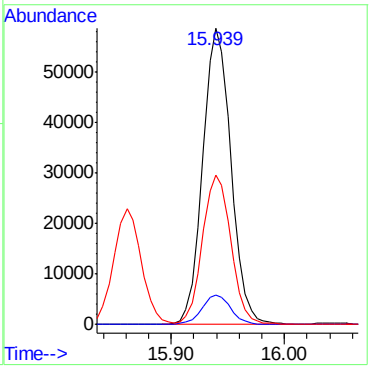

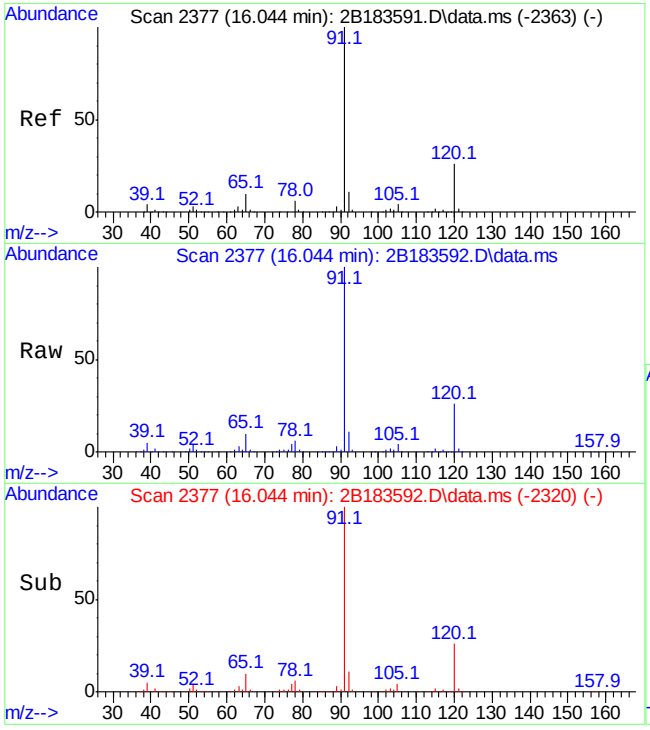

#103
n-propylbenzene
Concen: 100.33 ug/L
RT: 16.044 min Scan# 2377
Delta R.T. 0.000 min
Lab File: 2B183592.D
Acq: 16 Jun 21 9:48 pm

Tgt Ion: 91 Resp: 1615704

Ion	Ratio	Lower	Upper
91	100		
120	25.9	0.0	55.5
65	10.2	0.0	39.9

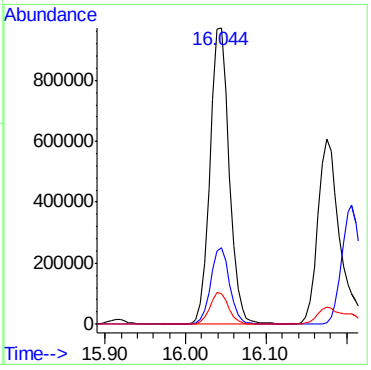

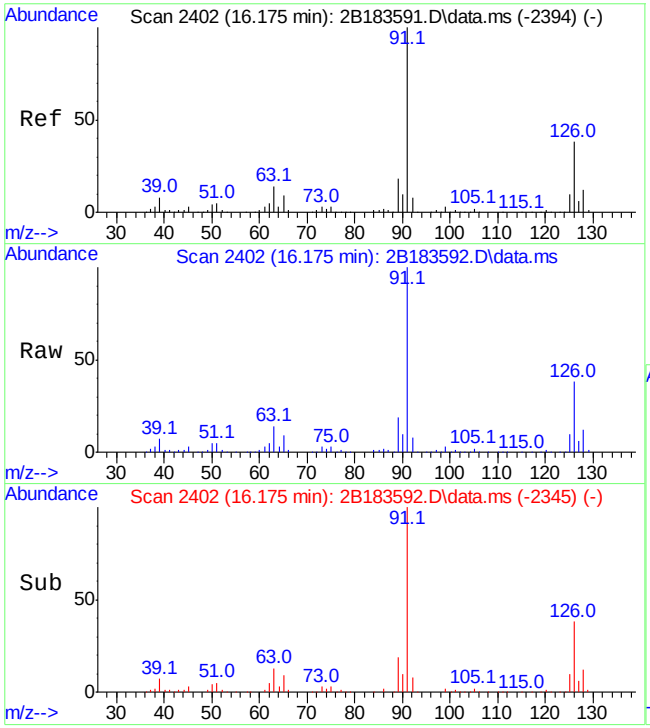

#104
2-chlorotoluene
Concen: 103.67 ug/L
RT: 16.175 min Scan# 2402
Delta R.T. 0.000 min
Lab File: 2B183592.D
Acq: 16 Jun 21 9:48 pm

Tgt Ion:126 Resp: 393427

Ion	Ratio	Lower	Upper
126	100		
91	260.6	233.1	293.1
63	36.5	6.5	66.5

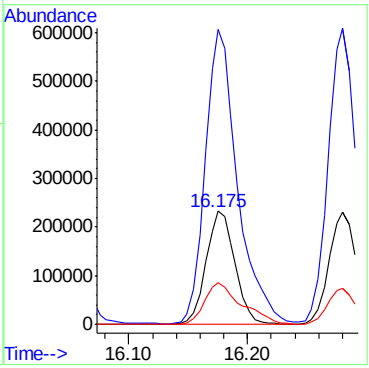

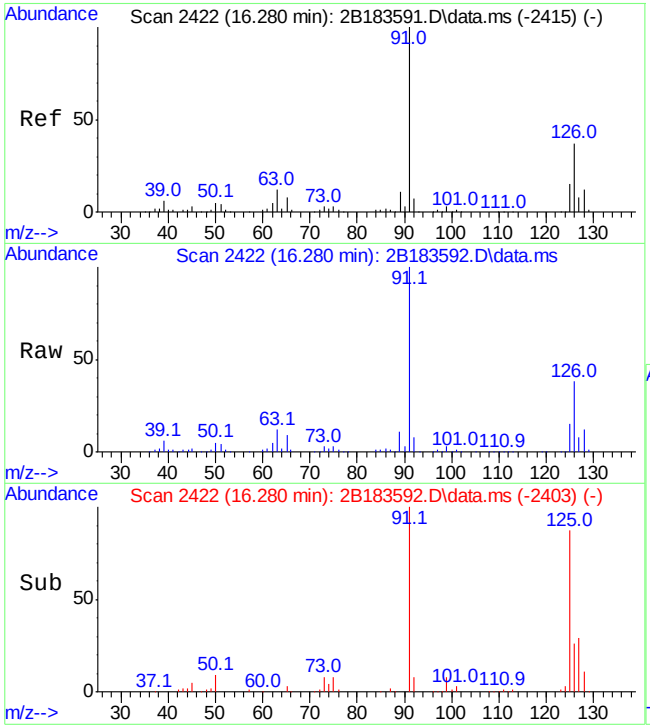

#105
4-chlorotoluene
Concen: 100.02 ug/L
RT: 16.280 min Scan# 2422
Delta R.T. 0.000 min
Lab File: 2B183592.D
Acq: 16 Jun 21 9:48 pm

Tgt Ion: 91 Resp: 1016901

Ion	Ratio	Lower	Upper
91	100		
126	38.1	7.4	67.4
63	12.0	0.0	42.1

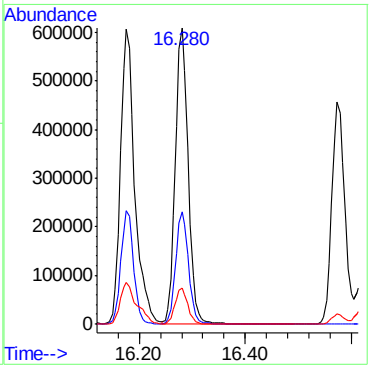

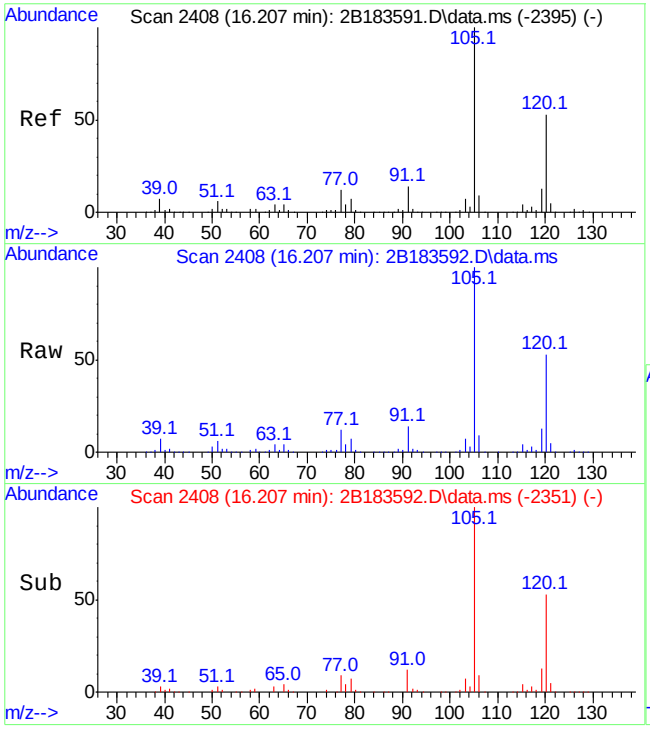

#106
1,3,5-trimethylbenzene
Concen: 100.59 ug/L
RT: 16.207 min Scan# 2408
Delta R.T. 0.000 min
Lab File: 2B183592.D
Acq: 16 Jun 21 9:48 pm

Tgt Ion:105 Resp: 1224905

Ion	Ratio	Lower	Upper
105	100		
120	52.9	22.7	82.7
77	12.1	0.0	42.1

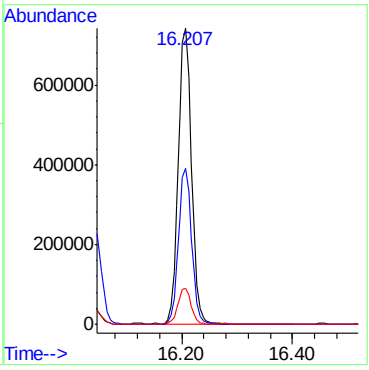

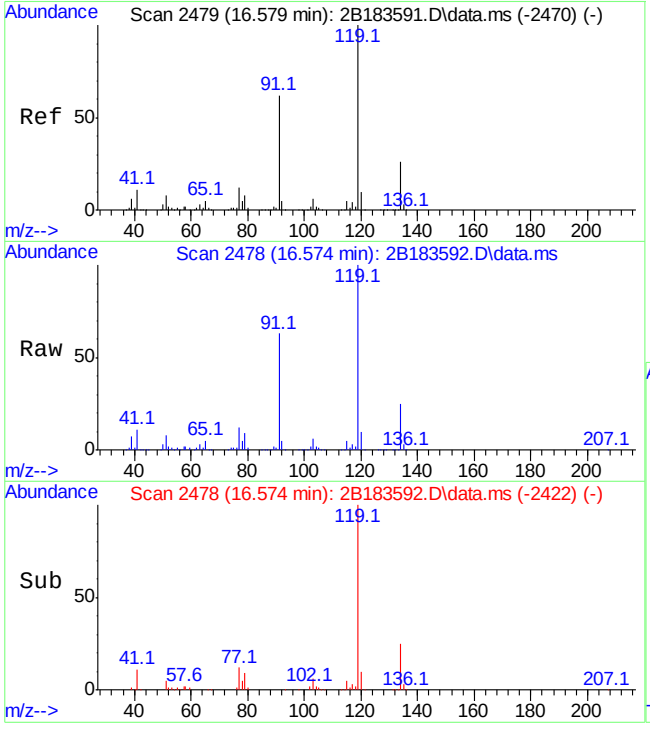

#107
tert-butylbenzene
Concen: 106.59 ug/L
RT: 16.574 min Scan# 2478
Delta R.T. -0.005 min
Lab File: 2B183592.D
Acq: 16 Jun 21 9:48 pm

Tgt Ion:134 Resp: 308506

Ion	Ratio	Lower	Upper
134	100		
91	250.7	208.1	268.1
119	397.4	353.9	413.9

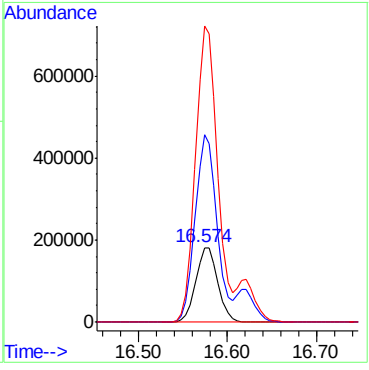

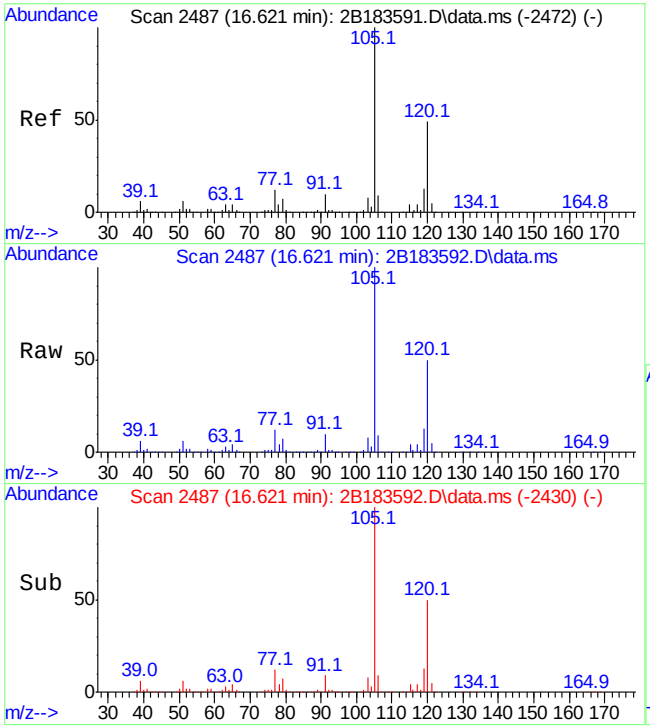

#108
1,2,4-trimethylbenzene
Concen: 101.20 ug/L
RT: 16.621 min Scan# 2487
Delta R.T. 0.000 min
Lab File: 2B183592.D
Acq: 16 Jun 21 9:48 pm

Tgt Ion:105 Resp: 1282329

Ion	Ratio	Lower	Upper
105	100		
120	49.8	19.5	79.5
77	11.7	0.0	41.6

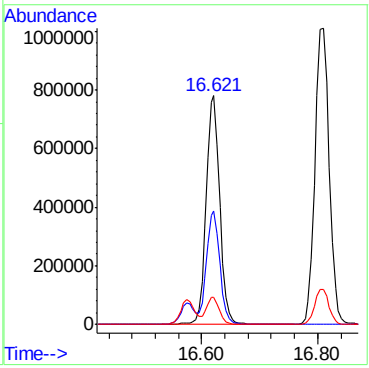

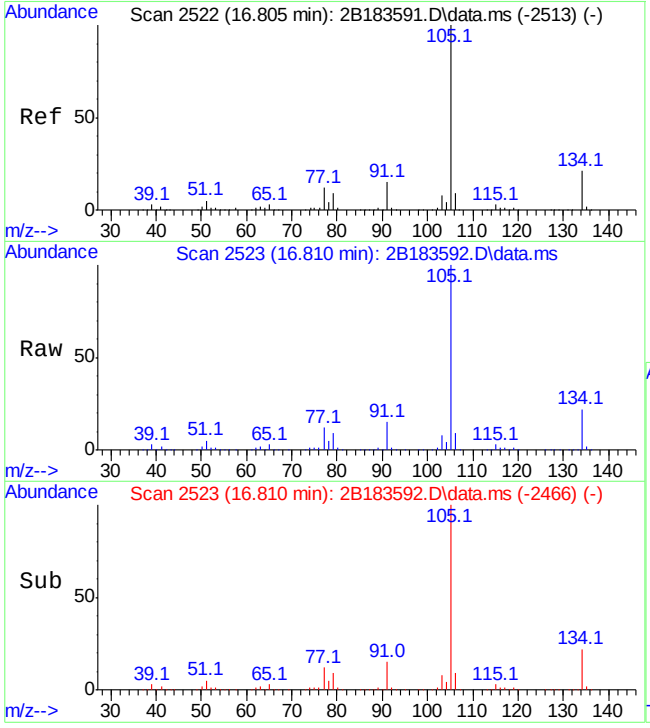

#109
sec-butylbenzene
Concen: 101.94 ug/L
RT: 16.810 min Scan# 2523
Delta R.T. 0.000 min
Lab File: 2B183592.D
Acq: 16 Jun 21 9:48 pm

Tgt Ion:105 Resp: 1717555

Ion	Ratio	Lower	Upper
105	100		
134	22.4	0.0	50.9
91	15.0	0.0	44.9

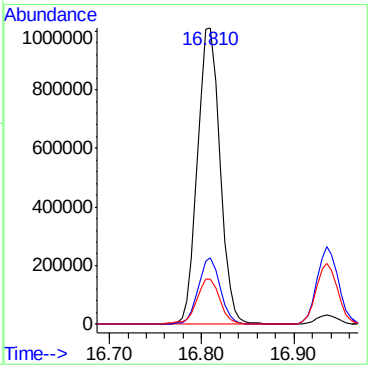

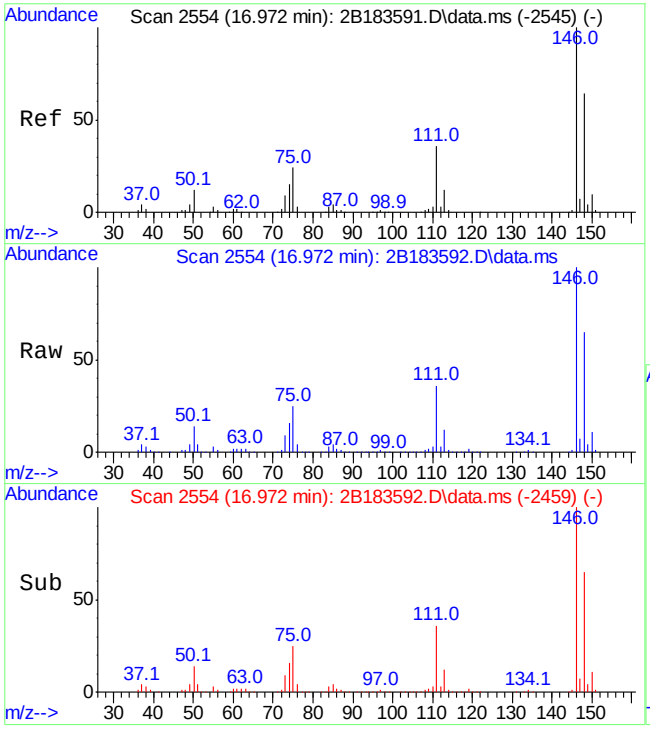

#110
1,3-dichlorobenzene
Concen: 97.87 ug/L
RT: 16.972 min Scan# 2554
Delta R.T. 0.000 min
Lab File: 2B183592.D
Acq: 16 Jun 21 9:48 pm

Tgt Ion:146 Resp: 774886

Ion	Ratio	Lower	Upper
146	100		
111	36.4	6.0	66.0
148	65.1	34.1	94.1

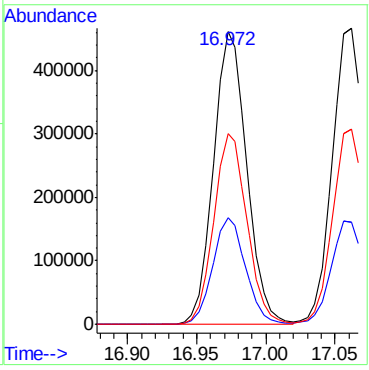

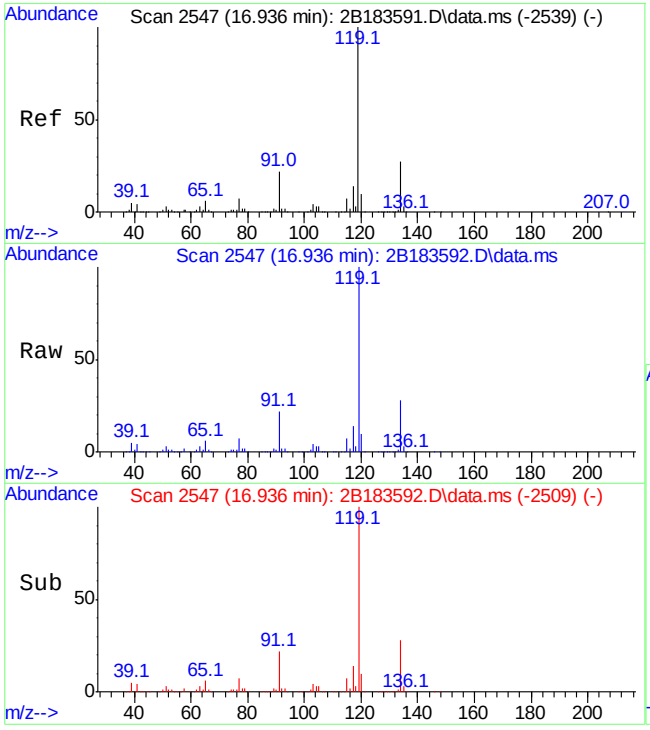

#111
p-isopropyltoluene
Concen: 102.74 ug/L
RT: 16.936 min Scan# 2547
Delta R.T. 0.000 min
Lab File: 2B183592.D
Acq: 16 Jun 21 9:48 pm

Tgt Ion:119 Resp: 1517340

Ion	Ratio	Lower	Upper
119	100		
134	28.2	0.0	57.3
91	21.9	0.0	51.8

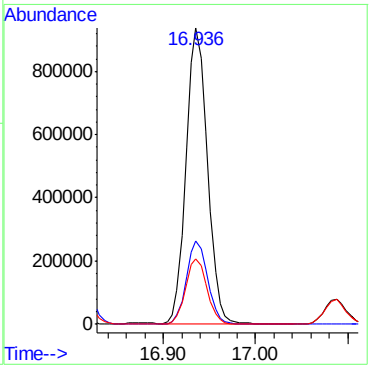

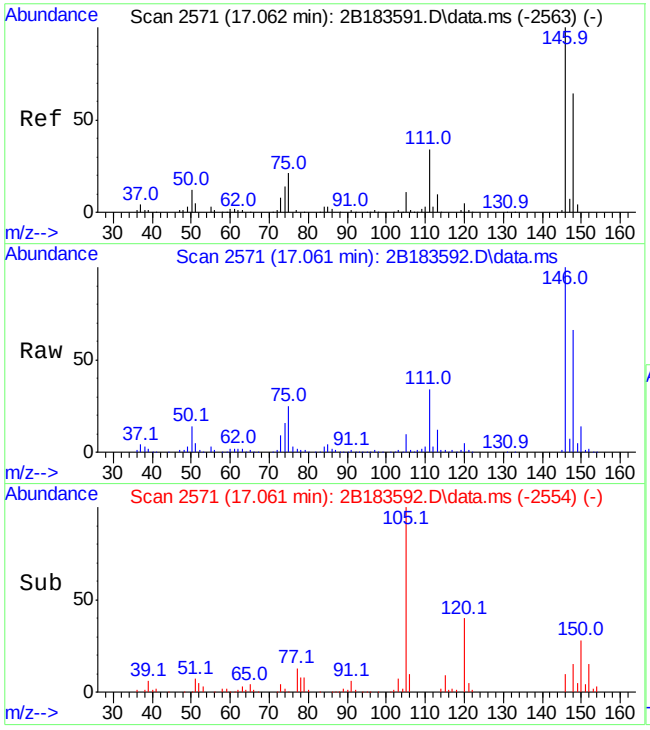

#112
1,4-dichlorobenzene
Concen: 103.25 ug/L
RT: 17.061 min Scan# 2571
Delta R.T. 0.000 min
Lab File: 2B183592.D
Acq: 16 Jun 21 9:48 pm

Tgt Ion:146 Resp: 802094

Ion	Ratio	Lower	Upper
146	100		
111	34.5	4.0	64.0
148	66.0	34.3	94.3

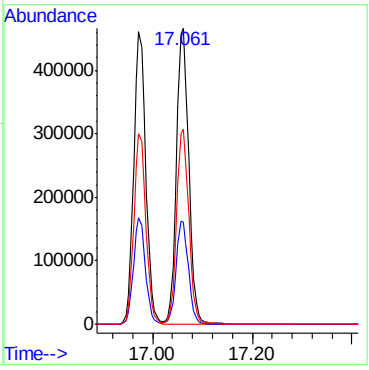

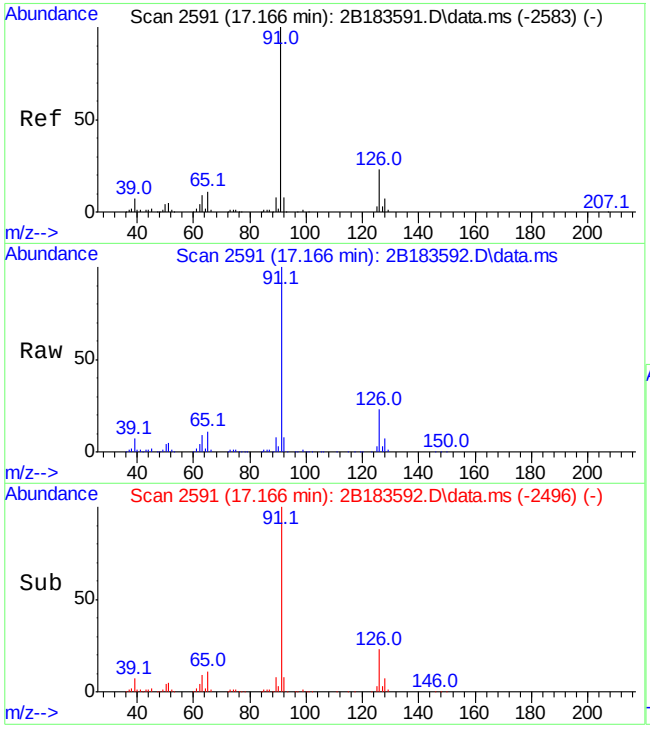

#113
benzyl chloride
Concen: 112.44 ug/L
RT: 17.166 min Scan# 2591
Delta R.T. 0.000 min
Lab File: 2B183592.D
Acq: 16 Jun 21 9:48 pm

Tgt Ion: 91 Resp: 798263

Ion	Ratio	Lower	Upper
91	100		
126	23.1	0.0	52.7
62	3.8	0.0	34.0

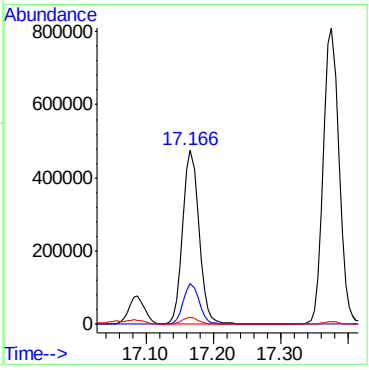

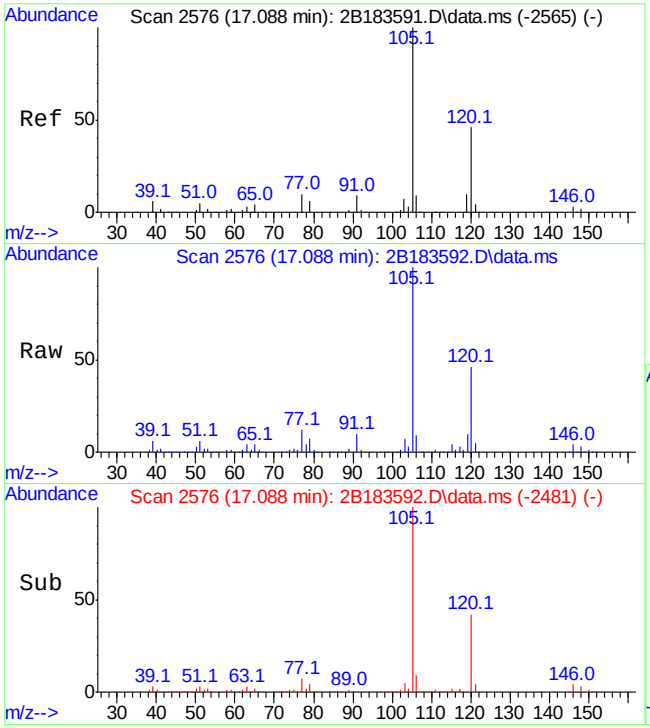

#114
1,2,3-trimethylbenzene
Concen: 104.36 ug/L
RT: 17.088 min Scan# 2576
Delta R.T. 0.000 min
Lab File: 2B183592.D
Acq: 16 Jun 21 9:48 pm

Tgt Ion:105 Resp: 1292835

Ion	Ratio	Lower	Upper
105	100		
120	46.4	16.3	76.3
77	11.6	0.0	41.7

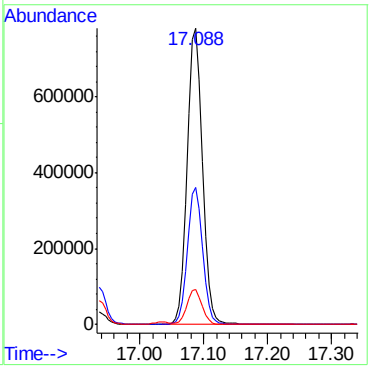

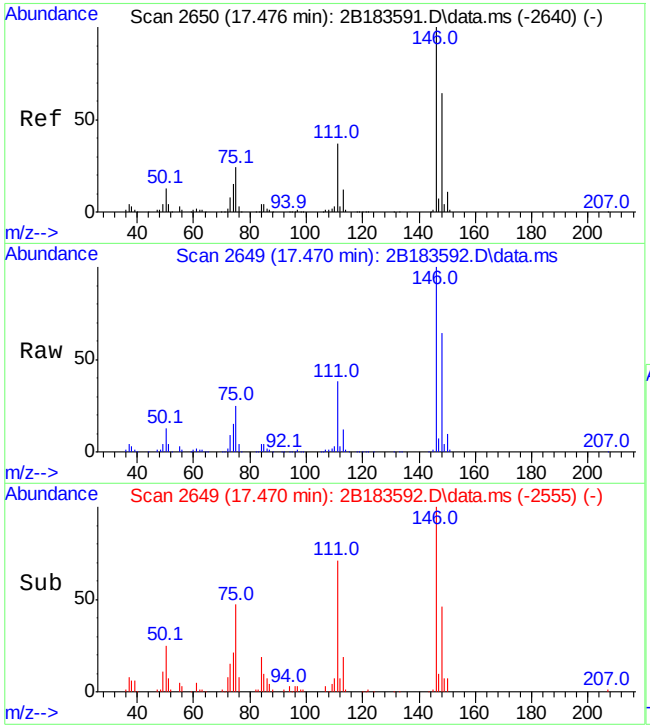

#115
1,2-dichlorobenzene
Concen: 106.09 ug/L
RT: 17.470 min Scan# 2649
Delta R.T. -0.005 min
Lab File: 2B183592.D
Acq: 16 Jun 21 9:48 pm

Tgt Ion:146 Resp: 838765

Ion	Ratio	Lower	Upper
146	100		
111	38.3	6.6	66.6
148	64.4	34.3	94.3

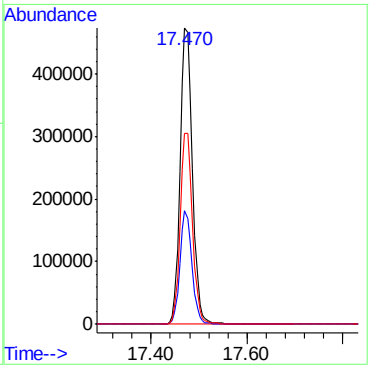

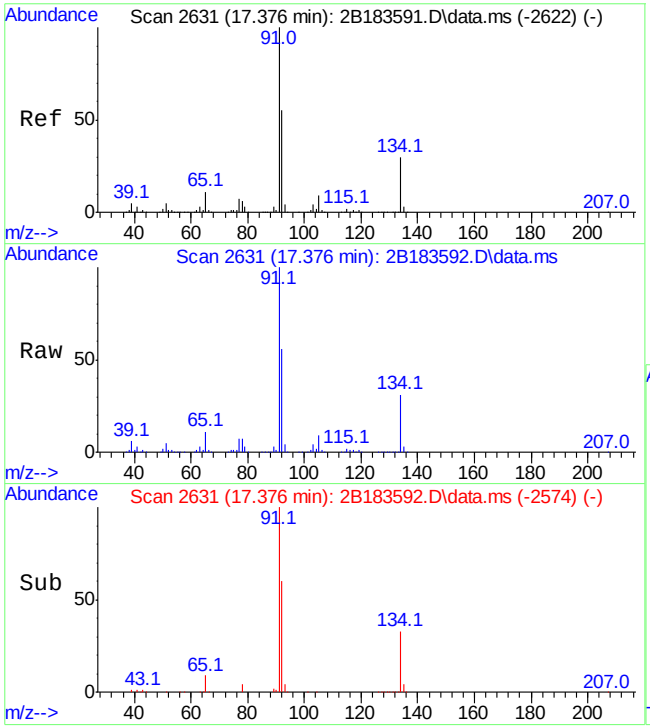

#116
n-butylbenzene
Concen: 106.72 ug/L
RT: 17.376 min Scan# 2631
Delta R.T. 0.000 min
Lab File: 2B183592.D
Acq: 16 Jun 21 9:48 pm

Tgt Ion: 92 Resp: 740770

Ion	Ratio	Lower	Upper
92	100		
91	176.9	150.9	210.9
134	54.8	23.6	83.6

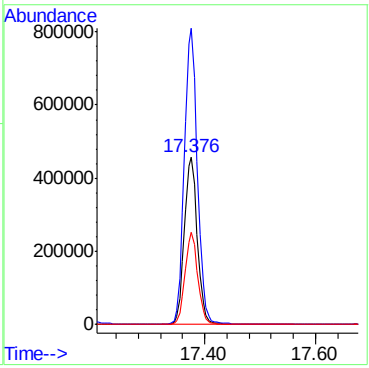

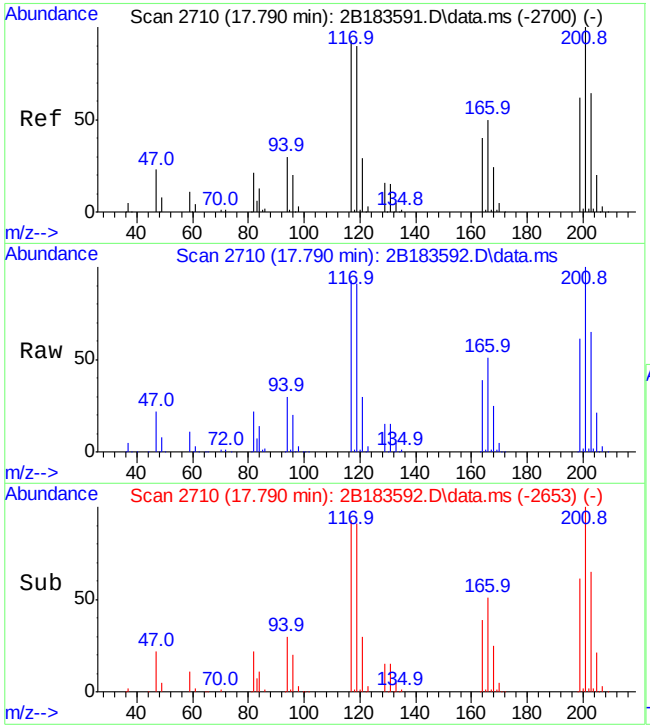

#117
hexachloroethane
Concen: 108.92 ug/L
RT: 17.790 min Scan# 2710
Delta R.T. 0.000 min
Lab File: 2B183592.D
Acq: 16 Jun 21 9:48 pm

Tgt Ion:201 Resp: 333748

Ion	Ratio	Lower	Upper
201	100		
166	51.0	30.5	70.5
199	61.5	42.1	82.1
203	65.0	44.3	84.3

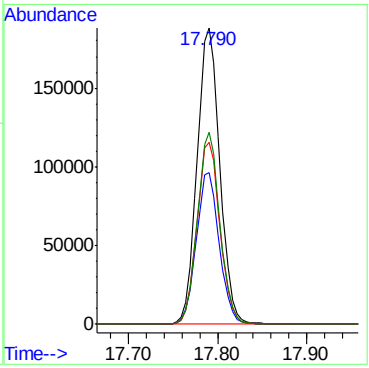

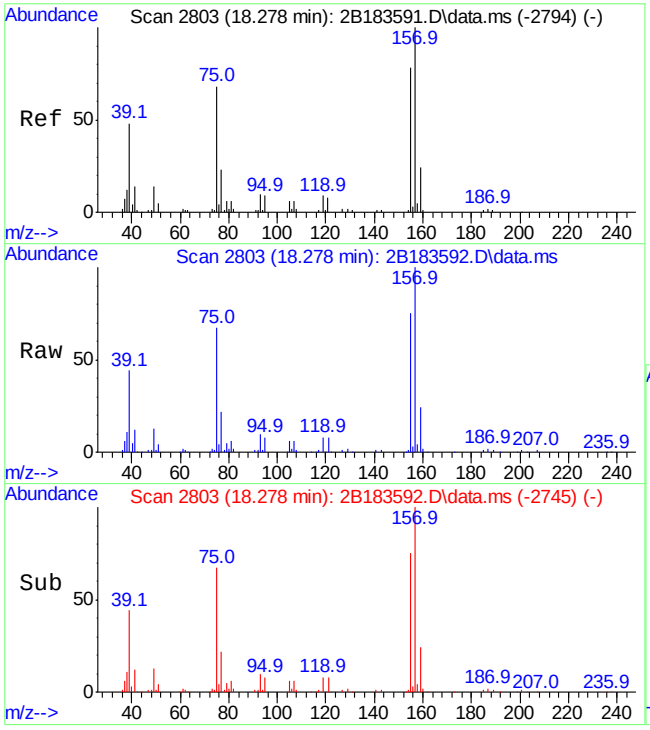

#118
1,2-dibromo-3-chloropropane
Concen: 112.02 ug/L
RT: 18.278 min Scan# 2803
Delta R.T. 0.005 min
Lab File: 2B183592.D
Acq: 16 Jun 21 9:48 pm

Tgt Ion:157 Resp: 119870

Ion	Ratio	Lower	Upper
157	100		
155	75.5	47.6	107.6
75	67.2	38.4	98.4

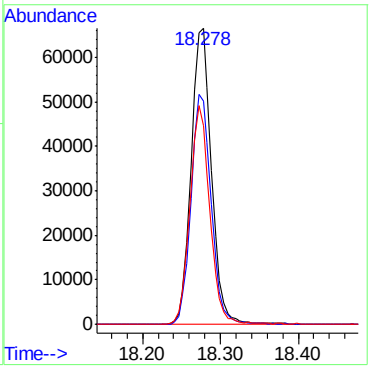

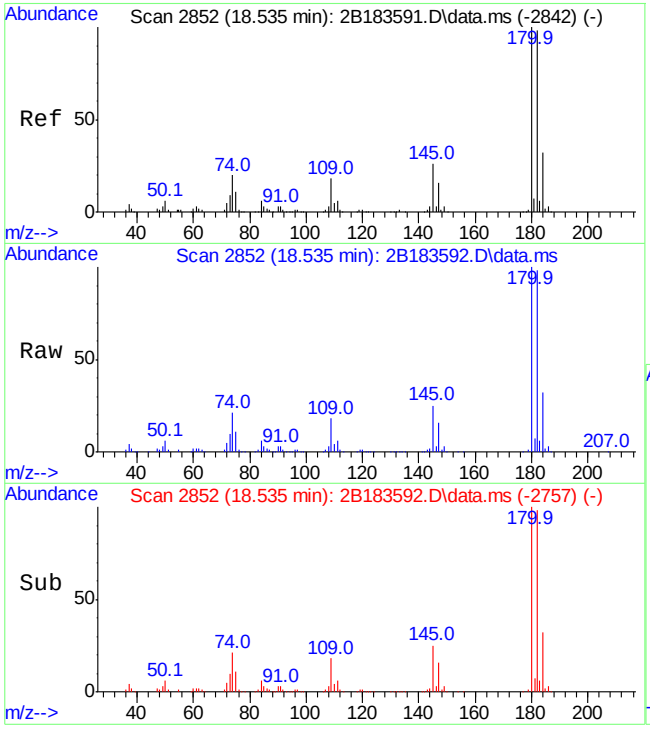

#119
1,3,5-trichlorobenzene
Concen: 106.10 ug/L
RT: 18.535 min Scan# 2852
Delta R.T. 0.000 min
Lab File: 2B183592.D
Acq: 16 Jun 21 9:48 pm

Tgt Ion:180 Resp: 740023

Ion	Ratio	Lower	Upper
180	100		
182	97.9	67.9	127.9
184	32.2	1.5	61.5

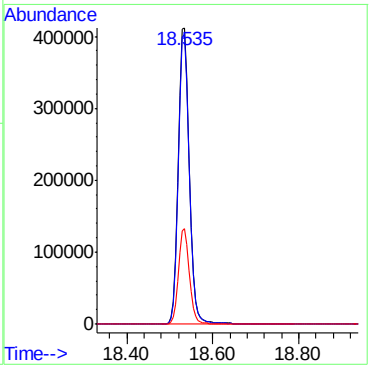

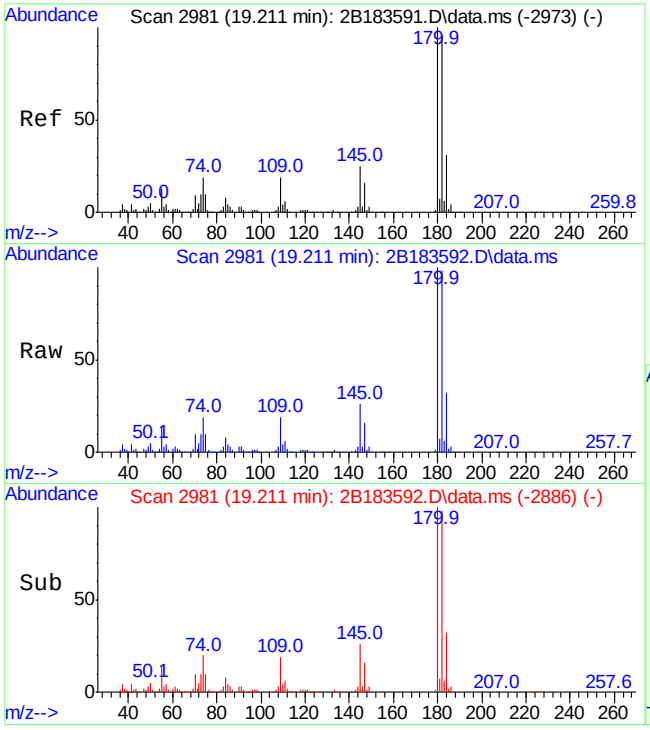

#120
2-ethylhexyl acrylate
Concen: 20.42 ug/L
RT: 19.211 min Scan# 2981
Delta R.T. 0.000 min
Lab File: 2B183592.D
Acq: 16 Jun 21 9:48 pm

Tgt Ion: 70 Resp: 56016

Ion	Ratio	Lower	Upper
70	100		
55	145.2	127.3	167.3
83	34.8	16.1	56.1
112	25.1	7.1	47.1

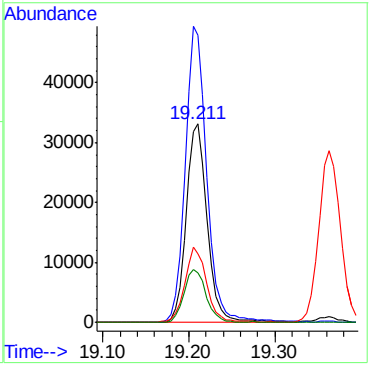

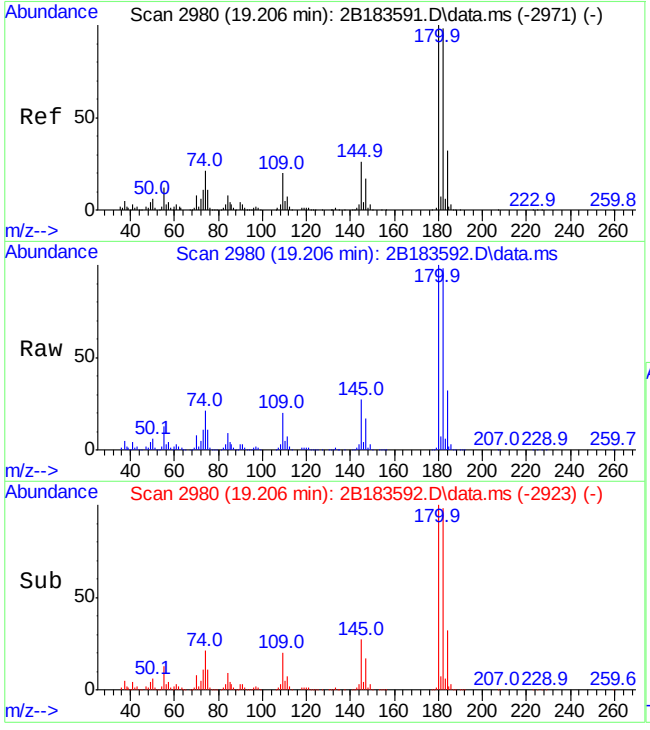

#121
1,2,4-trichlorobenzene
Concen: 106.51 ug/L
RT: 19.206 min Scan# 2980
Delta R.T. 0.000 min
Lab File: 2B183592.D
Acq: 16 Jun 21 9:48 pm

Tgt Ion:180 Resp: 672487

Ion	Ratio	Lower	Upper
180	100		
182	97.7	68.2	128.2
145	26.6	0.0	56.2

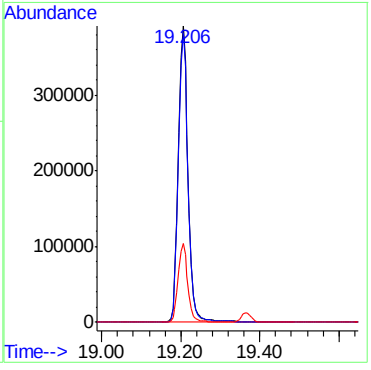

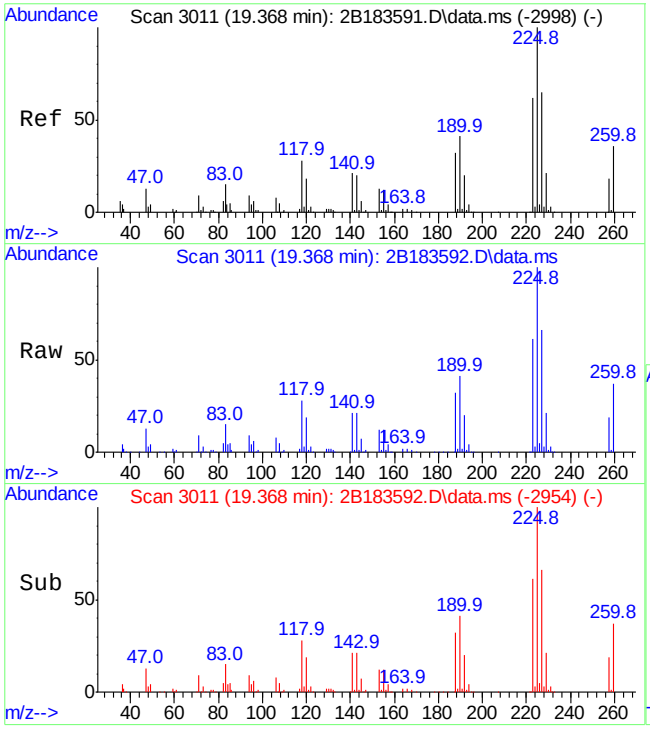

#122
hexachlorobutadiene
Concen: 98.00 ug/L
RT: 19.368 min Scan# 3011
Delta R.T. 0.000 min
Lab File: 2B183592.D
Acq: 16 Jun 21 9:48 pm

Tgt Ion:225 Resp: 317563

Ion	Ratio	Lower	Upper
225	100		
223	61.2	32.1	92.1
227	65.8	34.7	94.7

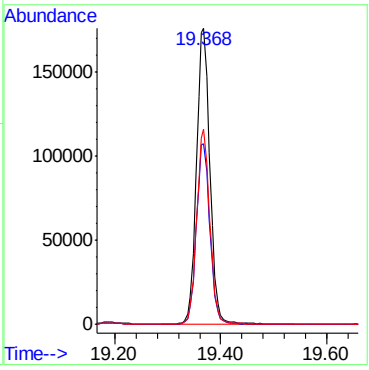

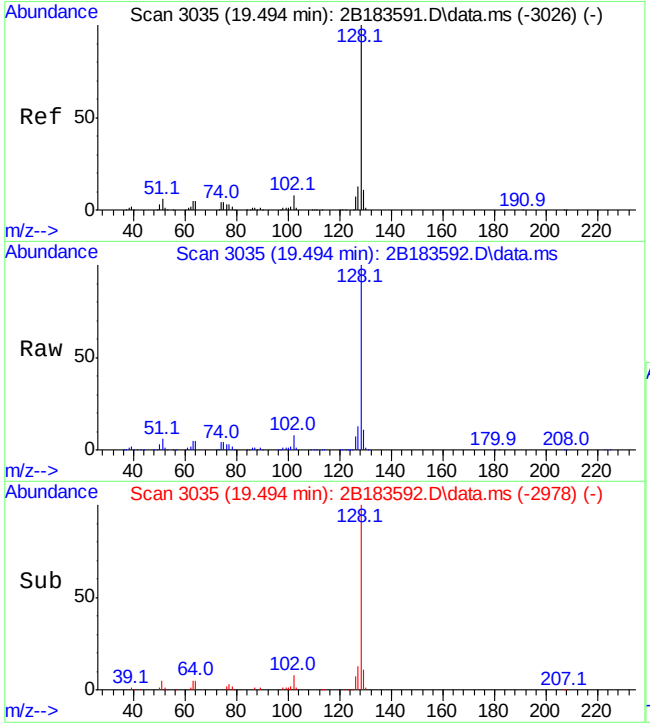

#123
naphthalene
Concen: 106.28 ug/L
RT: 19.494 min Scan# 3035
Delta R.T. 0.000 min
Lab File: 2B183592.D
Acq: 16 Jun 21 9:48 pm

Tgt Ion:128 Resp: 1283040

Ion	Ratio	Lower	Upper
128	100		
127	12.5	0.0	42.6
129	11.4	0.0	41.2

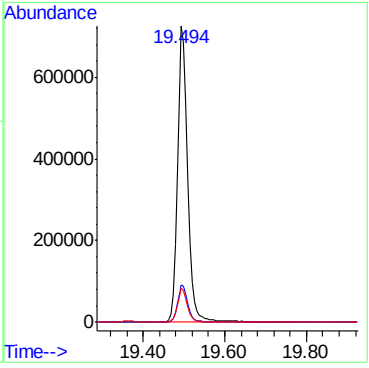

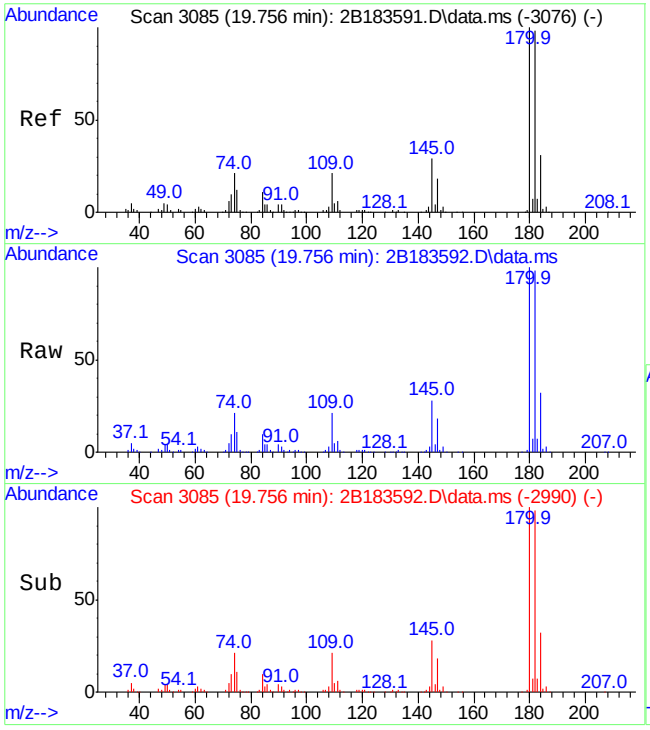

#124
1,2,3-trichlorobenzene
Concen: 107.09 ug/L
RT: 19.756 min Scan# 3085
Delta R.T. 0.000 min
Lab File: 2B183592.D
Acq: 16 Jun 21 9:48 pm

Tgt Ion:180 Resp: 571181

Ion	Ratio	Lower	Upper
180	100		
182	97.8	68.2	128.2
145	28.2	0.0	58.6

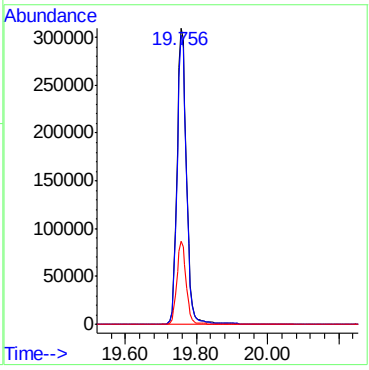

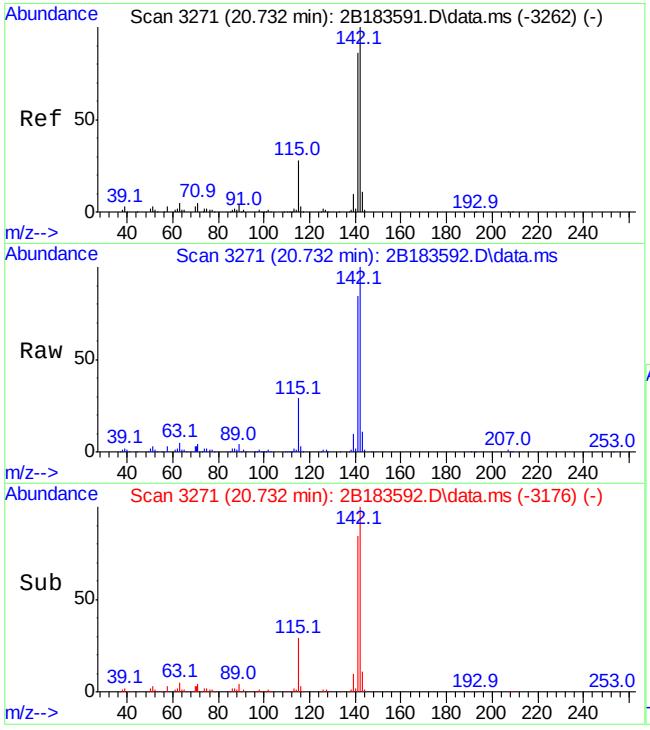

#125
2-methylnaphthalene
Concen: 51.43 ug/L
RT: 20.732 min Scan# 3271
Delta R.T. 0.000 min
Lab File: 2B183592.D
Acq: 16 Jun 21 9:48 pm

Tgt Ion:142 Resp: 342640

Ion	Ratio	Lower	Upper
142	100		
141	84.1	66.0	106.0
115	29.3	8.1	48.1

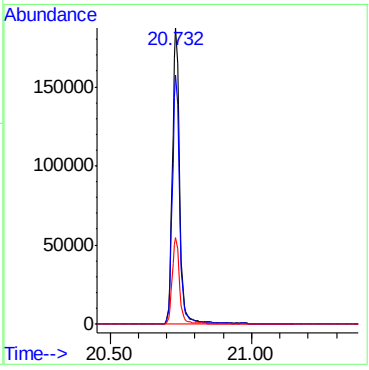

Quantitation Report (QT Reviewed)

Data Path : C:\msdchem\1\DATA\V2B8337\
Data File : 2B183593.D
Acq On : 16 Jun 2021 10:17 pm
Operator : thienn
Sample : ic8337-200
Misc : MS51064,V2B8337,5,,,,1
ALS Vial : 12 Sample Multiplier: 1

Quant Time: Jun 17 18:49:31 2021
Quant Method : C:\msdchem\1\METHODS\M2B8337.M
Quant Title : SW846 8260C/D, DB-624.1 60 mx0.25mmx1.4um
QLast Update : Thu Jun 17 18:48:00 2021
Response via : Initial Calibration

Compound	R.T.	QIon	Response	Conc	Units		Dev(Min)
Internal Standards							
1) tert butyl alcohol-d9	7.750	65	114014	500.00	ug/L		0.00
5) pentafluorobenzene	10.256	168	356344	50.00	ug/L		0.00
51) 1,4-difluorobenzene	11.200	114	500601	50.00	ug/L		0.00
73) chlorobenzene-d5	14.550	117	523486	50.00	ug/L		0.00
97) 1,4-dichlorobenzene-d4	17.035	152	284645	50.00	ug/L		0.00
System Monitoring Compounds							
43) dibromofluoromethane (s)	10.235	113	157132	49.34	ug/L		0.00
Spiked Amount 50.000	Range 80 - 120		Recovery = 98.68%				
52) 1,2-dichloroethane-d4 (s)	10.675	65	162346	46.80	ug/L		0.00
Spiked Amount 50.000	Range 81 - 124		Recovery = 93.60%				
74) toluene-d8 (s)	12.951	98	601776	47.68	ug/L		0.00
Spiked Amount 50.000	Range 80 - 120		Recovery = 95.36%				
98) 4-bromofluorobenzene (s)	15.793	95	241955	50.82	ug/L		0.00
Spiked Amount 50.000	Range 80 - 120		Recovery = 101.64%				
Target Compounds							Qvalue
2) tertiary butyl alcohol	7.876	59	275247	1089.27	ug/L		96
3) ethanol	6.334	45	468673	21697.64	ug/L		98
4) 1,4-dioxane	11.934	88	115504	5529.55	ug/L		94
6) chlorodifluoromethane	4.158	51	844354	192.64	ug/L		100
7) dichlorodifluoromethane	4.143	85	1163499	198.08	ug/L		100
8) chloromethane	4.552	50	974795	173.23	ug/L		98
9) vinyl chloride	4.798	62	952270	186.22	ug/L		99
10) 1,3-butadiene	4.829	54	625256	176.99	ug/L		99
11) bromomethane	5.448	94	718898	195.15	ug/L		99
12) chloroethane	5.616	64	506141	199.98	ug/L		98
13) trichlorofluoromethane	6.177	101	1201696	196.43	ug/L		99
14) ethyl ether	6.602	74	320996	211.44	ug/L		98
15) acrolein	6.790	56	102361	198.10	ug/L		98
16) freon 113	7.068	151	584631	189.01	ug/L		99
17) 1,1-dichloroethene	7.031	96	500144	188.18	ug/L		100
18) acetone	7.021	43	526232	781.50	ug/L		98
19) acetonitrile	7.446	41	569999	2010.51	ug/L		98
20) iodomethane	7.294	142	1151851	194.67	ug/L		99
21) carbon disulfide	7.461	76	1712910	188.69	ug/L		99
22) methylene chloride	7.776	84	583220	204.26	ug/L		99
23) methyl acetate	7.587	43	375142	216.37	ug/L		99
24) methyl tert butyl ether	8.237	73	1682745	196.88	ug/L		100
25) trans-1,2-dichloroethene	8.243	96	547886	190.03	ug/L		99
26) di-isopropyl ether	8.929	45	1719827	197.57	ug/L		97
27) 2-butanone	9.590	72	228262	885.28	ug/L		99
28) 1,1-dichloroethane	8.840	63	956411	197.65	ug/L		99
29) chloroprene	8.998	53	749499	200.82	ug/L		97
30) acrylonitrile	8.101	52	138859	215.68	ug/L		94
31) hexane	8.673	56	427257	200.54	ug/L		99
32) vinyl acetate	8.861	86	109706	209.11	ug/L	#	92
33) ethyl tert-butyl ether	9.433	59	1994377	209.83	ug/L		100
34) ethyl acetate	9.669	45	67631	208.52	ug/L	#	88

Quantitation Report (QT Reviewed)

Data Path : C:\msdchem\1\DATA\V2B8337\
Data File : 2B183593.D
Acq On : 16 Jun 2021 10:17 pm
Operator : thienn
Sample : ic8337-200
Misc : MS51064,V2B8337,5,,,,1
ALS Vial : 12 Sample Multiplier: 1

Quant Time: Jun 17 18:49:31 2021
Quant Method : C:\msdchem\1\METHODS\M2B8337.M
Quant Title : SW846 8260C/D, DB-624.1 60 mx0.25mmx1.4um
QLast Update : Thu Jun 17 18:48:00 2021
Response via : Initial Calibration

Compound	R.T.	QIon	Response	Conc	Units		Dev(Min)
35) 2,2-dichloropropane	9.674	77	862277	188.86	ug/L		98
36) cis-1,2-dichloroethene	9.637	96	592430	193.98	ug/L		98
37) methyl acrylate	9.742	55	425963	209.98	ug/L		98
38) propionitrile	9.632	54	631145	2044.43	ug/L		99
39) bromochloromethane	9.952	128	346967	199.69	ug/L		97
40) tetrahydrofuran	10.036	72	63880	212.18	ug/L		99
41) chloroform	10.025	85	654312	185.67	ug/L		99
42) t-butyl formate	10.114	59	522738	220.72	ug/L		94
44) methacrylonitrile	9.873	67	220480	221.56	ug/L		99
45) 1,1,1-trichloroethane	10.345	97	1014365	214.02	ug/L		99
46) cyclohexane	10.466	84	855972	203.42	ug/L		89
47) 1,1-dichloropropene	10.544	75	729920	198.03	ug/L		98
48) iso-butyl alcohol	10.502	43	186423	2231.40	ug/L		91
49) carbon tetrachloride	10.581	117	878036	197.85	ug/L		100
50) tert amyl alcohol	10.654	55	88426	1006.42	ug/L		91
53) n-butyl alcohol	11.299	56	676933	11175.45	ug/L		98
54) 2,2,4-trimethylpentane	10.911	57	2040368	203.20	ug/L		96
55) benzene	10.801	78	2026832	191.07	ug/L		99
56) tert-amyl methyl ether	10.896	87	467680	204.04	ug/L		93
57) heptane	11.090	71	467213	206.42	ug/L		98
58) isopropyl acetate	10.759	87	122974	217.34	ug/L	#	82
59) 1,2-dichloroethane	10.770	62	778024	191.90	ug/L		100
60) trichloroethene	11.561	130	700010	202.67	ug/L		99
61) ethyl acrylate	11.577	55	615103	209.20	ug/L		97
62) 2-nitropropane	12.301	41	162982	216.09	ug/L		97
63) 2-chloroethyl vinyl ether	12.385	63	1704746	1012.45	ug/L		96
64) methyl methacrylate	11.860	100	141480	214.36	ug/L	#	79
65) 1,2-dichloropropane	11.808	63	585156	203.92	ug/L		99
66) dibromomethane	11.949	93	371051	193.66	ug/L		96
67) methylcyclohexane	11.850	83	1048104	195.19	ug/L		99
68) bromodichloromethane	12.096	83	857773	210.51	ug/L		97
69) epichlorohydrin	12.469	57	268183	1051.05	ug/L		98
70) cis-1,3-dichloropropene	12.605	75	1014667	209.89	ug/L		98
71) 4-methyl-2-pentanone	12.720	58	803827	818.95	ug/L		97
72) 3-methyl-1-butanol	12.731	70	264249	4532.43	ug/L		97
75) toluene	13.024	92	1464897	195.88	ug/L		98
76) trans-1,3-dichloropropene	13.192	75	932265	208.45	ug/L		99
77) ethyl methacrylate	13.244	69	735327	203.02	ug/L		98
78) 1,1,2-trichloroethane	13.412	83	451334	194.89	ug/L		98
79) tetrachloroethene	13.669	164	576650	177.29	ug/L		98
80) 1,3-dichloropropane	13.611	76	898624	191.24	ug/L		98
81) 2-hexanone	13.632	58	721046	795.15	ug/L		97
82) butyl acetate	13.748	56	357923	206.82	ug/L		100
83) dibromochloromethane	13.889	129	772354	203.99	ug/L		98
84) 1,2-dibromoethane	14.052	107	622972	203.38	ug/L		99
85) n-butyl ether	14.576	57	2282121	197.24	ug/L		97
86) chlorobenzene	14.581	112	1705612	191.86	ug/L		97
87) 1,1,1,2-tetrachloroethane	14.644	131	715261	192.90	ug/L		99
88) ethylbenzene	14.671	91	2607961	181.75	ug/L		97
89) m,p-xylene	14.791	106	2265652	390.90	ug/L		90

Quantitation Report (QT Reviewed)

Data Path : C:\msdchem\1\DATA\V2B8337\
Data File : 2B183593.D
Acq On : 16 Jun 2021 10:17 pm
Operator : thienn
Sample : ic8337-200
Misc : MS51064,V2B8337,5,,,,1
ALS Vial : 12 Sample Multiplier: 1

Quant Time: Jun 17 18:49:31 2021
Quant Method : C:\msdchem\1\METHODS\M2B8337.M
Quant Title : SW846 8260C/D, DB-624.1 60 mx0.25mmx1.4um
QLast Update : Thu Jun 17 18:48:00 2021
Response via : Initial Calibration

	Compound	R.T.	QIon	Response	Conc	Units	Dev(Min)
90)	o-xylene	15.226	106	1219240	197.45	ug/L	95
91)	styrene	15.226	104	1946572	197.29	ug/L	98
92)	n-amyl acetate	15.284	70	439082	215.89	ug/L	95
93)	bromoform	15.462	173	624384	209.54	ug/L	97
94)	butyl acrylate	15.048	55	1261750	221.63	ug/L	99
95)	isopropylbenzene	15.604	105	3175524	188.56	ug/L	97
96)	cis-1,4-dichloro-2-butene	15.620	88	282842	199.18	ug/L	99
99)	bromobenzene	15.992	156	899939	194.55	ug/L	99
100)	1,1,2,2-tetrachloroethane	15.861	83	776130	203.78	ug/L	99
101)	trans-1,4-dichloro-2-b...	15.913	53	211222	213.71	ug/L	92
102)	1,2,3-trichloropropane	15.939	110	214797	194.48	ug/L	97
103)	n-propylbenzene	16.044	91	3364364	189.95	ug/L	97
104)	2-chlorotoluene	16.175	126	837429	200.63	ug/L	96
105)	4-chlorotoluene	16.280	91	2175650	194.58	ug/L	98
106)	1,3,5-trimethylbenzene	16.207	105	2558919	191.07	ug/L	97
107)	tert-butylbenzene	16.579	134	656110	206.12	ug/L	97
108)	1,2,4-trimethylbenzene	16.621	105	2668110	191.46	ug/L	98
109)	sec-butylbenzene	16.810	105	3537165	190.89	ug/L	96
110)	1,3-dichlorobenzene	16.972	146	1652739	189.80	ug/L	97
111)	p-isopropyltoluene	16.936	119	3105016	191.17	ug/L	97
112)	1,4-dichlorobenzene	17.061	146	1740892	203.76	ug/L	98
113)	benzyl chloride	17.166	91	1713904	219.51	ug/L	98
114)	1,2,3-trimethylbenzene	17.088	105	2666499	195.72	ug/L	99
115)	1,2-dichlorobenzene	17.476	146	1730539	199.03	ug/L	98
116)	n-butylbenzene	17.376	92	1536344	201.25	ug/L	94
117)	hexachloroethane	17.790	201	697529	206.98	ug/L	99
118)	1,2-dibromo-3-chloropr...	18.273	157	250851	213.16	ug/L	98
119)	1,3,5-trichlorobenzene	18.535	180	1434034	186.94	ug/L	99
120)	2-ethylhexyl acrylate	19.211	70	117943	38.46	ug/L	97
121)	1,2,4-trichlorobenzene	19.206	180	1289541	185.70	ug/L	100
122)	hexachlorobutadiene	19.368	225	617970	173.40	ug/L	99
123)	naphthalene	19.494	128	2512825	189.26	ug/L	99
124)	1,2,3-trichlorobenzene	19.756	180	1115175	190.11	ug/L	100
125)	2-methylnaphthalene	20.732	142	708049	95.68	ug/L	98

(#) = qualifier out of range (m) = manual integration (+) = signals summed

Quantitation Report (QT Reviewed)

Data Path : C:\msdchem\1\DATA\V2B8337\
Data File : 2B183593.D
Acq On : 16 Jun 2021 10:17 pm
Operator : thienn
Sample : ic8337-200
Misc : MS51064,V2B8337,5,,,,1
ALS Vial : 12 Sample Multiplier: 1

Quant Time: Jun 17 18:49:31 2021
Quant Method : C:\msdchem\1\METHODS\M2B8337.M
Quant Title : SW846 8260C/D, DB-624.1 60 mx0.25mmx1.4um
QLast Update : Thu Jun 17 18:48:00 2021
Response via : Initial Calibration

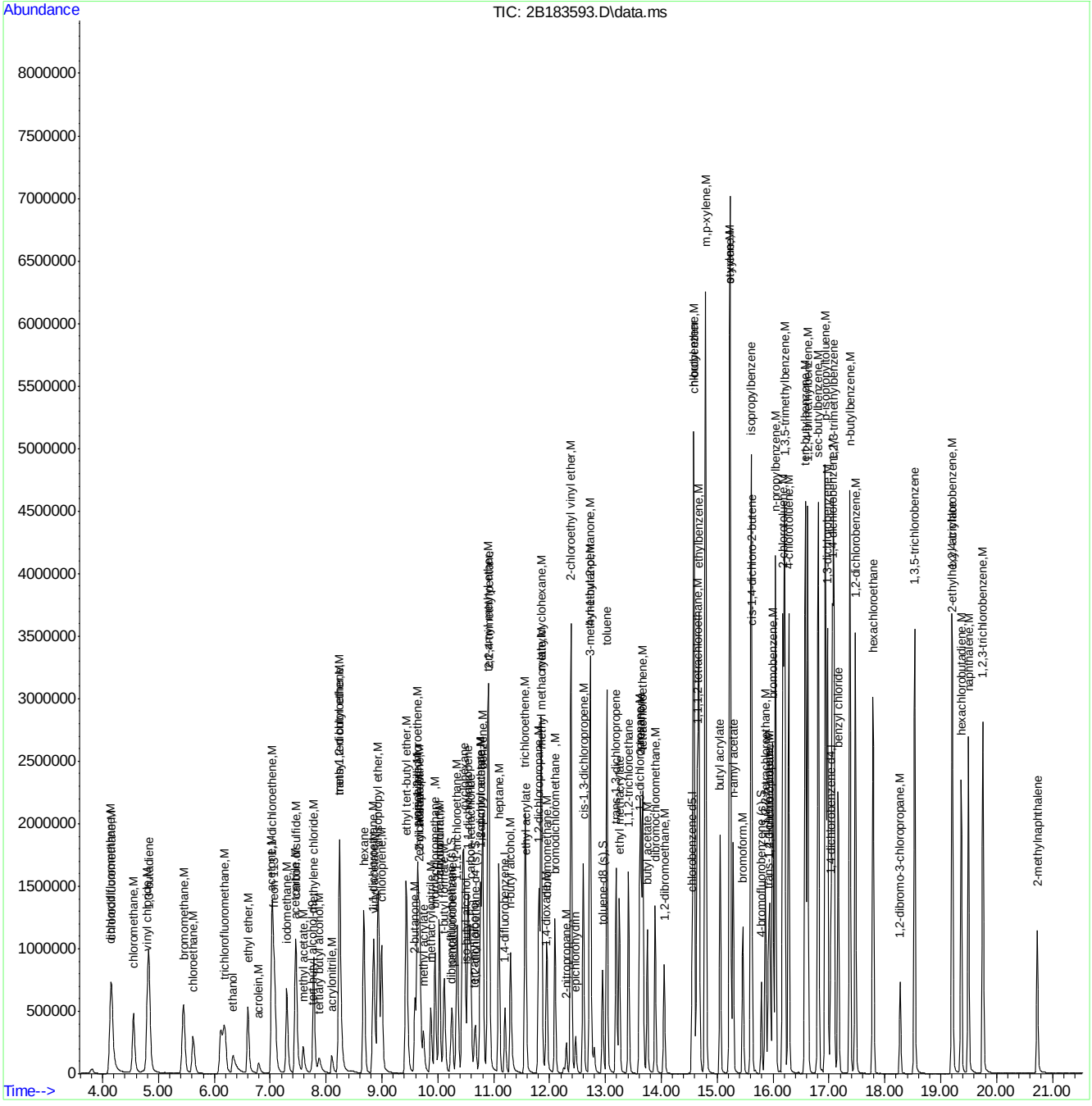

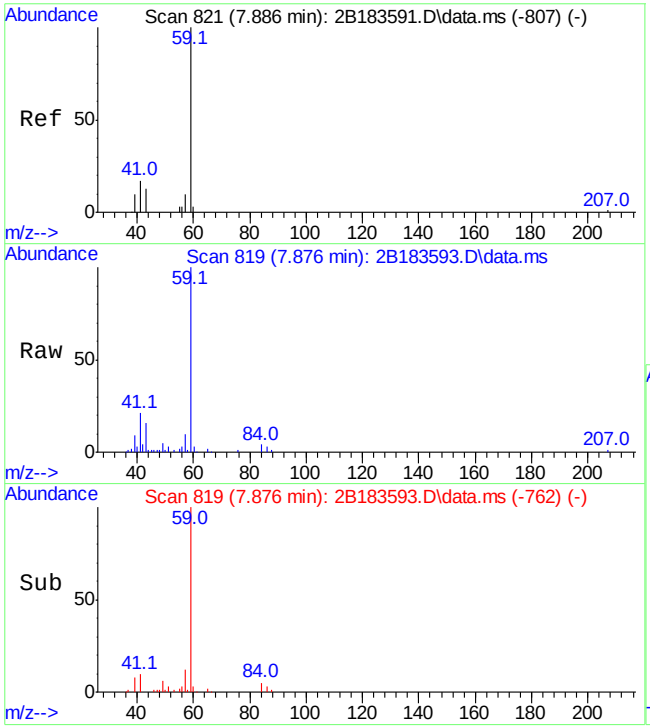

#2
tertiary butyl alcohol
Concen: 1089.27 ug/L
RT: 7.876 min Scan# 819
Delta R.T. 0.000 min
Lab File: 2B183593.D
Acq: 16 Jun 21 10:17 pm

Tgt Ion: 59 Resp: 275247

Ion	Ratio	Lower	Upper
59	100		
41	20.5	0.0	52.7
43	15.3	0.0	46.6

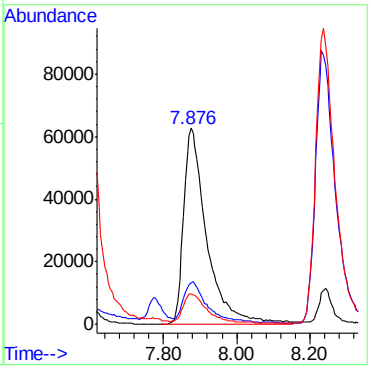

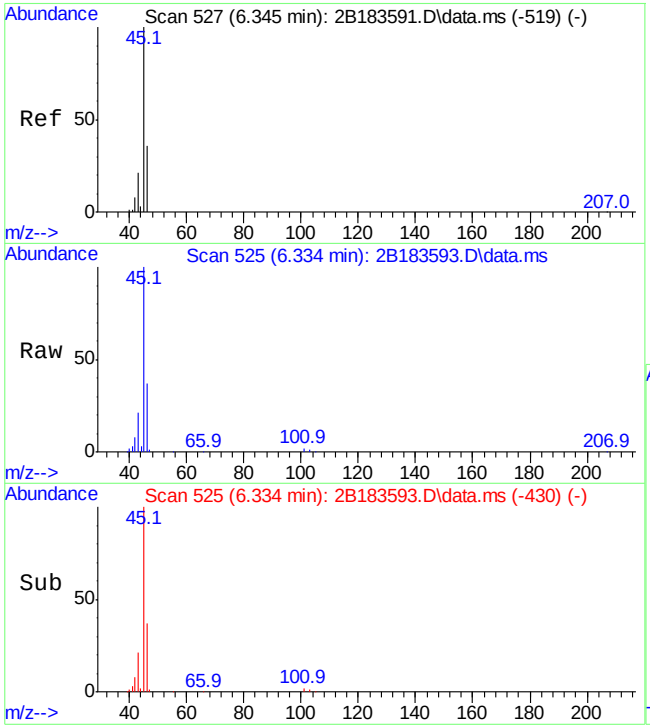

#3
ethanol
Concen: 21697.64 ug/L
RT: 6.334 min Scan# 525
Delta R.T. 0.000 min
Lab File: 2B183593.D
Acq: 16 Jun 21 10:17 pm

Tgt Ion: 45 Resp: 468673

Ion	Ratio	Lower	Upper
45	100		
46	37.2	6.1	66.1

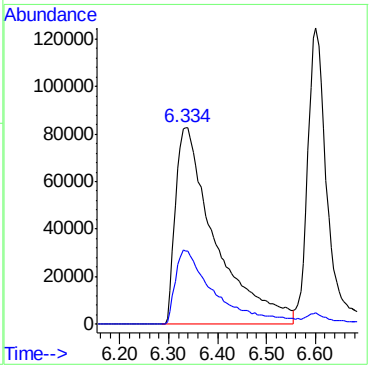

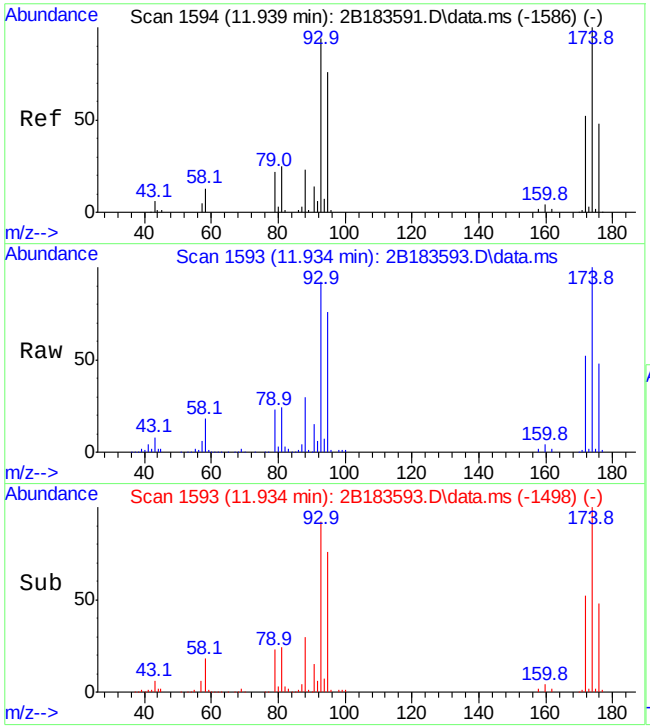

#4
1,4-dioxane
Concen: 5529.55 ug/L
RT: 11.934 min Scan# 1593
Delta R.T. 0.000 min
Lab File: 2B183593.D
Acq: 16 Jun 21 10:17 pm

Tgt Ion: 88 Resp: 115504

Ion	Ratio	Lower	Upper
88	100		
58	60.0	25.6	85.6

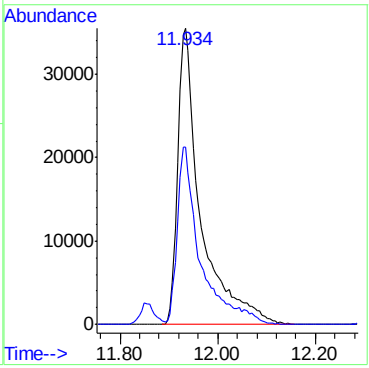

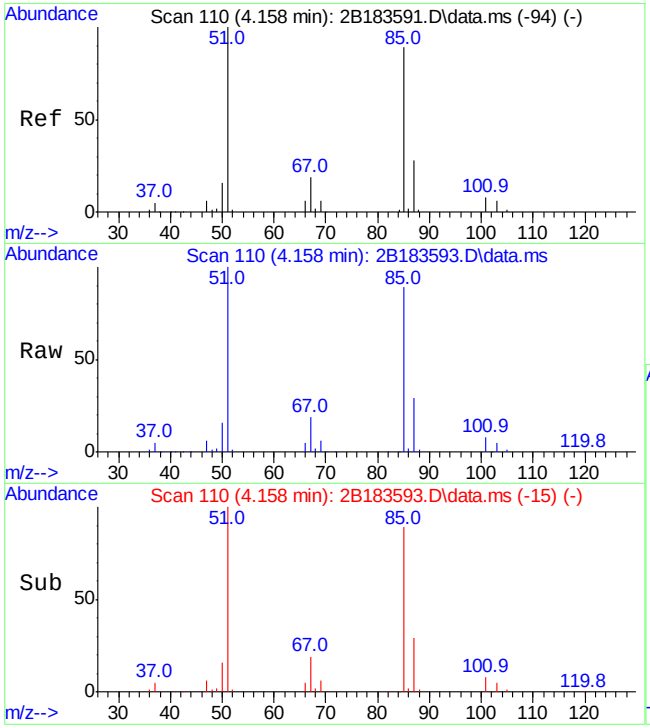

#6
chlorodifluoromethane
Concen: 192.64 ug/L
RT: 4.158 min Scan# 110
Delta R.T. 0.000 min
Lab File: 2B183593.D
Acq: 16 Jun 21 10:17 pm

Tgt Ion: 51 Resp: 844354

Ion	Ratio	Lower	Upper
51	100		
67	18.8	0.0	48.7
50	15.5	0.0	45.8

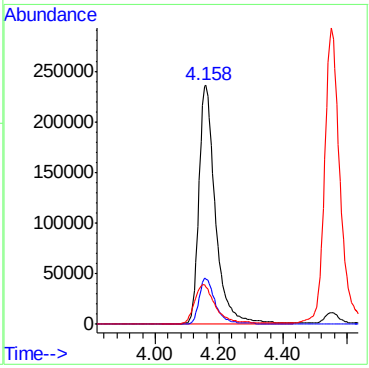

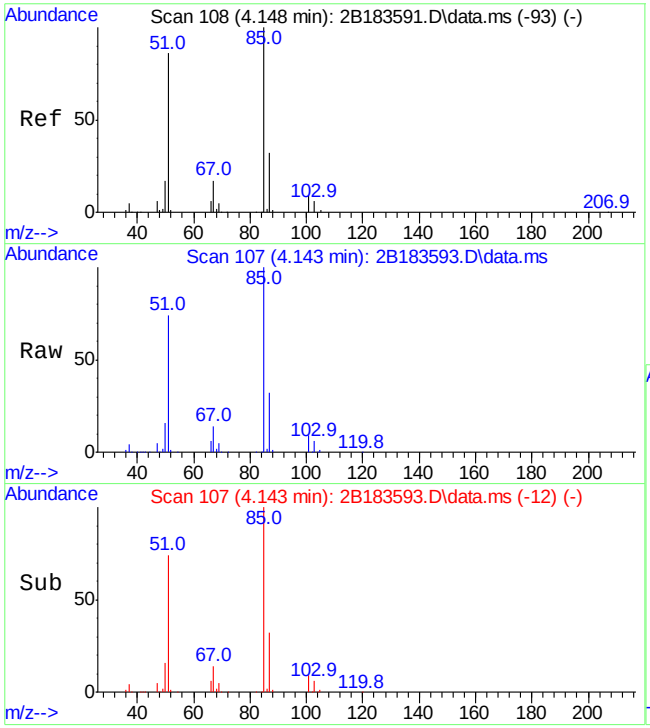

#7
dichlorodifluoromethane
Concen: 198.08 ug/L
RT: 4.143 min Scan# 107
Delta R.T. 0.000 min
Lab File: 2B183593.D
Acq: 16 Jun 21 10:17 pm

Tgt Ion: 85 Resp: 1163499

Ion	Ratio	Lower	Upper
85	100		
87	32.1	1.9	61.9
101	9.0	0.0	39.2

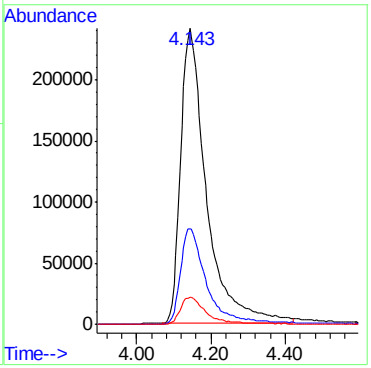

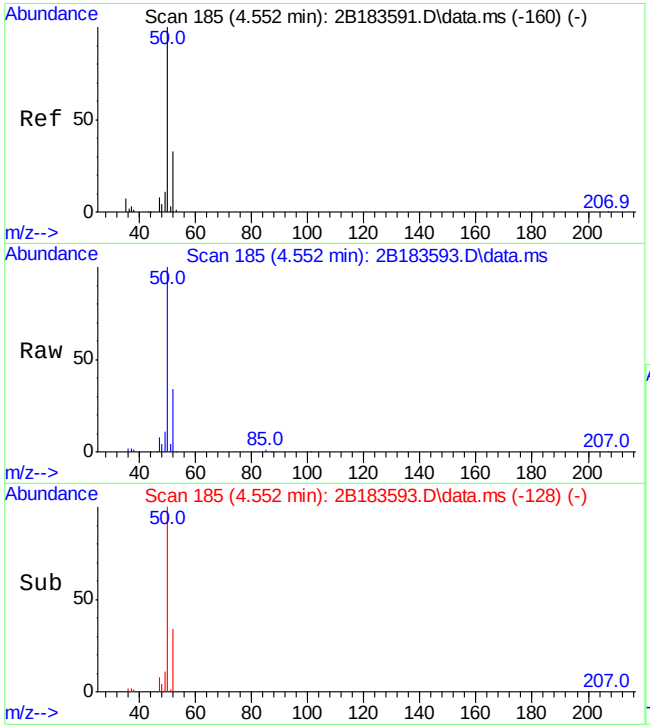

#8
chloromethane
Concen: 173.23 ug/L
RT: 4.552 min Scan# 185
Delta R.T. 0.000 min
Lab File: 2B183593.D
Acq: 16 Jun 21 10:17 pm

Tgt Ion: 50 Resp: 974795

Ion	Ratio	Lower	Upper
50	100		
52	33.9	2.9	62.9
49	10.7	0.0	41.3

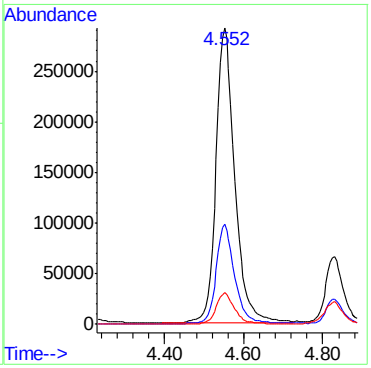

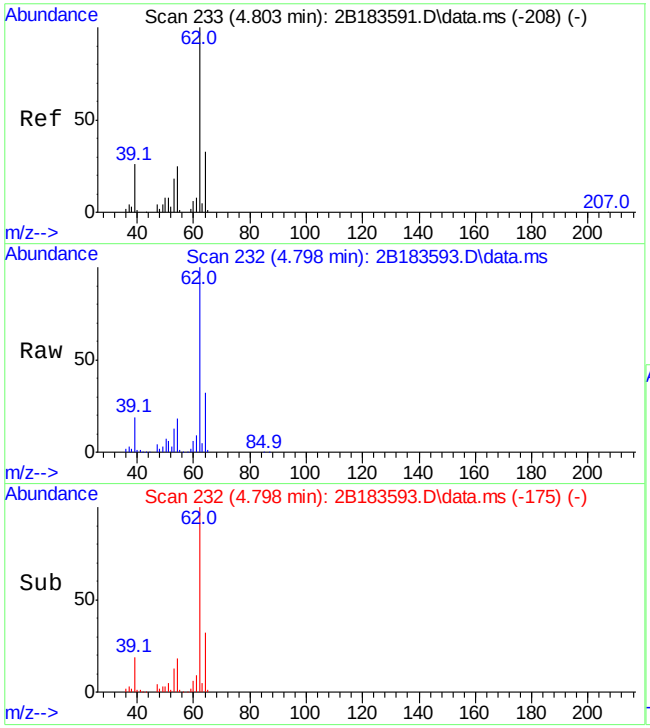

#9
vinyl chloride
Concen: 186.22 ug/L
RT: 4.798 min Scan# 232
Delta R.T. 0.000 min
Lab File: 2B183593.D
Acq: 16 Jun 21 10:17 pm

Tgt Ion: 62 Resp: 952270

Ion	Ratio	Lower	Upper
62	100		
64	32.3	3.0	63.0
61	8.5	0.0	38.4

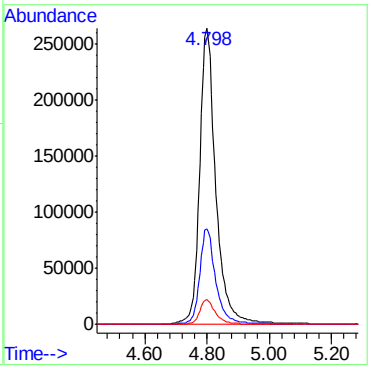

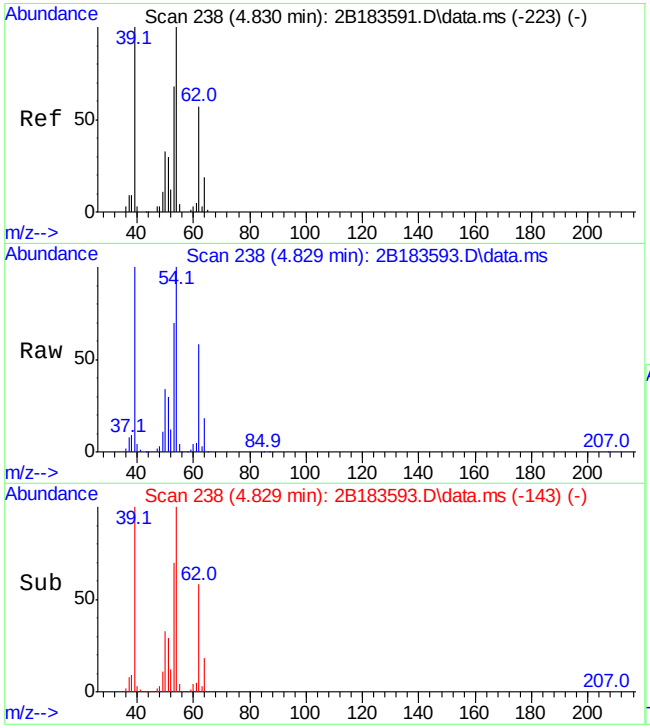

#10
1,3-butadiene
Concen: 176.99 ug/L
RT: 4.829 min Scan# 238
Delta R.T. 0.000 min
Lab File: 2B183593.D
Acq: 16 Jun 21 10:17 pm

Tgt Ion: 54 Resp: 625256

Ion	Ratio	Lower	Upper
54	100		
53	69.5	38.4	98.4
51	30.0	0.0	60.0

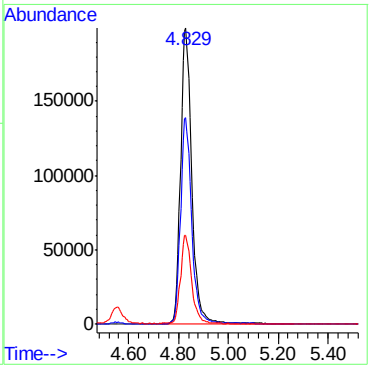

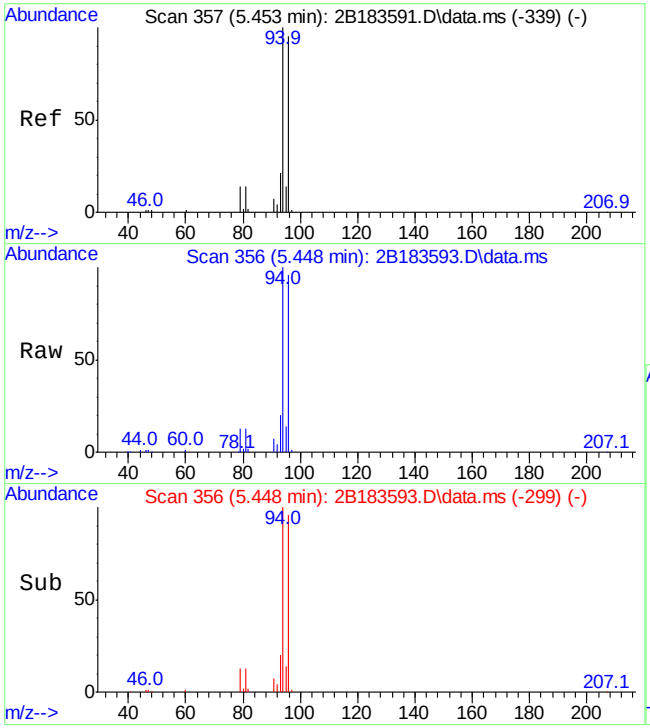

#11
bromomethane
Concen: 195.15 ug/L
RT: 5.448 min Scan# 356
Delta R.T. 0.000 min
Lab File: 2B183593.D
Acq: 16 Jun 21 10:17 pm

Tgt Ion: 94 Resp: 718898

Ion	Ratio	Lower	Upper
94	100		
96	95.7	65.2	125.2
79	13.3	0.0	44.4

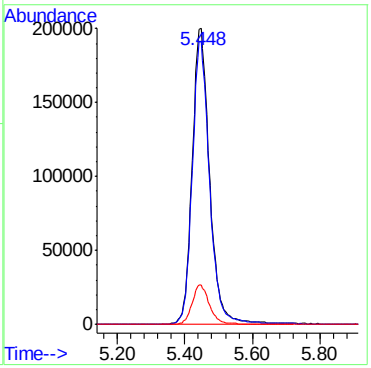

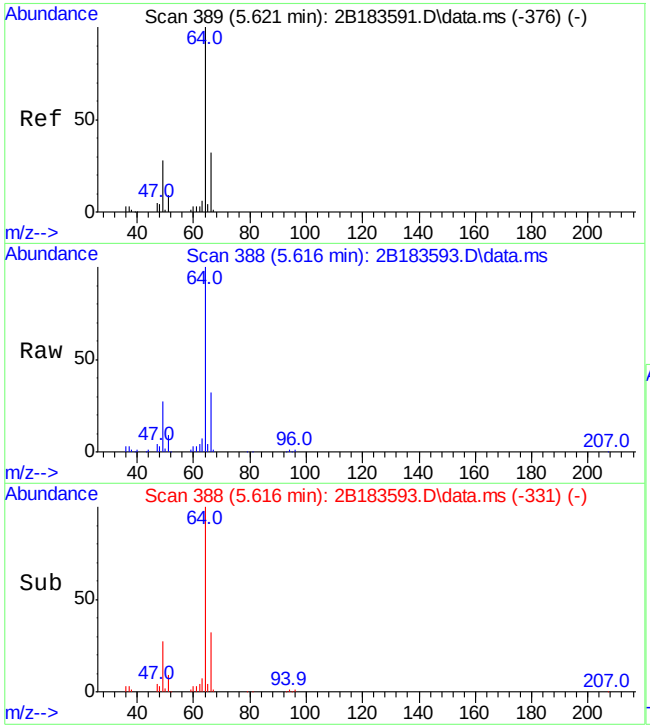

#12
chloroethane
Concen: 199.98 ug/L
RT: 5.616 min Scan# 388
Delta R.T. 0.000 min
Lab File: 2B183593.D
Acq: 16 Jun 21 10:17 pm

Tgt Ion: 64 Resp: 506141

Ion	Ratio	Lower	Upper
64	100		
66	32.3	1.7	61.7
49	26.5	0.0	57.6

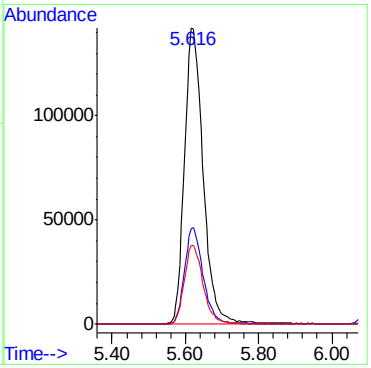

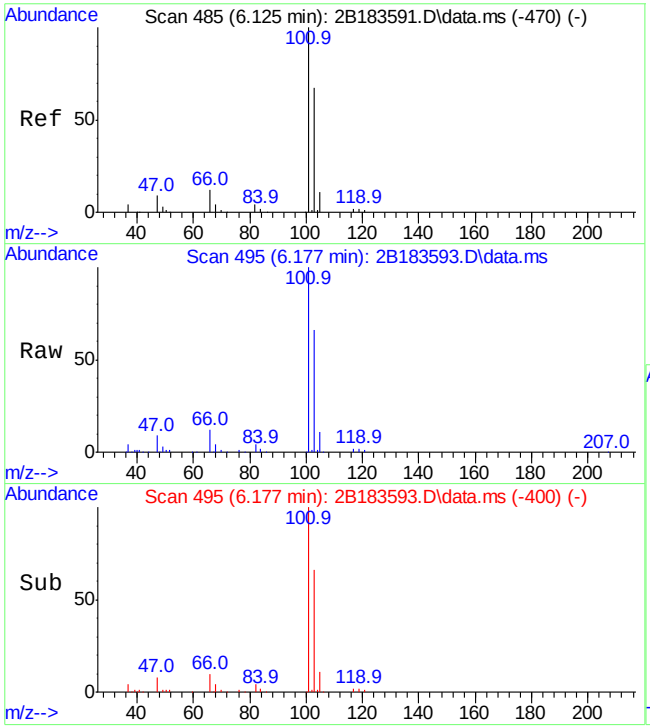

#13
trichlorofluoromethane
Concen: 196.43 ug/L
RT: 6.177 min Scan# 495
Delta R.T. 0.000 min
Lab File: 2B183593.D
Acq: 16 Jun 21 10:17 pm

Tgt Ion:101 Resp: 1201696

Ion	Ratio	Lower	Upper
101	100		
103	66.4	37.3	97.3
66	12.3	0.0	42.3

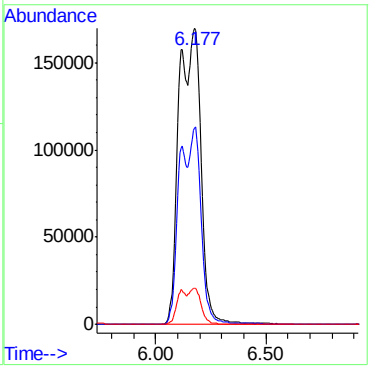

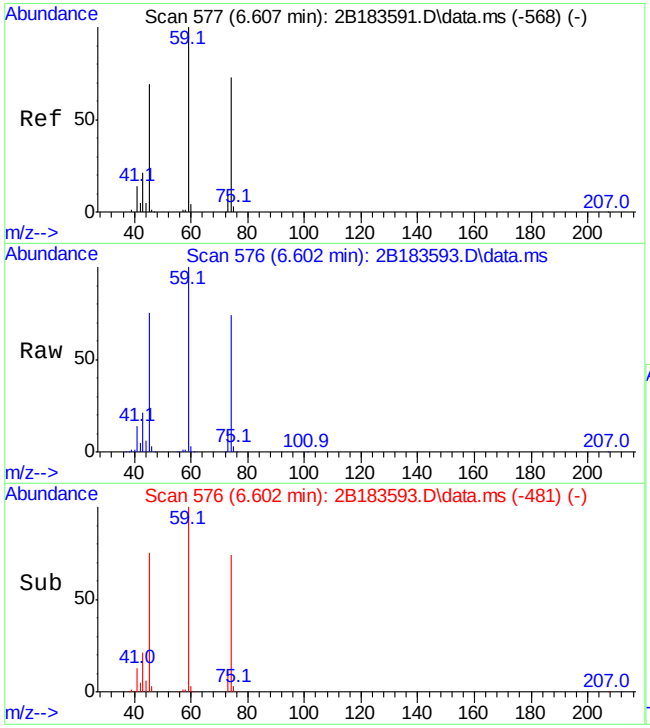

#14
ethyl ether
Concen: 211.44 ug/L
RT: 6.602 min Scan# 576
Delta R.T. 0.000 min
Lab File: 2B183593.D
Acq: 16 Jun 21 10:17 pm

Tgt Ion: 74 Resp: 320996

Ion	Ratio	Lower	Upper
74	100		
45	99.9	69.2	129.2
59	134.8	107.5	167.5

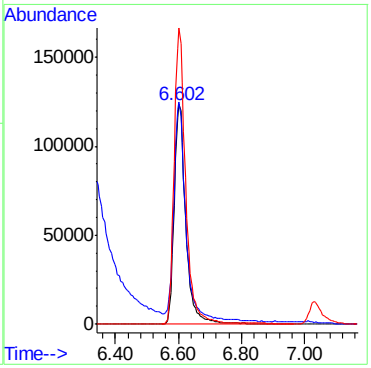

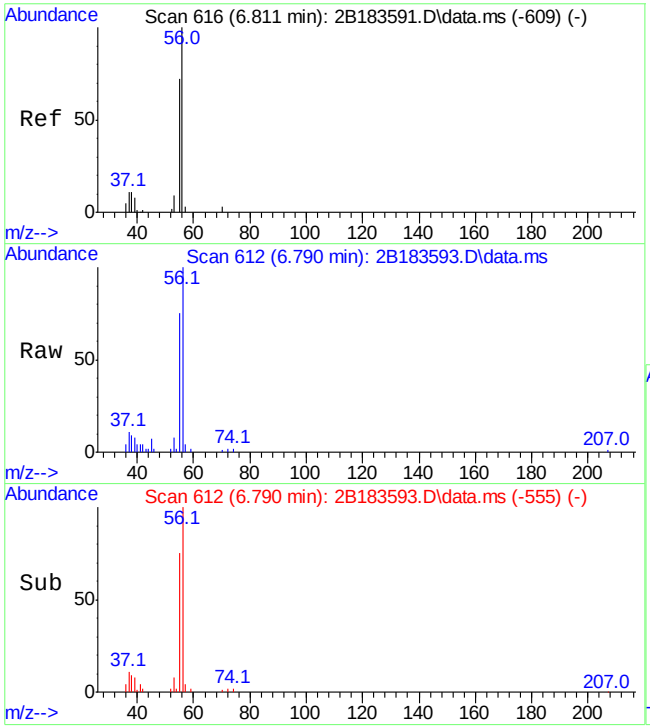

#15
acrolein
Concen: 198.10 ug/L
RT: 6.790 min Scan# 612
Delta R.T. 0.000 min
Lab File: 2B183593.D
Acq: 16 Jun 21 10:17 pm

Tgt Ion: 56 Resp: 102361

Ion	Ratio	Lower	Upper
56	100		
55	73.6	41.6	101.6
53	7.7	0.0	38.7

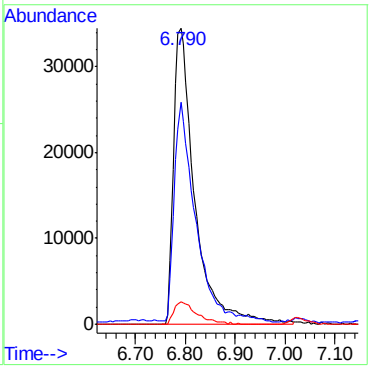

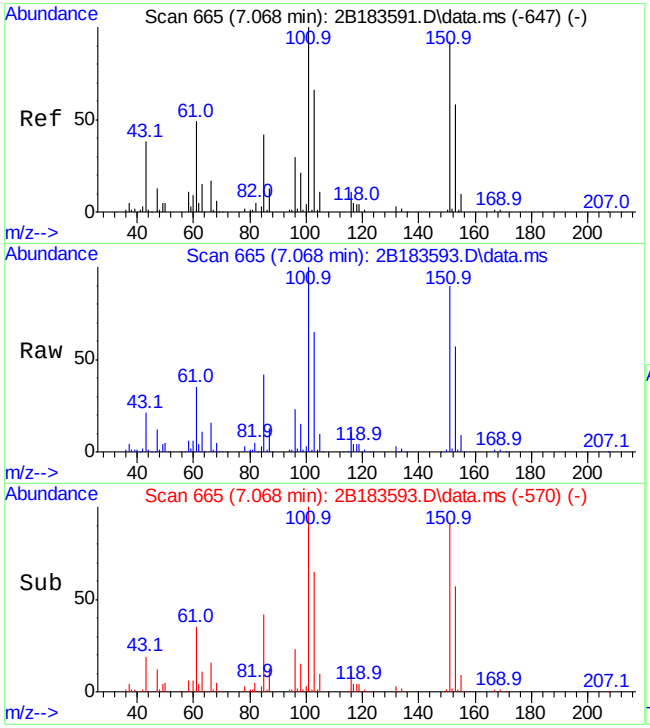

#16
freon 113
Concen: 189.01 ug/L
RT: 7.068 min Scan# 665
Delta R.T. 0.000 min
Lab File: 2B183593.D
Acq: 16 Jun 21 10:17 pm

Tgt Ion:151 Resp: 584631

Ion	Ratio	Lower	Upper
151	100		
101	110.6	88.6	128.6
103	71.5	52.2	92.2
153	62.7	42.8	82.8

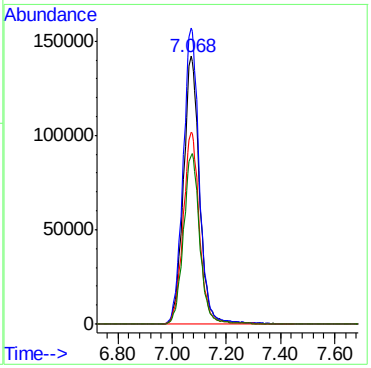

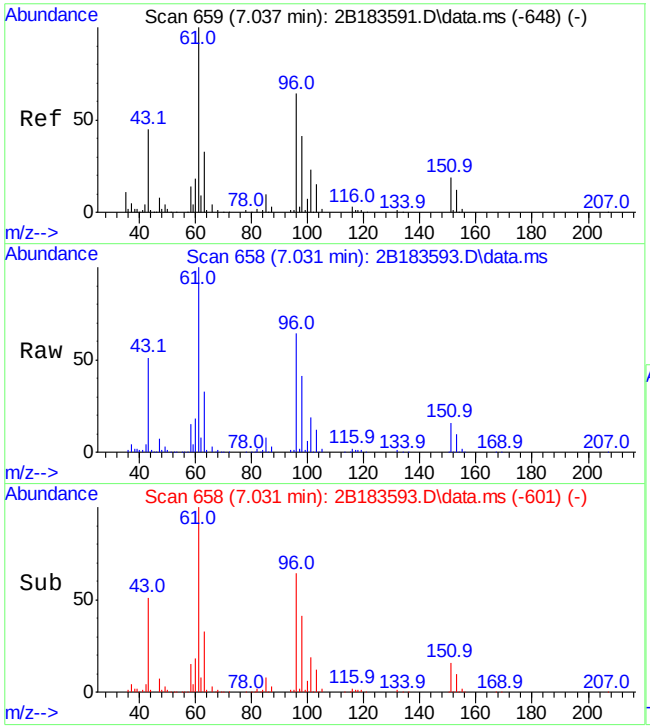

#17
1,1-dichloroethene
Concen: 188.18 ug/L
RT: 7.031 min Scan# 658
Delta R.T. 0.000 min
Lab File: 2B183593.D
Acq: 16 Jun 21 10:17 pm

Tgt Ion: 96 Resp: 500144

Ion	Ratio	Lower	Upper
96	100		
61	156.8	127.2	187.2
63	51.8	21.7	81.7

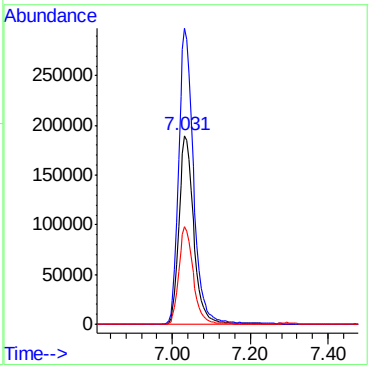

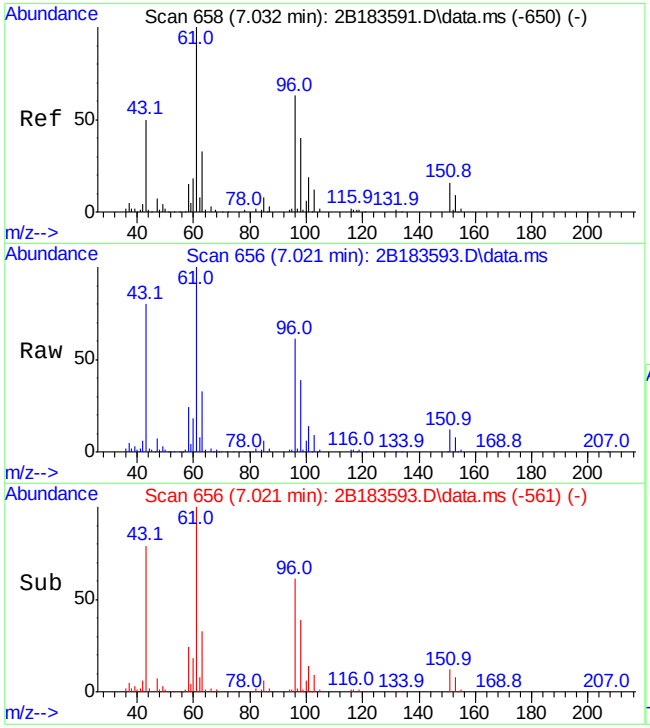

#18
acetone
Concen: 781.50 ug/L
RT: 7.021 min Scan# 656
Delta R.T. 0.000 min
Lab File: 2B183593.D
Acq: 16 Jun 21 10:17 pm

Tgt Ion: 43 Resp: 526232

Ion	Ratio	Lower	Upper
43	100		
58	30.4	0.0	59.5

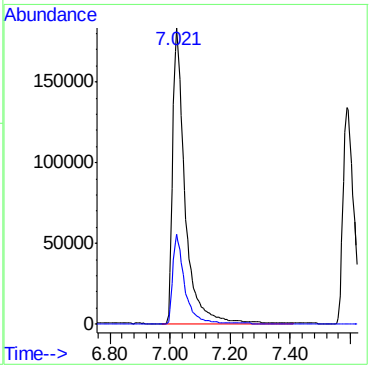

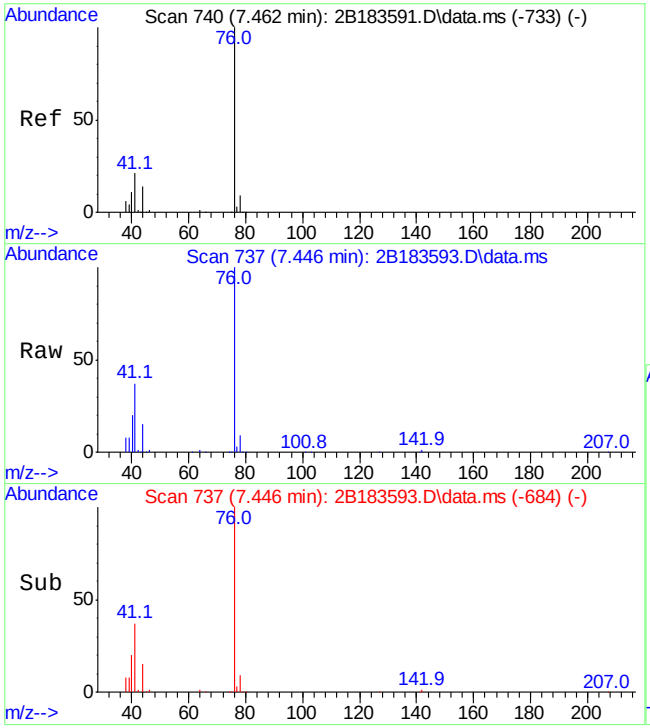

#19
acetonitrile
Concen: 2010.51 ug/L
RT: 7.446 min Scan# 737
Delta R.T. 0.000 min
Lab File: 2B183593.D
Acq: 16 Jun 21 10:17 pm

Tgt Ion: 41 Resp: 569999

Ion	Ratio	Lower	Upper
41	100		
40	52.9	21.2	81.2
39	20.6	0.0	51.1

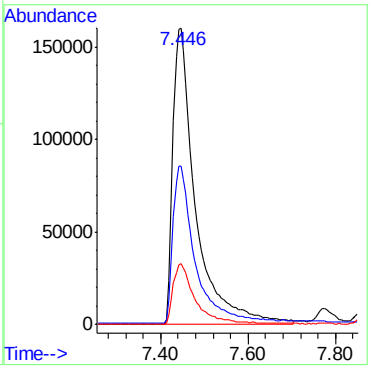

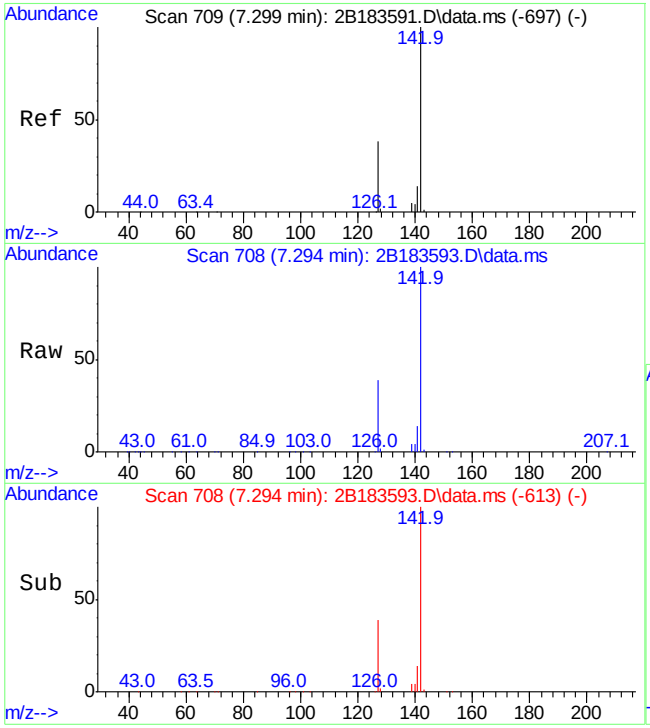

#20
iodomethane
Concen: 194.67 ug/L
RT: 7.294 min Scan# 708
Delta R.T. 0.000 min
Lab File: 2B183593.D
Acq: 16 Jun 21 10:17 pm

Tgt Ion:142 Resp: 1151851

Ion	Ratio	Lower	Upper
142	100		
127	39.0	8.2	68.2
141	14.0	0.0	43.6

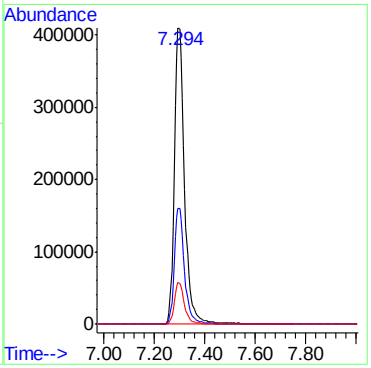

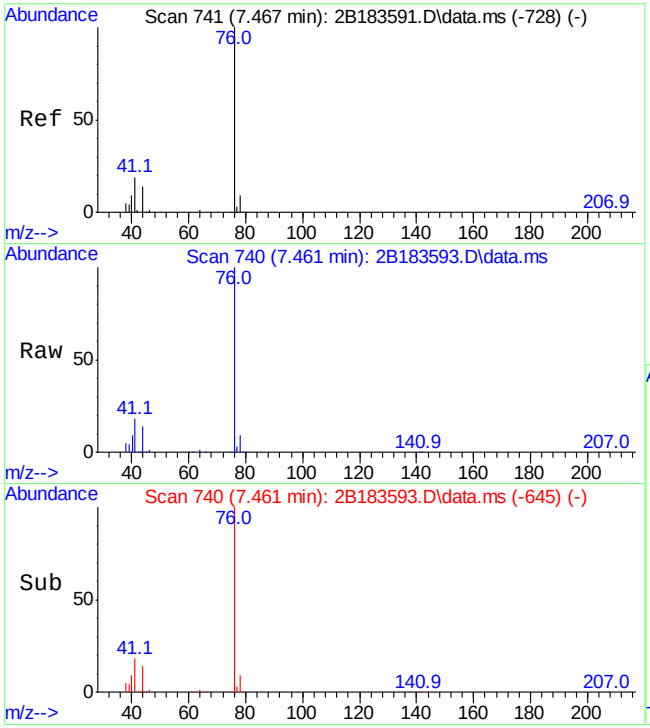

#21
carbon disulfide
Concen: 188.69 ug/L
RT: 7.461 min Scan# 740
Delta R.T. 0.000 min
Lab File: 2B183593.D
Acq: 16 Jun 21 10:17 pm

Tgt Ion: 76 Resp: 1712910

Ion	Ratio	Lower	Upper
76	100		
78	9.4	0.0	39.2
44	13.9	0.0	44.1

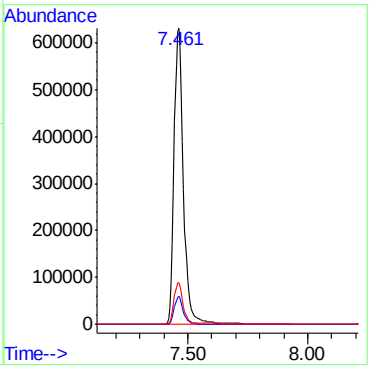

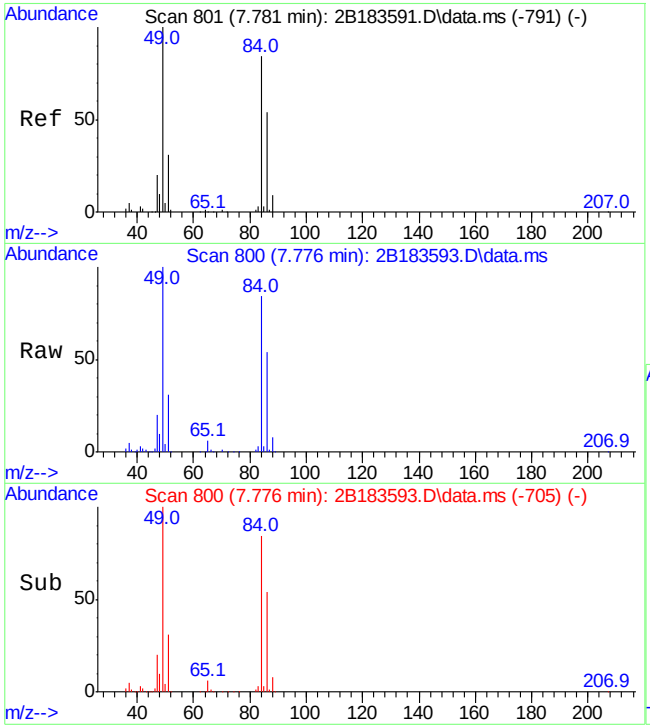

#22
methylene chloride
Concen: 204.26 ug/L
RT: 7.776 min Scan# 800
Delta R.T. 0.000 min
Lab File: 2B183593.D
Acq: 16 Jun 21 10:17 pm

Tgt Ion: 84 Resp: 583220

Ion	Ratio	Lower	Upper
84	100		
86	64.9	34.1	94.1
49	119.2	88.6	148.6

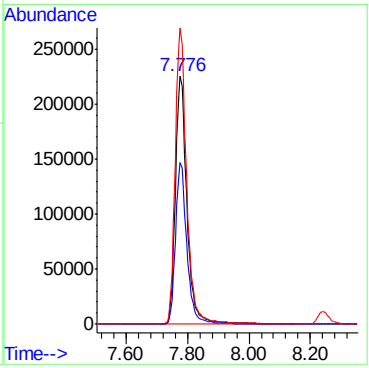

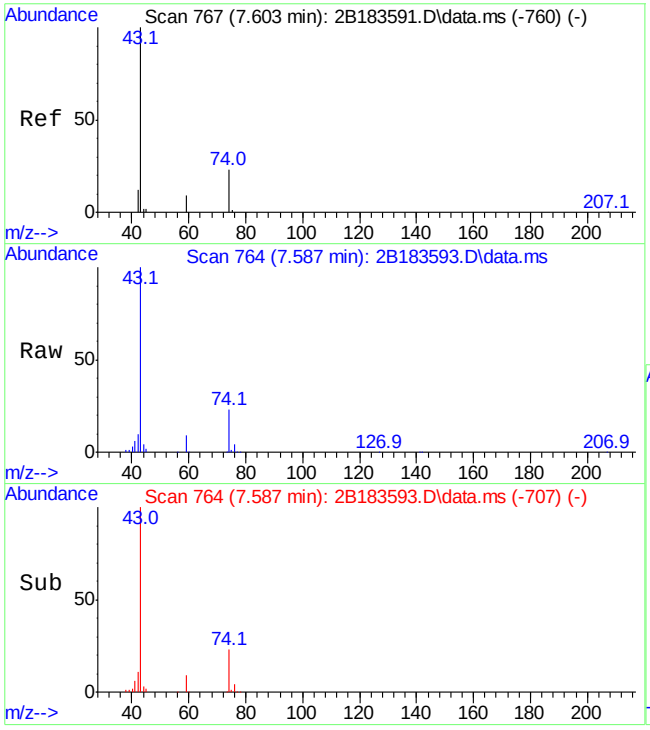

#23
methyl acetate
Concen: 216.37 ug/L
RT: 7.587 min Scan# 764
Delta R.T. 0.000 min
Lab File: 2B183593.D
Acq: 16 Jun 21 10:17 pm

Tgt Ion: 43 Resp: 375142

Ion	Ratio	Lower	Upper
43	100		
74	22.9	0.0	53.3
44	3.3	0.0	32.4

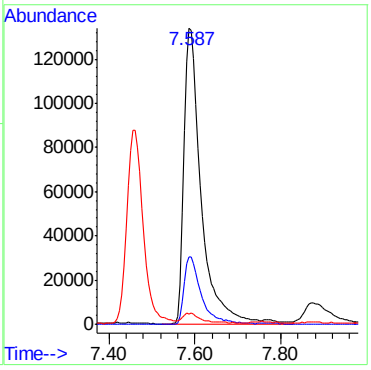

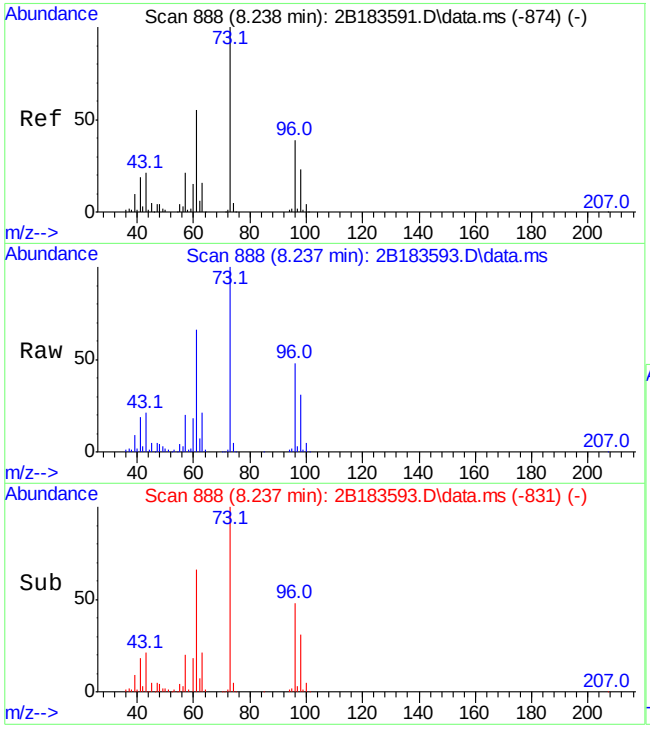

#24
methyl tert butyl ether
Concen: 196.88 ug/L
RT: 8.237 min Scan# 888
Delta R.T. 0.000 min
Lab File: 2B183593.D
Acq: 16 Jun 21 10:17 pm

Tgt Ion: 73 Resp: 1682745

Ion	Ratio	Lower	Upper
73	100		
57	20.4	0.0	220.5

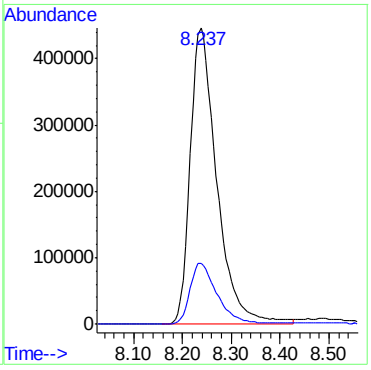

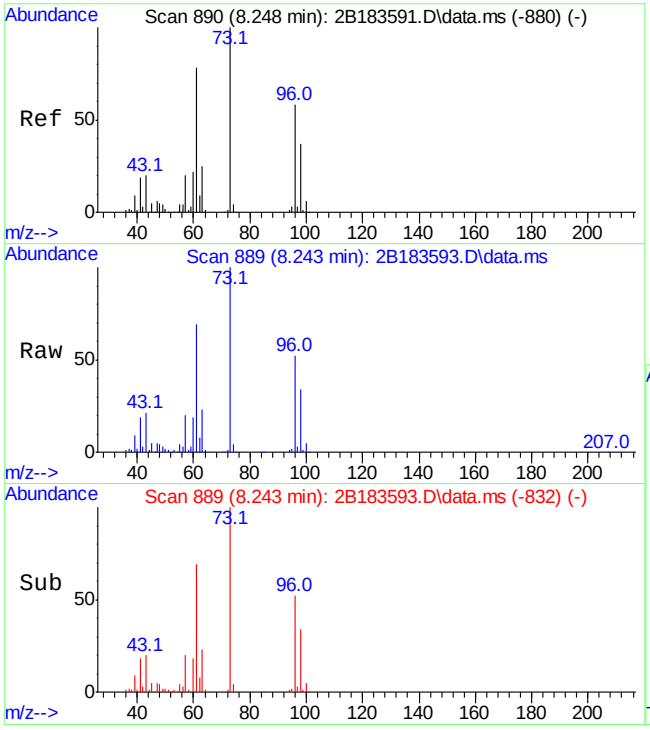

#25
trans-1,2-dichloroethene
Concen: 190.03 ug/L
RT: 8.243 min Scan# 889
Delta R.T. 0.000 min
Lab File: 2B183593.D
Acq: 16 Jun 21 10:17 pm

Tgt Ion: 96 Resp: 547886

Ion	Ratio	Lower	Upper
96	100		
61	133.6	103.8	163.8
98	65.1	34.0	94.0

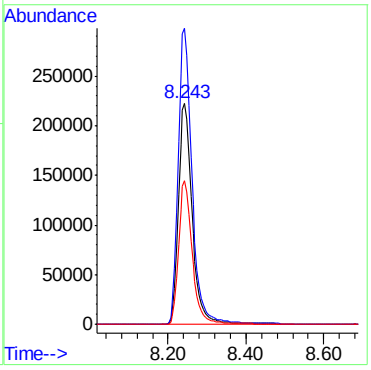

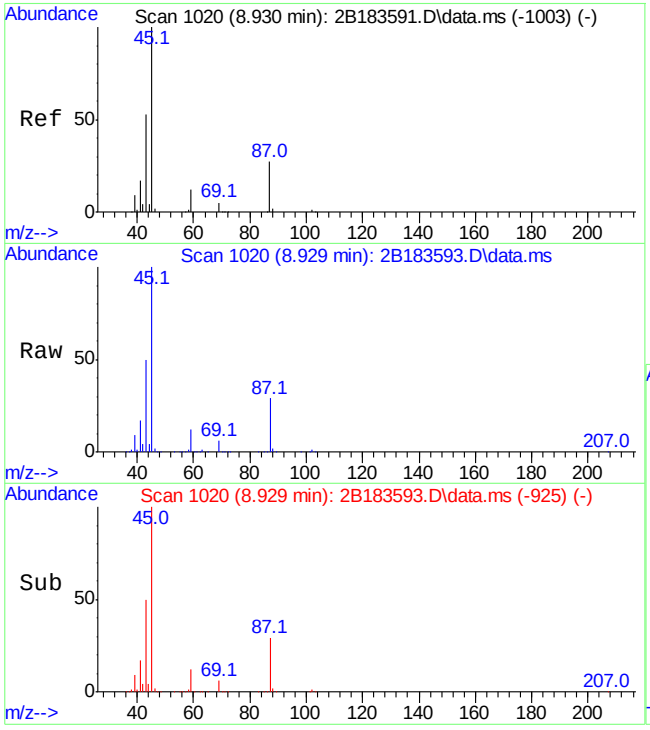

#26
di-isopropyl ether
Concen: 197.57 ug/L
RT: 8.929 min Scan# 1020
Delta R.T. 0.000 min
Lab File: 2B183593.D
Acq: 16 Jun 21 10:17 pm

Tgt Ion: 45 Resp: 1719827

Ion	Ratio	Lower	Upper
45	100		
87	28.6	0.0	58.2
43	50.1	23.5	83.5

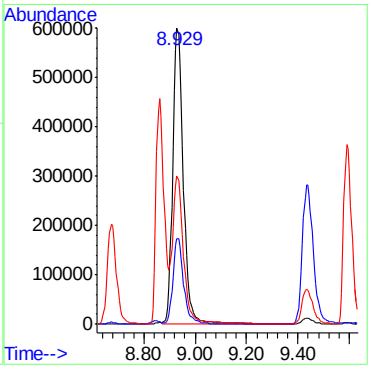

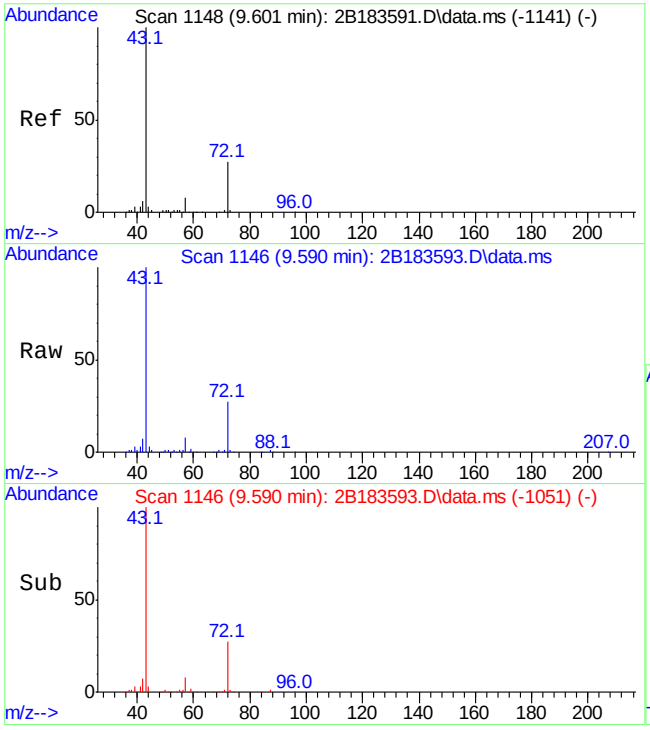

#27
2-butanone
Concen: 885.28 ug/L
RT: 9.590 min Scan# 1146
Delta R.T. 0.000 min
Lab File: 2B183593.D
Acq: 16 Jun 21 10:17 pm

Tgt Ion: 72 Resp: 228262

Ion	Ratio	Lower	Upper
72	100		
57	30.6	0.0	59.8
43	366.6	334.2	394.2

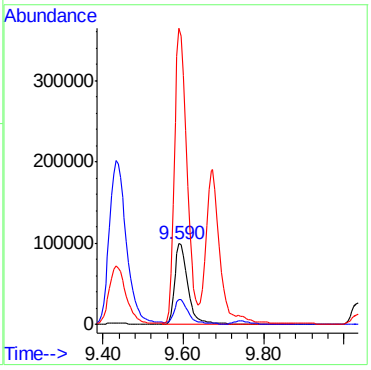

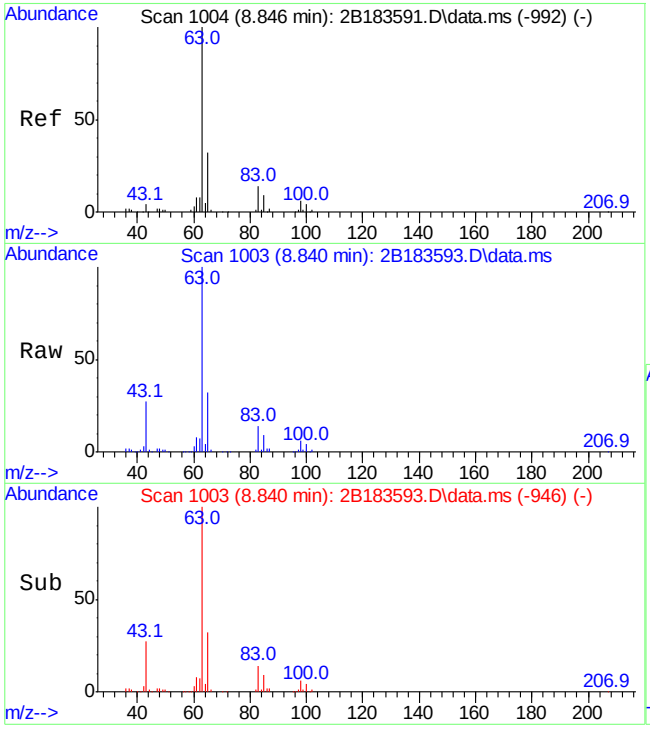

#28
1,1-dichloroethane
Concen: 197.65 ug/L
RT: 8.840 min Scan# 1003
Delta R.T. 0.000 min
Lab File: 2B183593.D
Acq: 16 Jun 21 10:17 pm

Tgt Ion: 63 Resp: 956411

Ion	Ratio	Lower	Upper
63	100		
65	32.5	2.1	62.1
83	14.5	0.0	44.4

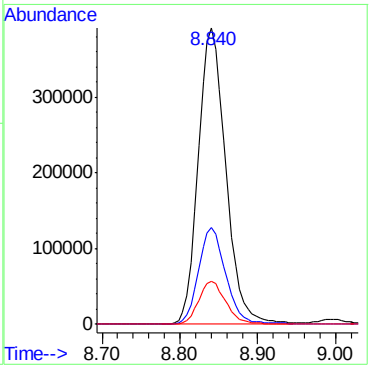

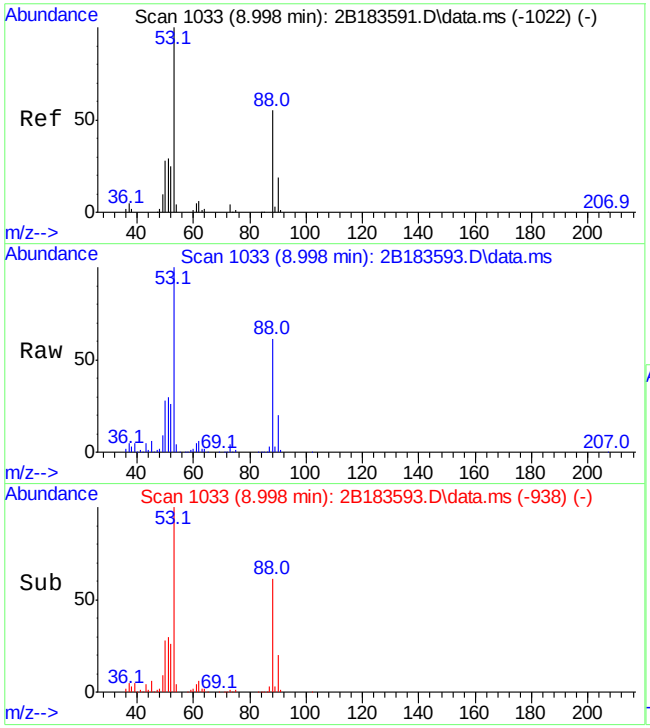

#29
chloroprene
Concen: 200.82 ug/L
RT: 8.998 min Scan# 1033
Delta R.T. 0.000 min
Lab File: 2B183593.D
Acq: 16 Jun 21 10:17 pm

Tgt Ion: 53 Resp: 749499

Ion	Ratio	Lower	Upper
53	100		
88	61.1	27.6	87.6
90	19.7	0.0	48.9
51	30.0	0.0	59.1

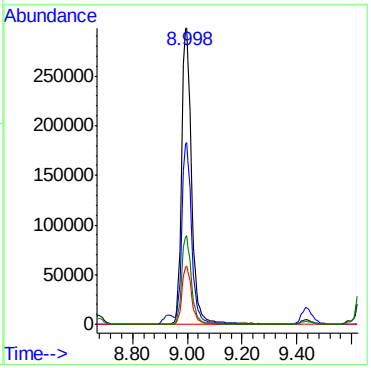

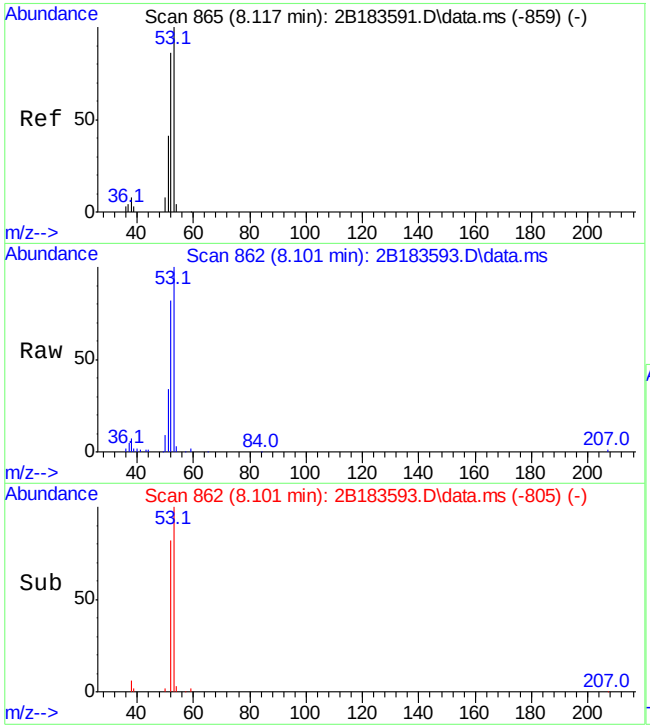

#30
acrylonitrile
Concen: 215.68 ug/L
RT: 8.101 min Scan# 862
Delta R.T. 0.000 min
Lab File: 2B183593.D
Acq: 16 Jun 21 10:17 pm

Tgt Ion: 52 Resp: 138859

Ion	Ratio	Lower	Upper
52	100		
53	121.4	86.6	146.6
51	41.9	17.8	77.8

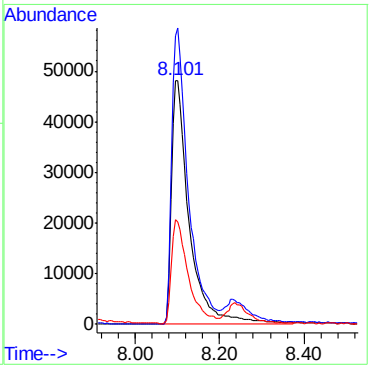

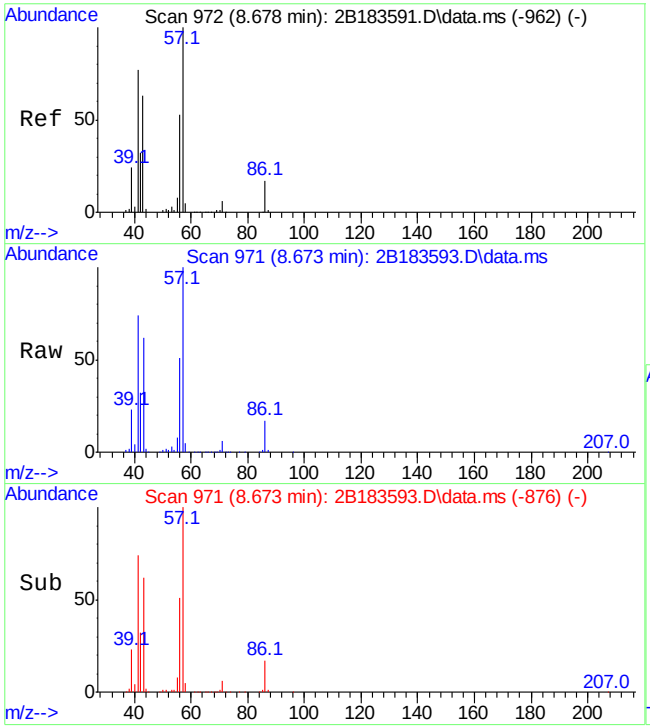

#31
hexane
Concen: 200.54 ug/L
RT: 8.673 min Scan# 971
Delta R.T. 0.000 min
Lab File: 2B183593.D
Acq: 16 Jun 21 10:17 pm

Tgt Ion: 56 Resp: 427257

Ion	Ratio	Lower	Upper
56	100		
43	119.8	99.4	139.4
71	11.2	0.0	31.0
86	33.0	12.3	52.3

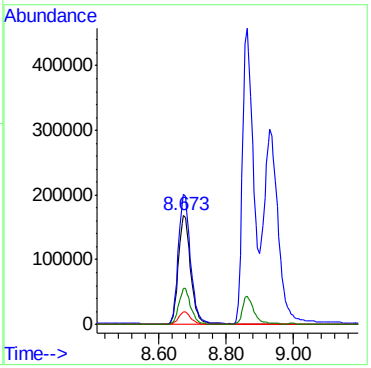

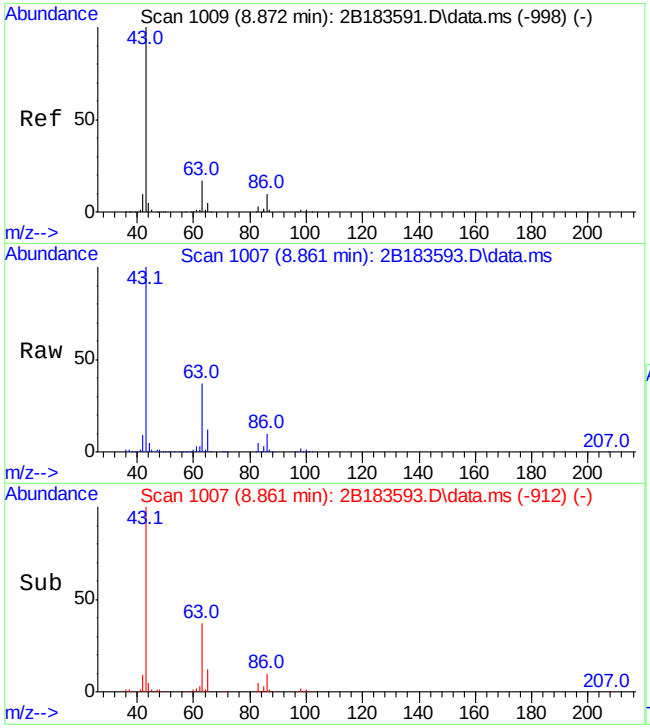

#32
vinyl acetate
Concen: 209.11 ug/L
RT: 8.861 min Scan# 1007
Delta R.T. 0.000 min
Lab File: 2B183593.D
Acq: 16 Jun 21 10:17 pm

Tgt Ion: 86 Resp: 109706

Ion	Ratio	Lower	Upper
86	100		
43	1050.9	981.3	1041.3#
42	94.7	66.4	126.4

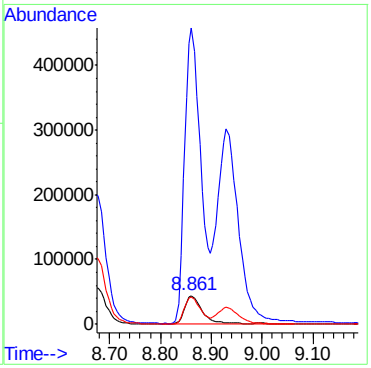

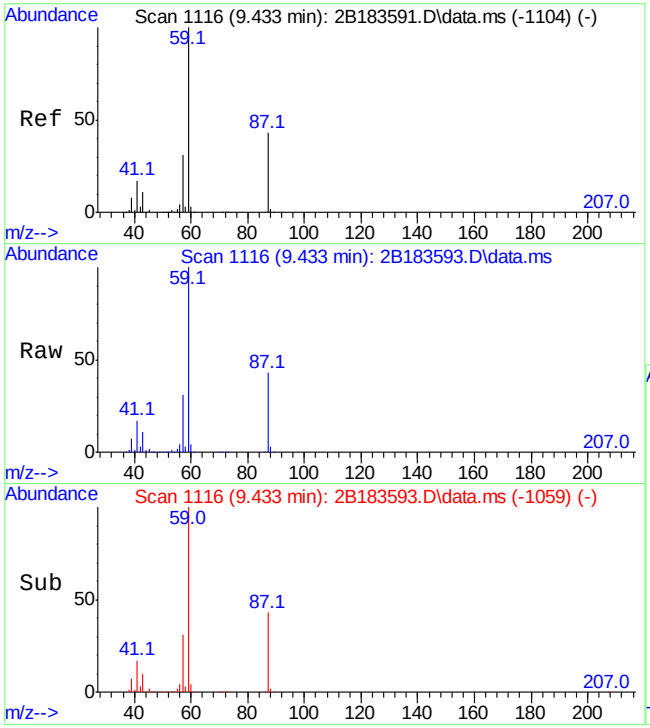

#33
ethyl tert-butyl ether
Concen: 209.83 ug/L
RT: 9.433 min Scan# 1116
Delta R.T. 0.000 min
Lab File: 2B183593.D
Acq: 16 Jun 21 10:17 pm

Tgt Ion: 59 Resp: 1994377

Ion	Ratio	Lower	Upper
59	100		
87	42.9	12.7	72.7
57	30.5	0.9	60.9

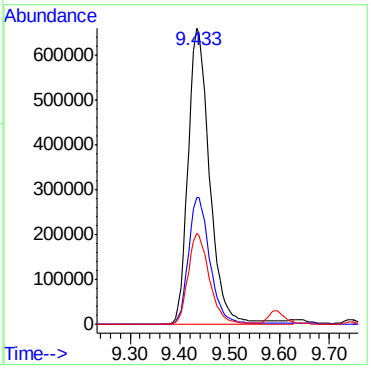

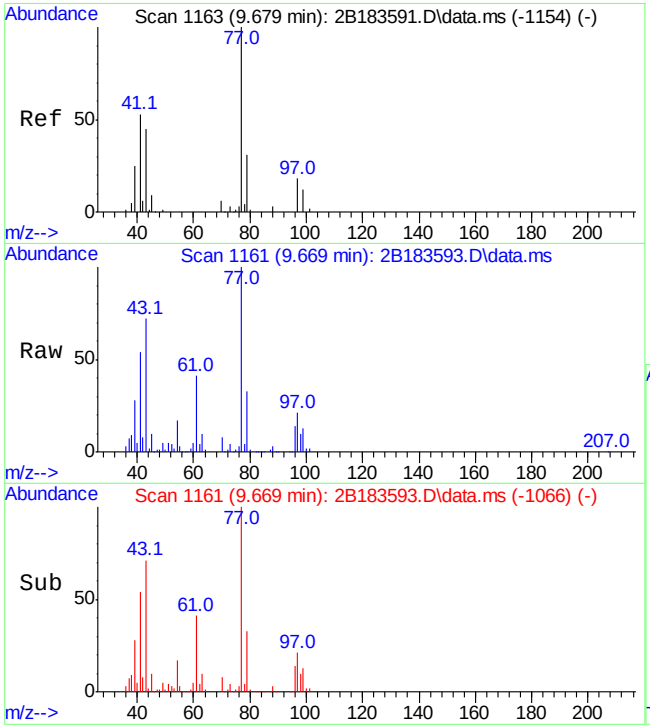

#34
ethyl acetate
Concen: 208.52 ug/L
RT: 9.669 min Scan# 1161
Delta R.T. 0.000 min
Lab File: 2B183593.D
Acq: 16 Jun 21 10:17 pm

Tgt Ion: 45 Resp: 67631

Ion	Ratio	Lower	Upper
45	100		
61	396.3	302.1	362.1#
43	692.9	653.2	713.2
88	33.1	1.5	61.5

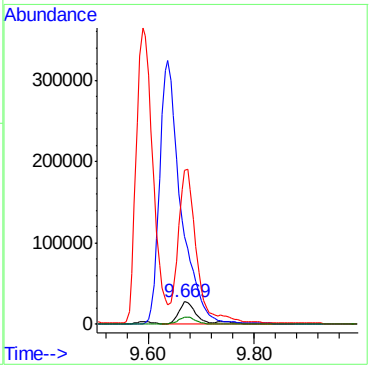

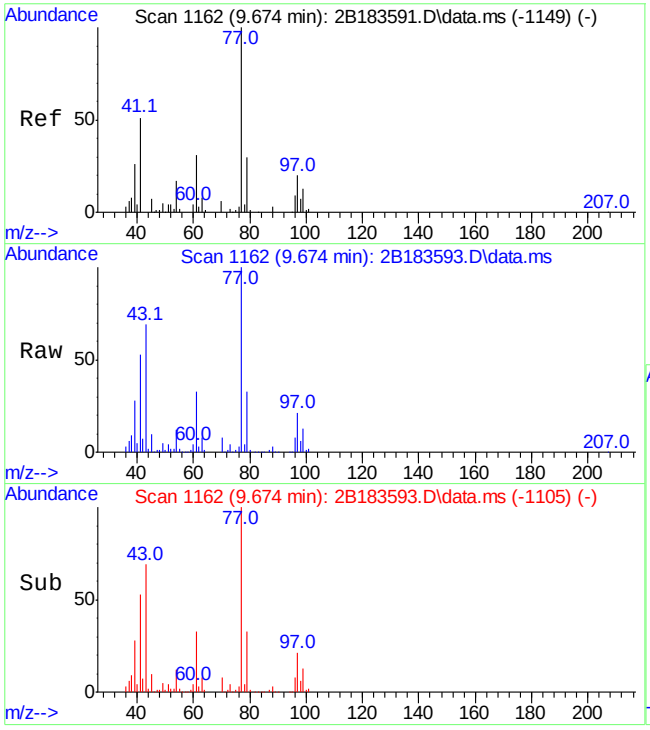

#35
2,2-dichloropropane
Concen: 188.86 ug/L
RT: 9.674 min Scan# 1162
Delta R.T. 0.000 min
Lab File: 2B183593.D
Acq: 16 Jun 21 10:17 pm

Tgt Ion: 77 Resp: 862277

Ion	Ratio	Lower	Upper
77	100		
97	20.8	0.0	50.3
41	52.4	20.8	80.8

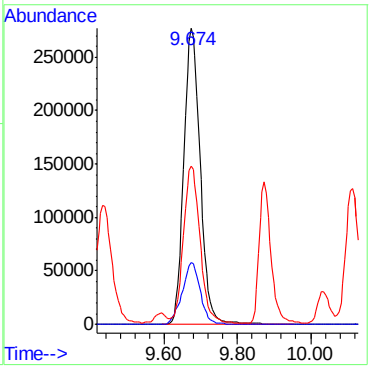

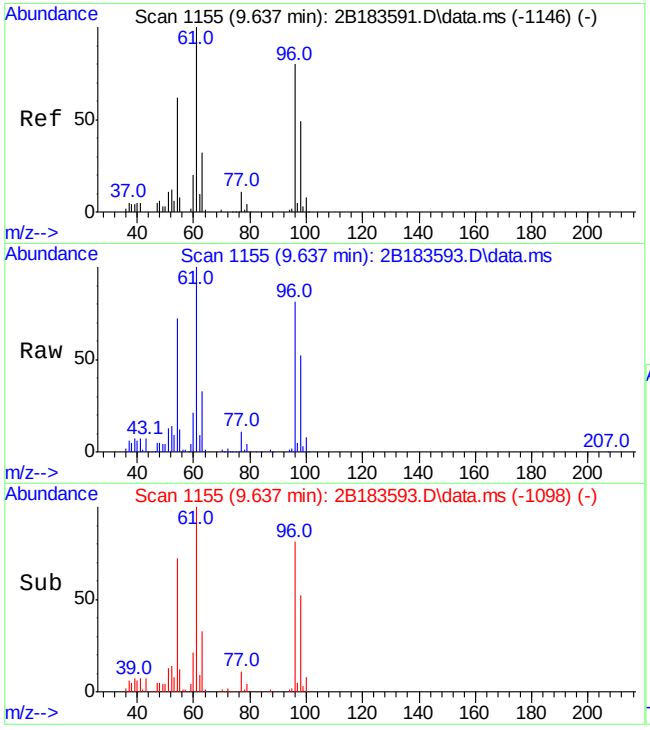

#36
cis-1,2-dichloroethene
Concen: 193.98 ug/L
RT: 9.637 min Scan# 1155
Delta R.T. 0.000 min
Lab File: 2B183593.D
Acq: 16 Jun 21 10:17 pm

Tgt Ion: 96 Resp: 592430

Ion	Ratio	Lower	Upper
96	100		
61	123.5	95.1	155.1
98	64.2	31.7	91.7

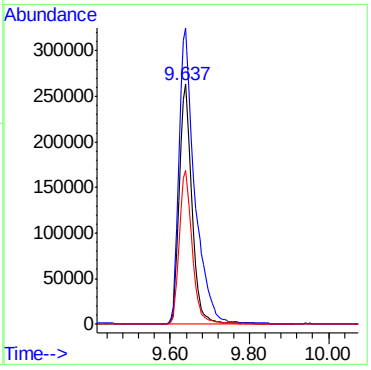

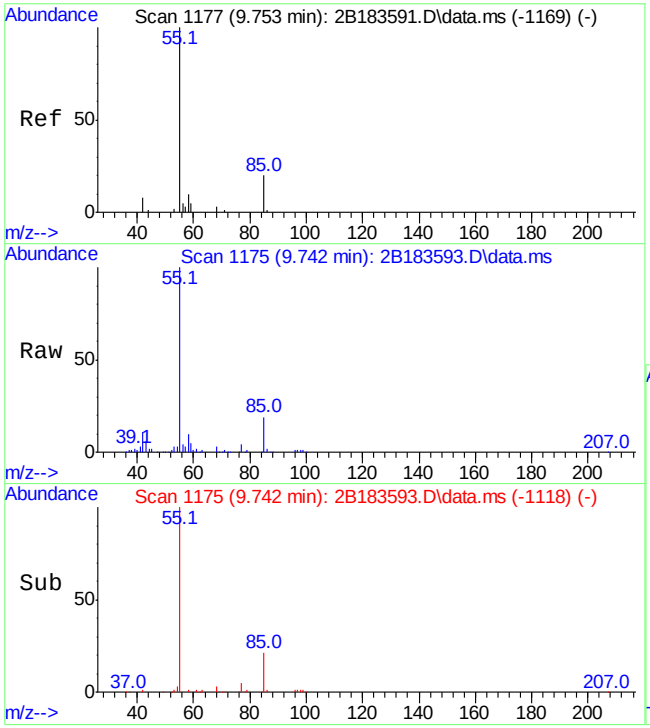

#37
methyl acrylate
Concen: 209.98 ug/L
RT: 9.742 min Scan# 1175
Delta R.T. 0.000 min
Lab File: 2B183593.D
Acq: 16 Jun 21 10:17 pm

Tgt Ion: 55 Resp: 425963

Ion	Ratio	Lower	Upper
55	100		
85	18.9	0.0	50.1
58	9.8	0.0	39.8

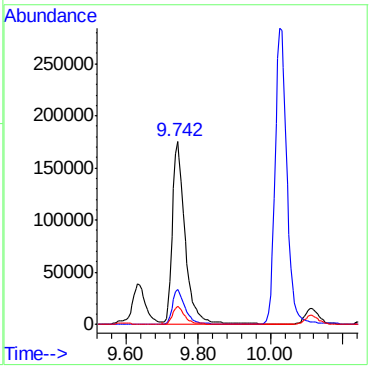

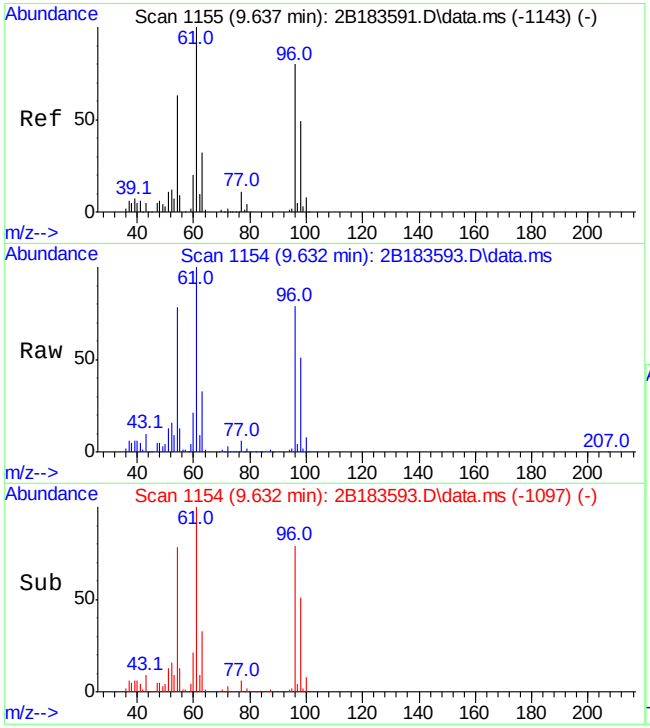

#38
propionitrile
Concen: 2044.43 ug/L
RT: 9.632 min Scan# 1154
Delta R.T. 0.000 min
Lab File: 2B183593.D
Acq: 16 Jun 21 10:17 pm

Tgt Ion: 54 Resp: 631145

Ion	Ratio	Lower	Upper
54	100		
52	20.1	0.0	49.6
55	15.8	0.0	44.7
40	7.9	0.0	37.8

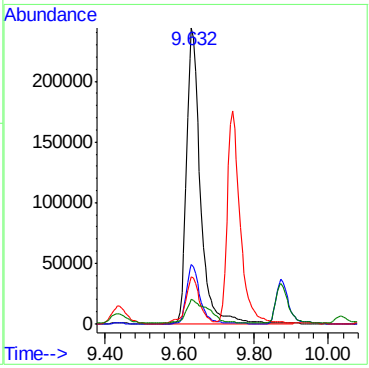

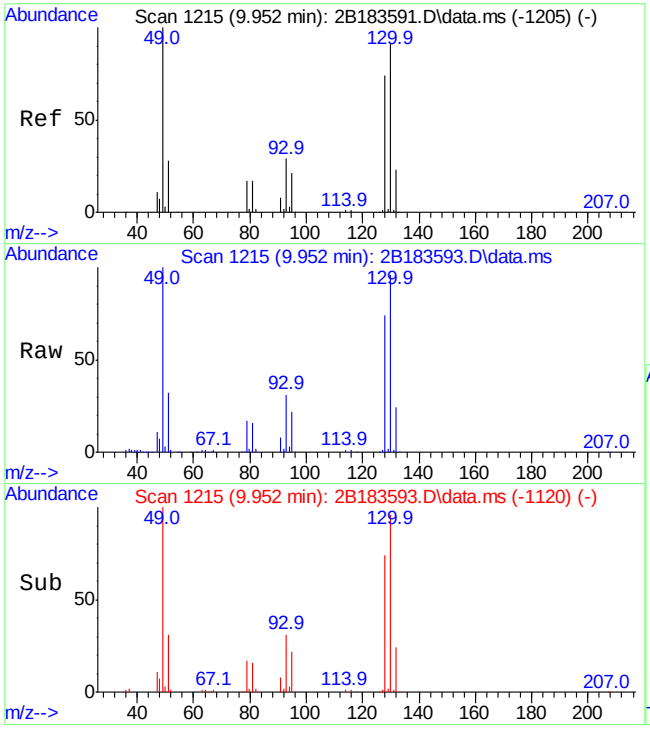

#39
bromochloromethane
Concen: 199.69 ug/L
RT: 9.952 min Scan# 1215
Delta R.T. 0.000 min
Lab File: 2B183593.D
Acq: 16 Jun 21 10:17 pm

Tgt Ion:128 Resp: 346967

Ion	Ratio	Lower	Upper
128	100		
49	135.9	105.9	165.9
130	130.8	93.4	153.4

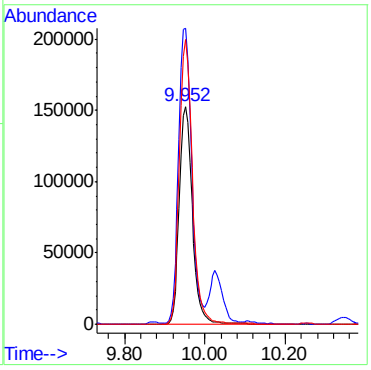

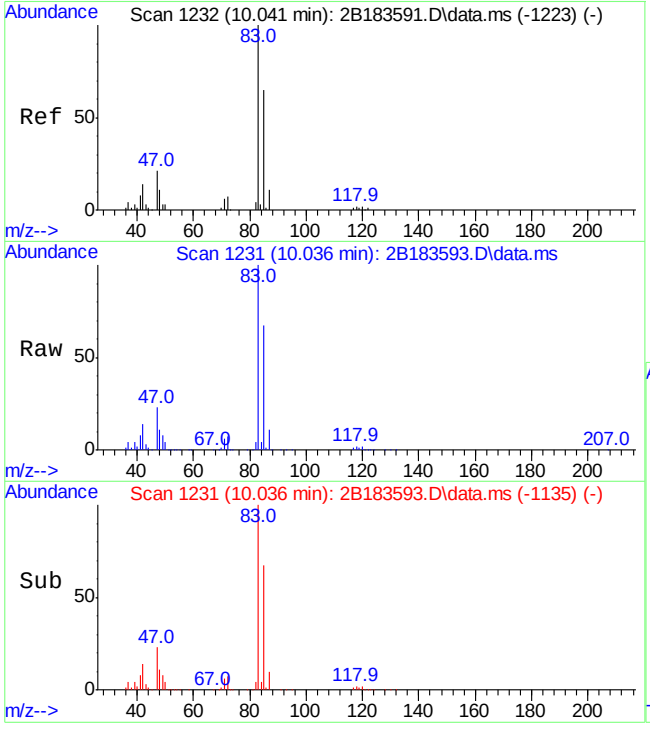

#40
tetrahydrofuran
Concen: 212.18 ug/L
RT: 10.036 min Scan# 1231
Delta R.T. 0.001 min
Lab File: 2B183593.D
Acq: 16 Jun 21 10:17 pm

Tgt Ion: 72 Resp: 63880

Ion	Ratio	Lower	Upper
72	100		
71	86.9	58.8	118.8
43	45.1	15.1	75.1

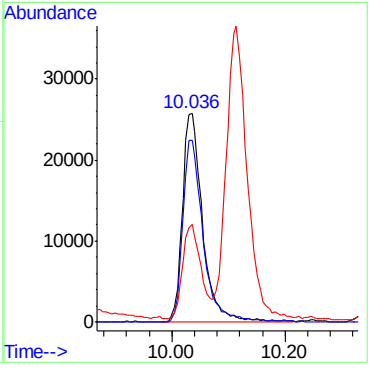

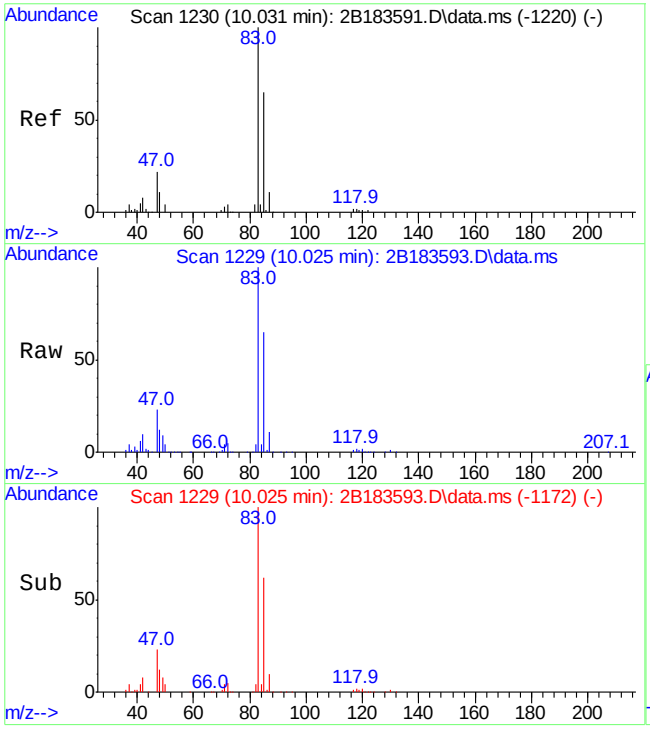

#41
chloroform
Concen: 185.67 ug/L
RT: 10.025 min Scan# 1229
Delta R.T. 0.000 min
Lab File: 2B183593.D
Acq: 16 Jun 21 10:17 pm

Tgt Ion: 85 Resp: 654312

Ion	Ratio	Lower	Upper
85	100		
83	154.0	123.5	183.5
47	35.8	6.5	66.5

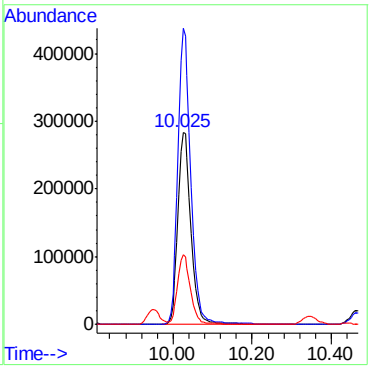

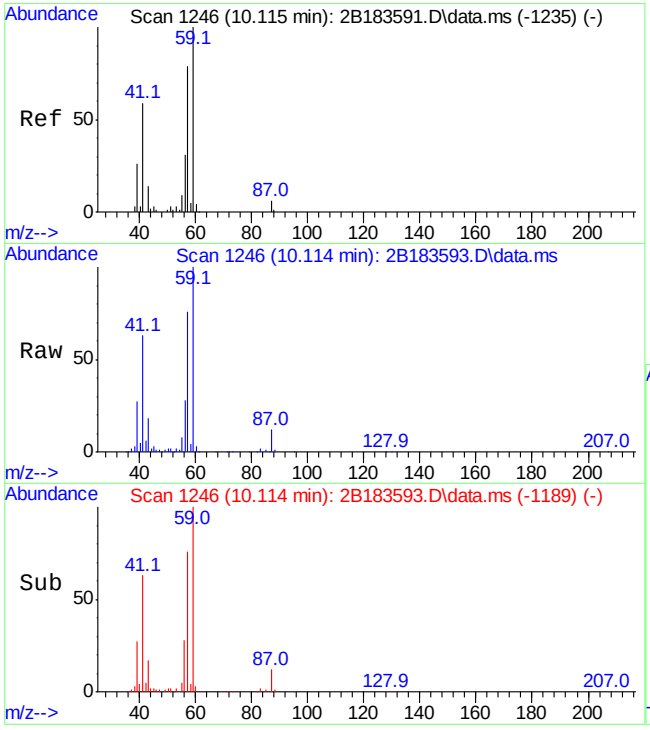

#42
t-butyl formate
Concen: 220.72 ug/L
RT: 10.114 min Scan# 1246
Delta R.T. 0.000 min
Lab File: 2B183593.D
Acq: 16 Jun 21 10:17 pm

Tgt Ion: 59 Resp: 522738

Ion	Ratio	Lower	Upper
59	100		
57	75.8	48.9	108.9
41	62.6	39.1	99.1

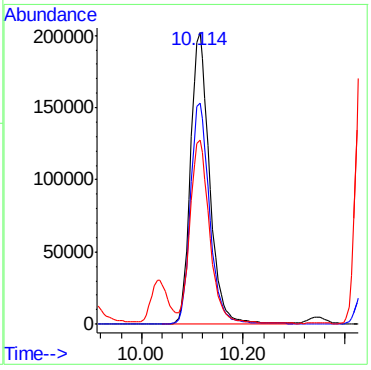

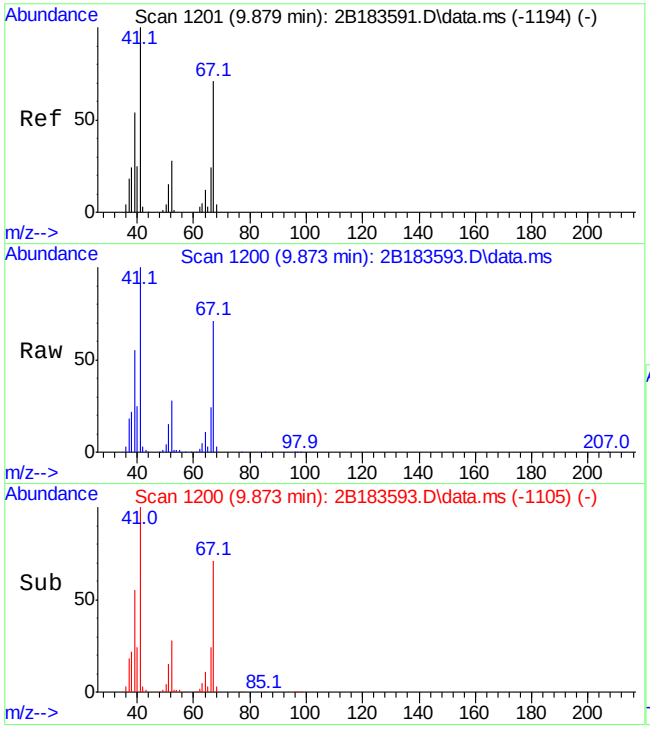

#44
methacrylonitrile
Concen: 221.56 ug/L
RT: 9.873 min Scan# 1200
Delta R.T. 0.000 min
Lab File: 2B183593.D
Acq: 16 Jun 21 10:17 pm

Tgt Ion: 67 Resp: 220480

Ion	Ratio	Lower	Upper
67	100		
41	140.1	110.7	170.7
39	76.8	46.4	106.4
52	38.7	9.9	69.9

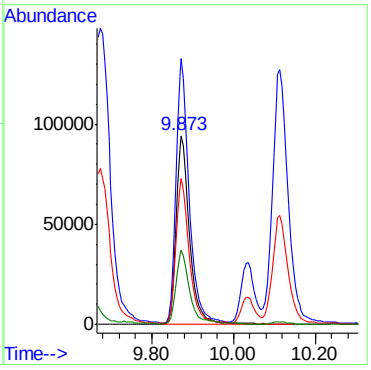

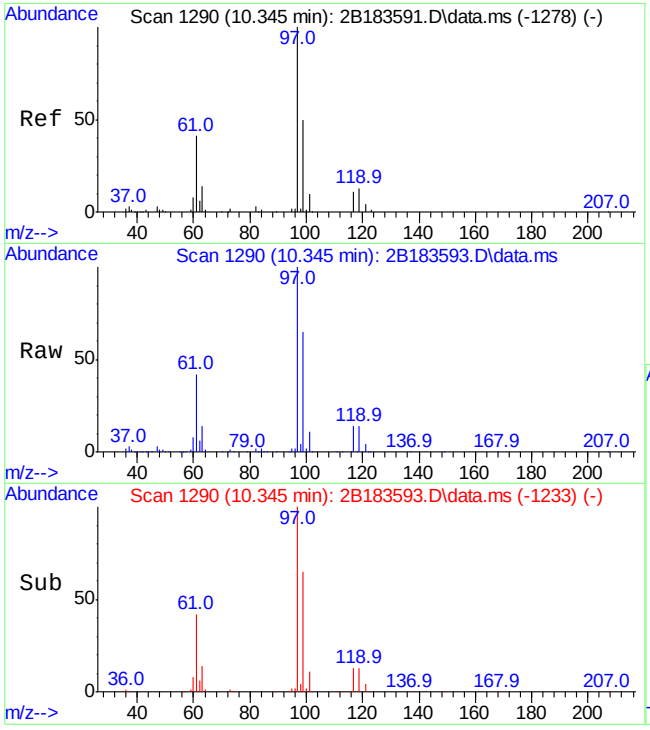

#45
1,1,1-trichloroethane
Concen: 214.02 ug/L
RT: 10.345 min Scan# 1290
Delta R.T. 0.000 min
Lab File: 2B183593.D
Acq: 16 Jun 21 10:17 pm

Tgt Ion: 97 Resp: 1014365

Ion	Ratio	Lower	Upper
97	100		
99	65.3	36.0	96.0
61	41.6	12.1	72.1

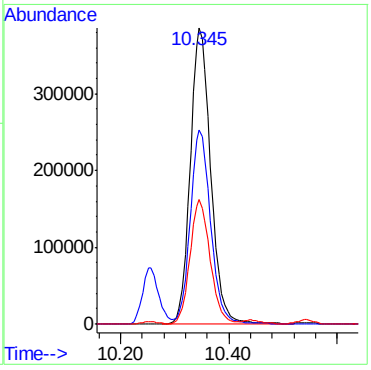

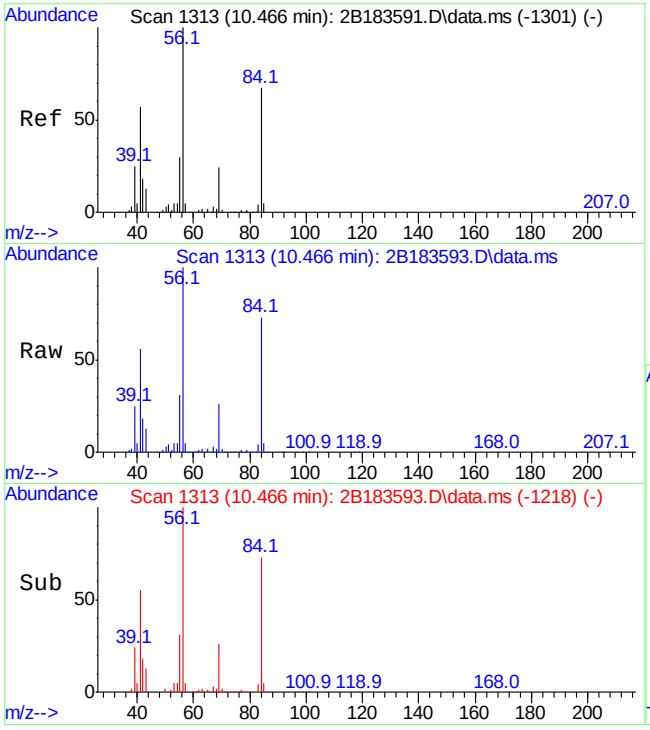

#46
cyclohexane
Concen: 203.42 ug/L
RT: 10.466 min Scan# 1313
Delta R.T. 0.000 min
Lab File: 2B183593.D
Acq: 16 Jun 21 10:17 pm

Tgt Ion: 84 Resp: 855972

Ion	Ratio	Lower	Upper
84	100		
56	135.6	130.0	170.0
41	75.4	65.8	105.8

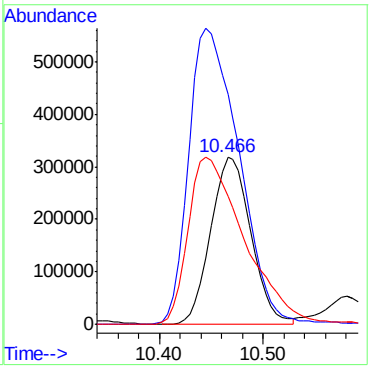

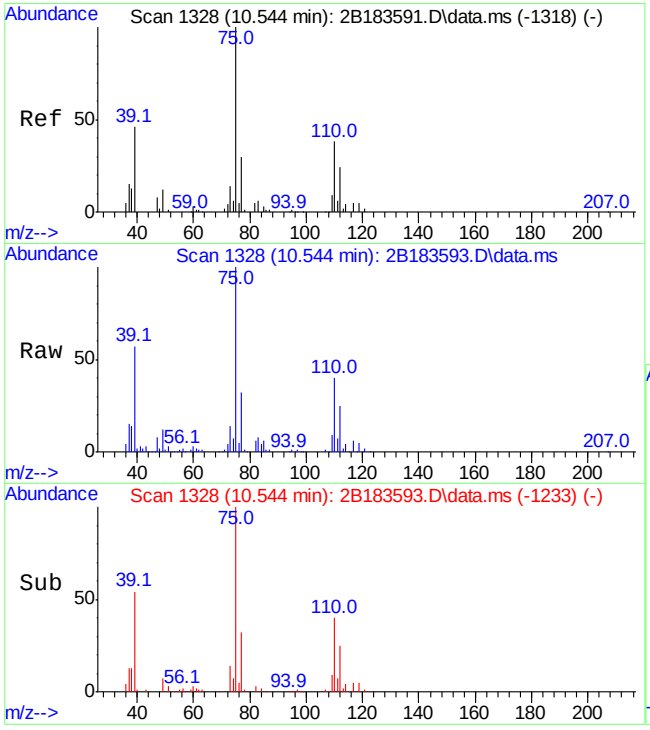

#47
1,1-dichloropropene
Concen: 198.03 ug/L
RT: 10.544 min Scan# 1328
Delta R.T. 0.000 min
Lab File: 2B183593.D
Acq: 16 Jun 21 10:17 pm

Tgt Ion: 75 Resp: 729920

Ion	Ratio	Lower	Upper
75	100		
77	31.5	10.5	50.5
110	39.6	17.9	57.9

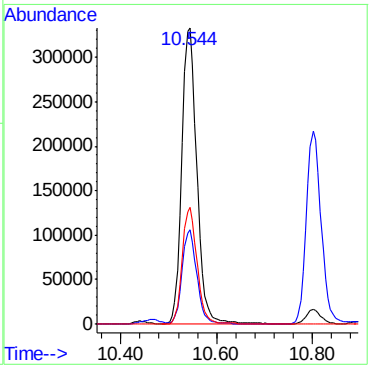

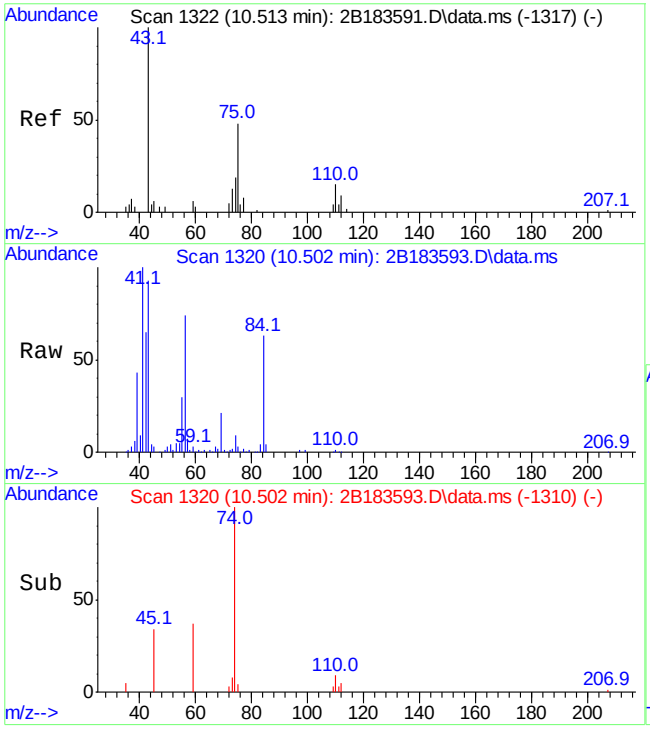

#48
iso-butyl alcohol
Concen: 2231.40 ug/L
RT: 10.502 min Scan# 1320
Delta R.T. 0.000 min
Lab File: 2B183593.D
Acq: 16 Jun 21 10:17 pm

Tgt Ion: 43 Resp: 186423

Ion	Ratio	Lower	Upper
43	100		
42	69.7	36.5	96.5
41	107.1	64.7	124.7
74	9.3	0.0	42.8

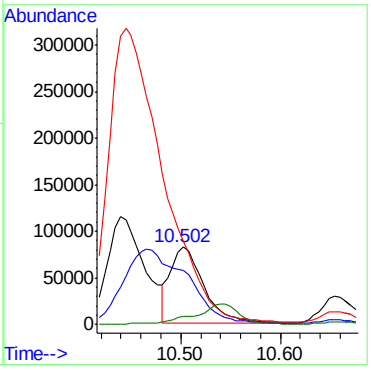

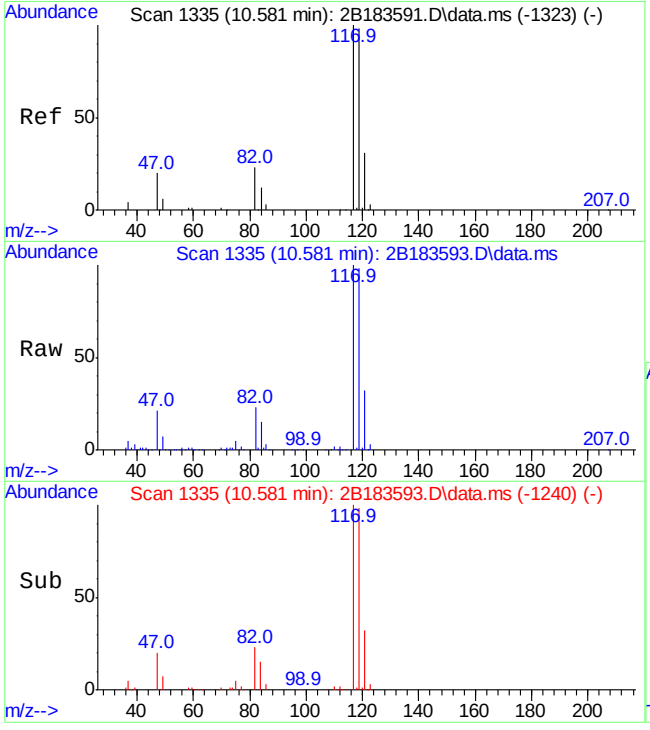

#49
carbon tetrachloride
Concen: 197.85 ug/L
RT: 10.581 min Scan# 1335
Delta R.T. 0.000 min
Lab File: 2B183593.D
Acq: 16 Jun 21 10:17 pm

Tgt Ion:117 Resp: 878036

Ion	Ratio	Lower	Upper
117	100		
119	97.8	77.7	117.7
82	22.8	3.1	43.1

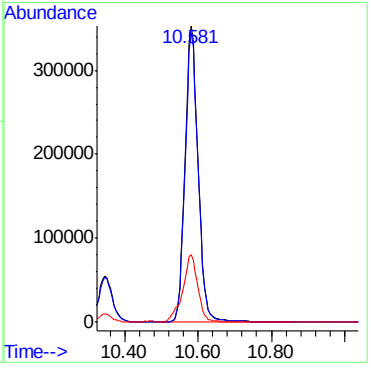

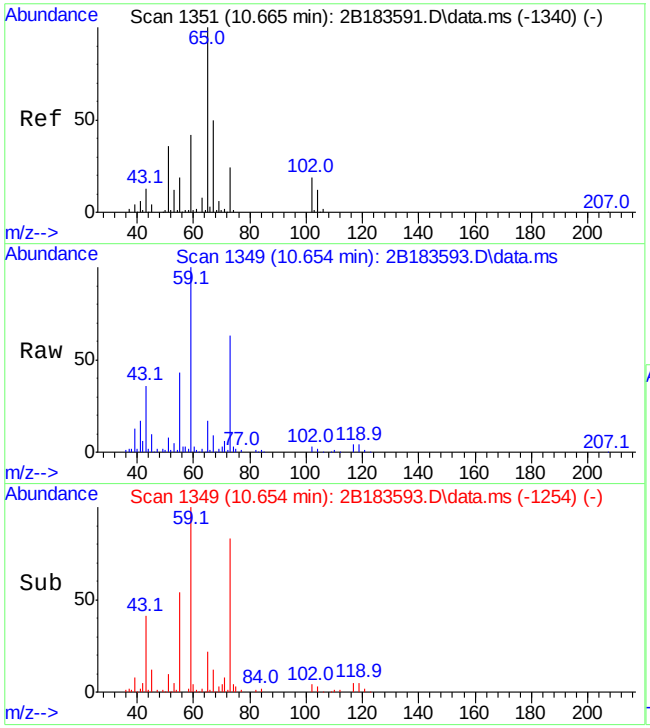

#50
tert amyl alcohol
Concen: 1006.42 ug/L
RT: 10.654 min Scan# 1349
Delta R.T. 0.000 min
Lab File: 2B183593.D
Acq: 16 Jun 21 10:17 pm

Tgt Ion: 55 Resp: 88426

Ion	Ratio	Lower	Upper
55	100		
73	145.7	98.8	158.8
59	232.1	191.9	251.9

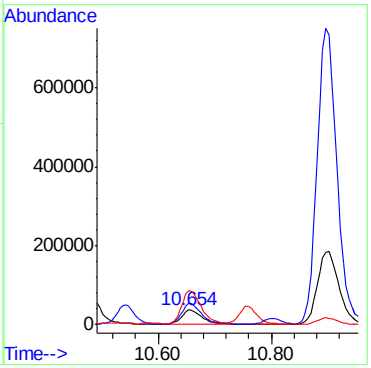

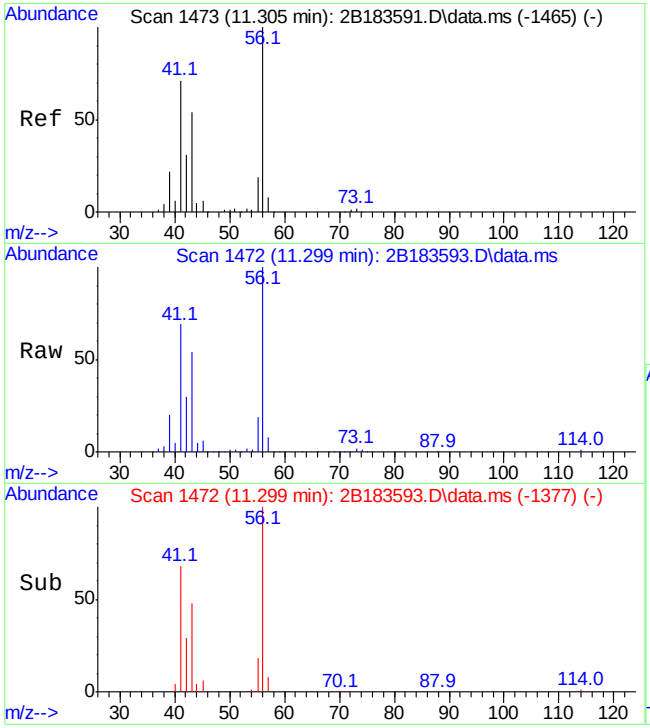

#53
n-butyl alcohol
Concen: 11175.45 ug/L
RT: 11.299 min Scan# 1472
Delta R.T. 0.000 min
Lab File: 2B183593.D
Acq: 16 Jun 21 10:17 pm

Tgt Ion: 56 Resp: 676933

Ion	Ratio	Lower	Upper
56	100		
41	68.4	40.8	100.8
43	53.7	24.4	84.4

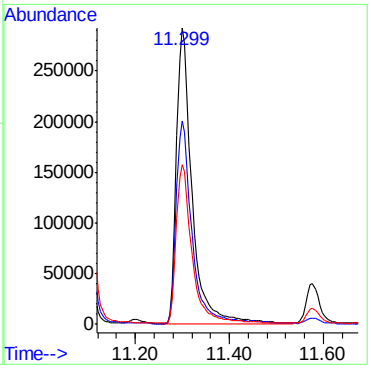

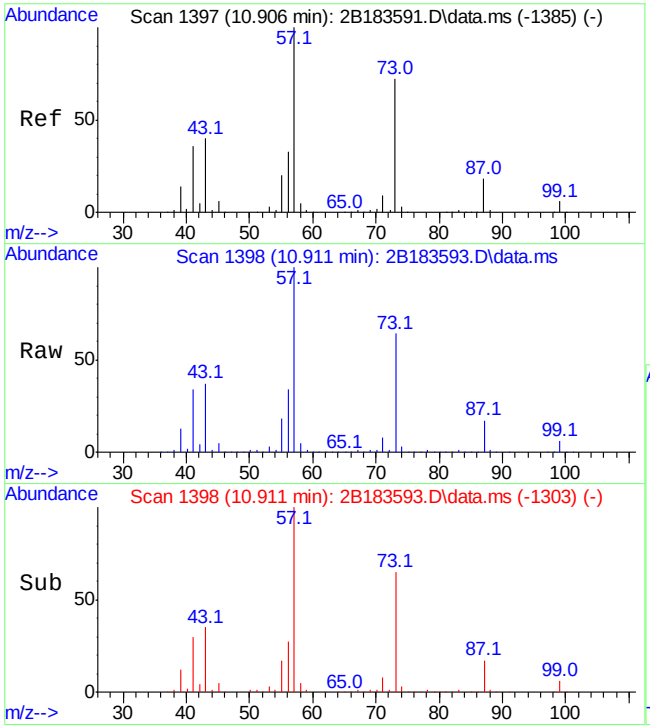

#54
2,2,4-trimethylpentane
Concen: 203.20 ug/L
RT: 10.911 min Scan# 1398
Delta R.T. 0.000 min
Lab File: 2B183593.D
Acq: 16 Jun 21 10:17 pm

Tgt Ion: 57 Resp: 2040368

Ion	Ratio	Lower	Upper
57	100		
56	33.6	3.5	63.5
43	36.3	10.7	70.7
41	33.7	5.5	65.5

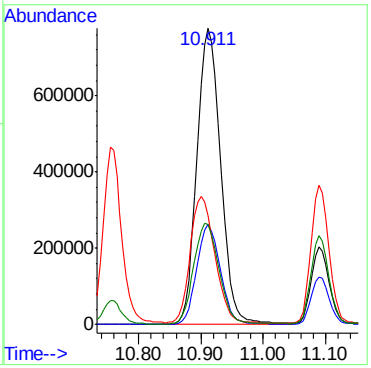

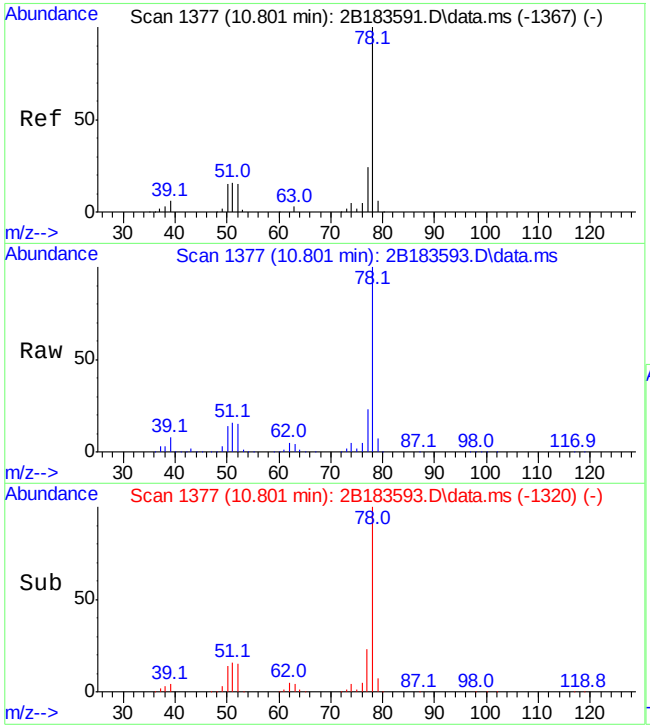

#55
benzene
Concen: 191.07 ug/L
RT: 10.801 min Scan# 1377
Delta R.T. 0.000 min
Lab File: 2B183593.D
Acq: 16 Jun 21 10:17 pm

Tgt Ion: 78 Resp: 2026832

Ion	Ratio	Lower	Upper
78	100		
77	23.5	0.0	53.9

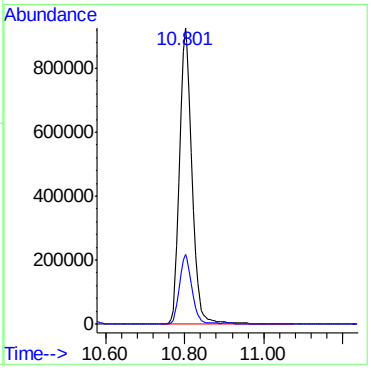

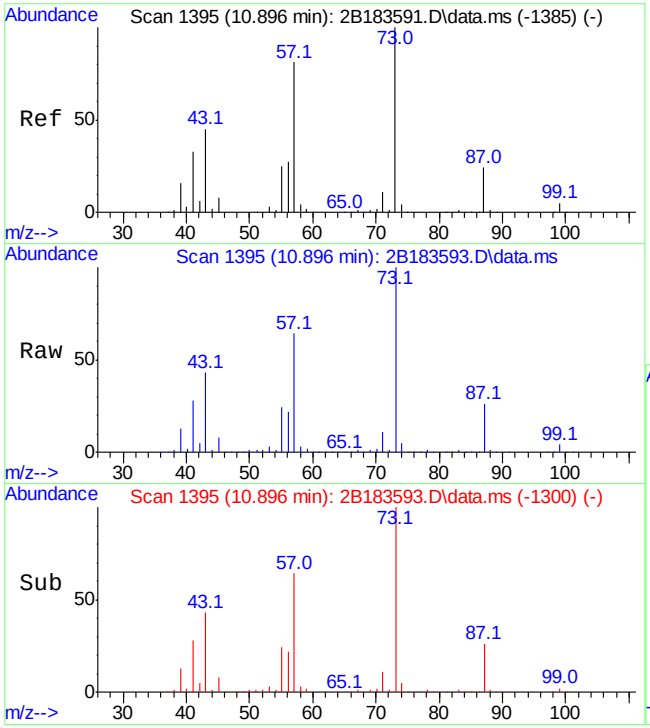

#56
tert-amyl methyl ether
Concen: 204.04 ug/L
RT: 10.896 min Scan# 1395
Delta R.T. 0.000 min
Lab File: 2B183593.D
Acq: 16 Jun 21 10:17 pm

Tgt Ion: 87 Resp: 467680

Ion	Ratio	Lower	Upper
87	100		
73	391.1	377.9	437.9
55	95.5	73.1	133.1

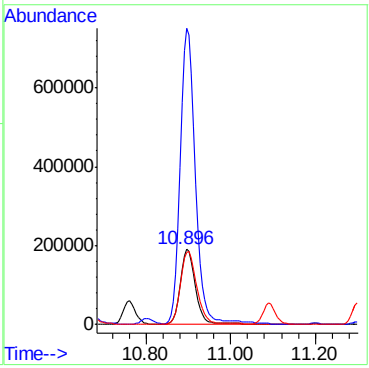

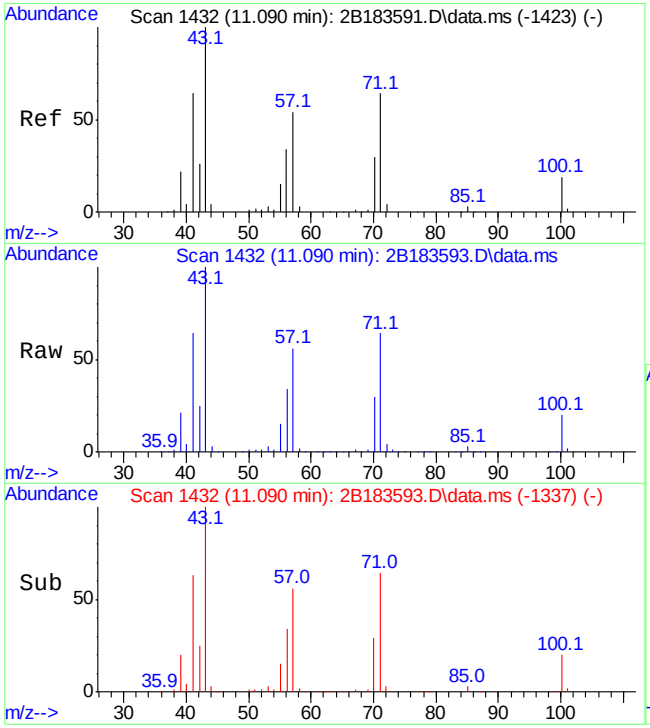

#57
heptane
Concen: 206.42 ug/L
RT: 11.090 min Scan# 1432
Delta R.T. 0.000 min
Lab File: 2B183593.D
Acq: 16 Jun 21 10:17 pm

Tgt Ion: 71 Resp: 467213

Ion	Ratio	Lower	Upper
71	100		
56	53.0	23.2	83.2
57	87.8	54.9	114.9
100	31.0	0.0	59.2

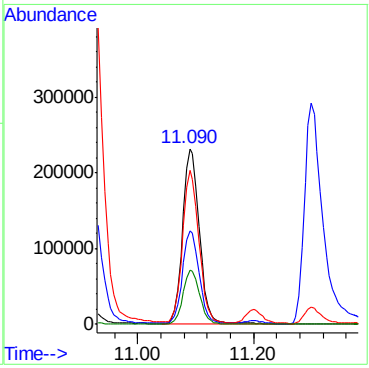

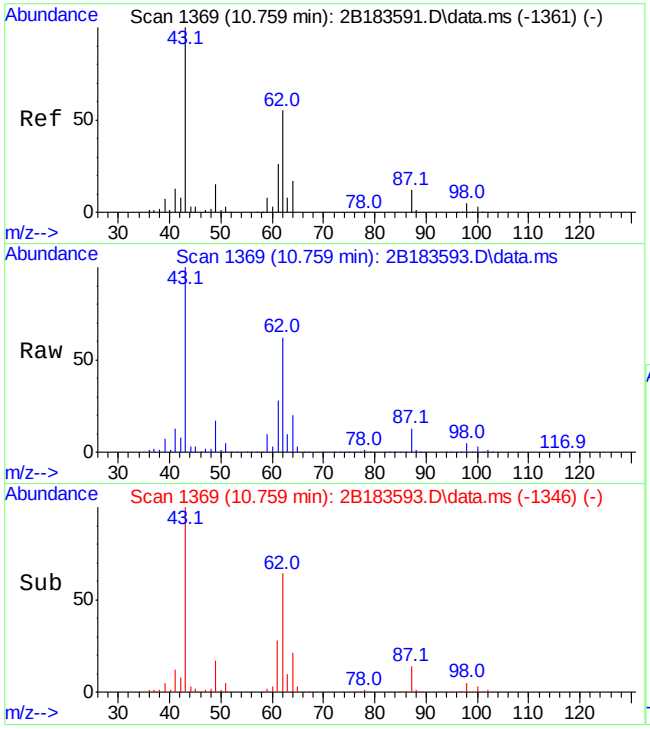

#58
isopropyl acetate
Concen: 217.34 ug/L
RT: 10.759 min Scan# 1369
Delta R.T. 0.000 min
Lab File: 2B183593.D
Acq: 16 Jun 21 10:17 pm

Tgt Ion: 87 Resp: 122974

Ion	Ratio	Lower	Upper
87	100		
61	207.3	185.0	245.0
43	746.5	799.1	859.1#

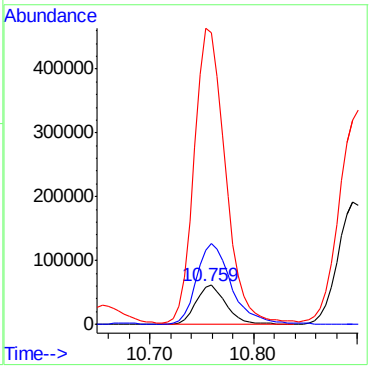

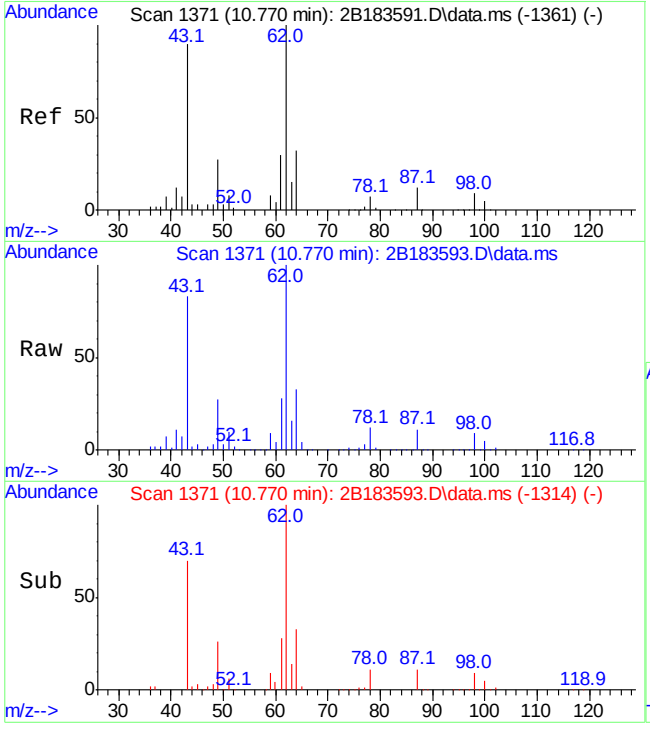

#59
1,2-dichloroethane
Concen: 191.90 ug/L
RT: 10.770 min Scan# 1371
Delta R.T. 0.000 min
Lab File: 2B183593.D
Acq: 16 Jun 21 10:17 pm

Tgt Ion: 62 Resp: 778024

Ion	Ratio	Lower	Upper
62	100		
98	8.8	0.0	39.0
49	26.9	0.0	56.8

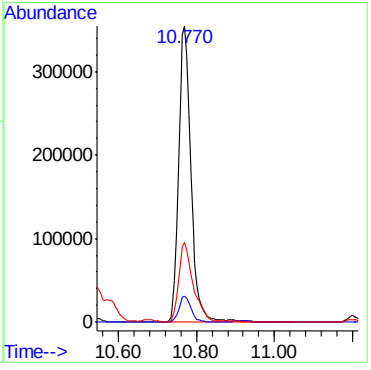

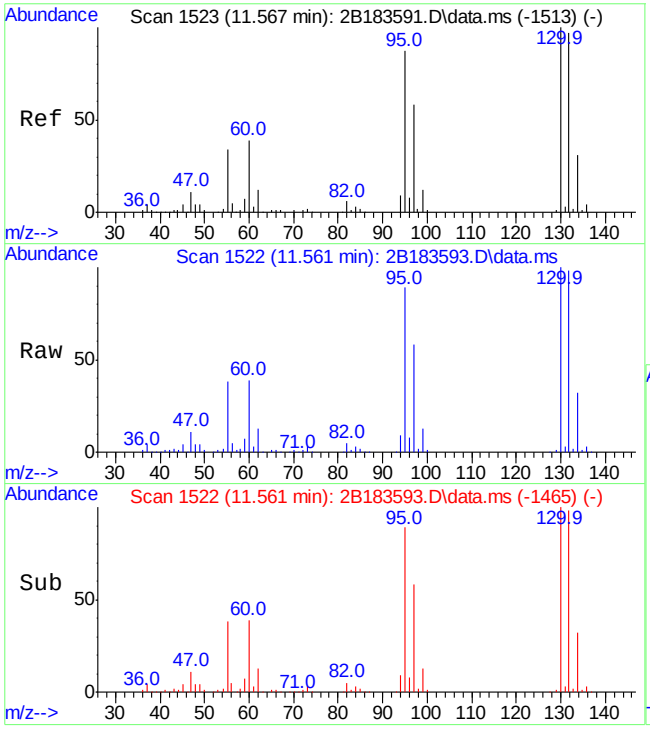

#60
trichloroethene
Concen: 202.67 ug/L
RT: 11.561 min Scan# 1522
Delta R.T. 0.000 min
Lab File: 2B183593.D
Acq: 16 Jun 21 10:17 pm

Tgt Ion:130 Resp: 700010

Ion	Ratio	Lower	Upper
130	100		
95	89.4	56.8	116.8
130	100.0	70.0	130.0
132	97.6	67.2	127.2

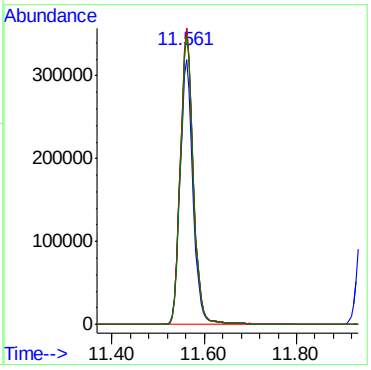

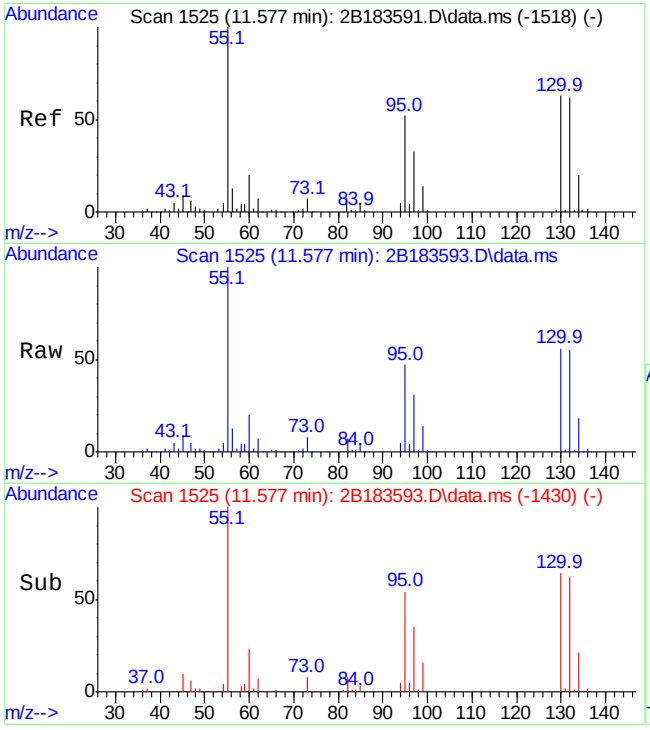

#61
ethyl acrylate
Concen: 209.20 ug/L
RT: 11.577 min Scan# 1525
Delta R.T. 0.000 min
Lab File: 2B183593.D
Acq: 16 Jun 21 10:17 pm

Tgt Ion: 55 Resp: 615103

Ion	Ratio	Lower	Upper
55	100		
73	7.8	0.0	27.3
99	13.0	0.0	34.6

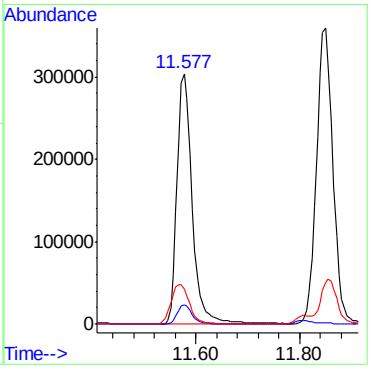

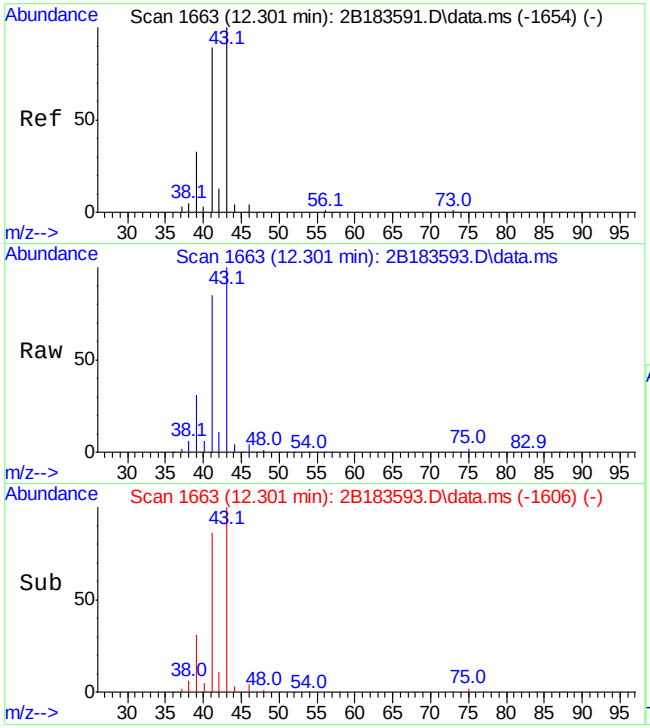

#62
2-nitropropane
Concen: 216.09 ug/L
RT: 12.301 min Scan# 1663
Delta R.T. 0.000 min
Lab File: 2B183593.D
Acq: 16 Jun 21 10:17 pm

Tgt Ion: 41 Resp: 162982

Ion	Ratio	Lower	Upper
41	100		
43	117.1	92.9	132.9
46	4.9	0.0	24.8
39	36.0	17.1	57.1

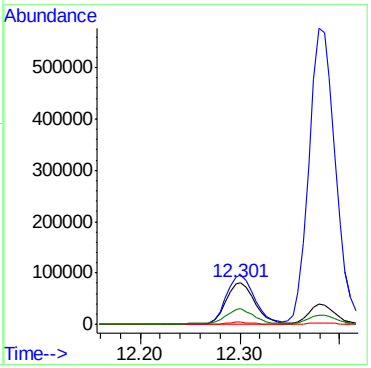

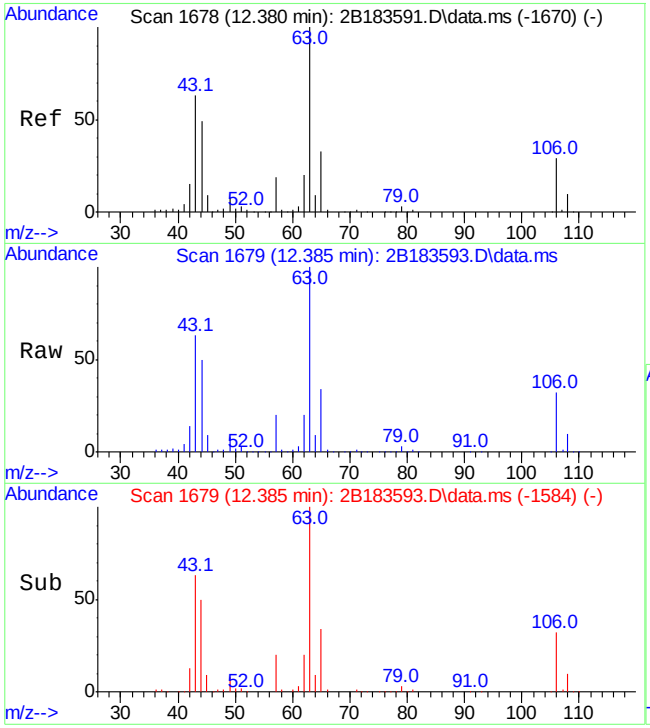

#63
2-chloroethyl vinyl ether
Concen: 1012.45 ug/L
RT: 12.385 min Scan# 1679
Delta R.T. 0.000 min
Lab File: 2B183593.D
Acq: 16 Jun 21 10:17 pm

Tgt Ion: 63 Resp: 1704746

Ion	Ratio	Lower	Upper
63	100		
65	34.4	2.7	62.7
106	32.0	0.0	59.0

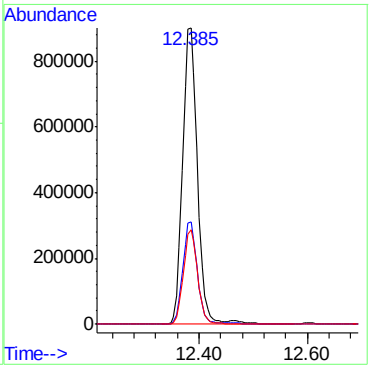

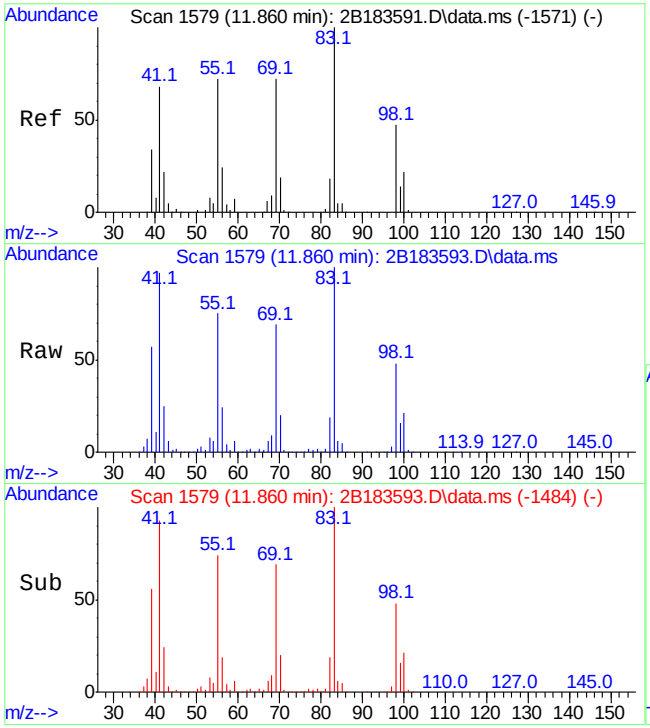

#64
methyl methacrylate
Concen: 214.36 ug/L
RT: 11.860 min Scan# 1579
Delta R.T. 0.000 min
Lab File: 2B183593.D
Acq: 16 Jun 21 10:17 pm

Tgt Ion:100 Resp: 141480

Ion	Ratio	Lower	Upper
100	100		
41	451.1	492.5	552.5#
69	323.3	314.6	374.6
39	266.1	285.7	345.7#

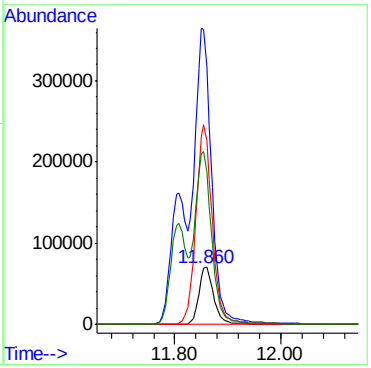

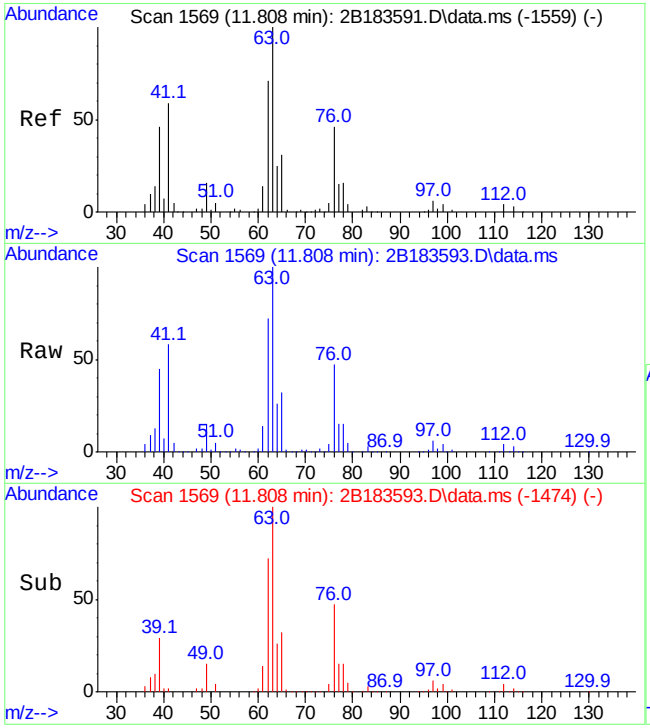

#65
1,2-dichloropropane
Concen: 203.92 ug/L
RT: 11.808 min Scan# 1569
Delta R.T. 0.000 min
Lab File: 2B183593.D
Acq: 16 Jun 21 10:17 pm

Tgt Ion: 63 Resp: 585156

Ion	Ratio	Lower	Upper
63	100		
112	4.4	0.0	33.9
65	31.7	1.3	61.3

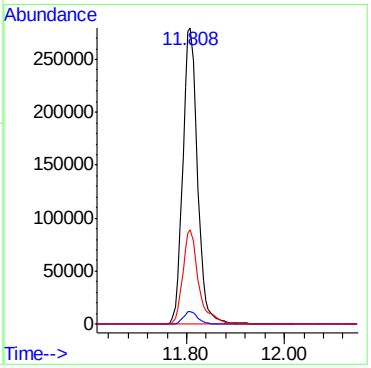

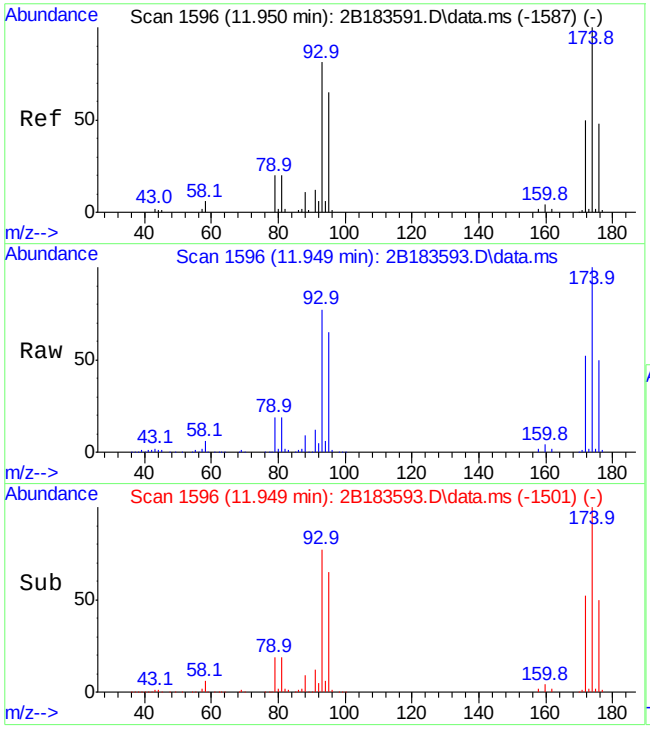

#66
dibromomethane
Concen: 193.66 ug/L
RT: 11.949 min Scan# 1596
Delta R.T. 0.000 min
Lab File: 2B183593.D
Acq: 16 Jun 21 10:17 pm

Tgt Ion: 93 Resp: 371051

Ion	Ratio	Lower	Upper
93	100		
95	83.9	50.5	110.5
174	129.6	94.1	154.1

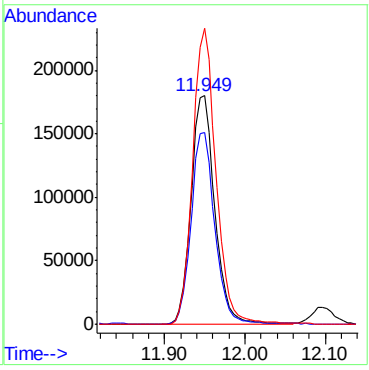

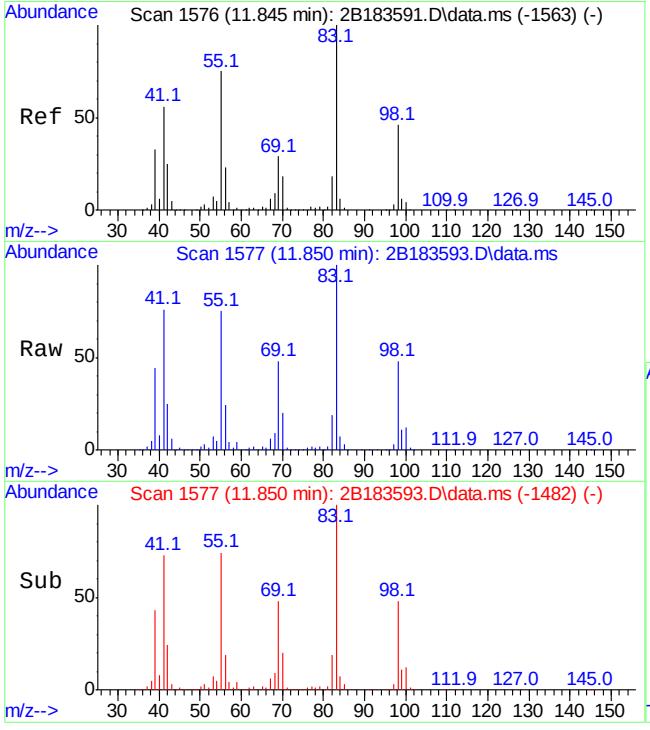

#67
methylcyclohexane
Concen: 195.19 ug/L
RT: 11.850 min Scan# 1577
Delta R.T. 0.000 min
Lab File: 2B183593.D
Acq: 16 Jun 21 10:17 pm

Tgt Ion: 83 Resp: 1048104

Ion	Ratio	Lower	Upper
83	100		
55	75.2	45.5	105.5
98	47.7	15.7	75.7

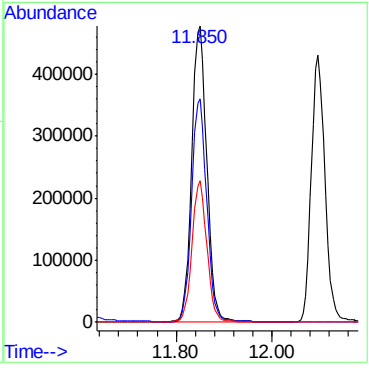

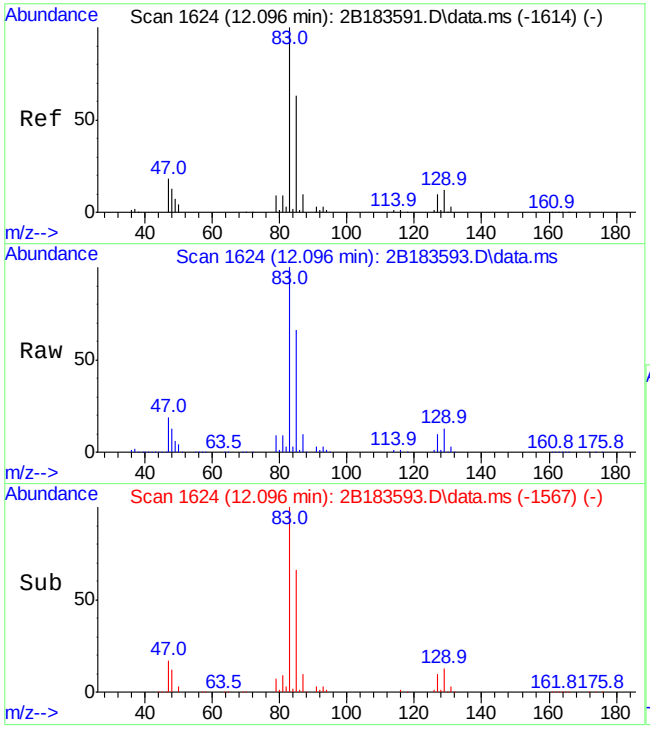

#68
bromodichloromethane
Concen: 210.51 ug/L
RT: 12.096 min Scan# 1624
Delta R.T. 0.000 min
Lab File: 2B183593.D
Acq: 16 Jun 21 10:17 pm

Tgt Ion: 83 Resp: 857773

Ion	Ratio	Lower	Upper
83	100		
85	65.6	33.2	93.2
127	10.0	0.0	39.5

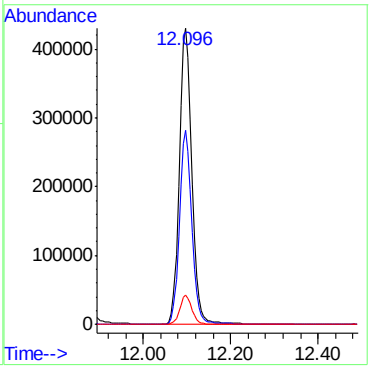

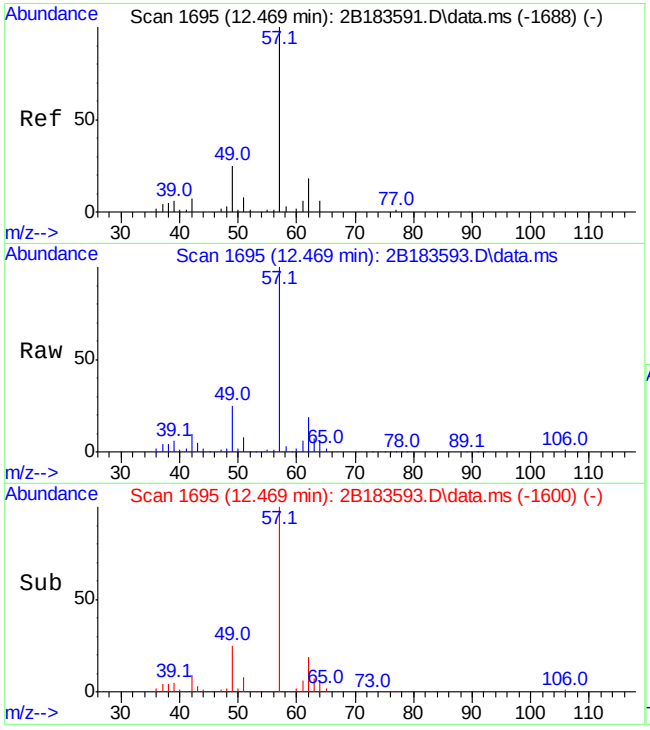

#69
epichlorohydrin
Concen: 1051.05 ug/L
RT: 12.469 min Scan# 1695
Delta R.T. 0.000 min
Lab File: 2B183593.D
Acq: 16 Jun 21 10:17 pm

Tgt Ion: 57 Resp: 268183

Ion	Ratio	Lower	Upper
57	100		
62	18.9	0.4	40.4
49	24.0	4.3	44.3

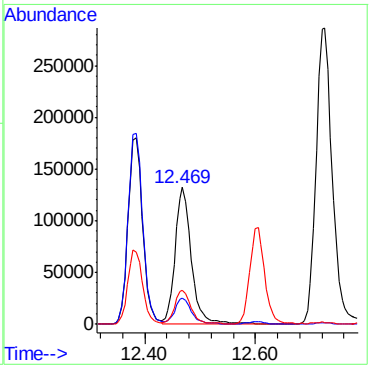

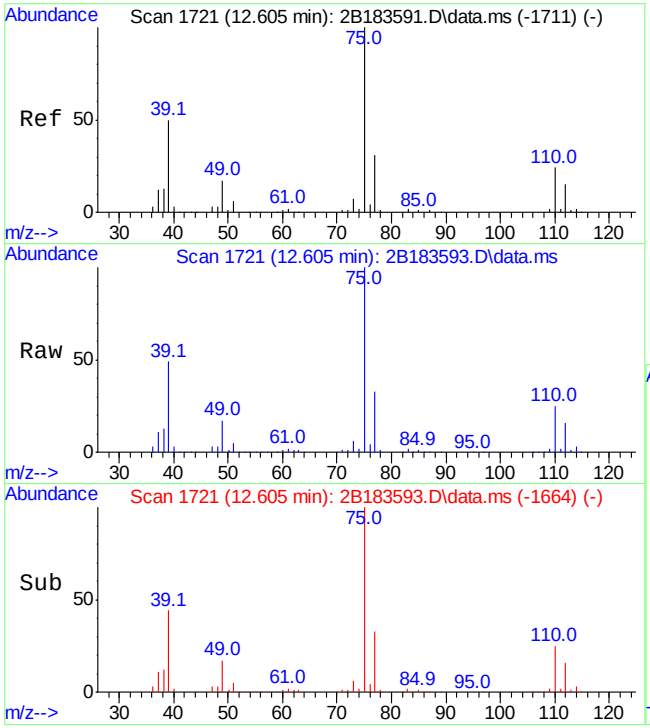

#70
cis-1,3-dichloropropene
Concen: 209.89 ug/L
RT: 12.605 min Scan# 1721
Delta R.T. 0.000 min
Lab File: 2B183593.D
Acq: 16 Jun 21 10:17 pm

Tgt Ion: 75 Resp: 1014667

Ion	Ratio	Lower	Upper
75	100		
77	33.2	1.4	61.4
39	49.0	19.8	79.8

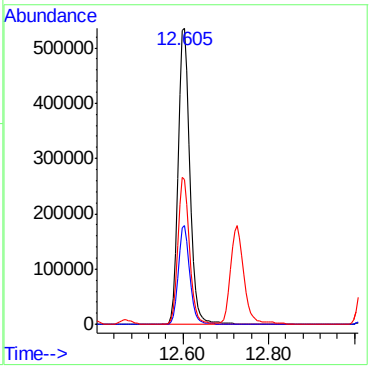

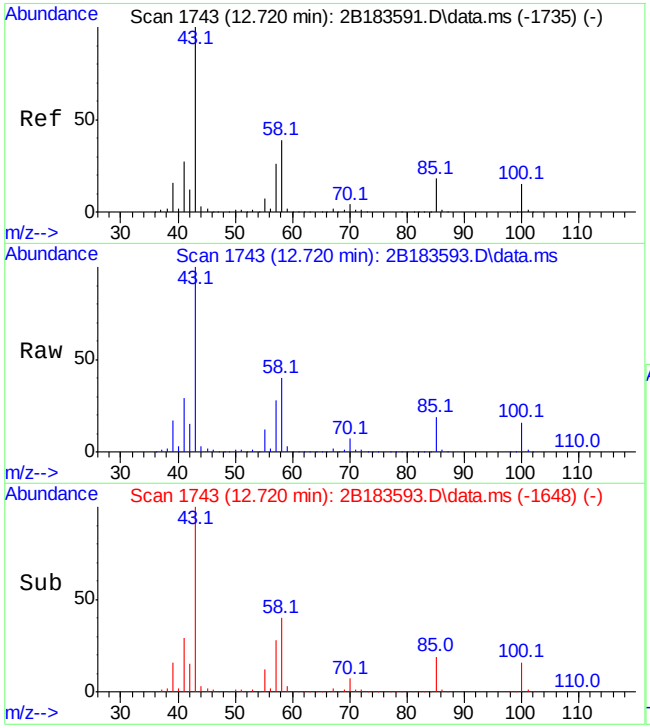

#71
4-methyl-2-pentanone
Concen: 818.95 ug/L
RT: 12.720 min Scan# 1743
Delta R.T. 0.000 min
Lab File: 2B183593.D
Acq: 16 Jun 21 10:17 pm

Tgt Ion: 58 Resp: 803827

Ion	Ratio	Lower	Upper
58	100		
100	40.4	8.6	68.6
43	247.9	223.3	283.3
85	47.9	16.6	76.6

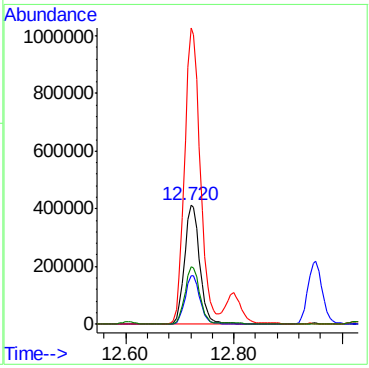

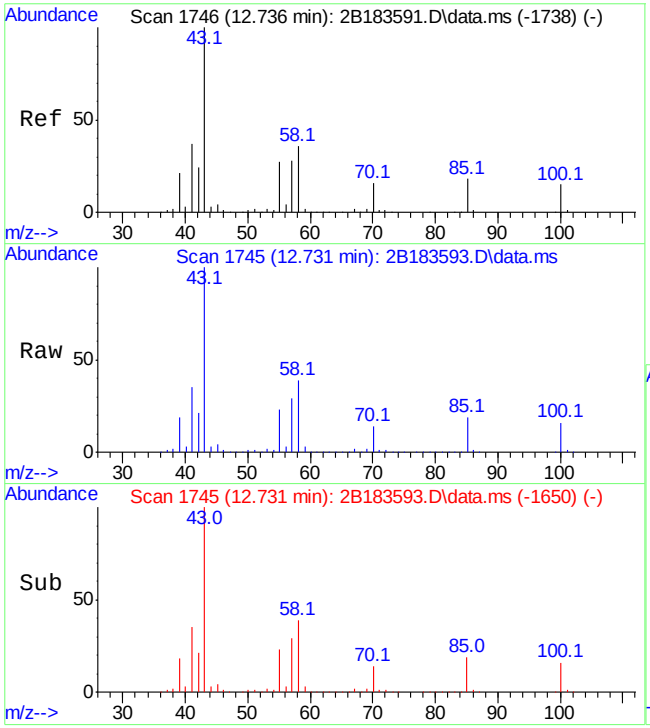

#72
3-methyl-1-butanol
Concen: 4532.43 ug/L
RT: 12.731 min Scan# 1745
Delta R.T. 0.000 min
Lab File: 2B183593.D
Acq: 16 Jun 21 10:17 pm

Tgt Ion: 70 Resp: 264249

Ion	Ratio	Lower	Upper
70	100		
55	160.3	138.6	198.6
42	147.1	117.3	177.3

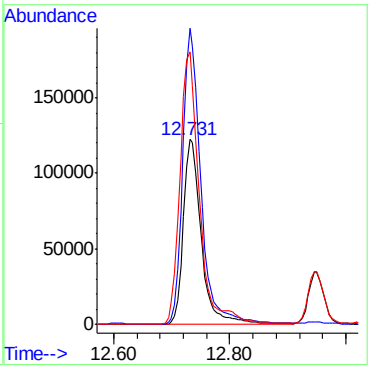

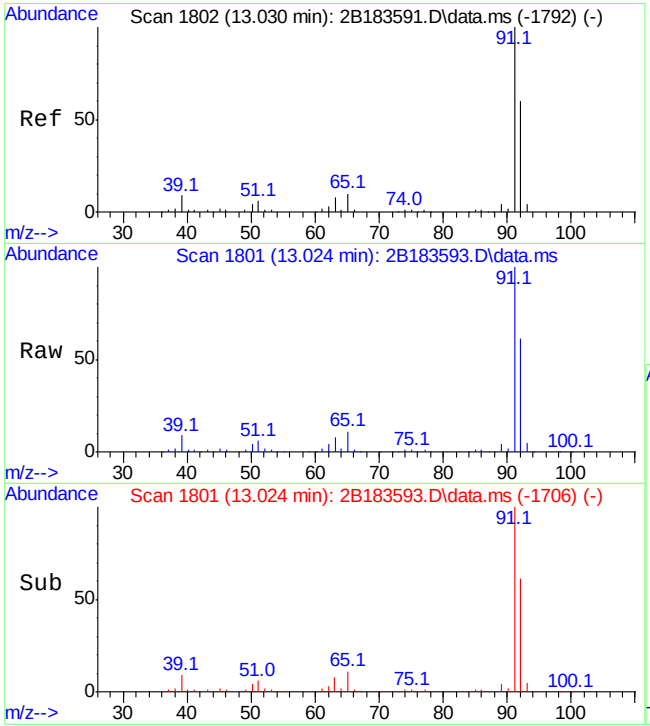

#75
toluene
Concen: 195.88 ug/L
RT: 13.024 min Scan# 1801
Delta R.T. 0.000 min
Lab File: 2B183593.D
Acq: 16 Jun 21 10:17 pm

Tgt Ion: 92 Resp: 1464897

Ion	Ratio	Lower	Upper
92	100		
91	162.7	145.5	185.5
65	18.4	0.0	37.3

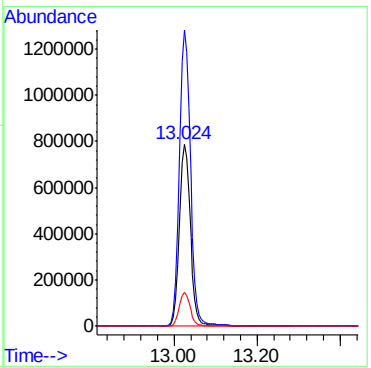

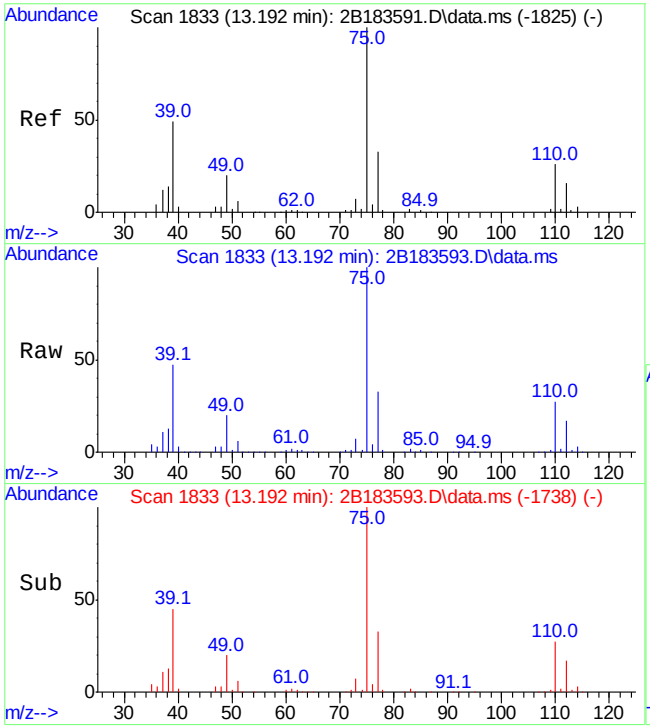

#76
trans-1,3-dichloropropene
Concen: 208.45 ug/L
RT: 13.192 min Scan# 1833
Delta R.T. 0.000 min
Lab File: 2B183593.D
Acq: 16 Jun 21 10:17 pm

Tgt Ion: 75 Resp: 932265

Ion	Ratio	Lower	Upper
75	100		
110	26.7	5.6	45.6
77	33.0	12.9	52.9

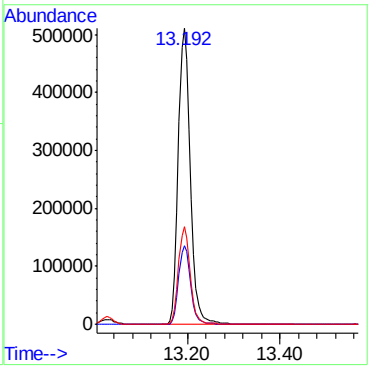

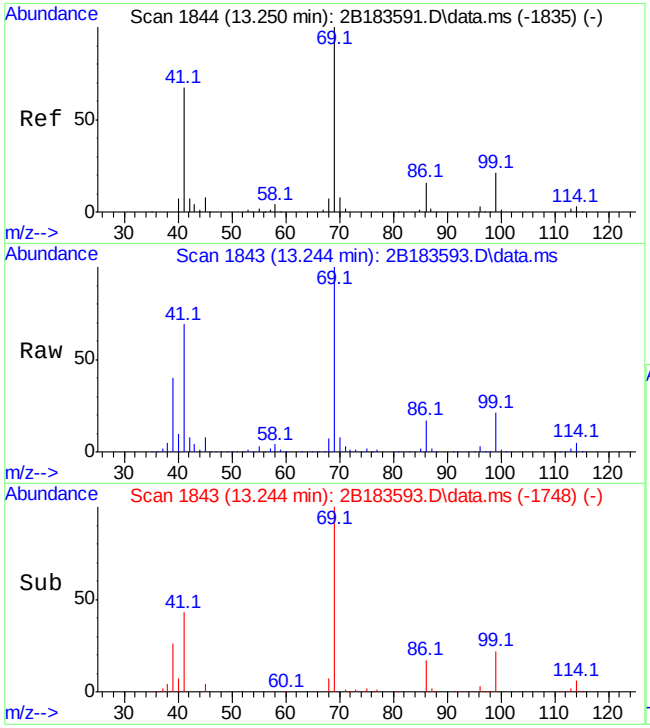

#77
ethyl methacrylate
Concen: 203.02 ug/L
RT: 13.244 min Scan# 1843
Delta R.T. 0.000 min
Lab File: 2B183593.D
Acq: 16 Jun 21 10:17 pm

Tgt Ion: 69 Resp: 735327

Ion	Ratio	Lower	Upper
69	100		
41	68.8	47.3	87.3
99	21.5	0.7	40.7
86	16.7	0.0	36.3

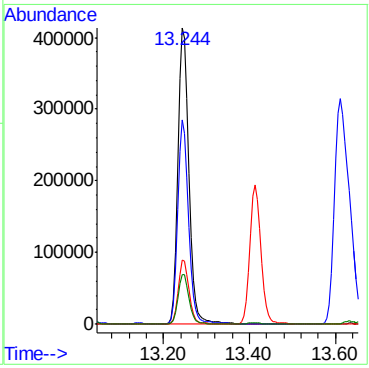

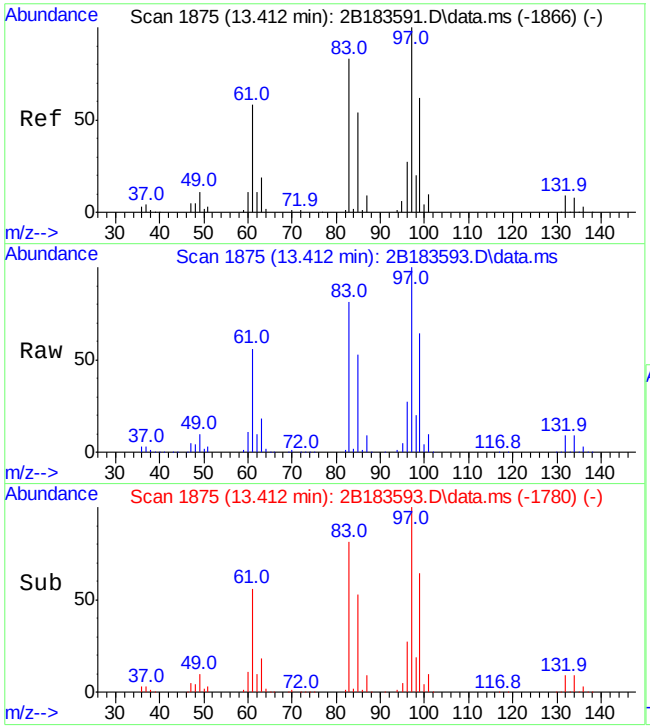

#78
1,1,2-trichloroethane
Concen: 194.89 ug/L
RT: 13.412 min Scan# 1875
Delta R.T. 0.000 min
Lab File: 2B183593.D
Acq: 16 Jun 21 10:17 pm

Tgt Ion: 83 Resp: 451334

Ion	Ratio	Lower	Upper
83	100		
97	123.8	100.4	140.4
85	65.2	44.7	84.7
61	69.8	49.5	89.5

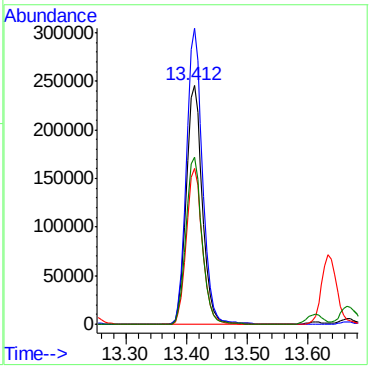

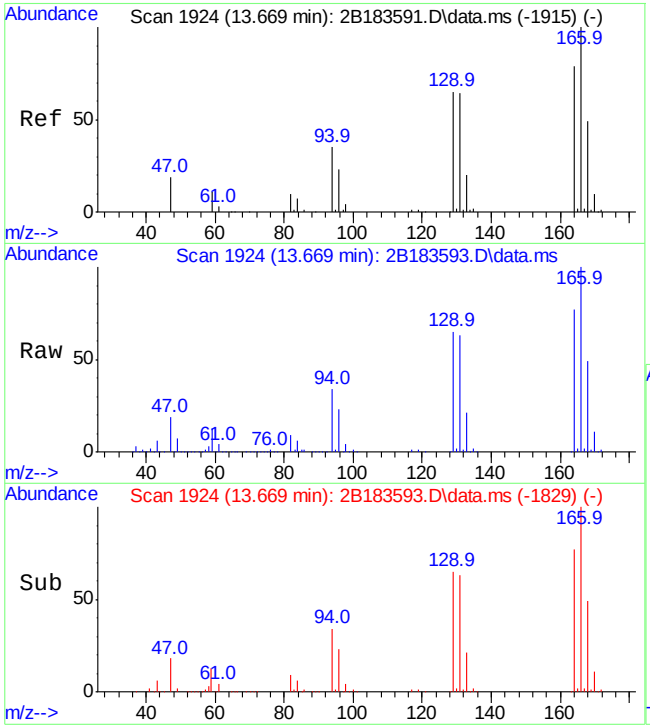

#79
tetrachloroethene
Concen: 177.29 ug/L
RT: 13.669 min Scan# 1924
Delta R.T. 0.000 min
Lab File: 2B183593.D
Acq: 16 Jun 21 10:17 pm

Tgt Ion:164 Resp: 576650

Ion	Ratio	Lower	Upper
164	100		
129	84.0	52.8	112.8
131	82.0	51.2	111.2
166	129.8	97.3	157.3

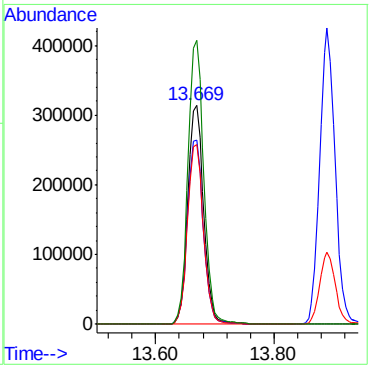

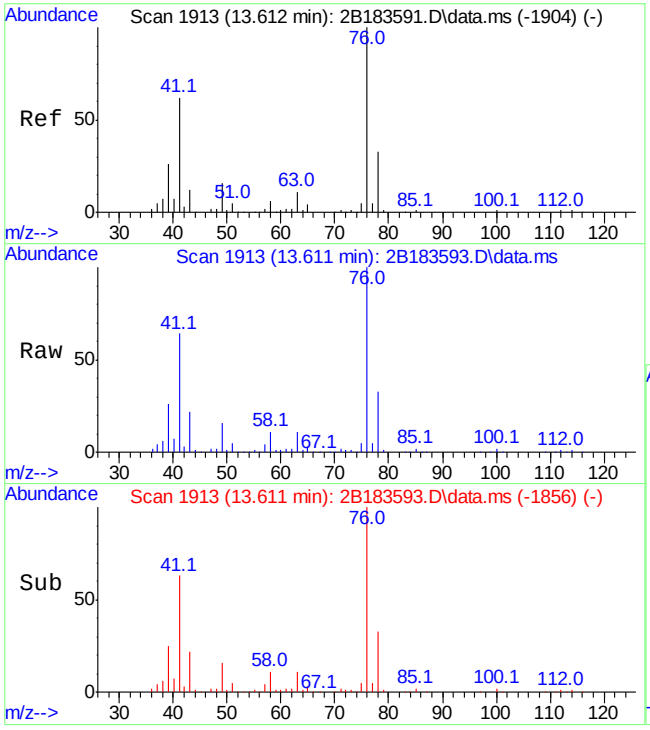

#80
1,3-dichloropropane
Concen: 191.24 ug/L
RT: 13.611 min Scan# 1913
Delta R.T. 0.000 min
Lab File: 2B183593.D
Acq: 16 Jun 21 10:17 pm

Tgt Ion: 76 Resp: 898624

Ion	Ratio	Lower	Upper
76	100		
78	33.3	2.9	62.9
41	63.7	31.5	91.5

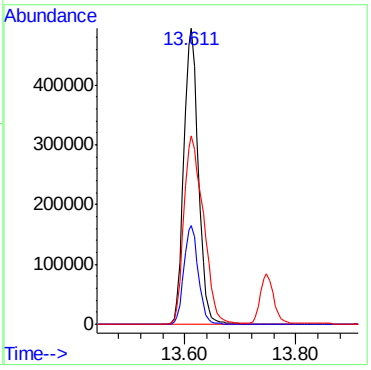

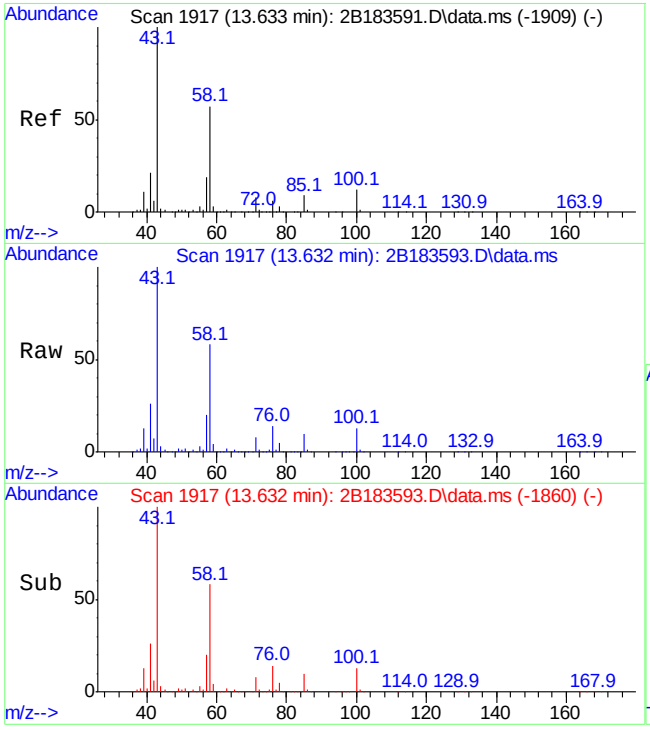

#81
2-hexanone
Concen: 795.15 ug/L
RT: 13.632 min Scan# 1917
Delta R.T. 0.000 min
Lab File: 2B183593.D
Acq: 16 Jun 21 10:17 pm

Tgt Ion: 58 Resp: 721046

Ion	Ratio	Lower	Upper
58	100		
43	172.4	156.8	196.8
85	17.3	0.0	35.7
100	22.5	0.5	40.5

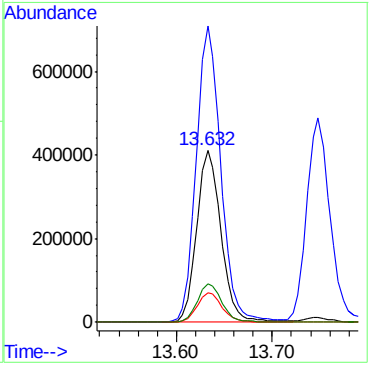

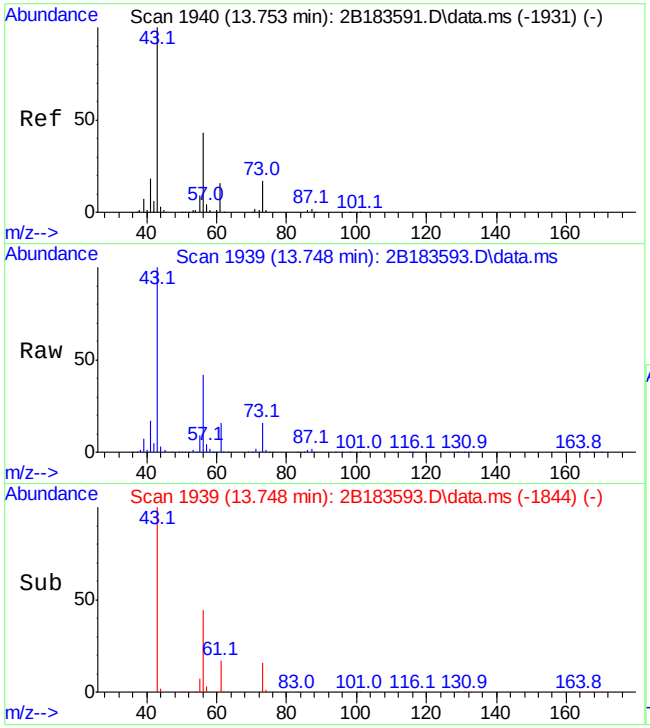

#82
butyl acetate
Concen: 206.82 ug/L
RT: 13.748 min Scan# 1939
Delta R.T. 0.000 min
Lab File: 2B183593.D
Acq: 16 Jun 21 10:17 pm

Tgt Ion: 56 Resp: 357923

Ion	Ratio	Lower	Upper
56	100		
43	235.6	205.4	265.4
73	38.8	8.9	68.9

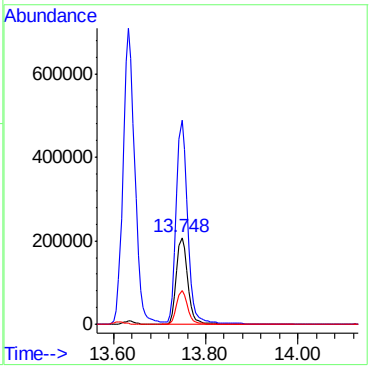

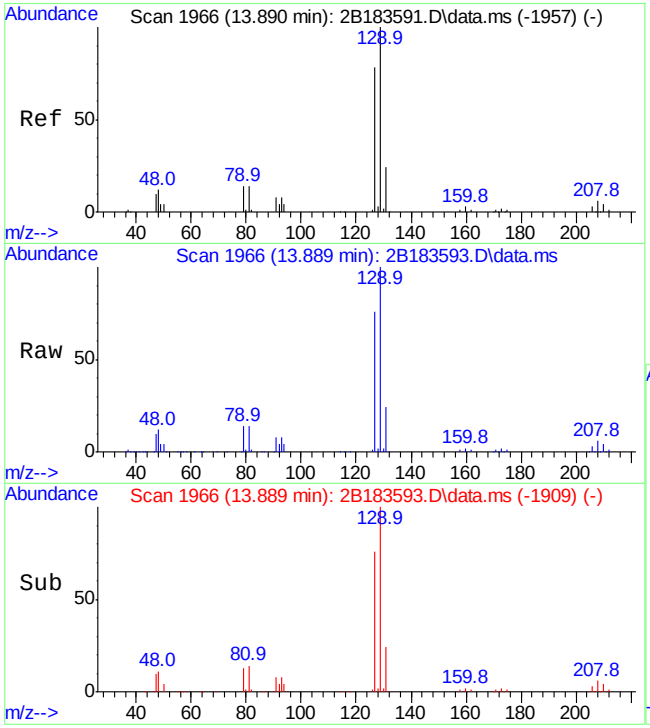

#83
dibromochloromethane
Concen: 203.99 ug/L
RT: 13.889 min Scan# 1966
Delta R.T. 0.000 min
Lab File: 2B183593.D
Acq: 16 Jun 21 10:17 pm

Tgt Ion:129 Resp: 772354

Ion	Ratio	Lower	Upper
129	100		
127	75.9	47.6	107.6
131	24.4	0.0	54.0

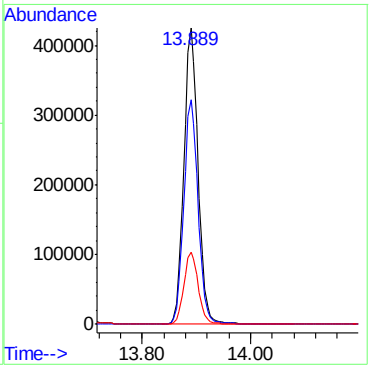

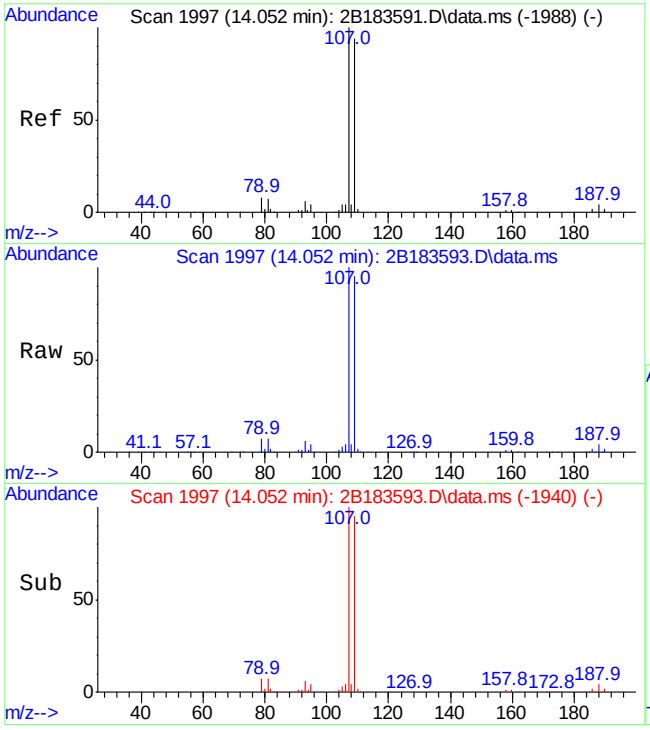

#84
1,2-dibromoethane
Concen: 203.38 ug/L
RT: 14.052 min Scan# 1997
Delta R.T. 0.000 min
Lab File: 2B183593.D
Acq: 16 Jun 21 10:17 pm

Tgt Ion:107 Resp: 622972

Ion	Ratio	Lower	Upper
107	100		
109	94.8	64.2	124.2
188	3.9	0.0	33.9

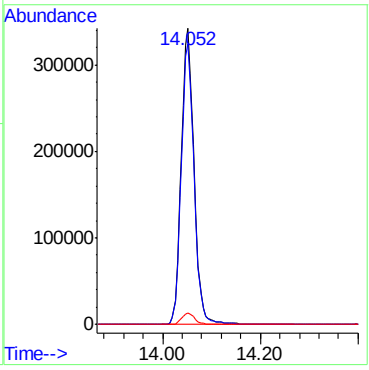

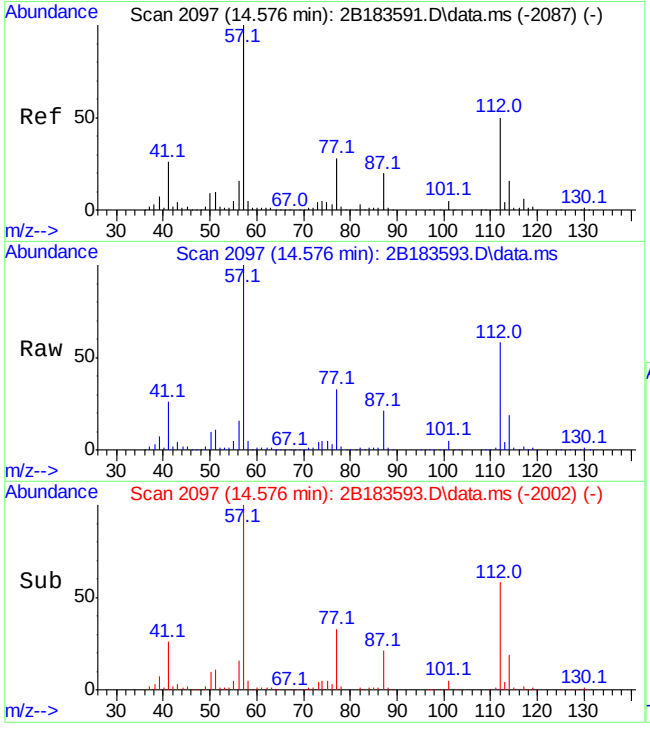

#85
n-butyl ether
Concen: 197.24 ug/L
RT: 14.576 min Scan# 2097
Delta R.T. 0.000 min
Lab File: 2B183593.D
Acq: 16 Jun 21 10:17 pm

Tgt Ion: 57 Resp: 2282121

Ion	Ratio	Lower	Upper
57	100		
87	20.9	0.0	49.5
101	5.4	0.0	34.7

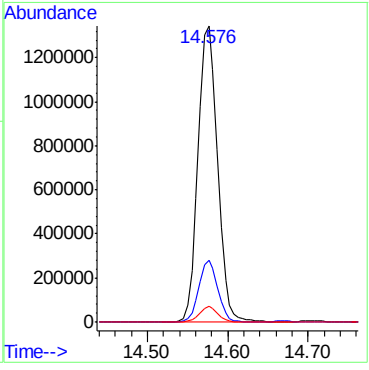

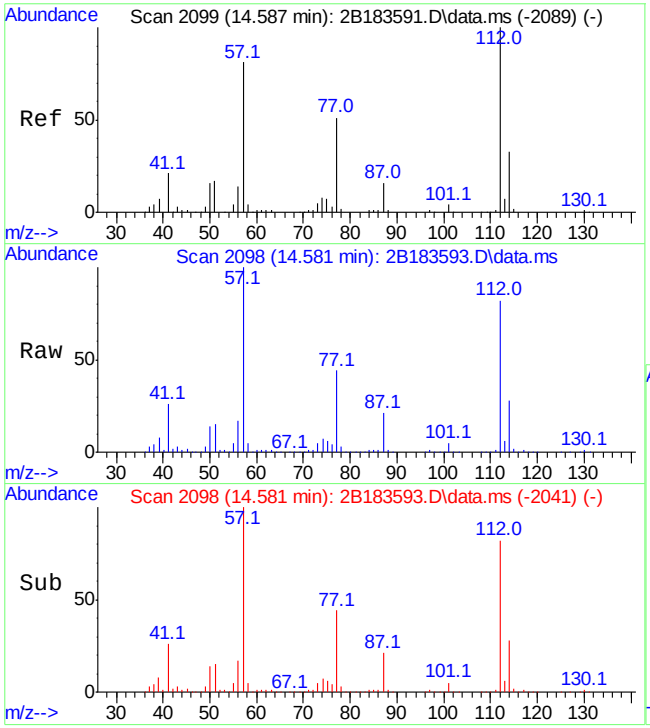

#86
chlorobenzene
Concen: 191.86 ug/L
RT: 14.581 min Scan# 2098
Delta R.T. 0.000 min
Lab File: 2B183593.D
Acq: 16 Jun 21 10:17 pm

Tgt Ion:112 Resp: 1705612

Ion	Ratio	Lower	Upper
112	100		
77	53.8	21.5	81.5
114	33.7	2.8	62.8

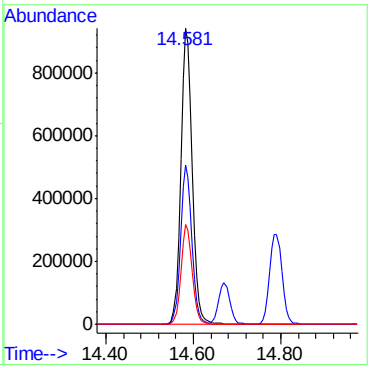

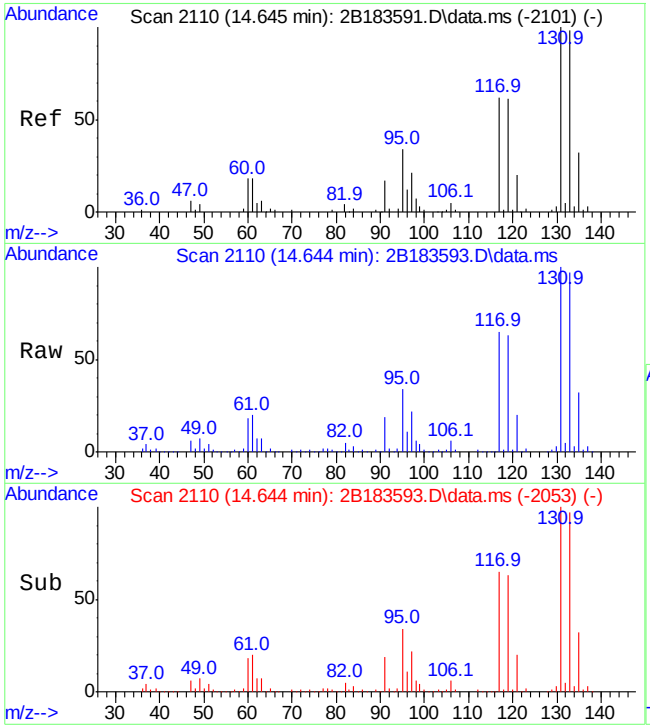

#87
1,1,1,2-tetrachloroethane
Concen: 192.90 ug/L
RT: 14.644 min Scan# 2110
Delta R.T. 0.000 min
Lab File: 2B183593.D
Acq: 16 Jun 21 10:17 pm

Tgt Ion:131 Resp: 715261

Ion	Ratio	Lower	Upper
131	100		
133	96.5	67.8	127.8
119	63.4	32.9	92.9

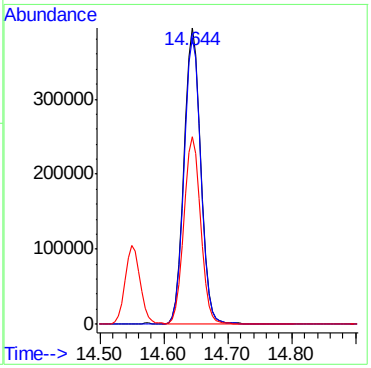

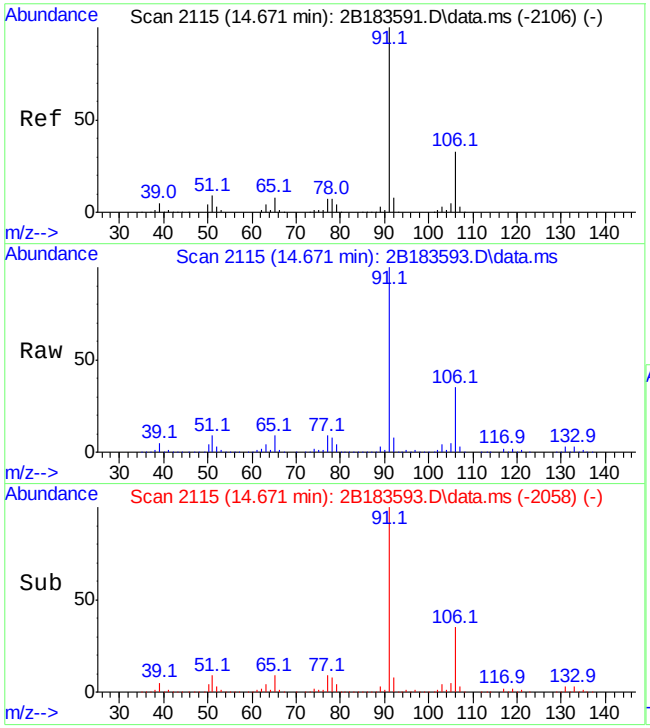

#88
ethylbenzene
Concen: 181.75 ug/L
RT: 14.671 min Scan# 2115
Delta R.T. 0.000 min
Lab File: 2B183593.D
Acq: 16 Jun 21 10:17 pm

Tgt Ion: 91 Resp: 2607961

Ion	Ratio	Lower	Upper
91	100		
106	34.8	3.0	63.0
51	9.2	0.0	39.2

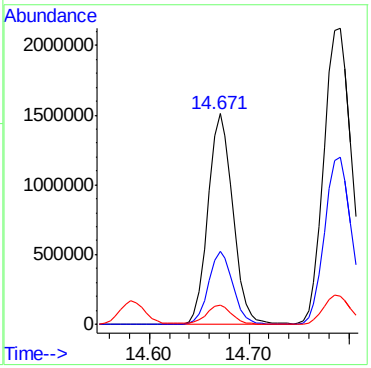

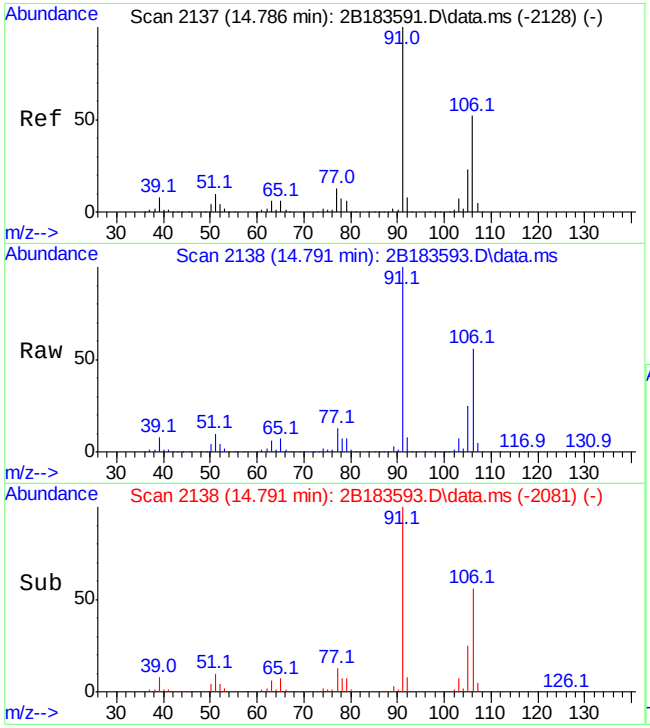

#89
m,p-xylene
Concen: 390.90 ug/L
RT: 14.791 min Scan# 2138
Delta R.T. 0.000 min
Lab File: 2B183593.D
Acq: 16 Jun 21 10:17 pm

Tgt Ion:106 Resp: 2265652

Ion	Ratio	Lower	Upper
106	100		
91	177.0	162.7	222.7
77	23.8	5.0	45.0

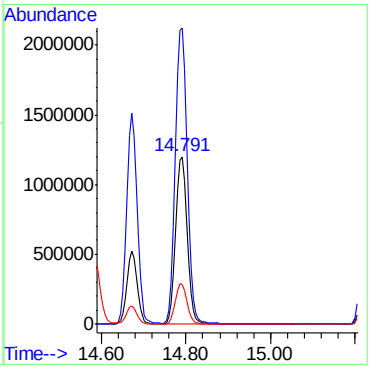

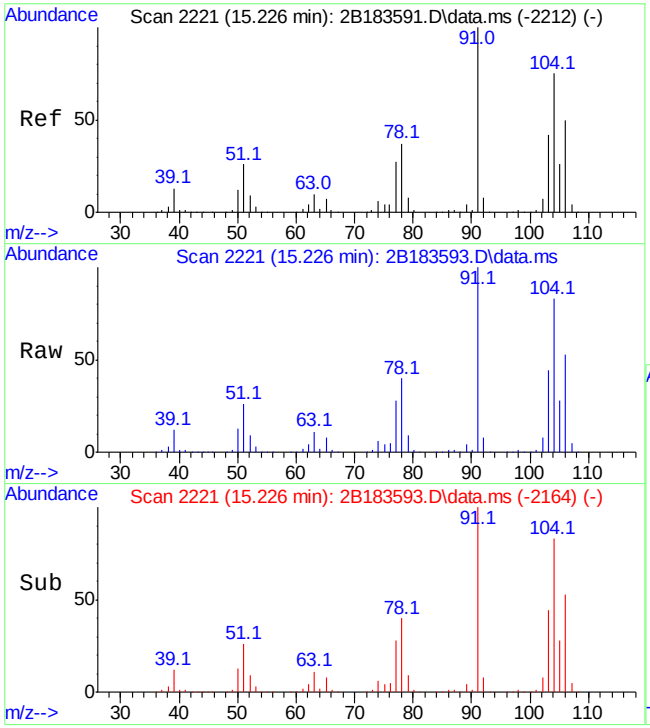

#90
o-xylene
Concen: 197.45 ug/L
RT: 15.226 min Scan# 2221
Delta R.T. 0.000 min
Lab File: 2B183593.D
Acq: 16 Jun 21 10:17 pm

Tgt Ion:106 Resp: 1219240

Ion	Ratio	Lower	Upper
106	100		
91	189.4	169.5	229.5
77	53.4	33.1	73.1

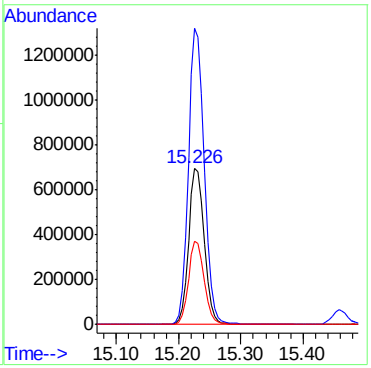

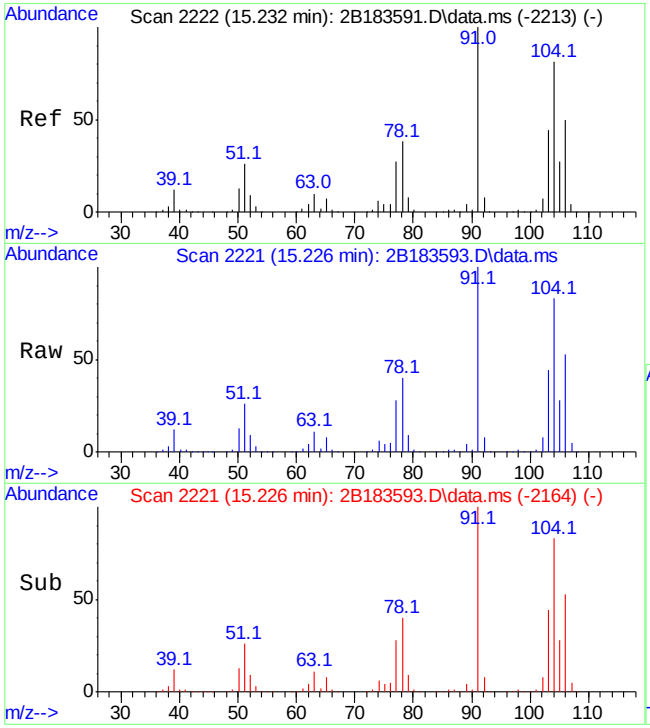

#91
styrene
Concen: 197.29 ug/L
RT: 15.226 min Scan# 2221
Delta R.T. 0.000 min
Lab File: 2B183593.D
Acq: 16 Jun 21 10:17 pm

Tgt Ion:104 Resp: 1946572

Ion	Ratio	Lower	Upper
104	100		
78	48.3	16.8	76.8
51	31.6	2.1	62.1

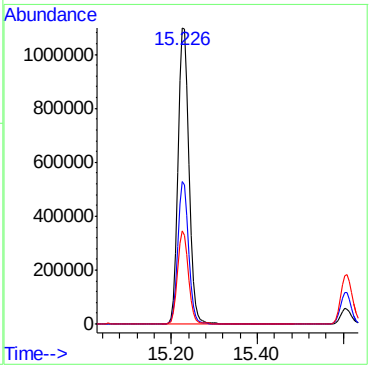

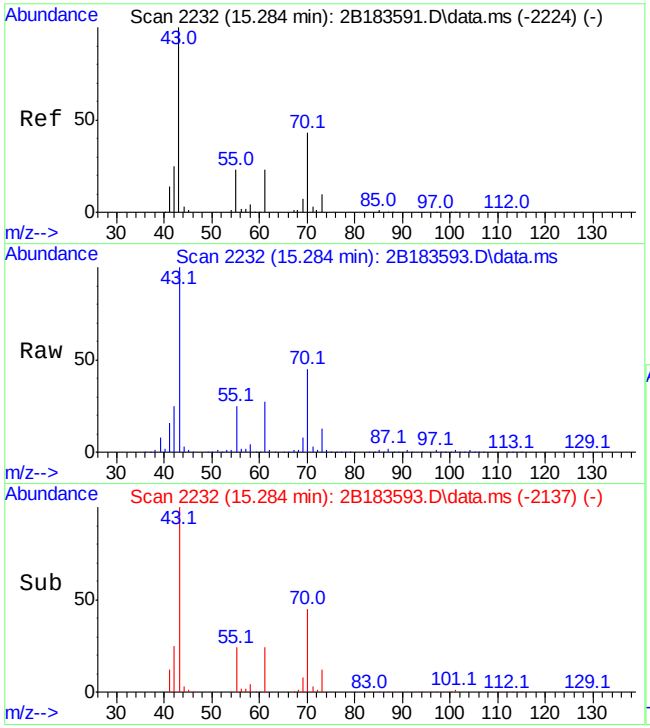

#92
n-amyl acetate
Concen: 215.89 ug/L
RT: 15.284 min Scan# 2232
Delta R.T. 0.000 min
Lab File: 2B183593.D
Acq: 16 Jun 21 10:17 pm

Tgt Ion: 70 Resp: 439082

Ion	Ratio	Lower	Upper
70	100		
43	222.0	202.3	262.3
55	54.8	23.6	83.6

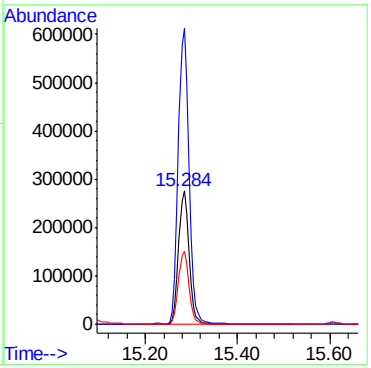

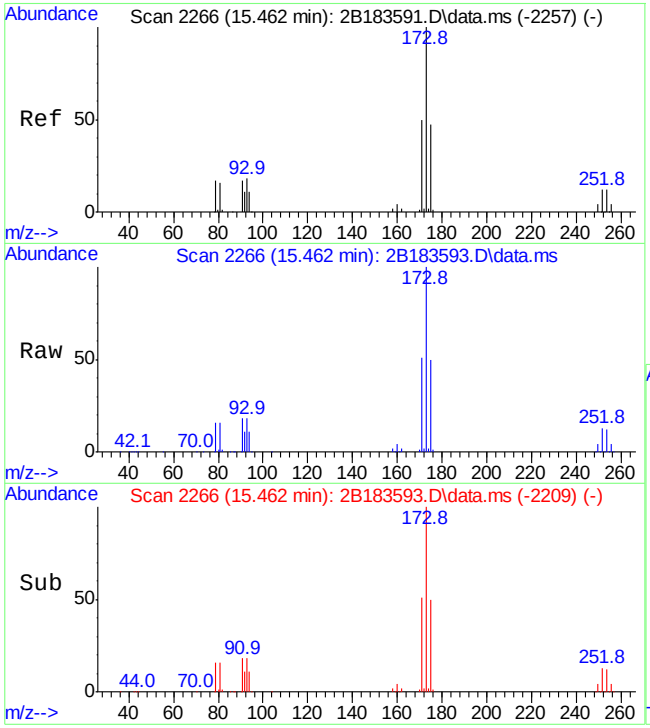

#93
bromoform
Concen: 209.54 ug/L
RT: 15.462 min Scan# 2266
Delta R.T. 0.000 min
Lab File: 2B183593.D
Acq: 16 Jun 21 10:17 pm

Tgt Ion:173 Resp: 624384

Ion	Ratio	Lower	Upper
173	100		
175	49.7	17.3	77.3
254	12.2	0.0	42.0

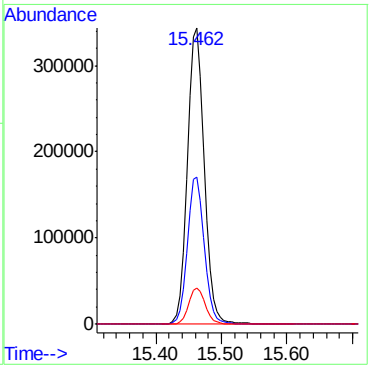

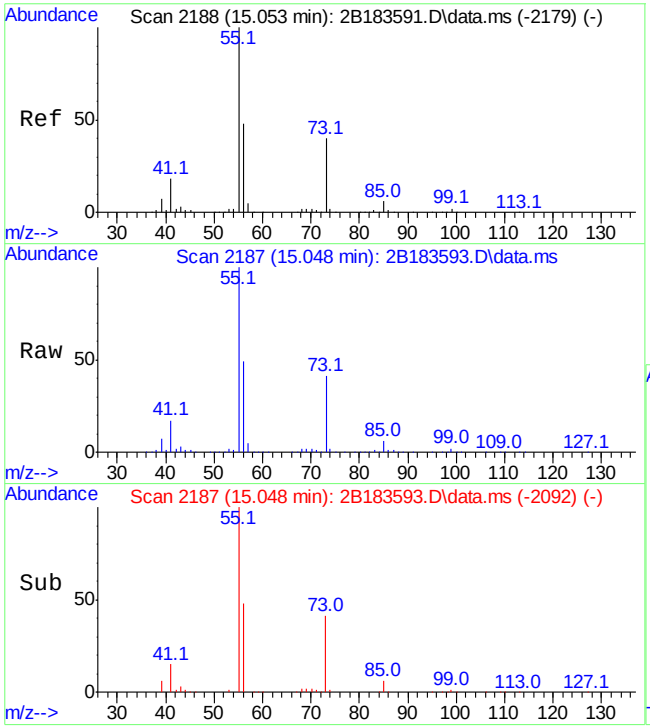

#94
butyl acrylate
Concen: 221.63 ug/L
RT: 15.048 min Scan# 2187
Delta R.T. 0.000 min
Lab File: 2B183593.D
Acq: 16 Jun 21 10:17 pm

Tgt Ion: 55 Resp: 1261750

Ion	Ratio	Lower	Upper
55	100		
56	49.1	18.2	78.2
73	40.8	10.0	70.0
85	5.9	0.0	35.9

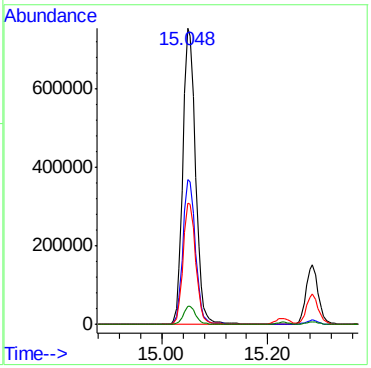

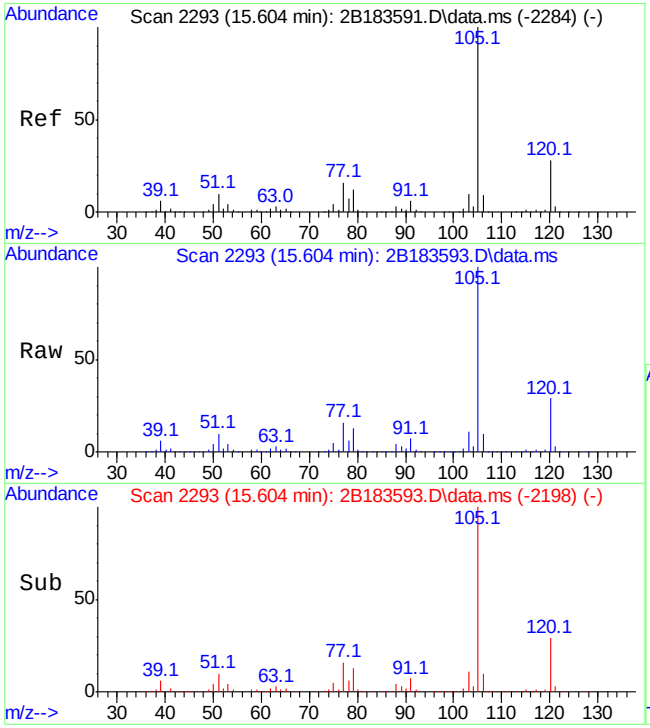

#95
isopropylbenzene
Concen: 188.56 ug/L
RT: 15.604 min Scan# 2293
Delta R.T. 0.000 min
Lab File: 2B183593.D
Acq: 16 Jun 21 10:17 pm

Tgt Ion:105 Resp: 3175524

Ion	Ratio	Lower	Upper
105	100		
120	29.4	7.6	47.6
77	16.1	0.0	35.7

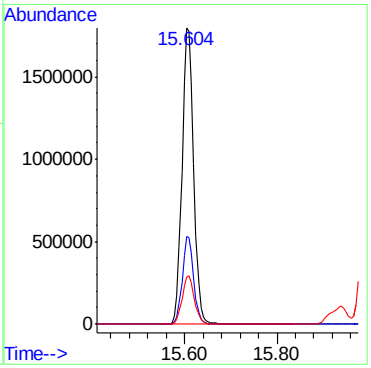

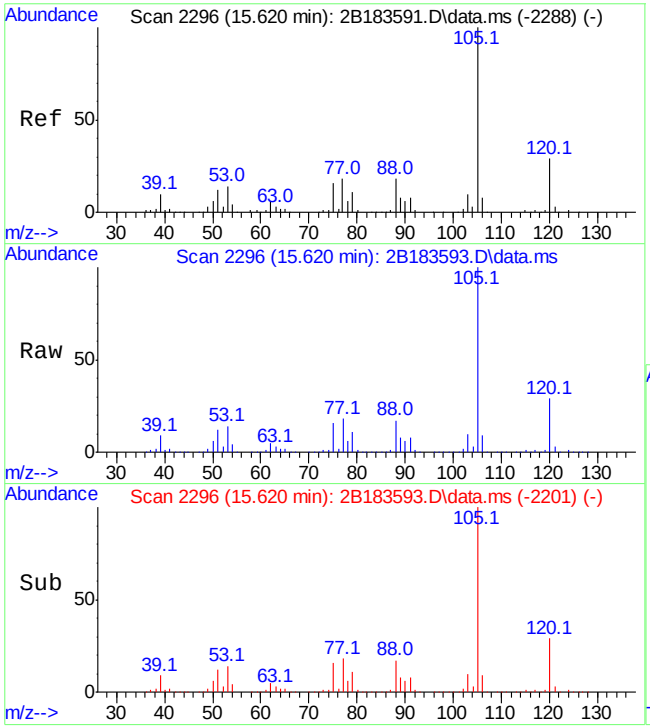

#96
cis-1,4-dichloro-2-butene
Concen: 199.18 ug/L
RT: 15.620 min Scan# 2296
Delta R.T. 0.000 min
Lab File: 2B183593.D
Acq: 16 Jun 21 10:17 pm

Tgt Ion: 88 Resp: 282842

Ion	Ratio	Lower	Upper
88	100		
75	94.5	74.3	114.3
89	47.5	26.9	66.9
53	80.9	62.3	102.3

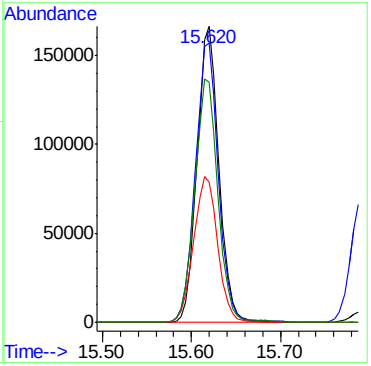

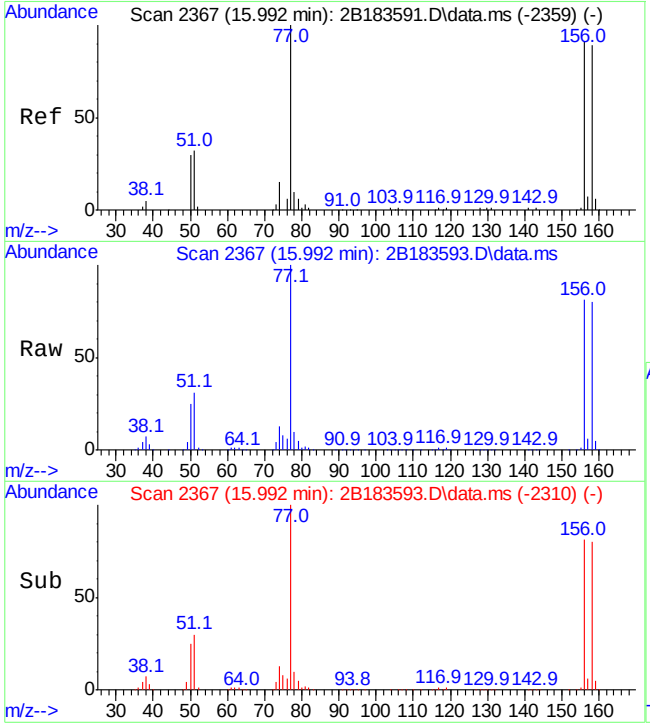

#99
bromobenzene
Concen: 194.55 ug/L
RT: 15.992 min Scan# 2367
Delta R.T. 0.000 min
Lab File: 2B183593.D
Acq: 16 Jun 21 10:17 pm

Tgt Ion:156 Resp: 899939

Ion	Ratio	Lower	Upper
156	100		
77	123.7	94.4	154.4
158	99.5	68.2	128.2

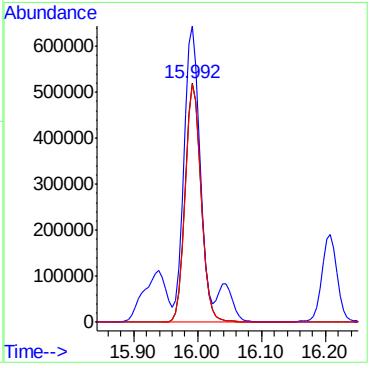

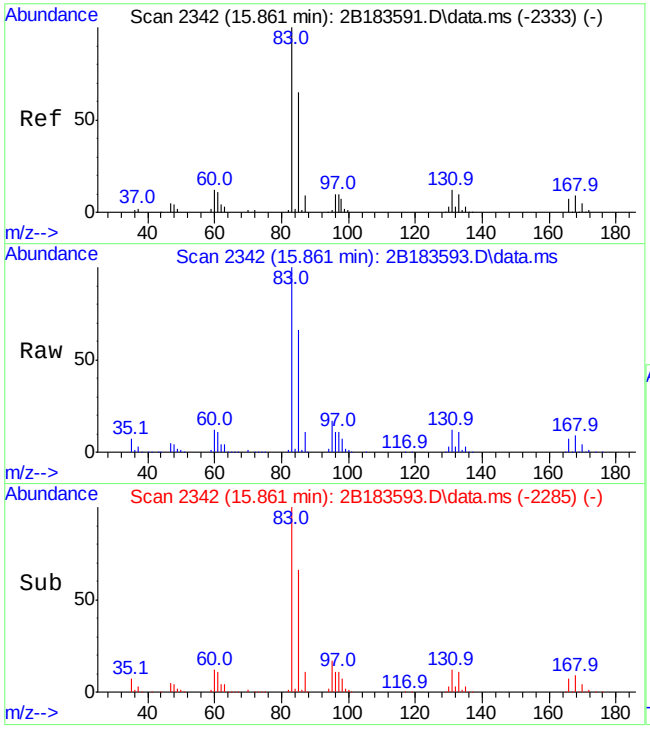

#100
1,1,2,2-tetrachloroethane
Concen: 203.78 ug/L
RT: 15.861 min Scan# 2342
Delta R.T. 0.000 min
Lab File: 2B183593.D
Acq: 16 Jun 21 10:17 pm

Tgt Ion: 83 Resp: 776130

Ion	Ratio	Lower	Upper
83	100		
131	11.9	0.0	41.6
85	65.9	34.8	94.8

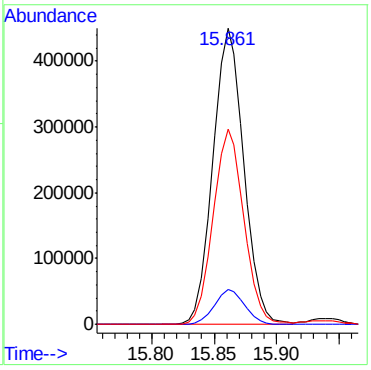

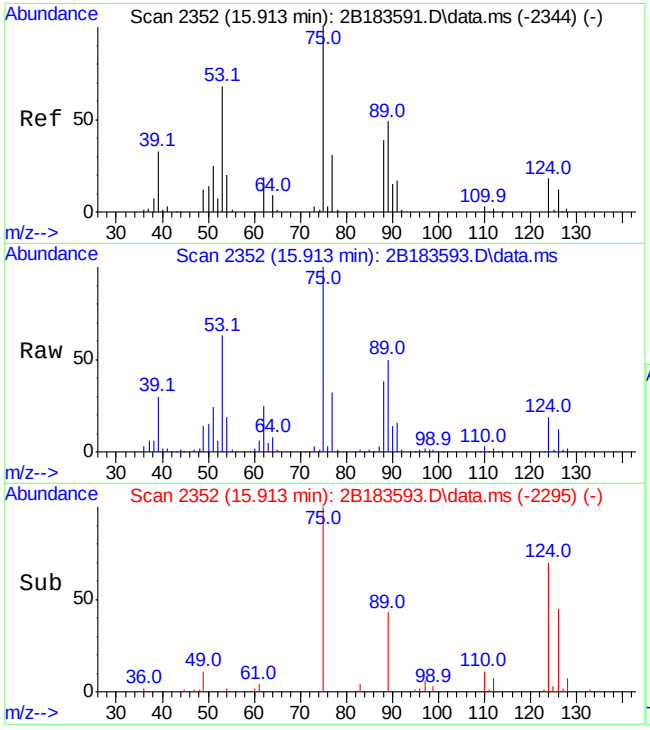

#101
trans-1,4-dichloro-2-butene
Concen: 213.71 ug/L
RT: 15.913 min Scan# 2352
Delta R.T. 0.000 min
Lab File: 2B183593.D
Acq: 16 Jun 21 10:17 pm

Tgt Ion: 53 Resp: 211222

Ion	Ratio	Lower	Upper
53	100		
88	60.5	26.5	86.5
75	157.6	116.8	176.8

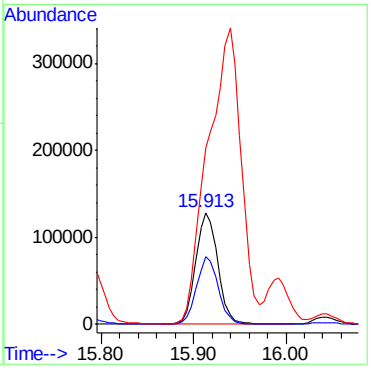

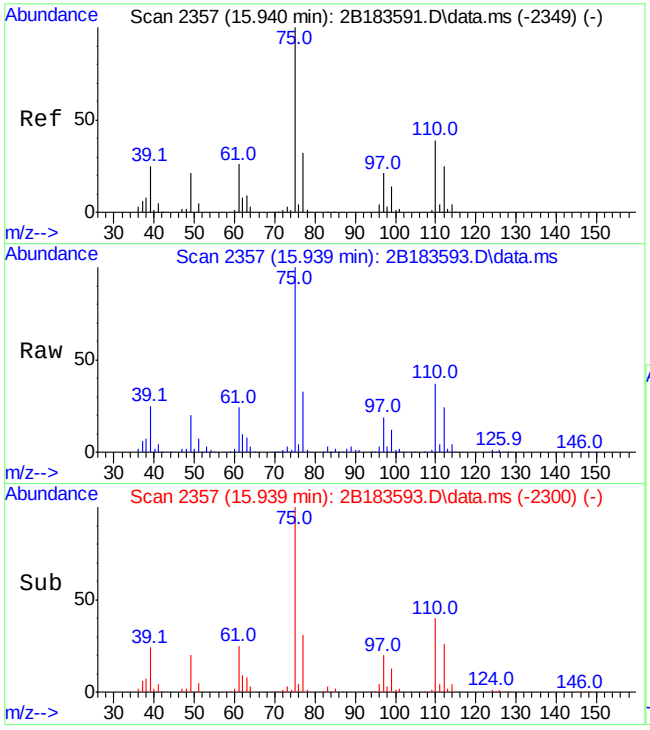

#102
1,2,3-trichloropropane
Concen: 194.48 ug/L
RT: 15.939 min Scan# 2357
Delta R.T. 0.000 min
Lab File: 2B183593.D
Acq: 16 Jun 21 10:17 pm

Tgt Ion:110 Resp: 214797

Ion	Ratio	Lower	Upper
110	100		
111	9.6	0.0	40.7
97	50.9	23.2	83.2

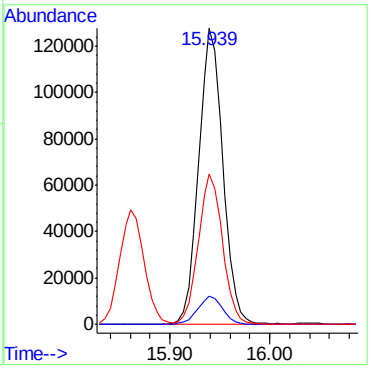

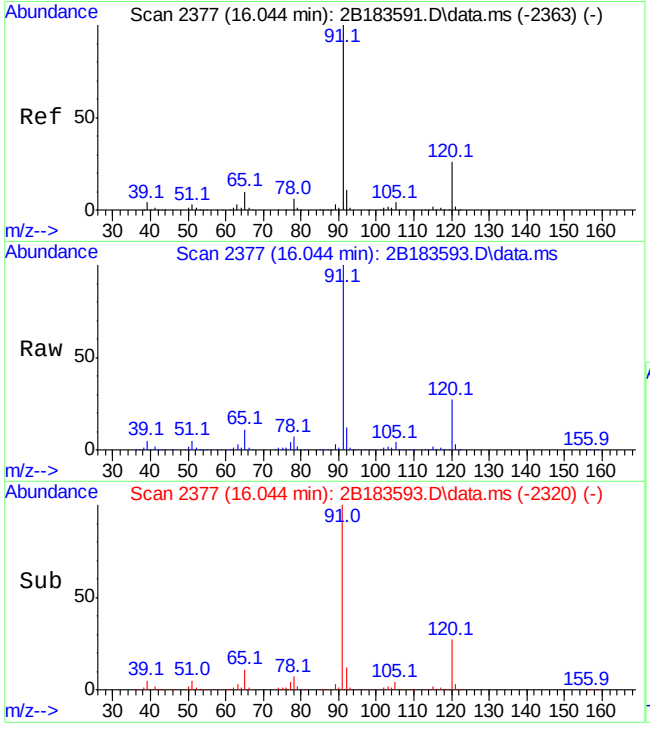

#103
n-propylbenzene
Concen: 189.95 ug/L
RT: 16.044 min Scan# 2377
Delta R.T. 0.000 min
Lab File: 2B183593.D
Acq: 16 Jun 21 10:17 pm

Tgt Ion: 91 Resp: 3364364

Ion	Ratio	Lower	Upper
91	100		
120	27.4	0.0	55.5
65	10.6	0.0	39.9

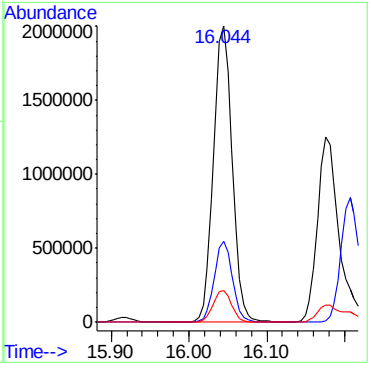

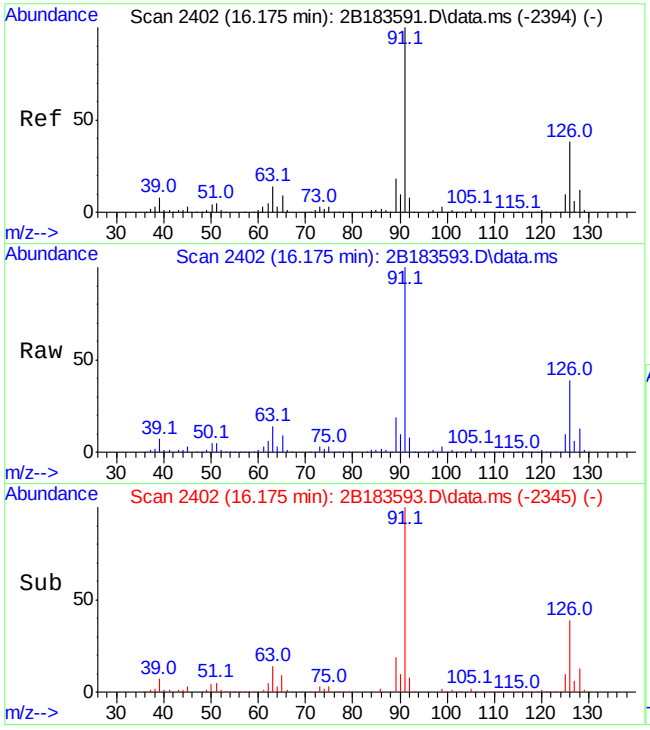

#104
2-chlorotoluene
Concen: 200.63 ug/L
RT: 16.175 min Scan# 2402
Delta R.T. 0.000 min
Lab File: 2B183593.D
Acq: 16 Jun 21 10:17 pm

Tgt Ion:126 Resp: 837429

Ion	Ratio	Lower	Upper
126	100		
91	255.6	233.1	293.1
63	35.9	6.5	66.5

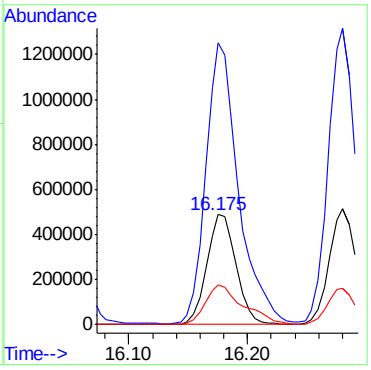

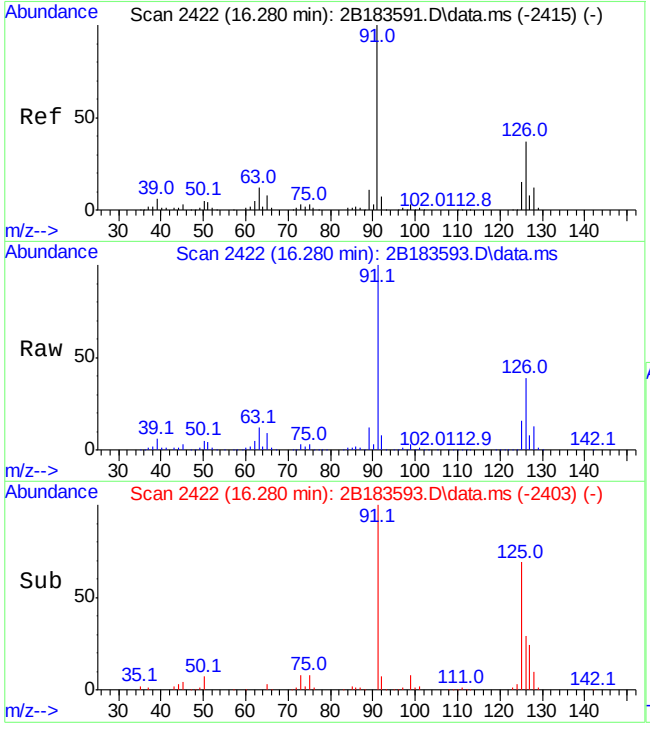

#105
4-chlorotoluene
Concen: 194.58 ug/L
RT: 16.280 min Scan# 2422
Delta R.T. 0.000 min
Lab File: 2B183593.D
Acq: 16 Jun 21 10:17 pm

Tgt Ion: 91 Resp: 2175650

Ion	Ratio	Lower	Upper
91	100		
126	39.0	7.4	67.4
63	12.2	0.0	42.1

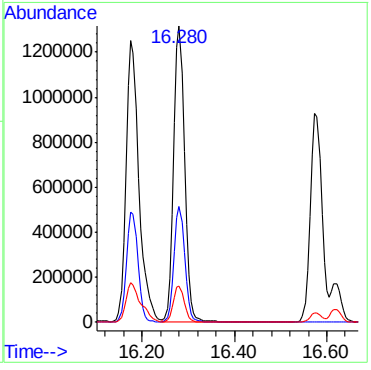

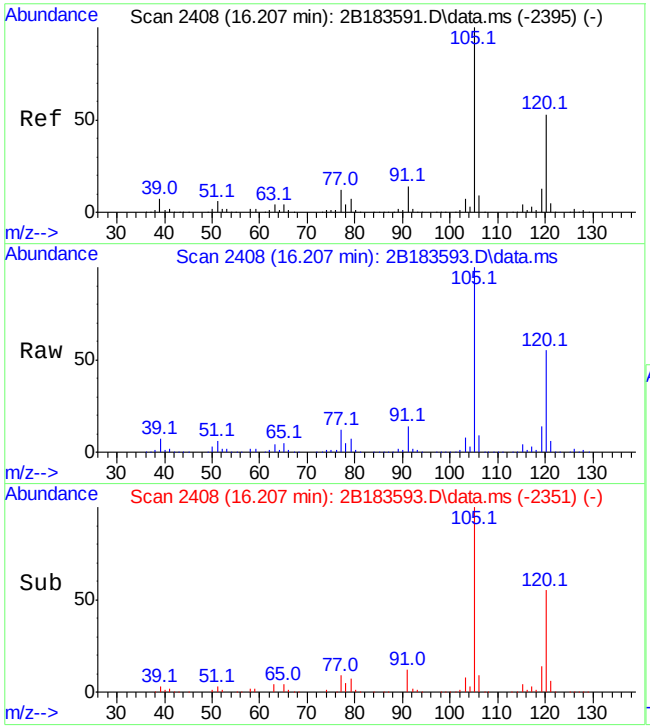

#106
1,3,5-trimethylbenzene
Concen: 191.07 ug/L
RT: 16.207 min Scan# 2408
Delta R.T. 0.000 min
Lab File: 2B183593.D
Acq: 16 Jun 21 10:17 pm

Tgt Ion:105 Resp: 2558919

Ion	Ratio	Lower	Upper
105	100		
120	54.9	22.7	82.7
77	12.4	0.0	42.1

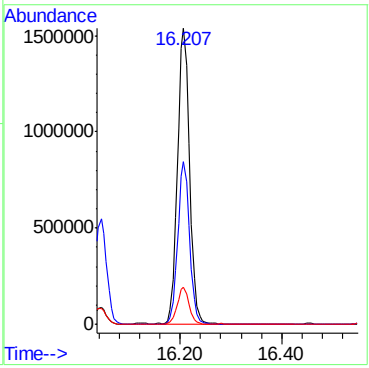

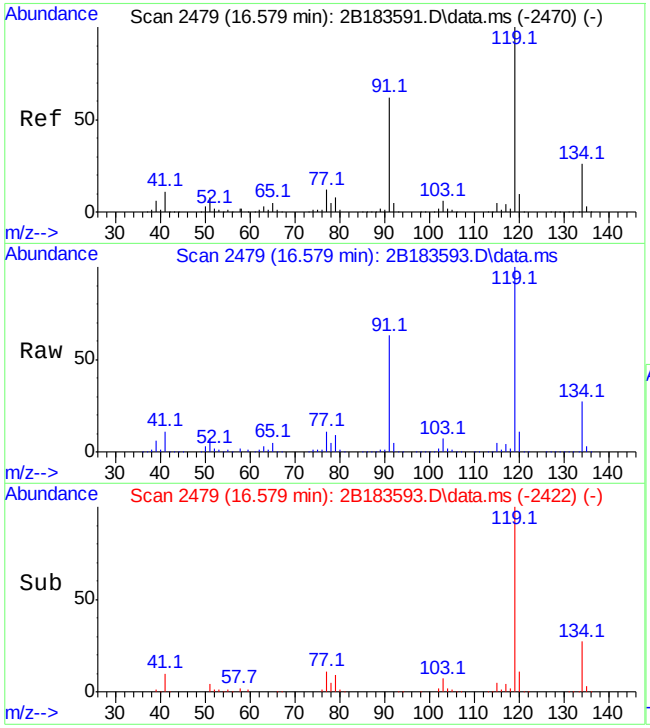

#107
tert-butylbenzene
Concen: 206.12 ug/L
RT: 16.579 min Scan# 2479
Delta R.T. 0.000 min
Lab File: 2B183593.D
Acq: 16 Jun 21 10:17 pm

Tgt Ion:134 Resp: 656110

Ion	Ratio	Lower	Upper
134	100		
91	235.0	208.1	268.1
119	374.1	353.9	413.9

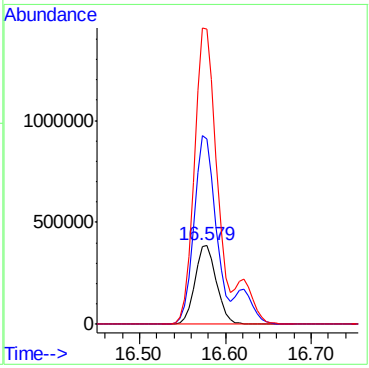

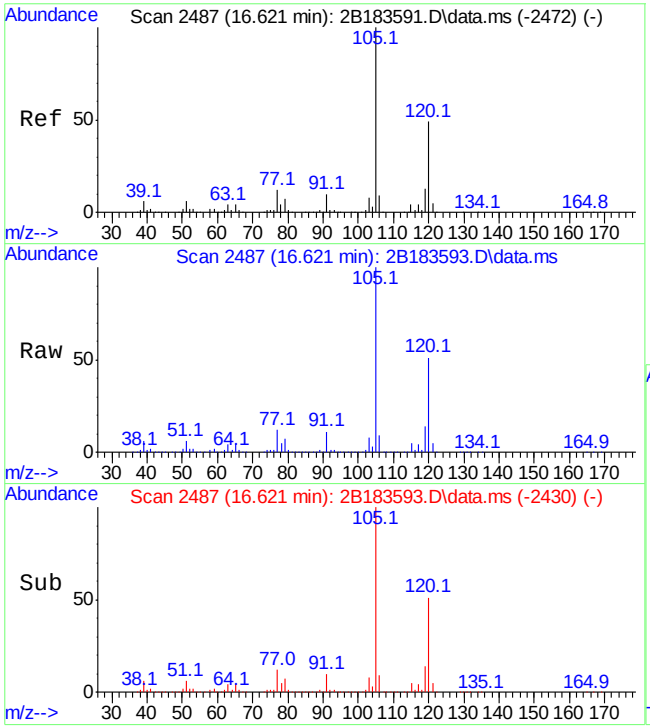

#108
1,2,4-trimethylbenzene
Concen: 191.46 ug/L
RT: 16.621 min Scan# 2487
Delta R.T. 0.000 min
Lab File: 2B183593.D
Acq: 16 Jun 21 10:17 pm

Tgt Ion:105 Resp: 2668110

Ion	Ratio	Lower	Upper
105	100		
120	51.4	19.5	79.5
77	12.0	0.0	41.6

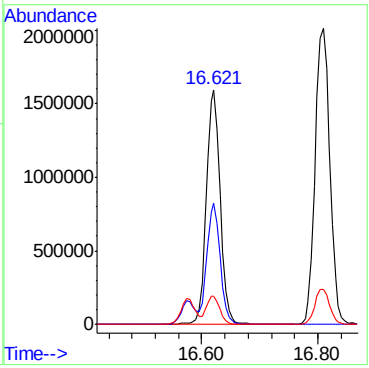

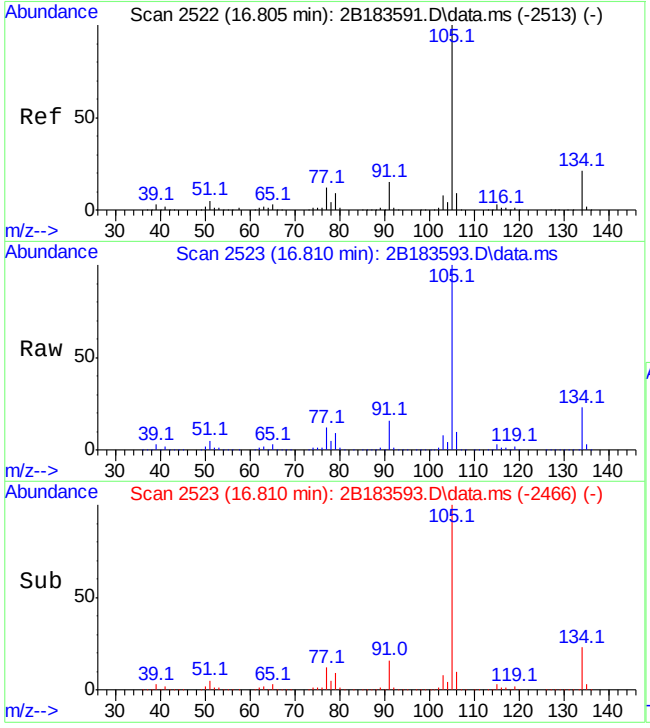

#109
sec-butylbenzene
Concen: 190.89 ug/L
RT: 16.810 min Scan# 2523
Delta R.T. 0.000 min
Lab File: 2B183593.D
Acq: 16 Jun 21 10:17 pm

Tgt Ion:105 Resp: 3537165

Ion	Ratio	Lower	Upper
105	100		
134	23.2	0.0	50.9
91	15.7	0.0	44.9

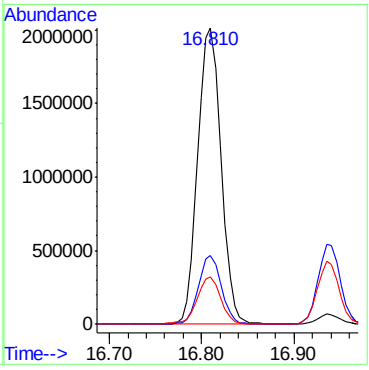

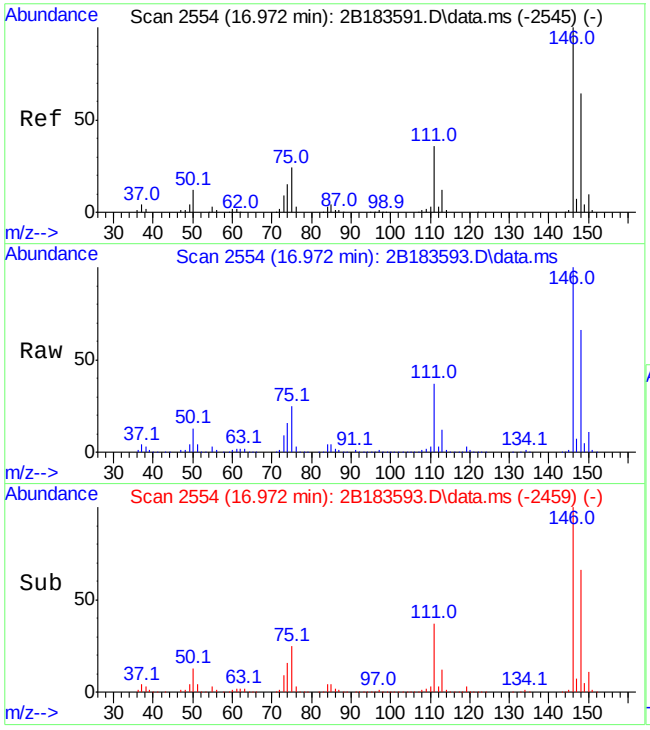

#110
1,3-dichlorobenzene
Concen: 189.80 ug/L
RT: 16.972 min Scan# 2554
Delta R.T. 0.000 min
Lab File: 2B183593.D
Acq: 16 Jun 21 10:17 pm

Tgt Ion:146 Resp: 1652739

Ion	Ratio	Lower	Upper
146	100		
111	37.1	6.0	66.0
148	66.4	34.1	94.1

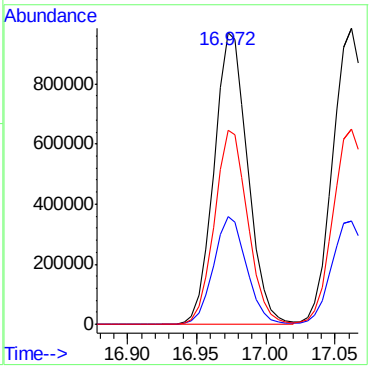

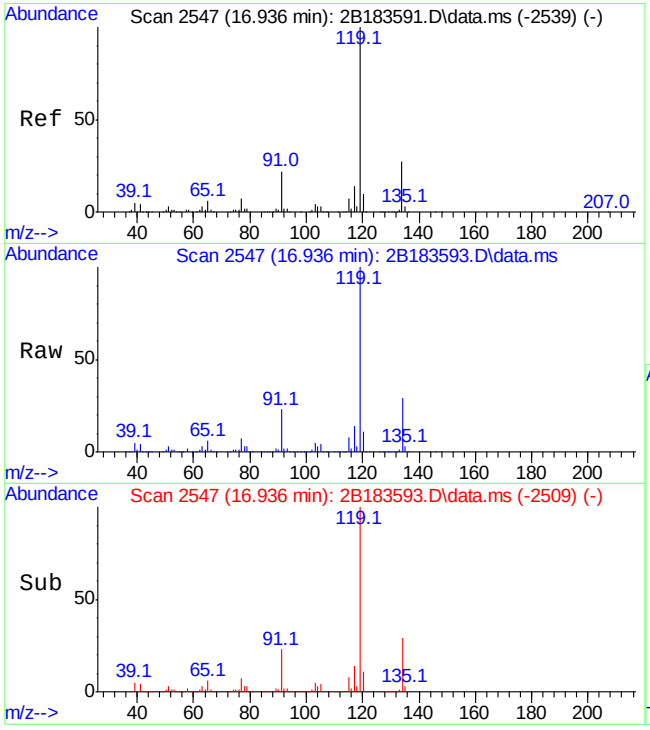

#111
p-isopropyltoluene
Concen: 191.17 ug/L
RT: 16.936 min Scan# 2547
Delta R.T. 0.000 min
Lab File: 2B183593.D
Acq: 16 Jun 21 10:17 pm

Tgt Ion:119 Resp: 3105016

Ion	Ratio	Lower	Upper
119	100		
134	29.4	0.0	57.3
91	23.0	0.0	51.8

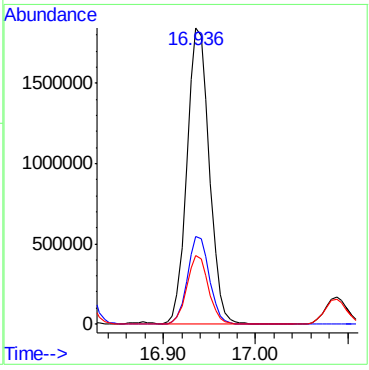

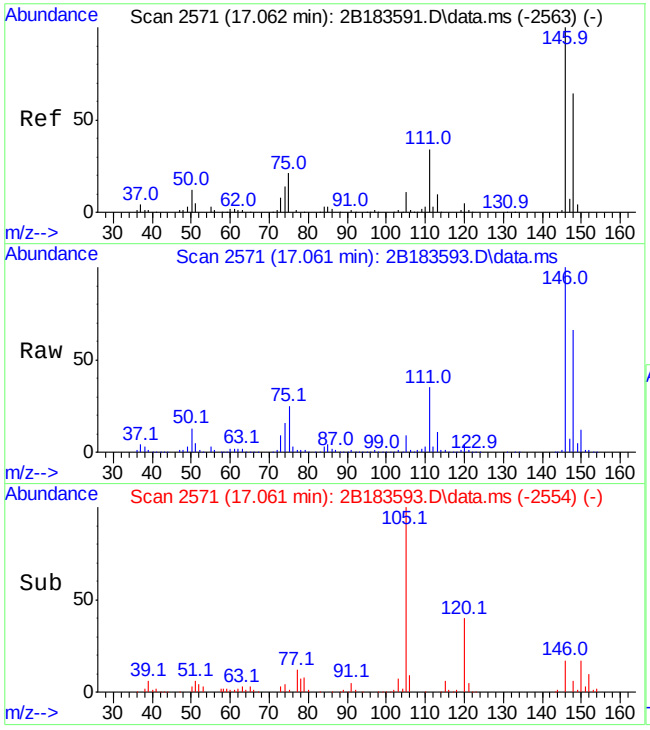

#112
1,4-dichlorobenzene
Concen: 203.76 ug/L
RT: 17.061 min Scan# 2571
Delta R.T. 0.000 min
Lab File: 2B183593.D
Acq: 16 Jun 21 10:17 pm

Tgt Ion:146 Resp: 1740892

Ion	Ratio	Lower	Upper
146	100		
111	34.9	4.0	64.0
148	66.0	34.3	94.3

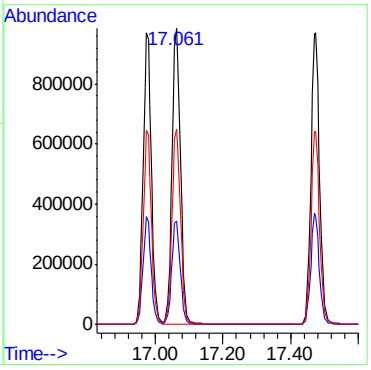

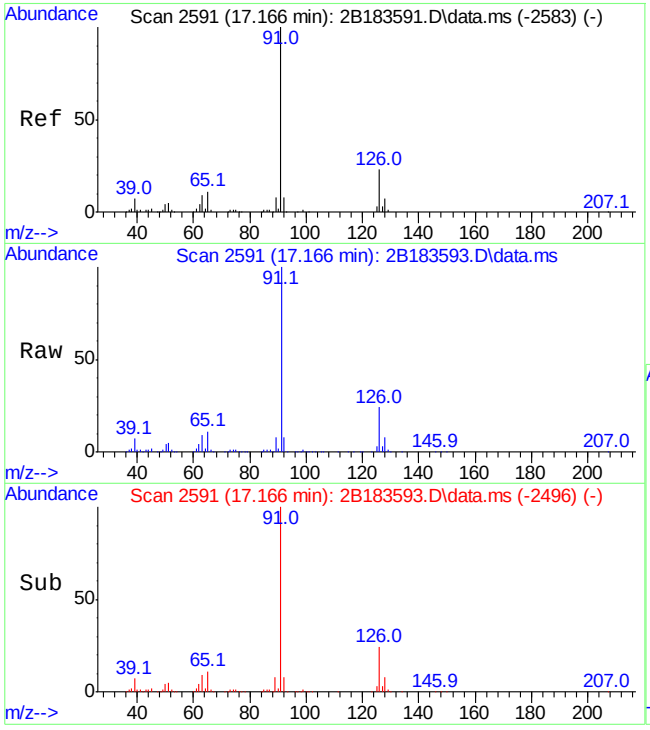

#113
benzyl chloride
Concen: 219.51 ug/L
RT: 17.166 min Scan# 2591
Delta R.T. 0.000 min
Lab File: 2B183593.D
Acq: 16 Jun 21 10:17 pm

Tgt Ion: 91 Resp: 1713904

Ion	Ratio	Lower	Upper
91	100		
126	24.0	0.0	52.7
62	3.9	0.0	34.0

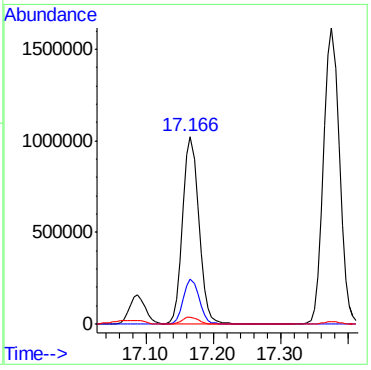

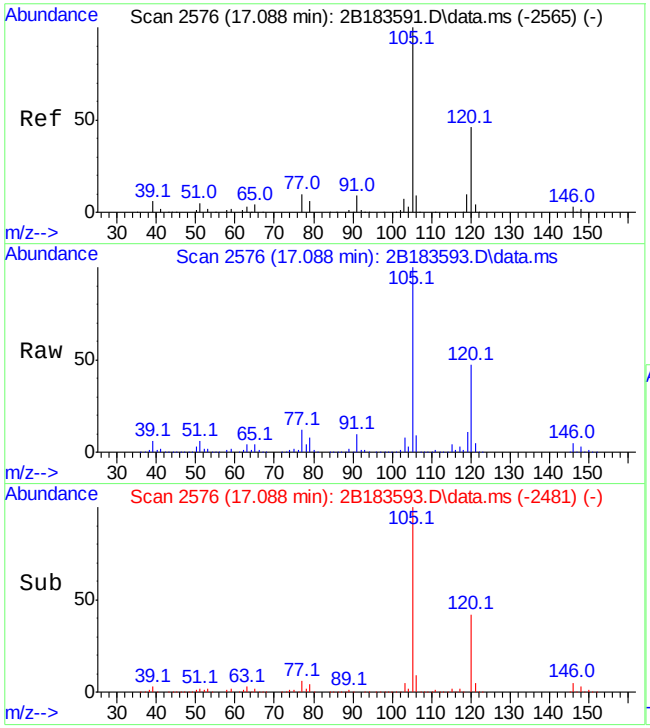

#114
1,2,3-trimethylbenzene
Concen: 195.72 ug/L
RT: 17.088 min Scan# 2576
Delta R.T. 0.000 min
Lab File: 2B183593.D
Acq: 16 Jun 21 10:17 pm

Tgt Ion:105 Resp: 2666499

Ion	Ratio	Lower	Upper
105	100		
120	47.4	16.3	76.3
77	11.9	0.0	41.7

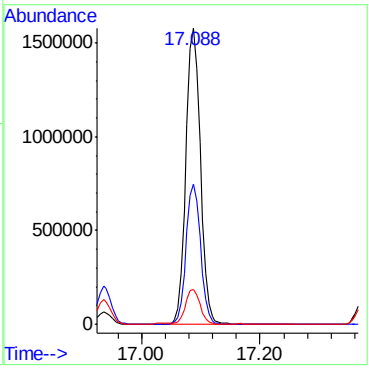

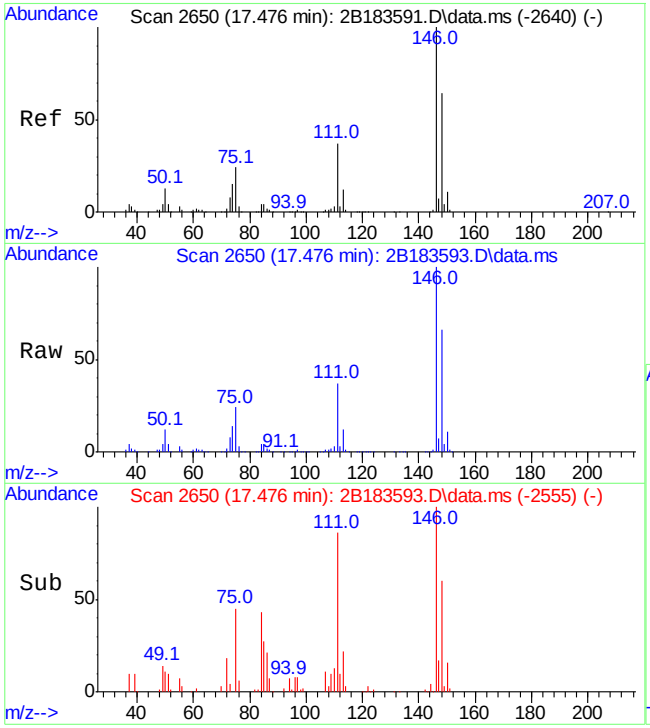

#115
1,2-dichlorobenzene
Concen: 199.03 ug/L
RT: 17.476 min Scan# 2650
Delta R.T. 0.000 min
Lab File: 2B183593.D
Acq: 16 Jun 21 10:17 pm

Tgt Ion:146 Resp: 1730539

Ion	Ratio	Lower	Upper
146	100		
111	36.9	6.6	66.6
148	66.2	34.3	94.3

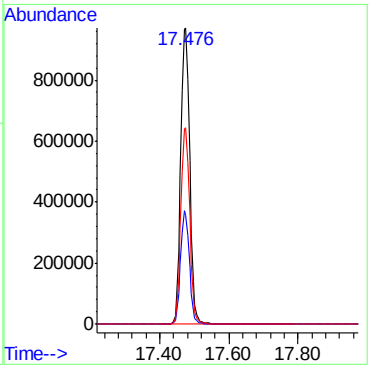

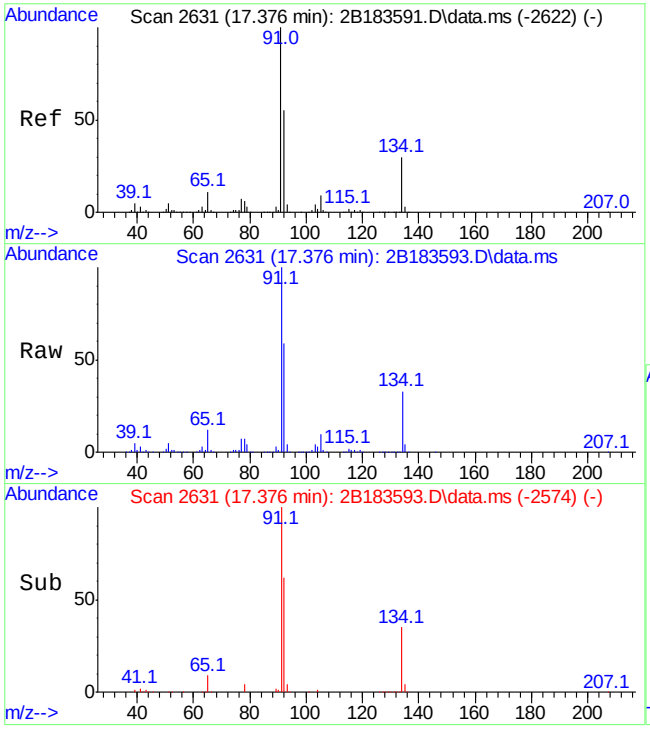

#116
n-butylbenzene
Concen: 201.25 ug/L
RT: 17.376 min Scan# 2631
Delta R.T. 0.000 min
Lab File: 2B183593.D
Acq: 16 Jun 21 10:17 pm

Tgt Ion: 92 Resp: 1536344

Ion	Ratio	Lower	Upper
92	100		
91	170.8	150.9	210.9
134	56.3	23.6	83.6

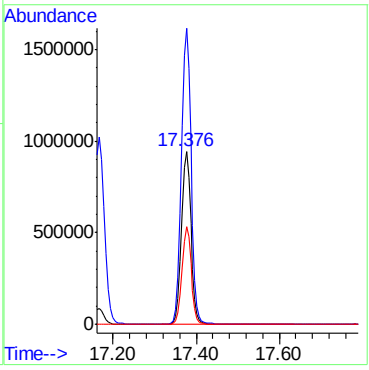

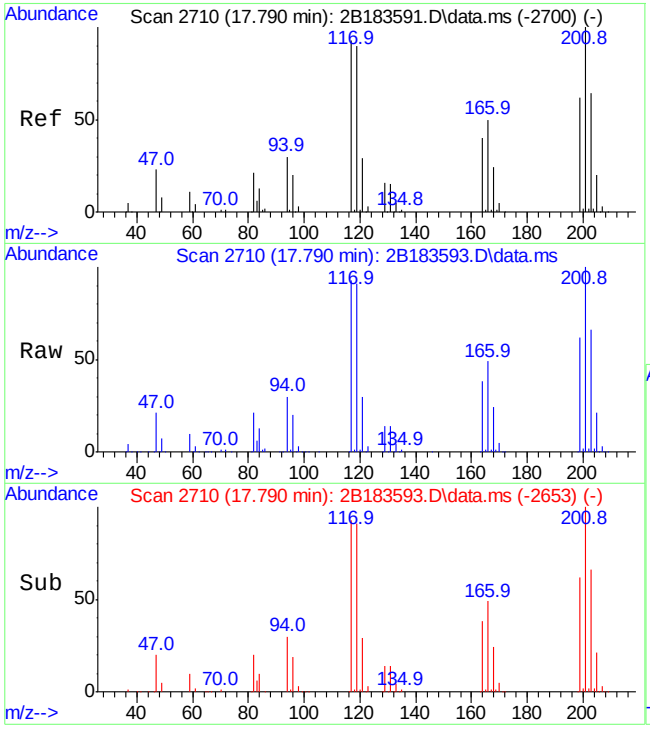

#117
hexachloroethane
Concen: 206.98 ug/L
RT: 17.790 min Scan# 2710
Delta R.T. 0.000 min
Lab File: 2B183593.D
Acq: 16 Jun 21 10:17 pm

Tgt Ion:201 Resp: 697529

Ion	Ratio	Lower	Upper
201	100		
166	49.5	30.5	70.5
199	61.7	42.1	82.1
203	65.5	44.3	84.3

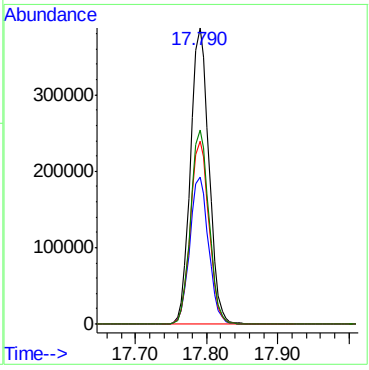

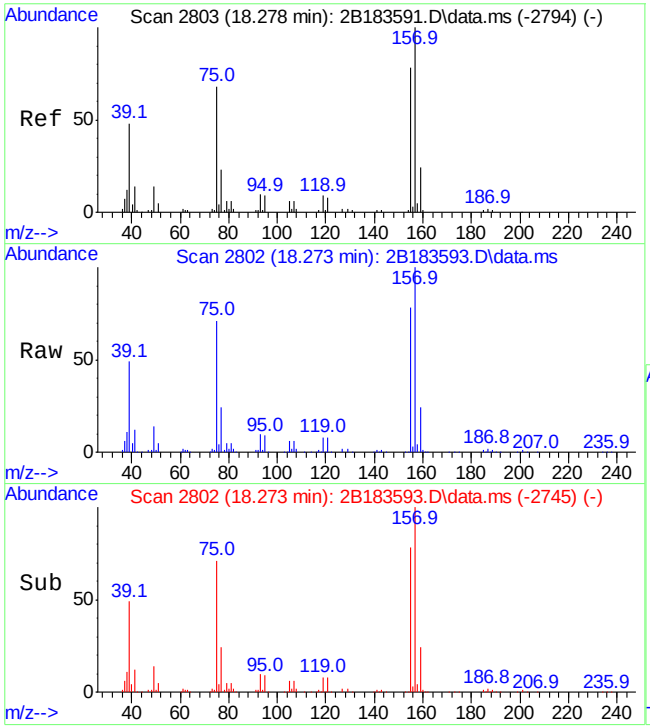

#118
1,2-dibromo-3-chloropropane
Concen: 213.16 ug/L
RT: 18.273 min Scan# 2802
Delta R.T. 0.000 min
Lab File: 2B183593.D
Acq: 16 Jun 21 10:17 pm

Tgt Ion:157 Resp: 250851

Ion	Ratio	Lower	Upper
157	100		
155	78.3	47.6	107.6
75	71.4	38.4	98.4

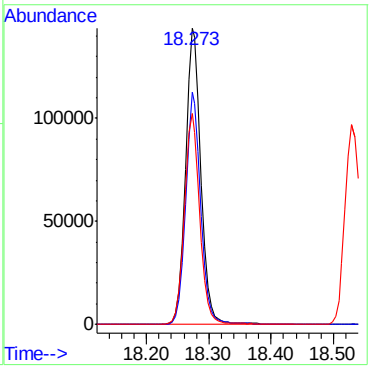

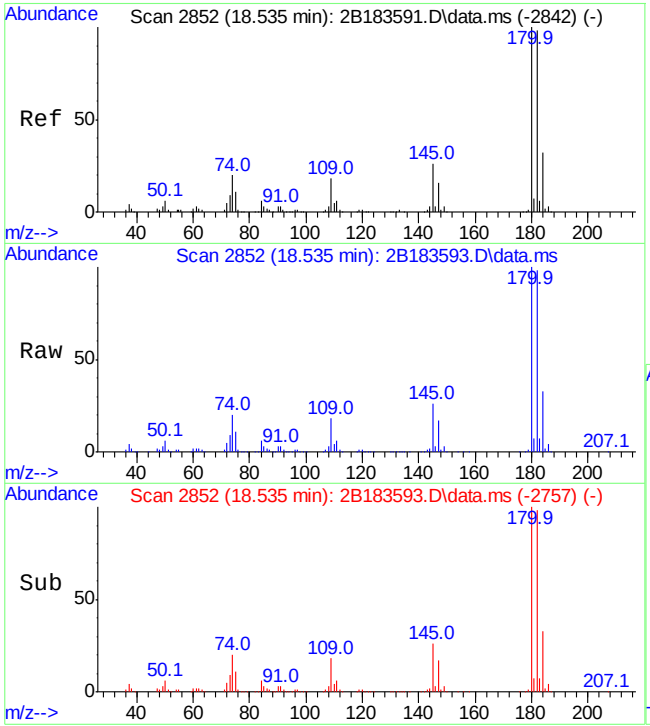

#119
1,3,5-trichlorobenzene
Concen: 186.94 ug/L
RT: 18.535 min Scan# 2852
Delta R.T. 0.000 min
Lab File: 2B183593.D
Acq: 16 Jun 21 10:17 pm

Tgt Ion:180 Resp: 1434034

Ion	Ratio	Lower	Upper
180	100		
182	97.8	67.9	127.9
184	32.8	1.5	61.5

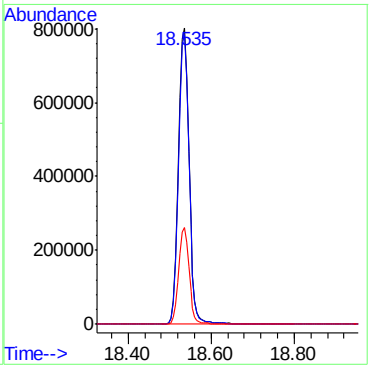

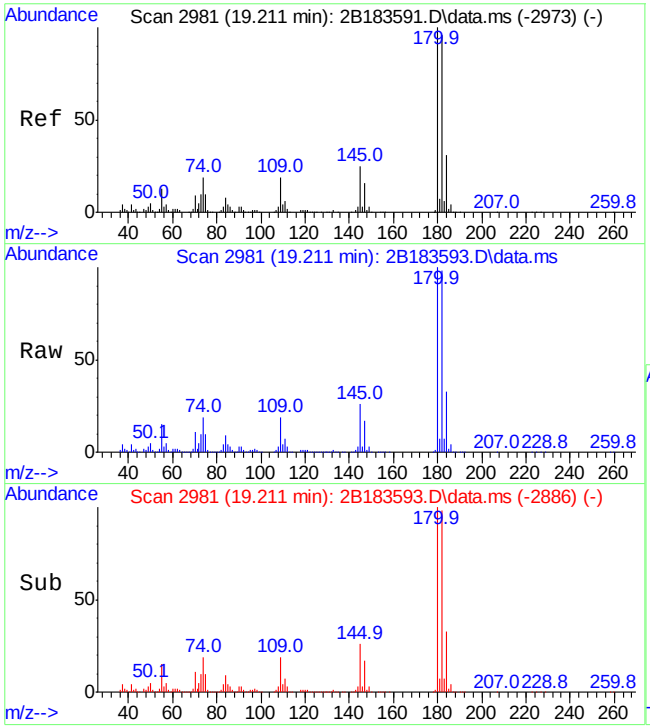

#120
2-ethylhexyl acrylate
Concen: 38.46 ug/L
RT: 19.211 min Scan# 2981
Delta R.T. 0.000 min
Lab File: 2B183593.D
Acq: 16 Jun 21 10:17 pm

Tgt Ion: 70 Resp: 117943

Ion	Ratio	Lower	Upper
70	100		
55	142.8	127.3	167.3
83	35.6	16.1	56.1
112	26.2	7.1	47.1

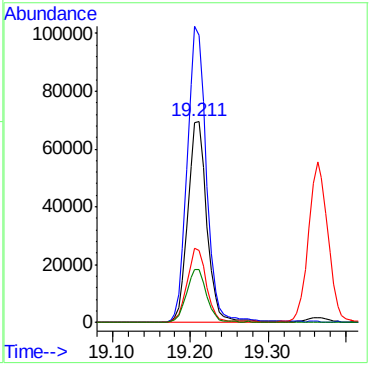

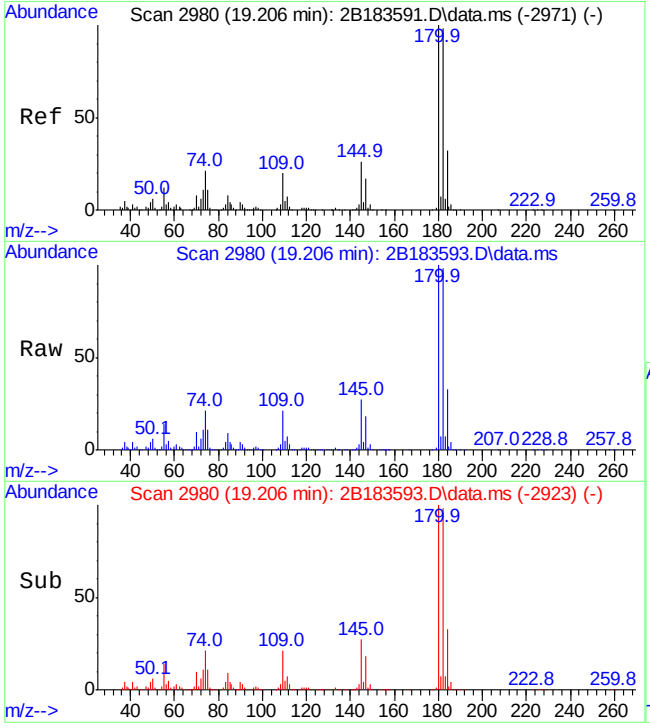

#121
1,2,4-trichlorobenzene
Concen: 185.70 ug/L
RT: 19.206 min Scan# 2980
Delta R.T. 0.000 min
Lab File: 2B183593.D
Acq: 16 Jun 21 10:17 pm

Tgt Ion:180 Resp: 1289541

Ion	Ratio	Lower	Upper
180	100		
182	98.1	68.2	128.2
145	27.0	0.0	56.2

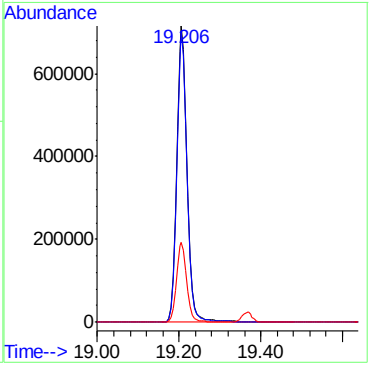

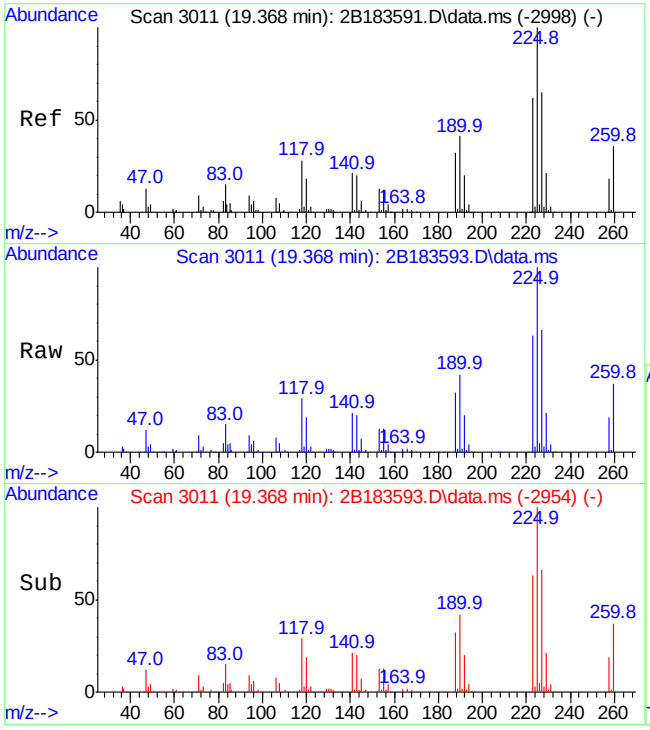

#122
hexachlorobutadiene
Concen: 173.40 ug/L
RT: 19.368 min Scan# 3011
Delta R.T. 0.000 min
Lab File: 2B183593.D
Acq: 16 Jun 21 10:17 pm

Tgt Ion:225 Resp: 617970

Ion	Ratio	Lower	Upper
225	100		
223	63.0	32.1	92.1
227	66.0	34.7	94.7

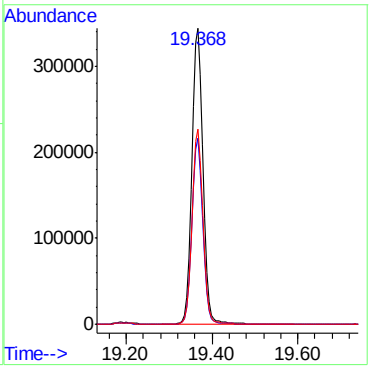

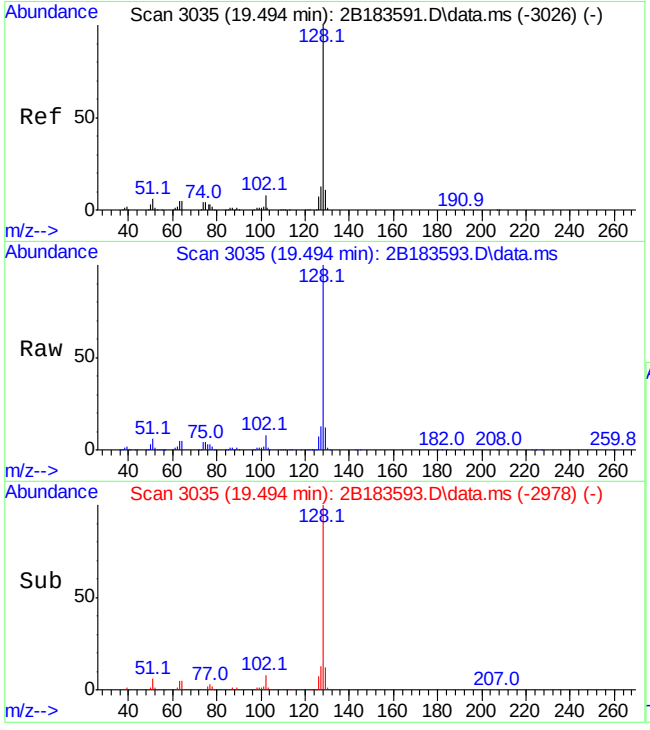

#123
naphthalene
Concen: 189.26 ug/L
RT: 19.494 min Scan# 3035
Delta R.T. 0.000 min
Lab File: 2B183593.D
Acq: 16 Jun 21 10:17 pm

Tgt Ion:128 Resp: 2512825

Ion	Ratio	Lower	Upper
128	100		
127	12.6	0.0	42.6
129	11.7	0.0	41.2

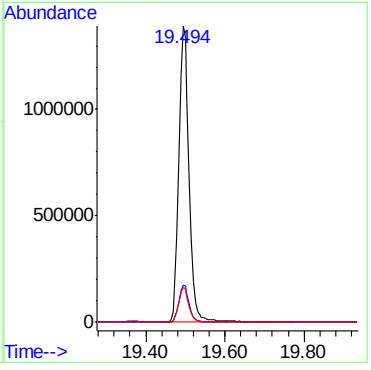

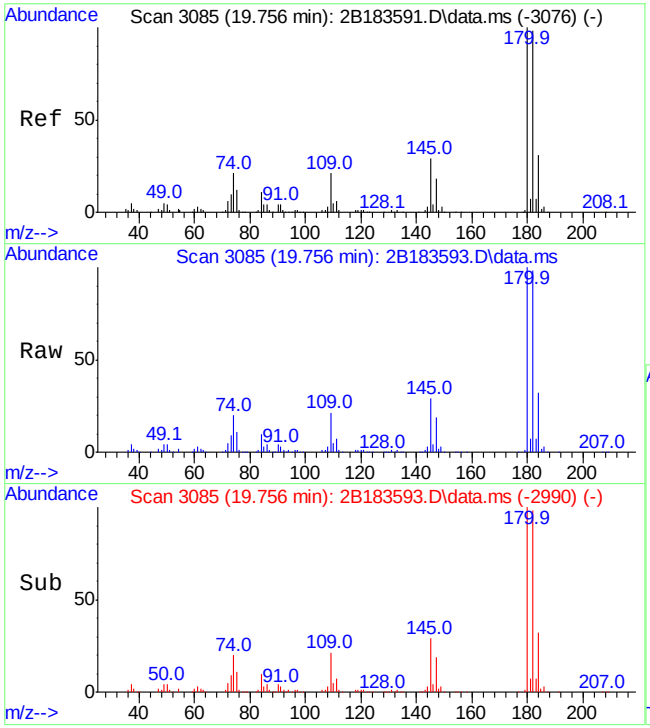

#124
1,2,3-trichlorobenzene
Concen: 190.11 ug/L
RT: 19.756 min Scan# 3085
Delta R.T. 0.000 min
Lab File: 2B183593.D
Acq: 16 Jun 21 10:17 pm

Tgt Ion:180 Resp: 1115175

Ion	Ratio	Lower	Upper
180	100		
182	98.4	68.2	128.2
145	29.0	0.0	58.6

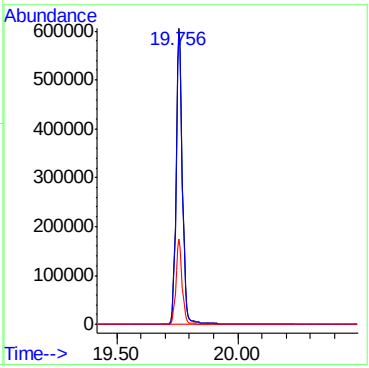

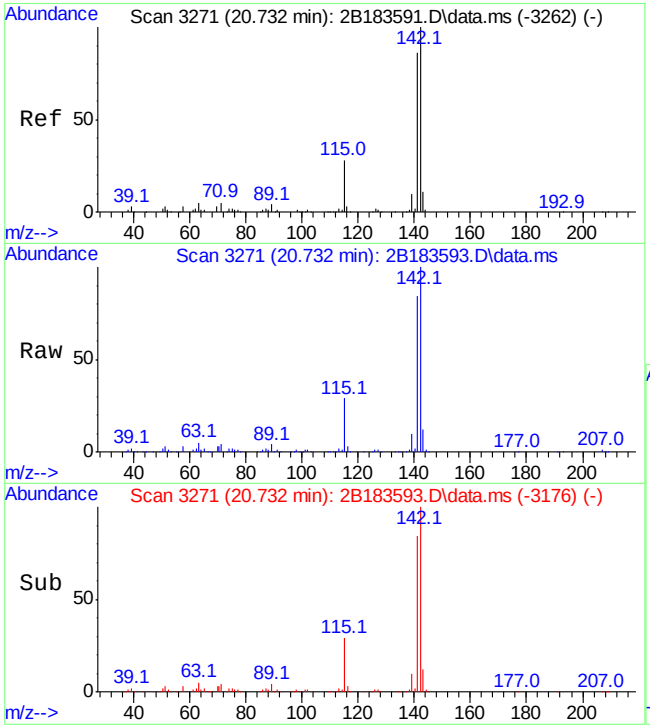

#125
2-methylnaphthalene
Concen: 95.68 ug/L
RT: 20.732 min Scan# 3271
Delta R.T. 0.000 min
Lab File: 2B183593.D
Acq: 16 Jun 21 10:17 pm

Tgt Ion:142 Resp: 708049

Ion	Ratio	Lower	Upper
142	100		
141	84.1	66.0	106.0
115	29.4	8.1	48.1

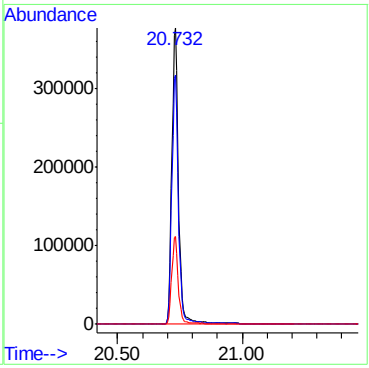

Quantitation Report (QT Reviewed)

Data Path : C:\msdchem\1\DATA\V2B8337\
Data File : 2B183596.D
Acq On : 16 Jun 2021 11:44 pm
Operator : thienn
Sample : icv8337-50
Misc : MS51064,V2B8337,5,,,,1
ALS Vial : 15 Sample Multiplier: 1

Quant Time: Jun 17 19:01:36 2021
Quant Method : C:\msdchem\1\METHODS\M2B8337.M
Quant Title : SW846 8260C/D, DB-624.1 60 mx0.25mmx1.4um
QLast Update : Thu Jun 17 19:00:23 2021
Response via : Initial Calibration

Compound	R.T.	QIon	Response	Conc	Units	Dev(Min)
Internal Standards						
1) tert butyl alcohol-d9	7.739	65	117940	500.00	ug/L	-0.01
5) pentafluorobenzene	10.256	168	357506	50.00	ug/L	0.00
51) 1,4-difluorobenzene	11.200	114	493475	50.00	ug/L	0.00
73) chlorobenzene-d5	14.550	117	488451	50.00	ug/L	0.00
97) 1,4-dichlorobenzene-d4	17.035	152	260259	50.00	ug/L	0.00
System Monitoring Compounds						
43) dibromofluoromethane (s)	10.235	113	159713	49.99	ug/L	0.00
Spiked Amount 50.000	Range 80 - 120		Recovery = 99.98%			
52) 1,2-dichloroethane-d4 (s)	10.675	65	165803	48.53	ug/L	0.00
Spiked Amount 50.000	Range 81 - 124		Recovery = 97.06%			
74) toluene-d8 (s)	12.951	98	575983	48.90	ug/L	0.00
Spiked Amount 50.000	Range 80 - 120		Recovery = 97.80%			
98) 4-bromofluorobenzene (s)	15.787	95	220669	50.84	ug/L	0.00
Spiked Amount 50.000	Range 80 - 120		Recovery = 101.68%			
Target Compounds						Qvalue
2) tertiary butyl alcohol	7.881	59	73142	279.82	ug/L	98
3) ethanol	6.339	45	124579	5575.51	ug/L	96
4) 1,4-dioxane	11.939	88	31006	1434.94	ug/L	97
7) dichlorodifluoromethane	4.143	85	374587	63.57	ug/L	100
8) chloromethane	4.546	50	262230	47.70	ug/L	99
9) vinyl chloride	4.793	62	288982	56.33	ug/L	99
10) 1,3-butadiene	4.829	54	206103	58.15	ug/L	99
11) bromomethane	5.448	94	213446	57.75	ug/L	100
12) chloroethane	5.621	64	138072	54.37	ug/L	99
13) trichlorofluoromethane	6.124	101	347981	56.70	ug/L	97
14) ethyl ether	6.607	74	88524	58.12	ug/L	95
15) acrolein	6.806	56	29557	58.97	ug/L	97
16) freon 113	7.068	151	159251	51.32	ug/L	99
17) 1,1-dichloroethene	7.037	96	144139	54.06	ug/L	99
18) acetone	7.031	43	153505	221.11	ug/L	99
20) iodomethane	7.299	142	323372	54.47	ug/L	99
21) carbon disulfide	7.461	76	476482	52.32	ug/L	99
22) methylene chloride	7.781	84	156094	54.59	ug/L	99
23) methyl acetate	7.598	43	95825	50.61	ug/L	97
24) methyl tert butyl ether	8.237	73	489109	57.04	ug/L	100
25) trans-1,2-dichloroethene	8.248	96	154085	53.27	ug/L	99
26) di-isopropyl ether	8.929	45	461949	52.89	ug/L	100
27) 2-butanone	9.595	72	64636	249.87	ug/L	97
28) 1,1-dichloroethane	8.840	63	268687	55.35	ug/L	98
29) chloroprene	8.998	53	234857	62.72	ug/L	97
31) hexane	8.678	56	120929	56.58	ug/L	99
32) vinyl acetate	8.872	86	29077	55.24	ug/L	95
33) ethyl tert-butyl ether	9.433	59	516694	54.19	ug/L	100
34) ethyl acetate	9.674	45	19657	60.41	ug/L #	83
35) 2,2-dichloropropane	9.669	77	250074	54.59	ug/L	98
36) cis-1,2-dichloroethene	9.637	96	171767	56.06	ug/L	98
37) methyl acrylate	9.747	55	114657	56.14	ug/L	98

Quantitation Report (QT Reviewed)

Data Path : C:\msdchem\1\DATA\V2B8337\
Data File : 2B183596.D
Acq On : 16 Jun 2021 11:44 pm
Operator : thienn
Sample : icv8337-50
Misc : MS51064,V2B8337,5,,,,1
ALS Vial : 15 Sample Multiplier: 1

Quant Time: Jun 17 19:01:36 2021
Quant Method : C:\msdchem\1\METHODS\M2B8337.M
Quant Title : SW846 8260C/D, DB-624.1 60 mx0.25mmx1.4um
QLast Update : Thu Jun 17 19:00:23 2021
Response via : Initial Calibration

Compound	R.T.	QIon	Response	Conc	Units		Dev(Min)
38) propionitrile	9.637	54	184197	575.87	ug/L		98
39) bromochloromethane	9.952	128	95822	54.97	ug/L		96
40) tetrahydrofuran	10.036	72	18261	58.14	ug/L		96
41) chloroform	10.031	85	182468	51.61	ug/L		98
42) t-butyl formate	10.114	59	107650	45.31	ug/L		98
44) methacrylonitrile	9.878	67	58881	60.34	ug/L		98
45) 1,1,1-trichloroethane	10.345	97	276522	58.18	ug/L		99
46) cyclohexane	10.466	84	257581	61.01	ug/L		94
47) 1,1-dichloropropene	10.544	75	208393	56.35	ug/L		99
48) iso-butyl alcohol	10.508	43	46890	553.77	ug/L		94
49) carbon tetrachloride	10.581	117	246733	55.42	ug/L		99
50) tert amyl alcohol	10.660	55	25233	286.26	ug/L		97
53) n-butyl alcohol	11.305	56	160722	2694.10	ug/L		100
54) 2,2,4-trimethylpentane	10.906	57	517635	52.30	ug/L		99
55) benzene	10.801	78	582738	55.73	ug/L		99
56) tert-amyl methyl ether	10.896	87	114725	50.78	ug/L		94
57) heptane	11.090	71	125549	56.27	ug/L		99
58) isopropyl acetate	10.759	87	32016	57.40	ug/L		93
59) 1,2-dichloroethane	10.770	62	214314	53.62	ug/L		99
60) trichloroethene	11.567	130	194862	57.23	ug/L		99
61) ethyl acrylate	11.582	55	169554	57.17	ug/L		96
62) 2-nitropropane	12.301	41	41388	56.04	ug/L		99
63) 2-chloroethyl vinyl ether	12.385	63	491378	296.04	ug/L		99
64) methyl methacrylate	11.860	100	38098	58.56	ug/L	#	84
65) 1,2-dichloropropane	11.808	63	153920	54.41	ug/L		98
66) dibromomethane	11.949	93	97899	51.83	ug/L		97
67) methylcyclohexane	11.845	83	287316	54.28	ug/L		100
68) bromodichloromethane	12.096	83	224436	54.42	ug/L		97
69) epichlorohydrin	12.469	57	72659	288.87	ug/L		100
70) cis-1,3-dichloropropene	12.605	75	268032	56.24	ug/L		99
71) 4-methyl-2-pentanone	12.725	58	226929	234.54	ug/L		99
72) 3-methyl-1-butanol	12.736	70	67496	1174.42	ug/L		95
75) toluene	13.024	92	395875	55.41	ug/L		98
76) trans-1,3-dichloropropene	13.192	75	248593	59.56	ug/L		99
77) ethyl methacrylate	13.250	69	197249	58.35	ug/L		100
78) 1,1,2-trichloroethane	13.412	83	120348	55.68	ug/L		98
80) 1,3-dichloropropane	13.611	76	243911	55.62	ug/L		98
81) 2-hexanone	13.632	58	200621	237.78	ug/L		96
82) butyl acetate	13.748	56	94681	58.62	ug/L		99
83) dibromochloromethane	13.889	129	205978	56.66	ug/L		100
84) 1,2-dibromoethane	14.052	107	163806	57.30	ug/L		98
85) n-butyl ether	14.576	57	623154	57.71	ug/L		100
86) chlorobenzene	14.587	112	457860	53.93	ug/L		99
87) 1,1,1,2-tetrachloroethane	14.644	131	191470	55.33	ug/L		98
88) ethylbenzene	14.671	91	722054	53.92	ug/L		99
89) m,p-xylene	14.786	106	601894	111.27	ug/L		97
90) o-xylene	15.226	106	326230	56.61	ug/L		99
91) styrene	15.232	104	522930	55.41	ug/L		99
92) n-amyl acetate	15.284	70	107625	56.70	ug/L		97
93) bromoform	15.462	173	159598	57.39	ug/L		97

Quantitation Report (QT Reviewed)

Data Path : C:\msdchem\1\DATA\V2B8337\
Data File : 2B183596.D
Acq On : 16 Jun 2021 11:44 pm
Operator : thienn
Sample : icv8337-50
Misc : MS51064,V2B8337,5,,,,1
ALS Vial : 15 Sample Multiplier: 1

Quant Time: Jun 17 19:01:36 2021
Quant Method : C:\msdchem\1\METHODS\M2B8337.M
Quant Title : SW846 8260C/D, DB-624.1 60 mx0.25mmx1.4um
QLast Update : Thu Jun 17 19:00:23 2021
Response via : Initial Calibration

Compound	R.T.	QIon	Response	Conc	Units	Dev(Min)
94) butyl acrylate	15.053	55	313025	58.91	ug/L	99
95) isopropylbenzene	15.604	105	881127	56.06	ug/L	99
96) cis-1,4-dichloro-2-butene	15.620	88	72556	54.74	ug/L	97
99) bromobenzene	15.992	156	237868	56.24	ug/L	98
100) 1,1,2,2-tetrachloroethane	15.861	83	201292	57.82	ug/L	100
101) trans-1,4-dichloro-2-b...	15.913	53	53871	59.61	ug/L	99
102) 1,2,3-trichloropropane	15.939	110	56840	56.29	ug/L	94
103) n-propylbenzene	16.044	91	921694	56.92	ug/L	100
104) 2-chlorotoluene	16.175	126	217714	57.05	ug/L	100
105) 4-chlorotoluene	16.280	91	558934	54.73	ug/L	99
106) 1,3,5-trimethylbenzene	16.207	105	698945	57.08	ug/L	99
107) tert-butylbenzene	16.579	134	173545	59.63	ug/L	98
108) 1,2,4-trimethylbenzene	16.616	105	713207	55.97	ug/L	98
109) sec-butylbenzene	16.810	105	970148	57.26	ug/L	99
110) 1,3-dichlorobenzene	16.972	146	430339	54.05	ug/L	99
111) p-isopropyltoluene	16.936	119	849349	57.18	ug/L	99
112) 1,4-dichlorobenzene	17.061	146	431132	55.19	ug/L	100
113) benzyl chloride	17.166	91	423401	59.31	ug/L	99
115) 1,2-dichlorobenzene	17.476	146	461607	58.06	ug/L	99
116) n-butylbenzene	17.376	92	411121	58.90	ug/L	99
117) hexachloroethane	17.790	201	183126	59.43	ug/L	98
118) 1,2-dibromo-3-chloropr...	18.278	157	65755	61.11	ug/L	97
119) 1,3,5-trichlorobenzene	18.535	180	427645	60.97	ug/L	100
120) 2-ethylhexyl acrylate	19.211	70	30222	11.27	ug/L	93
121) 1,2,4-trichlorobenzene	19.206	180	377828	59.51	ug/L	99
122) hexachlorobutadiene	19.368	225	179707	55.15	ug/L	99
123) naphthalene	19.499	128	718162	59.16	ug/L	99
124) 1,2,3-trichlorobenzene	19.756	180	320260	59.71	ug/L	98
125) 2-methylnaphthalene	20.732	142	178939	27.22	ug/L	97

(#) = qualifier out of range (m) = manual integration (+) = signals summed

Quantitation Report (QT Reviewed)

Data Path : C:\msdchem\1\DATA\V2B8337\
Data File : 2B183596.D
Acq On : 16 Jun 2021 11:44 pm
Operator : thienn
Sample : icv8337-50
Misc : MS51064,V2B8337,5,,,,1
ALS Vial : 15 Sample Multiplier: 1

Quant Time: Jun 17 19:01:36 2021
Quant Method : C:\msdchem\1\METHODS\M2B8337.M
Quant Title : SW846 8260C/D, DB-624.1 60 mx0.25mmx1.4um
QLast Update : Thu Jun 17 19:00:23 2021
Response via : Initial Calibration

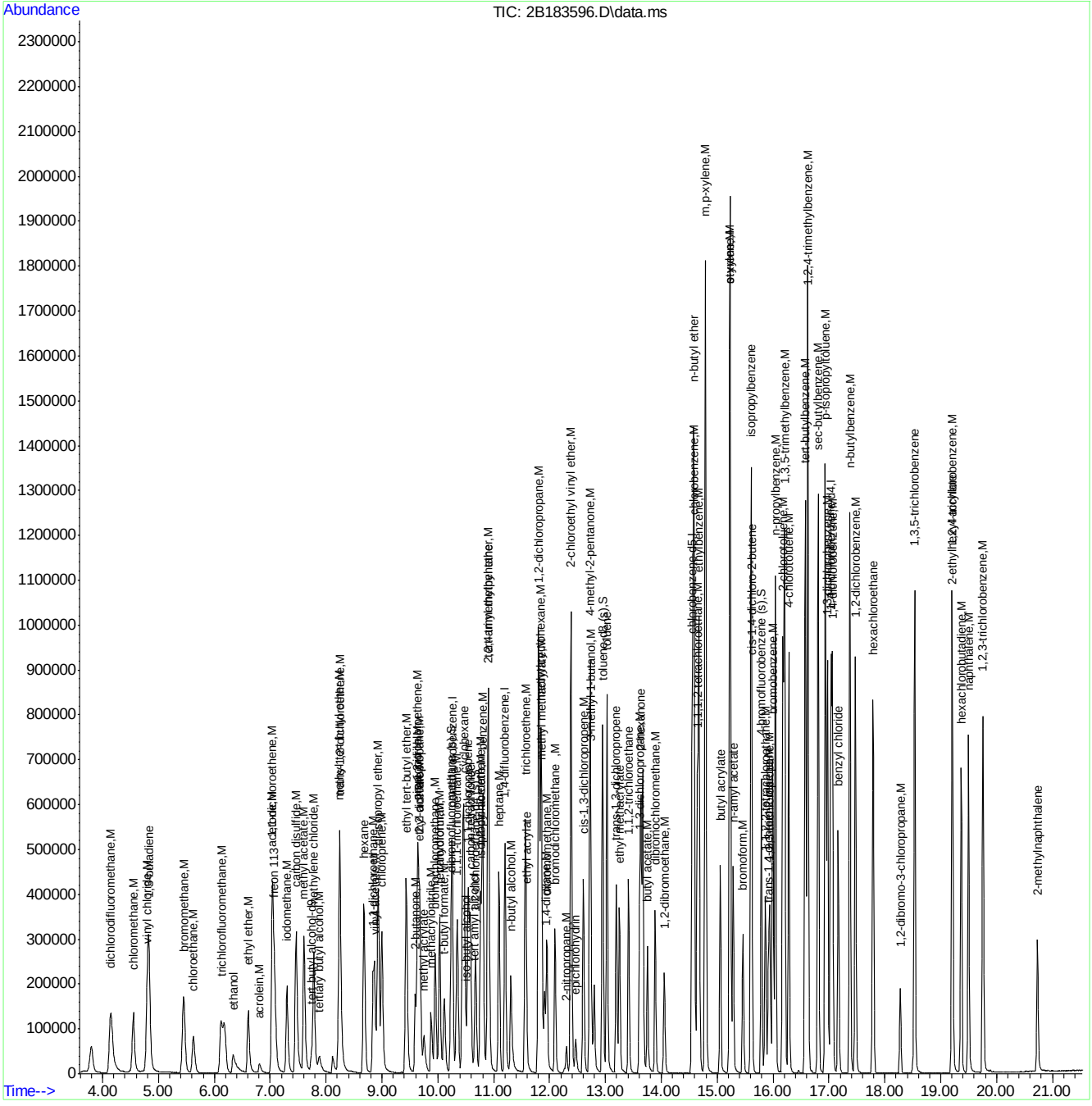

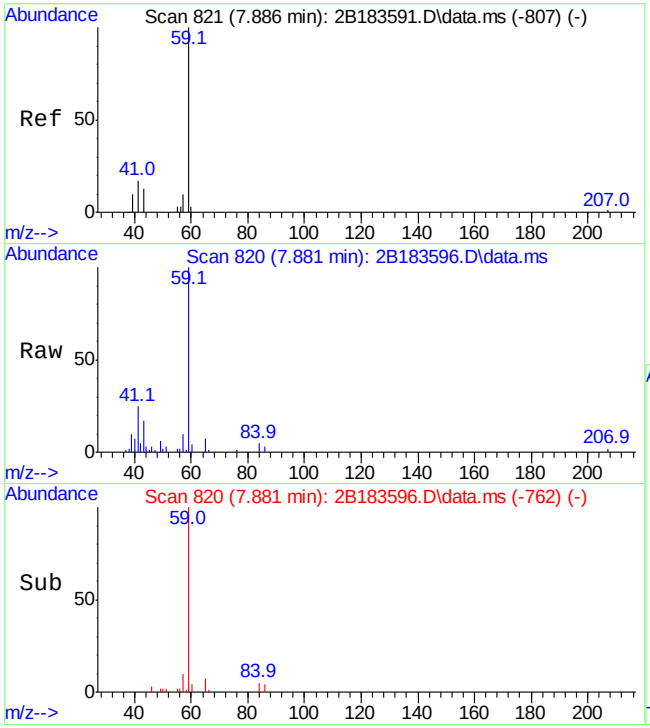

#2
tertiary butyl alcohol
Concen: 279.82 ug/L
RT: 7.881 min Scan# 820
Delta R.T. 0.005 min
Lab File: 2B183596.D
Acq: 16 Jun 21 11:44 pm

Tgt Ion: 59 Resp: 73142

Ion	Ratio	Lower	Upper
59	100		
41	23.8	0.0	52.7
43	15.9	0.0	46.6

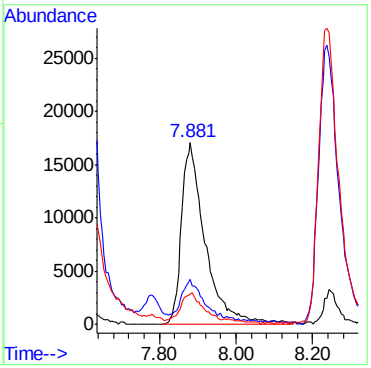

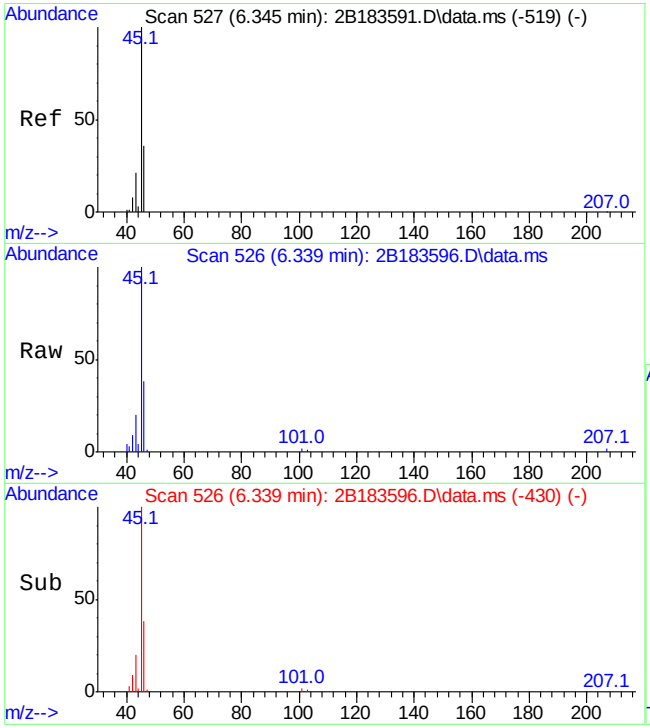

#3
ethanol
Concen: 5575.51 ug/L
RT: 6.339 min Scan# 526
Delta R.T. 0.005 min
Lab File: 2B183596.D
Acq: 16 Jun 21 11:44 pm

Tgt Ion: 45 Resp: 124579

Ion	Ratio	Lower	Upper
45	100		
46	38.3	6.1	66.1

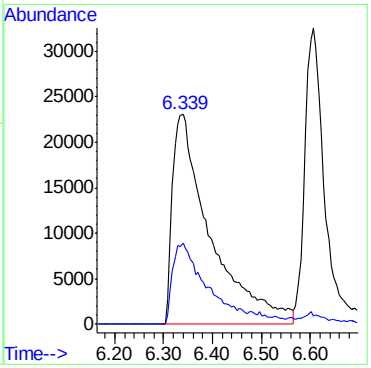

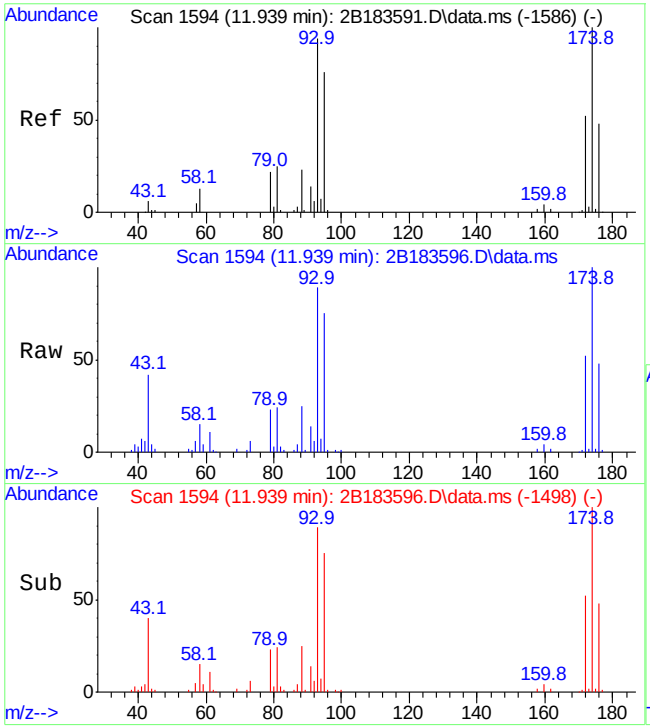

#4
1,4-dioxane
Concen: 1434.94 ug/L
RT: 11.939 min Scan# 1594
Delta R.T. 0.005 min
Lab File: 2B183596.D
Acq: 16 Jun 21 11:44 pm

Tgt Ion: 88 Resp: 31006

Ion	Ratio	Lower	Upper
88	100		
58	57.9	25.6	85.6

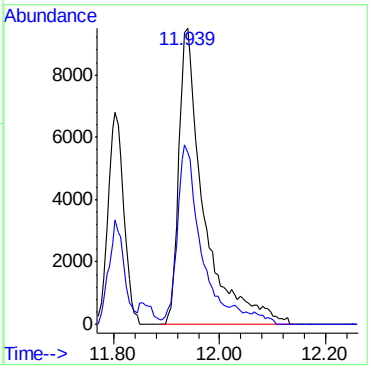

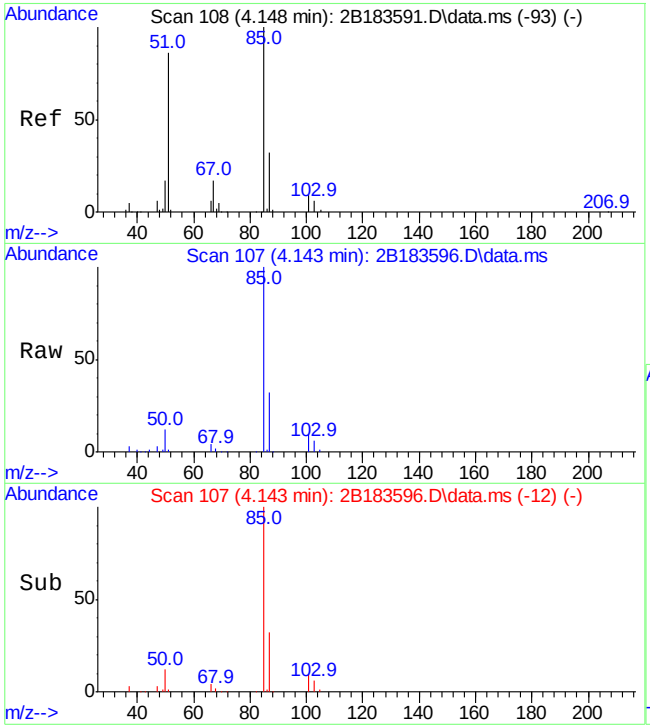

#7
dichlorodifluoromethane
Concen: 63.57 ug/L
RT: 4.143 min Scan# 107
Delta R.T. -0.000 min
Lab File: 2B183596.D
Acq: 16 Jun 21 11:44 pm

Tgt Ion: 85 Resp: 374587

Ion	Ratio	Lower	Upper
85	100		
87	31.8	1.9	61.9
101	9.6	0.0	39.2

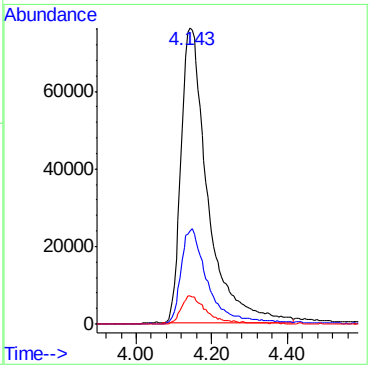

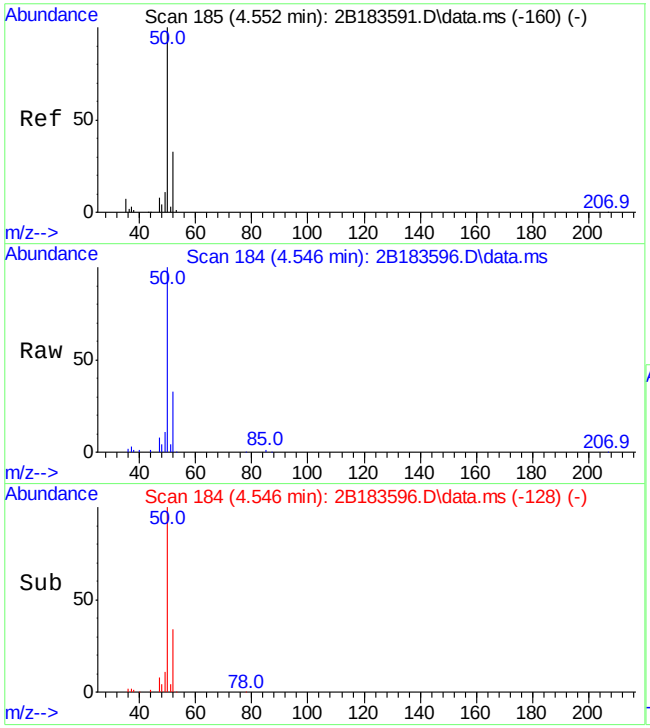

#8
chloromethane
Concen: 47.70 ug/L
RT: 4.546 min Scan# 184
Delta R.T. -0.005 min
Lab File: 2B183596.D
Acq: 16 Jun 21 11:44 pm

Tgt Ion: 50 Resp: 262230

Ion	Ratio	Lower	Upper
50	100		
52	33.2	2.9	62.9
49	11.0	0.0	41.3

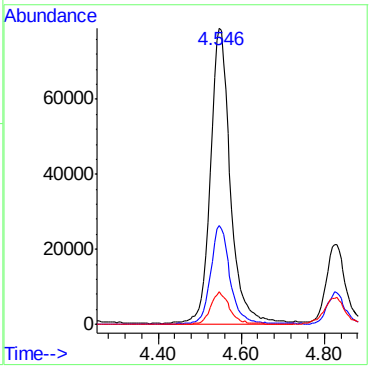

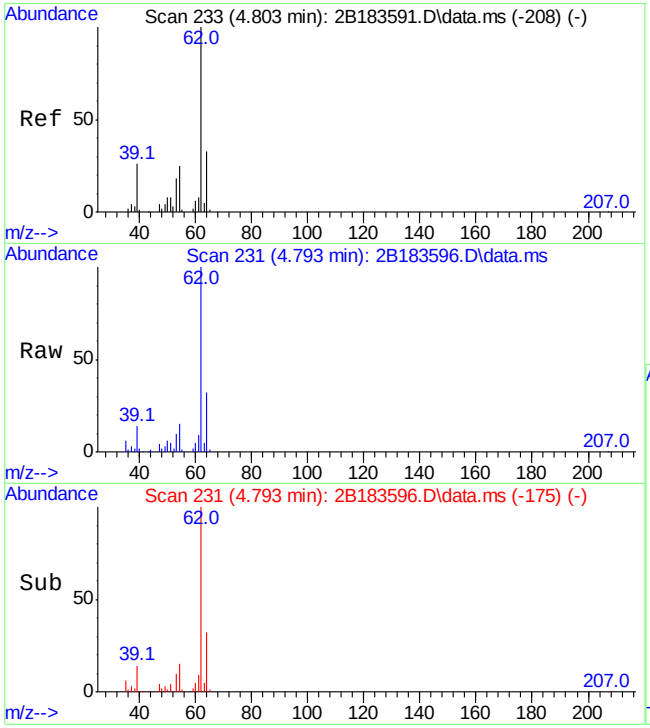

#9
vinyl chloride
Concen: 56.33 ug/L
RT: 4.793 min Scan# 231
Delta R.T. -0.005 min
Lab File: 2B183596.D
Acq: 16 Jun 21 11:44 pm

Tgt Ion: 62 Resp: 288982

Ion	Ratio	Lower	Upper
62	100		
64	32.2	3.0	63.0
61	8.5	0.0	38.4

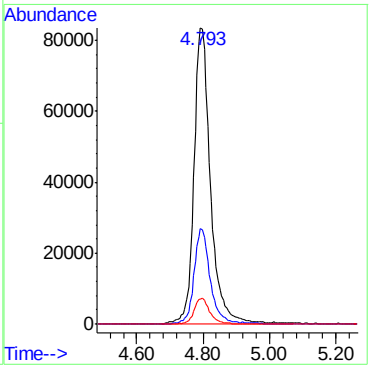

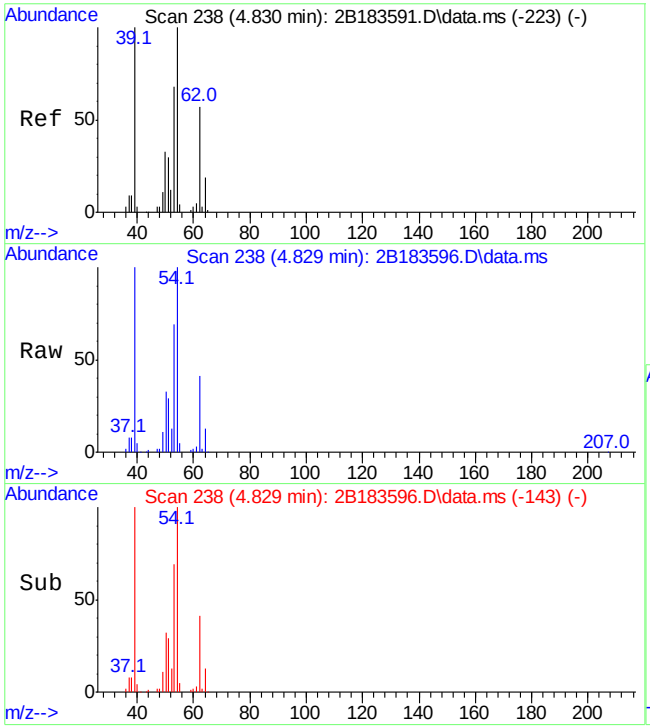

#10
1,3-butadiene
Concen: 58.15 ug/L
RT: 4.829 min Scan# 238
Delta R.T. 0.000 min
Lab File: 2B183596.D
Acq: 16 Jun 21 11:44 pm

Tgt Ion: 54 Resp: 206103

Ion	Ratio	Lower	Upper
54	100		
53	68.6	38.4	98.4
51	29.2	0.0	60.0

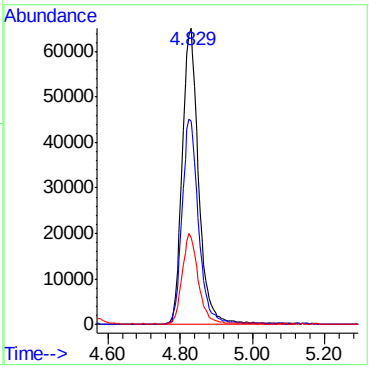

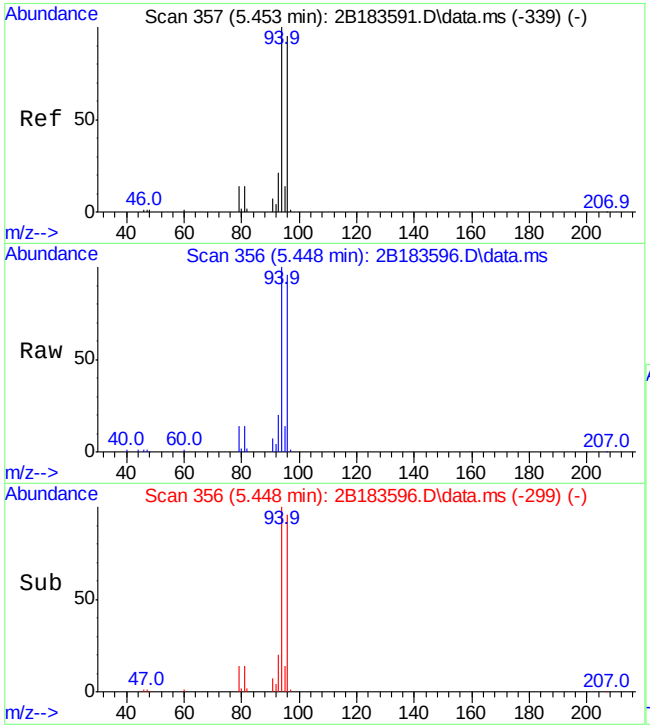

#11
bromomethane
Concen: 57.75 ug/L
RT: 5.448 min Scan# 356
Delta R.T. -0.000 min
Lab File: 2B183596.D
Acq: 16 Jun 21 11:44 pm

Tgt Ion: 94 Resp: 213446

Ion	Ratio	Lower	Upper
94	100		
96	95.7	65.2	125.2
79	14.3	0.0	44.4

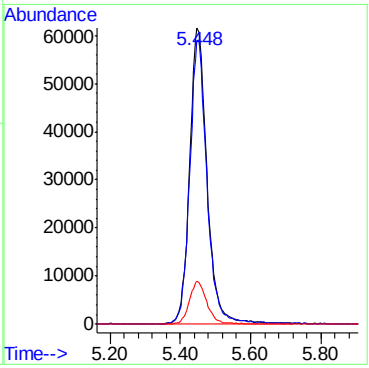

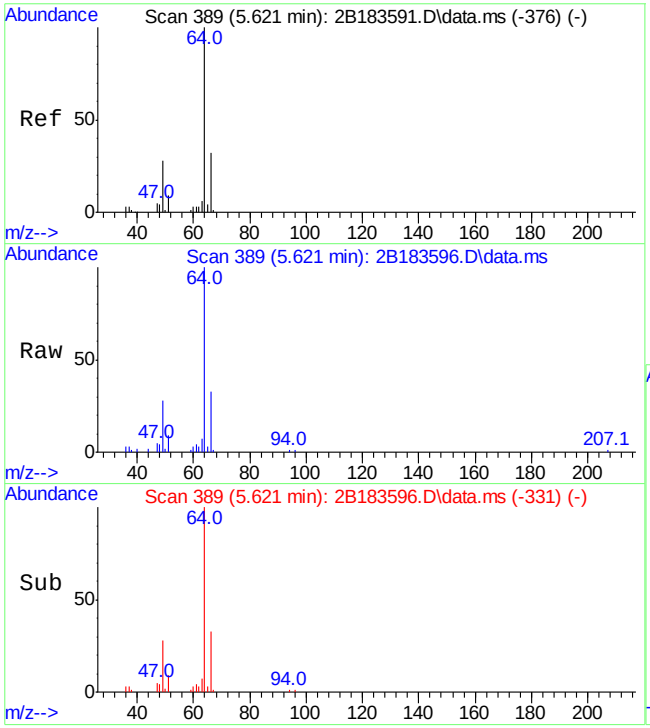

#12
chloroethane
Concen: 54.37 ug/L
RT: 5.621 min Scan# 389
Delta R.T. 0.005 min
Lab File: 2B183596.D
Acq: 16 Jun 21 11:44 pm

Tgt Ion: 64 Resp: 138072

Ion	Ratio	Lower	Upper
64	100		
66	33.0	1.7	61.7
49	27.9	0.0	57.6

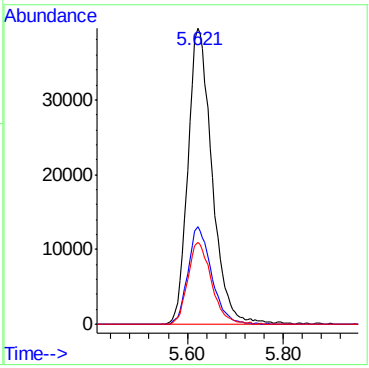

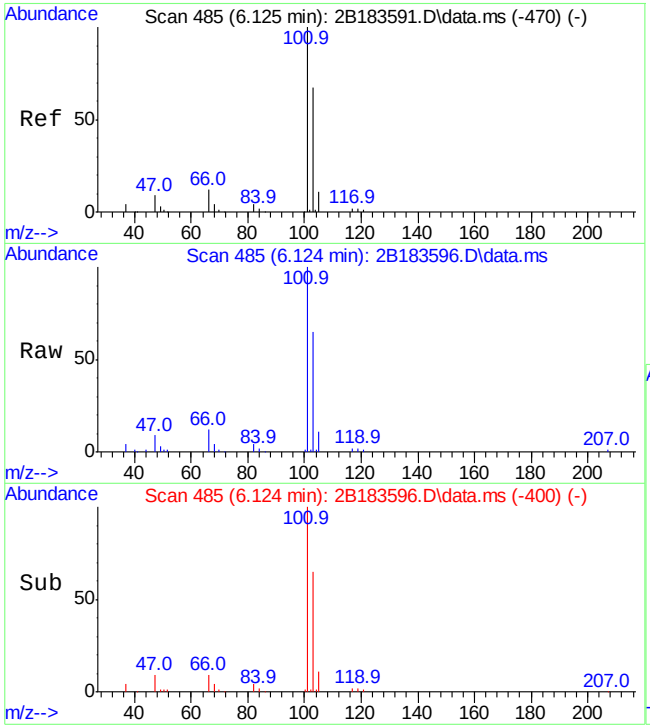

#13
trichlorofluoromethane
Concen: 56.70 ug/L
RT: 6.124 min Scan# 485
Delta R.T. -0.052 min
Lab File: 2B183596.D
Acq: 16 Jun 21 11:44 pm

Tgt Ion:101 Resp: 347981

Ion	Ratio	Lower	Upper
101	100		
103	65.0	37.3	97.3
66	11.7	0.0	42.3

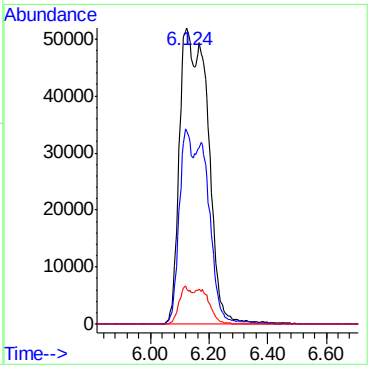

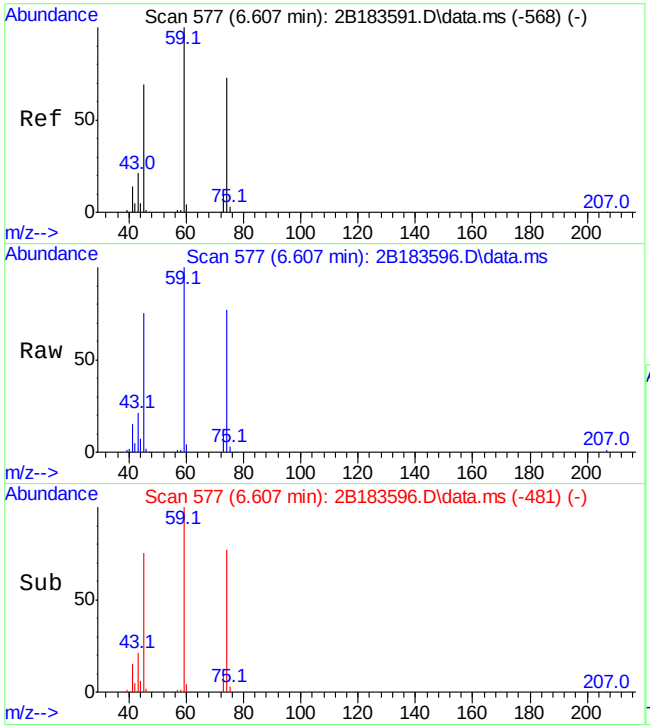

#14
ethyl ether
Concen: 58.12 ug/L
RT: 6.607 min Scan# 577
Delta R.T. 0.005 min
Lab File: 2B183596.D
Acq: 16 Jun 21 11:44 pm

Tgt Ion: 74 Resp: 88524

Ion	Ratio	Lower	Upper
74	100		
45	95.5	69.2	129.2
59	129.9	107.5	167.5

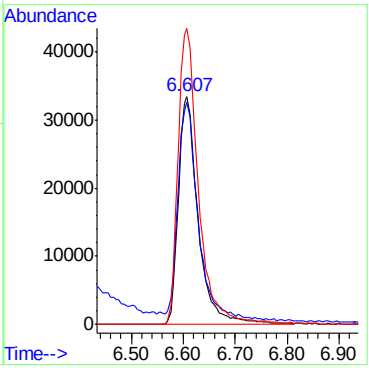

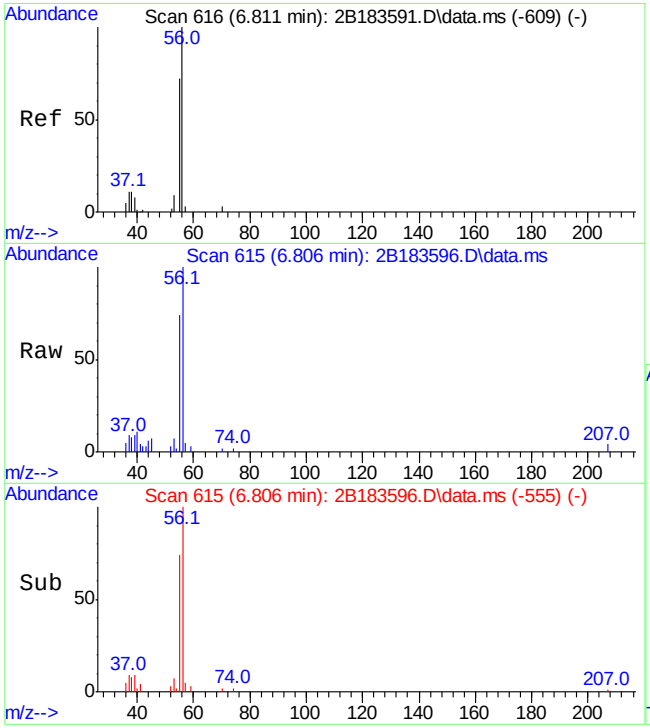

#15
acrolein
Concen: 58.97 ug/L
RT: 6.806 min Scan# 615
Delta R.T. 0.016 min
Lab File: 2B183596.D
Acq: 16 Jun 21 11:44 pm

Tgt Ion: 56 Resp: 29557

Ion	Ratio	Lower	Upper
56	100		
55	73.6	41.6	101.6
53	7.0	0.0	38.7

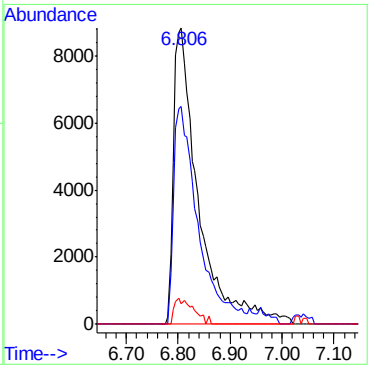

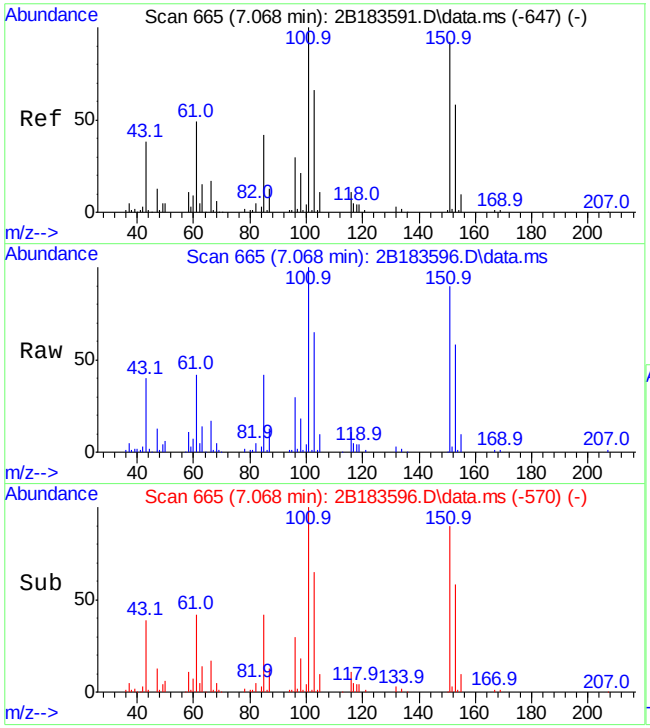

#16
freon 113
Concen: 51.32 ug/L
RT: 7.068 min Scan# 665
Delta R.T. -0.000 min
Lab File: 2B183596.D
Acq: 16 Jun 21 11:44 pm

Tgt Ion:151 Resp: 159251

Ion	Ratio	Lower	Upper
151	100		
101	110.6	88.6	128.6
103	72.2	52.2	92.2
153	64.1	42.8	82.8

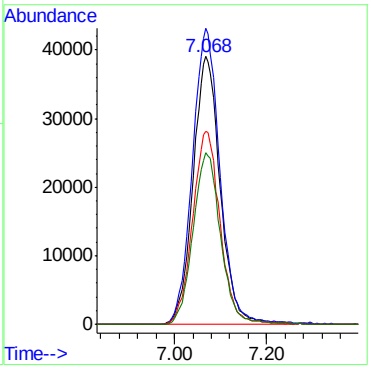

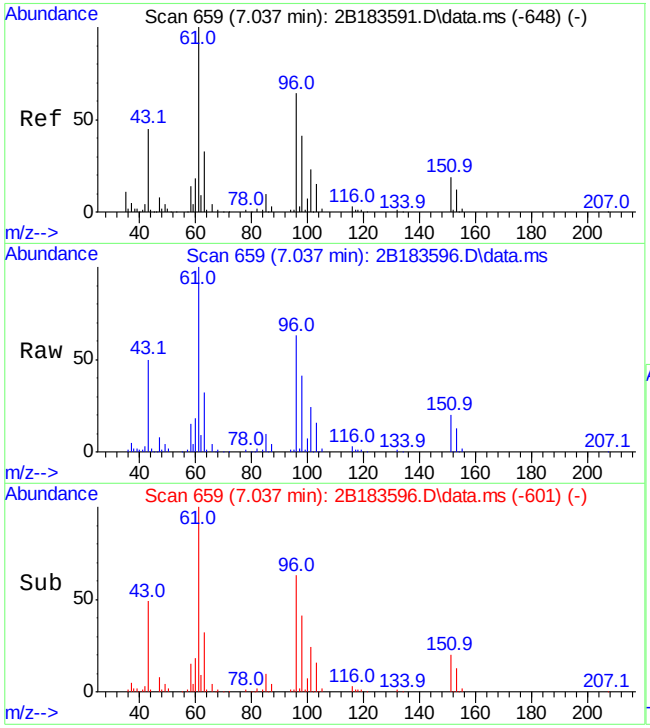

#17
1,1-dichloroethene
Concen: 54.06 ug/L
RT: 7.037 min Scan# 659
Delta R.T. 0.005 min
Lab File: 2B183596.D
Acq: 16 Jun 21 11:44 pm

Tgt Ion: 96 Resp: 144139

Ion	Ratio	Lower	Upper
96	100		
61	158.1	127.2	187.2
63	50.7	21.7	81.7

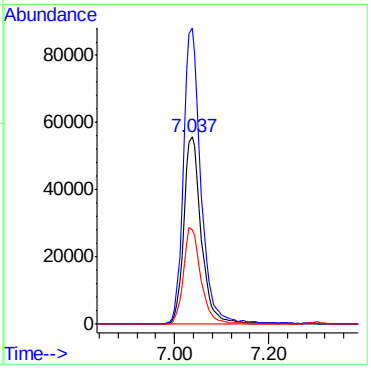

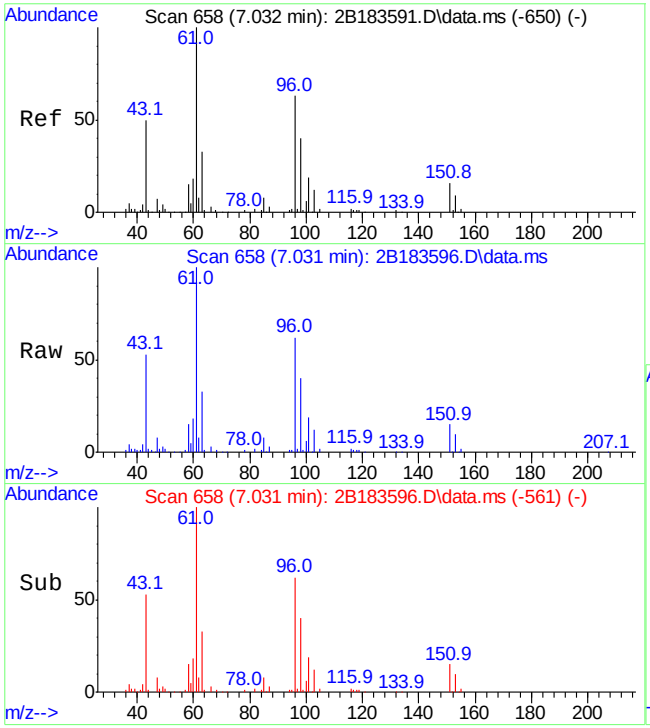

#18
acetone
Concen: 221.11 ug/L
RT: 7.031 min Scan# 658
Delta R.T. 0.010 min
Lab File: 2B183596.D
Acq: 16 Jun 21 11:44 pm

Tgt Ion: 43 Resp: 153505

Ion	Ratio	Lower	Upper
43	100		
58	29.0	0.0	59.5

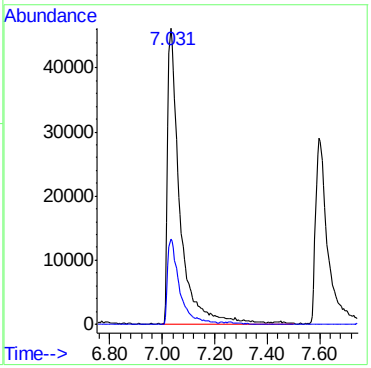

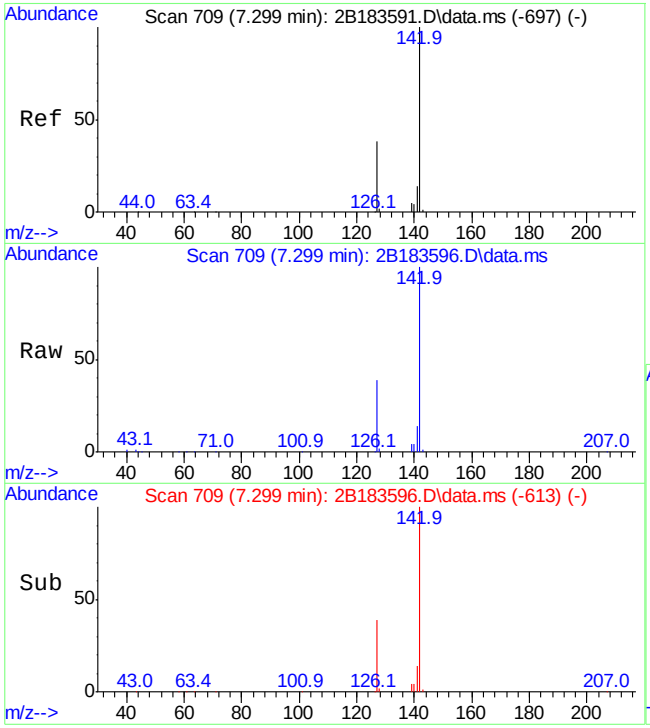

#20
iodomethane
Concen: 54.47 ug/L
RT: 7.299 min Scan# 709
Delta R.T. 0.005 min
Lab File: 2B183596.D
Acq: 16 Jun 21 11:44 pm

Tgt Ion:142 Resp: 323372

Ion	Ratio	Lower	Upper
142	100		
127	38.7	8.2	68.2
141	13.9	0.0	43.6

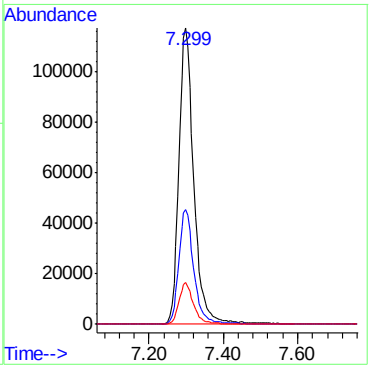

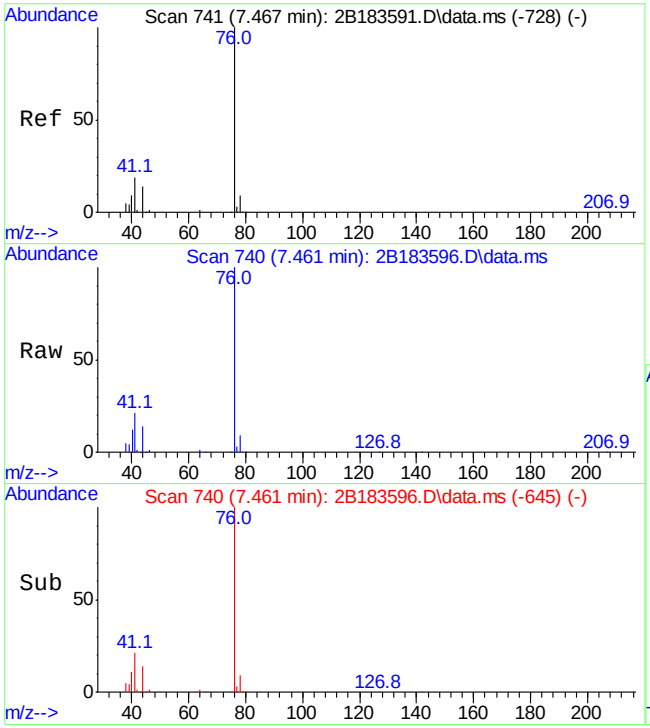

#21
carbon disulfide
Concen: 52.32 ug/L
RT: 7.461 min Scan# 740
Delta R.T. 0.000 min
Lab File: 2B183596.D
Acq: 16 Jun 21 11:44 pm

Tgt Ion: 76 Resp: 476482

Ion	Ratio	Lower	Upper
76	100		
78	8.7	0.0	39.2
44	13.9	0.0	44.1

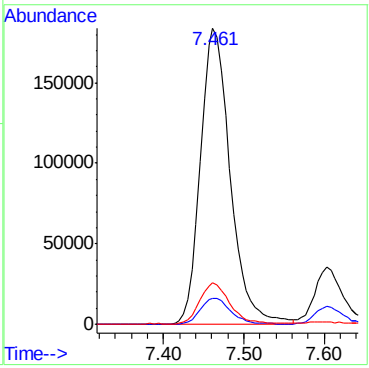

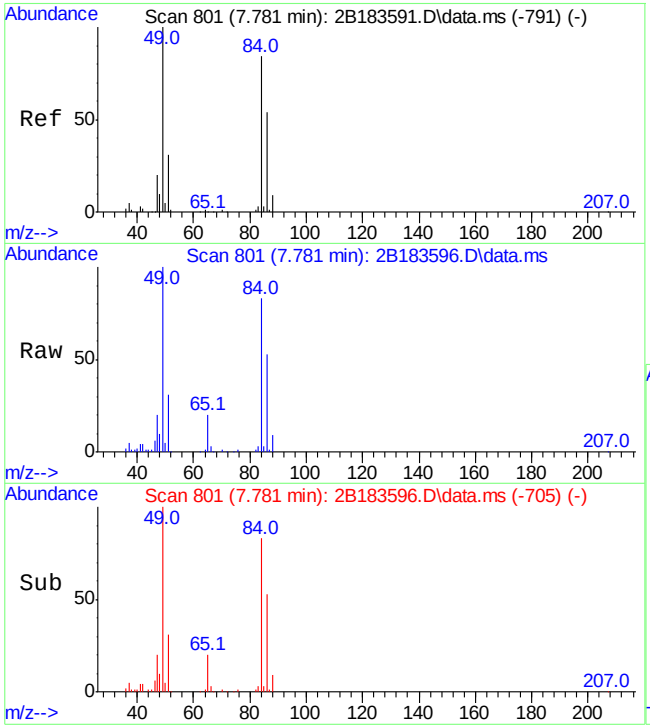

#22
methylene chloride
Concen: 54.59 ug/L
RT: 7.781 min Scan# 801
Delta R.T. 0.005 min
Lab File: 2B183596.D
Acq: 16 Jun 21 11:44 pm

Tgt Ion: 84 Resp: 156094

Ion	Ratio	Lower	Upper
84	100		
86	63.6	34.1	94.1
49	120.6	88.6	148.6

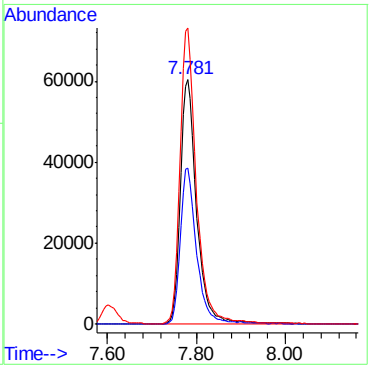

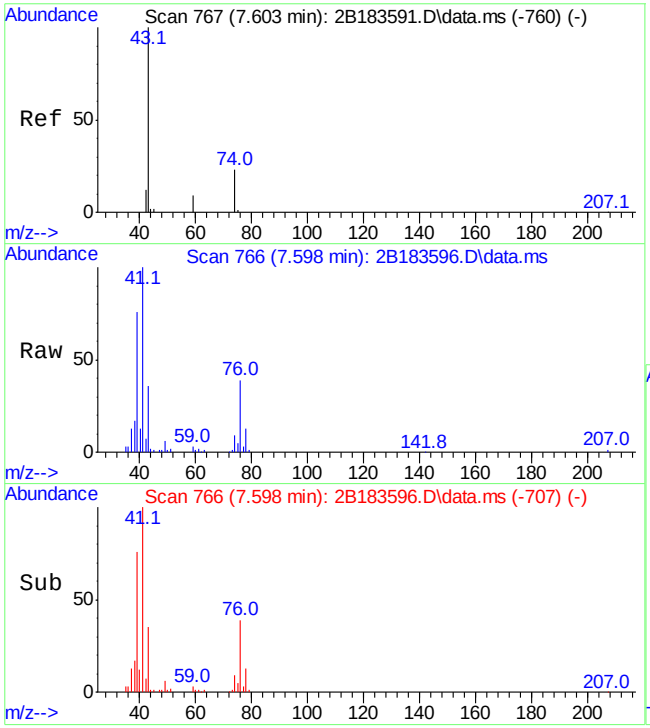

#23
methyl acetate
Concen: 50.61 ug/L
RT: 7.598 min Scan# 766
Delta R.T. 0.010 min
Lab File: 2B183596.D
Acq: 16 Jun 21 11:44 pm

Tgt Ion: 43 Resp: 95825

Ion	Ratio	Lower	Upper
43	100		
74	25.2	0.0	53.3
44	3.2	0.0	33.3

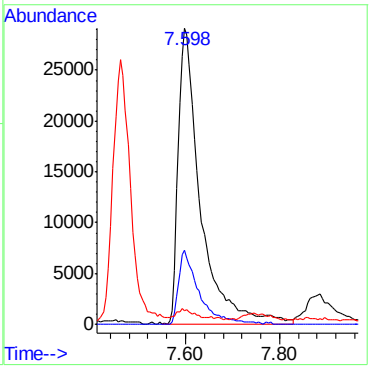

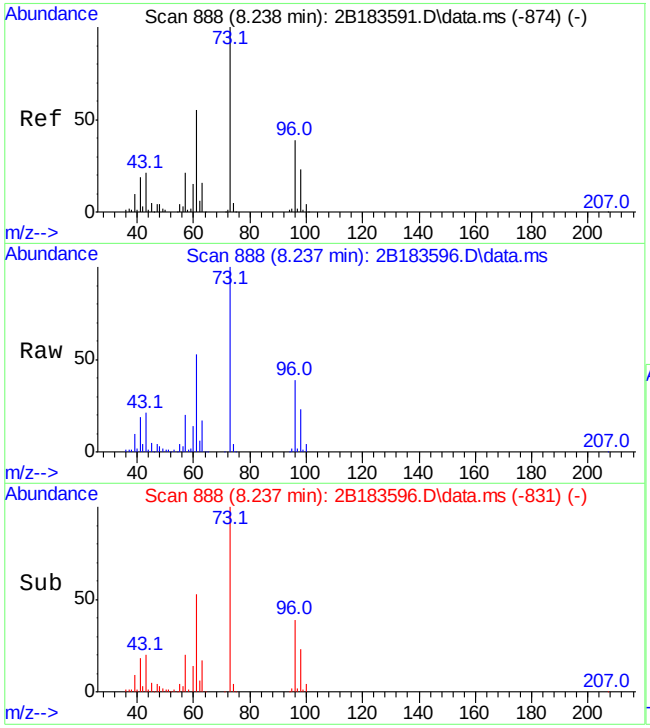

#24
methyl tert butyl ether
Concen: 57.04 ug/L
RT: 8.237 min Scan# 888
Delta R.T. 0.000 min
Lab File: 2B183596.D
Acq: 16 Jun 21 11:44 pm

Tgt Ion: 73 Resp: 489109

Ion	Ratio	Lower	Upper
73	100		
57	20.3	0.0	220.5

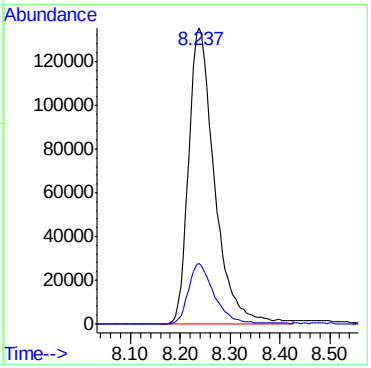

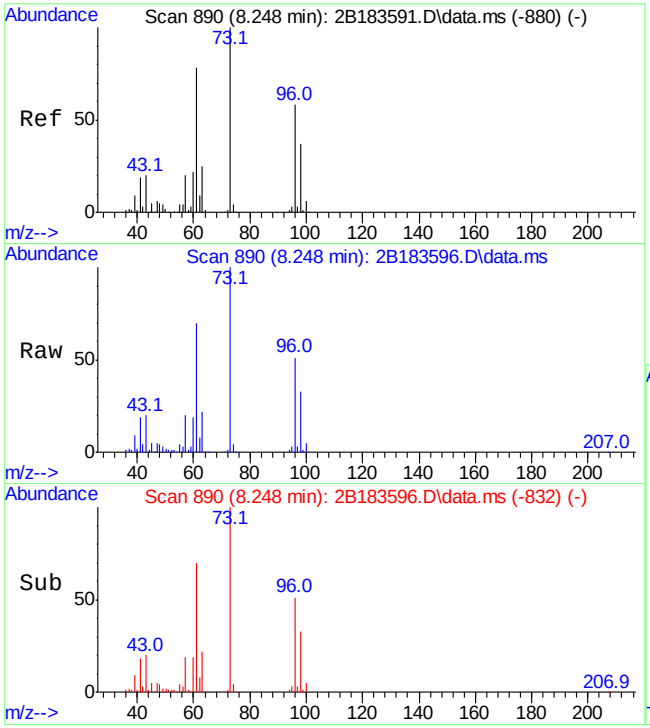

#25
trans-1,2-dichloroethene
Concen: 53.27 ug/L
RT: 8.248 min Scan# 890
Delta R.T. 0.005 min
Lab File: 2B183596.D
Acq: 16 Jun 21 11:44 pm

Tgt Ion: 96 Resp: 154085

Ion	Ratio	Lower	Upper
96	100		
61	135.9	103.8	163.8
98	64.4	34.0	94.0

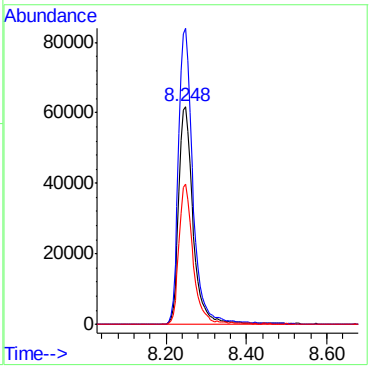

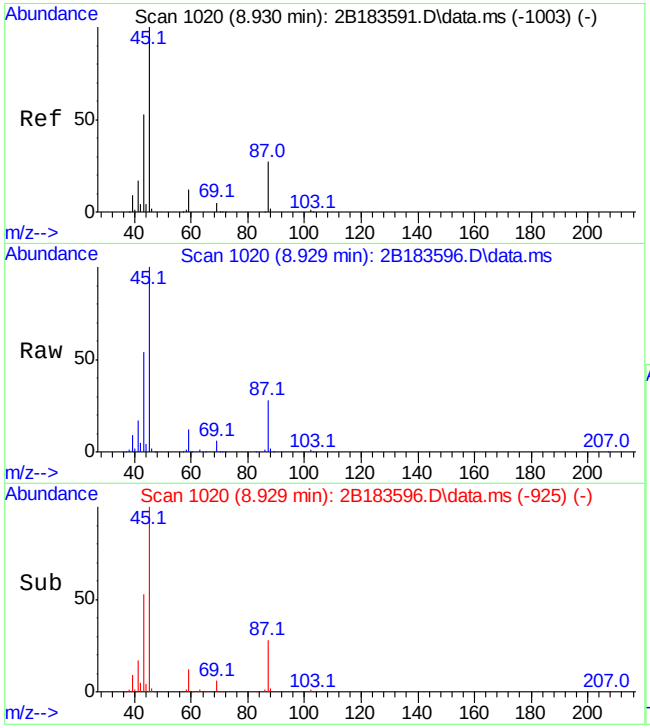

#26
di-isopropyl ether
Concen: 52.89 ug/L
RT: 8.929 min Scan# 1020
Delta R.T. 0.000 min
Lab File: 2B183596.D
Acq: 16 Jun 21 11:44 pm

Tgt Ion: 45 Resp: 461949

Ion	Ratio	Lower	Upper
45	100		
87	28.3	0.0	58.2
43	53.2	23.5	83.5

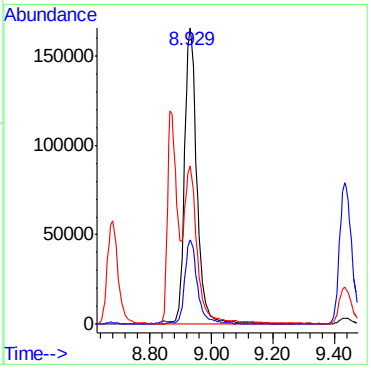

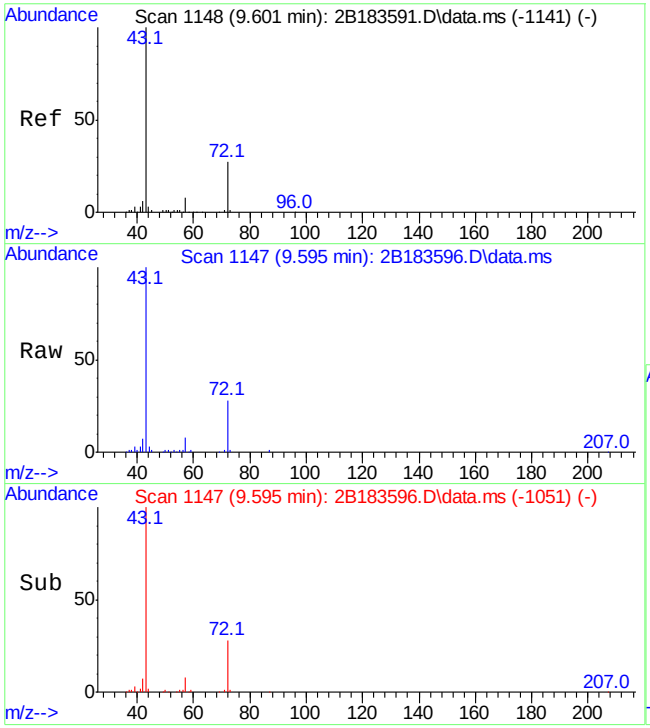

#27
2-butanone
Concen: 249.87 ug/L
RT: 9.595 min Scan# 1147
Delta R.T. 0.005 min
Lab File: 2B183596.D
Acq: 16 Jun 21 11:44 pm

Tgt Ion: 72 Resp: 64636

Ion	Ratio	Lower	Upper
72	100		
57	27.8	0.0	59.8
43	357.7	334.2	394.2

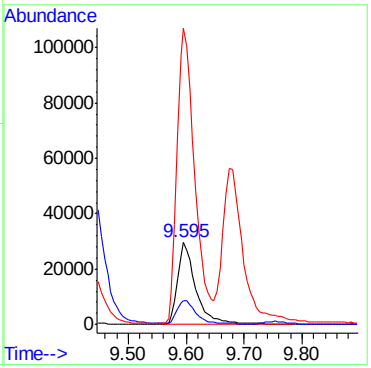

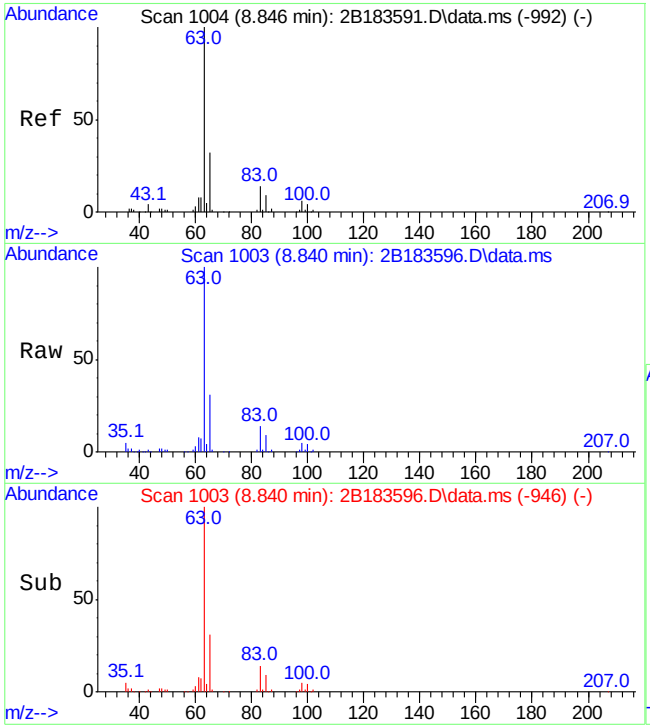

#28
1,1-dichloroethane
Concen: 55.35 ug/L
RT: 8.840 min Scan# 1003
Delta R.T. 0.000 min
Lab File: 2B183596.D
Acq: 16 Jun 21 11:44 pm

Tgt Ion: 63 Resp: 268687

Ion	Ratio	Lower	Upper
63	100		
65	31.0	2.1	62.1
83	14.0	0.0	44.4

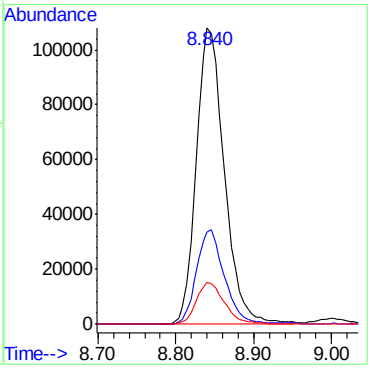

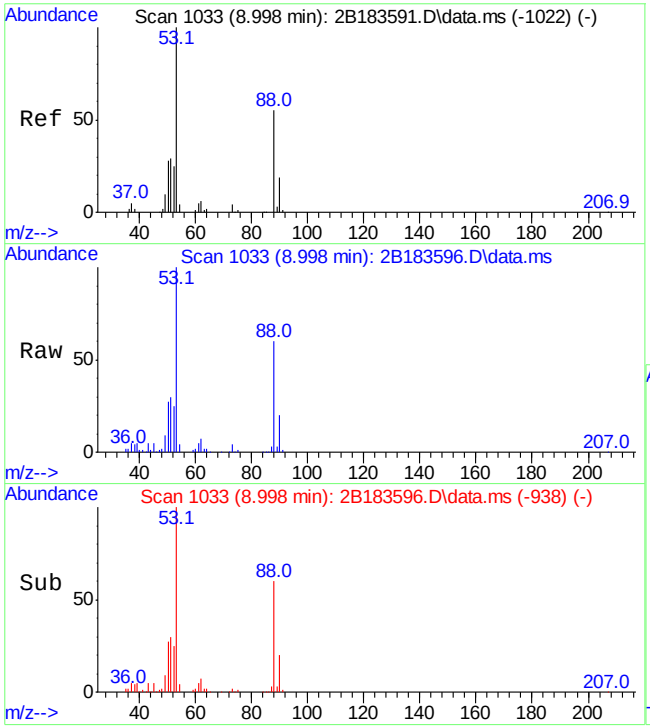

#29
chloroprene
Concen: 62.72 ug/L
RT: 8.998 min Scan# 1033
Delta R.T. -0.000 min
Lab File: 2B183596.D
Acq: 16 Jun 21 11:44 pm

Tgt Ion: 53 Resp: 234857

Ion	Ratio	Lower	Upper
53	100		
88	60.3	27.6	87.6
90	19.7	0.0	48.9
51	29.7	0.0	59.1

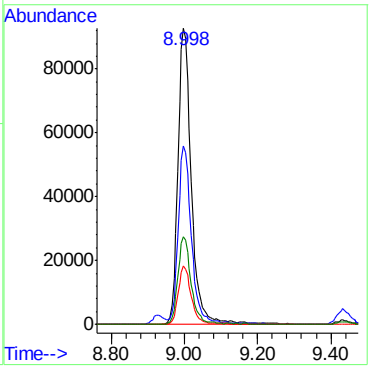

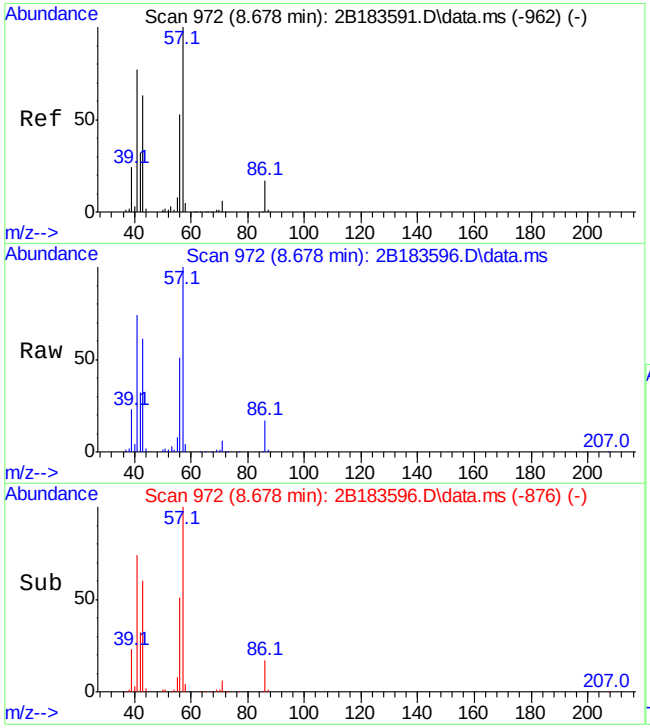

#31
hexane
Concen: 56.58 ug/L
RT: 8.678 min Scan# 972
Delta R.T. 0.005 min
Lab File: 2B183596.D
Acq: 16 Jun 21 11:44 pm

Tgt Ion: 56 Resp: 120929

Ion	Ratio	Lower	Upper
56	100		
43	118.3	99.4	139.4
71	12.0	0.0	31.0
86	32.2	12.3	52.3

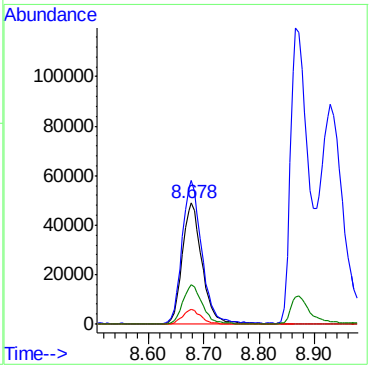

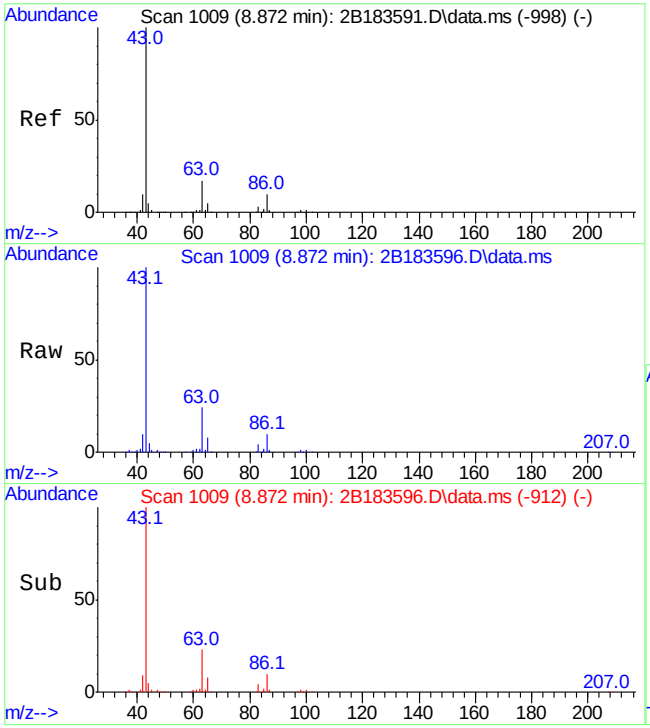

#32
vinyl acetate
Concen: 55.24 ug/L
RT: 8.872 min Scan# 1009
Delta R.T. 0.010 min
Lab File: 2B183596.D
Acq: 16 Jun 21 11:44 pm

Tgt Ion: 86 Resp: 29077

Ion	Ratio	Lower	Upper
86	100		
43	1035.1	981.3	1041.3
42	97.2	66.4	126.4

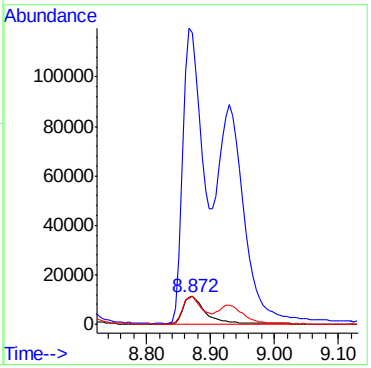

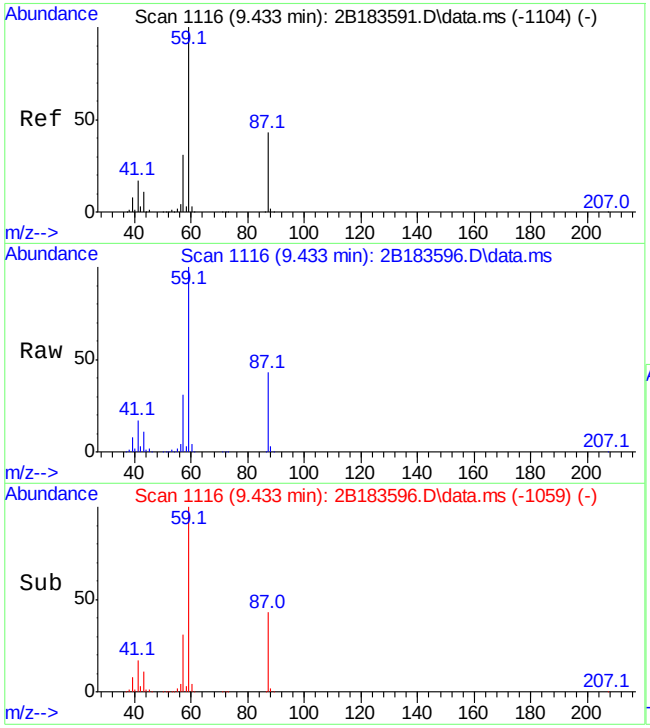

#33
ethyl tert-butyl ether
Concen: 54.19 ug/L
RT: 9.433 min Scan# 1116
Delta R.T. 0.000 min
Lab File: 2B183596.D
Acq: 16 Jun 21 11:44 pm

Tgt Ion: 59 Resp: 516694

Ion	Ratio	Lower	Upper
59	100		
87	43.0	12.7	72.7
57	30.6	0.9	60.9

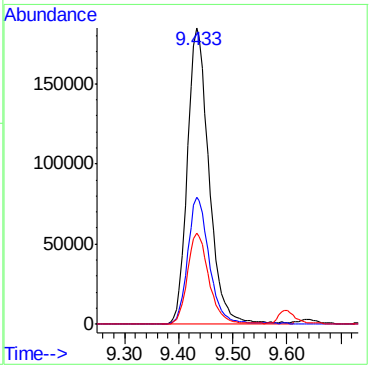

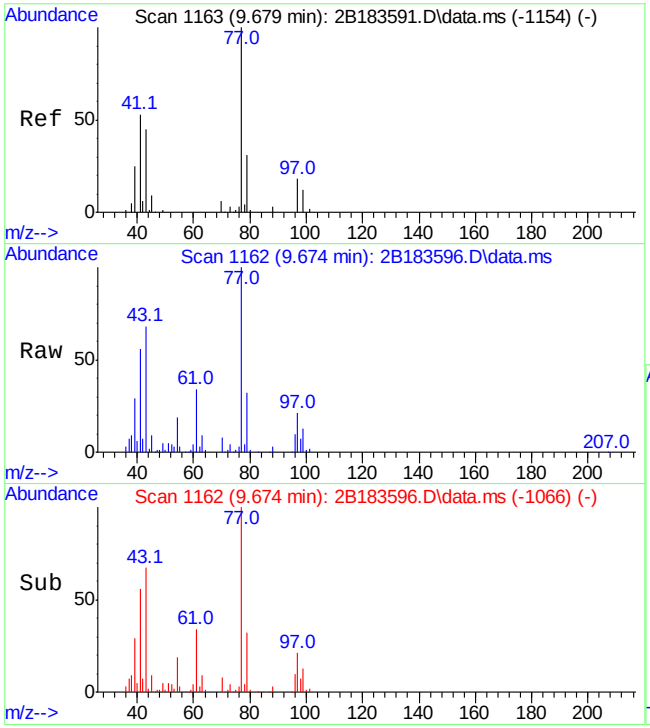

#34
ethyl acetate
Concen: 60.41 ug/L
RT: 9.674 min Scan# 1162
Delta R.T. 0.005 min
Lab File: 2B183596.D
Acq: 16 Jun 21 11:44 pm

Tgt Ion: 45 Resp: 19657

Ion	Ratio	Lower	Upper
45	100		
61	367.4	302.1	362.1#
43	741.1	653.2	713.2#
88	33.3	1.5	61.5

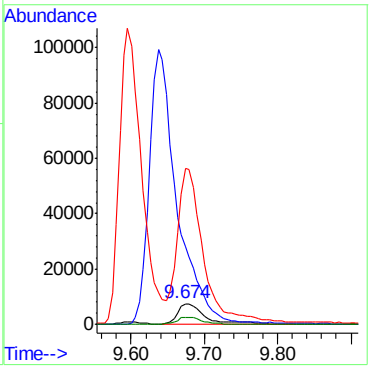

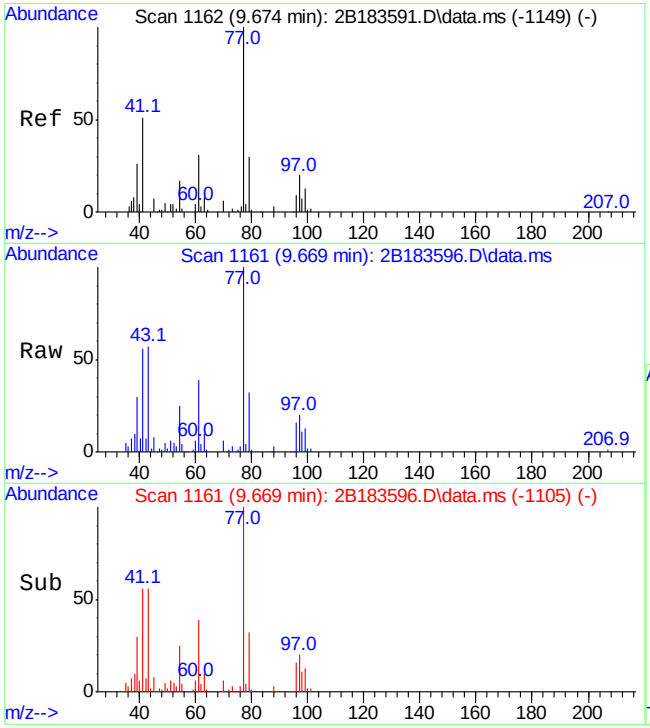

#35
2,2-dichloropropane
Concen: 54.59 ug/L
RT: 9.669 min Scan# 1161
Delta R.T. -0.005 min
Lab File: 2B183596.D
Acq: 16 Jun 21 11:44 pm

Tgt Ion: 77 Resp: 250074

Ion	Ratio	Lower	Upper
77	100		
97	19.7	0.0	50.3
41	52.8	20.8	80.8

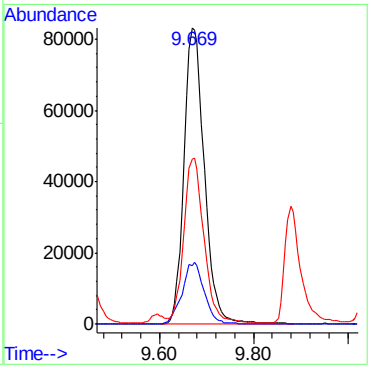

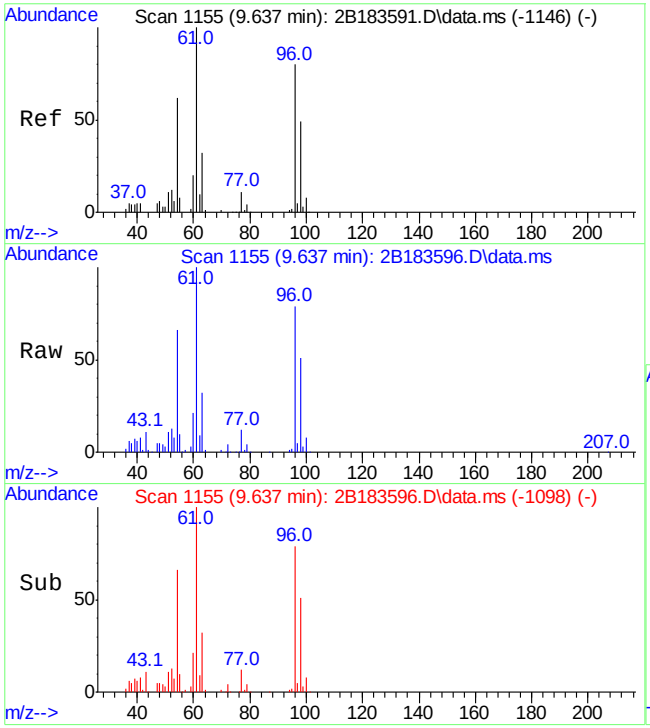

#36
cis-1,2-dichloroethene
Concen: 56.06 ug/L
RT: 9.637 min Scan# 1155
Delta R.T. -0.000 min
Lab File: 2B183596.D
Acq: 16 Jun 21 11:44 pm

Tgt Ion: 96 Resp: 171767

Ion	Ratio	Lower	Upper
96	100		
61	126.0	95.1	155.1
98	64.1	31.7	91.7

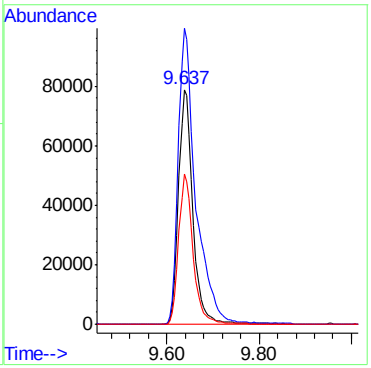

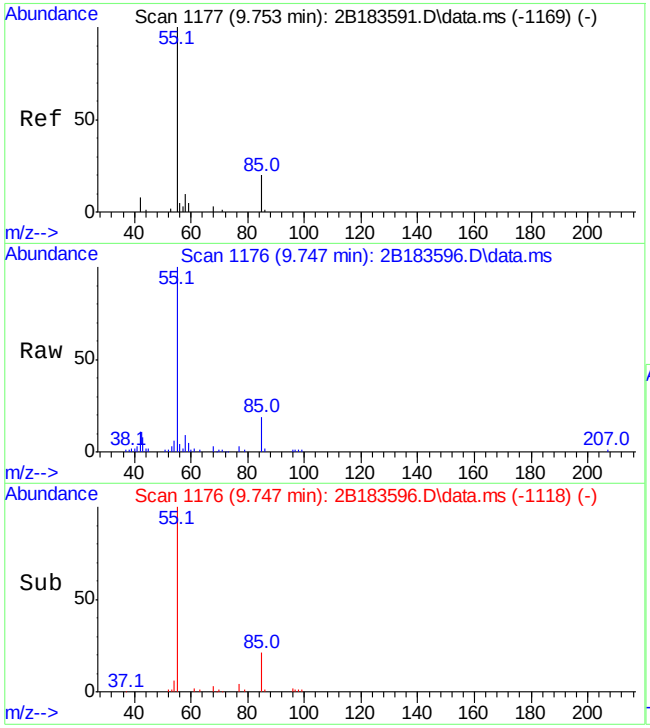

#37
methyl acrylate
Concen: 56.14 ug/L
RT: 9.747 min Scan# 1176
Delta R.T. 0.005 min
Lab File: 2B183596.D
Acq: 16 Jun 21 11:44 pm

Tgt Ion: 55 Resp: 114657

Ion	Ratio	Lower	Upper
55	100		
85	19.2	0.0	50.1
58	9.0	0.0	39.8

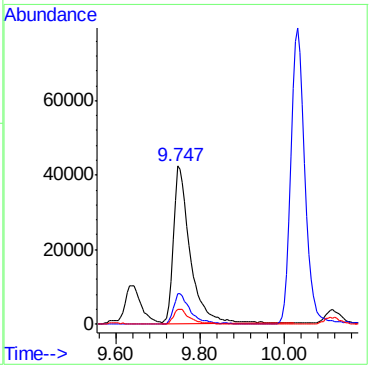

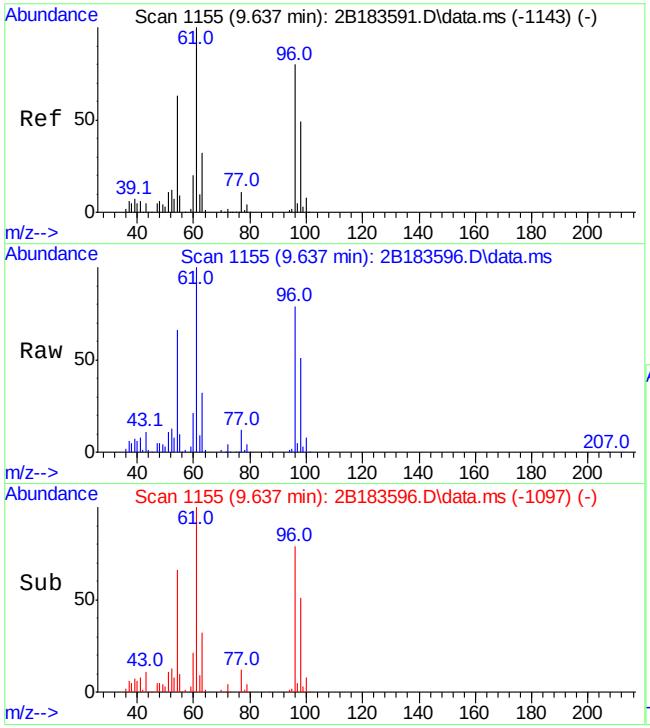

#38
propionitrile
Concen: 575.87 ug/L
RT: 9.637 min Scan# 1155
Delta R.T. 0.005 min
Lab File: 2B183596.D
Acq: 16 Jun 21 11:44 pm

Tgt Ion: 54 Resp: 184197

Ion	Ratio	Lower	Upper
54	100		
52	20.3	0.0	49.6
55	15.3	0.0	44.7
40	8.3	0.0	37.8

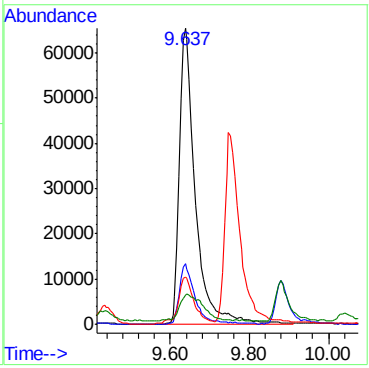

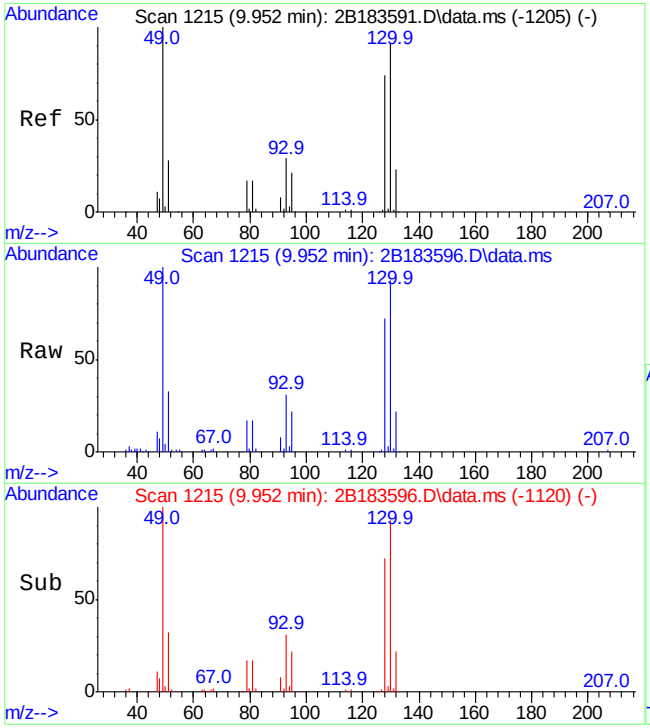

#39
bromochloromethane
Concen: 54.97 ug/L
RT: 9.952 min Scan# 1215
Delta R.T. -0.000 min
Lab File: 2B183596.D
Acq: 16 Jun 21 11:44 pm

Tgt Ion:128 Resp: 95822

Ion	Ratio	Lower	Upper
128	100		
49	138.2	105.9	165.9
130	129.6	93.4	153.4

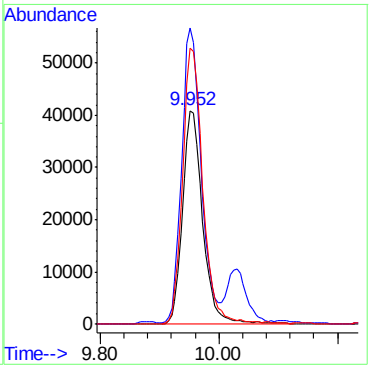

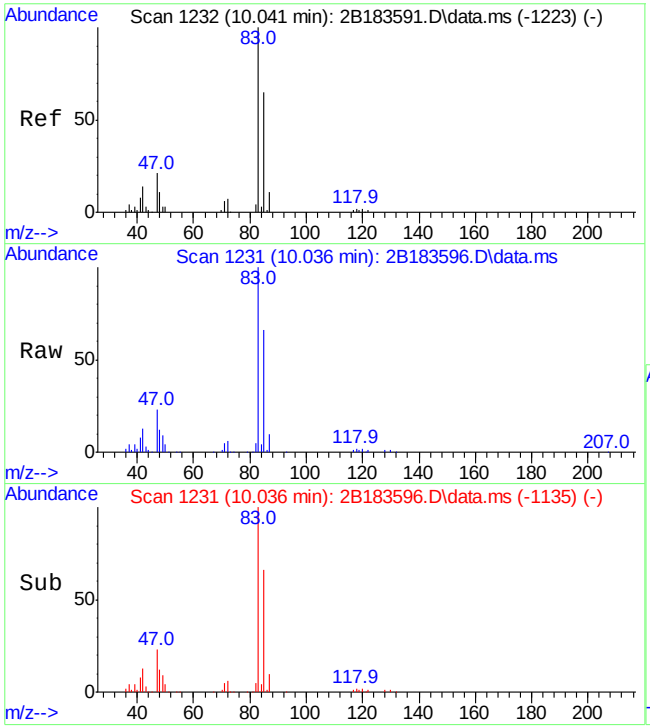

#40
tetrahydrofuran
Concen: 58.14 ug/L
RT: 10.036 min Scan# 1231
Delta R.T. 0.001 min
Lab File: 2B183596.D
Acq: 16 Jun 21 11:44 pm

Tgt Ion: 72 Resp: 18261

Ion	Ratio	Lower	Upper
72	100		
71	85.7	58.8	118.8
43	48.3	15.1	75.1

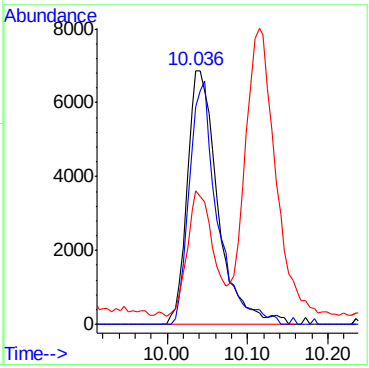

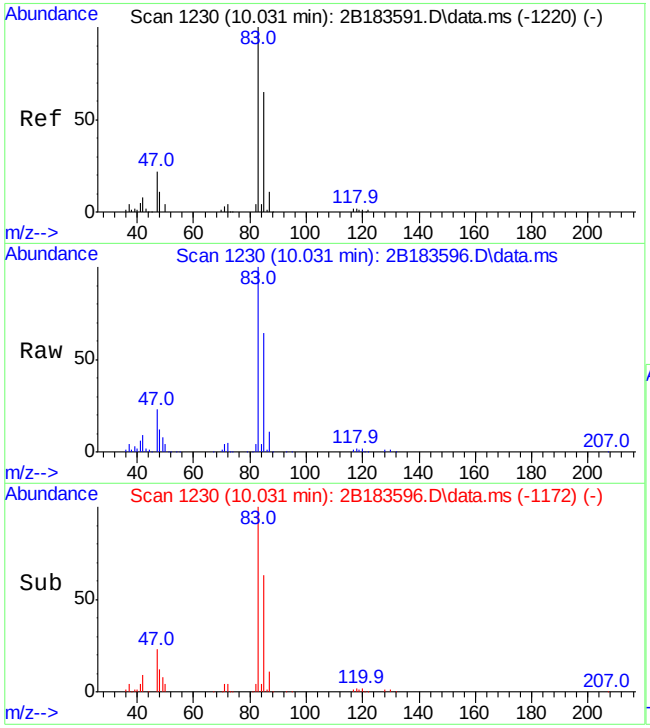

#41
chloroform
Concen: 51.61 ug/L
RT: 10.031 min Scan# 1230
Delta R.T. 0.005 min
Lab File: 2B183596.D
Acq: 16 Jun 21 11:44 pm

Tgt Ion: 85 Resp: 182468

Ion	Ratio	Lower	Upper
85	100		
83	156.3	123.5	183.5
47	36.5	6.5	66.5

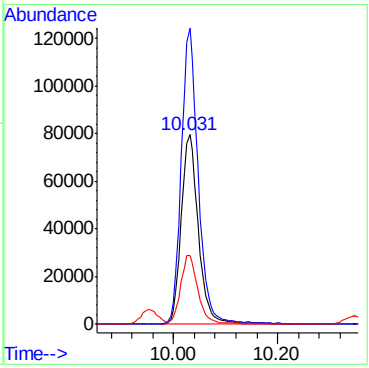

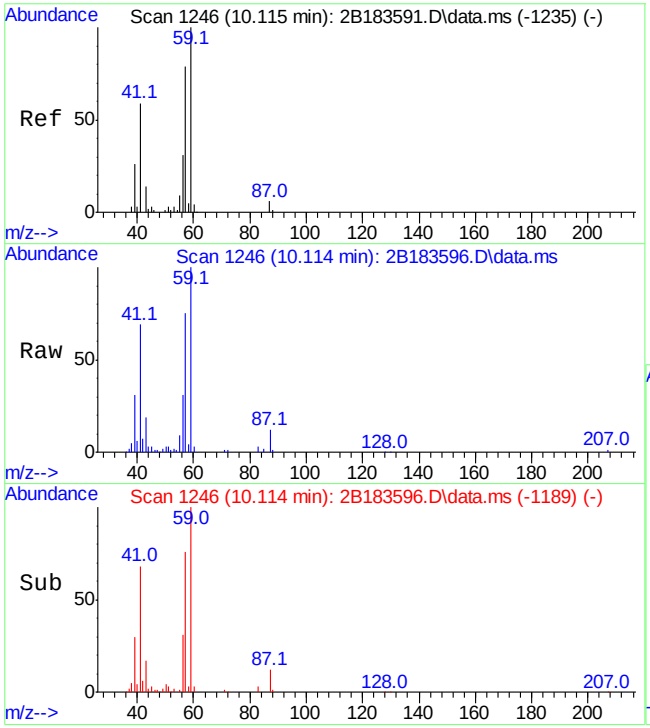

#42
t-butyl formate
Concen: 45.31 ug/L
RT: 10.114 min Scan# 1246
Delta R.T. -0.000 min
Lab File: 2B183596.D
Acq: 16 Jun 21 11:44 pm

Tgt Ion: 59 Resp: 107650

Ion	Ratio	Lower	Upper
59	100		
57	75.4	48.9	108.9
41	68.6	39.1	99.1

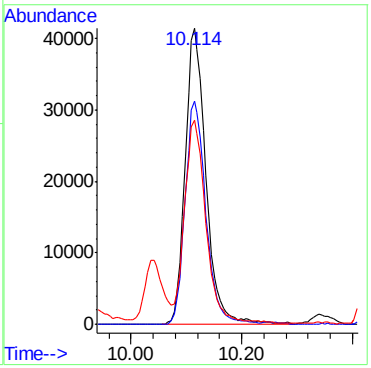

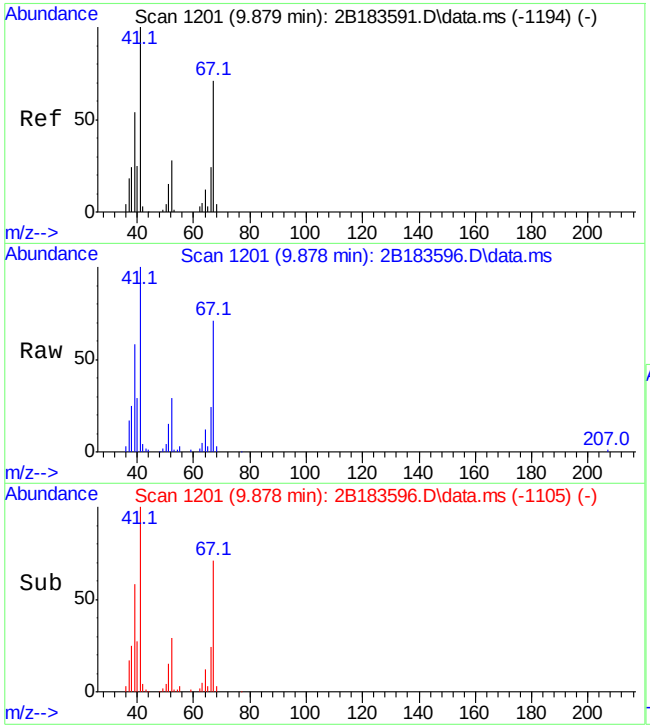

#44
methacrylonitrile
Concen: 60.34 ug/L
RT: 9.878 min Scan# 1201
Delta R.T. 0.005 min
Lab File: 2B183596.D
Acq: 16 Jun 21 11:44 pm

Tgt Ion: 67 Resp: 58881

Ion	Ratio	Lower	Upper
67	100		
41	138.9	110.7	170.7
39	80.7	46.4	106.4
52	40.6	9.9	69.9

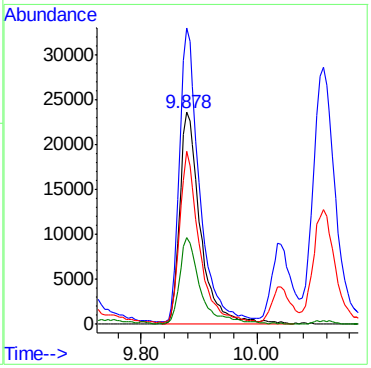

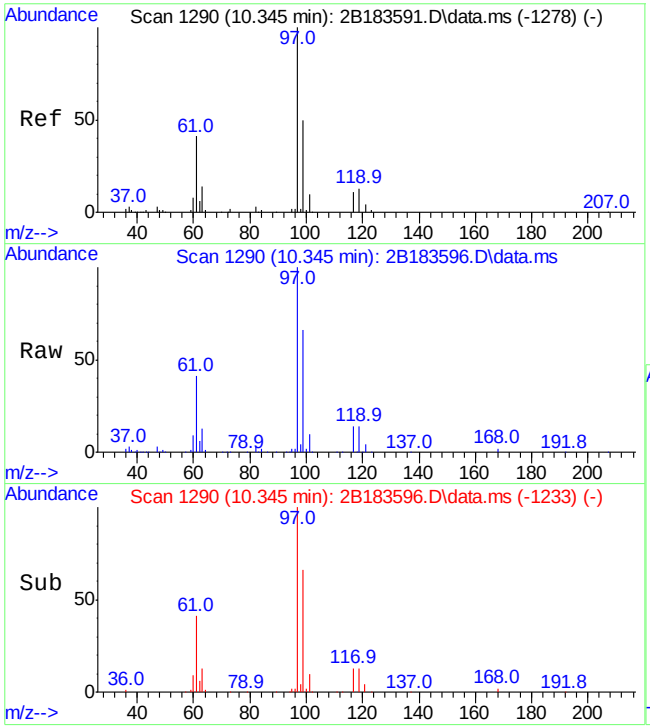

#45
1,1,1-trichloroethane
Concen: 58.18 ug/L
RT: 10.345 min Scan# 1290
Delta R.T. 0.000 min
Lab File: 2B183596.D
Acq: 16 Jun 21 11:44 pm

Tgt Ion: 97 Resp: 276522

Ion	Ratio	Lower	Upper
97	100		
99	65.9	35.8	95.8
61	40.8	11.5	71.5

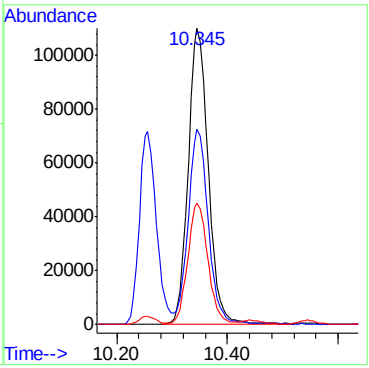

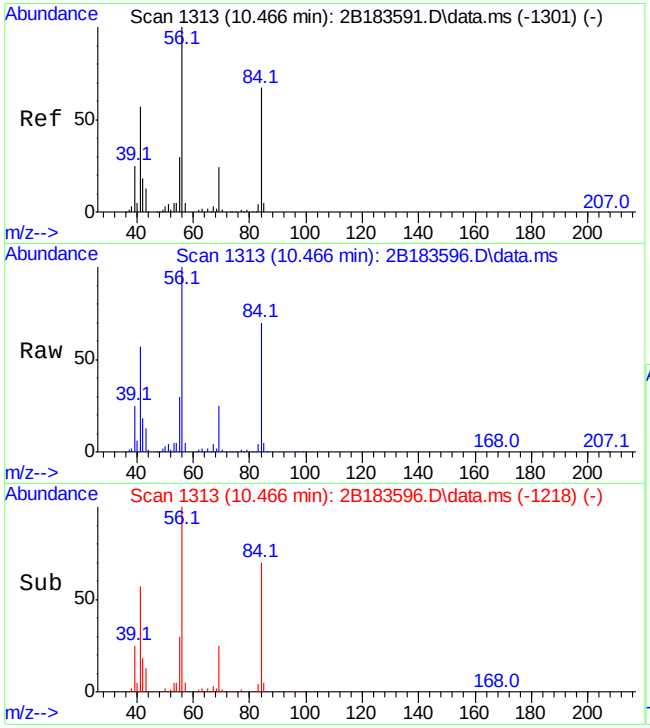

#46
cyclohexane
Concen: 61.01 ug/L
RT: 10.466 min Scan# 1313
Delta R.T. -0.000 min
Lab File: 2B183596.D
Acq: 16 Jun 21 11:44 pm

Tgt Ion: 84 Resp: 257581

Ion	Ratio	Lower	Upper
84	100		
56	141.0	130.0	170.0
41	81.1	65.8	105.8

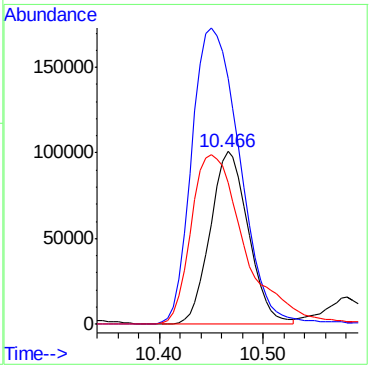

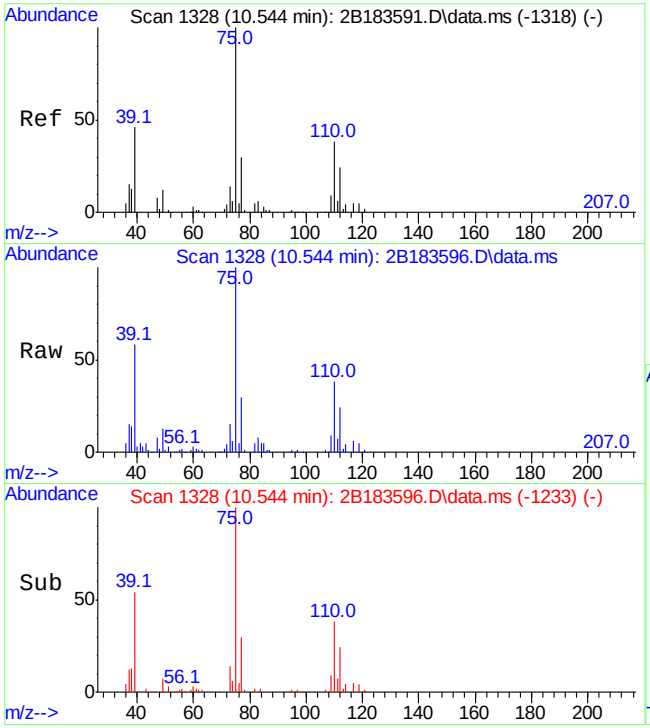

#47
1,1-dichloropropene
Concen: 56.35 ug/L
RT: 10.544 min Scan# 1328
Delta R.T. -0.000 min
Lab File: 2B183596.D
Acq: 16 Jun 21 11:44 pm

Tgt Ion: 75 Resp: 208393

Ion	Ratio	Lower	Upper
75	100		
77	30.3	10.5	50.5
110	38.3	17.9	57.9

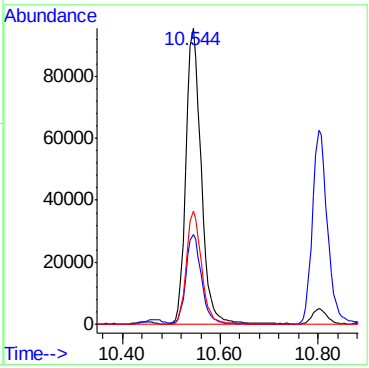

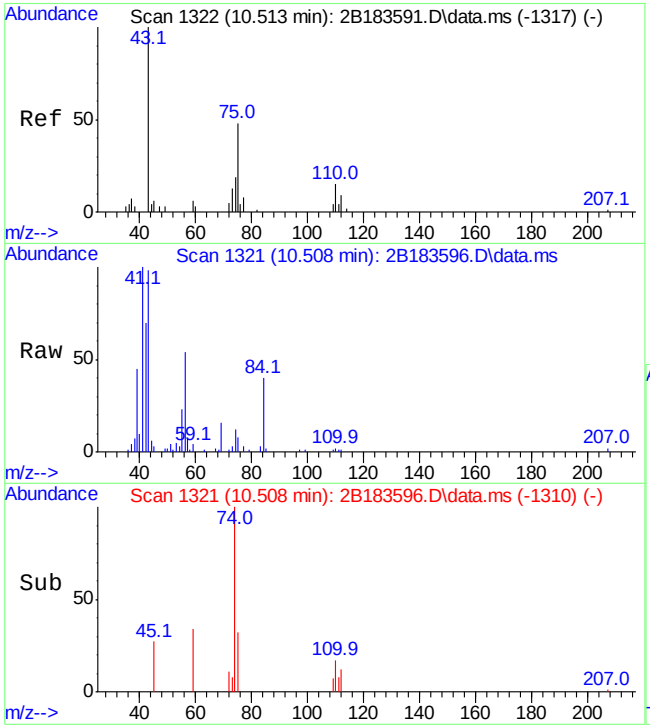

#48
iso-butyl alcohol
Concen: 553.77 ug/L
RT: 10.508 min Scan# 1321
Delta R.T. 0.005 min
Lab File: 2B183596.D
Acq: 16 Jun 21 11:44 pm

Tgt Ion: 43 Resp: 46890

Ion	Ratio	Lower	Upper
43	100		
42	71.1	36.5	96.5
41	101.3	64.7	124.7
74	12.3	0.0	42.8

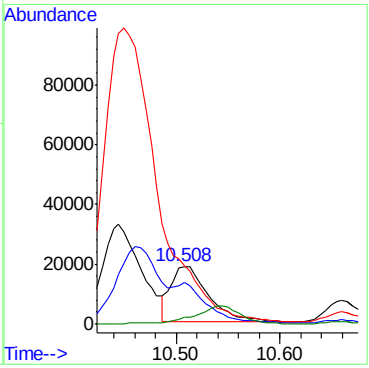

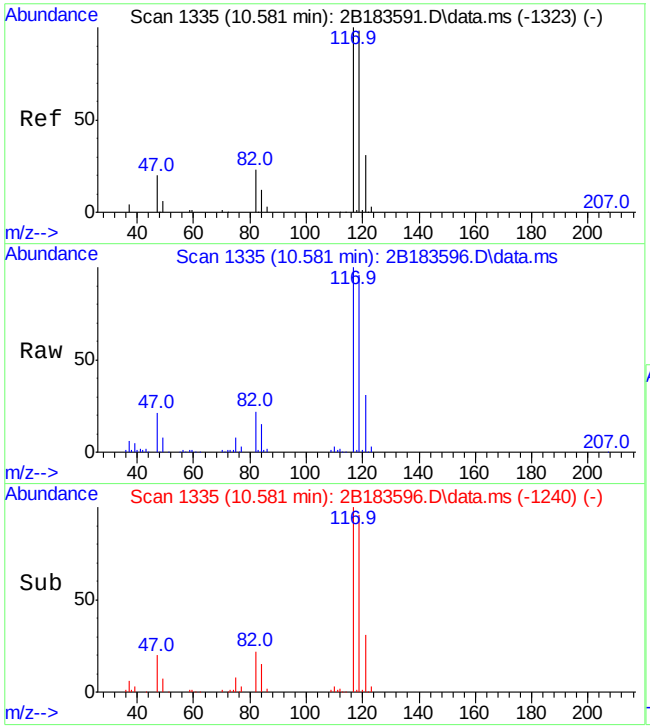

#49
carbon tetrachloride
Concen: 55.42 ug/L
RT: 10.581 min Scan# 1335
Delta R.T. -0.000 min
Lab File: 2B183596.D
Acq: 16 Jun 21 11:44 pm

Tgt Ion:117 Resp: 246733

Ion	Ratio	Lower	Upper
117	100		
119	96.4	77.7	117.7
82	22.4	3.1	43.1

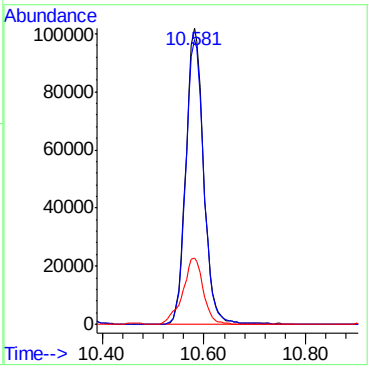

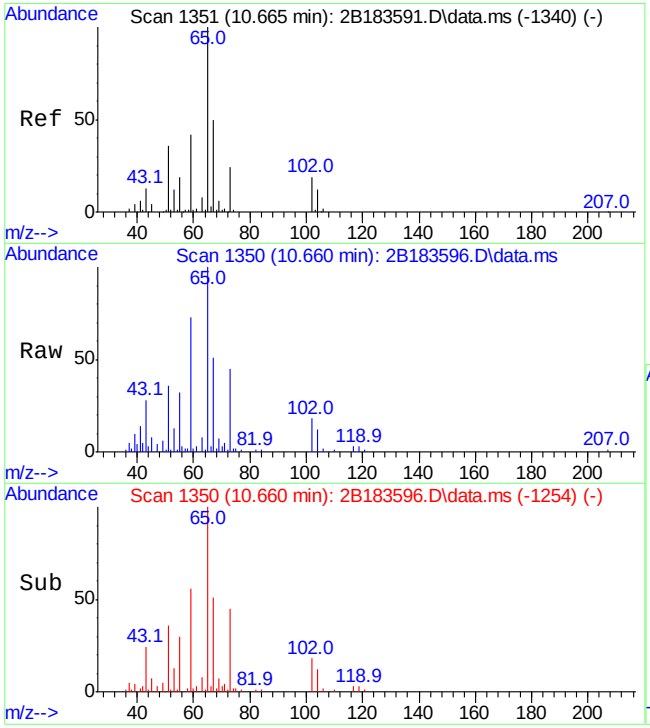

#50
tert amyl alcohol
Concen: 286.26 ug/L
RT: 10.660 min Scan# 1350
Delta R.T. 0.005 min
Lab File: 2B183596.D
Acq: 16 Jun 21 11:44 pm

Tgt Ion: 55 Resp: 25233

Ion	Ratio	Lower	Upper
55	100		
73	135.6	98.8	158.8
59	225.3	191.9	251.9

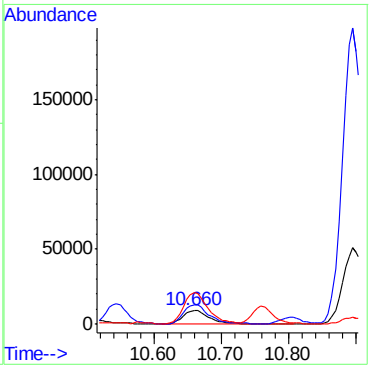

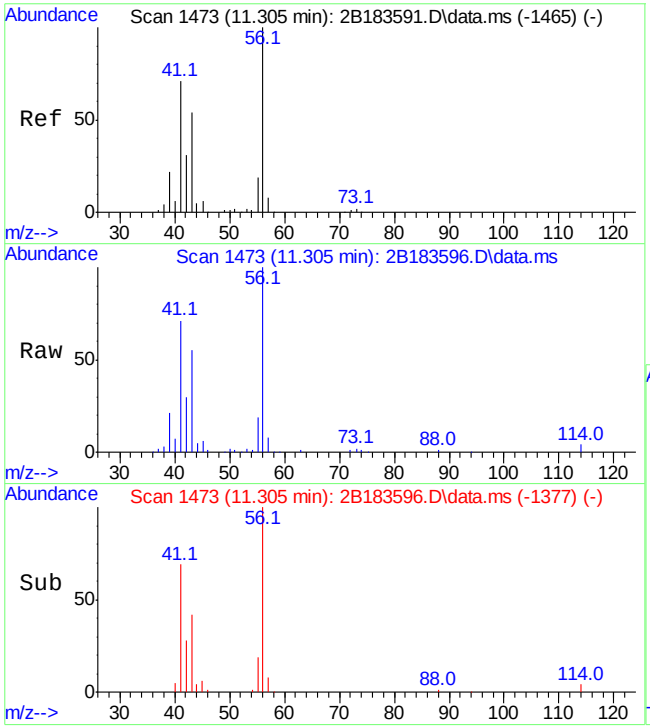

#53
n-butyl alcohol
Concen: 2694.10 ug/L
RT: 11.305 min Scan# 1473
Delta R.T. 0.005 min
Lab File: 2B183596.D
Acq: 16 Jun 21 11:44 pm

Tgt Ion: 56 Resp: 160722

Ion	Ratio	Lower	Upper
56	100		
41	70.7	40.8	100.8
43	54.3	24.4	84.4

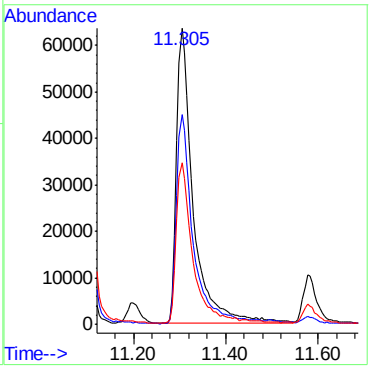

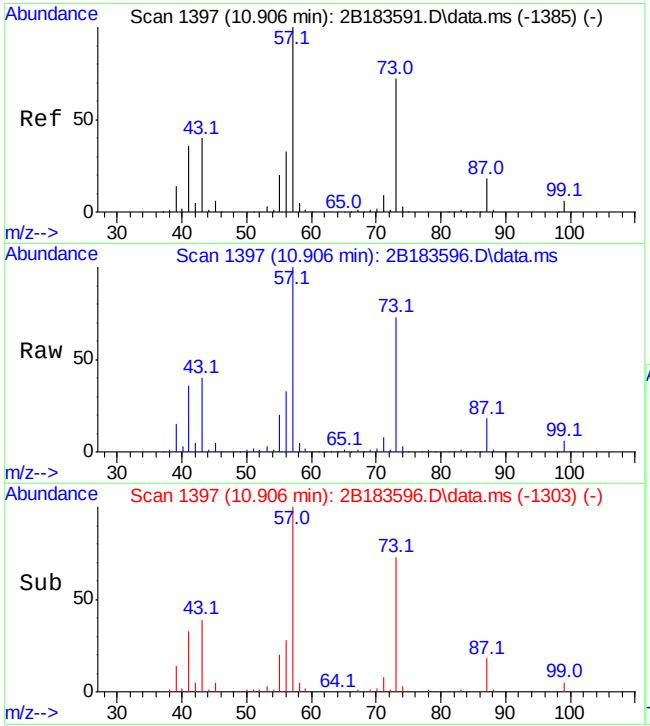

#54
2,2,4-trimethylpentane
Concen: 52.30 ug/L
RT: 10.906 min Scan# 1397
Delta R.T. -0.005 min
Lab File: 2B183596.D
Acq: 16 Jun 21 11:44 pm

Tgt Ion: 57 Resp: 517635

Ion	Ratio	Lower	Upper
57	100		
56	33.0	3.5	63.5
43	40.1	10.7	70.7
41	36.1	5.5	65.5

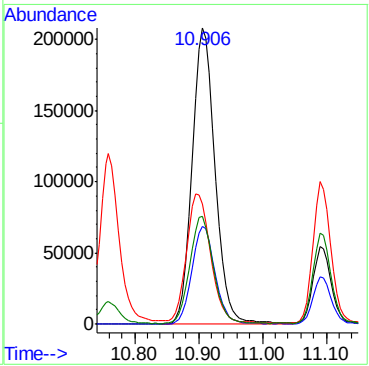

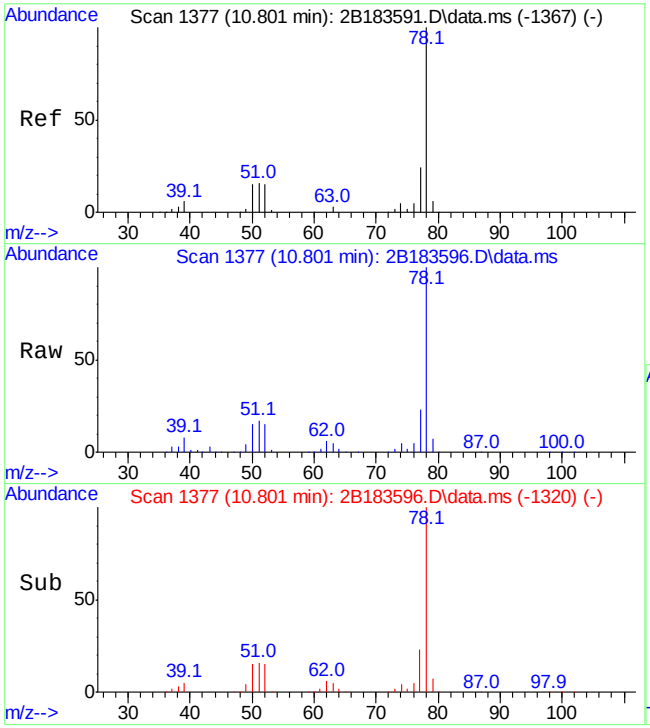

#55
benzene
Concen: 55.73 ug/L
RT: 10.801 min Scan# 1377
Delta R.T. 0.000 min
Lab File: 2B183596.D
Acq: 16 Jun 21 11:44 pm

Tgt Ion: 78 Resp: 582738

Ion	Ratio	Lower	Upper
78	100		
77	23.4	0.0	53.9

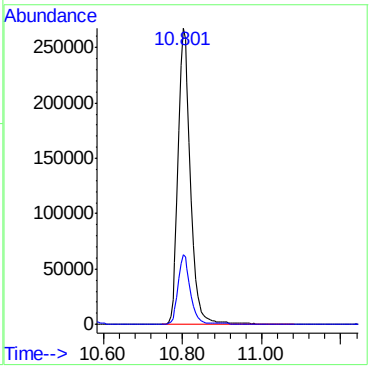

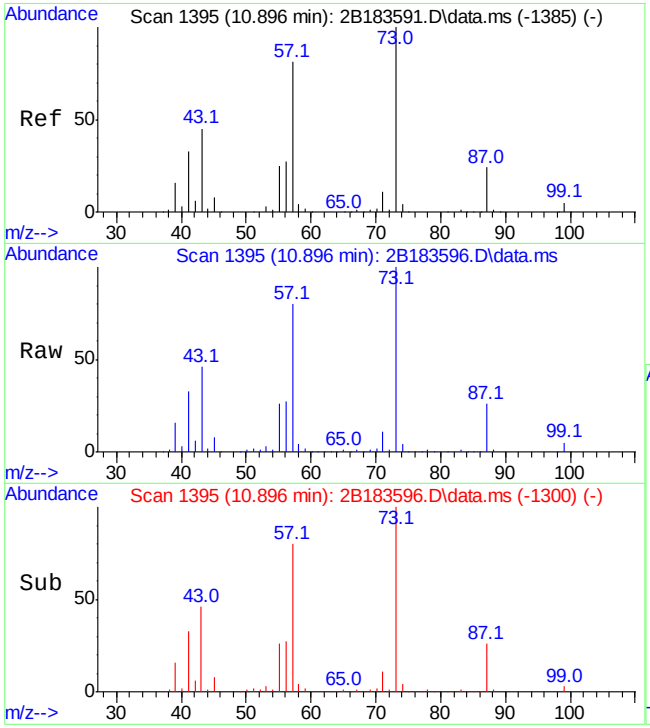

#56
tert-amyl methyl ether
Concen: 50.78 ug/L
RT: 10.896 min Scan# 1395
Delta R.T. -0.000 min
Lab File: 2B183596.D
Acq: 16 Jun 21 11:44 pm

Tgt Ion: 87 Resp: 114725

Ion	Ratio	Lower	Upper
87	100		
73	390.7	377.9	437.9
55	100.6	73.1	133.1

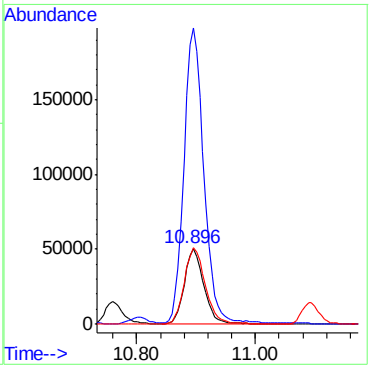

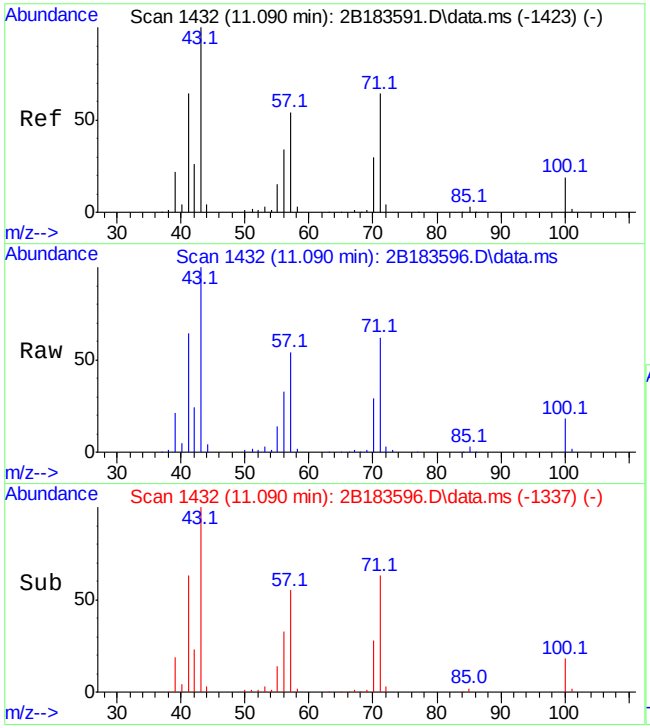

#57
heptane
Concen: 56.27 ug/L
RT: 11.090 min Scan# 1432
Delta R.T. 0.000 min
Lab File: 2B183596.D
Acq: 16 Jun 21 11:44 pm

Tgt Ion: 71 Resp: 125549

Ion	Ratio	Lower	Upper
71	100		
56	53.2	23.2	83.2
57	86.7	54.9	114.9
100	29.2	0.0	59.2

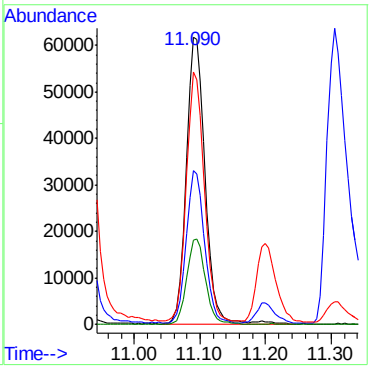

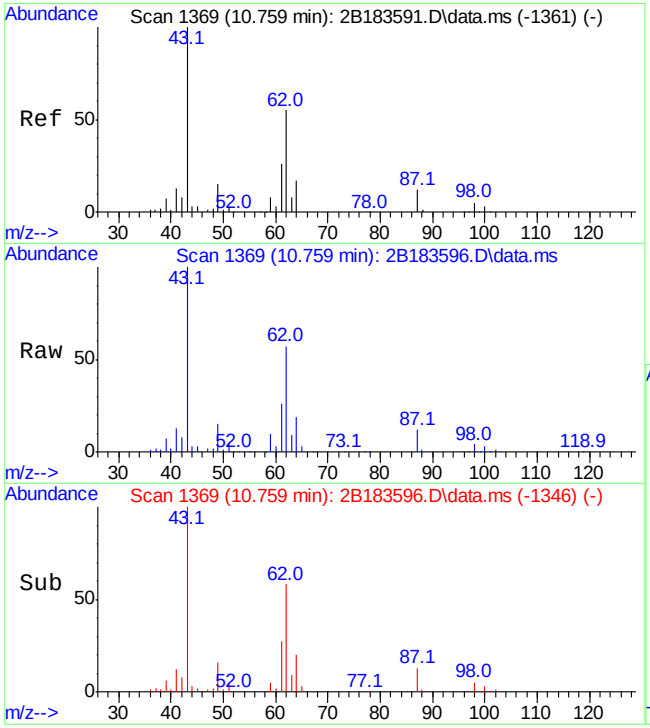

#58
isopropyl acetate
Concen: 57.40 ug/L
RT: 10.759 min Scan# 1369
Delta R.T. 0.000 min
Lab File: 2B183596.D
Acq: 16 Jun 21 11:44 pm

Tgt Ion: 87 Resp: 32016

Ion	Ratio	Lower	Upper
87	100		
61	207.3	185.0	245.0
43	799.6	799.1	859.1

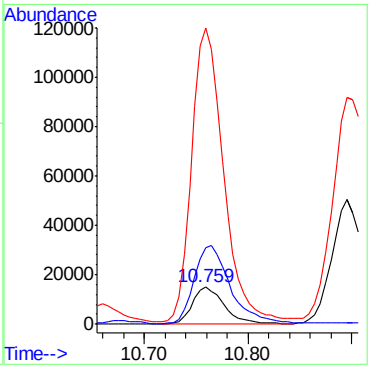

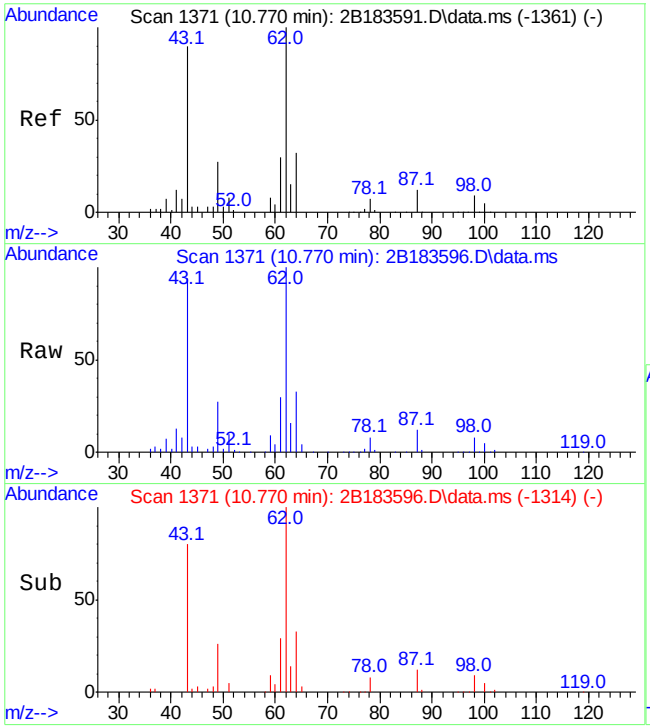

#59
1,2-dichloroethane
Concen: 53.62 ug/L
RT: 10.770 min Scan# 1371
Delta R.T. -0.000 min
Lab File: 2B183596.D
Acq: 16 Jun 21 11:44 pm

Tgt Ion: 62 Resp: 214314

Ion	Ratio	Lower	Upper
62	100		
98	8.5	0.0	39.0
49	27.3	0.0	56.8

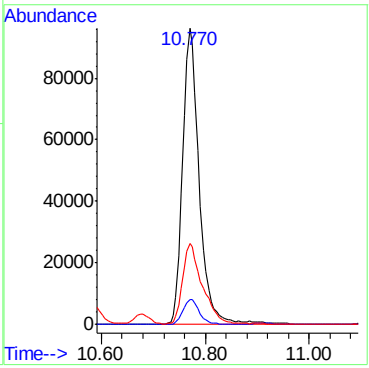

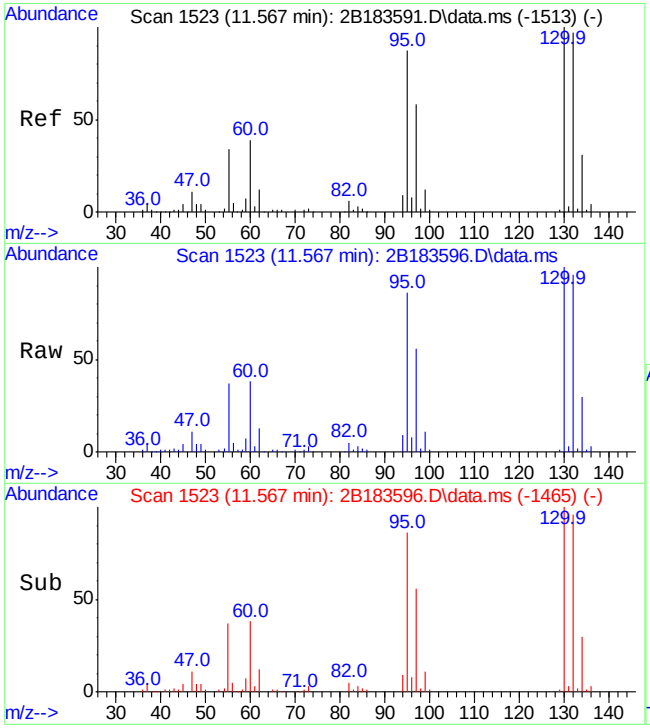

#60
trichloroethene
Concen: 57.23 ug/L
RT: 11.567 min Scan# 1523
Delta R.T. 0.005 min
Lab File: 2B183596.D
Acq: 16 Jun 21 11:44 pm

Tgt Ion:130 Resp: 194862

Ion	Ratio	Lower	Upper
130	100		
95	85.8	56.8	116.8
130	100.0	70.0	130.0
132	96.0	67.2	127.2

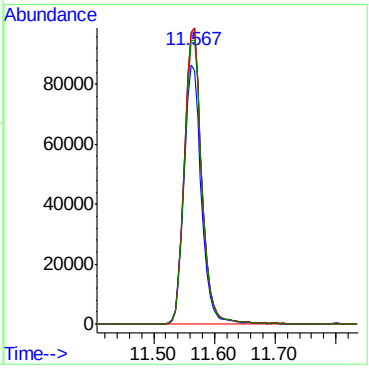

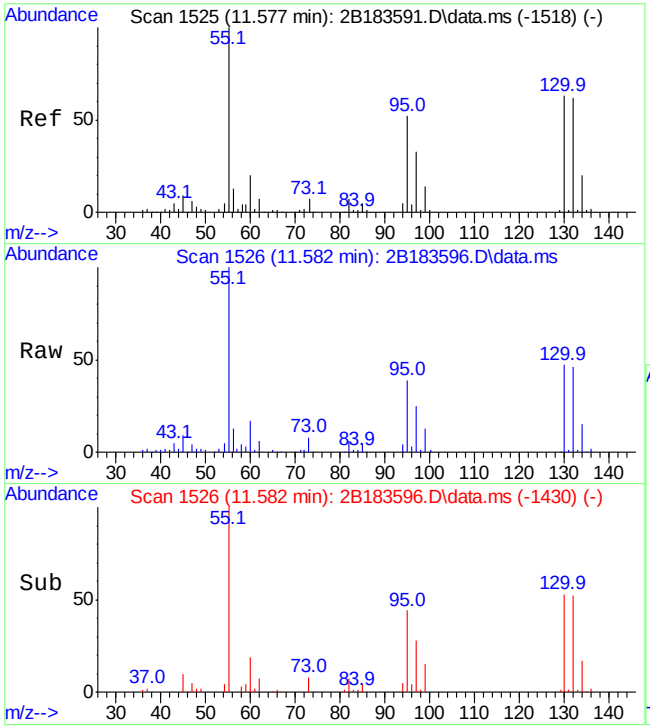

#61
ethyl acrylate
Concen: 57.17 ug/L
RT: 11.582 min Scan# 1526
Delta R.T. 0.005 min
Lab File: 2B183596.D
Acq: 16 Jun 21 11:44 pm

Tgt Ion: 55 Resp: 169554

Ion	Ratio	Lower	Upper
55	100		
73	7.6	0.0	27.3
99	12.9	0.0	35.3

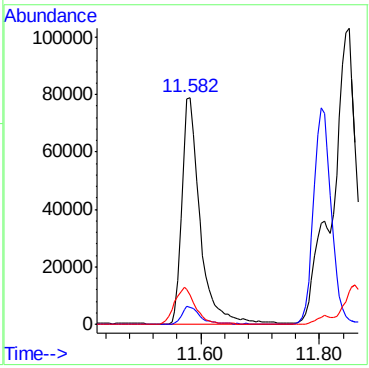

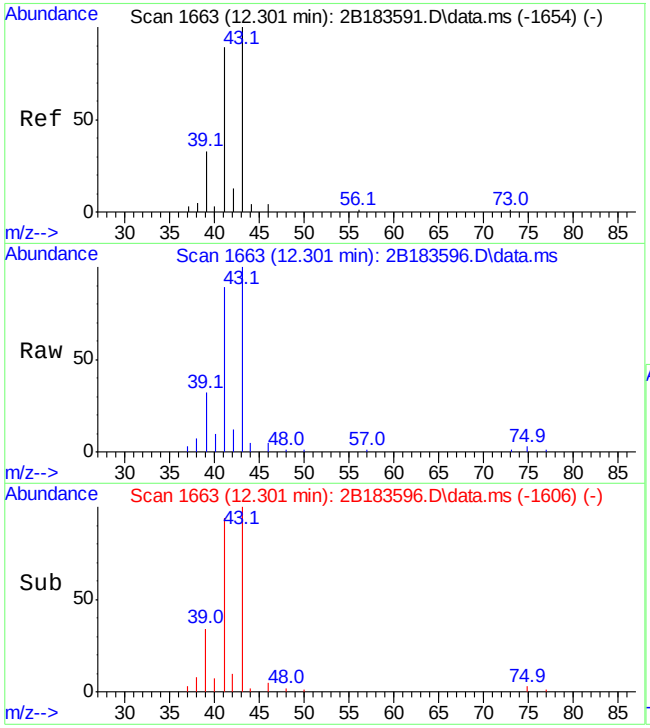

#62
2-nitropropane
Concen: 56.04 ug/L
RT: 12.301 min Scan# 1663
Delta R.T. -0.000 min
Lab File: 2B183596.D
Acq: 16 Jun 21 11:44 pm

Tgt Ion: 41 Resp: 41388

Ion	Ratio	Lower	Upper
41	100		
43	112.7	92.9	132.9
46	5.5	0.0	24.8
39	35.2	17.1	57.1

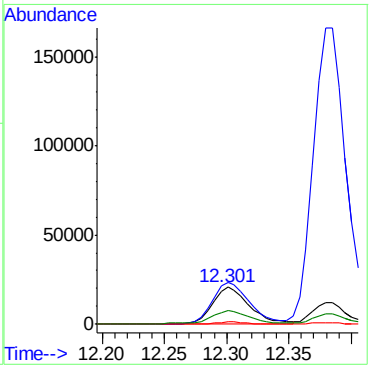

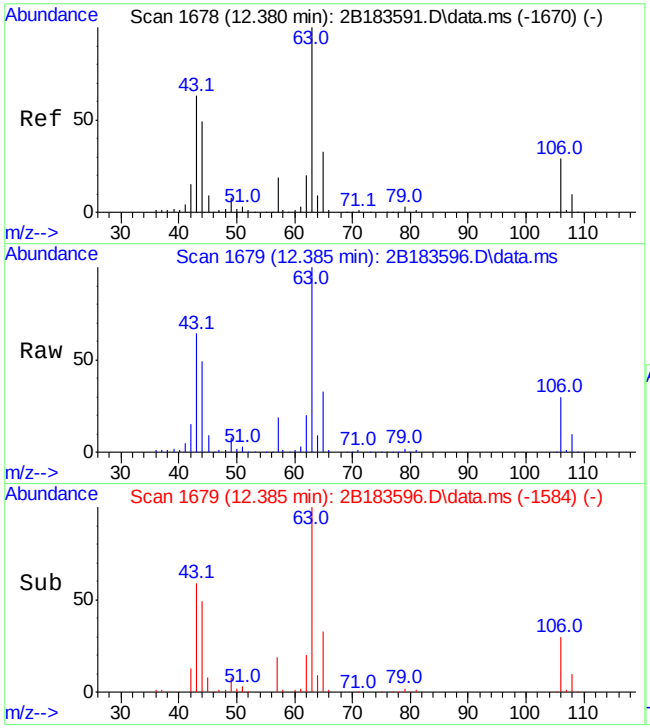

#63
2-chloroethyl vinyl ether
Concen: 296.04 ug/L
RT: 12.385 min Scan# 1679
Delta R.T. -0.000 min
Lab File: 2B183596.D
Acq: 16 Jun 21 11:44 pm

Tgt Ion: 63 Resp: 491378

Ion	Ratio	Lower	Upper
63	100		
65	32.6	2.7	62.7
106	30.1	0.0	59.0

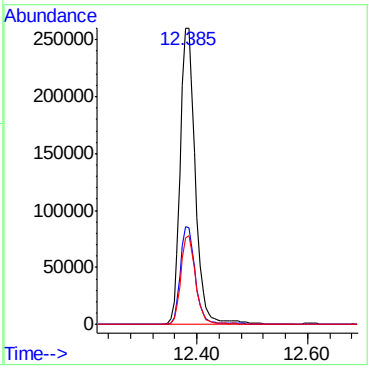

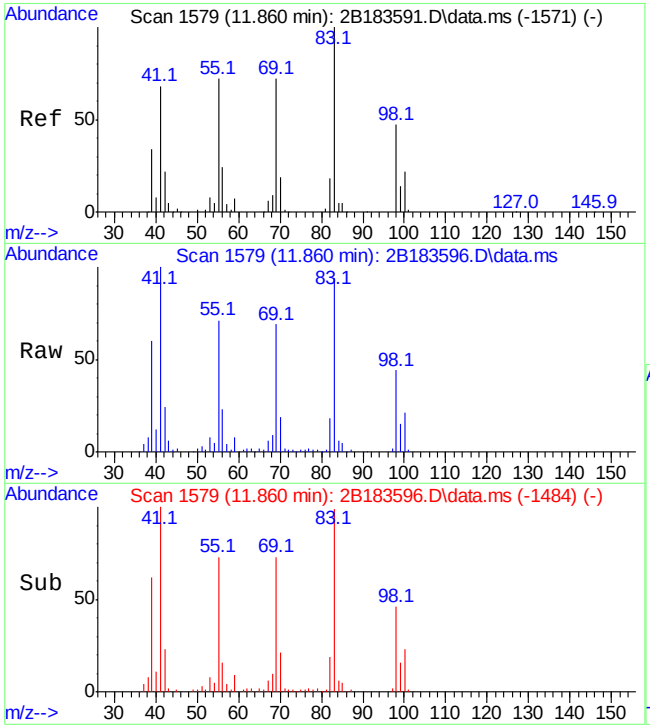

#64
methyl methacrylate
Concen: 58.56 ug/L
RT: 11.860 min Scan# 1579
Delta R.T. -0.000 min
Lab File: 2B183596.D
Acq: 16 Jun 21 11:44 pm

Tgt Ion:100 Resp: 38098

Ion	Ratio	Lower	Upper
100	100		
41	465.6	492.5	552.5#
69	323.6	314.6	374.6
39	281.3	285.7	345.7#

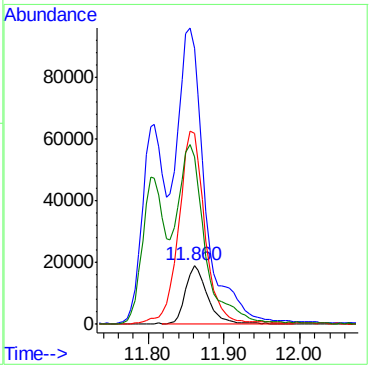

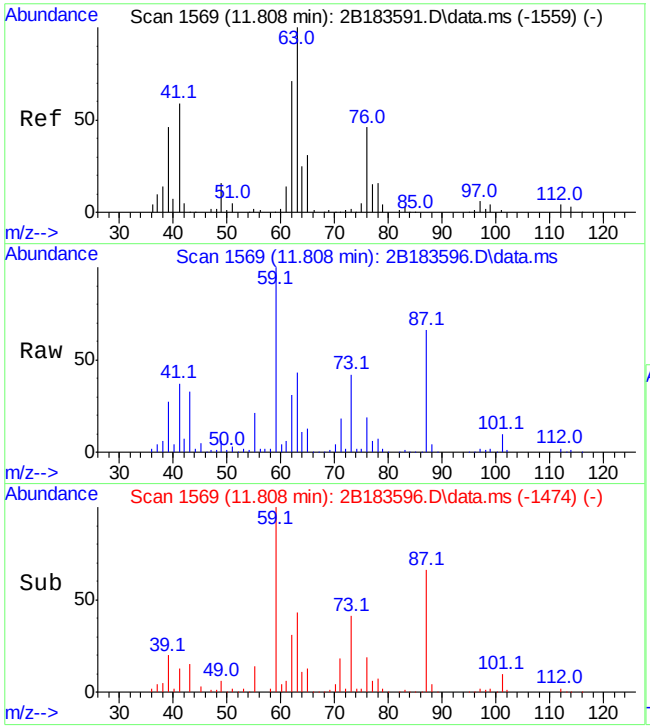

#65
1,2-dichloropropane
Concen: 54.41 ug/L
RT: 11.808 min Scan# 1569
Delta R.T. -0.000 min
Lab File: 2B183596.D
Acq: 16 Jun 21 11:44 pm

Tgt Ion: 63 Resp: 153920

Ion	Ratio	Lower	Upper
63	100		
112	4.1	0.0	33.9
65	30.0	1.3	61.3

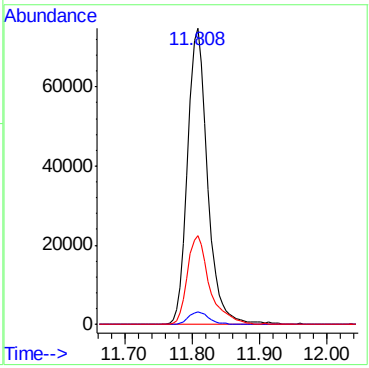

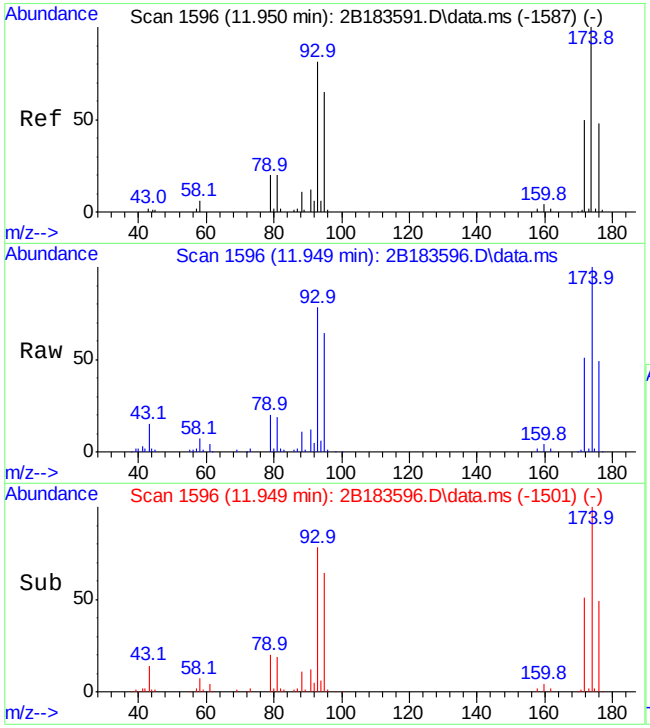

#66
dibromomethane
Concen: 51.83 ug/L
RT: 11.949 min Scan# 1596
Delta R.T. -0.000 min
Lab File: 2B183596.D
Acq: 16 Jun 21 11:44 pm

Tgt Ion: 93 Resp: 97899

Ion	Ratio	Lower	Upper
93	100		
95	82.2	50.5	110.5
174	128.1	94.1	154.1

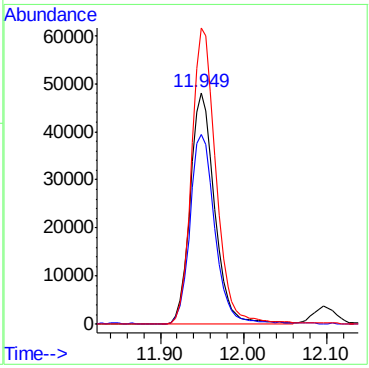

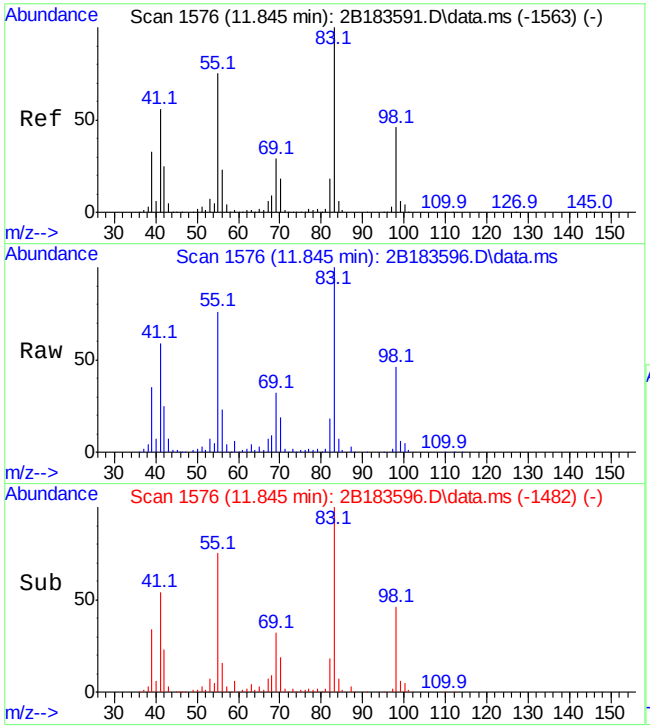

#67
methylcyclohexane
Concen: 54.28 ug/L
RT: 11.845 min Scan# 1576
Delta R.T. -0.005 min
Lab File: 2B183596.D
Acq: 16 Jun 21 11:44 pm

Tgt Ion: 83 Resp: 287316

Ion	Ratio	Lower	Upper
83	100		
55	75.9	45.5	105.5
98	46.0	15.7	75.7

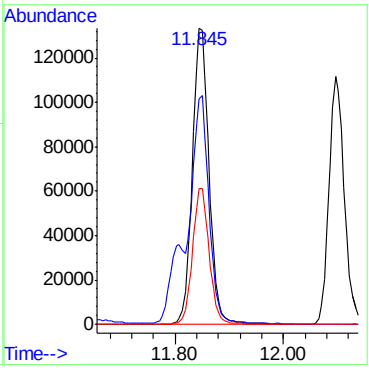

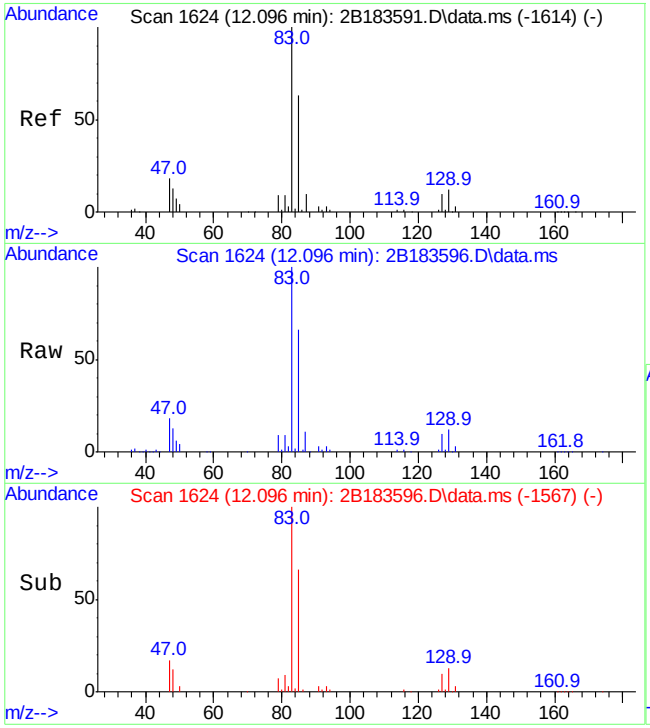

#68
bromodichloromethane
Concen: 54.42 ug/L
RT: 12.096 min Scan# 1624
Delta R.T. -0.000 min
Lab File: 2B183596.D
Acq: 16 Jun 21 11:44 pm

Tgt Ion: 83 Resp: 224436

Ion	Ratio	Lower	Upper
83	100		
85	66.0	33.2	93.2
127	9.5	0.0	39.5

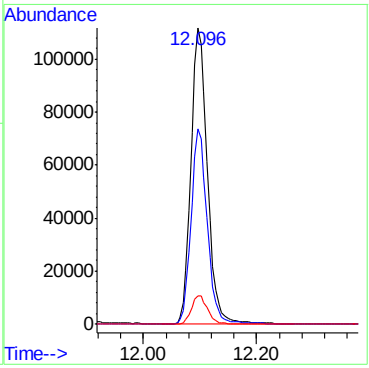

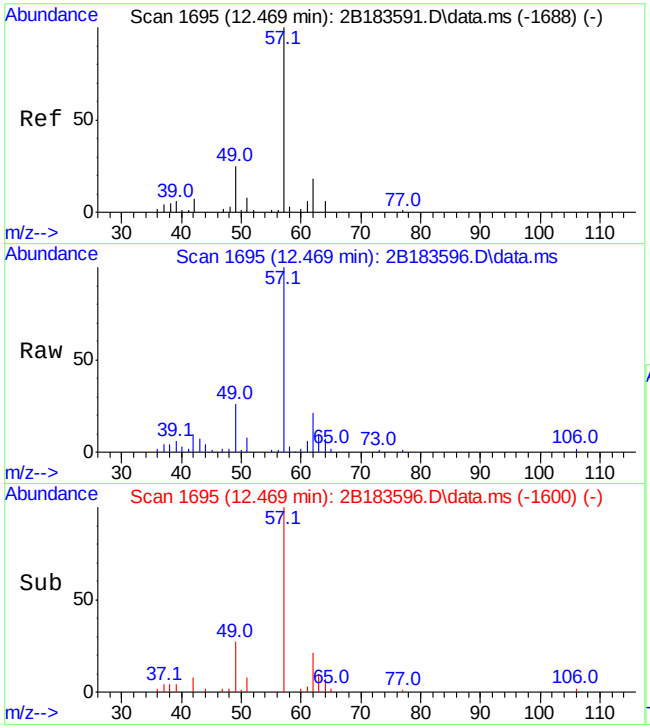

#69
epichlorohydrin
Concen: 288.87 ug/L
RT: 12.469 min Scan# 1695
Delta R.T. 0.000 min
Lab File: 2B183596.D
Acq: 16 Jun 21 11:44 pm

Tgt Ion: 57 Resp: 72659

Ion	Ratio	Lower	Upper
57	100		
62	20.6	0.4	40.4
49	24.4	4.3	44.3

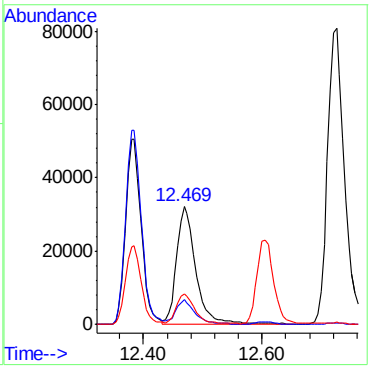

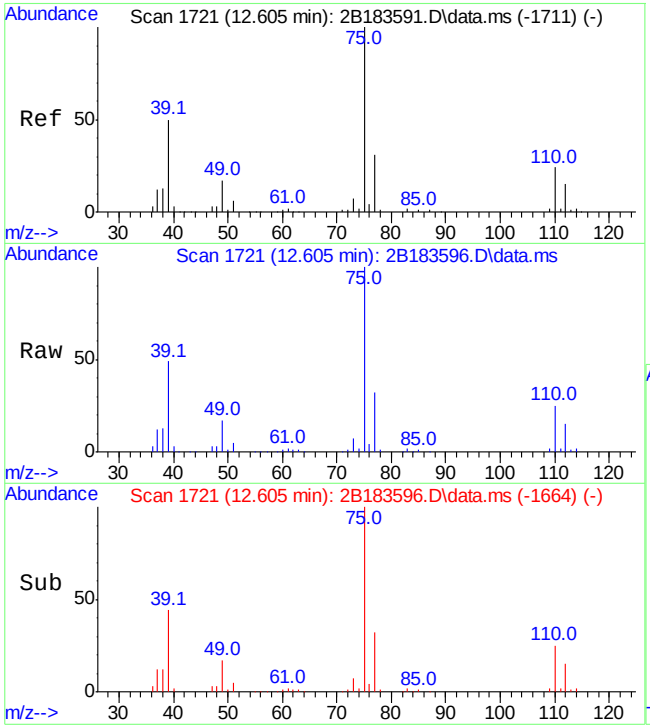

#70
cis-1,3-dichloropropene
Concen: 56.24 ug/L
RT: 12.605 min Scan# 1721
Delta R.T. 0.000 min
Lab File: 2B183596.D
Acq: 16 Jun 21 11:44 pm

Tgt Ion: 75 Resp: 268032

Ion	Ratio	Lower	Upper
75	100		
77	32.4	1.4	61.4
39	49.0	19.8	79.8

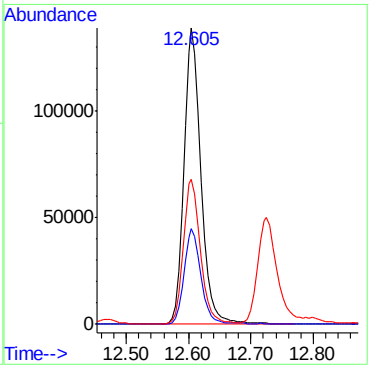

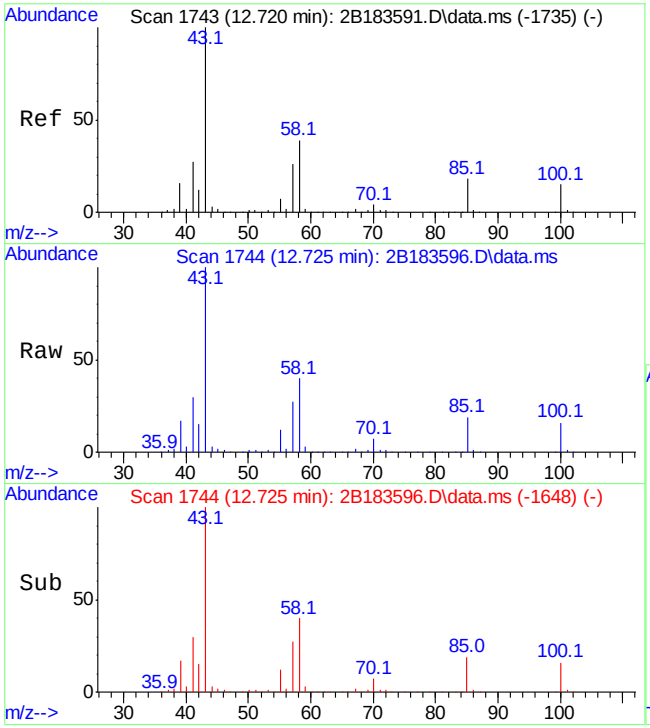

#71
4-methyl-2-pentanone
Concen: 234.54 ug/L
RT: 12.725 min Scan# 1744
Delta R.T. 0.005 min
Lab File: 2B183596.D
Acq: 16 Jun 21 11:44 pm

Tgt Ion: 58 Resp: 226929

Ion	Ratio	Lower	Upper
58	100		
100	40.2	8.6	68.6
43	251.3	223.3	283.3
85	47.8	16.6	76.6

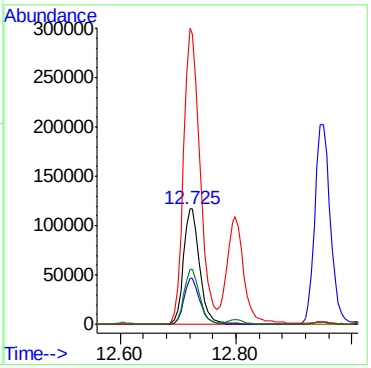

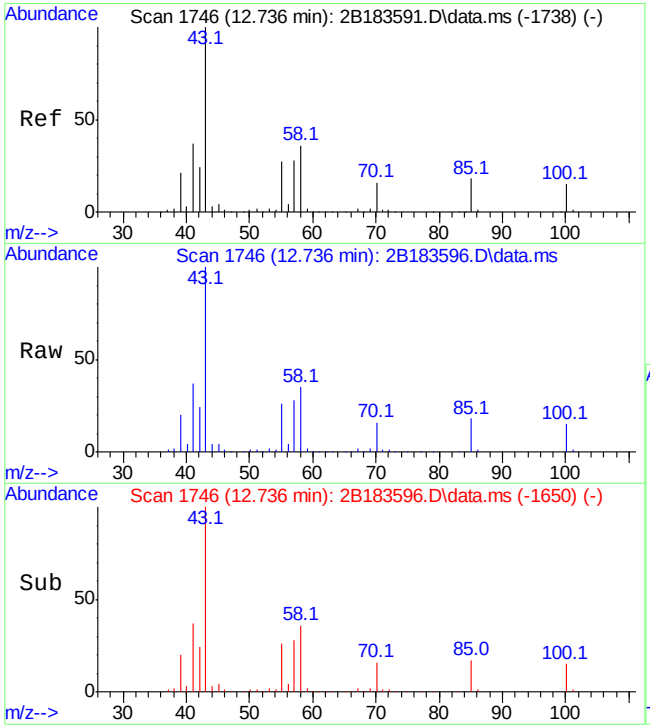

#72
3-methyl-1-butanol
Concen: 1174.42 ug/L
RT: 12.736 min Scan# 1746
Delta R.T. 0.005 min
Lab File: 2B183596.D
Acq: 16 Jun 21 11:44 pm

Tgt Ion: 70 Resp: 67496

Ion	Ratio	Lower	Upper
70	100		
55	159.1	138.6	198.6
42	143.9	117.3	177.3

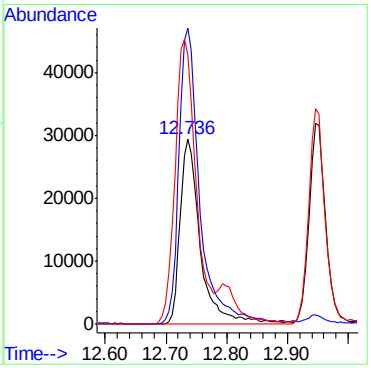

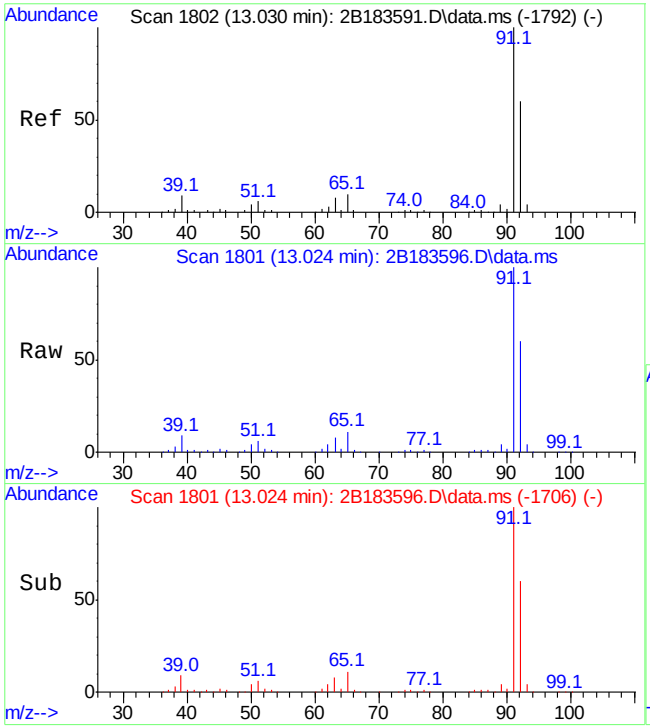

#75
toluene
Concen: 55.41 ug/L
RT: 13.024 min Scan# 1801
Delta R.T. 0.000 min
Lab File: 2B183596.D
Acq: 16 Jun 21 11:44 pm

Tgt Ion: 92 Resp: 395875

Ion	Ratio	Lower	Upper
92	100		
91	167.4	145.5	185.5
65	18.3	0.0	37.3

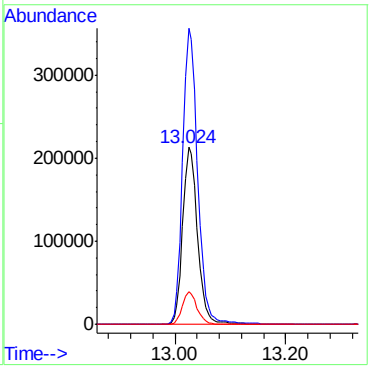

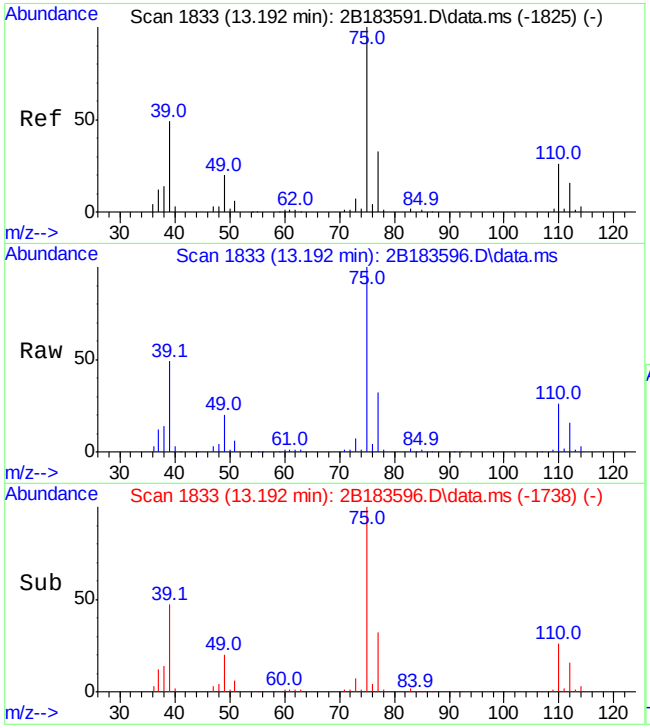

#76
trans-1,3-dichloropropene
Concen: 59.56 ug/L
RT: 13.192 min Scan# 1833
Delta R.T. -0.000 min
Lab File: 2B183596.D
Acq: 16 Jun 21 11:44 pm

Tgt Ion: 75 Resp: 248593

Ion	Ratio	Lower	Upper
75	100		
110	26.1	5.6	45.6
77	32.5	12.9	52.9

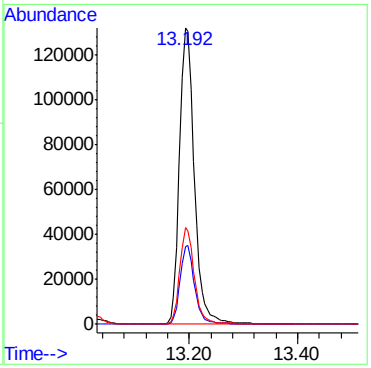

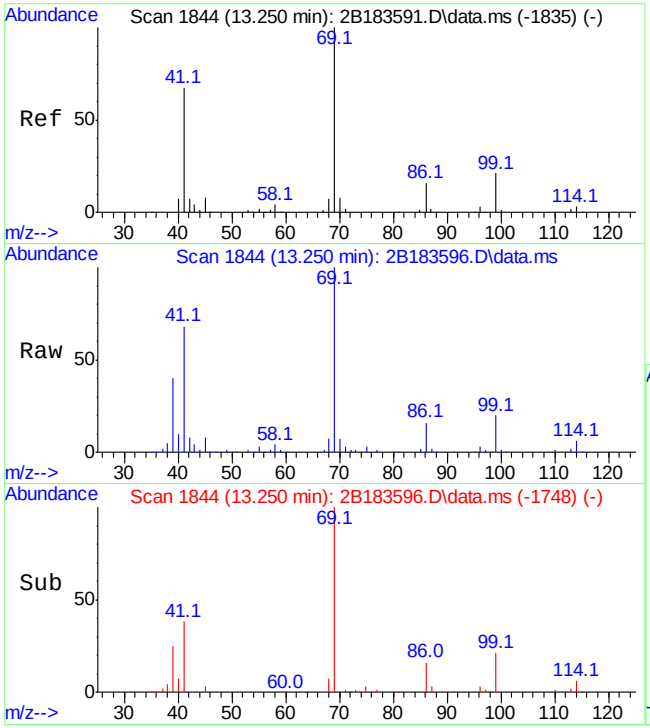

#77
ethyl methacrylate
Concen: 58.35 ug/L
RT: 13.250 min Scan# 1844
Delta R.T. 0.005 min
Lab File: 2B183596.D
Acq: 16 Jun 21 11:44 pm

Tgt Ion: 69 Resp: 197249

Ion	Ratio	Lower	Upper
69	100		
41	67.5	47.3	87.3
99	20.4	0.7	40.7
86	16.0	0.0	36.3

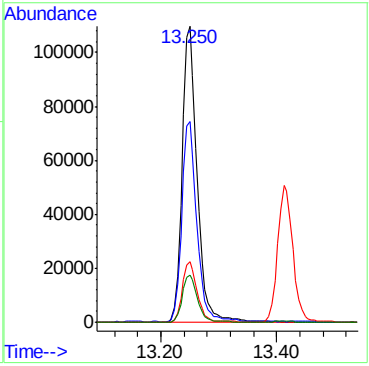

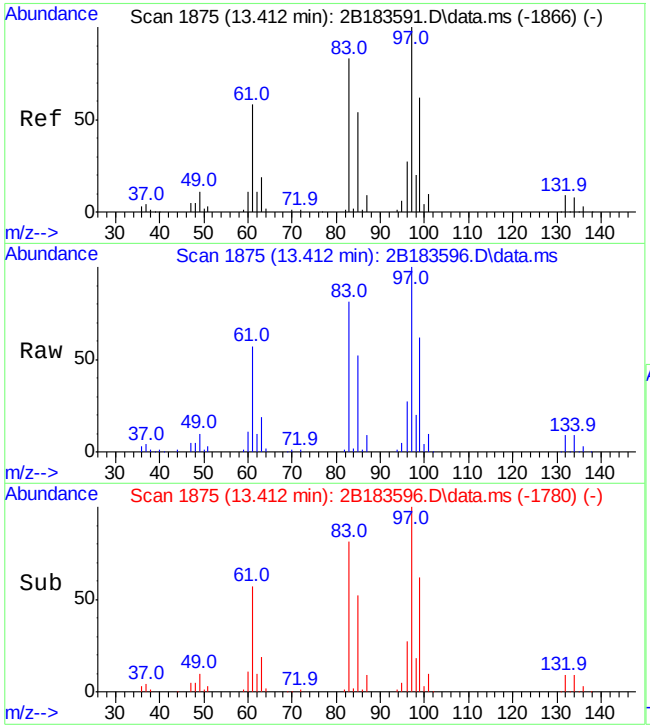

#78
1,1,2-trichloroethane
Concen: 55.68 ug/L
RT: 13.412 min Scan# 1875
Delta R.T. 0.000 min
Lab File: 2B183596.D
Acq: 16 Jun 21 11:44 pm

Tgt Ion: 83 Resp: 120348

Ion	Ratio	Lower	Upper
83	100		
97	123.3	100.4	140.4
85	63.8	44.7	84.7
61	70.5	49.5	89.5

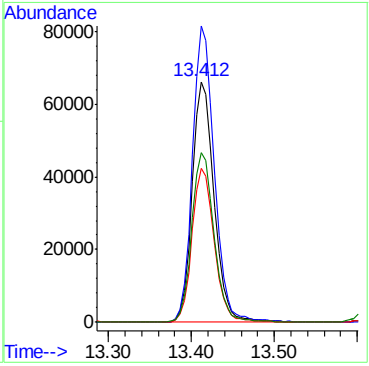

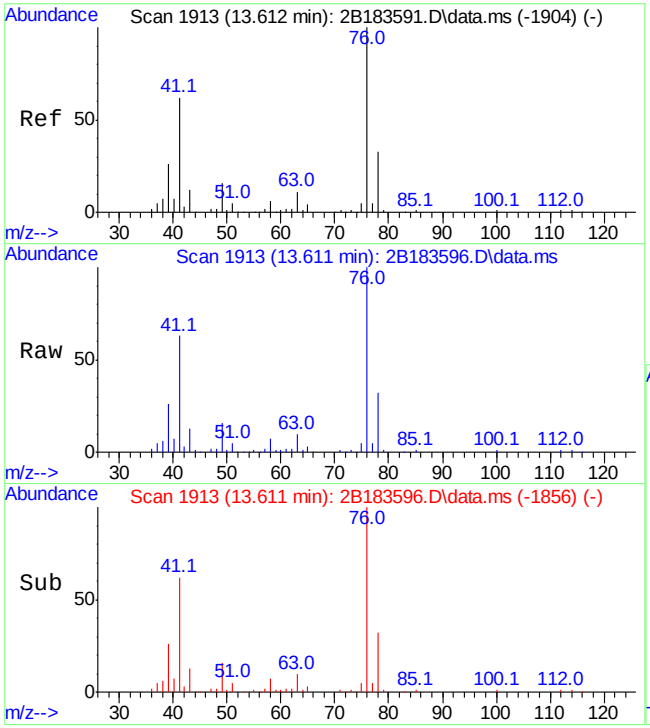

#80
1,3-dichloropropane
Concen: 55.62 ug/L
RT: 13.611 min Scan# 1913
Delta R.T. 0.000 min
Lab File: 2B183596.D
Acq: 16 Jun 21 11:44 pm

Tgt Ion: 76 Resp: 243911

Ion	Ratio	Lower	Upper
76	100		
78	31.8	2.9	62.9
41	62.8	31.5	91.5

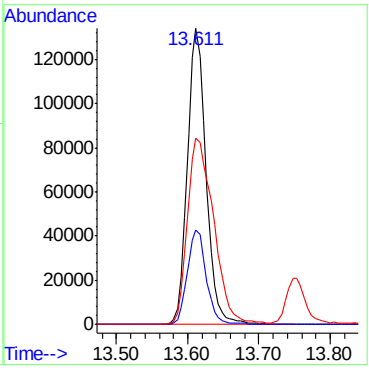

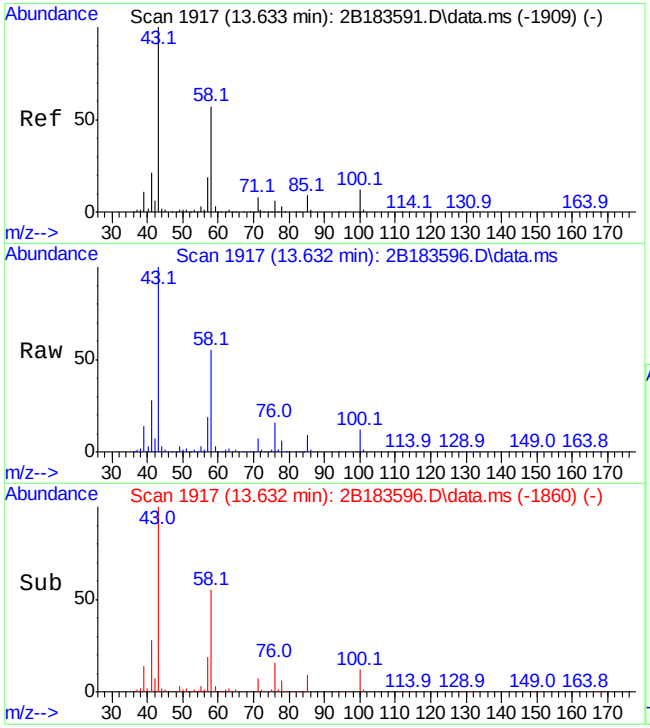

#81
2-hexanone
Concen: 237.78 ug/L
RT: 13.632 min Scan# 1917
Delta R.T. 0.000 min
Lab File: 2B183596.D
Acq: 16 Jun 21 11:44 pm

Tgt Ion: 58 Resp: 200621

Ion	Ratio	Lower	Upper
58	100		
43	183.2	156.8	196.8
85	17.0	0.0	35.7
100	22.3	0.5	40.5

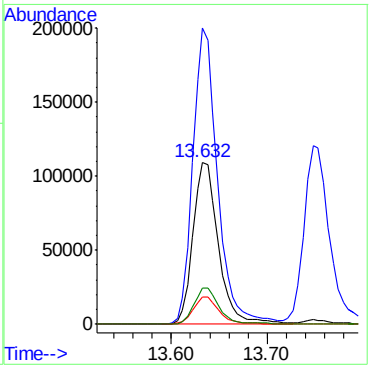

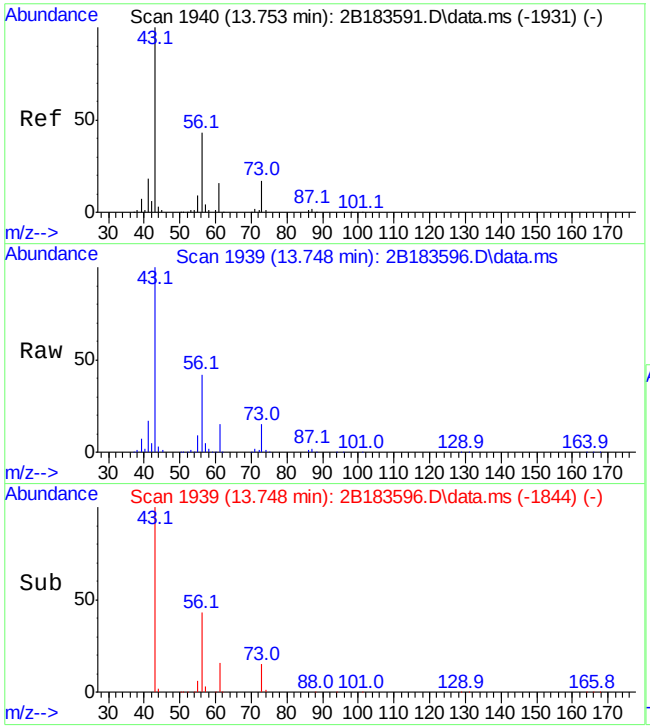

#82
butyl acetate
Concen: 58.62 ug/L
RT: 13.748 min Scan# 1939
Delta R.T. 0.000 min
Lab File: 2B183596.D
Acq: 16 Jun 21 11:44 pm

Tgt Ion: 56 Resp: 94681

Ion	Ratio	Lower	Upper
56	100		
43	235.4	205.4	265.4
73	35.6	8.9	68.9

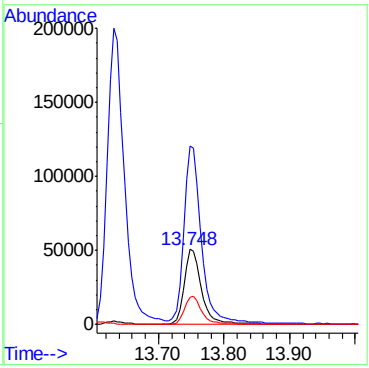

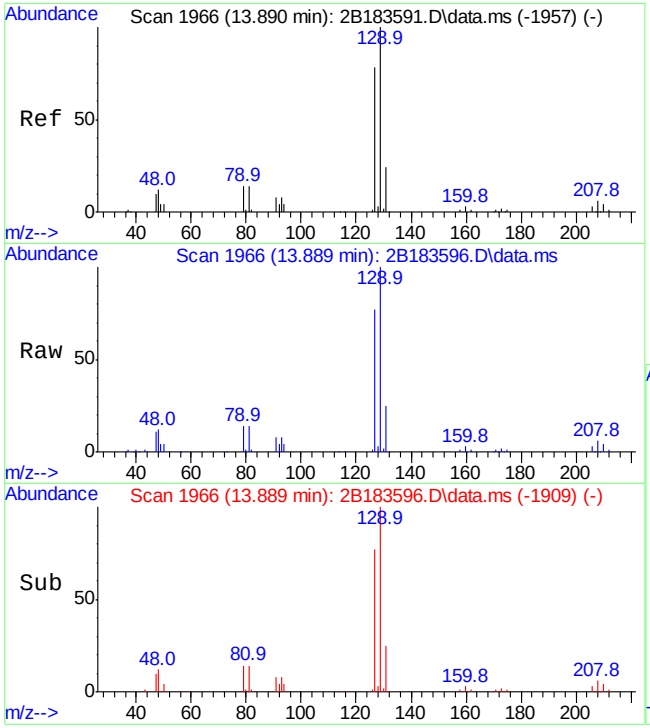

#83
dibromochloromethane
Concen: 56.66 ug/L
RT: 13.889 min Scan# 1966
Delta R.T. 0.000 min
Lab File: 2B183596.D
Acq: 16 Jun 21 11:44 pm

Tgt Ion:129 Resp: 205978

Ion	Ratio	Lower	Upper
129	100		
127	77.4	47.6	107.6
131	24.6	0.0	54.0

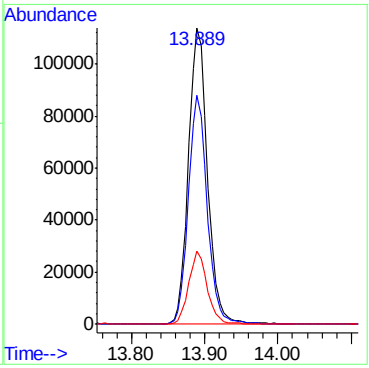

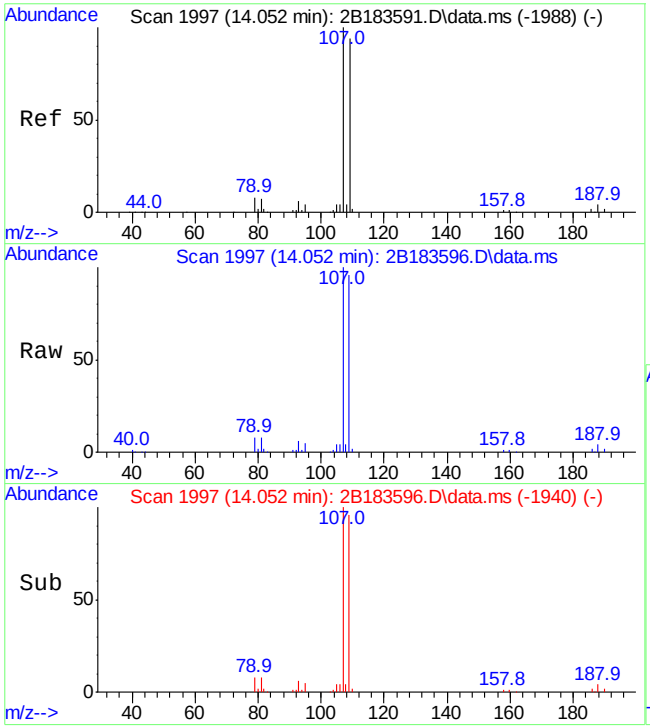

#84
1,2-dibromoethane
Concen: 57.30 ug/L
RT: 14.052 min Scan# 1997
Delta R.T. 0.000 min
Lab File: 2B183596.D
Acq: 16 Jun 21 11:44 pm

Tgt Ion:107 Resp: 163806

Ion	Ratio	Lower	Upper
107	100		
109	96.0	64.2	124.2
188	3.8	0.0	33.9

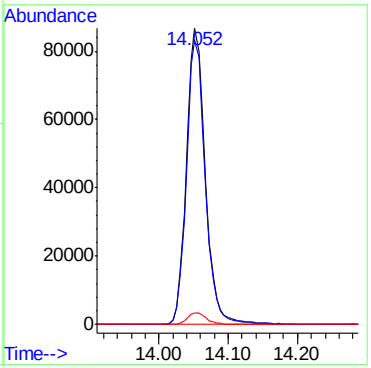

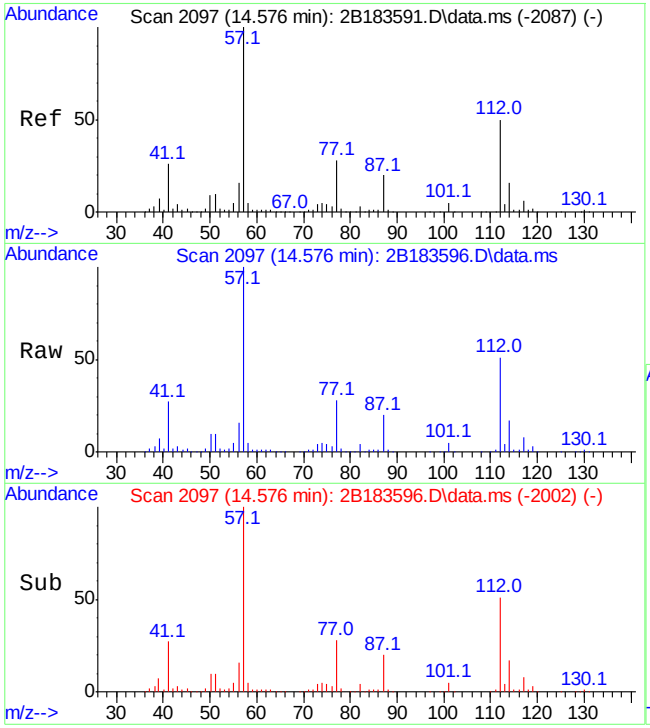

#85
n-butyl ether
Concen: 57.71 ug/L
RT: 14.576 min Scan# 2097
Delta R.T. 0.000 min
Lab File: 2B183596.D
Acq: 16 Jun 21 11:44 pm

Tgt Ion: 57 Resp: 623154

Ion	Ratio	Lower	Upper
57	100		
87	19.8	0.0	49.5
101	4.7	0.0	34.7

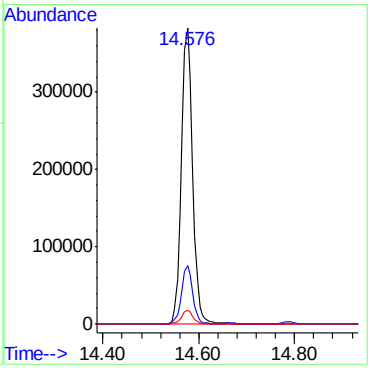

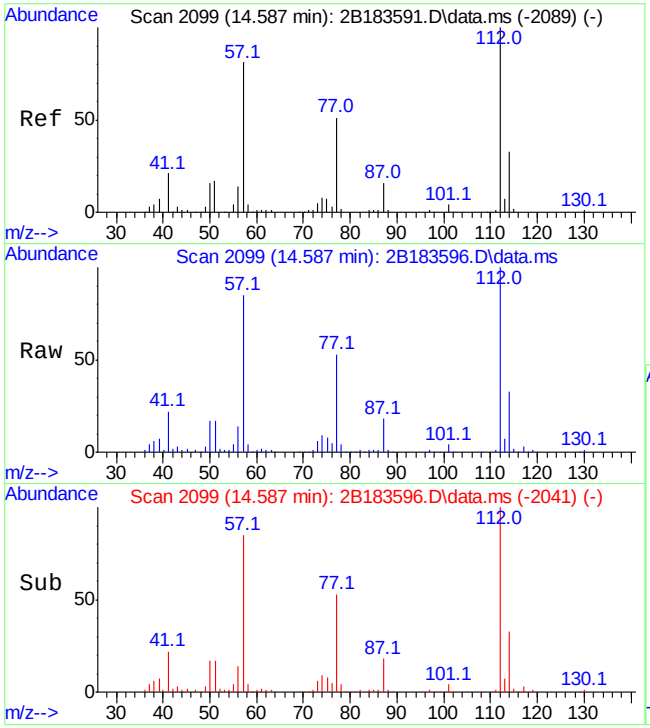

#86
chlorobenzene
Concen: 53.93 ug/L
RT: 14.587 min Scan# 2099
Delta R.T. 0.005 min
Lab File: 2B183596.D
Acq: 16 Jun 21 11:44 pm

Tgt Ion:112 Resp: 457860

Ion	Ratio	Lower	Upper
112	100		
77	52.4	21.5	81.5
114	33.2	2.8	62.8

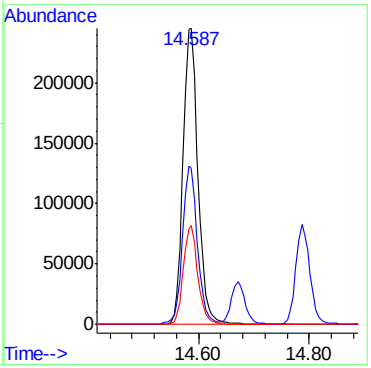

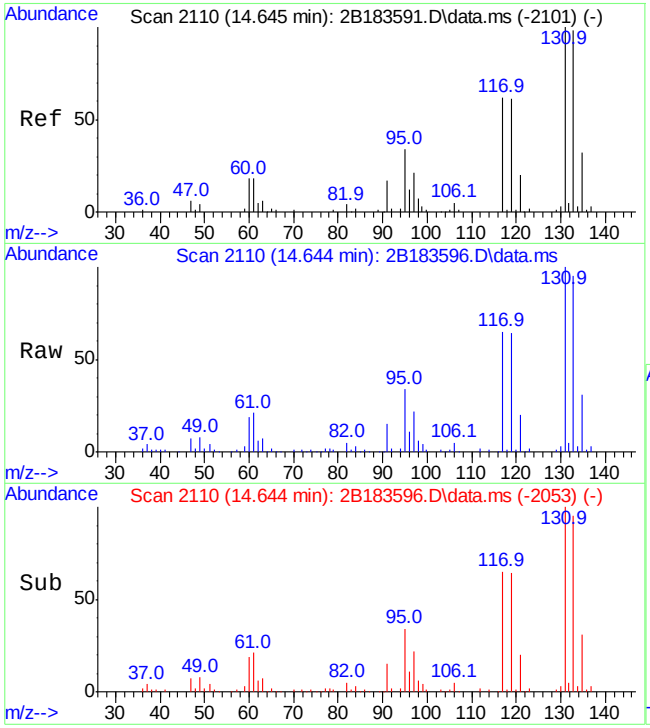

#87
1,1,1,2-tetrachloroethane
Concen: 55.33 ug/L
RT: 14.644 min Scan# 2110
Delta R.T. -0.000 min
Lab File: 2B183596.D
Acq: 16 Jun 21 11:44 pm

Tgt Ion:131 Resp: 191470

Ion	Ratio	Lower	Upper
131	100		
133	95.3	67.8	127.8
119	64.1	32.9	92.9

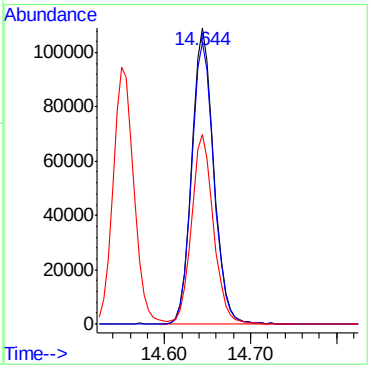

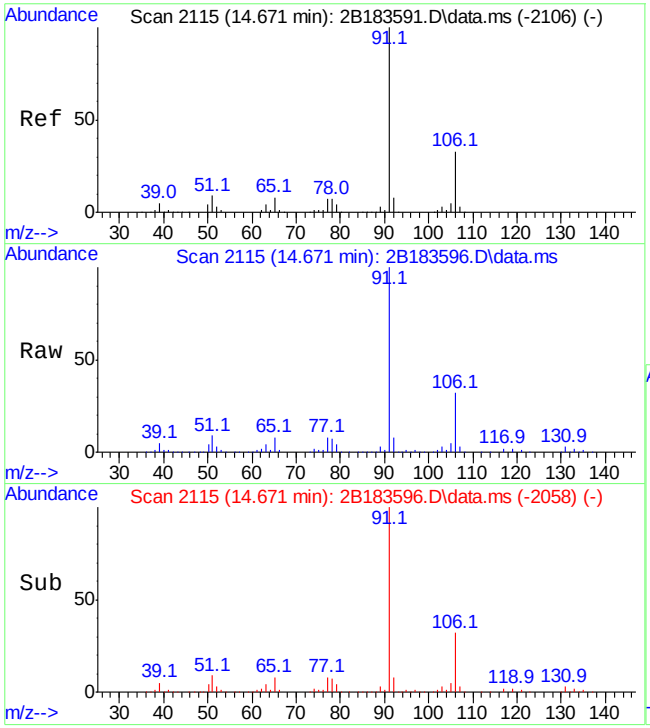

#88
ethylbenzene
Concen: 53.92 ug/L
RT: 14.671 min Scan# 2115
Delta R.T. -0.000 min
Lab File: 2B183596.D
Acq: 16 Jun 21 11:44 pm

Tgt Ion: 91 Resp: 722054

Ion	Ratio	Lower	Upper
91	100		
106	32.3	3.0	63.0
51	9.0	0.0	39.2

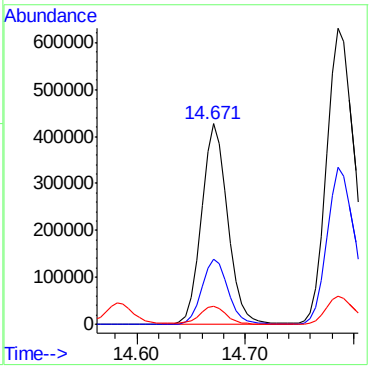

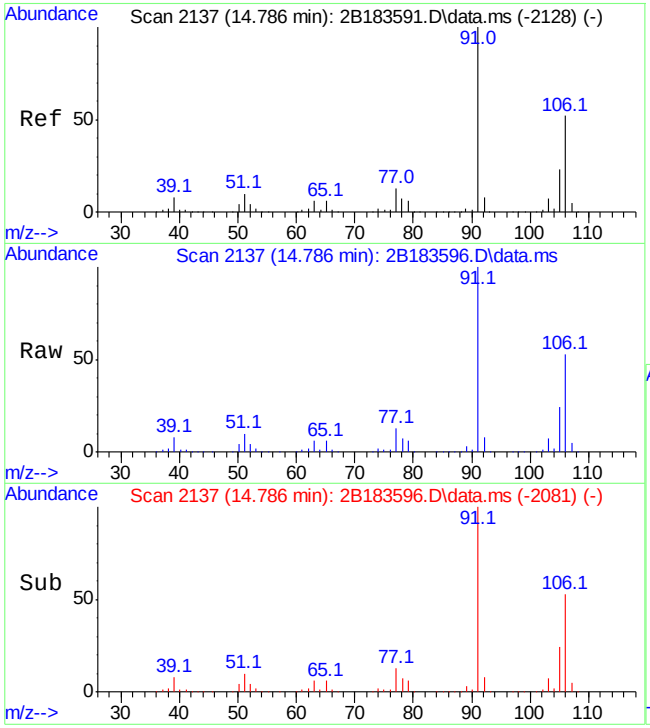

#89
m,p-xylene
Concen: 111.27 ug/L
RT: 14.786 min Scan# 2137
Delta R.T. -0.005 min
Lab File: 2B183596.D
Acq: 16 Jun 21 11:44 pm

Tgt Ion:106 Resp: 601894

Ion	Ratio	Lower	Upper
106	100		
91	188.2	162.7	222.7
77	24.6	5.0	45.0

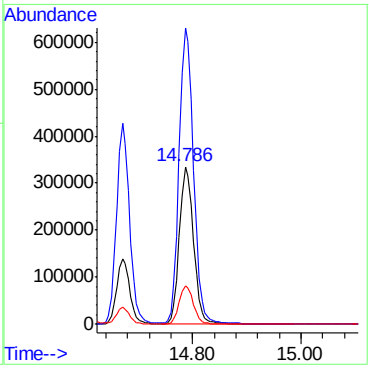

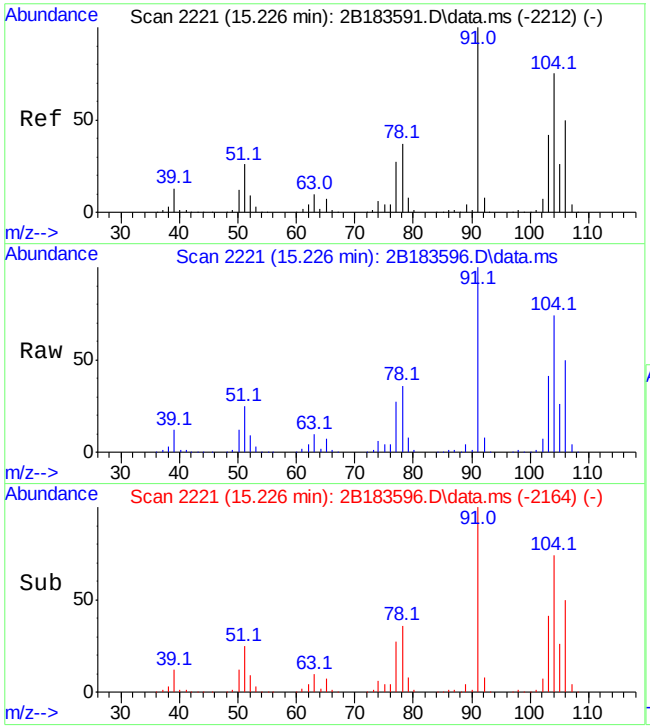

#90
o-xylene
Concen: 56.61 ug/L
RT: 15.226 min Scan# 2221
Delta R.T. 0.000 min
Lab File: 2B183596.D
Acq: 16 Jun 21 11:44 pm

Tgt Ion:106 Resp: 326230

Ion	Ratio	Lower	Upper
106	100		
91	200.9	169.5	229.5
77	53.6	33.1	73.1

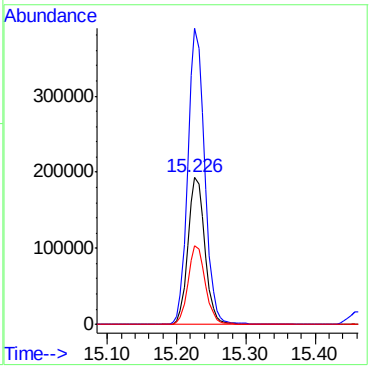

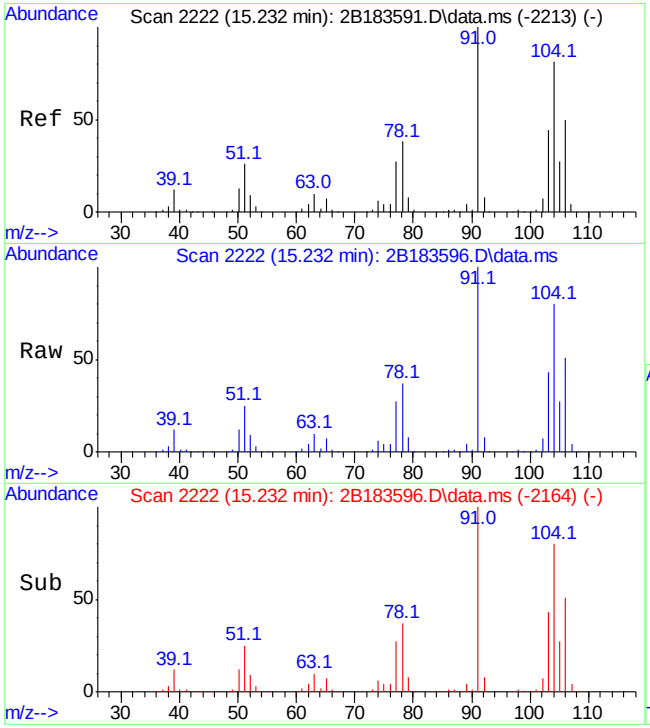

#91
styrene
Concen: 55.41 ug/L
RT: 15.232 min Scan# 2222
Delta R.T. 0.005 min
Lab File: 2B183596.D
Acq: 16 Jun 21 11:44 pm

Tgt Ion:104 Resp: 522930

Ion	Ratio	Lower	Upper
104	100		
78	46.6	16.8	76.8
51	31.2	2.1	62.1

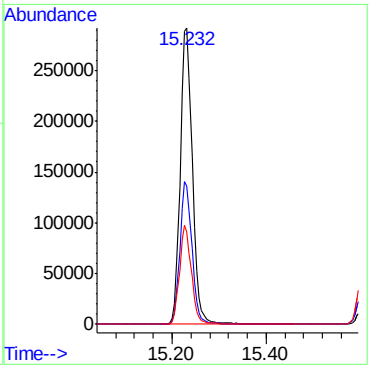

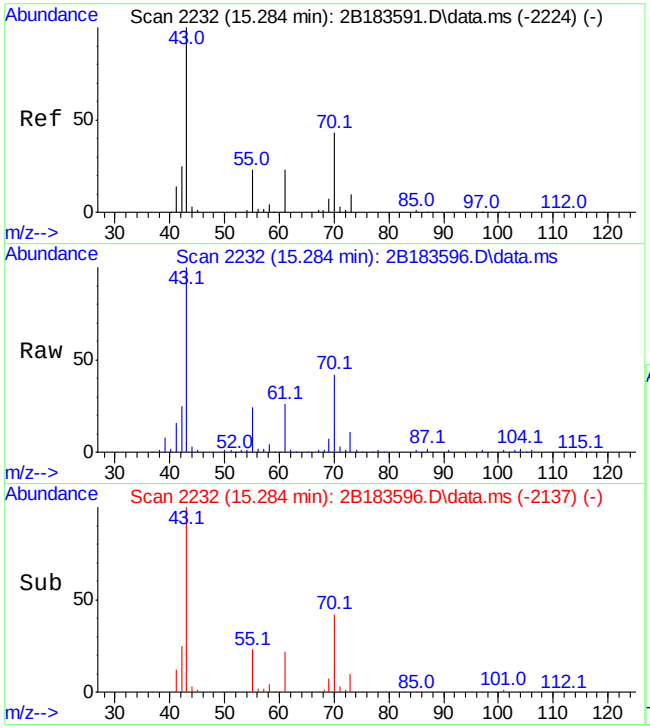

#92
n-amyl acetate
Concen: 56.70 ug/L
RT: 15.284 min Scan# 2232
Delta R.T. -0.000 min
Lab File: 2B183596.D
Acq: 16 Jun 21 11:44 pm

Tgt Ion: 70 Resp: 107625

Ion	Ratio	Lower	Upper
70	100		
43	236.6	202.3	262.3
55	55.6	23.6	83.6

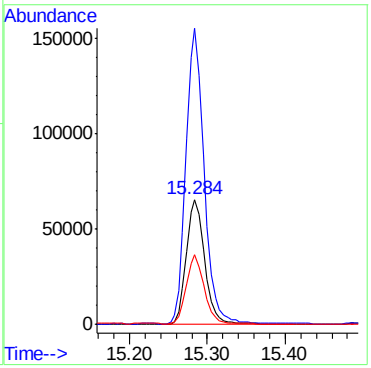

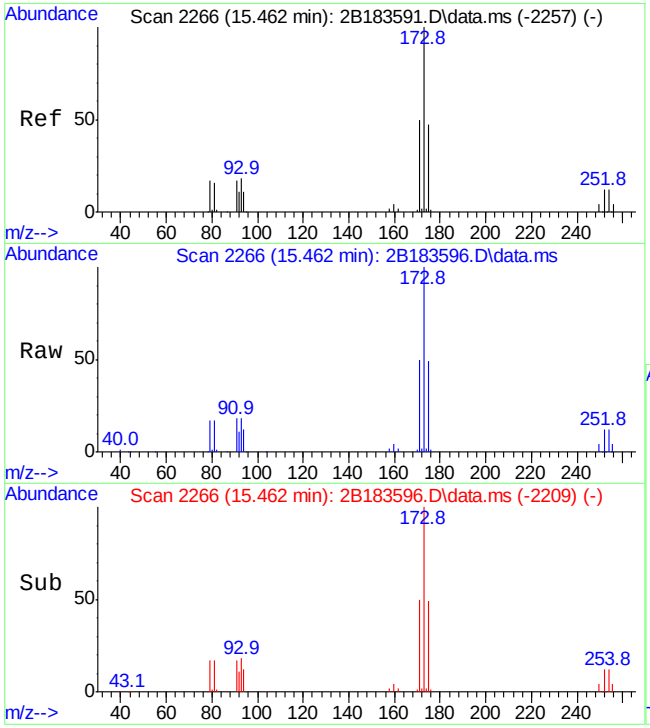

#93
bromoform
Concen: 57.39 ug/L
RT: 15.462 min Scan# 2266
Delta R.T. -0.000 min
Lab File: 2B183596.D
Acq: 16 Jun 21 11:44 pm

Tgt Ion:173 Resp: 159598

Ion	Ratio	Lower	Upper
173	100		
175	49.4	17.3	77.3
254	12.1	0.0	42.0

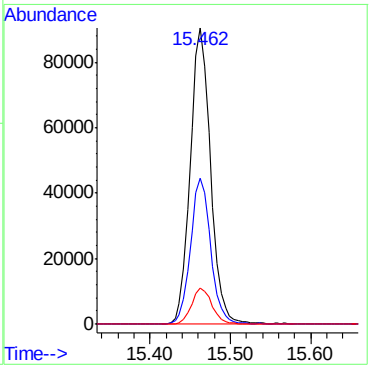

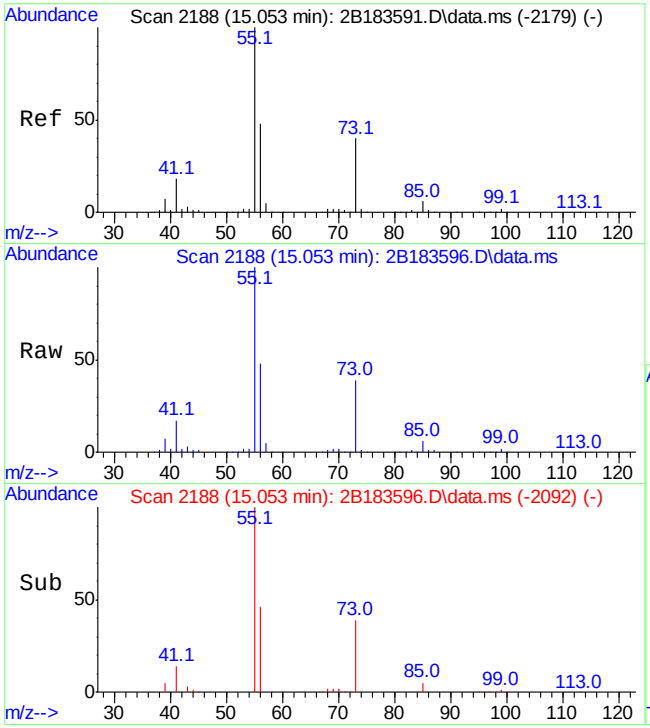

#94
butyl acrylate
Concen: 58.91 ug/L
RT: 15.053 min Scan# 2188
Delta R.T. 0.005 min
Lab File: 2B183596.D
Acq: 16 Jun 21 11:44 pm

Tgt Ion: 55 Resp: 313025

Ion	Ratio	Lower	Upper
55	100		
56	47.5	18.2	78.2
73	38.9	10.0	70.0
85	5.8	0.0	35.9

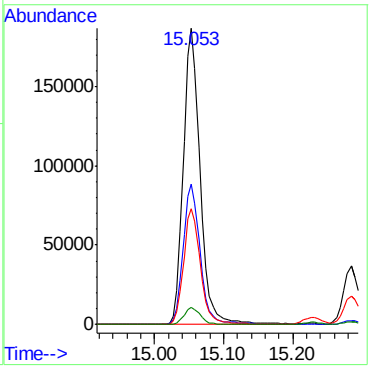

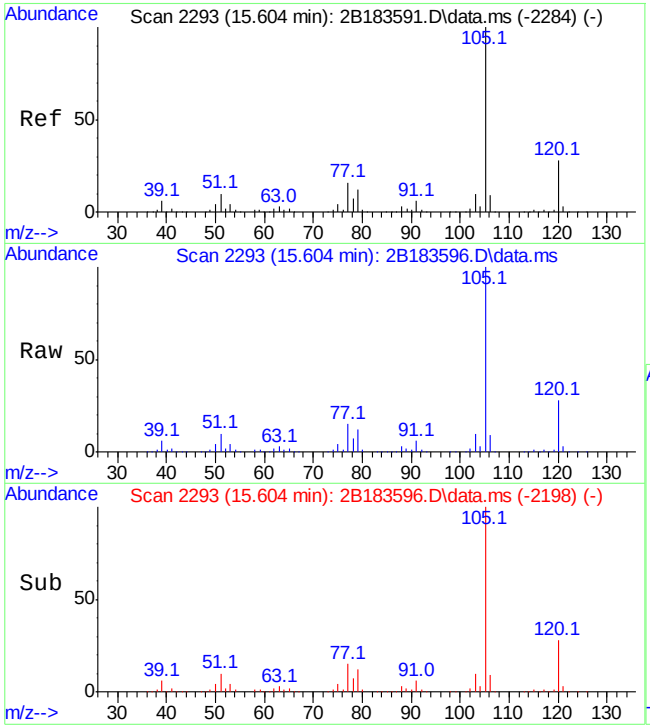

#95
isopropylbenzene
Concen: 56.06 ug/L
RT: 15.604 min Scan# 2293
Delta R.T. 0.000 min
Lab File: 2B183596.D
Acq: 16 Jun 21 11:44 pm

Tgt Ion:105 Resp: 881127

Ion	Ratio	Lower	Upper
105	100		
120	28.1	7.6	47.6
77	15.5	0.0	35.7

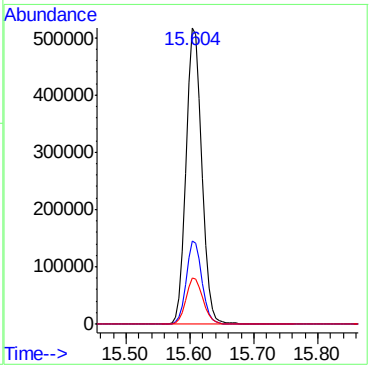

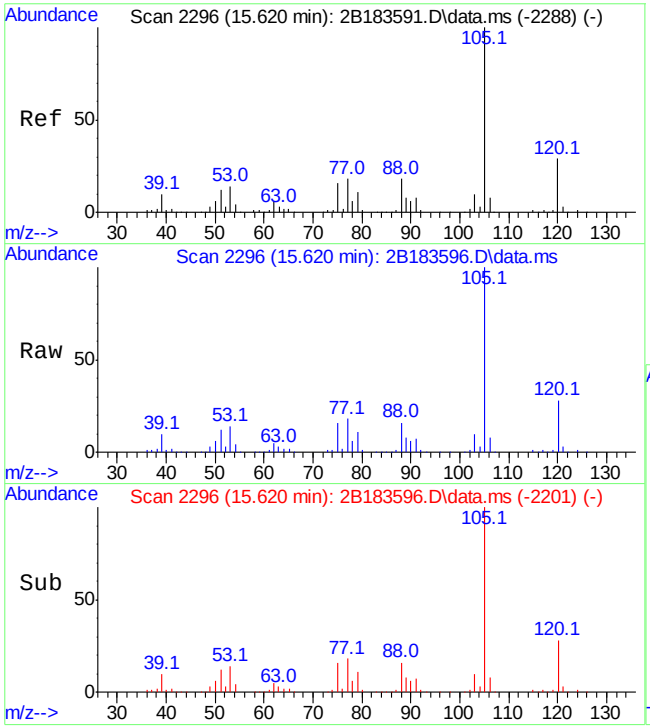

#96
cis-1,4-dichloro-2-butene
Concen: 54.74 ug/L
RT: 15.620 min Scan# 2296
Delta R.T. 0.000 min
Lab File: 2B183596.D
Acq: 16 Jun 21 11:44 pm

Tgt Ion: 88 Resp: 72556

Ion	Ratio	Lower	Upper
88	100		
75	95.2	74.3	114.3
89	49.3	26.9	66.9
53	86.4	62.3	102.3

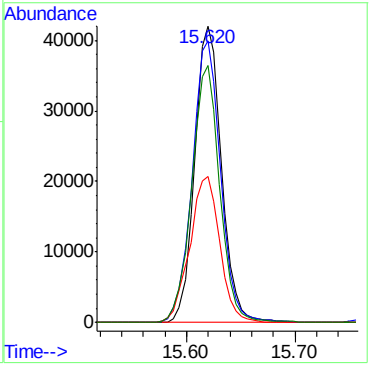

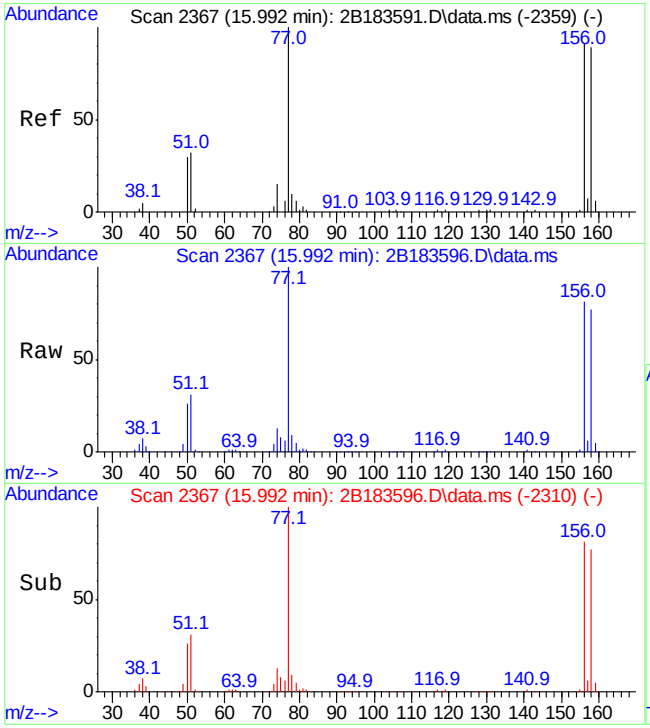

#99
bromobenzene
Concen: 56.24 ug/L
RT: 15.992 min Scan# 2367
Delta R.T. 0.000 min
Lab File: 2B183596.D
Acq: 16 Jun 21 11:44 pm

Tgt Ion:156 Resp: 237868

Ion	Ratio	Lower	Upper
156	100		
77	123.7	94.4	154.4
158	95.6	68.2	128.2

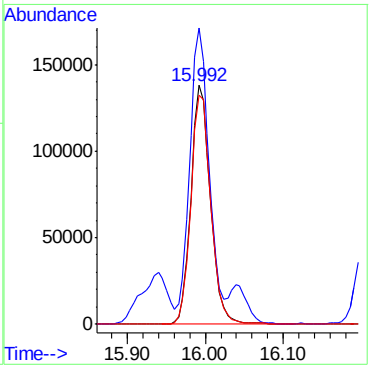

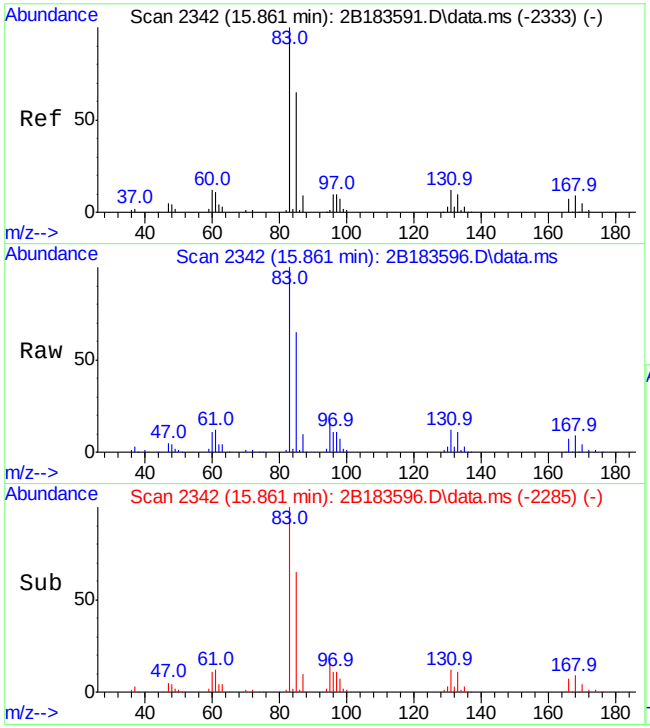

#100
1,1,2,2-tetrachloroethane
Concen: 57.82 ug/L
RT: 15.861 min Scan# 2342
Delta R.T. -0.000 min
Lab File: 2B183596.D
Acq: 16 Jun 21 11:44 pm

Tgt Ion: 83 Resp: 201292

Ion	Ratio	Lower	Upper
83	100		
131	11.6	0.0	41.6
85	65.1	34.8	94.8

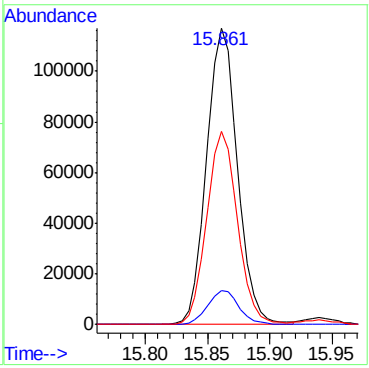

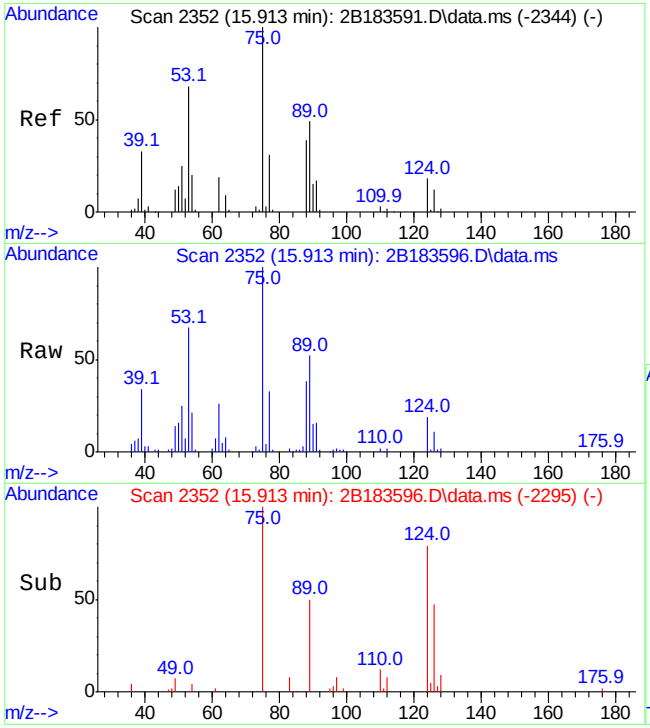

#101
trans-1,4-dichloro-2-butene
Concen: 59.61 ug/L
RT: 15.913 min Scan# 2352
Delta R.T. -0.000 min
Lab File: 2B183596.D
Acq: 16 Jun 21 11:44 pm

Tgt Ion: 53 Resp: 53871

Ion	Ratio	Lower	Upper
53	100		
88	56.1	26.5	86.5
75	147.6	116.8	176.8

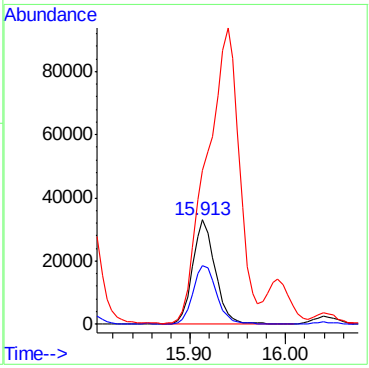

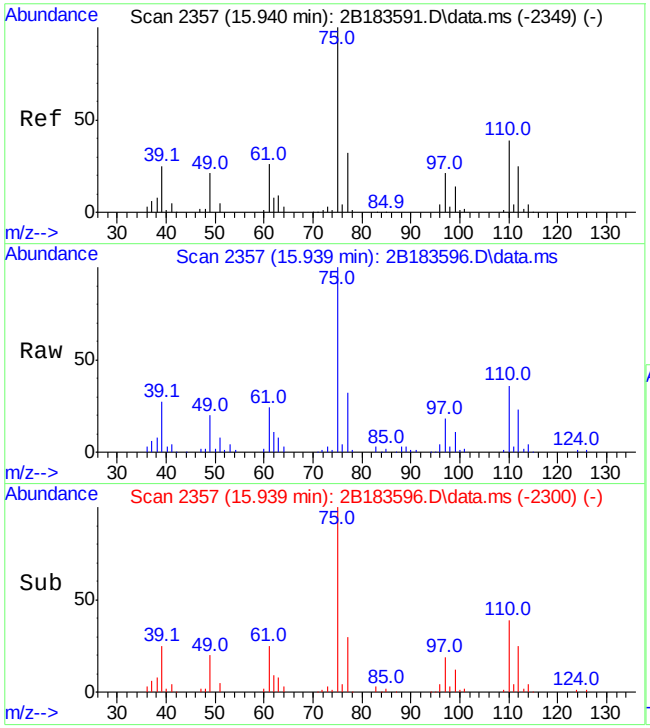

#102
1,2,3-trichloropropane
Concen: 56.29 ug/L
RT: 15.939 min Scan# 2357
Delta R.T. -0.000 min
Lab File: 2B183596.D
Acq: 16 Jun 21 11:44 pm

Tgt Ion:110 Resp: 56840

Ion	Ratio	Lower	Upper
110	100		
111	9.1	0.0	40.7
97	49.1	23.2	83.2

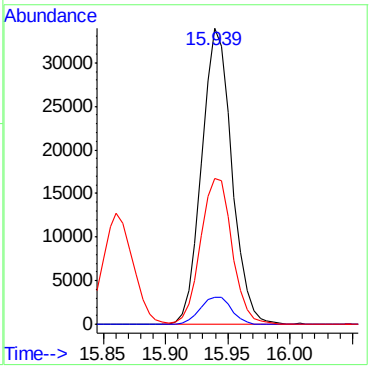

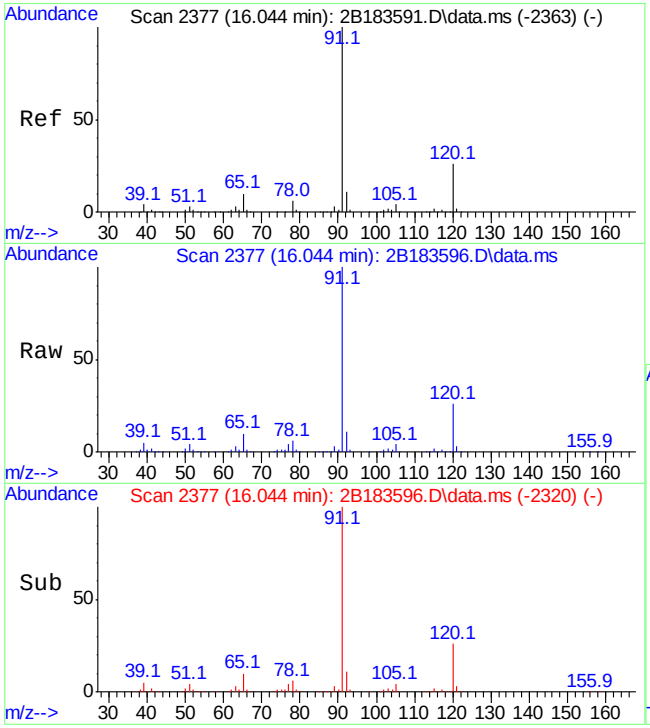

#103
n-propylbenzene
Concen: 56.92 ug/L
RT: 16.044 min Scan# 2377
Delta R.T. 0.000 min
Lab File: 2B183596.D
Acq: 16 Jun 21 11:44 pm

Tgt Ion: 91 Resp: 921694

Ion	Ratio	Lower	Upper
91	100		
120	25.7	0.0	55.5
65	9.9	0.0	39.9

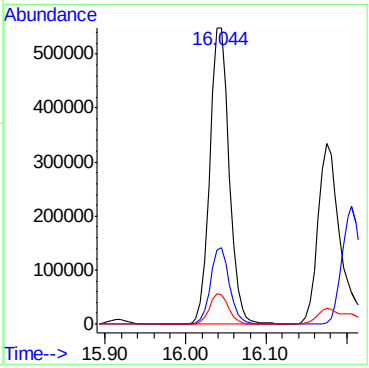

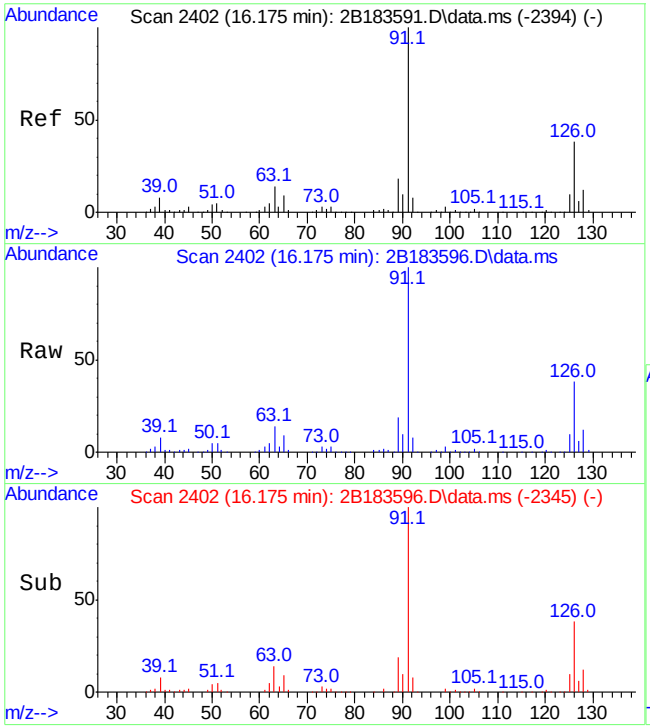

#104
2-chlorotoluene
Concen: 57.05 ug/L
RT: 16.175 min Scan# 2402
Delta R.T. -0.000 min
Lab File: 2B183596.D
Acq: 16 Jun 21 11:44 pm

Tgt Ion:126 Resp: 217714

Ion	Ratio	Lower	Upper
126	100		
91	263.5	233.1	293.1
63	37.2	6.5	66.5

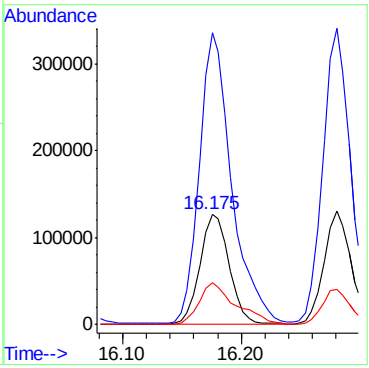

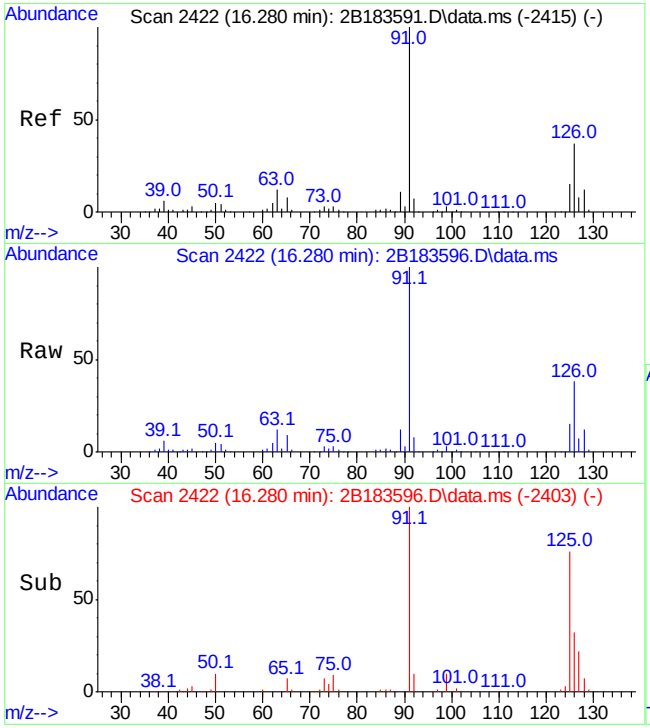

#105
4-chlorotoluene
Concen: 54.73 ug/L
RT: 16.280 min Scan# 2422
Delta R.T. 0.000 min
Lab File: 2B183596.D
Acq: 16 Jun 21 11:44 pm

Tgt Ion: 91 Resp: 558934

Ion	Ratio	Lower	Upper
91	100		
126	38.2	7.4	67.4
63	11.9	0.0	42.1

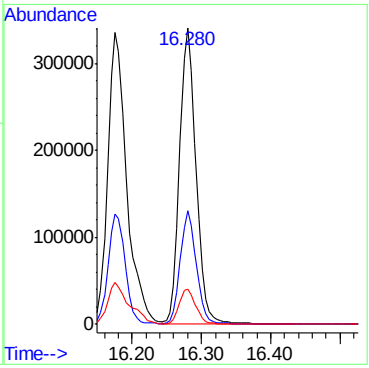

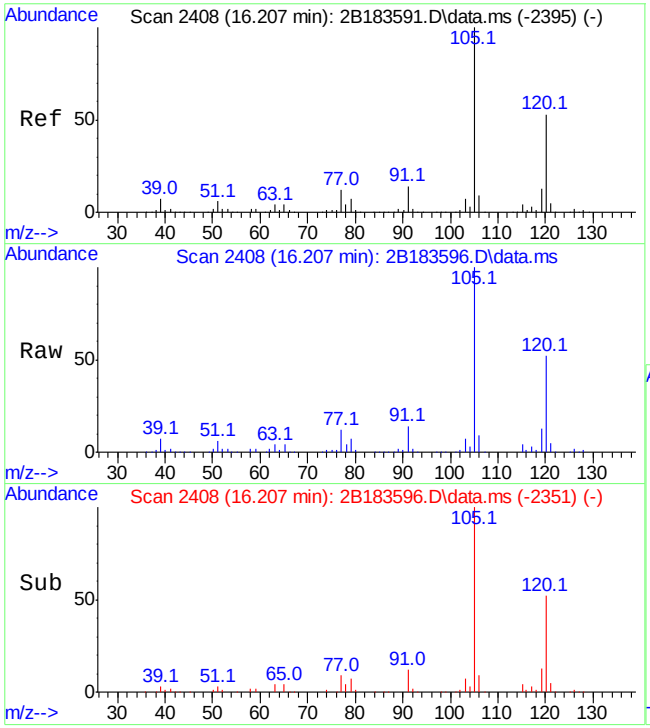

#106
1,3,5-trimethylbenzene
Concen: 57.08 ug/L
RT: 16.207 min Scan# 2408
Delta R.T. 0.000 min
Lab File: 2B183596.D
Acq: 16 Jun 21 11:44 pm

Tgt Ion:105 Resp: 698945

Ion	Ratio	Lower	Upper
105	100		
120	52.1	22.7	82.7
77	12.0	0.0	42.1

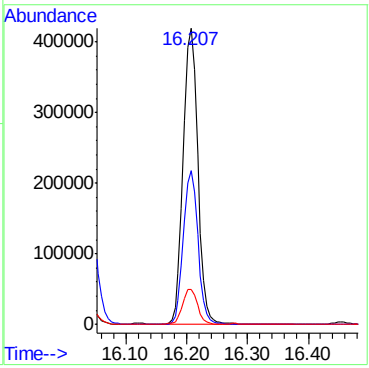

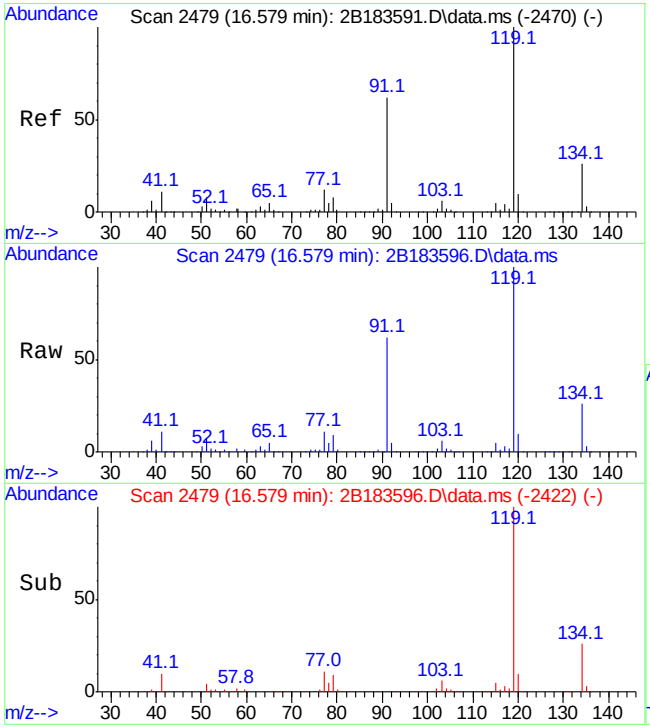

#107
tert-butylbenzene
Concen: 59.63 ug/L
RT: 16.579 min Scan# 2479
Delta R.T. -0.000 min
Lab File: 2B183596.D
Acq: 16 Jun 21 11:44 pm

Tgt Ion:134 Resp: 173545

Ion	Ratio	Lower	Upper
134	100		
91	241.8	208.1	268.1
119	389.3	353.9	413.9

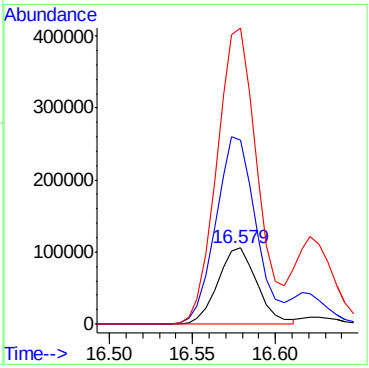

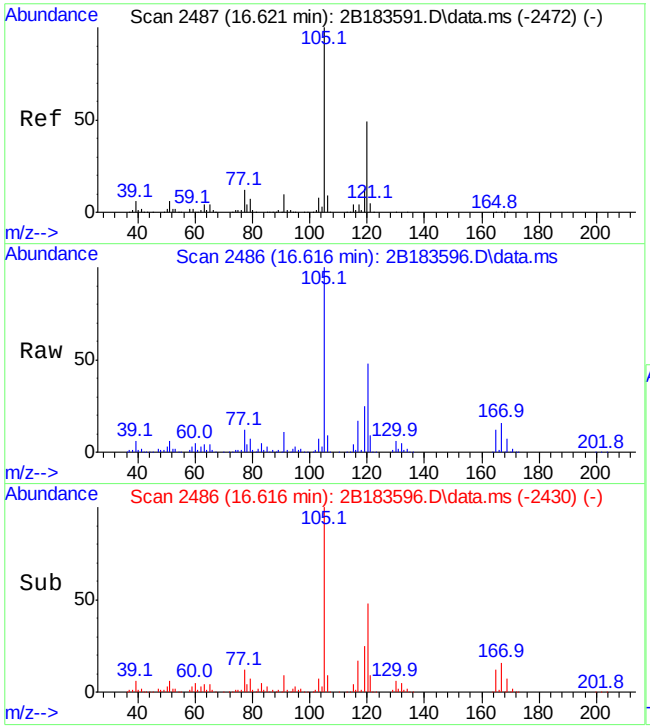

#108
1,2,4-trimethylbenzene
Concen: 55.97 ug/L
RT: 16.616 min Scan# 2486
Delta R.T. -0.005 min
Lab File: 2B183596.D
Acq: 16 Jun 21 11:44 pm

Tgt Ion:105 Resp: 713207

Ion	Ratio	Lower	Upper
105	100		
120	48.3	19.5	79.5
77	11.9	0.0	41.6

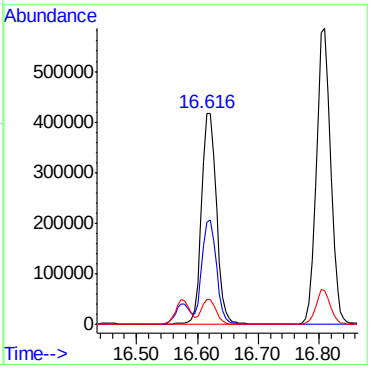

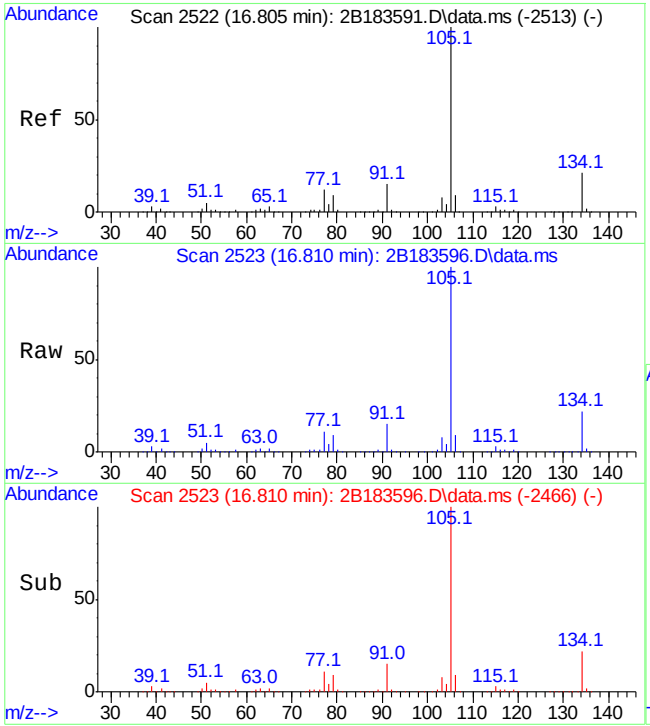

#109
sec-butylbenzene
Concen: 57.26 ug/L
RT: 16.810 min Scan# 2523
Delta R.T. 0.000 min
Lab File: 2B183596.D
Acq: 16 Jun 21 11:44 pm

Tgt Ion:105 Resp: 970148

Ion	Ratio	Lower	Upper
105	100		
134	21.6	0.0	50.9
91	14.9	0.0	44.9

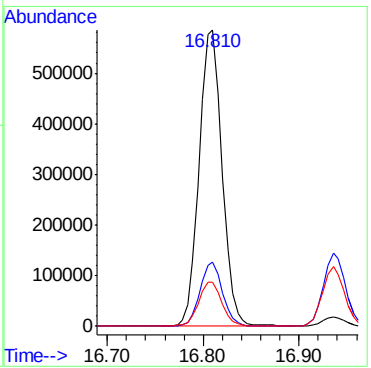

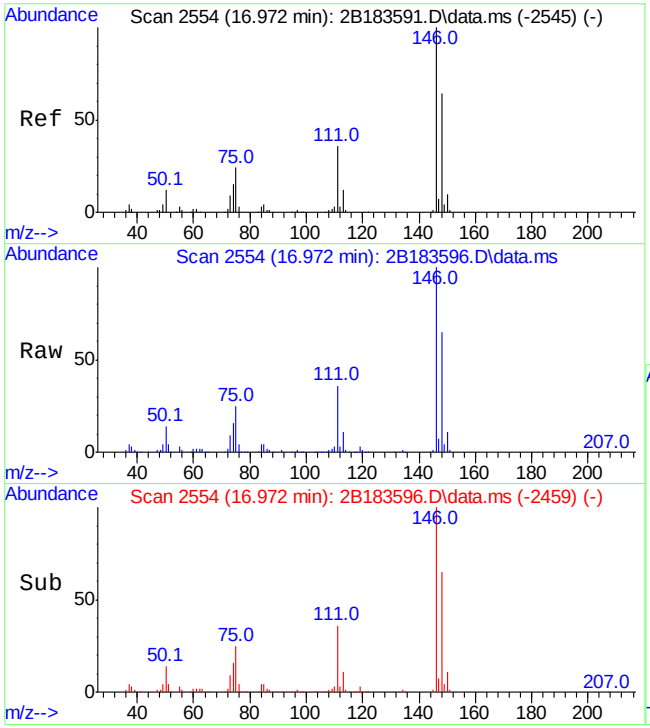

#110
1,3-dichlorobenzene
Concen: 54.05 ug/L
RT: 16.972 min Scan# 2554
Delta R.T. 0.000 min
Lab File: 2B183596.D
Acq: 16 Jun 21 11:44 pm

Tgt Ion:146 Resp: 430339

Ion	Ratio	Lower	Upper
146	100		
111	36.4	6.0	66.0
148	64.6	34.1	94.1

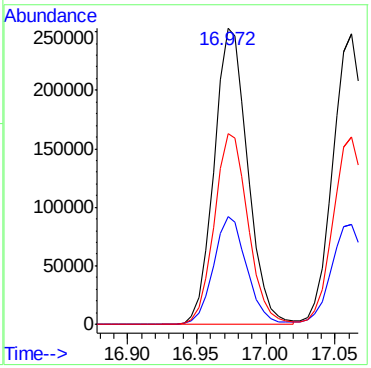

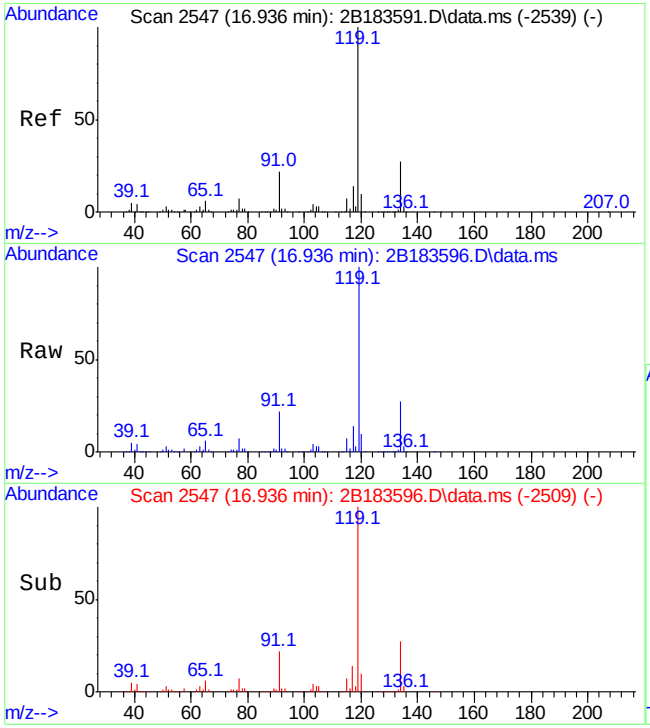

#111
p-isopropyltoluene
Concen: 57.18 ug/L
RT: 16.936 min Scan# 2547
Delta R.T. 0.000 min
Lab File: 2B183596.D
Acq: 16 Jun 21 11:44 pm

Tgt Ion:119 Resp: 849349

Ion	Ratio	Lower	Upper
119	100		
134	27.5	0.0	57.2
91	22.1	0.0	51.8

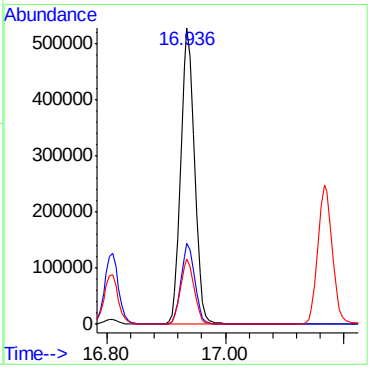

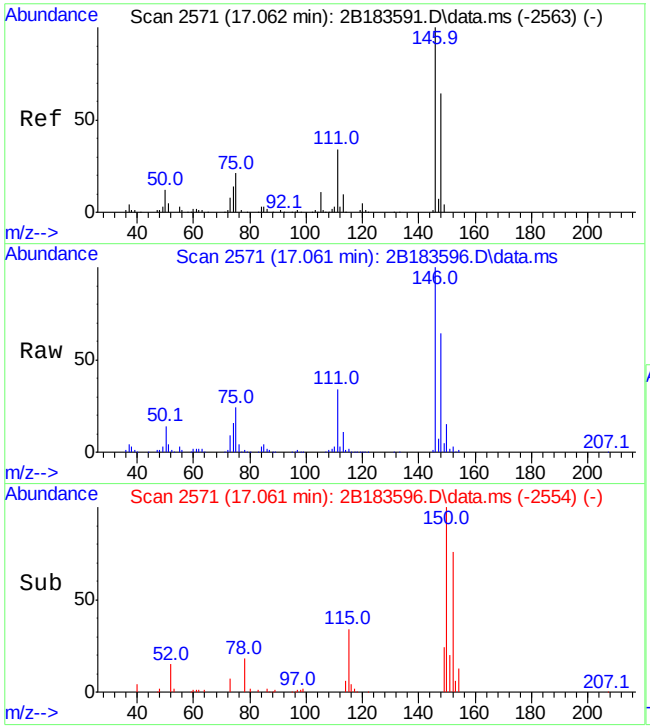

#112
1,4-dichlorobenzene
Concen: 55.19 ug/L
RT: 17.061 min Scan# 2571
Delta R.T. 0.000 min
Lab File: 2B183596.D
Acq: 16 Jun 21 11:44 pm

Tgt Ion:146 Resp: 431132

Ion	Ratio	Lower	Upper
146	100		
111	34.3	4.0	64.0
148	64.4	34.3	94.3

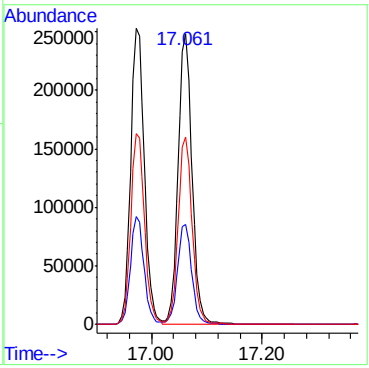

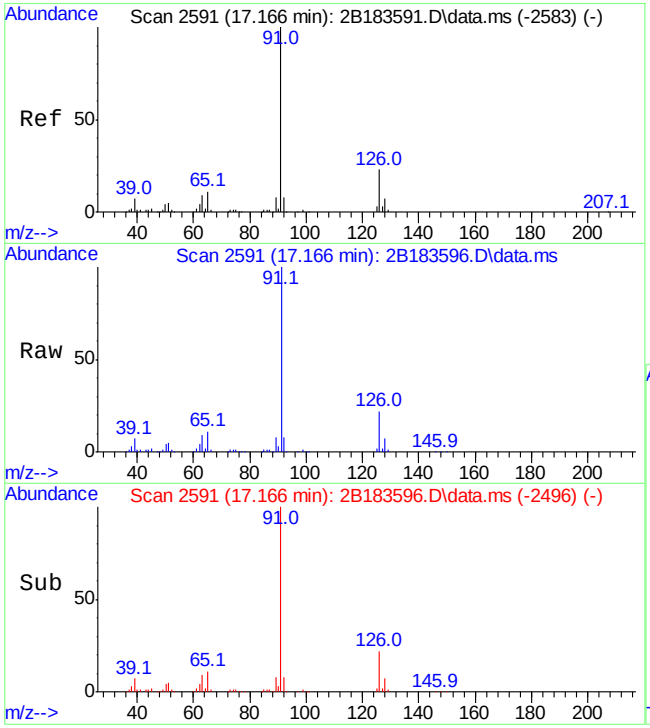

#113
benzyl chloride
Concen: 59.31 ug/L
RT: 17.166 min Scan# 2591
Delta R.T. -0.000 min
Lab File: 2B183596.D
Acq: 16 Jun 21 11:44 pm

Tgt Ion: 91 Resp: 423401

Ion	Ratio	Lower	Upper
91	100		
126	22.2	0.0	52.7
62	3.8	0.0	34.0

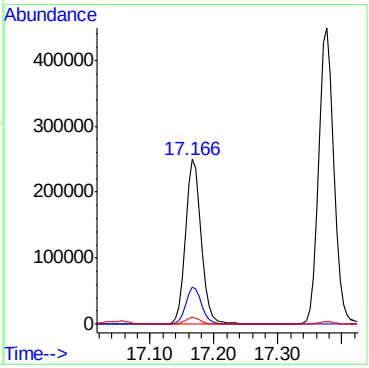

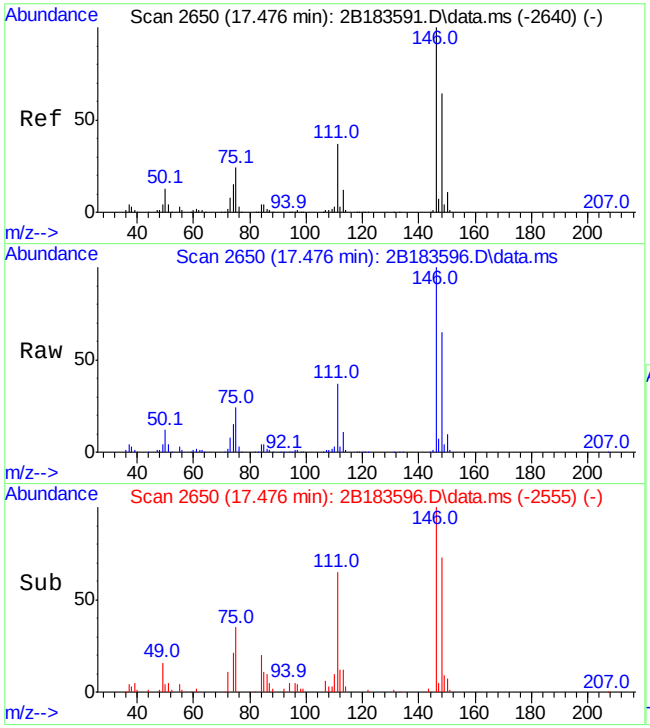

#115
1,2-dichlorobenzene
Concen: 58.06 ug/L
RT: 17.476 min Scan# 2650
Delta R.T. 0.000 min
Lab File: 2B183596.D
Acq: 16 Jun 21 11:44 pm

Tgt Ion:146 Resp: 461607

Ion	Ratio	Lower	Upper
146	100		
111	37.0	6.6	66.6
148	65.0	34.3	94.3

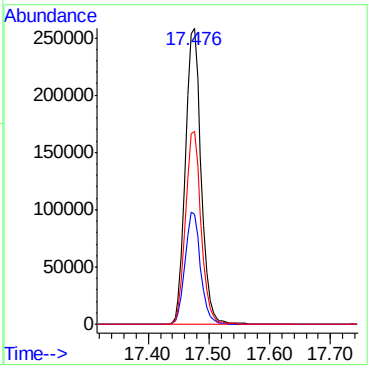

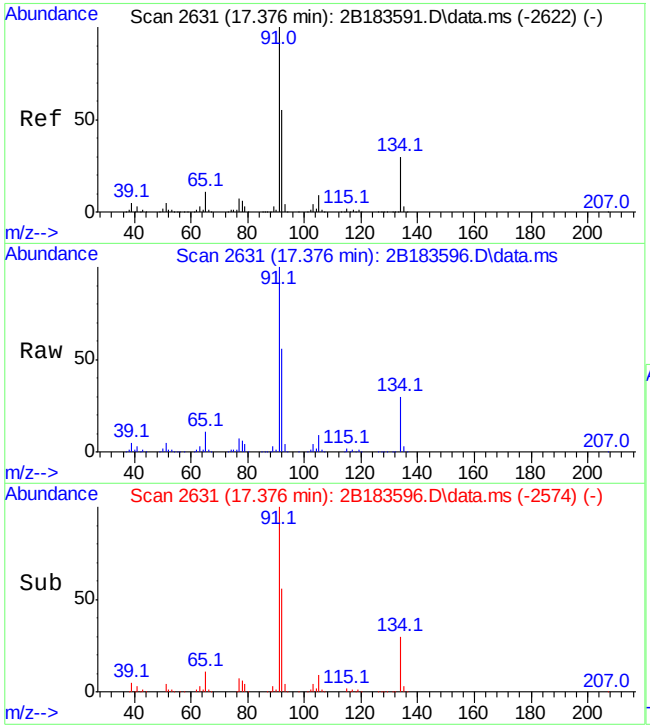

#116
n-butylbenzene
Concen: 58.90 ug/L
RT: 17.376 min Scan# 2631
Delta R.T. 0.000 min
Lab File: 2B183596.D
Acq: 16 Jun 21 11:44 pm

Tgt Ion: 92 Resp: 411121

Ion	Ratio	Lower	Upper
92	100		
91	179.1	150.9	210.9
134	54.6	23.6	83.6

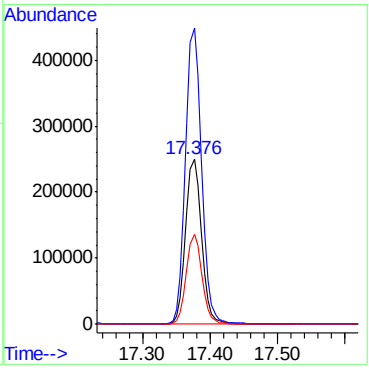

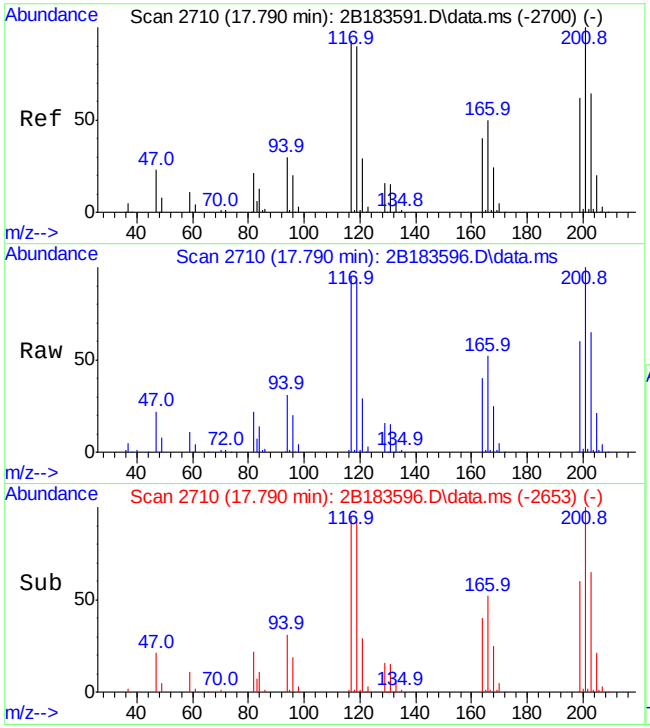

#117
hexachloroethane
Concen: 59.43 ug/L
RT: 17.790 min Scan# 2710
Delta R.T. 0.000 min
Lab File: 2B183596.D
Acq: 16 Jun 21 11:44 pm

Tgt Ion:201 Resp: 183126

Ion	Ratio	Lower	Upper
201	100		
166	51.8	30.5	70.5
199	59.8	42.1	82.1
203	64.6	44.3	84.3

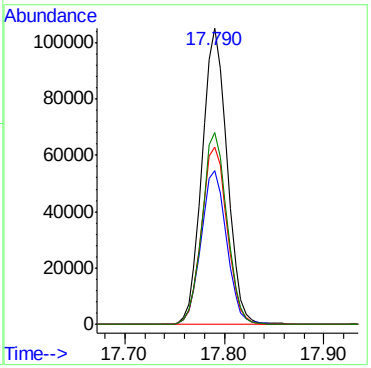

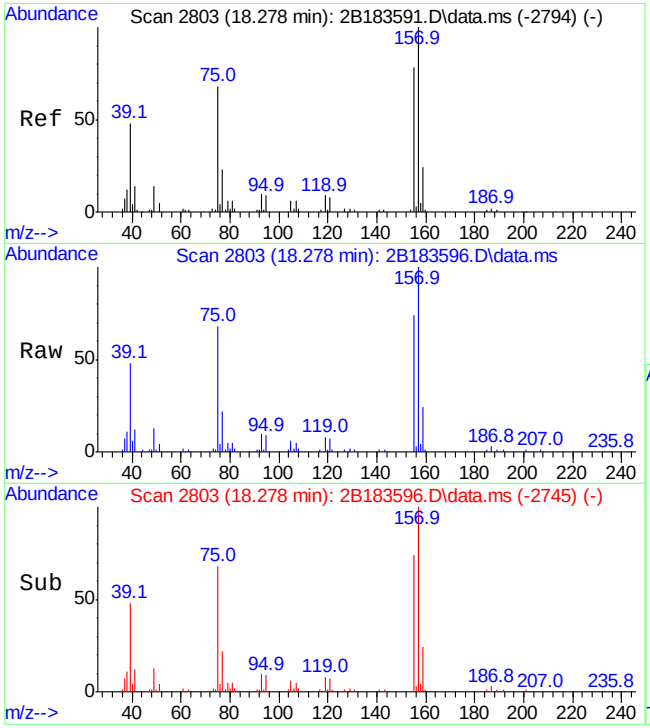

#118
1,2-dibromo-3-chloropropane
Concen: 61.11 ug/L
RT: 18.278 min Scan# 2803
Delta R.T. 0.005 min
Lab File: 2B183596.D
Acq: 16 Jun 21 11:44 pm

Tgt Ion:157 Resp: 65755

Ion	Ratio	Lower	Upper
157	100		
155	73.6	47.6	107.6
75	67.9	38.4	98.4

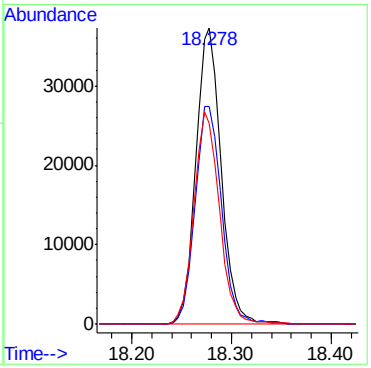

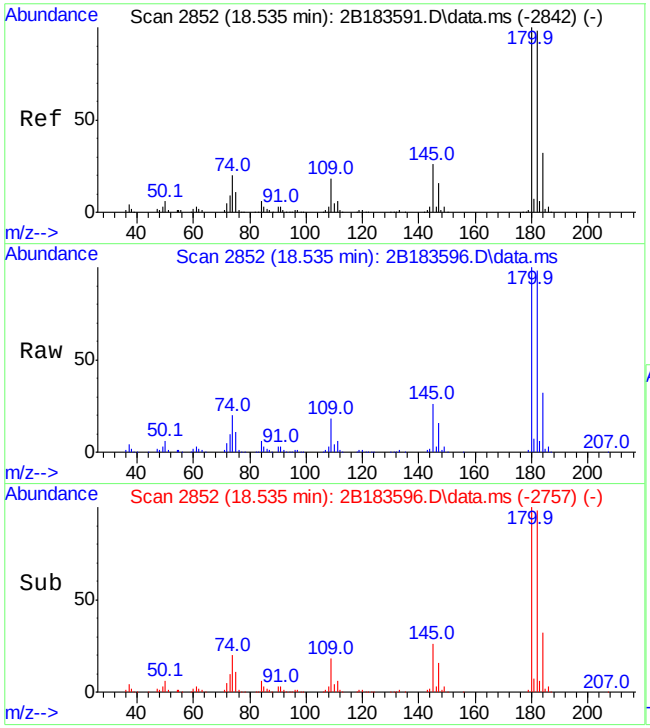

#119
1,3,5-trichlorobenzene
Concen: 60.97 ug/L
RT: 18.535 min Scan# 2852
Delta R.T. -0.000 min
Lab File: 2B183596.D
Acq: 16 Jun 21 11:44 pm

Tgt Ion:180 Resp: 427645

Ion	Ratio	Lower	Upper
180	100		
182	98.0	67.9	127.9
184	31.7	1.5	61.5

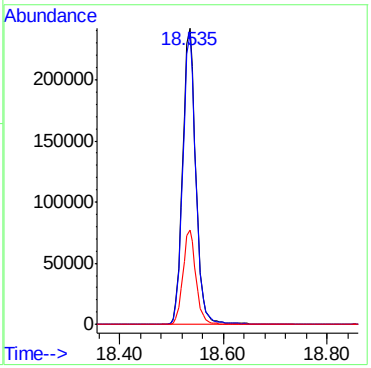

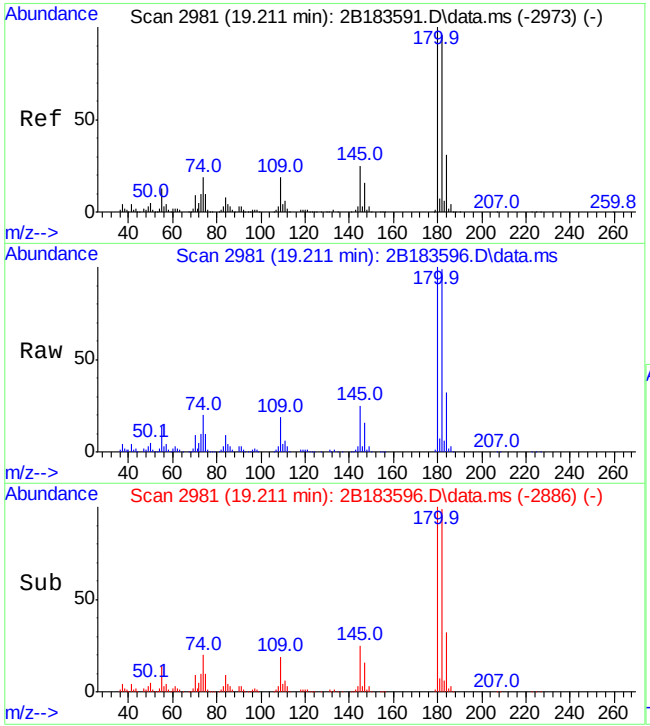

#120
2-ethylhexyl acrylate
Concen: 11.27 ug/L
RT: 19.211 min Scan# 2981
Delta R.T. -0.000 min
Lab File: 2B183596.D
Acq: 16 Jun 21 11:44 pm

Tgt Ion: 70 Resp: 30222

Ion	Ratio	Lower	Upper
70	100		
55	157.0	127.3	167.3
83	38.1	16.1	56.1
112	31.5	7.1	47.1

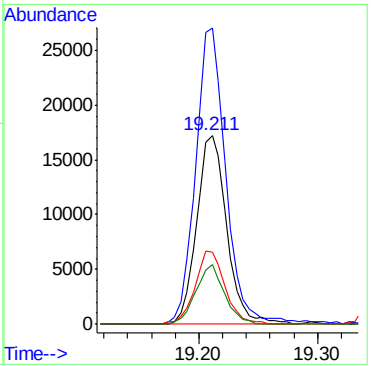

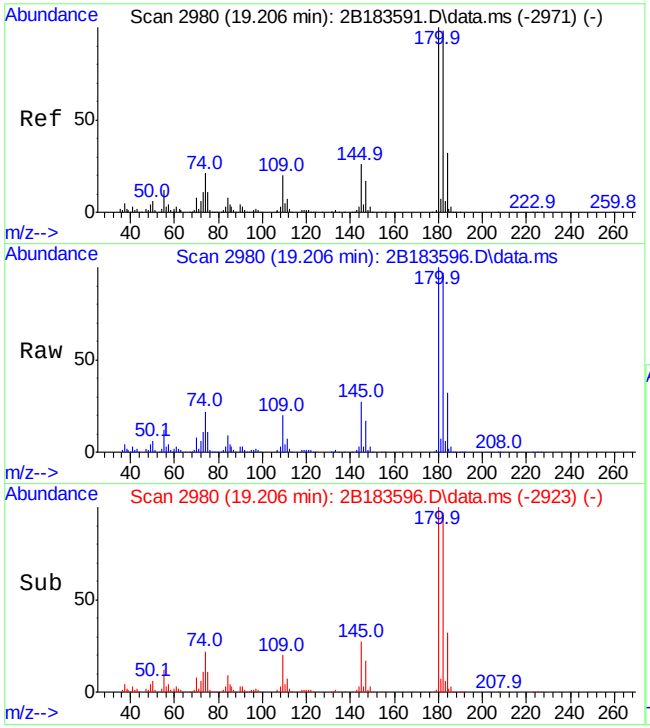

#121
1,2,4-trichlorobenzene
Concen: 59.51 ug/L
RT: 19.206 min Scan# 2980
Delta R.T. 0.000 min
Lab File: 2B183596.D
Acq: 16 Jun 21 11:44 pm

Tgt Ion:180 Resp: 377828

Ion	Ratio	Lower	Upper
180	100		
182	97.2	68.2	128.2
145	26.8	0.0	56.2

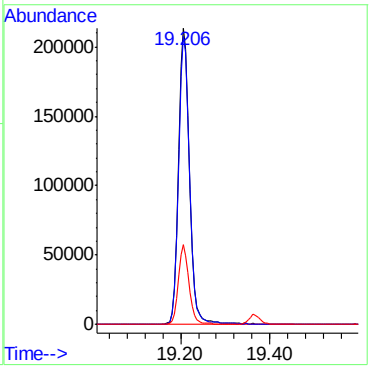

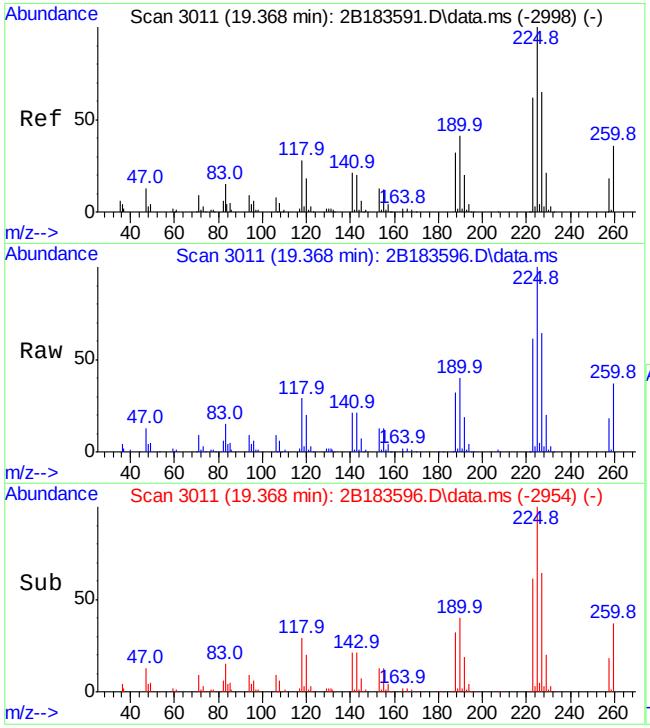

#122
hexachlorobutadiene
Concen: 55.15 ug/L
RT: 19.368 min Scan# 3011
Delta R.T. 0.000 min
Lab File: 2B183596.D
Acq: 16 Jun 21 11:44 pm

Tgt Ion:225 Resp: 179707

Ion	Ratio	Lower	Upper
225	100		
223	61.1	32.1	92.1
227	64.3	34.7	94.7

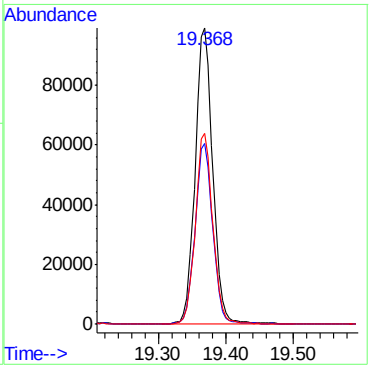

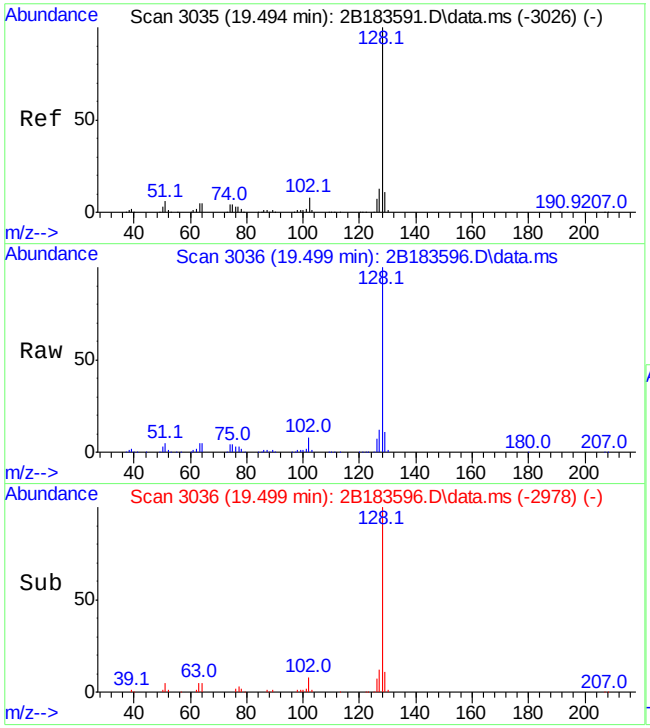

#123
naphthalene
Concen: 59.16 ug/L
RT: 19.499 min Scan# 3036
Delta R.T. 0.005 min
Lab File: 2B183596.D
Acq: 16 Jun 21 11:44 pm

Tgt Ion:128 Resp: 718162

Ion	Ratio	Lower	Upper
128	100		
127	12.4	0.0	42.6
129	10.8	0.0	41.2

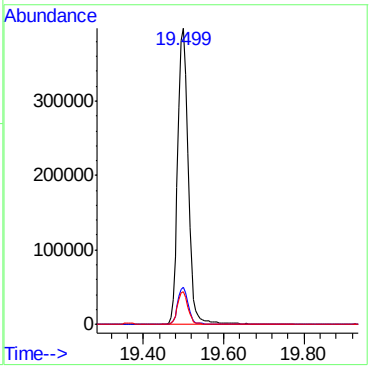

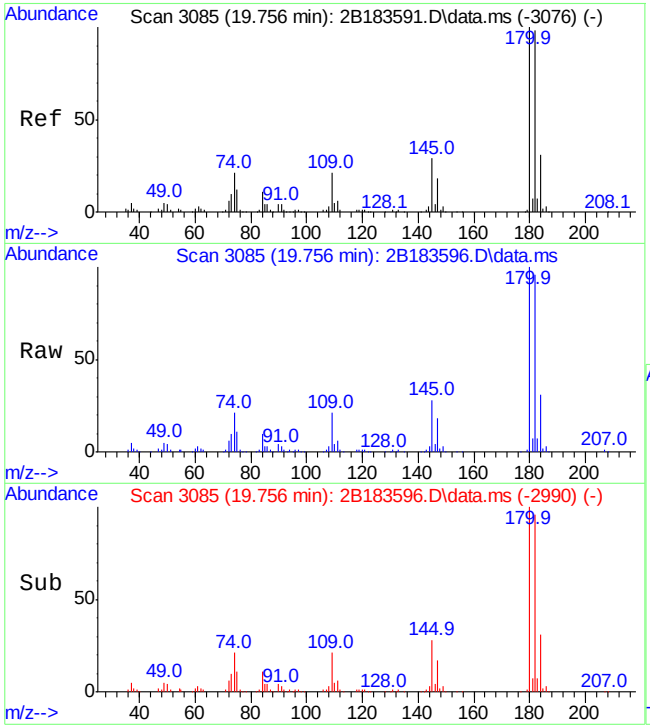

#124
1,2,3-trichlorobenzene
Concen: 59.71 ug/L
RT: 19.756 min Scan# 3085
Delta R.T. 0.000 min
Lab File: 2B183596.D
Acq: 16 Jun 21 11:44 pm

Tgt Ion:180 Resp: 320260

Ion	Ratio	Lower	Upper
180	100		
182	96.4	68.2	128.2
145	27.6	0.0	58.6

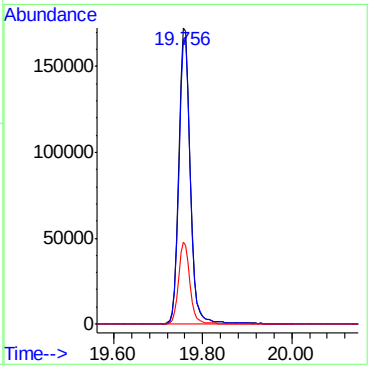

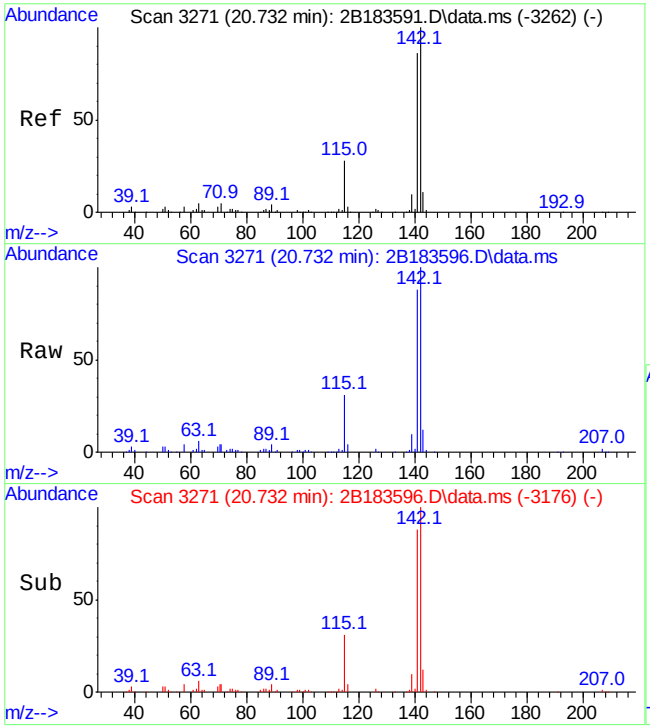

#125
2-methylnaphthalene
Concen: 27.22 ug/L
RT: 20.732 min Scan# 3271
Delta R.T. -0.000 min
Lab File: 2B183596.D
Acq: 16 Jun 21 11:44 pm

Tgt Ion:142 Resp: 178939

Ion	Ratio	Lower	Upper
142	100		
141	87.8	66.0	106.0
115	30.6	8.1	48.1

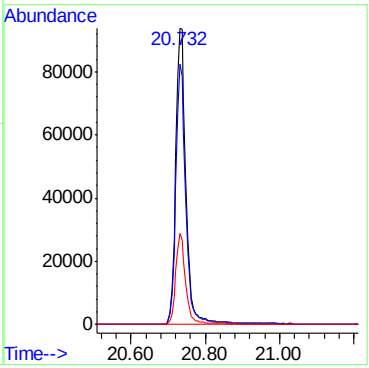

Quantitation Report (QT Reviewed)

Data Path : C:\msdchem\1\DATA\V2B8337\
Data File : 2B183597.D
Acq On : 17 Jun 2021 12:12 am
Operator : thienn
Sample : icv8337-50
Misc : MS51064,V2B8337,5,,,,1
ALS Vial : 16 Sample Multiplier: 1

Quant Time: Jun 17 19:02:32 2021
Quant Method : C:\msdchem\1\METHODS\M2B8337.M
Quant Title : SW846 8260C/D, DB-624.1 60 mx0.25mmx1.4um
QLast Update : Thu Jun 17 19:00:23 2021
Response via : Initial Calibration

Compound	R.T.	QIon	Response	Conc	Units	Dev(Min)
Internal Standards						
1) tert butyl alcohol-d9	7.750	65	128124	500.00	ug/L	0.00
5) pentafluorobenzene	10.256	168	399324	50.00	ug/L	0.00
51) 1,4-difluorobenzene	11.200	114	533181	50.00	ug/L	0.00
73) chlorobenzene-d5	14.550	117	488342	50.00	ug/L	0.00
97) 1,4-dichlorobenzene-d4	17.035	152	278163	50.00	ug/L	0.00
System Monitoring Compounds						
43) dibromofluoromethane (s)	10.235	113	180845	50.68	ug/L	0.00
Spiked Amount 50.000	Range 80 - 120		Recovery = 101.36%			
52) 1,2-dichloroethane-d4 (s)	10.675	65	189625	51.37	ug/L	0.00
Spiked Amount 50.000	Range 81 - 124		Recovery = 102.74%			
74) toluene-d8 (s)	12.951	98	605667	51.43	ug/L	0.00
Spiked Amount 50.000	Range 80 - 120		Recovery = 102.86%			
98) 4-bromofluorobenzene (s)	15.793	95	230623	49.71	ug/L	0.00
Spiked Amount 50.000	Range 80 - 120		Recovery = 99.42%			
Target Compounds						Qvalue
6) chlorodifluoromethane	4.153	51	288066	58.65	ug/L	89
19) acetonitrile	7.456	41	173890	540.53	ug/L	99
30) acrylonitrile	8.111	52	43121	59.77	ug/L	94
79) tetrachloroethene	13.669	164	174132	57.37	ug/L	100
114) 1,2,3-trimethylbenzene	17.088	105	728247	54.70	ug/L	99

(#) = qualifier out of range (m) = manual integration (+) = signals summed

Quantitation Report (QT Reviewed)

Data Path : C:\msdchem\1\DATA\V2B8337\
Data File : 2B183597.D
Acq On : 17 Jun 2021 12:12 am
Operator : thienn
Sample : icv8337-50
Misc : MS51064,V2B8337,5,,,,1
ALS Vial : 16 Sample Multiplier: 1

Quant Time: Jun 17 19:02:32 2021
Quant Method : C:\msdchem\1\METHODS\M2B8337.M
Quant Title : SW846 8260C/D, DB-624.1 60 mx0.25mmx1.4um
QLast Update : Thu Jun 17 19:00:23 2021
Response via : Initial Calibration

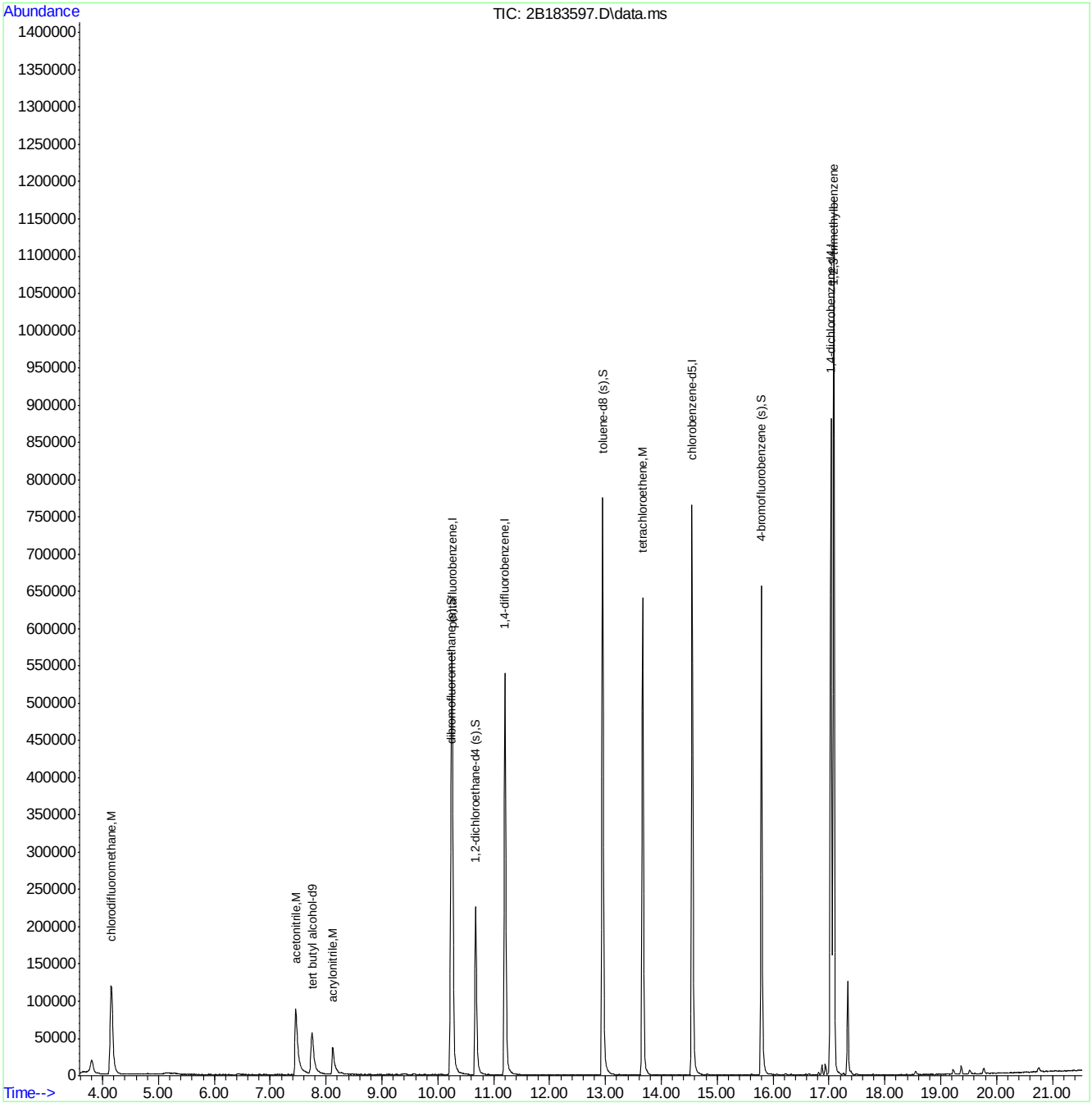

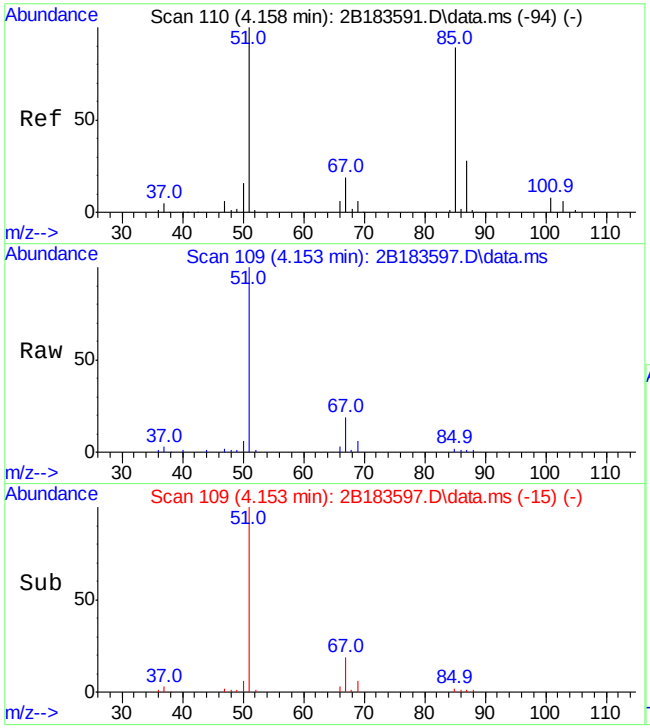

#6
chlorodifluoromethane
Concen: 58.65 ug/L
RT: 4.153 min Scan# 109
Delta R.T. -0.005 min
Lab File: 2B183597.D
Acq: 17 Jun 21 12:12 am

Tgt Ion: 51 Resp: 288066

Ion	Ratio	Lower	Upper
51	100		
67	18.6	0.0	48.7
50	5.7	0.0	45.8

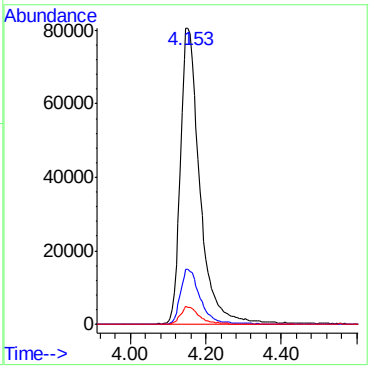

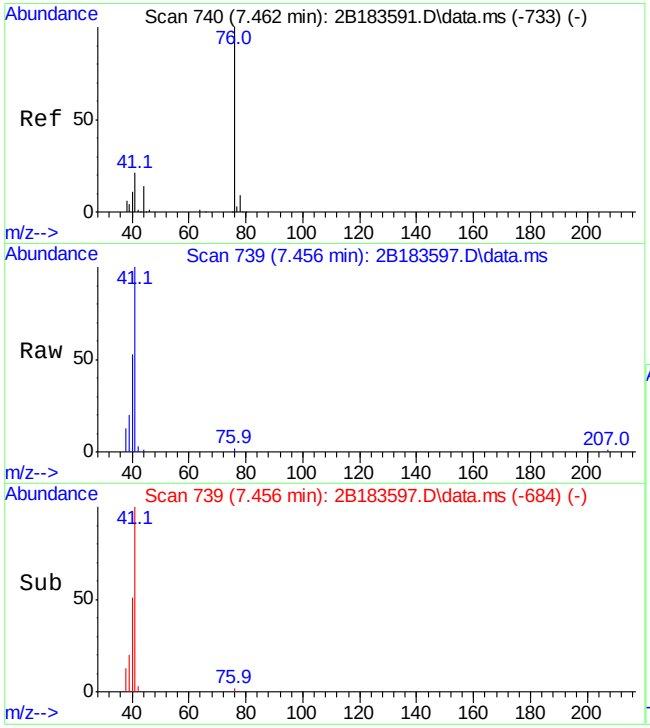

#19
acetonitrile
Concen: 540.53 ug/L
RT: 7.456 min Scan# 739
Delta R.T. 0.010 min
Lab File: 2B183597.D
Acq: 17 Jun 21 12:12 am

Tgt Ion: 41 Resp: 173890

Ion	Ratio	Lower	Upper
41	100		
40	50.6	21.2	81.2
39	19.7	0.0	51.1

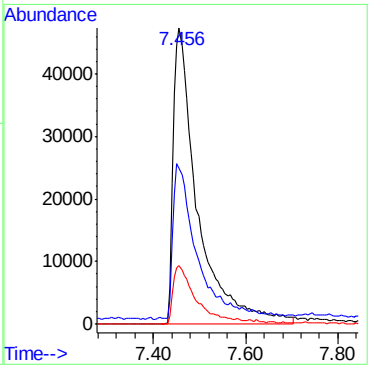

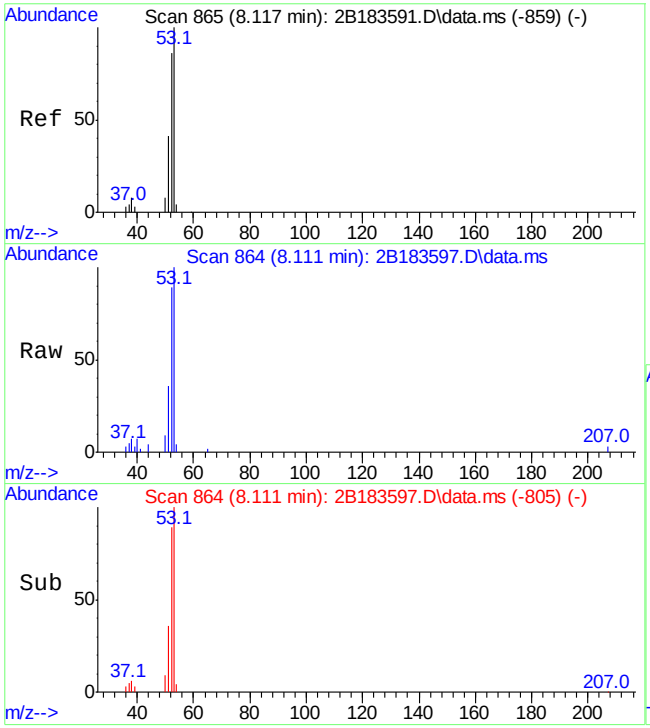

#30
acrylonitrile
Concen: 59.77 ug/L
RT: 8.111 min Scan# 864
Delta R.T. 0.010 min
Lab File: 2B183597.D
Acq: 17 Jun 21 12:12 am

Tgt Ion: 52 Resp: 43121

Ion	Ratio	Lower	Upper
52	100		
53	112.6	86.6	146.6
51	40.0	17.8	77.8

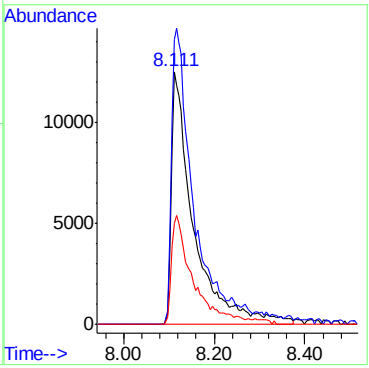

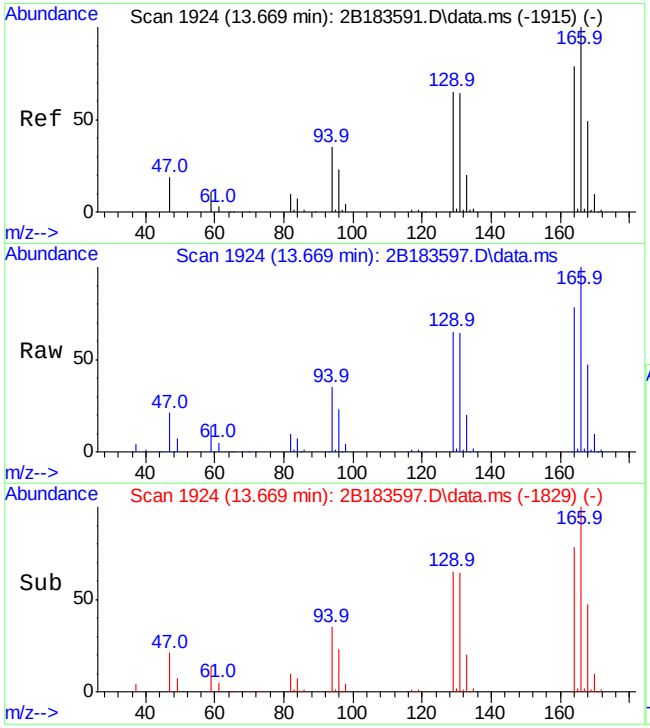

#79
tetrachloroethene
Concen: 57.37 ug/L
RT: 13.669 min Scan# 1924
Delta R.T. -0.000 min
Lab File: 2B183597.D
Acq: 17 Jun 21 12:12 am

Tgt Ion:164 Resp: 174132

Ion	Ratio	Lower	Upper
164	100		
129	83.1	52.8	112.8
131	81.6	51.2	111.2
166	128.0	97.3	157.3

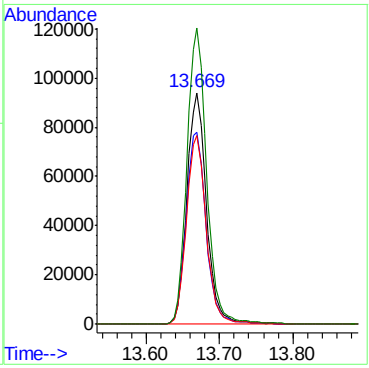

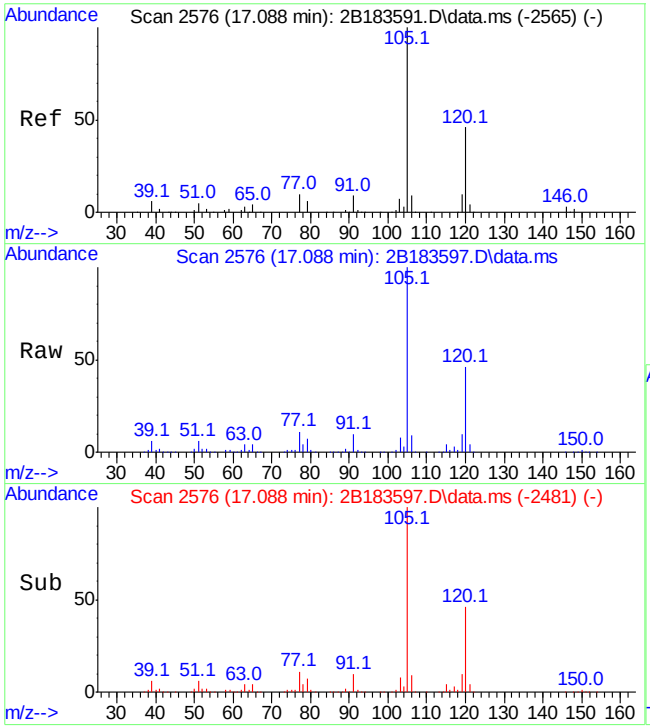

#114
1,2,3-trimethylbenzene
Concen: 54.70 ug/L
RT: 17.088 min Scan# 2576
Delta R.T. -0.000 min
Lab File: 2B183597.D
Acq: 17 Jun 21 12:12 am

Tgt Ion:105 Resp: 728247

Ion	Ratio	Lower	Upper
105	100		
120	45.7	16.3	76.3
77	11.4	0.0	41.7

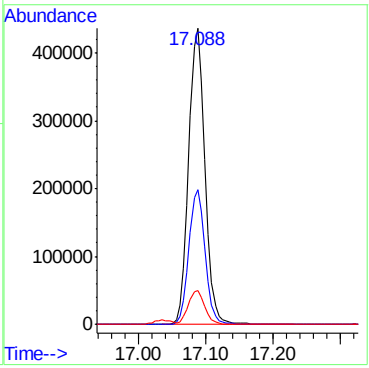

Quantitation Report (QT Reviewed)

Data Path : C:\msdchem\1\data\janellac\07-07-2021\v2b8360\
Data File : 2b184111.d
Acq On : 3 Jul 2021 8:14 am
Operator : thienn
Sample : CC8337-50 Inst : GCMS2B
Misc : MS51620,V2B8360,5,,100,5,1
ALS Vial : 3 Sample Multiplier: 1

Quant Method : C:\msdchem\1\METHODS\M2B8337.M
Quant Results File: M2B8337.RES
Quant Time: Jul 03 09:34:03 2021
Quant Title : SW846 8260C/D, DB-624.1 60 mx0.25mmx1.4um
QLast Update : Thu Jun 17 19:00:23 2021
Response via : Initial Calibration

Compound	R.T.	QIon	Response	Conc	Units	Dev(Min)
Internal Standards						
1) tert butyl alcohol-d9	7.750	65	115732	500.00	ug/L	0.00
5) pentafluorobenzene	10.256	168	335398	50.00	ug/L	0.00
51) 1,4-difluorobenzene	11.200	114	471768	50.00	ug/L	0.00
73) chlorobenzene-d5	14.550	117	467284	50.00	ug/L	0.00
97) 1,4-dichlorobenzene-d4	17.035	152	252397	50.00	ug/L	0.00
System Monitoring Compounds						
43) dibromofluoromethane (s)	10.235	113	153378	51.17	ug/L	0.00
Spiked Amount 50.000	Range 80 - 120		Recovery = 102.34%			
52) 1,2-dichloroethane-d4 (s)	10.681	65	154137	47.19	ug/L	0.00
Spiked Amount 50.000	Range 81 - 124		Recovery = 94.38%			
74) toluene-d8 (s)	12.951	98	550374	48.84	ug/L	0.00
Spiked Amount 50.000	Range 80 - 120		Recovery = 97.68%			
98) 4-bromofluorobenzene (s)	15.787	95	208703	49.58	ug/L	0.00
Spiked Amount 50.000	Range 80 - 120		Recovery = 99.16%			
Target Compounds						Qvalue
2) tertiary butyl alcohol	7.881	59	70293	274.05	ug/L	99
3) ethanol	6.345	45	138546	6318.90	ug/L	94
4) 1,4-dioxane	11.939	88	32010	1509.67	ug/L	93
6) chlorodifluoromethane	4.158	51	180113	43.66	ug/L	98
7) dichlorodifluoromethane	4.153	85	252021	45.59	ug/L	99
8) chloromethane	4.557	50	260005	50.42	ug/L	98
9) vinyl chloride	4.809	62	239797	49.82	ug/L	99
10) 1,3-butadiene	4.835	54	145180	43.66	ug/L	100
11) bromomethane	5.459	94	173543	50.05	ug/L	95
12) chloroethane	5.632	64	125302	52.60	ug/L	97
13) trichlorofluoromethane	6.130	101	278607	48.38	ug/L	94
14) ethyl ether	6.612	74	75676	52.96	ug/L	97
15) acrolein	6.817	56	19241	41.75	ug/L	92
16) freon 113	7.073	151	134226	46.11	ug/L	98
17) 1,1-dichloroethene	7.042	96	122226	48.86	ug/L	96
18) acetone	7.037	43	182287	279.88	ug/L	99
19) acetonitrile	7.456	41	157220	581.85	ug/L	98
20) iodomethane	7.304	142	258472	46.41	ug/L	99
21) carbon disulfide	7.467	76	401284	46.97	ug/L	98
22) methylene chloride	7.787	84	147391	54.94	ug/L	99
23) methyl acetate	7.608	43	96908	54.55	ug/L	100
24) methyl tert butyl ether	8.243	73	417020	51.84	ug/L	99
25) trans-1,2-dichloroethene	8.248	96	136668	50.36	ug/L	98
26) di-isopropyl ether	8.935	45	465905	56.86	ug/L	97
27) 2-butanone	9.601	72	62041	255.64	ug/L #	87
28) 1,1-dichloroethane	8.846	63	243507	53.47	ug/L	99
29) chloroprene	9.003	53	183567	52.26	ug/L	98
30) acrylonitrile	8.122	52	31075	51.28	ug/L	95
31) hexane	8.683	56	98243	48.99	ug/L	98
32) vinyl acetate	8.872	86	26349	53.36	ug/L #	87
33) ethyl tert-butyl ether	9.438	59	500999	56.01	ug/L	100
34) ethyl acetate	9.679	45	17878	58.57	ug/L	98
35) 2,2-dichloropropane	9.674	77	222684	51.82	ug/L	98
36) cis-1,2-dichloroethene	9.643	96	151436	52.68	ug/L	97
37) methyl acrylate	9.753	55	101749	53.10	ug/L	99
38) propionitrile	9.643	54	174037	579.97	ug/L	99
39) bromochloromethane	9.957	128	84950	51.95	ug/L	91
40) tetrahydrofuran	10.041	72	16678	56.60	ug/L	97
41) chloroform	10.031	85	161469	48.68	ug/L	99

Quantitation Report (QT Reviewed)

Data Path : C:\msdchem\1\data\janellac\07-07-2021\v2b8360\
Data File : 2b184111.d
Acq On : 3 Jul 2021 8:14 am
Operator : thienn
Sample : CC8337-50 Inst : GCMS2B
Misc : MS51620,V2B8360,5,,100,5,1
ALS Vial : 3 Sample Multiplier: 1

Quant Method : C:\msdchem\1\METHODS\M2B8337.M
Quant Results File: M2B8337.RES
Quant Time: Jul 03 09:34:03 2021
Quant Title : SW846 8260C/D, DB-624.1 60 mx0.25mmx1.4um
QLast Update : Thu Jun 17 19:00:23 2021
Response via : Initial Calibration

	Compound	R.T.	QIon	Response	Conc	Units		Dev(Min)
42)	t-butyl formate	10.114	59	124497	55.85	ug/L		99
44)	methacrylonitrile	9.884	67	52230	57.05	ug/L		98
45)	1,1,1-trichloroethane	10.345	97	232159	52.07	ug/L		100
46)	cyclohexane	10.471	84	208555	52.66	ug/L		89
47)	1,1-dichloropropene	10.544	75	175540	50.60	ug/L		98
48)	iso-butyl alcohol	10.513	43	47470	597.57	ug/L		97
49)	carbon tetrachloride	10.586	117	205239	49.14	ug/L		98
50)	tert amyl alcohol	10.660	55	24510	296.38	ug/L		92
53)	n-butyl alcohol	11.305	56	167250	2932.52	ug/L		99
54)	2,2,4-trimethylpentane	10.906	57	509779	53.87	ug/L		98
55)	benzene	10.807	78	517190	51.73	ug/L		100
56)	tert-amyl methyl ether	10.896	87	111521	51.63	ug/L		98
57)	heptane	11.095	71	108521	50.88	ug/L		99
58)	isopropyl acetate	10.759	87	28926	54.25	ug/L		97
59)	1,2-dichloroethane	10.770	62	187323	49.03	ug/L		99
60)	trichloroethene	11.567	130	164646	50.58	ug/L		100
61)	ethyl acrylate	11.583	55	151636	53.49	ug/L		96
62)	2-nitropropane	12.306	41	34465	48.81	ug/L		98
63)	2-chloroethyl vinyl ether	12.385	63	428266	269.89	ug/L		99
64)	methyl methacrylate	11.866	100	32587	52.39	ug/L	#	75
65)	1,2-dichloropropane	11.808	63	145450	53.79	ug/L		99
66)	dibromomethane	11.950	93	89946	49.81	ug/L		96
67)	methylcyclohexane	11.850	83	253134	50.02	ug/L		98
68)	bromodichloromethane	12.102	83	201400	51.08	ug/L		99
69)	epichlorohydrin	12.469	57	65823	273.74	ug/L		99
70)	cis-1,3-dichloropropene	12.605	75	244349	53.63	ug/L		96
71)	4-methyl-2-pentanone	12.720	58	216531	234.09	ug/L		97
72)	3-methyl-1-butanol	12.736	70	68800	1252.19	ug/L		96
75)	toluene	13.030	92	341232	49.92	ug/L		100
76)	trans-1,3-dichloropropene	13.197	75	213619	53.50	ug/L		99
77)	ethyl methacrylate	13.250	69	172684	53.40	ug/L		99
78)	1,1,2-trichloroethane	13.412	83	108392	52.42	ug/L		100
79)	tetrachloroethene	13.669	164	135823	46.77	ug/L		97
80)	1,3-dichloropropane	13.612	76	213992	51.01	ug/L		99
81)	2-hexanone	13.633	58	188843	233.96	ug/L		100
82)	butyl acetate	13.753	56	83286	53.90	ug/L		99
83)	dibromochloromethane	13.889	129	175454	50.45	ug/L		97
84)	1,2-dibromoethane	14.052	107	141894	51.88	ug/L		97
85)	n-butyl ether	14.576	57	586253	56.75	ug/L		98
86)	chlorobenzene	14.587	112	398161	49.02	ug/L		99
87)	1,1,1,2-tetrachloroethane	14.644	131	171128	51.69	ug/L		99
88)	ethylbenzene	14.671	91	617789	48.22	ug/L		99
89)	m,p-xylene	14.791	106	516192	99.75	ug/L		97
90)	o-xylene	15.226	106	285936	51.86	ug/L		99
91)	styrene	15.232	104	452525	50.12	ug/L		98
92)	n-amyl acetate	15.284	70	96734	53.27	ug/L		98
93)	bromoform	15.462	173	137866	51.82	ug/L		97
94)	butyl acrylate	15.053	55	273235	53.75	ug/L		99
95)	isopropylbenzene	15.609	105	757213	50.36	ug/L		99
96)	cis-1,4-dichloro-2-butene	15.620	88	60918	48.05	ug/L		98
99)	bromobenzene	15.997	156	206275	50.29	ug/L		96
100)	1,1,2,2-tetrachloroethane	15.861	83	178710	52.93	ug/L		100
101)	trans-1,4-dichloro-2-b...	15.918	53	45299	51.69	ug/L		83
102)	1,2,3-trichloropropane	15.939	110	49906	50.96	ug/L		98
103)	n-propylbenzene	16.044	91	795080	50.63	ug/L		99
104)	2-chlorotoluene	16.181	126	187636	50.70	ug/L		95
105)	4-chlorotoluene	16.280	91	485796	49.05	ug/L		98

Quantitation Report (QT Reviewed)

Data Path : C:\msdchem\1\data\janellac\07-07-2021\v2b8360\
Data File : 2b184111.d
Acq On : 3 Jul 2021 8:14 am
Operator : thienn
Sample : CC8337-50 Inst : GCMS2B
Misc : MS51620,V2B8360,5,,100,5,1
ALS Vial : 3 Sample Multiplier: 1

Quant Method : C:\msdchem\1\METHODS\M2B8337.M
Quant Results File: M2B8337.RES
Quant Time: Jul 03 09:34:03 2021
Quant Title : SW846 8260C/D, DB-624.1 60 mx0.25mmx1.4um
QLast Update : Thu Jun 17 19:00:23 2021
Response via : Initial Calibration

Compound	R.T.	QIon	Response	Conc	Units	Dev(Min)
106) 1,3,5-trimethylbenzene	16.207	105	600275	50.55	ug/L	100
107) tert-butylbenzene	16.579	134	148303	52.54	ug/L	95
108) 1,2,4-trimethylbenzene	16.621	105	629147	50.92	ug/L	98
109) sec-butylbenzene	16.810	105	843673	51.35	ug/L	99
110) 1,3-dichlorobenzene	16.972	146	374717	48.53	ug/L	99
111) p-isopropyltoluene	16.936	119	732343	50.83	ug/L	99
112) 1,4-dichlorobenzene	17.061	146	369499	48.77	ug/L	99
113) benzyl chloride	17.166	91	413484	59.72	ug/L	100
114) 1,2,3-trimethylbenzene	17.088	105	652677	54.03	ug/L	99
115) 1,2-dichlorobenzene	17.476	146	407008	52.79	ug/L	100
116) n-butylbenzene	17.376	92	358802	53.01	ug/L	99
117) hexachloroethane	17.790	201	162787	54.48	ug/L	98
118) 1,2-dibromo-3-chloropr...	18.278	157	56711	54.35	ug/L	99
119) 1,3,5-trichlorobenzene	18.535	180	391380	57.54	ug/L	100
120) 2-ethylhexyl acrylate	19.211	70	17550	7.03	ug/L	89
121) 1,2,4-trichlorobenzene	19.206	180	345109	56.05	ug/L	98
122) hexachlorobutadiene	19.368	225	171718	54.34	ug/L	99
123) naphthalene	19.499	128	614154	52.17	ug/L	99
124) 1,2,3-trichlorobenzene	19.756	180	287087	55.20	ug/L	97
125) 2-methylnaphthalene	20.732	142	119393	19.06	ug/L	97

(#) = qualifier out of range (m) = manual integration (+) = signals summed

Quantitation Report (QT Reviewed)

Data Path : C:\msdchem\1\data\janellac\07-07-2021\v2b8360\
Data File : 2b184111.d
Acq On : 3 Jul 2021 8:14 am
Operator : thienn
Sample : CC8337-50 Inst : GCMS2B
Misc : MS51620,V2B8360,5,,100,5,1
ALS Vial : 3 Sample Multiplier: 1

Quant Method : C:\msdchem\1\METHODS\M2B8337.M
Quant Results File: M2B8337.RES
Quant Time: Jul 03 09:34:03 2021
Quant Title : SW846 8260C/D, DB-624.1 60 mx0.25mmx1.4um
QLast Update : Thu Jun 17 19:00:23 2021
Response via : Initial Calibration

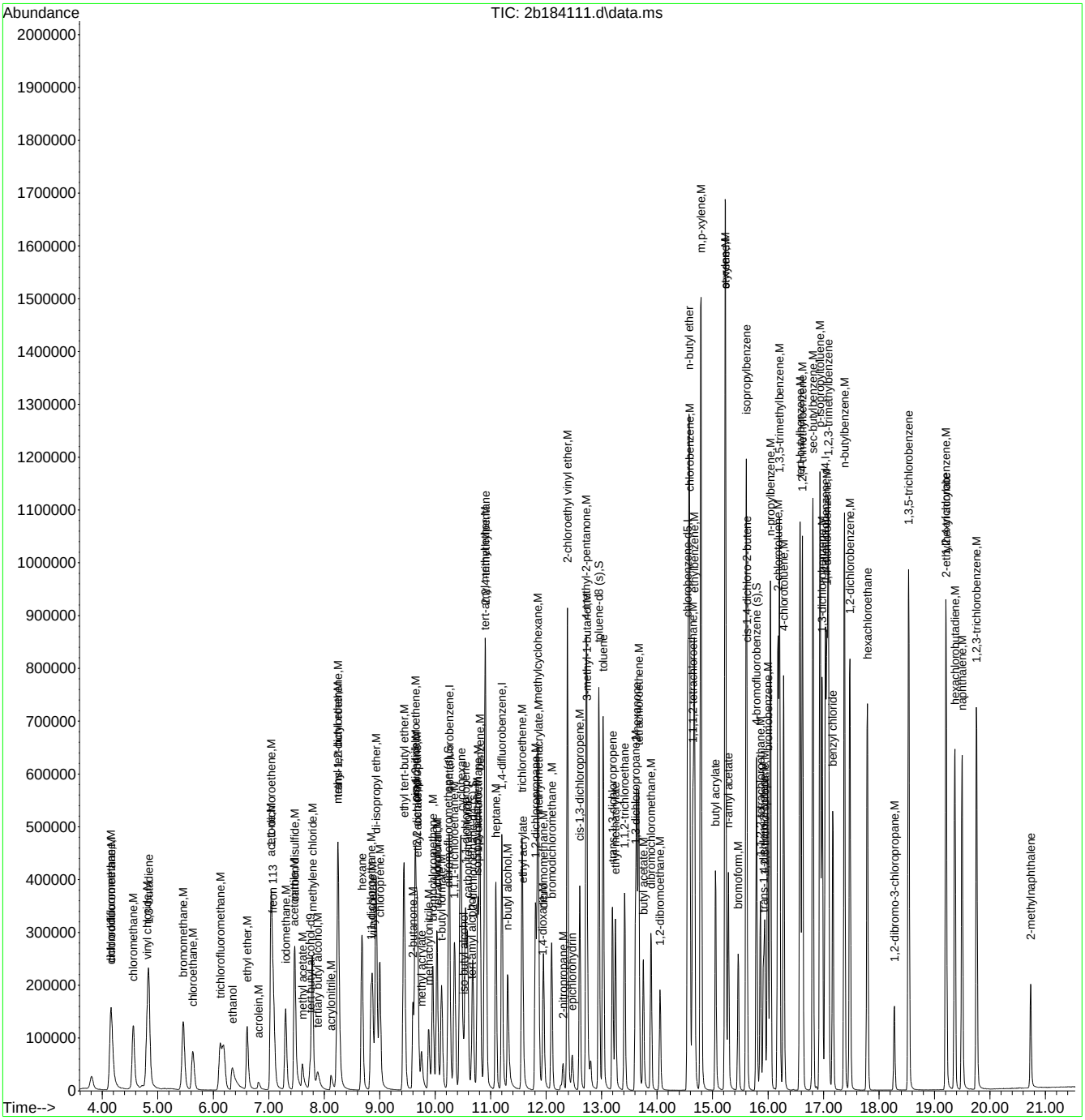

GCMS Volatile Run Log

Standard / Reagents	Lot #					
Standard	ABK: V021-2718-2.60	EC: V021-2718-35.11	AA: V021-2718-23.7	EXT ABK: v021-2718-7.7	Column	DB-624(60mx0.25mmx1.4 um)
Standard Concentration	100-10,000ppm	100ppm	100ppm	100-10,000ppm	Method	v8260d
Expiration Date	6/21/21	6/22/21	7/8/21	6/26/21	Init Calib Date	6/16/2021
Internal Surrogate	V021-2718-25	EXT EC:v021-2718-36.3	EXT Acrolein:v021-2718-38.3	EXT PA:v021-2718-39.2		
Internal Surrogate Concentration	250/2,500ppm	100ppm	100ppm	100ppm	Analysis Date	6/16/2021
Expiration Date	7/9/2021	6/22/21	7/16/21	7/16/21	Sequence loaded by	Robert Szot
				Chlorodifluoromethane:v021-2718-12.1	Data processed by	Robert Szot
				100ppm	Batch ID	V2B8337
				6/27/21	Matrix	AQ
					Approved By:	KANYAV
pH paper Lot# (wide range):	223120	Exp. 8/15/2023	Initial Calibration Method	M2B8337	Approved Date:	6/20/2021 9:59:45 PM

Data File		Sample ID	Bot #	Dil	Workgroup #	Test	Purge Vol (ml)	IS/Surr	pH	ALS #	Status	Comments
2B	183582	IB		NA			5			1	OK	
2B	183583	BFB		NA			5			2	OK	
2B	183584	IC8337-0.2		NA		Initial Calibration	5			3	OK	1ul abk,ec,aa/500ml
2B	183585	IC8337-0.5		NA		Initial Calibration	5			4	OK	1ul abk,ec,aa/200ml
2B	183586	IC8337-1		NA		Initial Calibration	5			5	OK	1ul abk,ec,aa/100ml
2B	183587	IC8337-2		NA		Initial Calibration	5			6	OK	2ul abk,ec,aa/100ml
2B	183588	IC8337-4		NA		Initial Calibration	5			7	OK	4ul abk,ec,aa/100ml
2B	183589	IC8337-8		NA		Initial Calibration	5			8	OK	8ul abk,ec,aa/100ml
2B	183590	IC8337-20		NA		Initial Calibration	5			9	OK	20ul abk,ec,aa/100ml
2B	183591	ICC8337-50		NA		Initial Calibration	5			10	OK	50ul abk,ec,aa/100ml

Data File		Sample ID	Bot #	Dil	Workgroup #	Test	Purge Vol (ml)	IS/Surr	pH	ALS #	Status	Comments
2B	183592	IC8337-100		NA		Initial Calibration	5			11	OK	100ul abk,ec,aa/100ml
2B	183593	IC8337-200		NA		Initial Calibration	5			12	OK	200ul abk,ec,aa/100ml
2B	183594	IB		NA			5			13	OK	
2B	183595	IB		NA			5			14	OK	
2B	183596	ICV8337-50		NA		Initial Calibration	5			15	OK	50ul EXT abk,ec,acrolein/100ml
2B	183597	ICV8337-50		NA		Initial Calibration	5			16	OK	50ul EXT PA,Chlorodifluoromethane/100ml

GCMS Volatile Run Log

Standard / Reagents	Lot #			
Standards	ABK: V021-2718-47.14	EC: V021-2718-55.10	AA: V021-2718-23.20	MeOH lot # 206847, Fisher Chemical
Standard Concentration	100-10,000ppm	100ppm	100ppm	
Expiration Date	7/23/2021	7/6/2021	7/8/2021	
Internal Surrogate	V021-2718-25			
Internal Surrogate Concentration	250/2500ppm			
Expiration Date	7/9/2021			
Method	V8260D			
Init Calib Date	6/16/2021			
Init Calib Quant Method	M2B8337			

Standard / Reagents			
GCMS2B	Instrument ID:	Sequence loaded by	THIENN
Analysis Date	7/3/2021	Data processed by	janellec
Column	DB-624(60mx0.25mmx1.4um)	Batch ID	V2B8360
		Matrix	SO
Init Calib Date	6/16/2021	Approved By:	KANYAV
		Approved Date:	7/7/2021 8:30:34 PM
DI Purge Volume	5		

Data File	Sample ID	Bot #	Dil	Workgroup #	Test	Smpl Amt (g)	MeOH/ DI FV (ml)	MeOH Purge (uL)	ALS #	Status	Comments
2B184109	IB		NA				5		1	ok	
2B184110	IB		NA				5		2	ok	
2B184111	BFB/CC8337-50		NA				5		3	ok/ok	8:14AM, ABK,EC,AA, 50UL /100ML DI water
2B184112	CC8337-1		NA				5		4	not need	ABK,EC,AA, 1UL /100ML DI water
2B184113	BS		NA				5		5	ok	ABK,EC,AA, 50UL /100ML DI water
2B184114	IB		NA				5		6	ok	

Data File		Sample ID	Bot #	Dil	Workgroup #	Test	Smpl Amt (g)	MeOH/ DI FV (ml)	MeOH Purge (uL)	ALS #	Status	Comments
2B	184115	MB/JD18246G-3B		NA	MS51620	V8260SL	5	5	100	7	ok/ok	Daily blank disp #54 MeOH lot # 206847, Fisher Chemical
2B	184116	JD27578-6	4	NA	MS52025	V8260SL	5.5	10	100	8	ok	
2B	184117	JD27578-7	3	NA	MS52025	V8260SL	6.2	10	100	9	ok	
2B	184118	JD27578-8	3	NA	MS52025	V8260SL	6.4	10	100	10	ng	rr c/o
2B	184119	JD27578-9	3	NA	MS52025	V8260SL	4.9	10	100	11	ok	
2B	184120	JD27578-4	4	NA	MS52025	V8260SL	5.7	10	100	12	ok	
2B	184121	JD27578-5	4	NA	MS52025	V8260SL	5.9	10	100	13	ok	
2B	184122	JD27578-1	4	NA	MS52025	V8260SL	7.4	10	100	14	ok	
2B	184123	JD27578-2	4	NA	MS52025	V8260SL	5	10	100	15	ok	
2B	184124	JD27578-3	4	NA	MS52025	V8260SL	5.9	10	10	16	ok/dl	+2B184126
2B	184125	IB		NA				5		17	ok	
2B	184126	JD27578-3	4	NA	MS52025	V8260SL	5.9	10	0.5	18	ok	+2B184124
2B	184127	JD27578-6MS	4	NA	MS52025	V8260SL	5.5	10	100	19	ok	ABK,EC,AA, 25UL /50ML sample
2B	184128	JD27578-6MSD	4	NA	MS52025	V8260SL	5.5	10	100	20	ok	ABK,EC,AA, 25UL /50ML sample
2B	184129	IB		NA				5		21	ok	
2B	184130	JD27578-8	3	NA	MS52025	V8260SL	6.4	10	100	22	ok	
2B	184131	JD27437-6	2	NA	MS51965	V8260TCL20+, NAP	6.9	10	100	23	ok	+3C
2B	184132	JD27600-4	3	NA	MS52029	V8260TCL20+	6.2	5	100	24	ok	Dilution due to non targets. (matrix high.)
2B	184133	JD27605-12	3	NA	MS52029	V8260TCL20+	6.9	5	100	25	ok	Dilution due to non targets.
2B	184134	JD27614-18	5	NA	MS52030	V8260TCL20+	6.9	5	100	26	ok	7:46pm.Dilution due to non targets.
2B	184135	IB		NA				5		27	ok	

Data File		Sample ID	Bot #	Dil	Workgroup #	Test	Smpl Amt (g)	MeOH/ DI FV (ml)	MeOH Purge (uL)	ALS #	Status	Comments
2B	184136	IB		NA				5		28	ok	
2B	184137	IB		NA				5		29	ok	
2B	184138	IB		NA				5		30	ok	
2B	184139	IB		NA				5		31	ok	
2B	184140	IB		NA				5		32	ok	
2B	184141	IB		NA				5		33	ok	
2B	184142	IB		NA				5		34	ok	
2B	184143	IB		NA				5		35	ok	
2B	184144	IB		NA				5		36	ok	

MS Semi-volatiles

QC Data Summaries

Includes the following where applicable:

- Method Blank Summaries
- Blank Spike Summaries
- Matrix Spike and Duplicate Summaries
- Instrument Performance Checks (DFTPP)
- Internal Standard Area Summaries
- Surrogate Recovery Summaries
- Initial and Continuing Calibration Summaries
- Run Sequence Reports

Method Blank Summary

Job Number: JD27605
Account: SESINJPB SESI Consulting Engineers
Project: Remedial Investigation, 247 North Avenue, New Rochelle, NY

Sample	File ID	DF	Analyzed	By	Prep Date	Prep Batch	Analytical Batch
OP34129-MB1	M173930.D	1	07/06/21	CS	07/03/21	OP34129	EM7461

The QC reported here applies to the following samples: **Method:** SW846 8270E

JD27605-1, JD27605-2, JD27605-3, JD27605-4, JD27605-5, JD27605-6, JD27605-7, JD27605-8, JD27605-9, JD27605-10, JD27605-11, JD27605-12, JD27605-13

CAS No.	Compound	Result	RL	MDL	Units	Q
95-57-8	2-Chlorophenol	ND	67	16	ug/kg	
59-50-7	4-Chloro-3-methyl phenol	ND	170	20	ug/kg	
120-83-2	2,4-Dichlorophenol	ND	170	28	ug/kg	
105-67-9	2,4-Dimethylphenol	ND	170	59	ug/kg	
51-28-5	2,4-Dinitrophenol	ND	170	130	ug/kg	
534-52-1	4,6-Dinitro-o-cresol	ND	170	36	ug/kg	
95-48-7	2-Methylphenol	ND	67	21	ug/kg	
	3&4-Methylphenol	ND	67	27	ug/kg	
88-75-5	2-Nitrophenol	ND	170	22	ug/kg	
100-02-7	4-Nitrophenol	ND	330	89	ug/kg	
87-86-5	Pentachlorophenol	ND	130	31	ug/kg	
108-95-2	Phenol	ND	67	17	ug/kg	
58-90-2	2,3,4,6-Tetrachlorophenol	ND	170	22	ug/kg	
95-95-4	2,4,5-Trichlorophenol	ND	170	25	ug/kg	
88-06-2	2,4,6-Trichlorophenol	ND	170	20	ug/kg	
83-32-9	Acenaphthene	ND	33	11	ug/kg	
208-96-8	Acenaphthylene	ND	33	17	ug/kg	
98-86-2	Acetophenone	ND	170	7.2	ug/kg	
120-12-7	Anthracene	ND	33	20	ug/kg	
1912-24-9	Atrazine	ND	67	14	ug/kg	
56-55-3	Benzo(a)anthracene	ND	33	9.4	ug/kg	
50-32-8	Benzo(a)pyrene	ND	33	15	ug/kg	
205-99-2	Benzo(b)fluoranthene	ND	33	15	ug/kg	
191-24-2	Benzo(g,h,i)perylene	ND	33	17	ug/kg	
207-08-9	Benzo(k)fluoranthene	ND	33	16	ug/kg	
101-55-3	4-Bromophenyl phenyl ether	ND	67	13	ug/kg	
85-68-7	Butyl benzyl phthalate	ND	67	8.1	ug/kg	
92-52-4	1,1'-Biphenyl	ND	67	4.6	ug/kg	
100-52-7	Benzaldehyde	ND	170	8.3	ug/kg	
91-58-7	2-Chloronaphthalene	ND	67	7.9	ug/kg	
106-47-8	4-Chloroaniline	ND	170	12	ug/kg	
86-74-8	Carbazole	ND	67	4.8	ug/kg	
105-60-2	Caprolactam	ND	67	13	ug/kg	
218-01-9	Chrysene	ND	33	10	ug/kg	
111-91-1	bis(2-Chloroethoxy)methane	ND	67	7.1	ug/kg	
111-44-4	bis(2-Chloroethyl)ether	ND	67	14	ug/kg	

Method Blank Summary

Job Number: JD27605
Account: SESINJPB SESI Consulting Engineers
Project: Remedial Investigation, 247 North Avenue, New Rochelle, NY

Sample	File ID	DF	Analyzed	By	Prep Date	Prep Batch	Analytical Batch
OP34129-MB1	M173930.D	1	07/06/21	CS	07/03/21	OP34129	EM7461

The QC reported here applies to the following samples: **Method:** SW846 8270E

JD27605-1, JD27605-2, JD27605-3, JD27605-4, JD27605-5, JD27605-6, JD27605-7, JD27605-8, JD27605-9, JD27605-10, JD27605-11, JD27605-12, JD27605-13

CAS No.	Compound	Result	RL	MDL	Units	Q
108-60-1	2,2'-Oxybis(1-chloropropane)	ND	67	12	ug/kg	
7005-72-3	4-Chlorophenyl phenyl ether	ND	67	11	ug/kg	
121-14-2	2,4-Dinitrotoluene	ND	33	10	ug/kg	
606-20-2	2,6-Dinitrotoluene	ND	33	17	ug/kg	
91-94-1	3,3'-Dichlorobenzidine	ND	67	28	ug/kg	
123-91-1	1,4-Dioxane	ND	33	22	ug/kg	
53-70-3	Dibenzo(a,h)anthracene	ND	33	15	ug/kg	
132-64-9	Dibenzofuran	ND	67	14	ug/kg	
84-74-2	Di-n-butyl phthalate	ND	67	5.4	ug/kg	
117-84-0	Di-n-octyl phthalate	ND	67	8.3	ug/kg	
84-66-2	Diethyl phthalate	ND	67	7.1	ug/kg	
131-11-3	Dimethyl phthalate	ND	67	5.9	ug/kg	
117-81-7	bis(2-Ethylhexyl)phthalate	ND	67	7.8	ug/kg	
206-44-0	Fluoranthene	ND	33	15	ug/kg	
86-73-7	Fluorene	ND	33	15	ug/kg	
118-74-1	Hexachlorobenzene	ND	67	8.4	ug/kg	
87-68-3	Hexachlorobutadiene	ND	33	13	ug/kg	
77-47-4	Hexachlorocyclopentadiene	ND	330	13	ug/kg	
67-72-1	Hexachloroethane	ND	170	16	ug/kg	
193-39-5	Indeno(1,2,3-cd)pyrene	ND	33	16	ug/kg	
78-59-1	Isophorone	ND	67	7.1	ug/kg	
91-57-6	2-Methylnaphthalene	ND	33	7.5	ug/kg	
88-74-4	2-Nitroaniline	ND	170	7.9	ug/kg	
99-09-2	3-Nitroaniline	ND	170	8.3	ug/kg	
100-01-6	4-Nitroaniline	ND	170	8.6	ug/kg	
91-20-3	Naphthalene	ND	33	9.4	ug/kg	
98-95-3	Nitrobenzene	ND	67	13	ug/kg	
621-64-7	N-Nitroso-di-n-propylamine	ND	67	9.6	ug/kg	
86-30-6	N-Nitrosodiphenylamine	ND	170	12	ug/kg	
85-01-8	Phenanthrene	ND	33	11	ug/kg	
129-00-0	Pyrene	ND	33	11	ug/kg	
95-94-3	1,2,4,5-Tetrachlorobenzene	ND	170	8.5	ug/kg	

Method Blank Summary

Job Number: JD27605
Account: SESINJPB SESI Consulting Engineers
Project: Remedial Investigation, 247 North Avenue, New Rochelle, NY

Sample	File ID	DF	Analyzed	By	Prep Date	Prep Batch	Analytical Batch
OP34129-MB1	M173930.D	1	07/06/21	CS	07/03/21	OP34129	EM7461

The QC reported here applies to the following samples: **Method:** SW846 8270E

JD27605-1, JD27605-2, JD27605-3, JD27605-4, JD27605-5, JD27605-6, JD27605-7, JD27605-8, JD27605-9, JD27605-10, JD27605-11, JD27605-12, JD27605-13

CAS No.	Surrogate Recoveries		Limits
367-12-4	2-Fluorophenol	65%	7-101%
4165-62-2	Phenol-d5	73%	12-101%
118-79-6	2,4,6-Tribromophenol	90%	10-127%
4165-60-0	Nitrobenzene-d5	75%	15-114%
321-60-8	2-Fluorobiphenyl	88%	22-104%
1718-51-0	Terphenyl-d14	85%	23-121%

CAS No.	Tentatively Identified Compounds	R.T.	Est. Conc.	Units	Q
	system artifact	.91	1300	ug/kg	J
	system artifact	2.15	170	ug/kg	J
	Total TIC, Semi-Volatile		0	ug/kg	

Method Blank Summary

Job Number: JD27605
Account: SESINJPB SESI Consulting Engineers
Project: Remedial Investigation, 247 North Avenue, New Rochelle, NY

Sample	File ID	DF	Analyzed	By	Prep Date	Prep Batch	Analytical Batch
OP34129-MB1	F200366.D	1	07/08/21	CS	07/03/21	OP34129	EF8759

The QC reported here applies to the following samples: **Method:** SW846 8270E

JD27605-1, JD27605-2, JD27605-3, JD27605-4, JD27605-5, JD27605-6, JD27605-7, JD27605-8, JD27605-9, JD27605-10, JD27605-11, JD27605-12, JD27605-13

CAS No.	Compound	Result	RL	MDL	Units	Q
95-57-8	2-Chlorophenol	ND	67	16	ug/kg	
59-50-7	4-Chloro-3-methyl phenol	ND	170	20	ug/kg	
120-83-2	2,4-Dichlorophenol	ND	170	28	ug/kg	
105-67-9	2,4-Dimethylphenol	ND	170	59	ug/kg	
51-28-5	2,4-Dinitrophenol	ND	170	130	ug/kg	
534-52-1	4,6-Dinitro-o-cresol	ND	170	36	ug/kg	
95-48-7	2-Methylphenol	ND	67	21	ug/kg	
	3&4-Methylphenol	ND	67	27	ug/kg	
88-75-5	2-Nitrophenol	ND	170	22	ug/kg	
100-02-7	4-Nitrophenol	ND	330	89	ug/kg	
87-86-5	Pentachlorophenol	ND	130	31	ug/kg	
108-95-2	Phenol	ND	67	17	ug/kg	
58-90-2	2,3,4,6-Tetrachlorophenol	ND	170	22	ug/kg	
95-95-4	2,4,5-Trichlorophenol	ND	170	25	ug/kg	
88-06-2	2,4,6-Trichlorophenol	ND	170	20	ug/kg	
83-32-9	Acenaphthene	ND	33	11	ug/kg	
208-96-8	Acenaphthylene	ND	33	17	ug/kg	
98-86-2	Acetophenone	ND	170	7.2	ug/kg	
120-12-7	Anthracene	ND	33	20	ug/kg	
1912-24-9	Atrazine	ND	67	14	ug/kg	
56-55-3	Benzo(a)anthracene	ND	33	9.4	ug/kg	
50-32-8	Benzo(a)pyrene	ND	33	15	ug/kg	
205-99-2	Benzo(b)fluoranthene	ND	33	15	ug/kg	
191-24-2	Benzo(g,h,i)perylene	ND	33	17	ug/kg	
207-08-9	Benzo(k)fluoranthene	ND	33	16	ug/kg	
101-55-3	4-Bromophenyl phenyl ether	ND	67	13	ug/kg	
85-68-7	Butyl benzyl phthalate	ND	67	8.1	ug/kg	
92-52-4	1,1'-Biphenyl	ND	67	4.6	ug/kg	
100-52-7	Benzaldehyde	ND	170	8.3	ug/kg	
91-58-7	2-Chloronaphthalene	ND	67	7.9	ug/kg	
106-47-8	4-Chloroaniline	ND	170	12	ug/kg	
86-74-8	Carbazole	ND	67	4.8	ug/kg	
105-60-2	Caprolactam	ND	67	13	ug/kg	
218-01-9	Chrysene	ND	33	10	ug/kg	
111-91-1	bis(2-Chloroethoxy)methane	ND	67	7.1	ug/kg	
111-44-4	bis(2-Chloroethyl)ether	ND	67	14	ug/kg	

Method Blank Summary

Job Number: JD27605
Account: SESINJPB SESI Consulting Engineers
Project: Remedial Investigation, 247 North Avenue, New Rochelle, NY

Sample	File ID	DF	Analyzed	By	Prep Date	Prep Batch	Analytical Batch
OP34129-MB1	F200366.D	1	07/08/21	CS	07/03/21	OP34129	EF8759

The QC reported here applies to the following samples: **Method:** SW846 8270E

JD27605-1, JD27605-2, JD27605-3, JD27605-4, JD27605-5, JD27605-6, JD27605-7, JD27605-8, JD27605-9, JD27605-10, JD27605-11, JD27605-12, JD27605-13

CAS No.	Compound	Result	RL	MDL	Units	Q
108-60-1	2,2'-Oxybis(1-chloropropane)	ND	67	12	ug/kg	
7005-72-3	4-Chlorophenyl phenyl ether	ND	67	11	ug/kg	
121-14-2	2,4-Dinitrotoluene	ND	33	10	ug/kg	
606-20-2	2,6-Dinitrotoluene	ND	33	17	ug/kg	
91-94-1	3,3'-Dichlorobenzidine	ND	67	28	ug/kg	
123-91-1	1,4-Dioxane	ND	33	22	ug/kg	
53-70-3	Dibenzo(a,h)anthracene	ND	33	15	ug/kg	
132-64-9	Dibenzofuran	ND	67	14	ug/kg	
84-74-2	Di-n-butyl phthalate	ND	67	5.4	ug/kg	
117-84-0	Di-n-octyl phthalate	ND	67	8.3	ug/kg	
84-66-2	Diethyl phthalate	ND	67	7.1	ug/kg	
131-11-3	Dimethyl phthalate	ND	67	5.9	ug/kg	
117-81-7	bis(2-Ethylhexyl)phthalate	ND	67	7.8	ug/kg	
206-44-0	Fluoranthene	ND	33	15	ug/kg	
86-73-7	Fluorene	ND	33	15	ug/kg	
118-74-1	Hexachlorobenzene	ND	67	8.4	ug/kg	
87-68-3	Hexachlorobutadiene	ND	33	13	ug/kg	
77-47-4	Hexachlorocyclopentadiene	ND	330	13	ug/kg	
67-72-1	Hexachloroethane	ND	170	16	ug/kg	
193-39-5	Indeno(1,2,3-cd)pyrene	ND	33	16	ug/kg	
78-59-1	Isophorone	ND	67	7.1	ug/kg	
91-57-6	2-Methylnaphthalene	ND	33	7.5	ug/kg	
88-74-4	2-Nitroaniline	ND	170	7.9	ug/kg	
99-09-2	3-Nitroaniline	ND	170	8.3	ug/kg	
100-01-6	4-Nitroaniline	ND	170	8.6	ug/kg	
91-20-3	Naphthalene	ND	33	9.4	ug/kg	
98-95-3	Nitrobenzene	ND	67	13	ug/kg	
621-64-7	N-Nitroso-di-n-propylamine	ND	67	9.6	ug/kg	
86-30-6	N-Nitrosodiphenylamine	ND	170	12	ug/kg	
85-01-8	Phenanthrene	ND	33	11	ug/kg	
129-00-0	Pyrene	ND	33	11	ug/kg	
95-94-3	1,2,4,5-Tetrachlorobenzene	ND	170	8.5	ug/kg	

Method Blank Summary

Job Number: JD27605
Account: SESINJPB SESI Consulting Engineers
Project: Remedial Investigation, 247 North Avenue, New Rochelle, NY

Sample	File ID	DF	Analyzed	By	Prep Date	Prep Batch	Analytical Batch
OP34129-MB1	F200366.D	1	07/08/21	CS	07/03/21	OP34129	EF8759

The QC reported here applies to the following samples: **Method:** SW846 8270E

JD27605-1, JD27605-2, JD27605-3, JD27605-4, JD27605-5, JD27605-6, JD27605-7, JD27605-8, JD27605-9, JD27605-10, JD27605-11, JD27605-12, JD27605-13

CAS No.	Surrogate Recoveries		Limits
367-12-4	2-Fluorophenol	76%	7-101%
4165-62-2	Phenol-d5	72%	12-101%
118-79-6	2,4,6-Tribromophenol	71%	10-127%
4165-60-0	Nitrobenzene-d5	83%	15-114%
321-60-8	2-Fluorobiphenyl	80%	22-104%
1718-51-0	Terphenyl-d14	92%	23-121%

CAS No.	Tentatively Identified Compounds	R.T.	Est. Conc.	Units	Q
	system artifact/aldol-condensation	3.39	150	ug/kg	J
	alkane	3.52	160	ug/kg	J
	unknown	4.07	150	ug/kg	J
	unknown	4.82	330	ug/kg	J
	Total TIC, Semi-Volatile		640	ug/kg	J

Blank Spike Summary

Job Number: JD27605
Account: SESINJPB SESI Consulting Engineers
Project: Remedial Investigation, 247 North Avenue, New Rochelle, NY

Sample	File ID	DF	Analyzed	By	Prep Date	Prep Batch	Analytical Batch
OP34129-BS1	M173931.D	1	07/06/21	CS	07/03/21	OP34129	EM7461

The QC reported here applies to the following samples: **Method:** SW846 8270E

JD27605-1, JD27605-2, JD27605-3, JD27605-4, JD27605-5, JD27605-6, JD27605-7, JD27605-8, JD27605-9, JD27605-10, JD27605-11, JD27605-12, JD27605-13

CAS No.	Compound	Spike ug/kg	BSP ug/kg	BSP %	Limits
95-57-8	2-Chlorophenol	1670	1410	85	26-121
59-50-7	4-Chloro-3-methyl phenol	1670	1400	84	26-138
120-83-2	2,4-Dichlorophenol	1670	1760	106	26-130
105-67-9	2,4-Dimethylphenol	1670	1500	90	28-144
51-28-5	2,4-Dinitrophenol	3330	1490	45	31-146
534-52-1	4,6-Dinitro-o-cresol	1670	1260	76	22-150
95-48-7	2-Methylphenol	1670	1410	85	23-128
	3&4-Methylphenol	3330	2860	86	24-133
88-75-5	2-Nitrophenol	1670	1590	95	29-137
100-02-7	4-Nitrophenol	1670	1220	73	21-144
87-86-5	Pentachlorophenol	3330	3220	97	24-152
108-95-2	Phenol	1670	1410	85	40-101
58-90-2	2,3,4,6-Tetrachlorophenol	1670	1470	88	30-136
95-95-4	2,4,5-Trichlorophenol	1670	1510	91	26-137
88-06-2	2,4,6-Trichlorophenol	1670	1400	84	28-137
83-32-9	Acenaphthene	1670	1510	91	24-129
208-96-8	Acenaphthylene	1670	1380	83	25-130
98-86-2	Acetophenone	1670	1270	76	44-100
120-12-7	Anthracene	1670	1670	100	28-131
1912-24-9	Atrazine	1670	1600	96	17-165
56-55-3	Benzo(a)anthracene	1670	1600	96	30-130
50-32-8	Benzo(a)pyrene	1670	1580	95	27-139
205-99-2	Benzo(b)fluoranthene	1670	1570	94	32-133
191-24-2	Benzo(g,h,i)perylene	1670	1500	90	24-141
207-08-9	Benzo(k)fluoranthene	1670	1330	80	26-135
101-55-3	4-Bromophenyl phenyl ether	1670	1630	98	25-137
85-68-7	Butyl benzyl phthalate	1670	2040	122	28-142
92-52-4	1,1'-Biphenyl	1670	1460	88	22-129
100-52-7	Benzaldehyde	1670	1500	90	4-116
91-58-7	2-Chloronaphthalene	1670	1490	89	22-126
106-47-8	4-Chloroaniline	1670	1110	67	8-85
86-74-8	Carbazole	1670	1890	113	29-135
105-60-2	Caprolactam	1670	1590	95	21-138
218-01-9	Chrysene	1670	1620	97	29-127
111-91-1	bis(2-Chloroethoxy)methane	1670	1360	82	23-128
111-44-4	bis(2-Chloroethyl)ether	1670	1210	73	28-121

* = Outside of Control Limits.

Blank Spike Summary

Job Number: JD27605
Account: SESINJPB SESI Consulting Engineers
Project: Remedial Investigation, 247 North Avenue, New Rochelle, NY

Sample	File ID	DF	Analyzed	By	Prep Date	Prep Batch	Analytical Batch
OP34129-BS1	M173931.D	1	07/06/21	CS	07/03/21	OP34129	EM7461

The QC reported here applies to the following samples: **Method:** SW846 8270E

JD27605-1, JD27605-2, JD27605-3, JD27605-4, JD27605-5, JD27605-6, JD27605-7, JD27605-8, JD27605-9, JD27605-10, JD27605-11, JD27605-12, JD27605-13

CAS No.	Compound	Spike ug/kg	BSP ug/kg	BSP %	Limits
108-60-1	2,2'-Oxybis(1-chloropropane)	1670	1330	80	25-147
7005-72-3	4-Chlorophenyl phenyl ether	1670	1390	83	24-133
121-14-2	2,4-Dinitrotoluene	1670	1560	94	31-135
606-20-2	2,6-Dinitrotoluene	1670	1580	95	31-138
91-94-1	3,3'-Dichlorobenzidine	1670	1230	74	16-110
123-91-1	1,4-Dioxane	1670	849	51	6-81
53-70-3	Dibenzo(a,h)anthracene	1670	1520	91	24-135
132-64-9	Dibenzofuran	1670	1550	93	26-133
84-74-2	Di-n-butyl phthalate	1670	1630	98	27-141
117-84-0	Di-n-octyl phthalate	1670	1700	102	28-143
84-66-2	Diethyl phthalate	1670	1390	83	26-135
131-11-3	Dimethyl phthalate	1670	1490	89	26-130
117-81-7	bis(2-Ethylhexyl)phthalate	1670	1910	115	44-122
206-44-0	Fluoranthene	1670	1590	95	31-134
86-73-7	Fluorene	1670	1550	93	26-136
118-74-1	Hexachlorobenzene	1670	1500	90	22-136
87-68-3	Hexachlorobutadiene	1670	1270	76	18-137
77-47-4	Hexachlorocyclopentadiene	3330	2800	84	22-131
67-72-1	Hexachloroethane	1670	1270	76	19-121
193-39-5	Indeno(1,2,3-cd)pyrene	1670	1610	97	26-137
78-59-1	Isophorone	1670	1360	82	29-128
91-57-6	2-Methylnaphthalene	1670	1400	84	28-132
88-74-4	2-Nitroaniline	1670	1480	89	16-154
99-09-2	3-Nitroaniline	1670	1260	76	20-105
100-01-6	4-Nitroaniline	1670	1480	89	30-134
91-20-3	Naphthalene	1670	1510	91	26-127
98-95-3	Nitrobenzene	1670	1310	79	21-130
621-64-7	N-Nitroso-di-n-propylamine	1670	1320	79	27-124
86-30-6	N-Nitrosodiphenylamine	1670	1830	110	27-133
85-01-8	Phenanthrene	1670	1600	96	26-131
129-00-0	Pyrene	1670	1840	110	30-131
95-94-3	1,2,4,5-Tetrachlorobenzene	1670	1350	81	8-129

* = Outside of Control Limits.

Blank Spike Summary

Job Number: JD27605
Account: SESINJPB SESI Consulting Engineers
Project: Remedial Investigation, 247 North Avenue, New Rochelle, NY

Sample	File ID	DF	Analyzed	By	Prep Date	Prep Batch	Analytical Batch
OP34129-BS1	M173931.D	1	07/06/21	CS	07/03/21	OP34129	EM7461

The QC reported here applies to the following samples: **Method:** SW846 8270E

JD27605-1, JD27605-2, JD27605-3, JD27605-4, JD27605-5, JD27605-6, JD27605-7, JD27605-8, JD27605-9, JD27605-10, JD27605-11, JD27605-12, JD27605-13

CAS No.	Surrogate Recoveries	BSP	Limits
367-12-4	2-Fluorophenol	84%	7-101%
4165-62-2	Phenol-d5	77%	12-101%
118-79-6	2,4,6-Tribromophenol	95%	10-127%
4165-60-0	Nitrobenzene-d5	76%	15-114%
321-60-8	2-Fluorobiphenyl	85%	22-104%
1718-51-0	Terphenyl-d14	111%	23-121%

* = Outside of Control Limits.

Matrix Spike/Matrix Spike Duplicate Summary

Job Number: JD27605
Account: SESINJPB SESI Consulting Engineers
Project: Remedial Investigation, 247 North Avenue, New Rochelle, NY

Sample	File ID	DF	Analyzed	By	Prep Date	Prep Batch	Analytical Batch
OP34129-MS	F200371.D	1	07/08/21	CS	07/03/21	OP34129	EF8759
OP34129-MSD	F200372.D	1	07/08/21	CS	07/03/21	OP34129	EF8759
JD27600-7	F200373.D	1	07/08/21	CS	07/03/21	OP34129	EF8759

The QC reported here applies to the following samples: **Method:** SW846 8270E

JD27605-1, JD27605-2, JD27605-3, JD27605-4, JD27605-5, JD27605-6, JD27605-7, JD27605-8, JD27605-9, JD27605-10, JD27605-11, JD27605-12, JD27605-13

CAS No.	Compound	JD27600-7 ug/kg	Q	Spike ug/kg	MS ug/kg	MS %	Spike ug/kg	MSD ug/kg	MSD %	RPD	Limits Rec/RPD
95-57-8	2-Chlorophenol	ND		1940	1340	69	1950	1530	78	13	10-129/65
59-50-7	4-Chloro-3-methyl phenol	ND		1940	1580	81	1950	1750	90	10	10-147/63
120-83-2	2,4-Dichlorophenol	ND		1940	1440	74	1950	1600	82	11	10-140/64
105-67-9	2,4-Dimethylphenol	ND		1940	1480	76	1950	1620	83	9	10-151/64
51-28-5	2,4-Dinitrophenol	ND		3890	1490	38	3900	1640	42	10	10-127/71
534-52-1	4,6-Dinitro-o-cresol	ND		1940	1180	61	1950	1330	68	12	10-148/77
95-48-7	2-Methylphenol	ND		1940	1440	74	1950	1570	80	9	10-136/62
	3&4-Methylphenol	ND		3890	2840	73	3900	3150	81	10	10-137/63
88-75-5	2-Nitrophenol	ND		1940	1440	74	1950	1580	81	9	10-147/69
100-02-7	4-Nitrophenol	ND		1940	1570	81	1950	1750	90	11	10-157/64
87-86-5	Pentachlorophenol	ND		3890	1280	33	3900	1530	39	18	10-164/65
108-95-2	Phenol	ND		1940	1470	76	1950	1590	81	8	3-110/61
58-90-2	2,3,4,6-Tetrachlorophenol	ND		1940	1240	64	1950	1410	72	13	10-146/67
95-95-4	2,4,5-Trichlorophenol	ND		1940	1470	76	1950	1640	84	11	10-144/66
88-06-2	2,4,6-Trichlorophenol	ND		1940	1460	75	1950	1590	81	9	10-148/67
83-32-9	Acenaphthene	48.4		1940	1540	76	1950	1640	82	6	10-145/63
208-96-8	Acenaphthylene	34.8	J	1940	1790	90	1950	1940	98	8	10-144/59
98-86-2	Acetophenone	ND		1940	1370	70	1950	1510	77	10	5-120/56
120-12-7	Anthracene	126		1940	1720	81	1950	1800	86	5	10-153/66
1912-24-9	Atrazine	ND		1940	1850	95	1950	1980	101	7	10-163/50
56-55-3	Benzo(a)anthracene	355		1940	2000	85	1950	2010	85	0	10-157/71
50-32-8	Benzo(a)pyrene	334		1940	2070	90	1950	2120	92	2	10-164/67
205-99-2	Benzo(b)fluoranthene	390		1940	2060	83	1950	2000	83	3	10-154/69
191-24-2	Benzo(g,h,i)perylene	214		1940	2010	92	1950	2040	94	1	10-156/64
207-08-9	Benzo(k)fluoranthene	154		1940	1750	81	1950	1880	88	7	10-156/62
101-55-3	4-Bromophenyl phenyl ether	ND		1940	1650	85	1950	1770	91	7	10-145/57
85-68-7	Butyl benzyl phthalate	ND		1940	1830	94	1950	2030	104	10	10-151/57
92-52-4	1,1'-Biphenyl	6.1	J	1940	1490	76	1950	1640	84	10	10-140/53
100-52-7	Benzaldehyde	ND		1940	1480	76	1950	1500	77	1	10-135/56
91-58-7	2-Chloronaphthalene	ND		1940	1490	77	1950	1640	84	10	10-134/58
106-47-8	4-Chloroaniline	ND		1940	1050	54	1950	1120	57	6	10-97/62
86-74-8	Carbazole	60.7	J	1940	1670	82	1950	1790	89	7	10-145/53
105-60-2	Caprolactam	ND		1940	1770	91	1950	1830	94	3	10-156/53
218-01-9	Chrysene	359		1940	2000	83	1950	1960	82	2	10-148/70
111-91-1	bis(2-Chloroethoxy)methane	ND		1940	1460	75	1950	1630	84	11	10-130/57
111-44-4	bis(2-Chloroethyl)ether	ND		1940	1410	72	1950	1490	76	6	10-125/60

* = Outside of Control Limits.

Matrix Spike/Matrix Spike Duplicate Summary

Job Number: JD27605
Account: SESINJPB SESI Consulting Engineers
Project: Remedial Investigation, 247 North Avenue, New Rochelle, NY

Sample	File ID	DF	Analyzed	By	Prep Date	Prep Batch	Analytical Batch
OP34129-MS	F200371.D	1	07/08/21	CS	07/03/21	OP34129	EF8759
OP34129-MSD	F200372.D	1	07/08/21	CS	07/03/21	OP34129	EF8759
JD27600-7	F200373.D	1	07/08/21	CS	07/03/21	OP34129	EF8759

The QC reported here applies to the following samples: **Method:** SW846 8270E

JD27605-1, JD27605-2, JD27605-3, JD27605-4, JD27605-5, JD27605-6, JD27605-7, JD27605-8, JD27605-9, JD27605-10, JD27605-11, JD27605-12, JD27605-13

CAS No.	Compound	JD27600-7 ug/kg	Q	Spike ug/kg	MS ug/kg	MS %	Spike ug/kg	MSD ug/kg	MSD %	RPD	Limits Rec/RPD
108-60-1	2,2'-Oxybis(1-chloropropane)	ND		1940	1410	72	1950	1510	77	7	10-151/58
7005-72-3	4-Chlorophenyl phenyl ether	ND		1940	1560	80	1950	1670	86	7	10-141/56
121-14-2	2,4-Dinitrotoluene	ND		1940	1650	85	1950	1800	92	9	10-153/57
606-20-2	2,6-Dinitrotoluene	ND		1940	1790	92	1950	1900	97	6	10-147/59
91-94-1	3,3'-Dichlorobenzidine	ND		1940	1390	72	1950	1420	72	2	10-133/74
123-91-1	1,4-Dioxane	ND		1940	732	38	1950	707	36	3	10-81/57
53-70-3	Dibenzo(a,h)anthracene	46.5		1940	1850	92	1950	1960	98	6	10-146/63
132-64-9	Dibenzofuran	27.1	J	1940	1520	77	1950	1640	83	8	10-148/50
84-74-2	Di-n-butyl phthalate	7.0	J	1940	1770	91	1950	1920	98	8	10-152/59
117-84-0	Di-n-octyl phthalate	ND		1940	1690	87	1950	1880	96	11	10-155/57
84-66-2	Diethyl phthalate	ND		1940	1630	84	1950	1780	91	9	10-145/56
131-11-3	Dimethyl phthalate	ND		1940	1620	83	1950	1760	90	8	10-138/56
117-81-7	bis(2-Ethylhexyl)phthalate	ND		1940	1750	90	1950	1890	97	8	6-140/61
206-44-0	Fluoranthene	835		1940	2450	86	1950	2230	71	9	10-171/80
86-73-7	Fluorene	50.8		1940	1580	78	1950	1670	83	6	10-148/65
118-74-1	Hexachlorobenzene	ND		1940	1630	84	1950	1740	89	7	10-143/57
87-68-3	Hexachlorobutadiene	ND		1940	1430	74	1950	1570	80	9	10-141/60
77-47-4	Hexachlorocyclopentadiene	ND		3890	2320	60	3900	2670	68	14	10-135/81
67-72-1	Hexachloroethane	ND		1940	1380	71	1950	1430	73	4	10-124/62
193-39-5	Indeno(1,2,3-cd)pyrene	245		1940	2070	93	1950	2120	96	2	10-152/65
78-59-1	Isophorone	ND		1940	1520	78	1950	1690	87	11	10-138/59
91-57-6	2-Methylnaphthalene	ND		1940	1430	74	1950	1570	80	9	10-150/51
88-74-4	2-Nitroaniline	ND		1940	1890	97	1950	1920	98	2	10-161/50
99-09-2	3-Nitroaniline	ND		1940	1610	83	1950	1630	84	1	10-126/54
100-01-6	4-Nitroaniline	ND		1940	1700	87	1950	1750	90	3	10-143/58
91-20-3	Naphthalene	ND		1940	1390	71	1950	1530	78	10	10-147/64
98-95-3	Nitrobenzene	ND		1940	1420	73	1950	1550	79	9	10-143/58
621-64-7	N-Nitroso-di-n-propylamine	ND		1940	1680	86	1950	1670	86	1	10-133/59
86-30-6	N-Nitrosodiphenylamine	ND		1940	1780	92	1950	1770	91	1	10-150/56
85-01-8	Phenanthrene	654		1940	2180	77	1950	2060	72	6	10-162/81
129-00-0	Pyrene	786		1940	2440	81	1950	2250	75	8	10-166/77
95-94-3	1,2,4,5-Tetrachlorobenzene	ND		1940	1460	75	1950	1590	81	9	10-130/56

* = Outside of Control Limits.

Matrix Spike/Matrix Spike Duplicate Summary

Job Number: JD27605
Account: SESINJPB SESI Consulting Engineers
Project: Remedial Investigation, 247 North Avenue, New Rochelle, NY

Sample	File ID	DF	Analyzed	By	Prep Date	Prep Batch	Analytical Batch
OP34129-MS	F200371.D	1	07/08/21	CS	07/03/21	OP34129	EF8759
OP34129-MSD	F200372.D	1	07/08/21	CS	07/03/21	OP34129	EF8759
JD27600-7	F200373.D	1	07/08/21	CS	07/03/21	OP34129	EF8759

The QC reported here applies to the following samples: **Method:** SW846 8270E

JD27605-1, JD27605-2, JD27605-3, JD27605-4, JD27605-5, JD27605-6, JD27605-7, JD27605-8, JD27605-9, JD27605-10, JD27605-11, JD27605-12, JD27605-13

CAS No.	Surrogate Recoveries	MS	MSD	JD27600-7	Limits
367-12-4	2-Fluorophenol	80%	81%	70%	7-101%
4165-62-2	Phenol-d5	78%	80%	68%	12-101%
118-79-6	2,4,6-Tribromophenol	87%	88%	55%	10-127%
4165-60-0	Nitrobenzene-d5	89%	89%	79%	15-114%
321-60-8	2-Fluorobiphenyl	89%	88%	75%	22-104%
1718-51-0	Terphenyl-d14	101%	102%	89%	23-121%

* = Outside of Control Limits.

Instrument Performance Check (DFTPP)

Job Number: JD27605
Account: SESINJPB SESI Consulting Engineers
Project: Remedial Investigation, 247 North Avenue, New Rochelle, NY

Sample: EF8747-DFTPP
Lab File ID: F200128.D
Instrument ID: GCMSF
Injection Date: 06/26/21
Injection Time: 02:25

m/e	Ion Abundance Criteria	Raw Abundance	% Relative Abundance		Pass/Fail
51	30.0 - 60.0% of mass 198	100231	36.7		Pass
68	Less than 2.0% of mass 69	0	0.00	(0.00) [a]	Pass
69	Mass 69 relative abundance	134557	49.3		Pass
70	Less than 2.0% of mass 69	606	0.22	(0.45) [a]	Pass
127	40.0 - 60.0% of mass 198	138853	50.8		Pass
197	Less than 1.0% of mass 198	0	0.00		Pass
198	Base peak, 100% relative abundance	273194	100.0		Pass
199	5.0 - 9.0% of mass 198	20573	7.53		Pass
275	10.0 - 30.0% of mass 198	74501	27.3		Pass
365	1.0 - 100.0% of mass 198	9164	3.35		Pass
441	Present, but less than mass 443	25371	9.29	(85.3) [b]	Pass
442	40.0 - 100.0% of mass 198	155261	56.8		Pass
443	17.0 - 23.0% of mass 442	29736	10.9	(19.2) [c]	Pass

(a) Value is % of mass 69
(b) Value is % of mass 443
(c) Value is % of mass 442

This check applies to the following Samples, MS, MSD, Blanks, and Standards:

Lab Sample ID	Lab File ID	Date Analyzed	Time Analyzed	Hours Lapsed	Client Sample ID
EF8747-IC8747	F200129.D	06/26/21	02:42	00:17	Initial cal 1
EF8747-IC8747	F200130.D	06/26/21	03:08	00:43	Initial cal 2
EF8747-IC8747	F200131.D	06/26/21	03:33	01:08	Initial cal 5
EF8747-IC8747	F200132.D	06/26/21	03:59	01:34	Initial cal 10
EF8747-IC8747	F200133.D	06/26/21	04:25	02:00	Initial cal 25
EF8747-ICC8747	F200134.D	06/26/21	04:51	02:26	Initial cal 50
EF8747-IC8747	F200135.D	06/26/21	05:17	02:52	Initial cal 80
EF8747-IC8747	F200136.D	06/26/21	05:43	03:18	Initial cal 100
EF8747-ICV8747	F200137.D	06/26/21	06:09	03:44	Initial cal verification 50
EF8747-ICV8747	F200138.D	06/26/21	06:35	04:10	Initial cal verification 50
EF8747-ICV8747	F200139.D	06/26/21	07:01	04:36	Initial cal verification 50

Instrument Performance Check (DFTPP)

Job Number: JD27605
Account: SESINJPB SESI Consulting Engineers
Project: Remedial Investigation, 247 North Avenue, New Rochelle, NY

Sample: EF8748-DFTPP
Lab File ID: F200141.D
Instrument ID: GCMSF
Injection Date: 06/26/21
Injection Time: 07:50

m/e	Ion Abundance Criteria	Raw Abundance	% Relative Abundance		Pass/Fail
51	30.0 - 60.0% of mass 198	109987	37.2		Pass
68	Less than 2.0% of mass 69	0	0.00	(0.00) [a]	Pass
69	Mass 69 relative abundance	145599	49.2		Pass
70	Less than 2.0% of mass 69	601	0.20	(0.41) [a]	Pass
127	40.0 - 60.0% of mass 198	152682	51.6		Pass
197	Less than 1.0% of mass 198	0	0.00		Pass
198	Base peak, 100% relative abundance	295893	100.0		Pass
199	5.0 - 9.0% of mass 198	20589	6.96		Pass
275	10.0 - 30.0% of mass 198	78098	26.4		Pass
365	1.0 - 100.0% of mass 198	9893	3.34		Pass
441	Present, but less than mass 443	24447	8.26	(79.4) [b]	Pass
442	40.0 - 100.0% of mass 198	155984	52.7		Pass
443	17.0 - 23.0% of mass 442	30778	10.4	(19.7) [c]	Pass

(a) Value is % of mass 69
(b) Value is % of mass 443
(c) Value is % of mass 442

This check applies to the following Samples, MS, MSD, Blanks, and Standards:

Lab Sample ID	Lab File ID	Date Analyzed	Time Analyzed	Hours Lapsed	Client Sample ID
EF8748-IC8748	F200142.D	06/26/21	08:01	00:11	Initial cal 100
EF8748-IC8748	F200143.D	06/26/21	08:26	00:36	Initial cal 80
EF8748-ICC8748	F200144.D	06/26/21	08:52	01:02	Initial cal 50
EF8748-IC8748	F200145.D	06/26/21	09:18	01:28	Initial cal 25
EF8748-IC8748	F200146.D	06/26/21	09:43	01:53	Initial cal 10
EF8748-IC8748	F200147.D	06/26/21	10:09	02:19	Initial cal 5
EF8748-IC8748	F200148.D	06/26/21	10:35	02:45	Initial cal 2
EF8748-IC8748	F200149.D	06/26/21	11:02	03:12	Initial cal 1
EF8748-ICV8747	F200151.D	06/26/21	11:54	04:04	Initial cal verification 50
EF8748-ICV8747	F200152.D	06/26/21	12:19	04:29	Initial cal verification 50
EF8748-ICV8748	F200153.D	06/26/21	12:46	04:56	Initial cal verification 50

Instrument Performance Check (DFTPP)

Job Number: JD27605
Account: SESINJPB SESI Consulting Engineers
Project: Remedial Investigation, 247 North Avenue, New Rochelle, NY

Sample: EF8759-DFTPP
Lab File ID: F200363.D
Instrument ID: GCMSF
Injection Date: 07/08/21
Injection Time: 09:30

m/e	Ion Abundance Criteria	Raw Abundance	% Relative Abundance		Pass/Fail
51	30.0 - 60.0% of mass 198	164677	32.2		Pass
68	Less than 2.0% of mass 69	0	0.00	(0.00) [a]	Pass
69	Mass 69 relative abundance	215439	42.1		Pass
70	Less than 2.0% of mass 69	1084	0.21	(0.50) [a]	Pass
127	40.0 - 60.0% of mass 198	242836	47.4		Pass
197	Less than 1.0% of mass 198	0	0.00		Pass
198	Base peak, 100% relative abundance	511957	100.0		Pass
199	5.0 - 9.0% of mass 198	32397	6.33		Pass
275	10.0 - 30.0% of mass 198	149837	29.3		Pass
365	1.0 - 100.0% of mass 198	17081	3.34		Pass
441	Present, but less than mass 443	51264	10.0	(77.9) [b]	Pass
442	40.0 - 100.0% of mass 198	337002	65.8		Pass
443	17.0 - 23.0% of mass 442	65848	12.9	(19.5) [c]	Pass

(a) Value is % of mass 69
(b) Value is % of mass 443
(c) Value is % of mass 442

This check applies to the following Samples, MS, MSD, Blanks, and Standards:

Lab Sample ID	Lab File ID	Date Analyzed	Time Analyzed	Hours Lapsed	Client Sample ID
EF8759-CC8747	F200364.D	07/08/21	09:44	00:14	Continuing cal 25
EF8759-CC8748	F200365.D	07/08/21	10:13	00:43	Continuing cal 25
OP34129-MB1	F200366.D	07/08/21	11:07	01:37	Method Blank
ZZZZZZ	F200369.D	07/08/21	13:16	03:46	(unrelated sample)
JD27605-3	F200370.D	07/08/21	13:44	04:14	RI-SB-18 (6.5-7.0)
OP34129-MS	F200371.D	07/08/21	14:12	04:42	Matrix Spike
OP34129-MSD	F200372.D	07/08/21	14:40	05:10	Matrix Spike Duplicate
JD27600-7	F200373.D	07/08/21	15:09	05:39	(used for QC only; not part of job JD27605)
JD27605-1	F200374.D	07/08/21	15:37	06:07	RI-SB-17 (2.5-3.0)
ZZZZZZ	F200375.D	07/08/21	16:05	06:35	(unrelated sample)
JD27605-3	F200376.D	07/08/21	16:33	07:03	RI-SB-18 (6.5-7.0)

Instrument Performance Check (DFTPP)

Job Number: JD27605
Account: SESINJPB SESI Consulting Engineers
Project: Remedial Investigation, 247 North Avenue, New Rochelle, NY

Sample:	EM7404-DFTPP	**Injection Date:**	05/17/21
Lab File ID:	M172882.D	**Injection Time:**	07:17
Instrument ID:	GCMSM		

m/e	Ion Abundance Criteria	Raw Abundance	% Relative Abundance		Pass/Fail
51	30.0 - 60.0% of mass 198	42197	33.5		Pass
68	Less than 2.0% of mass 69	100	0.08	(0.16) [a]	Pass
69	Mass 69 relative abundance	64296	51.1		Pass
70	Less than 2.0% of mass 69	333	0.26	(0.52) [a]	Pass
127	40.0 - 60.0% of mass 198	62789	49.9		Pass
197	Less than 1.0% of mass 198	667	0.53		Pass
198	Base peak, 100% relative abundance	125882	100.0		Pass
199	5.0 - 9.0% of mass 198	7952	6.32		Pass
275	10.0 - 30.0% of mass 198	36186	28.7		Pass
365	1.0 - 100.0% of mass 198	7580	6.02		Pass
441	Present, but less than mass 443	15807	12.6	(76.8) [b]	Pass
442	40.0 - 100.0% of mass 198	103949	82.6		Pass
443	17.0 - 23.0% of mass 442	20579	16.3	(19.8) [c]	Pass

(a) Value is % of mass 69
(b) Value is % of mass 443
(c) Value is % of mass 442

This check applies to the following Samples, MS, MSD, Blanks, and Standards:

Lab Sample ID	Lab File ID	Date Analyzed	Time Analyzed	Hours Lapsed	Client Sample ID
EM7404-IC7404	M172883.D	05/17/21	07:30	00:13	Initial cal 100
EM7404-IC7404	M172884.D	05/17/21	07:58	00:41	Initial cal 80
EM7404-ICC7404	M172885.D	05/17/21	08:27	01:10	Initial cal 50
EM7404-IC7404	M172886.D	05/17/21	08:56	01:39	Initial cal 25
EM7404-IC7404	M172887.D	05/17/21	09:25	02:08	Initial cal 10
EM7404-IC7404	M172888.D	05/17/21	09:53	02:36	Initial cal 5
EM7404-IC7404	M172889.D	05/17/21	10:22	03:05	Initial cal 2
EM7404-IC7404	M172890.D	05/17/21	10:51	03:34	Initial cal 1
EM7404-ICV7404	M172891.D	05/17/21	11:20	04:03	Initial cal verification 50

Instrument Performance Check (DFTPP)

Job Number: JD27605
Account: SESINJPB SESI Consulting Engineers
Project: Remedial Investigation, 247 North Avenue, New Rochelle, NY

Sample: EM7405-DFTPP
Lab File ID: M172892.D
Instrument ID: GCMSM
Injection Date: 05/17/21
Injection Time: 12:28

m/e	Ion Abundance Criteria	Raw Abundance	% Relative Abundance		Pass/Fail
51	30.0 - 60.0% of mass 198	39779	36.8		Pass
68	Less than 2.0% of mass 69	655	0.61	(1.12) [a]	Pass
69	Mass 69 relative abundance	58682	54.3		Pass
70	Less than 2.0% of mass 69	407	0.38	(0.69) [a]	Pass
127	40.0 - 60.0% of mass 198	54632	50.5		Pass
197	Less than 1.0% of mass 198	842	0.78		Pass
198	Base peak, 100% relative abundance	108090	100.0		Pass
199	5.0 - 9.0% of mass 198	8035	7.43		Pass
275	10.0 - 30.0% of mass 198	27117	25.1		Pass
365	1.0 - 100.0% of mass 198	5654	5.23		Pass
441	Present, but less than mass 443	10696	9.90	(70.0) [b]	Pass
442	40.0 - 100.0% of mass 198	75930	70.2		Pass
443	17.0 - 23.0% of mass 442	15283	14.1	(20.1) [c]	Pass

(a) Value is % of mass 69
(b) Value is % of mass 443
(c) Value is % of mass 442

This check applies to the following Samples, MS, MSD, Blanks, and Standards:

Lab Sample ID	Lab File ID	Date Analyzed	Time Analyzed	Hours Lapsed	Client Sample ID
EM7405-IC7405	M172893.D	05/17/21	12:41	00:13	Initial cal 1
EM7405-IC7405	M172894.D	05/17/21	13:10	00:42	Initial cal 2
EM7405-IC7405	M172895.D	05/17/21	13:39	01:11	Initial cal 5
EM7405-IC7405	M172896A.D	05/17/21	14:32	02:04	Initial cal 10
EM7405-IC7405	M172897.D	05/17/21	15:01	02:33	Initial cal 25
EM7405-ICC7405	M172898.D	05/17/21	15:29	03:01	Initial cal 50
EM7405-IC7405	M172899A.D	05/17/21	16:36	04:08	Initial cal 80
EM7405-IC7405	M172900.D	05/17/21	17:03	04:35	Initial cal 100
EM7405-ICV7405	M172904.D	05/17/21	18:51	06:23	Initial cal verification 50
EM7405-ICV7405	M172905.D	05/17/21	19:18	06:50	Initial cal verification 50
EM7405-ICV7405	M172906.D	05/17/21	19:46	07:18	Initial cal verification 50
EM7405-ICV7405	M172907.D	05/17/21	20:13	07:45	Initial cal verification 50

Instrument Performance Check (DFTPP)

Job Number: JD27605
Account: SESINJPB SESI Consulting Engineers
Project: Remedial Investigation, 247 North Avenue, New Rochelle, NY

Sample: EM7406-DFTPP
Lab File ID: M172909.D
Instrument ID: GCMSM
Injection Date: 05/18/21
Injection Time: 12:07

m/e	Ion Abundance Criteria	Raw Abundance	% Relative Abundance		Pass/Fail
51	30.0 - 60.0% of mass 198	40640	36.6		Pass
68	Less than 2.0% of mass 69	738	0.66	(1.19) [a]	Pass
69	Mass 69 relative abundance	62098	55.9		Pass
70	Less than 2.0% of mass 69	352	0.32	(0.57) [a]	Pass
127	40.0 - 60.0% of mass 198	57421	51.7		Pass
197	Less than 1.0% of mass 198	271	0.24		Pass
198	Base peak, 100% relative abundance	111165	100.0		Pass
199	5.0 - 9.0% of mass 198	8640	7.77		Pass
275	10.0 - 30.0% of mass 198	26505	23.8		Pass
365	1.0 - 100.0% of mass 198	5640	5.07		Pass
441	Present, but less than mass 443	12622	11.4	(77.2) [b]	Pass
442	40.0 - 100.0% of mass 198	77914	70.1		Pass
443	17.0 - 23.0% of mass 442	16340	14.7	(21.0) [c]	Pass

(a) Value is % of mass 69
(b) Value is % of mass 443
(c) Value is % of mass 442

This check applies to the following Samples, MS, MSD, Blanks, and Standards:

Lab Sample ID	Lab File ID	Date Analyzed	Time Analyzed	Hours Lapsed	Client Sample ID
EM7406-ICV7405	M172910.D	05/18/21	12:19	00:12	Initial cal verification 50
EM7406-CC7405	M172911.D	05/18/21	12:55	00:48	Continuing cal 50
EM7406-CC7404	M172912.D	05/18/21	13:22	01:15	Continuing cal 50
OP33132-MB1	M172913.D	05/18/21	13:50	01:43	Method Blank
OP33132-BS1	M172914.D	05/18/21	14:17	02:10	Blank Spike
ZZZZZZ	M172915.D	05/18/21	14:44	02:37	(unrelated sample)
ZZZZZZ	M172916.D	05/18/21	15:11	03:04	(unrelated sample)
ZZZZZZ	M172917.D	05/18/21	15:39	03:32	(unrelated sample)
ZZZZZZ	M172918.D	05/18/21	16:06	03:59	(unrelated sample)
ZZZZZZ	M172919.D	05/18/21	16:34	04:27	(unrelated sample)
ZZZZZZ	M172920.D	05/18/21	17:01	04:54	(unrelated sample)
ZZZZZZ	M172921.D	05/18/21	17:29	05:22	(unrelated sample)
ZZZZZZ	M172922.D	05/18/21	17:57	05:50	(unrelated sample)
ZZZZZZ	M172923.D	05/18/21	18:24	06:17	(unrelated sample)
ZZZZZZ	M172924.D	05/18/21	18:50	06:43	(unrelated sample)
OP33132-MS	M172925.D	05/18/21	19:18	07:11	Matrix Spike
OP33132-MSD	M172926.D	05/18/21	19:45	07:38	Matrix Spike Duplicate
JD24393-4	M172927.D	05/18/21	20:13	08:06	(used for QC only; not part of job JD27605)
ZZZZZZ	M172928.D	05/18/21	20:40	08:33	(unrelated sample)

Instrument Performance Check (DFTPP)

Job Number: JD27605
Account: SESINJPB SESI Consulting Engineers
Project: Remedial Investigation, 247 North Avenue, New Rochelle, NY

Sample:	EM7406-DFTPP	**Injection Date:**	05/18/21
Lab File ID:	M172909.D	**Injection Time:**	12:07
Instrument ID:	GCMSM		

Lab Sample ID	Lab File ID	Date Analyzed	Time Analyzed	Hours Lapsed	Client Sample ID
ZZZZZZ	M172929.D	05/18/21	21:07	09:00	(unrelated sample)
EM7406-ECC7405	M172930.D	05/18/21	21:35	09:28	Ending cal 50
EM7406-ECC7404	M172931.D	05/18/21	22:02	09:55	Ending cal 50

Instrument Performance Check (DFTPP)

Job Number: JD27605
Account: SESINJPB SESI Consulting Engineers
Project: Remedial Investigation, 247 North Avenue, New Rochelle, NY

Sample: EM7461-DFTPP
Lab File ID: M173926.D
Instrument ID: GCMSM
Injection Date: 07/06/21
Injection Time: 09:22

m/e	Ion Abundance Criteria	Raw Abundance	% Relative Abundance		Pass/Fail
51	30.0 - 60.0% of mass 198	49517	31.7		Pass
68	Less than 2.0% of mass 69	248	0.16	(0.29) [a]	Pass
69	Mass 69 relative abundance	86777	55.6		Pass
70	Less than 2.0% of mass 69	503	0.32	(0.58) [a]	Pass
127	40.0 - 60.0% of mass 198	84728	54.3		Pass
197	Less than 1.0% of mass 198	0	0.00		Pass
198	Base peak, 100% relative abundance	156008	100.0		Pass
199	5.0 - 9.0% of mass 198	10550	6.76		Pass
275	10.0 - 30.0% of mass 198	38597	24.7		Pass
365	1.0 - 100.0% of mass 198	6900	4.42		Pass
441	Present, but less than mass 443	19718	12.6	(76.8) [b]	Pass
442	40.0 - 100.0% of mass 198	139888	89.7		Pass
443	17.0 - 23.0% of mass 442	25658	16.4	(18.3) [c]	Pass

(a) Value is % of mass 69
(b) Value is % of mass 443
(c) Value is % of mass 442

This check applies to the following Samples, MS, MSD, Blanks, and Standards:

Lab Sample ID	Lab File ID	Date Analyzed	Time Analyzed	Hours Lapsed	Client Sample ID
EM7461-CC7405	M173927.D	07/06/21	09:33	00:11	Continuing cal 25
EM7461-CC7404	M173928.D	07/06/21	10:00	00:38	Continuing cal 25
OP34129-MB1	M173930.D	07/06/21	10:57	01:35	Method Blank
OP34129-BS1	M173931.D	07/06/21	11:23	02:01	Blank Spike
ZZZZZZ	M173932.D	07/06/21	12:04	02:42	(unrelated sample)
ZZZZZZ	M173933.D	07/06/21	12:30	03:08	(unrelated sample)
ZZZZZZ	M173934.D	07/06/21	12:57	03:35	(unrelated sample)
ZZZZZZ	M173935.D	07/06/21	13:24	04:02	(unrelated sample)
JD27605-2	M173936.D	07/06/21	13:51	04:29	RI-SB-18 (3-3.5)
JD27605-4	M173937A.D	07/06/21	14:33	05:11	RI-SB-8 (1.5-2.0)
JD27605-5	M173938.D	07/06/21	14:59	05:37	RI-SB-8 (2.5-3.0)
JD27605-6	M173939.D	07/06/21	15:26	06:04	RI-SB-8 (5-5.5)
JD27605-8	M173940.D	07/06/21	15:53	06:31	RI-SB-9 (3.5-4.0)
JD27605-10	M173941.D	07/06/21	16:20	06:58	RI-SB-10 (3-3.5)
JD27605-11	M173942A.D	07/06/21	18:31	09:09	RI-SB-10 (5.5-6.0)
JD27605-12	M173943.D	07/06/21	18:57	09:35	RI-SB-9 (5.5-6.0)
JD27605-7	M173944.D	07/06/21	19:24	10:02	RI-SB-9 (1.5-2.0)
JD27605-13	M173945.D	07/06/21	19:51	10:29	DUP-1
JD27605-9	M173946.D	07/06/21	20:18	10:56	RI-SB-10 (1.5-2.0)

Instrument Performance Check (DFTPP)

Job Number: JD27605
Account: SESINJPB SESI Consulting Engineers
Project: Remedial Investigation, 247 North Avenue, New Rochelle, NY

Sample:	EM7461-DFTPP	**Injection Date:**	07/06/21
Lab File ID:	M173926.D	**Injection Time:**	09:22
Instrument ID:	GCMSM		

Lab Sample ID	Lab File ID	Date Analyzed	Time Analyzed	Hours Lapsed	Client Sample ID
ZZZZZZ	M173947.D	07/06/21	20:45	11:23	(unrelated sample)
ZZZZZZ	M173949.D	07/06/21	21:44	12:22	(unrelated sample)
ZZZZZZ	M173951.D	07/06/21	22:38	13:16	(unrelated sample)
ZZZZZZ	M173952.D	07/06/21	23:05	13:43	(unrelated sample)

Internal Standard Area Summary

Job Number: JD27605
Account: SESINJPB SESI Consulting Engineers
Project: Remedial Investigation, 247 North Avenue, New Rochelle, NY

Check Std:	EF8759-CC8747	**Injection Date:**	07/08/21
Lab File ID:	F200364.D	**Injection Time:**	09:44
Instrument ID:	GCMSF	**Method:**	SW846 8270E

	IS 1 AREA	RT	IS 2 AREA	RT	IS 3 AREA	RT	IS 4 AREA	RT	IS 5 AREA	RT	IS 6 AREA	RT
Check Std	484845	4.64	1873194	5.56	1098072	6.97	2040737	8.84	1933809	14.11	1886141	17.15
Upper Limit [a]	969690	5.14	3746388	6.06	2196144	7.47	4081474	9.34	3867618	14.61	3772282	17.65
Lower Limit [b]	242423	4.14	936597	5.06	549036	6.47	1020369	8.34	966905	13.61	943071	16.65

Lab Sample ID	IS 1 AREA	RT	IS 2 AREA	RT	IS 3 AREA	RT	IS 4 AREA	RT	IS 5 AREA	RT	IS 6 AREA	RT
OP34129-MB1	517023	4.64	1995161	5.56	1098952	6.97	2002559	8.84	1722052	14.11	1679542	17.15
ZZZZZZ	513386	4.64	1984075	5.56	1113129	6.96	2051840	8.84	1849059	14.11	1874691	17.16
JD27605-3	506717	4.64	1990169	5.56	1126953	6.96	2082741	8.84	1878386	14.11	1857658	17.15
OP34129-MS	496745	4.64	1906884	5.56	1050315	6.97	1865249	8.84	1643019	14.12	1618484	17.16
OP34129-MSD	509452	4.64	1953689	5.56	1082146	6.97	1921064	8.84	1698367	14.11	1621762	17.16
JD27600-7	546869	4.64	2100866	5.56	1143563	6.96	2085189	8.84	1755969	14.11	1704800	17.15
JD27605-1	543385	4.64	2086561	5.56	1139794	6.96	2078402	8.84	1837454	14.12	1902835	17.16
ZZZZZZ	541459	4.65	2080802	5.56	1146043	6.97	2038993	8.85	1866162	14.13	2020397	17.18
JD27605-3	508602	4.65	1987002	5.56	1116661	6.97	1995375	8.86	1866021	14.15	1931057	17.19

IS 1 = 1,4-Dichlorobenzene-d4
IS 2 = Naphthalene-d8
IS 3 = Acenaphthene-D10
IS 4 = Phenanthrene-d10
IS 5 = Chrysene-d12
IS 6 = Perylene-d12

(a) Upper Limit = + 100% of check standard area; Retention time + 0.5 minutes.
(b) Lower Limit = -50% of check standard area; Retention time -0.5 minutes.

Internal Standard Area Summary

Job Number: JD27605
Account: SESINJPB SESI Consulting Engineers
Project: Remedial Investigation, 247 North Avenue, New Rochelle, NY

Check Std:	EM7461-CC7405	**Injection Date:**	07/06/21
Lab File ID:	M173927.D	**Injection Time:**	09:33
Instrument ID:	GCMSM	**Method:**	SW846 8270E

	IS 1 AREA	RT	IS 2 AREA	RT	IS 3 AREA	RT	IS 4 AREA	RT	IS 5 AREA	RT	IS 6 AREA	RT
Check Std	209263	3.51	728698	4.45	483134	6.16	869843	8.43	801199	13.36	808181	15.89
Upper Limit [a]	418526	4.01	1457396	4.95	966268	6.66	1739686	8.93	1602398	13.86	1616362	16.39
Lower Limit [b]	104632	3.01	364349	3.95	241567	5.66	434922	7.93	400600	12.86	404091	15.39

Lab Sample ID	IS 1 AREA	RT	IS 2 AREA	RT	IS 3 AREA	RT	IS 4 AREA	RT	IS 5 AREA	RT	IS 6 AREA	RT
OP34129-MB1	253742	3.51	896204	4.45	526778	6.16	864657	8.42	749377	13.35	753863	15.89
OP34129-BS1	202068	3.51	636430	4.45	418332	6.16	720040	8.43	591602	13.36	643197	15.89
ZZZZZZ	233079	3.51	803423	4.45	474583	6.16	817086	8.42	726450	13.35	712451	15.89
ZZZZZZ	235045	3.51	840637	4.45	453133	6.16	812080	8.42	623380	13.35	634800	15.89
ZZZZZZ	227322	3.51	778754	4.45	360130	6.16	642281	8.42	629819	13.35	687113	15.89
ZZZZZZ	218069	3.51	833202	4.45	456620	6.16	874808	8.42	669576	13.35	687077	15.89
JD27605-2	233345	3.51	879295	4.45	503834	6.16	876968	8.42	669256	13.35	686090	15.89
JD27605-4	218804	3.51	763068	4.45	447226	6.16	765206	8.42	647653	13.35	643874	15.89
JD27605-5	215161	3.51	758050	4.45	477838	6.16	817890	8.42	645389	13.35	658449	15.89
JD27605-6	221690	3.51	830230	4.45	441699	6.16	783862	8.42	640197	13.35	637057	15.89
JD27605-8	221118	3.51	601696	4.45	334441	6.17	569937	8.43	561591	13.35	655530	15.89
JD27605-10	225328	3.51	800238	4.45	459857	6.16	796412	8.42	677033	13.35	692312	15.89
JD27605-11	263581	3.51	878567	4.45	450283	6.16	795268	8.42	647783	13.35	656517	15.89
JD27605-12	226911	3.51	835332	4.45	381873	6.16	722361	8.42	607637	13.35	649286	15.89
JD27605-7	226694	3.51	832942	4.45	420215	6.16	634866	8.42	576766	13.35	612570	15.89
JD27605-13	250076	3.51	883587	4.45	482525	6.16	744303	8.42	600929	13.35	609147	15.89
JD27605-9	259473	3.51	820830	4.45	463971	6.16	751641	8.42	549162	13.35	588332	15.90
ZZZZZZ	294225	3.51	987056	4.45	439101	6.16	771085	8.42	643551	13.35	720937	15.89
ZZZZZZ	180974	3.51	582420	4.46	333265	6.20	540203	8.47	537145	13.37	639833	15.90
ZZZZZZ	211025	3.51	739887	4.45	452162	6.16	747634	8.43	608663	13.36	532560	15.90
ZZZZZZ	226169	3.51	725120	4.45	428388	6.16	742900	8.42	650735	13.36	617387	15.90

IS 1 = 1,4-Dichlorobenzene-d4
IS 2 = Naphthalene-d8
IS 3 = Acenaphthene-D10
IS 4 = Phenanthrene-d10
IS 5 = Chrysene-d12
IS 6 = Perylene-d12

(a) Upper Limit = + 100% of check standard area; Retention time + 0.5 minutes.
(b) Lower Limit = -50% of check standard area; Retention time -0.5 minutes.

Surrogate Recovery Summary

Job Number: JD27605
Account: SESINJPB SESI Consulting Engineers
Project: Remedial Investigation, 247 North Avenue, New Rochelle, NY

Method: SW846 8270E **Matrix:** SO

Samples and QC shown here apply to the above method

Lab Sample ID	Lab File ID	S1	S2	S3	S4	S5	S6
JD27605-1	F200374.D	53	67	12	79	76	80
JD27605-2	M173936.D	48	55	60	51	64	71
JD27605-3	F200370.D	72	68	53	75	78	88
JD27605-3	F200376.D	73	74	62	79	82	91
JD27605-4	M173937A.D	73	68	82	72	96	86
JD27605-5	M173938.D	56	67	74	74	77	84
JD27605-6	M173939.D	59	69	82	69	94	88
JD27605-7	M173944.D	57	65	54	65	81	71
JD27605-8	M173940.D	71	70	88	84	92	76
JD27605-9	M173946.D	56	64	45	71	92	97
JD27605-10	M173941.D	67	74	86	78	95	90
JD27605-11	M173942A.D	47	51	61	55	75	72
JD27605-12	M173943.D	57	58	55	56	79	72
JD27605-13	M173945.D	61	65	61	63	90	84
OP34129-BS1	M173931.D	84	77	95	76	85	111
OP34129-MB1	M173930.D	65	73	90	75	88	85
OP34129-MB1	F200366.D	76	72	71	83	80	92
OP34129-MS	F200371.D	80	78	87	89	89	101
OP34129-MSD	F200372.D	81	80	88	89	88	102

Surrogate Compounds	Recovery Limits
S1 = 2-Fluorophenol	7-101%
S2 = Phenol-d5	12-101%
S3 = 2,4,6-Tribromophenol	10-127%
S4 = Nitrobenzene-d5	15-114%
S5 = 2-Fluorobiphenyl	22-104%
S6 = Terphenyl-d14	23-121%

Initial Calibration Summary

Job Number: JD27605 **Sample:** EF8747-ICC8747
Account: SESINJPB SESI Consulting Engineers **Lab FileID:** F200134.D
Project: Remedial Investigation, 247 North Avenue, New Rochelle, NY

Response Factor Report GCMSF

Method : C:\MSDCHEM\1\METHODS\MF8747.M (RTE Integrator)
Title : Semi Volatile Extractables by GC/MS
Last Update : Sat Jun 26 09:41:21 2021
Response via : Initial Calibration

Calibration Files
2 =F200130.D 5 =F200131.D 25 =F200133.D 80 =F200135.D
100 =F200136.D 50 =F200134.D 10 =F200132.D 1 =F200129.D

Compound	2	5	25	80	100	50	10	1	Avg	%RSD
1) I 1,4-Dichlorobenzene-d	ISTD									
2) 1,4-Dioxane	0.608	0.588	0.516	0.535	0.520	0.530	0.536	0.552	0.548	6.05
3) Pyridine	1.306	1.345	1.444	1.490	1.484	1.456	1.349	1.335	1.401	5.32
4) N-Nitrosodim	0.775	0.703	0.709	0.738	0.725	0.732	0.681	0.745	0.726	3.94
5) 2-Fluorophen	1.193	1.150	1.215	1.295	1.315	1.276	1.201	1.152	1.225	5.18
6) Indene	2.249	2.104	2.234	2.391	2.457	2.297	2.186	2.125	2.255	5.46
7) Cumene	3.143	3.130	3.243	3.474	3.515	3.398	3.157	3.109	3.271	5.08
8) Phenol-d5	1.659	1.525	1.673	1.751	1.779	1.679	1.639	1.575	1.660	5.04
9) Phenol	1.639	1.550	1.661	1.779	1.860	1.721	1.665	1.565	1.680	6.22
10) Aniline	2.160	2.018	2.044	2.208	2.246	2.124	2.063	1.916	2.097	5.16
11) bis(2-Chloro	1.252	1.188	1.210	1.267	1.297	1.225	1.169	1.255	1.233	3.47
12) 2-Chlorophen	1.275	1.254	1.333	1.389	1.405	1.340	1.336	1.273	1.326	4.14
13) Decane	1.236	1.073	1.120	1.152	1.184	1.129	1.106	1.122	1.140	4.43
14) 1,3-Dichloro	1.565	1.410	1.507	1.591	1.614	1.544	1.451	1.560	1.530	4.57
15) 1,4-Dichloro	1.584	1.503	1.522	1.601	1.656	1.562	1.489	1.545	1.558	3.55
16) Benzyl alcoh	0.823	0.801	0.861	0.956	0.951	0.892	0.864	0.772	0.865	7.69
17) 1,2-Dichloro	1.446	1.440	1.432	1.493	1.551	1.455	1.415	1.337	1.446	4.26
18) Acetophenone	1.896	1.764	1.940	2.128	2.139	2.045	1.852	1.845	1.951	7.11
19) 2-Methylphen	1.168	1.064	1.233	1.300	1.325	1.235	1.200	1.129	1.207	7.13
20) 2,2'-oxybis(	0.393	0.345	0.347	0.363	0.377	0.353	0.358	0.335	0.359	5.16
21) 3&4-Methylph	1.209	1.203	1.367	1.476	1.527	1.400	1.276	1.219	1.335	9.49
22) n-Nitroso-di	0.977	0.950	1.019	1.022	1.028	1.014	0.979	0.804	0.974	7.61
23) Hexachloroet	0.532	0.551	0.560	0.584	0.593	0.573	0.533	0.544	0.559	4.13
24) I Naphthalene-d8	ISTD									
25) Nitrobenzene	0.384	0.377	0.393	0.406	0.410	0.408	0.376	0.338	0.386	6.21
26) Nitrobenzene	0.403	0.386	0.401	0.417	0.413	0.414	0.407	0.370	0.401	3.95
27) Quinoline	0.599	0.601	0.628	0.664	0.693	0.652	0.601	0.596	0.629	5.80
28) Isophorone	0.602	0.680	0.704	0.743	0.765	0.733	0.660	0.629	0.689	8.29
29) 2-Nitropheno	0.147	0.154	0.184	0.197	0.200	0.191	0.174	0.174	0.178	10.85
30) 2,4-Dimethyl	0.375	0.366	0.381	0.402	0.409	0.393	0.373	0.337	0.379	6.04
31) Benzoic acid		0.189	0.253	0.281	0.293	0.278	0.222		0.253	15.88
----- Quadratic regression -----								Coefficient =		0.9997
Response Ratio = -0.01048 + 0.26592 *A + 0.01190 *A^2										
32) bis(2-Chloro	0.355	0.381	0.394	0.415	0.420	0.406	0.382	0.371	0.391	5.76
33) 2,4-Dichloro	0.264	0.263	0.289	0.305	0.312	0.291	0.280	0.268	0.284	6.48
34) 2,6-Dichloro	0.275	0.268	0.284	0.312	0.318	0.300	0.273	0.239	0.284	9.12
35) 1,3,5-Trichl	0.339	0.324	0.334	0.358	0.365	0.348	0.321	0.335	0.341	4.51
36) 1,2,4-Trichl	0.337	0.302	0.324	0.340	0.344	0.330	0.313	0.337	0.328	4.44
37) 1,2,3-Trichl	0.286	0.300	0.303	0.320	0.331	0.310	0.297	0.279	0.303	5.63
38) Naphthalene	0.972	0.954	0.986	1.065	1.093	1.057	0.962	0.975	1.008	5.40
39) 4-Chloroanil	0.383	0.386	0.421	0.453	0.472	0.428	0.377	0.381	0.413	8.87
40) 2,3-Dichloro	0.325	0.347	0.363	0.385	0.399	0.372	0.346	0.311	0.356	8.34
41) Hydroquinone	0.258	0.280	0.318	0.341	0.354	0.324	0.287	0.229	0.299	14.40
42) Hexachlorobu	0.194	0.195	0.208	0.213	0.220	0.207	0.197	0.203	0.205	4.52

Initial Calibration Summary

Job Number: JD27605 **Sample:** EF8747-ICC8747
Account: SESINJPB SESI Consulting Engineers **Lab FileID:** F200134.D
Project: Remedial Investigation, 247 North Avenue, New Rochelle, NY

43)	4-Chloro-3-m	0.266	0.286	0.306	0.331	0.345	0.322	0.299	0.279	0.304	8.89
44)	2-Methylnaph	0.561	0.550	0.583	0.634	0.638	0.598	0.549	0.546	0.582	6.48
45)	1-Methylnaph	0.577	0.594	0.622	0.660	0.692	0.636	0.628	0.594	0.625	6.06
46)	I Acenaphthene-d10	----------ISTD----------									
47)	Hexachlorocy	0.318	0.313	0.350	0.381	0.404	0.376	0.331	0.332	0.351	9.44
48)	1,2,4,5-tetr	0.584	0.605	0.598	0.637	0.661	0.623	0.588	0.564	0.607	5.16
49)	2,4,6-Trichl	0.367	0.394	0.411	0.437	0.448	0.422	0.367	0.356	0.400	8.63
50)	2,4,5-Trichl	0.364	0.384	0.410	0.428	0.457	0.429	0.396	0.366	0.404	8.13
51)	2-Fluorobiph	1.276	1.248	1.334	1.385	1.460	1.388	1.274	1.278	1.330	5.60
52)	2-Chloronaph	1.140	1.095	1.124	1.173	1.221	1.170	1.091	1.064	1.135	4.58
53)	Biphenyl	1.399	1.377	1.458	1.537	1.605	1.524	1.445	1.426	1.472	5.27
54)	2-Nitroanili	0.336	0.330	0.375	0.380	0.398	0.388	0.344	0.304	0.357	9.23
55)	Dimethylphth	1.246	1.236	1.284	1.311	1.419	1.331	1.283	1.139	1.281	6.32
56)	Acenaphthyle	1.292	1.245	1.380	1.438	1.526	1.419	1.362	1.238	1.363	7.36
57)	2,6-Dinitrot	0.236	0.237	0.279	0.287		0.289	0.260	0.185	0.253	14.68
58)	3-Nitroanili	0.254	0.248	0.306	0.313	0.333	0.310	0.282	0.235	0.285	12.61
59)	Acenaphthene	1.136	1.105	1.139	1.149	1.233	1.176	1.128	1.075	1.143	4.13
60)	2,4-Dinitrop	0.131	0.158	0.202	0.226	0.247	0.222	0.181		0.195	21.00
	----- Quadratic regression -----								Coefficient =		0.9994
	Response Ratio = -0.00720 + 0.19324 *A + 0.01048 *A^2										
61)	4-Nitropheno		0.190	0.230	0.237	0.251	0.239	0.207		0.226	10.13
62)	Dibenzofuran	1.626	1.504	1.579	1.656	1.742	1.624	1.554	1.546	1.604	4.65
63)	2,4-Dinitrot	0.318	0.334	0.386	0.402	0.438	0.402	0.354	0.309	0.368	12.53
64)	2,3,4,6-Tetr	0.276	0.321	0.347	0.353	0.382	0.356	0.343	0.260	0.330	12.65
65)	Diethylphtha	1.194	1.239	1.305	1.365	1.441	1.355	1.251	1.173	1.290	7.16
66)	Fluorene	1.275	1.210	1.306	1.405	1.481	1.346	1.304	1.140	1.309	8.15
67)	4-Chlorophen	0.627	0.638	0.641	0.683	0.730	0.675	0.636	0.592	0.653	6.44
68)	4-Nitroanili	0.284	0.261	0.311	0.321	0.341	0.324	0.290		0.305	9.02
69)	I Phenanthrene-d10	----------ISTD----------									
70)	4,6-Dinitro-		0.099	0.126	0.145	0.148	0.142	0.113		0.129	15.49
	----- Quadratic regression -----								Coefficient =		0.9996
	Response Ratio = -0.00515 + 0.13467 *A + 0.00650 *A^2										
71)	n-Nitrosodip	0.602	0.571	0.630	0.670	0.674	0.656	0.610	0.589	0.625	6.15
72)	1,2-Diphenyl	0.721	0.748	0.791	0.827	0.825	0.829	0.772	0.692	0.776	6.70
73)	2,4,6-Tribro	0.083	0.092	0.110	0.114	0.118	0.118	0.102		0.105	13.08
74)	4-Bromopheny	0.205	0.202	0.208	0.224	0.229	0.220	0.214	0.188	0.211	6.38
75)	Hexachlorobe	0.217	0.235	0.230	0.242	0.245	0.240	0.230	0.221	0.232	4.25
76)	Pentachlorop	0.121	0.139	0.160	0.176	0.179	0.173	0.150	0.140	0.155	13.48
77)	Phenanthrene	0.965	0.983	1.021	1.069	1.094	1.068	1.024	1.088	1.039	4.64
78)	Anthracene	0.941	0.977	1.032	1.122	1.132	1.094	1.017	0.906	1.028	8.18
79)	Carbazole	0.879	0.885	0.929	0.978	1.016	0.974	0.910	0.794	0.921	7.61
80)	Di-n-butylph	0.988	1.014	1.178	1.281	1.293	1.253	1.112	0.950	1.134	12.16
81)	Fluoranthene	1.061	1.056	1.110	1.191	1.214	1.170	1.118	0.960	1.110	7.52
82)	Octadecane	0.340	0.353	0.389	0.404	0.405	0.405	0.365	0.340	0.375	7.76
83)	I Chrysene-d12	----------ISTD----------									
84)	Benzidine	0.510	0.541	0.620	0.714	0.775	0.690	0.550		0.628	15.98
	----- Quadratic regression -----								Coefficient =		0.9996
	Response Ratio = -0.00490 + 0.57820 *A + 0.07715 *A^2										
85)	Pyrene	1.161	1.225	1.249	1.281	1.317	1.319	1.240	1.217	1.251	4.26
86)	Terphenyl-d1		0.920	0.933	0.978	1.001	0.980	0.913		0.954	3.87
87)	Butylbenzylp	0.415	0.461	0.534	0.574	0.578	0.580	0.492		0.519	12.52
88)	Benzo[a]anth	1.099	1.088	1.154	1.218	1.238	1.205	1.115	1.165	1.160	4.89
89)	3,3'-Dichlor	0.317	0.366	0.417	0.468	0.479	0.457	0.401		0.415	14.23
90)	Chrysene	1.179	1.111	1.142	1.191	1.221	1.189	1.145	1.145	1.165	3.05

Initial Calibration Summary

Job Number: JD27605 **Sample:** EF8747-ICC8747
Account: SESINJPB SESI Consulting Engineers **Lab FileID:** F200134.D
Project: Remedial Investigation, 247 North Avenue, New Rochelle, NY

```
 91) bis(2-Ethylh 0.511 0.590 0.754 0.817 0.837 0.807 0.680       0.714  17.49
          ----- Quadratic regression -----                 Coefficient =  0.9997
               Response Ratio = -0.01572 + 0.75997 *A + 0.03388 *A^2


 92) I   Perylene-d12          ----------------ISTD--------------------
 93) Di-n-octylph 0.887 0.955 1.359 1.500 1.530 1.450 1.116       1.257  21.27
          ----- Quadratic regression -----                 Coefficient =  0.9993
               Response Ratio = -0.03259 + 1.33669 *A + 0.08693 *A^2

 94) Benzo[b]fluo 1.066 1.128 1.244 1.292 1.309 1.228 1.163 0.952 1.173  10.34
 95) Benzo[k]fluo 1.033 1.072 1.131 1.209 1.219 1.219 1.133 1.040 1.132   6.92
 96) Benzo[a]pyre 0.896 0.941 1.120 1.209 1.210 1.157 1.033 0.811 1.047  14.46
 97) Indeno[1,2,3 0.811 0.848 0.960 1.050 1.070 1.029 0.909 0.758 0.929  12.57
 98) Dibenz(a,h)a       0.773 0.900 1.001 1.005 0.960 0.819       0.910  10.67
 99) Dibenz[a,h]a 0.917 0.940 1.050 1.156 1.173 1.123 1.008 0.836 1.026  11.89
100) 7,12-Dimethy       0.417 0.521 0.587 0.600 0.555 0.444       0.521  14.51
101) Benzo[g,h,i] 0.966 1.006 1.099 1.177 1.187 1.127 1.047 0.981 1.074   8.05


 ------------------------------------------------------------------------------
 (#) = Out of Range  ###  Number of calibration levels exceeded format  ###

           MF8747.M          Sat Jun 26 09:43:22 2021
```

8.7.1

8

Initial Calibration Verification

Job Number: JD27605 **Sample:** EF8747-ICV8747
Account: SESINJPB SESI Consulting Engineers **Lab FileID:** F200137.D
Project: Remedial Investigation, 247 North Avenue, New Rochelle, NY

Evaluate Continuing Calibration Report

Data File : C:\MSDCHEM\1\DATA\EF8747\F200137.D Vial: 10
Acq On : 26 Jun 2021 6:09 am Operator: chriss2
Sample : icv8747-50 Inst : GCMSF
Misc : op30563,ef8747,1000,,,1,1 Multiplr: 1.00
MS Integration Params: rteint.p

Method : C:\MSDCHEM\1\METHODS\MF8747.M (RTE Integrator)
Title : Semi Volatile Extractables by GC/MS
Last Update : Sat Jun 26 11:52:59 2021
Response via : Multiple Level Calibration

Min. RRF : 0.050 Min. Rel. Area : 50% Max. R.T. Dev 0.50min
Max. RRF Dev : 20% Max. Rel. Area : 200%

		Compound	AvgRF	CCRF	%Dev	Area%	Dev(min)	R.T.
1	I	1,4-Dichlorobenzene-d4	1.000	1.000	0.0	113	0.00	4.65
2	t	1,4-Dioxane	0.548	0.446	18.6	95	0.00	2.18
6	t	Indene	2.255	2.147	4.8	105	0.00	4.83
7	t	Cumene	3.271	3.029	7.4	101	0.00	4.05
11	t	bis(2-Chloroethyl)ether	1.233	1.124	8.8	104	0.00	4.45
13	t	Decane	1.140	1.005	11.8	100	0.00	4.53
14	t	1,3-Dichlorobenzene	1.530	1.404	8.2	103	0.00	4.60
15	t	1,4-Dichlorobenzene	1.558	1.397	10.3	101	0.00	4.66
16	t	Benzyl alcohol	0.865	0.798	7.7	101	0.00	4.75
17	t	1,2-Dichlorobenzene	1.446	1.311	9.3	102	0.00	4.77
18	t	Acetophenone	1.951	1.740	10.8	96	0.00	4.94
20	t	2,2'-oxybis(1-Chloropropa	0.359	0.319	11.1	102	0.00	4.85
23	t	Hexachloroethane	0.559	0.516	7.7	102	0.00	5.02
24	I	Naphthalene-d8	1.000	1.000	0.0	115	0.00	5.57
26	t	Nitrobenzene	0.401	0.358	10.7	100	0.00	5.06
27	t	Quinoline	0.629	0.598	4.9	106	0.00	5.82
28	t	Isophorone	0.689	0.663	3.8	105	0.00	5.23

		----------	AvgRF	CCRF	% Dev	----------		
32	t	bis(2-Chloroethoxy)methan	0.391	0.362	7.4	103	0.00	5.39
35		1,3,5-Trichlorobenzene	0.341	0.313	8.2	104	0.00	5.30
36	t	1,2,4-Trichlorobenzene	0.328	0.298	9.1	104	0.00	5.53
37		1,2,3-Trichlorobenzene	0.303	0.284	6.3	106	0.00	5.69
38	t	Naphthalene	1.008	0.939	6.8	103	0.00	5.59
40	t	2,3-Dichloroaniline	0.356	0.318	10.7	98	0.00	6.30
42	t	Hexachlorobutadiene	0.205	0.190	7.3	106	0.00	5.67
44	t	2-Methylnaphthalene	0.582	0.545	6.4	105	0.00	6.08
45	t	1-Methylnaphthalene	0.625	0.585	6.4	106	0.00	6.16

Initial Calibration Verification

Job Number: JD27605 **Sample:** EF8747-ICV8747
Account: SESINJPB SESI Consulting Engineers **Lab FileID:** F200137.D
Project: Remedial Investigation, 247 North Avenue, New Rochelle, NY

46	I	Acenaphthene-d10	1.000	1.000	0.0	118	0.00	6.97
47	t	Hexachlorocyclopentadiene	0.351	0.292	16.8	92	0.00	6.20
48	t	1,2,4,5-tetrachlorobenzen	0.607	0.545	10.2	104	0.00	6.21
52	t	2-Chloronaphthalene	1.135	1.063	6.3	107	0.00	6.47
53	t	Biphenyl	1.472	1.360	7.6	106	0.00	6.45
55	t	Dimethylphthalate	1.281	1.215	5.2	108	0.00	6.71
57	t	2,6-Dinitrotoluene	0.253	0.266	-5.1	109	0.00	6.77
59	t	Acenaphthene	1.143	1.052	8.0	106	0.00	7.01
		----------	AvgRF	CCRF	% Dev	----------		
62	t	Dibenzofuran	1.604	1.477	7.9	108	0.00	7.19
63	t	2,4-Dinitrotoluene	0.368	0.352	4.3	103	0.00	7.16
65	t	Diethylphthalate	1.290	1.234	4.3	108	0.00	7.44
66	t	Fluorene	1.309	1.239	5.3	109	0.00	7.57
67	t	4-Chlorophenyl-phenylethe	0.653	0.601	8.0	105	0.00	7.57
69	I	Phenanthrene-d10	1.000	1.000	0.0	122	0.00	8.86
72	t	1,2-Diphenylhydrazine	0.776	0.722	7.0	106	0.00	7.77
74	t	4-Bromophenyl-phenylether	0.211	0.198	6.2	109	0.00	8.21
75	t	Hexachlorobenzene	0.232	0.212	8.6	107	0.00	8.27
77	t	Phenanthrene	1.039	0.955	8.1	109	0.00	8.89
78	t	Anthracene	1.028	0.907	11.8	101	0.00	8.97
79	t	Carbazole	0.921	0.865	6.1	108	0.00	9.25
80	t	Di-n-butylphthalate	1.134	1.129	0.4	109	0.00	9.98
81	t	Fluoranthene	1.110	1.066	4.0	111	0.00	11.04
82	t	Octadecane	0.375	0.354	5.6	106	0.00	8.78
83	I	Chrysene-d12	1.000	1.000	0.0	122	0.00	14.14
		----------	AvgRF	CCRF	% Dev	----------		
85	t	Pyrene	1.251	1.182	5.5	110	0.00	11.48
87	t	Butylbenzylphthalate	0.519	0.525	-1.2	111	0.00	13.12
88	t	Benzo[a]anthracene	1.160	1.076	7.2	109	0.00	14.12
90	t	Chrysene	1.165	1.066	8.5	110	0.00	14.19
		----------	True	Calc.	% Drift	----------		
91	t	bis(2-Ethylhexyl)phthalat	50.000	46.611	6.8	111	0.00	14.56
		----------	AvgRF	CCRF	% Dev	----------		
92	I	Perylene-d12	1.000	1.000	0.0	98	0.00	17.18

Initial Calibration Verification

Job Number: JD27605 **Sample:** EF8747-ICV8747
Account: SESINJPB SESI Consulting Engineers **Lab FileID:** F200137.D
Project: Remedial Investigation, 247 North Avenue, New Rochelle, NY

			True	Calc.	% Drift			
93	t	Di-n-octylphthalate	50.000	56.891	-13.8	111	0.00	16.01
			AvgRF	CCRF	% Dev			
94	t	Benzo[b]fluoranthene	1.173	1.386	-18.2	111	0.00	16.43
95	t	Benzo[k]fluoranthene	1.132	1.296	-14.5	104	0.00	16.49
96	t	Benzo[a]pyrene	1.047	1.218	-16.3	103	0.00	17.07
97	t	Indeno[1,2,3-cd]pyrene	0.929	1.108	-19.3	106	0.00	19.13
98	t	Dibenz(a,h)acridine	0.910	1.073	-17.9	110	0.00	18.78
99	t	Dibenz[a,h]anthracene	1.026	1.227	-19.6	107	0.00	19.20
101	t	Benzo[g,h,i]perylene	1.074	1.236	-15.1	108	0.00	19.56

(#) = Out of Range SPCC's out = 0 CCC's out = 0
F200144A.D MF8747.M Mon Jun 28 09:18:10 2021

8.7.2

8

Initial Calibration Verification

Job Number: JD27605 **Sample:** EF8747-ICV8747
Account: SESINJPB SESI Consulting Engineers **Lab FileID:** F200138.D
Project: Remedial Investigation, 247 North Avenue, New Rochelle, NY

Evaluate Continuing Calibration Report

Data File : C:\MSDCHEM\1\DATA\EF8747\F200138.D Vial: 11
Acq On : 26 Jun 2021 6:35 am Operator: chriss2
Sample : icv8747-50 Inst : GCMSF
Misc : op30563,ef8747,1000,,,1,1 Multiplr: 1.00
MS Integration Params: rteint.p

Method : C:\MSDCHEM\1\METHODS\MF8747.M (RTE Integrator)
Title : Semi Volatile Extractables by GC/MS
Last Update : Sat Jun 26 09:41:21 2021
Response via : Multiple Level Calibration

Min. RRF : 0.050 Min. Rel. Area : 50% Max. R.T. Dev 0.50min
Max. RRF Dev : 20% Max. Rel. Area : 200%

		Compound	AvgRF	CCRF	%Dev	Area%	Dev(min)	R.T.
1	I	1,4-Dichlorobenzene-d4	1.000	1.000	0.0	118	0.00	4.65
9	t	Phenol	1.680	1.579	6.0	108	0.00	4.37
12	t	2-Chlorophenol	1.326	1.248	5.9	110	0.00	4.49
19	t	2-Methylphenol	1.207	1.156	4.2	110	0.00	4.82
21	t	3&4-Methylphenol	1.335	1.262	5.5	106	0.00	4.93
24	I	Naphthalene-d8	1.000	1.000	0.0	115	0.00	5.57
29	t	2-Nitrophenol	0.178	0.171	3.9	103	0.00	5.29
30	t	2,4-Dimethylphenol	0.379	0.369	2.6	108	0.00	5.32
		----------	True	Calc.	% Drift	----------		
31	t	Benzoic acid	50.000	46.844	6.3	105	0.00	5.39
		----------	AvgRF	CCRF	% Dev	----------		
33	t	2,4-Dichlorophenol	0.284	0.285	-0.4	113	0.00	5.46
34		2,6-Dichlorophenol	0.284	0.280	1.4	107	0.00	5.62
41	t	Hydroquinone	0.299	0.304	-1.7	108	0.00	5.84
43	t	4-Chloro-3-methylphenol	0.304	0.307	-1.0	110	0.00	5.96
46	I	Acenaphthene-d10	1.000	1.000	0.0	119	0.00	6.98
49	t	2,4,6-Trichlorophenol	0.400	0.380	5.0	107	0.00	6.30
50	t	2,4,5-Trichlorophenol	0.404	0.408	-1.0	113	0.00	6.32
		----------	True	Calc.	% Drift	----------		
60	t	2,4-Dinitrophenol	100.000	96.474	3.5	112	0.00	7.03
		----------	AvgRF	CCRF	% Dev	----------		
61	t	4-Nitrophenol	0.226	0.221	2.2	110	0.00	7.08

Initial Calibration Verification

Job Number: JD27605 **Sample:** EF8747-ICV8747
Account: SESINJPB SESI Consulting Engineers **Lab FileID:** F200138.D
Project: Remedial Investigation, 247 North Avenue, New Rochelle, NY

64		2,3,4,6-Tetrachlorophenol	0.330	0.330	0.0	111	0.00	7.31
69	I	Phenanthrene-d10	1.000	1.000	0.0	121	0.00	8.86
			True	Calc.	% Drift			
70	t	4,6-Dinitro-2-methylpheno	50.000	45.745	8.5	107	0.00	7.62
76	t	Pentachlorophenol	0.155	0.159	-2.6	111	0.00	8.56

(#) = Out of Range SPCC's out = 0 CCC's out = 0
F200134.D MF8747.M Sat Jun 26 09:43:37 2021

8.7.3

8

Initial Calibration Verification

Job Number: JD27605 **Sample:** EF8747-ICV8747
Account: SESINJPB SESI Consulting Engineers **Lab FileID:** F200139.D
Project: Remedial Investigation, 247 North Avenue, New Rochelle, NY

Evaluate Continuing Calibration Report

Data File : C:\MSDCHEM\1\DATA\EF8747\F200139.D Vial: 12
Acq On : 26 Jun 2021 7:01 am Operator: chriss2
Sample : icv8747-50 Inst : GCMSF
Misc : op30563,ef8747,1000,,,1,1 Multiplr: 1.00
MS Integration Params: rteint.p

Method : C:\MSDCHEM\1\METHODS\MF8747.M (RTE Integrator)
Title : Semi Volatile Extractables by GC/MS
Last Update : Sat Jun 26 09:41:21 2021
Response via : Multiple Level Calibration

Min. RRF : 0.050 Min. Rel. Area : 50% Max. R.T. Dev 0.50min
Max. RRF Dev : 20% Max. Rel. Area : 200%

		Compound	AvgRF	CCRF	%Dev	Area%	Dev(min)	R.T.
1	I	1,4-Dichlorobenzene-d4	1.000	1.000	0.0	120	0.00	4.65
3	t	Pyridine	1.401	1.298	7.4	107	0.00	2.50
4	t	N-Nitrosodimethylamine	0.726	0.668	8.0	110	0.00	2.47
10	t	Aniline	2.097	2.014	4.0	114	0.00	4.40
22		n-Nitroso-di-n-propylamin	0.974	0.950	2.5	113	0.00	4.94
24	I	Naphthalene-d8	1.000	1.000	0.0	123	0.00	5.57
39	t	4-Chloroaniline	0.413	0.388	6.1	112	0.00	5.62
46	I	Acenaphthene-d10	1.000	1.000	0.0	124	0.00	6.97
54	t	2-Nitroaniline	0.357	0.363	-1.7	116	0.00	6.55
58	t	3-Nitroaniline	0.285	0.289	-1.4	115	0.00	6.93
68	t	4-Nitroaniline	0.305	0.285	6.6	109	0.00	7.58
69	I	Phenanthrene-d10	1.000	1.000	0.0	129	0.00	8.86
		----------	AvgRF	CCRF	% Dev	----------		
71	t	n-Nitrosodiphenylamine	0.625	0.580	7.2	114	0.00	7.72
83	I	Chrysene-d12	1.000	1.000	0.0	128	0.00	14.13
		----------	True	Calc.	% Drift	----------		
84	t	Benzidine	50.000	56.897	-13.8	144	0.00	11.39
89	t	3,3'-Dichlorobenzidine	0.415	0.417	-0.5	117	0.00	14.17

(#) = Out of Range SPCC's out = 0 CCC's out = 0
F200134.D MF8747.M Sat Jun 26 09:43:39 2021

8.7.4

Initial Calibration Summary

Job Number: JD27605 **Sample:** EF8748-ICC8748
Account: SESINJPB SESI Consulting Engineers **Lab FileID:** F200144.D
Project: Remedial Investigation, 247 North Avenue, New Rochelle, NY

Response Factor Report GCMSF

Method : C:\MSDCHEM\1\METHODS\MF8747.M (RTE Integrator)
Title : Semi Volatile Extractables by GC/MS
Last Update : Sat Jun 26 11:54:08 2021
Response via : Initial Calibration

Calibration Files
2 =F200148.D 5 =F200147.D 25 =F200145.D 80 =F200143.D
100 =F200142.D 50 =F200144.D 10 =F200146.D 1 =F200149.D

Compound	2	5	25	80	100	50	10	1	Avg	%RSD
157) I 1,4-Dichlorobenzene-d	ISTD									
158) Benzaldehyde	0.924	0.933	1.015	1.080	1.153	1.044	1.011	1.117	1.035	7.90
159) I Phenanthrene-d10b	ISTD									
160) Atrazine	0.139	0.173	0.186	0.207	0.217	0.189	0.181		0.185	13.52
161) I Naphthalene-d8b	ISTD									
162) Caprolactam	0.084	0.082	0.103	0.114	0.120	0.109	0.100	0.078	0.099	16.06

----- Quadratic regression ----- Coefficient = 0.9997
Response Ratio = -0.00071 + 0.09793 *A + 0.00876 *A^2

(#) = Out of Range ### Number of calibration levels exceeded format ###

MF8747.M Sat Jun 26 11:59:03 2021

8.7.5

8

Initial Calibration Verification

Job Number: JD27605 **Sample:** EF8748-ICV8747
Account: SESINJPB SESI Consulting Engineers **Lab FileID:** F200151.D
Project: Remedial Investigation, 247 North Avenue, New Rochelle, NY

Evaluate Continuing Calibration Report

Data File : C:\MSDCHEM\1\DATA\EF8747\F200151.D Vial: 23
Acq On : 26 Jun 2021 11:54 am Operator: chriss2
Sample : icv8747-50 Inst : GCMSF
Misc : op30563,ef8748,1000,,,1,1 Multiplr: 1.00
MS Integration Params: rteint.p

Method : C:\MSDCHEM\1\METHODS\MF8747.M (RTE Integrator)
Title : Semi Volatile Extractables by GC/MS
Last Update : Sat Jun 26 11:54:08 2021
Response via : Multiple Level Calibration

Min. RRF : 0.050 Min. Rel. Area : 50% Max. R.T. Dev 0.50min
Max. RRF Dev : 20% Max. Rel. Area : 200%

		Compound	AvgRF	CCRF	%Dev	Area%	Dev(min)	R.T.
1	I	1,4-Dichlorobenzene-d4	1.000	1.000	0.0	96	0.00	4.65
5	S	2-Fluorophenol	1.225	1.160	5.3	87	0.00	3.65
8	S	Phenol-d5	1.660	1.475	11.1	84	0.00	4.37
24	I	Naphthalene-d8	1.000	1.000	0.0	96	0.00	5.56
25	S	Nitrobenzene-d5	0.386	0.396	-2.6	93	0.00	5.05
46	I	Acenaphthene-d10	1.000	1.000	0.0	96	0.00	6.98
51	S	2-Fluorobiphenyl	1.330	1.359	-2.2	94	0.00	6.37
69	I	Phenanthrene-d10	1.000	1.000	0.0	96	0.00	8.85
73	S	2,4,6-Tribromophenol	0.105	0.099	5.7	80	0.00	7.86
83	I	Chrysene-d12	1.000	1.000	0.0	86	0.00	14.13
86	S	Terphenyl-d14	0.954	1.083	-13.5	95	0.00	11.93

(#) = Out of Range SPCC's out = 0 CCC's out = 0
F200144A.D MF8747.M Sat Jun 26 12:35:45 2021

8.7.6

Initial Calibration Verification

Job Number: JD27605 **Sample:** EF8748-ICV8747
Account: SESINJPB SESI Consulting Engineers **Lab FileID:** F200152.D
Project: Remedial Investigation, 247 North Avenue, New Rochelle, NY

Evaluate Continuing Calibration Report

Data File : C:\MSDCHEM\1\DATA\EF8747\F200152.D Vial: 24
Acq On : 26 Jun 2021 12:19 pm Operator: chriss2
Sample : icv8747-50 Inst : GCMSF
Misc : op30563,ef8748,1000,,,1,1 Multiplr: 1.00
MS Integration Params: rteint.p

Method : C:\MSDCHEM\1\METHODS\MF8747.M (RTE Integrator)
Title : Semi Volatile Extractables by GC/MS
Last Update : Sat Jun 26 11:52:59 2021
Response via : Multiple Level Calibration

Min. RRF : 0.050 Min. Rel. Area : 50% Max. R.T. Dev 0.50min
Max. RRF Dev : 20% Max. Rel. Area : 200%

		Compound	AvgRF	CCRF	%Dev	Area%	Dev(min)	R.T.
46	I	Acenaphthene-d10	1.000	1.000	0.0	98	0.00	6.98
56	t	Acenaphthylene	1.363	1.598	-17.2	111	0.00	6.84

			AvgRF	CCRF	% Dev			
92	I	Perylene-d12	1.000	1.000	0.0	101	0.00	17.18
100	t	7,12-Dimethylbenz(a)anthr	0.521	0.429	17.7	78	0.00	16.46

(#) = Out of Range SPCC's out = 0 CCC's out = 0
F200144A.D MF8747.M Mon Jun 28 09:21:20 2021

8.7.7

Initial Calibration Verification

Job Number: JD27605 **Sample:** EF8748-ICV8748
Account: SESINJPB SESI Consulting Engineers **Lab FileID:** F200153.D
Project: Remedial Investigation, 247 North Avenue, New Rochelle, NY

Evaluate Continuing Calibration Report

Data File : C:\MSDCHEM\1\DATA\EF8747\F200153.D Vial: 25
Acq On : 26 Jun 2021 12:46 pm Operator: chriss2
Sample : icv8748-50 Inst : GCMSF
Misc : op30563,ef8748,1000,,,1,1 Multiplr: 1.00
MS Integration Params: rteint.p

Method : C:\MSDCHEM\1\METHODS\MF8747.M (RTE Integrator)
Title : Semi Volatile Extractables by GC/MS
Last Update : Sat Jun 26 11:52:59 2021
Response via : Multiple Level Calibration

Min. RRF : 0.050 Min. Rel. Area : 50% Max. R.T. Dev 0.50min
Max. RRF Dev : 20% Max. Rel. Area : 200%

		Compound	AvgRF	CCRF	%Dev	Area%	Dev(min)	R.T.
157	I	1,4-Dichlorobenzene-d4b	1.000	1.000	0.0	113	0.00	4.65
158		Benzaldehyde	1.035	1.034	0.1	112	0.00	4.32
159	I	Phenanthrene-d10b	1.000	1.000	0.0	110	0.00	8.86
160		Atrazine	0.181	0.202	-11.6	117	0.01	8.47
161	I	Naphthalene-d8b	1.000	1.000	0.0	110	0.00	5.57
162		Caprolactam	0.099	0.109	-10.1	110	0.02	5.85

(#) = Out of Range SPCC's out = 0 CCC's out = 0
F200144A.D MF8747.M Mon Jun 28 09:23:56 2021

8.7.8

Continuing Calibration Summary

Job Number: JD27605 **Sample:** EF8759-CC8747
Account: SESINJPB SESI Consulting Engineers **Lab FileID:** F200364.D
Project: Remedial Investigation, 247 North Avenue, New Rochelle, NY

Evaluate Continuing Calibration Report

Data File : C:\MSDCHEM\1\DATA\EF8759\F200364.D Vial: 2
Acq On : 8 Jul 2021 9:44 am Operator: chriss2
Sample : cc8747-25 Inst : GCMSF
Misc : op34040,ef8759,1000,,,1,1 Multiplr: 1.00
MS Integration Params: rteint.p

Method : C:\MSDCHEM\1\METHODS\MF8747.M (RTE Integrator)
Title : Semi Volatile Extractables by GC/MS
Last Update : Thu Jul 08 12:58:55 2021
Response via : Multiple Level Calibration

Min. RRF : 0.050 Min. Rel. Area : 50% Max. R.T. Dev 0.50min
Max. RRF Dev : 20% Max. Rel. Area : 200%

		Compound	AvgRF	CCRF	%Dev	Area%	Dev(min)	R.T.
1	I	1,4-Dichlorobenzene-d4	1.000	1.000	0.0	110	0.00	4.64
2	t	1,4-Dioxane	0.548	0.502	8.4	107	0.00	2.18
3	t	Pyridine	1.401	1.344	4.1	103	0.00	2.51
4	t	N-Nitrosodimethylamine	0.726	0.724	0.3	113	0.00	2.47
5	S	2-Fluorophenol	1.225	1.223	0.2	111	0.00	3.65
6	t	Indene	2.255	2.199	2.5	109	0.00	4.83
7	t	Cumene	3.271	3.202	2.1	109	0.00	4.05
8	S	Phenol-d5	1.660	1.596	3.9	105	0.00	4.36
9	t	Phenol	1.680	1.619	3.6	108	0.00	4.37
10	t	Aniline	2.097	2.026	3.4	109	0.00	4.39
11	t	bis(2-Chloroethyl)ether	1.233	1.208	2.0	110	0.00	4.45
12	t	2-Chlorophenol	1.326	1.304	1.7	108	0.00	4.49
13	t	Decane	1.140	1.093	4.1	108	0.00	4.52
14	t	1,3-Dichlorobenzene	1.530	1.483	3.1	109	0.00	4.60
15	t	1,4-Dichlorobenzene	1.558	1.472	5.5	107	0.00	4.66
16	t	Benzyl alcohol	0.865	0.873	-0.9	112	0.00	4.74
17	t	1,2-Dichlorobenzene	1.446	1.428	1.2	110	0.00	4.76
18	t	Acetophenone	1.951	1.991	-2.1	113	0.00	4.93
19	t	2-Methylphenol	1.207	1.222	-1.2	109	0.00	4.82
20	t	2,2'-oxybis(1-Chloropropa	0.359	0.363	-1.1	115	0.00	4.84
21	t	3&4-Methylphenol	1.335	1.343	-0.6	108	0.00	4.93
22		n-Nitroso-di-n-propylamin	0.974	1.035	-6.3	112	0.00	4.93
23	t	Hexachloroethane	0.559	0.557	0.4	110	0.00	5.01
24	I	Naphthalene-d8	1.000	1.000	0.0	111	0.00	5.56
25	S	Nitrobenzene-d5	0.386	0.390	-1.0	110	0.00	5.04
26	t	Nitrobenzene	0.401	0.400	0.2	110	0.00	5.06
27	t	Quinoline	0.629	0.655	-4.1	116	0.00	5.82
28	t	Isophorone	0.689	0.731	-6.1	115	0.00	5.23
29	t	2-Nitrophenol	0.178	0.186	-4.5	112	0.00	5.29
30	t	2,4-Dimethylphenol	0.379	0.387	-2.1	113	0.00	5.31
		----------	True	Calc.	% Drift	----------		
31	t	Benzoic acid	25.000	25.237	-0.9	114	0.00	5.37
		----------	AvgRF	CCRF	% Dev	----------		
32	t	bis(2-Chloroethoxy)methan	0.391	0.400	-2.3	112	0.00	5.38
33	t	2,4-Dichlorophenol	0.284	0.292	-2.8	112	0.00	5.46
34		2,6-Dichlorophenol	0.284	0.292	-2.8	114	0.00	5.62
35		1,3,5-Trichlorobenzene	0.341	0.341	0.0	113	0.00	5.29
36	t	1,2,4-Trichlorobenzene	0.328	0.330	-0.6	113	0.00	5.52
37		1,2,3-Trichlorobenzene	0.303	0.306	-1.0	112	0.00	5.68

Continuing Calibration Summary

Job Number: JD27605 **Sample:** EF8759-CC8747
Account: SESINJPB SESI Consulting Engineers **Lab FileID:** F200364.D
Project: Remedial Investigation, 247 North Avenue, New Rochelle, NY

38	t	Naphthalene	1.008	1.002	0.6	113	0.00	5.58
39	t	4-Chloroaniline	0.413	0.417	-1.0	110	0.00	5.61
40	t	2,3-Dichloroaniline	0.356	0.367	-3.1	112	0.00	6.29
41	t	Hydroquinone	0.299	0.308	-3.0	107	0.00	5.83
42	t	Hexachlorobutadiene	0.205	0.214	-4.4	114	0.00	5.67
43	t	4-Chloro-3-methylphenol	0.304	0.323	-6.3	117	0.00	5.95
44	t	2-Methylnaphthalene	0.582	0.585	-0.5	111	0.00	6.08
45	t	1-Methylnaphthalene	0.625	0.640	-2.4	114	0.00	6.15
46	I	Acenaphthene-d10	1.000	1.000	0.0	116	0.00	6.97
47	t	Hexachlorocyclopentadiene	0.351	0.341	2.8	113	0.00	6.19
48	t	1,2,4,5-tetrachlorobenzen	0.607	0.597	1.6	116	0.00	6.20
49	t	2,4,6-Trichlorophenol	0.400	0.398	0.5	112	0.00	6.29
50	t	2,4,5-Trichlorophenol	0.404	0.425	-5.2	120	0.00	6.32
51	S	2-Fluorobiphenyl	1.330	1.306	1.8	113	0.00	6.36
52	t	2-Chloronaphthalene	1.135	1.105	2.6	114	0.00	6.46
53	t	Biphenyl	1.472	1.427	3.1	113	0.00	6.44
54	t	2-Nitroaniline	0.357	0.370	-3.6	114	0.00	6.54
55	t	Dimethylphthalate	1.281	1.302	-1.6	118	0.00	6.70
56	t	Acenaphthylene	1.363	1.351	0.9	113	0.00	6.83
57	t	2,6-Dinitrotoluene	0.253	0.282	-11.5	117	0.00	6.76
58	t	3-Nitroaniline	0.285	0.304	-6.7	115	0.00	6.92
59	t	Acenaphthene	1.143	1.091	4.5	111	0.00	7.00
		----------	True	Calc.	% Drift	----------		
60	t	2,4-Dinitrophenol	50.000	50.700	-1.4	117	0.00	7.02
		----------	AvgRF	CCRF	% Dev	----------		
61	t	4-Nitrophenol	0.226	0.252	-11.5	127	0.00	7.07
62	t	Dibenzofuran	1.604	1.559	2.8	114	0.00	7.18
63	t	2,4-Dinitrotoluene	0.368	0.388	-5.4	116	0.00	7.16
64		2,3,4,6-Tetrachlorophenol	0.330	0.348	-5.5	116	0.00	7.30
65	t	Diethylphthalate	1.290	1.331	-3.2	118	0.00	7.43
66	t	Fluorene	1.309	1.303	0.5	116	0.00	7.56
67	t	4-Chlorophenyl-phenylethe	0.653	0.654	-0.2	118	0.00	7.56
68	t	4-Nitroaniline	0.305	0.324	-6.2	121	0.00	7.57
69	I	Phenanthrene-d10	1.000	1.000	0.0	118	0.00	8.84
		----------	True	Calc.	% Drift	----------		
70	t	4,6-Dinitro-2-methylpheno	25.000	25.108	-0.4	123	0.00	7.61
		----------	AvgRF	CCRF	% Dev	----------		
71	t	n-Nitrosodiphenylamine	0.625	0.615	1.6	115	0.00	7.70
72	t	1,2-Diphenylhydrazine	0.776	0.767	1.2	114	0.00	7.75
73	S	2,4,6-Tribromophenol	0.105	0.110	-4.8	117	0.00	7.85
74	t	4-Bromophenyl-phenylether	0.211	0.218	-3.3	123	0.00	8.19
75	t	Hexachlorobenzene	0.232	0.230	0.9	118	0.00	8.26
76	t	Pentachlorophenol	0.155	0.166	-7.1	123	0.00	8.55
77	t	Phenanthrene	1.039	1.010	2.8	117	0.00	8.88
78	t	Anthracene	1.028	1.033	-0.5	118	0.00	8.96
79	t	Carbazole	0.921	0.930	-1.0	118	0.00	9.23
80	t	Di-n-butylphthalate	1.134	1.230	-8.5	123	0.00	9.96
81	t	Fluoranthene	1.110	1.135	-2.3	121	0.00	11.01
82	t	Octadecane	0.375	0.379	-1.1	115	0.00	8.76
83	I	Chrysene-d12	1.000	1.000	0.0	122	0.00	14.11
		----------	True	Calc.	% Drift	----------		
84	t	Benzidine	25.000	24.521	1.9	119	0.00	11.37

Continuing Calibration Summary

Job Number: JD27605 **Sample:** EF8759-CC8747
Account: SESINJPB SESI Consulting Engineers **Lab FileID:** F200364.D
Project: Remedial Investigation, 247 North Avenue, New Rochelle, NY

			AvgRF	CCRF	% Dev			
85	t	Pyrene	1.251	1.222	2.3	119	0.00	11.46
86	S	Terphenyl-d14	0.954	0.948	0.6	123	0.00	11.91
87	t	Butylbenzylphthalate	0.519	0.559	-7.7	127	0.00	13.10
88	t	Benzo[a]anthracene	1.160	1.179	-1.6	124	0.00	14.09
89	t	3,3'-Dichlorobenzidine	0.415	0.450	-8.4	131	0.00	14.14
90	t	Chrysene	1.165	1.170	-0.4	125	0.00	14.17
			True	Calc.	% Drift			
91	t	bis(2-Ethylhexyl)phthalat	25.000	26.887	-7.5	132	0.00	14.52
			AvgRF	CCRF	% Dev			
92	I	Perylene-d12	1.000	1.000	0.0	126	0.00	17.15
			True	Calc.	% Drift			
93	t	Di-n-octylphthalate	25.000	26.389	-5.6	132	0.00	15.98
			AvgRF	CCRF	% Dev			
94	t	Benzo[b]fluoranthene	1.173	1.212	-3.3	123	0.00	16.40
95	t	Benzo[k]fluoranthene	1.132	1.166	-3.0	130	0.00	16.46
96	t	Benzo[a]pyrene	1.047	1.122	-7.2	127	0.00	17.03
97	t	Indeno[1,2,3-cd]pyrene	0.929	0.999	-7.5	131	0.00	19.09
98	t	Dibenz(a,h)acridine	0.910	0.952	-4.6	134	0.00	18.73
99	t	Dibenz[a,h]anthracene	1.026	1.102	-7.4	133	0.00	19.16
100	t	7,12-Dimethylbenz(a)anthr	0.521	0.423	18.8	103	0.00	16.42
101	t	Benzo[g,h,i]perylene	1.074	1.143	-6.4	131	0.00	19.51

(#) = Out of Range SPCC's out = 0 CCC's out = 0
F200364.D MF8747.M Thu Jul 08 13:00:07 2021

8.7.9

Continuing Calibration Summary

Job Number: JD27605 **Sample:** EF8759-CC8748
Account: SESINJPB SESI Consulting Engineers **Lab FileID:** F200365.D
Project: Remedial Investigation, 247 North Avenue, New Rochelle, NY

Evaluate Continuing Calibration Report

Data File : C:\MSDCHEM\1\DATA\EF8759\F200365.D Vial: 3
Acq On : 8 Jul 2021 10:13 am Operator: chriss2
Sample : cc8748-25 Inst : GCMSF
Misc : op34040,ef8759,1000,,,1,1 Multiplr: 1.00
MS Integration Params: rteint.p

Method : C:\MSDCHEM\1\METHODS\MF8747.M (RTE Integrator)
Title : Semi Volatile Extractables by GC/MS
Last Update : Thu Jul 08 12:58:55 2021
Response via : Multiple Level Calibration

Min. RRF : 0.050 Min. Rel. Area : 50% Max. R.T. Dev 0.50min
Max. RRF Dev : 20% Max. Rel. Area : 200%

	Compound	AvgRF	CCRF	%Dev	Area%	Dev(min)	R.T.
102 I	1,4-Dichlorobenzene-d4b	1.000	1.000	0.0	132	0.00	4.64
103	Benzaldehyde	1.035	1.096	-5.9	142	0.04	4.32
104 I	Phenanthrene-d10b	1.000	1.000	0.0	138	0.00	8.84
105	Atrazine	0.185	0.214	-15.7	159	0.06	8.45
106 I	Naphthalene-d8b	1.000	1.000	0.0	133	0.00	5.56
107	Caprolactam	0.099	0.121	-22.2#	157	0.04	5.85

(#) = Out of Range SPCC's out = 0 CCC's out = 0
F200364.D MF8747.M Thu Jul 08 13:00:09 2021

8.7.10

8

Initial Calibration Summary

Job Number: JD27605 **Sample:** EM7404-ICC7404
Account: SESINJPB SESI Consulting Engineers **Lab FileID:** M172885.D
Project: Remedial Investigation, 247 North Avenue, New Rochelle, NY

Response Factor Report MSM

Method : C:\MSDCHEM\1\METHODS\MM7404.M (RTE Integrator)
Title : Semi Volatile GC/MS, rtx-5ms 30mx0.25mmx0.25um
Last Update : Mon May 17 12:19:30 2021
Response via : Initial Calibration

Calibration Files
2 =M172889.D 5 =M172888.D 100 =M172883.D 50 =M172885.D
1 =M172890.D 10 =M172887.D 80 =M172884.D 25 =M172886.D

Compound	2	5	100	50	1	10	80	25	Avg	%RSD
103) I 1,4-Dichlorobenzene-d	ISTD									
104) Benzaldehyde	0.838	0.954	1.169	1.130		1.014	1.156	1.154	1.059	12.02
105) I Acenaphthene-d10a	ISTD									
106) Atrazine	0.125	0.146	0.169	0.171		0.160	0.167	0.170	0.158	10.78
107) I Chrysene-d12a	ISTD									
108) 1-chlorooctadecane	0.220	0.224	0.218	0.222	0.214	0.231	0.222	0.236	0.223	3.19
109) Phenanthrene-d10a	ISTD									
110) o-terphenyl	0.535	0.538	0.533	0.527	0.531	0.542	0.526	0.536	0.534	1.01
111) I Naphthalene-d8a	ISTD									
112) Caprolactam	0.057	0.076	0.114	0.112		0.093	0.110	0.104	0.095	22.53

---- Quadratic regression ---- Coefficient = 0.9995
Response Ratio = -0.00298 + 0.10723 *A + 0.00298 *A^2

(#) = Out of Range ### Number of calibration levels exceeded format ###

MM7403.M Mon May 17 12:20:12 2021

8.7.11

8

Initial Calibration Verification

Job Number: JD27605 **Sample:** EM7404-ICV7404
Account: SESINJPB SESI Consulting Engineers **Lab FileID:** M172891.D
Project: Remedial Investigation, 247 North Avenue, New Rochelle, NY

Evaluate Continuing Calibration Report

Data File : C:\msdchem\1\DATA\EM7403\M172891.D Vial: 22
Acq On : 17 May 2021 11:20 am Operator: chriss2
Sample : icv7404-50 Inst : MSM
Misc : op32565,em7404,1000,,,1,1 Multiplr: 1.00
MS Integration Params: RTEINT.P

Method : C:\MSDCHEM\1\METHODS\MM7405.M (RTE Integrator)
Title : Semi Volatile GC/MS, rtx-5ms 30mx0.25mmx0.25um
Last Update : Mon May 17 12:19:30 2021
Response via : Multiple Level Calibration

Min. RRF : 0.050 Min. Rel. Area : 50% Max. R.T. Dev 0.50min
Max. RRF Dev : 20% Max. Rel. Area : 200%

	Compound	AvgRF	CCRF	%Dev	Area%	Dev(min)	R.T.
103 I	1,4-Dichlorobenzene-d4a	1.000	1.000	0.0	146	0.00	3.75
104 t	Benzaldehyde	1.059	1.211	-14.4	157	-0.05	3.41
105 I	Acenaphthene-d10a	1.000	1.000	0.0	152	0.00	6.56
106 t	Atrazine	0.158	0.173	-9.5	153	0.02	8.66
111 I	Naphthalene-d8a	1.000	1.000	0.0	148	0.00	4.69
		True	Calc.	% Drift			
112	Caprolactam	50.000	53.475	-7.0	154	0.00	5.08

(#) = Out of Range SPCC's out = 0 CCC's out = 0
M172885a.D MM7405.M Mon May 17 12:27:24 2021

8.7.12

8

Initial Calibration Summary

Job Number: JD27605 **Sample:** EM7405-ICC7405
Account: SESINJPB SESI Consulting Engineers **Lab FileID:** M172898.D
Project: Remedial Investigation, 247 North Avenue, New Rochelle, NY

Response Factor Report MSM

Method : C:\MSDCHEM\1\METHODS\MM7405.M (RTE Integrator)
Title : Semi Volatile GC/MS, rtx-5ms 30mx0.25mmx0.25um
Last Update : Tue May 18 08:34:05 2021
Response via : Initial Calibration

Calibration Files
2 =M172894.D 5 =M172895.D 100 =M172900.D 50 =M172898.D
1 =M172893.D 10 =M172896a.D 80 =M172899a.D 25 =M172897.D

Compound	2	5	100	50	1	10	80	25	Avg	%RSD
1) I 1,4-Dichlorobenzene-d	ISTD									
2) 1,4-Dioxane	0.828	0.638	0.752	0.725	0.705	0.641	0.713	0.731	0.717	8.49
3) Pyridine	1.386	1.279	1.790	1.740	1.323	1.630	1.708	1.785	1.580	13.63
4) N-Nitrosodim	0.668	0.576	0.755	0.758	0.652	0.698	0.759	0.777	0.706	9.95
5) 2-Fluorophen		1.197	1.707	1.570		1.377	1.561	1.503	1.486	11.94
6) Indene	2.141	2.068	2.271	2.105	2.213	2.146	2.096	2.132	2.147	3.09
7) Cumene	3.107	3.166	3.496	3.466	3.443	3.361	3.259	3.404	3.338	4.33
8) Phenol-d5	1.533	1.495	1.842	1.732	1.595	1.664	1.709	1.746	1.665	7.02
9) Phenol	1.559	1.498	1.720	1.677	1.273	1.805	1.649	1.731	1.614	10.45
10) Aniline	1.852	1.937	2.531	2.277	1.686	2.123	2.319	2.259	2.123	13.16
11) bis(2-Chloro	1.509	1.219	1.252	1.233	1.310	1.395	1.205	1.332	1.307	7.97
12) 2-Chlorophen	1.230	1.197	1.220	1.163	1.210	1.222	1.130	1.229	1.200	2.99
13) Decane	0.909	0.810	0.878	0.798	0.927	0.806	0.807	0.809	0.843	6.29
14) 1,3-Dichloro	1.474	1.365	1.386	1.336	1.376	1.370	1.304	1.345	1.369	3.62
15) 1,4-Dichloro	1.324	1.283	1.357	1.270	1.376	1.250	1.257	1.252	1.296	3.84
16) Benzyl alcoh	0.546	0.630	0.839	0.782	0.739	0.708	0.798	0.731	0.721	13.16
17) 1,2-Dichloro	1.414	1.235	1.476	1.357	1.244	1.265	1.343	1.331	1.333	6.34
18) Acetophenone	1.881	1.770	1.962	1.814	1.793	1.814	1.777	1.798	1.826	3.54
19) 2-Methylphen	1.083	1.145	1.190	1.076	1.253	1.095	1.072	1.094	1.126	5.79
20) 2,2'-oxybis(	0.298	0.312	0.361	0.317	0.407	0.316	0.326	0.324	0.333	10.56
21) 3&4-Methylph	1.221	1.048	1.150	1.094	1.241	1.084	1.044	1.075	1.120	6.82
22) n-Nitroso-di	0.920	0.781	0.945	0.876	0.960	0.819	0.862	0.842	0.876	7.14
23) Hexachloroet	0.594	0.476	0.587	0.537	0.617	0.562	0.538	0.549	0.557	7.81
24) I Naphthalene-d8	ISTD									
25) Nitrobenzene	0.429	0.399	0.433	0.409	0.420	0.411	0.409	0.404	0.414	2.88
26) Nitrobenzene	0.425	0.385	0.422	0.399	0.440	0.410	0.401	0.401	0.410	4.28
27) Quinoline	0.621	0.660	0.781	0.730	0.560	0.693	0.730	0.719	0.686	10.25
28) Isophorone	0.806	0.726	0.893	0.839	0.782	0.808	0.829	0.826	0.814	5.89
29) 2-Nitropheno	0.169	0.172	0.211	0.207	0.162	0.182	0.201	0.204	0.189	10.21
30) 2,4-Dimethyl	0.380	0.375	0.421	0.399	0.419	0.392	0.399	0.397	0.398	4.09
31) Benzoic acid		0.218	0.307	0.309		0.258	0.287	0.292	0.278	12.46
32) bis(2-Chloro	0.465	0.438	0.463	0.445	0.455	0.443	0.437	0.457	0.451	2.46
33) 2,4-Dichloro	0.241	0.268	0.331	0.310	0.218	0.289	0.303	0.290	0.281	13.23
34) 2,6-Dichloro	0.271	0.265	0.311	0.295	0.297	0.277	0.293	0.287	0.287	5.25
35) 1,3,5-Trichl	0.391	0.366	0.388	0.380	0.374	0.376	0.363	0.376	0.377	2.48
36) 1,2,4-Trichl	0.358	0.345	0.368	0.348	0.375	0.348	0.348	0.361	0.356	3.05
37) 1,2,3-Trichl	0.295	0.323	0.334	0.322	0.361	0.317	0.317	0.321	0.324	5.78
38) Naphthalene	0.906	0.867	0.950	0.903	0.903	0.860	0.883	0.861	0.892	3.41
39) 4-Chloroanil	0.359	0.341	0.461	0.435	0.351	0.397	0.428	0.415	0.398	11.00
40) 2,3-Dichloro	0.416	0.364	0.421	0.401	0.442	0.375	0.390	0.390	0.400	6.39
41) Hydroquinone		0.130	0.334	0.241		0.143	0.282	0.188	0.220	36.63
---- Quadratic regression ---- Coefficient = 0.9992										
Response Ratio = -0.00330 + 0.14408 *A + 0.07470 *A^2										
42) Hexachlorobu	0.237	0.197	0.245	0.232	0.209	0.225	0.233	0.228	0.226	6.86

Initial Calibration Summary

Job Number: JD27605 **Sample:** EM7405-ICC7405
Account: SESINJPB SESI Consulting Engineers **Lab FileID:** M172898.D
Project: Remedial Investigation, 247 North Avenue, New Rochelle, NY

43) 4-Chloro-3-m	0.354	0.328	0.383	0.379	0.371	0.348	0.364	0.377	0.363	5.17
44) 2-Methylnaph	0.612	0.585	0.633	0.619	0.635	0.613	0.603	0.607	0.613	2.67
45) 1-Methylnaph	0.684	0.659	0.687	0.666	0.575	0.667	0.646	0.657	0.655	5.37
46) I Acenaphthene-d10	ISTD									
47) Hexachlorocy	0.317	0.413	0.384		0.331	0.387	0.353	0.364		10.11
48) 1,2,4,5-Tetr	0.639	0.567	0.495	0.499	0.623	0.560	0.472	0.508	0.545	11.36
49) 2,4,6-Trichl	0.412	0.408	0.349	0.346	0.427	0.378	0.331	0.347	0.375	9.76
50) 2,4,5-Trichl	0.395	0.399	0.384	0.384	0.445	0.378	0.365	0.371	0.390	6.37
51) 2-Fluorobiph	1.346	1.228	1.042	1.034	1.419	1.192	1.001	1.060	1.165	13.46
52) 2-Chloronaph	1.095	1.093	0.986	0.985	1.230	1.076	0.928	0.987	1.047	9.12
53) Biphenyl	1.324	1.287	1.174	1.178	1.616	1.284	1.117	1.206	1.273	12.18
54) 2-Nitroanili	0.314	0.319	0.343	0.349	0.263	0.346	0.322	0.357	0.327	9.18
55) Dimethylphth	1.477	1.404	1.297	1.309		1.388	1.244	1.320	1.349	5.85
56) Acenaphthyle	1.823	1.762	1.512	1.538	1.730	1.734	1.447	1.596	1.643	8.33
57) 2,6-Dinitrot	0.267	0.278	0.278	0.288	0.201	0.298	0.268	0.273	0.269	10.97
58) 3-Nitroanili	0.241	0.287	0.299	0.291	0.253	0.275	0.275	0.286	0.276	7.13
59) Acenaphthene	0.976	1.011	0.903	0.911	0.959	0.950	0.881	0.905	0.937	4.71
60) 2,4-Dinitrop	0.078	0.117	0.210	0.206		0.168	0.198	0.186	0.166	30.10
---- Quadratic regression ---- Coefficient = 0.9987										
Response Ratio = -0.01384 + 0.19478 *A + 0.00323 *A^2										
61) 4-Nitropheno	0.159	0.211	0.218		0.199	0.205	0.209	0.200		10.49
62) Dibenzofuran	1.651	1.589	1.444	1.479	1.594	1.571	1.387	1.467	1.523	5.97
63) 2,4-Dinitrot	0.336	0.360	0.361	0.383	0.364	0.401	0.345	0.374	0.365	5.60
64) 2,3,4,6-Tetr	0.338	0.368	0.364	0.372	0.344	0.385	0.345	0.361	0.359	4.48
65) Diethylphtha	1.422	1.531	1.294	1.372	1.702	1.514	1.256	1.412	1.438	9.96
66) Fluorene	1.255	1.239	1.063	1.105	1.308	1.237	1.028	1.155	1.174	8.61
67) 4-Chlorophen	0.589	0.651	0.552	0.555	0.635	0.615	0.523	0.564	0.586	7.65
68) 4-Nitroanili	0.244	0.294	0.293		0.279	0.271	0.294	0.279		7.09
69) I Phenanthrene-d10	ISTD									
70) 4,6-Dinitro-	0.077	0.083	0.124	0.119		0.115	0.115	0.115	0.107	17.48
---- Quadratic regression ---- Coefficient = 0.9986										
Response Ratio = -0.00228 + 0.11584 *A + 0.00273 *A^2										
71) n-Nitrosodip	0.528	0.505	0.478	0.476	0.491	0.507	0.456	0.477	0.490	4.62
72) Pentachloron	0.049	0.040	0.049	0.047		0.051	0.046	0.051	0.048#	8.12
73) 1,2-Diphenyl	0.823	0.758	0.738	0.686	0.913	0.779	0.646	0.732	0.759	10.86
74) 2,4,6-Tribro	0.154	0.153	0.143	0.143	0.134	0.143	0.139	0.144	0.144	4.64
75) 4-Bromopheny	0.216	0.244	0.238	0.236	0.239	0.233	0.230	0.226	0.233	3.74
76) Hexachlorobe	0.290	0.281	0.255	0.263	0.288	0.273	0.248	0.266	0.271	5.60
77) Pentachlorop	0.142	0.132	0.173	0.166	0.137	0.148	0.164	0.163	0.153	9.92
78) Phenanthrene	0.983	0.934	0.883	0.878	0.942	0.871	0.832	0.851	0.897	5.71
79) Anthracene	0.925	0.902	0.895	0.892	0.914	0.901	0.860	0.916	0.901	2.19
80) Carbazole	0.851	0.871	0.867	0.891	0.890	0.904	0.829	0.904	0.876	3.03
81) Di-n-butylph	1.415	1.302	1.264	1.330	1.597	1.355	1.212	1.341	1.352	8.60
82) Fluoranthene	1.199	1.127	1.123	1.166	1.266	1.209	1.083	1.183	1.170	4.95
83) Octadecane	0.300	0.292	0.256	0.256	0.312	0.281	0.248	0.269	0.277	8.31
84) I Chrysene-d12	ISTD									
85) Benzidine	0.256	0.395	0.652	0.578		0.409	0.584	0.540	0.488	28.47
---- Quadratic regression ---- Coefficient = 0.9985										
Response Ratio = -0.01385 + 0.50122 *A + 0.05786 *A^2										
86) Pyrene	1.261	1.209	1.327	1.263	1.348	1.242	1.213	1.226	1.261	4.07
87) Terphenyl-d1	0.951	0.930	1.039	0.951	0.984	0.955	0.961	0.945	0.965	3.50
88) Butylbenzylp	0.551	0.544	0.673	0.645	0.552	0.623	0.619	0.617	0.603	8.05
89) Benzo[a]anth	1.252	1.151	1.334	1.242	1.340	1.200	1.239	1.197	1.244	5.29
90) 3,3'-Dichlor	0.276	0.323	0.440	0.401		0.359	0.394	0.380	0.368	14.76

8.7.13

8

Initial Calibration Summary

Job Number: JD27605 **Sample:** EM7405-ICC7405
Account: SESINJPB SESI Consulting Engineers **Lab FileID:** M172898.D
Project: Remedial Investigation, 247 North Avenue, New Rochelle, NY

```
 91) Chrysene     0.953 0.968 1.099 1.005 1.083 0.986 1.001 1.004 1.012   5.13
 92) bis(2-Ethylh 0.720 0.740 0.889 0.854 0.700 0.804 0.826 0.829 0.795   8.49

 93) I   Perylene-d12          ----------------ISTD--------------------
 94) Di-n-octylph 1.111 1.159 1.596 1.573       1.442 1.515 1.523 1.417  14.04
 95) Benzo[b]fluo 1.002 1.154 1.309 1.228 0.995 1.226 1.251 1.245 1.176   9.99
 96) Benzo[k]fluo 1.146 1.109 0.993 1.012 1.121 1.153 0.938 1.074 1.068   7.38
 97) Benzo[a]pyre 1.025 1.067 1.264 1.227 0.996 1.189 1.203 1.214 1.148   8.94
 98) Indeno[1,2,3 0.766 0.858 1.121 1.049 0.890 0.983 1.059 1.011 0.967  12.32
 99) Dibenz(a,h)a       0.787 1.130 1.067       0.951 1.081 1.033 1.008  12.26
100) Dibenz[a,h]a 0.855 0.867 1.085 1.005 0.798 1.052 0.986 1.052 0.962  11.19
101) 7,12-Dimethy       0.028 0.445 0.288       0.041 0.365 0.130 0.216  80.93
             ---- Quadratic regression ----  Coefficient =  0.9974
               Response Ratio = -0.01447 + 0.09092 *A + 0.14418 *A^2

102) Benzo[g,h,i] 1.054 1.057 1.210 1.153 0.973 1.148 1.156 1.165 1.115   7.04

 ---------------------------------------------------------------------------
 (#) = Out of Range  ###  Number of calibration levels exceeded format  ###

          MM7405.M          Tue May 18 08:37:31 2021
```

8.7.13

8

Initial Calibration Verification

Job Number: JD27605 **Sample:** EM7405-ICV7405
Account: SESINJPB SESI Consulting Engineers **Lab FileID:** M172904.D
Project: Remedial Investigation, 247 North Avenue, New Rochelle, NY

Evaluate Continuing Calibration Report

Data File : C:\msdchem\1\DATA\EM7405\M172904.D Vial: 13
Acq On : 17 May 2021 6:51 pm Operator: hennys
Sample : icv7405-50 Inst : MSM
Misc : op32565,em7405,1000,,,1,1 Multiplr: 1.00
MS Integration Params: RTEINT.P

Method : C:\MSDCHEM\1\METHODS\MM7405.M (RTE Integrator)
Title : Semi Volatile GC/MS, rtx-5ms 30mx0.25mmx0.25um
Last Update : Mon May 17 17:55:52 2021
Response via : Multiple Level Calibration

Min. RRF : 0.050 Min. Rel. Area : 50% Max. R.T. Dev 0.50min
Max. RRF Dev : 30% Max. Rel. Area : 200%

		Compound	AvgRF	CCRF	%Dev	Area%	Dev(min)	R.T.
1	I	1,4-Dichlorobenzene-d4	1.000	1.000	0.0	106	0.00	3.72
5	S	2-Fluorophenol	1.486	1.562	-5.1	106	0.00	2.67
8	S	Phenol-d5	1.665	1.810	-8.7	111	0.00	3.51
24	I	Naphthalene-d8	1.000	1.000	0.0	113	0.00	4.65
25	S	Nitrobenzene-d5	0.414	0.454	-9.7	125	-0.01	4.14
46	I	Acenaphthene-d10	1.000	1.000	0.0	91	0.00	6.50
51	S	2-Fluorobiphenyl	1.165	1.359	-16.7	120	-0.01	5.70
69	I	Phenanthrene-d10	1.000	1.000	0.0	92	-0.01	8.84
74	S	2,4,6-Tribromophenol	0.144	0.171	-18.8	111	-0.02	7.70
84	I	Chrysene-d12	1.000	1.000	0.0	92	-0.02	13.82
87	S	Terphenyl-d14	0.965	1.047	-8.5	101	-0.02	11.94

(#) = Out of Range SPCC's out = 0 CCC's out = 0
M172898.D MM7405.M Tue May 18 08:22:22 2021

8.7.14

8

Initial Calibration Verification

Job Number: JD27605 **Sample:** EM7405-ICV7405
Account: SESINJPB SESI Consulting Engineers **Lab FileID:** M172905.D
Project: Remedial Investigation, 247 North Avenue, New Rochelle, NY

Evaluate Continuing Calibration Report

Data File : C:\msdchem\1\DATA\EM7405\M172905.D Vial: 14
Acq On : 17 May 2021 7:18 pm Operator: hennys
Sample : icv7405-50 Inst : MSM
Misc : op32565,em7405,1000,,,1,1 Multiplr: 1.00
MS Integration Params: RTEINT.P

Method : C:\MSDCHEM\1\METHODS\MM7405.M (RTE Integrator)
Title : Semi Volatile GC/MS, rtx-5ms 30mx0.25mmx0.25um
Last Update : Mon May 17 17:55:52 2021
Response via : Multiple Level Calibration

Min. RRF : 0.050 Min. Rel. Area : 50% Max. R.T. Dev 0.50min
Max. RRF Dev : 30% Max. Rel. Area : 200%

		Compound	AvgRF	CCRF	%Dev	Area%	Dev(min)	R.T.
1	I	1,4-Dichlorobenzene-d4	1.000	1.000	0.0	100	0.00	3.72
2	t	1,4-Dioxane	0.717	0.610	14.9	84	0.00	1.08
6	t	Indene	2.147	2.002	6.8	95	0.00	3.91
7	t	Cumene	3.338	3.335	0.1	97	0.00	3.08
11	t	bis(2-Chloroethyl)ether	1.307	1.406	-7.6	115	0.00	3.54
13	t	Decane	0.843	0.851	-0.9	107	0.00	3.64
14	t	1,3-Dichlorobenzene	1.369	1.365	0.3	103	0.00	3.67
15	t	1,4-Dichlorobenzene	1.296	1.240	4.3	98	0.00	3.73
16	t	Benzyl alcohol	0.721	0.748	-3.7	96	0.00	3.86
17	t	1,2-Dichlorobenzene	1.333	1.292	3.1	96	0.00	3.84
18	t	Acetophenone	1.826	1.765	3.3	98	-0.01	4.03
20	t	2,2'-oxybis(1-Chloropropa	0.333	0.296	11.1	94	0.00	3.96
23	t	Hexachloroethane	0.557	0.543	2.5	102	0.00	4.09
24	I	Naphthalene-d8	1.000	1.000	0.0	99	0.00	4.66
26	t	Nitrobenzene	0.410	0.408	0.5	101	0.00	4.15
27	t	Quinoline	0.686	0.669	2.5	90	-0.02	4.95
28	t	Isophorone	0.814	0.783	3.8	92	-0.01	4.33
32	t	bis(2-Chloroethoxy)methan	0.451	0.451	0.0	100	0.00	4.51
35	t	1,3,5-Trichlorobenzene	0.377	0.377	0.0	98	0.00	4.40
36	t	1,2,4-Trichlorobenzene	0.356	0.371	-4.2	105	0.00	4.62
37	t	1,2,3-Trichlorobenzene	0.324	0.322	0.6	99	0.00	4.80
38	t	Naphthalene	0.892	0.890	0.2	97	0.00	4.67
40	t	2,3-Dichloroaniline	0.400	0.373	6.8	92	0.00	5.60

		----------	AvgRF	CCRF	% Dev	----------		
42	t	Hexachlorobutadiene	0.226	0.234	-3.5	99	0.00	4.79
44	t	2-Methylnaphthalene	0.613	0.643	-4.9	102	0.00	5.29
45	t	1-Methylnaphthalene	0.655	0.648	1.1	96	0.00	5.38
46	I	Acenaphthene-d10	1.000	1.000	0.0	90	0.00	6.50
48		1,2,4,5-Tetrachlorobenzen	0.545	0.516	5.3	93	0.00	5.47
52	t	2-Chloronaphthalene	1.047	1.082	-3.3	99	0.00	5.81
53	t	Biphenyl	1.273	1.290	-1.3	98	0.00	5.81
55	t	Dimethylphthalate	1.349	1.375	-1.9	94	-0.02	6.23
56	t	Acenaphthylene	1.643	1.617	1.6	94	0.00	6.31
57	t	2,6-Dinitrotoluene	0.269	0.292	-8.6	91	-0.01	6.30
59	t	Acenaphthene	0.937	0.973	-3.8	96	0.00	6.55

8.7.15

8

Initial Calibration Verification

Job Number: JD27605 **Sample:** EM7405-ICV7405
Account: SESINJPB SESI Consulting Engineers **Lab FileID:** M172905.D
Project: Remedial Investigation, 247 North Avenue, New Rochelle, NY

62	t	Dibenzofuran	1.523	1.593	-4.6	97	-0.01	6.80
63	t	2,4-Dinitrotoluene	0.365	0.369	-1.1	87	-0.02	6.86
65	t	Diethylphthalate	1.438	1.460	-1.5	96	-0.02	7.28
66	t	Fluorene	1.174	1.163	0.9	95	0.00	7.31
67	t	4-Chlorophenyl-phenylethe	0.586	0.577	1.5	93	0.00	7.37
69	I	Phenanthrene-d10	1.000	1.000	0.0	94	0.00	8.84
72		Pentachloronitrobenzene	0.048	0.052	-8.3	105	-0.02	8.60
73	t	1,2-Diphenylhydrazine	0.759	0.765	-0.8	105	-0.01	7.62
75	t	4-Bromophenyl-phenylether	0.233	0.235	-0.9	94	-0.01	8.16
76	t	Hexachlorobenzene	0.271	0.258	4.8	93	0.00	8.21
78	t	Phenanthrene	0.897	0.864	3.7	93	-0.01	8.89
79	t	Anthracene	0.901	0.881	2.2	93	-0.01	8.98
80	t	Carbazole	0.876	0.870	0.7	92	-0.01	9.35
81	t	Di-n-butylphthalate	1.352	1.294	4.3	92	0.00	10.21
82	t	Fluoranthene	1.170	1.145	2.1	93	-0.01	11.06
83	t	Octadecane	0.277	0.249	10.1	92	0.00	9.00
84	I	Chrysene-d12	1.000	1.000	0.0	94	-0.01	13.83

		----------	AvgRF	CCRF	% Dev	----------		
86	t	Pyrene	1.261	1.218	3.4	90	-0.01	11.46
88	t	Butylbenzylphthalate	0.603	0.664	-10.1	97	0.00	13.05
89	t	Benzo[a]anthracene	1.244	1.241	0.2	94	0.00	13.81
91	t	Chrysene	1.012	1.002	1.0	93	-0.02	13.88
92	t	bis(2-Ethylhexyl)phthalat	0.795	0.848	-6.7	93	0.00	14.30
93	I	Perylene-d12	1.000	1.000	0.0	97	0.00	16.38
94	t	Di-n-octylphthalate	1.417	1.510	-6.6	93	0.00	15.51
95	t	Benzo[b]fluoranthene	1.176	1.183	-0.6	94	-0.03	15.76
96	t	Benzo[k]fluoranthene	1.068	0.963	9.8	92	-0.02	15.81
97	t	Benzo[a]pyrene	1.148	1.163	-1.3	92	-0.02	16.28
98	t	Indeno[1,2,3-cd]pyrene	0.967	1.000	-3.4	93	-0.02	17.99
99	t	Dibenz(a,h)acridine	1.008	1.035	-2.7	94	-0.01	17.71
100	t	Dibenz[a,h]anthracene	0.962	0.970	-0.8	94	-0.02	18.05

		----------	AvgRF	CCRF	% Dev	----------		
102	t	Benzo[g,h,i]perylene	1.115	1.101	1.3	93	-0.02	18.34

(#) = Out of Range SPCC's out = 0 CCC's out = 0
M172898.D MM7405.M Tue May 18 08:21:45 2021

8.7.15

8

Initial Calibration Verification

Job Number: JD27605 **Sample:** EM7405-ICV7405
Account: SESINJPB SESI Consulting Engineers **Lab FileID:** M172906.D
Project: Remedial Investigation, 247 North Avenue, New Rochelle, NY

Evaluate Continuing Calibration Report

Data File : C:\msdchem\1\DATA\EM7405\M172906.D Vial: 15
Acq On : 17 May 2021 7:46 pm Operator: hennys
Sample : icv7405-50 Inst : MSM
Misc : op32565,em7405,1000,,,1,1 Multiplr: 1.00
MS Integration Params: RTEINT.P

Method : C:\MSDCHEM\1\METHODS\MM7405.M (RTE Integrator)
Title : Semi Volatile GC/MS, rtx-5ms 30mx0.25mmx0.25um
Last Update : Tue May 18 08:26:41 2021
Response via : Multiple Level Calibration

Min. RRF : 0.050 Min. Rel. Area : 50% Max. R.T. Dev 0.50min
Max. RRF Dev : 30% Max. Rel. Area : 200%

		Compound	AvgRF	CCRF	%Dev	Area%	Dev(min)	R.T.
1	I	1,4-Dichlorobenzene-d4	1.000	1.000	0.0	105	0.00	3.72
9	t	Phenol	1.614	1.844	-14.3	115	0.00	3.52
12	t	2-Chlorophenol	1.200	1.263	-5.2	114	0.00	3.56
19	t	2-Methylphenol	1.126	1.173	-4.2	114	-0.01	3.96
21	t	3&4-Methylphenol	1.120	1.136	-1.4	109	-0.01	4.09
24	I	Naphthalene-d8	1.000	1.000	0.0	96	0.00	4.66
29	t	2-Nitrophenol	0.189	0.222	-17.5	104	0.00	4.39
30	t	2,4-Dimethylphenol	0.398	0.420	-5.5	101	-0.01	4.46
31	t	Benzoic acid	0.278	0.278	0.0	87	-0.05	4.60
33	t	2,4-Dichlorophenol	0.281	0.305	-8.5	95	0.00	4.58
34	t	2,6-Dichlorophenol	0.287	0.299	-4.2	98	-0.01	4.74
		----------	True	Calc.	% Drift	----------		
41	t	Hydroquinone	50.000	73.677	-47.4#	165	-0.03	5.10
43	t	4-Chloro-3-methylphenol	0.363	0.373	-2.8	95	-0.01	5.21
46	I	Acenaphthene-d10	1.000	1.000	0.0	99	0.00	6.50
49	t	2,4,6-Trichlorophenol	0.375	0.404	-7.7	115	0.00	5.61
50	t	2,4,5-Trichlorophenol	0.390	0.386	1.0	99	0.00	5.66
		----------	True	Calc.	% Drift	----------		
60	t	2,4-Dinitrophenol	100.000	99.686	0.3	94	-0.02	6.67
		----------	AvgRF	CCRF	% Dev	----------		
61	t	4-Nitrophenol	0.200	0.226	-13.0	103	-0.02	6.88
64	t	2,3,4,6-Tetrachlorophenol	0.359	0.351	2.2	93	-0.01	7.02
69	I	Phenanthrene-d10	1.000	1.000	0.0	91	0.00	8.85
		----------	True	Calc.	% Drift	----------		
70	t	4,6-Dinitro-2-methylpheno	50.000	57.729	-15.5	104	-0.03	7.48
77	t	Pentachlorophenol	0.153	0.177	-15.7	97	-0.02	8.59

8.7.16

8

Initial Calibration Verification

Job Number: JD27605 **Sample:** EM7405-ICV7405
Account: SESINJPB SESI Consulting Engineers **Lab FileID:** M172906.D
Project: Remedial Investigation, 247 North Avenue, New Rochelle, NY

```
(#) = Out of Range                SPCC's out = 0  CCC's out = 0
 M172898.D  MM7405.M          Tue May 18 08:30:44 2021
```

Initial Calibration Verification

Job Number: JD27605 **Sample:** EM7405-ICV7405
Account: SESINJPB SESI Consulting Engineers **Lab FileID:** M172907.D
Project: Remedial Investigation, 247 North Avenue, New Rochelle, NY

Evaluate Continuing Calibration Report

Data File : C:\msdchem\1\DATA\EM7405\M172907.D Vial: 16
Acq On : 17 May 2021 8:13 pm Operator: hennys
Sample : icv7405-50 Inst : MSM
Misc : op32565,em7405,1000,,,1,1 Multiplr: 1.00
MS Integration Params: RTEINT.P

Method : C:\MSDCHEM\1\METHODS\MM7405.M (RTE Integrator)
Title : Semi Volatile GC/MS, rtx-5ms 30mx0.25mmx0.25um
Last Update : Tue May 18 08:34:05 2021
Response via : Multiple Level Calibration

Min. RRF : 0.050 Min. Rel. Area : 50% Max. R.T. Dev 0.50min
Max. RRF Dev : 30% Max. Rel. Area : 200%

		Compound	AvgRF	CCRF	%Dev	Area%	Dev(min)	R.T.
1	I	1,4-Dichlorobenzene-d4	1.000	1.000	0.0	118	0.00	3.72
3	t	Pyridine	1.580	1.399	11.5	95	0.00	1.28
4	t	N-Nitrosodimethylamine	0.706	0.704	0.3	109	-0.01	1.26
10	t	Aniline	2.123	2.141	-0.8	111	0.00	3.47
22	t	n-Nitroso-di-n-propylamin	0.876	0.974	-11.2	131	-0.02	4.05
24	I	Naphthalene-d8	1.000	1.000	0.0	132	0.00	4.66
39	t	4-Chloroaniline	0.398	0.379	4.8	115	-0.01	4.74
46	I	Acenaphthene-d10	1.000	1.000	0.0	109	0.00	6.50
54	t	2-Nitroaniline	0.327	0.373	-14.1	117	-0.01	5.97
68	t	4-Nitroaniline	0.279	0.331	-18.6	123	-0.04	7.43
69	I	Phenanthrene-d10	1.000	1.000	0.0	111	-0.01	8.84
		----------	AvgRF	CCRF	% Dev	----------		
71	t	n-Nitrosodiphenylamine	0.490	0.475	3.1	111	-0.02	7.58
84	I	Chrysene-d12	1.000	1.000	0.0	118	-0.03	13.81
		----------	True	Calc.	% Drift	----------		
85		Benzidine	50.000	64.206	-28.4	154	-0.01	11.47
90	t	3,3'-Dichlorobenzidine	0.368	0.392	-6.5	116	-0.01	13.90

(#) = Out of Range SPCC's out = 0 CCC's out = 0
M172898.D MM7405.M Tue May 18 08:38:35 2021

Initial Calibration Verification

Job Number: JD27605 **Sample:** EM7406-ICV7405
Account: SESINJPB SESI Consulting Engineers **Lab FileID:** M172910.D
Project: Remedial Investigation, 247 North Avenue, New Rochelle, NY

Evaluate Continuing Calibration Report

Data File : C:\msdchem\1\DATA\EM7406\M172910.D Vial: 2
Acq On : 18 May 2021 12:19 pm Operator: hennys
Sample : icv7405-50 Inst : MSM
Misc : op32565,em7406,1000,,,1,1 Multiplr: 1.00
MS Integration Params: RTEINT.P

Method : C:\MSDCHEM\1\METHODS\MM7405.M (RTE Integrator)
Title : Semi Volatile GC/MS, rtx-5ms 30mx0.25mmx0.25um
Last Update : Tue May 18 11:17:11 2021
Response via : Multiple Level Calibration

Min. RRF : 0.050 Min. Rel. Area : 50% Max. R.T. Dev 0.50min
Max. RRF Dev : 30% Max. Rel. Area : 200%

		Compound	AvgRF	CCRF	%Dev	Area%	Dev(min)	R.T.
46	I	Acenaphthene-d10	1.000	1.000	0.0	76	0.00	6.50
47	t	Hexachlorocyclopentadiene	0.364	0.388	-6.6	77	-0.01	5.46
93	I	Perylene-d12	1.000	1.000	0.0	72	-0.02	16.37
		----------	True	Calc.	% Drift		----------	
101	t	7,12-Dimethylbenz(a)anthr	50.000	53.692	-7.4	74	-0.03	15.77

(#) = Out of Range SPCC's out = 0 CCC's out = 0
M172885a.D MM7405.M Tue May 18 12:49:35 2021

8.7.18

8

Continuing Calibration Summary

Job Number: JD27605 **Sample:** EM7461-CC7405
Account: SESINJPB SESI Consulting Engineers **Lab FileID:** M173927.D
Project: Remedial Investigation, 247 North Avenue, New Rochelle, NY

Evaluate Continuing Calibration Report

Data File : C:\msdchem\1\DATA\EM7461\m173927.D Vial: 2
Acq On : 6 Jul 2021 9:33 am Operator: chriss2
Sample : cc7405-25 Inst : MSM
Misc : op33969,em7461,30.0,,,1,1 Multiplr: 1.00
MS Integration Params: RTEINT.P

Method : C:\MSDCHEM\1\METHODS\MM7405.M (RTE Integrator)
Title : Semi Volatile GC/MS, rtx-5ms 30mx0.25mmx0.25um
Last Update : Tue Jul 06 15:32:30 2021
Response via : Multiple Level Calibration

Min. RRF : 0.050 Min. Rel. Area : 50% Max. R.T. Dev 0.50min
Max. RRF Dev : 20% Max. Rel. Area : 200%

		Compound	AvgRF	CCRF	%Dev	Area%	Dev(min)	R.T.
1	I	1,4-Dichlorobenzene-d4	1.000	1.000	0.0	123	0.00	3.51
2	t	1,4-Dioxane	0.717	0.787	-9.8	133	0.00	0.90
3	t	Pyridine	1.580	1.795	-13.6	124	0.00	1.07
4	t	N-Nitrosodimethylamine	0.706	0.648	8.2	103	0.00	1.06
5	S	2-Fluorophenol	1.486	1.518	-2.2	124	0.00	2.41
6	t	Indene	2.147	2.253	-4.9	130	0.00	3.70
7	t	Cumene	3.338	3.663	-9.7	133	0.00	2.83
8	S	Phenol-d5	1.665	1.913	-14.9	135	0.00	3.32
9	t	Phenol	1.614	1.856	-15.0	132	0.00	3.33
10	t	Aniline	2.123	2.447	-15.3	133	0.00	3.26
11	t	bis(2-Chloroethyl)ether	1.307	1.355	-3.7	125	0.00	3.34
12	t	2-Chlorophenol	1.200	1.373	-14.4	138	0.00	3.36
13	t	Decane	0.843	0.794	5.8	121	0.00	3.43
14	t	1,3-Dichlorobenzene	1.369	1.550	-13.2	142	0.00	3.46
15	t	1,4-Dichlorobenzene	1.296	1.431	-10.4	141	0.00	3.52
16	t	Benzyl alcohol	0.721	0.860	-19.3	145	0.00	3.66
17	t	1,2-Dichlorobenzene	1.333	1.502	-12.7	139	0.00	3.64
18	t	Acetophenone	1.826	1.874	-2.6	128	0.00	3.84
19	t	2-Methylphenol	1.126	1.283	-13.9	145	0.00	3.79
20	t	2,2'-oxybis(1-Chloropropa	0.333	0.339	-1.8	129	0.00	3.76
21	t	3&4-Methylphenol	1.120	1.296	-15.7	149	0.00	3.91
22	t	n-Nitroso-di-n-propylamin	0.876	0.965	-10.2	141	0.00	3.86
23	t	Hexachloroethane	0.557	0.530	4.8	119	0.00	3.88
24	I	Naphthalene-d8	1.000	1.000	0.0	129	0.00	4.45
25	S	Nitrobenzene-d5	0.414	0.387	6.5	124	0.00	3.94
26	t	Nitrobenzene	0.410	0.405	1.2	130	0.00	3.96
27	t	Quinoline	0.686	0.799	-16.5	144	0.00	4.73
28	t	Isophorone	0.814	0.797	2.1	125	0.00	4.14
29	t	2-Nitrophenol	0.189	0.209	-10.6	132	0.00	4.19
30	t	2,4-Dimethylphenol	0.398	0.418	-5.0	136	0.00	4.28
31	t	Benzoic acid	0.278	0.208	25.2#	92	0.00	4.41
32	t	bis(2-Chloroethoxy)methan	0.451	0.456	-1.1	129	0.00	4.32
33	t	2,4-Dichlorophenol	0.281	0.341	-21.4#	152	0.00	4.39
34	t	2,6-Dichlorophenol	0.287	0.316	-10.1	142	0.00	4.54
35	t	1,3,5-Trichlorobenzene	0.377	0.381	-1.1	131	0.00	4.19
36	t	1,2,4-Trichlorobenzene	0.356	0.354	0.6	126	0.00	4.42
37	t	1,2,3-Trichlorobenzene	0.324	0.311	4.0	125	0.00	4.58
38	t	Naphthalene	0.892	0.976	-9.4	146	0.00	4.46
39	t	4-Chloroaniline	0.398	0.439	-10.3	137	0.00	4.54
40	t	2,3-Dichloroaniline	0.400	0.407	-1.7	135	0.00	5.32

Continuing Calibration Summary

Job Number: JD27605 **Sample:** EM7461-CC7405
Account: SESINJPB SESI Consulting Engineers **Lab FileID:** M173927.D
Project: Remedial Investigation, 247 North Avenue, New Rochelle, NY

			True	Calc.	% Drift			
41	t	Hydroquinone	25.000	18.947	24.2#	90	0.00	4.90
			AvgRF	CCRF	% Dev			
42	t	Hexachlorobutadiene	0.226	0.199	11.9	112	0.00	4.58
43	t	4-Chloro-3-methylphenol	0.363	0.377	-3.9	129	0.00	4.99
44	t	2-Methylnaphthalene	0.613	0.637	-3.9	136	0.00	5.03
45	t	1-Methylnaphthalene	0.655	0.701	-7.0	138	0.00	5.12
46	I	Acenaphthene-d10	1.000	1.000	0.0	127	0.00	6.16
47	t	Hexachlorocyclopentadiene	0.364	0.284	22.0#	102	0.00	5.19
48		1,2,4,5-Tetrachlorobenzen	0.545	0.521	4.4	130	0.00	5.20
49	t	2,4,6-Trichlorophenol	0.375	0.355	5.3	130	0.00	5.34
50	t	2,4,5-Trichlorophenol	0.390	0.397	-1.8	136	0.00	5.39
51	S	2-Fluorobiphenyl	1.165	1.154	0.9	138	0.00	5.41
52	t	2-Chloronaphthalene	1.047	1.071	-2.3	138	0.00	5.51
53	t	Biphenyl	1.273	1.293	-1.6	136	0.00	5.51
54	t	2-Nitroaniline	0.327	0.336	-2.8	119	0.00	5.67
55	t	Dimethylphthalate	1.349	1.429	-5.9	137	0.00	5.92
56	t	Acenaphthylene	1.643	1.409	14.2	112	0.00	5.98
57	t	2,6-Dinitrotoluene	0.269	0.303	-12.6	141	0.00	5.98
58	t	3-Nitroaniline	0.276	0.307	-11.2	137	0.00	6.19
59	t	Acenaphthene	0.937	0.986	-5.2	138	0.00	6.20
			True	Calc.	% Drift			
60	t	2,4-Dinitrophenol	50.000	40.112	19.8	101	0.00	6.35
			AvgRF	CCRF	% Dev			
61	t	4-Nitrophenol	0.200	0.133	33.5#	81	0.00	6.59
62	t	Dibenzofuran	1.523	1.660	-9.0	144	0.00	6.45
63	t	2,4-Dinitrotoluene	0.365	0.410	-12.3	139	0.00	6.53
64	t	2,3,4,6-Tetrachlorophenol	0.359	0.353	1.7	124	0.00	6.68
65	t	Diethylphthalate	1.438	1.365	5.1	123	0.00	6.92
66	t	Fluorene	1.174	1.271	-8.3	140	0.00	6.93
67	t	4-Chlorophenyl-phenylethe	0.586	0.590	-0.7	133	0.00	7.00
68	t	4-Nitroaniline	0.279	0.289	-3.6	125	0.00	7.07
69	I	Phenanthrene-d10	1.000	1.000	0.0	117	0.00	8.43
			True	Calc.	% Drift			
70	t	4,6-Dinitro-2-methylpheno	25.000	23.733	5.1	109	0.00	7.13
			AvgRF	CCRF	% Dev			
71	t	n-Nitrosodiphenylamine	0.490	0.591	-20.6#	144	0.00	7.20
72		Pentachloronitrobenzene	0.048	0.052	-8.3	119	0.00	8.19
73	t	1,2-Diphenylhydrazine	0.759	0.816	-7.5	130	0.00	7.23
74	S	2,4,6-Tribromophenol	0.144	0.145	-0.7	118	0.00	7.32
75	t	4-Bromophenyl-phenylether	0.233	0.231	0.9	119	0.00	7.76
76	t	Hexachlorobenzene	0.271	0.278	-2.6	122	0.00	7.80
77	t	Pentachlorophenol	0.153	0.161	-5.2	115	0.00	8.20
78	t	Phenanthrene	0.897	0.917	-2.2	126	0.00	8.46
79	t	Anthracene	0.901	1.008	-11.9	128	0.00	8.55
80	t	Carbazole	0.876	1.045	-19.3	135	0.00	8.93
81	t	Di-n-butylphthalate	1.352	1.464	-8.3	127	0.00	9.79
82	t	Fluoranthene	1.170	1.265	-8.1	125	0.00	10.61
83	t	Octadecane	0.277	0.293	-5.8	127	0.00	8.60
84	I	Chrysene-d12	1.000	1.000	0.0	111	0.00	13.36
			True	Calc.	% Drift			

Continuing Calibration Summary

Job Number: JD27605 **Sample:** EM7461-CC7405
Account: SESINJPB SESI Consulting Engineers **Lab FileID:** M173927.D
Project: Remedial Investigation, 247 North Avenue, New Rochelle, NY

85		Benzidine	25.000	21.184	15.3	88	0.00	11.08
		----------	AvgRF	CCRF	% Dev	----------		
86	t	Pyrene	1.261	1.383	-9.7	125	0.00	11.00
87	S	Terphenyl-d14	0.965	0.995	-3.1	117	0.00	11.50
88	t	Butylbenzylphthalate	0.603	0.734	-21.7#	132	0.00	12.60
89	t	Benzo[a]anthracene	1.244	1.262	-1.4	117	0.00	13.34
90	t	3,3'-Dichlorobenzidine	0.368	0.415	-12.8	121	0.00	13.45
91	t	Chrysene	1.012	1.060	-4.7	117	0.00	13.40
92	t	bis(2-Ethylhexyl)phthalat	0.795	0.920	-15.7	123	0.00	13.86
93	I	Perylene-d12	1.000	1.000	0.0	117	0.00	15.89
94	t	Di-n-octylphthalate	1.417	1.641	-15.8	126	0.00	15.07
95	t	Benzo[b]fluoranthene	1.176	1.304	-10.9	122	0.00	15.28
96	t	Benzo[k]fluoranthene	1.068	0.992	7.1	108	0.00	15.33
97	t	Benzo[a]pyrene	1.148	1.222	-6.4	117	0.00	15.79
98	t	Indeno[1,2,3-cd]pyrene	0.967	0.996	-3.0	115	0.00	17.51
99	t	Dibenz(a,h)acridine	1.008	0.980	2.8	111	0.00	17.23
100	t	Dibenz[a,h]anthracene	0.962	0.963	-0.1	107	0.00	17.57
		----------	True	Calc.	% Drift	----------		
101	t	7,12-Dimethylbenz(a)anthr	25.000	48.052	-92.2#	436	0.00	15.30
		----------	AvgRF	CCRF	% Dev	----------		
102	t	Benzo[g,h,i]perylene	1.115	1.070	4.0	107	0.00	17.84

(#) = Out of Range SPCC's out = 0 CCC's out = 0
m173927.D MM7405.M Tue Jul 06 15:34:01 2021

8.7.19

8

Continuing Calibration Summary

Job Number: JD27605 **Sample:** EM7461-CC7404
Account: SESINJPB SESI Consulting Engineers **Lab FileID:** M173928.D
Project: Remedial Investigation, 247 North Avenue, New Rochelle, NY

Evaluate Continuing Calibration Report

Data File : C:\msdchem\1\DATA\EM7461\m173928.D Vial: 3
Acq On : 6 Jul 2021 10:00 am Operator: chriss2
Sample : cc7404-25 Inst : MSM
Misc : op33969,em7461,30.0,,,1,1 Multiplr: 1.00
MS Integration Params: RTEINT.P

Method : C:\MSDCHEM\1\METHODS\MM7405.M (RTE Integrator)
Title : Semi Volatile GC/MS, rtx-5ms 30mx0.25mmx0.25um
Last Update : Tue Jul 06 15:32:30 2021
Response via : Multiple Level Calibration

Min. RRF : 0.050 Min. Rel. Area : 50% Max. R.T. Dev 0.50min
Max. RRF Dev : 20% Max. Rel. Area : 200%

		Compound	AvgRF	CCRF	%Dev	Area%	Dev(min)	R.T.
103	I	1,4-Dichlorobenzene-d4a	1.000	1.000	0.0	147	0.00	3.51
104	t	Benzaldehyde	1.059	1.082	-2.2	138	-0.11	3.16
105	I	Acenaphthene-d10a	1.000	1.000	0.0	145	0.00	6.16
106	t	Atrazine	0.158	0.183	-15.8	157	-0.19	8.20
107	I	Chrysene-d12a	1.000	1.000	0.0	130	0.00	13.35
108	s	1-chlorooctadecane	0.223	0.235	-5.4	129	-0.23	10.82
109		Phenanthrene-d10a	1.000	1.000	0.0	135	0.00	8.42
110	s	o-terphenyl	0.534	0.555	-3.9	140	-0.21	9.24
111	I	Naphthalene-d8a	1.000	1.000	0.0	144	0.00	4.45
			True	Calc.	% Drift			
112		Caprolactam	25.000	24.133	3.5	139	-0.12	4.80

(#) = Out of Range SPCC's out = 0 CCC's out = 0
m173927.D MM7405.M Tue Jul 06 15:34:13 2021

Run Sequence Report

Job Number: JD27605
Account: SESINJPB SESI Consulting Engineers
Project: Remedial Investigation, 247 North Avenue, New Rochelle, NY

Run ID: EF8747 **Method:** SW846 8270E **Instrument ID:** GCMSF

Lab Sample ID	Lab File ID	Date/Time Analyzed	Prep QC Batch	Client Sample ID
EF8747-DFTPP	F200128.D	06/26/21 02:25	n/a	DFTPP Tune
EF8747-IC8747	F200129.D	06/26/21 02:42	n/a	Initial cal 1
EF8747-IC8747	F200130.D	06/26/21 03:08	n/a	Initial cal 2
EF8747-IC8747	F200131.D	06/26/21 03:33	n/a	Initial cal 5
EF8747-IC8747	F200132.D	06/26/21 03:59	n/a	Initial cal 10
EF8747-IC8747	F200133.D	06/26/21 04:25	n/a	Initial cal 25
EF8747-ICC8747	F200134.D	06/26/21 04:51	n/a	Initial cal 50
EF8747-IC8747	F200135.D	06/26/21 05:17	n/a	Initial cal 80
EF8747-IC8747	F200136.D	06/26/21 05:43	n/a	Initial cal 100
EF8747-ICV8747	F200137.D	06/26/21 06:09	n/a	Initial cal verification 50
EF8747-ICV8747	F200138.D	06/26/21 06:35	n/a	Initial cal verification 50
EF8747-ICV8747	F200139.D	06/26/21 07:01	n/a	Initial cal verification 50

Run Sequence Report

Job Number: JD27605
Account: SESINJPB SESI Consulting Engineers
Project: Remedial Investigation, 247 North Avenue, New Rochelle, NY

Run ID: EF8748 **Method:** SW846 8270E **Instrument ID:** GCMSF

Lab Sample ID	Lab File ID	Date/Time Analyzed	Prep QC Batch	Client Sample ID
EF8748-DFTPP	F200141.D	06/26/21 07:50	n/a	DFTPP Tune
EF8748-IC8748	F200142.D	06/26/21 08:01	n/a	Initial cal 100
EF8748-IC8748	F200143.D	06/26/21 08:26	n/a	Initial cal 80
EF8748-ICC8748	F200144.D	06/26/21 08:52	n/a	Initial cal 50
EF8748-IC8748	F200145.D	06/26/21 09:18	n/a	Initial cal 25
EF8748-IC8748	F200146.D	06/26/21 09:43	n/a	Initial cal 10
EF8748-IC8748	F200147.D	06/26/21 10:09	n/a	Initial cal 5
EF8748-IC8748	F200148.D	06/26/21 10:35	n/a	Initial cal 2
EF8748-IC8748	F200149.D	06/26/21 11:02	n/a	Initial cal 1
EF8748-ICV8747	F200151.D	06/26/21 11:54	n/a	Initial cal verification 50
EF8748-ICV8747	F200152.D	06/26/21 12:19	n/a	Initial cal verification 50
EF8748-ICV8748	F200153.D	06/26/21 12:46	n/a	Initial cal verification 50

Run Sequence Report

Job Number: JD27605
Account: SESINJPB SESI Consulting Engineers
Project: Remedial Investigation, 247 North Avenue, New Rochelle, NY

Run ID: EF8759 **Method:** SW846 8270E **Instrument ID:** GCMSF

Lab Sample ID	Lab File ID	Date/Time Analyzed	Prep QC Batch	Client Sample ID
EF8759-DFTPP	F200363.D	07/08/21 09:30	n/a	DFTPP Tune
EF8759-CC8747	F200364.D	07/08/21 09:44	n/a	Continuing cal 25
EF8759-CC8748	F200365.D	07/08/21 10:13	n/a	Continuing cal 25
OP34129-MB1	F200366.D	07/08/21 11:07	OP34129	Method Blank
ZZZZZZ	F200369.D	07/08/21 13:16	OP34129	(unrelated sample)
JD27605-3	F200370.D	07/08/21 13:44	OP34129	RI-SB-18 (6.5-7.0)
OP34129-MS	F200371.D	07/08/21 14:12	OP34129	Matrix Spike
OP34129-MSD	F200372.D	07/08/21 14:40	OP34129	Matrix Spike Duplicate
JD27600-7	F200373.D	07/08/21 15:09	OP34129	(used for QC only; not part of job JD27605)
JD27605-1	F200374.D	07/08/21 15:37	OP34129	RI-SB-17 (2.5-3.0)
ZZZZZZ	F200375.D	07/08/21 16:05	OP34129	(unrelated sample)
JD27605-3	F200376.D	07/08/21 16:33	OP34129	RI-SB-18 (6.5-7.0)

Run Sequence Report

Job Number: JD27605
Account: SESINJPB SESI Consulting Engineers
Project: Remedial Investigation, 247 North Avenue, New Rochelle, NY

Run ID: EM7404 **Method:** SW846 8270E **Instrument ID:** GCMSM

Lab Sample ID	Lab File ID	Date/Time Analyzed	Prep QC Batch	Client Sample ID
EM7404-DFTPP	M172882.D	05/17/21 07:17	n/a	DFTPP Tune
EM7404-IC7404	M172883.D	05/17/21 07:30	n/a	Initial cal 100
EM7404-IC7404	M172884.D	05/17/21 07:58	n/a	Initial cal 80
EM7404-ICC7404	M172885.D	05/17/21 08:27	n/a	Initial cal 50
EM7404-IC7404	M172886.D	05/17/21 08:56	n/a	Initial cal 25
EM7404-IC7404	M172887.D	05/17/21 09:25	n/a	Initial cal 10
EM7404-IC7404	M172888.D	05/17/21 09:53	n/a	Initial cal 5
EM7404-IC7404	M172889.D	05/17/21 10:22	n/a	Initial cal 2
EM7404-IC7404	M172890.D	05/17/21 10:51	n/a	Initial cal 1
EM7404-ICV7404	M172891.D	05/17/21 11:20	n/a	Initial cal verification 50

Run Sequence Report

Job Number: JD27605
Account: SESINJPB SESI Consulting Engineers
Project: Remedial Investigation, 247 North Avenue, New Rochelle, NY

Run ID: EM7405 **Method:** SW846 8270E **Instrument ID:** GCMSM

Lab Sample ID	Lab File ID	Date/Time Analyzed	Prep QC Batch	Client Sample ID
EM7405-DFTPP	M172892.D	05/17/21 12:28	n/a	DFTPP Tune
EM7405-IC7405	M172893.D	05/17/21 12:41	n/a	Initial cal 1
EM7405-IC7405	M172894.D	05/17/21 13:10	n/a	Initial cal 2
EM7405-IC7405	M172895.D	05/17/21 13:39	n/a	Initial cal 5
EM7405-IC7405	M172896A.D	05/17/21 14:32	n/a	Initial cal 10
EM7405-IC7405	M172897.D	05/17/21 15:01	n/a	Initial cal 25
EM7405-ICC7405	M172898.D	05/17/21 15:29	n/a	Initial cal 50
EM7405-IC7405	M172899A.D	05/17/21 16:36	n/a	Initial cal 80
EM7405-IC7405	M172900.D	05/17/21 17:03	n/a	Initial cal 100
EM7405-ICV7405	M172904.D	05/17/21 18:51	n/a	Initial cal verification 50
EM7405-ICV7405	M172905.D	05/17/21 19:18	n/a	Initial cal verification 50
EM7405-ICV7405	M172906.D	05/17/21 19:46	n/a	Initial cal verification 50
EM7405-ICV7405	M172907.D	05/17/21 20:13	n/a	Initial cal verification 50

Run Sequence Report

Job Number: JD27605
Account: SESINJPB SESI Consulting Engineers
Project: Remedial Investigation, 247 North Avenue, New Rochelle, NY

Run ID: EM7406	**Method:** SW846 8270D	**Instrument ID:** GCMSM

Lab Sample ID	Lab File ID	Date/Time Analyzed	Prep QC Batch	Client Sample ID
EM7406-DFTPP	M172909.D	05/18/21 12:07	n/a	DFTPP Tune
EM7406-ICV7405	M172910.D	05/18/21 12:19	n/a	Initial cal verification 50
EM7406-CC7405	M172911.D	05/18/21 12:55	n/a	Continuing cal 50
EM7406-CC7404	M172912.D	05/18/21 13:22	n/a	Continuing cal 50
OP33132-MB1	M172913.D	05/18/21 13:50	OP33132	Method Blank
OP33132-BS1	M172914.D	05/18/21 14:17	OP33132	Blank Spike
ZZZZZZ	M172915.D	05/18/21 14:44	OP33132	(unrelated sample)
ZZZZZZ	M172916.D	05/18/21 15:11	OP33132	(unrelated sample)
ZZZZZZ	M172917.D	05/18/21 15:39	OP33132	(unrelated sample)
ZZZZZZ	M172918.D	05/18/21 16:06	OP33132	(unrelated sample)
ZZZZZZ	M172919.D	05/18/21 16:34	OP33132	(unrelated sample)
ZZZZZZ	M172920.D	05/18/21 17:01	OP33132	(unrelated sample)
ZZZZZZ	M172921.D	05/18/21 17:29	OP33132	(unrelated sample)
ZZZZZZ	M172922.D	05/18/21 17:57	OP33132	(unrelated sample)
ZZZZZZ	M172923.D	05/18/21 18:24	OP33132	(unrelated sample)
ZZZZZZ	M172924.D	05/18/21 18:50	OP33132	(unrelated sample)
OP33132-MS	M172925.D	05/18/21 19:18	OP33132	Matrix Spike
OP33132-MSD	M172926.D	05/18/21 19:45	OP33132	Matrix Spike Duplicate
JD24393-4	M172927.D	05/18/21 20:13	OP33132	(used for QC only; not part of job JD27605)
ZZZZZZ	M172928.D	05/18/21 20:40	OP33132	(unrelated sample)
ZZZZZZ	M172929.D	05/18/21 21:07	OP33132	(unrelated sample)
EM7406-ECC7405	M172930.D	05/18/21 21:35	n/a	Ending cal 50
EM7406-ECC7404	M172931.D	05/18/21 22:02	n/a	Ending cal 50

Run Sequence Report

Job Number: JD27605
Account: SESINJPB SESI Consulting Engineers
Project: Remedial Investigation, 247 North Avenue, New Rochelle, NY

Run ID: EM7461 **Method:** SW846 8270E **Instrument ID:** GCMSM

Lab Sample ID	Lab File ID	Date/Time Analyzed	Prep QC Batch	Client Sample ID
EM7461-DFTPP	M173926.D	07/06/21 09:22	n/a	DFTPP Tune
EM7461-CC7405	M173927.D	07/06/21 09:33	n/a	Continuing cal 25
EM7461-CC7404	M173928.D	07/06/21 10:00	n/a	Continuing cal 25
OP34129-MB1	M173930.D	07/06/21 10:57	OP34129	Method Blank
OP34129-BS1	M173931.D	07/06/21 11:23	OP34129	Blank Spike
ZZZZZZ	M173932.D	07/06/21 12:04	OP34129	(unrelated sample)
ZZZZZZ	M173933.D	07/06/21 12:30	OP34129	(unrelated sample)
ZZZZZZ	M173934.D	07/06/21 12:57	OP34129	(unrelated sample)
ZZZZZZ	M173935.D	07/06/21 13:24	OP34129	(unrelated sample)
JD27605-2	M173936.D	07/06/21 13:51	OP34129	RI-SB-18 (3-3.5)
JD27605-4	M173937A.D	07/06/21 14:33	OP34129	RI-SB-8 (1.5-2.0)
JD27605-5	M173938.D	07/06/21 14:59	OP34129	RI-SB-8 (2.5-3.0)
JD27605-6	M173939.D	07/06/21 15:26	OP34129	RI-SB-8 (5-5.5)
JD27605-8	M173940.D	07/06/21 15:53	OP34129	RI-SB-9 (3.5-4.0)
JD27605-10	M173941.D	07/06/21 16:20	OP34129	RI-SB-10 (3-3.5)
JD27605-11	M173942A.D	07/06/21 18:31	OP34129	RI-SB-10 (5.5-6.0)
JD27605-12	M173943.D	07/06/21 18:57	OP34129	RI-SB-9 (5.5-6.0)
JD27605-7	M173944.D	07/06/21 19:24	OP34129	RI-SB-9 (1.5-2.0)
JD27605-13	M173945.D	07/06/21 19:51	OP34129	DUP-1
JD27605-9	M173946.D	07/06/21 20:18	OP34129	RI-SB-10 (1.5-2.0)
ZZZZZZ	M173947.D	07/06/21 20:45	OP34129	(unrelated sample)
ZZZZZZ	M173949.D	07/06/21 21:44	OP34111	(unrelated sample)
ZZZZZZ	M173951.D	07/06/21 22:38	OP34007	(unrelated sample)
ZZZZZZ	M173952.D	07/06/21 23:05	OP34007	(unrelated sample)

MS Semi-volatiles

Raw Data

Quantitation Report (QT Reviewed)

Data Path : C:\MSDCHEM\1\DATA\EF8759\
Data File : F200374.D
Acq On : 8 Jul 2021 3:37 pm
Operator : chriss2
Sample : jd27605-1
Misc : op34129,ef8759,31.6,,,1,1
ALS Vial : 12 Sample Multiplier: 1

Quant Time: Jul 08 16:16:41 2021
Quant Method : C:\MSDCHEM\1\METHODS\MF8747.M
Quant Title : Semi Volatile Extractables by GC/MS
QLast Update : Thu Jul 08 12:58:55 2021
Response via : Initial Calibration

Compound	R.T.	QIon	Response	Conc	Units	Dev(Min)
Internal Standards						
1) 1,4-Dichlorobenzene-d4	4.640	152	543385	40.00	ppm	0.00
24) Naphthalene-d8	5.565	136	2086561	40.00	ppm	0.00
46) Acenaphthene-d10	6.964	164	1139794	40.00	ppm	0.00
69) Phenanthrene-d10	8.845	188	2078402	40.00	ppm	0.00
83) Chrysene-d12	14.118	240	1837454	40.00	ppm	0.00
92) Perylene-d12	17.163	264	1902835	40.00	ppm	0.01
102) 1,4-Dichlorobenzene-d4b	4.640	152	543385	40.00	ppm	0.00
104) Phenanthrene-d10b	8.845	188	2078402	40.00	ppm	0.00
106) Naphthalene-d8b	5.565	136	2086561	40.00	ppm	0.00
108) Chrysene-d12d	14.118	240	1837454	40.00	ppm	0.00
System Monitoring Compounds						
5) 2-Fluorophenol	3.652	112	444465	26.72	ppm	0.00
Spiked Amount 50.000			Recovery = 53.44%			
8) Phenol-d5	4.363	99	758686	33.65	ppm	0.00
Spiked Amount 50.000			Recovery = 67.30%			
25) Nitrobenzene-d5	5.041	82	796936	39.53	ppm	0.00
Spiked Amount 50.000			Recovery = 79.06%			
51) 2-Fluorobiphenyl	6.361	172	1446708	38.16	ppm	0.00
Spiked Amount 50.000			Recovery = 76.32%			
73) 2,4,6-Tribromophenol	7.851	330	33014	6.04	ppm	0.00
Spiked Amount 50.000			Recovery = 12.08%			
86) Terphenyl-d14	11.906	244	1757837	40.11	ppm	0.00
Spiked Amount 50.000			Recovery = 80.22%			
Target Compounds						Qvalue
21) 3&4-Methylphenol	4.929	108	5171	0.29	ppm	95
38) Naphthalene	5.575	128	320054	6.09	ppm	98
44) 2-Methylnaphthalene	6.077	141	75540	2.49	ppm	92
53) Biphenyl	6.441	154	32029	0.76	ppm	93
56) Acenaphthylene	6.831	152	79178	2.04	ppm	90
59) Acenaphthene	6.996	153	127108	3.90	ppm	84
62) Dibenzofuran	7.173	168	195699	4.28	ppm	97
66) Fluorene	7.557	166	155303	4.17	ppm	91
77) Phenanthrene	8.882	178	3354727	62.13	ppm	99
78) Anthracene	8.957	178	432157	8.09	ppm	98
79) Carbazole	9.235	167	351603	7.35	ppm	95
81) Fluoranthene	11.024	202	4141373	71.81	ppm	99
85) Pyrene	11.468	202	3673758	63.93	ppm	99
88) Benzo[a]anthracene	14.096	228	1474937	27.68	ppm	98
90) Chrysene	14.171	228	1623279	30.32	ppm	99
94) Benzo[b]fluoranthene	16.415	252	1863066	33.40	ppm	98
95) Benzo[k]fluoranthene	16.463	252	648006	12.03	ppm	96
96) Benzo[a]pyrene	17.045	252	1351924	27.14	ppm	96
97) Indeno[1,2,3-cd]pyrene	19.107	276	866877	19.61	ppm	95
99) Dibenz[a,h]anthracene	19.166	278	213800	4.38	ppm	91
101) Benzo[g,h,i]perylene	19.535	276	896120	17.54	ppm	95
103) Benzaldehyde	4.320	105	5655	0.40	ppm	89

Quantitation Report (QT Reviewed)

Data Path : C:\MSDCHEM\1\DATA\EF8759\
Data File : F200374.D
Acq On : 8 Jul 2021 3:37 pm
Operator : chriss2
Sample : jd27605-1
Misc : op34129,ef8759,31.6,,,1,1
ALS Vial : 12 Sample Multiplier: 1

Quant Time: Jul 08 16:16:41 2021
Quant Method : C:\MSDCHEM\1\METHODS\MF8747.M
Quant Title : Semi Volatile Extractables by GC/MS
QLast Update : Thu Jul 08 12:58:55 2021
Response via : Initial Calibration

Compound	R.T.	QIon	Response	Conc	Units	Dev(Min)

(#) = qualifier out of range (m) = manual integration (+) = signals summed

Quantitation Report (QT Reviewed)

Data Path : C:\MSDCHEM\1\DATA\EF8759\
Data File : F200374.D
Acq On : 8 Jul 2021 3:37 pm
Operator : chriss2
Sample : jd27605-1
Misc : op34129,ef8759,31.6,,,1,1
ALS Vial : 12 Sample Multiplier: 1

Quant Time: Jul 08 16:16:41 2021
Quant Method : C:\MSDCHEM\1\METHODS\MF8747.M
Quant Title : Semi Volatile Extractables by GC/MS
QLast Update : Thu Jul 08 12:58:55 2021
Response via : Initial Calibration

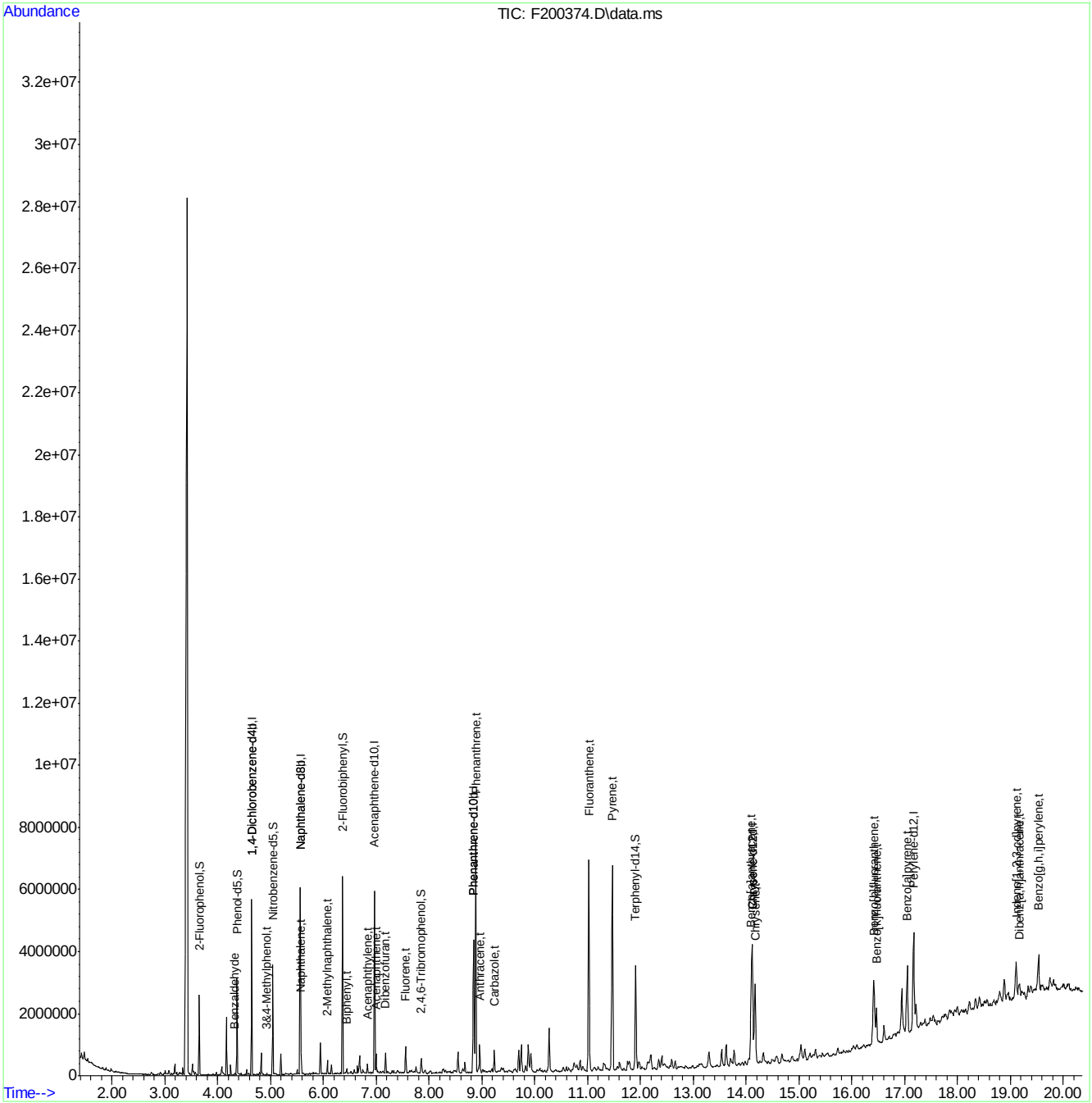

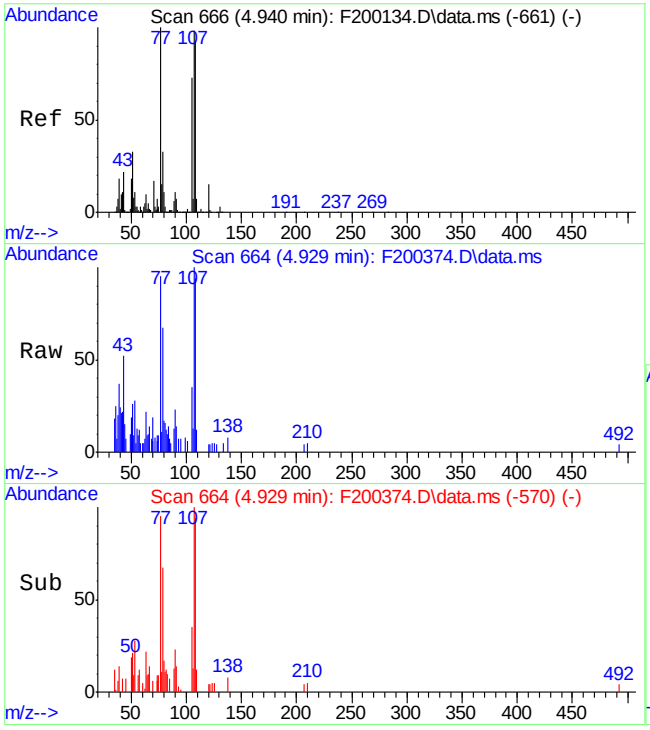

#21
3&4-Methylphenol
Concen: 0.29 ppm
RT: 4.929 min Scan# 664
Delta R.T. 0.000 min
Lab File: F200374.D
Acq: 8 Jul 2021 3:37 pm

Tgt Ion:108 Resp: 5171

Ion	Ratio	Lower	Upper
108	100		
107	106.9	75.4	135.4
90	25.1	0.0	41.9

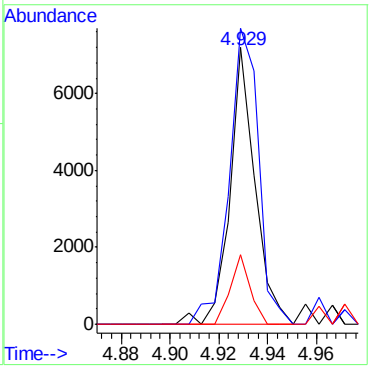

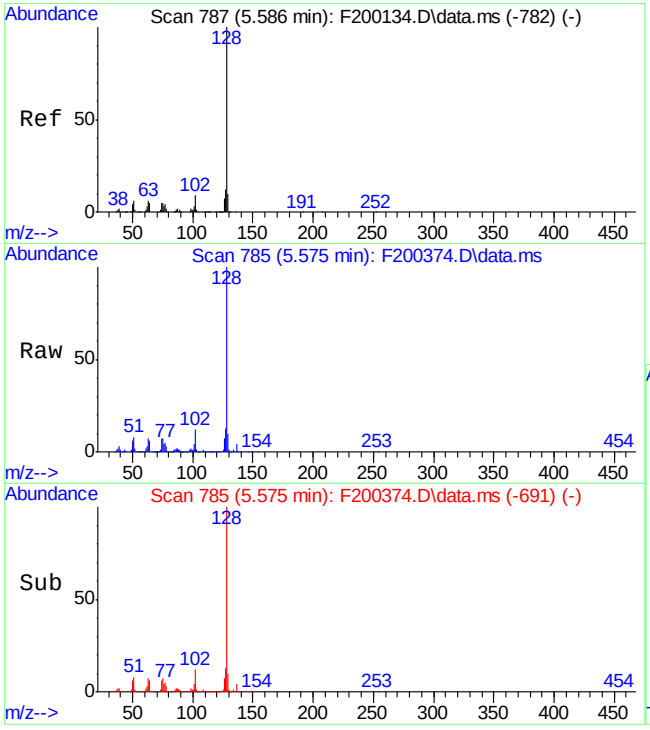

#38
Naphthalene
Concen: 6.09 ppm
RT: 5.575 min Scan# 785
Delta R.T. 0.000 min
Lab File: F200374.D
Acq: 8 Jul 2021 3:37 pm

Tgt Ion:128 Resp: 320054

Ion	Ratio	Lower	Upper
128	100		
129	10.0	0.0	40.2
127	13.1	0.0	42.2

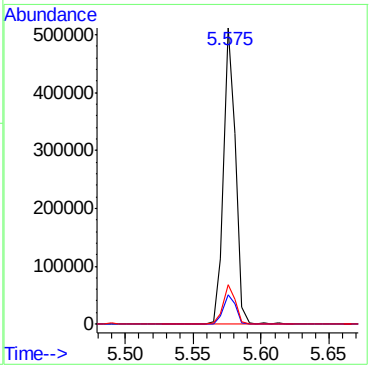

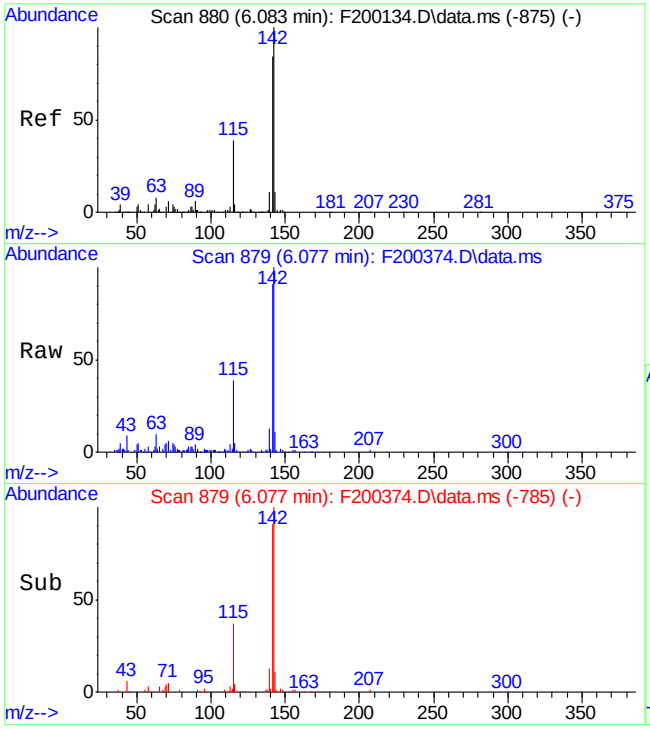

#44
2-Methylnaphthalene
Concen: 2.49 ppm
RT: 6.077 min Scan# 879
Delta R.T. 0.000 min
Lab File: F200374.D
Acq: 8 Jul 2021 3:37 pm

Tgt Ion:141 Resp: 75540

Ion	Ratio	Lower	Upper
141	100		
142	109.9	89.5	149.5
115	42.3	16.9	76.9

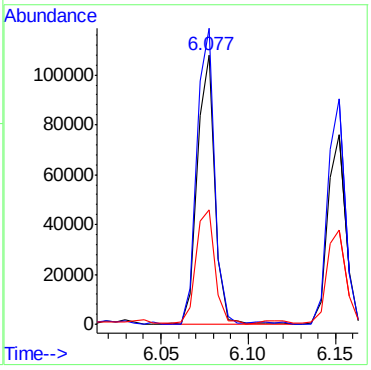

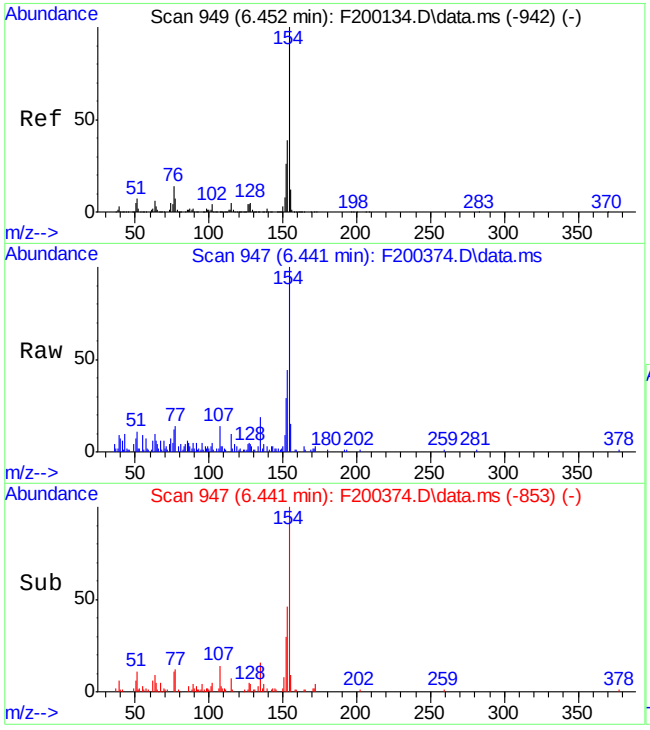

#53
Biphenyl
Concen: 0.76 ppm
RT: 6.441 min Scan# 947
Delta R.T. 0.000 min
Lab File: F200374.D
Acq: 8 Jul 2021 3:37 pm

Tgt Ion:154 Resp: 32029

Ion	Ratio	Lower	Upper
154	100		
153	43.8	8.9	68.9
155	14.3	0.0	42.2

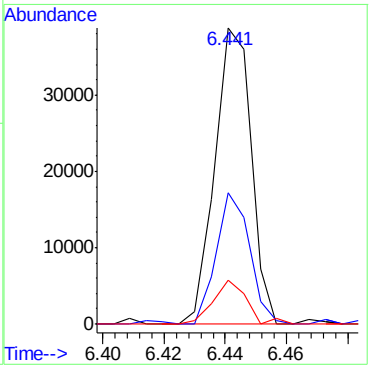

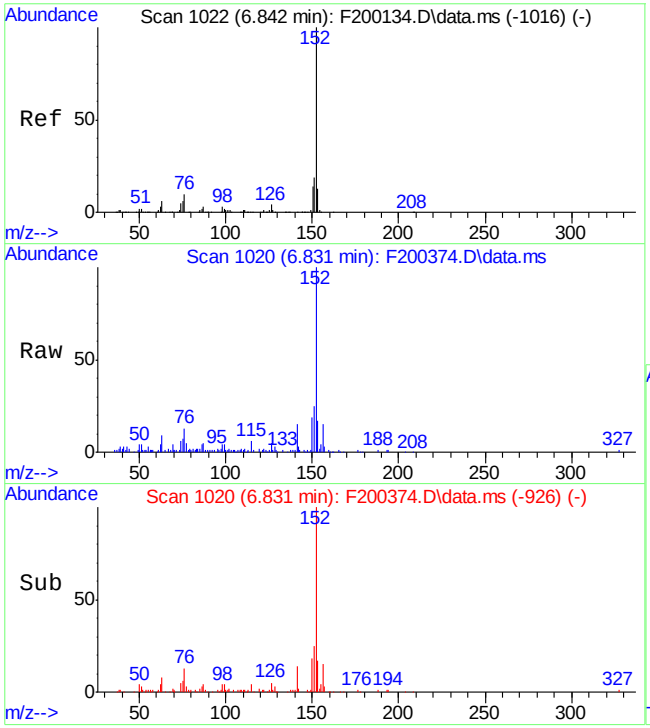

#56
Acenaphthylene
Concen: 2.04 ppm
RT: 6.831 min Scan# 1020
Delta R.T. 0.000 min
Lab File: F200374.D
Acq: 8 Jul 2021 3:37 pm

Tgt Ion:152 Resp: 79178

Ion	Ratio	Lower	Upper
152	100		
151	24.3	0.0	49.4
153	16.6	0.0	43.1

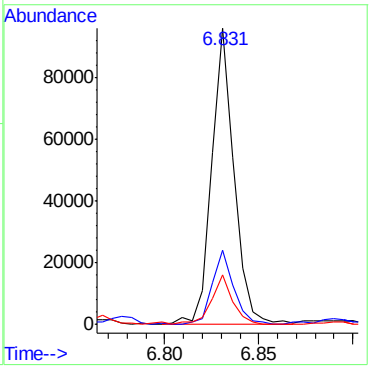

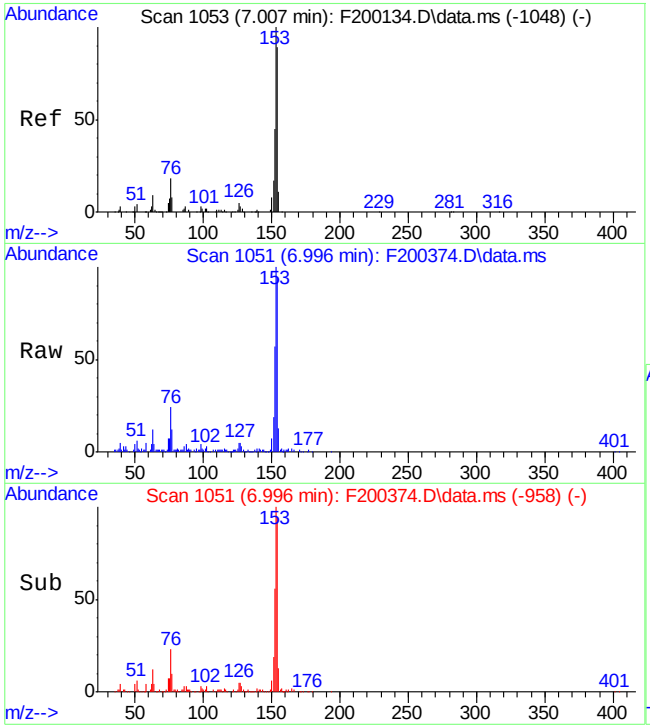

#59
Acenaphthene
Concen: 3.90 ppm
RT: 6.996 min Scan# 1051
Delta R.T. -0.005 min
Lab File: F200374.D
Acq: 8 Jul 2021 3:37 pm

Tgt Ion:153 Resp: 127108

Ion	Ratio	Lower	Upper
153	100		
152	56.7	15.0	75.0
154	93.3	50.4	110.4

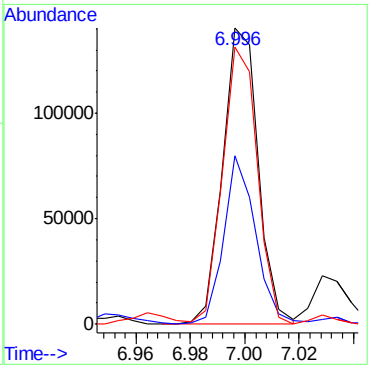

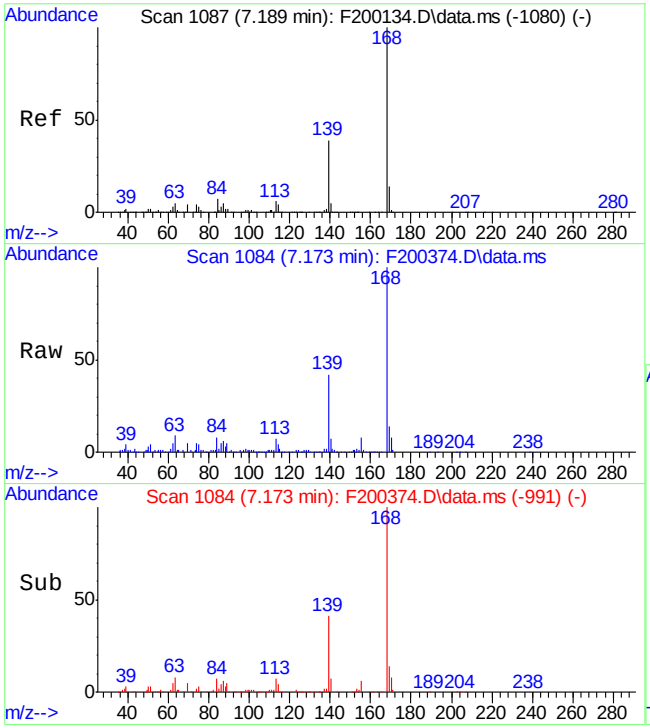

#62
Dibenzofuran
Concen: 4.28 ppm
RT: 7.173 min Scan# 1084
Delta R.T. -0.005 min
Lab File: F200374.D
Acq: 8 Jul 2021 3:37 pm

Tgt Ion:168 Resp: 195699

Ion	Ratio	Lower	Upper
168	100		
139	41.7	9.0	69.0
169	13.8	0.0	44.0

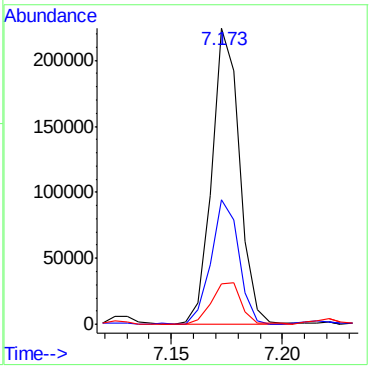

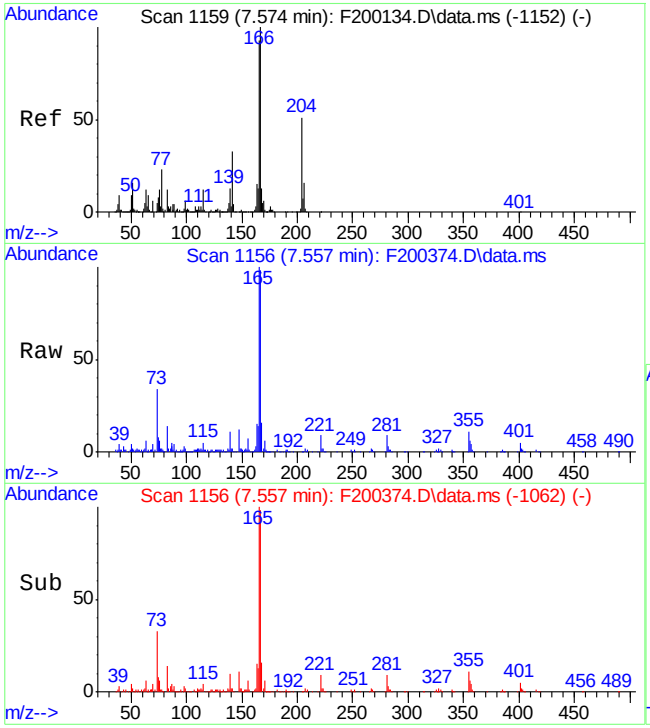

#66
Fluorene
Concen: 4.17 ppm
RT: 7.557 min Scan# 1156
Delta R.T. 0.000 min
Lab File: F200374.D
Acq: 8 Jul 2021 3:37 pm

Tgt Ion:166 Resp: 155303

Ion	Ratio	Lower	Upper
166	100		
165	101.3	62.8	122.8
167	15.5	0.0	42.8

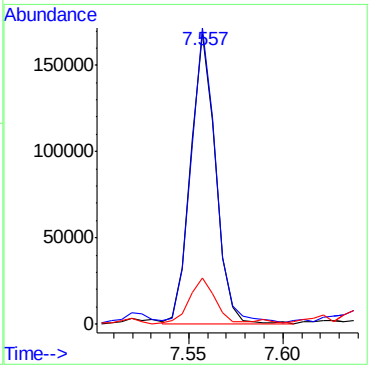

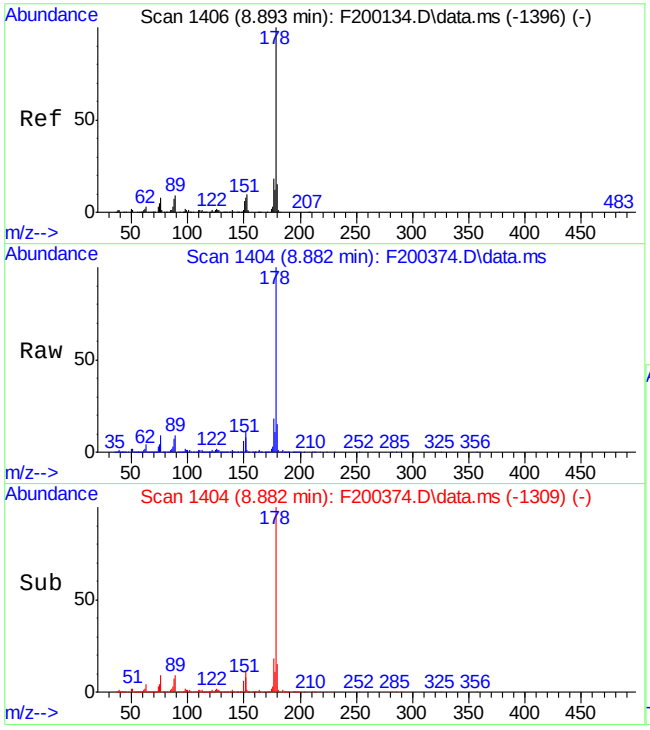

#77
Phenanthrene
Concen: 62.13 ppm
RT: 8.882 min Scan# 1404
Delta R.T. 0.005 min
Lab File: F200374.D
Acq: 8 Jul 2021 3:37 pm

Tgt Ion:178 Resp: 3354727

Ion	Ratio	Lower	Upper
178	100		
179	14.6	0.0	45.1
176	18.0	0.0	48.0

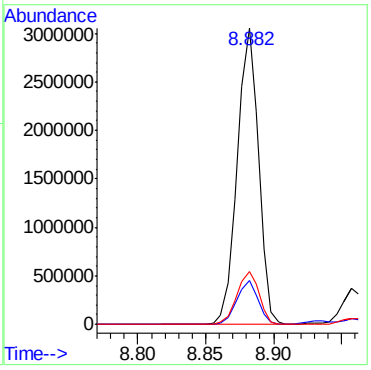

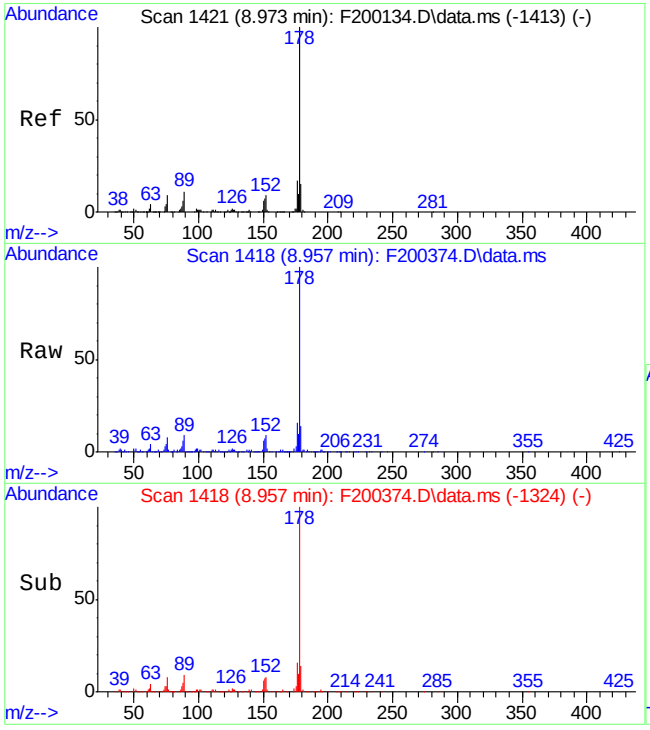

#78
Anthracene
Concen: 8.09 ppm
RT: 8.957 min Scan# 1418
Delta R.T. 0.000 min
Lab File: F200374.D
Acq: 8 Jul 2021 3:37 pm

Tgt Ion:178 Resp: 432157

Ion	Ratio	Lower	Upper
178	100		
179	13.9	0.0	44.9
176	16.2	0.0	47.2

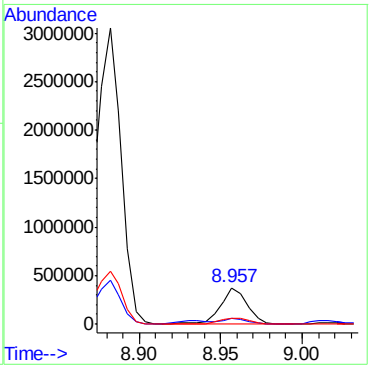

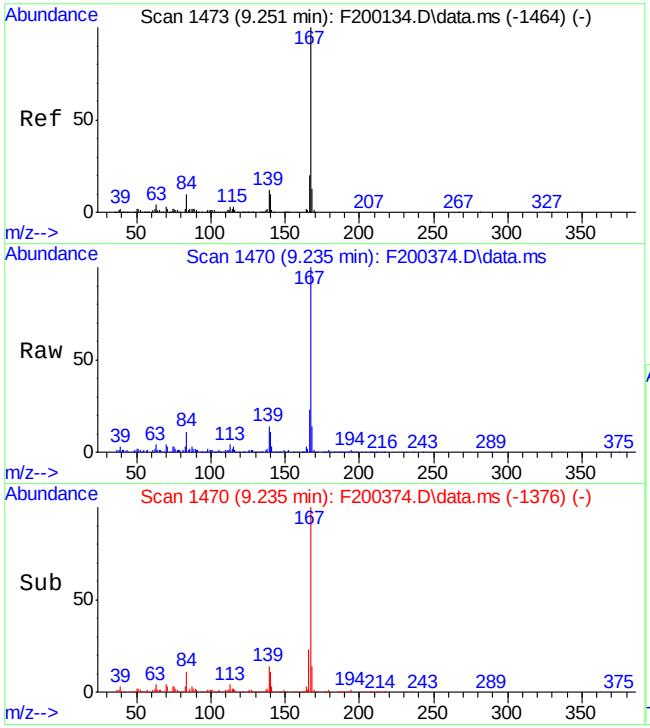

#79
Carbazole
Concen: 7.35 ppm
RT: 9.235 min Scan# 1470
Delta R.T. 0.000 min
Lab File: F200374.D
Acq: 8 Jul 2021 3:37 pm

Tgt Ion:167 Resp: 351603

Ion	Ratio	Lower	Upper
167	100		
166	22.9	0.0	50.2
139	13.8	0.0	42.4

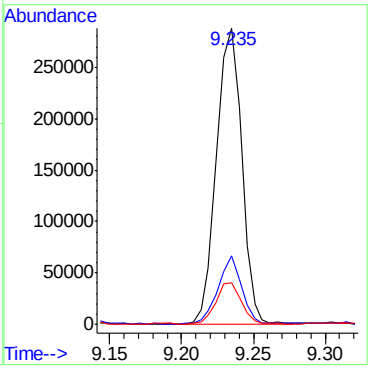

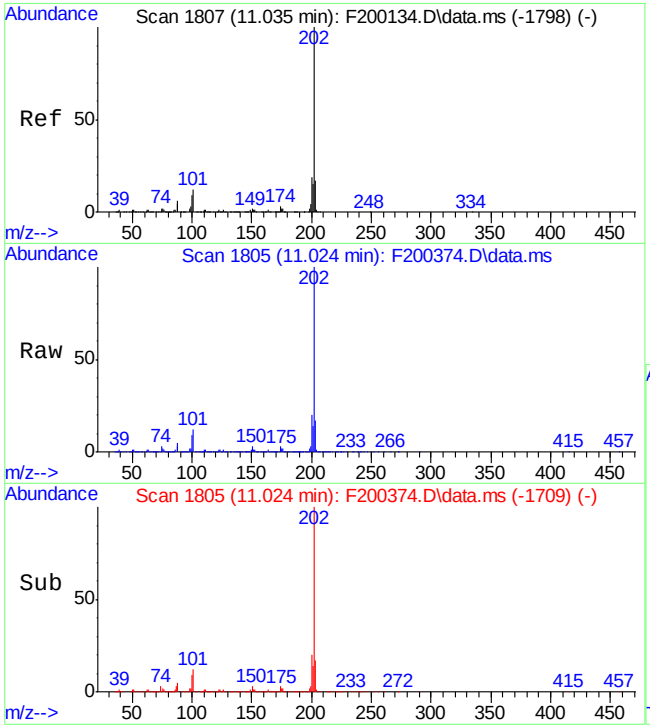

#81
Fluoranthene
Concen: 71.81 ppm
RT: 11.024 min Scan# 1805
Delta R.T. 0.011 min
Lab File: F200374.D
Acq: 8 Jul 2021 3:37 pm

Tgt Ion:202 Resp: 4141373

Ion	Ratio	Lower	Upper
202	100		
101	11.6	0.0	41.9
100	8.6	0.0	38.7

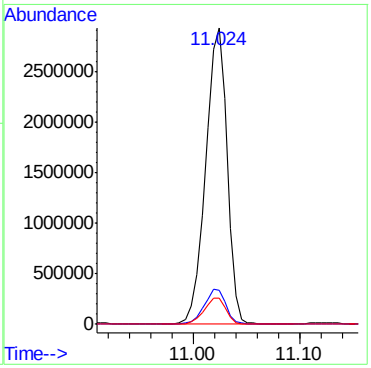

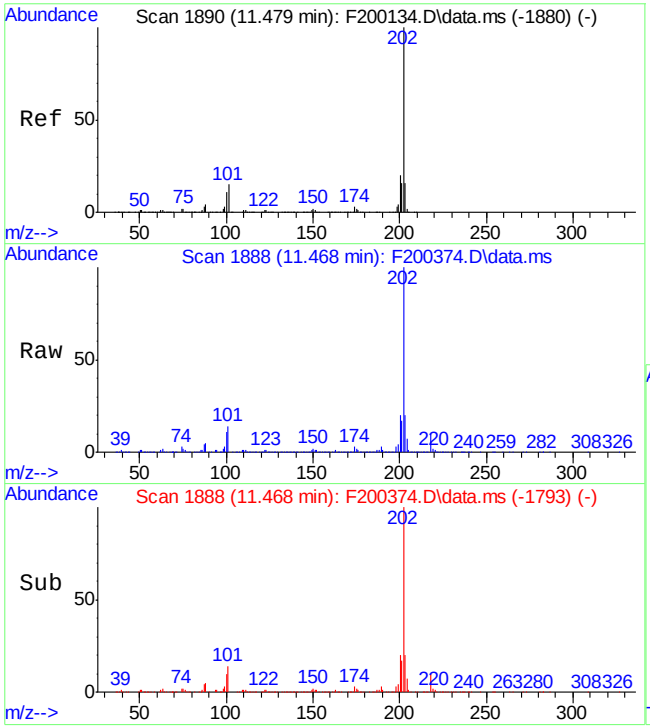

#85
Pyrene
Concen: 63.93 ppm
RT: 11.468 min Scan# 1888
Delta R.T. 0.005 min
Lab File: F200374.D
Acq: 8 Jul 2021 3:37 pm

Tgt Ion:202 Resp: 3673758

Ion	Ratio	Lower	Upper
202	100		
101	14.1	0.0	44.5
100	10.5	0.0	41.1

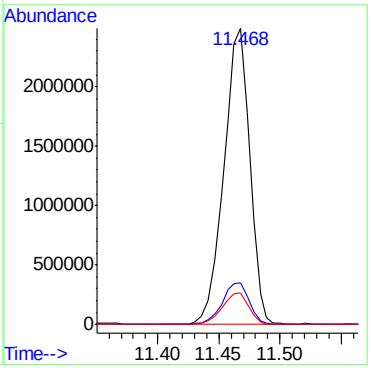

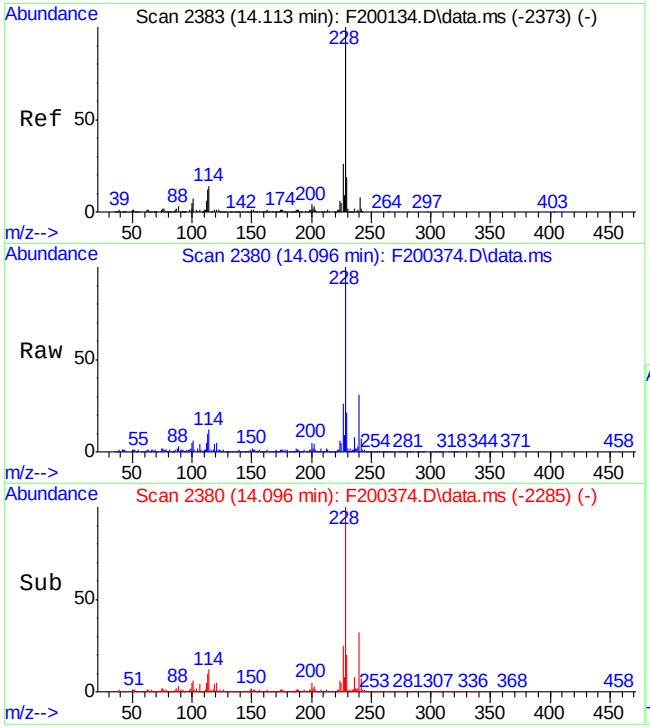

#88
Benzo[a]anthracene
Concen: 27.68 ppm
RT: 14.096 min Scan# 2380
Delta R.T. 0.005 min
Lab File: F200374.D
Acq: 8 Jul 2021 3:37 pm

Tgt Ion:228 Resp: 1474937

Ion	Ratio	Lower	Upper
228	100		
229	20.1	0.0	49.3
226	25.3	0.0	56.3

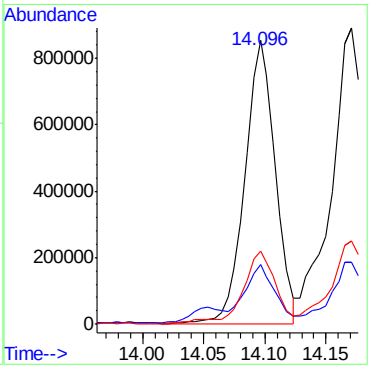

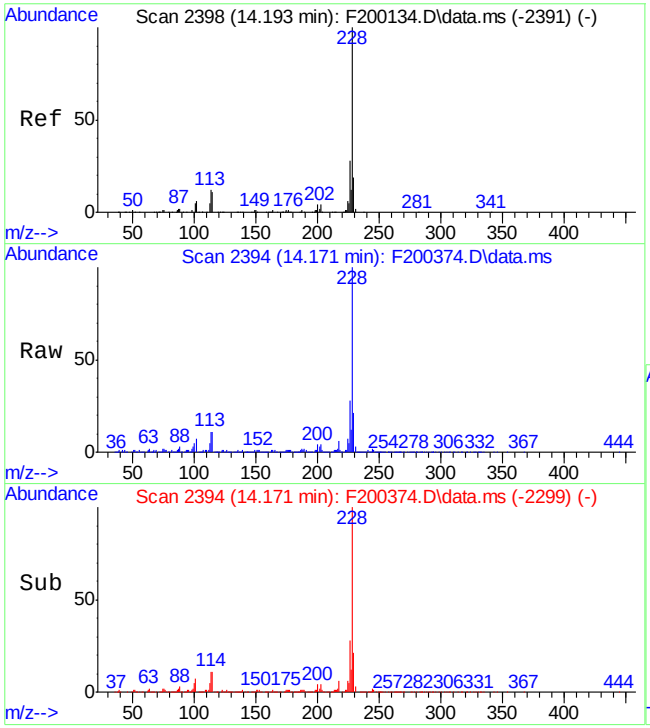

#90
Chrysene
Concen: 30.32 ppm
RT: 14.171 min Scan# 2394
Delta R.T. 0.005 min
Lab File: F200374.D
Acq: 8 Jul 2021 3:37 pm

Tgt Ion:228 Resp: 1623279

Ion	Ratio	Lower	Upper
228	100		
226	27.9	0.0	57.8
229	20.1	0.0	48.8

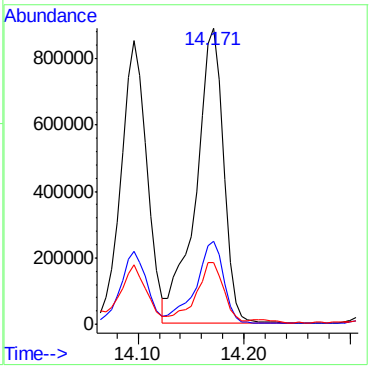

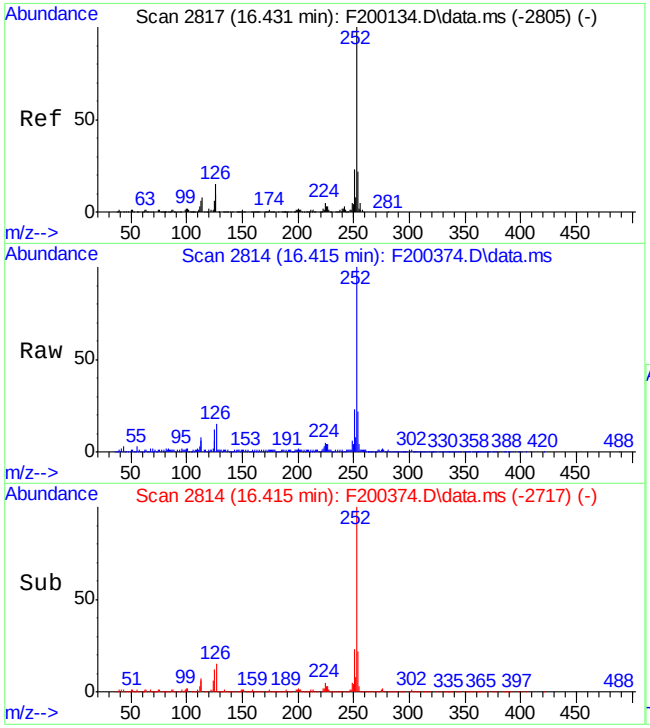

#94
Benzo[b]fluoranthene
Concen: 33.40 ppm
RT: 16.415 min Scan# 2814
Delta R.T. 0.016 min
Lab File: F200374.D
Acq: 8 Jul 2021 3:37 pm

Tgt Ion:252 Resp: 1863066

Ion	Ratio	Lower	Upper
252	100		
253	21.9	0.0	51.3
125	11.5	0.0	39.6

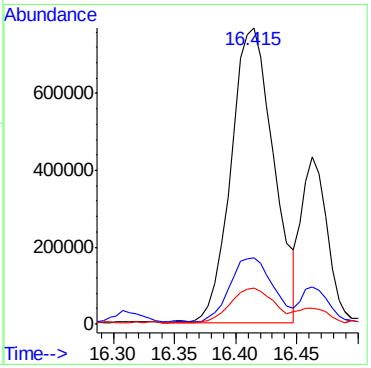

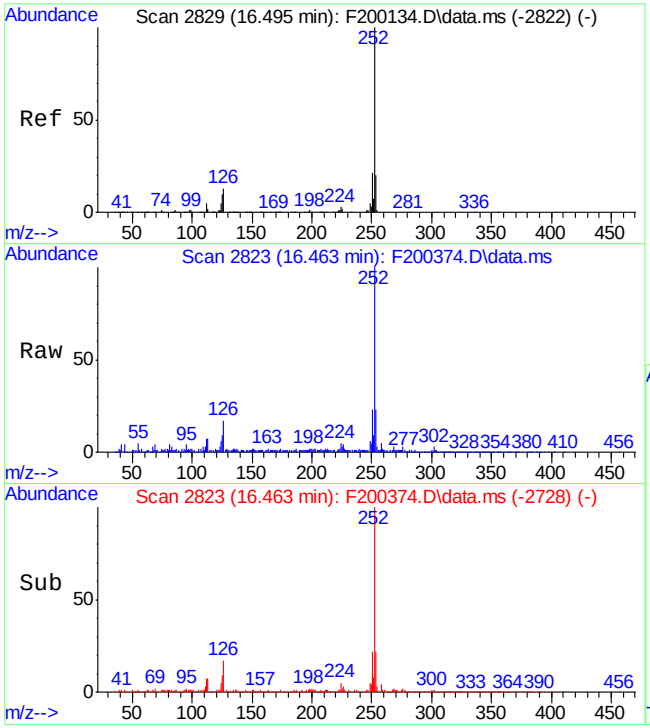

#95
Benzo[k]fluoranthene
Concen: 12.03 ppm
RT: 16.463 min Scan# 2823
Delta R.T. 0.005 min
Lab File: F200374.D
Acq: 8 Jul 2021 3:37 pm

Tgt Ion:252 Resp: 648006

Ion	Ratio	Lower	Upper
252	100		
253	22.2	0.0	51.3
125	6.8	0.0	40.4

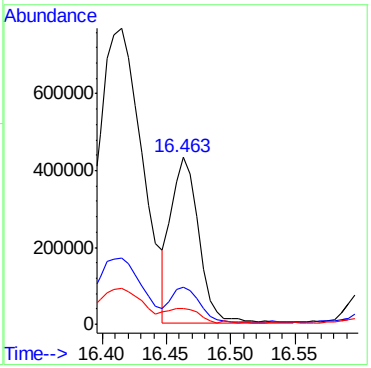

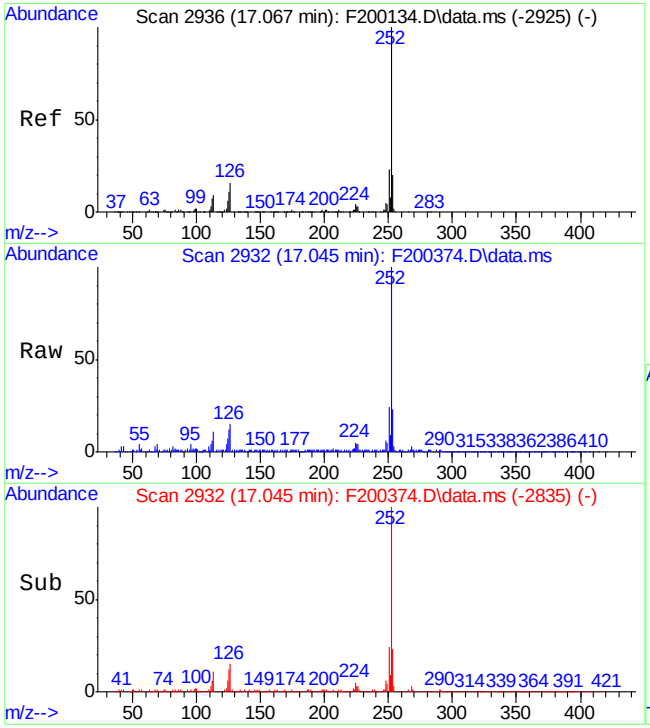

#96
Benzo[a]pyrene
Concen: 27.14 ppm
RT: 17.045 min Scan# 2932
Delta R.T. 0.016 min
Lab File: F200374.D
Acq: 8 Jul 2021 3:37 pm

Tgt Ion:252 Resp: 1351924

Ion	Ratio	Lower	Upper
252	100		
253	22.1	0.0	50.1
125	11.9	0.0	40.9

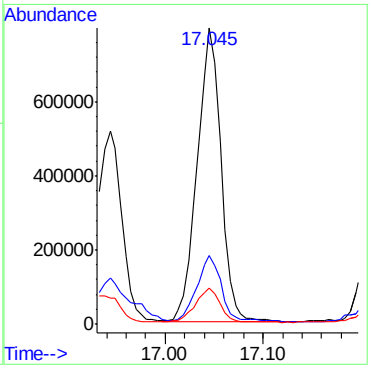

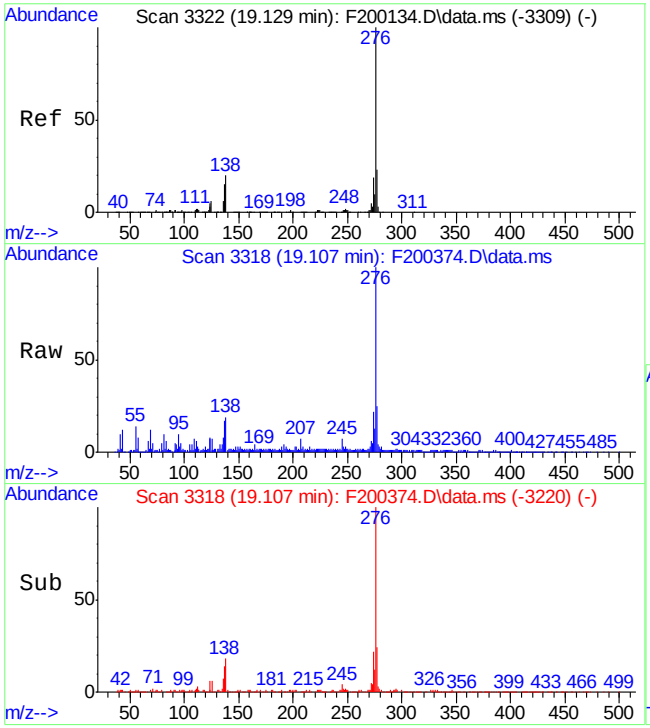

#97
Indeno[1,2,3-cd]pyrene
Concen: 19.61 ppm
RT: 19.107 min Scan# 3318
Delta R.T. 0.021 min
Lab File: F200374.D
Acq: 8 Jul 2021 3:37 pm

Tgt Ion:276 Resp: 866877

Ion	Ratio	Lower	Upper
276	100		
138	17.4	0.0	50.0
137	13.9	0.0	45.3

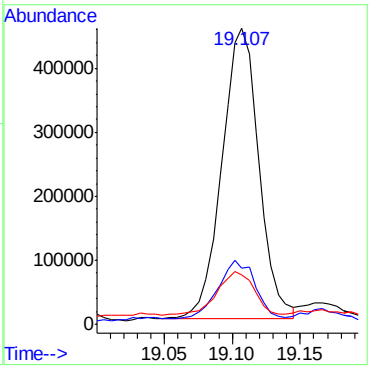

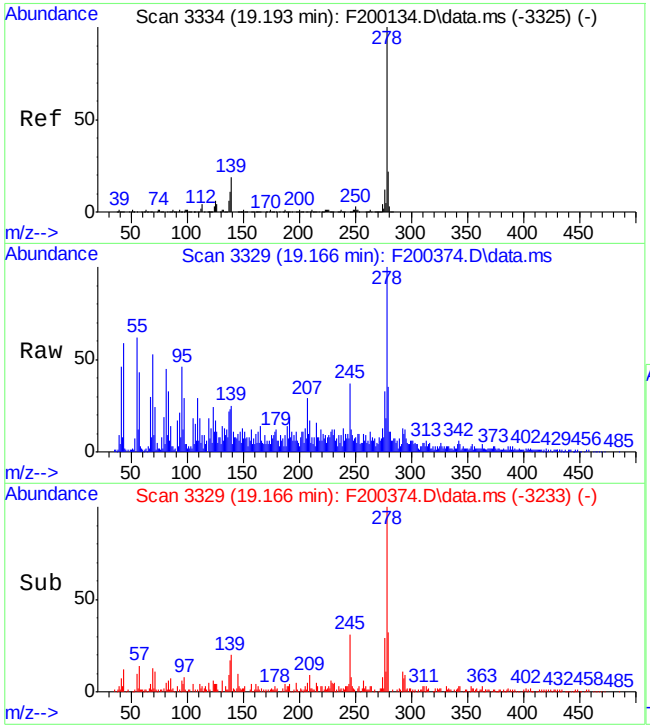

#99
Dibenz[a,h]anthracene
Concen: 4.38 ppm
RT: 19.166 min Scan# 3329
Delta R.T. 0.011 min
Lab File: F200374.D
Acq: 8 Jul 2021 3:37 pm

Tgt Ion:278 Resp: 213800

Ion	Ratio	Lower	Upper
278	100		
139	18.1	0.0	49.3
279	28.5	0.0	51.8

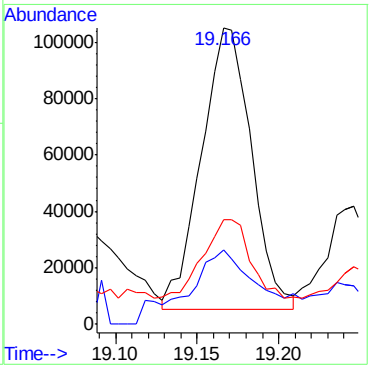

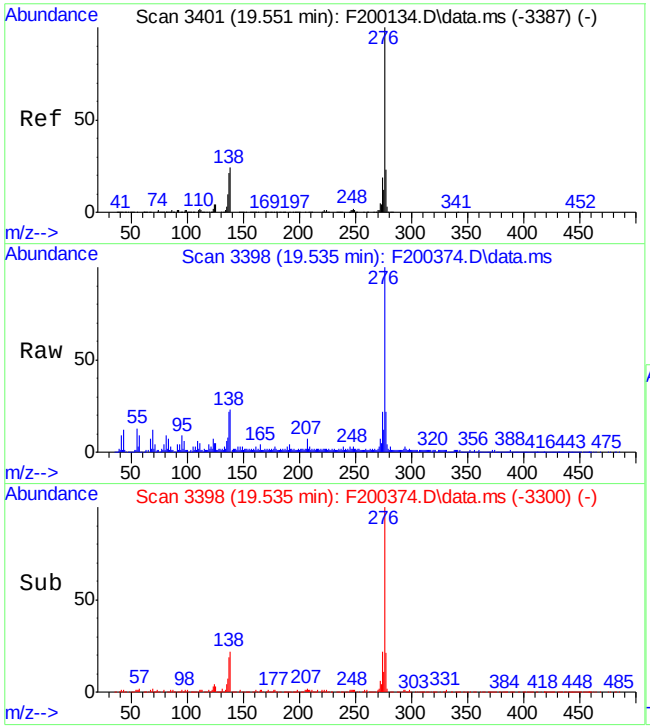

#101
Benzo[g,h,i]perylene
Concen: 17.54 ppm
RT: 19.535 min Scan# 3398
Delta R.T. 0.021 min
Lab File: F200374.D
Acq: 8 Jul 2021 3:37 pm

Tgt Ion:276 Resp: 896120

Ion	Ratio	Lower	Upper
276	100		
138	21.1	0.0	54.3
277	20.8	0.0	52.6

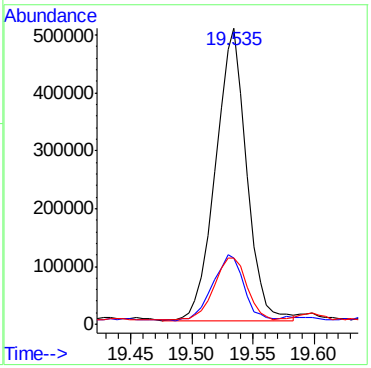

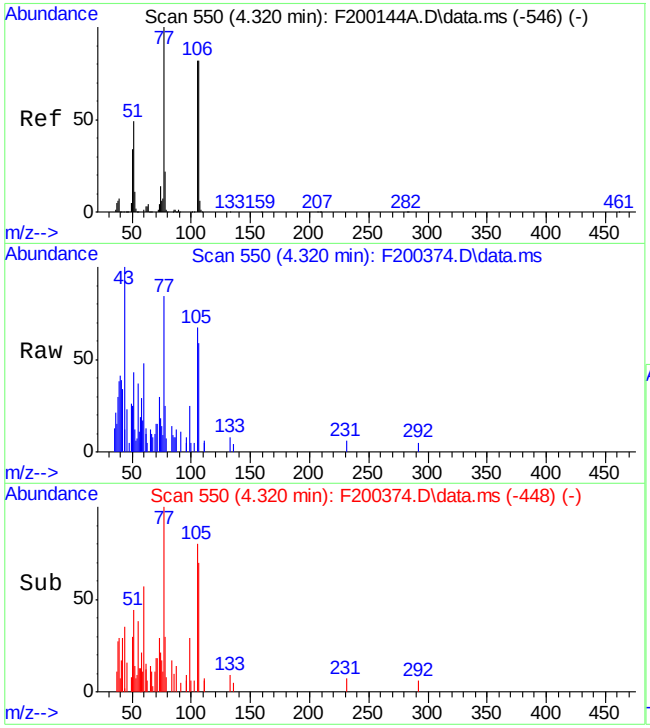

#103
Benzaldehyde
Concen: 0.40 ppm
RT: 4.320 min Scan# 550
Delta R.T. 0.043 min
Lab File: F200374.D
Acq: 8 Jul 2021 3:37 pm

Tgt Ion:105 Resp: 5655

Ion	Ratio	Lower	Upper
105	100		
106	87.7	69.5	129.5
77	117.8	92.0	152.0
51	41.9	29.3	89.3

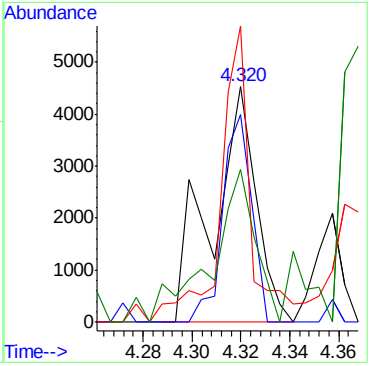

LSC Area Percent Report

Data Path : C:\MSDCHEM\1\DATA\EF8759\
Data File : F200374.D
Acq On : 8 Jul 2021 3:37 pm
Operator : chriss2
Sample : jd27605-1
Misc : op34129,ef8759,31.6,,,1,1
ALS Vial : 12 Sample Multiplier: 1

Integration Parameters: rteint.p
Integrator: RTE
Smoothing : ON Filtering: 5
Sampling : 1 Min Area: 1000 Area counts
Start Thrs: 0.02 Max Peaks: 100
Stop Thrs : 0 Peak Location: TOP

If leading or trailing edge < 100 prefer < Baseline drop else tangent >
Peak separation: 5

Method : C:\MSDCHEM\1\METHODS\MF8747.M
Title : Semi Volatile Extractables by GC/MS

Signal : TIC: F200374.D\data.ms

peak #	R.T. min	first scan	max scan	last scan	PK TY	peak height	corr. area	corr. % max.	% of total
1	2.413	190	193	201	rVB7	16595	22360	0.04%	0.011%
2	2.466	202	203	207	rBV3	26450	24578	0.04%	0.012%
3	2.498	207	209	216	rVV5	18982	23132	0.04%	0.011%
4	2.573	220	223	227	rVV4	19884	16646	0.03%	0.008%
5	2.626	229	233	240	rVB10	21114	26213	0.04%	0.013%
6	2.749	250	256	260	rBV2	89613	111409	0.19%	0.054%
7	2.872	273	279	283	rBV8	23099	34125	0.06%	0.016%
8	2.910	283	286	295	rVV	84467	114730	0.19%	0.055%
9	2.990	297	301	303	rVV2	54441	62565	0.11%	0.030%
10	3.011	303	305	308	rVV	136562	105511	0.18%	0.051%
11	3.038	308	310	314	rVV4	31783	45683	0.08%	0.022%
12	3.075	314	317	323	rVV	131677	148717	0.25%	0.071%
13	3.129	323	327	330	rVV3	59309	54072	0.09%	0.026%
14	3.161	330	333	335	rVV2	56851	45909	0.08%	0.022%
15	3.187	335	338	342	rVV	353584	313779	0.53%	0.151%
16	3.225	342	345	348	rVB	89956	76726	0.13%	0.037%
17	3.284	348	356	364	rBV5	86931	210507	0.36%	0.101%
18	3.342	364	367	371	rVB	242731	188907	0.32%	0.091%
19	3.428	371	383	388	rBV2	28248165	59180243	100.00%	28.433%
20	3.465	388	390	397	rVB	58554	58250	0.10%	0.028%
21	3.524	397	401	408	rVB2	354446	401273	0.68%	0.193%
22	3.577	408	411	417	rVB2	108371	106461	0.18%	0.051%
23	3.652	417	425	432	rVB	2572052	1742653	2.94%	0.837%
24	3.903	466	472	476	rBV	42531	32814	0.06%	0.016%
25	3.973	481	485	490	rBV	93554	73816	0.12%	0.035%
26	4.042	490	498	500	rBV5	24432	37269	0.06%	0.018%
27	4.074	500	504	516	rVV	281053	382814	0.65%	0.184%
28	4.165	516	521	527	rVB	1882956	1148888	1.94%	0.552%
29	4.245	532	536	543	rVB	322386	218942	0.37%	0.105%
30	4.293	543	545	547	rBV3	20083	20088	0.03%	0.010%
31	4.320	547	550	553	rVV4	49157	33916	0.06%	0.016%
32	4.363	553	558	565	rVV	3110155	2308166	3.90%	1.109%
33	4.443	569	573	577	rVV	42132	42581	0.07%	0.020%
34	4.486	577	581	585	rVB7	15286	22091	0.04%	0.011%

LSC Area Percent Report

Data Path : C:\MSDCHEM\1\DATA\EF8759\
Data File : F200374.D
Acq On : 8 Jul 2021 3:37 pm
Operator : chriss2
Sample : jd27605-1
Misc : op34129,ef8759,31.6,,,1,1
ALS Vial : 12 Sample Multiplier: 1

Integration Parameters: rteint.p
Integrator: RTE
Smoothing : ON Filtering: 5
Sampling : 1 Min Area: 1000 Area counts
Start Thrs: 0.02 Max Peaks: 100
Stop Thrs : 0 Peak Location: TOP

If leading or trailing edge < 100 prefer < Baseline drop else tangent >
Peak separation: 5

Method : C:\MSDCHEM\1\METHODS\MF8747.M
Title : Semi Volatile Extractables by GC/MS

35	4.523	585	588	590	rBV3	31183	28549	0.05%	0.014%
36	4.550	590	593	598	rBV2	172359	153675	0.26%	0.074%
37	4.587	598	600	604	rVB	62505	41254	0.07%	0.020%
38	4.640	604	610	617	rBV	5652384	3613566	6.11%	1.736%
39	4.747	624	630	632	rVB4	19768	20483	0.03%	0.010%
40	4.790	632	638	641	rBV2	90392	84673	0.14%	0.041%
41	4.822	641	644	651	rVV	712865	564137	0.95%	0.271%
42	4.870	651	653	655	rVB2	32009	20057	0.03%	0.010%
43	4.929	660	664	670	rVB7	54501	55438	0.09%	0.027%
44	5.041	679	685	689	rBV	3552366	2269547	3.83%	1.090%
45	5.079	689	692	694	rVV2	50420	46273	0.08%	0.022%
46	5.105	695	697	700	rVB3	38091	30471	0.05%	0.015%
47	5.148	704	705	710	rVB4	14243	16299	0.03%	0.008%
48	5.191	710	713	717	rBV	680240	519106	0.88%	0.249%
49	5.217	717	718	721	rVB3	23680	15418	0.03%	0.007%
50	5.287	726	731	737	rBV8	52385	87479	0.15%	0.042%
51	5.378	742	748	751	rBV5	42385	73016	0.12%	0.035%
52	5.404	751	753	756	rVB4	19603	17404	0.03%	0.008%
53	5.447	756	761	764	rBV6	18437	27894	0.05%	0.013%
54	5.501	768	771	773	rBV	147809	92385	0.16%	0.044%
55	5.527	774	776	779	rVV2	37020	27971	0.05%	0.013%
56	5.559	779	782	790	rVV2	6029799	5184757	8.76%	2.491%
57	5.613	790	792	799	rVB4	46035	45805	0.08%	0.022%
58	5.682	800	805	810	rBV8	9802	18188	0.03%	0.009%
59	5.736	810	815	818	rBV2	57840	50447	0.09%	0.024%
60	5.762	818	820	825	rBV6	30740	35333	0.06%	0.017%
61	5.810	825	829	832	rBV	70203	64829	0.11%	0.031%
62	5.842	832	835	837	rVB4	24919	25995	0.04%	0.012%
63	5.864	837	839	843	rBV4	40893	36964	0.06%	0.018%
64	5.939	847	853	860	rVB	1028956	839707	1.42%	0.403%
65	5.987	860	862	865	rBV3	41485	35926	0.06%	0.017%
66	6.035	865	871	874	rBV7	37741	53973	0.09%	0.026%
67	6.078	874	879	883	rVB	425085	308014	0.52%	0.148%
68	6.115	883	886	888	rBV2	25434	22129	0.04%	0.011%
69	6.152	890	893	896	rVB	313222	231152	0.39%	0.111%
70	6.222	899	906	909	rBV9	28099	60681	0.10%	0.029%
71	6.323	922	925	928	rBV3	44940	46860	0.08%	0.023%

LSC Area Percent Report

Data Path : C:\MSDCHEM\1\DATA\EF8759\
Data File : F200374.D
Acq On : 8 Jul 2021 3:37 pm
Operator : chriss2
Sample : jd27605-1
Misc : op34129,ef8759,31.6,,,1,1
ALS Vial : 12 Sample Multiplier: 1

Integration Parameters: rteint.p
Integrator: RTE
Smoothing : ON Filtering: 5
Sampling : 1 Min Area: 1000 Area counts
Start Thrs: 0.02 Max Peaks: 100
Stop Thrs : 0 Peak Location: TOP

If leading or trailing edge < 100 prefer < Baseline drop else tangent >
Peak separation: 5

Method : C:\MSDCHEM\1\METHODS\MF8747.M
Title : Semi Volatile Extractables by GC/MS

72	6.361	928	932	937	rVV	6372203	4420365	7.47%	2.124%
73	6.441	941	947	951	rVV2	158629	176766	0.30%	0.085%
74	6.484	951	955	958	rVV5	27992	38355	0.06%	0.018%
75	6.521	960	962	968	rVB	85909	92029	0.16%	0.044%
76	6.580	968	973	977	rBV2	155125	177131	0.30%	0.085%
77	6.644	982	985	988	rVV	264898	248737	0.42%	0.120%
78	6.687	988	993	1000	rVV2	591177	718485	1.21%	0.345%
79	6.751	1000	1005	1011	rVV2	123968	179840	0.30%	0.086%
80	6.831	1015	1020	1025	rVV	299937	268758	0.45%	0.129%
81	6.884	1025	1030	1033	rVB6	56376	67098	0.11%	0.032%
82	6.916	1033	1036	1039	rBV5	37340	41527	0.07%	0.020%
83	6.964	1039	1045	1049	rBV	5870197	5171488	8.74%	2.485%
84	6.996	1049	1051	1055	rVV	623188	570379	0.96%	0.274%
85	7.028	1055	1057	1061	rVV	87874	72146	0.12%	0.035%
86	7.077	1061	1066	1070	rVV5	60923	91081	0.15%	0.044%
87	7.125	1070	1075	1080	rVV4	69825	113128	0.19%	0.054%
88	7.173	1080	1084	1089	rVV	662756	625991	1.06%	0.301%
89	7.215	1089	1092	1097	rVB2	78868	79037	0.13%	0.038%
90	7.301	1103	1108	1111	rBV	100729	103954	0.18%	0.050%
91	7.328	1111	1113	1122	rVB2	90649	101921	0.17%	0.049%
92	7.402	1122	1127	1133	rBV8	85534	149708	0.25%	0.072%
93	7.450	1133	1136	1141	rVB7	40193	52372	0.09%	0.025%
94	7.499	1141	1145	1146	rBV4	29079	36469	0.06%	0.018%
95	7.557	1151	1156	1160	rVB2	873540	885315	1.50%	0.425%
96	7.637	1165	1171	1173	rBV2	102844	125877	0.21%	0.060%
97	7.664	1173	1176	1181	rBV4	71209	86531	0.15%	0.042%
98	7.755	1189	1193	1201	rVB	214204	264240	0.45%	0.127%
99	7.814	1201	1204	1205	rBV3	26588	27088	0.05%	0.013%
100	7.851	1205	1211	1219	rVV2	491783	680674	1.15%	0.327%
101	7.926	1219	1225	1231	rVB3	91888	173940	0.29%	0.084%
102	8.011	1232	1241	1249	rVB10	89557	209539	0.35%	0.101%
103	8.092	1249	1256	1260	rBV9	31815	76369	0.13%	0.037%
104	8.134	1261	1264	1268	rVV5	23062	14179	0.02%	0.007%
105	8.268	1283	1289	1293	rBV4	119038	238942	0.40%	0.115%
106	8.311	1293	1297	1302	rVB3	83320	104464	0.18%	0.050%
107	8.353	1302	1305	1307	rBV4	36724	40392	0.07%	0.019%
108	8.433	1316	1320	1323	rBV6	42541	55346	0.09%	0.027%
109	8.471	1323	1327	1329	rVV2	101833	132835	0.22%	0.064%

LSC Area Percent Report

Data Path : C:\MSDCHEM\1\DATA\EF8759\
Data File : F200374.D
Acq On : 8 Jul 2021 3:37 pm
Operator : chriss2
Sample : jd27605-1
Misc : op34129,ef8759,31.6,,,1,1
ALS Vial : 12 Sample Multiplier: 1

Integration Parameters: rteint.p
Integrator: RTE
Smoothing : ON Filtering: 5
Sampling : 1 Min Area: 1000 Area counts
Start Thrs: 0.02 Max Peaks: 100
Stop Thrs : 0 Peak Location: TOP

If leading or trailing edge < 100 prefer < Baseline drop else tangent >
Peak separation: 5

Method : C:\MSDCHEM\1\METHODS\MF8747.M
Title : Semi Volatile Extractables by GC/MS

110	8.498	1330	1332	1335	rVV3	83997	98501	0.17%	0.047%
111	8.546	1335	1341	1351	rVB2	708454	933631	1.58%	0.449%
112	8.636	1351	1358	1362	rBV5	161257	299530	0.51%	0.144%
113	8.679	1362	1366	1371	rVB	349223	419539	0.71%	0.202%
114	8.722	1371	1374	1379	rVB7	30621	38706	0.07%	0.019%
115	8.765	1379	1382	1386	rVB4	25066	29289	0.05%	0.014%
116	8.845	1386	1397	1400	rBV	4286298	5454378	9.22%	2.621%
117	8.882	1400	1404	1410	rVV	7538669	8308929	14.04%	3.992%
118	8.957	1410	1418	1425	rVB	904690	1201070	2.03%	0.577%
119	9.016	1425	1429	1433	rBV3	101499	143100	0.24%	0.069%
120	9.048	1433	1435	1440	rVB6	49830	57912	0.10%	0.028%
121	9.085	1440	1442	1444	rVB3	29950	22310	0.04%	0.011%
122	9.144	1445	1453	1457	rVB7	49003	91426	0.15%	0.044%
123	9.187	1457	1461	1465	rBV	125723	140368	0.24%	0.067%
124	9.235	1465	1470	1477	rVB	716341	860250	1.45%	0.413%
125	9.299	1478	1482	1487	rBV7	46601	92098	0.16%	0.044%
126	9.363	1491	1494	1497	rVV2	117827	137769	0.23%	0.066%
127	9.400	1497	1501	1508	rVB6	115611	216064	0.37%	0.104%
128	9.459	1509	1512	1516	rVB5	33469	34878	0.06%	0.017%
129	9.502	1516	1520	1523	rBV5	69392	95757	0.16%	0.046%
130	9.630	1535	1544	1549	rBV2	136149	332832	0.56%	0.160%
131	9.694	1549	1556	1560	rVV	735638	958370	1.62%	0.460%
132	9.742	1560	1565	1575	rVB	907910	1265330	2.14%	0.608%
133	9.822	1575	1580	1585	rBV	223954	299710	0.51%	0.144%
134	9.876	1585	1590	1595	rVV2	896678	1281539	2.17%	0.616%
135	9.929	1595	1600	1612	rVB	616389	966073	1.63%	0.464%
136	10.041	1616	1621	1624	rBV3	76906	109095	0.18%	0.052%
137	10.090	1627	1630	1634	rVB4	102705	125431	0.21%	0.060%
138	10.186	1642	1648	1652	rBV7	60913	98368	0.17%	0.047%
139	10.271	1654	1664	1678	rVB2	1404271	2202154	3.72%	1.058%
140	10.394	1681	1687	1691	rBV2	73308	116064	0.20%	0.056%
141	10.538	1710	1714	1720	rBV4	125088	208376	0.35%	0.100%
142	10.602	1720	1726	1729	rBV	151577	193343	0.33%	0.093%
143	10.640	1729	1733	1741	rVB4	125367	234454	0.40%	0.113%
144	10.699	1741	1744	1747	rBV4	62554	89695	0.15%	0.043%
145	10.747	1747	1753	1759	rVV3	258955	621549	1.05%	0.299%
146	10.800	1759	1763	1769	rVV4	180609	338729	0.57%	0.163%

LSC Area Percent Report

Data Path : C:\MSDCHEM\1\DATA\EF8759\
Data File : F200374.D
Acq On : 8 Jul 2021 3:37 pm
Operator : chriss2
Sample : jd27605-1
Misc : op34129,ef8759,31.6,,,1,1
ALS Vial : 12 Sample Multiplier: 1

Integration Parameters: rteint.p
Integrator: RTE
Smoothing : ON Filtering: 5
Sampling : 1 Min Area: 1000 Area counts
Start Thrs: 0.02 Max Peaks: 100
Stop Thrs : 0 Peak Location: TOP

If leading or trailing edge < 100 prefer < Baseline drop else tangent >
Peak separation: 5

Method : C:\MSDCHEM\1\METHODS\MF8747.M
Title : Semi Volatile Extractables by GC/MS

147	10.859	1769	1774	1778	rVV2	332113	479286	0.81%	0.230%
148	10.907	1779	1783	1790	rVB2	128045	226806	0.38%	0.109%
149	11.024	1796	1805	1816	rBV	6804678	9851161	16.65%	4.733%
150	11.121	1817	1823	1831	rBV2	123360	326826	0.55%	0.157%
151	11.201	1834	1838	1843	rVB4	118254	179921	0.30%	0.086%
152	11.302	1852	1857	1865	rBV4	217464	520930	0.88%	0.250%
153	11.361	1866	1868	1876	rVB6	80120	138911	0.23%	0.067%
154	11.468	1879	1888	1896	rVB	6588393	9775089	16.52%	4.696%
155	11.559	1902	1905	1909	rBV6	79120	120126	0.20%	0.058%
156	11.601	1909	1913	1923	rVB3	263172	454787	0.77%	0.219%
157	11.687	1923	1929	1936	rVB4	87572	164714	0.28%	0.079%
158	11.756	1936	1942	1945	rBV	323521	513807	0.87%	0.247%
159	11.788	1945	1948	1956	rVB	284248	417851	0.71%	0.201%
160	11.906	1963	1970	1977	rBV	3355721	5223896	8.83%	2.510%
161	11.965	1977	1981	1989	rVB2	242407	521062	0.88%	0.250%
162	12.023	1989	1992	1995	rBV2	72156	84915	0.14%	0.041%
163	12.136	2007	2013	2016	rBV3	245897	467553	0.79%	0.225%
164	12.194	2018	2024	2030	rVB3	488085	1005796	1.70%	0.483%
165	12.258	2032	2036	2045	rVB6	67514	122204	0.21%	0.059%
166	12.344	2046	2052	2057	rBV	345311	601149	1.02%	0.289%
167	12.403	2057	2063	2068	rBV	395000	625066	1.06%	0.300%
168	12.558	2088	2092	2093	rBV4	65585	77563	0.13%	0.037%
169	12.590	2094	2098	2105	rVV2	288049	476026	0.80%	0.229%
170	12.659	2105	2111	2116	rVB	257266	405577	0.69%	0.195%
171	12.846	2143	2146	2156	rVB10	70710	141618	0.24%	0.068%
172	12.980	2167	2171	2177	rVB3	94883	148134	0.25%	0.071%
173	13.070	2185	2188	2190	rBV4	51985	62629	0.11%	0.030%
174	13.113	2193	2196	2198	rBV4	75134	91061	0.15%	0.044%
175	13.295	2223	2230	2243	rVB	498648	973166	1.64%	0.468%
176	13.535	2269	2275	2281	rBV2	563446	904661	1.53%	0.435%
177	13.621	2286	2291	2301	rVB2	721830	1204198	2.03%	0.579%
178	13.701	2301	2306	2314	rBV2	252752	615634	1.04%	0.296%
179	13.770	2314	2319	2327	rVB2	505830	788697	1.33%	0.379%
180	13.979	2354	2358	2363	rBV4	113802	152677	0.26%	0.073%
181	14.053	2366	2372	2373	rVV4	206791	316222	0.53%	0.152%
182	14.112	2373	2383	2388	rVV3	3865573	9271553	15.67%	4.455%
183	14.166	2388	2393	2405	rVB2	2549126	4661627	7.88%	2.240%
184	14.326	2417	2423	2436	rVB3	353536	778782	1.32%	0.374%

LSC Area Percent Report

Data Path : C:\MSDCHEM\1\DATA\EF8759\
Data File : F200374.D
Acq On : 8 Jul 2021 3:37 pm
Operator : chriss2
Sample : jd27605-1
Misc : op34129,ef8759,31.6,,,1,1
ALS Vial : 12 Sample Multiplier: 1

Integration Parameters: rteint.p
Integrator: RTE
Smoothing : ON Filtering: 5
Sampling : 1 Min Area: 1000 Area counts
Start Thrs: 0.02 Max Peaks: 100
Stop Thrs : 0 Peak Location: TOP

If leading or trailing edge < 100 prefer < Baseline drop else tangent >
Peak separation: 5

Method : C:\MSDCHEM\1\METHODS\MF8747.M
Title : Semi Volatile Extractables by GC/MS

185	14.486	2450	2453	2461	rBV10	114440	285134	0.48%	0.137%
186	14.572	2464	2469	2479	rVB5	234992	662481	1.12%	0.318%
187	14.673	2482	2488	2497	rBV	309698	706521	1.19%	0.339%
188	14.871	2520	2525	2533	rVB5	129974	264395	0.45%	0.127%
189	15.031	2547	2555	2563	rBV2	483114	1164425	1.97%	0.559%
190	15.106	2565	2569	2578	rVB4	343633	615121	1.04%	0.296%
191	15.202	2583	2587	2593	rVB7	154500	258404	0.44%	0.124%
192	15.314	2603	2608	2614	rVB4	279127	492717	0.83%	0.237%
193	16.415	2805	2814	2819	rBV	2048179	4989659	8.43%	2.397%
194	16.463	2820	2823	2829	rVB	1100316	1594784	2.69%	0.766%
195	16.607	2845	2850	2859	rBV2	500785	938842	1.59%	0.451%
196	16.944	2907	2913	2924	rVB2	1368097	2633134	4.45%	1.265%
197	17.045	2925	2932	2939	rVB	2159029	3582936	6.05%	1.721%
198	17.168	2947	2955	2960	rBV2	3175368	6197411	10.47%	2.978%
199	19.107	3313	3318	3323	rVB2	1063161	1715740	2.90%	0.824%
200	19.535	3393	3398	3404	rVB	1159699	2011848	3.40%	0.967%

Sum of corrected areas: 208136035

LSC Report - Integrated Chromatogram

Data Path : C:\MSDCHEM\1\DATA\EF8759\
Data File : F200374.D
Acq On : 8 Jul 2021 3:37 pm
Operator : chriss2
Sample : jd27605-1
Misc : op34129,ef8759,31.6,,,1,1
ALS Vial : 12 Sample Multiplier: 1

Quant Method : C:\MSDCHEM\1\METHODS\MF8747.M
Quant Title : Semi Volatile Extractables by GC/MS

TIC Library : C:\Database\NIST08.L
TIC Integration Parameters: LSCINT.P

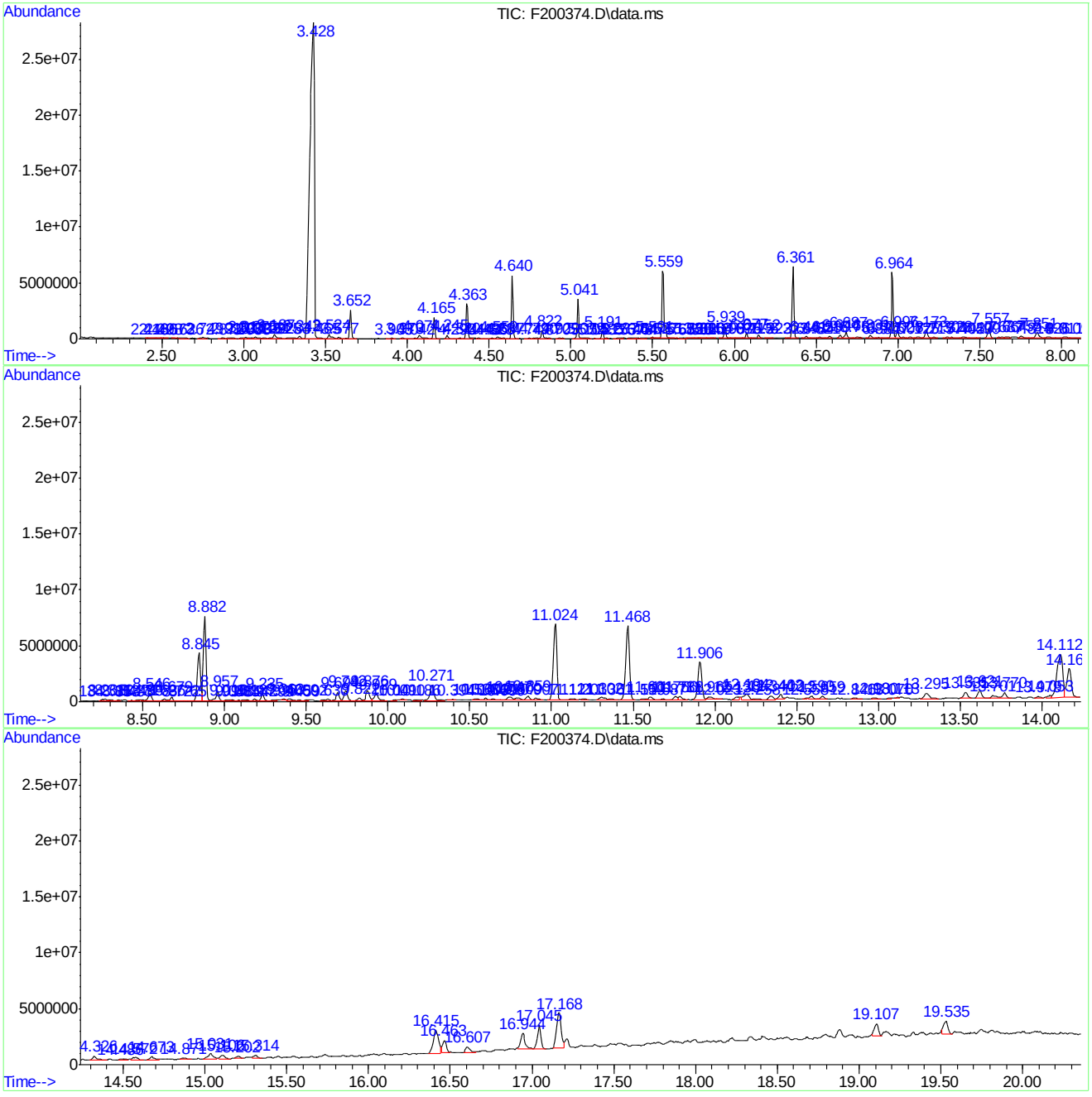

MF8747.M Thu Jul 08 16:19:17 2021 Page: 7

Library Search Compound Report

Data Path : C:\MSDCHEM\1\DATA\EF8759\
Data File : F200374.D
Acq On : 8 Jul 2021 3:37 pm
Operator : chriss2
Sample : jd27605-1
Misc : op34129,ef8759,31.6,,,1,1
ALS Vial : 12 Sample Multiplier: 1

Quant Method : C:\MSDCHEM\1\METHODS\MF8747.M
Quant Title : Semi Volatile Extractables by GC/MS

TIC Library : C:\Database\NIST08.L
TIC Integration Parameters: LSCINT.P

****
Peak Number 1 system artifact/aldol-conde... Concentration Rank 1

R.T.	EstConc	Area	Relative to ISTD	R.T.
3.428	655.09 ppm	59180200	1,4-Dichlorobenzene-d4b	4.640

Hit# of 5	Tentative ID	MW	MolForm	CAS#	Qual
1	(+-)-4-Amino-4,5-dihydro-2(3H)-f...	101	C4H7NO2	016504-58-8	43
2	2,3-Dimethyloxirane-2-carboxylic...	130	C6H10O3	1000306-64-4	28
3	2-Pentanone, 4-hydroxy-4-methyl-	116	C6H12O2	000123-42-2	28
4	3-Hydroxy-3-methyl-2-butanone	102	C5H10O2	000115-22-0	23
5	Propanamide, N-ethyl-	101	C5H11NO	005129-72-6	9

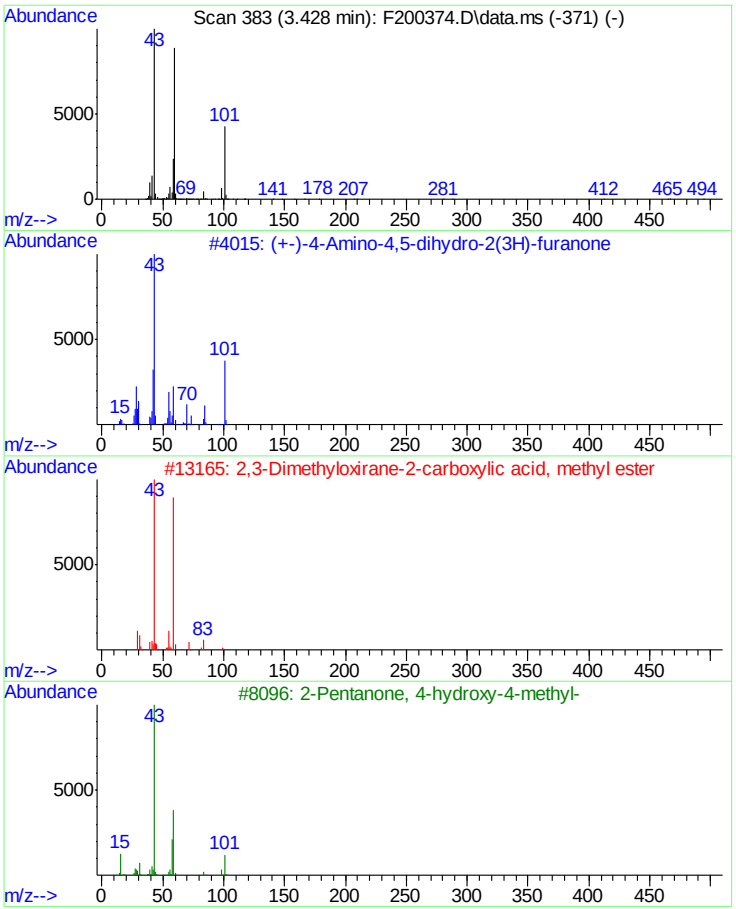

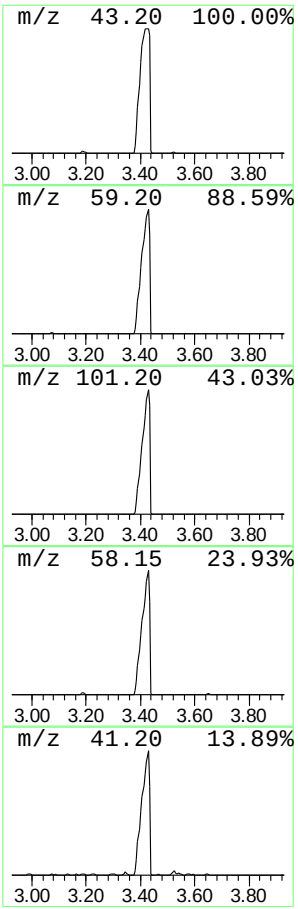

Library Search Compound Report

Data Path : C:\MSDCHEM\1\DATA\EF8759\
Data File : F200374.D
Acq On : 8 Jul 2021 3:37 pm
Operator : chriss2
Sample : jd27605-1
Misc : op34129,ef8759,31.6,,,1,1
ALS Vial : 12 Sample Multiplier: 1

Quant Method : C:\MSDCHEM\1\METHODS\MF8747.M
Quant Title : Semi Volatile Extractables by GC/MS

TIC Library : C:\Database\NIST08.L
TIC Integration Parameters: LSCINT.P

****

Peak Number 2 alkane Concentration Rank 17

R.T.	EstConc	Area	Relative to ISTD	R.T.
3.524	4.44 ppm	401273	1,4-Dichlorobenzene-d4b	4.640

Hit# of 5	Tentative ID	MW	MolForm	CAS#	Qual
1	Heptane, 2,3-dimethyl-	128	C9H20	003074-71-3	86
2	Heptane, 2,3-dimethyl-	128	C9H20	003074-71-3	78
3	Decane, 5,6-dimethyl-	170	C12H26	001636-43-7	78
4	Octane, 4,5-diethyl-	170	C12H26	001636-41-5	72
5	Decane, 5,6-dimethyl-	170	C12H26	001636-43-7	72

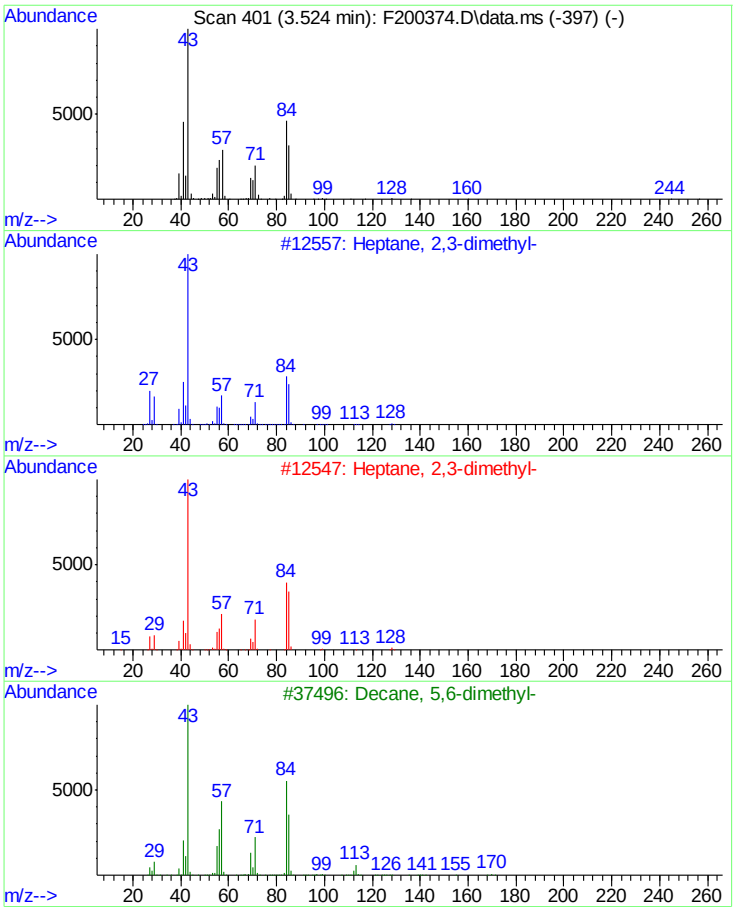

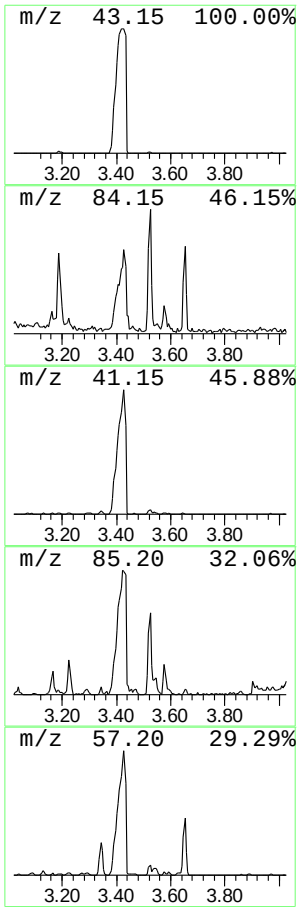

Library Search Compound Report

Data Path : C:\MSDCHEM\1\DATA\EF8759\
Data File : F200374.D
Acq On : 8 Jul 2021 3:37 pm
Operator : chriss2
Sample : jd27605-1
Misc : op34129,ef8759,31.6,,,1,1
ALS Vial : 12 Sample Multiplier: 1

Quant Method : C:\MSDCHEM\1\METHODS\MF8747.M
Quant Title : Semi Volatile Extractables by GC/MS

TIC Library : C:\Database\NIST08.L
TIC Integration Parameters: LSCINT.P

****

Peak Number 3 alkane Concentration Rank 19

R.T.	EstConc	Area	Relative to ISTD	R.T.
4.074	4.24 ppm	382814	1,4-Dichlorobenzene-d4b	4.640

Hit# of 5	Tentative ID	MW	MolForm	CAS#	Qual
1	Hexane, 2-bromo-	164	C6H13Br	003377-86-4	64
2	4-Methoxy-3-buten-2-one	100	C5H8O2	004652-27-1	50
3	2,4-Pentanedione, 3-acetyl-	142	C7H10O3	000815-68-9	43
4	Oxalic acid, decyl isohexyl ester	314	C18H34O4	1000309-33-3	40
5	4-Methyl-1,6-heptadien-4-ol	126	C8H14O	025201-40-5	40

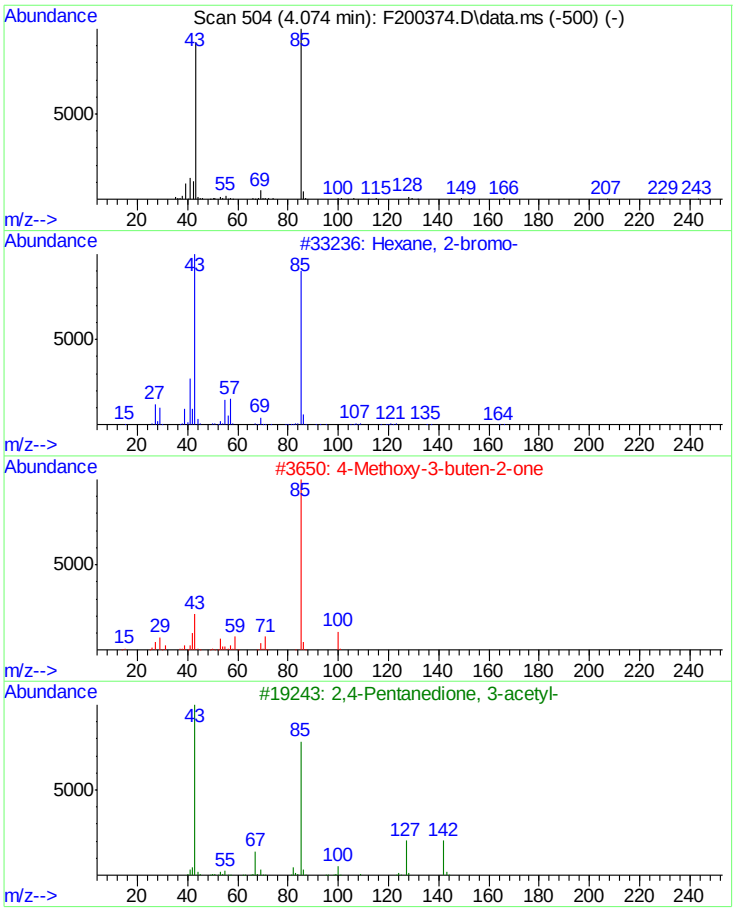

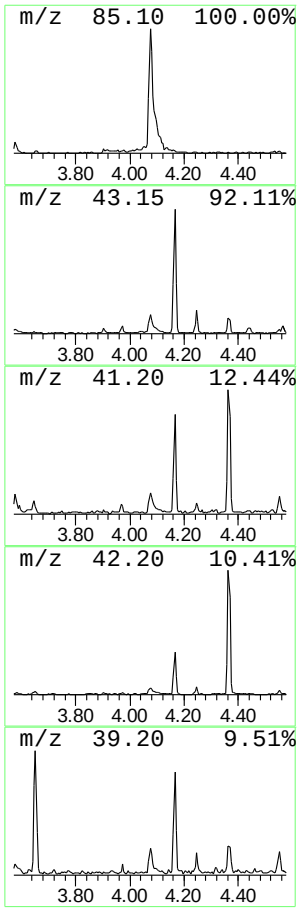

Library Search Compound Report

Data Path : C:\MSDCHEM\1\DATA\EF8759\
Data File : F200374.D
Acq On : 8 Jul 2021 3:37 pm
Operator : chriss2
Sample : jd27605-1
Misc : op34129,ef8759,31.6,,,1,1
ALS Vial : 12 Sample Multiplier: 1

Quant Method : C:\MSDCHEM\1\METHODS\MF8747.M
Quant Title : Semi Volatile Extractables by GC/MS

TIC Library : C:\Database\NIST08.L
TIC Integration Parameters: LSCINT.P

****

Peak Number 4 unknown Concentration Rank 4

R.T.	EstConc	Area	Relative to ISTD	R.T.
4.165	12.72 ppm	1148890	1,4-Dichlorobenzene-d4b	4.640

Hit# of 5	Tentative ID	MW	MolForm	CAS#	Qual
1	1H-Pyrrole-2,5-dione	97	C4H3NO2	000541-59-3	40
2	2,4-Dimethyl-1,5-diazabicyclo[3....	112	C6H12N2	1000283-20-9	40
3	3-Hexene-2,5-dione	112	C6H8O2	004436-75-3	38
4	1H-Pyrrole-2,5-dione	97	C4H3NO2	000541-59-3	25
5	2,4-Dimethyl-1,5-diazabicyclo[3....	112	C6H12N2	100463-01-2	25

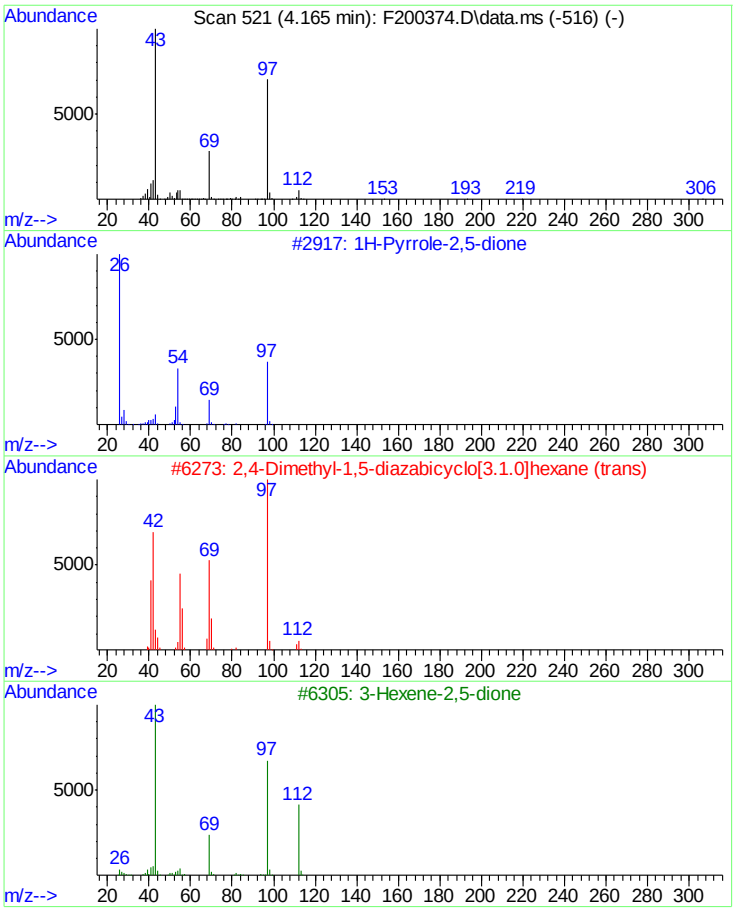

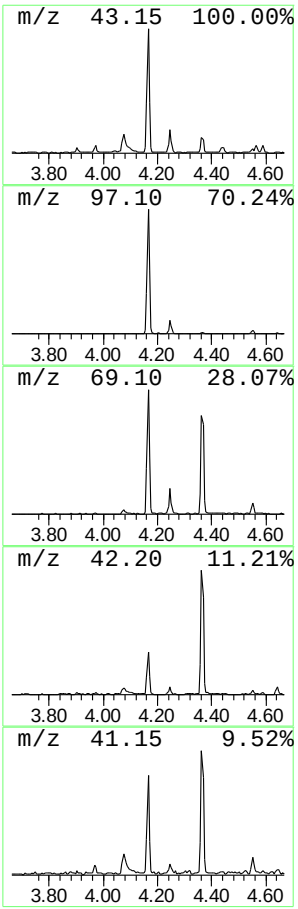

Library Search Compound Report

Data Path : C:\MSDCHEM\1\DATA\EF8759\
Data File : F200374.D
Acq On : 8 Jul 2021 3:37 pm
Operator : chriss2
Sample : jd27605-1
Misc : op34129,ef8759,31.6,,,1,1
ALS Vial : 12 Sample Multiplier: 1

Quant Method : C:\MSDCHEM\1\METHODS\MF8747.M
Quant Title : Semi Volatile Extractables by GC/MS

TIC Library : C:\Database\NIST08.L
TIC Integration Parameters: LSCINT.P

****

Peak Number 5 unknown Concentration Rank 11

R.T.	EstConc	Area	Relative to ISTD	R.T.
4.822	6.24 ppm	564137	1,4-Dichlorobenzene-d4b	4.640

Hit# of 5	Tentative ID	MW	MolForm	CAS#	Qual
1	dl-Mevalonic acid lactone	130	C6H10O3	000674-26-0	38
2	Ethanone, 1-oxiranyl-	86	C4H6O2	004401-11-0	22
3	2-Propanone, 1-hydroxy-	74	C3H6O2	000116-09-6	14
4	(R)-(-)-Methyl 3-hydroxybutyrate	118	C5H10O3	003976-69-0	10
5	Butanoic acid, 3-hydroxy-, methy...	118	C5H10O3	053562-86-0	10

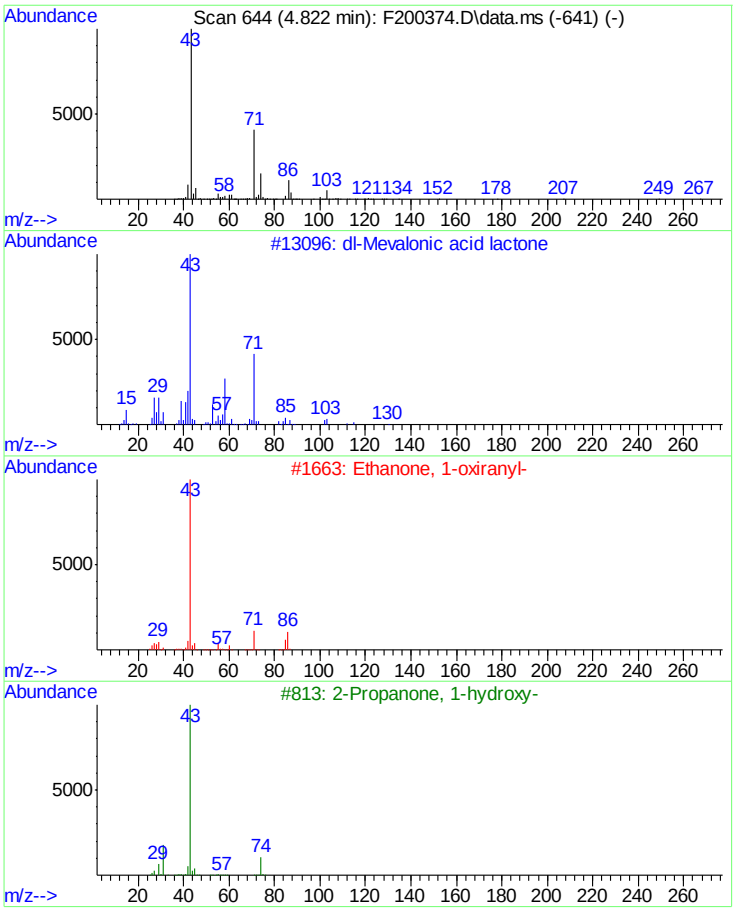

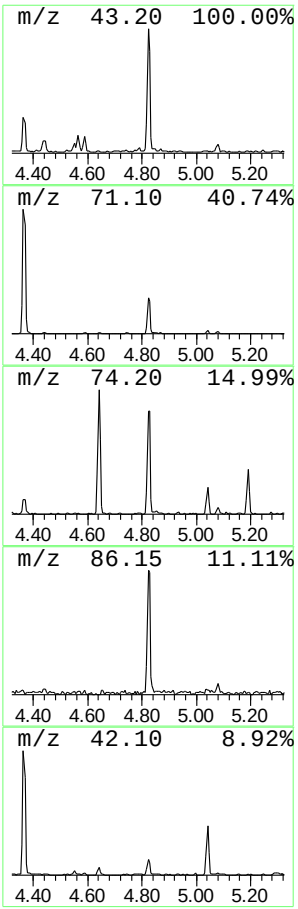

Library Search Compound Report

Data Path : C:\MSDCHEM\1\DATA\EF8759\
Data File : F200374.D
Acq On : 8 Jul 2021 3:37 pm
Operator : chriss2
Sample : jd27605-1
Misc : op34129,ef8759,31.6,,,1,1
ALS Vial : 12 Sample Multiplier: 1

Quant Method : C:\MSDCHEM\1\METHODS\MF8747.M
Quant Title : Semi Volatile Extractables by GC/MS

TIC Library : C:\Database\NIST08.L
TIC Integration Parameters: LSCINT.P

****

Peak Number 6 system artifact Concentration Rank 21

R.T.	EstConc	Area	Relative to ISTD	R.T.
5.191	4.00 ppm	519106	Naphthalene-d8	5.565

Hit# of 5	Tentative ID	MW	MolForm	CAS#	Qual
1	Benzoic acid, 2-[(trimethylsilyl...	282	C13H22O3Si2	003789-85-3	47
2	Benzoic acid, 2-[(trimethylsilyl...	282	C13H22O3Si2	003789-85-3	47
3	Cyclopentasiloxane, decamethyl-	370	C10H30O5Si5	000541-02-6	43
4	Benzeneethanamine, N-[(pentafluo...	475	C21H26F5NO2Si2	055429-85-1	38
5	11H-Dibenzo[b,e][1,4]diazepin-11...	267	C16H17N3O	013450-73-2	38

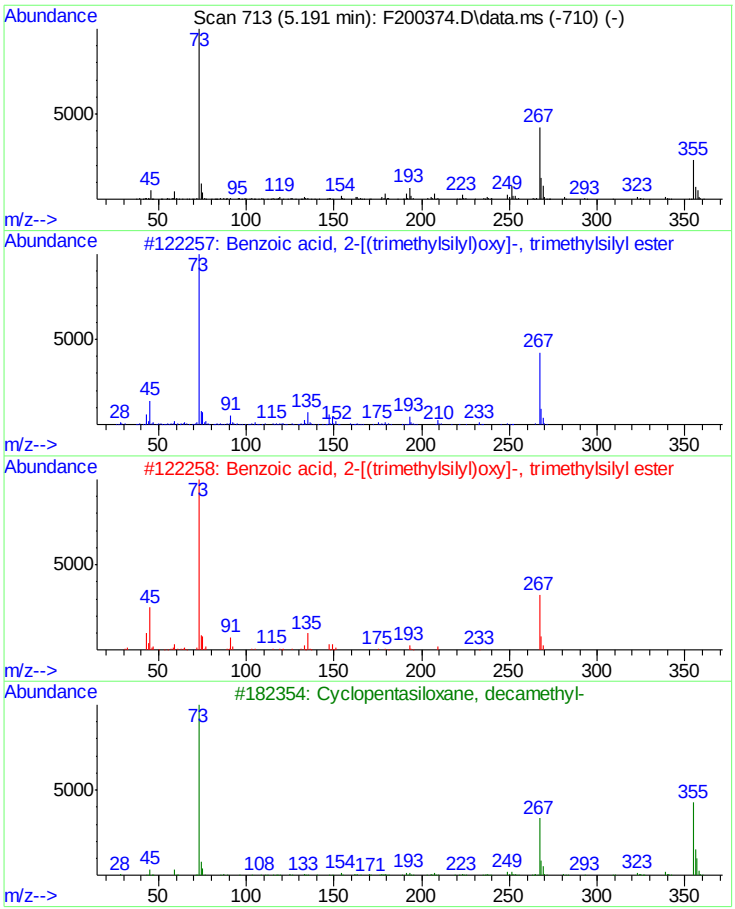

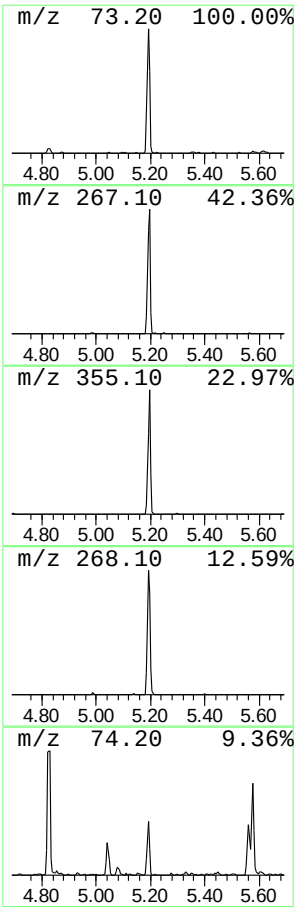

Library Search Compound Report

Data Path : C:\MSDCHEM\1\DATA\EF8759\
Data File : F200374.D
Acq On : 8 Jul 2021 3:37 pm
Operator : chriss2
Sample : jd27605-1
Misc : op34129,ef8759,31.6,,,1,1
ALS Vial : 12 Sample Multiplier: 1

Quant Method : C:\MSDCHEM\1\METHODS\MF8747.M
Quant Title : Semi Volatile Extractables by GC/MS

TIC Library : C:\Database\NIST08.L
TIC Integration Parameters: LSCINT.P

****

Peak Number 7 system artifact Concentration Rank 10

R.T.	EstConc	Area	Relative to ISTD	R.T.
5.939	6.48 ppm	839707	Naphthalene-d8b	5.565

Hit# of 5	Tentative ID	MW	MolForm	CAS#	Qual
1	6H-Furo[2',3':4,5]oxazolo[3,2-a]...	340	C14H20N2O6Si	040732-58-9	93
2	Cyclohexasiloxane, dodecamethyl-	444	C12H36O6Si6	000540-97-6	91
3	Cyclohexasiloxane, dodecamethyl-	444	C12H36O6Si6	000540-97-6	83
4	Cyclohexasiloxane, dodecamethyl-	444	C12H36O6Si6	000540-97-6	53
5	1,1,1,5,7,7,7-Heptamethyl-3,3-bi...	444	C13H40O5Si6	038147-00-1	35

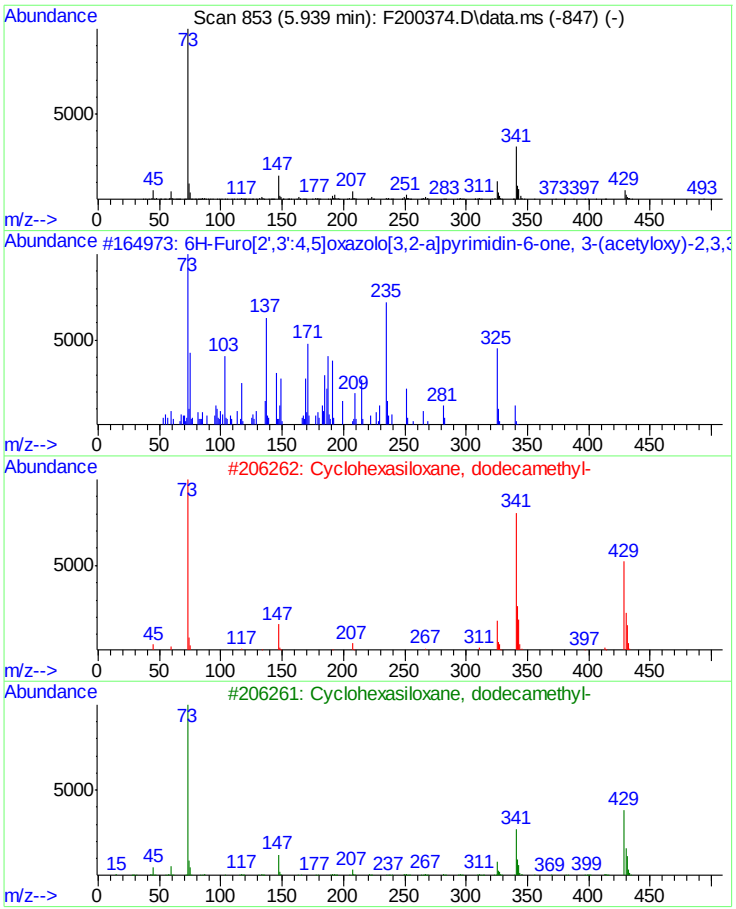

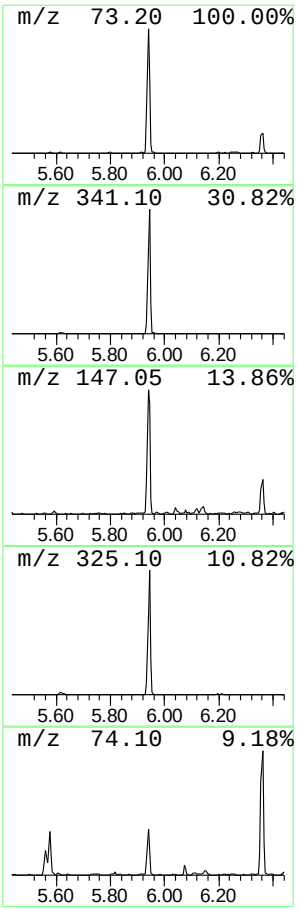

Library Search Compound Report

Data Path : C:\MSDCHEM\1\DATA\EF8759\
Data File : F200374.D
Acq On : 8 Jul 2021 3:37 pm
Operator : chriss2
Sample : jd27605-1
Misc : op34129,ef8759,31.6,,,1,1
ALS Vial : 12 Sample Multiplier: 1

Quant Method : C:\MSDCHEM\1\METHODS\MF8747.M
Quant Title : Semi Volatile Extractables by GC/MS

TIC Library : C:\Database\NIST08.L
TIC Integration Parameters: LSCINT.P

****

Peak Number 8 system artifact Concentration Rank 13

R.T.	EstConc	Area	Relative to ISTD	R.T.
6.687	5.56 ppm	718485	Acenaphthene-d10	6.964

Hit# of 5	Tentative ID	MW	MolForm	CAS#	Qual
1	Trisiloxane, 1,1,1,5,5,5-hexamet...	384	C12H36O4Si5	003555-47-3	43
2	3-Isopropoxy-1,1,1,7,7,7-hexamet...	576	C18H52O7Si7	071579-69-6	40
3	Pentasiloxane, dodecamethyl-	384	C12H36O4Si5	000141-63-9	40
4	2',6'-Dihydroxyacetophenone, bis...	296	C14H24O3Si2	1000352-81-3	27
5	1-Pentene, 1,3-diphenyl-1-(trime...	310	C20H26OSi	138983-00-3	25

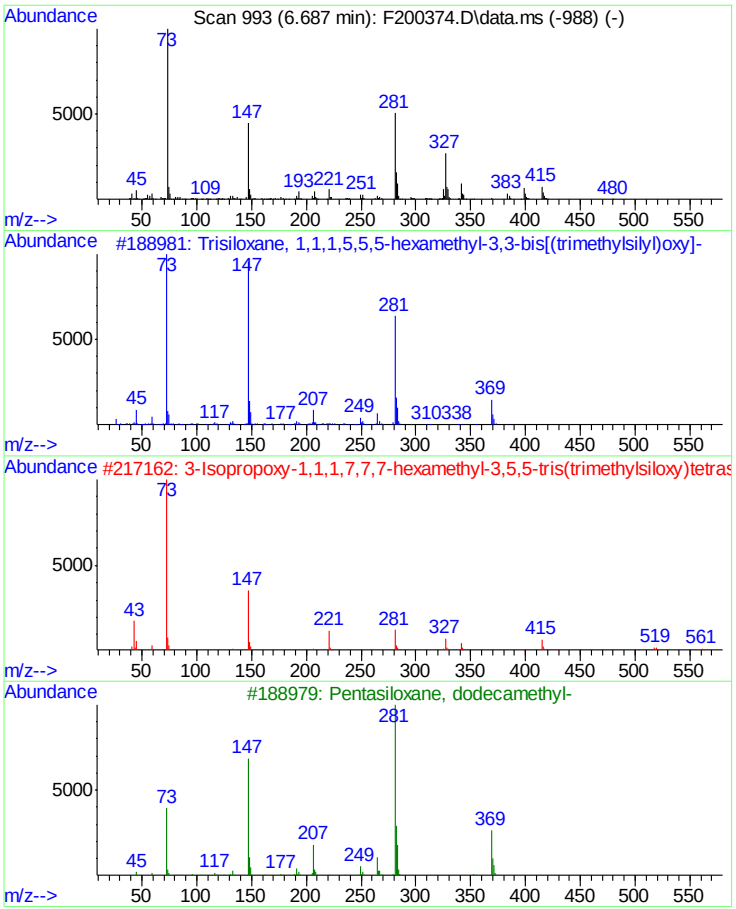

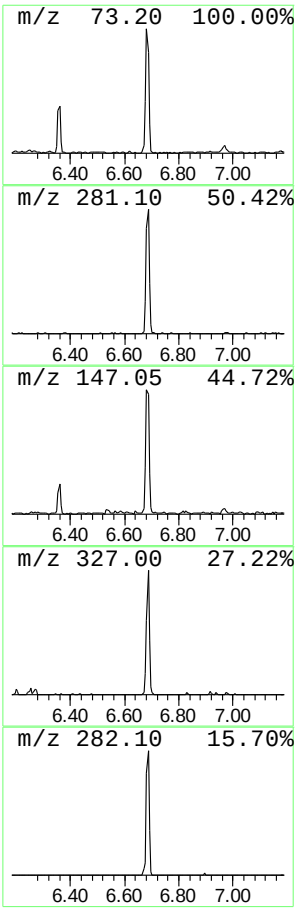

Library Search Compound Report

Data Path : C:\MSDCHEM\1\DATA\EF8759\
Data File : F200374.D
Acq On : 8 Jul 2021 3:37 pm
Operator : chriss2
Sample : jd27605-1
Misc : op34129,ef8759,31.6,,,1,1
ALS Vial : 12 Sample Multiplier: 1

Quant Method : C:\MSDCHEM\1\METHODS\MF8747.M
Quant Title : Semi Volatile Extractables by GC/MS

TIC Library : C:\Database\NIST08.L
TIC Integration Parameters: LSCINT.P

****

Peak Number 9 9H-Fluoren-9-one Concentration Rank 9

R.T.	EstConc	Area	Relative to ISTD	R.T.
8.546	6.85 ppm	933631	Phenanthrene-d10	8.845

Hit# of 5	Tentative ID	MW	MolForm	CAS#	Qual
1	9H-Fluoren-9-one	180	C13H8O	000486-25-9	95
2	9H-Fluoren-9-one	180	C13H8O	000486-25-9	93
3	9H-Fluoren-9-one	180	C13H8O	000486-25-9	91
4	Benzo[h]cinnoline	180	C12H8N2	000230-31-9	81
5	9H-Fluoren-9-one	180	C13H8O	000486-25-9	81

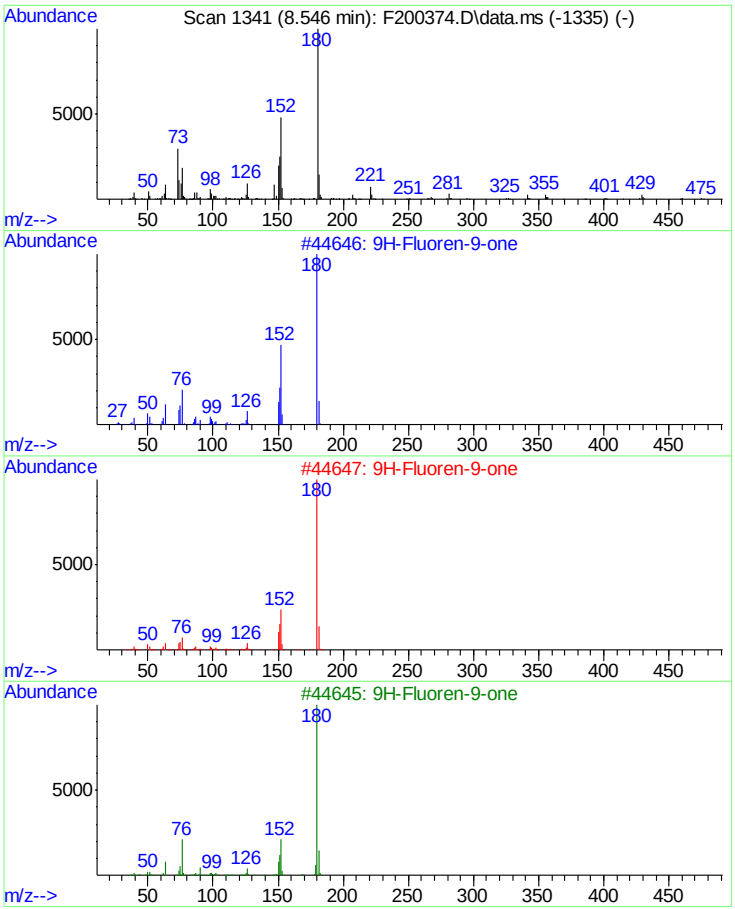

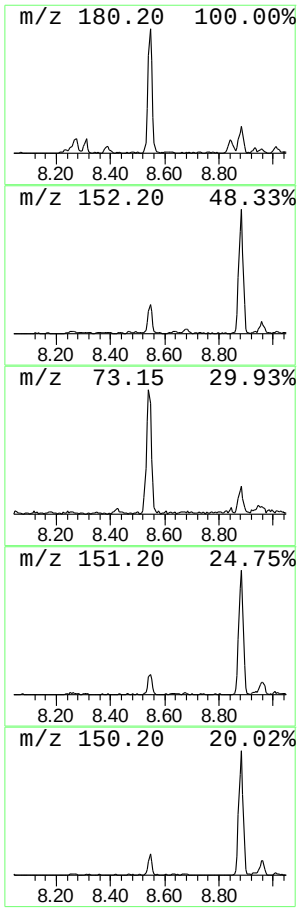

Library Search Compound Report

Data Path : C:\MSDCHEM\1\DATA\EF8759\
Data File : F200374.D
Acq On : 8 Jul 2021 3:37 pm
Operator : chriss2
Sample : jd27605-1
Misc : op34129,ef8759,31.6,,,1,1
ALS Vial : 12 Sample Multiplier: 1

Quant Method : C:\MSDCHEM\1\METHODS\MF8747.M
Quant Title : Semi Volatile Extractables by GC/MS

TIC Library : C:\Database\NIST08.L
TIC Integration Parameters: LSCINT.P

****

Peak Number 10 Phenanthrene methyl Concentration Rank 8

R.T.	EstConc	Area	Relative to ISTD	R.T.
9.694	7.03 ppm	958370	Phenanthrene-d10b	8.845

Hit# of 5	Tentative ID	MW	MolForm	CAS#	Qual
1	Phenanthrene, 2-methyl-	192	C15H12	002531-84-2	98
2	1H-Cyclopropa[l]phenanthrene,1a,...	192	C15H12	000949-41-7	96
3	Anthracene, 1-methyl-	192	C15H12	000610-48-0	96
4	Phenanthrene, 1-methyl-	192	C15H12	000832-69-9	96
5	Anthracene, 2-methyl-	192	C15H12	000613-12-7	96

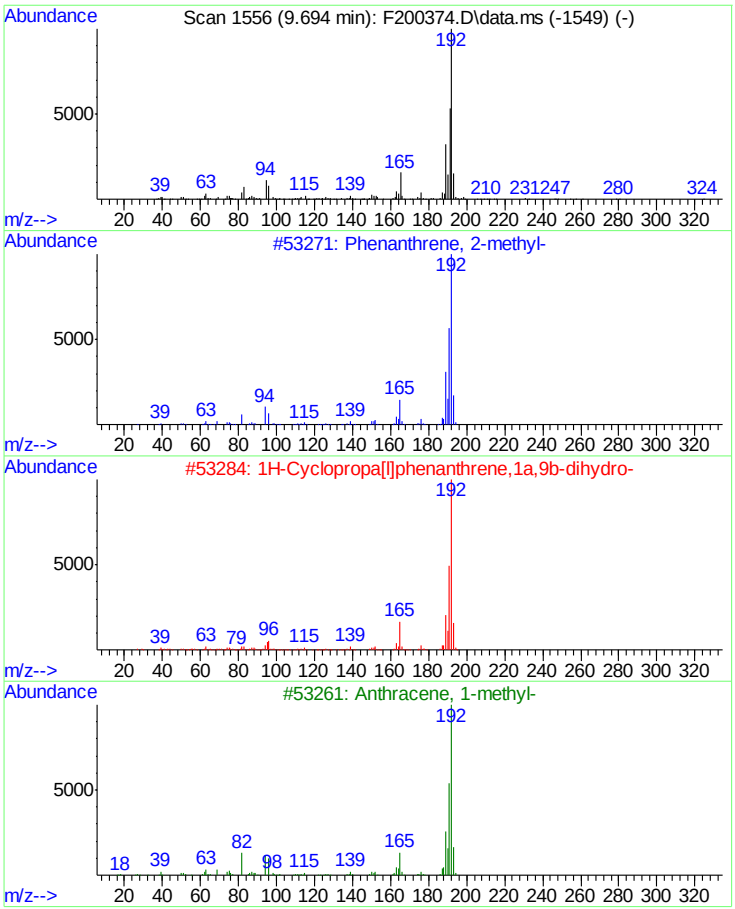

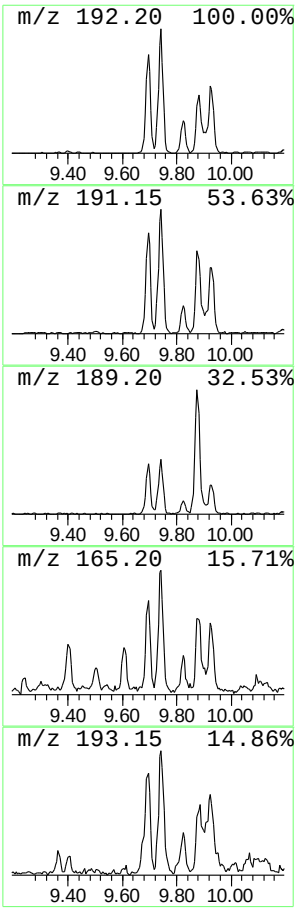

Library Search Compound Report

Data Path : C:\MSDCHEM\1\DATA\EF8759\
Data File : F200374.D
Acq On : 8 Jul 2021 3:37 pm
Operator : chriss2
Sample : jd27605-1
Misc : op34129,ef8759,31.6,,,1,1
ALS Vial : 12 Sample Multiplier: 1

Quant Method : C:\MSDCHEM\1\METHODS\MF8747.M
Quant Title : Semi Volatile Extractables by GC/MS

TIC Library : C:\Database\NIST08.L
TIC Integration Parameters: LSCINT.P

****

Peak Number 11 Phenanthrene methyl Concentration Rank 6

R.T.	EstConc	Area	Relative to ISTD	R.T.
9.742	9.28 ppm	1265330	Phenanthrene-d10b	8.845

Hit# of 5	Tentative ID	MW	MolForm	CAS#	Qual
1	Phenanthrene, 2-methyl-	192	C15H12	002531-84-2	97
2	Phenanthrene, 1-methyl-	192	C15H12	000832-69-9	97
3	Anthracene, 2-methyl-	192	C15H12	000613-12-7	96
4	1H-Cyclopropa[l]phenanthrene,1a,...	192	C15H12	000949-41-7	96
5	Phenanthrene, 1-methyl-	192	C15H12	000832-69-9	95

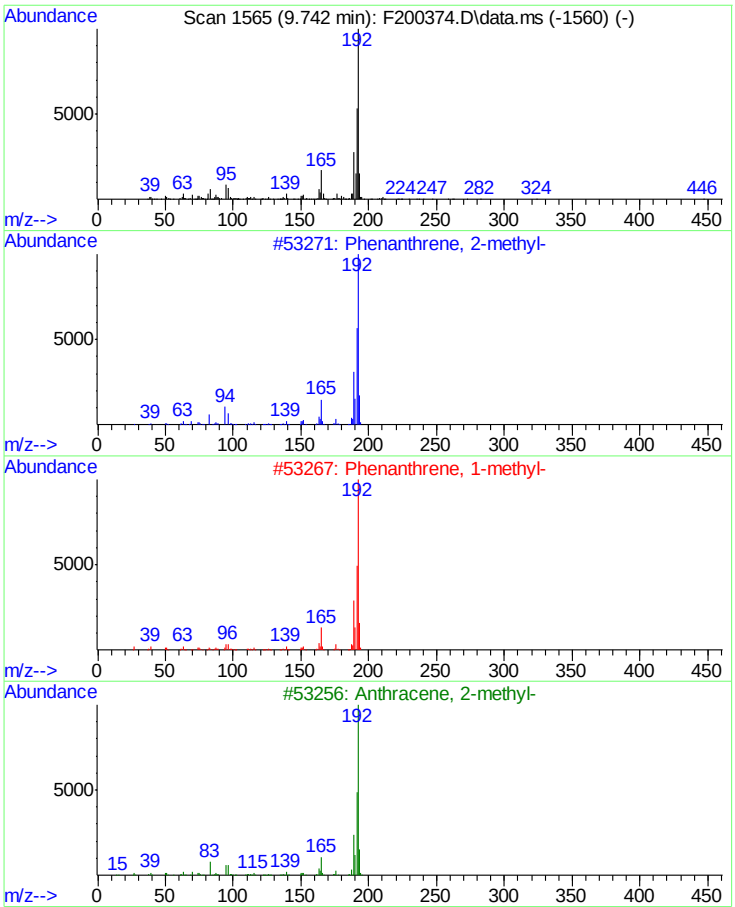

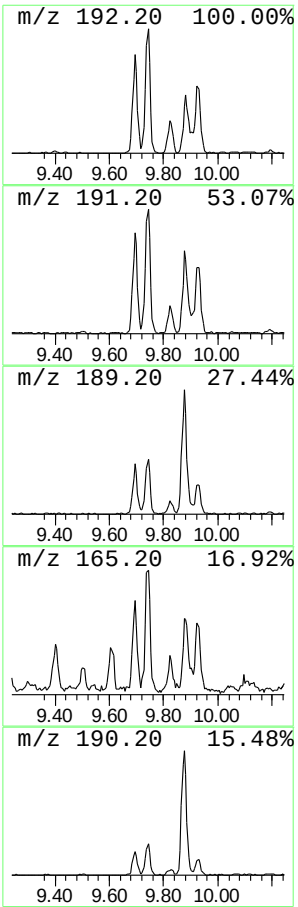

Library Search Compound Report

Data Path : C:\MSDCHEM\1\DATA\EF8759\
Data File : F200374.D
Acq On : 8 Jul 2021 3:37 pm
Operator : chriss2
Sample : jd27605-1
Misc : op34129,ef8759,31.6,,,1,1
ALS Vial : 12 Sample Multiplier: 1

Quant Method : C:\MSDCHEM\1\METHODS\MF8747.M
Quant Title : Semi Volatile Extractables by GC/MS

TIC Library : C:\Database\NIST08.L
TIC Integration Parameters: LSCINT.P

****

Peak Number 12 unknown Concentration Rank 5

R.T.	EstConc	Area	Relative to ISTD	R.T.
9.876	9.40 ppm	1281540	Phenanthrene-d10b	8.845

Hit# of 5	Tentative ID	MW	MolForm	CAS#	Qual
1	Benzaldehyde, 3,5-dichloro-2-hyd...	190	C7H4Cl2O2	000090-60-8	64
2	4H-Cyclopenta[def]phenanthrene	190	C15H10	000203-64-5	58
3	4H-Cyclopenta[def]phenanthrene	190	C15H10	000203-64-5	53
4	2,2'-Bis(4,5-dimethylimidazole)	190	C10H14N4	069286-06-2	43
5	4H-Cyclopenta[def]phenanthrene	190	C15H10	000203-64-5	43

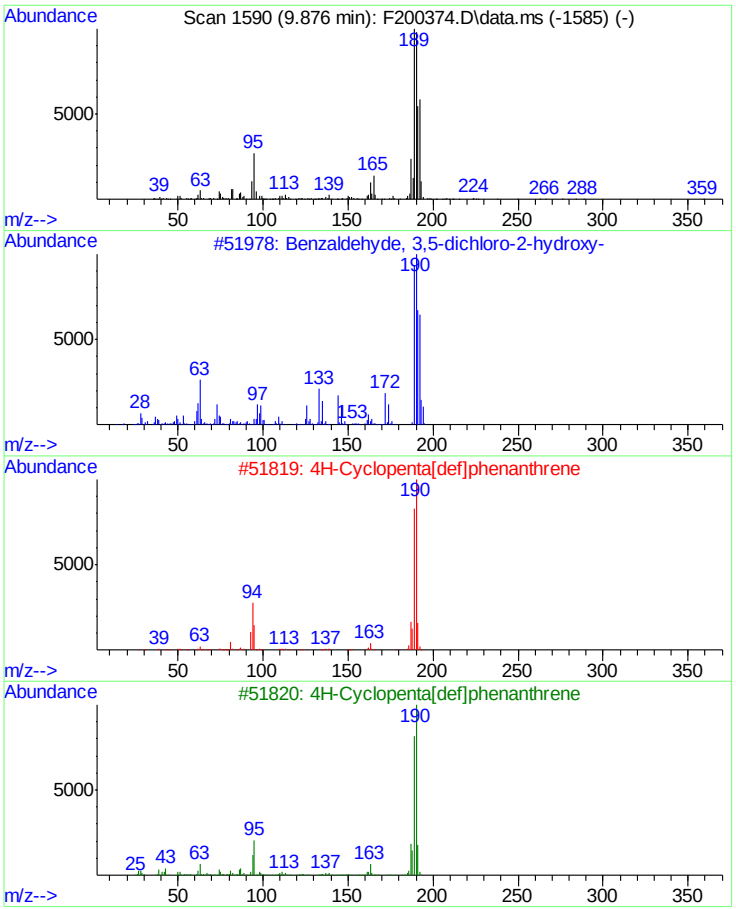

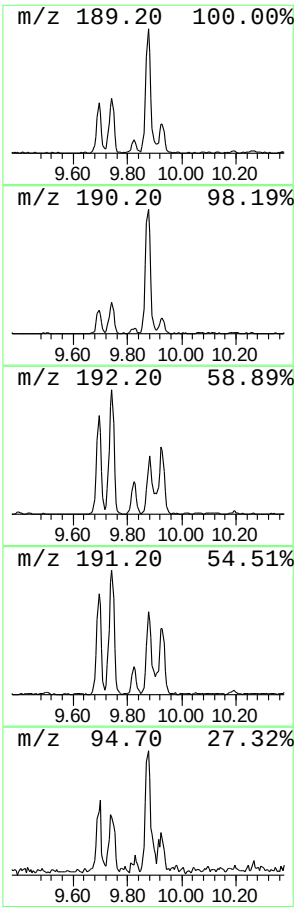

Library Search Compound Report

Data Path : C:\MSDCHEM\1\DATA\EF8759\
Data File : F200374.D
Acq On : 8 Jul 2021 3:37 pm
Operator : chriss2
Sample : jd27605-1
Misc : op34129,ef8759,31.6,,,1,1
ALS Vial : 12 Sample Multiplier: 1

Quant Method : C:\MSDCHEM\1\METHODS\MF8747.M
Quant Title : Semi Volatile Extractables by GC/MS

TIC Library : C:\Database\NIST08.L
TIC Integration Parameters: LSCINT.P

****

Peak Number 13 Phenanthrene methyl Concentration Rank 7

R.T.	EstConc	Area	Relative to ISTD	R.T.
9.929	7.08 ppm	966073	Phenanthrene-d10b	8.845

Hit# of 5	Tentative ID	MW	MolForm	CAS#	Qual
1	Phenanthrene, 2-methyl-	192	C15H12	002531-84-2	89
2	5H-Dibenzo[a,d]cycloheptene	192	C15H12	000256-81-5	81
3	Anthracene, 9-methyl-	192	C15H12	000779-02-2	76
4	1H-Cyclopropa[l]phenanthrene,1a,...	192	C15H12	000949-41-7	76
5	Anthracene, 2-methyl-	192	C15H12	000613-12-7	76

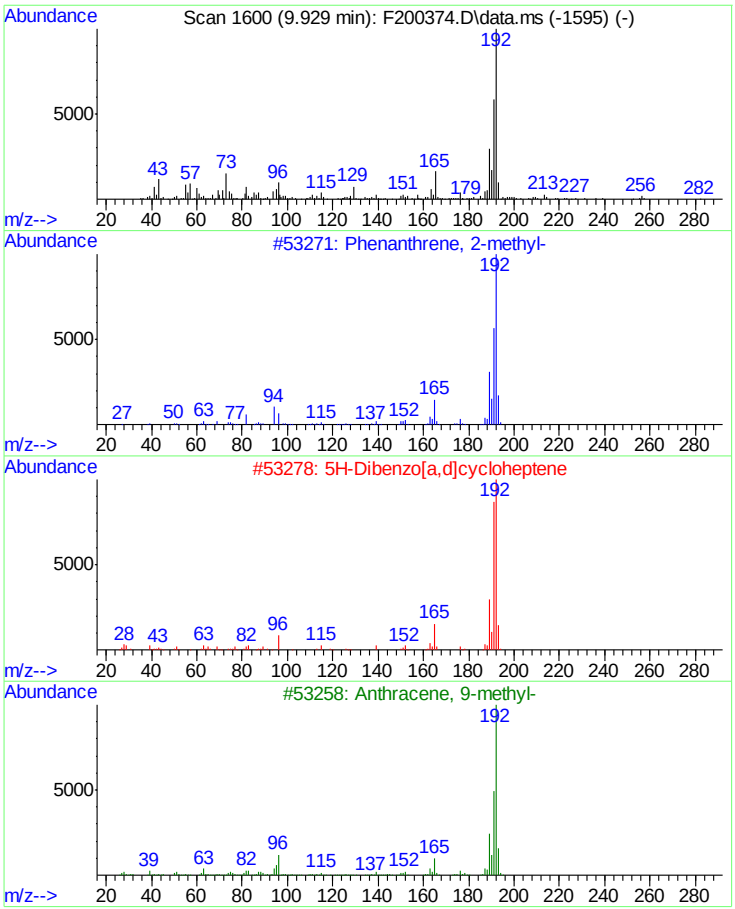

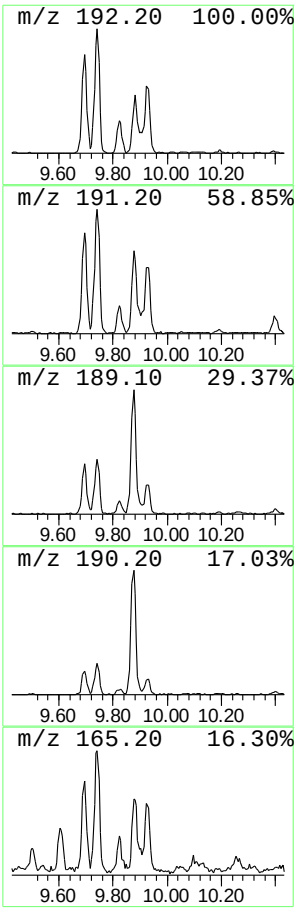

Library Search Compound Report

Data Path : C:\MSDCHEM\1\DATA\EF8759\
Data File : F200374.D
Acq On : 8 Jul 2021 3:37 pm
Operator : chriss2
Sample : jd27605-1
Misc : op34129,ef8759,31.6,,,1,1
ALS Vial : 12 Sample Multiplier: 1

Quant Method : C:\MSDCHEM\1\METHODS\MF8747.M
Quant Title : Semi Volatile Extractables by GC/MS

TIC Library : C:\Database\NIST08.L
TIC Integration Parameters: LSCINT.P

****

Peak Number 14 9,10-Anthracenedione Concentration Rank 3

R.T.	EstConc	Area	Relative to ISTD	R.T.
10.271	16.15 ppm	2202150	Phenanthrene-d10b	8.845

Hit# of 5	Tentative ID	MW	MolForm	CAS#	Qual
1	9,10-Anthracenedione	208	C14H8O2	000084-65-1	94
2	9,10-Anthracenedione	208	C14H8O2	000084-65-1	93
3	9,10-Anthracenedione	208	C14H8O2	000084-65-1	86
4	Benzo[c]cinnoline	180	C12H8N2	000230-17-1	70
5	9H-Fluoren-9-one	180	C13H8O	000486-25-9	62

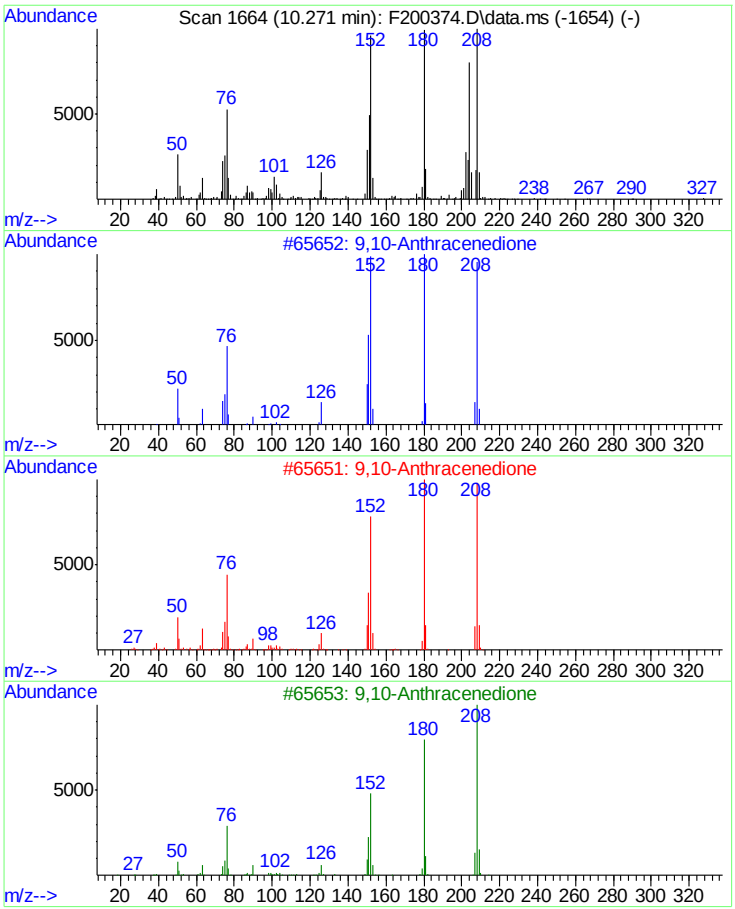

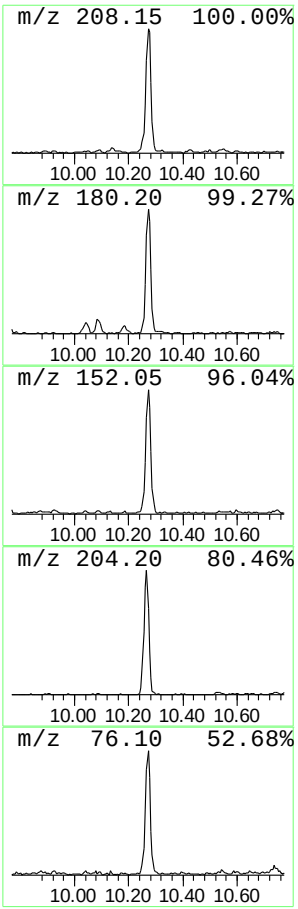

Library Search Compound Report

Data Path : C:\MSDCHEM\1\DATA\EF8759\
Data File : F200374.D
Acq On : 8 Jul 2021 3:37 pm
Operator : chriss2
Sample : jd27605-1
Misc : op34129,ef8759,31.6,,,1,1
ALS Vial : 12 Sample Multiplier: 1

Quant Method : C:\MSDCHEM\1\METHODS\MF8747.M
Quant Title : Semi Volatile Extractables by GC/MS

TIC Library : C:\Database\NIST08.L
TIC Integration Parameters: LSCINT.P

****

Peak Number 15 Phenanthrene dimethyl Concentration Rank 16

R.T.	EstConc	Area	Relative to ISTD	R.T.
10.747	4.56 ppm	621549	Phenanthrene-d10b	8.845

Hit# of 5	Tentative ID	MW	MolForm	CAS#	Qual
1	di-p-Tolylacetylene	206	C16H14	002789-88-0	93
2	9,10-Dimethylanthracene	206	C16H14	000781-43-1	93
3	Phenanthrene, 2,3-dimethyl-	206	C16H14	003674-65-5	93
4	Phenanthrene, 2,5-dimethyl-	206	C16H14	003674-66-6	91
5	1-Methyl-3-phenyl-1H-indene	206	C16H14	022360-62-9	91

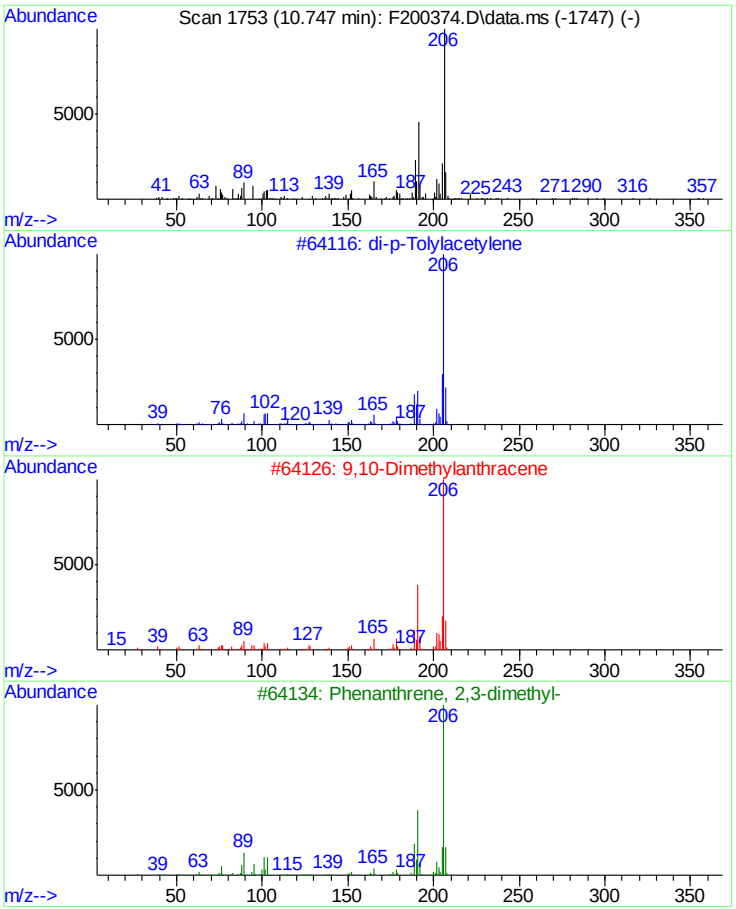

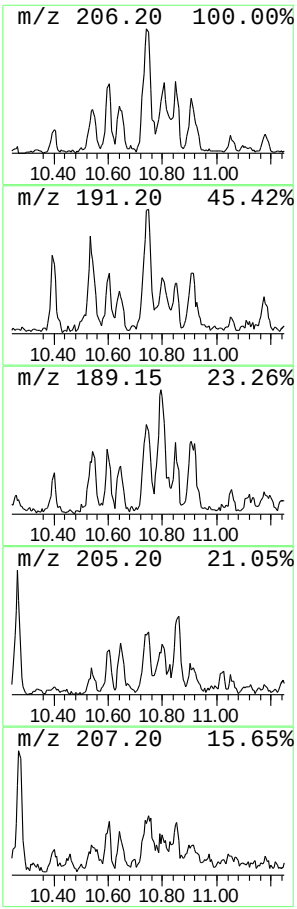

Library Search Compound Report

Data Path : C:\MSDCHEM\1\DATA\EF8759\
Data File : F200374.D
Acq On : 8 Jul 2021 3:37 pm
Operator : chriss2
Sample : jd27605-1
Misc : op34129,ef8759,31.6,,,1,1
ALS Vial : 12 Sample Multiplier: 1

Quant Method : C:\MSDCHEM\1\METHODS\MF8747.M
Quant Title : Semi Volatile Extractables by GC/MS

TIC Library : C:\Database\NIST08.L
TIC Integration Parameters: LSCINT.P

****

Peak Number 16 Pyrene methyl Concentration Rank 18

R.T.	EstConc	Area	Relative to ISTD	R.T.
12.194	4.34 ppm	1005800	Chrysene-d12	14.118

Hit# of 5	Tentative ID	MW	MolForm	CAS#	Qual
1	Pyrene, 1-methyl-	216	C17H12	002381-21-7	91
2	11H-Benzo[b]fluorene	216	C17H12	000243-17-4	91
3	Fluoranthene, 2-methyl-	216	C17H12	033543-31-6	87
4	11H-Benzo[a]fluorene	216	C17H12	000238-84-6	80
5	Pyrene, 1-methyl-	216	C17H12	002381-21-7	72

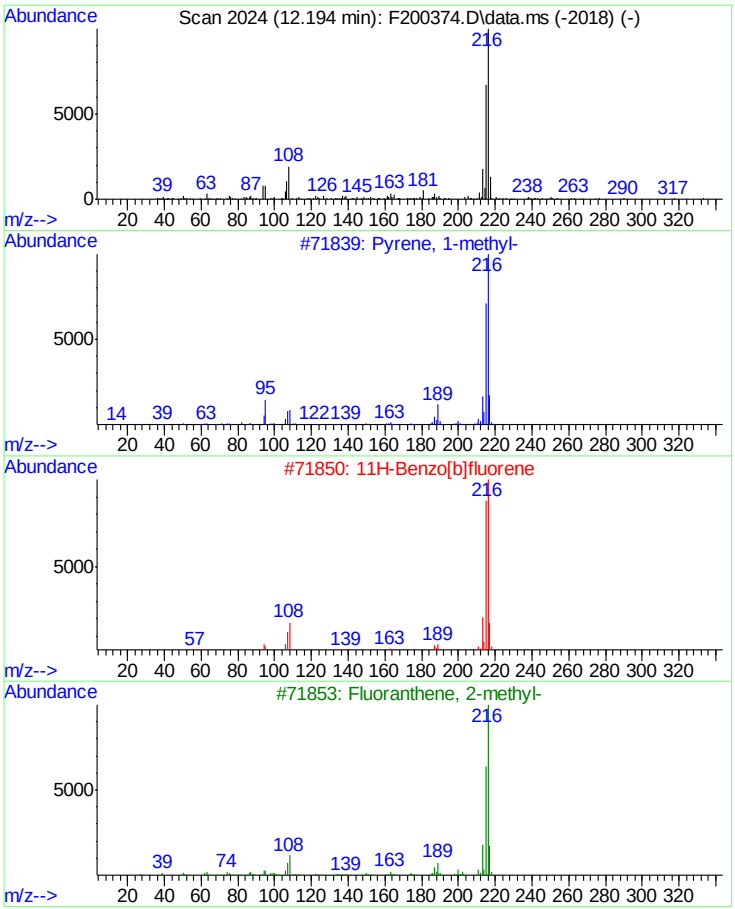

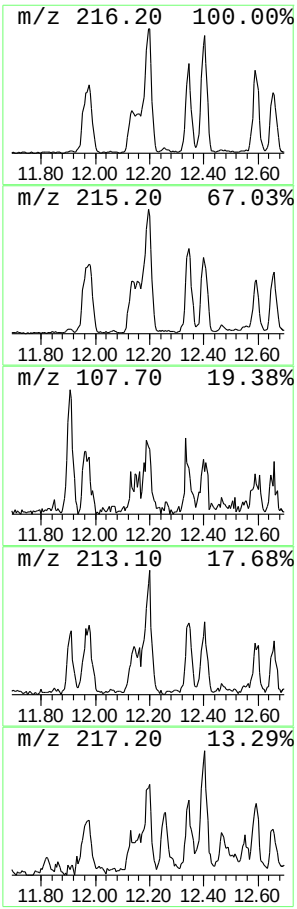

Library Search Compound Report

Data Path : C:\MSDCHEM\1\DATA\EF8759\
Data File : F200374.D
Acq On : 8 Jul 2021 3:37 pm
Operator : chriss2
Sample : jd27605-1
Misc : op34129,ef8759,31.6,,,1,1
ALS Vial : 12 Sample Multiplier: 1

Quant Method : C:\MSDCHEM\1\METHODS\MF8747.M
Quant Title : Semi Volatile Extractables by GC/MS

TIC Library : C:\Database\NIST08.L
TIC Integration Parameters: LSCINT.P

****

Peak Number 17 unknown Concentration Rank 20

R.T.	EstConc	Area	Relative to ISTD	R.T.
13.295	4.20 ppm	973166	Chrysene-d12	14.118

Hit# of 5	Tentative ID	MW	MolForm	CAS#	Qual
1	11H-Benzo[a]fluoren-11-one	230	C17H10O	000479-79-8	93
2	7H-Benz[de]anthracen-7-one	230	C17H10O	000082-05-3	80
3	7H-Benz[de]anthracen-7-one	230	C17H10O	000082-05-3	72
4	7H-Benz[de]anthracen-7-one	230	C17H10O	000082-05-3	64
5	4-Pyrenecarbaldehyde	230	C17H10O	022245-51-8	64

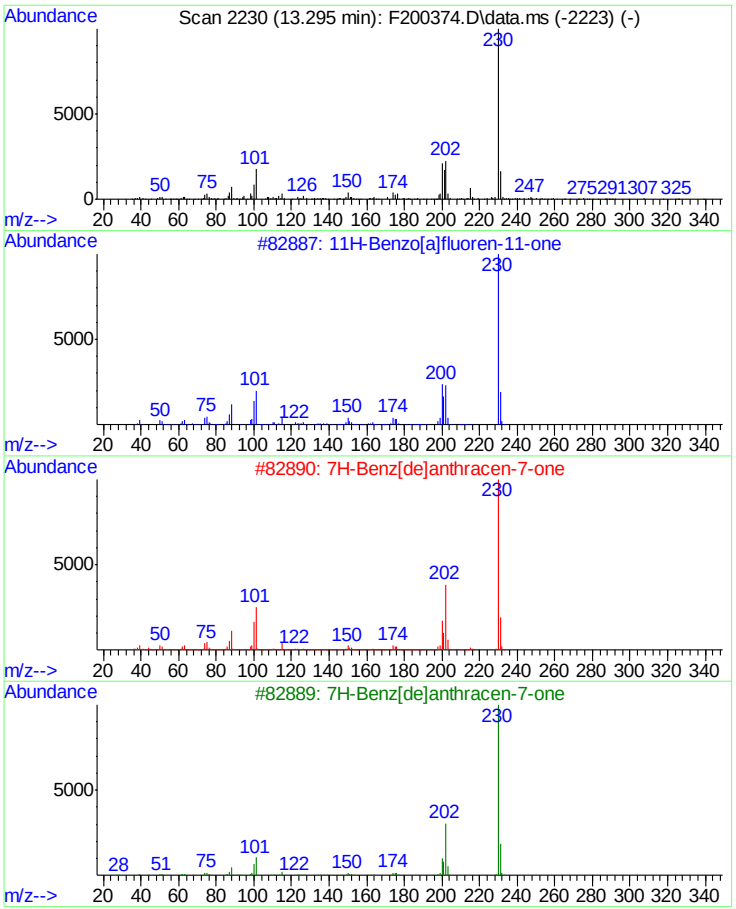

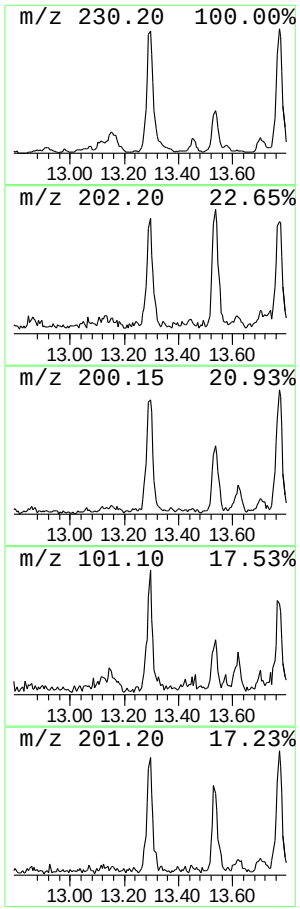

Library Search Compound Report

Data Path : C:\MSDCHEM\1\DATA\EF8759\
Data File : F200374.D
Acq On : 8 Jul 2021 3:37 pm
Operator : chriss2
Sample : jd27605-1
Misc : op34129,ef8759,31.6,,,1,1
ALS Vial : 12 Sample Multiplier: 1

Quant Method : C:\MSDCHEM\1\METHODS\MF8747.M
Quant Title : Semi Volatile Extractables by GC/MS

TIC Library : C:\Database\NIST08.L
TIC Integration Parameters: LSCINT.P

****

Peak Number 18 unknown Concentration Rank 14

R.T.	EstConc	Area	Relative to ISTD	R.T.
13.621	5.20 ppm	1204200	Chrysene-d12	14.118

Hit# of 5	Tentative ID	MW	MolForm	CAS#	Qual
1	Cyclopenta[cd]pyrene	226	C18H10	027208-37-3	38
2	Benzo[ghi]fluoranthene	226	C18H10	000203-12-3	38
3	.beta.-Carboline, 7-methoxy-1,2-...	226	C14H14N2O	006519-18-2	37
4	1,1,3,3-Tetrachloro-1,3-disilacy...	224	C2H4Cl4Si2	002146-97-6	33
5	Benzene, 2-bromo-1,4-dichloro-	224	C6H3BrCl2	001435-50-3	28

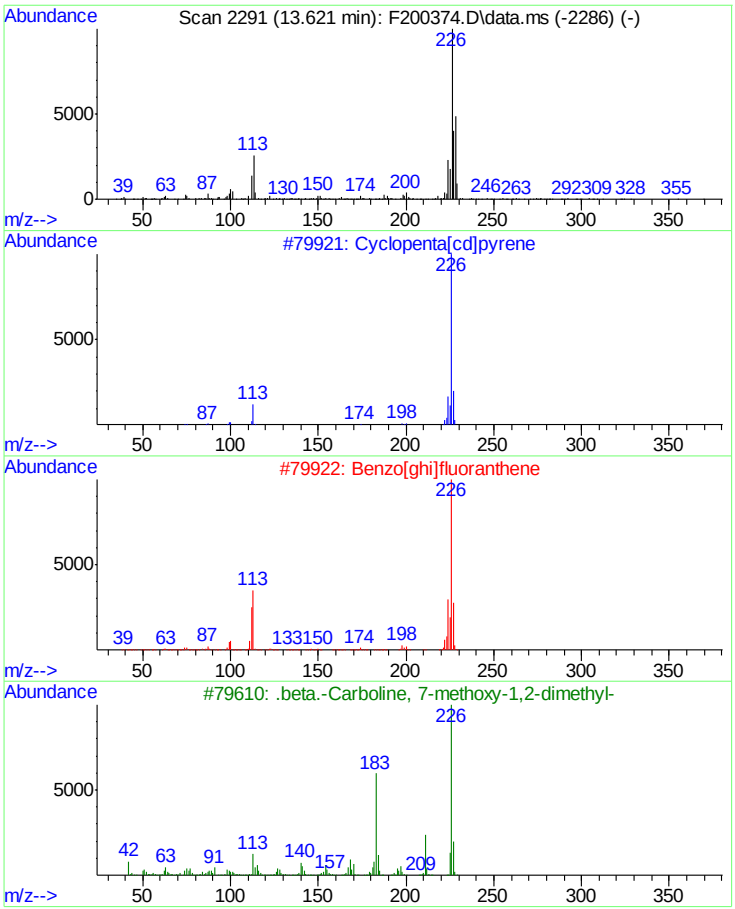

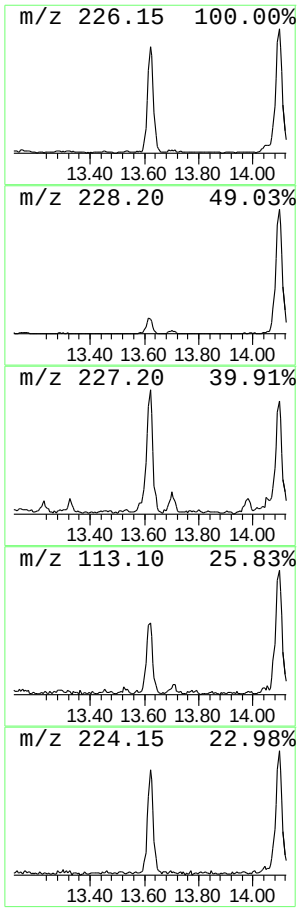

Library Search Compound Report

Data Path : C:\MSDCHEM\1\DATA\EF8759\
Data File : F200374.D
Acq On : 8 Jul 2021 3:37 pm
Operator : chriss2
Sample : jd27605-1
Misc : op34129,ef8759,31.6,,,1,1
ALS Vial : 12 Sample Multiplier: 1

Quant Method : C:\MSDCHEM\1\METHODS\MF8747.M
Quant Title : Semi Volatile Extractables by GC/MS

TIC Library : C:\Database\NIST08.L
TIC Integration Parameters: LSCINT.P

****

Peak Number 19 Chrysene methyl Concentration Rank 15

R.T.	EstConc	Area	Relative to ISTD	R.T.
15.031	5.02 ppm	1164430	Chrysene-d12d	14.118

Hit# of 5	Tentative ID	MW	MolForm	CAS#	Qual
1	Triphenylene, 2-methyl-	242	C19H14	001705-84-6	93
2	Chrysene, 2-methyl-	242	C19H14	003351-32-4	93
3	Chrysene, 1-methyl-	242	C19H14	003351-28-8	90
4	Benz[a]anthracene, 1-methyl-	242	C19H14	002498-77-3	89
5	Chrysene, 6-methyl-	242	C19H14	001705-85-7	89

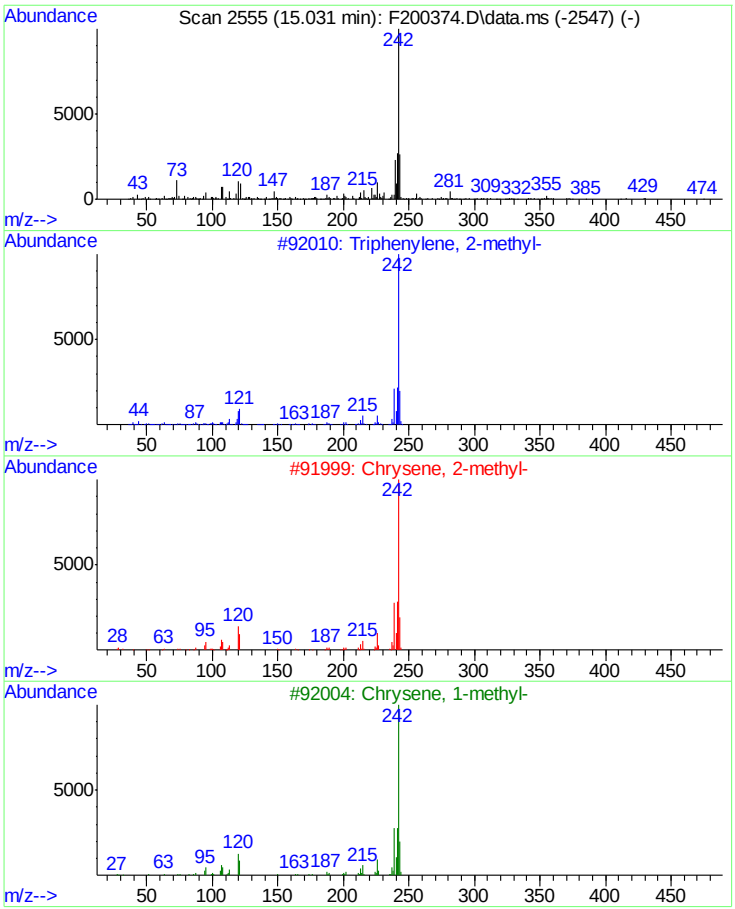

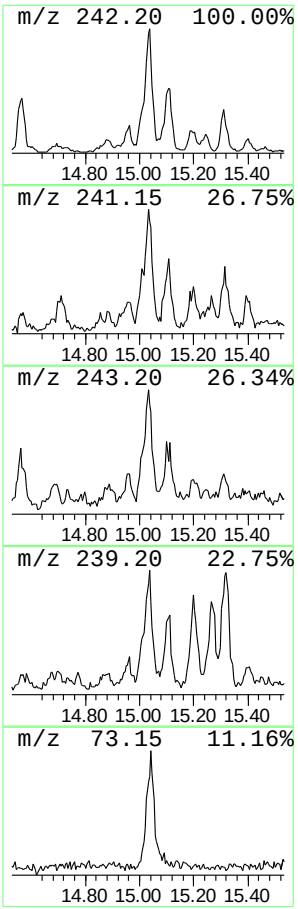

Library Search Compound Report

Data Path : C:\MSDCHEM\1\DATA\EF8759\
Data File : F200374.D
Acq On : 8 Jul 2021 3:37 pm
Operator : chriss2
Sample : jd27605-1
Misc : op34129,ef8759,31.6,,,1,1
ALS Vial : 12 Sample Multiplier: 1

Quant Method : C:\MSDCHEM\1\METHODS\MF8747.M
Quant Title : Semi Volatile Extractables by GC/MS

TIC Library : C:\Database\NIST08.L
TIC Integration Parameters: LSCINT.P

****

Peak Number 20 unknown PAH substance Concentration Rank 12

R.T.	EstConc	Area	Relative to ISTD	R.T.
16.607	6.06 ppm	938842	Perylene-d12	17.163

Hit# of 5	Tentative ID	MW	MolForm	CAS#	Qual
1	Benzo[k]fluoranthene	252	C20H12	000207-08-9	93
2	Benzo[a]pyrene	252	C20H12	000050-32-8	89
3	Benzo[k]fluoranthene	252	C20H12	000207-08-9	83
4	Benzo[e]pyrene	252	C20H12	000192-97-2	76
5	Benzo[e]pyrene	252	C20H12	000192-97-2	70

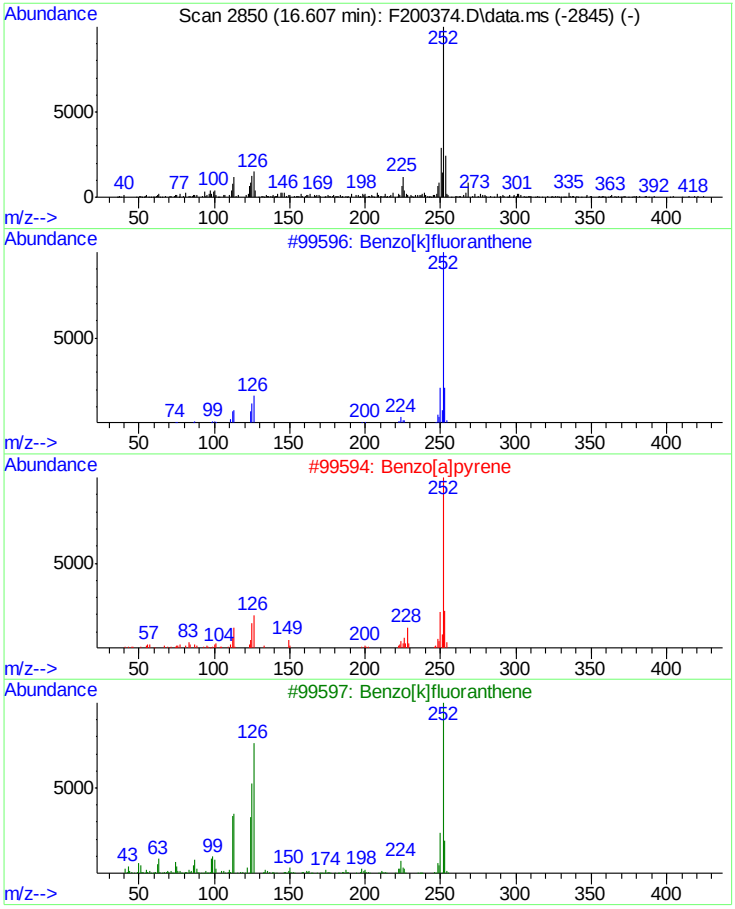

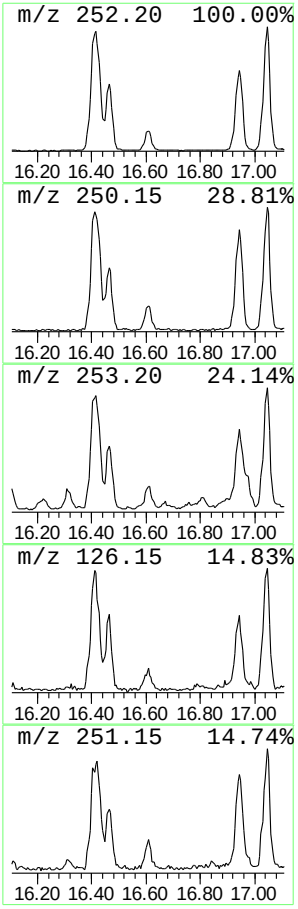

Library Search Compound Report

Data Path : C:\MSDCHEM\1\DATA\EF8759\
Data File : F200374.D
Acq On : 8 Jul 2021 3:37 pm
Operator : chriss2
Sample : jd27605-1
Misc : op34129,ef8759,31.6,,,1,1
ALS Vial : 12 Sample Multiplier: 1

Quant Method : C:\MSDCHEM\1\METHODS\MF8747.M
Quant Title : Semi Volatile Extractables by GC/MS

TIC Library : C:\Database\NIST08.L
TIC Integration Parameters: LSCINT.P

****

Peak Number 21 unknown PAH substance Concentration Rank 2

R.T.	EstConc	Area	Relative to ISTD	R.T.
16.944	17.00 ppm	2633130	Perylene-d12	17.163

Hit# of 5	Tentative ID	MW	MolForm	CAS#	Qual
1	Benzo[e]pyrene	252	C20H12	000192-97-2	97
2	Benzo[a]pyrene	252	C20H12	000050-32-8	96
3	Benz[e]acephenanthrylene	252	C20H12	000205-99-2	94
4	Benzo[k]fluoranthene	252	C20H12	000207-08-9	94
5	Benz[e]acephenanthrylene	252	C20H12	000205-99-2	93

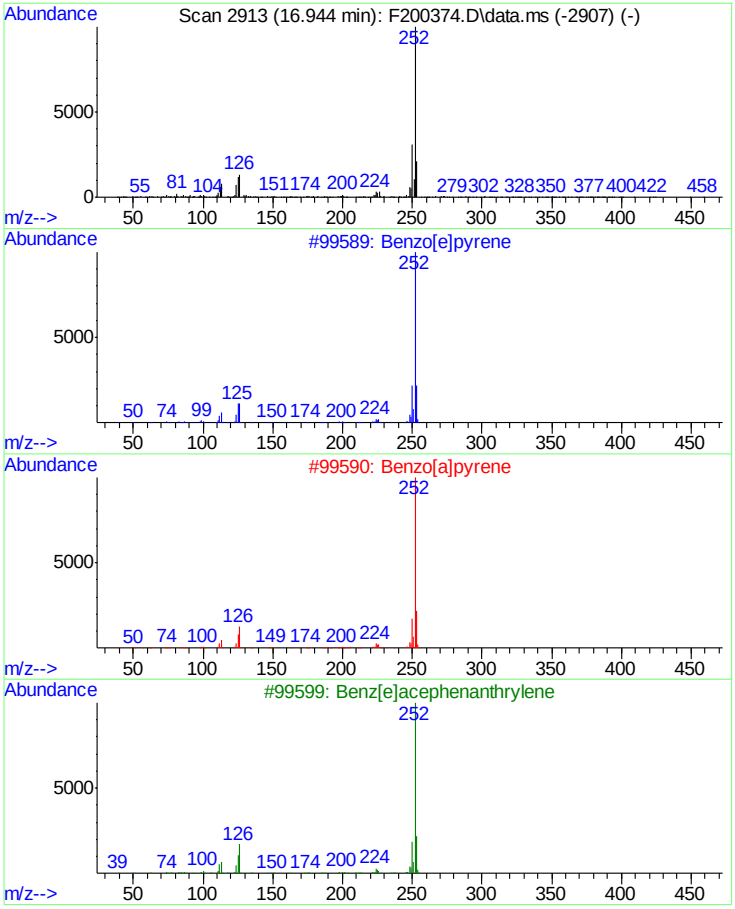

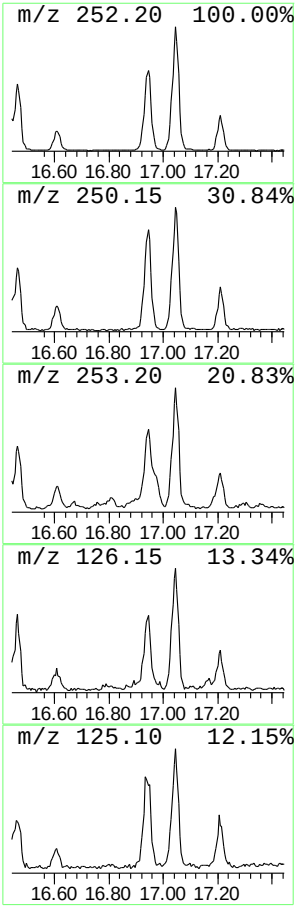

Tentatively Identified Compound (LSC) summary

Data Path : C:\MSDCHEM\1\DATA\EF8759\
Data File : F200374.D
Acq On : 8 Jul 2021 3:37 pm
Operator : chriss2
Sample : jd27605-1
Misc : op34129,ef8759,31.6,,,1,1
ALS Vial : 12 Sample Multiplier: 1

Quant Method : C:\MSDCHEM\1\METHODS\MF8747.M
Quant Title : Semi Volatile Extractables by GC/MS

TIC Library : C:\Database\NIST08.L
TIC Integration Parameters: LSCINT.P

					Internal Standard			
TIC Top Hit name	RT	EstConc	Units	Response	#	RT	Resp	Conc
system artifact...	3.428	655.1	ppm	59180200	2	4.640	3613570	40.0
alkane	3.524	4.4	ppm	401273	2	4.640	3613570	40.0
alkane	4.074	4.2	ppm	382814	2	4.640	3613570	40.0
unknown	4.165	12.7	ppm	1148890	2	4.640	3613570	40.0
unknown	4.822	6.2	ppm	564137	2	4.640	3613570	40.0
system artifact	5.191	4.0	ppm	519106	3	5.565	5184760	40.0
system artifact	5.939	6.5	ppm	839707	4	5.565	5184760	40.0
system artifact	6.687	5.6	ppm	718485	5	6.964	5171490	40.0
9H-Fluoren-9-one	8.546	6.8	ppm	933631	6	8.845	5454380	40.0
Phenanthrene me...	9.694	7.0	ppm	958370	7	8.845	5454380	40.0
Phenanthrene me...	9.742	9.3	ppm	1265330	7	8.845	5454380	40.0
unknown	9.876	9.4	ppm	1281540	7	8.845	5454380	40.0
Phenanthrene me...	9.929	7.1	ppm	966073	7	8.845	5454380	40.0
9,10-Anthracene...	10.271	16.1	ppm	2202150	7	8.845	5454380	40.0
Phenanthrene di...	10.747	4.6	ppm	621549	7	8.845	5454380	40.0
Pyrene methyl	12.194	4.3	ppm	1005800	8	14.118	9271550	40.0
unknown	13.295	4.2	ppm	973166	8	14.118	9271550	40.0
unknown	13.621	5.2	ppm	1204200	8	14.118	9271550	40.0
Chrysene methyl	15.031	5.0	ppm	1164430	9	14.118	9271550	40.0
unknown PAH sub...	16.607	6.1	ppm	938842	10	17.163	6197410	40.0
unknown PAH sub...	16.944	17.0	ppm	2633130	10	17.163	6197410	40.0

Quantitation Report (QT Reviewed)

Data Path : C:\msdchem\1\DATA\EM7461\
Data File : m173936.D
Acq On : 6 Jul 2021 1:51 pm
Operator : chriss2
Sample : jd27605-2
Misc : op34129,em7461,30.5,,,1,1
ALS Vial : 11 Sample Multiplier: 1

Quant Time: Jul 06 15:59:19 2021
Quant Method : C:\MSDCHEM\1\METHODS\MM7405.M
Quant Title : Semi Volatile GC/MS, rtx-5ms 30mx0.25mmx0.25um
QLast Update : Thu Jul 01 23:33:22 2021
Response via : Initial Calibration

Compound	R.T.	QIon	Response	Conc	Units	Dev(Min)
Internal Standards						
1) 1,4-Dichlorobenzene-d4	3.508	152	233345	40.00	ppm	-0.04
24) Naphthalene-d8	4.448	136	879295	40.00	ppm	-0.04
46) Acenaphthene-d10	6.162	164	503834	40.00	ppm	-0.06
69) Phenanthrene-d10	8.422	188	876968	40.00	ppm	-0.08
84) Chrysene-d12	13.352	240	669256	40.00	ppm	-0.10
93) Perylene-d12	15.889	264	686090	40.00	ppm	-0.10
103) 1,4-Dichlorobenzene-d4a	3.508	152	233345	40.00	ppm	-0.04
105) Acenaphthene-d10a	6.162	164	503834	40.00	ppm	-0.06
107) Chrysene-d12a	13.352	240	669256	40.00	ppm	-0.10
109) Phenanthrene-d10a	8.422	188	876968	40.00	ppm	-0.08
111) Naphthalene-d8a	4.448	136	879295	40.00	ppm	-0.04
113) Chrysene-d12b	13.352	240	669256	40.00	ppm	-0.10
System Monitoring Compounds						
5) 2-Fluorophenol	2.418	112	207996	23.99	ppm	-0.07
Spiked Amount 50.000			Recovery = 47.98%			
8) Phenol-d5	3.321	99	267054	27.50	ppm	-0.03
Spiked Amount 50.000			Recovery = 55.00%			
25) Nitrobenzene-d5	3.941	82	229961	25.26	ppm	-0.04
Spiked Amount 50.000			Recovery = 50.52%			
51) 2-Fluorobiphenyl	5.415	172	471923	32.15	ppm	-0.05
Spiked Amount 50.000			Recovery = 64.30%			
74) 2,4,6-Tribromophenol	7.316	330	95440	30.18	ppm	-0.08
Spiked Amount 50.000			Recovery = 60.36%			
87) Terphenyl-d14	11.498	244	570486	35.35	ppm	-0.10
Spiked Amount 50.000			Recovery = 70.70%			
108) 1-chlorooctadecane	0.000	57	0	0.00	ppm	
Spiked Amount 50.000			Recovery = 0.00%			
110) o-terphenyl	0.000	230	0	0.00	ppm	
Spiked Amount 50.000			Recovery = 0.00%			
Target Compounds						Qvalue
82) Fluoranthene	10.638	202	4409	0.17	ppm	72
86) Pyrene	11.028	202	4971	0.24	ppm	81
89) Benzo[a]anthracene	13.346	228	3784	0.18	ppm	93
91) Chrysene	13.394	228	1902	0.11	ppm	67

(#) = qualifier out of range (m) = manual integration (+) = signals summed

Quantitation Report (QT Reviewed)

Data Path : C:\msdchem\1\DATA\EM7461\
Data File : m173936.D
Acq On : 6 Jul 2021 1:51 pm
Operator : chriss2
Sample : jd27605-2
Misc : op34129,em7461,30.5,,,1,1
ALS Vial : 11 Sample Multiplier: 1

Quant Time: Jul 06 15:59:19 2021
Quant Method : C:\MSDCHEM\1\METHODS\MM7405.M
Quant Title : Semi Volatile GC/MS, rtx-5ms 30mx0.25mmx0.25um
QLast Update : Thu Jul 01 23:33:22 2021
Response via : Initial Calibration

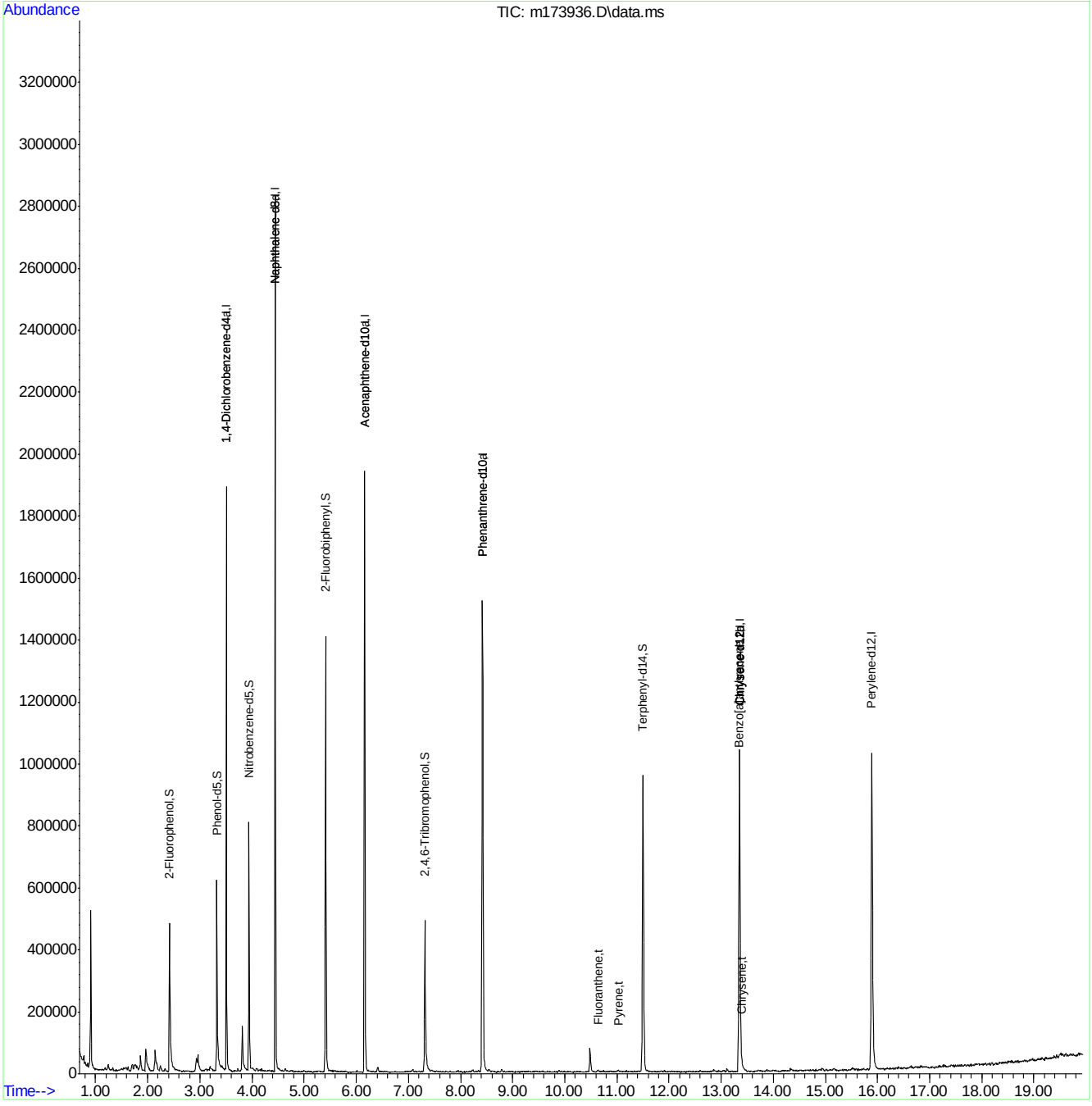

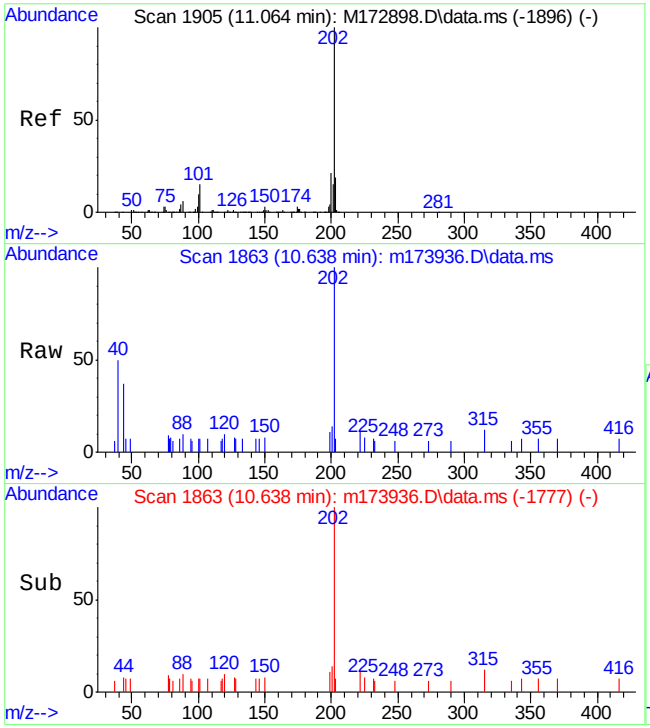

#82
Fluoranthene
Concen: 0.17 ppm
RT: 10.638 min Scan# 1863
Delta R.T. -0.041 min
Lab File: m173936.D
Acq: 6 Jul 2021 1:51 pm

Tgt Ion:202 Resp: 4409

Ion	Ratio	Lower	Upper
202	100		
101	7.6	0.0	44.8
203	2.4	0.0	48.5

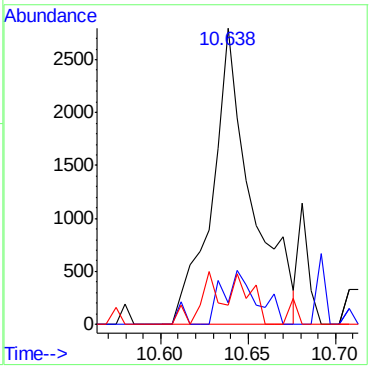

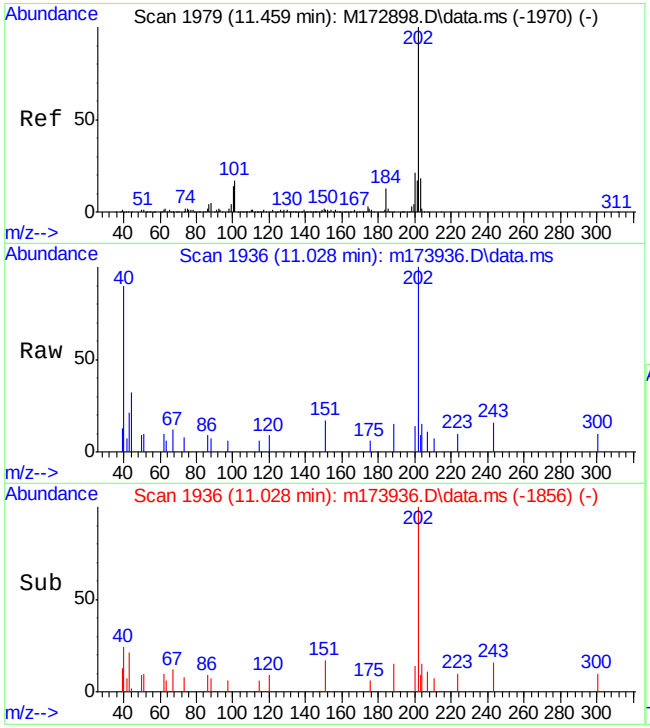

#86
Pyrene
Concen: 0.24 ppm
RT: 11.028 min Scan# 1936
Delta R.T. -0.074 min
Lab File: m173936.D
Acq: 6 Jul 2021 1:51 pm

Tgt Ion:202 Resp: 4971

Ion	Ratio	Lower	Upper
202	100		
200	11.5	0.0	50.5
203	9.5	0.0	48.1

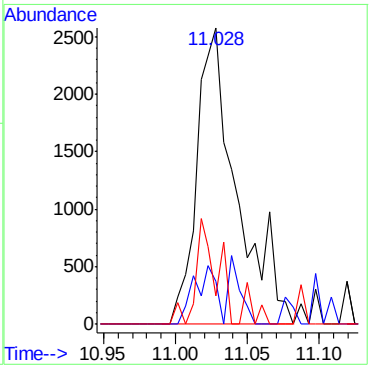

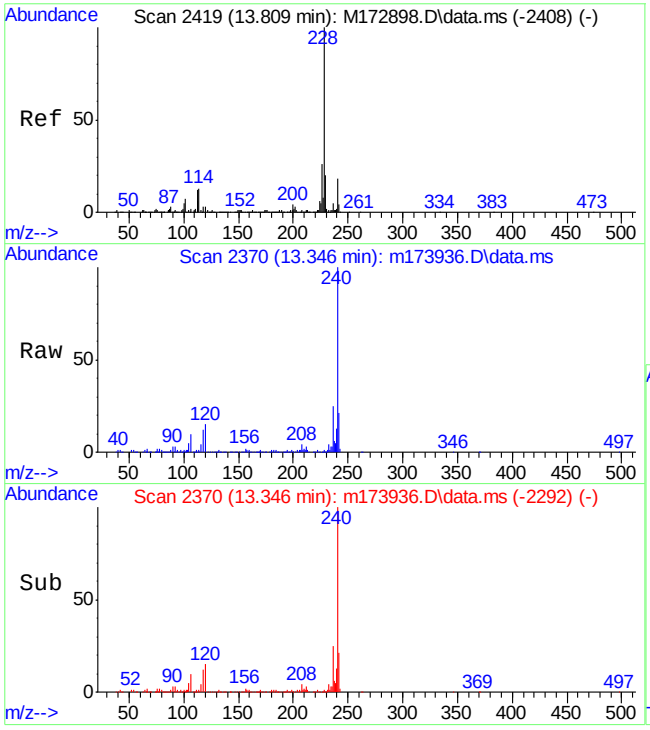

#89
Benzo[a]anthracene
Concen: 0.18 ppm
RT: 13.346 min Scan# 2370
Delta R.T. -0.085 min
Lab File: m173936.D
Acq: 6 Jul 2021 1:51 pm

Tgt Ion:228 Resp: 3784

Ion	Ratio	Lower	Upper
228	100		
229	22.9	0.0	50.4
226	22.2	0.0	56.2

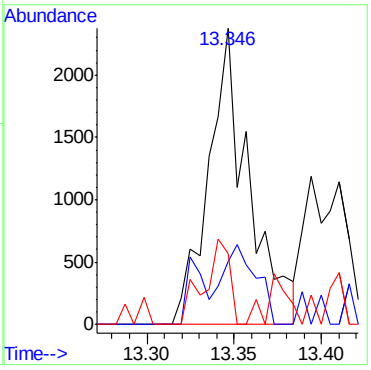

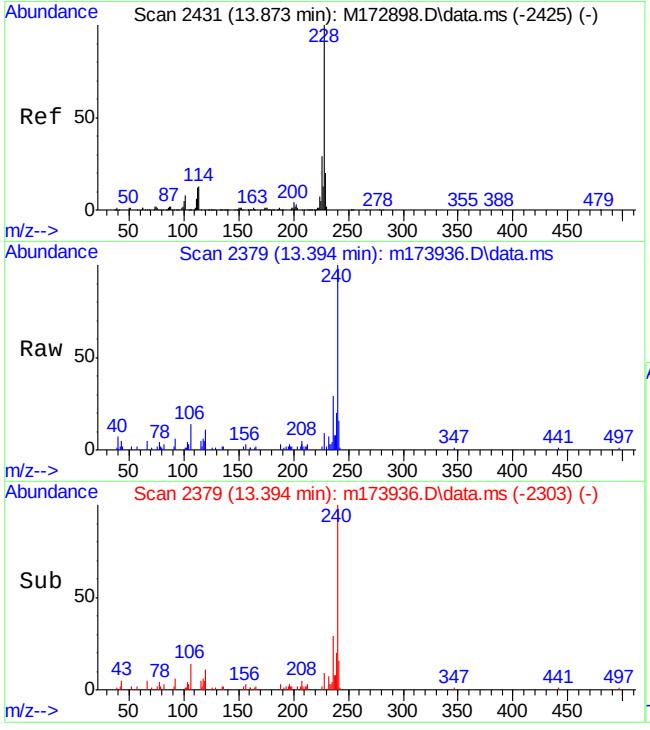

#91
Chrysene
Concen: 0.11 ppm
RT: 13.394 min Scan# 2379
Delta R.T. -0.095 min
Lab File: m173936.D
Acq: 6 Jul 2021 1:51 pm

Tgt Ion:228 Resp: 1902

Ion	Ratio	Lower	Upper
228	100		
226	15.0	0.0	58.6
229	0.0	0.0	50.4

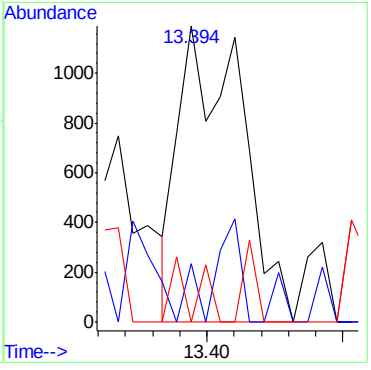

LSC Area Percent Report

Data Path : C:\msdchem\1\DATA\EM7461\
Data File : m173936.D
Acq On : 6 Jul 2021 1:51 pm
Operator : chriss2
Sample : jd27605-2
Misc : op34129,em7461,30.5,,,1,1
ALS Vial : 11 Sample Multiplier: 1

Integration Parameters: RTEINT.P
Integrator: RTE
Smoothing : ON Filtering: 5
Sampling : 1 Min Area: 500 Area counts
Start Thrs: 0.01 Max Peaks: 100
Stop Thrs : 0 Peak Location: TOP

If leading or trailing edge < 100 prefer < Baseline drop else tangent >
Peak separation: 5

Method : C:\MSDCHEM\1\METHODS\MM7405.M
Title : Semi Volatile GC/MS, rtx-5ms 30mx0.25mmx0.25um

Signal : TIC: m173936.D\data.ms

peak #	R.T. min	first scan	max scan	last scan	PK TY	peak height	corr. area	corr. % max.	% of total
1	0.773	13	16	19	rVB2	27867	27555	1.24%	0.140%
2	0.800	19	21	28	rVB6	15427	23814	1.07%	0.121%
3	0.843	28	29	33	rVB3	13525	9480	0.43%	0.048%
4	0.907	33	41	57	rVB	513623	443538	20.01%	2.249%
5	1.179	86	92	99	rVV8	7172	13003	0.59%	0.066%
6	1.243	99	104	109	rVV	18784	24067	1.09%	0.122%
7	1.329	117	120	124	rVB4	9220	8640	0.39%	0.044%
8	1.500	144	152	157	rBV8	5700	15010	0.68%	0.076%
9	1.537	157	159	164	rVV5	10253	13150	0.59%	0.067%
10	1.585	164	168	172	rVV7	11375	19305	0.87%	0.098%
11	1.623	172	175	183	rVB5	13093	15945	0.72%	0.081%
12	1.697	183	189	195	rBV4	19413	36356	1.64%	0.184%
13	1.761	195	201	204	rVV6	20065	40083	1.81%	0.203%
14	1.793	204	207	212	rVV6	16530	23225	1.05%	0.118%
15	1.863	212	220	227	rVV2	48235	83126	3.75%	0.422%
16	1.906	227	228	235	rVB4	5856	9392	0.42%	0.048%
17	1.959	235	238	252	rBV	73526	148264	6.69%	0.752%
18	2.146	266	273	287	rBV3	69303	145410	6.56%	0.737%
19	2.242	287	291	300	rBV5	19983	31762	1.43%	0.161%
20	2.338	306	309	314	rVB2	9641	10347	0.47%	0.052%
21	2.418	318	324	344	rBV	479022	672638	30.35%	3.411%
22	2.616	358	361	370	rVB6	5191	9187	0.41%	0.047%
23	2.936	413	421	424	rVV	42591	87276	3.94%	0.443%
24	2.963	424	426	439	rVV2	53921	88174	3.98%	0.447%
25	3.107	446	453	459	rVV6	8047	20864	0.94%	0.106%
26	3.193	465	469	481	rVV7	15507	36848	1.66%	0.187%
27	3.321	489	493	509	rVV	615543	695300	31.37%	3.526%
28	3.417	509	511	521	rVV8	15685	36600	1.65%	0.186%
29	3.508	521	528	539	rVB	1884314	1340377	60.48%	6.797%
30	3.727	565	569	574	rVB3	9528	9477	0.43%	0.048%
31	3.818	574	586	605	rVV	146673	214920	9.70%	1.090%
32	3.941	605	609	632	rVV	804548	667978	30.14%	3.387%
33	4.085	632	636	642	rVB7	8785	16065	0.72%	0.081%
34	4.186	652	655	664	rVB5	8967	11331	0.51%	0.057%

LSC Area Percent Report

Data Path : C:\msdchem\1\DATA\EM7461\
Data File : m173936.D
Acq On : 6 Jul 2021 1:51 pm
Operator : chriss2
Sample : jd27605-2
Misc : op34129,em7461,30.5,,,1,1
ALS Vial : 11 Sample Multiplier: 1

Integration Parameters: RTEINT.P
Integrator: RTE
Smoothing : ON Filtering: 5
Sampling : 1 Min Area: 500 Area counts
Start Thrs: 0.01 Max Peaks: 100
Stop Thrs : 0 Peak Location: TOP

If leading or trailing edge < 100 prefer < Baseline drop else tangent >
Peak separation: 5

Method : C:\MSDCHEM\1\METHODS\MM7405.M
Title : Semi Volatile GC/MS, rtx-5ms 30mx0.25mmx0.25um

35	4.448	698	704	715	rBV	2825630	1796025	81.04%	9.107%
36	4.523	715	718	726	rVB8	8446	13685	0.62%	0.069%
37	4.640	735	740	745	rBV7	9329	14579	0.66%	0.074%
38	5.415	879	885	899	rBV	1405309	1386718	62.57%	7.032%
39	6.013	995	997	1005	rBV5	5492	8467	0.38%	0.043%
40	6.162	1018	1025	1035	rBV	1941167	2098813	94.71%	10.642%
41	6.419	1066	1073	1078	rBV4	13831	24622	1.11%	0.125%
42	7.086	1187	1198	1203	rVV6	7126	15053	0.68%	0.076%
43	7.316	1231	1241	1260	rBV	489069	741766	33.47%	3.761%
44	7.957	1353	1361	1365	rVB6	5940	10282	0.46%	0.052%
45	8.235	1408	1413	1419	rVV4	8014	18009	0.81%	0.091%
46	8.336	1429	1432	1437	rBV4	6285	9111	0.41%	0.046%
47	8.422	1437	1448	1465	rVV	1522729	2216102	100.00%	11.237%
48	8.545	1465	1471	1477	rVB7	9591	22100	1.00%	0.112%
49	8.790	1508	1517	1523	rVB6	8519	18842	0.85%	0.096%
50	9.891	1716	1723	1728	rBV3	8187	16443	0.74%	0.083%
51	10.483	1828	1834	1845	rBV2	76645	127074	5.73%	0.644%
52	10.638	1856	1863	1869	rBV4	7387	12393	0.56%	0.063%
53	11.028	1925	1936	1941	rBV6	6220	15403	0.70%	0.078%
54	11.498	2012	2024	2039	rVV	957096	1625186	73.34%	8.241%
55	12.598	2222	2230	2236	rBV6	6538	11503	0.52%	0.058%
56	12.855	2269	2278	2284	rBV3	10910	21617	0.98%	0.110%
57	13.111	2320	2326	2334	rVB8	10666	17197	0.78%	0.087%
58	13.352	2356	2371	2391	rBV2	1040422	1964157	88.63%	9.960%
59	13.715	2424	2439	2442	rBV5	5954	20324	0.92%	0.103%
60	14.318	2549	2552	2556	rBV3	7957	9170	0.41%	0.046%
61	14.815	2641	2645	2650	rBV5	5763	9326	0.42%	0.047%
62	14.927	2665	2666	2676	rVB7	6816	13136	0.59%	0.067%
63	15.162	2702	2710	2715	rVB8	5987	14061	0.63%	0.071%
64	15.328	2736	2741	2744	rVB6	6147	9907	0.45%	0.050%
65	15.493	2766	2772	2775	rVV6	6925	9690	0.44%	0.049%
66	15.520	2775	2777	2786	rVV8	9736	16679	0.75%	0.085%
67	15.595	2788	2791	2796	rVB7	7187	10253	0.46%	0.052%
68	15.632	2796	2798	2801	rBV3	7673	8062	0.36%	0.041%
69	15.696	2805	2810	2812	rBV3	4743	8523	0.38%	0.043%
70	15.734	2814	2817	2823	rVV5	6066	9208	0.42%	0.047%
71	15.808	2823	2831	2834	rVB8	6266	11761	0.53%	0.060%

LSC Area Percent Report

Data Path : C:\msdchem\1\DATA\EM7461\
Data File : m173936.D
Acq On : 6 Jul 2021 1:51 pm
Operator : chriss2
Sample : jd27605-2
Misc : op34129,em7461,30.5,,,1,1
ALS Vial : 11 Sample Multiplier: 1

Integration Parameters: RTEINT.P
Integrator: RTE
Smoothing : ON Filtering: 5
Sampling : 1 Min Area: 500 Area counts
Start Thrs: 0.01 Max Peaks: 100
Stop Thrs : 0 Peak Location: TOP

If leading or trailing edge < 100 prefer < Baseline drop else tangent >
Peak separation: 5

Method : C:\MSDCHEM\1\METHODS\MM7405.M
Title : Semi Volatile GC/MS, rtx-5ms 30mx0.25mmx0.25um

72	15.889	2834	2846	2870	rBV	1024996	2012357	90.81%	10.204%
73	16.102	2884	2886	2891	rVB6	7605	11458	0.52%	0.058%
74	16.241	2909	2912	2917	rVV6	6893	8076	0.36%	0.041%
75	17.411	3126	3131	3139	rBV6	5861	11492	0.52%	0.058%
76	17.603	3165	3167	3172	rBV6	5766	8748	0.39%	0.044%
77	17.688	3180	3183	3187	rVB6	5444	8878	0.40%	0.045%
78	17.785	3196	3201	3203	rBV6	8890	10972	0.50%	0.056%
79	17.870	3215	3217	3220	rBV4	7011	7822	0.35%	0.040%
80	18.068	3253	3254	3259	rVV5	9228	7783	0.35%	0.039%
81	18.121	3259	3264	3267	rVV7	5638	9379	0.42%	0.048%
82	18.201	3272	3279	3283	rBV9	9956	23112	1.04%	0.117%
83	18.404	3311	3317	3321	rBV9	7648	12840	0.58%	0.065%
84	18.495	3332	3334	3337	rBV4	8713	10872	0.49%	0.055%
85	18.516	3337	3338	3342	rVV4	7424	8541	0.39%	0.043%
86	18.570	3346	3348	3351	rVB4	9901	8999	0.41%	0.046%
87	18.661	3363	3365	3370	rVB6	7332	11222	0.51%	0.057%
88	18.693	3370	3371	3374	rBV3	9165	8213	0.37%	0.042%
89	18.821	3392	3395	3398	rVB5	7885	7732	0.35%	0.039%
90	19.157	3454	3458	3463	rVB8	9739	17640	0.80%	0.089%
91	19.221	3467	3470	3473	rBV5	11269	15275	0.69%	0.077%
92	19.275	3477	3480	3484	rBV5	5685	10363	0.47%	0.053%
93	19.382	3498	3500	3505	rBV6	9648	11439	0.52%	0.058%
94	19.435	3505	3510	3512	rBV6	10395	10796	0.49%	0.055%
95	19.488	3516	3520	3522	rBV5	9908	11726	0.53%	0.059%
96	19.515	3523	3525	3527	rVV3	13358	11609	0.52%	0.059%
97	19.553	3531	3532	3536	rVV4	9458	8707	0.39%	0.044%
98	19.611	3540	3543	3547	rVB6	7450	11491	0.52%	0.058%
99	19.697	3553	3559	3561	rBV7	6755	7779	0.35%	0.039%
100	19.755	3568	3570	3578	rVB9	8639	12306	0.56%	0.062%

Sum of corrected areas: 19721381

LSC Report - Integrated Chromatogram

Data Path : C:\msdchem\1\DATA\EM7461\
Data File : m173936.D
Acq On : 6 Jul 2021 1:51 pm
Operator : chriss2
Sample : jd27605-2
Misc : op34129,em7461,30.5,,,1,1
ALS Vial : 11 Sample Multiplier: 1

Quant Method : C:\MSDCHEM\1\METHODS\MM7405.M
Quant Title : Semi Volatile GC/MS, rtx-5ms 30mx0.25mmx0.25um

TIC Library : C:\DATABASE\NIST08.L
TIC Integration Parameters: lscint.P

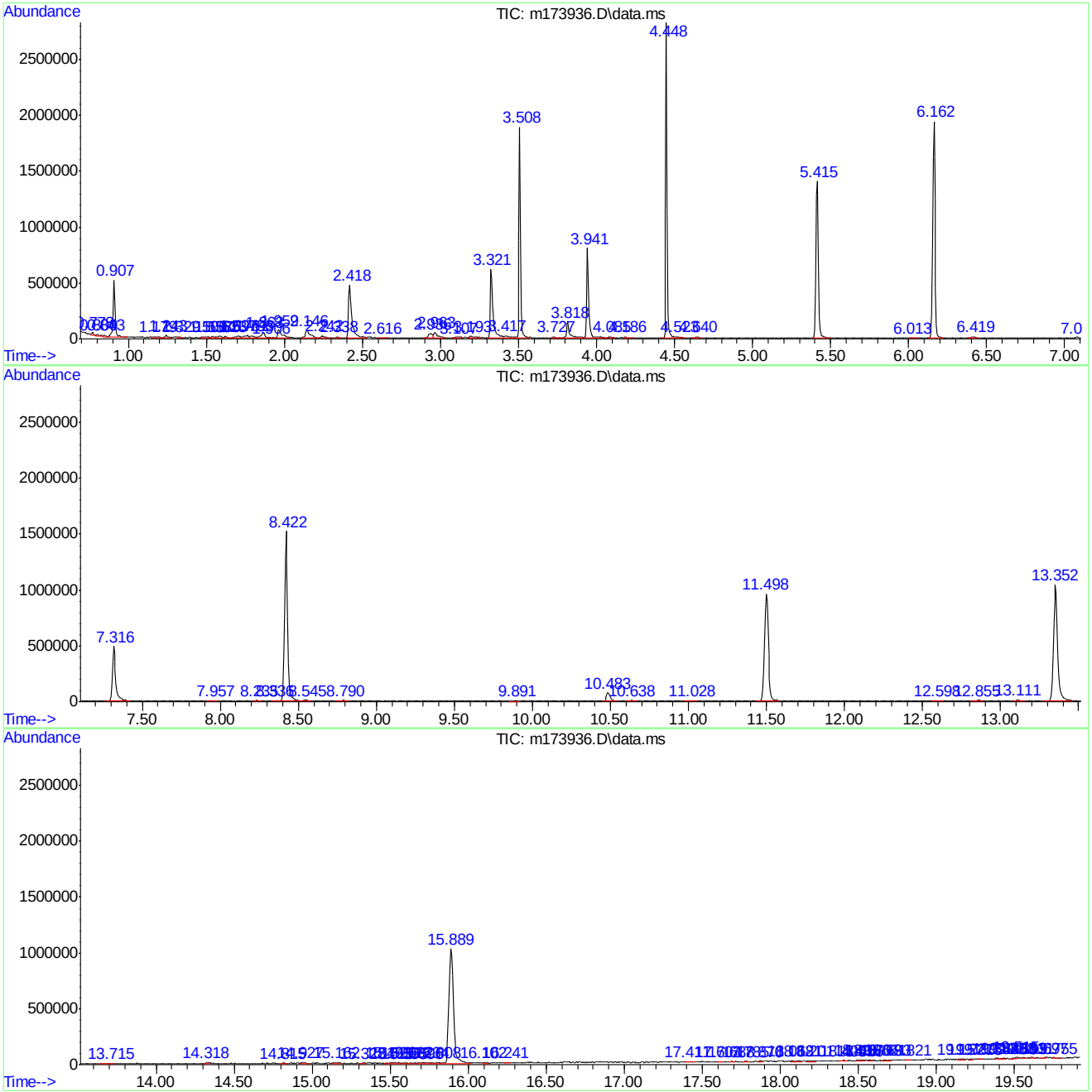

Library Search Compound Report

Data Path : C:\msdchem\1\DATA\EM7461\
Data File : m173936.D
Acq On : 6 Jul 2021 1:51 pm
Operator : chriss2
Sample : jd27605-2
Misc : op34129,em7461,30.5,,,1,1
ALS Vial : 11 Sample Multiplier: 1

Quant Method : C:\MSDCHEM\1\METHODS\MM7405.M
Quant Title : Semi Volatile GC/MS, rtx-5ms 30mx0.25mmx0.25um

TIC Library : C:\DATABASE\NIST08.L
TIC Integration Parameters: lscint.P

****

Peak Number 1 system artifact Concentration Rank 1

R.T.	EstConc	Area	Relative to ISTD	R.T.
0.907	13.24 ppm	443538	1,4-Dichlorobenzene-d4a	3.508

Hit# of 5	Tentative ID	MW	MolForm	CAS#	Qual
1	Furan, 2,5-dimethyl-	96	C6H8O	000625-86-5	94
2	Furan, 2,5-dimethyl-	96	C6H8O	000625-86-5	91
3	Furan, 2,5-dimethyl-	96	C6H8O	000625-86-5	91
4	1H-Pyrazole, 1,3-dimethyl-	96	C5H8N2	000694-48-4	72
5	1H-Pyrazole, 1,5-dimethyl-	96	C5H8N2	000694-31-5	72

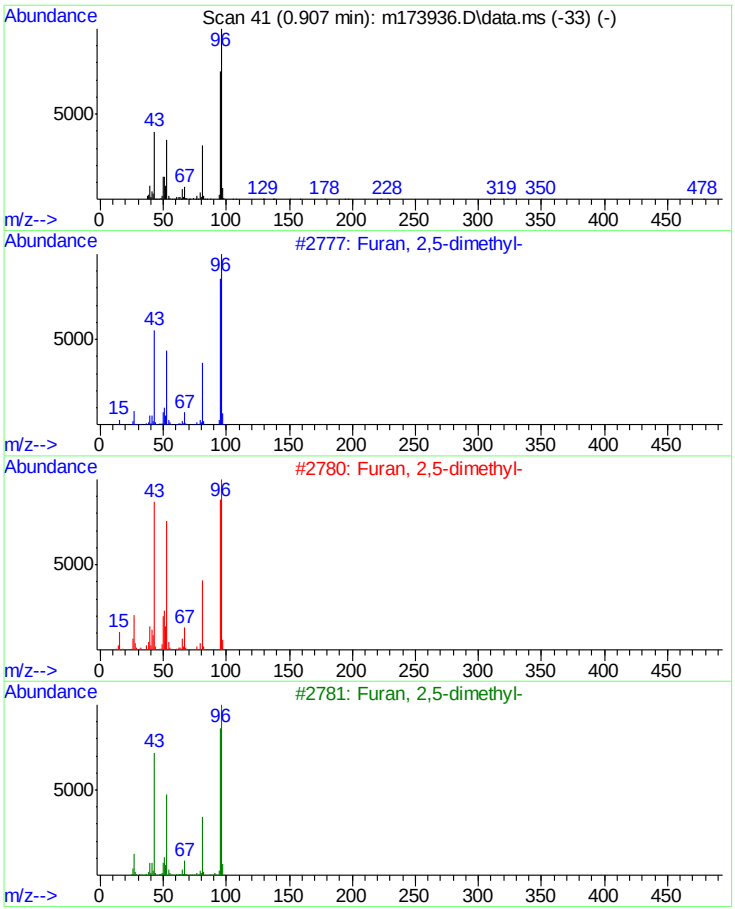

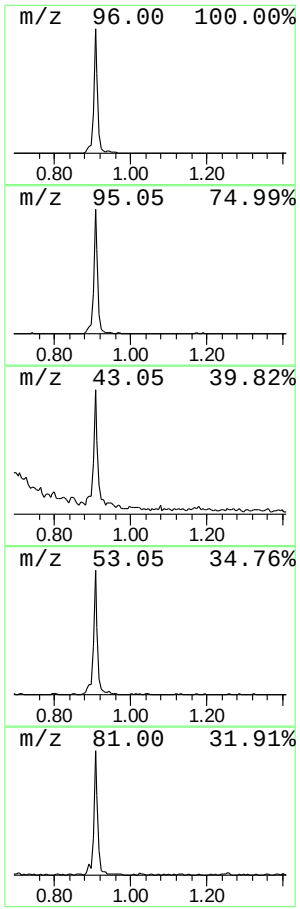

Library Search Compound Report

Data Path : C:\msdchem\1\DATA\EM7461\
Data File : m173936.D
Acq On : 6 Jul 2021 1:51 pm
Operator : chriss2
Sample : jd27605-2
Misc : op34129,em7461,30.5,,,1,1
ALS Vial : 11 Sample Multiplier: 1

Quant Method : C:\MSDCHEM\1\METHODS\MM7405.M
Quant Title : Semi Volatile GC/MS, rtx-5ms 30mx0.25mmx0.25um

TIC Library : C:\DATABASE\NIST08.L
TIC Integration Parameters: lscint.P

****
Peak Number 2 system artifact/aldol-conde... Concentration Rank 3

R.T.	EstConc	Area	Relative to ISTD	R.T.
1.959	4.42 ppm	148264	1,4-Dichlorobenzene-d4a	3.508

Hit# of 5	Tentative ID	MW	MolForm	CAS#	Qual
1	2-Pentanone, 4-hydroxy-4-methyl-	116	C6H12O2	000123-42-2	59
2	2-Acetoxyisobutyryl chloride	164	C6H9ClO3	040635-66-3	42
3	Propane, 1,1-dipropoxy-	160	C9H20O2	004744-11-0	36
4	2-Pentanone, 4-hydroxy-4-methyl-	116	C6H12O2	000123-42-2	36
5	Butane, 1-ethoxy-	102	C6H14O	000628-81-9	35

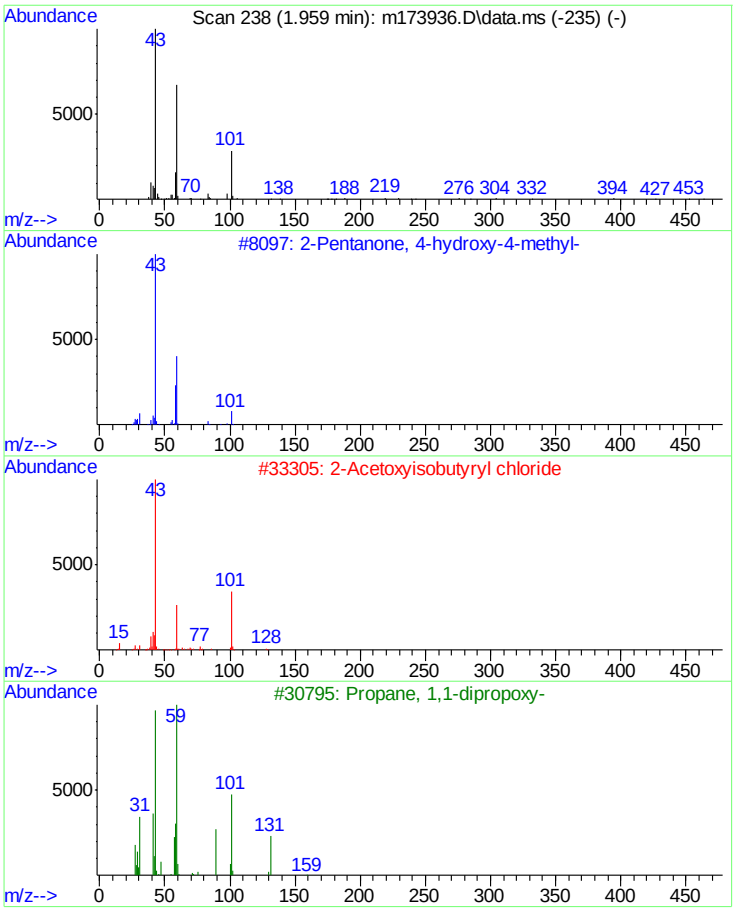

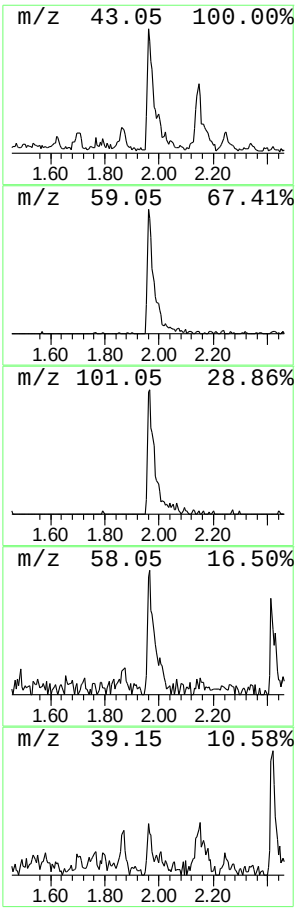

Library Search Compound Report

Data Path : C:\msdchem\1\DATA\EM7461\
Data File : m173936.D
Acq On : 6 Jul 2021 1:51 pm
Operator : chriss2
Sample : jd27605-2
Misc : op34129,em7461,30.5,,,1,1
ALS Vial : 11 Sample Multiplier: 1

Quant Method : C:\MSDCHEM\1\METHODS\MM7405.M
Quant Title : Semi Volatile GC/MS, rtx-5ms 30mx0.25mmx0.25um

TIC Library : C:\DATABASE\NIST08.L
TIC Integration Parameters: lscint.P

****

Peak Number 3 system artifact Concentration Rank 4

R.T.	EstConc	Area	Relative to ISTD	R.T.
2.146	4.34 ppm	145410	1,4-Dichlorobenzene-d4a	3.508

Hit# of 5	Tentative ID	MW	MolForm	CAS#	Qual
1	Hexane, 3-ethyl-	114	C8H18	000619-99-8	72
2	Heptane, 2,3-dimethyl-	128	C9H20	003074-71-3	72
3	Heptane, 2,3-dimethyl-	128	C9H20	003074-71-3	72
4	Octane, 4,5-diethyl-	170	C12H26	001636-41-5	72
5	Hexane, 3-ethyl-	114	C8H18	000619-99-8	59

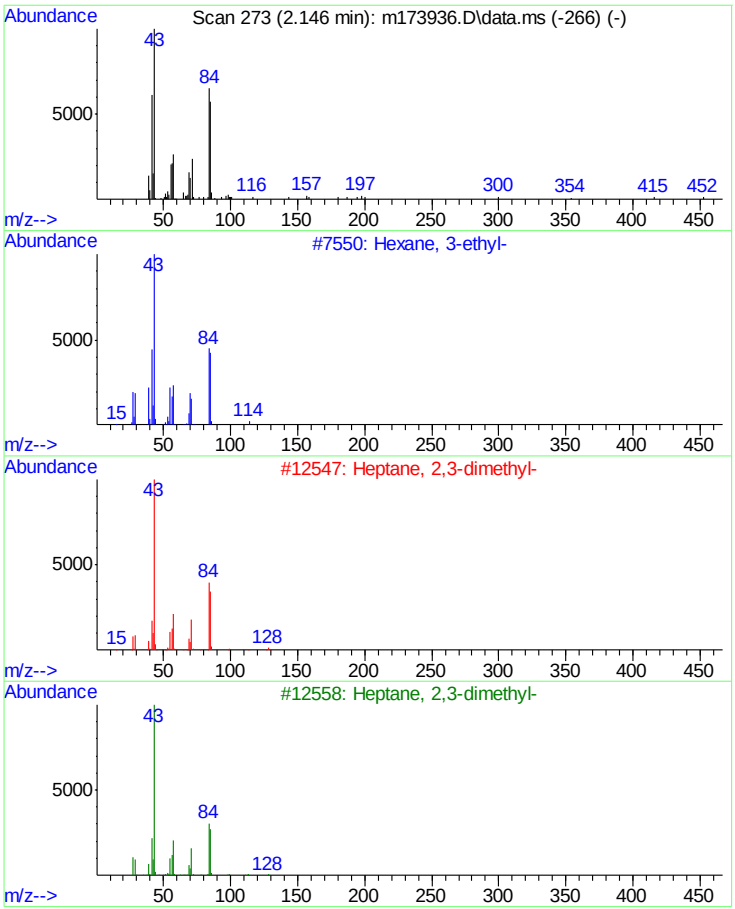

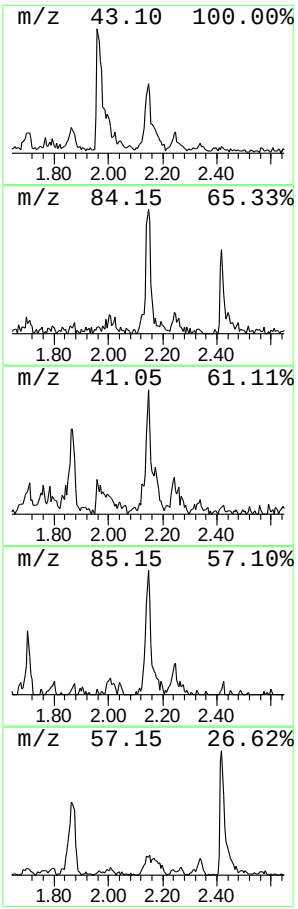

Library Search Compound Report

Data Path : C:\msdchem\1\DATA\EM7461\
Data File : m173936.D
Acq On : 6 Jul 2021 1:51 pm
Operator : chriss2
Sample : jd27605-2
Misc : op34129,em7461,30.5,,,1,1
ALS Vial : 11 Sample Multiplier: 1

Quant Method : C:\MSDCHEM\1\METHODS\MM7405.M
Quant Title : Semi Volatile GC/MS, rtx-5ms 30mx0.25mmx0.25um

TIC Library : C:\DATABASE\NIST08.L
TIC Integration Parameters: lscint.P

****

Peak Number 4 unknown Concentration Rank 2

R.T.	EstConc	Area	Relative to ISTD	R.T.
3.818	6.41 ppm	214920	1,4-Dichlorobenzene-d4a	3.508

Hit# of 5	Tentative ID	MW	MolForm	CAS#	Qual
1	2,5-Dimethyl-4-hydroxy-3(2H)-fur...	128	C6H8O3	003658-77-3	86
2	Pyvalic acid, 3-chlorophenyl ester	212	C11H13ClO2	1000325-69-5	53
3	2,4(1H,3H)-Pyrimidinedione, dihy...	128	C5H8N2O2	001672-04-4	53
4	Furan, 2-methyl-5-(methylthio)-	128	C6H8OS	013678-59-6	50
5	Hydrouracil, 1-methyl-	128	C5H8N2O2	000696-11-7	50

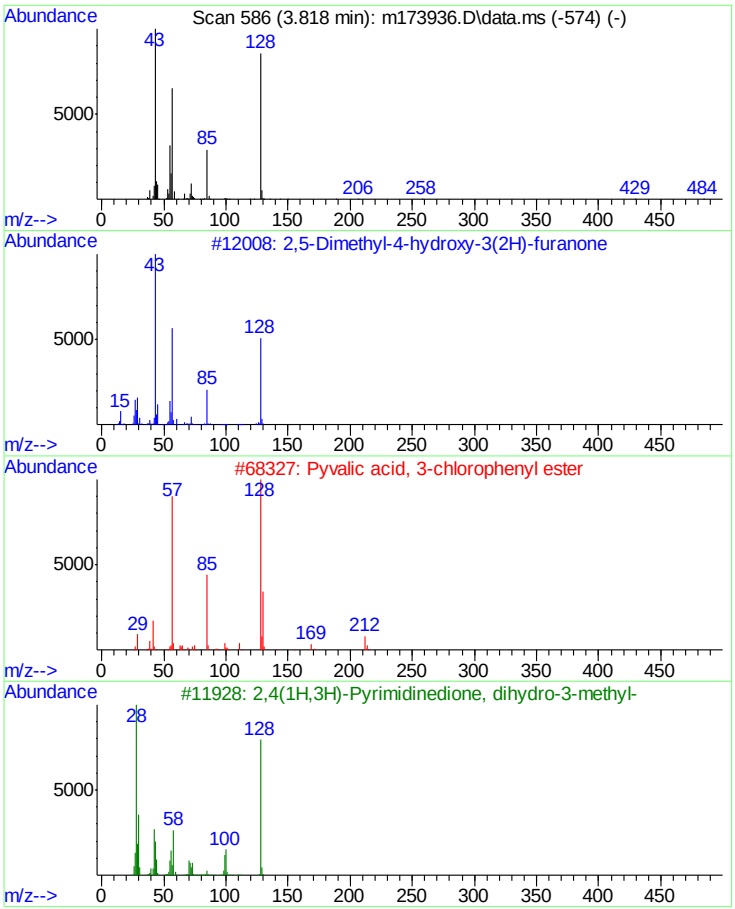

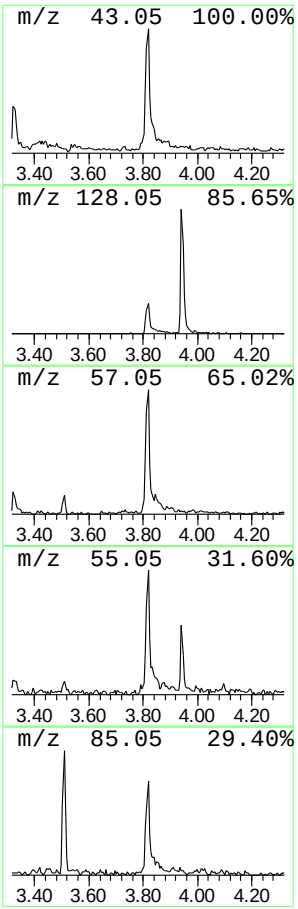

Tentatively Identified Compound (LSC) summary

Data Path : C:\msdchem\1\DATA\EM7461\
Data File : m173936.D
Acq On : 6 Jul 2021 1:51 pm
Operator : chriss2
Sample : jd27605-2
Misc : op34129,em7461,30.5,,,1,1
ALS Vial : 11 Sample Multiplier: 1

Quant Method : C:\MSDCHEM\1\METHODS\MM7405.M
Quant Title : Semi Volatile GC/MS, rtx-5ms 30mx0.25mmx0.25um

TIC Library : C:\DATABASE\NIST08.L
TIC Integration Parameters: lscint.P

					--Internal Standard---			
TIC Top Hit name	RT	EstConc	Units	Response	#	RT	Resp	Conc
system artifact	0.907	13.2	ppm	443538	2	3.508	1340380	40.0
system artifact...	1.959	4.4	ppm	148264	2	3.508	1340380	40.0
system artifact	2.146	4.3	ppm	145410	2	3.508	1340380	40.0
unknown	3.818	6.4	ppm	214920	2	3.508	1340380	40.0

Quantitation Report (QT Reviewed)

Data Path : C:\msdchem\1\DATA\EF8759\
Data File : F200370.D
Acq On : 8 Jul 2021 1:44 pm
Operator : chriss2
Sample : jd27605-3
Misc : op34129,ef8759,30.4,,,1,10
ALS Vial : 8 Sample Multiplier: 1

Quant Time: Jul 08 14:56:52 2021
Quant Method : C:\MSDCHEM\1\METHODS\MF8747.M
Quant Title : Semi Volatile Extractables by GC/MS
QLast Update : Thu Jul 08 12:58:55 2021
Response via : Initial Calibration

Compound	R.T.	QIon	Response	Conc	Units	Dev(Min)
Internal Standards						
1) 1,4-Dichlorobenzene-d4	4.641	152	506717	40.00	ppm	0.00
24) Naphthalene-d8	5.560	136	1990169	40.00	ppm	0.00
46) Acenaphthene-d10	6.965	164	1126953	40.00	ppm	0.00
69) Phenanthrene-d10	8.840	188	2082741	40.00	ppm	0.00
83) Chrysene-d12	14.113	240	1878386	40.00	ppm	0.00
92) Perylene-d12	17.152	264	1857658	40.00	ppm	0.00
102) 1,4-Dichlorobenzene-d4b	4.641	152	506717	40.00	ppm	0.00
104) Phenanthrene-d10b	8.840	188	2082741	40.00	ppm	0.00
106) Naphthalene-d8b	5.560	136	1990169	40.00	ppm	0.00
108) Chrysene-d12d	14.113	240	1878386	40.00	ppm	0.00
System Monitoring Compounds						
5) 2-Fluorophenol	3.647	112	55665	3.59	ppm	0.00
Spiked Amount 50.000			Recovery =	7.18%		
8) Phenol-d5	4.363	99	71865	3.42	ppm	0.00
Spiked Amount 50.000			Recovery =	6.84%		
25) Nitrobenzene-d5	5.041	82	72425	3.77	ppm	0.00
Spiked Amount 50.000			Recovery =	7.54%		
51) 2-Fluorobiphenyl	6.361	172	145742	3.89	ppm	0.00
Spiked Amount 50.000			Recovery =	7.78%		
73) 2,4,6-Tribromophenol	7.846	330	14440	2.63	ppm	0.00
Spiked Amount 50.000			Recovery =	5.26%		
86) Terphenyl-d14	11.901	244	197544	4.41	ppm	0.00
Spiked Amount 50.000			Recovery =	8.82%		
Target Compounds						Qvalue
38) Naphthalene	5.576	128	65427	1.30	ppm	97
44) 2-Methylnaphthalene	6.078	141	19394	0.67	ppm	96
53) Biphenyl	6.441	154	8998	0.22	ppm	88
56) Acenaphthylene	6.831	152	46726	1.22	ppm	96
59) Acenaphthene	6.997	153	83148	2.58	ppm	96
62) Dibenzofuran	7.173	168	84102	1.86	ppm	95
66) Fluorene	7.558	166	109234	2.96	ppm	92
77) Phenanthrene	8.877	178	1816654	33.57	ppm	99
78) Anthracene	8.957	178	313065	5.85	ppm	96
79) Carbazole	9.230	167	135524	2.83	ppm	96
81) Fluoranthene	11.019	202	2324992	40.23	ppm	100
85) Pyrene	11.457	202	2030204	34.56	ppm	99
88) Benzo[a]anthracene	14.091	228	880077	16.15	ppm	98
90) Chrysene	14.166	228	882836	16.13	ppm	98
94) Benzo[b]fluoranthene	16.399	252	925032	16.99	ppm	95
95) Benzo[k]fluoranthene	16.452	252	371749	7.07	ppm	98
96) Benzo[a]pyrene	17.035	252	730642	15.02	ppm	99
97) Indeno[1,2,3-cd]pyrene	19.086	276	423007	9.80	ppm	96
99) Dibenz[a,h]anthracene	19.145	278	87954	1.85	ppm	87
101) Benzo[g,h,i]perylene	19.508	276	427415	8.57	ppm	94

(#) = qualifier out of range (m) = manual integration (+) = signals summed

Quantitation Report (QT Reviewed)

Data Path : C:\msdchem\1\DATA\EF8759\
Data File : F200370.D
Acq On : 8 Jul 2021 1:44 pm
Operator : chriss2
Sample : jd27605-3
Misc : op34129,ef8759,30.4,,,1,10
ALS Vial : 8 Sample Multiplier: 1

Quant Time: Jul 08 14:56:52 2021
Quant Method : C:\MSDCHEM\1\METHODS\MF8747.M
Quant Title : Semi Volatile Extractables by GC/MS
QLast Update : Thu Jul 08 12:58:55 2021
Response via : Initial Calibration

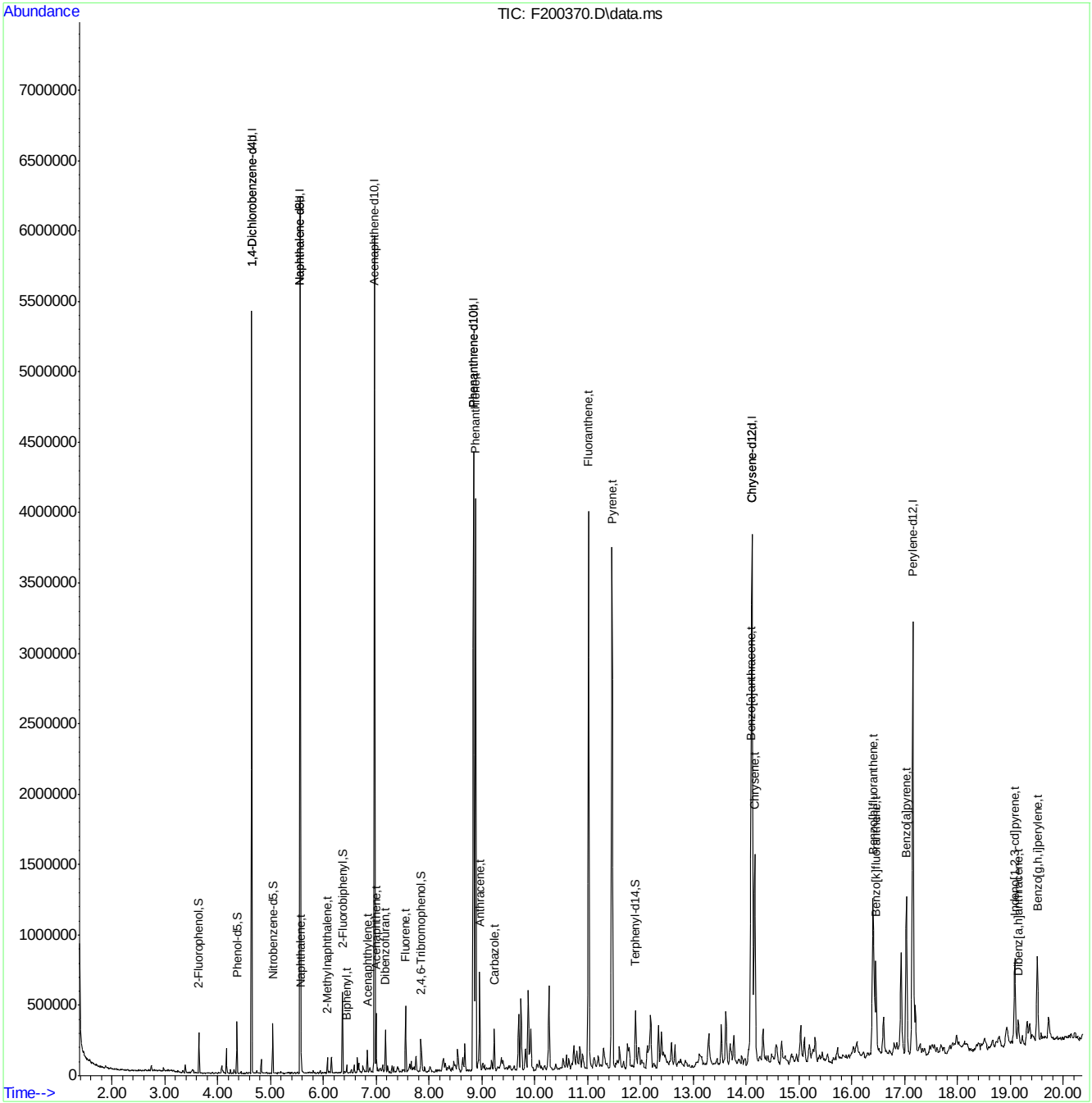

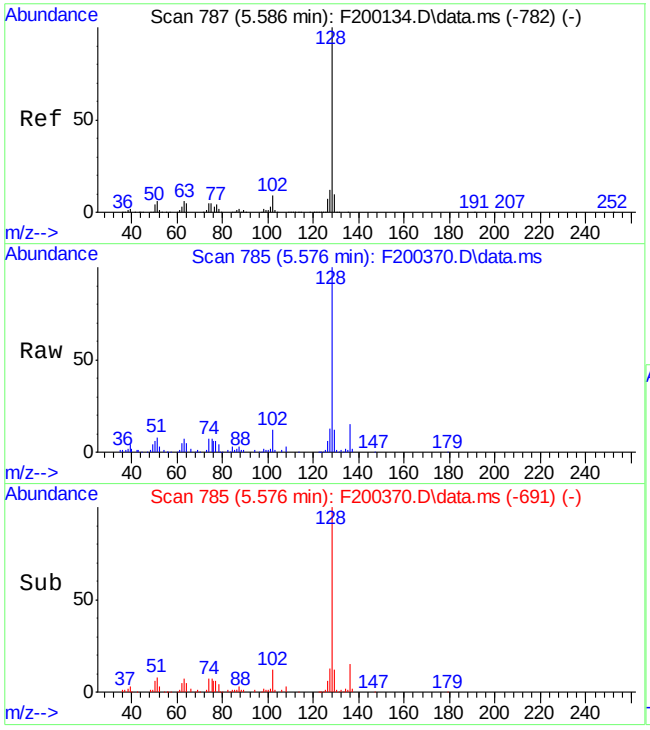

#38
Naphthalene
Concen: 1.30 ppm
RT: 5.576 min Scan# 785
Delta R.T. 0.000 min
Lab File: F200370.D
Acq: 8 Jul 2021 1:44 pm

Tgt Ion:128 Resp: 65427

Ion	Ratio	Lower	Upper
128	100		
129	12.0	0.0	40.2
127	12.5	0.0	42.2

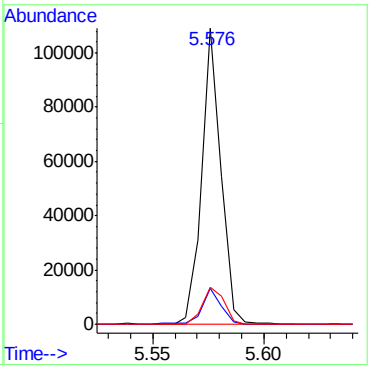

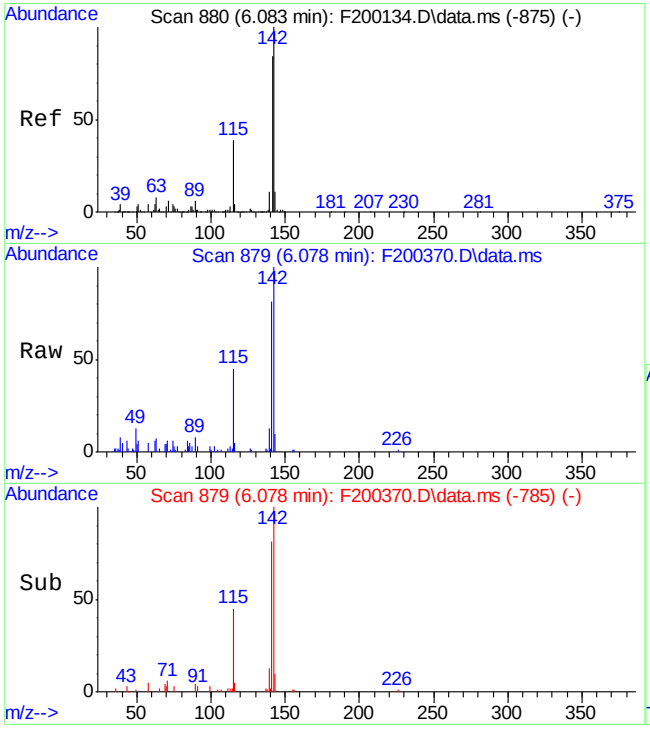

#44
2-Methylnaphthalene
Concen: 0.67 ppm
RT: 6.078 min Scan# 879
Delta R.T. 0.000 min
Lab File: F200370.D
Acq: 8 Jul 2021 1:44 pm

Tgt Ion:141 Resp: 19394

Ion	Ratio	Lower	Upper
141	100		
142	122.1	89.5	149.5
115	52.7	16.9	76.9

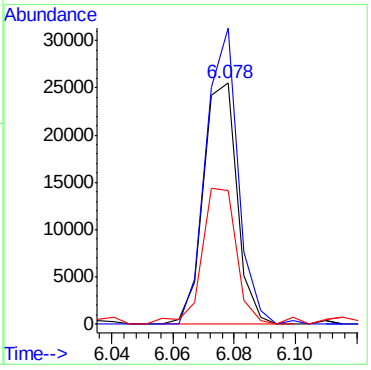

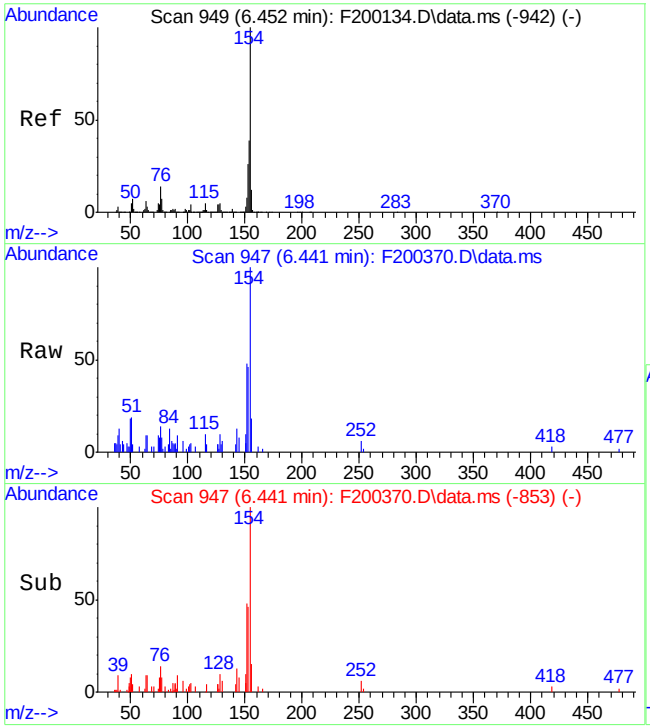

#53
Biphenyl
Concen: 0.22 ppm
RT: 6.441 min Scan# 947
Delta R.T. 0.000 min
Lab File: F200370.D
Acq: 8 Jul 2021 1:44 pm

Tgt Ion:154 Resp: 8998

Ion	Ratio	Lower	Upper
154	100		
153	45.7	8.9	68.9
155	18.5	0.0	42.2

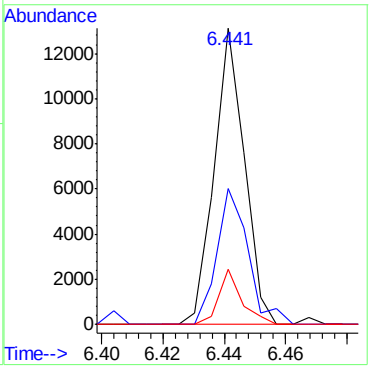

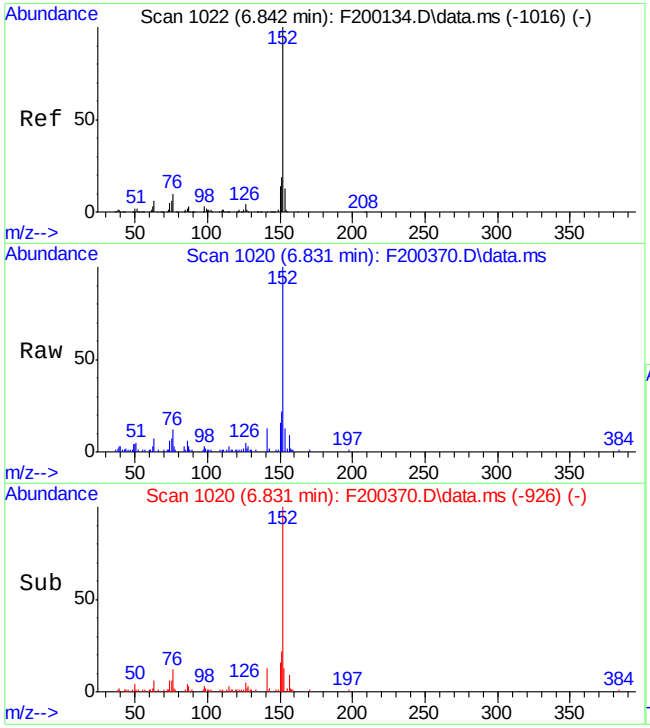

#56
Acenaphthylene
Concen: 1.22 ppm
RT: 6.831 min Scan# 1020
Delta R.T. 0.000 min
Lab File: F200370.D
Acq: 8 Jul 2021 1:44 pm

Tgt Ion:152 Resp: 46726

Ion	Ratio	Lower	Upper
152	100		
151	22.0	0.0	49.4
153	12.6	0.0	43.1

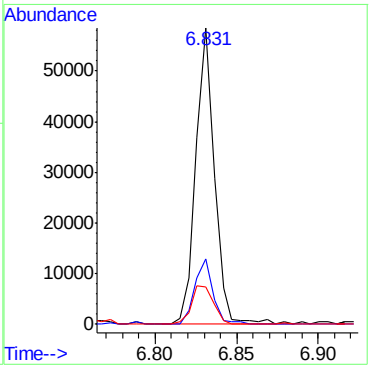

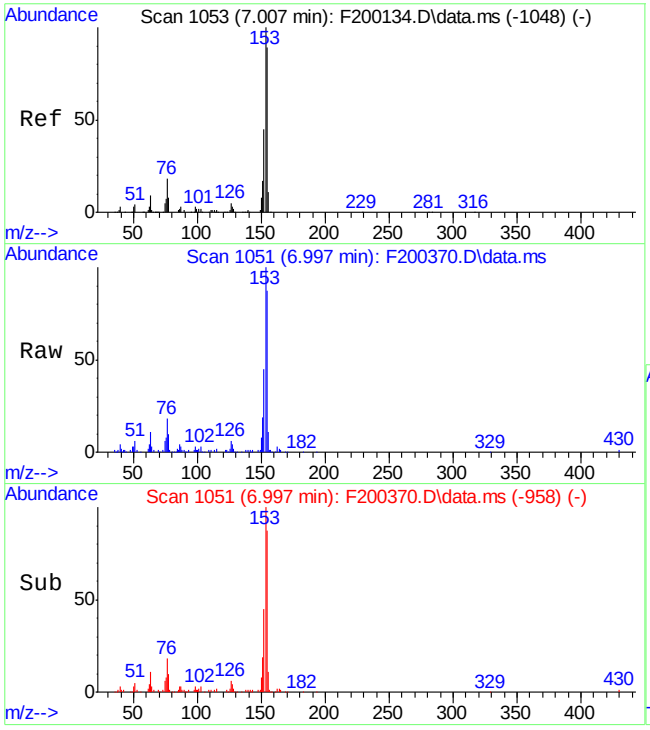

#59
Acenaphthene
Concen: 2.58 ppm
RT: 6.997 min Scan# 1051
Delta R.T. -0.005 min
Lab File: F200370.D
Acq: 8 Jul 2021 1:44 pm

Tgt Ion:153 Resp: 83148

Ion	Ratio	Lower	Upper
153	100		
152	44.8	15.0	75.0
154	86.2	50.4	110.4

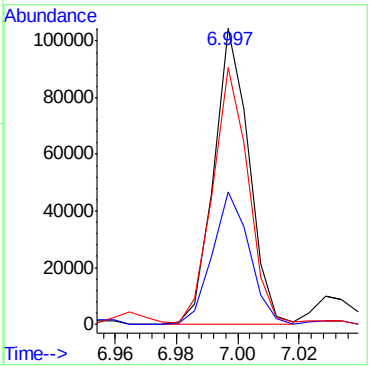

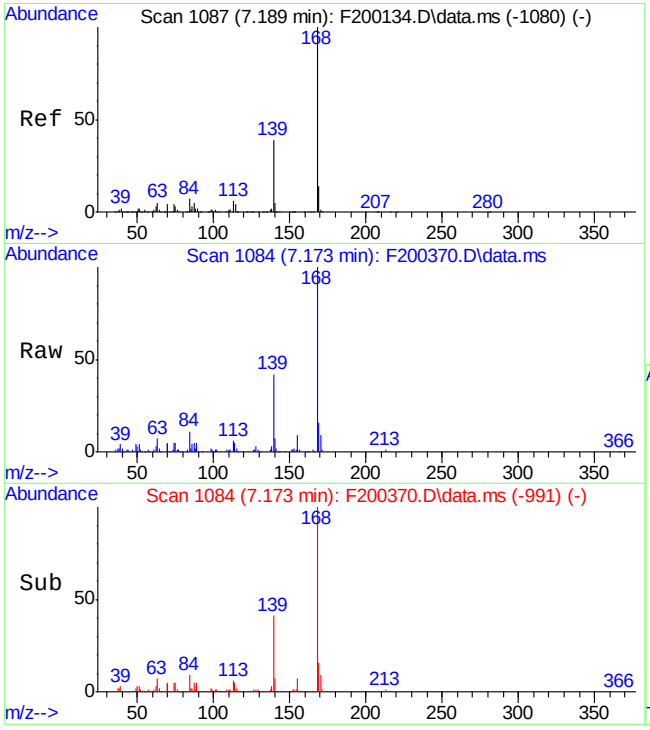

#62
Dibenzofuran
Concen: 1.86 ppm
RT: 7.173 min Scan# 1084
Delta R.T. -0.005 min
Lab File: F200370.D
Acq: 8 Jul 2021 1:44 pm

Tgt Ion:168 Resp: 84102

Ion	Ratio	Lower	Upper
168	100		
139	41.9	9.0	69.0
169	15.8	0.0	44.0

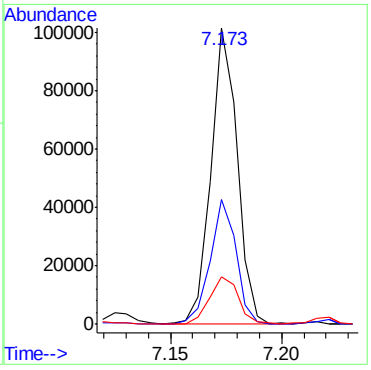

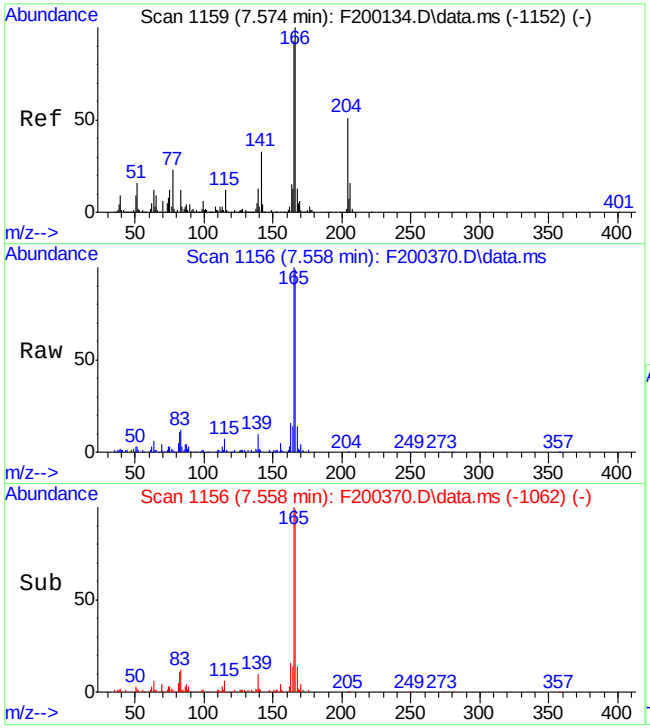

#66
Fluorene
Concen: 2.96 ppm
RT: 7.558 min Scan# 1156
Delta R.T. 0.000 min
Lab File: F200370.D
Acq: 8 Jul 2021 1:44 pm

Tgt Ion:166 Resp: 109234

Ion	Ratio	Lower	Upper
166	100		
165	101.3	62.8	122.8
167	14.2	0.0	42.8

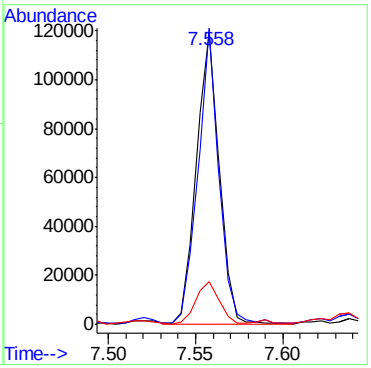

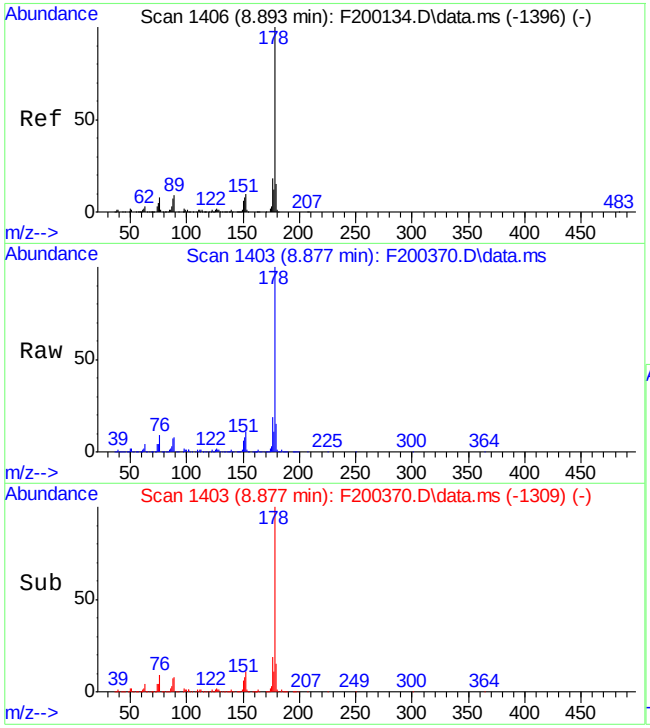

#77
Phenanthrene
Concen: 33.57 ppm
RT: 8.877 min Scan# 1403
Delta R.T. 0.000 min
Lab File: F200370.D
Acq: 8 Jul 2021 1:44 pm

Tgt Ion:178 Resp: 1816654

Ion	Ratio	Lower	Upper
178	100		
179	15.0	0.0	45.1
176	18.7	0.0	48.0

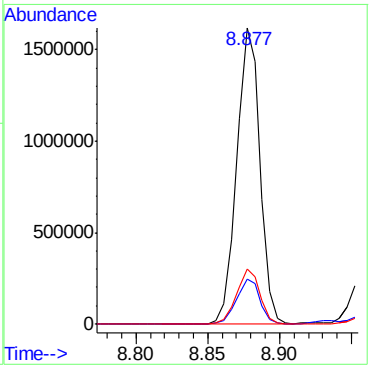

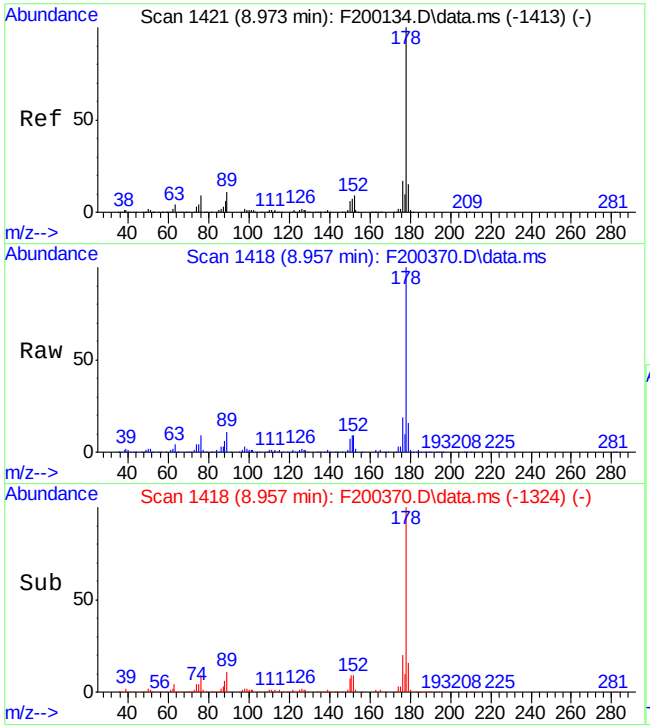

#78
Anthracene
Concen: 5.85 ppm
RT: 8.957 min Scan# 1418
Delta R.T. 0.000 min
Lab File: F200370.D
Acq: 8 Jul 2021 1:44 pm

Tgt Ion:178 Resp: 313065

Ion	Ratio	Lower	Upper
178	100		
179	16.1	0.0	44.9
176	19.5	0.0	47.2

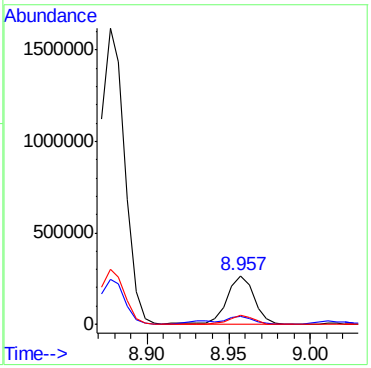

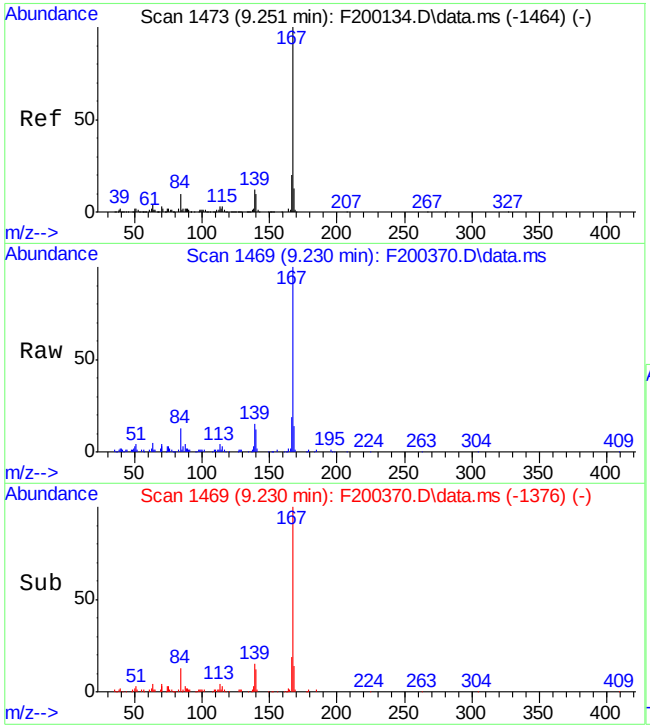

#79
Carbazole
Concen: 2.83 ppm
RT: 9.230 min Scan# 1469
Delta R.T. -0.005 min
Lab File: F200370.D
Acq: 8 Jul 2021 1:44 pm

Tgt Ion:167 Resp: 135524

Ion	Ratio	Lower	Upper
167	100		
166	19.0	0.0	50.2
139	14.8	0.0	42.4

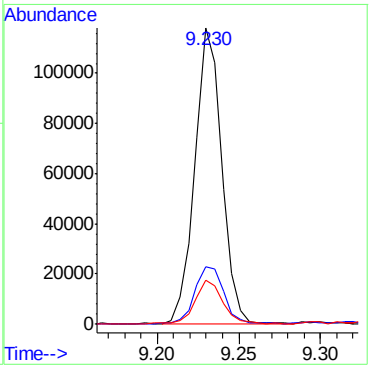

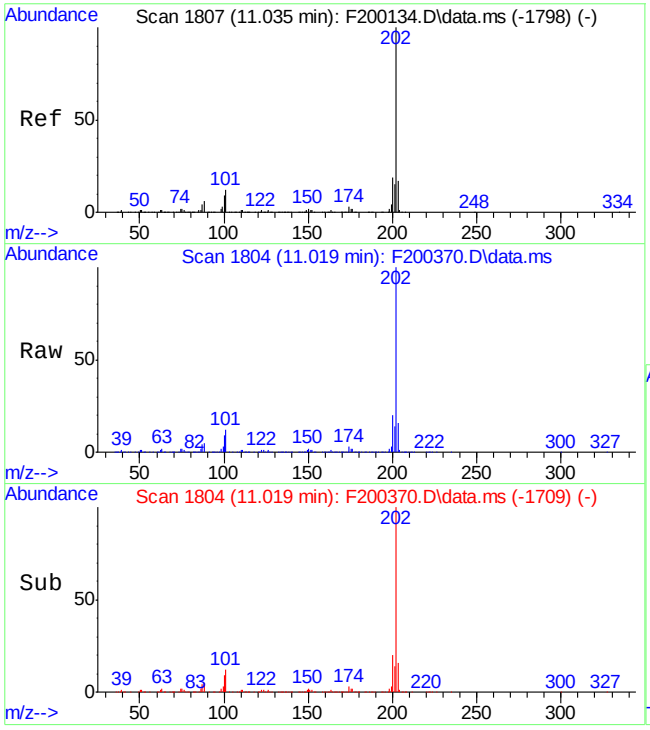

#81
Fluoranthene
Concen: 40.23 ppm
RT: 11.019 min Scan# 1804
Delta R.T. 0.006 min
Lab File: F200370.D
Acq: 8 Jul 2021 1:44 pm

Tgt Ion:202 Resp: 2324992

Ion	Ratio	Lower	Upper
202	100		
101	11.9	0.0	41.9
100	8.8	0.0	38.7

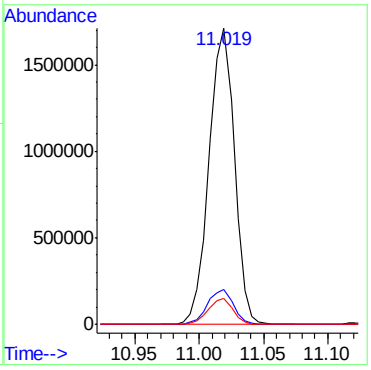

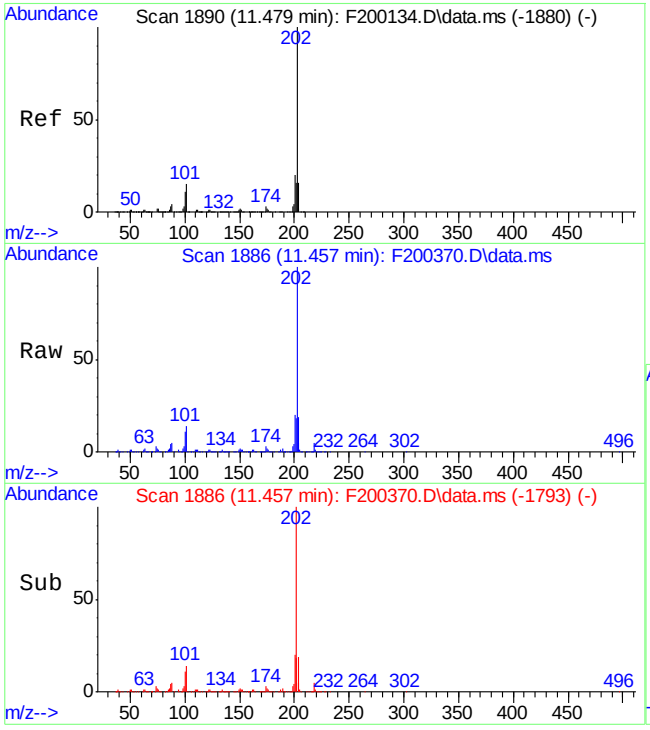

#85
Pyrene
Concen: 34.56 ppm
RT: 11.457 min Scan# 1886
Delta R.T. -0.005 min
Lab File: F200370.D
Acq: 8 Jul 2021 1:44 pm

Tgt Ion:202 Resp: 2030204

Ion	Ratio	Lower	Upper
202	100		
101	14.0	0.0	44.5
100	10.5	0.0	41.1

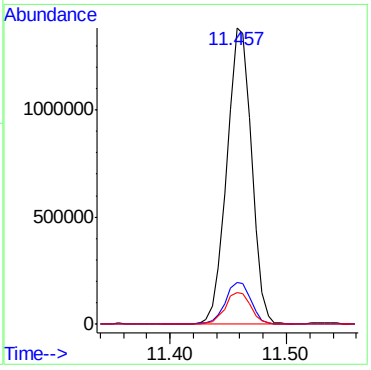

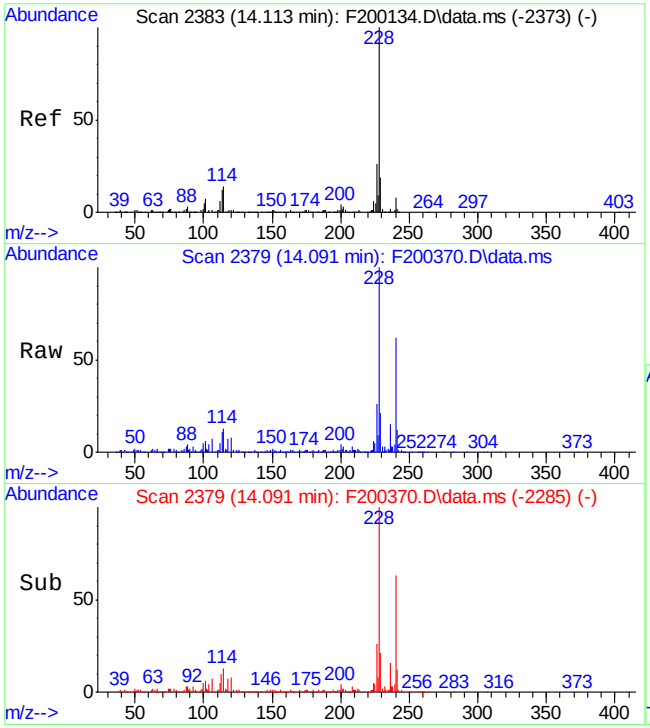

#88
Benzo[a]anthracene
Concen: 16.15 ppm
RT: 14.091 min Scan# 2379
Delta R.T. 0.000 min
Lab File: F200370.D
Acq: 8 Jul 2021 1:44 pm

Tgt Ion:228 Resp: 880077

Ion	Ratio	Lower	Upper
228	100		
229	21.0	0.0	49.3
226	25.9	0.0	56.3

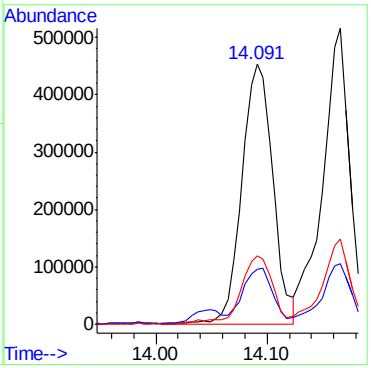

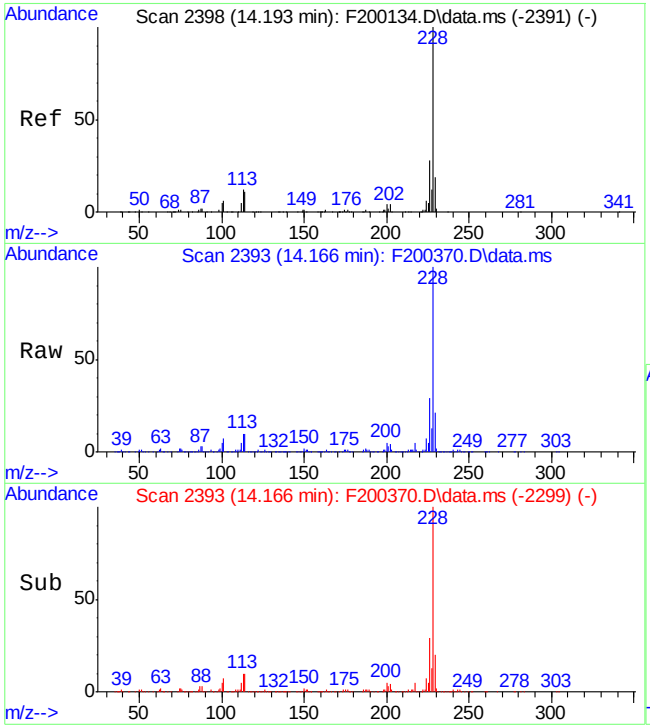

#90
Chrysene
Concen: 16.13 ppm
RT: 14.166 min Scan# 2393
Delta R.T. 0.000 min
Lab File: F200370.D
Acq: 8 Jul 2021 1:44 pm

Tgt Ion:228 Resp: 882836

Ion	Ratio	Lower	Upper
228	100		
226	29.0	0.0	57.8
229	19.7	0.0	48.8

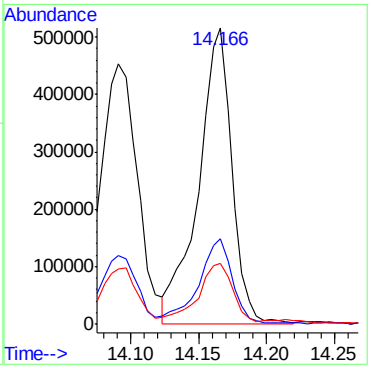

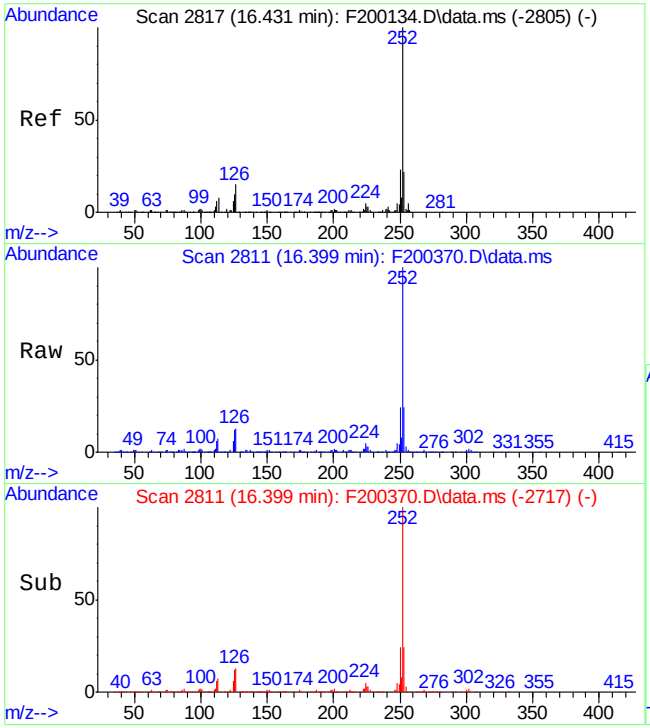

#94
Benzo[b]fluoranthene
Concen: 16.99 ppm
RT: 16.399 min Scan# 2811
Delta R.T. 0.000 min
Lab File: F200370.D
Acq: 8 Jul 2021 1:44 pm

Tgt Ion:252 Resp: 925032

Ion	Ratio	Lower	Upper
252	100		
253	22.9	0.0	51.3
125	12.3	0.0	39.6

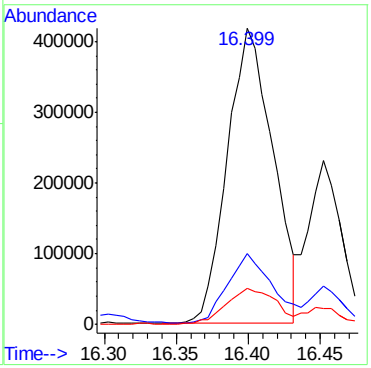

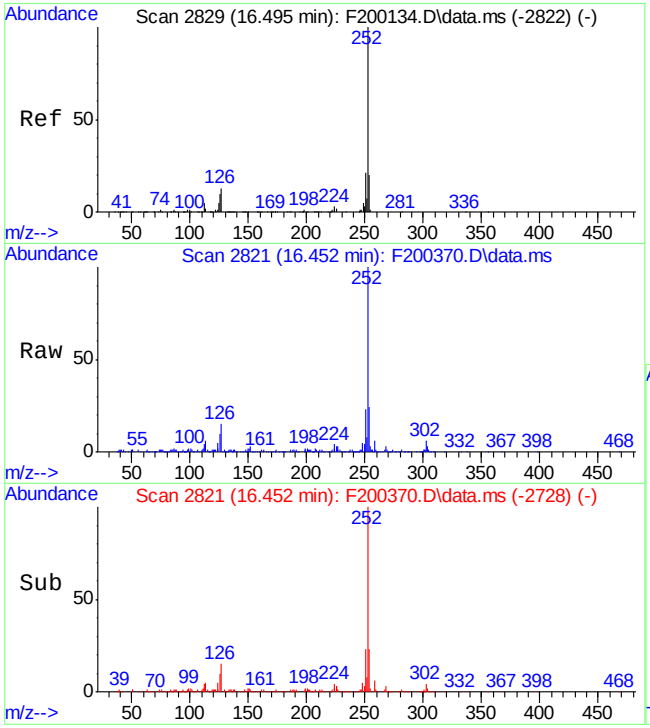

#95
Benzo[k]fluoranthene
Concen: 7.07 ppm
RT: 16.452 min Scan# 2821
Delta R.T. -0.005 min
Lab File: F200370.D
Acq: 8 Jul 2021 1:44 pm

Tgt Ion:252 Resp: 371749

Ion	Ratio	Lower	Upper
252	100		
253	21.7	0.0	51.3
125	9.1	0.0	40.4

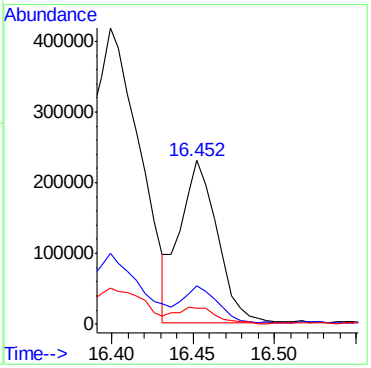

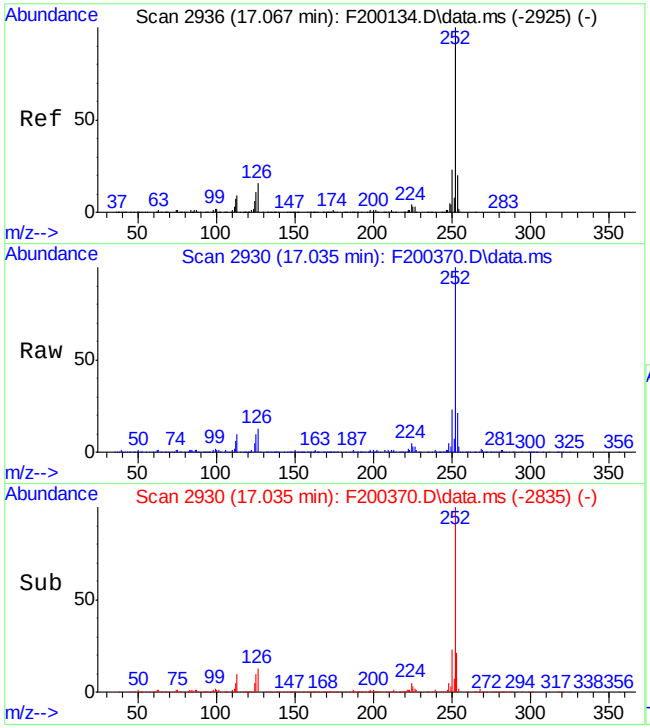

#96
Benzo[a]pyrene
Concen: 15.02 ppm
RT: 17.035 min Scan# 2930
Delta R.T. 0.006 min
Lab File: F200370.D
Acq: 8 Jul 2021 1:44 pm

Tgt Ion:252 Resp: 730642

Ion	Ratio	Lower	Upper
252	100		
253	20.3	0.0	50.1
125	10.0	0.0	40.9

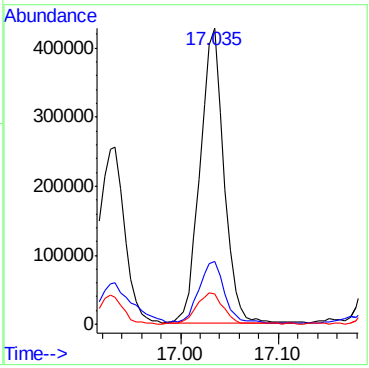

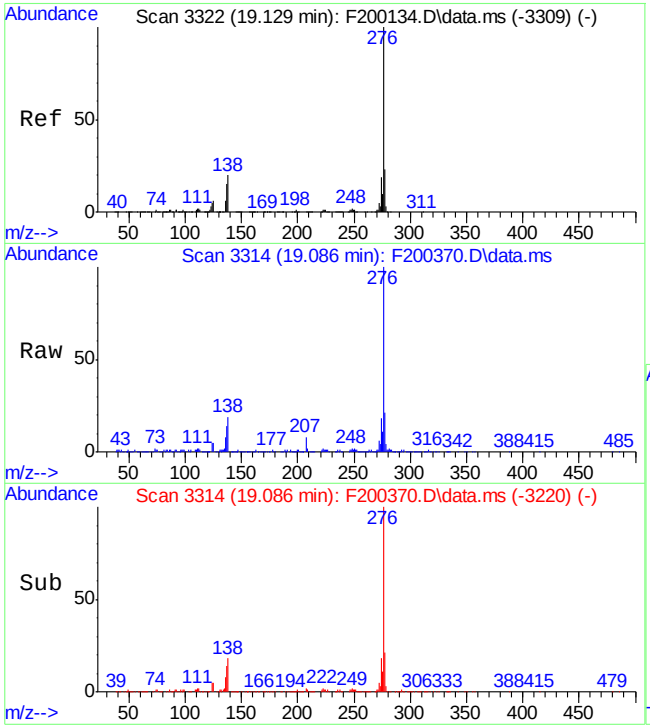

#97
Indeno[1,2,3-cd]pyrene
Concen: 9.80 ppm
RT: 19.086 min Scan# 3314
Delta R.T. 0.000 min
Lab File: F200370.D
Acq: 8 Jul 2021 1:44 pm

Tgt Ion:276 Resp: 423007

Ion	Ratio	Lower	Upper
276	100		
138	18.2	0.0	50.0
137	13.4	0.0	45.3

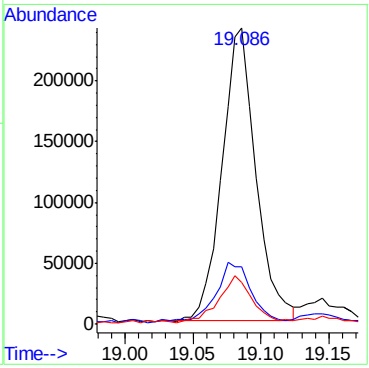

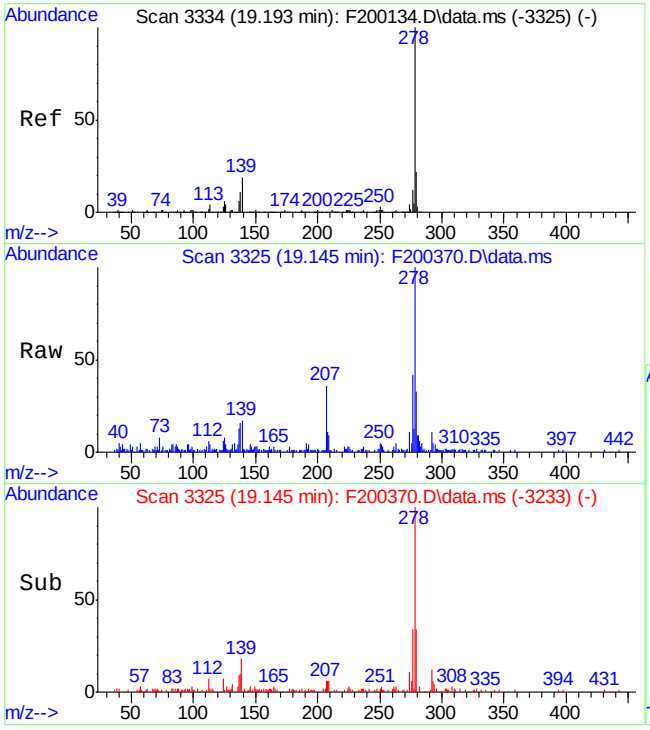

#99
Dibenz[a,h]anthracene
Concen: 1.85 ppm
RT: 19.145 min Scan# 3325
Delta R.T. -0.010 min
Lab File: F200370.D
Acq: 8 Jul 2021 1:44 pm

Tgt Ion:278 Resp: 87954

Ion	Ratio	Lower	Upper
278	100		
139	16.3	0.0	49.3
279	30.6	0.0	51.8

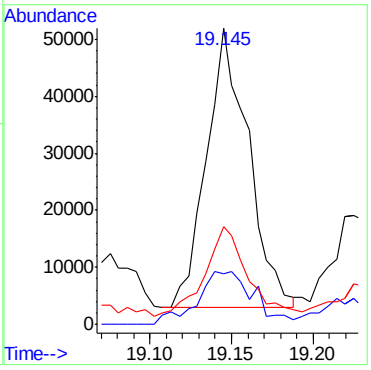

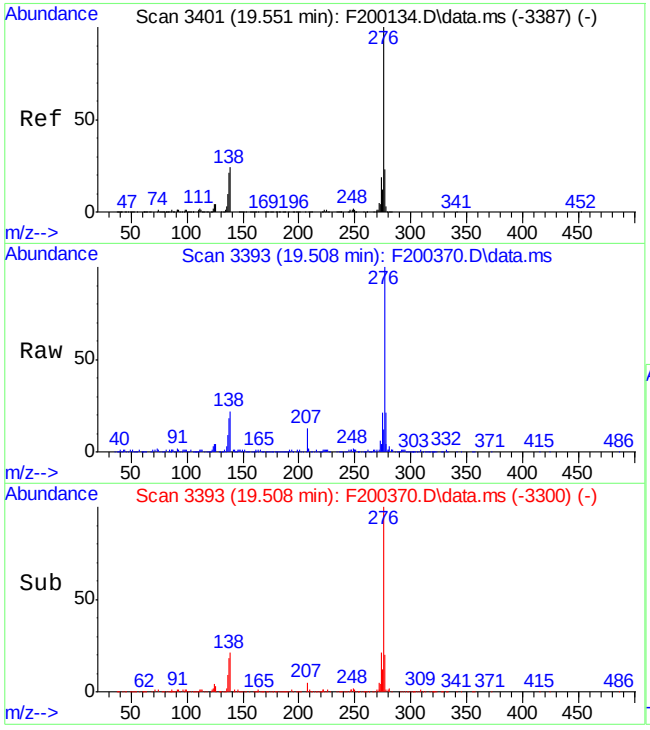

#101
Benzo[g,h,i]perylene
Concen: 8.57 ppm
RT: 19.508 min Scan# 3393
Delta R.T. -0.005 min
Lab File: F200370.D
Acq: 8 Jul 2021 1:44 pm

Tgt Ion:276 Resp: 427415

Ion	Ratio	Lower	Upper
276	100		
138	21.3	0.0	54.3
277	19.3	0.0	52.6

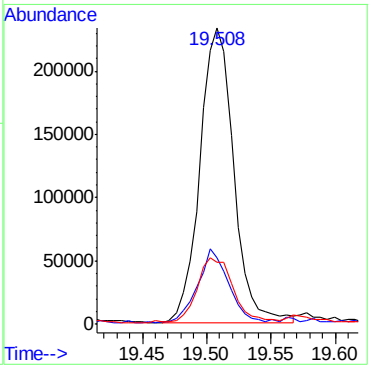

Quantitation Report (QT/LSC Reviewed)

Data Path : C:\MSDCHEM\1\DATA\EF8759\
Data File : F200376.D
Acq On : 8 Jul 2021 4:33 pm
Operator : chriss2
Sample : jd27605-3
Misc : op34129,ef8759,30.4,,,1,1
ALS Vial : 14 Sample Multiplier: 1

Quant Time: Jul 08 17:18:45 2021
Quant Method : C:\MSDCHEM\1\METHODS\MF8747.M
Quant Title : Semi Volatile Extractables by GC/MS
QLast Update : Thu Jul 08 12:58:55 2021
Response via : Initial Calibration

Compound	R.T.	QIon	Response	Conc	Units	Dev(Min)
Internal Standards						
1) 1,4-Dichlorobenzene-d4	4.646	152	508602	40.00	ppm	0.00
24) Naphthalene-d8	5.565	136	1987002	40.00	ppm	0.00
46) Acenaphthene-d10	6.970	164	1116661	40.00	ppm	0.00
69) Phenanthrene-d10	8.855	188	1995375	40.00	ppm	0.01
83) Chrysene-d12	14.150	240	1866021	40.00	ppm	0.04
92) Perylene-d12	17.195	264	1931057	40.00	ppm	0.04
102) 1,4-Dichlorobenzene-d4b	4.646	152	508602	40.00	ppm	0.00
104) Phenanthrene-d10b	8.855	188	1995375	40.00	ppm	0.01
106) Naphthalene-d8b	5.565	136	1987002	40.00	ppm	0.00
108) Chrysene-d12d	14.150	240	1866021	40.00	ppm	0.04
System Monitoring Compounds						
5) 2-Fluorophenol	3.652	112	571069	36.68	ppm	0.00
Spiked Amount 50.000			Recovery = 73.36%			
8) Phenol-d5	4.368	99	784215	37.16	ppm	0.00
Spiked Amount 50.000			Recovery = 74.32%			
25) Nitrobenzene-d5	5.046	82	762878	39.74	ppm	0.00
Spiked Amount 50.000			Recovery = 79.48%			
51) 2-Fluorobiphenyl	6.361	172	1526884	41.11	ppm	0.00
Spiked Amount 50.000			Recovery = 82.22%			
73) 2,4,6-Tribromophenol	7.856	330	163731	31.18	ppm	0.00
Spiked Amount 50.000			Recovery = 62.36%			
86) Terphenyl-d14	11.922	244	2021430	45.42	ppm	0.02
Spiked Amount 50.000			Recovery = 90.84%			
Target Compounds						Qvalue
9) Phenol	4.379	94	9688	0.45	ppm	83
19) 2-Methylphenol	4.822	108	3603	0.23	ppm	99
21) 3&4-Methylphenol	4.934	108	17292	1.02	ppm	93
30) 2,4-Dimethylphenol	5.314	107	9382	0.50	ppm	96
38) Naphthalene	5.581	128	684777	13.68	ppm	98
44) 2-Methylnaphthalene	6.077	141	199273	6.89	ppm	97
53) Biphenyl	6.446	154	103623	2.52	ppm	96
56) Acenaphthylene	6.836	152	590529	15.52	ppm	97
59) Acenaphthene	7.002	153	841470	26.37	ppm	92
62) Dibenzofuran	7.178	168	859516	19.20	ppm	96
66) Fluorene	7.563	166	1114943	30.52	ppm	97
77) Phenanthrene	8.898	178	14800824	285.52	ppm	89
78) Anthracene	8.973	178	3303936	64.45	ppm	99
79) Carbazole	9.245	167	1410260	30.70	ppm	99
81) Fluoranthene	11.056	202	20135312	363.65	ppm	90
85) Pyrene	11.511	202	19790636	339.11	ppm	95
88) Benzo[a]anthracene	14.134	228	9359697	172.94	ppm	98
90) Chrysene	14.214	228	9554490	175.74	ppm	98
94) Benzo[b]fluoranthene	16.463	252	10575594	186.81	ppm	98
95) Benzo[k]fluoranthene	16.506	252	3951963	72.32	ppm	98
96) Benzo[a]pyrene	17.093	252	8215362	162.49	ppm	98
97) Indeno[1,2,3-cd]pyrene	19.145	276	5037034	112.26	ppm	98
99) Dibenz[a,h]anthracene	19.187	278	1182088	23.88	ppm	90

Quantitation Report (QT/LSC Reviewed)

Data Path : C:\MSDCHEM\1\DATA\EF8759\
Data File : F200376.D
Acq On : 8 Jul 2021 4:33 pm
Operator : chriss2
Sample : jd27605-3
Misc : op34129,ef8759,30.4,,,1,1
ALS Vial : 14 Sample Multiplier: 1

Quant Time: Jul 08 17:18:45 2021
Quant Method : C:\MSDCHEM\1\METHODS\MF8747.M
Quant Title : Semi Volatile Extractables by GC/MS
QLast Update : Thu Jul 08 12:58:55 2021
Response via : Initial Calibration

Compound	R.T.	QIon	Response	Conc	Units	Dev(Min)
101) Benzo[g,h,i]perylene	19.572	276	4940638	95.30	ppm	97

(#) = qualifier out of range (m) = manual integration (+) = signals summed

Quantitation Report (QT/LSC Reviewed)

Data Path : C:\MSDCHEM\1\DATA\EF8759\
Data File : F200376.D
Acq On : 8 Jul 2021 4:33 pm
Operator : chriss2
Sample : jd27605-3
Misc : op34129,ef8759,30.4,,,1,1
ALS Vial : 14 Sample Multiplier: 1

Quant Time: Jul 08 17:18:45 2021
Quant Method : C:\MSDCHEM\1\METHODS\MF8747.M
Quant Title : Semi Volatile Extractables by GC/MS
QLast Update : Thu Jul 08 12:58:55 2021
Response via : Initial Calibration

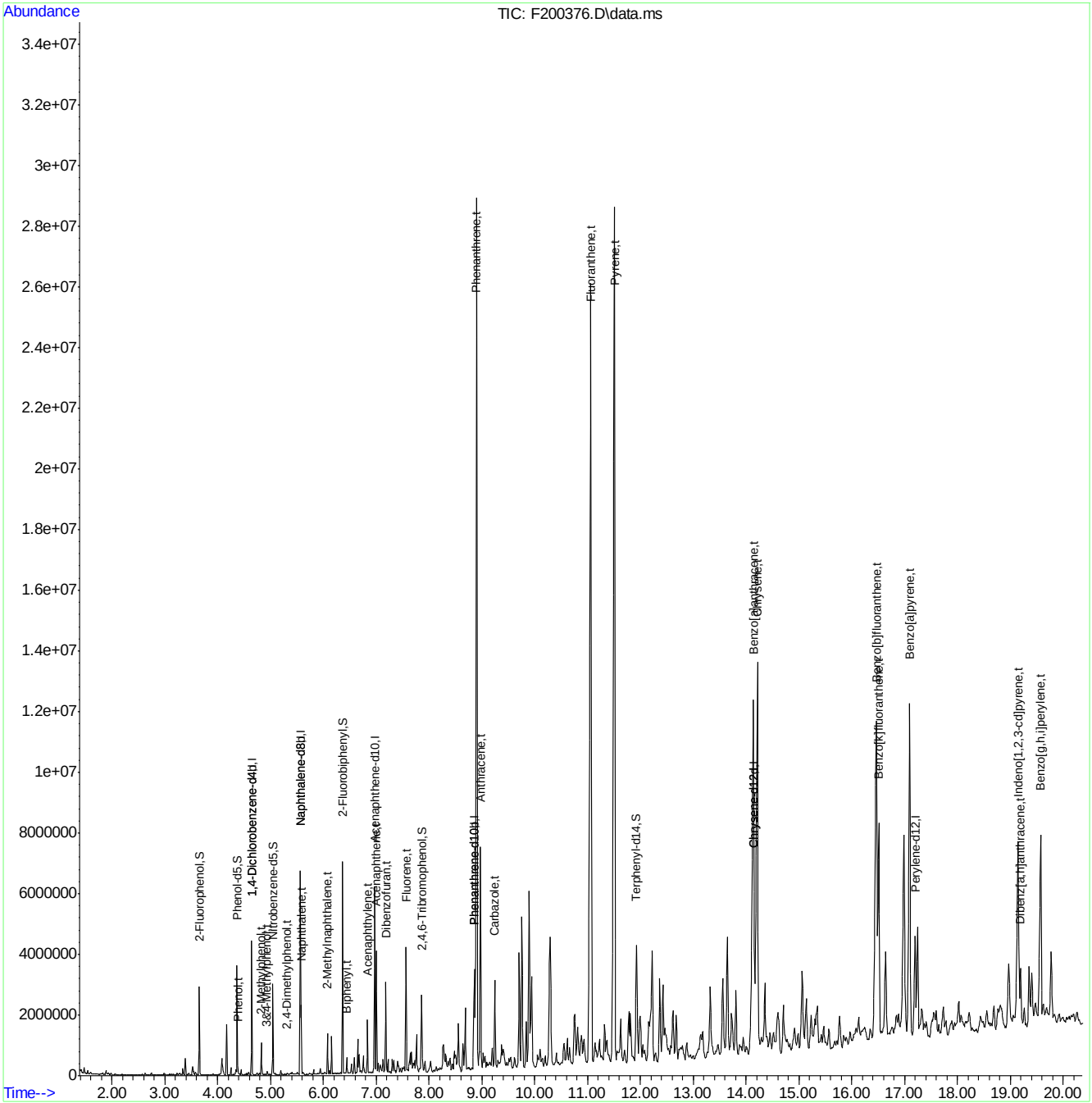

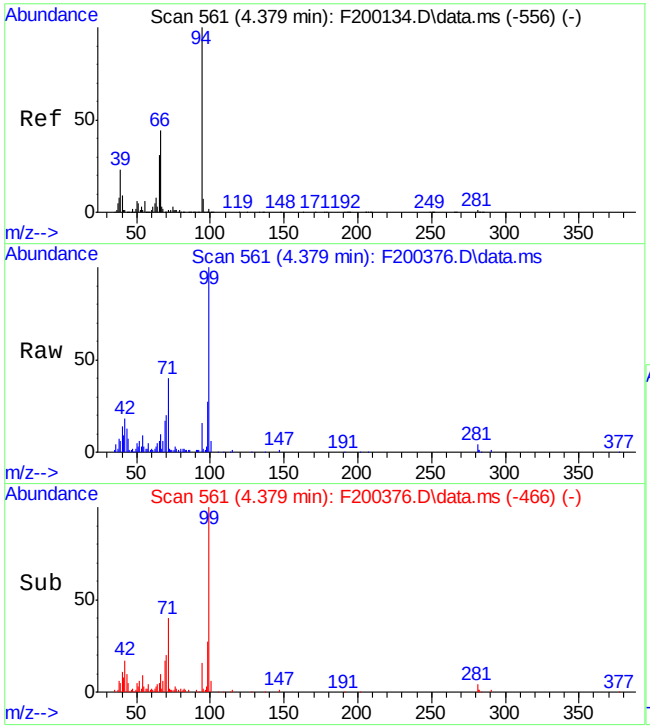

#9
Phenol
Concen: 0.45 ppm
RT: 4.379 min Scan# 561
Delta R.T. 0.005 min
Lab File: F200376.D
Acq: 8 Jul 2021 4:33 pm

Tgt Ion: 94 Resp: 9688

Ion	Ratio	Lower	Upper
94	100		
65	29.8	0.0	56.8
66	51.4	7.0	67.0

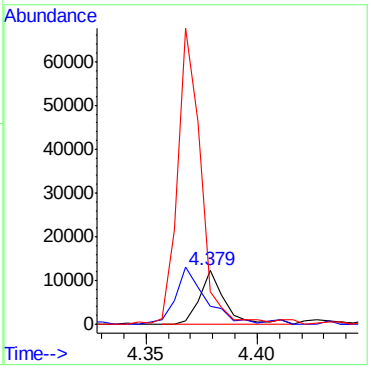

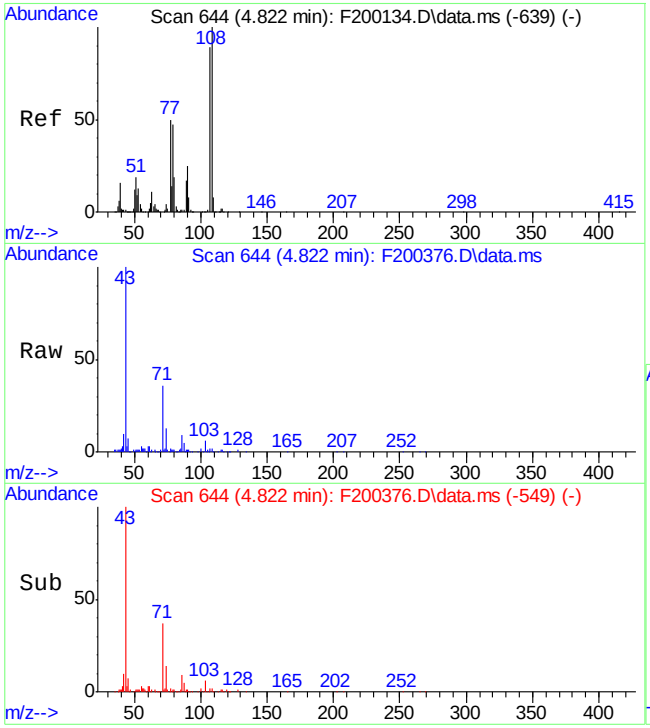

#19
2-Methylphenol
Concen: 0.23 ppm
RT: 4.822 min Scan# 644
Delta R.T. 0.005 min
Lab File: F200376.D
Acq: 8 Jul 2021 4:33 pm

Tgt Ion:108 Resp: 3603

Ion	Ratio	Lower	Upper
108	100		
107	88.4	58.6	118.6
90	22.1	0.0	54.6

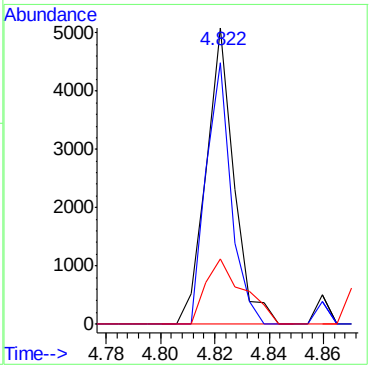

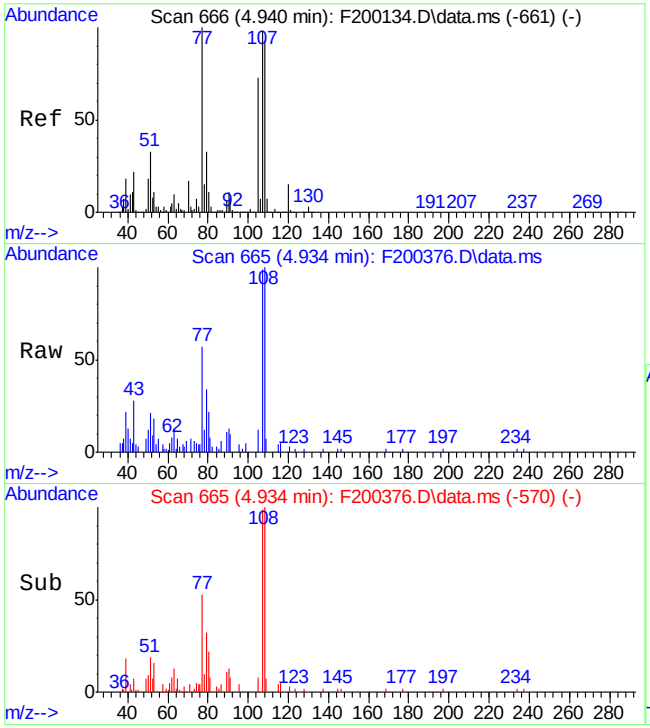

#21
3&4-Methylphenol
Concen: 1.02 ppm
RT: 4.934 min Scan# 665
Delta R.T. 0.005 min
Lab File: F200376.D
Acq: 8 Jul 2021 4:33 pm

Tgt Ion:108 Resp: 17292

Ion	Ratio	Lower	Upper
108	100		
107	97.2	75.4	135.4
90	12.8	0.0	41.9

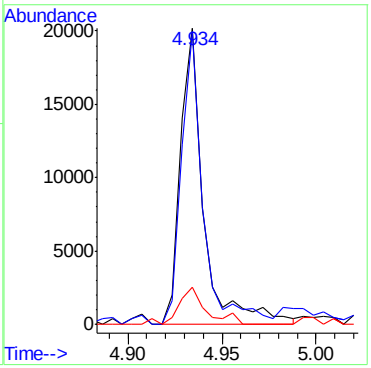

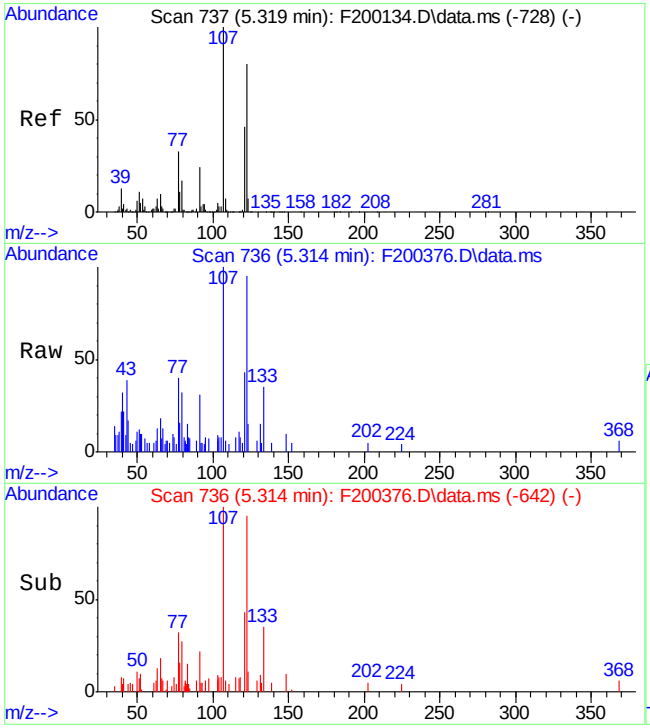

#30
2,4-Dimethylphenol
Concen: 0.50 ppm
RT: 5.314 min Scan# 736
Delta R.T. 0.000 min
Lab File: F200376.D
Acq: 8 Jul 2021 4:33 pm

Tgt Ion:107 Resp: 9382

Ion	Ratio	Lower	Upper
107	100		
121	43.1	15.9	75.9
122	80.3	46.7	106.7

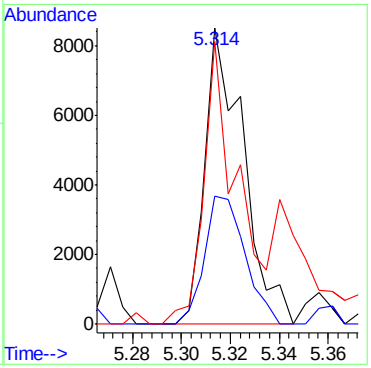

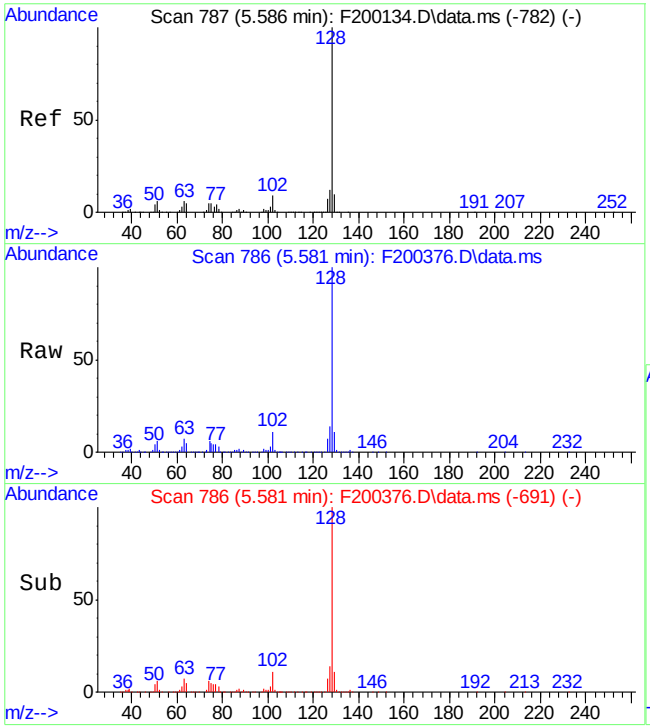

#38
Naphthalene
Concen: 13.68 ppm
RT: 5.581 min Scan# 786
Delta R.T. 0.005 min
Lab File: F200376.D
Acq: 8 Jul 2021 4:33 pm

Tgt Ion:128 Resp: 684777

Ion	Ratio	Lower	Upper
128	100		
129	10.6	0.0	40.2
127	13.5	0.0	42.2

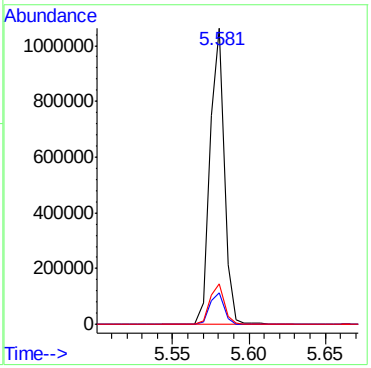

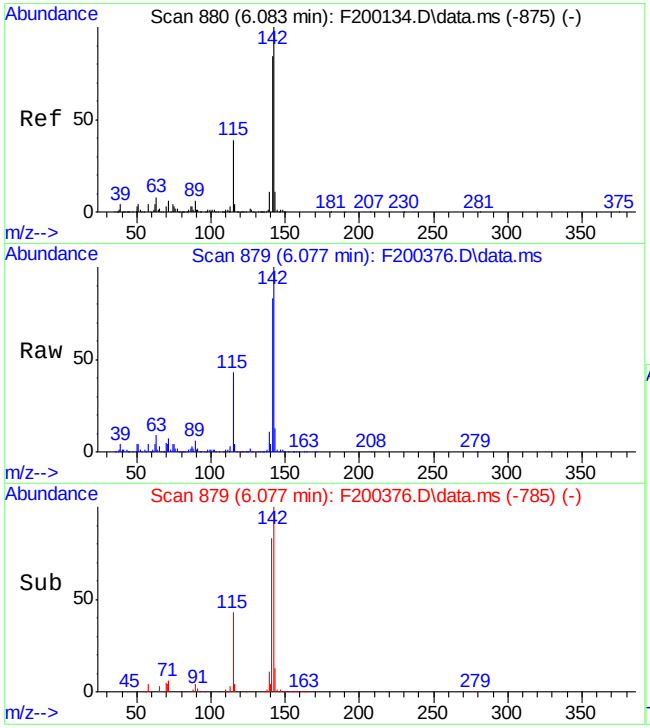

#44
2-Methylnaphthalene
Concen: 6.89 ppm
RT: 6.077 min Scan# 879
Delta R.T. 0.000 min
Lab File: F200376.D
Acq: 8 Jul 2021 4:33 pm

Tgt Ion:141 Resp: 199273

Ion	Ratio	Lower	Upper
141	100		
142	120.1	89.5	149.5
115	52.0	16.9	76.9

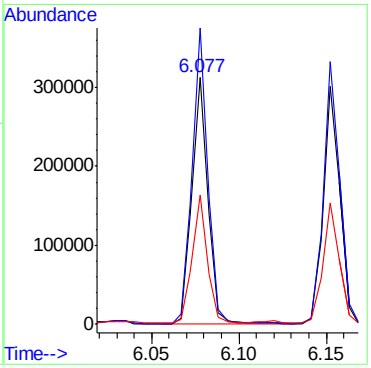

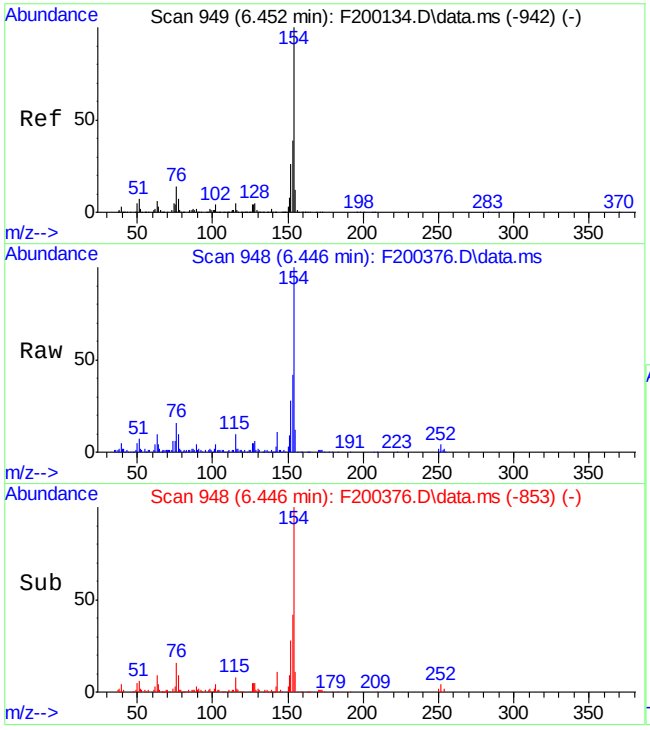

#53
Biphenyl
Concen: 2.52 ppm
RT: 6.446 min Scan# 948
Delta R.T. 0.005 min
Lab File: F200376.D
Acq: 8 Jul 2021 4:33 pm

Tgt Ion:154 Resp: 103623

Ion	Ratio	Lower	Upper
154	100		
153	41.6	8.9	68.9
155	11.5	0.0	42.2

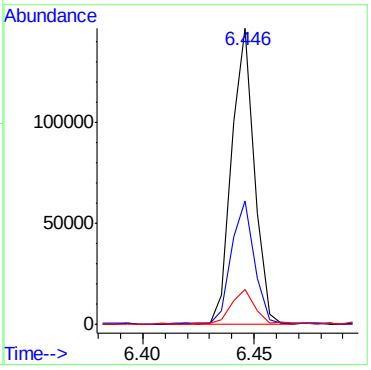

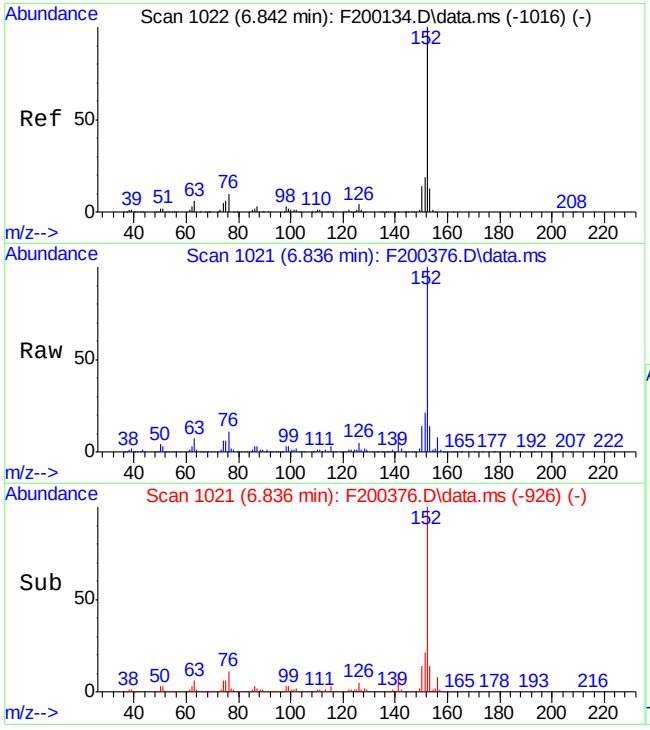

#56
Acenaphthylene
Concen: 15.52 ppm
RT: 6.836 min Scan# 1021
Delta R.T. 0.005 min
Lab File: F200376.D
Acq: 8 Jul 2021 4:33 pm

Tgt Ion:152 Resp: 590529

Ion	Ratio	Lower	Upper
152	100		
151	20.7	0.0	49.4
153	14.1	0.0	43.1

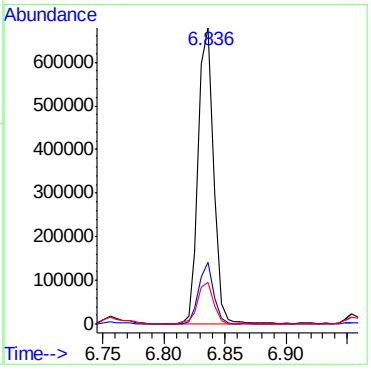

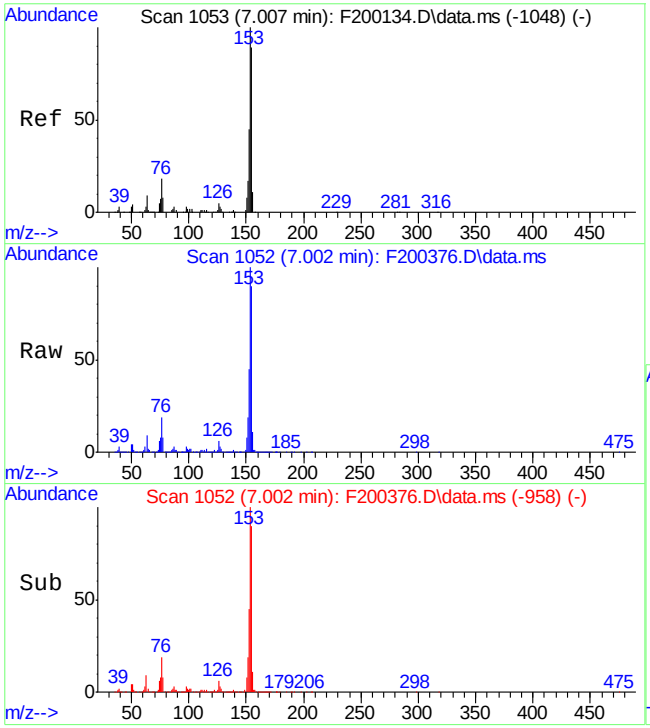

#59
Acenaphthene
Concen: 26.37 ppm
RT: 7.002 min Scan# 1052
Delta R.T. 0.000 min
Lab File: F200376.D
Acq: 8 Jul 2021 4:33 pm

Tgt Ion:153 Resp: 841470

Ion	Ratio	Lower	Upper
153	100		
152	45.4	15.0	75.0
154	90.6	50.4	110.4

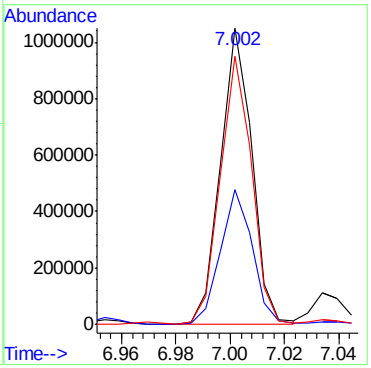

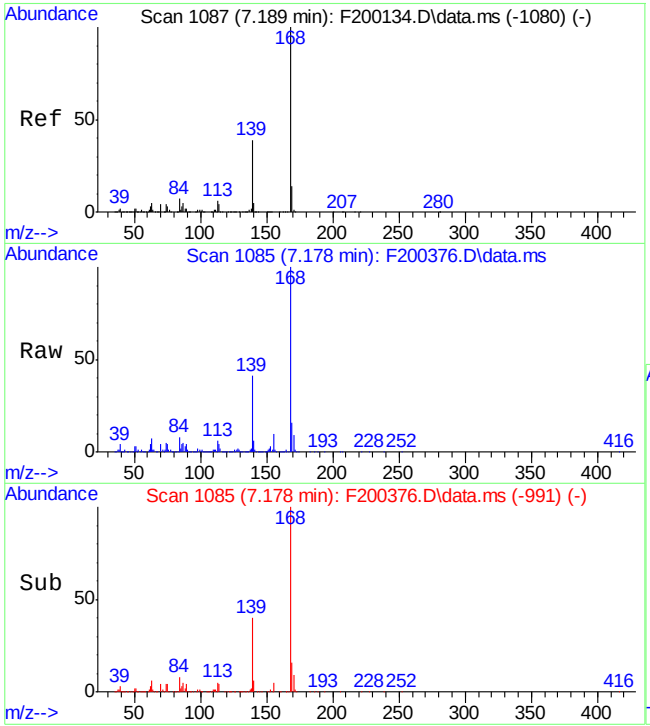

#62
Dibenzofuran
Concen: 19.20 ppm
RT: 7.178 min Scan# 1085
Delta R.T. 0.000 min
Lab File: F200376.D
Acq: 8 Jul 2021 4:33 pm

Tgt Ion:168 Resp: 859516

Ion	Ratio	Lower	Upper
168	100		
139	41.3	9.0	69.0
169	15.9	0.0	44.0

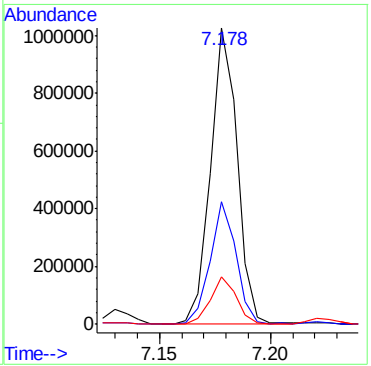

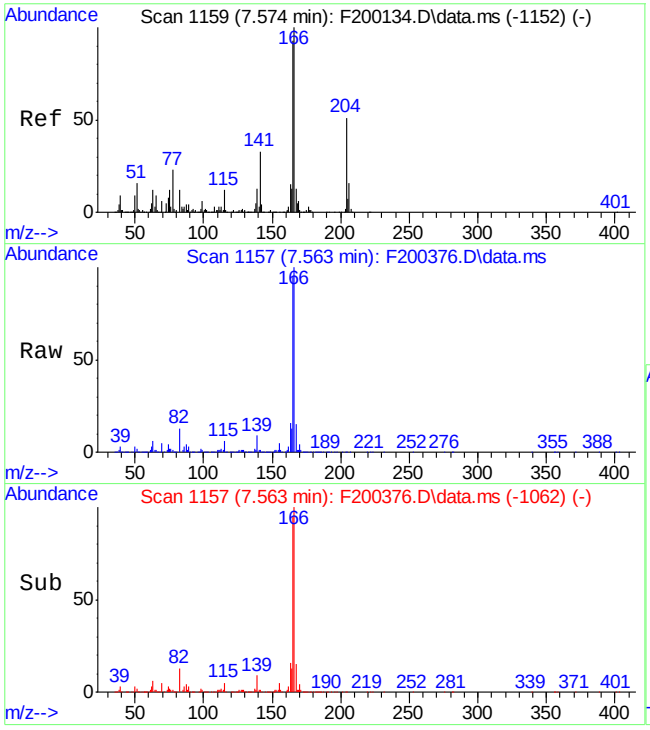

#66
Fluorene
Concen: 30.52 ppm
RT: 7.563 min Scan# 1157
Delta R.T. 0.005 min
Lab File: F200376.D
Acq: 8 Jul 2021 4:33 pm

Tgt Ion:166 Resp: 1114943

Ion	Ratio	Lower	Upper
166	100		
165	95.2	62.8	122.8
167	14.6	0.0	42.8

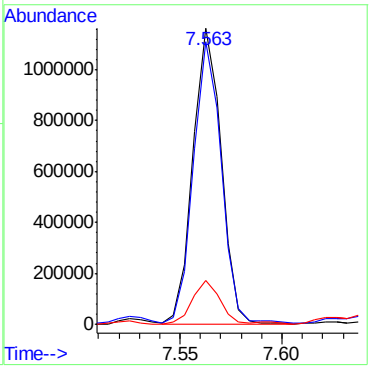

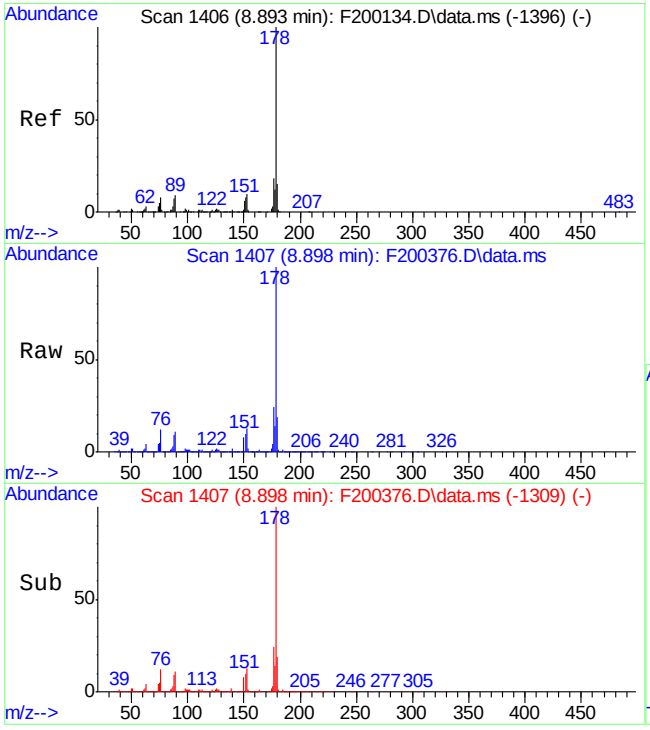

#77
Phenanthrene
Concen: 285.52 ppm
RT: 8.898 min Scan# 1407
Delta R.T. 0.021 min
Lab File: F200376.D
Acq: 8 Jul 2021 4:33 pm

Tgt Ion:178 Resp:14800824

Ion	Ratio	Lower	Upper
178	100		
179	19.1	0.0	45.1
176	23.6	0.0	48.0

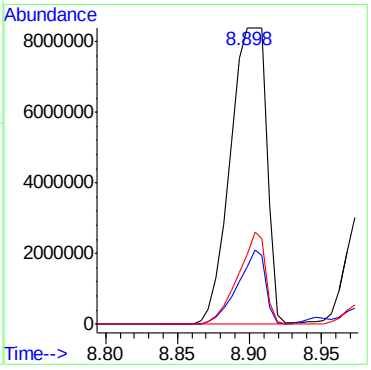

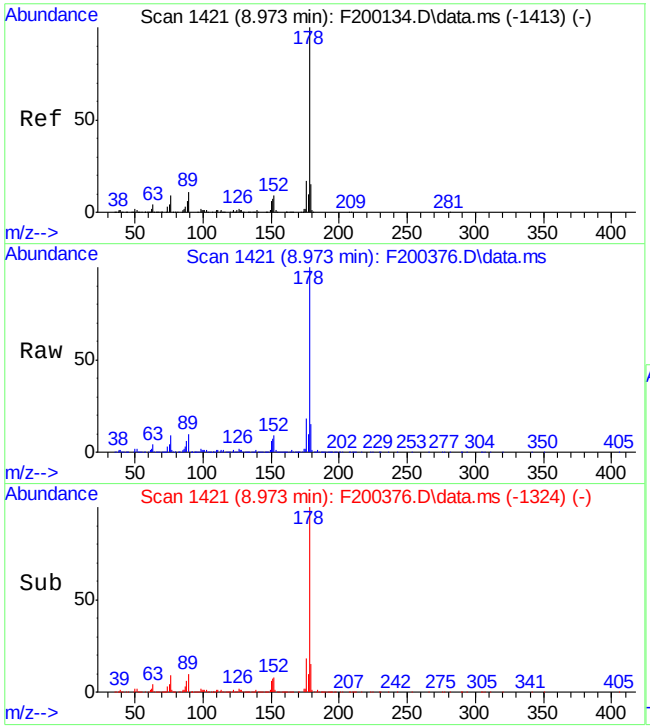

#78
Anthracene
Concen: 64.45 ppm
RT: 8.973 min Scan# 1421
Delta R.T. 0.016 min
Lab File: F200376.D
Acq: 8 Jul 2021 4:33 pm

Tgt Ion:178 Resp: 3303936

Ion	Ratio	Lower	Upper
178	100		
179	14.9	0.0	44.9
176	18.0	0.0	47.2

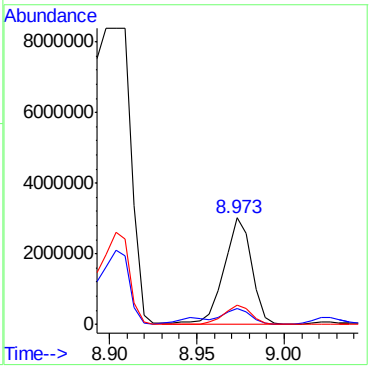

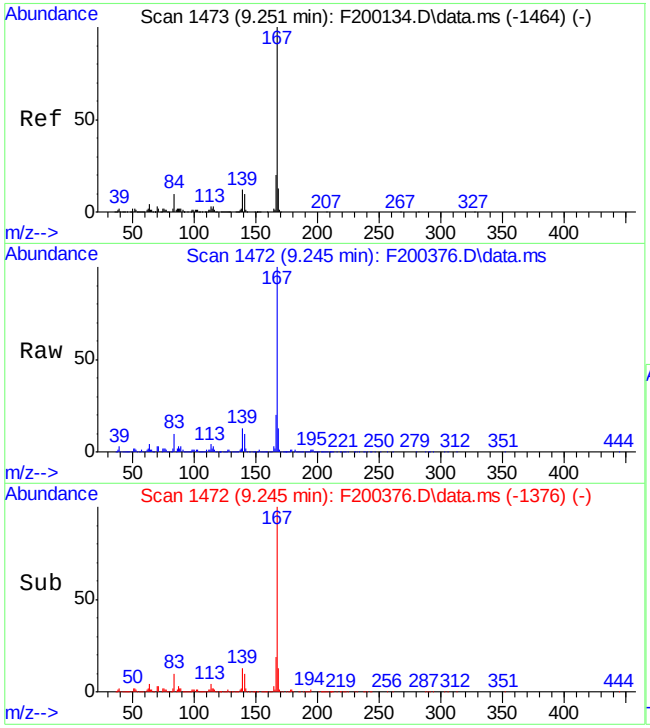

#79
Carbazole
Concen: 30.70 ppm
RT: 9.245 min Scan# 1472
Delta R.T. 0.011 min
Lab File: F200376.D
Acq: 8 Jul 2021 4:33 pm

Tgt Ion:167 Resp: 1410260

Ion	Ratio	Lower	Upper
167	100		
166	19.5	0.0	50.2
139	13.0	0.0	42.4

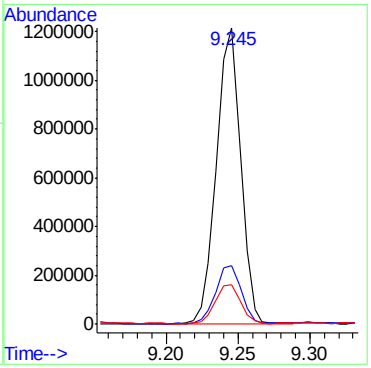

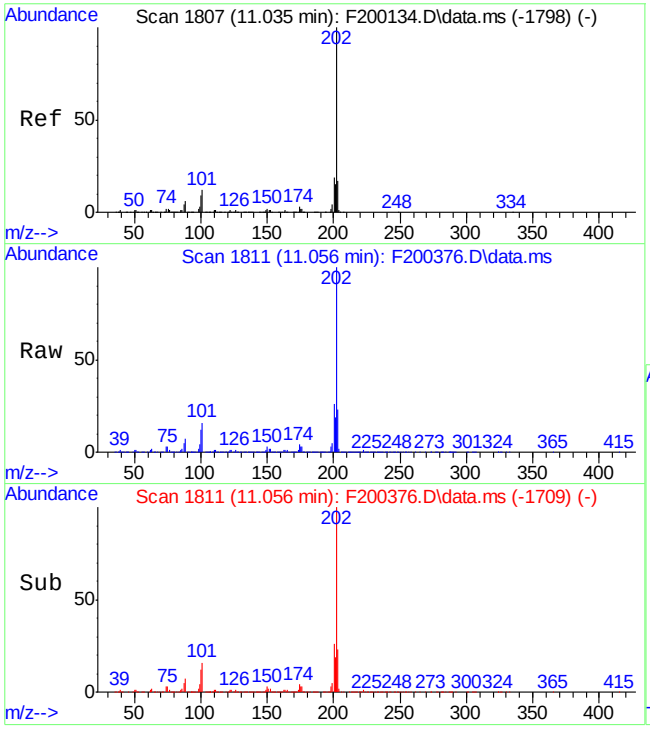

#81
Fluoranthene
Concen: 363.65 ppm
RT: 11.056 min Scan# 1811
Delta R.T. 0.043 min
Lab File: F200376.D
Acq: 8 Jul 2021 4:33 pm

Tgt Ion:202 Resp:20135312

Ion	Ratio	Lower	Upper
202	100		
101	16.4	0.0	41.9
100	11.5	0.0	38.7

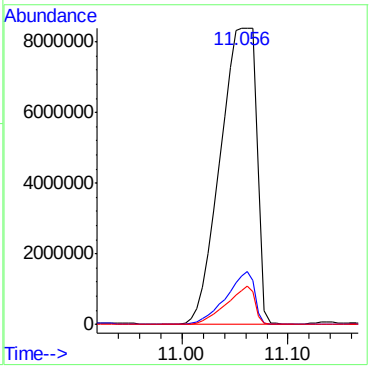

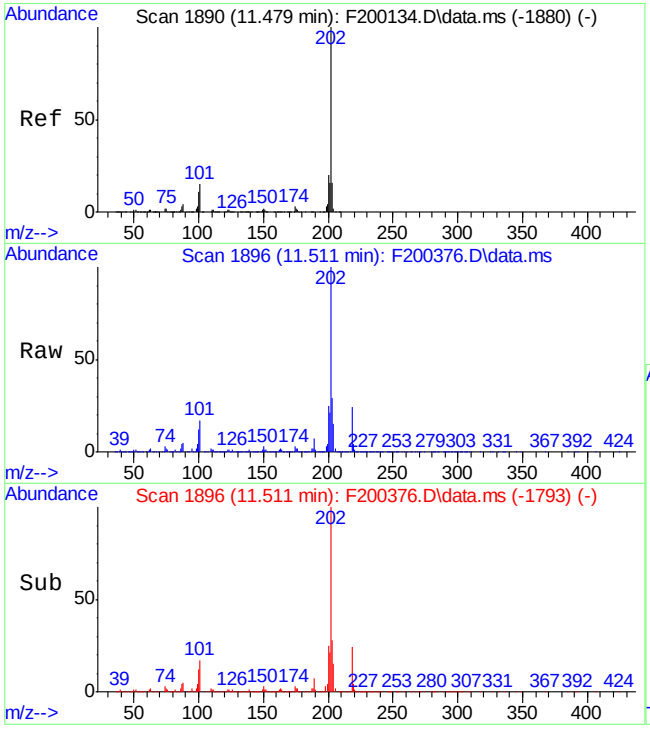

#85
Pyrene
Concen: 339.11 ppm
RT: 11.511 min Scan# 1896
Delta R.T. 0.048 min
Lab File: F200376.D
Acq: 8 Jul 2021 4:33 pm

Tgt Ion:202 Resp:19790636

Ion	Ratio	Lower	Upper
202	100		
101	17.4	0.0	44.5
100	12.1	0.0	41.1

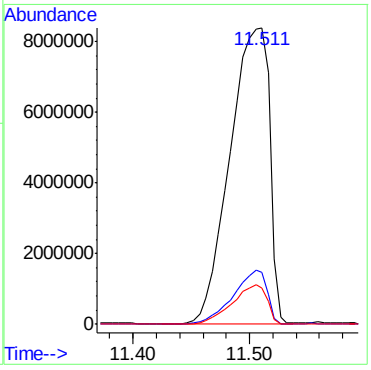

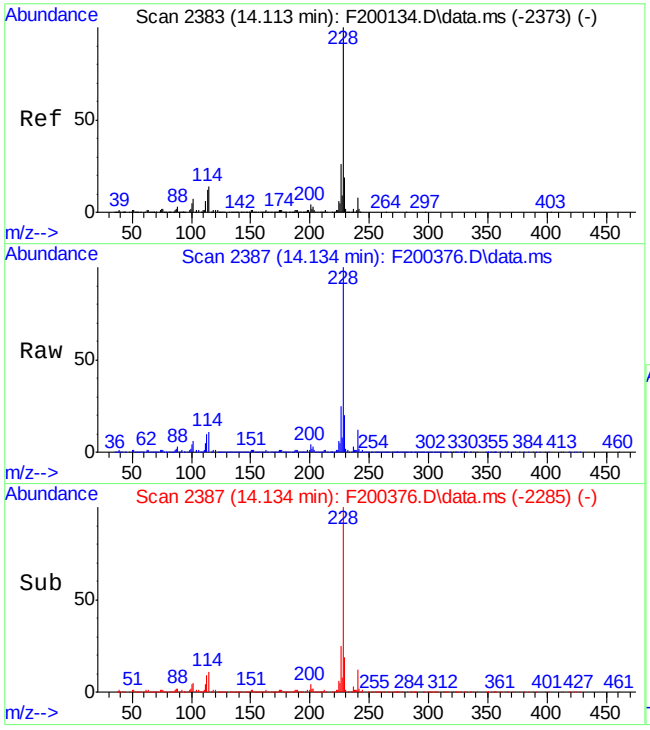

#88
Benzo[a]anthracene
Concen: 172.94 ppm
RT: 14.134 min Scan# 2387
Delta R.T. 0.043 min
Lab File: F200376.D
Acq: 8 Jul 2021 4:33 pm

Tgt Ion:228 Resp: 9359697

Ion	Ratio	Lower	Upper
228	100		
229	19.3	0.0	49.3
226	24.4	0.0	56.3

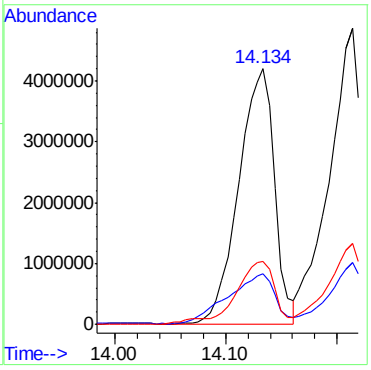

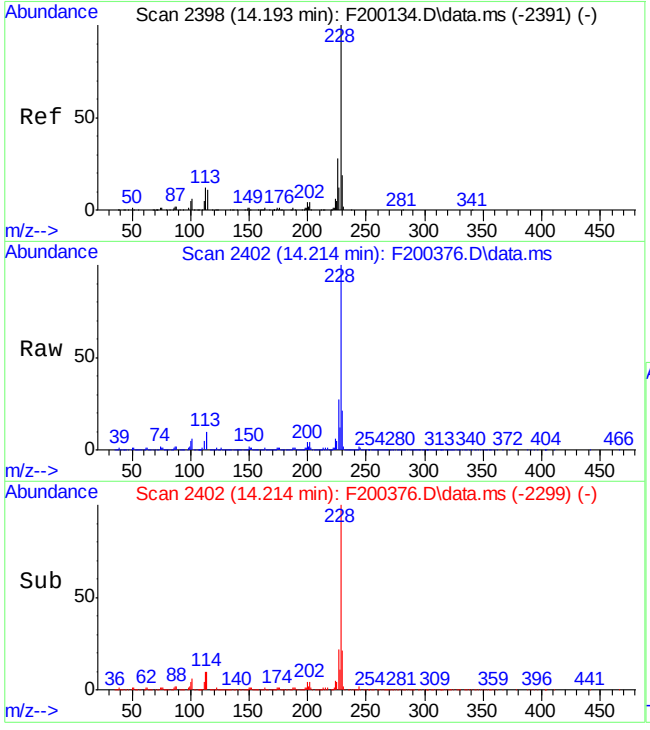

#90
Chrysene
Concen: 175.74 ppm
RT: 14.214 min Scan# 2402
Delta R.T. 0.048 min
Lab File: F200376.D
Acq: 8 Jul 2021 4:33 pm

Tgt Ion:228 Resp: 9554490

Ion	Ratio	Lower	Upper
228	100		
226	27.3	0.0	57.8
229	20.4	0.0	48.8

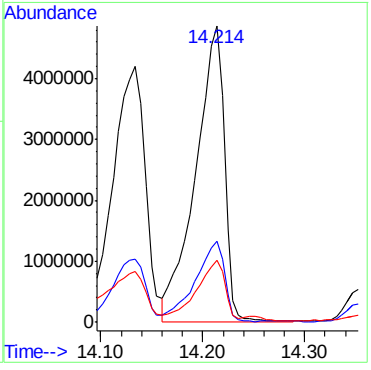

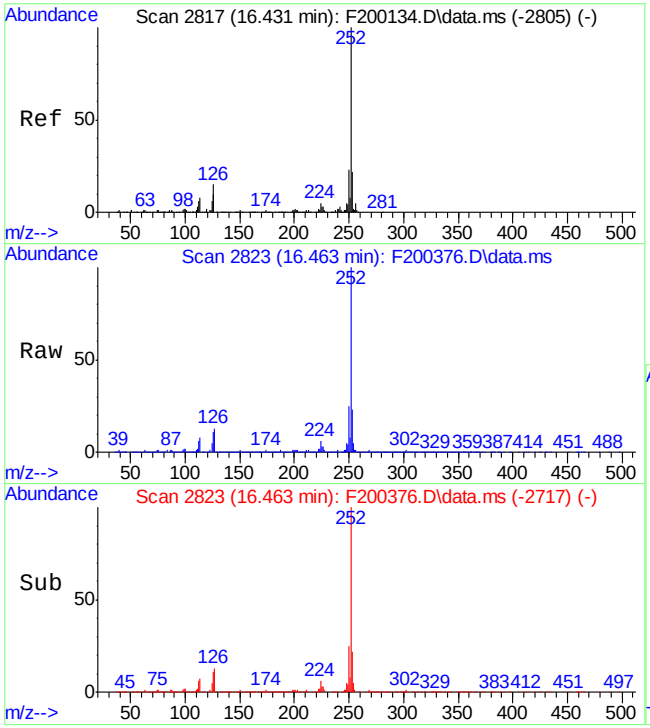

#94
Benzo[b]fluoranthene
Concen: 186.81 ppm
RT: 16.463 min Scan# 2823
Delta R.T. 0.064 min
Lab File: F200376.D
Acq: 8 Jul 2021 4:33 pm

Tgt Ion:252 Resp:10575594

Ion	Ratio	Lower	Upper
252	100		
253	21.9	0.0	51.3
125	10.9	0.0	39.6

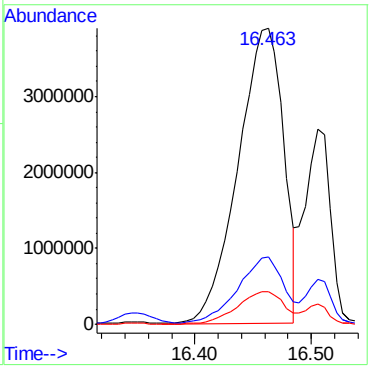

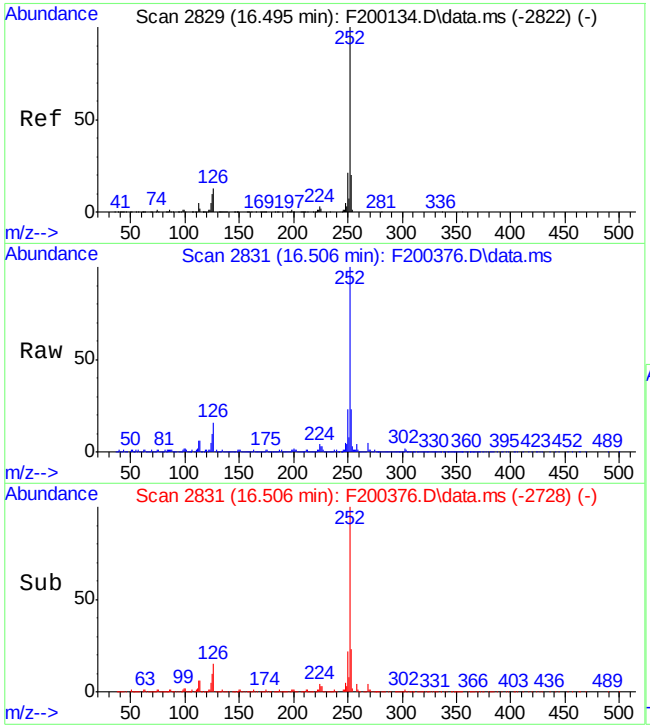

#95
Benzo[k]fluoranthene
Concen: 72.32 ppm
RT: 16.506 min Scan# 2831
Delta R.T. 0.048 min
Lab File: F200376.D
Acq: 8 Jul 2021 4:33 pm

Tgt Ion:252 Resp: 3951963

Ion	Ratio	Lower	Upper
252	100		
253	22.5	0.0	51.3
125	9.6	0.0	40.4

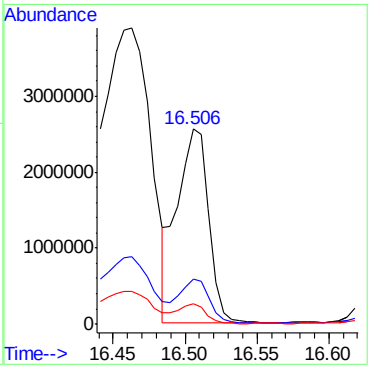

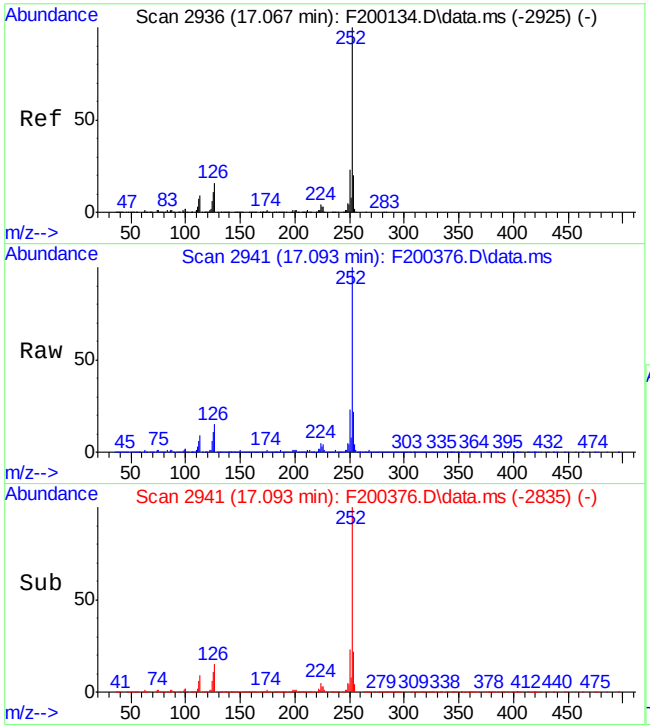

#96
Benzo[a]pyrene
Concen: 162.49 ppm
RT: 17.093 min Scan# 2941
Delta R.T. 0.064 min
Lab File: F200376.D
Acq: 8 Jul 2021 4:33 pm

Tgt Ion:252 Resp: 8215362

Ion	Ratio	Lower	Upper
252	100		
253	21.6	0.0	50.1
125	10.8	0.0	40.9

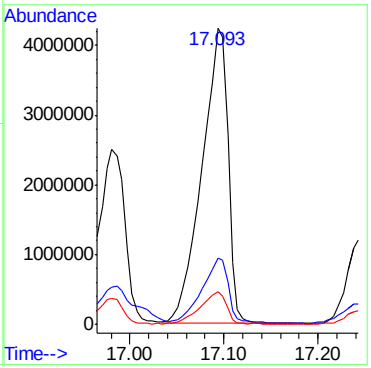

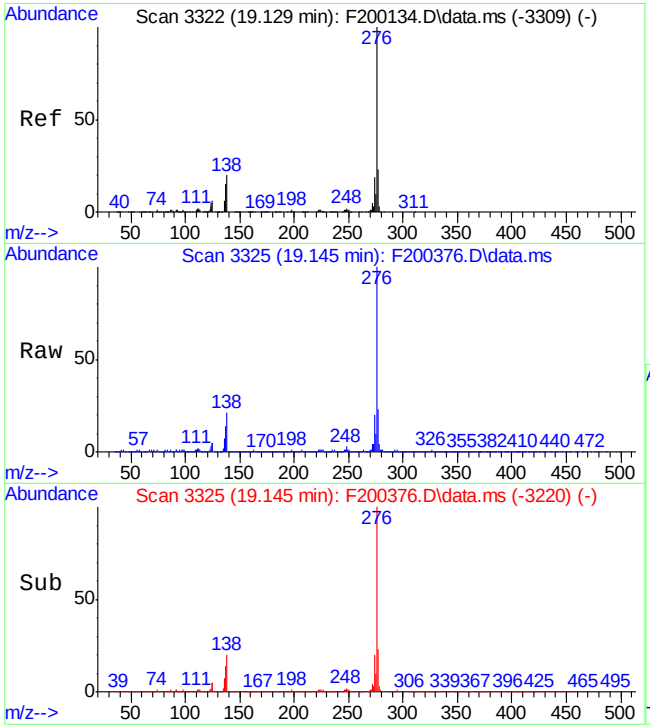

#97
Indeno[1,2,3-cd]pyrene
Concen: 112.26 ppm
RT: 19.145 min Scan# 3325
Delta R.T. 0.059 min
Lab File: F200376.D
Acq: 8 Jul 2021 4:33 pm

Tgt Ion:276 Resp: 5037034

Ion	Ratio	Lower	Upper
276	100		
138	19.7	0.0	50.0
137	13.6	0.0	45.3

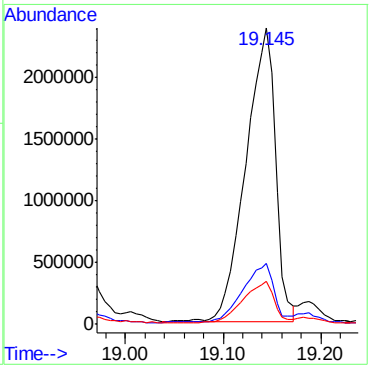

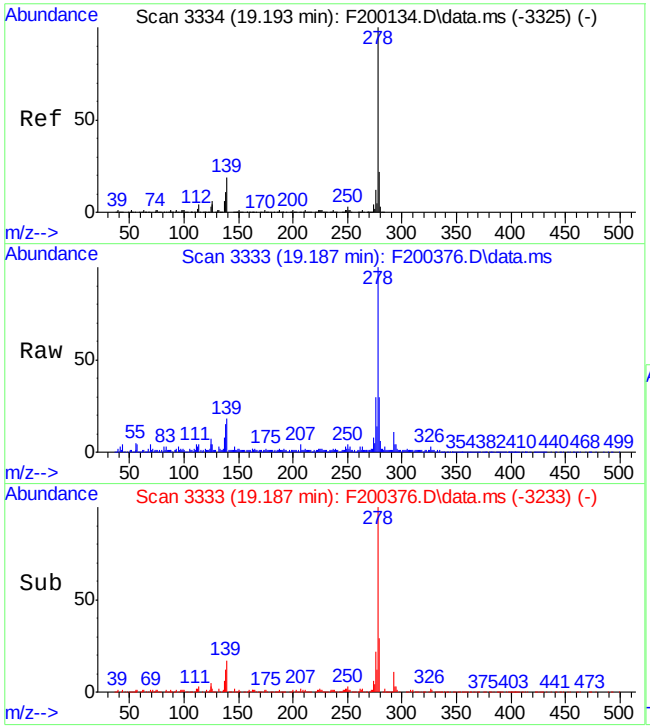

#99
Dibenz[a,h]anthracene
Concen: 23.88 ppm
RT: 19.187 min Scan# 3333
Delta R.T. 0.032 min
Lab File: F200376.D
Acq: 8 Jul 2021 4:33 pm

Tgt Ion:278 Resp: 1182088

Ion	Ratio	Lower	Upper
278	100		
139	18.6	0.0	49.3
279	30.0	0.0	51.8

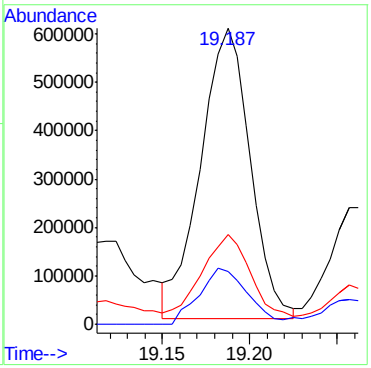

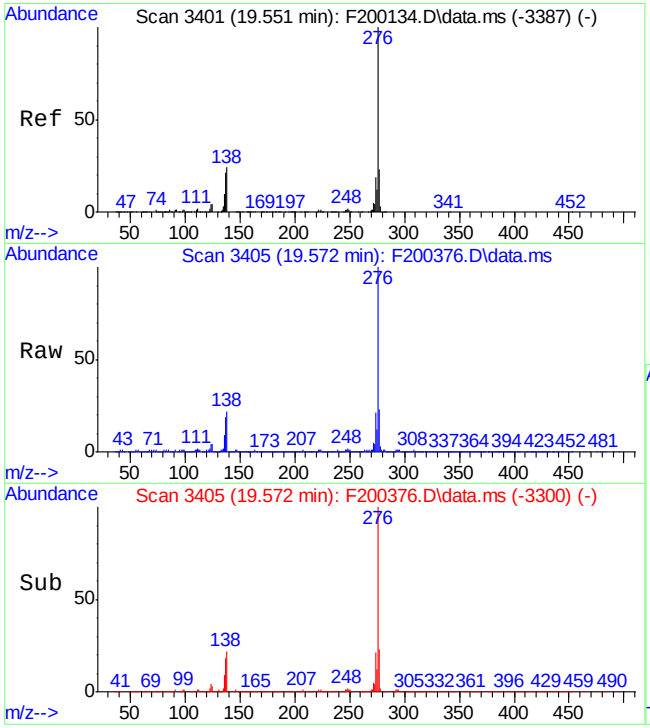

#101
Benzo[g,h,i]perylene
Concen: 95.30 ppm
RT: 19.572 min Scan# 3405
Delta R.T. 0.059 min
Lab File: F200376.D
Acq: 8 Jul 2021 4:33 pm

Tgt Ion:276 Resp: 4940638

Ion	Ratio	Lower	Upper
276	100		
138	21.9	0.0	54.3
277	22.7	0.0	52.6

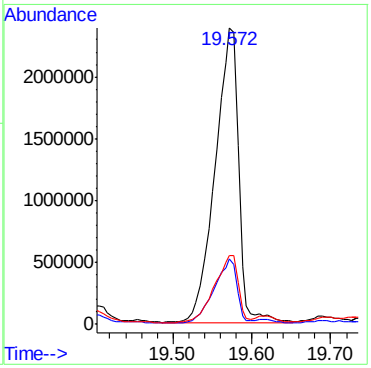

LSC Area Percent Report

Data Path : C:\MSDCHEM\1\DATA\EF8759\
Data File : F200376.D
Acq On : 8 Jul 2021 4:33 pm
Operator : chriss2
Sample : jd27605-3
Misc : op34129,ef8759,30.4,,,1,1
ALS Vial : 14 Sample Multiplier: 1

Integration Parameters: rteint.p
Integrator: RTE
Smoothing : ON Filtering: 5
Sampling : 1 Min Area: 1000 Area counts
Start Thrs: 0.02 Max Peaks: 100
Stop Thrs : 0 Peak Location: TOP

If leading or trailing edge < 100 prefer < Baseline drop else tangent >
Peak separation: 5

Method : C:\MSDCHEM\1\METHODS\MF8747.M
Title : Semi Volatile Extractables by GC/MS

Signal : TIC: F200376.D\data.ms

peak #	R.T. min	first scan	max scan	last scan	PK TY	peak height	corr. area	corr. % max.	% of total
1	2.626	230	233	239	rVV	66393	56217	0.10%	0.009%
2	2.744	251	255	261	rBV2	65971	81587	0.15%	0.013%
3	2.979	297	299	302	rBV	68686	57523	0.11%	0.009%
4	3.129	323	327	330	rVV5	48042	42049	0.08%	0.007%
5	3.161	330	333	337	rVB2	47479	46157	0.08%	0.008%
6	3.225	341	345	348	rVV2	64774	50204	0.09%	0.008%
7	3.289	348	357	359	rVV4	64908	116196	0.21%	0.019%
8	3.342	364	367	372	rVB	211170	178942	0.33%	0.029%
9	3.385	372	375	382	rVB	545664	472743	0.86%	0.078%
10	3.454	386	388	396	rVB	57326	57033	0.10%	0.009%
11	3.524	397	401	408	rVB2	289475	377460	0.69%	0.062%
12	3.577	408	411	417	rBV2	92765	100235	0.18%	0.017%
13	3.652	417	425	432	rBV	2923834	2187452	4.00%	0.360%
14	3.903	465	472	477	rBV	36277	45703	0.08%	0.008%
15	4.080	490	505	516	rBV	536509	894051	1.63%	0.147%
16	4.170	518	522	528	rVB	1665368	1254163	2.29%	0.207%
17	4.250	533	537	542	rBV	256807	199018	0.36%	0.033%
18	4.368	549	559	565	rBV	3611202	2551718	4.67%	0.420%
19	4.443	571	573	585	rVB	172826	126968	0.23%	0.021%
20	4.587	598	600	606	rVB	81631	64966	0.12%	0.011%
21	4.646	606	611	616	rBV	4428689	3270166	5.98%	0.538%
22	4.747	624	630	633	rBV2	73762	73021	0.13%	0.012%
23	4.827	642	645	651	rBV	1043432	683308	1.25%	0.113%
24	4.934	662	665	670	rBV2	102345	85563	0.16%	0.014%
25	5.046	679	686	690	rBV	2994413	2205467	4.03%	0.363%
26	5.084	690	693	695	rVB	62833	48135	0.09%	0.008%
27	5.191	710	713	717	rBV	140086	118750	0.22%	0.020%
28	5.314	731	736	742	rBV9	51091	83625	0.15%	0.014%
29	5.378	742	748	752	rBV6	57520	85408	0.16%	0.014%
30	5.410	752	754	757	rVB	70158	42355	0.08%	0.007%
31	5.452	760	762	768	rBV7	25366	41472	0.08%	0.007%
32	5.501	768	771	775	rBV2	79461	73716	0.13%	0.012%
33	5.565	779	783	789	rBV2	6727540	5718686	10.46%	0.942%
34	5.613	790	792	801	rVB	88969	96131	0.18%	0.016%

LSC Area Percent Report

Data Path : C:\MSDCHEM\1\DATA\EF8759\
Data File : F200376.D
Acq On : 8 Jul 2021 4:33 pm
Operator : chriss2
Sample : jd27605-3
Misc : op34129,ef8759,30.4,,,1,1
ALS Vial : 14 Sample Multiplier: 1

Integration Parameters: rteint.p
Integrator: RTE
Smoothing : ON Filtering: 5
Sampling : 1 Min Area: 1000 Area counts
Start Thrs: 0.02 Max Peaks: 100
Stop Thrs : 0 Peak Location: TOP

If leading or trailing edge < 100 prefer < Baseline drop else tangent >
Peak separation: 5

Method : C:\MSDCHEM\1\METHODS\MF8747.M
Title : Semi Volatile Extractables by GC/MS

35	5.741	811	816	819	rBV2	49211	53707	0.10%	0.009%
36	5.816	825	830	833	rBV	183531	132862	0.24%	0.022%
37	5.939	847	853	860	rVB2	192430	203715	0.37%	0.034%
38	5.987	860	862	865	rBV4	48900	44677	0.08%	0.007%
39	6.024	865	869	875	rVV5	73326	104233	0.19%	0.017%
40	6.078	875	879	883	rVV	1332223	837797	1.53%	0.138%
41	6.115	883	886	890	rVV3	129581	109972	0.20%	0.018%
42	6.152	890	893	897	rVB	1241576	827828	1.51%	0.136%
43	6.227	900	907	910	rBV8	27939	57243	0.10%	0.009%
44	6.334	923	927	928	rBV3	61658	67886	0.12%	0.011%
45	6.361	928	932	938	rVV	6997105	4537834	8.30%	0.747%
46	6.446	941	948	952	rVV	517577	422735	0.77%	0.070%
47	6.526	958	963	968	rVB	325356	349696	0.64%	0.058%
48	6.585	968	974	978	rBV2	525439	632434	1.16%	0.104%
49	6.617	978	980	982	rBV2	48538	47692	0.09%	0.008%
50	6.649	982	986	988	rVV	1123900	940545	1.72%	0.155%
51	6.671	989	990	995	rVV2	607856	517825	0.95%	0.085%
52	6.708	995	997	1001	rVB3	89417	77437	0.14%	0.013%
53	6.756	1001	1006	1014	rVB2	576217	676586	1.24%	0.111%
54	6.836	1015	1021	1025	rVB	1748529	1570587	2.87%	0.259%
55	6.879	1026	1029	1033	rVB6	30906	46446	0.08%	0.008%
56	6.970	1033	1046	1049	rBV	6155167	5225989	9.56%	0.860%
57	7.002	1049	1052	1056	rVV	4010832	3314449	6.06%	0.546%
58	7.034	1056	1058	1061	rVB	312976	243892	0.45%	0.040%
59	7.077	1061	1066	1071	rBV2	242791	382312	0.70%	0.063%
60	7.130	1071	1076	1079	rVV3	428159	510138	0.93%	0.084%
61	7.178	1080	1085	1090	rVV	2967657	2608567	4.77%	0.430%
62	7.221	1090	1093	1098	rVB	420084	366757	0.67%	0.060%
63	7.306	1103	1109	1112	rBV	448122	529911	0.97%	0.087%
64	7.333	1112	1114	1118	rBV2	366836	295472	0.54%	0.049%
65	7.408	1122	1128	1134	rBV2	371211	672271	1.23%	0.111%
66	7.456	1134	1137	1140	rVB2	120810	124941	0.23%	0.021%
67	7.499	1141	1145	1148	rBV3	138879	188036	0.34%	0.031%
68	7.525	1148	1150	1153	rVB	145842	111759	0.20%	0.018%
69	7.563	1153	1157	1165	rVB	4105519	4013748	7.34%	0.661%
70	7.643	1165	1172	1174	rBV	612729	927880	1.70%	0.153%
71	7.670	1174	1177	1180	rVB2	544772	501706	0.92%	0.083%

LSC Area Percent Report

Data Path : C:\MSDCHEM\1\DATA\EF8759\
Data File : F200376.D
Acq On : 8 Jul 2021 4:33 pm
Operator : chriss2
Sample : jd27605-3
Misc : op34129,ef8759,30.4,,,1,1
ALS Vial : 14 Sample Multiplier: 1

Integration Parameters: rteint.p
Integrator: RTE
Smoothing : ON Filtering: 5
Sampling : 1 Min Area: 1000 Area counts
Start Thrs: 0.02 Max Peaks: 100
Stop Thrs : 0 Peak Location: TOP

If leading or trailing edge < 100 prefer < Baseline drop else tangent >
Peak separation: 5

Method : C:\MSDCHEM\1\METHODS\MF8747.M
Title : Semi Volatile Extractables by GC/MS

72	7.702	1180	1183	1185	rBV4	178858	178088	0.33%	0.029%
73	7.728	1185	1188	1190	rVB2	288032	267164	0.49%	0.044%
74	7.760	1190	1194	1201	rVB	1233619	1370683	2.51%	0.226%
75	7.856	1201	1212	1219	rBV2	2542030	3465153	6.34%	0.571%
76	7.921	1219	1224	1232	rVB2	383652	537242	0.98%	0.088%
77	8.022	1232	1243	1251	rBV5	362509	798187	1.46%	0.131%
78	8.075	1251	1253	1259	rBV6	64508	104193	0.19%	0.017%
79	8.140	1259	1265	1268	rVB4	151062	220478	0.40%	0.036%
80	8.172	1268	1271	1274	rBV4	99716	127854	0.23%	0.021%
81	8.209	1274	1278	1281	rBV4	98590	105033	0.19%	0.017%
82	8.279	1284	1291	1295	rBV3	799982	1581881	2.89%	0.260%
83	8.316	1295	1298	1302	rVB2	429783	458875	0.84%	0.076%
84	8.359	1302	1306	1309	rBV2	192129	217321	0.40%	0.036%
85	8.396	1309	1313	1317	rVB2	402016	535871	0.98%	0.088%
86	8.439	1317	1321	1324	rBV2	216759	255966	0.47%	0.042%
87	8.476	1324	1328	1330	rBV2	584281	713879	1.31%	0.118%
88	8.556	1337	1343	1352	rVB	1595298	2482670	4.54%	0.409%
89	8.642	1352	1359	1363	rBV2	914493	1450915	2.65%	0.239%
90	8.685	1363	1367	1372	rVB	2026128	2308713	4.22%	0.380%
91	8.813	1388	1391	1393	rVB4	59783	53735	0.10%	0.009%
92	8.855	1393	1399	1401	rBV	3292443	4693152	8.58%	0.773%
93	8.904	1401	1408	1413	rVV	28672829	42132586	77.04%	6.937%
94	8.973	1413	1421	1427	rVB	7293085	8420412	15.40%	1.386%
95	9.026	1427	1431	1434	rBV	506924	674266	1.23%	0.111%
96	9.058	1434	1437	1441	rVB2	353645	413259	0.76%	0.068%
97	9.096	1441	1444	1446	rBV	173444	178775	0.33%	0.029%
98	9.149	1452	1454	1458	rVB3	125864	121035	0.22%	0.020%
99	9.192	1458	1462	1467	rVB	628283	746471	1.36%	0.123%
100	9.245	1467	1472	1479	rVB	2866598	3473017	6.35%	0.572%
101	9.304	1479	1483	1487	rBV3	226489	384329	0.70%	0.063%
102	9.368	1490	1495	1498	rVV2	677439	942498	1.72%	0.155%
103	9.400	1499	1501	1510	rVB4	542073	982309	1.80%	0.162%
104	9.464	1510	1513	1518	rBV6	100158	105273	0.19%	0.017%
105	9.513	1518	1522	1524	rBV3	216115	260240	0.48%	0.043%
106	9.545	1524	1528	1534	rVB2	356861	577412	1.06%	0.095%
107	9.619	1536	1542	1550	rVB3	339108	517248	0.95%	0.085%
108	9.705	1550	1558	1563	rBV	3794545	5355907	9.79%	0.882%
109	9.753	1563	1567	1575	rVB	4973452	6781989	12.40%	1.117%

LSC Area Percent Report

Data Path : C:\MSDCHEM\1\DATA\EF8759\
Data File : F200376.D
Acq On : 8 Jul 2021 4:33 pm
Operator : chriss2
Sample : jd27605-3
Misc : op34129,ef8759,30.4,,,1,1
ALS Vial : 14 Sample Multiplier: 1

Integration Parameters: rteint.p
Integrator: RTE
Smoothing : ON Filtering: 5
Sampling : 1 Min Area: 1000 Area counts
Start Thrs: 0.02 Max Peaks: 100
Stop Thrs : 0 Peak Location: TOP

If leading or trailing edge < 100 prefer < Baseline drop else tangent >
Peak separation: 5

Method : C:\MSDCHEM\1\METHODS\MF8747.M
Title : Semi Volatile Extractables by GC/MS

110	9.838	1577	1583	1587	rBV	1505367	2087383	3.82%	0.344%
111	9.892	1587	1593	1598	rVV2	5642457	8054514	14.73%	1.326%
112	9.940	1598	1602	1614	rVB	2999883	4243369	7.76%	0.699%
113	10.052	1618	1623	1628	rBV5	402934	744129	1.36%	0.123%
114	10.100	1628	1632	1636	rVB	419726	496354	0.91%	0.082%
115	10.196	1644	1650	1655	rBV6	360835	590796	1.08%	0.097%
116	10.293	1656	1668	1680	rVV2	4238775	9629553	17.61%	1.586%
117	10.405	1685	1689	1694	rVB	348124	420701	0.77%	0.069%
118	10.554	1711	1717	1723	rBV3	614837	1112969	2.04%	0.183%
119	10.613	1723	1728	1732	rVV	759487	928674	1.70%	0.153%
120	10.656	1732	1736	1746	rVB2	563826	907118	1.66%	0.149%
121	10.752	1746	1754	1760	rBV3	1632229	3625097	6.63%	0.597%
122	10.811	1760	1765	1772	rVV2	993234	1754622	3.21%	0.289%
123	10.886	1772	1779	1783	rVV3	689139	1504461	2.75%	0.248%
124	10.928	1783	1787	1799	rVB3	786197	1681481	3.07%	0.277%
125	11.062	1799	1812	1819	rBV	25711498	52198864	95.44%	8.595%
126	11.137	1819	1826	1829	rBV2	620488	1027813	1.88%	0.169%
127	11.222	1835	1842	1847	rVB4	595935	985377	1.80%	0.162%
128	11.324	1855	1861	1864	rBV2	1173935	1793209	3.28%	0.295%
129	11.361	1865	1868	1882	rVB5	715536	1486402	2.72%	0.245%
130	11.505	1882	1895	1901	rBV	28153390	54690307	100.00%	9.005%
131	11.559	1901	1905	1908	rBV3	282707	499786	0.91%	0.082%
132	11.623	1912	1917	1925	rVB3	1386809	2370033	4.33%	0.390%
133	11.698	1926	1931	1938	rVB3	418244	803117	1.47%	0.132%
134	11.778	1939	1946	1949	rBV	1682375	2950465	5.39%	0.486%
135	11.810	1949	1952	1967	rVB	1564092	2629715	4.81%	0.433%
136	11.927	1967	1974	1980	rBV2	3816462	6826771	12.48%	1.124%
137	11.991	1980	1986	1992	rVB2	1337521	2934019	5.36%	0.483%
138	12.039	1992	1995	1999	rBV	423480	537355	0.98%	0.088%
139	12.152	2009	2016	2019	rBV	1298423	2336328	4.27%	0.385%
140	12.221	2023	2029	2035	rVB	3630861	6531060	11.94%	1.075%
141	12.280	2035	2040	2048	rVB4	314937	644988	1.18%	0.106%
142	12.365	2048	2056	2062	rBV	2765315	4919424	9.00%	0.810%
143	12.424	2062	2067	2071	rBV	2219713	3419651	6.25%	0.563%
144	12.574	2091	2095	2097	rBV3	294151	384092	0.70%	0.063%
145	12.611	2097	2102	2108	rVB2	1415095	2327255	4.26%	0.383%
146	12.675	2109	2114	2119	rVB2	1459244	2236442	4.09%	0.368%

LSC Area Percent Report

Data Path : C:\MSDCHEM\1\DATA\EF8759\
Data File : F200376.D
Acq On : 8 Jul 2021 4:33 pm
Operator : chriss2
Sample : jd27605-3
Misc : op34129,ef8759,30.4,,,1,1
ALS Vial : 14 Sample Multiplier: 1

Integration Parameters: rteint.p
Integrator: RTE
Smoothing : ON Filtering: 5
Sampling : 1 Min Area: 1000 Area counts
Start Thrs: 0.02 Max Peaks: 100
Stop Thrs : 0 Peak Location: TOP

If leading or trailing edge < 100 prefer < Baseline drop else tangent >
Peak separation: 5

Method : C:\MSDCHEM\1\METHODS\MF8747.M
Title : Semi Volatile Extractables by GC/MS

147	12.729	2120	2124	2126	rBV	316473	449884	0.82%	0.074%
148	12.873	2145	2151	2159	rBV4	594346	1281293	2.34%	0.211%
149	13.135	2188	2200	2203	rBV9	643120	1590418	2.91%	0.262%
150	13.263	2220	2224	2226	rBV3	176289	244148	0.45%	0.040%
151	13.322	2227	2235	2248	rVB	2267686	4915246	8.99%	0.809%
152	13.557	2271	2279	2286	rBV2	2466770	4516496	8.26%	0.744%
153	13.642	2288	2295	2301	rVV2	3819846	6511015	11.91%	1.072%
154	13.722	2305	2310	2319	rVV2	1286445	2903042	5.31%	0.478%
155	13.808	2319	2326	2333	rVB	2111337	3741240	6.84%	0.616%
156	13.872	2334	2338	2347	rBV6	296149	767800	1.40%	0.126%
157	13.941	2347	2351	2357	rVB2	492756	852779	1.56%	0.140%
158	14.134	2370	2387	2393	rBV2	11700414	30839455	56.39%	5.078%
159	14.214	2393	2402	2411	rVV2	12856788	28275050	51.70%	4.656%
160	14.289	2412	2416	2419	rVV3	446159	808652	1.48%	0.133%
161	14.353	2421	2428	2441	rVV	2172074	4509853	8.25%	0.743%
162	14.449	2442	2446	2452	rVB3	525667	852684	1.56%	0.140%
163	14.513	2453	2458	2465	rBV8	529827	1193204	2.18%	0.196%
164	14.593	2467	2473	2485	rVB3	1360242	4145927	7.58%	0.683%
165	14.700	2487	2493	2504	rBV	1556364	3758928	6.87%	0.619%
166	14.914	2524	2533	2540	rBV3	652195	1660744	3.04%	0.273%
167	14.978	2542	2545	2550	rVB	489022	711525	1.30%	0.117%
168	15.058	2551	2560	2568	rBV	2506413	5424088	9.92%	0.893%
169	15.133	2568	2574	2583	rVB2	1618709	3399771	6.22%	0.560%
170	15.229	2584	2592	2599	rBV3	1073517	2777387	5.08%	0.457%
171	15.298	2601	2605	2607	rVV	812123	1208569	2.21%	0.199%
172	15.341	2608	2613	2619	rVB4	1227001	2517322	4.60%	0.414%
173	15.464	2632	2636	2642	rVB	532560	758846	1.39%	0.125%
174	15.565	2650	2655	2661	rVB	655289	1146044	2.10%	0.189%
175	15.763	2686	2692	2702	rVB3	1066029	2254677	4.12%	0.371%
176	15.843	2703	2707	2713	rBV5	372026	778795	1.42%	0.128%
177	15.966	2726	2730	2735	rBV2	320373	448059	0.82%	0.074%
178	16.126	2757	2760	2766	rVB2	584503	910128	1.66%	0.150%
179	16.345	2798	2801	2808	rVB	308710	518661	0.95%	0.085%
180	16.457	2809	2822	2827	rBV	10429331	27902384	51.02%	4.594%
181	16.506	2828	2831	2838	rVB	6956226	9486082	17.35%	1.562%
182	16.639	2848	2856	2863	rVB2	2689425	4992606	9.13%	0.822%
183	16.842	2890	2894	2897	rBV4	428812	669205	1.22%	0.110%
184	16.981	2911	2920	2931	rVB	6482661	15012012	27.45%	2.472%

LSC Area Percent Report

Data Path : C:\MSDCHEM\1\DATA\EF8759\
Data File : F200376.D
Acq On : 8 Jul 2021 4:33 pm
Operator : chriss2
Sample : jd27605-3
Misc : op34129,ef8759,30.4,,,1,1
ALS Vial : 14 Sample Multiplier: 1

Integration Parameters: rteint.p
Integrator: RTE
Smoothing : ON Filtering: 5
Sampling : 1 Min Area: 1000 Area counts
Start Thrs: 0.02 Max Peaks: 100
Stop Thrs : 0 Peak Location: TOP

If leading or trailing edge < 100 prefer < Baseline drop else tangent >
Peak separation: 5

Method : C:\MSDCHEM\1\METHODS\MF8747.M
Title : Semi Volatile Extractables by GC/MS

185	17.093	2931	2941	2950	rVB	10936137	21815914	39.89%	3.592%
186	17.195	2952	2960	2964	rBV	3161120	5846382	10.69%	0.963%
187	17.243	2964	2969	2975	rVB	3317266	5226916	9.56%	0.861%
188	17.323	2981	2984	2990	rVB3	677609	1082014	1.98%	0.178%
189	17.724	3056	3059	3065	rVB4	659187	1039034	1.90%	0.171%
190	18.023	3110	3115	3119	rVB2	690129	1030209	1.88%	0.170%
191	18.685	3235	3239	3245	rVB2	794765	1340951	2.45%	0.221%
192	18.760	3248	3253	3257	rBV4	628930	1329624	2.43%	0.219%
193	18.963	3284	3291	3303	rBV4	2071885	5204495	9.52%	0.857%
194	19.145	3314	3325	3329	rBV	5857051	12847725	23.49%	2.115%
195	19.187	3329	3333	3341	rVB2	1835234	3303802	6.04%	0.544%
196	19.257	3343	3346	3352	rVB	544288	798603	1.46%	0.131%
197	19.353	3357	3364	3368	rBV3	2000030	3735972	6.83%	0.615%
198	19.401	3369	3373	3380	rVB2	1409981	2597803	4.75%	0.428%
199	19.572	3395	3405	3410	rVB	5915203	11400442	20.85%	1.877%
200	19.770	3436	3442	3450	rVB2	2176879	3823084	6.99%	0.629%

Sum of corrected areas: 607328515

LSC Report - Integrated Chromatogram

```
Data Path : C:\MSDCHEM\1\DATA\EF8759\
Data File : F200376.D
Acq On    :  8 Jul 2021   4:33 pm
Operator  : chriss2
Sample    : jd27605-3
Misc      : op34129,ef8759,30.4,,,1,1
ALS Vial  : 14   Sample Multiplier: 1

Quant Method : C:\MSDCHEM\1\METHODS\MF8747.M
Quant Title  : Semi Volatile Extractables by GC/MS

TIC Library   : C:\Database\NIST08.L
TIC Integration Parameters: LSCINT.P
```

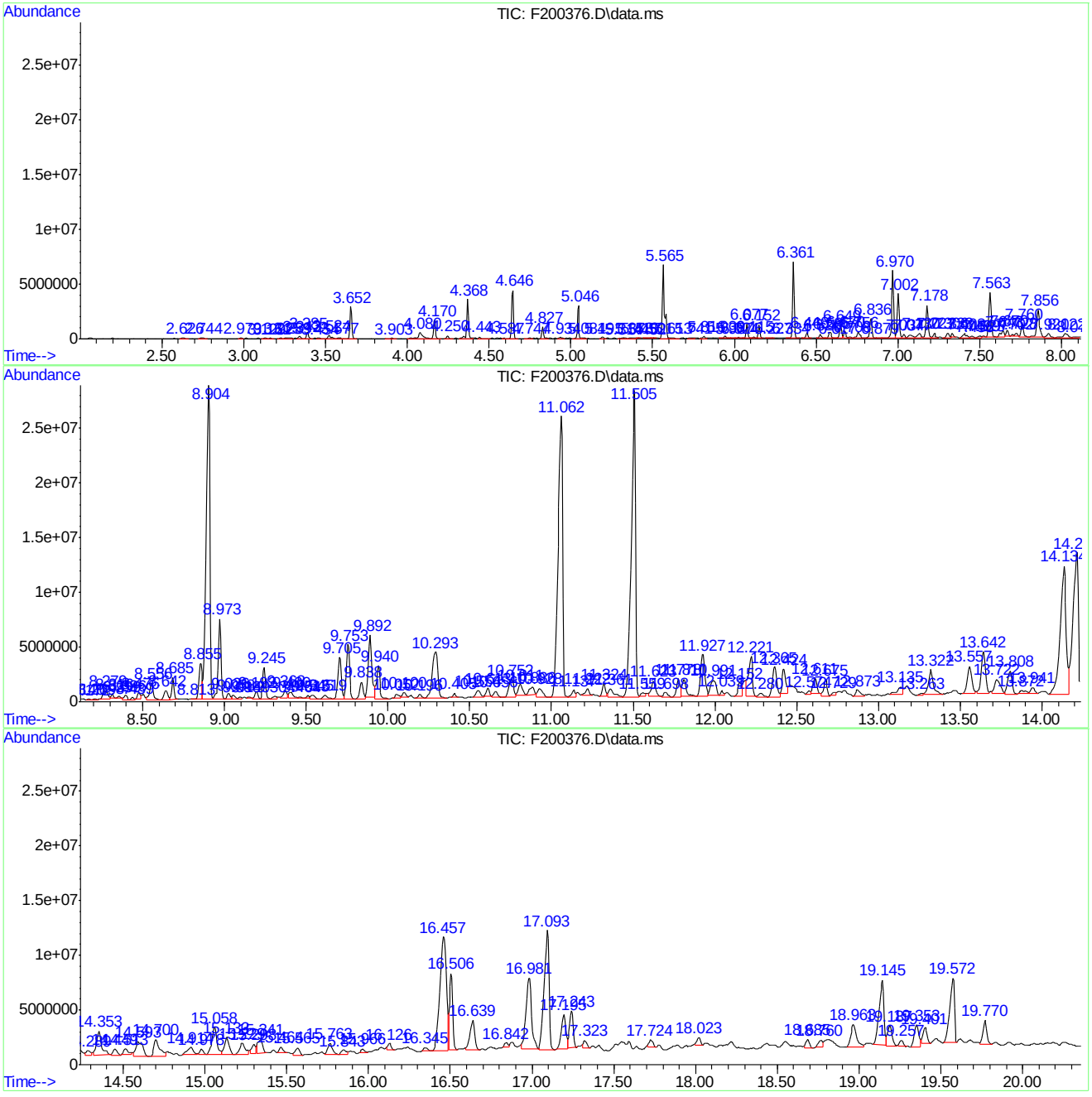

Library Search Compound Report

Data Path : C:\MSDCHEM\1\DATA\EF8759\
Data File : F200376.D
Acq On : 8 Jul 2021 4:33 pm
Operator : chriss2
Sample : jd27605-3
Misc : op34129,ef8759,30.4,,,1,1
ALS Vial : 14 Sample Multiplier: 1

Quant Method : C:\MSDCHEM\1\METHODS\MF8747.M
Quant Title : Semi Volatile Extractables by GC/MS

TIC Library : C:\Database\NIST08.L
TIC Integration Parameters: LSCINT.P

****

Peak Number 1 unknown Concentration Rank 25

R.T.	EstConc	Area	Relative to ISTD	R.T.
4.080	10.94 ppm	894051	1,4-Dichlorobenzene-d4b	4.646

Hit# of 5	Tentative ID	MW	MolForm	CAS#	Qual
1	4-Methyl-1,6-heptadien-4-ol	126	C8H14O	025201-40-5	56
2	2-Pyrrolidinone	85	C4H7NO	000616-45-5	53
3	2,4-Pentanedione, 3-acetyl-	142	C7H10O3	000815-68-9	43
4	Sulfurous acid, isohexyl hexyl e...	250	C12H26O3S	1000309-12-8	40
5	Ethyl acetopyruvate	158	C7H10O4	1000342-25-5	40

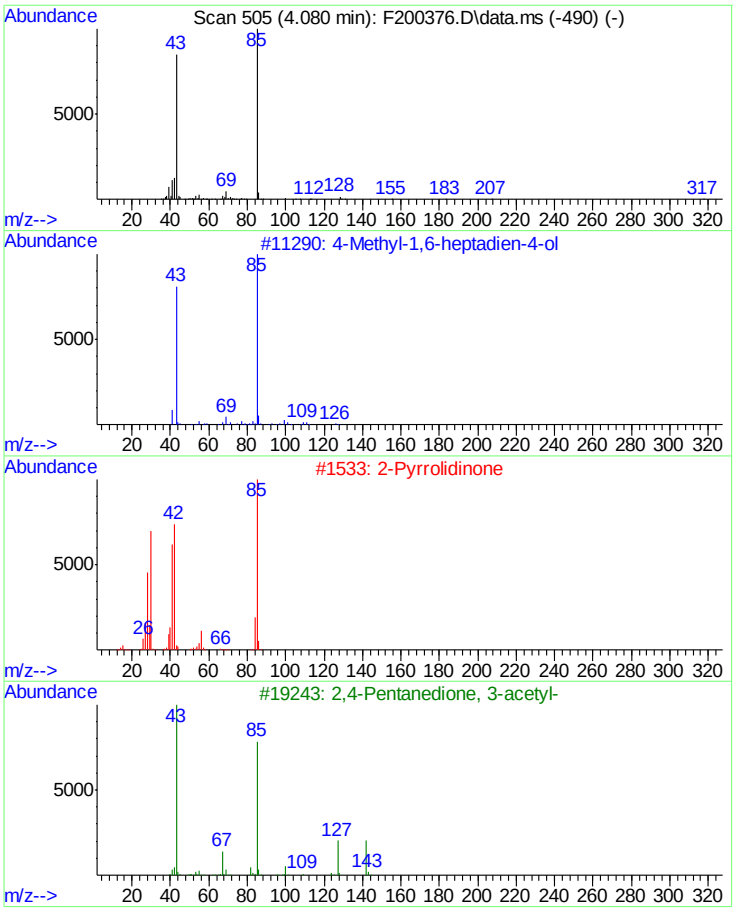

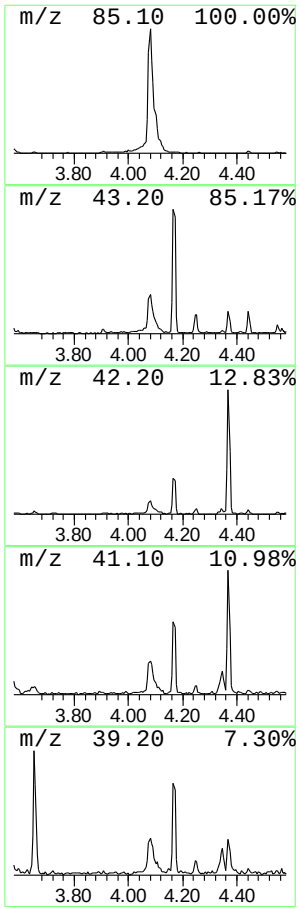

Library Search Compound Report

Data Path : C:\MSDCHEM\1\DATA\EF8759\
Data File : F200376.D
Acq On : 8 Jul 2021 4:33 pm
Operator : chriss2
Sample : jd27605-3
Misc : op34129,ef8759,30.4,,,1,1
ALS Vial : 14 Sample Multiplier: 1

Quant Method : C:\MSDCHEM\1\METHODS\MF8747.M
Quant Title : Semi Volatile Extractables by GC/MS

TIC Library : C:\Database\NIST08.L
TIC Integration Parameters: LSCINT.P

****

Peak Number 2 unknown Concentration Rank 17

R.T.	EstConc	Area	Relative to ISTD	R.T.
4.170	15.34 ppm	1254160	1,4-Dichlorobenzene-d4b	4.646

Hit# of 5	Tentative ID	MW	MolForm	CAS#	Qual
1	1H-Pyrrole-2,5-dione	97	C4H3NO2	000541-59-3	59
2	5-Amino-3-methylpyrazole	97	C4H7N3	031230-17-8	45
3	Cyclohexane, 1,3-dimethyl-, cis-	112	C8H16	000638-04-0	39
4	2(5H)-Furanone, 5,5-dimethyl-	112	C6H8O2	020019-64-1	38
5	1-(Trimethylsilyl)-1-propyne	112	C6H12Si	006224-91-5	16

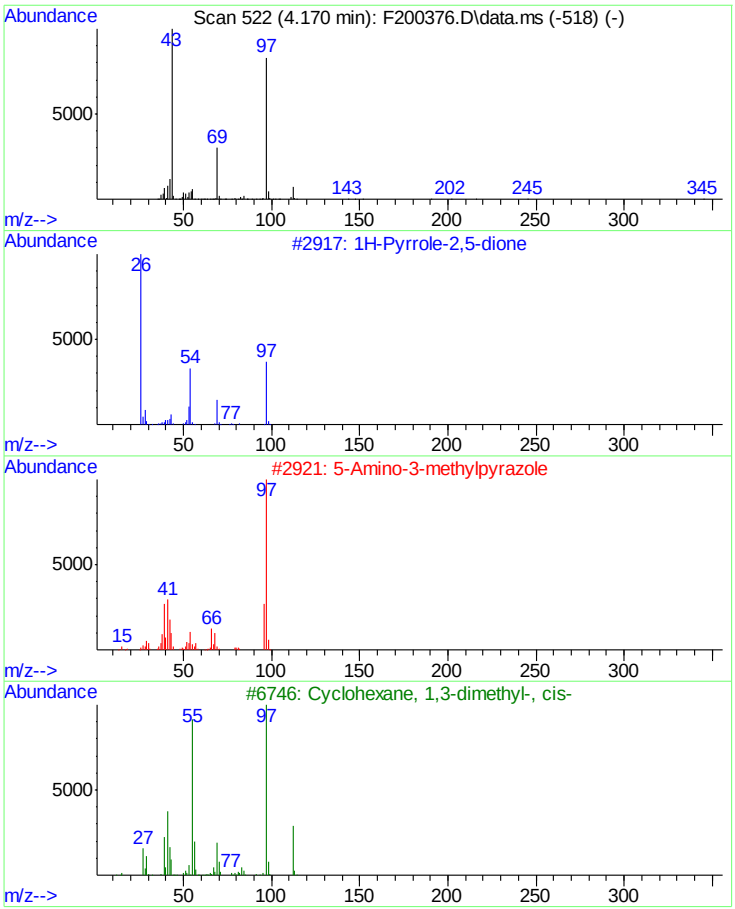

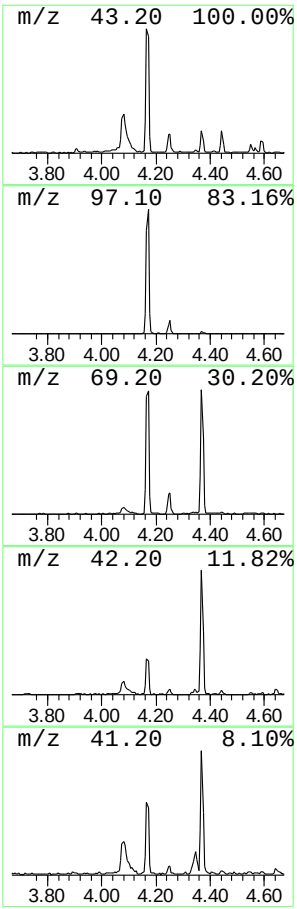

Library Search Compound Report

Data Path : C:\MSDCHEM\1\DATA\EF8759\
Data File : F200376.D
Acq On : 8 Jul 2021 4:33 pm
Operator : chriss2
Sample : jd27605-3
Misc : op34129,ef8759,30.4,,,1,1
ALS Vial : 14 Sample Multiplier: 1

Quant Method : C:\MSDCHEM\1\METHODS\MF8747.M
Quant Title : Semi Volatile Extractables by GC/MS

TIC Library : C:\Database\NIST08.L
TIC Integration Parameters: LSCINT.P

****

Peak Number 3 9H-Fluorene methyl Concentration Rank 21

R.T.	EstConc	Area	Relative to ISTD	R.T.
8.279	13.48 ppm	1581880	Phenanthrene-d10	8.855

Hit# of 5	Tentative ID	MW	MolForm	CAS#	Qual
1	9H-Fluorene, 3-methyl-	180	C14H12	002523-39-9	95
2	9H-Fluorene, 9-methyl-	180	C14H12	002523-37-7	93
3	9H-Fluorene, 1-methyl-	180	C14H12	001730-37-6	93
4	9H-Fluorene, 1-methyl-	180	C14H12	001730-37-6	92
5	9H-Fluorene, 2-methyl-	180	C14H12	001430-97-3	91

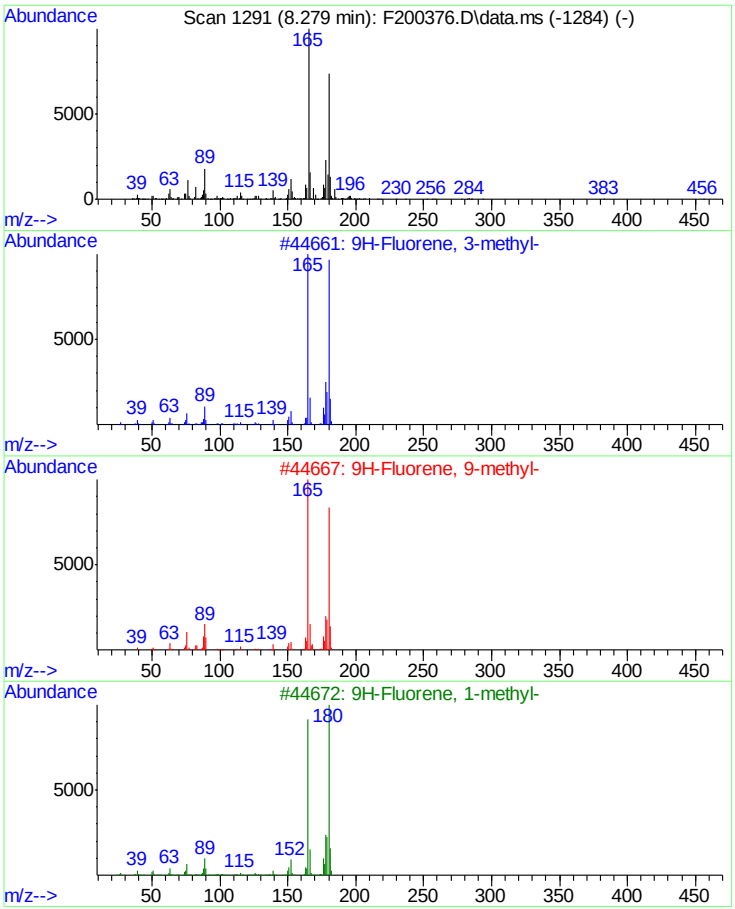

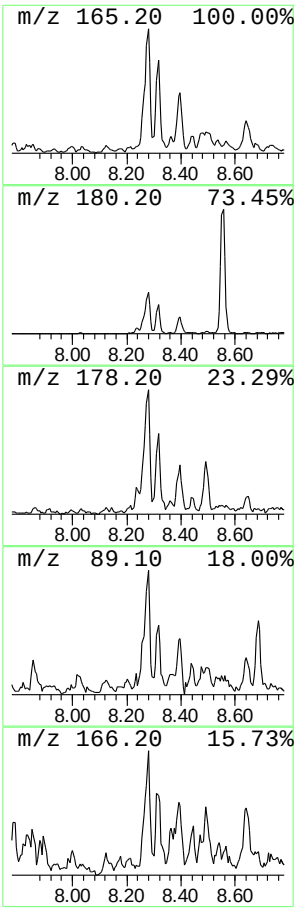

Library Search Compound Report

Data Path : C:\MSDCHEM\1\DATA\EF8759\
Data File : F200376.D
Acq On : 8 Jul 2021 4:33 pm
Operator : chriss2
Sample : jd27605-3
Misc : op34129,ef8759,30.4,,,1,1
ALS Vial : 14 Sample Multiplier: 1

Quant Method : C:\MSDCHEM\1\METHODS\MF8747.M
Quant Title : Semi Volatile Extractables by GC/MS

TIC Library : C:\Database\NIST08.L
TIC Integration Parameters: LSCINT.P

****

Peak Number 4 9H-Fluoren-9-one Concentration Rank 12

R.T.	EstConc	Area	Relative to ISTD	R.T.
8.556	21.16 ppm	2482670	Phenanthrene-d10	8.855

Hit# of 5	Tentative ID	MW	MolForm	CAS#	Qual
1	9H-Fluoren-9-one	180	C13H8O	000486-25-9	97
2	9H-Fluoren-9-one	180	C13H8O	000486-25-9	95
3	9H-Fluoren-9-one	180	C13H8O	000486-25-9	94
4	9H-Fluoren-9-one	180	C13H8O	000486-25-9	94
5	Benzo[h]cinnoline	180	C12H8N2	000230-31-9	90

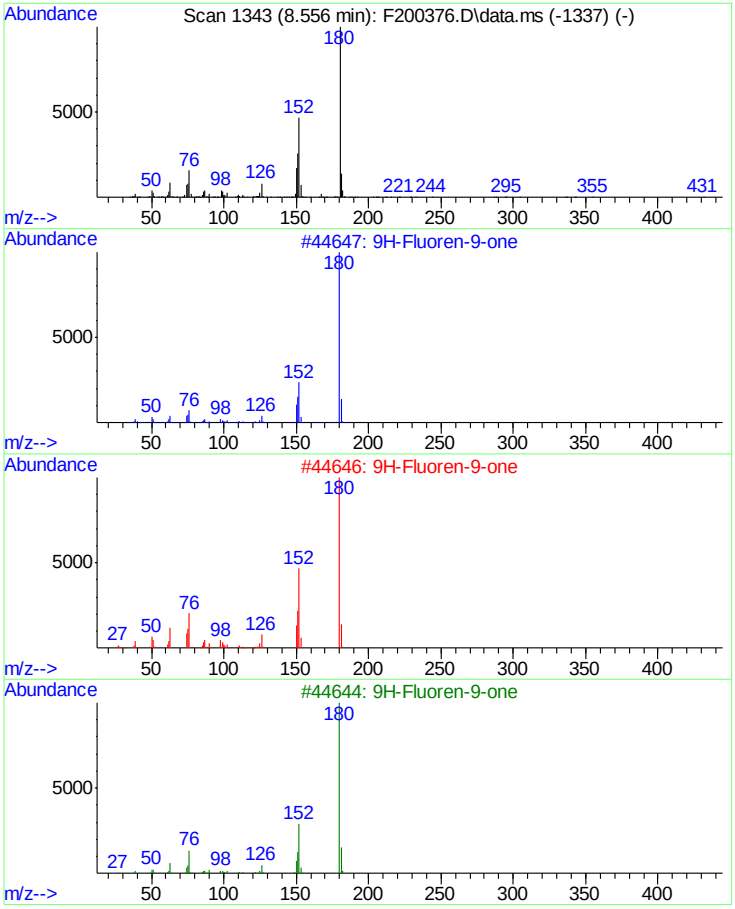

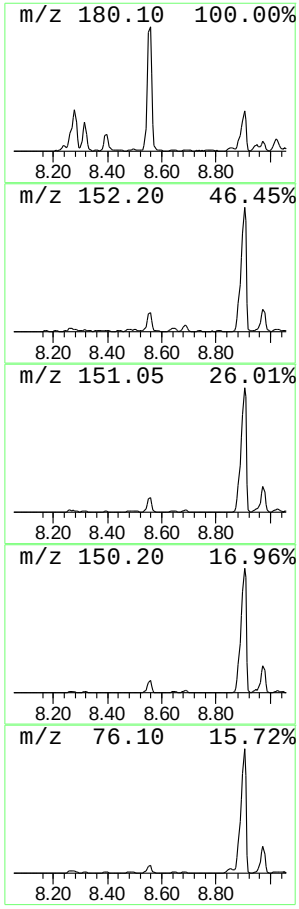

Library Search Compound Report

Data Path : C:\MSDCHEM\1\DATA\EF8759\
Data File : F200376.D
Acq On : 8 Jul 2021 4:33 pm
Operator : chriss2
Sample : jd27605-3
Misc : op34129,ef8759,30.4,,,1,1
ALS Vial : 14 Sample Multiplier: 1

Quant Method : C:\MSDCHEM\1\METHODS\MF8747.M
Quant Title : Semi Volatile Extractables by GC/MS

TIC Library : C:\Database\NIST08.L
TIC Integration Parameters: LSCINT.P

****

Peak Number 5 unknown Concentration Rank 24

R.T.	EstConc	Area	Relative to ISTD	R.T.
8.642	12.37 ppm	1450920	Phenanthrene-d10	8.855

Hit# of 5	Tentative ID	MW	MolForm	CAS#	Qual
1	8-Dimethylaminonaphthalene-1-car...	196	C13H12N2	128644-69-9	49
2	Benzo[b]benzofuran-2-carboxaldehyde	196	C13H8O2	1000351-56-0	45
3	Naphtho[2,1-b]furan, 1,2-dimethyl-	196	C14H12O	129812-23-3	43
4	Phenol, 3-(2-phenylethenyl)-, (E)-	196	C14H12O	017861-18-6	38
5	5,7-Dimethylpyrimido-[3,4-a]-indole	196	C13H12N2	038349-21-2	38

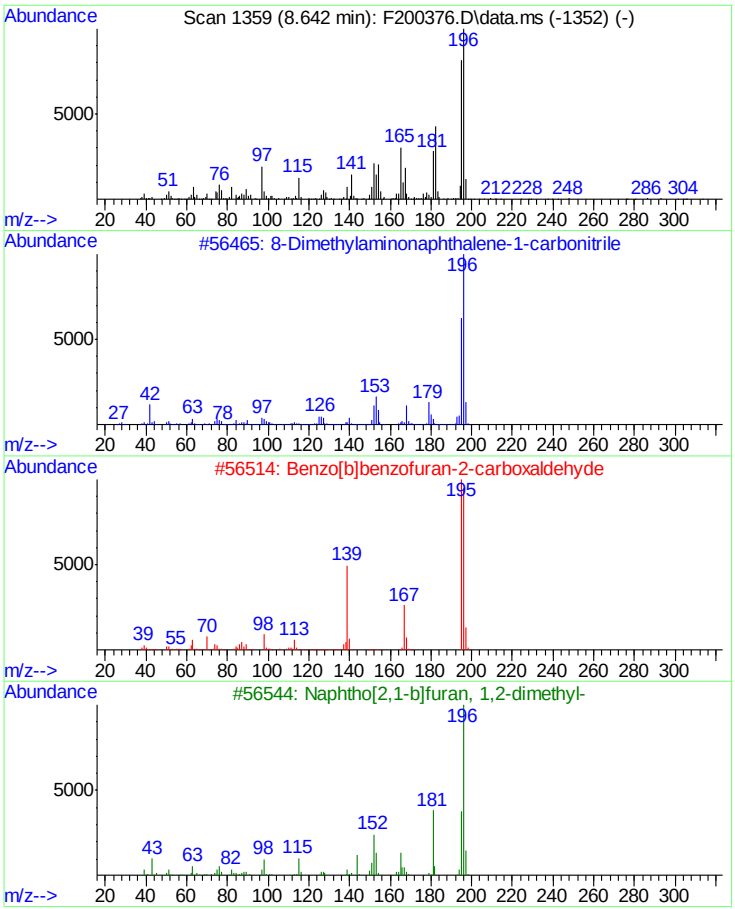

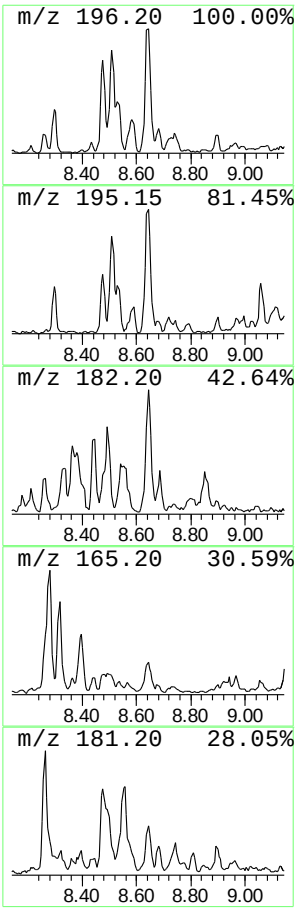

Library Search Compound Report

Data Path : C:\MSDCHEM\1\DATA\EF8759\
Data File : F200376.D
Acq On : 8 Jul 2021 4:33 pm
Operator : chriss2
Sample : jd27605-3
Misc : op34129,ef8759,30.4,,,1,1
ALS Vial : 14 Sample Multiplier: 1

Quant Method : C:\MSDCHEM\1\METHODS\MF8747.M
Quant Title : Semi Volatile Extractables by GC/MS

TIC Library : C:\Database\NIST08.L
TIC Integration Parameters: LSCINT.P

****

Peak Number 6 unknown Concentration Rank 13

R.T.	EstConc	Area	Relative to ISTD	R.T.
8.685	19.68 ppm	2308710	Phenanthrene-d10	8.855

Hit# of 5	Tentative ID	MW	MolForm	CAS#	Qual
1	Naphtho[2,1-b]thiophene	184	C12H8S	000233-02-3	96
2	Naphtho[1,2-b]thiophene	184	C12H8S	000234-41-3	96
3	Dibenzothiophene	184	C12H8S	000132-65-0	96
4	Naphtho[2,3-b]thiophene	184	C12H8S	000268-77-9	95
5	Dibenzothiophene	184	C12H8S	000132-65-0	95

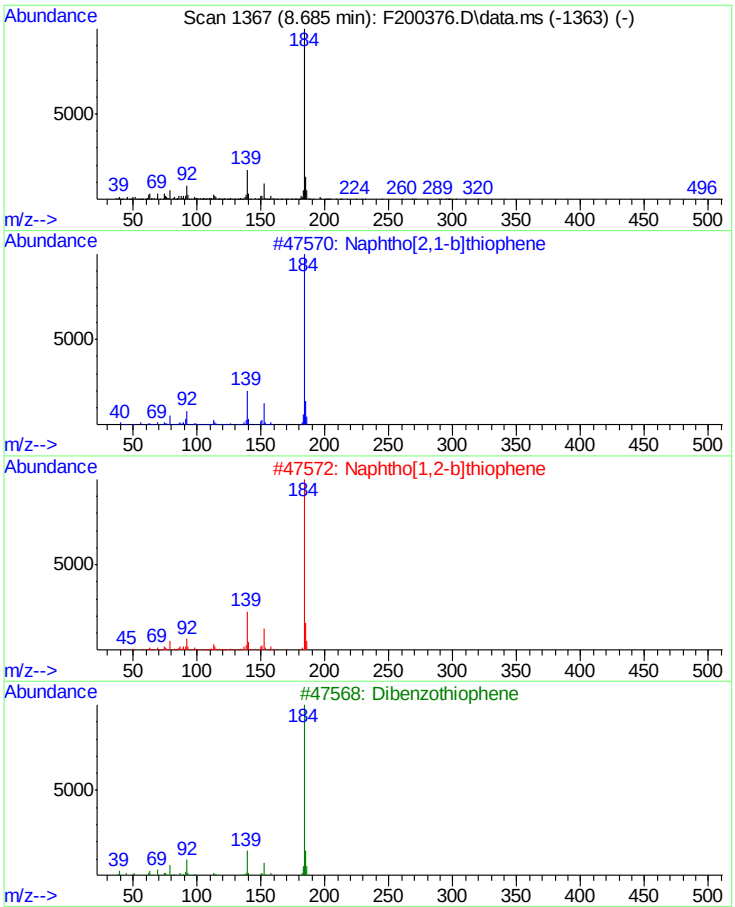

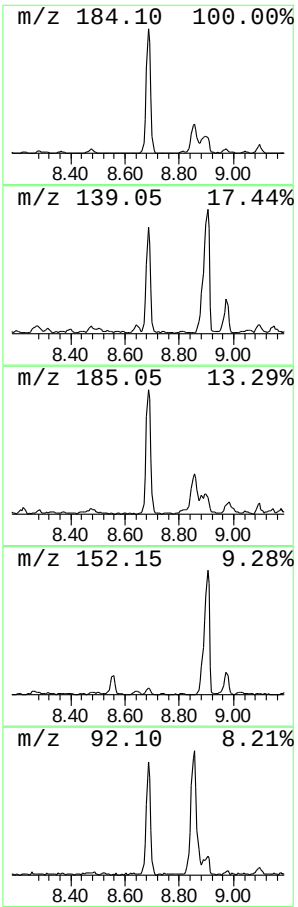

Library Search Compound Report

Data Path : C:\MSDCHEM\1\DATA\EF8759\
Data File : F200376.D
Acq On : 8 Jul 2021 4:33 pm
Operator : chriss2
Sample : jd27605-3
Misc : op34129,ef8759,30.4,,,1,1
ALS Vial : 14 Sample Multiplier: 1

Quant Method : C:\MSDCHEM\1\METHODS\MF8747.M
Quant Title : Semi Volatile Extractables by GC/MS

TIC Library : C:\Database\NIST08.L
TIC Integration Parameters: LSCINT.P

****

Peak Number 7 Phenanthrene methyl Concentration Rank 5

R.T.	EstConc	Area	Relative to ISTD	R.T.
9.705	45.65 ppm	5355910	Phenanthrene-d10b	8.855

Hit# of 5	Tentative ID	MW	MolForm	CAS#	Qual
1	Phenanthrene, 2-methyl-	192	C15H12	002531-84-2	97
2	Phenanthrene, 2-methyl-	192	C15H12	002531-84-2	97
3	Phenanthrene, 1-methyl-	192	C15H12	000832-69-9	97
4	Anthracene, 2-methyl-	192	C15H12	000613-12-7	97
5	1H-Cyclopropa[l]phenanthrene,1a,...	192	C15H12	000949-41-7	96

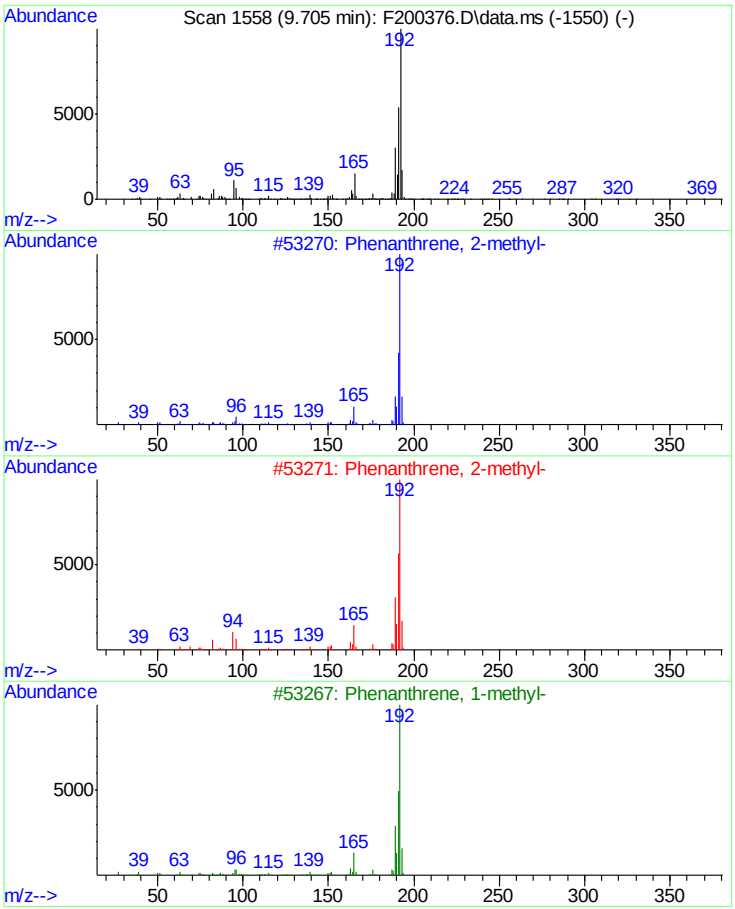

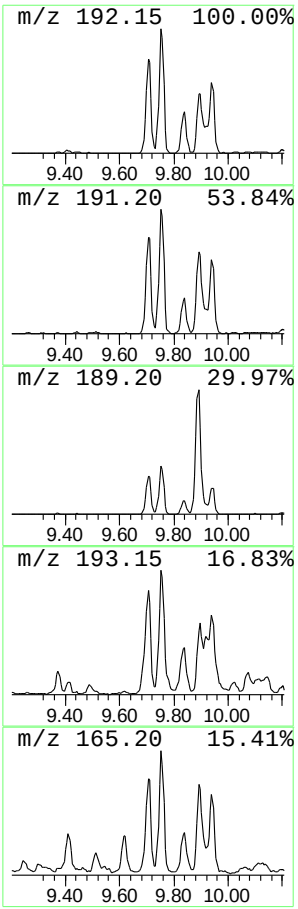

Library Search Compound Report

Data Path : C:\MSDCHEM\1\DATA\EF8759\
Data File : F200376.D
Acq On : 8 Jul 2021 4:33 pm
Operator : chriss2
Sample : jd27605-3
Misc : op34129,ef8759,30.4,,,1,1
ALS Vial : 14 Sample Multiplier: 1

Quant Method : C:\MSDCHEM\1\METHODS\MF8747.M
Quant Title : Semi Volatile Extractables by GC/MS

TIC Library : C:\Database\NIST08.L
TIC Integration Parameters: LSCINT.P

****

Peak Number 8 Anthracene methyl Concentration Rank 4

R.T.	EstConc	Area	Relative to ISTD	R.T.
9.753	57.80 ppm	6781990	Phenanthrene-d10b	8.855

Hit# of 5	Tentative ID	MW	MolForm	CAS#	Qual
1	Anthracene, 2-methyl-	192	C15H12	000613-12-7	97
2	Phenanthrene, 2-methyl-	192	C15H12	002531-84-2	97
3	Phenanthrene, 1-methyl-	192	C15H12	000832-69-9	97
4	1H-Cyclopropa[l]phenanthrene,1a,...	192	C15H12	000949-41-7	96
5	Phenanthrene, 2-methyl-	192	C15H12	002531-84-2	95

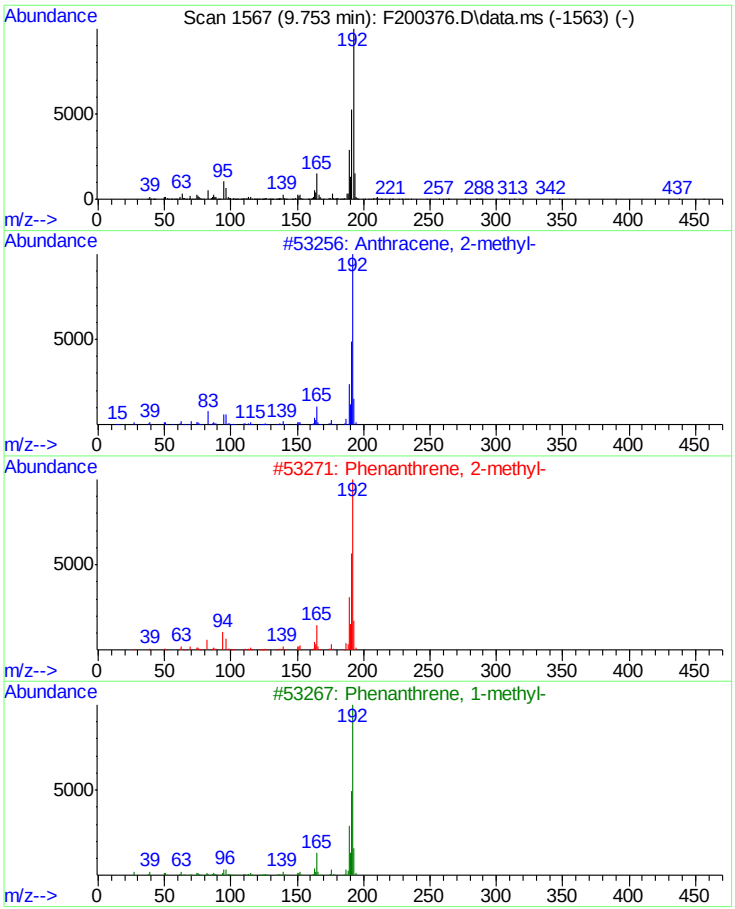

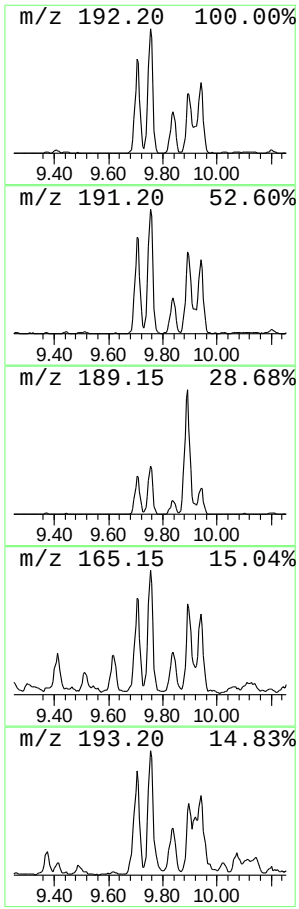

Library Search Compound Report

Data Path : C:\MSDCHEM\1\DATA\EF8759\
Data File : F200376.D
Acq On : 8 Jul 2021 4:33 pm
Operator : chriss2
Sample : jd27605-3
Misc : op34129,ef8759,30.4,,,1,1
ALS Vial : 14 Sample Multiplier: 1

Quant Method : C:\MSDCHEM\1\METHODS\MF8747.M
Quant Title : Semi Volatile Extractables by GC/MS

TIC Library : C:\Database\NIST08.L
TIC Integration Parameters: LSCINT.P

****

Peak Number 9 Phenanthrene methyl Concentration Rank 14

R.T.	EstConc	Area	Relative to ISTD	R.T.
9.838	17.79 ppm	2087380	Phenanthrene-d10b	8.855

Hit# of 5	Tentative ID	MW	MolForm	CAS#	Qual
1	Phenanthrene, 2-methyl-	192	C15H12	002531-84-2	96
2	1H-Cyclopropa[l]phenanthrene,1a,...	192	C15H12	000949-41-7	96
3	Anthracene, 2-methyl-	192	C15H12	000613-12-7	96
4	Phenanthrene, 1-methyl-	192	C15H12	000832-69-9	94
5	Phenanthrene, 1-methyl-	192	C15H12	000832-69-9	94

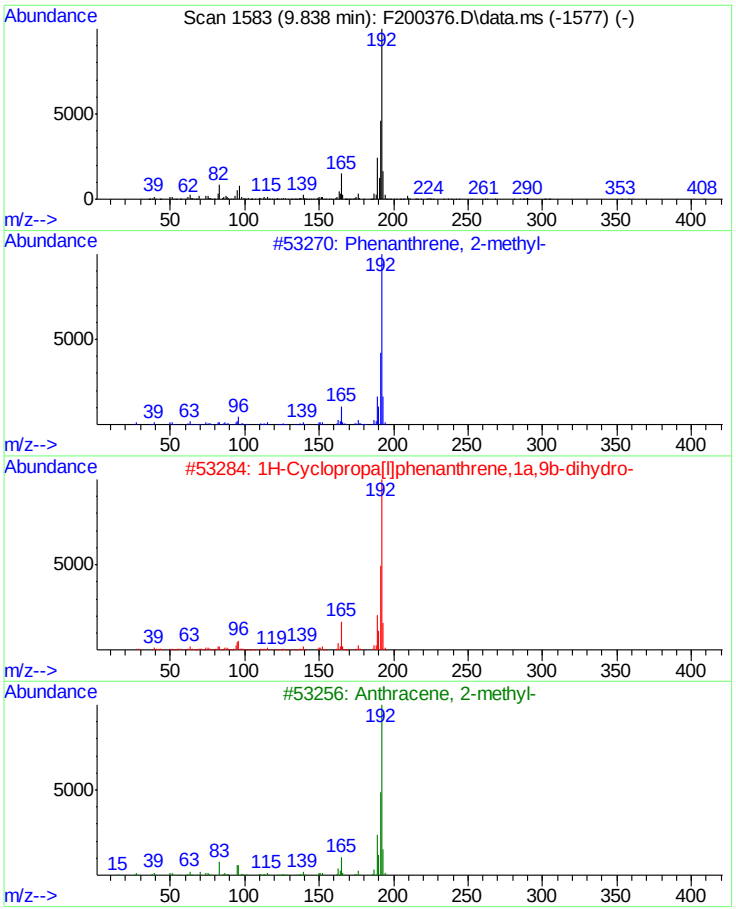

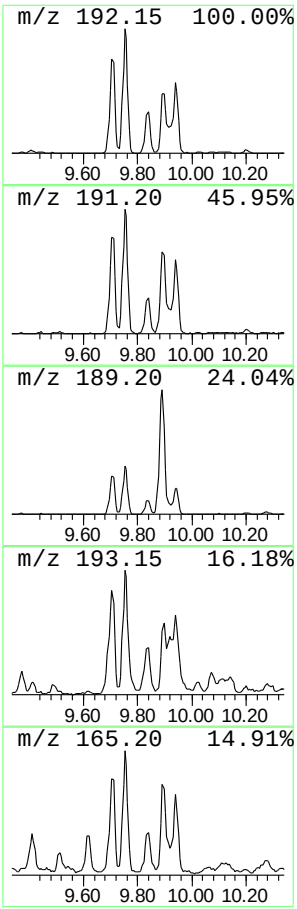

Library Search Compound Report

Data Path : C:\MSDCHEM\1\DATA\EF8759\
Data File : F200376.D
Acq On : 8 Jul 2021 4:33 pm
Operator : chriss2
Sample : jd27605-3
Misc : op34129,ef8759,30.4,,,1,1
ALS Vial : 14 Sample Multiplier: 1

Quant Method : C:\MSDCHEM\1\METHODS\MF8747.M
Quant Title : Semi Volatile Extractables by GC/MS

TIC Library : C:\Database\NIST08.L
TIC Integration Parameters: LSCINT.P

****

Peak Number 10 unknown Concentration Rank 3

R.T.	EstConc	Area	Relative to ISTD	R.T.
9.892	68.65 ppm	8054510	Phenanthrene-d10b	8.855

Hit# of 5	Tentative ID	MW	MolForm	CAS#	Qual
1	4H-Cyclopenta[def]phenanthrene	190	C15H10	000203-64-5	93
2	4H-Cyclopenta[def]phenanthrene	190	C15H10	000203-64-5	58
3	4H-Cyclopenta[def]phenanthrene	190	C15H10	000203-64-5	52
4	Naphtho[1,2-b]norbornadiene	192	C15H12	1000210-14-8	38
5	1H-Indene, 2-phenyl-	192	C15H12	004505-48-0	30

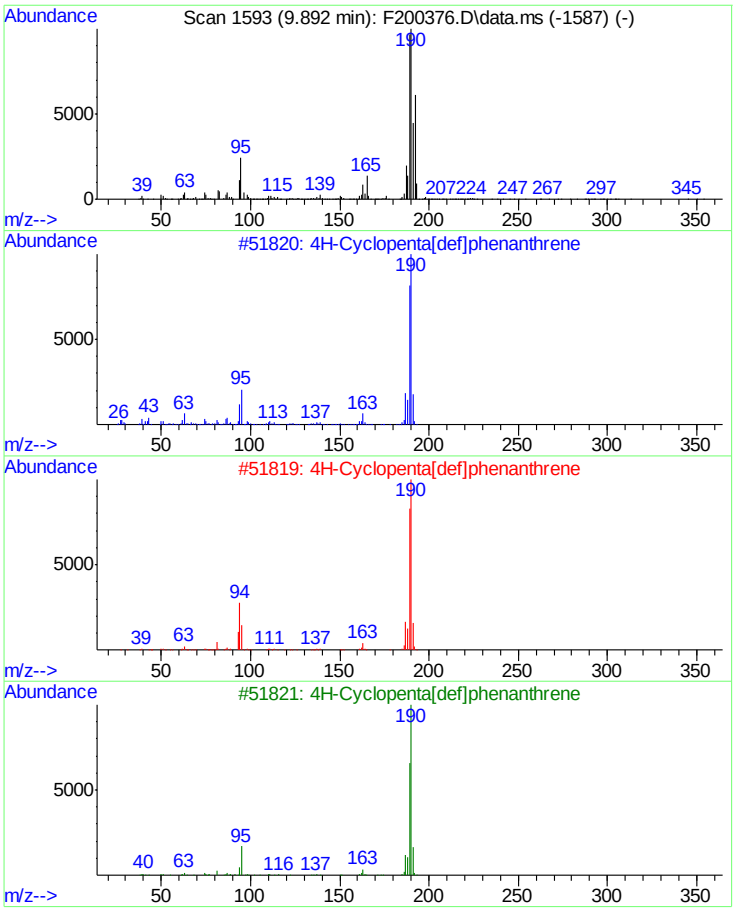

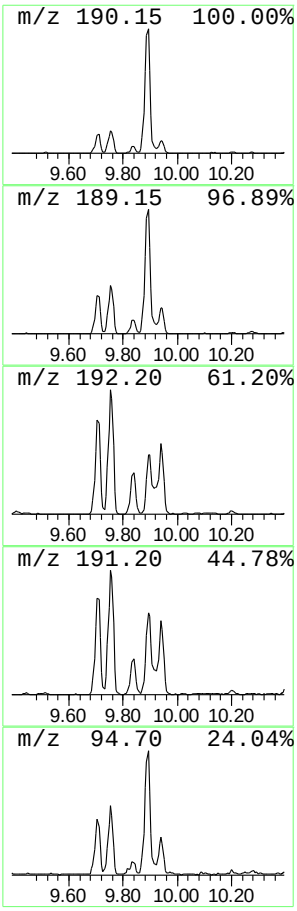

Library Search Compound Report

Data Path : C:\MSDCHEM\1\DATA\EF8759\
Data File : F200376.D
Acq On : 8 Jul 2021 4:33 pm
Operator : chriss2
Sample : jd27605-3
Misc : op34129,ef8759,30.4,,,1,1
ALS Vial : 14 Sample Multiplier: 1

Quant Method : C:\MSDCHEM\1\METHODS\MF8747.M
Quant Title : Semi Volatile Extractables by GC/MS

TIC Library : C:\Database\NIST08.L
TIC Integration Parameters: LSCINT.P

****

Peak Number 11 Phenanthrene methyl Concentration Rank 6

R.T.	EstConc	Area	Relative to ISTD	R.T.
9.940	36.17 ppm	4243370	Phenanthrene-d10b	8.855

Hit# of 5	Tentative ID	MW	MolForm	CAS#	Qual
1	1H-Cyclopropa[l]phenanthrene,1a,...	192	C15H12	000949-41-7	91
2	Anthracene, 1-methyl-	192	C15H12	000610-48-0	90
3	Phenanthrene, 1-methyl-	192	C15H12	000832-69-9	89
4	Phenanthrene, 2-methyl-	192	C15H12	002531-84-2	89
5	Anthracene, 2-methyl-	192	C15H12	000613-12-7	81

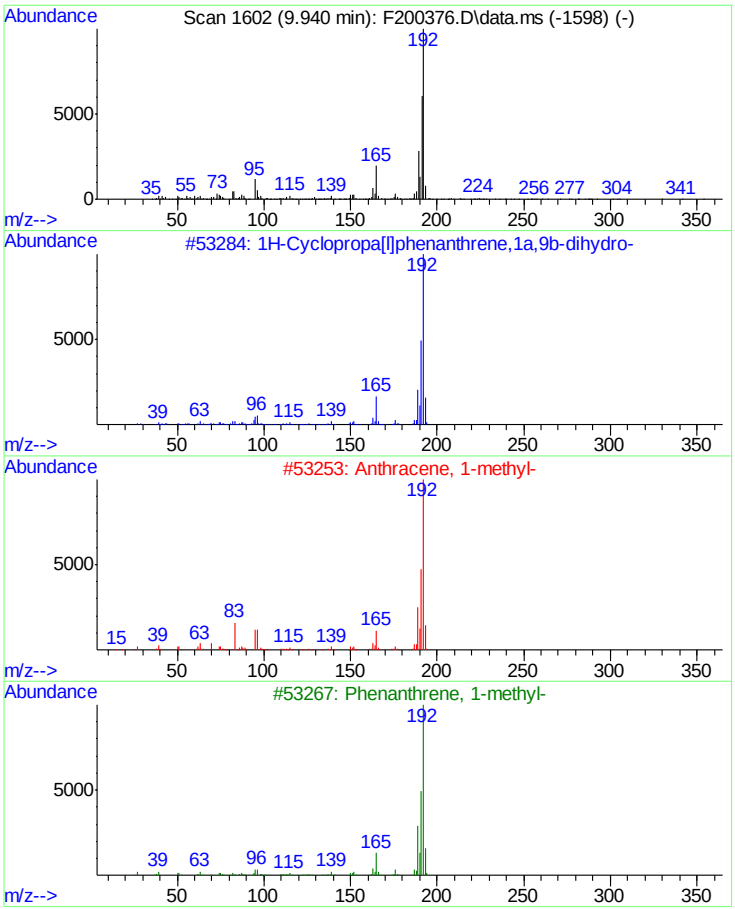

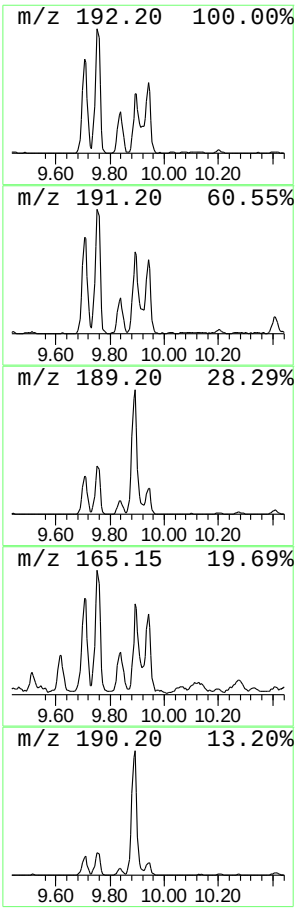

Library Search Compound Report

Data Path : C:\MSDCHEM\1\DATA\EF8759\
Data File : F200376.D
Acq On : 8 Jul 2021 4:33 pm
Operator : chriss2
Sample : jd27605-3
Misc : op34129,ef8759,30.4,,,1,1
ALS Vial : 14 Sample Multiplier: 1

Quant Method : C:\MSDCHEM\1\METHODS\MF8747.M
Quant Title : Semi Volatile Extractables by GC/MS

TIC Library : C:\Database\NIST08.L
TIC Integration Parameters: LSCINT.P

****

Peak Number 12 9,10-Anthracenedione Concentration Rank 2

R.T.	EstConc	Area	Relative to ISTD	R.T.
10.293	82.07 ppm	9629550	Phenanthrene-d10b	8.855

Hit# of 5	Tentative ID	MW	MolForm	CAS#	Qual
1	9,10-Anthracenedione	208	C14H8O2	000084-65-1	99
2	Benzo[c]cinnoline	180	C12H8N2	000230-17-1	95
3	9,10-Anthracenedione	208	C14H8O2	000084-65-1	94
4	9,10-Anthracenedione	208	C14H8O2	000084-65-1	93
5	Benzo[c]cinnoline	180	C12H8N2	000230-17-1	78

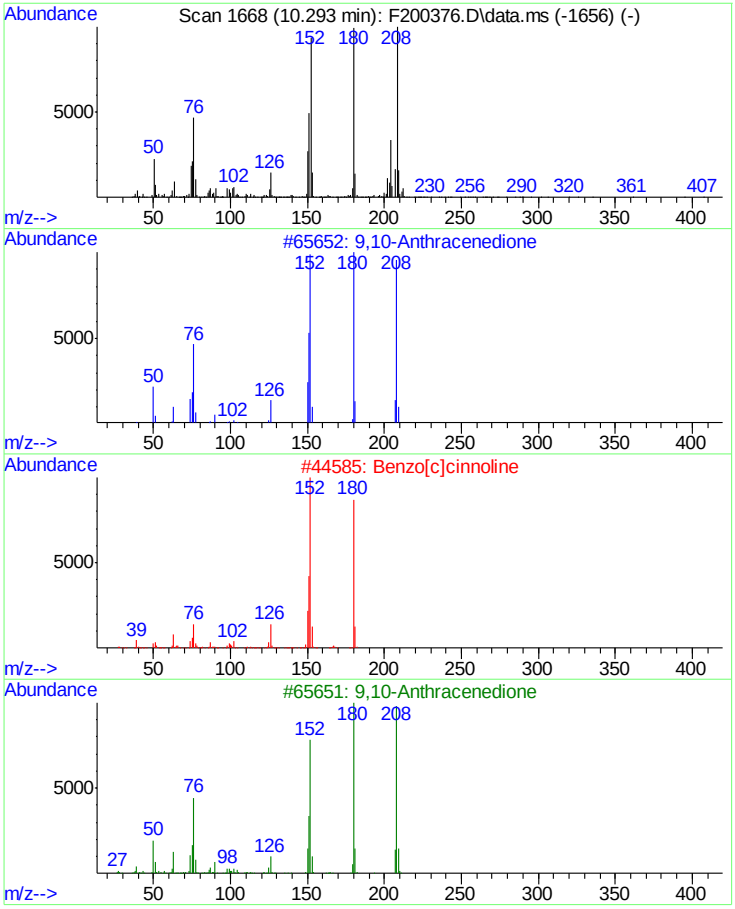

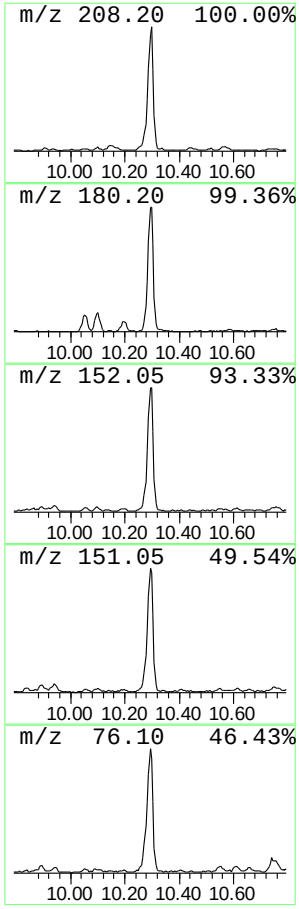

Library Search Compound Report

Data Path : C:\MSDCHEM\1\DATA\EF8759\
Data File : F200376.D
Acq On : 8 Jul 2021 4:33 pm
Operator : chriss2
Sample : jd27605-3
Misc : op34129,ef8759,30.4,,,1,1
ALS Vial : 14 Sample Multiplier: 1

Quant Method : C:\MSDCHEM\1\METHODS\MF8747.M
Quant Title : Semi Volatile Extractables by GC/MS

TIC Library : C:\Database\NIST08.L
TIC Integration Parameters: LSCINT.P

****

Peak Number 13 Phenanthrene dimethyl Concentration Rank 9

R.T.	EstConc	Area	Relative to ISTD	R.T.
10.752	30.90 ppm	3625100	Phenanthrene-d10b	8.855

Hit# of 5	Tentative ID	MW	MolForm	CAS#	Qual
1	Phenanthrene, 2,5-dimethyl-	206	C16H14	003674-66-6	96
2	di-p-Tolylacetylene	206	C16H14	002789-88-0	94
3	Phenanthrene, 1,7-dimethyl-	206	C16H14	000483-87-4	93
4	9,10-Dimethylanthracene	206	C16H14	000781-43-1	93
5	Phenanthrene, 2,3-dimethyl-	206	C16H14	003674-65-5	91

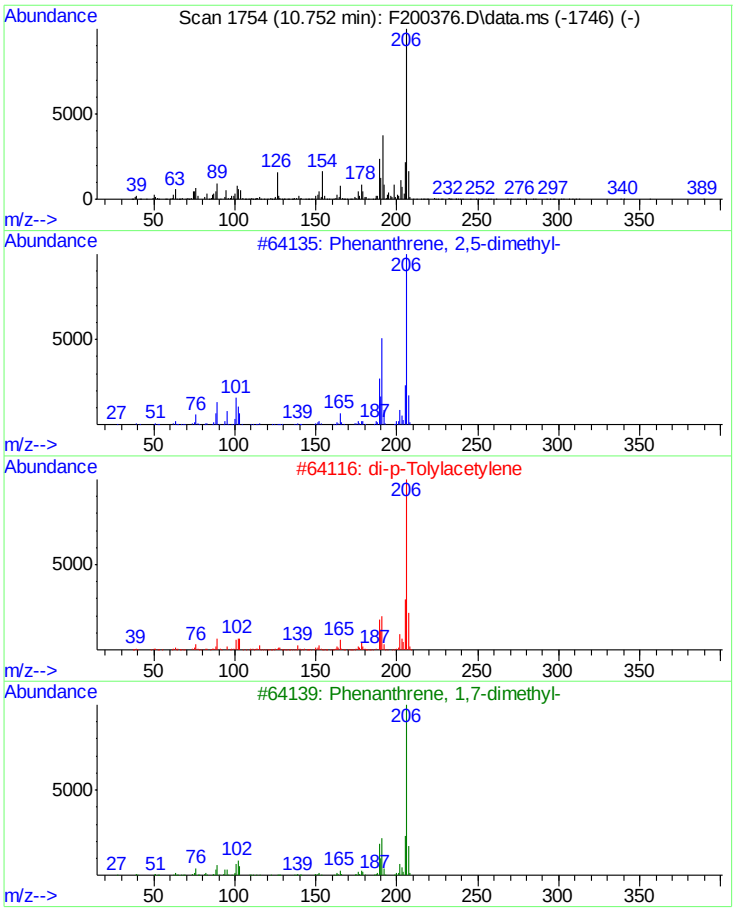

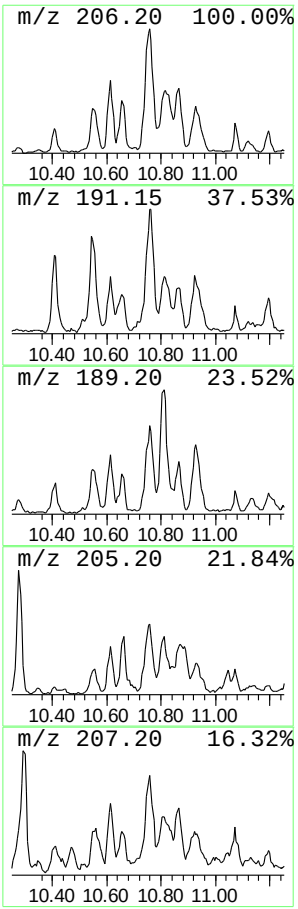

Library Search Compound Report

Data Path : C:\MSDCHEM\1\DATA\EF8759\
Data File : F200376.D
Acq On : 8 Jul 2021 4:33 pm
Operator : chriss2
Sample : jd27605-3
Misc : op34129,ef8759,30.4,,,1,1
ALS Vial : 14 Sample Multiplier: 1

Quant Method : C:\MSDCHEM\1\METHODS\MF8747.M
Quant Title : Semi Volatile Extractables by GC/MS

TIC Library : C:\Database\NIST08.L
TIC Integration Parameters: LSCINT.P

****

Peak Number 14 Phenanthrene dimethyl Concentration Rank 19

R.T.	EstConc	Area	Relative to ISTD	R.T.
10.811	14.95 ppm	1754620	Phenanthrene-d10b	8.855

Hit# of 5	Tentative ID	MW	MolForm	CAS#	Qual
1	Phenanthrene, 3,6-dimethyl-	206	C16H14	001576-67-6	46
2	Pyrene, 4,5,9,10-tetrahydro-	206	C16H14	000781-17-9	46
3	Naphthalene, 1,2-dihydro-1-phenyl-	206	C16H14	016606-46-5	42
4	1,3-Butadiene, 1,4-diphenyl-, (E...	206	C16H14	000538-81-8	38
5	Naphthalene, 2-phenyl-	204	C16H12	000612-94-2	35

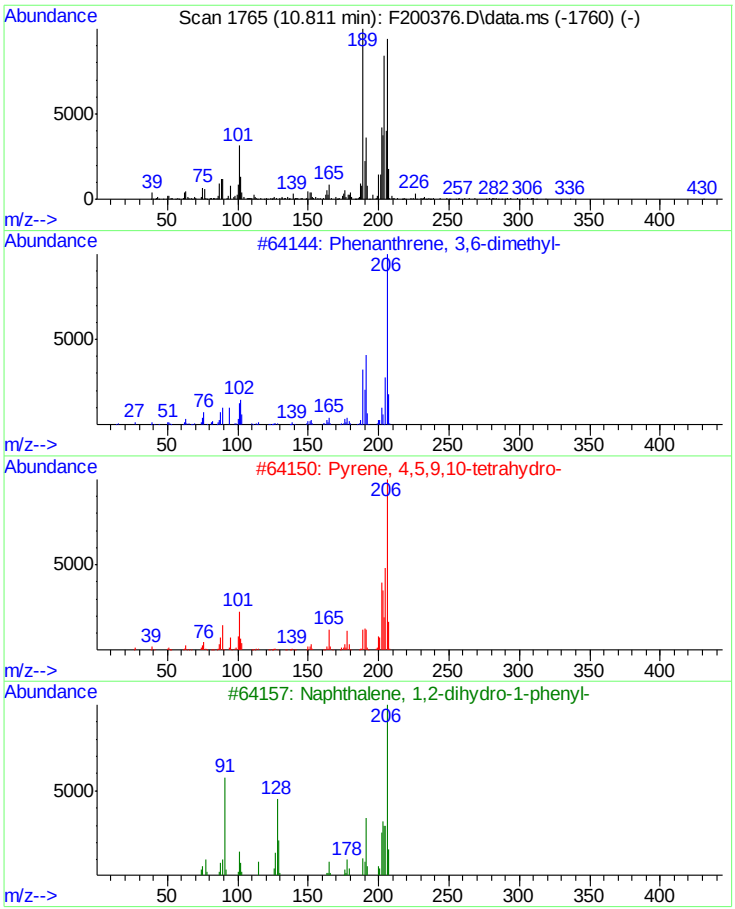

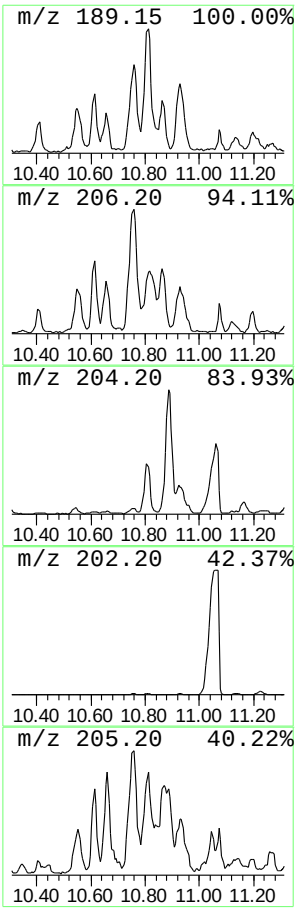

Library Search Compound Report

Data Path : C:\MSDCHEM\1\DATA\EF8759\
Data File : F200376.D
Acq On : 8 Jul 2021 4:33 pm
Operator : chriss2
Sample : jd27605-3
Misc : op34129,ef8759,30.4,,,1,1
ALS Vial : 14 Sample Multiplier: 1

Quant Method : C:\MSDCHEM\1\METHODS\MF8747.M
Quant Title : Semi Volatile Extractables by GC/MS

TIC Library : C:\Database\NIST08.L
TIC Integration Parameters: LSCINT.P

****

Peak Number 15 unknown Concentration Rank 22

R.T.	EstConc	Area	Relative to ISTD	R.T.
10.886	12.82 ppm	1504460	Phenanthrene-d10b	8.855

Hit# of 5	Tentative ID	MW	MolForm	CAS#	Qual
1	Cyclopenta(def)phenanthrenone	204	C15H8O	005737-13-3	91
2	2-Methyl-5-nitroindole-3-carboxa...	204	C10H8N2O3	003558-17-6	35
3	Benzene, iodo-	204	C6H5I	000591-50-4	17
4	1,2-Dihydro-4-methyl-6-nitro-2-o...	204	C10H8N2O3	090771-17-8	9
5	Tetrathiafulvalene	204	C6H4S4	031366-25-3	9

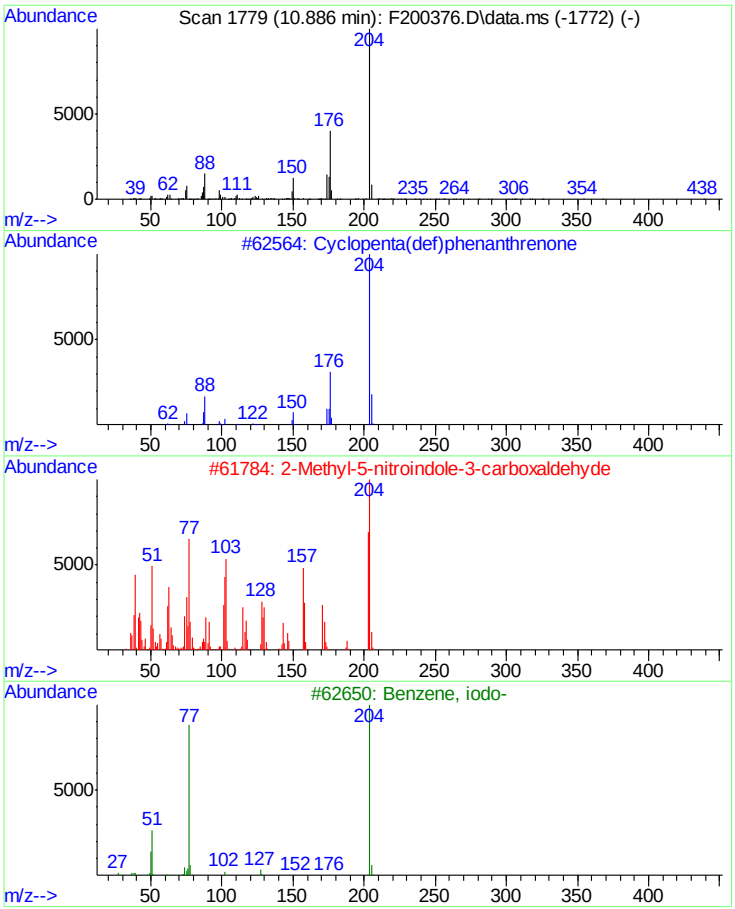

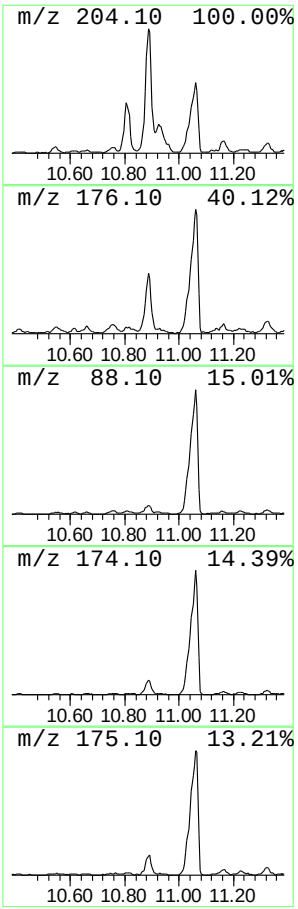

Library Search Compound Report

Data Path : C:\MSDCHEM\1\DATA\EF8759\
Data File : F200376.D
Acq On : 8 Jul 2021 4:33 pm
Operator : chriss2
Sample : jd27605-3
Misc : op34129,ef8759,30.4,,,1,1
ALS Vial : 14 Sample Multiplier: 1

Quant Method : C:\MSDCHEM\1\METHODS\MF8747.M
Quant Title : Semi Volatile Extractables by GC/MS

TIC Library : C:\Database\NIST08.L
TIC Integration Parameters: LSCINT.P

****

Peak Number 16 Phenanthrene dimethyl Concentration Rank 20

R.T.	EstConc	Area	Relative to ISTD	R.T.
10.928	14.33 ppm	1681480	Phenanthrene-d10b	8.855

Hit# of 5	Tentative ID	MW	MolForm	CAS#	Qual
1	9,10-Dimethylanthracene	206	C16H14	000781-43-1	53
2	Phenanthrene, 2,5-dimethyl-	206	C16H14	003674-66-6	52
3	3,5-Dichloro-4-hydroxybenzoic acid	206	C7H4Cl2O3	003336-41-2	52
4	Phenanthrene, 4,5-dimethyl-	206	C16H14	003674-69-9	50
5	Phenanthrene, 2,3-dimethyl-	206	C16H14	003674-65-5	49

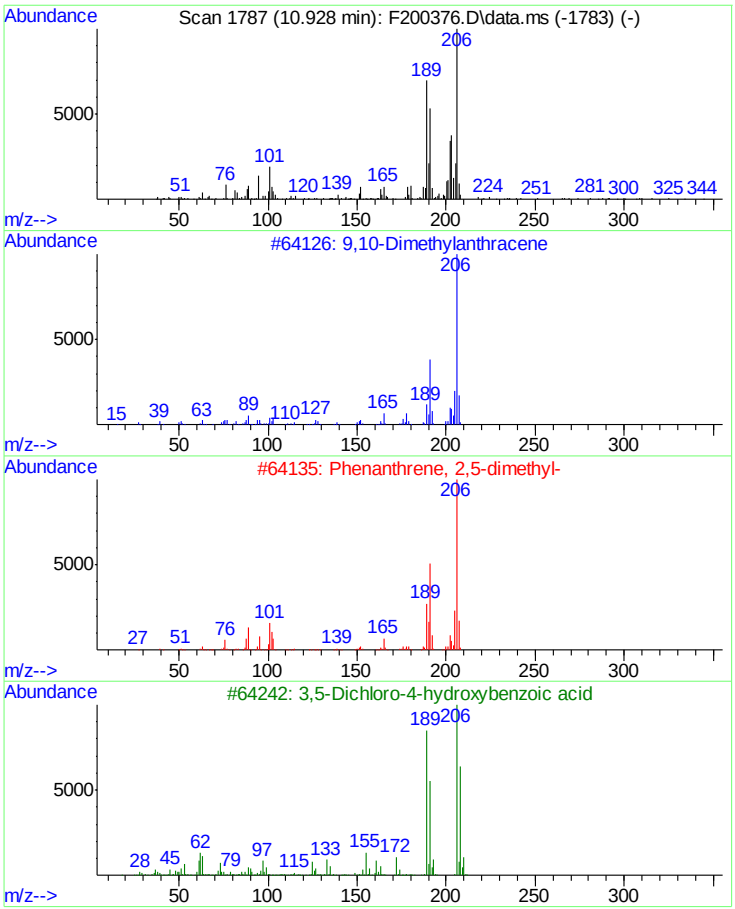

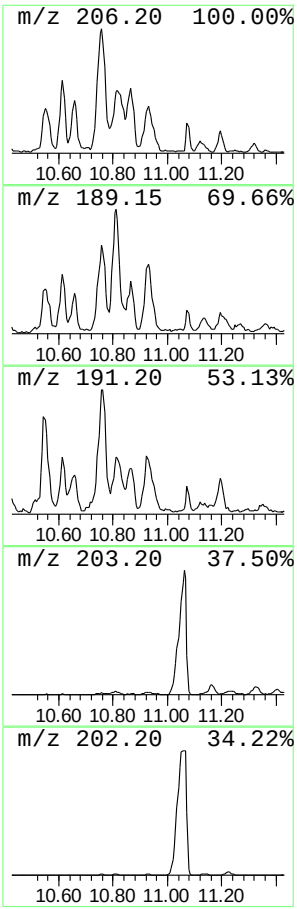

Library Search Compound Report

Data Path : C:\MSDCHEM\1\DATA\EF8759\
Data File : F200376.D
Acq On : 8 Jul 2021 4:33 pm
Operator : chriss2
Sample : jd27605-3
Misc : op34129,ef8759,30.4,,,1,1
ALS Vial : 14 Sample Multiplier: 1

Quant Method : C:\MSDCHEM\1\METHODS\MF8747.M
Quant Title : Semi Volatile Extractables by GC/MS

TIC Library : C:\Database\NIST08.L
TIC Integration Parameters: LSCINT.P

****

Peak Number 17 unknown Concentration Rank 18

R.T.	EstConc	Area	Relative to ISTD	R.T.
11.324	15.28 ppm	1793210	Phenanthrene-d10b	8.855

Hit# of 5	Tentative ID	MW	MolForm	CAS#	Qual
1	4,7-Dimethyl-1,10-phenanthroline	208	C14H12N2	003248-05-3	53
2	Phenanthrene, 2-methoxy-	208	C15H12O	013837-48-4	53
3	1,10-Phenanthroline, 2,9-dimethyl-	208	C14H12N2	000484-11-7	53
4	1,6-Dimethylphenazine	208	C14H12N2	058718-43-7	50
5	1,2-Dimethoxy-4-(3-methoxy-1-pro...	208	C12H16O3	1000313-35-0	50

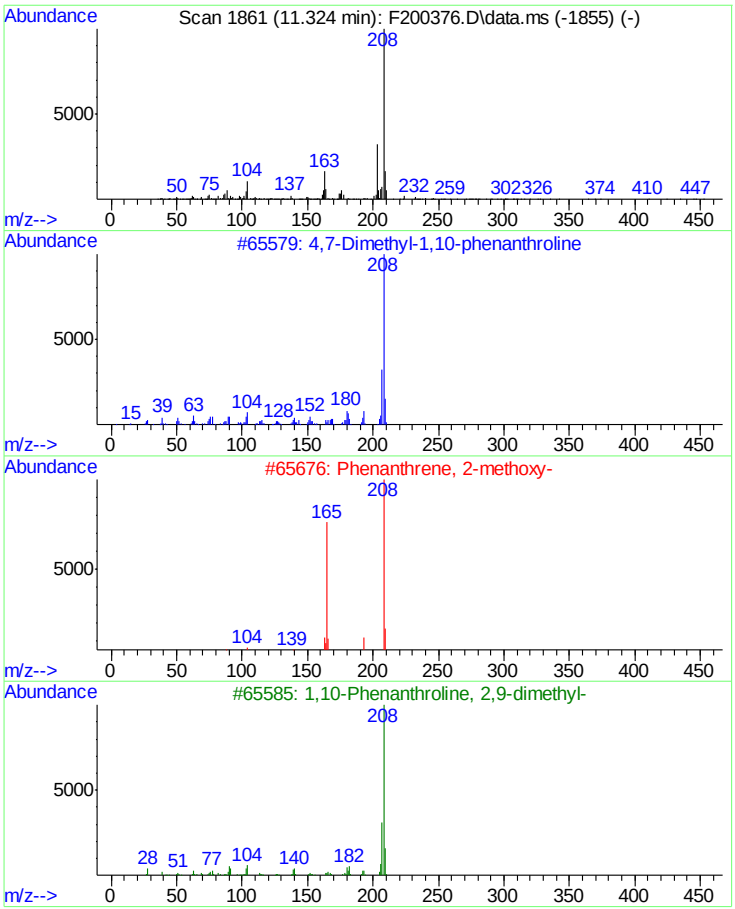

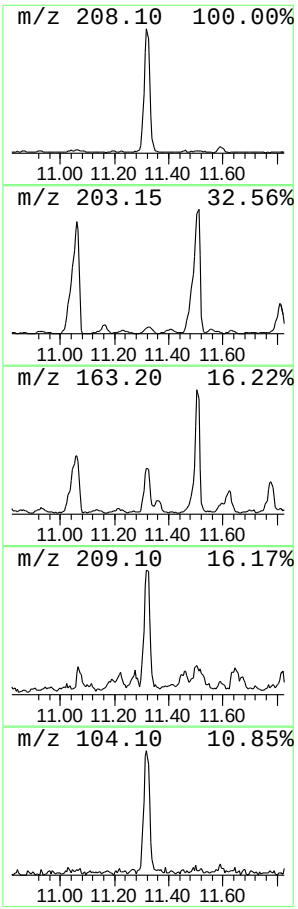

Library Search Compound Report

Data Path : C:\MSDCHEM\1\DATA\EF8759\
Data File : F200376.D
Acq On : 8 Jul 2021 4:33 pm
Operator : chriss2
Sample : jd27605-3
Misc : op34129,ef8759,30.4,,,1,1
ALS Vial : 14 Sample Multiplier: 1

Quant Method : C:\MSDCHEM\1\METHODS\MF8747.M
Quant Title : Semi Volatile Extractables by GC/MS

TIC Library : C:\Database\NIST08.L
TIC Integration Parameters: LSCINT.P

****

Peak Number 18 9,10-Anthracenedione, 2-met... Concentration Rank 23

R.T.	EstConc	Area	Relative to ISTD	R.T.
11.361	12.67 ppm	1486400	Phenanthrene-d10b	8.855

Hit# of 5	Tentative ID	MW	MolForm	CAS#	Qual
1	9,10-Anthracenedione, 2-methyl-	222	C15H10O2	000084-54-8	93
2	9,10-Anthracenedione, 2-methyl-	222	C15H10O2	000084-54-8	93
3	9,10-Anthracenedione, 2-methyl-	222	C15H10O2	000084-54-8	91
4	Phenindione	222	C15H10O2	000083-12-5	76
5	9,10-Anthracenedione, 1-methyl-	222	C15H10O2	000954-07-4	74

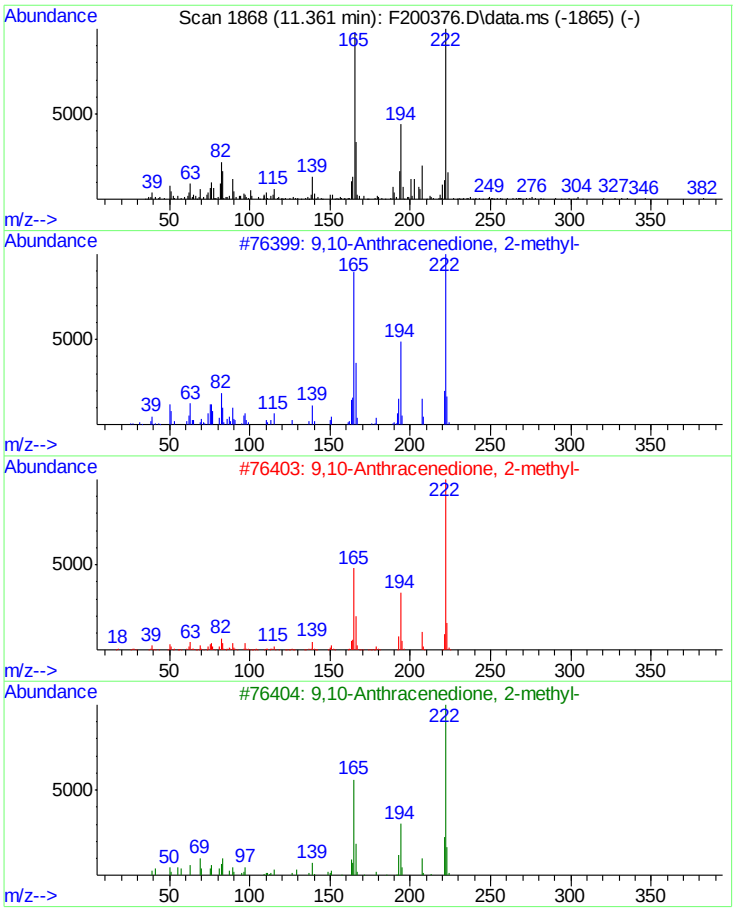

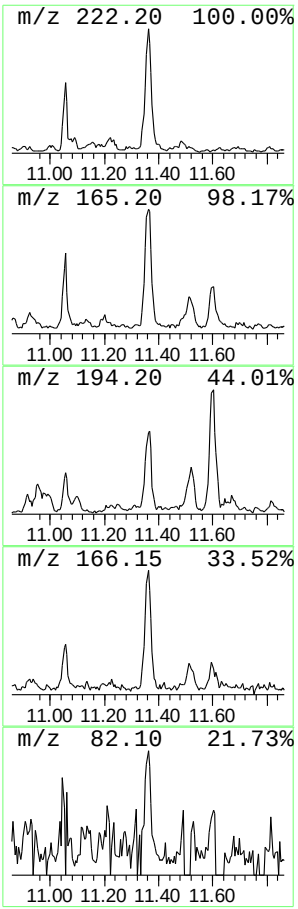

Library Search Compound Report

Data Path : C:\MSDCHEM\1\DATA\EF8759\
Data File : F200376.D
Acq On : 8 Jul 2021 4:33 pm
Operator : chriss2
Sample : jd27605-3
Misc : op34129,ef8759,30.4,,,1,1
ALS Vial : 14 Sample Multiplier: 1

Quant Method : C:\MSDCHEM\1\METHODS\MF8747.M
Quant Title : Semi Volatile Extractables by GC/MS

TIC Library : C:\Database\NIST08.L
TIC Integration Parameters: LSCINT.P

****

Peak Number 19 unknown Concentration Rank 16

R.T.	EstConc	Area	Relative to ISTD	R.T.
15.763	15.43 ppm	2254680	Perylene-d12	17.195

Hit# of 5	Tentative ID	MW	MolForm	CAS#	Qual
1	5,12-Naphthacenedione	258	C18H10O2	001090-13-7	94
2	Benz(A)anthracene-7,12-dione	258	C18H10O2	002498-66-0	93
3	Benz(A)anthracene-7,12-dione	258	C18H10O2	002498-66-0	91
4	4,4'-Bis(tetrahydrothiopyran)	202	C10H18S2	116196-83-9	90
5	5,12-Naphthacenedione	258	C18H10O2	001090-13-7	90

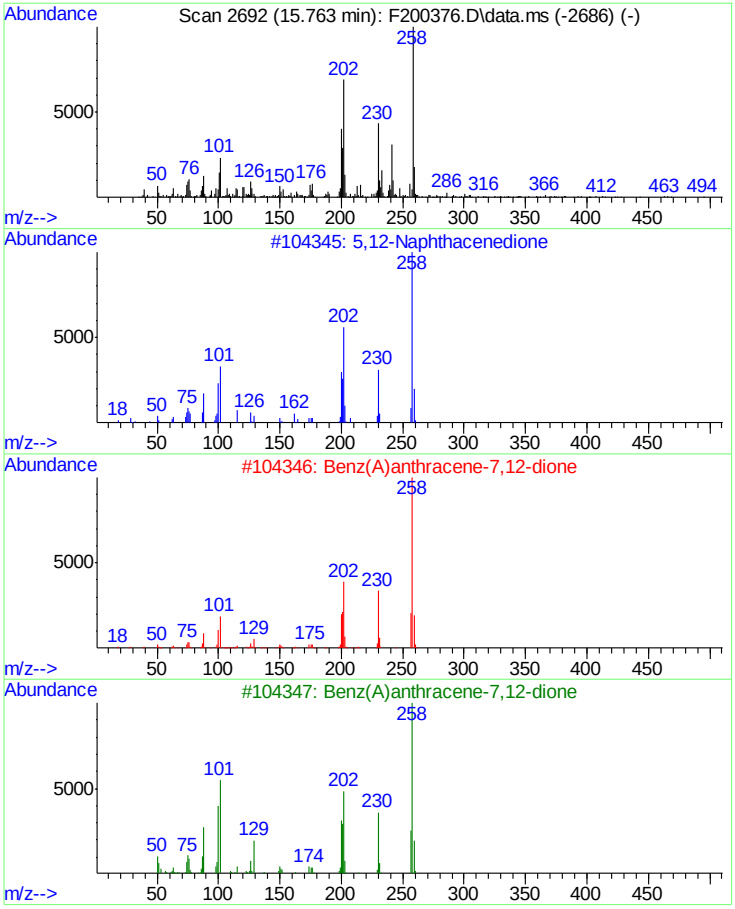

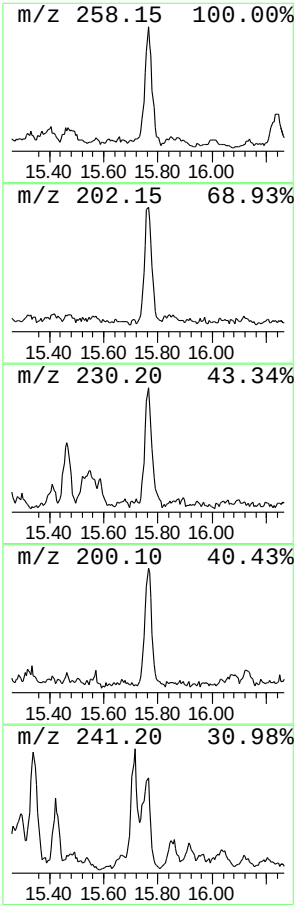

Library Search Compound Report

Data Path : C:\MSDCHEM\1\DATA\EF8759\
Data File : F200376.D
Acq On : 8 Jul 2021 4:33 pm
Operator : chriss2
Sample : jd27605-3
Misc : op34129,ef8759,30.4,,,1,1
ALS Vial : 14 Sample Multiplier: 1

Quant Method : C:\MSDCHEM\1\METHODS\MF8747.M
Quant Title : Semi Volatile Extractables by GC/MS

TIC Library : C:\Database\NIST08.L
TIC Integration Parameters: LSCINT.P

****

Peak Number 20 unknown PAH substance Concentration Rank 8

R.T.	EstConc	Area	Relative to ISTD	R.T.
16.639	34.16 ppm	4992610	Perylene-d12	17.195

Hit# of 5	Tentative ID	MW	MolForm	CAS#	Qual
1	Benzo[k]fluoranthene	252	C20H12	000207-08-9	98
2	Benzo[e]pyrene	252	C20H12	000192-97-2	98
3	Perylene	252	C20H12	000198-55-0	95
4	Perylene	252	C20H12	000198-55-0	93
5	Benz[e]acephenanthrylene	252	C20H12	000205-99-2	93

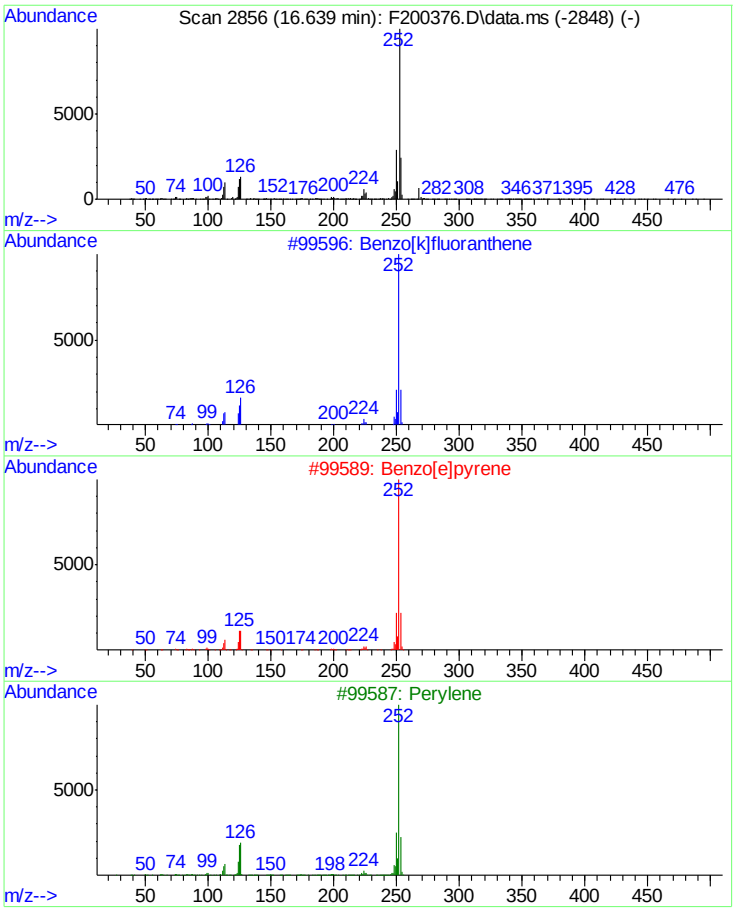

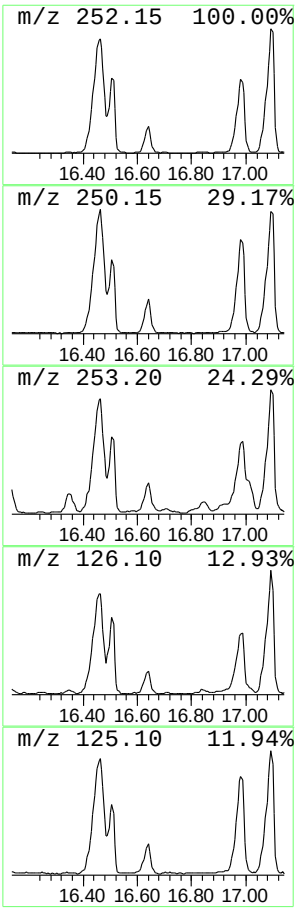

Library Search Compound Report

Data Path : C:\MSDCHEM\1\DATA\EF8759\
Data File : F200376.D
Acq On : 8 Jul 2021 4:33 pm
Operator : chriss2
Sample : jd27605-3
Misc : op34129,ef8759,30.4,,,1,1
ALS Vial : 14 Sample Multiplier: 1

Quant Method : C:\MSDCHEM\1\METHODS\MF8747.M
Quant Title : Semi Volatile Extractables by GC/MS

TIC Library : C:\Database\NIST08.L
TIC Integration Parameters: LSCINT.P

****

Peak Number 21 unknown PAH substance Concentration Rank 1

R.T.	EstConc	Area	Relative to ISTD	R.T.
16.981	102.71 ppm	15012000	Perylene-d12	17.195

Hit# of 5	Tentative ID	MW	MolForm	CAS#	Qual
1	Benzo[e]pyrene	252	C20H12	000192-97-2	98
2	Benzo[k]fluoranthene	252	C20H12	000207-08-9	96
3	Benz[e]acephenanthrylene	252	C20H12	000205-99-2	96
4	Benzo[a]pyrene	252	C20H12	000050-32-8	95
5	Benz[e]acephenanthrylene	252	C20H12	000205-99-2	93

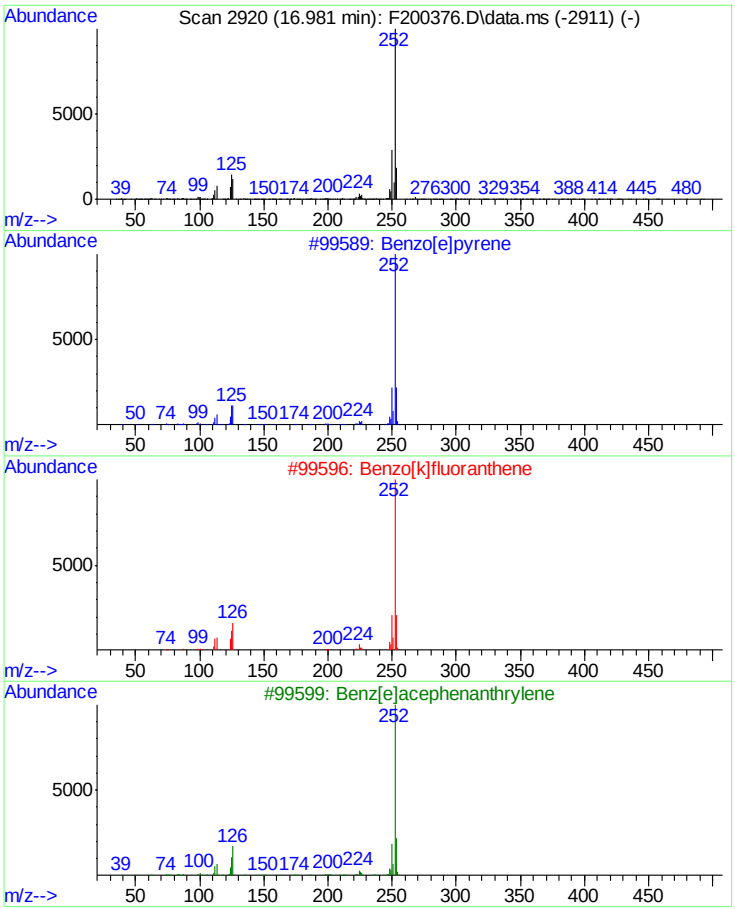

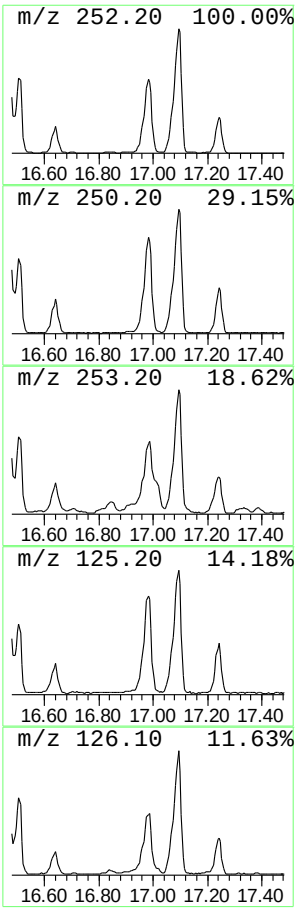

Library Search Compound Report

Data Path : C:\MSDCHEM\1\DATA\EF8759\
Data File : F200376.D
Acq On : 8 Jul 2021 4:33 pm
Operator : chriss2
Sample : jd27605-3
Misc : op34129,ef8759,30.4,,,1,1
ALS Vial : 14 Sample Multiplier: 1

Quant Method : C:\MSDCHEM\1\METHODS\MF8747.M
Quant Title : Semi Volatile Extractables by GC/MS

TIC Library : C:\Database\NIST08.L
TIC Integration Parameters: LSCINT.P

****

Peak Number 22 unknown Concentration Rank 7

R.T.	EstConc	Area	Relative to ISTD	R.T.
18.963	35.61 ppm	5204500	Perylene-d12	17.195

Hit# of 5	Tentative ID	MW	MolForm	CAS#	Qual
1	Indeno[1,2,3-cd]pyrene	276	C22H12	000193-39-5	89
2	Dibenzo[def,mno]chrysene	276	C22H12	000191-26-4	83
3	10-Bromo-1,2,3,4-tetrahydro-phen...	276	C14H13BrO	1000190-54-9	76
4	Indeno[1,2,3-cd]pyrene	276	C22H12	000193-39-5	64
5	Anthraquinone, 2,6-dichloro-	276	C14H6Cl2O2	000605-40-3	59

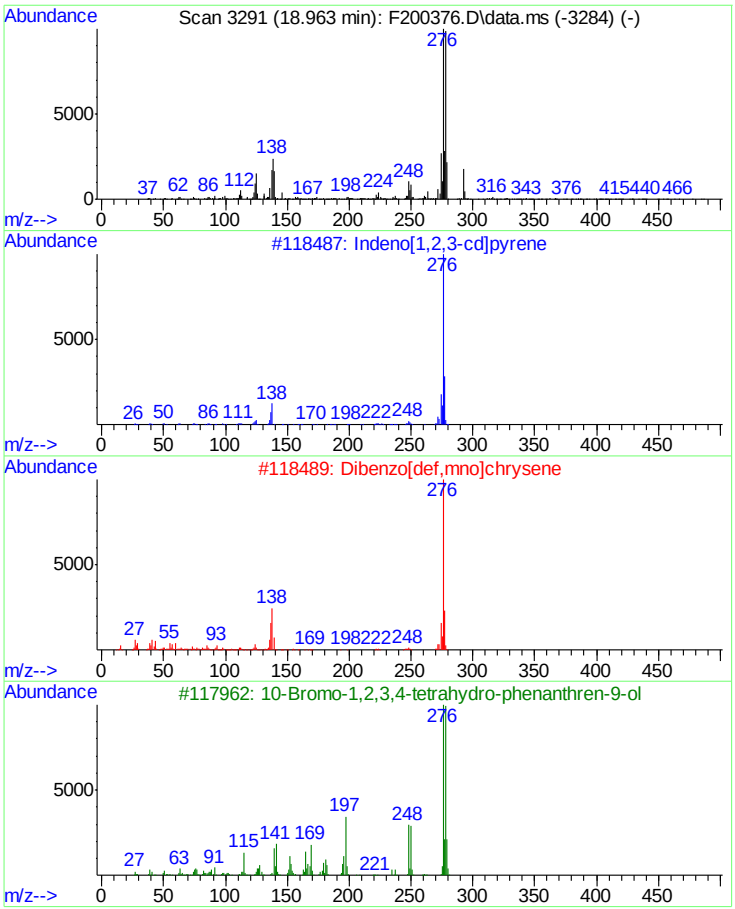

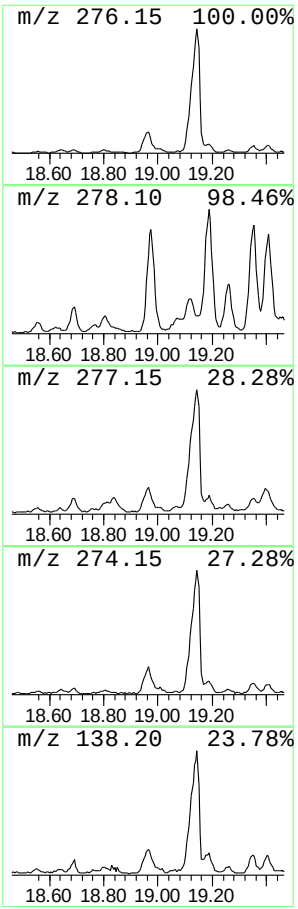

Library Search Compound Report

Data Path : C:\MSDCHEM\1\DATA\EF8759\
Data File : F200376.D
Acq On : 8 Jul 2021 4:33 pm
Operator : chriss2
Sample : jd27605-3
Misc : op34129,ef8759,30.4,,,1,1
ALS Vial : 14 Sample Multiplier: 1

Quant Method : C:\MSDCHEM\1\METHODS\MF8747.M
Quant Title : Semi Volatile Extractables by GC/MS

TIC Library : C:\Database\NIST08.L
TIC Integration Parameters: LSCINT.P

****

Peak Number 23 unknown Concentration Rank 11

R.T.	EstConc	Area	Relative to ISTD	R.T.
19.353	25.56 ppm	3735970	Perylene-d12	17.195

Hit# of 5	Tentative ID	MW	MolForm	CAS#	Qual
1	Dibenz[a,h]anthracene	278	C22H14	000053-70-3	96
2	Dibenz[a,h]anthracene	278	C22H14	000053-70-3	95
3	Benzo[b]chrysene	278	C22H14	000214-17-5	95
4	1,2:7,8-Dibenzophenanthrene	278	C22H14	000213-46-7	95
5	Benzo[b]triphenylene	278	C22H14	000215-58-7	95

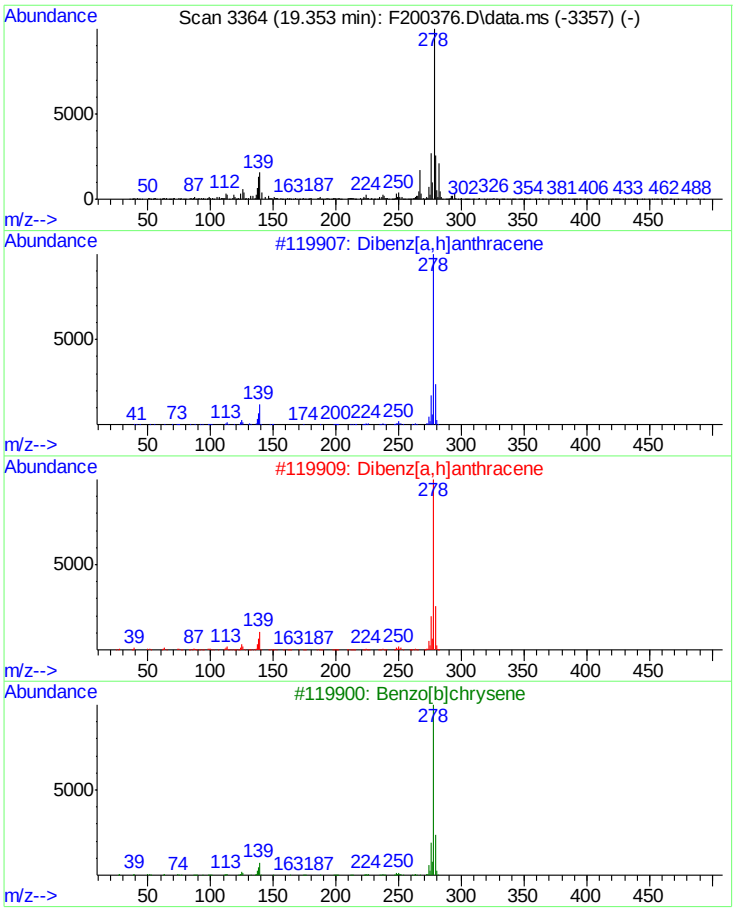

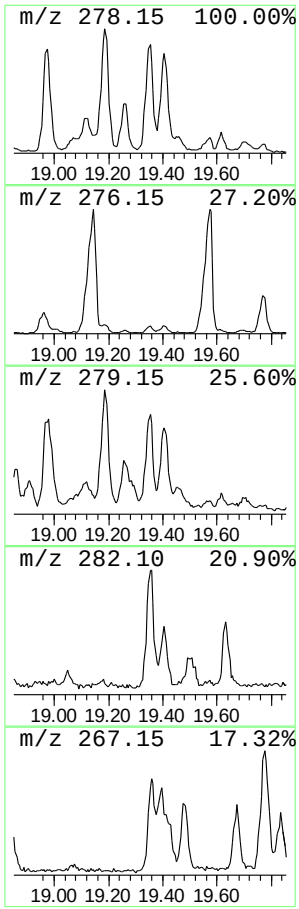

Library Search Compound Report

Data Path : C:\MSDCHEM\1\DATA\EF8759\
Data File : F200376.D
Acq On : 8 Jul 2021 4:33 pm
Operator : chriss2
Sample : jd27605-3
Misc : op34129,ef8759,30.4,,,1,1
ALS Vial : 14 Sample Multiplier: 1

Quant Method : C:\MSDCHEM\1\METHODS\MF8747.M
Quant Title : Semi Volatile Extractables by GC/MS

TIC Library : C:\Database\NIST08.L
TIC Integration Parameters: LSCINT.P

****

Peak Number 24 unknown Concentration Rank 15

R.T.	EstConc	Area	Relative to ISTD	R.T.
19.401	17.77 ppm	2597800	Perylene-d12	17.195

Hit# of 5	Tentative ID	MW	MolForm	CAS#	Qual
1	Dibenz[a,h]anthracene	278	C22H14	000053-70-3	94
2	Benzo[b]triphenylene	278	C22H14	000215-58-7	94
3	1,2:7,8-Dibenzophenanthrene	278	C22H14	000213-46-7	93
4	Dibenz[a,h]anthracene	278	C22H14	000053-70-3	93
5	Benzo[b]triphenylene	278	C22H14	000215-58-7	93

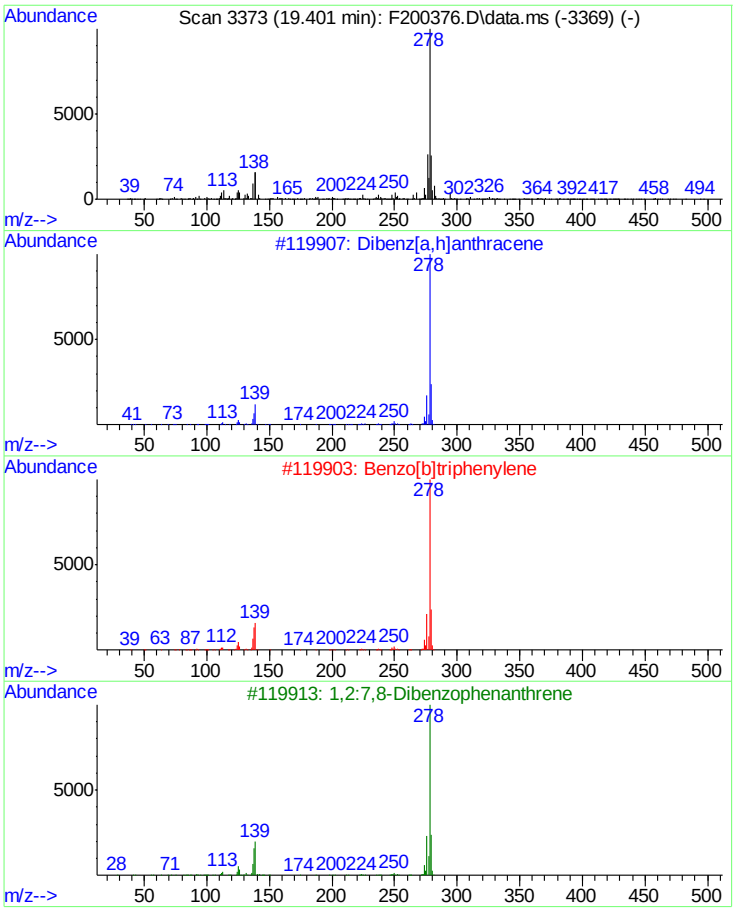

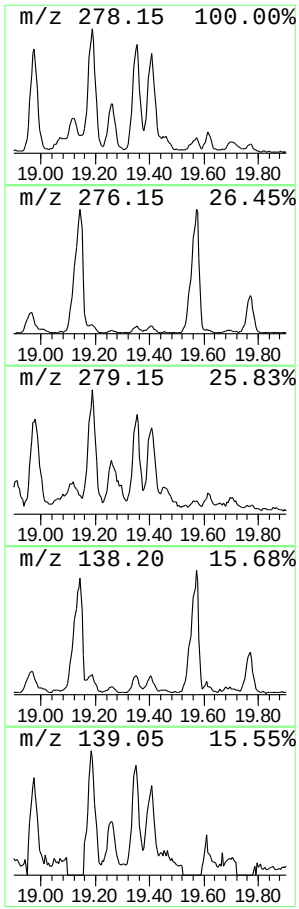

Library Search Compound Report

Data Path : C:\MSDCHEM\1\DATA\EF8759\
Data File : F200376.D
Acq On : 8 Jul 2021 4:33 pm
Operator : chriss2
Sample : jd27605-3
Misc : op34129,ef8759,30.4,,,1,1
ALS Vial : 14 Sample Multiplier: 1

Quant Method : C:\MSDCHEM\1\METHODS\MF8747.M
Quant Title : Semi Volatile Extractables by GC/MS

TIC Library : C:\Database\NIST08.L
TIC Integration Parameters: LSCINT.P

****

Peak Number 25 unknown Concentration Rank 10

R.T.	EstConc	Area	Relative to ISTD	R.T.
19.770	26.16 ppm	3823080	Perylene-d12	17.195

Hit# of 5	Tentative ID	MW	MolForm	CAS#	Qual
1	Dibenzo[def,mno]chrysene	276	C22H12	000191-26-4	98
2	Benzo[ghi]perylene	276	C22H12	000191-24-2	96
3	Benzo[ghi]perylene	276	C22H12	000191-24-2	95
4	Dibenzo[def,mno]chrysene	276	C22H12	000191-26-4	93
5	Dibenzo[def,mno]chrysene	276	C22H12	000191-26-4	89

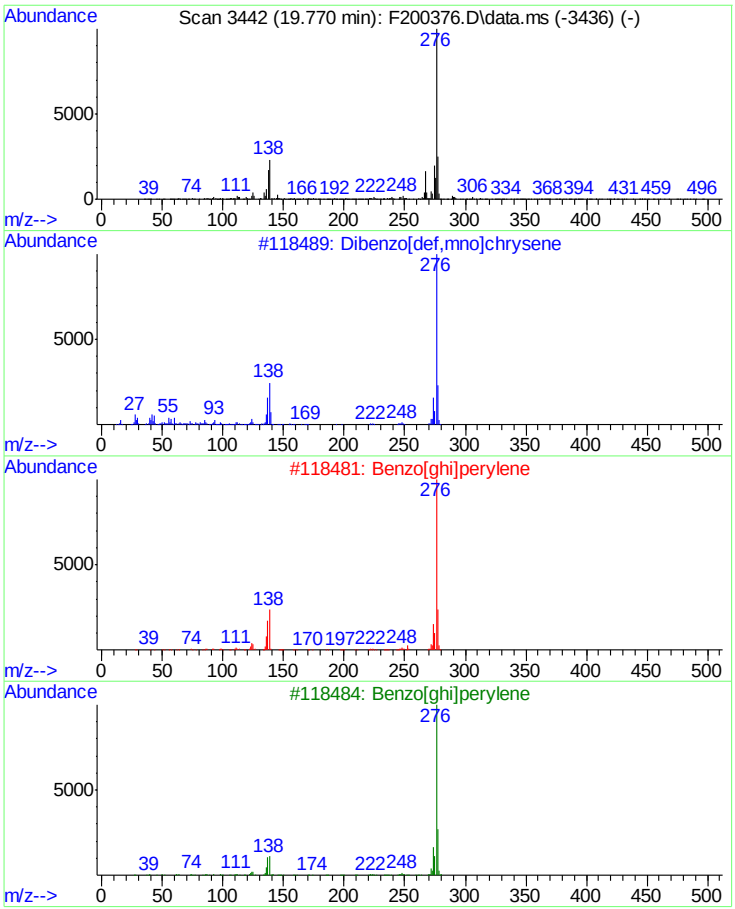

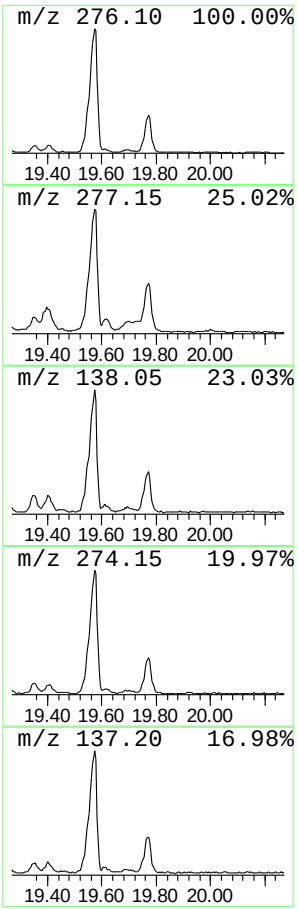

Tentatively Identified Compound (LSC) summary

Data Path : C:\MSDCHEM\1\DATA\EF8759\
Data File : F200376.D
Acq On : 8 Jul 2021 4:33 pm
Operator : chriss2
Sample : jd27605-3
Misc : op34129,ef8759,30.4,,,1,1
ALS Vial : 14 Sample Multiplier: 1

Quant Method : C:\MSDCHEM\1\METHODS\MF8747.M
Quant Title : Semi Volatile Extractables by GC/MS

TIC Library : C:\Database\NIST08.L
TIC Integration Parameters: LSCINT.P

					Internal Standard			
TIC Top Hit name	RT	EstConc	Units	Response	#	RT	Resp	Conc
unknown	4.080	10.9	ppm	894051	2	4.646	3270170	40.0
unknown	4.170	15.3	ppm	1254160	2	4.646	3270170	40.0
9H-Fluorene methyl	8.279	13.5	ppm	1581880	6	8.855	4693150	40.0
9H-Fluoren-9-one	8.556	21.2	ppm	2482670	6	8.855	4693150	40.0
unknown	8.642	12.4	ppm	1450920	6	8.855	4693150	40.0
unknown	8.685	19.7	ppm	2308710	6	8.855	4693150	40.0
Phenanthrene me...	9.705	45.6	ppm	5355910	7	8.855	4693150	40.0
Anthracene methyl	9.753	57.8	ppm	6781990	7	8.855	4693150	40.0
Phenanthrene me...	9.838	17.8	ppm	2087380	7	8.855	4693150	40.0
unknown	9.892	68.7	ppm	8054510	7	8.855	4693150	40.0
Phenanthrene me...	9.940	36.2	ppm	4243370	7	8.855	4693150	40.0
9,10-Anthracene...	10.293	82.1	ppm	9629550	7	8.855	4693150	40.0
Phenanthrene di...	10.752	30.9	ppm	3625100	7	8.855	4693150	40.0
Phenanthrene di...	10.811	14.9	ppm	1754620	7	8.855	4693150	40.0
unknown	10.886	12.8	ppm	1504460	7	8.855	4693150	40.0
Phenanthrene di...	10.928	14.3	ppm	1681480	7	8.855	4693150	40.0
unknown	11.324	15.3	ppm	1793210	7	8.855	4693150	40.0
9,10-Anthracene...	11.361	12.7	ppm	1486400	7	8.855	4693150	40.0
unknown	15.763	15.4	ppm	2254680	10	17.195	5846380	40.0
unknown PAH sub...	16.639	34.2	ppm	4992610	10	17.195	5846380	40.0
unknown PAH sub...	16.981	102.7	ppm	15012000	10	17.195	5846380	40.0
unknown	18.963	35.6	ppm	5204500	10	17.195	5846380	40.0
unknown	19.353	25.6	ppm	3735970	10	17.195	5846380	40.0
unknown	19.401	17.8	ppm	2597800	10	17.195	5846380	40.0
unknown	19.770	26.2	ppm	3823080	10	17.195	5846380	40.0

Manual Integrations APPROVED (compounds with "m" flag)
Kristi Schollenberger 07/08/21 18:41

Quantitation Report (QT/LSC Reviewed)

Data Path : C:\msdchem\1\DATA\EM7461\
Data File : m173937a.D
Acq On : 6 Jul 2021 2:33 pm
Operator : chriss2
Sample : jd27605-4
Misc : op34129,em7461,30.8,,,1,1
ALS Vial : 12 Sample Multiplier: 1

Quant Time: Jul 08 18:27:03 2021
Quant Method : C:\MSDCHEM\1\METHODS\MM7405.M
Quant Title : Semi Volatile GC/MS, rtx-5ms 30mx0.25mmx0.25um
QLast Update : Thu Jul 01 23:33:22 2021
Response via : Initial Calibration

Compound	R.T.	QIon	Response	Conc	Units	Dev(Min)
Internal Standards						
1) 1,4-Dichlorobenzene-d4	3.506	152	218804	40.00	ppm	-0.04
24) Naphthalene-d8	4.446	136	763068	40.00	ppm	-0.04
46) Acenaphthene-d10	6.160	164	447226	40.00	ppm	-0.07
69) Phenanthrene-d10	8.425	188	765206	40.00	ppm	-0.08
84) Chrysene-d12	13.355	240	647653	40.00	ppm	-0.09
93) Perylene-d12	15.892	264	643874	40.00	ppm	-0.09
103) 1,4-Dichlorobenzene-d4a	3.506	152	218804	40.00	ppm	-0.04
105) Acenaphthene-d10a	6.160	164	447226	40.00	ppm	-0.07
107) Chrysene-d12a	13.355	240	647653	40.00	ppm	-0.09
109) Phenanthrene-d10a	8.425	188	765206	40.00	ppm	-0.08
111) Naphthalene-d8a	4.446	136	763068	40.00	ppm	-0.04
113) Chrysene-d12b	13.355	240	647653	40.00	ppm	-0.09
System Monitoring Compounds						
5) 2-Fluorophenol	2.411	112	296126	36.43	ppm	-0.08
Spiked Amount 50.000			Recovery = 72.86%			
8) Phenol-d5	3.319	99	309458	33.99	ppm	-0.03
Spiked Amount 50.000			Recovery = 67.98%			
25) Nitrobenzene-d5	3.938	82	286373	36.24	ppm	-0.04
Spiked Amount 50.000			Recovery = 72.48%			
51) 2-Fluorobiphenyl	5.412	172	625360	47.99	ppm	-0.05
Spiked Amount 50.000			Recovery = 95.98%			
74) 2,4,6-Tribromophenol	7.319	330	112700	40.85	ppm	-0.08
Spiked Amount 50.000			Recovery = 81.70%			
87) Terphenyl-d14	11.501	244	675316	43.24	ppm	-0.09
Spiked Amount 50.000			Recovery = 86.48%			
108) 1-chlorooctadecane	0.000	57	0	0.00	ppm	
Spiked Amount 50.000			Recovery = 0.00%			
110) o-terphenyl	0.000	230	0	0.00	ppm	
Spiked Amount 50.000			Recovery = 0.00%			
Target Compounds						Qvalue
82) Fluoranthene	10.631	202	11025	0.49	ppm	84
86) Pyrene	11.015	202	13059	0.64	ppm	95
89) Benzo[a]anthracene	13.344	228	10718	0.53	ppm	86
91) Chrysene	13.403	228	7636	0.47	ppm	63
95) Benzo[b]fluoranthene	15.309	252	14440m	0.76	ppm	
96) Benzo[k]fluoranthene	15.341	252	4459m	0.26	ppm	
97) Benzo[a]pyrene	15.806	252	11429	0.62	ppm	67
98) Indeno[1,2,3-cd]pyrene	17.547	276	10249m	0.66	ppm	
100) Dibenz[a,h]anthracene	17.595	278	2148m	0.14	ppm	
102) Benzo[g,h,i]perylene	17.884	276	8528	0.48	ppm	74

(#) = qualifier out of range (m) = manual integration (+) = signals summed

Quantitation Report (QT/LSC Reviewed)

Data Path : C:\msdchem\1\DATA\EM7461\
Data File : m173937a.D
Acq On : 6 Jul 2021 2:33 pm
Operator : chriss2
Sample : jd27605-4
Misc : op34129,em7461,30.8,,,1,1
ALS Vial : 12 Sample Multiplier: 1

Quant Time: Jul 08 18:27:03 2021
Quant Method : C:\MSDCHEM\1\METHODS\MM7405.M
Quant Title : Semi Volatile GC/MS, rtx-5ms 30mx0.25mmx0.25um
QLast Update : Thu Jul 01 23:33:22 2021
Response via : Initial Calibration

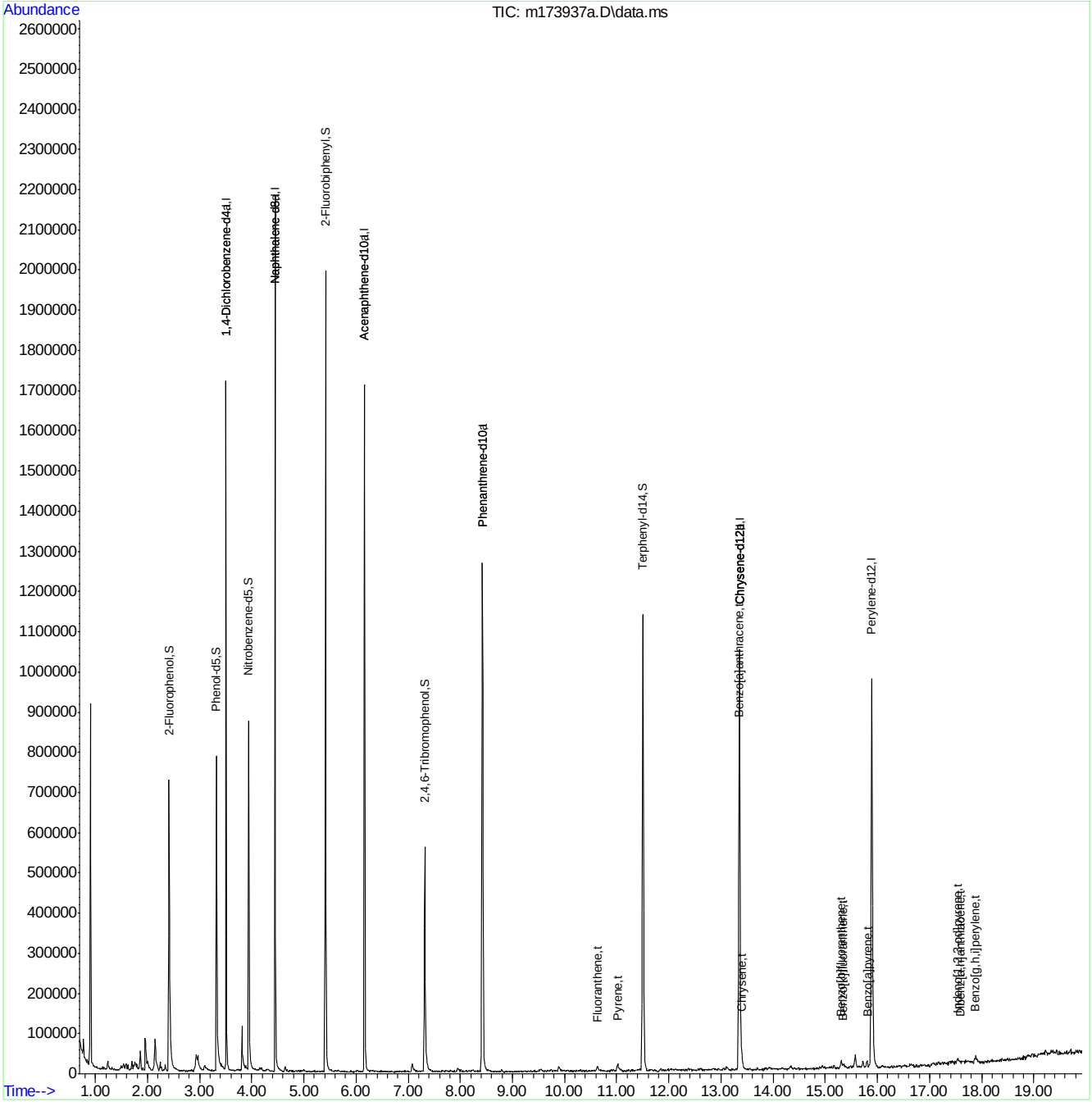

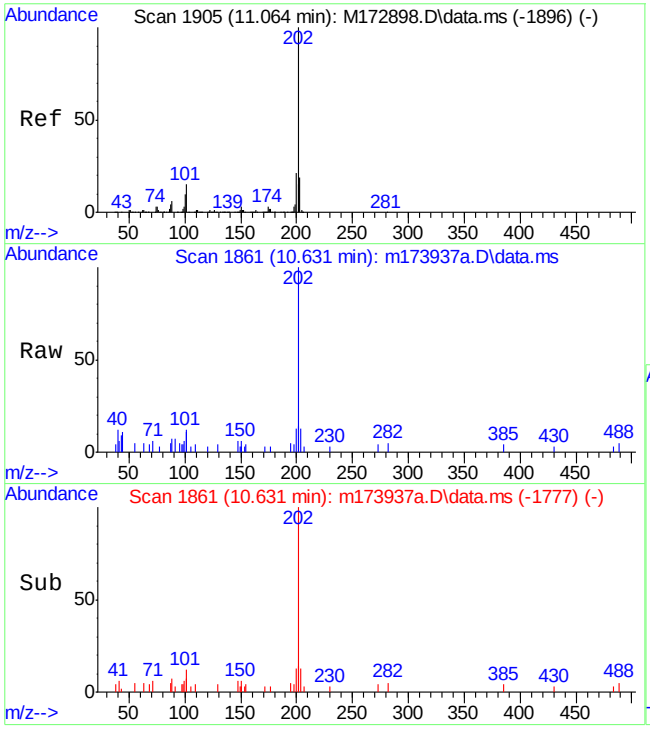

#82
Fluoranthene
Concen: 0.49 ppm
RT: 10.631 min Scan# 1861
Delta R.T. -0.049 min
Lab File: m173937a.D
Acq: 6 Jul 2021 2:33 pm

Tgt Ion:202 Resp: 11025

Ion	Ratio	Lower	Upper
202	100		
101	23.6	0.0	44.8
203	13.2	0.0	48.5

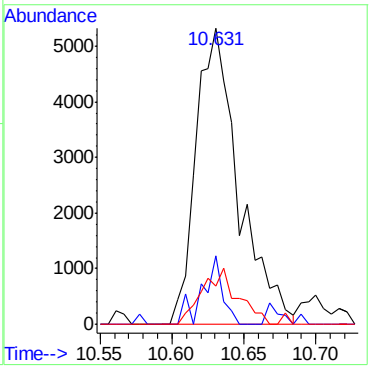

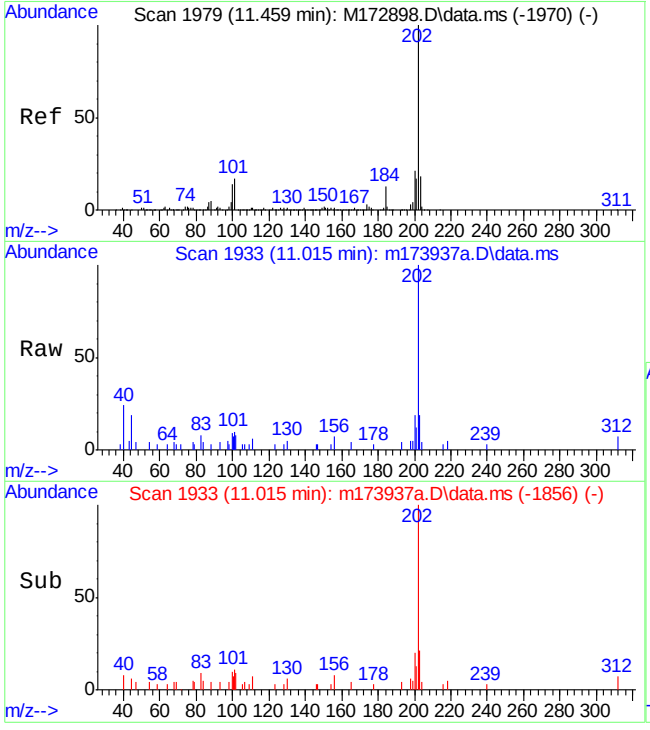

#86
Pyrene
Concen: 0.64 ppm
RT: 11.015 min Scan# 1933
Delta R.T. -0.087 min
Lab File: m173937a.D
Acq: 6 Jul 2021 2:33 pm

Tgt Ion:202 Resp: 13059

Ion	Ratio	Lower	Upper
202	100		
200	17.4	0.0	50.5
203	19.4	0.0	48.1

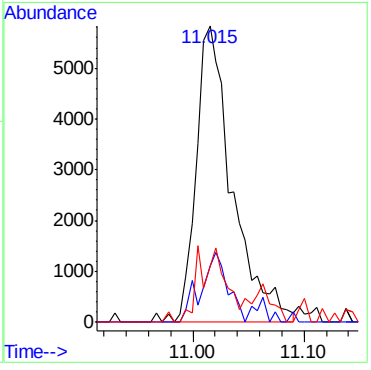

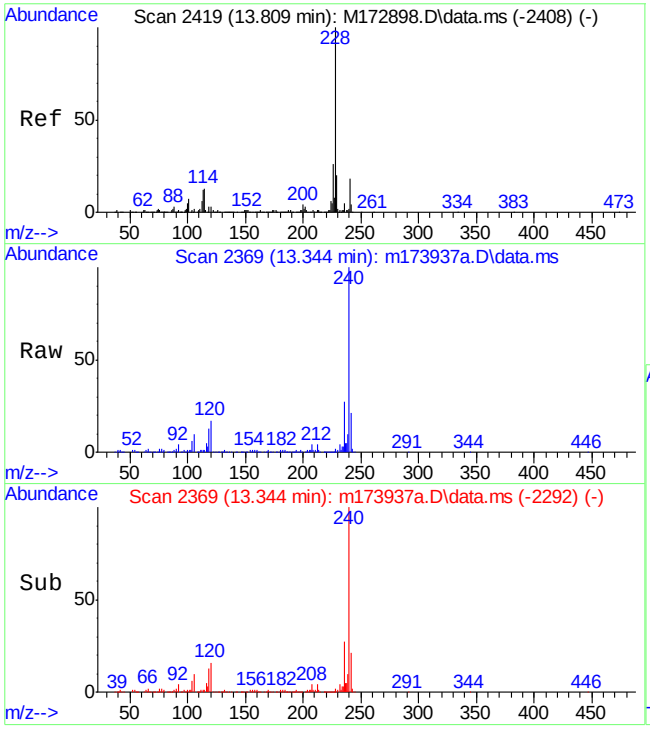

#89
Benzo[a]anthracene
Concen: 0.53 ppm
RT: 13.344 min Scan# 2369
Delta R.T. -0.087 min
Lab File: m173937a.D
Acq: 6 Jul 2021 2:33 pm

Tgt Ion:228 Resp: 10718

Ion	Ratio	Lower	Upper
228	100		
229	12.7	0.0	50.4
226	19.9	0.0	56.2

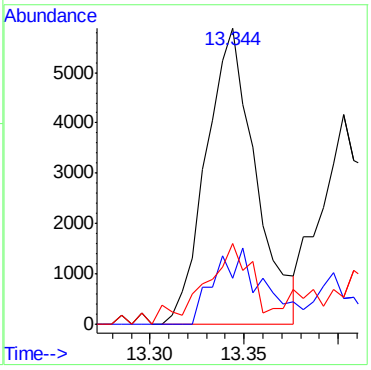

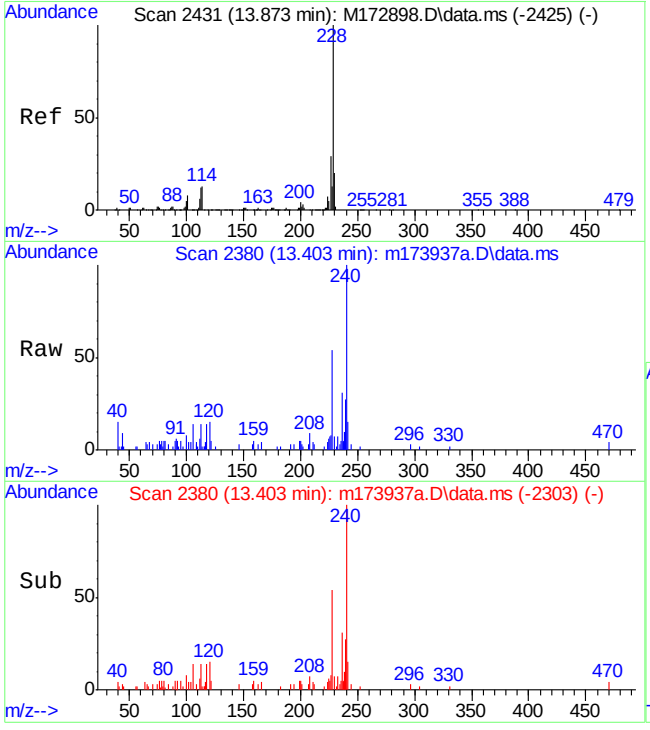

#91
Chrysene
Concen: 0.47 ppm
RT: 13.403 min Scan# 2380
Delta R.T. -0.086 min
Lab File: m173937a.D
Acq: 6 Jul 2021 2:33 pm

Tgt Ion:228 Resp: 7636

Ion	Ratio	Lower	Upper
228	100		
226	5.2	0.0	58.6
229	8.2	0.0	50.4

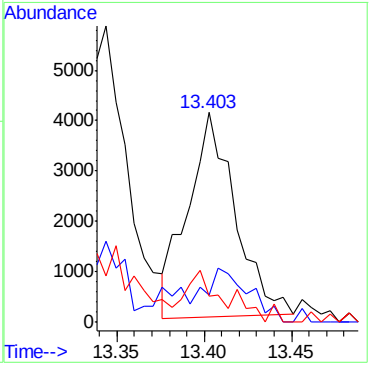

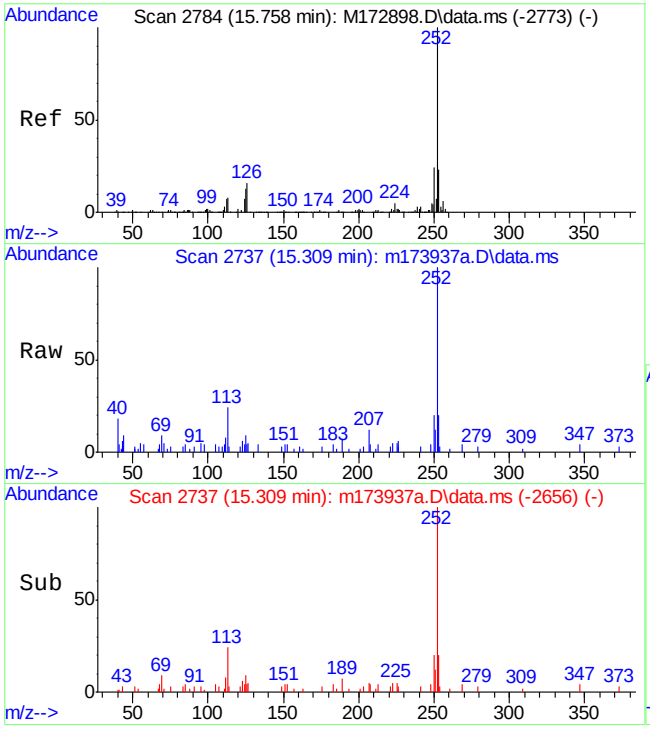

#95
Benzo[b]fluoranthene
Concen: 0.76 ppm m
RT: 15.309 min Scan# 2737
Delta R.T. -0.065 min
Lab File: m173937a.D
Acq: 6 Jul 2021 2:33 pm

Tgt Ion:252 Resp: 14440

Ion	Ratio	Lower	Upper
252	100		
253	20.1	0.0	52.7
125	9.2	0.0	42.3

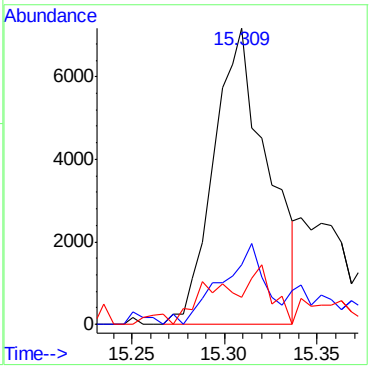

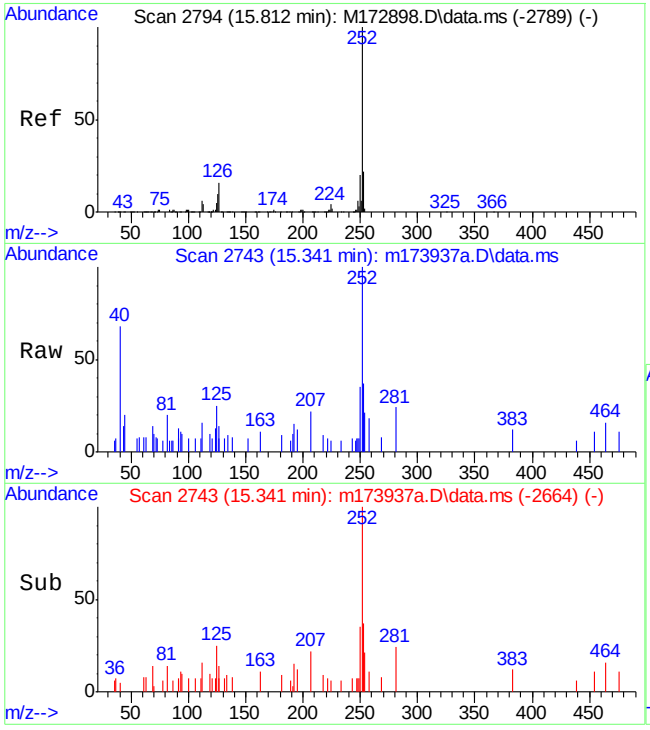

#96
Benzo[k]fluoranthene
Concen: 0.26 ppm m
RT: 15.341 min Scan# 2743
Delta R.T. -0.081 min
Lab File: m173937a.D
Acq: 6 Jul 2021 2:33 pm

Tgt Ion:252 Resp: 4459

Ion	Ratio	Lower	Upper
252	100		
253	37.0	0.0	52.5
125	24.5	0.0	40.3

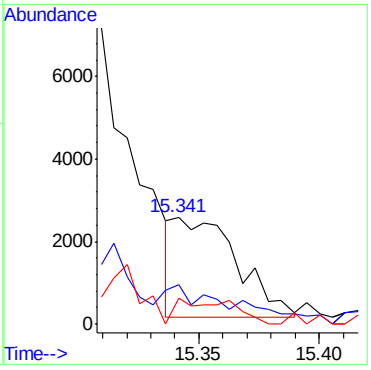

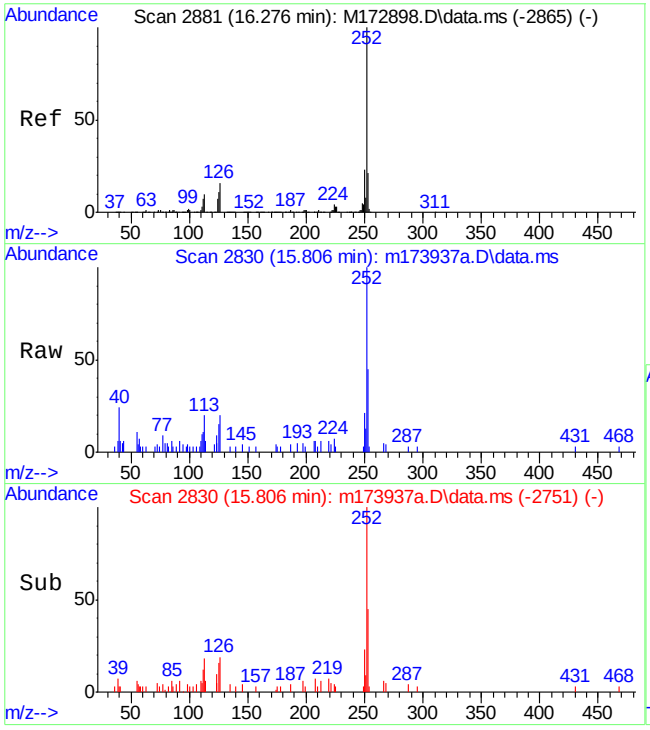

#97
Benzo[a]pyrene
Concen: 0.62 ppm
RT: 15.806 min Scan# 2830
Delta R.T. -0.077 min
Lab File: m173937a.D
Acq: 6 Jul 2021 2:33 pm

Tgt Ion:252 Resp: 11429

Ion	Ratio	Lower	Upper
252	100		
253	43.4	0.0	50.6
125	12.9	0.0	41.2

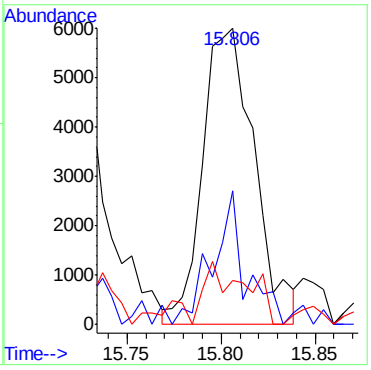

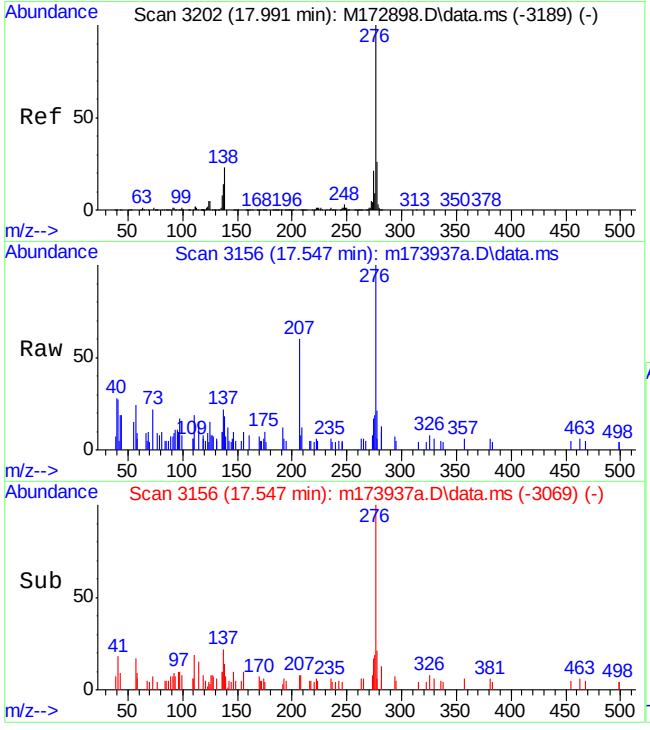

#98
Indeno[1,2,3-cd]pyrene
Concen: 0.66 ppm m
RT: 17.547 min Scan# 3156
Delta R.T. -0.037 min
Lab File: m173937a.D
Acq: 6 Jul 2021 2:33 pm

Tgt Ion:276 Resp: 10249

Ion	Ratio	Lower	Upper
276	100		
138	18.4	0.0	52.2
137	21.6	0.0	44.0

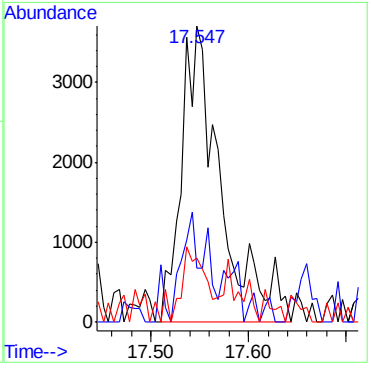

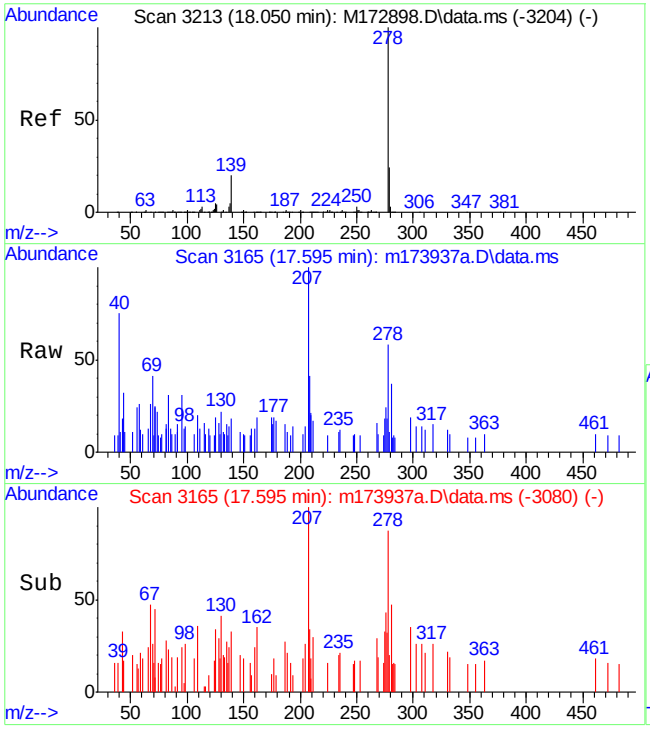

#100
Dibenz[a,h]anthracene
Concen: 0.14 ppm m
RT: 17.595 min Scan# 3165
Delta R.T. -0.047 min
Lab File: m173937a.D
Acq: 6 Jul 2021 2:33 pm

Tgt Ion:278 Resp: 2148

Ion	Ratio	Lower	Upper
278	100		
139	31.9	0.0	49.4
279	19.2	0.0	53.6

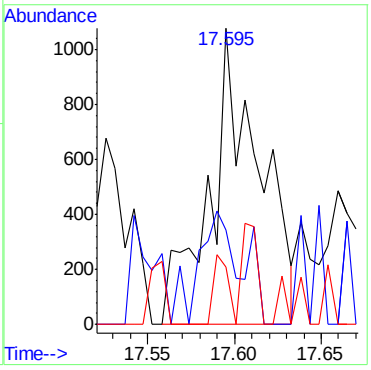

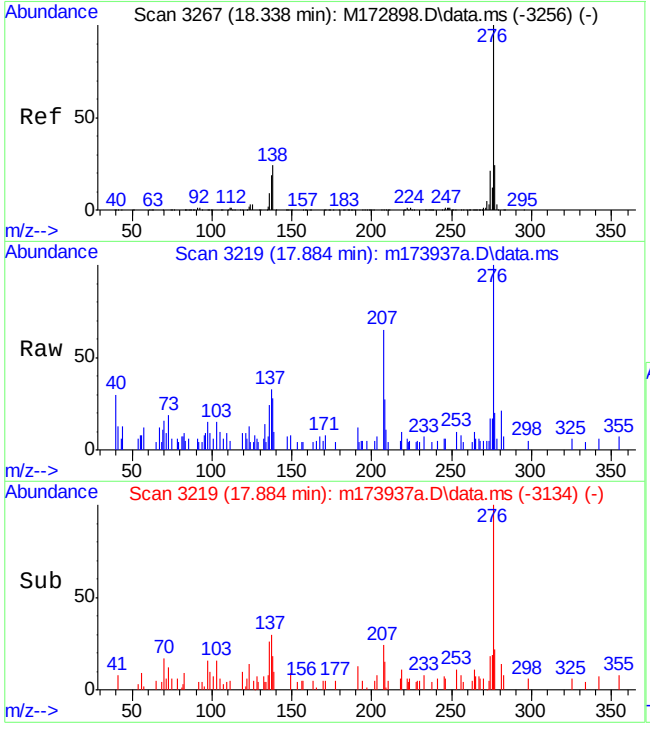

#102
Benzo[g,h,i]perylene
Concen: 0.48 ppm
RT: 17.884 min Scan# 3219
Delta R.T. -0.045 min
Lab File: m173937a.D
Acq: 6 Jul 2021 2:33 pm

Tgt Ion:276 Resp: 8528

Ion	Ratio	Lower	Upper
276	100		
138	38.7	0.0	53.5
277	14.0	0.0	54.4

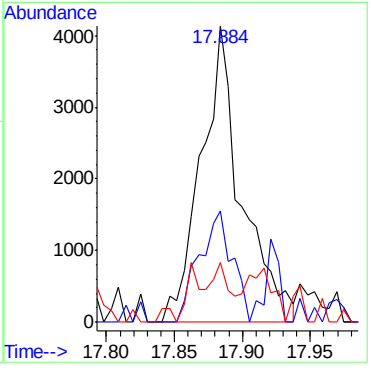

Manual Integration Approval Summary

Sample Number: JD27605-4
Lab FileID: M173937A.D
Injection Time: 07/06/21 14:33
Method: SW846 8270E
Analyst approved: 07/08/21 18:38 Kristi Schollenberger
Supervisor approved: 07/08/21 18:41 Kristi Schollenberger

Parameter	CAS	Sig#	R.T. (min.)	Reason
Benzo(b)fluoranthene	205-99-2		15.31	Poor instrument integration
Benzo(k)fluoranthene	207-08-9		15.34	Poor instrument integration
Indeno(1,2,3-cd)pyrene	193-39-5		17.55	Poor instrument integration
Dibenzo(a,h)anthracene	53-70-3		17.60	Poor instrument integration

Quantitation Report (Qedit)

Data Path : C:\msdchem\1\DATA\EM7461\
Data File : m173937a.D
Acq On : 6 Jul 2021 2:33 pm
Operator : chriss2
Sample : jd27605-4
Misc : op34129,em7461,30.8,,,1,1
ALS Vial : 12 Sample Multiplier: 1

Quant Time: Jul 06 14:52:39 2021
Quant Method : C:\MSDCHEM\1\METHODS\MM7405.M
Quant Title : Semi Volatile GC/MS, rtx-5ms 30mx0.25mmx0.25um
QLast Update : Thu Jul 01 23:33:22 2021
Response via : Initial Calibration

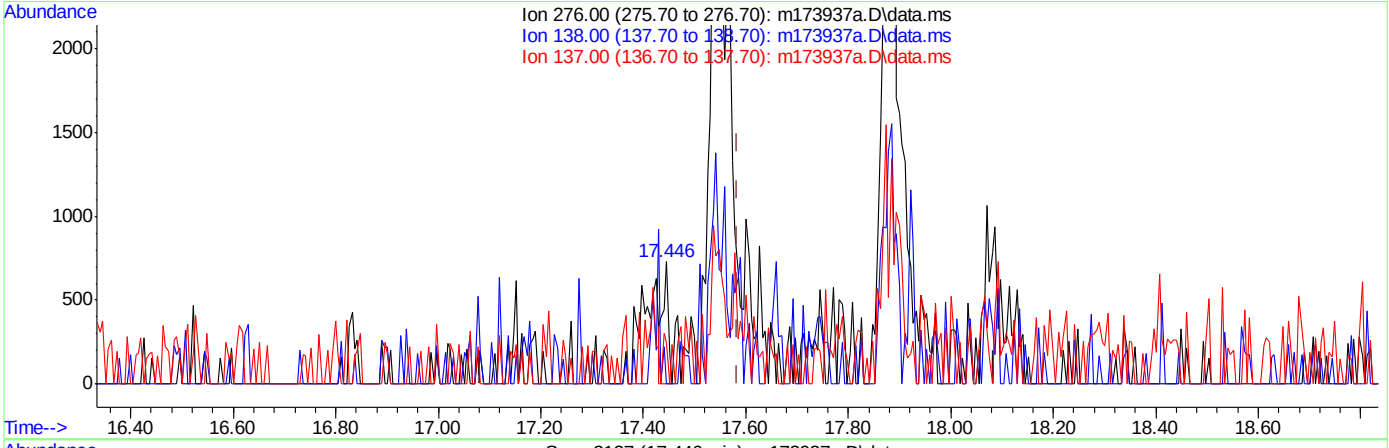

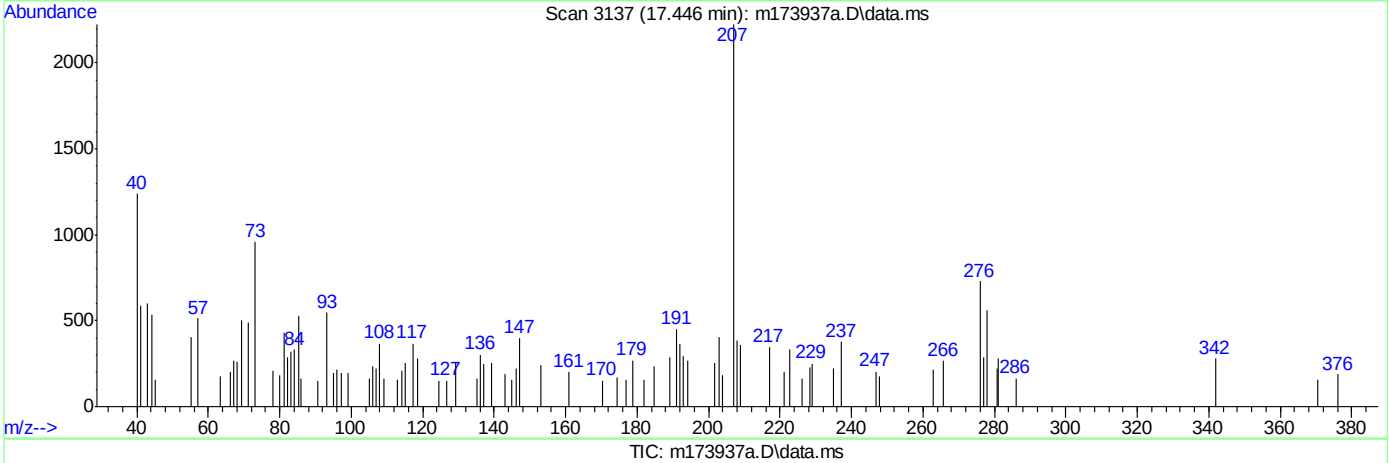

TIC: m173937a.D\data.ms

(98) Indeno[1,2,3-cd]pyrene (t)

17.446min (-0.138) 0.04ppm

response 561

Ion	Exp%	Act%
276.00	100	100
138.00	22.20	0.00
137.00	14.00	4.76
0.00	0.00	0.00

Quantitation Report (Qedit)

Data Path : C:\msdchem\1\DATA\EM7461\
Data File : m173937a.D
Acq On : 6 Jul 2021 2:33 pm
Operator : chriss2
Sample : jd27605-4
Misc : op34129,em7461,30.8,,,1,1
ALS Vial : 12 Sample Multiplier: 1

Quant Time: Jul 06 14:52:39 2021
Quant Method : C:\MSDCHEM\1\METHODS\MM7405.M
Quant Title : Semi Volatile GC/MS, rtx-5ms 30mx0.25mmx0.25um
QLast Update : Thu Jul 01 23:33:22 2021
Response via : Initial Calibration

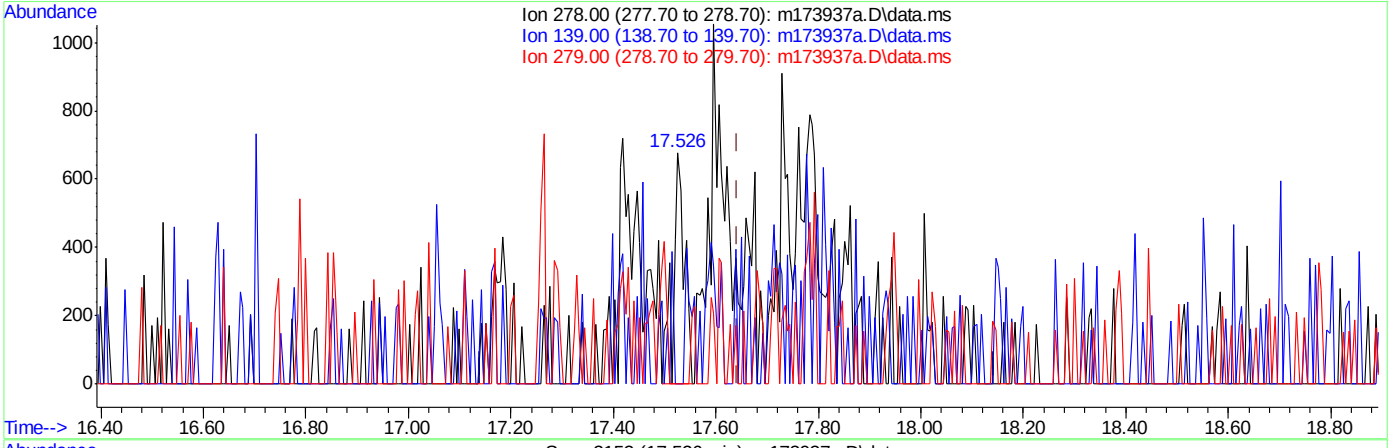

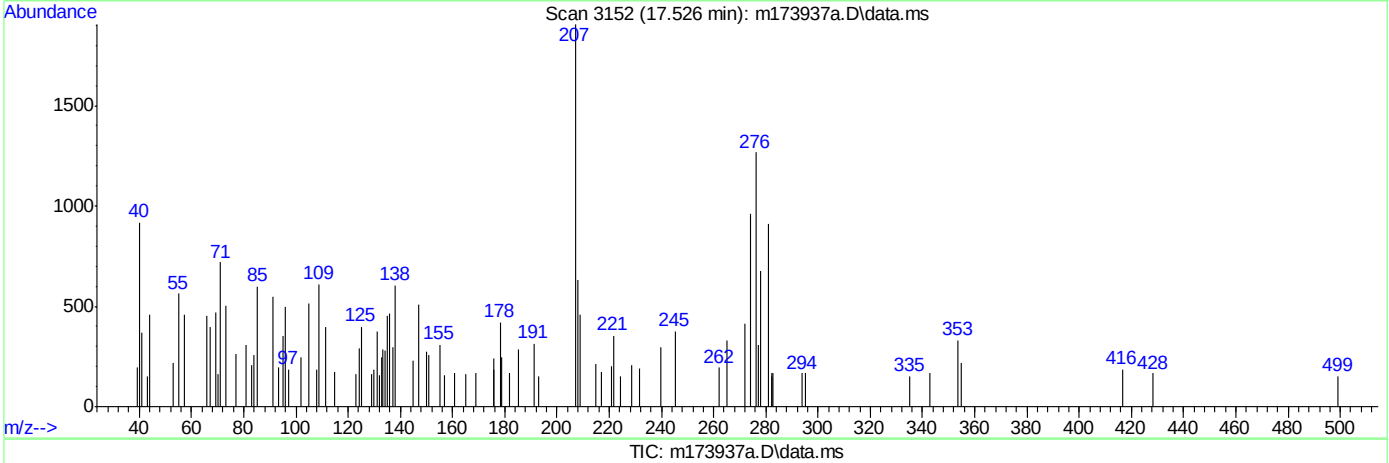

TIC: m173937a.D\data.ms

(100) Dibenz[a,h]anthracene (t)

17.526min (-0.116) 0.07ppm

response 1054

Ion	Exp%	Act%
278.00	100	100
139.00	19.40	0.00
279.00	23.60	0.00
0.00	0.00	0.00

Quantitation Report (Qedit)

Data Path : C:\msdchem\1\DATA\EM7461\
Data File : m173937a.D
Acq On : 6 Jul 2021 2:33 pm
Operator : chriss2
Sample : jd27605-4
Misc : op34129,em7461,30.8,,,1,1
ALS Vial : 12 Sample Multiplier: 1

Quant Time: Jul 06 16:02:04 2021
Quant Method : C:\MSDCHEM\1\METHODS\MM7405.M
Quant Title : Semi Volatile GC/MS, rtx-5ms 30mx0.25mmx0.25um
QLast Update : Thu Jul 01 23:33:22 2021
Response via : Initial Calibration

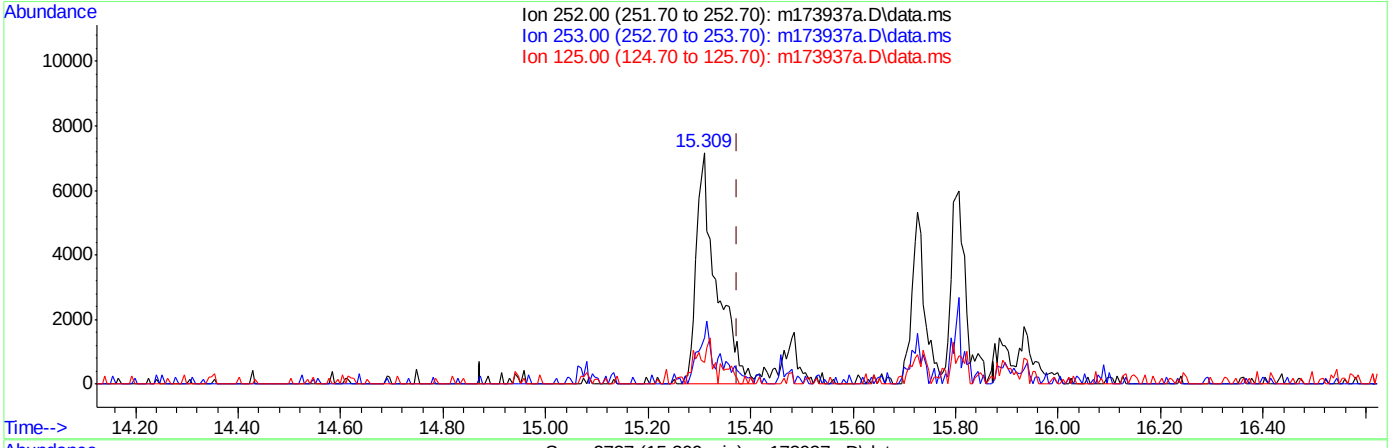

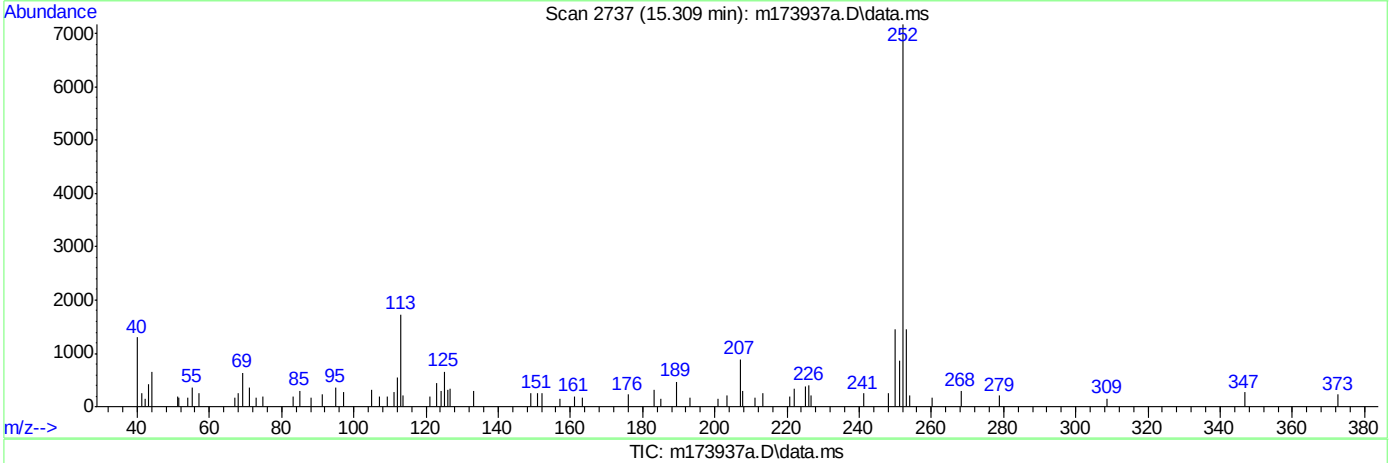

TIC: m173937a.D\data.ms

(95) Benzo[b]fluoranthene (t)

15.309min (-0.065) 1.04ppm

response 19685

Ion	Exp%	Act%
252.00	100	100
253.00	22.70	20.35
125.00	12.30	7.66
0.00	0.00	0.00

Quantitation Report (Qedit)

Data Path : C:\msdchem\1\DATA\EM7461\
Data File : m173937a.D
Acq On : 6 Jul 2021 2:33 pm
Operator : chriss2
Sample : jd27605-4
Misc : op34129,em7461,30.8,,,1,1
ALS Vial : 12 Sample Multiplier: 1

Quant Time: Jul 06 16:02:04 2021
Quant Method : C:\MSDCHEM\1\METHODS\MM7405.M
Quant Title : Semi Volatile GC/MS, rtx-5ms 30mx0.25mmx0.25um
QLast Update : Thu Jul 01 23:33:22 2021
Response via : Initial Calibration

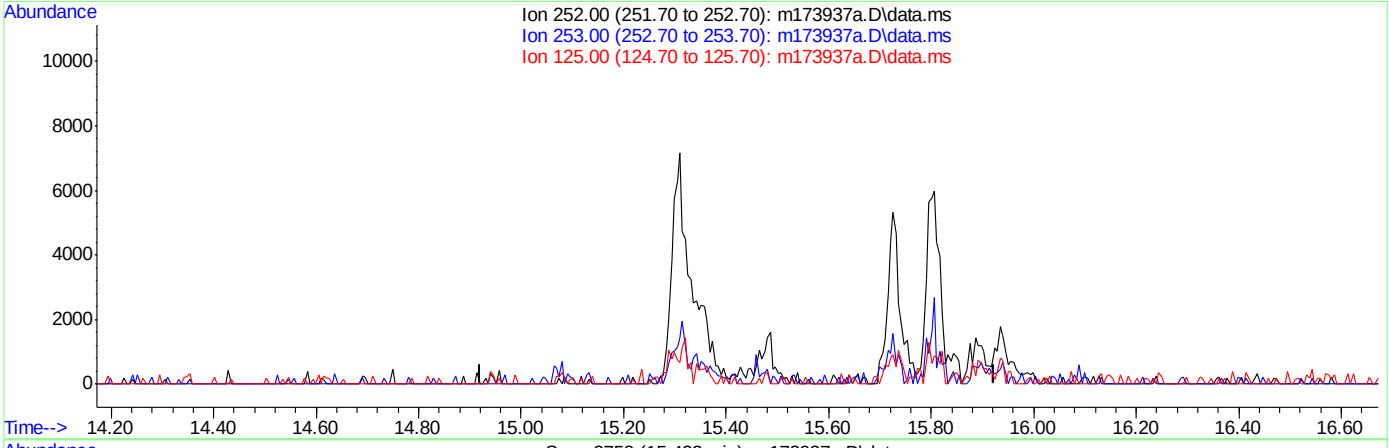

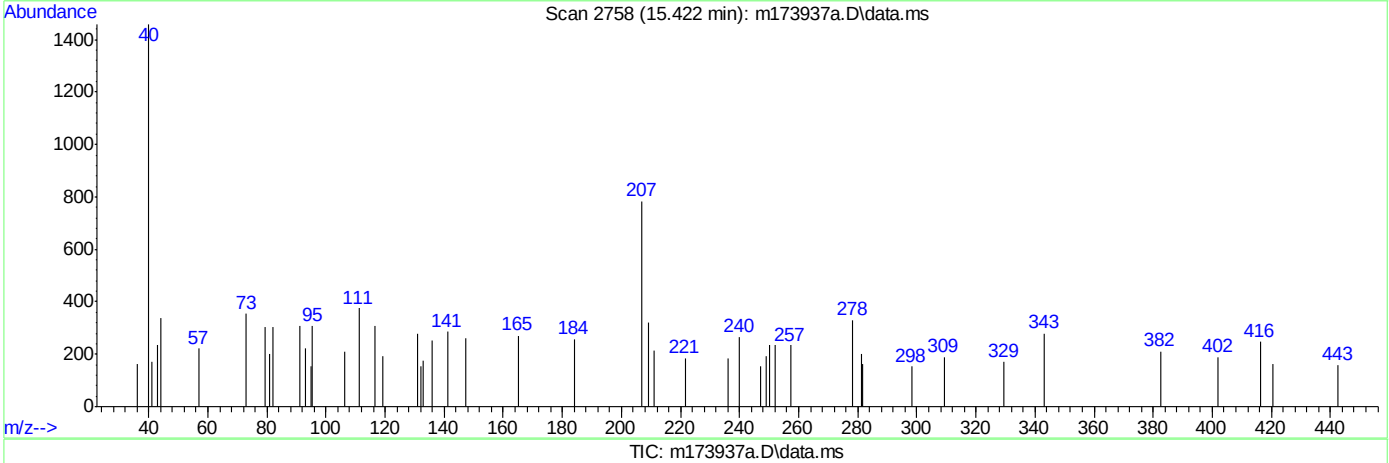

TIC: m173937a.D\data.ms

(96) Benzo[k]fluoranthene (t)

15.422min 0.00ppm d

response 0

Ion	Exp%	Act%
252.00	100	0.00
253.00	22.50	0.00
125.00	10.30	0.00
0.00	0.00	0.00

LSC Area Percent Report

Data Path : C:\msdchem\1\DATA\EM7461\
Data File : m173937a.D
Acq On : 6 Jul 2021 2:33 pm
Operator : chriss2
Sample : jd27605-4
Misc : op34129,em7461,30.8,,,1,1
ALS Vial : 12 Sample Multiplier: 1

Integration Parameters: RTEINT.P
Integrator: RTE
Smoothing : ON Filtering: 5
Sampling : 1 Min Area: 500 Area counts
Start Thrs: 0.01 Max Peaks: 100
Stop Thrs : 0 Peak Location: TOP

If leading or trailing edge < 100 prefer < Baseline drop else tangent >
Peak separation: 5

Method : C:\MSDCHEM\1\METHODS\MM7405.M
Title : Semi Volatile GC/MS, rtx-5ms 30mx0.25mmx0.25um

Signal : TIC: m173937a.D\data.ms

peak #	R.T. min	first scan	max scan	last scan	PK TY	peak height	corr. area	corr. % max.	% of total
1	0.771	12	15	26	rVB2	58869	74344	3.77%	0.359%
2	0.840	26	28	33	rVV5	12593	14020	0.71%	0.068%
3	0.905	33	40	52	rVB	903427	627238	31.83%	3.033%
4	1.236	98	102	109	rVB3	22254	28627	1.45%	0.138%
5	1.321	114	118	124	rVV8	7537	11280	0.57%	0.055%
6	1.492	141	150	154	rBV6	10965	23978	1.22%	0.116%
7	1.535	154	158	164	rVV6	16442	29267	1.49%	0.142%
8	1.588	164	168	171	rVV4	16101	22795	1.16%	0.110%
9	1.626	171	175	180	rVV5	13107	17725	0.90%	0.086%
10	1.700	181	189	193	rVV5	23308	32945	1.67%	0.159%
11	1.732	193	195	197	rVV2	14914	13590	0.69%	0.066%
12	1.759	197	200	204	rVV5	21765	33003	1.67%	0.160%
13	1.791	204	206	212	rVV4	17399	23396	1.19%	0.113%
14	1.861	213	219	225	rVV	48941	75040	3.81%	0.363%
15	1.957	232	237	245	rVV	80161	139178	7.06%	0.673%
16	2.005	245	246	259	rVB6	22116	32555	1.65%	0.157%
17	2.144	264	272	285	rVB3	79860	167797	8.52%	0.811%
18	2.240	285	290	298	rBV4	23361	37443	1.90%	0.181%
19	2.336	300	308	317	rVB5	15608	25750	1.31%	0.125%
20	2.411	317	322	347	rBV	724511	955246	48.48%	4.619%
21	2.550	347	348	359	rVB7	7215	16548	0.84%	0.080%
22	2.934	409	420	424	rBV2	43030	103744	5.27%	0.502%
23	2.966	424	426	442	rVB	38003	64583	3.28%	0.312%
24	3.089	444	449	455	rBV4	11375	19558	0.99%	0.095%
25	3.319	488	492	509	rBV	782817	834790	42.37%	4.036%
26	3.506	523	527	545	rVB	1716791	1308742	66.42%	6.328%
27	3.810	578	584	596	rBV	111913	154905	7.86%	0.749%
28	3.885	596	598	604	rVV6	9895	12430	0.63%	0.060%
29	3.938	604	608	629	rVB	868830	789629	40.07%	3.818%
30	4.189	652	655	661	rVB3	9066	9283	0.47%	0.045%
31	4.312	671	678	687	rVB9	5019	12249	0.62%	0.059%
32	4.446	698	703	716	rBV	2178480	1584489	80.41%	7.661%
33	4.638	735	739	745	rBV5	12404	21246	1.08%	0.103%
34	4.996	800	806	817	rVB5	7237	18233	0.93%	0.088%

LSC Area Percent Report

Data Path : C:\msdchem\1\DATA\EM7461\
Data File : m173937a.D
Acq On : 6 Jul 2021 2:33 pm
Operator : chriss2
Sample : jd27605-4
Misc : op34129,em7461,30.8,,,1,1
ALS Vial : 12 Sample Multiplier: 1

Integration Parameters: RTEINT.P
Integrator: RTE
Smoothing : ON Filtering: 5
Sampling : 1 Min Area: 500 Area counts
Start Thrs: 0.01 Max Peaks: 100
Stop Thrs : 0 Peak Location: TOP

If leading or trailing edge < 100 prefer < Baseline drop else tangent >
Peak separation: 5

Method : C:\MSDCHEM\1\METHODS\MM7405.M
Title : Semi Volatile GC/MS, rtx-5ms 30mx0.25mmx0.25um

35	5.103	817	826	832	rBV4	4107	10305	0.52%	0.050%
36	5.412	874	884	900	rBV	1993500	1838848	93.32%	8.891%
37	5.519	900	904	912	rVB5	4554	9826	0.50%	0.048%
38	6.160	1018	1024	1043	rVB	1710118	1880586	95.44%	9.093%
39	7.079	1189	1196	1201	rBV5	19729	39171	1.99%	0.189%
40	7.319	1232	1241	1257	rBV	558166	858121	43.55%	4.149%
41	7.431	1260	1262	1268	rVB6	5486	8871	0.45%	0.043%
42	7.955	1351	1360	1368	rBV9	9061	24368	1.24%	0.118%
43	8.243	1406	1414	1416	rBV6	4893	10393	0.53%	0.050%
44	8.419	1435	1447	1463	rBV	1267389	1970418	100.00%	9.528%
45	8.788	1511	1516	1525	rVB3	6475	12626	0.64%	0.061%
46	9.541	1653	1657	1668	rVB8	4437	9253	0.47%	0.045%
47	9.888	1714	1722	1730	rBV7	13134	31202	1.58%	0.151%
48	10.636	1850	1862	1872	rVB3	12410	34000	1.73%	0.164%
49	11.021	1928	1934	1943	rBV3	17357	41222	2.09%	0.199%
50	11.501	2016	2024	2040	rVB	1135419	1924369	97.66%	9.305%
51	11.667	2048	2055	2062	rVB7	4106	10020	0.51%	0.048%
52	11.848	2077	2089	2093	rBV5	7496	16830	0.85%	0.081%
53	11.977	2107	2113	2115	rBV5	5910	9441	0.48%	0.046%
54	12.372	2182	2187	2192	rBV5	5484	10540	0.53%	0.051%
55	13.109	2321	2325	2334	rVB7	8898	19289	0.98%	0.093%
56	13.355	2362	2371	2395	rVV2	1048400	1921579	97.52%	9.291%
57	13.696	2431	2435	2440	rBV6	6475	8831	0.45%	0.043%
58	14.065	2502	2504	2509	rVB3	5863	9261	0.47%	0.045%
59	14.343	2549	2556	2563	rVB8	9447	18882	0.96%	0.091%
60	14.936	2662	2667	2671	rVV6	9653	16522	0.84%	0.080%
61	15.171	2706	2711	2714	rVB7	7717	12335	0.63%	0.060%
62	15.304	2729	2736	2743	rBV4	23179	57841	2.94%	0.280%
63	15.480	2767	2769	2774	rVB4	7339	10129	0.51%	0.049%
64	15.576	2779	2787	2795	rVV5	31393	63636	3.23%	0.308%
65	15.721	2807	2814	2820	rBV4	17242	28198	1.43%	0.136%
66	15.795	2820	2828	2834	rVV6	17462	37613	1.91%	0.182%
67	15.892	2834	2846	2872	rVB	968790	1909306	96.90%	9.232%
68	16.089	2877	2883	2885	rBV5	7313	10825	0.55%	0.052%
69	16.276	2915	2918	2922	rVB6	7759	9259	0.47%	0.045%
70	16.613	2974	2981	2985	rBV8	6505	10249	0.52%	0.050%
71	16.645	2985	2987	2991	rVV4	7025	8760	0.44%	0.042%

LSC Area Percent Report

Data Path : C:\msdchem\1\DATA\EM7461\
Data File : m173937a.D
Acq On : 6 Jul 2021 2:33 pm
Operator : chriss2
Sample : jd27605-4
Misc : op34129,em7461,30.8,,,1,1
ALS Vial : 12 Sample Multiplier: 1

Integration Parameters: RTEINT.P
Integrator: RTE
Smoothing : ON Filtering: 5
Sampling : 1 Min Area: 500 Area counts
Start Thrs: 0.01 Max Peaks: 100
Stop Thrs : 0 Peak Location: TOP

If leading or trailing edge < 100 prefer < Baseline drop else tangent >
Peak separation: 5

Method : C:\MSDCHEM\1\METHODS\MM7405.M
Title : Semi Volatile GC/MS, rtx-5ms 30mx0.25mmx0.25um

72	17.067	3059	3066	3070	rBV9	7815	17818	0.90%	0.086%
73	17.168	3081	3085	3090	rVB7	7114	11830	0.60%	0.057%
74	17.387	3121	3126	3129	rBV7	10444	19115	0.97%	0.092%
75	17.430	3129	3134	3137	rVV7	10683	21180	1.07%	0.102%
76	17.451	3137	3138	3142	rVV3	10358	10840	0.55%	0.052%
77	17.478	3142	3143	3149	rVV5	8888	11520	0.58%	0.056%
78	17.547	3149	3156	3164	rVV8	15203	41884	2.13%	0.203%
79	17.622	3168	3170	3179	rVB9	6853	17065	0.87%	0.083%
80	17.692	3179	3183	3184	rBV4	9070	10703	0.54%	0.052%
81	17.873	3211	3217	3218	rBV6	16329	21530	1.09%	0.104%
82	17.884	3218	3219	3227	rVV7	17067	23832	1.21%	0.115%
83	18.065	3249	3253	3258	rVV8	7716	13708	0.70%	0.066%
84	18.306	3296	3298	3304	rVB7	5027	8770	0.45%	0.042%
85	18.359	3304	3308	3310	rBV5	6827	9990	0.51%	0.048%
86	18.391	3310	3314	3317	rBV5	7853	12537	0.64%	0.061%
87	18.493	3328	3333	3337	rBV8	8301	12385	0.63%	0.060%
88	18.530	3337	3340	3346	rBV8	7048	9272	0.47%	0.045%
89	18.696	3367	3371	3373	rBV5	6712	9799	0.50%	0.047%
90	18.797	3386	3390	3392	rBV5	12116	9059	0.46%	0.044%
91	18.835	3392	3397	3399	rVB6	9022	13357	0.68%	0.065%
92	18.872	3399	3404	3407	rBV6	12199	24307	1.23%	0.118%
93	18.968	3418	3422	3427	rVB7	8473	14958	0.76%	0.072%
94	19.091	3442	3445	3449	rVV6	6831	9171	0.47%	0.044%
95	19.230	3467	3471	3473	rBV5	10962	10775	0.55%	0.052%
96	19.283	3478	3481	3484	rBV5	8177	11319	0.57%	0.055%
97	19.331	3484	3490	3493	rBV8	10996	17377	0.88%	0.084%
98	19.710	3556	3561	3564	rVB6	13066	17754	0.90%	0.086%
99	19.807	3574	3579	3583	rBV7	10713	19285	0.98%	0.093%
100	19.839	3583	3585	3589	rVB5	10129	11656	0.59%	0.056%

Sum of corrected areas: 20681367

LSC Report - Integrated Chromatogram

Data Path : C:\msdchem\1\DATA\EM7461\
Data File : m173937a.D
Acq On : 6 Jul 2021 2:33 pm
Operator : chriss2
Sample : jd27605-4
Misc : op34129,em7461,30.8,,,1,1
ALS Vial : 12 Sample Multiplier: 1

Quant Method : C:\MSDCHEM\1\METHODS\MM7405.M
Quant Title : Semi Volatile GC/MS, rtx-5ms 30mx0.25mmx0.25um

TIC Library : C:\DATABASE\NIST08.L
TIC Integration Parameters: lscint.P

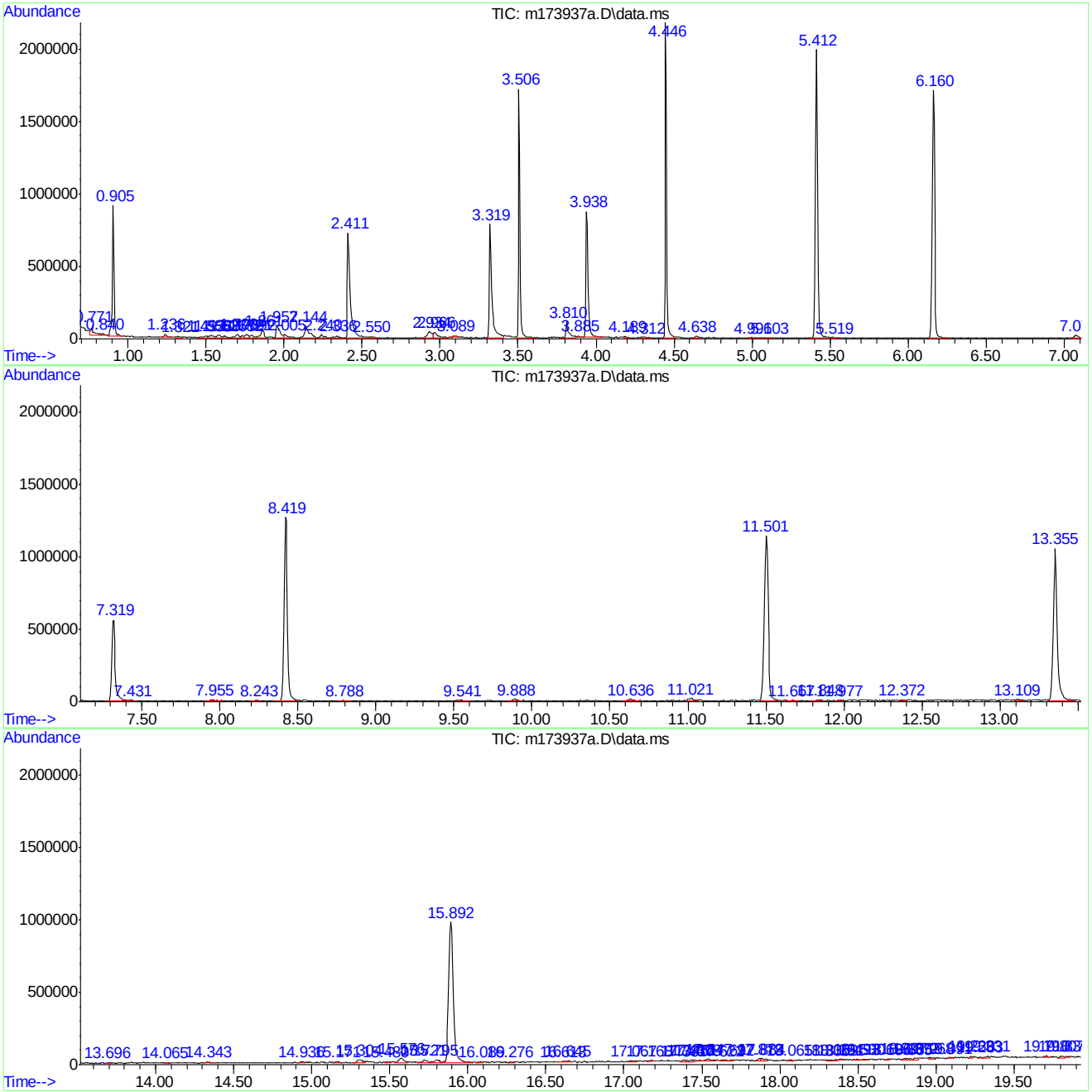

Library Search Compound Report

Data Path : C:\msdchem\1\DATA\EM7461\
Data File : m173937a.D
Acq On : 6 Jul 2021 2:33 pm
Operator : chriss2
Sample : jd27605-4
Misc : op34129,em7461,30.8,,,1,1
ALS Vial : 12 Sample Multiplier: 1

Quant Method : C:\MSDCHEM\1\METHODS\MM7405.M
Quant Title : Semi Volatile GC/MS, rtx-5ms 30mx0.25mmx0.25um

TIC Library : C:\DATABASE\NIST08.L
TIC Integration Parameters: lscint.P

****

Peak Number 1 system artifact Concentration Rank 1

R.T.	EstConc	Area	Relative to ISTD	R.T.
0.905	19.17 ppm	627238	1,4-Dichlorobenzene-d4a	3.506

Hit# of 5	Tentative ID	MW	MolForm	CAS#	Qual
1	Furan, 2,5-dimethyl-	96	C6H8O	000625-86-5	94
2	Furan, 2,5-dimethyl-	96	C6H8O	000625-86-5	91
3	Furan, 2,5-dimethyl-	96	C6H8O	000625-86-5	91
4	Furan, 2,5-dimethyl-	96	C6H8O	000625-86-5	90
5	Furfural	96	C5H4O2	000098-01-1	38

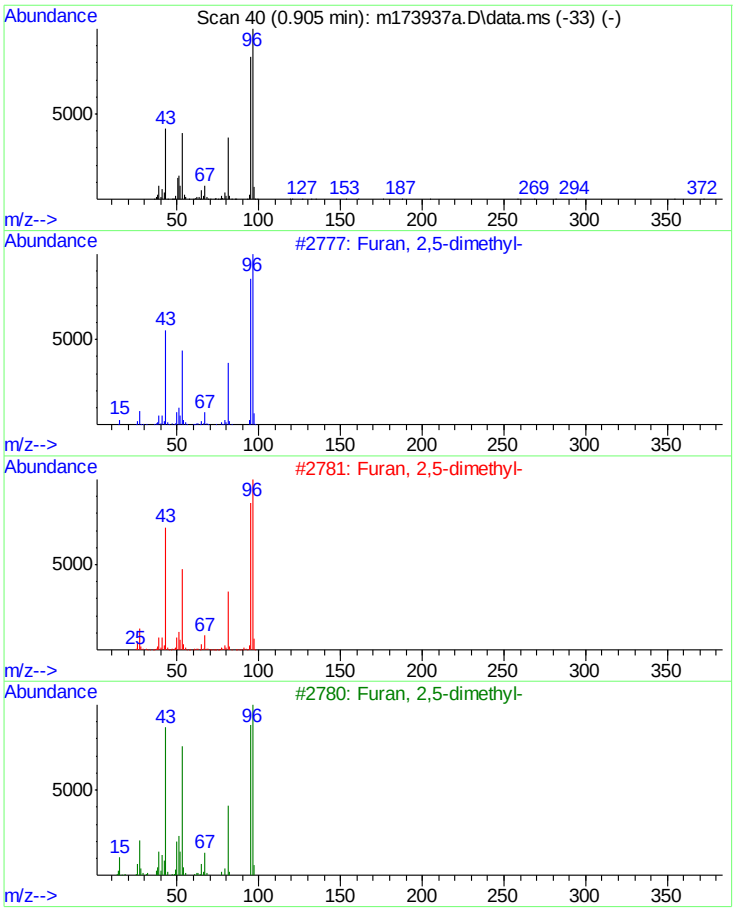

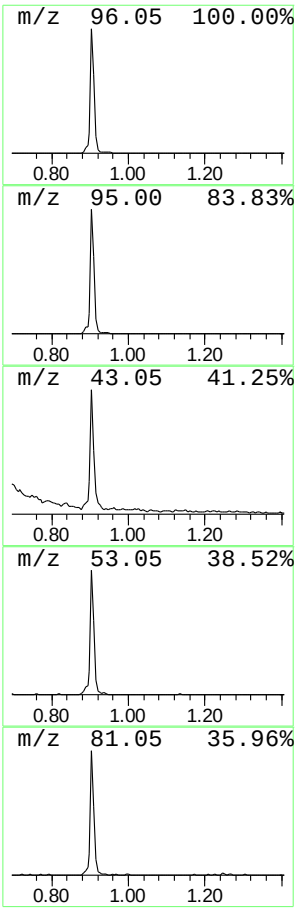

Library Search Compound Report

Data Path : C:\msdchem\1\DATA\EM7461\
Data File : m173937a.D
Acq On : 6 Jul 2021 2:33 pm
Operator : chriss2
Sample : jd27605-4
Misc : op34129,em7461,30.8,,,1,1
ALS Vial : 12 Sample Multiplier: 1

Quant Method : C:\MSDCHEM\1\METHODS\MM7405.M
Quant Title : Semi Volatile GC/MS, rtx-5ms 30mx0.25mmx0.25um

TIC Library : C:\DATABASE\NIST08.L
TIC Integration Parameters: lscint.P

****
Peak Number 2 system artifact/aldol-conde... Concentration Rank 4

R.T.	EstConc	Area	Relative to ISTD	R.T.
1.957	4.25 ppm	139178	1,4-Dichlorobenzene-d4a	3.506

Hit# of 5	Tentative ID	MW	MolForm	CAS#	Qual
1	Propane, 1,1-dipropoxy-	160	C9H20O2	004744-11-0	64
2	2-Acetoxyisobutyryl chloride	164	C6H9ClO3	040635-66-3	50
3	(+-)-4-Amino-4,5-dihydro-2(3H)-f...	101	C4H7NO2	016504-58-8	43
4	2-Pentanone, 4-hydroxy-4-methyl-	116	C6H12O2	000123-42-2	42
5	2-Hexanol, 2-methyl-	116	C7H16O	000625-23-0	37

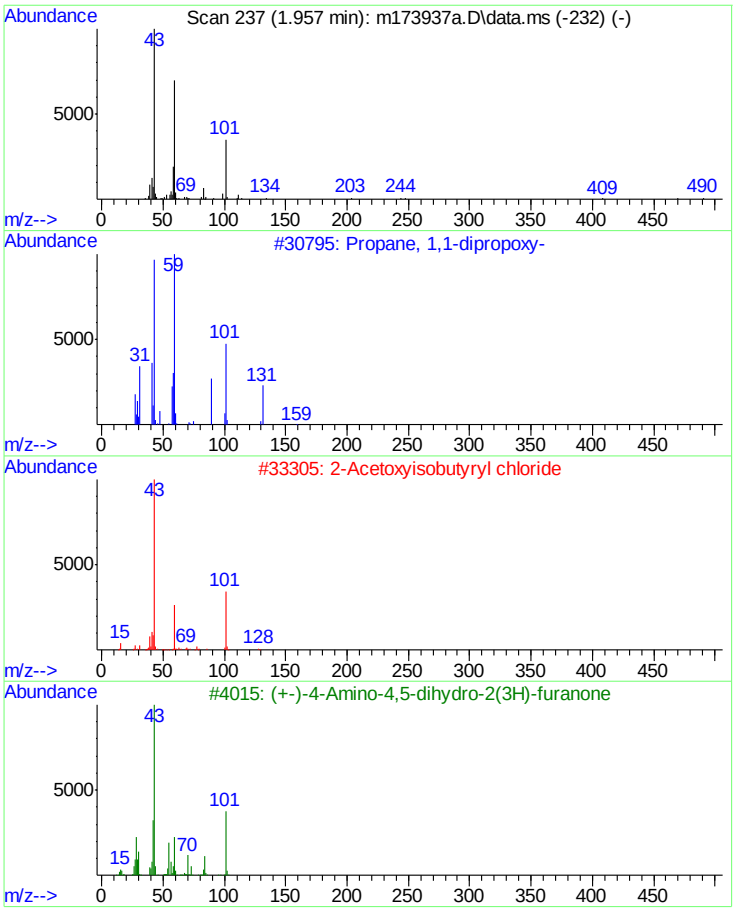

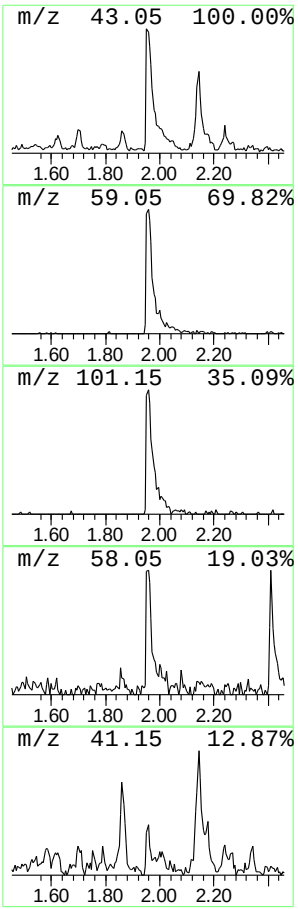

Library Search Compound Report

Data Path : C:\msdchem\1\DATA\EM7461\
Data File : m173937a.D
Acq On : 6 Jul 2021 2:33 pm
Operator : chriss2
Sample : jd27605-4
Misc : op34129,em7461,30.8,,,1,1
ALS Vial : 12 Sample Multiplier: 1

Quant Method : C:\MSDCHEM\1\METHODS\MM7405.M
Quant Title : Semi Volatile GC/MS, rtx-5ms 30mx0.25mmx0.25um

TIC Library : C:\DATABASE\NIST08.L
TIC Integration Parameters: lscint.P

****

Peak Number 3 system artifact Concentration Rank 2

R.T.	EstConc	Area	Relative to ISTD	R.T.
2.144	5.13 ppm	167797	1,4-Dichlorobenzene-d4a	3.506

Hit# of 5	Tentative ID	MW	MolForm	CAS#	Qual
1	Heptane, 2,3-dimethyl-	128	C9H20	003074-71-3	80
2	Octane, 4,5-diethyl-	170	C12H26	001636-41-5	72
3	Hexane, 3-ethyl-	114	C8H18	000619-99-8	72
4	Heptane, 2,3-dimethyl-	128	C9H20	003074-71-3	64
5	Heptane, 2,3-dimethyl-	128	C9H20	003074-71-3	64

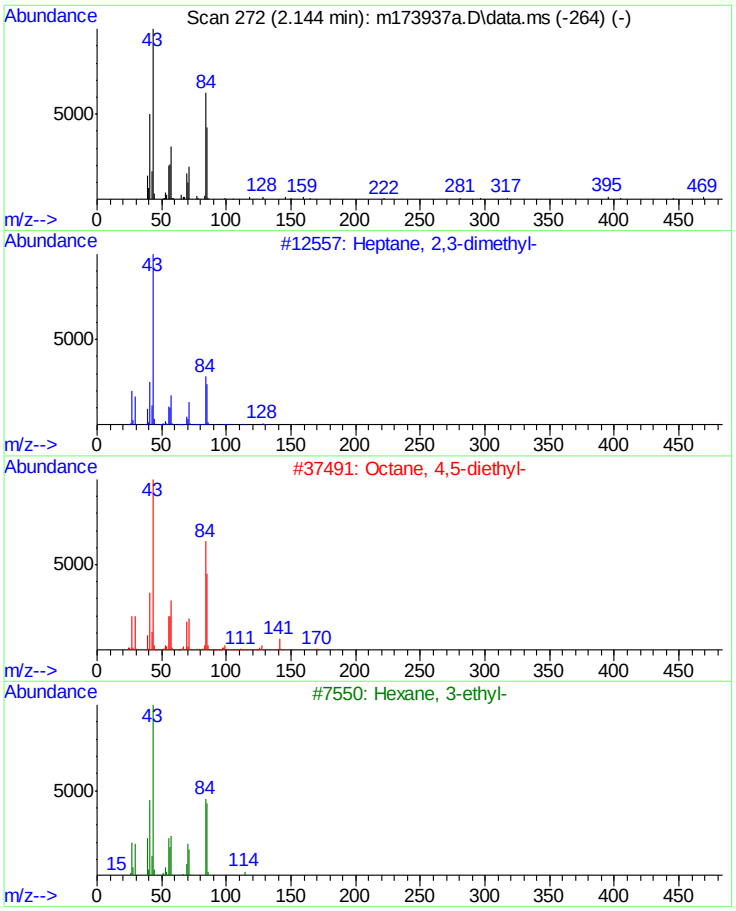

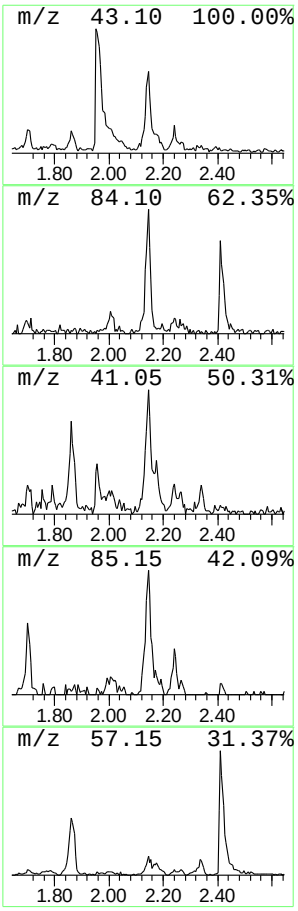

Library Search Compound Report

Data Path : C:\msdchem\1\DATA\EM7461\
Data File : m173937a.D
Acq On : 6 Jul 2021 2:33 pm
Operator : chriss2
Sample : jd27605-4
Misc : op34129,em7461,30.8,,,1,1
ALS Vial : 12 Sample Multiplier: 1

Quant Method : C:\MSDCHEM\1\METHODS\MM7405.M
Quant Title : Semi Volatile GC/MS, rtx-5ms 30mx0.25mmx0.25um

TIC Library : C:\DATABASE\NIST08.L
TIC Integration Parameters: lscint.P

****

Peak Number 4 2,5-Dimethyl-4-hydroxy-3(2H... Concentration Rank 3

R.T.	EstConc	Area	Relative to ISTD	R.T.
3.810	4.73 ppm	154905	1,4-Dichlorobenzene-d4a	3.506

Hit# of 5	Tentative ID	MW	MolForm	CAS#	Qual
1	2,5-Dimethyl-4-hydroxy-3(2H)-fur...	128	C6H8O3	003658-77-3	91
2	2,5-Dimethyl-4-hydroxy-3(2H)-fur...	128	C6H8O3	003658-77-3	91
3	Furan, 2-methyl-5-(methylthio)-	128	C6H8OS	013678-59-6	52
4	3-tert-Butyl-2-oxo-1,3-oxazolidine	143	C7H13NO2	040482-46-0	38
5	l-Alanine, N-allyloxycarbonyl-, ...	325	C18H31NO4	1000313-43-2	38

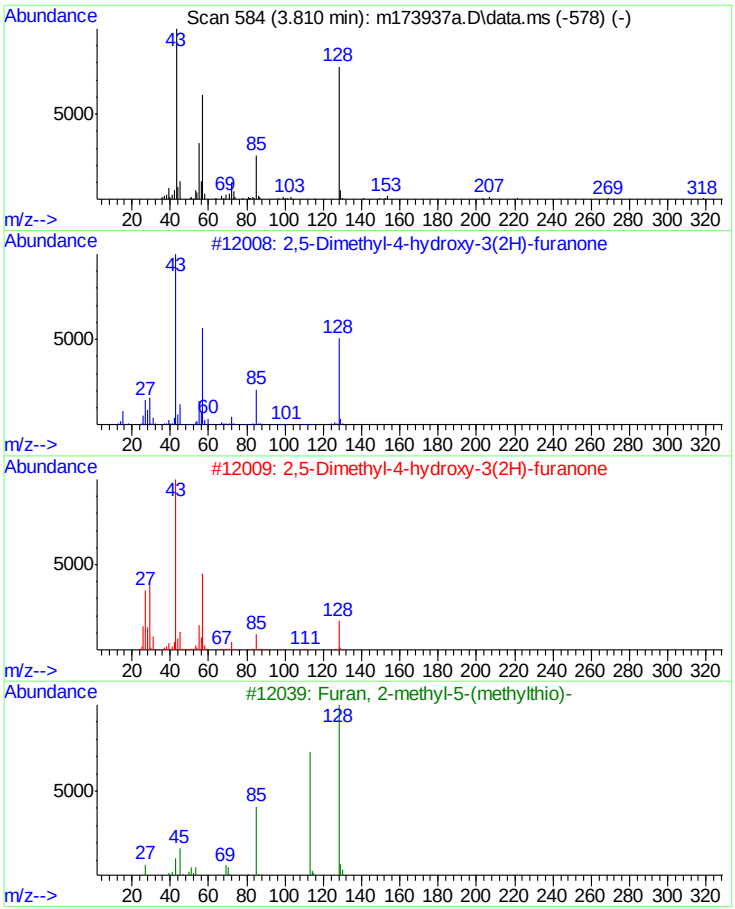

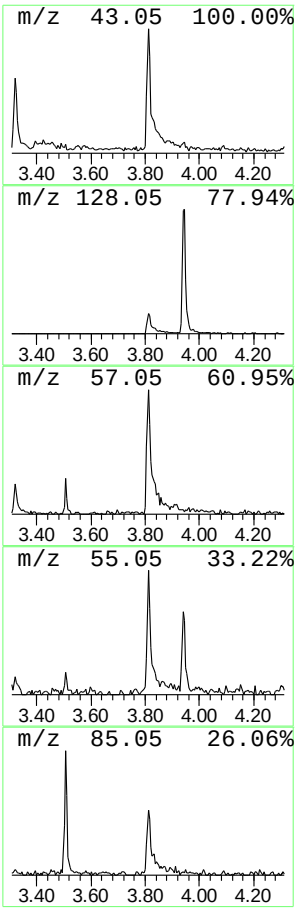

Tentatively Identified Compound (LSC) summary

Data Path : C:\msdchem\1\DATA\EM7461\
Data File : m173937a.D
Acq On : 6 Jul 2021 2:33 pm
Operator : chriss2
Sample : jd27605-4
Misc : op34129,em7461,30.8,,,1,1
ALS Vial : 12 Sample Multiplier: 1

Quant Method : C:\MSDCHEM\1\METHODS\MM7405.M
Quant Title : Semi Volatile GC/MS, rtx-5ms 30mx0.25mmx0.25um

TIC Library : C:\DATABASE\NIST08.L
TIC Integration Parameters: lscint.P

					Internal Standard			
TIC Top Hit name	RT	EstConc	Units	Response	#	RT	Resp	Conc
system artifact	0.905	19.2	ppm	627238	2	3.506	1308740	40.0
system artifact...	1.957	4.3	ppm	139178	2	3.506	1308740	40.0
system artifact	2.144	5.1	ppm	167797	2	3.506	1308740	40.0
2,5-Dimethyl-4-...	3.810	4.7	ppm	154905	2	3.506	1308740	40.0

Quantitation Report (QT Reviewed)

Data Path : C:\msdchem\1\DATA\EM7461\
Data File : m173938.D
Acq On : 6 Jul 2021 2:59 pm
Operator : chriss2
Sample : jd27605-5
Misc : op34129,em7461,31.0,,,1,1
ALS Vial : 13 Sample Multiplier: 1

Quant Time: Jul 06 16:06:02 2021
Quant Method : C:\MSDCHEM\1\METHODS\MM7405.M
Quant Title : Semi Volatile GC/MS, rtx-5ms 30mx0.25mmx0.25um
QLast Update : Tue Jul 06 15:32:30 2021
Response via : Initial Calibration

Compound	R.T.	QIon	Response	Conc	Units	Dev(Min)
Internal Standards						
1) 1,4-Dichlorobenzene-d4	3.507	152	215161	40.00	ppm	0.00
24) Naphthalene-d8	4.448	136	758050	40.00	ppm	0.00
46) Acenaphthene-d10	6.162	164	477838	40.00	ppm	0.00
69) Phenanthrene-d10	8.421	188	817890	40.00	ppm	0.00
84) Chrysene-d12	13.351	240	645389	40.00	ppm	0.00
93) Perylene-d12	15.888	264	658449	40.00	ppm	0.00
103) 1,4-Dichlorobenzene-d4a	3.507	152	215161	40.00	ppm	0.00
105) Acenaphthene-d10a	6.162	164	477838	40.00	ppm	0.00
107) Chrysene-d12a	13.351	240	645389	40.00	ppm	0.00
109) Phenanthrene-d10a	8.421	188	817890	40.00	ppm	0.00
111) Naphthalene-d8a	4.448	136	758050	40.00	ppm	0.00
113) Chrysene-d12b	13.351	240	645389	40.00	ppm	0.00
System Monitoring Compounds						
5) 2-Fluorophenol	2.413	112	225488	28.21	ppm	0.00
Spiked Amount 50.000			Recovery = 56.42%			
8) Phenol-d5	3.321	99	299906	33.50	ppm	0.00
Spiked Amount 50.000			Recovery = 67.00%			
25) Nitrobenzene-d5	3.940	82	289256	36.85	ppm	0.00
Spiked Amount 50.000			Recovery = 73.70%			
51) 2-Fluorobiphenyl	5.414	172	537550	38.61	ppm	0.00
Spiked Amount 50.000			Recovery = 77.22%			
74) 2,4,6-Tribromophenol	7.316	330	109395	37.10	ppm	0.00
Spiked Amount 50.000			Recovery = 74.20%			
87) Terphenyl-d14	11.503	244	654055	42.02	ppm	0.00
Spiked Amount 50.000			Recovery = 84.04%			
108) 1-chlorooctadecane	0.000	57	0	0.00	ppm	
Spiked Amount 50.000			Recovery = 0.00%			
110) o-terphenyl	0.000	230	0	0.00	ppm	
Spiked Amount 50.000			Recovery = 0.00%			
Target Compounds						Qvalue

(#) = qualifier out of range (m) = manual integration (+) = signals summed

Quantitation Report (QT Reviewed)

Data Path : C:\msdchem\1\DATA\EM7461\
Data File : m173938.D
Acq On : 6 Jul 2021 2:59 pm
Operator : chriss2
Sample : jd27605-5
Misc : op34129,em7461,31.0,,,1,1
ALS Vial : 13 Sample Multiplier: 1

Quant Time: Jul 06 16:06:02 2021
Quant Method : C:\MSDCHEM\1\METHODS\MM7405.M
Quant Title : Semi Volatile GC/MS, rtx-5ms 30mx0.25mmx0.25um
QLast Update : Tue Jul 06 15:32:30 2021
Response via : Initial Calibration

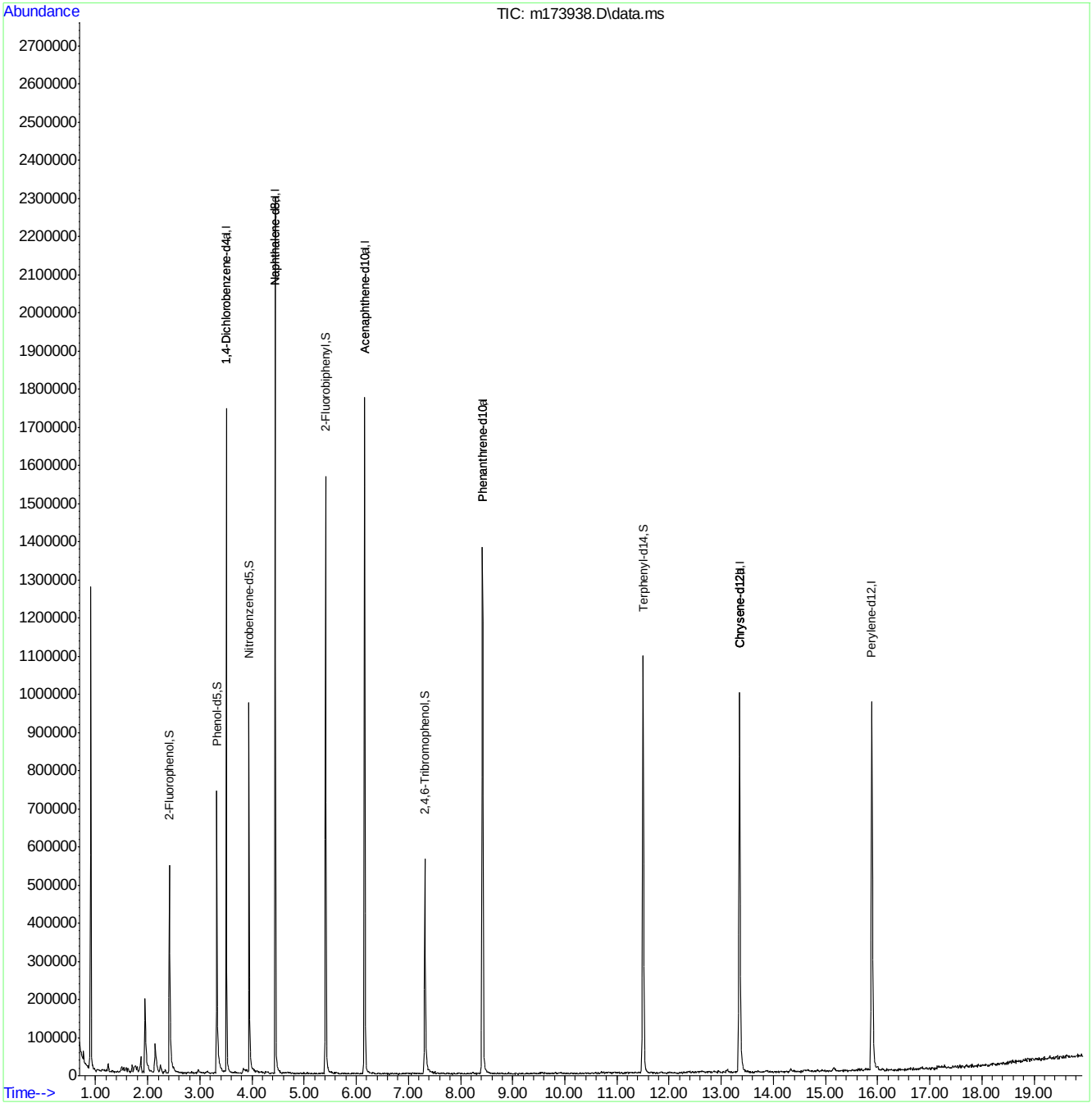

MM7405.M Tue Jul 06 16:06:07 2021 Page: 2

LSC Area Percent Report

Data Path : C:\msdchem\1\DATA\EM7461\
Data File : m173938.D
Acq On : 6 Jul 2021 2:59 pm
Operator : chriss2
Sample : jd27605-5
Misc : op34129,em7461,31.0,,,1,1
ALS Vial : 13 Sample Multiplier: 1

Integration Parameters: RTEINT.P
Integrator: RTE
Smoothing : ON Filtering: 5
Sampling : 1 Min Area: 500 Area counts
Start Thrs: 0.01 Max Peaks: 100
Stop Thrs : 0 Peak Location: TOP

If leading or trailing edge < 100 prefer < Baseline drop else tangent >
Peak separation: 5

Method : C:\MSDCHEM\1\METHODS\MM7405.M
Title : Semi Volatile GC/MS, rtx-5ms 30mx0.25mmx0.25um

Signal : TIC: m173938.D\data.ms

peak #	R.T. min	first scan	max scan	last scan	PK TY	peak height	corr. area	corr. % max.	% of total
1	0.768	13	15	21	rVB2	36429	32119	1.53%	0.161%
2	0.805	21	22	31	rVB6	11917	16852	0.80%	0.085%
3	0.906	35	41	51	rVB	1266552	916658	43.69%	4.601%
4	0.970	52	53	60	rVB5	7869	10126	0.48%	0.051%
5	1.045	60	67	73	rBV9	7205	18509	0.88%	0.093%
6	1.238	101	103	111	rVV3	21086	25237	1.20%	0.127%
7	1.334	115	121	125	rVB7	6731	13635	0.65%	0.068%
8	1.505	142	153	157	rBV7	13984	25353	1.21%	0.127%
9	1.542	157	160	163	rVV5	11397	16571	0.79%	0.083%
10	1.590	163	169	172	rVV7	12496	19232	0.92%	0.097%
11	1.617	172	174	180	rVB3	10535	11831	0.56%	0.059%
12	1.702	183	190	194	rBV5	21230	30518	1.45%	0.153%
13	1.761	194	201	204	rVV7	16632	28117	1.34%	0.141%
14	1.798	204	208	212	rVV5	14656	20170	0.96%	0.101%
15	1.868	212	221	226	rVB2	43930	75908	3.62%	0.381%
16	1.916	226	230	233	rVB3	5742	9065	0.43%	0.046%
17	1.948	233	236	256	rBV	196120	322728	15.38%	1.620%
18	2.146	263	273	286	rVV2	73813	152404	7.26%	0.765%
19	2.242	286	291	300	rVB3	23316	48808	2.33%	0.245%
20	2.338	300	309	314	rBV6	11521	25512	1.22%	0.128%
21	2.413	319	323	353	rBV	547018	774002	36.89%	3.885%
22	2.648	363	367	370	rVB5	4346	6491	0.31%	0.033%
23	2.840	398	403	407	rVV5	5656	6843	0.33%	0.034%
24	2.973	421	428	436	rBV6	11298	26465	1.26%	0.133%
25	3.321	489	493	514	rVV	740666	799804	38.12%	4.015%
26	3.459	518	519	524	rVV4	6860	9886	0.47%	0.050%
27	3.507	524	528	544	rVB	1741481	1266038	60.35%	6.355%
28	3.833	582	589	597	rBV5	14562	45495	2.17%	0.228%
29	3.903	600	602	605	rVV4	8473	8451	0.40%	0.042%
30	3.940	605	609	631	rVV	969824	822262	39.19%	4.127%
31	4.448	698	704	720	rBV	2296927	1545337	73.66%	7.757%
32	4.998	801	807	814	rVB5	4982	9709	0.46%	0.049%
33	5.414	879	885	900	rBV	1567463	1583359	75.47%	7.948%
34	6.162	1019	1025	1046	rBV	1773446	1982406	94.50%	9.951%

LSC Area Percent Report

Data Path : C:\msdchem\1\DATA\EM7461\
Data File : m173938.D
Acq On : 6 Jul 2021 2:59 pm
Operator : chriss2
Sample : jd27605-5
Misc : op34129,em7461,31.0,,,1,1
ALS Vial : 13 Sample Multiplier: 1

Integration Parameters: RTEINT.P
Integrator: RTE
Smoothing : ON Filtering: 5
Sampling : 1 Min Area: 500 Area counts
Start Thrs: 0.01 Max Peaks: 100
Stop Thrs : 0 Peak Location: TOP

If leading or trailing edge < 100 prefer < Baseline drop else tangent >
Peak separation: 5

Method : C:\MSDCHEM\1\METHODS\MM7405.M
Title : Semi Volatile GC/MS, rtx-5ms 30mx0.25mmx0.25um

35	6.771	1136	1139	1145	rVB4	5256	7807	0.37%	0.039%
36	7.070	1191	1195	1199	rBV3	4612	8478	0.40%	0.043%
37	7.316	1233	1241	1262	rBV	563042	856109	40.81%	4.297%
38	7.620	1294	1298	1303	rBV	4410	7044	0.34%	0.035%
39	8.229	1407	1412	1421	rBV5	5512	10507	0.50%	0.053%
40	8.421	1438	1448	1471	rBV	1382451	2097893	100.00%	10.530%
41	10.739	1879	1882	1886	rVB3	4935	7492	0.36%	0.038%
42	10.809	1886	1895	1899	rBV4	3936	10362	0.49%	0.052%
43	11.503	2014	2025	2043	rBV	1095344	1874424	89.35%	9.409%
44	11.647	2047	2052	2058	rVB5	4287	8334	0.40%	0.042%
45	11.850	2081	2090	2094	rVV10	3845	8751	0.42%	0.044%
46	12.278	2166	2170	2173	rBV3	3767	6942	0.33%	0.035%
47	12.635	2234	2237	2242	rVV3	3992	6808	0.32%	0.034%
48	12.854	2273	2278	2281	rBV5	5243	9078	0.43%	0.046%
49	12.876	2281	2282	2291	rVV6	4600	7190	0.34%	0.036%
50	12.940	2291	2294	2302	rVV6	5846	8756	0.42%	0.044%
51	13.041	2309	2313	2319	rBV5	4572	10279	0.49%	0.052%
52	13.121	2319	2328	2339	rVV5	9570	23985	1.14%	0.120%
53	13.351	2359	2371	2392	rBV2	996708	1881233	89.67%	9.443%
54	13.869	2460	2468	2471	rBV7	5261	11010	0.52%	0.055%
55	14.211	2531	2532	2536	rBV3	5432	6486	0.31%	0.033%
56	14.334	2550	2555	2561	rBV7	7910	13291	0.63%	0.067%
57	14.499	2577	2586	2587	rBV6	3338	6740	0.32%	0.034%
58	14.665	2610	2617	2619	rBV8	6968	11227	0.54%	0.056%
59	14.815	2637	2645	2646	rBV6	4271	7434	0.35%	0.037%
60	14.852	2646	2652	2657	rVB7	6520	12938	0.62%	0.065%
61	15.162	2700	2710	2717	rBV7	9698	25014	1.19%	0.126%
62	15.888	2836	2846	2864	rBV2	966015	1915123	91.29%	9.613%
63	15.990	2864	2865	2876	rVB9	11507	19953	0.95%	0.100%
64	16.177	2899	2900	2904	rBV4	6508	6702	0.32%	0.034%
65	16.214	2904	2907	2911	rBV6	4795	6879	0.33%	0.035%
66	16.331	2925	2929	2935	rBV9	6566	11635	0.55%	0.058%
67	16.524	2964	2965	2969	rBV4	7314	6817	0.32%	0.034%
68	16.572	2969	2974	2975	rVB5	7007	6979	0.33%	0.035%
69	16.598	2975	2979	2981	rBV5	6603	7522	0.36%	0.038%
70	17.052	3062	3064	3069	rVB6	5519	6629	0.32%	0.033%
71	17.143	3079	3081	3084	rBV3	9625	10550	0.50%	0.053%

LSC Area Percent Report

Data Path : C:\msdchem\1\DATA\EM7461\
Data File : m173938.D
Acq On : 6 Jul 2021 2:59 pm
Operator : chriss2
Sample : jd27605-5
Misc : op34129,em7461,31.0,,,1,1
ALS Vial : 13 Sample Multiplier: 1

Integration Parameters: RTEINT.P
Integrator: RTE
Smoothing : ON Filtering: 5
Sampling : 1 Min Area: 500 Area counts
Start Thrs: 0.01 Max Peaks: 100
Stop Thrs : 0 Peak Location: TOP

If leading or trailing edge < 100 prefer < Baseline drop else tangent >
Peak separation: 5

Method : C:\MSDCHEM\1\METHODS\MM7405.M
Title : Semi Volatile GC/MS, rtx-5ms 30mx0.25mmx0.25um

72	17.357	3119	3121	3126	rVB6	5701	6593	0.31%	0.033%
73	17.528	3151	3153	3157	rVB5	7220	8575	0.41%	0.043%
74	17.576	3157	3162	3167	rBV9	10042	14801	0.71%	0.074%
75	17.640	3173	3174	3179	rVB4	7185	6949	0.33%	0.035%
76	17.699	3183	3185	3191	rVB6	6751	10645	0.51%	0.053%
77	17.816	3205	3207	3209	rBV3	9094	7104	0.34%	0.036%
78	17.934	3227	3229	3234	rBV6	7547	8723	0.42%	0.044%
79	18.222	3280	3283	3288	rBV7	6444	9754	0.46%	0.049%
80	18.543	3342	3343	3347	rVB4	5929	7056	0.34%	0.035%
81	18.591	3347	3352	3354	rBV6	8304	11462	0.55%	0.058%
82	18.644	3358	3362	3364	rVB5	9313	10132	0.48%	0.051%
83	18.660	3364	3365	3367	rBV2	9814	7348	0.35%	0.037%
84	18.708	3373	3374	3380	rVB6	6867	9162	0.44%	0.046%
85	18.751	3380	3382	3385	rBV4	6618	7398	0.35%	0.037%
86	18.794	3388	3390	3394	rBV5	8207	8906	0.42%	0.045%
87	18.836	3394	3398	3399	rBV4	7635	6475	0.31%	0.033%
88	18.874	3404	3405	3407	rBV2	10022	8125	0.39%	0.041%
89	18.927	3413	3415	3417	rBV3	10380	10599	0.51%	0.053%
90	18.981	3421	3425	3428	rVV6	8234	13128	0.63%	0.066%
91	19.034	3432	3435	3439	rVV5	4897	8305	0.40%	0.042%
92	19.157	3454	3458	3460	rBV4	6862	10460	0.50%	0.053%
93	19.194	3462	3465	3469	rVV5	8916	10088	0.48%	0.051%
94	19.344	3492	3493	3498	rBV5	6127	7865	0.37%	0.039%
95	19.445	3511	3512	3514	rVB2	10575	6447	0.31%	0.032%
96	19.504	3520	3523	3530	rBV9	8137	19280	0.92%	0.097%
97	19.563	3532	3534	3537	rVV4	7718	6765	0.32%	0.034%
98	19.605	3537	3542	3543	rVV5	7228	7370	0.35%	0.037%
99	19.627	3543	3546	3552	rVV8	9510	14785	0.70%	0.074%
100	19.835	3582	3585	3587	rVB4	9237	8017	0.38%	0.040%

Sum of corrected areas: 19922619

LSC Report - Integrated Chromatogram

Data Path : C:\msdchem\1\DATA\EM7461\
Data File : m173938.D
Acq On : 6 Jul 2021 2:59 pm
Operator : chriss2
Sample : jd27605-5
Misc : op34129,em7461,31.0,,,1,1
ALS Vial : 13 Sample Multiplier: 1

Quant Method : C:\MSDCHEM\1\METHODS\MM7405.M
Quant Title : Semi Volatile GC/MS, rtx-5ms 30mx0.25mmx0.25um

TIC Library : C:\DATABASE\NIST08.L
TIC Integration Parameters: lscint.P

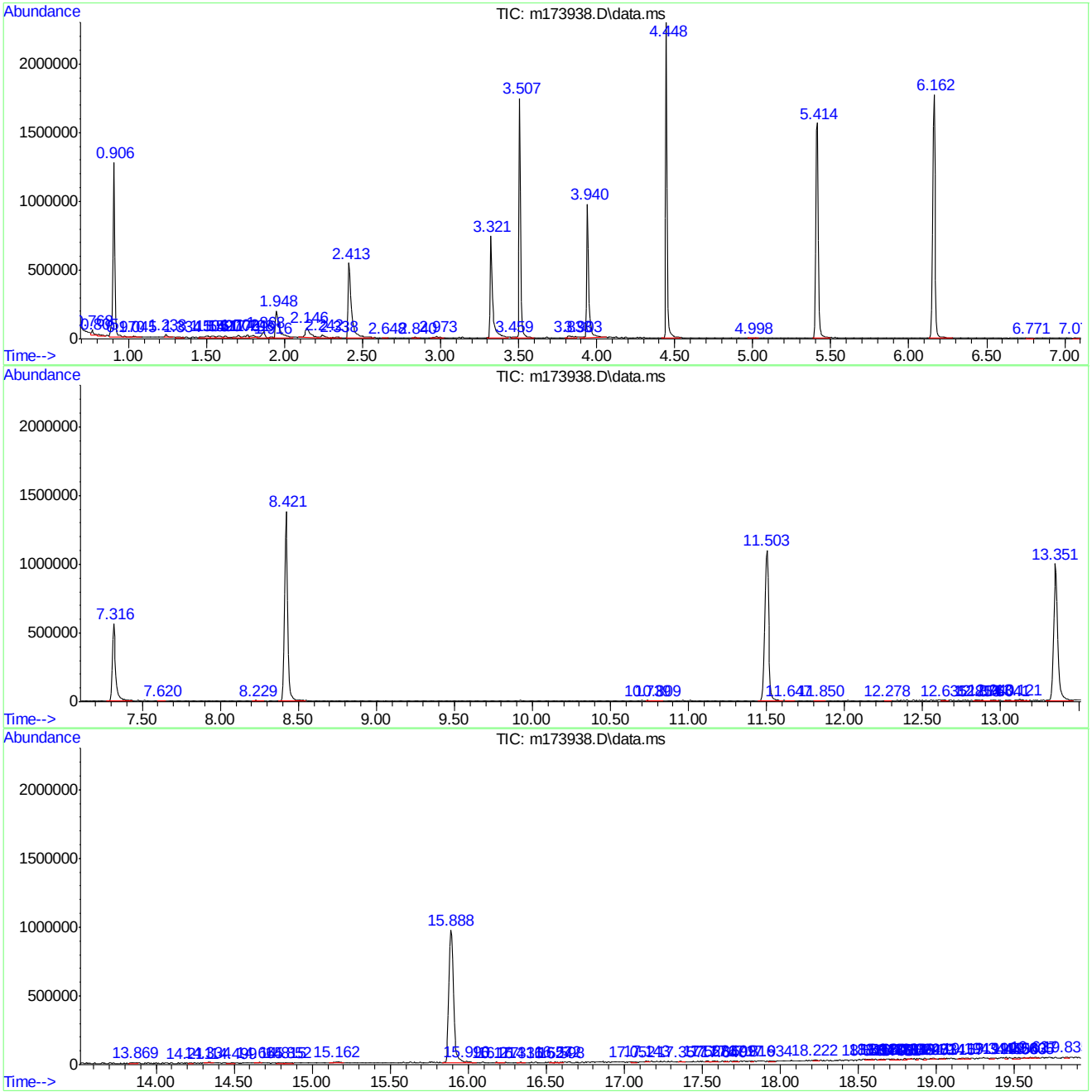

Library Search Compound Report

Data Path : C:\msdchem\1\DATA\EM7461\
Data File : m173938.D
Acq On : 6 Jul 2021 2:59 pm
Operator : chriss2
Sample : jd27605-5
Misc : op34129,em7461,31.0,,,1,1
ALS Vial : 13 Sample Multiplier: 1

Quant Method : C:\MSDCHEM\1\METHODS\MM7405.M
Quant Title : Semi Volatile GC/MS, rtx-5ms 30mx0.25mmx0.25um

TIC Library : C:\DATABASE\NIST08.L
TIC Integration Parameters: lscint.P

****

Peak Number 1 system artifact Concentration Rank 1

R.T.	EstConc	Area	Relative to ISTD	R.T.
0.906	28.96 ppm	916658	1,4-Dichlorobenzene-d4a	3.507

Hit# of 5	Tentative ID	MW	MolForm	CAS#	Qual
1	Furan, 2,5-dimethyl-	96	C6H8O	000625-86-5	94
2	Furan, 2,5-dimethyl-	96	C6H8O	000625-86-5	91
3	Furan, 2,5-dimethyl-	96	C6H8O	000625-86-5	91
4	Furan, 2,5-dimethyl-	96	C6H8O	000625-86-5	74
5	1H-Pyrazole, 1,5-dimethyl-	96	C5H8N2	000694-31-5	72

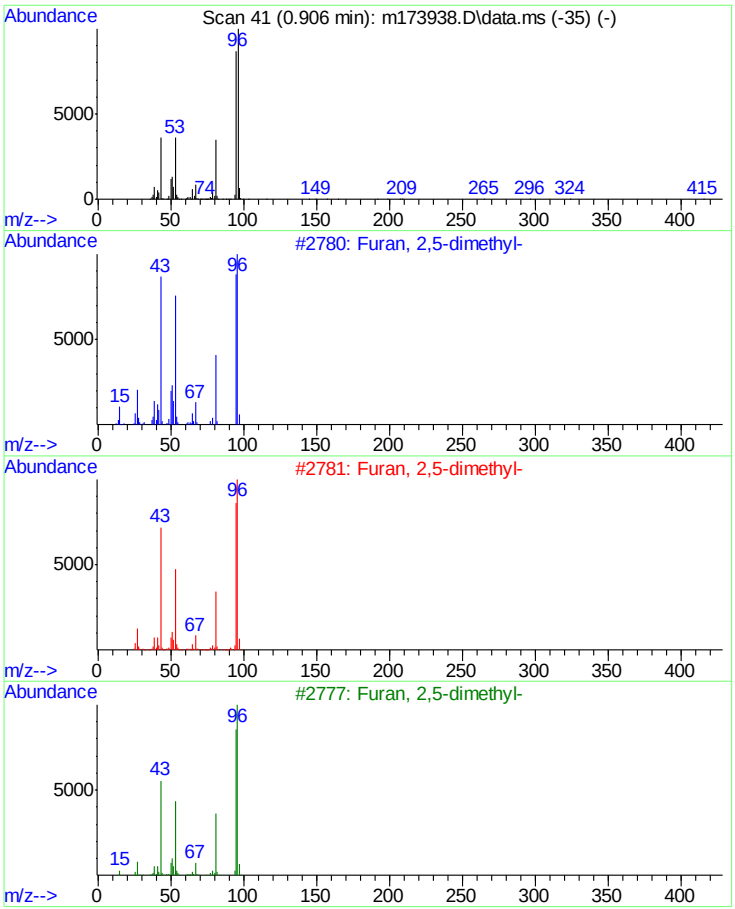

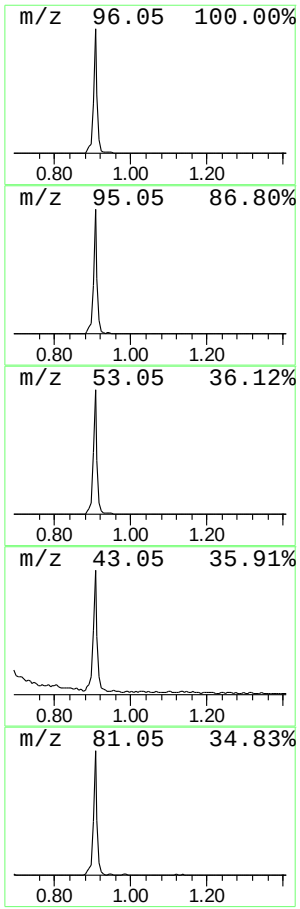

Library Search Compound Report

Data Path : C:\msdchem\1\DATA\EM7461\
Data File : m173938.D
Acq On : 6 Jul 2021 2:59 pm
Operator : chriss2
Sample : jd27605-5
Misc : op34129,em7461,31.0,,,1,1
ALS Vial : 13 Sample Multiplier: 1

Quant Method : C:\MSDCHEM\1\METHODS\MM7405.M
Quant Title : Semi Volatile GC/MS, rtx-5ms 30mx0.25mmx0.25um

TIC Library : C:\DATABASE\NIST08.L
TIC Integration Parameters: lscint.P

****
Peak Number 2 system artifact/aldol-conde... Concentration Rank 2

R.T.	EstConc	Area	Relative to ISTD	R.T.
1.948	10.20 ppm	322728	1,4-Dichlorobenzene-d4a	3.507

Hit# of 5	Tentative ID	MW	MolForm	CAS#	Qual
1	2-Pentanone, 4-hydroxy-4-methyl-	116	C6H12O2	000123-42-2	59
2	2-Pentanone, 4-hydroxy-4-methyl-	116	C6H12O2	000123-42-2	59
3	Propane, 1-ethoxy-2-methyl-	102	C6H14O	000627-02-1	27
4	2,3-Butanedione, monooxime	101	C4H7NO2	000057-71-6	25
5	2-Pentanone, 4-hydroxy-4-methyl-	116	C6H12O2	000123-42-2	23

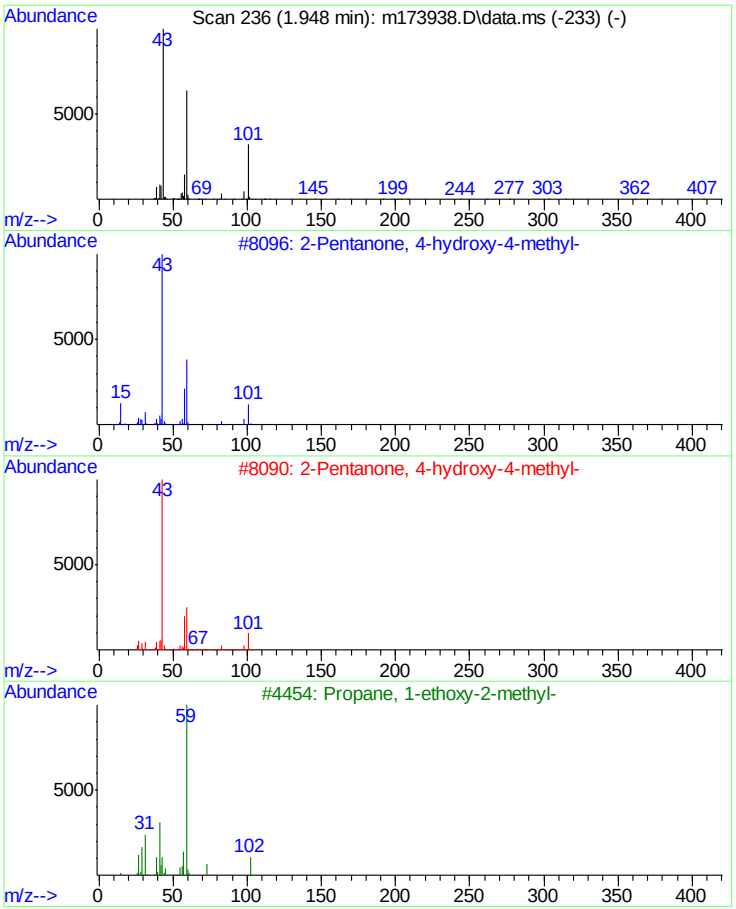

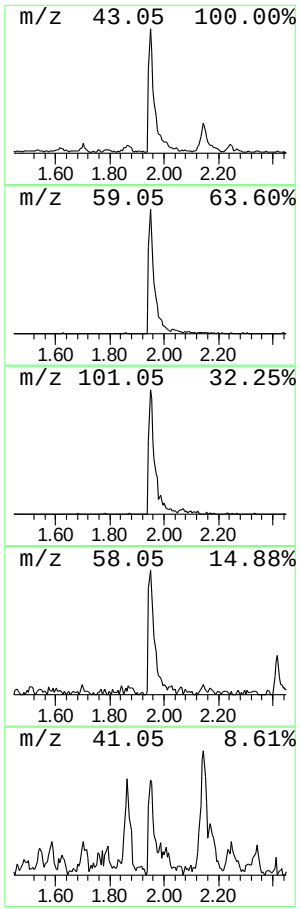

Library Search Compound Report

Data Path : C:\msdchem\1\DATA\EM7461\
Data File : m173938.D
Acq On : 6 Jul 2021 2:59 pm
Operator : chriss2
Sample : jd27605-5
Misc : op34129,em7461,31.0,,,1,1
ALS Vial : 13 Sample Multiplier: 1

Quant Method : C:\MSDCHEM\1\METHODS\MM7405.M
Quant Title : Semi Volatile GC/MS, rtx-5ms 30mx0.25mmx0.25um

TIC Library : C:\DATABASE\NIST08.L
TIC Integration Parameters: lscint.P

****

Peak Number 3 system artifact Concentration Rank 3

R.T.	EstConc	Area	Relative to ISTD	R.T.
2.146	4.82 ppm	152404	1,4-Dichlorobenzene-d4a	3.507

Hit# of 5	Tentative ID	MW	MolForm	CAS#	Qual
1	Heptane, 2,3-dimethyl-	128	C9H20	003074-71-3	87
2	Heptane, 2,3-dimethyl-	128	C9H20	003074-71-3	86
3	Octane, 4,5-diethyl-	170	C12H26	001636-41-5	64
4	Hexane, 3-ethyl-	114	C8H18	000619-99-8	56
5	Heptane, 4-ethyl-	128	C9H20	002216-32-2	53

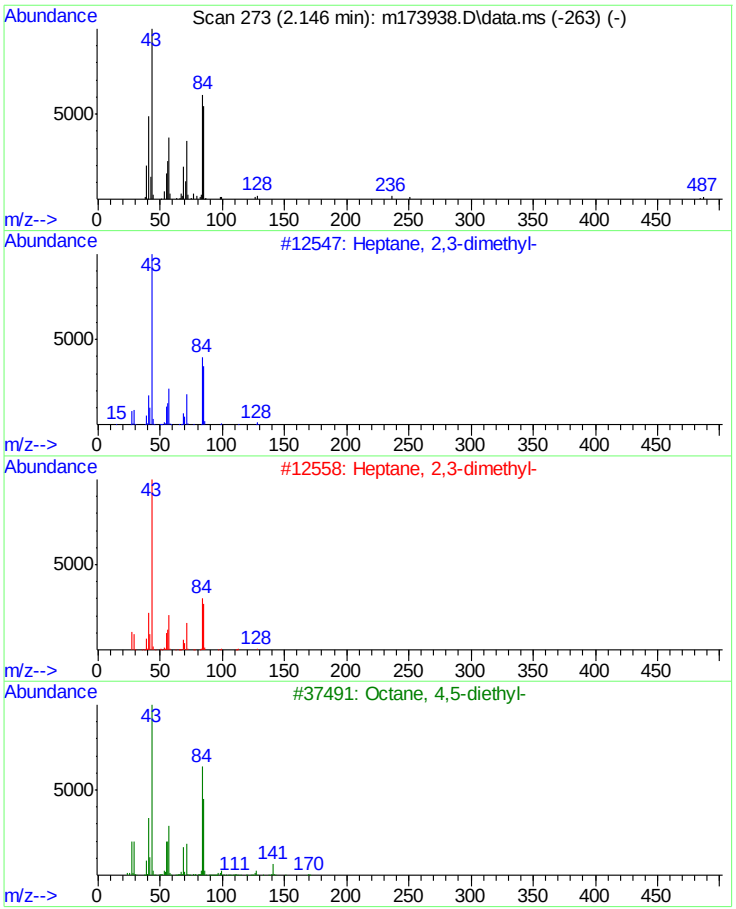

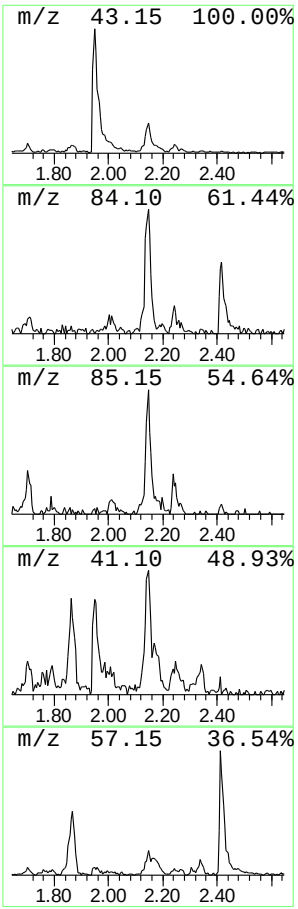

Tentatively Identified Compound (LSC) summary

Data Path : C:\msdchem\1\DATA\EM7461\
Data File : m173938.D
Acq On : 6 Jul 2021 2:59 pm
Operator : chriss2
Sample : jd27605-5
Misc : op34129,em7461,31.0,,,1,1
ALS Vial : 13 Sample Multiplier: 1

Quant Method : C:\MSDCHEM\1\METHODS\MM7405.M
Quant Title : Semi Volatile GC/MS, rtx-5ms 30mx0.25mmx0.25um

TIC Library : C:\DATABASE\NIST08.L
TIC Integration Parameters: lscint.P

					Internal Standard			
TIC Top Hit name	RT	EstConc	Units	Response	#	RT	Resp	Conc
system artifact	0.906	29.0	ppm	916658	2	3.507	1266040	40.0
system artifact...	1.948	10.2	ppm	322728	2	3.507	1266040	40.0
system artifact	2.146	4.8	ppm	152404	2	3.507	1266040	40.0

Quantitation Report (QT Reviewed)

Data Path : C:\msdchem\1\DATA\EM7461\
Data File : m173939.D
Acq On : 6 Jul 2021 3:26 pm
Operator : chriss2
Sample : jd27605-6
Misc : op34129,em7461,30.4,,,1,1
ALS Vial : 14 Sample Multiplier: 1

Quant Time: Jul 06 16:07:55 2021
Quant Method : C:\MSDCHEM\1\METHODS\MM7405.M
Quant Title : Semi Volatile GC/MS, rtx-5ms 30mx0.25mmx0.25um
QLast Update : Tue Jul 06 15:32:30 2021
Response via : Initial Calibration

Compound	R.T.	QIon	Response	Conc	Units	Dev(Min)
Internal Standards						
1) 1,4-Dichlorobenzene-d4	3.508	152	221690	40.00	ppm	0.00
24) Naphthalene-d8	4.448	136	830230	40.00	ppm	0.00
46) Acenaphthene-d10	6.162	164	441699	40.00	ppm	0.00
69) Phenanthrene-d10	8.421	188	783862	40.00	ppm	0.00
84) Chrysene-d12	13.351	240	640197	40.00	ppm	0.00
93) Perylene-d12	15.888	264	637057	40.00	ppm	0.00
103) 1,4-Dichlorobenzene-d4a	3.508	152	221690	40.00	ppm	0.00
105) Acenaphthene-d10a	6.162	164	441699	40.00	ppm	0.00
107) Chrysene-d12a	13.351	240	640197	40.00	ppm	0.00
109) Phenanthrene-d10a	8.421	188	783862	40.00	ppm	0.00
111) Naphthalene-d8a	4.448	136	830230	40.00	ppm	0.00
113) Chrysene-d12b	13.351	240	640197	40.00	ppm	0.00
System Monitoring Compounds						
5) 2-Fluorophenol	2.413	112	243235	29.53	ppm	0.00
Spiked Amount 50.000			Recovery = 59.06%			
8) Phenol-d5	3.321	99	316662	34.33	ppm	0.00
Spiked Amount 50.000			Recovery = 68.66%			
25) Nitrobenzene-d5	3.940	82	296366	34.47	ppm	0.00
Spiked Amount 50.000			Recovery = 68.94%			
51) 2-Fluorobiphenyl	5.414	172	606921	47.16	ppm	0.00
Spiked Amount 50.000			Recovery = 94.32%			
74) 2,4,6-Tribromophenol	7.316	330	116465	41.21	ppm	0.00
Spiked Amount 50.000			Recovery = 82.42%			
87) Terphenyl-d14	11.498	244	677057	43.86	ppm	0.00
Spiked Amount 50.000			Recovery = 87.72%			
108) 1-chlorooctadecane	0.000	57	0d	0.00	ppm	
Spiked Amount 50.000			Recovery = 0.00%			
110) o-terphenyl	0.000	230	0	0.00	ppm	
Spiked Amount 50.000			Recovery = 0.00%			
Target Compounds						Qvalue
92) bis(2-Ethylhexyl)phtha...	13.864	149	6313	0.50	ppm	96

(#) = qualifier out of range (m) = manual integration (+) = signals summed

Quantitation Report (QT Reviewed)

Data Path : C:\msdchem\1\DATA\EM7461\
Data File : m173939.D
Acq On : 6 Jul 2021 3:26 pm
Operator : chriss2
Sample : jd27605-6
Misc : op34129,em7461,30.4,,,1,1
ALS Vial : 14 Sample Multiplier: 1

Quant Time: Jul 06 16:07:55 2021
Quant Method : C:\MSDCHEM\1\METHODS\MM7405.M
Quant Title : Semi Volatile GC/MS, rtx-5ms 30mx0.25mmx0.25um
QLast Update : Tue Jul 06 15:32:30 2021
Response via : Initial Calibration

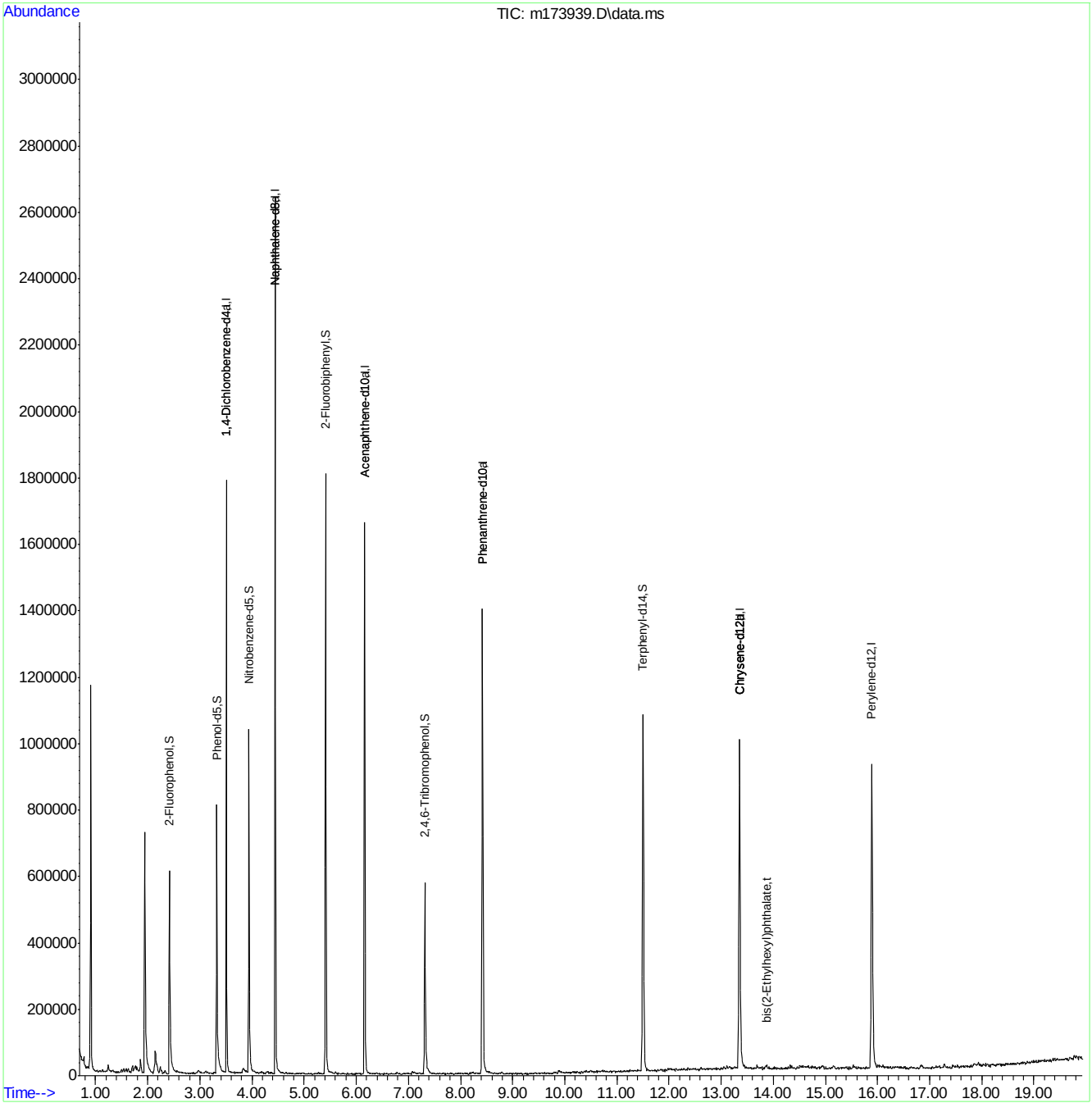

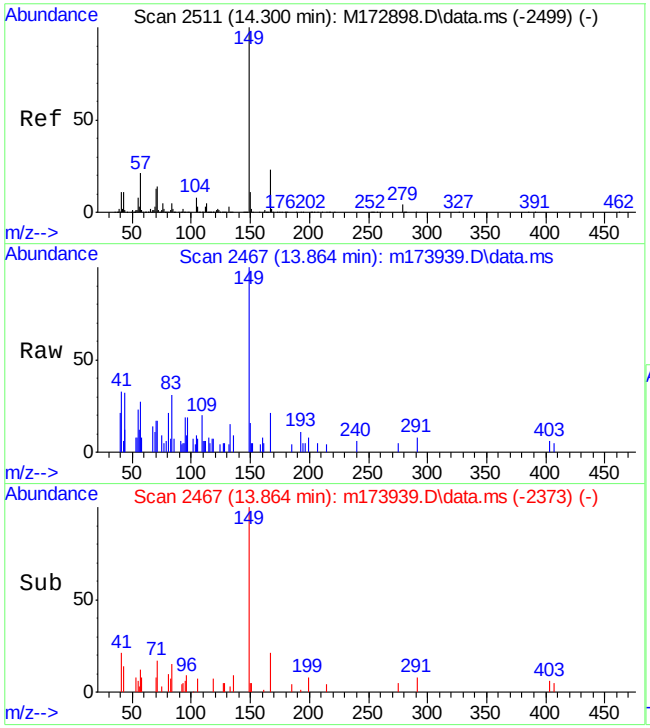

#92
bis(2-Ethylhexyl)phthalate
Concen: 0.50 ppm
RT: 13.864 min Scan# 2467
Delta R.T. -0.000 min
Lab File: m173939.D
Acq: 6 Jul 2021 3:26 pm

Tgt Ion:149 Resp: 6313

Ion	Ratio	Lower	Upper
149	100		
167	21.5	0.0	53.2
279	0.0	0.0	33.6

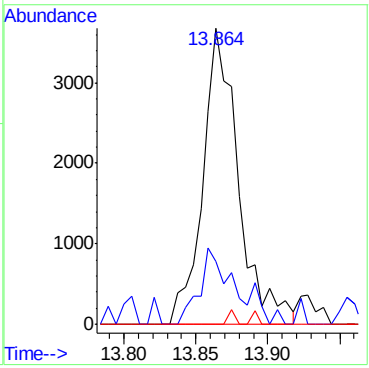

LSC Area Percent Report

Data Path : C:\msdchem\1\DATA\EM7461\
Data File : m173939.D
Acq On : 6 Jul 2021 3:26 pm
Operator : chriss2
Sample : jd27605-6
Misc : op34129,em7461,30.4,,,1,1
ALS Vial : 14 Sample Multiplier: 1

Integration Parameters: RTEINT.P
Integrator: RTE
Smoothing : ON Filtering: 5
Sampling : 1 Min Area: 500 Area counts
Start Thrs: 0.01 Max Peaks: 100
Stop Thrs : 0 Peak Location: TOP

If leading or trailing edge < 100 prefer < Baseline drop else tangent >
Peak separation: 5

Method : C:\MSDCHEM\1\METHODS\MM7405.M
Title : Semi Volatile GC/MS, rtx-5ms 30mx0.25mmx0.25um

Signal : TIC: m173939.D\data.ms

peak #	R.T. min	first scan	max scan	last scan	PK TY	peak height	corr. area	corr. % max.	% of total
1	0.773	13	16	24	rVB3	36204	51373	2.56%	0.245%
2	0.907	35	41	54	rVB	1160751	916977	45.68%	4.368%
3	1.136	77	84	87	rVB8	6765	10732	0.53%	0.051%
4	1.243	99	104	110	rBV2	20505	23606	1.18%	0.112%
5	1.329	117	120	125	rVB5	6304	8709	0.43%	0.041%
6	1.499	142	152	156	rBV7	10561	19297	0.96%	0.092%
7	1.548	156	161	164	rVV5	12221	17643	0.88%	0.084%
8	1.585	164	168	172	rVV5	13579	20269	1.01%	0.097%
9	1.633	172	177	181	rVV5	12585	20328	1.01%	0.097%
10	1.708	185	191	194	rVV5	21008	33381	1.66%	0.159%
11	1.767	194	202	205	rVV6	23274	49106	2.45%	0.234%
12	1.793	205	207	212	rVV6	19757	26883	1.34%	0.128%
13	1.863	212	220	227	rVB	42329	75335	3.75%	0.359%
14	1.943	227	235	264	rVB	726479	1023055	50.96%	4.874%
15	2.146	264	273	286	rBV3	67751	160876	8.01%	0.766%
16	2.242	286	291	300	rBV3	20860	32866	1.64%	0.157%
17	2.338	306	309	314	rVB4	10122	13856	0.69%	0.066%
18	2.413	317	323	343	rBV	612535	810768	40.39%	3.862%
19	2.968	415	427	434	rBV6	9992	28986	1.44%	0.138%
20	3.118	448	455	458	rBV7	5766	10825	0.54%	0.052%
21	3.139	458	459	467	rVB6	6396	8845	0.44%	0.042%
22	3.321	489	493	516	rBV	808655	862705	42.97%	4.110%
23	3.508	523	528	546	rVB	1784735	1274409	63.48%	6.071%
24	3.657	551	556	559	rVB5	5374	8504	0.42%	0.041%
25	3.823	576	587	597	rBV6	15318	45124	2.25%	0.215%
26	3.940	606	609	626	rBV	1033827	805248	40.11%	3.836%
27	4.288	667	674	675	rBV5	5782	8486	0.42%	0.040%
28	4.448	696	704	725	rBV	2638458	1723426	85.85%	8.210%
29	4.651	737	742	748	rVB4	5846	11612	0.58%	0.055%
30	4.725	748	756	757	rVB4	3658	7811	0.39%	0.037%
31	5.414	880	885	897	rBV	1807512	1766415	87.99%	8.415%
32	5.607	914	921	925	rVB5	6859	11850	0.59%	0.056%
33	6.162	1017	1025	1037	rBV	1662077	1852936	92.30%	8.827%
34	7.076	1190	1196	1199	rBV5	8965	13748	0.68%	0.065%

LSC Area Percent Report

Data Path : C:\msdchem\1\DATA\EM7461\
Data File : m173939.D
Acq On : 6 Jul 2021 3:26 pm
Operator : chriss2
Sample : jd27605-6
Misc : op34129,em7461,30.4,,,1,1
ALS Vial : 14 Sample Multiplier: 1

Integration Parameters: RTEINT.P
Integrator: RTE
Smoothing : ON Filtering: 5
Sampling : 1 Min Area: 500 Area counts
Start Thrs: 0.01 Max Peaks: 100
Stop Thrs : 0 Peak Location: TOP

If leading or trailing edge < 100 prefer < Baseline drop else tangent >
Peak separation: 5

Method : C:\MSDCHEM\1\METHODS\MM7405.M
Title : Semi Volatile GC/MS, rtx-5ms 30mx0.25mmx0.25um

35	7.316	1235	1241	1264	rBV	576690	862120	42.94%	4.107%
36	8.229	1411	1412	1424	rVB4	5135	11694	0.58%	0.056%
37	8.421	1441	1448	1462	rBV	1400460	2007544	100.00%	9.563%
38	8.779	1513	1515	1524	rVB6	6518	12413	0.62%	0.059%
39	9.057	1562	1567	1571	rVB4	5657	8983	0.45%	0.043%
40	9.148	1580	1584	1591	rVB2	4743	9286	0.46%	0.044%
41	9.885	1716	1722	1729	rBV9	9587	22650	1.13%	0.108%
42	10.280	1792	1796	1801	rVB4	4889	8824	0.44%	0.042%
43	10.323	1801	1804	1808	rBV4	8049	9125	0.45%	0.043%
44	10.414	1816	1821	1828	rVB8	5686	7901	0.39%	0.038%
45	10.926	1912	1917	1923	rBV7	4650	11149	0.56%	0.053%
46	11.145	1955	1958	1963	rBV7	5942	8197	0.41%	0.039%
47	11.402	2000	2006	2008	rBV7	8163	8728	0.43%	0.042%
48	11.503	2017	2025	2038	rVB	1075302	1951380	97.20%	9.296%
49	11.728	2064	2067	2073	rVB6	8552	12402	0.62%	0.059%
50	11.786	2073	2078	2081	rBV6	7406	13234	0.66%	0.063%
51	11.925	2102	2104	2107	rBV4	8095	9286	0.46%	0.044%
52	11.968	2111	2112	2118	rBV5	8050	12520	0.62%	0.060%
53	12.139	2140	2144	2148	rBV7	6915	11112	0.55%	0.053%
54	12.363	2184	2186	2192	rBV7	7837	9678	0.48%	0.046%
55	13.058	2312	2316	2321	rVB7	9173	12266	0.61%	0.058%
56	13.111	2321	2326	2329	rBV7	11774	16756	0.83%	0.080%
57	13.351	2364	2371	2387	rBV2	992144	1848673	92.09%	8.807%
58	13.479	2392	2395	2399	rBV6	5584	8258	0.41%	0.039%
59	13.565	2409	2411	2415	rVB5	5723	8284	0.41%	0.039%
60	13.613	2415	2420	2422	rVB7	7312	8299	0.41%	0.040%
61	13.645	2422	2426	2431	rBV8	6673	10561	0.53%	0.050%
62	13.688	2431	2434	2441	rBV9	11020	16676	0.83%	0.079%
63	13.784	2450	2452	2455	rVB4	10429	8468	0.42%	0.040%
64	13.821	2455	2459	2461	rBV4	8180	12370	0.62%	0.059%
65	13.875	2461	2469	2473	rVV6	12783	24379	1.21%	0.116%
66	14.323	2551	2553	2557	rBV5	11100	10819	0.54%	0.052%
67	14.457	2573	2578	2581	rBV7	6830	8510	0.42%	0.041%
68	14.505	2585	2587	2592	rBV5	8799	14916	0.74%	0.071%
69	14.879	2654	2657	2659	rVB3	7961	8233	0.41%	0.039%
70	14.938	2664	2668	2669	rBV2	6766	7976	0.40%	0.038%
71	15.157	2705	2709	2718	rVB2	9312	19411	0.97%	0.092%

LSC Area Percent Report

Data Path : C:\msdchem\1\DATA\EM7461\
Data File : m173939.D
Acq On : 6 Jul 2021 3:26 pm
Operator : chriss2
Sample : jd27605-6
Misc : op34129,em7461,30.4,,,1,1
ALS Vial : 14 Sample Multiplier: 1

Integration Parameters: RTEINT.P
Integrator: RTE
Smoothing : ON Filtering: 5
Sampling : 1 Min Area: 500 Area counts
Start Thrs: 0.01 Max Peaks: 100
Stop Thrs : 0 Peak Location: TOP

If leading or trailing edge < 100 prefer < Baseline drop else tangent >
Peak separation: 5

Method : C:\MSDCHEM\1\METHODS\MM7405.M
Title : Semi Volatile GC/MS, rtx-5ms 30mx0.25mmx0.25um

72	15.434	2759	2761	2765	rVB5	10828	12482	0.62%	0.059%
73	15.472	2765	2768	2771	rBV5	11066	17261	0.86%	0.082%
74	15.530	2772	2779	2781	rVV7	13208	18062	0.90%	0.086%
75	15.563	2781	2785	2789	rVB7	6847	11924	0.59%	0.057%
76	15.888	2837	2846	2864	rBV	917525	1828433	91.08%	8.710%
77	16.289	2918	2921	2926	rBV7	6837	8264	0.41%	0.039%
78	16.561	2970	2972	2979	rVB7	6128	8698	0.43%	0.041%
79	16.647	2984	2988	2992	rVV7	6064	10809	0.54%	0.051%
80	16.754	3005	3008	3014	rVB8	5217	8612	0.43%	0.041%
81	16.834	3014	3023	3031	rBV8	11797	33058	1.65%	0.157%
82	17.053	3059	3064	3068	rBV7	8624	15349	0.76%	0.073%
83	17.186	3085	3089	3094	rVB7	7945	9974	0.50%	0.048%
84	17.282	3102	3107	3112	rVB8	10865	13180	0.66%	0.063%
85	17.437	3134	3136	3141	rBV6	10399	10028	0.50%	0.048%
86	17.838	3206	3211	3213	rBV6	10368	13977	0.70%	0.067%
87	17.939	3222	3230	3235	rVB10	10904	21007	1.05%	0.100%
88	18.105	3257	3261	3265	rVB6	6833	9927	0.49%	0.047%
89	18.142	3265	3268	3272	rVB4	7350	9142	0.46%	0.044%
90	18.196	3272	3278	3280	rBV7	11100	16728	0.83%	0.080%
91	18.676	3365	3368	3376	rVB10	6918	13988	0.70%	0.067%
92	18.959	3416	3421	3423	rBV6	7557	10014	0.50%	0.048%
93	19.088	3442	3445	3446	rBV3	8400	8368	0.42%	0.040%
94	19.365	3493	3497	3499	rBV5	10042	10409	0.52%	0.050%
95	19.397	3499	3503	3505	rVB5	8165	11717	0.58%	0.056%
96	19.606	3538	3542	3544	rBV4	7047	8275	0.41%	0.039%
97	19.686	3554	3557	3559	rBV4	9100	8850	0.44%	0.042%
98	19.777	3570	3574	3579	rBV8	12126	23375	1.16%	0.111%
99	19.878	3589	3593	3594	rBV4	9212	11095	0.55%	0.053%

Sum of corrected areas: 20992077

LSC Report - Integrated Chromatogram

Data Path : C:\msdchem\1\DATA\EM7461\
Data File : m173939.D
Acq On : 6 Jul 2021 3:26 pm
Operator : chriss2
Sample : jd27605-6
Misc : op34129,em7461,30.4,,,1,1
ALS Vial : 14 Sample Multiplier: 1

Quant Method : C:\MSDCHEM\1\METHODS\MM7405.M
Quant Title : Semi Volatile GC/MS, rtx-5ms 30mx0.25mmx0.25um

TIC Library : C:\DATABASE\NIST08.L
TIC Integration Parameters: lscint.P

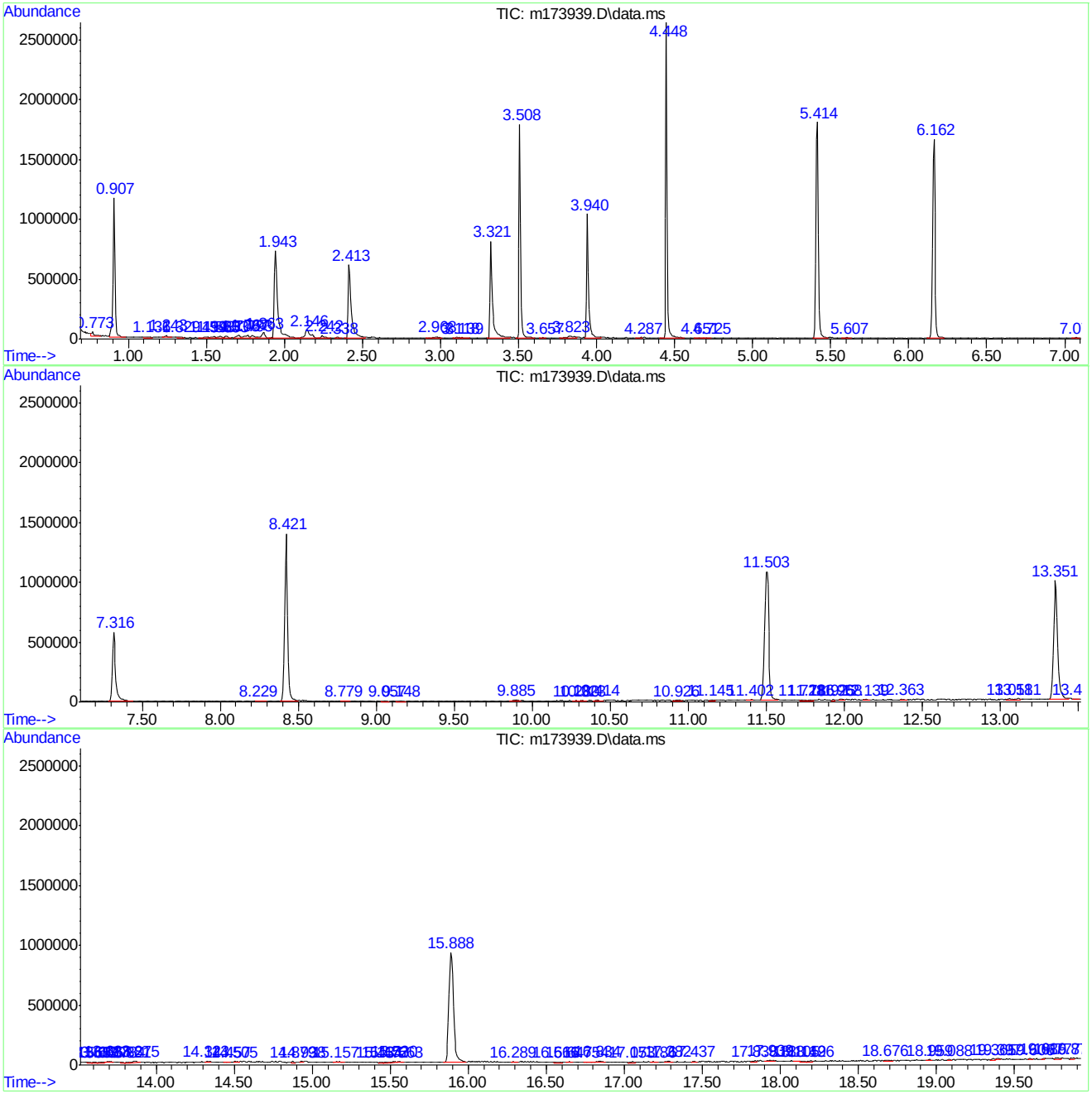

Library Search Compound Report

Data Path : C:\msdchem\1\DATA\EM7461\
Data File : m173939.D
Acq On : 6 Jul 2021 3:26 pm
Operator : chriss2
Sample : jd27605-6
Misc : op34129,em7461,30.4,,,1,1
ALS Vial : 14 Sample Multiplier: 1

Quant Method : C:\MSDCHEM\1\METHODS\MM7405.M
Quant Title : Semi Volatile GC/MS, rtx-5ms 30mx0.25mmx0.25um

TIC Library : C:\DATABASE\NIST08.L
TIC Integration Parameters: lscint.P

****

Peak Number 1 system artifact Concentration Rank 2

R.T.	EstConc	Area	Relative to ISTD	R.T.
0.907	28.78 ppm	916977	1,4-Dichlorobenzene-d4a	3.508

Hit# of 5	Tentative ID	MW	MolForm	CAS#	Qual
1	Furan, 2,5-dimethyl-	96	C6H8O	000625-86-5	91
2	Furan, 2,5-dimethyl-	96	C6H8O	000625-86-5	91
3	Furan, 2,5-dimethyl-	96	C6H8O	000625-86-5	91
4	Furan, 2,5-dimethyl-	96	C6H8O	000625-86-5	78
5	1H-Imidazole, 4,5-dimethyl-	96	C5H8N2	002302-39-8	72

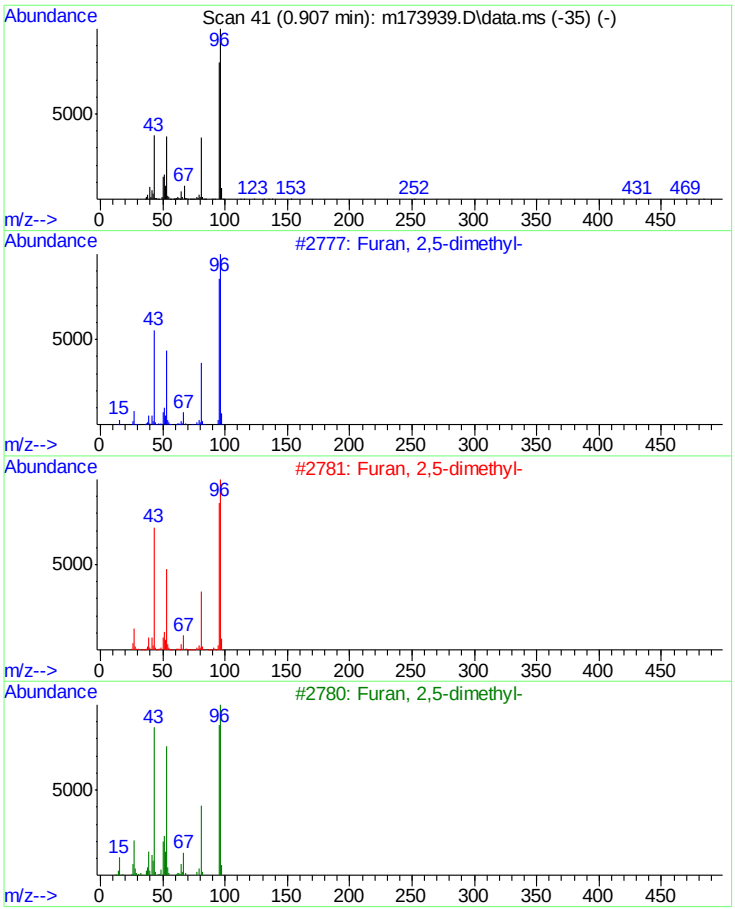

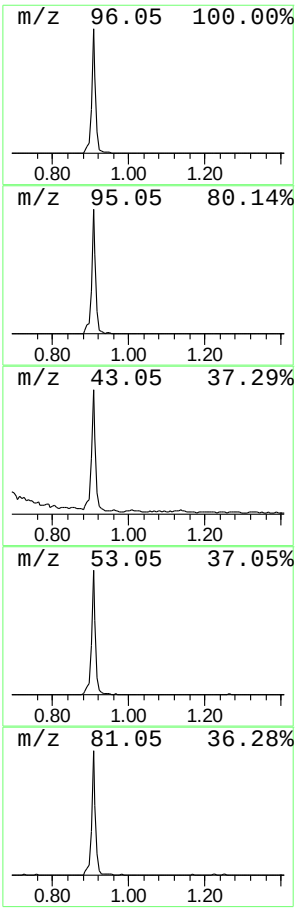

Library Search Compound Report

Data Path : C:\msdchem\1\DATA\EM7461\
Data File : m173939.D
Acq On : 6 Jul 2021 3:26 pm
Operator : chriss2
Sample : jd27605-6
Misc : op34129,em7461,30.4,,,1,1
ALS Vial : 14 Sample Multiplier: 1

Quant Method : C:\MSDCHEM\1\METHODS\MM7405.M
Quant Title : Semi Volatile GC/MS, rtx-5ms 30mx0.25mmx0.25um

TIC Library : C:\DATABASE\NIST08.L
TIC Integration Parameters: lscint.P

****
Peak Number 2 system artifact/aldol-conde... Concentration Rank 1

R.T.	EstConc	Area	Relative to ISTD	R.T.
1.943	32.11 ppm	1023060	1,4-Dichlorobenzene-d4a	3.508

Hit# of 5	Tentative ID	MW	MolForm	CAS#	Qual
1	2-Pentanone, 4-hydroxy-4-methyl-	116	C6H12O2	000123-42-2	42
2	2-Pentanone, 4-hydroxy-4-methyl-	116	C6H12O2	000123-42-2	40
3	2-Pentanone, 4-hydroxy-4-methyl-	116	C6H12O2	000123-42-2	40
4	2-Pentanone, 4-hydroxy-4-methyl-	116	C6H12O2	000123-42-2	25
5	Acetic acid, cyano-, 1,1-dimethy...	141	C7H11NO2	001116-98-9	17

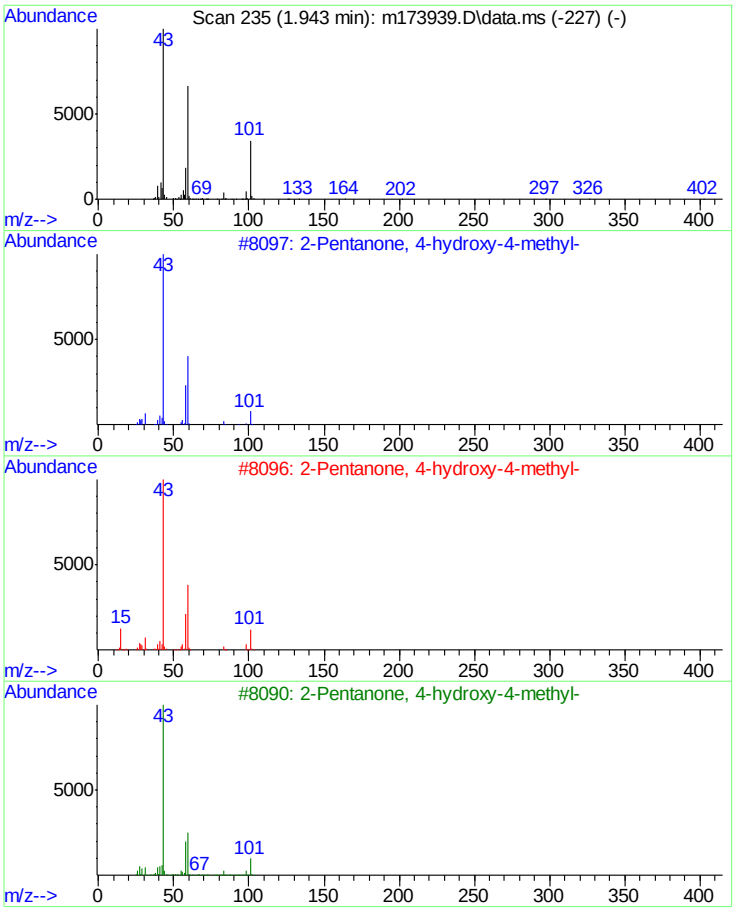

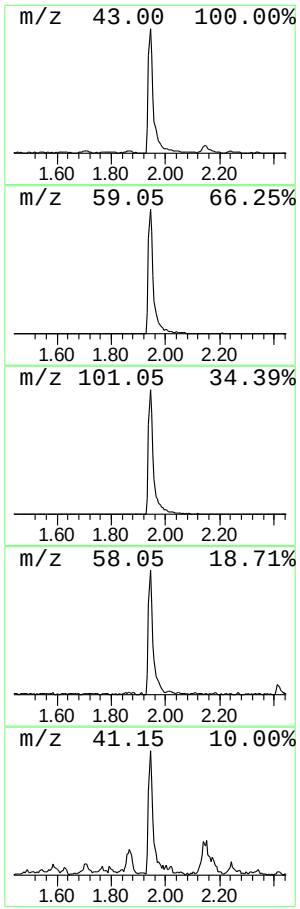

Library Search Compound Report

Data Path : C:\msdchem\1\DATA\EM7461\
Data File : m173939.D
Acq On : 6 Jul 2021 3:26 pm
Operator : chriss2
Sample : jd27605-6
Misc : op34129,em7461,30.4,,,1,1
ALS Vial : 14 Sample Multiplier: 1

Quant Method : C:\MSDCHEM\1\METHODS\MM7405.M
Quant Title : Semi Volatile GC/MS, rtx-5ms 30mx0.25mmx0.25um

TIC Library : C:\DATABASE\NIST08.L
TIC Integration Parameters: lscint.P

****

Peak Number 3 system artifact Concentration Rank 3

R.T.	EstConc	Area	Relative to ISTD	R.T.
2.146	5.05 ppm	160876	1,4-Dichlorobenzene-d4a	3.508

Hit# of 5	Tentative ID	MW	MolForm	CAS#	Qual
1	Heptane, 2,3-dimethyl-	128	C9H20	003074-71-3	72
2	Heptane, 2,3-dimethyl-	128	C9H20	003074-71-3	64
3	Heptane, 2,3-dimethyl-	128	C9H20	003074-71-3	56
4	Hexane, 3-ethyl-2-methyl-	128	C9H20	016789-46-1	53
5	Octane, 4-methyl-	128	C9H20	002216-34-4	53

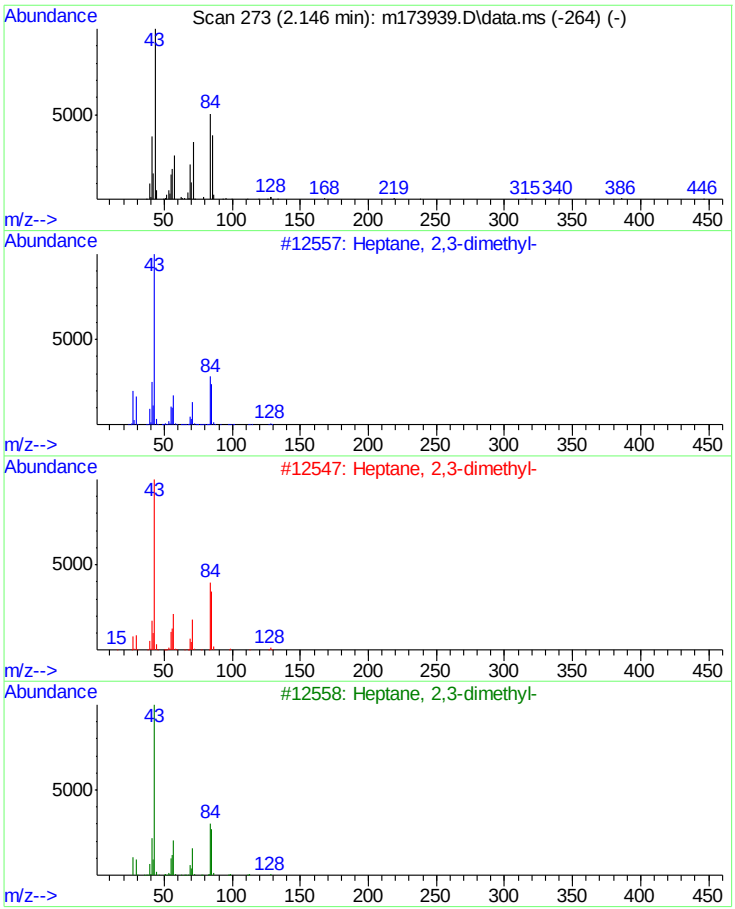

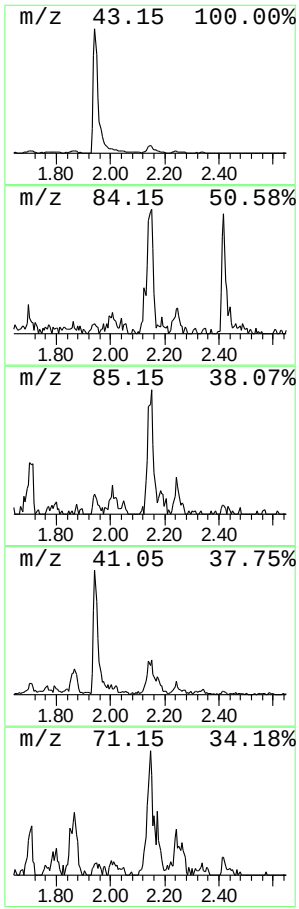

Tentatively Identified Compound (LSC) summary

Data Path : C:\msdchem\1\DATA\EM7461\
Data File : m173939.D
Acq On : 6 Jul 2021 3:26 pm
Operator : chriss2
Sample : jd27605-6
Misc : op34129,em7461,30.4,,,1,1
ALS Vial : 14 Sample Multiplier: 1

Quant Method : C:\MSDCHEM\1\METHODS\MM7405.M
Quant Title : Semi Volatile GC/MS, rtx-5ms 30mx0.25mmx0.25um

TIC Library : C:\DATABASE\NIST08.L
TIC Integration Parameters: lscint.P

					--Internal Standard---			
TIC Top Hit name	RT	EstConc	Units	Response	#	RT	Resp	Conc
system artifact	0.907	28.8	ppm	916977	2	3.508	1274410	40.0
system artifact...	1.943	32.1	ppm	1023060	2	3.508	1274410	40.0
system artifact	2.146	5.0	ppm	160876	2	3.508	1274410	40.0

Quantitation Report (QT/LSC Reviewed)

Data Path : C:\msdchem\1\data\altheam\em7461\
Data File : m173944.d
Acq On : 6 Jul 2021 7:24 pm
Operator : chriss2
Sample : jd27605-7 Inst : MSM
Misc : op34129,em7461,30.6,,,1,1
ALS Vial : 19 Sample Multiplier: 1

Quant Method : C:\MSDCHEM\1\METHODS\MM7405.M
Quant Results File: MM7405.RES
Quant Time: Jul 07 03:26:39 2021
Quant Title : Semi Volatile GC/MS, rtx-5ms 30mx0.25mmx0.25um
QLast Update : Wed Jul 07 02:25:20 2021
Response via : Initial Calibration

Compound	R.T.	QIon	Response	Conc	Units	Dev(Min)
Internal Standards						
1) 1,4-Dichlorobenzene-d4	3.509	152	226694	40.00	ppm	0.00
24) Naphthalene-d8	4.449	136	832942	40.00	ppm	0.00
46) Acenaphthene-d10	6.163	164	420215	40.00	ppm	0.00
69) Phenanthrene-d10	8.423	188	634866	40.00	ppm	0.00
84) Chrysene-d12	13.352	240	576766	40.00	ppm	0.00
93) Perylene-d12	15.889	264	612570	40.00	ppm	0.00
103) 1,4-Dichlorobenzene-d4a	3.509	152	226694	40.00	ppm	0.00
105) Acenaphthene-d10a	6.163	164	420215	40.00	ppm	0.00
107) Chrysene-d12a	13.352	240	576766	40.00	ppm	0.00
109) Phenanthrene-d10a	8.423	188	634866	40.00	ppm	0.00
111) Naphthalene-d8a	4.449	136	832942	40.00	ppm	0.00
113) Chrysene-d12b	13.352	240	576766	40.00	ppm	0.00
System Monitoring Compounds						
5) 2-Fluorophenol	2.414	112	241461	28.67	ppm	0.00
Spiked Amount 50.000			Recovery = 57.34%			
8) Phenol-d5	3.322	99	304614	32.29	ppm	0.00
Spiked Amount 50.000			Recovery = 64.58%			
25) Nitrobenzene-d5	3.941	82	279170	32.37	ppm	0.00
Spiked Amount 50.000			Recovery = 64.74%			
51) 2-Fluorobiphenyl	5.410	172	496977	40.59	ppm	0.00
Spiked Amount 50.000			Recovery = 81.18%			
74) 2,4,6-Tribromophenol	7.322	330	61850	27.02	ppm	0.00
Spiked Amount 50.000			Recovery = 54.04%			
87) Terphenyl-d14	11.499	244	495338	35.61	ppm	0.00
Spiked Amount 50.000			Recovery = 71.22%			
108) 1-chlorooctadecane	0.000	57	0d	0.00	ppm	
Spiked Amount 50.000			Recovery = 0.00%			
110) o-terphenyl	0.000	230	0	0.00	ppm	
Spiked Amount 50.000			Recovery = 0.00%			
Target Compounds						Qvalue
56) Acenaphthylene	5.982	152	8454	0.49	ppm	94
82) Fluoranthene	10.623	202	11398	0.61	ppm	90
86) Pyrene	11.008	202	13262	0.73	ppm	91
89) Benzo[a]anthracene	13.342	228	9714	0.54	ppm	90
91) Chrysene	13.400	228	14560	1.00	ppm	88
95) Benzo[b]fluoranthene	15.302	252	24453	1.36	ppm	100
96) Benzo[k]fluoranthene	15.339	252	10140	0.62	ppm	76
97) Benzo[a]pyrene	15.804	252	19394	1.10	ppm	97
98) Indeno[1,2,3-cd]pyrene	17.529	276	17713	1.20	ppm	95
102) Benzo[g,h,i]perylene	17.866	276	21848	1.28	ppm	78

(#) = qualifier out of range (m) = manual integration (+) = signals summed

Quantitation Report (QT/LSC Reviewed)

Data Path : C:\msdchem\1\data\altheam\em7461\
Data File : m173944.d
Acq On : 6 Jul 2021 7:24 pm
Operator : chriss2
Sample : jd27605-7 Inst : MSM
Misc : op34129,em7461,30.6,,,1,1
ALS Vial : 19 Sample Multiplier: 1

Quant Method : C:\MSDCHEM\1\METHODS\MM7405.M
Quant Results File: MM7405.RES
Quant Time: Jul 07 03:26:39 2021
Quant Title : Semi Volatile GC/MS, rtx-5ms 30mx0.25mmx0.25um
QLast Update : Wed Jul 07 02:25:20 2021
Response via : Initial Calibration

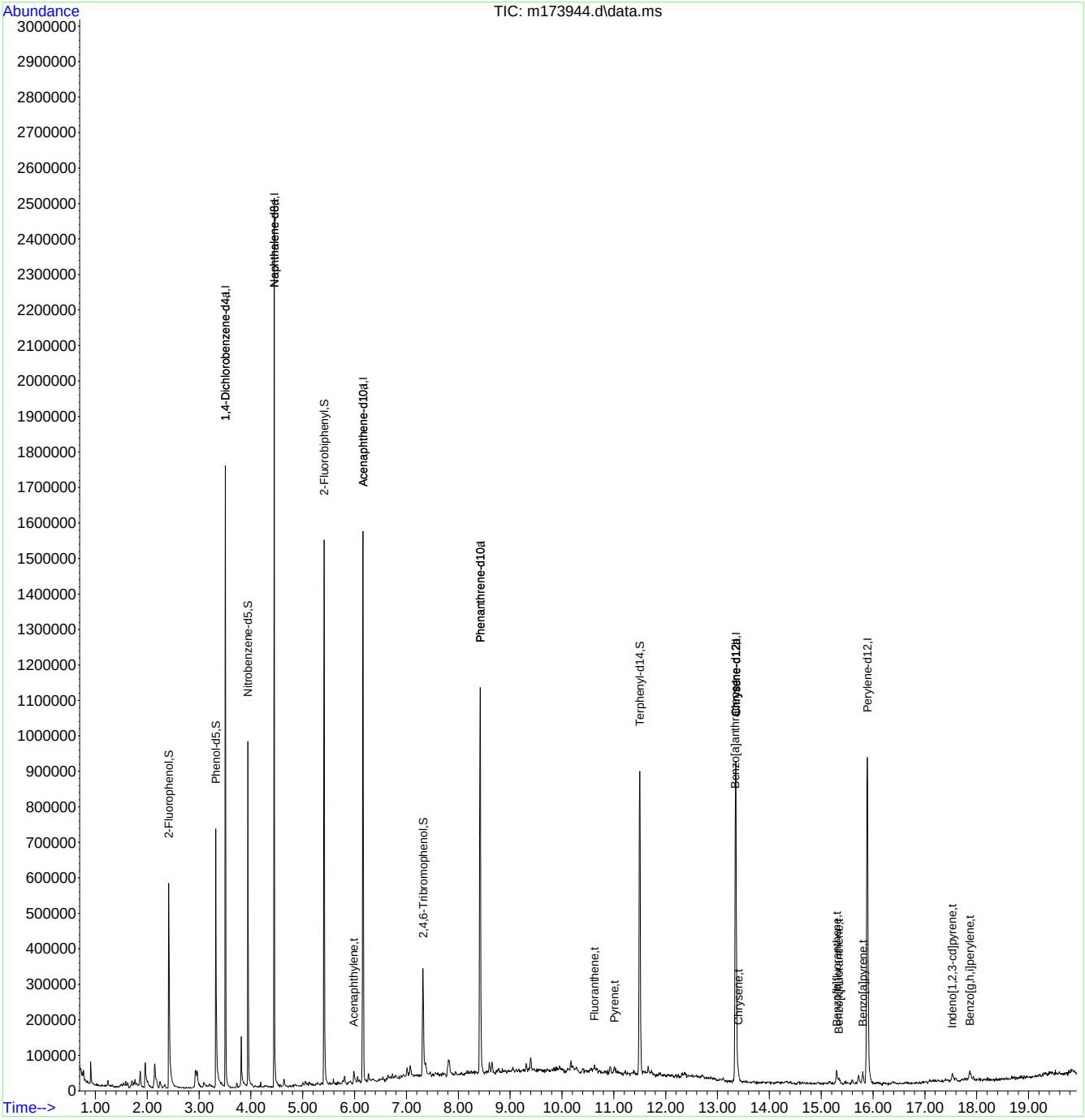

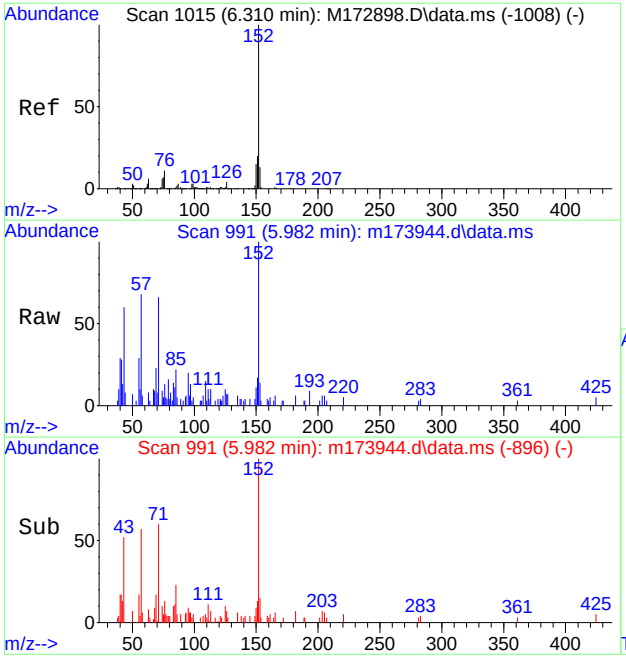

#56
Acenaphthylene
Concen: 0.49 ppm
RT: 5.982 min Scan# 991
Delta R.T. 0.006 min
Lab File: m173944.d
Acq: 6 Jul 2021 7:24 pm

Tgt Ion:152 Resp: 8454

Ion	Ratio	Lower	Upper
152	100		
151	14.9	0.0	49.6
153	14.4	0.0	44.0

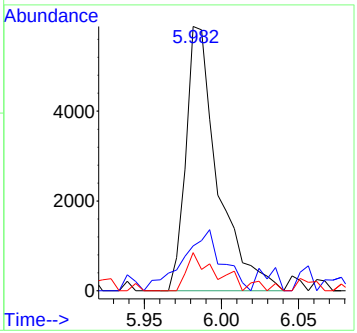

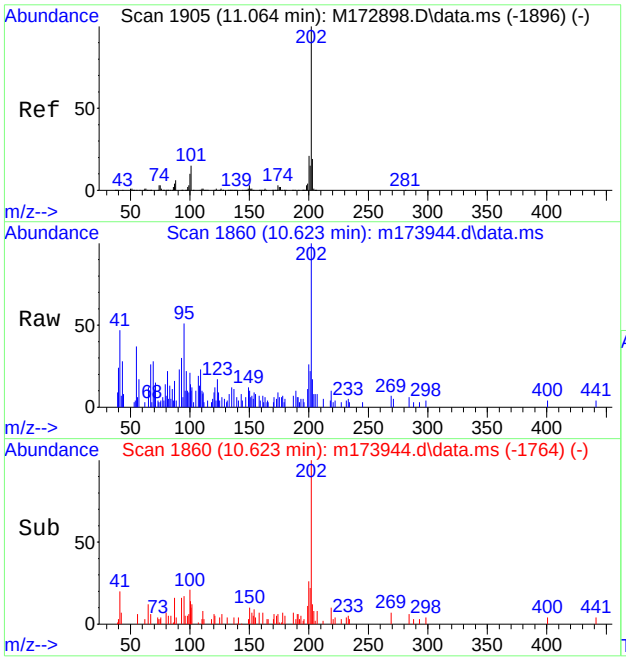

#82
Fluoranthene
Concen: 0.61 ppm
RT: 10.623 min Scan# 1860
Delta R.T. 0.012 min
Lab File: m173944.d
Acq: 6 Jul 2021 7:24 pm

Tgt Ion:202 Resp: 11398

Ion	Ratio	Lower	Upper
202	100		
101	8.6	0.0	44.8
203	14.9	0.0	47.6

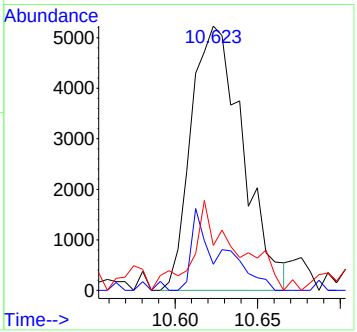

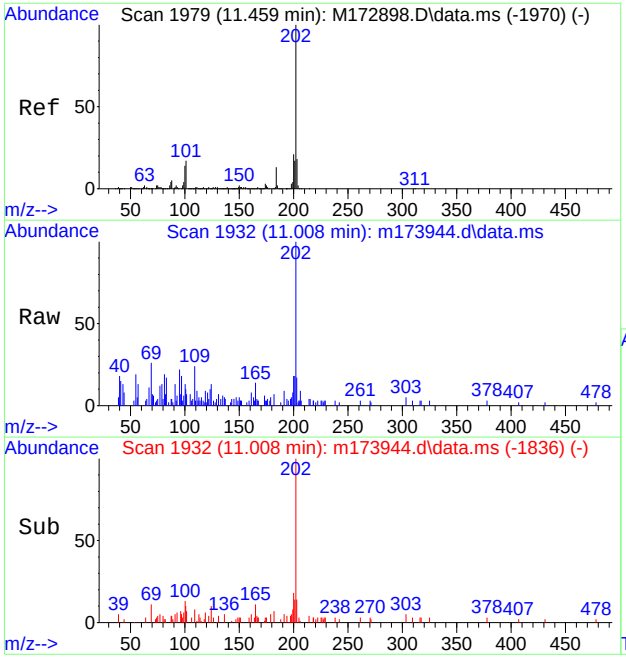

#86
Pyrene
Concen: 0.73 ppm
RT: 11.008 min Scan# 1932
Delta R.T. 0.012 min
Lab File: m173944.d
Acq: 6 Jul 2021 7:24 pm

Tgt Ion:202 Resp: 13262

Ion	Ratio	Lower	Upper
202	100		
200	18.6	0.0	51.6
203	12.4	0.0	48.1

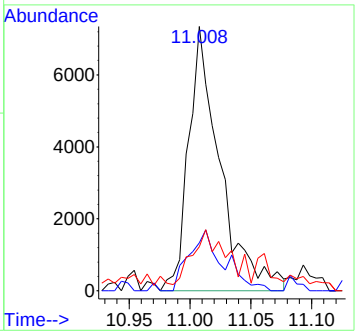

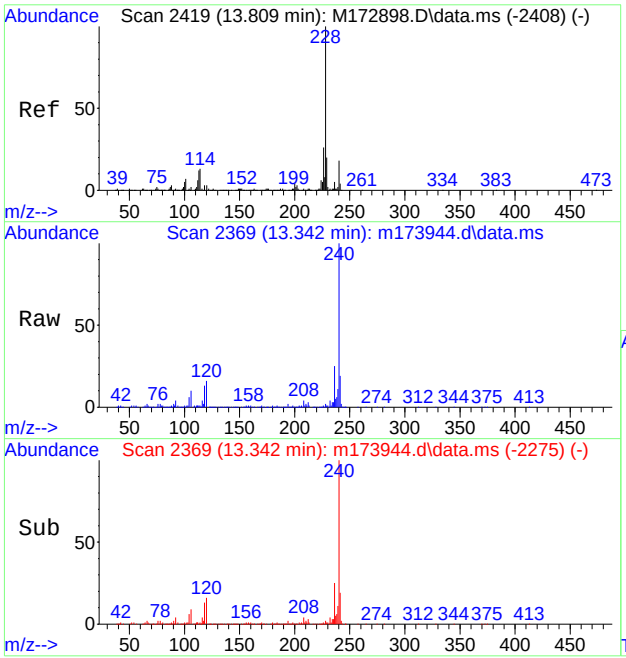

#89
Benzo[a]anthracene
Concen: 0.54 ppm
RT: 13.342 min Scan# 2369
Delta R.T. 0.001 min
Lab File: m173944.d
Acq: 6 Jul 2021 7:24 pm

Tgt Ion:228 Resp: 9714

Ion	Ratio	Lower	Upper
228	100		
229	22.0	0.0	51.3
226	19.3	0.0	57.7

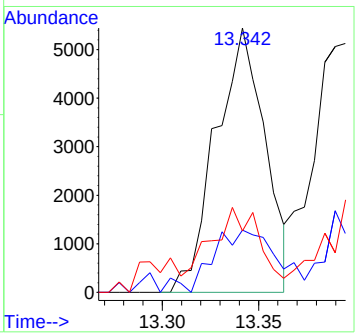

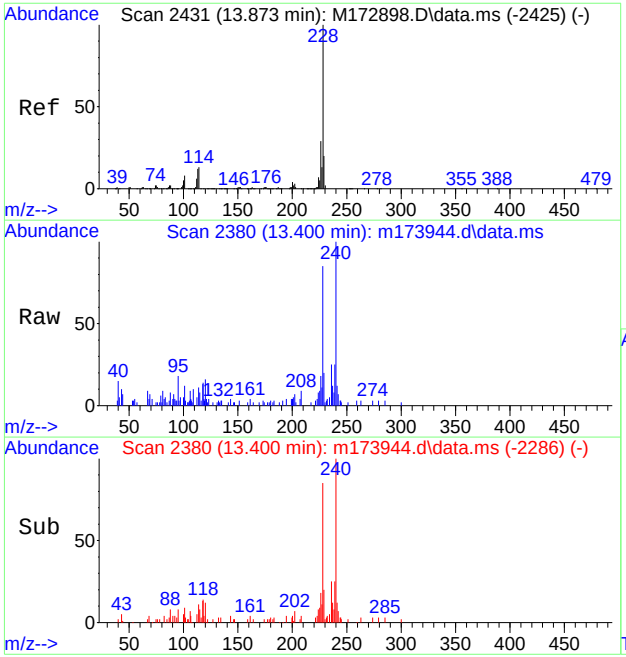

#91
Chrysene
Concen: 1.00 ppm
RT: 13.400 min Scan# 2380
Delta R.T. 0.001 min
Lab File: m173944.d
Acq: 6 Jul 2021 7:24 pm

Tgt Ion:228 Resp: 14560

Ion	Ratio	Lower	Upper
228	100		
226	20.8	1.2	61.2
229	20.4	0.0	50.1

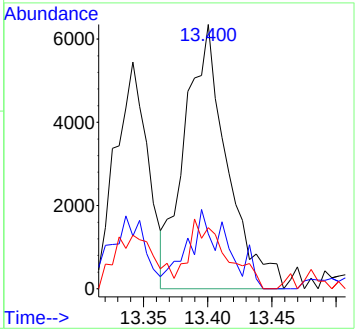

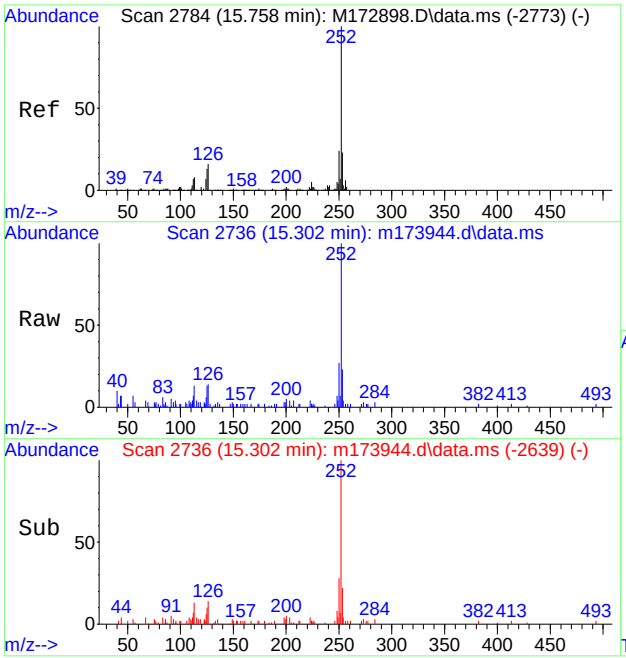

#95
Benzo[b]fluoranthene
Concen: 1.36 ppm
RT: 15.302 min Scan# 2736
Delta R.T. 0.017 min
Lab File: m173944.d
Acq: 6 Jul 2021 7:24 pm

Tgt Ion:252 Resp: 24453

Ion	Ratio	Lower	Upper
252	100		
253	22.7	0.0	52.7
125	12.3	0.0	42.8

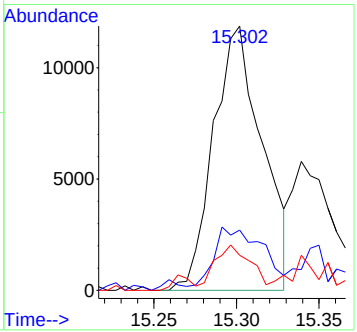

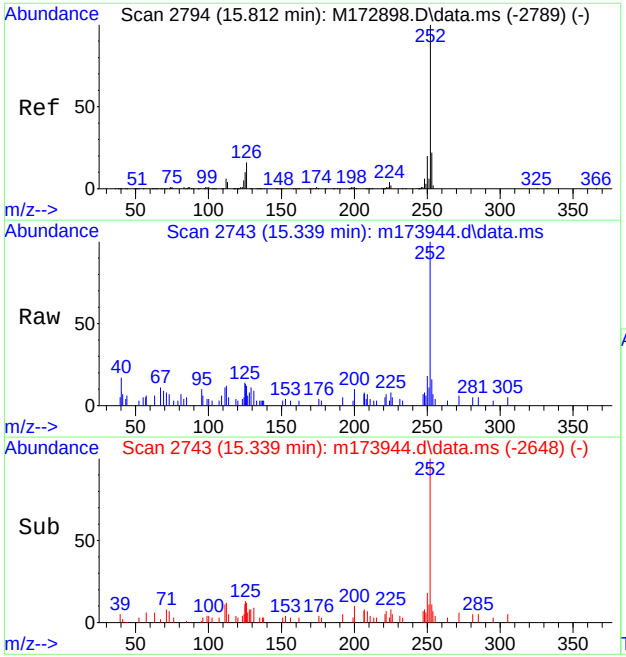

#96
Benzo[k]fluoranthene
Concen: 0.62 ppm
RT: 15.339 min Scan# 2743
Delta R.T. 0.006 min
Lab File: m173944.d
Acq: 6 Jul 2021 7:24 pm

Tgt Ion:252 Resp: 10140

Ion	Ratio	Lower	Upper
252	100		
253	15.6	0.0	50.8
125	29.6	0.0	40.6

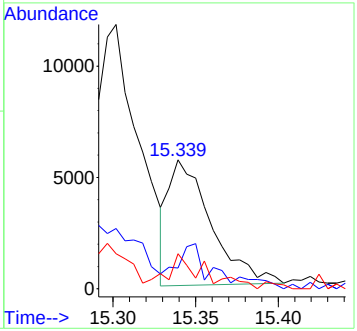

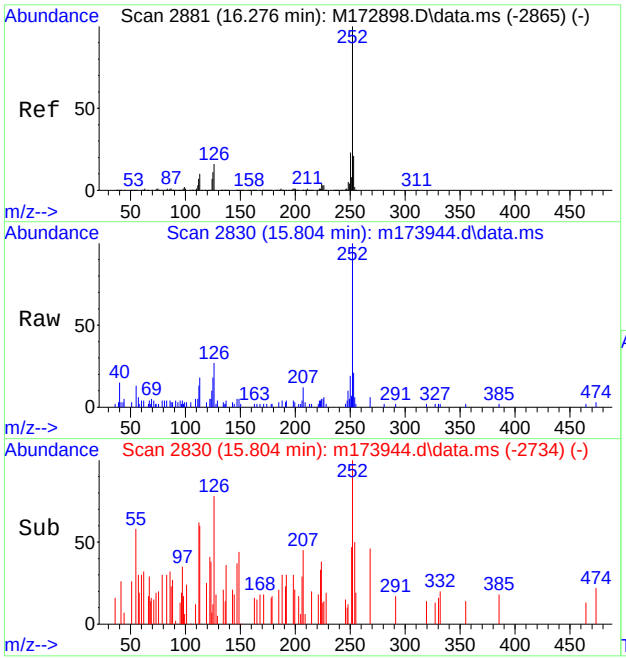

#97
Benzo[a]pyrene
Concen: 1.10 ppm
RT: 15.804 min Scan# 2830
Delta R.T. 0.012 min
Lab File: m173944.d
Acq: 6 Jul 2021 7:24 pm

Tgt Ion:252 Resp: 19394

Ion	Ratio	Lower	Upper
252	100		
253	21.1	0.0	51.7
125	17.5	0.0	44.9

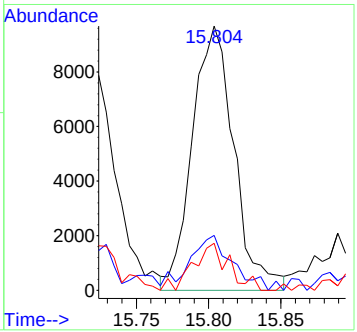

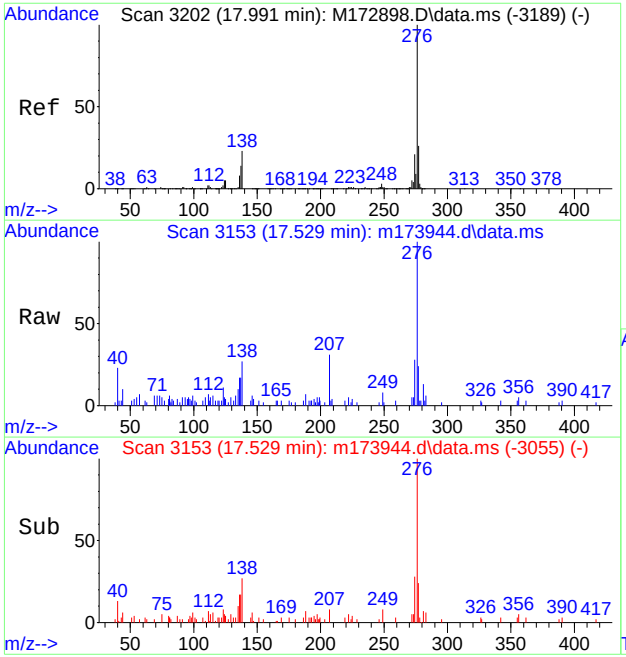

#98
Indeno[1,2,3-cd]pyrene
Concen: 1.20 ppm
RT: 17.529 min Scan# 3153
Delta R.T. 0.022 min
Lab File: m173944.d
Acq: 6 Jul 2021 7:24 pm

Tgt Ion:276 Resp: 17713

Ion	Ratio	Lower	Upper
276	100		
138	23.5	0.0	54.0
137	12.7	0.0	47.7

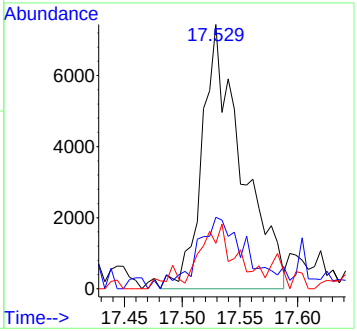

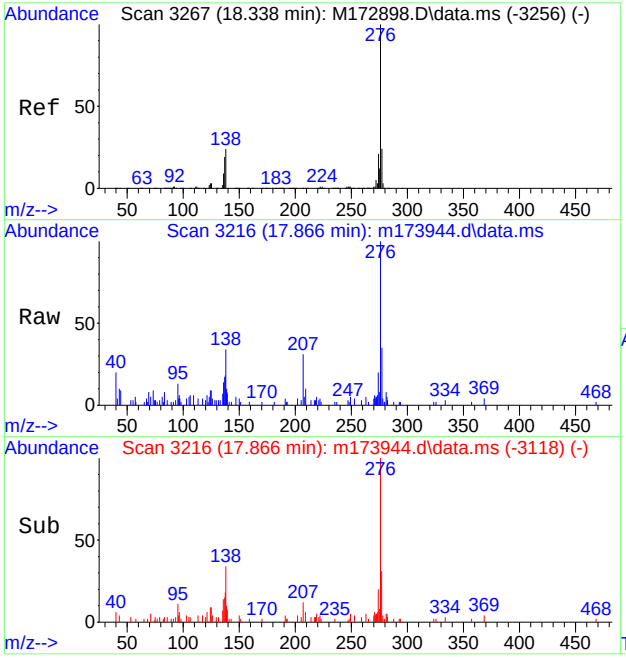

#102
Benzo[g,h,i]perylene
Concen: 1.28 ppm
RT: 17.866 min Scan# 3216
Delta R.T. 0.022 min
Lab File: m173944.d
Acq: 6 Jul 2021 7:24 pm

Tgt Ion:276 Resp: 21848

Ion	Ratio	Lower	Upper
276	100		
138	41.5	0.0	57.0
277	32.1	0.0	54.3

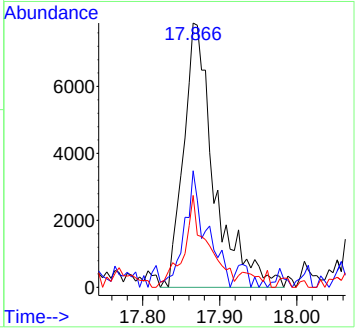

LSC Area Percent Report

Data Path : C:\msdchem\1\data\altheam\em7461\
Data File : m173944.d
Acq On : 6 Jul 2021 7:24 pm
Operator : chriss2
Sample : jd27605-7
Misc : op34129,em7461,30.6,,,1,1
ALS Vial : 19 Sample Multiplier: 1

Integration Parameters: RTEINT.P
Integrator: RTE
Smoothing : ON Filtering: 5
Sampling : 1 Min Area: 1000 Area counts
Start Thrs: 0.01 Max Peaks: 100
Stop Thrs : 0 Peak Location: TOP

If leading or trailing edge < 100 prefer < Baseline drop else tangent >
Peak separation: 5

Method : C:\MSDCHEM\1\METHODS\MM7405.M
Title : Semi Volatile GC/MS, rtx-5ms 30mx0.25mmx0.25um

Signal : TIC: m173944.d\data.ms

peak #	R.T. min	first scan	max scan	last scan	PK TY	peak height	corr. area	corr. % max.	% of total
1	0.769	13	15	19	rVB	29687	25938	1.45%	0.137%
2	0.908	38	41	60	rVB2	67913	85692	4.79%	0.452%
3	1.244	98	104	112	rVV	17118	27172	1.52%	0.143%
4	1.623	172	175	182	rVB3	15262	19690	1.10%	0.104%
5	1.704	182	190	194	rBV5	20388	38168	2.13%	0.201%
6	1.762	198	201	204	rVV4	20679	23965	1.34%	0.126%
7	1.800	204	208	212	rVV6	10129	17920	1.00%	0.095%
8	1.864	212	220	227	rVB2	44458	71273	3.98%	0.376%
9	1.960	234	238	253	rBV	71072	146490	8.19%	0.773%
10	2.147	266	273	287	rVB3	68732	159192	8.90%	0.840%
11	2.248	287	292	300	rBV4	18770	36888	2.06%	0.195%
12	2.339	300	309	315	rBV4	10885	20876	1.17%	0.110%
13	2.414	318	323	347	rBV	577762	795507	44.46%	4.199%
14	2.937	404	421	424	rBV2	51868	117915	6.59%	0.622%
15	2.964	424	426	439	rVB3	45529	75302	4.21%	0.397%
16	3.092	444	450	452	rBV4	14307	17931	1.00%	0.095%
17	3.322	488	493	512	rBV	730649	817181	45.67%	4.313%
18	3.509	524	528	542	rVB	1751133	1310870	73.26%	6.919%
19	3.728	563	569	575	rBV3	14347	20001	1.12%	0.106%
20	3.813	575	585	604	rBV	144749	222978	12.46%	1.177%
21	3.941	604	609	622	rVV	969783	760170	42.48%	4.012%
22	4.192	653	656	664	rVB9	15253	15531	0.87%	0.082%
23	4.449	699	704	724	rBV	2505332	1719674	96.10%	9.077%
24	4.636	730	739	746	rBV3	21484	36545	2.04%	0.193%
25	5.004	804	808	812	rBV5	12077	17496	0.98%	0.092%
26	5.047	812	816	821	rVV5	11969	18399	1.03%	0.097%
27	5.127	828	831	839	rBV10	11568	20939	1.17%	0.111%
28	5.410	880	884	901	rVV	1535539	1476393	82.51%	7.793%
29	5.592	912	918	922	rBV7	15866	17945	1.00%	0.095%
30	5.779	947	953	954	rBV6	10889	15273	0.85%	0.081%
31	5.811	954	959	967	rVB9	25190	44468	2.49%	0.235%
32	5.886	967	973	975	rBV6	7753	15182	0.85%	0.080%
33	5.982	987	991	1002	rBV6	36174	73465	4.11%	0.388%
34	6.056	1002	1005	1010	rBV6	16106	22271	1.24%	0.118%
35	6.163	1018	1025	1037	rBV	1552198	1752313	97.93%	9.249%
36	6.270	1041	1045	1051	rBV9	22863	33680	1.88%	0.178%
37	6.548	1093	1097	1103	rVB9	14459	25175	1.41%	0.133%
38	6.644	1112	1115	1120	rBV6	12379	18742	1.05%	0.099%
39	6.729	1128	1131	1136	rBV6	13590	15446	0.86%	0.082%
40	6.895	1157	1162	1166	rBV8	10930	18372	1.03%	0.097%

LSC Area Percent Report

Data Path : C:\msdchem\1\data\altheam\em7461\
Data File : m173944.d
Acq On : 6 Jul 2021 7:24 pm
Operator : chriss2
Sample : jd27605-7
Misc : op34129,em7461,30.6,,,1,1
ALS Vial : 19 Sample Multiplier: 1

Integration Parameters: RTEINT.P
Integrator: RTE
Smoothing : ON Filtering: 5
Sampling : 1 Min Area: 1000 Area counts
Start Thrs: 0.01 Max Peaks: 100
Stop Thrs : 0 Peak Location: TOP

If leading or trailing edge < 100 prefer < Baseline drop else tangent >
Peak separation: 5

Method : C:\MSDCHEM\1\METHODS\MM7405.M
Title : Semi Volatile GC/MS, rtx-5ms 30mx0.25mmx0.25um

41	6.948	1166	1172	1176	rVV8	10006	22324	1.25%	0.118%
42	7.013	1179	1184	1189	rVV5	25690	38313	2.14%	0.202%
43	7.071	1189	1195	1202	rVV6	29677	57289	3.20%	0.302%
44	7.317	1234	1241	1249	rBV	304591	469052	26.21%	2.476%
45	7.563	1280	1287	1292	rBV10	10972	26086	1.46%	0.138%
46	7.723	1315	1317	1326	rVB10	12224	23655	1.32%	0.125%
47	7.808	1326	1333	1342	rBV6	48515	144235	8.06%	0.761%
48	7.947	1356	1359	1367	rVB9	10963	14909	0.83%	0.079%
49	8.423	1439	1448	1464	rBV	1089661	1616201	90.32%	8.531%
50	8.599	1478	1481	1486	rBV7	28953	39041	2.18%	0.206%
51	8.652	1486	1491	1503	rVB10	35136	70909	3.96%	0.374%
52	8.738	1503	1507	1509	rBV5	11863	16738	0.94%	0.088%
53	8.786	1509	1516	1520	rVB10	13215	25204	1.41%	0.133%
54	9.053	1564	1566	1572	rVB7	14942	18943	1.06%	0.100%
55	9.165	1584	1587	1594	rVB9	9946	17448	0.98%	0.092%
56	9.309	1610	1614	1619	rVB8	23553	34078	1.90%	0.180%
57	9.395	1624	1630	1637	rVV9	36361	66330	3.71%	0.350%
58	9.720	1687	1691	1698	rVB10	9899	20192	1.13%	0.107%
59	9.891	1720	1723	1726	rBV5	12582	15537	0.87%	0.082%
60	9.950	1731	1734	1741	rVB9	12265	19723	1.10%	0.104%
61	10.110	1759	1764	1770	rBV8	12465	25677	1.43%	0.136%
62	10.174	1772	1776	1779	rBV6	27237	37921	2.12%	0.200%
63	10.399	1814	1818	1825	rBV10	11142	20650	1.15%	0.109%
64	10.554	1845	1847	1853	rVV7	14150	25846	1.44%	0.136%
65	10.628	1857	1861	1866	rVV7	23988	41276	2.31%	0.218%
66	10.660	1866	1867	1873	rVB6	15589	24446	1.37%	0.129%
67	10.928	1913	1917	1925	rVB6	20333	38362	2.14%	0.202%
68	11.013	1928	1933	1939	rBV5	16422	27364	1.53%	0.144%
69	11.221	1964	1972	1978	rBV5	15662	32590	1.82%	0.172%
70	11.355	1989	1997	2000	rBV10	10112	27999	1.56%	0.148%
71	11.382	2000	2002	2008	rVB7	14024	18988	1.06%	0.100%
72	11.499	2016	2024	2034	rBV	856367	1413234	78.98%	7.460%
73	11.568	2034	2037	2041	rBV6	10049	15214	0.85%	0.080%
74	11.665	2052	2055	2062	rVB9	21719	29321	1.64%	0.155%
75	11.729	2062	2067	2075	rVB9	12872	18785	1.05%	0.099%
76	11.873	2090	2094	2097	rVV6	11463	16777	0.94%	0.089%
77	12.204	2150	2156	2158	rVB6	11339	17298	0.97%	0.091%
78	12.322	2174	2178	2180	rBV5	12198	14889	0.83%	0.079%
79	12.364	2181	2186	2194	rVB5	16177	39390	2.20%	0.208%
80	12.439	2194	2200	2202	rBV7	8096	14768	0.83%	0.078%
81	13.112	2321	2326	2332	rVB10	12654	25083	1.40%	0.132%
82	13.352	2363	2371	2394	rVB2	905561	1734375	96.93%	9.155%
83	14.041	2497	2500	2507	rBV9	7081	16205	0.91%	0.086%
84	14.330	2550	2554	2561	rVB10	7431	15331	0.86%	0.081%
85	14.944	2663	2669	2675	rBV9	6903	15344	0.86%	0.081%

LSC Area Percent Report

Data Path : C:\msdchem\1\data\altheam\em7461\
Data File : m173944.d
Acq On : 6 Jul 2021 7:24 pm
Operator : chriss2
Sample : jd27605-7
Misc : op34129,em7461,30.6,,,1,1
ALS Vial : 19 Sample Multiplier: 1

Integration Parameters: RTEINT.P
Integrator: RTE
Smoothing : ON Filtering: 5
Sampling : 1 Min Area: 1000 Area counts
Start Thrs: 0.01 Max Peaks: 100
Stop Thrs : 0 Peak Location: TOP

If leading or trailing edge < 100 prefer < Baseline drop else tangent >
Peak separation: 5

Method : C:\MSDCHEM\1\METHODS\MM7405.M
Title : Semi Volatile GC/MS, rtx-5ms 30mx0.25mmx0.25um

86	15.297	2725	2735	2741	rBV4	39534	84137	4.70%	0.444%
87	15.345	2741	2744	2750	rVB6	17331	30160	1.69%	0.159%
88	15.467	2759	2767	2769	rBV8	11032	17806	1.00%	0.094%
89	15.606	2784	2793	2801	rBV8	14295	36756	2.05%	0.194%
90	15.724	2809	2815	2823	rBV4	23378	45711	2.55%	0.241%
91	15.804	2823	2830	2838	rVV4	34649	57805	3.23%	0.305%
92	15.889	2838	2846	2865	rVB2	919799	1789398	100.00%	9.445%
93	16.204	2900	2905	2910	rBV8	9787	21709	1.21%	0.115%
94	17.096	3064	3072	3075	rBV8	11948	27570	1.54%	0.146%
95	17.529	3146	3153	3161	rBV4	22786	50642	2.83%	0.267%
96	17.583	3161	3163	3172	rVB10	10044	20072	1.12%	0.106%
97	17.866	3208	3216	3226	rBV4	27955	77402	4.33%	0.409%
98	19.452	3511	3513	3520	rVB8	10157	16349	0.91%	0.086%
99	19.516	3520	3525	3528	rBV7	15350	15521	0.87%	0.082%
100	19.778	3570	3574	3577	rBV5	16646	22289	1.25%	0.118%

Sum of corrected areas: 18945095

LSC Report - Integrated Chromatogram

Data Path : C:\msdchem\1\data\altheam\em7461\
Data File : m173944.d
Acq On : 6 Jul 2021 7:24 pm
Operator : chriss2
Sample : jd27605-7
Misc : op34129,em7461,30.6,,,1,1
ALS Vial : 19 Sample Multiplier: 1

Quant Method : C:\MSDCHEM\1\METHODS\MM7405.M
Quant Title : Semi Volatile GC/MS, rtx-5ms 30mx0.25mmx0.25um

TIC Library : C:\DATABASE\NIST08.L
TIC Integration Parameters: lscint.P

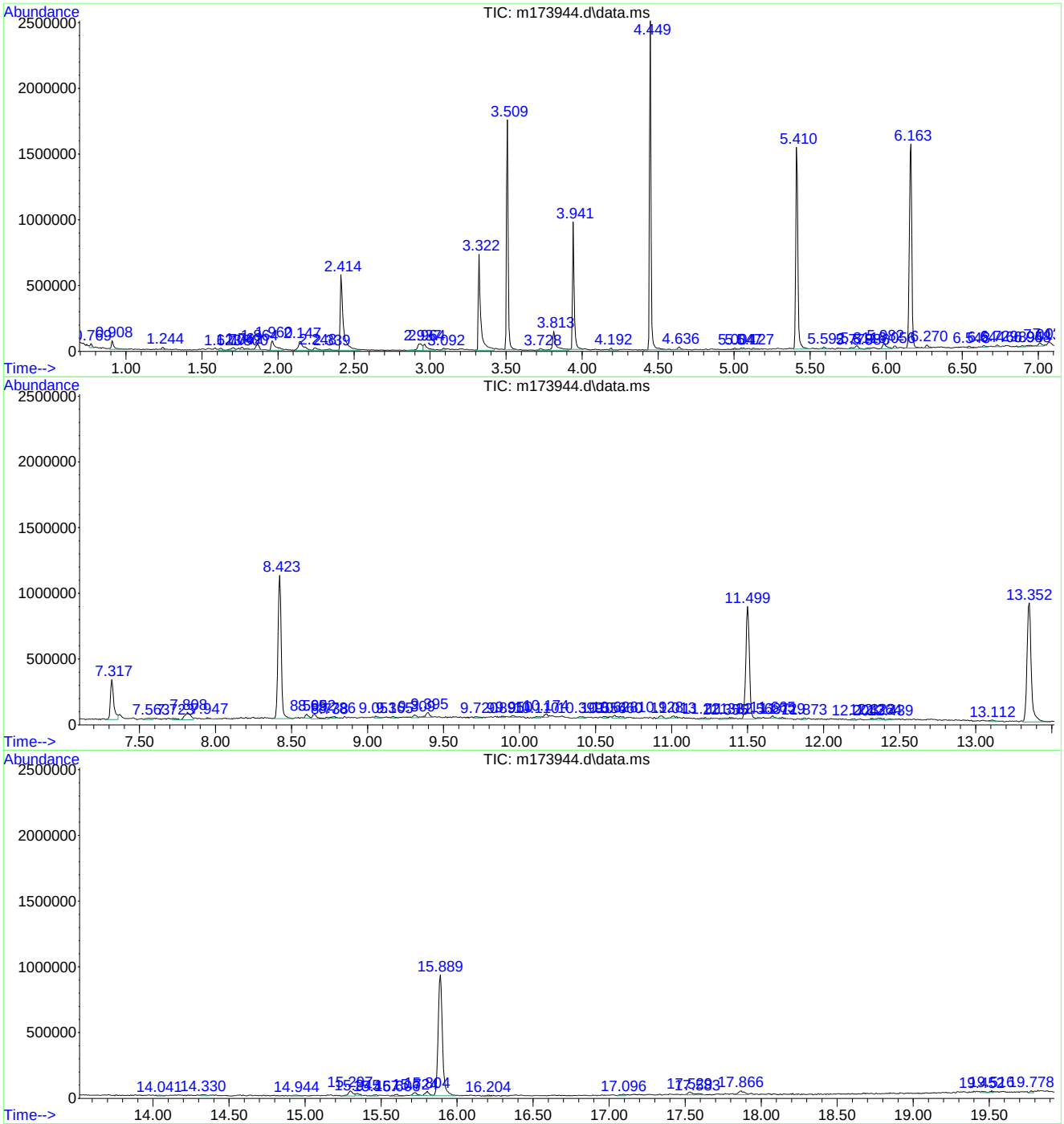

Library Search Compound Report

Data Path : C:\msdchem\1\data\altheam\em7461\
Data File : m173944.d
Acq On : 6 Jul 2021 7:24 pm
Operator : chriss2
Sample : jd27605-7
Misc : op34129,em7461,30.6,,,1,1
ALS Vial : 19 Sample Multiplier: 1

Quant Method : C:\MSDCHEM\1\METHODS\MM7405.M
Quant Title : Semi Volatile GC/MS, rtx-5ms 30mx0.25mmx0.25um

TIC Library : C:\DATABASE\NIST08.L
TIC Integration Parameters: lscint.P

****

Peak Number 1 System artifact/aldol-conde... Concentration Rank 3

R.T.	EstConc	Area	Relative to ISTD	R.T.
1.960	4.47 ppm	146490	1,4-Dichlorobenzene-d4a	3.509

Hit# of 5	Tentative ID	MW	MolForm	CAS#	Qual
1	2,3-Butanedione, monooxime	101	C4H7NO2	000057-71-6	38
2	2-Pentanone, 4-hydroxy-4-methyl-	116	C6H12O2	000123-42-2	38
3	2-Pentanone, 4-hydroxy-4-methyl-	116	C6H12O2	000123-42-2	36
4	Propane, 1-ethoxy-2-methyl-	102	C6H14O	000627-02-1	12
5	Morpholine, 4-methyl-	101	C5H11NO	000109-02-4	9

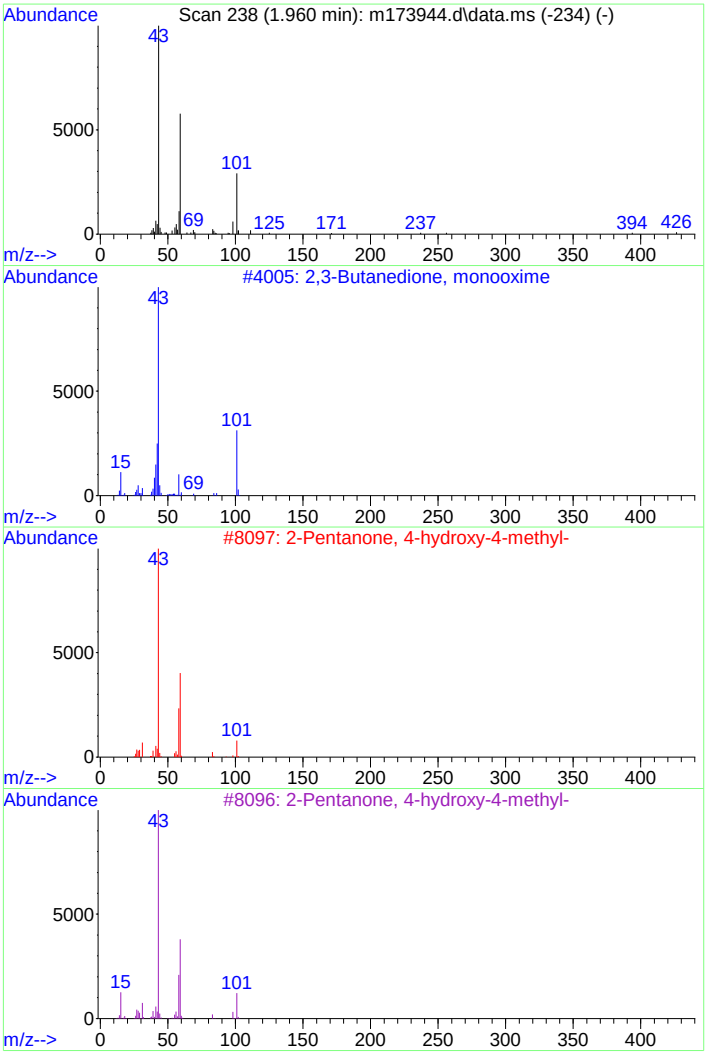

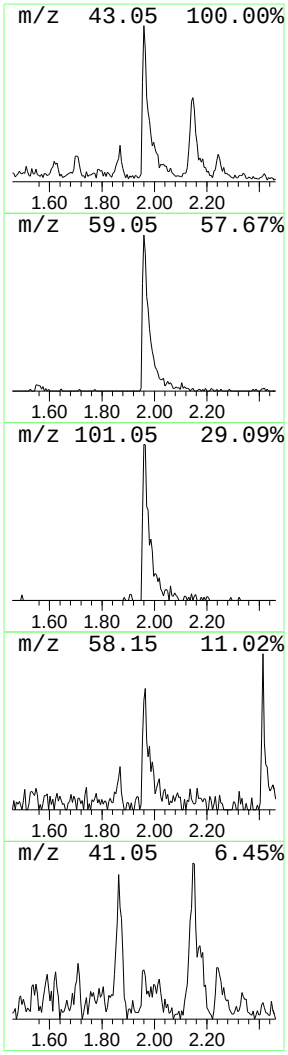

Library Search Compound Report

Data Path : C:\msdchem\1\data\altheam\em7461\
Data File : m173944.d
Acq On : 6 Jul 2021 7:24 pm
Operator : chriss2
Sample : jd27605-7
Misc : op34129,em7461,30.6,,,1,1
ALS Vial : 19 Sample Multiplier: 1

Quant Method : C:\MSDCHEM\1\METHODS\MM7405.M
Quant Title : Semi Volatile GC/MS, rtx-5ms 30mx0.25mmx0.25um

TIC Library : C:\DATABASE\NIST08.L
TIC Integration Parameters: lscint.P

****

Peak Number 2 Alkane Concentration Rank 2

R.T.	EstConc	Area	Relative to ISTD	R.T.
2.147	4.86 ppm	159192	1,4-Dichlorobenzene-d4a	3.509

Hit# of 5	Tentative ID	MW	MolForm	CAS#	Qual
1	Hexane, 3-ethyl-	114	C8H18	000619-99-8	59
2	Heptane, 2,3-dimethyl-	128	C9H20	003074-71-3	59
3	Heptane, 2,3-dimethyl-	128	C9H20	003074-71-3	59
4	Decane, 5,6-dimethyl-	170	C12H26	001636-43-7	53
5	Decane, 5,6-dimethyl-	170	C12H26	001636-43-7	50

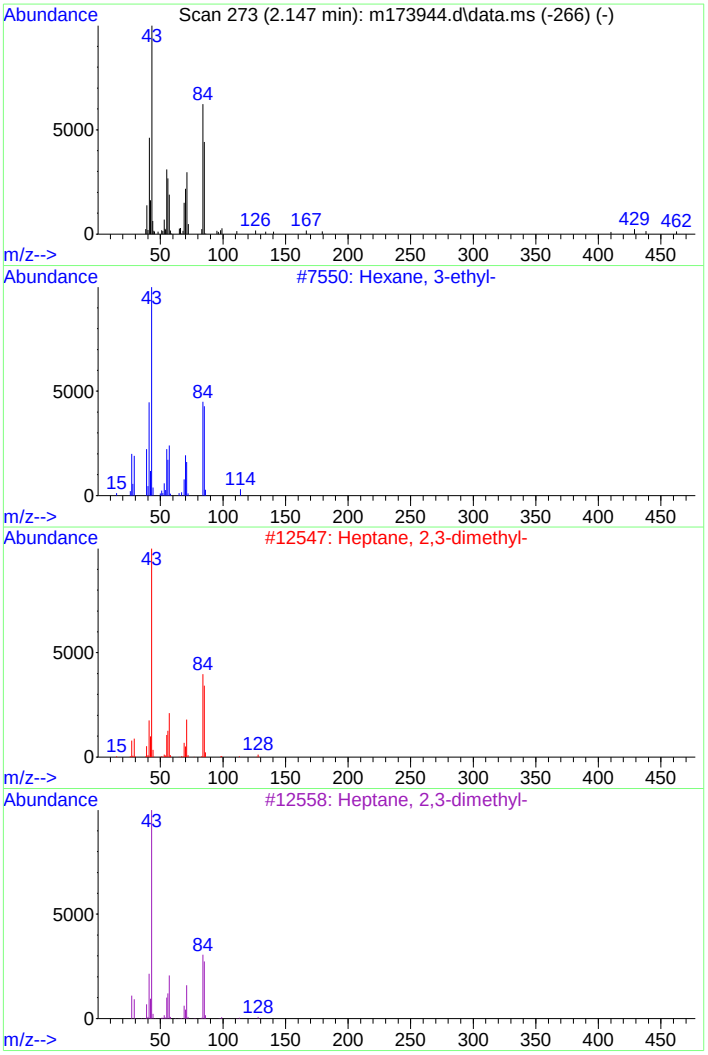

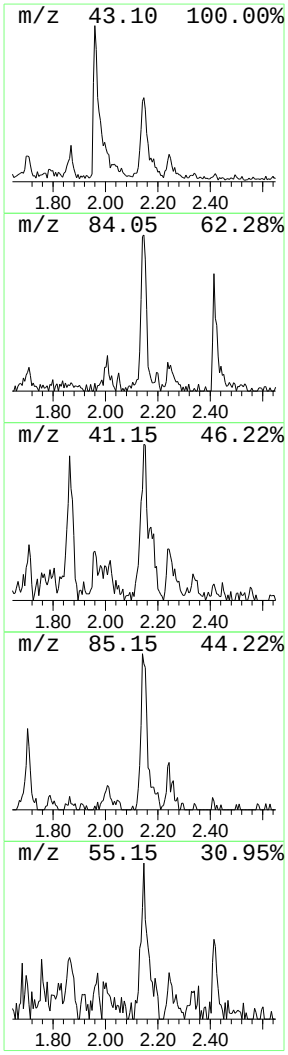

Library Search Compound Report

Data Path : C:\msdchem\1\data\altheam\em7461\
Data File : m173944.d
Acq On : 6 Jul 2021 7:24 pm
Operator : chriss2
Sample : jd27605-7
Misc : op34129,em7461,30.6,,,1,1
ALS Vial : 19 Sample Multiplier: 1

Quant Method : C:\MSDCHEM\1\METHODS\MM7405.M
Quant Title : Semi Volatile GC/MS, rtx-5ms 30mx0.25mmx0.25um

TIC Library : C:\DATABASE\NIST08.L
TIC Integration Parameters: lscint.P

****

Peak Number 3 Unknown Concentration Rank 1

R.T.	EstConc	Area	Relative to ISTD	R.T.
3.813	6.80 ppm	222978	1,4-Dichlorobenzene-d4a	3.509

Hit# of 5	Tentative ID	MW	MolForm	CAS#	Qual
1	2,5-Dimethyl-4-hydroxy-3(2H)-fur...	128	C6H8O3	003658-77-3	83
2	2,2-Dimethylpropanoic acid, 4-ch...	212	C11H13ClO2	1000308-04-0	50
3	2,4,5-Trihydroxypyrimidine	128	C4H4N2O3	000496-76-4	50
4	1,2,4-Oxadiazole-3-carboximidami...	184	C6H8N4O3	1000277-36-2	38
5	Furan, 2-methyl-5-(methylthio)-	128	C6H8OS	013678-59-6	28

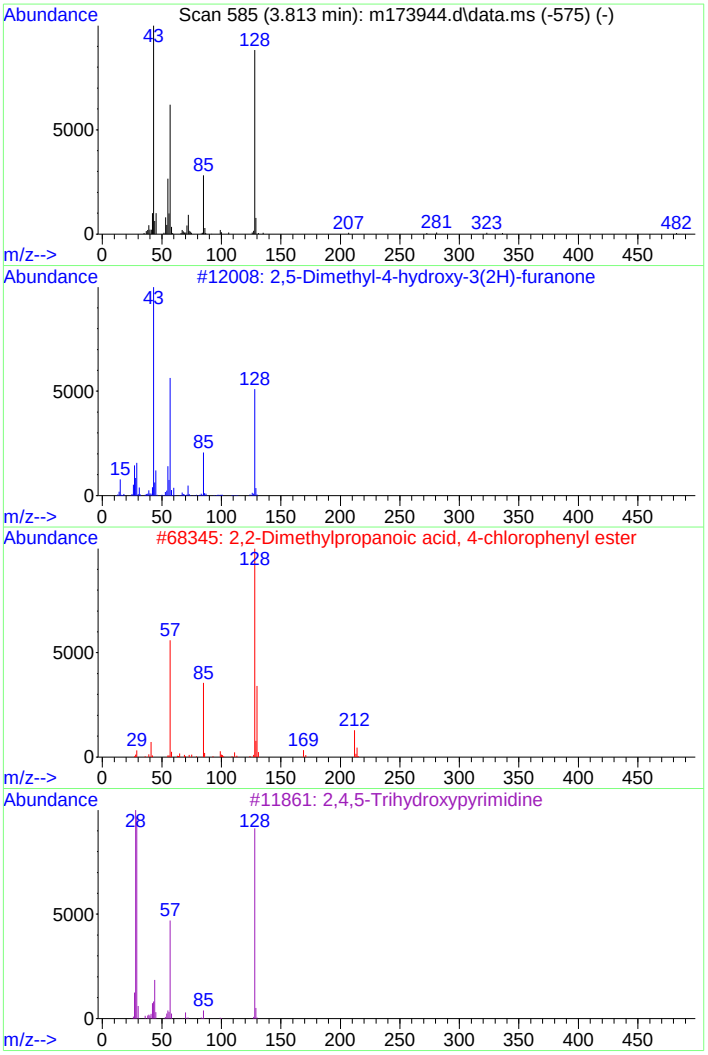

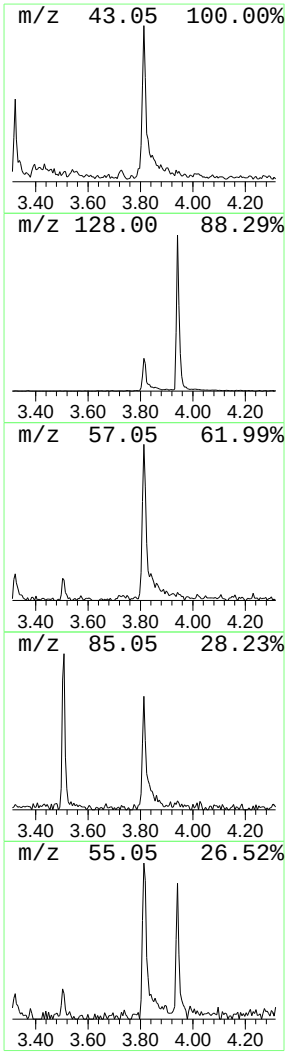

Tentatively Identified Compound (LSC) summary

Data Path : C:\msdchem\1\data\altheam\em7461\
Data File : m173944.d
Acq On : 6 Jul 2021 7:24 pm
Operator : chriss2
Sample : jd27605-7
Misc : op34129,em7461,30.6,,,1,1
ALS Vial : 19 Sample Multiplier: 1

Quant Method : C:\MSDCHEM\1\METHODS\MM7405.M
Quant Title : Semi Volatile GC/MS, rtx-5ms 30mx0.25mmx0.25um

TIC Library : C:\DATABASE\NIST08.L
TIC Integration Parameters: lscint.P

					--Internal Standard---			
TIC Top Hit name	RT	EstConc	Units	Response	#	RT	Resp	Conc
System artifact...	1.960	4.5	ppm	146490	2	3.509	1310870	40.0
Alkane	2.147	4.9	ppm	159192	2	3.509	1310870	40.0
Unknown	3.813	6.8	ppm	222978	2	3.509	1310870	40.0

Manual Integrations APPROVED (compounds with "m" flag)
Kristi Schollenberger 07/08/21 09:08

Quantitation Report (QT/LSC Reviewed)

Data Path : C:\msdchem\1\data\altheam\em7461\
Data File : m173940.d
Acq On : 6 Jul 2021 3:53 pm
Operator : chriss2
Sample : jd27605-8 Inst : MSM
Misc : op34129,em7461,30.0,,,1,1
ALS Vial : 15 Sample Multiplier: 1

Quant Method : C:\MSDCHEM\1\METHODS\MM7405.M
Quant Results File: MM7405.RES
Quant Time: Jul 07 03:09:28 2021
Quant Title : Semi Volatile GC/MS, rtx-5ms 30mx0.25mmx0.25um
QLast Update : Wed Jul 07 02:25:20 2021
Response via : Initial Calibration

Compound	R.T.	QIon	Response	Conc	Units	Dev(Min)
Internal Standards						
1) 1,4-Dichlorobenzene-d4	3.508	152	221118	40.00	ppm	0.00
24) Naphthalene-d8	4.448	136	601696	40.00	ppm	0.00
46) Acenaphthene-d10	6.168	164	334441	40.00	ppm	0.00
69) Phenanthrene-d10	8.432	188	569937	40.00	ppm	0.01
84) Chrysene-d12	13.351	240	561591	40.00	ppm	0.00
93) Perylene-d12	15.888	264	655530	40.00	ppm	0.00
103) 1,4-Dichlorobenzene-d4a	3.508	152	221118	40.00	ppm	0.00
105) Acenaphthene-d10a	6.168	164	334441	40.00	ppm	0.00
107) Chrysene-d12a	13.351	240	561591	40.00	ppm	0.00
109) Phenanthrene-d10a	8.432	188	569937	40.00	ppm	0.01
111) Naphthalene-d8a	4.448	136	601696	40.00	ppm	0.00
113) Chrysene-d12b	13.351	240	561591	40.00	ppm	0.00
System Monitoring Compounds						
5) 2-Fluorophenol	2.413	112	292594	35.62	ppm	0.00
Spiked Amount 50.000			Recovery =	71.24%		
8) Phenol-d5	3.321	99	323276	35.13	ppm	0.00
Spiked Amount 50.000			Recovery =	70.26%		
25) Nitrobenzene-d5	3.941	82	261503	41.97	ppm	0.00
Spiked Amount 50.000			Recovery =	83.94%		
51) 2-Fluorobiphenyl	5.415	172	450095	46.19	ppm	0.00
Spiked Amount 50.000			Recovery =	92.38%		
74) 2,4,6-Tribromophenol	7.327	330	90412	44.00	ppm	0.01
Spiked Amount 50.000			Recovery =	88.00%		
87) Terphenyl-d14	11.509	244	512762	37.86	ppm	0.00
Spiked Amount 50.000			Recovery =	75.72%		
108) 1-chlorooctadecane	0.000	57	0d	0.00	ppm	
Spiked Amount 50.000			Recovery =	0.00%		
110) o-terphenyl	0.000	230	0d	0.00	ppm	
Spiked Amount 50.000			Recovery =	0.00%		
Target Compounds						Qvalue
56) Acenaphthylene	6.008	152	31307m	2.28	ppm	
59) Acenaphthene	6.210	153	37522	4.79	ppm	95
62) Dibenzofuran	6.451	168	67341	5.29	ppm	95
66) Fluorene	6.942	166	71368	7.27	ppm	95
71) n-Nitrosodiphenylamine	7.188	169	144597	20.72	ppm	# 55
78) Phenanthrene	8.470	178	19581	1.53	ppm	91
79) Anthracene	8.566	178	31296	2.44	ppm	92
86) Pyrene	11.017	202	9860	0.56	ppm	81

(#) = qualifier out of range (m) = manual integration (+) = signals summed

Quantitation Report (QT/LSC Reviewed)

Data Path : C:\msdchem\1\data\altheam\em7461\
Data File : m173940.d
Acq On : 6 Jul 2021 3:53 pm
Operator : chriss2
Sample : jd27605-8 Inst : MSM
Misc : op34129,em7461,30.0,,,1,1
ALS Vial : 15 Sample Multiplier: 1

Quant Method : C:\MSDCHEM\1\METHODS\MM7405.M
Quant Results File: MM7405.RES
Quant Time: Jul 07 03:09:28 2021
Quant Title : Semi Volatile GC/MS, rtx-5ms 30mx0.25mmx0.25um
QLast Update : Wed Jul 07 02:25:20 2021
Response via : Initial Calibration

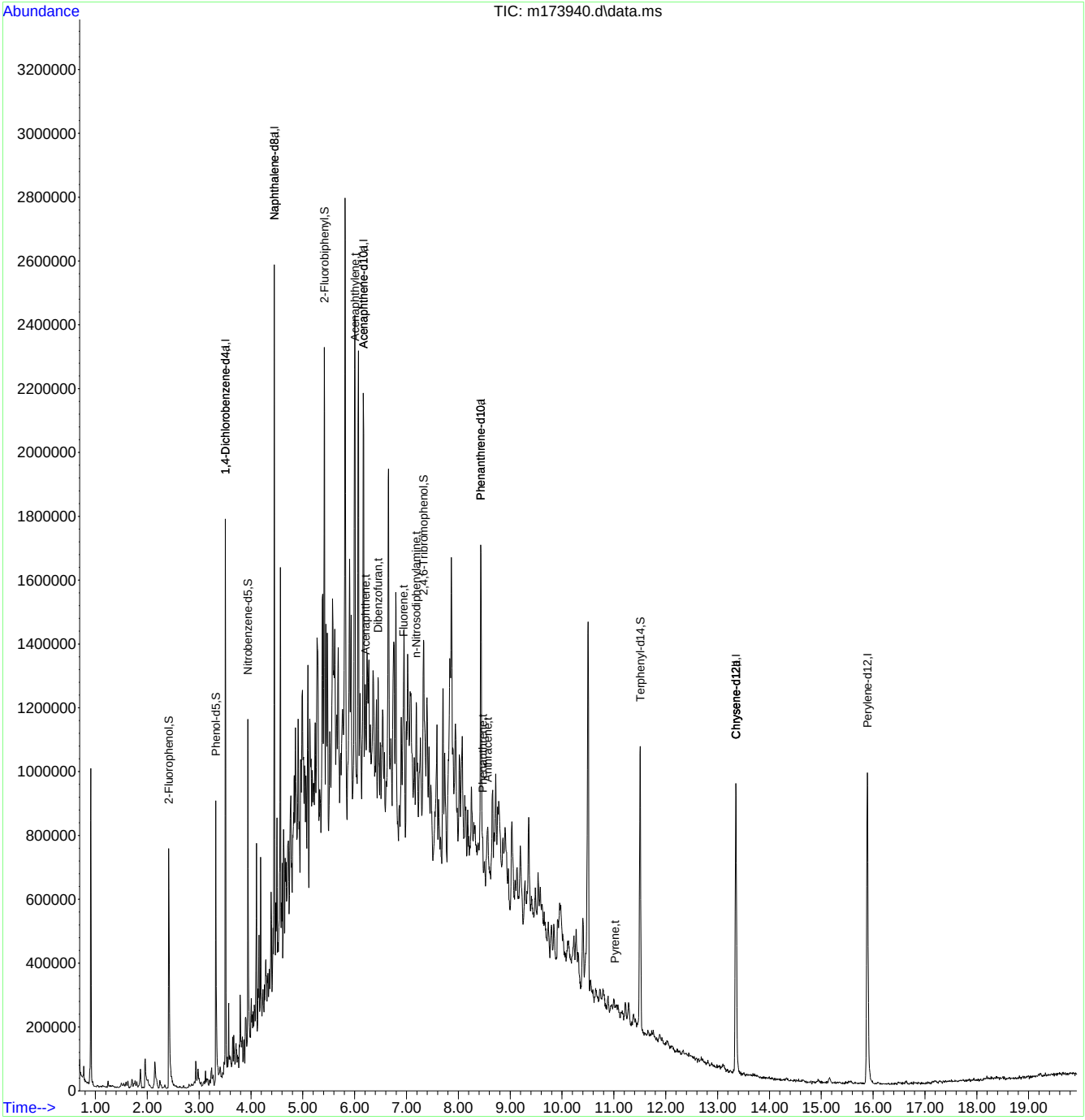

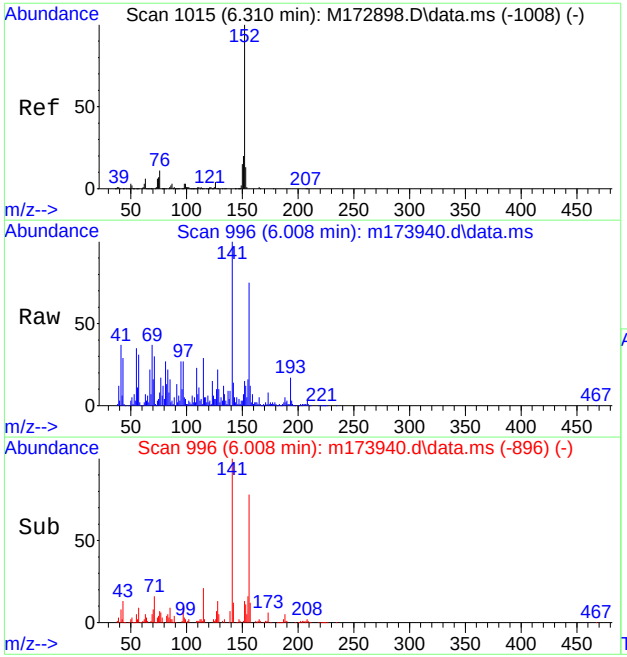

#56
Acenaphthylene
Concen: 2.28 ppm m
RT: 6.008 min Scan# 996
Delta R.T. 0.032 min
Lab File: m173940.d
Acq: 6 Jul 2021 3:53 pm

Tgt Ion:152 Resp: 31307

Ion	Ratio	Lower	Upper
152	100		
151	47.4	0.0	49.6
153	76.4	0.0	44.0#

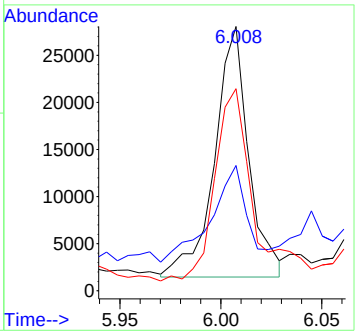

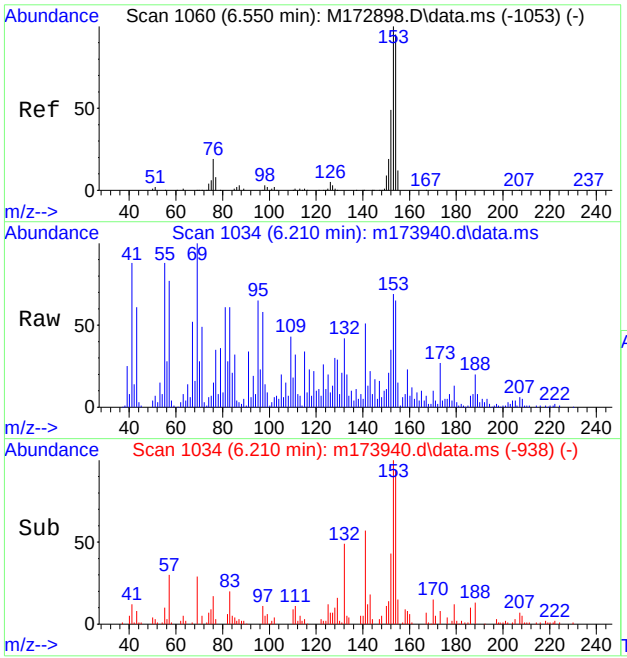

#59
Acenaphthene
Concen: 4.79 ppm
RT: 6.210 min Scan# 1034
Delta R.T. 0.011 min
Lab File: m173940.d
Acq: 6 Jul 2021 3:53 pm

Tgt Ion:153 Resp: 37522

Ion	Ratio	Lower	Upper
153	100		
152	44.3	18.1	78.1
154	93.6	67.6	127.6

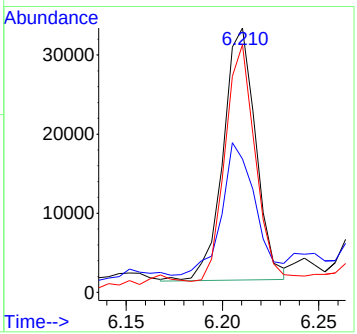

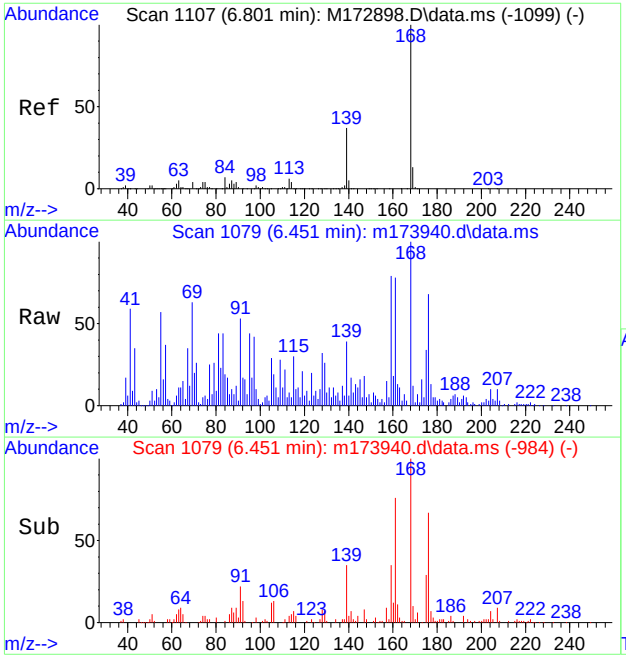

#62
Dibenzofuran
Concen: 5.29 ppm
RT: 6.451 min Scan# 1079
Delta R.T. 0.005 min
Lab File: m173940.d
Acq: 6 Jul 2021 3:53 pm

Tgt Ion:168 Resp: 67341

Ion	Ratio	Lower	Upper
168	100		
139	32.6	3.9	63.9
169	9.7	0.0	43.9

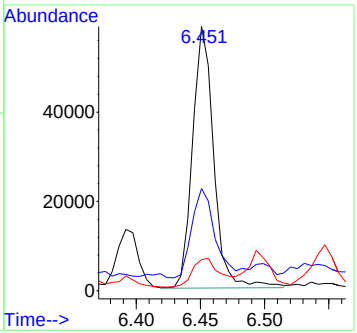

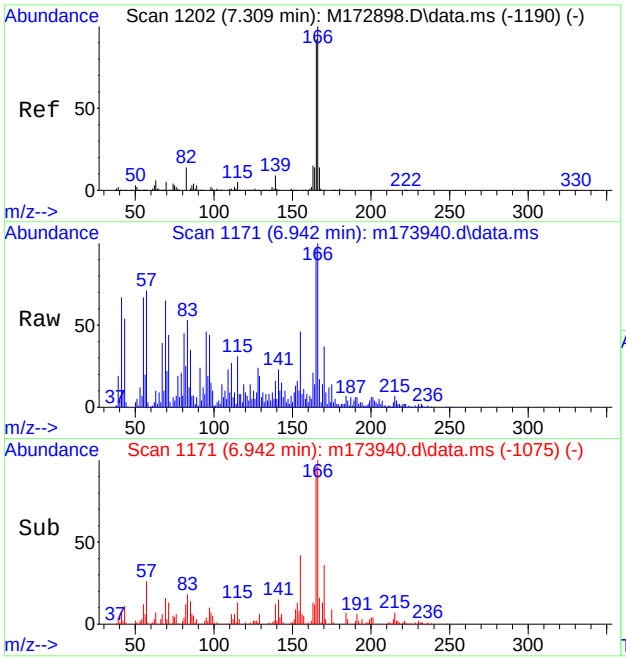

#66
Fluorene
Concen: 7.27 ppm
RT: 6.942 min Scan# 1171
Delta R.T. 0.011 min
Lab File: m173940.d
Acq: 6 Jul 2021 3:53 pm

Tgt Ion:166 Resp: 71368

Ion	Ratio	Lower	Upper
166	100		
165	90.7	65.9	125.9
167	14.4	0.0	43.0

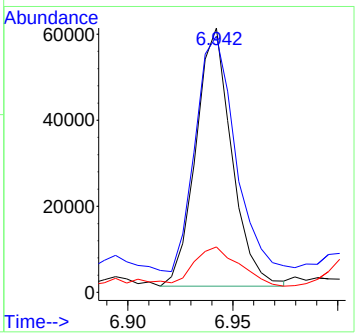

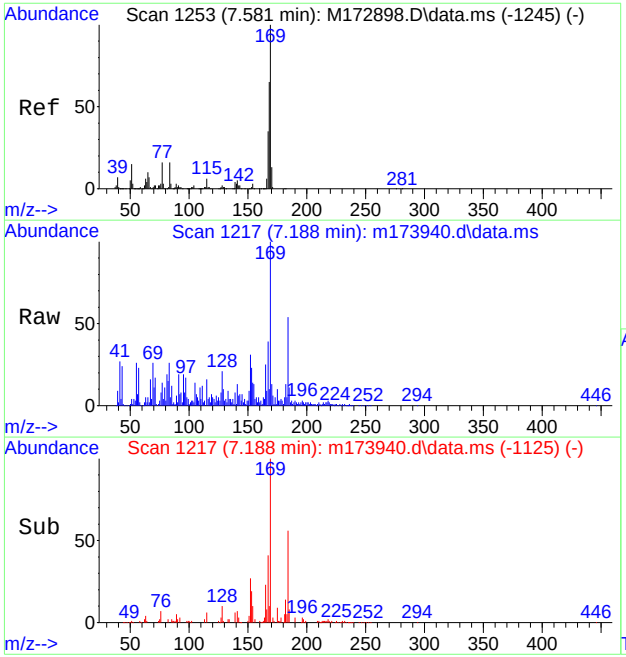

#71
n-Nitrosodiphenylamine
Concen: 20.72 ppm
RT: 7.188 min Scan# 1217
Delta R.T. -0.011 min
Lab File: m173940.d
Acq: 6 Jul 2021 3:53 pm

Tgt Ion:169 Resp: 144597

Ion	Ratio	Lower	Upper
169	100		
168	7.9	29.9	89.9#
167	31.6	4.0	64.0

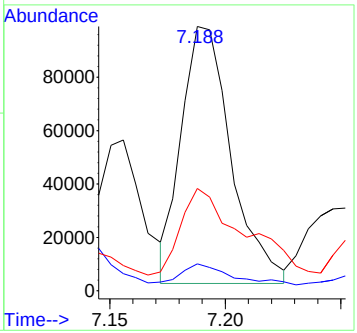

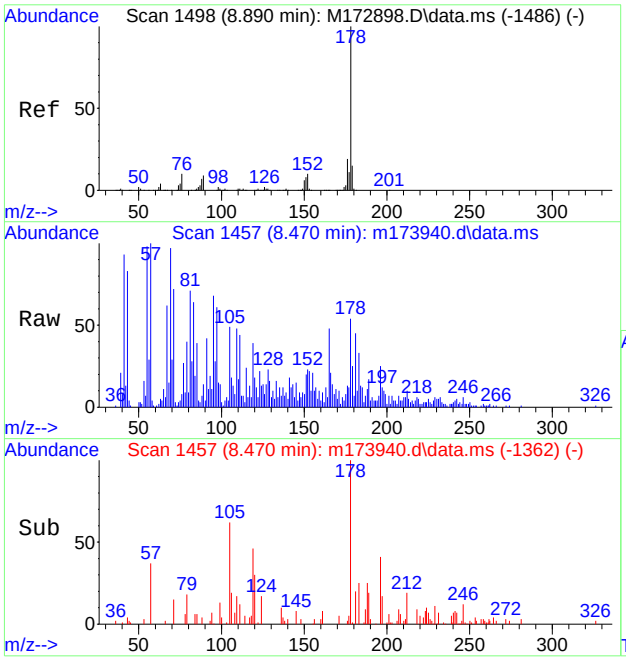

#78
Phenanthrene
Concen: 1.53 ppm
RT: 8.470 min Scan# 1457
Delta R.T. 0.005 min
Lab File: m173940.d
Acq: 6 Jul 2021 3:53 pm

Tgt Ion:178 Resp: 19581

Ion	Ratio	Lower	Upper
178	100		
179	21.7	0.0	45.8
176	16.6	0.0	48.9

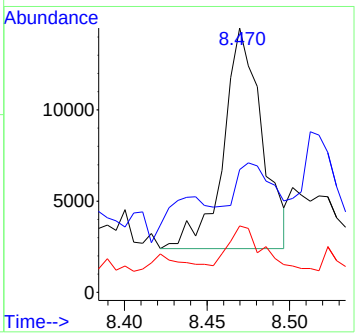

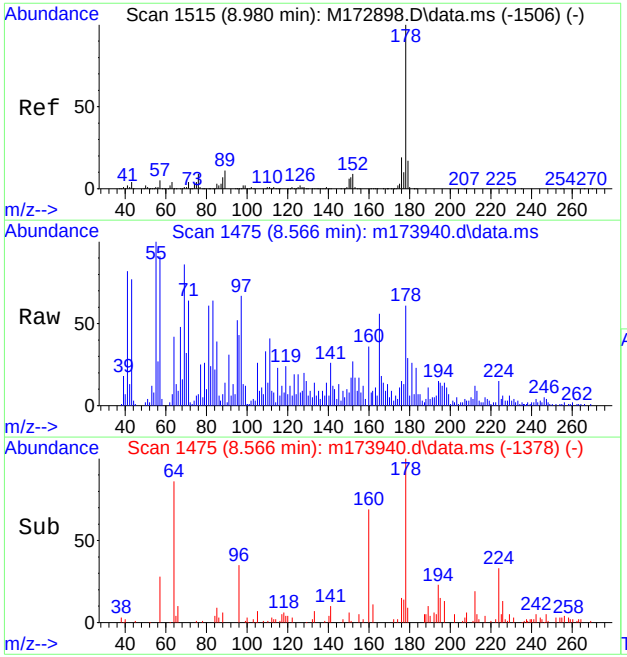

#79
Anthracene
Concen: 2.44 ppm
RT: 8.566 min Scan# 1475
Delta R.T. 0.016 min
Lab File: m173940.d
Acq: 6 Jul 2021 3:53 pm

Tgt Ion:178 Resp: 31296

Ion	Ratio	Lower	Upper
178	100		
179	20.0	0.0	44.6
176	19.5	0.0	47.8

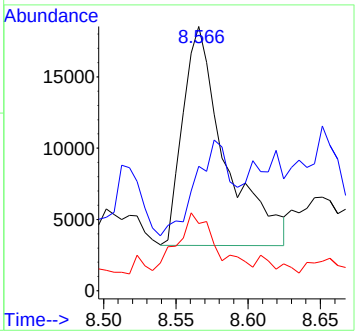

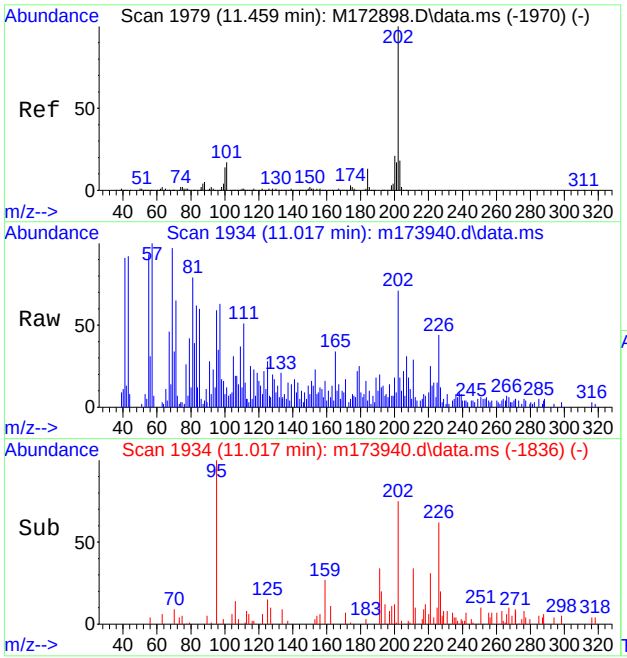

#86
Pyrene
Concen: 0.56 ppm
RT: 11.017 min Scan# 1934
Delta R.T. 0.021 min
Lab File: m173940.d
Acq: 6 Jul 2021 3:53 pm

Tgt Ion:202 Resp: 9860

Ion	Ratio	Lower	Upper
202	100		
200	22.4	0.0	51.6
203	0.0	0.0	48.1

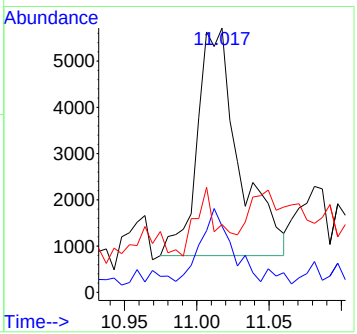

Manual Integration Approval Summary

Sample Number: JD27605-8
Lab FileID: M173940.D
Injection Time: 07/06/21 15:53
Method: SW846 8270E
Analyst approved: 07/07/21 05:20 Althea Mae Medina
Supervisor approved: 07/08/21 09:08 Kristi Schollenberger

Parameter	CAS	Sig#	R.T. (min.)	Reason
Acenaphthylene	208-96-8		6.01	Poor instrument integration

Quantitation Report (Qedit)

Data Path : C:\msdchem\1\data\altheam\em7461\
Data File : m173940.d
Acq On : 6 Jul 2021 3:53 pm
Operator : chriss2
Sample : jd27605-8 Inst : MSM
Misc : op34129,em7461,30.0,,,1,1
ALS Vial : 15 Sample Multiplier: 1

Quant Method : C:\MSDCHEM\1\METHODS\MM7405.M
Quant Results File: MM7405.RES
Quant Time: Jul 07 02:26:11 2021
Quant Title : Semi Volatile GC/MS, rtx-5ms 30mx0.25mmx0.25um
QLast Update : Wed Jul 07 02:25:20 2021
Response via : Initial Calibration

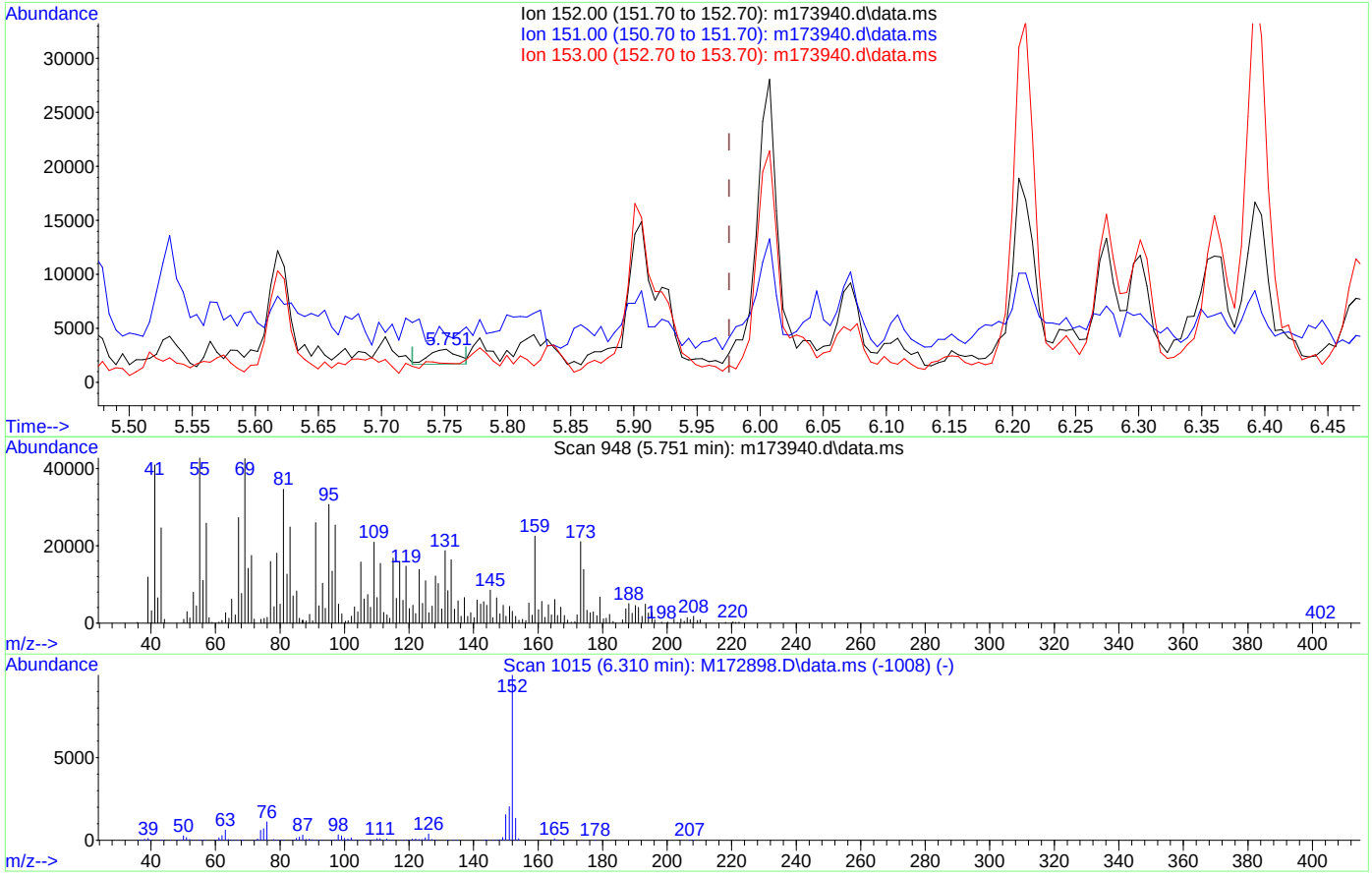

TIC: m173940.d\data.ms

(56) Acenaphthylene (t)

5.751min (-0.224) 0.16ppm

response 2157

Ion	Exp%	Act%
152.00	100	100
151.00	19.60	0.00
153.00	14.00	0.00
0.00	0.00	0.00

LSC Area Percent Report

Data Path : C:\msdchem\1\data\altheam\em7461\
Data File : m173940.d
Acq On : 6 Jul 2021 3:53 pm
Operator : chriss2
Sample : jd27605-8
Misc : op34129,em7461,30.0,,,1,1
ALS Vial : 15 Sample Multiplier: 1

Integration Parameters: RTEINT.P
Integrator: RTE
Smoothing : ON Filtering: 5
Sampling : 1 Min Area: 1000 Area counts
Start Thrs: 0.01 Max Peaks: 100
Stop Thrs : 0 Peak Location: TOP

If leading or trailing edge < 100 prefer < Baseline drop else tangent >
Peak separation: 5

Method : C:\MSDCHEM\1\METHODS\MM7405.M
Title : Semi Volatile GC/MS, rtx-5ms 30mx0.25mmx0.25um

Signal : TIC: m173940.d\data.ms

peak #	R.T. min	first scan	max scan	last scan	PK TY	peak height	corr. area	corr. % max.	% of total
1	0.912	34	42	54	rVB	996307	834274	29.58%	1.106%
2	2.146	266	273	286	rVB3	83657	180370	6.39%	0.239%
3	2.413	316	323	340	rBV	751519	970309	34.40%	1.287%
4	3.321	487	493	504	rBV	892941	933876	33.11%	1.239%
5	3.508	520	528	533	rBV	1741223	1322966	46.90%	1.755%
6	3.572	537	540	550	rBV3	201518	208448	7.39%	0.276%
7	3.791	576	581	586	rBV5	229168	325516	11.54%	0.432%
8	3.898	598	601	605	rBV4	145058	231873	8.22%	0.308%
9	3.941	605	609	618	rBV	1025615	851194	30.18%	1.129%
10	4.106	635	640	643	rVB3	589565	519387	18.41%	0.689%
11	4.154	643	649	652	rBV4	302076	374633	13.28%	0.497%
12	4.186	652	655	660	rVB4	498159	394293	13.98%	0.523%
13	4.288	670	674	678	rVB6	131773	174512	6.19%	0.231%
14	4.389	689	693	696	rVB4	312504	312697	11.09%	0.415%
15	4.448	696	704	708	rBV	2278027	1981611	70.25%	2.628%
16	4.501	711	714	719	rVB3	420311	352643	12.50%	0.468%
17	4.565	719	726	729	rBV2	1204407	1129200	40.03%	1.498%
18	4.630	735	738	741	rBV4	403541	489145	17.34%	0.649%
19	4.662	741	744	749	rBV6	235786	403297	14.30%	0.535%
20	4.720	750	755	758	rVB6	229426	385068	13.65%	0.511%
21	4.768	758	764	769	rBV5	371062	682308	24.19%	0.905%
22	4.838	769	777	778	rBV4	366706	666530	23.63%	0.884%
23	4.859	778	781	786	rVV7	357919	435225	15.43%	0.577%
24	4.913	787	791	797	rVB5	481377	673485	23.88%	0.893%
25	4.961	797	800	802	rBV3	354695	378423	13.42%	0.502%
26	4.993	802	806	812	rVV6	424106	788205	27.94%	1.045%
27	5.035	812	814	817	rVB3	176887	183209	6.49%	0.243%
28	5.100	822	826	829	rVB3	697857	788777	27.96%	1.046%
29	5.132	829	832	839	rBV6	529515	1202550	42.63%	1.595%
30	5.238	849	852	855	rBV2	258043	253905	9.00%	0.337%
31	5.276	855	859	867	rVB3	560633	1117162	39.60%	1.482%
32	5.383	873	879	881	rBV6	748190	1050825	37.25%	1.394%
33	5.415	881	885	888	rVV	1406632	1399032	49.60%	1.856%
34	5.447	888	891	894	rVV2	533362	573330	20.32%	0.760%
35	5.473	894	896	901	rVB5	620389	621237	22.02%	0.824%
36	5.521	901	905	909	rBV5	312014	490416	17.39%	0.650%
37	5.575	909	915	920	rVV4	595523	1208598	42.85%	1.603%
38	5.618	921	923	926	rVV2	490204	486647	17.25%	0.645%
39	5.655	927	930	932	rVV4	216887	267662	9.49%	0.355%
40	5.682	932	935	940	rVB6	486833	656797	23.28%	0.871%

LSC Area Percent Report

Data Path : C:\msdchem\1\data\altheam\em7461\
Data File : m173940.d
Acq On : 6 Jul 2021 3:53 pm
Operator : chriss2
Sample : jd27605-8
Misc : op34129,em7461,30.0,,,1,1
ALS Vial : 15 Sample Multiplier: 1

Integration Parameters: RTEINT.P
Integrator: RTE
Smoothing : ON Filtering: 5
Sampling : 1 Min Area: 1000 Area counts
Start Thrs: 0.01 Max Peaks: 100
Stop Thrs : 0 Peak Location: TOP

If leading or trailing edge < 100 prefer < Baseline drop else tangent >
Peak separation: 5

Method : C:\MSDCHEM\1\METHODS\MM7405.M
Title : Semi Volatile GC/MS, rtx-5ms 30mx0.25mmx0.25um

41	5.767	946	951	954	rVV7	216754	401879	14.25%	0.533%
42	5.815	954	960	967	rVB	1948182	2820858	100.00%	3.741%
43	5.901	967	976	979	rBV2	816837	1400550	49.65%	1.858%
44	5.933	979	982	987	rVB5	577118	696223	24.68%	0.923%
45	6.002	988	995	1003	rBV2	1502770	2155617	76.42%	2.859%
46	6.072	1003	1008	1011	rBV2	1357352	1486126	52.68%	1.971%
47	6.104	1012	1014	1020	rVB4	331063	447073	15.85%	0.593%
48	6.168	1020	1026	1030	rBV	1272258	1573762	55.79%	2.087%
49	6.205	1030	1033	1036	rVV3	224699	246611	8.74%	0.327%
50	6.243	1036	1040	1043	rVV4	315918	448129	15.89%	0.594%
51	6.275	1043	1046	1049	rVB3	290979	303448	10.76%	0.402%
52	6.355	1057	1061	1069	rVB5	318914	559529	19.84%	0.742%
53	6.419	1070	1073	1076	rVB	308527	296230	10.50%	0.393%
54	6.451	1076	1079	1085	rBV3	378338	469170	16.63%	0.622%
55	6.542	1090	1096	1100	rBV7	279644	514872	18.25%	0.683%
56	6.654	1106	1117	1122	rBV3	1057643	1710567	60.64%	2.269%
57	6.755	1130	1136	1140	rBV2	514612	1075736	38.14%	1.427%
58	6.793	1140	1143	1153	rVB3	779072	1105414	39.19%	1.466%
59	6.899	1159	1163	1166	rBV	343480	446866	15.84%	0.593%
60	6.953	1166	1173	1178	rVB3	652449	1283567	45.50%	1.702%
61	7.022	1178	1186	1192	rBV4	574906	1559813	55.30%	2.069%
62	7.070	1192	1195	1206	rVB9	334206	874202	30.99%	1.159%
63	7.188	1213	1217	1225	rVB3	359542	627295	22.24%	0.832%
64	7.268	1225	1232	1237	rVV3	265315	580542	20.58%	0.770%
65	7.327	1238	1243	1252	rVV6	588586	1417152	50.24%	1.880%
66	7.396	1252	1256	1260	rVV5	422163	715395	25.36%	0.949%
67	7.434	1260	1263	1266	rVV2	276661	356058	12.62%	0.472%
68	7.471	1267	1270	1277	rVB6	237620	436002	15.46%	0.578%
69	7.588	1281	1292	1295	rBV2	380550	677001	24.00%	0.898%
70	7.621	1295	1298	1303	rVB6	156932	196782	6.98%	0.261%
71	7.701	1309	1313	1317	rBV	549035	764815	27.11%	1.014%
72	7.738	1317	1320	1328	rVB5	342406	582202	20.64%	0.772%
73	7.834	1328	1338	1341	rBV7	638543	1638374	58.08%	2.173%
74	7.866	1341	1344	1353	rVV4	937694	1888653	66.95%	2.505%
75	7.946	1354	1359	1368	rVV5	406920	990338	35.11%	1.313%
76	8.021	1368	1373	1377	rVV5	302261	524345	18.59%	0.695%
77	8.075	1377	1383	1389	rVV5	352158	733420	26.00%	0.973%
78	8.123	1390	1392	1399	rVB7	191152	329229	11.67%	0.437%
79	8.181	1400	1403	1409	rVB6	143791	183964	6.52%	0.244%
80	8.251	1412	1416	1423	rBV2	192377	305416	10.83%	0.405%
81	8.432	1445	1450	1460	rVB	1027537	1672649	59.30%	2.218%
82	8.566	1468	1475	1486	rBV	176570	490106	17.37%	0.650%
83	8.662	1486	1493	1496	rBV4	279703	480740	17.04%	0.638%
84	8.721	1500	1504	1508	rVB3	222457	253081	8.97%	0.336%
85	8.902	1535	1538	1547	rVB9	177159	370098	13.12%	0.491%

LSC Area Percent Report

Data Path : C:\msdchem\1\data\altheam\em7461\
Data File : m173940.d
Acq On : 6 Jul 2021 3:53 pm
Operator : chriss2
Sample : jd27605-8
Misc : op34129,em7461,30.0,,,1,1
ALS Vial : 15 Sample Multiplier: 1

Integration Parameters: RTEINT.P
Integrator: RTE
Smoothing : ON Filtering: 5
Sampling : 1 Min Area: 1000 Area counts
Start Thrs: 0.01 Max Peaks: 100
Stop Thrs : 0 Peak Location: TOP

If leading or trailing edge < 100 prefer < Baseline drop else tangent >
Peak separation: 5

Method : C:\MSDCHEM\1\METHODS\MM7405.M
Title : Semi Volatile GC/MS, rtx-5ms 30mx0.25mmx0.25um

86	9.031	1557	1562	1572	rBV5	262097	580815	20.59%	0.770%
87	9.196	1588	1593	1603	rVB5	246354	597826	21.19%	0.793%
88	9.287	1605	1610	1614	rBV7	115485	188889	6.70%	0.251%
89	9.356	1619	1623	1630	rVB2	296902	485968	17.23%	0.645%
90	9.538	1653	1657	1661	rBV	132708	178863	6.34%	0.237%
91	9.736	1690	1694	1700	rVB8	113983	197946	7.02%	0.263%
92	9.794	1700	1705	1710	rBV6	103409	207195	7.35%	0.275%
93	9.917	1724	1728	1731	rBV5	123066	213281	7.56%	0.283%
94	9.955	1732	1735	1745	rVB7	121267	335123	11.88%	0.444%
95	10.403	1813	1819	1824	rBV3	217195	430772	15.27%	0.571%
96	10.505	1824	1838	1843	rVV	1167323	2273299	80.59%	3.015%
97	10.553	1844	1847	1859	rVB	72666	188299	6.68%	0.250%
98	11.509	2018	2026	2040	rVB	906771	1565212	55.49%	2.076%
99	13.351	2361	2371	2387	rVB2	910631	1656677	58.73%	2.197%
100	15.888	2836	2846	2873	rVB2	975456	1908260	67.65%	2.531%

Sum of corrected areas: 75397959

LSC Report - Integrated Chromatogram

Data Path : C:\msdchem\1\data\altheam\em7461\
Data File : m173940.d
Acq On : 6 Jul 2021 3:53 pm
Operator : chriss2
Sample : jd27605-8
Misc : op34129,em7461,30.0,,,1,1
ALS Vial : 15 Sample Multiplier: 1

Quant Method : C:\MSDCHEM\1\METHODS\MM7405.M
Quant Title : Semi Volatile GC/MS, rtx-5ms 30mx0.25mmx0.25um

TIC Library : C:\DATABASE\NIST08.L
TIC Integration Parameters: lscint.P

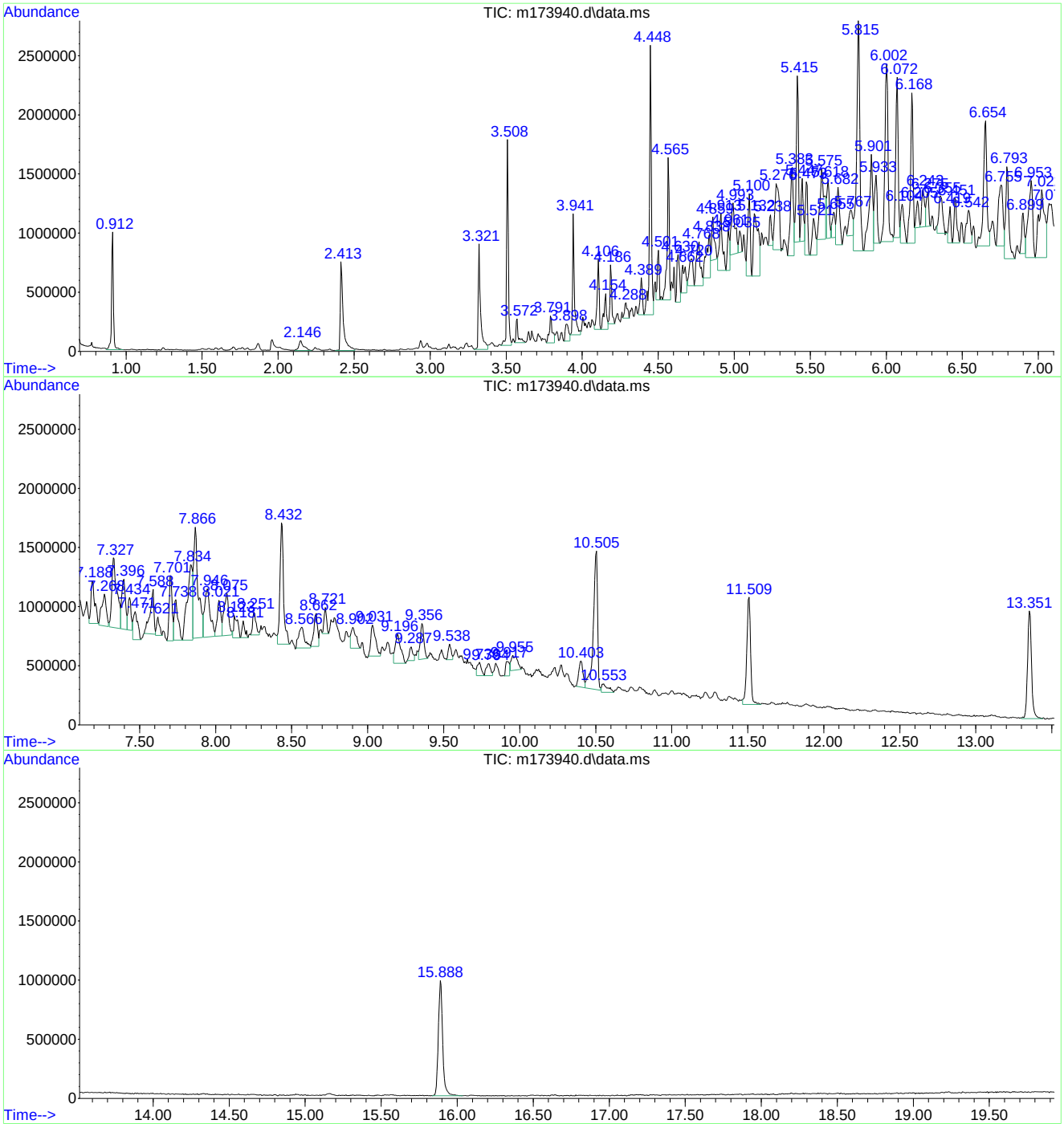

Library Search Compound Report

Data Path : C:\msdchem\1\data\altheam\em7461\
Data File : m173940.d
Acq On : 6 Jul 2021 3:53 pm
Operator : chriss2
Sample : jd27605-8
Misc : op34129,em7461,30.0,,,1,1
ALS Vial : 15 Sample Multiplier: 1

Quant Method : C:\MSDCHEM\1\METHODS\MM7405.M
Quant Title : Semi Volatile GC/MS, rtx-5ms 30mx0.25mmx0.25um

TIC Library : C:\DATABASE\NIST08.L
TIC Integration Parameters: lscint.P

****

Peak Number 1 System artifact Concentration Rank 12

R.T.	EstConc	Area	Relative to ISTD	R.T.
0.912	25.22 ppm	834274	1,4-Dichlorobenzene-d4a	3.508

Hit# of 5	Tentative ID	MW	MolForm	CAS#	Qual
1	Furan, 2,5-dimethyl-	96	C6H8O	000625-86-5	91
2	Furan, 2,5-dimethyl-	96	C6H8O	000625-86-5	90
3	Furan, 2,5-dimethyl-	96	C6H8O	000625-86-5	86
4	1H-Pyrazole, 1,5-dimethyl-	96	C5H8N2	000694-31-5	72
5	1H-Pyrazole, 1,3-dimethyl-	96	C5H8N2	000694-48-4	72

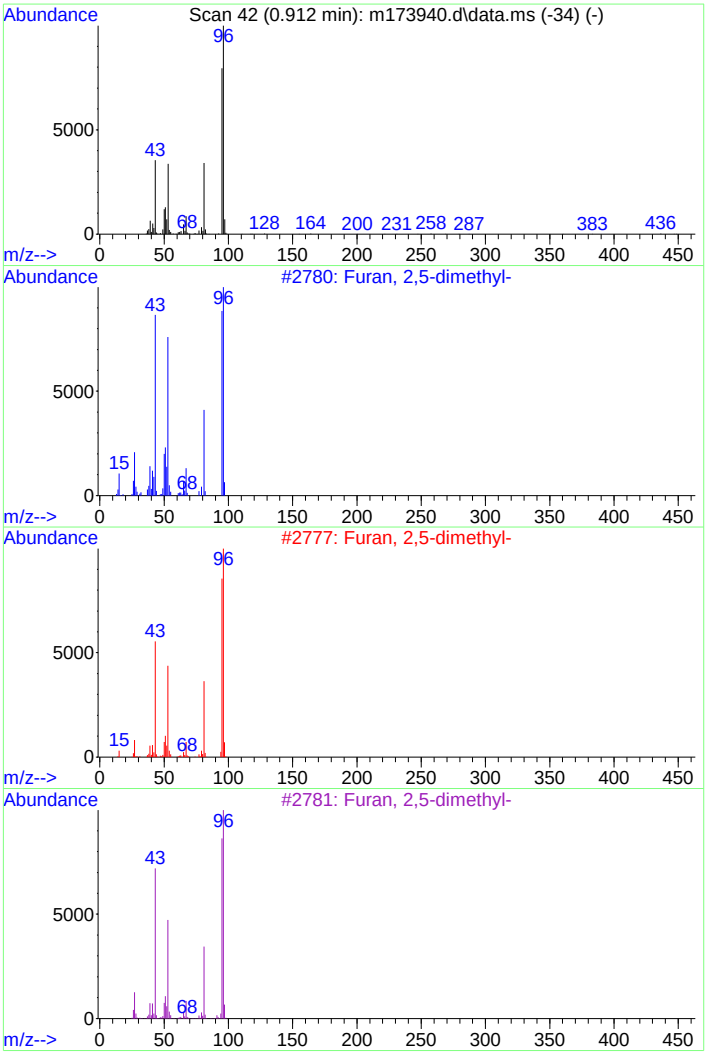

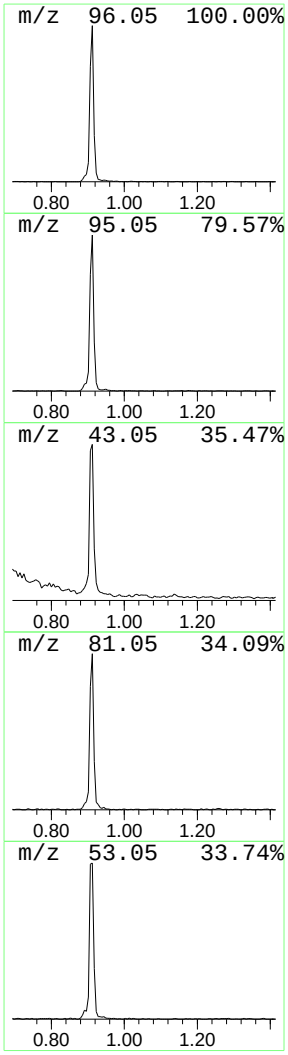

Library Search Compound Report

Data Path : C:\msdchem\1\data\altheam\em7461\
Data File : m173940.d
Acq On : 6 Jul 2021 3:53 pm
Operator : chriss2
Sample : jd27605-8
Misc : op34129,em7461,30.0,,,1,1
ALS Vial : 15 Sample Multiplier: 1

Quant Method : C:\MSDCHEM\1\METHODS\MM7405.M
Quant Title : Semi Volatile GC/MS, rtx-5ms 30mx0.25mmx0.25um

TIC Library : C:\DATABASE\NIST08.L
TIC Integration Parameters: lscint.P

****

Peak Number 2 Alkane Concentration Rank 15

R.T.	EstConc	Area	Relative to ISTD	R.T.
4.565	22.79 ppm	1129200	Naphthalene-d8a	4.448

Hit# of 5	Tentative ID	MW	MolForm	CAS#	Qual
1	Undecane, 2,6-dimethyl-	184	C13H28	017301-23-4	78
2	Dodecane, 2,6,11-trimethyl-	212	C15H32	031295-56-4	59
3	Dodecane, 2,7,10-trimethyl-	212	C15H32	074645-98-0	59
4	Undecane, 2,6-dimethyl-	184	C13H28	017301-23-4	58
5	Dodecane, 4,6-dimethyl-	198	C14H30	061141-72-8	53

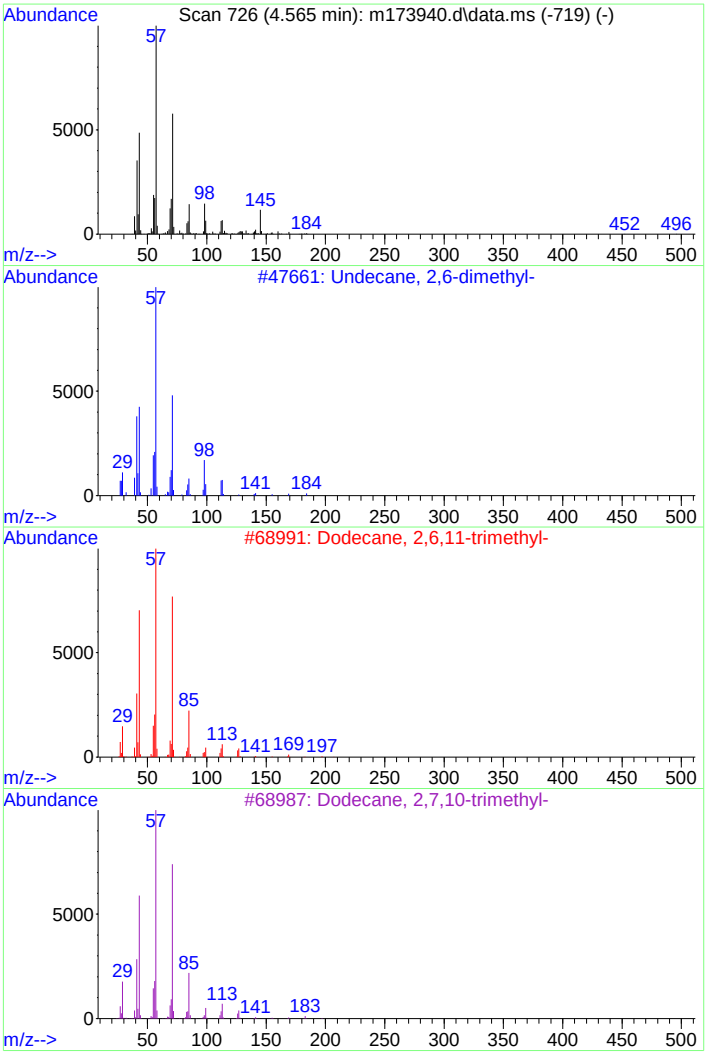

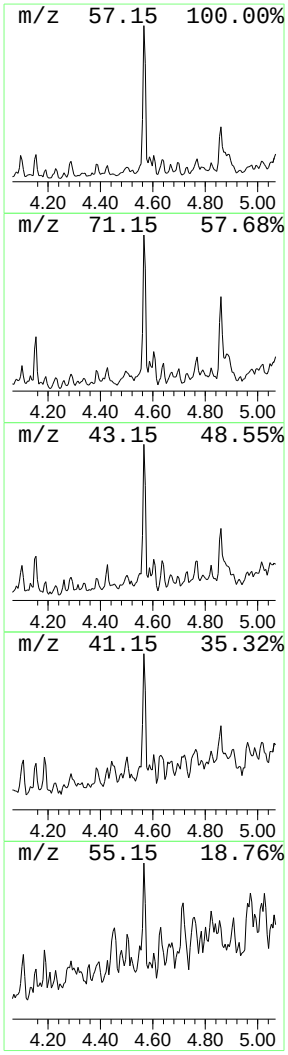

Library Search Compound Report

Data Path : C:\msdchem\1\data\altheam\em7461\
Data File : m173940.d
Acq On : 6 Jul 2021 3:53 pm
Operator : chriss2
Sample : jd27605-8
Misc : op34129,em7461,30.0,,,1,1
ALS Vial : 15 Sample Multiplier: 1

Quant Method : C:\MSDCHEM\1\METHODS\MM7405.M
Quant Title : Semi Volatile GC/MS, rtx-5ms 30mx0.25mmx0.25um

TIC Library : C:\DATABASE\NIST08.L
TIC Integration Parameters: lscint.P

****

Peak Number 3 Unknown Concentration Rank 25

R.T.	EstConc	Area	Relative to ISTD	R.T.
4.993	15.91 ppm	788205	Naphthalene-d8a	4.448

Hit# of 5	Tentative ID	MW	MolForm	CAS#	Qual
1	Naphthalene, 1,2,3,4-tetrahydro-...	160	C12H16	025419-33-4	60
2	1H-Indene, 2,3-dihydro-1,1,5-tri...	160	C12H16	040650-41-7	60
3	Benzene, (1,3-dimethyl-2-butenyl)-	160	C12H16	050704-01-3	60
4	1H-Indene, 2,3-dihydro-1,1,3-tri...	160	C12H16	002613-76-5	60
5	Benzene, 1-(1-methylethenyl)-3-(...	160	C12H16	001129-29-9	60

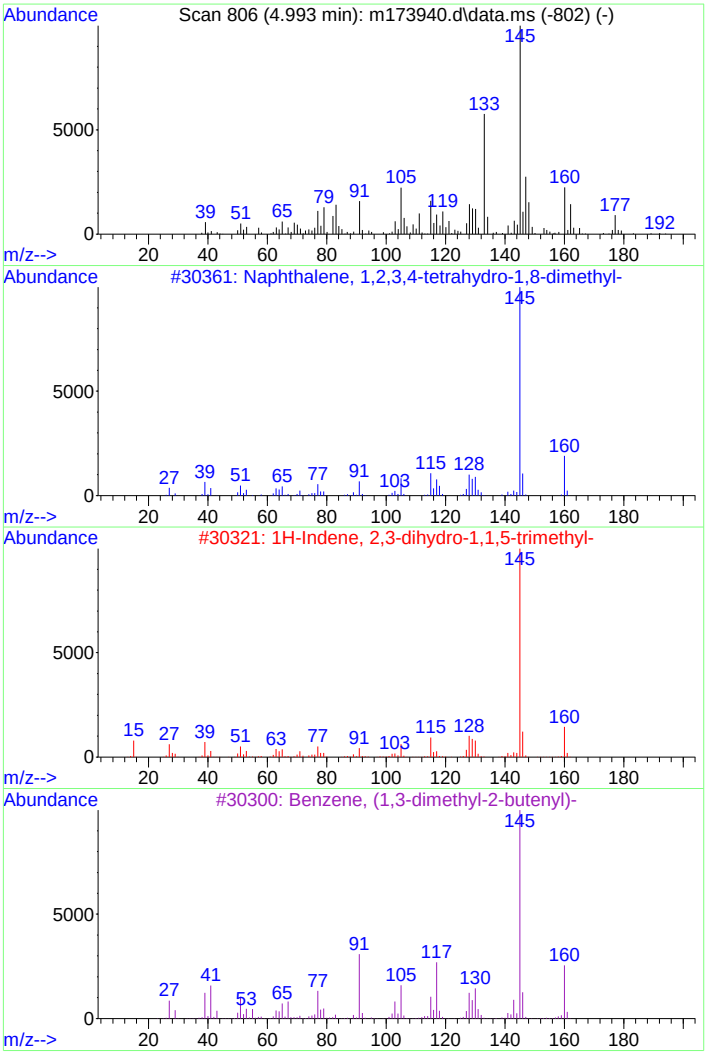

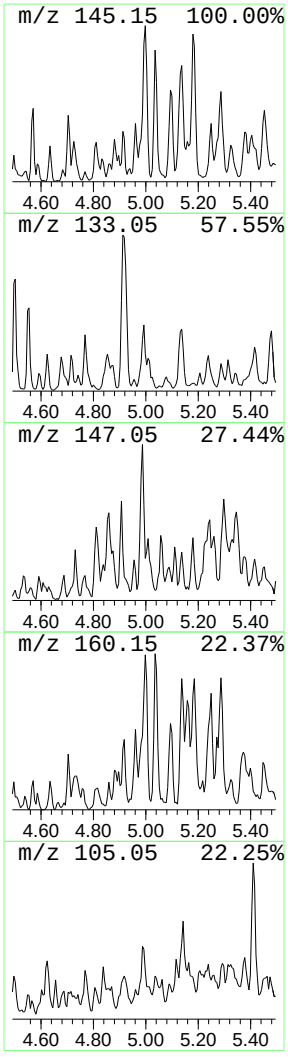

Library Search Compound Report

Data Path : C:\msdchem\1\data\altheam\em7461\
Data File : m173940.d
Acq On : 6 Jul 2021 3:53 pm
Operator : chriss2
Sample : jd27605-8
Misc : op34129,em7461,30.0,,,1,1
ALS Vial : 15 Sample Multiplier: 1

Quant Method : C:\MSDCHEM\1\METHODS\MM7405.M
Quant Title : Semi Volatile GC/MS, rtx-5ms 30mx0.25mmx0.25um

TIC Library : C:\DATABASE\NIST08.L
TIC Integration Parameters: lscint.P

****

Peak Number 4 Unknown Concentration Rank 24

R.T.	EstConc	Area	Relative to ISTD	R.T.
5.100	15.92 ppm	788777	Naphthalene-d8a	4.448

Hit# of 5	Tentative ID	MW	MolForm	CAS#	Qual
1	1H-Indene, 2,3-dihydro-1,1,3-tri...	160	C12H16	002613-76-5	38
2	Naphthalene, 1,2,3,4-tetrahydro-...	160	C12H16	025419-33-4	30
3	Heneicosane	296	C21H44	000629-94-7	27
4	Sulfurous acid, 2-pentyl undecyl...	306	C16H34O3S	1000309-16-0	27
5	Decane, 3-methyl-	156	C11H24	013151-34-3	25

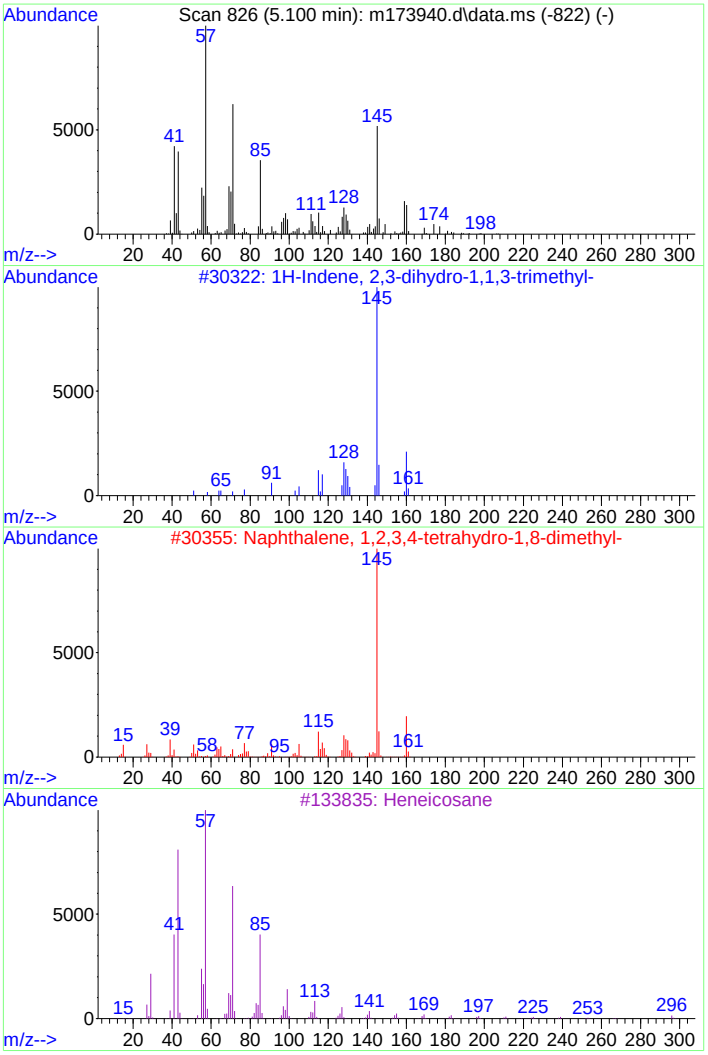

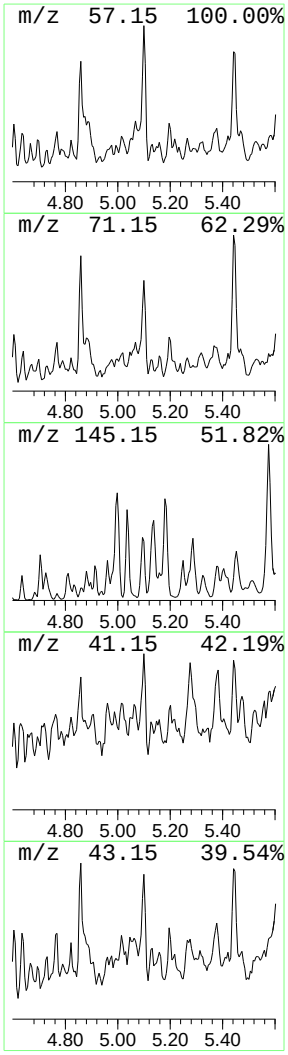

Library Search Compound Report

Data Path : C:\msdchem\1\data\altheam\em7461\
Data File : m173940.d
Acq On : 6 Jul 2021 3:53 pm
Operator : chriss2
Sample : jd27605-8
Misc : op34129,em7461,30.0,,,1,1
ALS Vial : 15 Sample Multiplier: 1

Quant Method : C:\MSDCHEM\1\METHODS\MM7405.M
Quant Title : Semi Volatile GC/MS, rtx-5ms 30mx0.25mmx0.25um

TIC Library : C:\DATABASE\NIST08.L
TIC Integration Parameters: lscint.P

****

Peak Number 5 Unknown Concentration Rank 13

R.T.	EstConc	Area	Relative to ISTD	R.T.
5.132	24.27 ppm	1202550	Naphthalene-d8a	4.448

Hit# of 5	Tentative ID	MW	MolForm	CAS#	Qual
1	1H-Indene, 2,3-dihydro-1,1,3-tri...	160	C12H16	002613-76-5	60
2	Naphthalene, 1,2,3,4-tetrahydro-...	160	C12H16	021564-91-0	60
3	1H-Indene, 2,3-dihydro-1,5,7-tri...	160	C12H16	054340-88-4	55
4	Benzene, 1-(1-methylethenyl)-2-(...	160	C12H16	005557-93-7	53
5	Benzene, 1,3,5-trimethyl-2-(1-me...	160	C12H16	014679-13-1	53

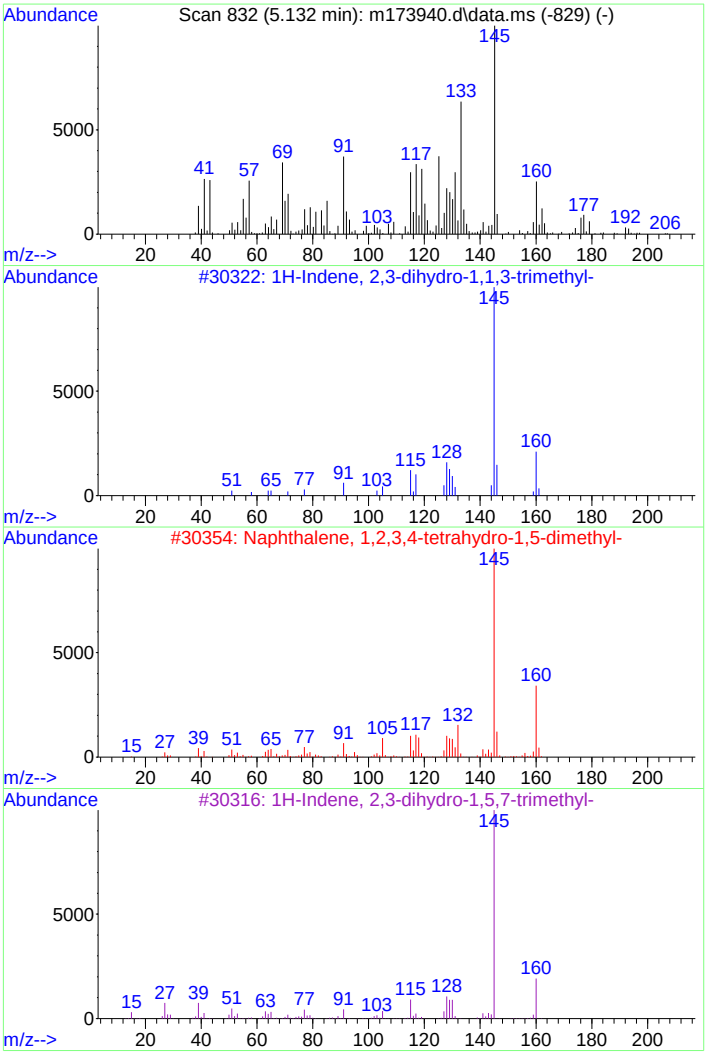

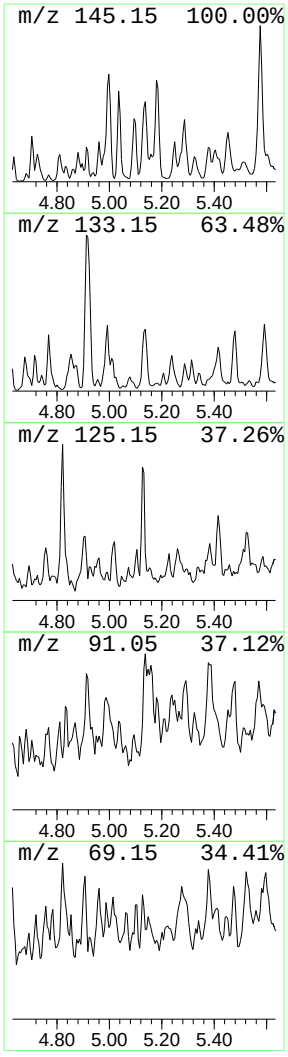

Library Search Compound Report

Data Path : C:\msdchem\1\data\altheam\em7461\
Data File : m173940.d
Acq On : 6 Jul 2021 3:53 pm
Operator : chriss2
Sample : jd27605-8
Misc : op34129,em7461,30.0,,,1,1
ALS Vial : 15 Sample Multiplier: 1

Quant Method : C:\MSDCHEM\1\METHODS\MM7405.M
Quant Title : Semi Volatile GC/MS, rtx-5ms 30mx0.25mmx0.25um

TIC Library : C:\DATABASE\NIST08.L
TIC Integration Parameters: lscint.P

****

Peak Number 6 Alkane Concentration Rank 16

R.T.	EstConc	Area	Relative to ISTD	R.T.
5.276	22.55 ppm	1117160	Naphthalene-d8a	4.448

Hit# of 5	Tentative ID	MW	MolForm	CAS#	Qual
1	Heptylcyclohexane	182	C13H26	005617-41-4	91
2	Heptylcyclohexane	182	C13H26	005617-41-4	87
3	Cyclohexane, undecyl-	238	C17H34	054105-66-7	72
4	n-Amylcyclohexane	154	C11H22	029949-27-7	72
5	Cyclohexane, octyl-	196	C14H28	001795-15-9	72

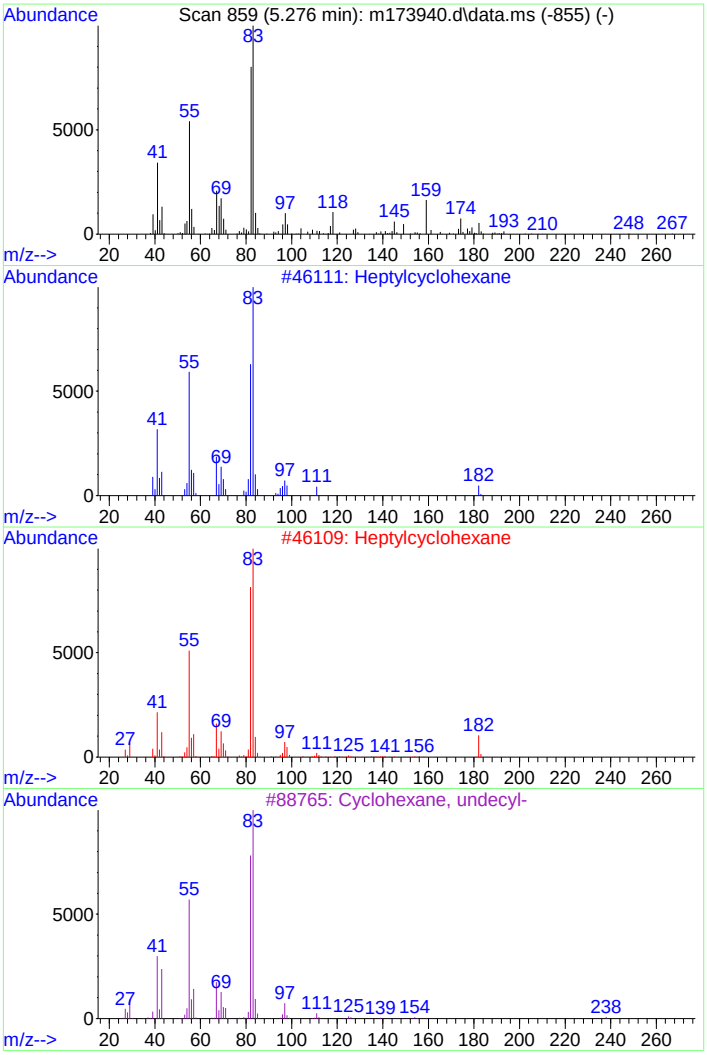

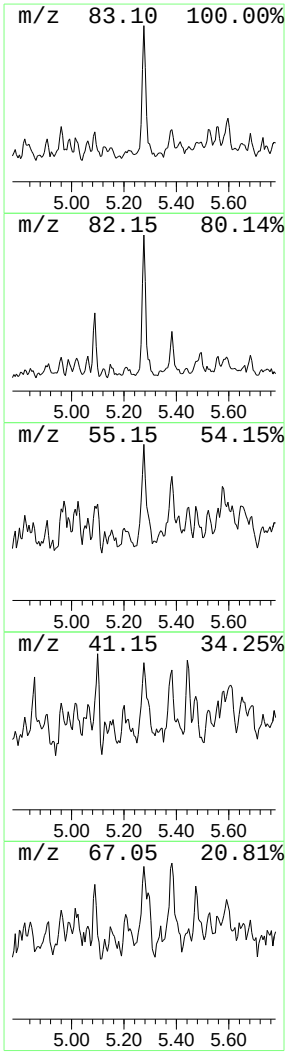

Library Search Compound Report

Data Path : C:\msdchem\1\data\altheam\em7461\
Data File : m173940.d
Acq On : 6 Jul 2021 3:53 pm
Operator : chriss2
Sample : jd27605-8
Misc : op34129,em7461,30.0,,,1,1
ALS Vial : 15 Sample Multiplier: 1

Quant Method : C:\MSDCHEM\1\METHODS\MM7405.M
Quant Title : Semi Volatile GC/MS, rtx-5ms 30mx0.25mmx0.25um

TIC Library : C:\DATABASE\NIST08.L
TIC Integration Parameters: lscint.P

****

Peak Number 7 Unknown Concentration Rank 26

R.T.	EstConc	Area	Relative to ISTD	R.T.
5.473	15.79 ppm	621237	Acenaphthene-d10	6.168

Hit# of 5	Tentative ID	MW	MolForm	CAS#	Qual
1	2-Cyclopenten-1-one, 2,3,4,5-tet...	138	C9H14O	054458-61-6	30
2	Vinyltris(cyclopropyl)silane	178	C11H18Si	1000109-97-3	27
3	Propanoic acid, 3-[5-(3-methoxy-...	252	C12H16N2O4	077479-01-7	27
4	6-Acetamido-1,4-benzodioxane	193	C10H11NO3	063546-19-0	25
5	6-Acetamido-1,4-benzodioxane	193	C10H11NO3	063546-19-0	22

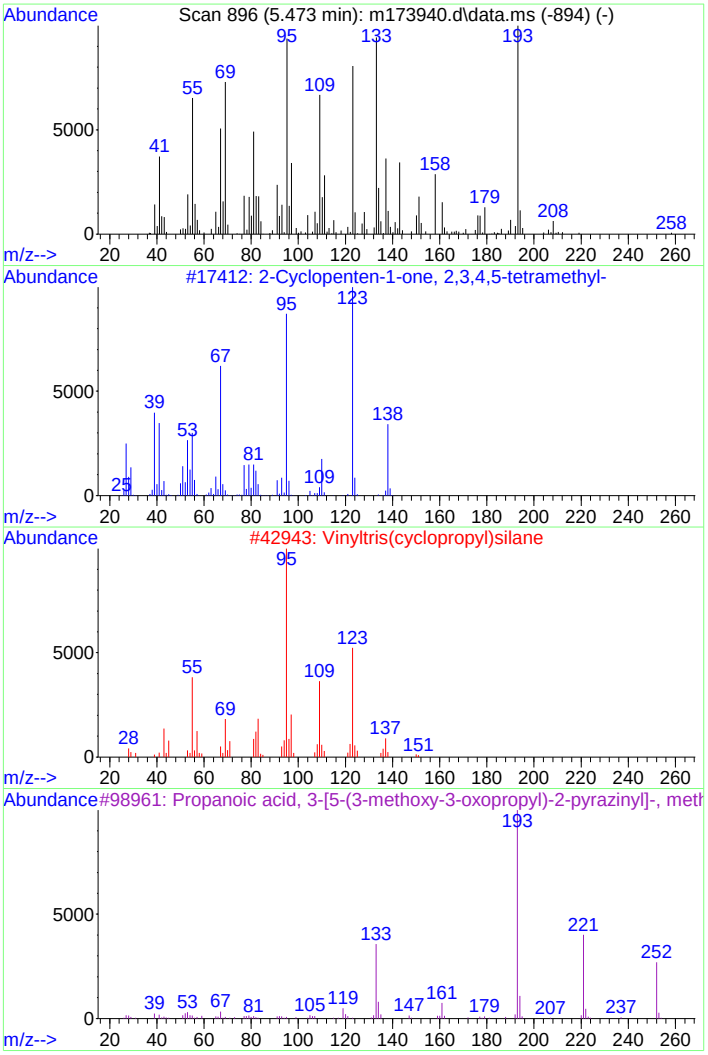

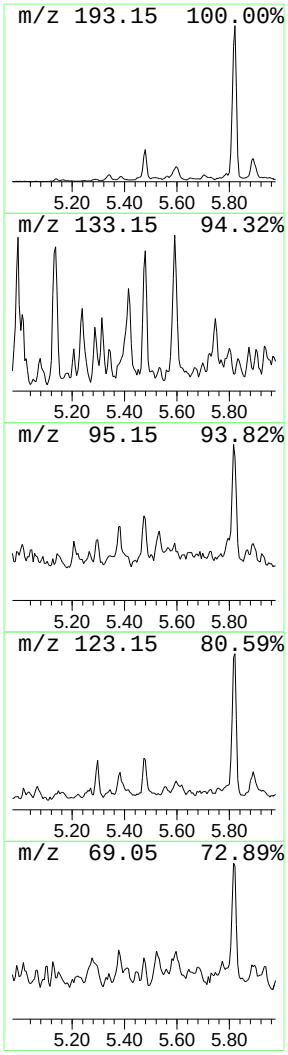

Library Search Compound Report

Data Path : C:\msdchem\1\data\altheam\em7461\
Data File : m173940.d
Acq On : 6 Jul 2021 3:53 pm
Operator : chriss2
Sample : jd27605-8
Misc : op34129,em7461,30.0,,,1,1
ALS Vial : 15 Sample Multiplier: 1

Quant Method : C:\MSDCHEM\1\METHODS\MM7405.M
Quant Title : Semi Volatile GC/MS, rtx-5ms 30mx0.25mmx0.25um

TIC Library : C:\DATABASE\NIST08.L
TIC Integration Parameters: lscint.P

****

Peak Number 8 Unknown Concentration Rank 9

R.T.	EstConc	Area	Relative to ISTD	R.T.
5.575	30.72 ppm	1208600	Acenaphthene-d10	6.168

Hit# of 5	Tentative ID	MW	MolForm	CAS#	Qual
1	Benzene, 4-(2-butenyl)-1,2-dimet...	160	C12H16	054340-86-2	64
2	1H-Indene, 2,3-dihydro-1,1,3-tri...	160	C12H16	002613-76-5	60
3	Naphthalene, 1,2,3,4-tetrahydro-...	160	C12H16	025419-33-4	60
4	Naphthalene, 1,2,3,4-tetrahydro-...	160	C12H16	021564-91-0	60
5	Benzene, (1,3-dimethyl-2-butenyl)-	160	C12H16	050704-01-3	58

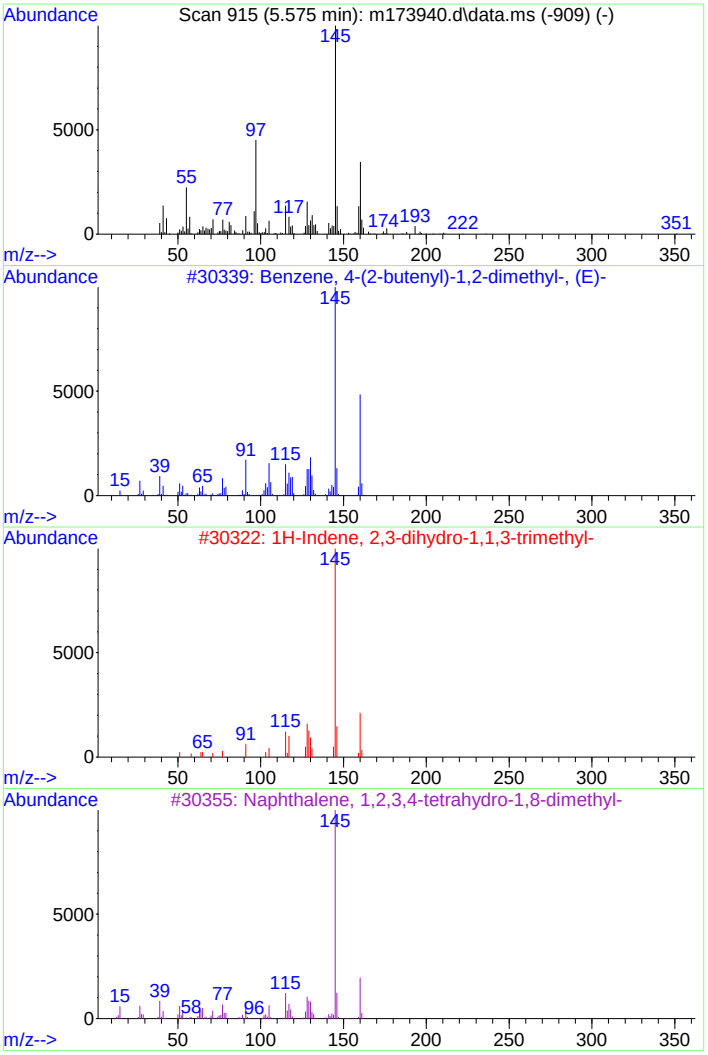

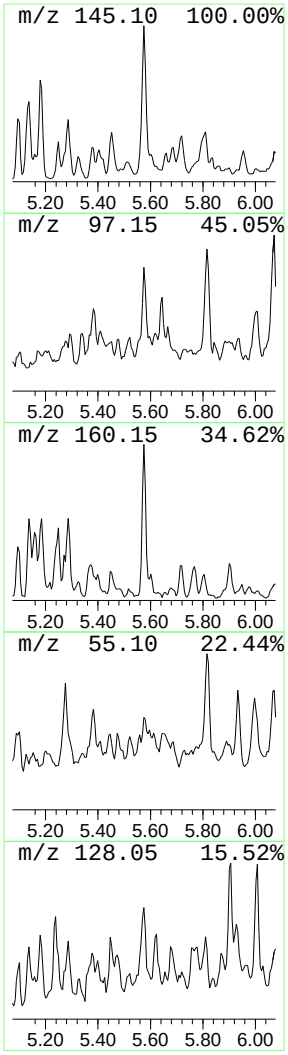

Library Search Compound Report

Data Path : C:\msdchem\1\data\altheam\em7461\
Data File : m173940.d
Acq On : 6 Jul 2021 3:53 pm
Operator : chriss2
Sample : jd27605-8
Misc : op34129,em7461,30.0,,,1,1
ALS Vial : 15 Sample Multiplier: 1

Quant Method : C:\MSDCHEM\1\METHODS\MM7405.M
Quant Title : Semi Volatile GC/MS, rtx-5ms 30mx0.25mmx0.25um

TIC Library : C:\DATABASE\NIST08.L
TIC Integration Parameters: lscint.P

****

Peak Number 9 Unknown Concentration Rank 22

R.T.	EstConc	Area	Relative to ISTD	R.T.
5.682	16.69 ppm	656797	Acenaphthene-d10	6.168

Hit# of 5	Tentative ID	MW	MolForm	CAS#	Qual
1	Benzaldehyde, 2,3,4,5-tetramethyl-	162	C11H14O	029344-95-4	49
2	.alpha.-Methoxy-.beta.,.beta.-di...	162	C11H14O	050407-04-0	46
3	2,5-Dimethylthiophene-3,4-dicarb...	162	C8H6N2S	1000305-40-9	43
4	5,8-Dimethyl-1,2,3,4-tetrahydroq...	162	C10H14N2	066102-39-4	43
5	Benzene, 1-(2-methoxy-1-propenyl...	162	C11H14O	053291-92-2	35

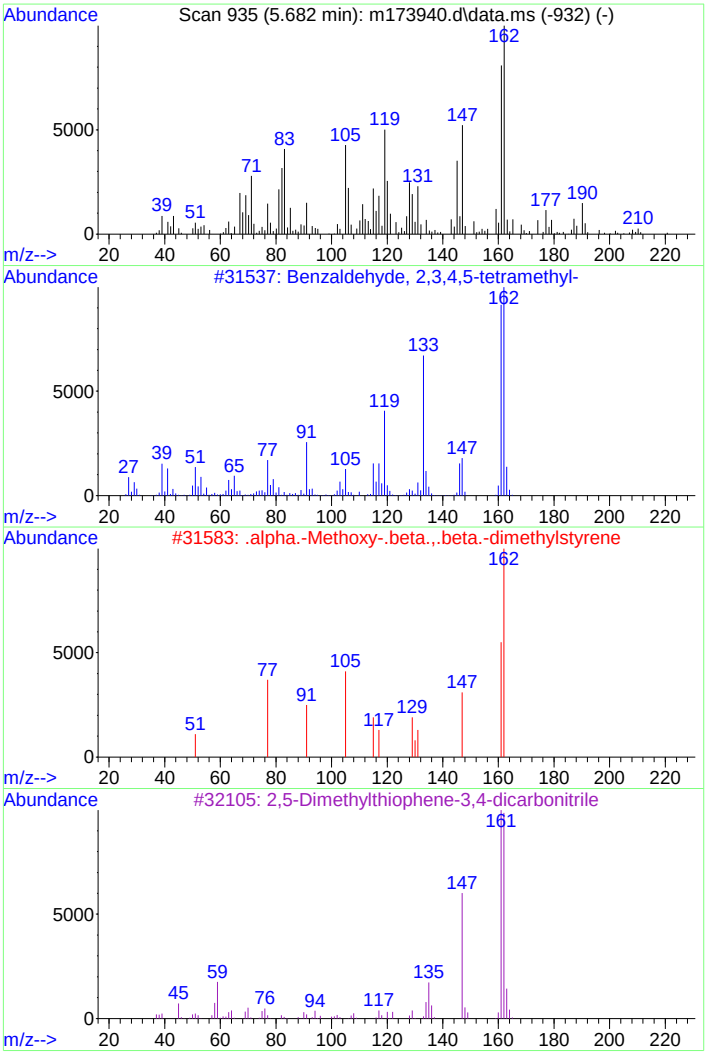

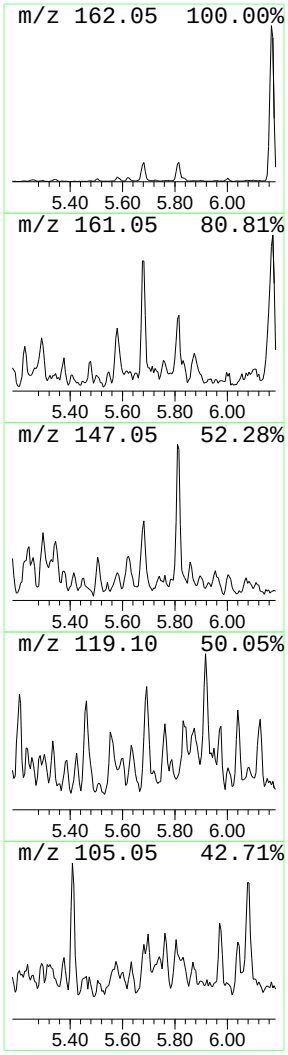

Library Search Compound Report

Data Path : C:\msdchem\1\data\altheam\em7461\
Data File : m173940.d
Acq On : 6 Jul 2021 3:53 pm
Operator : chriss2
Sample : jd27605-8
Misc : op34129,em7461,30.0,,,1,1
ALS Vial : 15 Sample Multiplier: 1

Quant Method : C:\MSDCHEM\1\METHODS\MM7405.M
Quant Title : Semi Volatile GC/MS, rtx-5ms 30mx0.25mmx0.25um

TIC Library : C:\DATABASE\NIST08.L
TIC Integration Parameters: lscint.P

****

Peak Number 10 Unknown Concentration Rank 1

R.T.	EstConc	Area	Relative to ISTD	R.T.
5.815	71.70 ppm	2820860	Acenaphthene-d10	6.168

Hit# of 5	Tentative ID	MW	MolForm	CAS#	Qual
1	Decahydro-4,4,8,9,10-pentamethyl...	208	C15H28	080655-44-3	38
2	1-(p-Fluorophenyl)-4-piperidone	193	C11H12FNO	1000238-56-7	32
3	Butan-2-one, 1-[3-(3,3-dimethyl-...	278	C16H26N2O2	1000303-34-2	22
4	1H-Indole, 2-phenyl-	193	C14H11N	000948-65-2	18
5	1H-Indene, octahydro-2,2,4,4,7,7...	208	C15H28	054832-83-6	16

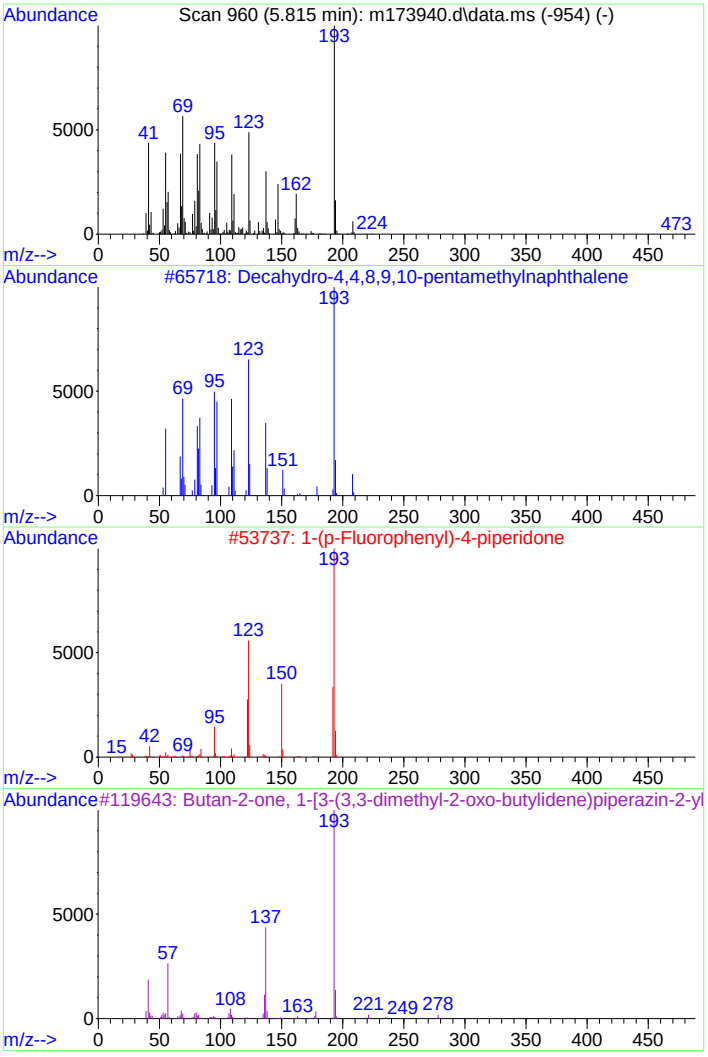

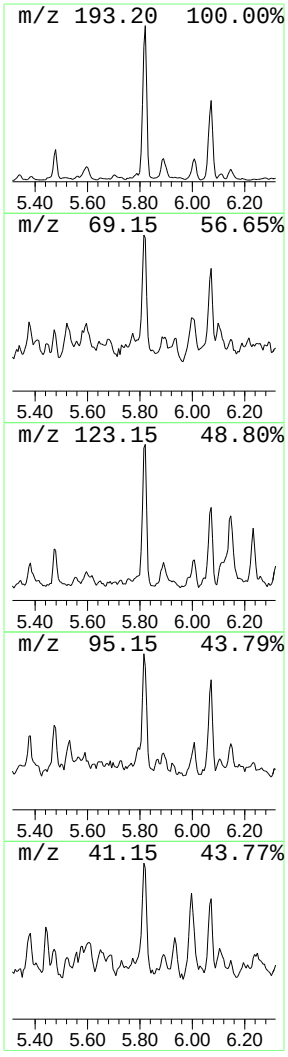

Library Search Compound Report

Data Path : C:\msdchem\1\data\altheam\em7461\
Data File : m173940.d
Acq On : 6 Jul 2021 3:53 pm
Operator : chriss2
Sample : jd27605-8
Misc : op34129,em7461,30.0,,,1,1
ALS Vial : 15 Sample Multiplier: 1

Quant Method : C:\MSDCHEM\1\METHODS\MM7405.M
Quant Title : Semi Volatile GC/MS, rtx-5ms 30mx0.25mmx0.25um

TIC Library : C:\DATABASE\NIST08.L
TIC Integration Parameters: lscint.P

****

Peak Number 11 Naphthalene dimethyl Concentration Rank 8

R.T.	EstConc	Area	Relative to ISTD	R.T.
5.901	35.60 ppm	1400550	Acenaphthene-d10	6.168

Hit# of 5	Tentative ID	MW	MolForm	CAS#	Qual
1	Naphthalene, 1,3-dimethyl-	156	C12H12	000575-41-7	92
2	Naphthalene, 1,6-dimethyl-	156	C12H12	000575-43-9	92
3	Naphthalene, 1,7-dimethyl-	156	C12H12	000575-37-1	91
4	Naphthalene, 1,8-dimethyl-	156	C12H12	000569-41-5	91
5	Naphthalene, 1,6-dimethyl-	156	C12H12	000575-43-9	90

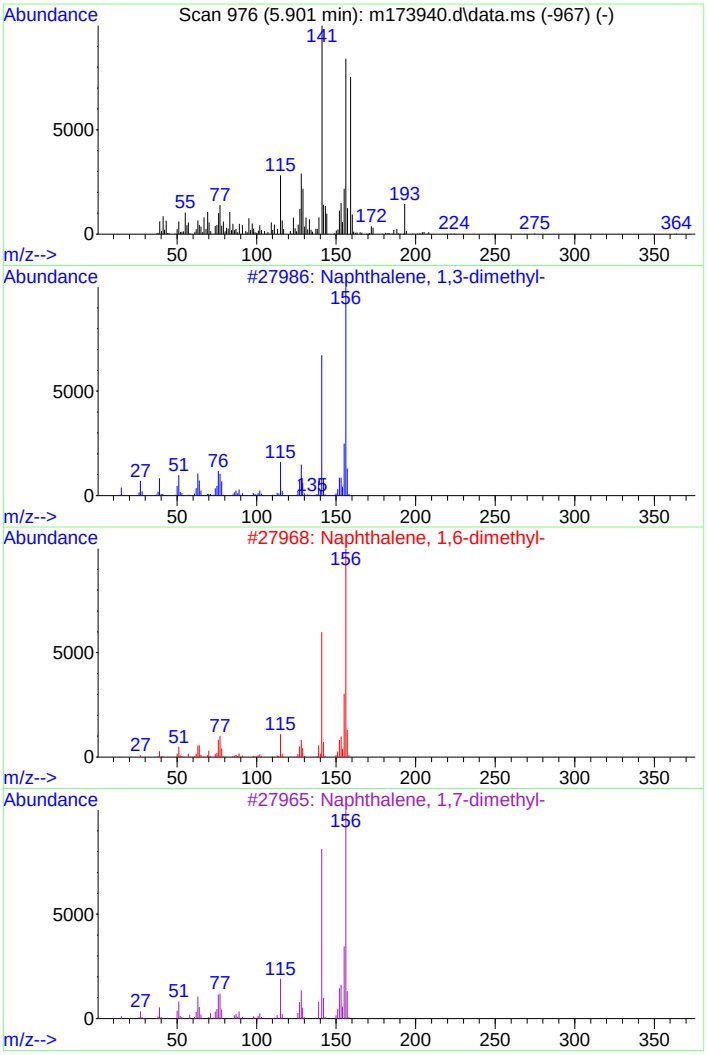

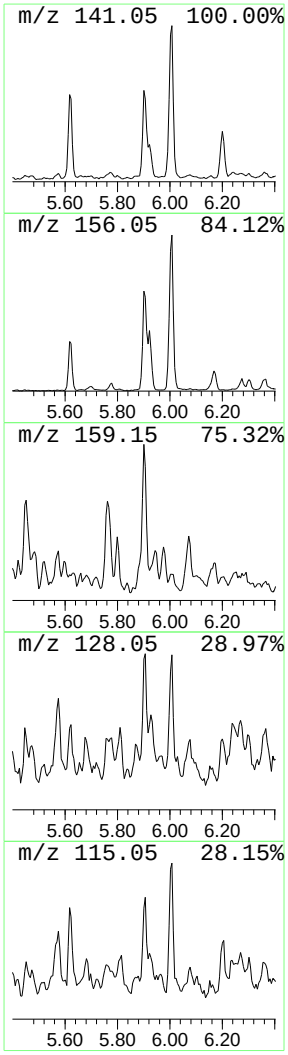

Library Search Compound Report

Data Path : C:\msdchem\1\data\altheam\em7461\
Data File : m173940.d
Acq On : 6 Jul 2021 3:53 pm
Operator : chriss2
Sample : jd27605-8
Misc : op34129,em7461,30.0,,,1,1
ALS Vial : 15 Sample Multiplier: 1

Quant Method : C:\MSDCHEM\1\METHODS\MM7405.M
Quant Title : Semi Volatile GC/MS, rtx-5ms 30mx0.25mmx0.25um

TIC Library : C:\DATABASE\NIST08.L
TIC Integration Parameters: lscint.P

****

Peak Number 12 Cyclohexane alkyl Concentration Rank 19

R.T.	EstConc	Area	Relative to ISTD	R.T.
5.933	17.70 ppm	696223	Acenaphthene-d10	6.168

Hit# of 5	Tentative ID	MW	MolForm	CAS#	Qual
1	Cyclohexane, octyl-	196	C14H28	001795-15-9	80
2	Cyclohexane, 1,1'-(1,2-ethanediy...	194	C14H26	003321-50-4	72
3	Cyclohexane, undecyl-	238	C17H34	054105-66-7	72
4	Octane, 2-cyclohexyl-	196	C14H28	002883-05-8	72
5	Cyclohexane, 1,1'-(1,3-propanedi...	208	C15H28	003178-24-3	72

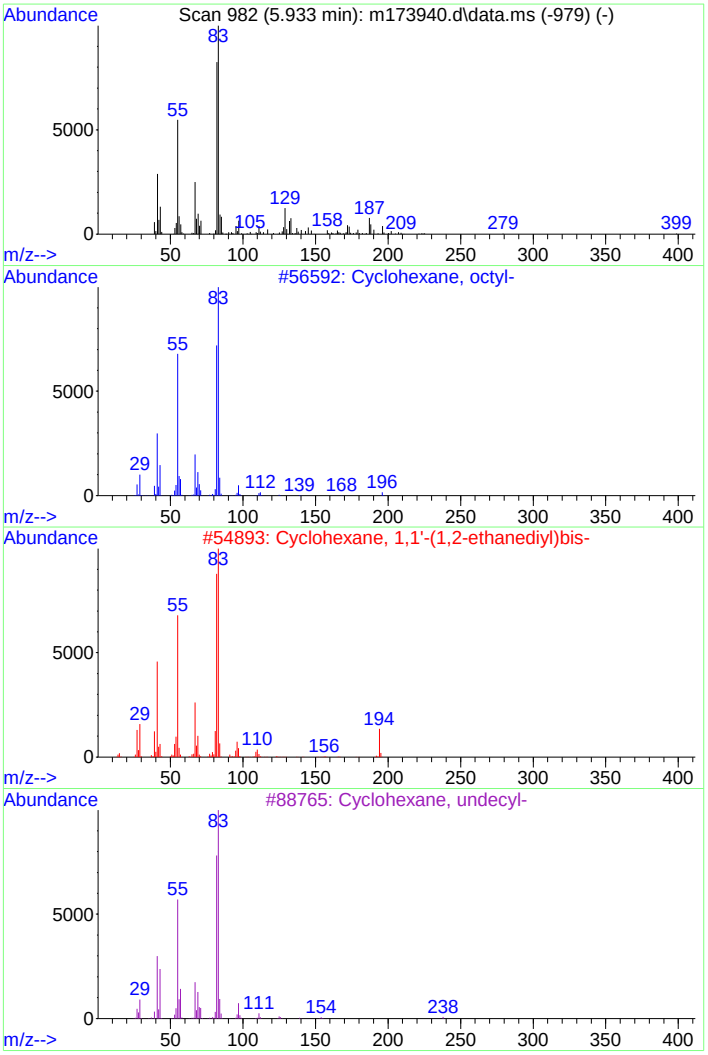

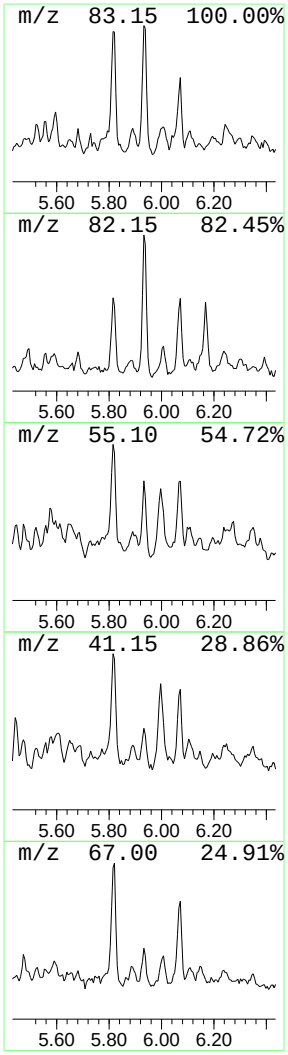

Library Search Compound Report

Data Path : C:\msdchem\1\data\altheam\em7461\
Data File : m173940.d
Acq On : 6 Jul 2021 3:53 pm
Operator : chriss2
Sample : jd27605-8
Misc : op34129,em7461,30.0,,,1,1
ALS Vial : 15 Sample Multiplier: 1

Quant Method : C:\MSDCHEM\1\METHODS\MM7405.M
Quant Title : Semi Volatile GC/MS, rtx-5ms 30mx0.25mmx0.25um

TIC Library : C:\DATABASE\NIST08.L
TIC Integration Parameters: lscint.P

****

Peak Number 13 Unknown Concentration Rank 7

R.T.	EstConc	Area	Relative to ISTD	R.T.
6.072	37.77 ppm	1486130	Acenaphthene-d10	6.168

Hit# of 5	Tentative ID	MW	MolForm	CAS#	Qual
1	Decahydro-4,4,8,9,10-pentamethyl...	208	C15H28	080655-44-3	59
2	Borinic acid, diethyl-, 3,3,5-tr...	208	C13H25BO	057387-76-5	37
3	2,6-Heptadienal, 2,4-dimethyl-	138	C9H14O	085136-08-9	25
4	Acridine, 9-methyl-	193	C14H11N	000611-64-3	22
5	Cyclopentanemethanol, .alpha.-cy...	227	C12H21NO3	103077-58-3	22

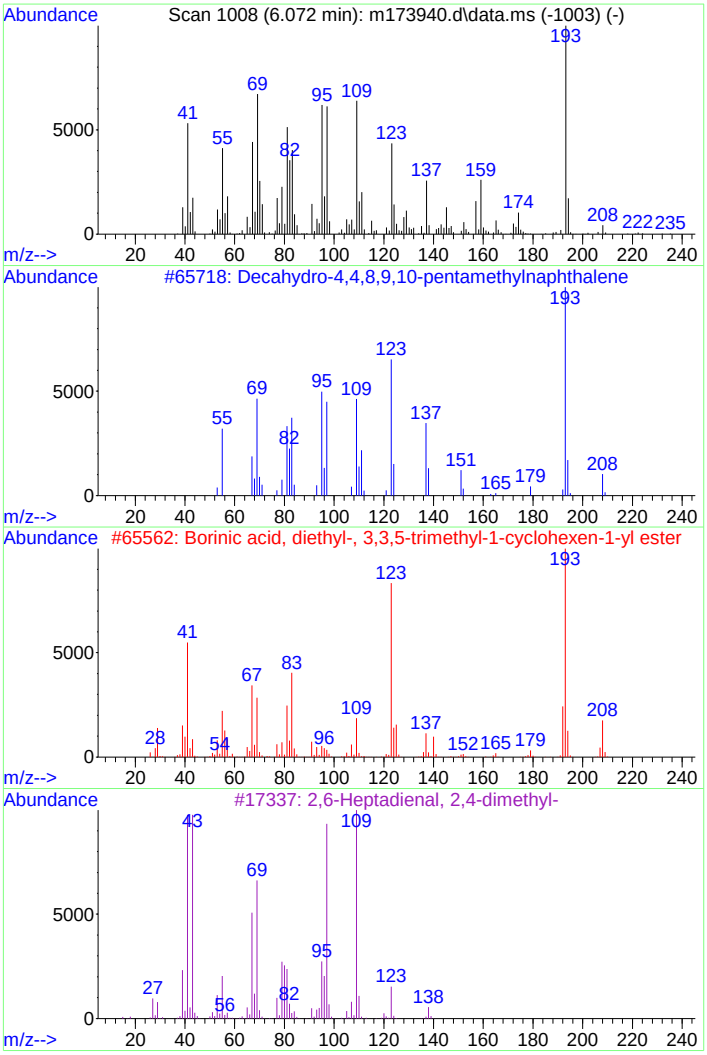

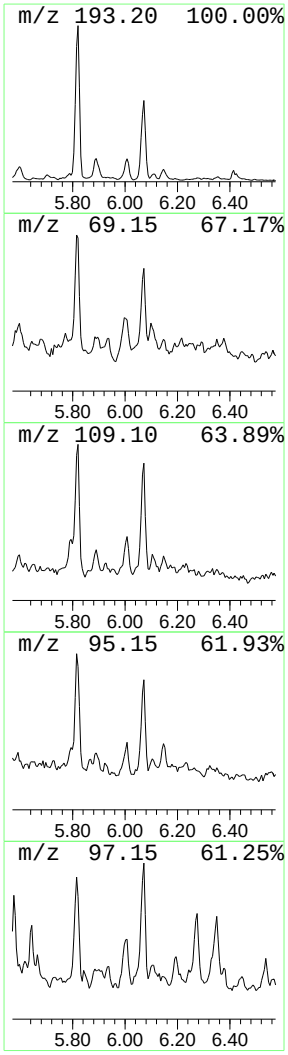

Library Search Compound Report

Data Path : C:\msdchem\1\data\altheam\em7461\
Data File : m173940.d
Acq On : 6 Jul 2021 3:53 pm
Operator : chriss2
Sample : jd27605-8
Misc : op34129,em7461,30.0,,,1,1
ALS Vial : 15 Sample Multiplier: 1

Quant Method : C:\MSDCHEM\1\METHODS\MM7405.M
Quant Title : Semi Volatile GC/MS, rtx-5ms 30mx0.25mmx0.25um

TIC Library : C:\DATABASE\NIST08.L
TIC Integration Parameters: lscint.P

****

Peak Number 14 Naphthalene trimethyl Concentration Rank 29

R.T.	EstConc	Area	Relative to ISTD	R.T.
6.355	14.22 ppm	559529	Acenaphthene-d10a	6.168

Hit# of 5	Tentative ID	MW	MolForm	CAS#	Qual
1	Naphthalene, 2,3,6-trimethyl-	170	C13H14	000829-26-5	78
2	Naphthalene, 1,4,6-trimethyl-	170	C13H14	002131-42-2	60
3	Naphthalene, 2-(1-methylethyl)-	170	C13H14	002027-17-0	60
4	Naphthalene, 2-(1-methylethyl)-	170	C13H14	002027-17-0	60
5	Naphthalene, 2,3,6-trimethyl-	170	C13H14	000829-26-5	60

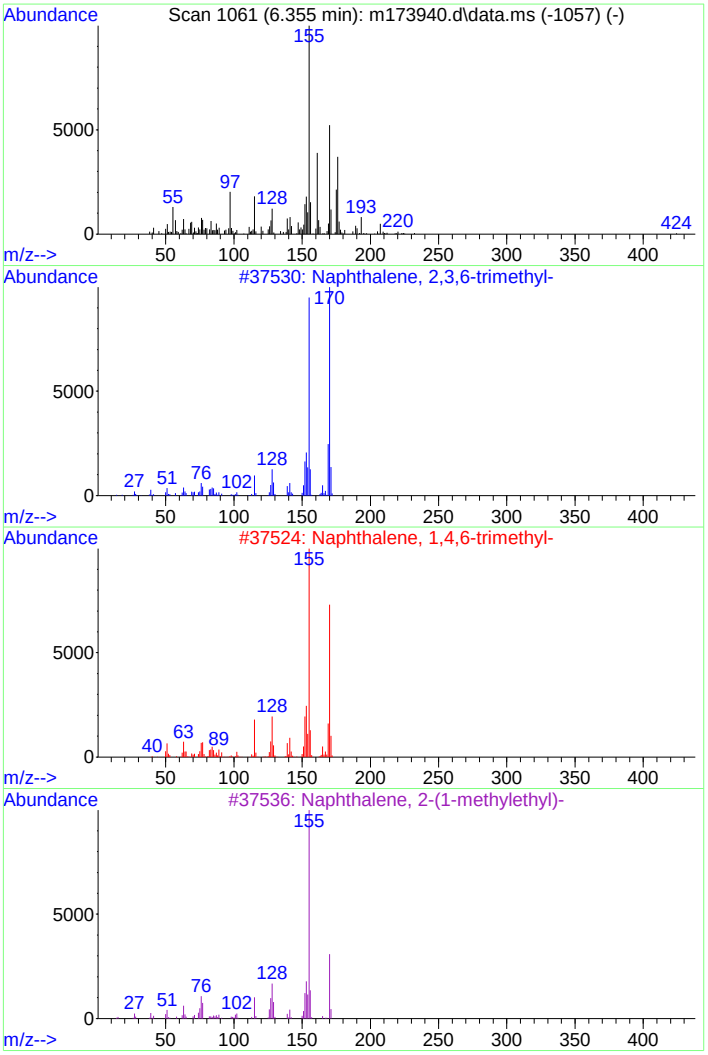

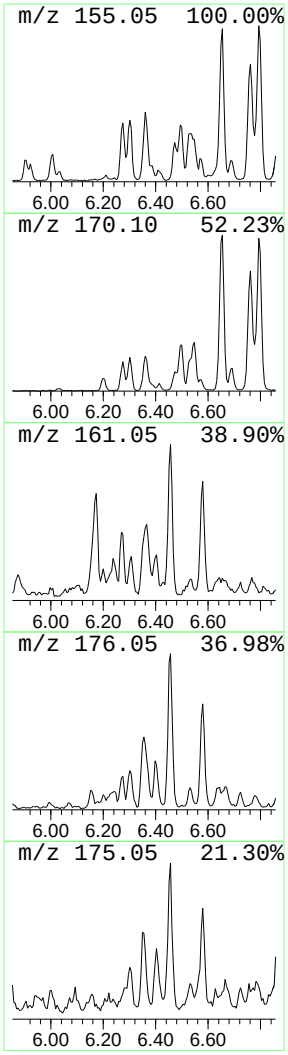

Library Search Compound Report

Data Path : C:\msdchem\1\data\altheam\em7461\
Data File : m173940.d
Acq On : 6 Jul 2021 3:53 pm
Operator : chriss2
Sample : jd27605-8
Misc : op34129,em7461,30.0,,,1,1
ALS Vial : 15 Sample Multiplier: 1

Quant Method : C:\MSDCHEM\1\METHODS\MM7405.M
Quant Title : Semi Volatile GC/MS, rtx-5ms 30mx0.25mmx0.25um

TIC Library : C:\DATABASE\NIST08.L
TIC Integration Parameters: lscint.P

****

Peak Number 15 Naphthalene trimethyl Concentration Rank 4

R.T.	EstConc	Area	Relative to ISTD	R.T.
6.654	43.48 ppm	1710570	Acenaphthene-d10a	6.168

Hit# of 5	Tentative ID	MW	MolForm	CAS#	Qual
1	Naphthalene, 2,3,6-trimethyl-	170	C13H14	000829-26-5	95
2	Naphthalene, 1,4,6-trimethyl-	170	C13H14	002131-42-2	95
3	Naphthalene, 1,6,7-trimethyl-	170	C13H14	002245-38-7	93
4	Naphthalene, 1,6,7-trimethyl-	170	C13H14	002245-38-7	93
5	Naphthalene, 2,3,6-trimethyl-	170	C13H14	000829-26-5	93

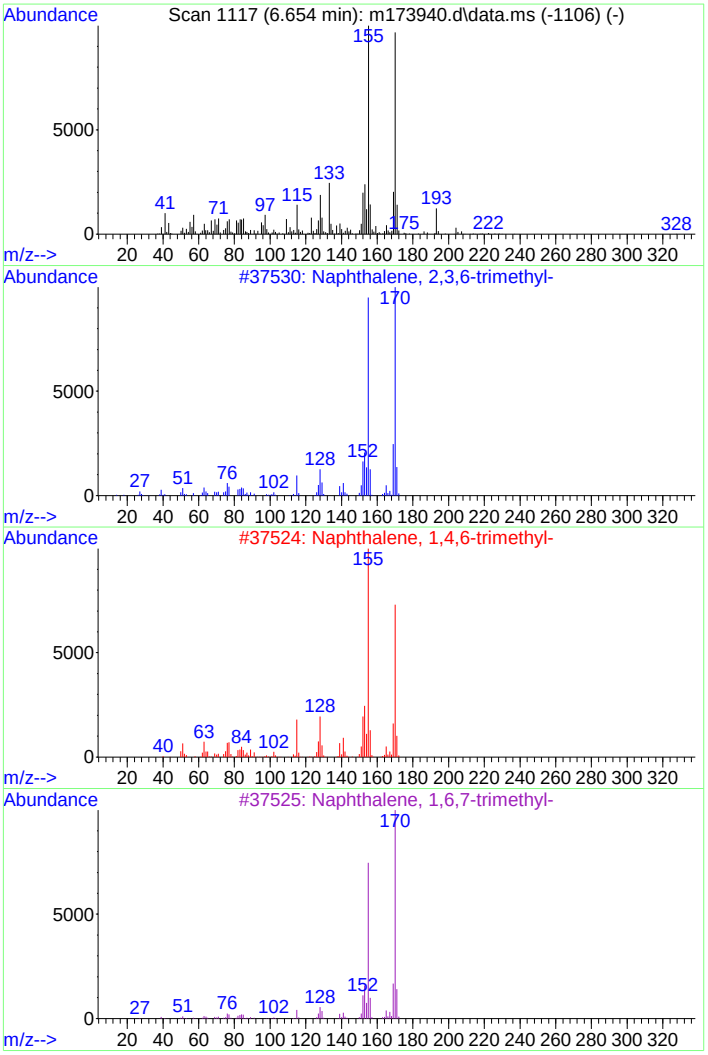

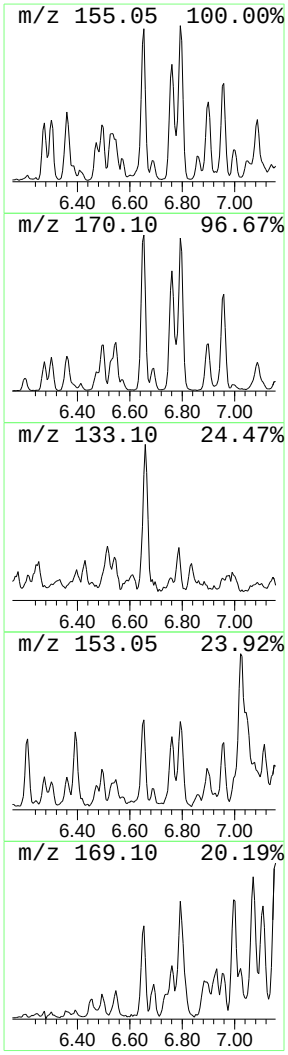

Library Search Compound Report

Data Path : C:\msdchem\1\data\altheam\em7461\
Data File : m173940.d
Acq On : 6 Jul 2021 3:53 pm
Operator : chriss2
Sample : jd27605-8
Misc : op34129,em7461,30.0,,,1,1
ALS Vial : 15 Sample Multiplier: 1

Quant Method : C:\MSDCHEM\1\METHODS\MM7405.M
Quant Title : Semi Volatile GC/MS, rtx-5ms 30mx0.25mmx0.25um

TIC Library : C:\DATABASE\NIST08.L
TIC Integration Parameters: lscint.P

****

Peak Number 16 Naphthalene trimethyl Concentration Rank 11

R.T.	EstConc	Area	Relative to ISTD	R.T.
6.755	27.34 ppm	1075740	Acenaphthene-d10a	6.168

Hit# of 5	Tentative ID	MW	MolForm	CAS#	Qual
1	Naphthalene, 1,6,7-trimethyl-	170	C13H14	002245-38-7	96
2	Naphthalene, 1,4,6-trimethyl-	170	C13H14	002131-42-2	94
3	Naphthalene, 2,3,6-trimethyl-	170	C13H14	000829-26-5	94
4	Azulene, 4,6,8-trimethyl-	170	C13H14	000941-81-1	94
5	Naphthalene, 1,4,6-trimethyl-	170	C13H14	002131-42-2	94

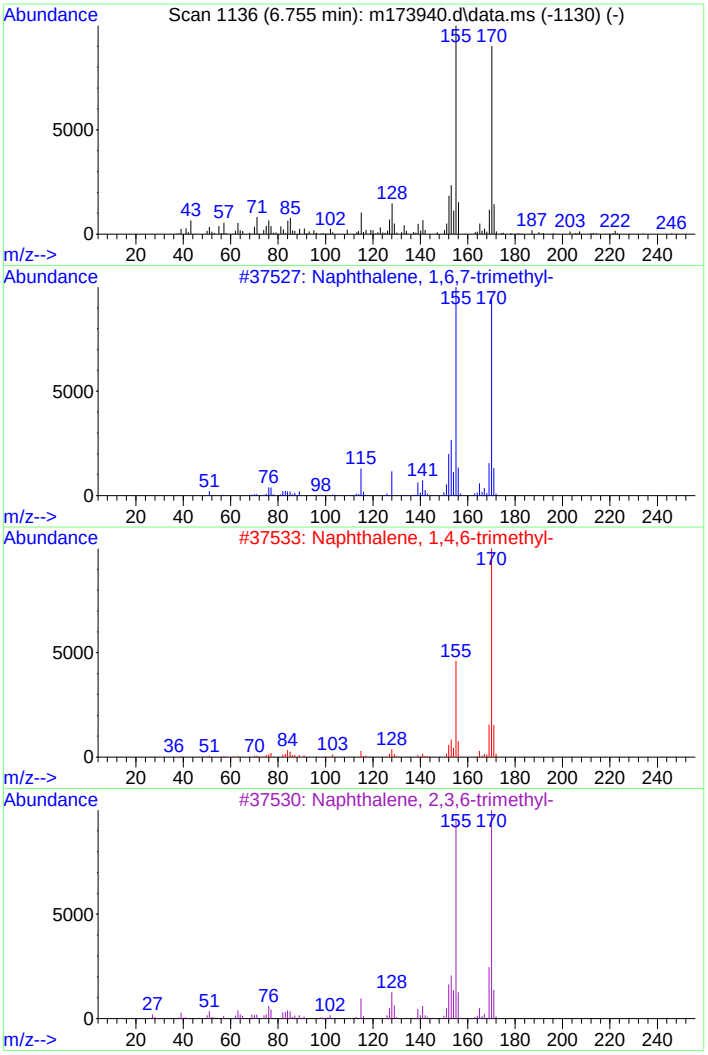

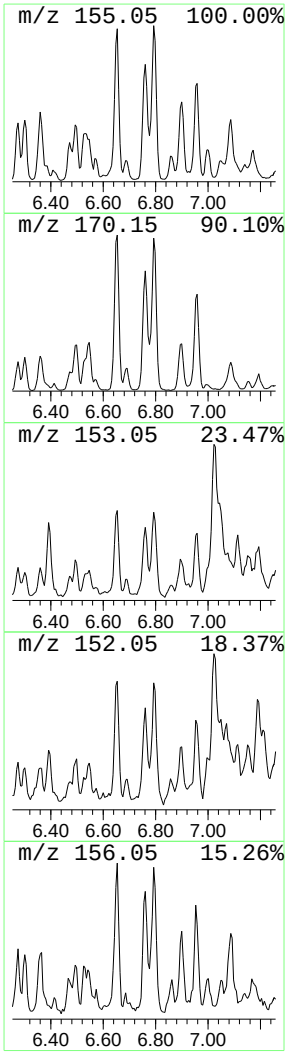

Library Search Compound Report

Data Path : C:\msdchem\1\data\altheam\em7461\
Data File : m173940.d
Acq On : 6 Jul 2021 3:53 pm
Operator : chriss2
Sample : jd27605-8
Misc : op34129,em7461,30.0,,,1,1
ALS Vial : 15 Sample Multiplier: 1

Quant Method : C:\MSDCHEM\1\METHODS\MM7405.M
Quant Title : Semi Volatile GC/MS, rtx-5ms 30mx0.25mmx0.25um

TIC Library : C:\DATABASE\NIST08.L
TIC Integration Parameters: lscint.P

****

Peak Number 17 Naphthalene trimethyl Concentration Rank 10

R.T.	EstConc	Area	Relative to ISTD	R.T.
6.793	28.10 ppm	1105410	Acenaphthene-d10a	6.168

Hit# of 5	Tentative ID	MW	MolForm	CAS#	Qual
1	Naphthalene, 2,3,6-trimethyl-	170	C13H14	000829-26-5	97
2	Naphthalene, 1,6,7-trimethyl-	170	C13H14	002245-38-7	96
3	Naphthalene, 2,3,6-trimethyl-	170	C13H14	000829-26-5	96
4	Naphthalene, 1,6,7-trimethyl-	170	C13H14	002245-38-7	96
5	Naphthalene, 1,4,6-trimethyl-	170	C13H14	002131-42-2	94

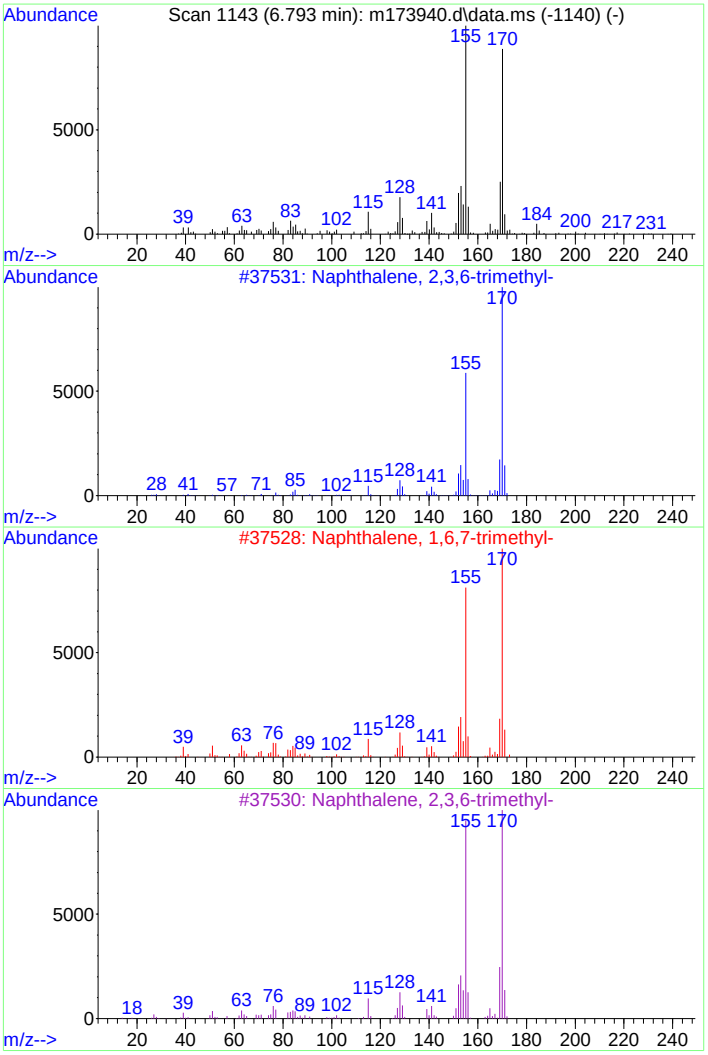

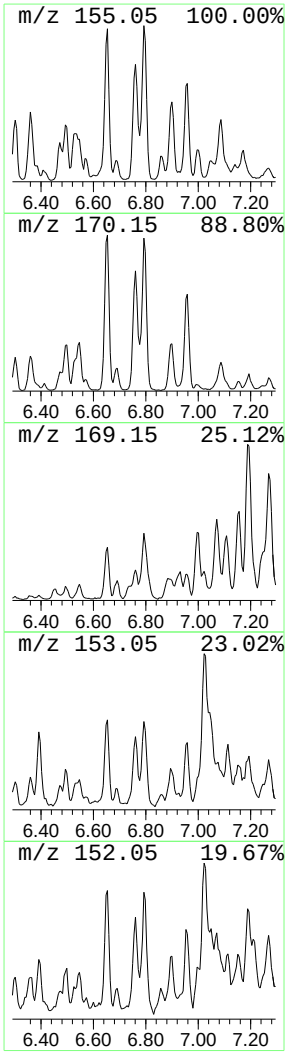

Library Search Compound Report

Data Path : C:\msdchem\1\data\altheam\em7461\
Data File : m173940.d
Acq On : 6 Jul 2021 3:53 pm
Operator : chriss2
Sample : jd27605-8
Misc : op34129,em7461,30.0,,,1,1
ALS Vial : 15 Sample Multiplier: 1

Quant Method : C:\MSDCHEM\1\METHODS\MM7405.M
Quant Title : Semi Volatile GC/MS, rtx-5ms 30mx0.25mmx0.25um

TIC Library : C:\DATABASE\NIST08.L
TIC Integration Parameters: lscint.P

****

Peak Number 18 Unknown Concentration Rank 5

R.T.	EstConc	Area	Relative to ISTD	R.T.
7.022	39.65 ppm	1559810	Acenaphthene-d10a	6.168

Hit# of 5	Tentative ID	MW	MolForm	CAS#	Qual
1	1-Isopropenylnaphthalene	168	C13H12	001855-47-6	81
2	Naphthalene, 2-(1-methylethenyl)-	168	C13H12	003710-23-4	64
3	1,1'-Biphenyl, 3-methyl-	168	C13H12	000643-93-6	62
4	Benzene, [1-(2,4-cyclopentadien-...	168	C13H12	002320-32-3	58
5	Naphthalene, 1-(2-propenyl)-	168	C13H12	002489-86-3	50

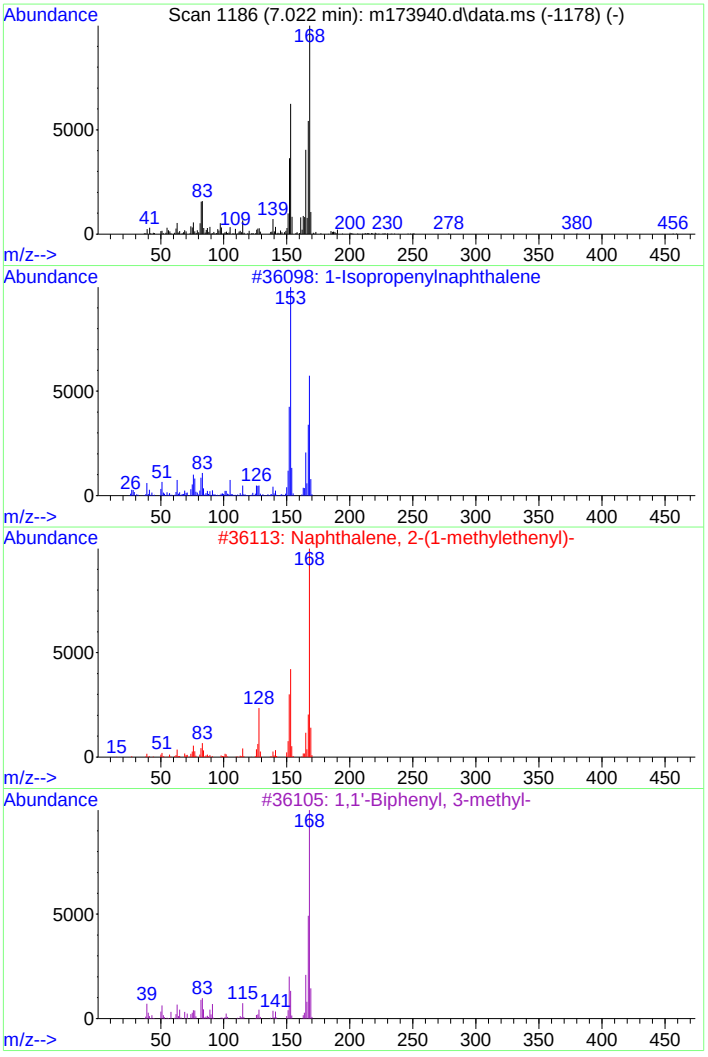

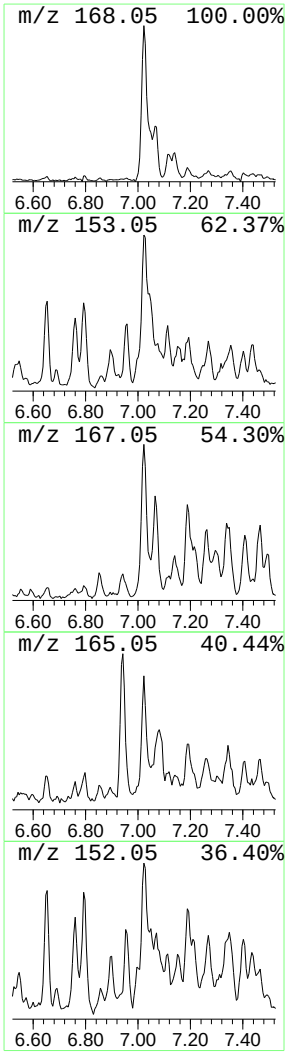

Library Search Compound Report

Data Path : C:\msdchem\1\data\altheam\em7461\
Data File : m173940.d
Acq On : 6 Jul 2021 3:53 pm
Operator : chriss2
Sample : jd27605-8
Misc : op34129,em7461,30.0,,,1,1
ALS Vial : 15 Sample Multiplier: 1

Quant Method : C:\MSDCHEM\1\METHODS\MM7405.M
Quant Title : Semi Volatile GC/MS, rtx-5ms 30mx0.25mmx0.25um

TIC Library : C:\DATABASE\NIST08.L
TIC Integration Parameters: lscint.P

****

Peak Number 19 [1,1'-Biphenyl]--amine Concentration Rank 17

R.T.	EstConc	Area	Relative to ISTD	R.T.
7.070	22.22 ppm	874202	Acenaphthene-d10a	6.168

Hit# of 5	Tentative ID	MW	MolForm	CAS#	Qual
1	[1,1'-Biphenyl]-4-amine	169	C12H11N	000092-67-1	46
2	[1,1'-Biphenyl]-3-amine	169	C12H11N	002243-47-2	41
3	[1,1'-Biphenyl]-4-amine	169	C12H11N	000092-67-1	38
4	[1,1'-Biphenyl]-4-amine	169	C12H11N	000092-67-1	38
5	[1,1'-Biphenyl]-4-amine	169	C12H11N	000092-67-1	38

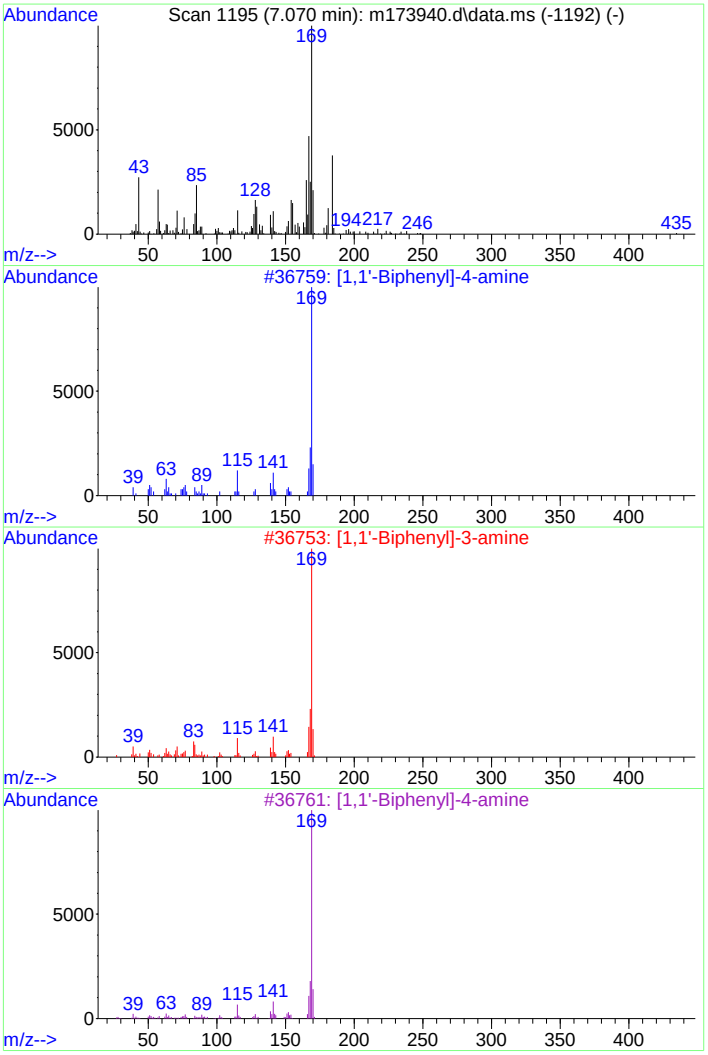

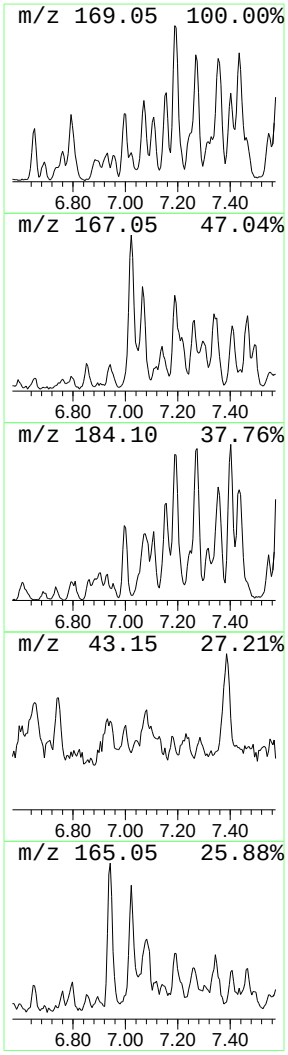

Library Search Compound Report

Data Path : C:\msdchem\1\data\altheam\em7461\
Data File : m173940.d
Acq On : 6 Jul 2021 3:53 pm
Operator : chriss2
Sample : jd27605-8
Misc : op34129,em7461,30.0,,,1,1
ALS Vial : 15 Sample Multiplier: 1

Quant Method : C:\MSDCHEM\1\METHODS\MM7405.M
Quant Title : Semi Volatile GC/MS, rtx-5ms 30mx0.25mmx0.25um

TIC Library : C:\DATABASE\NIST08.L
TIC Integration Parameters: lscint.P

****

Peak Number 20 Unknown Concentration Rank 27

R.T.	EstConc	Area	Relative to ISTD	R.T.
7.268	14.76 ppm	580542	Acenaphthene-d10a	6.168

Hit# of 5	Tentative ID	MW	MolForm	CAS#	Qual
1	1,4,5,8-Tetramethylnaphthalene	184	C14H16	002717-39-7	94
2	Azulene, 7-ethyl-1,4-dimethyl-	184	C14H16	000529-05-5	94
3	Naphthalene, 1,2,3,4-tetramethyl-	184	C14H16	003031-15-0	81
4	1-Acenaphthylenol, 1,2-dihydro-1...	184	C13H12O	041002-74-8	58
5	3,4,4-Trimethyl-5-methylene-2-et...	184	C9H16N2S	037120-36-8	50

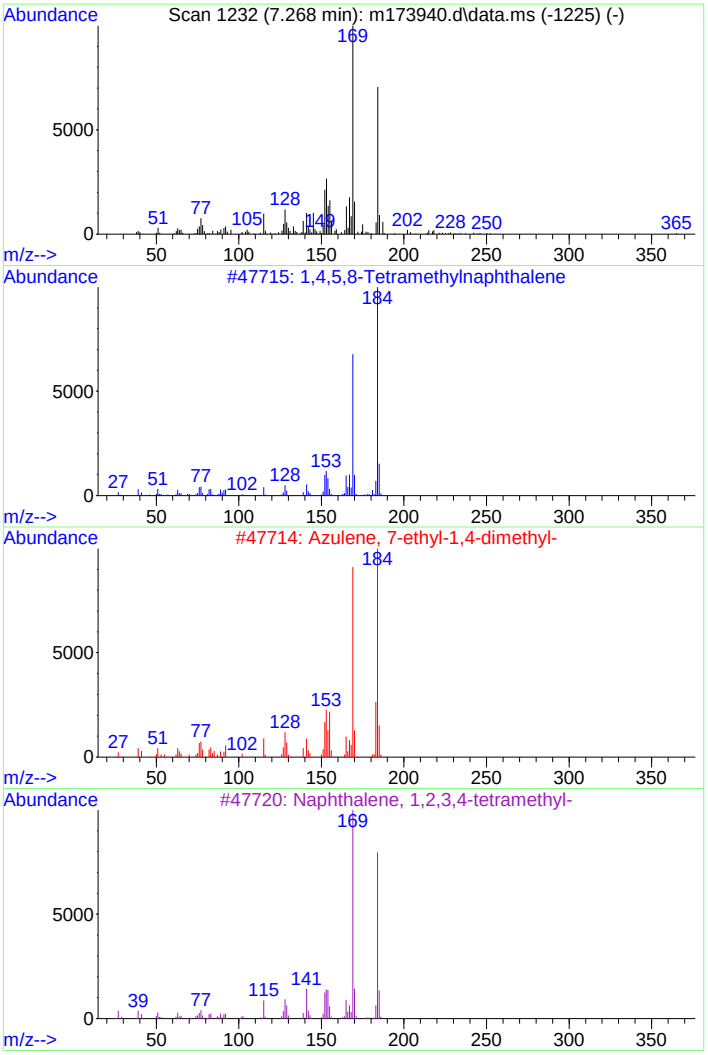

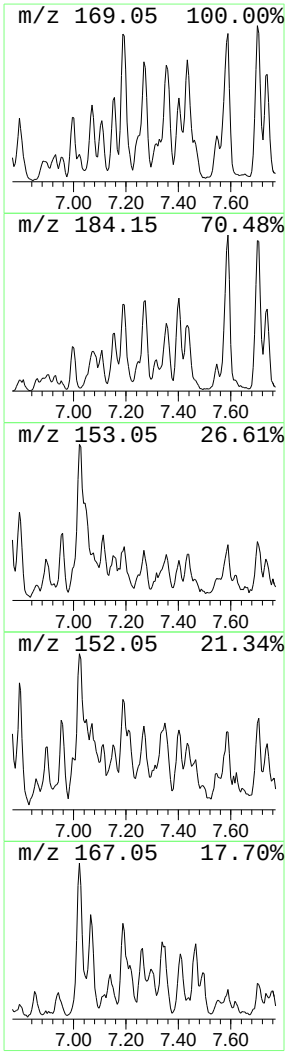

Library Search Compound Report

Data Path : C:\msdchem\1\data\altheam\em7461\
Data File : m173940.d
Acq On : 6 Jul 2021 3:53 pm
Operator : chriss2
Sample : jd27605-8
Misc : op34129,em7461,30.0,,,1,1
ALS Vial : 15 Sample Multiplier: 1

Quant Method : C:\MSDCHEM\1\METHODS\MM7405.M
Quant Title : Semi Volatile GC/MS, rtx-5ms 30mx0.25mmx0.25um

TIC Library : C:\DATABASE\NIST08.L
TIC Integration Parameters: lscint.P

****

Peak Number 21 Unknown Concentration Rank 21

R.T.	EstConc	Area	Relative to ISTD	R.T.
7.396	17.11 ppm	715395	Phenanthrene-d10	8.432

Hit# of 5	Tentative ID	MW	MolForm	CAS#	Qual
1	1,4,5,8-Tetramethylnaphthalene	184	C14H16	002717-39-7	60
2	Benzene, (4,5,5-trimethyl-1,3-cy...	184	C14H16	033930-85-7	55
3	Azulene, 7-ethyl-1,4-dimethyl-	184	C14H16	000529-05-5	49
4	Cyclopentene, 1,2-dimethyl-4-met...	184	C14H16	1000152-22-4	46
5	2,1,3-Benzoselenadiazole	184	C6H4N2Se	000273-15-4	43

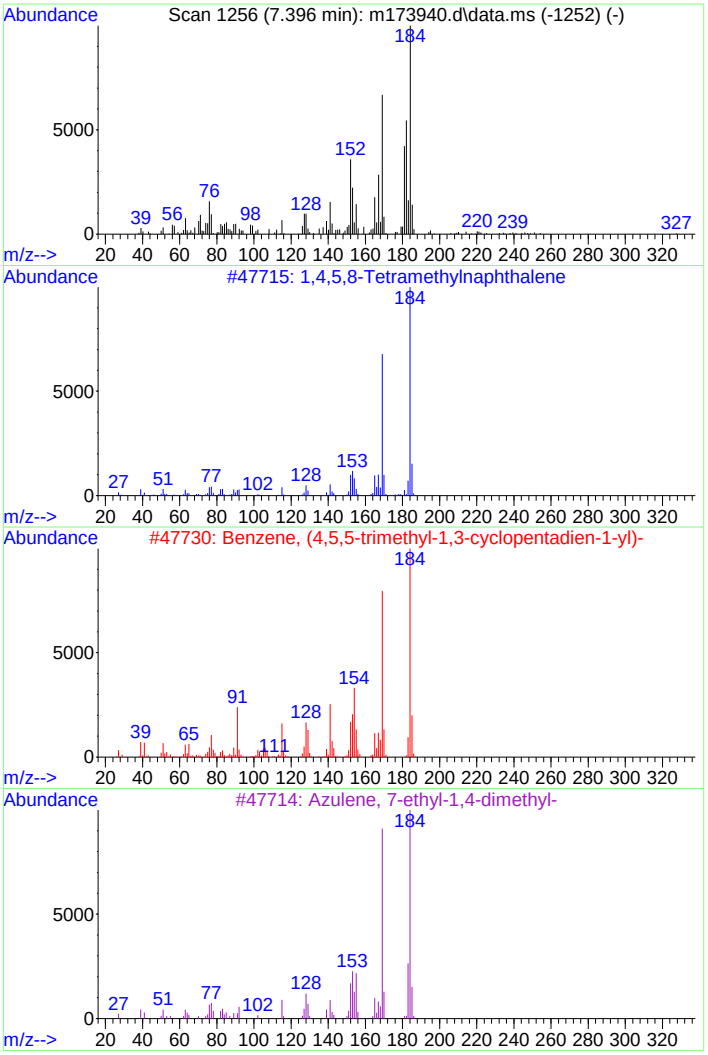

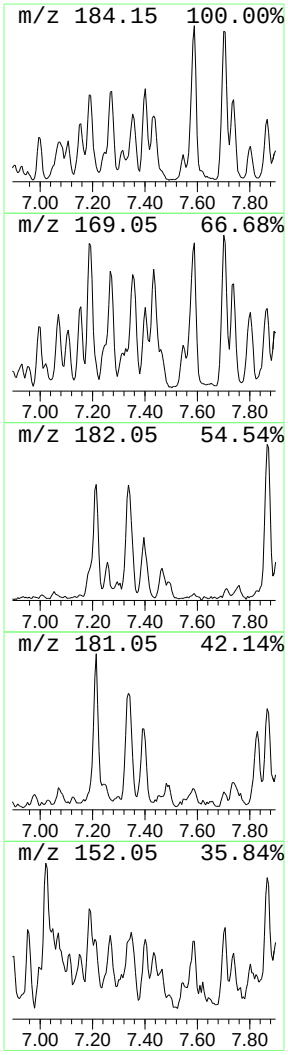

Library Search Compound Report

Data Path : C:\msdchem\1\data\altheam\em7461\
Data File : m173940.d
Acq On : 6 Jul 2021 3:53 pm
Operator : chriss2
Sample : jd27605-8
Misc : op34129,em7461,30.0,,,1,1
ALS Vial : 15 Sample Multiplier: 1

Quant Method : C:\MSDCHEM\1\METHODS\MM7405.M
Quant Title : Semi Volatile GC/MS, rtx-5ms 30mx0.25mmx0.25um

TIC Library : C:\DATABASE\NIST08.L
TIC Integration Parameters: lscint.P

****

Peak Number 22 Unknown Concentration Rank 23

R.T.	EstConc	Area	Relative to ISTD	R.T.
7.588	16.19 ppm	677001	Phenanthrene-d10	8.432

Hit# of 5	Tentative ID	MW	MolForm	CAS#	Qual
1	Azulene, 7-ethyl-1,4-dimethyl-	184	C14H16	000529-05-5	94
2	1,4,5,8-Tetramethylnaphthalene	184	C14H16	002717-39-7	93
3	Cyclopentene, 1,2-dimethyl-4-met...	184	C14H16	1000152-22-4	91
4	Naphthalene, 1-methyl-7-(1-methy...	184	C14H16	000490-65-3	90
5	Benzene, (4,5,5-trimethyl-1,3-cy...	184	C14H16	033930-85-7	78

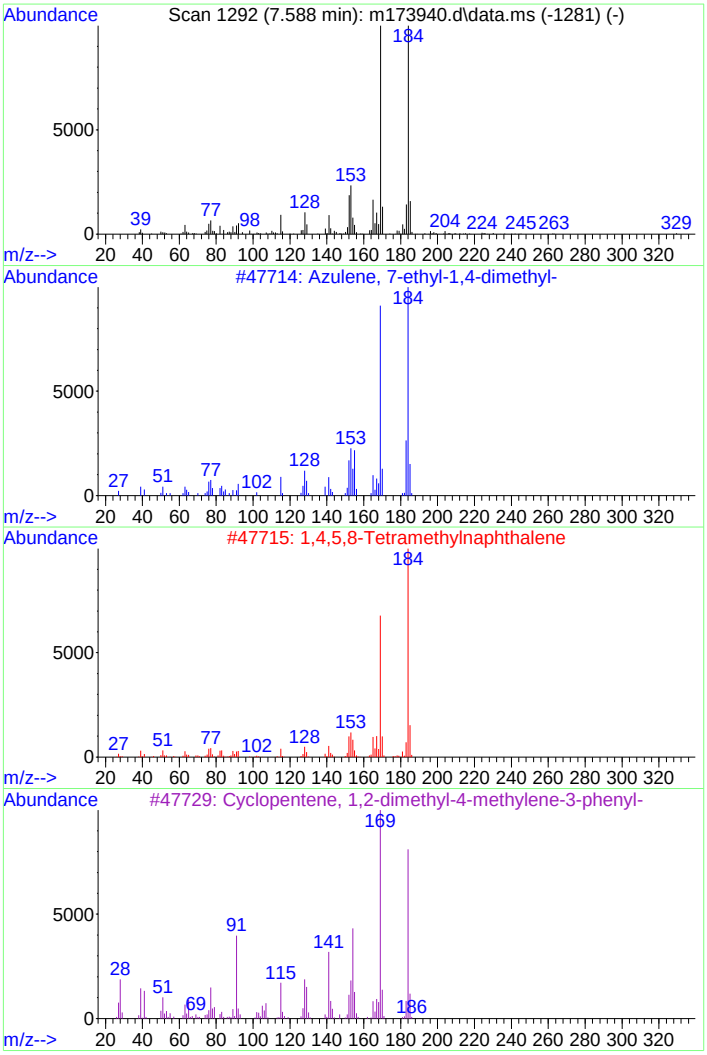

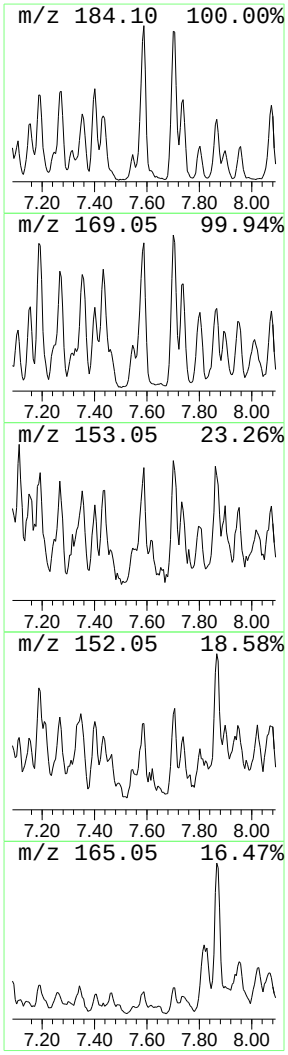

Library Search Compound Report

Data Path : C:\msdchem\1\data\altheam\em7461\
Data File : m173940.d
Acq On : 6 Jul 2021 3:53 pm
Operator : chriss2
Sample : jd27605-8
Misc : op34129,em7461,30.0,,,1,1
ALS Vial : 15 Sample Multiplier: 1

Quant Method : C:\MSDCHEM\1\METHODS\MM7405.M
Quant Title : Semi Volatile GC/MS, rtx-5ms 30mx0.25mmx0.25um

TIC Library : C:\DATABASE\NIST08.L
TIC Integration Parameters: lscint.P

****

Peak Number 23 Unknown Concentration Rank 18

R.T.	EstConc	Area	Relative to ISTD	R.T.
7.701	18.29 ppm	764815	Phenanthrene-d10	8.432

Hit# of 5	Tentative ID	MW	MolForm	CAS#	Qual
1	1,4,5,8-Tetramethylnaphthalene	184	C14H16	002717-39-7	93
2	Azulene, 7-ethyl-1,4-dimethyl-	184	C14H16	000529-05-5	93
3	Naphthalene, 1,2,3,4-tetramethyl-	184	C14H16	003031-15-0	91
4	Cyclopentene, 1,2-dimethyl-4-met...	184	C14H16	1000152-22-4	86
5	Naphthalene, 1-methyl-7-(1-methy...	184	C14H16	000490-65-3	81

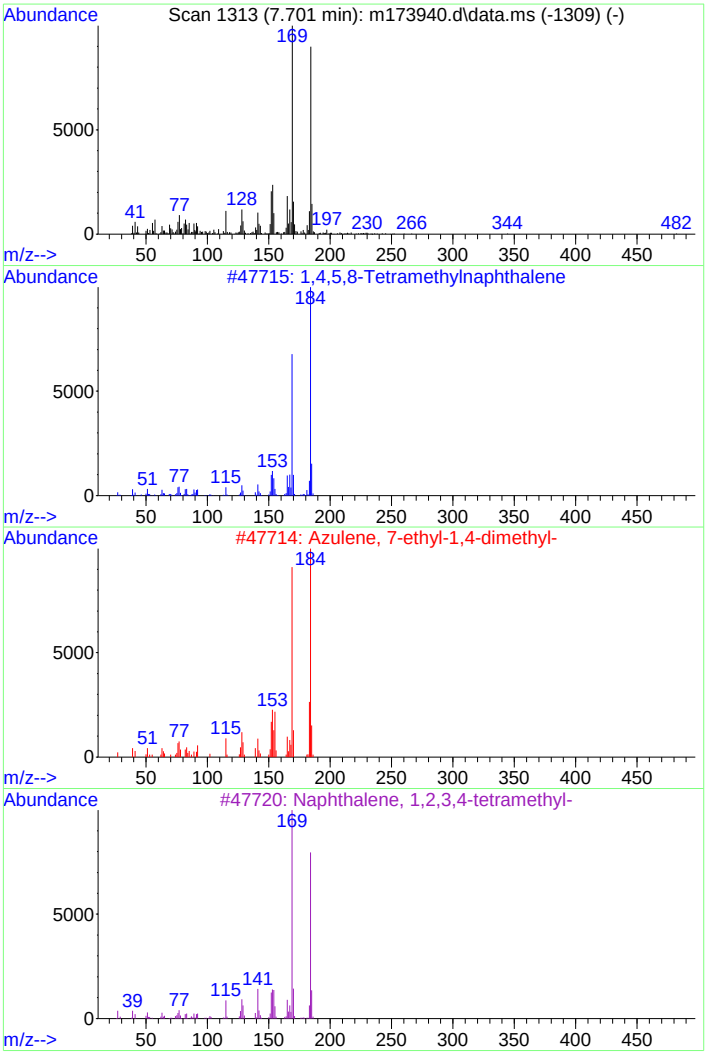

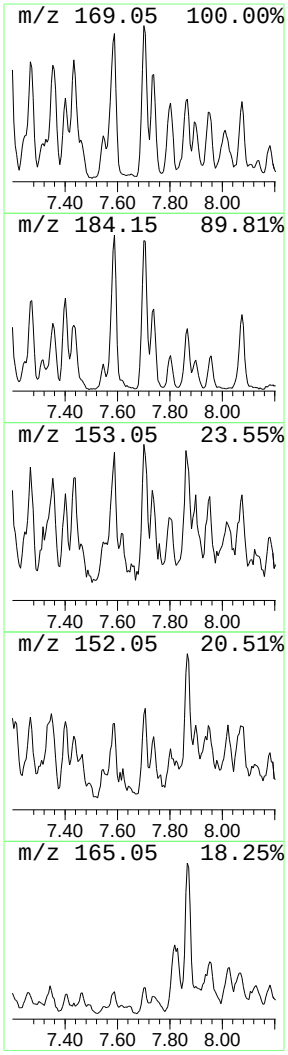

Library Search Compound Report

Data Path : C:\msdchem\1\data\altheam\em7461\
Data File : m173940.d
Acq On : 6 Jul 2021 3:53 pm
Operator : chriss2
Sample : jd27605-8
Misc : op34129,em7461,30.0,,,1,1
ALS Vial : 15 Sample Multiplier: 1

Quant Method : C:\MSDCHEM\1\METHODS\MM7405.M
Quant Title : Semi Volatile GC/MS, rtx-5ms 30mx0.25mmx0.25um

TIC Library : C:\DATABASE\NIST08.L
TIC Integration Parameters: lscint.P

****

Peak Number 24 Unknown Concentration Rank 30

R.T.	EstConc	Area	Relative to ISTD	R.T.
7.738	13.92 ppm	582202	Phenanthrene-d10	8.432

Hit# of 5	Tentative ID	MW	MolForm	CAS#	Qual
1	Naphthalene, 1,2,3,4-tetramethyl-	184	C14H16	003031-15-0	89
2	Cyclopentene, 1,2-dimethyl-4-met...	184	C14H16	1000152-22-4	70
3	Naphthalene, 1-methyl-7-(1-methy...	184	C14H16	000490-65-3	62
4	1,4,5,8-Tetramethylnaphthalene	184	C14H16	002717-39-7	60
5	Benzene, (4,5,5-trimethyl-1,3-cy...	184	C14H16	033930-85-7	59

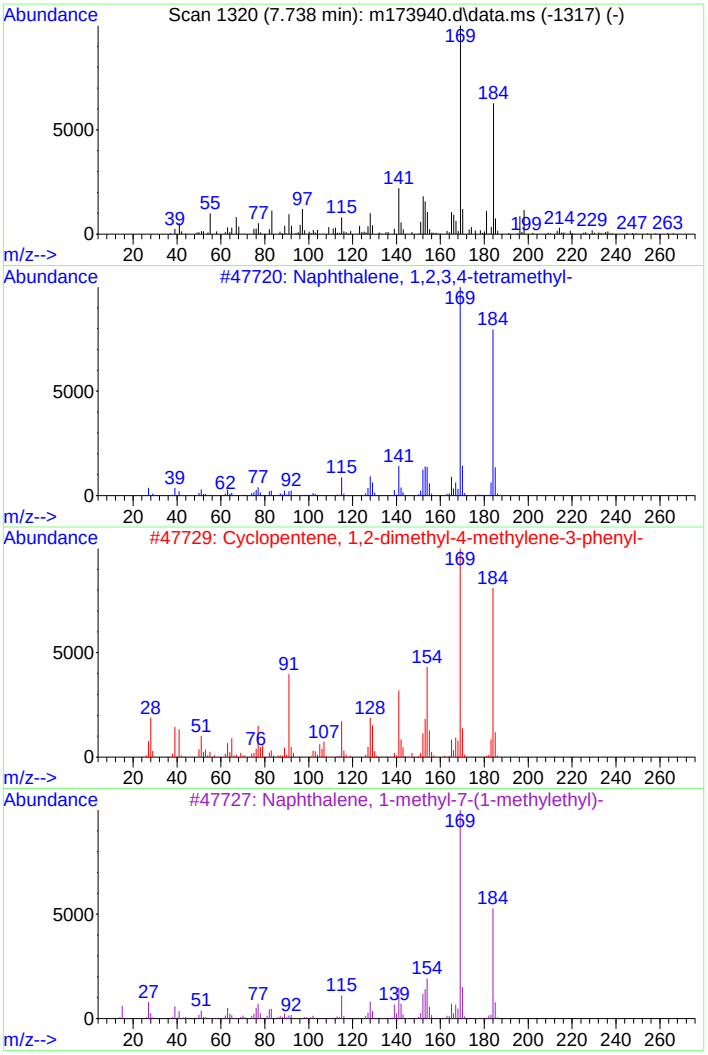

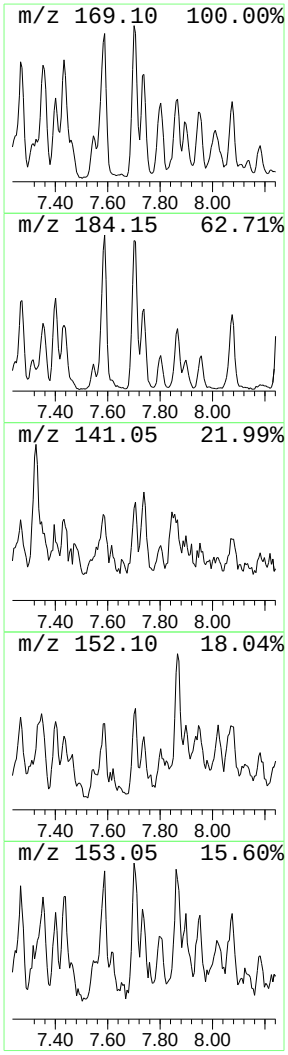

Library Search Compound Report

Data Path : C:\msdchem\1\data\altheam\em7461\
Data File : m173940.d
Acq On : 6 Jul 2021 3:53 pm
Operator : chriss2
Sample : jd27605-8
Misc : op34129,em7461,30.0,,,1,1
ALS Vial : 15 Sample Multiplier: 1

Quant Method : C:\MSDCHEM\1\METHODS\MM7405.M
Quant Title : Semi Volatile GC/MS, rtx-5ms 30mx0.25mmx0.25um

TIC Library : C:\DATABASE\NIST08.L
TIC Integration Parameters: lscint.P

****

Peak Number 25 Alkane Concentration Rank 6

R.T.	EstConc	Area	Relative to ISTD	R.T.
7.834	39.18 ppm	1638370	Phenanthrene-d10	8.432

Hit# of 5	Tentative ID	MW	MolForm	CAS#	Qual
1	Dodecane, 4,6-dimethyl-	198	C14H30	061141-72-8	55
2	Heptadecane, 2,6-dimethyl-	268	C19H40	054105-67-8	49
3	Hexadecane, 2,6,10,14-tetramethyl-	282	C20H42	000638-36-8	46
4	Dodecane, 4,6-dimethyl-	198	C14H30	061141-72-8	46
5	Heptadecane, 4-methyl-	254	C18H38	026429-11-8	45

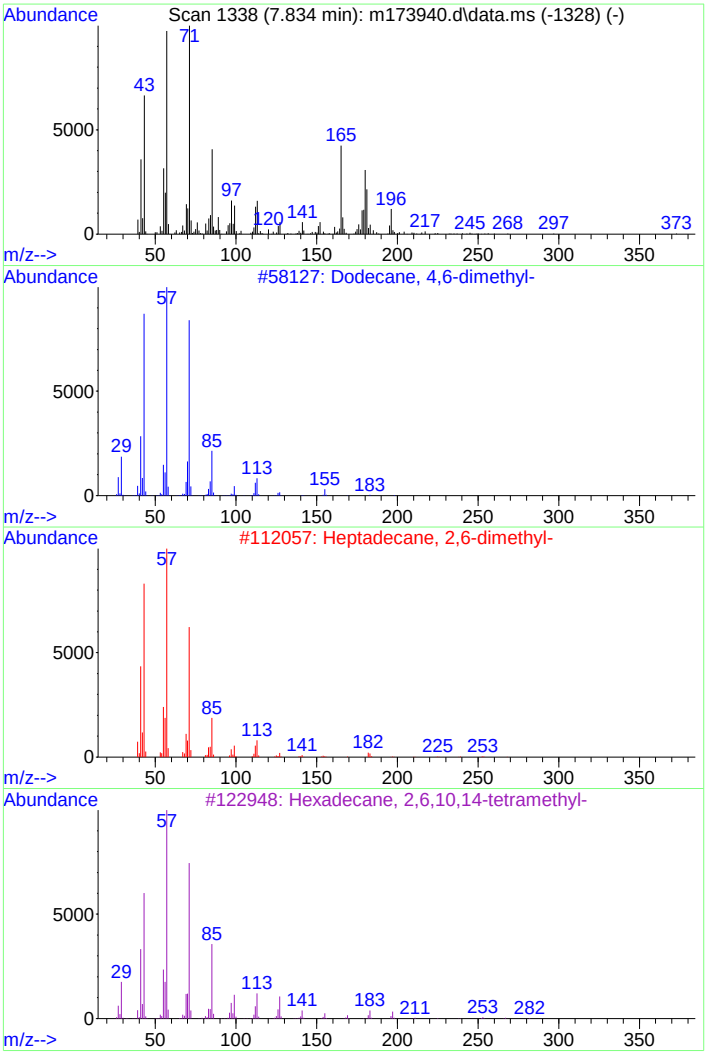

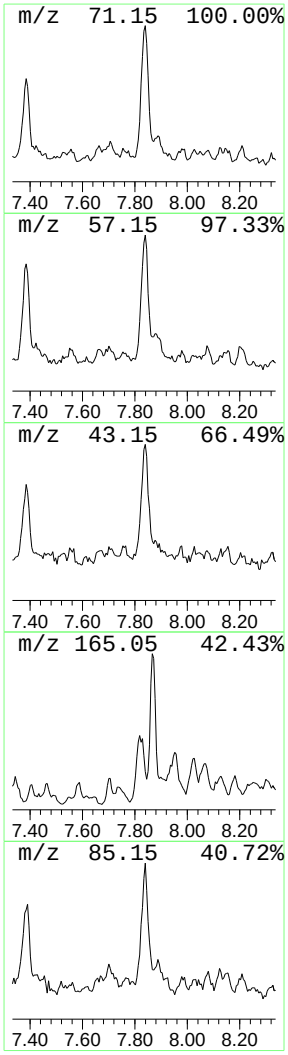

Library Search Compound Report

Data Path : C:\msdchem\1\data\altheam\em7461\
Data File : m173940.d
Acq On : 6 Jul 2021 3:53 pm
Operator : chriss2
Sample : jd27605-8
Misc : op34129,em7461,30.0,,,1,1
ALS Vial : 15 Sample Multiplier: 1

Quant Method : C:\MSDCHEM\1\METHODS\MM7405.M
Quant Title : Semi Volatile GC/MS, rtx-5ms 30mx0.25mmx0.25um

TIC Library : C:\DATABASE\NIST08.L
TIC Integration Parameters: lscint.P

****

Peak Number 26 9H-Fluorene methyl Concentration Rank 3

R.T.	EstConc	Area	Relative to ISTD	R.T.
7.866	45.17 ppm	1888650	Phenanthrene-d10	8.432

Hit# of 5	Tentative ID	MW	MolForm	CAS#	Qual
1	4,4'-Dimethylbiphenyl	182	C14H14	000613-33-2	55
2	1,4-Methanonaphthalene,1,4-dihyd...	182	C14H14	007350-72-3	50
3	9H-Fluorene, 9-methyl-	180	C14H12	002523-37-7	46
4	9H-Fluorene, 1-methyl-	180	C14H12	001730-37-6	42
5	Benzene, 1,1'-ethylidenebis-	182	C14H14	000612-00-0	38

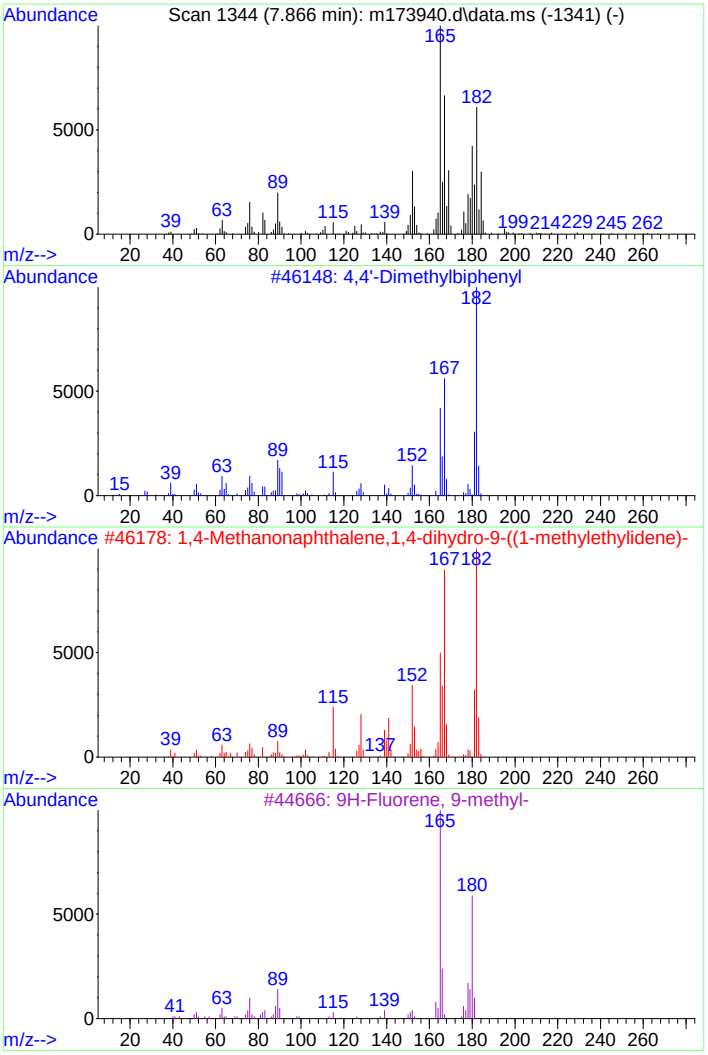

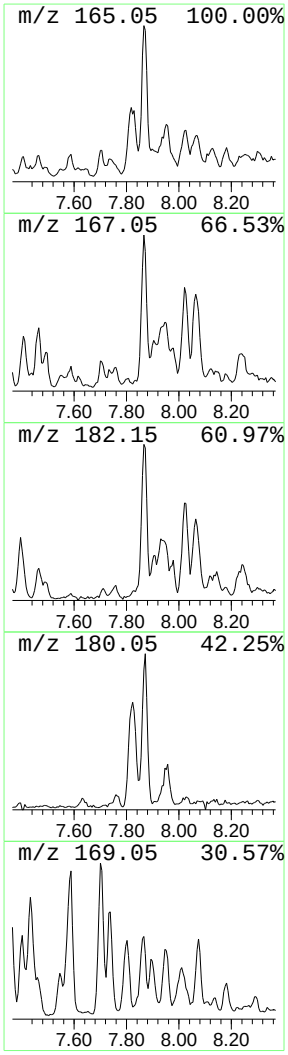

Tentatively Identified Compound (LSC) summary

Data Path : C:\msdchem\1\data\altheam\em7461\
Data File : m173940.d
Acq On : 6 Jul 2021 3:53 pm
Operator : chriss2
Sample : jd27605-8
Misc : op34129,em7461,30.0,,,1,1
ALS Vial : 15 Sample Multiplier: 1

Quant Method : C:\MSDCHEM\1\METHODS\MM7405.M
Quant Title : Semi Volatile GC/MS, rtx-5ms 30mx0.25mmx0.25um

TIC Library : C:\DATABASE\NIST08.L
TIC Integration Parameters: lscint.P

					Internal Standard			
TIC Top Hit name	RT	EstConc	Units	Response	#	RT	Resp	Conc
System artifact	0.912	25.2	ppm	834274	2	3.508	1322970	40.0
Alkane	4.565	22.8	ppm	1129200	4	4.448	1981610	40.0
Unknown	4.993	15.9	ppm	788205	4	4.448	1981610	40.0
Unknown	5.100	15.9	ppm	788777	4	4.448	1981610	40.0
Unknown	5.132	24.3	ppm	1202550	4	4.448	1981610	40.0
Alkane	5.276	22.6	ppm	1117160	4	4.448	1981610	40.0
Unknown	5.473	15.8	ppm	621237	5	6.168	1573760	40.0
Unknown	5.575	30.7	ppm	1208600	5	6.168	1573760	40.0
Unknown	5.682	16.7	ppm	656797	5	6.168	1573760	40.0
Unknown	5.815	71.7	ppm	2820860	5	6.168	1573760	40.0
Naphthalene dim...	5.901	35.6	ppm	1400550	5	6.168	1573760	40.0
Cyclohexane alkyl	5.933	17.7	ppm	696223	5	6.168	1573760	40.0
Unknown	6.072	37.8	ppm	1486130	5	6.168	1573760	40.0
Naphthalene tri...	6.355	14.2	ppm	559529	6	6.168	1573760	40.0
Naphthalene tri...	6.654	43.5	ppm	1710570	6	6.168	1573760	40.0
Naphthalene tri...	6.755	27.3	ppm	1075740	6	6.168	1573760	40.0
Naphthalene tri...	6.793	28.1	ppm	1105410	6	6.168	1573760	40.0
Unknown	7.022	39.6	ppm	1559810	6	6.168	1573760	40.0
[1,1'-Biphenyl]...	7.070	22.2	ppm	874202	6	6.168	1573760	40.0
Unknown	7.268	14.8	ppm	580542	6	6.168	1573760	40.0
Unknown	7.396	17.1	ppm	715395	7	8.432	1672650	40.0
Unknown	7.588	16.2	ppm	677001	7	8.432	1672650	40.0
Unknown	7.701	18.3	ppm	764815	7	8.432	1672650	40.0
Unknown	7.738	13.9	ppm	582202	7	8.432	1672650	40.0
Alkane	7.834	39.2	ppm	1638370	7	8.432	1672650	40.0
9H-Fluorene methyl	7.866	45.2	ppm	1888650	7	8.432	1672650	40.0

Quantitation Report (QT/LSC Reviewed)

Data Path : C:\msdchem\1\data\altheam\em7461\
Data File : m173946.d
Acq On : 6 Jul 2021 8:18 pm
Operator : chriss2
Sample : jd27605-9 Inst : MSM
Misc : op34129,em7461,30.4,,,1,1
ALS Vial : 21 Sample Multiplier: 1

Quant Method : C:\MSDCHEM\1\METHODS\MM7405.M
Quant Results File: MM7405.RES
Quant Time: Jul 07 03:38:53 2021
Quant Title : Semi Volatile GC/MS, rtx-5ms 30mx0.25mmx0.25um
QLast Update : Wed Jul 07 02:25:20 2021
Response via : Initial Calibration

Compound	R.T.	QIon	Response	Conc	Units	Dev(Min)
Internal Standards						
1) 1,4-Dichlorobenzene-d4	3.510	152	259473	40.00	ppm	0.00
24) Naphthalene-d8	4.450	136	820830	40.00	ppm	0.00
46) Acenaphthene-d10	6.160	164	463971	40.00	ppm	0.00
69) Phenanthrene-d10	8.424	188	751641	40.00	ppm	0.00
84) Chrysene-d12	13.354	240	549162	40.00	ppm	0.00
93) Perylene-d12	15.896	264	588332	40.00	ppm	0.00
103) 1,4-Dichlorobenzene-d4a	3.510	152	259473	40.00	ppm	0.00
105) Acenaphthene-d10a	6.160	164	463971	40.00	ppm	0.00
107) Chrysene-d12a	13.354	240	549162	40.00	ppm	0.00
109) Phenanthrene-d10a	8.424	188	751641	40.00	ppm	0.00
111) Naphthalene-d8a	4.450	136	820830	40.00	ppm	0.00
113) Chrysene-d12b	13.354	240	549162	40.00	ppm	0.00
System Monitoring Compounds						
5) 2-Fluorophenol	2.415	112	270733	28.08	ppm	0.00
Spiked Amount 50.000			Recovery = 56.16%			
8) Phenol-d5	3.323	99	347795	32.21	ppm	0.00
Spiked Amount 50.000			Recovery = 64.42%			
25) Nitrobenzene-d5	3.943	82	302153	35.55	ppm	0.00
Spiked Amount 50.000			Recovery = 71.10%			
51) 2-Fluorobiphenyl	5.412	172	619877	45.85	ppm	0.00
Spiked Amount 50.000			Recovery = 91.70%			
74) 2,4,6-Tribromophenol	7.319	330	61569	22.72	ppm	0.00
Spiked Amount 50.000			Recovery = 45.44%			
87) Terphenyl-d14	11.501	244	643691	48.61	ppm	0.00
Spiked Amount 50.000			Recovery = 97.22%			
108) 1-chlorooctadecane	0.000	57	0d	0.00	ppm	
Spiked Amount 50.000			Recovery = 0.00%			
110) o-terphenyl	0.000	230	0	0.00	ppm	
Spiked Amount 50.000			Recovery = 0.00%			
Target Compounds						Qvalue
38) Naphthalene	4.461	128	41197	2.25	ppm	93
44) 2-Methylnaphthalene	5.038	141	15554	1.24	ppm	92
53) Biphenyl	5.513	154	9174	0.62	ppm	92
56) Acenaphthylene	5.983	152	23500	1.23	ppm	91
59) Acenaphthene	6.202	153	42669	3.93	ppm	94
62) Dibenzofuran	6.448	168	50328	2.85	ppm	98
66) Fluorene	6.934	166	70822	5.20	ppm	96
78) Phenanthrene	8.462	178	711468	42.23	ppm	100
79) Anthracene	8.552	178	132494	7.83	ppm	94
80) Carbazole	8.937	167	83093	5.05	ppm	94
82) Fluoranthene	10.614	202	892467	40.61	ppm	97
86) Pyrene	10.999	202	787386	45.48	ppm	99
89) Benzo[a]anthracene	13.343	228	330865	19.37	ppm	97
91) Chrysene	13.397	228	297381	21.40	ppm	97
92) bis(2-Ethylhexyl)phtha...	13.867	149	12711	1.16	ppm	88
95) Benzo[b]fluoranthene	15.282	252	392568	22.69	ppm	96
96) Benzo[k]fluoranthene	15.325	252	138892	8.84	ppm	97
97) Benzo[a]pyrene	15.795	252	293777	17.40	ppm	98
98) Indeno[1,2,3-cd]pyrene	17.509	276	201035	14.13	ppm	92
100) Dibenz[a,h]anthracene	17.568	278	47345	3.34	ppm	90
102) Benzo[g,h,i]perylene	17.846	276	207889	12.68	ppm	93

(#) = qualifier out of range (m) = manual integration (+) = signals summed

Quantitation Report (QT/LSC Reviewed)

Data Path : C:\msdchem\1\data\altheam\em7461\
Data File : m173946.d
Acq On : 6 Jul 2021 8:18 pm
Operator : chriss2
Sample : jd27605-9 Inst : MSM
Misc : op34129,em7461,30.4,,,1,1
ALS Vial : 21 Sample Multiplier: 1

Quant Method : C:\MSDCHEM\1\METHODS\MM7405.M
Quant Results File: MM7405.RES
Quant Time: Jul 07 03:38:53 2021
Quant Title : Semi Volatile GC/MS, rtx-5ms 30mx0.25mmx0.25um
QLast Update : Wed Jul 07 02:25:20 2021
Response via : Initial Calibration

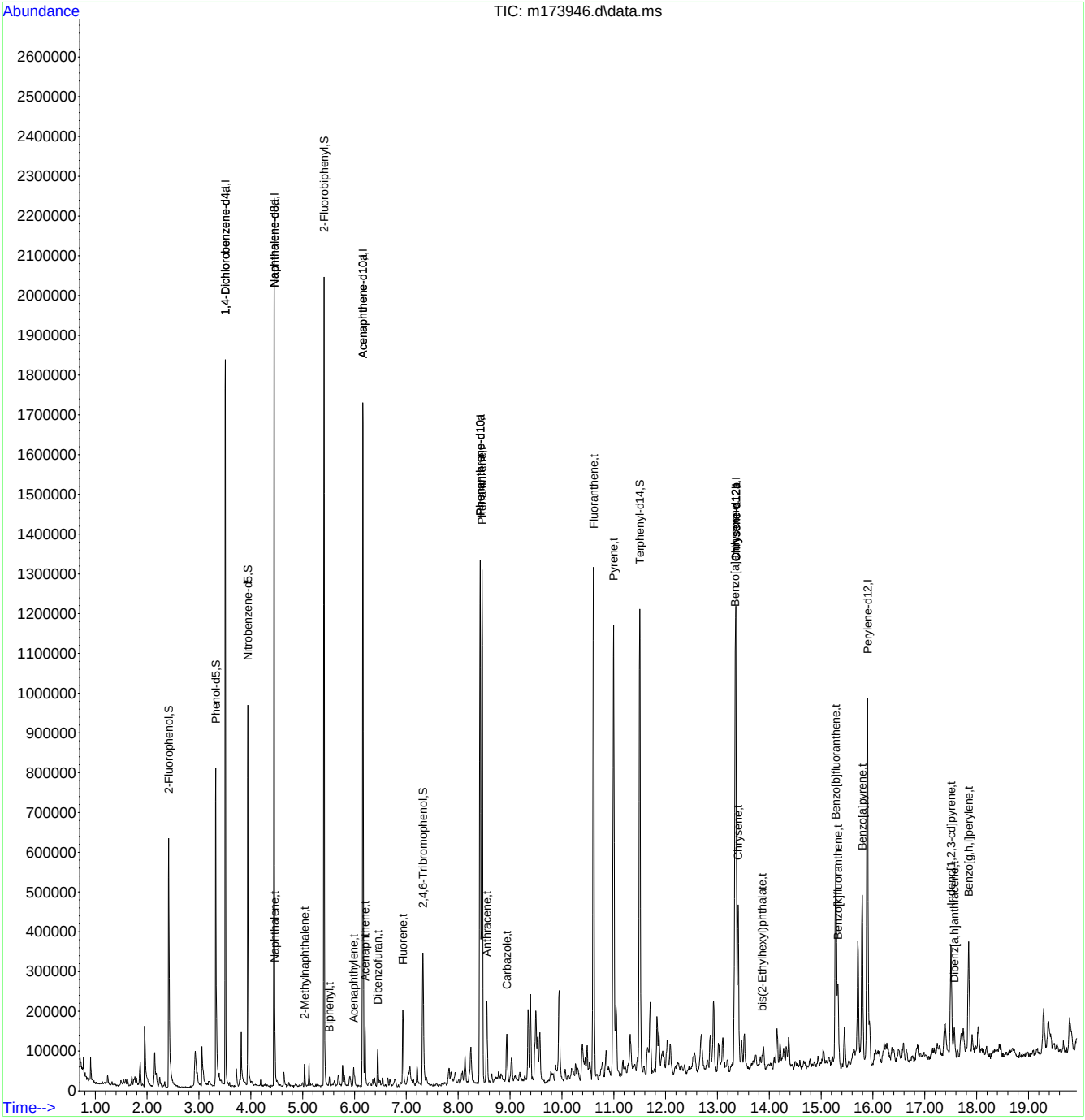

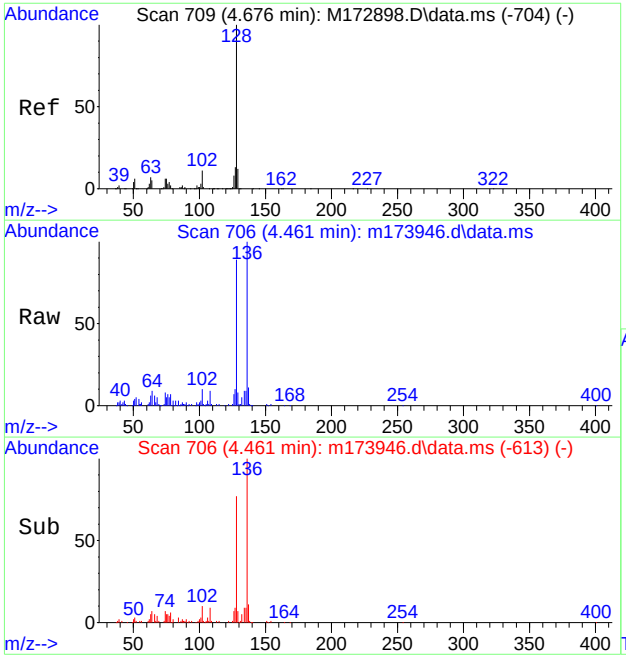

#38
Naphthalene
Concen: 2.25 ppm
RT: 4.461 min Scan# 706
Delta R.T. -0.003 min
Lab File: m173946.d
Acq: 6 Jul 2021 8:18 pm

Tgt Ion:128 Resp: 41197

Ion	Ratio	Lower	Upper
128	100		
129	8.9	0.0	41.5
127	10.9	0.0	43.5

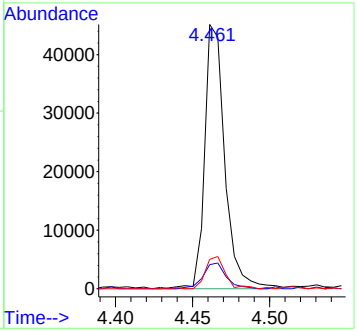

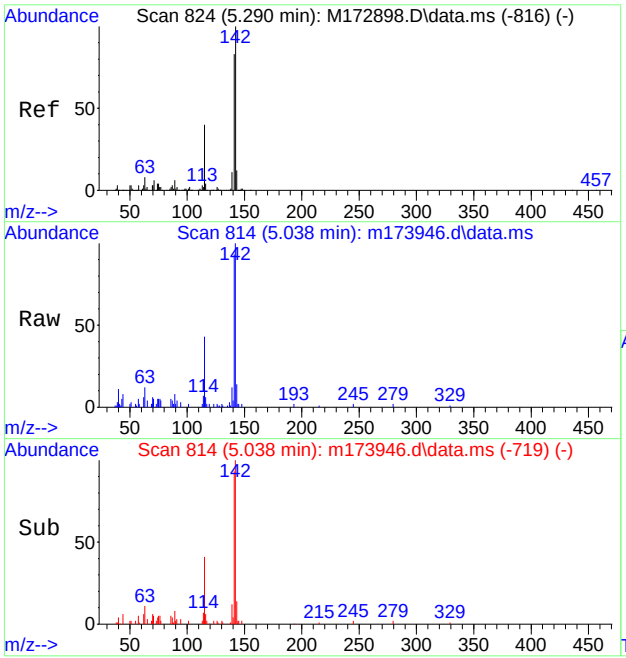

#44
2-Methylnaphthalene
Concen: 1.24 ppm
RT: 5.038 min Scan# 814
Delta R.T. 0.008 min
Lab File: m173946.d
Acq: 6 Jul 2021 8:18 pm

Tgt Ion:141 Resp: 15554

Ion	Ratio	Lower	Upper
141	100		
142	105.5	87.2	147.2
115	44.8	15.7	75.7

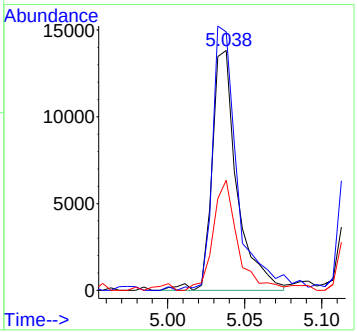

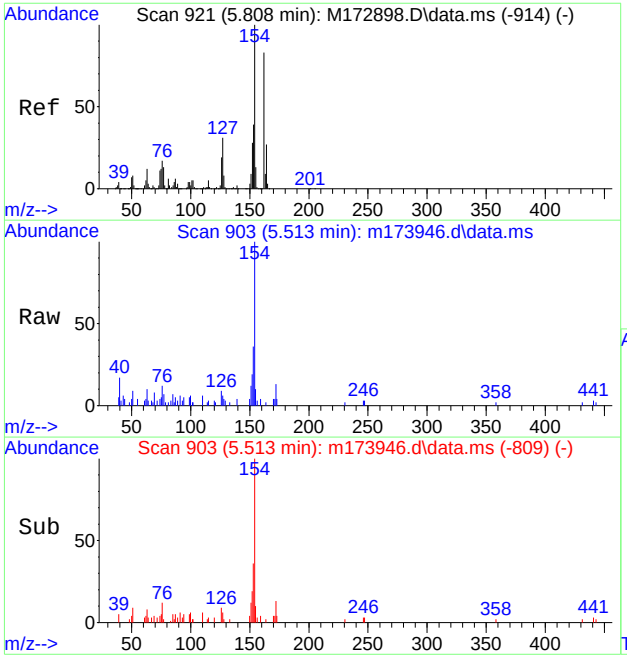

#53
Biphenyl
Concen: 0.62 ppm
RT: 5.513 min Scan# 903
Delta R.T. 0.002 min
Lab File: m173946.d
Acq: 6 Jul 2021 8:18 pm

Tgt Ion:154 Resp: 9174

Ion	Ratio	Lower	Upper
154	100		
153	33.0	7.6	67.6
155	9.6	0.0	42.7

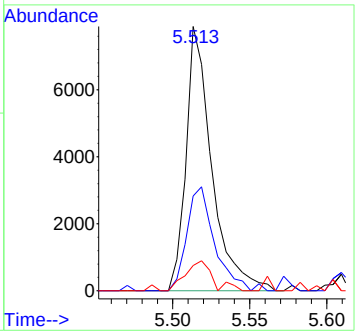

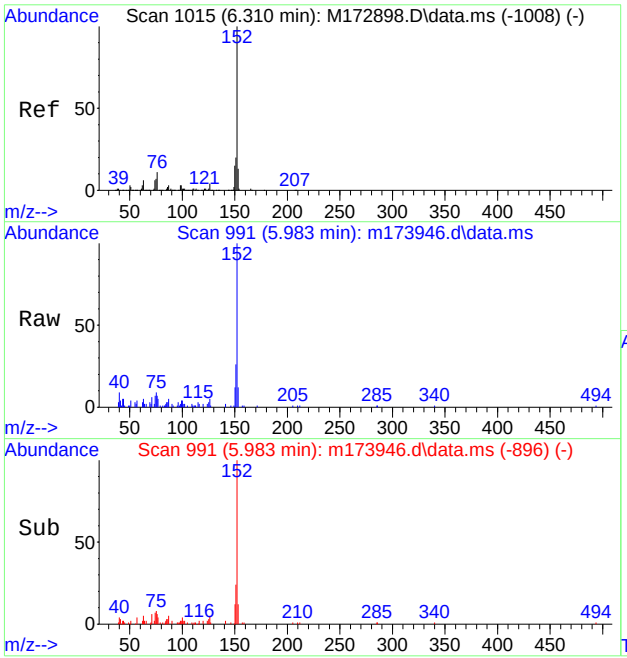

#56
Acenaphthylene
Concen: 1.23 ppm
RT: 5.983 min Scan# 991
Delta R.T. 0.008 min
Lab File: m173946.d
Acq: 6 Jul 2021 8:18 pm

Tgt Ion:152 Resp: 23500

Ion	Ratio	Lower	Upper
152	100		
151	24.9	0.0	49.6
153	11.5	0.0	44.0

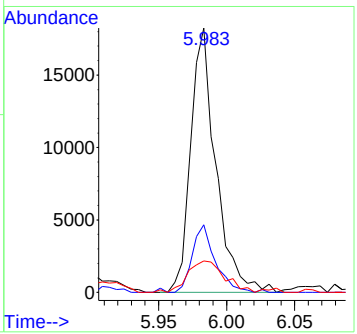

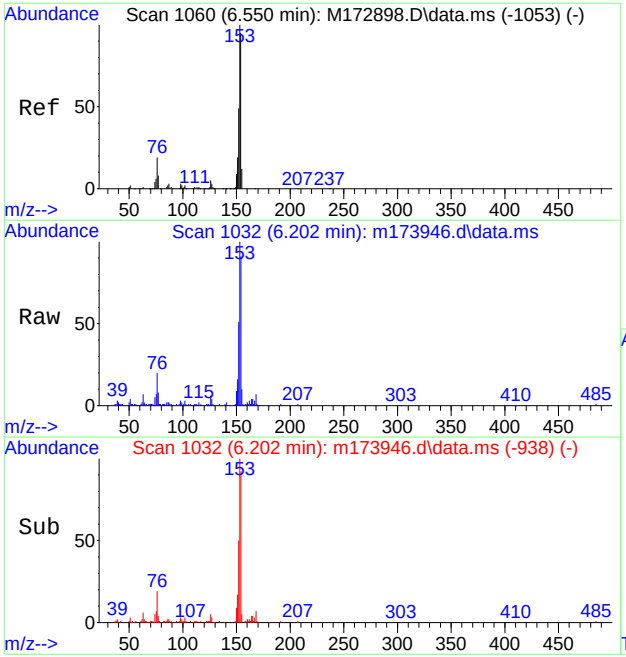

#59
Acenaphthene
Concen: 3.93 ppm
RT: 6.202 min Scan# 1032
Delta R.T. 0.002 min
Lab File: m173946.d
Acq: 6 Jul 2021 8:18 pm

Tgt Ion:153 Resp: 42669

Ion	Ratio	Lower	Upper
153	100		
152	50.3	18.1	78.1
154	90.1	67.6	127.6

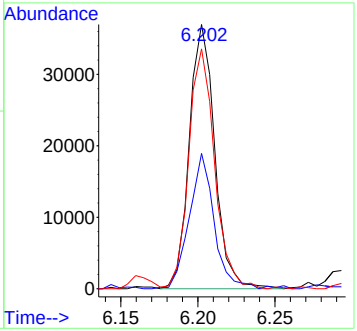

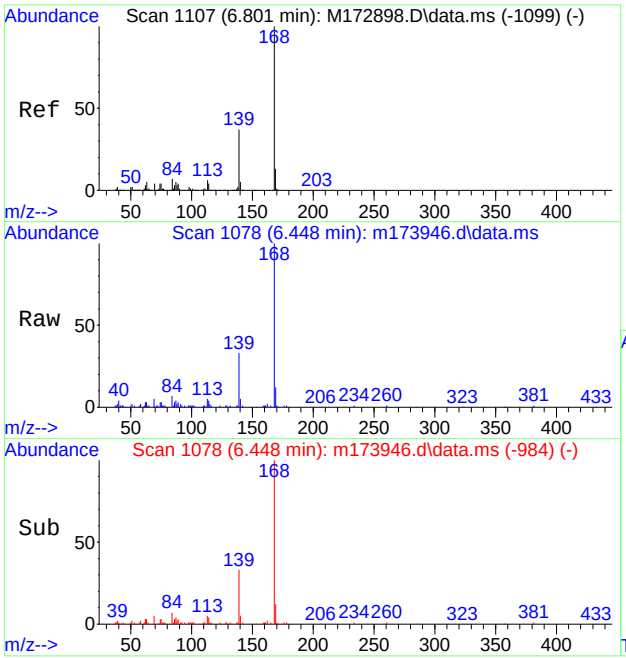

#62
Dibenzofuran
Concen: 2.85 ppm
RT: 6.448 min Scan# 1078
Delta R.T. 0.002 min
Lab File: m173946.d
Acq: 6 Jul 2021 8:18 pm

Tgt Ion:168 Resp: 50328

Ion	Ratio	Lower	Upper
168	100		
139	33.3	3.9	63.9
169	12.5	0.0	43.9

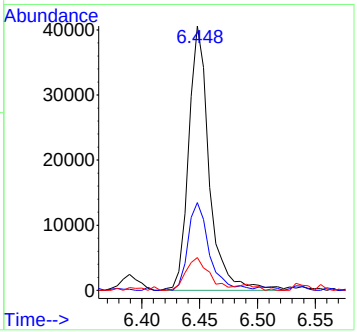

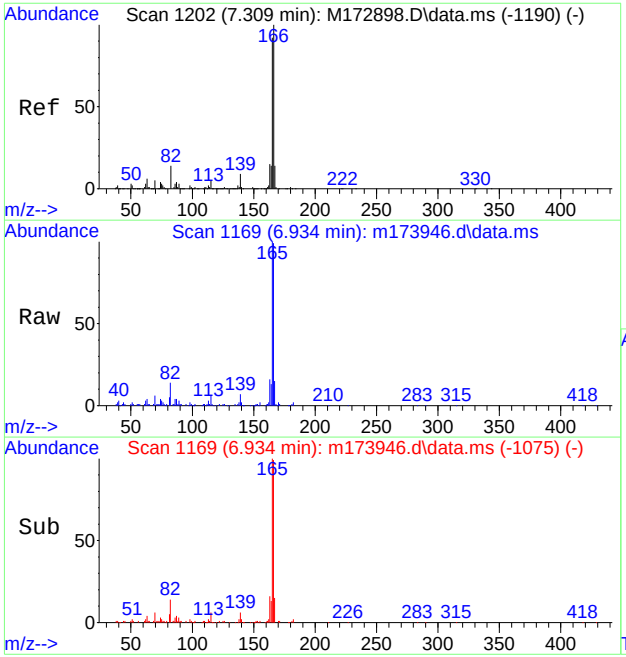

#66
Fluorene
Concen: 5.20 ppm
RT: 6.934 min Scan# 1169
Delta R.T. 0.002 min
Lab File: m173946.d
Acq: 6 Jul 2021 8:18 pm

Tgt Ion:166 Resp: 70822

Ion	Ratio	Lower	Upper
166	100		
165	100.5	65.9	125.9
167	13.0	0.0	43.0

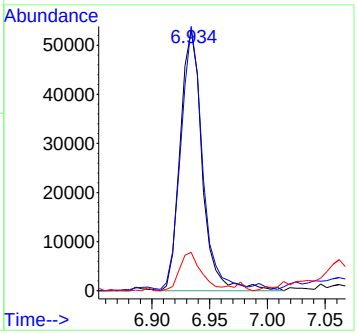

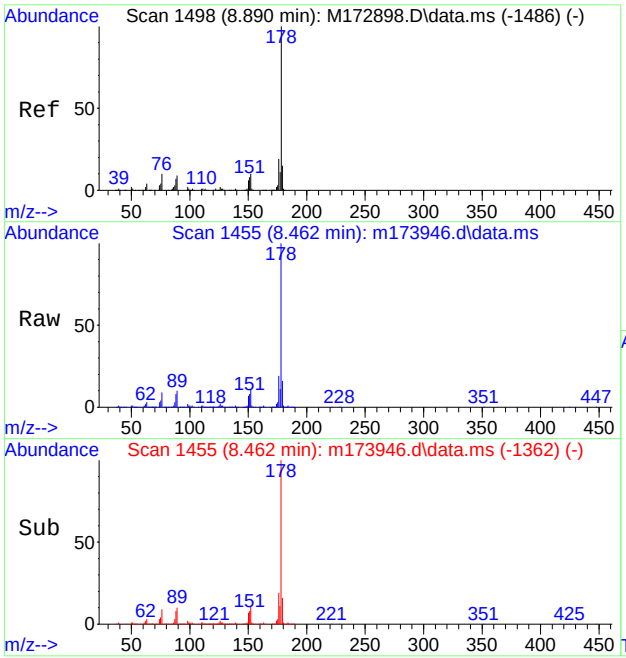

#78
Phenanthrene
Concen: 42.23 ppm
RT: 8.462 min Scan# 1455
Delta R.T. -0.003 min
Lab File: m173946.d
Acq: 6 Jul 2021 8:18 pm

Tgt Ion:178 Resp: 711468

Ion	Ratio	Lower	Upper
178	100		
179	15.8	0.0	45.8
176	19.0	0.0	48.9

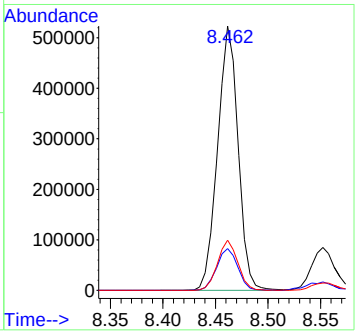

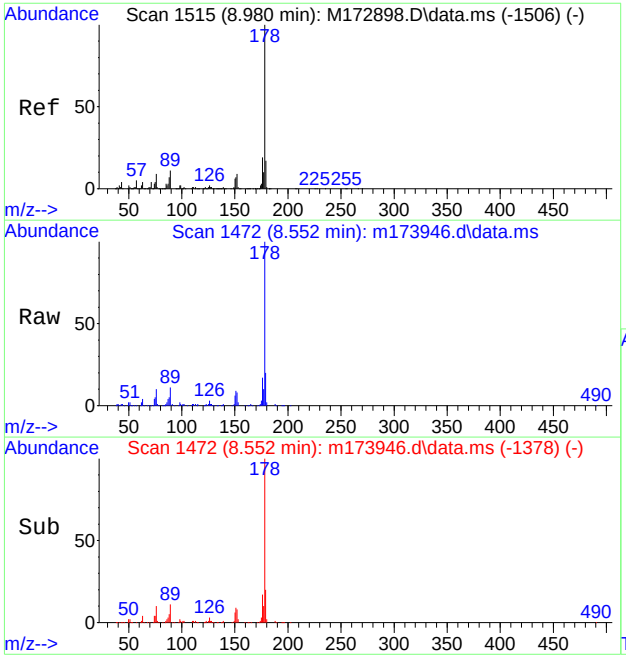

#79
Anthracene
Concen: 7.83 ppm
RT: 8.552 min Scan# 1472
Delta R.T. 0.002 min
Lab File: m173946.d
Acq: 6 Jul 2021 8:18 pm

Tgt Ion:178 Resp: 132494

Ion	Ratio	Lower	Upper
178	100		
179	19.4	0.0	44.6
176	17.3	0.0	47.8

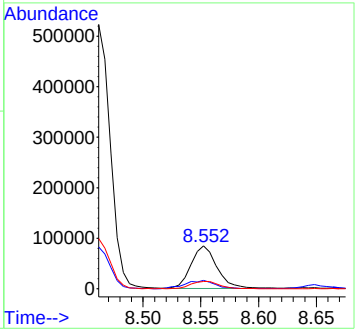

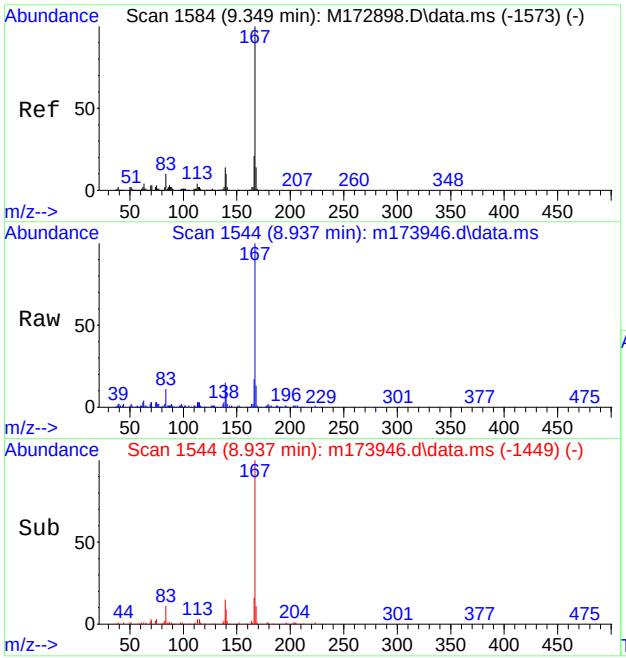

#80
Carbazole
Concen: 5.05 ppm
RT: 8.937 min Scan# 1544
Delta R.T. 0.008 min
Lab File: m173946.d
Acq: 6 Jul 2021 8:18 pm

Tgt Ion:167 Resp: 83093

Ion	Ratio	Lower	Upper
167	100		
166	17.1	0.0	50.6
139	14.4	0.0	43.0

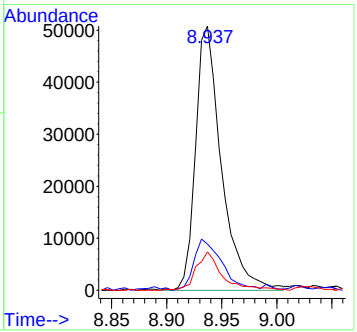

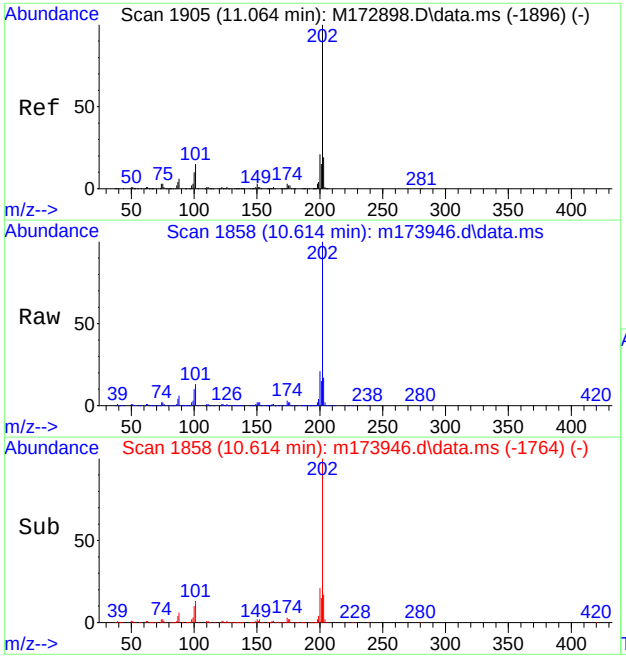

#82
Fluoranthene
Concen: 40.61 ppm
RT: 10.614 min Scan# 1858
Delta R.T. 0.002 min
Lab File: m173946.d
Acq: 6 Jul 2021 8:18 pm

Tgt Ion:202 Resp: 892467

Ion	Ratio	Lower	Upper
202	100		
101	12.8	0.0	44.8
203	17.0	0.0	47.6

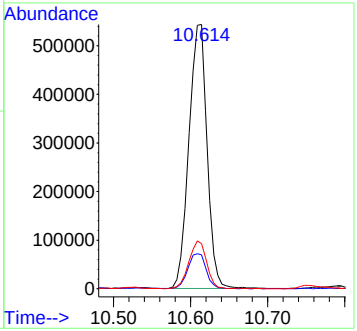

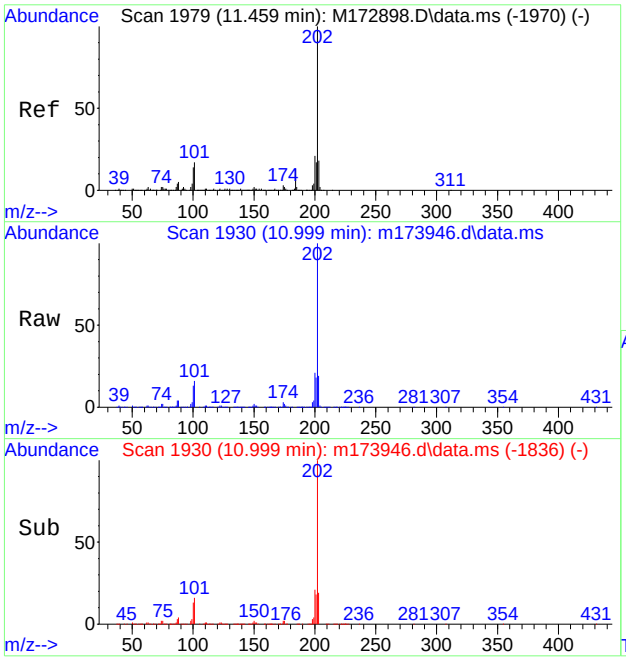

#86
Pyrene
Concen: 45.48 ppm
RT: 10.999 min Scan# 1930
Delta R.T. 0.002 min
Lab File: m173946.d
Acq: 6 Jul 2021 8:18 pm

Tgt Ion:202 Resp: 787386

Ion	Ratio	Lower	Upper
202	100		
200	21.4	0.0	51.6
203	18.7	0.0	48.1

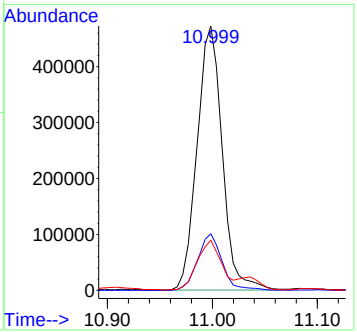

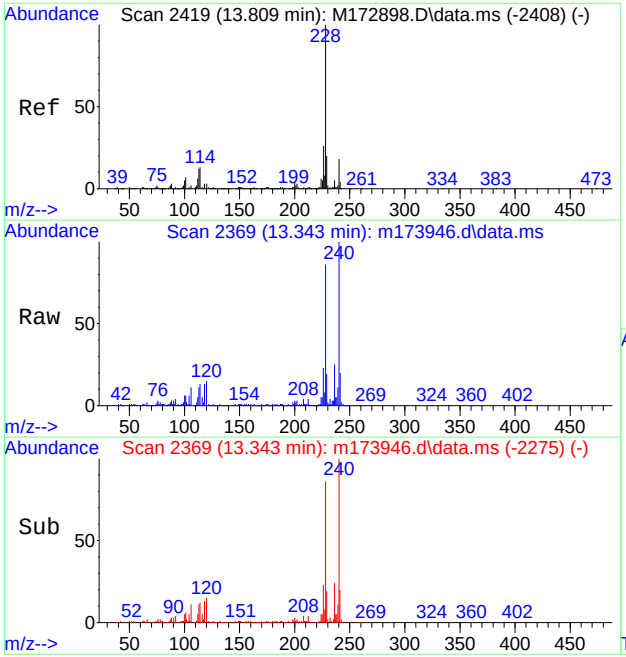

#89
Benzo[a]anthracene
Concen: 19.37 ppm
RT: 13.343 min Scan# 2369
Delta R.T. 0.002 min
Lab File: m173946.d
Acq: 6 Jul 2021 8:18 pm

Tgt Ion:228 Resp: 330865

Ion	Ratio	Lower	Upper
228	100		
229	20.0	0.0	51.3
226	25.9	0.0	57.7

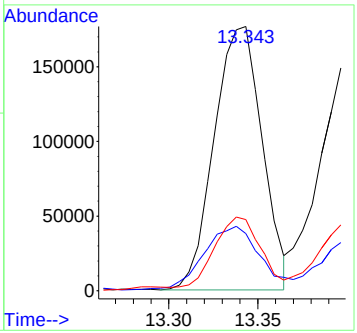

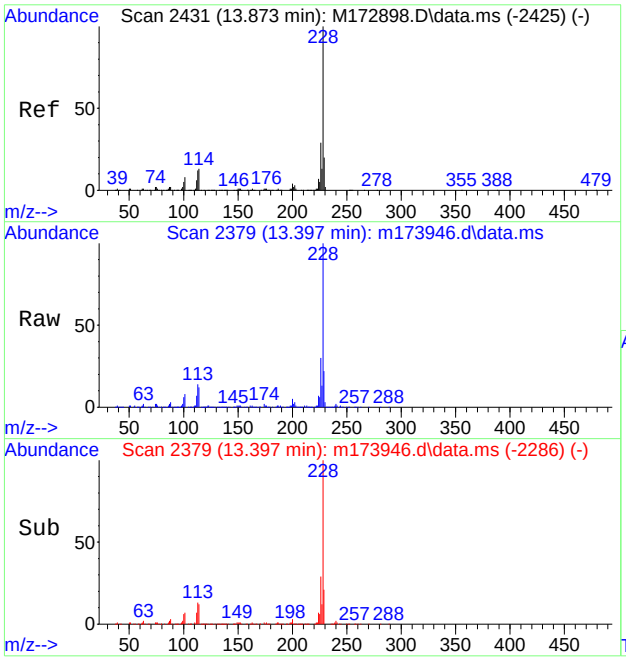

#91
Chrysene
Concen: 21.40 ppm
RT: 13.397 min Scan# 2379
Delta R.T. -0.003 min
Lab File: m173946.d
Acq: 6 Jul 2021 8:18 pm

Tgt Ion:228 Resp: 297381

Ion	Ratio	Lower	Upper
228	100		
226	29.6	1.2	61.2
229	19.2	0.0	50.1

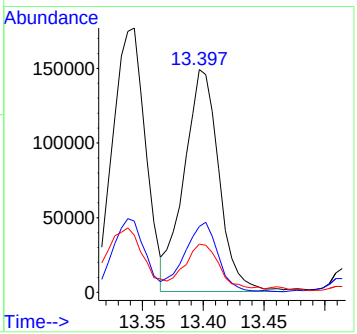

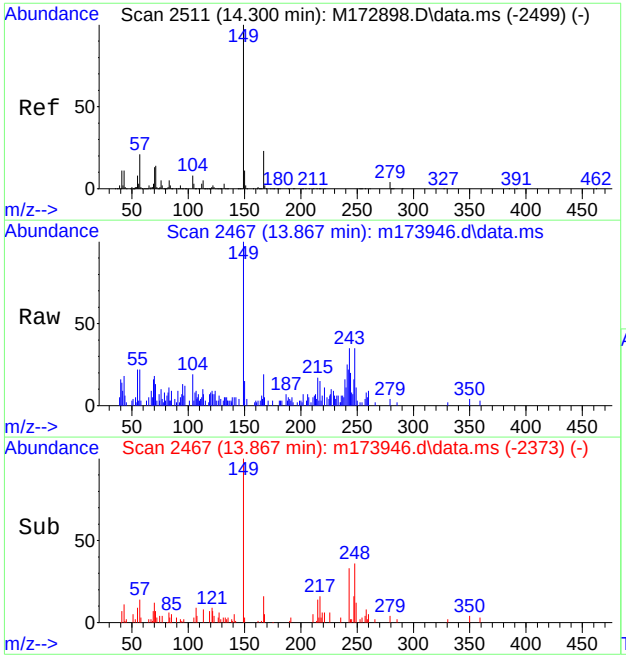

#92
bis(2-Ethylhexyl)phthalate
Concen: 1.16 ppm
RT: 13.867 min Scan# 2467
Delta R.T. 0.002 min
Lab File: m173946.d
Acq: 6 Jul 2021 8:18 pm

Tgt Ion:149 Resp: 12711

Ion	Ratio	Lower	Upper
149	100		
167	17.7	0.0	54.4
279	4.1	0.0	33.6

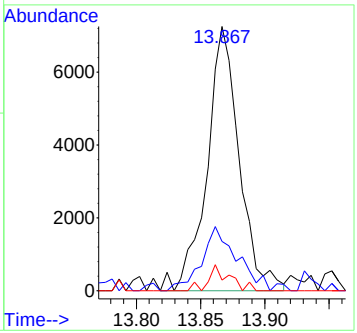

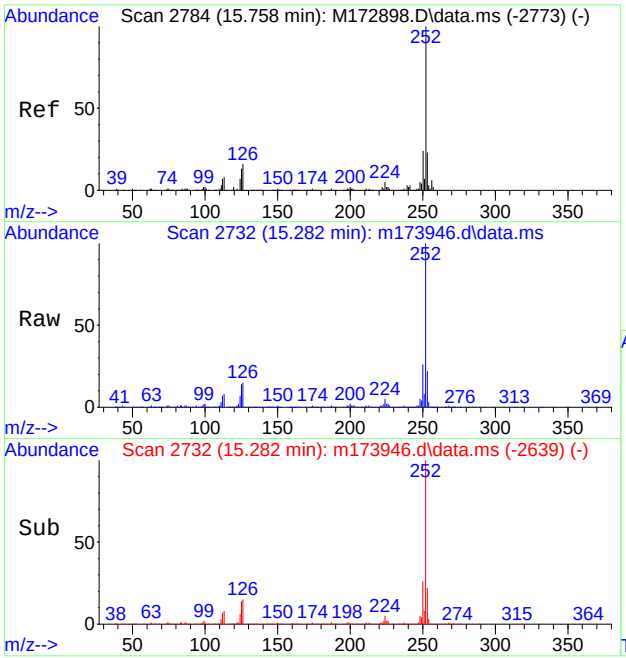

#95
Benzo[b]fluoranthene
Concen: 22.69 ppm
RT: 15.282 min Scan# 2732
Delta R.T. -0.003 min
Lab File: m173946.d
Acq: 6 Jul 2021 8:18 pm

Tgt Ion:252 Resp: 392568

Ion	Ratio	Lower	Upper
252	100		
253	20.5	0.0	52.7
125	14.3	0.0	42.8

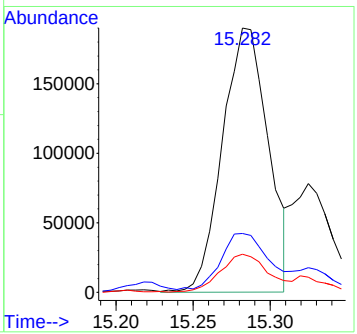

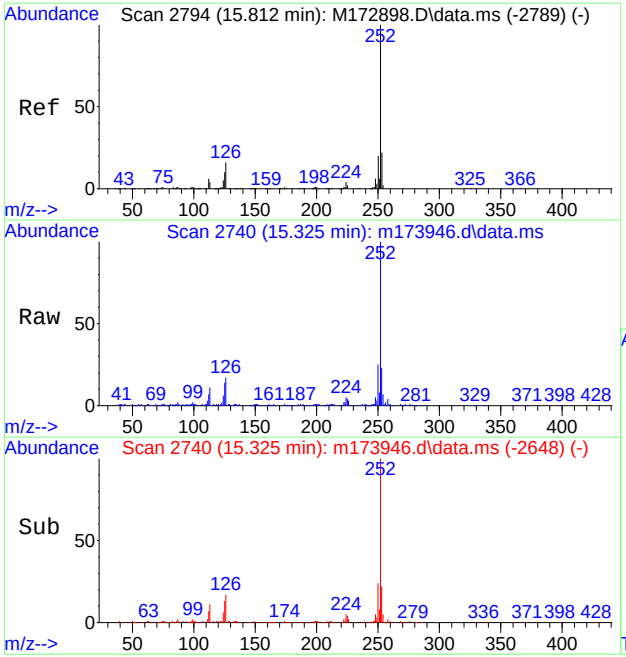

#96
Benzo[k]fluoranthene
Concen: 8.84 ppm
RT: 15.325 min Scan# 2740
Delta R.T. -0.008 min
Lab File: m173946.d
Acq: 6 Jul 2021 8:18 pm

Tgt Ion:252 Resp: 138892

Ion	Ratio	Lower	Upper
252	100		
253	20.9	0.0	50.8
125	13.7	0.0	40.6

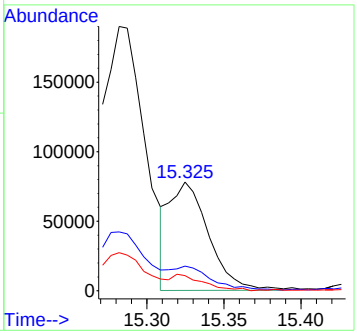

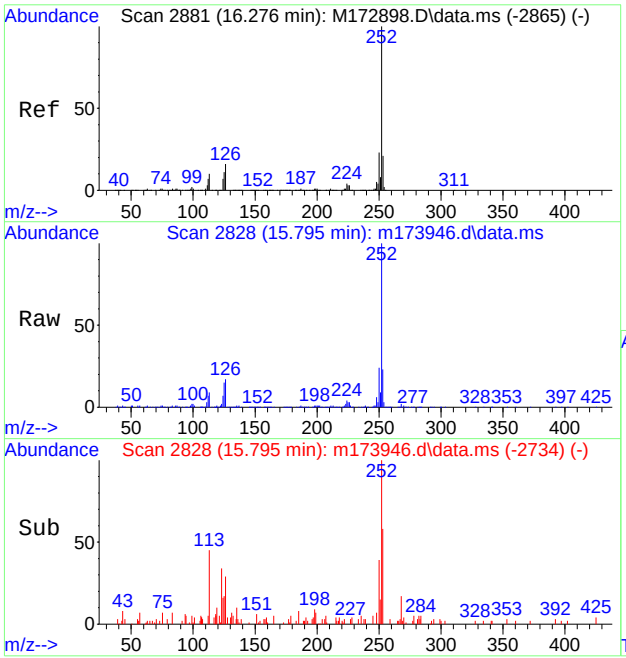

#97
Benzo[a]pyrene
Concen: 17.40 ppm
RT: 15.795 min Scan# 2828
Delta R.T. 0.002 min
Lab File: m173946.d
Acq: 6 Jul 2021 8:18 pm

Tgt Ion:252 Resp: 293777

Ion	Ratio	Lower	Upper
252	100		
253	20.6	0.0	51.7
125	14.1	0.0	44.9

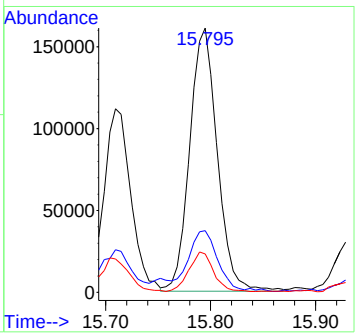

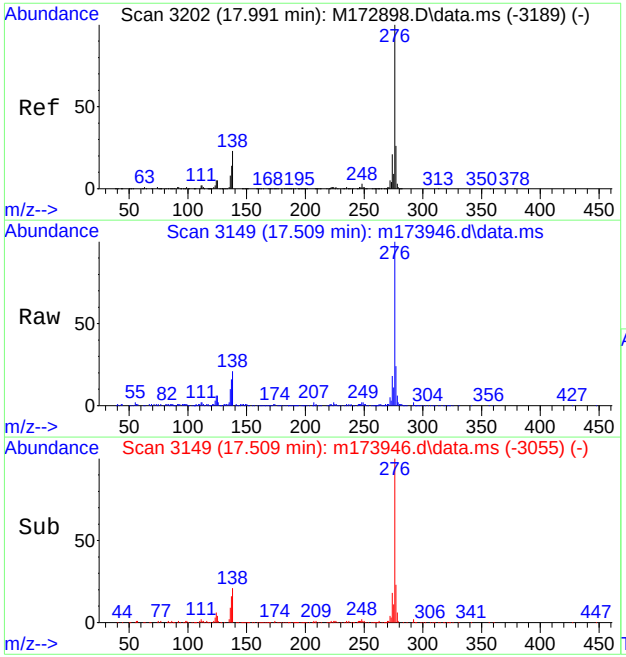

#98
Indeno[1,2,3-cd]pyrene
Concen: 14.13 ppm
RT: 17.509 min Scan# 3149
Delta R.T. 0.002 min
Lab File: m173946.d
Acq: 6 Jul 2021 8:18 pm

Tgt Ion:276 Resp: 201035

Ion	Ratio	Lower	Upper
276	100		
138	19.3	0.0	54.0
137	15.2	0.0	47.7

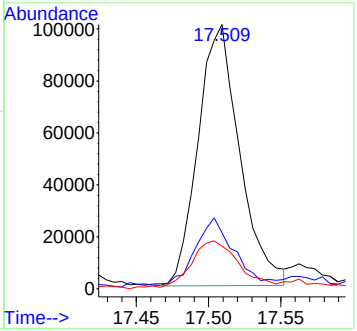

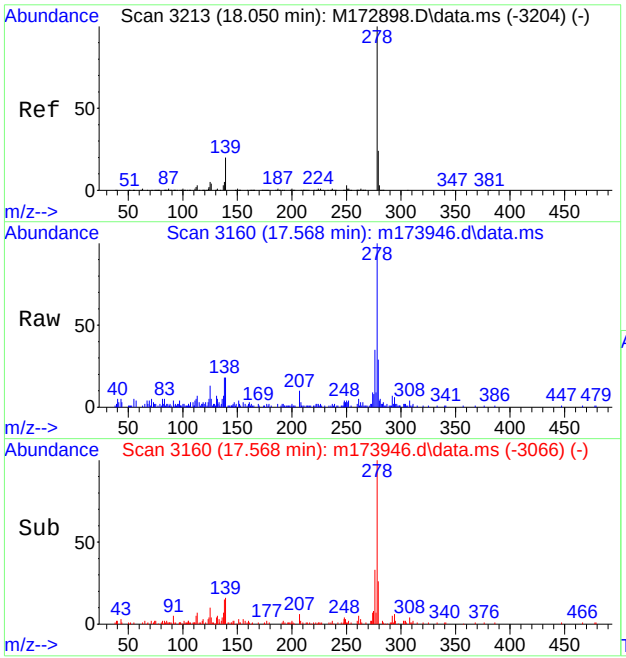

#100
Dibenz[a,h]anthracene
Concen: 3.34 ppm
RT: 17.568 min Scan# 3160
Delta R.T. 0.002 min
Lab File: m173946.d
Acq: 6 Jul 2021 8:18 pm

Tgt Ion:278 Resp: 47345

Ion	Ratio	Lower	Upper
278	100		
139	15.5	0.0	52.0
279	27.8	0.0	54.8

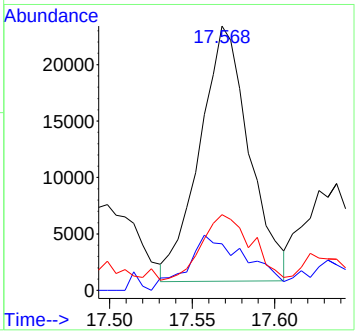

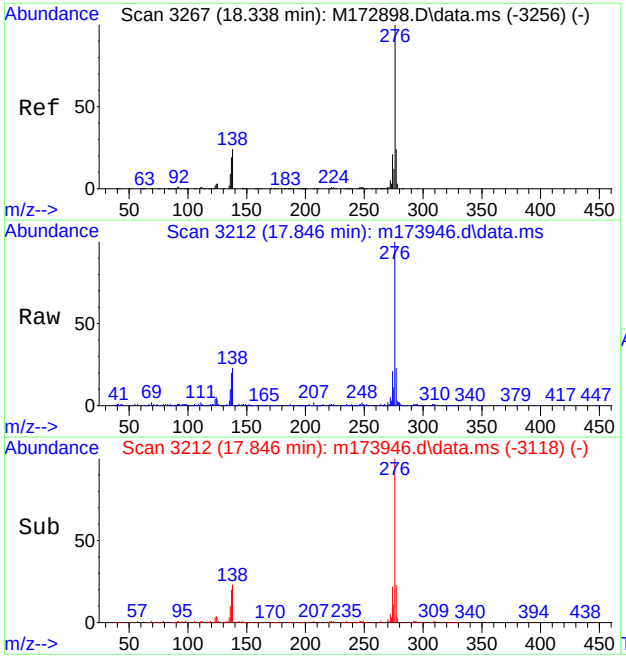

#102
Benzo[g,h,i]perylene
Concen: 12.68 ppm
RT: 17.846 min Scan# 3212
Delta R.T. 0.002 min
Lab File: m173946.d
Acq: 6 Jul 2021 8:18 pm

Tgt Ion:276 Resp: 207889

Ion	Ratio	Lower	Upper
276	100		
138	22.4	0.0	57.0
277	22.1	0.0	54.3

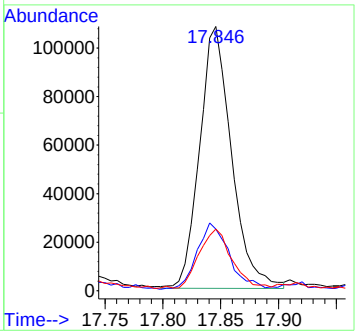

LSC Area Percent Report

Data Path : C:\msdchem\1\data\altheam\em7461\
Data File : m173946.d
Acq On : 6 Jul 2021 8:18 pm
Operator : chriss2
Sample : jd27605-9
Misc : op34129,em7461,30.4,,,1,1
ALS Vial : 21 Sample Multiplier: 1

Integration Parameters: RTEINT.P
Integrator: RTE
Smoothing : ON Filtering: 5
Sampling : 1 Min Area: 1000 Area counts
Start Thrs: 0.01 Max Peaks: 100
Stop Thrs : 0 Peak Location: TOP

If leading or trailing edge < 100 prefer < Baseline drop else tangent >
Peak separation: 5

Method : C:\MSDCHEM\1\METHODS\MM7405.M
Title : Semi Volatile GC/MS, rtx-5ms 30mx0.25mmx0.25um

Signal : TIC: m173946.d\data.ms

peak #	R.T. min	first scan	max scan	last scan	PK TY	peak height	corr. area	corr. % max.	% of total
1	1.865	212	220	226	rVB2	61174	94627	3.52%	0.222%
2	1.951	233	236	262	rVV	152118	272152	10.13%	0.638%
3	2.148	264	273	285	rVV3	87448	188566	7.02%	0.442%
4	2.415	318	323	350	rBV	626645	885845	32.96%	2.076%
5	2.928	406	419	434	rBV2	91107	272501	10.14%	0.639%
6	3.056	440	443	461	rBV	99623	173208	6.44%	0.406%
7	3.323	486	493	503	rBV	799996	903065	33.60%	2.117%
8	3.510	524	528	541	rVV	1826117	1498431	55.76%	3.512%
9	3.815	574	585	603	rBV	136096	223987	8.33%	0.525%
10	3.943	604	609	619	rBV	954902	827129	30.78%	1.939%
11	4.450	696	704	714	rBV	2234353	1770171	65.87%	4.149%
12	5.038	810	814	821	rBV	57097	63200	2.35%	0.148%
13	5.412	878	884	899	rBV	2034695	1841094	68.51%	4.315%
14	5.983	986	991	1003	rVB2	51143	103136	3.84%	0.242%
15	6.160	1017	1024	1029	rBV	1722189	1964190	73.09%	4.604%
16	6.202	1029	1032	1042	rVV2	153551	196432	7.31%	0.460%
17	6.448	1073	1078	1084	rBV	93572	126446	4.70%	0.296%
18	6.934	1163	1169	1180	rVV2	193202	291805	10.86%	0.684%
19	7.067	1180	1194	1203	rVV2	50043	181210	6.74%	0.425%
20	7.206	1213	1220	1227	rVV2	50032	83399	3.10%	0.195%
21	7.319	1235	1241	1250	rVV3	334194	546022	20.32%	1.280%
22	7.826	1327	1336	1339	rBV6	43376	87129	3.24%	0.204%
23	7.869	1339	1344	1351	rVV7	32923	73881	2.75%	0.173%
24	7.943	1351	1358	1367	rVV9	30081	69507	2.59%	0.163%
25	8.130	1387	1393	1400	rVV4	68385	120800	4.49%	0.283%
26	8.243	1404	1414	1423	rVV4	88633	190231	7.08%	0.446%
27	8.424	1440	1448	1451	rBV	1318216	1919171	71.41%	4.498%
28	8.462	1451	1455	1464	rVV	1292637	1765429	65.69%	4.138%
29	8.552	1464	1472	1480	rVV	206694	331573	12.34%	0.777%
30	8.937	1537	1544	1553	rVB	121075	201632	7.50%	0.473%
31	9.028	1553	1561	1568	rBV5	60921	130074	4.84%	0.305%
32	9.348	1615	1621	1625	rVV2	179634	273864	10.19%	0.642%
33	9.396	1625	1630	1640	rVV	217384	328915	12.24%	0.771%
34	9.498	1640	1649	1653	rVV2	174549	385036	14.33%	0.902%
35	9.530	1653	1655	1659	rVV2	108371	145593	5.42%	0.341%
36	9.572	1659	1663	1673	rVB3	119276	202197	7.52%	0.474%
37	9.877	1716	1720	1725	rBV6	39893	72587	2.70%	0.170%
38	9.946	1725	1733	1748	rVB2	227882	481545	17.92%	1.129%
39	10.187	1771	1778	1789	rBV7	28121	89099	3.32%	0.209%
40	10.299	1797	1799	1809	rVB9	31830	63279	2.35%	0.148%

LSC Area Percent Report

Data Path : C:\msdchem\1\data\altheam\em7461\
Data File : m173946.d
Acq On : 6 Jul 2021 8:18 pm
Operator : chriss2
Sample : jd27605-9
Misc : op34129,em7461,30.4,,,1,1
ALS Vial : 21 Sample Multiplier: 1

Integration Parameters: RTEINT.P
Integrator: RTE
Smoothing : ON Filtering: 5
Sampling : 1 Min Area: 1000 Area counts
Start Thrs: 0.01 Max Peaks: 100
Stop Thrs : 0 Peak Location: TOP

If leading or trailing edge < 100 prefer < Baseline drop else tangent >
Peak separation: 5

Method : C:\MSDCHEM\1\METHODS\MM7405.M
Title : Semi Volatile GC/MS, rtx-5ms 30mx0.25mmx0.25um

41	10.395	1809	1817	1824	rBV4	91419	247513	9.21%	0.580%
42	10.486	1831	1834	1838	rVV2	70861	92462	3.44%	0.217%
43	10.529	1840	1842	1850	rVB7	43253	86293	3.21%	0.202%
44	10.609	1850	1857	1866	rBV	1288831	2123626	79.02%	4.977%
45	10.780	1874	1889	1895	rBV9	45379	145488	5.41%	0.341%
46	10.854	1897	1903	1908	rBV2	66995	126032	4.69%	0.295%
47	10.999	1920	1930	1935	rBV	1133552	1890429	70.34%	4.431%
48	11.041	1935	1938	1953	rVB3	179929	357656	13.31%	0.838%
49	11.319	1977	1990	1998	rVV5	103530	296371	11.03%	0.695%
50	11.404	2001	2006	2011	rVV8	27425	64817	2.41%	0.152%
51	11.501	2017	2024	2034	rVV	1171169	1993661	74.18%	4.673%
52	11.650	2046	2052	2057	rBV7	68603	176888	6.58%	0.415%
53	11.704	2057	2062	2073	rVV3	181127	342257	12.74%	0.802%
54	11.832	2081	2086	2090	rVV	144088	246940	9.19%	0.579%
55	11.869	2090	2093	2099	rVV2	105158	186598	6.94%	0.437%
56	11.944	2099	2107	2117	rVV7	57002	213655	7.95%	0.501%
57	12.029	2117	2123	2130	rVV2	83307	195005	7.26%	0.457%
58	12.088	2130	2134	2145	rVB3	76964	161030	5.99%	0.377%
59	12.238	2155	2162	2170	rVV3	25369	81183	3.02%	0.190%
60	12.553	2210	2221	2232	rVB3	49846	187046	6.96%	0.438%
61	12.692	2234	2247	2261	rBV4	94220	299151	11.13%	0.701%
62	12.809	2261	2269	2274	rVV8	28157	70230	2.61%	0.165%
63	12.863	2274	2279	2283	rVV	90795	158136	5.88%	0.371%
64	12.927	2283	2291	2301	rVB4	178730	373384	13.89%	0.875%
65	13.017	2301	2308	2316	rBV3	72901	167883	6.25%	0.393%
66	13.103	2318	2324	2334	rVV3	81721	184258	6.86%	0.432%
67	13.354	2349	2371	2376	rBV3	1170961	2687525	100.00%	6.299%
68	13.397	2376	2379	2388	rVV	413863	710775	26.45%	1.666%
69	13.466	2388	2392	2397	rVV	72817	122464	4.56%	0.287%
70	13.520	2397	2402	2414	rVB3	88647	179217	6.67%	0.420%
71	13.888	2463	2471	2479	rVB4	58288	149530	5.56%	0.350%
72	14.150	2513	2520	2526	rVV2	101403	213312	7.94%	0.500%
73	14.209	2526	2531	2536	rVV	64264	120555	4.49%	0.283%
74	14.278	2536	2544	2549	rVV8	48661	128308	4.77%	0.301%
75	14.326	2549	2553	2558	rVV5	51378	100794	3.75%	0.236%
76	14.374	2558	2562	2569	rVB5	73932	131214	4.88%	0.308%
77	15.036	2674	2686	2695	rBV9	40993	114662	4.27%	0.269%
78	15.282	2724	2732	2737	rBV	495761	1029682	38.31%	2.413%
79	15.448	2758	2763	2772	rVB2	103855	196708	7.32%	0.461%
80	15.635	2786	2798	2802	rVV4	38941	130906	4.87%	0.307%
81	15.709	2803	2812	2821	rVV2	304024	614892	22.88%	1.441%
82	15.789	2821	2827	2837	rVB	415300	778054	28.95%	1.824%
83	15.896	2837	2847	2863	rVB2	923156	1894059	70.48%	4.439%
84	16.211	2897	2906	2910	rBV9	52190	122669	4.56%	0.288%
85	16.265	2915	2916	2930	rVV9	47824	118470	4.41%	0.278%

LSC Area Percent Report

Data Path : C:\msdchem\1\data\altheam\em7461\
Data File : m173946.d
Acq On : 6 Jul 2021 8:18 pm
Operator : chriss2
Sample : jd27605-9
Misc : op34129,em7461,30.4,,,1,1
ALS Vial : 21 Sample Multiplier: 1

Integration Parameters: RTEINT.P
Integrator: RTE
Smoothing : ON Filtering: 5
Sampling : 1 Min Area: 1000 Area counts
Start Thrs: 0.01 Max Peaks: 100
Stop Thrs : 0 Peak Location: TOP

If leading or trailing edge < 100 prefer < Baseline drop else tangent >
Peak separation: 5

Method : C:\MSDCHEM\1\METHODS\MM7405.M
Title : Semi Volatile GC/MS, rtx-5ms 30mx0.25mmx0.25um

86	16.489	2950	2958	2966	rBV9	34006	99888	3.72%	0.234%
87	16.585	2970	2976	2984	rVB7	44414	97152	3.61%	0.228%
88	16.858	3018	3027	3034	rBV7	39985	113783	4.23%	0.267%
89	17.135	3073	3079	3085	rBV7	28600	80532	3.00%	0.189%
90	17.392	3118	3127	3141	rBV6	81297	264981	9.86%	0.621%
91	17.504	3141	3148	3155	rVV2	277930	555972	20.69%	1.303%
92	17.568	3156	3160	3168	rVB3	75243	139837	5.20%	0.328%
93	17.702	3178	3185	3188	rBV4	58546	120555	4.49%	0.283%
94	17.739	3188	3192	3200	rVV4	64381	134929	5.02%	0.316%
95	17.846	3205	3212	3221	rVV	281450	554548	20.63%	1.300%
96	17.910	3221	3224	3234	rVV	46829	80965	3.01%	0.190%
97	18.033	3241	3247	3254	rVB2	65403	135545	5.04%	0.318%
98	19.293	3473	3483	3492	rBV3	114483	294079	10.94%	0.689%
99	19.384	3493	3500	3515	rVB4	69103	252179	9.38%	0.591%
100	19.795	3569	3577	3590	rBV5	88188	291885	10.86%	0.684%

Sum of corrected areas: 42666776

LSC Report - Integrated Chromatogram

Data Path : C:\msdchem\1\data\altheam\em7461\
Data File : m173946.d
Acq On : 6 Jul 2021 8:18 pm
Operator : chriss2
Sample : jd27605-9
Misc : op34129,em7461,30.4,,,1,1
ALS Vial : 21 Sample Multiplier: 1

Quant Method : C:\MSDCHEM\1\METHODS\MM7405.M
Quant Title : Semi Volatile GC/MS, rtx-5ms 30mx0.25mmx0.25um

TIC Library : C:\DATABASE\NIST08.L
TIC Integration Parameters: lscint.P

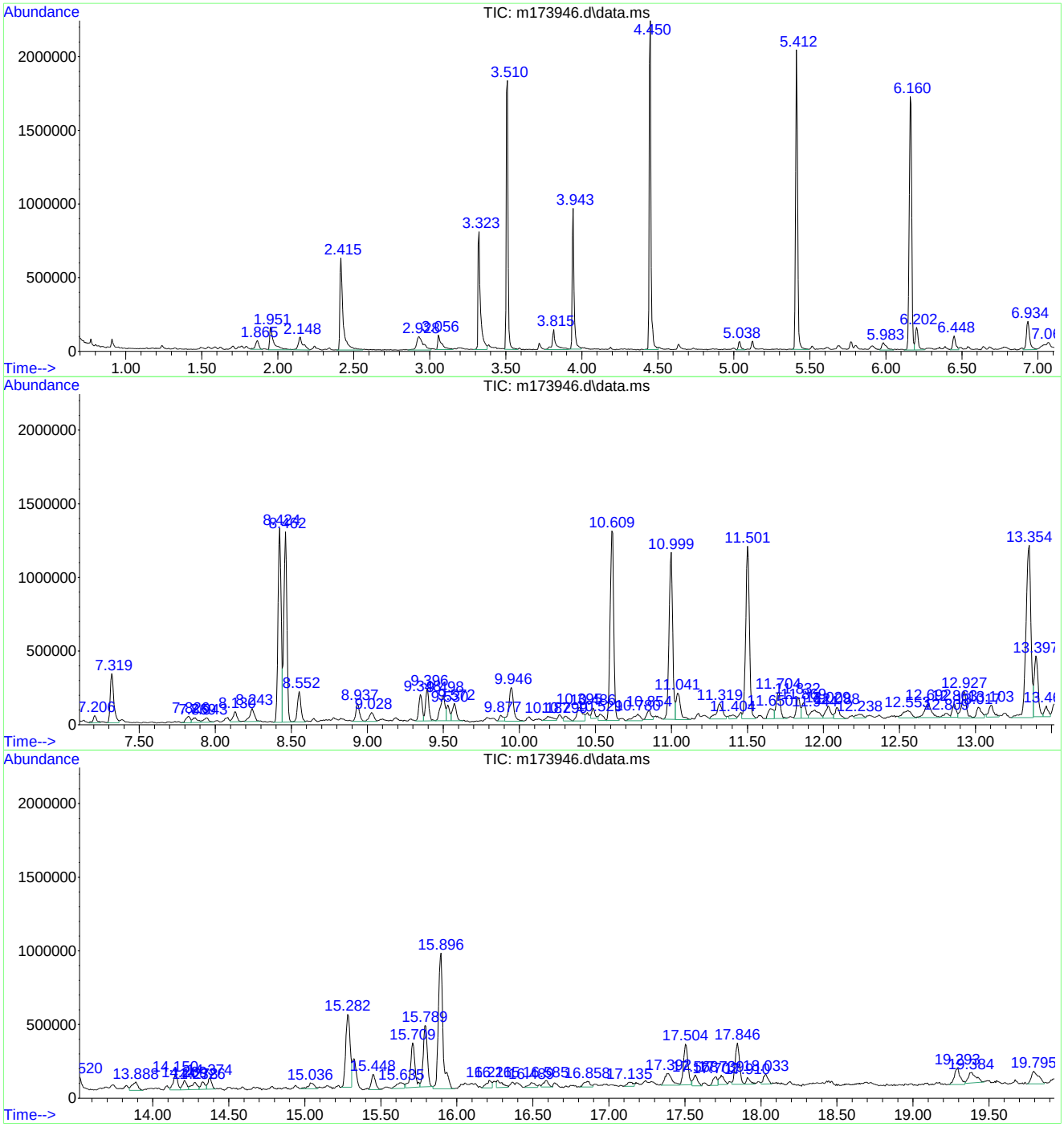

Library Search Compound Report

Data Path : C:\msdchem\1\data\altheam\em7461\
Data File : m173946.d
Acq On : 6 Jul 2021 8:18 pm
Operator : chriss2
Sample : jd27605-9
Misc : op34129,em7461,30.4,,,1,1
ALS Vial : 21 Sample Multiplier: 1

Quant Method : C:\MSDCHEM\1\METHODS\MM7405.M
Quant Title : Semi Volatile GC/MS, rtx-5ms 30mx0.25mmx0.25um

TIC Library : C:\DATABASE\NIST08.L
TIC Integration Parameters: lscint.P

****

Peak Number 1 System artifact/aldol-conde... Concentration Rank 5

R.T.	EstConc	Area	Relative to ISTD	R.T.
1.951	7.26 ppm	272152	1,4-Dichlorobenzene-d4a	3.510

Hit# of 5	Tentative ID	MW	MolForm	CAS#	Qual
1	2-Pentanone, 4-hydroxy-4-methyl-	116	C6H12O2	000123-42-2	59
2	2-Pentanone, 4-hydroxy-4-methyl-	116	C6H12O2	000123-42-2	50
3	2-Pentanone, 4-hydroxy-4-methyl-	116	C6H12O2	000123-42-2	45
4	2,3-Butanedione, monooxime	101	C4H7NO2	000057-71-6	25
5	Hexanamide	115	C6H13NO	000628-02-4	12

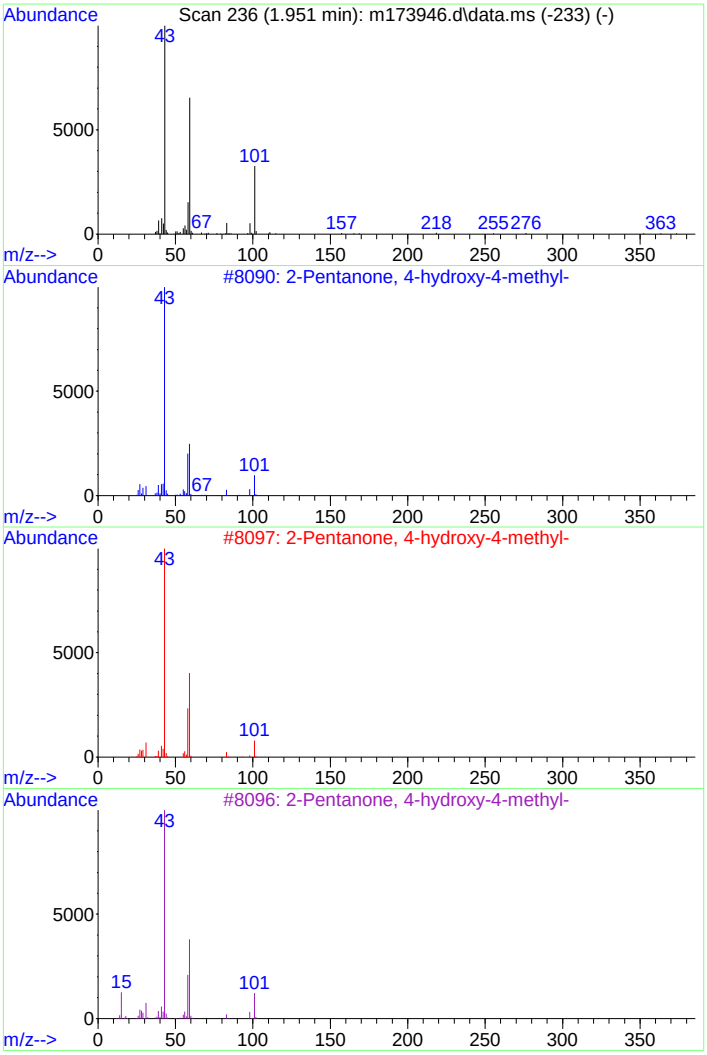

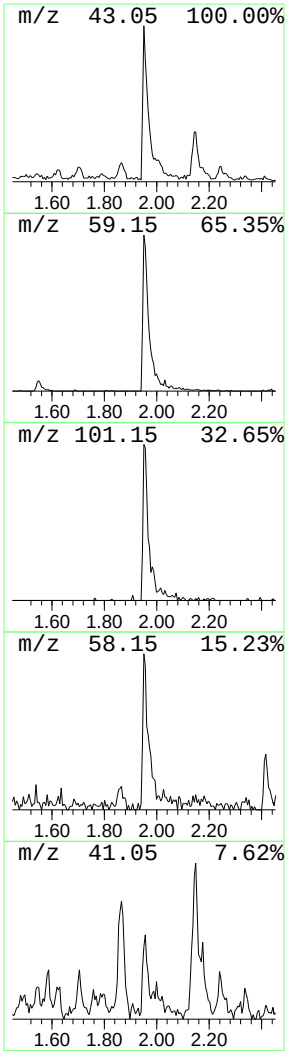

Library Search Compound Report

Data Path : C:\msdchem\1\data\altheam\em7461\
Data File : m173946.d
Acq On : 6 Jul 2021 8:18 pm
Operator : chriss2
Sample : jd27605-9
Misc : op34129,em7461,30.4,,,1,1
ALS Vial : 21 Sample Multiplier: 1

Quant Method : C:\MSDCHEM\1\METHODS\MM7405.M
Quant Title : Semi Volatile GC/MS, rtx-5ms 30mx0.25mmx0.25um

TIC Library : C:\DATABASE\NIST08.L
TIC Integration Parameters: lscint.P

****

Peak Number 2 Alkane Concentration Rank 16

R.T.	EstConc	Area	Relative to ISTD	R.T.
2.148	5.03 ppm	188566	1,4-Dichlorobenzene-d4a	3.510

Hit# of 5	Tentative ID	MW	MolForm	CAS#	Qual
1	3,3,3-Trifluoro-1-piperidin-1-yl...	263	C9H11F6NO	1000300-43-7	64
2	Heptane, 2,3-dimethyl-	128	C9H20	003074-71-3	64
3	Oxalic acid, monoamide, N-allyl-...	213	C11H19NO3	1000309-75-5	59
4	Heptane, 2,3-dimethyl-	128	C9H20	003074-71-3	58
5	Heptane, 2,3-dimethyl-	128	C9H20	003074-71-3	53

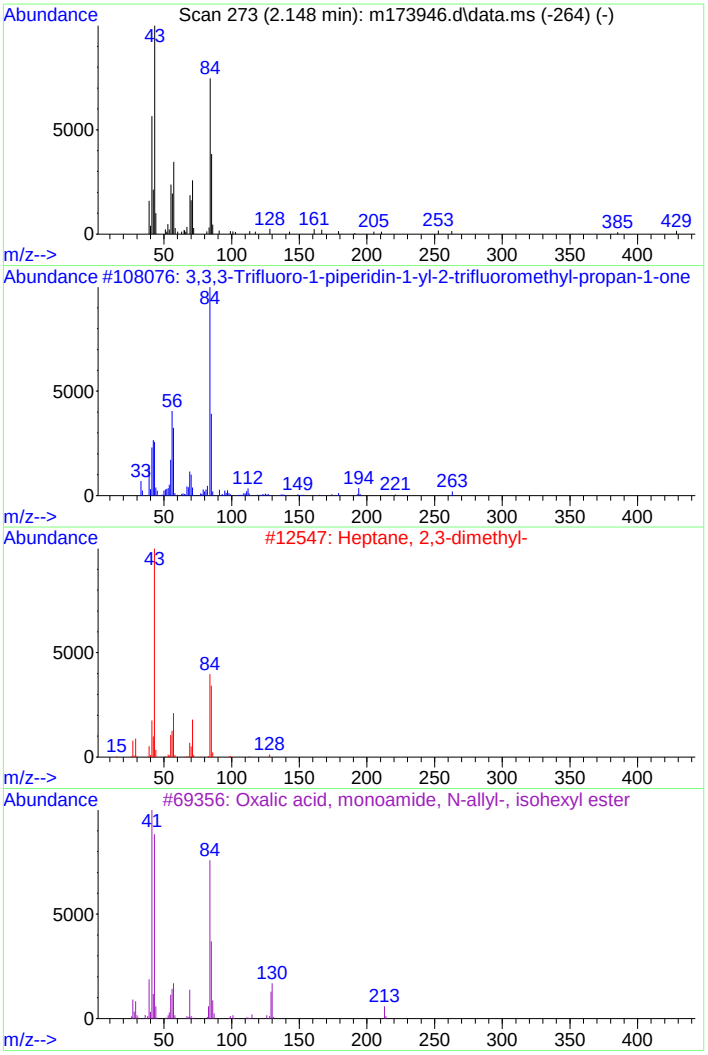

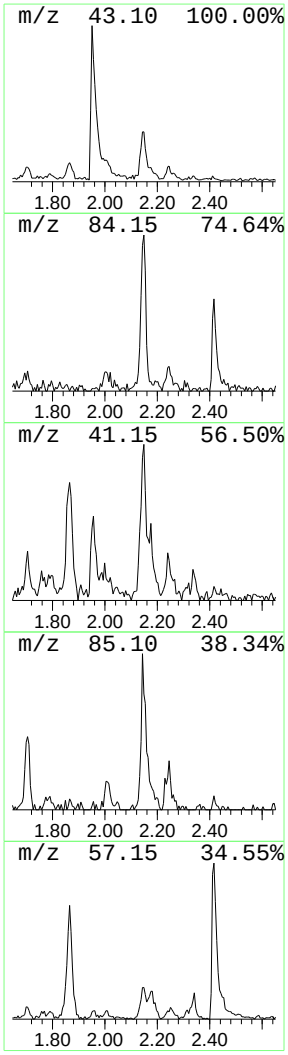

Library Search Compound Report

Data Path : C:\msdchem\1\data\altheam\em7461\
Data File : m173946.d
Acq On : 6 Jul 2021 8:18 pm
Operator : chriss2
Sample : jd27605-9
Misc : op34129,em7461,30.4,,,1,1
ALS Vial : 21 Sample Multiplier: 1

Quant Method : C:\MSDCHEM\1\METHODS\MM7405.M
Quant Title : Semi Volatile GC/MS, rtx-5ms 30mx0.25mmx0.25um

TIC Library : C:\DATABASE\NIST08.L
TIC Integration Parameters: lscint.P

****

Peak Number 3 System artifact/aldol-conde... Concentration Rank 4

R.T.	EstConc	Area	Relative to ISTD	R.T.
2.928	7.27 ppm	272501	1,4-Dichlorobenzene-d4a	3.510

Hit# of 5	Tentative ID	MW	MolForm	CAS#	Qual
1	Octa-3,5-diene-2,7-dione, 4,5-di...	170	C8H10O4	1000266-61-0	56
2	4-Methyl-1,6-heptadien-4-ol	126	C8H14O	025201-40-5	50
3	2-Pyrrolidinone	85	C4H7NO	000616-45-5	40
4	Hexan-2,4-dione, enol	114	C6H10O2	1000202-23-9	40
5	2(3H)-Furanone, 5-acetyldihydro-	128	C6H8O3	029393-32-6	40

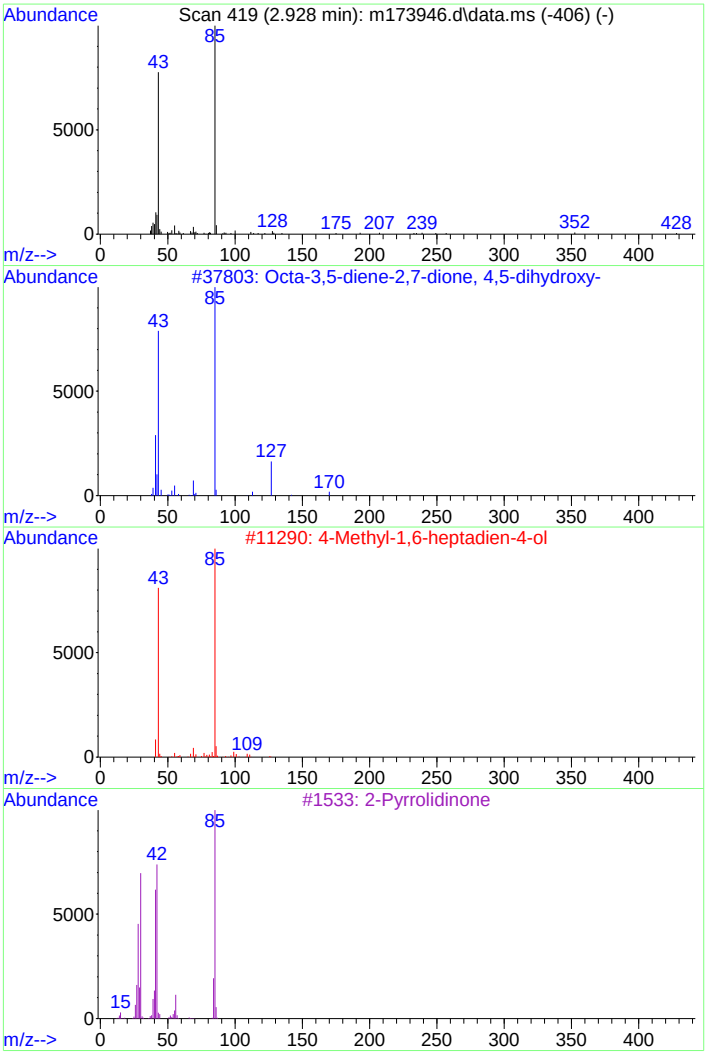

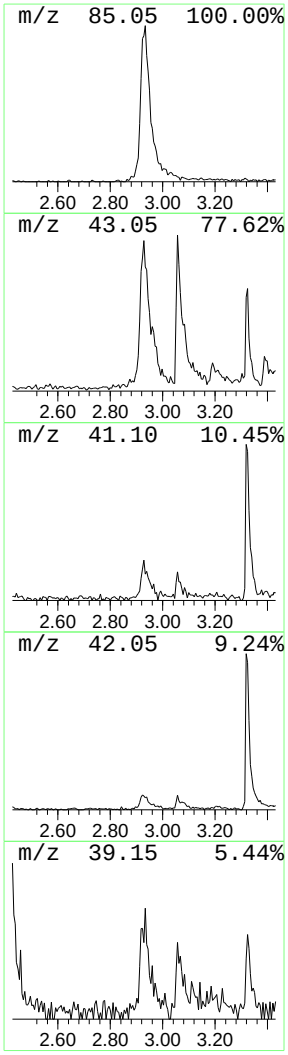

Library Search Compound Report

Data Path : C:\msdchem\1\data\altheam\em7461\
Data File : m173946.d
Acq On : 6 Jul 2021 8:18 pm
Operator : chriss2
Sample : jd27605-9
Misc : op34129,em7461,30.4,,,1,1
ALS Vial : 21 Sample Multiplier: 1

Quant Method : C:\MSDCHEM\1\METHODS\MM7405.M
Quant Title : Semi Volatile GC/MS, rtx-5ms 30mx0.25mmx0.25um

TIC Library : C:\DATABASE\NIST08.L
TIC Integration Parameters: lscint.P

****

Peak Number 4 System artifact/aldol-conde... Concentration Rank 17

R.T.	EstConc	Area	Relative to ISTD	R.T.
3.056	4.62 ppm	173208	1,4-Dichlorobenzene-d4a	3.510

Hit# of 5	Tentative ID	MW	MolForm	CAS#	Qual
1	5-Amino-3-methylpyrazole	97	C4H7N3	031230-17-8	58
2	1H-Pyrrole-2,5-dione	97	C4H3NO2	000541-59-3	53
3	3-Hexene-2,5-dione	112	C6H8O2	004436-75-3	42
4	4H-1,2,4-Triazole, 4-ethyl-	97	C4H7N3	043183-55-7	42
5	1H-Pyrrole-2,5-dione	97	C4H3NO2	000541-59-3	40

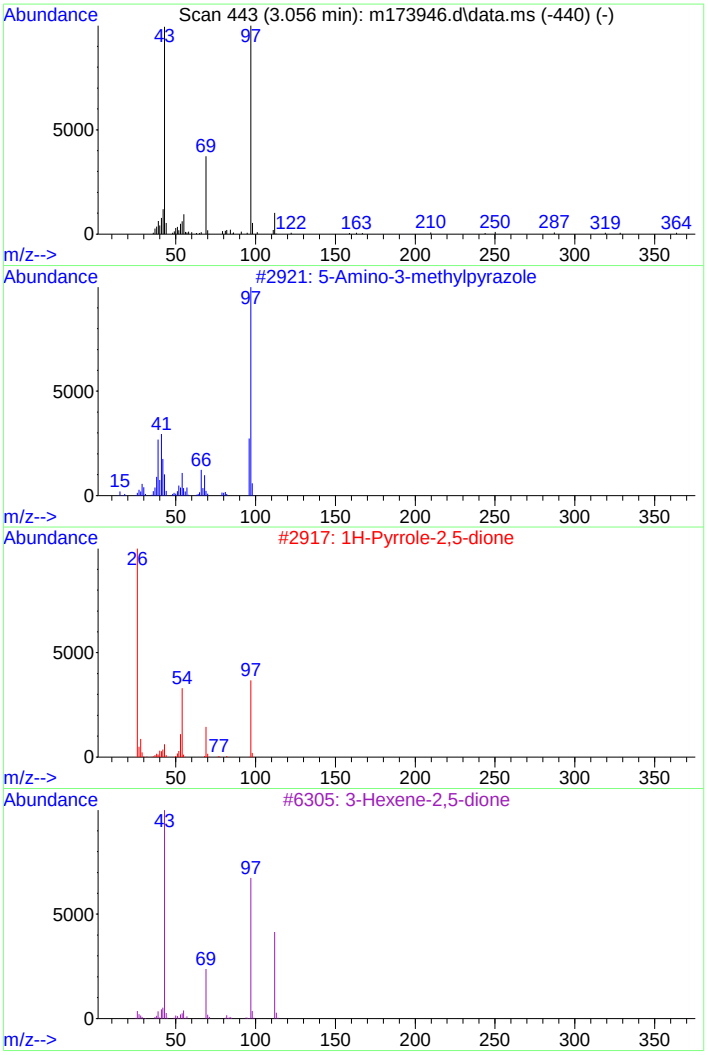

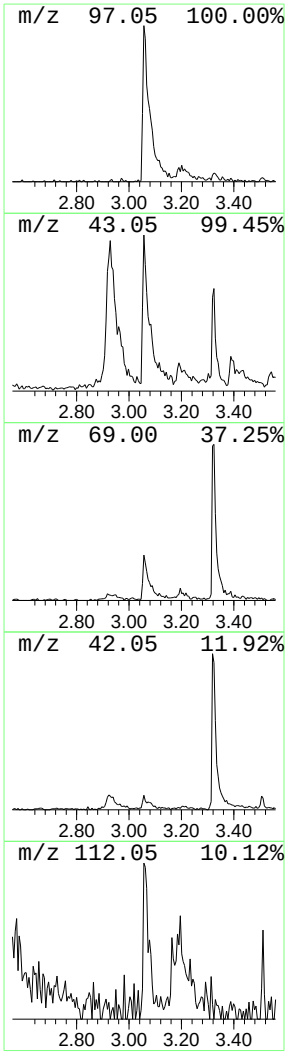

Library Search Compound Report

Data Path : C:\msdchem\1\data\altheam\em7461\
Data File : m173946.d
Acq On : 6 Jul 2021 8:18 pm
Operator : chriss2
Sample : jd27605-9
Misc : op34129,em7461,30.4,,,1,1
ALS Vial : 21 Sample Multiplier: 1

Quant Method : C:\MSDCHEM\1\METHODS\MM7405.M
Quant Title : Semi Volatile GC/MS, rtx-5ms 30mx0.25mmx0.25um

TIC Library : C:\DATABASE\NIST08.L
TIC Integration Parameters: lscint.P

****

Peak Number 5 System artifact/aldol-conde... Concentration Rank 9

R.T.	EstConc	Area	Relative to ISTD	R.T.
3.815	5.98 ppm	223987	1,4-Dichlorobenzene-d4a	3.510

Hit# of 5	Tentative ID	MW	MolForm	CAS#	Qual
1	2,5-Dimethyl-4-hydroxy-3(2H)-fur...	128	C6H8O3	003658-77-3	91
2	2,5-Dimethyl-4-hydroxy-3(2H)-fur...	128	C6H8O3	003658-77-3	72
3	2,4,5-Trihydroxypyrimidine	128	C4H4N2O3	000496-76-4	50
4	3-Hexanone, 2,4-dimethyl-	128	C8H16O	018641-70-8	42
5	Allylamine, bis(2-methoxyethyl)-	173	C9H19NO2	1000154-37-8	40

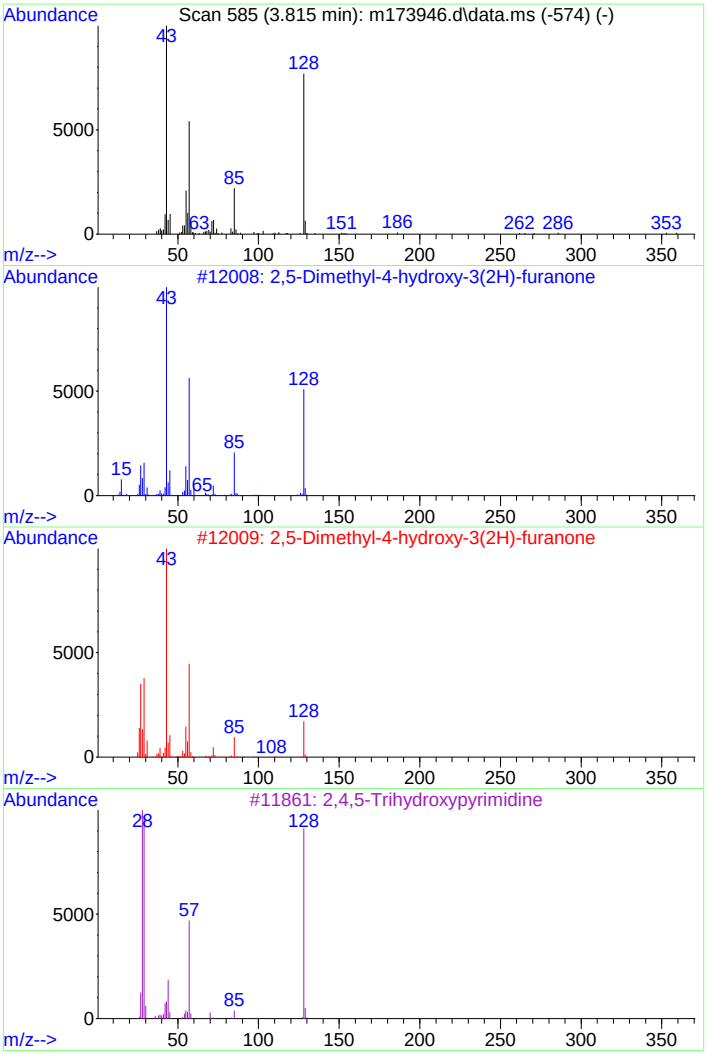

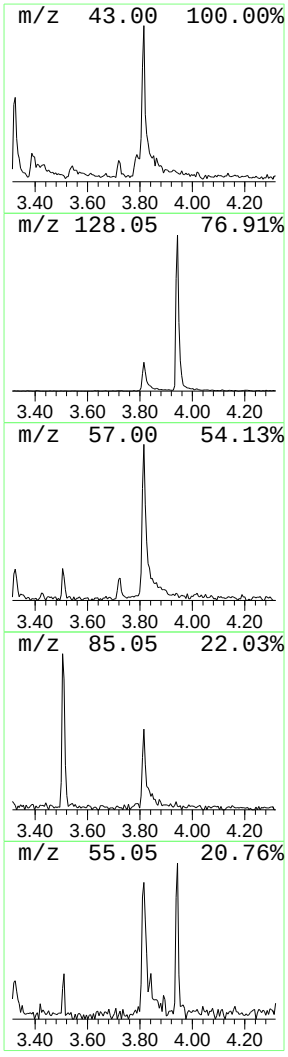

Library Search Compound Report

Data Path : C:\msdchem\1\data\altheam\em7461\
Data File : m173946.d
Acq On : 6 Jul 2021 8:18 pm
Operator : chriss2
Sample : jd27605-9
Misc : op34129,em7461,30.4,,,1,1
ALS Vial : 21 Sample Multiplier: 1

Quant Method : C:\MSDCHEM\1\METHODS\MM7405.M
Quant Title : Semi Volatile GC/MS, rtx-5ms 30mx0.25mmx0.25um

TIC Library : C:\DATABASE\NIST08.L
TIC Integration Parameters: lscint.P

****

Peak Number 6 Phenanthrene methyl Concentration Rank 10

R.T.	EstConc	Area	Relative to ISTD	R.T.
9.348	5.71 ppm	273864	Phenanthrene-d10a	8.424

Hit# of 5	Tentative ID	MW	MolForm	CAS#	Qual
1	Phenanthrene, 1-methyl-	192	C15H12	000832-69-9	96
2	1H-Cyclopropa[l]phenanthrene,1a,...	192	C15H12	000949-41-7	95
3	1H-Indene, 2-phenyl-	192	C15H12	004505-48-0	94
4	1H-Indene, 2-phenyl-	192	C15H12	004505-48-0	93
5	Phenanthrene, 2-methyl-	192	C15H12	002531-84-2	93

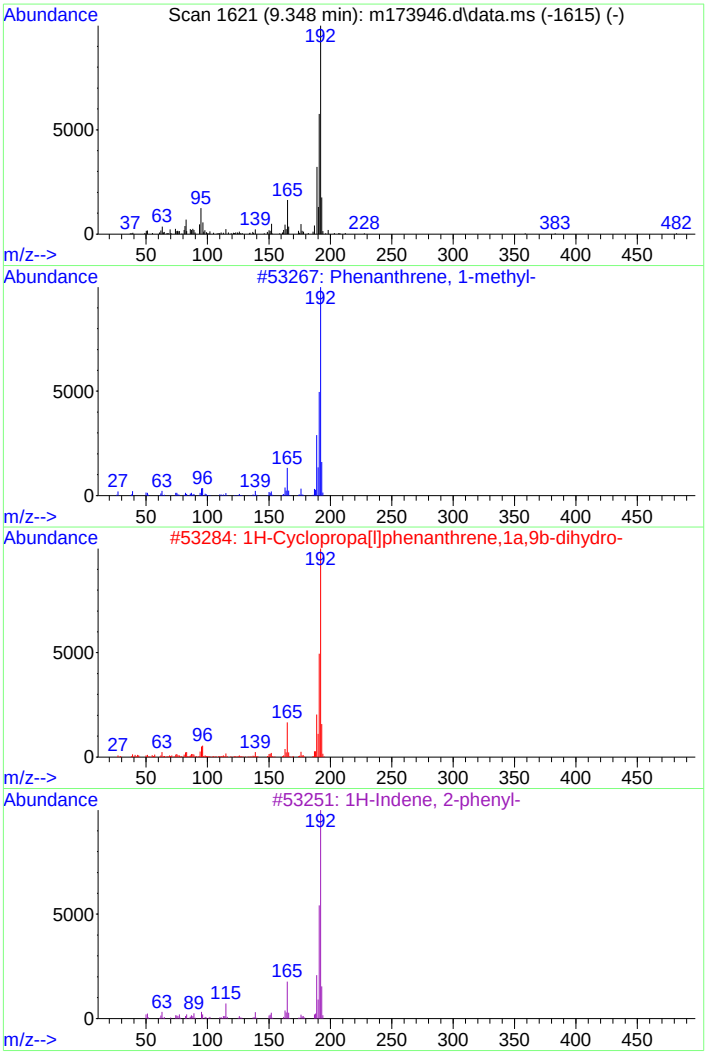

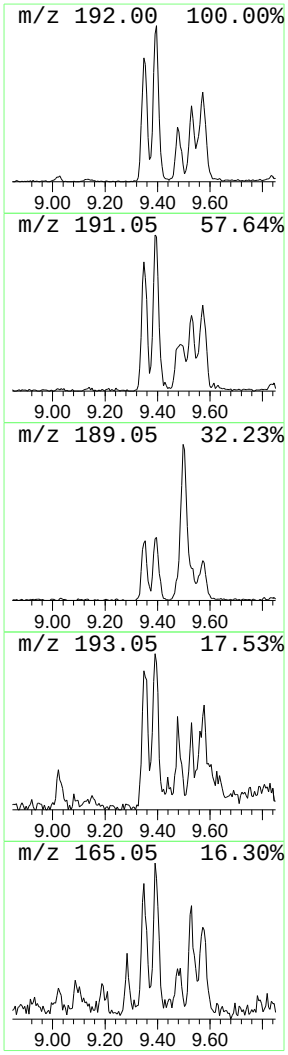

Library Search Compound Report

Data Path : C:\msdchem\1\data\altheam\em7461\
Data File : m173946.d
Acq On : 6 Jul 2021 8:18 pm
Operator : chriss2
Sample : jd27605-9
Misc : op34129,em7461,30.4,,,1,1
ALS Vial : 21 Sample Multiplier: 1

Quant Method : C:\MSDCHEM\1\METHODS\MM7405.M
Quant Title : Semi Volatile GC/MS, rtx-5ms 30mx0.25mmx0.25um

TIC Library : C:\DATABASE\NIST08.L
TIC Integration Parameters: lscint.P

****

Peak Number 7 Phenanthrene methyl Concentration Rank 6

R.T.	EstConc	Area	Relative to ISTD	R.T.
9.396	6.86 ppm	328915	Phenanthrene-d10a	8.424

Hit# of 5	Tentative ID	MW	MolForm	CAS#	Qual
1	Anthracene, 9-methyl-	192	C15H12	000779-02-2	95
2	Anthracene, 2-methyl-	192	C15H12	000613-12-7	94
3	Phenanthrene, 2-methyl-	192	C15H12	002531-84-2	90
4	Anthracene, 1-methyl-	192	C15H12	000610-48-0	89
5	Phenanthrene, 1-methyl-	192	C15H12	000832-69-9	89

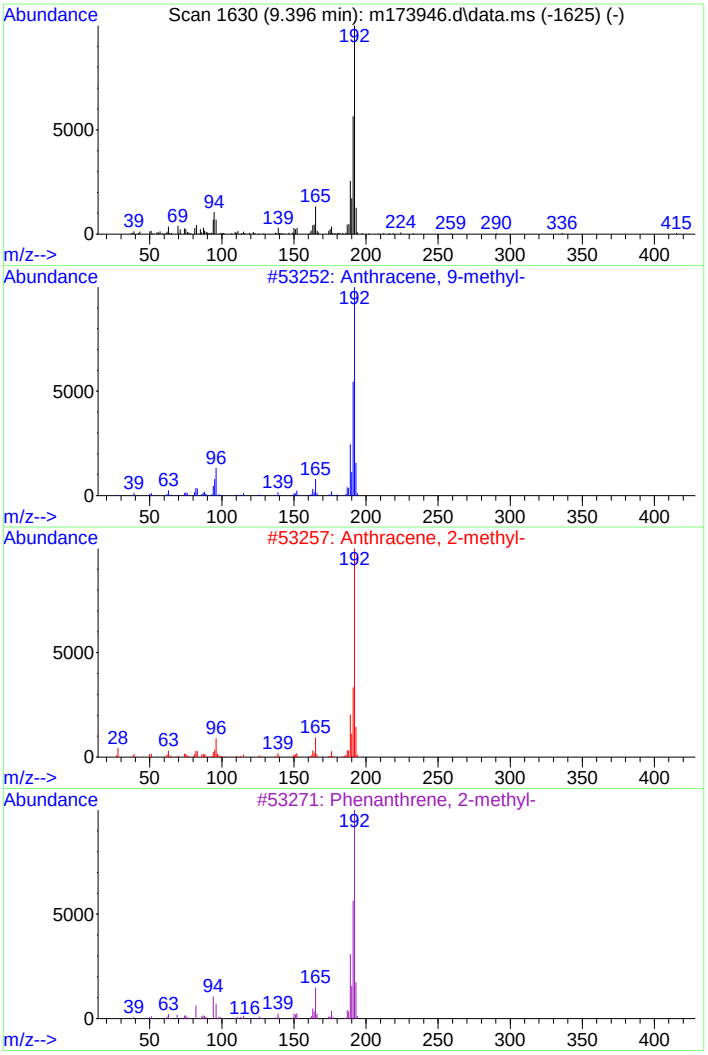

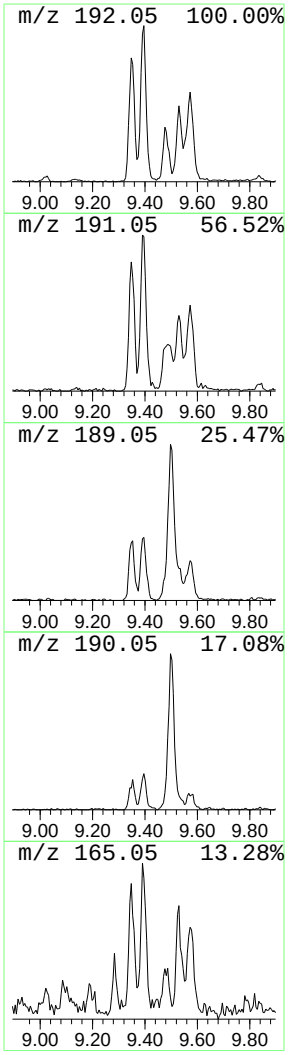

Library Search Compound Report

Data Path : C:\msdchem\1\data\altheam\em7461\
Data File : m173946.d
Acq On : 6 Jul 2021 8:18 pm
Operator : chriss2
Sample : jd27605-9
Misc : op34129,em7461,30.4,,,1,1
ALS Vial : 21 Sample Multiplier: 1

Quant Method : C:\MSDCHEM\1\METHODS\MM7405.M
Quant Title : Semi Volatile GC/MS, rtx-5ms 30mx0.25mmx0.25um

TIC Library : C:\DATABASE\NIST08.L
TIC Integration Parameters: lscint.P

****

Peak Number 8 4H-Cyclopenta[def]phenanthrene Concentration Rank 3

R.T.	EstConc	Area	Relative to ISTD	R.T.
9.498	8.03 ppm	385036	Phenanthrene-d10a	8.424

Hit# of 5	Tentative ID	MW	MolForm	CAS#	Qual
1	4H-Cyclopenta[def]phenanthrene	190	C15H10	000203-64-5	90
2	4H-Cyclopenta[def]phenanthrene	190	C15H10	000203-64-5	87
3	4H-Cyclopenta[def]phenanthrene	190	C15H10	000203-64-5	81
4	Phenol, 4-(2-thienylmethyl)-	190	C11H10OS	091680-55-6	59
5	2,3,5,6-Tetramethylterephthalald...	190	C12H14O2	007072-01-7	53

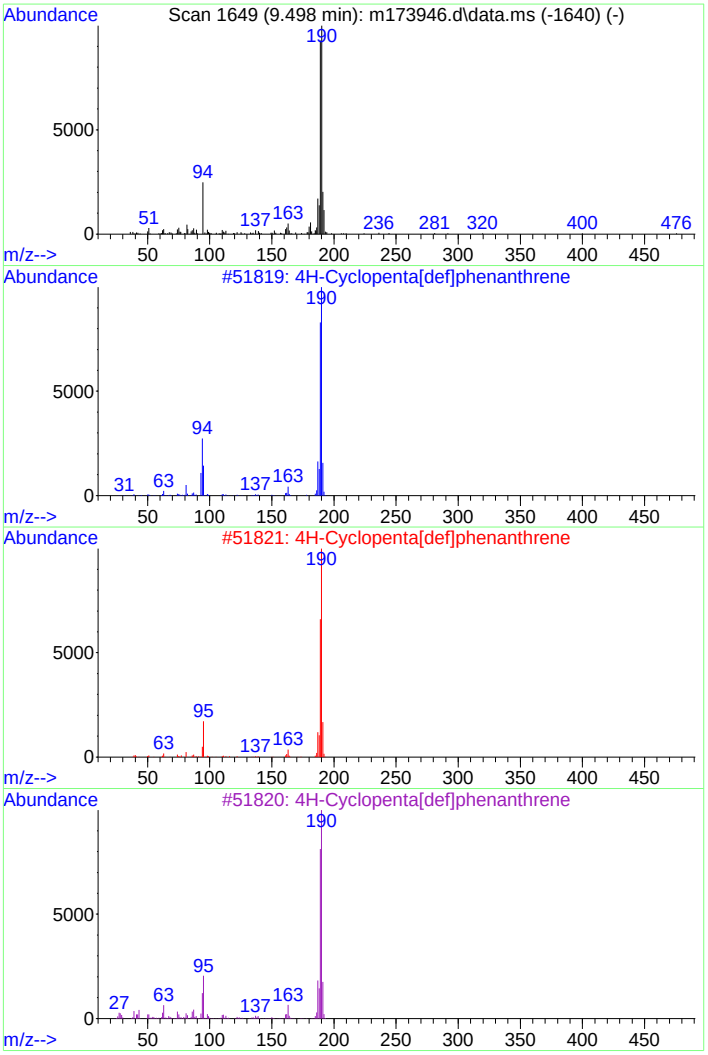

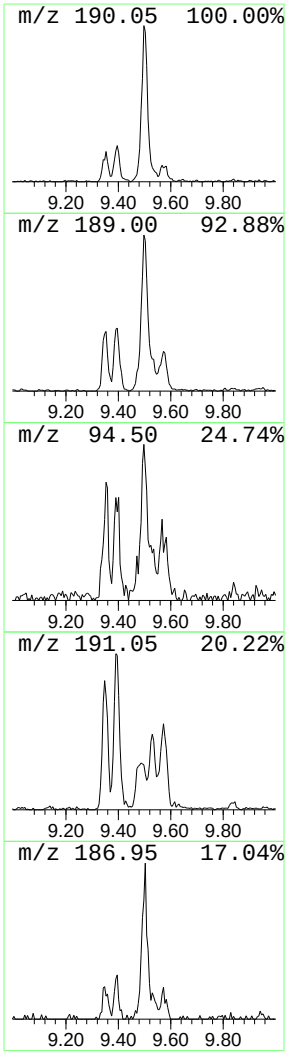

Library Search Compound Report

Data Path : C:\msdchem\1\data\altheam\em7461\
Data File : m173946.d
Acq On : 6 Jul 2021 8:18 pm
Operator : chriss2
Sample : jd27605-9
Misc : op34129,em7461,30.4,,,1,1
ALS Vial : 21 Sample Multiplier: 1

Quant Method : C:\MSDCHEM\1\METHODS\MM7405.M
Quant Title : Semi Volatile GC/MS, rtx-5ms 30mx0.25mmx0.25um

TIC Library : C:\DATABASE\NIST08.L
TIC Integration Parameters: lscint.P

****

Peak Number 9 Phenanthrene methyl Concentration Rank 20

R.T.	EstConc	Area	Relative to ISTD	R.T.
9.572	4.21 ppm	202197	Phenanthrene-d10a	8.424

Hit# of 5	Tentative ID	MW	MolForm	CAS#	Qual
1	Phenanthrene, 2-methyl-	192	C15H12	002531-84-2	93
2	Phenanthrene, 3-methyl-	192	C15H12	000832-71-3	91
3	Anthracene, 9-methyl-	192	C15H12	000779-02-2	91
4	Anthracene, 9-methyl-	192	C15H12	000779-02-2	91
5	Anthracene, 9-methyl-	192	C15H12	000779-02-2	91

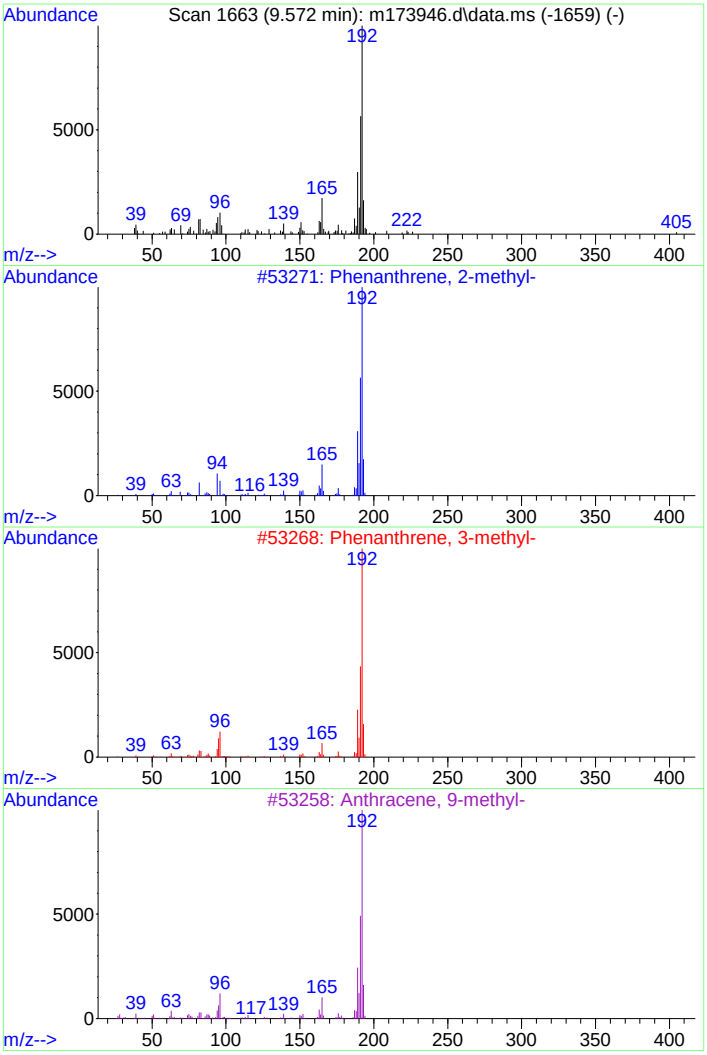

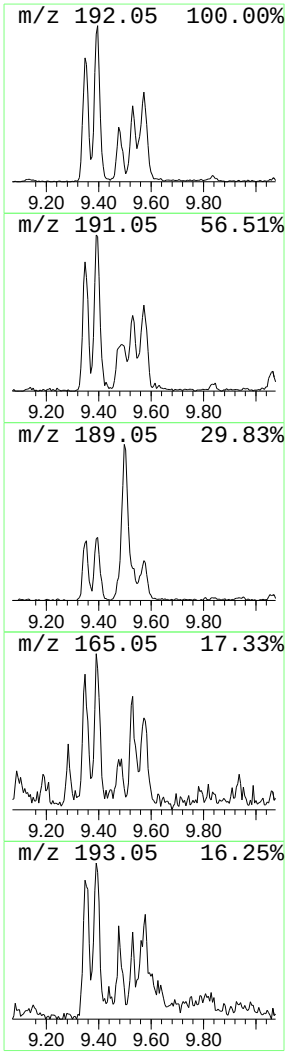

Library Search Compound Report

Data Path : C:\msdchem\1\data\altheam\em7461\
Data File : m173946.d
Acq On : 6 Jul 2021 8:18 pm
Operator : chriss2
Sample : jd27605-9
Misc : op34129,em7461,30.4,,,1,1
ALS Vial : 21 Sample Multiplier: 1

Quant Method : C:\MSDCHEM\1\METHODS\MM7405.M
Quant Title : Semi Volatile GC/MS, rtx-5ms 30mx0.25mmx0.25um

TIC Library : C:\DATABASE\NIST08.L
TIC Integration Parameters: lscint.P

****

Peak Number 10 Anthracenedione Concentration Rank 2

R.T.	EstConc	Area	Relative to ISTD	R.T.
9.946	10.04 ppm	481545	Phenanthrene-d10a	8.424

Hit# of 5	Tentative ID	MW	MolForm	CAS#	Qual
1	9,10-Anthracenedione	208	C14H8O2	000084-65-1	90
2	9,10-Anthracenedione	208	C14H8O2	000084-65-1	66
3	1,2,4,8-Tetramethylbicyclo[6.3.0...	204	C15H24	137235-51-9	53
4	9H-Fluoren-9-one	180	C13H8O	000486-25-9	50
5	Benzo[c]cinnoline	180	C12H8N2	000230-17-1	46

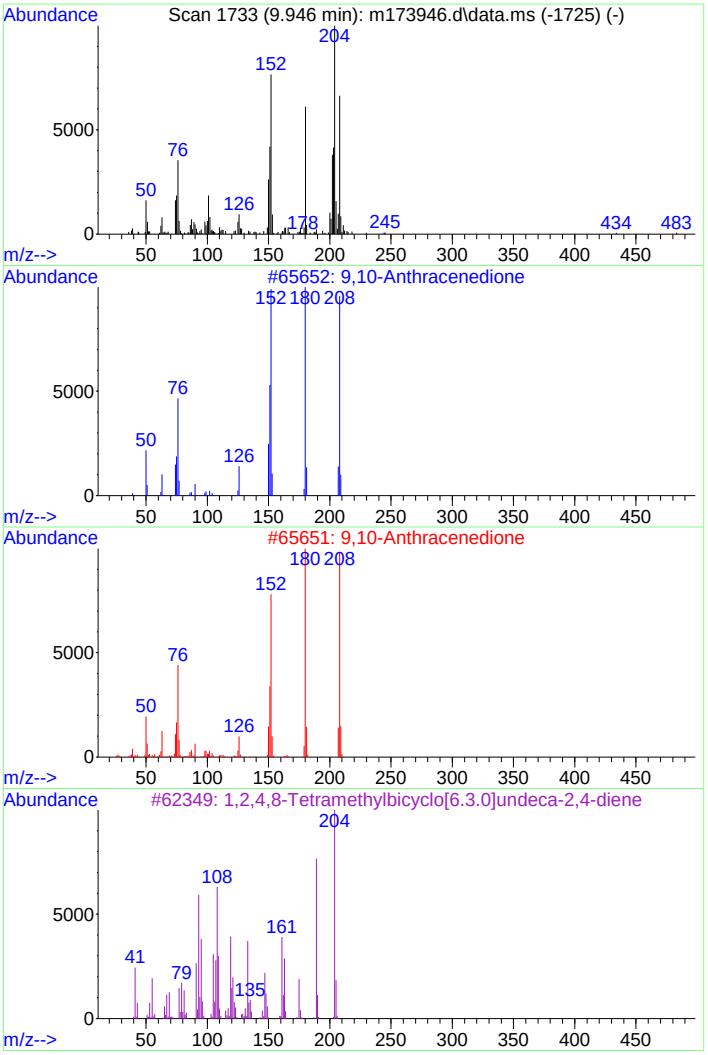

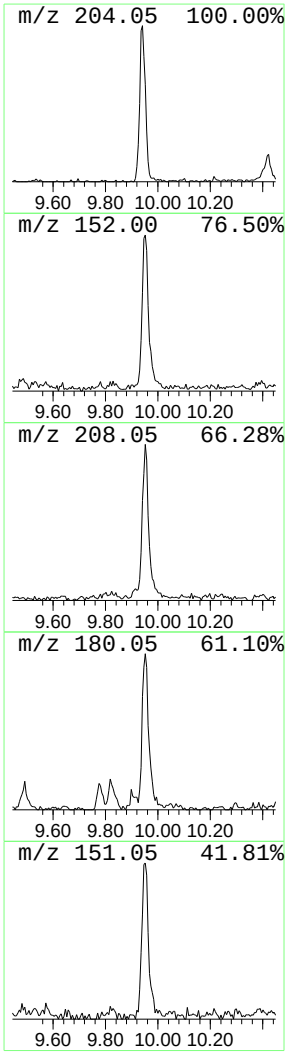

Library Search Compound Report

Data Path : C:\msdchem\1\data\altheam\em7461\
Data File : m173946.d
Acq On : 6 Jul 2021 8:18 pm
Operator : chriss2
Sample : jd27605-9
Misc : op34129,em7461,30.4,,,1,1
ALS Vial : 21 Sample Multiplier: 1

Quant Method : C:\MSDCHEM\1\METHODS\MM7405.M
Quant Title : Semi Volatile GC/MS, rtx-5ms 30mx0.25mmx0.25um

TIC Library : C:\DATABASE\NIST08.L
TIC Integration Parameters: lscint.P

****

Peak Number 11 Phenanthrene dimethyl Concentration Rank 14

R.T.	EstConc	Area	Relative to ISTD	R.T.
10.395	5.16 ppm	247513	Phenanthrene-d10a	8.424

Hit# of 5	Tentative ID	MW	MolForm	CAS#	Qual
1	Anthracene, 1,4-dimethyl-	206	C16H14	000781-92-0	93
2	Phenanthrene, 3,6-dimethyl-	206	C16H14	001576-67-6	90
3	1,3-Diphenyl-3-methylcyclopropene	206	C16H14	086544-79-8	81
4	3-Methyl-1-phenyl-1H-indene	206	C16H14	022360-63-0	81
5	9,10-Dimethylanthracene	206	C16H14	000781-43-1	81

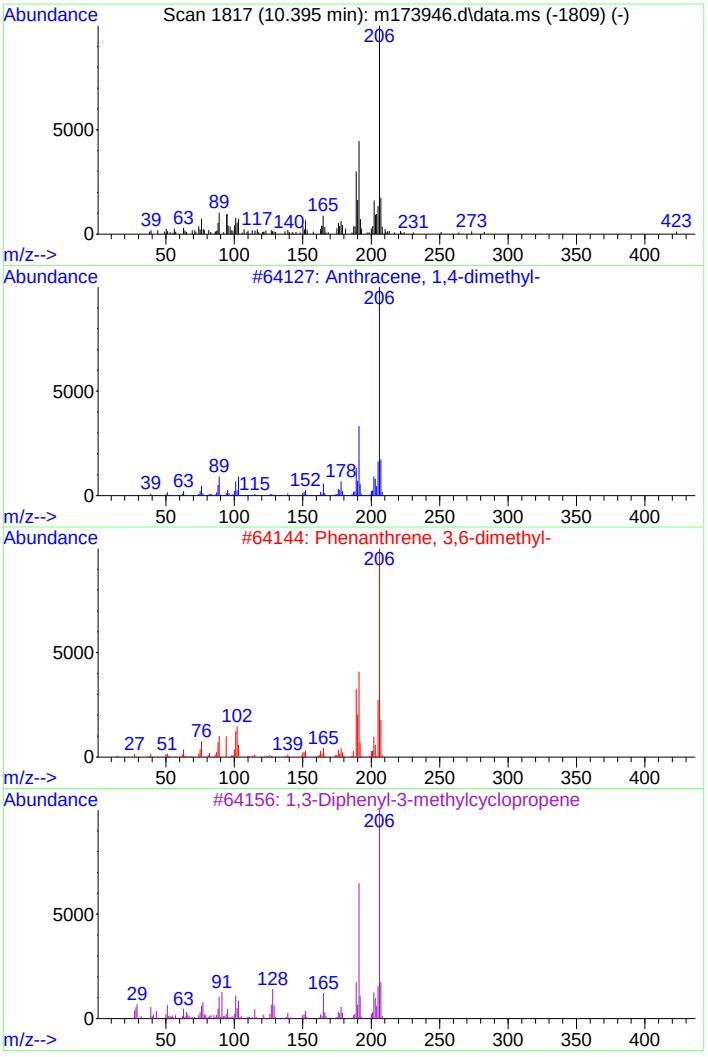

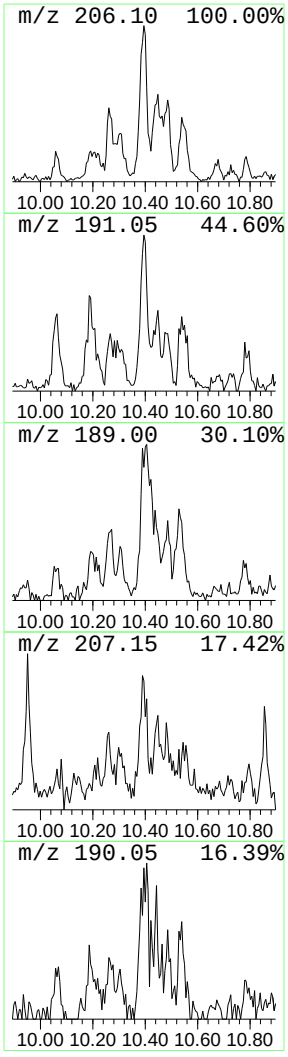

Library Search Compound Report

Data Path : C:\msdchem\1\data\altheam\em7461\
Data File : m173946.d
Acq On : 6 Jul 2021 8:18 pm
Operator : chriss2
Sample : jd27605-9
Misc : op34129,em7461,30.4,,,1,1
ALS Vial : 21 Sample Multiplier: 1

Quant Method : C:\MSDCHEM\1\METHODS\MM7405.M
Quant Title : Semi Volatile GC/MS, rtx-5ms 30mx0.25mmx0.25um

TIC Library : C:\DATABASE\NIST08.L
TIC Integration Parameters: lscint.P

****

Peak Number 12 Benzo[b]naphtho[]furan Concentration Rank 19

R.T.	EstConc	Area	Relative to ISTD	R.T.
11.319	4.41 ppm	296371	Chrysene-d12	13.354

Hit# of 5	Tentative ID	MW	MolForm	CAS#	Qual
1	Benzo[b]naphtho[2,3-d]furan	218	C16H10O	000243-42-5	70
2	Benzo[b]naphtho[1,2-d]furan	218	C16H10O	000239-30-5	70
3	Benzo[b]naphtho[2,3-d]furan	218	C16H10O	000243-42-5	70
4	Benzo[b]naphtho[2,3-d]furan	218	C16H10O	000243-42-5	62
5	2,4-Diethoxyquinazoline	218	C12H14N2O2	000611-65-4	58

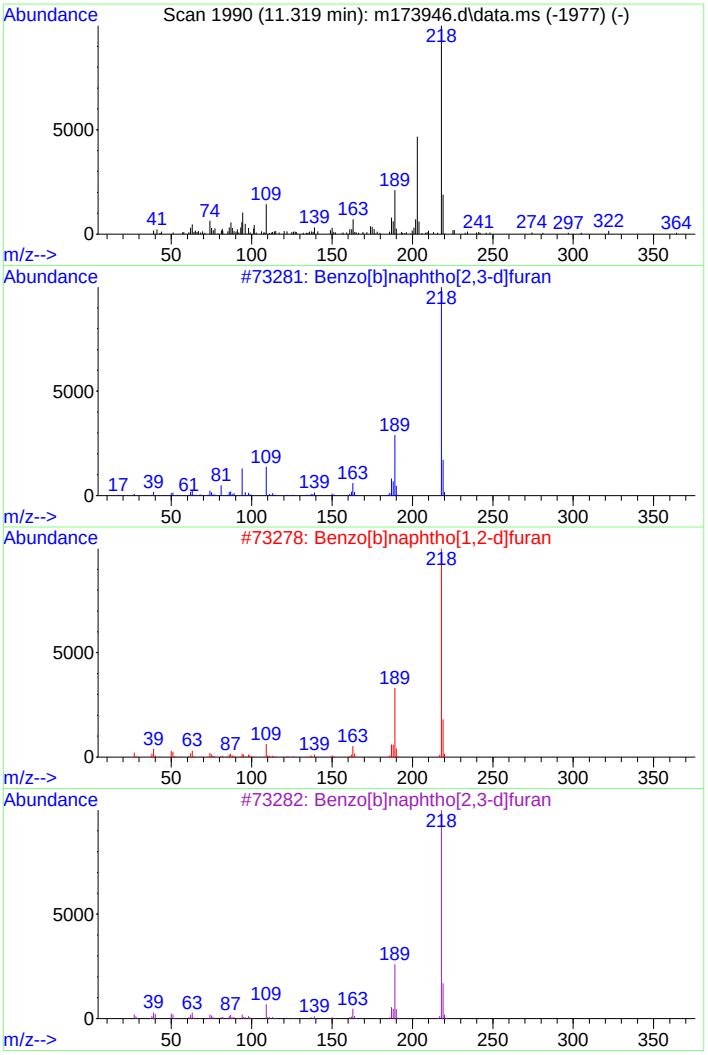

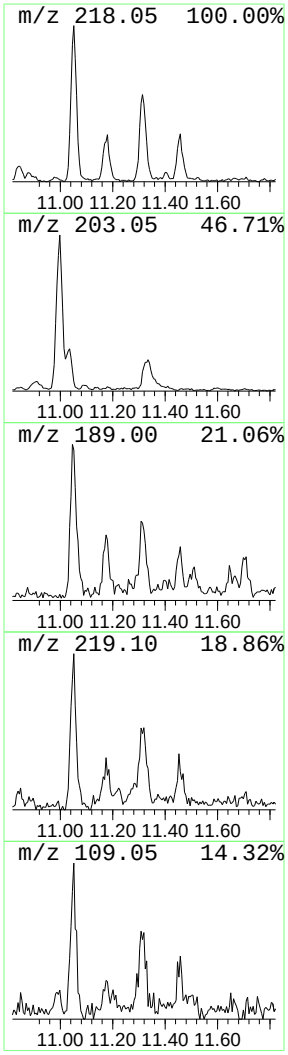

Library Search Compound Report

Data Path : C:\msdchem\1\data\altheam\em7461\
Data File : m173946.d
Acq On : 6 Jul 2021 8:18 pm
Operator : chriss2
Sample : jd27605-9
Misc : op34129,em7461,30.4,,,1,1
ALS Vial : 21 Sample Multiplier: 1

Quant Method : C:\MSDCHEM\1\METHODS\MM7405.M
Quant Title : Semi Volatile GC/MS, rtx-5ms 30mx0.25mmx0.25um

TIC Library : C:\DATABASE\NIST08.L
TIC Integration Parameters: lscint.P

****

Peak Number 13 Pyrene methyl Concentration Rank 15

R.T.	EstConc	Area	Relative to ISTD	R.T.
11.704	5.09 ppm	342257	Chrysene-d12	13.354

Hit# of 5	Tentative ID	MW	MolForm	CAS#	Qual
1	11H-Benzo[b]fluorene	216	C17H12	000243-17-4	93
2	11H-Benzo[b]fluorene	216	C17H12	000243-17-4	87
3	Pyrene, 1-methyl-	216	C17H12	002381-21-7	87
4	Pyrene, 1-methyl-	216	C17H12	002381-21-7	86
5	11H-Benzo[a]fluorene	216	C17H12	000238-84-6	81

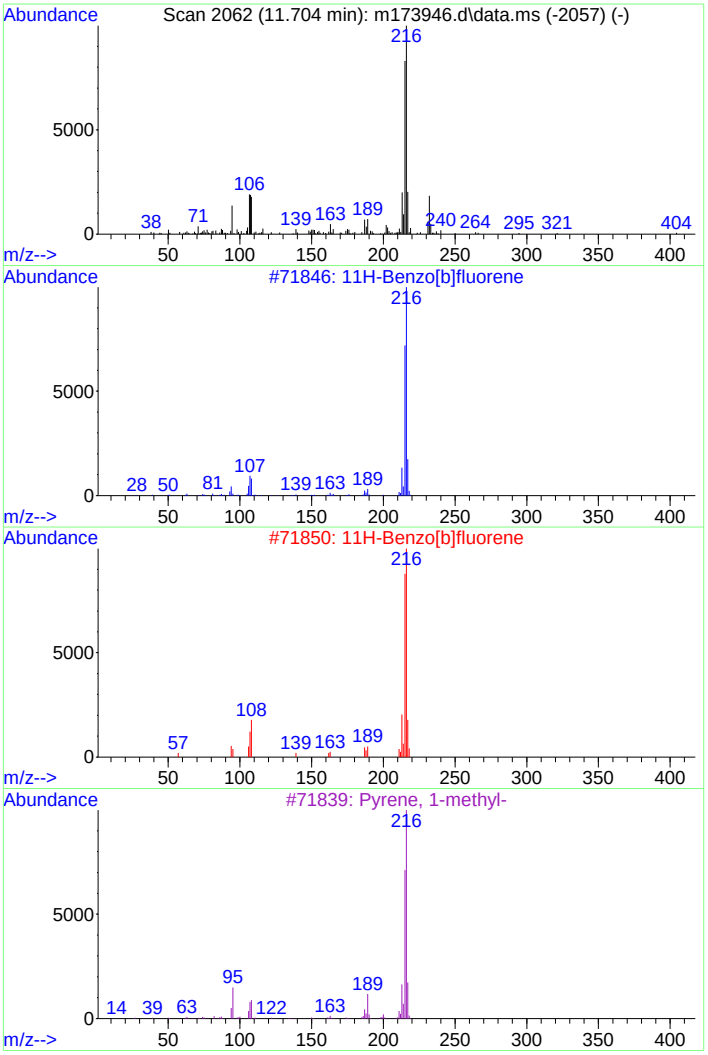

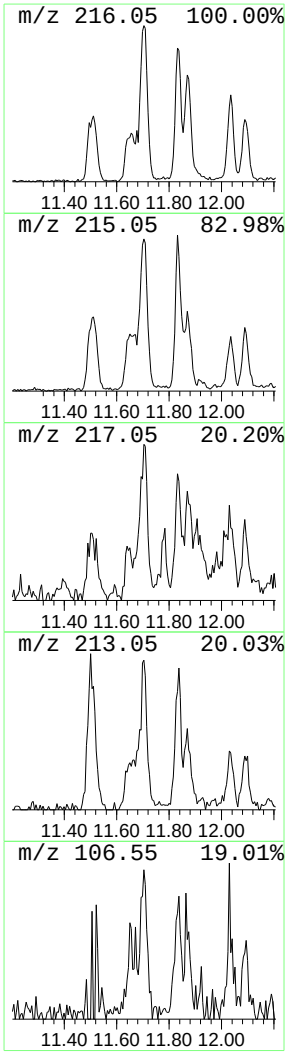

Library Search Compound Report

Data Path : C:\msdchem\1\data\altheam\em7461\
Data File : m173946.d
Acq On : 6 Jul 2021 8:18 pm
Operator : chriss2
Sample : jd27605-9
Misc : op34129,em7461,30.4,,,1,1
ALS Vial : 21 Sample Multiplier: 1

Quant Method : C:\MSDCHEM\1\METHODS\MM7405.M
Quant Title : Semi Volatile GC/MS, rtx-5ms 30mx0.25mmx0.25um

TIC Library : C:\DATABASE\NIST08.L
TIC Integration Parameters: lscint.P

****

Peak Number 14 Unknown Concentration Rank 18

R.T.	EstConc	Area	Relative to ISTD	R.T.
12.692	4.45 ppm	299151	Chrysene-d12	13.354

Hit# of 5	Tentative ID	MW	MolForm	CAS#	Qual
1	7H-Benz[de]anthracen-7-one	230	C17H10O	000082-05-3	76
2	7H-Benz[de]anthracen-7-one	230	C17H10O	000082-05-3	76
3	p-Terphenyl	230	C18H14	000092-94-4	72
4	m-Terphenyl	230	C18H14	000092-06-8	70
5	m-Terphenyl	230	C18H14	000092-06-8	70

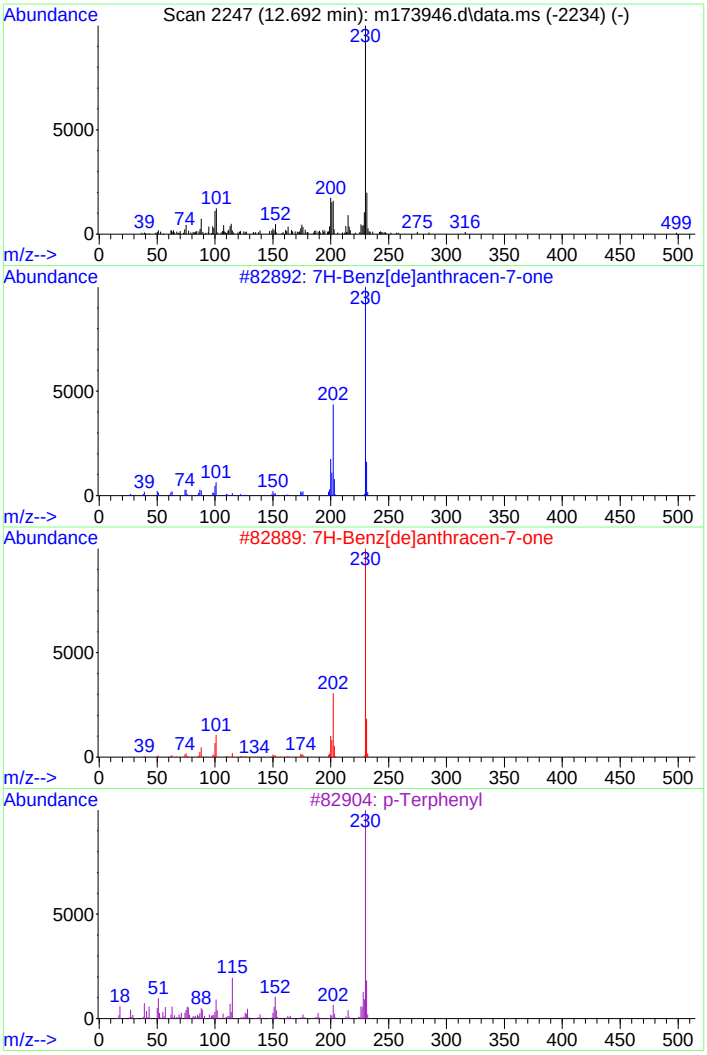

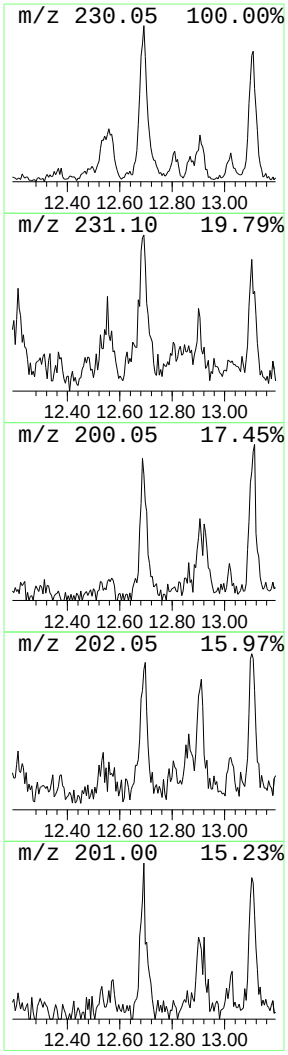

Library Search Compound Report

Data Path : C:\msdchem\1\data\altheam\em7461\
Data File : m173946.d
Acq On : 6 Jul 2021 8:18 pm
Operator : chriss2
Sample : jd27605-9
Misc : op34129,em7461,30.4,,,1,1
ALS Vial : 21 Sample Multiplier: 1

Quant Method : C:\MSDCHEM\1\METHODS\MM7405.M
Quant Title : Semi Volatile GC/MS, rtx-5ms 30mx0.25mmx0.25um

TIC Library : C:\DATABASE\NIST08.L
TIC Integration Parameters: lscint.P

****

Peak Number 15 Unknown Concentration Rank 12

R.T.	EstConc	Area	Relative to ISTD	R.T.
12.927	5.56 ppm	373384	Chrysene-d12	13.354

Hit# of 5	Tentative ID	MW	MolForm	CAS#	Qual
1	Cyclopenta(cd)pyrene, 3,4-dihydro-	228	C18H12	025732-74-5	41
2	Benzene, [4-(3-ethynylphenyl)-1,...	226	C18H10	1000115-87-3	41
3	1,1,3,3-Tetrachloro-1,3-disilacy...	224	C2H4Cl4Si2	002146-97-6	40
4	Purine-6(1H)-thione, 3,7-dimethy...	228	C7H8N4Se	023663-58-3	38
5	Propenone, 3-(5-chloro-2-benzoth...	349	C16H9ClFNOS2	277325-89-0	25

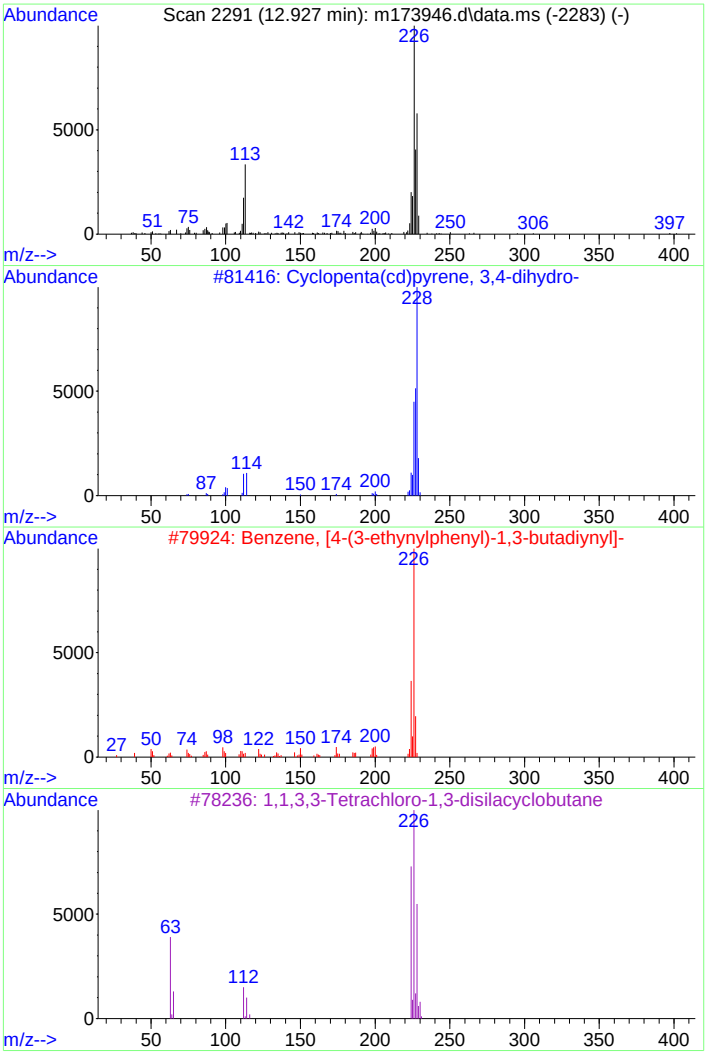

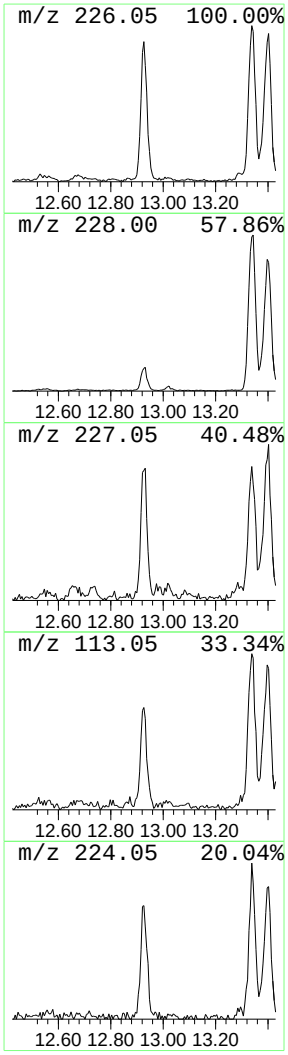

Library Search Compound Report

Data Path : C:\msdchem\1\data\altheam\em7461\
Data File : m173946.d
Acq On : 6 Jul 2021 8:18 pm
Operator : chriss2
Sample : jd27605-9
Misc : op34129,em7461,30.4,,,1,1
ALS Vial : 21 Sample Multiplier: 1

Quant Method : C:\MSDCHEM\1\METHODS\MM7405.M
Quant Title : Semi Volatile GC/MS, rtx-5ms 30mx0.25mmx0.25um

TIC Library : C:\DATABASE\NIST08.L
TIC Integration Parameters: lscint.P

****

Peak Number 16 Unknown PAH substance Concentration Rank 21

R.T.	EstConc	Area	Relative to ISTD	R.T.
15.448	4.15 ppm	196708	Perylene-d12	15.896

Hit# of 5	Tentative ID	MW	MolForm	CAS#	Qual
1	Benzo[k]fluoranthene	252	C20H12	000207-08-9	95
2	Benzo[j]fluoranthene	252	C20H12	000205-82-3	86
3	Benzo[e]pyrene	252	C20H12	000192-97-2	86
4	Benz[e]acephenanthrylene	252	C20H12	000205-99-2	86
5	Benz[e]acephenanthrylene	252	C20H12	000205-99-2	70

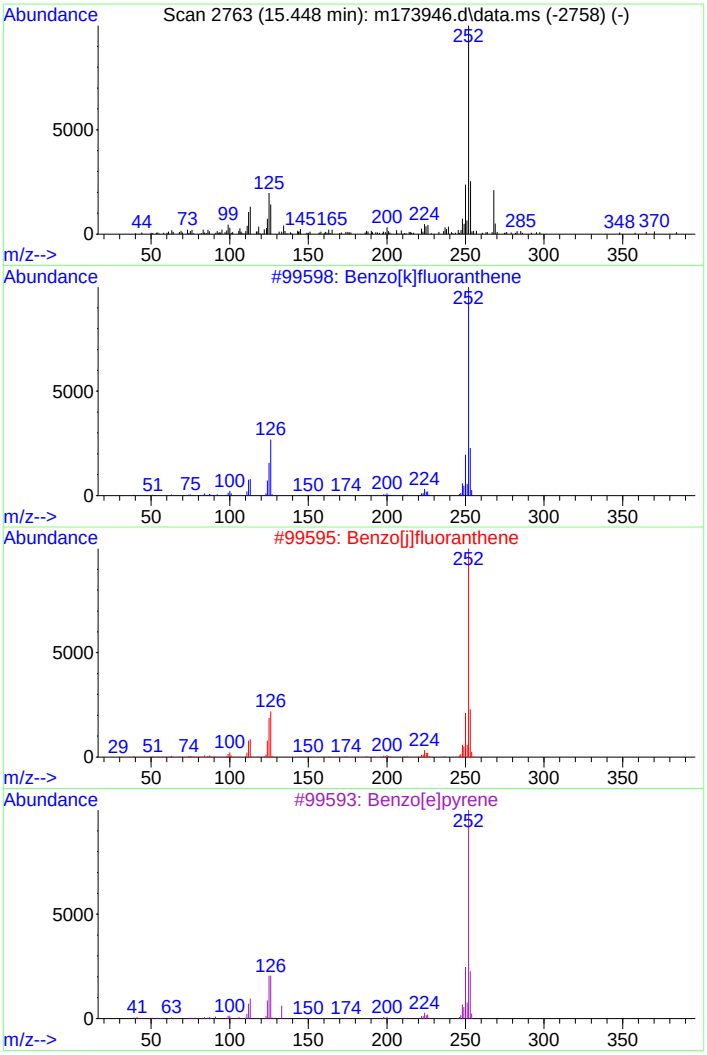

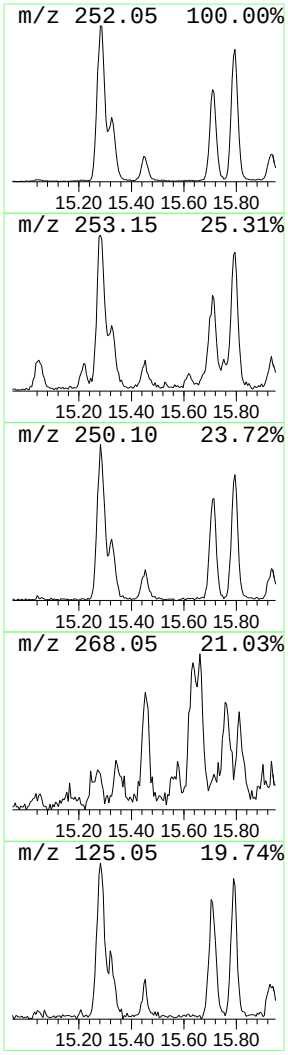

Library Search Compound Report

Data Path : C:\msdchem\1\data\altheam\em7461\
Data File : m173946.d
Acq On : 6 Jul 2021 8:18 pm
Operator : chriss2
Sample : jd27605-9
Misc : op34129,em7461,30.4,,,1,1
ALS Vial : 21 Sample Multiplier: 1

Quant Method : C:\MSDCHEM\1\METHODS\MM7405.M
Quant Title : Semi Volatile GC/MS, rtx-5ms 30mx0.25mmx0.25um

TIC Library : C:\DATABASE\NIST08.L
TIC Integration Parameters: lscint.P

****

Peak Number 17 Unknown PAH substance Concentration Rank 1

R.T.	EstConc	Area	Relative to ISTD	R.T.
15.709	12.99 ppm	614892	Perylene-d12	15.896

Hit# of 5	Tentative ID	MW	MolForm	CAS#	Qual
1	Benzo[k]fluoranthene	252	C20H12	000207-08-9	98
2	Benzo[e]pyrene	252	C20H12	000192-97-2	97
3	Benz[e]acephenanthrylene	252	C20H12	000205-99-2	96
4	Benzo[j]fluoranthene	252	C20H12	000205-82-3	94
5	Benzo[e]pyrene	252	C20H12	000192-97-2	93

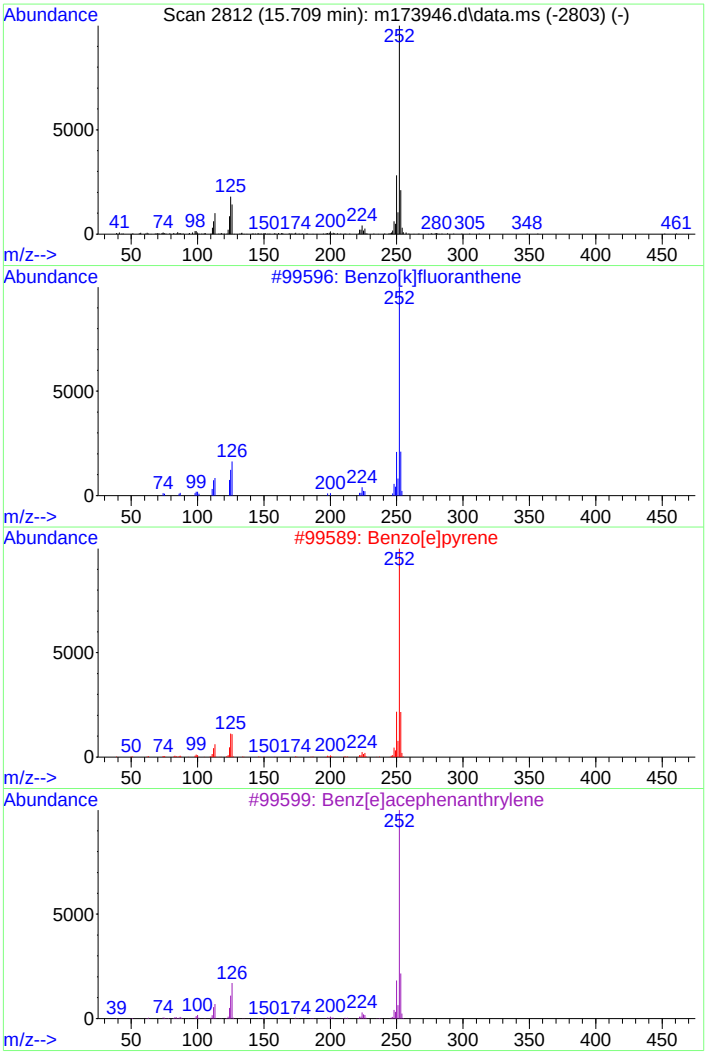

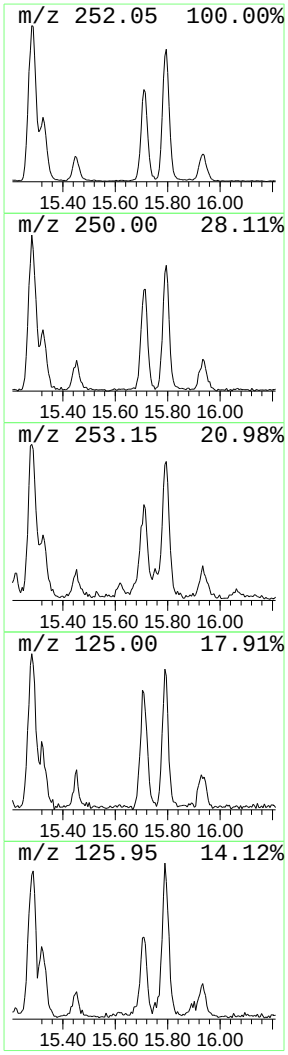

Library Search Compound Report

Data Path : C:\msdchem\1\data\altheam\em7461\
Data File : m173946.d
Acq On : 6 Jul 2021 8:18 pm
Operator : chriss2
Sample : jd27605-9
Misc : op34129,em7461,30.4,,,1,1
ALS Vial : 21 Sample Multiplier: 1

Quant Method : C:\MSDCHEM\1\METHODS\MM7405.M
Quant Title : Semi Volatile GC/MS, rtx-5ms 30mx0.25mmx0.25um

TIC Library : C:\DATABASE\NIST08.L
TIC Integration Parameters: lscint.P

****

Peak Number 18 Unknown PAH substance Concentration Rank 11

R.T.	EstConc	Area	Relative to ISTD	R.T.
17.392	5.60 ppm	264981	Perylene-d12	15.896

Hit# of 5	Tentative ID	MW	MolForm	CAS#	Qual
1	Benzo[b]triphenylene	278	C22H14	000215-58-7	53
2	1,2:7,8-Dibenzophenanthrene	278	C22H14	000213-46-7	53
3	Benzo[b]triphenylene	278	C22H14	000215-58-7	49
4	Benzo[a]naphthacene	278	C22H14	000226-88-0	49
5	Dibenz[a,h]anthracene	278	C22H14	000053-70-3	43

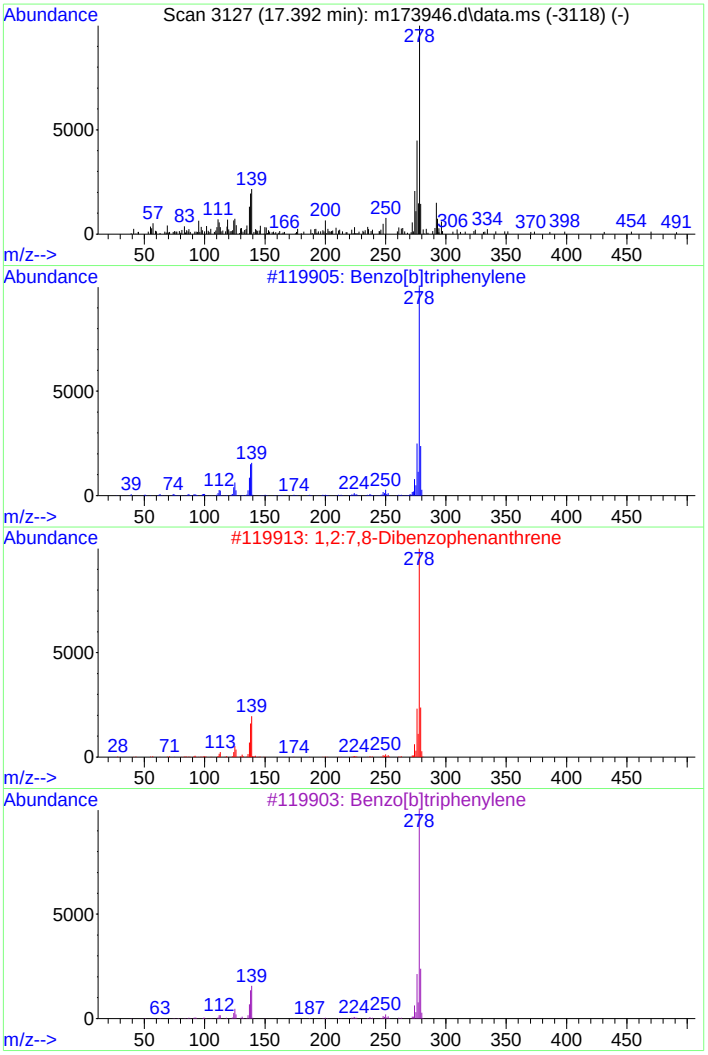

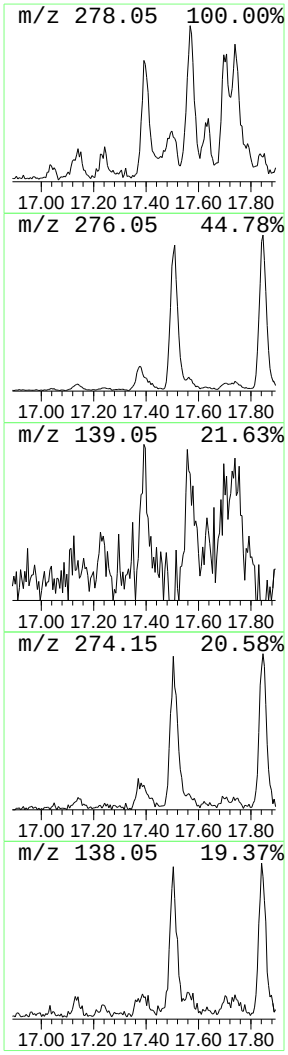

Library Search Compound Report

Data Path : C:\msdchem\1\data\altheam\em7461\
Data File : m173946.d
Acq On : 6 Jul 2021 8:18 pm
Operator : chriss2
Sample : jd27605-9
Misc : op34129,em7461,30.4,,,1,1
ALS Vial : 21 Sample Multiplier: 1

Quant Method : C:\MSDCHEM\1\METHODS\MM7405.M
Quant Title : Semi Volatile GC/MS, rtx-5ms 30mx0.25mmx0.25um

TIC Library : C:\DATABASE\NIST08.L
TIC Integration Parameters: lscint.P

****

Peak Number 19 Dibenzopyrene Concentration Rank 7

R.T.	EstConc	Area	Relative to ISTD	R.T.
19.293	6.21 ppm	294079	Perylene-d12	15.896

Hit# of 5	Tentative ID	MW	MolForm	CAS#	Qual
1	Dibenz(a,e)aceanthrylene	302	C24H14	005385-75-1	97
2	1,2:4,5-Dibenzopyrene	302	C24H14	000192-65-4	95
3	1,2:4,5-Dibenzopyrene	302	C24H14	000192-65-4	94
4	1,2:4,5-Dibenzopyrene	302	C24H14	000192-65-4	90
5	3,4:9,10-Dibenzopyrene	302	C24H14	000189-55-9	89

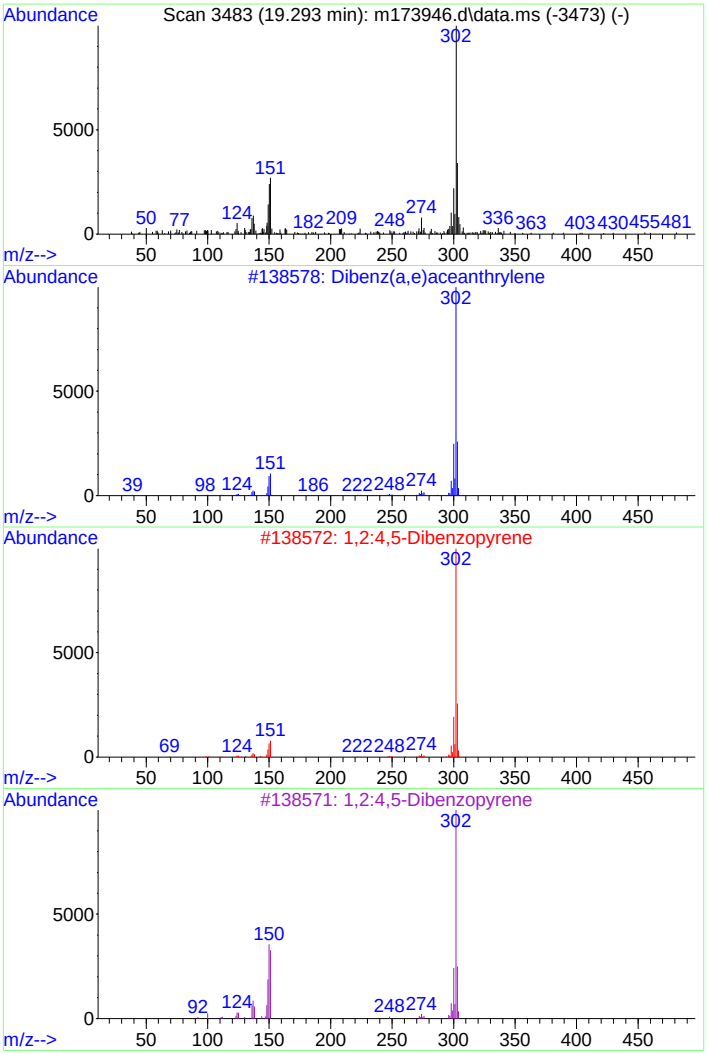

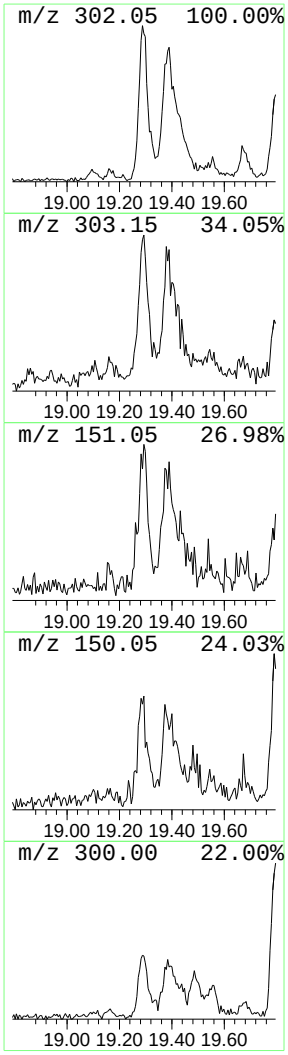

Library Search Compound Report

Data Path : C:\msdchem\1\data\altheam\em7461\
Data File : m173946.d
Acq On : 6 Jul 2021 8:18 pm
Operator : chriss2
Sample : jd27605-9
Misc : op34129,em7461,30.4,,,1,1
ALS Vial : 21 Sample Multiplier: 1

Quant Method : C:\MSDCHEM\1\METHODS\MM7405.M
Quant Title : Semi Volatile GC/MS, rtx-5ms 30mx0.25mmx0.25um

TIC Library : C:\DATABASE\NIST08.L
TIC Integration Parameters: lscint.P

****

Peak Number 20 Dibenzopyrene Concentration Rank 13

R.T.	EstConc	Area	Relative to ISTD	R.T.
19.384	5.33 ppm	252179	Perylene-d12	15.896

Hit# of 5	Tentative ID	MW	MolForm	CAS#	Qual
1	3,4:8,9-Dibenzopyrene	302	C24H14	000189-64-0	83
2	3,4:9,10-Dibenzopyrene	302	C24H14	000189-55-9	78
3	1,2:4,5-Dibenzopyrene	302	C24H14	000192-65-4	68
4	3,4:8,9-Dibenzopyrene	302	C24H14	000189-64-0	64
5	3,4:9,10-Dibenzopyrene	302	C24H14	000189-55-9	64

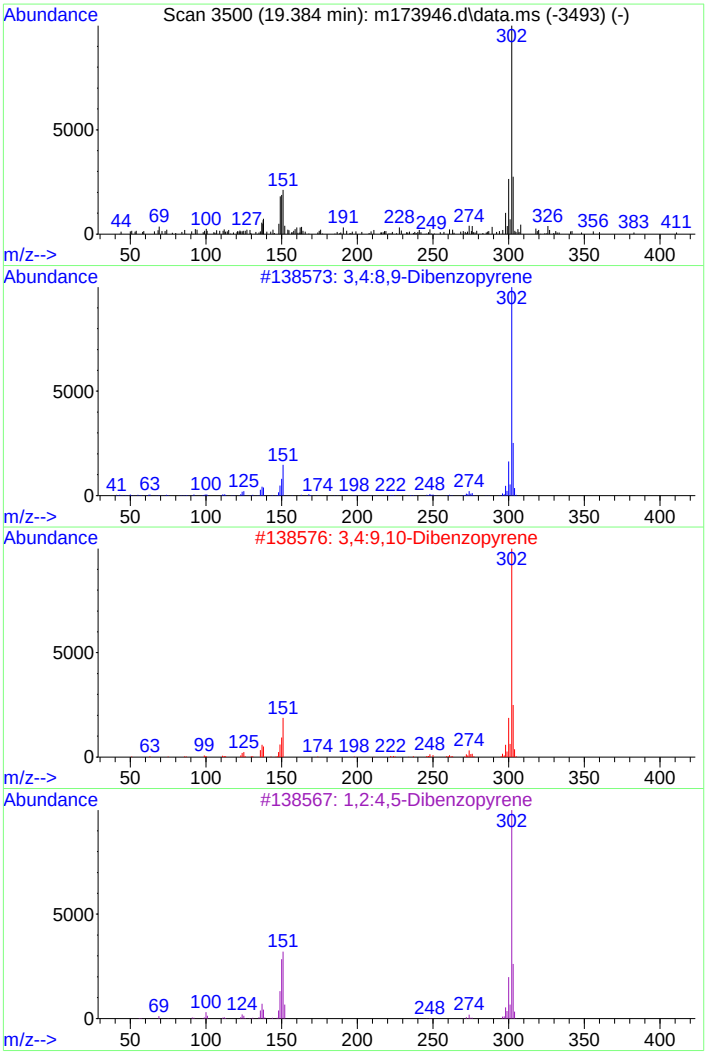

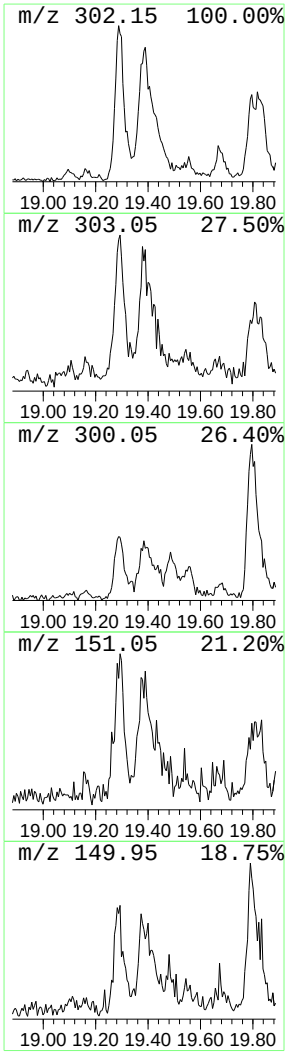

Library Search Compound Report

Data Path : C:\msdchem\1\data\altheam\em7461\
Data File : m173946.d
Acq On : 6 Jul 2021 8:18 pm
Operator : chriss2
Sample : jd27605-9
Misc : op34129,em7461,30.4,,,1,1
ALS Vial : 21 Sample Multiplier: 1

Quant Method : C:\MSDCHEM\1\METHODS\MM7405.M
Quant Title : Semi Volatile GC/MS, rtx-5ms 30mx0.25mmx0.25um

TIC Library : C:\DATABASE\NIST08.L
TIC Integration Parameters: lscint.P

****

Peak Number 21 Coronene Concentration Rank 8

R.T.	EstConc	Area	Relative to ISTD	R.T.
19.795	6.16 ppm	291885	Perylene-d12	15.896

Hit# of 5	Tentative ID	MW	MolForm	CAS#	Qual
1	Coronene	300	C24H12	000191-07-1	78
2	Coronene	300	C24H12	000191-07-1	60
3	1,2:3,4-Dibenzopyrene	302	C24H14	000191-30-0	50
4	4'-Bromo-flavone	300	C15H9BrO2	020525-20-6	49
5	2-(4-Bromophenyl)-5-phenyl-1,3,4...	300	C14H9BrN2O	021510-43-0	46

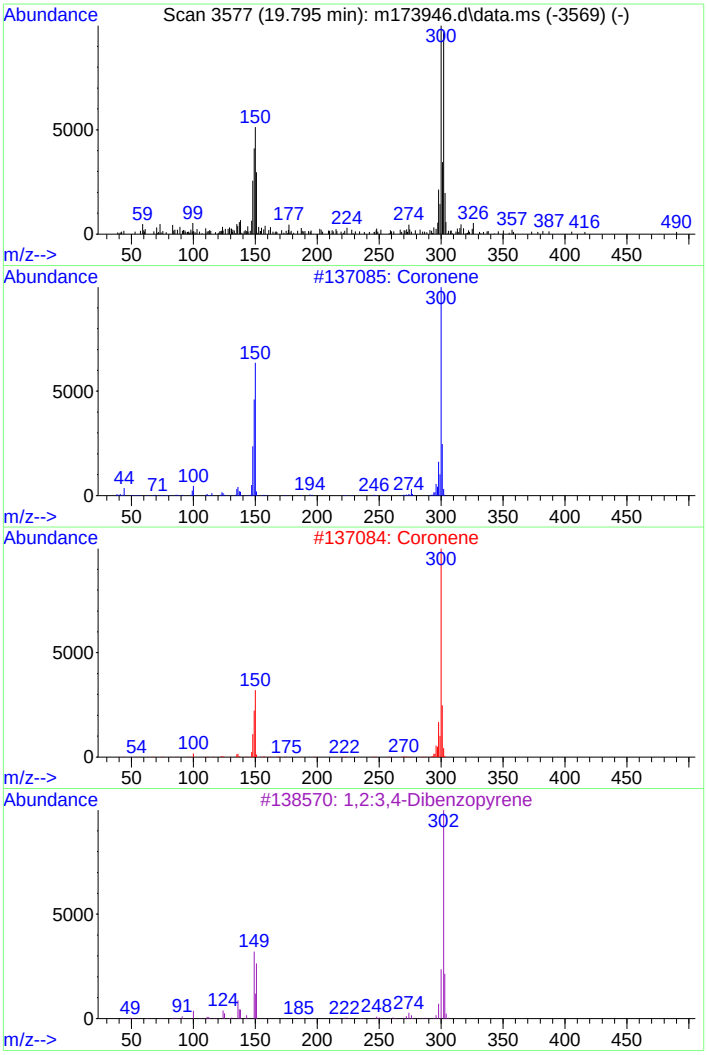

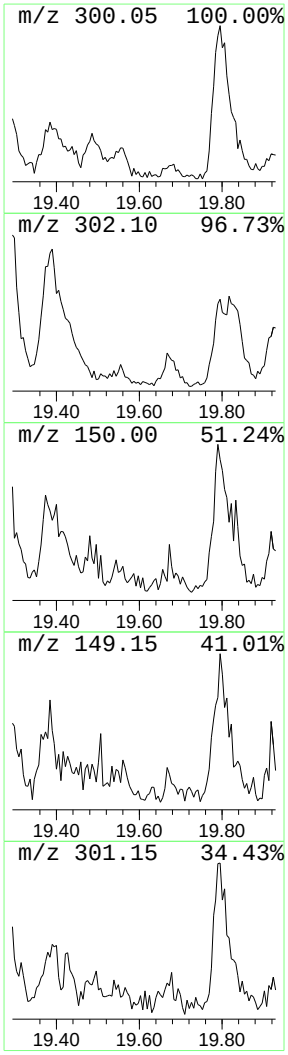

Tentatively Identified Compound (LSC) summary

Data Path : C:\msdchem\1\data\altheam\em7461\
Data File : m173946.d
Acq On : 6 Jul 2021 8:18 pm
Operator : chriss2
Sample : jd27605-9
Misc : op34129,em7461,30.4,,,1,1
ALS Vial : 21 Sample Multiplier: 1

Quant Method : C:\MSDCHEM\1\METHODS\MM7405.M
Quant Title : Semi Volatile GC/MS, rtx-5ms 30mx0.25mmx0.25um

TIC Library : C:\DATABASE\NIST08.L
TIC Integration Parameters: lscint.P

TIC Top Hit name	RT	EstConc	Units	Response	Internal Standard #	Internal Standard RT	Internal Standard Resp	Internal Standard Conc
System artifact...	1.951	7.3	ppm	272152	2	3.510	1498430	40.0
Alkane	2.148	5.0	ppm	188566	2	3.510	1498430	40.0
System artifact...	2.928	7.3	ppm	272501	2	3.510	1498430	40.0
System artifact...	3.056	4.6	ppm	173208	2	3.510	1498430	40.0
System artifact...	3.815	6.0	ppm	223987	2	3.510	1498430	40.0
Phenanthrene me...	9.348	5.7	ppm	273864	8	8.424	1919170	40.0
Phenanthrene me...	9.396	6.9	ppm	328915	8	8.424	1919170	40.0
4H-Cyclopenta[d...	9.498	8.0	ppm	385036	8	8.424	1919170	40.0
Phenanthrene me...	9.572	4.2	ppm	202197	8	8.424	1919170	40.0
Anthracenedione	9.946	10.0	ppm	481545	8	8.424	1919170	40.0
Phenanthrene di...	10.395	5.2	ppm	247513	8	8.424	1919170	40.0
Benzo[b]naphtho...	11.319	4.4	ppm	296371	9	13.354	2687530	40.0
Pyrene methyl	11.704	5.1	ppm	342257	9	13.354	2687530	40.0
Unknown	12.692	4.5	ppm	299151	9	13.354	2687530	40.0
Unknown	12.927	5.6	ppm	373384	9	13.354	2687530	40.0
Unknown PAH sub...	15.448	4.2	ppm	196708	12	15.896	1894060	40.0
Unknown PAH sub...	15.709	13.0	ppm	614892	12	15.896	1894060	40.0
Unknown PAH sub...	17.392	5.6	ppm	264981	12	15.896	1894060	40.0
Dibenzopyrene	19.293	6.2	ppm	294079	12	15.896	1894060	40.0
Dibenzopyrene	19.384	5.3	ppm	252179	12	15.896	1894060	40.0
Coronene	19.795	6.2	ppm	291885	12	15.896	1894060	40.0

Quantitation Report (QT/LSC Reviewed)

Data Path : C:\msdchem\1\data\altheam\em7461\
Data File : m173941.d
Acq On : 6 Jul 2021 4:20 pm
Operator : chriss2
Sample : jd27605-10 Inst : MSM
Misc : op34129,em7461,30.2,,,1,1
ALS Vial : 16 Sample Multiplier: 1

Quant Method : C:\MSDCHEM\1\METHODS\MM7405.M
Quant Results File: MM7405.RES
Quant Time: Jul 07 03:12:15 2021
Quant Title : Semi Volatile GC/MS, rtx-5ms 30mx0.25mmx0.25um
QLast Update : Wed Jul 07 02:25:20 2021
Response via : Initial Calibration

Compound	R.T.	QIon	Response	Conc	Units	Dev(Min)
Internal Standards						
1) 1,4-Dichlorobenzene-d4	3.510	152	225328	40.00	ppm	0.00
24) Naphthalene-d8	4.450	136	800238	40.00	ppm	0.00
46) Acenaphthene-d10	6.164	164	459857	40.00	ppm	0.00
69) Phenanthrene-d10	8.424	188	796412	40.00	ppm	0.00
84) Chrysene-d12	13.354	240	677033	40.00	ppm	0.00
93) Perylene-d12	15.891	264	692312	40.00	ppm	0.00
103) 1,4-Dichlorobenzene-d4a	3.510	152	225328	40.00	ppm	0.00
105) Acenaphthene-d10a	6.164	164	459857	40.00	ppm	0.00
107) Chrysene-d12a	13.354	240	677033	40.00	ppm	0.00
109) Phenanthrene-d10a	8.424	188	796412	40.00	ppm	0.00
111) Naphthalene-d8a	4.450	136	800238	40.00	ppm	0.00
113) Chrysene-d12b	13.354	240	677033	40.00	ppm	0.00
System Monitoring Compounds						
5) 2-Fluorophenol	2.415	112	282097	33.70	ppm	0.00
Spiked Amount 50.000			Recovery =	67.40%		
8) Phenol-d5	3.323	99	345653	36.86	ppm	0.00
Spiked Amount 50.000			Recovery =	73.72%		
25) Nitrobenzene-d5	3.943	82	324720	39.19	ppm	0.00
Spiked Amount 50.000			Recovery =	78.38%		
51) 2-Fluorobiphenyl	5.411	172	637455	47.58	ppm	0.00
Spiked Amount 50.000			Recovery =	95.16%		
74) 2,4,6-Tribromophenol	7.318	330	123444	42.99	ppm	0.00
Spiked Amount 50.000			Recovery =	85.98%		
87) Terphenyl-d14	11.500	244	737215	45.15	ppm	0.00
Spiked Amount 50.000			Recovery =	90.30%		
108) 1-chlorooctadecane	0.000	57	0	0.00	ppm	
Spiked Amount 50.000			Recovery =	0.00%		
110) o-terphenyl	0.000	230	0	0.00	ppm	
Spiked Amount 50.000			Recovery =	0.00%		
Target Compounds						Qvalue

(#) = qualifier out of range (m) = manual integration (+) = signals summed

Quantitation Report (QT/LSC Reviewed)

Data Path : C:\msdchem\1\data\altheam\em7461\
Data File : m173941.d
Acq On : 6 Jul 2021 4:20 pm
Operator : chriss2
Sample : jd27605-10 Inst : MSM
Misc : op34129,em7461,30.2,,,1,1
ALS Vial : 16 Sample Multiplier: 1

Quant Method : C:\MSDCHEM\1\METHODS\MM7405.M
Quant Results File: MM7405.RES
Quant Time: Jul 07 03:12:15 2021
Quant Title : Semi Volatile GC/MS, rtx-5ms 30mx0.25mmx0.25um
QLast Update : Wed Jul 07 02:25:20 2021
Response via : Initial Calibration

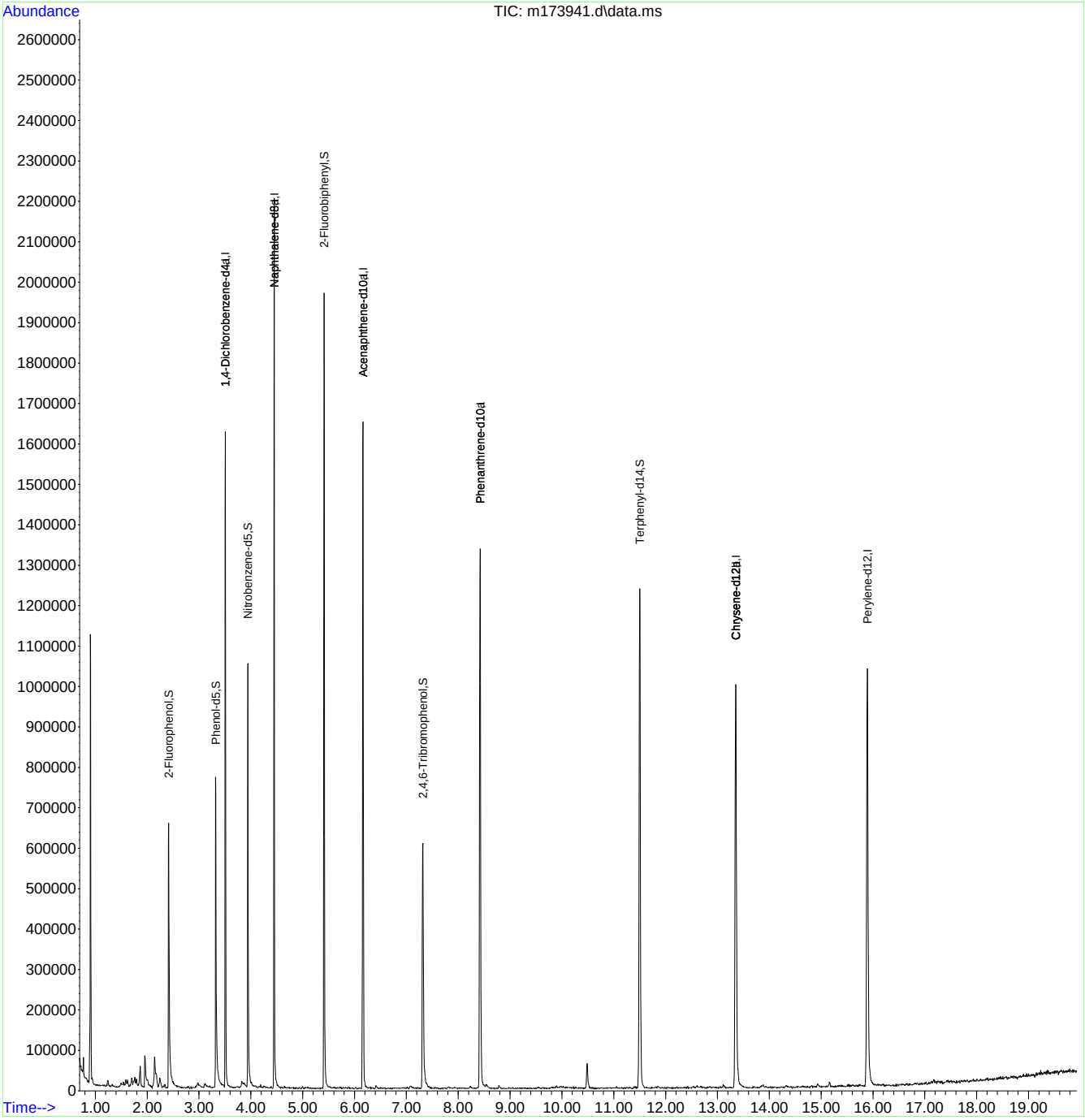

LSC Area Percent Report

Data Path : C:\msdchem\1\data\altheam\em7461\
Data File : m173941.d
Acq On : 6 Jul 2021 4:20 pm
Operator : chriss2
Sample : jd27605-10
Misc : op34129,em7461,30.2,,,1,1
ALS Vial : 16 Sample Multiplier: 1

Integration Parameters: RTEINT.P
Integrator: RTE
Smoothing : ON Filtering: 5
Sampling : 1 Min Area: 1000 Area counts
Start Thrs: 0.01 Max Peaks: 100
Stop Thrs : 0 Peak Location: TOP

If leading or trailing edge < 100 prefer < Baseline drop else tangent >
Peak separation: 5

Method : C:\MSDCHEM\1\METHODS\MM7405.M
Title : Semi Volatile GC/MS, rtx-5ms 30mx0.25mmx0.25um

Signal : TIC: m173941.d\data.ms

peak #	R.T. min	first scan	max scan	last scan	PK TY	peak height	corr. area	corr. % max.	% of total
1	0.770	12	15	23	rVB	52003	39467	1.88%	0.184%
2	0.903	35	40	54	rVV	1114357	1004953	47.80%	4.696%
3	1.240	94	103	108	rBV3	15407	23032	1.10%	0.108%
4	1.325	113	119	125	rBV7	7502	13878	0.66%	0.065%
5	1.491	145	150	154	rBV6	9917	17631	0.84%	0.082%
6	1.539	155	159	162	rVV6	13004	17477	0.83%	0.082%
7	1.587	163	168	170	rVV4	18411	21718	1.03%	0.101%
8	1.619	172	174	179	rVV2	17001	20390	0.97%	0.095%
9	1.705	182	190	193	rVV5	22107	37300	1.77%	0.174%
10	1.763	193	201	204	rVV7	23822	47773	2.27%	0.223%
11	1.795	204	207	211	rVV4	19046	24907	1.18%	0.116%
12	1.865	211	220	227	rVB2	50025	75878	3.61%	0.355%
13	1.956	234	237	244	rBV	77836	119057	5.66%	0.556%
14	2.143	264	272	285	rBV3	78689	195008	9.27%	0.911%
15	2.244	285	291	299	rVV2	26324	53812	2.56%	0.251%
16	2.308	299	303	306	rVV3	6618	9449	0.45%	0.044%
17	2.335	306	308	313	rVB4	10322	14426	0.69%	0.067%
18	2.415	317	323	353	rBV	656393	928993	44.18%	4.341%
19	2.586	353	355	366	rVB6	5056	12187	0.58%	0.057%
20	2.794	391	394	399	rVB4	6422	7899	0.38%	0.037%
21	2.976	416	428	443	rBV7	12721	45498	2.16%	0.213%
22	3.115	449	454	460	rBV8	10967	21391	1.02%	0.100%
23	3.318	486	492	515	rBV	768049	926576	44.07%	4.330%
24	3.510	524	528	546	rVB	1622356	1330301	63.27%	6.216%
25	3.718	562	567	570	rBV5	3715	7710	0.37%	0.036%
26	3.825	582	587	592	rBV6	14569	26336	1.25%	0.123%
27	3.943	604	609	621	rBV	1047906	903627	42.98%	4.222%
28	4.188	644	655	663	rVB6	8585	18350	0.87%	0.086%
29	4.391	684	693	698	rVB6	5543	10431	0.50%	0.049%
30	4.450	698	704	723	rBV	2203019	1665729	79.22%	7.784%
31	4.995	800	806	812	rVB3	6848	11697	0.56%	0.055%
32	5.411	879	884	901	rVV	1968985	1857699	88.35%	8.681%
33	5.524	901	905	910	rVB6	5122	9409	0.45%	0.044%
34	6.020	994	998	1003	rVB5	5904	9092	0.43%	0.042%
35	6.100	1007	1013	1018	rVB3	3638	8022	0.38%	0.037%
36	6.164	1018	1025	1037	rBV	1650837	1935523	92.05%	9.044%
37	6.415	1067	1072	1078	rBV3	8397	14899	0.71%	0.070%
38	7.014	1180	1184	1190	rVB	6284	9585	0.46%	0.045%
39	7.078	1190	1196	1202	rBV7	8234	21307	1.01%	0.100%
40	7.318	1234	1241	1261	rVV	607896	958241	45.57%	4.478%

LSC Area Percent Report

Data Path : C:\msdchem\1\data\altheam\em7461\
Data File : m173941.d
Acq On : 6 Jul 2021 4:20 pm
Operator : chriss2
Sample : jd27605-10
Misc : op34129,em7461,30.2,,,1,1
ALS Vial : 16 Sample Multiplier: 1

Integration Parameters: RTEINT.P
Integrator: RTE
Smoothing : ON Filtering: 5
Sampling : 1 Min Area: 1000 Area counts
Start Thrs: 0.01 Max Peaks: 100
Stop Thrs : 0 Peak Location: TOP

If leading or trailing edge < 100 prefer < Baseline drop else tangent >
Peak separation: 5

Method : C:\MSDCHEM\1\METHODS\MM7405.M
Title : Semi Volatile GC/MS, rtx-5ms 30mx0.25mmx0.25um

41	7.436	1261	1263	1269	rVB7	5361	7897	0.38%	0.037%
42	7.815	1327	1334	1339	rVB5	4653	9161	0.44%	0.043%
43	8.226	1407	1411	1418	rBV4	6190	11594	0.55%	0.054%
44	8.424	1434	1448	1466	rBV	1335441	2036247	96.84%	9.515%
45	8.547	1466	1471	1484	rVB8	9873	23108	1.10%	0.108%
46	8.782	1511	1515	1521	rBV4	7921	12749	0.61%	0.060%
47	9.652	1669	1678	1680	rVB3	4574	8734	0.42%	0.041%
48	9.802	1700	1706	1710	rBV4	4675	9291	0.44%	0.043%
49	9.898	1719	1724	1726	rBV4	6534	8748	0.42%	0.041%
50	10.224	1779	1785	1787	rVB5	6003	8025	0.38%	0.037%
51	10.485	1825	1834	1847	rBV3	62377	116263	5.53%	0.543%
52	11.500	2015	2024	2043	rBV	1236145	2102594	100.00%	9.825%
53	11.853	2086	2090	2095	rBV6	5597	9408	0.45%	0.044%
54	12.606	2224	2231	2242	rBV8	6801	18935	0.90%	0.088%
55	13.108	2320	2325	2332	rBV8	8836	15533	0.74%	0.073%
56	13.354	2362	2371	2395	rBV2	998295	1978372	94.09%	9.244%
57	13.487	2395	2396	2401	rVV2	6445	7558	0.36%	0.035%
58	13.882	2467	2470	2476	rVB6	7087	7725	0.37%	0.036%
59	14.326	2548	2553	2557	rBV8	6527	10993	0.52%	0.051%
60	14.416	2567	2570	2574	rVB3	5270	8052	0.38%	0.038%
61	14.934	2663	2667	2672	rBV6	9486	16284	0.77%	0.076%
62	15.159	2703	2709	2715	rVV8	13419	22934	1.09%	0.107%
63	15.527	2775	2778	2783	rVB5	7068	9050	0.43%	0.042%
64	15.891	2834	2846	2871	rBV2	1034856	2061164	98.03%	9.631%
65	16.200	2896	2904	2906	rVB7	5524	8734	0.42%	0.041%
66	16.526	2959	2965	2969	rBV7	4846	9927	0.47%	0.046%
67	16.649	2987	2988	2994	rVB4	6123	8412	0.40%	0.039%
68	16.815	3009	3019	3024	rBV4	6079	14817	0.70%	0.069%
69	16.857	3024	3027	3033	rVB8	6435	10053	0.48%	0.047%
70	17.087	3063	3070	3072	rBV8	5820	9525	0.45%	0.045%
71	17.124	3072	3077	3078	rVV4	6871	8683	0.41%	0.041%
72	17.172	3081	3086	3092	rVV9	11604	22938	1.09%	0.107%
73	17.327	3113	3115	3118	rVB4	8734	7542	0.36%	0.035%
74	17.701	3180	3185	3187	rBV6	7399	10240	0.49%	0.048%
75	17.765	3192	3197	3201	rVB8	5006	7862	0.37%	0.037%
76	17.819	3205	3207	3213	rVB7	7147	8703	0.41%	0.041%
77	18.075	3250	3255	3260	rBV7	5858	9569	0.46%	0.045%
78	18.193	3271	3277	3280	rBV6	6315	8619	0.41%	0.040%
79	18.305	3293	3298	3300	rVB6	5941	9036	0.43%	0.042%
80	18.561	3343	3346	3351	rVV7	6462	8566	0.41%	0.040%
81	18.721	3373	3376	3378	rBV4	7088	7803	0.37%	0.036%
82	18.817	3388	3394	3395	rBV5	7932	11658	0.55%	0.054%
83	18.903	3405	3410	3413	rVV7	7812	7894	0.38%	0.037%
84	18.999	3424	3428	3433	rVV8	10196	14939	0.71%	0.070%
85	19.052	3433	3438	3439	rVV5	7450	9997	0.48%	0.047%

LSC Area Percent Report

Data Path : C:\msdchem\1\data\altheam\em7461\
Data File : m173941.d
Acq On : 6 Jul 2021 4:20 pm
Operator : chriss2
Sample : jd27605-10
Misc : op34129,em7461,30.2,,,1,1
ALS Vial : 16 Sample Multiplier: 1

Integration Parameters: RTEINT.P
Integrator: RTE
Smoothing : ON Filtering: 5
Sampling : 1 Min Area: 1000 Area counts
Start Thrs: 0.01 Max Peaks: 100
Stop Thrs : 0 Peak Location: TOP

If leading or trailing edge < 100 prefer < Baseline drop else tangent >
Peak separation: 5

Method : C:\MSDCHEM\1\METHODS\MM7405.M
Title : Semi Volatile GC/MS, rtx-5ms 30mx0.25mmx0.25um

86	19.068	3439	3441	3444	rVV4	7731	7928	0.38%	0.037%
87	19.095	3444	3446	3450	rVB5	8525	10211	0.49%	0.048%
88	19.149	3452	3456	3459	rBV6	10906	12153	0.58%	0.057%
89	19.170	3459	3460	3464	rVV3	7920	8894	0.42%	0.042%
90	19.202	3464	3466	3470	rVV5	9842	12050	0.57%	0.056%
91	19.234	3470	3472	3474	rVV3	13972	8553	0.41%	0.040%
92	19.250	3474	3475	3478	rVV2	9151	7618	0.36%	0.036%
93	19.298	3480	3484	3486	rVV5	9249	11883	0.57%	0.056%
94	19.341	3489	3492	3494	rVV3	9664	8381	0.40%	0.039%
95	19.362	3494	3496	3499	rVV4	12184	9554	0.45%	0.045%
96	19.384	3499	3500	3504	rVV4	9978	7758	0.37%	0.036%
97	19.453	3508	3513	3514	rVV5	6313	8240	0.39%	0.039%
98	19.544	3527	3530	3536	rVB8	10961	21149	1.01%	0.099%
99	19.635	3536	3547	3552	rBV8	12469	41906	1.99%	0.196%
100	19.870	3590	3591	3598	rBV6	7632	11728	0.56%	0.055%

Sum of corrected areas: 21400600

LSC Report - Integrated Chromatogram

Data Path : C:\msdchem\1\data\altheam\em7461\
Data File : m173941.d
Acq On : 6 Jul 2021 4:20 pm
Operator : chriss2
Sample : jd27605-10
Misc : op34129,em7461,30.2,,,1,1
ALS Vial : 16 Sample Multiplier: 1

Quant Method : C:\MSDCHEM\1\METHODS\MM7405.M
Quant Title : Semi Volatile GC/MS, rtx-5ms 30mx0.25mmx0.25um

TIC Library : C:\DATABASE\NIST08.L
TIC Integration Parameters: lscint.P

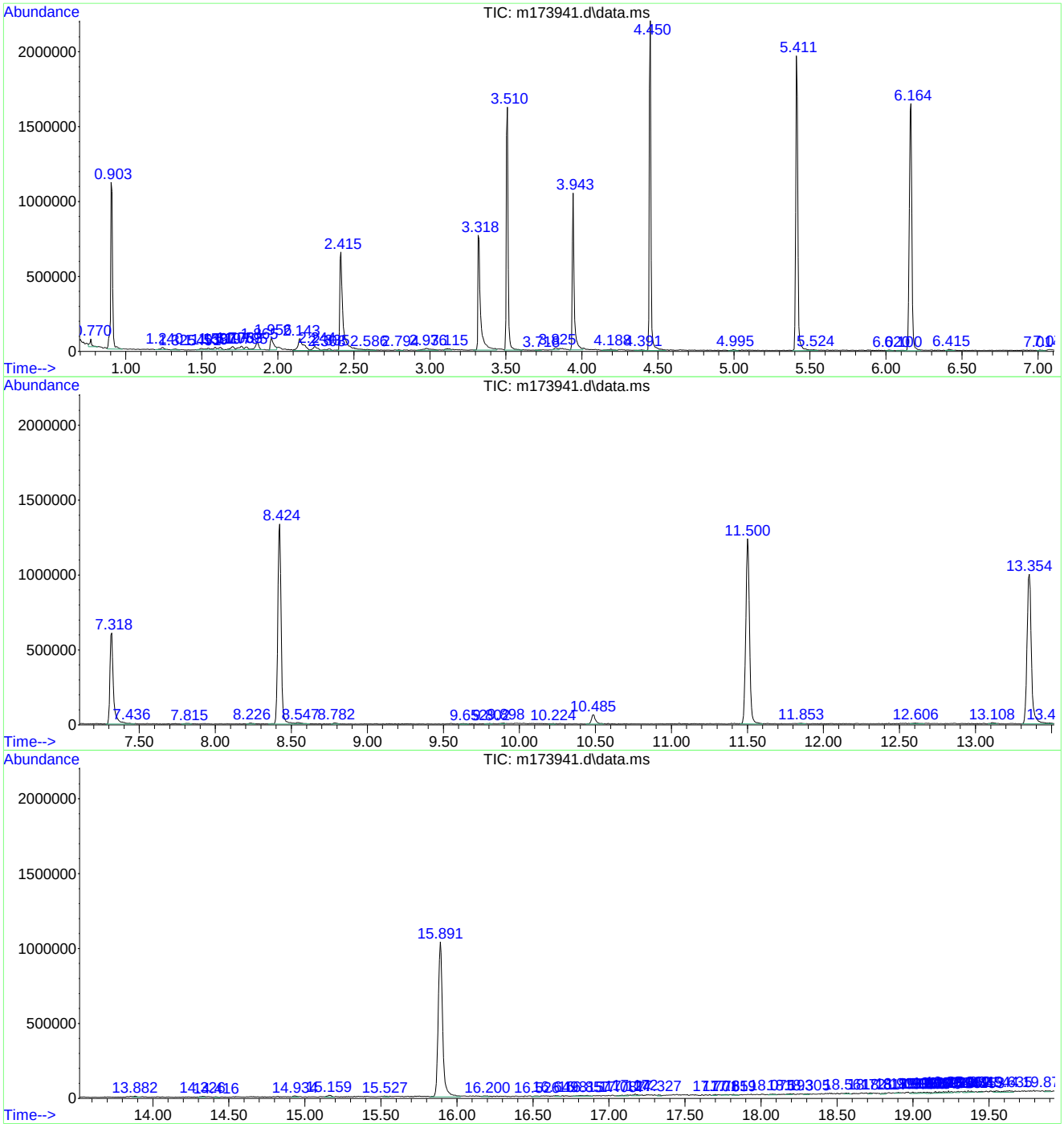

Library Search Compound Report

Data Path : C:\msdchem\1\data\altheam\em7461\
Data File : m173941.d
Acq On : 6 Jul 2021 4:20 pm
Operator : chriss2
Sample : jd27605-10
Misc : op34129,em7461,30.2,,,1,1
ALS Vial : 16 Sample Multiplier: 1

Quant Method : C:\MSDCHEM\1\METHODS\MM7405.M
Quant Title : Semi Volatile GC/MS, rtx-5ms 30mx0.25mmx0.25um

TIC Library : C:\DATABASE\NIST08.L
TIC Integration Parameters: lscint.P

****

Peak Number 1 System artifact Concentration Rank 1

R.T.	EstConc	Area	Relative to ISTD	R.T.
0.903	30.22 ppm	1004950	1,4-Dichlorobenzene-d4a	3.510

Hit# of 5	Tentative ID	MW	MolForm	CAS#	Qual
1	Furan, 2,5-dimethyl-	96	C6H8O	000625-86-5	91
2	Furan, 2,5-dimethyl-	96	C6H8O	000625-86-5	91
3	Furan, 2,5-dimethyl-	96	C6H8O	000625-86-5	90
4	Furan, 2,5-dimethyl-	96	C6H8O	000625-86-5	86
5	1H-Pyrazole, 1,3-dimethyl-	96	C5H8N2	000694-48-4	43

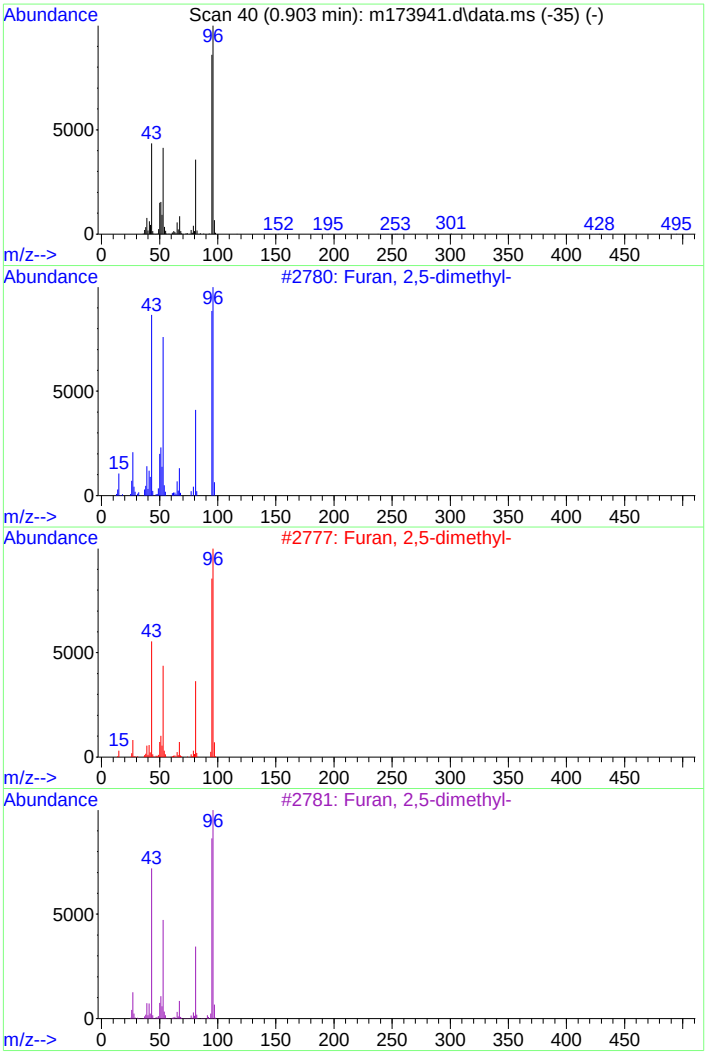

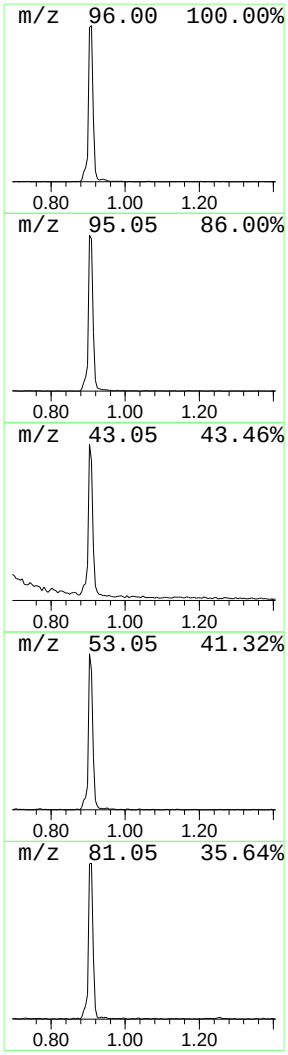

Library Search Compound Report

Data Path : C:\msdchem\1\data\altheam\em7461\
Data File : m173941.d
Acq On : 6 Jul 2021 4:20 pm
Operator : chriss2
Sample : jd27605-10
Misc : op34129,em7461,30.2,,,1,1
ALS Vial : 16 Sample Multiplier: 1

Quant Method : C:\MSDCHEM\1\METHODS\MM7405.M
Quant Title : Semi Volatile GC/MS, rtx-5ms 30mx0.25mmx0.25um

TIC Library : C:\DATABASE\NIST08.L
TIC Integration Parameters: lscint.P

****

Peak Number 2 Alkane Concentration Rank 2

R.T.	EstConc	Area	Relative to ISTD	R.T.
2.143	5.86 ppm	195008	1,4-Dichlorobenzene-d4a	3.510

Hit# of 5	Tentative ID	MW	MolForm	CAS#	Qual
1	Hexane, 3-ethyl-	114	C8H18	000619-99-8	64
2	Hexane, 2,3,5-trimethyl-	128	C9H20	001069-53-0	59
3	Octane, 3,4-dimethyl-	142	C10H22	015869-92-8	59
4	1-Octene, 4-methyl-	126	C9H18	013151-12-7	53
5	Heptane, 2,3-dimethyl-	128	C9H20	003074-71-3	53

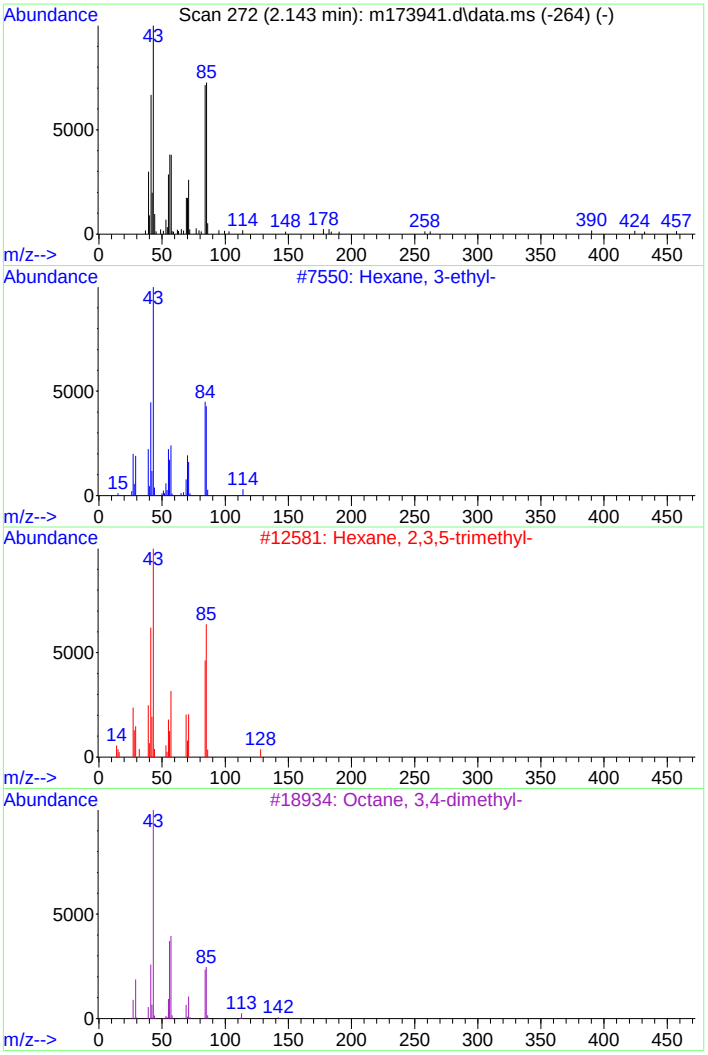

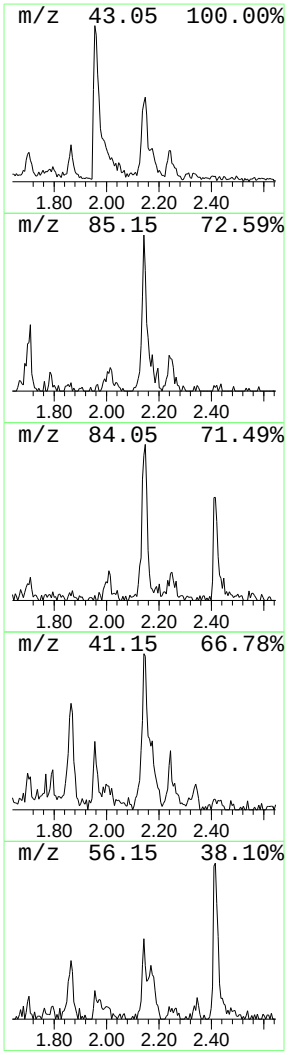

Tentatively Identified Compound (LSC) summary

Data Path : C:\msdchem\1\data\altheam\em7461\
Data File : m173941.d
Acq On : 6 Jul 2021 4:20 pm
Operator : chriss2
Sample : jd27605-10
Misc : op34129,em7461,30.2,,,1,1
ALS Vial : 16 Sample Multiplier: 1

Quant Method : C:\MSDCHEM\1\METHODS\MM7405.M
Quant Title : Semi Volatile GC/MS, rtx-5ms 30mx0.25mmx0.25um

TIC Library : C:\DATABASE\NIST08.L
TIC Integration Parameters: lscint.P

					--Internal Standard---			
TIC Top Hit name	RT	EstConc	Units	Response	#	RT	Resp	Conc
System artifact	0.903	30.2	ppm	1004950	2	3.510	1330300	40.0
Alkane	2.143	5.9	ppm	195008	2	3.510	1330300	40.0

Quantitation Report (QT/LSC Reviewed)

Data Path : C:\msdchem\1\data\altheam\em7461\
Data File : m173942a.d
Acq On : 6 Jul 2021 6:31 pm
Operator : chriss2
Sample : jd27605-11 Inst : MSM
Misc : op34129,em7461,30.1,,,1,1
ALS Vial : 17 Sample Multiplier: 1

Quant Method : C:\MSDCHEM\1\METHODS\MM7405.M
Quant Results File: MM7405.RES
Quant Time: Jul 07 03:18:14 2021
Quant Title : Semi Volatile GC/MS, rtx-5ms 30mx0.25mmx0.25um
QLast Update : Wed Jul 07 02:25:20 2021
Response via : Initial Calibration

Compound	R.T.	QIon	Response	Conc	Units	Dev(Min)
Internal Standards						
1) 1,4-Dichlorobenzene-d4	3.505	152	263581	40.00	ppm	0.00
24) Naphthalene-d8	4.445	136	878567	40.00	ppm	0.00
46) Acenaphthene-d10	6.160	164	450283	40.00	ppm	0.00
69) Phenanthrene-d10	8.419	188	795268	40.00	ppm	0.00
84) Chrysene-d12	13.354	240	647783	40.00	ppm	0.00
93) Perylene-d12	15.891	264	656517	40.00	ppm	0.00
103) 1,4-Dichlorobenzene-d4a	3.505	152	263581	40.00	ppm	0.00
105) Acenaphthene-d10a	6.160	164	450283	40.00	ppm	0.00
107) Chrysene-d12a	13.354	240	647783	40.00	ppm	0.00
109) Phenanthrene-d10a	8.419	188	795268	40.00	ppm	0.00
111) Naphthalene-d8a	4.445	136	878567	40.00	ppm	0.00
113) Chrysene-d12b	13.354	240	647783	40.00	ppm	0.00
System Monitoring Compounds						
5) 2-Fluorophenol	2.410	112	230392	23.53	ppm	0.00
Spiked Amount 50.000			Recovery = 47.06%			
8) Phenol-d5	3.318	99	281873	25.70	ppm	0.00
Spiked Amount 50.000			Recovery = 51.40%			
25) Nitrobenzene-d5	3.938	82	249330	27.41	ppm	0.00
Spiked Amount 50.000			Recovery = 54.82%			
51) 2-Fluorobiphenyl	5.412	172	493974	37.65	ppm	0.00
Spiked Amount 50.000			Recovery = 75.30%			
74) 2,4,6-Tribromophenol	7.319	330	86869	30.30	ppm	0.00
Spiked Amount 50.000			Recovery = 60.60%			
87) Terphenyl-d14	11.501	244	563906	36.10	ppm	0.00
Spiked Amount 50.000			Recovery = 72.20%			
108) 1-chlorooctadecane	0.000	57	0	0.00	ppm	
Spiked Amount 50.000			Recovery = 0.00%			
110) o-terphenyl	0.000	230	0	0.00	ppm	
Spiked Amount 50.000			Recovery = 0.00%			
Target Compounds						Qvalue

(#) = qualifier out of range (m) = manual integration (+) = signals summed

Quantitation Report (QT/LSC Reviewed)

Data Path : C:\msdchem\1\data\altheam\em7461\
Data File : m173942a.d
Acq On : 6 Jul 2021 6:31 pm
Operator : chriss2
Sample : jd27605-11 Inst : MSM
Misc : op34129,em7461,30.1,,,1,1
ALS Vial : 17 Sample Multiplier: 1

Quant Method : C:\MSDCHEM\1\METHODS\MM7405.M
Quant Results File: MM7405.RES
Quant Time: Jul 07 03:18:14 2021
Quant Title : Semi Volatile GC/MS, rtx-5ms 30mx0.25mmx0.25um
QLast Update : Wed Jul 07 02:25:20 2021
Response via : Initial Calibration

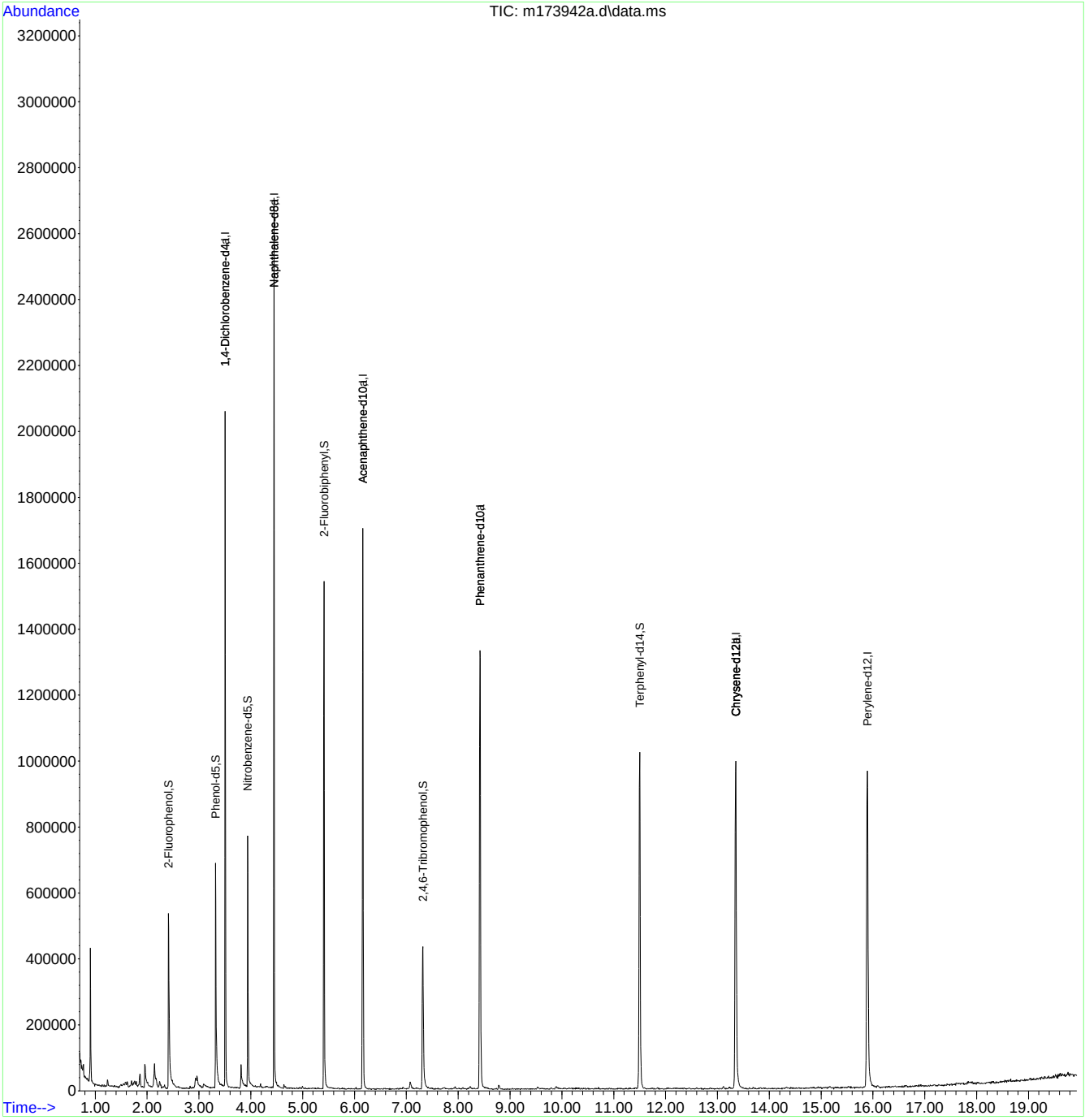

LSC Area Percent Report

Data Path : C:\msdchem\1\data\altheam\em7461\
Data File : m173942a.d
Acq On : 6 Jul 2021 6:31 pm
Operator : chriss2
Sample : jd27605-11
Misc : op34129,em7461,30.1,,,1,1
ALS Vial : 17 Sample Multiplier: 1

Integration Parameters: RTEINT.P
Integrator: RTE
Smoothing : ON Filtering: 5
Sampling : 1 Min Area: 1000 Area counts
Start Thrs: 0.01 Max Peaks: 100
Stop Thrs : 0 Peak Location: TOP

If leading or trailing edge < 100 prefer < Baseline drop else tangent >
Peak separation: 5

Method : C:\MSDCHEM\1\METHODS\MM7405.M
Title : Semi Volatile GC/MS, rtx-5ms 30mx0.25mmx0.25um

Signal : TIC: m173942a.d\data.ms

peak #	R.T. min	first scan	max scan	last scan	PK TY	peak height	corr. area	corr. % max.	% of total
1	0.770	12	15	18	rVB3	38835	34452	1.68%	0.178%
2	0.851	28	30	35	rVB6	9355	8713	0.43%	0.045%
3	0.904	35	40	56	rVB	419551	381990	18.67%	1.975%
4	1.134	80	83	88	rBV5	6889	9006	0.44%	0.047%
5	1.235	98	102	111	rVB2	20099	24177	1.18%	0.125%
6	1.497	145	151	155	rBV7	10094	21406	1.05%	0.111%
7	1.545	155	160	164	rVV6	11427	24300	1.19%	0.126%
8	1.588	164	168	170	rVV4	16114	23678	1.16%	0.122%
9	1.614	170	173	178	rVV3	17131	23296	1.14%	0.120%
10	1.700	178	189	193	rVV3	19728	33225	1.62%	0.172%
11	1.759	193	200	204	rVV6	18345	41041	2.01%	0.212%
12	1.791	204	206	211	rVV6	16313	15302	0.75%	0.079%
13	1.860	211	219	225	rVB2	40603	64035	3.13%	0.331%
14	1.956	234	237	254	rBV	71158	140544	6.87%	0.727%
15	2.143	263	272	285	rVB3	72714	157975	7.72%	0.817%
16	2.239	285	290	297	rVB4	21455	40307	1.97%	0.208%
17	2.309	297	303	305	rBV4	6201	8497	0.42%	0.044%
18	2.335	305	308	314	rVB4	11609	13230	0.65%	0.068%
19	2.410	318	322	353	rBV	532412	812600	39.73%	4.202%
20	2.934	412	420	424	rBV2	30966	63773	3.12%	0.330%
21	2.960	424	425	442	rVV4	37103	69575	3.40%	0.360%
22	3.088	446	449	460	rVV6	12897	35652	1.74%	0.184%
23	3.153	460	461	471	rVB5	6754	13358	0.65%	0.069%
24	3.318	489	492	510	rBV	682740	768125	37.55%	3.972%
25	3.420	510	511	516	rVV4	12823	19279	0.94%	0.100%
26	3.505	520	527	539	rVV	2052825	1518283	74.23%	7.851%
27	3.574	539	540	547	rVV7	4732	9212	0.45%	0.048%
28	3.810	578	584	597	rBV	73385	136215	6.66%	0.704%
29	3.895	599	600	605	rVV5	11389	14792	0.72%	0.076%
30	3.938	605	608	632	rVV	765092	720998	35.25%	3.728%
31	4.087	632	636	641	rVB6	6475	9478	0.46%	0.049%
32	4.189	651	655	662	rVB4	11496	12929	0.63%	0.067%
33	4.445	699	703	716	rBV	2699183	1817290	88.84%	9.397%
34	4.637	737	739	742	rBV2	13221	11403	0.56%	0.059%
35	4.942	791	796	802	rVB5	5001	8307	0.41%	0.043%
36	4.995	802	806	814	rBV5	8367	11692	0.57%	0.060%
37	5.412	878	884	899	rBV	1539206	1455302	71.15%	7.525%
38	5.684	931	935	940	rVB5	4731	8819	0.43%	0.046%
39	6.031	994	1000	1002	rBV2	6585	7464	0.36%	0.039%
40	6.160	1016	1024	1041	rBV	1701472	1878550	91.84%	9.714%

LSC Area Percent Report

Data Path : C:\msdchem\1\data\altheam\em7461\
Data File : m173942a.d
Acq On : 6 Jul 2021 6:31 pm
Operator : chriss2
Sample : jd27605-11
Misc : op34129,em7461,30.1,,,1,1
ALS Vial : 17 Sample Multiplier: 1

Integration Parameters: RTEINT.P
Integrator: RTE
Smoothing : ON Filtering: 5
Sampling : 1 Min Area: 1000 Area counts
Start Thrs: 0.01 Max Peaks: 100
Stop Thrs : 0 Peak Location: TOP

If leading or trailing edge < 100 prefer < Baseline drop else tangent >
Peak separation: 5

Method : C:\MSDCHEM\1\METHODS\MM7405.M
Title : Semi Volatile GC/MS, rtx-5ms 30mx0.25mmx0.25um

41	6.368	1055	1063	1065	rBV6	4077	8037	0.39%	0.042%
42	7.073	1187	1195	1210	rVB5	22473	53386	2.61%	0.276%
43	7.319	1234	1241	1258	rBV	432258	677556	33.12%	3.504%
44	7.938	1355	1357	1362	rVB3	7678	8509	0.42%	0.044%
45	8.013	1366	1371	1379	rVB5	4044	8829	0.43%	0.046%
46	8.232	1407	1412	1420	rVB5	8241	13824	0.68%	0.071%
47	8.419	1437	1447	1463	rBV	1329865	2045462	100.00%	10.577%
48	8.782	1511	1515	1522	rBV7	13962	23164	1.13%	0.120%
49	9.530	1650	1655	1663	rBV6	7588	15642	0.76%	0.081%
50	9.797	1698	1705	1712	rBV3	5170	9640	0.47%	0.050%
51	9.893	1717	1723	1727	rBV5	7945	17096	0.84%	0.088%
52	11.410	2005	2007	2014	rBV5	4247	8187	0.40%	0.042%
53	11.501	2014	2024	2038	rVV	1021077	1627777	79.58%	8.417%
54	12.462	2196	2204	2209	rVB4	4107	9547	0.47%	0.049%
55	12.601	2223	2230	2237	rBV4	5331	10290	0.50%	0.053%
56	12.692	2240	2247	2249	rVB4	4944	8070	0.39%	0.042%
57	13.119	2319	2327	2332	rVB5	8469	17241	0.84%	0.089%
58	13.231	2340	2348	2353	rBV5	6531	12899	0.63%	0.067%
59	13.354	2358	2371	2394	rVV	995078	1893564	92.57%	9.791%
60	13.493	2394	2397	2403	rVV5	6190	8988	0.44%	0.046%
61	14.267	2538	2542	2546	rBV3	3648	7509	0.37%	0.039%
62	14.337	2546	2555	2559	rVV5	6754	16605	0.81%	0.086%
63	14.994	2675	2678	2682	rVB2	6022	8369	0.41%	0.043%
64	15.170	2702	2711	2717	rBV8	6757	19123	0.93%	0.099%
65	15.891	2834	2846	2863	rVV2	960783	1920710	93.90%	9.932%
66	15.992	2864	2865	2870	rVB5	6288	7301	0.36%	0.038%
67	16.094	2879	2884	2892	rVB7	6898	17202	0.84%	0.089%
68	16.430	2940	2947	2952	rVB7	4140	8244	0.40%	0.043%
69	16.644	2983	2987	2991	rVB7	5926	10188	0.50%	0.053%
70	17.184	3085	3088	3093	rVB5	4122	8026	0.39%	0.042%
71	17.269	3100	3104	3110	rBV8	5351	9521	0.47%	0.049%
72	17.429	3131	3134	3138	rVV5	6695	7944	0.39%	0.041%
73	17.515	3144	3150	3152	rBV7	7400	11592	0.57%	0.060%
74	17.605	3165	3167	3175	rBV8	8106	20055	0.98%	0.104%
75	17.659	3175	3177	3182	rVV6	6110	8844	0.43%	0.046%
76	17.835	3204	3210	3212	rBV4	9688	12087	0.59%	0.063%
77	17.851	3212	3213	3217	rVV4	7150	9552	0.47%	0.049%
78	17.883	3217	3219	3223	rVV4	7275	10433	0.51%	0.054%
79	17.910	3223	3224	3228	rVB3	8213	8667	0.42%	0.045%
80	18.006	3239	3242	3244	rBV4	6249	7887	0.39%	0.041%
81	18.449	3319	3325	3326	rBV6	5071	7343	0.36%	0.038%
82	18.546	3341	3343	3349	rVB7	7652	10802	0.53%	0.056%
83	18.604	3349	3354	3356	rBV6	7608	11802	0.58%	0.061%
84	18.658	3356	3364	3366	rVB8	8389	10910	0.53%	0.056%
85	18.855	3397	3401	3404	rBV5	5470	9902	0.48%	0.051%

LSC Area Percent Report

Data Path : C:\msdchem\1\data\altheam\em7461\
Data File : m173942a.d
Acq On : 6 Jul 2021 6:31 pm
Operator : chriss2
Sample : jd27605-11
Misc : op34129,em7461,30.1,,,1,1
ALS Vial : 17 Sample Multiplier: 1

Integration Parameters: RTEINT.P
Integrator: RTE
Smoothing : ON Filtering: 5
Sampling : 1 Min Area: 1000 Area counts
Start Thrs: 0.01 Max Peaks: 100
Stop Thrs : 0 Peak Location: TOP

If leading or trailing edge < 100 prefer < Baseline drop else tangent >
Peak separation: 5

Method : C:\MSDCHEM\1\METHODS\MM7405.M
Title : Semi Volatile GC/MS, rtx-5ms 30mx0.25mmx0.25um

86	19.042	3427	3436	3437	rBV9	7443	12268	0.60%	0.063%
87	19.170	3454	3460	3463	rBV8	4721	7831	0.38%	0.040%
88	19.229	3463	3471	3472	rVB7	7225	11564	0.57%	0.060%
89	19.256	3472	3476	3480	rBV6	8731	13988	0.68%	0.072%
90	19.315	3485	3487	3492	rBV6	7274	8817	0.43%	0.046%
91	19.389	3498	3501	3505	rVB6	8440	8038	0.39%	0.042%
92	19.486	3515	3519	3521	rBV5	8442	7891	0.39%	0.041%
93	19.518	3521	3525	3530	rVB8	11588	16890	0.83%	0.087%
94	19.550	3530	3531	3534	rVB3	9203	8460	0.41%	0.044%
95	19.614	3534	3543	3545	rBV10	16888	38761	1.89%	0.200%
96	19.651	3545	3550	3555	rVV8	8705	16641	0.81%	0.086%
97	19.763	3563	3571	3576	rVB8	13396	24577	1.20%	0.127%
98	19.811	3576	3580	3582	rBV5	8832	11951	0.58%	0.062%
99	19.849	3584	3587	3592	rVB7	8948	14708	0.72%	0.076%
100	19.881	3592	3593	3597	rBV4	7530	9942	0.49%	0.051%

Sum of corrected areas: 19338923

LSC Report - Integrated Chromatogram

Data Path : C:\msdchem\1\data\altheam\em7461\
Data File : m173942a.d
Acq On : 6 Jul 2021 6:31 pm
Operator : chriss2
Sample : jd27605-11
Misc : op34129,em7461,30.1,,,1,1
ALS Vial : 17 Sample Multiplier: 1

Quant Method : C:\MSDCHEM\1\METHODS\MM7405.M
Quant Title : Semi Volatile GC/MS, rtx-5ms 30mx0.25mmx0.25um

TIC Library : C:\DATABASE\NIST08.L
TIC Integration Parameters: lscint.P

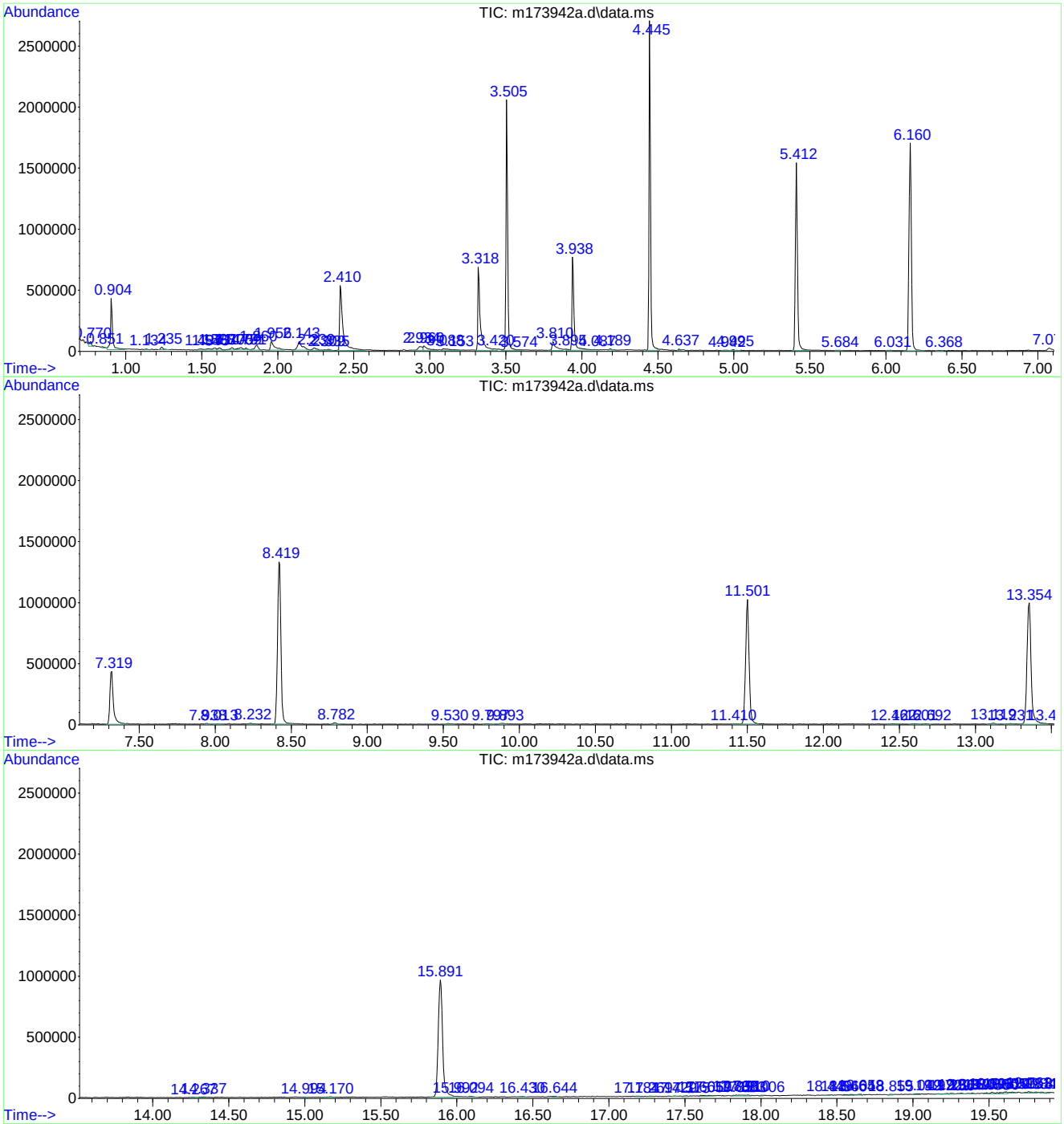

Library Search Compound Report

Data Path : C:\msdchem\1\data\altheam\em7461\
Data File : m173942a.d
Acq On : 6 Jul 2021 6:31 pm
Operator : chriss2
Sample : jd27605-11
Misc : op34129,em7461,30.1,,,1,1
ALS Vial : 17 Sample Multiplier: 1

Quant Method : C:\MSDCHEM\1\METHODS\MM7405.M
Quant Title : Semi Volatile GC/MS, rtx-5ms 30mx0.25mmx0.25um

TIC Library : C:\DATABASE\NIST08.L
TIC Integration Parameters: lscint.P

****

Peak Number 1 System artifact Concentration Rank 1

R.T.	EstConc	Area	Relative to ISTD	R.T.
0.904	10.06 ppm	381990	1,4-Dichlorobenzene-d4a	3.505

Hit# of 5	Tentative ID	MW	MolForm	CAS#	Qual
1	Furan, 2,5-dimethyl-	96	C6H8O	000625-86-5	91
2	Furan, 2,5-dimethyl-	96	C6H8O	000625-86-5	90
3	Furan, 2,5-dimethyl-	96	C6H8O	000625-86-5	86
4	Furan, 2,5-dimethyl-	96	C6H8O	000625-86-5	72
5	Furfural	96	C5H4O2	000098-01-1	64

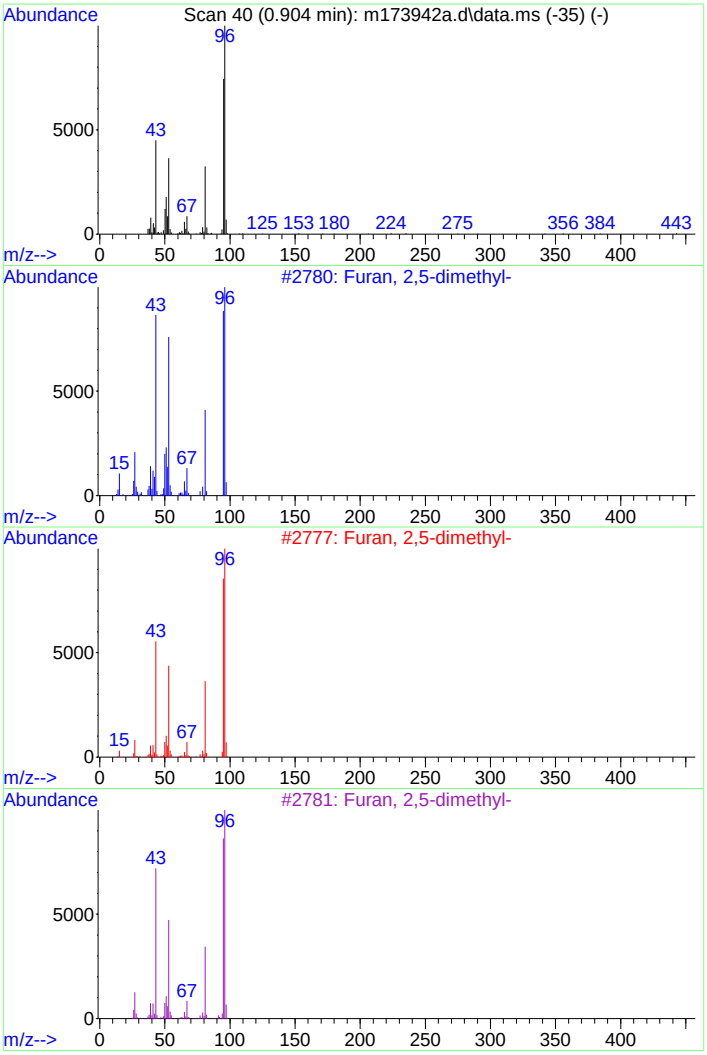

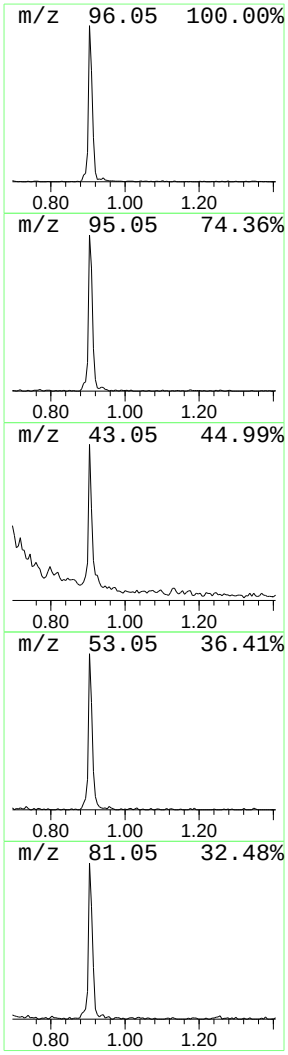

Library Search Compound Report

Data Path : C:\msdchem\1\data\altheam\em7461\
Data File : m173942a.d
Acq On : 6 Jul 2021 6:31 pm
Operator : chriss2
Sample : jd27605-11
Misc : op34129,em7461,30.1,,,1,1
ALS Vial : 17 Sample Multiplier: 1

Quant Method : C:\MSDCHEM\1\METHODS\MM7405.M
Quant Title : Semi Volatile GC/MS, rtx-5ms 30mx0.25mmx0.25um

TIC Library : C:\DATABASE\NIST08.L
TIC Integration Parameters: lscint.P

****

Peak Number 2 Alkane Concentration Rank 2

R.T.	EstConc	Area	Relative to ISTD	R.T.
2.143	4.16 ppm	157975	1,4-Dichlorobenzene-d4a	3.505

Hit# of 5	Tentative ID	MW	MolForm	CAS#	Qual
1	Heptane, 2,3-dimethyl-	128	C9H20	003074-71-3	72
2	Heptane, 2,3-dimethyl-	128	C9H20	003074-71-3	72
3	Piperidine	85	C5H11N	000110-89-4	64
4	Heptane, 2,3-dimethyl-	128	C9H20	003074-71-3	64
5	Decane, 5,6-dimethyl-	170	C12H26	001636-43-7	56

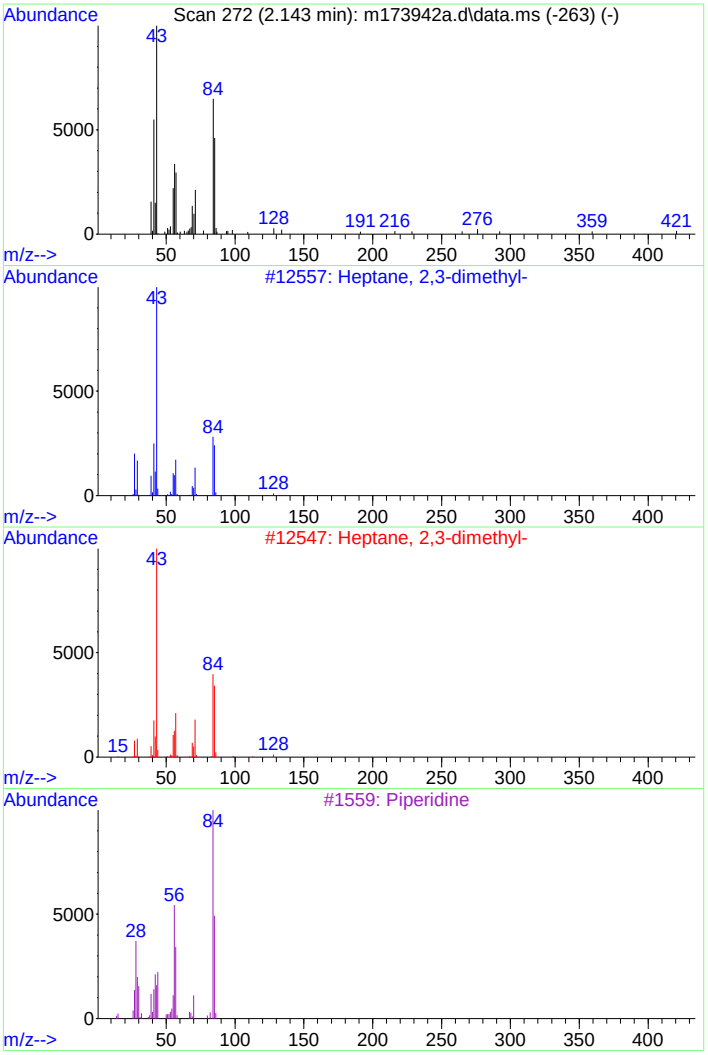

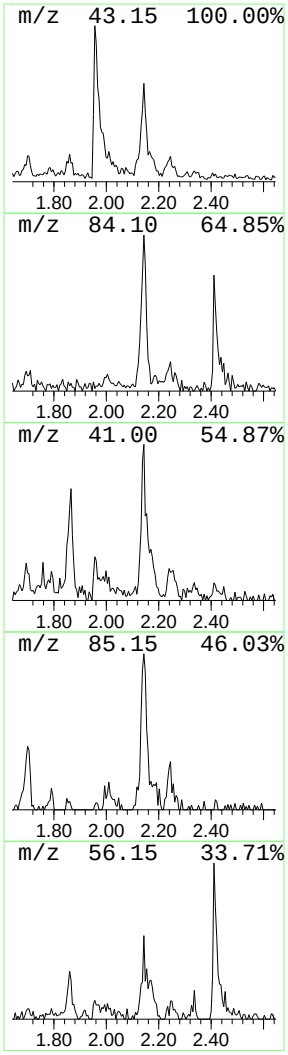

Tentatively Identified Compound (LSC) summary

Data Path : C:\msdchem\1\data\altheam\em7461\
Data File : m173942a.d
Acq On : 6 Jul 2021 6:31 pm
Operator : chriss2
Sample : jd27605-11
Misc : op34129,em7461,30.1,,,1,1
ALS Vial : 17 Sample Multiplier: 1

Quant Method : C:\MSDCHEM\1\METHODS\MM7405.M
Quant Title : Semi Volatile GC/MS, rtx-5ms 30mx0.25mmx0.25um

TIC Library : C:\DATABASE\NIST08.L
TIC Integration Parameters: lscint.P

					--Internal Standard---			
TIC Top Hit name	RT	EstConc	Units	Response	#	RT	Resp	Conc
System artifact	0.904	10.1	ppm	381990	2	3.505	1518280	40.0
Alkane	2.143	4.2	ppm	157975	2	3.505	1518280	40.0

Quantitation Report (QT/LSC Reviewed)

Data Path : C:\msdchem\1\data\altheam\em7461\
Data File : m173943.d
Acq On : 6 Jul 2021 6:57 pm
Operator : chriss2
Sample : jd27605-12 Inst : MSM
Misc : op34129,em7461,30.3,,,1,1
ALS Vial : 18 Sample Multiplier: 1

Quant Method : C:\MSDCHEM\1\METHODS\MM7405.M
Quant Results File: MM7405.RES
Quant Time: Jul 07 03:22:51 2021
Quant Title : Semi Volatile GC/MS, rtx-5ms 30mx0.25mmx0.25um
QLast Update : Wed Jul 07 02:25:20 2021
Response via : Initial Calibration

Compound	R.T.	QIon	Response	Conc	Units	Dev(Min)
Internal Standards						
1) 1,4-Dichlorobenzene-d4	3.509	152	226911	40.00	ppm	0.00
24) Naphthalene-d8	4.449	136	835332	40.00	ppm	0.00
46) Acenaphthene-d10	6.163	164	381873	40.00	ppm	0.00
69) Phenanthrene-d10	8.422	188	722361	40.00	ppm	0.00
84) Chrysene-d12	13.352	240	607637	40.00	ppm	0.00
93) Perylene-d12	15.889	264	649286	40.00	ppm	0.00
103) 1,4-Dichlorobenzene-d4a	3.509	152	226911	40.00	ppm	0.00
105) Acenaphthene-d10a	6.163	164	381873	40.00	ppm	0.00
107) Chrysene-d12a	13.352	240	607637	40.00	ppm	0.00
109) Phenanthrene-d10a	8.422	188	722361	40.00	ppm	0.00
111) Naphthalene-d8a	4.449	136	835332	40.00	ppm	0.00
113) Chrysene-d12b	13.352	240	607637	40.00	ppm	0.00
System Monitoring Compounds						
5) 2-Fluorophenol	2.414	112	238666	28.31	ppm	0.00
Spiked Amount 50.000			Recovery = 56.62%			
8) Phenol-d5	3.322	99	275330	29.16	ppm	0.00
Spiked Amount 50.000			Recovery = 58.32%			
25) Nitrobenzene-d5	3.941	82	243748	28.18	ppm	0.00
Spiked Amount 50.000			Recovery = 56.36%			
51) 2-Fluorobiphenyl	5.410	172	440113	39.56	ppm	0.00
Spiked Amount 50.000			Recovery = 79.12%			
74) 2,4,6-Tribromophenol	7.317	330	71711	27.53	ppm	0.00
Spiked Amount 50.000			Recovery = 55.06%			
87) Terphenyl-d14	11.499	244	526428	35.93	ppm	0.00
Spiked Amount 50.000			Recovery = 71.86%			
108) 1-chlorooctadecane	0.000	57	0d	0.00	ppm	
Spiked Amount 50.000			Recovery = 0.00%			
110) o-terphenyl	0.000	230	0	0.00	ppm	
Spiked Amount 50.000			Recovery = 0.00%			
Target Compounds						Qvalue

(#) = qualifier out of range (m) = manual integration (+) = signals summed

Quantitation Report (QT/LSC Reviewed)

Data Path : C:\msdchem\1\data\altheam\em7461\
Data File : m173943.d
Acq On : 6 Jul 2021 6:57 pm
Operator : chriss2
Sample : jd27605-12 Inst : MSM
Misc : op34129,em7461,30.3,,,1,1
ALS Vial : 18 Sample Multiplier: 1

Quant Method : C:\MSDCHEM\1\METHODS\MM7405.M
Quant Results File: MM7405.RES
Quant Time: Jul 07 03:22:51 2021
Quant Title : Semi Volatile GC/MS, rtx-5ms 30mx0.25mmx0.25um
QLast Update : Wed Jul 07 02:25:20 2021
Response via : Initial Calibration

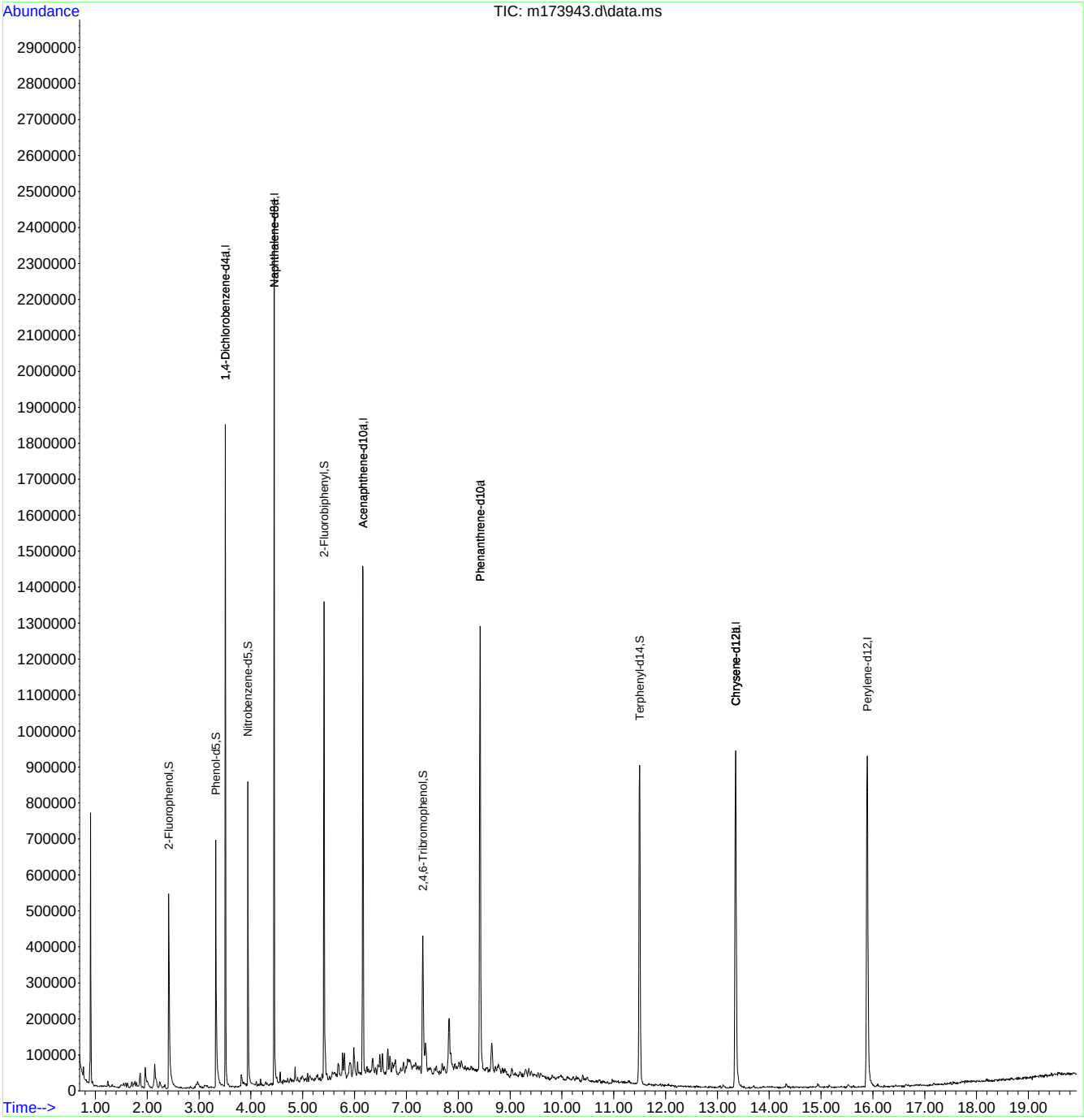

LSC Area Percent Report

Data Path : C:\msdchem\1\data\altheam\em7461\
Data File : m173943.d
Acq On : 6 Jul 2021 6:57 pm
Operator : chriss2
Sample : jd27605-12
Misc : op34129,em7461,30.3,,,1,1
ALS Vial : 18 Sample Multiplier: 1

Integration Parameters: RTEINT.P
Integrator: RTE
Smoothing : ON Filtering: 5
Sampling : 1 Min Area: 1000 Area counts
Start Thrs: 0.01 Max Peaks: 100
Stop Thrs : 0 Peak Location: TOP

If leading or trailing edge < 100 prefer < Baseline drop else tangent >
Peak separation: 5

Method : C:\MSDCHEM\1\METHODS\MM7405.M
Title : Semi Volatile GC/MS, rtx-5ms 30mx0.25mmx0.25um

Signal : TIC: m173943.d\data.ms

peak #	R.T. min	first scan	max scan	last scan	PK TY	peak height	corr. area	corr. % max.	% of total
1	0.769	13	15	24	rVB2	39444	36239	1.92%	0.175%
2	0.908	35	41	46	rBV	751419	545867	28.88%	2.629%
3	1.239	99	103	110	rVB	16786	22116	1.17%	0.107%
4	1.495	143	151	155	rBV7	9706	22894	1.21%	0.110%
5	1.543	156	160	163	rVV5	14279	20553	1.09%	0.099%
6	1.586	163	168	171	rVV6	13784	23651	1.25%	0.114%
7	1.618	171	174	181	rVV4	14099	20446	1.08%	0.098%
8	1.709	183	191	194	rVV6	16845	29304	1.55%	0.141%
9	1.762	194	201	204	rVV6	18136	37655	1.99%	0.181%
10	1.794	204	207	211	rVV4	15492	20201	1.07%	0.097%
11	1.864	213	220	227	rVB3	41032	68525	3.63%	0.330%
12	1.960	235	238	245	rBV2	58804	95851	5.07%	0.462%
13	2.147	263	273	286	rBV2	67453	149613	7.92%	0.721%
14	2.237	286	290	300	rVV5	17528	35120	1.86%	0.169%
15	2.414	314	323	348	rBV	542248	775675	41.04%	3.736%
16	2.942	419	422	425	rBV4	10424	17033	0.90%	0.082%
17	2.969	425	427	437	rVB4	17083	31580	1.67%	0.152%
18	3.103	446	452	457	rBV7	9834	21061	1.11%	0.101%
19	3.322	487	493	513	rBV	690107	772976	40.90%	3.723%
20	3.509	524	528	538	rBV	1840918	1319073	69.79%	6.353%
21	3.813	576	585	591	rBV3	35936	67278	3.56%	0.324%
22	3.941	606	609	622	rBV	846158	689865	36.50%	3.323%
23	4.187	652	655	660	rBV5	19332	16279	0.86%	0.078%
24	4.288	667	674	677	rBV6	12254	18799	0.99%	0.091%
25	4.449	697	704	712	rBV	2466821	1731922	91.63%	8.341%
26	4.566	719	726	729	rBV	31442	28637	1.52%	0.138%
27	4.636	735	739	741	rBV4	12461	16338	0.86%	0.079%
28	4.764	758	763	770	rBV8	14464	28247	1.49%	0.136%
29	4.855	775	780	787	rVV2	42397	50230	2.66%	0.242%
30	4.993	802	806	813	rVB9	16385	34618	1.83%	0.167%
31	5.063	813	819	822	rVB8	9771	17169	0.91%	0.083%
32	5.095	822	825	828	rBV4	23633	21224	1.12%	0.102%
33	5.138	828	833	839	rBV10	17566	38353	2.03%	0.185%
34	5.271	853	858	860	rBV6	13244	18459	0.98%	0.089%
35	5.373	873	877	880	rBV6	20746	25193	1.33%	0.121%
36	5.410	880	884	893	rVV	1325707	1311799	69.40%	6.318%
37	5.570	907	914	917	rBV7	22038	37588	1.99%	0.181%
38	5.618	918	923	926	rVB7	10785	21034	1.11%	0.101%
39	5.682	931	935	945	rVV8	40181	79548	4.21%	0.383%
40	5.768	946	951	954	rVV2	66995	81036	4.29%	0.390%

LSC Area Percent Report

Data Path : C:\msdchem\1\data\altheam\em7461\
Data File : m173943.d
Acq On : 6 Jul 2021 6:57 pm
Operator : chriss2
Sample : jd27605-12
Misc : op34129,em7461,30.3,,,1,1
ALS Vial : 18 Sample Multiplier: 1

Integration Parameters: RTEINT.P
Integrator: RTE
Smoothing : ON Filtering: 5
Sampling : 1 Min Area: 1000 Area counts
Start Thrs: 0.01 Max Peaks: 100
Stop Thrs : 0 Peak Location: TOP

If leading or trailing edge < 100 prefer < Baseline drop else tangent >
Peak separation: 5

Method : C:\MSDCHEM\1\METHODS\MM7405.M
Title : Semi Volatile GC/MS, rtx-5ms 30mx0.25mmx0.25um

41	5.805	954	958	965	rVB7	70509	105361	5.57%	0.507%
42	5.917	965	979	985	rBV7	44903	139170	7.36%	0.670%
43	5.987	985	992	1001	rBV4	82682	156405	8.27%	0.753%
44	6.056	1001	1005	1010	rBV7	38847	48229	2.55%	0.232%
45	6.158	1019	1024	1035	rBV	1414708	1595880	84.43%	7.686%
46	6.243	1035	1040	1042	rVV6	20570	26241	1.39%	0.126%
47	6.350	1052	1060	1066	rVB4	40578	76063	4.02%	0.366%
48	6.403	1068	1070	1074	rVB5	20268	24006	1.27%	0.116%
49	6.446	1074	1078	1083	rBV8	28304	55792	2.95%	0.269%
50	6.489	1083	1086	1090	rVB	49330	58504	3.10%	0.282%
51	6.542	1090	1096	1104	rVB2	58993	88784	4.70%	0.428%
52	6.638	1107	1114	1118	rBV4	71674	112354	5.94%	0.541%
53	6.681	1118	1122	1127	rVB5	45114	61448	3.25%	0.296%
54	6.729	1127	1131	1134	rBV5	27910	33270	1.76%	0.160%
55	6.788	1134	1142	1152	rVB9	43653	116653	6.17%	0.562%
56	6.890	1152	1161	1165	rBV9	20782	42318	2.24%	0.204%
57	6.943	1165	1171	1176	rVB8	30769	52347	2.77%	0.252%
58	6.991	1176	1180	1182	rBV5	19472	23422	1.24%	0.113%
59	7.023	1182	1186	1191	rBV7	27981	56370	2.98%	0.271%
60	7.178	1212	1215	1219	rVB7	20242	26679	1.41%	0.128%
61	7.263	1229	1231	1235	rVB4	21506	24685	1.31%	0.119%
62	7.317	1235	1241	1247	rBV2	383001	577649	30.56%	2.782%
63	7.370	1248	1251	1258	rVB4	79343	133188	7.05%	0.641%
64	7.546	1279	1284	1287	rBV7	16235	29488	1.56%	0.142%
65	7.579	1287	1290	1296	rVV8	21353	30584	1.62%	0.147%
66	7.691	1306	1311	1316	rBV6	29185	52281	2.77%	0.252%
67	7.733	1316	1319	1325	rVB8	19722	32121	1.70%	0.155%
68	7.824	1327	1336	1352	rBV4	151269	426520	22.57%	2.054%
69	7.942	1353	1358	1360	rVV6	15807	21020	1.11%	0.101%
70	8.016	1365	1372	1377	rVV10	24078	54510	2.88%	0.263%
71	8.059	1377	1380	1390	rVV10	26076	53964	2.86%	0.260%
72	8.422	1437	1448	1464	rBV	1238893	1890097	100.00%	9.103%
73	8.545	1466	1471	1477	rVB9	14294	36149	1.91%	0.174%
74	8.647	1483	1490	1499	rVV3	82217	168448	8.91%	0.811%
75	8.716	1499	1503	1507	rVV7	20032	31631	1.67%	0.152%
76	8.770	1508	1513	1523	rVV7	28135	80085	4.24%	0.386%
77	8.850	1524	1528	1532	rVV7	18437	26751	1.42%	0.129%
78	8.903	1535	1538	1546	rVB10	19312	33241	1.76%	0.160%
79	9.031	1555	1562	1569	rBV10	27287	64483	3.41%	0.311%
80	9.186	1586	1591	1599	rBV10	15204	37262	1.97%	0.179%
81	9.298	1605	1612	1619	rBV10	20897	54420	2.88%	0.262%
82	9.362	1619	1624	1629	rVV8	24219	38802	2.05%	0.187%
83	9.411	1629	1633	1639	rVB8	15808	29970	1.59%	0.144%
84	9.539	1653	1657	1662	rVB7	15325	25661	1.36%	0.124%
85	9.587	1662	1666	1673	rBV9	13186	29763	1.57%	0.143%

LSC Area Percent Report

Data Path : C:\msdchem\1\data\altheam\em7461\
Data File : m173943.d
Acq On : 6 Jul 2021 6:57 pm
Operator : chriss2
Sample : jd27605-12
Misc : op34129,em7461,30.3,,,1,1
ALS Vial : 18 Sample Multiplier: 1

Integration Parameters: RTEINT.P
Integrator: RTE
Smoothing : ON Filtering: 5
Sampling : 1 Min Area: 1000 Area counts
Start Thrs: 0.01 Max Peaks: 100
Stop Thrs : 0 Peak Location: TOP

If leading or trailing edge < 100 prefer < Baseline drop else tangent >
Peak separation: 5

Method : C:\MSDCHEM\1\METHODS\MM7405.M
Title : Semi Volatile GC/MS, rtx-5ms 30mx0.25mmx0.25um

86	9.811	1701	1708	1712	rBV9	14093	25693	1.36%	0.124%
87	10.222	1781	1785	1790	rVB8	11708	19983	1.06%	0.096%
88	10.308	1797	1801	1812	rVB8	14066	34178	1.81%	0.165%
89	10.399	1812	1818	1822	rBV8	20426	34245	1.81%	0.165%
90	10.495	1830	1836	1846	rVB10	12795	28855	1.53%	0.139%
91	11.499	2013	2024	2040	rVB	888259	1535513	81.24%	7.395%
92	13.112	2319	2326	2336	rBV10	10114	28722	1.52%	0.138%
93	13.352	2360	2371	2389	rBV2	936657	1769052	93.60%	8.520%
94	13.705	2424	2437	2442	rBV8	9271	25161	1.33%	0.121%
95	14.324	2548	2553	2560	rBV7	10482	18354	0.97%	0.088%
96	14.933	2661	2667	2674	rBV8	11364	23296	1.23%	0.112%
97	15.515	2773	2776	2786	rVB9	8342	19582	1.04%	0.094%
98	15.889	2836	2846	2866	rBV3	919727	1877737	99.35%	9.044%
99	16.637	2980	2986	2993	rBV7	8515	25767	1.36%	0.124%
100	18.351	3306	3307	3319	rBV10	6306	16085	0.85%	0.077%

Sum of corrected areas: 20763341

LSC Report - Integrated Chromatogram

Data Path : C:\msdchem\1\data\altheam\em7461\
Data File : m173943.d
Acq On : 6 Jul 2021 6:57 pm
Operator : chriss2
Sample : jd27605-12
Misc : op34129,em7461,30.3,,,1,1
ALS Vial : 18 Sample Multiplier: 1

Quant Method : C:\MSDCHEM\1\METHODS\MM7405.M
Quant Title : Semi Volatile GC/MS, rtx-5ms 30mx0.25mmx0.25um

TIC Library : C:\DATABASE\NIST08.L
TIC Integration Parameters: lscint.P

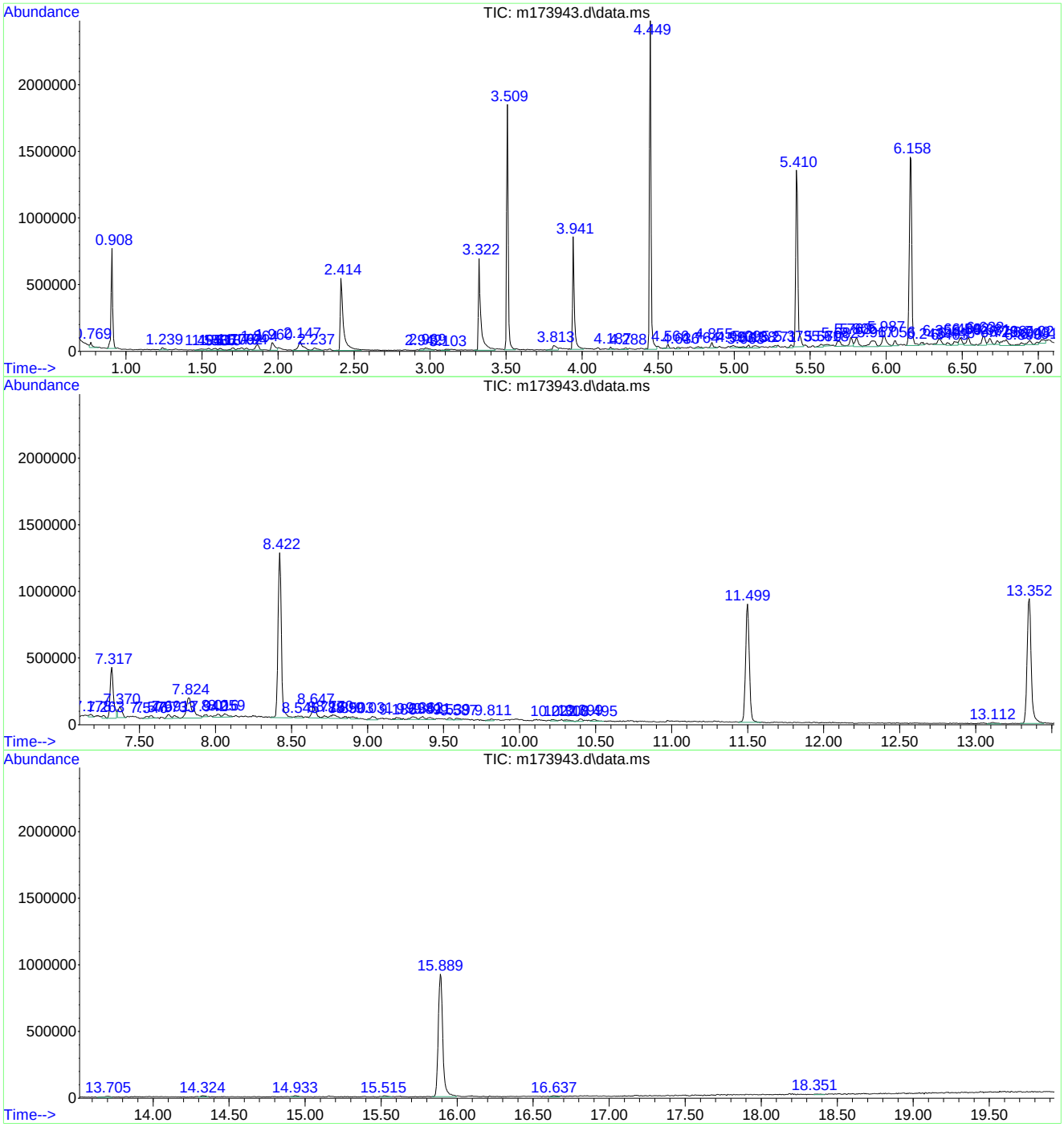

Library Search Compound Report

Data Path : C:\msdchem\1\data\altheam\em7461\
Data File : m173943.d
Acq On : 6 Jul 2021 6:57 pm
Operator : chriss2
Sample : jd27605-12
Misc : op34129,em7461,30.3,,,1,1
ALS Vial : 18 Sample Multiplier: 1

Quant Method : C:\MSDCHEM\1\METHODS\MM7405.M
Quant Title : Semi Volatile GC/MS, rtx-5ms 30mx0.25mmx0.25um

TIC Library : C:\DATABASE\NIST08.L
TIC Integration Parameters: lscint.P

****

Peak Number 1 System artifact Concentration Rank 1

R.T.	EstConc	Area	Relative to ISTD	R.T.
0.908	16.55 ppm	545867	1,4-Dichlorobenzene-d4a	3.509

Hit# of 5	Tentative ID	MW	MolForm	CAS#	Qual
1	Furan, 2,5-dimethyl-	96	C6H8O	000625-86-5	91
2	Furan, 2,5-dimethyl-	96	C6H8O	000625-86-5	91
3	Furan, 2,5-dimethyl-	96	C6H8O	000625-86-5	86
4	1H-Pyrazole, 1,5-dimethyl-	96	C5H8N2	000694-31-5	72
5	1H-Pyrazole, 1,3-dimethyl-	96	C5H8N2	000694-48-4	72

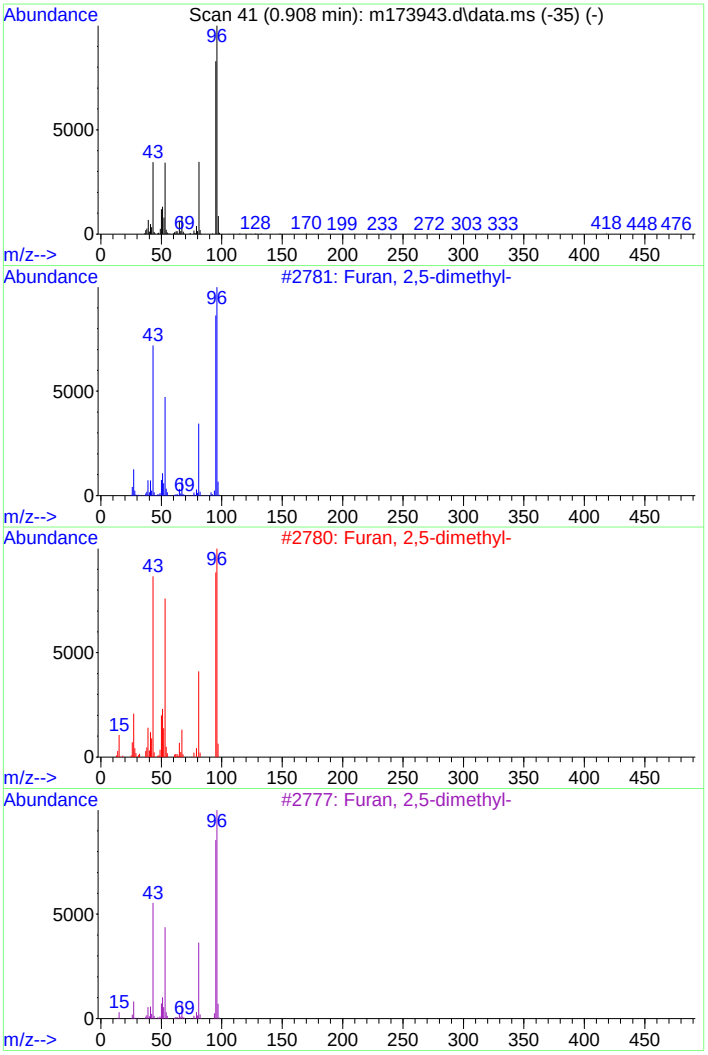

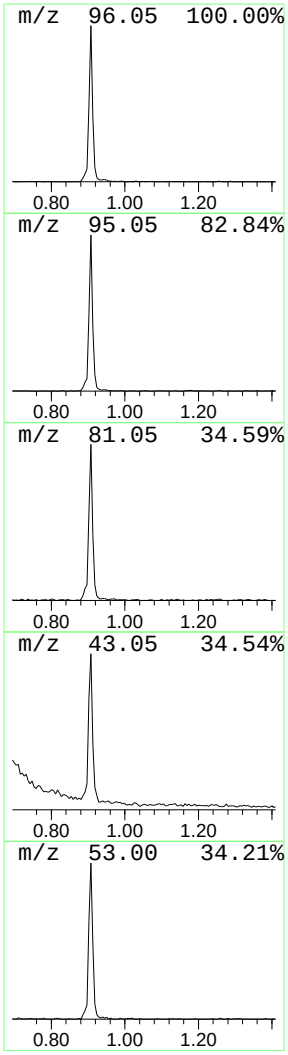

Library Search Compound Report

Data Path : C:\msdchem\1\data\altheam\em7461\
Data File : m173943.d
Acq On : 6 Jul 2021 6:57 pm
Operator : chriss2
Sample : jd27605-12
Misc : op34129,em7461,30.3,,,1,1
ALS Vial : 18 Sample Multiplier: 1

Quant Method : C:\MSDCHEM\1\METHODS\MM7405.M
Quant Title : Semi Volatile GC/MS, rtx-5ms 30mx0.25mmx0.25um

TIC Library : C:\DATABASE\NIST08.L
TIC Integration Parameters: lscint.P

****

Peak Number 2 Alkane Concentration Rank 3

R.T.	EstConc	Area	Relative to ISTD	R.T.
2.147	4.54 ppm	149613	1,4-Dichlorobenzene-d4a	3.509

Hit# of 5	Tentative ID	MW	MolForm	CAS#	Qual
1	Heptane, 2,3-dimethyl-	128	C9H20	003074-71-3	78
2	Heptane, 2,3-dimethyl-	128	C9H20	003074-71-3	64
3	Heptane, 2,3-dimethyl-	128	C9H20	003074-71-3	64
4	1-Octene, 4-methyl-	126	C9H18	013151-12-7	59
5	Hexane, 2,3,4-trimethyl-	128	C9H20	000921-47-1	53

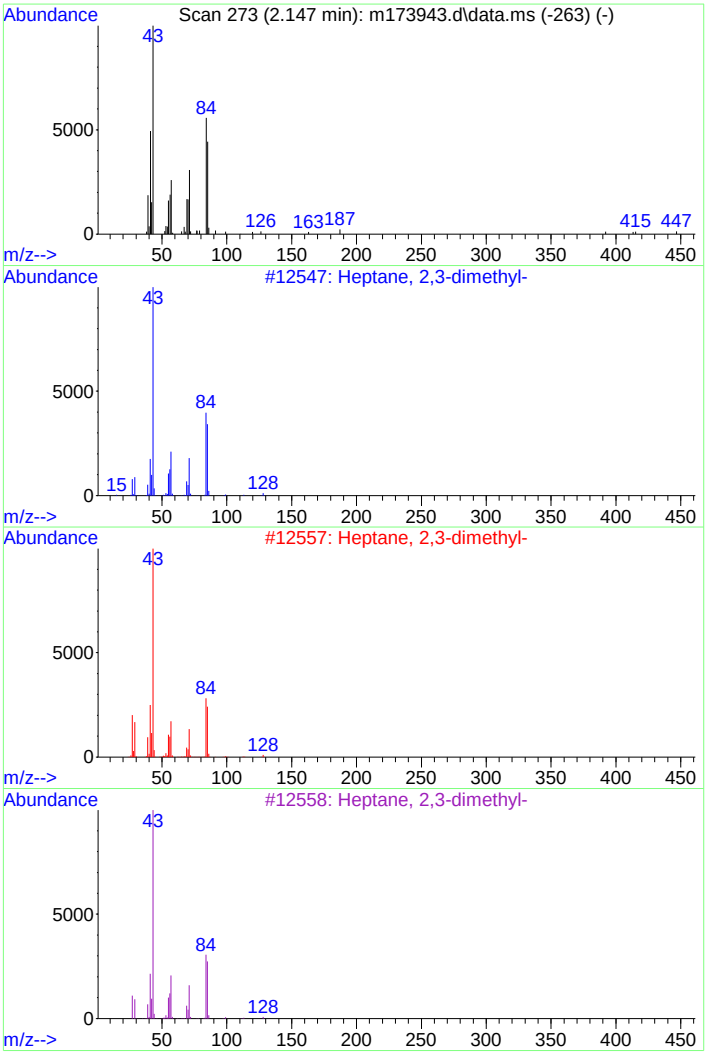

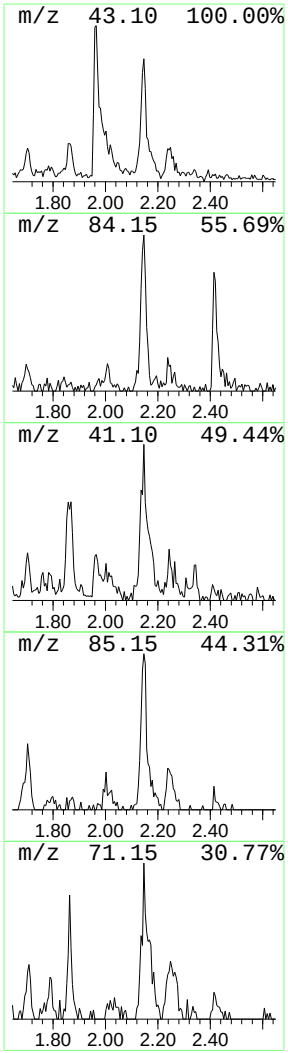

Library Search Compound Report

Data Path : C:\msdchem\1\data\altheam\em7461\
Data File : m173943.d
Acq On : 6 Jul 2021 6:57 pm
Operator : chriss2
Sample : jd27605-12
Misc : op34129,em7461,30.3,,,1,1
ALS Vial : 18 Sample Multiplier: 1

Quant Method : C:\MSDCHEM\1\METHODS\MM7405.M
Quant Title : Semi Volatile GC/MS, rtx-5ms 30mx0.25mmx0.25um

TIC Library : C:\DATABASE\NIST08.L
TIC Integration Parameters: lscint.P

****

Peak Number 3 Alkane Concentration Rank 2

R.T.	EstConc	Area	Relative to ISTD	R.T.
7.824	9.03 ppm	426520	Phenanthrene-d10	8.422

Hit# of 5	Tentative ID	MW	MolForm	CAS#	Qual
1	Dodecane, 2,7,10-trimethyl-	212	C15H32	074645-98-0	86
2	Hexadecane, 2,6,10,14-tetramethyl-	282	C20H42	000638-36-8	86
3	Octane, 5-ethyl-2-methyl-	156	C11H24	062016-18-6	80
4	Decane, 2-methyl-	156	C11H24	006975-98-0	80
5	Tridecane, 3-ethyl-	212	C15H32	013286-73-2	72

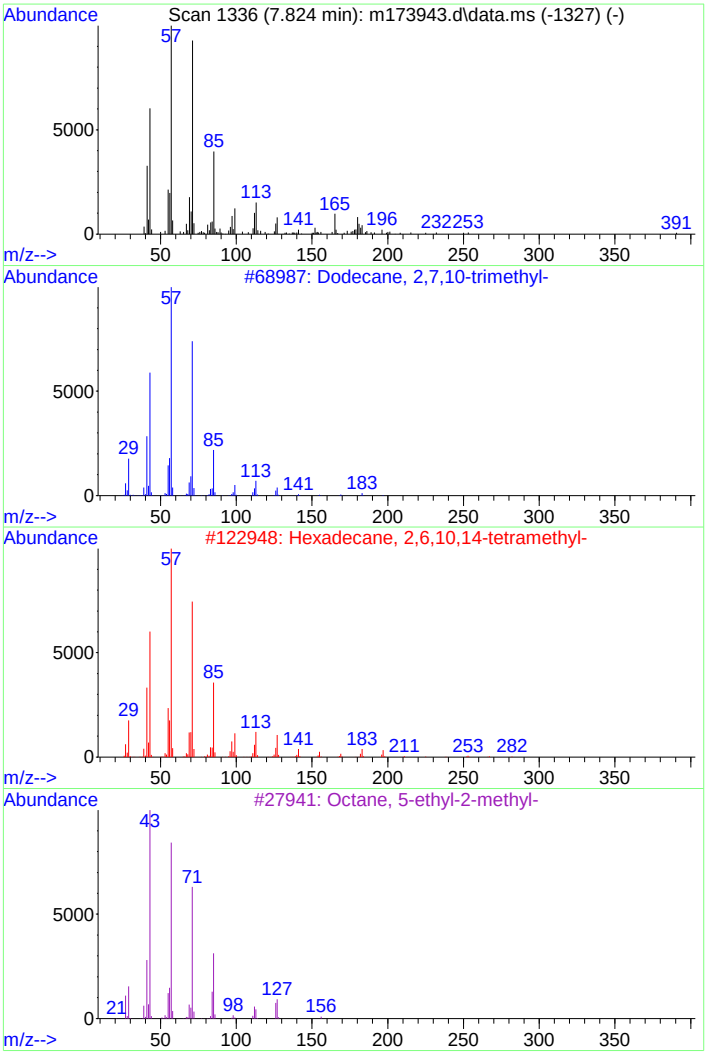

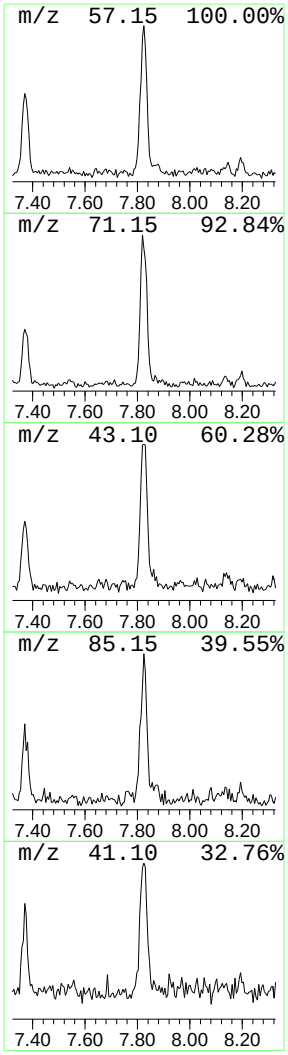

Tentatively Identified Compound (LSC) summary

Data Path : C:\msdchem\1\data\altheam\em7461\
Data File : m173943.d
Acq On : 6 Jul 2021 6:57 pm
Operator : chriss2
Sample : jd27605-12
Misc : op34129,em7461,30.3,,,1,1
ALS Vial : 18 Sample Multiplier: 1

Quant Method : C:\MSDCHEM\1\METHODS\MM7405.M
Quant Title : Semi Volatile GC/MS, rtx-5ms 30mx0.25mmx0.25um

TIC Library : C:\DATABASE\NIST08.L
TIC Integration Parameters: lscint.P

					--Internal Standard---			
TIC Top Hit name	RT	EstConc	Units	Response	#	RT	Resp	Conc
System artifact	0.908	16.6	ppm	545867	2	3.509	1319070	40.0
Alkane	2.147	4.5	ppm	149613	2	3.509	1319070	40.0
Alkane	7.824	9.0	ppm	426520	7	8.422	1890100	40.0

Quantitation Report (QT/LSC Reviewed)

Data Path : Z:\svoa-gcms\completed\00_2021\07_jul\07-07-2021\altheam\em7461\
Data File : m173945.d
Acq On : 6 Jul 2021 7:51 pm
Operator : chriss2
Sample : jd27605-13
Misc : op34129,em7461,30.0,,,1,1
ALS Vial : 20 Sample Multiplier: 1

Quant Time: Jul 08 09:10:55 2021
Quant Method : C:\MSDCHEM\1\METHODS\MM7405.M
Quant Title : Semi Volatile GC/MS, rtx-5ms 30mx0.25mmx0.25um
QLast Update : Wed Jul 07 02:25:20 2021
Response via : Initial Calibration

Compound	R.T.	QIon	Response	Conc	Units	Dev(Min)
Internal Standards						
1) 1,4-Dichlorobenzene-d4	3.508	152	250076	40.00	ppm	0.00
24) Naphthalene-d8	4.448	136	883587	40.00	ppm	0.00
46) Acenaphthene-d10	6.163	164	482525	40.00	ppm	0.00
69) Phenanthrene-d10	8.422	188	744303	40.00	ppm	0.00
84) Chrysene-d12	13.352	240	600929	40.00	ppm	0.00
93) Perylene-d12	15.894	264	609147	40.00	ppm	0.00
103) 1,4-Dichlorobenzene-d4a	3.508	152	250076	40.00	ppm	0.00
105) Acenaphthene-d10a	6.163	164	482525	40.00	ppm	0.00
107) Chrysene-d12a	13.352	240	600929	40.00	ppm	0.00
109) Phenanthrene-d10a	8.422	188	744303	40.00	ppm	0.00
111) Naphthalene-d8a	4.448	136	883587	40.00	ppm	0.00
113) Chrysene-d12b	13.352	240	600929	40.00	ppm	0.00
System Monitoring Compounds						
5) 2-Fluorophenol	2.413	112	282350	30.39	ppm	0.00
Spiked Amount 50.000			Recovery = 60.78%			
8) Phenol-d5	3.321	99	339575	32.63	ppm	0.00
Spiked Amount 50.000			Recovery = 65.26%			
25) Nitrobenzene-d5	3.941	82	288198	31.50	ppm	0.00
Spiked Amount 50.000			Recovery = 63.00%			
51) 2-Fluorobiphenyl	5.409	172	632359	44.98	ppm	0.00
Spiked Amount 50.000			Recovery = 89.96%			
74) 2,4,6-Tribromophenol	7.316	330	81353	30.31	ppm	0.00
Spiked Amount 50.000			Recovery = 60.62%			
87) Terphenyl-d14	11.498	244	610755	42.15	ppm	0.00
Spiked Amount 50.000			Recovery = 84.30%			
108) 1-chlorooctadecane	0.000	57	0	0.00	ppm	
Spiked Amount 50.000			Recovery = 0.00%			
110) o-terphenyl	0.000	230	0	0.00	ppm	
Spiked Amount 50.000			Recovery = 0.00%			
Target Compounds						Qvalue
78) Phenanthrene	8.459	178	56608	3.39	ppm	85
80) Carbazole	8.951	167	13705	0.84	ppm	98
82) Fluoranthene	10.606	202	147153	6.76	ppm	98
86) Pyrene	10.996	202	110403	5.83	ppm	93
89) Benzo[a]anthracene	13.336	228	30863	1.65	ppm	91
91) Chrysene	13.405	228	59220	3.89	ppm	95
95) Benzo[b]fluoranthene	15.290	252	80096	4.47	ppm	96
96) Benzo[k]fluoranthene	15.333	252	27585	1.70	ppm	92
97) Benzo[a]pyrene	15.803	252	48099	2.75	ppm	79
98) Indeno[1,2,3-cd]pyrene	17.518	276	34196	2.32	ppm	98
100) Dibenz[a,h]anthracene	17.576	278	6603	0.45	ppm	92
102) Benzo[g,h,i]perylene	17.860	276	29319	1.73	ppm	93

(#) = qualifier out of range (m) = manual integration (+) = signals summed

Quantitation Report (QT/LSC Reviewed)

Data Path : Z:\svoa-gcms\completed\00_2021\07_jul\07-07-2021\altheam\em7461\
Data File : m173945.d
Acq On : 6 Jul 2021 7:51 pm
Operator : chriss2
Sample : jd27605-13
Misc : op34129,em7461,30.0,,,1,1
ALS Vial : 20 Sample Multiplier: 1

Quant Time: Jul 08 09:10:55 2021
Quant Method : C:\MSDCHEM\1\METHODS\MM7405.M
Quant Title : Semi Volatile GC/MS, rtx-5ms 30mx0.25mmx0.25um
QLast Update : Wed Jul 07 02:25:20 2021
Response via : Initial Calibration

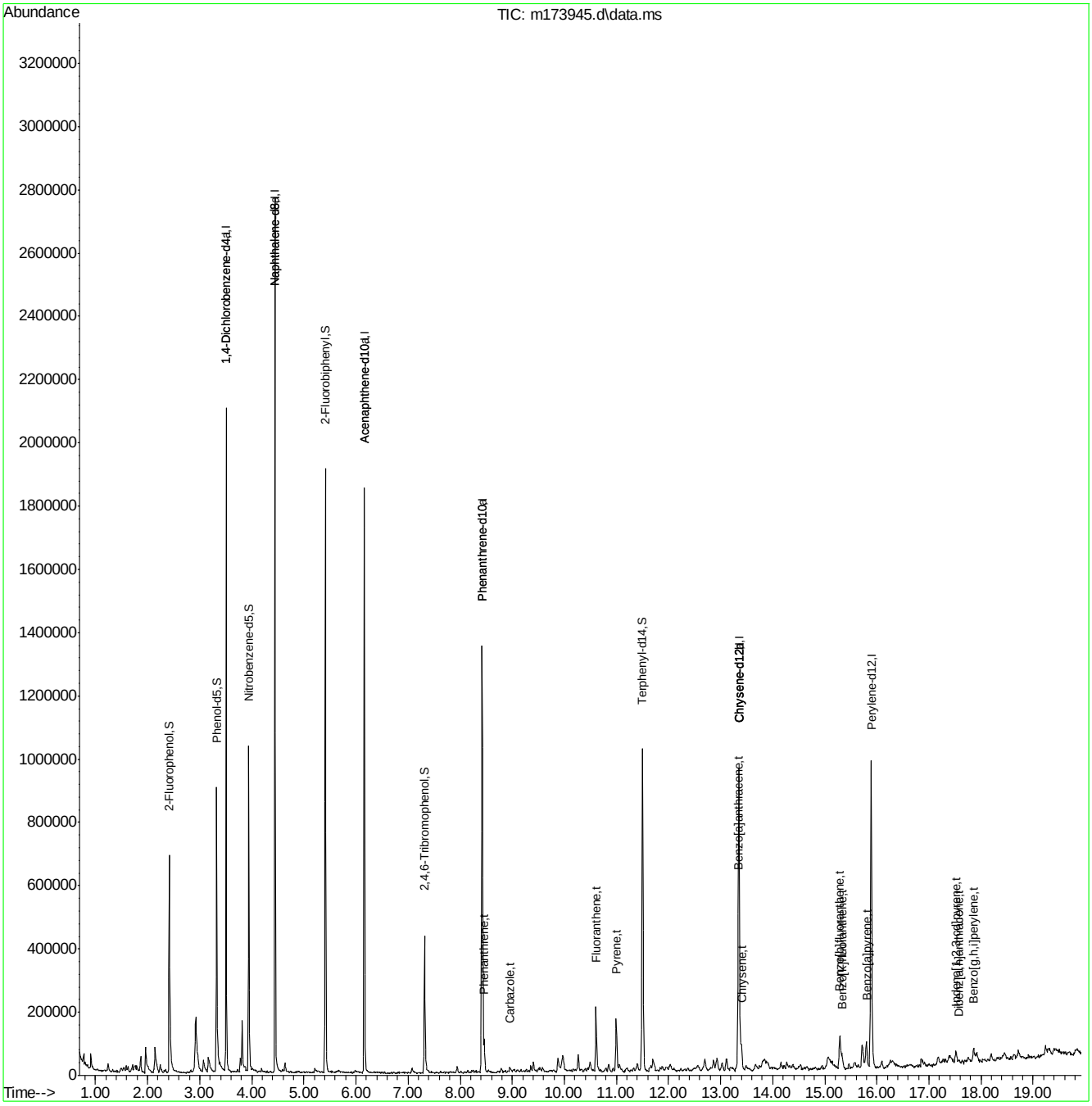

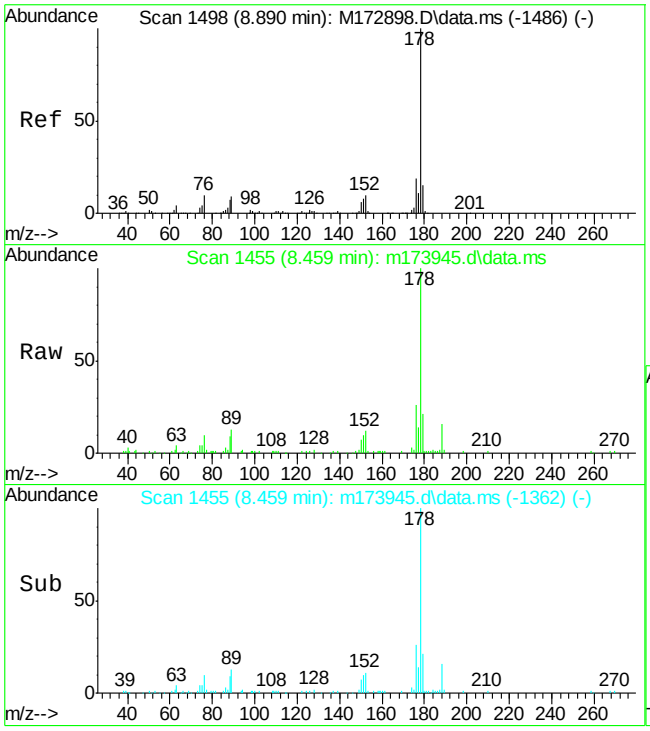

#78
Phenanthrene
Concen: 3.39 ppm
RT: 8.459 min Scan# 1455
Delta R.T. -0.005 min
Lab File: m173945.d
Acq: 6 Jul 2021 7:51 pm

Tgt Ion:178 Resp: 56608

Ion	Ratio	Lower	Upper
178	100		
179	21.2	0.0	45.8
176	26.5	0.0	48.9

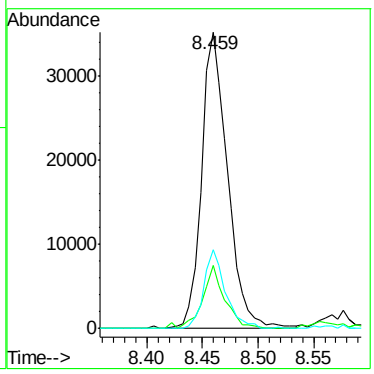

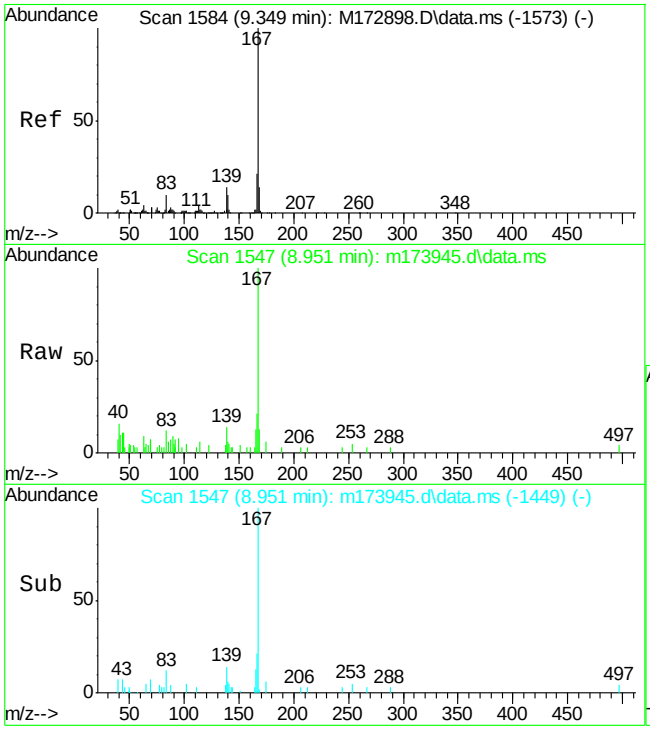

#80
Carbazole
Concen: 0.84 ppm
RT: 8.951 min Scan# 1547
Delta R.T. 0.022 min
Lab File: m173945.d
Acq: 6 Jul 2021 7:51 pm

Tgt Ion:167 Resp: 13705

Ion	Ratio	Lower	Upper
167	100		
166	21.4	0.0	50.6
139	14.4	0.0	43.0

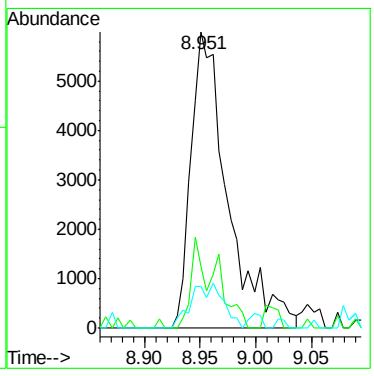

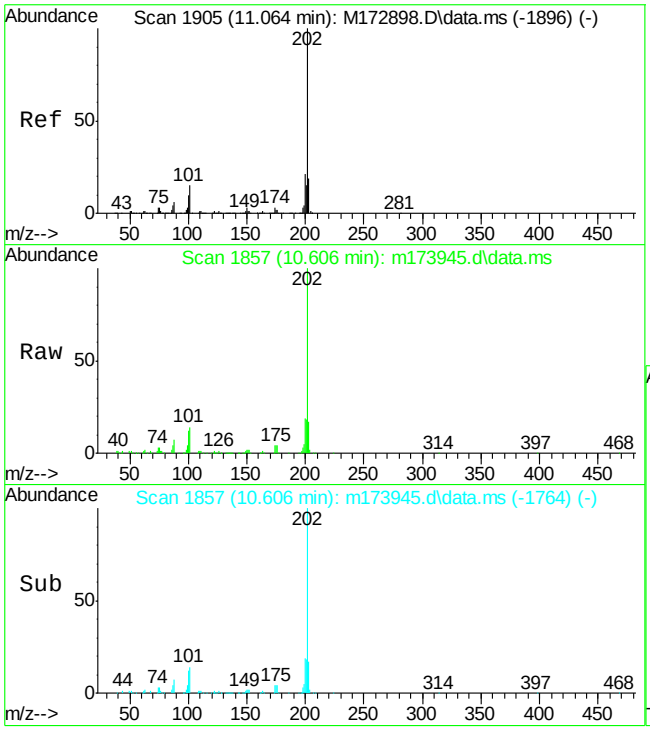

#82
Fluoranthene
Concen: 6.76 ppm
RT: 10.606 min Scan# 1857
Delta R.T. -0.005 min
Lab File: m173945.d
Acq: 6 Jul 2021 7:51 pm

Tgt Ion:202 Resp: 147153

Ion	Ratio	Lower	Upper
202	100		
101	13.8	0.0	44.8
203	16.7	0.0	47.6

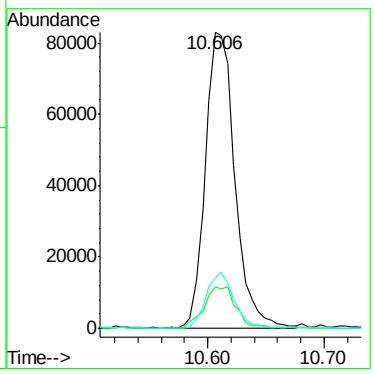

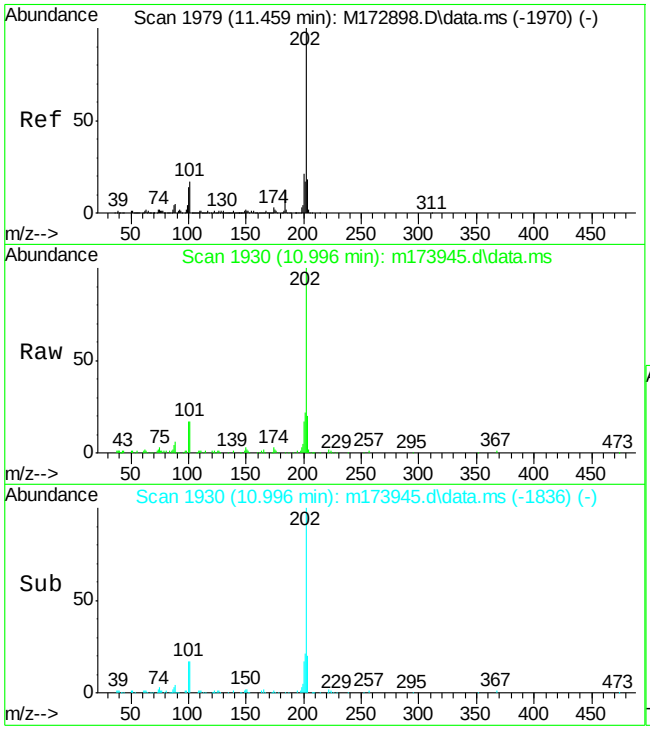

#86
Pyrene
Concen: 5.83 ppm
RT: 10.996 min Scan# 1930
Delta R.T. 0.000 min
Lab File: m173945.d
Acq: 6 Jul 2021 7:51 pm

Tgt Ion:202 Resp: 110403

Ion	Ratio	Lower	Upper
202	100		
200	17.5	0.0	51.6
203	20.1	0.0	48.1

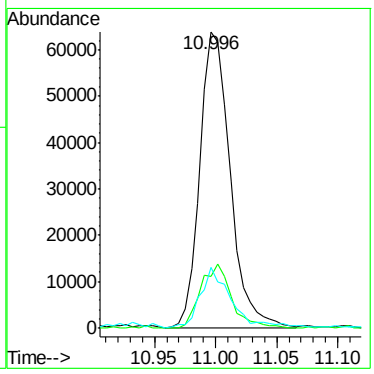

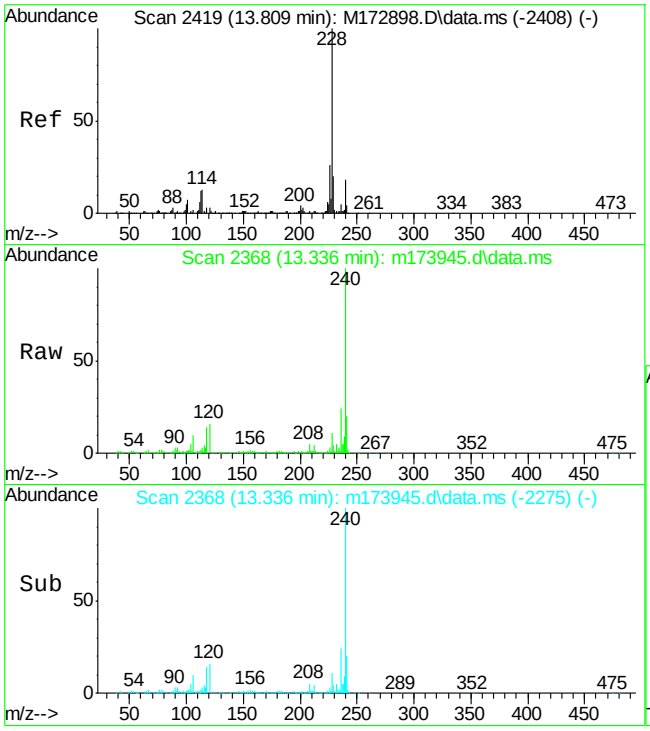

#89
Benzo[a]anthracene
Concen: 1.65 ppm
RT: 13.336 min Scan# 2368
Delta R.T. -0.005 min
Lab File: m173945.d
Acq: 6 Jul 2021 7:51 pm

Tgt Ion:228 Resp: 30863

Ion	Ratio	Lower	Upper
228	100		
229	30.0	0.0	51.3
226	28.3	0.0	57.7

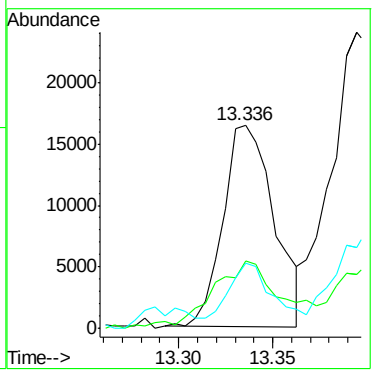

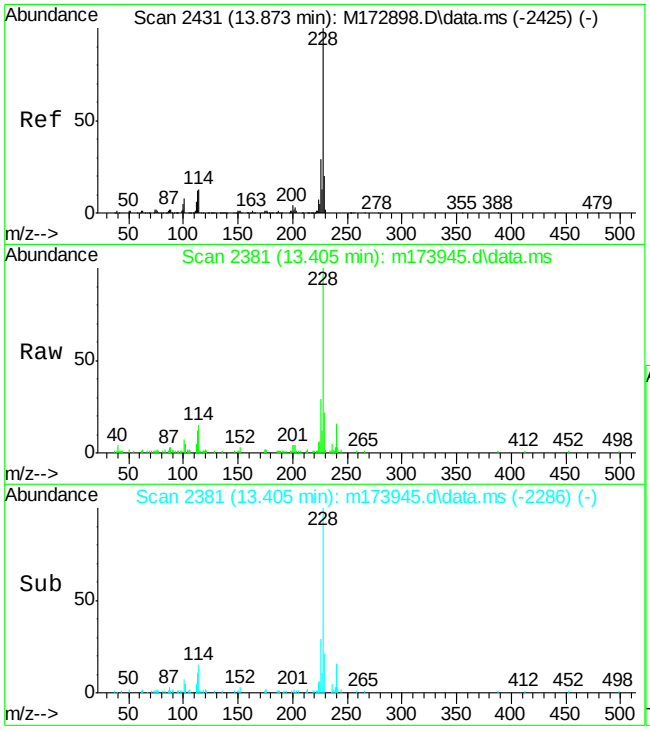

#91
Chrysene
Concen: 3.89 ppm
RT: 13.405 min Scan# 2381
Delta R.T. 0.006 min
Lab File: m173945.d
Acq: 6 Jul 2021 7:51 pm

Tgt Ion:228 Resp: 59220

Ion	Ratio	Lower	Upper
228	100		
226	28.5	1.2	61.2
229	17.2	0.0	50.1

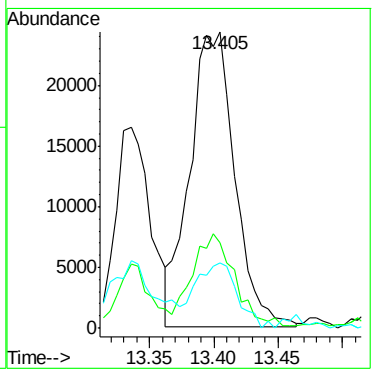

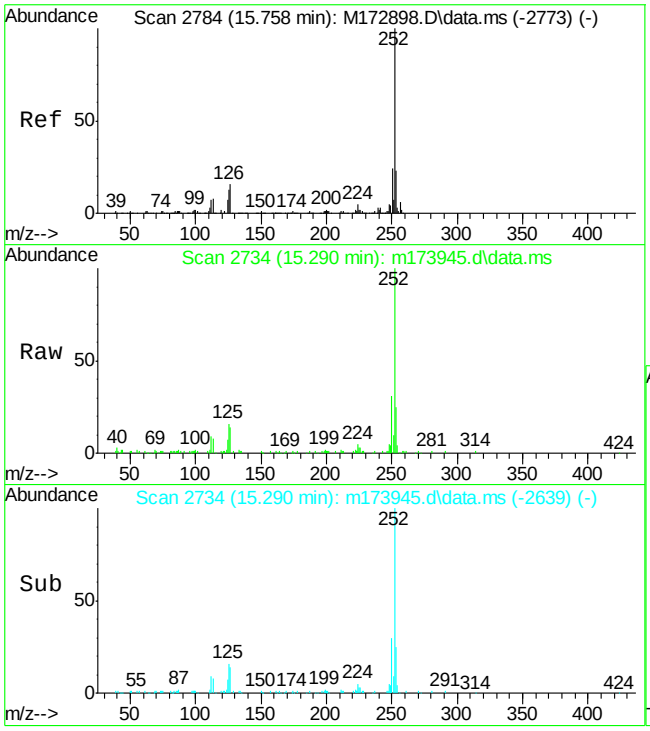

#95
Benzo[b]fluoranthene
Concen: 4.47 ppm
RT: 15.290 min Scan# 2734
Delta R.T. 0.006 min
Lab File: m173945.d
Acq: 6 Jul 2021 7:51 pm

Tgt Ion:252 Resp: 80096

Ion	Ratio	Lower	Upper
252	100		
253	24.0	0.0	52.7
125	15.2	0.0	42.8

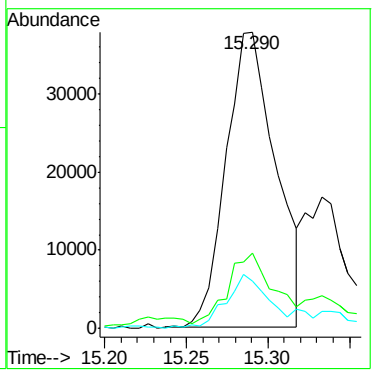

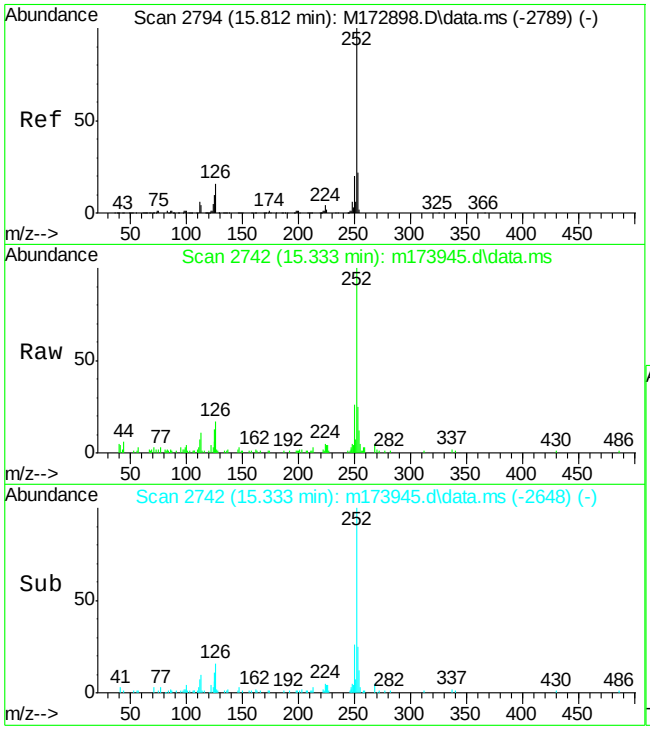

#96
Benzo[k]fluoranthene
Concen: 1.70 ppm
RT: 15.333 min Scan# 2742
Delta R.T. 0.000 min
Lab File: m173945.d
Acq: 6 Jul 2021 7:51 pm

Tgt Ion:252 Resp: 27585

Ion	Ratio	Lower	Upper
252	100		
253	24.9	0.0	50.8
125	7.8	0.0	40.6

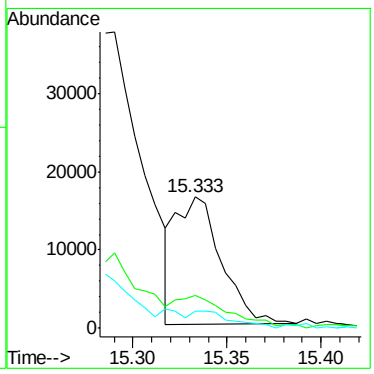

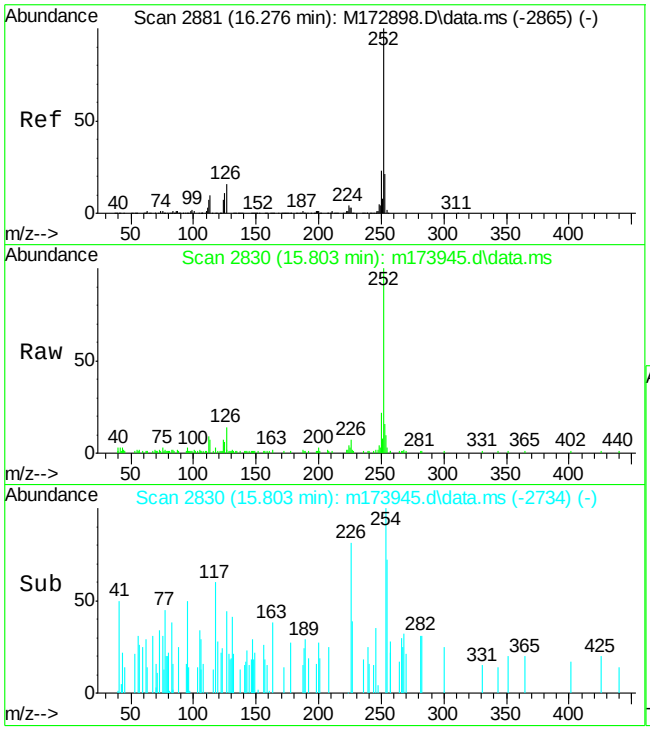

#97
Benzo[a]pyrene
Concen: 2.75 ppm
RT: 15.803 min Scan# 2830
Delta R.T. 0.011 min
Lab File: m173945.d
Acq: 6 Jul 2021 7:51 pm

Tgt Ion:252 Resp: 48099

Ion	Ratio	Lower	Upper
252	100		
253	12.4	0.0	51.7
125	5.6	0.0	44.9

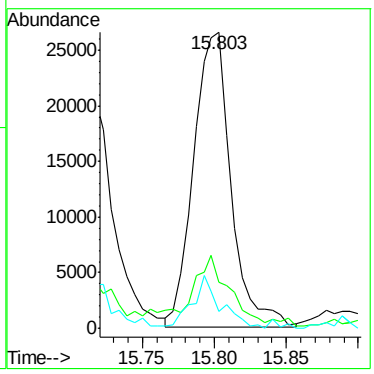

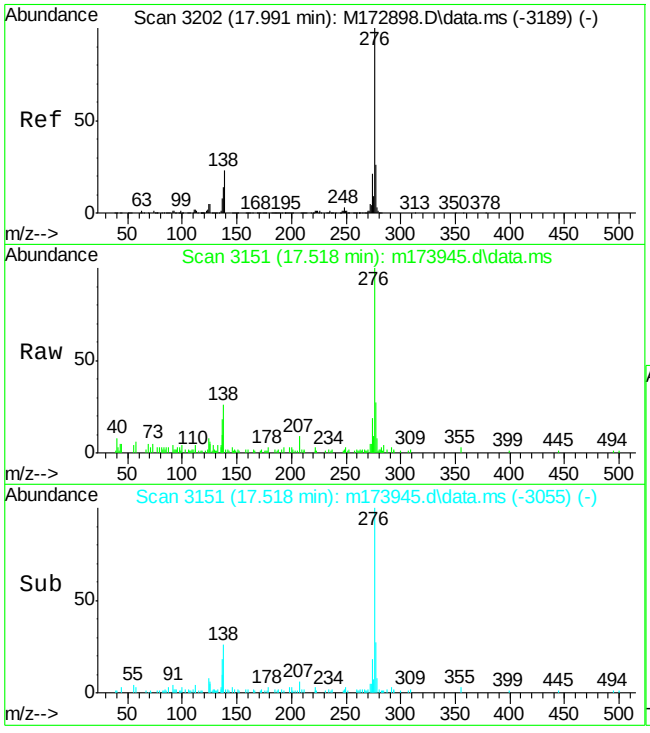

#98
Indeno[1,2,3-cd]pyrene
Concen: 2.32 ppm
RT: 17.518 min Scan# 3151
Delta R.T. 0.011 min
Lab File: m173945.d
Acq: 6 Jul 2021 7:51 pm

Tgt Ion:276 Resp: 34196

Ion	Ratio	Lower	Upper
276	100		
138	23.4	0.0	54.0
137	16.7	0.0	47.7

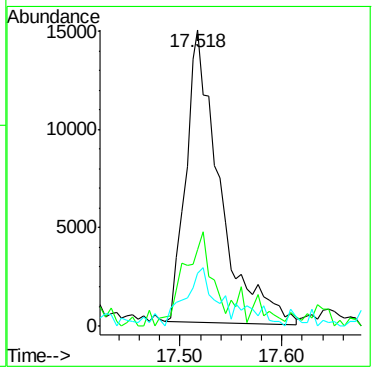

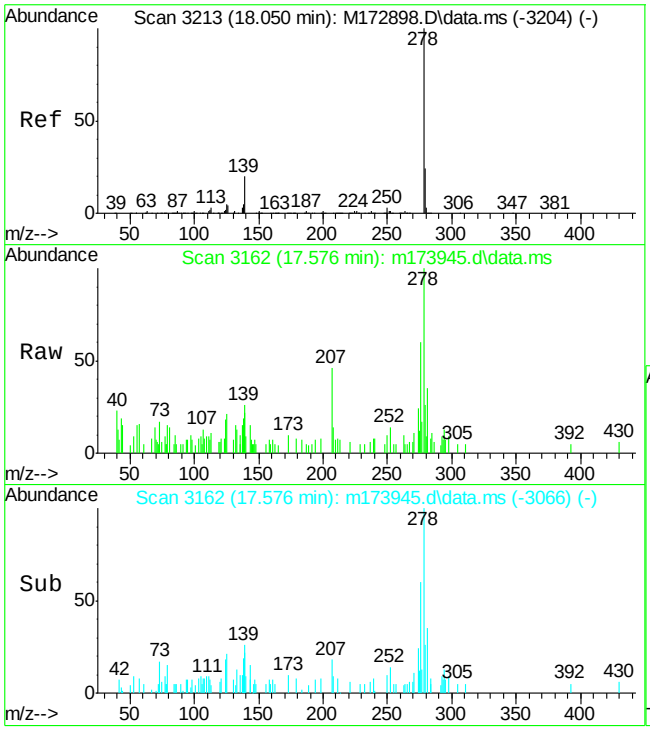

#100
Dibenz[a,h]anthracene
Concen: 0.45 ppm
RT: 17.576 min Scan# 3162
Delta R.T. 0.011 min
Lab File: m173945.d
Acq: 6 Jul 2021 7:51 pm

Tgt Ion:278 Resp: 6603

Ion	Ratio	Lower	Upper
278	100		
139	26.1	0.0	52.0
279	20.7	0.0	54.8

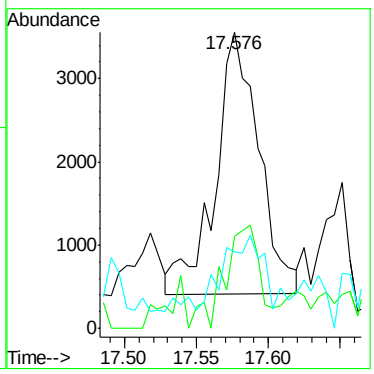

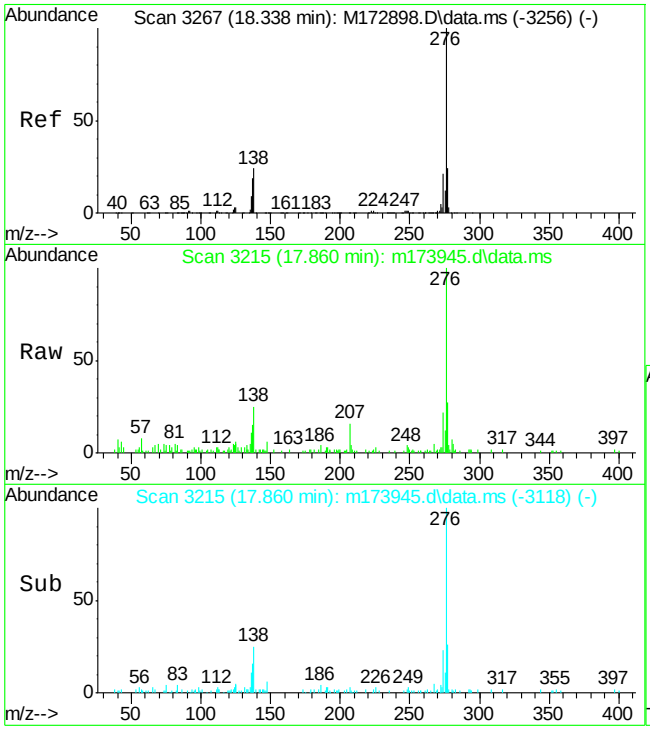

#102
Benzo[g,h,i]perylene
Concen: 1.73 ppm
RT: 17.860 min Scan# 3215
Delta R.T. 0.016 min
Lab File: m173945.d
Acq: 6 Jul 2021 7:51 pm

Tgt Ion:276 Resp: 29319

Ion	Ratio	Lower	Upper
276	100		
138	22.4	0.0	57.0
277	26.8	0.0	54.3

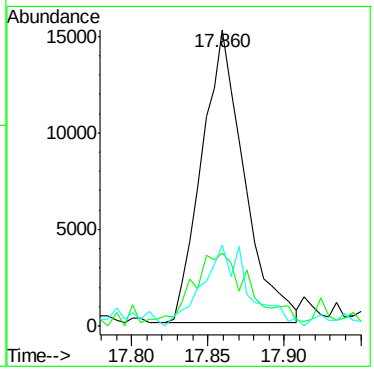

LSC Area Percent Report

Data Path : C:\msdchem\1\data\altheam\em7461\
Data File : m173945.d
Acq On : 6 Jul 2021 7:51 pm
Operator : chriss2
Sample : jd27605-13
Misc : op34129,em7461,30.0,,,1,1
ALS Vial : 20 Sample Multiplier: 1

Integration Parameters: RTEINT.P
Integrator: RTE
Smoothing : ON Filtering: 5
Sampling : 1 Min Area: 1000 Area counts
Start Thrs: 0.01 Max Peaks: 100
Stop Thrs : 0 Peak Location: TOP

If leading or trailing edge < 100 prefer < Baseline drop else tangent >
Peak separation: 5

Method : C:\MSDCHEM\1\METHODS\MM7405.M
Title : Semi Volatile GC/MS, rtx-5ms 30mx0.25mmx0.25um

Signal : TIC: m173945.d\data.ms

peak #	R.T. min	first scan	max scan	last scan	PK TY	peak height	corr. area	corr. % max.	% of total
1	0.773	14	16	19	rVB	37135	24486	1.19%	0.099%
2	0.912	38	42	47	rVB2	45789	38575	1.88%	0.156%
3	1.243	95	104	115	rVB	26118	41692	2.03%	0.168%
4	1.543	155	160	165	rVV8	15064	30362	1.48%	0.122%
5	1.591	165	169	171	rVV5	20438	24346	1.19%	0.098%
6	1.708	179	191	195	rVV3	23619	40310	1.97%	0.163%
7	1.762	195	201	205	rVV6	22271	42905	2.09%	0.173%
8	1.868	212	221	227	rVB	50706	81471	3.97%	0.329%
9	1.959	235	238	259	rBV	80789	167951	8.19%	0.677%
10	2.146	264	273	286	rBV3	82815	176207	8.59%	0.711%
11	2.242	286	291	300	rVB2	25895	40848	1.99%	0.165%
12	2.413	319	323	341	rBV	688474	886103	43.21%	3.573%
13	2.926	406	419	438	rVV	176508	524031	25.55%	2.113%
14	3.070	442	446	460	rVV	38815	85972	4.19%	0.347%
15	3.166	460	464	482	rVB2	45948	107883	5.26%	0.435%
16	3.321	487	493	504	rVV	902517	901166	43.94%	3.634%
17	3.385	504	505	519	rVV2	34334	84535	4.12%	0.341%
18	3.508	523	528	547	rVB	2099473	1484137	72.37%	5.984%
19	3.780	574	579	582	rBV2	45837	62400	3.04%	0.252%
20	3.818	582	586	593	rVB	152048	156076	7.61%	0.629%
21	3.941	605	609	620	rBV	1026494	785037	38.28%	3.165%
22	4.448	693	704	720	rBV	2763622	1845947	90.01%	7.443%
23	4.640	735	740	748	rVB	26919	35693	1.74%	0.144%
24	5.212	842	847	855	rBV6	13803	29614	1.44%	0.119%
25	5.409	878	884	899	rBV	1909808	1870179	91.19%	7.541%
26	6.163	1017	1025	1038	rBV	1850206	2050764	100.00%	8.269%
27	7.076	1188	1196	1205	rBV8	15930	38497	1.88%	0.155%
28	7.316	1235	1241	1257	rBV	435517	645760	31.49%	2.604%
29	7.947	1351	1359	1367	rBV6	21784	37159	1.81%	0.150%
30	8.422	1440	1448	1467	rBV	1350412	2038123	99.38%	8.218%
31	8.785	1510	1516	1522	rBV9	14041	28619	1.40%	0.115%
32	8.951	1544	1547	1556	rVV4	16299	34650	1.69%	0.140%
33	9.357	1618	1623	1627	rBV3	20128	28806	1.40%	0.116%
34	9.405	1627	1632	1639	rVV3	29608	45380	2.21%	0.183%
35	9.511	1645	1652	1655	rBV4	12553	24960	1.22%	0.101%
36	9.875	1715	1720	1730	rBV4	46971	110516	5.39%	0.446%
37	9.971	1730	1738	1746	rVB8	47200	130360	6.36%	0.526%
38	10.265	1786	1793	1800	rVV5	52935	93951	4.58%	0.379%
39	10.403	1811	1819	1822	rBV6	13237	26137	1.27%	0.105%
40	10.494	1831	1836	1845	rVB7	29407	55190	2.69%	0.223%

LSC Area Percent Report

Data Path : C:\msdchem\1\data\altheam\em7461\
Data File : m173945.d
Acq On : 6 Jul 2021 7:51 pm
Operator : chriss2
Sample : jd27605-13
Misc : op34129,em7461,30.0,,,1,1
ALS Vial : 20 Sample Multiplier: 1

Integration Parameters: RTEINT.P
Integrator: RTE
Smoothing : ON Filtering: 5
Sampling : 1 Min Area: 1000 Area counts
Start Thrs: 0.01 Max Peaks: 100
Stop Thrs : 0 Peak Location: TOP

If leading or trailing edge < 100 prefer < Baseline drop else tangent >
Peak separation: 5

Method : C:\MSDCHEM\1\METHODS\MM7405.M
Title : Semi Volatile GC/MS, rtx-5ms 30mx0.25mmx0.25um

41	10.606	1851	1857	1868	rBV2	203790	347369	16.94%	1.401%
42	10.799	1883	1893	1898	rVB5	12737	27926	1.36%	0.113%
43	10.852	1898	1903	1913	rVV7	24383	48036	2.34%	0.194%
44	10.996	1923	1930	1937	rVV2	167976	294594	14.37%	1.188%
45	11.050	1937	1940	1947	rVV2	24442	53644	2.62%	0.216%
46	11.194	1961	1967	1977	rVB10	13217	41242	2.01%	0.166%
47	11.327	1987	1992	1999	rVV7	11758	29904	1.46%	0.121%
48	11.397	1999	2005	2013	rVV7	25148	59977	2.92%	0.242%
49	11.498	2014	2024	2038	rVB	1020382	1780552	86.82%	7.180%
50	11.659	2046	2054	2058	rBV9	19667	44976	2.19%	0.181%
51	11.701	2058	2062	2075	rVB10	37966	89776	4.38%	0.362%
52	12.027	2118	2123	2132	rBV10	19758	47903	2.34%	0.193%
53	12.492	2200	2210	2213	rBV10	10549	28003	1.37%	0.113%
54	12.561	2217	2223	2233	rVB10	18429	55427	2.70%	0.223%
55	12.695	2233	2248	2260	rBV4	38096	112783	5.50%	0.455%
56	12.866	2275	2280	2285	rVV3	31998	60701	2.96%	0.245%
57	12.930	2285	2292	2300	rVB3	39106	86057	4.20%	0.347%
58	13.031	2303	2311	2318	rBV9	26179	56963	2.78%	0.230%
59	13.111	2320	2326	2337	rVB4	37789	81714	3.98%	0.329%
60	13.197	2337	2342	2347	rBV6	11062	25912	1.26%	0.104%
61	13.352	2356	2371	2390	rBV2	961638	2049309	99.93%	8.263%
62	13.485	2390	2396	2399	rBV5	15670	27344	1.33%	0.110%
63	13.661	2419	2429	2440	rBV5	20873	73377	3.58%	0.296%
64	13.838	2451	2462	2468	rBV5	24843	95377	4.65%	0.385%
65	14.153	2509	2521	2529	rBV10	26281	66073	3.22%	0.266%
66	14.270	2539	2543	2549	rBV8	20492	37104	1.81%	0.150%
67	14.382	2560	2564	2572	rVB10	14234	31008	1.51%	0.125%
68	14.532	2581	2592	2596	rVB10	17790	44270	2.16%	0.179%
69	14.660	2609	2616	2623	rVB10	12195	36949	1.80%	0.149%
70	14.949	2662	2670	2673	rBV8	14108	30259	1.48%	0.122%
71	15.061	2678	2691	2704	rVV8	41471	203232	9.91%	0.819%
72	15.146	2704	2707	2720	rVV8	27519	82370	4.02%	0.332%
73	15.290	2727	2734	2739	rVV2	107411	241929	11.80%	0.976%
74	15.328	2739	2741	2756	rVB4	51121	104054	5.07%	0.420%
75	15.461	2762	2766	2771	rBV6	17406	30265	1.48%	0.122%
76	15.568	2779	2786	2794	rBV6	18397	47239	2.30%	0.190%
77	15.718	2808	2814	2823	rVV3	71841	196804	9.60%	0.794%
78	15.798	2824	2829	2838	rVV3	83858	169455	8.26%	0.683%
79	15.889	2838	2846	2867	rVB	972778	1793907	87.48%	7.233%
80	16.097	2878	2885	2893	rVB	25688	53908	2.63%	0.217%
81	16.263	2905	2916	2918	rBV	22159	48619	2.37%	0.196%
82	16.850	3023	3026	3034	rBV8	25236	57499	2.80%	0.232%
83	16.914	3034	3038	3044	rVB8	14574	24992	1.22%	0.101%
84	17.090	3067	3071	3078	rBV10	10829	26006	1.27%	0.105%
85	17.176	3078	3087	3096	rBV10	28547	89600	4.37%	0.361%

LSC Area Percent Report

Data Path : C:\msdchem\1\data\altheam\em7461\
Data File : m173945.d
Acq On : 6 Jul 2021 7:51 pm
Operator : chriss2
Sample : jd27605-13
Misc : op34129,em7461,30.0,,,1,1
ALS Vial : 20 Sample Multiplier: 1

Integration Parameters: RTEINT.P
Integrator: RTE
Smoothing : ON Filtering: 5
Sampling : 1 Min Area: 1000 Area counts
Start Thrs: 0.01 Max Peaks: 100
Stop Thrs : 0 Peak Location: TOP

If leading or trailing edge < 100 prefer < Baseline drop else tangent >
Peak separation: 5

Method : C:\MSDCHEM\1\METHODS\MM7405.M
Title : Semi Volatile GC/MS, rtx-5ms 30mx0.25mmx0.25um

86	17.384	3120	3126	3128	rBV7	21089	31379	1.53%	0.127%
87	17.400	3128	3129	3139	rVB10	21239	45251	2.21%	0.182%
88	17.518	3144	3151	3158	rBV3	37629	81002	3.95%	0.327%
89	17.753	3190	3195	3203	rVB3	17698	45814	2.23%	0.185%
90	17.860	3208	3215	3221	rVV2	45686	110547	5.39%	0.446%
91	17.913	3221	3225	3234	rVB2	29862	73151	3.57%	0.295%
92	18.030	3245	3247	3256	rBV10	10276	27843	1.36%	0.112%
93	18.191	3270	3277	3288	rBV10	24460	58894	2.87%	0.237%
94	18.452	3322	3326	3334	rVV9	20507	40032	1.95%	0.161%
95	18.629	3353	3359	3365	rBV10	18637	44421	2.17%	0.179%
96	18.714	3367	3375	3388	rVB10	26719	78256	3.82%	0.316%
97	19.232	3468	3472	3479	rBV9	28980	55585	2.71%	0.224%
98	19.403	3497	3504	3505	rBV6	21109	34964	1.70%	0.141%
99	19.697	3551	3559	3565	rVB6	10903	25112	1.22%	0.101%
100	19.836	3574	3585	3588	rBV6	18811	56797	2.77%	0.229%

Sum of corrected areas: 24800254

LSC Report - Integrated Chromatogram

Data Path : C:\msdchem\1\data\altheam\em7461\
Data File : m173945.d
Acq On : 6 Jul 2021 7:51 pm
Operator : chriss2
Sample : jd27605-13
Misc : op34129,em7461,30.0,,,1,1
ALS Vial : 20 Sample Multiplier: 1

Quant Method : C:\MSDCHEM\1\METHODS\MM7405.M
Quant Title : Semi Volatile GC/MS, rtx-5ms 30mx0.25mmx0.25um

TIC Library : C:\DATABASE\NIST08.L
TIC Integration Parameters: lscint.P

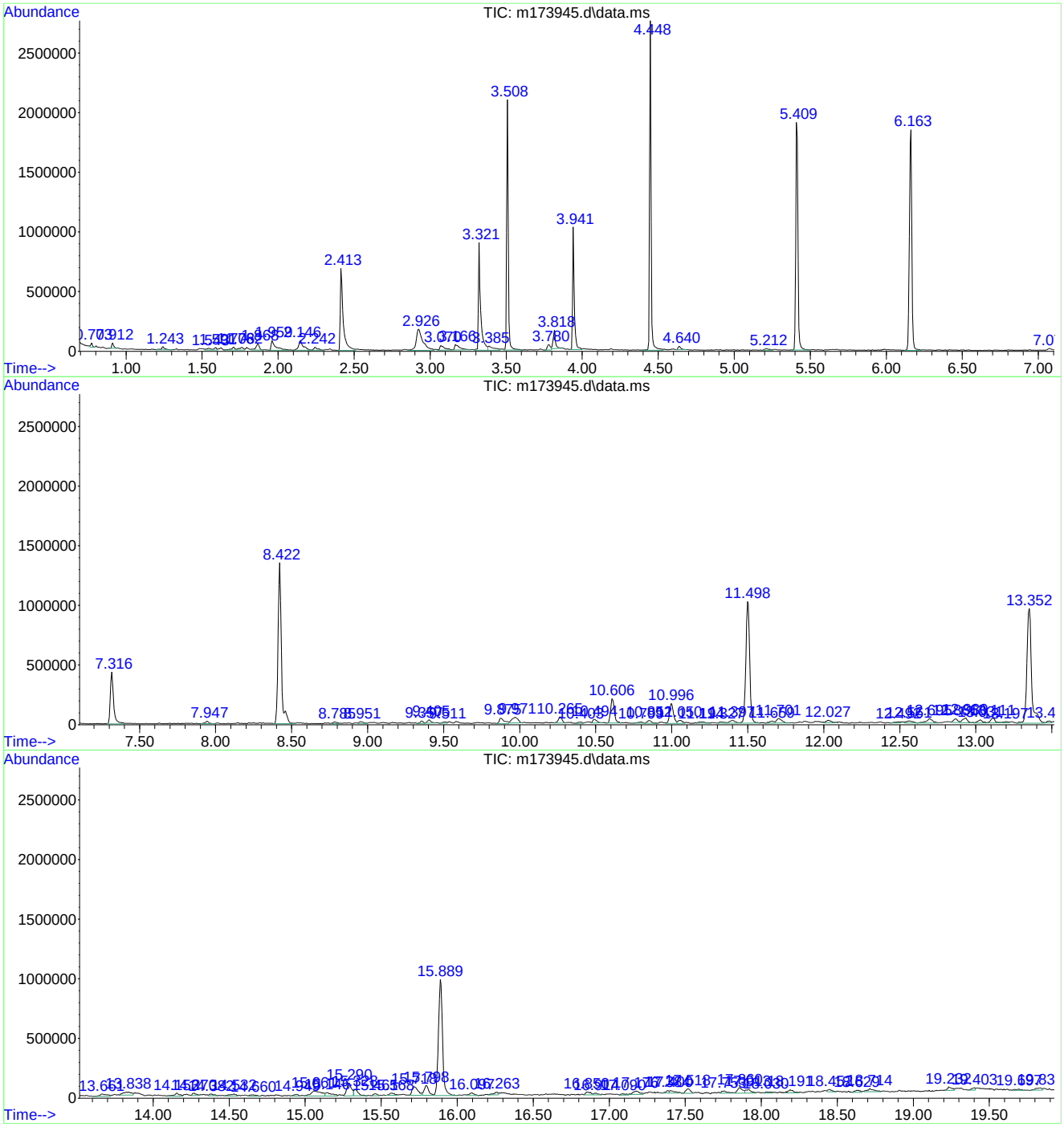

Library Search Compound Report

Data Path : C:\msdchem\1\data\altheam\em7461\
Data File : m173945.d
Acq On : 6 Jul 2021 7:51 pm
Operator : chriss2
Sample : jd27605-13
Misc : op34129,em7461,30.0,,,1,1
ALS Vial : 20 Sample Multiplier: 1

Quant Method : C:\MSDCHEM\1\METHODS\MM7405.M
Quant Title : Semi Volatile GC/MS, rtx-5ms 30mx0.25mmx0.25um

TIC Library : C:\DATABASE\NIST08.L
TIC Integration Parameters: lscint.P

****

Peak Number 1 System artifact/aldol-conde... Concentration Rank 4

R.T.	EstConc	Area	Relative to ISTD	R.T.
1.959	4.53 ppm	167951	1,4-Dichlorobenzene-d4a	3.508

Hit# of 5	Tentative ID	MW	MolForm	CAS#	Qual
1	Hydrazine, 1,1-bis(1-methylethyl)-	116	C6H16N2	000921-14-2	45
2	Propane, 1,1-dipropoxy-	160	C9H20O2	004744-11-0	38
3	Silane, trimethyl-	74	C3H10Si	000993-07-7	38
4	3-Hydroxy-3-methyl-2-butanone	102	C5H10O2	000115-22-0	32
5	3-Hexanol	102	C6H14O	000623-37-0	23

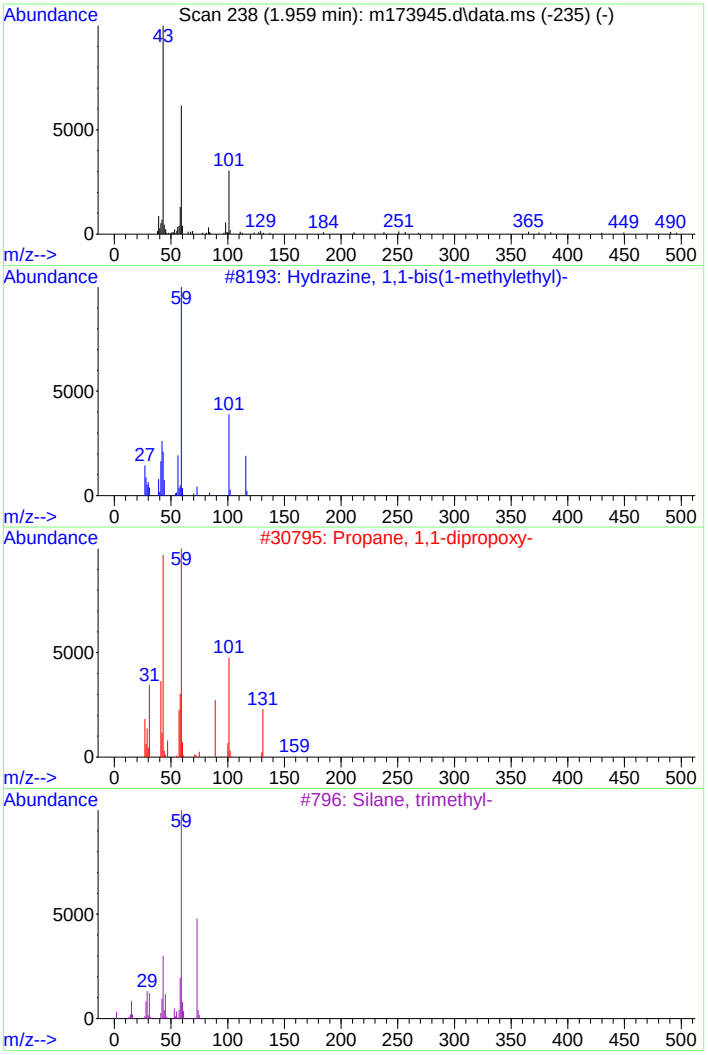

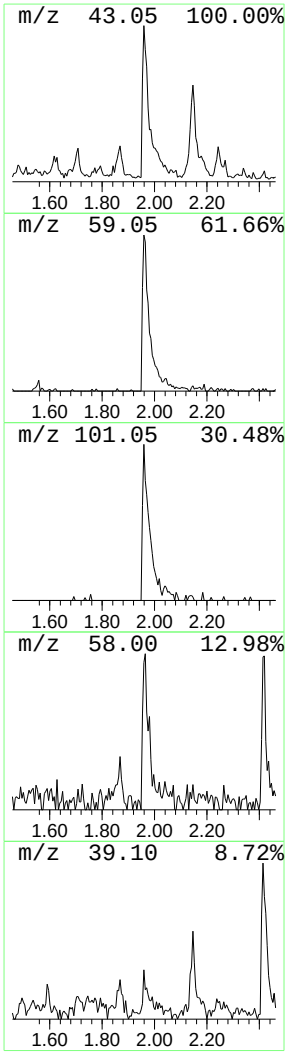

Library Search Compound Report

Data Path : C:\msdchem\1\data\altheam\em7461\
Data File : m173945.d
Acq On : 6 Jul 2021 7:51 pm
Operator : chriss2
Sample : jd27605-13
Misc : op34129,em7461,30.0,,,1,1
ALS Vial : 20 Sample Multiplier: 1

Quant Method : C:\MSDCHEM\1\METHODS\MM7405.M
Quant Title : Semi Volatile GC/MS, rtx-5ms 30mx0.25mmx0.25um

TIC Library : C:\DATABASE\NIST08.L
TIC Integration Parameters: lscint.P

****

Peak Number 2 Alkane Concentration Rank 2

R.T.	EstConc	Area	Relative to ISTD	R.T.
2.146	4.75 ppm	176207	1,4-Dichlorobenzene-d4a	3.508

Hit# of 5	Tentative ID	MW	MolForm	CAS#	Qual
1	Heptane, 2,3-dimethyl-	128	C9H20	003074-71-3	91
2	Heptane, 2,3-dimethyl-	128	C9H20	003074-71-3	91
3	Heptane, 2,3-dimethyl-	128	C9H20	003074-71-3	91
4	Decane, 5,6-dimethyl-	170	C12H26	001636-43-7	78
5	Octane, 4,5-diethyl-	170	C12H26	001636-41-5	72

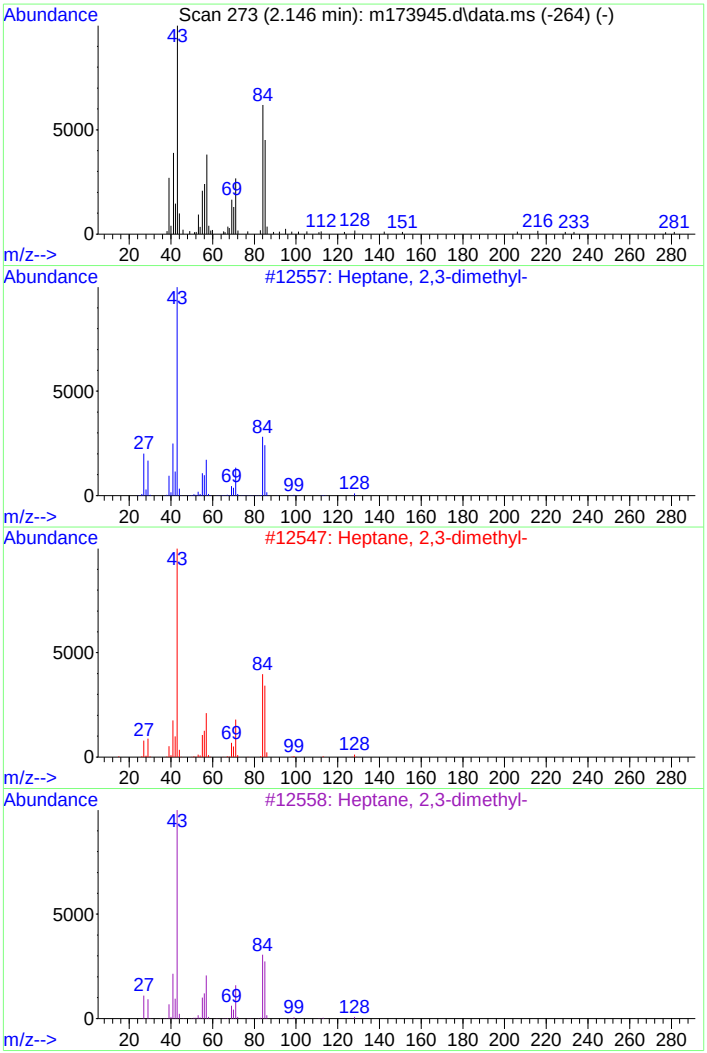

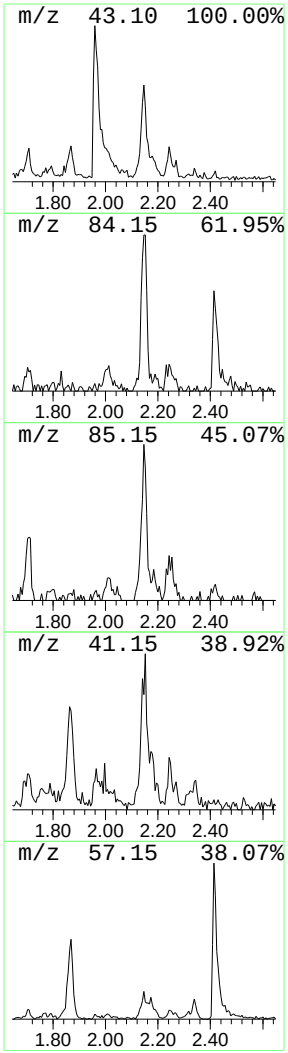

Library Search Compound Report

Data Path : C:\msdchem\1\data\altheam\em7461\
Data File : m173945.d
Acq On : 6 Jul 2021 7:51 pm
Operator : chriss2
Sample : jd27605-13
Misc : op34129,em7461,30.0,,,1,1
ALS Vial : 20 Sample Multiplier: 1

Quant Method : C:\MSDCHEM\1\METHODS\MM7405.M
Quant Title : Semi Volatile GC/MS, rtx-5ms 30mx0.25mmx0.25um

TIC Library : C:\DATABASE\NIST08.L
TIC Integration Parameters: lscint.P

****

Peak Number 3 Unknown Concentration Rank 1

R.T.	EstConc	Area	Relative to ISTD	R.T.
2.926	14.12 ppm	524031	1,4-Dichlorobenzene-d4a	3.508

Hit# of 5	Tentative ID	MW	MolForm	CAS#	Qual
1	Sulfurous acid, isohexyl hexyl e...	250	C12H26O3S	1000309-12-8	56
2	2(3H)-Furanone, 5-acetyldihydro-	128	C6H8O3	029393-32-6	56
3	2-Methylbutanoic anhydride	186	C10H18O3	001468-39-9	50
4	2-Pyrrolidinone	85	C4H7NO	000616-45-5	42
5	Ethyl acetopyruvate	158	C7H10O4	1000342-25-5	40

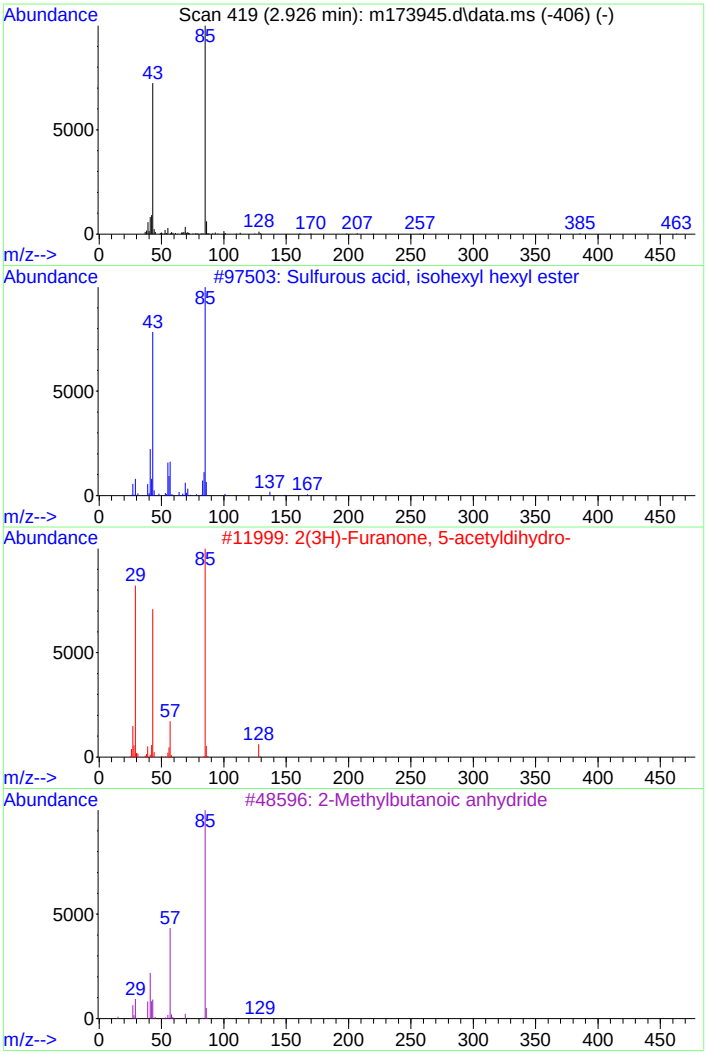

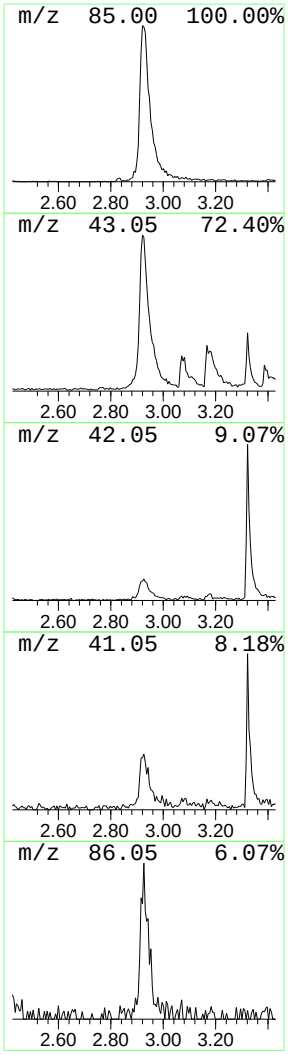

Library Search Compound Report

Data Path : C:\msdchem\1\data\altheam\em7461\
Data File : m173945.d
Acq On : 6 Jul 2021 7:51 pm
Operator : chriss2
Sample : jd27605-13
Misc : op34129,em7461,30.0,,,1,1
ALS Vial : 20 Sample Multiplier: 1

Quant Method : C:\MSDCHEM\1\METHODS\MM7405.M
Quant Title : Semi Volatile GC/MS, rtx-5ms 30mx0.25mmx0.25um

TIC Library : C:\DATABASE\NIST08.L
TIC Integration Parameters: lscint.P

****

Peak Number 4 Unknown Concentration Rank 6

R.T.	EstConc	Area	Relative to ISTD	R.T.
3.818	4.21 ppm	156076	1,4-Dichlorobenzene-d4a	3.508

Hit# of 5	Tentative ID	MW	MolForm	CAS#	Qual
1	2,5-Dimethyl-4-hydroxy-3(2H)-fur...	128	C6H8O3	003658-77-3	83
2	2,4,5-Trihydroxypyrimidine	128	C4H4N2O3	000496-76-4	47
3	N-BOC-trans-3-methyl-l-proline	229	C11H19NO4	061406-66-4	33
4	Valeric acid, 4-chlorophenyl ester	212	C11H13ClO2	1000307-98-4	25
5	l-Alanine, N-allyloxycarbonyl-, ...	325	C18H31NO4	1000313-43-2	23

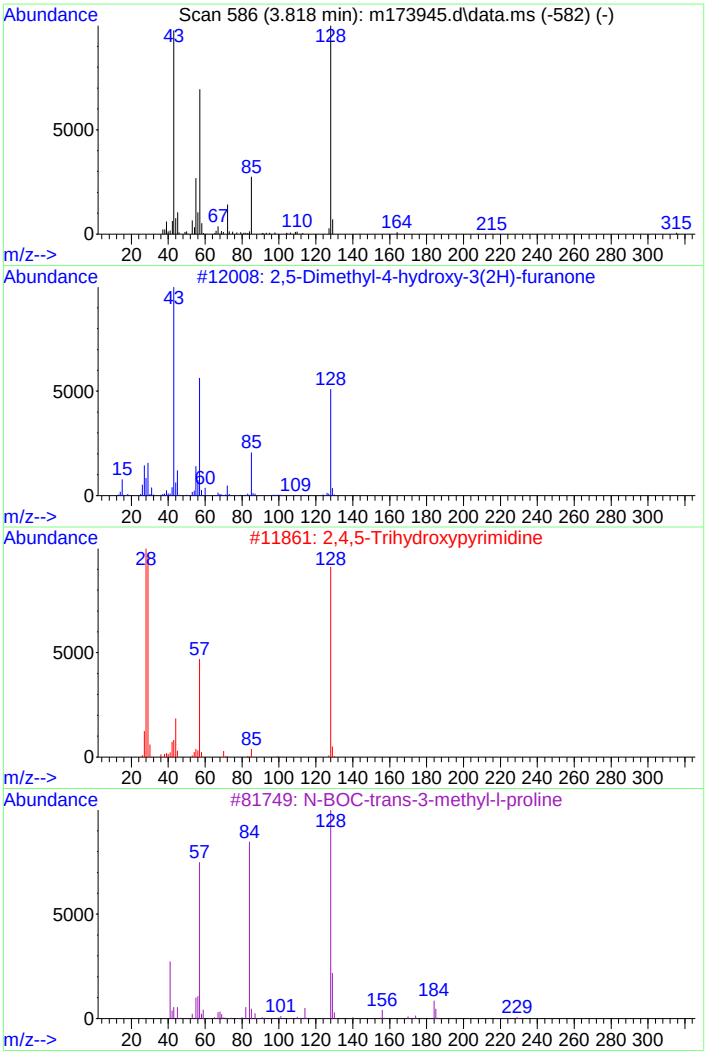

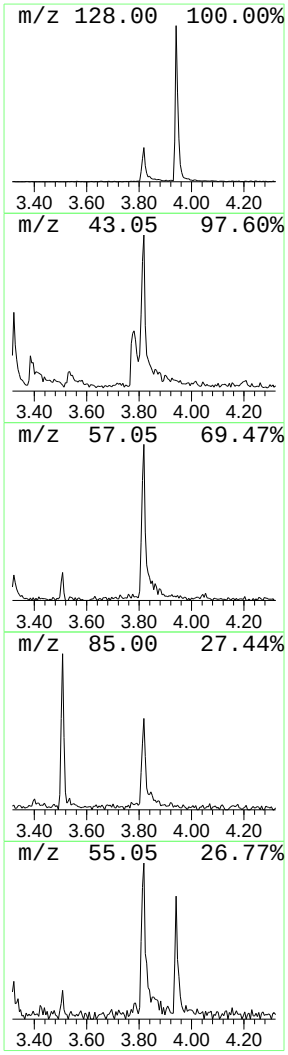

Library Search Compound Report

Data Path : C:\msdchem\1\data\altheam\em7461\
Data File : m173945.d
Acq On : 6 Jul 2021 7:51 pm
Operator : chriss2
Sample : jd27605-13
Misc : op34129,em7461,30.0,,,1,1
ALS Vial : 20 Sample Multiplier: 1

Quant Method : C:\MSDCHEM\1\METHODS\MM7405.M
Quant Title : Semi Volatile GC/MS, rtx-5ms 30mx0.25mmx0.25um

TIC Library : C:\DATABASE\NIST08.L
TIC Integration Parameters: lscint.P

****

Peak Number 5 Unknown Concentration Rank 3

R.T.	EstConc	Area	Relative to ISTD	R.T.
15.061	4.53 ppm	203232	Perylene-d12	15.894

Hit# of 5	Tentative ID	MW	MolForm	CAS#	Qual
1	5-Octadecene, (E)-	252	C18H36	007206-21-5	62
2	9-Octadecene, (E)-	252	C18H36	007206-25-9	62
3	Bromoacetic acid, hexadecyl ester	362	C18H35BrO2	005454-48-8	53
4	n-Nonadecanol-1	284	C19H40O	001454-84-8	53
5	Pentadecyl trifluoroacetate	324	C17H31F3O2	1000351-74-4	49

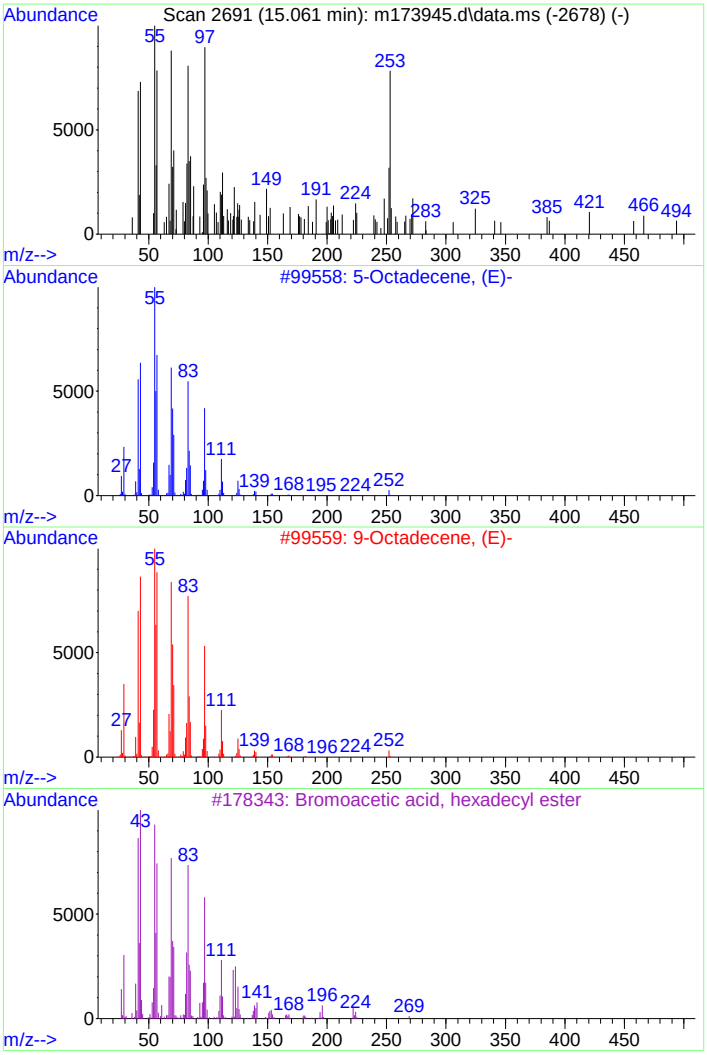

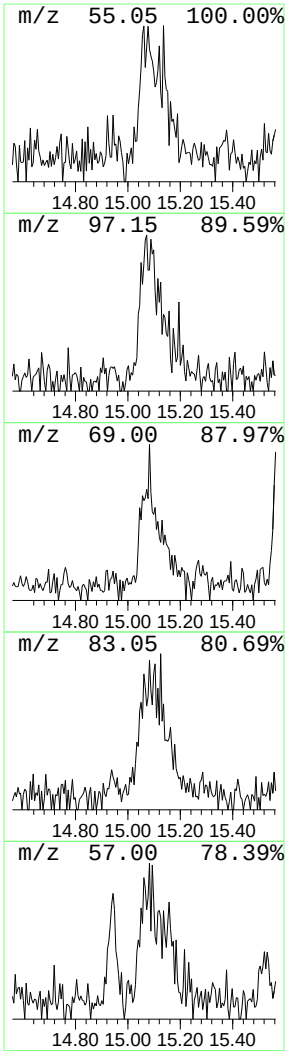

Library Search Compound Report

Data Path : C:\msdchem\1\data\altheam\em7461\
Data File : m173945.d
Acq On : 6 Jul 2021 7:51 pm
Operator : chriss2
Sample : jd27605-13
Misc : op34129,em7461,30.0,,,1,1
ALS Vial : 20 Sample Multiplier: 1

Quant Method : C:\MSDCHEM\1\METHODS\MM7405.M
Quant Title : Semi Volatile GC/MS, rtx-5ms 30mx0.25mmx0.25um

TIC Library : C:\DATABASE\NIST08.L
TIC Integration Parameters: lscint.P

****

Peak Number 6 Unknown PAH substance Concentration Rank 5

R.T.	EstConc	Area	Relative to ISTD	R.T.
15.718	4.39 ppm	196804	Perylene-d12	15.894

Hit# of 5	Tentative ID	MW	MolForm	CAS#	Qual
1	Benzo[k]fluoranthene	252	C20H12	000207-08-9	96
2	Benz[e]acephenanthrylene	252	C20H12	000205-99-2	95
3	Benzo[e]pyrene	252	C20H12	000192-97-2	95
4	Benzo[a]pyrene	252	C20H12	000050-32-8	94
5	Benzo[a]pyrene	252	C20H12	000050-32-8	89

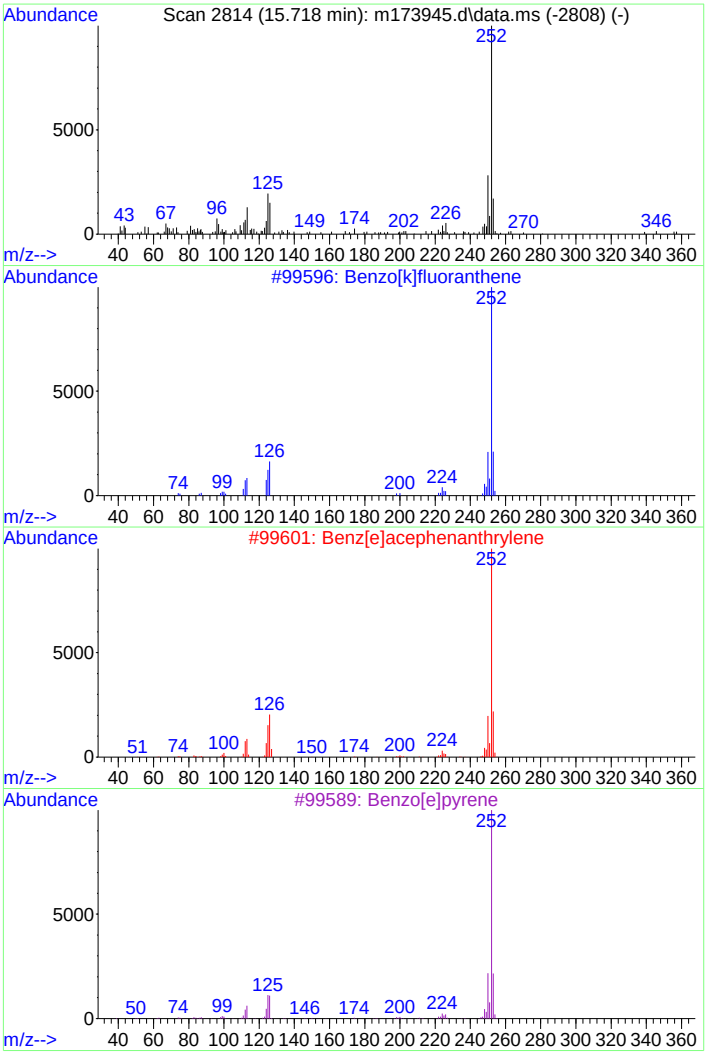

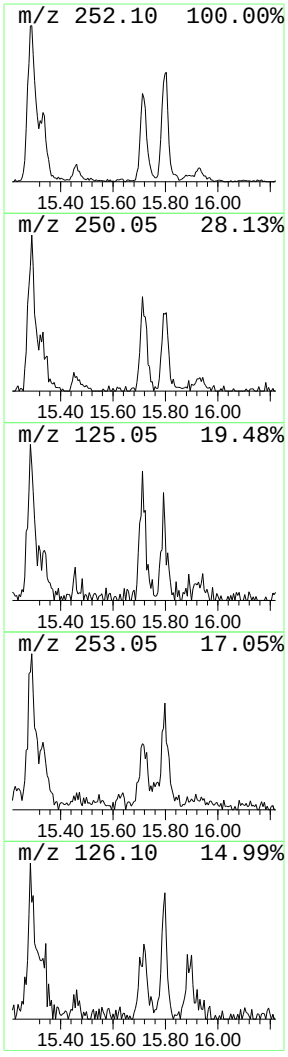

Tentatively Identified Compound (LSC) summary

Data Path : C:\msdchem\1\data\altheam\em7461\
Data File : m173945.d
Acq On : 6 Jul 2021 7:51 pm
Operator : chriss2
Sample : jd27605-13
Misc : op34129,em7461,30.0,,,1,1
ALS Vial : 20 Sample Multiplier: 1

Quant Method : C:\MSDCHEM\1\METHODS\MM7405.M
Quant Title : Semi Volatile GC/MS, rtx-5ms 30mx0.25mmx0.25um

TIC Library : C:\DATABASE\NIST08.L
TIC Integration Parameters: lscint.P

					--Internal Standard---			
TIC Top Hit name	RT	EstConc	Units	Response	#	RT	Resp	Conc
System artifact...	1.959	4.5	ppm	167951	2	3.508	1484140	40.0
Alkane	2.146	4.8	ppm	176207	2	3.508	1484140	40.0
Unknown	2.926	14.1	ppm	524031	2	3.508	1484140	40.0
Unknown	3.818	4.2	ppm	156076	2	3.508	1484140	40.0
Unknown	15.061	4.5	ppm	203232	12	15.894	1793910	40.0
Unknown PAH sub...	15.718	4.4	ppm	196804	12	15.894	1793910	40.0

Quantitation Report (QT Reviewed)

Data Path : C:\msdchem\1\DATA\EM7461\
Data File : m173930.D
Acq On : 6 Jul 2021 10:57 am
Operator : chriss2
Sample : op34129-mb1
Misc : op34129,em7461,30.0,,,1,1
ALS Vial : 5 Sample Multiplier: 1

Quant Time: Jul 06 15:42:38 2021
Quant Method : C:\MSDCHEM\1\METHODS\MM7405.M
Quant Title : Semi Volatile GC/MS, rtx-5ms 30mx0.25mmx0.25um
QLast Update : Thu Jul 01 23:33:22 2021
Response via : Initial Calibration

Compound	R.T.	QIon	Response	Conc	Units	Dev(Min)
Internal Standards						
1) 1,4-Dichlorobenzene-d4	3.508	152	253742	40.00	ppm	-0.04
24) Naphthalene-d8	4.448	136	896204	40.00	ppm	-0.04
46) Acenaphthene-d10	6.163	164	526778	40.00	ppm	-0.06
69) Phenanthrene-d10	8.422	188	864657	40.00	ppm	-0.08
84) Chrysene-d12	13.352	240	749377	40.00	ppm	-0.10
93) Perylene-d12	15.889	264	753863	40.00	ppm	-0.10
103) 1,4-Dichlorobenzene-d4a	3.508	152	253742	40.00	ppm	-0.04
105) Acenaphthene-d10a	6.163	164	526778	40.00	ppm	-0.06
107) Chrysene-d12a	13.352	240	749377	40.00	ppm	-0.10
109) Phenanthrene-d10a	8.422	188	864657	40.00	ppm	-0.08
111) Naphthalene-d8a	4.448	136	896204	40.00	ppm	-0.04
113) Chrysene-d12b	13.352	240	749377	40.00	ppm	-0.10
System Monitoring Compounds						
5) 2-Fluorophenol	2.413	112	306633	32.53	ppm	-0.08
Spiked Amount 50.000			Recovery = 65.06%			
8) Phenol-d5	3.321	99	384899	36.45	ppm	-0.03
Spiked Amount 50.000			Recovery = 72.90%			
25) Nitrobenzene-d5	3.941	82	348215	37.52	ppm	-0.04
Spiked Amount 50.000			Recovery = 75.04%			
51) 2-Fluorobiphenyl	5.415	172	678726	44.22	ppm	-0.05
Spiked Amount 50.000			Recovery = 88.44%			
74) 2,4,6-Tribromophenol	7.316	330	140478	45.06	ppm	-0.08
Spiked Amount 50.000			Recovery = 90.12%			
87) Terphenyl-d14	11.504	244	770612	42.64	ppm	-0.09
Spiked Amount 50.000			Recovery = 85.28%			
108) 1-chlorooctadecane	0.000	57	0	0.00	ppm	
Spiked Amount 50.000			Recovery = 0.00%			
110) o-terphenyl	0.000	230	0	0.00	ppm	
Spiked Amount 50.000			Recovery = 0.00%			

Target Compounds	Qvalue

(#) = qualifier out of range (m) = manual integration (+) = signals summed

Quantitation Report (QT Reviewed)

Data Path : C:\msdchem\1\DATA\EM7461\
Data File : m173930.D
Acq On : 6 Jul 2021 10:57 am
Operator : chriss2
Sample : op34129-mb1
Misc : op34129,em7461,30.0,,,1,1
ALS Vial : 5 Sample Multiplier: 1

Quant Time: Jul 06 15:42:38 2021
Quant Method : C:\MSDCHEM\1\METHODS\MM7405.M
Quant Title : Semi Volatile GC/MS, rtx-5ms 30mx0.25mmx0.25um
QLast Update : Thu Jul 01 23:33:22 2021
Response via : Initial Calibration

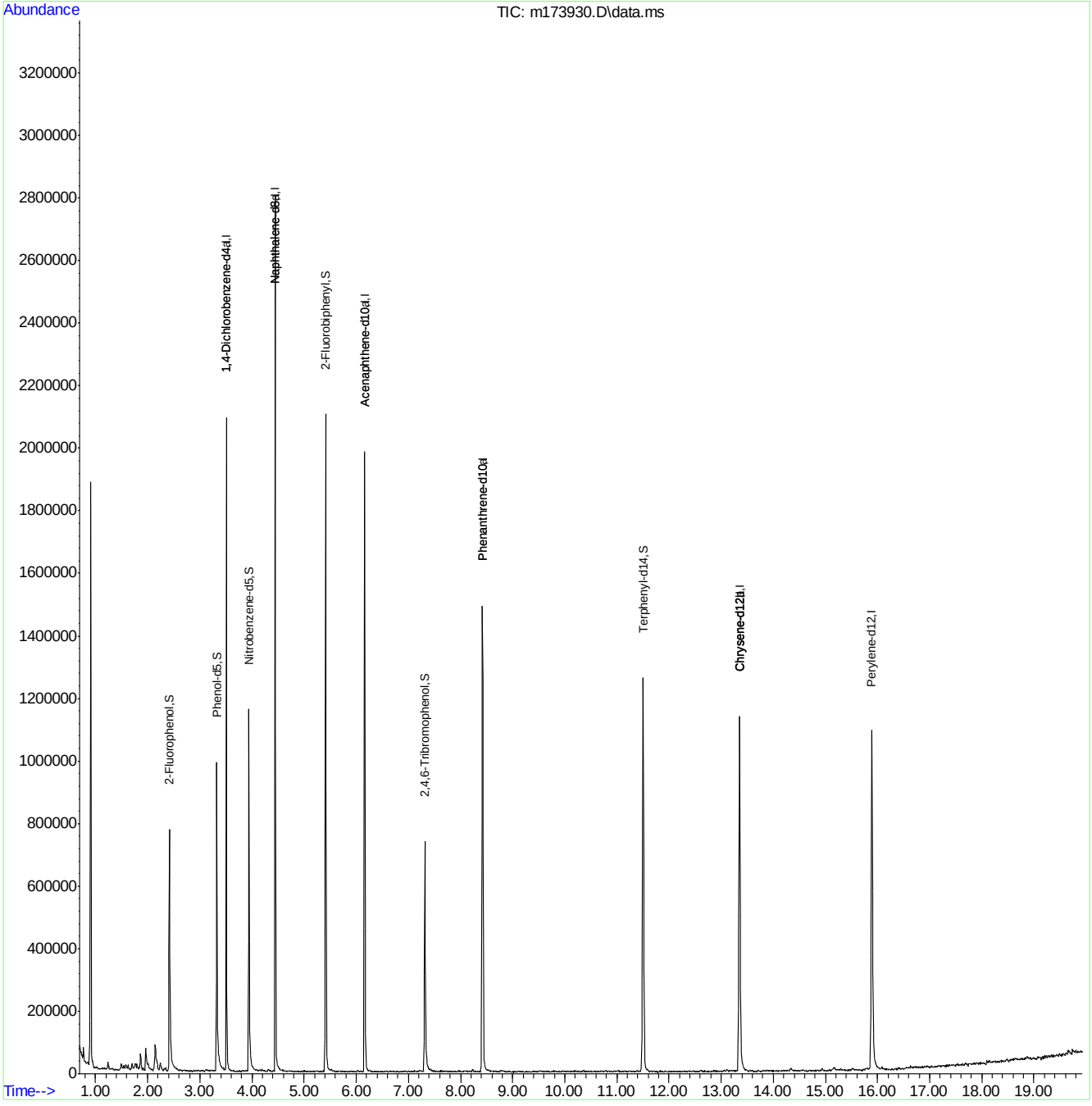

LSC Area Percent Report

Data Path : C:\msdchem\1\DATA\EM7461\
Data File : m173930.D
Acq On : 6 Jul 2021 10:57 am
Operator : chriss2
Sample : op34129-mb1
Misc : op34129,em7461,30.0,,,1,1
ALS Vial : 5 Sample Multiplier: 1

Integration Parameters: RTEINT.P
Integrator: RTE
Smoothing : ON Filtering: 5
Sampling : 1 Min Area: 500 Area counts
Start Thrs: 0.01 Max Peaks: 100
Stop Thrs : 0 Peak Location: TOP

If leading or trailing edge < 100 prefer < Baseline drop else tangent >
Peak separation: 5

Method : C:\MSDCHEM\1\METHODS\MM7405.M
Title : Semi Volatile GC/MS, rtx-5ms 30mx0.25mmx0.25um

Signal : TIC: m173930.D\data.ms

peak #	R.T. min	first scan	max scan	last scan	PK TY	peak height	corr. area	corr. % max.	% of total
1	0.768	12	15	27	rVB3	52829	59916	2.70%	0.258%
2	0.843	27	29	35	rVB7	9232	12229	0.55%	0.053%
3	0.907	35	41	46	rBV	1863325	1409691	63.64%	6.062%
4	1.024	61	63	68	rVB6	8461	8393	0.38%	0.036%
5	1.238	98	103	111	rVB	23391	26654	1.20%	0.115%
6	1.489	140	150	156	rBV8	20947	44515	2.01%	0.191%
7	1.543	156	160	164	rVV6	14945	22529	1.02%	0.097%
8	1.580	164	167	172	rVV6	16182	26835	1.21%	0.115%
9	1.623	172	175	183	rVV3	17614	22257	1.00%	0.096%
10	1.703	183	190	194	rVV5	21451	36162	1.63%	0.155%
11	1.756	194	200	204	rVV8	19827	45746	2.07%	0.197%
12	1.794	204	207	211	rVV6	19629	25934	1.17%	0.112%
13	1.863	211	220	227	rVV2	54124	93161	4.21%	0.401%
14	1.959	234	238	244	rBV	70914	107165	4.84%	0.461%
15	2.002	244	246	260	rVB6	22208	49073	2.22%	0.211%
16	2.146	265	273	286	rBV2	85156	182906	8.26%	0.786%
17	2.242	286	291	300	rVB2	23332	41143	1.86%	0.177%
18	2.344	305	310	313	rVB5	13132	19880	0.90%	0.085%
19	2.413	316	323	350	rBV	774062	1012598	45.71%	4.354%
20	2.563	350	351	358	rVB6	8668	9283	0.42%	0.040%
21	2.878	405	410	414	rBV6	5063	7799	0.35%	0.034%
22	3.123	449	456	458	rBV5	6614	12165	0.55%	0.052%
23	3.321	484	493	515	rBV	988924	1012820	45.72%	4.355%
24	3.508	524	528	540	rVV	2087100	1470559	66.39%	6.323%
25	3.642	551	553	560	rVB4	5900	8535	0.39%	0.037%
26	3.941	606	609	634	rBV	1157829	966468	43.63%	4.156%
27	4.309	670	678	685	rBV6	7013	18385	0.83%	0.079%
28	4.448	697	704	729	rBV	2798358	1844144	83.25%	7.930%
29	5.009	804	809	811	rBV4	5624	8073	0.36%	0.035%
30	5.174	834	840	842	rBV4	4747	7918	0.36%	0.034%
31	5.223	847	849	859	rVV4	3845	11017	0.50%	0.047%
32	5.319	860	867	871	rVB6	4478	7799	0.35%	0.034%
33	5.372	871	877	879	rBV4	4957	7161	0.32%	0.031%
34	5.415	879	885	901	rVV	2101715	1968680	88.87%	8.465%

LSC Area Percent Report

Data Path : C:\msdchem\1\DATA\EM7461\
Data File : m173930.D
Acq On : 6 Jul 2021 10:57 am
Operator : chriss2
Sample : op34129-mb1
Misc : op34129,em7461,30.0,,,1,1
ALS Vial : 5 Sample Multiplier: 1

Integration Parameters: RTEINT.P
Integrator: RTE
Smoothing : ON Filtering: 5
Sampling : 1 Min Area: 500 Area counts
Start Thrs: 0.01 Max Peaks: 100
Stop Thrs : 0 Peak Location: TOP

If leading or trailing edge < 100 prefer < Baseline drop else tangent >
Peak separation: 5

Method : C:\MSDCHEM\1\METHODS\MM7405.M
Title : Semi Volatile GC/MS, rtx-5ms 30mx0.25mmx0.25um

35	5.527	901	906	911	rVB8	6727	10045	0.45%	0.043%
36	5.682	930	935	938	rVB5	4466	7391	0.33%	0.032%
37	6.163	1018	1025	1038	rBV	1983563	2215122	100.00%	9.525%
38	7.220	1219	1223	1233	rVB5	4703	10302	0.47%	0.044%
39	7.316	1233	1241	1255	rBV	736516	1066626	48.15%	4.586%
40	8.091	1380	1386	1394	rVB2	4179	9609	0.43%	0.041%
41	8.230	1405	1412	1417	rVB4	6879	10391	0.47%	0.045%
42	8.422	1439	1448	1465	rBV	1490358	2179662	98.40%	9.372%
43	8.518	1465	1466	1473	rVV5	8068	12279	0.55%	0.053%
44	8.785	1511	1516	1521	rBV5	7378	13902	0.63%	0.060%
45	10.708	1873	1876	1883	rVB6	3683	7585	0.34%	0.033%
46	11.247	1973	1977	1982	rBV5	4923	9616	0.43%	0.041%
47	11.504	2014	2025	2049	rVB	1262004	2182973	98.55%	9.387%
48	13.047	2309	2314	2320	rBV6	5791	13330	0.60%	0.057%
49	13.111	2320	2326	2332	rVV6	7983	14684	0.66%	0.063%
50	13.352	2363	2371	2392	rBV2	1135164	2177004	98.28%	9.361%
51	13.475	2392	2394	2400	rVB5	7629	9902	0.45%	0.043%
52	13.699	2432	2436	2441	rVV4	6464	8629	0.39%	0.037%
53	14.334	2549	2555	2558	rBV7	7956	12709	0.57%	0.055%
54	14.634	2606	2611	2614	rVB3	5800	8039	0.36%	0.035%
55	14.943	2658	2669	2673	rVV8	7471	14328	0.65%	0.062%
56	15.162	2700	2710	2717	rBV9	11556	36555	1.65%	0.157%
57	15.290	2731	2734	2738	rVV4	6138	7088	0.32%	0.030%
58	15.531	2777	2779	2784	rVV6	6863	7997	0.36%	0.034%
59	15.654	2797	2802	2809	rVB7	6126	15867	0.72%	0.068%
60	15.894	2835	2847	2865	rVV2	1083132	2157702	97.41%	9.278%
61	16.092	2876	2884	2888	rBV2	8484	11315	0.51%	0.049%
62	16.401	2937	2942	2944	rBV6	6301	7511	0.34%	0.032%
63	16.551	2963	2970	2973	rBV7	5185	10022	0.45%	0.043%
64	16.620	2977	2983	2984	rBV6	4960	7420	0.33%	0.032%
65	16.636	2984	2986	2994	rBV8	8706	13072	0.59%	0.056%
66	16.717	2996	3001	3003	rBV6	6278	9100	0.41%	0.039%
67	16.861	3024	3028	3032	rVB6	6174	9370	0.42%	0.040%
68	16.952	3044	3045	3052	rVV7	5794	7808	0.35%	0.034%
69	17.032	3055	3060	3067	rBV7	8643	15295	0.69%	0.066%
70	17.160	3081	3084	3086	rBV4	6903	7640	0.34%	0.033%
71	17.181	3086	3088	3095	rVB8	5188	9659	0.44%	0.042%

LSC Area Percent Report

Data Path : C:\msdchem\1\DATA\EM7461\
Data File : m173930.D
Acq On : 6 Jul 2021 10:57 am
Operator : chriss2
Sample : op34129-mb1
Misc : op34129,em7461,30.0,,,1,1
ALS Vial : 5 Sample Multiplier: 1

Integration Parameters: RTEINT.P
Integrator: RTE
Smoothing : ON Filtering: 5
Sampling : 1 Min Area: 500 Area counts
Start Thrs: 0.01 Max Peaks: 100
Stop Thrs : 0 Peak Location: TOP

If leading or trailing edge < 100 prefer < Baseline drop else tangent >
Peak separation: 5

Method : C:\MSDCHEM\1\METHODS\MM7405.M
Title : Semi Volatile GC/MS, rtx-5ms 30mx0.25mmx0.25um

72	17.261	3098	3103	3106	rBV7	5335	9493	0.43%	0.041%
73	17.390	3124	3127	3129	rBV4	7575	7516	0.34%	0.032%
74	17.464	3134	3141	3145	rVV9	5460	12528	0.57%	0.054%
75	17.534	3151	3154	3156	rVV4	7206	7988	0.36%	0.034%
76	17.694	3179	3184	3186	rBV6	7118	11289	0.51%	0.049%
77	17.737	3191	3192	3195	rBV3	7223	7768	0.35%	0.033%
78	17.838	3204	3211	3214	rBV8	5994	8383	0.38%	0.036%
79	17.892	3218	3221	3230	rBV8	6764	15719	0.71%	0.068%
80	18.100	3255	3260	3262	rBV4	12505	11908	0.54%	0.051%
81	18.148	3262	3269	3271	rVV8	8278	12615	0.57%	0.054%
82	18.474	3326	3330	3337	rVB10	7940	14828	0.67%	0.064%
83	18.543	3337	3343	3345	rBV7	8427	10393	0.47%	0.045%
84	18.639	3358	3361	3365	rVV6	8937	12895	0.58%	0.055%
85	18.826	3393	3396	3398	rBV4	8406	7545	0.34%	0.032%
86	18.933	3413	3416	3419	rVB5	6982	8532	0.39%	0.037%
87	19.072	3437	3442	3444	rBV6	11128	14016	0.63%	0.060%
88	19.109	3444	3449	3453	rVB7	8819	16317	0.74%	0.070%
89	19.147	3453	3456	3458	rBV4	9242	9246	0.42%	0.040%
90	19.205	3464	3467	3469	rBV4	11833	13416	0.61%	0.058%
91	19.232	3469	3472	3476	rBV6	7554	9071	0.41%	0.039%
92	19.270	3476	3479	3483	rBV6	8035	12009	0.54%	0.052%
93	19.387	3500	3501	3504	rBV3	7699	7558	0.34%	0.032%
94	19.446	3507	3512	3516	rVV8	6643	11320	0.51%	0.049%
95	19.478	3516	3518	3524	rVV6	8571	10035	0.45%	0.043%
96	19.574	3533	3536	3540	rVB6	7977	10519	0.47%	0.045%
97	19.617	3540	3544	3546	rBV5	10974	11027	0.50%	0.047%
98	19.654	3548	3551	3554	rBV5	14114	17145	0.77%	0.074%
99	19.734	3564	3566	3568	rBV3	13522	8377	0.38%	0.036%
100	19.804	3576	3579	3585	rBV8	11268	11811	0.53%	0.051%

Sum of corrected areas: 23256409

LSC Report - Integrated Chromatogram

Data Path : C:\msdchem\1\DATA\EM7461\
Data File : m173930.D
Acq On : 6 Jul 2021 10:57 am
Operator : chriss2
Sample : op34129-mb1
Misc : op34129,em7461,30.0,,,1,1
ALS Vial : 5 Sample Multiplier: 1

Quant Method : C:\MSDCHEM\1\METHODS\MM7405.M
Quant Title : Semi Volatile GC/MS, rtx-5ms 30mx0.25mmx0.25um

TIC Library : C:\DATABASE\NIST08.L
TIC Integration Parameters: lscint.P

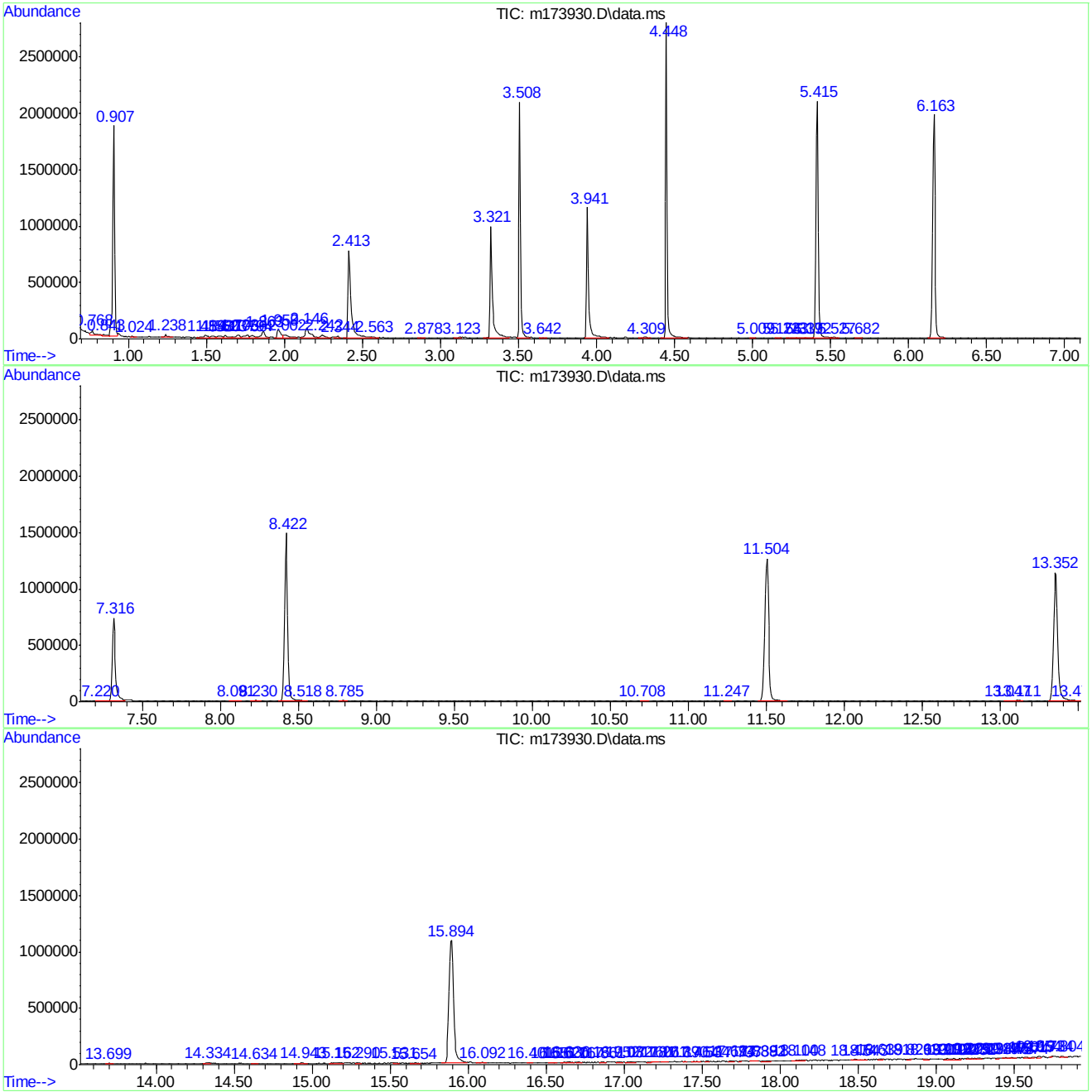

Library Search Compound Report

Data Path : C:\msdchem\1\DATA\EM7461\
Data File : m173930.D
Acq On : 6 Jul 2021 10:57 am
Operator : chriss2
Sample : op34129-mb1
Misc : op34129,em7461,30.0,,,1,1
ALS Vial : 5 Sample Multiplier: 1

Quant Method : C:\MSDCHEM\1\METHODS\MM7405.M
Quant Title : Semi Volatile GC/MS, rtx-5ms 30mx0.25mmx0.25um

TIC Library : C:\DATABASE\NIST08.L
TIC Integration Parameters: lscint.P

****

Peak Number 1 system artifact Concentration Rank 1

R.T.	EstConc	Area	Relative to ISTD	R.T.
0.907	38.34 ppm	1409690	1,4-Dichlorobenzene-d4a	3.508

Hit# of 5	Tentative ID	MW	MolForm	CAS#	Qual
1	Furan, 2,5-dimethyl-	96	C6H8O	000625-86-5	94
2	Furan, 2,5-dimethyl-	96	C6H8O	000625-86-5	91
3	Furan, 2,5-dimethyl-	96	C6H8O	000625-86-5	91
4	1H-Pyrazole, 1,3-dimethyl-	96	C5H8N2	000694-48-4	78
5	1H-Pyrazole, 1,5-dimethyl-	96	C5H8N2	000694-31-5	72

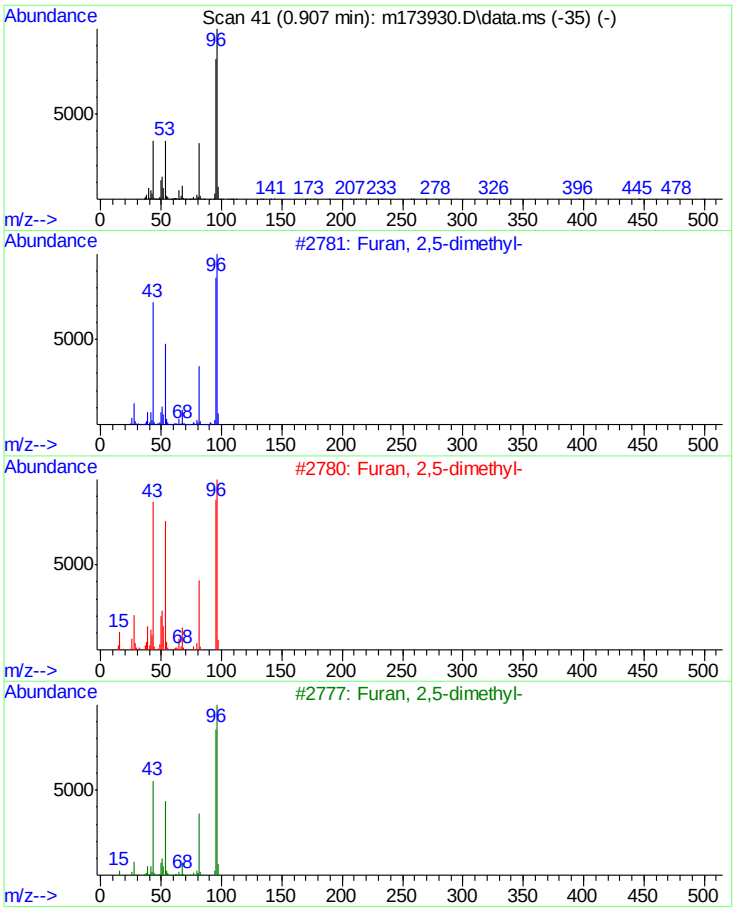

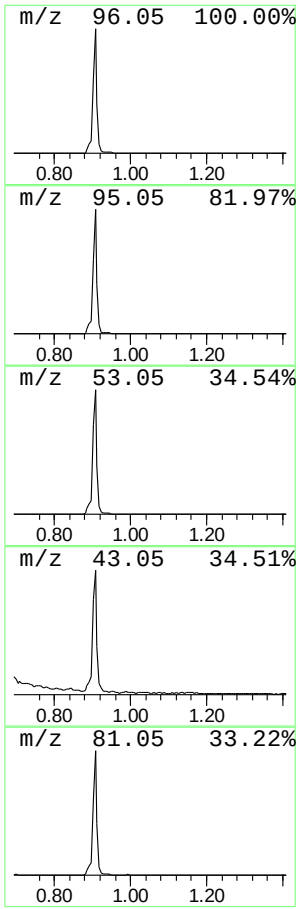

Library Search Compound Report

Data Path : C:\msdchem\1\DATA\EM7461\
Data File : m173930.D
Acq On : 6 Jul 2021 10:57 am
Operator : chriss2
Sample : op34129-mb1
Misc : op34129,em7461,30.0,,,1,1
ALS Vial : 5 Sample Multiplier: 1

Quant Method : C:\MSDCHEM\1\METHODS\MM7405.M
Quant Title : Semi Volatile GC/MS, rtx-5ms 30mx0.25mmx0.25um

TIC Library : C:\DATABASE\NIST08.L
TIC Integration Parameters: lscint.P

****

Peak Number 2 system artifact Concentration Rank 2

R.T.	EstConc	Area	Relative to ISTD	R.T.
2.146	4.98 ppm	182906	1,4-Dichlorobenzene-d4a	3.508

Hit# of 5	Tentative ID	MW	MolForm	CAS#	Qual
1	Heptane, 2,3-dimethyl-	128	C9H20	003074-71-3	90
2	Heptane, 2,3-dimethyl-	128	C9H20	003074-71-3	78
3	Heptane, 2,3-dimethyl-	128	C9H20	003074-71-3	78
4	1-Octene, 4-methyl-	126	C9H18	013151-12-7	64
5	Hexane, 3-ethyl-2-methyl-	128	C9H20	016789-46-1	59

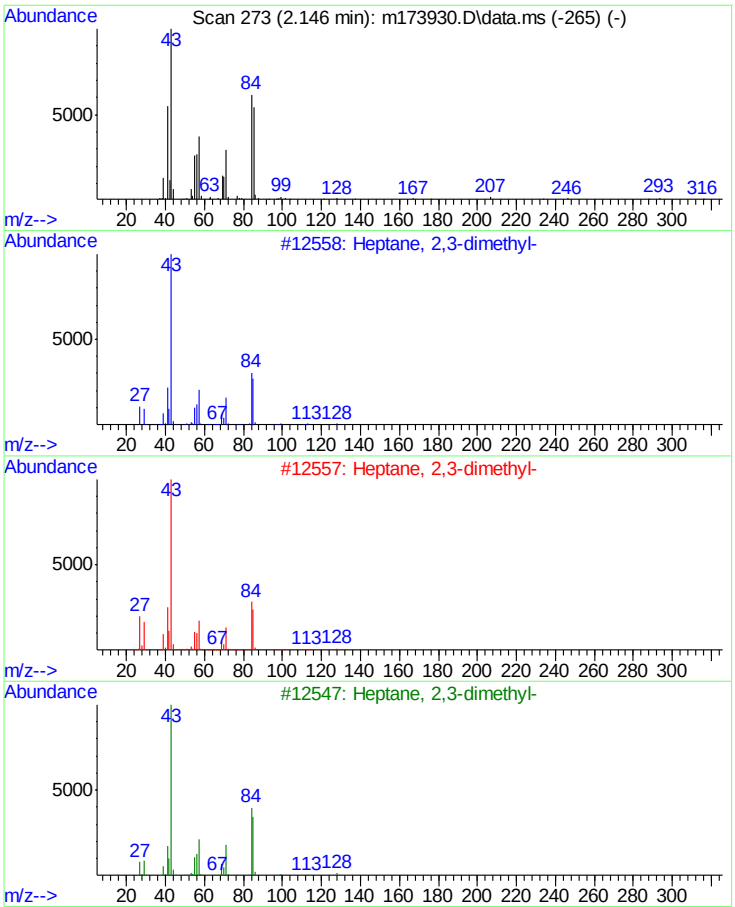

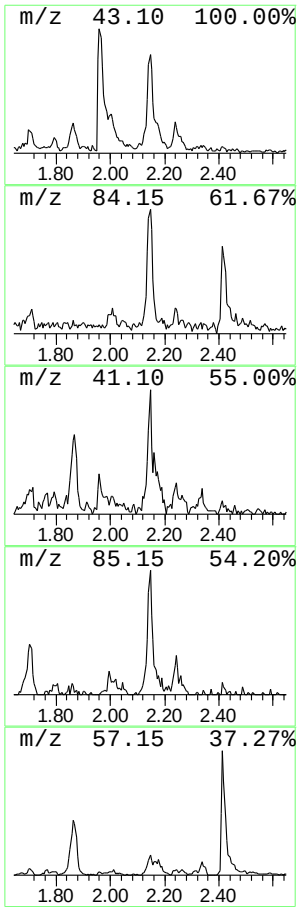

Tentatively Identified Compound (LSC) summary

Data Path : C:\msdchem\1\DATA\EM7461\
Data File : m173930.D
Acq On : 6 Jul 2021 10:57 am
Operator : chriss2
Sample : op34129-mb1
Misc : op34129,em7461,30.0,,,1,1
ALS Vial : 5 Sample Multiplier: 1

Quant Method : C:\MSDCHEM\1\METHODS\MM7405.M
Quant Title : Semi Volatile GC/MS, rtx-5ms 30mx0.25mmx0.25um

TIC Library : C:\DATABASE\NIST08.L
TIC Integration Parameters: lscint.P

					Internal Standard			
TIC Top Hit name	RT	EstConc	Units	Response	#	RT	Resp	Conc
system artifact	0.907	38.3	ppm	1409690	2	3.508	1470560	40.0
system artifact	2.146	5.0	ppm	182906	2	3.508	1470560	40.0

Quantitation Report (QT Reviewed)

Data Path : C:\MSDCHEM\1\DATA\EF8759\
Data File : F200366.D
Acq On : 8 Jul 2021 11:07 am
Operator : chriss2
Sample : op34129-mb1
Misc : op34129,ef8759,30.0,,,1,1
ALS Vial : 4 Sample Multiplier: 1

Quant Time: Jul 08 13:03:55 2021
Quant Method : C:\MSDCHEM\1\METHODS\MF8747.M
Quant Title : Semi Volatile Extractables by GC/MS
QLast Update : Thu Jul 08 12:58:55 2021
Response via : Initial Calibration

Compound	R.T.	QIon	Response	Conc	Units	Dev(Min)
Internal Standards						
1) 1,4-Dichlorobenzene-d4	4.641	152	517023	40.00	ppm	0.00
24) Naphthalene-d8	5.559	136	1995161	40.00	ppm	0.00
46) Acenaphthene-d10	6.970	164	1098952	40.00	ppm	0.00
69) Phenanthrene-d10	8.840	188	2002559	40.00	ppm	0.00
83) Chrysene-d12	14.107	240	1722052	40.00	ppm	0.00
92) Perylene-d12	17.147	264	1679542	40.00	ppm	0.00
102) 1,4-Dichlorobenzene-d4b	4.641	152	517023	40.00	ppm	0.00
104) Phenanthrene-d10b	8.840	188	2002559	40.00	ppm	0.00
106) Naphthalene-d8b	5.559	136	1995161	40.00	ppm	0.00
108) Chrysene-d12d	14.107	240	1722052	40.00	ppm	0.00
System Monitoring Compounds						
5) 2-Fluorophenol	3.647	112	601148	37.98	ppm	0.00
Spiked Amount 50.000			Recovery = 75.96%			
8) Phenol-d5	4.363	99	772627	36.01	ppm	0.00
Spiked Amount 50.000			Recovery = 72.02%			
25) Nitrobenzene-d5	5.041	82	798912	41.45	ppm	0.00
Spiked Amount 50.000			Recovery = 82.90%			
51) 2-Fluorobiphenyl	6.361	172	1461482	39.98	ppm	0.00
Spiked Amount 50.000			Recovery = 79.96%			
73) 2,4,6-Tribromophenol	7.851	330	187366	35.55	ppm	0.00
Spiked Amount 50.000			Recovery = 71.10%			
86) Terphenyl-d14	11.911	244	1891236	46.04	ppm	0.00
Spiked Amount 50.000			Recovery = 92.08%			
Target Compounds						Qvalue

(#) = qualifier out of range (m) = manual integration (+) = signals summed

Quantitation Report (QT Reviewed)

Data Path : C:\MSDCHEM\1\DATA\EF8759\
Data File : F200366.D
Acq On : 8 Jul 2021 11:07 am
Operator : chriss2
Sample : op34129-mb1
Misc : op34129,ef8759,30.0,,,1,1
ALS Vial : 4 Sample Multiplier: 1

Quant Time: Jul 08 13:03:55 2021
Quant Method : C:\MSDCHEM\1\METHODS\MF8747.M
Quant Title : Semi Volatile Extractables by GC/MS
QLast Update : Thu Jul 08 12:58:55 2021
Response via : Initial Calibration

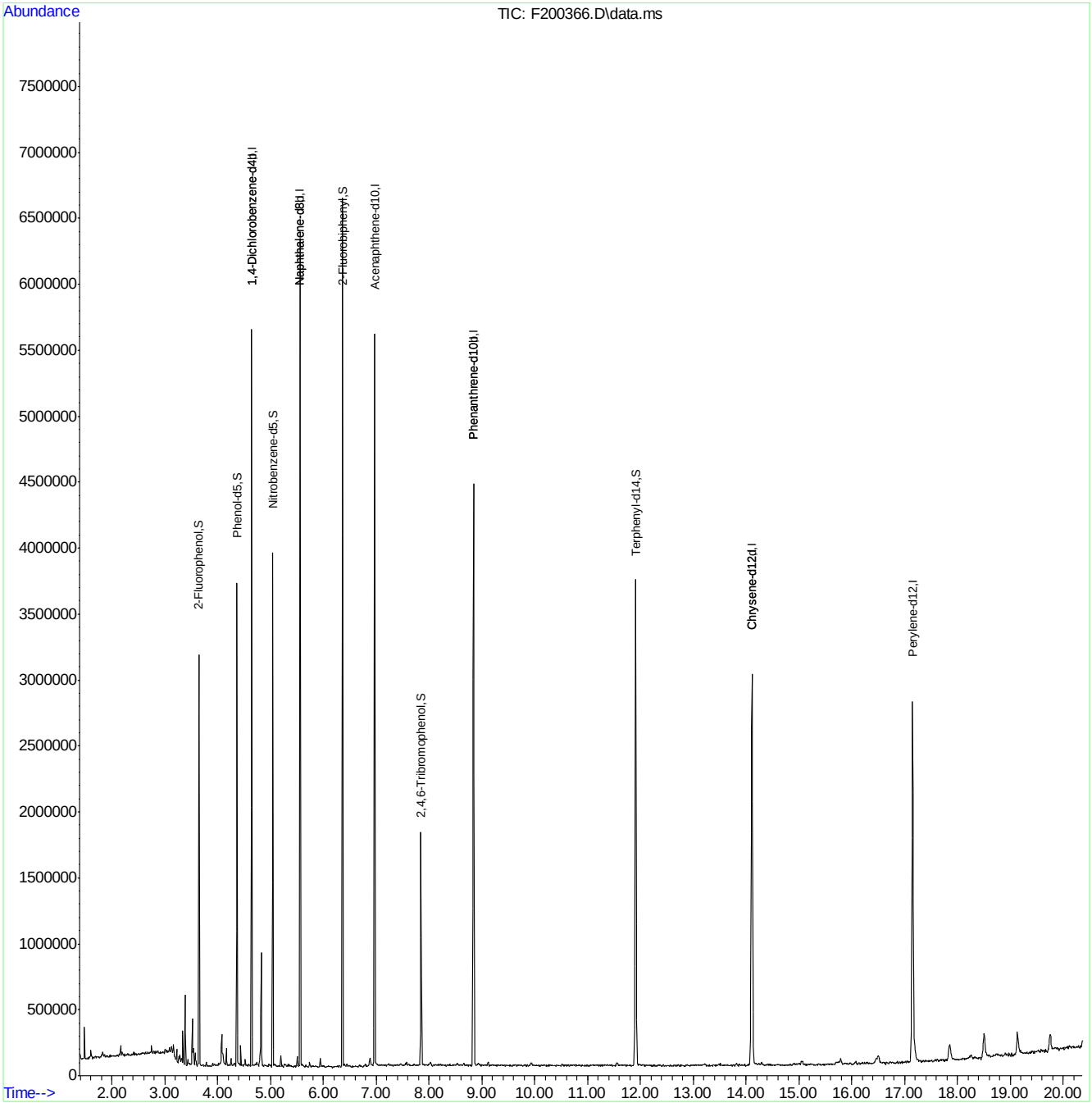

LSC Area Percent Report

Data Path : C:\MSDCHEM\1\DATA\EF8759\
Data File : F200366.D
Acq On : 8 Jul 2021 11:07 am
Operator : chriss2
Sample : op34129-mb1
Misc : op34129,ef8759,30.0,,,1,1
ALS Vial : 4 Sample Multiplier: 1

Integration Parameters: rteint.p
Integrator: RTE
Smoothing : ON Filtering: 5
Sampling : 1 Min Area: 1000 Area counts
Start Thrs: 0.02 Max Peaks: 100
Stop Thrs : 0 Peak Location: TOP

If leading or trailing edge < 100 prefer < Baseline drop else tangent >
Peak separation: 5

Method : C:\MSDCHEM\1\METHODS\MF8747.M
Title : Semi Volatile Extractables by GC/MS

Signal : TIC: F200366.D\data.ms

peak #	R.T. min	first scan	max scan	last scan	PK TY	peak height	corr. area	corr. % max.	% of total
1	2.167	143	147	150	rBV3	79949	69921	1.31%	0.127%
2	2.749	253	256	260	rVB3	61975	52861	0.99%	0.096%
3	3.011	303	305	308	rBV4	33997	25883	0.48%	0.047%
4	3.086	317	319	322	rBV4	33183	31357	0.59%	0.057%
5	3.129	324	327	331	rVV4	52253	57218	1.07%	0.104%
6	3.166	331	334	341	rVB2	113250	158705	2.97%	0.288%
7	3.225	342	345	349	rVB	102038	82628	1.55%	0.150%
8	3.268	349	353	355	rBV5	45524	48811	0.91%	0.089%
9	3.284	355	356	359	rVB3	59766	45751	0.86%	0.083%
10	3.310	359	361	364	rVB3	38064	23673	0.44%	0.043%
11	3.342	364	367	371	rVB	261622	209341	3.92%	0.380%
12	3.385	371	375	382	rVB	534903	370619	6.94%	0.672%
13	3.439	382	385	388	rBV2	44790	42650	0.80%	0.077%
14	3.465	388	390	396	rVB7	16657	23292	0.44%	0.042%
15	3.519	396	400	409	rBV2	349110	407475	7.63%	0.739%
16	3.577	409	411	417	rVB4	108216	117233	2.20%	0.213%
17	3.647	417	424	432	rBV	3126891	2353352	44.09%	4.269%
18	3.786	448	450	459	rVB5	40310	46443	0.87%	0.084%
19	3.845	459	461	463	rBV3	12419	9849	0.18%	0.018%
20	3.903	466	472	475	rVV3	27903	25904	0.49%	0.047%
21	3.935	475	478	482	rVV4	15564	19817	0.37%	0.036%
22	4.021	484	494	496	rVV5	25669	44357	0.83%	0.080%
23	4.074	500	504	516	rVV2	237636	380044	7.12%	0.689%
24	4.165	518	521	526	rVB	132998	96912	1.82%	0.176%
25	4.208	526	529	533	rBV6	9354	14381	0.27%	0.026%
26	4.256	535	538	543	rVB2	54023	41982	0.79%	0.076%
27	4.320	543	550	553	rVB8	25893	43645	0.82%	0.079%
28	4.363	553	558	564	rBV	3666188	2366531	44.33%	4.293%
29	4.438	569	572	576	rBV	157285	119529	2.24%	0.217%
30	4.464	576	577	581	rVB3	11296	12789	0.24%	0.023%
31	4.518	583	587	590	rBV2	48408	35974	0.67%	0.065%
32	4.566	594	596	598	rVB3	15860	11600	0.22%	0.021%
33	4.587	598	600	605	rVB4	22670	25432	0.48%	0.046%
34	4.641	605	610	616	rBV	5590751	3365519	63.05%	6.106%

LSC Area Percent Report

Data Path : C:\MSDCHEM\1\DATA\EF8759\
Data File : F200366.D
Acq On : 8 Jul 2021 11:07 am
Operator : chriss2
Sample : op34129-mb1
Misc : op34129,ef8759,30.0,,,1,1
ALS Vial : 4 Sample Multiplier: 1

Integration Parameters: rteint.p
Integrator: RTE
Smoothing : ON Filtering: 5
Sampling : 1 Min Area: 1000 Area counts
Start Thrs: 0.02 Max Peaks: 100
Stop Thrs : 0 Peak Location: TOP

If leading or trailing edge < 100 prefer < Baseline drop else tangent >
Peak separation: 5

Method : C:\MSDCHEM\1\METHODS\MF8747.M
Title : Semi Volatile Extractables by GC/MS

35	4.699	618	621	622	rBV3	10623	9727	0.18%	0.018%
36	4.742	627	629	635	rVB7	36249	42573	0.80%	0.077%
37	4.822	635	644	652	rBV	868937	839184	15.72%	1.522%
38	4.966	669	671	676	rBV4	18208	24018	0.45%	0.044%
39	4.999	676	677	681	rVB3	16397	13733	0.26%	0.025%
40	5.041	681	685	690	rBV	3896341	2325102	43.56%	4.218%
41	5.079	690	692	694	rBV2	15602	9377	0.18%	0.017%
42	5.148	703	705	709	rBV4	11033	11778	0.22%	0.021%
43	5.191	709	713	716	rVB2	83805	65665	1.23%	0.119%
44	5.218	716	718	723	rVB6	18551	16896	0.32%	0.031%
45	5.260	723	726	734	rBV7	24945	52435	0.98%	0.095%
46	5.330	737	739	741	rVV3	21088	13792	0.26%	0.025%
47	5.356	741	744	745	rVV2	17499	11305	0.21%	0.021%
48	5.383	746	749	753	rVB5	12159	13888	0.26%	0.025%
49	5.506	766	772	777	rBV	83549	82303	1.54%	0.149%
50	5.559	777	782	788	rBV	6277107	4232891	79.30%	7.679%
51	5.602	788	790	796	rVB7	22205	18039	0.34%	0.033%
52	5.672	800	803	810	rVB7	21371	38076	0.71%	0.069%
53	5.736	810	815	820	rBV3	44798	54170	1.01%	0.098%
54	5.789	820	825	828	rBV7	11042	16342	0.31%	0.030%
55	5.848	835	836	842	rVB5	7902	9054	0.17%	0.016%
56	5.939	848	853	858	rBV2	66738	61236	1.15%	0.111%
57	5.987	861	862	866	rVB3	9501	8991	0.17%	0.016%
58	6.094	875	882	886	rBV8	8810	14789	0.28%	0.027%
59	6.158	892	894	897	rVB3	13466	12473	0.23%	0.023%
60	6.190	897	900	901	rBV3	11335	12250	0.23%	0.022%
61	6.270	912	915	919	rVB4	9273	10503	0.20%	0.019%
62	6.313	919	923	927	rVB5	15633	22349	0.42%	0.041%
63	6.361	927	932	939	rBV	6592336	4501055	84.32%	8.166%
64	6.441	944	947	950	rVV3	23918	24287	0.45%	0.044%
65	6.489	953	956	959	rVV4	13496	16892	0.32%	0.031%
66	6.553	963	968	969	rBV5	10131	14009	0.26%	0.025%
67	6.687	987	993	995	rBV5	20229	24665	0.46%	0.045%
68	6.788	1008	1012	1016	rBV6	22651	23614	0.44%	0.043%
69	6.879	1020	1029	1040	rBV4	67203	138321	2.59%	0.251%
70	6.970	1040	1046	1054	rBV	5547285	4898454	91.77%	8.886%
71	7.183	1080	1086	1088	rVB6	12195	21770	0.41%	0.039%

LSC Area Percent Report

Data Path : C:\MSDCHEM\1\DATA\EF8759\
Data File : F200366.D
Acq On : 8 Jul 2021 11:07 am
Operator : chriss2
Sample : op34129-mb1
Misc : op34129,ef8759,30.0,,,1,1
ALS Vial : 4 Sample Multiplier: 1

Integration Parameters: rteint.p
Integrator: RTE
Smoothing : ON Filtering: 5
Sampling : 1 Min Area: 1000 Area counts
Start Thrs: 0.02 Max Peaks: 100
Stop Thrs : 0 Peak Location: TOP

If leading or trailing edge < 100 prefer < Baseline drop else tangent >
Peak separation: 5

Method : C:\MSDCHEM\1\METHODS\MF8747.M
Title : Semi Volatile Extractables by GC/MS

72	7.205	1088	1090	1093	rBV3	15612	18573	0.35%	0.034%
73	7.328	1112	1113	1117	rBV4	14252	15136	0.28%	0.027%
74	7.370	1117	1121	1122	rBV4	8005	10079	0.19%	0.018%
75	7.520	1147	1149	1151	rBV3	9675	9549	0.18%	0.017%
76	7.557	1153	1156	1157	rVV3	24274	20133	0.38%	0.037%
77	7.573	1157	1159	1163	rVV4	27742	27041	0.51%	0.049%
78	7.611	1163	1166	1169	rVB4	11246	9870	0.18%	0.018%
79	7.846	1204	1210	1217	rVB	1767202	1744168	32.68%	3.164%
80	7.921	1222	1224	1228	rVB5	10331	12718	0.24%	0.023%
81	7.947	1228	1229	1235	rVB6	12058	17719	0.33%	0.032%
82	7.990	1235	1237	1239	rBV3	16712	13112	0.25%	0.024%
83	8.022	1239	1243	1248	rVB7	23719	31449	0.59%	0.057%
84	8.092	1252	1256	1257	rBV4	13743	15732	0.29%	0.029%
85	8.161	1266	1269	1271	rVB4	9312	8775	0.16%	0.016%
86	8.220	1278	1280	1282	rBV3	11926	11861	0.22%	0.022%
87	8.311	1294	1297	1300	rVB5	11691	10583	0.20%	0.019%
88	8.348	1300	1304	1312	rBV8	13968	29852	0.56%	0.054%
89	8.396	1312	1313	1319	rVB5	13903	10156	0.19%	0.018%
90	8.450	1319	1323	1324	rBV4	9155	11476	0.21%	0.021%
91	8.530	1333	1338	1344	rBV9	22660	38074	0.71%	0.069%
92	8.658	1355	1362	1364	rBV7	18832	26371	0.49%	0.048%
93	8.733	1374	1376	1378	rVB2	15525	11146	0.21%	0.020%
94	8.749	1378	1379	1381	rBV	14027	11100	0.21%	0.020%
95	8.840	1389	1396	1406	rVV	4412462	5167372	96.81%	9.374%
96	8.930	1406	1413	1421	rVB6	22609	45220	0.85%	0.082%
97	9.005	1426	1427	1431	rBV4	9788	10554	0.20%	0.019%
98	9.117	1444	1448	1451	rVB6	30481	38403	0.72%	0.070%
99	9.144	1451	1453	1457	rBV4	10088	13787	0.26%	0.025%
100	9.192	1458	1462	1465	rVV6	9701	12015	0.23%	0.022%
101	9.288	1477	1480	1481	rBV2	11435	11451	0.21%	0.021%
102	9.518	1519	1523	1525	rVB5	12755	12312	0.23%	0.022%
103	9.539	1525	1527	1533	rVB6	11568	18360	0.34%	0.033%
104	9.588	1533	1536	1538	rBV4	11561	13795	0.26%	0.025%
105	9.668	1549	1551	1552	rBV2	14807	9952	0.19%	0.018%
106	9.801	1571	1576	1577	rBV4	8464	10605	0.20%	0.019%
107	9.828	1578	1581	1582	rVB3	14144	8846	0.17%	0.016%
108	9.860	1584	1587	1590	rBV5	12085	11634	0.22%	0.021%
109	9.929	1594	1600	1604	rBV6	18909	35164	0.66%	0.064%

LSC Area Percent Report

Data Path : C:\MSDCHEM\1\DATA\EF8759\
Data File : F200366.D
Acq On : 8 Jul 2021 11:07 am
Operator : chriss2
Sample : op34129-mb1
Misc : op34129,ef8759,30.0,,,1,1
ALS Vial : 4 Sample Multiplier: 1

Integration Parameters: rteint.p
Integrator: RTE
Smoothing : ON Filtering: 5
Sampling : 1 Min Area: 1000 Area counts
Start Thrs: 0.02 Max Peaks: 100
Stop Thrs : 0 Peak Location: TOP

If leading or trailing edge < 100 prefer < Baseline drop else tangent >
Peak separation: 5

Method : C:\MSDCHEM\1\METHODS\MF8747.M
Title : Semi Volatile Extractables by GC/MS

110	10.127	1633	1637	1639	rBV5	11145	14093	0.26%	0.026%
111	10.218	1653	1654	1657	rBV3	10692	9094	0.17%	0.016%
112	10.250	1659	1660	1663	rBV3	11000	9697	0.18%	0.018%
113	10.277	1663	1665	1670	rBV5	12305	15792	0.30%	0.029%
114	10.325	1670	1674	1677	rBV6	8883	11108	0.21%	0.020%
115	10.416	1688	1691	1696	rVB6	10738	9650	0.18%	0.018%
116	10.512	1706	1709	1711	rBV3	19862	14709	0.28%	0.027%
117	10.544	1713	1715	1717	rVB3	10788	9047	0.17%	0.016%
118	10.581	1717	1722	1724	rBV6	12665	18034	0.34%	0.033%
119	10.768	1753	1757	1760	rVB5	12557	15684	0.29%	0.028%
120	10.854	1771	1773	1778	rVB5	14232	15489	0.29%	0.028%
121	10.902	1778	1782	1784	rBV3	11587	15783	0.30%	0.029%
122	10.944	1789	1790	1795	rVB4	11077	13832	0.26%	0.025%
123	10.976	1795	1796	1802	rBV5	12069	18996	0.36%	0.034%
124	11.233	1840	1844	1846	rVB4	9858	11691	0.22%	0.021%
125	11.265	1848	1850	1853	rVB4	9954	9455	0.18%	0.017%
126	11.383	1867	1872	1874	rBV4	8994	9230	0.17%	0.017%
127	11.463	1883	1887	1889	rBV4	9371	11954	0.22%	0.022%
128	11.564	1897	1906	1911	rBV9	29700	63901	1.20%	0.116%
129	11.821	1951	1954	1955	rVB3	13844	8886	0.17%	0.016%
130	11.906	1959	1970	1979	rVV	3688715	5337860	100.00%	9.684%
131	11.965	1980	1981	1991	rVB8	17875	21489	0.40%	0.039%
132	12.285	2039	2041	2044	rVB3	7665	9001	0.17%	0.016%
133	12.323	2044	2048	2050	rBV4	9234	11467	0.21%	0.021%
134	12.430	2064	2068	2072	rBV6	10672	16122	0.30%	0.029%
135	12.478	2072	2077	2078	rVB5	11276	15457	0.29%	0.028%
136	12.520	2078	2085	2089	rBV7	11090	29066	0.54%	0.053%
137	12.563	2089	2093	2097	rVB6	11066	17679	0.33%	0.032%
138	12.595	2097	2099	2102	rVB3	9229	10271	0.19%	0.019%
139	12.643	2105	2108	2111	rVB5	12225	11024	0.21%	0.020%
140	12.670	2111	2113	2115	rVB3	15275	12145	0.23%	0.022%
141	12.713	2115	2121	2125	rBV7	16634	32384	0.61%	0.059%
142	12.777	2131	2133	2139	rBV4	10155	18098	0.34%	0.033%
143	12.878	2149	2152	2156	rBV4	10099	11538	0.22%	0.021%
144	13.076	2188	2189	2192	rBV3	12565	10390	0.19%	0.019%
145	13.210	2205	2214	2221	rVB3	20119	50939	0.95%	0.092%
146	13.300	2228	2231	2233	rBV3	17901	18443	0.35%	0.033%

LSC Area Percent Report

Data Path : C:\MSDCHEM\1\DATA\EF8759\
Data File : F200366.D
Acq On : 8 Jul 2021 11:07 am
Operator : chriss2
Sample : op34129-mb1
Misc : op34129,ef8759,30.0,,,1,1
ALS Vial : 4 Sample Multiplier: 1

Integration Parameters: rteint.p
Integrator: RTE
Smoothing : ON Filtering: 5
Sampling : 1 Min Area: 1000 Area counts
Start Thrs: 0.02 Max Peaks: 100
Stop Thrs : 0 Peak Location: TOP

If leading or trailing edge < 100 prefer < Baseline drop else tangent >
Peak separation: 5

Method : C:\MSDCHEM\1\METHODS\MF8747.M
Title : Semi Volatile Extractables by GC/MS

147	13.391	2244	2248	2250	rBV5	10508	13667	0.26%	0.025%
148	13.482	2262	2265	2269	rVV6	15237	20647	0.39%	0.037%
149	13.514	2269	2271	2278	rVB6	20256	21127	0.40%	0.038%
150	13.626	2289	2292	2298	rBV8	12804	17998	0.34%	0.033%
151	13.754	2312	2316	2319	rBV5	15047	26416	0.49%	0.048%
152	13.813	2321	2327	2334	rVV5	24889	57723	1.08%	0.105%
153	13.872	2334	2338	2340	rBV4	15189	16904	0.32%	0.031%
154	13.931	2343	2349	2350	rBV5	10486	15640	0.29%	0.028%
155	13.968	2354	2356	2361	rVB4	18190	16170	0.30%	0.029%
156	14.027	2361	2367	2368	rBV5	15192	21668	0.41%	0.039%
157	14.107	2371	2382	2395	rBV2	2966802	5022026	94.08%	9.111%
158	14.241	2404	2407	2410	rVV5	12887	11738	0.22%	0.021%
159	14.294	2414	2417	2422	rVB7	20490	22575	0.42%	0.041%
160	14.433	2441	2443	2446	rVB3	10590	8741	0.16%	0.016%
161	14.679	2486	2489	2491	rBV4	9598	8727	0.16%	0.016%
162	14.743	2496	2501	2502	rBV4	9812	10477	0.20%	0.019%
163	14.802	2510	2512	2514	rBV3	9637	9758	0.18%	0.018%
164	14.882	2524	2527	2533	rBV7	12301	25634	0.48%	0.047%
165	14.951	2537	2540	2544	rBV5	12422	15354	0.29%	0.028%
166	15.063	2554	2561	2565	rBV8	25748	52453	0.98%	0.095%
167	15.175	2577	2582	2585	rBV6	9613	17039	0.32%	0.031%
168	15.362	2613	2617	2622	rBV8	11398	19675	0.37%	0.036%
169	15.571	2653	2656	2659	rBV4	10239	10125	0.19%	0.018%
170	15.646	2666	2670	2675	rBV5	8974	15399	0.29%	0.028%
171	15.694	2675	2679	2681	rBV5	18333	26506	0.50%	0.048%
172	15.790	2689	2697	2704	rVB10	50661	118888	2.23%	0.216%
173	15.859	2709	2710	2714	rVV4	13318	16059	0.30%	0.029%
174	15.907	2718	2719	2723	rVV3	15850	13812	0.26%	0.025%
175	15.961	2725	2729	2730	rVV4	14754	17770	0.33%	0.032%
176	16.073	2745	2750	2754	rVB8	27570	42368	0.79%	0.077%
177	16.105	2754	2756	2758	rBV3	11396	10120	0.19%	0.018%
178	16.169	2765	2768	2770	rBV3	11216	10971	0.21%	0.020%
179	16.233	2779	2780	2783	rBV2	15316	9701	0.18%	0.018%
180	16.265	2783	2786	2789	rVV5	13087	14868	0.28%	0.027%
181	16.458	2813	2822	2825	rBV5	39397	84915	1.59%	0.154%
182	16.495	2825	2829	2835	rVB7	53590	107192	2.01%	0.194%
183	16.623	2852	2853	2855	rVB2	19627	10833	0.20%	0.020%
184	16.650	2857	2858	2868	rBV9	17500	37459	0.70%	0.068%

LSC Area Percent Report

Data Path : C:\MSDCHEM\1\DATA\EF8759\
Data File : F200366.D
Acq On : 8 Jul 2021 11:07 am
Operator : chriss2
Sample : op34129-mb1
Misc : op34129,ef8759,30.0,,,1,1
ALS Vial : 4 Sample Multiplier: 1

Integration Parameters: rteint.p
Integrator: RTE
Smoothing : ON Filtering: 5
Sampling : 1 Min Area: 1000 Area counts
Start Thrs: 0.02 Max Peaks: 100
Stop Thrs : 0 Peak Location: TOP

If leading or trailing edge < 100 prefer < Baseline drop else tangent >
Peak separation: 5

Method : C:\MSDCHEM\1\METHODS\MF8747.M
Title : Semi Volatile Extractables by GC/MS

185	16.730	2868	2873	2875	rBV5	14623	22040	0.41%	0.040%
186	16.864	2896	2898	2902	rVB4	18307	18259	0.34%	0.033%
187	16.906	2902	2906	2907	rBV4	13198	14141	0.26%	0.026%
188	16.933	2909	2911	2912	rBV	16737	12505	0.23%	0.023%
189	17.040	2929	2931	2935	rBV5	12257	10595	0.20%	0.019%
190	17.147	2939	2951	2972	rBV2	2742164	5286780	99.04%	9.591%
191	17.350	2987	2989	2993	rBV5	18986	12960	0.24%	0.024%
192	17.457	3007	3009	3011	rBV3	17902	12123	0.23%	0.022%
193	17.617	3033	3039	3043	rVB8	20235	36336	0.68%	0.066%
194	17.702	3053	3055	3057	rBV3	16882	12167	0.23%	0.022%
195	17.847	3073	3082	3093	rBV5	126616	402943	7.55%	0.731%
196	18.498	3196	3204	3220	rBV4	183241	485071	9.09%	0.880%
197	18.968	3290	3292	3297	rBV6	23369	26647	0.50%	0.048%
198	19.022	3299	3302	3305	rBV5	23970	23958	0.45%	0.043%
199	19.129	3316	3322	3331	rBV3	172109	383801	7.19%	0.696%
200	19.743	3429	3437	3446	rBV7	141637	401958	7.53%	0.729%

Sum of corrected areas: 55122552

LSC Report - Integrated Chromatogram

Data Path : C:\MSDCHEM\1\DATA\EF8759\
Data File : F200366.D
Acq On : 8 Jul 2021 11:07 am
Operator : chriss2
Sample : op34129-mb1
Misc : op34129,ef8759,30.0,,,1,1
ALS Vial : 4 Sample Multiplier: 1

Quant Method : C:\MSDCHEM\1\METHODS\MF8747.M
Quant Title : Semi Volatile Extractables by GC/MS

TIC Library : C:\Database\NIST08.L
TIC Integration Parameters: LSCINT.P

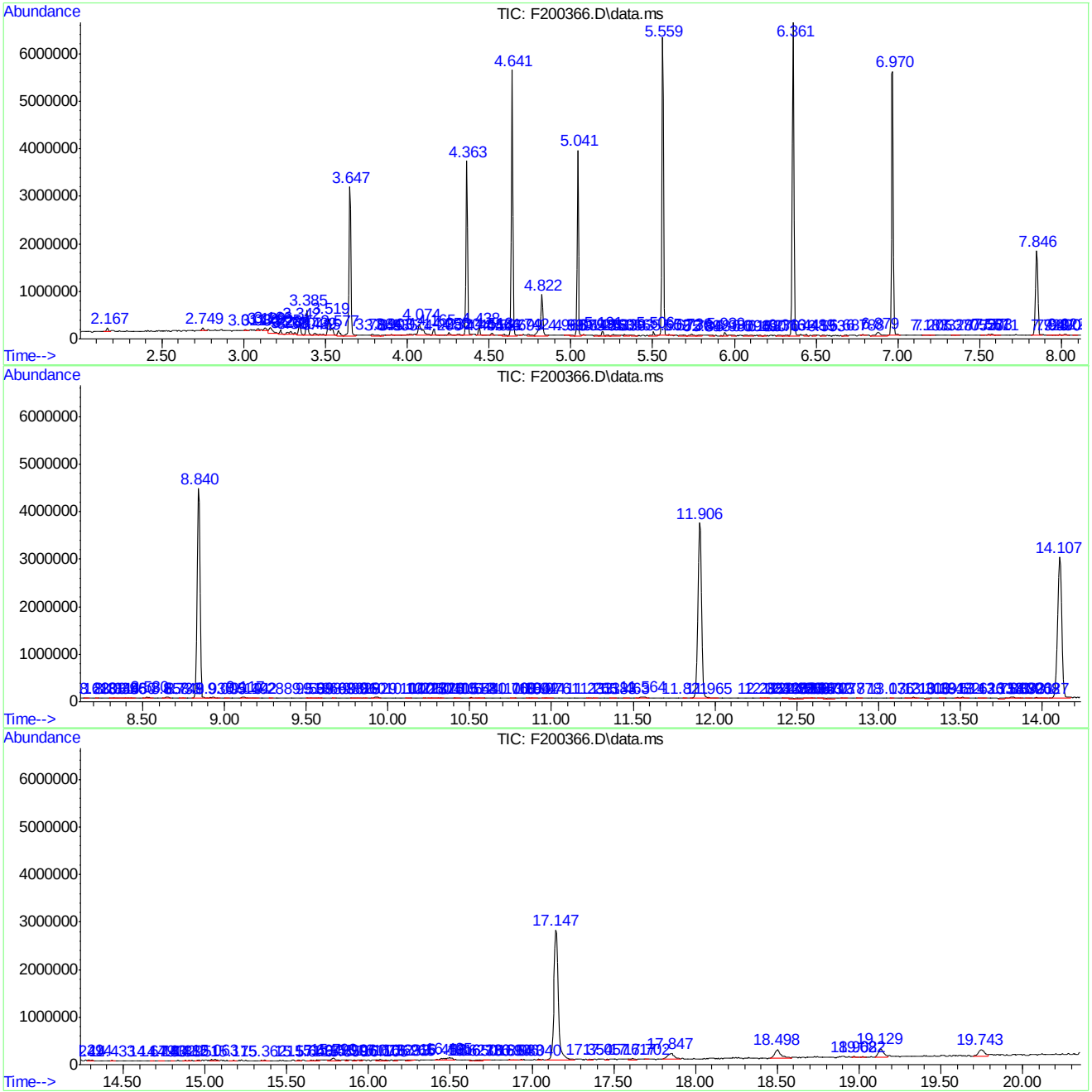

Library Search Compound Report

Data Path : C:\MSDCHEM\1\DATA\EF8759\
Data File : F200366.D
Acq On : 8 Jul 2021 11:07 am
Operator : chriss2
Sample : op34129-mb1
Misc : op34129,ef8759,30.0,,,1,1
ALS Vial : 4 Sample Multiplier: 1

Quant Method : C:\MSDCHEM\1\METHODS\MF8747.M
Quant Title : Semi Volatile Extractables by GC/MS

TIC Library : C:\Database\NIST08.L
TIC Integration Parameters: LSCINT.P

****

Peak Number 1 system artifact/aldol-conde... Concentration Rank 4

R.T.	EstConc	Area	Relative to ISTD	R.T.
3.385	4.40 ppm	370619	1,4-Dichlorobenzene-d4b	4.641

Hit# of 5	Tentative ID	MW	MolForm	CAS#	Qual
1	2-Pentanone, 4-hydroxy-4-methyl-	116	C6H12O2	000123-42-2	64
2	2-Pentanone, 4-hydroxy-4-methyl-	116	C6H12O2	000123-42-2	50
3	Acetic acid, cyano-, 1,1-dimethy...	141	C7H11NO2	001116-98-9	25
4	2,3-Butanedione, monooxime	101	C4H7NO2	000057-71-6	25
5	2-Pentanone, 4-hydroxy-4-methyl-	116	C6H12O2	000123-42-2	25

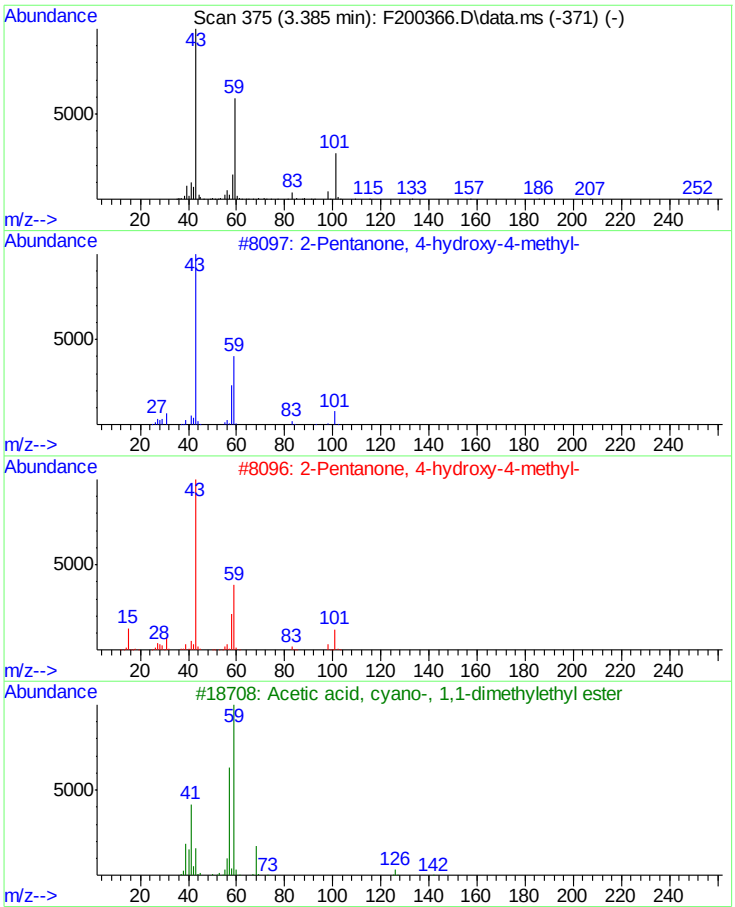

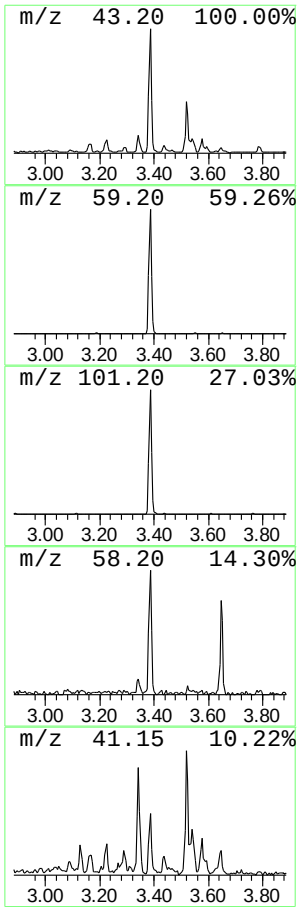

Library Search Compound Report

Data Path : C:\MSDCHEM\1\DATA\EF8759\
Data File : F200366.D
Acq On : 8 Jul 2021 11:07 am
Operator : chriss2
Sample : op34129-mb1
Misc : op34129,ef8759,30.0,,,1,1
ALS Vial : 4 Sample Multiplier: 1

Quant Method : C:\MSDCHEM\1\METHODS\MF8747.M
Quant Title : Semi Volatile Extractables by GC/MS

TIC Library : C:\Database\NIST08.L
TIC Integration Parameters: LSCINT.P

****

Peak Number 2 alkane Concentration Rank 2

R.T.	EstConc	Area	Relative to ISTD	R.T.
3.519	4.84 ppm	407475	1,4-Dichlorobenzene-d4b	4.641

Hit# of 5	Tentative ID	MW	MolForm	CAS#	Qual
1	Octane, 4,5-diethyl-	170	C12H26	001636-41-5	72
2	Heptane, 2,3-dimethyl-	128	C9H20	003074-71-3	64
3	Octane, 4,5-diethyl-	170	C12H26	001636-41-5	64
4	1-Octene, 4-methyl-	126	C9H18	013151-12-7	59
5	Hexanal, 3,3-dimethyl-	128	C8H16O	055320-57-5	53

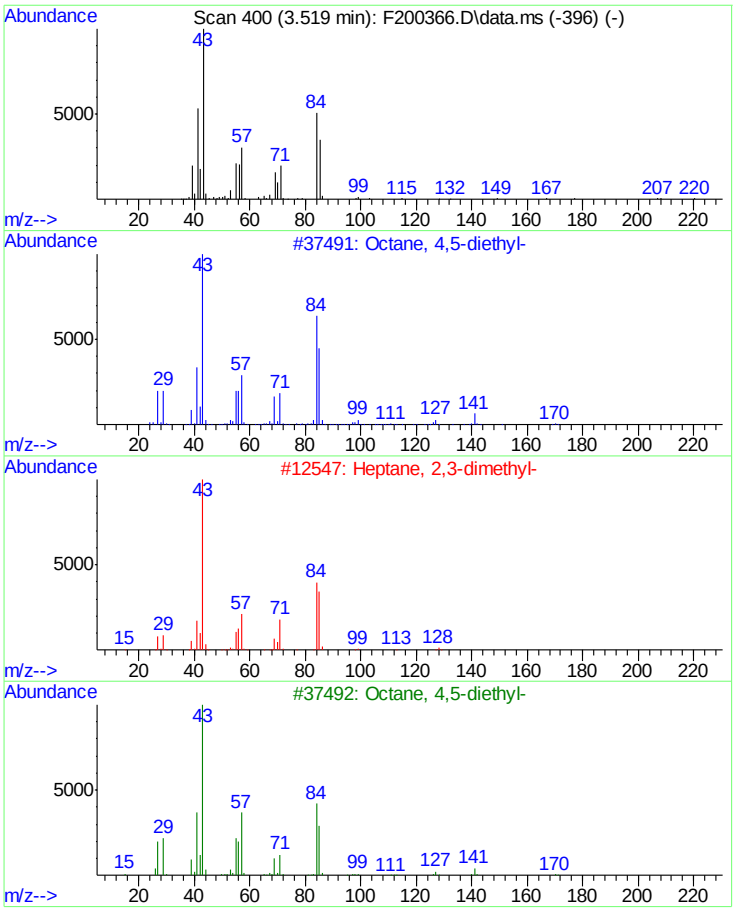

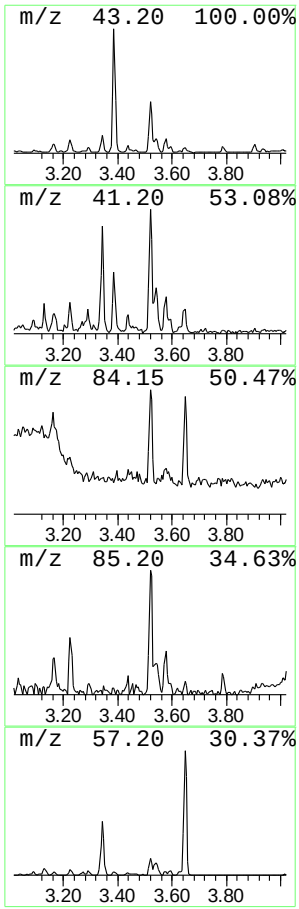

Library Search Compound Report

Data Path : C:\MSDCHEM\1\DATA\EF8759\
Data File : F200366.D
Acq On : 8 Jul 2021 11:07 am
Operator : chriss2
Sample : op34129-mb1
Misc : op34129,ef8759,30.0,,,1,1
ALS Vial : 4 Sample Multiplier: 1

Quant Method : C:\MSDCHEM\1\METHODS\MF8747.M
Quant Title : Semi Volatile Extractables by GC/MS

TIC Library : C:\Database\NIST08.L
TIC Integration Parameters: LSCINT.P

****

Peak Number 3 unknown Concentration Rank 3

R.T.	EstConc	Area	Relative to ISTD	R.T.
4.074	4.52 ppm	380044	1,4-Dichlorobenzene-d4b	4.641

Hit# of 5	Tentative ID	MW	MolForm	CAS#	Qual
1	4-Methoxy-3-buten-2-one	100	C5H8O2	004652-27-1	45
2	4-Methoxy-3-buten-2-one	100	C5H8O2	004652-27-1	45
3	2,4-Pentanedione, 3-acetyl-	142	C7H10O3	000815-68-9	43
4	2(3H)-Furanone, dihydro-5-propyl-	128	C7H12O2	000105-21-5	42
5	Hexane, 3-iodo-	212	C6H13I	031294-91-4	40

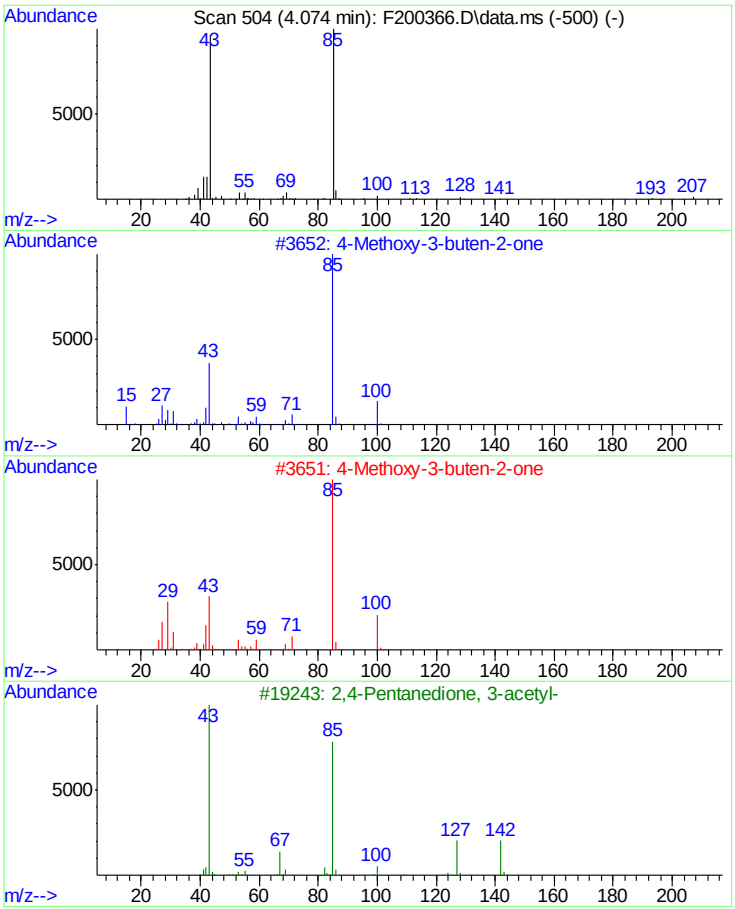

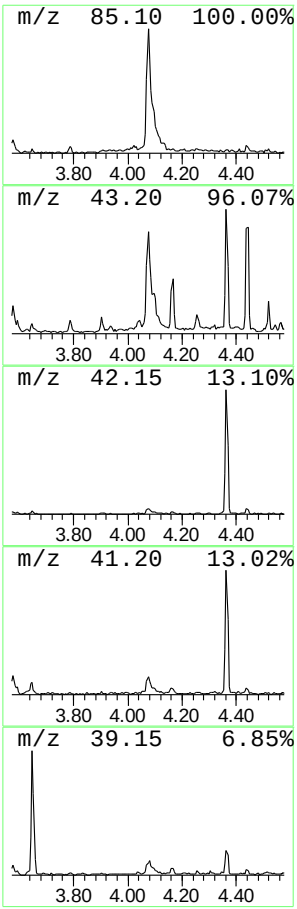

Library Search Compound Report

Data Path : C:\MSDCHEM\1\DATA\EF8759\
Data File : F200366.D
Acq On : 8 Jul 2021 11:07 am
Operator : chriss2
Sample : op34129-mb1
Misc : op34129,ef8759,30.0,,,1,1
ALS Vial : 4 Sample Multiplier: 1

Quant Method : C:\MSDCHEM\1\METHODS\MF8747.M
Quant Title : Semi Volatile Extractables by GC/MS

TIC Library : C:\Database\NIST08.L
TIC Integration Parameters: LSCINT.P

****

Peak Number 4 unknown Concentration Rank 1

R.T.	EstConc	Area	Relative to ISTD	R.T.
4.822	9.97 ppm	839184	1,4-Dichlorobenzene-d4b	4.641

Hit# of 5	Tentative ID	MW	MolForm	CAS#	Qual
1	Hydroxylamine, O-(3-methylbutyl)-	103	C5H13NO	019411-65-5	42
2	Propanoyl chloride, 2-methyl-	106	C4H7ClO	000079-30-1	38
3	Propanoic acid, 2-methyl-, methy...	102	C5H10O2	000547-63-7	33
4	dl-Mevalonic acid lactone	130	C6H10O3	000674-26-0	28
5	Propanoic acid, 2-methyl-, 2-pro...	128	C7H12O2	015727-77-2	28

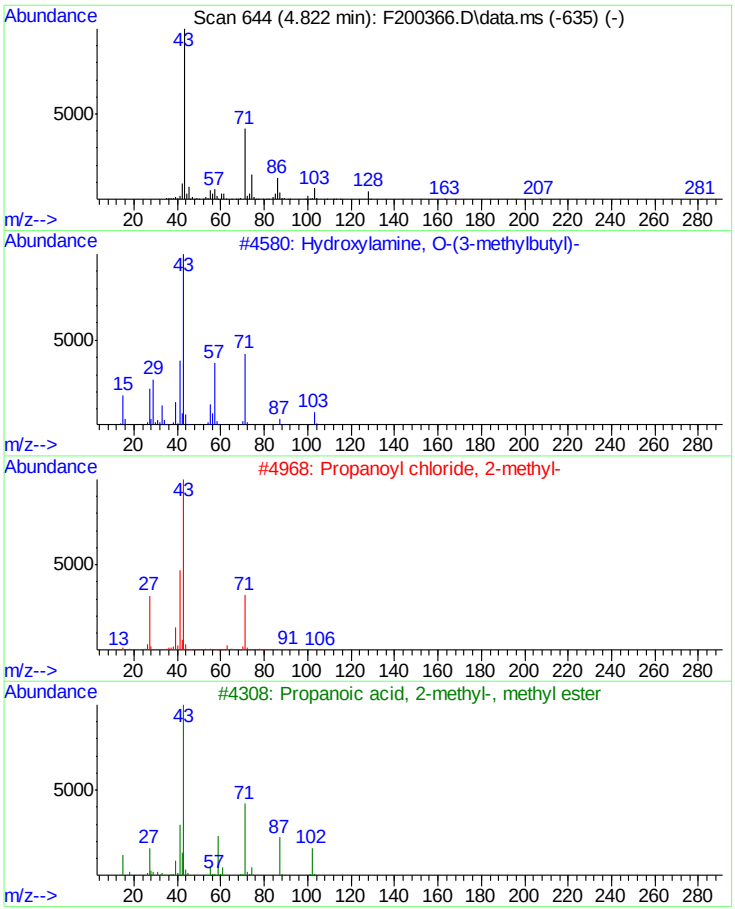

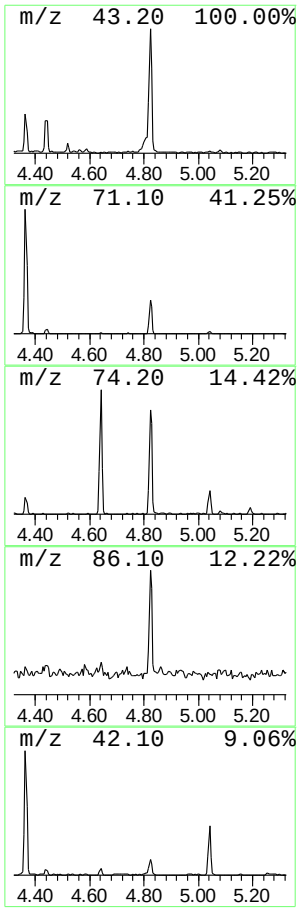

Tentatively Identified Compound (LSC) summary

Data Path : C:\MSDCHEM\1\DATA\EF8759\
Data File : F200366.D
Acq On : 8 Jul 2021 11:07 am
Operator : chriss2
Sample : op34129-mb1
Misc : op34129,ef8759,30.0,,,1,1
ALS Vial : 4 Sample Multiplier: 1

Quant Method : C:\MSDCHEM\1\METHODS\MF8747.M
Quant Title : Semi Volatile Extractables by GC/MS

TIC Library : C:\Database\NIST08.L
TIC Integration Parameters: LSCINT.P

					Internal Standard			
TIC Top Hit name	RT	EstConc	Units	Response	#	RT	Resp	Conc
system artifact...	3.385	4.4	ppm	370619	2	4.641	3365520	40.0
alkane	3.519	4.8	ppm	407475	2	4.641	3365520	40.0
unknown	4.074	4.5	ppm	380044	2	4.641	3365520	40.0
unknown	4.822	10.0	ppm	839184	2	4.641	3365520	40.0

Quantitation Report (QT Reviewed)

Data Path : C:\msdchem\1\DATA\EM7461\
Data File : m173931.D
Acq On : 6 Jul 2021 11:23 am
Operator : chriss2
Sample : op34129-bs1
Misc : op34129,em7461,30.0,,,1,1
ALS Vial : 6 Sample Multiplier: 1

Quant Time: Jul 06 15:43:22 2021
Quant Method : C:\MSDCHEM\1\METHODS\MM7405.M
Quant Title : Semi Volatile GC/MS, rtx-5ms 30mx0.25mmx0.25um
QLast Update : Tue Jul 06 15:32:30 2021
Response via : Initial Calibration

Compound	R.T.	QIon	Response	Conc	Units	Dev(Min)
Internal Standards						
1) 1,4-Dichlorobenzene-d4	3.507	152	202068	40.00	ppm	0.00
24) Naphthalene-d8	4.447	136	636430	40.00	ppm	0.00
46) Acenaphthene-d10	6.162	164	418332	40.00	ppm	0.00
69) Phenanthrene-d10	8.426	188	720040	40.00	ppm	0.00
84) Chrysene-d12	13.362	240	591602	40.00	ppm	0.00
93) Perylene-d12	15.893	264	643197	40.00	ppm	0.00
103) 1,4-Dichlorobenzene-d4a	3.507	152	202068	40.00	ppm	0.00
105) Acenaphthene-d10a	6.162	164	418332	40.00	ppm	0.00
107) Chrysene-d12a	13.362	240	591602	40.00	ppm	0.00
109) Phenanthrene-d10a	8.426	188	720040	40.00	ppm	0.00
111) Naphthalene-d8a	4.447	136	636430	40.00	ppm	0.00
113) Chrysene-d12b	13.362	240	591602	40.00	ppm	0.00
System Monitoring Compounds						
5) 2-Fluorophenol	2.412	112	316684	42.18	ppm	0.00
Spiked Amount 50.000			Recovery =	84.36%		
8) Phenol-d5	3.320	99	323757	38.50	ppm	0.00
Spiked Amount 50.000			Recovery =	77.00%		
25) Nitrobenzene-d5	3.945	82	251842	38.21	ppm	0.00
Spiked Amount 50.000			Recovery =	76.42%		
51) 2-Fluorobiphenyl	5.414	172	520354	42.69	ppm	0.00
Spiked Amount 50.000			Recovery =	85.38%		
74) 2,4,6-Tribromophenol	7.321	330	123320	47.50	ppm	0.00
Spiked Amount 50.000			Recovery =	95.00%		
87) Terphenyl-d14	11.503	244	788233	55.25	ppm	0.00
Spiked Amount 50.000			Recovery =	110.50%		
108) 1-chlorooctadecane	0.000	57	0	0.00	ppm	
Spiked Amount 50.000			Recovery =	0.00%		
110) o-terphenyl	0.000	230	0	0.00	ppm	
Spiked Amount 50.000			Recovery =	0.00%		
Target Compounds						Qvalue
2) 1,4-Dioxane	0.917	88	92168	25.46	ppm	92
3) Pyridine	1.088	79	284898	35.69	ppm	91
4) N-Nitrosodimethylamine	1.072	42	127075	35.65	ppm #	70
6) Indene	3.705	116	421544	38.87	ppm	95
7) Cumene	2.834	105	654031	38.79	ppm	99
9) Phenol	3.331	94	343888	42.18	ppm	91
10) Aniline	3.262	93	300958	28.06	ppm	88
11) bis(2-Chloroethyl)ether	3.336	93	240383	36.41	ppm	92
12) 2-Chlorophenol	3.363	128	257274	42.44	ppm	90
13) Decane	3.433	43	142454	33.45	ppm	90
14) 1,3-Dichlorobenzene	3.459	146	280570	40.56	ppm	98
15) 1,4-Dichlorobenzene	3.523	146	271140	41.41	ppm	96
16) Benzyl alcohol	3.662	108	165243	45.34	ppm	90
17) 1,2-Dichlorobenzene	3.636	146	286241	42.51	ppm	97
18) Acetophenone	3.838	105	352023	38.16	ppm	95
19) 2-Methylphenol	3.785	108	240649	42.30	ppm	100
20) 2,2'-oxybis(1-Chloropr...	3.758	121	67037	39.90	ppm	87

Quantitation Report (QT Reviewed)

Data Path : C:\msdchem\1\DATA\EM7461\
Data File : m173931.D
Acq On : 6 Jul 2021 11:23 am
Operator : chriss2
Sample : op34129-bs1
Misc : op34129,em7461,30.0,,,1,1
ALS Vial : 6 Sample Multiplier: 1

Quant Time: Jul 06 15:43:22 2021
Quant Method : C:\MSDCHEM\1\METHODS\MM7405.M
Quant Title : Semi Volatile GC/MS, rtx-5ms 30mx0.25mmx0.25um
QLast Update : Tue Jul 06 15:32:30 2021
Response via : Initial Calibration

Compound	R.T.	QIon	Response	Conc	Units		Dev(Min)
21) 3&4-Methylphenol	3.908	108	485823	85.89	ppm		96
22) n-Nitroso-di-n-propyla...	3.860	70	174527	39.46	ppm		98
23) Hexachloroethane	3.881	201	107058	38.02	ppm		96
26) Nitrobenzene	3.956	77	257194	39.40	ppm		90
27) Quinoline	4.730	129	513312	47.00	ppm		96
28) Isophorone	4.143	82	528427	40.82	ppm		91
29) 2-Nitrophenol	4.191	139	142821	47.58	ppm		89
30) 2,4-Dimethylphenol	4.276	107	283885	44.86	ppm		96
31) Benzoic acid	4.415	105	116238	26.23	ppm		88
32) bis(2-Chloroethoxy)met...	4.324	93	292027	40.74	ppm		97
33) 2,4-Dichlorophenol	4.389	162	236149	52.78	ppm		94
34) 2,6-Dichlorophenol	4.538	162	219061	47.96	ppm		98
35) 1,3,5-Trichlorobenzene	4.196	180	255565	42.63	ppm		100
36) 1,2,4-Trichlorobenzene	4.421	180	230949	40.72	ppm		98
37) 1,2,3-Trichlorobenzene	4.581	180	204584	39.73	ppm		98
38) Naphthalene	4.463	128	644081	45.41	ppm		100
39) 4-Chloroaniline	4.538	127	210225	33.16	ppm		96
40) 2,3-Dichloroaniline	5.318	161	269537	42.37	ppm		96
41) Hydroquinone	4.907	110	103403	32.41	ppm		84
42) Hexachlorobutadiene	4.576	225	136958	38.11	ppm		98
43) 4-Chloro-3-methylphenol	4.992	107	242334	41.96	ppm		96
44) 2-Methylnaphthalene	5.030	141	409312	41.94	ppm		97
45) 1-Methylnaphthalene	5.120	142	447464	42.93	ppm		94
47) Hexachlorocyclopentadiene	5.190	237	320571	84.13	ppm		99
48) 1,2,4,5-Tetrachloroben...	5.200	216	231450	40.58	ppm		99
49) 2,4,6-Trichlorophenol	5.345	196	164493	41.98	ppm		97
50) 2,4,5-Trichlorophenol	5.398	196	184899	45.31	ppm		99
52) 2-Chloronaphthalene	5.510	162	490870	44.82	ppm		97
53) Biphenyl	5.510	154	582445	43.74	ppm		98
54) 2-Nitroaniline	5.670	65	152099	44.54	ppm		96
55) Dimethylphthalate	5.921	163	628407	44.55	ppm		99
56) Acenaphthylene	5.975	152	709195	41.28	ppm		99
57) 2,6-Dinitrotoluene	5.980	165	133147	47.37	ppm		88
58) 3-Nitroaniline	6.189	138	108660	37.67	ppm		90
59) Acenaphthene	6.205	153	443824	45.29	ppm		99
60) 2,4-Dinitrophenol	6.349	184	86950	44.70	ppm		81
61) 4-Nitrophenol	6.584	109	76805	36.69	ppm		90
62) Dibenzofuran	6.445	168	739137	46.41	ppm		98
63) 2,4-Dinitrotoluene	6.525	165	178974	46.83	ppm		88
64) 2,3,4,6-Tetrachlorophenol	6.680	232	165452	44.01	ppm		97
65) Diethylphthalate	6.926	149	625012	41.56	ppm		99
66) Fluorene	6.936	166	571597	46.57	ppm		98
67) 4-Chlorophenyl-phenyle...	6.995	204	255218	41.68	ppm		99
68) 4-Nitroaniline	7.070	138	129496	44.36	ppm		91
70) 4,6-Dinitro-2-methylph...	7.134	198	79053	37.85	ppm	#	59
71) n-Nitrosodiphenylamine	7.203	169	483996	54.89	ppm		98
72) Pentachloronitrobenzene	8.191	295	44382	51.79	ppm		90
73) 1,2-Diphenylhydrazine	7.235	77	621151	45.44	ppm		96
75) 4-Bromophenyl-phenylether	7.764	248	205282	48.97	ppm		91
76) Hexachlorobenzene	7.802	284	218721	44.88	ppm		95

Quantitation Report (QT Reviewed)

Data Path : C:\msdchem\1\DATA\EM7461\
Data File : m173931.D
Acq On : 6 Jul 2021 11:23 am
Operator : chriss2
Sample : op34129-bs1
Misc : op34129,em7461,30.0,,,1,1
ALS Vial : 6 Sample Multiplier: 1

Quant Time: Jul 06 15:43:22 2021
Quant Method : C:\MSDCHEM\1\METHODS\MM7405.M
Quant Title : Semi Volatile GC/MS, rtx-5ms 30mx0.25mmx0.25um
QLast Update : Tue Jul 06 15:32:30 2021
Response via : Initial Calibration

Compound	R.T.	QIon	Response	Conc	Units	Dev(Min)
77) Pentachlorophenol	8.202	266	266615	96.74	ppm	97
78) Phenanthrene	8.469	178	774745	48.00	ppm	99
79) Anthracene	8.555	178	813224	50.16	ppm	98
80) Carbazole	8.934	167	892019	56.57	ppm	98
81) Di-n-butylphthalate	9.799	149	1190611	48.92	ppm	97
82) Fluoranthene	10.611	202	1003076	47.65	ppm	98
83) Octadecane	8.603	57	233652	46.89	ppm	95
85) Benzidine	11.054	184	196375	25.69	ppm	98
86) Pyrene	11.001	202	1028121	55.13	ppm	99
88) Butylbenzylphthalate	12.608	149	545216	61.14	ppm	91
89) Benzo[a]anthracene	13.340	228	885493	48.12	ppm	98
90) 3,3'-Dichlorobenzidine	13.458	252	200067	36.79	ppm	96
91) Chrysene	13.404	228	729182	48.70	ppm	97
92) bis(2-Ethylhexyl)phtha...	13.869	149	675583	57.44	ppm	96
94) Di-n-octylphthalate	15.071	149	1160480	50.93	ppm	98
95) Benzo[b]fluoranthene	15.290	252	888947	47.01	ppm	98
96) Benzo[k]fluoranthene	15.338	252	685515	39.91	ppm	97
97) Benzo[a]pyrene	15.797	252	875052	47.40	ppm	95
98) Indeno[1,2,3-cd]pyrene	17.506	276	752652	48.40	ppm	97
99) Dibenz(a,h)acridine	17.229	279	741859	45.76	ppm	96
100) Dibenz[a,h]anthracene	17.570	278	707481	45.72	ppm	97
101) 7,12-Dimethylbenz(a)an...	15.306	256	356849	67.86	ppm	98
102) Benzo[g,h,i]perylene	17.853	276	806204	44.98	ppm	99
104) Benzaldehyde	3.155	105	241383	45.10	ppm	97
106) Atrazine	8.202	215	79634	48.12	ppm	88
112) Caprolactam	4.843	55	82336	47.79	ppm	96

(#) = qualifier out of range (m) = manual integration (+) = signals summed

Quantitation Report (QT Reviewed)

Data Path : C:\msdchem\1\DATA\EM7461\
Data File : m173931.D
Acq On : 6 Jul 2021 11:23 am
Operator : chriss2
Sample : op34129-bs1
Misc : op34129,em7461,30.0,,,1,1
ALS Vial : 6 Sample Multiplier: 1

Quant Time: Jul 06 15:43:22 2021
Quant Method : C:\MSDCHEM\1\METHODS\MM7405.M
Quant Title : Semi Volatile GC/MS, rtx-5ms 30mx0.25mmx0.25um
QLast Update : Tue Jul 06 15:32:30 2021
Response via : Initial Calibration

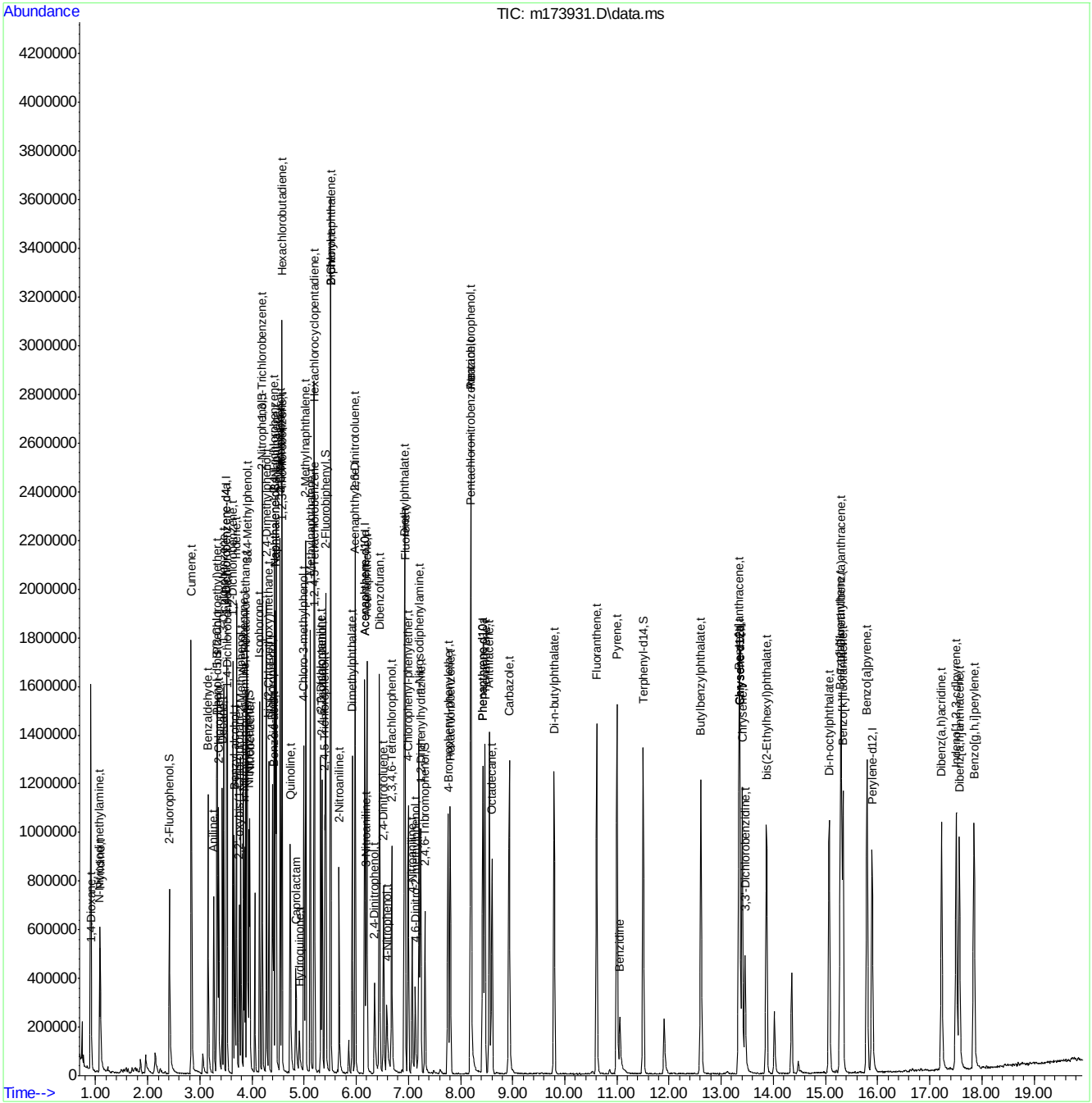

Quantitation Report (QT Reviewed)

Data Path : C:\msdchem\1\DATA\EF8759\
Data File : F200371.D
Acq On : 8 Jul 2021 2:12 pm
Operator : chriss2
Sample : op34129-ms
Misc : op34129,ef8759,30.9,,,1,1
ALS Vial : 9 Sample Multiplier: 1

Quant Time: Jul 08 14:32:58 2021
Quant Method : C:\MSDCHEM\1\METHODS\MF8747.M
Quant Title : Semi Volatile Extractables by GC/MS
QLast Update : Thu Jul 08 12:58:55 2021
Response via : Initial Calibration

Compound	R.T.	QIon	Response	Conc	Units	Dev(Min)
Internal Standards						
1) 1,4-Dichlorobenzene-d4	4.640	152	496745	40.00	ppm	0.00
24) Naphthalene-d8	5.565	136	1906884	40.00	ppm	0.00
46) Acenaphthene-d10	6.970	164	1050315	40.00	ppm	0.00
69) Phenanthrene-d10	8.845	188	1865249	40.00	ppm	0.00
83) Chrysene-d12	14.118	240	1643019	40.00	ppm	0.00
92) Perylene-d12	17.157	264	1618484	40.00	ppm	0.00
102) 1,4-Dichlorobenzene-d4b	4.640	152	496745	40.00	ppm	0.00
104) Phenanthrene-d10b	8.845	188	1865249	40.00	ppm	0.00
106) Naphthalene-d8b	5.565	136	1906884	40.00	ppm	0.00
108) Chrysene-d12d	14.118	240	1643019	40.00	ppm	0.00
System Monitoring Compounds						
5) 2-Fluorophenol	3.652	112	611866	40.23	ppm	0.00
Spiked Amount 50.000			Recovery =	80.46%		
8) Phenol-d5	4.368	99	807759	39.19	ppm	0.00
Spiked Amount 50.000			Recovery =	78.38%		
25) Nitrobenzene-d5	5.041	82	820770	44.55	ppm	0.00
Spiked Amount 50.000			Recovery =	89.10%		
51) 2-Fluorobiphenyl	6.361	172	1547993	44.31	ppm	0.00
Spiked Amount 50.000			Recovery =	88.62%		
73) 2,4,6-Tribromophenol	7.851	330	214755	43.74	ppm	0.00
Spiked Amount 50.000			Recovery =	87.48%		
86) Terphenyl-d14	11.906	244	1987564	50.72	ppm	0.00
Spiked Amount 50.000			Recovery =	101.44%		
Target Compounds						Qvalue
2) 1,4-Dioxane	2.188	88	128144	18.82	ppm	90
3) Pyridine	2.514	79	531644	30.56	ppm	98
4) N-Nitrosodimethylamine	2.471	42	329706	36.57	ppm	88
6) Indene	4.827	116	993142	35.46	ppm	98
7) Cumene	4.047	105	1351817	33.28	ppm	98
9) Phenol	4.379	94	788855	37.81	ppm	91
10) Aniline	4.395	93	561406	21.56	ppm	86
11) bis(2-Chloroethyl)ether	4.448	93	555626	36.29	ppm	99
12) 2-Chlorophenol	4.486	128	566689	34.43	ppm	96
13) Decane	4.523	43	452117	31.93	ppm	99
14) 1,3-Dichlorobenzene	4.598	146	642708	33.82	ppm	99
15) 1,4-Dichlorobenzene	4.656	146	655081	33.87	ppm	98
16) Benzyl alcohol	4.742	108	387791	36.10	ppm	93
17) 1,2-Dichlorobenzene	4.763	146	615782	34.29	ppm	98
18) Acetophenone	4.934	105	855883	35.33	ppm	98
19) 2-Methylphenol	4.822	108	552896	36.90	ppm	95
20) 2,2'-oxybis(1-Chloropr...	4.843	121	161430	36.21	ppm	97
21) 3&4-Methylphenol	4.934	108	1211679	73.11	ppm	100
22) n-Nitroso-di-n-propyla...	4.934	70	521520	43.11	ppm	98
23) Hexachloroethane	5.014	201	246139	35.48	ppm	97
26) Nitrobenzene	5.057	77	700684	36.63	ppm	99
27) Quinoline	5.816	129	1154165	38.47	ppm	98
28) Isophorone	5.233	82	1286034	39.13	ppm	97

Quantitation Report (QT Reviewed)

Data Path : C:\msdchem\1\DATA\EF8759\
Data File : F200371.D
Acq On : 8 Jul 2021 2:12 pm
Operator : chriss2
Sample : op34129-ms
Misc : op34129,ef8759,30.9,,,1,1
ALS Vial : 9 Sample Multiplier: 1

Quant Time: Jul 08 14:32:58 2021
Quant Method : C:\MSDCHEM\1\METHODS\MF8747.M
Quant Title : Semi Volatile Extractables by GC/MS
QLast Update : Thu Jul 08 12:58:55 2021
Response via : Initial Calibration

Compound	R.T.	QIon	Response	Conc	Units	Dev(Min)
29) 2-Nitrophenol	5.287	139	312886	36.95	ppm	95
30) 2,4-Dimethylphenol	5.314	107	689686	38.12	ppm	97
31) Benzoic acid	5.367	105	203295	17.28	ppm	93
32) bis(2-Chloroethoxy)met...	5.383	93	697738	37.48	ppm	98
33) 2,4-Dichlorophenol	5.458	162	502426	37.10	ppm	97
34) 2,6-Dichlorophenol	5.618	162	497272	36.78	ppm	97
35) 1,3,5-Trichlorobenzene	5.292	180	573801	35.35	ppm	98
36) 1,2,4-Trichlorobenzene	5.522	180	566013	36.16	ppm	98
37) 1,2,3-Trichlorobenzene	5.682	180	525035	36.33	ppm	98
38) Naphthalene	5.581	128	1718363	35.76	ppm	99
39) 4-Chloroaniline	5.613	127	531088	26.99	ppm	99
40) 2,3-Dichloroaniline	6.291	161	601304	35.42	ppm	99
41) Hydroquinone	5.842	110	107850	7.57	ppm	94
42) Hexachlorobutadiene	5.666	225	359787	36.88	ppm	99
43) 4-Chloro-3-methylphenol	5.955	107	589825	40.67	ppm	97
44) 2-Methylnaphthalene	6.078	141	1020063	36.74	ppm	98
45) 1-Methylnaphthalene	6.152	142	1111877	37.30	ppm	99
47) Hexachlorocyclopentadiene	6.195	237	548645	59.58	ppm	98
48) 1,2,4,5-tetrachloroben...	6.200	216	597744	37.48	ppm	99
49) 2,4,6-Trichlorophenol	6.291	196	393051	37.41	ppm	98
50) 2,4,5-Trichlorophenol	6.318	196	402478	37.91	ppm	93
52) 2-Chloronaphthalene	6.462	162	1144119	38.40	ppm	96
53) Biphenyl	6.446	154	1477445	38.24	ppm	100
54) 2-Nitroaniline	6.542	65	456481	48.70	ppm	99
55) Dimethylphthalate	6.703	163	1402916	41.70	ppm	99
56) Acenaphthylene	6.831	152	1650712	46.13	ppm	99
57) 2,6-Dinitrotoluene	6.761	165	305295	45.90	ppm	93
58) 3-Nitroaniline	6.922	138	309334	41.30	ppm	91
59) Acenaphthene	7.002	153	1186381	39.53	ppm	94
60) 2,4-Dinitrophenol	7.023	184	197433	38.40	ppm	90
61) 4-Nitrophenol	7.071	109	239940	40.46	ppm	96
62) Dibenzofuran	7.178	168	1644760	39.06	ppm	98
63) 2,4-Dinitrotoluene	7.157	165	409088	42.33	ppm	94
64) 2,3,4,6-Tetrachlorophenol	7.301	232	274784	31.76	ppm	93
65) Diethylphthalate	7.434	149	1416195	41.80	ppm	99
66) Fluorene	7.563	166	1396950	40.66	ppm	99
67) 4-Chlorophenyl-phenyle...	7.563	204	687408	40.12	ppm	97
68) 4-Nitroaniline	7.579	138	349952	43.75	ppm	96
70) 4,6-Dinitro-2-methylph...	7.616	198	188084	30.37	ppm	93
71) n-Nitrosodiphenylamine	7.707	169	1331528	45.66	ppm	99
72) 1,2-Diphenylhydrazine	7.755	77	1537062	42.49	ppm	98
74) 4-Bromophenyl-phenylether	8.198	248	417315	42.37	ppm	96
75) Hexachlorobenzene	8.262	284	455083	41.98	ppm	99
76) Pentachlorophenol	8.551	266	236840	32.85	ppm	97
77) Phenanthrene	8.882	178	2712888	55.99	ppm	99
78) Anthracene	8.962	178	2120837	44.26	ppm	99
79) Carbazole	9.235	167	1846535	43.01	ppm	98
80) Di-n-butylphthalate	9.961	149	2407732	45.55	ppm	99
81) Fluoranthene	11.019	202	3258960	62.96	ppm	99
82) Octadecane	8.759	57	753646	43.11	ppm	98

Quantitation Report (QT Reviewed)

Data Path : C:\msdchem\1\DATA\EF8759\
Data File : F200371.D
Acq On : 8 Jul 2021 2:12 pm
Operator : chriss2
Sample : op34129-ms
Misc : op34129,ef8759,30.9,,,1,1
ALS Vial : 9 Sample Multiplier: 1

Quant Time: Jul 08 14:32:58 2021
Quant Method : C:\MSDCHEM\1\METHODS\MF8747.M
Quant Title : Semi Volatile Extractables by GC/MS
QLast Update : Thu Jul 08 12:58:55 2021
Response via : Initial Calibration

Compound	R.T.	QIon	Response	Conc	Units	Dev(Min)
84) Benzidine	11.372	184	247319	10.39	ppm	98
85) Pyrene	11.463	202	3227580	62.81	ppm	99
87) Butylbenzylphthalate	13.103	149	1000402	46.92	ppm	99
88) Benzo[a]anthracene	14.096	228	2448337	51.38	ppm	99
89) 3,3'-Dichlorobenzidine	14.144	252	608260	35.69	ppm	97
90) Chrysene	14.171	228	2463571	51.46	ppm	98
91) bis(2-Ethylhexyl)phtha...	14.524	149	1444974	44.87	ppm	99
93) Di-n-octylphthalate	15.982	149	2461835	43.43	ppm	98
94) Benzo[b]fluoranthene	16.404	252	2509447	52.89	ppm	99
95) Benzo[k]fluoranthene	16.468	252	2061371	45.00	ppm	99
96) Benzo[a]pyrene	17.040	252	2257853	53.28	ppm	96
97) Indeno[1,2,3-cd]pyrene	19.097	276	1997184	53.11	ppm	99
98) Dibenz(a,h)acridine	18.739	279	1685834	45.79	ppm	99
99) Dibenz[a,h]anthracene	19.166	278	1976873	47.64	ppm	97
100) 7,12-Dimethylbenz(a)an...	16.425	256	324027	15.38	ppm	99
101) Benzo[g,h,i]perylene	19.524	276	2245818	51.69	ppm	97
103) Benzaldehyde	4.320	105	487661	37.96	ppm	89
105) Atrazine	8.455	200	409757	47.58	ppm	96
107) Caprolactam	5.858	55	213844	45.43	ppm	97

(#) = qualifier out of range (m) = manual integration (+) = signals summed

Quantitation Report (QT Reviewed)

Data Path : C:\msdchem\1\DATA\EF8759\
Data File : F200371.D
Acq On : 8 Jul 2021 2:12 pm
Operator : chriss2
Sample : op34129-ms
Misc : op34129,ef8759,30.9,,,1,1
ALS Vial : 9 Sample Multiplier: 1

Quant Time: Jul 08 14:32:58 2021
Quant Method : C:\MSDCHEM\1\METHODS\MF8747.M
Quant Title : Semi Volatile Extractables by GC/MS
QLast Update : Thu Jul 08 12:58:55 2021
Response via : Initial Calibration

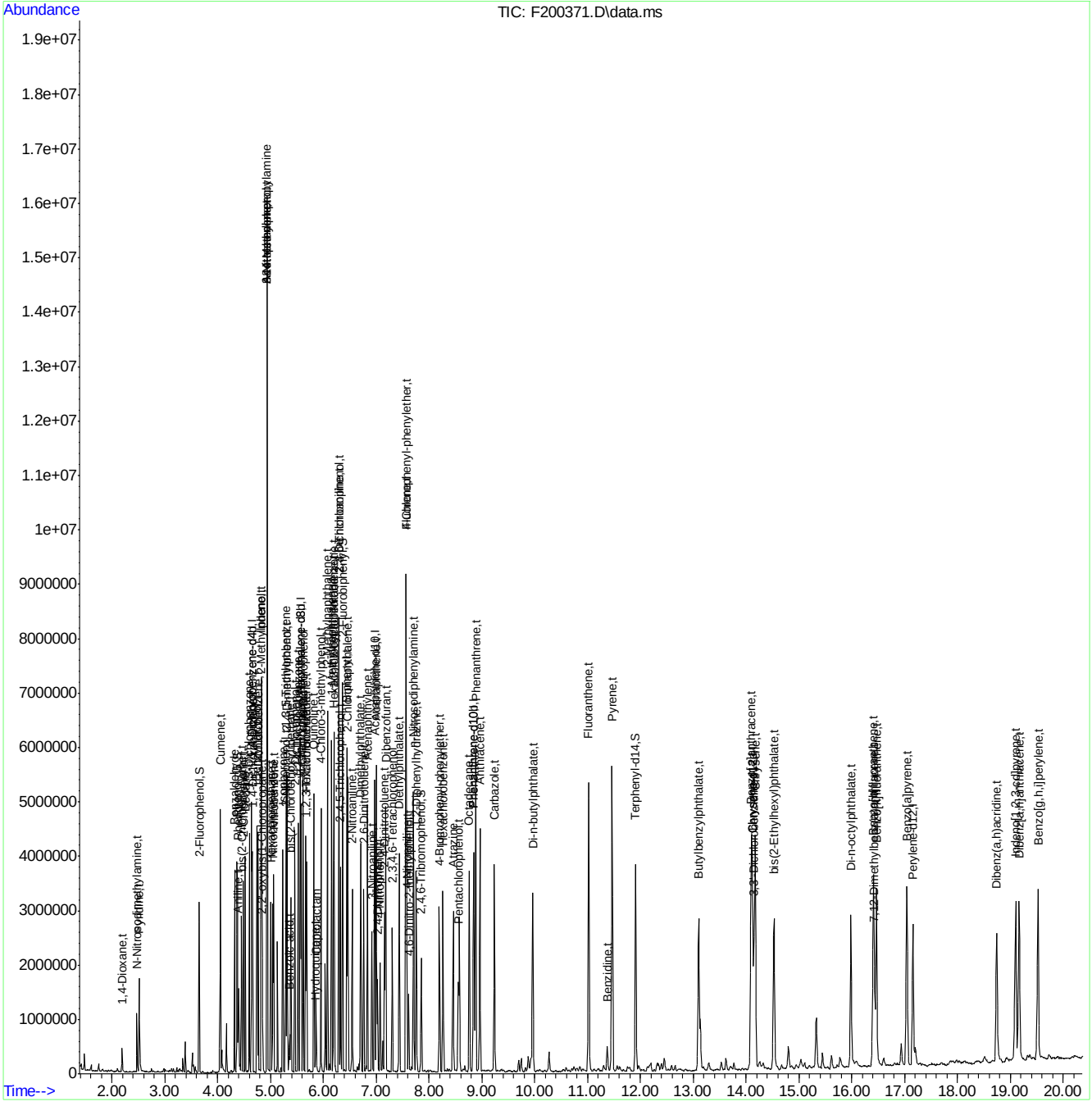

Quantitation Report (QT Reviewed)

Data Path : C:\MSDCHEM\1\DATA\EF8759\
Data File : F200372.D
Acq On : 8 Jul 2021 2:40 pm
Operator : chriss2
Sample : op34129-msd
Misc : op34129,ef8759,30.8,,,1,1
ALS Vial : 10 Sample Multiplier: 1

Quant Time: Jul 08 15:01:16 2021
Quant Method : C:\MSDCHEM\1\METHODS\MF8747.M
Quant Title : Semi Volatile Extractables by GC/MS
QLast Update : Thu Jul 08 12:58:55 2021
Response via : Initial Calibration

Compound	R.T.	QIon	Response	Conc	Units	Dev(Min)
Internal Standards						
1) 1,4-Dichlorobenzene-d4	4.641	152	509452	40.00	ppm	0.00
24) Naphthalene-d8	5.565	136	1953689	40.00	ppm	0.00
46) Acenaphthene-d10	6.970	164	1082146	40.00	ppm	0.00
69) Phenanthrene-d10	8.845	188	1921064	40.00	ppm	0.00
83) Chrysene-d12	14.112	240	1698367	40.00	ppm	0.00
92) Perylene-d12	17.157	264	1621762	40.00	ppm	0.00
102) 1,4-Dichlorobenzene-d4b	4.641	152	509452	40.00	ppm	0.00
104) Phenanthrene-d10b	8.845	188	1921064	40.00	ppm	0.00
106) Naphthalene-d8b	5.565	136	1953689	40.00	ppm	0.00
108) Chrysene-d12d	14.112	240	1698367	40.00	ppm	0.00
System Monitoring Compounds						
5) 2-Fluorophenol	3.652	112	629999	40.39	ppm	0.00
Spiked Amount 50.000			Recovery =	80.78%		
8) Phenol-d5	4.368	99	849647	40.19	ppm	0.00
Spiked Amount 50.000			Recovery =	80.38%		
25) Nitrobenzene-d5	5.041	82	838275	44.41	ppm	0.00
Spiked Amount 50.000			Recovery =	88.82%		
51) 2-Fluorobiphenyl	6.361	172	1585465	44.05	ppm	0.00
Spiked Amount 50.000			Recovery =	88.10%		
73) 2,4,6-Tribromophenol	7.851	330	222488	44.00	ppm	0.00
Spiked Amount 50.000			Recovery =	88.00%		
86) Terphenyl-d14	11.906	244	2061669	50.89	ppm	0.00
Spiked Amount 50.000			Recovery =	101.78%		
Target Compounds						Qvalue
2) 1,4-Dioxane	2.194	88	126438	18.11	ppm	98
3) Pyridine	2.514	79	482912	27.06	ppm	98
4) N-Nitrosodimethylamine	2.472	42	308411	33.36	ppm	91
6) Indene	4.827	116	1054013	36.69	ppm	99
7) Cumene	4.048	105	1376553	33.04	ppm	98
9) Phenol	4.379	94	873820	40.84	ppm	89
10) Aniline	4.395	93	597258	22.36	ppm	83
11) bis(2-Chloroethyl)ether	4.448	93	601344	38.29	ppm	99
12) 2-Chlorophenol	4.486	128	662182	39.22	ppm	96
13) Decane	4.523	43	463322	31.90	ppm	99
14) 1,3-Dichlorobenzene	4.598	146	664159	34.08	ppm	99
15) 1,4-Dichlorobenzene	4.657	146	680524	34.30	ppm	99
16) Benzyl alcohol	4.742	108	437743	39.74	ppm	92
17) 1,2-Dichlorobenzene	4.763	146	654276	35.52	ppm	99
18) Acetophenone	4.934	105	962207	38.72	ppm	98
19) 2-Methylphenol	4.822	108	617175	40.16	ppm	98
20) 2,2'-oxybis(1-Chloropr...	4.844	121	177312	38.78	ppm #	98
21) 3&4-Methylphenol	4.934	108	1373152	80.79	ppm	98
22) n-Nitroso-di-n-propyla...	4.934	70	529808	42.71	ppm	93
23) Hexachloroethane	5.014	201	260677	36.64	ppm	96
26) Nitrobenzene	5.057	77	776473	39.62	ppm	99
27) Quinoline	5.816	129	1274412	41.46	ppm	97
28) Isophorone	5.234	82	1457897	43.30	ppm	98

Quantitation Report (QT Reviewed)

Data Path : C:\MSDCHEM\1\DATA\EF8759\
Data File : F200372.D
Acq On : 8 Jul 2021 2:40 pm
Operator : chriss2
Sample : op34129-msd
Misc : op34129,ef8759,30.8,,,1,1
ALS Vial : 10 Sample Multiplier: 1

Quant Time: Jul 08 15:01:16 2021
Quant Method : C:\MSDCHEM\1\METHODS\MF8747.M
Quant Title : Semi Volatile Extractables by GC/MS
QLast Update : Thu Jul 08 12:58:55 2021
Response via : Initial Calibration

Compound	R.T.	QIon	Response	Conc	Units	Dev(Min)
29) 2-Nitrophenol	5.287	139	351335	40.50	ppm	95
30) 2,4-Dimethylphenol	5.314	107	767962	41.43	ppm	98
31) Benzoic acid	5.367	105	230768	18.94	ppm	95
32) bis(2-Chloroethoxy)met...	5.383	93	797124	41.79	ppm	99
33) 2,4-Dichlorophenol	5.458	162	569667	41.06	ppm	96
34) 2,6-Dichlorophenol	5.618	162	571707	41.27	ppm	98
35) 1,3,5-Trichlorobenzene	5.298	180	627531	37.73	ppm	97
36) 1,2,4-Trichlorobenzene	5.522	180	620272	38.67	ppm	99
37) 1,2,3-Trichlorobenzene	5.682	180	603198	40.73	ppm	95
38) Naphthalene	5.581	128	1925648	39.11	ppm	99
39) 4-Chloroaniline	5.613	127	577144	28.63	ppm	99
40) 2,3-Dichloroaniline	6.291	161	673371	38.71	ppm	97
41) Hydroquinone	5.843	110	109737	7.52	ppm	97
42) Hexachlorobutadiene	5.666	225	402149	40.23	ppm	99
43) 4-Chloro-3-methylphenol	5.955	107	664577	44.73	ppm	98
44) 2-Methylnaphthalene	6.078	141	1146709	40.31	ppm	98
45) 1-Methylnaphthalene	6.152	142	1236730	40.50	ppm	100
47) Hexachlorocyclopentadiene	6.195	237	648337	68.33	ppm	99
48) 1,2,4,5-tetrachloroben...	6.206	216	670207	40.79	ppm	99
49) 2,4,6-Trichlorophenol	6.291	196	442400	40.87	ppm	99
50) 2,4,5-Trichlorophenol	6.318	196	458893	41.95	ppm	93
52) 2-Chloronaphthalene	6.462	162	1292342	42.09	ppm	97
53) Biphenyl	6.446	154	1674934	42.07	ppm	99
54) 2-Nitroaniline	6.542	65	475110	49.19	ppm	100
55) Dimethylphthalate	6.708	163	1559940	45.00	ppm	99
56) Acenaphthylene	6.831	152	1832044	49.70	ppm	100
57) 2,6-Dinitrotoluene	6.761	165	332977	48.59	ppm	93
58) 3-Nitroaniline	6.916	138	321809	41.71	ppm	99
59) Acenaphthene	7.002	153	1301687	42.10	ppm	92
60) 2,4-Dinitrophenol	7.023	184	223830	41.92	ppm	86
61) 4-Nitrophenol	7.077	109	273919	44.83	ppm	93
62) Dibenzofuran	7.178	168	1826939	42.11	ppm	99
63) 2,4-Dinitrotoluene	7.157	165	458946	46.09	ppm	96
64) 2,3,4,6-Tetrachlorophenol	7.301	232	322178	36.14	ppm	94
65) Diethylphthalate	7.435	149	1592743	45.63	ppm	99
66) Fluorene	7.563	166	1513497	42.75	ppm	97
67) 4-Chlorophenyl-phenyle...	7.563	204	756458	42.85	ppm	97
68) 4-Nitroaniline	7.579	138	369707	44.86	ppm	97
70) 4,6-Dinitro-2-methylph...	7.616	198	219426	34.06	ppm	92
71) n-Nitrosodiphenylamine	7.707	169	1365445	45.47	ppm	97
72) 1,2-Diphenylhydrazine	7.760	77	1711327	45.94	ppm	100
74) 4-Bromophenyl-phenylether	8.198	248	458812	45.23	ppm	98
75) Hexachlorobenzene	8.263	284	496531	44.47	ppm	98
76) Pentachlorophenol	8.551	266	291782	39.29	ppm	96
77) Phenanthrene	8.882	178	2634877	52.80	ppm	99
78) Anthracene	8.962	178	2273117	46.06	ppm	99
79) Carbazole	9.235	167	2027150	45.84	ppm	99
80) Di-n-butylphthalate	9.961	149	2672546	49.09	ppm	99
81) Fluoranthene	11.019	202	3045421	57.13	ppm	99
82) Octadecane	8.759	57	871078	48.38	ppm	98

Quantitation Report (QT Reviewed)

Data Path : C:\MSDCHEM\1\DATA\EF8759\
Data File : F200372.D
Acq On : 8 Jul 2021 2:40 pm
Operator : chriss2
Sample : op34129-msd
Misc : op34129,ef8759,30.8,,,1,1
ALS Vial : 10 Sample Multiplier: 1

Quant Time: Jul 08 15:01:16 2021
Quant Method : C:\MSDCHEM\1\METHODS\MF8747.M
Quant Title : Semi Volatile Extractables by GC/MS
QLast Update : Thu Jul 08 12:58:55 2021
Response via : Initial Calibration

Compound	R.T.	QIon	Response	Conc	Units	Dev(Min)
84) Benzidine	11.372	184	251182	10.22	ppm	98
85) Pyrene	11.463	202	3060885	57.63	ppm	98
87) Butylbenzylphthalate	13.103	149	1148481	52.11	ppm	98
88) Benzo[a]anthracene	14.096	228	2538678	51.54	ppm	99
89) 3,3'-Dichlorobenzidine	14.144	252	639460	36.29	ppm	98
90) Chrysene	14.171	228	2487353	50.27	ppm	99
91) bis(2-Ethylhexyl)phtha...	14.524	149	1624647	48.55	ppm	99
93) Di-n-octylphthalate	15.982	149	2761312	48.16	ppm	98
94) Benzo[b]fluoranthene	16.404	252	2440358	51.33	ppm	99
95) Benzo[k]fluoranthene	16.468	252	2207945	48.11	ppm	99
96) Benzo[a]pyrene	17.040	252	2309622	54.39	ppm	98
97) Indeno[1,2,3-cd]pyrene	19.097	276	2050461	54.41	ppm	99
98) Dibenz(a,h)acridine	18.739	279	1808227	49.02	ppm	98
99) Dibenz[a,h]anthracene	19.166	278	2091393	50.30	ppm	95
100) 7,12-Dimethylbenz(a)an...	16.426	256	366936	17.39	ppm	98
101) Benzo[g,h,i]perylene	19.524	276	2272445	52.19	ppm	97
103) Benzaldehyde	4.320	105	506404	38.43	ppm	92
105) Atrazine	8.455	200	448878	50.61	ppm	95
107) Caprolactam	5.864	55	226694	47.00	ppm	98

(#) = qualifier out of range (m) = manual integration (+) = signals summed

Quantitation Report (QT Reviewed)

Data Path : C:\MSDCHEM\1\DATA\EF8759\
Data File : F200372.D
Acq On : 8 Jul 2021 2:40 pm
Operator : chriss2
Sample : op34129-msd
Misc : op34129,ef8759,30.8,,,1,1
ALS Vial : 10 Sample Multiplier: 1

Quant Time: Jul 08 15:01:16 2021
Quant Method : C:\MSDCHEM\1\METHODS\MF8747.M
Quant Title : Semi Volatile Extractables by GC/MS
QLast Update : Thu Jul 08 12:58:55 2021
Response via : Initial Calibration

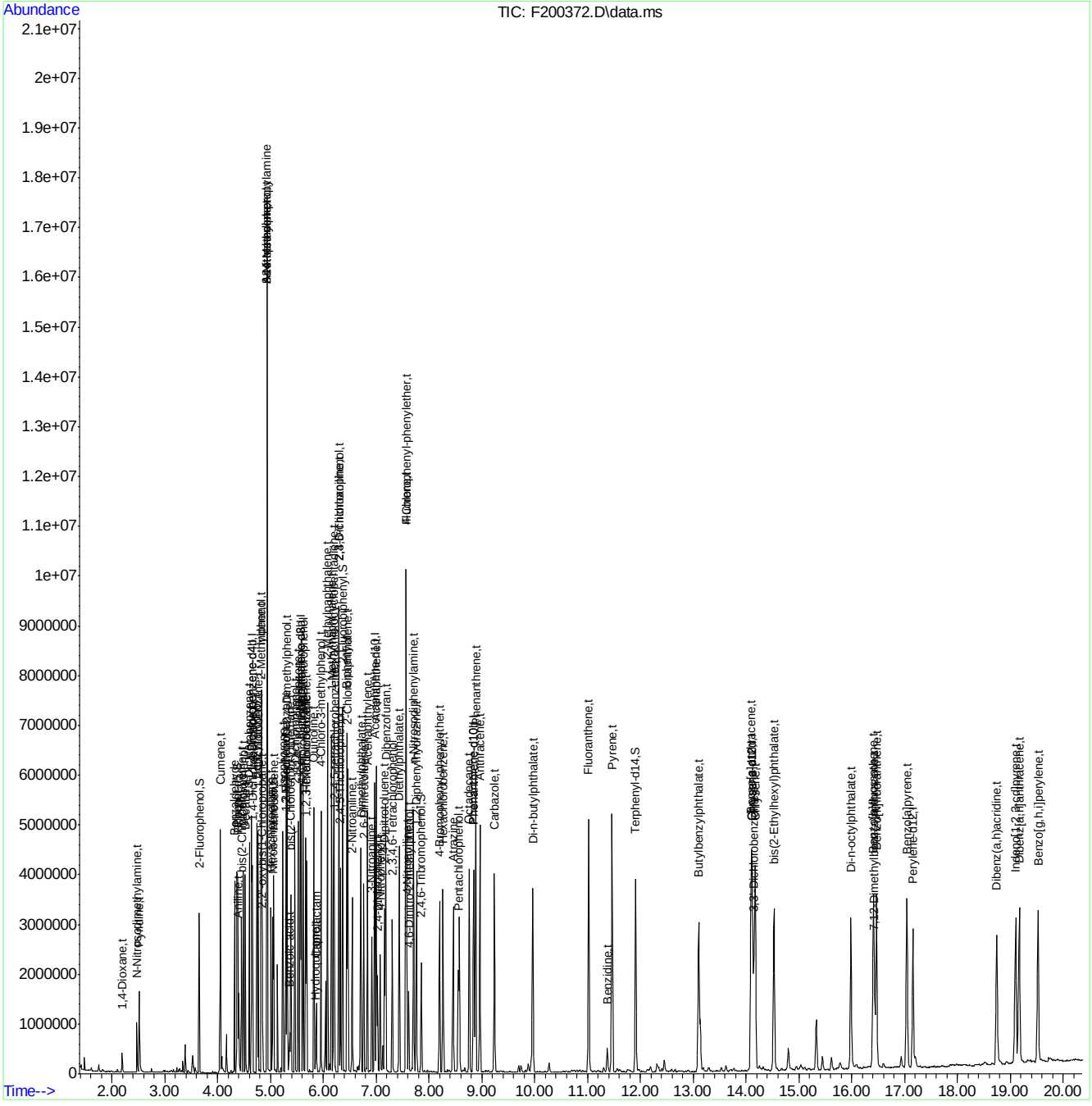

DFTPP

Data File : C:\MSDCHEM\1\DATA\EF8747\F200128.D Vial: 1
Acq On : 26 Jun 2021 2:25 am Operator: chriss2
Sample : dftpp Inst : GCMSF
Misc : op30563,ef8747,1000,,,1,1 Multiplr: 1.00
MS Integration Params: RTEINT.P

Method : C:\MSDCHEM\1\METHODS\DFTPPF.M (RTE Integrator)
Title : Semi Volatile GC/MS, ZB-5MSi 30m x .25mm x .25um

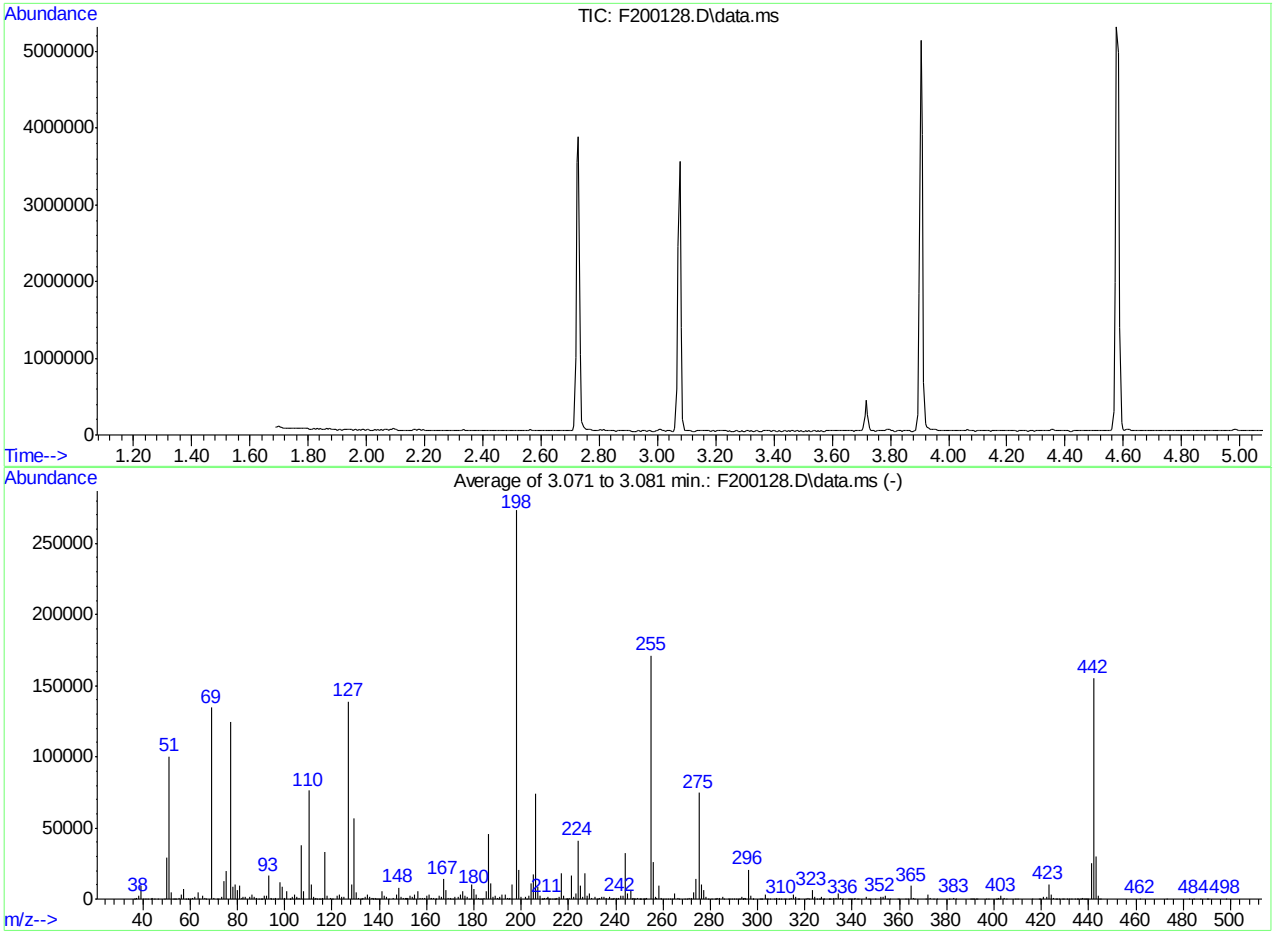

AutoFind: Scans 260, 261, 262; Background Corrected with Scan 255

Target Mass	Rel. to Mass	Lower Limit%	Upper Limit%	Rel. Abn%	Raw Abn	Result Pass/Fail
51	198	30	60	36.7	100231	PASS
68	69	0.00	2	0.0	0	PASS
69	198	0.00	100	49.3	134557	PASS
70	69	0.00	2	0.5	606	PASS
127	198	40	60	50.8	138853	PASS
197	198	0.00	1	0.0	0	PASS
198	198	100	100	100.0	273194	PASS
199	198	5	9	7.5	20573	PASS
275	198	10	30	27.3	74501	PASS
365	198	1	100	3.4	9164	PASS
441	443	0.10	100	85.3	25371	PASS
442	198	40	100	56.8	155261	PASS
443	442	17	23	19.2	29736	PASS

F200128.D DFTPPF.M Sat Jun 26 08:24:14 2021

Average of 3.071 to 3.081 min.: F200128.D\data.ms
dftpp
Modified:subtracted

m/z	abund.	m/z	abund.	m/z	abund.	m/z	abund.
36.10	248	46.15	150	58.15	414	69.05	134557
36.90	122	49.10	293	59.10	130	70.10	606
37.20	436	50.15	28846	59.30	77	71.25	58
38.15	2299	51.15	100231	60.20	285	71.90	110
39.20	9572	52.15	4816	61.10	1086	73.20	1348
40.15	306	53.00	42	62.15	1334	74.15	12770
41.10	224	53.25	202	63.15	4659	75.10	19949
42.10	297	53.90	53	64.00	347	77.15	124426
43.25	337	55.15	463	65.15	2547	78.20	8438
44.15	517	56.15	3291	66.15	486	79.20	9995
45.10	106	57.15	6746	66.90	168	80.10	6606

Average of 3.071 to 3.081 min.: F200128.D\data.ms
dftpp
Modified:subtracted

m/z	abund.	m/z	abund.	m/z	abund.	m/z	abund.
81.10	9457	91.20	2178	101.05	5240	111.05	10332
82.00	649	92.15	2439	102.15	170	112.15	1426
82.15	1638	93.10	16268	102.40	146	112.85	320
83.10	1882	94.10	730	103.05	1948	113.15	556
85.10	1950	94.30	97	104.10	3561	113.40	121
86.00	2810	95.15	373	105.00	961	114.65	134
87.10	1259	96.25	714	105.20	1679	115.25	260
88.20	537	97.05	15	106.20	804	116.10	439
88.95	197	98.10	11913	107.10	37774	117.05	32987
89.80	103	99.15	8431	108.15	5642	118.10	2219
90.20	172	100.10	1167	110.10	76112	119.15	478

Average of 3.071 to 3.081 min.: F200128.D\data.ms
dftpp
Modified:subtracted

m/z	abund.	m/z	abund.	m/z	abund.	m/z	abund.
119.90	112	132.20	308	138.90	226	149.20	1532
120.20	296	132.40	385	139.20	217	150.10	643
122.10	2714	133.20	568	139.90	99	150.90	88
123.15	3467	134.10	1624	140.15	336	151.15	861
124.10	1750	135.10	3145	141.10	5476	151.40	98
125.20	1627	136.10	1496	142.10	2449	151.75	947
127.10	138853	137.00	564	143.15	1422	152.20	492
128.15	10647	137.20	898	144.15	398	153.05	2745
129.10	56893	137.50	192	146.05	1030	154.10	1373
130.20	4567	138.10	121	147.05	3162	154.40	283
131.15	886	138.25	546	148.10	8201	155.10	3187

Average of 3.071 to 3.081 min.: F200128.D\data.ms
dftpp
Modified:subtracted

m/z	abund.	m/z	abund.	m/z	abund.	m/z	abund.
156.10	5303	165.10	2038	175.10	5743	184.05	1147
157.15	1161	166.10	1858	176.10	2073	185.10	5565
158.10	1195	167.10	14121	177.10	1865	186.10	45464
159.05	939	168.10	6392	178.10	34	187.15	11148
160.15	2201	169.15	1026	179.05	10648	188.15	1745
161.10	2886	170.00	480	180.10	7225	189.10	2279
162.00	637	170.20	413	181.15	3143	189.95	448
162.20	551	171.10	174	182.05	629	190.30	199
163.15	458	172.15	1575	182.50	102	191.00	1568
163.80	125	173.25	1593	182.90	206	192.05	3291
164.10	208	174.15	2946	183.20	364	193.10	3409

Average of 3.071 to 3.081 min.: F200128.D\data.ms
dftpp
Modified:subtracted

m/z	abund.	m/z	abund.	m/z	abund.	m/z	abund.
194.15	912	205.15	17128	211.80	152	219.20	141
194.70	69	206.10	74181	212.20	111	219.50	100
195.00	647	207.15	8366	213.15	171	220.10	675
196.15	10248	208.05	2049	214.00	55	221.15	16830

198.10	273194	208.90	145	214.30	109	222.00	1845
199.10	20573	209.15	403	214.70	133	223.15	4146
200.05	1314	209.50	100	215.10	894	224.10	41093
201.65	1994	209.90	526	216.05	1774	225.10	9718
202.40	195	210.90	654	217.10	18128	226.15	1723
203.05	2030	211.10	1441	218.05	2290	227.10	18527
204.10	10860	211.30	666	218.90	65	228.10	2743

Average of 3.071 to 3.081 min.: F200128.D\data.ms
dftpp
Modified:subtracted

m/z	abund.	m/z	abund.	m/z	abund.	m/z	abund.
229.00	3786	237.85	164	246.15	6483	252.00	297
230.00	673	238.25	178	246.90	343	252.20	56
231.10	1589	238.60	66	247.10	653	252.50	133
232.30	78	239.15	757	247.70	80	253.05	820
232.60	86	240.10	643	247.95	258	255.10	171146
233.15	586	240.90	226	248.50	95	256.10	25660
234.15	1217	241.15	1099	249.10	1060	256.90	1478
235.15	1326	242.05	2160	250.00	167	257.10	432
236.10	735	243.10	2624	250.25	129	258.10	9117
236.80	289	244.15	32656	250.85	357	259.10	309
237.15	1509	245.10	4272	251.70	122	259.25	934

Average of 3.071 to 3.081 min.: F200128.D\data.ms
dftpp
Modified:subtracted

m/z	abund.	m/z	abund.	m/z	abund.	m/z	abund.
259.90	78	271.90	448	283.10	558	293.10	1359
261.10	231	273.05	5046	284.05	449	293.90	151
262.20	74	274.10	13831	285.15	1375	294.00	50
263.15	227	275.10	74501	285.90	58	294.15	492
264.00	429	276.10	10487	287.60	71	294.60	212
265.10	3652	277.10	6725	288.30	75	294.95	631
266.15	718	278.05	1434	289.10	188	296.05	20640
267.00	169	279.30	52	290.10	320	297.05	2600
269.20	88	280.40	100	291.00	219	298.10	120
270.10	306	281.80	154	291.90	77	298.30	132
271.10	540	282.20	272	292.20	186	301.00	110

Average of 3.071 to 3.081 min.: F200128.D\data.ms
dftpp
Modified:subtracted

m/z	abund.	m/z	abund.	m/z	abund.	m/z	abund.
301.25	175	311.30	70	323.10	6578	332.00	583
301.90	261	311.80	65	324.05	1256	333.00	631
303.15	3284	313.10	136	325.10	53	334.15	3896
303.90	152	314.05	1201	326.00	123	335.05	1172
304.20	428	315.05	3185	326.30	162	336.10	422
305.00	65	316.10	1223	327.05	1550	338.30	50
306.90	115	316.90	70	327.90	366	338.80	130
308.10	545	317.30	150	328.10	142	339.20	73
308.85	146	320.30	94	330.10	67	339.95	131
309.10	78	321.10	1026	330.30	91	340.90	204
310.15	270	322.00	57	331.00	66	341.10	824

Average of 3.071 to 3.081 min.: F200128.D\data.ms
dftpp
Modified:subtracted

m/z	abund.	m/z	abund.	m/z	abund.	m/z	abund.
342.10	254	359.20	257	375.60	72	397.80	67
342.60	149	359.90	55	380.90	87	401.00	176
346.05	1316	362.50	60	383.15	1026	401.20	173
346.80	139	363.65	251	383.90	131	402.05	1023
347.50	123	365.05	9164	390.10	218	402.30	324
349.80	131	365.90	829	390.40	66	403.00	2006
352.10	1878	366.20	245	391.00	207	404.05	906
353.20	1420	371.05	236	391.30	261	405.00	150
354.15	2044	372.20	3254	392.20	61	409.00	50
355.00	155	373.00	618	393.00	77	410.20	144
355.80	80	374.20	71	396.70	108	416.10	123

Average of 3.071 to 3.081 min.: F200128.D\data.ms

dftpp
Modified:subtracted

m/z	abund.	m/z	abund.	m/z	abund.	m/z	abund.
418.90	91	429.50	173	438.40	130	473.10	59
419.50	50	430.70	69	438.75	366	482.70	89
421.00	1954	431.70	291	439.30	332	484.60	97
422.10	1661	432.80	200	440.00	404	487.10	87
423.10	10258	434.00	93	441.10	25371	490.00	57
424.10	2856	435.20	277	442.10	155261	490.50	52
425.00	463	435.80	69	443.10	29736	498.00	104
425.90	121	436.50	135	444.05	2561		
426.50	50	436.90	266	444.80	101		
427.60	101	437.50	507	445.20	92		
428.90	90	437.90	63	461.70	85		

Quantitation Report (Qedit)

Data Path : C:\MSDCHEM\1\DATA\EF8747\
Data File : F200128.D
Acq On : 26 Jun 2021 2:25 am
Operator : chriss2
Sample : dftpp
Misc : op30563,ef8747,1000,,,1,1
ALS Vial : 1 Sample Multiplier: 1

Quant Time: Jun 26 02:31:54 2021
Quant Method : C:\MSDCHEM\1\METHODS\DFTPPF.M
Quant Title : Semi Volatile GC/MS, ZB-5MSi 30m x .25mm x .25um
QLast Update : Fri Apr 17 09:43:02 2020
Response via : Initial Calibration

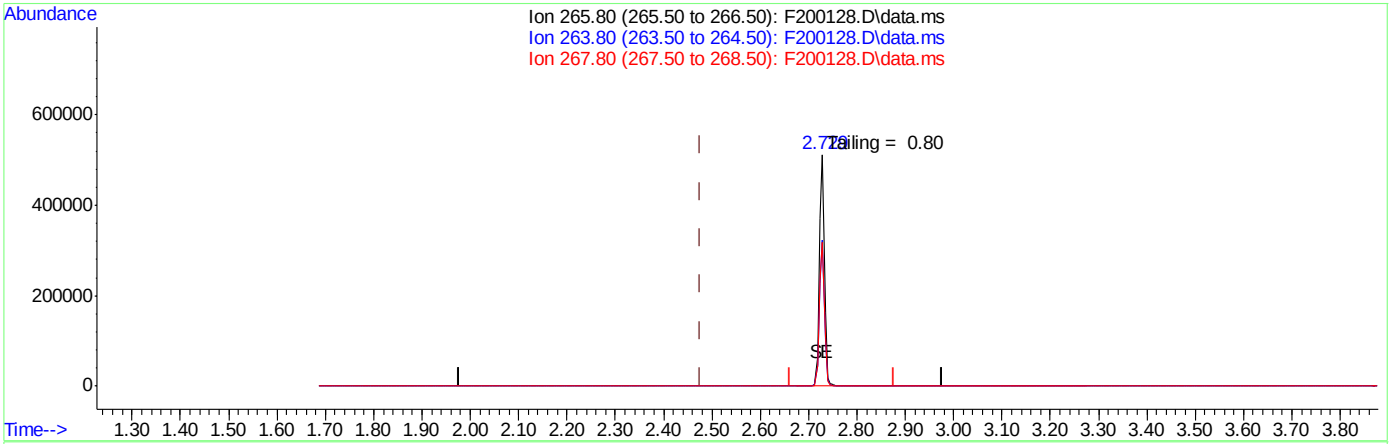

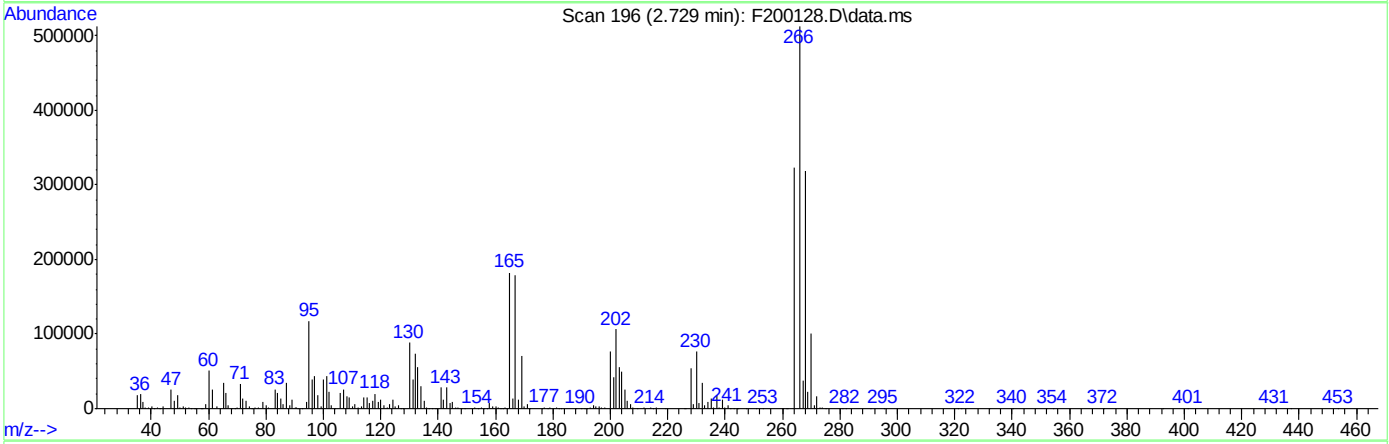

TIC: F200128.D\data.ms

(1) Pentachlorophenol (t)

2.729min (+0.252) 294.97ppb m

response 369754

Ion	Exp%	Act%
265.80	100	100
263.80	63.80	62.93
267.80	63.70	62.20
0.00	0.00	0.00

Quantitation Report (Qedit)

Data Path : C:\MSDCHEM\1\DATA\EF8747\
Data File : F200128.D
Acq On : 26 Jun 2021 2:25 am
Operator : chriss2
Sample : dftpp
Misc : op30563,ef8747,1000,,,1,1
ALS Vial : 1 Sample Multiplier: 1

Quant Time: Jun 26 02:31:54 2021
Quant Method : C:\MSDCHEM\1\METHODS\DFTPPF.M
Quant Title : Semi Volatile GC/MS, ZB-5MSi 30m x .25mm x .25um
QLast Update : Fri Apr 17 09:43:02 2020
Response via : Initial Calibration

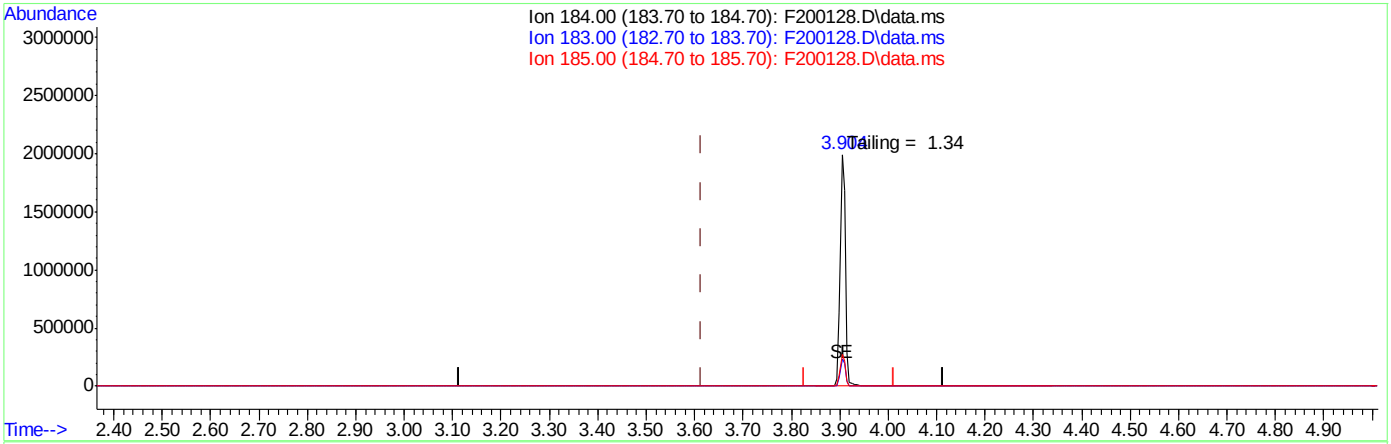

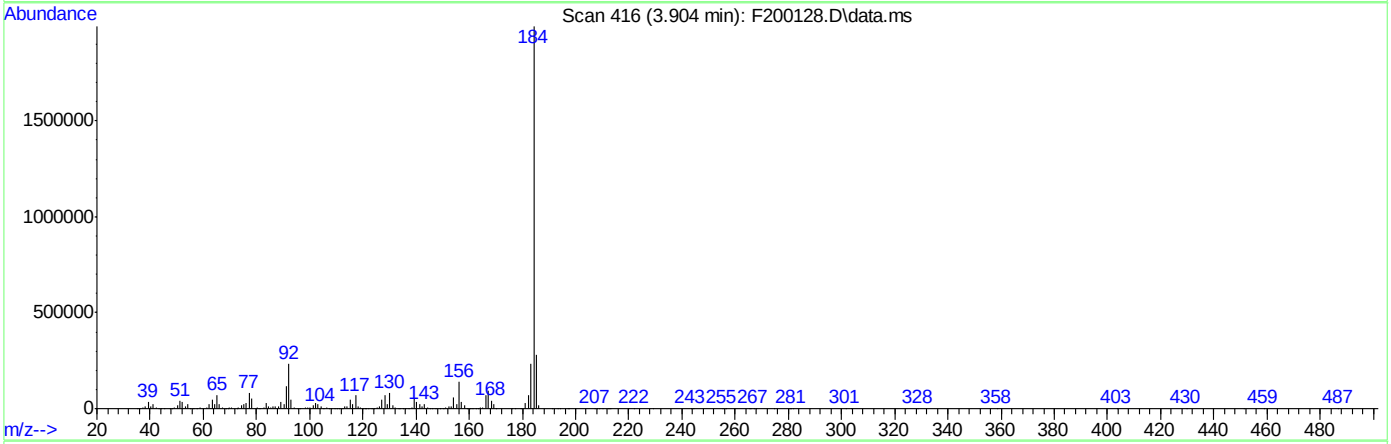

TIC: F200128.D\data.ms

(2) Benzidine (t)

3.904min (+0.289) 128.96ppb m

response 1527480

Ion	Exp%	Act%
184.00	100	100
183.00	10.40	0.00
185.00	13.80	0.00
0.00	0.00	0.00

Quantitation Report (Qedit)

Data Path : C:\MSDCHEM\1\DATA\EF8747\
Data File : F200128.D
Acq On : 26 Jun 2021 2:25 am
Operator : chriss2
Sample : dftpp
Misc : op30563,ef8747,1000,,,1,1
ALS Vial : 1 Sample Multiplier: 1

Quant Time: Jun 26 02:31:54 2021
Quant Method : C:\MSDCHEM\1\METHODS\DFTPPF.M
Quant Title : Semi Volatile GC/MS, ZB-5MSi 30m x .25mm x .25um
QLast Update : Fri Apr 17 09:43:02 2020
Response via : Initial Calibration

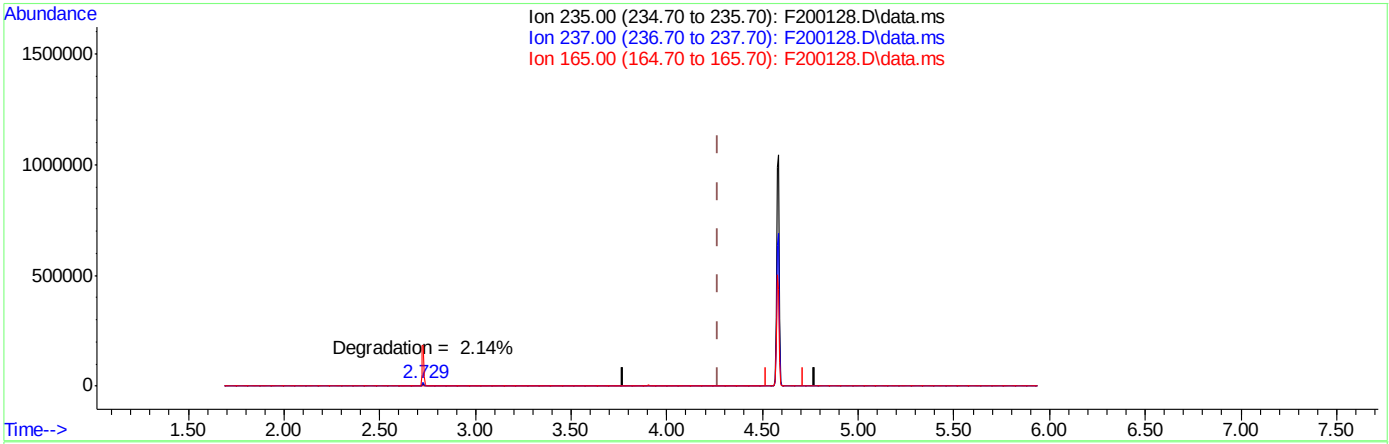

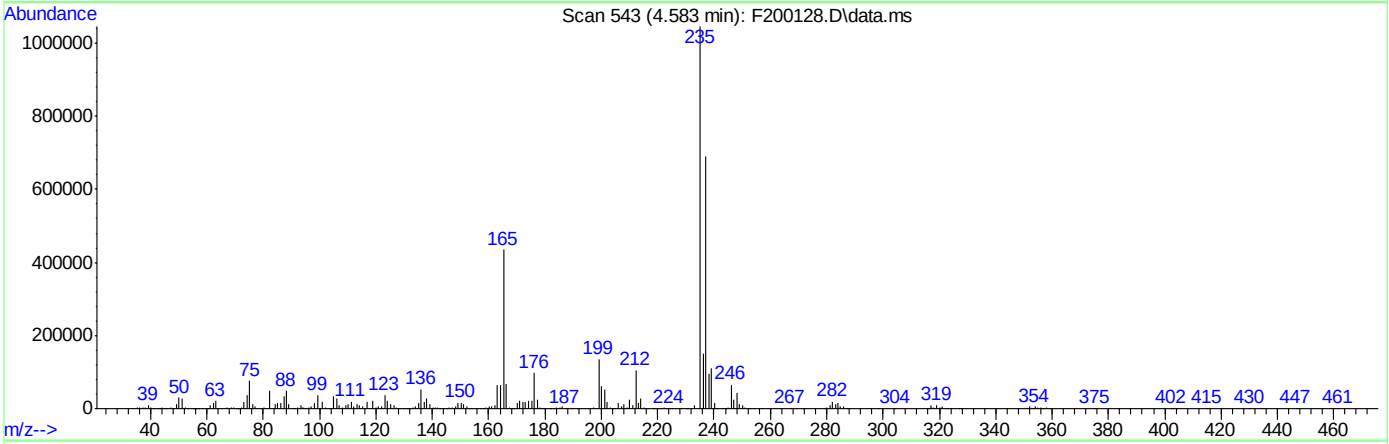

TIC: F200128.D\data.ms

(3) ddt (t)

4.583min (+0.310) 100.78ppb m

response 871487

Ion	Exp%	Act%
235.00	100	100
237.00	63.70	0.00#
165.00	52.30	0.00#
0.00	0.00	0.00

DFTPP

Data File : C:\MSDCHEM\1\DATA\EF8747\F200141.D Vial: 1
Acq On : 26 Jun 2021 7:50 am Operator: chriss2
Sample : dftpp Inst : GCMSF
Misc : op30563,ef8748,1000,,,1,1 Multiplr: 1.00
MS Integration Params: RTEINT.P

Method : C:\MSDCHEM\1\METHODS\DFTPPF.M (RTE Integrator)
Title : Semi Volatile GC/MS, ZB-5MSi 30m x .25mm x .25um

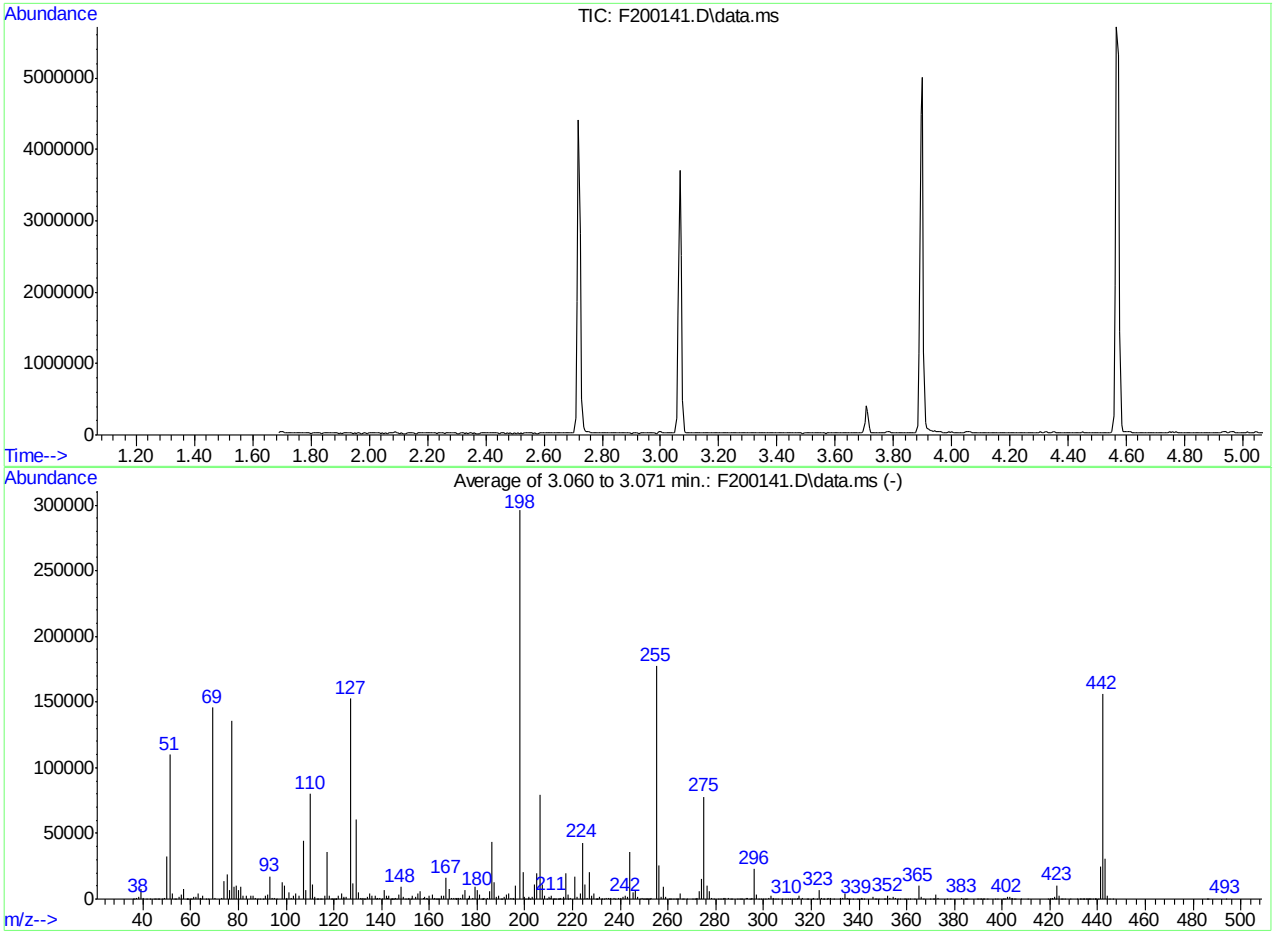

AutoFind: Scans 258, 259, 260; Background Corrected with Scan 250

Target Mass	Rel. to Mass	Lower Limit%	Upper Limit%	Rel. Abn%	Raw Abn	Result Pass/Fail
51	198	30	60	37.2	109987	PASS
68	69	0.00	2	0.0	0	PASS
69	198	0.00	100	49.2	145599	PASS
70	69	0.00	2	0.4	601	PASS
127	198	40	60	51.6	152682	PASS
197	198	0.00	1	0.0	0	PASS
198	198	100	100	100.0	295893	PASS
199	198	5	9	7.0	20589	PASS
275	198	10	30	26.4	78098	PASS
365	198	1	100	3.3	9893	PASS
441	443	0.10	100	79.4	24447	PASS
442	198	40	100	52.7	155984	PASS
443	442	17	23	19.7	30778	PASS

F200141.D DFTPPF.M Sat Jun 26 09:57:54 2021

Average of 3.060 to 3.071 min.: F200141.D\data.ms
dftpp
Modified:subtracted

m/z	abund.	m/z	abund.	m/z	abund.	m/z	abund.
36.10	190	46.90	131	58.20	97	66.20	237
36.40	162	48.00	179	58.50	165	67.40	135
37.15	511	49.10	1119	59.00	28	69.05	145599
38.20	1573	50.15	32309	59.95	131	70.20	601
39.15	8009	51.20	109987	60.20	69	73.15	1238
40.15	836	52.15	4584	61.20	1446	74.10	13835
41.40	261	53.15	356	62.20	1950	75.10	18917
43.00	93	53.80	58	63.15	4668	76.20	6761
45.00	119	55.05	1530	63.95	629	77.15	135709
45.30	302	56.20	3118	64.40	74	78.15	9675
46.00	60	57.15	7551	65.20	2294	79.10	10389

Average of 3.060 to 3.071 min.: F200141.D\data.ms
dftpp
Modified:subtracted

m/z	abund.	m/z	abund.	m/z	abund.	m/z	abund.
80.10	6774	92.10	3549	104.10	4301	116.30	2481
81.10	9140	93.10	17492	105.15	2787	117.10	36091
82.10	2599	94.10	1099	107.05	44179	118.15	2805
83.15	2986	95.15	492	108.15	6528	118.80	178
85.15	2386	96.10	448	110.10	80136	119.10	178
86.10	2209	98.10	13124	111.05	10829	119.70	86
87.10	1280	99.10	10447	112.10	1515	120.10	224
88.10	376	100.15	834	113.00	339	120.30	97
89.10	167	101.10	4831	113.30	68	120.90	141
90.40	98	102.05	547	114.40	117	121.05	158
91.10	2460	103.15	2679	114.90	66	122.05	2817

Average of 3.060 to 3.071 min.: F200141.D\data.ms
dftpp
Modified:subtracted

m/z	abund.	m/z	abund.	m/z	abund.	m/z	abund.
123.10	4094	132.60	103	142.05	2782	148.05	9046
124.00	855	133.15	360	142.60	504	149.10	1949
124.20	1431	134.10	1894	143.05	2555	150.05	407
125.20	1994	135.05	4270	144.00	219	151.00	200
127.10	152682	136.10	2528	144.30	221	151.25	1020
128.05	11773	137.15	2464	144.50	68	152.25	455
129.10	60530	138.00	356	145.00	323	153.05	2417
130.10	4958	138.30	476	145.20	422	154.15	1663
131.00	433	139.00	515	145.95	1018	155.15	3969
131.35	471	140.05	390	146.30	445	156.10	6173
132.00	515	141.05	6975	147.05	3708	157.30	1194

Average of 3.060 to 3.071 min.: F200141.D\data.ms
dftpp
Modified:subtracted

m/z	abund.	m/z	abund.	m/z	abund.	m/z	abund.
158.05	1657	165.15	2365	173.05	1283	182.30	359
158.90	256	166.20	2788	174.10	3527	182.50	188
159.05	925	167.10	16043	175.10	6620	183.05	500
160.05	2407	168.15	7976	176.10	322	184.10	1151
161.10	3160	169.10	812	176.25	1261	185.10	5718
161.85	401	170.10	472	177.00	2922	186.10	43296
162.10	549	170.90	265	178.15	750	187.10	12683
162.70	57	171.05	783	179.10	9712	188.05	1797
163.00	443	171.30	225	180.10	7144	189.15	2560
163.70	236	172.00	816	181.15	3738	189.95	129
164.20	271	172.20	488	182.00	433	190.20	429

Average of 3.060 to 3.071 min.: F200141.D\data.ms
dftpp
Modified:subtracted

m/z	abund.	m/z	abund.	m/z	abund.	m/z	abund.
191.15	1644	201.00	91	210.10	1344	216.00	280
192.05	3298	201.45	1410	210.70	920	216.15	1532
193.10	4165	201.70	916	211.20	2904	217.10	20058
194.15	799	202.00	125	212.00	170	218.10	3068

195.00	318	203.10	2144	212.20	274	218.30	256
195.20	475	204.10	10885	212.70	188	219.10	500
196.10	10430	205.15	20021	213.00	158	221.15	17431
198.10	295893	206.15	79672	213.90	56	221.95	2064
199.10	20589	207.10	11228	214.30	61	223.15	4686
200.00	1518	208.10	2781	214.60	116	224.15	42872
200.40	223	209.30	148	215.00	483	225.15	11310

Average of 3.060 to 3.071 min.: F200141.D\data.ms
dftpp
Modified:subtracted

m/z	abund.	m/z	abund.	m/z	abund.	m/z	abund.
226.10	505	234.10	1252	244.10	36125	251.50	121
227.10	20931	235.10	1186	245.15	4883	252.00	186
228.05	2524	235.70	163	246.10	6820	252.35	396
229.10	4403	236.10	1001	247.10	1485	253.05	928
229.90	366	237.15	1131	248.15	344	255.10	177192
230.10	245	238.00	279	249.00	989	256.10	25898
230.40	163	239.10	970	249.80	72	257.10	2166
231.15	1392	240.05	644	250.10	84	258.05	9778
232.10	128	241.15	1501	250.50	144	259.15	2041
232.40	106	242.10	2199	250.80	99	260.15	171
233.00	394	243.15	1936	251.00	178	261.05	408

Average of 3.060 to 3.071 min.: F200141.D\data.ms
dftpp
Modified:subtracted

m/z	abund.	m/z	abund.	m/z	abund.	m/z	abund.
261.50	134	271.80	169	283.00	165	293.20	483
262.20	86	272.05	639	283.20	532	294.05	259
263.25	261	273.10	6417	284.05	519	294.45	325
263.60	106	274.10	15158	285.15	1090	295.15	846
264.25	270	275.10	78098	286.20	236	296.10	22778
265.10	4042	276.15	9959	286.80	61	297.05	3072
265.85	367	277.05	6313	289.10	276	298.05	337
266.30	192	278.15	1265	290.00	322	298.70	76
268.10	57	279.05	370	290.20	65	299.90	145
270.15	458	281.15	318	291.00	161	300.95	147
271.05	399	281.85	267	293.00	678	302.20	549

Average of 3.060 to 3.071 min.: F200141.D\data.ms
dftpp
Modified:subtracted

m/z	abund.	m/z	abund.	m/z	abund.	m/z	abund.
303.15	2952	314.00	459	325.10	75	335.90	115
304.00	469	314.20	478	325.30	66	337.20	58
304.20	382	315.05	2822	326.60	256	339.10	247
305.15	329	316.10	1253	327.00	1121	339.80	103
306.10	64	318.10	151	328.15	895	340.80	52
307.95	176	318.50	61	329.50	130	341.00	535
309.05	335	320.40	193	332.00	568	341.30	201
310.00	351	321.05	533	333.10	730	342.15	295
311.00	67	322.30	303	334.15	4166	346.05	1455
312.00	65	323.10	6909	335.10	1258	346.90	74
313.00	377	324.15	1112	335.40	179	347.10	100

Average of 3.060 to 3.071 min.: F200141.D\data.ms
dftpp
Modified:subtracted

m/z	abund.	m/z	abund.	m/z	abund.	m/z	abund.
348.20	100	360.50	114	377.00	78	392.20	251
350.70	61	361.20	223	378.10	118	393.90	50
350.90	121	363.20	50	383.15	1093	397.10	53
352.10	2178	365.10	9893	384.15	277	397.80	87
352.95	1134	366.05	1582	384.90	75	400.20	88
354.15	1930	366.90	144	385.10	99	400.75	272
355.15	634	369.90	239	389.50	76	401.10	140
356.00	69	371.00	308	390.20	393	402.15	1646
357.05	163	371.20	198	390.80	76	403.10	1410
359.20	75	372.10	3204	391.00	166	404.00	556
359.50	133	373.10	713	391.90	74	404.30	460

Average of 3.060 to 3.071 min.: F200141.D\data.ms

dftpp
Modified:subtracted

m/z	abund.	m/z	abund.	m/z	abund.	m/z	abund.
405.00	64	423.10	10515	434.20	73	440.10	250
405.60	130	424.05	2453	435.10	74	441.10	24447
407.70	133	424.90	109	435.50	169	442.10	155984
410.50	62	425.20	288	435.80	67	443.10	30778
419.00	74	426.35	146	436.30	87	444.15	2764
419.90	79	428.50	74	436.60	141	445.10	91
420.10	127	431.40	61	437.20	244	446.40	65
420.90	183	432.70	67	437.70	332	485.60	57
421.10	1308	432.90	64	438.70	252	486.50	51
422.10	1410	433.60	79	438.90	262	493.60	59
422.40	171	434.00	300	439.55	433		

Quantitation Report (Qedit)

Data Path : C:\MSDCHEM\1\DATA\EF8747\
Data File : F200141.D
Acq On : 26 Jun 2021 7:50 am
Operator : chriss2
Sample : dftpp
Misc : op30563,ef8748,1000,,,1,1
ALS Vial : 1 Sample Multiplier: 1

Quant Time: Jun 26 07:56:05 2021
Quant Method : C:\MSDCHEM\1\METHODS\DFTPPF.M
Quant Title : Semi Volatile GC/MS, ZB-5MSi 30m x .25mm x .25um
QLast Update : Fri Apr 17 09:43:02 2020
Response via : Initial Calibration

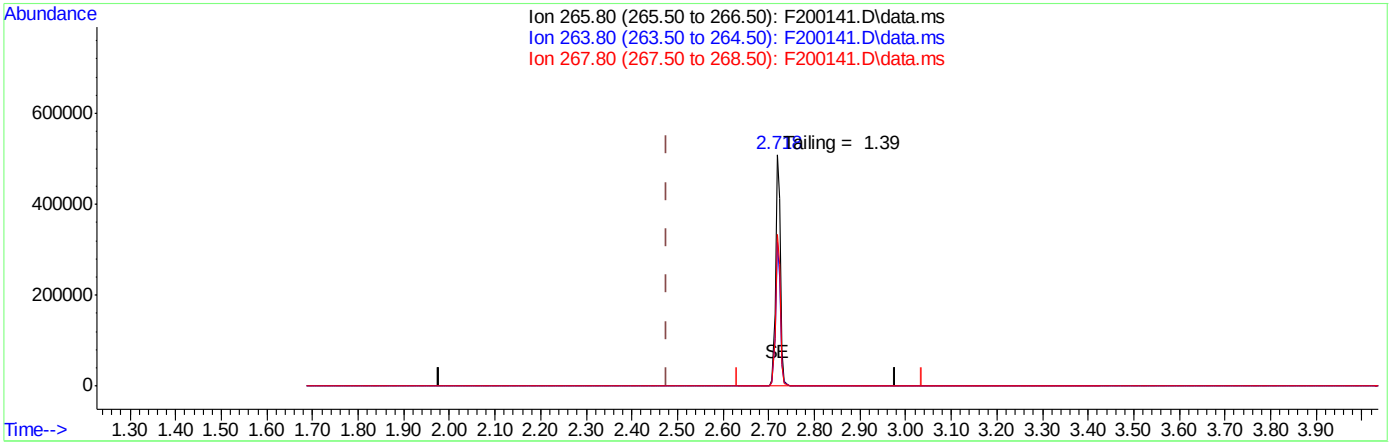

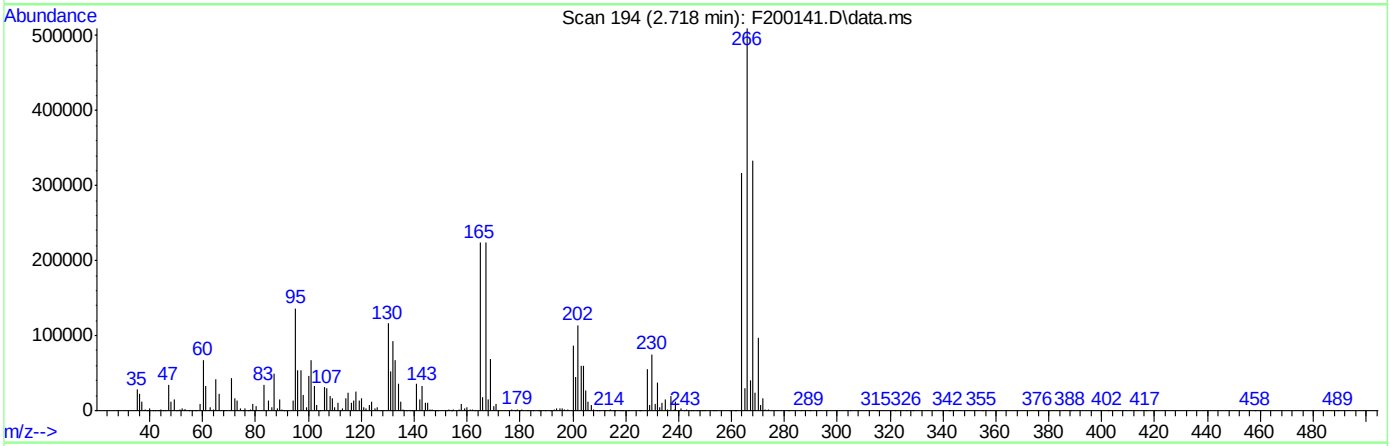

TIC: F200141.D\data.ms

(1) Pentachlorophenol (t)

2.718min (+0.241) 309.14ppb m

response 387505

Ion	Exp%	Act%
265.80	100	100
263.80	63.80	62.20
267.80	63.70	65.46
0.00	0.00	0.00

Quantitation Report (Qedit)

Data Path : C:\MSDCHEM\1\DATA\EF8747\
Data File : F200141.D
Acq On : 26 Jun 2021 7:50 am
Operator : chriss2
Sample : dftpp
Misc : op30563,ef8748,1000,,,1,1
ALS Vial : 1 Sample Multiplier: 1

Quant Time: Jun 26 07:56:05 2021
Quant Method : C:\MSDCHEM\1\METHODS\DFTPPF.M
Quant Title : Semi Volatile GC/MS, ZB-5MSi 30m x .25mm x .25um
QLast Update : Fri Apr 17 09:43:02 2020
Response via : Initial Calibration

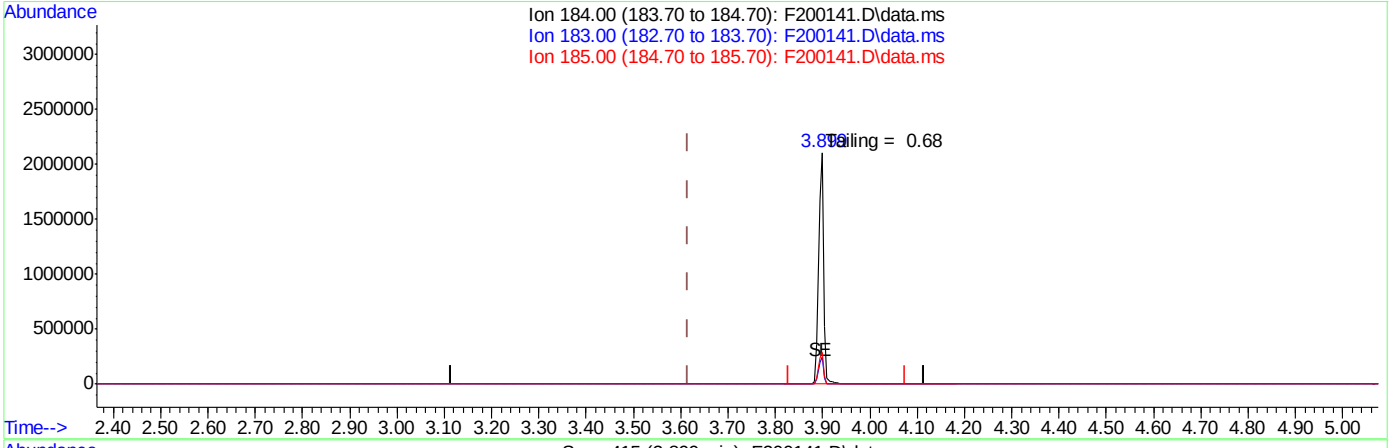

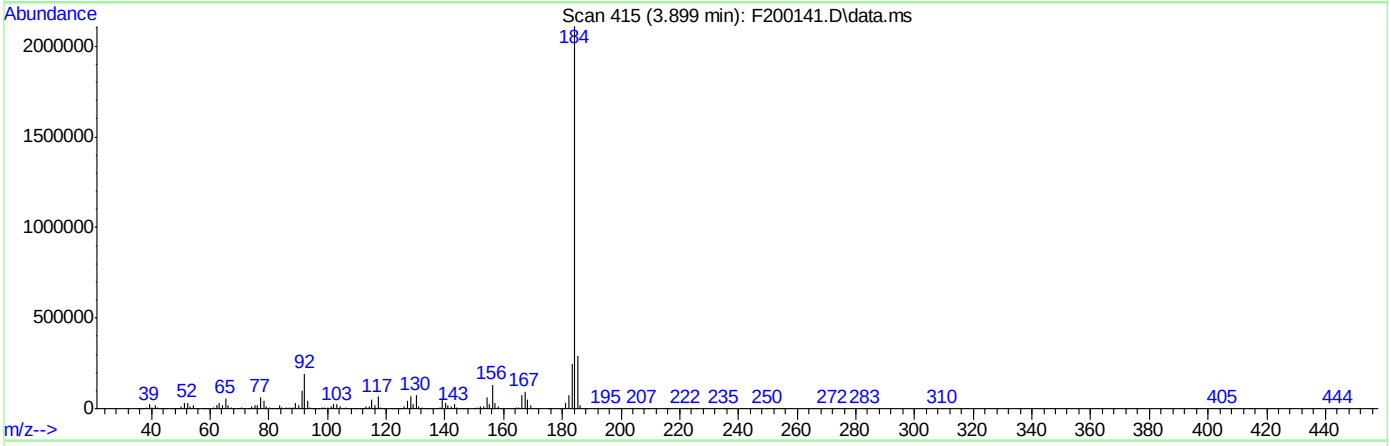

TIC: F200141.D\data.ms

(2) Benzidine (t)

3.899min (+0.284) 132.31ppb m

response 1567099

Ion	Exp%	Act%
184.00	100	100
183.00	10.40	0.00
185.00	13.80	0.00
0.00	0.00	0.00

Quantitation Report (Qedit)

Data Path : C:\MSDCHEM\1\DATA\EF8747\
Data File : F200141.D
Acq On : 26 Jun 2021 7:50 am
Operator : chriss2
Sample : dftpp
Misc : op30563,ef8748,1000,,,1,1
ALS Vial : 1 Sample Multiplier: 1

Quant Time: Jun 26 07:56:05 2021
Quant Method : C:\MSDCHEM\1\METHODS\DFTPPF.M
Quant Title : Semi Volatile GC/MS, ZB-5MSi 30m x .25mm x .25um
QLast Update : Fri Apr 17 09:43:02 2020
Response via : Initial Calibration

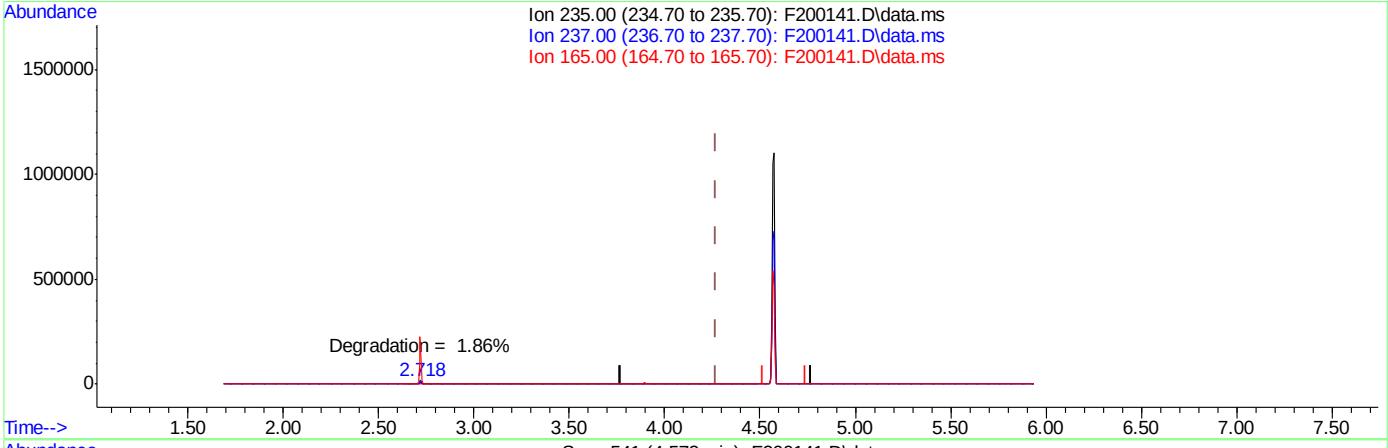

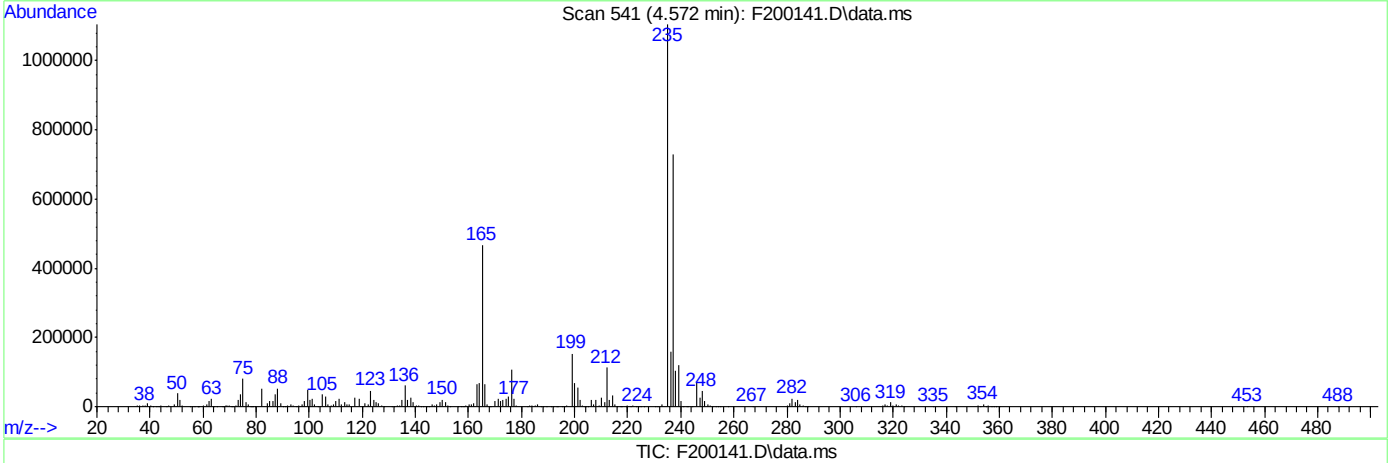

TIC: F200141.D\data.ms

(3) ddt (t)

4.572min (+0.300) 106.26ppb m

response 918838

Ion	Exp%	Act%
235.00	100	100
237.00	63.70	0.00#
165.00	52.30	0.00#
0.00	0.00	0.00

DFTPP

Data File : C:\MSDCHEM\1\DATA\EF8759\F200363.D Vial: 1
Acq On : 8 Jul 2021 9:30 am Operator: chriss2
Sample : dftpp Inst : GCMSF
Misc : op34040,ef8759,1000,,,1,1 Multiplr: 1.00
MS Integration Params: RTEINT.P

Method : C:\MSDCHEM\1\METHODS\DFTPPF.M (RTE Integrator)
Title : Semi Volatile GC/MS, ZB-5MSi 30m x .25mm x .25um

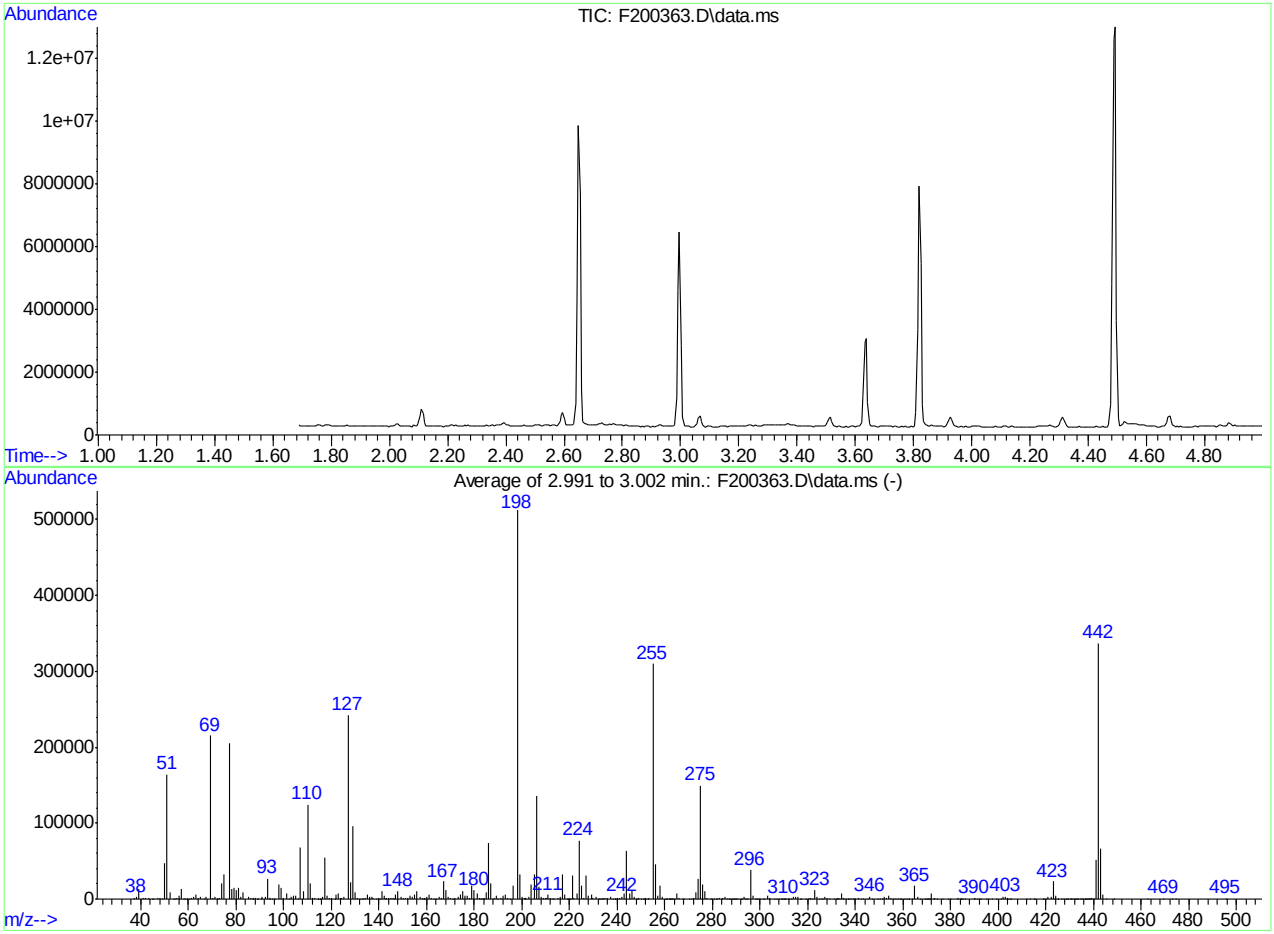

AutoFind: Scans 245, 246, 247; Background Corrected with Scan 240

Target Mass	Rel. to Mass	Lower Limit%	Upper Limit%	Rel. Abn%	Raw Abn	Result Pass/Fail
51	198	30	60	32.2	164677	PASS
68	69	0.00	2	0.0	0	PASS
69	198	0.00	100	42.1	215439	PASS
70	69	0.00	2	0.5	1084	PASS
127	198	40	60	47.4	242836	PASS
197	198	0.00	1	0.0	0	PASS
198	198	100	100	100.0	511957	PASS
199	198	5	9	6.3	32397	PASS
275	198	10	30	29.3	149837	PASS
365	198	1	100	3.3	17081	PASS
441	443	0.10	100	77.9	51264	PASS
442	198	40	100	65.8	337002	PASS
443	442	17	23	19.5	65848	PASS

F200363.D DFTPPF.M Thu Jul 08 12:57:17 2021

Average of 2.991 to 3.002 min.: F200363.D\data.ms
dftpp
Modified:subtracted

m/z	abund.	m/z	abund.	m/z	abund.	m/z	abund.
37.05	1587	50.15	46615	59.20	381	70.10	1084
38.10	2367	51.15	164677	59.50	76	71.25	2582
39.10	13673	52.10	8894	60.15	237	72.00	169
41.15	2249	53.60	110	61.10	1792	72.25	125
42.10	1331	54.20	310	62.20	2544	73.10	2255
43.20	1575	55.05	1806	63.20	6197	74.10	21051
44.85	99	56.10	5201	64.15	1125	75.10	32887
45.30	50	56.30	751	65.15	2562	77.20	205142
47.10	1287	57.20	13560	66.30	145	78.15	12936
48.15	1172	58.20	630	67.25	2396	79.10	14317
49.10	130	58.40	90	69.10	215439	80.10	11401

Average of 2.991 to 3.002 min.: F200363.D\data.ms
dftpp
Modified:subtracted

m/z	abund.	m/z	abund.	m/z	abund.	m/z	abund.
81.10	15328	91.00	3589	101.10	6884	113.10	900
82.10	3436	92.10	3293	102.15	575	114.30	269
83.15	8454	93.10	27165	103.05	2944	114.50	304
85.15	3475	94.05	1963	104.10	4964	115.20	135
86.10	1573	94.30	110	105.10	4628	115.40	269
87.00	726	95.10	422	106.10	427	116.20	2335
87.10	805	95.90	764	107.10	67889	117.10	54605
88.00	1041	96.20	398	108.10	10930	118.05	4154
88.90	144	98.10	18647	110.10	124531	119.10	1504
89.20	281	99.10	14246	111.10	20001	120.15	1183
90.35	463	100.05	1441	112.15	1904	121.50	496

Average of 2.991 to 3.002 min.: F200363.D\data.ms
dftpp
Modified:subtracted

m/z	abund.	m/z	abund.	m/z	abund.	m/z	abund.
122.15	5245	133.00	274	142.15	3979	151.25	1860
123.10	7580	133.20	398	142.80	189	152.10	1049
123.95	1141	134.10	2185	143.15	2126	153.10	3921
124.15	2147	135.10	6305	144.05	861	154.10	2920
125.20	2591	136.15	3442	145.05	1259	155.15	6682
127.10	242836	137.10	2553	146.05	1301	156.10	10848
128.15	21907	137.70	872	146.40	780	157.05	2285
129.10	95877	138.90	198	147.05	5375	158.05	2045
130.10	8269	139.95	886	148.05	11029	158.80	184
131.10	1070	140.20	733	149.05	2542	159.10	1047
132.10	410	141.05	10553	150.20	803	159.30	298

Average of 2.991 to 3.002 min.: F200363.D\data.ms
dftpp
Modified:subtracted

m/z	abund.	m/z	abund.	m/z	abund.	m/z	abund.
160.05	3184	171.05	719	182.10	1024	190.95	1664
161.15	5967	172.10	2101	182.85	793	192.05	4931
162.05	1094	173.15	3512	183.30	151	193.10	5251
163.15	365	174.15	5846	184.00	1159	194.00	1340
163.95	613	175.15	9839	184.30	467	195.10	548
165.10	3339	176.05	4153	185.15	9524	196.15	18040
166.05	1716	177.10	4441	186.05	73619	198.10	511957
167.10	23450	178.05	1857	187.10	21123	199.10	32397
168.10	11920	179.10	17447	188.15	2222	200.10	3382
169.10	2277	180.10	12552	189.05	4357	200.90	984
170.20	1480	181.20	7492	189.95	610	201.35	228

Average of 2.991 to 3.002 min.: F200363.D\data.ms
dftpp
Modified:subtracted

m/z	abund.	m/z	abund.	m/z	abund.	m/z	abund.
201.50	1460	211.00	5459	219.70	123	229.10	6521
201.65	1853	211.80	1270	219.90	117	229.95	1467
203.10	3675	212.10	303	220.30	662	231.10	2820
204.10	19338	212.85	62	221.10	31085	232.00	494

205.10	32407	213.20	504	221.90	2064	232.40	53
206.10	135488	215.10	1995	223.15	7936	233.15	655
207.10	16297	216.15	3357	224.10	76920	233.90	549
208.05	3265	217.10	32602	225.10	18208	234.10	1554
209.10	1348	218.05	5258	226.15	1209	235.05	1930
210.05	1996	218.95	256	227.10	31354	236.10	1903
210.50	991	219.20	161	228.00	4206	237.10	2526

Average of 2.991 to 3.002 min.: F200363.D\data.ms
dftpp
Modified:subtracted

m/z	abund.	m/z	abund.	m/z	abund.	m/z	abund.
238.20	131	248.15	599	256.10	46410	263.00	109
239.00	791	248.40	78	257.10	3951	263.30	171
239.20	714	249.00	2036	258.10	17131	264.10	504
240.10	1115	250.10	252	259.15	2853	265.10	7206
241.10	2184	251.00	417	260.15	645	266.05	1377
242.15	3728	251.20	261	260.80	217	267.30	108
243.15	6963	251.90	353	261.05	419	268.05	239
244.10	63853	252.05	969	261.70	66	270.15	421
245.15	7985	253.00	434	262.00	158	271.05	752
246.10	12501	253.15	1073	262.40	109	272.10	1386
247.05	2581	255.10	309482	262.70	83	273.05	8957

Average of 2.991 to 3.002 min.: F200363.D\data.ms
dftpp
Modified:subtracted

m/z	abund.	m/z	abund.	m/z	abund.	m/z	abund.
274.10	26477	283.90	141	290.70	60	298.90	88
275.10	149837	284.15	893	292.00	378	299.50	93
276.10	19726	285.10	2479	292.30	475	300.10	101
277.05	10916	286.05	290	293.10	3249	301.15	686
278.00	2205	287.00	124	293.95	484	302.00	480
279.10	632	287.30	107	294.20	340	303.05	3920
279.80	56	288.30	81	294.90	328	303.70	213
280.80	230	288.80	143	296.10	38149	304.05	1124
281.40	105	289.10	191	297.05	4511	306.10	52
282.00	210	289.30	172	297.90	277	307.00	118
283.15	1280	289.95	163	298.50	123	308.05	506

Average of 2.991 to 3.002 min.: F200363.D\data.ms
dftpp
Modified:subtracted

m/z	abund.	m/z	abund.	m/z	abund.	m/z	abund.
308.85	342	316.05	2634	326.00	163	334.90	332
309.10	299	317.00	54	326.20	170	335.10	1117
309.80	272	317.30	164	327.00	2673	336.20	286
310.20	609	319.40	101	328.10	1535	336.90	50
310.40	136	319.95	435	329.00	211	337.10	92
310.85	116	321.00	484	331.10	65	338.05	388
311.60	107	321.20	1056	332.00	280	338.90	215
312.10	78	322.15	481	332.20	348	339.20	102
312.95	583	323.10	12142	333.00	1157	340.05	201
314.05	2410	324.00	2746	333.20	652	341.10	1545
315.00	3504	325.05	305	334.15	7776	342.05	279

Average of 2.991 to 3.002 min.: F200363.D\data.ms
dftpp
Modified:subtracted

m/z	abund.	m/z	abund.	m/z	abund.	m/z	abund.
343.05	196	356.10	71	366.05	3314	374.10	74
345.30	308	356.90	73	367.30	126	376.80	61
346.10	3209	357.80	104	369.00	52	379.10	122
347.00	548	358.55	276	369.60	75	380.10	84
349.10	86	359.05	285	370.15	325	382.80	305
350.05	342	360.80	106	370.70	103	383.15	1149
351.20	438	361.35	187	371.00	145	383.90	124
352.10	3042	362.40	51	371.30	376	384.15	499
353.15	2183	362.70	87	372.05	7282	384.60	142
354.10	3926	363.85	455	373.00	562	385.20	154
355.15	879	365.05	17081	373.15	1051	386.00	55

Average of 2.991 to 3.002 min.: F200363.D\data.ms

dftpp
Modified:subtracted

m/z	abund.	m/z	abund.	m/z	abund.	m/z	abund.
389.90	217	403.05	3471	419.85	213	428.90	177
390.05	1278	403.80	293	421.05	2781	429.30	118
391.20	594	404.05	1176	422.05	3343	430.20	67
392.10	758	404.90	116	423.10	23385	430.50	68
392.40	84	405.35	143	423.90	772	430.80	101
394.90	52	411.70	84	424.10	4069	431.45	151
395.90	155	413.20	126	424.90	120	432.00	175
397.10	70	415.15	385	425.20	506	432.80	315
399.10	113	415.40	75	426.50	93	433.10	169
401.15	469	418.90	97	427.60	104	433.70	243
402.05	2462	419.15	178	428.25	167	434.40	92

Average of 2.991 to 3.002 min.: F200363.D\data.ms
dftpp
Modified:subtracted

m/z	abund.	m/z	abund.	m/z	abund.	m/z	abund.
434.75	182	439.70	636	474.60	59		
435.45	171	440.00	548	495.50	65		
436.20	354	441.10	51264				
436.50	309	442.10	337002				
436.90	152	443.10	65848				
437.50	385	444.05	6009				
437.75	345	445.20	185				
438.10	470	448.40	87				
438.30	200	462.90	55				
438.90	607	469.50	67				
439.25	1286	473.10	63				

Quantitation Report (Qedit)

Data Path : C:\MSDCHEM\1\DATA\EF8759\
Data File : F200363.D
Acq On : 8 Jul 2021 9:30 am
Operator : chriss2
Sample : dftpp
Misc : op34040,ef8759,1000,,,1,1
ALS Vial : 1 Sample Multiplier: 1

Quant Time: Jul 08 09:37:00 2021
Quant Method : C:\MSDCHEM\1\METHODS\DFTPPF.M
Quant Title : Semi Volatile GC/MS, ZB-5MSi 30m x .25mm x .25um
QLast Update : Fri Apr 17 09:43:02 2020
Response via : Initial Calibration

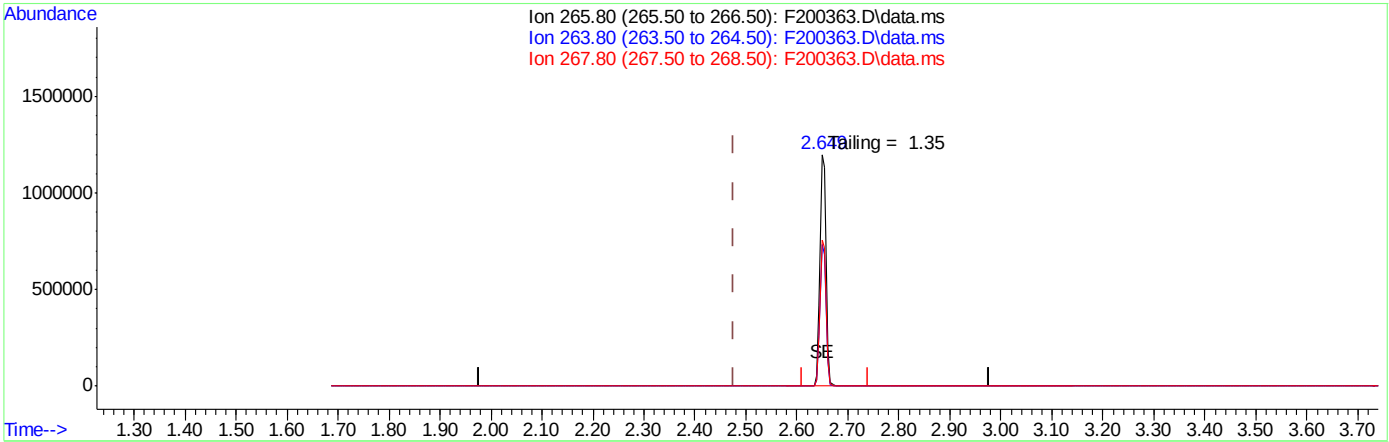

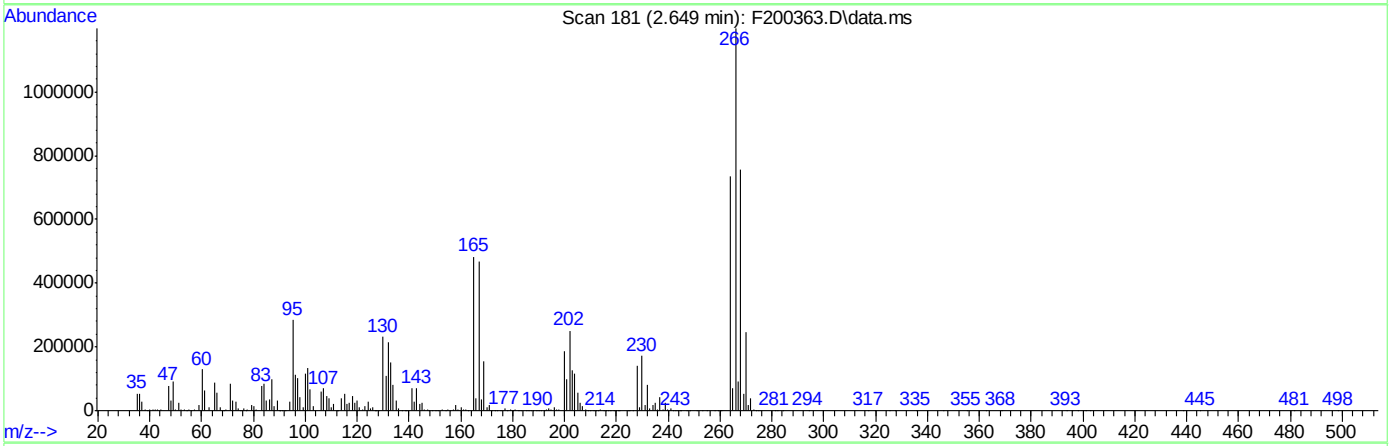

TIC: F200363.D\data.ms

(1) Pentachlorophenol (t)

2.649min (+0.172) 781.41ppb

response 979509

Ion	Exp%	Act%
265.80	100	100
263.80	63.80	61.20
267.80	63.70	63.09
0.00	0.00	0.00

Quantitation Report (Qedit)

Data Path : C:\MSDCHEM\1\DATA\EF8759\
Data File : F200363.D
Acq On : 8 Jul 2021 9:30 am
Operator : chriss2
Sample : dftpp
Misc : op34040,ef8759,1000,,,1,1
ALS Vial : 1 Sample Multiplier: 1

Quant Time: Jul 08 09:37:00 2021
Quant Method : C:\MSDCHEM\1\METHODS\DFTPPF.M
Quant Title : Semi Volatile GC/MS, ZB-5MSi 30m x .25mm x .25um
QLast Update : Fri Apr 17 09:43:02 2020
Response via : Initial Calibration

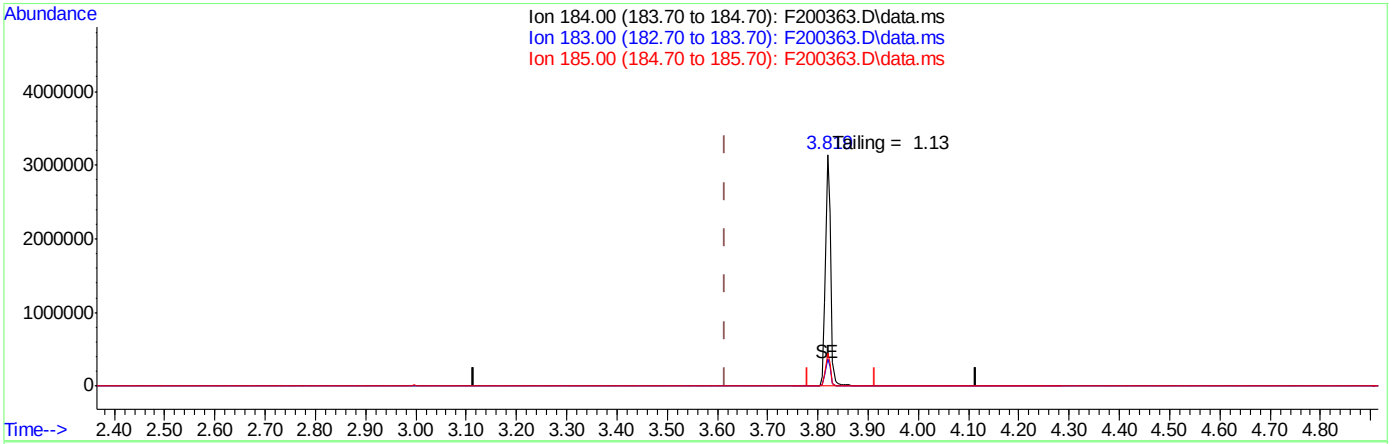

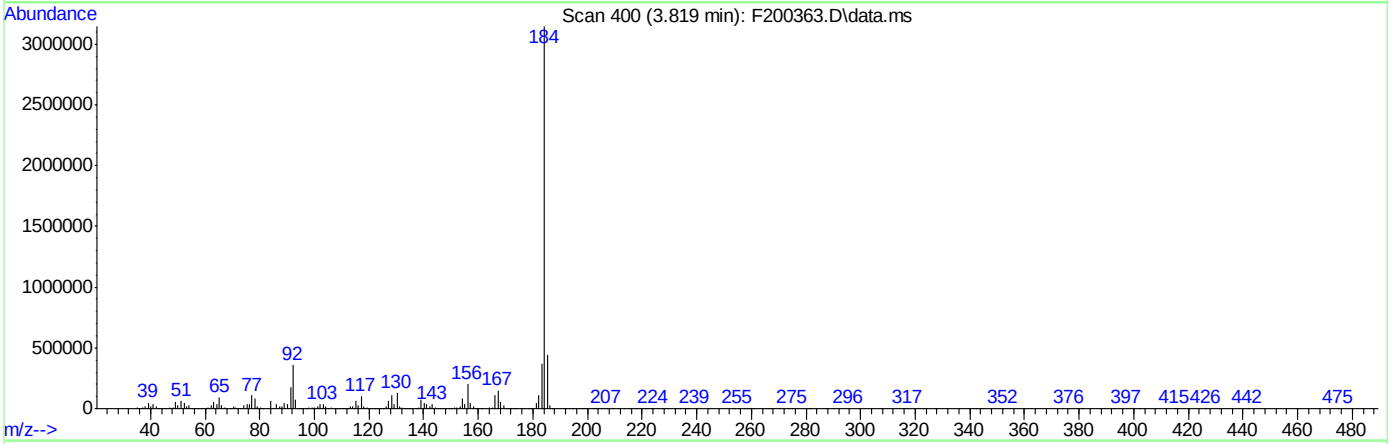

TIC: F200363.D\data.ms

(2) Benzidine (t)

3.819min (+0.204) 197.61ppb

response 2340623

Ion	Exp%	Act%
184.00	100	100
183.00	10.40	11.87
185.00	13.80	13.73
0.00	0.00	0.00

Quantitation Report (Qedit)

Data Path : C:\MSDCHEM\1\DATA\EF8759\
Data File : F200363.D
Acq On : 8 Jul 2021 9:30 am
Operator : chriss2
Sample : dftpp
Misc : op34040,ef8759,1000,,,1,1
ALS Vial : 1 Sample Multiplier: 1

Quant Time: Jul 08 09:37:00 2021
Quant Method : C:\MSDCHEM\1\METHODS\DFTPPF.M
Quant Title : Semi Volatile GC/MS, ZB-5MSi 30m x .25mm x .25um
QLast Update : Fri Apr 17 09:43:02 2020
Response via : Initial Calibration

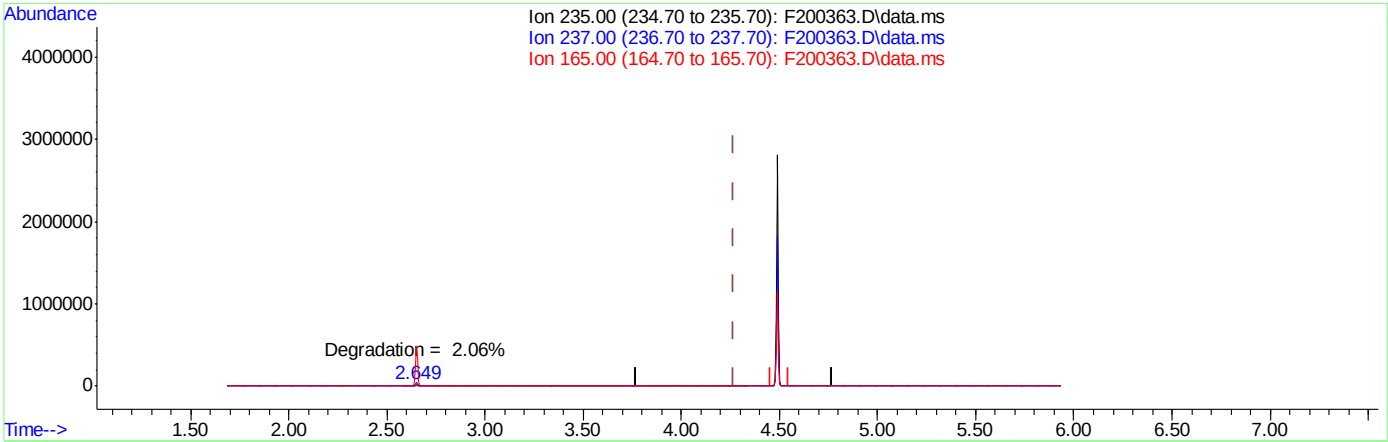

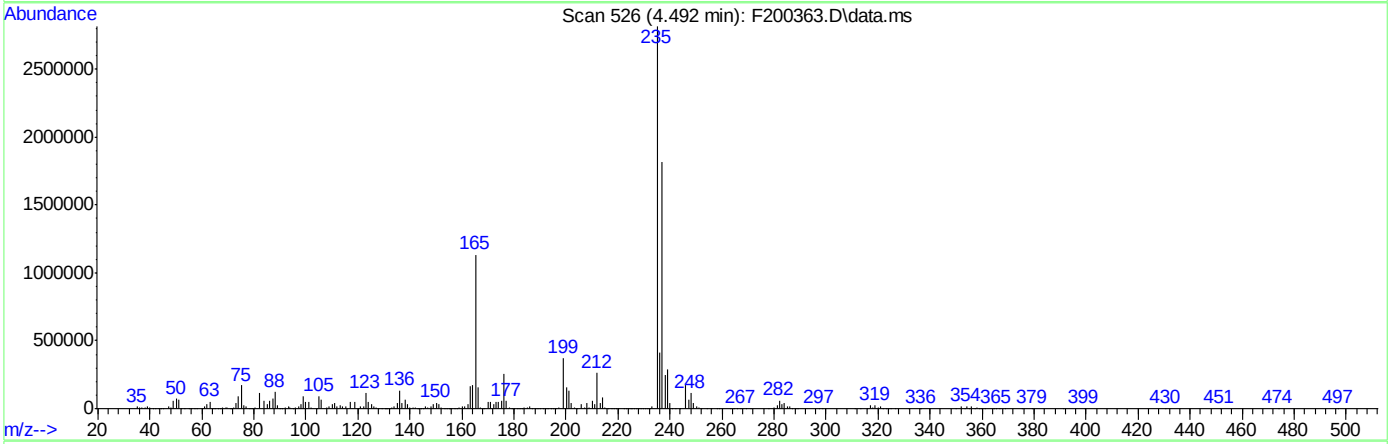

TIC: F200363.D\data.ms

(3) ddt (t)

4.492min (+0.220) 263.06ppb

response 2274799

Ion	Exp%	Act%
235.00	100	100
237.00	63.70	64.04
165.00	52.30	43.60
0.00	0.00	0.00

DFTPP

Data File : C:\msdchem\1\DATA\EM7403\M172882.D Vial: 1
Acq On : 17 May 2021 7:17 am Operator: chriss2
Sample : dftpp Inst : MSM
Misc : op32565,em7404,1000,,,1,1 Multiplr: 1.00
MS Integration Params: RTEINT.P

Method : C:\MSDCHEM\1\METHODS\DFTPPM.M (RTE Integrator)
Title : Semi Volatile GC/MS, ZB-5 15m x .25mm x .25um

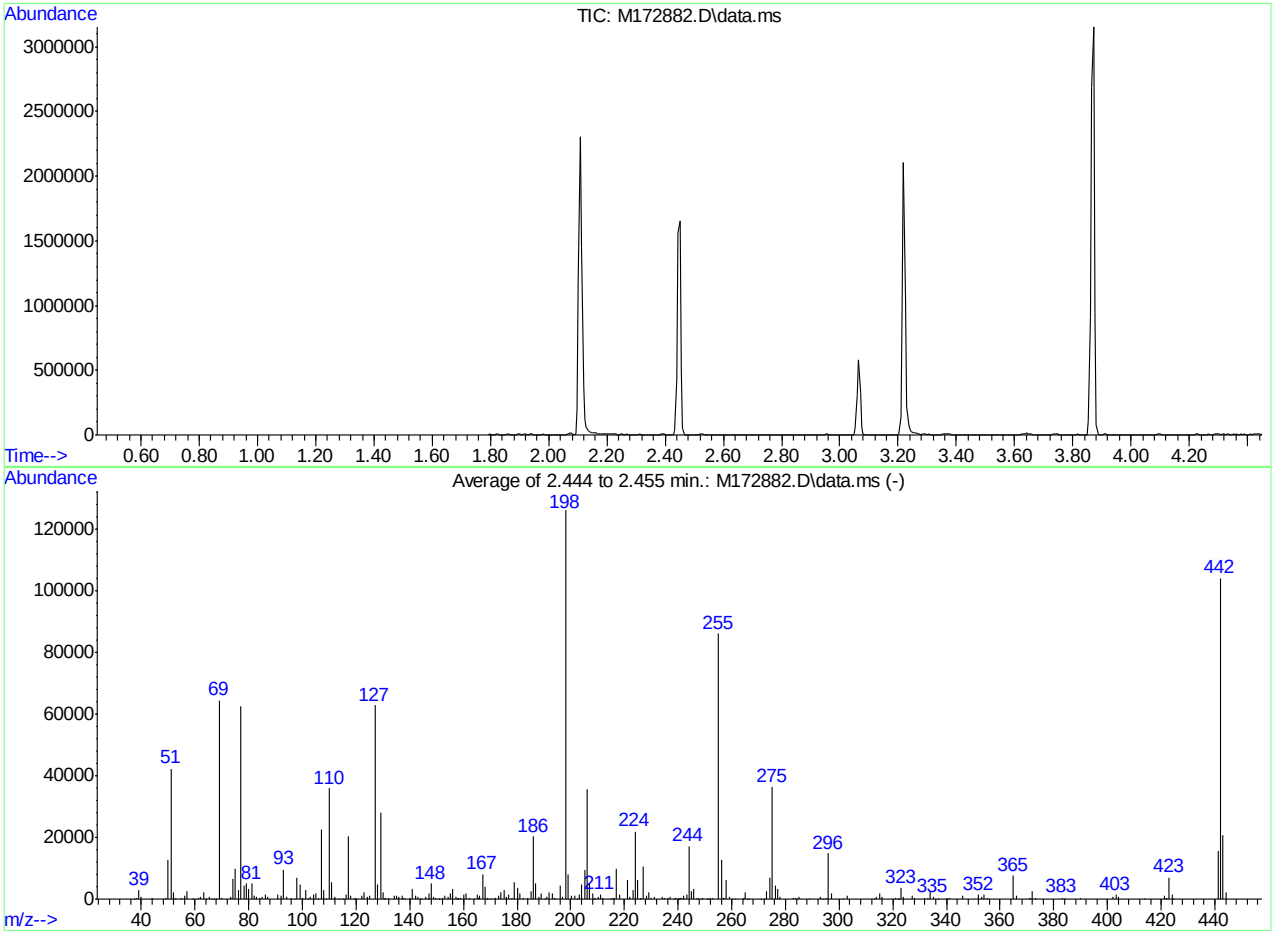

AutoFind: Scans 123, 124, 125; Background Corrected with Scan 118

Target Mass	Rel. to Mass	Lower Limit%	Upper Limit%	Rel. Abn%	Raw Abn	Result Pass/Fail
51	198	30	60	33.5	42197	PASS
68	69	0.00	2	0.2	100	PASS
69	198	0.00	100	51.1	64296	PASS
70	69	0.00	2	0.5	333	PASS
127	198	40	60	49.9	62789	PASS
197	198	0.00	1	0.5	667	PASS
198	198	100	100	100.0	125882	PASS
199	198	5	9	6.3	7952	PASS
275	198	10	30	28.7	36186	PASS
365	198	1	100	6.0	7580	PASS
441	443	0.10	100	76.8	15807	PASS
442	198	40	100	82.6	103949	PASS
443	442	17	23	19.8	20579	PASS

M172882.D DFTPPM.M Mon May 17 10:22:26 2021

Average of 2.444 to 2.455 min.: M172882.D\data.ms
dftpp
Modified:subtracted

m/z	abund.	m/z	abund.	m/z	abund.	m/z	abund.
37.15	114	56.05	995	69.05	64296	82.05	1058
38.15	334	57.05	2702	70.10	333	83.05	796
39.10	2986	58.85	147	73.10	583	84.10	278
40.00	585	61.00	437	74.05	6510	85.05	706
43.95	242	62.00	583	75.05	9862	86.10	1548
49.05	315	63.05	2067	76.10	3035	87.00	618
50.05	12652	64.05	153	77.05	62482	90.95	1463
51.05	42197	65.10	759	78.05	4322	92.05	1106
52.05	2030	66.05	102	79.05	5163	93.05	9615
52.95	233	66.85	103	80.05	3427	94.00	675
55.05	525	67.85	100	81.05	4951	96.00	338

Average of 2.444 to 2.455 min.: M172882.D\data.ms
dftpp
Modified:subtracted

m/z	abund.	m/z	abund.	m/z	abund.	m/z	abund.
96.95	117	107.05	22636	118.00	1111	130.65	109
98.05	6743	108.05	3095	119.05	109	131.00	477
99.05	4760	108.95	186	120.00	393	132.05	232
99.95	374	110.05	35904	122.05	1201	134.05	969
100.15	121	111.00	5501	123.00	2147	134.95	1263
101.05	2741	111.75	118	124.00	642	135.15	524
101.95	139	112.10	746	124.95	936	136.00	751
103.05	636	113.75	120	127.05	62789	137.05	954
104.00	1475	114.95	135	128.05	4587	137.75	214
105.05	1730	116.10	1313	129.05	27806	137.95	118
105.85	139	117.05	20442	130.05	2191	140.10	281

Average of 2.444 to 2.455 min.: M172882.D\data.ms
dftpp
Modified:subtracted

m/z	abund.	m/z	abund.	m/z	abund.	m/z	abund.
141.05	3167	150.85	142	160.05	1289	169.95	171
142.05	1106	151.05	165	161.00	1886	171.75	262
143.05	839	152.15	223	162.15	440	171.95	359
143.85	139	153.00	1147	164.05	183	173.05	1042
144.15	115	154.10	685	165.00	1314	174.00	2154
146.05	701	155.05	1832	165.75	264	175.05	2757
146.75	180	156.10	3302	166.15	1171	176.10	613
147.05	1662	157.00	607	167.05	7998	177.00	1523
148.00	4954	157.45	160	168.05	4024	178.05	262
149.00	584	157.95	513	168.85	206	179.05	5621
149.80	292	158.95	403	169.05	178	180.05	3560

Average of 2.444 to 2.455 min.: M172882.D\data.ms
dftpp
Modified:subtracted

m/z	abund.	m/z	abund.	m/z	abund.	m/z	abund.
181.05	1785	193.05	1963	204.10	4600	215.05	118
182.10	392	193.95	209	205.05	9513	215.85	373
184.05	419	194.15	228	206.05	35633	216.15	548
185.05	2595	196.00	4234	207.05	5143	217.05	9875
186.05	20190	196.95	667	208.05	1730	218.05	1428
187.05	5260	198.00	125882	208.75	130	221.05	6137
188.05	648	199.00	7952	209.00	324	222.00	739
189.10	1675	200.05	966	210.15	797	223.10	2878
190.05	186	201.55	1050	210.45	291	224.05	21809
191.05	572	202.15	163	211.10	1612	225.05	6040
192.00	2076	203.05	1297	211.90	281	225.75	114

Average of 2.444 to 2.455 min.: M172882.D\data.ms
dftpp
Modified:subtracted

m/z	abund.	m/z	abund.	m/z	abund.	m/z	abund.
226.05	436	238.95	300	245.95	3421	256.85	362
227.00	10372	239.15	211	247.05	257	257.05	498
228.05	1262	239.95	135	247.25	129	258.05	6055
229.00	2064	240.25	118	248.85	183	259.10	771

229.95	378	240.80	355	249.05	539	259.85	124
231.05	642	241.05	313	250.85	147	261.05	155
234.00	634	241.85	180	251.05	114	264.05	197
235.05	554	242.10	1239	252.05	209	264.75	224
236.05	450	243.05	1594	252.90	349	265.05	2037
236.95	763	244.05	17108	255.05	86000	265.85	151
238.05	138	245.00	2432	256.05	12862	266.05	102

Average of 2.444 to 2.455 min.: M172882.D\data.ms
dftpp
Modified:subtracted

m/z	abund.	m/z	abund.	m/z	abund.	m/z	abund.
270.95	122	285.00	768	315.05	1689	334.10	2670
271.95	113	288.85	104	316.10	880	335.00	665
273.00	2581	293.05	743	321.10	296	336.75	110
274.05	6736	293.85	114	321.95	130	339.95	102
275.05	36186	295.15	204	322.15	139	340.15	163
276.05	4398	296.05	14772	323.05	3512	341.00	408
277.05	3242	297.05	1692	324.05	684	346.05	1058
277.95	570	301.15	118	327.10	961	352.05	1453
283.00	408	303.05	1177	327.90	281	352.95	872
283.95	215	312.95	121	331.90	222	354.05	1647
284.15	161	313.95	674	333.00	465	355.25	244

Average of 2.444 to 2.455 min.: M172882.D\data.ms
dftpp
Modified:subtracted

m/z	abund.	m/z	abund.	m/z	abund.	m/z	abund.
365.00	7580	404.05	645	444.00	2025		
365.95	1175	413.55	131				
370.95	213	421.05	943				
371.25	109	421.75	107				
372.05	2466	422.10	506				
373.00	436	423.00	6976				
383.00	427	424.00	1325				
383.85	115	424.65	143				
390.00	266	441.05	15807				
402.00	838	442.05	103949				
403.05	1388	443.05	20579				

Quantitation Report (Qedit)

Data Path : C:\msdchem\1\DATA\EM7403\
Data File : M172882.D
Acq On : 17 May 2021 7:17 am
Operator : chriss2
Sample : dftpp
Misc : op32565,em7404,1000,,,1,1
ALS Vial : 1 Sample Multiplier: 1

Quant Time: May 17 10:20:44 2021
Quant Method : C:\MSDCHEM\1\METHODS\DFTPPM.M
Quant Title : Semi Volatile GC/MS, ZB-5 15m x .25mm x .25um
QLast Update : Fri May 11 15:17:17 2018
Response via : Initial Calibration

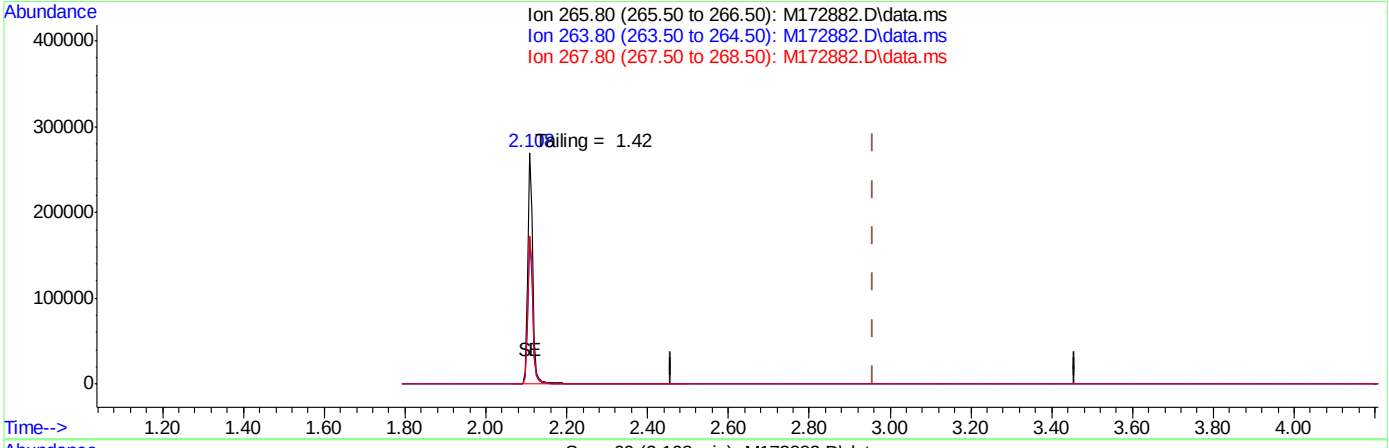

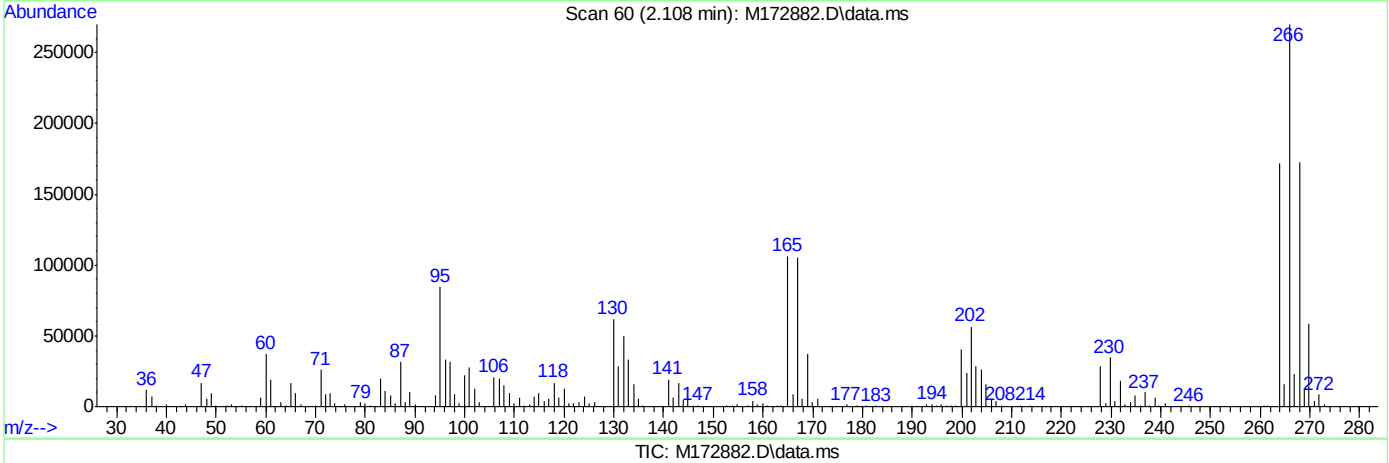

TIC: M172882.D\data.ms

(1) Pentachlorophenol (t)

2.108min (-0.850) 0.00ppb m

response 225974

Ion	Exp%	Act%
265.80	100	100
263.80	64.30	63.70
267.80	64.40	63.99
0.00	0.00	0.00

Quantitation Report (Qedit)

Data Path : C:\msdchem\1\DATA\EM7403\
Data File : M172882.D
Acq On : 17 May 2021 7:17 am
Operator : chriss2
Sample : dftpp
Misc : op32565,em7404,1000,,,1,1
ALS Vial : 1 Sample Multiplier: 1

Quant Time: May 17 10:20:44 2021
Quant Method : C:\MSDCHEM\1\METHODS\DFTPPM.M
Quant Title : Semi Volatile GC/MS, ZB-5 15m x .25mm x .25um
QLast Update : Fri May 11 15:17:17 2018
Response via : Initial Calibration

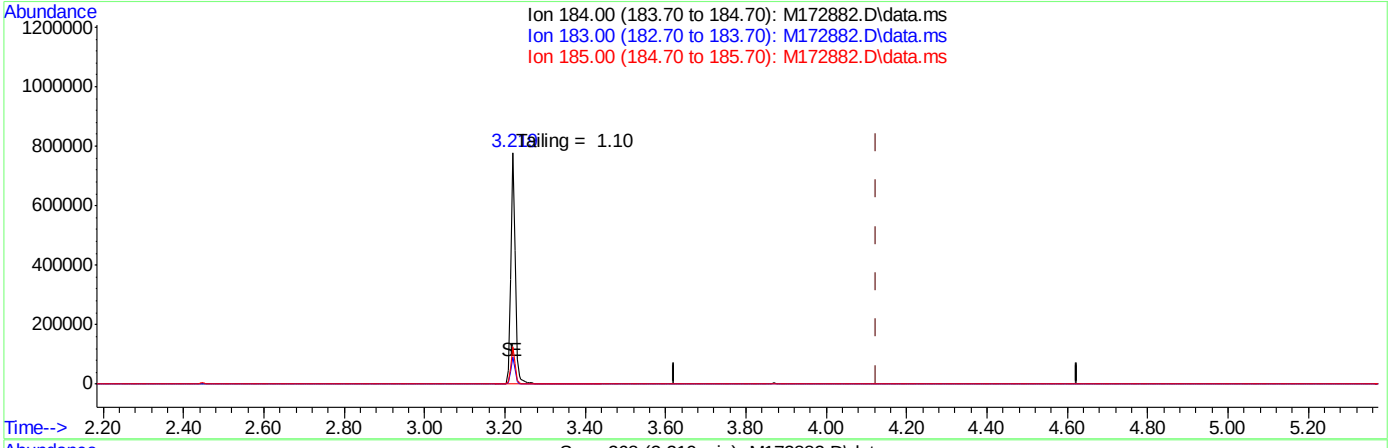

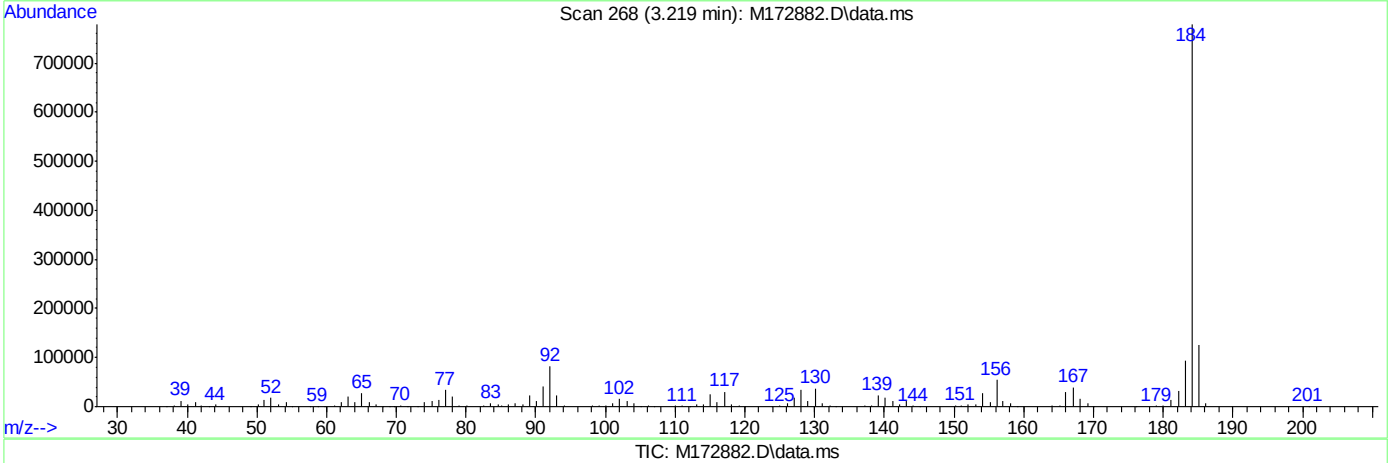

TIC: M172882.D\data.ms

(2) Benzidine (t)

3.219min (-0.905) 0.00ppb m

response 582507

Ion	Exp%	Act%
184.00	100	100
183.00	11.60	11.89
185.00	14.00	16.07
0.00	0.00	0.00

Quantitation Report (Qedit)

Data Path : C:\msdchem\1\DATA\EM7403\
Data File : M172882.D
Acq On : 17 May 2021 7:17 am
Operator : chriss2
Sample : dftpp
Misc : op32565,em7404,1000,,,1,1
ALS Vial : 1 Sample Multiplier: 1

Quant Time: May 17 10:20:44 2021
Quant Method : C:\MSDCHEM\1\METHODS\DFTPPM.M
Quant Title : Semi Volatile GC/MS, ZB-5 15m x .25mm x .25um
QLast Update : Fri May 11 15:17:17 2018
Response via : Initial Calibration

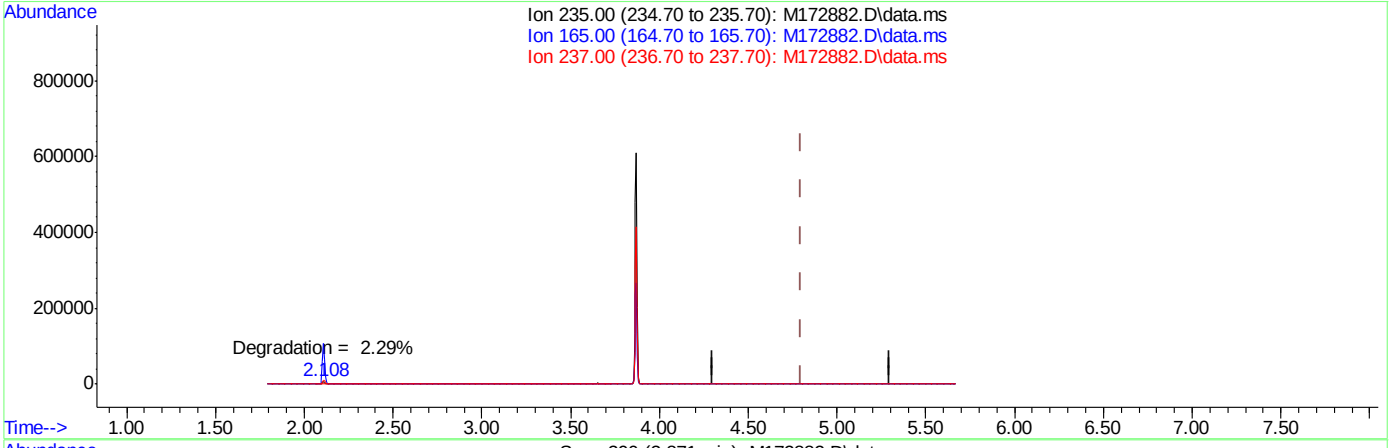

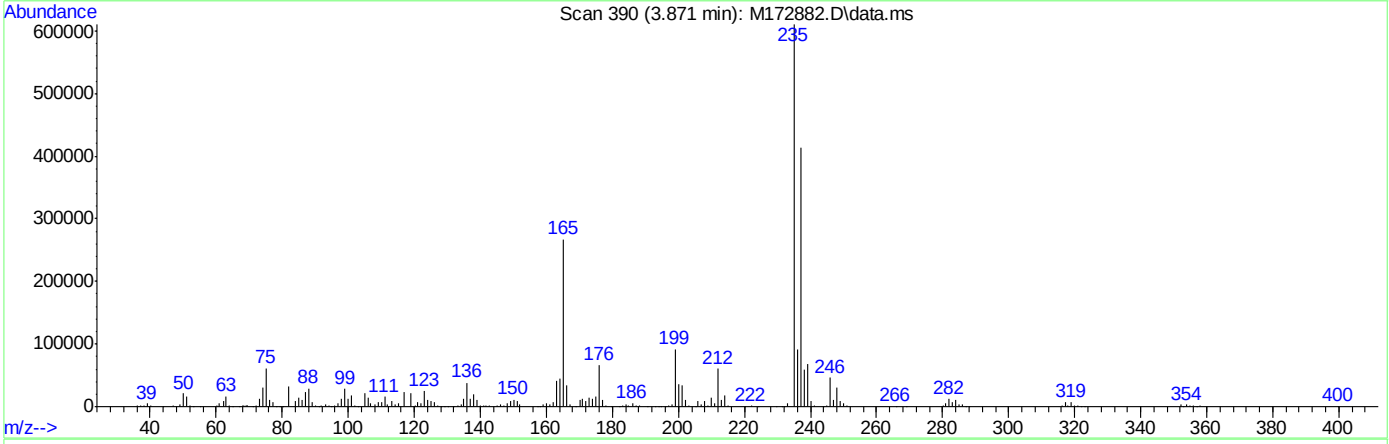

TIC: M172882.D\data.ms

(3) PP-DDT (t)

3.871min (-0.928) 0.00ppb m

response 468958

Ion	Exp%	Act%
235.00	100	100
165.00	47.10	0.00#
237.00	65.30	0.00#
0.00	0.00	0.00

DFTPP

Data File : C:\msdchem\1\DATA\EM7405\M172892.D Vial: 1
Acq On : 17 May 2021 12:28 pm Operator: hennys
Sample : dftpp Inst : MSM
Misc : op32565,em7405,1000,,,1,1 Multiplr: 1.00
MS Integration Params: RTEINT.P

Method : C:\MSDCHEM\1\METHODS\DFTPPM.M (RTE Integrator)
Title : Semi Volatile GC/MS, ZB-5 15m x .25mm x .25um

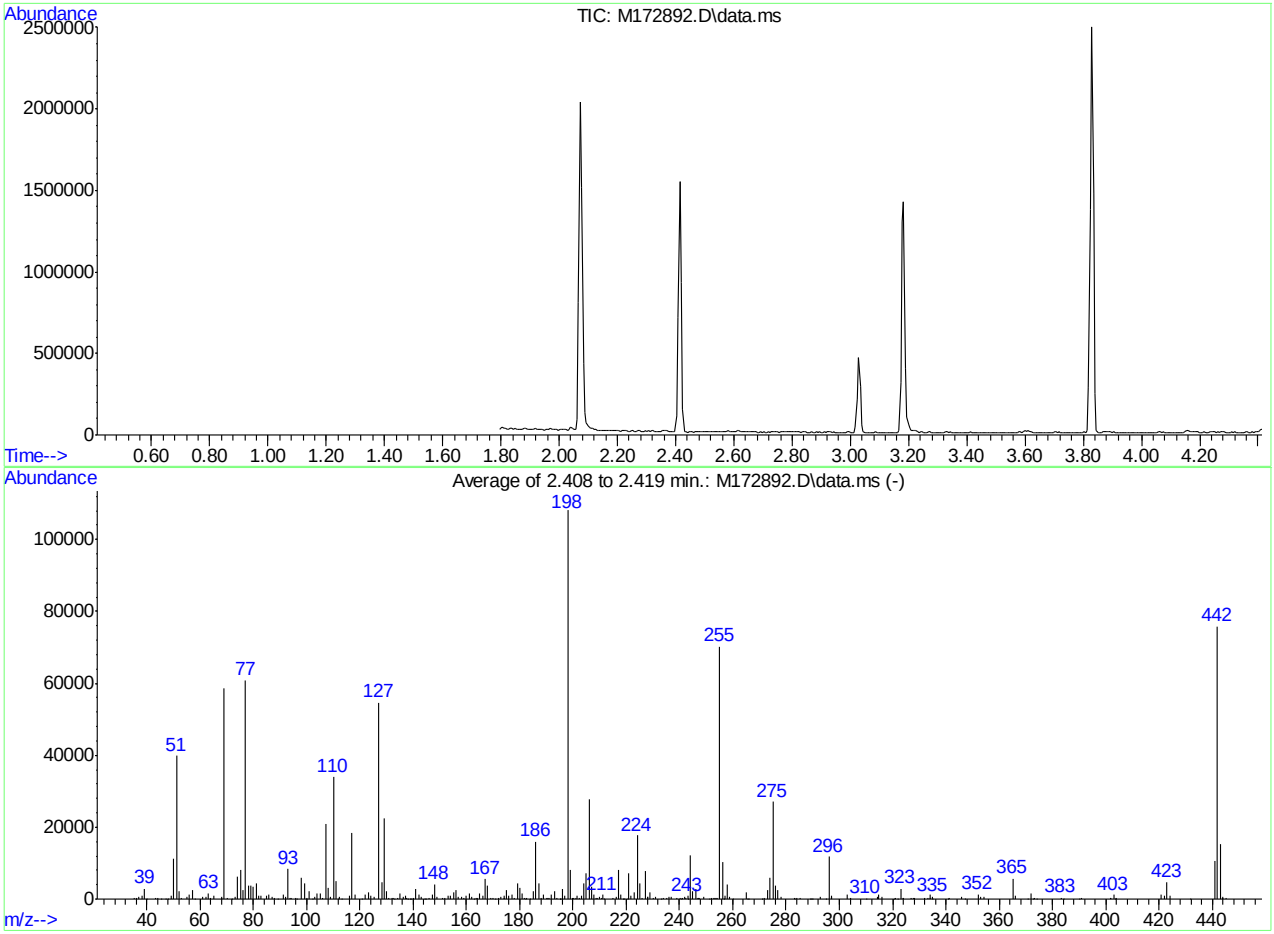

AutoFind: Scans 116, 117, 118; Background Corrected with Scan 112

Target Mass	Rel. to Mass	Lower Limit%	Upper Limit%	Rel. Abn%	Raw Abn	Result Pass/Fail
51	198	30	60	36.8	39779	PASS
68	69	0.00	2	1.1	655	PASS
69	198	0.00	100	54.3	58682	PASS
70	69	0.00	2	0.7	407	PASS
127	198	40	60	50.5	54632	PASS
197	198	0.00	1	0.8	842	PASS
198	198	100	100	100.0	108090	PASS
199	198	5	9	7.4	8035	PASS
275	198	10	30	25.1	27117	PASS
365	198	1	100	5.2	5654	PASS
441	443	0.10	100	70.0	10696	PASS
442	198	40	100	70.2	75930	PASS
443	442	17	23	20.1	15283	PASS

M172892.D DFTPPM.M Mon May 17 15:16:23 2021

Average of 2.408 to 2.419 min.: M172892.D\data.ms
dftpp
Modified:subtracted

m/z	abund.	m/z	abund.	m/z	abund.	m/z	abund.
35.05	261	49.05	888	63.05	1572	76.05	2611
36.00	329	50.05	11105	63.95	207	77.05	60817
37.05	658	51.05	39779	65.00	903	78.15	3755
38.15	922	52.10	2231	67.95	284	78.95	3849
39.05	2831	53.05	178	68.15	655	80.00	3515
39.95	69	55.10	711	69.05	58682	81.05	4290
43.05	262	56.00	1365	70.05	407	81.95	941
44.00	275	57.00	2600	72.05	115	83.00	983
45.15	117	57.85	129	73.10	764	85.10	1008
46.95	61	60.95	549	74.05	6265	85.95	1135
47.75	107	62.05	612	75.05	7964	87.00	664

Average of 2.408 to 2.419 min.: M172892.D\data.ms
dftpp
Modified:subtracted

m/z	abund.	m/z	abund.	m/z	abund.	m/z	abund.
87.90	435	99.05	4254	110.05	33957	124.00	992
89.05	135	99.95	371	111.05	5069	125.10	689
91.05	1204	101.00	2249	111.85	159	127.05	54632
91.95	590	102.15	106	112.05	574	128.05	4739
92.15	260	102.95	664	112.95	144	129.05	22556
93.05	8402	103.95	1697	116.10	991	130.10	2076
93.85	206	105.05	1466	117.05	18265	130.95	476
94.15	220	105.95	212	118.05	1254	131.95	317
96.05	295	107.05	20747	120.75	142	132.55	255
96.25	142	108.05	3184	122.05	1247	133.05	134
98.05	5799	109.10	629	123.00	1901	134.05	439

Average of 2.408 to 2.419 min.: M172892.D\data.ms
dftpp
Modified:subtracted

m/z	abund.	m/z	abund.	m/z	abund.	m/z	abund.
135.05	1500	144.05	113	156.05	2492	166.15	1017
136.05	694	144.85	118	157.05	575	167.00	5474
137.10	932	146.00	378	158.10	613	168.00	3851
137.60	454	147.00	1275	159.00	374	169.00	362
138.05	142	148.00	4200	160.00	836	169.85	180
138.75	116	149.00	722	161.00	1510	170.95	134
139.05	142	150.85	191	161.90	549	171.90	448
139.95	206	152.00	327	162.85	103	173.05	710
141.00	2735	152.95	853	163.80	261	173.95	796
142.00	1160	154.05	823	164.05	255	174.15	443
143.15	593	155.05	1798	165.00	1442	175.10	2608

Average of 2.408 to 2.419 min.: M172892.D\data.ms
dftpp
Modified:subtracted

m/z	abund.	m/z	abund.	m/z	abund.	m/z	abund.
176.00	935	186.05	15925	195.25	147	204.05	4295
177.00	1259	187.05	4234	196.00	2949	205.05	7338
177.75	191	188.00	375	196.80	842	206.05	27653
179.00	4305	189.00	1334	198.05	108090	207.00	3301
180.00	2996	190.10	259	199.00	8035	208.00	1186
181.00	1631	190.75	177	199.85	356	208.85	203
181.80	239	191.05	233	200.15	296	209.05	180
182.15	111	192.00	1158	201.25	185	210.05	579
182.75	207	193.00	2118	201.50	936	210.65	470
183.95	135	194.05	285	202.15	270	211.05	1111
185.00	2303	195.05	163	203.10	835	211.55	161

Average of 2.408 to 2.419 min.: M172892.D\data.ms
dftpp
Modified:subtracted

m/z	abund.	m/z	abund.	m/z	abund.	m/z	abund.
215.10	414	225.05	4308	235.95	508	245.05	2292
216.05	706	226.00	479	236.95	615	246.00	2712
217.00	8181	227.00	7859	238.95	208	246.90	378
218.00	1161	227.95	490	240.15	250	247.05	314

218.85	132	228.15	545	240.85	111	247.25	266
219.15	108	229.00	1976	241.15	355	249.00	483
220.35	119	230.05	224	242.00	644	251.05	103
221.05	7072	230.95	487	242.25	188	251.95	228
221.80	826	233.15	104	243.05	140	252.80	265
223.00	1787	233.95	435	243.15	878	253.15	271
224.05	17655	235.00	409	244.05	12298	253.75	202

Average of 2.408 to 2.419 min.: M172892.D\data.ms
dftpp
Modified:subtracted

m/z	abund.	m/z	abund.	m/z	abund.	m/z	abund.
253.95	409	270.95	134	285.15	194	310.05	118
255.05	70290	271.75	190	288.95	167	314.10	569
256.05	10426	273.00	2382	289.35	121	314.90	1200
256.75	152	274.00	6062	289.75	160	316.05	639
257.00	1039	275.05	27117	292.95	760	320.75	118
258.00	4176	276.05	3809	295.05	119	321.15	174
258.95	647	277.05	2627	296.05	11709	322.05	127
259.85	107	278.05	672	296.85	683	323.05	2927
265.05	2003	282.95	181	297.10	948	323.85	381
265.65	104	283.15	167	303.10	1367	324.05	348
266.05	164	284.10	274	304.15	203	326.95	459

Average of 2.408 to 2.419 min.: M172892.D\data.ms
dftpp
Modified:subtracted

m/z	abund.	m/z	abund.	m/z	abund.	m/z	abund.
327.95	232	347.05	132	383.15	470	423.05	4814
328.15	213	352.00	1306	384.05	124	424.10	966
331.85	198	353.05	767	390.05	134	431.85	119
333.05	328	354.10	636	390.95	246	441.05	10696
333.95	273	365.05	5654	401.85	227	442.05	75930
334.10	1355	366.00	885	402.05	401	443.05	15283
334.95	158	370.85	141	403.05	1146	443.85	419
335.10	637	372.10	1483	403.75	164	444.10	694
340.85	120	372.85	152	404.05	200	445.05	177
341.05	201	373.15	278	421.00	1221		
345.95	724	374.05	136	422.05	831		

Quantitation Report (Qedit)

Data Path : C:\msdchem\1\DATA\EM7405\
Data File : M172892.D
Acq On : 17 May 2021 12:28 pm
Operator : hennys
Sample : dftpp
Misc : op32565,em7405,1000,,,1,1
ALS Vial : 1 Sample Multiplier: 1

Quant Time: May 17 12:34:13 2021
Quant Method : C:\MSDCHEM\1\METHODS\DFTPPM.M
Quant Title : Semi Volatile GC/MS, ZB-5 15m x .25mm x .25um
QLast Update : Fri May 11 15:17:17 2018
Response via : Initial Calibration

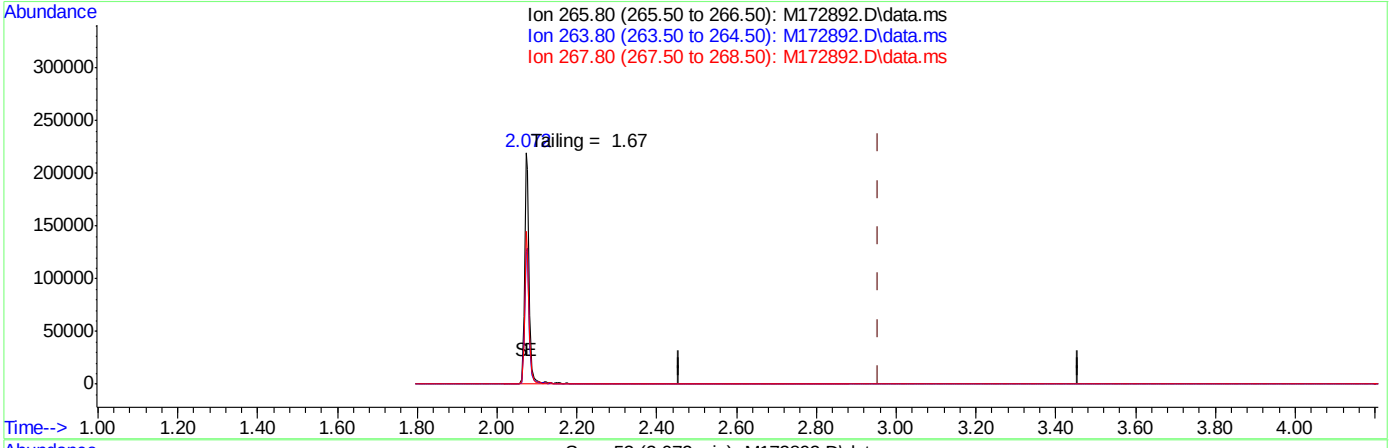

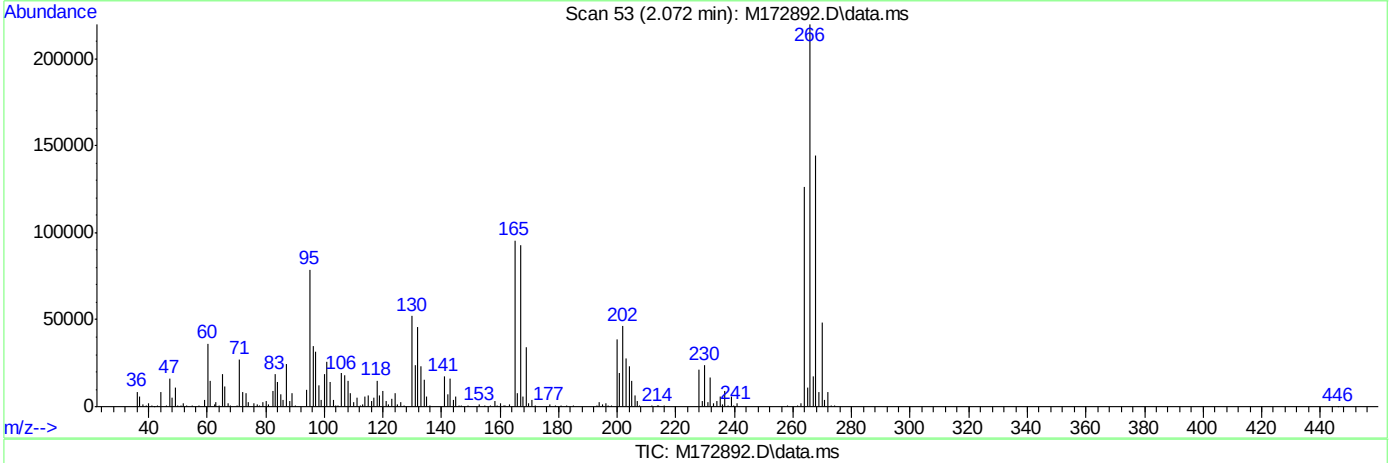

TIC: M172892.D\data.ms

(1) Pentachlorophenol (t)

2.072min (-0.886) 0.00ppb m

response 193291

Ion	Exp%	Act%
265.80	100	100
263.80	64.30	57.35
267.80	64.40	65.83
0.00	0.00	0.00

Quantitation Report (Qedit)

Data Path : C:\msdchem\1\DATA\EM7405\
Data File : M172892.D
Acq On : 17 May 2021 12:28 pm
Operator : hennys
Sample : dftpp
Misc : op32565,em7405,1000,,,1,1
ALS Vial : 1 Sample Multiplier: 1

Quant Time: May 17 12:34:13 2021
Quant Method : C:\MSDCHEM\1\METHODS\DFTPPM.M
Quant Title : Semi Volatile GC/MS, ZB-5 15m x .25mm x .25um
QLast Update : Fri May 11 15:17:17 2018
Response via : Initial Calibration

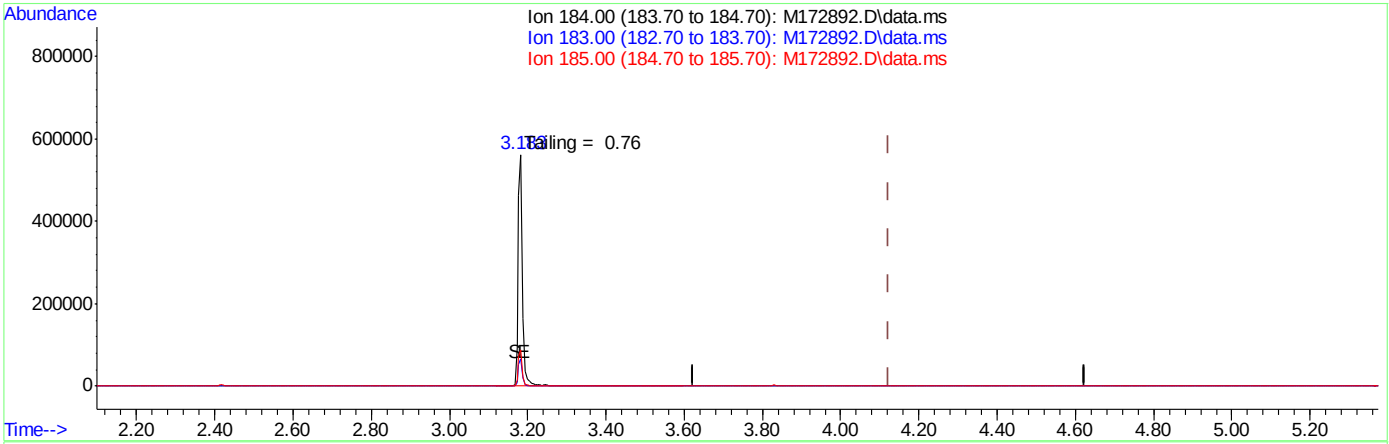

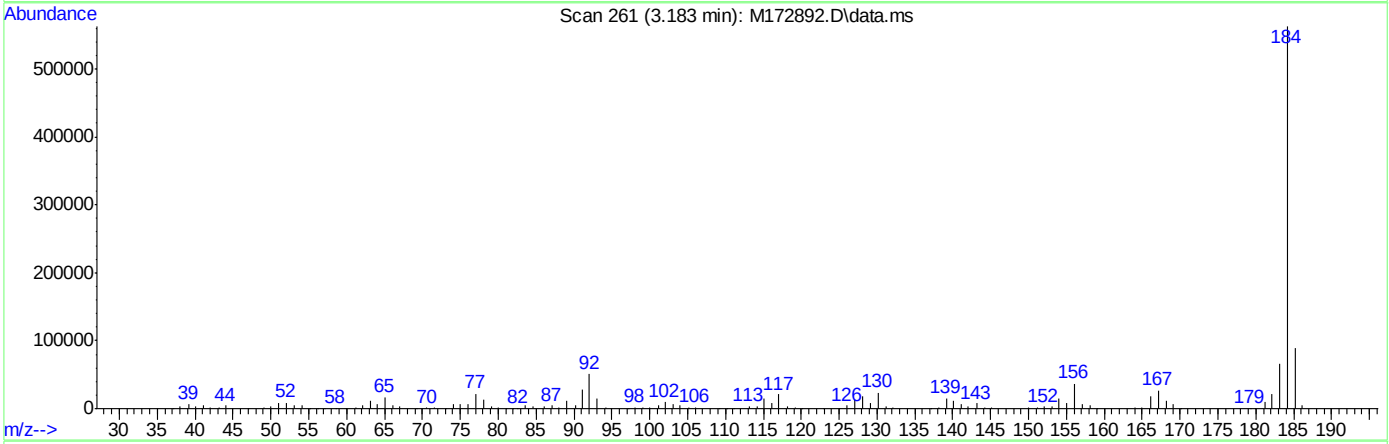

TIC: M172892.D\data.ms

(2) Benzidine (t)

3.183min (-0.941) 0.00ppb m

response 450990

Ion	Exp%	Act%
184.00	100	100
183.00	11.60	11.63
185.00	14.00	15.80
0.00	0.00	0.00

Quantitation Report (Qedit)

Data Path : C:\msdchem\1\DATA\EM7405\
Data File : M172892.D
Acq On : 17 May 2021 12:28 pm
Operator : hennys
Sample : dftpp
Misc : op32565,em7405,1000,,,1,1
ALS Vial : 1 Sample Multiplier: 1

Quant Time: May 17 12:34:13 2021
Quant Method : C:\MSDCHEM\1\METHODS\DFTPPM.M
Quant Title : Semi Volatile GC/MS, ZB-5 15m x .25mm x .25um
QLast Update : Fri May 11 15:17:17 2018
Response via : Initial Calibration

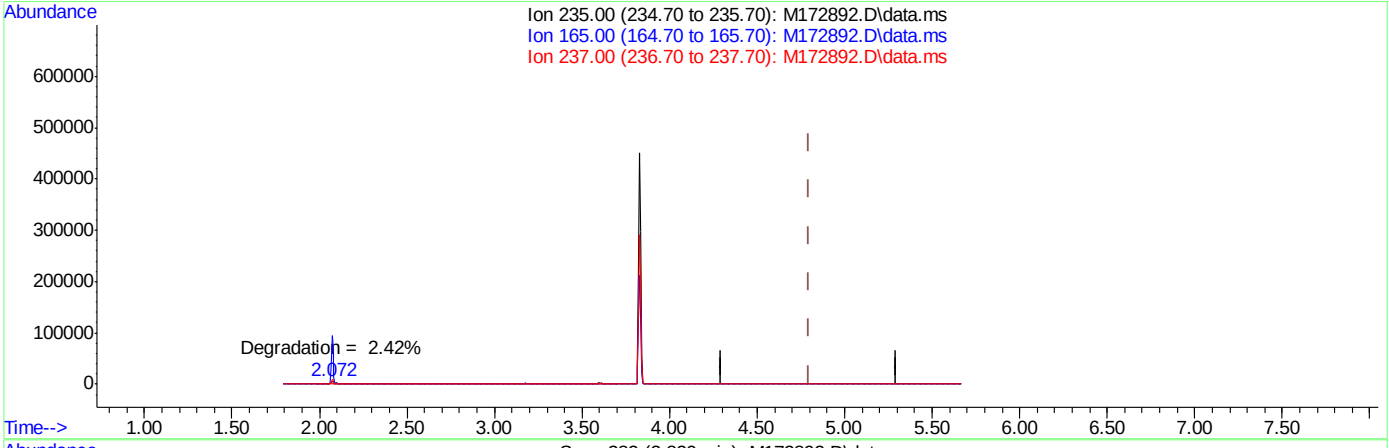

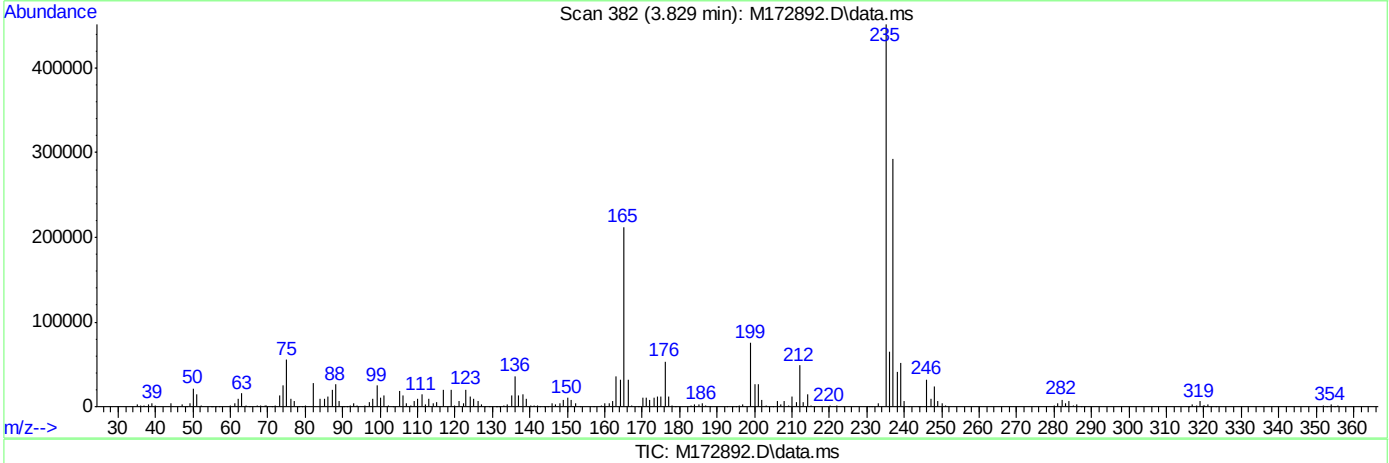

TIC: M172892.D\data.ms

(3) PP-DDT (t)

3.829min (-0.969) 0.00ppb m

response 340733

Ion	Exp%	Act%
235.00	100	100
165.00	47.10	0.00#
237.00	65.30	0.00#
0.00	0.00	0.00

DFTPP

Data File : C:\msdchem\1\DATA\EM7406\M172909.D Vial: 1
Acq On : 18 May 2021 12:07 pm Operator: hennys
Sample : dftpp Inst : MSM
Misc : op32565,em7406,1000,,,1,1 Multiplr: 1.00
MS Integration Params: RTEINT.P

Method : C:\MSDCHEM\1\METHODS\DFTPPM.M (RTE Integrator)
Title : Semi Volatile GC/MS, ZB-5 15m x .25mm x .25um

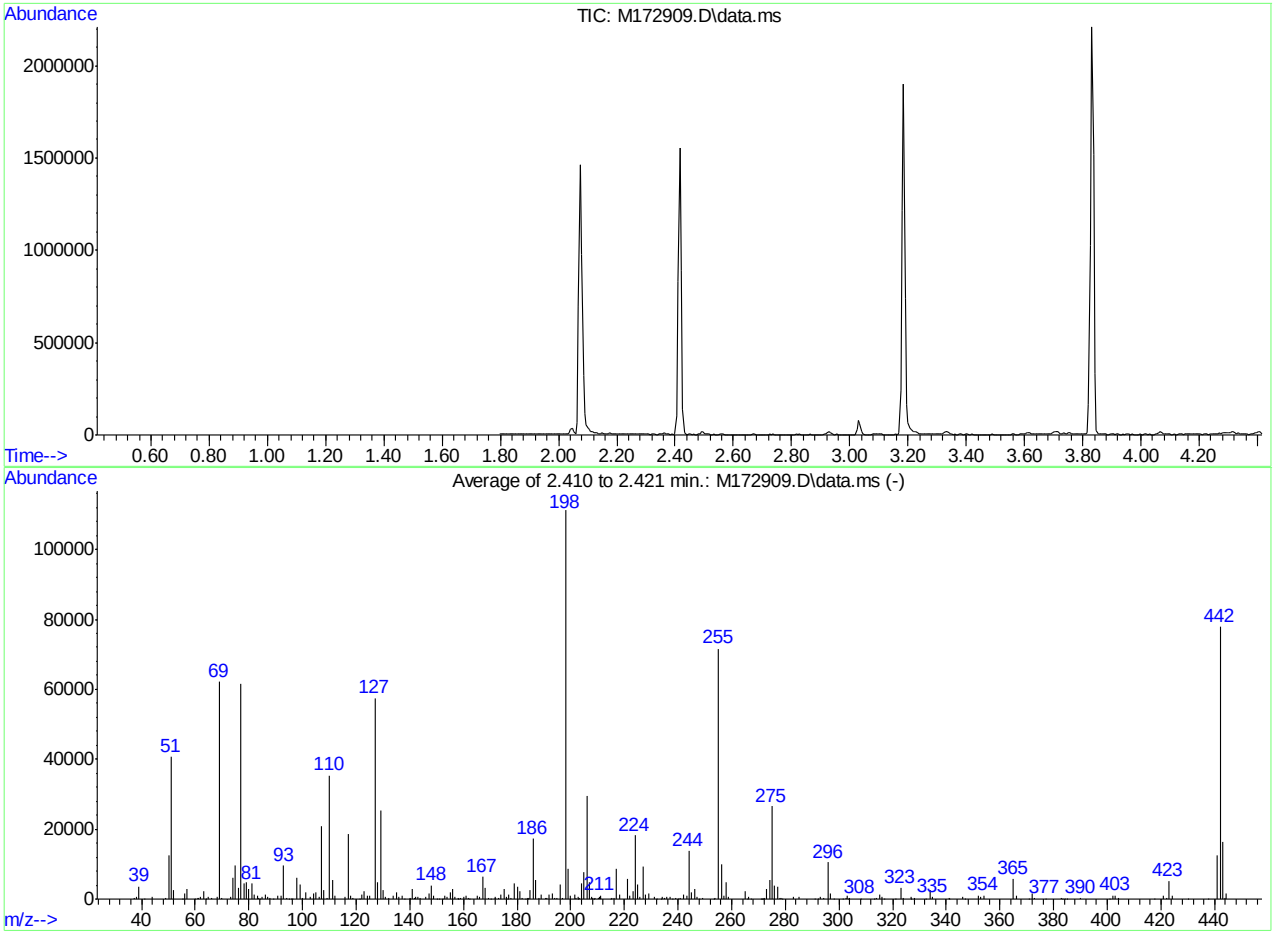

AutoFind: Scans 116, 117, 118; Background Corrected with Scan 112

Target Mass	Rel. to Mass	Lower Limit%	Upper Limit%	Rel. Abn%	Raw Abn	Result Pass/Fail
51	198	30	60	36.6	40640	PASS
68	69	0.00	2	1.2	738	PASS
69	198	0.00	100	55.9	62098	PASS
70	69	0.00	2	0.6	352	PASS
127	198	40	60	51.7	57421	PASS
197	198	0.00	1	0.2	271	PASS
198	198	100	100	100.0	111165	PASS
199	198	5	9	7.8	8640	PASS
275	198	10	30	23.8	26505	PASS
365	198	1	100	5.1	5640	PASS
441	443	0.10	100	77.2	12622	PASS
442	198	40	100	70.1	77914	PASS
443	442	17	23	21.0	16340	PASS

M172909.D DFTPPM.M Tue May 18 16:31:37 2021

Average of 2.410 to 2.421 min.: M172909.D\data.ms
dftpp
Modified:subtracted

m/z	abund.	m/z	abund.	m/z	abund.	m/z	abund.
37.10	297	57.05	2780	69.95	352	83.05	1112
38.05	503	59.95	165	73.05	544	83.85	241
39.10	3559	60.90	281	74.05	6212	84.05	128
41.05	123	61.15	212	75.05	9555	85.00	564
43.95	733	62.05	739	76.10	3275	86.05	1296
49.00	311	63.05	2386	77.00	61697	87.10	761
50.05	12518	63.95	162	78.10	4589	88.05	207
51.05	40640	65.05	781	79.05	4720	89.05	136
52.10	2440	66.05	202	80.05	2871	90.95	1069
55.15	122	68.05	738	81.05	4479	92.00	1012
56.05	1458	69.05	62098	82.00	1421	93.05	9564

Average of 2.410 to 2.421 min.: M172909.D\data.ms
dftpp
Modified:subtracted

m/z	abund.	m/z	abund.	m/z	abund.	m/z	abund.
94.05	427	106.15	559	121.25	123	134.00	818
94.75	151	107.05	20928	122.05	1379	135.00	1974
95.75	150	108.05	2636	123.00	2102	136.05	808
96.05	116	109.05	317	124.00	826	137.05	1061
98.05	6229	110.05	35442	125.00	974	137.95	136
99.05	4207	111.05	5441	127.05	57421	140.00	271
100.05	276	112.05	829	128.00	4701	140.25	121
101.05	2050	116.00	799	129.05	25287	141.05	2813
103.05	649	117.05	18647	130.00	2470	141.85	419
104.05	1670	118.10	1006	131.05	544	142.00	560
105.05	1865	118.90	339	132.10	310	143.05	664

Average of 2.410 to 2.421 min.: M172909.D\data.ms
dftpp
Modified:subtracted

m/z	abund.	m/z	abund.	m/z	abund.	m/z	abund.
143.85	201	156.05	2738	167.05	6345	177.05	1407
146.00	617	157.00	509	168.05	3107	177.90	266
147.00	1517	157.85	213	169.15	331	179.00	4648
148.05	3882	158.05	166	170.15	101	180.05	3557
149.05	812	158.90	392	171.85	204	181.05	2108
150.25	105	160.00	782	172.05	529	181.90	420
151.15	167	161.00	1126	173.10	369	183.05	136
152.25	161	161.85	318	174.05	1300	183.85	191
153.05	925	162.05	153	175.05	2926	184.05	159
154.05	684	164.95	895	175.90	634	184.35	174
155.05	2090	166.10	551	176.25	124	185.00	2551

Average of 2.410 to 2.421 min.: M172909.D\data.ms
dftpp
Modified:subtracted

m/z	abund.	m/z	abund.	m/z	abund.	m/z	abund.
186.05	17296	196.85	271	206.05	29488	215.10	352
187.05	5372	198.00	111165	207.05	4963	216.00	473
188.00	475	199.00	8640	207.85	715	217.05	8652
189.00	1188	200.00	868	208.15	363	218.05	1214
190.75	278	201.60	1298	208.65	131	221.00	5764
190.90	315	202.05	174	208.95	318	222.05	874
192.00	1232	202.65	118	210.15	379	223.05	2382
193.00	1641	202.95	690	210.55	567	224.05	18252
193.95	401	203.15	231	210.95	311	225.05	4159
194.95	181	204.05	4364	211.10	1029	225.95	527
196.10	4139	205.05	7626	214.85	111	227.05	9328

Average of 2.410 to 2.421 min.: M172909.D\data.ms
dftpp
Modified:subtracted

m/z	abund.	m/z	abund.	m/z	abund.	m/z	abund.
228.00	1408	238.95	396	253.15	122	270.95	128
229.00	1665	239.95	158	253.55	197	271.15	137
231.00	774	241.00	442	255.05	71674	271.85	117
232.15	132	242.05	1350	256.05	9857	272.15	332

233.75	161	243.15	951	257.00	1017	273.00	2762
234.00	584	244.10	13693	258.00	4675	274.05	5503
234.75	188	245.00	2069	258.95	610	275.05	26505
235.00	444	246.05	2938	265.00	2319	276.05	4016
235.95	687	247.00	700	265.95	116	277.00	3518
237.00	778	247.95	171	266.15	505	278.00	279
237.85	115	249.00	221	266.95	135	278.25	212

Average of 2.410 to 2.421 min.: M172909.D\data.ms
dftpp
Modified:subtracted

m/z	abund.	m/z	abund.	m/z	abund.	m/z	abund.
278.95	100	302.75	183	323.10	3069	346.85	104
283.05	561	303.10	947	324.15	464	352.05	899
284.90	650	303.65	116	326.85	104	353.00	531
290.95	127	304.05	206	327.00	624	354.05	1088
292.25	159	308.05	111	328.10	314	365.05	5640
293.05	556	313.05	156	332.15	146	366.00	851
294.10	229	314.05	279	334.00	2443	370.95	152
296.00	10508	315.00	1143	335.00	499	372.10	1563
297.00	1544	316.10	559	340.95	385	373.00	424
298.15	116	316.95	103	341.15	164	376.85	100
301.35	114	320.85	104	346.00	696	382.95	262

Average of 2.410 to 2.421 min.: M172909.D\data.ms
dftpp
Modified:subtracted

m/z	abund.	m/z	abund.	m/z	abund.	m/z	abund.
383.25	119	423.00	5147				
384.05	124	424.10	988				
385.15	122	430.15	169				
390.15	281	437.55	142				
401.05	156	441.05	12622				
402.00	835	442.05	77914				
403.00	1030	443.05	16340				
404.05	279	443.95	206				
417.65	107	444.15	1513				
421.05	875						
422.05	472						

Quantitation Report (Qedit)

Data Path : C:\msdchem\1\DATA\EM7406\
Data File : M172909.D
Acq On : 18 May 2021 12:07 pm
Operator : hennys
Sample : dftpp
Misc : op32565,em7406,1000,,,1,1
ALS Vial : 1 Sample Multiplier: 1

Quant Time: May 18 12:41:47 2021
Quant Method : C:\MSDCHEM\1\METHODS\DFTPPM.M
Quant Title : Semi Volatile GC/MS, ZB-5 15m x .25mm x .25um
QLast Update : Fri May 11 15:17:17 2018
Response via : Initial Calibration

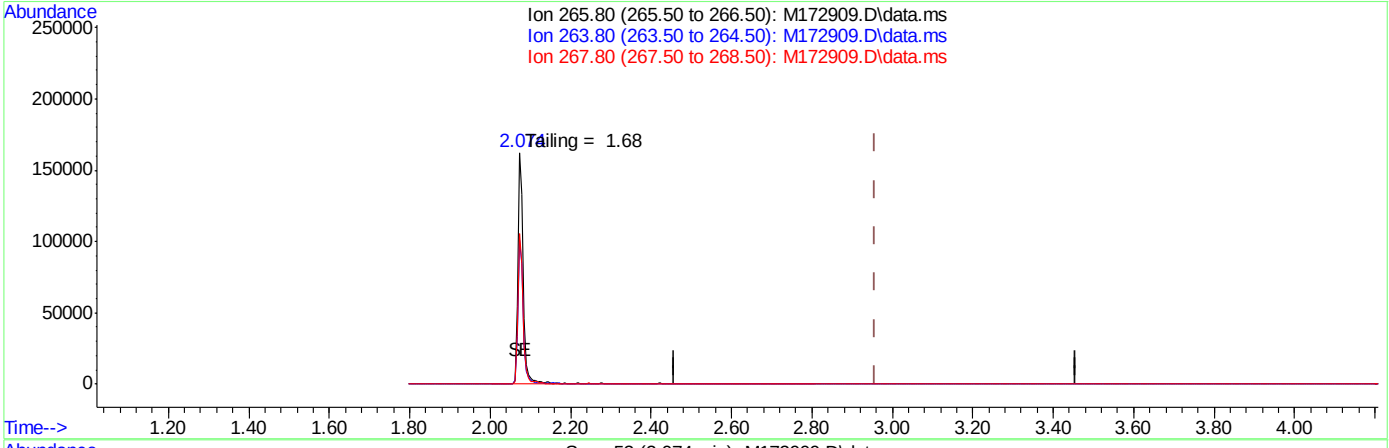

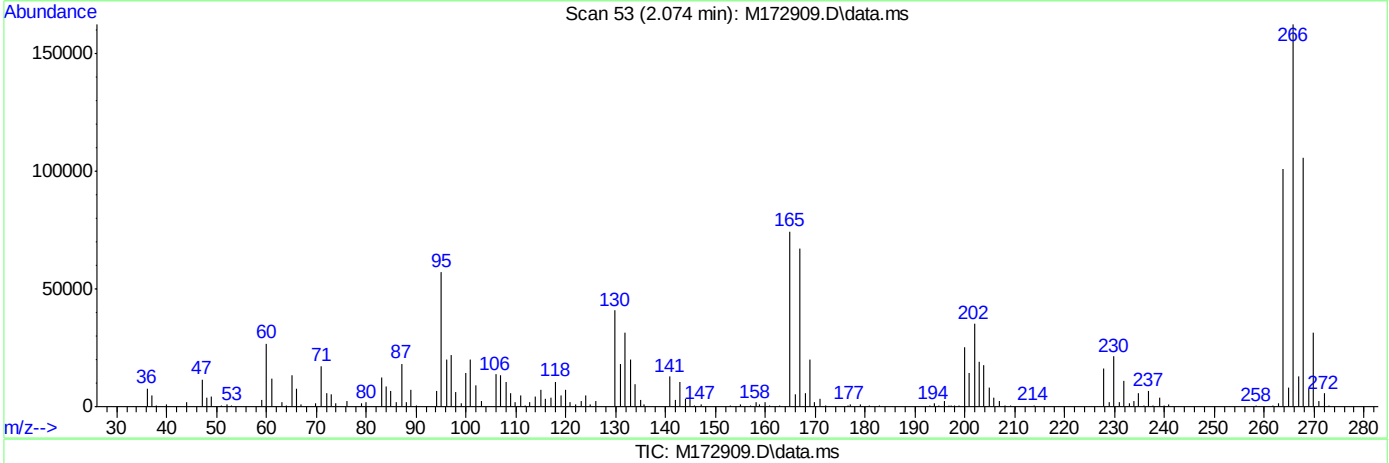

TIC: M172909.D\data.ms

(1) Pentachlorophenol (t)

2.074min (-0.884) 0.00ppb m

response 144433

Ion	Exp%	Act%
265.80	100	100
263.80	64.30	62.12
267.80	64.40	65.11
0.00	0.00	0.00

Quantitation Report (Qedit)

Data Path : C:\msdchem\1\DATA\EM7406\
Data File : M172909.D
Acq On : 18 May 2021 12:07 pm
Operator : hennys
Sample : dftpp
Misc : op32565,em7406,1000,,,1,1
ALS Vial : 1 Sample Multiplier: 1

Quant Time: May 18 12:41:47 2021
Quant Method : C:\MSDCHEM\1\METHODS\DFTPPM.M
Quant Title : Semi Volatile GC/MS, ZB-5 15m x .25mm x .25um
QLast Update : Fri May 11 15:17:17 2018
Response via : Initial Calibration

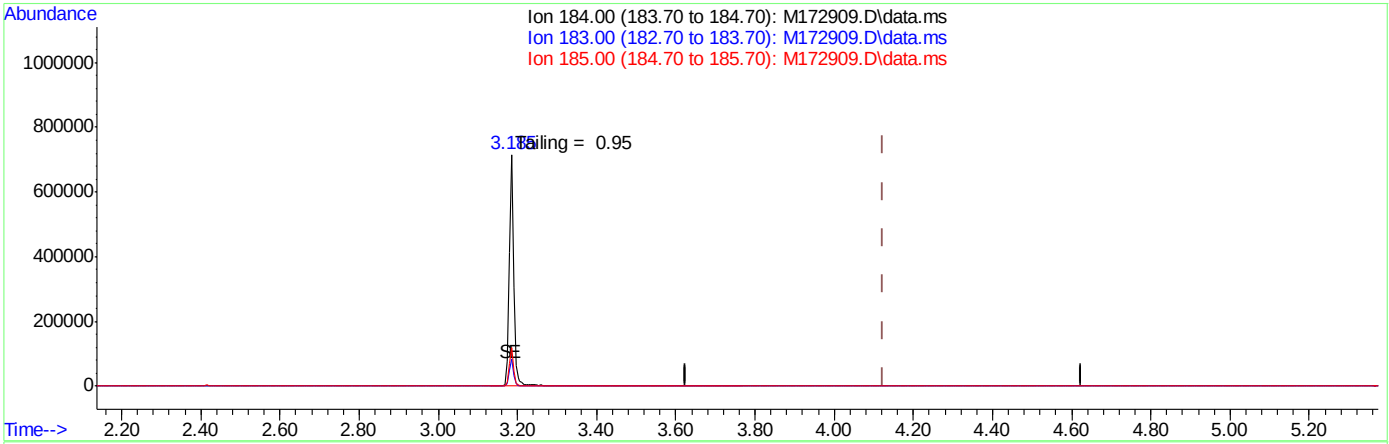

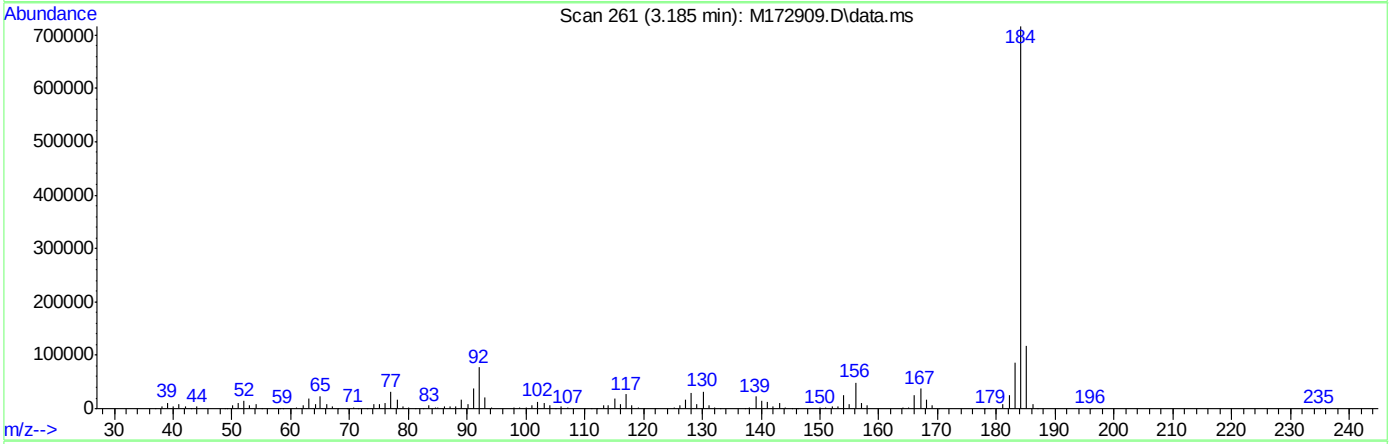

TIC: M172909.D\data.ms

(2) Benzidine (t)

3.185min (-0.939) 0.00ppb m

response 541213

Ion	Exp%	Act%
184.00	100	100
183.00	11.60	12.00
185.00	14.00	16.49
0.00	0.00	0.00

Quantitation Report (Qedit)

Data Path : C:\msdchem\1\DATA\EM7406\
Data File : M172909.D
Acq On : 18 May 2021 12:07 pm
Operator : hennys
Sample : dftpp
Misc : op32565,em7406,1000,,,1,1
ALS Vial : 1 Sample Multiplier: 1

Quant Time: May 18 12:41:47 2021
Quant Method : C:\MSDCHEM\1\METHODS\DFTPPM.M
Quant Title : Semi Volatile GC/MS, ZB-5 15m x .25mm x .25um
QLast Update : Fri May 11 15:17:17 2018
Response via : Initial Calibration

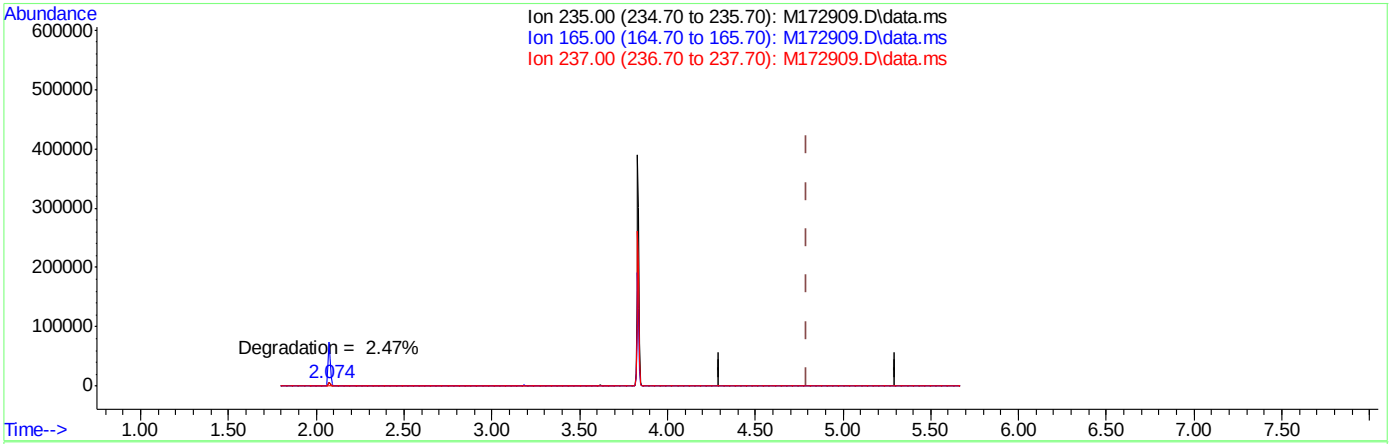

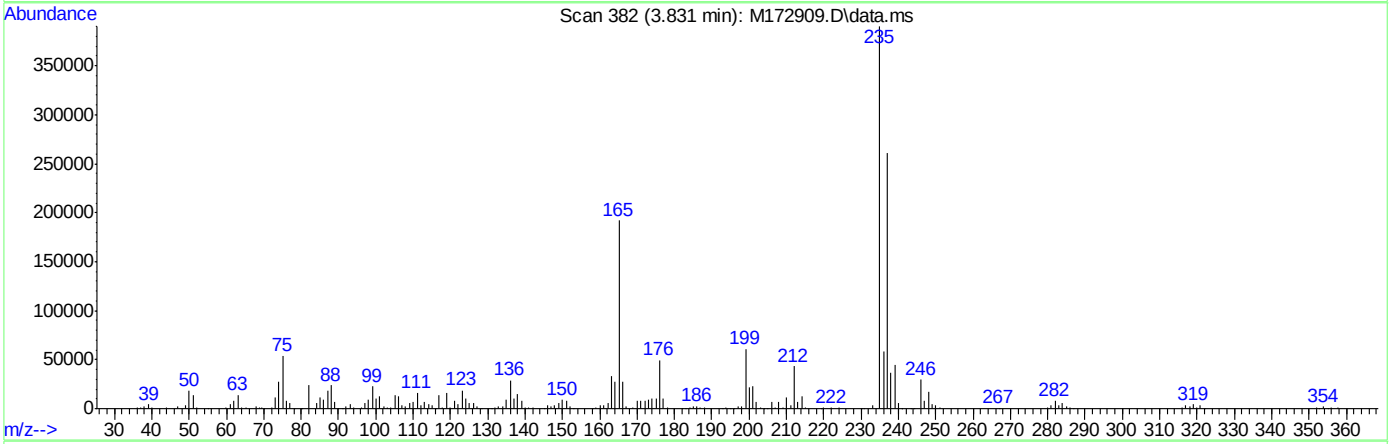

TIC: M172909.D\data.ms

(3) PP-DDT (t)

3.831min (-0.967) 0.00ppb m

response 306451

Ion	Exp%	Act%
235.00	100	100
165.00	47.10	0.00#
237.00	65.30	0.00#
0.00	0.00	0.00

DFTPP

Data File : C:\msdchem\1\DATA\EM7461\m173926.D Vial: 1
Acq On : 6 Jul 2021 9:22 am Operator: chriss2
Sample : dftpp Inst : MSM
Misc : op33969,em7461,30.0,,,1,1 Multiplr: 1.00
MS Integration Params: RTEINT.P

Method : C:\MSDCHEM\1\METHODS\DFTPPM.M (RTE Integrator)
Title : Semi Volatile GC/MS, ZB-5 15m x .25mm x .25um

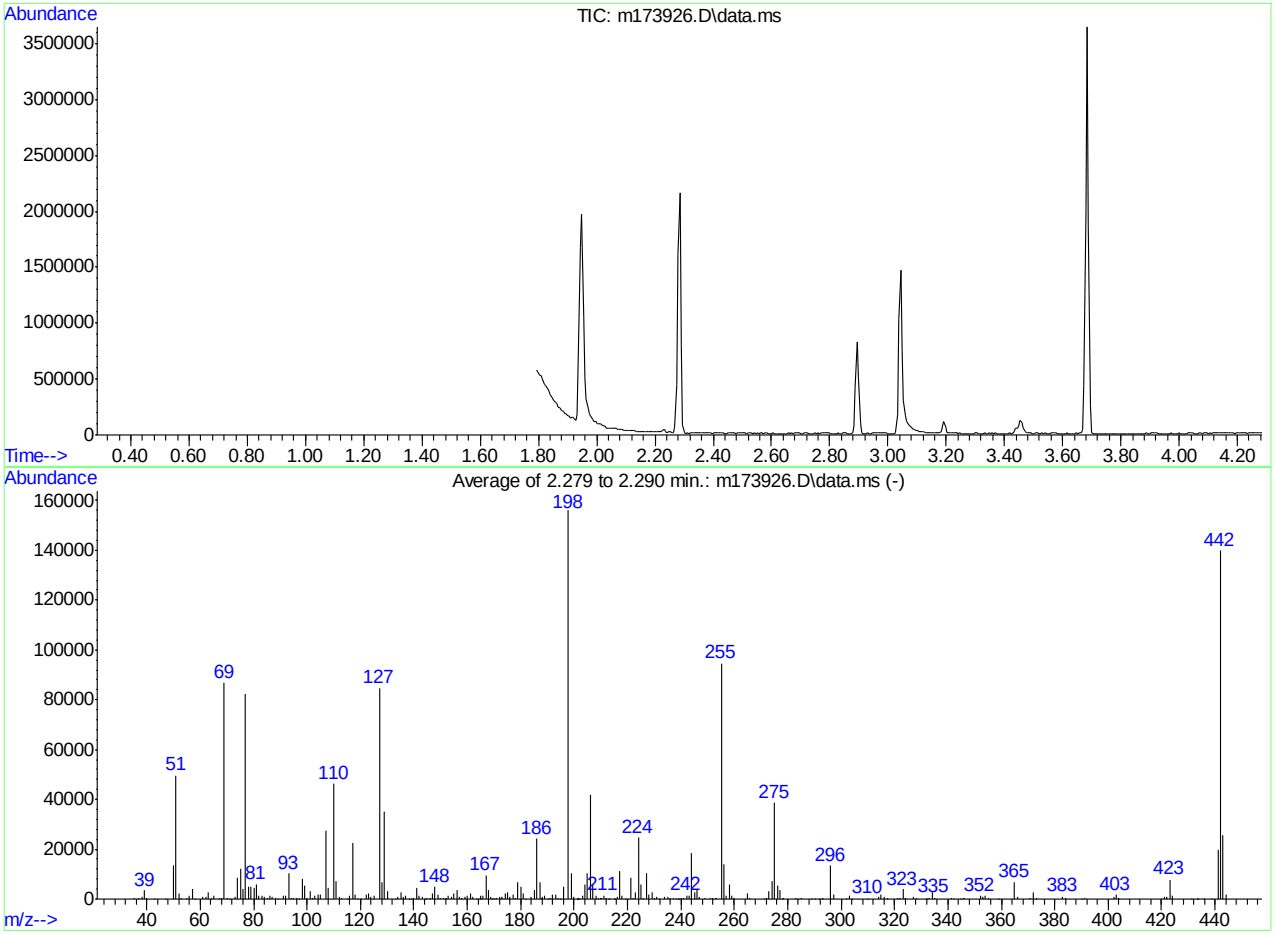

AutoFind: Scans 92, 93, 94; Background Corrected with Scan 87

Target Mass	Rel. to Mass	Lower Limit%	Upper Limit%	Rel. Abn%	Raw Abn	Result Pass/Fail
51	198	30	60	31.7	49517	PASS
68	69	0.00	2	0.3	248	PASS
69	198	0.00	100	55.6	86777	PASS
70	69	0.00	2	0.6	503	PASS
127	198	40	60	54.3	84728	PASS
197	198	0.00	1	0.0	0	PASS
198	198	100	100	100.0	156008	PASS
199	198	5	9	6.8	10550	PASS
275	198	10	30	24.7	38597	PASS
365	198	1	100	4.4	6900	PASS
441	443	0.10	100	76.8	19718	PASS
442	198	40	100	89.7	139888	PASS
443	442	17	23	18.3	25658	PASS

m173926.D DFTPPM.M Tue Jul 06 15:29:22 2021

Average of 2.279 to 2.290 min.: m173926.D\data.ms
dftpp
Modified:subtracted

m/z	abund.	m/z	abund.	m/z	abund.	m/z	abund.
35.10	286	55.05	638	69.00	86777	81.05	5894
37.05	528	56.05	1259	70.05	503	82.05	1466
38.05	877	57.05	3965	71.05	128	83.05	1227
39.10	3563	57.95	107	73.10	951	83.95	935
40.00	349	61.05	806	74.05	8443	85.05	567
42.95	41	62.00	1024	75.05	12363	86.00	1263
47.05	125	63.05	2570	76.05	4069	87.00	931
50.05	13564	64.05	509	77.00	82178	88.05	484
51.00	49517	65.10	1357	78.10	4752	89.00	217
52.05	2126	67.00	553	79.05	5154	91.05	1247
53.00	320	68.05	248	80.05	4708	92.05	1512

Average of 2.279 to 2.290 min.: m173926.D\data.ms
dftpp
Modified:subtracted

m/z	abund.	m/z	abund.	m/z	abund.	m/z	abund.
93.05	10155	104.05	2029	118.00	1904	133.00	226
94.05	633	105.05	2003	118.90	113	134.00	1076
95.10	432	107.05	27583	119.95	235	135.05	2687
96.05	258	108.05	4743	122.05	1828	136.00	969
97.10	44	110.05	46184	123.00	2484	137.05	1494
98.05	8144	111.05	7035	123.95	999	137.95	207
99.05	5596	112.00	983	125.05	1281	139.05	145
100.05	622	113.00	394	127.05	84728	140.00	448
101.05	3374	115.00	184	128.05	6707	141.00	4462
102.05	320	116.05	1250	129.05	35065	142.05	1220
103.05	1486	117.05	22724	130.00	2993	143.05	1022

Average of 2.279 to 2.290 min.: m173926.D\data.ms
dftpp
Modified:subtracted

m/z	abund.	m/z	abund.	m/z	abund.	m/z	abund.
143.95	172	153.95	947	164.05	212	172.95	834
145.00	242	155.05	2355	164.85	222	173.15	248
145.95	631	156.05	3684	165.00	1230	174.05	2154
147.05	2275	157.05	821	166.05	1383	175.05	2683
148.00	4907	157.75	287	167.05	9633	176.05	1082
149.00	1617	158.05	468	168.05	3621	177.00	1981
149.95	251	159.00	703	168.95	733	178.00	482
151.20	631	160.05	1505	169.15	109	178.95	6639
151.85	345	161.05	2278	170.00	390	180.05	4790
152.15	202	162.05	733	170.95	316	181.00	2331
152.95	1196	163.40	235	172.00	905	181.95	116

Average of 2.279 to 2.290 min.: m173926.D\data.ms
dftpp
Modified:subtracted

m/z	abund.	m/z	abund.	m/z	abund.	m/z	abund.
184.05	735	194.05	434	204.05	6088	212.85	106
185.05	3707	194.95	208	205.05	10405	213.15	119
186.05	24231	196.05	5015	206.05	41656	215.05	60
187.05	6841	197.95	156008	207.05	5867	215.35	124
187.85	184	199.05	10550	208.05	1280	216.05	1041
188.10	726	200.05	897	209.05	586	217.00	11105
189.05	1542	200.95	120	209.85	289	217.95	1569
190.15	227	201.35	188	210.10	643	218.95	149
190.95	457	201.55	524	210.45	245	219.85	100
192.00	1648	201.75	127	211.15	1552	221.05	8532
193.00	1889	203.00	1550	212.10	318	221.95	249

Average of 2.279 to 2.290 min.: m173926.D\data.ms
dftpp
Modified:subtracted

m/z	abund.	m/z	abund.	m/z	abund.	m/z	abund.
223.00	2735	234.95	958	245.00	2607	258.00	5859
224.05	24736	236.05	588	246.00	4039	258.95	1161
225.05	6071	237.00	551	247.00	761	260.00	282
226.00	411	238.15	113	249.00	671	265.00	2376

227.05	10435	238.85	165	250.95	266	265.85	467
227.95	1638	239.15	130	251.90	276	271.15	167
229.05	2589	239.95	472	253.05	277	271.95	366
230.05	270	241.05	586	253.20	464	273.00	3112
231.05	782	242.05	1590	255.05	94682	274.00	7439
231.95	144	243.10	1568	256.05	13757	275.05	38597
234.05	737	244.05	18630	257.00	1355	276.05	5308

Average of 2.279 to 2.290 min.: m173926.D\data.ms
dftpp
Modified:subtracted

m/z	abund.	m/z	abund.	m/z	abund.	m/z	abund.
277.00	3748	296.05	13378	322.10	315	341.10	580
277.95	147	297.05	1798	323.05	3941	342.05	112
278.15	272	302.05	149	323.85	187	344.85	119
282.90	287	303.00	1300	324.00	692	345.80	636
283.95	138	303.95	210	326.95	1008	346.05	511
285.00	607	309.95	128	328.10	388	352.05	1279
288.95	129	314.05	826	331.65	106	353.00	1097
290.05	219	315.00	1650	331.95	183	354.10	1160
291.95	124	316.00	1138	332.95	250	355.05	468
292.90	572	317.20	292	334.05	2931	358.95	129
293.15	165	321.00	395	335.00	634	364.95	6900

Average of 2.279 to 2.290 min.: m173926.D\data.ms
dftpp
Modified:subtracted

m/z	abund.	m/z	abund.	m/z	abund.	m/z	abund.
365.95	882	404.05	222	438.55	104		
370.90	259	419.95	123	441.05	19718		
372.05	2507	420.95	1091	442.05	139888		
373.05	686	421.85	282	443.00	25658		
383.00	981	422.05	785	444.00	1970		
383.95	288	423.00	7799				
389.85	176	423.95	1523				
391.15	262	431.25	111				
402.00	1043	433.15	110				
403.00	1718	433.55	101				
403.85	271	435.55	210				

Quantitation Report (Qedit)

Data Path : C:\msdchem\1\DATA\EM7461\
Data File : m173926.D
Acq On : 6 Jul 2021 9:22 am
Operator : chriss2
Sample : dftpp
Misc : op33969,em7461,30.0,,,1,1
ALS Vial : 1 Sample Multiplier: 1

Quant Time: Jul 06 09:27:31 2021
Quant Method : C:\MSDCHEM\1\METHODS\DFTPPM.M
Quant Title : Semi Volatile GC/MS, ZB-5 15m x .25mm x .25um
QLast Update : Wed Jun 23 16:17:58 2021
Response via : Initial Calibration

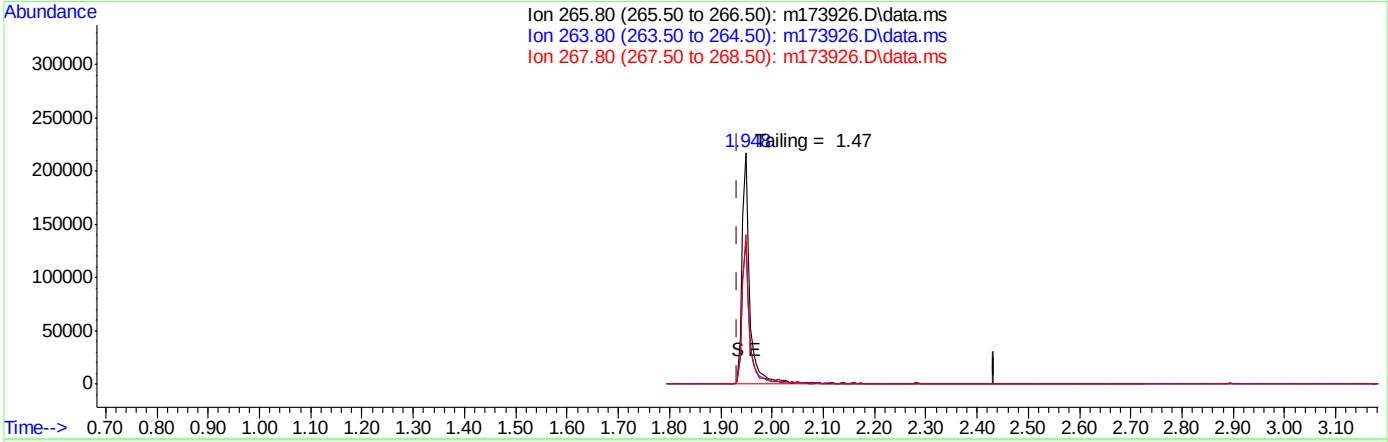

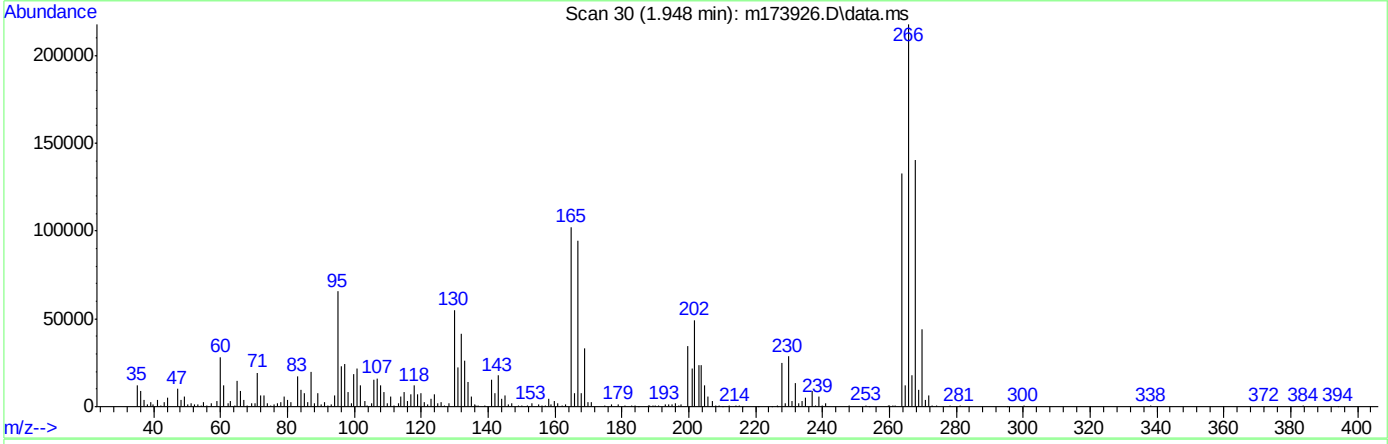

TIC: m173926.D\data.ms

(1) Pentachlorophenol (t)

1.948min (+0.015) 0.00ppb

response 229319

Ion	Exp%	Act%
265.80	100	100
263.80	62.20	60.78
267.80	63.80	64.40
0.00	0.00	0.00

Quantitation Report (Qedit)

Data Path : C:\msdchem\1\DATA\EM7461\
Data File : m173926.D
Acq On : 6 Jul 2021 9:22 am
Operator : chriss2
Sample : dftpp
Misc : op33969,em7461,30.0,,,1,1
ALS Vial : 1 Sample Multiplier: 1

Quant Time: Jul 06 09:27:31 2021
Quant Method : C:\MSDCHEM\1\METHODS\DFTPPM.M
Quant Title : Semi Volatile GC/MS, ZB-5 15m x .25mm x .25um
QLast Update : Wed Jun 23 16:17:58 2021
Response via : Initial Calibration

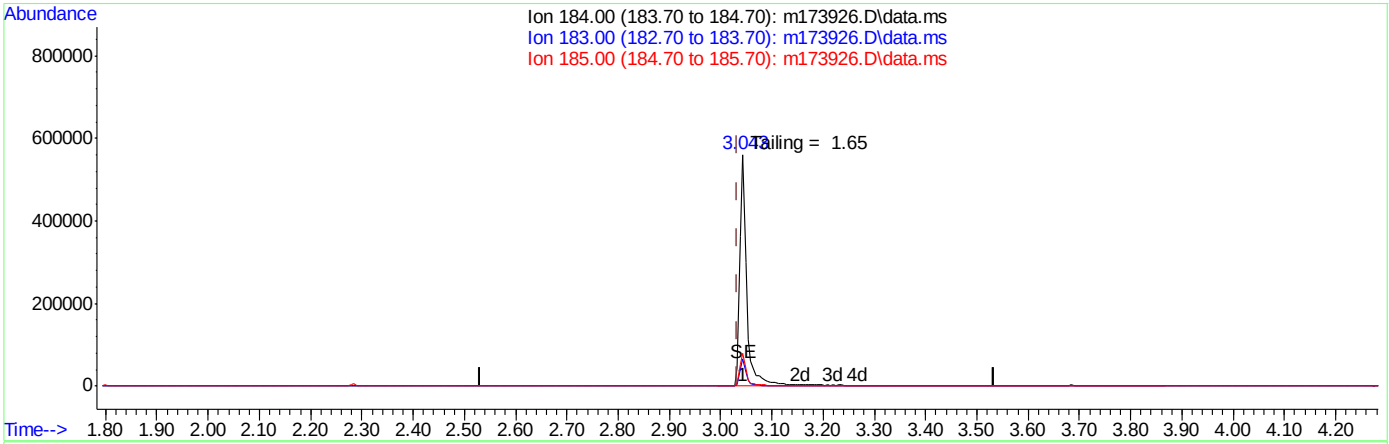

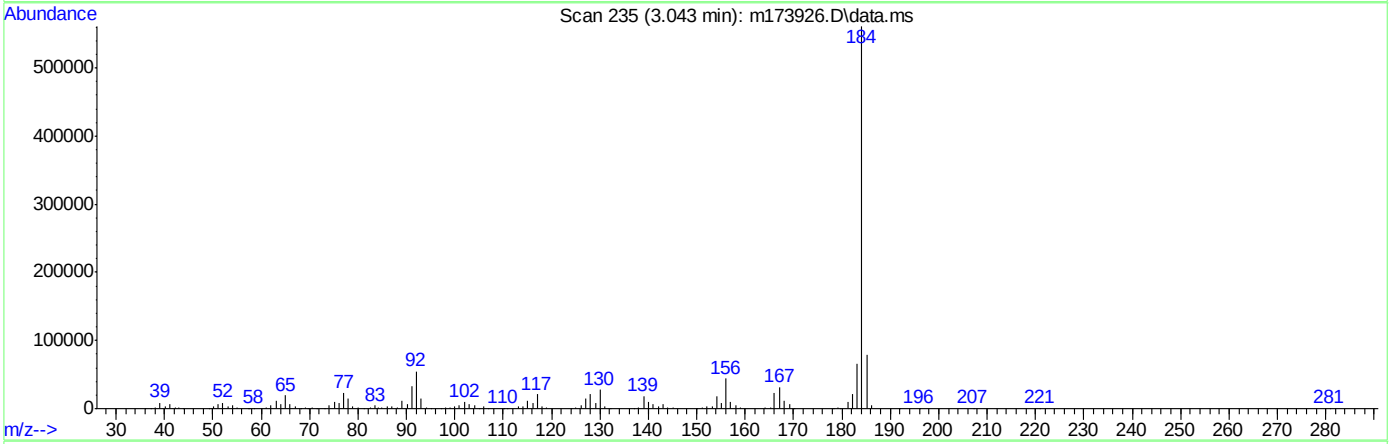

TIC: m173926.D\data.ms

(2) Benzidine (t)

3.043min (+0.010) 0.00ppb

response 527444

Ion	Exp%	Act%
184.00	100	100
183.00	11.10	11.65
185.00	14.80	14.11
0.00	0.00	0.00

Quantitation Report (Qedit)

Data Path : C:\msdchem\1\DATA\EM7461\
Data File : m173926.D
Acq On : 6 Jul 2021 9:22 am
Operator : chriss2
Sample : dftpp
Misc : op33969,em7461,30.0,,,1,1
ALS Vial : 1 Sample Multiplier: 1

Quant Time: Jul 06 09:27:31 2021
Quant Method : C:\MSDCHEM\1\METHODS\DFTPPM.M
Quant Title : Semi Volatile GC/MS, ZB-5 15m x .25mm x .25um
QLast Update : Wed Jun 23 16:17:58 2021
Response via : Initial Calibration

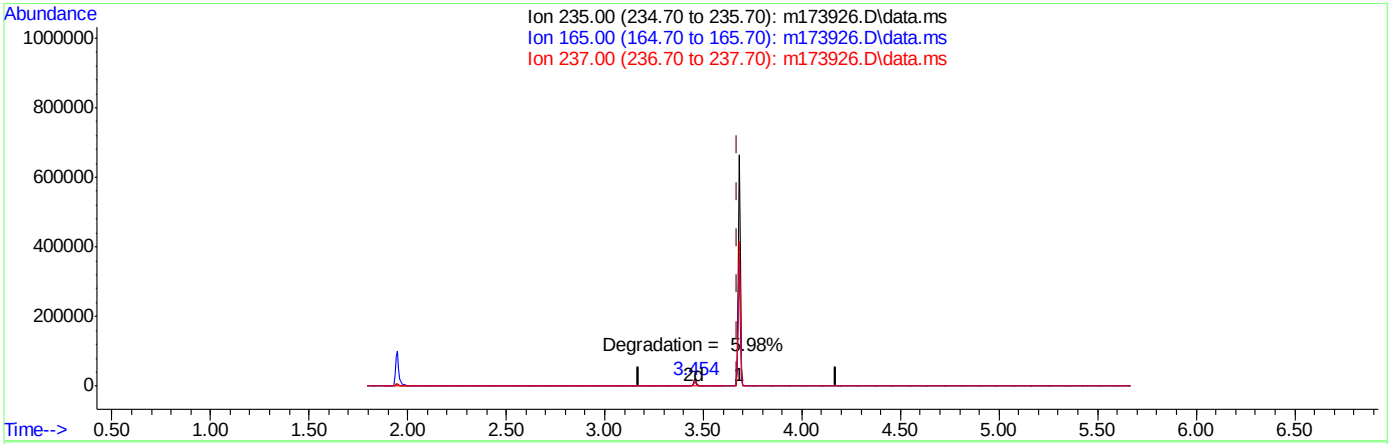

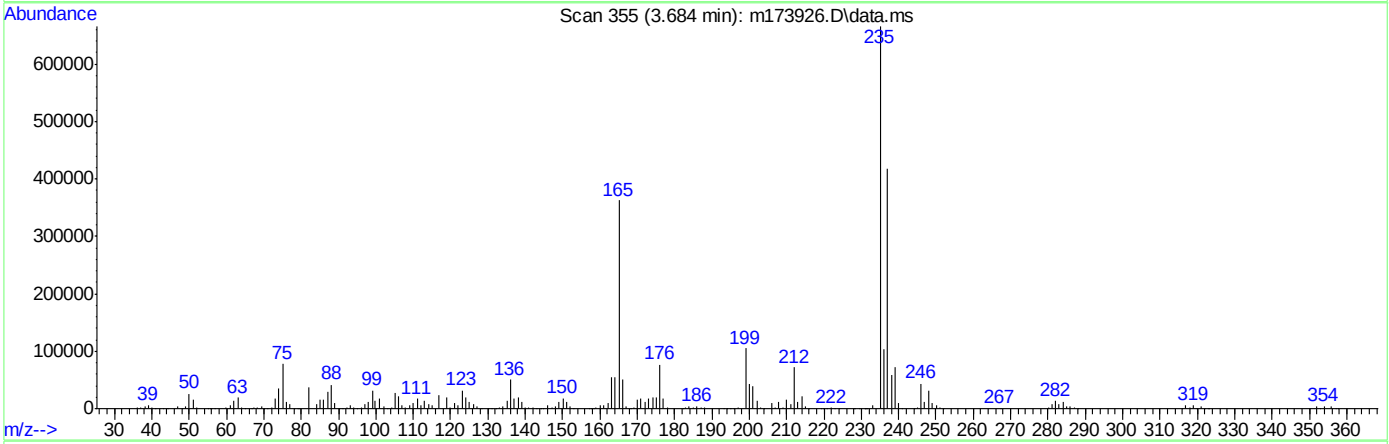

TIC: m173926.D\data.ms

(3) PP-DDT (t)

3.684min (+0.010) 0.00ppb

response 473005

Ion	Exp%	Act%
235.00	100	100
165.00	42.50	55.18
237.00	65.60	63.50
0.00	0.00	0.00

Manual Integrations APPROVED (compounds with "m" flag)
Nina Pandya
06/28/21 09:44

Quantitation Report (QT Reviewed)

Data Path : C:\MSDCHEM\1\DATA\EF8747\
Data File : F200129.D
Acq On : 26 Jun 2021 2:42 am
Operator : chriss2
Sample : ic8747-1
Misc : op30563,ef8747,1000,,,1,1
ALS Vial : 2 Sample Multiplier: 1

Quant Time: Jun 26 08:55:07 2021
Quant Method : C:\MSDCHEM\1\METHODS\MF8747.M
Quant Title : Semi Volatile Extractables by GC/MS
QLast Update : Sat Jun 26 08:35:14 2021
Response via : Initial Calibration

Compound	R.T.	QIon	Response	Conc	Units	Dev(Min)
Internal Standards						
1) 1,4-Dichlorobenzene-d4	4.646	152	477239	40.00	ppm	0.00
24) Naphthalene-d8	5.570	136	1841714	40.00	ppm	0.00
46) Acenaphthene-d10	6.975	164	1021459	40.00	ppm	0.00
69) Phenanthrene-d10	8.856	188	1845443	40.00	ppm	0.00
83) Chrysene-d12	14.134	240	1634204	40.00	ppm	0.00
92) Perylene-d12	17.184	264	1572275	40.00	ppm	0.00
102) 1,4-Dichlorobenzene-d4A	4.646	152	477239	40.00	ppm	0.00
112) Naphthalene-d8A	5.570	136	1841714	40.00	ppm	0.00
121) Acenaphthene-d10A	6.975	164	1021459	40.00	ppm	0.00
132) Phenanthrene-d10A	8.856	188	1845443	40.00	ppm	0.00
147) Chrysene-d12A	14.134	240	1634204	40.00	ppm	0.00
154) Perylene-d12A	17.184	264	1572275	40.00	ppm	0.00
157) 1,4-Dichlorobenzene-d4b	4.646	152	477239	40.00	ppm	0.00
159) Phenanthrene-d10b	8.856	188	1845443	40.00	ppm	0.00
161) Naphthalene-d8b	5.570	136	1841714	40.00	ppm	0.00
163) Naphthalene-d8c	5.570	136	1841714	40.00	ppm	0.00
168) 1,4-Dichlorobenzene-d4c	4.646	152	477239	40.00	ppm	0.00
170) Chrysene-d12c	14.134	240	1634204	40.00	ppm	0.00
172) Chrysene-d12d	14.134	240	1634204	40.00	ppm	0.00
174) Naphthalene-d8d	5.570	136	1841714	40.00	ppm	0.00
176) Chrysene-d12e	14.134	240	1634204	40.00	ppm	0.00
178) Perylene-d12b	17.184	264	1572275	40.00	ppm	0.00
System Monitoring Compounds						
5) 2-Fluorophenol	3.647	112	13744	0.90	ppm	0.00
Spiked Amount 50.000			Recovery =	1.80%		
8) Phenol-d5	4.363	99	18789	0.94	ppm	0.00
Spiked Amount 50.000			Recovery =	1.88%		
25) Nitrobenzene-d5	5.047	82	15550	0.83	ppm	0.00
Spiked Amount 50.000			Recovery =	1.66%		
51) 2-Fluorobiphenyl	6.366	172	32642	0.92	ppm	0.00
Spiked Amount 50.000			Recovery =	1.84%		
73) 2,4,6-Tribromophenol	7.862	330	3392	0.62	ppm	0.00
Spiked Amount 50.000			Recovery =	1.24%		
86) Terphenyl-d14	11.927	244	34640	0.87	ppm	0.00
Spiked Amount 50.000			Recovery =	1.74%		
Target Compounds						Qvalue
2) 1,4-Dioxane	2.183	88	6583m	1.04	ppm	
3) Pyridine	2.514	79	15925	0.92	ppm	89
4) N-Nitrosodimethylamine	2.472	42	8893	1.02	ppm	96
6) Indene	4.833	116	25355	0.93	ppm	98
7) Cumene	4.053	105	37090	0.91	ppm	93
9) Phenol	4.373	94	18668	0.91	ppm	92
10) Aniline	4.400	93	22861	0.90	ppm	65
11) bis(2-Chloroethyl)ether	4.448	93	14971	1.02	ppm	96
12) 2-Chlorophenol	4.486	128	15187	0.95	ppm	92
13) Decane	4.528	43	13383	0.99	ppm	94
14) 1,3-Dichlorobenzene	4.603	146	18612	1.01	ppm	85

Quantitation Report (QT Reviewed)

Data Path : C:\MSDCHEM\1\DATA\EF8747\
Data File : F200129.D
Acq On : 26 Jun 2021 2:42 am
Operator : chriss2
Sample : ic8747-1
Misc : op30563,ef8747,1000,,,1,1
ALS Vial : 2 Sample Multiplier: 1

Quant Time: Jun 26 08:55:07 2021
Quant Method : C:\MSDCHEM\1\METHODS\MF8747.M
Quant Title : Semi Volatile Extractables by GC/MS
QLast Update : Sat Jun 26 08:35:14 2021
Response via : Initial Calibration

Compound	R.T.	QIon	Response	Conc	Units		Dev(Min)
15) 1,4-Dichlorobenzene	4.657	146	18431	0.99	ppm		90
16) Benzyl alcohol	4.742	108	9207	0.87	ppm	#	80
17) 1,2-Dichlorobenzene	4.769	146	15946	0.92	ppm		99
18) Acetophenone	4.934	105	22007	0.90	ppm		87
19) 2-Methylphenol	4.822	108	13470	0.80	ppm		97
20) 2,2'-oxybis(1-Chloropr...	4.844	121	4000	0.95	ppm		97
21) 3&4-Methylphenol	4.929	108	29094	1.74	ppm		92
22) n-Nitroso-di-n-propyla...	4.934	70	9589	0.79	ppm	#	80
23) Hexachloroethane	5.020	201	6492	0.95	ppm		93
26) Nitrobenzene	5.057	77	17051	0.90	ppm		95
27) Quinoline	5.821	129	27448	0.91	ppm		94
28) Isophorone	5.234	82	28947	0.86	ppm		96
29) 2-Nitrophenol	5.292	139	8011	0.91	ppm		90
30) 2,4-Dimethylphenol	5.314	107	15500	0.86	ppm		87
31) Benzoic acid	5.330	105	6267	0.49	ppm		89
32) bis(2-Chloroethoxy)met...	5.388	93	17077	0.91	ppm		95
33) 2,4-Dichlorophenol	5.458	162	12338	0.92	ppm		98
34) 2,6-Dichlorophenol	5.623	162	11002	0.80	ppm		99
35) 1,3,5-Trichlorobenzene	5.298	180	15412	0.96	ppm		82
36) 1,2,4-Trichlorobenzene	5.527	180	15516	1.02	ppm		88
37) 1,2,3-Trichlorobenzene	5.688	180	12854	0.90	ppm		90
38) Naphthalene	5.586	128	44907	0.92	ppm		98
39) 4-Chloroaniline	5.618	127	17552	0.89	ppm		97
40) 2,3-Dichloroaniline	6.297	161	14326	0.84	ppm		91
41) Hydroquinone	5.832	110	10531	0.71	ppm		93
42) Hexachlorobutadiene	5.672	225	9325	0.98	ppm		88
43) 4-Chloro-3-methylphenol	5.955	107	12856	0.87	ppm		97
44) 2-Methylnaphthalene	6.083	141	25141	0.91	ppm		96
45) 1-Methylnaphthalene	6.158	142	27332	0.93	ppm		96
47) Hexachlorocyclopentadiene	6.200	237	16934	1.76	ppm		92
48) 1,2,4,5-tetrachloroben...	6.211	216	14405	0.91	ppm		98
49) 2,4,6-Trichlorophenol	6.297	196	9098	0.84	ppm		99
50) 2,4,5-Trichlorophenol	6.318	196	9349	0.85	ppm		87
52) 2-Chloronaphthalene	6.468	162	27179	0.91	ppm		92
53) Biphenyl	6.452	154	36415	0.93	ppm		96
54) 2-Nitroaniline	6.548	65	7769	0.78	ppm		93
55) Dimethylphthalate	6.708	163	29089	0.85	ppm		99
56) Acenaphthylene	6.842	152	31605	0.87	ppm		99
57) 2,6-Dinitrotoluene	6.767	165	4735	0.64	ppm		90
58) 3-Nitroaniline	6.922	138	5991	0.76	ppm		90
59) Acenaphthene	7.007	153	27464	0.91	ppm		95
60) 2,4-Dinitrophenol	7.023	184	4759	0.84	ppm		62
61) 4-Nitrophenol	7.071	109	3802	0.62	ppm	#	77
62) Dibenzofuran	7.183	168	39467	0.95	ppm		92
63) 2,4-Dinitrotoluene	7.162	165	7893	0.77	ppm		93
64) 2,3,4,6-Tetrachlorophenol	7.312	232	6647	0.73	ppm		90
65) Diethylphthalate	7.440	149	29965	0.87	ppm		96
66) Fluorene	7.568	166	29124	0.85	ppm		98
67) 4-Chlorophenyl-phenyle...	7.573	204	15111	0.88	ppm		93
68) 4-Nitroaniline	7.573	138	4875	0.59	ppm		95

Quantitation Report (QT Reviewed)

Data Path : C:\MSDCHEM\1\DATA\EF8747\
Data File : F200129.D
Acq On : 26 Jun 2021 2:42 am
Operator : chriss2
Sample : ic8747-1
Misc : op30563,ef8747,1000,,,1,1
ALS Vial : 2 Sample Multiplier: 1

Quant Time: Jun 26 08:55:07 2021
Quant Method : C:\MSDCHEM\1\METHODS\MF8747.M
Quant Title : Semi Volatile Extractables by GC/MS
QLast Update : Sat Jun 26 08:35:14 2021
Response via : Initial Calibration

	Compound	R.T.	QIon	Response	Conc	Units		Dev(Min)
70)	4,6-Dinitro-2-methylph...	7.621	198	3728	0.57	ppm		84
71)	n-Nitrosodiphenylamine	7.712	169	27165	0.90	ppm		92
72)	1,2-Diphenylhydrazine	7.766	77	31920	0.84	ppm		96
74)	4-Bromophenyl-phenylether	8.209	248	8656	0.85	ppm		81
75)	Hexachlorobenzene	8.273	284	10197	0.92	ppm		87
76)	Pentachlorophenol	8.562	266	12912	1.62	ppm		96
77)	Phenanthrene	8.893	178	50218	1.02	ppm		95
78)	Anthracene	8.973	178	41793	0.83	ppm		88
79)	Carbazole	9.246	167	36648	0.82	ppm		92
80)	Di-n-butylphthalate	9.977	149	43839	0.76	ppm		99
81)	Fluoranthene	11.030	202	44304	0.82	ppm		88
82)	Octadecane	8.781	57	15678	0.84	ppm		88
84)	Benzidine	11.388	184	22407	0.80	ppm	#	86
85)	Pyrene	11.479	202	49703	0.92	ppm		97
87)	Butylbenzylphthalate	13.124	149	14624	0.62	ppm		80
88)	Benzo[a]anthracene	14.118	228	47615	0.97	ppm		88
89)	3,3'-Dichlorobenzidine	14.166	252	13505	0.72	ppm	#	66
90)	Chrysene	14.187	228	46788	0.96	ppm		88
91)	bis(2-Ethylhexyl)phtha...	14.561	149	18568	0.56	ppm		88
93)	Di-n-octylphthalate	16.014	149	29961	0.53	ppm		96
94)	Benzo[b]fluoranthene	16.420	252	37418	0.78	ppm		86
95)	Benzo[k]fluoranthene	16.479	252	40865	0.85	ppm		77
96)	Benzo[a]pyrene	17.051	252	31889	0.70	ppm		91
97)	Indeno[1,2,3-cd]pyrene	19.113	276	29793	0.74	ppm		92
98)	Dibenz(a,h)acridine	18.765	279	26543	0.70	ppm		96
99)	Dibenz[a,h]anthracene	19.187	278	32870	0.74	ppm		84
100)	7,12-Dimethylbenz(a)an...	16.452	256	13808	0.63	ppm	#	60
101)	Benzo[g,h,i]perylene	19.535	276	38577	0.86	ppm		98

(#) = qualifier out of range (m) = manual integration (+) = signals summed

Quantitation Report (QT Reviewed)

Data Path : C:\MSDCHEM\1\DATA\EF8747\
Data File : F200129.D
Acq On : 26 Jun 2021 2:42 am
Operator : chriss2
Sample : ic8747-1
Misc : op30563,ef8747,1000,,,1,1
ALS Vial : 2 Sample Multiplier: 1

Quant Time: Jun 26 08:55:07 2021
Quant Method : C:\MSDCHEM\1\METHODS\MF8747.M
Quant Title : Semi Volatile Extractables by GC/MS
QLast Update : Sat Jun 26 08:35:14 2021
Response via : Initial Calibration

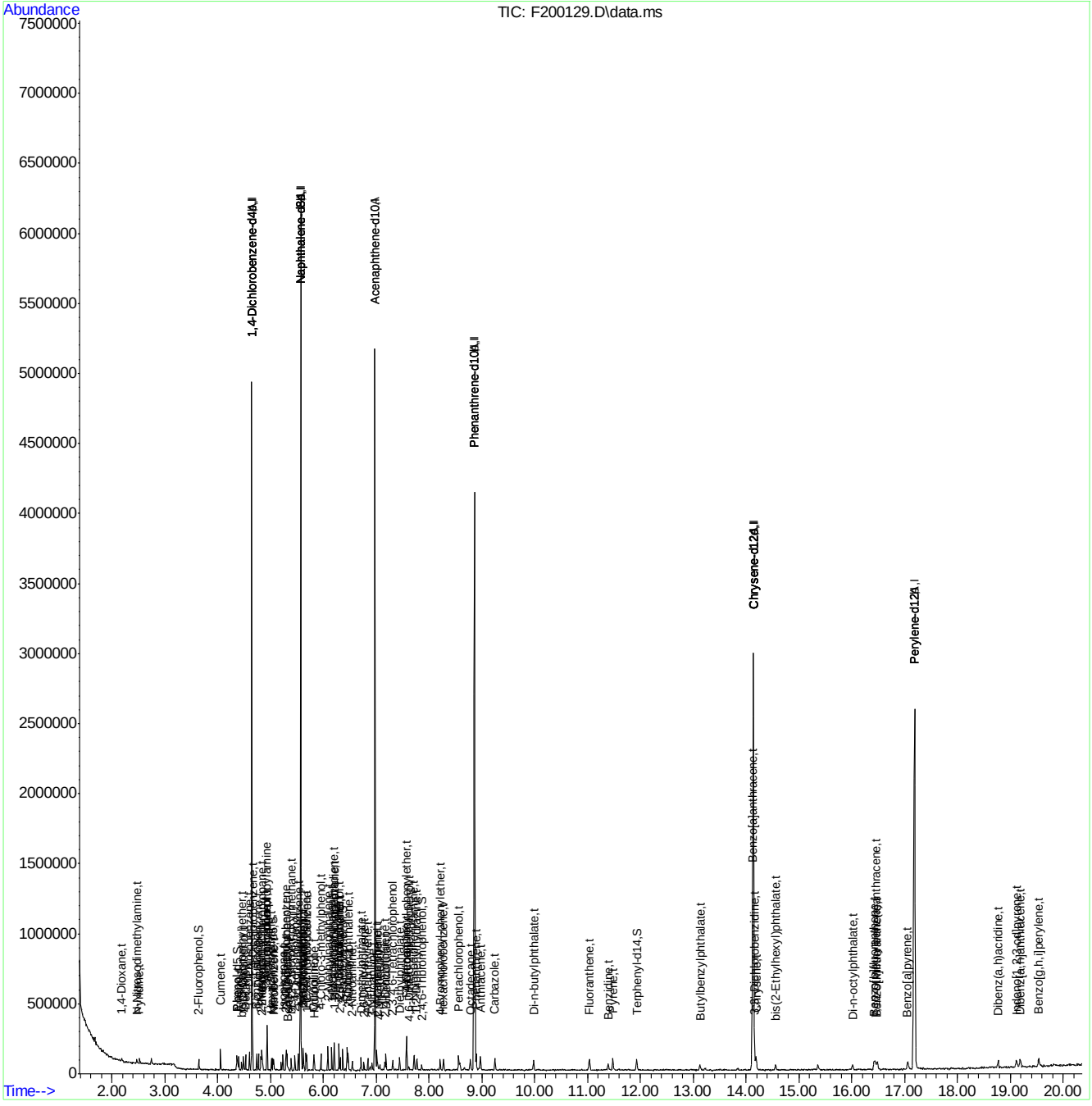

Manual Integration Approval Summary

Sample Number: EF8747-IC8747
Lab FileID: F200129.D
Injection Time: 06/26/21 02:42
Method: SW846 8270E
Analyst approved: 06/26/21 09:57 Ying Li
Supervisor approved: 06/28/21 09:44 Nina Pandya

Parameter	CAS	Sig#	R.T. (min.)	Reason
1,4-Dioxane	123-91-1		2.18	Poor instrument integration

Quantitation Report (Qedit)

Data Path : C:\MSDCHEM\1\DATA\EF8747\
Data File : F200129.D
Acq On : 26 Jun 2021 2:42 am
Operator : chriss2
Sample : ic8747-1
Misc : op30563,ef8747,1000,,,1,1
ALS Vial : 2 Sample Multiplier: 1

Quant Time: Jun 26 08:52:23 2021
Quant Method : C:\MSDCHEM\1\METHODS\MF8747.M
Quant Title : Semi Volatile Extractables by GC/MS
QLast Update : Sat Jun 26 08:35:14 2021
Response via : Initial Calibration

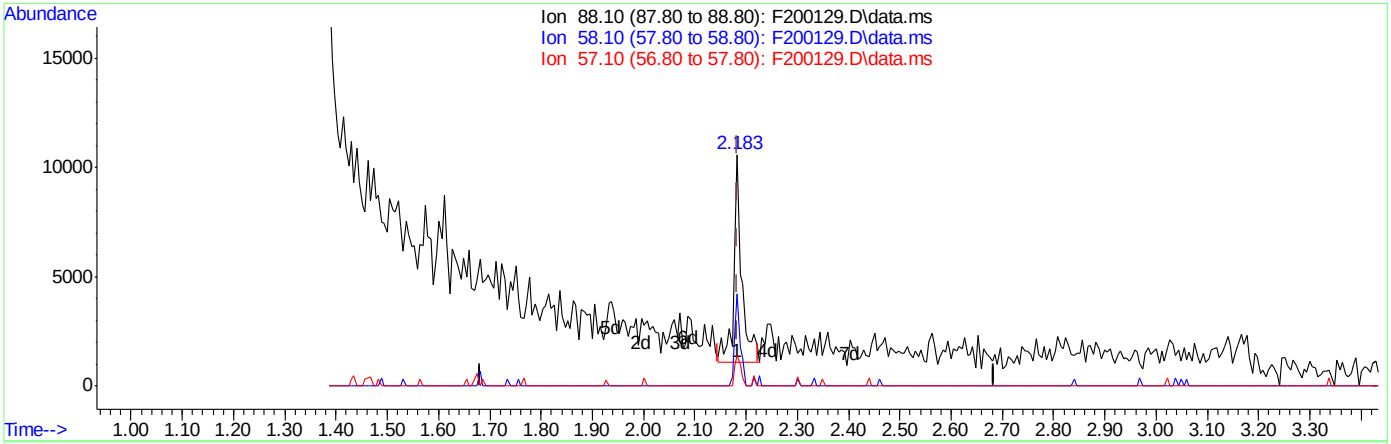

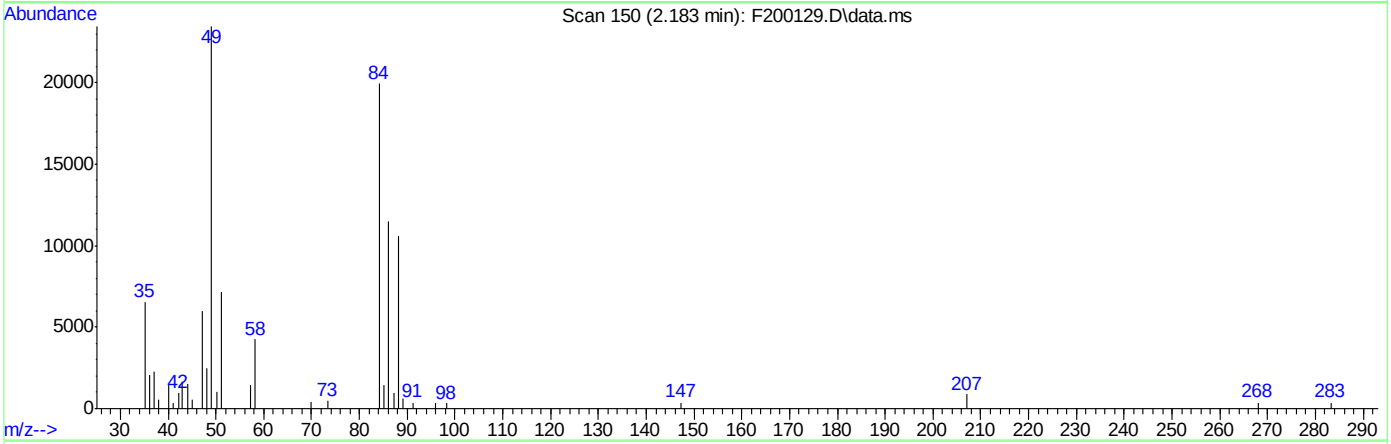

TIC: F200129.D\data.ms

(2) 1,4-Dioxane (t)

2.183min (-0.000) 1.63ppm

response 10285

Ion	Exp%	Act%
88.10	100	100
58.10	54.00	42.90
57.10	20.90	15.14
0.00	0.00	0.00

Quantitation Report (Qedit)

Data Path : C:\MSDCHEM\1\DATA\EF8747\
Data File : F200129.D
Acq On : 26 Jun 2021 2:42 am
Operator : chriss2
Sample : ic8747-1
Misc : op30563,ef8747,1000,,,1,1
ALS Vial : 2 Sample Multiplier: 1

Quant Time: Jun 26 08:52:23 2021
Quant Method : C:\MSDCHEM\1\METHODS\MF8747.M
Quant Title : Semi Volatile Extractables by GC/MS
QLast Update : Sat Jun 26 08:35:14 2021
Response via : Initial Calibration

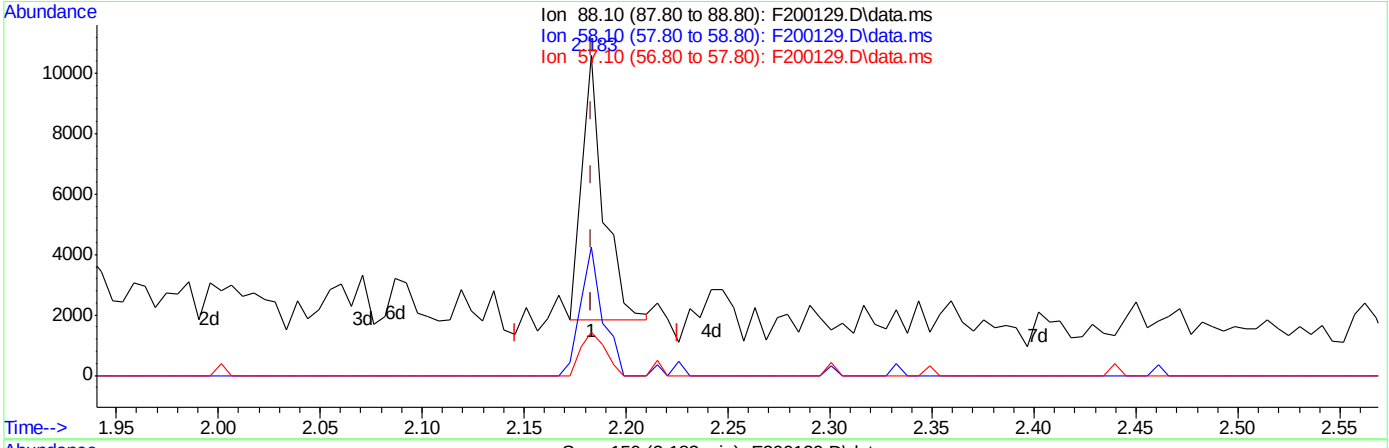

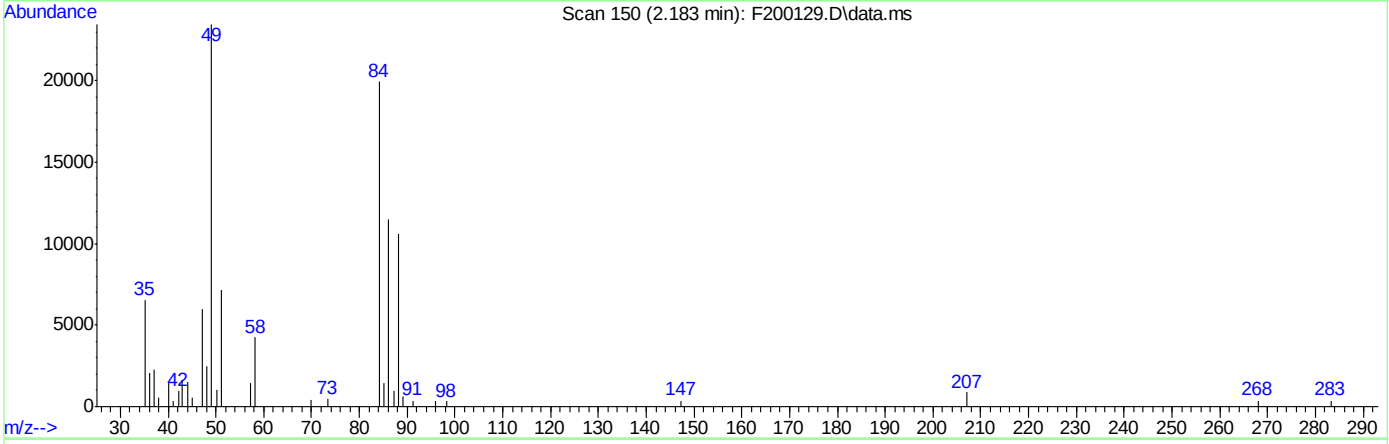

TIC: F200129.D\data.ms

(2) 1,4-Dioxane (t)

2.183min (-0.000) 1.04ppm m

response 6583

Ion	Exp%	Act%
88.10	100	100
58.10	54.00	40.04
57.10	20.90	13.37
0.00	0.00	0.00

Manual Integrations APPROVED (compounds with "m" flag)
Nina Pandya
06/28/21 09:44

Quantitation Report (QT Reviewed)

Data Path : C:\MSDCHEM\1\DATA\EF8747\
Data File : F200130.D
Acq On : 26 Jun 2021 3:08 am
Operator : chriss2
Sample : ic8747-2
Misc : op30563,ef8747,1000,,,1,1
ALS Vial : 3 Sample Multiplier: 1

Quant Time: Jun 26 08:52:04 2021
Quant Method : C:\MSDCHEM\1\METHODS\MF8747.M
Quant Title : Semi Volatile Extractables by GC/MS
QLast Update : Sat Jun 26 08:35:14 2021
Response via : Initial Calibration

Compound	R.T.	QIon	Response	Conc	Units	Dev(Min)
Internal Standards						
1) 1,4-Dichlorobenzene-d4	4.646	152	421367	40.00	ppm	0.00
24) Naphthalene-d8	5.570	136	1673873	40.00	ppm	0.00
46) Acenaphthene-d10	6.975	164	924423	40.00	ppm	0.00
69) Phenanthrene-d10	8.856	188	1721691	40.00	ppm	0.00
83) Chrysene-d12	14.134	240	1540455	40.00	ppm	0.00
92) Perylene-d12	17.179	264	1472318	40.00	ppm	0.00
102) 1,4-Dichlorobenzene-d4A	4.646	152	421367	40.00	ppm	0.00
112) Naphthalene-d8A	5.570	136	1673873	40.00	ppm	0.00
121) Acenaphthene-d10A	6.975	164	924423	40.00	ppm	0.00
132) Phenanthrene-d10A	8.856	188	1721691	40.00	ppm	0.00
147) Chrysene-d12A	14.134	240	1540455	40.00	ppm	0.00
154) Perylene-d12A	17.179	264	1472318	40.00	ppm	0.00
157) 1,4-Dichlorobenzene-d4b	4.646	152	421367	40.00	ppm	0.00
159) Phenanthrene-d10b	8.856	188	1721691	40.00	ppm	0.00
161) Naphthalene-d8b	5.570	136	1673873	40.00	ppm	0.00
163) Naphthalene-d8c	5.570	136	1673873	40.00	ppm	0.00
168) 1,4-Dichlorobenzene-d4c	4.646	152	421367	40.00	ppm	0.00
170) Chrysene-d12c	14.134	240	1540455	40.00	ppm	0.00
172) Chrysene-d12d	14.134	240	1540455	40.00	ppm	0.00
174) Naphthalene-d8d	5.570	136	1673873	40.00	ppm	0.00
176) Chrysene-d12e	14.134	240	1540455	40.00	ppm	0.00
178) Perylene-d12b	17.179	264	1472318	40.00	ppm	0.00
System Monitoring Compounds						
5) 2-Fluorophenol	3.647	112	25137	1.87	ppm	0.00
Spiked Amount 50.000			Recovery =	3.74%		
8) Phenol-d5	4.363	99	34960	1.98	ppm	0.00
Spiked Amount 50.000			Recovery =	3.96%		
25) Nitrobenzene-d5	5.047	82	32165	1.89	ppm	0.00
Spiked Amount 50.000			Recovery =	3.78%		
51) 2-Fluorobiphenyl	6.366	172	58965	1.84	ppm	0.00
Spiked Amount 50.000			Recovery =	3.68%		
73) 2,4,6-Tribromophenol	7.857	330	7110	1.40	ppm	0.00
Spiked Amount 50.000			Recovery =	2.80%		
86) Terphenyl-d14	11.922	244	70219	1.86	ppm	0.00
Spiked Amount 50.000			Recovery =	3.72%		
Target Compounds						Qvalue
2) 1,4-Dioxane	2.183	88	12815m	2.29	ppm	
3) Pyridine	2.515	79	27514	1.79	ppm	91
4) N-Nitrosodimethylamine	2.472	42	16320	2.12	ppm	91
6) Indene	4.833	116	47380	1.96	ppm	96
7) Cumene	4.053	105	66225	1.85	ppm	94
9) Phenol	4.374	94	34540	1.91	ppm	97
10) Aniline	4.400	93	45502	2.03	ppm	72
11) bis(2-Chloroethyl)ether	4.448	93	26378	2.04	ppm	98
12) 2-Chlorophenol	4.486	128	26855	1.90	ppm	91
13) Decane	4.529	43	26042	2.19	ppm	94
14) 1,3-Dichlorobenzene	4.603	146	32962	2.03	ppm	99

Quantitation Report (QT Reviewed)

Data Path : C:\MSDCHEM\1\DATA\EF8747\
Data File : F200130.D
Acq On : 26 Jun 2021 3:08 am
Operator : chriss2
Sample : ic8747-2
Misc : op30563,ef8747,1000,,,1,1
ALS Vial : 3 Sample Multiplier: 1

Quant Time: Jun 26 08:52:04 2021
Quant Method : C:\MSDCHEM\1\METHODS\MF8747.M
Quant Title : Semi Volatile Extractables by GC/MS
QLast Update : Sat Jun 26 08:35:14 2021
Response via : Initial Calibration

Compound	R.T.	QIon	Response	Conc	Units		Dev(Min)
15) 1,4-Dichlorobenzene	4.657	146	33368	2.03	ppm		97
16) Benzyl alcohol	4.742	108	17343	1.85	ppm		93
17) 1,2-Dichlorobenzene	4.769	146	30474	1.99	ppm		97
18) Acetophenone	4.935	105	39946	1.85	ppm		91
19) 2-Methylphenol	4.817	108	24600	1.66	ppm		94
20) 2,2'-oxybis(1-Chloropr...	4.844	121	8278	2.22	ppm	#	66
21) 3&4-Methylphenol	4.929	108	50937	3.45	ppm		81
22) n-Nitroso-di-n-propyla...	4.935	70	20581	1.93	ppm		98
23) Hexachloroethane	5.020	201	11201	1.86	ppm		95
26) Nitrobenzene	5.057	77	33769	1.95	ppm		97
27) Quinoline	5.816	129	50133	1.83	ppm		93
28) Isophorone	5.234	82	50398	1.64	ppm		93
29) 2-Nitrophenol	5.287	139	12320	1.54	ppm		93
30) 2,4-Dimethylphenol	5.314	107	31402	1.91	ppm		90
31) Benzoic acid	5.335	105	12915	1.11	ppm		86
32) bis(2-Chloroethoxy)met...	5.389	93	29731	1.75	ppm		90
33) 2,4-Dichlorophenol	5.458	162	22110	1.81	ppm		92
34) 2,6-Dichlorophenol	5.624	162	22989	1.83	ppm		93
35) 1,3,5-Trichlorobenzene	5.298	180	28364	1.95	ppm		94
36) 1,2,4-Trichlorobenzene	5.528	180	28184	2.04	ppm		98
37) 1,2,3-Trichlorobenzene	5.683	180	23908	1.84	ppm		96
38) Naphthalene	5.581	128	81319	1.84	ppm		96
39) 4-Chloroaniline	5.618	127	32026	1.78	ppm		94
40) 2,3-Dichloroaniline	6.297	161	27223	1.75	ppm		83
41) Hydroquinone	5.832	110	21558	1.59	ppm		91
42) Hexachlorobutadiene	5.672	225	16233	1.87	ppm		90
43) 4-Chloro-3-methylphenol	5.955	107	22255	1.65	ppm		92
44) 2-Methylnaphthalene	6.083	141	46951	1.88	ppm		91
45) 1-Methylnaphthalene	6.158	142	48312	1.81	ppm		98
47) Hexachlorocyclopentadiene	6.201	237	29381	3.37	ppm		92
48) 1,2,4,5-tetrachloroben...	6.206	216	26975	1.87	ppm		98
49) 2,4,6-Trichlorophenol	6.292	196	16976	1.74	ppm		94
50) 2,4,5-Trichlorophenol	6.318	196	16841	1.70	ppm		92
52) 2-Chloronaphthalene	6.468	162	52703	1.95	ppm		98
53) Biphenyl	6.452	154	64666	1.83	ppm		97
54) 2-Nitroaniline	6.548	65	15547	1.73	ppm		91
55) Dimethylphthalate	6.708	163	57595	1.87	ppm		96
56) Acenaphthylene	6.836	152	59725	1.82	ppm		95
57) 2,6-Dinitrotoluene	6.762	165	10918	1.64	ppm		93
58) 3-Nitroaniline	6.922	138	11762	1.64	ppm		88
59) Acenaphthene	7.007	153	52494	1.93	ppm		95
60) 2,4-Dinitrophenol	7.023	184	12143	2.36	ppm		98
61) 4-Nitrophenol	7.072	109	7060	1.28	ppm		86
62) Dibenzofuran	7.184	168	75147	2.00	ppm		94
63) 2,4-Dinitrotoluene	7.162	165	14698	1.58	ppm		83
64) 2,3,4,6-Tetrachlorophenol	7.312	232	12748	1.55	ppm		92
65) Diethylphthalate	7.440	149	55198	1.76	ppm		99
66) Fluorene	7.568	166	58947	1.89	ppm		97
67) 4-Chlorophenyl-phenyle...	7.574	204	28972	1.86	ppm		93
68) 4-Nitroaniline	7.574	138	13142	1.76	ppm	#	76

Quantitation Report (QT Reviewed)

Data Path : C:\MSDCHEM\1\DATA\EF8747\
Data File : F200130.D
Acq On : 26 Jun 2021 3:08 am
Operator : chriss2
Sample : ic8747-2
Misc : op30563,ef8747,1000,,,1,1
ALS Vial : 3 Sample Multiplier: 1

Quant Time: Jun 26 08:52:04 2021
Quant Method : C:\MSDCHEM\1\METHODS\MF8747.M
Quant Title : Semi Volatile Extractables by GC/MS
QLast Update : Sat Jun 26 08:35:14 2021
Response via : Initial Calibration

	Compound	R.T.	QIon	Response	Conc	Units	Dev(Min)
70)	4,6-Dinitro-2-methylph...	7.616	198	7591	1.24	ppm	87
71)	n-Nitrosodiphenylamine	7.713	169	51825	1.83	ppm	98
72)	1,2-Diphenylhydrazine	7.766	77	62059	1.74	ppm	98
74)	4-Bromophenyl-phenylether	8.209	248	17642	1.86	ppm	96
75)	Hexachlorobenzene	8.268	284	18711	1.81	ppm	92
76)	Pentachlorophenol	8.557	266	20766	2.79	ppm	94
77)	Phenanthrene	8.888	178	83088	1.81	ppm	92
78)	Anthracene	8.973	178	80985	1.72	ppm	95
79)	Carbazole	9.246	167	75710	1.81	ppm	94
80)	Di-n-butylphthalate	9.978	149	85085	1.58	ppm	96
81)	Fluoranthene	11.030	202	91343	1.81	ppm	93
82)	Octadecane	8.776	57	29243	1.68	ppm	97
84)	Benzidine	11.388	184	39271	1.48	ppm	93
85)	Pyrene	11.474	202	89403	1.76	ppm	91
87)	Butylbenzylphthalate	13.119	149	31954	1.43	ppm	93
88)	Benzo[a]anthracene	14.118	228	84618	1.82	ppm	92
89)	3,3'-Dichlorobenzidine	14.161	252	24378	1.38	ppm	97
90)	Chrysene	14.182	228	90772	1.98	ppm	90
91)	bis(2-Ethylhexyl)phtha...	14.551	149	39358	1.27	ppm	86
93)	Di-n-octylphthalate	16.009	149	65307	1.22	ppm	93
94)	Benzo[b]fluoranthene	16.415	252	78501	1.74	ppm	97
95)	Benzo[k]fluoranthene	16.479	252	76068	1.69	ppm	95
96)	Benzo[a]pyrene	17.056	252	65961	1.55	ppm	96
97)	Indeno[1,2,3-cd]pyrene	19.108	276	59683	1.58	ppm	94
98)	Dibenz(a,h)acridine	18.755	279	49931	1.41	ppm	98
99)	Dibenz[a,h]anthracene	19.182	278	67504	1.62	ppm	97
100)	7,12-Dimethylbenz(a)an...	16.442	256	29053	1.42	ppm	93
101)	Benzo[g,h,i]perylene	19.535	276	71102	1.69	ppm	98

(#) = qualifier out of range (m) = manual integration (+) = signals summed

Quantitation Report (QT Reviewed)

Data Path : C:\MSDCHEM\1\DATA\EF8747\
Data File : F200130.D
Acq On : 26 Jun 2021 3:08 am
Operator : chriss2
Sample : ic8747-2
Misc : op30563,ef8747,1000,,,1,1
ALS Vial : 3 Sample Multiplier: 1

Quant Time: Jun 26 08:52:04 2021
Quant Method : C:\MSDCHEM\1\METHODS\MF8747.M
Quant Title : Semi Volatile Extractables by GC/MS
QLast Update : Sat Jun 26 08:35:14 2021
Response via : Initial Calibration

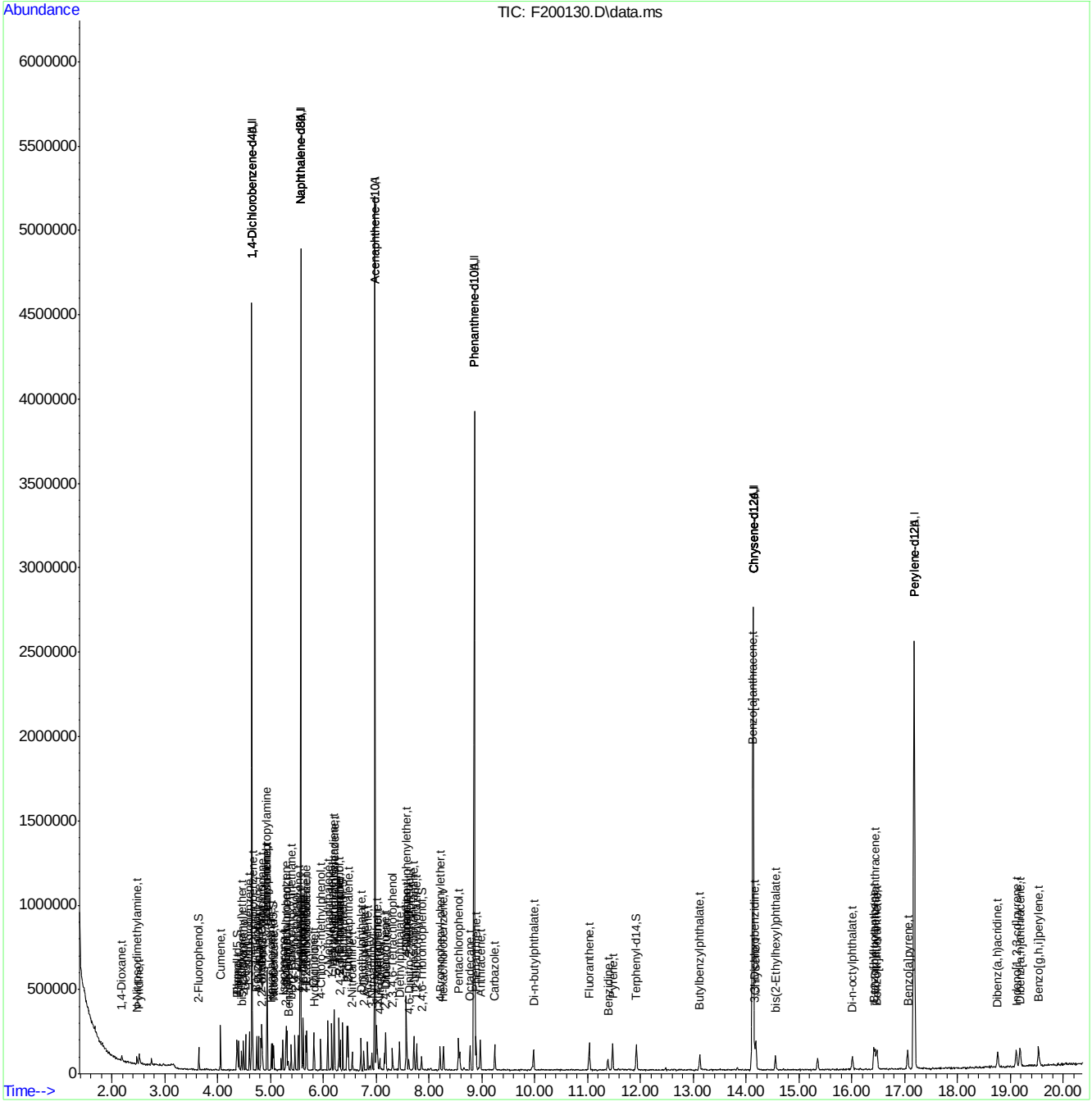

Manual Integration Approval Summary

Sample Number:	EF8747-IC8747	**Method:**	SW846 8270E
Lab FileID:	F200130.D	**Analyst approved:**	06/26/21 09:57 Ying Li
Injection Time:	06/26/21 03:08	**Supervisor approved:**	06/28/21 09:44 Nina Pandya

Parameter	CAS	Sig#	R.T. (min.)	Reason
1,4-Dioxane	123-91-1		2.18	Poor instrument integration

Quantitation Report (Qedit)

Data Path : C:\MSDCHEM\1\DATA\EF8747\
Data File : F200130.D
Acq On : 26 Jun 2021 3:08 am
Operator : chriss2
Sample : ic8747-2
Misc : op30563,ef8747,1000,,,1,1
ALS Vial : 3 Sample Multiplier: 1

Quant Time: Jun 26 08:49:34 2021
Quant Method : C:\MSDCHEM\1\METHODS\MF8747.M
Quant Title : Semi Volatile Extractables by GC/MS
QLast Update : Sat Jun 26 08:35:14 2021
Response via : Initial Calibration

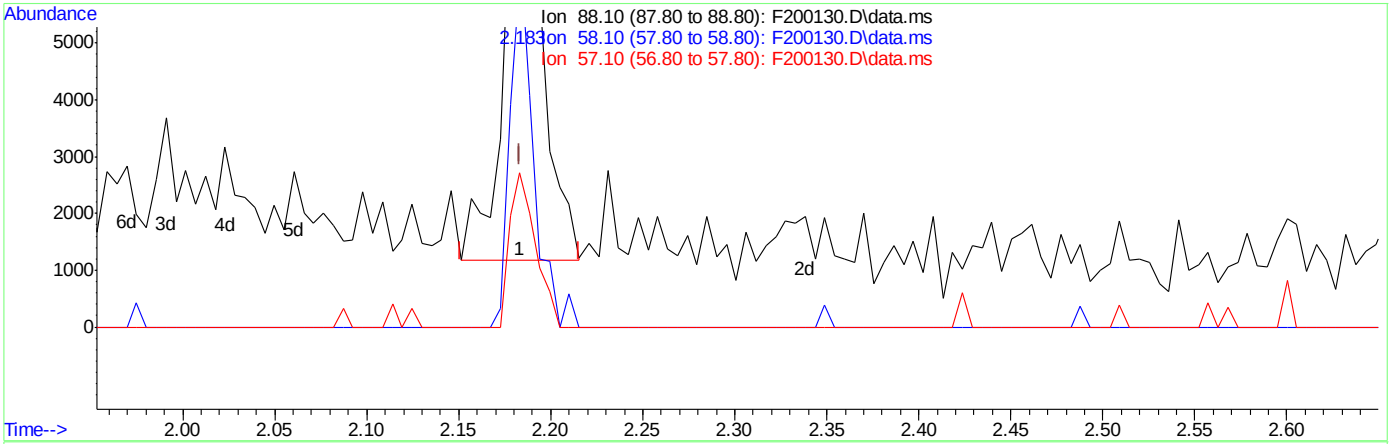

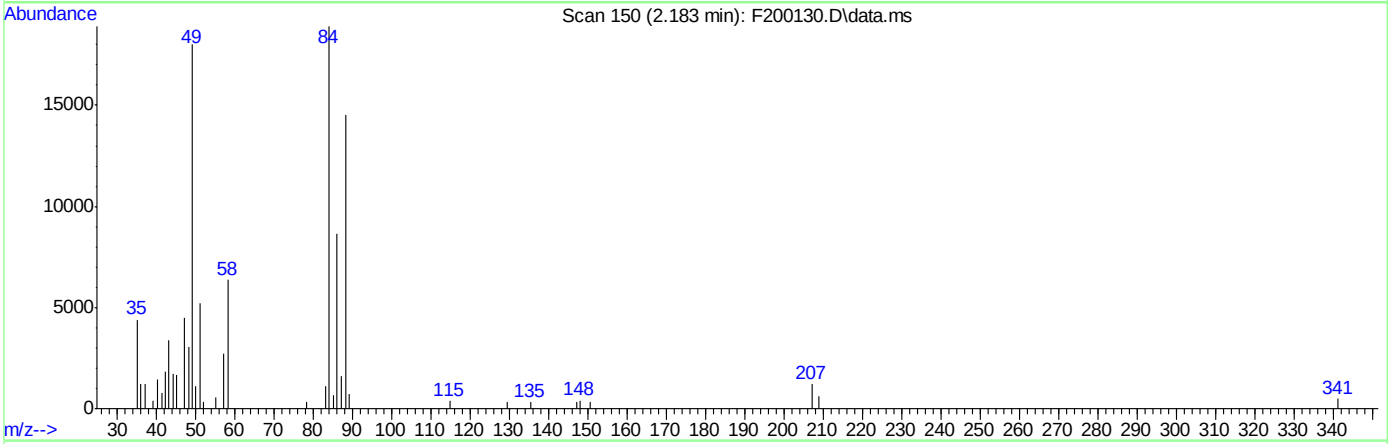

TIC: F200130.D\data.ms

(2) 1,4-Dioxane (t)

2.183min (-0.000) 2.47ppm

response 13803

Ion	Exp%	Act%
88.10	100	100
58.10	54.00	47.74
57.10	20.90	20.47
0.00	0.00	0.00

Quantitation Report (Qedit)

Data Path : C:\MSDCHEM\1\DATA\EF8747\
Data File : F200130.D
Acq On : 26 Jun 2021 3:08 am
Operator : chriss2
Sample : ic8747-2
Misc : op30563,ef8747,1000,,,1,1
ALS Vial : 3 Sample Multiplier: 1

Quant Time: Jun 26 08:49:34 2021
Quant Method : C:\MSDCHEM\1\METHODS\MF8747.M
Quant Title : Semi Volatile Extractables by GC/MS
QLast Update : Sat Jun 26 08:35:14 2021
Response via : Initial Calibration

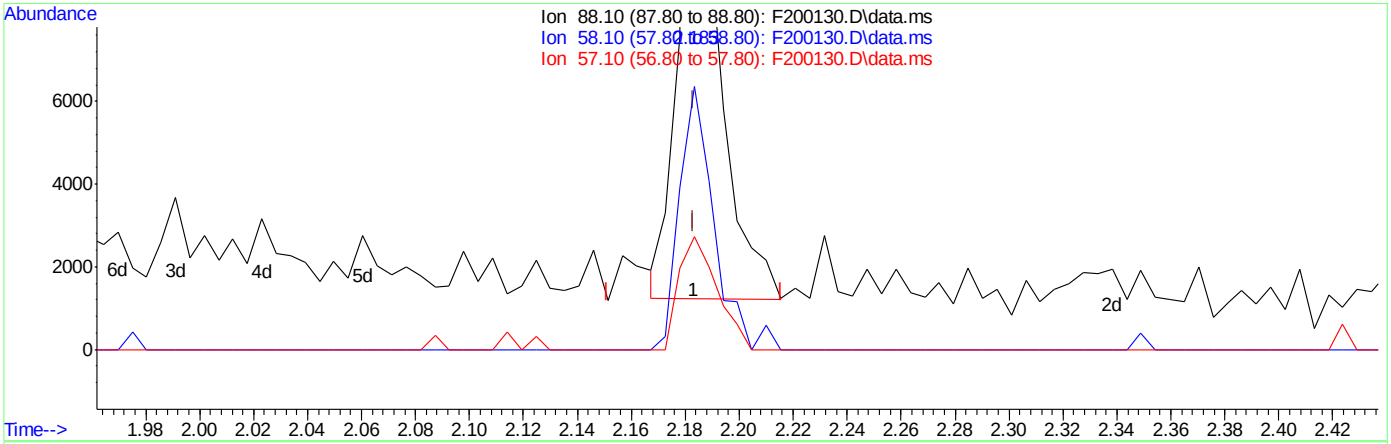

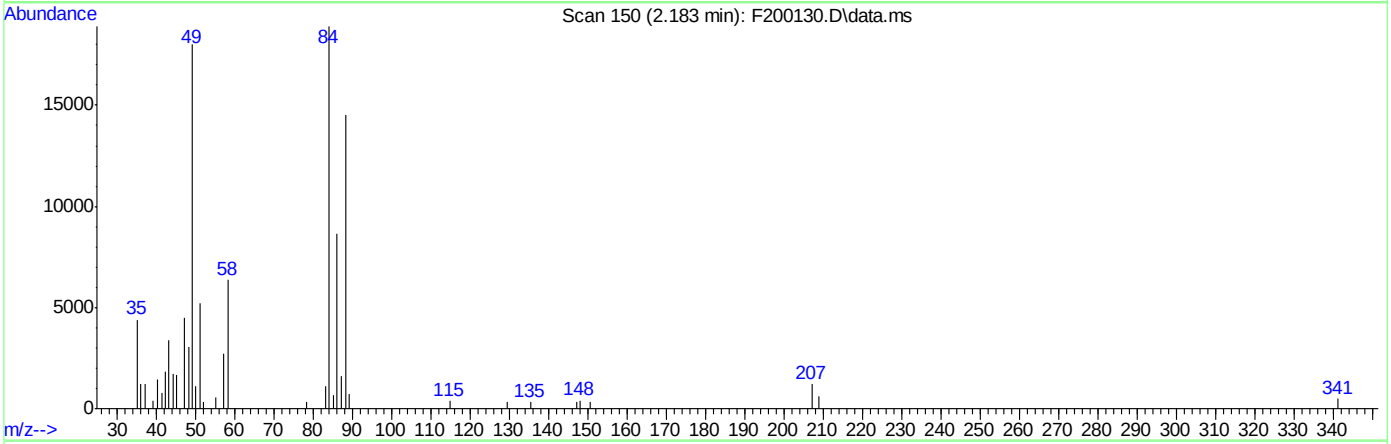

TIC: F200130.D\data.ms

(2) 1,4-Dioxane (t)

2.183min (-0.000) 2.29ppm m

response 12815

Ion	Exp%	Act%
88.10	100	100
58.10	54.00	43.79
57.10	20.90	18.78
0.00	0.00	0.00

Quantitation Report (QT Reviewed)

Data Path : C:\MSDCHEM\1\DATA\EF8747\
Data File : F200131.D
Acq On : 26 Jun 2021 3:33 am
Operator : chriss2
Sample : ic8747-5
Misc : op30563,ef8747,1000,,,1,1
ALS Vial : 4 Sample Multiplier: 1

Quant Time: Jun 26 08:49:10 2021
Quant Method : C:\MSDCHEM\1\METHODS\MF8747.M
Quant Title : Semi Volatile Extractables by GC/MS
QLast Update : Sat Jun 26 08:35:14 2021
Response via : Initial Calibration

Compound	R.T.	QIon	Response	Conc	Units	Dev(Min)
Internal Standards						
1) 1,4-Dichlorobenzene-d4	4.646	152	449132	40.00	ppm	0.00
24) Naphthalene-d8	5.570	136	1716063	40.00	ppm	0.00
46) Acenaphthene-d10	6.975	164	959321	40.00	ppm	0.00
69) Phenanthrene-d10	8.856	188	1736713	40.00	ppm	0.00
83) Chrysene-d12	14.134	240	1552793	40.00	ppm	0.00
92) Perylene-d12	17.179	264	1467546	40.00	ppm	0.00
102) 1,4-Dichlorobenzene-d4A	4.646	152	449132	40.00	ppm	0.00
112) Naphthalene-d8A	5.570	136	1716063	40.00	ppm	0.00
121) Acenaphthene-d10A	6.975	164	959321	40.00	ppm	0.00
132) Phenanthrene-d10A	8.856	188	1736713	40.00	ppm	0.00
147) Chrysene-d12A	14.134	240	1552793	40.00	ppm	0.00
154) Perylene-d12A	17.179	264	1467546	40.00	ppm	0.00
157) 1,4-Dichlorobenzene-d4b	4.646	152	449132	40.00	ppm	0.00
159) Phenanthrene-d10b	8.856	188	1736713	40.00	ppm	0.00
161) Naphthalene-d8b	5.570	136	1716063	40.00	ppm	0.00
163) Naphthalene-d8c	5.570	136	1716063	40.00	ppm	0.00
168) 1,4-Dichlorobenzene-d4c	4.646	152	449132	40.00	ppm	0.00
170) Chrysene-d12c	14.134	240	1552793	40.00	ppm	0.00
172) Chrysene-d12d	14.134	240	1552793	40.00	ppm	0.00
174) Naphthalene-d8d	5.570	136	1716063	40.00	ppm	0.00
176) Chrysene-d12e	14.134	240	1552793	40.00	ppm	0.00
178) Perylene-d12b	17.179	264	1467546	40.00	ppm	0.00
System Monitoring Compounds						
5) 2-Fluorophenol	3.647	112	64570	4.51	ppm	0.00
Spiked Amount 50.000			Recovery = 9.02%			
8) Phenol-d5	4.363	99	85594	4.54	ppm	0.00
Spiked Amount 50.000			Recovery = 9.08%			
25) Nitrobenzene-d5	5.047	82	80788	4.62	ppm	0.00
Spiked Amount 50.000			Recovery = 9.24%			
51) 2-Fluorobiphenyl	6.366	172	149644	4.50	ppm	0.00
Spiked Amount 50.000			Recovery = 9.00%			
73) 2,4,6-Tribromophenol	7.857	330	19981	3.90	ppm	0.00
Spiked Amount 50.000			Recovery = 7.80%			
86) Terphenyl-d14	11.922	244	178486	4.69	ppm	0.00
Spiked Amount 50.000			Recovery = 9.38%			
Target Compounds						Qvalue
2) 1,4-Dioxane	2.183	88	33020	5.55	ppm	94
3) Pyridine	2.509	79	75516	4.62	ppm	95
4) N-Nitrosodimethylamine	2.466	42	39493	4.81	ppm	88
6) Indene	4.833	116	118114	4.58	ppm	99
7) Cumene	4.053	105	175723	4.61	ppm	99
9) Phenol	4.373	94	87009	4.50	ppm	89
10) Aniline	4.400	93	113278	4.75	ppm	60
11) bis(2-Chloroethyl)ether	4.448	93	66679	4.85	ppm	97
12) 2-Chlorophenol	4.486	128	70413	4.68	ppm	94
13) Decane	4.528	43	60213	4.75	ppm	98
14) 1,3-Dichlorobenzene	4.603	146	79174	4.57	ppm	95

Quantitation Report (QT Reviewed)

Data Path : C:\MSDCHEM\1\DATA\EF8747\
Data File : F200131.D
Acq On : 26 Jun 2021 3:33 am
Operator : chriss2
Sample : ic8747-5
Misc : op30563,ef8747,1000,,,1,1
ALS Vial : 4 Sample Multiplier: 1

Quant Time: Jun 26 08:49:10 2021
Quant Method : C:\MSDCHEM\1\METHODS\MF8747.M
Quant Title : Semi Volatile Extractables by GC/MS
QLast Update : Sat Jun 26 08:35:14 2021
Response via : Initial Calibration

Compound	R.T.	QIon	Response	Conc	Units	Dev(Min)
15) 1,4-Dichlorobenzene	4.657	146	84382	4.81	ppm	98
16) Benzyl alcohol	4.742	108	44963	4.49	ppm	94
17) 1,2-Dichlorobenzene	4.769	146	80853	4.95	ppm	97
18) Acetophenone	4.934	105	99027	4.31	ppm	97
19) 2-Methylphenol	4.822	108	59760	3.78	ppm	95
20) 2,2'-oxybis(1-Chloropr...	4.844	121	19394	4.89	ppm	99
21) 3&4-Methylphenol	4.929	108	135041	8.59	ppm	95
22) n-Nitroso-di-n-propyla...	4.934	70	53351	4.69	ppm	95
23) Hexachloroethane	5.020	201	30918	4.81	ppm	96
26) Nitrobenzene	5.057	77	82699	4.66	ppm	97
27) Quinoline	5.816	129	128982	4.60	ppm	99
28) Isophorone	5.234	82	145831	4.64	ppm	99
29) 2-Nitrophenol	5.292	139	33021	4.03	ppm	86
30) 2,4-Dimethylphenol	5.314	107	78520	4.66	ppm	93
31) Benzoic acid	5.340	105	40584	3.40	ppm	94
32) bis(2-Chloroethoxy)met...	5.389	93	81656	4.69	ppm	98
33) 2,4-Dichlorophenol	5.458	162	56471	4.51	ppm	94
34) 2,6-Dichlorophenol	5.624	162	57532	4.46	ppm	96
35) 1,3,5-Trichlorobenzene	5.298	180	69573	4.66	ppm	96
36) 1,2,4-Trichlorobenzene	5.527	180	64823	4.58	ppm	97
37) 1,2,3-Trichlorobenzene	5.682	180	64297	4.83	ppm	95
38) Naphthalene	5.581	128	204561	4.51	ppm	99
39) 4-Chloroaniline	5.618	127	82750	4.49	ppm	93
40) 2,3-Dichloroaniline	6.297	161	74481	4.66	ppm	94
41) Hydroquinone	5.832	110	60169	4.33	ppm	96
42) Hexachlorobutadiene	5.672	225	41880	4.72	ppm	94
43) 4-Chloro-3-methylphenol	5.955	107	61242	4.43	ppm	92
44) 2-Methylnaphthalene	6.083	141	117953	4.60	ppm	99
45) 1-Methylnaphthalene	6.158	142	127379	4.67	ppm	96
47) Hexachlorocyclopentadiene	6.201	237	75151	8.31	ppm	92
48) 1,2,4,5-tetrachloroben...	6.206	216	72508	4.86	ppm	96
49) 2,4,6-Trichlorophenol	6.291	196	47190	4.66	ppm	97
50) 2,4,5-Trichlorophenol	6.318	196	46045	4.47	ppm	99
52) 2-Chloronaphthalene	6.468	162	131249	4.68	ppm	95
53) Biphenyl	6.452	154	165149	4.50	ppm	100
54) 2-Nitroaniline	6.548	65	39588	4.26	ppm	94
55) Dimethylphthalate	6.708	163	148268	4.63	ppm	98
56) Acenaphthylene	6.836	152	149338	4.39	ppm	99
57) 2,6-Dinitrotoluene	6.767	165	28370	4.09	ppm	91
58) 3-Nitroaniline	6.922	138	29728	4.00	ppm	97
59) Acenaphthene	7.007	153	132528	4.70	ppm	92
60) 2,4-Dinitrophenol	7.023	184	37880	7.11	ppm	86
61) 4-Nitrophenol	7.071	109	22759	3.97	ppm	95
62) Dibenzofuran	7.184	168	180396	4.63	ppm	98
63) 2,4-Dinitrotoluene	7.162	165	40050	4.15	ppm	90
64) 2,3,4,6-Tetrachlorophenol	7.306	232	38467	4.51	ppm	85
65) Diethylphthalate	7.440	149	148547	4.57	ppm	98
66) Fluorene	7.568	166	145063	4.49	ppm	98
67) 4-Chlorophenyl-phenyle...	7.573	204	76483	4.73	ppm	95
68) 4-Nitroaniline	7.573	138	31335	4.03	ppm	93

Quantitation Report (QT Reviewed)

Data Path : C:\MSDCHEM\1\DATA\EF8747\
Data File : F200131.D
Acq On : 26 Jun 2021 3:33 am
Operator : chriss2
Sample : ic8747-5
Misc : op30563,ef8747,1000,,,1,1
ALS Vial : 4 Sample Multiplier: 1

Quant Time: Jun 26 08:49:10 2021
Quant Method : C:\MSDCHEM\1\METHODS\MF8747.M
Quant Title : Semi Volatile Extractables by GC/MS
QLast Update : Sat Jun 26 08:35:14 2021
Response via : Initial Calibration

	Compound	R.T.	QIon	Response	Conc	Units	Dev(Min)
70)	4,6-Dinitro-2-methylph...	7.616	198	21465	3.48	ppm	95
71)	n-Nitrosodiphenylamine	7.712	169	124007	4.35	ppm	94
72)	1,2-Diphenylhydrazine	7.766	77	162434	4.52	ppm	99
74)	4-Bromophenyl-phenylether	8.204	248	43753	4.57	ppm	83
75)	Hexachlorobenzene	8.273	284	50914	4.89	ppm	88
76)	Pentachlorophenol	8.556	266	60556	8.08	ppm	91
77)	Phenanthrene	8.888	178	213444	4.60	ppm	98
78)	Anthracene	8.968	178	212016	4.47	ppm	97
79)	Carbazole	9.246	167	192093	4.54	ppm	99
80)	Di-n-butylphthalate	9.972	149	220024	4.04	ppm	99
81)	Fluoranthene	11.030	202	229189	4.51	ppm	96
82)	Octadecane	8.775	57	76541	4.35	ppm	87
84)	Benzidine	11.383	184	105025	3.92	ppm	99
85)	Pyrene	11.473	202	237833	4.65	ppm	98
87)	Butylbenzylphthalate	13.119	149	89546	3.98	ppm	98
88)	Benzo[a]anthracene	14.112	228	211116	4.51	ppm	96
89)	3,3'-Dichlorobenzidine	14.160	252	71125	4.01	ppm	98
90)	Chrysene	14.182	228	215591	4.67	ppm	97
91)	bis(2-Ethylhexyl)phtha...	14.550	149	114533	3.66	ppm	99
93)	Di-n-octylphthalate	16.009	149	175249	3.29	ppm	98
94)	Benzo[b]fluoranthene	16.415	252	206845	4.59	ppm	98
95)	Benzo[k]fluoranthene	16.474	252	196684	4.39	ppm	94
96)	Benzo[a]pyrene	17.056	252	172570	4.06	ppm	97
97)	Indeno[1,2,3-cd]pyrene	19.107	276	155631	4.12	ppm	91
98)	Dibenz(a,h)acridine	18.760	279	141838	4.03	ppm	96
99)	Dibenz[a,h]anthracene	19.182	278	172452	4.16	ppm	95
100)	7,12-Dimethylbenz(a)an...	16.447	256	76496	3.76	ppm	94
101)	Benzo[g,h,i]perylene	19.535	276	184607	4.40	ppm	96

(#) = qualifier out of range (m) = manual integration (+) = signals summed

Quantitation Report (QT Reviewed)

Data Path : C:\MSDCHEM\1\DATA\EF8747\
Data File : F200131.D
Acq On : 26 Jun 2021 3:33 am
Operator : chriss2
Sample : ic8747-5
Misc : op30563,ef8747,1000,,,1,1
ALS Vial : 4 Sample Multiplier: 1

Quant Time: Jun 26 08:49:10 2021
Quant Method : C:\MSDCHEM\1\METHODS\MF8747.M
Quant Title : Semi Volatile Extractables by GC/MS
QLast Update : Sat Jun 26 08:35:14 2021
Response via : Initial Calibration

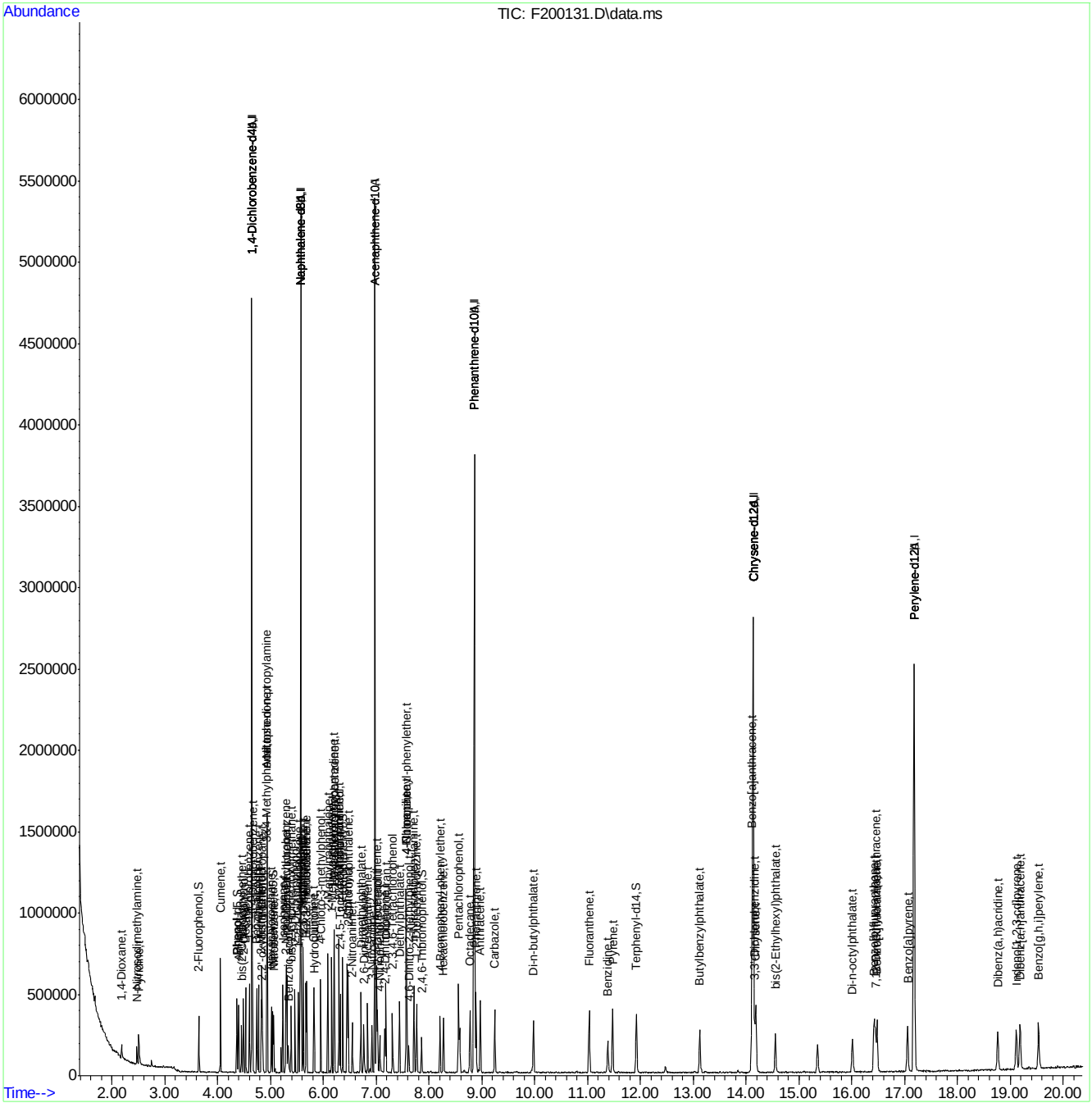

Quantitation Report (QT Reviewed)

Data Path : C:\MSDCHEM\1\DATA\EF8747\
Data File : F200132.D
Acq On : 26 Jun 2021 3:59 am
Operator : chriss2
Sample : ic8747-10
Misc : op30563,ef8747,1000,,,1,1
ALS Vial : 5 Sample Multiplier: 1

Quant Time: Jun 26 08:46:41 2021
Quant Method : C:\MSDCHEM\1\METHODS\MF8747.M
Quant Title : Semi Volatile Extractables by GC/MS
QLast Update : Sat Jun 26 08:35:14 2021
Response via : Initial Calibration

Compound	R.T.	QIon	Response	Conc	Units	Dev(Min)
Internal Standards						
1) 1,4-Dichlorobenzene-d4	4.646	152	421466	40.00	ppm	0.00
24) Naphthalene-d8	5.570	136	1628538	40.00	ppm	0.00
46) Acenaphthene-d10	6.975	164	894610	40.00	ppm	0.00
69) Phenanthrene-d10	8.856	188	1650366	40.00	ppm	0.00
83) Chrysene-d12	14.128	240	1526188	40.00	ppm	0.00
92) Perylene-d12	17.179	264	1457707	40.00	ppm	0.00
102) 1,4-Dichlorobenzene-d4A	4.646	152	421466	40.00	ppm	0.00
112) Naphthalene-d8A	5.570	136	1628538	40.00	ppm	0.00
121) Acenaphthene-d10A	6.975	164	894610	40.00	ppm	0.00
132) Phenanthrene-d10A	8.856	188	1650366	40.00	ppm	0.00
147) Chrysene-d12A	14.128	240	1526188	40.00	ppm	0.00
154) Perylene-d12A	17.179	264	1457707	40.00	ppm	0.00
157) 1,4-Dichlorobenzene-d4b	4.646	152	421466	40.00	ppm	0.00
159) Phenanthrene-d10b	8.856	188	1650366	40.00	ppm	0.00
161) Naphthalene-d8b	5.570	136	1628538	40.00	ppm	0.00
163) Naphthalene-d8c	5.570	136	1628538	40.00	ppm	0.00
168) 1,4-Dichlorobenzene-d4c	4.646	152	421466	40.00	ppm	0.00
170) Chrysene-d12c	14.128	240	1526188	40.00	ppm	0.00
172) Chrysene-d12d	14.128	240	1526188	40.00	ppm	0.00
174) Naphthalene-d8d	5.570	136	1628538	40.00	ppm	0.00
176) Chrysene-d12e	14.128	240	1526188	40.00	ppm	0.00
178) Perylene-d12b	17.179	264	1457707	40.00	ppm	0.00
System Monitoring Compounds						
5) 2-Fluorophenol	3.647	112	126563	9.41	ppm	0.00
Spiked Amount 50.000			Recovery = 18.82%			
8) Phenol-d5	4.363	99	172684	9.76	ppm	0.00
Spiked Amount 50.000			Recovery = 19.52%			
25) Nitrobenzene-d5	5.047	82	153067	9.22	ppm	0.00
Spiked Amount 50.000			Recovery = 18.44%			
51) 2-Fluorobiphenyl	6.366	172	284945	9.18	ppm	0.00
Spiked Amount 50.000			Recovery = 18.36%			
73) 2,4,6-Tribromophenol	7.857	330	41907	8.61	ppm	0.00
Spiked Amount 50.000			Recovery = 17.22%			
86) Terphenyl-d14	11.922	244	348211	9.31	ppm	0.00
Spiked Amount 50.000			Recovery = 18.62%			
Target Compounds						Qvalue
2) 1,4-Dioxane	2.183	88	56444	10.10	ppm	99
3) Pyridine	2.504	79	142170	9.27	ppm	98
4) N-Nitrosodimethylamine	2.466	42	71745	9.31	ppm	97
6) Indene	4.833	116	230339	9.52	ppm	99
7) Cumene	4.053	105	332625	9.29	ppm	98
9) Phenol	4.373	94	175434	9.67	ppm	96
10) Aniline	4.400	93	217338	9.71	ppm	69
11) bis(2-Chloroethyl)ether	4.448	93	123196	9.54	ppm	89
12) 2-Chlorophenol	4.486	128	140745	9.97	ppm	94
13) Decane	4.528	43	116559	9.80	ppm	99
14) 1,3-Dichlorobenzene	4.603	146	152927	9.40	ppm	99

Quantitation Report (QT Reviewed)

Data Path : C:\MSDCHEM\1\DATA\EF8747\
Data File : F200132.D
Acq On : 26 Jun 2021 3:59 am
Operator : chriss2
Sample : ic8747-10
Misc : op30563,ef8747,1000,,,1,1
ALS Vial : 5 Sample Multiplier: 1

Quant Time: Jun 26 08:46:41 2021
Quant Method : C:\MSDCHEM\1\METHODS\MF8747.M
Quant Title : Semi Volatile Extractables by GC/MS
QLast Update : Sat Jun 26 08:35:14 2021
Response via : Initial Calibration

Compound	R.T.	QIon	Response	Conc	Units		Dev(Min)
15) 1,4-Dichlorobenzene	4.657	146	156855	9.53	ppm		98
16) Benzyl alcohol	4.742	108	91076	9.69	ppm		98
17) 1,2-Dichlorobenzene	4.769	146	149108	9.73	ppm		100
18) Acetophenone	4.934	105	195135	9.06	ppm		97
19) 2-Methylphenol	4.822	108	126399	8.52	ppm		97
20) 2,2'-oxybis(1-Chloropr...	4.844	121	37735	10.13	ppm		91
21) 3&4-Methylphenol	4.934	108	268873	18.23	ppm		97
22) n-Nitroso-di-n-propyla...	4.934	70	103134	9.65	ppm		88
23) Hexachloroethane	5.020	201	56133	9.30	ppm		97
26) Nitrobenzene	5.063	77	165546	9.83	ppm		91
27) Quinoline	5.821	129	244769	9.20	ppm		97
28) Isophorone	5.234	82	268730	9.01	ppm		96
29) 2-Nitrophenol	5.292	139	70939	9.11	ppm		91
30) 2,4-Dimethylphenol	5.314	107	151725	9.49	ppm		98
31) Benzoic acid	5.351	105	90231	7.96	ppm		94
32) bis(2-Chloroethoxy)met...	5.389	93	155441	9.40	ppm		97
33) 2,4-Dichlorophenol	5.458	162	114190	9.60	ppm		94
34) 2,6-Dichlorophenol	5.624	162	111138	9.08	ppm		95
35) 1,3,5-Trichlorobenzene	5.298	180	130826	9.24	ppm		98
36) 1,2,4-Trichlorobenzene	5.527	180	127383	9.47	ppm		93
37) 1,2,3-Trichlorobenzene	5.682	180	120886	9.57	ppm		96
38) Naphthalene	5.581	128	391750	9.11	ppm		95
39) 4-Chloroaniline	5.618	127	153557	8.79	ppm		94
40) 2,3-Dichloroaniline	6.297	161	140743	9.29	ppm		99
41) Hydroquinone	5.832	110	116652	8.84	ppm		99
42) Hexachlorobutadiene	5.672	225	80266	9.53	ppm		98
43) 4-Chloro-3-methylphenol	5.955	107	121866	9.29	ppm		94
44) 2-Methylnaphthalene	6.083	141	223497	9.18	ppm		99
45) 1-Methylnaphthalene	6.158	142	255499	9.87	ppm		97
47) Hexachlorocyclopentadiene	6.201	237	148190	17.58	ppm		95
48) 1,2,4,5-tetrachloroben...	6.206	216	131487	9.44	ppm		98
49) 2,4,6-Trichlorophenol	6.291	196	82002	8.68	ppm		96
50) 2,4,5-Trichlorophenol	6.318	196	88511	9.22	ppm		93
52) 2-Chloronaphthalene	6.468	162	243894	9.32	ppm		96
53) Biphenyl	6.452	154	323276	9.45	ppm		100
54) 2-Nitroaniline	6.548	65	76987	8.87	ppm		90
55) Dimethylphthalate	6.708	163	286910	9.62	ppm		100
56) Acenaphthylene	6.836	152	304722	9.60	ppm		98
57) 2,6-Dinitrotoluene	6.767	165	58133	9.00	ppm		84
58) 3-Nitroaniline	6.922	138	63152	9.11	ppm		99
59) Acenaphthene	7.007	153	252343	9.59	ppm		94
60) 2,4-Dinitrophenol	7.023	184	81120	16.32	ppm	#	81
61) 4-Nitrophenol	7.071	109	46383	8.67	ppm		95
62) Dibenzofuran	7.184	168	347503	9.57	ppm		98
63) 2,4-Dinitrotoluene	7.162	165	79272	8.81	ppm		94
64) 2,3,4,6-Tetrachlorophenol	7.306	232	76612	9.62	ppm		91
65) Diethylphthalate	7.440	149	279728	9.23	ppm		99
66) Fluorene	7.568	166	291700	9.69	ppm		99
67) 4-Chlorophenyl-phenyle...	7.574	204	142311	9.43	ppm		97
68) 4-Nitroaniline	7.574	138	64803	8.94	ppm		95

Quantitation Report (QT Reviewed)

Data Path : C:\MSDCHEM\1\DATA\EF8747\
Data File : F200132.D
Acq On : 26 Jun 2021 3:59 am
Operator : chriss2
Sample : ic8747-10
Misc : op30563,ef8747,1000,,,1,1
ALS Vial : 5 Sample Multiplier: 1

Quant Time: Jun 26 08:46:41 2021
Quant Method : C:\MSDCHEM\1\METHODS\MF8747.M
Quant Title : Semi Volatile Extractables by GC/MS
QLast Update : Sat Jun 26 08:35:14 2021
Response via : Initial Calibration

Compound	R.T.	QIon	Response	Conc	Units	Dev(Min)
70) 4,6-Dinitro-2-methylph...	7.616	198	46454	7.92	ppm	95
71) n-Nitrosodiphenylamine	7.712	169	251707	9.29	ppm	98
72) 1,2-Diphenylhydrazine	7.766	77	318680	9.32	ppm	100
74) 4-Bromophenyl-phenylether	8.204	248	88361	9.72	ppm	89
75) Hexachlorobenzene	8.268	284	94904	9.59	ppm	97
76) Pentachlorophenol	8.556	266	123389	17.32	ppm	96
77) Phenanthrene	8.888	178	422500	9.59	ppm	99
78) Anthracene	8.968	178	419742	9.30	ppm	99
79) Carbazole	9.240	167	375397	9.34	ppm	98
80) Di-n-butylphthalate	9.972	149	458736	8.87	ppm	99
81) Fluoranthene	11.030	202	461294	9.55	ppm	99
82) Octadecane	8.775	57	150440	9.00	ppm	98
84) Benzidine	11.383	184	209728	7.97	ppm	96
85) Pyrene	11.473	202	473258	9.41	ppm	98
87) Butylbenzylphthalate	13.119	149	187596	8.48	ppm	97
88) Benzo[a]anthracene	14.107	228	425426	9.25	ppm	99
89) 3,3'-Dichlorobenzidine	14.160	252	152879	8.76	ppm	97
90) Chrysene	14.182	228	436978	9.63	ppm	98
91) bis(2-Ethylhexyl)phtha...	14.550	149	259503	8.43	ppm	99
93) Di-n-octylphthalate	16.009	149	406709	7.69	ppm	99
94) Benzo[b]fluoranthene	16.415	252	423904	9.48	ppm	99
95) Benzo[k]fluoranthene	16.479	252	413049	9.28	ppm	97
96) Benzo[a]pyrene	17.051	252	376397	8.92	ppm	96
97) Indeno[1,2,3-cd]pyrene	19.107	276	331388	8.84	ppm	97
98) Dibenz(a,h)acridine	18.760	279	298370	8.53	ppm	99
99) Dibenz[a,h]anthracene	19.182	278	367492	8.91	ppm	94
100) 7,12-Dimethylbenz(a)an...	16.442	256	161743	8.00	ppm	96
101) Benzo[g,h,i]perylene	19.535	276	381723	9.15	ppm	97

(#) = qualifier out of range (m) = manual integration (+) = signals summed

Quantitation Report (QT Reviewed)

Data Path : C:\MSDCHEM\1\DATA\EF8747\
Data File : F200132.D
Acq On : 26 Jun 2021 3:59 am
Operator : chriss2
Sample : ic8747-10
Misc : op30563,ef8747,1000,,,1,1
ALS Vial : 5 Sample Multiplier: 1

Quant Time: Jun 26 08:46:41 2021
Quant Method : C:\MSDCHEM\1\METHODS\MF8747.M
Quant Title : Semi Volatile Extractables by GC/MS
QLast Update : Sat Jun 26 08:35:14 2021
Response via : Initial Calibration

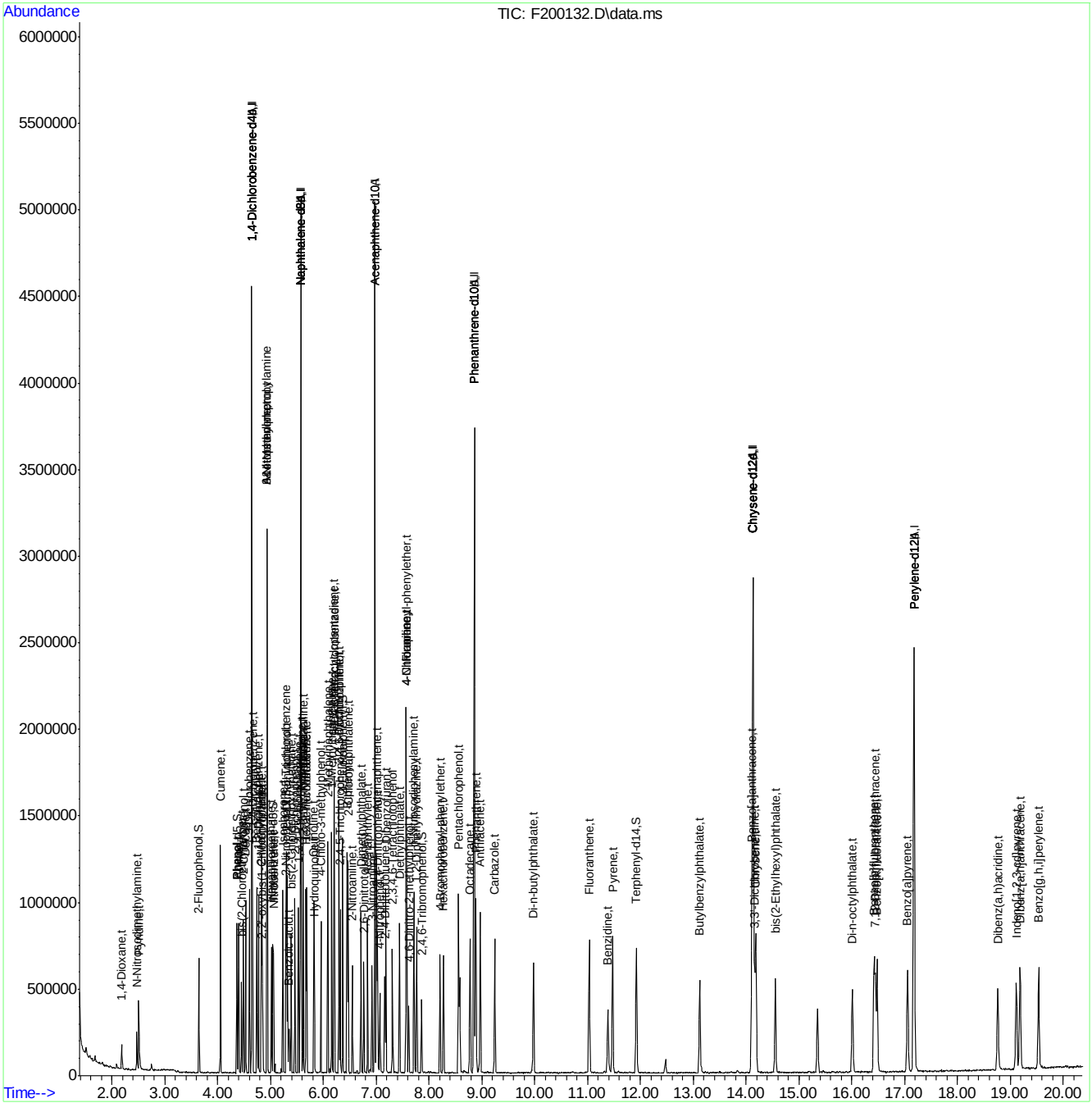

Quantitation Report (QT Reviewed)

Data Path : C:\MSDCHEM\1\DATA\EF8747\
Data File : F200133.D
Acq On : 26 Jun 2021 4:25 am
Operator : chriss2
Sample : ic8747-25
Misc : op30563,ef8747,1000,,,1,1
ALS Vial : 6 Sample Multiplier: 1

Quant Time: Jun 26 08:44:27 2021
Quant Method : C:\MSDCHEM\1\METHODS\MF8747.M
Quant Title : Semi Volatile Extractables by GC/MS
QLast Update : Sat Jun 26 08:35:14 2021
Response via : Initial Calibration

Compound	R.T.	QIon	Response	Conc	Units	Dev(Min)
Internal Standards						
1) 1,4-Dichlorobenzene-d4	4.646	152	439328	40.00	ppm	0.00
24) Naphthalene-d8	5.570	136	1690778	40.00	ppm	0.00
46) Acenaphthene-d10	6.975	164	947605	40.00	ppm	0.00
69) Phenanthrene-d10	8.855	188	1729988	40.00	ppm	0.00
83) Chrysene-d12	14.134	240	1590590	40.00	ppm	0.00
92) Perylene-d12	17.179	264	1492985	40.00	ppm	0.00
102) 1,4-Dichlorobenzene-d4A	4.646	152	439328	40.00	ppm	0.00
112) Naphthalene-d8A	5.570	136	1690778	40.00	ppm	0.00
121) Acenaphthene-d10A	6.975	164	947605	40.00	ppm	0.00
132) Phenanthrene-d10A	8.855	188	1729988	40.00	ppm	0.00
147) Chrysene-d12A	14.134	240	1590590	40.00	ppm	0.00
154) Perylene-d12A	17.179	264	1492985	40.00	ppm	0.00
157) 1,4-Dichlorobenzene-d4b	4.646	152	439328	40.00	ppm	0.00
159) Phenanthrene-d10b	8.855	188	1729988	40.00	ppm	0.00
161) Naphthalene-d8b	5.570	136	1690778	40.00	ppm	0.00
163) Naphthalene-d8c	5.570	136	1690778	40.00	ppm	0.00
168) 1,4-Dichlorobenzene-d4c	4.646	152	439328	40.00	ppm	0.00
170) Chrysene-d12c	14.134	240	1590590	40.00	ppm	0.00
172) Chrysene-d12d	14.134	240	1590590	40.00	ppm	0.00
174) Naphthalene-d8d	5.570	136	1690778	40.00	ppm	0.00
176) Chrysene-d12e	14.134	240	1590590	40.00	ppm	0.00
178) Perylene-d12b	17.179	264	1492985	40.00	ppm	0.00
System Monitoring Compounds						
5) 2-Fluorophenol	3.647	112	333595	23.80	ppm	0.00
Spiked Amount 50.000			Recovery = 47.60%			
8) Phenol-d5	4.363	99	459277	24.91	ppm	0.00
Spiked Amount 50.000			Recovery = 49.82%			
25) Nitrobenzene-d5	5.046	82	415076	24.09	ppm	0.00
Spiked Amount 50.000			Recovery = 48.18%			
51) 2-Fluorobiphenyl	6.366	172	790289	24.04	ppm	0.00
Spiked Amount 50.000			Recovery = 48.08%			
73) 2,4,6-Tribromophenol	7.862	330	119239	23.38	ppm	0.00
Spiked Amount 50.000			Recovery = 46.76%			
86) Terphenyl-d14	11.922	244	927837	23.81	ppm	0.00
Spiked Amount 50.000			Recovery = 47.62%			
Target Compounds						Qvalue
2) 1,4-Dioxane	2.183	88	141716	24.33	ppm	97
3) Pyridine	2.503	79	396451	24.79	ppm	98
4) N-Nitrosodimethylamine	2.466	42	194739	24.23	ppm	92
6) Indene	4.833	116	613345	24.31	ppm	99
7) Cumene	4.053	105	890570	23.86	ppm	97
9) Phenol	4.373	94	455948	24.12	ppm	88
10) Aniline	4.400	93	561198	24.06	ppm	96
11) bis(2-Chloroethyl)ether	4.453	93	332330	24.70	ppm	98
12) 2-Chlorophenol	4.485	128	366007	24.87	ppm	93
13) Decane	4.528	43	307543	24.81	ppm	98
14) 1,3-Dichlorobenzene	4.603	146	413896	24.41	ppm	99

Quantitation Report (QT Reviewed)

Data Path : C:\MSDCHEM\1\DATA\EF8747\
Data File : F200133.D
Acq On : 26 Jun 2021 4:25 am
Operator : chriss2
Sample : ic8747-25
Misc : op30563,ef8747,1000,,,1,1
ALS Vial : 6 Sample Multiplier: 1

Quant Time: Jun 26 08:44:27 2021
Quant Method : C:\MSDCHEM\1\METHODS\MF8747.M
Quant Title : Semi Volatile Extractables by GC/MS
QLast Update : Sat Jun 26 08:35:14 2021
Response via : Initial Calibration

Compound	R.T.	QIon	Response	Conc	Units	Dev(Min)
15) 1,4-Dichlorobenzene	4.662	146	417835	24.36	ppm	98
16) Benzyl alcohol	4.742	108	236420	24.14	ppm	94
17) 1,2-Dichlorobenzene	4.769	146	393267	24.61	ppm	98
18) Acetophenone	4.940	105	532645	23.72	ppm	81
19) 2-Methylphenol	4.822	108	338497	21.89	ppm	98
20) 2,2'-oxybis(1-Chloropr...	4.849	121	95389	24.57	ppm	97
21) 3&4-Methylphenol	4.934	108	750650	48.83	ppm	99
22) n-Nitroso-di-n-propyla...	4.940	70	279845	25.13	ppm	98
23) Hexachloroethane	5.020	201	153737	24.43	ppm	98
26) Nitrobenzene	5.062	77	424270	24.27	ppm	97
27) Quinoline	5.821	129	663600	24.03	ppm	98
28) Isophorone	5.233	82	743656	24.01	ppm	96
29) 2-Nitrophenol	5.292	139	193939	24.00	ppm	98
30) 2,4-Dimethylphenol	5.319	107	402289	24.23	ppm	97
31) Benzoic acid	5.378	105	267187	22.70	ppm	88
32) bis(2-Chloroethoxy)met...	5.388	93	416778	24.27	ppm	96
33) 2,4-Dichlorophenol	5.463	162	305765	24.77	ppm	96
34) 2,6-Dichlorophenol	5.623	162	299961	23.62	ppm	96
35) 1,3,5-Trichlorobenzene	5.303	180	353289	24.03	ppm	96
36) 1,2,4-Trichlorobenzene	5.527	180	342091	24.51	ppm	100
37) 1,2,3-Trichlorobenzene	5.687	180	319977	24.40	ppm	98
38) Naphthalene	5.586	128	1042250	23.33	ppm	98
39) 4-Chloroaniline	5.618	127	445328	24.55	ppm	95
40) 2,3-Dichloroaniline	6.296	161	383773	24.39	ppm	97
41) Hydroquinone	5.837	110	335958	24.52	ppm	94
42) Hexachlorobutadiene	5.671	225	219866	25.13	ppm	95
43) 4-Chloro-3-methylphenol	5.955	107	323769	23.77	ppm	94
44) 2-Methylnaphthalene	6.083	141	615811	24.36	ppm	98
45) 1-Methylnaphthalene	6.158	142	657343	24.45	ppm	98
47) Hexachlorocyclopentadiene	6.200	237	414677	46.45	ppm	97
48) 1,2,4,5-tetrachloroben...	6.211	216	354233	24.01	ppm	98
49) 2,4,6-Trichlorophenol	6.296	196	243156	24.30	ppm	97
50) 2,4,5-Trichlorophenol	6.318	196	243044	23.89	ppm	96
52) 2-Chloronaphthalene	6.467	162	665668	24.01	ppm	97
53) Biphenyl	6.451	154	863462	23.82	ppm	98
54) 2-Nitroaniline	6.548	65	221977	24.16	ppm	98
55) Dimethylphthalate	6.713	163	760186	24.06	ppm	99
56) Acenaphthylene	6.836	152	817370	24.32	ppm	99
57) 2,6-Dinitrotoluene	6.767	165	165510	24.18	ppm	94
58) 3-Nitroaniline	6.922	138	181201	24.68	ppm	89
59) Acenaphthene	7.007	153	674671	24.21	ppm	93
60) 2,4-Dinitrophenol	7.028	184	238978	45.40	ppm	91
61) 4-Nitrophenol	7.071	109	136514	24.10	ppm	97
62) Dibenzofuran	7.183	168	935180	24.30	ppm	96
63) 2,4-Dinitrotoluene	7.162	165	228806	24.00	ppm	94
64) 2,3,4,6-Tetrachlorophenol	7.311	232	205216	24.34	ppm	95
65) Diethylphthalate	7.445	149	772734	24.08	ppm	98
66) Fluorene	7.568	166	773708	24.26	ppm	98
67) 4-Chlorophenyl-phenyle...	7.573	204	379466	23.74	ppm	97
68) 4-Nitroaniline	7.584	138	184108	23.99	ppm	93

Quantitation Report (QT Reviewed)

Data Path : C:\MSDCHEM\1\DATA\EF8747\
Data File : F200133.D
Acq On : 26 Jun 2021 4:25 am
Operator : chriss2
Sample : ic8747-25
Misc : op30563,ef8747,1000,,,1,1
ALS Vial : 6 Sample Multiplier: 1

Quant Time: Jun 26 08:44:27 2021
Quant Method : C:\MSDCHEM\1\METHODS\MF8747.M
Quant Title : Semi Volatile Extractables by GC/MS
QLast Update : Sat Jun 26 08:35:14 2021
Response via : Initial Calibration

Compound	R.T.	QIon	Response	Conc	Units	Dev(Min)
70) 4,6-Dinitro-2-methylph...	7.621	198	136197	22.14	ppm	95
71) n-Nitrosodiphenylamine	7.712	169	681671	24.01	ppm	99
72) 1,2-Diphenylhydrazine	7.766	77	855654	23.88	ppm	96
74) 4-Bromophenyl-phenylether	8.209	248	224951	23.61	ppm	97
75) Hexachlorobenzene	8.273	284	248494	23.95	ppm	98
76) Pentachlorophenol	8.562	266	345092	46.22	ppm	96
77) Phenanthrene	8.893	178	1104303	23.91	ppm	99
78) Anthracene	8.973	178	1116253	23.60	ppm	99
79) Carbazole	9.245	167	1004546	23.84	ppm	99
80) Di-n-butylphthalate	9.977	149	1274058	23.51	ppm	99
81) Fluoranthene	11.030	202	1199649	23.71	ppm	98
82) Octadecane	8.775	57	420127	23.99	ppm	96
84) Benzidine	11.388	184	616133	22.47	ppm	99
85) Pyrene	11.473	202	1241377	23.68	ppm	99
87) Butylbenzylphthalate	13.119	149	531000	23.03	ppm	91
88) Benzo[a]anthracene	14.112	228	1146782	23.94	ppm	98
89) 3,3'-Dichlorobenzidine	14.160	252	414757	22.81	ppm	97
90) Chrysene	14.187	228	1135659	24.02	ppm	98
91) bis(2-Ethylhexyl)phtha...	14.550	149	749773	23.38	ppm	99
93) Di-n-octylphthalate	16.014	149	1268324	23.42	ppm	99
94) Benzo[b]fluoranthene	16.425	252	1160793	25.33	ppm	98
95) Benzo[k]fluoranthene	16.484	252	1055068	23.15	ppm	98
96) Benzo[a]pyrene	17.061	252	1045483	24.20	ppm	99
97) Indeno[1,2,3-cd]pyrene	19.118	276	896154	23.33	ppm	98
98) Dibenz(a,h)acridine	18.765	279	840074	23.44	ppm	97
99) Dibenz[a,h]anthracene	19.187	278	979908	23.21	ppm	97
100) 7,12-Dimethylbenz(a)an...	16.452	256	486015	23.47	ppm	97
101) Benzo[g,h,i]perylene	19.545	276	1025395	24.00	ppm	99

(#) = qualifier out of range (m) = manual integration (+) = signals summed

Quantitation Report (QT Reviewed)

Data Path : C:\MSDCHEM\1\DATA\EF8747\
Data File : F200133.D
Acq On : 26 Jun 2021 4:25 am
Operator : chriss2
Sample : ic8747-25
Misc : op30563,ef8747,1000,,,1,1
ALS Vial : 6 Sample Multiplier: 1

Quant Time: Jun 26 08:44:27 2021
Quant Method : C:\MSDCHEM\1\METHODS\MF8747.M
Quant Title : Semi Volatile Extractables by GC/MS
QLast Update : Sat Jun 26 08:35:14 2021
Response via : Initial Calibration

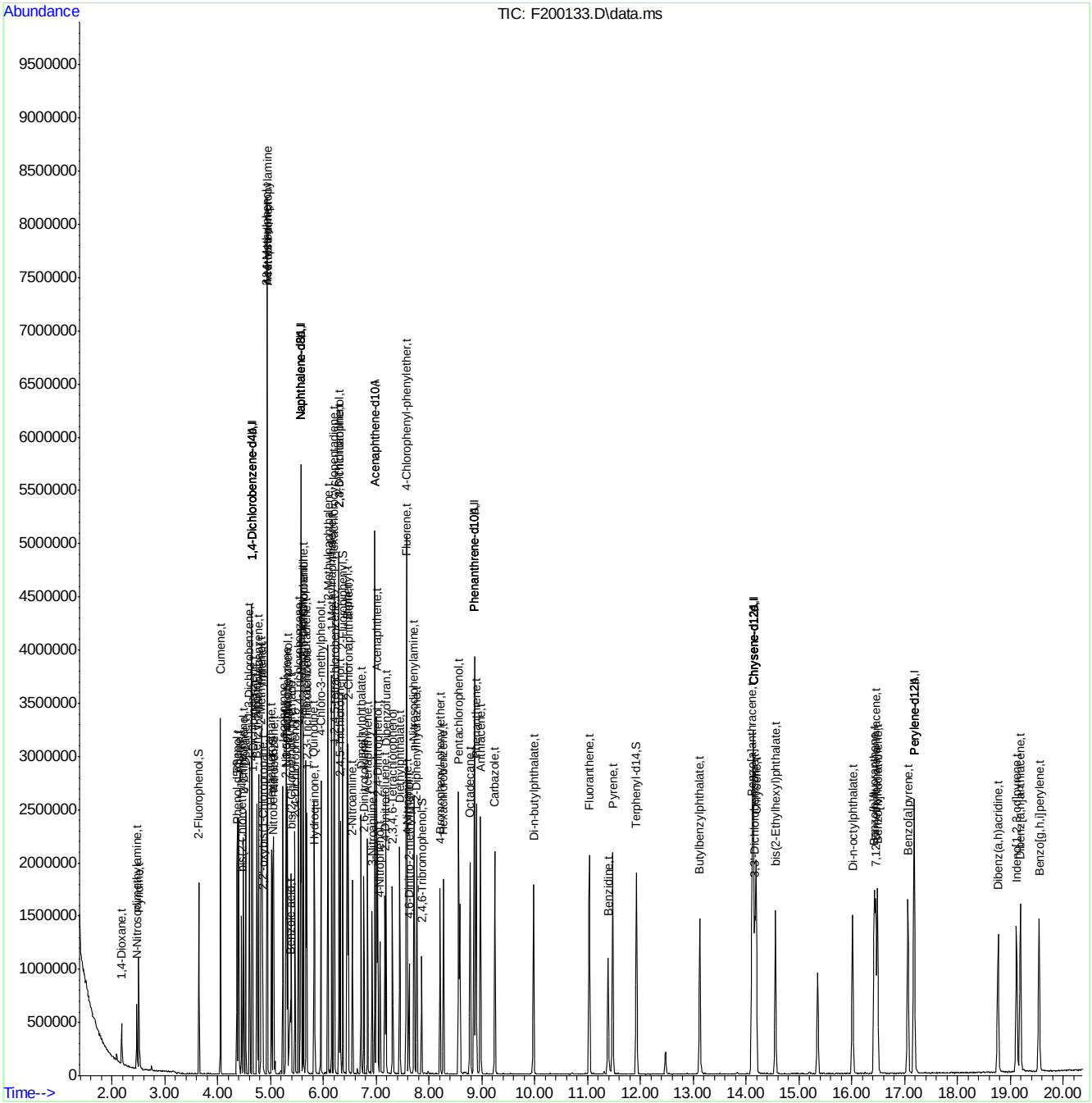

Quantitation Report (QT Reviewed)

Data Path : C:\MSDCHEM\1\DATA\EF8747\
Data File : F200134.D
Acq On : 26 Jun 2021 4:51 am
Operator : chriss2
Sample : icc8747-50
Misc : op30563,ef8747,1000,,,1,1
ALS Vial : 7 Sample Multiplier: 1

Quant Time: Jun 26 08:37:35 2021
Quant Method : C:\MSDCHEM\1\METHODS\MF8747.M
Quant Title : Semi Volatile Extractables by GC/MS
QLast Update : Sat Jun 26 08:35:14 2021
Response via : Initial Calibration

Compound	R.T.	QIon	Response	Conc	Units	Dev(Min)
Internal Standards						
1) 1,4-Dichlorobenzene-d4	4.646	152	445499	40.00	ppm	0.00
24) Naphthalene-d8	5.570	136	1693754	40.00	ppm	0.00
46) Acenaphthene-d10	6.975	164	939342	40.00	ppm	0.00
69) Phenanthrene-d10	8.856	188	1674475	40.00	ppm	0.00
83) Chrysene-d12	14.134	240	1546200	40.00	ppm	0.00
92) Perylene-d12	17.179	264	1464955	40.00	ppm	0.00
102) 1,4-Dichlorobenzene-d4A	4.646	152	445499	40.00	ppm	0.00
112) Naphthalene-d8A	5.570	136	1693754	40.00	ppm	0.00
121) Acenaphthene-d10A	6.975	164	939342	40.00	ppm	0.00
132) Phenanthrene-d10A	8.856	188	1674475	40.00	ppm	0.00
147) Chrysene-d12A	14.134	240	1546200	40.00	ppm	0.00
154) Perylene-d12A	17.179	264	1464955	40.00	ppm	0.00
157) 1,4-Dichlorobenzene-d4b	4.646	152	445499	40.00	ppm	0.00
159) Phenanthrene-d10b	8.856	188	1674475	40.00	ppm	0.00
161) Naphthalene-d8b	5.570	136	1693754	40.00	ppm	0.00
163) Naphthalene-d8c	5.570	136	1693754	40.00	ppm	0.00
168) 1,4-Dichlorobenzene-d4c	4.646	152	445499	40.00	ppm	0.00
170) Chrysene-d12c	14.134	240	1546200	40.00	ppm	0.00
172) Chrysene-d12d	14.134	240	1546200	40.00	ppm	0.00
174) Naphthalene-d8d	5.570	136	1693754	40.00	ppm	0.00
176) Chrysene-d12e	14.134	240	1546200	40.00	ppm	0.00
178) Perylene-d12b	17.179	264	1464955	40.00	ppm	0.00
System Monitoring Compounds						
5) 2-Fluorophenol	3.647	112	710619	50.00	ppm	0.00
Spiked Amount 50.000			Recovery = 100.00%			
8) Phenol-d5	4.368	99	934852	50.00	ppm	0.00
Spiked Amount 50.000			Recovery = 100.00%			
25) Nitrobenzene-d5	5.052	82	863085	50.00	ppm	0.00
Spiked Amount 50.000			Recovery = 100.00%			
51) 2-Fluorobiphenyl	6.366	172	1629689	50.00	ppm	0.00
Spiked Amount 50.000			Recovery = 100.00%			
73) 2,4,6-Tribromophenol	7.862	330	246791	50.00	ppm	0.00
Spiked Amount 50.000			Recovery = 100.00%			
86) Terphenyl-d14	11.928	244	1894186	50.00	ppm	0.00
Spiked Amount 50.000			Recovery = 100.00%			
Target Compounds						Qvalue
2) 1,4-Dioxane	2.183	88	295307	50.00	ppm	100
3) Pyridine	2.499	79	810842	50.00	ppm	100
4) N-Nitrosodimethylamine	2.472	42	407455	50.00	ppm	100
6) Indene	4.833	116	1279183	50.00	ppm	100
7) Cumene	4.053	105	1892479	50.00	ppm	100
9) Phenol	4.379	94	958357	50.00	ppm	100
10) Aniline	4.400	93	1182546	50.00	ppm	100
11) bis(2-Chloroethyl)ether	4.454	93	682166	50.00	ppm	100
12) 2-Chlorophenol	4.491	128	746282	50.00	ppm	100
13) Decane	4.529	43	628456	50.00	ppm	100
14) 1,3-Dichlorobenzene	4.603	146	859636	50.00	ppm	100

Quantitation Report (QT Reviewed)

Data Path : C:\MSDCHEM\1\DATA\EF8747\
Data File : F200134.D
Acq On : 26 Jun 2021 4:51 am
Operator : chriss2
Sample : icc8747-50
Misc : op30563,ef8747,1000,,,1,1
ALS Vial : 7 Sample Multiplier: 1

Quant Time: Jun 26 08:37:35 2021
Quant Method : C:\MSDCHEM\1\METHODS\MF8747.M
Quant Title : Semi Volatile Extractables by GC/MS
QLast Update : Sat Jun 26 08:35:14 2021
Response via : Initial Calibration

Compound	R.T.	QIon	Response	Conc	Units	Dev(Min)
15) 1,4-Dichlorobenzene	4.662	146	869689	50.00	ppm	100
16) Benzyl alcohol	4.748	108	496547	50.00	ppm	100
17) 1,2-Dichlorobenzene	4.769	146	810144	50.00	ppm	100
18) Acetophenone	4.940	105	1138558	50.00	ppm	100
19) 2-Methylphenol	4.822	108	687792	43.86	ppm	100
20) 2,2'-oxybis(1-Chloropr...	4.849	121	196808	50.00	ppm	100
21) 3&4-Methylphenol	4.940	108	1559010	100.00	ppm	100
22) n-Nitroso-di-n-propyla...	4.945	70	564706	50.00	ppm	100
23) Hexachloroethane	5.020	201	319110	50.00	ppm	100
26) Nitrobenzene	5.063	77	875522	50.00	ppm	100
27) Quinoline	5.827	129	1379892	49.87	ppm	100
28) Isophorone	5.239	82	1551287	50.00	ppm	100
29) 2-Nitrophenol	5.293	139	404718	50.00	ppm	100
30) 2,4-Dimethylphenol	5.319	107	831568	50.00	ppm	100
31) Benzoic acid	5.394	105	589564	50.00	ppm	100
32) bis(2-Chloroethoxy)met...	5.394	93	860047	50.00	ppm	100
33) 2,4-Dichlorophenol	5.464	162	615731	49.80	ppm	100
34) 2,6-Dichlorophenol	5.624	162	636179	50.00	ppm	100
35) 1,3,5-Trichlorobenzene	5.303	180	736265	50.00	ppm	100
36) 1,2,4-Trichlorobenzene	5.528	180	699184	50.00	ppm	100
37) 1,2,3-Trichlorobenzene	5.688	180	656892	50.00	ppm	100
38) Naphthalene	5.586	128	2237292	50.00	ppm	100
39) 4-Chloroaniline	5.618	127	906823	49.90	ppm	100
40) 2,3-Dichloroaniline	6.297	161	788092	50.00	ppm	100
41) Hydroquinone	5.837	110	686198	50.00	ppm	100
42) Hexachlorobutadiene	5.672	225	438147	50.00	ppm	100
43) 4-Chloro-3-methylphenol	5.955	107	681029	49.91	ppm	100
44) 2-Methylnaphthalene	6.083	141	1266304	50.00	ppm	100
45) 1-Methylnaphthalene	6.158	142	1346766	50.00	ppm	100
47) Hexachlorocyclopentadiene	6.201	237	883218	99.79	ppm	100
48) 1,2,4,5-tetrachloroben...	6.211	216	731150	50.00	ppm	100
49) 2,4,6-Trichlorophenol	6.297	196	495975	50.00	ppm	100
50) 2,4,5-Trichlorophenol	6.324	196	503427	49.92	ppm	100
52) 2-Chloronaphthalene	6.473	162	1374298	50.00	ppm	100
53) Biphenyl	6.452	154	1789687	49.80	ppm	100
54) 2-Nitroaniline	6.548	65	455430	50.00	ppm	100
55) Dimethylphthalate	6.714	163	1563083	49.90	ppm	100
56) Acenaphthylene	6.842	152	1665779	50.00	ppm	100
57) 2,6-Dinitrotoluene	6.767	165	339257	50.00	ppm	100
58) 3-Nitroaniline	6.927	138	363934	50.00	ppm	100
59) Acenaphthene	7.007	153	1381345	50.00	ppm	100
60) 2,4-Dinitrophenol	7.034	184	521758	100.00	ppm	100
61) 4-Nitrophenol	7.077	109	280722	50.00	ppm	100
62) Dibenzofuran	7.189	168	1907272	50.00	ppm	100
63) 2,4-Dinitrotoluene	7.168	165	472478	50.00	ppm	100
64) 2,3,4,6-Tetrachlorophenol	7.312	232	417947	50.00	ppm	100
65) Diethylphthalate	7.446	149	1590477	50.00	ppm	100
66) Fluorene	7.574	166	1580847	50.00	ppm	100
67) 4-Chlorophenyl-phenyle...	7.574	204	792151	50.00	ppm	100
68) 4-Nitroaniline	7.590	138	380426	50.00	ppm	100

Quantitation Report (QT Reviewed)

Data Path : C:\MSDCHEM\1\DATA\EF8747\
Data File : F200134.D
Acq On : 26 Jun 2021 4:51 am
Operator : chriss2
Sample : icc8747-50
Misc : op30563,ef8747,1000,,,1,1
ALS Vial : 7 Sample Multiplier: 1

Quant Time: Jun 26 08:37:35 2021
Quant Method : C:\MSDCHEM\1\METHODS\MF8747.M
Quant Title : Semi Volatile Extractables by GC/MS
QLast Update : Sat Jun 26 08:35:14 2021
Response via : Initial Calibration

	Compound	R.T.	QIon	Response	Conc	Units	Dev(Min)
70)	4,6-Dinitro-2-methylph...	7.622	198	297717	50.00	ppm	100
71)	n-Nitrosodiphenylamine	7.718	169	1373867	50.00	ppm	100
72)	1,2-Diphenylhydrazine	7.771	77	1734135	50.00	ppm	100
74)	4-Bromophenyl-phenylether	8.209	248	461195	50.00	ppm	100
75)	Hexachlorobenzene	8.274	284	502068	50.00	ppm	100
76)	Pentachlorophenol	8.562	266	722681	100.00	ppm	100
77)	Phenanthrene	8.893	178	2235330	50.00	ppm	100
78)	Anthracene	8.973	178	2289045	50.00	ppm	100
79)	Carbazole	9.251	167	2039483	50.00	ppm	100
80)	Di-n-butylphthalate	9.978	149	2622749	50.00	ppm	100
81)	Fluoranthene	11.035	202	2449165	50.00	ppm	100
82)	Octadecane	8.781	57	847649	50.00	ppm	100
84)	Benzidine	11.388	184	1333032	50.00	ppm	100
85)	Pyrene	11.479	202	2548525	50.00	ppm	100
87)	Butylbenzylphthalate	13.124	149	1120862	50.00	ppm	100
88)	Benzo[a]anthracene	14.113	228	2328731	50.00	ppm	100
89)	3,3'-Dichlorobenzidine	14.166	252	883647	50.00	ppm	100
90)	Chrysene	14.193	228	2297738	50.00	ppm	100
91)	bis(2-Ethylhexyl)phtha...	14.551	149	1558928	50.00	ppm	100
93)	Di-n-octylphthalate	16.014	149	2655750	49.97	ppm	100
94)	Benzo[b]fluoranthene	16.431	252	2247971	50.00	ppm	100
95)	Benzo[k]fluoranthene	16.495	252	2233074	49.93	ppm	98
96)	Benzo[a]pyrene	17.067	252	2119520	50.00	ppm	100
97)	Indeno[1,2,3-cd]pyrene	19.129	276	1884372	50.00	ppm	100
98)	Dibenz(a,h)acridine	18.771	279	1758160	50.00	ppm	100
99)	Dibenz[a,h]anthracene	19.193	278	2056236	49.63	ppm	100
100)	7,12-Dimethylbenz(a)an...	16.458	256	1016057	50.00	ppm	100
101)	Benzo[g,h,i]perylene	19.551	276	2063924	49.23	ppm	100

(#) = qualifier out of range (m) = manual integration (+) = signals summed

Quantitation Report (QT Reviewed)

Data Path : C:\MSDCHEM\1\DATA\EF8747\
Data File : F200134.D
Acq On : 26 Jun 2021 4:51 am
Operator : chriss2
Sample : icc8747-50
Misc : op30563,ef8747,1000,,,1,1
ALS Vial : 7 Sample Multiplier: 1

Quant Time: Jun 26 08:37:35 2021
Quant Method : C:\MSDCHEM\1\METHODS\MF8747.M
Quant Title : Semi Volatile Extractables by GC/MS
QLast Update : Sat Jun 26 08:35:14 2021
Response via : Initial Calibration

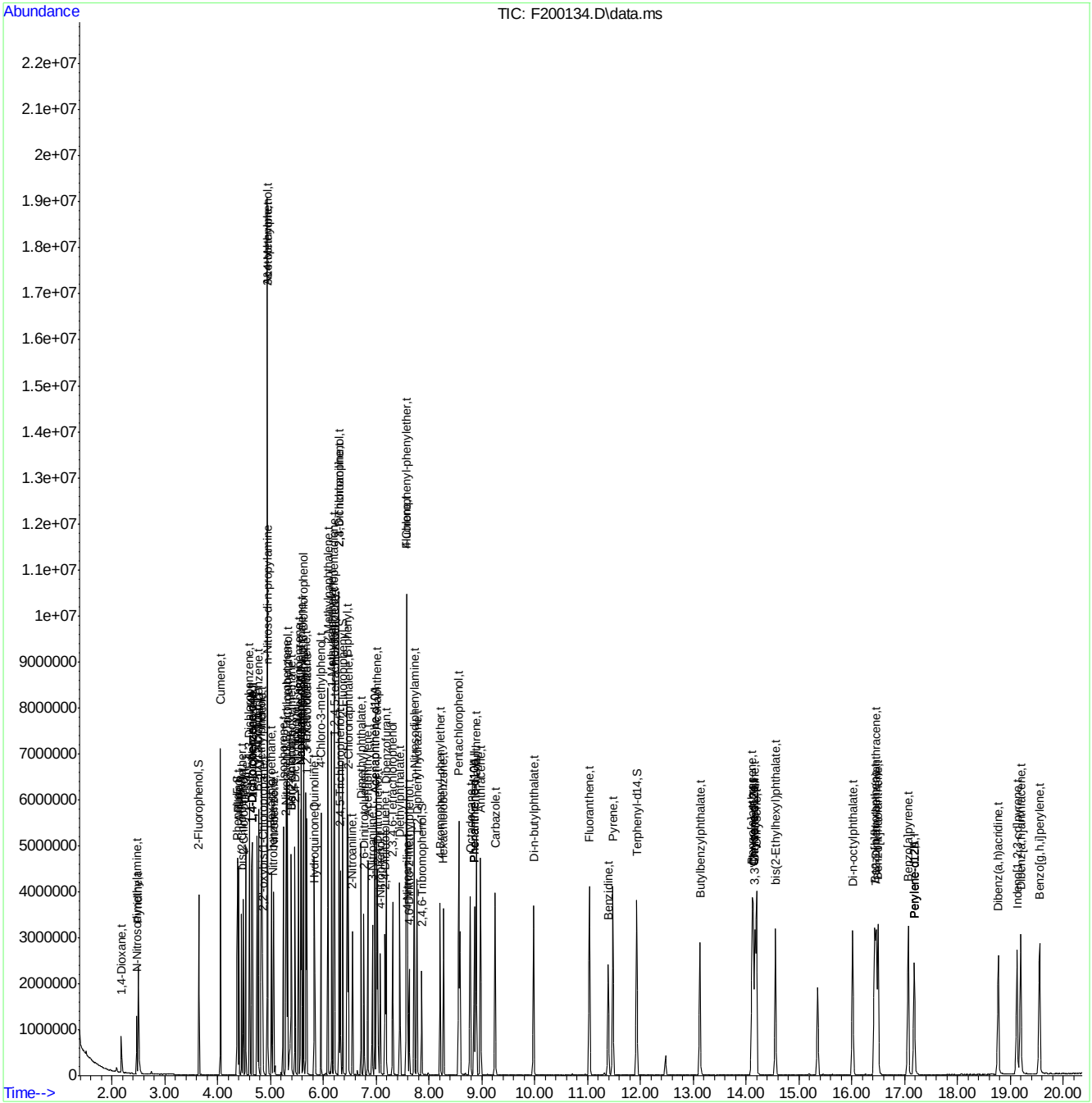

Quantitation Report (QT Reviewed)

Data Path : C:\MSDCHEM\1\DATA\EF8747\
Data File : F200135.D
Acq On : 26 Jun 2021 5:17 am
Operator : chriss2
Sample : ic8747-80
Misc : op30563,ef8747,1000,,,1,1
ALS Vial : 8 Sample Multiplier: 1

Quant Time: Jun 26 08:40:09 2021
Quant Method : C:\MSDCHEM\1\METHODS\MF8747.M
Quant Title : Semi Volatile Extractables by GC/MS
QLast Update : Sat Jun 26 08:35:14 2021
Response via : Initial Calibration

Compound	R.T.	QIon	Response	Conc	Units	Dev(Min)
Internal Standards						
1) 1,4-Dichlorobenzene-d4	4.646	152	449175	40.00	ppm	0.00
24) Naphthalene-d8	5.570	136	1735915	40.00	ppm	0.00
46) Acenaphthene-d10	6.975	164	991535	40.00	ppm	0.00
69) Phenanthrene-d10	8.856	188	1746255	40.00	ppm	0.00
83) Chrysene-d12	14.144	240	1641380	40.00	ppm	0.01
92) Perylene-d12	17.184	264	1522613	40.00	ppm	0.00
102) 1,4-Dichlorobenzene-d4A	4.646	152	449175	40.00	ppm	0.00
112) Naphthalene-d8A	5.570	136	1735915	40.00	ppm	0.00
121) Acenaphthene-d10A	6.975	164	991535	40.00	ppm	0.00
132) Phenanthrene-d10A	8.856	188	1746255	40.00	ppm	0.00
147) Chrysene-d12A	14.144	240	1641380	40.00	ppm	0.01
154) Perylene-d12A	17.184	264	1522613	40.00	ppm	0.00
157) 1,4-Dichlorobenzene-d4b	4.646	152	449175	40.00	ppm	0.00
159) Phenanthrene-d10b	8.856	188	1746255	40.00	ppm	0.00
161) Naphthalene-d8b	5.570	136	1735915	40.00	ppm	0.00
163) Naphthalene-d8c	5.570	136	1735915	40.00	ppm	0.00
168) 1,4-Dichlorobenzene-d4c	4.646	152	449175	40.00	ppm	0.00
170) Chrysene-d12c	14.144	240	1641380	40.00	ppm	0.01
172) Chrysene-d12d	14.144	240	1641380	40.00	ppm	0.01
174) Naphthalene-d8d	5.570	136	1735915	40.00	ppm	0.00
176) Chrysene-d12e	14.144	240	1641380	40.00	ppm	0.01
178) Perylene-d12b	17.184	264	1522613	40.00	ppm	0.00
System Monitoring Compounds						
5) 2-Fluorophenol	3.647	112	1163179	81.17	ppm	0.00
Spiked Amount 50.000			Recovery = 162.34%			
8) Phenol-d5	4.373	99	1573053	83.45	ppm	0.00
Spiked Amount 50.000			Recovery = 166.90%			
25) Nitrobenzene-d5	5.052	82	1409463	79.67	ppm	0.00
Spiked Amount 50.000			Recovery = 159.34%			
51) 2-Fluorobiphenyl	6.371	172	2747104	79.85	ppm	0.00
Spiked Amount 50.000			Recovery = 159.70%			
73) 2,4,6-Tribromophenol	7.867	330	399011	77.52	ppm	0.00
Spiked Amount 50.000			Recovery = 155.04%			
86) Terphenyl-d14	11.933	244	3209737	79.81	ppm	0.00
Spiked Amount 50.000			Recovery = 159.62%			
Target Compounds						Qvalue
2) 1,4-Dioxane	2.183	88	480940	80.76	ppm	98
3) Pyridine	2.504	79	1338554	81.87	ppm	96
4) N-Nitrosodimethylamine	2.472	42	662586	80.64	ppm	98
6) Indene	4.838	116	2148095	83.28	ppm	98
7) Cumene	4.053	105	3121292	81.79	ppm	99
9) Phenol	4.384	94	1598516	82.72	ppm	97
10) Aniline	4.405	93	1983566	83.18	ppm	97
11) bis(2-Chloroethyl)ether	4.454	93	1138237	82.75	ppm	95
12) 2-Chlorophenol	4.491	128	1247708	82.91	ppm	97
13) Decane	4.534	43	1035320	81.70	ppm	96
14) 1,3-Dichlorobenzene	4.603	146	1429694	82.48	ppm	99

Quantitation Report (QT Reviewed)

Data Path : C:\MSDCHEM\1\DATA\EF8747\
Data File : F200135.D
Acq On : 26 Jun 2021 5:17 am
Operator : chriss2
Sample : ic8747-80
Misc : op30563,ef8747,1000,,,1,1
ALS Vial : 8 Sample Multiplier: 1

Quant Time: Jun 26 08:40:09 2021
Quant Method : C:\MSDCHEM\1\METHODS\MF8747.M
Quant Title : Semi Volatile Extractables by GC/MS
QLast Update : Sat Jun 26 08:35:14 2021
Response via : Initial Calibration

Compound	R.T.	QIon	Response	Conc	Units	Dev(Min)
15) 1,4-Dichlorobenzene	4.662	146	1438506	82.03	ppm	99
16) Benzyl alcohol	4.747	108	858967	85.79	ppm	97
17) 1,2-Dichlorobenzene	4.769	146	1341323	82.11	ppm	97
18) Acetophenone	4.945	105	1911554	83.26	ppm	94
19) 2-Methylphenol	4.827	108	1167482	73.84	ppm	98
20) 2,2'-oxybis(1-Chloropr...	4.849	121	325862	82.11	ppm	96
21) 3&4-Methylphenol	4.945	108	2651057	168.66	ppm	99
22) n-Nitroso-di-n-propyla...	4.950	70	917746	80.59	ppm	98
23) Hexachloroethane	5.020	201	524498	81.51	ppm	94
26) Nitrobenzene	5.068	77	1446205	80.59	ppm	97
27) Quinoline	5.832	129	2306278	81.33	ppm	99
28) Isophorone	5.244	82	2579295	81.11	ppm	97
29) 2-Nitrophenol	5.298	139	684757	82.54	ppm	81
30) 2,4-Dimethylphenol	5.319	107	1397051	81.96	ppm	96
31) Benzoic acid	5.415	105	974681	80.65	ppm	95
32) bis(2-Chloroethoxy)met...	5.394	93	1441150	81.75	ppm	99
33) 2,4-Dichlorophenol	5.463	162	1057677	83.46	ppm	95
34) 2,6-Dichlorophenol	5.629	162	1083182	83.06	ppm	96
35) 1,3,5-Trichlorobenzene	5.303	180	1244240	82.44	ppm	98
36) 1,2,4-Trichlorobenzene	5.527	180	1179962	82.33	ppm	99
37) 1,2,3-Trichlorobenzene	5.688	180	1110864	82.50	ppm	98
38) Naphthalene	5.586	128	3698017	80.64	ppm	98
39) 4-Chloroaniline	5.623	127	1573638	84.49	ppm	94
40) 2,3-Dichloroaniline	6.302	161	1336287	82.72	ppm	95
41) Hydroquinone	5.843	110	1185572	84.29	ppm	96
42) Hexachlorobutadiene	5.672	225	739711	82.36	ppm	98
43) 4-Chloro-3-methylphenol	5.960	107	1148808	82.14	ppm	94
44) 2-Methylnaphthalene	6.083	141	2202657	84.86	ppm	97
45) 1-Methylnaphthalene	6.158	142	2290454	82.97	ppm	99
47) Hexachlorocyclopentadiene	6.206	237	1511259	161.77	ppm	97
48) 1,2,4,5-tetrachloroben...	6.211	216	1262827	81.81	ppm	99
49) 2,4,6-Trichlorophenol	6.297	196	865931	82.70	ppm	99
50) 2,4,5-Trichlorophenol	6.323	196	848732	79.74	ppm	96
52) 2-Chloronaphthalene	6.473	162	2326851	80.20	ppm	97
53) Biphenyl	6.452	154	3048896	80.38	ppm	97
54) 2-Nitroaniline	6.553	65	753816	78.40	ppm	93
55) Dimethylphthalate	6.719	163	2600512	78.65	ppm	98
56) Acenaphthylene	6.842	152	2852435	81.11	ppm	99
57) 2,6-Dinitrotoluene	6.772	165	568554	79.38	ppm	93
58) 3-Nitroaniline	6.932	138	620688	80.79	ppm	91
59) Acenaphthene	7.012	153	2279367	78.16	ppm	95
60) 2,4-Dinitrophenol	7.039	184	897833	163.02	ppm	97
61) 4-Nitrophenol	7.082	109	469949	79.30	ppm	99
62) Dibenzofuran	7.189	168	3283308	81.54	ppm	99
63) 2,4-Dinitrotoluene	7.173	165	797934	80.00	ppm	99
64) 2,3,4,6-Tetrachlorophenol	7.312	232	699799	79.31	ppm	95
65) Diethylphthalate	7.451	149	2707313	80.63	ppm	99
66) Fluorene	7.573	166	2785854	83.47	ppm	99
67) 4-Chlorophenyl-phenyle...	7.579	204	1354525	81.00	ppm	95
68) 4-Nitroaniline	7.600	138	635992	79.19	ppm	97

Quantitation Report (QT Reviewed)

Data Path : C:\MSDCHEM\1\DATA\EF8747\
Data File : F200135.D
Acq On : 26 Jun 2021 5:17 am
Operator : chriss2
Sample : ic8747-80
Misc : op30563,ef8747,1000,,,1,1
ALS Vial : 8 Sample Multiplier: 1

Quant Time: Jun 26 08:40:09 2021
Quant Method : C:\MSDCHEM\1\METHODS\MF8747.M
Quant Title : Semi Volatile Extractables by GC/MS
QLast Update : Sat Jun 26 08:35:14 2021
Response via : Initial Calibration

Compound	R.T.	QIon	Response	Conc	Units	Dev(Min)
70) 4,6-Dinitro-2-methylph...	7.632	198	507088	81.66	ppm	87
71) n-Nitrosodiphenylamine	7.723	169	2339594	81.65	ppm	98
72) 1,2-Diphenylhydrazine	7.771	77	2889949	79.90	ppm	98
74) 4-Bromophenyl-phenylether	8.214	248	782118	81.31	ppm	95
75) Hexachlorobenzene	8.279	284	846882	80.87	ppm	96
76) Pentachlorophenol	8.567	266	1231186	163.36	ppm	98
77) Phenanthrene	8.898	178	3735112	80.11	ppm	100
78) Anthracene	8.978	178	3920157	82.11	ppm	99
79) Carbazole	9.256	167	3416748	80.32	ppm	98
80) Di-n-butylphthalate	9.983	149	4474909	81.80	ppm	99
81) Fluoranthene	11.041	202	4159969	81.44	ppm	99
82) Octadecane	8.781	57	1409720	79.74	ppm	99
84) Benzidine	11.393	184	2343445	82.80	ppm	99
85) Pyrene	11.489	202	4205056	77.72	ppm	98
87) Butylbenzylphthalate	13.124	149	1882918	79.12	ppm	99
88) Benzo[a]anthracene	14.123	228	3999067	80.88	ppm	97
89) 3,3'-Dichlorobenzidine	14.176	252	1535479	81.84	ppm	98
90) Chrysene	14.203	228	3910712	80.16	ppm	100
91) bis(2-Ethylhexyl)phtha...	14.556	149	2680433	80.99	ppm	100
93) Di-n-octylphthalate	16.019	149	4567218	82.69	ppm	100
94) Benzo[b]fluoranthene	16.442	252	3935053	84.21	ppm	96
95) Benzo[k]fluoranthene	16.511	252	3680795	79.18	ppm	99
96) Benzo[a]pyrene	17.077	252	3682189	83.57	ppm	98
97) Indeno[1,2,3-cd]pyrene	19.139	276	3196345	81.60	ppm	98
98) Dibenz(a,h)acridine	18.781	279	3049729	83.45	ppm	99
99) Dibenz[a,h]anthracene	19.209	278	3519791	81.74	ppm	97
100) 7,12-Dimethylbenz(a)an...	16.474	256	1786301	84.57	ppm	97
101) Benzo[g,h,i]perylene	19.567	276	3583650	82.24	ppm	99

(#) = qualifier out of range (m) = manual integration (+) = signals summed

Quantitation Report (QT Reviewed)

Data Path : C:\MSDCHEM\1\DATA\EF8747\
Data File : F200135.D
Acq On : 26 Jun 2021 5:17 am
Operator : chriss2
Sample : ic8747-80
Misc : op30563,ef8747,1000,,,1,1
ALS Vial : 8 Sample Multiplier: 1

Quant Time: Jun 26 08:40:09 2021
Quant Method : C:\MSDCHEM\1\METHODS\MF8747.M
Quant Title : Semi Volatile Extractables by GC/MS
QLast Update : Sat Jun 26 08:35:14 2021
Response via : Initial Calibration

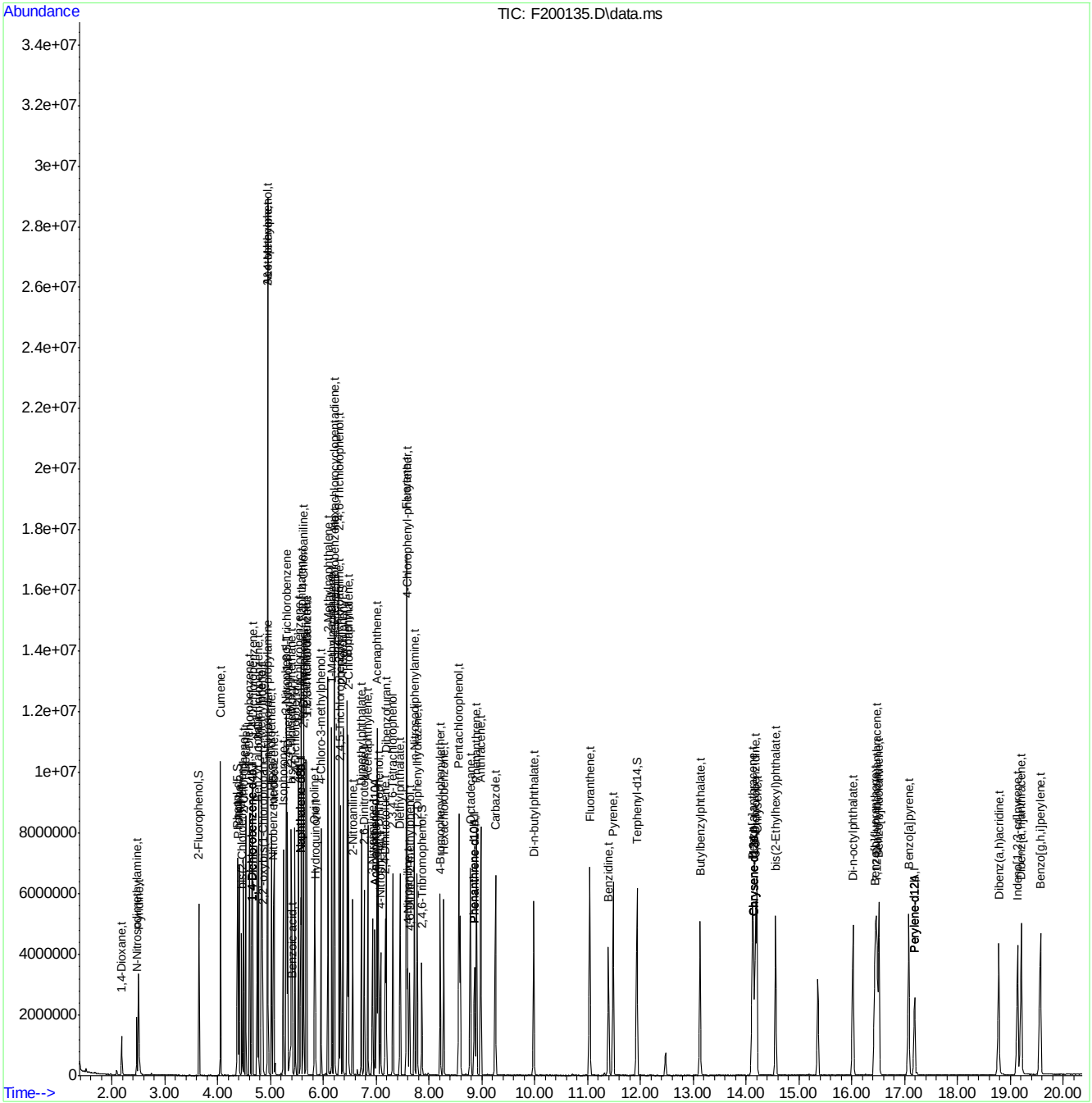

Quantitation Report (QT Reviewed)

Data Path : C:\MSDCHEM\1\DATA\EF8747\
Data File : F200136.D
Acq On : 26 Jun 2021 5:43 am
Operator : chriss2
Sample : ic8747-100
Misc : op30563,ef8747,1000,,,1,1
ALS Vial : 9 Sample Multiplier: 1

Quant Time: Jun 26 08:42:10 2021
Quant Method : C:\MSDCHEM\1\METHODS\MF8747.M
Quant Title : Semi Volatile Extractables by GC/MS
QLast Update : Sat Jun 26 08:35:14 2021
Response via : Initial Calibration

Compound	R.T.	QIon	Response	Conc	Units	Dev(Min)
Internal Standards						
1) 1,4-Dichlorobenzene-d4	4.646	152	428518	40.00	ppm	0.00
24) Naphthalene-d8	5.570	136	1661750	40.00	ppm	0.00
46) Acenaphthene-d10	6.981	164	938609	40.00	ppm	0.00
69) Phenanthrene-d10	8.861	188	1755073	40.00	ppm	0.00
83) Chrysene-d12	14.145	240	1665320	40.00	ppm	0.01
92) Perylene-d12	17.190	264	1571759	40.00	ppm	0.01
102) 1,4-Dichlorobenzene-d4A	4.646	152	428518	40.00	ppm	0.00
112) Naphthalene-d8A	5.570	136	1661750	40.00	ppm	0.00
121) Acenaphthene-d10A	6.981	164	938609	40.00	ppm	0.00
132) Phenanthrene-d10A	8.861	188	1755073	40.00	ppm	0.00
147) Chrysene-d12A	14.145	240	1665320	40.00	ppm	0.01
154) Perylene-d12A	17.190	264	1571759	40.00	ppm	0.01
157) 1,4-Dichlorobenzene-d4b	4.646	152	428518	40.00	ppm	0.00
159) Phenanthrene-d10b	8.861	188	1755073	40.00	ppm	0.00
161) Naphthalene-d8b	5.570	136	1661750	40.00	ppm	0.00
163) Naphthalene-d8c	5.570	136	1661750	40.00	ppm	0.00
168) 1,4-Dichlorobenzene-d4c	4.646	152	428518	40.00	ppm	0.00
170) Chrysene-d12c	14.145	240	1665320	40.00	ppm	0.01
172) Chrysene-d12d	14.145	240	1665320	40.00	ppm	0.01
174) Naphthalene-d8d	5.570	136	1661750	40.00	ppm	0.00
176) Chrysene-d12e	14.145	240	1665320	40.00	ppm	0.01
178) Perylene-d12b	17.190	264	1571759	40.00	ppm	0.01
System Monitoring Compounds						
5) 2-Fluorophenol	3.652	112	1408334	103.02	ppm	0.00
Spiked Amount 50.000			Recovery = 206.04%			
8) Phenol-d5	4.374	99	1905387	105.95	ppm	0.00
Spiked Amount 50.000			Recovery = 211.90%			
25) Nitrobenzene-d5	5.052	82	1705164	100.69	ppm	0.00
Spiked Amount 50.000			Recovery = 201.38%			
51) 2-Fluorobiphenyl	6.372	172	3425619	105.18	ppm	0.00
Spiked Amount 50.000			Recovery = 210.36%			
73) 2,4,6-Tribromophenol	7.868	330	519149	100.35	ppm	0.00
Spiked Amount 50.000			Recovery = 200.70%			
86) Terphenyl-d14	11.933	244	4168537	102.16	ppm	0.00
Spiked Amount 50.000			Recovery = 204.32%			
Target Compounds						Qvalue
2) 1,4-Dioxane	2.183	88	556611	97.98	ppm	98
3) Pyridine	2.504	79	1589406	101.89	ppm	97
4) N-Nitrosodimethylamine	2.477	42	776379	99.05	ppm	100
6) Indene	4.838	116	2632128	106.96	ppm	98
7) Cumene	4.053	105	3765503	103.43	ppm	100
9) Phenol	4.384	94	1992618	108.08	ppm	89
10) Aniline	4.406	93	2405735	105.75	ppm	89
11) bis(2-Chloroethyl)ether	4.459	93	1389943	105.91	ppm	98
12) 2-Chlorophenol	4.491	128	1505059	104.83	ppm	96
13) Decane	4.534	43	1268581	104.93	ppm	98
14) 1,3-Dichlorobenzene	4.609	146	1729219	104.56	ppm	97

Quantitation Report (QT Reviewed)

Data Path : C:\MSDCHEM\1\DATA\EF8747\
Data File : F200136.D
Acq On : 26 Jun 2021 5:43 am
Operator : chriss2
Sample : ic8747-100
Misc : op30563,ef8747,1000,,,1,1
ALS Vial : 9 Sample Multiplier: 1

Quant Time: Jun 26 08:42:10 2021
Quant Method : C:\MSDCHEM\1\METHODS\MF8747.M
Quant Title : Semi Volatile Extractables by GC/MS
QLast Update : Sat Jun 26 08:35:14 2021
Response via : Initial Calibration

Compound	R.T.	QIon	Response	Conc	Units		Dev(Min)
15) 1,4-Dichlorobenzene	4.662	146	1773689	106.01	ppm		99
16) Benzyl alcohol	4.753	108	1018526	106.63	ppm		97
17) 1,2-Dichlorobenzene	4.769	146	1661727	106.62	ppm		100
18) Acetophenone	4.945	105	2291307	104.61	ppm		92
19) 2-Methylphenol	4.828	108	1418949	94.07	ppm		99
20) 2,2'-oxybis(1-Chloropr...	4.849	121	403851	106.67	ppm		96
21) 3&4-Methylphenol	4.945	108	3272031	218.20	ppm		99
22) n-Nitroso-di-n-propyla...	4.951	70	1101362	101.38	ppm		100
23) Hexachloroethane	5.020	201	635718	103.56	ppm		94
26) Nitrobenzene	5.068	77	1715226	99.84	ppm		98
27) Quinoline	5.832	129	2877074	105.99	ppm		100
28) Isophorone	5.244	82	3176228	104.35	ppm		99
29) 2-Nitrophenol	5.298	139	829423	104.44	ppm		85
30) 2,4-Dimethylphenol	5.325	107	1700801	104.23	ppm		98
31) Benzoic acid	5.426	105	1215671	105.08	ppm		96
32) bis(2-Chloroethoxy)met...	5.394	93	1744932	103.40	ppm		99
33) 2,4-Dichlorophenol	5.469	162	1295528	106.79	ppm		97
34) 2,6-Dichlorophenol	5.629	162	1320353	105.77	ppm		96
35) 1,3,5-Trichlorobenzene	5.303	180	1514393	104.82	ppm		99
36) 1,2,4-Trichlorobenzene	5.528	180	1430965	104.30	ppm		98
37) 1,2,3-Trichlorobenzene	5.688	180	1374956	106.67	ppm		98
38) Naphthalene	5.586	128	4539547	103.41	ppm		97
39) 4-Chloroaniline	5.624	127	1961441	110.02	ppm		95
40) 2,3-Dichloroaniline	6.302	161	1659410	107.31	ppm		96
41) Hydroquinone	5.848	110	1470002	109.17	ppm		95
42) Hexachlorobutadiene	5.672	225	915569	106.49	ppm		98
43) 4-Chloro-3-methylphenol	5.960	107	1431380	106.92	ppm		95
44) 2-Methylnaphthalene	6.083	141	2649416	106.63	ppm		98
45) 1-Methylnaphthalene	6.163	142	2874215	108.76	ppm		97
47) Hexachlorocyclopentadiene	6.206	237	1898267	214.65	ppm		99
48) 1,2,4,5-tetrachloroben...	6.211	216	1550983	106.15	ppm		100
49) 2,4,6-Trichlorophenol	6.297	196	1050095	105.94	ppm		99
50) 2,4,5-Trichlorophenol	6.324	196	1073401	106.53	ppm		96
52) 2-Chloronaphthalene	6.473	162	2865752	104.34	ppm		98
53) Biphenyl	6.457	154	3767029	104.91	ppm		99
54) 2-Nitroaniline	6.553	65	934503	102.68	ppm		92
55) Dimethylphthalate	6.719	163	3330875	106.42	ppm		98
56) Acenaphthylene	6.842	152	3581543	107.59	ppm		99
57) 2,6-Dinitrotoluene	6.772	165	718050	105.91	ppm		93
58) 3-Nitroaniline	6.938	138	782502	107.59	ppm		86
59) Acenaphthene	7.013	153	2894390	104.85	ppm		98
60) 2,4-Dinitrophenol	7.039	184	1160396	222.57	ppm	#	84
61) 4-Nitrophenol	7.088	109	589969	105.16	ppm		96
62) Dibenzofuran	7.194	168	4086552	107.21	ppm		96
63) 2,4-Dinitrotoluene	7.173	165	1027502	108.82	ppm		95
64) 2,3,4,6-Tetrachlorophenol	7.312	232	895356	107.20	ppm		95
65) Diethylphthalate	7.451	149	3381307	106.38	ppm		99
66) Fluorene	7.574	166	3475616	110.01	ppm		99
67) 4-Chlorophenyl-phenyle...	7.579	204	1712162	108.15	ppm		92
68) 4-Nitroaniline	7.606	138	800965	105.35	ppm		100

Quantitation Report (QT Reviewed)

Data Path : C:\MSDCHEM\1\DATA\EF8747\
Data File : F200136.D
Acq On : 26 Jun 2021 5:43 am
Operator : chriss2
Sample : ic8747-100
Misc : op30563,ef8747,1000,,,1,1
ALS Vial : 9 Sample Multiplier: 1

Quant Time: Jun 26 08:42:10 2021
Quant Method : C:\MSDCHEM\1\METHODS\MF8747.M
Quant Title : Semi Volatile Extractables by GC/MS
QLast Update : Sat Jun 26 08:35:14 2021
Response via : Initial Calibration

Compound	R.T.	QIon	Response	Conc Units	Dev(Min)
70) 4,6-Dinitro-2-methylph...	7.632	198	650245	104.19 ppm	94
71) n-Nitrosodiphenylamine	7.723	169	2956148	102.64 ppm	99
72) 1,2-Diphenylhydrazine	7.777	77	3618523	99.54 ppm	99
74) 4-Bromophenyl-phenylether	8.215	248	1004968	103.95 ppm	96
75) Hexachlorobenzene	8.279	284	1074296	102.07 ppm	99
76) Pentachlorophenol	8.567	266	1570751	207.37 ppm	99
77) Phenanthrene	8.899	178	4798446	102.40 ppm	99
78) Anthracene	8.984	178	4968947	103.55 ppm	99
79) Carbazole	9.257	167	4456078	104.23 ppm	99
80) Di-n-butylphthalate	9.983	149	5672463	103.17 ppm	99
81) Fluoranthene	11.041	202	5325688	103.73 ppm	99
82) Octadecane	8.781	57	1778601	100.10 ppm	99
84) Benzidine	11.399	184	3226240	112.36 ppm	99
85) Pyrene	11.490	202	5482079	99.86 ppm	100
87) Butylbenzylphthalate	13.130	149	2406719	99.68 ppm	98
88) Benzo[a]anthracene	14.123	228	5152508	102.72 ppm	97
89) 3,3'-Dichlorobenzidine	14.177	252	1994113	104.76 ppm	98
90) Chrysene	14.209	228	5084281	102.72 ppm	98
91) bis(2-Ethylhexyl)phtha...	14.556	149	3483801	103.74 ppm	100
93) Di-n-octylphthalate	16.020	149	6011120	105.42 ppm	100
94) Benzo[b]fluoranthene	16.447	252	5141714	106.59 ppm	99
95) Benzo[k]fluoranthene	16.517	252	4788513	99.79 ppm	98
96) Benzo[a]pyrene	17.083	252	4756438	104.58 ppm	98
97) Indeno[1,2,3-cd]pyrene	19.145	276	4205464	104.01 ppm	99
98) Dibenz(a,h)acridine	18.787	279	3949801	104.69 ppm	99
99) Dibenz[a,h]anthracene	19.214	278	4610839	103.73 ppm	97
100) 7,12-Dimethylbenz(a)an...	16.474	256	2359030	108.20 ppm	100
101) Benzo[g,h,i]perylene	19.578	276	4664594	103.70 ppm	97

(#) = qualifier out of range (m) = manual integration (+) = signals summed

9.6.8
9

Quantitation Report (QT Reviewed)

Data Path : C:\MSDCHEM\1\DATA\EF8747\
Data File : F200136.D
Acq On : 26 Jun 2021 5:43 am
Operator : chriss2
Sample : ic8747-100
Misc : op30563,ef8747,1000,,,1,1
ALS Vial : 9 Sample Multiplier: 1

Quant Time: Jun 26 08:42:10 2021
Quant Method : C:\MSDCHEM\1\METHODS\MF8747.M
Quant Title : Semi Volatile Extractables by GC/MS
QLast Update : Sat Jun 26 08:35:14 2021
Response via : Initial Calibration

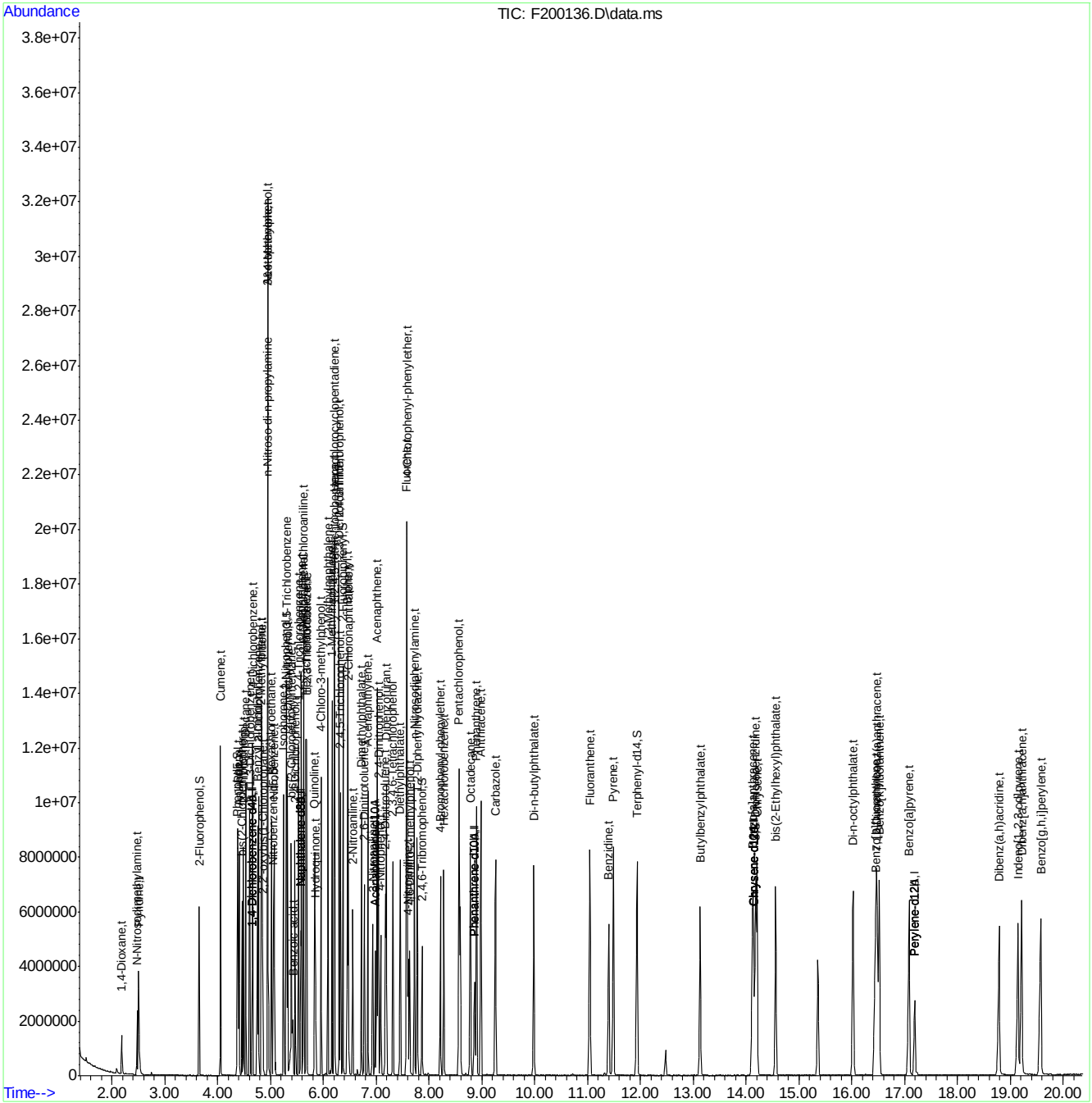

Quantitation Report (QT Reviewed)

Data Path : C:\MSDCHEM\1\DATA\EF8747\
Data File : F200137.D
Acq On : 26 Jun 2021 6:09 am
Operator : chriss2
Sample : icv8747-50
Misc : op30563,ef8747,1000,,,1,1
ALS Vial : 10 Sample Multiplier: 1

Quant Time: Jun 28 09:17:25 2021
Quant Method : C:\MSDCHEM\1\METHODS\MF8747.M
Quant Title : Semi Volatile Extractables by GC/MS
QLast Update : Sat Jun 26 09:09:49 2021
Response via : Initial Calibration

Compound	R.T.	QIon	Response	Conc	Units		Dev(Min)
Internal Standards							
1) 1,4-Dichlorobenzene-d4	4.646	152	502652	40.00	ppm		0.00
24) Naphthalene-d8	5.570	136	1954999	40.00	ppm		0.00
46) Acenaphthene-d10	6.975	164	1111001	40.00	ppm		0.00
69) Phenanthrene-d10	8.855	188	2034629	40.00	ppm		0.00
83) Chrysene-d12	14.139	240	1889603	40.00	ppm		0.00
92) Perylene-d12	17.179	264	1437832	40.00	ppm		0.00
102) 1,4-Dichlorobenzene-d4A	4.646	152	502652	40.00	ppm		0.00
112) Naphthalene-d8A	5.570	136	1954999	40.00	ppm		0.00
121) Acenaphthene-d10A	6.975	164	1111001	40.00	ppm		0.00
132) Phenanthrene-d10A	8.855	188	2034629	40.00	ppm		0.00
147) Chrysene-d12A	14.139	240	1889603	40.00	ppm		0.00
154) Perylene-d12A	17.179	264	1437832	40.00	ppm		0.00
157) 1,4-Dichlorobenzene-d4b	4.646	152	502652	40.00	ppm		0.00
159) Phenanthrene-d10b	8.855	188	2034629	40.00	ppm		0.00
161) Naphthalene-d8b	5.570	136	1954999	40.00	ppm		0.00
163) Naphthalene-d8c	5.570	136	1954999	40.00	ppm		0.00
168) 1,4-Dichlorobenzene-d4c	4.646	152	502652	40.00	ppm		0.00
170) Chrysene-d12c	14.139	240	1889603	40.00	ppm		0.00
172) Chrysene-d12d	14.139	240	1889603	40.00	ppm		0.00
174) Naphthalene-d8d	5.570	136	1954999	40.00	ppm		0.00
176) Chrysene-d12e	14.139	240	1889603	40.00	ppm		0.00
178) Perylene-d12b	17.179	264	1437832	40.00	ppm		0.00
System Monitoring Compounds							
5) 2-Fluorophenol	0.000	112	0d	0.00	ppm		
Spiked Amount 50.000			Recovery =	0.00%			
8) Phenol-d5	0.000	99	0d	0.00	ppm		
Spiked Amount 50.000			Recovery =	0.00%			
25) Nitrobenzene-d5	0.000	82	0d	0.00	ppm		
Spiked Amount 50.000			Recovery =	0.00%			
51) 2-Fluorobiphenyl	0.000	172	0d	0.00	ppm		
Spiked Amount 50.000			Recovery =	0.00%			
73) 2,4,6-Tribromophenol	0.000	330	0d	0.00	ppm		
Spiked Amount 50.000			Recovery =	0.00%			
86) Terphenyl-d14	0.000	244	0d	0.00	ppm		
Spiked Amount 50.000			Recovery =	0.00%			
Target Compounds							Qvalue
2) 1,4-Dioxane	2.183	88	280026	40.65	ppm		99
6) Indene	4.833	116	1349266	47.61	ppm		100
7) Cumene	4.053	105	1903013	46.29	ppm		99
11) bis(2-Chloroethyl)ether	4.453	93	706250	45.58	ppm		98
13) Decane	4.528	43	631416	44.07	ppm		99
14) 1,3-Dichlorobenzene	4.603	146	882148	45.87	ppm		99
15) 1,4-Dichlorobenzene	4.662	146	877812	44.85	ppm		99
16) Benzyl alcohol	4.747	108	501507	46.14	ppm		94
17) 1,2-Dichlorobenzene	4.769	146	823997	45.34	ppm		97
18) Acetophenone	4.940	105	1093528	44.60	ppm	#	63
20) 2,2'-oxybis(1-Chloropr...	4.849	121	200475	44.43	ppm	#	97

Quantitation Report (QT Reviewed)

Data Path : C:\MSDCHEM\1\DATA\EF8747\
Data File : F200137.D
Acq On : 26 Jun 2021 6:09 am
Operator : chriss2
Sample : icv8747-50
Misc : op30563,ef8747,1000,,,1,1
ALS Vial : 10 Sample Multiplier: 1

Quant Time: Jun 28 09:17:25 2021
Quant Method : C:\MSDCHEM\1\METHODS\MF8747.M
Quant Title : Semi Volatile Extractables by GC/MS
QLast Update : Sat Jun 26 09:09:49 2021
Response via : Initial Calibration

	Compound	R.T.	QIon	Response	Conc	Units	Dev(Min)
23)	Hexachloroethane	5.020	201	324081	46.16	ppm	97
26)	Nitrobenzene	5.062	77	873745	44.55	ppm	96
27)	Quinoline	5.821	129	1461085	47.51	ppm	98
28)	Isophorone	5.233	82	1621164	48.12	ppm	97
32)	bis(2-Chloroethoxy)met...	5.388	93	884800	46.35	ppm	98
35)	1,3,5-Trichlorobenzene	5.303	180	765857	46.01	ppm	99
36)	1,2,4-Trichlorobenzene	5.527	180	727047	45.30	ppm	98
37)	1,2,3-Trichlorobenzene	5.688	180	693231	46.78	ppm	99
38)	Naphthalene	5.586	128	2295751	46.60	ppm	99
40)	2,3-Dichloroaniline	6.297	161	775935	44.58	ppm	96
42)	Hexachlorobutadiene	5.671	225	463495	46.34	ppm	99
44)	2-Methylnaphthalene	6.083	141	1332756	46.82	ppm	99
45)	1-Methylnaphthalene	6.158	142	1428811	46.76	ppm	99
47)	Hexachlorocyclopentadiene	6.200	237	810403	83.19	ppm	100
48)	1,2,4,5-tetrachloroben...	6.211	216	757092	44.88	ppm	99
52)	2-Chloronaphthalene	6.467	162	1475975	46.83	ppm	96
53)	Biphenyl	6.451	154	1888927	46.21	ppm	98
55)	Dimethylphthalate	6.713	163	1687288	47.41	ppm	99
57)	2,6-Dinitrotoluene	6.772	165	369086	52.46	ppm	86
59)	Acenaphthene	7.007	153	1461235	46.03	ppm	92
62)	Dibenzofuran	7.189	168	2050605	46.04	ppm	96
63)	2,4-Dinitrotoluene	7.162	165	488965	47.83	ppm	89
65)	Diethylphthalate	7.440	149	1714335	47.83	ppm	99
66)	Fluorene	7.568	166	1720290	47.33	ppm	99
67)	4-Chlorophenyl-phenyle...	7.573	204	834121	46.02	ppm	98
72)	1,2-Diphenylhydrazine	7.766	77	1836202	46.54	ppm	100
74)	4-Bromophenyl-phenylether	8.209	248	503869	46.90	ppm	98
75)	Hexachlorobenzene	8.273	284	538044	45.50	ppm	99
77)	Phenanthrene	8.893	178	2427739	45.93	ppm	100
78)	Anthracene	8.973	178	2307793	44.15	ppm	99
79)	Carbazole	9.251	167	2199518	46.96	ppm	99
80)	Di-n-butylphthalate	9.977	149	2871805	49.80	ppm	99
81)	Fluoranthene	11.035	202	2711789	48.03	ppm	99
82)	Octadecane	8.781	57	900561	47.22	ppm	98
85)	Pyrene	11.478	202	2792265	47.25	ppm	99
87)	Butylbenzylphthalate	13.124	149	1240366	50.58	ppm	99
88)	Benzo[a]anthracene	14.118	228	2540971	46.36	ppm	99
90)	Chrysene	14.192	228	2518805	45.75	ppm	99
91)	bis(2-Ethylhexyl)phtha...	14.556	149	1730616	46.61	ppm	99
93)	Di-n-octylphthalate	16.014	149	2939504	56.89	ppm	100
94)	Benzo[b]fluoranthene	16.431	252	2491815	59.11	ppm	99
95)	Benzo[k]fluoranthene	16.495	252	2329811	57.26	ppm	99
96)	Benzo[a]pyrene	17.066	252	2188555	58.14	ppm	98
97)	Indeno[1,2,3-cd]pyrene	19.129	276	1990603	59.58	ppm	97
98)	Dibenz(a,h)acridine	18.776	279	1928066	58.95	ppm	100
99)	Dibenz[a,h]anthracene	19.198	278	2206073	59.85	ppm	96
101)	Benzo[g,h,i]perylene	19.556	276	2221726	57.56	ppm	97

(#) = qualifier out of range (m) = manual integration (+) = signals summed

Quantitation Report (QT Reviewed)

Data Path : C:\MSDCHEM\1\DATA\EF8747\
Data File : F200137.D
Acq On : 26 Jun 2021 6:09 am
Operator : chriss2
Sample : icv8747-50
Misc : op30563,ef8747,1000,,,1,1
ALS Vial : 10 Sample Multiplier: 1

Quant Time: Jun 28 09:17:25 2021
Quant Method : C:\MSDCHEM\1\METHODS\MF8747.M
Quant Title : Semi Volatile Extractables by GC/MS
QLast Update : Sat Jun 26 09:09:49 2021
Response via : Initial Calibration

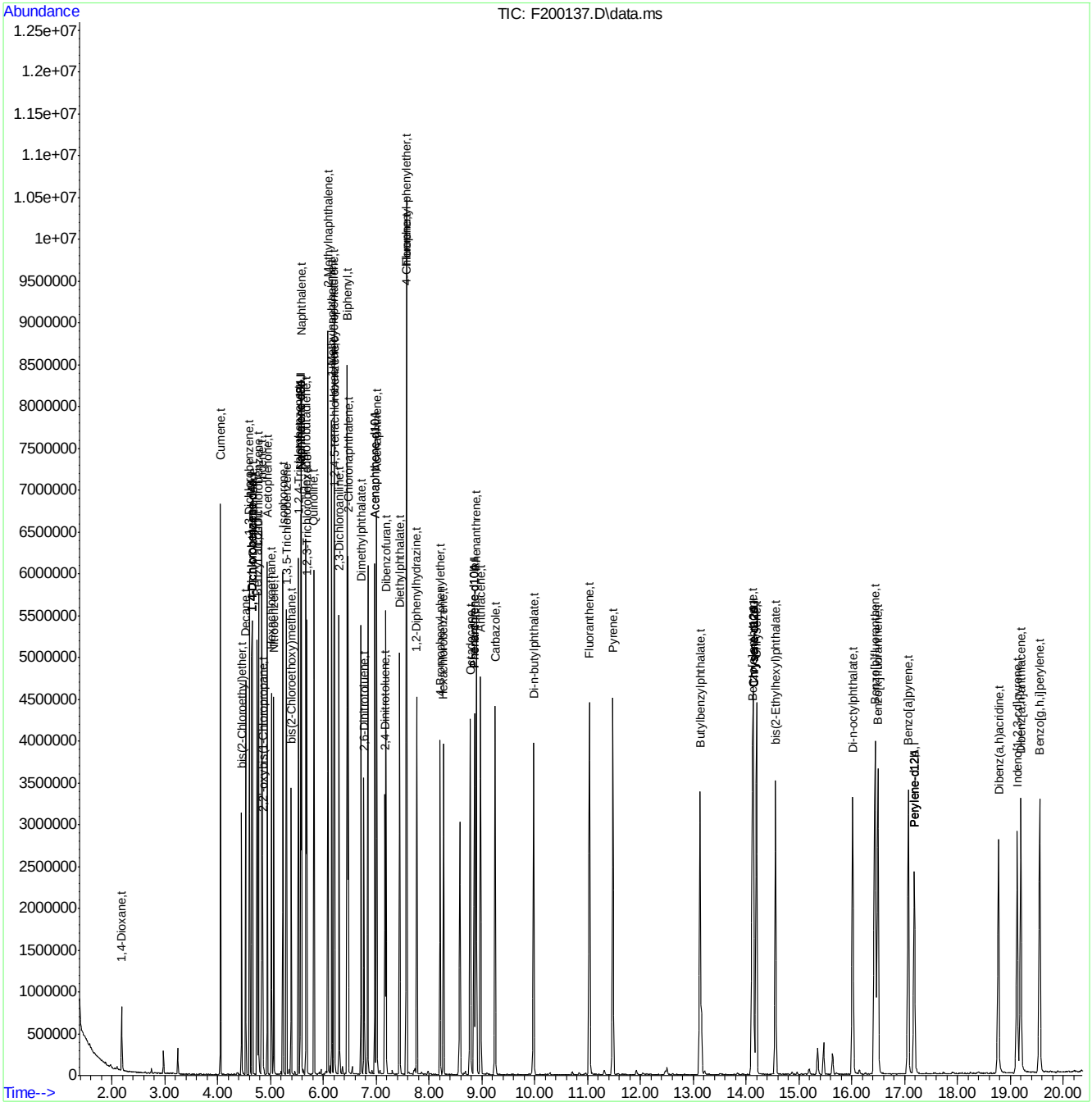

Quantitation Report (QT Reviewed)

Data Path : C:\MSDCHEM\1\DATA\EF8747\
Data File : F200138.D
Acq On : 26 Jun 2021 6:35 am
Operator : chriss2
Sample : icv8747-50
Misc : op30563,ef8747,1000,,,1,1
ALS Vial : 11 Sample Multiplier: 1

Quant Time: Jun 26 09:50:07 2021
Quant Method : C:\MSDCHEM\1\METHODS\MF8747.M
Quant Title : Semi Volatile Extractables by GC/MS
QLast Update : Sat Jun 26 09:09:49 2021
Response via : Initial Calibration

Compound	R.T.	QIon	Response	Conc	Units	Dev(Min)
Internal Standards						
1) 1,4-Dichlorobenzene-d4	4.646	152	525680	40.00	ppm	0.00
24) Naphthalene-d8	5.570	136	1945032	40.00	ppm	0.00
46) Acenaphthene-d10	6.975	164	1119994	40.00	ppm	0.00
69) Phenanthrene-d10	8.856	188	2024216	40.00	ppm	0.00
83) Chrysene-d12	14.129	240	1819238	40.00	ppm	0.00
92) Perylene-d12	17.179	264	1741764	40.00	ppm	0.00
102) 1,4-Dichlorobenzene-d4A	4.646	152	525680	40.00	ppm	0.00
112) Naphthalene-d8A	5.570	136	1945032	40.00	ppm	0.00
121) Acenaphthene-d10A	6.975	164	1119994	40.00	ppm	0.00
132) Phenanthrene-d10A	8.856	188	2024216	40.00	ppm	0.00
147) Chrysene-d12A	14.129	240	1819238	40.00	ppm	0.00
154) Perylene-d12A	17.179	264	1741764	40.00	ppm	0.00
157) 1,4-Dichlorobenzene-d4b	4.646	152	525680	40.00	ppm	0.00
159) Phenanthrene-d10b	8.856	188	2024216	40.00	ppm	0.00
161) Naphthalene-d8b	5.570	136	1945032	40.00	ppm	0.00
163) Naphthalene-d8c	5.570	136	1945032	40.00	ppm	0.00
168) 1,4-Dichlorobenzene-d4c	4.646	152	525680	40.00	ppm	0.00
170) Chrysene-d12c	14.129	240	1819238	40.00	ppm	0.00
172) Chrysene-d12d	14.129	240	1819238	40.00	ppm	0.00
174) Naphthalene-d8d	5.570	136	1945032	40.00	ppm	0.00
176) Chrysene-d12e	14.129	240	1819238	40.00	ppm	0.00
178) Perylene-d12b	17.179	264	1741764	40.00	ppm	0.00
System Monitoring Compounds						
5) 2-Fluorophenol	0.000	112	0	0.00	ppm	
Spiked Amount 50.000			Recovery =	0.00%		
8) Phenol-d5	0.000	99	0d	0.00	ppm	
Spiked Amount 50.000			Recovery =	0.00%		
25) Nitrobenzene-d5	0.000	82	0d	0.00	ppm	
Spiked Amount 50.000			Recovery =	0.00%		
51) 2-Fluorobiphenyl	0.000	172	0d	0.00	ppm	
Spiked Amount 50.000			Recovery =	0.00%		
73) 2,4,6-Tribromophenol	0.000	330	0	0.00	ppm	
Spiked Amount 50.000			Recovery =	0.00%		
86) Terphenyl-d14	0.000	244	0d	0.00	ppm	
Spiked Amount 50.000			Recovery =	0.00%		
Target Compounds						Qvalue
9) Phenol	4.374	94	1037818	47.01	ppm	89
12) 2-Chlorophenol	4.486	128	819846	47.06	ppm	93
19) 2-Methylphenol	4.822	108	759724	47.91	ppm	97
21) 3&4-Methylphenol	4.935	108	1657909	94.53	ppm	98
29) 2-Nitrophenol	5.293	139	416147	48.18	ppm	94
30) 2,4-Dimethylphenol	5.319	107	898192	48.68	ppm	97
31) Benzoic acid	5.394	105	617068	46.84	ppm	85
33) 2,4-Dichlorophenol	5.458	162	693186	50.18	ppm	93
34) 2,6-Dichlorophenol	5.624	162	680649	49.35	ppm	97
41) Hydroquinone	5.838	110	739251	50.87	ppm	97
43) 4-Chloro-3-methylphenol	5.955	107	746640	50.48	ppm	98

Quantitation Report (QT Reviewed)

Data Path : C:\MSDCHEM\1\DATA\EF8747\
Data File : F200138.D
Acq On : 26 Jun 2021 6:35 am
Operator : chriss2
Sample : icv8747-50
Misc : op30563,ef8747,1000,,,1,1
ALS Vial : 11 Sample Multiplier: 1

Quant Time: Jun 26 09:50:07 2021
Quant Method : C:\MSDCHEM\1\METHODS\MF8747.M
Quant Title : Semi Volatile Extractables by GC/MS
QLast Update : Sat Jun 26 09:09:49 2021
Response via : Initial Calibration

Compound	R.T.	QIon	Response	Conc	Units		Dev(Min)
49) 2,4,6-Trichlorophenol	6.297	196	532190	47.50	ppm		98
50) 2,4,5-Trichlorophenol	6.324	196	571048	50.44	ppm		94
60) 2,4-Dinitrophenol	7.029	184	582226	96.47	ppm	#	66
61) 4-Nitrophenol	7.077	109	310022	49.02	ppm		98
64) 2,3,4,6-Tetrachlorophenol	7.312	232	462462	50.12	ppm		98
70) 4,6-Dinitro-2-methylph...	7.622	198	318528	45.75	ppm		95
76) Pentachlorophenol	8.562	266	804993	102.87	ppm		98

(#) = qualifier out of range (m) = manual integration (+) = signals summed

9.6.10

6

Quantitation Report (QT Reviewed)

Data Path : C:\MSDCHEM\1\DATA\EF8747\
Data File : F200138.D
Acq On : 26 Jun 2021 6:35 am
Operator : chriss2
Sample : icv8747-50
Misc : op30563,ef8747,1000,,,1,1
ALS Vial : 11 Sample Multiplier: 1

Quant Time: Jun 26 09:50:07 2021
Quant Method : C:\MSDCHEM\1\METHODS\MF8747.M
Quant Title : Semi Volatile Extractables by GC/MS
QLast Update : Sat Jun 26 09:09:49 2021
Response via : Initial Calibration

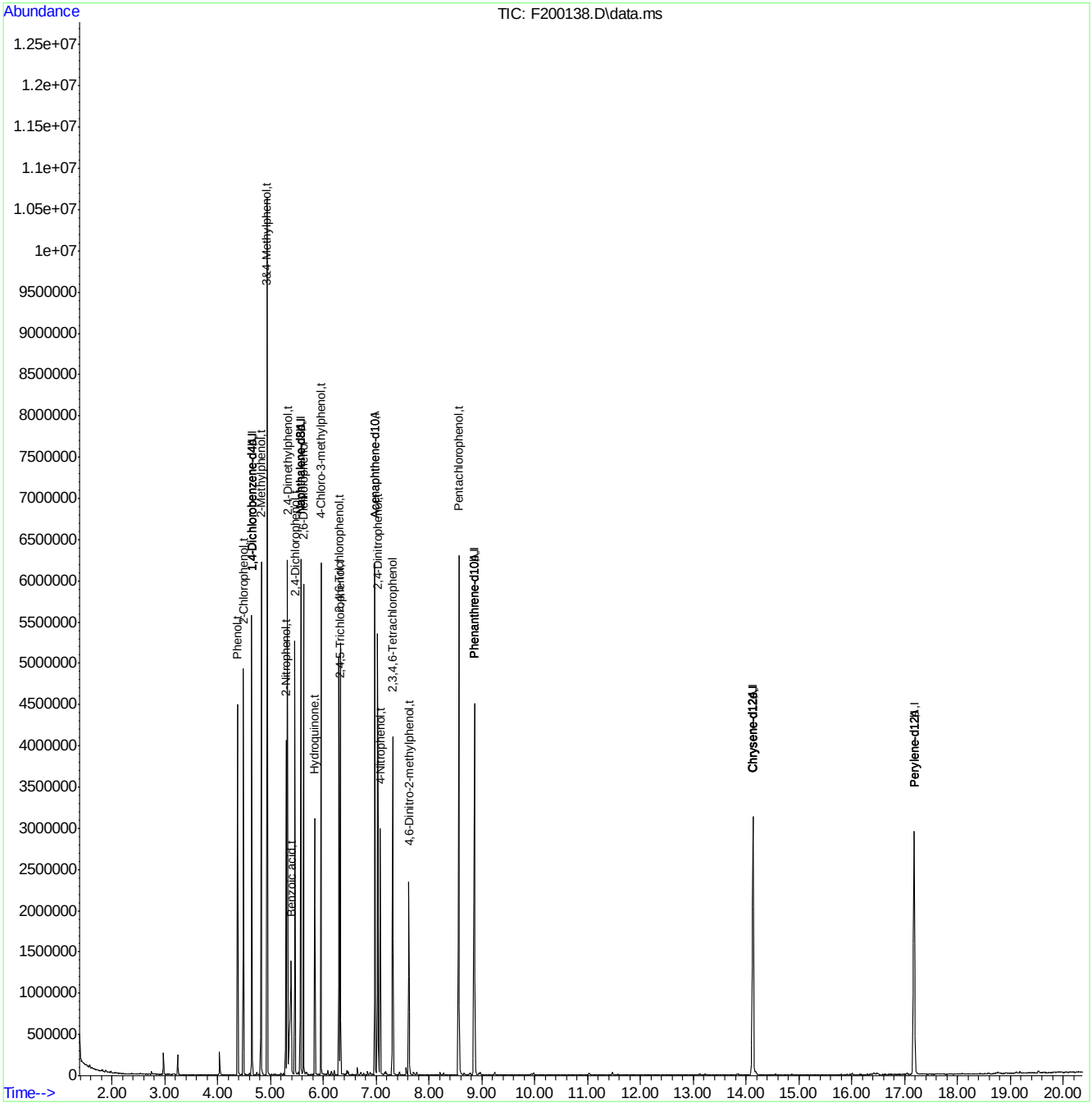

Quantitation Report (QT Reviewed)

Data Path : C:\MSDCHEM\1\DATA\EF8747\
Data File : F200139.D
Acq On : 26 Jun 2021 7:01 am
Operator : chriss2
Sample : icv8747-50
Misc : op30563,ef8747,1000,,,1,1
ALS Vial : 12 Sample Multiplier: 1

Quant Time: Jun 26 09:39:40 2021
Quant Method : C:\MSDCHEM\1\METHODS\MF8747.M
Quant Title : Semi Volatile Extractables by GC/MS
QLast Update : Sat Jun 26 09:35:49 2021
Response via : Initial Calibration

Compound	R.T.	QIon	Response	Conc	Units	Dev(Min)
Internal Standards						
1) 1,4-Dichlorobenzene-d4	4.646	152	535504	40.00	ppm	0.00
24) Naphthalene-d8	5.570	136	2089507	40.00	ppm	0.00
46) Acenaphthene-d10	6.975	164	1162442	40.00	ppm	0.00
69) Phenanthrene-d10	8.855	188	2162438	40.00	ppm	0.00
83) Chrysene-d12	14.134	240	1973276	40.00	ppm	0.00
92) Perylene-d12	17.179	264	1882589	40.00	ppm	0.00
102) 1,4-Dichlorobenzene-d4A	4.646	152	535504	40.00	ppm	0.00
112) Naphthalene-d8A	5.570	136	2089507	40.00	ppm	0.00
121) Acenaphthene-d10A	6.975	164	1162442	40.00	ppm	0.00
132) Phenanthrene-d10A	8.855	188	2162438	40.00	ppm	0.00
147) Chrysene-d12A	14.134	240	1973276	40.00	ppm	0.00
154) Perylene-d12A	17.179	264	1882589	40.00	ppm	0.00
157) 1,4-Dichlorobenzene-d4b	4.646	152	535504	40.00	ppm	0.00
159) Phenanthrene-d10b	8.855	188	2162438	40.00	ppm	0.00
161) Naphthalene-d8b	5.570	136	2089507	40.00	ppm	0.00
163) Naphthalene-d8c	5.570	136	2089507	40.00	ppm	0.00
168) 1,4-Dichlorobenzene-d4c	4.646	152	535504	40.00	ppm	0.00
170) Chrysene-d12c	14.134	240	1973276	40.00	ppm	0.00
172) Chrysene-d12d	14.134	240	1973276	40.00	ppm	0.00
174) Naphthalene-d8d	5.570	136	2089507	40.00	ppm	0.00
176) Chrysene-d12e	14.134	240	1973276	40.00	ppm	0.00
178) Perylene-d12b	17.179	264	1882589	40.00	ppm	0.00
System Monitoring Compounds						
5) 2-Fluorophenol	0.000	112	0	0.00	ppm	
Spiked Amount 50.000			Recovery =	0.00%		
8) Phenol-d5	0.000	99	0	0.00	ppm	
Spiked Amount 50.000			Recovery =	0.00%		
25) Nitrobenzene-d5	0.000	82	0d	0.00	ppm	
Spiked Amount 50.000			Recovery =	0.00%		
51) 2-Fluorobiphenyl	0.000	172	0	0.00	ppm	
Spiked Amount 50.000			Recovery =	0.00%		
73) 2,4,6-Tribromophenol	0.000	330	0	0.00	ppm	
Spiked Amount 50.000			Recovery =	0.00%		
86) Terphenyl-d14	0.000	244	0	0.00	ppm	
Spiked Amount 50.000			Recovery =	0.00%		
Target Compounds						Qvalue
3) Pyridine	2.498	79	868881	46.32	ppm	99
4) N-Nitrosodimethylamine	2.471	42	446948	45.99	ppm	98
10) Aniline	4.400	93	1347903	48.01	ppm	57
22) n-Nitroso-di-n-propyla...	4.940	70	635669	48.75	ppm	96
39) 4-Chloroaniline	5.618	127	1013961	47.03	ppm	97
54) 2-Nitroaniline	6.553	65	528174	50.91	ppm	87
58) 3-Nitroaniline	6.927	138	420296	50.71	ppm	95
68) 4-Nitroaniline	7.584	138	413561	46.72	ppm	92
71) n-Nitrosodiphenylamine	7.718	169	1568198	46.39	ppm	99
84) Benzidine	11.393	184	1921262	56.90	ppm	100
89) 3,3'-Dichlorobenzidine	14.166	252	1029515	50.29	ppm	97

Quantitation Report (QT Reviewed)

Data Path : C:\MSDCHEM\1\DATA\EF8747\
Data File : F200139.D
Acq On : 26 Jun 2021 7:01 am
Operator : chriss2
Sample : icv8747-50
Misc : op30563,ef8747,1000,,,1,1
ALS Vial : 12 Sample Multiplier: 1

Quant Time: Jun 26 09:39:40 2021
Quant Method : C:\MSDCHEM\1\METHODS\MF8747.M
Quant Title : Semi Volatile Extractables by GC/MS
QLast Update : Sat Jun 26 09:35:49 2021
Response via : Initial Calibration

Compound	R.T.	QIon	Response	Conc	Units	Dev(Min)

(#) = qualifier out of range (m) = manual integration (+) = signals summed

Quantitation Report (QT Reviewed)

Data Path : C:\MSDCHEM\1\DATA\EF8747\
Data File : F200139.D
Acq On : 26 Jun 2021 7:01 am
Operator : chriss2
Sample : icv8747-50
Misc : op30563,ef8747,1000,,,1,1
ALS Vial : 12 Sample Multiplier: 1

Quant Time: Jun 26 09:39:40 2021
Quant Method : C:\MSDCHEM\1\METHODS\MF8747.M
Quant Title : Semi Volatile Extractables by GC/MS
QLast Update : Sat Jun 26 09:35:49 2021
Response via : Initial Calibration

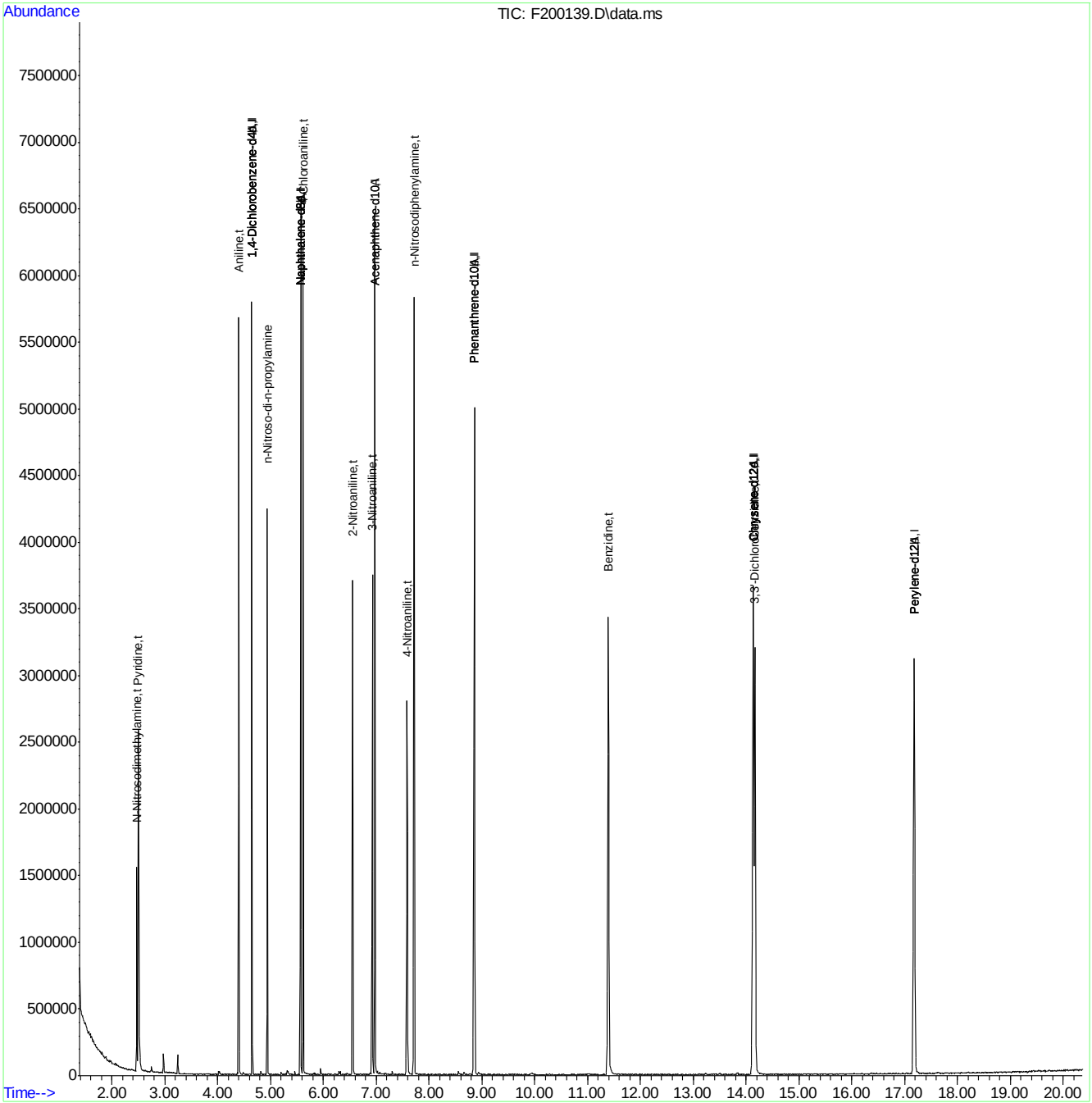

MF8747.M Sat Jun 26 09:45:26 2021 Page: 3

Quantitation Report (QT Reviewed)

Data Path : C:\MSDCHEM\1\DATA\EF8747\
Data File : F200142.D
Acq On : 26 Jun 2021 8:01 am
Operator : chriss2
Sample : ic8748-100
Misc : op30563,ef8748,1000,,,1,1
ALS Vial : 14 Sample Multiplier: 1

Quant Time: Jun 26 10:01:36 2021
Quant Method : C:\MSDCHEM\1\METHODS\MF8747.M
Quant Title : Semi Volatile Extractables by GC/MS
QLast Update : Sat Jun 26 09:59:21 2021
Response via : Initial Calibration

Compound	R.T.	QIon	Response	Conc	Units	Dev(Min)
Internal Standards						
1) 1,4-Dichlorobenzene-d4	4.646	152	362119	40.00	ppm	0.00
24) Naphthalene-d8	5.570	136	1418232	40.00	ppm	0.00
46) Acenaphthene-d10	6.975	164	793696	40.00	ppm	0.00
69) Phenanthrene-d10	8.850	188	1494334	40.00	ppm	0.00
83) Chrysene-d12	14.123	240	1341775	40.00	ppm	-0.01
92) Perylene-d12	17.173	264	1273521	40.00	ppm	0.00
102) 1,4-Dichlorobenzene-d4A	4.646	152	362119	40.00	ppm	0.00
112) Naphthalene-d8A	5.570	136	1418232	40.00	ppm	0.00
121) Acenaphthene-d10A	6.975	164	793696	40.00	ppm	0.00
132) Phenanthrene-d10A	8.850	188	1494334	40.00	ppm	0.00
147) Chrysene-d12A	14.123	240	1341775	40.00	ppm	-0.01
154) Perylene-d12A	17.173	264	1273521	40.00	ppm	0.00
157) 1,4-Dichlorobenzene-d4b	4.646	152	362119	40.00	ppm	0.00
159) Phenanthrene-d10b	8.850	188	1494334	40.00	ppm	0.00
161) Naphthalene-d8b	5.570	136	1418232	40.00	ppm	0.00
163) Naphthalene-d8c	5.570	136	1418232	40.00	ppm	0.00
168) 1,4-Dichlorobenzene-d4c	4.646	152	362119	40.00	ppm	0.00
170) Chrysene-d12c	14.123	240	1342001	40.00	ppm	-0.01
172) Chrysene-d12d	14.123	240	1341775	40.00	ppm	-0.01
174) Naphthalene-d8d	5.570	136	1418232	40.00	ppm	0.00
176) Chrysene-d12e	14.123	240	1341775	40.00	ppm	-0.01
178) Perylene-d12b	17.173	264	1273521	40.00	ppm	0.00
System Monitoring Compounds						
5) 2-Fluorophenol	0.000	112	0	0.00	ppm	
Spiked Amount 50.000			Recovery =	0.00%		
8) Phenol-d5	0.000	99	0	0.00	ppm	
Spiked Amount 50.000			Recovery =	0.00%		
25) Nitrobenzene-d5	0.000	82	0	0.00	ppm	
Spiked Amount 50.000			Recovery =	0.00%		
51) 2-Fluorobiphenyl	0.000	172	0	0.00	ppm	
Spiked Amount 50.000			Recovery =	0.00%		
73) 2,4,6-Tribromophenol	0.000	330	0	0.00	ppm	
Spiked Amount 50.000			Recovery =	0.00%		
86) Terphenyl-d14	0.000	244	0	0.00	ppm	
Spiked Amount 50.000			Recovery =	0.00%		
Target Compounds						Qvalue
158) Benzaldehyde	4.325	105	1044074	110.50	ppm	92
160) Atrazine	8.471	200	810264	114.50	ppm	96
162) Caprolactam	5.864	55	425099	109.87	ppm	96

(#) = qualifier out of range (m) = manual integration (+) = signals summed

Quantitation Report (QT Reviewed)

Data Path : C:\MSDCHEM\1\DATA\EF8747\
Data File : F200142.D
Acq On : 26 Jun 2021 8:01 am
Operator : chriss2
Sample : ic8748-100
Misc : op30563,ef8748,1000,,,1,1
ALS Vial : 14 Sample Multiplier: 1

Quant Time: Jun 26 10:01:36 2021
Quant Method : C:\MSDCHEM\1\METHODS\MF8747.M
Quant Title : Semi Volatile Extractables by GC/MS
QLast Update : Sat Jun 26 09:59:21 2021
Response via : Initial Calibration

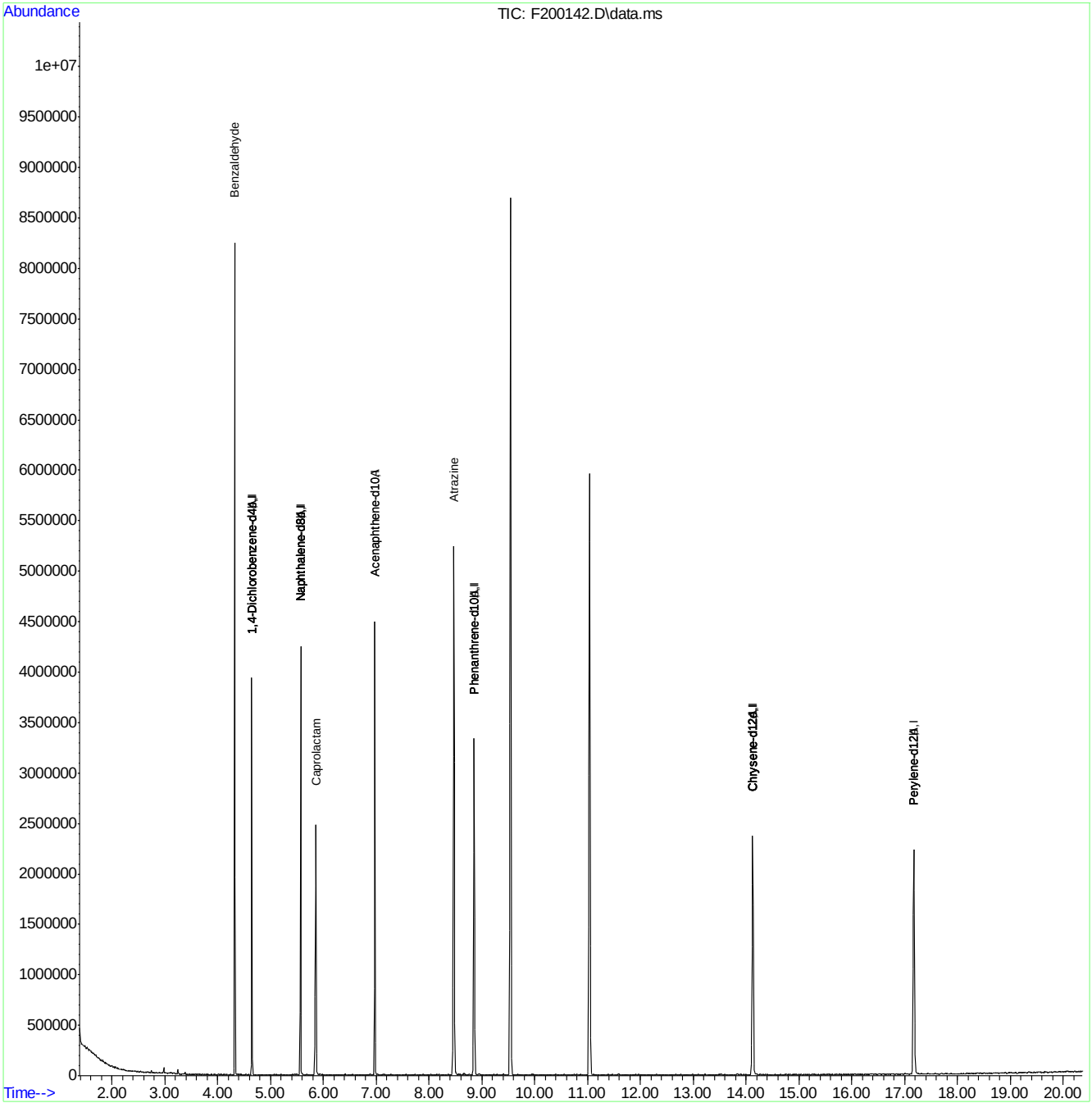

Quantitation Report (QT Reviewed)

Data Path : C:\MSDCHEM\1\DATA\EF8747\
Data File : F200143.D
Acq On : 26 Jun 2021 8:26 am
Operator : chriss2
Sample : ic8748-80
Misc : op30563,ef8748,1000,,,1,1
ALS Vial : 15 Sample Multiplier: 1

Quant Time: Jun 26 10:05:06 2021
Quant Method : C:\MSDCHEM\1\METHODS\MF8747.M
Quant Title : Semi Volatile Extractables by GC/MS
QLast Update : Sat Jun 26 09:59:21 2021
Response via : Initial Calibration

Compound	R.T.	QIon	Response	Conc	Units	Dev(Min)
Internal Standards						
1) 1,4-Dichlorobenzene-d4	4.646	152	384216	40.00	ppm	0.00
24) Naphthalene-d8	5.565	136	1458597	40.00	ppm	0.00
46) Acenaphthene-d10	6.975	164	822641	40.00	ppm	0.00
69) Phenanthrene-d10	8.850	188	1505105	40.00	ppm	0.00
83) Chrysene-d12	14.123	240	1355200	40.00	ppm	-0.01
92) Perylene-d12	17.174	264	1276785	40.00	ppm	0.00
102) 1,4-Dichlorobenzene-d4A	4.646	152	384216	40.00	ppm	0.00
112) Naphthalene-d8A	5.565	136	1458597	40.00	ppm	0.00
121) Acenaphthene-d10A	6.975	164	822641	40.00	ppm	0.00
132) Phenanthrene-d10A	8.850	188	1505105	40.00	ppm	0.00
147) Chrysene-d12A	14.123	240	1355200	40.00	ppm	-0.01
154) Perylene-d12A	17.174	264	1276785	40.00	ppm	0.00
157) 1,4-Dichlorobenzene-d4b	4.646	152	384216	40.00	ppm	0.00
159) Phenanthrene-d10b	8.850	188	1505105	40.00	ppm	0.00
161) Naphthalene-d8b	5.565	136	1458597	40.00	ppm	0.00
163) Naphthalene-d8c	5.565	136	1458597	40.00	ppm	0.00
168) 1,4-Dichlorobenzene-d4c	4.646	152	384216	40.00	ppm	0.00
170) Chrysene-d12c	14.123	240	1355200	40.00	ppm	-0.01
172) Chrysene-d12d	14.123	240	1355200	40.00	ppm	-0.01
174) Naphthalene-d8d	5.565	136	1458597	40.00	ppm	0.00
176) Chrysene-d12e	14.123	240	1355200	40.00	ppm	-0.01
178) Perylene-d12b	17.174	264	1276785	40.00	ppm	0.00
System Monitoring Compounds						
5) 2-Fluorophenol	0.000	112	0	0.00	ppm	
Spiked Amount 50.000			Recovery =	0.00%		
8) Phenol-d5	0.000	99	0	0.00	ppm	
Spiked Amount 50.000			Recovery =	0.00%		
25) Nitrobenzene-d5	0.000	82	0	0.00	ppm	
Spiked Amount 50.000			Recovery =	0.00%		
51) 2-Fluorobiphenyl	0.000	172	0	0.00	ppm	
Spiked Amount 50.000			Recovery =	0.00%		
73) 2,4,6-Tribromophenol	0.000	330	0	0.00	ppm	
Spiked Amount 50.000			Recovery =	0.00%		
86) Terphenyl-d14	0.000	244	0	0.00	ppm	
Spiked Amount 50.000			Recovery =	0.00%		
Target Compounds						Qvalue
158) Benzaldehyde	4.326	105	830182	82.81	ppm	90
160) Atrazine	8.471	200	622611	87.35	ppm	87
162) Caprolactam	5.859	55	333081	83.71	ppm	96

(#) = qualifier out of range (m) = manual integration (+) = signals summed

Quantitation Report (QT Reviewed)

Data Path : C:\MSDCHEM\1\DATA\EF8747\
Data File : F200143.D
Acq On : 26 Jun 2021 8:26 am
Operator : chriss2
Sample : ic8748-80
Misc : op30563,ef8748,1000,,,1,1
ALS Vial : 15 Sample Multiplier: 1

Quant Time: Jun 26 10:05:06 2021
Quant Method : C:\MSDCHEM\1\METHODS\MF8747.M
Quant Title : Semi Volatile Extractables by GC/MS
QLast Update : Sat Jun 26 09:59:21 2021
Response via : Initial Calibration

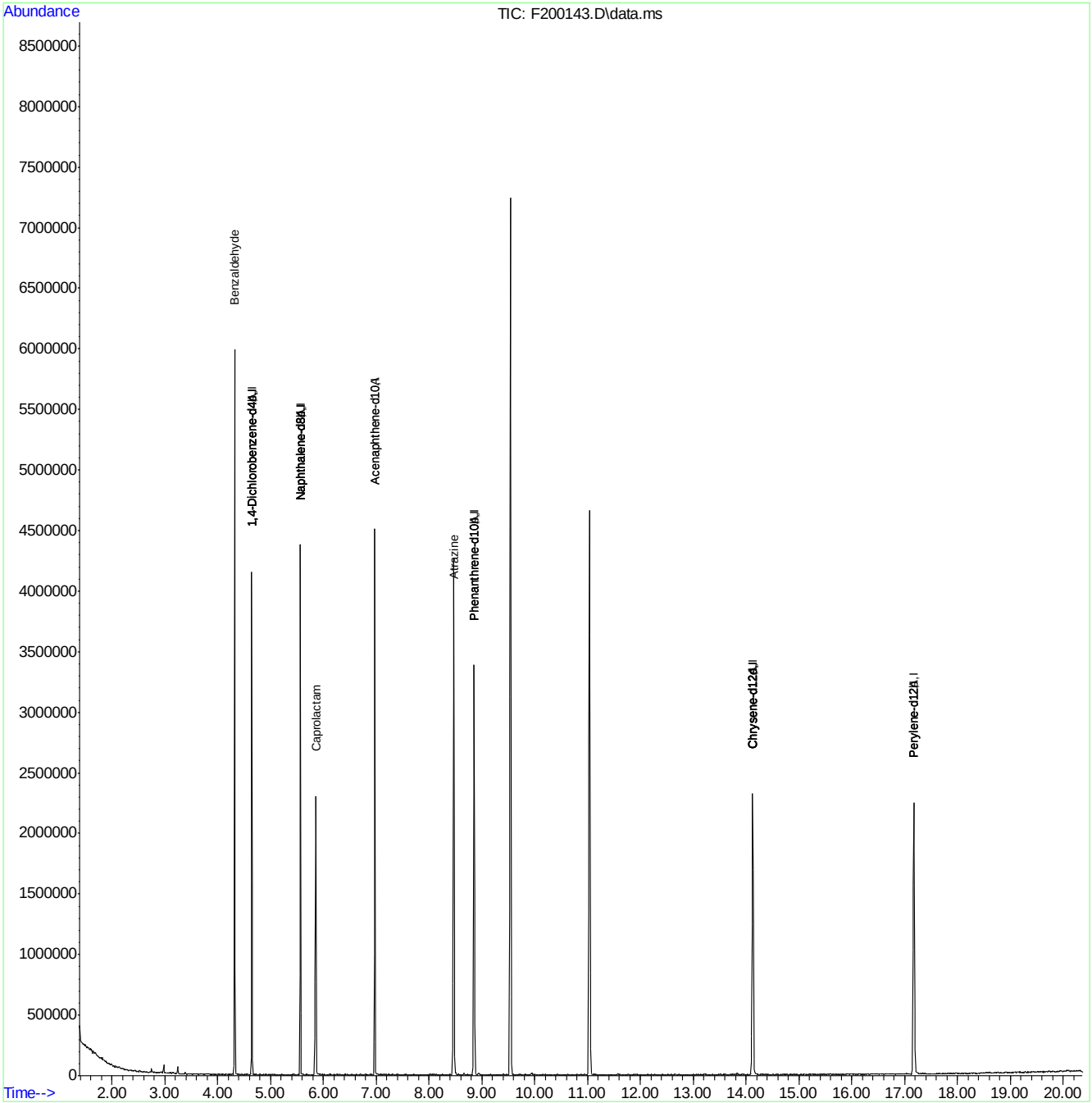

Quantitation Report (QT Reviewed)

Data Path : C:\MSDCHEM\1\DATA\EF8747\
Data File : F200144.D
Acq On : 26 Jun 2021 8:52 am
Operator : chriss2
Sample : icc8748-50
Misc : op30563,ef8748,1000,,,1,1
ALS Vial : 16 Sample Multiplier: 1

Quant Time: Jun 26 10:00:25 2021
Quant Method : C:\MSDCHEM\1\METHODS\MF8747.M
Quant Title : Semi Volatile Extractables by GC/MS
QLast Update : Sat Jun 26 09:59:21 2021
Response via : Initial Calibration

Compound	R.T.	QIon	Response	Conc	Units	Dev(Min)
Internal Standards						
1) 1,4-Dichlorobenzene-d4	4.646	152	385646	40.00	ppm	0.00
24) Naphthalene-d8	5.570	136	1500197	40.00	ppm	0.00
46) Acenaphthene-d10	6.975	164	830254	40.00	ppm	0.00
69) Phenanthrene-d10	8.850	188	1565625	40.00	ppm	0.00
83) Chrysene-d12	14.128	240	1375368	40.00	ppm	0.00
92) Perylene-d12	17.173	264	1285813	40.00	ppm	0.00
102) 1,4-Dichlorobenzene-d4A	4.646	152	385646	40.00	ppm	0.00
112) Naphthalene-d8A	5.570	136	1500197	40.00	ppm	0.00
121) Acenaphthene-d10A	6.975	164	830254	40.00	ppm	0.00
132) Phenanthrene-d10A	8.850	188	1565625	40.00	ppm	0.00
147) Chrysene-d12A	14.128	240	1375368	40.00	ppm	0.00
154) Perylene-d12A	17.173	264	1285813	40.00	ppm	0.00
157) 1,4-Dichlorobenzene-d4b	4.646	152	385646	40.00	ppm	0.00
159) Phenanthrene-d10b	8.850	188	1565625	40.00	ppm	0.00
161) Naphthalene-d8b	5.570	136	1500197	40.00	ppm	0.00
163) Naphthalene-d8c	5.570	136	1500197	40.00	ppm	0.00
168) 1,4-Dichlorobenzene-d4c	4.646	152	385646	40.00	ppm	0.00
170) Chrysene-d12c	14.128	240	1375368	40.00	ppm	0.00
172) Chrysene-d12d	14.128	240	1375368	40.00	ppm	0.00
174) Naphthalene-d8d	5.570	136	1500197	40.00	ppm	0.00
176) Chrysene-d12e	14.128	240	1375368	40.00	ppm	0.00
178) Perylene-d12b	17.173	264	1285813	40.00	ppm	0.00
System Monitoring Compounds						
5) 2-Fluorophenol	0.000	112	0	0.00	ppm	
Spiked Amount 50.000			Recovery =	0.00%		
8) Phenol-d5	0.000	99	0	0.00	ppm	
Spiked Amount 50.000			Recovery =	0.00%		
25) Nitrobenzene-d5	0.000	82	0	0.00	ppm	
Spiked Amount 50.000			Recovery =	0.00%		
51) 2-Fluorobiphenyl	0.000	172	0	0.00	ppm	
Spiked Amount 50.000			Recovery =	0.00%		
73) 2,4,6-Tribromophenol	0.000	330	0	0.00	ppm	
Spiked Amount 50.000			Recovery =	0.00%		
86) Terphenyl-d14	0.000	244	0	0.00	ppm	
Spiked Amount 50.000			Recovery =	0.00%		
Target Compounds						Qvalue
158) Benzaldehyde	4.320	105	503130	50.00	ppm	100
160) Atrazine	8.460	200	370457	49.97	ppm	100
162) Caprolactam	5.853	55	204628	50.00	ppm	100

(#) = qualifier out of range (m) = manual integration (+) = signals summed

Quantitation Report (QT Reviewed)

Data Path : C:\MSDCHEM\1\DATA\EF8747\
Data File : F200144.D
Acq On : 26 Jun 2021 8:52 am
Operator : chriss2
Sample : icc8748-50
Misc : op30563,ef8748,1000,,,1,1
ALS Vial : 16 Sample Multiplier: 1

Quant Time: Jun 26 10:00:25 2021
Quant Method : C:\MSDCHEM\1\METHODS\MF8747.M
Quant Title : Semi Volatile Extractables by GC/MS
QLast Update : Sat Jun 26 09:59:21 2021
Response via : Initial Calibration

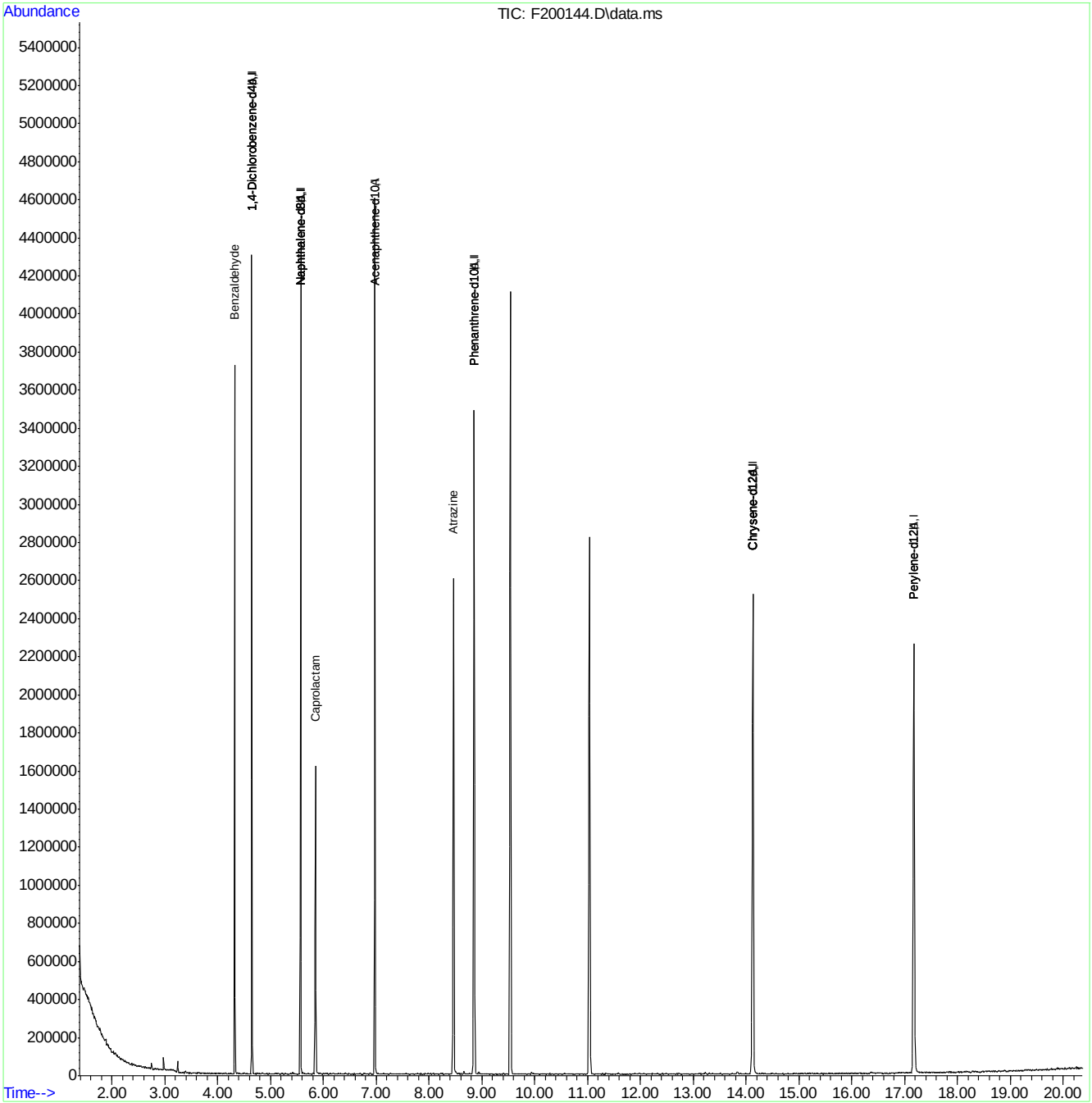

Quantitation Report (QT Reviewed)

Data Path : C:\MSDCHEM\1\DATA\EF8747\
Data File : F200145.D
Acq On : 26 Jun 2021 9:18 am
Operator : chriss2
Sample : ic8748-25
Misc : op30563,ef8748,1000,,,1,1
ALS Vial : 17 Sample Multiplier: 1

Quant Time: Jun 26 10:06:31 2021
Quant Method : C:\MSDCHEM\1\METHODS\MF8747.M
Quant Title : Semi Volatile Extractables by GC/MS
QLast Update : Sat Jun 26 09:59:21 2021
Response via : Initial Calibration

Compound	R.T.	QIon	Response	Conc	Units	Dev(Min)
Internal Standards						
1) 1,4-Dichlorobenzene-d4	4.646	152	370066	40.00	ppm	0.00
24) Naphthalene-d8	5.565	136	1414772	40.00	ppm	0.00
46) Acenaphthene-d10	6.975	164	787302	40.00	ppm	0.00
69) Phenanthrene-d10	8.851	188	1469621	40.00	ppm	0.00
83) Chrysene-d12	14.123	240	1314549	40.00	ppm	-0.01
92) Perylene-d12	17.174	264	1214184	40.00	ppm	0.00
102) 1,4-Dichlorobenzene-d4A	4.646	152	370066	40.00	ppm	0.00
112) Naphthalene-d8A	5.565	136	1414772	40.00	ppm	0.00
121) Acenaphthene-d10A	6.975	164	787302	40.00	ppm	0.00
132) Phenanthrene-d10A	8.851	188	1469621	40.00	ppm	0.00
147) Chrysene-d12A	14.123	240	1314549	40.00	ppm	-0.01
154) Perylene-d12A	17.174	264	1214184	40.00	ppm	0.00
157) 1,4-Dichlorobenzene-d4b	4.646	152	370066	40.00	ppm	0.00
159) Phenanthrene-d10b	8.851	188	1469621	40.00	ppm	0.00
161) Naphthalene-d8b	5.565	136	1414772	40.00	ppm	0.00
163) Naphthalene-d8c	5.565	136	1414772	40.00	ppm	0.00
168) 1,4-Dichlorobenzene-d4c	4.646	152	370066	40.00	ppm	0.00
170) Chrysene-d12c	14.123	240	1314549	40.00	ppm	-0.01
172) Chrysene-d12d	14.123	240	1314549	40.00	ppm	-0.01
174) Naphthalene-d8d	5.565	136	1414772	40.00	ppm	0.00
176) Chrysene-d12e	14.123	240	1314549	40.00	ppm	-0.01
178) Perylene-d12b	17.174	264	1214184	40.00	ppm	0.00
System Monitoring Compounds						
5) 2-Fluorophenol	0.000	112	0	0.00	ppm	
Spiked Amount 50.000			Recovery =	0.00%		
8) Phenol-d5	0.000	99	0	0.00	ppm	
Spiked Amount 50.000			Recovery =	0.00%		
25) Nitrobenzene-d5	0.000	82	0	0.00	ppm	
Spiked Amount 50.000			Recovery =	0.00%		
51) 2-Fluorobiphenyl	0.000	172	0	0.00	ppm	
Spiked Amount 50.000			Recovery =	0.00%		
73) 2,4,6-Tribromophenol	0.000	330	0	0.00	ppm	
Spiked Amount 50.000			Recovery =	0.00%		
86) Terphenyl-d14	0.000	244	0	0.00	ppm	
Spiked Amount 50.000			Recovery =	0.00%		
Target Compounds						Qvalue
158) Benzaldehyde	4.320	105	234832	24.32	ppm	98
160) Atrazine	8.461	200	170461	24.49	ppm	93
162) Caprolactam	5.848	55	91229	23.64	ppm	89

(#) = qualifier out of range (m) = manual integration (+) = signals summed

Quantitation Report (QT Reviewed)

Data Path : C:\MSDCHEM\1\DATA\EF8747\
Data File : F200145.D
Acq On : 26 Jun 2021 9:18 am
Operator : chriss2
Sample : ic8748-25
Misc : op30563,ef8748,1000,,,1,1
ALS Vial : 17 Sample Multiplier: 1

Quant Time: Jun 26 10:06:31 2021
Quant Method : C:\MSDCHEM\1\METHODS\MF8747.M
Quant Title : Semi Volatile Extractables by GC/MS
QLast Update : Sat Jun 26 09:59:21 2021
Response via : Initial Calibration

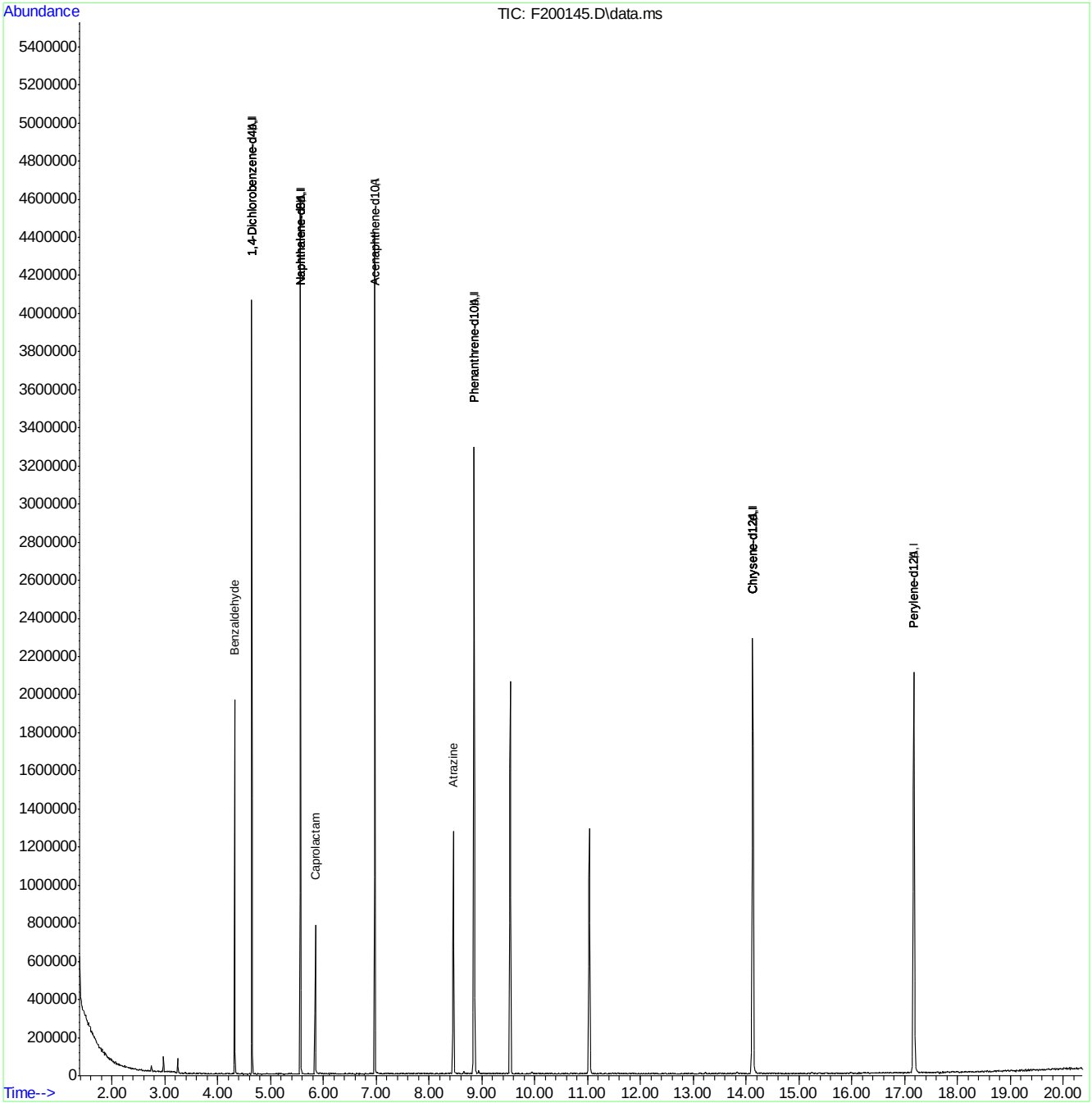

Quantitation Report (QT Reviewed)

Data Path : C:\MSDCHEM\1\DATA\EF8747\
Data File : F200146.D
Acq On : 26 Jun 2021 9:43 am
Operator : chriss2
Sample : ic8748-10
Misc : op30563,ef8748,1000,,,1,1
ALS Vial : 18 Sample Multiplier: 1

Quant Time: Jun 26 10:07:40 2021
Quant Method : C:\MSDCHEM\1\METHODS\MF8747.M
Quant Title : Semi Volatile Extractables by GC/MS
QLast Update : Sat Jun 26 09:59:21 2021
Response via : Initial Calibration

Compound	R.T.	QIon	Response	Conc	Units	Dev(Min)
Internal Standards						
1) 1,4-Dichlorobenzene-d4	4.646	152	383782	40.00	ppm	0.00
24) Naphthalene-d8	5.570	136	1451387	40.00	ppm	0.00
46) Acenaphthene-d10	6.975	164	821947	40.00	ppm	0.00
69) Phenanthrene-d10	8.850	188	1501954	40.00	ppm	0.00
83) Chrysene-d12	14.128	240	1326844	40.00	ppm	0.00
92) Perylene-d12	17.173	264	1266031	40.00	ppm	0.00
102) 1,4-Dichlorobenzene-d4A	4.646	152	383782	40.00	ppm	0.00
112) Naphthalene-d8A	5.570	136	1451387	40.00	ppm	0.00
121) Acenaphthene-d10A	6.975	164	821947	40.00	ppm	0.00
132) Phenanthrene-d10A	8.850	188	1501954	40.00	ppm	0.00
147) Chrysene-d12A	14.128	240	1326844	40.00	ppm	0.00
154) Perylene-d12A	17.173	264	1266031	40.00	ppm	0.00
157) 1,4-Dichlorobenzene-d4b	4.646	152	383782	40.00	ppm	0.00
159) Phenanthrene-d10b	8.850	188	1501954	40.00	ppm	0.00
161) Naphthalene-d8b	5.570	136	1451387	40.00	ppm	0.00
163) Naphthalene-d8c	5.570	136	1451387	40.00	ppm	0.00
168) 1,4-Dichlorobenzene-d4c	4.646	152	383782	40.00	ppm	0.00
170) Chrysene-d12c	14.128	240	1326844	40.00	ppm	0.00
172) Chrysene-d12d	14.128	240	1326844	40.00	ppm	0.00
174) Naphthalene-d8d	5.570	136	1451387	40.00	ppm	0.00
176) Chrysene-d12e	14.128	240	1326844	40.00	ppm	0.00
178) Perylene-d12b	17.173	264	1266031	40.00	ppm	0.00
System Monitoring Compounds						
5) 2-Fluorophenol	0.000	112	0	0.00	ppm	
Spiked Amount 50.000			Recovery =	0.00%		
8) Phenol-d5	0.000	99	0	0.00	ppm	
Spiked Amount 50.000			Recovery =	0.00%		
25) Nitrobenzene-d5	0.000	82	0	0.00	ppm	
Spiked Amount 50.000			Recovery =	0.00%		
51) 2-Fluorobiphenyl	0.000	172	0	0.00	ppm	
Spiked Amount 50.000			Recovery =	0.00%		
73) 2,4,6-Tribromophenol	0.000	330	0	0.00	ppm	
Spiked Amount 50.000			Recovery =	0.00%		
86) Terphenyl-d14	0.000	244	0	0.00	ppm	
Spiked Amount 50.000			Recovery =	0.00%		
Target Compounds						Qvalue
158) Benzaldehyde	4.320	105	96979	9.68	ppm	90
160) Atrazine	8.455	200	68044	9.57	ppm	96
162) Caprolactam	5.843	55	36296	9.17	ppm	93

(#) = qualifier out of range (m) = manual integration (+) = signals summed

Quantitation Report (QT Reviewed)

Data Path : C:\MSDCHEM\1\DATA\EF8747\
Data File : F200146.D
Acq On : 26 Jun 2021 9:43 am
Operator : chriss2
Sample : ic8748-10
Misc : op30563,ef8748,1000,,,1,1
ALS Vial : 18 Sample Multiplier: 1

Quant Time: Jun 26 10:07:40 2021
Quant Method : C:\MSDCHEM\1\METHODS\MF8747.M
Quant Title : Semi Volatile Extractables by GC/MS
QLast Update : Sat Jun 26 09:59:21 2021
Response via : Initial Calibration

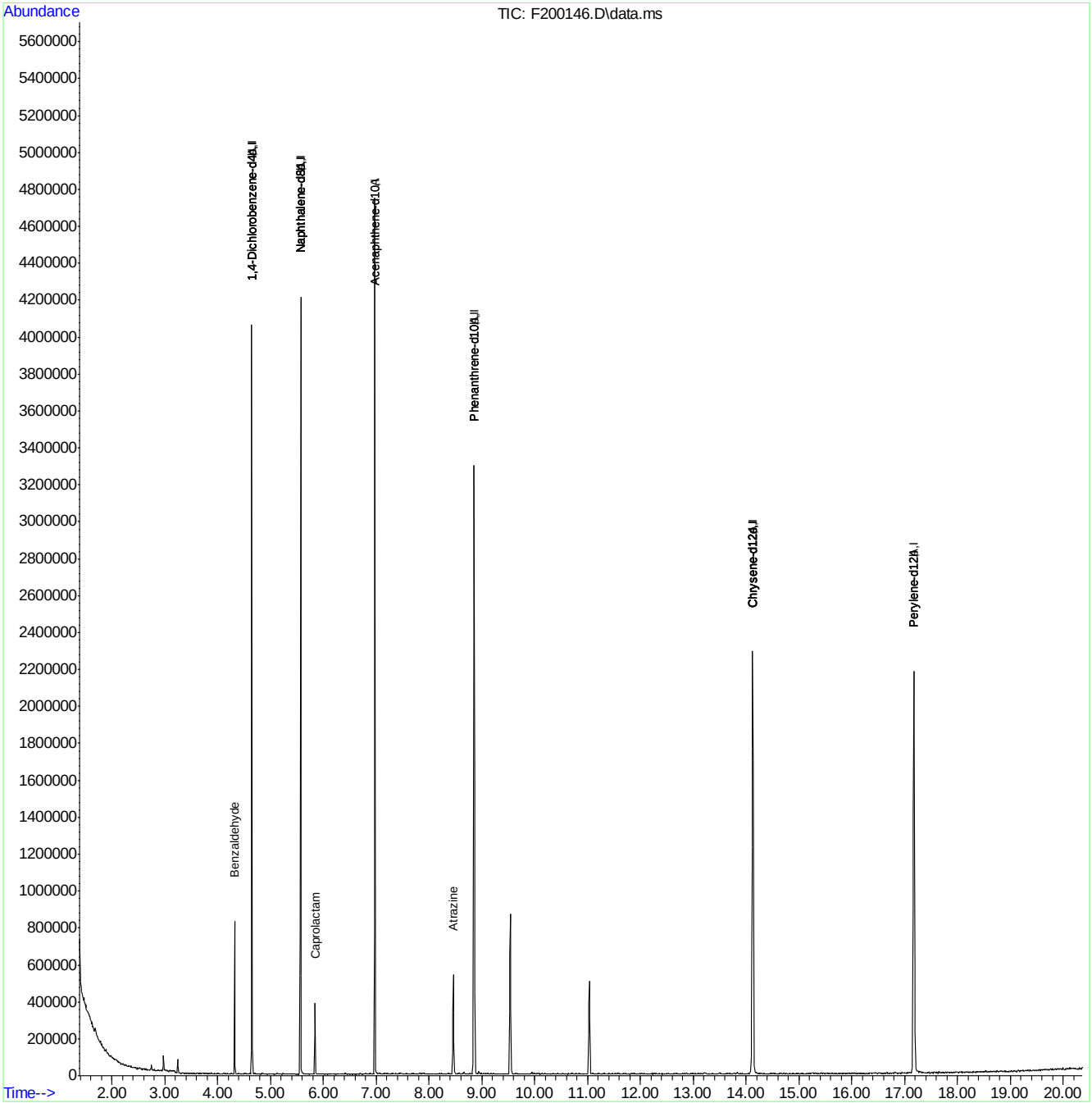

Quantitation Report (QT Reviewed)

Data Path : C:\MSDCHEM\1\DATA\EF8747\
Data File : F200147.D
Acq On : 26 Jun 2021 10:09 am
Operator : chriss2
Sample : ic8748-5
Misc : op30563,ef8748,1000,,,1,1
ALS Vial : 19 Sample Multiplier: 1

Quant Time: Jun 26 11:04:31 2021
Quant Method : C:\MSDCHEM\1\METHODS\MF8747.M
Quant Title : Semi Volatile Extractables by GC/MS
QLast Update : Sat Jun 26 10:15:58 2021
Response via : Initial Calibration

Compound	R.T.	QIon	Response	Conc	Units	Dev(Min)
Internal Standards						
1) 1,4-Dichlorobenzene-d4	4.646	152	375821	40.00	ppm	0.00
24) Naphthalene-d8	5.570	136	1391555	40.00	ppm	0.00
46) Acenaphthene-d10	6.975	164	790176	40.00	ppm	0.00
69) Phenanthrene-d10	8.850	188	1464985	40.00	ppm	0.00
83) Chrysene-d12	14.128	240	1305448	40.00	ppm	0.00
92) Perylene-d12	17.173	264	1242127	40.00	ppm	0.00
102) 1,4-Dichlorobenzene-d4A	4.646	152	375821	40.00	ppm	0.00
112) Naphthalene-d8A	5.570	136	1391555	40.00	ppm	0.00
121) Acenaphthene-d10A	6.975	164	790176	40.00	ppm	0.00
132) Phenanthrene-d10A	8.850	188	1464985	40.00	ppm	0.00
147) Chrysene-d12A	14.128	240	1305448	40.00	ppm	0.00
154) Perylene-d12A	17.173	264	1242127	40.00	ppm	0.00
157) 1,4-Dichlorobenzene-d4b	4.646	152	375821	40.00	ppm	0.00
159) Phenanthrene-d10b	8.850	188	1464985	40.00	ppm	0.00
161) Naphthalene-d8b	5.570	136	1391555	40.00	ppm	0.00
163) Naphthalene-d8c	5.570	136	1391555	40.00	ppm	0.00
168) 1,4-Dichlorobenzene-d4c	4.646	152	375821	40.00	ppm	0.00
170) Chrysene-d12c	14.128	240	1305448	40.00	ppm	0.00
172) Chrysene-d12d	14.128	240	1305448	40.00	ppm	0.00
174) Naphthalene-d8d	5.570	136	1391555	40.00	ppm	0.00
176) Chrysene-d12e	14.128	240	1305448	40.00	ppm	0.00
178) Perylene-d12b	17.173	264	1242127	40.00	ppm	0.00
System Monitoring Compounds						
5) 2-Fluorophenol	0.000	112	0	0.00	ppm	
Spiked Amount 50.000			Recovery =	0.00%		
8) Phenol-d5	0.000	99	0	0.00	ppm	
Spiked Amount 50.000			Recovery =	0.00%		
25) Nitrobenzene-d5	0.000	82	0	0.00	ppm	
Spiked Amount 50.000			Recovery =	0.00%		
51) 2-Fluorobiphenyl	0.000	172	0	0.00	ppm	
Spiked Amount 50.000			Recovery =	0.00%		
73) 2,4,6-Tribromophenol	0.000	330	0	0.00	ppm	
Spiked Amount 50.000			Recovery =	0.00%		
86) Terphenyl-d14	0.000	244	0	0.00	ppm	
Spiked Amount 50.000			Recovery =	0.00%		
Target Compounds						Qvalue
158) Benzaldehyde	4.320	105	43808	4.40	ppm	99
160) Atrazine	8.455	200	31771	4.43	ppm	87
162) Caprolactam	5.837	55	14266	3.75	ppm	88

(#) = qualifier out of range (m) = manual integration (+) = signals summed

Quantitation Report (QT Reviewed)

Data Path : C:\MSDCHEM\1\DATA\EF8747\
Data File : F200147.D
Acq On : 26 Jun 2021 10:09 am
Operator : chriss2
Sample : ic8748-5
Misc : op30563,ef8748,1000,,,1,1
ALS Vial : 19 Sample Multiplier: 1

Quant Time: Jun 26 11:04:31 2021
Quant Method : C:\MSDCHEM\1\METHODS\MF8747.M
Quant Title : Semi Volatile Extractables by GC/MS
QLast Update : Sat Jun 26 10:15:58 2021
Response via : Initial Calibration

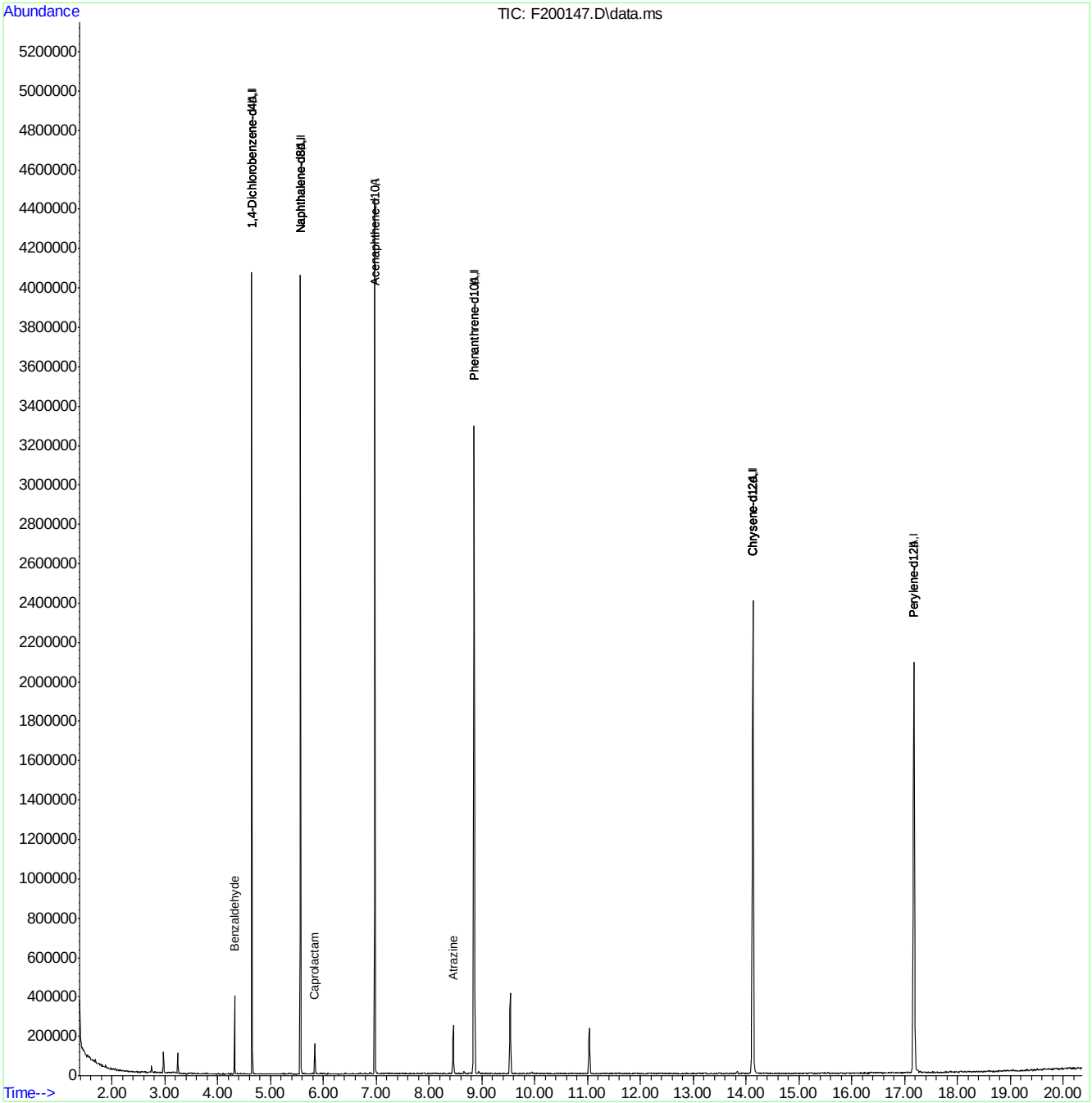

MF8747.M Sat Jun 26 11:07:54 2021 Page: 2

Quantitation Report (QT Reviewed)

Data Path : C:\MSDCHEM\1\DATA\EF8747\
Data File : F200148.D
Acq On : 26 Jun 2021 10:35 am
Operator : chriss2
Sample : ic8748-2
Misc : op30563,ef8748,1000,,,1,1
ALS Vial : 20 Sample Multiplier: 1

Quant Time: Jun 26 11:05:44 2021
Quant Method : C:\MSDCHEM\1\METHODS\MF8747.M
Quant Title : Semi Volatile Extractables by GC/MS
QLast Update : Sat Jun 26 10:15:58 2021
Response via : Initial Calibration

Compound	R.T.	QIon	Response	Conc	Units	Dev(Min)
Internal Standards						
1) 1,4-Dichlorobenzene-d4	4.646	152	378191	40.00	ppm	0.00
24) Naphthalene-d8	5.570	136	1469485	40.00	ppm	0.00
46) Acenaphthene-d10	6.975	164	841090	40.00	ppm	0.00
69) Phenanthrene-d10	8.850	188	1575318	40.00	ppm	0.00
83) Chrysene-d12	14.128	240	1385342	40.00	ppm	0.00
92) Perylene-d12	17.173	264	1293174	40.00	ppm	0.00
102) 1,4-Dichlorobenzene-d4A	4.646	152	378191	40.00	ppm	0.00
112) Naphthalene-d8A	5.570	136	1469485	40.00	ppm	0.00
121) Acenaphthene-d10A	6.975	164	841090	40.00	ppm	0.00
132) Phenanthrene-d10A	8.850	188	1575318	40.00	ppm	0.00
147) Chrysene-d12A	14.128	240	1385342	40.00	ppm	0.00
154) Perylene-d12A	17.173	264	1293174	40.00	ppm	0.00
157) 1,4-Dichlorobenzene-d4b	4.646	152	378191	40.00	ppm	0.00
159) Phenanthrene-d10b	8.850	188	1575318	40.00	ppm	0.00
161) Naphthalene-d8b	5.570	136	1469485	40.00	ppm	0.00
163) Naphthalene-d8c	5.570	136	1469485	40.00	ppm	0.00
168) 1,4-Dichlorobenzene-d4c	4.646	152	378191	40.00	ppm	0.00
170) Chrysene-d12c	14.128	240	1385342	40.00	ppm	0.00
172) Chrysene-d12d	14.128	240	1385342	40.00	ppm	0.00
174) Naphthalene-d8d	5.570	136	1469485	40.00	ppm	0.00
176) Chrysene-d12e	14.128	240	1385342	40.00	ppm	0.00
178) Perylene-d12b	17.173	264	1293174	40.00	ppm	0.00
System Monitoring Compounds						
5) 2-Fluorophenol	0.000	112	0	0.00	ppm	
Spiked Amount 50.000			Recovery =	0.00%		
8) Phenol-d5	0.000	99	0	0.00	ppm	
Spiked Amount 50.000			Recovery =	0.00%		
25) Nitrobenzene-d5	0.000	82	0	0.00	ppm	
Spiked Amount 50.000			Recovery =	0.00%		
51) 2-Fluorobiphenyl	0.000	172	0	0.00	ppm	
Spiked Amount 50.000			Recovery =	0.00%		
73) 2,4,6-Tribromophenol	0.000	330	0	0.00	ppm	
Spiked Amount 50.000			Recovery =	0.00%		
86) Terphenyl-d14	0.000	244	0	0.00	ppm	
Spiked Amount 50.000			Recovery =	0.00%		
Target Compounds						Qvalue
158) Benzaldehyde	4.320	105	17465	1.74	ppm	95
160) Atrazine	8.455	200	10980	1.42	ppm	93
162) Caprolactam	5.837	55	6172	1.54	ppm	91

(#) = qualifier out of range (m) = manual integration (+) = signals summed

Quantitation Report (QT Reviewed)

Data Path : C:\MSDCHEM\1\DATA\EF8747\
Data File : F200148.D
Acq On : 26 Jun 2021 10:35 am
Operator : chriss2
Sample : ic8748-2
Misc : op30563,ef8748,1000,,,1,1
ALS Vial : 20 Sample Multiplier: 1

Quant Time: Jun 26 11:05:44 2021
Quant Method : C:\MSDCHEM\1\METHODS\MF8747.M
Quant Title : Semi Volatile Extractables by GC/MS
QLast Update : Sat Jun 26 10:15:58 2021
Response via : Initial Calibration

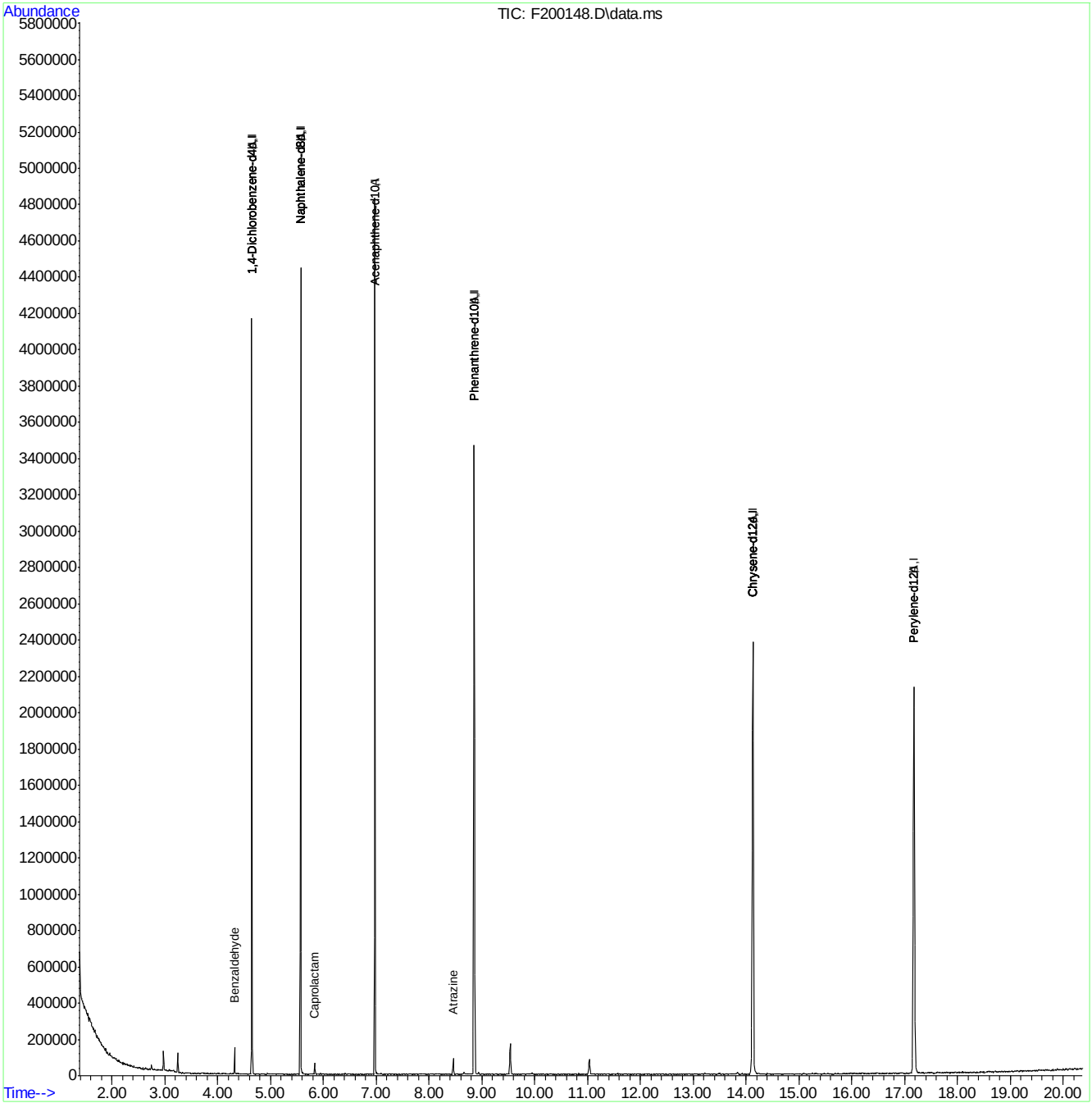

Quantitation Report (QT Reviewed)

Data Path : C:\MSDCHEM\1\DATA\EF8747\
Data File : F200149.D
Acq On : 26 Jun 2021 11:02 am
Operator : chriss2
Sample : ic8748-1
Misc : op30563,ef8748,1000,,,1,1
ALS Vial : 21 Sample Multiplier: 1

Quant Time: Jun 26 11:37:37 2021
Quant Method : C:\MSDCHEM\1\METHODS\MF8747.M
Quant Title : Semi Volatile Extractables by GC/MS
QLast Update : Sat Jun 26 11:09:09 2021
Response via : Initial Calibration

Compound	R.T.	QIon	Response	Conc	Units	Dev(Min)
Internal Standards						
1) 1,4-Dichlorobenzene-d4	4.646	152	375636	40.00	ppm	0.00
24) Naphthalene-d8	5.565	136	1445344	40.00	ppm	0.00
46) Acenaphthene-d10	6.975	164	812171	40.00	ppm	0.00
69) Phenanthrene-d10	8.850	188	1494873	40.00	ppm	0.00
83) Chrysene-d12	14.129	240	1317569	40.00	ppm	0.00
92) Perylene-d12	17.174	264	1234478	40.00	ppm	0.00
102) 1,4-Dichlorobenzene-d4A	4.646	152	375636	40.00	ppm	0.00
112) Naphthalene-d8A	5.565	136	1445344	40.00	ppm	0.00
121) Acenaphthene-d10A	6.975	164	812171	40.00	ppm	0.00
132) Phenanthrene-d10A	8.850	188	1494873	40.00	ppm	0.00
147) Chrysene-d12A	14.129	240	1317569	40.00	ppm	0.00
154) Perylene-d12A	17.174	264	1234478	40.00	ppm	0.00
157) 1,4-Dichlorobenzene-d4b	4.646	152	375636	40.00	ppm	0.00
159) Phenanthrene-d10b	8.850	188	1494873	40.00	ppm	0.00
161) Naphthalene-d8b	5.565	136	1445344	40.00	ppm	0.00
163) Naphthalene-d8c	5.565	136	1445344	40.00	ppm	0.00
168) 1,4-Dichlorobenzene-d4c	4.646	152	375636	40.00	ppm	0.00
170) Chrysene-d12c	14.129	240	1317688	40.00	ppm	0.00
172) Chrysene-d12d	14.129	240	1317569	40.00	ppm	0.00
174) Naphthalene-d8d	5.565	136	1445344	40.00	ppm	0.00
176) Chrysene-d12e	14.129	240	1317569	40.00	ppm	0.00
178) Perylene-d12b	17.174	264	1234478	40.00	ppm	0.00
System Monitoring Compounds						
5) 2-Fluorophenol	0.000	112	0	0.00	ppm	
Spiked Amount 50.000			Recovery =	0.00%		
8) Phenol-d5	0.000	99	0	0.00	ppm	
Spiked Amount 50.000			Recovery =	0.00%		
25) Nitrobenzene-d5	0.000	82	0	0.00	ppm	
Spiked Amount 50.000			Recovery =	0.00%		
51) 2-Fluorobiphenyl	0.000	172	0	0.00	ppm	
Spiked Amount 50.000			Recovery =	0.00%		
73) 2,4,6-Tribromophenol	0.000	330	0	0.00	ppm	
Spiked Amount 50.000			Recovery =	0.00%		
86) Terphenyl-d14	0.000	244	0	0.00	ppm	
Spiked Amount 50.000			Recovery =	0.00%		
Target Compounds						Qvalue
158) Benzaldehyde	4.320	105	10489	1.09	ppm	94
160) Atrazine	8.455	200	5659	0.82	ppm	91
162) Caprolactam	5.837	55	2802	0.76	ppm #	75

(#) = qualifier out of range (m) = manual integration (+) = signals summed

Quantitation Report (QT Reviewed)

Data Path : C:\MSDCHEM\1\DATA\EF8747\
Data File : F200149.D
Acq On : 26 Jun 2021 11:02 am
Operator : chriss2
Sample : ic8748-1
Misc : op30563,ef8748,1000,,,1,1
ALS Vial : 21 Sample Multiplier: 1

Quant Time: Jun 26 11:37:37 2021
Quant Method : C:\MSDCHEM\1\METHODS\MF8747.M
Quant Title : Semi Volatile Extractables by GC/MS
QLast Update : Sat Jun 26 11:09:09 2021
Response via : Initial Calibration

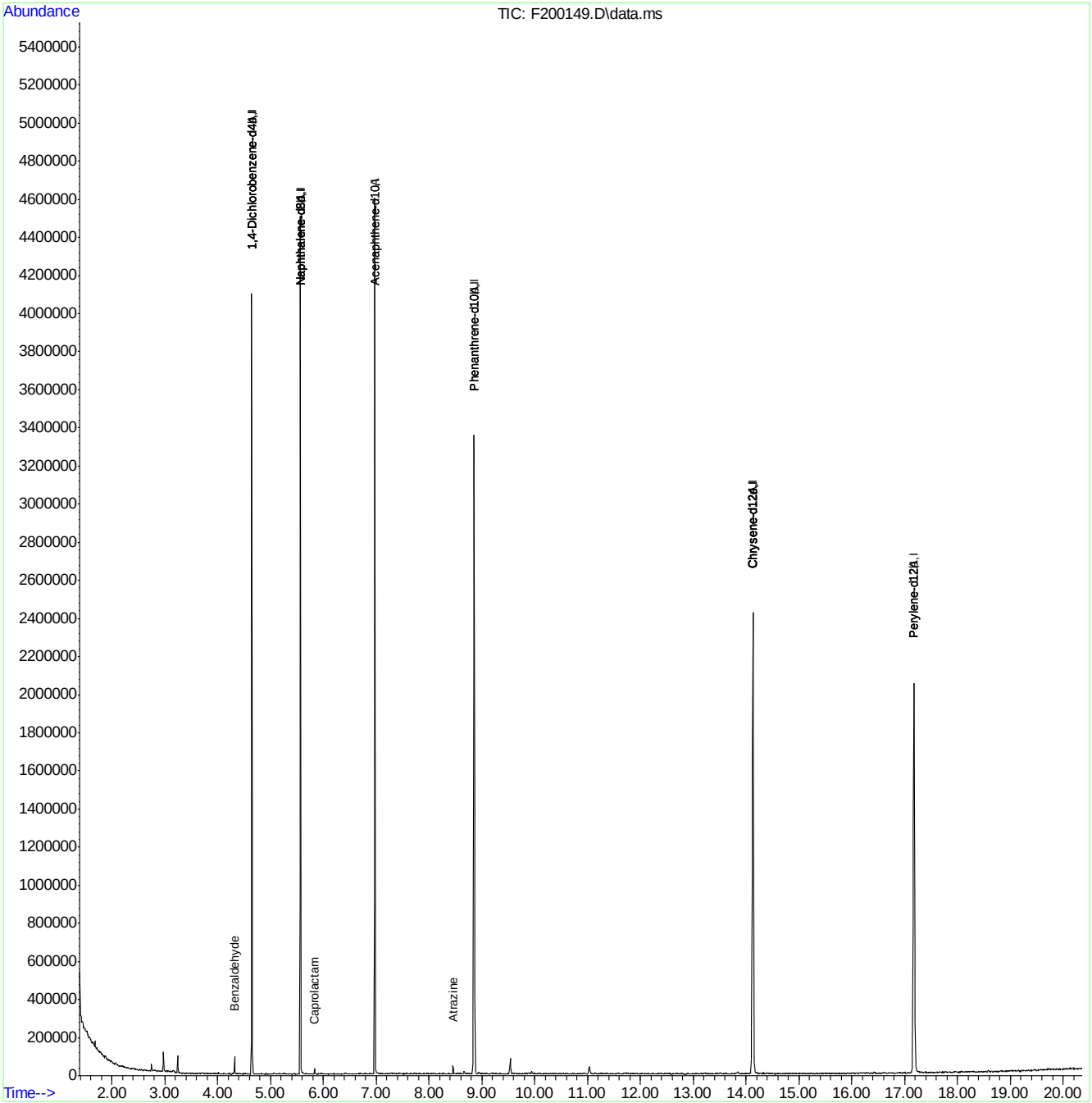

Quantitation Report (QT Reviewed)

Data Path : C:\MSDCHEM\1\DATA\EF8747\
Data File : F200151.D
Acq On : 26 Jun 2021 11:54 am
Operator : chriss2
Sample : icv8747-50
Misc : op30563,ef8748,1000,,,1,1
ALS Vial : 23 Sample Multiplier: 1

Quant Time: Jun 26 12:35:25 2021
Quant Method : C:\MSDCHEM\1\METHODS\MF8747.M
Quant Title : Semi Volatile Extractables by GC/MS
QLast Update : Sat Jun 26 11:54:08 2021
Response via : Initial Calibration

Compound	R.T.	QIon	Response	Conc	Units	Dev(Min)
Internal Standards						
1) 1,4-Dichlorobenzene-d4	4.646	152	425660	40.00	ppm	0.00
24) Naphthalene-d8	5.565	136	1621160	40.00	ppm	0.00
46) Acenaphthene-d10	6.975	164	899475	40.00	ppm	0.00
69) Phenanthrene-d10	8.850	188	1604427	40.00	ppm	0.00
83) Chrysene-d12	14.128	240	1327931	40.00	ppm	0.00
92) Perylene-d12	17.174	264	1218190	40.00	ppm	0.00
102) 1,4-Dichlorobenzene-d4A	4.646	152	425660	40.00	ppm	0.00
112) Naphthalene-d8A	5.565	136	1621160	40.00	ppm	0.00
121) Acenaphthene-d10A	6.975	164	899475	40.00	ppm	0.00
132) Phenanthrene-d10A	8.850	188	1604427	40.00	ppm	0.00
147) Chrysene-d12A	14.128	240	1327931	40.00	ppm	0.00
154) Perylene-d12A	17.174	264	1218190	40.00	ppm	0.00
157) 1,4-Dichlorobenzene-d4b	4.646	152	425660	40.00	ppm	0.00
159) Phenanthrene-d10b	8.850	188	1604427	40.00	ppm	0.00
161) Naphthalene-d8b	5.565	136	1621160	40.00	ppm	0.00
163) Naphthalene-d8c	5.565	136	1621160	40.00	ppm	0.00
168) 1,4-Dichlorobenzene-d4c	4.646	152	425660	40.00	ppm	0.00
170) Chrysene-d12c	14.128	240	1327931	40.00	ppm	0.00
172) Chrysene-d12d	14.128	240	1327931	40.00	ppm	0.00
174) Naphthalene-d8d	5.565	136	1621160	40.00	ppm	0.00
176) Chrysene-d12e	14.128	240	1327931	40.00	ppm	0.00
178) Perylene-d12b	17.174	264	1218190	40.00	ppm	0.00
System Monitoring Compounds						
5) 2-Fluorophenol	3.652	112	617002	47.35	ppm	0.00
Spiked Amount 50.000			Recovery = 94.70%			
8) Phenol-d5	4.368	99	784820	44.43	ppm	0.00
Spiked Amount 50.000			Recovery = 88.86%			
25) Nitrobenzene-d5	5.047	82	802265	51.22	ppm	0.00
Spiked Amount 50.000			Recovery = 102.44%			
51) 2-Fluorobiphenyl	6.366	172	1528331	51.09	ppm	0.00
Spiked Amount 50.000			Recovery = 102.18%			
73) 2,4,6-Tribromophenol	7.857	330	198636	47.04	ppm	0.00
Spiked Amount 50.000			Recovery = 94.08%			
86) Terphenyl-d14	11.927	244	1798150	56.77	ppm	0.00
Spiked Amount 50.000			Recovery = 113.54%			
Target Compounds						Qvalue

(#) = qualifier out of range (m) = manual integration (+) = signals summed

Quantitation Report (QT Reviewed)

Data Path : C:\MSDCHEM\1\DATA\EF8747\
Data File : F200151.D
Acq On : 26 Jun 2021 11:54 am
Operator : chriss2
Sample : icv8747-50
Misc : op30563,ef8748,1000,,,1,1
ALS Vial : 23 Sample Multiplier: 1

Quant Time: Jun 26 12:35:25 2021
Quant Method : C:\MSDCHEM\1\METHODS\MF8747.M
Quant Title : Semi Volatile Extractables by GC/MS
QLast Update : Sat Jun 26 11:54:08 2021
Response via : Initial Calibration

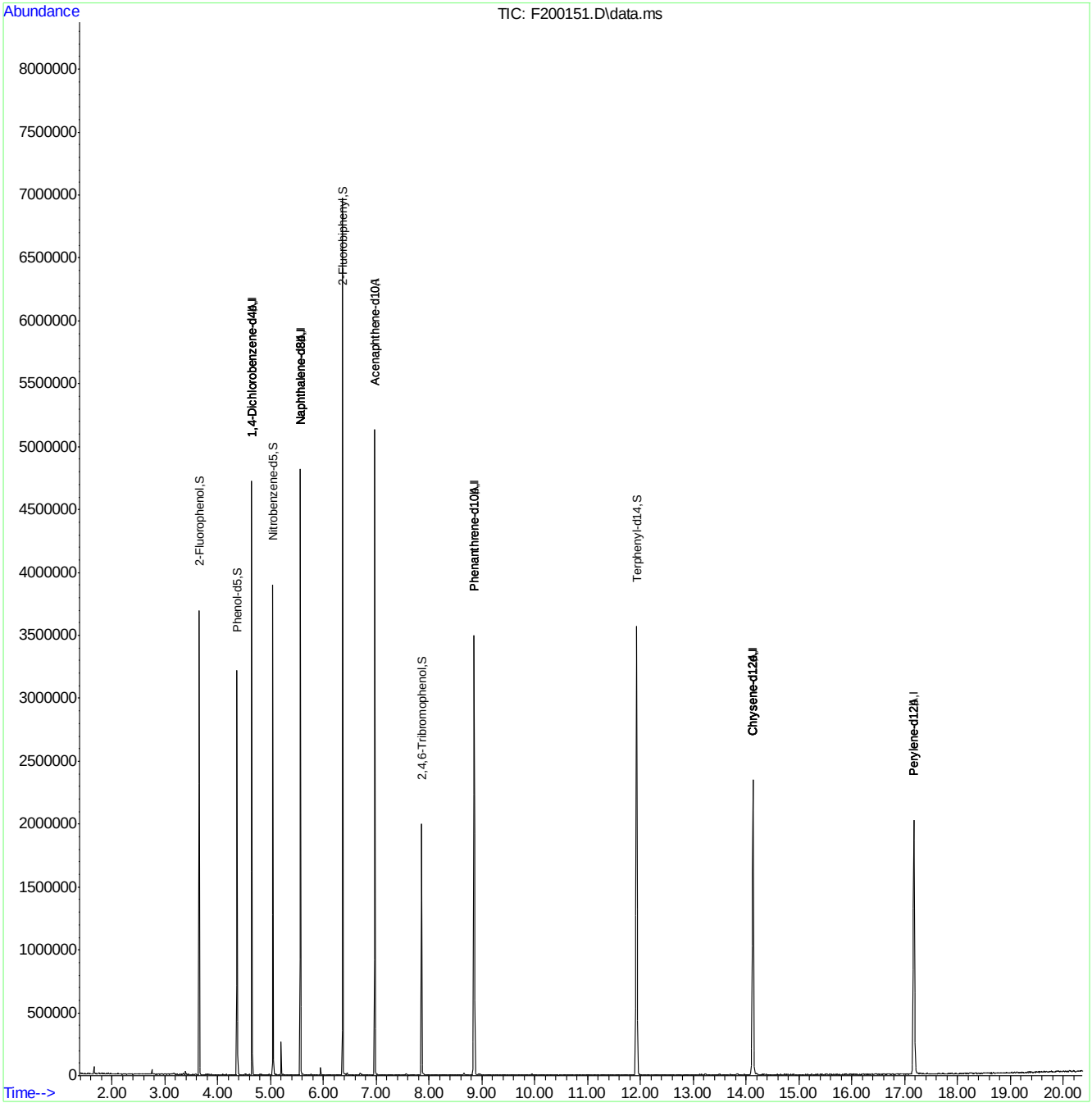

Quantitation Report (QT Reviewed)

Data Path : C:\MSDCHEM\1\DATA\EF8747\
Data File : F200152.D
Acq On : 26 Jun 2021 12:19 pm
Operator : chriss2
Sample : icv8747-50
Misc : op30563,ef8748,1000,,,1,1
ALS Vial : 24 Sample Multiplier: 1

Quant Time: Jun 28 09:20:51 2021
Quant Method : C:\MSDCHEM\1\METHODS\MF8747.M
Quant Title : Semi Volatile Extractables by GC/MS
QLast Update : Sat Jun 26 11:52:59 2021
Response via : Initial Calibration

Compound	R.T.	QIon	Response	Conc	Units	Dev(Min)
Internal Standards						
1) 1,4-Dichlorobenzene-d4	4.646	152	417233	40.00	ppm	0.00
24) Naphthalene-d8	5.570	136	1591209	40.00	ppm	0.00
46) Acenaphthene-d10	6.975	164	922451	40.00	ppm	0.00
69) Phenanthrene-d10	8.856	188	1666113	40.00	ppm	0.00
83) Chrysene-d12	14.139	240	1579377	40.00	ppm	0.00
92) Perylene-d12	17.184	264	1478791	40.00	ppm	0.00
102) 1,4-Dichlorobenzene-d4A	4.646	152	417233	40.00	ppm	0.00
112) Naphthalene-d8A	5.570	136	1591209	40.00	ppm	0.00
121) Acenaphthene-d10A	6.975	164	922451	40.00	ppm	0.00
132) Phenanthrene-d10A	8.856	188	1666113	40.00	ppm	0.00
147) Chrysene-d12A	14.139	240	1579377	40.00	ppm	0.00
154) Perylene-d12A	17.184	264	1478791	40.00	ppm	0.00
157) 1,4-Dichlorobenzene-d4b	4.646	152	417233	40.00	ppm	0.00
159) Phenanthrene-d10b	8.856	188	1666113	40.00	ppm	0.00
161) Naphthalene-d8b	5.570	136	1591209	40.00	ppm	0.00
163) Naphthalene-d8c	5.570	136	1591209	40.00	ppm	0.00
168) 1,4-Dichlorobenzene-d4c	4.646	152	417233	40.00	ppm	0.00
170) Chrysene-d12c	14.139	240	1579377	40.00	ppm	0.00
172) Chrysene-d12d	14.139	240	1579377	40.00	ppm	0.00
174) Naphthalene-d8d	5.570	136	1591209	40.00	ppm	0.00
176) Chrysene-d12e	14.139	240	1579377	40.00	ppm	0.00
178) Perylene-d12b	17.184	264	1478791	40.00	ppm	0.01
System Monitoring Compounds						
5) 2-Fluorophenol	0.000	112	0	0.00	ppm	
Spiked Amount 50.000			Recovery =	0.00%		
8) Phenol-d5	0.000	99	0d	0.00	ppm	
Spiked Amount 50.000			Recovery =	0.00%		
25) Nitrobenzene-d5	0.000	82	0d	0.00	ppm	
Spiked Amount 50.000			Recovery =	0.00%		
51) 2-Fluorobiphenyl	0.000	172	0	0.00	ppm	
Spiked Amount 50.000			Recovery =	0.00%		
73) 2,4,6-Tribromophenol	0.000	330	0	0.00	ppm	
Spiked Amount 50.000			Recovery =	0.00%		
86) Terphenyl-d14	0.000	244	0	0.00	ppm	
Spiked Amount 50.000			Recovery =	0.00%		
Target Compounds						Qvalue
56) Acenaphthylene	6.842	152	1842474	58.63	ppm	99
100) 7,12-Dimethylbenz(a)an...	16.458	256	793318	41.22	ppm	99

(#) = qualifier out of range (m) = manual integration (+) = signals summed

Quantitation Report (QT Reviewed)

Data Path : C:\MSDCHEM\1\DATA\EF8747\
Data File : F200152.D
Acq On : 26 Jun 2021 12:19 pm
Operator : chriss2
Sample : icv8747-50
Misc : op30563,ef8748,1000,,,1,1
ALS Vial : 24 Sample Multiplier: 1

Quant Time: Jun 28 09:20:51 2021
Quant Method : C:\MSDCHEM\1\METHODS\MF8747.M
Quant Title : Semi Volatile Extractables by GC/MS
QLast Update : Sat Jun 26 11:52:59 2021
Response via : Initial Calibration

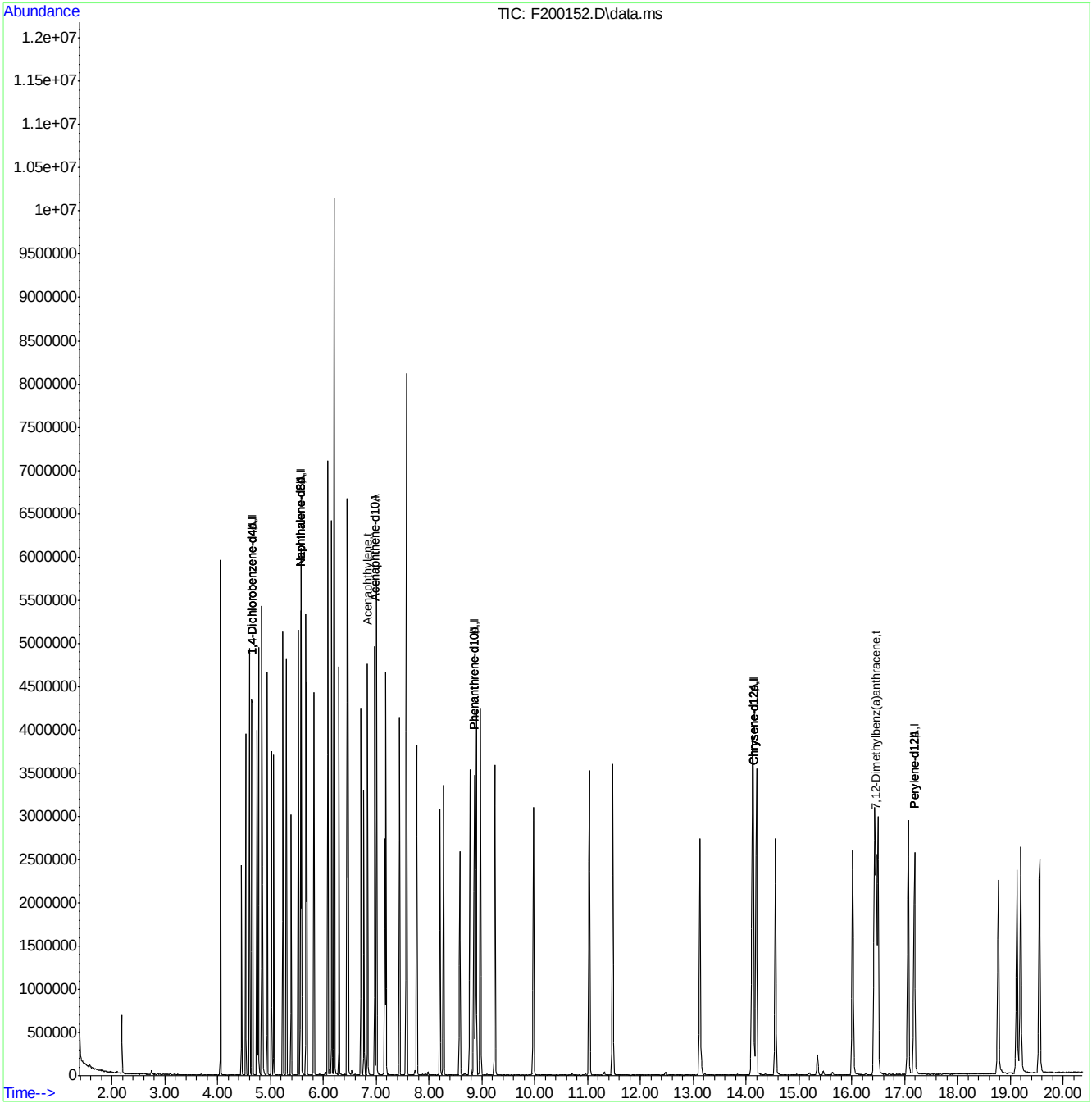

Quantitation Report (QT Reviewed)

Data Path : C:\MSDCHEM\1\DATA\EF8747\
Data File : F200153.D
Acq On : 26 Jun 2021 12:46 pm
Operator : chriss2
Sample : icv8748-50
Misc : op30563,ef8748,1000,,,1,1
ALS Vial : 25 Sample Multiplier: 1

Quant Time: Jun 28 09:23:31 2021
Quant Method : C:\MSDCHEM\1\METHODS\MF8747.M
Quant Title : Semi Volatile Extractables by GC/MS
QLast Update : Sat Jun 26 11:52:59 2021
Response via : Initial Calibration

Compound	R.T.	QIon	Response	Conc	Units	Dev(Min)
Internal Standards						
1) 1,4-Dichlorobenzene-d4	4.646	152	436371	40.00	ppm	0.00
24) Naphthalene-d8	5.570	136	1656033	40.00	ppm	0.00
46) Acenaphthene-d10	6.975	164	927947	40.00	ppm	0.00
69) Phenanthrene-d10	8.855	188	1720632	40.00	ppm	0.00
83) Chrysene-d12	14.128	240	1539845	40.00	ppm	0.00
92) Perylene-d12	17.173	264	1483610	40.00	ppm	0.00
102) 1,4-Dichlorobenzene-d4A	4.646	152	436371	40.00	ppm	0.00
112) Naphthalene-d8A	5.570	136	1656033	40.00	ppm	0.00
121) Acenaphthene-d10A	6.975	164	927947	40.00	ppm	0.00
132) Phenanthrene-d10A	8.855	188	1720632	40.00	ppm	0.00
147) Chrysene-d12A	14.128	240	1539845	40.00	ppm	0.00
154) Perylene-d12A	17.173	264	1483610	40.00	ppm	0.00
157) 1,4-Dichlorobenzene-d4b	4.646	152	436371	40.00	ppm	0.00
159) Phenanthrene-d10b	8.855	188	1720632	40.00	ppm	0.00
161) Naphthalene-d8b	5.570	136	1656033	40.00	ppm	0.00
163) Naphthalene-d8c	5.570	136	1656033	40.00	ppm	0.00
168) 1,4-Dichlorobenzene-d4c	4.646	152	436371	40.00	ppm	0.00
170) Chrysene-d12c	14.128	240	1539845	40.00	ppm	0.00
172) Chrysene-d12d	14.128	240	1539845	40.00	ppm	0.00
174) Naphthalene-d8d	5.570	136	1656033	40.00	ppm	0.00
176) Chrysene-d12e	14.128	240	1539845	40.00	ppm	0.00
178) Perylene-d12b	17.173	264	1483610	40.00	ppm	0.00
System Monitoring Compounds						
5) 2-Fluorophenol	0.000	112	0	0.00	ppm	
Spiked Amount 50.000			Recovery =	0.00%		
8) Phenol-d5	0.000	99	0	0.00	ppm	
Spiked Amount 50.000			Recovery =	0.00%		
25) Nitrobenzene-d5	0.000	82	0	0.00	ppm	
Spiked Amount 50.000			Recovery =	0.00%		
51) 2-Fluorobiphenyl	0.000	172	0	0.00	ppm	
Spiked Amount 50.000			Recovery =	0.00%		
73) 2,4,6-Tribromophenol	0.000	330	0	0.00	ppm	
Spiked Amount 50.000			Recovery =	0.00%		
86) Terphenyl-d14	0.000	244	0	0.00	ppm	
Spiked Amount 50.000			Recovery =	0.00%		
Target Compounds						Qvalue
158) Benzaldehyde	4.320	105	564069	49.98	ppm	97
160) Atrazine	8.465	200	433591	55.84	ppm	95
162) Caprolactam	5.853	55	226027	55.29	ppm	99

(#) = qualifier out of range (m) = manual integration (+) = signals summed

Quantitation Report (QT Reviewed)

Data Path : C:\MSDCHEM\1\DATA\EF8747\
Data File : F200153.D
Acq On : 26 Jun 2021 12:46 pm
Operator : chriss2
Sample : icv8748-50
Misc : op30563,ef8748,1000,,,1,1
ALS Vial : 25 Sample Multiplier: 1

Quant Time: Jun 28 09:23:31 2021
Quant Method : C:\MSDCHEM\1\METHODS\MF8747.M
Quant Title : Semi Volatile Extractables by GC/MS
QLast Update : Sat Jun 26 11:52:59 2021
Response via : Initial Calibration

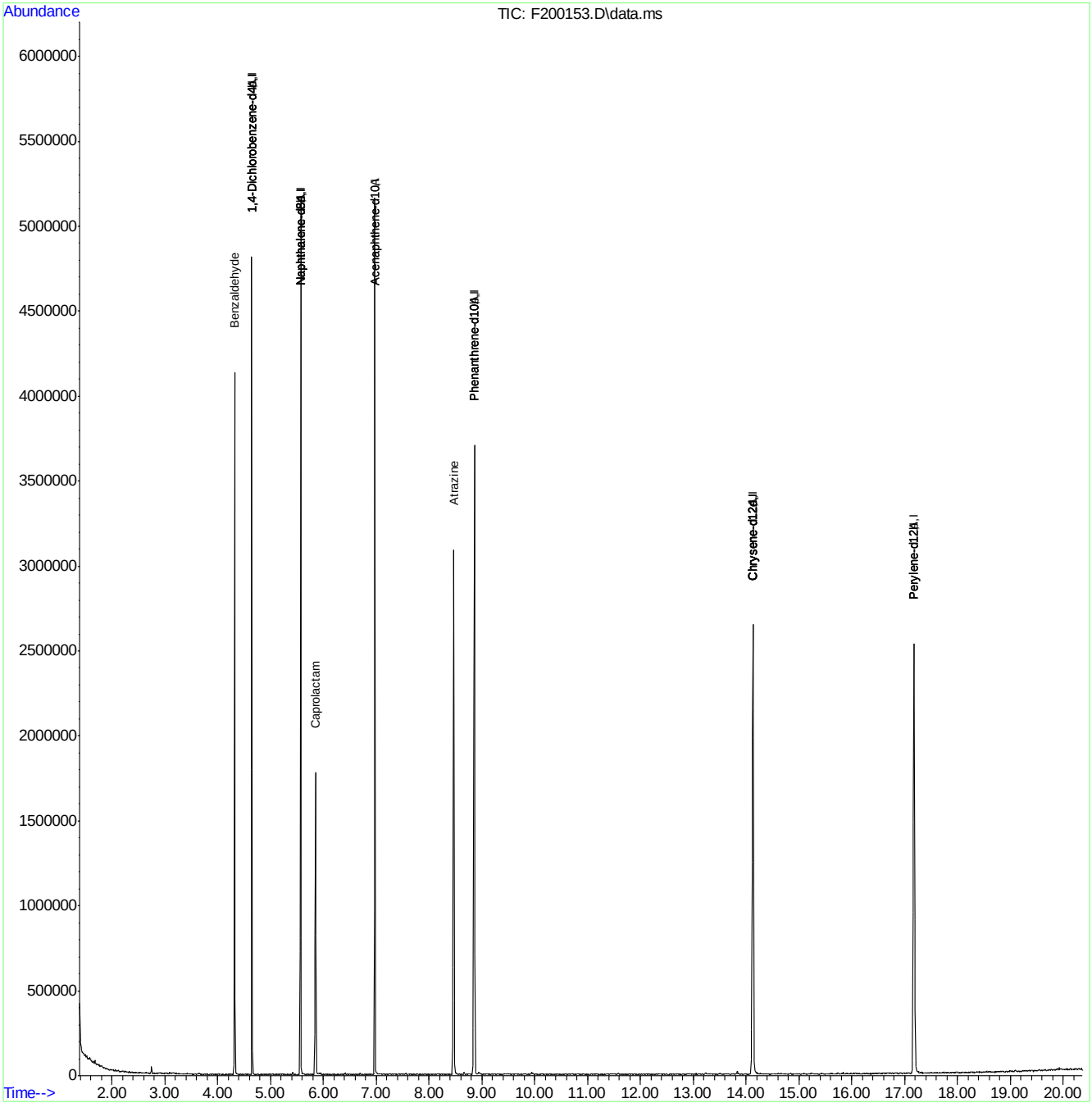

Quantitation Report (QT Reviewed)

Data Path : C:\MSDCHEM\1\DATA\EF8759\
Data File : F200364.D
Acq On : 8 Jul 2021 9:44 am
Operator : chriss2
Sample : cc8747-25
Misc : op34040,ef8759,1000,,,1,1
ALS Vial : 2 Sample Multiplier: 1

Quant Time: Jul 08 12:58:39 2021
Quant Method : C:\MSDCHEM\1\METHODS\MF8747.M
Quant Title : Semi Volatile Extractables by GC/MS
QLast Update : Tue Jul 06 16:17:07 2021
Response via : Initial Calibration

Compound	R.T.	QIon	Response	Conc	Units		Dev(Min)
Internal Standards							
1) 1,4-Dichlorobenzene-d4	4.640	152	484845	40.00	ppm		0.04
24) Naphthalene-d8	5.565	136	1873194	40.00	ppm		0.04
46) Acenaphthene-d10	6.970	164	1098072	40.00	ppm		0.05
69) Phenanthrene-d10	8.845	188	2040737	40.00	ppm		0.07
83) Chrysene-d12	14.112	240	1933809	40.00	ppm		0.10
92) Perylene-d12	17.152	264	1886141	40.00	ppm		0.10
102) 1,4-Dichlorobenzene-d4b	4.640	152	484845	40.00	ppm		0.04
104) Phenanthrene-d10b	8.845	188	2040737	40.00	ppm		0.07
106) Naphthalene-d8b	5.565	136	1873194	40.00	ppm		0.04
108) Chrysene-d12d	14.112	240	1933809	40.00	ppm		0.10
System Monitoring Compounds							
5) 2-Fluorophenol	3.647	112	370737	24.98	ppm		0.05
Spiked Amount 50.000			Recovery = 49.96%				
8) Phenol-d5	4.363	99	483497	24.03	ppm		0.04
Spiked Amount 50.000			Recovery = 48.06%				
25) Nitrobenzene-d5	5.041	82	456880	25.25	ppm		0.04
Spiked Amount 50.000			Recovery = 50.50%				
51) 2-Fluorobiphenyl	6.361	172	896028	24.53	ppm		0.04
Spiked Amount 50.000			Recovery = 49.06%				
73) 2,4,6-Tribromophenol	7.851	330	140096	26.08	ppm		0.06
Spiked Amount 50.000			Recovery = 52.16%				
86) Terphenyl-d14	11.906	244	1145772	24.84	ppm		0.09
Spiked Amount 50.000			Recovery = 49.68%				
Target Compounds							Qvalue
2) 1,4-Dioxane	2.183	88	152038	22.88	ppm		94
3) Pyridine	2.509	79	407279	23.98	ppm		97
4) N-Nitrosodimethylamine	2.471	42	219333	24.93	ppm		92
6) Indene	4.827	116	666330	24.37	ppm		96
7) Cumene	4.047	105	970211	24.47	ppm		99
9) Phenol	4.373	94	490738	24.10	ppm		94
10) Aniline	4.395	93	613963	24.15	ppm		97
11) bis(2-Chloroethyl)ether	4.448	93	366164	24.50	ppm		97
12) 2-Chlorophenol	4.485	128	395159	24.59	ppm		98
13) Decane	4.523	43	331257	23.97	ppm		99
14) 1,3-Dichlorobenzene	4.598	146	449532	24.23	ppm		100
15) 1,4-Dichlorobenzene	4.656	146	446135	23.63	ppm		99
16) Benzyl alcohol	4.742	108	264665	25.24	ppm		95
17) 1,2-Dichlorobenzene	4.763	146	432598	24.68	ppm		98
18) Acetophenone	4.934	105	603417	25.52	ppm		92
19) 2-Methylphenol	4.817	108	370251	25.32	ppm		97
20) 2,2'-oxybis(1-Chloropr...	4.843	121	109933	25.26	ppm	#	81
21) 3&4-Methylphenol	4.929	108	814152	50.33	ppm		93
22) n-Nitroso-di-n-propyla...	4.934	70	313554	26.56	ppm		94
23) Hexachloroethane	5.014	201	168856	24.94	ppm		98
26) Nitrobenzene	5.057	77	468068	24.91	ppm		99
27) Quinoline	5.816	129	767017	26.03	ppm		97
28) Isophorone	5.228	82	855774	26.51	ppm		95

Quantitation Report (QT Reviewed)

Data Path : C:\MSDCHEM\1\DATA\EF8759\
Data File : F200364.D
Acq On : 8 Jul 2021 9:44 am
Operator : chriss2
Sample : cc8747-25
Misc : op34040,ef8759,1000,,,1,1
ALS Vial : 2 Sample Multiplier: 1

Quant Time: Jul 08 12:58:39 2021
Quant Method : C:\MSDCHEM\1\METHODS\MF8747.M
Quant Title : Semi Volatile Extractables by GC/MS
QLast Update : Tue Jul 06 16:17:07 2021
Response via : Initial Calibration

Compound	R.T.	QIon	Response	Conc	Units	Dev(Min)
29) 2-Nitrophenol	5.287	139	217351	26.13	ppm	95
30) 2,4-Dimethylphenol	5.313	107	453211	25.50	ppm	98
31) Benzoic acid	5.372	105	303513	25.24	ppm	97
32) bis(2-Chloroethoxy)met...	5.383	93	468517	25.62	ppm	98
33) 2,4-Dichlorophenol	5.458	162	341915	25.70	ppm	98
34) 2,6-Dichlorophenol	5.618	162	342362	25.78	ppm	97
35) 1,3,5-Trichlorobenzene	5.292	180	399635	25.06	ppm	98
36) 1,2,4-Trichlorobenzene	5.522	180	386096	25.11	ppm	98
37) 1,2,3-Trichlorobenzene	5.677	180	358432	25.24	ppm	96
38) Naphthalene	5.575	128	1173054	24.85	ppm	99
39) 4-Chloroaniline	5.613	127	488674	25.28	ppm	98
40) 2,3-Dichloroaniline	6.291	161	429873	25.78	ppm	97
41) Hydroquinone	5.832	110	360290	25.75	ppm	97
42) Hexachlorobutadiene	5.666	225	250005	26.08	ppm	98
43) 4-Chloro-3-methylphenol	5.949	107	378301	26.56	ppm	99
44) 2-Methylnaphthalene	6.077	141	684785	25.11	ppm	98
45) 1-Methylnaphthalene	6.152	142	749070	25.58	ppm	99
47) Hexachlorocyclopentadiene	6.195	237	467876	48.60	ppm	98
48) 1,2,4,5-tetrachloroben...	6.200	216	409599	24.57	ppm	99
49) 2,4,6-Trichlorophenol	6.291	196	273402	24.89	ppm	97
50) 2,4,5-Trichlorophenol	6.318	196	291708	26.28	ppm	100
52) 2-Chloronaphthalene	6.462	162	758453	24.35	ppm	97
53) Biphenyl	6.441	154	979330	24.24	ppm	99
54) 2-Nitroaniline	6.542	65	253935	25.91	ppm	95
55) Dimethylphthalate	6.702	163	893842	25.41	ppm	99
56) Acenaphthylene	6.831	152	927234	24.79	ppm	99
57) 2,6-Dinitrotoluene	6.761	165	193694	27.85	ppm	91
58) 3-Nitroaniline	6.916	138	208415	26.62	ppm	99
59) Acenaphthene	7.002	153	748797	23.87	ppm	97
60) 2,4-Dinitrophenol	7.023	184	279546	50.70	ppm	89
61) 4-Nitrophenol	7.071	109	172822	27.87	ppm	92
62) Dibenzofuran	7.178	168	1069667	24.30	ppm	99
63) 2,4-Dinitrotoluene	7.157	165	266188	26.34	ppm	98
64) 2,3,4,6-Tetrachlorophenol	7.301	232	239071	26.43	ppm	96
65) Diethylphthalate	7.429	149	913159	25.78	ppm	99
66) Fluorene	7.557	166	894017	24.89	ppm	98
67) 4-Chlorophenyl-phenyle...	7.563	204	448716	25.05	ppm	97
68) 4-Nitroaniline	7.573	138	222123	26.56	ppm	99
70) 4,6-Dinitro-2-methylph...	7.611	198	167216	25.11	ppm	97
71) n-Nitrosodiphenylamine	7.701	169	784883	24.60	ppm	95
72) 1,2-Diphenylhydrazine	7.755	77	978090	24.72	ppm	99
74) 4-Bromophenyl-phenylether	8.193	248	277484	25.75	ppm	93
75) Hexachlorobenzene	8.262	284	293244	24.72	ppm	97
76) Pentachlorophenol	8.551	266	424579	53.82	ppm	99
77) Phenanthrene	8.877	178	1288003	24.29	ppm	98
78) Anthracene	8.957	178	1318123	25.14	ppm	98
79) Carbazole	9.235	167	1185555	25.24	ppm	98
80) Di-n-butylphthalate	9.956	149	1568498	27.12	ppm	99
81) Fluoranthene	11.014	202	1447125	25.55	ppm	97
82) Octadecane	8.759	57	482813	25.24	ppm	99

Quantitation Report (QT Reviewed)

Data Path : C:\MSDCHEM\1\DATA\EF8759\
Data File : F200364.D
Acq On : 8 Jul 2021 9:44 am
Operator : chriss2
Sample : cc8747-25
Misc : op34040,ef8759,1000,,,1,1
ALS Vial : 2 Sample Multiplier: 1

Quant Time: Jul 08 12:58:39 2021
Quant Method : C:\MSDCHEM\1\METHODS\MF8747.M
Quant Title : Semi Volatile Extractables by GC/MS
QLast Update : Tue Jul 06 16:17:07 2021
Response via : Initial Calibration

Compound	R.T.	QIon	Response	Conc	Units	Dev(Min)
84) Benzidine	11.366	184	732035	24.52	ppm	99
85) Pyrene	11.462	202	1477146	24.42	ppm	96
87) Butylbenzylphthalate	13.097	149	676022	26.94	ppm	99
88) Benzo[a]anthracene	14.091	228	1424735	25.40	ppm	98
89) 3,3'-Dichlorobenzidine	14.139	252	544073	27.12	ppm	95
90) Chrysene	14.166	228	1414581	25.11	ppm	98
91) bis(2-Ethylhexyl)phtha...	14.524	149	987049	26.89	ppm	98
93) Di-n-octylphthalate	15.977	149	1673190	26.39	ppm	99
94) Benzo[b]fluoranthene	16.399	252	1428498	25.83	ppm	99
95) Benzo[k]fluoranthene	16.457	252	1374408	25.75	ppm	99
96) Benzo[a]pyrene	17.029	252	1323181	26.79	ppm	98
97) Indeno[1,2,3-cd]pyrene	19.086	276	1177328	26.86	ppm	98
98) Dibenz(a,h)acridine	18.733	279	1121815	26.15	ppm	98
99) Dibenz[a,h]anthracene	19.155	278	1299602	26.88	ppm	96
100) 7,12-Dimethylbenz(a)an...	16.420	256	499131	20.33	ppm	99
101) Benzo[g,h,i]perylene	19.513	276	1347680	26.61	ppm	96

(#) = qualifier out of range (m) = manual integration (+) = signals summed

9.6.23

9

Quantitation Report (QT Reviewed)

Data Path : C:\MSDCHEM\1\DATA\EF8759\
Data File : F200364.D
Acq On : 8 Jul 2021 9:44 am
Operator : chriss2
Sample : cc8747-25
Misc : op34040,ef8759,1000,,,1,1
ALS Vial : 2 Sample Multiplier: 1

Quant Time: Jul 08 12:58:39 2021
Quant Method : C:\MSDCHEM\1\METHODS\MF8747.M
Quant Title : Semi Volatile Extractables by GC/MS
QLast Update : Tue Jul 06 16:17:07 2021
Response via : Initial Calibration

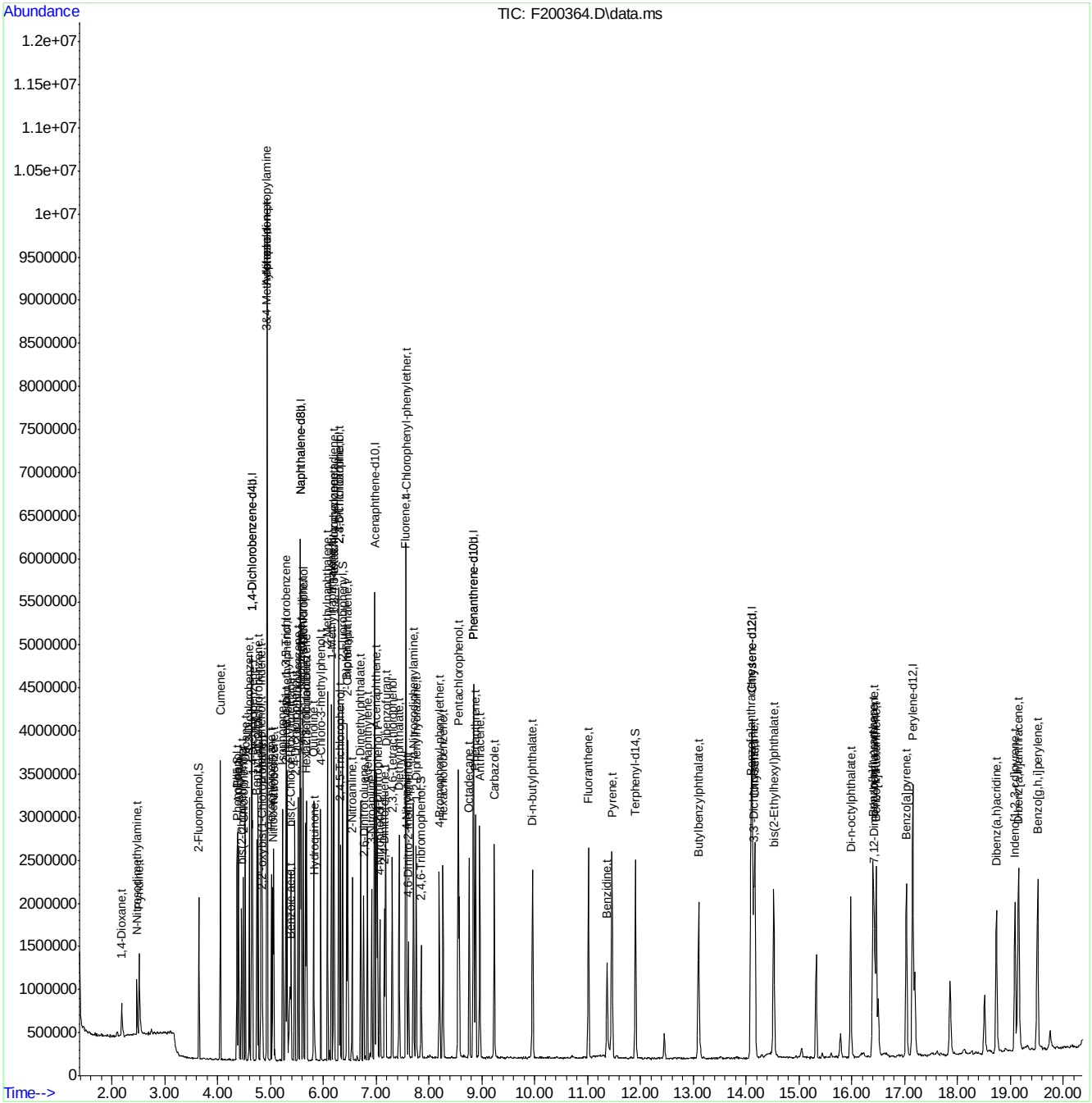

Quantitation Report (QT Reviewed)

Data Path : C:\MSDCHEM\1\DATA\EF8759\
Data File : F200365.D
Acq On : 8 Jul 2021 10:13 am
Operator : chriss2
Sample : cc8748-25
Misc : op34040,ef8759,1000,,,1,1
ALS Vial : 3 Sample Multiplier: 1

Quant Time: Jul 08 12:59:44 2021
Quant Method : C:\MSDCHEM\1\METHODS\MF8747.M
Quant Title : Semi Volatile Extractables by GC/MS
QLast Update : Tue Jul 06 16:17:07 2021
Response via : Initial Calibration

Compound	R.T.	QIon	Response	Conc	Units	Dev(Min)
Internal Standards						
1) 1,4-Dichlorobenzene-d4	4.640	152	487870	40.00	ppm	0.04
24) Naphthalene-d8	5.559	136	1887078	40.00	ppm	0.04
46) Acenaphthene-d10	6.964	164	1082374	40.00	ppm	0.05
69) Phenanthrene-d10	8.839	188	2027974	40.00	ppm	0.07
83) Chrysene-d12	14.107	240	1874152	40.00	ppm	0.10
92) Perylene-d12	17.147	264	1878147	40.00	ppm	0.10
102) 1,4-Dichlorobenzene-d4b	4.640	152	487870	40.00	ppm	0.04
104) Phenanthrene-d10b	8.839	188	2027974	40.00	ppm	0.07
106) Naphthalene-d8b	5.559	136	1887078	40.00	ppm	0.04
108) Chrysene-d12d	14.107	240	1874152	40.00	ppm	0.10
System Monitoring Compounds						
5) 2-Fluorophenol	0.000	112	0	0.00	ppm	
Spiked Amount 50.000			Recovery =	0.00%		
8) Phenol-d5	0.000	99	0	0.00	ppm	
Spiked Amount 50.000			Recovery =	0.00%		
25) Nitrobenzene-d5	0.000	82	0d	0.00	ppm	
Spiked Amount 50.000			Recovery =	0.00%		
51) 2-Fluorobiphenyl	0.000	172	0	0.00	ppm	
Spiked Amount 50.000			Recovery =	0.00%		
73) 2,4,6-Tribromophenol	0.000	330	0	0.00	ppm	
Spiked Amount 50.000			Recovery =	0.00%		
86) Terphenyl-d14	0.000	244	0d	0.00	ppm	
Spiked Amount 50.000			Recovery =	0.00%		
Target Compounds						Qvalue
103) Benzaldehyde	4.320	105	334313	26.49	ppm	86
105) Atrazine	8.449	200	271280	28.97	ppm	93
107) Caprolactam	5.848	55	142958	30.69	ppm	94

(#) = qualifier out of range (m) = manual integration (+) = signals summed

Quantitation Report (QT Reviewed)

Data Path : C:\MSDCHEM\1\DATA\EF8759\
Data File : F200365.D
Acq On : 8 Jul 2021 10:13 am
Operator : chriss2
Sample : cc8748-25
Misc : op34040,ef8759,1000,,,1,1
ALS Vial : 3 Sample Multiplier: 1

Quant Time: Jul 08 12:59:44 2021
Quant Method : C:\MSDCHEM\1\METHODS\MF8747.M
Quant Title : Semi Volatile Extractables by GC/MS
QLast Update : Tue Jul 06 16:17:07 2021
Response via : Initial Calibration

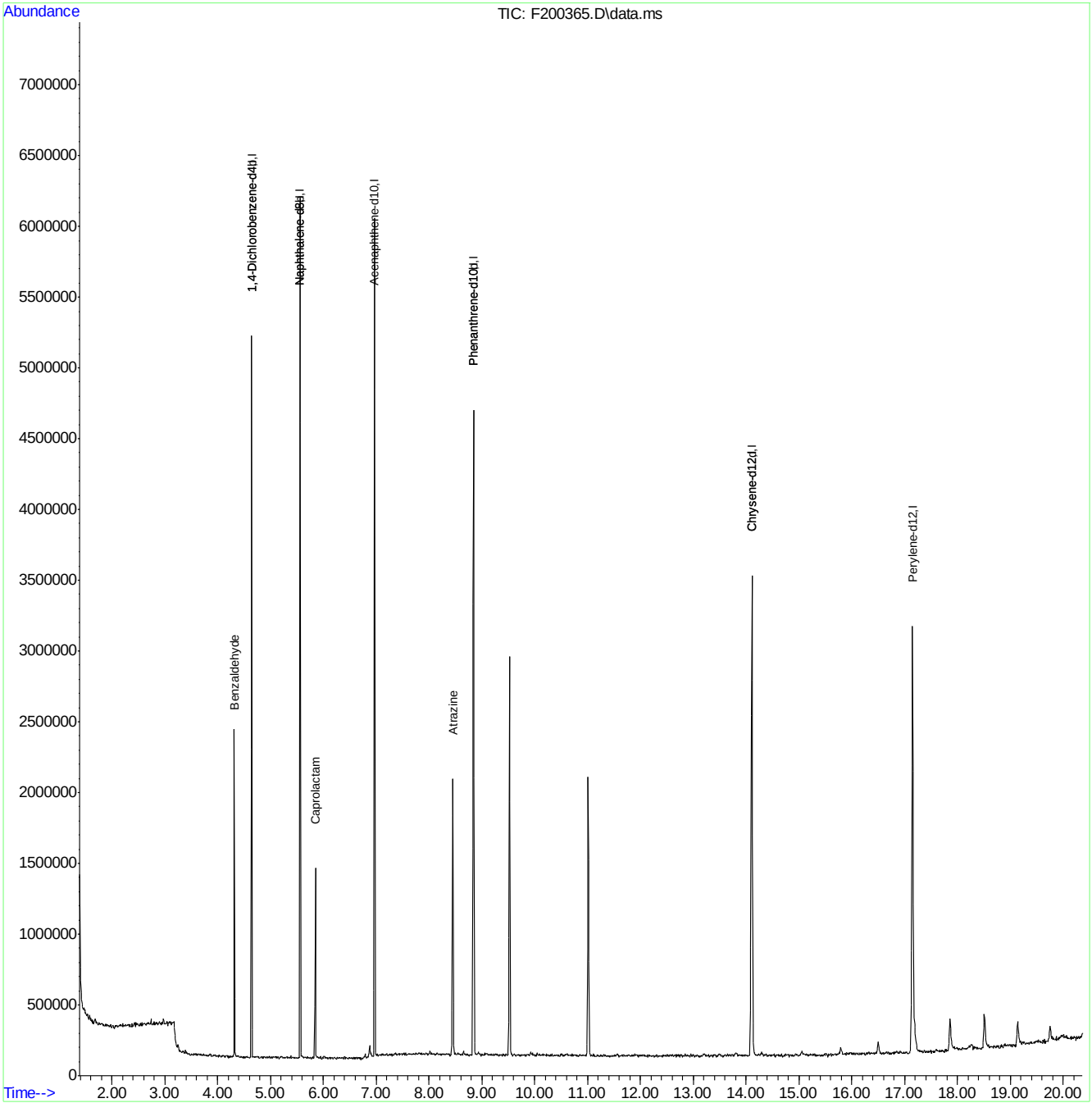

Quantitation Report (QT Reviewed)

Data Path : C:\msdchem\1\DATA\EM7403\
Data File : M172883.D
Acq On : 17 May 2021 7:30 am
Operator : chriss2
Sample : ic7404-100
Misc : op32565,em7404,1000,,,1,1
ALS Vial : 14 Sample Multiplier: 1

Quant Time: May 17 10:26:48 2021
Quant Method : C:\MSDCHEM\1\METHODS\MM7403.M
Quant Title : Semi Volatile GC/MS, rtx-5ms 30mx0.25mmx0.25um
QLast Update : Mon May 17 10:25:32 2021
Response via : Initial Calibration

Compound	R.T.	QIon	Response	Conc	Units	Dev(Min)
Internal Standards						
1) 1,4-Dichlorobenzene-d4	3.748	152	165537	40.00	ppm	0.00
24) Naphthalene-d8	4.688	136	628189	40.00	ppm	0.00
46) Acenaphthene-d10	6.552	164	357447	40.00	ppm	0.00
69) Phenanthrene-d10	8.907	188	637949	40.00	ppm	-0.01
84) Chrysene-d12	13.890	240	673634	40.00	ppm	-0.02
93) Perylene-d12	16.443	264	692570	40.00	ppm	-0.01
103) 1,4-Dichlorobenzene-d4a	3.748	152	165537	40.00	ppm	0.00
105) Acenaphthene-d10a	6.552	164	357447	40.00	ppm	0.00
107) Chrysene-d12a	13.890	240	673634	40.00	ppm	0.00
109) Phenanthrene-d10a	8.907	188	637949	40.00	ppm	0.00
111) Naphthalene-d8a	4.688	136	628189	40.00	ppm	0.00
113) Chrysene-d12b	13.890	240	673634	40.00	ppm	0.00
System Monitoring Compounds						
5) 2-Fluorophenol	0.000	112	0	0.00	ppm	
Spiked Amount 50.000			Recovery =	0.00%		
8) Phenol-d5	0.000	99	0d	0.00	ppm	
Spiked Amount 50.000			Recovery =	0.00%		
25) Nitrobenzene-d5	0.000	82	0	0.00	ppm	
Spiked Amount 50.000			Recovery =	0.00%		
51) 2-Fluorobiphenyl	0.000	172	0	0.00	ppm	
Spiked Amount 50.000			Recovery =	0.00%		
74) 2,4,6-Tribromophenol	0.000	330	0	0.00	ppm	
Spiked Amount 50.000			Recovery =	0.00%		
87) Terphenyl-d14	0.000	244	0	0.00	ppm	
Spiked Amount 50.000			Recovery =	0.00%		
108) 1-chlorooctadecane	11.310	57	366570	97.87	ppm	0.00
Spiked Amount 50.000			Recovery =	195.74%		
110) o-terphenyl	9.740	230	849574	101.00	ppm	0.00
Spiked Amount 50.000			Recovery =	202.00%		
Target Compounds						Qvalue
104) Benzaldehyde	3.406	105	483895	103.52	ppm	97
106) Atrazine	8.661	215	150808	98.43	ppm	94
112) Caprolactam	5.077	55	179041	101.92	ppm	95

(#) = qualifier out of range (m) = manual integration (+) = signals summed

Quantitation Report (QT Reviewed)

Data Path : C:\msdchem\1\DATA\EM7403\
Data File : M172883.D
Acq On : 17 May 2021 7:30 am
Operator : chriss2
Sample : ic7404-100
Misc : op32565,em7404,1000,,,1,1
ALS Vial : 14 Sample Multiplier: 1

Quant Time: May 17 10:26:48 2021
Quant Method : C:\MSDCHEM\1\METHODS\MM7403.M
Quant Title : Semi Volatile GC/MS, rtx-5ms 30mx0.25mmx0.25um
QLast Update : Mon May 17 10:25:32 2021
Response via : Initial Calibration

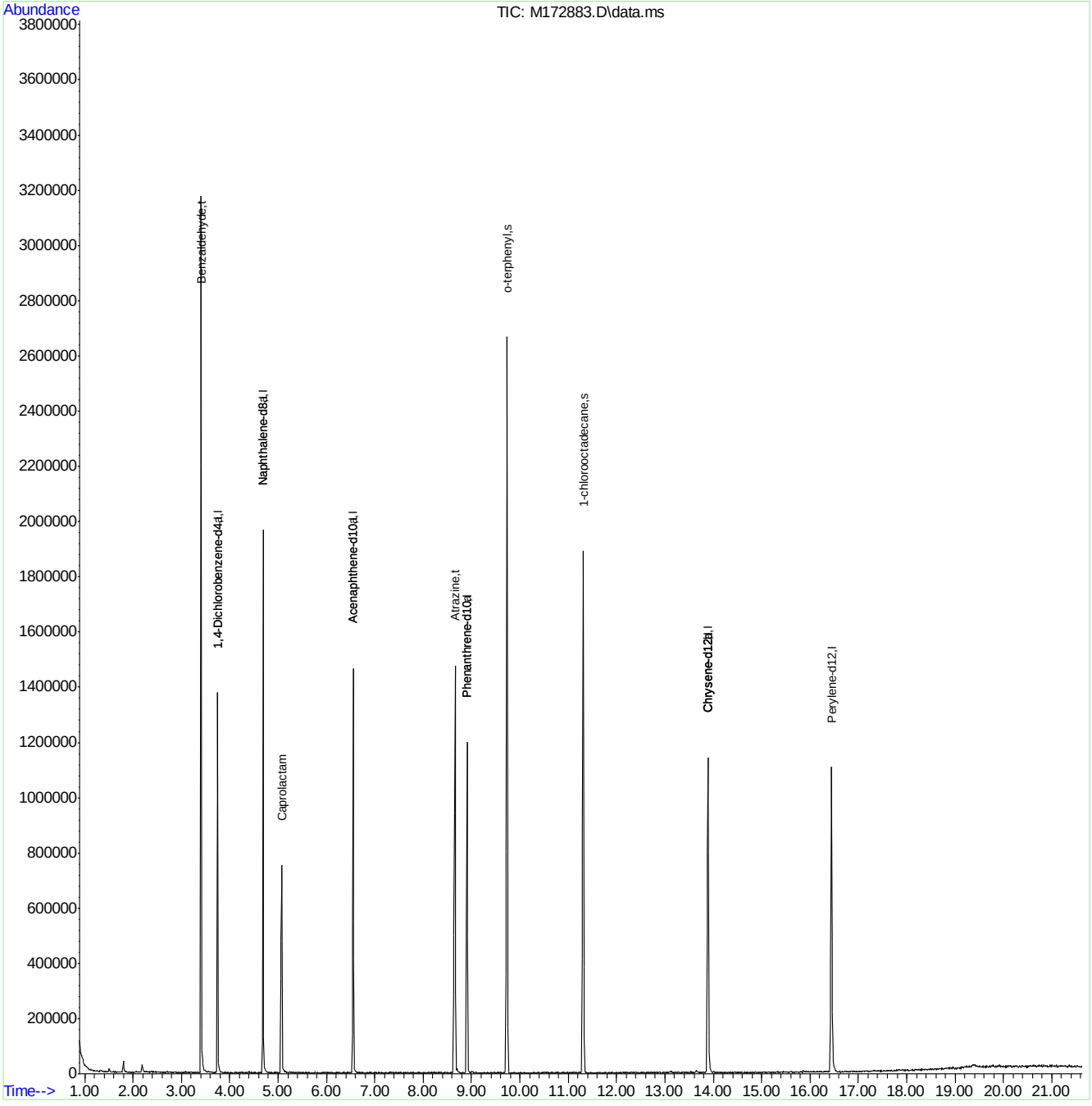

Quantitation Report (QT Reviewed)

Data Path : C:\msdchem\1\DATA\EM7403\
Data File : M172884.D
Acq On : 17 May 2021 7:58 am
Operator : chriss2
Sample : ic7404-80
Misc : op32565,em7404,1000,,,1,1
ALS Vial : 15 Sample Multiplier: 1

Quant Time: May 17 10:27:48 2021
Quant Method : C:\MSDCHEM\1\METHODS\MM7403.M
Quant Title : Semi Volatile GC/MS, rtx-5ms 30mx0.25mmx0.25um
QLast Update : Mon May 17 10:25:32 2021
Response via : Initial Calibration

Compound	R.T.	QIon	Response	Conc	Units	Dev(Min)
Internal Standards						
1) 1,4-Dichlorobenzene-d4	3.748	152	167921	40.00	ppm	0.00
24) Naphthalene-d8	4.688	136	646104	40.00	ppm	0.00
46) Acenaphthene-d10	6.552	164	368583	40.00	ppm	0.00
69) Phenanthrene-d10	8.908	188	641285	40.00	ppm	-0.01
84) Chrysene-d12	13.891	240	681276	40.00	ppm	-0.02
93) Perylene-d12	16.449	264	697911	40.00	ppm	0.00
103) 1,4-Dichlorobenzene-d4a	3.748	152	167921	40.00	ppm	0.00
105) Acenaphthene-d10a	6.552	164	368583	40.00	ppm	0.00
107) Chrysene-d12a	13.891	240	681276	40.00	ppm	0.00
109) Phenanthrene-d10a	8.908	188	641285	40.00	ppm	0.00
111) Naphthalene-d8a	4.688	136	646104	40.00	ppm	0.00
113) Chrysene-d12b	13.891	240	681276	40.00	ppm	0.00
System Monitoring Compounds						
5) 2-Fluorophenol	0.000	112	0	0.00	ppm	
Spiked Amount 50.000			Recovery =	0.00%		
8) Phenol-d5	0.000	99	0d	0.00	ppm	
Spiked Amount 50.000			Recovery =	0.00%		
25) Nitrobenzene-d5	0.000	82	0	0.00	ppm	
Spiked Amount 50.000			Recovery =	0.00%		
51) 2-Fluorobiphenyl	0.000	172	0	0.00	ppm	
Spiked Amount 50.000			Recovery =	0.00%		
74) 2,4,6-Tribromophenol	0.000	330	0	0.00	ppm	
Spiked Amount 50.000			Recovery =	0.00%		
87) Terphenyl-d14	0.000	244	0	0.00	ppm	
Spiked Amount 50.000			Recovery =	0.00%		
108) 1-chlorooctadecane	11.311	57	303133	80.03	ppm	0.00
Spiked Amount 50.000			Recovery =	160.06%		
110) o-terphenyl	9.735	230	675211	79.86	ppm	0.00
Spiked Amount 50.000			Recovery =	159.72%		
Target Compounds						Qvalue
104) Benzaldehyde	3.406	105	388370	81.90	ppm	97
106) Atrazine	8.656	215	122933	77.81	ppm	91
112) Caprolactam	5.073	55	141749	78.46	ppm	98

(#) = qualifier out of range (m) = manual integration (+) = signals summed

Quantitation Report (QT Reviewed)

Data Path : C:\msdchem\1\DATA\EM7403\
Data File : M172884.D
Acq On : 17 May 2021 7:58 am
Operator : chriss2
Sample : ic7404-80
Misc : op32565,em7404,1000,,,1,1
ALS Vial : 15 Sample Multiplier: 1

Quant Time: May 17 10:27:48 2021
Quant Method : C:\MSDCHEM\1\METHODS\MM7403.M
Quant Title : Semi Volatile GC/MS, rtx-5ms 30mx0.25mmx0.25um
QLast Update : Mon May 17 10:25:32 2021
Response via : Initial Calibration

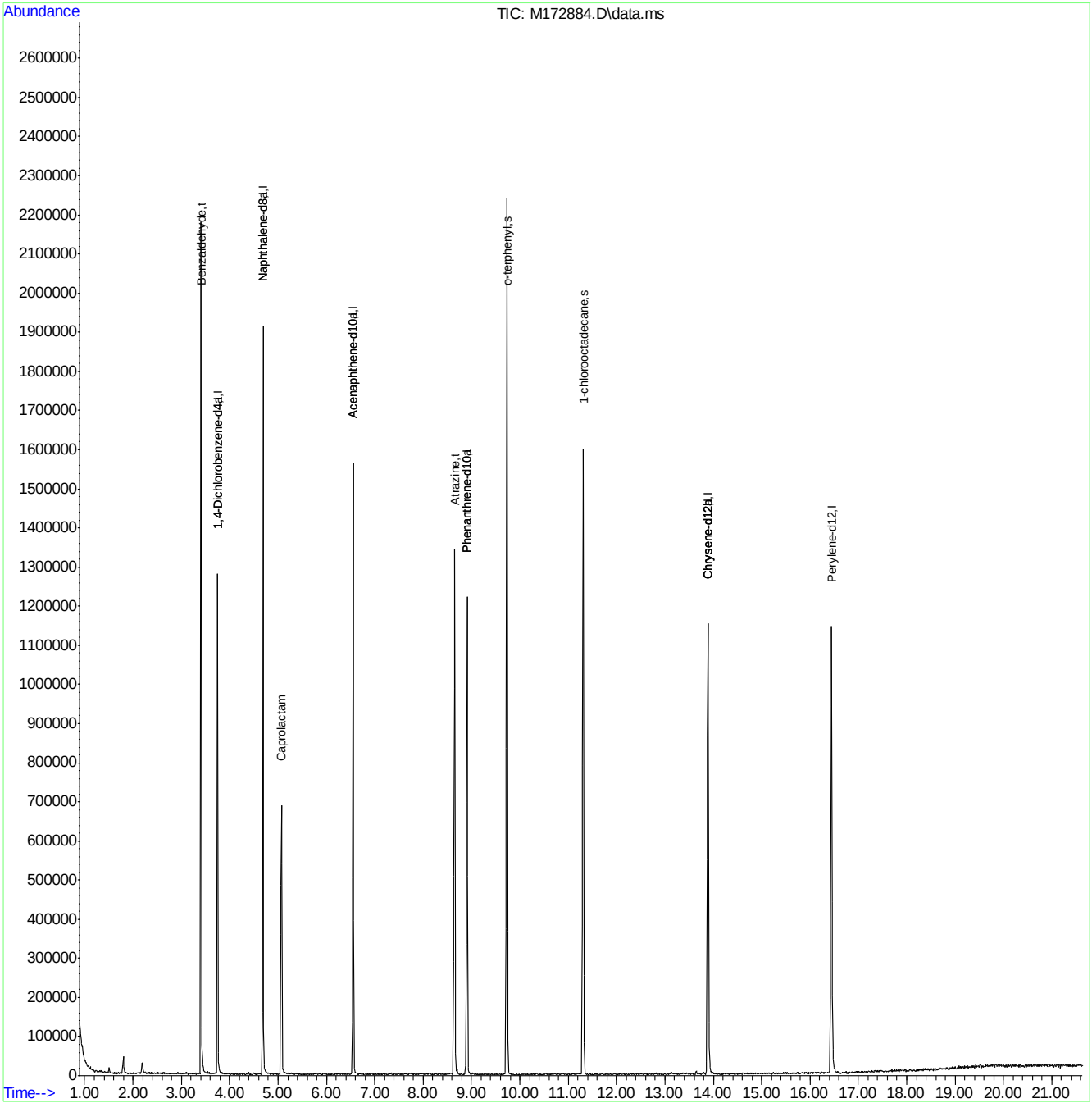

Quantitation Report (QT Reviewed)

Data Path : C:\msdchem\1\DATA\EM7403\
Data File : M172885.D
Acq On : 17 May 2021 8:27 am
Operator : chriss2
Sample : icc7404-50
Misc : op32565,em7404,1000,,,1,1
ALS Vial : 16 Sample Multiplier: 1

Quant Time: May 17 10:26:01 2021
Quant Method : C:\MSDCHEM\1\METHODS\MM7403.M
Quant Title : Semi Volatile GC/MS, rtx-5ms 30mx0.25mmx0.25um
QLast Update : Mon May 17 10:25:32 2021
Response via : Initial Calibration

Compound	R.T.	QIon	Response	Conc	Units	Dev(Min)
Internal Standards						
1) 1,4-Dichlorobenzene-d4	3.745	152	172492	40.00	ppm	0.00
24) Naphthalene-d8	4.685	136	632141	40.00	ppm	0.00
46) Acenaphthene-d10	6.549	164	360954	40.00	ppm	0.00
69) Phenanthrene-d10	8.905	188	663814	40.00	ppm	-0.01
84) Chrysene-d12	13.888	240	681000	40.00	ppm	-0.02
93) Perylene-d12	16.446	264	699650	40.00	ppm	0.00
103) 1,4-Dichlorobenzene-d4a	3.745	152	172492	40.00	ppm	0.00
105) Acenaphthene-d10a	6.549	164	360954	40.00	ppm	0.00
107) Chrysene-d12a	13.888	240	681000	40.00	ppm	0.00
109) Phenanthrene-d10a	8.905	188	663814	40.00	ppm	0.00
111) Naphthalene-d8a	4.685	136	632141	40.00	ppm	0.00
113) Chrysene-d12b	13.888	240	681000	40.00	ppm	0.00
System Monitoring Compounds						
5) 2-Fluorophenol	0.000	112	0	0.00	ppm	
Spiked Amount 50.000			Recovery =	0.00%		
8) Phenol-d5	0.000	99	0d	0.00	ppm	
Spiked Amount 50.000			Recovery =	0.00%		
25) Nitrobenzene-d5	0.000	82	0	0.00	ppm	
Spiked Amount 50.000			Recovery =	0.00%		
51) 2-Fluorobiphenyl	0.000	172	0	0.00	ppm	
Spiked Amount 50.000			Recovery =	0.00%		
74) 2,4,6-Tribromophenol	0.000	330	0	0.00	ppm	
Spiked Amount 50.000			Recovery =	0.00%		
87) Terphenyl-d14	0.000	244	0	0.00	ppm	
Spiked Amount 50.000			Recovery =	0.00%		
108) 1-chlorooctadecane	11.303	57	189321	50.00	ppm	0.00
Spiked Amount 50.000			Recovery =	100.00%		
110) o-terphenyl	9.733	230	437343	49.97	ppm	0.00
Spiked Amount 50.000			Recovery =	99.94%		
Target Compounds						Qvalue
104) Benzaldehyde	3.404	105	243540	50.00	ppm	100
106) Atrazine	8.648	215	77358	50.00	ppm	100
112) Caprolactam	5.065	55	88384	50.00	ppm	100

(#) = qualifier out of range (m) = manual integration (+) = signals summed

Quantitation Report (QT Reviewed)

Data Path : C:\msdchem\1\DATA\EM7403\
Data File : M172885.D
Acq On : 17 May 2021 8:27 am
Operator : chriss2
Sample : icc7404-50
Misc : op32565,em7404,1000,,,1,1
ALS Vial : 16 Sample Multiplier: 1

Quant Time: May 17 10:26:01 2021
Quant Method : C:\MSDCHEM\1\METHODS\MM7403.M
Quant Title : Semi Volatile GC/MS, rtx-5ms 30mx0.25mmx0.25um
QLast Update : Mon May 17 10:25:32 2021
Response via : Initial Calibration

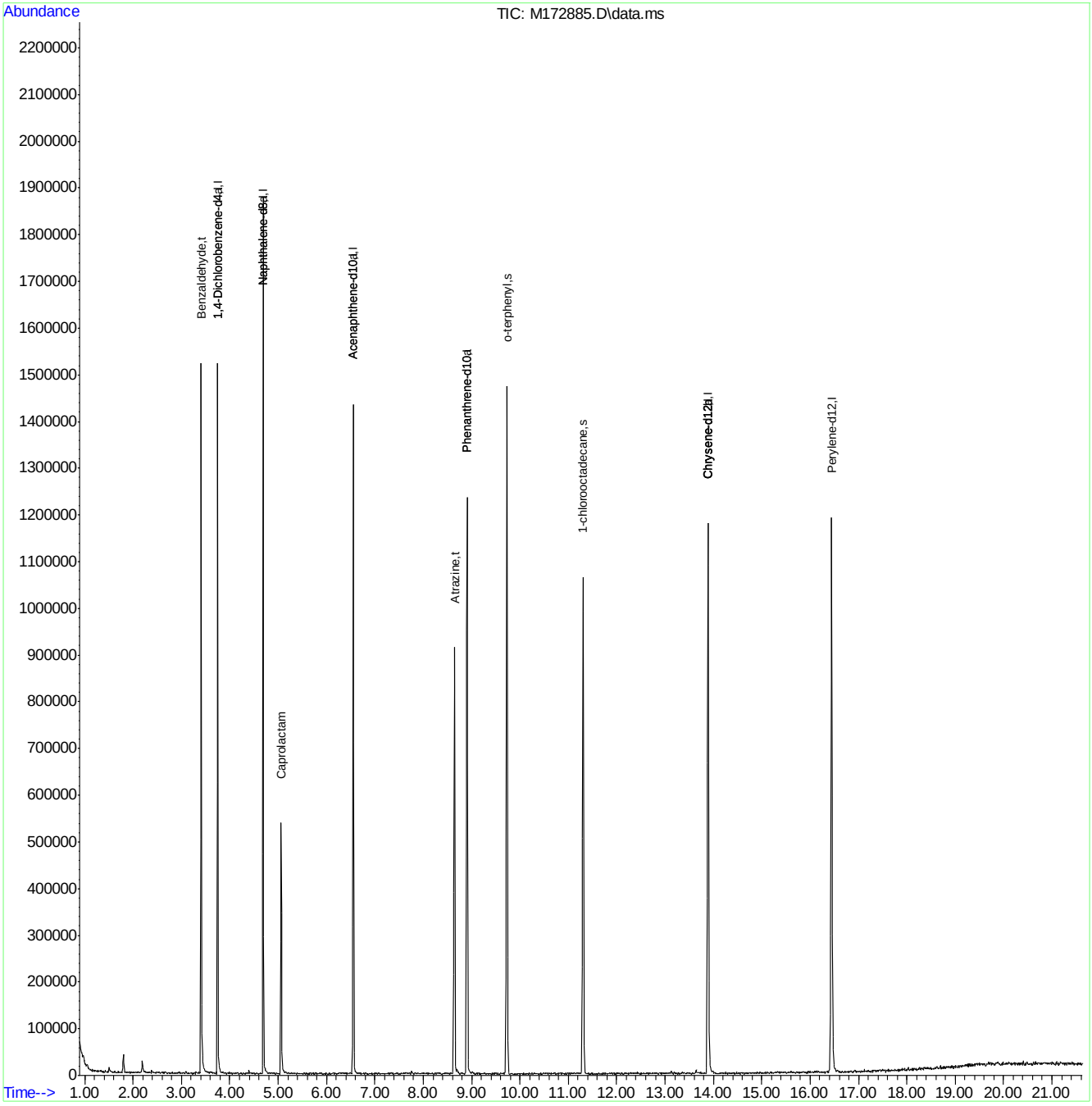

Quantitation Report (QT Reviewed)

Data Path : C:\msdchem\1\DATA\EM7403\
Data File : M172886.D
Acq On : 17 May 2021 8:56 am
Operator : chriss2
Sample : ic7404-25
Misc : op32565,em7404,1000,,,1,1
ALS Vial : 17 Sample Multiplier: 1

Quant Time: May 17 10:28:37 2021
Quant Method : C:\MSDCHEM\1\METHODS\MM7403.M
Quant Title : Semi Volatile GC/MS, rtx-5ms 30mx0.25mmx0.25um
QLast Update : Mon May 17 10:25:32 2021
Response via : Initial Calibration

Compound	R.T.	QIon	Response	Conc	Units	Dev(Min)
Internal Standards						
1) 1,4-Dichlorobenzene-d4	3.745	152	177132	40.00	ppm	0.00
24) Naphthalene-d8	4.685	136	638630	40.00	ppm	0.00
46) Acenaphthene-d10	6.549	164	366081	40.00	ppm	0.00
69) Phenanthrene-d10	8.904	188	677721	40.00	ppm	-0.01
84) Chrysene-d12	13.888	240	680556	40.00	ppm	-0.02
93) Perylene-d12	16.446	264	704389	40.00	ppm	0.00
103) 1,4-Dichlorobenzene-d4a	3.745	152	177132	40.00	ppm	0.00
105) Acenaphthene-d10a	6.549	164	366081	40.00	ppm	0.00
107) Chrysene-d12a	13.888	240	680556	40.00	ppm	0.00
109) Phenanthrene-d10a	8.904	188	677721	40.00	ppm	0.00
111) Naphthalene-d8a	4.685	136	638630	40.00	ppm	0.00
113) Chrysene-d12b	13.888	240	680556	40.00	ppm	0.00
System Monitoring Compounds						
5) 2-Fluorophenol	0.000	112	0	0.00	ppm	
Spiked Amount 50.000			Recovery =	0.00%		
8) Phenol-d5	0.000	99	0d	0.00	ppm	
Spiked Amount 50.000			Recovery =	0.00%		
25) Nitrobenzene-d5	0.000	82	0	0.00	ppm	
Spiked Amount 50.000			Recovery =	0.00%		
51) 2-Fluorobiphenyl	0.000	172	0	0.00	ppm	
Spiked Amount 50.000			Recovery =	0.00%		
74) 2,4,6-Tribromophenol	0.000	330	0	0.00	ppm	
Spiked Amount 50.000			Recovery =	0.00%		
87) Terphenyl-d14	0.000	244	0	0.00	ppm	
Spiked Amount 50.000			Recovery =	0.00%		
108) 1-chlorooctadecane	11.303	57	100292	26.50	ppm	0.00
Spiked Amount 50.000			Recovery =	53.00%		
110) o-terphenyl	9.732	230	227025	25.41	ppm	0.00
Spiked Amount 50.000			Recovery =	50.82%		
Target Compounds						Qvalue
104) Benzaldehyde	3.408	105	127739	25.54	ppm	95
106) Atrazine	8.643	215	38808	24.73	ppm	95
112) Caprolactam	5.053	55	41541	23.26	ppm	90

(#) = qualifier out of range (m) = manual integration (+) = signals summed

Quantitation Report (QT Reviewed)

Data Path : C:\msdchem\1\DATA\EM7403\
Data File : M172886.D
Acq On : 17 May 2021 8:56 am
Operator : chriss2
Sample : ic7404-25
Misc : op32565,em7404,1000,,,1,1
ALS Vial : 17 Sample Multiplier: 1

Quant Time: May 17 10:28:37 2021
Quant Method : C:\MSDCHEM\1\METHODS\MM7403.M
Quant Title : Semi Volatile GC/MS, rtx-5ms 30mx0.25mmx0.25um
QLast Update : Mon May 17 10:25:32 2021
Response via : Initial Calibration

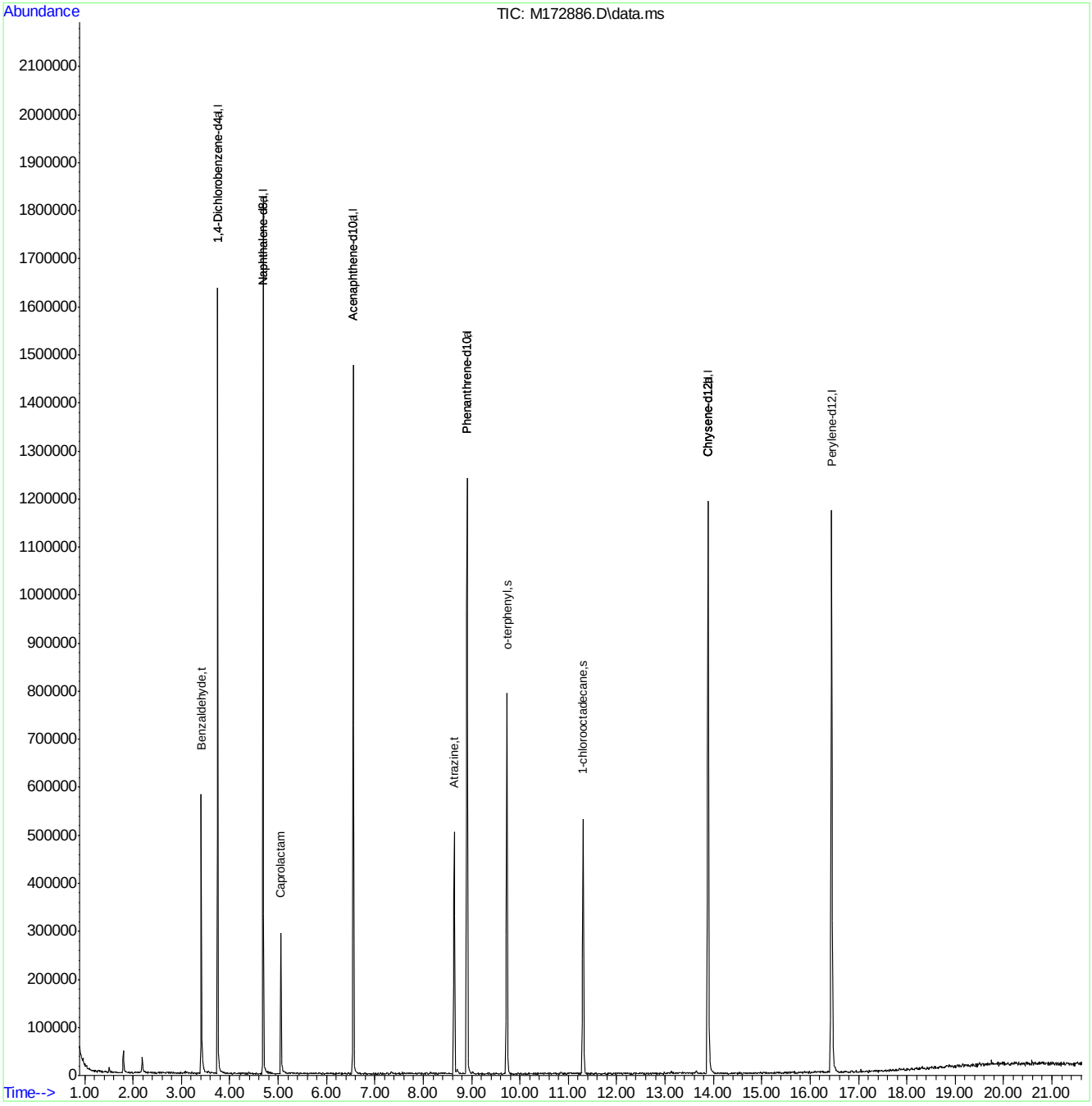

Quantitation Report (QT Reviewed)

Data Path : C:\msdchem\1\DATA\EM7403\
Data File : M172887.D
Acq On : 17 May 2021 9:25 am
Operator : chriss2
Sample : ic7404-10
Misc : op32565,em7404,1000,,,1,1
ALS Vial : 18 Sample Multiplier: 1

Quant Time: May 17 10:29:30 2021
Quant Method : C:\MSDCHEM\1\METHODS\MM7403.M
Quant Title : Semi Volatile GC/MS, rtx-5ms 30mx0.25mmx0.25um
QLast Update : Mon May 17 10:25:32 2021
Response via : Initial Calibration

Compound	R.T.	QIon	Response	Conc	Units	Dev(Min)
Internal Standards						
1) 1,4-Dichlorobenzene-d4	3.745	152	177133	40.00	ppm	0.00
24) Naphthalene-d8	4.685	136	627419	40.00	ppm	0.00
46) Acenaphthene-d10	6.555	164	363892	40.00	ppm	0.00
69) Phenanthrene-d10	8.905	188	683174	40.00	ppm	-0.01
84) Chrysene-d12	13.888	240	670232	40.00	ppm	-0.02
93) Perylene-d12	16.446	264	691201	40.00	ppm	0.00
103) 1,4-Dichlorobenzene-d4a	3.745	152	177133	40.00	ppm	0.00
105) Acenaphthene-d10a	6.555	164	363892	40.00	ppm	0.00
107) Chrysene-d12a	13.888	240	670232	40.00	ppm	0.00
109) Phenanthrene-d10a	8.905	188	683174	40.00	ppm	0.00
111) Naphthalene-d8a	4.685	136	627419	40.00	ppm	0.00
113) Chrysene-d12b	13.888	240	670232	40.00	ppm	0.00
System Monitoring Compounds						
5) 2-Fluorophenol	0.000	112	0	0.00	ppm	
Spiked Amount 50.000			Recovery =	0.00%		
8) Phenol-d5	0.000	99	0d	0.00	ppm	
Spiked Amount 50.000			Recovery =	0.00%		
25) Nitrobenzene-d5	0.000	82	0	0.00	ppm	
Spiked Amount 50.000			Recovery =	0.00%		
51) 2-Fluorobiphenyl	0.000	172	0	0.00	ppm	
Spiked Amount 50.000			Recovery =	0.00%		
74) 2,4,6-Tribromophenol	0.000	330	0	0.00	ppm	
Spiked Amount 50.000			Recovery =	0.00%		
87) Terphenyl-d14	0.000	244	0	0.00	ppm	
Spiked Amount 50.000			Recovery =	0.00%		
108) 1-chlorooctadecane	11.303	57	38716	10.39	ppm	0.00
Spiked Amount 50.000			Recovery =	20.78%		
110) o-terphenyl	9.727	230	92602	10.28	ppm	0.00
Spiked Amount 50.000			Recovery =	20.56%		
Target Compounds						Qvalue
104) Benzaldehyde	3.409	105	44903	8.98	ppm	96
106) Atrazine	8.643	215	14539	9.32	ppm #	79
112) Caprolactam	5.054	55	14616	8.33	ppm	93

(#) = qualifier out of range (m) = manual integration (+) = signals summed

Quantitation Report (QT Reviewed)

Data Path : C:\msdchem\1\DATA\EM7403\
Data File : M172887.D
Acq On : 17 May 2021 9:25 am
Operator : chriss2
Sample : ic7404-10
Misc : op32565,em7404,1000,,,1,1
ALS Vial : 18 Sample Multiplier: 1

Quant Time: May 17 10:29:30 2021
Quant Method : C:\MSDCHEM\1\METHODS\MM7403.M
Quant Title : Semi Volatile GC/MS, rtx-5ms 30mx0.25mmx0.25um
QLast Update : Mon May 17 10:25:32 2021
Response via : Initial Calibration

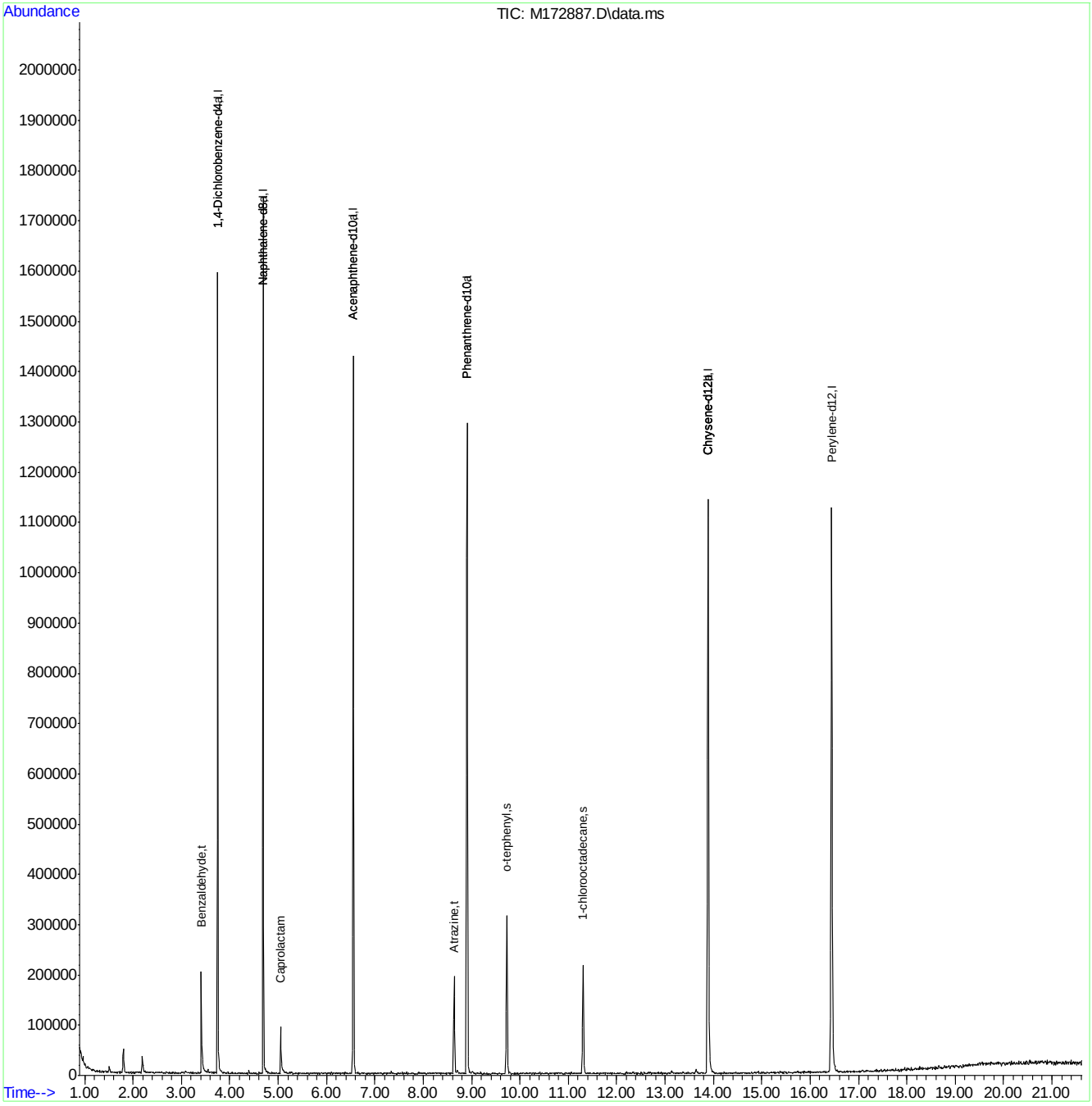

Quantitation Report (QT Reviewed)

Data Path : C:\msdchem\1\DATA\EM7403\
Data File : M172888.D
Acq On : 17 May 2021 9:53 am
Operator : chriss2
Sample : ic7404-5
Misc : op32565,em7404,1000,,,1,1
ALS Vial : 19 Sample Multiplier: 1

Quant Time: May 17 10:30:17 2021
Quant Method : C:\MSDCHEM\1\METHODS\MM7403.M
Quant Title : Semi Volatile GC/MS, rtx-5ms 30mx0.25mmx0.25um
QLast Update : Mon May 17 10:25:32 2021
Response via : Initial Calibration

Compound	R.T.	QIon	Response	Conc	Units	Dev(Min)
Internal Standards						
1) 1,4-Dichlorobenzene-d4	3.748	152	174464	40.00	ppm	0.00
24) Naphthalene-d8	4.688	136	608889	40.00	ppm	0.00
46) Acenaphthene-d10	6.552	164	352914	40.00	ppm	0.00
69) Phenanthrene-d10	8.907	188	692877	40.00	ppm	-0.01
84) Chrysene-d12	13.891	240	666607	40.00	ppm	-0.02
93) Perylene-d12	16.449	264	683220	40.00	ppm	0.00
103) 1,4-Dichlorobenzene-d4a	3.748	152	174464	40.00	ppm	0.00
105) Acenaphthene-d10a	6.552	164	352914	40.00	ppm	0.00
107) Chrysene-d12a	13.891	240	666607	40.00	ppm	0.00
109) Phenanthrene-d10a	8.907	188	692877	40.00	ppm	0.00
111) Naphthalene-d8a	4.688	136	608889	40.00	ppm	0.00
113) Chrysene-d12b	13.891	240	666607	40.00	ppm	0.00
System Monitoring Compounds						
5) 2-Fluorophenol	0.000	112	0	0.00	ppm	
Spiked Amount 50.000			Recovery =	0.00%		
8) Phenol-d5	0.000	99	0d	0.00	ppm	
Spiked Amount 50.000			Recovery =	0.00%		
25) Nitrobenzene-d5	0.000	82	0	0.00	ppm	
Spiked Amount 50.000			Recovery =	0.00%		
51) 2-Fluorobiphenyl	0.000	172	0	0.00	ppm	
Spiked Amount 50.000			Recovery =	0.00%		
74) 2,4,6-Tribromophenol	0.000	330	0	0.00	ppm	
Spiked Amount 50.000			Recovery =	0.00%		
87) Terphenyl-d14	0.000	244	0	0.00	ppm	
Spiked Amount 50.000			Recovery =	0.00%		
108) 1-chlorooctadecane	11.300	57	18651	5.03	ppm	0.00
Spiked Amount 50.000			Recovery =	10.06%		
110) o-terphenyl	9.730	230	46604	5.10	ppm	0.00
Spiked Amount 50.000			Recovery =	10.20%		
Target Compounds						Qvalue
104) Benzaldehyde	3.417	105	20812	4.22	ppm	87
106) Atrazine	8.640	215	6453	4.27	ppm	94
112) Caprolactam	5.057	55	5771	3.39	ppm	87

(#) = qualifier out of range (m) = manual integration (+) = signals summed

Quantitation Report (QT Reviewed)

Data Path : C:\msdchem\1\DATA\EM7403\
Data File : M172888.D
Acq On : 17 May 2021 9:53 am
Operator : chriss2
Sample : ic7404-5
Misc : op32565,em7404,1000,,,1,1
ALS Vial : 19 Sample Multiplier: 1

Quant Time: May 17 10:30:17 2021
Quant Method : C:\MSDCHEM\1\METHODS\MM7403.M
Quant Title : Semi Volatile GC/MS, rtx-5ms 30mx0.25mmx0.25um
QLast Update : Mon May 17 10:25:32 2021
Response via : Initial Calibration

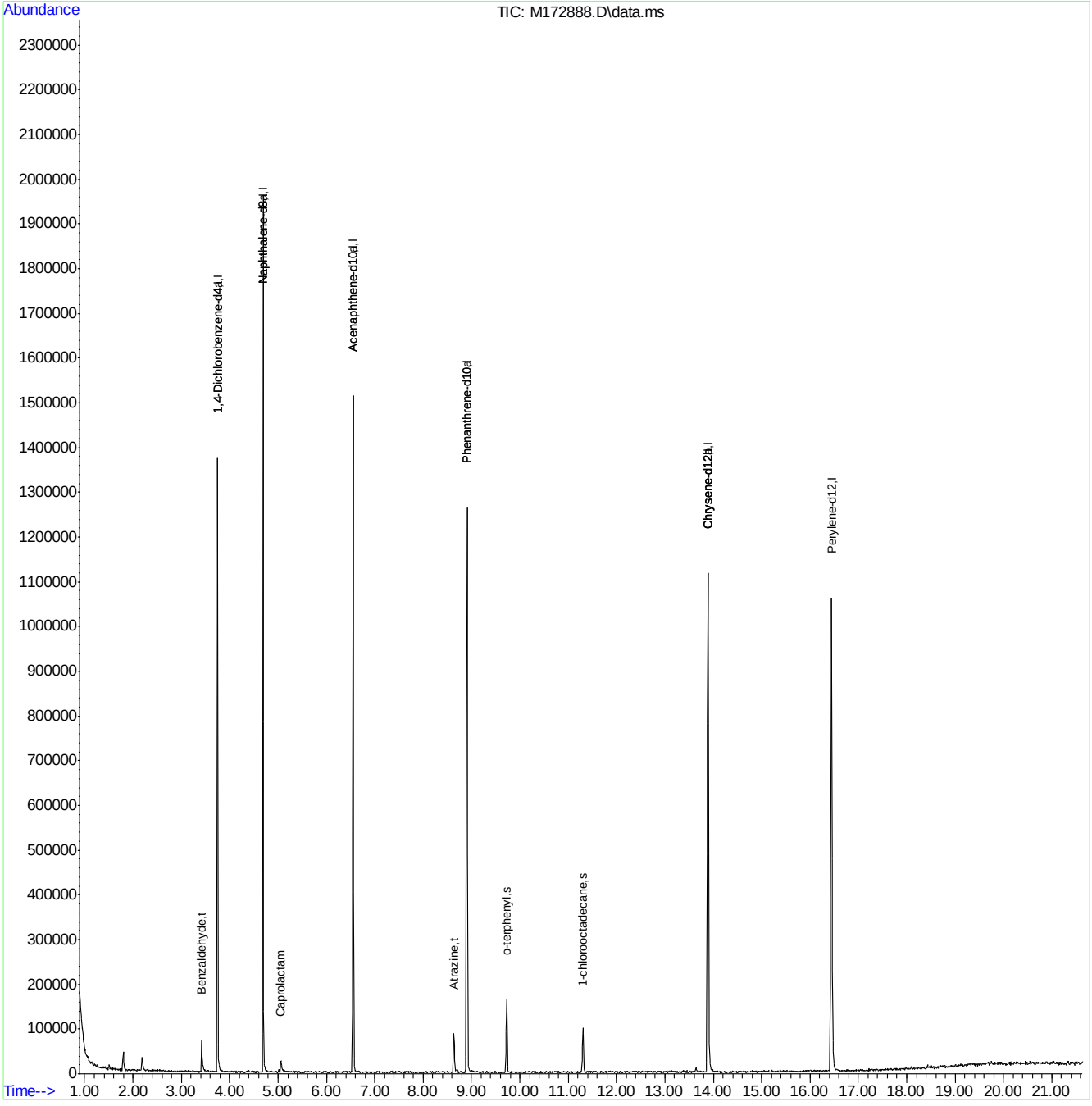

Quantitation Report (QT Reviewed)

Data Path : C:\msdchem\1\DATA\EM7403\
Data File : M172889.D
Acq On : 17 May 2021 10:22 am
Operator : chriss2
Sample : ic7404-2
Misc : op32565,em7404,1000,,,1,1
ALS Vial : 20 Sample Multiplier: 1

Quant Time: May 17 12:09:56 2021
Quant Method : C:\MSDCHEM\1\METHODS\MM7403.M
Quant Title : Semi Volatile GC/MS, rtx-5ms 30mx0.25mmx0.25um
QLast Update : Mon May 17 10:36:26 2021
Response via : Initial Calibration

Compound	R.T.	QIon	Response	Conc	Units	Dev(Min)
Internal Standards						
1) 1,4-Dichlorobenzene-d4	3.746	152	166949	40.00	ppm	0.00
24) Naphthalene-d8	4.686	136	595084	40.00	ppm	0.00
46) Acenaphthene-d10	6.550	164	349642	40.00	ppm	0.00
69) Phenanthrene-d10	8.906	188	667725	40.00	ppm	-0.01
84) Chrysene-d12	13.889	240	665332	40.00	ppm	-0.02
93) Perylene-d12	16.447	264	665335	40.00	ppm	0.00
103) 1,4-Dichlorobenzene-d4a	3.746	152	166949	40.00	ppm	0.00
105) Acenaphthene-d10a	6.550	164	349642	40.00	ppm	0.00
107) Chrysene-d12a	13.889	240	665332	40.00	ppm	0.00
109) Phenanthrene-d10a	8.906	188	667725	40.00	ppm	0.00
111) Naphthalene-d8a	4.686	136	595084	40.00	ppm	0.00
113) Chrysene-d12b	13.889	240	665332	40.00	ppm	0.00
System Monitoring Compounds						
5) 2-Fluorophenol	0.000	112	0	0.00	ppm	
Spiked Amount 50.000			Recovery =	0.00%		
8) Phenol-d5	0.000	99	0d	0.00	ppm	
Spiked Amount 50.000			Recovery =	0.00%		
25) Nitrobenzene-d5	0.000	82	0	0.00	ppm	
Spiked Amount 50.000			Recovery =	0.00%		
51) 2-Fluorobiphenyl	0.000	172	0	0.00	ppm	
Spiked Amount 50.000			Recovery =	0.00%		
74) 2,4,6-Tribromophenol	0.000	330	0	0.00	ppm	
Spiked Amount 50.000			Recovery =	0.00%		
87) Terphenyl-d14	0.000	244	0	0.00	ppm	
Spiked Amount 50.000			Recovery =	0.00%		
108) 1-chlorooctadecane	11.309	57	7313	1.95	ppm	0.00
Spiked Amount 50.000			Recovery =	3.90%		
110) o-terphenyl	9.728	230	17865	2.01	ppm	0.00
Spiked Amount 50.000			Recovery =	4.02%		
Target Compounds						Qvalue
104) Benzaldehyde	3.431	105	6998	1.53	ppm	# 79
106) Atrazine	8.639	215	2183	1.52	ppm	# 70
112) Caprolactam	5.076	55	1698	1.13	ppm	# 43

(#) = qualifier out of range (m) = manual integration (+) = signals summed

Quantitation Report (QT Reviewed)

Data Path : C:\msdchem\1\DATA\EM7403\
Data File : M172889.D
Acq On : 17 May 2021 10:22 am
Operator : chriss2
Sample : ic7404-2
Misc : op32565,em7404,1000,,,1,1
ALS Vial : 20 Sample Multiplier: 1

Quant Time: May 17 12:09:56 2021
Quant Method : C:\MSDCHEM\1\METHODS\MM7403.M
Quant Title : Semi Volatile GC/MS, rtx-5ms 30mx0.25mmx0.25um
QLast Update : Mon May 17 10:36:26 2021
Response via : Initial Calibration

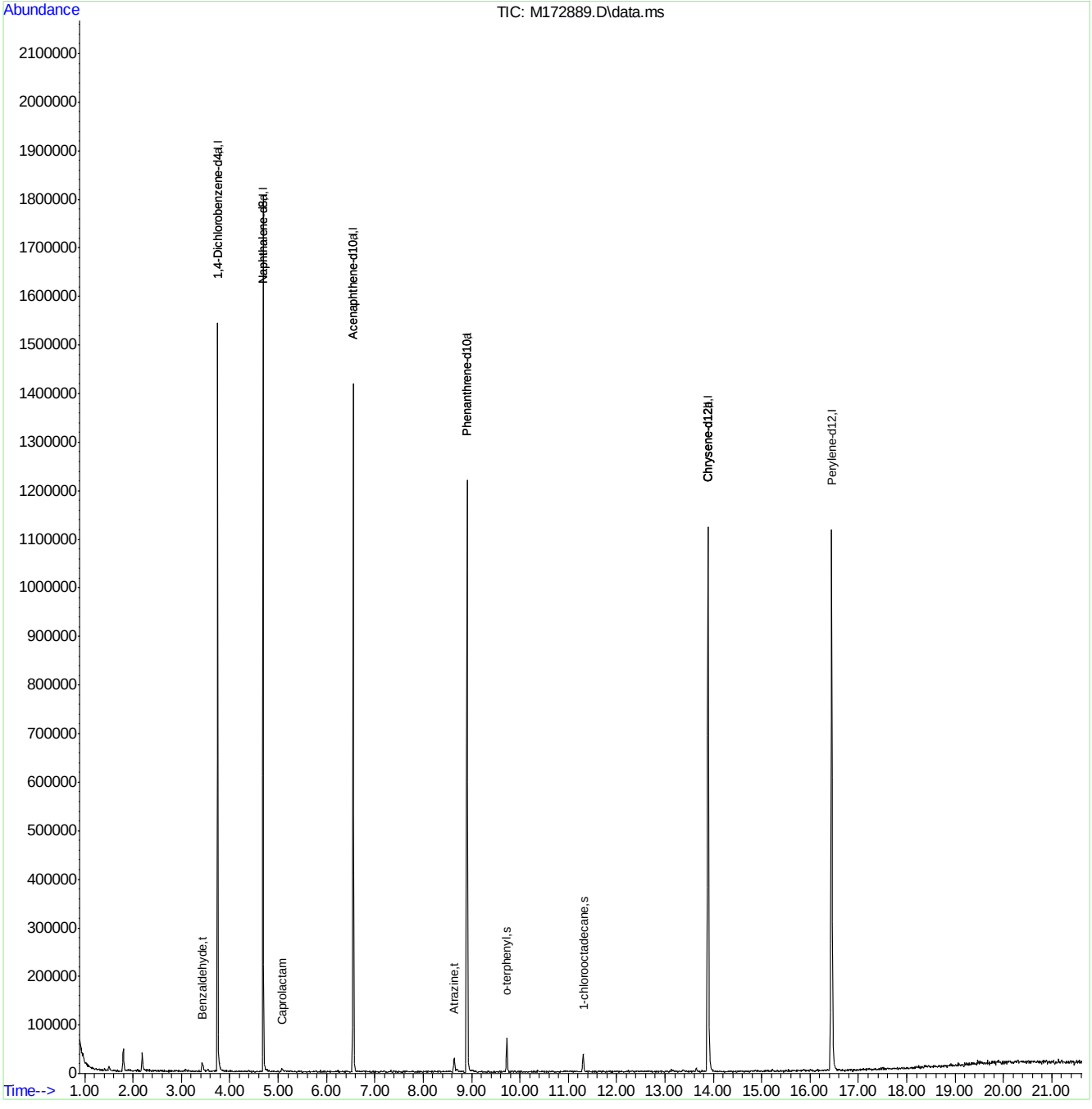

Quantitation Report (QT Reviewed)

Data Path : C:\msdchem\1\DATA\EM7403\
Data File : M172890.D
Acq On : 17 May 2021 10:51 am
Operator : chriss2
Sample : ic7404-1
Misc : op32565,em7404,1000,,,1,1
ALS Vial : 21 Sample Multiplier: 1

Quant Time: May 17 12:14:14 2021
Quant Method : C:\MSDCHEM\1\METHODS\MM7403.M
Quant Title : Semi Volatile GC/MS, rtx-5ms 30mx0.25mmx0.25um
QLast Update : Mon May 17 12:12:31 2021
Response via : Initial Calibration

Compound	R.T.	QIon	Response	Conc	Units	Dev(Min)
Internal Standards						
1) 1,4-Dichlorobenzene-d4	3.745	152	162884	40.00	ppm	0.00
24) Naphthalene-d8	4.690	136	557200	40.00	ppm	0.00
46) Acenaphthene-d10	6.554	164	321040	40.00	ppm	0.00
69) Phenanthrene-d10	8.904	188	629318	40.00	ppm	-0.01
84) Chrysene-d12	13.893	240	602296	40.00	ppm	-0.01
93) Perylene-d12	16.446	264	613941	40.00	ppm	0.00
103) 1,4-Dichlorobenzene-d4a	3.745	152	162884	40.00	ppm	0.00
105) Acenaphthene-d10a	6.554	164	321040	40.00	ppm	0.00
107) Chrysene-d12a	13.893	240	602296	40.00	ppm	0.00
109) Phenanthrene-d10a	8.904	188	629318	40.00	ppm	0.00
111) Naphthalene-d8a	4.690	136	557200	40.00	ppm	0.00
113) Chrysene-d12b	13.893	240	602296	40.00	ppm	0.00
System Monitoring Compounds						
5) 2-Fluorophenol	0.000	112	0	0.00	ppm	
Spiked Amount 50.000			Recovery =	0.00%		
8) Phenol-d5	0.000	99	0d	0.00	ppm	
Spiked Amount 50.000			Recovery =	0.00%		
25) Nitrobenzene-d5	0.000	82	0	0.00	ppm	
Spiked Amount 50.000			Recovery =	0.00%		
51) 2-Fluorobiphenyl	0.000	172	0	0.00	ppm	
Spiked Amount 50.000			Recovery =	0.00%		
74) 2,4,6-Tribromophenol	0.000	330	0	0.00	ppm	
Spiked Amount 50.000			Recovery =	0.00%		
87) Terphenyl-d14	0.000	244	0	0.00	ppm	
Spiked Amount 50.000			Recovery =	0.00%		
108) 1-chlorooctadecane	11.308	57	3217	0.95	ppm	0.00
Spiked Amount 50.000			Recovery =	1.90%		
110) o-terphenyl	9.732	230	8352	0.99	ppm	0.00
Spiked Amount 50.000			Recovery =	1.98%		
Target Compounds						Qvalue
104) Benzaldehyde	3.451	105	3160	0.71	ppm	# 42

(#) = qualifier out of range (m) = manual integration (+) = signals summed

Quantitation Report (QT Reviewed)

Data Path : C:\msdchem\1\DATA\EM7403\
Data File : M172890.D
Acq On : 17 May 2021 10:51 am
Operator : chriss2
Sample : ic7404-1
Misc : op32565,em7404,1000,,,1,1
ALS Vial : 21 Sample Multiplier: 1

Quant Time: May 17 12:14:14 2021
Quant Method : C:\MSDCHEM\1\METHODS\MM7403.M
Quant Title : Semi Volatile GC/MS, rtx-5ms 30mx0.25mmx0.25um
QLast Update : Mon May 17 12:12:31 2021
Response via : Initial Calibration

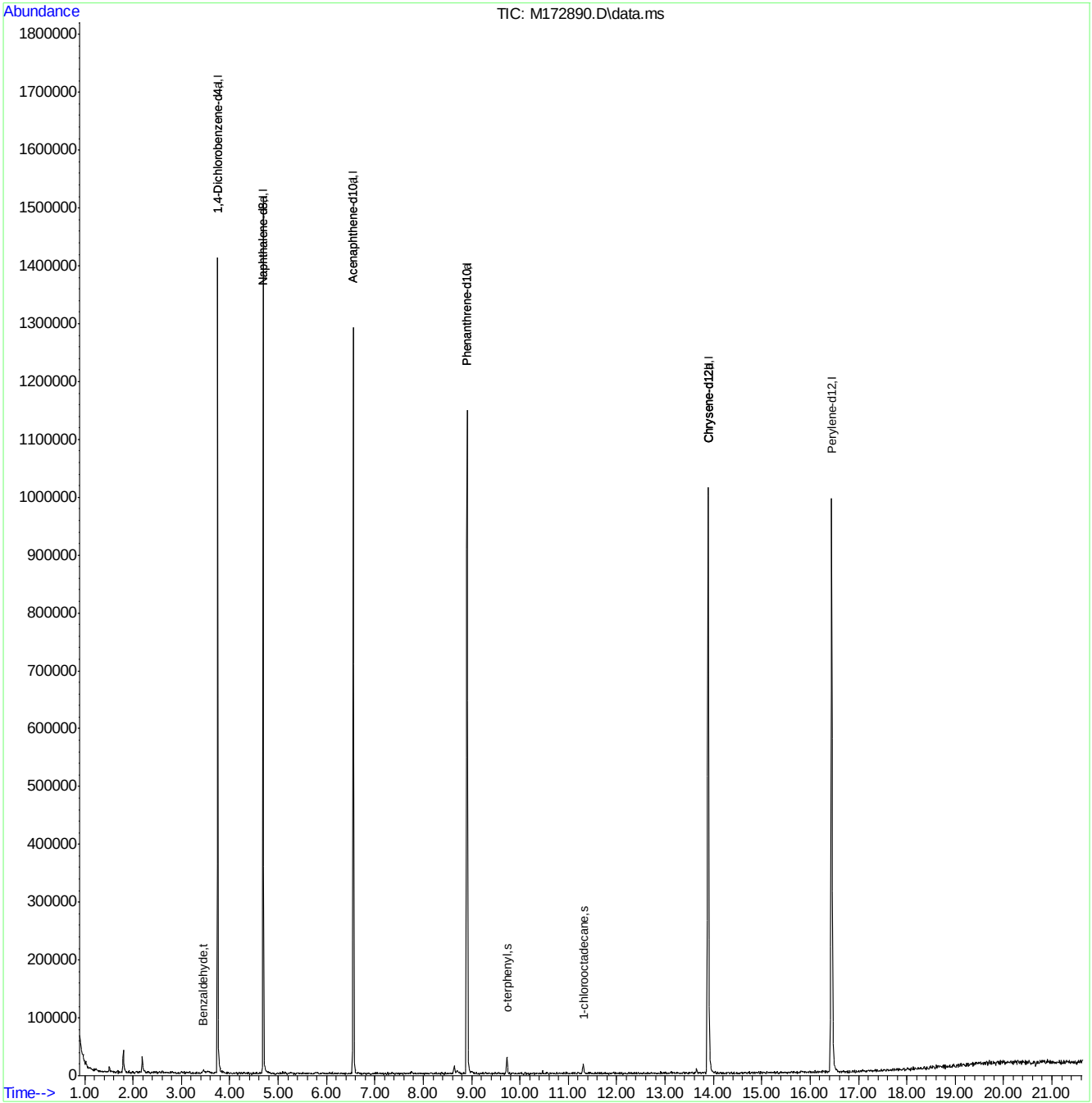

Quantitation Report (QT Reviewed)

Data Path : C:\msdchem\1\DATA\EM7403\
Data File : M172891.D
Acq On : 17 May 2021 11:20 am
Operator : chriss2
Sample : icv7404-50
Misc : op32565,em7404,1000,,,1,1
ALS Vial : 22 Sample Multiplier: 1

Quant Time: May 17 12:20:40 2021
Quant Method : C:\MSDCHEM\1\METHODS\MM7403.M
Quant Title : Semi Volatile GC/MS, rtx-5ms 30mx0.25mmx0.25um
QLast Update : Mon May 17 12:19:30 2021
Response via : Initial Calibration

Compound	R.T.	QIon	Response	Conc	Units	Dev(Min)
Internal Standards						
1) 1,4-Dichlorobenzene-d4	3.748	152	252575	40.00	ppm	0.00
24) Naphthalene-d8	4.688	136	935807	40.00	ppm	0.00
46) Acenaphthene-d10	6.557	164	549145	40.00	ppm	0.00
69) Phenanthrene-d10	8.912	188	969843	40.00	ppm	0.00
84) Chrysene-d12	13.896	240	1033511	40.00	ppm	-0.01
93) Perylene-d12	16.454	264	1066157	40.00	ppm	0.00
103) 1,4-Dichlorobenzene-d4a	3.748	152	252575	40.00	ppm	0.00
105) Acenaphthene-d10a	6.557	164	549145	40.00	ppm	0.00
107) Chrysene-d12a	13.896	240	1033511	40.00	ppm	0.00
109) Phenanthrene-d10a	8.912	188	969843	40.00	ppm	0.00
111) Naphthalene-d8a	4.688	136	935807	40.00	ppm	0.00
113) Chrysene-d12b	13.896	240	1033511	40.00	ppm	0.00
System Monitoring Compounds						
5) 2-Fluorophenol	0.000	112	0	0.00	ppm	
Spiked Amount 50.000			Recovery =	0.00%		
8) Phenol-d5	0.000	99	0d	0.00	ppm	
Spiked Amount 50.000			Recovery =	0.00%		
25) Nitrobenzene-d5	0.000	82	0	0.00	ppm	
Spiked Amount 50.000			Recovery =	0.00%		
51) 2-Fluorobiphenyl	0.000	172	0	0.00	ppm	
Spiked Amount 50.000			Recovery =	0.00%		
74) 2,4,6-Tribromophenol	0.000	330	0	0.00	ppm	
Spiked Amount 50.000			Recovery =	0.00%		
87) Terphenyl-d14	0.000	244	0	0.00	ppm	
Spiked Amount 50.000			Recovery =	0.00%		
108) 1-chlorooctadecane	0.000	57	0	0.00	ppm	
Spiked Amount 50.000			Recovery =	0.00%		
110) o-terphenyl	0.000	230	0	0.00	ppm	
Spiked Amount 50.000			Recovery =	0.00%		
Target Compounds						Qvalue
104) Benzaldehyde	3.406	105	382386	57.16	ppm	98
106) Atrazine	8.661	215	118557	54.58	ppm #	74
112) Caprolactam	5.078	55	136343	53.48	ppm	97

(#) = qualifier out of range (m) = manual integration (+) = signals summed

Quantitation Report (QT Reviewed)

Data Path : C:\msdchem\1\DATA\EM7403\
Data File : M172891.D
Acq On : 17 May 2021 11:20 am
Operator : chriss2
Sample : icv7404-50
Misc : op32565,em7404,1000,,,1,1
ALS Vial : 22 Sample Multiplier: 1

Quant Time: May 17 12:20:40 2021
Quant Method : C:\MSDCHEM\1\METHODS\MM7403.M
Quant Title : Semi Volatile GC/MS, rtx-5ms 30mx0.25mmx0.25um
QLast Update : Mon May 17 12:19:30 2021
Response via : Initial Calibration

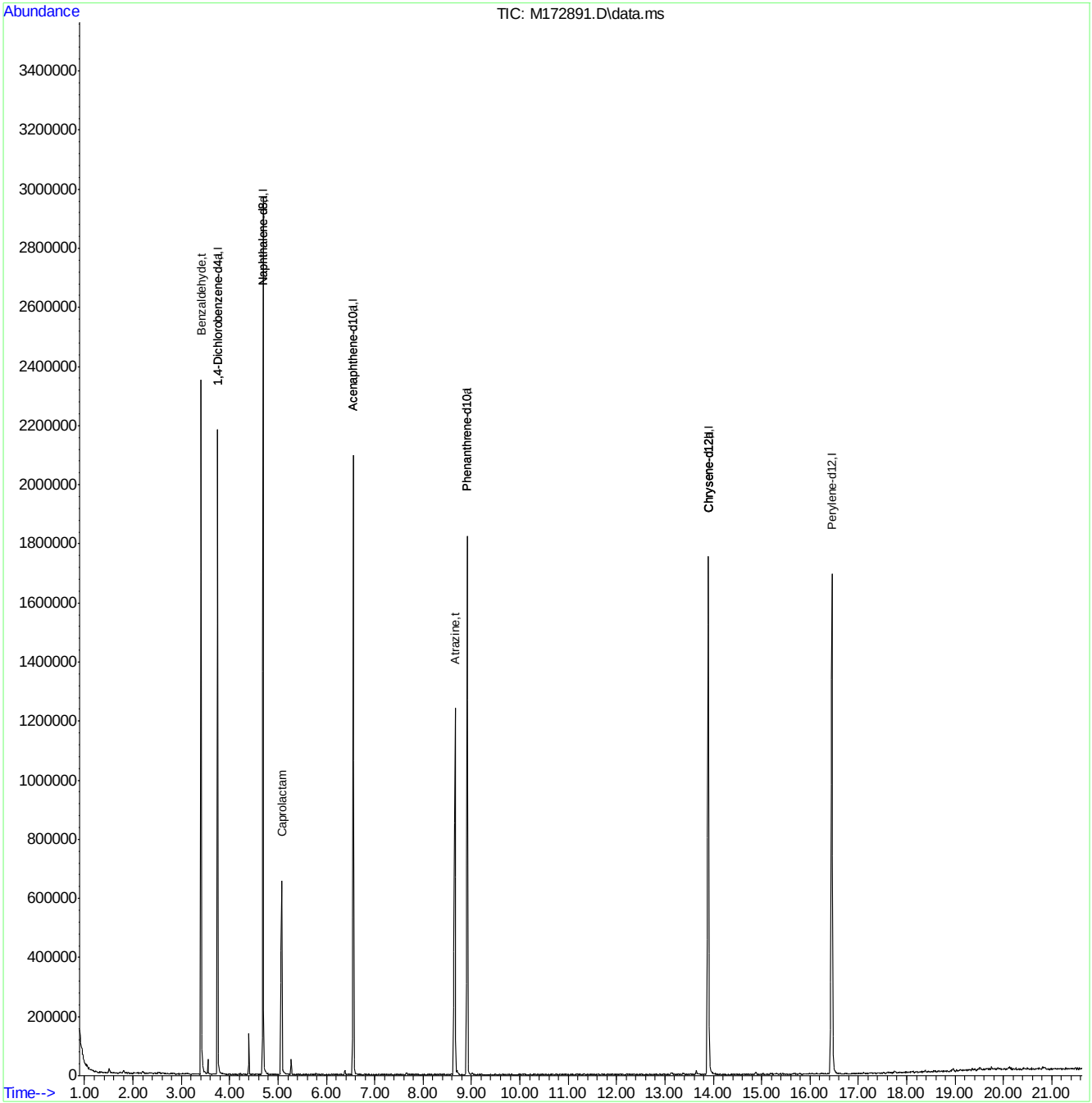

Manual Integrations APPROVED (compounds with "m" flag)
Nina Pandya
05/19/21 09:31

Quantitation Report (QT Reviewed)

Data Path : C:\msdchem\1\DATA\EM7405\
Data File : M172893.D
Acq On : 17 May 2021 12:41 pm
Operator : hennys
Sample : ic7405-1
Misc : op32565,em7405,1000,,,1,1
ALS Vial : 2 Sample Multiplier: 1

Quant Time: May 17 15:50:45 2021
Quant Method : C:\MSDCHEM\1\METHODS\MM7405.M
Quant Title : Semi Volatile GC/MS, rtx-5ms 30mx0.25mmx0.25um
QLast Update : Mon May 17 15:46:50 2021
Response via : Initial Calibration

Compound	R.T.	QIon	Response	Conc	Units	Dev(Min)
Internal Standards						
1) 1,4-Dichlorobenzene-d4	3.713	152	166063	40.00	ppm	0.00
24) Naphthalene-d8	4.653	136	583155	40.00	ppm	0.00
46) Acenaphthene-d10	6.496	164	330498	40.00	ppm	0.00
69) Phenanthrene-d10	8.841	188	648189	40.00	ppm	0.00
84) Chrysene-d12	13.813	240	651448	40.00	ppm	-0.01
93) Perylene-d12	16.361	264	664489	40.00	ppm	0.00
103) 1,4-Dichlorobenzene-d4a	3.713	152	166063	40.00	ppm	0.00
105) Acenaphthene-d10a	6.496	164	330498	40.00	ppm	0.00
107) Chrysene-d12a	13.813	240	651448	40.00	ppm	-0.01
109) Phenanthrene-d10a	8.841	188	648189	40.00	ppm	0.00
111) Naphthalene-d8a	4.653	136	583155	40.00	ppm	0.00
113) Chrysene-d12b	13.813	240	651448	40.00	ppm	-0.01
System Monitoring Compounds						
5) 2-Fluorophenol	2.688	112	5466	0.88	ppm	0.02
Spiked Amount 50.000			Recovery =	1.76%		
8) Phenol-d5	3.526	99	6623	0.91	ppm	0.02
Spiked Amount 50.000			Recovery =	1.82%		
25) Nitrobenzene-d5	4.146	82	6118	1.04	ppm	0.00
Spiked Amount 50.000			Recovery =	2.08%		
51) 2-Fluorobiphenyl	5.700	172	11725	1.34	ppm	0.00
Spiked Amount 50.000			Recovery =	2.68%		
74) 2,4,6-Tribromophenol	7.703	330	2178	0.93	ppm	0.00
Spiked Amount 50.000			Recovery =	1.86%		
87) Terphenyl-d14	11.944	244	16030	1.04	ppm	0.00
Spiked Amount 50.000			Recovery =	2.08%		
108) 1-chlorooctadecane	0.000	57	0	0.00	ppm	
Spiked Amount 50.000			Recovery =	0.00%		
110) o-terphenyl	0.000	230	0	0.00	ppm	
Spiked Amount 50.000			Recovery =	0.00%		
Target Compounds						Qvalue
2) 1,4-Dioxane	1.080	88	2925	0.96	ppm	87
3) Pyridine	1.331	79	5491	0.74	ppm	89
4) N-Nitrosodimethylamine	1.283	42	2706	0.84	ppm	78
6) Indene	3.911	116	9188	1.04	ppm	95
7) Cumene	3.072	105	14294	1.01	ppm	86
9) Phenol	3.537	94	5284	0.74	ppm	90
10) Aniline	3.484	93	6999	0.75	ppm	93
11) bis(2-Chloroethyl)ether	3.548	93	5437	0.98	ppm	96
12) 2-Chlorophenol	3.580	128	5024	0.98	ppm	96
13) Decane	3.633	43	3850	1.15	ppm	82
14) 1,3-Dichlorobenzene	3.671	146	5713	1.02	ppm	97
15) 1,4-Dichlorobenzene	3.729	146	5714	1.10	ppm	95
16) Benzyl alcohol	3.884	108	3069m	1.01	ppm	
17) 1,2-Dichlorobenzene	3.841	146	5163	0.93	ppm	93
18) Acetophenone	4.044	105	7443	1.00	ppm	94
19) 2-Methylphenol	3.980	108	5202	1.15	ppm	72
20) 2,2'-oxybis(1-Chloropr...	3.964	121	1691	1.26	ppm #	5

Quantitation Report (QT Reviewed)

Data Path : C:\msdchem\1\DATA\EM7405\
Data File : M172893.D
Acq On : 17 May 2021 12:41 pm
Operator : hennys
Sample : ic7405-1
Misc : op32565,em7405,1000,,,1,1
ALS Vial : 2 Sample Multiplier: 1

Quant Time: May 17 15:50:45 2021
Quant Method : C:\MSDCHEM\1\METHODS\MM7405.M
Quant Title : Semi Volatile GC/MS, rtx-5ms 30mx0.25mmx0.25um
QLast Update : Mon May 17 15:46:50 2021
Response via : Initial Calibration

Compound	R.T.	QIon	Response	Conc	Units		Dev(Min)
21) 3&4-Methylphenol	4.109	108	10307	2.31	ppm	#	61
22) n-Nitroso-di-n-propyla...	4.055	70	3987	1.14	ppm		84
23) Hexachloroethane	4.087	201	2560	1.12	ppm		88
26) Nitrobenzene	4.162	77	6414	1.10	ppm		99
27) Quinoline	4.968	129	8162	0.78	ppm		94
28) Isophorone	4.333	82	11394	0.95	ppm		92
29) 2-Nitrophenol	4.397	139	2363	0.79	ppm	#	57
30) 2,4-Dimethylphenol	4.466	107	6114	1.06	ppm		92
32) bis(2-Chloroethoxy)met...	4.509	93	6637	1.00	ppm		79
33) 2,4-Dichlorophenol	4.600	162	3177	0.75	ppm		83
34) 2,6-Dichlorophenol	4.755	162	4326	1.03	ppm		74
35) 1,3,5-Trichlorobenzene	4.392	180	5452	0.99	ppm		91
36) 1,2,4-Trichlorobenzene	4.621	180	5466	1.04	ppm		79
37) 1,2,3-Trichlorobenzene	4.798	180	5268	1.12	ppm		78
38) Naphthalene	4.669	128	13159	1.05	ppm		93
39) 4-Chloroaniline	4.755	127	5121	0.85	ppm		97
40) 2,3-Dichloroaniline	5.599	161	6442	1.13	ppm		66
42) Hexachlorobutadiene	4.792	225	3054	0.92	ppm	#	72
43) 4-Chloro-3-methylphenol	5.230	107	5410	0.98	ppm		80
44) 2-Methylnaphthalene	5.289	141	9263	1.05	ppm		98
45) 1-Methylnaphthalene	5.385	142	8383	0.88	ppm		83
47) Hexachlorocyclopentadiene	5.460	237	5183	1.78	ppm		93
48) 1,2,4,5-Tetrachloroben...	5.470	216	5145	1.23	ppm		87
49) 2,4,6-Trichlorophenol	5.620	196	3525	1.23	ppm		80
50) 2,4,5-Trichlorophenol	5.689	196	3677m	1.20	ppm		
52) 2-Chloronaphthalene	5.807	162	10159	1.25	ppm		97
53) Biphenyl	5.802	154	13352	1.34	ppm		92
54) 2-Nitroaniline	5.983	65	2176	0.74	ppm	#	74
55) Dimethylphthalate	6.229	163	16780	1.54	ppm		93
56) Acenaphthylene	6.304	152	14295	1.08	ppm		89
57) 2,6-Dinitrotoluene	6.298	165	1657	0.74	ppm	#	63
58) 3-Nitroaniline	6.533	138	2092	0.89	ppm	#	6
59) Acenaphthene	6.544	153	7927	1.06	ppm		87
62) Dibenzofuran	6.800	168	13174	1.09	ppm		87
63) 2,4-Dinitrotoluene	6.881	165	3007	0.97	ppm		65
64) 2,3,4,6-Tetrachlorophenol	7.041	232	2845	0.95	ppm		84
65) Diethylphthalate	7.270	149	14066	1.21	ppm		97
66) Fluorene	7.308	166	10805	1.13	ppm		93
67) 4-Chlorophenyl-phenyle...	7.367	204	5243	1.12	ppm		87
68) 4-Nitroaniline	7.447	138	1688	0.69	ppm	#	67
71) n-Nitrosodiphenylamine	7.570	169	7956	1.03	ppm		93
73) 1,2-Diphenylhydrazine	7.612	77	14800	1.25	ppm		95
75) 4-Bromophenyl-phenylether	8.157	248	3881	1.06	ppm	#	77
76) Hexachlorobenzene	8.205	284	4663	1.08	ppm		87
77) Pentachlorophenol	8.611	266	4428	1.68	ppm	#	53
78) Phenanthrene	8.878	178	15263	1.11	ppm		94
79) Anthracene	8.974	178	14812	1.00	ppm		84
80) Carbazole	9.353	167	14429	0.99	ppm		99
81) Di-n-butylphthalate	10.203	149	25883	1.19	ppm		93
82) Fluoranthene	11.057	202	20522	1.07	ppm		89

Quantitation Report (QT Reviewed)

Data Path : C:\msdchem\1\DATA\EM7405\
Data File : M172893.D
Acq On : 17 May 2021 12:41 pm
Operator : hennys
Sample : ic7405-1
Misc : op32565,em7405,1000,,,1,1
ALS Vial : 2 Sample Multiplier: 1

Quant Time: May 17 15:50:45 2021
Quant Method : C:\MSDCHEM\1\METHODS\MM7405.M
Quant Title : Semi Volatile GC/MS, rtx-5ms 30mx0.25mmx0.25um
QLast Update : Mon May 17 15:46:50 2021
Response via : Initial Calibration

Compound	R.T.	QIon	Response	Conc	Units	Dev(Min)
83) Octadecane	8.996	57	5051	1.16	ppm	84
86) Pyrene	11.458	202	21948	1.10	ppm	92
88) Butylbenzylphthalate	13.039	149	8990	0.90	ppm	83
89) Benzo[a]anthracene	13.792	228	21821	1.12	ppm	93
90) 3,3'-Dichlorobenzidine	13.909	252	3442	0.56	ppm	75
91) Chrysene	13.861	228	17641	1.08	ppm	86
92) bis(2-Ethylhexyl)phtha...	14.294	149	11408	0.85	ppm	90
94) Di-n-octylphthalate	15.496	149	17948	0.71	ppm	94
95) Benzo[b]fluoranthene	15.757	252	16524	0.80	ppm	90
96) Benzo[k]fluoranthene	15.795	252	18616	1.04	ppm	89
97) Benzo[a]pyrene	16.259	252	16545	0.82	ppm	72
98) Indeno[1,2,3-cd]pyrene	17.990	276	14787	0.88	ppm	81
99) Dibenz(a,h)acridine	17.702	279	10968	0.64	ppm	87
100) Dibenz[a,h]anthracene	18.049	278	13252	0.76	ppm	82
102) Benzo[g,h,i]perylene	18.332	276	16157	0.83	ppm	94

(#) = qualifier out of range (m) = manual integration (+) = signals summed

Quantitation Report (QT Reviewed)

Data Path : C:\msdchem\1\DATA\EM7405\
Data File : M172893.D
Acq On : 17 May 2021 12:41 pm
Operator : hennys
Sample : ic7405-1
Misc : op32565,em7405,1000,,,1,1
ALS Vial : 2 Sample Multiplier: 1

Quant Time: May 17 15:50:45 2021
Quant Method : C:\MSDCHEM\1\METHODS\MM7405.M
Quant Title : Semi Volatile GC/MS, rtx-5ms 30mx0.25mmx0.25um
QLast Update : Mon May 17 15:46:50 2021
Response via : Initial Calibration

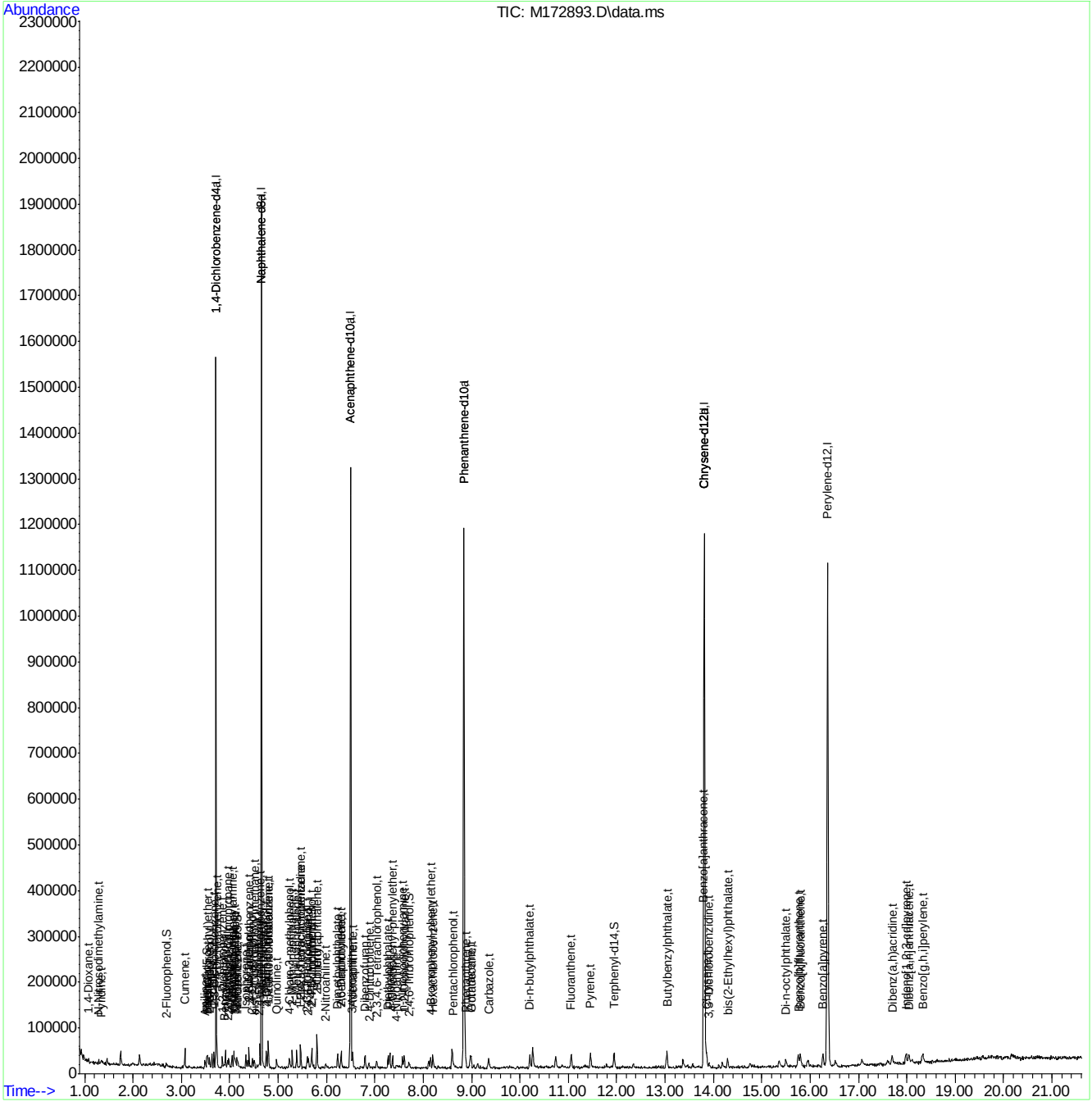

Manual Integration Approval Summary

Sample Number: EM7405-IC7405
Lab FileID: M172893.D
Injection Time: 05/17/21 12:41
Method: SW846 8270E
Analyst approved: 05/18/21 08:49 Ying Li
Supervisor approved: 05/19/21 09:31 Nina Pandya

Parameter	CAS	Sig#	R.T. (min.)	Reason
Benzyl Alcohol	100-51-6		3.88	Poor instrument integration
2,4,5-Trichlorophenol	95-95-4		5.69	Poor instrument integration

Quantitation Report (Qedit)

Data Path : C:\msdchem\1\DATA\EM7405\
Data File : M172893.D
Acq On : 17 May 2021 12:41 pm
Operator : hennys
Sample : ic7405-1
Misc : op32565,em7405,1000,,,1,1
ALS Vial : 2 Sample Multiplier: 1

Quant Time: May 17 15:47:08 2021
Quant Method : C:\MSDCHEM\1\METHODS\MM7405.M
Quant Title : Semi Volatile GC/MS, rtx-5ms 30mx0.25mmx0.25um
QLast Update : Mon May 17 15:46:50 2021
Response via : Initial Calibration

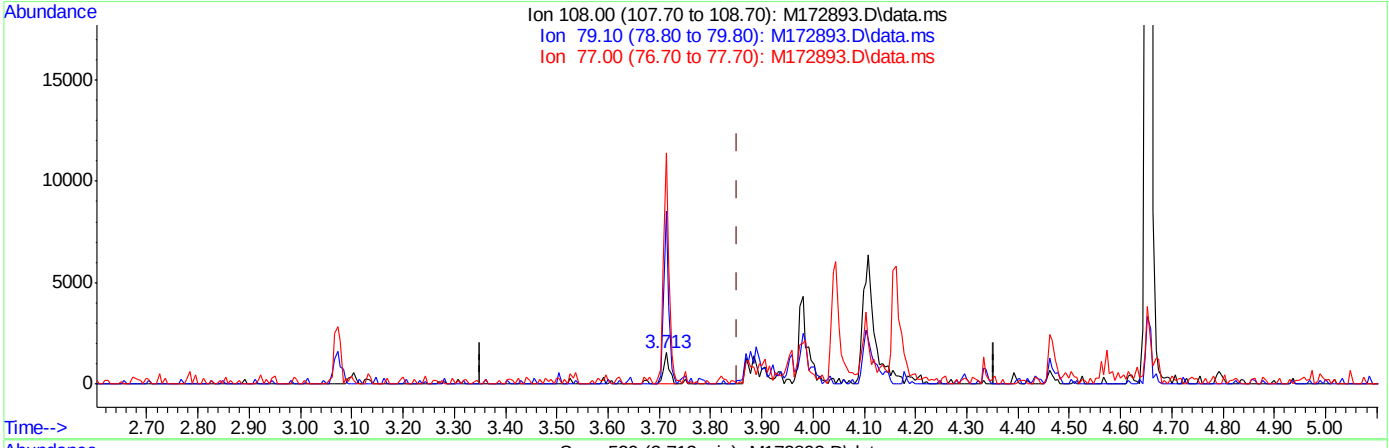

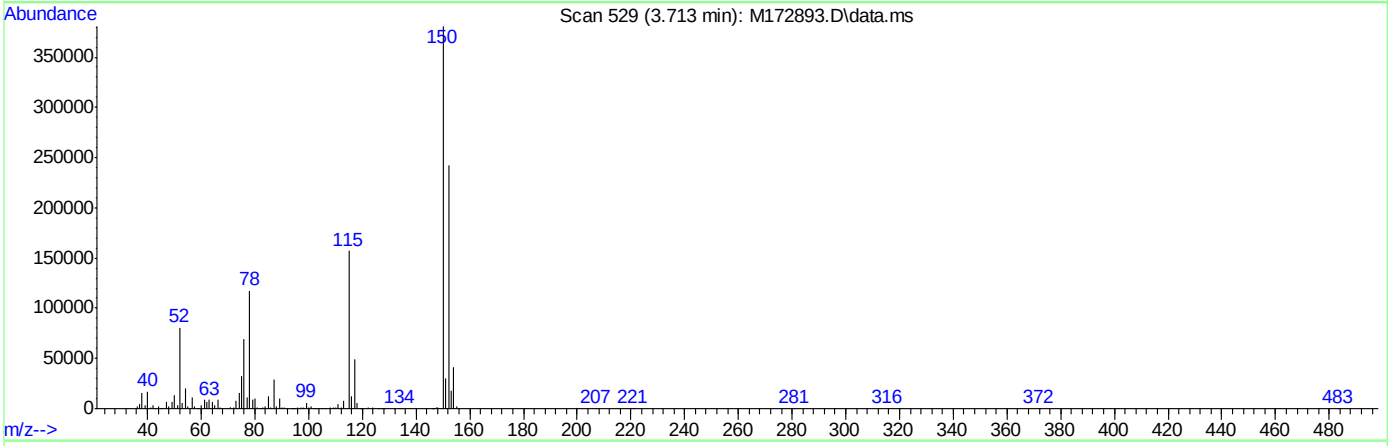

TIC: M172893.D\data.ms

(16) Benzyl alcohol (t)

3.713min (-0.140) 0.37ppm

response 1131

Ion	Exp%	Act%
108.00	100	100
79.10	142.50	548.81#
77.00	99.00	727.94#
0.00	0.00	0.00

Quantitation Report (Qedit)

Data Path : C:\msdchem\1\DATA\EM7405\
Data File : M172893.D
Acq On : 17 May 2021 12:41 pm
Operator : hennys
Sample : ic7405-1
Misc : op32565,em7405,1000,,,1,1
ALS Vial : 2 Sample Multiplier: 1

Quant Time: May 17 15:47:08 2021
Quant Method : C:\MSDCHEM\1\METHODS\MM7405.M
Quant Title : Semi Volatile GC/MS, rtx-5ms 30mx0.25mmx0.25um
QLast Update : Mon May 17 15:46:50 2021
Response via : Initial Calibration

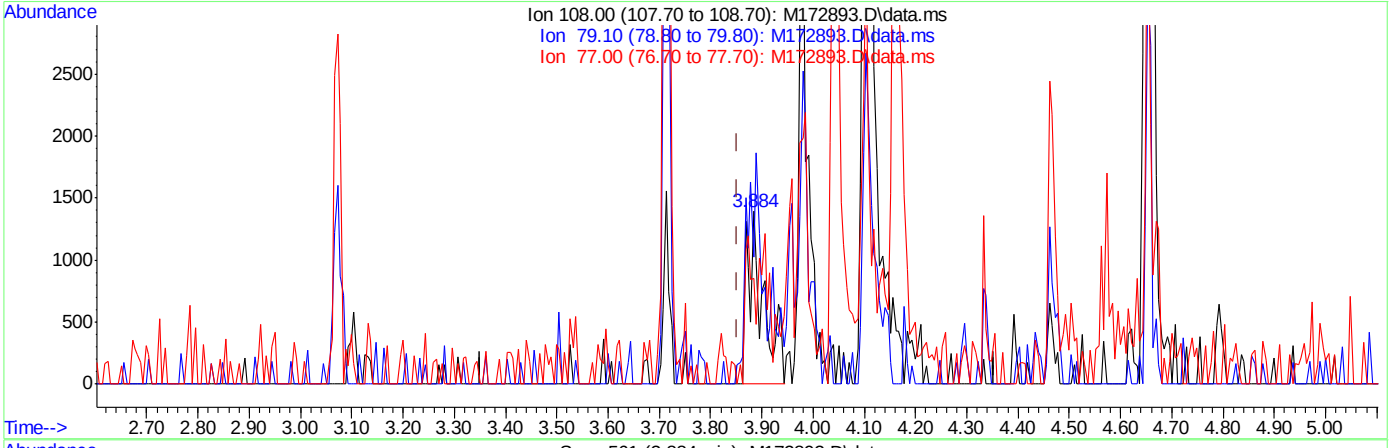

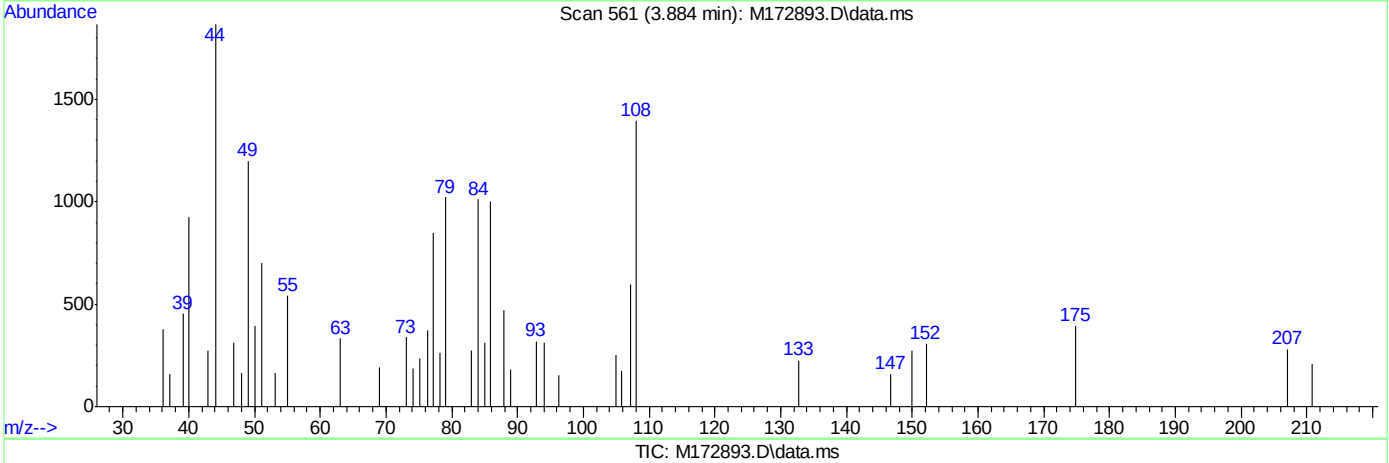

TIC: M172893.D\data.ms

(16) Benzyl alcohol (t)

3.884min (+0.031) 1.01ppm m

response 3069

Ion	Exp%	Act%
108.00	100	100
79.10	142.50	73.37#
77.00	99.00	61.02#
0.00	0.00	0.00

Quantitation Report (Qedit)

Data Path : C:\msdchem\1\DATA\EM7405\
Data File : M172893.D
Acq On : 17 May 2021 12:41 pm
Operator : hennys
Sample : ic7405-1
Misc : op32565,em7405,1000,,,1,1
ALS Vial : 2 Sample Multiplier: 1

Quant Time: May 17 15:47:08 2021
Quant Method : C:\MSDCHEM\1\METHODS\MM7405.M
Quant Title : Semi Volatile GC/MS, rtx-5ms 30mx0.25mmx0.25um
QLast Update : Mon May 17 15:46:50 2021
Response via : Initial Calibration

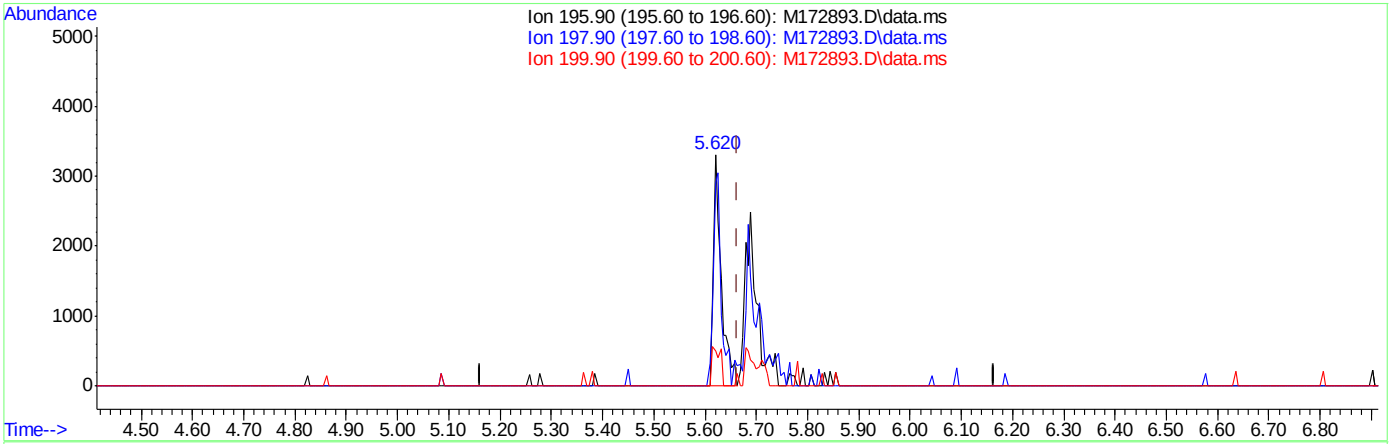

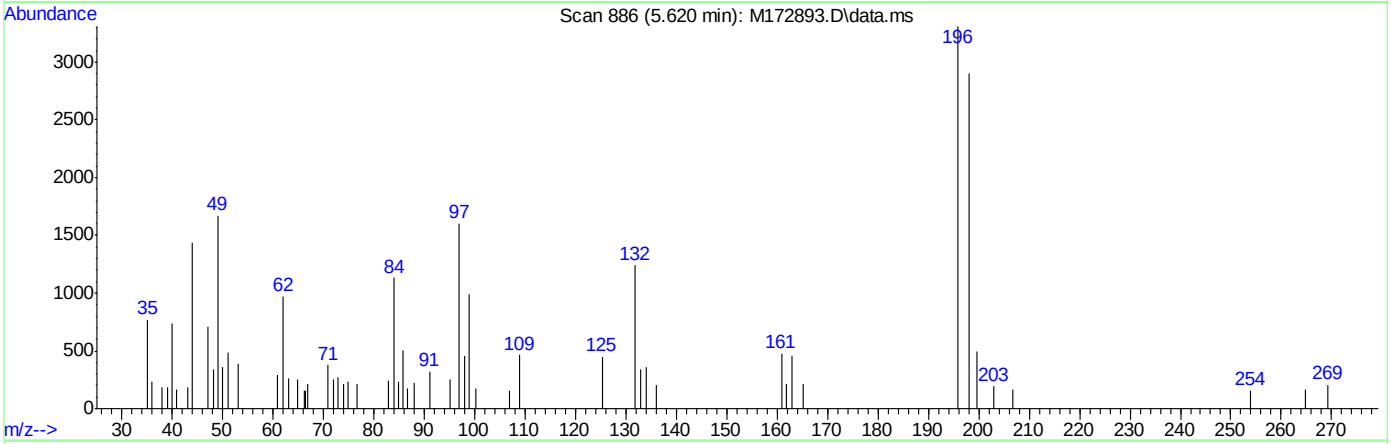

TIC: M172893.D\data.ms

(50) 2,4,5-Trichlorophenol (t)

5.620min (-0.043) 1.15ppm

response 3525

Ion	Exp%	Act%
195.90	100	100
197.90	96.30	83.08
199.90	35.40	12.41
0.00	0.00	0.00

Quantitation Report (Qedit)

Data Path : C:\msdchem\1\DATA\EM7405\
Data File : M172893.D
Acq On : 17 May 2021 12:41 pm
Operator : hennys
Sample : ic7405-1
Misc : op32565,em7405,1000,,,1,1
ALS Vial : 2 Sample Multiplier: 1

Quant Time: May 17 15:50:45 2021
Quant Method : C:\MSDCHEM\1\METHODS\MM7405.M
Quant Title : Semi Volatile GC/MS, rtx-5ms 30mx0.25mmx0.25um
QLast Update : Mon May 17 15:46:50 2021
Response via : Initial Calibration

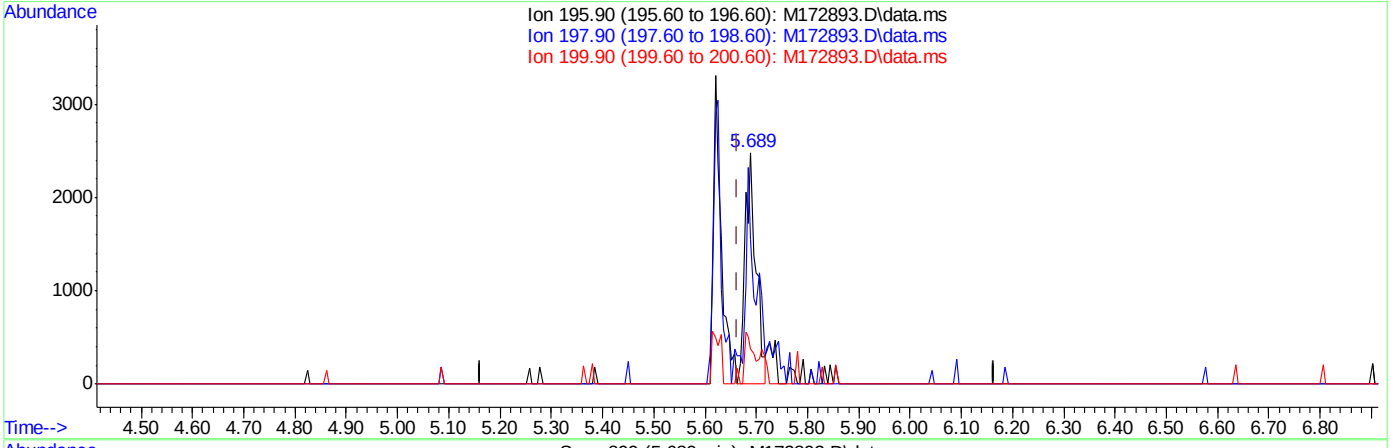

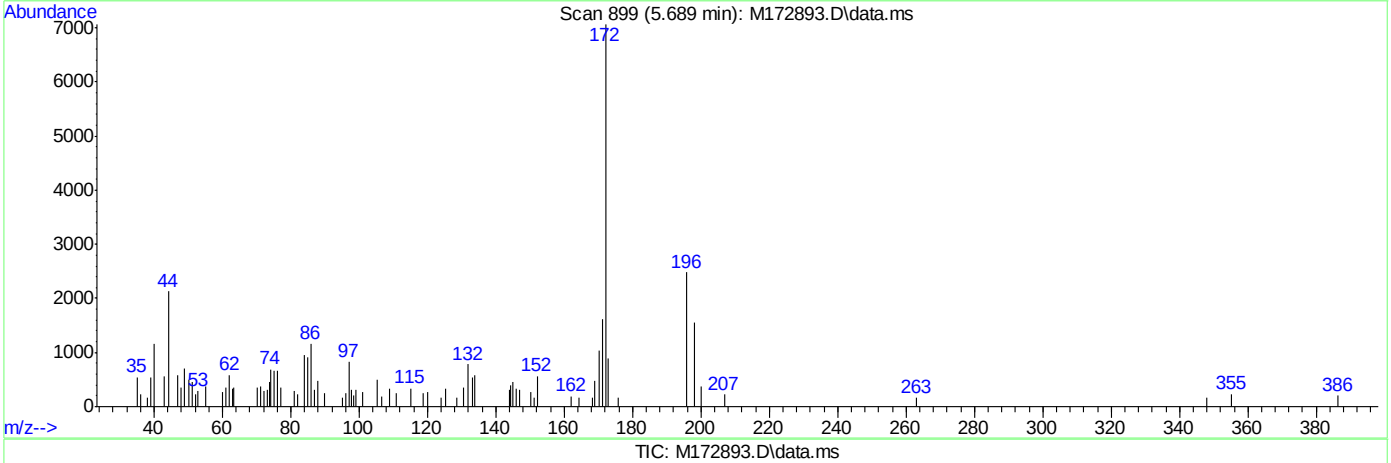

TIC: M172893.D\data.ms

(50) 2,4,5-Trichlorophenol (t)

5.689min (+0.026) 1.20ppm m

response 3677

Ion	Exp%	Act%
195.90	100	100
197.90	96.30	62.73#
199.90	35.40	15.07
0.00	0.00	0.00

Quantitation Report (QT Reviewed)

Data Path : C:\msdchem\1\DATA\EM7405\
Data File : M172894.D
Acq On : 17 May 2021 1:10 pm
Operator : hennys
Sample : ic7405-2
Misc : op32565,em7405,1000,,,1,1
ALS Vial : 3 Sample Multiplier: 1

Quant Time: May 17 15:55:42 2021
Quant Method : C:\MSDCHEM\1\METHODS\MM7405.M
Quant Title : Semi Volatile GC/MS, rtx-5ms 30mx0.25mmx0.25um
QLast Update : Mon May 17 15:55:35 2021
Response via : Initial Calibration

Compound	R.T.	QIon	Response	Conc	Units		Dev(Min)
Internal Standards							
1) 1,4-Dichlorobenzene-d4	3.713	152	174783	40.00	ppm		0.00
24) Naphthalene-d8	4.653	136	603121	40.00	ppm		0.00
46) Acenaphthene-d10	6.501	164	354190	40.00	ppm		0.00
69) Phenanthrene-d10	8.840	188	688694	40.00	ppm		0.00
84) Chrysene-d12	13.818	240	681741	40.00	ppm		0.00
93) Perylene-d12	16.366	264	702082	40.00	ppm		0.00
103) 1,4-Dichlorobenzene-d4a	3.713	152	174783	40.00	ppm		0.00
105) Acenaphthene-d10a	6.501	164	354190	40.00	ppm		0.00
107) Chrysene-d12a	13.818	240	681741	40.00	ppm		0.00
109) Phenanthrene-d10a	8.840	188	688694	40.00	ppm		0.00
111) Naphthalene-d8a	4.653	136	603121	40.00	ppm		0.00
113) Chrysene-d12b	13.818	240	681741	40.00	ppm		0.00
System Monitoring Compounds							
5) 2-Fluorophenol	2.693	112	9039	1.38	ppm		0.03
Spiked Amount 50.000			Recovery =	2.76%			
8) Phenol-d5	3.521	99	13393	1.76	ppm		0.00
Spiked Amount 50.000			Recovery =	3.52%			
25) Nitrobenzene-d5	4.145	82	12939	2.12	ppm		0.00
Spiked Amount 50.000			Recovery =	4.24%			
51) 2-Fluorobiphenyl	5.694	172	23845	2.54	ppm		0.00
Spiked Amount 50.000			Recovery =	5.08%			
74) 2,4,6-Tribromophenol	7.708	330	5310	2.14	ppm		0.00
Spiked Amount 50.000			Recovery =	4.28%			
87) Terphenyl-d14	11.943	244	32428	2.01	ppm		0.00
Spiked Amount 50.000			Recovery =	4.02%			
108) 1-chlorooctadecane	0.000	57	0	0.00	ppm		
Spiked Amount 50.000			Recovery =	0.00%			
110) o-terphenyl	0.000	230	0	0.00	ppm		
Spiked Amount 50.000			Recovery =	0.00%			
Target Compounds							Qvalue
2) 1,4-Dioxane	1.080	88	7235	2.27	ppm		94
3) Pyridine	1.320	79	12112	1.55	ppm		87
4) N-Nitrosodimethylamine	1.277	42	5841	1.72	ppm	#	72
6) Indene	3.910	116	18714	2.01	ppm		98
7) Cumene	3.072	105	27154	1.83	ppm		96
9) Phenol	3.531	94	13628	1.80	ppm		76
10) Aniline	3.483	93	16181	1.64	ppm		87
11) bis(2-Chloroethyl)ether	3.547	93	13188	2.27	ppm		93
12) 2-Chlorophenol	3.574	128	10749	2.00	ppm		91
13) Decane	3.633	43	7946	2.25	ppm		95
14) 1,3-Dichlorobenzene	3.670	146	12879	2.19	ppm		93
15) 1,4-Dichlorobenzene	3.729	146	11570	2.11	ppm		97
16) Benzyl alcohol	3.868	108	4769	1.49	ppm	#	60
17) 1,2-Dichlorobenzene	3.846	146	12355	2.12	ppm		99
18) Acetophenone	4.039	105	16440	2.09	ppm		91
19) 2-Methylphenol	3.974	108	9466	1.98	ppm		87
20) 2,2'-oxybis(1-Chloropr...	3.958	121	2604	1.84	ppm	#	81

Quantitation Report (QT Reviewed)

Data Path : C:\msdchem\1\DATA\EM7405\
Data File : M172894.D
Acq On : 17 May 2021 1:10 pm
Operator : hennys
Sample : ic7405-2
Misc : op32565,em7405,1000,,,1,1
ALS Vial : 3 Sample Multiplier: 1

Quant Time: May 17 15:55:42 2021
Quant Method : C:\MSDCHEM\1\METHODS\MM7405.M
Quant Title : Semi Volatile GC/MS, rtx-5ms 30mx0.25mmx0.25um
QLast Update : Mon May 17 15:55:35 2021
Response via : Initial Calibration

Compound	R.T.	QIon	Response	Conc	Units		Dev(Min)
21) 3&4-Methylphenol	4.097	108	21348	4.55	ppm		88
22) n-Nitroso-di-n-propyla...	4.049	70	8036	2.18	ppm		89
23) Hexachloroethane	4.087	201	5193	2.16	ppm		95
26) Nitrobenzene	4.161	77	12811	2.12	ppm		96
27) Quinoline	4.963	129	18715	1.73	ppm		92
28) Isophorone	4.332	82	24304	1.95	ppm		95
29) 2-Nitrophenol	4.396	139	5109	1.66	ppm	#	56
30) 2,4-Dimethylphenol	4.461	107	11462	1.92	ppm		93
31) Benzoic acid	4.557	105	5422	1.23	ppm	#	69
32) bis(2-Chloroethoxy)met...	4.514	93	14027	2.04	ppm		95
33) 2,4-Dichlorophenol	4.599	162	7275	1.66	ppm		86
34) 2,6-Dichlorophenol	4.754	162	8172	1.89	ppm		96
35) 1,3,5-Trichlorobenzene	4.396	180	11777	2.08	ppm		94
36) 1,2,4-Trichlorobenzene	4.621	180	10810	1.98	ppm		92
37) 1,2,3-Trichlorobenzene	4.797	180	8899	1.84	ppm		93
38) Naphthalene	4.669	128	27320	2.10	ppm		98
39) 4-Chloroaniline	4.749	127	10826	1.73	ppm		99
40) 2,3-Dichloroaniline	5.598	161	12544	2.14	ppm		87
41) Hydroquinone	5.150	110	2740	0.97	ppm	#	41
42) Hexachlorobutadiene	4.792	225	7139	2.07	ppm		93
43) 4-Chloro-3-methylphenol	5.224	107	10682	1.88	ppm	#	36
44) 2-Methylnaphthalene	5.288	141	18444	2.01	ppm		93
45) 1-Methylnaphthalene	5.385	142	20637	2.08	ppm		99
47) Hexachlorocyclopentadiene	5.459	237	12841	4.11	ppm		90
48) 1,2,4,5-Tetrachloroben...	5.470	216	11321	2.52	ppm		95
49) 2,4,6-Trichlorophenol	5.620	196	7290	2.37	ppm		78
50) 2,4,5-Trichlorophenol	5.684	196	7004	2.13	ppm		89
52) 2-Chloronaphthalene	5.806	162	19388	2.22	ppm		97
53) Biphenyl	5.801	154	23452	2.20	ppm		96
54) 2-Nitroaniline	5.972	65	5553	1.76	ppm		75
55) Dimethylphthalate	6.228	163	26165	2.24	ppm		97
56) Acenaphthylene	6.303	152	32277	2.28	ppm		97
57) 2,6-Dinitrotoluene	6.287	165	4733	1.96	ppm	#	68
58) 3-Nitroaniline	6.528	138	4264	1.69	ppm	#	35
59) Acenaphthene	6.544	153	17282	2.16	ppm		94
60) 2,4-Dinitrophenol	6.704	184	2780	1.69	ppm	#	16
61) 4-Nitrophenol	6.955	109	2223	1.20	ppm		81
62) Dibenzofuran	6.795	168	29230	2.25	ppm		91
63) 2,4-Dinitrotoluene	6.864	165	5958	1.80	ppm		96
64) 2,3,4,6-Tetrachlorophenol	7.035	232	5979	1.87	ppm		75
65) Diethylphthalate	7.270	149	25188	2.01	ppm		90
66) Fluorene	7.307	166	22220	2.17	ppm		97
67) 4-Chlorophenyl-phenyle...	7.371	204	10439	2.09	ppm		84
68) 4-Nitroaniline	7.430	138	4000	1.54	ppm	#	72
70) 4,6-Dinitro-2-methylph...	7.500	198	2663	1.35	ppm		79
71) n-Nitrosodiphenylamine	7.569	169	18178	2.21	ppm		89
72) Pentachloronitrobenzene	8.595	295	1702	1.95	ppm	#	60
73) 1,2-Diphenylhydrazine	7.606	77	28340	2.25	ppm		98
75) 4-Bromophenyl-phenylether	8.157	248	7452	1.91	ppm		94
76) Hexachlorobenzene	8.199	284	10000	2.18	ppm		92

Quantitation Report (QT Reviewed)

Data Path : C:\msdchem\1\DATA\EM7405\
Data File : M172894.D
Acq On : 17 May 2021 1:10 pm
Operator : hennys
Sample : ic7405-2
Misc : op32565,em7405,1000,,,1,1
ALS Vial : 3 Sample Multiplier: 1

Quant Time: May 17 15:55:42 2021
Quant Method : C:\MSDCHEM\1\METHODS\MM7405.M
Quant Title : Semi Volatile GC/MS, rtx-5ms 30mx0.25mmx0.25um
QLast Update : Mon May 17 15:55:35 2021
Response via : Initial Calibration

Compound	R.T.	QIon	Response	Conc	Units		Dev(Min)
77) Pentachlorophenol	8.600	266	9804	3.50	ppm		84
78) Phenanthrene	8.878	178	33847	2.31	ppm		99
79) Anthracene	8.974	178	31838	2.02	ppm		97
80) Carbazole	9.348	167	29297	1.88	ppm		94
81) Di-n-butylphthalate	10.208	149	48723	2.11	ppm		96
82) Fluoranthene	11.062	202	41299	2.03	ppm		94
83) Octadecane	8.995	57	10328	2.23	ppm		90
85) Benzidine	11.479	184	8736	0.95	ppm	#	85
86) Pyrene	11.457	202	42987	2.06	ppm		93
88) Butylbenzylphthalate	13.044	149	18767	1.79	ppm		91
89) Benzo[a]anthracene	13.802	228	42670	2.09	ppm		99
90) 3,3'-Dichlorobenzidine	13.914	252	9396	1.45	ppm		97
91) Chrysene	13.861	228	32496	1.90	ppm		93
92) bis(2-Ethylhexyl)phtha...	14.299	149	24542	1.74	ppm		92
94) Di-n-octylphthalate	15.501	149	39012	1.46	ppm		93
95) Benzo[b]fluoranthene	15.752	252	35177	1.61	ppm		94
96) Benzo[k]fluoranthene	15.794	252	40228	2.13	ppm		94
97) Benzo[a]pyrene	16.264	252	35966	1.69	ppm		94
98) Indeno[1,2,3-cd]pyrene	17.979	276	26884	1.51	ppm		94
99) Dibenz(a,h)acridine	17.701	279	24953	1.38	ppm		85
100) Dibenz[a,h]anthracene	18.038	278	30003	1.62	ppm		92
102) Benzo[g,h,i]perylene	18.326	276	37007	1.81	ppm		91

(#) = qualifier out of range (m) = manual integration (+) = signals summed

Quantitation Report (QT Reviewed)

Data Path : C:\msdchem\1\DATA\EM7405\
Data File : M172894.D
Acq On : 17 May 2021 1:10 pm
Operator : hennys
Sample : ic7405-2
Misc : op32565,em7405,1000,,,1,1
ALS Vial : 3 Sample Multiplier: 1

Quant Time: May 17 15:55:42 2021
Quant Method : C:\MSDCHEM\1\METHODS\MM7405.M
Quant Title : Semi Volatile GC/MS, rtx-5ms 30mx0.25mmx0.25um
QLast Update : Mon May 17 15:55:35 2021
Response via : Initial Calibration

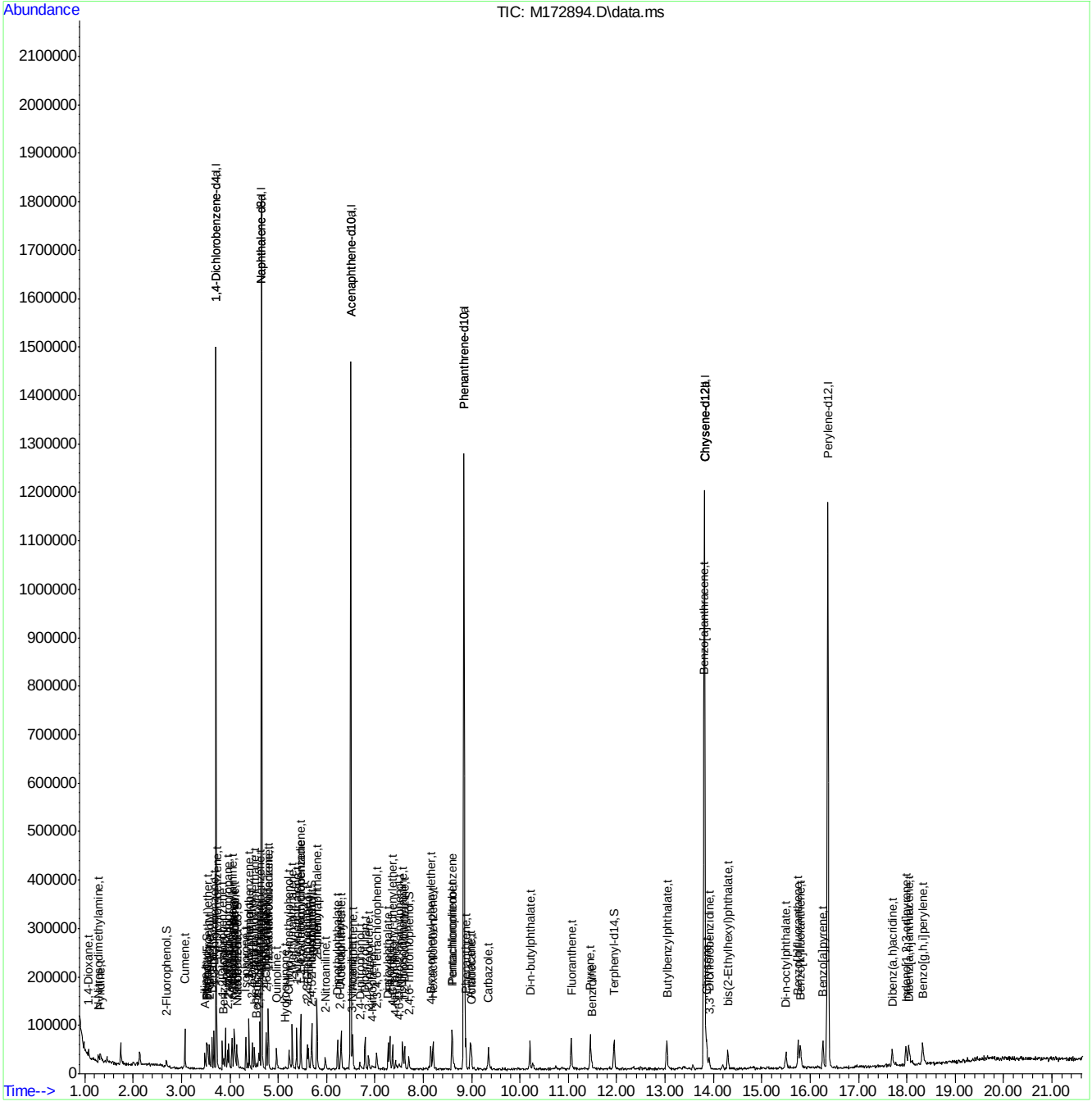

Manual Integrations APPROVED (compounds with "m" flag)
Nina Pandya
05/19/21 09:31

Quantitation Report (QT Reviewed)

Data Path : C:\msdchem\1\DATA\EM7405\
Data File : M172895.D
Acq On : 17 May 2021 1:39 pm
Operator : hennys
Sample : ic7405-5
Misc : op32565,em7405,1000,,,1,1
ALS Vial : 4 Sample Multiplier: 1

Quant Time: May 17 17:30:33 2021
Quant Method : C:\MSDCHEM\1\METHODS\MM7405.M
Quant Title : Semi Volatile GC/MS, rtx-5ms 30mx0.25mmx0.25um
QLast Update : Mon May 17 15:55:35 2021
Response via : Initial Calibration

Compound	R.T.	QIon	Response	Conc	Units	Dev(Min)
Internal Standards						
1) 1,4-Dichlorobenzene-d4	3.715	152	157107	40.00	ppm	0.00
24) Naphthalene-d8	4.655	136	525541	40.00	ppm	0.00
46) Acenaphthene-d10	6.498	164	304880	40.00	ppm	0.00
69) Phenanthrene-d10	8.842	188	607825	40.00	ppm	0.00
84) Chrysene-d12	13.815	240	618565	40.00	ppm	0.00
93) Perylene-d12	16.368	264	615119	40.00	ppm	0.00
103) 1,4-Dichlorobenzene-d4a	3.715	152	157107	40.00	ppm	0.00
105) Acenaphthene-d10a	6.498	164	304880	40.00	ppm	0.00
107) Chrysene-d12a	13.815	240	618565	40.00	ppm	0.00
109) Phenanthrene-d10a	8.842	188	607825	40.00	ppm	0.00
111) Naphthalene-d8a	4.655	136	525541	40.00	ppm	0.00
113) Chrysene-d12b	13.815	240	618565	40.00	ppm	0.00
System Monitoring Compounds						
5) 2-Fluorophenol	2.684	112	23508m	3.98	ppm	0.02
Spiked Amount 50.000			Recovery	=	7.96%	
8) Phenol-d5	3.517	99	29358	4.28	ppm	0.00
Spiked Amount 50.000			Recovery	=	8.56%	
25) Nitrobenzene-d5	4.142	82	26211	4.94	ppm	0.00
Spiked Amount 50.000			Recovery	=	9.88%	
51) 2-Fluorobiphenyl	5.696	172	46804	5.79	ppm	0.00
Spiked Amount 50.000			Recovery	=	11.58%	
74) 2,4,6-Tribromophenol	7.699	330	11643	5.31	ppm	0.00
Spiked Amount 50.000			Recovery	=	10.62%	
87) Terphenyl-d14	11.940	244	71926	4.92	ppm	0.00
Spiked Amount 50.000			Recovery	=	9.84%	
108) 1-chlorooctadecane	0.000	57	0	0.00	ppm	
Spiked Amount 50.000			Recovery	=	0.00%	
110) o-terphenyl	0.000	230	0	0.00	ppm	
Spiked Amount 50.000			Recovery	=	0.00%	
Target Compounds						Qvalue
2) 1,4-Dioxane	1.076	88	12538	4.37	ppm	80
3) Pyridine	1.311	79	25124	3.58	ppm	91
4) N-Nitrosodimethylamine	1.279	42	11302	3.70	ppm	96
6) Indene	3.907	116	40608	4.85	ppm	86
7) Cumene	3.074	105	62184	4.65	ppm	96
9) Phenol	3.528	94	29424	4.33	ppm	92
10) Aniline	3.480	93	38048	4.29	ppm	85
11) bis(2-Chloroethyl)ether	3.544	93	23940	4.57	ppm	83
12) 2-Chlorophenol	3.571	128	23501	4.87	ppm	89
13) Decane	3.635	43	15909	5.01	ppm	90
14) 1,3-Dichlorobenzene	3.672	146	26798	5.07	ppm	96
15) 1,4-Dichlorobenzene	3.731	146	25190	5.12	ppm	98
16) Benzyl alcohol	3.859	108	12370	4.31	ppm #	77
17) 1,2-Dichlorobenzene	3.843	146	24258	4.64	ppm	96
18) Acetophenone	4.035	105	34756	4.92	ppm	92
19) 2-Methylphenol	3.971	108	22493	5.24	ppm	92
20) 2,2'-oxybis(1-Chloropr...	3.955	121	6131	4.82	ppm	99

Quantitation Report (QT Reviewed)

Data Path : C:\msdchem\1\DATA\EM7405\
Data File : M172895.D
Acq On : 17 May 2021 1:39 pm
Operator : hennys
Sample : ic7405-5
Misc : op32565,em7405,1000,,,1,1
ALS Vial : 4 Sample Multiplier: 1

Quant Time: May 17 17:30:33 2021
Quant Method : C:\MSDCHEM\1\METHODS\MM7405.M
Quant Title : Semi Volatile GC/MS, rtx-5ms 30mx0.25mmx0.25um
QLast Update : Mon May 17 15:55:35 2021
Response via : Initial Calibration

Compound	R.T.	QIon	Response	Conc	Units		Dev(Min)
21) 3&4-Methylphenol	4.094	108	41179	9.75	ppm		91
22) n-Nitroso-di-n-propyla...	4.051	70	15329	4.63	ppm		95
23) Hexachloroethane	4.089	201	9347	4.33	ppm		86
26) Nitrobenzene	4.153	77	25290	4.80	ppm		92
27) Quinoline	4.959	129	43373	4.59	ppm		95
28) Isophorone	4.334	82	47693	4.39	ppm		94
29) 2-Nitrophenol	4.393	139	11327	4.22	ppm	#	62
30) 2,4-Dimethylphenol	4.463	107	24648	4.73	ppm		93
31) Benzoic acid	4.548	105	14330	3.74	ppm		89
32) bis(2-Chloroethoxy)met...	4.511	93	28760	4.79	ppm		99
33) 2,4-Dichlorophenol	4.591	162	17608	4.62	ppm		90
34) 2,6-Dichlorophenol	4.746	162	17437	4.62	ppm		90
35) 1,3,5-Trichlorobenzene	4.393	180	24075	4.87	ppm		99
36) 1,2,4-Trichlorobenzene	4.623	180	22674	4.78	ppm		95
37) 1,2,3-Trichlorobenzene	4.794	180	21198	5.02	ppm		90
38) Naphthalene	4.671	128	56939	5.03	ppm		98
39) 4-Chloroaniline	4.746	127	22417	4.11	ppm		96
40) 2,3-Dichloroaniline	5.595	161	23917	4.67	ppm		90
41) Hydroquinone	5.114	110	8532	3.45	ppm		62
42) Hexachlorobutadiene	4.788	225	12953	4.32	ppm		98
43) 4-Chloro-3-methylphenol	5.221	107	21517	4.35	ppm		95
44) 2-Methylnaphthalene	5.290	141	38409	4.81	ppm		85
45) 1-Methylnaphthalene	5.381	142	43294	5.02	ppm		93
47) Hexachlorocyclopentadiene	5.461	237	24193	8.99	ppm		99
48) 1,2,4,5-Tetrachloroben...	5.467	216	21592	5.58	ppm		96
49) 2,4,6-Trichlorophenol	5.616	196	15547	5.87	ppm		93
50) 2,4,5-Trichlorophenol	5.675	196	15192	5.37	ppm	#	70
52) 2-Chloronaphthalene	5.803	162	41655	5.54	ppm		95
53) Biphenyl	5.803	154	49057	5.34	ppm		92
54) 2-Nitroaniline	5.969	65	12158	4.47	ppm		90
55) Dimethylphthalate	6.231	163	53516	5.32	ppm		92
56) Acenaphthylene	6.305	152	67159	5.52	ppm		99
57) 2,6-Dinitrotoluene	6.284	165	10577	5.09	ppm		72
58) 3-Nitroaniline	6.514	138	10927	5.02	ppm		96
59) Acenaphthene	6.540	153	38512	5.59	ppm		97
60) 2,4-Dinitrophenol	6.679	184	8939	6.32	ppm		93
61) 4-Nitrophenol	6.920	109	6068	3.81	ppm	#	61
62) Dibenzofuran	6.797	168	60546	5.42	ppm		95
63) 2,4-Dinitrotoluene	6.861	165	13722	4.81	ppm		64
64) 2,3,4,6-Tetrachlorophenol	7.032	232	14013	5.10	ppm		93
65) Diethylphthalate	7.272	149	58360	5.42	ppm		97
66) Fluorene	7.304	166	47219	5.36	ppm		99
67) 4-Chlorophenyl-phenyle...	7.368	204	24826	5.77	ppm		85
68) 4-Nitroaniline	7.422	138	9282	4.14	ppm		93
70) 4,6-Dinitro-2-methylph...	7.491	198	6308	3.61	ppm		72
71) n-Nitrosodiphenylamine	7.571	169	38361	5.29	ppm		89
72) Pentachloronitrobenzene	8.597	295	3051	3.96	ppm		82
73) 1,2-Diphenylhydrazine	7.608	77	57570	5.17	ppm		99
75) 4-Bromophenyl-phenylether	8.153	248	18551	5.39	ppm		90
76) Hexachlorobenzene	8.201	284	21378	5.28	ppm		89

Quantitation Report (QT Reviewed)

Data Path : C:\msdchem\1\DATA\EM7405\
Data File : M172895.D
Acq On : 17 May 2021 1:39 pm
Operator : hennys
Sample : ic7405-5
Misc : op32565,em7405,1000,,,1,1
ALS Vial : 4 Sample Multiplier: 1

Quant Time: May 17 17:30:33 2021
Quant Method : C:\MSDCHEM\1\METHODS\MM7405.M
Quant Title : Semi Volatile GC/MS, rtx-5ms 30mx0.25mmx0.25um
QLast Update : Mon May 17 15:55:35 2021
Response via : Initial Calibration

Compound	R.T.	QIon	Response	Conc	Units	Dev(Min)
77) Pentachlorophenol	8.597	266	20124	8.14	ppm	82
78) Phenanthrene	8.880	178	70933	5.48	ppm	98
79) Anthracene	8.976	178	68518	4.92	ppm	94
80) Carbazole	9.344	167	66144	4.82	ppm	97
81) Di-n-butylphthalate	10.204	149	98895	4.85	ppm	95
82) Fluoranthene	11.059	202	85642	4.77	ppm	98
83) Octadecane	8.997	57	22179	5.42	ppm	93
85) Benzidine	11.475	184	30510	3.66	ppm	97
86) Pyrene	11.449	202	93479	4.93	ppm	97
88) Butylbenzylphthalate	13.040	149	42029	4.41	ppm	97
89) Benzo[a]anthracene	13.804	228	88963	4.80	ppm	95
90) 3,3'-Dichlorobenzidine	13.906	252	25004	4.25	ppm	94
91) Chrysene	13.863	228	74849	4.82	ppm	98
92) bis(2-Ethylhexyl)phtha...	14.296	149	57243	4.47	ppm	87
94) Di-n-octylphthalate	15.497	149	89120	3.81	ppm	94
95) Benzo[b]fluoranthene	15.748	252	88735	4.63	ppm	98
96) Benzo[k]fluoranthene	15.802	252	85266	5.16	ppm	95
97) Benzo[a]pyrene	16.266	252	82057	4.39	ppm	97
98) Indeno[1,2,3-cd]pyrene	17.981	276	65945	4.24	ppm	96
99) Dibenz(a,h)acridine	17.703	279	60512	3.81	ppm	98
100) Dibenz[a,h]anthracene	18.034	278	66693	4.12	ppm	90
101) 7,12-Dimethylbenz(a)an...	15.759	256	2170	1.09	ppm	77
102) Benzo[g,h,i]perylene	18.323	276	81278	4.54	ppm	94

(#) = qualifier out of range (m) = manual integration (+) = signals summed

Quantitation Report (QT Reviewed)

Data Path : C:\msdchem\1\DATA\EM7405\
Data File : M172895.D
Acq On : 17 May 2021 1:39 pm
Operator : hennys
Sample : ic7405-5
Misc : op32565,em7405,1000,,,1,1
ALS Vial : 4 Sample Multiplier: 1

Quant Time: May 17 17:30:33 2021
Quant Method : C:\MSDCHEM\1\METHODS\MM7405.M
Quant Title : Semi Volatile GC/MS, rtx-5ms 30mx0.25mmx0.25um
QLast Update : Mon May 17 15:55:35 2021
Response via : Initial Calibration

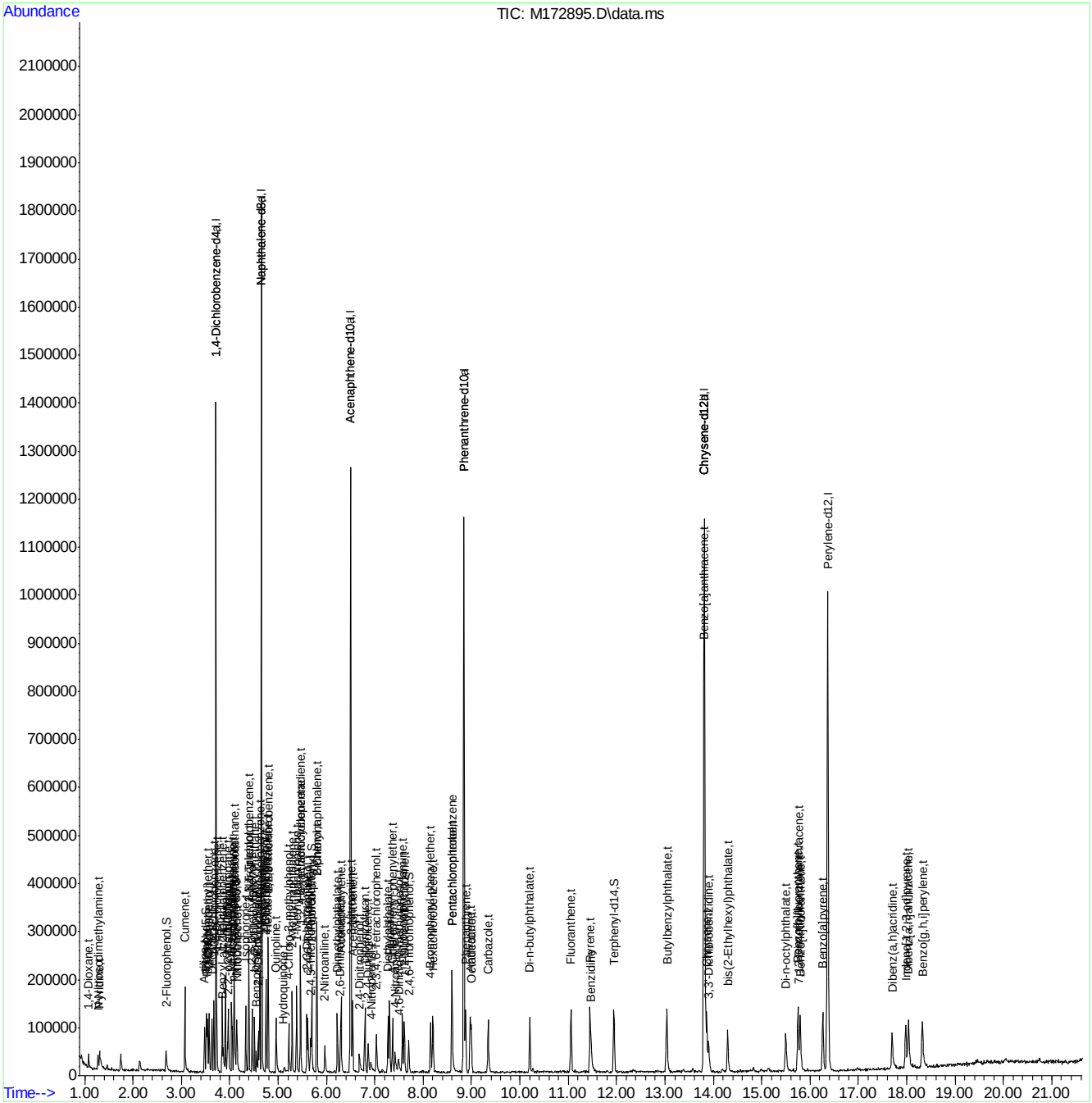

Manual Integration Approval Summary

Sample Number:	EM7405-IC7405	**Method:**	SW846 8270E
Lab FileID:	M172895.D	**Analyst approved:**	05/18/21 08:49 Ying Li
Injection Time:	05/17/21 13:39	**Supervisor approved:**	05/19/21 09:31 Nina Pandya

Parameter	CAS	Sig#	R.T. (min.)	Reason
2-Fluorophenol	367-12-4		2.68	Poor instrument integration

Quantitation Report (Qedit)

Data Path : C:\msdchem\1\DATA\EM7405\
Data File : M172895.D
Acq On : 17 May 2021 1:39 pm
Operator : hennys
Sample : ic7405-5
Misc : op32565,em7405,1000,,,1,1
ALS Vial : 4 Sample Multiplier: 1

Quant Time: May 17 15:57:04 2021
Quant Method : C:\MSDCHEM\1\METHODS\MM7405.M
Quant Title : Semi Volatile GC/MS, rtx-5ms 30mx0.25mmx0.25um
QLast Update : Mon May 17 15:55:35 2021
Response via : Initial Calibration

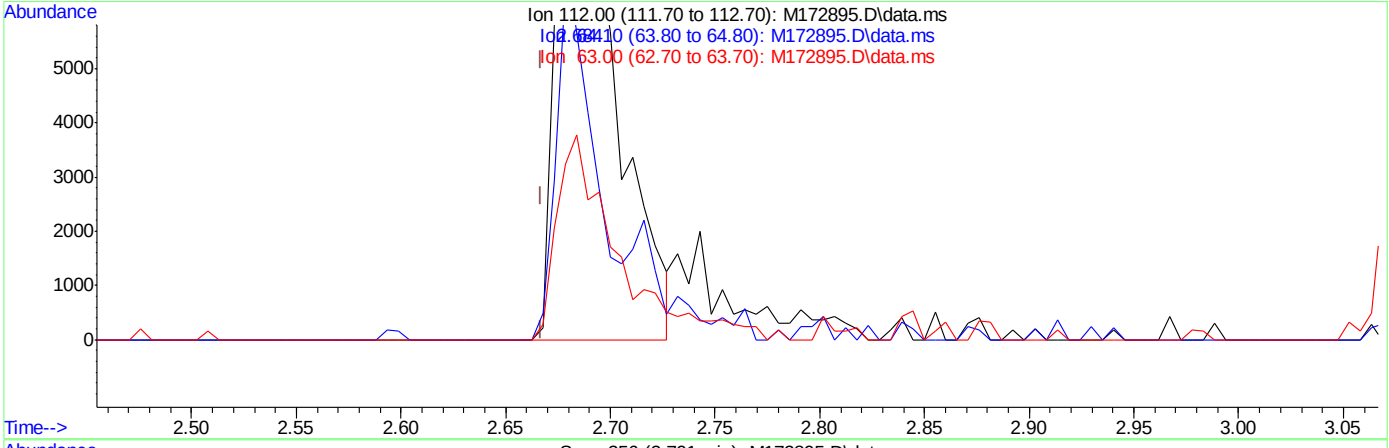

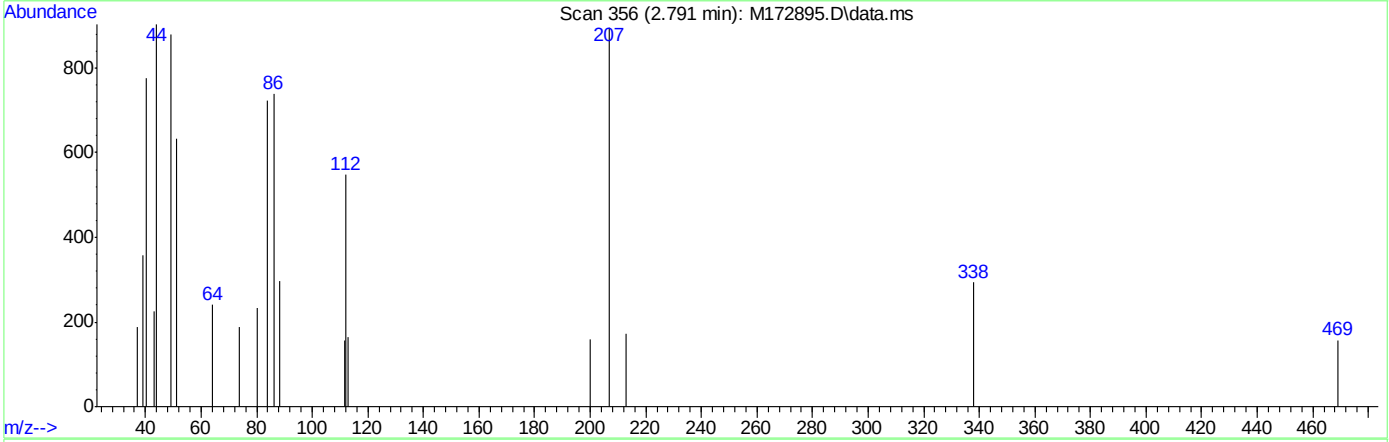

TIC: M172895.D\data.ms

(5) 2-Fluorophenol (S)

2.684min (+0.017) 3.39ppm

response 20011

Ion	Exp%	Act%
112.00	100	100
64.10	45.70	45.80
63.00	30.30	29.73
0.00	0.00	0.00

Quantitation Report (Qedit)

Data Path : C:\msdchem\1\DATA\EM7405\
Data File : M172895.D
Acq On : 17 May 2021 1:39 pm
Operator : hennys
Sample : ic7405-5
Misc : op32565,em7405,1000,,,1,1
ALS Vial : 4 Sample Multiplier: 1

Quant Time: May 17 15:57:04 2021
Quant Method : C:\MSDCHEM\1\METHODS\MM7405.M
Quant Title : Semi Volatile GC/MS, rtx-5ms 30mx0.25mmx0.25um
QLast Update : Mon May 17 15:55:35 2021
Response via : Initial Calibration

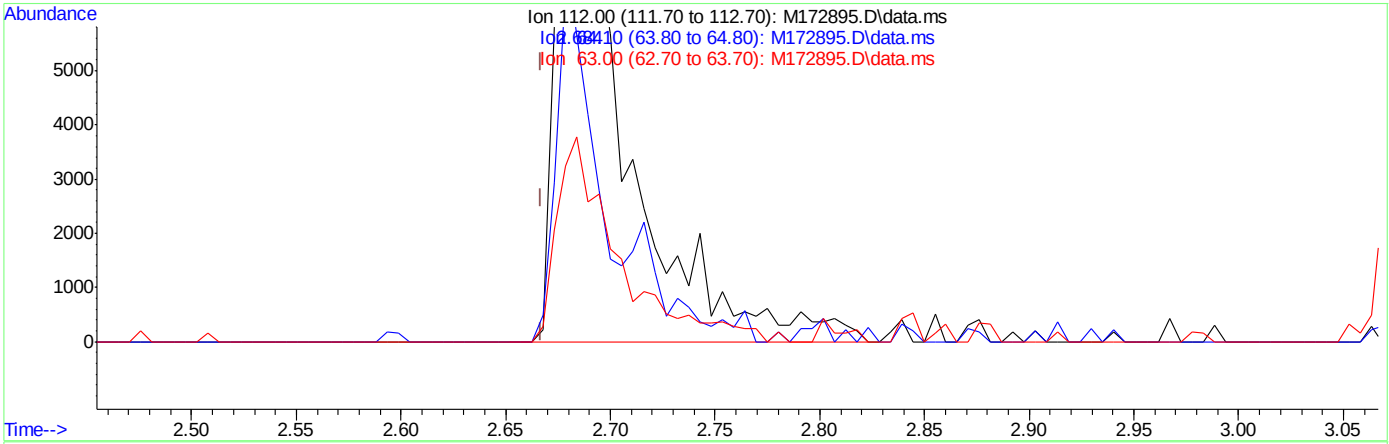

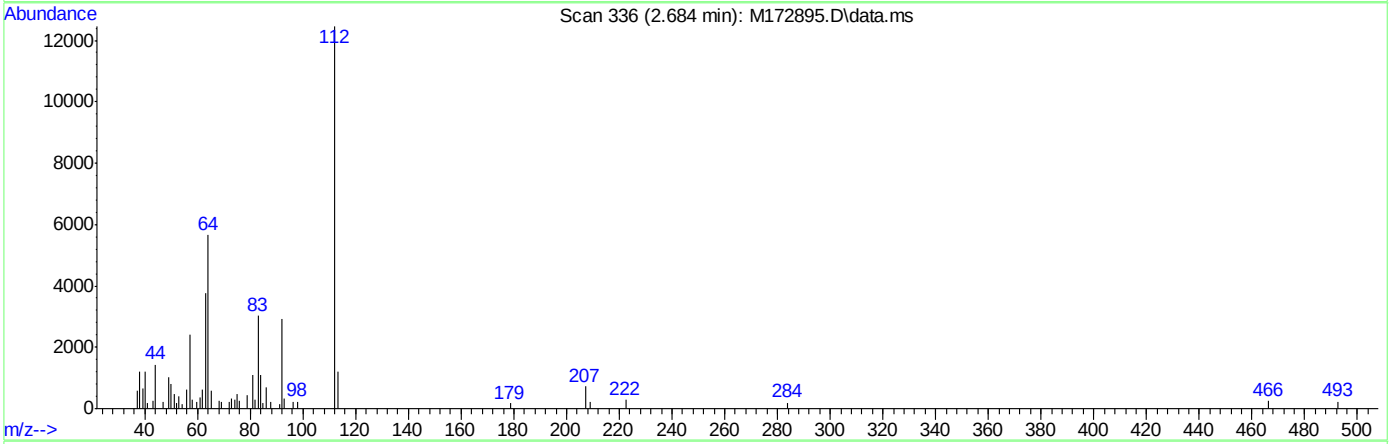

TIC: M172895.D\data.ms

(5) 2-Fluorophenol (S)

2.684min (+0.017) 3.98ppm m

response 23508

Ion	Exp%	Act%
112.00	100	100
64.10	45.70	45.39
63.00	30.30	30.26
0.00	0.00	0.00

Quantitation Report (QT Reviewed)

Data Path : C:\msdchem\1\DATA\EM7405\
Data File : M172896a.D
Acq On : 17 May 2021 2:32 pm
Operator : hennys
Sample : ic7405-10
Misc : op32565,em7405,1000,,,1,1
ALS Vial : 5 Sample Multiplier: 1

Quant Time: May 17 16:00:08 2021
Quant Method : C:\MSDCHEM\1\METHODS\MM7405.M
Quant Title : Semi Volatile GC/MS, rtx-5ms 30mx0.25mmx0.25um
QLast Update : Mon May 17 15:55:35 2021
Response via : Initial Calibration

Compound	R.T.	QIon	Response	Conc	Units	Dev(Min)
Internal Standards						
1) 1,4-Dichlorobenzene-d4	3.716	152	214329	40.00	ppm	0.00
24) Naphthalene-d8	4.656	136	716655	40.00	ppm	0.00
46) Acenaphthene-d10	6.504	164	441412	40.00	ppm	0.00
69) Phenanthrene-d10	8.843	188	894458	40.00	ppm	0.00
84) Chrysene-d12	13.821	240	874366	40.00	ppm	0.00
93) Perylene-d12	16.369	264	844228	40.00	ppm	0.00
103) 1,4-Dichlorobenzene-d4a	3.716	152	214329	40.00	ppm	0.00
105) Acenaphthene-d10a	6.504	164	441412	40.00	ppm	0.00
107) Chrysene-d12a	13.821	240	874366	40.00	ppm	0.00
109) Phenanthrene-d10a	8.843	188	894458	40.00	ppm	0.00
111) Naphthalene-d8a	4.656	136	716655	40.00	ppm	0.00
113) Chrysene-d12b	13.821	240	874366	40.00	ppm	0.00
System Monitoring Compounds						
5) 2-Fluorophenol	2.674	112	73783	9.16	ppm	0.00
Spiked Amount 50.000			Recovery = 18.32%			
8) Phenol-d5	3.513	99	89184	9.53	ppm	0.00
Spiked Amount 50.000			Recovery = 19.06%			
25) Nitrobenzene-d5	4.138	82	73611	10.16	ppm	0.00
Spiked Amount 50.000			Recovery = 20.32%			
51) 2-Fluorobiphenyl	5.697	172	131550	11.25	ppm	0.00
Spiked Amount 50.000			Recovery = 22.50%			
74) 2,4,6-Tribromophenol	7.700	330	31971	9.91	ppm	0.00
Spiked Amount 50.000			Recovery = 19.82%			
87) Terphenyl-d14	11.941	244	208693	10.11	ppm	0.00
Spiked Amount 50.000			Recovery = 20.22%			
108) 1-chlorooctadecane	0.000	57	0	0.00	ppm	
Spiked Amount 50.000			Recovery = 0.00%			
110) o-terphenyl	0.000	230	0	0.00	ppm	
Spiked Amount 50.000			Recovery = 0.00%			
Target Compounds						Qvalue
2) 1,4-Dioxane	1.082	88	34352	8.77	ppm	87
3) Pyridine	1.291	79	87364	9.13	ppm	96
4) N-Nitrosodimethylamine	1.269	42	37423	8.98	ppm	89
6) Indene	3.908	116	115002	10.07	ppm	96
7) Cumene	3.075	105	180076	9.87	ppm	100
9) Phenol	3.523	94	96695	10.43	ppm	96
10) Aniline	3.475	93	113765	9.40	ppm	97
11) bis(2-Chloroethyl)ether	3.539	93	74763	10.47	ppm	93
12) 2-Chlorophenol	3.566	128	65489	9.95	ppm	96
13) Decane	3.630	43	43169	9.96	ppm	93
14) 1,3-Dichlorobenzene	3.668	146	73392	10.18	ppm	91
15) 1,4-Dichlorobenzene	3.726	146	66985	9.99	ppm	96
16) Benzyl alcohol	3.854	108	37925	9.69	ppm	99
17) 1,2-Dichlorobenzene	3.844	146	67763	9.50	ppm	99
18) Acetophenone	4.036	105	97202	10.09	ppm	94
19) 2-Methylphenol	3.967	108	58691	10.02	ppm	96
20) 2,2'-oxybis(1-Chloropr...	3.956	121	16939	9.77	ppm	94

Quantitation Report (QT Reviewed)

Data Path : C:\msdchem\1\DATA\EM7405\
Data File : M172896a.D
Acq On : 17 May 2021 2:32 pm
Operator : hennys
Sample : ic7405-10
Misc : op32565,em7405,1000,,,1,1
ALS Vial : 5 Sample Multiplier: 1

Quant Time: May 17 16:00:08 2021
Quant Method : C:\MSDCHEM\1\METHODS\MM7405.M
Quant Title : Semi Volatile GC/MS, rtx-5ms 30mx0.25mmx0.25um
QLast Update : Mon May 17 15:55:35 2021
Response via : Initial Calibration

Compound	R.T.	QIon	Response	Conc	Units		Dev(Min)
21) 3&4-Methylphenol	4.090	108	116138	20.17	ppm		92
22) n-Nitroso-di-n-propyla...	4.047	70	43888	9.72	ppm		96
23) Hexachloroethane	4.084	201	30107	10.23	ppm		89
26) Nitrobenzene	4.154	77	73392	10.21	ppm		95
27) Quinoline	4.955	129	124158	9.64	ppm		98
28) Isophorone	4.330	82	144762	9.78	ppm		96
29) 2-Nitrophenol	4.389	139	32689	8.94	ppm		86
30) 2,4-Dimethylphenol	4.458	107	70190	9.88	ppm		99
31) Benzoic acid	4.565	105	46284	8.85	ppm		98
32) bis(2-Chloroethoxy)met...	4.511	93	79446	9.71	ppm		96
33) 2,4-Dichlorophenol	4.586	162	51757	9.96	ppm		88
34) 2,6-Dichlorophenol	4.746	162	49646	9.64	ppm		98
35) 1,3,5-Trichlorobenzene	4.394	180	67317	9.98	ppm		98
36) 1,2,4-Trichlorobenzene	4.624	180	62374	9.64	ppm		93
37) 1,2,3-Trichlorobenzene	4.795	180	56723	9.86	ppm		96
38) Naphthalene	4.672	128	154058	9.98	ppm		96
39) 4-Chloroaniline	4.741	127	71189	9.58	ppm		94
40) 2,3-Dichloroaniline	5.596	161	67142	9.62	ppm		94
41) Hydroquinone	5.104	110	25618	7.60	ppm		94
42) Hexachlorobutadiene	4.789	225	40282	9.85	ppm		100
43) 4-Chloro-3-methylphenol	5.216	107	62398	9.24	ppm		82
44) 2-Methylnaphthalene	5.286	141	109767	10.09	ppm		91
45) 1-Methylnaphthalene	5.382	142	119450	10.15	ppm		97
47) Hexachlorocyclopentadiene	5.462	237	73008	18.75	ppm		96
48) 1,2,4,5-Tetrachloroben...	5.468	216	61800	11.03	ppm		99
49) 2,4,6-Trichlorophenol	5.617	196	41709	10.88	ppm		96
50) 2,4,5-Trichlorophenol	5.665	196	41698	10.19	ppm	#	68
52) 2-Chloronaphthalene	5.804	162	118690	10.90	ppm		98
53) Biphenyl	5.799	154	141733	10.65	ppm		94
54) 2-Nitroaniline	5.964	65	38210	9.70	ppm		92
55) Dimethylphthalate	6.226	163	153225	10.52	ppm		98
56) Acenaphthylene	6.301	152	191319	10.87	ppm		97
57) 2,6-Dinitrotoluene	6.290	165	32910	10.93	ppm		85
58) 3-Nitroaniline	6.509	138	30366	9.64	ppm		95
59) Acenaphthene	6.541	153	104885	10.51	ppm		98
60) 2,4-Dinitrophenol	6.669	184	36982	18.06	ppm		95
61) 4-Nitrophenol	6.894	109	21930	9.52	ppm		82
62) Dibenzofuran	6.792	168	173413	10.71	ppm		99
63) 2,4-Dinitrotoluene	6.856	165	44206	10.71	ppm		80
64) 2,3,4,6-Tetrachlorophenol	7.027	232	42468	10.67	ppm		98
65) Diethylphthalate	7.273	149	167072	10.72	ppm		97
66) Fluorene	7.305	166	136489	10.71	ppm		91
67) 4-Chlorophenyl-phenyle...	7.364	204	67840	10.90	ppm		90
68) 4-Nitroaniline	7.412	138	30800	9.49	ppm		93
70) 4,6-Dinitro-2-methylph...	7.486	198	25652	9.98	ppm		93
71) n-Nitrosodiphenylamine	7.572	169	113357	10.62	ppm		98
72) Pentachloronitrobenzene	8.597	295	11505	10.16	ppm		97
73) 1,2-Diphenylhydrazine	7.609	77	174216	10.64	ppm		97
75) 4-Bromophenyl-phenylether	8.154	248	52149	10.30	ppm		96
76) Hexachlorobenzene	8.202	284	61050	10.25	ppm		93

Quantitation Report (QT Reviewed)

Data Path : C:\msdchem\1\DATA\EM7405\
Data File : M172896a.D
Acq On : 17 May 2021 2:32 pm
Operator : hennys
Sample : ic7405-10
Misc : op32565,em7405,1000,,,1,1
ALS Vial : 5 Sample Multiplier: 1

Quant Time: May 17 16:00:08 2021
Quant Method : C:\MSDCHEM\1\METHODS\MM7405.M
Quant Title : Semi Volatile GC/MS, rtx-5ms 30mx0.25mmx0.25um
QLast Update : Mon May 17 15:55:35 2021
Response via : Initial Calibration

	Compound	R.T.	QIon	Response	Conc	Units	Dev(Min)
77)	Pentachlorophenol	8.592	266	66093	18.17	ppm	98
78)	Phenanthrene	8.880	178	194699	10.23	ppm	97
79)	Anthracene	8.966	178	201442	9.83	ppm	99
80)	Carbazole	9.340	167	202105	10.00	ppm	99
81)	Di-n-butylphthalate	10.205	149	303029	10.11	ppm	97
82)	Fluoranthene	11.054	202	270267	10.22	ppm	96
83)	Octadecane	8.998	57	62764	10.42	ppm	97
85)	Benzidine	11.471	184	89310	7.57	ppm	97
86)	Pyrene	11.450	202	271392	10.13	ppm	98
88)	Butylbenzylphthalate	13.041	149	136264	10.11	ppm	96
89)	Benzo[a]anthracene	13.805	228	262202	10.02	ppm	96
90)	3,3'-Dichlorobenzidine	13.901	252	78545	9.45	ppm	93
91)	Chrysene	13.864	228	215545	9.82	ppm	98
92)	bis(2-Ethylhexyl)phtha...	14.296	149	175811	9.71	ppm	98
94)	Di-n-octylphthalate	15.503	149	304319	9.47	ppm	96
95)	Benzo[b]fluoranthene	15.749	252	258666	9.84	ppm	95
96)	Benzo[k]fluoranthene	15.792	252	243362	10.74	ppm	94
97)	Benzo[a]pyrene	16.262	252	250929	9.79	ppm	99
98)	Indeno[1,2,3-cd]pyrene	17.976	276	207568	9.72	ppm	95
99)	Dibenz(a,h)acridine	17.693	279	200688	9.20	ppm	98
100)	Dibenz[a,h]anthracene	18.035	278	221975	10.00	ppm	95
101)	7,12-Dimethylbenz(a)an...	15.760	256	8676	3.17	ppm	81
102)	Benzo[g,h,i]perylene	18.318	276	242382	9.86	ppm	96

(#) = qualifier out of range (m) = manual integration (+) = signals summed

Quantitation Report (QT Reviewed)

Data Path : C:\msdchem\1\DATA\EM7405\
Data File : M172896a.D
Acq On : 17 May 2021 2:32 pm
Operator : hennys
Sample : ic7405-10
Misc : op32565,em7405,1000,,,1,1
ALS Vial : 5 Sample Multiplier: 1

Quant Time: May 17 16:00:08 2021
Quant Method : C:\MSDCHEM\1\METHODS\MM7405.M
Quant Title : Semi Volatile GC/MS, rtx-5ms 30mx0.25mmx0.25um
QLast Update : Mon May 17 15:55:35 2021
Response via : Initial Calibration

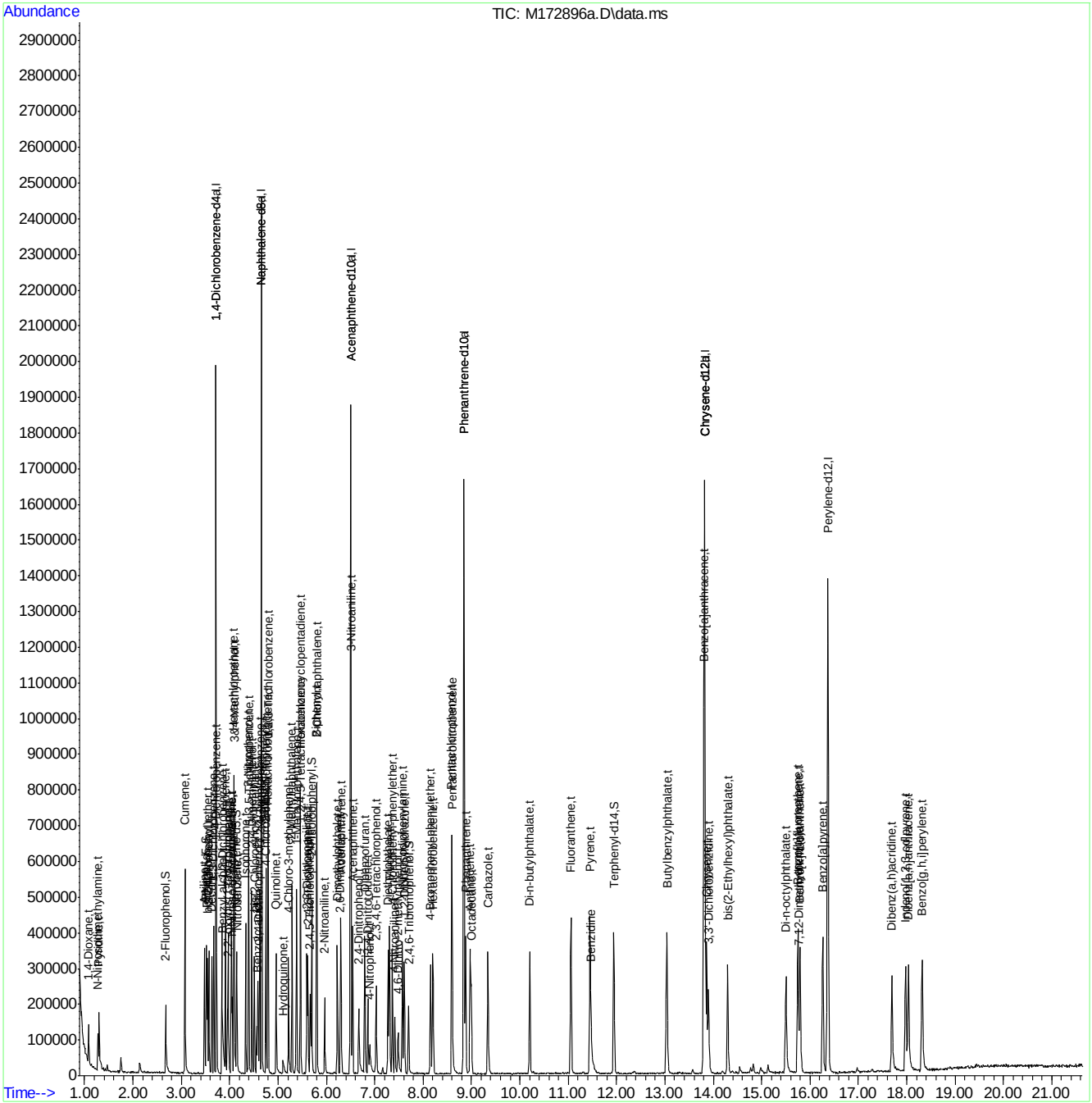

Quantitation Report (QT Reviewed)

Data Path : C:\msdchem\1\DATA\EM7405\
Data File : M172897.D
Acq On : 17 May 2021 3:01 pm
Operator : hennys
Sample : ic7405-25
Misc : op32565,em7405,1000,,,1,1
ALS Vial : 6 Sample Multiplier: 1

Quant Time: May 17 16:00:43 2021
Quant Method : C:\MSDCHEM\1\METHODS\MM7405.M
Quant Title : Semi Volatile GC/MS, rtx-5ms 30mx0.25mmx0.25um
QLast Update : Mon May 17 15:55:35 2021
Response via : Initial Calibration

Compound	R.T.	QIon	Response	Conc	Units	Dev(Min)
Internal Standards						
1) 1,4-Dichlorobenzene-d4	3.719	152	169877	40.00	ppm	0.00
24) Naphthalene-d8	4.659	136	564512	40.00	ppm	0.00
46) Acenaphthene-d10	6.502	164	380577	40.00	ppm	0.00
69) Phenanthrene-d10	8.847	188	745787	40.00	ppm	0.00
84) Chrysene-d12	13.825	240	722383	40.00	ppm	0.00
93) Perylene-d12	16.367	264	693097	40.00	ppm	0.00
103) 1,4-Dichlorobenzene-d4a	3.719	152	169877	40.00	ppm	0.00
105) Acenaphthene-d10a	6.502	164	380577	40.00	ppm	0.00
107) Chrysene-d12a	13.825	240	722383	40.00	ppm	0.00
109) Phenanthrene-d10a	8.847	188	745787	40.00	ppm	0.00
111) Naphthalene-d8a	4.659	136	564512	40.00	ppm	0.00
113) Chrysene-d12b	13.825	240	722383	40.00	ppm	0.00
System Monitoring Compounds						
5) 2-Fluorophenol	2.667	112	159605	25.00	ppm	0.00
Spiked Amount 50.000			Recovery =	50.00%		
8) Phenol-d5	3.511	99	185395	25.00	ppm	0.00
Spiked Amount 50.000			Recovery =	50.00%		
25) Nitrobenzene-d5	4.141	82	142623	25.00	ppm	0.00
Spiked Amount 50.000			Recovery =	50.00%		
51) 2-Fluorobiphenyl	5.695	172	252131	25.00	ppm	0.00
Spiked Amount 50.000			Recovery =	50.00%		
74) 2,4,6-Tribromophenol	7.698	330	67218	25.00	ppm	0.00
Spiked Amount 50.000			Recovery =	50.00%		
87) Terphenyl-d14	11.945	244	426433	25.00	ppm	0.00
Spiked Amount 50.000			Recovery =	50.00%		
108) 1-chlorooctadecane	0.000	57	0	0.00	ppm	
Spiked Amount 50.000			Recovery =	0.00%		
110) o-terphenyl	0.000	230	0	0.00	ppm	
Spiked Amount 50.000			Recovery =	0.00%		
Target Compounds						Qvalue
2) 1,4-Dioxane	1.081	88	77576	25.00	ppm	100
3) Pyridine	1.284	79	189508	25.00	ppm	100
4) N-Nitrosodimethylamine	1.268	42	82531	25.00	ppm	100
6) Indene	3.906	116	226325	25.00	ppm	100
7) Cumene	3.073	105	361420	25.00	ppm	100
9) Phenol	3.522	94	183777	25.00	ppm	100
10) Aniline	3.474	93	239862	25.00	ppm	100
11) bis(2-Chloroethyl)ether	3.543	93	141459	25.00	ppm	100
12) 2-Chlorophenol	3.570	128	130445	25.00	ppm	100
13) Decane	3.634	43	85914	25.00	ppm	100
14) 1,3-Dichlorobenzene	3.671	146	142811	25.00	ppm	100
15) 1,4-Dichlorobenzene	3.730	146	132930	25.00	ppm	100
16) Benzyl alcohol	3.853	108	77571	25.00	ppm	100
17) 1,2-Dichlorobenzene	3.842	146	141285	25.00	ppm	100
18) Acetophenone	4.034	105	190849	25.00	ppm	100
19) 2-Methylphenol	3.970	108	116103	25.00	ppm	100
20) 2,2'-oxybis(1-Chloropr...	3.954	121	34363	25.00	ppm	100

Quantitation Report (QT Reviewed)

Data Path : C:\msdchem\1\DATA\EM7405\
Data File : M172897.D
Acq On : 17 May 2021 3:01 pm
Operator : hennys
Sample : ic7405-25
Misc : op32565,em7405,1000,,,1,1
ALS Vial : 6 Sample Multiplier: 1

Quant Time: May 17 16:00:43 2021
Quant Method : C:\MSDCHEM\1\METHODS\MM7405.M
Quant Title : Semi Volatile GC/MS, rtx-5ms 30mx0.25mmx0.25um
QLast Update : Mon May 17 15:55:35 2021
Response via : Initial Calibration

Compound	R.T.	QIon	Response	Conc	Units		Dev(Min)
21) 3&4-Methylphenol	4.088	108	228232	50.00	ppm		100
22) n-Nitroso-di-n-propyla...	4.050	70	89448	25.00	ppm		100
23) Hexachloroethane	4.088	201	58328	25.00	ppm		100
26) Nitrobenzene	4.152	77	141526	25.00	ppm		100
27) Quinoline	4.958	129	253512	25.00	ppm		100
28) Isophorone	4.333	82	291480	25.00	ppm		100
29) 2-Nitrophenol	4.387	139	72012	25.00	ppm		100
30) 2,4-Dimethylphenol	4.462	107	139968	25.00	ppm		100
31) Benzoic acid	4.585	105	102956	25.00	ppm		100
32) bis(2-Chloroethoxy)met...	4.510	93	161146	25.00	ppm		100
33) 2,4-Dichlorophenol	4.579	162	102294	25.00	ppm		100
34) 2,6-Dichlorophenol	4.745	162	101388	25.00	ppm		100
35) 1,3,5-Trichlorobenzene	4.392	180	132802	25.00	ppm		100
36) 1,2,4-Trichlorobenzene	4.622	180	127468	25.00	ppm		100
37) 1,2,3-Trichlorobenzene	4.798	180	113337	25.00	ppm		100
38) Naphthalene	4.670	128	303871	25.00	ppm		100
39) 4-Chloroaniline	4.745	127	146335	25.00	ppm		100
40) 2,3-Dichloroaniline	5.594	161	137441	25.00	ppm		100
41) Hydroquinone	5.097	110	66402	25.00	ppm		100
42) Hexachlorobutadiene	4.793	225	80545	25.00	ppm		100
43) 4-Chloro-3-methylphenol	5.215	107	132953	25.00	ppm		100
44) 2-Methylnaphthalene	5.290	141	214232	25.00	ppm		100
45) 1-Methylnaphthalene	5.386	142	231821	25.00	ppm		100
47) Hexachlorocyclopentadiene	5.460	237	167899	50.00	ppm		100
48) 1,2,4,5-Tetrachloroben...	5.466	216	120771	25.00	ppm		100
49) 2,4,6-Trichlorophenol	5.615	196	82630	25.00	ppm		100
50) 2,4,5-Trichlorophenol	5.663	196	88244	25.00	ppm	#	67
52) 2-Chloronaphthalene	5.802	162	234755	25.00	ppm		100
53) Biphenyl	5.802	154	286754	25.00	ppm		100
54) 2-Nitroaniline	5.963	65	84898	25.00	ppm		100
55) Dimethylphthalate	6.230	163	313937	25.00	ppm		100
56) Acenaphthylene	6.304	152	379532	25.00	ppm		100
57) 2,6-Dinitrotoluene	6.288	165	64890	25.00	ppm		100
58) 3-Nitroaniline	6.507	138	67924	25.00	ppm		100
59) Acenaphthene	6.545	153	215179	25.00	ppm		100
60) 2,4-Dinitrophenol	6.668	184	88279	50.00	ppm		100
61) 4-Nitrophenol	6.887	109	49651	25.00	ppm		100
62) Dibenzofuran	6.796	168	348920	25.00	ppm		100
63) 2,4-Dinitrotoluene	6.860	165	88964	25.00	ppm		100
64) 2,3,4,6-Tetrachlorophenol	7.025	232	85793	25.00	ppm		100
65) Diethylphthalate	7.276	149	335805	25.00	ppm		100
66) Fluorene	7.308	166	274805	25.00	ppm		100
67) 4-Chlorophenyl-phenyle...	7.367	204	134192	25.00	ppm		100
68) 4-Nitroaniline	7.421	138	69961	25.00	ppm		100
70) 4,6-Dinitro-2-methylph...	7.485	198	53570	25.00	ppm		100
71) n-Nitrosodiphenylamine	7.576	169	222473	25.00	ppm		100
72) Pentachloronitrobenzene	8.596	295	23608	25.00	ppm		100
73) 1,2-Diphenylhydrazine	7.613	77	341260	25.00	ppm		100
75) 4-Bromophenyl-phenylether	8.152	248	105527	25.00	ppm		100
76) Hexachlorobenzene	8.206	284	124197	25.00	ppm		100

Quantitation Report (QT Reviewed)

Data Path : C:\msdchem\1\DATA\EM7405\
Data File : M172897.D
Acq On : 17 May 2021 3:01 pm
Operator : hennys
Sample : ic7405-25
Misc : op32565,em7405,1000,,,1,1
ALS Vial : 6 Sample Multiplier: 1

Quant Time: May 17 16:00:43 2021
Quant Method : C:\MSDCHEM\1\METHODS\MM7405.M
Quant Title : Semi Volatile GC/MS, rtx-5ms 30mx0.25mmx0.25um
QLast Update : Mon May 17 15:55:35 2021
Response via : Initial Calibration

Compound	R.T.	QIon	Response	Conc	Units	Dev(Min)
77) Pentachlorophenol	8.596	266	151631	50.00	ppm	100
78) Phenanthrene	8.884	178	396866	25.00	ppm	100
79) Anthracene	8.975	178	427135	25.00	ppm	100
80) Carbazole	9.343	167	421316	25.00	ppm	100
81) Di-n-butylphthalate	10.209	149	625035	25.00	ppm	100
82) Fluoranthene	11.058	202	551189	25.00	ppm	100
83) Octadecane	8.996	57	125544	25.00	ppm	100
85) Benzidine	11.469	184	243621	25.00	ppm	100
86) Pyrene	11.453	202	553562	25.00	ppm	100
88) Butylbenzylphthalate	13.045	149	278348	25.00	ppm	100
89) Benzo[a]anthracene	13.809	228	540622	25.00	ppm	100
90) 3,3'-Dichlorobenzidine	13.899	252	171740	25.00	ppm	100
91) Chrysene	13.867	228	453368	25.00	ppm	100
92) bis(2-Ethylhexyl)phtha...	14.300	149	374098	25.00	ppm	100
94) Di-n-octylphthalate	15.502	149	659662	25.00	ppm	100
95) Benzo[b]fluoranthene	15.753	252	539432	25.00	ppm	100
96) Benzo[k]fluoranthene	15.795	252	465256	25.00	ppm	100
97) Benzo[a]pyrene	16.265	252	526012	25.00	ppm	100
98) Indeno[1,2,3-cd]pyrene	17.980	276	438154	25.00	ppm	100
99) Dibenz(a,h)acridine	17.697	279	447515	25.00	ppm	100
100) Dibenz[a,h]anthracene	18.039	278	455680	25.00	ppm	100
101) 7,12-Dimethylbenz(a)an...	15.769	256	56177	25.00	ppm	100
102) Benzo[g,h,i]perylene	18.322	276	504786	25.00	ppm	100

(#) = qualifier out of range (m) = manual integration (+) = signals summed

Quantitation Report (QT Reviewed)

Data Path : C:\msdchem\1\DATA\EM7405\
Data File : M172897.D
Acq On : 17 May 2021 3:01 pm
Operator : hennys
Sample : ic7405-25
Misc : op32565,em7405,1000,,,1,1
ALS Vial : 6 Sample Multiplier: 1

Quant Time: May 17 16:00:43 2021
Quant Method : C:\MSDCHEM\1\METHODS\MM7405.M
Quant Title : Semi Volatile GC/MS, rtx-5ms 30mx0.25mmx0.25um
QLast Update : Mon May 17 15:55:35 2021
Response via : Initial Calibration

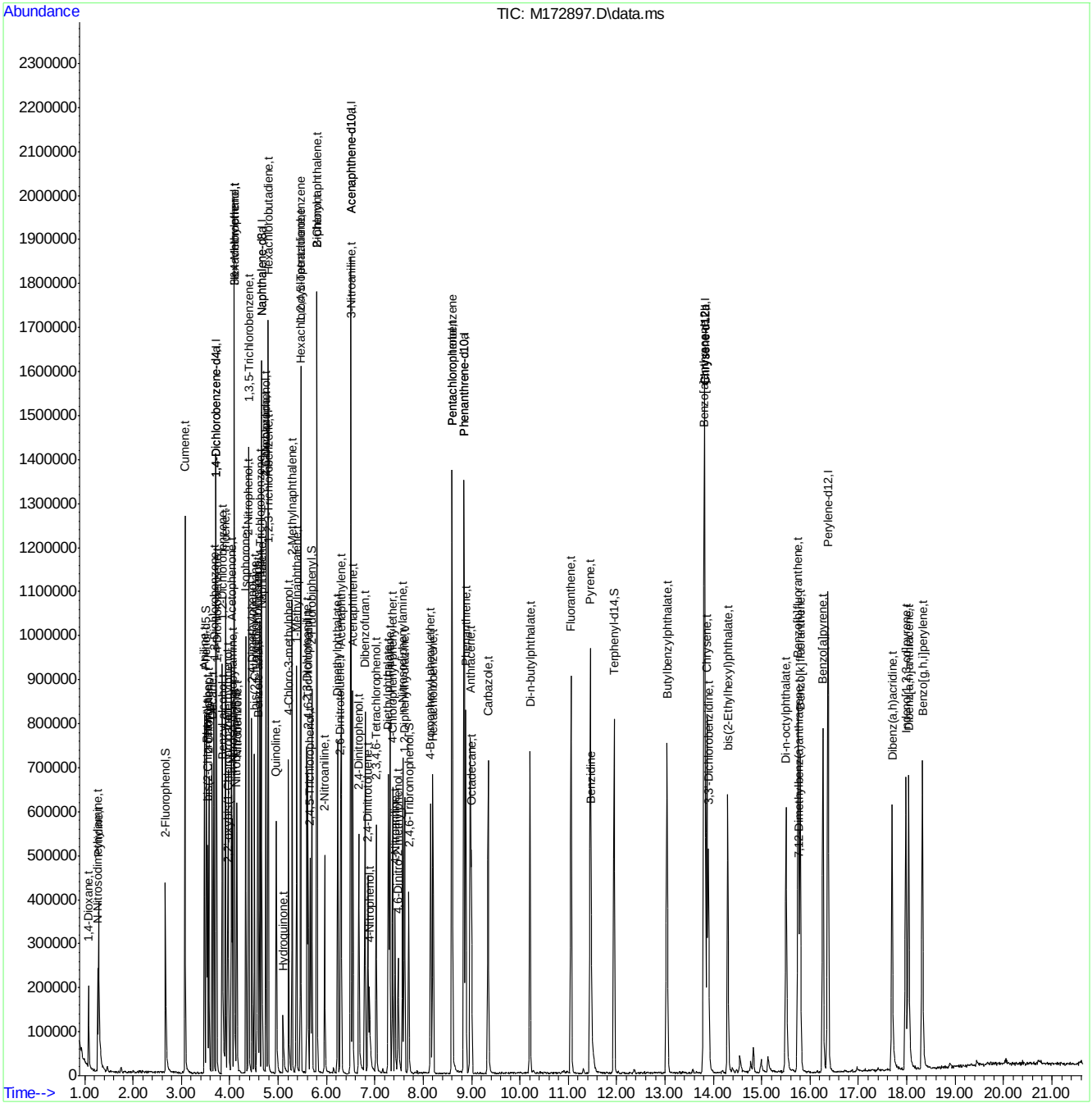

JD27605

Quantitation Report (QT Reviewed)

Data Path : C:\msdchem\1\DATA\EM7405\
Data File : M172898.D
Acq On : 17 May 2021 3:29 pm
Operator : hennys
Sample : icc7405-50
Misc : op32565,em7405,1000,,,1,1
ALS Vial : 7 Sample Multiplier: 1

Quant Time: May 17 16:01:37 2021
Quant Method : C:\MSDCHEM\1\METHODS\MM7405.M
Quant Title : Semi Volatile GC/MS, rtx-5ms 30mx0.25mmx0.25um
QLast Update : Mon May 17 15:55:35 2021
Response via : Initial Calibration

Compound	R.T.	QIon	Response	Conc	Units	Dev(Min)
Internal Standards						
1) 1,4-Dichlorobenzene-d4	3.714	152	165619	40.00	ppm	0.00
24) Naphthalene-d8	4.660	136	556402	40.00	ppm	0.00
46) Acenaphthene-d10	6.502	164	388064	40.00	ppm	0.00
69) Phenanthrene-d10	8.847	188	765241	40.00	ppm	0.00
84) Chrysene-d12	13.830	240	708083	40.00	ppm	0.00
93) Perylene-d12	16.373	264	696106	40.00	ppm	0.00
103) 1,4-Dichlorobenzene-d4a	3.714	152	165619	40.00	ppm	0.00
105) Acenaphthene-d10a	6.502	164	388064	40.00	ppm	0.00
107) Chrysene-d12a	13.830	240	708083	40.00	ppm	0.00
109) Phenanthrene-d10a	8.847	188	765241	40.00	ppm	0.00
111) Naphthalene-d8a	4.660	136	556402	40.00	ppm	0.00
113) Chrysene-d12b	13.830	240	708083	40.00	ppm	0.00
System Monitoring Compounds						
5) 2-Fluorophenol	2.667	112	325121	52.24	ppm	0.00
Spiked Amount 50.000			Recovery = 104.48%			
8) Phenol-d5	3.511	99	358503	49.59	ppm	0.00
Spiked Amount 50.000			Recovery = 99.18%			
25) Nitrobenzene-d5	4.141	82	284591	50.61	ppm	0.00
Spiked Amount 50.000			Recovery = 101.22%			
51) 2-Fluorobiphenyl	5.701	172	501748	48.79	ppm	0.00
Spiked Amount 50.000			Recovery = 97.58%			
74) 2,4,6-Tribromophenol	7.704	330	137075	49.69	ppm	0.00
Spiked Amount 50.000			Recovery = 99.38%			
87) Terphenyl-d14	11.950	244	842173	50.37	ppm	0.00
Spiked Amount 50.000			Recovery = 100.74%			
108) 1-chlorooctadecane	0.000	57	0	0.00	ppm	
Spiked Amount 50.000			Recovery = 0.00%			
110) o-terphenyl	0.000	230	0	0.00	ppm	
Spiked Amount 50.000			Recovery = 0.00%			
Target Compounds						Qvalue
2) 1,4-Dioxane	1.076	88	149997	49.58	ppm	92
3) Pyridine	1.279	79	360260	48.75	ppm	98
4) N-Nitrosodimethylamine	1.263	42	156988	48.78	ppm	97
6) Indene	3.906	116	435838	49.38	ppm	98
7) Cumene	3.073	105	717563	50.91	ppm	98
9) Phenol	3.522	94	347174	48.44	ppm	99
10) Aniline	3.474	93	471420	50.40	ppm	87
11) bis(2-Chloroethyl)ether	3.543	93	255221	46.26	ppm	96
12) 2-Chlorophenol	3.565	128	240670	47.31	ppm	92
13) Decane	3.634	43	165305	49.34	ppm	97
14) 1,3-Dichlorobenzene	3.671	146	276590	49.66	ppm	98
15) 1,4-Dichlorobenzene	3.730	146	262864	50.71	ppm	98
16) Benzyl alcohol	3.858	108	161948	53.54	ppm	91
17) 1,2-Dichlorobenzene	3.842	146	280887	50.98	ppm	98
18) Acetophenone	4.035	105	375552	50.46	ppm	98
19) 2-Methylphenol	3.971	108	222756	49.20	ppm	99
20) 2,2'-oxybis(1-Chloropr...	3.955	121	65628	48.97	ppm	94

Quantitation Report (QT Reviewed)

Data Path : C:\msdchem\1\DATA\EM7405\
Data File : M172898.D
Acq On : 17 May 2021 3:29 pm
Operator : hennys
Sample : icc7405-50
Misc : op32565,em7405,1000,,,1,1
ALS Vial : 7 Sample Multiplier: 1

Quant Time: May 17 16:01:37 2021
Quant Method : C:\MSDCHEM\1\METHODS\MM7405.M
Quant Title : Semi Volatile GC/MS, rtx-5ms 30mx0.25mmx0.25um
QLast Update : Mon May 17 15:55:35 2021
Response via : Initial Calibration

Compound	R.T.	QIon	Response	Conc	Units		Dev(Min)
21) 3&4-Methylphenol	4.088	108	453092	101.81	ppm		99
22) n-Nitroso-di-n-propyla...	4.056	70	181363	51.99	ppm		99
23) Hexachloroethane	4.088	201	111152	48.87	ppm		97
26) Nitrobenzene	4.152	77	277723	49.77	ppm		97
27) Quinoline	4.964	129	507421	50.77	ppm		97
28) Isophorone	4.334	82	583194	50.75	ppm		97
29) 2-Nitrophenol	4.387	139	143685	50.61	ppm		89
30) 2,4-Dimethylphenol	4.462	107	277805	50.34	ppm		94
31) Benzoic acid	4.612	105	214636	52.88	ppm		95
32) bis(2-Chloroethoxy)met...	4.510	93	309399	48.70	ppm		98
33) 2,4-Dichlorophenol	4.579	162	215493	53.43	ppm		98
34) 2,6-Dichlorophenol	4.750	162	205115	51.31	ppm		92
35) 1,3,5-Trichlorobenzene	4.393	180	264478	50.51	ppm		98
36) 1,2,4-Trichlorobenzene	4.622	180	242033	48.16	ppm		99
37) 1,2,3-Trichlorobenzene	4.798	180	223652	50.05	ppm		97
38) Naphthalene	4.676	128	628302	52.44	ppm		98
39) 4-Chloroaniline	4.745	127	302759	52.48	ppm		96
40) 2,3-Dichloroaniline	5.594	161	278968	51.48	ppm		98
41) Hydroquinone	5.098	110	167730	64.07	ppm		91
42) Hexachlorobutadiene	4.793	225	161606	50.89	ppm		95
43) 4-Chloro-3-methylphenol	5.215	107	263800	50.33	ppm	#	39
44) 2-Methylnaphthalene	5.290	141	430836	51.01	ppm		96
45) 1-Methylnaphthalene	5.386	142	463272	50.69	ppm		97
47) Hexachlorocyclopentadiene	5.466	237	372732	108.86	ppm		98
48) 1,2,4,5-Tetrachloroben...	5.471	216	242147	49.16	ppm		98
49) 2,4,6-Trichlorophenol	5.616	196	167851	49.80	ppm		98
50) 2,4,5-Trichlorophenol	5.658	196	186418	51.79	ppm	#	64
52) 2-Chloronaphthalene	5.808	162	477828	49.90	ppm		95
53) Biphenyl	5.808	154	571625	48.87	ppm		98
54) 2-Nitroaniline	5.968	65	169083	48.83	ppm		88
55) Dimethylphthalate	6.235	163	635163	49.60	ppm		97
56) Acenaphthylene	6.310	152	746188	48.20	ppm		99
57) 2,6-Dinitrotoluene	6.294	165	139827	52.83	ppm		90
58) 3-Nitroaniline	6.513	138	141088	50.93	ppm		96
59) Acenaphthene	6.550	153	441999	50.36	ppm		98
60) 2,4-Dinitrophenol	6.673	184	200182	111.19	ppm		90
61) 4-Nitrophenol	6.881	109	105528	52.11	ppm		99
62) Dibenzofuran	6.801	168	717480	50.42	ppm		97
63) 2,4-Dinitrotoluene	6.860	165	185741	51.19	ppm		88
64) 2,3,4,6-Tetrachlorophenol	7.026	232	180404	51.56	ppm		97
65) Diethylphthalate	7.287	149	665673	48.60	ppm		97
66) Fluorene	7.309	166	536078	47.83	ppm		99
67) 4-Chlorophenyl-phenyle...	7.367	204	269365	49.21	ppm		98
68) 4-Nitroaniline	7.432	138	142070	49.79	ppm		95
70) 4,6-Dinitro-2-methylph...	7.490	198	114233	51.95	ppm		93
71) n-Nitrosodiphenylamine	7.581	169	455550	49.89	ppm		97
72) Pentachloronitrobenzene	8.612	295	44752	46.19	ppm		93
73) 1,2-Diphenylhydrazine	7.619	77	656002	46.84	ppm		97
75) 4-Bromophenyl-phenylether	8.158	248	225433	52.05	ppm		94
76) Hexachlorobenzene	8.206	284	252004	49.44	ppm		95

Quantitation Report (QT Reviewed)

Data Path : C:\msdchem\1\DATA\EM7405\
Data File : M172898.D
Acq On : 17 May 2021 3:29 pm
Operator : hennys
Sample : icc7405-50
Misc : op32565,em7405,1000,,,1,1
ALS Vial : 7 Sample Multiplier: 1

Quant Time: May 17 16:01:37 2021
Quant Method : C:\MSDCHEM\1\METHODS\MM7405.M
Quant Title : Semi Volatile GC/MS, rtx-5ms 30mx0.25mmx0.25um
QLast Update : Mon May 17 15:55:35 2021
Response via : Initial Calibration

Compound	R.T.	QIon	Response	Conc	Units	Dev(Min)
77) Pentachlorophenol	8.601	266	317977	102.19	ppm	95
78) Phenanthrene	8.890	178	839380	51.53	ppm	100
79) Anthracene	8.980	178	853571	48.69	ppm	97
80) Carbazole	9.349	167	852716	49.31	ppm	99
81) Di-n-butylphthalate	10.209	149	1272038	49.59	ppm	99
82) Fluoranthene	11.064	202	1115740	49.32	ppm	98
83) Octadecane	9.002	57	245352	47.62	ppm	97
85) Benzidine	11.475	184	511285	53.53	ppm	98
86) Pyrene	11.459	202	1117831	51.50	ppm	99
88) Butylbenzylphthalate	13.045	149	570939	52.31	ppm	98
89) Benzo[a]anthracene	13.809	228	1098906	51.84	ppm	97
90) 3,3'-Dichlorobenzidine	13.905	252	354630	52.67	ppm	99
91) Chrysene	13.873	228	889495	50.04	ppm	96
92) bis(2-Ethylhexyl)phtha...	14.300	149	755721	51.52	ppm	96
94) Di-n-octylphthalate	15.507	149	1368333	51.63	ppm	99
95) Benzo[b]fluoranthene	15.758	252	1068149	49.29	ppm	98
96) Benzo[k]fluoranthene	15.812	252	880935	47.13	ppm	98
97) Benzo[a]pyrene	16.276	252	1067915	50.54	ppm	95
98) Indeno[1,2,3-cd]pyrene	17.991	276	912664	51.85	ppm	98
99) Dibenz(a,h)acridine	17.702	279	928858	51.67	ppm	98
100) Dibenz[a,h]anthracene	18.050	278	874166	47.75	ppm	99
101) 7,12-Dimethylbenz(a)an...	15.780	256	250918	111.18	ppm	96
102) Benzo[g,h,i]perylene	18.338	276	1003639	49.49	ppm	98

(#) = qualifier out of range (m) = manual integration (+) = signals summed

Quantitation Report (QT Reviewed)

Data Path : C:\msdchem\1\DATA\EM7405\
Data File : M172898.D
Acq On : 17 May 2021 3:29 pm
Operator : hennys
Sample : icc7405-50
Misc : op32565,em7405,1000,,,1,1
ALS Vial : 7 Sample Multiplier: 1

Quant Time: May 17 16:01:37 2021
Quant Method : C:\MSDCHEM\1\METHODS\MM7405.M
Quant Title : Semi Volatile GC/MS, rtx-5ms 30mx0.25mmx0.25um
QLast Update : Mon May 17 15:55:35 2021
Response via : Initial Calibration

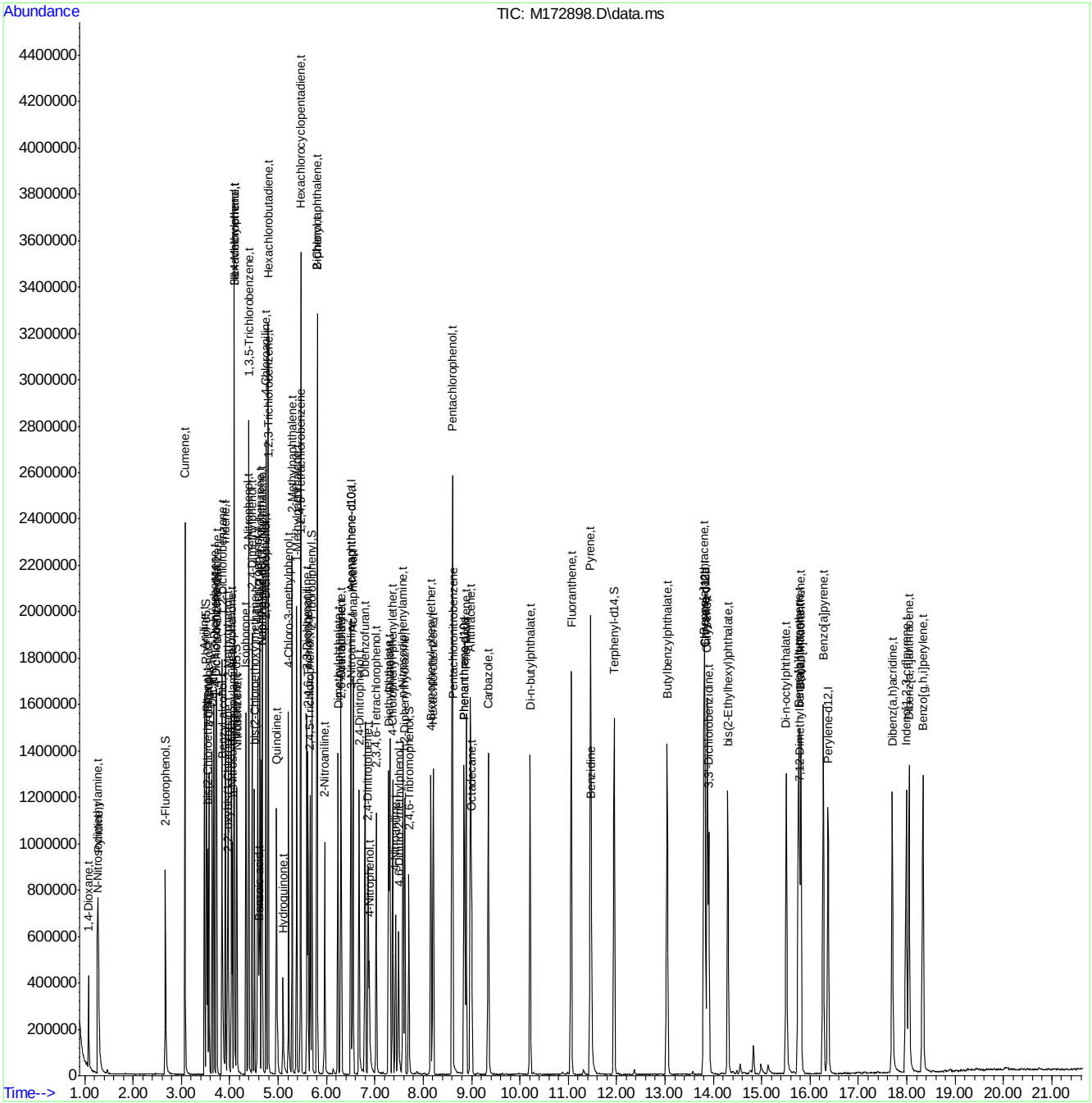

Quantitation Report (QT Reviewed)

Data Path : C:\msdchem\1\DATA\EM7405\
Data File : M172899a.D
Acq On : 17 May 2021 4:36 pm
Operator : hennys
Sample : ic7405-80
Misc : op32565,em7405,1000,,,1,1
ALS Vial : 8 Sample Multiplier: 1

Quant Time: May 17 17:19:55 2021
Quant Method : C:\MSDCHEM\1\METHODS\MM7405.M
Quant Title : Semi Volatile GC/MS, rtx-5ms 30mx0.25mmx0.25um
QLast Update : Mon May 17 17:18:53 2021
Response via : Initial Calibration

Compound	R.T.	QIon	Response	Conc	Units	Dev(Min)
Internal Standards						
1) 1,4-Dichlorobenzene-d4	3.718	152	174660	40.00	ppm	0.00
24) Naphthalene-d8	4.658	136	584728	40.00	ppm	0.00
46) Acenaphthene-d10	6.506	164	408899	40.00	ppm	0.00
69) Phenanthrene-d10	8.851	188	778250	40.00	ppm	0.00
84) Chrysene-d12	13.834	240	673359	40.00	ppm	0.00
93) Perylene-d12	16.377	264	662937	40.00	ppm	0.00
103) 1,4-Dichlorobenzene-d4a	3.718	152	174660	40.00	ppm	0.00
105) Acenaphthene-d10a	6.506	164	408899	40.00	ppm	0.00
107) Chrysene-d12a	13.834	240	673359	40.00	ppm	0.00
109) Phenanthrene-d10a	8.851	188	778250	40.00	ppm	0.00
111) Naphthalene-d8a	4.658	136	584728	40.00	ppm	0.00
113) Chrysene-d12b	13.834	240	673359	40.00	ppm	0.00
System Monitoring Compounds						
5) 2-Fluorophenol	2.666	112	545452	95.84	ppm	0.00
Spiked Amount 50.000			Recovery = 191.68%			
8) Phenol-d5	3.515	99	597119	84.02	ppm	0.00
Spiked Amount 50.000			Recovery = 168.04%			
25) Nitrobenzene-d5	4.145	82	478076	79.38	ppm	0.00
Spiked Amount 50.000			Recovery = 158.76%			
51) 2-Fluorobiphenyl	5.705	172	818733	66.01	ppm	0.00
Spiked Amount 50.000			Recovery = 132.02%			
74) 2,4,6-Tribromophenol	7.708	330	215746	76.27	ppm	0.00
Spiked Amount 50.000			Recovery = 152.54%			
87) Terphenyl-d14	11.954	244	1294309	80.70	ppm	0.00
Spiked Amount 50.000			Recovery = 161.40%			
108) 1-chlorooctadecane	0.000	57	0	0.00	ppm	
Spiked Amount 50.000			Recovery = 0.00%			
110) o-terphenyl	0.000	230	0	0.00	ppm	
Spiked Amount 50.000			Recovery = 0.00%			
Target Compounds						Qvalue
2) 1,4-Dioxane	1.080	88	248958	80.17	ppm	98
3) Pyridine	1.283	79	596466	89.64	ppm	97
4) N-Nitrosodimethylamine	1.272	42	265205	88.24	ppm	91
6) Indene	3.910	116	732179	78.57	ppm	99
7) Cumene	3.072	105	1138438	78.42	ppm	99
9) Phenol	3.526	94	575975	82.93	ppm	99
10) Aniline	3.478	93	810151	91.74	ppm	90
11) bis(2-Chloroethyl)ether	3.547	93	421073	72.34	ppm	96
12) 2-Chlorophenol	3.569	128	394697	74.81	ppm	96
13) Decane	3.638	43	281733	76.51	ppm	95
14) 1,3-Dichlorobenzene	3.670	146	455487	75.73	ppm	97
15) 1,4-Dichlorobenzene	3.729	146	439145	77.81	ppm	98
16) Benzyl alcohol	3.862	108	278685	92.60	ppm	96
17) 1,2-Dichlorobenzene	3.841	146	469071	82.16	ppm	97
18) Acetophenone	4.044	105	620746	78.47	ppm	96
19) 2-Methylphenol	3.975	108	374596	76.30	ppm	98
20) 2,2'-oxybis(1-Chloropr...	3.959	121	113771	79.19	ppm	98

Quantitation Report (QT Reviewed)

Data Path : C:\msdchem\1\DATA\EM7405\
Data File : M172899a.D
Acq On : 17 May 2021 4:36 pm
Operator : hennys
Sample : ic7405-80
Misc : op32565,em7405,1000,,,1,1
ALS Vial : 8 Sample Multiplier: 1

Quant Time: May 17 17:19:55 2021
Quant Method : C:\MSDCHEM\1\METHODS\MM7405.M
Quant Title : Semi Volatile GC/MS, rtx-5ms 30mx0.25mmx0.25um
QLast Update : Mon May 17 17:18:53 2021
Response via : Initial Calibration

Compound	R.T.	QIon	Response	Conc	Units	Dev(Min)
21) 3&4-Methylphenol	4.097	108	729366	148.17	ppm	94
22) n-Nitroso-di-n-propyla...	4.060	70	301137	79.61	ppm	98
23) Hexachloroethane	4.087	201	187809	77.38	ppm	88
26) Nitrobenzene	4.156	77	468386	78.15	ppm	99
27) Quinoline	4.973	129	853150	87.94	ppm	98
28) Isophorone	4.343	82	969850	83.17	ppm	95
29) 2-Nitrophenol	4.391	139	235398	88.07	ppm	96
30) 2,4-Dimethylphenol	4.466	107	466292	81.01	ppm	99
31) Benzoic acid	4.632	105	335593	91.34	ppm	96
32) bis(2-Chloroethoxy)met...	4.514	93	511474	77.66	ppm	98
33) 2,4-Dichlorophenol	4.583	162	353790	89.87	ppm	94
34) 2,6-Dichlorophenol	4.754	162	342962	83.17	ppm	97
35) 1,3,5-Trichlorobenzene	4.396	180	425050	77.08	ppm	98
36) 1,2,4-Trichlorobenzene	4.626	180	407121	78.23	ppm	99
37) 1,2,3-Trichlorobenzene	4.802	180	370491	78.44	ppm	96
38) Naphthalene	4.680	128	1032287	79.95	ppm	100
39) 4-Chloroaniline	4.749	127	500799	89.41	ppm	99
40) 2,3-Dichloroaniline	5.598	161	456650	78.51	ppm	98
41) Hydroquinone	5.107	110	329257	142.00	ppm	94
42) Hexachlorobutadiene	4.797	225	272166	84.06	ppm	97
43) 4-Chloro-3-methylphenol	5.219	107	425850	81.02	ppm	94
44) 2-Methylnaphthalene	5.294	141	705381	78.87	ppm	99
45) 1-Methylnaphthalene	5.390	142	755477	79.34	ppm	97
47) Hexachlorocyclopentadiene	5.470	237	633598	180.39	ppm	98
48) 1,2,4,5-Tetrachloroben...	5.475	216	386407	66.79	ppm	98
49) 2,4,6-Trichlorophenol	5.620	196	270362	68.47	ppm	97
50) 2,4,5-Trichlorophenol	5.662	196	298810	73.93	ppm	97
52) 2-Chloronaphthalene	5.812	162	758982	68.91	ppm	97
53) Biphenyl	5.807	154	913282	67.89	ppm	100
54) 2-Nitroaniline	5.972	65	263237	79.33	ppm	96
55) Dimethylphthalate	6.245	163	1017181	66.85	ppm	99
56) Acenaphthylene	6.309	152	1183018	68.19	ppm	99
57) 2,6-Dinitrotoluene	6.303	165	218910	80.07	ppm	91
58) 3-Nitroaniline	6.522	138	225292	81.01	ppm	97
59) Acenaphthene	6.554	153	720406	74.02	ppm	99
60) 2,4-Dinitrophenol	6.682	184	323042	209.21	ppm	94
61) 4-Nitrophenol	6.885	109	167962	90.30	ppm	96
62) Dibenzofuran	6.805	168	1134437	71.21	ppm	99
63) 2,4-Dinitrotoluene	6.869	165	281946	74.61	ppm	100
64) 2,3,4,6-Tetrachlorophenol	7.030	232	281884	76.35	ppm	98
65) Diethylphthalate	7.291	149	1027018	67.32	ppm	99
66) Fluorene	7.313	166	840464	67.59	ppm	98
67) 4-Chlorophenyl-phenyle...	7.371	204	427591	69.53	ppm	98
68) 4-Nitroaniline	7.446	138	221851	84.56	ppm	99
70) 4,6-Dinitro-2-methylph...	7.500	198	179493	90.55	ppm	96
71) n-Nitrosodiphenylamine	7.590	169	710024	73.37	ppm	100
72) Pentachloronitrobenzene	8.616	295	71083	76.60	ppm	95
73) 1,2-Diphenylhydrazine	7.622	77	1005790	66.12	ppm	97
75) 4-Bromophenyl-phenylether	8.162	248	357372	78.98	ppm	98
76) Hexachlorobenzene	8.215	284	386538	71.70	ppm	93

Quantitation Report (QT Reviewed)

Data Path : C:\msdchem\1\DATA\EM7405\
Data File : M172899a.D
Acq On : 17 May 2021 4:36 pm
Operator : hennys
Sample : ic7405-80
Misc : op32565,em7405,1000,,,1,1
ALS Vial : 8 Sample Multiplier: 1

Quant Time: May 17 17:19:55 2021
Quant Method : C:\MSDCHEM\1\METHODS\MM7405.M
Quant Title : Semi Volatile GC/MS, rtx-5ms 30mx0.25mmx0.25um
QLast Update : Mon May 17 17:18:53 2021
Response via : Initial Calibration

Compound	R.T.	QIon	Response	Conc	Units	Dev(Min)
77) Pentachlorophenol	8.605	266	509952	177.08	ppm	96
78) Phenanthrene	8.894	178	1294788	73.16	ppm	98
79) Anthracene	8.984	178	1338984	75.77	ppm	98
80) Carbazole	9.353	167	1290787	74.95	ppm	99
81) Di-n-butylphthalate	10.213	149	1886657	69.76	ppm	99
82) Fluoranthene	11.067	202	1685659	72.70	ppm	99
83) Octadecane	9.000	57	386398	69.68	ppm	96
85) Benzidine	11.479	184	786558	107.33	ppm	99
86) Pyrene	11.463	202	1633788	77.15	ppm	100
88) Butylbenzylphthalate	13.049	149	834101	84.19	ppm	98
89) Benzo[a]anthracene	13.813	228	1669236	80.61	ppm	99
90) 3,3'-Dichlorobenzidine	13.909	252	531174	97.05	ppm	96
91) Chrysene	13.882	228	1347585	80.06	ppm	99
92) bis(2-Ethylhexyl)phtha...	14.304	149	1112493	85.32	ppm	94
94) Di-n-octylphthalate	15.511	149	2009063	92.21	ppm	100
95) Benzo[b]fluoranthene	15.768	252	1658254	87.65	ppm	99
96) Benzo[k]fluoranthene	15.826	252	1243091	68.03	ppm	100
97) Benzo[a]pyrene	16.286	252	1595602	85.98	ppm	96
98) Indeno[1,2,3-cd]pyrene	18.000	276	1404214	91.47	ppm	98
99) Dibenz(a,h)acridine	17.712	279	1432896	99.58	ppm	99
100) Dibenz[a,h]anthracene	18.059	278	1306865	84.06	ppm	98
101) 7,12-Dimethylbenz(a)an...	15.789	256	484580	239.96	ppm	100
102) Benzo[g,h,i]perylene	18.347	276	1532103	84.67	ppm	99

(#) = qualifier out of range (m) = manual integration (+) = signals summed

Quantitation Report (QT Reviewed)

Data Path : C:\msdchem\1\DATA\EM7405\
Data File : M172899a.D
Acq On : 17 May 2021 4:36 pm
Operator : hennys
Sample : ic7405-80
Misc : op32565,em7405,1000,,,1,1
ALS Vial : 8 Sample Multiplier: 1

Quant Time: May 17 17:19:55 2021
Quant Method : C:\MSDCHEM\1\METHODS\MM7405.M
Quant Title : Semi Volatile GC/MS, rtx-5ms 30mx0.25mmx0.25um
QLast Update : Mon May 17 17:18:53 2021
Response via : Initial Calibration

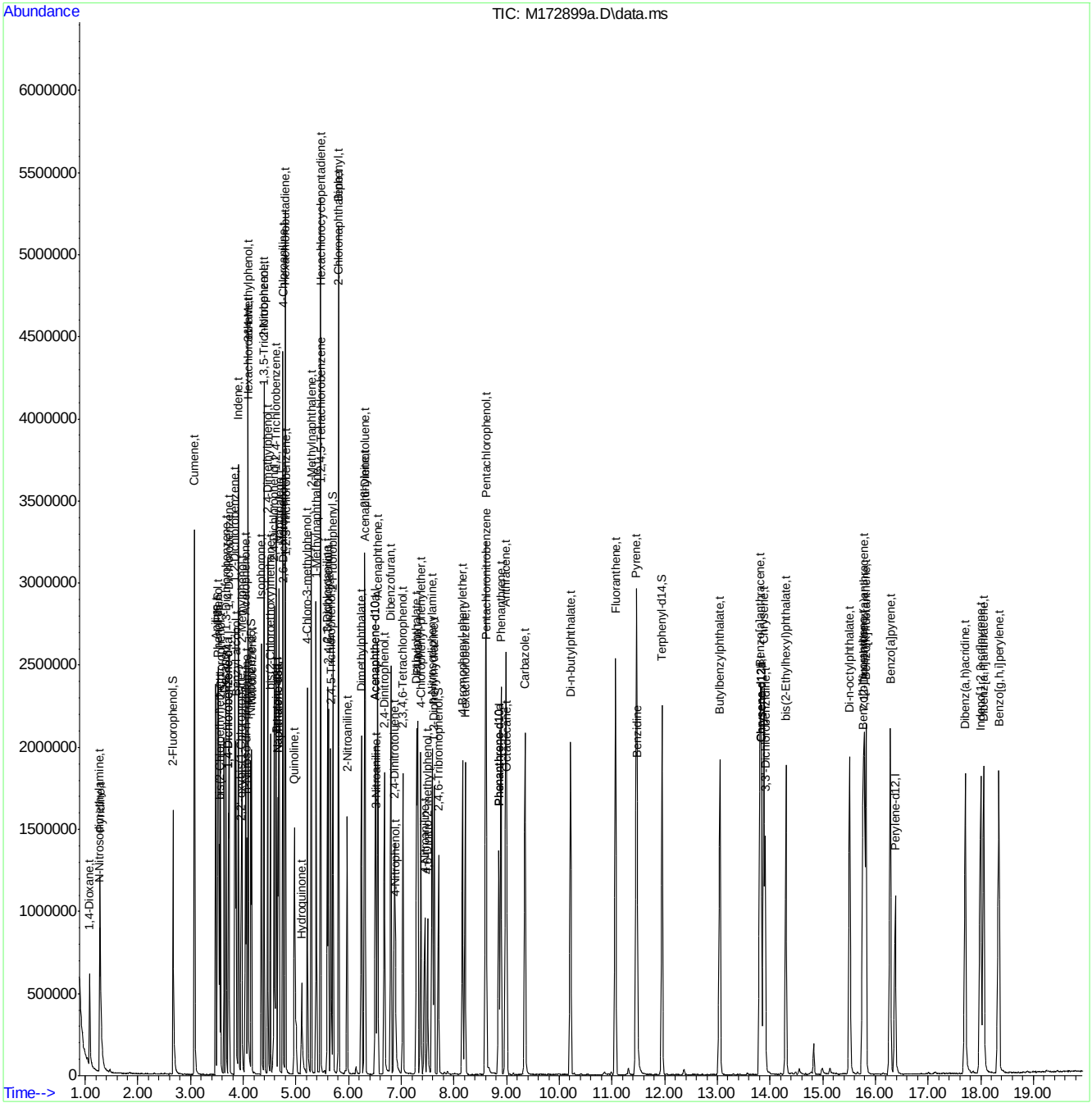

Quantitation Report (QT Reviewed)

Data Path : C:\msdchem\1\DATA\EM7405\
Data File : M172900.D
Acq On : 17 May 2021 5:03 pm
Operator : hennys
Sample : ic7405-100
Misc : op32565,em7405,1000,,,1,1
ALS Vial : 9 Sample Multiplier: 1

Quant Time: May 19 08:56:58 2021
Quant Method : C:\MSDCHEM\1\METHODS\MM7405.M
Quant Title : Semi Volatile GC/MS, rtx-5ms 30mx0.25mmx0.25um
QLast Update : Tue May 18 11:17:11 2021
Response via : Initial Calibration

Compound	R.T.	QIon	Response	Conc	Units	Dev(Min)
Internal Standards						
1) 1,4-Dichlorobenzene-d4	3.720	152	165412	40.00	ppm	0.00
24) Naphthalene-d8	4.660	136	571681	40.00	ppm	0.00
46) Acenaphthene-d10	6.508	164	410981	40.00	ppm	0.00
69) Phenanthrene-d10	8.852	188	792734	40.00	ppm	0.00
84) Chrysene-d12	13.841	240	667463	40.00	ppm	0.00
93) Perylene-d12	16.383	264	669002	40.00	ppm	0.00
103) 1,4-Dichlorobenzene-d4a	3.720	152	165412	40.00	ppm	-0.03
105) Acenaphthene-d10a	6.508	164	410981	40.00	ppm	-0.04
107) Chrysene-d12a	13.841	240	667463	40.00	ppm	-0.05
109) Phenanthrene-d10a	8.852	188	792734	40.00	ppm	-0.05
111) Naphthalene-d8a	4.660	136	571681	40.00	ppm	-0.03
113) Chrysene-d12b	13.841	240	667463	40.00	ppm	0.00
System Monitoring Compounds						
5) 2-Fluorophenol	2.667	112	705963	114.88	ppm	0.00
Spiked Amount 50.000			Recovery = 229.76%			
8) Phenol-d5	3.517	99	761742	110.66	ppm	0.00
Spiked Amount 50.000			Recovery = 221.32%			
25) Nitrobenzene-d5	4.147	82	618602	104.50	ppm	0.00
Spiked Amount 50.000			Recovery = 209.00%			
51) 2-Fluorobiphenyl	5.706	172	1071046	89.44	ppm	0.00
Spiked Amount 50.000			Recovery = 178.88%			
74) 2,4,6-Tribromophenol	7.715	330	283088	99.04	ppm	0.00
Spiked Amount 50.000			Recovery = 198.08%			
87) Terphenyl-d14	11.961	244	1734034	107.73	ppm	0.00
Spiked Amount 50.000			Recovery = 215.46%			
108) 1-chlorooctadecane	0.000	57	0d	0.00	ppm	
Spiked Amount 50.000			Recovery = 0.00%			
110) o-terphenyl	0.000	230	0	0.00	ppm	
Spiked Amount 50.000			Recovery = 0.00%			
Target Compounds						Qvalue
2) 1,4-Dioxane	1.081	88	311083	104.99	ppm	97
3) Pyridine	1.284	79	740086	113.27	ppm	99
4) N-Nitrosodimethylamine	1.273	42	312343	107.06	ppm	89
6) Indene	3.912	116	939272	105.81	ppm	98
7) Cumene	3.073	105	1445796	104.75	ppm	97
9) Phenol	3.527	94	711232	106.56	ppm	97
10) Aniline	3.479	93	1046800	119.23	ppm	88
11) bis(2-Chloroethyl)ether	3.549	93	517655	95.78	ppm	94
12) 2-Chlorophenol	3.570	128	504364	101.64	ppm	96
13) Decane	3.639	43	363091	104.15	ppm	97
14) 1,3-Dichlorobenzene	3.671	146	572953	101.18	ppm	98
15) 1,4-Dichlorobenzene	3.730	146	561139	104.69	ppm	97
16) Benzyl alcohol	3.864	108	346816	116.24	ppm	94
17) 1,2-Dichlorobenzene	3.842	146	610496	110.75	ppm	98
18) Acetophenone	4.045	105	811341	107.44	ppm	96
19) 2-Methylphenol	3.976	108	492033	105.66	ppm	100
20) 2,2'-oxybis(1-Chloropr...	3.960	121	149178	108.47	ppm	96

Quantitation Report (QT Reviewed)

Data Path : C:\msdchem\1\DATA\EM7405\
Data File : M172900.D
Acq On : 17 May 2021 5:03 pm
Operator : hennys
Sample : ic7405-100
Misc : op32565,em7405,1000,,,1,1
ALS Vial : 9 Sample Multiplier: 1

Quant Time: May 19 08:56:58 2021
Quant Method : C:\MSDCHEM\1\METHODS\MM7405.M
Quant Title : Semi Volatile GC/MS, rtx-5ms 30mx0.25mmx0.25um
QLast Update : Tue May 18 11:17:11 2021
Response via : Initial Calibration

Compound	R.T.	QIon	Response	Conc	Units		Dev(Min)
21) 3&4-Methylphenol	4.099	108	950884	205.36	ppm		96
22) n-Nitroso-di-n-propyla...	4.067	70	390652	107.89	ppm		97
23) Hexachloroethane	4.088	201	242760	105.31	ppm		97
26) Nitrobenzene	4.163	77	602512	102.76	ppm		91
27) Quinoline	4.975	129	1115565	113.70	ppm		99
28) Isophorone	4.344	82	1276049	109.75	ppm		97
29) 2-Nitrophenol	4.393	139	301508	111.82	ppm		93
30) 2,4-Dimethylphenol	4.467	107	601129	105.75	ppm		98
31) Benzoic acid	4.649	105	438949	110.28	ppm		94
32) bis(2-Chloroethoxy)met...	4.521	93	662368	102.87	ppm		95
33) 2,4-Dichlorophenol	4.585	162	473340	117.78	ppm		95
34) 2,6-Dichlorophenol	4.756	162	444424	108.31	ppm		97
35) 1,3,5-Trichlorobenzene	4.398	180	553816	102.84	ppm		97
36) 1,2,4-Trichlorobenzene	4.628	180	525309	103.11	ppm		97
37) 1,2,3-Trichlorobenzene	4.804	180	477314	103.19	ppm		98
38) Naphthalene	4.681	128	1357166	106.51	ppm		99
39) 4-Chloroaniline	4.750	127	658565	115.63	ppm		98
40) 2,3-Dichloroaniline	5.600	161	601238	105.22	ppm		99
41) Hydroquinone	5.124	110	477910	100.94	ppm		97
42) Hexachlorobutadiene	4.798	225	350514	108.59	ppm		98
43) 4-Chloro-3-methylphenol	5.220	107	546892	105.41	ppm	#	96
44) 2-Methylnaphthalene	5.295	141	904929	103.22	ppm		98
45) 1-Methylnaphthalene	5.391	142	981989	104.87	ppm		97
47) Hexachlorocyclopentadiene	5.471	237	849285	226.88	ppm		99
48) 1,2,4,5-Tetrachloroben...	5.477	216	508587	90.76	ppm		98
49) 2,4,6-Trichlorophenol	5.621	196	358594	93.16	ppm		99
50) 2,4,5-Trichlorophenol	5.664	196	394051	98.30	ppm		97
52) 2-Chloronaphthalene	5.813	162	1012657	94.11	ppm		97
53) Biphenyl	5.813	154	1206321	92.21	ppm		99
54) 2-Nitroaniline	5.979	65	351972	104.92	ppm		98
55) Dimethylphthalate	6.251	163	1332680	96.18	ppm		100
56) Acenaphthylene	6.315	152	1553598	92.05	ppm		99
57) 2,6-Dinitrotoluene	6.310	165	285455	103.37	ppm		87
58) 3-Nitroaniline	6.529	138	306962	108.32	ppm		97
59) Acenaphthene	6.556	153	927913	96.38	ppm		99
60) 2,4-Dinitrophenol	6.689	184	432388	201.98	ppm		95
61) 4-Nitrophenol	6.892	109	217081	105.56	ppm		94
62) Dibenzofuran	6.812	168	1483368	94.81	ppm		99
63) 2,4-Dinitrotoluene	6.876	165	370897	98.78	ppm		94
64) 2,3,4,6-Tetrachlorophenol	7.036	232	373938	101.25	ppm		96
65) Diethylphthalate	7.298	149	1329252	89.97	ppm		98
66) Fluorene	7.319	166	1092052	90.56	ppm		100
67) 4-Chlorophenyl-phenyle...	7.378	204	566948	94.24	ppm		97
68) 4-Nitroaniline	7.464	138	302022	105.30	ppm		98
70) 4,6-Dinitro-2-methylph...	7.512	198	246256	101.93	ppm		94
71) n-Nitrosodiphenylamine	7.597	169	947635	97.62	ppm		98
72) Pentachloronitrobenzene	8.628	295	97363	103.19	ppm		91
73) 1,2-Diphenylhydrazine	7.629	77	1461712	97.13	ppm		98
75) 4-Bromophenyl-phenylether	8.169	248	471733	102.21	ppm		99
76) Hexachlorobenzene	8.217	284	505785	94.26	ppm		96

Quantitation Report (QT Reviewed)

Data Path : C:\msdchem\1\DATA\EM7405\
Data File : M172900.D
Acq On : 17 May 2021 5:03 pm
Operator : hennys
Sample : ic7405-100
Misc : op32565,em7405,1000,,,1,1
ALS Vial : 9 Sample Multiplier: 1

Quant Time: May 19 08:56:58 2021
Quant Method : C:\MSDCHEM\1\METHODS\MM7405.M
Quant Title : Semi Volatile GC/MS, rtx-5ms 30mx0.25mmx0.25um
QLast Update : Tue May 18 11:17:11 2021
Response via : Initial Calibration

Compound	R.T.	QIon	Response	Conc	Units	Dev(Min)
77) Pentachlorophenol	8.612	266	685432	225.90	ppm	99
78) Phenanthrene	8.900	178	1749140	98.44	ppm	99
79) Anthracene	8.991	178	1774717	99.42	ppm	99
80) Carbazole	9.360	167	1718636	99.00	ppm	100
81) Di-n-butylphthalate	10.220	149	2505494	93.51	ppm	100
82) Fluoranthene	11.074	202	2224736	95.99	ppm	99
83) Octadecane	9.007	57	507584	92.53	ppm	98
85) Benzidine	11.485	184	1088146	101.49	ppm	98
86) Pyrene	11.475	202	2213662	105.20	ppm	100
88) Butylbenzylphthalate	13.056	149	1123745	111.69	ppm	99
89) Benzo[a]anthracene	13.820	228	2226622	107.24	ppm	100
90) 3,3'-Dichlorobenzidine	13.916	252	734030	119.64	ppm	97
91) Chrysene	13.894	228	1833528	108.53	ppm	99
92) bis(2-Ethylhexyl)phtha...	14.306	149	1482690	111.73	ppm	97
94) Di-n-octylphthalate	15.518	149	2668649	112.61	ppm	99
95) Benzo[b]fluoranthene	15.790	252	2188627	111.27	ppm	99
96) Benzo[k]fluoranthene	15.838	252	1660938	92.97	ppm	99
97) Benzo[a]pyrene	16.298	252	2113536	110.06	ppm	96
98) Indeno[1,2,3-cd]pyrene	18.012	276	1874460	115.88	ppm	97
99) Dibenz(a,h)acridine	17.718	279	1889739	112.07	ppm	82
100) Dibenz[a,h]anthracene	18.071	278	1814826	112.75	ppm	97
101) 7,12-Dimethylbenz(a)an...	15.801	256	743539	99.87	ppm	99
102) Benzo[g,h,i]perylene	18.359	276	2023320	108.54	ppm	100

(#) = qualifier out of range (m) = manual integration (+) = signals summed

Quantitation Report (QT Reviewed)

Data Path : C:\msdchem\1\DATA\EM7405\
Data File : M172900.D
Acq On : 17 May 2021 5:03 pm
Operator : hennys
Sample : ic7405-100
Misc : op32565,em7405,1000,,,1,1
ALS Vial : 9 Sample Multiplier: 1

Quant Time: May 19 08:56:58 2021
Quant Method : C:\MSDCHEM\1\METHODS\MM7405.M
Quant Title : Semi Volatile GC/MS, rtx-5ms 30mx0.25mmx0.25um
QLast Update : Tue May 18 11:17:11 2021
Response via : Initial Calibration

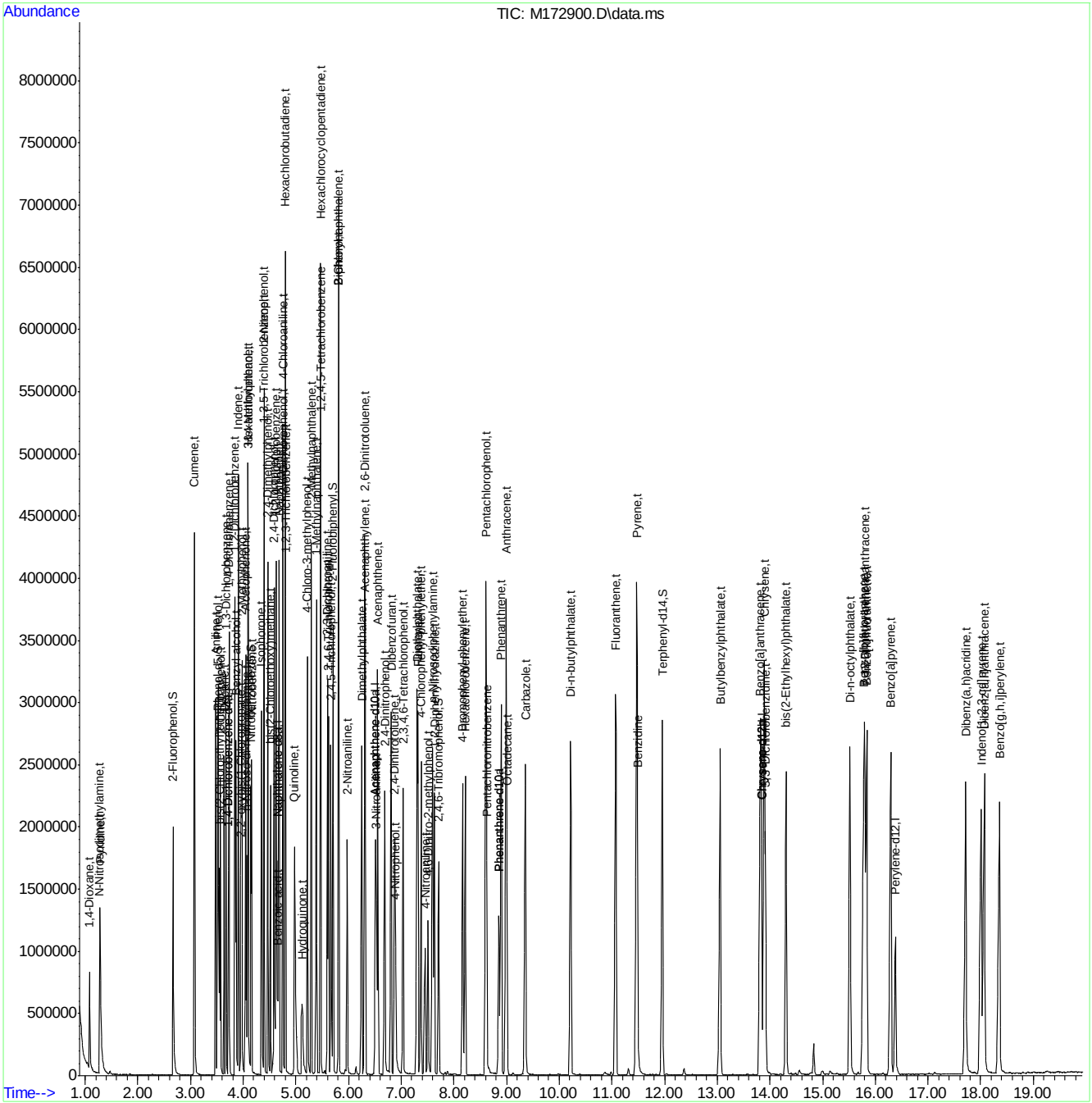

Quantitation Report (QT Reviewed)

Data Path : C:\msdchem\1\DATA\EM7405\
Data File : M172904.D
Acq On : 17 May 2021 6:51 pm
Operator : hennys
Sample : icv7405-50
Misc : op32565,em7405,1000,,,1,1
ALS Vial : 13 Sample Multiplier: 1

Quant Time: May 18 08:04:41 2021
Quant Method : C:\MSDCHEM\1\METHODS\MM7405.M
Quant Title : Semi Volatile GC/MS, rtx-5ms 30mx0.25mmx0.25um
QLast Update : Mon May 17 17:55:52 2021
Response via : Initial Calibration

Compound	R.T.	QIon	Response	Conc	Units	Dev(Min)
Internal Standards						
1) 1,4-Dichlorobenzene-d4	3.719	152	175714	40.00	ppm	0.00
24) Naphthalene-d8	4.654	136	626322	40.00	ppm	0.00
46) Acenaphthene-d10	6.502	164	354184	40.00	ppm	0.00
69) Phenanthrene-d10	8.842	188	707471	40.00	ppm	-0.01
84) Chrysene-d12	13.819	240	651053	40.00	ppm	-0.02
93) Perylene-d12	16.367	264	666888	40.00	ppm	-0.02
103) 1,4-Dichlorobenzene-d4a	3.719	152	175714	40.00	ppm	0.00
105) Acenaphthene-d10a	6.502	164	354184	40.00	ppm	0.00
107) Chrysene-d12a	13.819	240	651053	40.00	ppm	-0.02
109) Phenanthrene-d10a	8.842	188	707471	40.00	ppm	-0.01
111) Naphthalene-d8a	4.654	136	626322	40.00	ppm	0.00
113) Chrysene-d12b	13.819	240	651053	40.00	ppm	-0.02
System Monitoring Compounds						
5) 2-Fluorophenol	2.667	112	343169	52.57	ppm	0.00
Spiked Amount 50.000			Recovery = 105.14%			
8) Phenol-d5	3.511	99	397649	54.38	ppm	0.00
Spiked Amount 50.000			Recovery = 108.76%			
25) Nitrobenzene-d5	4.136	82	355735	54.85	ppm	-0.01
Spiked Amount 50.000			Recovery = 109.70%			
51) 2-Fluorobiphenyl	5.696	172	601873	58.32	ppm	-0.01
Spiked Amount 50.000			Recovery = 116.64%			
74) 2,4,6-Tribromophenol	7.699	330	151636	59.45	ppm	-0.02
Spiked Amount 50.000			Recovery = 118.90%			
87) Terphenyl-d14	11.945	244	852201	54.28	ppm	-0.02
Spiked Amount 50.000			Recovery = 108.56%			
108) 1-chlorooctadecane	0.000	57	0	0.00	ppm	
Spiked Amount 50.000			Recovery = 0.00%			
110) o-terphenyl	0.000	230	0	0.00	ppm	
Spiked Amount 50.000			Recovery = 0.00%			

Target Compounds	Qvalue

(#) = qualifier out of range (m) = manual integration (+) = signals summed

Quantitation Report (QT Reviewed)

Data Path : C:\msdchem\1\DATA\EM7405\
Data File : M172904.D
Acq On : 17 May 2021 6:51 pm
Operator : hennys
Sample : icv7405-50
Misc : op32565,em7405,1000,,,1,1
ALS Vial : 13 Sample Multiplier: 1

Quant Time: May 18 08:04:41 2021
Quant Method : C:\MSDCHEM\1\METHODS\MM7405.M
Quant Title : Semi Volatile GC/MS, rtx-5ms 30mx0.25mmx0.25um
QLast Update : Mon May 17 17:55:52 2021
Response via : Initial Calibration

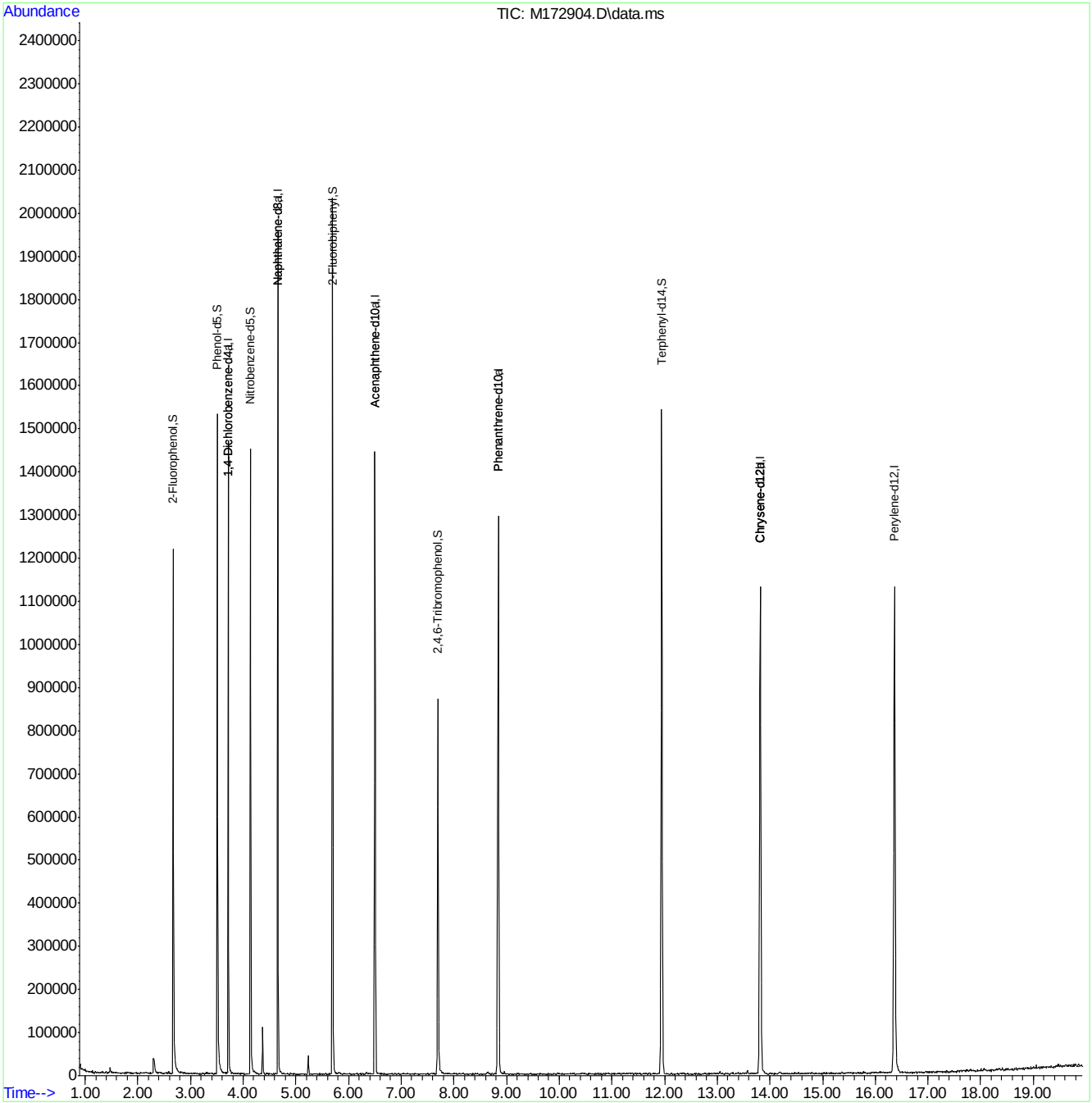

Quantitation Report (QT Reviewed)

Data Path : C:\msdchem\1\DATA\EM7405\
Data File : M172905.D
Acq On : 17 May 2021 7:18 pm
Operator : hennys
Sample : icv7405-50
Misc : op32565,em7405,1000,,,1,1
ALS Vial : 14 Sample Multiplier: 1

Quant Time: May 18 12:50:32 2021
Quant Method : C:\MSDCHEM\1\METHODS\MM7405.M
Quant Title : Semi Volatile GC/MS, rtx-5ms 30mx0.25mmx0.25um
QLast Update : Mon May 17 17:55:52 2021
Response via : Initial Calibration

Compound	R.T.	QIon	Response	Conc	Units	Dev(Min)
Internal Standards						
1) 1,4-Dichlorobenzene-d4	3.717	152	166261	40.00	ppm	0.00
24) Naphthalene-d8	4.657	136	548593	40.00	ppm	0.00
46) Acenaphthene-d10	6.505	164	348524	40.00	ppm	0.00
69) Phenanthrene-d10	8.844	188	722979	40.00	ppm	0.00
84) Chrysene-d12	13.827	240	663795	40.00	ppm	-0.01
93) Perylene-d12	16.375	264	676101	40.00	ppm	0.00
103) 1,4-Dichlorobenzene-d4a	3.717	152	166261	40.00	ppm	0.00
105) Acenaphthene-d10a	6.505	164	348524	40.00	ppm	0.00
107) Chrysene-d12a	13.827	240	663795	40.00	ppm	-0.01
109) Phenanthrene-d10a	8.844	188	722979	40.00	ppm	0.00
111) Naphthalene-d8a	4.657	136	548593	40.00	ppm	0.00
113) Chrysene-d12b	13.827	240	663795	40.00	ppm	-0.01
System Monitoring Compounds						
5) 2-Fluorophenol	0.000	112	0	0.00	ppm	
Spiked Amount 50.000			Recovery =	0.00%		
8) Phenol-d5	0.000	99	0d	0.00	ppm	
Spiked Amount 50.000			Recovery =	0.00%		
25) Nitrobenzene-d5	0.000	82	0d	0.00	ppm	
Spiked Amount 50.000			Recovery =	0.00%		
51) 2-Fluorobiphenyl	0.000	172	0	0.00	ppm	
Spiked Amount 50.000			Recovery =	0.00%		
74) 2,4,6-Tribromophenol	0.000	330	0	0.00	ppm	
Spiked Amount 50.000			Recovery =	0.00%		
87) Terphenyl-d14	0.000	244	0	0.00	ppm	
Spiked Amount 50.000			Recovery =	0.00%		
108) 1-chlorooctadecane	0.000	57	0	0.00	ppm	
Spiked Amount 50.000			Recovery =	0.00%		
110) o-terphenyl	0.000	230	0	0.00	ppm	
Spiked Amount 50.000			Recovery =	0.00%		
Target Compounds						Qvalue
2) 1,4-Dioxane	1.078	88	126707	42.54	ppm	93
6) Indene	3.909	116	416160	46.64	ppm	98
7) Cumene	3.076	105	693000	49.95	ppm	99
11) bis(2-Chloroethyl)ether	3.541	93	292262	53.80	ppm	96
13) Decane	3.637	43	176771	50.44	ppm	93
14) 1,3-Dichlorobenzene	3.669	146	283731	49.85	ppm	98
15) 1,4-Dichlorobenzene	3.727	146	257744	47.84	ppm	98
16) Benzyl alcohol	3.856	108	155408	51.82	ppm	97
17) 1,2-Dichlorobenzene	3.845	146	268614	48.48	ppm	99
18) Acetophenone	4.032	105	366725	48.32	ppm	98
20) 2,2'-oxybis(1-Chloropr...	3.957	121	61559	44.53	ppm	100
23) Hexachloroethane	4.085	201	112869	48.71	ppm	88
26) Nitrobenzene	4.155	77	279708	49.71	ppm	94
27) Quinoline	4.951	129	459082	48.76	ppm	99
28) Isophorone	4.331	82	537068	48.14	ppm	99
32) bis(2-Chloroethoxy)met...	4.513	93	309030	50.02	ppm	99
35) 1,3,5-Trichlorobenzene	4.395	180	258405	50.00	ppm	99

Quantitation Report (QT Reviewed)

Data Path : C:\msdchem\1\DATA\EM7405\
Data File : M172905.D
Acq On : 17 May 2021 7:18 pm
Operator : hennys
Sample : icv7405-50
Misc : op32565,em7405,1000,,,1,1
ALS Vial : 14 Sample Multiplier: 1

Quant Time: May 18 12:50:32 2021
Quant Method : C:\MSDCHEM\1\METHODS\MM7405.M
Quant Title : Semi Volatile GC/MS, rtx-5ms 30mx0.25mmx0.25um
QLast Update : Mon May 17 17:55:52 2021
Response via : Initial Calibration

	Compound	R.T.	QIon	Response	Conc	Units	Dev(Min)
36)	1,2,4-Trichlorobenzene	4.625	180	254486	52.06	ppm	98
37)	1,2,3-Trichlorobenzene	4.796	180	221142	49.82	ppm	97
38)	Naphthalene	4.673	128	610412	49.92	ppm	99
40)	2,3-Dichloroaniline	5.597	161	255522	46.60	ppm	97
42)	Hexachlorobutadiene	4.790	225	160700	51.88	ppm	98
44)	2-Methylnaphthalene	5.287	141	440838	52.40	ppm	98
45)	1-Methylnaphthalene	5.383	142	444654	49.49	ppm	98
48)	1,2,4,5-Tetrachloroben...	5.469	216	224631	47.27	ppm	98
52)	2-Chloronaphthalene	5.805	162	471503	51.67	ppm	98
53)	Biphenyl	5.805	154	562117	50.67	ppm	99
55)	Dimethylphthalate	6.232	163	598918	50.97	ppm	99
56)	Acenaphthylene	6.307	152	704245	49.20	ppm	100
57)	2,6-Dinitrotoluene	6.297	165	127155	54.30	ppm	97
59)	Acenaphthene	6.548	153	423692	51.90	ppm	99
62)	Dibenzofuran	6.799	168	694120	52.32	ppm	98
63)	2,4-Dinitrotoluene	6.857	165	160967	50.55	ppm	99
65)	Diethylphthalate	7.279	149	635935	50.76	ppm	98
66)	Fluorene	7.311	166	506660	49.55	ppm	95
67)	4-Chlorophenyl-phenyle...	7.370	204	251190	49.23	ppm	97
72)	Pentachloronitrobenzene	8.604	295	47089	54.72	ppm	93
73)	1,2-Diphenylhydrazine	7.616	77	691166	50.36	ppm	98
75)	4-Bromophenyl-phenylether	8.155	248	212547	50.50	ppm	95
76)	Hexachlorobenzene	8.209	284	233422	47.70	ppm	97
78)	Phenanthrene	8.887	178	780899	48.19	ppm	97
79)	Anthracene	8.978	178	795982	48.89	ppm	99
80)	Carbazole	9.346	167	786425	49.67	ppm	99
81)	Di-n-butylphthalate	10.212	149	1169093	47.84	ppm	99
82)	Fluoranthene	11.061	202	1035050	48.97	ppm	98
83)	Octadecane	8.999	57	225235	45.02	ppm	98
86)	Pyrene	11.461	202	1010790	48.30	ppm	99
88)	Butylbenzylphthalate	13.048	149	551298	55.09	ppm	95
89)	Benzo[a]anthracene	13.811	228	1030085	49.88	ppm	99
91)	Chrysene	13.876	228	831203	49.47	ppm	100
92)	bis(2-Ethylhexyl)phtha...	14.297	149	703467	53.30	ppm	99
94)	Di-n-octylphthalate	15.510	149	1276414	53.30	ppm	98
95)	Benzo[b]fluoranthene	15.761	252	999498	50.28	ppm	99
96)	Benzo[k]fluoranthene	15.814	252	813939	45.08	ppm	98
97)	Benzo[a]pyrene	16.279	252	982894	50.65	ppm	97
98)	Indeno[1,2,3-cd]pyrene	17.988	276	845409	51.72	ppm	95
99)	Dibenz(a,h)acridine	17.705	279	874957	51.35	ppm	97
100)	Dibenz[a,h]anthracene	18.047	278	819572	50.38	ppm	98
102)	Benzo[g,h,i]perylene	18.335	276	930819	49.41	ppm	99

(#) = qualifier out of range (m) = manual integration (+) = signals summed

Quantitation Report (QT Reviewed)

Data Path : C:\msdchem\1\DATA\EM7405\
Data File : M172905.D
Acq On : 17 May 2021 7:18 pm
Operator : hennys
Sample : icv7405-50
Misc : op32565,em7405,1000,,,1,1
ALS Vial : 14 Sample Multiplier: 1

Quant Time: May 18 12:50:32 2021
Quant Method : C:\MSDCHEM\1\METHODS\MM7405.M
Quant Title : Semi Volatile GC/MS, rtx-5ms 30mx0.25mmx0.25um
QLast Update : Mon May 17 17:55:52 2021
Response via : Initial Calibration

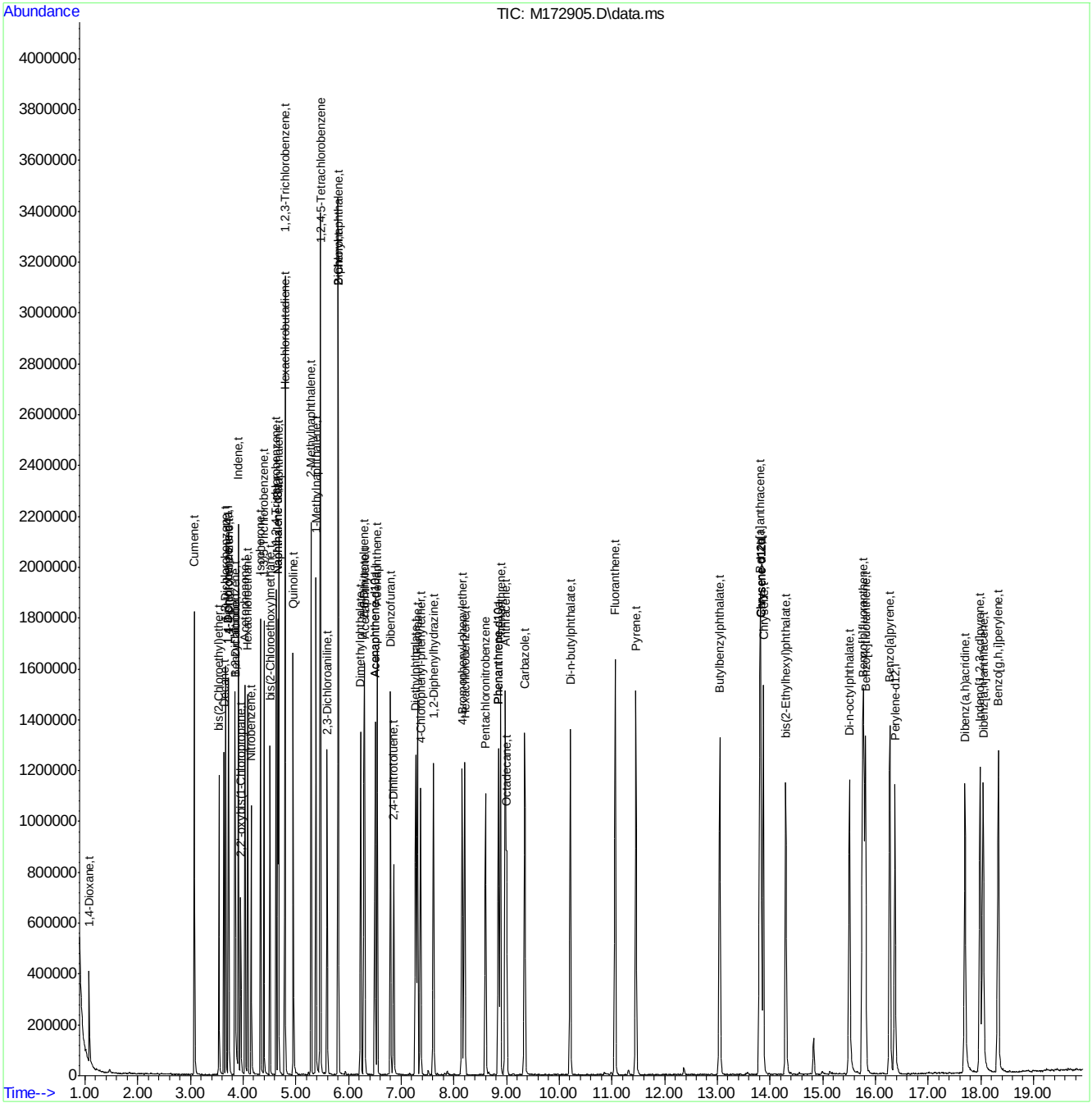

Quantitation Report (Qedit)

Data Path : C:\msdchem\1\DATA\EM7405\
Data File : M172905.D
Acq On : 17 May 2021 7:18 pm
Operator : hennys
Sample : icv7405-50
Misc : op32565,em7405,1000,,,1,1
ALS Vial : 14 Sample Multiplier: 1

Quant Time: May 18 08:05:00 2021
Quant Method : C:\MSDCHEM\1\METHODS\MM7405.M
Quant Title : Semi Volatile GC/MS, rtx-5ms 30mx0.25mmx0.25um
QLast Update : Mon May 17 17:55:52 2021
Response via : Initial Calibration

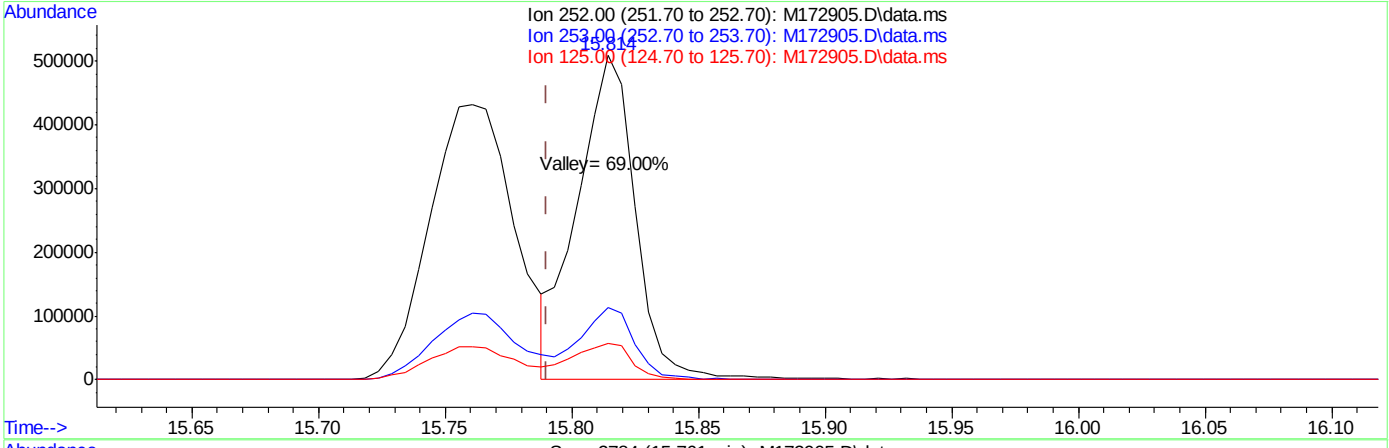

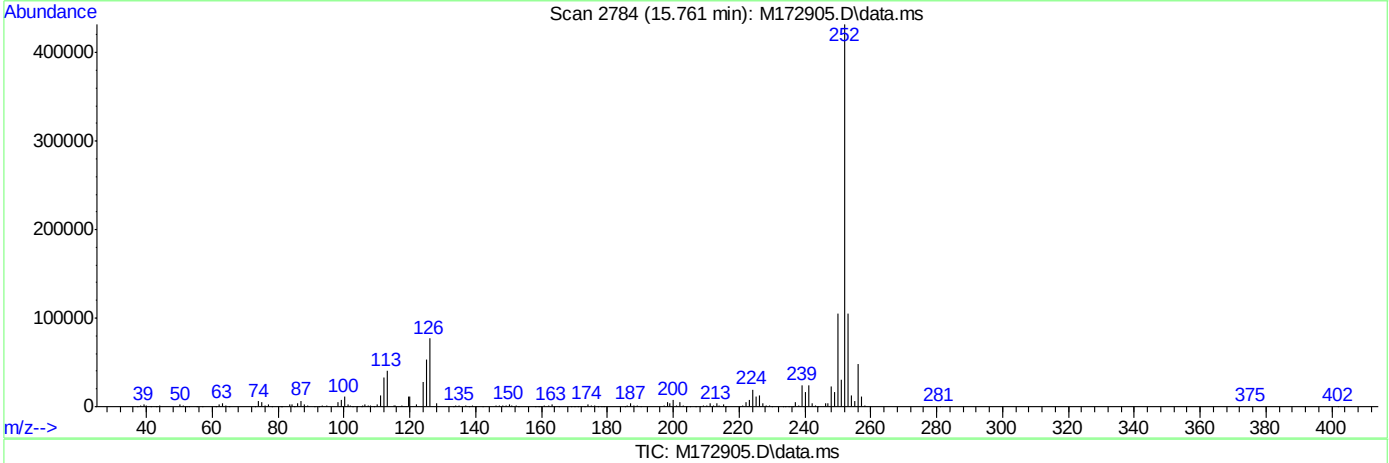

TIC: M172905.D\data.ms

(95) Benzo[b]fluoranthene (t)

15.761min (-0.029) 50.28ppm

response 999498

Ion	Exp%	Act%
252.00	100	100
253.00	22.70	23.31
125.00	12.30	11.68
0.00	0.00	0.00

Quantitation Report (QT Reviewed)

Data Path : C:\msdchem\1\DATA\EM7405\
Data File : M172906.D
Acq On : 17 May 2021 7:46 pm
Operator : hennys
Sample : icv7405-50
Misc : op32565,em7405,1000,,,1,1
ALS Vial : 15 Sample Multiplier: 1

Quant Time: May 18 08:30:18 2021
Quant Method : C:\MSDCHEM\1\METHODS\MM7405.M
Quant Title : Semi Volatile GC/MS, rtx-5ms 30mx0.25mmx0.25um
QLast Update : Tue May 18 08:26:41 2021
Response via : Initial Calibration

Compound	R.T.	QIon	Response	Conc	Units	Dev(Min)
Internal Standards						
1) 1,4-Dichlorobenzene-d4	3.718	152	173845	40.00	ppm	0.00
24) Naphthalene-d8	4.659	136	536225	40.00	ppm	0.00
46) Acenaphthene-d10	6.501	164	383464	40.00	ppm	0.00
69) Phenanthrene-d10	8.846	188	694797	40.00	ppm	0.00
84) Chrysene-d12	13.818	240	773572	40.00	ppm	-0.02
93) Perylene-d12	16.366	264	785025	40.00	ppm	-0.02
103) 1,4-Dichlorobenzene-d4a	3.718	152	173845	40.00	ppm	0.00
105) Acenaphthene-d10a	6.501	164	383464	40.00	ppm	0.00
107) Chrysene-d12a	13.818	240	773572	40.00	ppm	-0.02
109) Phenanthrene-d10a	8.846	188	694797	40.00	ppm	0.00
111) Naphthalene-d8a	4.659	136	536225	40.00	ppm	0.00
113) Chrysene-d12b	13.818	240	773572	40.00	ppm	-0.02
System Monitoring Compounds						
5) 2-Fluorophenol	0.000	112	0	0.00	ppm	
Spiked Amount 50.000			Recovery =	0.00%		
8) Phenol-d5	0.000	99	0d	0.00	ppm	
Spiked Amount 50.000			Recovery =	0.00%		
25) Nitrobenzene-d5	0.000	82	0d	0.00	ppm	
Spiked Amount 50.000			Recovery =	0.00%		
51) 2-Fluorobiphenyl	0.000	172	0	0.00	ppm	
Spiked Amount 50.000			Recovery =	0.00%		
74) 2,4,6-Tribromophenol	0.000	330	0	0.00	ppm	
Spiked Amount 50.000			Recovery =	0.00%		
87) Terphenyl-d14	0.000	244	0	0.00	ppm	
Spiked Amount 50.000			Recovery =	0.00%		
108) 1-chlorooctadecane	0.000	57	0	0.00	ppm	
Spiked Amount 50.000			Recovery =	0.00%		
110) o-terphenyl	0.000	230	0	0.00	ppm	
Spiked Amount 50.000			Recovery =	0.00%		
Target Compounds						Qvalue
9) Phenol	3.521	94	400723	57.13	ppm	100
12) 2-Chlorophenol	3.564	128	274421	52.62	ppm	100
19) 2-Methylphenol	3.964	108	254821	52.07	ppm	96
21) 3&4-Methylphenol	4.087	108	493775	101.47	ppm	99
29) 2-Nitrophenol	4.386	139	149121	58.96	ppm	84
30) 2,4-Dimethylphenol	4.456	107	281284	52.75	ppm	90
31) Benzoic acid	4.600	105	186582	49.98	ppm	100
33) 2,4-Dichlorophenol	4.578	162	204409	54.23	ppm	93
34) 2,6-Dichlorophenol	4.744	162	200370	52.06	ppm	96
41) Hydroquinone	5.096	110	276431	73.68	ppm	99
43) 4-Chloro-3-methylphenol	5.209	107	250095	51.39	ppm #	96
49) 2,4,6-Trichlorophenol	5.615	196	193834	53.97	ppm	98
50) 2,4,5-Trichlorophenol	5.657	196	184973	49.45	ppm	96
60) 2,4-Dinitrophenol	6.667	184	188530	99.69	ppm	93
61) 4-Nitrophenol	6.875	109	108339	56.46	ppm	97
64) 2,3,4,6-Tetrachlorophenol	7.025	232	168129	48.79	ppm	95
70) 4,6-Dinitro-2-methylph...	7.479	198	118527	57.73	ppm	99

Quantitation Report (QT Reviewed)

Data Path : C:\msdchem\1\DATA\EM7405\
Data File : M172906.D
Acq On : 17 May 2021 7:46 pm
Operator : hennys
Sample : icv7405-50
Misc : op32565,em7405,1000,,,1,1
ALS Vial : 15 Sample Multiplier: 1

Quant Time: May 18 08:30:18 2021
Quant Method : C:\MSDCHEM\1\METHODS\MM7405.M
Quant Title : Semi Volatile GC/MS, rtx-5ms 30mx0.25mmx0.25um
QLast Update : Tue May 18 08:26:41 2021
Response via : Initial Calibration

Compound	R.T.	QIon	Response	Conc	Units	Dev(Min)
77) Pentachlorophenol	8.595	266	307155	115.50	ppm	96

(#) = qualifier out of range (m) = manual integration (+) = signals summed

Quantitation Report (QT Reviewed)

Data Path : C:\msdchem\1\DATA\EM7405\
Data File : M172906.D
Acq On : 17 May 2021 7:46 pm
Operator : hennys
Sample : icv7405-50
Misc : op32565,em7405,1000,,,1,1
ALS Vial : 15 Sample Multiplier: 1

Quant Time: May 18 08:30:18 2021
Quant Method : C:\MSDCHEM\1\METHODS\MM7405.M
Quant Title : Semi Volatile GC/MS, rtx-5ms 30mx0.25mmx0.25um
QLast Update : Tue May 18 08:26:41 2021
Response via : Initial Calibration

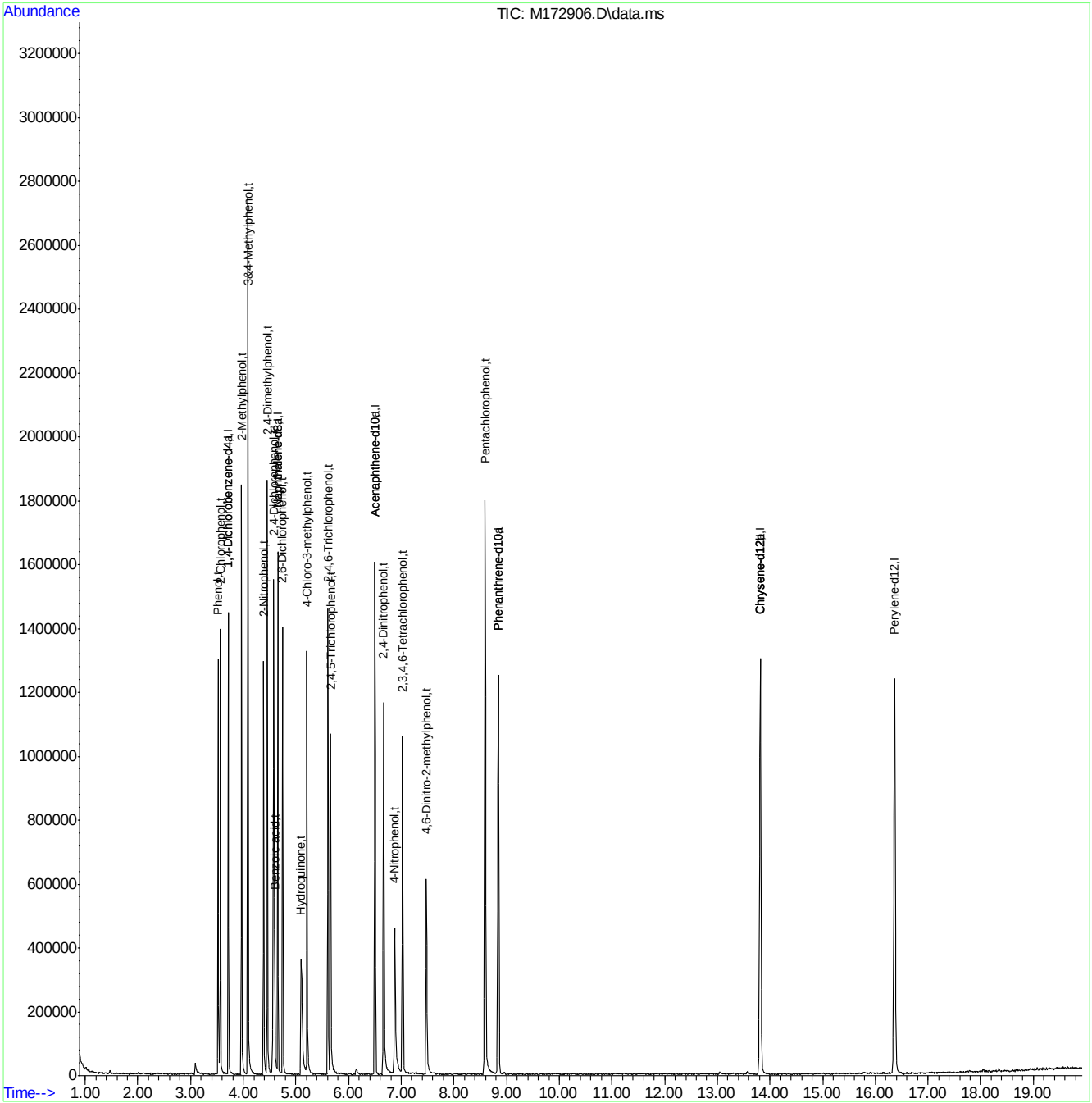

Quantitation Report (QT Reviewed)

Data Path : C:\msdchem\1\DATA\EM7405\
Data File : M172907.D
Acq On : 17 May 2021 8:13 pm
Operator : hennys
Sample : icv7405-50
Misc : op32565,em7405,1000,,,1,1
ALS Vial : 16 Sample Multiplier: 1

Quant Time: May 18 08:37:08 2021
Quant Method : C:\MSDCHEM\1\METHODS\MM7405.M
Quant Title : Semi Volatile GC/MS, rtx-5ms 30mx0.25mmx0.25um
QLast Update : Tue May 18 08:34:05 2021
Response via : Initial Calibration

Compound	R.T.	QIon	Response	Conc	Units	Dev(Min)
Internal Standards						
1) 1,4-Dichlorobenzene-d4	3.719	152	195192	40.00	ppm	0.00
24) Naphthalene-d8	4.659	136	733965	40.00	ppm	0.00
46) Acenaphthene-d10	6.502	164	423022	40.00	ppm	0.00
69) Phenanthrene-d10	8.841	188	851387	40.00	ppm	-0.01
84) Chrysene-d12	13.814	240	838434	40.00	ppm	-0.03
93) Perylene-d12	16.367	264	874485	40.00	ppm	-0.02
103) 1,4-Dichlorobenzene-d4a	3.719	152	195192	40.00	ppm	0.00
105) Acenaphthene-d10a	6.502	164	423022	40.00	ppm	0.00
107) Chrysene-d12a	13.814	240	838434	40.00	ppm	-0.03
109) Phenanthrene-d10a	8.841	188	851387	40.00	ppm	-0.01
111) Naphthalene-d8a	4.659	136	733965	40.00	ppm	0.00
113) Chrysene-d12b	13.814	240	838434	40.00	ppm	-0.03
System Monitoring Compounds						
5) 2-Fluorophenol	0.000	112	0	0.00	ppm	
Spiked Amount 50.000			Recovery =	0.00%		
8) Phenol-d5	0.000	99	0d	0.00	ppm	
Spiked Amount 50.000			Recovery =	0.00%		
25) Nitrobenzene-d5	0.000	82	0	0.00	ppm	
Spiked Amount 50.000			Recovery =	0.00%		
51) 2-Fluorobiphenyl	0.000	172	0	0.00	ppm	
Spiked Amount 50.000			Recovery =	0.00%		
74) 2,4,6-Tribromophenol	0.000	330	0	0.00	ppm	
Spiked Amount 50.000			Recovery =	0.00%		
87) Terphenyl-d14	0.000	244	0	0.00	ppm	
Spiked Amount 50.000			Recovery =	0.00%		
108) 1-chlorooctadecane	0.000	57	0	0.00	ppm	
Spiked Amount 50.000			Recovery =	0.00%		
110) o-terphenyl	0.000	230	0	0.00	ppm	
Spiked Amount 50.000			Recovery =	0.00%		
Target Compounds						Qvalue
3) Pyridine	1.278	79	341336	44.27	ppm	98
4) N-Nitrosodimethylamine	1.262	42	171834	49.91	ppm	91
10) Aniline	3.473	93	522317	50.41	ppm	82
22) n-Nitroso-di-n-propyla...	4.050	70	237637	55.62	ppm	98
39) 4-Chloroaniline	4.739	127	347667	47.55	ppm	97
54) 2-Nitroaniline	5.968	65	197122	57.09	ppm	99
58) 3-Nitroaniline	6.513	138	154501	52.97	ppm	94
68) 4-Nitroaniline	7.426	138	175273	59.37	ppm	98
71) n-Nitrosodiphenylamine	7.575	169	505101	48.45	ppm	97
85) Benzidine	11.474	184	787913	64.21	ppm	99
90) 3,3'-Dichlorobenzidine	13.905	252	410515	53.27	ppm	100

(#) = qualifier out of range (m) = manual integration (+) = signals summed

Quantitation Report (QT Reviewed)

Data Path : C:\msdchem\1\DATA\EM7405\
Data File : M172907.D
Acq On : 17 May 2021 8:13 pm
Operator : hennys
Sample : icv7405-50
Misc : op32565,em7405,1000,,,1,1
ALS Vial : 16 Sample Multiplier: 1

Quant Time: May 18 08:37:08 2021
Quant Method : C:\MSDCHEM\1\METHODS\MM7405.M
Quant Title : Semi Volatile GC/MS, rtx-5ms 30mx0.25mmx0.25um
QLast Update : Tue May 18 08:34:05 2021
Response via : Initial Calibration

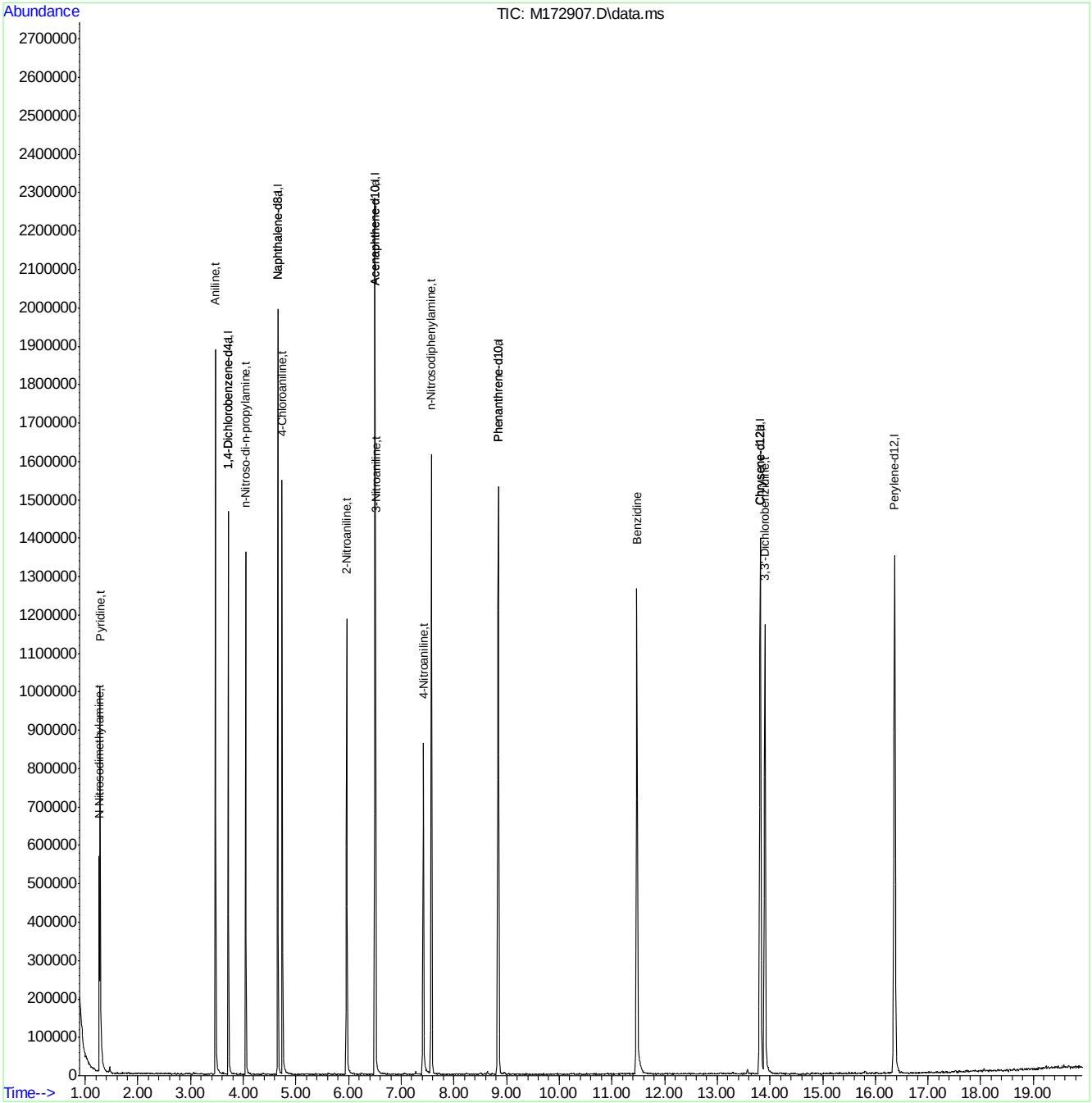

Quantitation Report (QT Reviewed)

Data Path : C:\msdchem\1\DATA\EM7406\
Data File : M172910.D
Acq On : 18 May 2021 12:19 pm
Operator : hennys
Sample : icv7405-50
Misc : op32565,em7406,1000,,,1,1
ALS Vial : 2 Sample Multiplier: 1

Quant Time: May 18 12:49:09 2021
Quant Method : C:\MSDCHEM\1\METHODS\MM7405.M
Quant Title : Semi Volatile GC/MS, rtx-5ms 30mx0.25mmx0.25um
QLast Update : Tue May 18 11:17:11 2021
Response via : Initial Calibration

Compound	R.T.	QIon	Response	Conc	Units	Dev(Min)
Internal Standards						
1) 1,4-Dichlorobenzene-d4	3.713	152	140326	40.00	ppm	0.00
24) Naphthalene-d8	4.653	136	468690	40.00	ppm	0.00
46) Acenaphthene-d10	6.501	164	293950	40.00	ppm	0.00
69) Phenanthrene-d10	8.841	188	604704	40.00	ppm	-0.01
84) Chrysene-d12	13.824	240	554053	40.00	ppm	-0.02
93) Perylene-d12	16.366	264	502122	40.00	ppm	-0.02
103) 1,4-Dichlorobenzene-d4a	3.713	152	140326	40.00	ppm	-0.03
105) Acenaphthene-d10a	6.501	164	293950	40.00	ppm	-0.05
107) Chrysene-d12a	13.824	240	554053	40.00	ppm	-0.06
109) Phenanthrene-d10a	8.841	188	604704	40.00	ppm	-0.06
111) Naphthalene-d8a	4.653	136	468690	40.00	ppm	-0.03
113) Chrysene-d12b	13.824	240	554053	40.00	ppm	-0.02
System Monitoring Compounds						
5) 2-Fluorophenol	0.000	112	0	0.00	ppm	
Spiked Amount 50.000			Recovery =	0.00%		
8) Phenol-d5	0.000	99	0d	0.00	ppm	
Spiked Amount 50.000			Recovery =	0.00%		
25) Nitrobenzene-d5	0.000	82	0d	0.00	ppm	
Spiked Amount 50.000			Recovery =	0.00%		
51) 2-Fluorobiphenyl	0.000	172	0	0.00	ppm	
Spiked Amount 50.000			Recovery =	0.00%		
74) 2,4,6-Tribromophenol	0.000	330	0	0.00	ppm	
Spiked Amount 50.000			Recovery =	0.00%		
87) Terphenyl-d14	0.000	244	0	0.00	ppm	
Spiked Amount 50.000			Recovery =	0.00%		
108) 1-chlorooctadecane	0.000	57	0	0.00	ppm	
Spiked Amount 50.000			Recovery =	0.00%		
110) o-terphenyl	0.000	230	0	0.00	ppm	
Spiked Amount 50.000			Recovery =	0.00%		
Target Compounds						Qvalue
47) Hexachlorocyclopentadiene	5.460	237	285280	106.55	ppm	98
101) 7,12-Dimethylbenz(a)an...	15.768	256	184465	53.69	ppm	99

(#) = qualifier out of range (m) = manual integration (+) = signals summed

Quantitation Report (QT Reviewed)

Data Path : C:\msdchem\1\DATA\EM7406\
Data File : M172910.D
Acq On : 18 May 2021 12:19 pm
Operator : hennys
Sample : icv7405-50
Misc : op32565,em7406,1000,,,1,1
ALS Vial : 2 Sample Multiplier: 1

Quant Time: May 18 12:49:09 2021
Quant Method : C:\MSDCHEM\1\METHODS\MM7405.M
Quant Title : Semi Volatile GC/MS, rtx-5ms 30mx0.25mmx0.25um
QLast Update : Tue May 18 11:17:11 2021
Response via : Initial Calibration

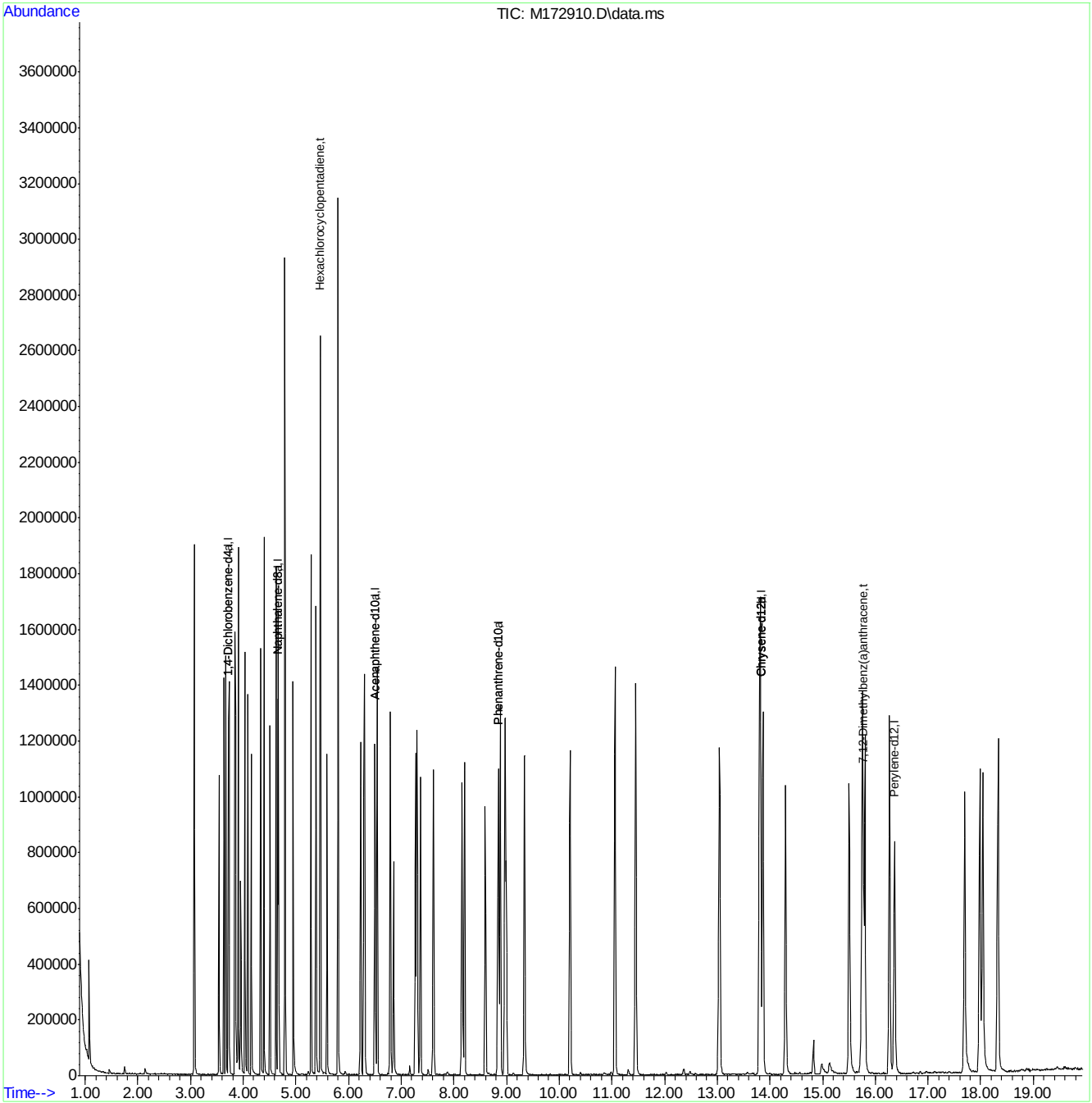

SGS 1361 of 1708
JD27605

Quantitation Report (QT Reviewed)

Data Path : C:\msdchem\1\DATA\EM7461\
Data File : m173927.D
Acq On : 6 Jul 2021 9:33 am
Operator : chriss2
Sample : cc7405-25
Misc : op33969,em7461,30.0,,,1,1
ALS Vial : 2 Sample Multiplier: 1

Quant Time: Jul 06 15:33:02 2021
Quant Method : C:\MSDCHEM\1\METHODS\MM7405.M
Quant Title : Semi Volatile GC/MS, rtx-5ms 30mx0.25mmx0.25um
QLast Update : Tue Jul 06 15:32:30 2021
Response via : Initial Calibration

Compound	R.T.	QIon	Response	Conc	Units	Dev(Min)
Internal Standards						
1) 1,4-Dichlorobenzene-d4	3.508	152	209263	40.00	ppm	0.00
24) Naphthalene-d8	4.448	136	728698	40.00	ppm	0.00
46) Acenaphthene-d10	6.162	164	483134	40.00	ppm	0.00
69) Phenanthrene-d10	8.427	188	869843	40.00	ppm	0.00
84) Chrysene-d12	13.357	240	801199	40.00	ppm	0.00
93) Perylene-d12	15.894	264	808181	40.00	ppm	0.00
103) 1,4-Dichlorobenzene-d4a	3.508	152	209263	40.00	ppm	0.00
105) Acenaphthene-d10a	6.162	164	483134	40.00	ppm	0.00
107) Chrysene-d12a	13.357	240	801199	40.00	ppm	0.00
109) Phenanthrene-d10a	8.427	188	869843	40.00	ppm	0.00
111) Naphthalene-d8a	4.448	136	728698	40.00	ppm	0.00
113) Chrysene-d12b	13.357	240	801199	40.00	ppm	0.00
System Monitoring Compounds						
5) 2-Fluorophenol	2.408	112	198556	25.54	ppm	0.00
Spiked Amount 50.000			Recovery =	51.08%		
8) Phenol-d5	3.321	99	250258	28.74	ppm	0.00
Spiked Amount 50.000			Recovery =	57.48%		
25) Nitrobenzene-d5	3.940	82	176329	23.37	ppm	0.00
Spiked Amount 50.000			Recovery =	46.74%		
51) 2-Fluorobiphenyl	5.415	172	348565	24.76	ppm	0.00
Spiked Amount 50.000			Recovery =	49.52%		
74) 2,4,6-Tribromophenol	7.316	330	79069	25.21	ppm	0.00
Spiked Amount 50.000			Recovery =	50.42%		
87) Terphenyl-d14	11.503	244	498408	25.80	ppm	0.00
Spiked Amount 50.000			Recovery =	51.60%		
108) 1-chlorooctadecane	0.000	57	0	0.00	ppm	
Spiked Amount 50.000			Recovery =	0.00%		
110) o-terphenyl	0.000	230	0	0.00	ppm	
Spiked Amount 50.000			Recovery =	0.00%		
Target Compounds						Qvalue
2) 1,4-Dioxane	0.901	88	102985	27.47	ppm	92
3) Pyridine	1.072	79	234770	28.40	ppm	93
4) N-Nitrosodimethylamine	1.056	42	84765	22.97	ppm #	72
6) Indene	3.700	116	294699	26.24	ppm	96
7) Cumene	2.835	105	479141	27.44	ppm	98
9) Phenol	3.332	94	242702	28.74	ppm	88
10) Aniline	3.262	93	320064	28.82	ppm	88
11) bis(2-Chloroethyl)ether	3.337	93	177187	25.91	ppm	87
12) 2-Chlorophenol	3.358	128	179553	28.60	ppm	93
13) Decane	3.428	43	103860	23.55	ppm	87
14) 1,3-Dichlorobenzene	3.460	146	202735	28.30	ppm	97
15) 1,4-Dichlorobenzene	3.519	146	187207	27.61	ppm	98
16) Benzyl alcohol	3.663	108	112434	29.79	ppm	87
17) 1,2-Dichlorobenzene	3.636	146	196489	28.18	ppm	98
18) Acetophenone	3.839	105	245123	25.66	ppm	94
19) 2-Methylphenol	3.786	108	167810	28.49	ppm	98
20) 2,2'-oxybis(1-Chloropr...	3.759	121	44385	25.51	ppm	86

Quantitation Report (QT Reviewed)

Data Path : C:\msdchem\1\DATA\EM7461\
Data File : m173927.D
Acq On : 6 Jul 2021 9:33 am
Operator : chriss2
Sample : cc7405-25
Misc : op33969,em7461,30.0,,,1,1
ALS Vial : 2 Sample Multiplier: 1

Quant Time: Jul 06 15:33:02 2021
Quant Method : C:\MSDCHEM\1\METHODS\MM7405.M
Quant Title : Semi Volatile GC/MS, rtx-5ms 30mx0.25mmx0.25um
QLast Update : Tue Jul 06 15:32:30 2021
Response via : Initial Calibration

Compound	R.T.	QIon	Response	Conc	Units		Dev(Min)
21) 3&4-Methylphenol	3.908	108	338970	57.87	ppm		92
22) n-Nitroso-di-n-propyla...	3.860	70	126263	27.56	ppm		92
23) Hexachloroethane	3.882	201	69278	23.75	ppm		99
26) Nitrobenzene	3.957	77	184340	24.67	ppm		90
27) Quinoline	4.731	129	364066	29.11	ppm		97
28) Isophorone	4.138	82	362916	24.49	ppm		95
29) 2-Nitrophenol	4.192	139	95015	27.64	ppm		81
30) 2,4-Dimethylphenol	4.277	107	190155	26.24	ppm		96
31) Benzoic acid	4.405	105	94844	18.69	ppm		97
32) bis(2-Chloroethoxy)met...	4.320	93	207592	25.29	ppm		98
33) 2,4-Dichlorophenol	4.394	162	155113	30.28	ppm		93
34) 2,6-Dichlorophenol	4.539	162	143950	27.52	ppm		99
35) 1,3,5-Trichlorobenzene	4.192	180	173714	25.31	ppm		95
36) 1,2,4-Trichlorobenzene	4.421	180	161195	24.82	ppm		97
37) 1,2,3-Trichlorobenzene	4.576	180	141459	23.99	ppm		94
38) Naphthalene	4.464	128	444403	27.36	ppm		99
39) 4-Chloroaniline	4.539	127	200071	27.56	ppm		98
40) 2,3-Dichloroaniline	5.318	161	185575	25.48	ppm		98
41) Hydroquinone	4.902	110	59537	18.95	ppm		90
42) Hexachlorobutadiene	4.576	225	90450	21.98	ppm		98
43) 4-Chloro-3-methylphenol	4.987	107	171858	25.99	ppm		97
44) 2-Methylnaphthalene	5.030	141	290292	25.98	ppm		97
45) 1-Methylnaphthalene	5.116	142	319372	26.76	ppm		96
47) Hexachlorocyclopentadiene	5.190	237	171436	38.96	ppm		100
48) 1,2,4,5-Tetrachloroben...	5.196	216	157307	23.88	ppm		98
49) 2,4,6-Trichlorophenol	5.340	196	107271	23.71	ppm		96
50) 2,4,5-Trichlorophenol	5.393	196	119862	25.44	ppm		98
52) 2-Chloronaphthalene	5.505	162	323415	25.57	ppm		97
53) Biphenyl	5.511	154	390334	25.38	ppm		98
54) 2-Nitroaniline	5.671	65	101318	25.69	ppm		97
55) Dimethylphthalate	5.922	163	431400	26.48	ppm		99
56) Acenaphthylene	5.975	152	425417	21.44	ppm		98
57) 2,6-Dinitrotoluene	5.981	165	91358	28.14	ppm		79
58) 3-Nitroaniline	6.189	138	92820	27.86	ppm		82
59) Acenaphthene	6.200	153	297668	26.30	ppm		98
60) 2,4-Dinitrophenol	6.349	184	89252	40.11	ppm		96
61) 4-Nitrophenol	6.595	109	40300	16.67	ppm	#	77
62) Dibenzofuran	6.445	168	501398	27.26	ppm		95
63) 2,4-Dinitrotoluene	6.526	165	123795	28.04	ppm		85
64) 2,3,4,6-Tetrachlorophenol	6.680	232	106486	24.53	ppm		97
65) Diethylphthalate	6.921	149	412065	23.73	ppm		98
66) Fluorene	6.931	166	383917	27.08	ppm		96
67) 4-Chlorophenyl-phenyle...	6.996	204	178150	25.19	ppm		95
68) 4-Nitroaniline	7.065	138	87187	25.86	ppm		87
70) 4,6-Dinitro-2-methylph...	7.129	198	58640	23.73	ppm		93
71) n-Nitrosodiphenylamine	7.199	169	321063	30.14	ppm		95
72) Pentachloronitrobenzene	8.192	295	28178	27.22	ppm		94
73) 1,2-Diphenylhydrazine	7.231	77	443509	26.86	ppm		99
75) 4-Bromophenyl-phenylether	7.759	248	125498	24.78	ppm		98
76) Hexachlorobenzene	7.797	284	151105	25.66	ppm		96

Quantitation Report (QT Reviewed)

Data Path : C:\msdchem\1\DATA\EM7461\
Data File : m173927.D
Acq On : 6 Jul 2021 9:33 am
Operator : chriss2
Sample : cc7405-25
Misc : op33969,em7461,30.0,,,1,1
ALS Vial : 2 Sample Multiplier: 1

Quant Time: Jul 06 15:33:02 2021
Quant Method : C:\MSDCHEM\1\METHODS\MM7405.M
Quant Title : Semi Volatile GC/MS, rtx-5ms 30mx0.25mmx0.25um
QLast Update : Tue Jul 06 15:32:30 2021
Response via : Initial Calibration

Compound	R.T.	QIon	Response	Conc	Units	Dev(Min)
77) Pentachlorophenol	8.197	266	174939	52.54	ppm	98
78) Phenanthrene	8.464	178	498350	25.56	ppm	99
79) Anthracene	8.550	178	548012	27.98	ppm	96
80) Carbazole	8.929	167	568069	29.82	ppm	99
81) Di-n-butylphthalate	9.794	149	795908	27.07	ppm	99
82) Fluoranthene	10.611	202	687497	27.03	ppm	99
83) Octadecane	8.598	57	159051	26.42	ppm	93
85) Benzidine	11.076	184	214572	21.18	ppm	98
86) Pyrene	10.996	202	692424	27.41	ppm	99
88) Butylbenzylphthalate	12.604	149	367670	30.44	ppm	95
89) Benzo[a]anthracene	13.341	228	632086	25.36	ppm	97
90) 3,3'-Dichlorobenzidine	13.453	252	207780	28.21	ppm	99
91) Chrysene	13.400	228	530990	26.19	ppm	97
92) bis(2-Ethylhexyl)phtha...	13.864	149	460698	28.92	ppm	98
94) Di-n-octylphthalate	15.066	149	828966	28.96	ppm	96
95) Benzo[b]fluoranthene	15.285	252	658533	27.71	ppm	100
96) Benzo[k]fluoranthene	15.333	252	501178	23.22	ppm	97
97) Benzo[a]pyrene	15.792	252	617395	26.61	ppm	95
98) Indeno[1,2,3-cd]pyrene	17.507	276	503266	25.75	ppm	94
99) Dibenz(a,h)acridine	17.229	279	494869	24.29	ppm	98
100) Dibenz[a,h]anthracene	17.566	278	486340	25.01	ppm	96
101) 7,12-Dimethylbenz(a)an...	15.301	256	244747	48.05	ppm	99
102) Benzo[g,h,i]perylene	17.843	276	540234	23.99	ppm	96

(#) = qualifier out of range (m) = manual integration (+) = signals summed

Quantitation Report (QT Reviewed)

Data Path : C:\msdchem\1\DATA\EM7461\
Data File : m173927.D
Acq On : 6 Jul 2021 9:33 am
Operator : chriss2
Sample : cc7405-25
Misc : op33969,em7461,30.0,,,1,1
ALS Vial : 2 Sample Multiplier: 1

Quant Time: Jul 06 15:33:02 2021
Quant Method : C:\MSDCHEM\1\METHODS\MM7405.M
Quant Title : Semi Volatile GC/MS, rtx-5ms 30mx0.25mmx0.25um
QLast Update : Tue Jul 06 15:32:30 2021
Response via : Initial Calibration

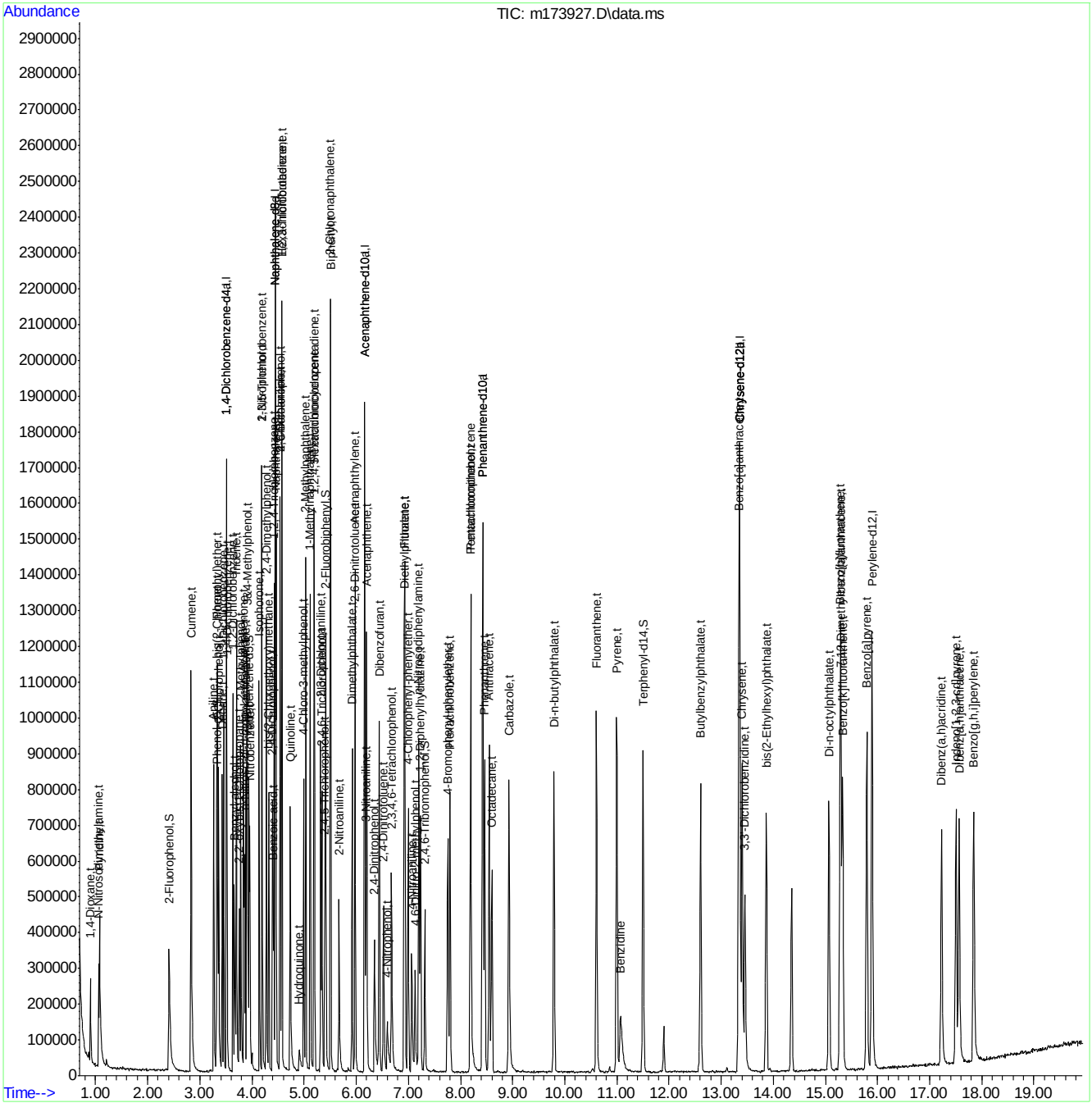

Quantitation Report (QT Reviewed)

Data Path : C:\msdchem\1\DATA\EM7461\
Data File : m173928.D
Acq On : 6 Jul 2021 10:00 am
Operator : chriss2
Sample : cc7404-25
Misc : op33969,em7461,30.0,,,1,1
ALS Vial : 3 Sample Multiplier: 1

Quant Time: Jul 06 15:33:39 2021
Quant Method : C:\MSDCHEM\1\METHODS\MM7405.M
Quant Title : Semi Volatile GC/MS, rtx-5ms 30mx0.25mmx0.25um
QLast Update : Thu Jul 01 23:33:22 2021
Response via : Initial Calibration

Compound	R.T.	QIon	Response	Conc	Units	Dev(Min)
Internal Standards						
1) 1,4-Dichlorobenzene-d4	3.508	152	260169	40.00	ppm	-0.04
24) Naphthalene-d8	4.448	136	920133	40.00	ppm	-0.04
46) Acenaphthene-d10	6.163	164	530939	40.00	ppm	-0.06
69) Phenanthrene-d10	8.422	188	917512	40.00	ppm	-0.08
84) Chrysene-d12	13.352	240	884887	40.00	ppm	-0.10
93) Perylene-d12	15.894	264	836283	40.00	ppm	-0.09
103) 1,4-Dichlorobenzene-d4a	3.508	152	260169	40.00	ppm	-0.04
105) Acenaphthene-d10a	6.163	164	530939	40.00	ppm	-0.06
107) Chrysene-d12a	13.352	240	884887	40.00	ppm	-0.10
109) Phenanthrene-d10a	8.422	188	917512	40.00	ppm	-0.08
111) Naphthalene-d8a	4.448	136	920133	40.00	ppm	-0.04
113) Chrysene-d12b	13.352	240	884887	40.00	ppm	-0.10
System Monitoring Compounds						
5) 2-Fluorophenol	0.000	112	0	0.00	ppm	
Spiked Amount 50.000			Recovery =	0.00%		
8) Phenol-d5	0.000	99	0d	0.00	ppm	
Spiked Amount 50.000			Recovery =	0.00%		
25) Nitrobenzene-d5	0.000	82	0	0.00	ppm	
Spiked Amount 50.000			Recovery =	0.00%		
51) 2-Fluorobiphenyl	0.000	172	0	0.00	ppm	
Spiked Amount 50.000			Recovery =	0.00%		
74) 2,4,6-Tribromophenol	0.000	330	0	0.00	ppm	
Spiked Amount 50.000			Recovery =	0.00%		
87) Terphenyl-d14	0.000	244	0	0.00	ppm	
Spiked Amount 50.000			Recovery =	0.00%		
108) 1-chlorooctadecane	10.820	57	129797	26.27	ppm	-0.23
Spiked Amount 50.000			Recovery =	52.54%		
110) o-terphenyl	9.244	230	318116	25.99	ppm	-0.21
Spiked Amount 50.000			Recovery =	51.98%		
Target Compounds						Qvalue
104) Benzaldehyde	3.156	105	175975	25.54	ppm	93
106) Atrazine	8.197	215	60786	28.94	ppm	87
112) Caprolactam	4.801	55	57784	24.13	ppm	94

(#) = qualifier out of range (m) = manual integration (+) = signals summed

Quantitation Report (QT Reviewed)

Data Path : C:\msdchem\1\DATA\EM7461\
Data File : m173928.D
Acq On : 6 Jul 2021 10:00 am
Operator : chriss2
Sample : cc7404-25
Misc : op33969,em7461,30.0,,,1,1
ALS Vial : 3 Sample Multiplier: 1

Quant Time: Jul 06 15:33:39 2021
Quant Method : C:\MSDCHEM\1\METHODS\MM7405.M
Quant Title : Semi Volatile GC/MS, rtx-5ms 30mx0.25mmx0.25um
QLast Update : Thu Jul 01 23:33:22 2021
Response via : Initial Calibration

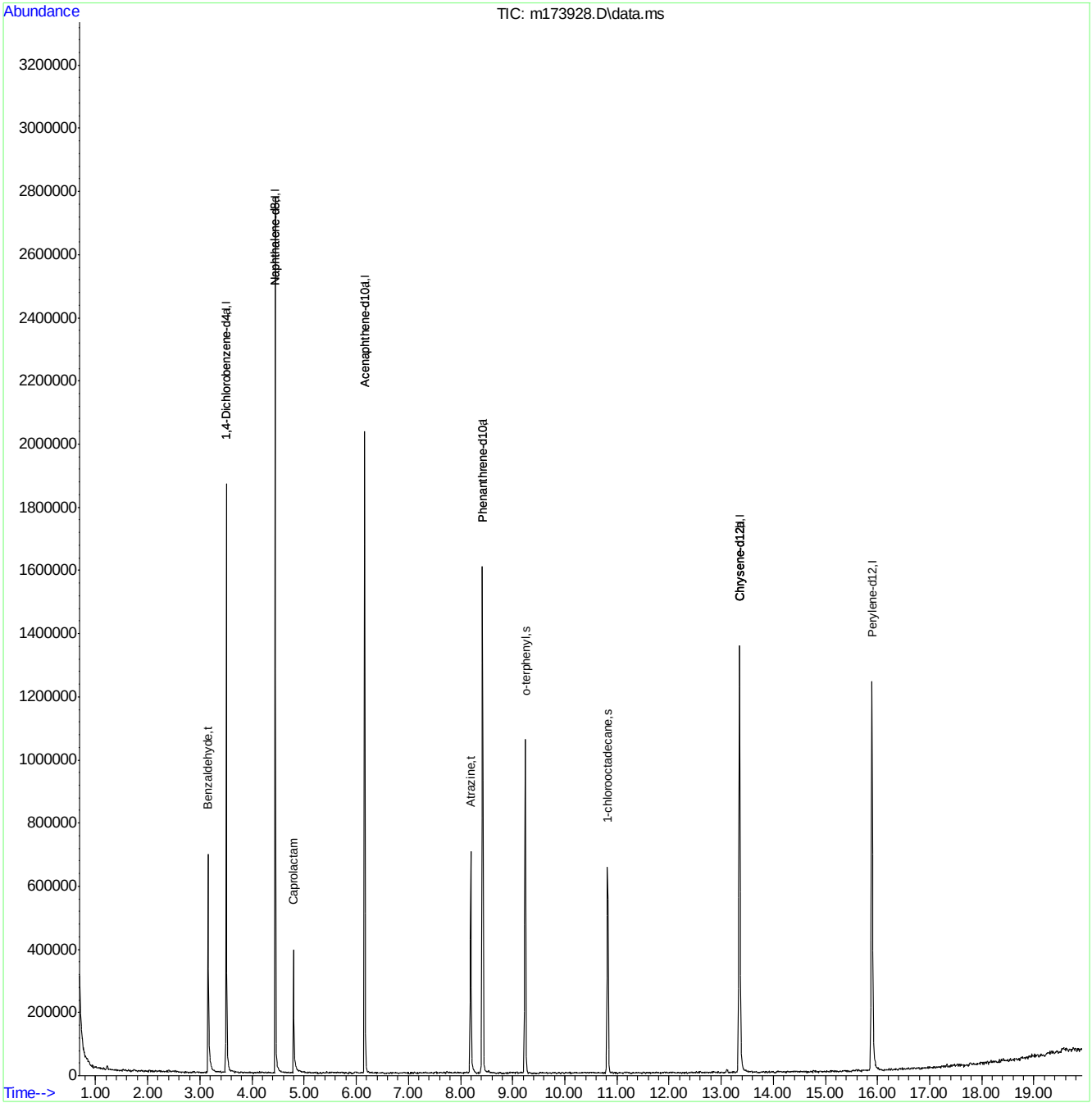

GCMS Semi Volatile Run Log SGS - Dayton Instrument ID: GCMSF

Standard / Reagent	Lot #	Concentration	Standard / Reagent	Lot #	Concentration
DFTPP	sv20-2751-117	50ppm	ISTD	CL16354	4000ppm
BNA	sv21-2811-25a	100ppm	DCM/fisher	213452	---
BNA	sv21-2811-25b	80ppm	BNA	sv21-2811-25h	1ppm
BNA	sv21-2811-25c	50ppm	SVOC1	sv21-2811-11	50ppm
BNA	sv21-2811-25d	25ppm	SVOC2	sv21-2811-12	50ppm
BNA	sv21-2811-25e	10ppm	SVOC4	sv21-2811-13	50ppm
BNA	sv21-2811-25f	5ppm	ABN Surr	op21-2630-66	50ppm
BNA	sv21-2811-25g	2ppm			

Run Batch:	EF8747	**ACQ. Method:**	MF8747	**Sequence Loaded By:**	chriss2
Date:	6/26/2021	**Reference Method:**	8270E/8270D/625	**Data Processed By:**	ying li
Column:	DB-UI 8270D 30mx0.25mmx0.25um	**Quant Methods:**	MF8747	**Approved By:**	ninap
Injection Volume:	1uL	**Initial Calib Date:**	6/26/2021	**Approved Date**	06/28/21

MP Missed Peak, **OP** Overlapping Peak **SP** Split Peak, **PDB** Poorly Defined Baselin **BR** Baseline Ripple **PII** Poor Instrument Integration

Data File		ALS	Sample ID	OP Batch ID	Test / Method	MTX	DF	Manually Integrated Peaks Rational Peak #	L+	Surr OK?	IS OK?	Run OK?	Comment
F	200123	1	DFTPP									N	51 low, drop flow
F	200124	1	DFTPP									N	51 low, up flow
F	200125	1	DFTPP									N	51 low, drop repeller
F	200126	1	DFTPP									N	51 low, drop repeller
F	200127	1	DFTPP									N	51 low, target tune
F	200128	1	DFTPP									ok	2:25 am
F	200129	2	IC8747-1		BNA			pII				ok	
F	200130	3	IC8747-2					pII				ok	

GCMS Semi Volatile Run Log

Data File		ALS	Sample ID	OP Batch ID	Test / Method	MTX	DF	Manually Integrated Peaks Rational Peak #	L+	Surr OK?	IS OK?	Run OK?	Comment
F	200131	4	IC8747-5									ok	
F	200132	5	IC8747-10									ok	
F	200133	6	IC8747-25									ok	
F	200134	7	ICC8747-50									ok	
F	200135	8	IC8747-80									ok	
F	200136	9	IC8747-100									ok	
F	200137	10	ICV8747-50		SVOC1							ok	
F	200138	11	ICV8747-50		SVOC2							ok	
F	200139	12	ICV8747-50		SVOC4							ok	
F	200140	13	ICV8747-50		ABN Surr							ng	not for dod 7:27am

GCMS Semi Volatile Run Log SGS - Dayton Instrument ID: GCMSF

Standard / Reagent	Lot #	Concentration	Standard / Reagent	Lot #	Concentration
DFTPP	sv20-2751-117	50ppm	ISTD	CL16354	4000ppm
TCL42	sv21-2811-10a	100ppm	DCM/fisher	213452	---
TCL42	sv21-2811-10b	80ppm	TCL42	sv21-2811-10h	1ppm
TCL42	sv21-2811-10c	50ppm	SVOC3	sv21-2811-14	50ppm
TCL42	sv21-2811-10d	25ppm	ABN SURR	OP21-2630-66	50 PPM
TCL42	sv21-2811-10e	10ppm	SVOC#1	SV20-2751-106	50
TCL42	sv21-2811-10f	5ppm	SVOC#3	SV21-2811-14	50
TCL42	sv21-2811-10g	2ppm			

Run Batch:	EF8748	**ACQ. Method:**	MF8747	**Sequence Loaded By:**	chriss2
Date:	6/26/2021	**Reference Method:**	8270E/8270D/625	**Data Processed By:**	ying li
Column:	DB-UI 8270D 30mx0.25mmx0.25um	**Quant Methods:**	MF8747	**Approved By:**	ninap
Injection Volume:	1uL	**Initial Calib Date:**	6/26/2021	**Approved Date**	06/28/21

MP Missed Peak, **OP** Overlapping Peak **SP** Split Peak, **PDB** Poorly Defined Baselin **BR** Baseline Ripple **PII** Poor Instrument Integration

Data File		ALS	Sample ID	OP Batch ID	Test / Method	MTX	DF	Manually Integrated Peaks Rational Peak #	L+	Surr OK?	IS OK?	Run OK?	Comment
F	200141	1	DFTPP									ok	7:50am
F	200142	14	IC8748-100		TCL42							ok	
F	200143	15	IC8748-80									ok	
F	200144	16	ICC8748-50									ok	
F	200145	17	IC8748-25									ok	
F	200146	18	IC8748-10									ok	
F	200147	19	IC8748-5									ok	
F	200148	20	IC8748-2									ok	

GCMS Semi Volatile Run Log

Data File		ALS	Sample ID	OP Batch ID	Test / Method	MTX	DF	Manually Integrated Peaks Rational Peak #	L+	Surr OK?	IS OK?	Run OK?	Comment
F	200149	21	IC8748-1									ok	
F	200150	22	ICV8748-50		SVOC3							ok	not good for dod
F	200151	23	ICV8748-50		ABN SURR							ok	
F	200152	24	ICV8748-50		SVOA#1							ok	
F	200153	25	ICV8747-50		SVOC3							ok	12:46pm

GCMS Semi Volatile Run Log — SGS - Dayton — Instrument ID: GCMSF

Standard / Reagent	Lot #	Concentration	Standard / Reagent	Lot #	Concentration
DFTPP	sv20-2751-117	50ppm	ISTD	CL16354	4000ppm
bna	sv21-2811-25d	25ppm	DCM/fisher	213452	---
tcl42	sv21-2811-10d	25ppm			

Run Batch:	EF8759	**ACQ. Method:**	MF8747	**Sequence Loaded By:**	chriss2
Date:	7/8/2021	**Reference Method:**	8270E/625	**Data Processed By:**	ying li
Column:	DB-UI 8270D 30mx0.25mmx0.25um	**Quant Methods:**	MF8747	**Approved By:**	
Injection Volume:	1uL	**Initial Calib Date:**	6/26/2021	**Approved Date**	

MP Missed Peak, **OP** Overlapping Peak **SP** Split Peak, **PDB** Poorly Defined Baselin **BR** Baseline Ripple **PII** Poor Instrument Integration

Data File		ALS	Sample ID	OP Batch ID	Test / Method	MTX	DF	Manually Integrated Peaks Rational Peak #	L+	Surr OK?	IS OK?	Run OK?	Comment
F	200359	1	DFTPP									N	
F	200360	2	CC8747-25									N	
F	200361	3	CC8748-25									N	leak, reinstall
F	200362	1	DFTPP									N	bad injection, rerun
F	200363	1	DFTPP									ok	9:30am
F	200364	2	CC8747-25									ok	
F	200365	3	CC8748-25									ok	
F	200366	4	OP34129-MB1	OP34129	AB8270TCL20+	SO			X			ok	

GCMS Semi Volatile Run Log

Data File		ALS	Sample ID	OP Batch ID	Test / Method	MTX	DF	Manually Integrated Peaks Rational Peak #	L+	Surr OK?	IS OK?	Run OK?	Comment
F	200367	5	ABN MIX1									ok	op212630-79
F	200368	6	ABN MIX2									ok	op212630-80
F	200369	7	JD27600-8	OP34129	AB8270TCL20+	SO	5		X	y	y	ok	
F	200370	8	JD27605-3	OP34129	AB8270TCL20+	SO	10		X	y	y	ok	
F	200371	9	OP34129-MS	OP34129	AB8270TCL20+	SO			X	y	y	ok	
F	200372	10	OP34129-MSD	OP34129	AB8270TCL20+	SO			X	y	y	ok	
F	200373	11	JD27600-7	OP34129	AB8270TCL20+	SO			X	y	y	ok	
F	200374	12	JD27605-1	OP34129	AB8270TCL20+	SO			X	y	y	ok	
F	200375	13	JD27600-8	OP34129	AB8270TCL20+	SO			X	y	y	ok	
F	200376	14	JD27605-3	OP34129	AB8270TCL20+	SO			X	y	y	ok	4:33pm

GCMS Semi Volatile Run Log — SGS - Dayton — Instrument ID: GCMSM

Standard / Reagent	Lot #	Concentration	Standard / Reagent	Lot #	Concentration
DFTPP	sv20-2751-52	50ppm	ISTD	CL16354	4000ppm
TCL42	sv20-2751-48a	100ppm	DCM/Fisher	211559	---
TCL42	sv20-2751-48b	80ppm	TCL42	sv20-2751-48h	1ppm
TCL42	sv20-2751-48c	50ppm	SVOC #3	sv20-2751-50	50ppm
TCL42	sv20-2751-48d	25ppm			
TCL42	sv20-2751-48e	10ppm			
TCL42	sv20-2751-48f	5ppm			
TCL42	sv20-2751-48g	2ppm			

Run Batch:	EM7404	**ACQ. Method:**	MM7403	**Sequence Loaded By:**	chriss2
Date:	5/17/2021	**Reference Method:**	8270E/8270D/625	**Data Processed By:**	ying li
Column:	Rxi5silms30mx.25mmx.25um	**Quant Methods:**	MM7403	**Approved By:**	
Injection Volume:	1uL	**Initial Calib Date:**	5/17/21	**Approved Date**	

MP Missed Peak, **OP** Overlapping Peak **SP** Split Peak, **PDB** Poorly Defined Baselin **BR** Baseline Ripple **PII** Poor Instrument Integration

Data File		ALS	Sample ID	OP Batch ID	Test / Method	MTX	DF	Manually Integrated Peaks Rational Peak #	L+	Surr OK?	IS OK?	Run OK?	Comment
M	172882	1	DFTPP									ok	7:17am
M	172883	14	IC7404-100		TCL42							ok	
M	172884	15	IC7404-80									ok	
M	172885	16	ICC7404-50									ok	
M	172886	17	IC7404-25									ok	
M	172887	18	IC7404-10									ok	
M	172888	19	IC7404-5									ok	
M	172889	20	IC7404-2									ok	

GCMS Semi Volatile Run Log

Data File		ALS	Sample ID	OP Batch ID	Test / Method	MTX	DF	Manually Integrated Peaks Rational Peak #	L+	Surr OK?	IS OK?	Run OK?	Comment
M	172890	21	IC7404-1									ok	
M	172891	22	ICV7404-50		SVOC #3							ok	11:20am

GCMS Semi Volatile Run Log SGS - Dayton Instrument ID: GCMSM

Standard / Reagent	Lot #	Concentration	Standard / Reagent	Lot #	Concentration
DFTPP	sv20-2751-52	50ppm	ISTD	CL16354	4000ppm
BNA	sv20-2751-47a	100ppm	DCM/Fisher	211559	---
BNA	sv20-2751-47b	80ppm	BNA	sv20-2751-47h	1ppm
BNA	sv20-2751-47c	50ppm	SVOC #1	sv20-2751-106	50ppm
BNA	sv20-2751-47d	25ppm	SVOC #2	sv20-2751-107	50ppm
BNA	sv20-2751-47e	10ppm	SVOC #4	sv20-2751-108	50ppm
BNA	sv20-2751-47f	5ppm	abn surr	op21-2630-24	50ppm
BNA	sv20-2751-47g	2ppm			

Run Batch:	EM7405	**ACQ. Method:**	MM7405	**Sequence Loaded By:**	hennys
Date:	5/17/2021	**Reference Method:**	8270d/8270e/625	**Data Processed By:**	ying li
Column:	Rxi5silms30mx.25mmx.25um	**Quant Methods:**	MM7405	**Approved By:**	ninap
Injection Volume:	1uL	**Initial Calib Date:**	5/17/2021	**Approved Date**	05/19/21

MP Missed Peak, **OP** Overlapping Peak **SP** Split Peak, **PDB** Poorly Defined Baselin **BR** Baseline Ripple **PII** Poor Instrument Integration

Data File		ALS	Sample ID	OP Batch ID	Test / Method	MTX	DF	Manually Integrated Peaks Rational Peak #	L+	Surr OK?	IS OK?	Run OK?	Comment
M	172892	1	DFTPP									ok	
M	172893	2	IC7405-1		bna							ok	
M	172894	3	IC7405-2									ok	
M	172895	4	IC7405-5									ok	
M	172896	5	IC7405-10									ok	
M	172897	6	IC7405-25									ok	
M	172898	7	ICC7405-50									ok	
M	172899	8	IC7405-80									ok	

GCMS Semi Volatile Run Log

Data File		ALS	Sample ID	OP Batch ID	Test / Method	MTX	DF	Manually Integrated Peaks Rational Peak #	L+	Surr OK?	IS OK?	Run OK?	Comment
M	172900	9	IC7405-100									ok	
M	172901	10	ICV7405-50		SVOC #1							ng	
M	172902	11	ICV7405-50		SVOC #2							ng	
M	172903	12	ICV7405-50		SVOC #4							ng	no data collected
M	172904	13	ICV7405-50		abn surr							ok	
M	172905	14	ICV7405-50		SVOC #1							ok	
M	172906	15	ICV7405-50		SVOC #2							ok	HQ fail high
M	172907	16	ICV7405-50		SVOC#4							ok	8:13pm

GCMS Semi Volatile Run Log — SGS - Dayton — Instrument ID: GCMSM

Standard / Reagent	Lot #	Concentration	Standard / Reagent	Lot #	Concentration
DFTPP	sv20-2751-52	50ppm	ISTD	CL16354	4000ppm
bna	sv20-2751-47c	50ppm	DCM/Fisher	211559	---
tcl42	sv20-2751-48c	50ppm			
			SVOC #1	sv20-2751-105	50ppm

Run Batch:	EM7406	**ACQ. Method:**	MM7405	**Sequence Loaded By:**	hennys
Date:	5/18/2021	**Reference Method:**	8270d/8270e/625	**Data Processed By:**	jonkm
Column:	Rxi5silms30mx.25mmx.25um	**Quant Methods:**	MM7405	**Approved By:**	
Injection Volume:	1uL	**Initial Calib Date:**	5/17/2021	**Approved Date**	

MP Missed Peak, **OP** Overlapping Peak **SP** Split Peak, **PDB** Poorly Defined Baselin **BR** Baseline Ripple **PII** Poor Instrument Integration

Data File		ALS	Sample ID	OP Batch ID	Test / Method	MTX	DF	Manually Integrated Peaks Rational Peak #	L+	Surr OK?	IS OK?	Run OK?	Comment
M	172908	1	DFTPP									rr	bad injection
M	172909	1	DFTPP									ok	12.07 pm
M	172910	2	ICV7405-50									ok	
M	172911	3	CC7405-50									ok	
M	172912	4	CC7404-50									ok	
M	172913	5	OP33132-MB1	OP33132	AB8270TCL20	SO				y	y	ok	
M	172914	6	OP33132-BS1	OP33132	AB8270TCL20	SO				y	y	ok	
M	172915	7	JD24391-3	OP33132	AB8270TCL20	SO				y	y	ok	

GCMS Semi Volatile Run Log

Data File		ALS	Sample ID	OP Batch ID	Test / Method	MTX	DF	Manually Integrated Peaks Rational Peak #	L+	Surr OK?	IS OK?	Run OK?	Comment
M	172916	8	JD24391-4	OP33132	AB8270TCL20	SO				y	y	ok	
M	172917	9	JD24391-6	OP33132	AB8270TCL20	SO				y	y	ok	
M	172918	10	JD24391-1	OP33132	AB8270TCL20	SO				6 low	y	rx	
M	172919	11	JD24391-5	OP33132	AB8270TCL20	SO				all low	y	rx	
M	172920	12	JD24391-7	OP33132	AB8270TCL20	SO				y	y	ok	
M	172921	13	JD24391-8	OP33132	AB8270TCL20	SO				6 low	y	rx	surr out
M	172922	14	JD24393-1	OP33132	AB8270TCL20	SO				6 low	y	rx	surr out
M	172923	15	JD24393-2	OP33132	AB8270TCL20	SO				2,3,4,6 low	y	rx	surr out
M	172924	16	JD24393-3	OP33132	AB8270TCL20	SO				1,2,3,4 ,6 low	y	rx	surr out
M	172925	17	OP33132-MS	OP33132	AB8270TCL20	SO	2			y	y	ok	diln due to visc
M	172926	18	OP33132-MSD	OP33132	AB8270TCL20	SO	2			y	y	ok	diln due to visc
M	172927	19	JD24393-4	OP33132	AB8270TCL20	SO	2			y	y	ok	diln due to visc
M	172928	20	JD24393-5	OP33132	AB8270TCL20	SO	2			y	y	ok	diln due to visc
M	172929	21	JD24391-2	OP33132	AB8270TCL20	SO	2	mp		y	y	ok	diln due to visc
M	172930	3	ECC7405-50									ok	
M	172931	4	ECC7404-50									ok	(22:02)

GCMS Semi Volatile Run Log SGS - Dayton Instrument ID: GCMSM

Standard / Reagent	Lot #	Concentration	Standard / Reagent	Lot #	Concentration
DFTPP	sv20-2751-52	50ppm	ISTD	CL16354	4000ppm
BNA	sv21-2811-25d	25ppm	DCM/Fisher	213452	---
tcl42	sv21-2811-10d	25ppm			
bna verif	sv21-2811-9h	5ppm			

Run Batch:	EM7461	**ACQ. Method:**	MM7405	**Sequence Loaded By:**	chriss2
Date:	7/6/2021	**Reference Method:**	8270E/625	**Data Processed By:**	ying li/altheam
Column:	Rxi5silms30mx.25mmx.25um	**Quant Methods:**	MM7405	**Approved By:**	
Injection Volume:	1uL	**Initial Calib Date:**	5/17/2021	**Approved Date**	

MP Missed Peak, **OP** Overlapping Peak **SP** Split Peak, **PDB** Poorly Defined Baselin **BR** Baseline Ripple **PII** Poor Instrument Integration

Data File		ALS	Sample ID	OP Batch ID	Test / Method	MTX	DF	Manually Integrated Peaks Rational Peak #	L+	Surr OK?	IS OK?	Run OK?	Comment
M	173926	1	DFTPP									ok	9:22am
M	173927	2	CC7405-25									ok	
M	173928	3	CC7404-25									ok	
M	173929	4	BNA VERIF-5PPM									ok	
M	173930	5	OP34129-MB1	OP34129	AB8270TCL20+	SO			X	y	y	ok	
M	173931	6	OP34129-BS1	OP34129	AB8270TCL20+	SO			X	y	y	ok	
M	173932	7	JD27600-9	OP34129	AB8270TCL20+	SO			X	y	y	ok	
M	173933	8	JD27600-10	OP34129	AB8270TCL20+	SO			X	y	y	ok	

GCMS Semi Volatile Run Log

Data File		ALS	Sample ID	OP Batch ID	Test / Method	MTX	DF	Manually Integrated Peaks Rational Peak #	L+	Surr OK?	IS OK?	Run OK?	Comment
M	173934	9	JD27600-11	OP34129	AB8270TCL20+	SO		pII	X	y	y	ok	
M	173935	10	JD27600-12	OP34129	AB8270TCL20+	SO			X	y	y	ok	
M	173936	11	JD27605-2	OP34129	AB8270TCL20+	SO			X	y	y	ok	
M	173937	12	JD27605-4	OP34129	AB8270TCL20+	SO		pII	X	y	y	ok	
M	173938	13	JD27605-5	OP34129	AB8270TCL20+	SO			X	y	y	ok	
M	173939	14	JD27605-6	OP34129	AB8270TCL20+	SO			X	y	y	ok	
M	173940	15	JD27605-8	OP34129	AB8270TCL20+	SO		PII	X	Y	Y	OK	
M	173941	16	JD27605-10	OP34129	AB8270TCL20+	SO			X	Y	Y	OK	
M	173942	17	JD27605-11	OP34129	AB8270TCL20+	SO			X	Y	Y	OK	
M	173943	18	JD27605-12	OP34129	AB8270TCL20+	SO			X	Y	Y	OK	
M	173944	19	JD27605-7	OP34129	AB8270TCL20+	SO			X	Y	Y	OK	
M	173945	20	JD27605-13	OP34129	AB8270TCL20+	SO			X	Y	Y	OK	
M	173946	21	JD27605-9	OP34129	AB8270TCL20+	SO			X	Y	Y	OK	
M	173947	22	JD27607-1	OP34129	B8270SL	SO				Y	Y	OK	Missing %SO
M	173948	23	JD27613-32	OP34128	AB8270TCL20+	SO	10		X			rr	rr run not finished
M	173949	24	JD27570-2	OP34111	B8270CP51FO	SO	5	PII		Y	Y	OK	corr needs dilution. Missing %SO.rr out of clock
M	173950	25	JD27613-2	OP34128	AB8270TCL20+	SO			X	Y	Y	OK	rr out of clock
M	173951	26	JD27205-8	OP34007	AB8270TCL20+	AQ			X	Y	Y	OK	rr out of clock
M	173952	27	JD27205-9	OP34007	AB8270TCL20+	AQ			X	Y	Y	OK	rr out of clock

GCMS Semi Volatile Run Log

Data File		ALS	Sample ID	OP Batch ID	Test / Method	MTX	DF	Manually Integrated Peaks Rational Peak #	L+	Surr OK?	IS OK?	Run OK?	Comment
M	173953	28	OP34129-MS	OP34129	AB8270TCL20+	SO			X	Y	Y	OK	rr out of clock
M	173954	29	OP34129-MSD	OP34129	AB8270TCL20+	SO			X	Y	Y	OK	rr out of clock
M	173955	30	JD27600-7	OP34129	AB8270TCL20+	SO			X	Y	Y	OK	rr out of clock
M	173956	31	JD27600-8	OP34129	AB8270TCL20+	SO			X	Y	Y	OK	corr needs dilution.rr out of clock
M	173957	32	JD27605-1	OP34129	AB8270TCL20+	SO			X	Y	Y	OK	rr out of clock
M	173958	33	JD27605-3	OP34129	AB8270TCL20+	SO			X	Y	Y	OK	corr needs dilution 01:49 rr out of clock

LOGBOOK ID:

ABN Extraction Log - Solids

Extract Method (CHECK OFF "√" /DO NOT CIRCLE):
Microwave SW3546 ✓ Sonication SW3550C _____
Waste Dil. SW3580A _____ Soxhlet SW3540C _____

Date started: 7/3/2021 Time started: 12:30
Date finished: 7/3/21 Time finished: 16:45

BATCH # MS OP34129	RACK# R-46
Weighed by:	KM
Extracted by:	BP
Concentrated by:	TS
Final Vol. Top-up:	
Vialed by:	KM, NW
Supervisor Review:	NW 7/13/21

Special Client Spike Instructions

QC ID# for Special Spike	Amt to Spike	Spike ID	Lot #	Conc.	Amt. Spiked

WITNESS SIGN: SPIKE SIGN:

Manager/Supervisor/Team Lead Approval:

SPECIAL PROCESSING INSTRUCTIONS

Rx Reason:

Spiking:

Weights/Volumes:

Required MS/MSD:

Final Volume:

Other: HT. 7/14@8:10 Due: 7/18

	Sample #	Analysis Type	Sample Bottle #	Sample Description	Sample Wet Wt. (g) Oil (g) Liq (mL)	Decant Y	Decant N	Microwave ID / Sonicator ID	Final Extract Color	Final Extract Vol(mL)	GPC Cleanup	Comments
	MB1			SAND	30.0			12	clear	1.0		
	BS1			SAND	30.0			12	yellow	1.0		
	JD27607 MS		1	CLAY	30.9		✓	12	brown	1.0		
	MSD		1	CLAY	30.8		✓	12	brown	1.0		
	BSD			SAND	30.0			12	yellow	1.0		
	MS											
	MSD											
	BS											
	MS											
	MSD											
1	JD27600-7		1	CLAY	30.6		✓	12	brown	1.0		
2	-8		1	SOIL	30.1		✓	12	black	1.0		
3	-9		1	WETCLAY	30.8		✓	12	clear	1.0		
4	-10		1	SOIL	31.1		✓	12	clear	1.0		
5	-11		1	SOIL	31.4		✓	12	clear	1.0		
6	-12		1	MUD	30.2		✓	12	l.yellow	1.0		
7	JD27605-1		1	MUD	31.6		✓	12	black	1.0		
8	-2		1	CLAY	30.5		✓	12	l.yellow	1.0		
9	-3		1	MUD	30.4		✓	12	black			
10	-4		1	SOIL	30.8		✓	12	l.yellow	1.0		
11	-5		1	SOIL	31.0		✓	12	clear	1.0		
12	-6		1	MUD	30.4		✓	12	clear	1.0		
13	-7		1	SOIL	30.6		✓	12	~~brown~~	1.0		
14	-8		1	MUD	30.0		✓	12	clear	1.0		
15	-9		1	SOIL	30.4		✓	12	~~clear~~	1.0		
16	-10		1	SOIL	30.2		✓	12	clear	1.0		
17	-11		1	WETSAND	30.1		✓	12	clear	1.0		
18	-12		1	SOIL	30.3		✓	12	clear	1.0		
19	-13		1	CLAY	30.0		✓	12	orange	1.0		
20	JD27607-1		1	SAND	30.5		✓	12	black	1.0		

Comments: QC Samples (MS, MSD, LINK and/or DUP, Link) Confirmed by:

Equipment/ Range	ID	Observed Temp (°C)	Correction Factor (°C)	Corrected Temp (°C)	Pressure/ Flowrate
Buchi (65-71°C)					
Buchi Chiller					
Waterbath (70-80°C)	10,11	75.6	-1,+1	74.6,76.6	OK
Waterbath Chiller (GPM)	V3,V4	6	-	-	0.8
NEVAP (32-38°C, LPM)	2	34.9	-	-	10
Balance	B-42	N/A	N/A	N/A	N/A

SURROGATE	LOT #	CONC (ppm)	AMT (mL)
ABN	212630-66	50	1.0
ABN DOD SIM			

WITNESS SIGN: TS SPIKE SIGN: NW

MATRIX SPIKE	LOT #	CONC (ppm)	AMT (mL)
Acid			Acid:
Acid (for SIM)			A(SIM):
Base #1 Mix1	212630-68	50	1.0
Base #2 Mix2	212630-69	50	1.0
Aniline			
BSIM			

WITNESS SIGN: TS SPIKE SIGN: NW

SOLVENT	LOT #	BRAND	AMT (mL)
1:1 METH CHLOR/ ACETONE	213452 210378	Fisher	30.0
METH CHLOR	210265	Fisher	Var

REAGENT	LOT #	BAKE BATCH #	BRAND
HYDROMATRIX	6487643	5/9/21	Agilent
SODIUM SULFATE	206607	5/9/21	Fisher
FILTER PAPER	17258389	-	Fisher

MATRIX	LOT #	BAKE BATCH #	BRAND
SAND	960818220079	2/3/20	Fisher

SGS
Form: OP019A-10
Rev Date: 8/2/17

27

Metals Analysis

QC Data Summaries

Includes the following where applicable:

- Instrument Runlogs
- Initial and Continuing Calibration Blanks
- Initial and Continuing Calibration Checks
- High and Low Check Standards
- Interfering Element Check Standards
- Method Blank Summaries
- Matrix Spike and Duplicate Summaries
- Blank Spike and Lab Control Sample Summaries
- Serial Dilution Summaries
- IDL and Linear Range Summaries

SGS Instrument Runlog
Inorganics Analyses

Login Number: JD27605
Account: SESINJPB - SESI Consulting Engineers
Project: Remedial Investigation, 247 North Avenue, New Rochelle, NY

File ID: H9070821S1.CSV Date Analyzed: 07/08/21 Methods: SW846 7471B
Analyst: MS Run ID: MA50793
Parameters: Hg

Time	Sample Description	Dilution Factor	PS Recov	Comments
07:37	MA50793-STD1	1		STDA
07:38	MA50793-STD2	1		STDB
07:40	MA50793-STD3	1		STDC
07:41	MA50793-STD4	1		STDD
07:43	MA50793-STD5	1		STDE
07:45	MA50793-STD6	1		STDF
08:35	MA50793-ICV1	1		
08:37	MA50793-ICB1	1		
08:39	MA50793-CCV1	1		
08:40	MA50793-CCB1	1		
08:42	MA50793-CRI1	1		
08:43	MP27350-B1	1		
08:45	ZZZZZZ	1		
08:47	MP27350-S2	1		
08:49	MA50793-CCV2	1		
08:50	MA50793-CCB2	1		
08:52	MP27350-MB1	1		
08:54	JD27600-10	1		(sample used for QC only; not part of login JD27605)
08:55	ZZZZZZ	1		
08:57	ZZZZZZ	1		
08:58	ZZZZZZ	1		
09:00	ZZZZZZ	1		
09:01	ZZZZZZ	1		
09:03	MA50793-CCV3	1		
09:05	MA50793-CCB3	1		
09:07	ZZZZZZ	1		
09:08	ZZZZZZ	1		
09:09	ZZZZZZ	1		
09:11	JD27605-1	1		
09:12	JD27605-2	1		
09:14	JD27605-3	1		
09:16	JD27605-4	1		
09:18	MA50793-CCV4	1		

SGS Instrument Runlog
Inorganics Analyses

Login Number: JD27605
Account: SESINJPB - SESI Consulting Engineers
Project: Remedial Investigation, 247 North Avenue, New Rochelle, NY

File ID: H9070821S1.CSV Date Analyzed: 07/08/21 Methods: SW846 7471B
Analyst: MS Run ID: MA50793
Parameters: Hg

Time	Sample Description	Dilution Factor	PS Recov	Comments
09:19	MA50793-CCB4	1		
09:21	JD27605-5	1		
09:23	JD27605-6	1		
09:24	JD27605-7	1		
09:25	JD27605-8	1		
09:27	JD27605-9	1		
09:28	JD27605-10	1		
09:30	MA50793-CCV5	1		
09:31	MA50793-CCB5	1		
09:33	JD27605-11	1		
09:35	MP27351-B1	1		
09:36	MP27351-S1	1		
09:38	MP27351-S2	1		
09:40	MA50793-CCV6	1		
09:42	MA50793-CCB6	1		
09:44	MP27351-MB1	1		
09:45	JD27613-4	1		(sample used for QC only; not part of login JD27605)
09:46	JD27605-13	1		
09:48	ZZZZZZ	1		
09:50	JD27605-12	1		
09:52	ZZZZZZ	1		
09:53	ZZZZZZ	1		
09:55	MA50793-CCV7	1		
09:56	MA50793-CCB7	1		
09:58	ZZZZZZ	1		
10:00	ZZZZZZ	1		
10:02	ZZZZZZ	1		
10:03	ZZZZZZ	1		
10:05	ZZZZZZ	1		
10:06	ZZZZZZ	1		
10:08	ZZZZZZ	1		
10:10	MA50793-CCV8	1		
10:11	MA50793-CCB8	1		

SGS Instrument Runlog
Inorganics Analyses

Login Number: JD27605
Account: SESINJPB - SESI Consulting Engineers
Project: Remedial Investigation, 247 North Avenue, New Rochelle, NY

File ID: H9070821S1.CSV Date Analyzed: 07/08/21 Methods: SW846 7471B
Analyst: MS Run ID: MA50793
Parameters: Hg

Time	Sample Description	Dilution Factor	PS Recov	Comments
10:13	ZZZZZZ	1		
10:15	ZZZZZZ	1		
10:16	ZZZZZZ	1		
10:18	ZZZZZZ	1		
10:19	ZZZZZZ	1		
10:21	ZZZZZZ	1		
10:22	ZZZZZZ	1		
10:24	MA50793-CCV9	1		
10:26	MA50793-CCB9	1		
10:27	MP27352-B1	1		
10:29	MP27352-S1	1		
10:31	MP27352-S2	1		
10:33	MA50793-CCV10	1		
10:35	MA50793-CCB10	1		
10:36	MP27352-MB1	1		
10:38	JD27613-38	1		(sample used for QC only; not part of login JD27605)
10:39	ZZZZZZ	1		
10:41	JD27605-1	5		
10:42	MA50793-CCV11	1		
10:44	MA50793-CCB11	1		
11:00	MP27350-S1	1		
---------->	Last reportable sample/prep for job JD27605			
11:01	MA50793-CCV12	1		
11:03	MA50793-CCB12	1		
---------->	Last reportable CCB for job JD27605			
11:34	ZZZZZZ	1		
11:35	ZZZZZZ	1		
11:37	ZZZZZZ	1		
11:39	ZZZZZZ	1		
11:40	ZZZZZZ	1		
11:42	ZZZZZZ	1		
11:44	ZZZZZZ	1		
11:46	MA50793-CCV13	1		
11:47	MA50793-CCB13	1		
11:49	ZZZZZZ	1		

SGS Instrument Runlog
Inorganics Analyses

Login Number: JD27605
Account: SESINJPB - SESI Consulting Engineers
Project: Remedial Investigation, 247 North Avenue, New Rochelle, NY

File ID: H9070821S1.CSV Date Analyzed: 07/08/21 Methods: SW846 7471B
Analyst: MS Run ID: MA50793
Parameters: Hg

Time	Sample Description	Dilution Factor	PS Recov	Comments
11:50	ZZZZZZ	1		
11:52	ZZZZZZ	1		
11:53	ZZZZZZ	1		
11:55	ZZZZZZ	1		
11:57	ZZZZZZ	1		
11:58	ZZZZZZ	1		
12:00	ZZZZZZ	1		
12:07	ZZZZZZ	1		
12:38	ZZZZZZ	1		
13:34	MA50793-CCV14	1		
13:35	MA50793-CCB14	1		
13:37	ZZZZZZ	1		
13:38	ZZZZZZ	1		
13:41	ZZZZZZ	1		
13:42	ZZZZZZ	1		
13:44	MP27353-B1	1		
13:45	MP27353-S1	1		
13:47	MP27353-S2	1		
13:49	ZZZZZZ	1		
13:53	MA50793-CCV15	1		
13:55	MA50793-CCB15	1		
13:57	MP27353-MB1	1		
13:58	JD27564-1	1		(sample used for QC only; not part of login JD27605)
13:59	ZZZZZZ	1		
14:01	ZZZZZZ	1		
14:03	ZZZZZZ	1		
14:04	ZZZZZZ	1		
14:06	ZZZZZZ	1		
14:08	MA50793-CCV16	1		
14:10	MA50793-CCB16	1		
14:12	ZZZZZZ	1		
14:13	ZZZZZZ	1		
14:15	ZZZZZZ	1		

SGS Instrument Runlog
Inorganics Analyses

Login Number: JD27605
Account: SESINJPB - SESI Consulting Engineers
Project: Remedial Investigation, 247 North Avenue, New Rochelle, NY

File ID: H9070821S1.CSV Date Analyzed: 07/08/21 Methods: SW846 7471B
Analyst: MS Run ID: MA50793
Parameters: Hg

Time	Sample Description	Dilution Factor	PS Recov	Comments
14:17	ZZZZZZ	1		
14:19	ZZZZZZ	1		
14:21	ZZZZZZ	1		
14:23	ZZZZZZ	1		
14:24	MA50793-CCV17	1		
14:26	MA50793-CCB17	1		
14:28	ZZZZZZ	1		
14:29	MP27322-B2	1		
14:31	MP27322-S1	1		
14:33	MP27322-S2	1		
14:35	MA50793-CCV18	1		
14:37	MA50793-CCB18	1		
14:39	MP27322-MB2	1		
14:40	ZZZZZZ	1		
14:42	ZZZZZZ	1		
14:44	ZZZZZZ	1		
14:45	ZZZZZZ	1		
14:47	ZZZZZZ	1		
14:49	ZZZZZZ	1		
14:51	ZZZZZZ	1		
14:52	ZZZZZZ	10		
14:54	MA50793-CCV19	1		
14:56	MA50793-CCB19	1		
14:58	ZZZZZZ	5		
15:00	ZZZZZZ	2		
15:02	ZZZZZZ	1		
15:28	MA50793-CCV20	1		
15:30	MA50793-CCB20	1		
15:46	MP27322-S1	2		
15:47	MP27322-S2	2		
15:49	MA50793-CCV21	1		
15:51	MA50793-CCB21	1		

Refer to raw data for calibration curve and standards.

REPORTED ELEMENTS SUMMARY

Login Number: JD27605
Account: SESINJPB - SESI Consulting Engineers
Project: Remedial Investigation, 247 North Avenue, New Rochelle, NY

File ID: H9070821S1.CSV Date Analyzed: 07/08/21 Methods: SW846 7471B
Analyst: MS Run ID: MA50793
Parameters: Hg

Time	Sample Description	Element: Dilution	Hg	
08:35	MA50793-ICV1	1	X	
08:37	MA50793-ICB1	1	X	
08:39	MA50793-CCV1	1	X	
08:40	MA50793-CCB1	1	X	
08:42	MA50793-CRI1	1	X	
08:43	MP27350-B1	1	X	
08:45	ZZZZZZ	1		
08:47	MP27350-S2	1	X	
08:49	MA50793-CCV2	1	X	
08:50	MA50793-CCB2	1	X	
08:52	MP27350-MB1	1	X	
08:54	JD27600-10	1	X	(a)
08:55	ZZZZZZ	1		
08:57	ZZZZZZ	1		
08:58	ZZZZZZ	1		
09:00	ZZZZZZ	1		
09:01	ZZZZZZ	1		
09:03	MA50793-CCV3	1	X	
09:05	MA50793-CCB3	1	X	
09:07	ZZZZZZ	1		
09:08	ZZZZZZ	1		
09:09	ZZZZZZ	1		
09:11	JD27605-1	1		
09:12	JD27605-2	1	X	
09:14	JD27605-3	1	X	
09:16	JD27605-4	1	X	
09:18	MA50793-CCV4	1	X	
09:19	MA50793-CCB4	1	X	
09:21	JD27605-5	1	X	
09:23	JD27605-6	1	X	
09:24	JD27605-7	1	X	
09:25	JD27605-8	1	X	
09:27	JD27605-9	1	X	
		Element:	Hg	

REPORTED ELEMENTS SUMMARY

Login Number: JD27605
Account: SESINJPB - SESI Consulting Engineers
Project: Remedial Investigation, 247 North Avenue, New Rochelle, NY

File ID: H9070821S1.CSV Date Analyzed: 07/08/21 Methods: SW846 7471B
Analyst: MS Run ID: MA50793
Parameters: Hg

Time	Sample Description	Element: Dilution	Hg	
09:28	JD27605-10	1	X	
09:30	MA50793-CCV5	1	X	
09:31	MA50793-CCB5	1	X	
09:33	JD27605-11	1	X	
09:35	MP27351-B1	1	X	
09:36	MP27351-S1	1	X	
09:38	MP27351-S2	1	X	
09:40	MA50793-CCV6	1	X	
09:42	MA50793-CCB6	1	X	
09:44	MP27351-MB1	1	X	
09:45	JD27613-4	1	X	(a)
09:46	JD27605-13	1	X	
09:48	ZZZZZZ	1		
09:50	JD27605-12	1	X	
09:52	ZZZZZZ	1		
09:53	ZZZZZZ	1		
09:55	MA50793-CCV7	1	X	
09:56	MA50793-CCB7	1	X	
09:58	ZZZZZZ	1		
10:00	ZZZZZZ	1		
10:02	ZZZZZZ	1		
10:03	ZZZZZZ	1		
10:05	ZZZZZZ	1		
10:06	ZZZZZZ	1		
10:08	ZZZZZZ	1		
10:10	MA50793-CCV8	1	X	
10:11	MA50793-CCB8	1	X	
10:13	ZZZZZZ	1		
10:15	ZZZZZZ	1		
10:16	ZZZZZZ	1		
10:18	ZZZZZZ	1		
10:19	ZZZZZZ	1		
10:21	ZZZZZZ	1		
		Element:	Hg	

REPORTED ELEMENTS SUMMARY

Login Number: JD27605
Account: SESINJPB - SESI Consulting Engineers
Project: Remedial Investigation, 247 North Avenue, New Rochelle, NY

File ID: H9070821S1.CSV Date Analyzed: 07/08/21 Methods: SW846 7471B
Analyst: MS Run ID: MA50793
Parameters: Hg

Time	Sample Description	Element: Dilution	Hg	
10:22	ZZZZZZ	1		
10:24	MA50793-CCV9	1	X	
10:26	MA50793-CCB9	1	X	
10:27	MP27352-B1	1	X	
10:29	MP27352-S1	1	X	
10:31	MP27352-S2	1	X	
10:33	MA50793-CCV10	1	X	
10:35	MA50793-CCB10	1	X	
10:36	MP27352-MB1	1	X	
10:38	JD27613-38	1	X	(a)
10:39	ZZZZZZ	1		
10:41	JD27605-1	5	X	
10:42	MA50793-CCV11	1	X	
10:44	MA50793-CCB11	1	X	
11:00	MP27350-S1	1	X	
11:01	MA50793-CCV12	1	X	
11:03	MA50793-CCB12	1	X	
11:34	ZZZZZZ	1		
11:35	ZZZZZZ	1		
11:37	ZZZZZZ	1		
11:39	ZZZZZZ	1		
11:40	ZZZZZZ	1		
11:42	ZZZZZZ	1		
11:44	ZZZZZZ	1		
11:46	MA50793-CCV13	1	X	
11:47	MA50793-CCB13	1	X	
11:49	ZZZZZZ	1		
11:50	ZZZZZZ	1		
11:52	ZZZZZZ	1		
11:53	ZZZZZZ	1		
11:55	ZZZZZZ	1		
11:57	ZZZZZZ	1		
11:58	ZZZZZZ	1		
		Element:	Hg	

REPORTED ELEMENTS SUMMARY

Login Number: JD27605
Account: SESINJPB - SESI Consulting Engineers
Project: Remedial Investigation, 247 North Avenue, New Rochelle, NY

File ID: H9070821S1.CSV Date Analyzed: 07/08/21 Methods: SW846 7471B
Analyst: MS Run ID: MA50793
Parameters: Hg

Time	Sample Description	Element: Dilution	Hg	
12:00	ZZZZZZ	1		
12:07	ZZZZZZ	1		
12:38	ZZZZZZ	1		
13:34	MA50793-CCV14	1	X	
13:35	MA50793-CCB14	1	X	
13:37	ZZZZZZ	1		
13:38	ZZZZZZ	1		
13:41	ZZZZZZ	1		
13:42	ZZZZZZ	1		
13:44	MP27353-B1	1	X	
13:45	MP27353-S1	1	X	
13:47	MP27353-S2	1	X	
13:49	ZZZZZZ	1		
13:53	MA50793-CCV15	1	X	
13:55	MA50793-CCB15	1	X	
13:57	MP27353-MB1	1	X	
13:58	JD27564-1	1	X	(a)
13:59	ZZZZZZ	1		
14:01	ZZZZZZ	1		
14:03	ZZZZZZ	1		
14:04	ZZZZZZ	1		
14:06	ZZZZZZ	1		
14:08	MA50793-CCV16	1	X	
14:10	MA50793-CCB16	1	X	
14:12	ZZZZZZ	1		
14:13	ZZZZZZ	1		
14:15	ZZZZZZ	1		
14:17	ZZZZZZ	1		
14:19	ZZZZZZ	1		
14:21	ZZZZZZ	1		
14:23	ZZZZZZ	1		
14:24	MA50793-CCV17	1	X	
14:26	MA50793-CCB17	1	X	
		Element:	Hg	

REPORTED ELEMENTS SUMMARY

Login Number: JD27605
Account: SESINJPB - SESI Consulting Engineers
Project: Remedial Investigation, 247 North Avenue, New Rochelle, NY

File ID: H9070821S1.CSV Date Analyzed: 07/08/21 Methods: SW846 7471B
Analyst: MS Run ID: MA50793
Parameters: Hg

Time	Sample Description	Dilution	Element: Hg
14:28	ZZZZZZ	1	
14:29	MP27322-B2	1	X
14:31	MP27322-S1	1	
14:33	MP27322-S2	1	
14:35	MA50793-CCV18	1	X
14:37	MA50793-CCB18	1	X
14:39	MP27322-MB2	1	X
14:40	ZZZZZZ	1	
14:42	ZZZZZZ	1	
14:44	ZZZZZZ	1	
14:45	ZZZZZZ	1	
14:47	ZZZZZZ	1	
14:49	ZZZZZZ	1	
14:51	ZZZZZZ	1	
14:52	ZZZZZZ	10	
14:54	MA50793-CCV19	1	X
14:56	MA50793-CCB19	1	X
14:58	ZZZZZZ	5	
15:00	ZZZZZZ	2	
15:02	ZZZZZZ	1	
15:28	MA50793-CCV20	1	X
15:30	MA50793-CCB20	1	X
15:46	MP27322-S1	2	X
15:47	MP27322-S2	2	X
15:49	MA50793-CCV21	1	X
15:51	MA50793-CCB21	1	X

(a) Sample used for QC only; not part of login JD27605.

Element: Hg

BLANK RESULTS SUMMARY
Part 1 - Initial and Continuing Calibration Blanks

Login Number: JD27605
Account: SESINJPB - SESI Consulting Engineers
Project: Remedial Investigation, 247 North Avenue, New Rochelle, NY

File ID: H9070821S1.CSV Date Analyzed: 07/08/21 Methods: SW846 7471B
QC Limits: result < RL Run ID: MA50793 Units: ug/l

Time:			08:37		08:40		08:50		09:05	
Sample ID:			ICB1		CCB1		CCB2		CCB3	
Metal	RL	IDL	raw	final	raw	final	raw	final	raw	final
Mercury	0.20	.034	-0.0205	<0.20	-0.0181	<0.20	-0.0139	<0.20	0.00450	<0.20

(*) Outside of QC limits
(anr) Analyte not requested

BLANK RESULTS SUMMARY
Part 1 - Initial and Continuing Calibration Blanks

Login Number: JD27605
Account: SESINJPB - SESI Consulting Engineers
Project: Remedial Investigation, 247 North Avenue, New Rochelle, NY

File ID: H9070821S1.CSV Date Analyzed: 07/08/21 Methods: SW846 7471B
QC Limits: result < RL Run ID: MA50793 Units: ug/l

Time:			09:19		09:31		09:42		09:56	
Sample ID:			CCB4		CCB5		CCB6		CCB7	
Metal	RL	IDL	raw	final	raw	final	raw	final	raw	final
Mercury	0.20	.034	0.00600	<0.20	0.00120	<0.20	0.00650	<0.20	-0.00330	<0.20

(*) Outside of QC limits
(anr) Analyte not requested

BLANK RESULTS SUMMARY
Part 1 - Initial and Continuing Calibration Blanks

Login Number: JD27605
Account: SESINJPB - SESI Consulting Engineers
Project: Remedial Investigation, 247 North Avenue, New Rochelle, NY

File ID: H9070821S1.CSV Date Analyzed: 07/08/21 Methods: SW846 7471B
QC Limits: result < RL Run ID: MA50793 Units: ug/l

Time:			10:11		10:26		10:35		10:44	
Sample ID:			CCB8		CCB9		CCB10		CCB11	
Metal	RL	IDL	raw	final	raw	final	raw	final	raw	final
Mercury	0.20	.034	-0.0150	<0.20	-0.0273	<0.20	-0.00450	<0.20	-0.0186	<0.20

(*) Outside of QC limits
(anr) Analyte not requested

BLANK RESULTS SUMMARY
Part 1 - Initial and Continuing Calibration Blanks

Login Number: JD27605
Account: SESINJPB - SESI Consulting Engineers
Project: Remedial Investigation, 247 North Avenue, New Rochelle, NY

File ID: H9070821S1.CSV Date Analyzed: 07/08/21 Methods: SW846 7471B
QC Limits: result < RL Run ID: MA50793 Units: ug/l

Time:			11:03	
Sample ID:			CCB12	
Metal	RL	IDL	raw	final
Mercury	0.20	.034	-0.0232	<0.20

(*) Outside of QC limits
(anr) Analyte not requested

CALIBRATION CHECK STANDARDS SUMMARY
Initial and Continuing Calibration Checks

Login Number: JD27605
Account: SESINJPB - SESI Consulting Engineers
Project: Remedial Investigation, 247 North Avenue, New Rochelle, NY

File ID: H9070821S1.CSV Date Analyzed: 07/08/21 Methods: SW846 7471B
QC Limits: 90 to 110 % Recovery Run ID: MA50793 Units: ug/l

Time:		08:35			08:39			08:49	
Sample ID:	ICV	ICV1		CCV	CCV1		CCV	CCV2	
Metal	True	Results	% Rec	True	Results	% Rec	True	Results	% Rec
Mercury	3	3.15	105.0	2.5	2.38	95.2	2.5	2.38	95.2

(*) Outside of QC limits
(anr) Analyte not requested

CALIBRATION CHECK STANDARDS SUMMARY
Initial and Continuing Calibration Checks

Login Number: JD27605
Account: SESINJPB - SESI Consulting Engineers
Project: Remedial Investigation, 247 North Avenue, New Rochelle, NY

File ID: H9070821S1.CSV Date Analyzed: 07/08/21 Methods: SW846 7471B
QC Limits: 90 to 110 % Recovery Run ID: MA50793 Units: ug/l

Time:		09:03			09:18			09:30	
Sample ID:	CCV	CCV3		CCV	CCV4		CCV	CCV5	
Metal	True	Results	% Rec	True	Results	% Rec	True	Results	% Rec
Mercury	2.5	2.32	92.8	2.5	2.35	94.0	2.5	2.40	96.0

(*) Outside of QC limits
(anr) Analyte not requested

CALIBRATION CHECK STANDARDS SUMMARY
Initial and Continuing Calibration Checks

Login Number: JD27605
Account: SESINJPB - SESI Consulting Engineers
Project: Remedial Investigation, 247 North Avenue, New Rochelle, NY

File ID: H9070821S1.CSV Date Analyzed: 07/08/21 Methods: SW846 7471B
QC Limits: 90 to 110 % Recovery Run ID: MA50793 Units: ug/l

Time:		09:40			09:55			10:10	
Sample ID:	CCV	CCV6		CCV	CCV7		CCV	CCV8	
Metal	True	Results	% Rec	True	Results	% Rec	True	Results	% Rec
Mercury	2.5	2.34	93.6	2.5	2.38	95.2	2.5	2.39	95.6

(*) Outside of QC limits
(anr) Analyte not requested

CALIBRATION CHECK STANDARDS SUMMARY
Initial and Continuing Calibration Checks

Login Number: JD27605
Account: SESINJPB - SESI Consulting Engineers
Project: Remedial Investigation, 247 North Avenue, New Rochelle, NY

File ID: H9070821S1.CSV Date Analyzed: 07/08/21 Methods: SW846 7471B
QC Limits: 90 to 110 % Recovery Run ID: MA50793 Units: ug/l

Time:		10:24			10:33			10:42	
Sample ID:	CCV	CCV9		CCV	CCV10		CCV	CCV11	
Metal	True	Results	% Rec	True	Results	% Rec	True	Results	% Rec
Mercury	2.5	2.45	98.0	2.5	2.40	96.0	2.5	2.39	95.6

(*) Outside of QC limits
(anr) Analyte not requested

CALIBRATION CHECK STANDARDS SUMMARY
Initial and Continuing Calibration Checks

Login Number: JD27605
Account: SESINJPB - SESI Consulting Engineers
Project: Remedial Investigation, 247 North Avenue, New Rochelle, NY

File ID: H9070821S1.CSV Date Analyzed: 07/08/21 Methods: SW846 7471B
QC Limits: 90 to 110 % Recovery Run ID: MA50793 Units: ug/l

Time:		11:01	
Sample ID:	CCV	CCV12	
Metal	True	Results	% Rec
Mercury	2.5	2.27	90.8

(*) Outside of QC limits
(anr) Analyte not requested

LOW CALIBRATION CHECK STANDARDS SUMMARY

Login Number: JD27605
Account: SESINJPB - SESI Consulting Engineers
Project: Remedial Investigation, 247 North Avenue, New Rochelle, NY

File ID: H9070821S1.CSV Date Analyzed: 07/08/21 Methods: SW846 7471B
QC Limits: 70 to 130 % Recovery Run ID: MA50793 Units: ug/l

Time:			08:42	
Sample ID:	CRI	CRIA	CRI1	
Metal	True	True	Results	% Rec
Mercury	0.20		0.215	107.5

(*) Outside of QC limits
(anr) Analyte not requested

SGS Instrument Runlog
Inorganics Analyses

Login Number: JD27605
Account: SESINJPB - SESI Consulting Engineers
Project: Remedial Investigation, 247 North Avenue, New Rochelle, NY

File ID: SF070721M1.ICP Date Analyzed: 07/07/21 Methods: SW846 6010D
Analyst: ND Run ID: MA50802
Parameters: Al,Sb,As,Ba,Be,Cd,Ca,Cr,Co,Cu,Fe,Pb,Mg,Mn,Ni,K,Se,Ag,Na,Tl,V,Zn

Time	Sample Description	Dilution Factor	PS Recov	Comments
14:51	MA50802-STD1	1		STDA
14:56	MA50802-STD2	1		STDB
15:01	ZZZZZZ	1		
15:06	ZZZZZZ	1		
15:11	MA50802-ICV1	1		
15:16	MA50802-ICB1	1		
15:21	MA50802-CCV1	1		
15:26	MA50802-CCB1	1		
15:31	MA50802-CRI1	1		
15:36	MA50802-CRID1	1		
15:42	MA50802-ICSA1	1		
15:47	MA50802-ICSAB1	1		
15:52	MA50802-HSTD1	1		
15:57	MA50802-HSTD2	1		
16:02	ZZZZZZ	1		
16:07	ZZZZZZ	1		
16:13	MA50802-CRI2	1		
16:18	ZZZZZZ	1		
16:23	MA50802-CCV2	1		
16:28	MA50802-CCB2	1		
16:33	MP27319-MB1	1		
16:38	MP27319-B1	1		
16:43	MP27319-S1	1		
16:48	MP27319-S2	1		
16:53	JD27613-6	1		(sample used for QC only; not part of login JD27605)
16:58	MP27319-SD1	5		
17:04	MP27319-PS1	1		
17:09	ZZZZZZ	1		
17:14	ZZZZZZ	1		
17:19	MA50802-CCV3	1		
17:24	MA50802-CCB3	1		
17:29	ZZZZZZ	1		
17:34	ZZZZZZ	1		

SGS Instrument Runlog
Inorganics Analyses

Login Number: JD27605
Account: SESINJPB - SESI Consulting Engineers
Project: Remedial Investigation, 247 North Avenue, New Rochelle, NY

File ID: SF070721M1.ICP Date Analyzed: 07/07/21 Methods: SW846 6010D
Analyst: ND Run ID: MA50802
Parameters: Al,Sb,As,Ba,Be,Cd,Ca,Cr,Co,Cu,Fe,Pb,Mg,Mn,Ni,K,Se,Ag,Na,Tl,V,Zn

Time	Sample Description	Dilution Factor	PS Recov	Comments
17:39	ZZZZZZ	1		
17:45	ZZZZZZ	1		
17:50	ZZZZZZ	1		
17:55	ZZZZZZ	1		
18:00	ZZZZZZ	1		
18:05	ZZZZZZ	1		
18:10	ZZZZZZ	1		
18:15	MA50802-CCV4	1		
18:20	MA50802-CCB4	1		
18:25	ZZZZZZ	1		
18:30	ZZZZZZ	1		
18:35	ZZZZZZ	1		
18:40	ZZZZZZ	1		
18:46	ZZZZZZ	1		
18:51	ZZZZZZ	1		
18:56	ZZZZZZ	1		
19:01	ZZZZZZ	1		
19:06	MA50802-CCV5	1		
19:11	MA50802-CCB5	1		
19:16	MP27319-S1	5		
19:21	MP27319-S2	5		
19:26	JD27613-6	5		(sample used for QC only; not part of login JD27605)
19:31	MP27319-SD1	25		
19:37	MP27319-PS1	5		
19:42	ZZZZZZ	5		
19:47	ZZZZZZ	5		
19:52	ZZZZZZ	2		
19:57	ZZZZZZ	5		
20:02	MA50802-CCV6	1		
20:07	MA50802-CCB6	1		
20:12	ZZZZZZ	2		
20:17	ZZZZZZ	2		
20:22	ZZZZZZ	5		

SGS Instrument Runlog
Inorganics Analyses

Login Number: JD27605
Account: SESINJPB - SESI Consulting Engineers
Project: Remedial Investigation, 247 North Avenue, New Rochelle, NY

File ID: SF070721M1.ICP Date Analyzed: 07/07/21 Methods: SW846 6010D
Analyst: ND Run ID: MA50802
Parameters: Al,Sb,As,Ba,Be,Cd,Ca,Cr,Co,Cu,Fe,Pb,Mg,Mn,Ni,K,Se,Ag,Na,Tl,V,Zn

Time	Sample Description	Dilution Factor	PS Recov	Comments
20:27	ZZZZZZ	2		
20:32	ZZZZZZ	2		
20:38	ZZZZZZ	2		
20:43	ZZZZZZ	1		
20:48	MP27286-S2	20		
20:53	ZZZZZZ	2		
20:58	ZZZZZZ	2		
21:03	MA50802-CCV7	1		
21:08	MA50802-CCB7	1		
21:13	ZZZZZZ	2		
21:18	ZZZZZZ	5		
21:23	ZZZZZZ	2		
21:29	ZZZZZZ	1		
21:34	MP27287-PS1	1		
21:39	ZZZZZZ	2		
21:44	ZZZZZZ	1		
21:49	ZZZZZZ	1		
21:54	ZZZZZZ	1		
21:59	MA50802-CCV8	1		
22:04	MA50802-CCB8	1		
22:09	ZZZZZZ	1		
22:14	ZZZZZZ	5		
22:19	ZZZZZZ	1		
22:24	ZZZZZZ	5		
22:29	ZZZZZZ	1		
22:34	ZZZZZZ	1		
22:39	ZZZZZZ	1		
22:45	ZZZZZZ	1		
22:50	MA50802-CCV9	1		
22:54	MA50802-CCB9	1		
23:00	ZZZZZZ	1		
23:05	ZZZZZZ	1		
23:10	ZZZZZZ	1		

SGS Instrument Runlog
Inorganics Analyses

Login Number: JD27605
Account: SESINJPB - SESI Consulting Engineers
Project: Remedial Investigation, 247 North Avenue, New Rochelle, NY

File ID: SF070721M1.ICP Date Analyzed: 07/07/21 Methods: SW846 6010D
Analyst: ND Run ID: MA50802
Parameters: Al,Sb,As,Ba,Be,Cd,Ca,Cr,Co,Cu,Fe,Pb,Mg,Mn,Ni,K,Se,Ag,Na,Tl,V,Zn

Time	Sample Description	Dilution Factor	PS Recov	Comments
23:15	ZZZZZZ	1		
23:20	ZZZZZZ	1		
23:25	ZZZZZZ	1		
23:30	MA50802-CCV10	1		
23:35	MA50802-CCB10	1		
23:40	MP27313-MB1	1		Zn raise for 4x for the batch
23:45	MP27313-B1	1		
23:50	MP27313-S1	1		
23:55	MP27313-S2	1		
00:00	JD27600-10	1		(sample used for QC only; not part of login JD27605)
00:05	MP27313-SD1	5		
00:10	MP27313-PS1	1		
00:15	ZZZZZZ	1		
00:20	ZZZZZZ	1		
00:26	ZZZZZZ	1		
00:31	MA50802-CCV11	1		
00:36	MA50802-CCB11	1		
00:41	ZZZZZZ	1		
00:46	ZZZZZZ	1		
00:51	ZZZZZZ	1		
00:56	ZZZZZZ	1		
01:02	ZZZZZZ	1		
01:07	ZZZZZZ	1		
01:12	ZZZZZZ	1		
01:17	ZZZZZZ	1		
01:22	ZZZZZZ	1		
01:27	MA50802-CCV12	1		
01:32	MA50802-CCB12	1		
01:37	ZZZZZZ	1		
01:42	ZZZZZZ	1		
01:47	ZZZZZZ	1		
01:52	ZZZZZZ	1		
01:57	ZZZZZZ	1		

SGS Instrument Runlog
Inorganics Analyses

Login Number: JD27605
Account: SESINJPB - SESI Consulting Engineers
Project: Remedial Investigation, 247 North Avenue, New Rochelle, NY

File ID: SF070721M1.ICP Date Analyzed: 07/07/21 Methods: SW846 6010D
Analyst: ND Run ID: MA50802
Parameters: Al,Sb,As,Ba,Be,Cd,Ca,Cr,Co,Cu,Fe,Pb,Mg,Mn,Ni,K,Se,Ag,Na,Tl,V,Zn

Time	Sample Description	Dilution Factor	PS Recov	Comments
02:03	MP27312-B1	1		
02:07	MP27312-MB1	1		
02:13	MP27312-S1	1		FE high
02:18	MP27312-S2	1		FE high
02:23	MA50802-CCV13	1		
02:27	MA50802-CCB13	1		
02:33	JD27686-5	1		(sample used for QC only; not part of login JD27605)
02:38	MP27312-SD1	5		FE high
02:43	MP27312-PS1	1		
02:48	JD27605-1	1		FE, Ti high
02:53	JD27605-2	1		Ti high
02:58	JD27605-3	1		FE high
03:03	JD27605-4	1		
03:08	JD27605-5	1		
03:13	JD27605-6	1		Ti high
03:18	MA50802-CCV14	1		
03:23	MA50802-CCB14	1		
03:28	JD27605-7	1		
03:33	JD27605-8	1		Ti high
03:38	JD27605-9	1		
03:43	JD27605-10	1		
03:48	JD27605-11	1		
03:53	JD27605-12	1		
03:58	JD27605-13	1		
---------->	Last reportable sample/prep for job JD27605			
04:04	ZZZZZZ	1		
04:09	ZZZZZZ	1		
04:14	MA50802-CCV15	1		
04:18	MA50802-CCB15	1		
---------->	Last reportable CCB for job JD27605			
04:24	ZZZZZZ	1		
04:29	ZZZZZZ	1		
04:34	ZZZZZZ	1		
04:39	ZZZZZZ	1		
04:44	MA50802-CCV16	1		

SGS Instrument Runlog
Inorganics Analyses

Login Number: JD27605
Account: SESINJPB - SESI Consulting Engineers
Project: Remedial Investigation, 247 North Avenue, New Rochelle, NY

File ID: SF070721M1.ICP Date Analyzed: 07/07/21 Methods: SW846 6010D
Analyst: ND Run ID: MA50802
Parameters: Al,Sb,As,Ba,Be,Cd,Ca,Cr,Co,Cu,Fe,Pb,Mg,Mn,Ni,K,Se,Ag,Na,Tl,V,Zn

Time	Sample Description	Dilution Factor	PS Recov	Comments
04:49	MA50802-CCB16	1		
04:54	ZZZZZZ	5		
04:59	ZZZZZZ	5		
05:04	ZZZZZZ	5		
05:09	ZZZZZZ	5		
05:14	ZZZZZZ	5		
05:20	ZZZZZZ	5		
05:25	ZZZZZZ	5		
05:30	ZZZZZZ	5		
05:35	MA50802-CCV17	1		
05:40	MA50802-CCB17	1		
05:45	ZZZZZZ	1		
05:50	ZZZZZZ	1		
05:56	ZZZZZZ	1		
06:01	ZZZZZZ	1		
06:06	ZZZZZZ	1		
06:11	ZZZZZZ	1		
06:17	ZZZZZZ	1		
06:22	MA50802-CCV18	1		
06:27	MA50802-CCB18	1		
06:32	MP27314-MB1	1		
06:37	MP27314-B1	1		
06:42	MP27314-S1	1		
06:47	MP27314-S2	1		
06:52	JD27525-2	1		(sample used for QC only; not part of login JD27605)
06:57	MP27314-SD1	5		
07:02	ZZZZZZ	1		
07:07	ZZZZZZ	1		
07:12	ZZZZZZ	1		
07:18	MA50802-CCV19	1		
07:22	MA50802-CCB19	1		
07:28	ZZZZZZ	1		
07:33	ZZZZZZ	1		

SGS Instrument Runlog
Inorganics Analyses

Login Number: JD27605
Account: SESINJPB - SESI Consulting Engineers
Project: Remedial Investigation, 247 North Avenue, New Rochelle, NY

File ID: SF070721M1.ICP Date Analyzed: 07/07/21 Methods: SW846 6010D
Analyst: ND Run ID: MA50802
Parameters: Al,Sb,As,Ba,Be,Cd,Ca,Cr,Co,Cu,Fe,Pb,Mg,Mn,Ni,K,Se,Ag,Na,Tl,V,Zn

Time	Sample Description	Dilution Factor	PS Recov	Comments
07:38	MP27314-S1	5		
07:43	MP27314-S2	5		
07:48	JD27525-2	5		(sample used for QC only; not part of login JD27605)
07:53	MP27314-SD1	25		
07:58	ZZZZZZ	1		
08:04	ZZZZZZ	2		
08:09	MA50802-CCV20	1		
08:14	MA50802-CCB20	1		
08:20	ZZZZZZ	1		

Refer to raw data for calibration curve and standards.

REPORTED ELEMENTS SUMMARY

Login Number: JD27605
Account: SESINJPB - SESI Consulting Engineers
Project: Remedial Investigation, 247 North Avenue, New Rochelle, NY

File ID: SF070721M1.ICP Date Analyzed: 07/07/21 Methods: SW846 6010D
Analyst: ND Run ID: MA50802
Parameters: Al,Sb,As,Ba,Be,Cd,Ca,Cr,Co,Cu,Fe,Pb,Mg,Mn,Ni,K,Se,Ag,Na,Tl,V,Zn

Time	Sample Description	Element: Dilution	Al	Sb	As	Ba	Be	Cd	Ca	Cr	Co	Cu	Fe	Pb	Mg	Mn	Ni	K	Se	Ag	Na	Tl	V	Zn	
15:01	ZZZZZZ	1																							
15:06	ZZZZZZ	1																							
15:11	MA50802-ICV1	1	X	X	X	X	X	X	X	X	X	X	X	X	X	X	X	X	X	X	X	X	X	X	
15:16	MA50802-ICB1	1	X	X	X	X	X	X	X	X	X	X	X	X	X	X	X	X	X	X	X	X	X	X	
15:21	MA50802-CCV1	1	X	X	X	X	X	X	X	X	X	X	X	X	X	X	X	X	X	X	X	X	X	X	
15:26	MA50802-CCB1	1	X	X	X	X	X	X	X	X	X	X	X	X	X	X	X	X	X	X	X	X	X	X	
15:31	MA50802-CRI1	1																							
15:36	MA50802-CRID1	1	X	X	X	X	X	X	X	X	X	X	X	X	X	X	X	X	X	X	X	X	X	X	
15:42	MA50802-ICSA1	1	X	X	X	X	X	X	X	X	X	X	X	X	X	X	X	X	X	X	X	X	X	X	
15:47	MA50802-ICSAB1	1	X	X	X	X	X	X	X	X	X	X	X	X	X	X	X	X	X	X	X	X	X	X	
15:52	MA50802-HSTD1	1	X	X	X	X	X	X	X	X	X	X	X	X	X	X	X	X	X	X	X	X	X	X	
15:57	MA50802-HSTD2	1	X	X	X	X	X	X	X	X	X	X	X	X	X	X	X	X	X	X	X	X	X	X	
16:02	ZZZZZZ	1																							
16:07	ZZZZZZ	1																							
16:13	MA50802-CRI2	1	X	X	X	X	X	X	X	X	X	X	X	X	X	X	X	X	X	X	X	X	X	X	
16:18	ZZZZZZ	1																							
16:23	MA50802-CCV2	1	X	X	X	X	X	X	X	X	X	X	X	X	X	X	X	X	X	X	X	X	X	X	
16:28	MA50802-CCB2	1	X	X	X	X	X	X	X	X	X	X	X	X	X	X	X	X	X	X	X	X	X	X	
16:33	MP27319-MB1	1	X	X	X	X	X	X	X	X	X	X	X	X	X	X	X	X	X	X	X	X	X	X	
16:38	MP27319-B1	1	X	X	X	X	X	X	X	X	X	X	X	X	X	X	X	X	X	X	X	X	X	X	
16:43	MP27319-S1	1	X	X		X			X	X				X	X		X	X			X		X	X	
16:48	MP27319-S2	1	X	X		X			X	X				X	X		X	X			X		X	X	
16:53	JD27613-6	1	X	X		X			X	X				X	X		X	X			X		X	X	(a)
16:58	MP27319-SD1	5	X	X		X			X	X				X	X		X	X			X		X	X	
17:04	MP27319-PS1	1		X						X							X						X		
17:09	ZZZZZZ	1																							
17:14	ZZZZZZ	1																							
17:19	MA50802-CCV3	1	X	X	X	X	X	X	X	X	X	X	X	X	X	X	X	X	X	X	X	X	X	X	
17:24	MA50802-CCB3	1	X	X	X	X	X	X	X	X	X	X	X	X	X	X	X	X	X	X	X	X	X	X	
17:29	ZZZZZZ	1																							
17:34	ZZZZZZ	1																							
17:39	ZZZZZZ	1																							
17:45	ZZZZZZ	1																							
		Element:	Al	Sb	As	Ba	Be	Cd	Ca	Cr	Co	Cu	Fe	Pb	Mg	Mn	Ni	K	Se	Ag	Na	Tl	V	Zn	

REPORTED ELEMENTS SUMMARY

Login Number: JD27605
Account: SESINJPB - SESI Consulting Engineers
Project: Remedial Investigation, 247 North Avenue, New Rochelle, NY

File ID: SF070721M1.ICP Date Analyzed: 07/07/21 Methods: SW846 6010D
Analyst: ND Run ID: MA50802
Parameters: Al,Sb,As,Ba,Be,Cd,Ca,Cr,Co,Cu,Fe,Pb,Mg,Mn,Ni,K,Se,Ag,Na,Tl,V,Zn

Time	Sample Description	Element: Dilution	Al	Sb	As	Ba	Be	Cd	Ca	Cr	Co	Cu	Fe	Pb	Mg	Mn	Ni	K	Se	Ag	Na	Tl	V	Zn	
17:50	ZZZZZZ	1																							
17:55	ZZZZZZ	1																							
18:00	ZZZZZZ	1																							
18:05	ZZZZZZ	1																							
18:10	ZZZZZZ	1																							
18:15	MA50802-CCV4	1	X	X	X	X	X	X	X	X	X	X	X	X	X	X	X	X	X	X	X	X	X	X	
18:20	MA50802-CCB4	1	X	X	X	X	X	X	X	X	X	X	X	X	X	X	X	X	X	X	X	X	X	X	
18:25	ZZZZZZ	1																							
18:30	ZZZZZZ	1																							
18:35	ZZZZZZ	1																							
18:40	ZZZZZZ	1																							
18:46	ZZZZZZ	1																							
18:51	ZZZZZZ	1																							
18:56	ZZZZZZ	1																							
19:01	ZZZZZZ	1																							
19:06	MA50802-CCV5	1	X	X	X	X	X	X	X	X	X	X	X	X	X	X	X	X	X	X	X	X	X	X	
19:11	MA50802-CCB5	1	X	X	X	X	X	X	X	X	X	X	X	X	X	X	X	X	X	X	X	X	X	X	
19:16	MP27319-S1	5			X		X	X		X	X	X			X			X	X		X				
19:21	MP27319-S2	5			X		X	X		X	X	X			X			X	X		X				
19:26	JD27613-6	5			X		X	X		X	X	X			X			X	X		X				(a)
19:31	MP27319-SD1	25			X		X	X		X	X	X			X			X	X		X				
19:37	MP27319-PS1	5																							
19:42	ZZZZZZ	5																							
19:47	ZZZZZZ	5																							
19:52	ZZZZZZ	2																							
19:57	ZZZZZZ	5																							
20:02	MA50802-CCV6	1	X	X	X	X	X	X	X	X	X	X	X	X	X	X	X	X	X	X	X	X	X	X	
20:07	MA50802-CCB6	1	X	X	X	X	X	X	X	X	X	X	X	X	X	X	X	X	X	X	X	X	X	X	
20:12	ZZZZZZ	2																							
20:17	ZZZZZZ	2																							
20:22	ZZZZZZ	5																							
20:27	ZZZZZZ	2																							
20:32	ZZZZZZ	2																							
		Element:	Al	Sb	As	Ba	Be	Cd	Ca	Cr	Co	Cu	Fe	Pb	Mg	Mn	Ni	K	Se	Ag	Na	Tl	V	Zn	

REPORTED ELEMENTS SUMMARY

Login Number: JD27605
Account: SESINJPB - SESI Consulting Engineers
Project: Remedial Investigation, 247 North Avenue, New Rochelle, NY

File ID: SF070721M1.ICP Date Analyzed: 07/07/21 Methods: SW846 6010D
Analyst: ND Run ID: MA50802
Parameters: Al,Sb,As,Ba,Be,Cd,Ca,Cr,Co,Cu,Fe,Pb,Mg,Mn,Ni,K,Se,Ag,Na,Tl,V,Zn

Time	Sample Description	Element: Dilution	Al	Sb	As	Ba	Be	Cd	Ca	Cr	Co	Cu	Fe	Pb	Mg	Mn	Ni	K	Se	Ag	Na	Tl	V	Zn
20:38	ZZZZZZ	2																						
20:43	ZZZZZZ	1																						
20:48	MP27286-S2	20											X											
20:53	ZZZZZZ	2																						
20:58	ZZZZZZ	2																						
21:03	MA50802-CCV7	1	X	X	X	X	X	X	X	X	X	X	X	X	X	X	X	X	X	X	X	X	X	X
21:08	MA50802-CCB7	1	X	X	X	X	X	X	X	X	X	X	X	X	X	X	X	X	X	X	X	X	X	X
21:13	ZZZZZZ	2																						
21:18	ZZZZZZ	5																						
21:23	ZZZZZZ	2																						
21:29	ZZZZZZ	1																						
21:34	MP27287-PS1	1		X																				
21:39	ZZZZZZ	2																						
21:44	ZZZZZZ	1																						
21:49	ZZZZZZ	1																						
21:54	ZZZZZZ	1																						
21:59	MA50802-CCV8	1	X	X	X	X	X	X	X	X	X	X	X	X	X	X	X	X	X	X	X	X	X	X
22:04	MA50802-CCB8	1	X	X	X	X	X	X	X	X	X	X	X	X	X	X	X	X	X	X	X	X	X	X
22:09	ZZZZZZ	1																						
22:14	ZZZZZZ	5																						
22:19	ZZZZZZ	1																						
22:24	ZZZZZZ	5																						
22:29	ZZZZZZ	1																						
22:34	ZZZZZZ	1																						
22:39	ZZZZZZ	1																						
22:45	ZZZZZZ	1																						
22:50	MA50802-CCV9	1	X	X	X	X	X	X	X	X	X	X	X	X	X	X	X	X	X	X	X	X	X	X
22:54	MA50802-CCB9	1	X	X	X	X	X	X	X	X	X	X	X	X	X	X	X	X	X	X	X	X	X	X
23:00	ZZZZZZ	1																						
23:05	ZZZZZZ	1																						
23:10	ZZZZZZ	1																						
23:15	ZZZZZZ	1																						
23:20	ZZZZZZ	1																						
		Element:	Al	Sb	As	Ba	Be	Cd	Ca	Cr	Co	Cu	Fe	Pb	Mg	Mn	Ni	K	Se	Ag	Na	Tl	V	Zn

REPORTED ELEMENTS SUMMARY

Login Number: JD27605
Account: SESINJPB - SESI Consulting Engineers
Project: Remedial Investigation, 247 North Avenue, New Rochelle, NY

File ID: SF070721M1.ICP Date Analyzed: 07/07/21 Methods: SW846 6010D
Analyst: ND Run ID: MA50802
Parameters: Al,Sb,As,Ba,Be,Cd,Ca,Cr,Co,Cu,Fe,Pb,Mg,Mn,Ni,K,Se,Ag,Na,Tl,V,Zn

Time	Sample Description	Element: Dilution	Al	Sb	As	Ba	Be	Cd	Ca	Cr	Co	Cu	Fe	Pb	Mg	Mn	Ni	K	Se	Ag	Na	Tl	V	Zn	
23:25	ZZZZZZ	1																							
23:30	MA50802-CCV10	1	X	X	X	X	X	X	X	X	X	X	X	X	X	X	X	X	X	X	X	X	X	X	
23:35	MA50802-CCB10	1	X	X	X	X	X	X	X	X	X	X	X	X	X	X	X	X	X	X	X	X	X	X	
23:40	MP27313-MB1	1	X	X	X	X	X	X	X	X	X	X	X	X	X	X	X	X	X	X	X	X	X	X	
23:45	MP27313-B1	1	X	X	X	X	X	X	X	X	X	X	X	X	X	X	X	X	X	X	X	X	X	X	
23:50	MP27313-S1	1	X	X	X	X	X	X	X	X	X	X	X	X	X	X	X	X	X	X	X	X	X	X	
23:55	MP27313-S2	1	X	X	X	X	X	X	X	X	X	X	X	X	X	X	X	X	X	X	X	X	X	X	
00:00	JD27600-10	1	X	X	X	X	X	X	X	X	X	X	X	X	X	X	X	X	X	X	X	X	X	X	(a)
00:05	MP27313-SD1	5	X	X	X	X	X	X	X	X	X	X	X	X	X	X	X	X	X	X	X	X	X	X	
00:10	MP27313-PS1	1		X																					
00:15	ZZZZZZ	1																							
00:20	ZZZZZZ	1																							
00:26	ZZZZZZ	1																							
00:31	MA50802-CCV11	1	X	X	X	X	X	X	X	X	X	X	X	X	X	X	X	X	X	X	X	X	X	X	
00:36	MA50802-CCB11	1	X	X	X	X	X	X	X	X	X	X	X	X	X	X	X	X	X	X	X	X	X	X	
00:41	ZZZZZZ	1																							
00:46	ZZZZZZ	1																							
00:51	ZZZZZZ	1																							
00:56	ZZZZZZ	1																							
01:02	ZZZZZZ	1																							
01:07	ZZZZZZ	1																							
01:12	ZZZZZZ	1																							
01:17	ZZZZZZ	1																							
01:22	ZZZZZZ	1																							
01:27	MA50802-CCV12	1	X	X	X	X	X	X	X	X	X	X	X	X	X	X	X	X	X	X	X	X	X	X	
01:32	MA50802-CCB12	1	X	X	X	X	X	X	X	X	X	X	X	X	X	X	X	X	X	X	X	X	X	X	
01:37	ZZZZZZ	1																							
01:42	ZZZZZZ	1																							
01:47	ZZZZZZ	1																							
01:52	ZZZZZZ	1																							
01:57	ZZZZZZ	1																							
02:03	MP27312-B1	1	X	X	X	X	X	X	X	X	X	X	X	X	X	X	X	X	X	X	X	X	X	X	
02:07	MP27312-MB1	1	X	X	X	X	X	X	X	X	X	X	X	X	X	X	X	X	X	X	X	X	X	X	
		Element:	Al	Sb	As	Ba	Be	Cd	Ca	Cr	Co	Cu	Fe	Pb	Mg	Mn	Ni	K	Se	Ag	Na	Tl	V	Zn	

REPORTED ELEMENTS SUMMARY

Login Number: JD27605
Account: SESINJPB - SESI Consulting Engineers
Project: Remedial Investigation, 247 North Avenue, New Rochelle, NY

File ID: SF070721M1.ICP Date Analyzed: 07/07/21 Methods: SW846 6010D
Analyst: ND Run ID: MA50802
Parameters: Al,Sb,As,Ba,Be,Cd,Ca,Cr,Co,Cu,Fe,Pb,Mg,Mn,Ni,K,Se,Ag,Na,Tl,V,Zn

Time	Sample Description	Element: Dilution	Al	Sb	As	Ba	Be	Cd	Ca	Cr	Co	Cu	Fe	Pb	Mg	Mn	Ni	K	Se	Ag	Na	Tl	V	Zn	
02:13	MP27312-S1	1	X	X		X	X		X	X	X			X	X		X	X			X		X	X	
02:18	MP27312-S2	1	X	X		X	X		X	X	X			X	X		X	X			X		X	X	
02:23	MA50802-CCV13	1	X	X	X	X	X	X	X	X	X	X	X	X	X	X	X	X	X	X	X	X	X	X	
02:27	MA50802-CCB13	1	X	X	X	X	X	X	X	X	X	X	X	X	X	X	X	X	X	X	X	X	X	X	
02:33	JD27686-5	1	X	X		X	X		X	X	X			X	X		X	X			X		X	X	(a)
02:38	MP27312-SD1	5	X	X		X	X		X	X	X			X	X		X	X			X		X	X	
02:43	MP27312-PS1	1		X																				X	
02:48	JD27605-1	1	X	X		X			X					X			X	X			X		X	X	
02:53	JD27605-2	1	X	X	X	X		X	X	X		X	X	X	X	X	X	X	X	X	X		X	X	
02:58	JD27605-3	1	X	X		X	X		X	X	X			X	X		X	X			X		X	X	
03:03	JD27605-4	1	X	X	X	X	X	X	X	X	X	X	X	X	X	X	X	X	X	X	X	X	X	X	
03:08	JD27605-5	1	X	X	X	X	X	X	X	X	X	X	X	X	X	X	X	X	X	X	X	X	X	X	
03:13	JD27605-6	1	X	X	X	X		X	X	X		X	X	X	X	X	X	X	X	X	X		X	X	
03:18	MA50802-CCV14	1	X	X	X	X	X	X	X	X	X	X	X	X	X	X	X	X	X	X	X	X	X	X	
03:23	MA50802-CCB14	1	X	X	X	X	X	X	X	X	X	X	X	X	X	X	X	X	X	X	X	X	X	X	
03:28	JD27605-7	1	X	X	X	X	X	X	X	X	X	X	X	X	X	X	X	X	X	X	X	X	X	X	
03:33	JD27605-8	1	X	X	X	X		X	X	X		X	X	X	X	X	X	X	X	X	X		X	X	
03:38	JD27605-9	1	X	X	X	X	X	X	X	X	X	X	X	X	X	X	X	X	X	X	X	X	X	X	
03:43	JD27605-10	1	X	X	X	X	X	X	X	X	X	X	X	X	X	X	X	X	X	X	X	X	X	X	
03:48	JD27605-11	1	X	X	X	X	X	X	X	X	X	X	X	X	X	X	X	X	X	X	X	X	X	X	
03:53	JD27605-12	1	X	X	X	X	X	X	X	X	X	X	X	X	X	X	X	X	X	X	X	X	X	X	
03:58	JD27605-13	1	X	X	X	X	X	X	X	X	X	X	X	X	X	X	X	X	X	X	X	X	X	X	
04:04	ZZZZZZ	1																							
04:09	ZZZZZZ	1																							
04:14	MA50802-CCV15	1	X	X	X	X	X	X	X	X	X	X	X	X	X	X	X	X	X	X	X	X	X	X	
04:18	MA50802-CCB15	1	X	X	X	X	X	X	X	X	X	X	X	X	X	X	X	X	X	X	X	X	X	X	
04:24	ZZZZZZ	1																							
04:29	ZZZZZZ	1																							
04:34	ZZZZZZ	1																							
04:39	ZZZZZZ	1																							
04:44	MA50802-CCV16	1	X	X	X	X	X	X	X	X	X	X	X	X	X	X	X	X	X	X	X	X	X	X	
04:49	MA50802-CCB16	1	X	X	X	X	X	X	X	X	X	X	X	X	X	X	X	X	X	X	X	X	X	X	
04:54	ZZZZZZ	5																							
		Element:	Al	Sb	As	Ba	Be	Cd	Ca	Cr	Co	Cu	Fe	Pb	Mg	Mn	Ni	K	Se	Ag	Na	Tl	V	Zn	

REPORTED ELEMENTS SUMMARY

Login Number: JD27605
Account: SESINJPB - SESI Consulting Engineers
Project: Remedial Investigation, 247 North Avenue, New Rochelle, NY

File ID: SF070721M1.ICP Date Analyzed: 07/07/21 Methods: SW846 6010D
Analyst: ND Run ID: MA50802
Parameters: Al,Sb,As,Ba,Be,Cd,Ca,Cr,Co,Cu,Fe,Pb,Mg,Mn,Ni,K,Se,Ag,Na,Tl,V,Zn

Time	Sample Description	Element: Dilution	Al	Sb	As	Ba	Be	Cd	Ca	Cr	Co	Cu	Fe	Pb	Mg	Mn	Ni	K	Se	Ag	Na	Tl	V	Zn	
04:59	ZZZZZZ	5																							
05:04	ZZZZZZ	5																							
05:09	ZZZZZZ	5																							
05:14	ZZZZZZ	5																							
05:20	ZZZZZZ	5																							
05:25	ZZZZZZ	5																							
05:30	ZZZZZZ	5																							
05:35	MA50802-CCV17	1	X	X	X	X	X	X	X	X	X	X	X	X	X	X	X	X	X	X	X	X	X	X	
05:40	MA50802-CCB17	1	X	X	X	X	X	X	X	X	X	X	X	X	X	X	X	X	X	X	X	X	X	X	
05:45	ZZZZZZ	1																							
05:50	ZZZZZZ	1																							
05:56	ZZZZZZ	1																							
06:01	ZZZZZZ	1																							
06:06	ZZZZZZ	1																							
06:11	ZZZZZZ	1																							
06:17	ZZZZZZ	1																							
06:22	MA50802-CCV18	1	X	X	X	X	X	X	X	X	X	X	X	X	X	X	X	X	X	X	X	X	X	X	
06:27	MA50802-CCB18	1	X	X	X	X	X	X	X	X	X	X	X	X	X	X	X	X	X	X	X	X	X	X	
06:32	MP27314-MB1	1							X				X		X										
06:37	MP27314-B1	1							X				X		X										
06:42	MP27314-S1	1											X		X										
06:47	MP27314-S2	1											X		X										
06:52	JD27525-2	1													X										(a)
06:57	MP27314-SD1	5											X		X										
07:02	ZZZZZZ	1																							
07:07	ZZZZZZ	1																							
07:12	ZZZZZZ	1																							
07:18	MA50802-CCV19	1	X	X	X	X	X	X	X	X	X	X	X	X	X	X	X	X	X	X	X	X	X	X	
07:22	MA50802-CCB19	1	X	X	X	X	X	X	X	X	X	X	X	X	X	X	X	X	X	X	X	X	X	X	
07:28	ZZZZZZ	1																							
07:33	ZZZZZZ	1																							
07:38	MP27314-S1	5							X																
07:43	MP27314-S2	5							X																
		Element:	Al	Sb	As	Ba	Be	Cd	Ca	Cr	Co	Cu	Fe	Pb	Mg	Mn	Ni	K	Se	Ag	Na	Tl	V	Zn	

REPORTED ELEMENTS SUMMARY

Login Number: JD27605
Account: SESINJPB - SESI Consulting Engineers
Project: Remedial Investigation, 247 North Avenue, New Rochelle, NY

File ID: SF070721M1.ICP Date Analyzed: 07/07/21 Methods: SW846 6010D
Analyst: ND Run ID: MA50802
Parameters: Al,Sb,As,Ba,Be,Cd,Ca,Cr,Co,Cu,Fe,Pb,Mg,Mn,Ni,K,Se,Ag,Na,Tl,V,Zn

Time	Sample Description	Element: Dilution	Al	Sb	As	Ba	Be	Cd	Ca	Cr	Co	Cu	Fe	Pb	Mg	Mn	Ni	K	Se	Ag	Na	Tl	V	Zn	
07:48	JD27525-2	5																							(a)
07:53	MP27314-SD1	25							X																
07:58	ZZZZZZ	1																							
08:04	ZZZZZZ	2																							
08:09	MA50802-CCV20	1	X	X	X	X	X	X	X	X	X	X	X	X	X	X	X	X	X	X	X	X	X	X	
08:14	MA50802-CCB20	1	X	X	X	X	X	X	X	X	X	X	X	X	X	X	X	X	X	X	X	X	X	X	
08:20	ZZZZZZ	1																							

(a) Sample used for QC only; not part of login JD27605.

Element: Al Sb As Ba Be Cd Ca Cr Co Cu Fe Pb Mg Mn Ni K Se Ag Na Tl V Zn

INTERNAL STANDARD SUMMARY

Login Number: JD27605
Account: SESINJPB - SESI Consulting Engineers
Project: Remedial Investigation, 247 North Avenue, New Rochelle, NY

File ID: SF070721M1.ICP Date Analyzed: 07/07/21 Methods: SW846 6010D
Analyst: ND Run ID: MA50802
Parameters: Al,Sb,As,Ba,Be,Cd,Ca,Cr,Co,Cu,Fe,Pb,Mg,Mn,Ni,K,Se,Ag,Na,Tl,V,Zn

Time	Sample Description	Istd#1	Istd#2	Istd#3	Istd#4
14:51	MA50802-STD1	1387 R	58083 R	4460 R	4348 R
14:56	MA50802-STD2	1320	55640	4395	4210
15:01	ZZZZZZ	1353	56954	4489	4243
15:06	ZZZZZZ	1398	58706	4533	4371
15:11	MA50802-ICV1	1358	57029	4460	4257
15:16	MA50802-ICB1	1393	58821	4522	4362
15:21	MA50802-CCV1	1351	57413	4531	4243
15:26	MA50802-CCB1	1395	59329	4572	4366
15:31	MA50802-CRI1	No results reported for the elements associated with this internal standard.			
15:36	MA50802-CRID1	1387	59049	4520	4334
15:42	MA50802-ICSA1	1257	53695	4380	4036
15:47	MA50802-ICSAB1	1255	53641	4351	4038
15:52	MA50802-HSTD1	1350	58509	4529	4391
15:57	MA50802-HSTD2	1277	54400	4400	4052
16:02	ZZZZZZ	1381	59010	4549	4509
16:07	ZZZZZZ	1342	59068	4531	4327
16:13	MA50802-CRI2	1376	58776	4516	4305
16:18	ZZZZZZ	1392	59467	4475	4348
16:23	MA50802-CCV2	1348	57817	4540	4230
16:28	MA50802-CCB2	1393	59692	4556	4364
16:33	MP27319-MB1	1387	59400	4587	4345
16:38	MP27319-B1	1365	58488	4578	4304
16:43	MP27319-S1	1398	59606	4754	4401
16:48	MP27319-S2	1406	59801	4776	4402
16:53	JD27613-6	1427	59559	4803	4410
16:58	MP27319-SD1	1404	59567	4631	4358
17:04	MP27319-PS1	1395	59376	4741	4377
17:09	ZZZZZZ	1456	61860	4930	4410
17:14	ZZZZZZ	1484	62505	4939	4419
17:19	MA50802-CCV3	1343	57376	4506	4228
17:24	MA50802-CCB3	1374	59001	4506	4307
17:29	ZZZZZZ	1413	60549	4825	4333
17:34	ZZZZZZ	1463	62037	4904	4384

INTERNAL STANDARD SUMMARY

Login Number: JD27605
Account: SESINJPB - SESI Consulting Engineers
Project: Remedial Investigation, 247 North Avenue, New Rochelle, NY

File ID: SF070721M1.ICP Date Analyzed: 07/07/21 Methods: SW846 6010D
Analyst: ND Run ID: MA50802
Parameters: Al,Sb,As,Ba,Be,Cd,Ca,Cr,Co,Cu,Fe,Pb,Mg,Mn,Ni,K,Se,Ag,Na,Tl,V,Zn

Time	Sample Description	Istd#1	Istd#2	Istd#3	Istd#4
17:39	ZZZZZZ	1434	60450	4862	4387
17:45	ZZZZZZ	1461	62186	4959	4386
17:50	ZZZZZZ	1470	62697	4961	4391
17:55	ZZZZZZ	1462	62228	4935	4354
18:00	ZZZZZZ	1480	63093	4995	4363
18:05	ZZZZZZ	1443	61190	4869	4386
18:10	ZZZZZZ	1466	62533	4892	4351
18:15	MA50802-CCV4	1357	58389	4571	4255
18:20	MA50802-CCB4	1357	59185	4516	4263
18:25	ZZZZZZ	1493	63222	5001	4389
18:30	ZZZZZZ	1433	60936	4809	4372
18:35	ZZZZZZ	1465	62525	5003	4413
18:40	ZZZZZZ	1381	59592	4696	4386
18:46	ZZZZZZ	1433	60917	4840	4359
18:51	ZZZZZZ	1489	63421	5014	4413
18:56	ZZZZZZ	1477	63090	4989	4371
19:01	ZZZZZZ	1451	62048	4912	4371
19:06	MA50802-CCV5	1370	58115	4637	4304
19:11	MA50802-CCB5	1408	60230	4567	4414
19:16	MP27319-S1	1399	59723	4589	4357
19:21	MP27319-S2	1394	58946	4566	4351
19:26	JD27613-6	1407	59648	4542	4378
19:31	MP27319-SD1	1400	59736	4541	4374
19:37	MP27319-PS1	1401	59720	4594	4373
19:42	ZZZZZZ	1393	59467	4571	4322
19:47	ZZZZZZ	1403	59897	4572	4356
19:52	ZZZZZZ	1431	60579	4698	4377
19:57	ZZZZZZ	1400	59913	4540	4331
20:02	MA50802-CCV6	1341	57110	4391	4222
20:07	MA50802-CCB6	1399	58737	4411	4374
20:12	ZZZZZZ	1454	60709	4661	4388
20:17	ZZZZZZ	1424	59902	4625	4356
20:22	ZZZZZZ	1387	58647	4459	4320

INTERNAL STANDARD SUMMARY

Login Number: JD27605
Account: SESINJPB - SESI Consulting Engineers
Project: Remedial Investigation, 247 North Avenue, New Rochelle, NY

File ID: SF070721M1.ICP Date Analyzed: 07/07/21 Methods: SW846 6010D
Analyst: ND Run ID: MA50802
Parameters: Al,Sb,As,Ba,Be,Cd,Ca,Cr,Co,Cu,Fe,Pb,Mg,Mn,Ni,K,Se,Ag,Na,Tl,V,Zn

Time	Sample Description	Istd#1	Istd#2	Istd#3	Istd#4
20:27	ZZZZZZ	1418	59473	4592	4351
20:32	ZZZZZZ	1434	60665	4641	4344
20:38	ZZZZZZ	1428	59803	4598	4362
20:43	ZZZZZZ	1415	59800	4516	4400
20:48	MP27286-S2	1396	58793	4408	4439
20:53	ZZZZZZ	1518	63126	4877	4399
20:58	ZZZZZZ	1421	60064	4601	4344
21:03	MA50802-CCV7	1348	57510	4394	4238
21:08	MA50802-CCB7	1416	59487	4438	4410
21:13	ZZZZZZ	1461	61229	4706	4472
21:18	ZZZZZZ	1418	59722	4522	4390
21:23	ZZZZZZ	1419	60219	4623	4358
21:29	ZZZZZZ	1394	59031	4468	4360
21:34	MP27287-PS1	1415	60516	4669	4311
21:39	ZZZZZZ	1428	60396	4620	4330
21:44	ZZZZZZ	1410	60581	4652	4282
21:49	ZZZZZZ	1485	62751	4945	4349
21:54	ZZZZZZ	1433	60751	4747	4325
21:59	MA50802-CCV8	1351	57934	4408	4257
22:04	MA50802-CCB8	1385	59171	4418	4354
22:09	ZZZZZZ	1522	64546	4918	4373
22:14	ZZZZZZ	1416	59831	4530	4329
22:19	ZZZZZZ	1492	63199	4893	4365
22:24	ZZZZZZ	1403	59485	4469	4313
22:29	ZZZZZZ	1415	59891	4667	4290
22:34	ZZZZZZ	1521	64307	4917	4350
22:39	ZZZZZZ	1495	62335	4837	4325
22:45	ZZZZZZ	1417	60431	4620	4335
22:50	MA50802-CCV9	1346	57251	4313	4225
22:54	MA50802-CCB9	1374	58548	4339	4306
23:00	ZZZZZZ	1409	59680	4607	4185
23:05	ZZZZZZ	1446	60950	4596	4342
23:10	ZZZZZZ	1474	61804	4713	4322

INTERNAL STANDARD SUMMARY

Login Number: JD27605
Account: SESINJPB - SESI Consulting Engineers
Project: Remedial Investigation, 247 North Avenue, New Rochelle, NY

File ID: SF070721M1.ICP Date Analyzed: 07/07/21 Methods: SW846 6010D
Analyst: ND Run ID: MA50802
Parameters: Al,Sb,As,Ba,Be,Cd,Ca,Cr,Co,Cu,Fe,Pb,Mg,Mn,Ni,K,Se,Ag,Na,Tl,V,Zn

Time	Sample Description	Istd#1	Istd#2	Istd#3	Istd#4
23:15	ZZZZZZ	1441	61732	4733	4369
23:20	ZZZZZZ	1439	60056	4663	4273
23:25	ZZZZZZ	1411	59641	4632	4270
23:30	MA50802-CCV10	1347	57442	4324	4235
23:35	MA50802-CCB10	1385	58534	4335	4336
23:40	MP27313-MB1	1402	58930	4374	4375
23:45	MP27313-B1	1352	57293	4363	4263
23:50	MP27313-S1	1414	60336	4626	4288
23:55	MP27313-S2	1412	60126	4577	4267
00:00	JD27600-10	1437	61065	4666	4337
00:05	MP27313-SD1	1406	58632	4443	4355
00:10	MP27313-PS1	1409	59788	4546	4304
00:15	ZZZZZZ	1407	60305	4751	4420
00:20	ZZZZZZ	1311	55551	4454	4188
00:26	ZZZZZZ	1287	55344	4431	4070
00:31	MA50802-CCV11	1360	57143	4313	4270
00:36	MA50802-CCB11	1384	58613	4278	4342
00:41	ZZZZZZ	1297	55739	4309	4382
00:46	ZZZZZZ	1339	57610	4502	3961
00:51	ZZZZZZ	1250	54666	4250	3805
00:56	ZZZZZZ	1239	53985	4195	3796
01:02	ZZZZZZ	1459	61345	4635	4363
01:07	ZZZZZZ	1458	61244	4662	4382
01:12	ZZZZZZ	1498	63381	4767	4401
01:17	ZZZZZZ	1454	61106	4599	4356
01:22	ZZZZZZ	1443	60953	4669	4304
01:27	MA50802-CCV12	1354	56883	4238	4246
01:32	MA50802-CCB12	1382	58492	4256	4338
01:37	ZZZZZZ	1489	62471	4709	4474
01:42	ZZZZZZ	1507	63279	4826	4474
01:47	ZZZZZZ	1467	63669	4846	4401
01:52	ZZZZZZ	1478	62683	4732	4446
01:57	ZZZZZZ	1482	62485	4724	4427

INTERNAL STANDARD SUMMARY

Login Number: JD27605
Account: SESINJPB - SESI Consulting Engineers
Project: Remedial Investigation, 247 North Avenue, New Rochelle, NY

File ID: SF070721M1.ICP Date Analyzed: 07/07/21 Methods: SW846 6010D
Analyst: ND Run ID: MA50802
Parameters: Al,Sb,As,Ba,Be,Cd,Ca,Cr,Co,Cu,Fe,Pb,Mg,Mn,Ni,K,Se,Ag,Na,Tl,V,Zn

Time	Sample Description	Istd#1	Istd#2	Istd#3	Istd#4
02:03	MP27312-B1	1368	57454	4276	4296
02:07	MP27312-MB1	1394	58862	4320	4356
02:13	MP27312-S1	1453	60814	4676	4399
02:18	MP27312-S2	1465	62113	4748	4404
02:23	MA50802-CCV13	1342	57408	4232	4232
02:27	MA50802-CCB13	1379	59188	4328	4329
02:33	JD27686-5	1502	62783	4760	4458
02:38	MP27312-SD1	1404	59139	4386	4331
02:43	MP27312-PS1	1458	62617	4781	4410
02:48	JD27605-1	1320	58163	4522	4105
02:53	JD27605-2	1556	65453	4961	4387
02:58	JD27605-3	1428	62041	4660	4339
03:03	JD27605-4	1443	61600	4615	4349
03:08	JD27605-5	1430	61775	4673	4339
03:13	JD27605-6	1411	59225	4578	4297
03:18	MA50802-CCV14	1326	56736	4208	4181
03:23	MA50802-CCB14	1380	58805	4258	4321
03:28	JD27605-7	1437	61687	4627	4336
03:33	JD27605-8	1399	60824	4596	4255
03:38	JD27605-9	1434	60558	4534	4317
03:43	JD27605-10	1416	59634	4524	4303
03:48	JD27605-11	1418	61190	4530	4323
03:53	JD27605-12	1416	61162	4605	4305
03:58	JD27605-13	1474	62424	4737	4394
04:04	ZZZZZZ	1426	60167	4597	4337
04:09	ZZZZZZ	1431	61373	4583	4367
04:14	MA50802-CCV15	1343	58439	4270	4227
04:18	MA50802-CCB15	1365	59185	4304	4303
04:24	ZZZZZZ	1428	61917	4631	4304
04:29	ZZZZZZ	1468	61861	4497	4388
04:34	ZZZZZZ	1448	61499	4646	4401
04:39	ZZZZZZ	1446	61990	4712	4350
04:44	MA50802-CCV16	1328	56908	4206	4195

INTERNAL STANDARD SUMMARY

Login Number: JD27605
Account: SESINJPB - SESI Consulting Engineers
Project: Remedial Investigation, 247 North Avenue, New Rochelle, NY

File ID: SF070721M1.ICP Date Analyzed: 07/07/21 Methods: SW846 6010D
Analyst: ND Run ID: MA50802
Parameters: Al,Sb,As,Ba,Be,Cd,Ca,Cr,Co,Cu,Fe,Pb,Mg,Mn,Ni,K,Se,Ag,Na,Tl,V,Zn

Time	Sample Description	Istd#1	Istd#2	Istd#3	Istd#4
04:49	MA50802-CCB16	1376	58684	4245	4326
04:54	ZZZZZZ	1393	59886	4425	4277
04:59	ZZZZZZ	1372	59339	4340	4279
05:04	ZZZZZZ	1367	58129	4296	4238
05:09	ZZZZZZ	No results reported for the elements associated with this internal standard.			
05:14	ZZZZZZ	No results reported for the elements associated with this internal standard.			
05:20	ZZZZZZ	1381	59774	4364	4289
05:25	ZZZZZZ	No results reported for the elements associated with this internal standard.			
05:30	ZZZZZZ	No results reported for the elements associated with this internal standard.			
05:35	MA50802-CCV17	1339	57564	4244	4227
05:40	MA50802-CCB17	1392	59403	4346	4371
05:45	ZZZZZZ	1282	55275	4035	4022
05:50	ZZZZZZ	1398	59042	4233	4388
05:56	ZZZZZZ	1392	56235	4421	4201
06:01	ZZZZZZ	1400	58951	4260	4388
06:06	ZZZZZZ	3268 !	123140 !	6373 !	9831 !
06:11	ZZZZZZ	1279	55471	4077	4007
06:17	ZZZZZZ	1362	57988	4108	4269
06:22	MA50802-CCV18	1335	56278	4215	4203
06:27	MA50802-CCB18	1390	58903	4207	4357
06:32	MP27314-MB1	1397	58718	4230	4371
06:37	MP27314-B1	1387	57574	4125	4332
06:42	MP27314-S1	1320	56982	4255	4123
06:47	MP27314-S2	1318	56569	4202	4128
06:52	JD27525-2	1323	56507	4166	4126
06:57	MP27314-SD1	1378	58726	4192	4311
07:02	ZZZZZZ	1385	58310	4268	4277
07:07	ZZZZZZ	1392	58283	4239	4344
07:12	ZZZZZZ	1373	58372	4266	4291
07:18	MA50802-CCV19	1361	58204	4256	4287
07:22	MA50802-CCB19	1405	59041	4244	4404
07:28	ZZZZZZ	1388	59120	4294	4327
07:33	ZZZZZZ	1410	59365	4252	4404

INTERNAL STANDARD SUMMARY

Login Number: JD27605
Account: SESINJPB - SESI Consulting Engineers
Project: Remedial Investigation, 247 North Avenue, New Rochelle, NY

File ID: SF070721M1.ICP Date Analyzed: 07/07/21 Methods: SW846 6010D
Analyst: ND Run ID: MA50802
Parameters: Al,Sb,As,Ba,Be,Cd,Ca,Cr,Co,Cu,Fe,Pb,Mg,Mn,Ni,K,Se,Ag,Na,Tl,V,Zn

Time	Sample Description	Istd#1	Istd#2	Istd#3	Istd#4
07:38	MP27314-S1	1383	58047	4251	4309
07:43	MP27314-S2	1388	58521	4220	4323
07:48	JD27525-2	1380	58902	4240	4312
07:53	MP27314-SD1	1390	58971	4238	4365
07:58	ZZZZZZ	1420	60464	4296	4427
08:04	ZZZZZZ	1449	60829	4449	4456
08:09	MA50802-CCV20	1385	58442	4258	4336
08:14	MA50802-CCB20	1426	59711	4256	4449
08:20	ZZZZZZ	1432	59764	4261	4467

R = Reference for ISTD limits. ! = Outside limits.

LEGEND:

Istd#	Parameter	Limits
Istd#1	Yttrium (2243)	70-130 %
Istd#2	Yttrium (3600)	70-130 %
Istd#3	Yttrium (3710)	70-130 %
Istd#4	Indium	70-130 %

BLANK RESULTS SUMMARY
Part 1 - Initial and Continuing Calibration Blanks

Login Number: JD27605
Account: SESINJPB - SESI Consulting Engineers
Project: Remedial Investigation, 247 North Avenue, New Rochelle, NY

File ID: SF070721M1.ICP Date Analyzed: 07/07/21 Methods: SW846 6010D
QC Limits: result < RL Run ID: MA50802 Units: ug/l

Time:			15:16		15:26		16:28		17:24	
Sample ID:			ICB1		CCB1		CCB2		CCB3	
Metal	RL	IDL	raw	final	raw	final	raw	final	raw	final
Aluminum	200	9.2	-6.20	<200	3.10	<200	-13.4	<200	-0.100	<200
Antimony	6.0	2.8	0.600	<6.0	0.700	<6.0	0.300	<6.0	0.800	<6.0
Arsenic	3.0	2.6	0.700	<3.0	2.10	<3.0	1.30	<3.0	1.00	<3.0
Barium	200	.2	0.200	<200	0.300	<200	0.100	<200	0.400	<200
Beryllium	1.0	.2	0.200	<1.0	0.300	<1.0	0.100	<1.0	0.300	<1.0
Bismuth	20	2.5								
Boron	100	1.8								
Cadmium	3.0	.4	0.200	<3.0	0.300	<3.0	0.300	<3.0	0.600	<3.0
Calcium	5000	13	-4.70	<5000	-2.10	<5000	-6.40	<5000	-0.200	<5000
Cerium	100									
Chromium	10	.7	0.00	<10	0.00	<10	0.100	<10	0.200	<10
Cobalt	50	.6	-0.400	<50	-0.600	<50	-0.300	<50	-0.700	<50
Copper	10	.7	0.100	<10	-0.100	<10	-0.200	<10	0.00	<10
Iron	100	3.3	1.00	<100	2.90	<100	1.90	<100	7.80	<100
Lead	3.0	2	-0.300	<3.0	0.00	<3.0	-0.700	<3.0	-0.800	<3.0
Lithium	50	1.5								
Magnesium	5000	25	7.70	<5000	40.4	<5000	33.9	<5000	3.90	<5000
Manganese	15	.1	0.00	<15	-0.100	<15	0.00	<15	0.00	<15
Molybdenum	20	.6								
Nickel	10	.8	0.600	<10	0.00	<10	0.300	<10	0.500	<10
Phosphorus	50	7								
Potassium	10000	35	80.3	<10000	83.7	<10000	65.5	<10000	31.8	<10000
Selenium	10	3.6	2.90	<10	3.40	<10	2.10	<10	1.50	<10
Silicon	200	2.2	anr							
Silver	10	.6	-0.100	<10	0.100	<10	-0.300	<10	-0.200	<10
Sodium	10000	14	-11.1	<10000	-0.200	<10000	-11.8	<10000	-23.0	<10000
Strontium	10	.1								
Sulfur	50	3.7								
Thallium	10	5.2	3.60	<10	1.50	<10	1.40	<10	3.20	<10
Tin	10	1.4								
Titanium	10	.8								
Tungsten	50	1.3								
Vanadium	50	.5	0.00	<50	0.00	<50	0.00	<50	0.600	<50

BLANK RESULTS SUMMARY
Part 1 - Initial and Continuing Calibration Blanks

Login Number: JD27605
Account: SESINJPB - SESI Consulting Engineers
Project: Remedial Investigation, 247 North Avenue, New Rochelle, NY

File ID: SF070721M1.ICP Date Analyzed: 07/07/21 Methods: SW846 6010D
QC Limits: result < RL Run ID: MA50802 Units: ug/l

Time: / Sample ID:			15:16 ICB1		15:26 CCB1		16:28 CCB2		17:24 CCB3	
Metal	RL	IDL	raw	final	raw	final	raw	final	raw	final
Zinc	20	.3	-5.10	<20	-5.20	<20	-5.00	<20	-3.90	<20
Zirconium	10	.5								

(*) Outside of QC limits
(anr) Analyte not requested

BLANK RESULTS SUMMARY
Part 1 - Initial and Continuing Calibration Blanks

Login Number: JD27605
Account: SESINJPB - SESI Consulting Engineers
Project: Remedial Investigation, 247 North Avenue, New Rochelle, NY

File ID: SF070721M1.ICP Date Analyzed: 07/07/21 Methods: SW846 6010D
QC Limits: result < RL Run ID: MA50802 Units: ug/l

Time:			18:20		19:11		20:07		21:08	
Sample ID:			CCB4		CCB5		CCB6		CCB7	
Metal	RL	IDL	raw	final	raw	final	raw	final	raw	final
Aluminum	200	9.2	2.10	<200	-1.90	<200	-9.00	<200	0.00	<200
Antimony	6.0	2.8	-0.100	<6.0	0.800	<6.0	1.70	<6.0	1.70	<6.0
Arsenic	3.0	2.6	1.20	<3.0	1.90	<3.0	1.50	<3.0	0.200	<3.0
Barium	200	.2	0.500	<200	0.500	<200	0.500	<200	0.400	<200
Beryllium	1.0	.2	0.300	<1.0	0.400	<1.0	0.300	<1.0	0.300	<1.0
Bismuth	20	2.5								
Boron	100	1.8								
Cadmium	3.0	.4	0.200	<3.0	0.200	<3.0	0.200	<3.0	0.500	<3.0
Calcium	5000	13	-1.40	<5000	-2.50	<5000	-6.30	<5000	-5.80	<5000
Cerium	100									
Chromium	10	.7	0.100	<10	0.00	<10	0.00	<10	0.300	<10
Cobalt	50	.6	-0.600	<50	-0.600	<50	-0.100	<50	-0.400	<50
Copper	10	.7	0.00	<10	-0.100	<10	-0.200	<10	-0.400	<10
Iron	100	3.3	4.50	<100	8.00	<100	10.2	<100	3.80	<100
Lead	3.0	2	0.100	<3.0	-0.800	<3.0	-0.500	<3.0	0.00	<3.0
Lithium	50	1.5								
Magnesium	5000	25	26.7	<5000	56.7	<5000	31.2	<5000	14.6	<5000
Manganese	15	.1	0.100	<15	0.00	<15	0.100	<15	0.00	<15
Molybdenum	20	.6								
Nickel	10	.8	0.300	<10	0.700	<10	0.300	<10	0.00	<10
Phosphorus	50	7								
Potassium	10000	35	42.2	<10000	74.2	<10000	72.3	<10000	-28.5	<10000
Selenium	10	3.6	2.10	<10	2.60	<10	0.500	<10	3.00	<10
Silicon	200	2.2	anr							
Silver	10	.6	-0.100	<10	0.00	<10	-0.400	<10	-0.100	<10
Sodium	10000	14	-35.5	<10000	-38.1	<10000	-44.7	<10000	-48.0	<10000
Strontium	10	.1								
Sulfur	50	3.7								
Thallium	10	5.2	1.00	<10	1.60	<10	0.400	<10	2.70	<10
Tin	10	1.4								
Titanium	10	.8								
Tungsten	50	1.3								
Vanadium	50	.5	0.400	<50	0.300	<50	0.300	<50	0.400	<50

BLANK RESULTS SUMMARY
Part 1 - Initial and Continuing Calibration Blanks

Login Number: JD27605
Account: SESINJPB - SESI Consulting Engineers
Project: Remedial Investigation, 247 North Avenue, New Rochelle, NY

File ID: SF070721M1.ICP Date Analyzed: 07/07/21 Methods: SW846 6010D
QC Limits: result < RL Run ID: MA50802 Units: ug/l

Time: / Sample ID:			18:20 CCB4		19:11 CCB5		20:07 CCB6		21:08 CCB7	
Metal	RL	IDL	raw	final	raw	final	raw	final	raw	final
Zinc	20	.3	-4.20	<20	-4.60	<20	-4.80	<20	-4.70	<20
Zirconium	10	.5								

(*) Outside of QC limits
(anr) Analyte not requested

BLANK RESULTS SUMMARY
Part 1 - Initial and Continuing Calibration Blanks

Login Number: JD27605
Account: SESINJPB - SESI Consulting Engineers
Project: Remedial Investigation, 247 North Avenue, New Rochelle, NY

File ID: SF070721M1.ICP Date Analyzed: 07/07/21 Methods: SW846 6010D
QC Limits: result < RL Run ID: MA50802 Units: ug/l

Time:			22:04		22:54		23:35		00:36	
Sample ID:			CCB8		CCB9		CCB10		CCB11	
Metal	RL	IDL	raw	final	raw	final	raw	final	raw	final
Aluminum	200	9.2	-13.3	<200	-2.40	<200	2.40	<200	-1.00	<200
Antimony	6.0	2.8	-0.900	<6.0	0.800	<6.0	0.800	<6.0	0.00	<6.0
Arsenic	3.0	2.6	1.10	<3.0	0.500	<3.0	-0.200	<3.0	1.10	<3.0
Barium	200	.2	0.600	<200	0.700	<200	0.600	<200	0.600	<200
Beryllium	1.0	.2	0.200	<1.0	0.400	<1.0	0.300	<1.0	0.200	<1.0
Bismuth	20	2.5								
Boron	100	1.8								
Cadmium	3.0	.4	0.100	<3.0	0.300	<3.0	0.200	<3.0	0.300	<3.0
Calcium	5000	13	-4.20	<5000	-2.30	<5000	-2.70	<5000	-2.40	<5000
Cerium	100									
Chromium	10	.7	0.200	<10	0.200	<10	0.200	<10	0.00	<10
Cobalt	50	.6	-0.400	<50	-0.500	<50	-0.500	<50	-0.500	<50
Copper	10	.7	-0.100	<10	-0.100	<10	-0.100	<10	0.100	<10
Iron	100	3.3	9.70	<100	7.70	<100	8.00	<100	11.2	<100
Lead	3.0	2	-0.600	<3.0	0.00	<3.0	-0.700	<3.0	0.00	<3.0
Lithium	50	1.5								
Magnesium	5000	25	19.3	<5000	14.2	<5000	30.2	<5000	9.40	<5000
Manganese	15	.1	0.100	<15	0.100	<15	0.100	<15	0.100	<15
Molybdenum	20	.6								
Nickel	10	.8	0.500	<10	0.300	<10	0.100	<10	0.700	<10
Phosphorus	50	7								
Potassium	10000	35	60.4	<10000	58.8	<10000	38.2	<10000	63.1	<10000
Selenium	10	3.6	1.30	<10	2.60	<10	2.30	<10	1.90	<10
Silicon	200	2.2	anr							
Silver	10	.6	0.100	<10	-0.400	<10	-0.100	<10	-0.400	<10
Sodium	10000	14	-48.5	<10000	-52.0	<10000	-53.6	<10000	-44.6	<10000
Strontium	10	.1								
Sulfur	50	3.7								
Thallium	10	5.2	2.20	<10	2.40	<10	2.00	<10	2.00	<10
Tin	10	1.4								
Titanium	10	.8								
Tungsten	50	1.3								
Vanadium	50	.5	0.500	<50	0.400	<50	0.500	<50	0.700	<50

BLANK RESULTS SUMMARY
Part 1 - Initial and Continuing Calibration Blanks

Login Number: JD27605
Account: SESINJPB - SESI Consulting Engineers
Project: Remedial Investigation, 247 North Avenue, New Rochelle, NY

File ID: SF070721M1.ICP Date Analyzed: 07/07/21 Methods: SW846 6010D
QC Limits: result < RL Run ID: MA50802 Units: ug/l

Time:			22:04		22:54		23:35		00:36	
Sample ID:			CCB8		CCB9		CCB10		CCB11	
Metal	RL	IDL	raw	final	raw	final	raw	final	raw	final
Zinc	20	.3	-4.80	<20	-4.30	<20	-4.60	<20	-4.40	<20
Zirconium	10	.5								

(*) Outside of QC limits
(anr) Analyte not requested

BLANK RESULTS SUMMARY
Part 1 - Initial and Continuing Calibration Blanks

Login Number: JD27605
Account: SESINJPB - SESI Consulting Engineers
Project: Remedial Investigation, 247 North Avenue, New Rochelle, NY

File ID: SF070721M1.ICP Date Analyzed: 07/07/21 Methods: SW846 6010D
QC Limits: result < RL Run ID: MA50802 Units: ug/l

Time:			01:32		02:27		03:23		04:18	
Sample ID:			CCB12		CCB13		CCB14		CCB15	
Metal	RL	IDL	raw	final	raw	final	raw	final	raw	final
Aluminum	200	9.2	-7.50	<200	-0.900	<200	-8.70	<200	0.900	<200
Antimony	6.0	2.8	1.40	<6.0	1.00	<6.0	0.500	<6.0	0.700	<6.0
Arsenic	3.0	2.6	0.900	<3.0	1.60	<3.0	0.200	<3.0	2.30	<3.0
Barium	200	.2	0.400	<200	0.700	<200	0.200	<200	0.700	<200
Beryllium	1.0	.2	0.300	<1.0	0.400	<1.0	0.400	<1.0	0.300	<1.0
Bismuth	20	2.5								
Boron	100	1.8								
Cadmium	3.0	.4	0.500	<3.0	0.300	<3.0	0.400	<3.0	0.400	<3.0
Calcium	5000	13	-3.80	<5000	-1.40	<5000	-4.20	<5000	-1.50	<5000
Cerium	100									
Chromium	10	.7	0.00	<10	0.100	<10	0.200	<10	0.200	<10
Cobalt	50	.6	-0.300	<50	-0.300	<50	-0.400	<50	0.100	<50
Copper	10	.7	0.00	<10	0.00	<10	0.100	<10	0.400	<10
Iron	100	3.3	7.70	<100	7.60	<100	8.20	<100	6.50	<100
Lead	3.0	2	-1.00	<3.0	-0.900	<3.0	0.300	<3.0	-0.100	<3.0
Lithium	50	1.5								
Magnesium	5000	25	9.60	<5000	7.30	<5000	18.7	<5000	9.20	<5000
Manganese	15	.1	0.100	<15	0.100	<15	0.100	<15	0.100	<15
Molybdenum	20	.6								
Nickel	10	.8	0.400	<10	0.600	<10	0.400	<10	0.800	<10
Phosphorus	50	7								
Potassium	10000	35	55.5	<10000	77.2	<10000	40.3	<10000	62.7	<10000
Selenium	10	3.6	1.10	<10	2.20	<10	1.80	<10	3.40	<10
Silicon	200	2.2	anr							
Silver	10	.6	-0.400	<10	-0.300	<10	0.00	<10	0.100	<10
Sodium	10000	14	-49.9	<10000	-46.1	<10000	-43.4	<10000	-44.3	<10000
Strontium	10	.1								
Sulfur	50	3.7								
Thallium	10	5.2	3.00	<10	1.50	<10	2.20	<10	1.90	<10
Tin	10	1.4								
Titanium	10	.8								
Tungsten	50	1.3								
Vanadium	50	.5	0.400	<50	0.300	<50	0.300	<50	0.600	<50

BLANK RESULTS SUMMARY
Part 1 - Initial and Continuing Calibration Blanks

Login Number: JD27605
Account: SESINJPB - SESI Consulting Engineers
Project: Remedial Investigation, 247 North Avenue, New Rochelle, NY

File ID: SF070721M1.ICP Date Analyzed: 07/07/21 Methods: SW846 6010D
QC Limits: result < RL Run ID: MA50802 Units: ug/l

Time:			01:32		02:27		03:23		04:18	
Sample ID:			CCB12		CCB13		CCB14		CCB15	
Metal	RL	IDL	raw	final	raw	final	raw	final	raw	final
Zinc	20	.3	-4.50	<20	-4.30	<20	-4.50	<20	-4.60	<20
Zirconium	10	.5								

(*) Outside of QC limits
(anr) Analyte not requested

CALIBRATION CHECK STANDARDS SUMMARY
Initial and Continuing Calibration Checks

Login Number: JD27605
Account: SESINJPB - SESI Consulting Engineers
Project: Remedial Investigation, 247 North Avenue, New Rochelle, NY

File ID: SF070721M1.ICP Date Analyzed: 07/07/21 Methods: SW846 6010D
QC Limits: 95 to 105 % Recovery Run ID: MA50802 Units: ug/l

Time:		15:11			15:21			16:23	
Sample ID:	ICV	ICV1		CCV	CCV1		CCV	CCV2	
Metal	True	Results	% Rec	True	Results	% Rec	True	Results	% Rec
Aluminum	40000	39800	99.5	40000	39800	99.5	40000	39800	99.5
Antimony	2000	1980	99.0	2000	2010	100.5	2000	2020	101.0
Arsenic	2000	1980	99.0	2000	2000	100.0	2000	2000	100.0
Barium	2000	2010	100.5	2000	2000	100.0	2000	2000	100.0
Beryllium	2000	2020	101.0	2000	2020	101.0	2000	2020	101.0
Bismuth									
Boron									
Cadmium	2000	1990	99.5	2000	2000	100.0	2000	2010	100.5
Calcium	40000	40000	100.0	40000	39800	99.5	40000	39400	98.5
Cerium									
Chromium	2000	2000	100.0	2000	1990	99.5	2000	1960	98.0
Cobalt	2000	2030	101.5	2000	2040	102.0	2000	2040	102.0
Copper	2000	1960	98.0	2000	1960	98.0	2000	1950	97.5
Iron	40000	40500	101.3	40000	40400	101.0	40000	40300	100.8
Lead	2000	2040	102.0	2000	2050	102.5	2000	2040	102.0
Lithium									
Magnesium	40000	39600	99.0	40000	39100	97.8	40000	38700	96.8
Manganese	2000	2030	101.5	2000	2030	101.5	2000	2010	100.5
Molybdenum									
Nickel	2000	2040	102.0	2000	2060	103.0	2000	2050	102.5
Phosphorus									
Potassium	40000	39600	99.0	40000	39400	98.5	40000	39400	98.5
Selenium	2000	1970	98.5	2000	2000	100.0	2000	2000	100.0
Silicon	anr								
Silver	250	248	99.2	250	247	98.8	250	245	98.0
Sodium	40000	39800	99.5	40000	39900	99.8	40000	40000	100.0
Strontium									
Sulfur									
Thallium	2000	2050	102.5	2000	2070	103.5	2000	2070	103.5
Tin									
Titanium									
Tungsten									
Vanadium	2000	2000	100.0	2000	1990	99.5	2000	1980	99.0

CALIBRATION CHECK STANDARDS SUMMARY
Initial and Continuing Calibration Checks

Login Number: JD27605
Account: SESINJPB - SESI Consulting Engineers
Project: Remedial Investigation, 247 North Avenue, New Rochelle, NY

File ID: SF070721M1.ICP Date Analyzed: 07/07/21 Methods: SW846 6010D
QC Limits: 95 to 105 % Recovery Run ID: MA50802 Units: ug/l

Time:		15:11			15:21			16:23	
Sample ID:	ICV	ICV1		CCV	CCV1		CCV	CCV2	
Metal	True	Results	% Rec	True	Results	% Rec	True	Results	% Rec
Zinc	2000	2010	100.5	2000	2020	101.0	2000	2010	100.5
Zirconium									

(*) Outside of QC limits
(anr) Analyte not requested

CALIBRATION CHECK STANDARDS SUMMARY
Initial and Continuing Calibration Checks

Login Number: JD27605
Account: SESINJPB - SESI Consulting Engineers
Project: Remedial Investigation, 247 North Avenue, New Rochelle, NY

File ID: SF070721M1.ICP Date Analyzed: 07/07/21 Methods: SW846 6010D
QC Limits: 95 to 105 % Recovery Run ID: MA50802 Units: ug/l

Time:		17:19			18:15			19:06	
Sample ID:	CCV	CCV3		CCV	CCV4		CCV	CCV5	
Metal	True	Results	% Rec	True	Results	% Rec	True	Results	% Rec
Aluminum	40000	39600	99.0	40000	39300	98.3	40000	38500	96.3
Antimony	2000	2010	100.5	2000	1990	99.5	2000	1970	98.5
Arsenic	2000	1990	99.5	2000	1970	98.5	2000	1950	97.5
Barium	2000	2000	100.0	2000	1990	99.5	2000	1960	98.0
Beryllium	2000	2010	100.5	2000	1980	99.0	2000	1940	97.0
Bismuth									
Boron									
Cadmium	2000	2000	100.0	2000	1980	99.0	2000	1950	97.5
Calcium	40000	39400	98.5	40000	38700	96.8	40000	37700	94.3
Cerium									
Chromium	2000	1980	99.0	2000	1930	96.5	2000	1940	97.0
Cobalt	2000	2030	101.5	2000	2010	100.5	2000	1980	99.0
Copper	2000	1960	98.0	2000	1940	97.0	2000	1940	97.0
Iron	40000	40000	100.0	40000	39200	98.0	40000	38300	95.8
Lead	2000	2040	102.0	2000	2020	101.0	2000	1990	99.5
Lithium									
Magnesium	40000	38800	97.0	40000	37700	94.3	40000	36800	92.0
Manganese	2000	2020	101.0	2000	1980	99.0	2000	1990	99.5
Molybdenum									
Nickel	2000	2040	102.0	2000	2020	101.0	2000	1990	99.5
Phosphorus									
Potassium	40000	39200	98.0	40000	39100	97.8	40000	38400	96.0
Selenium	2000	1980	99.0	2000	1970	98.5	2000	1940	97.0
Silicon	anr								
Silver	250	247	98.8	250	242	96.8	250	243	97.2
Sodium	40000	39900	99.8	40000	39800	99.5	40000	39000	97.5
Strontium									
Sulfur									
Thallium	2000	2060	103.0	2000	2040	102.0	2000	2010	100.5
Tin									
Titanium									
Tungsten									
Vanadium	2000	1990	99.5	2000	1950	97.5	2000	1960	98.0

CALIBRATION CHECK STANDARDS SUMMARY
Initial and Continuing Calibration Checks

Login Number: JD27605
Account: SESINJPB - SESI Consulting Engineers
Project: Remedial Investigation, 247 North Avenue, New Rochelle, NY

File ID: SF070721M1.ICP Date Analyzed: 07/07/21 Methods: SW846 6010D
QC Limits: 95 to 105 % Recovery Run ID: MA50802 Units: ug/l

Time:		17:19			18:15			19:06	
Sample ID:	CCV	CCV3		CCV	CCV4		CCV	CCV5	
Metal	True	Results	% Rec	True	Results	% Rec	True	Results	% Rec
Zinc	2000	2000	100.0	2000	1960	98.0	2000	1940	97.0
Zirconium									

(*) Outside of QC limits
(anr) Analyte not requested

CALIBRATION CHECK STANDARDS SUMMARY
Initial and Continuing Calibration Checks

Login Number: JD27605
Account: SESINJPB - SESI Consulting Engineers
Project: Remedial Investigation, 247 North Avenue, New Rochelle, NY

File ID: SF070721M1.ICP Date Analyzed: 07/07/21 Methods: SW846 6010D
QC Limits: 95 to 105 % Recovery Run ID: MA50802 Units: ug/l

Time:		20:02			21:03			21:59	
Sample ID:	CCV	CCV6		CCV	CCV7		CCV	CCV8	
Metal	True	Results	% Rec	True	Results	% Rec	True	Results	% Rec
Aluminum	40000	39800	99.5	40000	39900	99.8	40000	39800	99.5
Antimony	2000	2000	100.0	2000	2010	100.5	2000	2000	100.0
Arsenic	2000	1990	99.5	2000	1990	99.5	2000	1990	99.5
Barium	2000	2020	101.0	2000	2030	101.5	2000	2020	101.0
Beryllium	2000	2000	100.0	2000	2010	100.5	2000	1990	99.5
Bismuth									
Boron									
Cadmium	2000	2000	100.0	2000	2000	100.0	2000	1990	99.5
Calcium	40000	39100	97.8	40000	39200	98.0	40000	39000	97.5
Cerium									
Chromium	2000	1970	98.5	2000	1980	99.0	2000	1960	98.0
Cobalt	2000	2020	101.0	2000	2030	101.5	2000	2020	101.0
Copper	2000	1950	97.5	2000	1960	98.0	2000	1950	97.5
Iron	40000	39500	98.8	40000	39600	99.0	40000	39200	98.0
Lead	2000	2040	102.0	2000	2050	102.5	2000	2030	101.5
Lithium									
Magnesium	40000	38500	96.3	40000	38500	96.3	40000	38100	95.3
Manganese	2000	2020	101.0	2000	2020	101.0	2000	2000	100.0
Molybdenum									
Nickel	2000	2030	101.5	2000	2040	102.0	2000	2030	101.5
Phosphorus									
Potassium	40000	39700	99.3	40000	40000	100.0	40000	39800	99.5
Selenium	2000	1970	98.5	2000	1980	99.0	2000	1970	98.5
Silicon	anr								
Silver	250	247	98.8	250	247	98.8	250	244	97.6
Sodium	40000	40200	100.5	40000	40300	100.8	40000	40300	100.8
Strontium									
Sulfur									
Thallium	2000	2060	103.0	2000	2060	103.0	2000	2040	102.0
Tin									
Titanium									
Tungsten									
Vanadium	2000	1990	99.5	2000	1990	99.5	2000	1970	98.5

CALIBRATION CHECK STANDARDS SUMMARY
Initial and Continuing Calibration Checks

Login Number: JD27605
Account: SESINJPB - SESI Consulting Engineers
Project: Remedial Investigation, 247 North Avenue, New Rochelle, NY

File ID: SF070721M1.ICP Date Analyzed: 07/07/21 Methods: SW846 6010D
QC Limits: 95 to 105 % Recovery Run ID: MA50802 Units: ug/l

Time:		20:02			21:03			21:59	
Sample ID:	CCV	CCV6		CCV	CCV7		CCV	CCV8	
Metal	True	Results	% Rec	True	Results	% Rec	True	Results	% Rec
Zinc	2000	2000	100.0	2000	2000	100.0	2000	1990	99.5
Zirconium									

(*) Outside of QC limits
(anr) Analyte not requested

CALIBRATION CHECK STANDARDS SUMMARY
Initial and Continuing Calibration Checks

Login Number: JD27605
Account: SESINJPB - SESI Consulting Engineers
Project: Remedial Investigation, 247 North Avenue, New Rochelle, NY

File ID: SF070721M1.ICP Date Analyzed: 07/07/21 Methods: SW846 6010D
QC Limits: 95 to 105 % Recovery Run ID: MA50802 Units: ug/l

Time:		22:50			23:30			00:31	
Sample ID:	CCV	CCV9		CCV	CCV10		CCV	CCV11	
Metal	True	Results	% Rec	True	Results	% Rec	True	Results	% Rec
Aluminum	40000	40100	100.3	40000	40100	100.3	40000	40200	100.5
Antimony	2000	2010	100.5	2000	2010	100.5	2000	1990	99.5
Arsenic	2000	1990	99.5	2000	1990	99.5	2000	1970	98.5
Barium	2000	2030	101.5	2000	2040	102.0	2000	2040	102.0
Beryllium	2000	2010	100.5	2000	2000	100.0	2000	2000	100.0
Bismuth									
Boron									
Cadmium	2000	2010	100.5	2000	2010	100.5	2000	1990	99.5
Calcium	40000	39200	98.0	40000	39200	98.0	40000	39100	97.8
Cerium									
Chromium	2000	1980	99.0	2000	1980	99.0	2000	1990	99.5
Cobalt	2000	2040	102.0	2000	2040	102.0	2000	2020	101.0
Copper	2000	1950	97.5	2000	1960	98.0	2000	1950	97.5
Iron	40000	39700	99.3	40000	39500	98.8	40000	39400	98.5
Lead	2000	2060	103.0	2000	2050	102.5	2000	2040	102.0
Lithium									
Magnesium	40000	38600	96.5	40000	38400	96.0	40000	38300	95.8
Manganese	2000	2030	101.5	2000	2030	101.5	2000	2040	102.0
Molybdenum									
Nickel	2000	2040	102.0	2000	2040	102.0	2000	2020	101.0
Phosphorus									
Potassium	40000	40300	100.8	40000	40300	100.8	40000	40500	101.3
Selenium	2000	1980	99.0	2000	1980	99.0	2000	1960	98.0
Silicon	anr								
Silver	250	247	98.8	250	248	99.2	250	248	99.2
Sodium	40000	40700	101.8	40000	40700	101.8	40000	40900	102.3
Strontium									
Sulfur									
Thallium	2000	2060	103.0	2000	2060	103.0	2000	2050	102.5
Tin									
Titanium									
Tungsten									
Vanadium	2000	2000	100.0	2000	2000	100.0	2000	2000	100.0

CALIBRATION CHECK STANDARDS SUMMARY
Initial and Continuing Calibration Checks

Login Number: JD27605
Account: SESINJPB - SESI Consulting Engineers
Project: Remedial Investigation, 247 North Avenue, New Rochelle, NY

File ID: SF070721M1.ICP Date Analyzed: 07/07/21 Methods: SW846 6010D
QC Limits: 95 to 105 % Recovery Run ID: MA50802 Units: ug/l

Time:		22:50			23:30			00:31	
Sample ID:	CCV	CCV9		CCV	CCV10		CCV	CCV11	
Metal	True	Results	% Rec	True	Results	% Rec	True	Results	% Rec
Zinc	2000	2010	100.5	2000	2020	101.0	2000	2000	100.0
Zirconium									

(*) Outside of QC limits
(anr) Analyte not requested

CALIBRATION CHECK STANDARDS SUMMARY
Initial and Continuing Calibration Checks

Login Number: JD27605
Account: SESINJPB - SESI Consulting Engineers
Project: Remedial Investigation, 247 North Avenue, New Rochelle, NY

File ID: SF070721M1.ICP Date Analyzed: 07/07/21 Methods: SW846 6010D
QC Limits: 95 to 105 % Recovery Run ID: MA50802 Units: ug/l

Time:		01:27			02:23			03:18	
Sample ID:	CCV	CCV12		CCV	CCV13		CCV	CCV14	
Metal	True	Results	% Rec	True	Results	% Rec	True	Results	% Rec
Aluminum	40000	40200	100.5	40000	41200	103.0	40000	40400	101.0
Antimony	2000	1990	99.5	2000	2020	101.0	2000	2030	101.5
Arsenic	2000	1980	99.0	2000	2010	100.5	2000	2020	101.0
Barium	2000	2050	102.5	2000	2090	104.5	2000	2060	103.0
Beryllium	2000	2000	100.0	2000	2030	101.5	2000	1990	99.5
Bismuth									
Boron									
Cadmium	2000	1990	99.5	2000	2010	100.5	2000	2030	101.5
Calcium	40000	39100	97.8	40000	39700	99.3	40000	39000	97.5
Cerium									
Chromium	2000	2000	100.0	2000	1980	99.0	2000	1990	99.5
Cobalt	2000	2020	101.0	2000	2040	102.0	2000	2050	102.5
Copper	2000	1960	98.0	2000	1960	98.0	2000	1970	98.5
Iron	40000	39200	98.0	40000	39600	99.0	40000	38800	97.0
Lead	2000	2050	102.5	2000	2050	102.5	2000	2070	103.5
Lithium									
Magnesium	40000	38300	95.8	40000	38600	96.5	40000	37900	94.8
Manganese	2000	2040	102.0	2000	2020	101.0	2000	2040	102.0
Molybdenum									
Nickel	2000	2030	101.5	2000	2050	102.5	2000	2060	103.0
Phosphorus									
Potassium	40000	40700	101.8	40000	41400	103.5	40000	40900	102.3
Selenium	2000	1960	98.0	2000	2000	100.0	2000	2000	100.0
Silicon	anr								
Silver	250	249	99.6	250	247	98.8	250	249	99.6
Sodium	40000	40900	102.3	40000	42000	105.0	40000	41300	103.3
Strontium									
Sulfur									
Thallium	2000	2040	102.0	2000	2070	103.5	2000	2080	104.0
Tin									
Titanium									
Tungsten									
Vanadium	2000	2010	100.5	2000	1990	99.5	2000	2010	100.5

CALIBRATION CHECK STANDARDS SUMMARY
Initial and Continuing Calibration Checks

Login Number: JD27605
Account: SESINJPB - SESI Consulting Engineers
Project: Remedial Investigation, 247 North Avenue, New Rochelle, NY

File ID: SF070721M1.ICP Date Analyzed: 07/07/21 Methods: SW846 6010D
QC Limits: 95 to 105 % Recovery Run ID: MA50802 Units: ug/l

Time:		01:27			02:23			03:18	
Sample ID:	CCV	CCV12		CCV	CCV13		CCV	CCV14	
Metal	True	Results	% Rec	True	Results	% Rec	True	Results	% Rec
Zinc	2000	2000	100.0	2000	2020	101.0	2000	2040	102.0
Zirconium									

(*) Outside of QC limits
(anr) Analyte not requested

CALIBRATION CHECK STANDARDS SUMMARY
Initial and Continuing Calibration Checks

Login Number: JD27605
Account: SESINJPB - SESI Consulting Engineers
Project: Remedial Investigation, 247 North Avenue, New Rochelle, NY

File ID: SF070721M1.ICP Date Analyzed: 07/07/21 Methods: SW846 6010D
QC Limits: 95 to 105 % Recovery Run ID: MA50802 Units: ug/l

Time:		04:14	
Sample ID:	CCV	CCV15	
Metal	True	Results	% Rec
Aluminum	40000	40500	101.3
Antimony	2000	2030	101.5
Arsenic	2000	2010	100.5
Barium	2000	2080	104.0
Beryllium	2000	1990	99.5
Bismuth			
Boron			
Cadmium	2000	2020	101.0
Calcium	40000	38800	97.0
Cerium			
Chromium	2000	1930	96.5
Cobalt	2000	2040	102.0
Copper	2000	1930	96.5
Iron	40000	38600	96.5
Lead	2000	2050	102.5
Lithium			
Magnesium	40000	37600	94.0
Manganese	2000	1980	99.0
Molybdenum			
Nickel	2000	2050	102.5
Phosphorus			
Potassium	40000	41000	102.5
Selenium	2000	2000	100.0
Silicon	anr		
Silver	250	242	96.8
Sodium	40000	41500	103.8
Strontium			
Sulfur			
Thallium	2000	2070	103.5
Tin			
Titanium			
Tungsten			
Vanadium	2000	1950	97.5

CALIBRATION CHECK STANDARDS SUMMARY
Initial and Continuing Calibration Checks

Login Number: JD27605
Account: SESINJPB - SESI Consulting Engineers
Project: Remedial Investigation, 247 North Avenue, New Rochelle, NY

File ID: SF070721M1.ICP Date Analyzed: 07/07/21 Methods: SW846 6010D
QC Limits: 95 to 105 % Recovery Run ID: MA50802 Units: ug/l

Time:		04:14	
Sample ID:	CCV	CCV15	
Metal	True	Results	% Rec
Zinc	2000	2010	100.5
Zirconium			

(*) Outside of QC limits
(anr) Analyte not requested

HIGH STANDARD CHECK SUMMARY

Login Number: JD27605
Account: SESINJPB - SESI Consulting Engineers
Project: Remedial Investigation, 247 North Avenue, New Rochelle, NY

File ID: SF070721M1.ICP Date Analyzed: 07/07/21 Methods: SW846 6010D
QC Limits: 90 to 110 % Recovery Run ID: MA50802 Units: ug/l

Time:		15:52			15:57	
Sample ID:	HSTD	HSTD1		HSTD	HSTD2	
Metal	True	Results	% Rec	True	Results	% Rec
Aluminum				300000	303000	101.0
Antimony	8000	8000	100.0			
Arsenic	8000	7920	99.0			
Barium	8000	8040	100.5			
Beryllium	8000	8140	101.8			
Bismuth						
Boron						
Cadmium	8000	7860	98.3			
Calcium				200000	192000	96.0
Cerium						
Chromium	8000	7910	98.9			
Cobalt	8000	8160	102.0			
Copper	8000	7710	96.4			
Iron				200000	198000	99.0
Lead	8000	8040	100.5			
Lithium						
Magnesium				300000	296000	98.7
Manganese	8000	7930	99.1			
Molybdenum						
Nickel	8000	8060	100.8			
Phosphorus						
Potassium				200000	202000	101.0
Selenium	8000	7910	98.9			
Silicon	anr					
Silver	625	597	95.5			
Sodium				200000	205000	102.5
Strontium						
Sulfur						
Thallium	8000	8110	101.4			
Tin						
Titanium						
Tungsten						
Vanadium	8000	7950	99.4			

HIGH STANDARD CHECK SUMMARY

Login Number: JD27605
Account: SESINJPB - SESI Consulting Engineers
Project: Remedial Investigation, 247 North Avenue, New Rochelle, NY

File ID: SF070721M1.ICP Date Analyzed: 07/07/21 Methods: SW846 6010D
QC Limits: 90 to 110 % Recovery Run ID: MA50802 Units: ug/l

Time:		15:52			15:57	
Sample ID:	HSTD	HSTD1		HSTD	HSTD2	
Metal	True	Results	% Rec	True	Results	% Rec
Zinc	8000	8140	101.8			
Zirconium						

(*) Outside of QC limits
(anr) Analyte not requested

LOW CALIBRATION CHECK STANDARDS SUMMARY

Login Number: JD27605
Account: SESINJPB - SESI Consulting Engineers
Project: Remedial Investigation, 247 North Avenue, New Rochelle, NY

File ID: SF070721M1.ICP Date Analyzed: 07/07/21 Methods: SW846 6010D
QC Limits: CRI 80-120% CRIA 80-120% Run ID: MA50802 Units: ug/l

Time:				15:36		16:13	
Sample ID:	CRI	CRIA	CRID	CRID1		CRI2	
Metal	True	True	True	Results	% Rec	Results	% Rec
Aluminum	200	500	100	94.7	94.7	185	92.5
Antimony	6.0	20	3.0			6.80	113.3
Arsenic	8.0	20	3.0	3.30	110.0	7.00	87.5
Barium	200		4.0	4.10	102.5	196	98.0
Beryllium	2.0		1.0	1.10	110.0	2.10	105.0
Bismuth	20						
Boron	100		10				
Cadmium	3.0		1.0			3.00	100.0
Calcium	5000	2000	1000	1030	103.0	4960	99.2
Cerium							
Chromium	10		2.0	2.00	100.0	10.2	102.0
Cobalt	50		3.0	2.50	83.3	49.5	99.0
Copper	10		2.0			9.20	92.0
Iron	100	500				107	107.0
Lead	3.0	20	2.5			3.00	100.0
Lithium	50						
Magnesium	5000	2000	100			4910	98.2
Manganese	15		3.0	3.10	103.3	15.0	100.0
Molybdenum	20						
Nickel	10		4.0	4.30	107.5	10.4	104.0
Phosphorus	50						
Potassium	5000		2000	2040	102.0	4970	99.4
Selenium	10	20	5.0			10.2	102.0
Silicon	200						
Silver	5.0		2.0			5.00	100.0
Sodium	5000		1000	1000	100.0	4940	98.8
Strontium	10						
Sulfur	50						
Thallium	10		2.0			8.90	89.0
Tin	10						
Titanium	10						
Tungsten	50						
Vanadium	50		2.0	2.00	100.0	48.7	97.4

LOW CALIBRATION CHECK STANDARDS SUMMARY

Login Number: JD27605
Account: SESINJPB - SESI Consulting Engineers
Project: Remedial Investigation, 247 North Avenue, New Rochelle, NY

File ID: SF070721M1.ICP Date Analyzed: 07/07/21 Methods: SW846 6010D
QC Limits: CRI 80-120% CRIA 80-120% Run ID: MA50802 Units: ug/l

Time:				15:36		16:13	
Sample ID:	CRI	CRIA	CRID	CRID1		CRI2	
Metal	True	True	True	Results	% Rec	Results	% Rec
Zinc	20		10	11.2	112.0	16.3	81.5
Zirconium	10						

(*) Outside of QC limits
(anr) Analyte not requested

INTERFERING ELEMENT CHECK STANDARDS SUMMARY
Part 1 - ICSA and ICSAB Standards

Login Number: JD27605
Account: SESINJPB - SESI Consulting Engineers
Project: Remedial Investigation, 247 North Avenue, New Rochelle, NY

File ID: SF070721M1.ICP Date Analyzed: 07/07/21 Methods: SW846 6010D
QC Limits: 80 to 120 % Recovery Run ID: MA50802 Units: ug/l

Time:			15:42		15:47	
Sample ID:	ICSA	ICSAB	ICSA1		ICSAB1	
Metal	True	True	Results	% Rec	Results	% Rec
Aluminum	500000	500000	511000	102.2	504000	100.8
Antimony		1000	1.30		1030	103.0
Arsenic		1000	2.30		1010	101.0
Barium		500	3.10		483	96.6
Beryllium		500	-0.500		479	95.8
Bismuth		500	-5.00		498	99.6
Boron		500	-2.90		485	97.0
Cadmium		1000	1.40		997	99.7
Calcium	400000	400000	384000	96.0	382000	95.5
Cerium			51.0		525*	
Chromium		500	-0.600		454	90.8
Cobalt		500	-0.500		459	91.8
Copper		500	7.20		513	102.6
Iron	200000	200000	205000	102.5	194000	97.0
Lead		1000	0.400		927	92.7
Lithium		500	-6.40		528	105.6
Magnesium	500000	500000	492000	98.4	483000	96.6
Manganese		500	-2.70		483	96.6
Molybdenum		500	0.700		476	95.2
Nickel		1000	2.20		925	92.5
Phosphorus		500	8.30		486	97.2
Potassium			123		79.5	
Selenium		1000	0.200		946	94.6
Silicon		500	-21.8		515	103.0
Silver		1000	0.00		990	99.0
Sodium			60.5		53.3	
Strontium		500	-1.40		500	100.0
Sulfur		500	-20.8		473	94.6
Thallium		1000	-2.30		892	89.2
Tin		500	-4.00		457	91.4
Titanium		500	-1.70		480	96.0
Tungsten		500	-7.00		471	94.2
Vanadium		500	0.200		469	93.8

INTERFERING ELEMENT CHECK STANDARDS SUMMARY
Part 1 - ICSA and ICSAB Standards

Login Number: JD27605
Account: SESINJPB - SESI Consulting Engineers
Project: Remedial Investigation, 247 North Avenue, New Rochelle, NY

File ID: SF070721M1.ICP Date Analyzed: 07/07/21 Methods: SW846 6010D
QC Limits: 80 to 120 % Recovery Run ID: MA50802 Units: ug/l

Time:			15:42		15:47	
Sample ID:	ICSA	ICSAB	ICSA1		ICSAB1	
Metal	True	True	Results	% Rec	Results	% Rec
Zinc		1000	-8.90		898	89.8
Zirconium		500	-0.600		426	85.2

(*) Outside of QC limits
(anr) Analyte not requested

SGS Instrument Runlog
Inorganics Analyses

Login Number: JD27605
Account: SESINJPB - SESI Consulting Engineers
Project: Remedial Investigation, 247 North Avenue, New Rochelle, NY

File ID: SC070821M1.ICP Date Analyzed: 07/08/21 Methods: EPA 200.7, SW846 6010D
Analyst: ND Run ID: MA50809
Parameters: As,Be,Cd,Ca,Co,Cu,Fe,Mg,Mn,Se,Ag,Tl

Time	Sample Description	Dilution Factor	PS Recov	Comments
09:55	MA50809-STD1	1		STDA
10:06	MA50809-STD2	1		STDB
10:11	ZZZZZZ	1		
10:16	ZZZZZZ	1		
10:24	MA50809-ICV1	1		
10:39	MA50809-ICB1	1		
10:45	MA50809-ICCV1	1		
10:53	MA50809-CCB1	1		
10:58	MA50809-CRID1	1		
11:03	MA50809-CRI1	1		
11:08	MA50809-ICSA1	1		
11:12	MA50809-ICSAB1	1		
11:17	MA50809-HSTD1	1		
11:23	MA50809-HSTD2	1		
11:28	ZZZZZZ	1		
11:33	ZZZZZZ	1		
11:37	ZZZZZZ	1		
11:42	MA50809-CCV1	1		
11:47	MA50809-CCB2	1		
11:52	MP27315-MB1	1		
11:57	MP27315-MB2	1		
12:02	MP27315-B1	1		
12:06	MP27315-B2	1		
12:11	MP27315-S1	1		Na high
12:16	MP27315-S2	1		Na high
12:21	MP27315-D1	1		Na high. rerun also straight for high rsd
12:26	JD27554-1	1		(sample used for QC only; not part of login JD27605)
12:31	MP27315-SD1	5		Na high
12:36	MA50809-CCV2	1		
12:41	MA50809-CCB3	1		
12:45	ZZZZZZ	1		
12:50	ZZZZZZ	1		
12:55	ZZZZZZ	1		

SGS Instrument Runlog
Inorganics Analyses

Login Number: JD27605
Account: SESINJPB - SESI Consulting Engineers
Project: Remedial Investigation, 247 North Avenue, New Rochelle, NY

File ID: SC070821M1.ICP Date Analyzed: 07/08/21 Methods: EPA 200.7, SW846 6010D
Analyst: ND Run ID: MA50809
Parameters: As,Be,Cd,Ca,Co,Cu,Fe,Mg,Mn,Se,Ag,Tl

Time	Sample Description	Dilution Factor	PS Recov	Comments
13:00	ZZZZZZ	25		
13:05	ZZZZZZ	25		
13:10	ZZZZZZ	1		
13:14	MA50809-CRID2	1		
13:19	MA50809-CRI2	1		
13:24	MA50809-CCV3	1		
13:29	MA50809-CCB4	1		
13:34	MA50809-ICSA2	1		
13:39	MA50809-ICSAB2	1		
13:44	ZZZZZZ	2		
13:48	JD27605-1	5		
13:53	JD27605-2	2		
13:58	JD27605-3	2		
14:03	ZZZZZZ	2		
14:07	JD27605-8	2		
14:12	ZZZZZZ	2		
14:17	MA50809-CCV4	1		
14:22	MA50809-CCB5	1		
14:27	ZZZZZZ	2		
14:31	MP27017-PS1	5		
14:36	ZZZZZZ	2		
14:41	ZZZZZZ	1		
14:46	ZZZZZZ	2		
14:51	ZZZZZZ	2		
14:55	ZZZZZZ	2		
15:00	ZZZZZZ	2		
15:05	ZZZZZZ	2		
15:10	MA50809-CCV5	1		
15:15	MA50809-CCB6	1		
15:20	ZZZZZZ	2		
15:25	ZZZZZZ	2		
15:29	JD27605-6	2		
---------->	Last reportable sample/prep for job JD27605			
15:35	MA50809-CCV6	1		

SGS Instrument Runlog
Inorganics Analyses

Login Number: JD27605
Account: SESINJPB - SESI Consulting Engineers
Project: Remedial Investigation, 247 North Avenue, New Rochelle, NY

File ID: SC070821M1.ICP Date Analyzed: 07/08/21 Methods: EPA 200.7, SW846 6010D
Analyst: ND Run ID: MA50809
Parameters: As,Be,Cd,Ca,Co,Cu,Fe,Mg,Mn,Se,Ag,Tl

Time	Sample Description	Dilution Factor	PS Recov	Comments
15:39	MA50809-CCB7	1		
---------->	Last reportable CCB for job JD27605			
15:44	ZZZZZZ	1		

Refer to raw data for calibration curve and standards.

REPORTED ELEMENTS SUMMARY

Login Number: JD27605
Account: SESINJPB - SESI Consulting Engineers
Project: Remedial Investigation, 247 North Avenue, New Rochelle, NY

File ID: SC070821M1.ICP Date Analyzed: 07/08/21 Methods: EPA 200.7, SW846 6010D
Analyst: ND Run ID: MA50809
Parameters: As,Be,Cd,Ca,Co,Cu,Fe,Mg,Mn,Se,Ag,Tl

Time	Sample Description	Element: Dilution	As	Be	Cd	Ca	Co	Cu	Fe	Mg	Mn	Se	Ag	Tl	
10:11	ZZZZZZ	1													
10:16	ZZZZZZ	1													
10:24	MA50809-ICV1	1	X	X	X	X	X	X	X	X	X	X	X	X	
10:39	MA50809-ICB1	1	X	X	X	X	X	X	X	X	X	X	X	X	
10:45	MA50809-ICCV1	1	X	X	X	X	X	X	X	X	X	X	X	X	
10:53	MA50809-CCB1	1	X	X	X	X	X	X	X	X	X	X	X	X	
10:58	MA50809-CRID1	1	X	X	X	X	X	X	X	X	X	X	X	X	
11:03	MA50809-CRI1	1	X	X	X	X	X	X	X	X	X	X	X	X	
11:08	MA50809-ICSA1	1	X	X	X	X	X	X	X	X	X	X	X	X	
11:12	MA50809-ICSAB1	1	X	X	X	X	X	X	X	X	X	X	X	X	
11:17	MA50809-HSTD1	1	X	X	X	X	X	X	X	X	X	X	X	X	
11:23	MA50809-HSTD2	1	X	X	X	X	X	X	X	X	X	X	X	X	
11:28	ZZZZZZ	1													
11:33	ZZZZZZ	1													
11:37	ZZZZZZ	1													
11:42	MA50809-CCV1	1	X	X	X	X	X	X	X	X	X	X	X	X	
11:47	MA50809-CCB2	1	X	X	X	X	X	X	X	X	X	X	X	X	
11:52	MP27315-MB1	1	X		X			X	X		X	X	X		
11:57	MP27315-MB2	1	X		X			X	X		X	X	X		
12:02	MP27315-B1	1	X		X			X	X		X	X	X		
12:06	MP27315-B2	1	X		X			X	X		X	X	X		
12:11	MP27315-S1	1	X		X			X	X		X	X	X		
12:16	MP27315-S2	1	X		X			X	X		X	X	X		
12:21	MP27315-D1	1			X			X	X		X	X	X		
12:26	JD27554-1	1													(a)
12:31	MP27315-SD1	5	X		X			X	X		X	X	X		
12:36	MA50809-CCV2	1	X	X	X	X	X	X	X	X	X	X	X	X	
12:41	MA50809-CCB3	1	X	X	X	X	X	X	X	X	X	X	X	X	
12:45	ZZZZZZ	1													
12:50	ZZZZZZ	1													
12:55	ZZZZZZ	1													
13:00	ZZZZZZ	25													
13:05	ZZZZZZ	25													
		Element:	As	Be	Cd	Ca	Co	Cu	Fe	Mg	Mn	Se	Ag	Tl	

REPORTED ELEMENTS SUMMARY

Login Number: JD27605
Account: SESINJPB - SESI Consulting Engineers
Project: Remedial Investigation, 247 North Avenue, New Rochelle, NY

File ID: SC070821M1.ICP Date Analyzed: 07/08/21 Methods: EPA 200.7, SW846 6010D
Analyst: ND Run ID: MA50809
Parameters: As,Be,Cd,Ca,Co,Cu,Fe,Mg,Mn,Se,Ag,Tl

Time	Sample Description	Dilution	Element:	As	Be	Cd	Ca	Co	Cu	Fe	Mg	Mn	Se	Ag	Tl
13:10	ZZZZZZ	1													
13:14	MA50809-CRID2	1		X	X	X	X	X	X	X	X	X	X	X	X
13:19	MA50809-CRI2	1		X	X	X	X	X	X	X	X	X	X	X	X
13:24	MA50809-CCV3	1		X	X	X	X	X	X	X	X	X	X	X	X
13:29	MA50809-CCB4	1		X	X	X	X	X	X	X	X	X	X	X	X
13:34	MA50809-ICSA2	1		X	X	X	X	X	X	X	X	X	X	X	X
13:39	MA50809-ICSAB2	1		X	X	X	X	X	X	X	X	X	X	X	X
13:44	ZZZZZZ	2													
13:48	JD27605-1	5		X	X	X	X	X	X	X	X	X	X	X	X
13:53	JD27605-2	2			X		X								X
13:58	JD27605-3	2		X		X		X	X		X	X	X	X	X
14:03	ZZZZZZ	2													
14:07	JD27605-8	2			X		X								X
14:12	ZZZZZZ	2													
14:17	MA50809-CCV4	1		X	X	X	X	X	X	X	X	X	X	X	X
14:22	MA50809-CCB5	1		X	X	X	X	X	X	X	X	X	X	X	X
14:27	ZZZZZZ	2													
14:31	MP27017-PS1	5												X	
14:36	ZZZZZZ	2													
14:41	ZZZZZZ	1													
14:46	ZZZZZZ	2													
14:51	ZZZZZZ	2													
14:55	ZZZZZZ	2													
15:00	ZZZZZZ	2													
15:05	ZZZZZZ	2													
15:10	MA50809-CCV5	1		X	X	X	X	X	X	X	X	X	X	X	X
15:15	MA50809-CCB6	1		X	X	X	X	X	X	X	X	X	X	X	X
15:20	ZZZZZZ	2													
15:25	ZZZZZZ	2													
15:29	JD27605-6	2			X		X								X
15:35	MA50809-CCV6	1		X	X	X	X	X	X	X	X	X	X	X	X
15:39	MA50809-CCB7	1		X	X	X	X	X	X	X	X	X	X	X	X
15:44	ZZZZZZ	1													
			Element:	As	Be	Cd	Ca	Co	Cu	Fe	Mg	Mn	Se	Ag	Tl

REPORTED ELEMENTS SUMMARY

Login Number: JD27605
Account: SESINJPB - SESI Consulting Engineers
Project: Remedial Investigation, 247 North Avenue, New Rochelle, NY

File ID: SC070821M1.ICP Date Analyzed: 07/08/21 Methods: EPA 200.7, SW846 6010D
Analyst: ND Run ID: MA50809
Parameters: As,Be,Cd,Ca,Co,Cu,Fe,Mg,Mn,Se,Ag,Tl

Time	Sample Description	Element: Dilution	As	Be	Cd	Ca	Co	Cu	Fe	Mg	Mn	Se	Ag	Tl

(a) Sample used for QC only; not part of login JD27605.

Element: As Be Cd Ca Co Cu Fe Mg Mn Se Ag Tl

INTERNAL STANDARD SUMMARY

Login Number: JD27605
Account: SESINJPB - SESI Consulting Engineers
Project: Remedial Investigation, 247 North Avenue, New Rochelle, NY

File ID: SC070821M1.ICP Date Analyzed: 07/08/21 Methods: EPA 200.7, SW846 6010D
Analyst: ND Run ID: MA50809
Parameters: As,Be,Cd,Ca,Co,Cu,Fe,Mg,Mn,Se,Ag,Tl

Time	Sample Description	Istd#1	Istd#2	Istd#3	Istd#4
09:55	MA50809-STD1	7685 R	160980 R	12836 R	14615 R
10:06	MA50809-STD2	7201	149810	12768	13159
10:11	ZZZZZZ	7332	152570	12608	13433
10:16	ZZZZZZ	7614	159540	12713	14510
10:24	MA50809-ICV1	7328	152950	12618	13433
10:39	MA50809-ICB1	7645	160110	12749	14582
10:45	MA50809-ICCV1	7327	152150	12647	13445
10:53	MA50809-CCB1	7540	159120	13074	14395
10:58	MA50809-CRID1	7582	158180	12651	14389
11:03	MA50809-CRI1	7582	159060	12728	14266
11:08	MA50809-ICSA1	6991	145420	12588	12591
11:12	MA50809-ICSAB1	7010	144570	12528	12626
11:17	MA50809-HSTD1	7464	157120	12943	14274
11:23	MA50809-HSTD2	6943	144740	12394	12428
11:28	ZZZZZZ	7547	158400	12548	14490
11:33	ZZZZZZ	7367	158550	12479	14407
11:37	ZZZZZZ	7660	160010	12694	14548
11:42	MA50809-CCV1	7313	152670	12470	13413
11:47	MA50809-CCB2	7595	159730	12503	14497
11:52	MP27315-MB1	7793	162190	12912	14787
11:57	MP27315-MB2	7894	164690	12985	14941
12:02	MP27315-B1	7559	156650	12822	13901
12:06	MP27315-B2	7647	158760	12885	14041
12:11	MP27315-S1	7034	145760	12862	12320
12:16	MP27315-S2	7090	146710	12874	12403
12:21	MP27315-D1	7320	149150	12771	12752
12:26	JD27554-1	7176	146470	12787	12545
12:31	MP27315-SD1	7431	153600	12640	13413
12:36	MA50809-CCV2	7346	152650	12513	13476
12:41	MA50809-CCB3	7634	160020	12575	14553
12:45	ZZZZZZ	7146	151160	12501	13565
12:50	ZZZZZZ	6958	147580	12099	13396
12:55	ZZZZZZ	7766	161020	12867	14766

INTERNAL STANDARD SUMMARY

Login Number: JD27605
Account: SESINJPB - SESI Consulting Engineers
Project: Remedial Investigation, 247 North Avenue, New Rochelle, NY

File ID: SC070821M1.ICP Date Analyzed: 07/08/21 Methods: EPA 200.7, SW846 6010D
Analyst: ND Run ID: MA50809
Parameters: As,Be,Cd,Ca,Co,Cu,Fe,Mg,Mn,Se,Ag,Tl

Time	Sample Description	Istd#1	Istd#2	Istd#3	Istd#4
13:00	ZZZZZZ	7526	157600	12563	14222
13:05	ZZZZZZ	7564	160140	12624	14230
13:10	ZZZZZZ	7725	159390	12816	14707
13:14	MA50809-CRID2	7623	159650	12588	14477
13:19	MA50809-CRI2	7571	158300	12625	14263
13:24	MA50809-CCV3	7362	153160	12458	13495
13:29	MA50809-CCB4	7810	162670	12864	14846
13:34	MA50809-ICSA2	7057	145460	12398	12714
13:39	MA50809-ICSAB2	7015	145330	12465	12677
13:44	ZZZZZZ	7785	161010	13076	14041
13:48	JD27605-1	7452	155150	12713	13568
13:53	JD27605-2	7866	162130	13134	14060
13:58	JD27605-3	7696	158740	12944	14058
14:03	ZZZZZZ	7654	158450	12812	14053
14:07	JD27605-8	7590	156400	12740	13862
14:12	ZZZZZZ	7689	158130	12887	14016
14:17	MA50809-CCV4	7327	152960	12407	13471
14:22	MA50809-CCB5	7572	158350	12454	14471
14:27	ZZZZZZ	7690	158420	12917	14075
14:31	MP27017-PS1	7574	157900	12738	14067
14:36	ZZZZZZ	7747	160240	13007	14109
14:41	ZZZZZZ	7858	161730	13169	14078
14:46	ZZZZZZ	7603	157200	12684	13919
14:51	ZZZZZZ	7755	160000	12942	14090
14:55	ZZZZZZ	7722	159430	12882	14132
15:00	ZZZZZZ	7774	160230	12947	14093
15:05	ZZZZZZ	7695	158750	12883	14051
15:10	MA50809-CCV5	7298	151430	12337	13428
15:15	MA50809-CCB6	7535	158570	12343	14406
15:20	ZZZZZZ	7691	158600	12748	14063
15:25	ZZZZZZ	7700	159050	12788	14041
15:29	JD27605-6	7601	157150	12684	13899
15:35	MA50809-CCV6	7279	151140	12225	13379

INTERNAL STANDARD SUMMARY

Login Number: JD27605
Account: SESINJPB - SESI Consulting Engineers
Project: Remedial Investigation, 247 North Avenue, New Rochelle, NY

File ID: SC070821M1.ICP Date Analyzed: 07/08/21 Methods: EPA 200.7, SW846 6010D
Analyst: ND Run ID: MA50809
Parameters: As,Be,Cd,Ca,Co,Cu,Fe,Mg,Mn,Se,Ag,Tl

Time	Sample Description	Istd#1	Istd#2	Istd#3	Istd#4
15:39	MA50809-CCB7	7581	158680	12348	14463
15:44	ZZZZZZ	7565	158880	12319	14435

R = Reference for ISTD limits. ! = Outside limits.

LEGEND:

Istd#	Parameter	Limits
Istd#1	Yttrium (2243)	70-130 %
Istd#2	Yttrium (3600)	70-130 %
Istd#3	Yttrium (3710)	70-130 %
Istd#4	Indium	70-130 %

BLANK RESULTS SUMMARY
Part 1 - Initial and Continuing Calibration Blanks

Login Number: JD27605
Account: SESINJPB - SESI Consulting Engineers
Project: Remedial Investigation, 247 North Avenue, New Rochelle, NY

File ID: SC070821M1.ICP Date Analyzed: 07/08/21 Methods: EPA 200.7, SW846 6010D
QC Limits: result < RL Run ID: MA50809 Units: ug/l

Time:			10:39		10:53		11:47		12:41	
Sample ID:			ICB1		CCB1		CCB2		CCB3	
Metal	RL	IDL	raw	final	raw	final	raw	final	raw	final
Aluminum	200	17	anr							
Antimony	6.0	1.7	anr							
Arsenic	3.0	2.1	-0.500	<3.0	1.00	<3.0	0.100	<3.0	1.60	<3.0
Barium	200	.8	anr							
Beryllium	1.0	.3	0.00	<1.0	0.00	<1.0	0.00	<1.0	0.100	<1.0
Bismuth	20	2.3								
Boron	100	2.3								
Cadmium	3.0	.3	0.400	<3.0	0.200	<3.0	0.300	<3.0	0.400	<3.0
Calcium	5000	6.6	-2.90	<5000	-4.10	<5000	-4.50	<5000	6.90	<5000
Cerium	100									
Chromium	10	.3	anr							
Cobalt	50	.4	0.300	<50	0.300	<50	0.00	<50	0.300	<50
Copper	10	.8	-0.100	<10	0.00	<10	0.00	<10	0.400	<10
Iron	100	5.3	-3.40	<100	2.90	<100	4.60	<100	4.20	<100
Lead	3.0	1.1	anr							
Lithium	50	4.8								
Magnesium	5000	32	-17.1	<5000	-2.70	<5000	21.9	<5000	5.60	<5000
Manganese	15	.1	0.00	<15	0.00	<15	0.200	<15	0.300	<15
Molybdenum	20	.6								
Nickel	10	.4	anr							
Phosphorus	50	1.2								
Potassium	10000	77								
Selenium	10	3.2	1.20	<10	0.700	<10	-0.900	<10	0.900	<10
Silicon	200	1.7								
Silver	10	1	0.200	<10	0.500	<10	0.100	<10	0.500	<10
Sodium	10000	34	anr							
Strontium	10	.3								
Sulfur	50	3								
Thallium	10	1.8	0.200	<10	1.60	<10	2.10	<10	4.70	<10
Tin	10	.8								
Titanium	10	.5								
Tungsten	50	2.6								
Vanadium	50	.6								

BLANK RESULTS SUMMARY
Part 1 - Initial and Continuing Calibration Blanks

Login Number: JD27605
Account: SESINJPB - SESI Consulting Engineers
Project: Remedial Investigation, 247 North Avenue, New Rochelle, NY

File ID: SC070821M1.ICP Date Analyzed: 07/08/21 Methods: EPA 200.7, SW846 6010D
QC Limits: result < RL Run ID: MA50809 Units: ug/l

Time:			10:39		10:53		11:47		12:41	
Sample ID:			ICB1		CCB1		CCB2		CCB3	
Metal	RL	IDL	raw	final	raw	final	raw	final	raw	final
Zinc	20	.1	anr							
Zirconium	10	.3								

(*) Outside of QC limits
(anr) Analyte not requested

BLANK RESULTS SUMMARY
Part 1 - Initial and Continuing Calibration Blanks

Login Number: JD27605
Account: SESINJPB - SESI Consulting Engineers
Project: Remedial Investigation, 247 North Avenue, New Rochelle, NY

File ID: SC070821M1.ICP Date Analyzed: 07/08/21 Methods: EPA 200.7, SW846 6010D
QC Limits: result < RL Run ID: MA50809 Units: ug/l

Time: / Sample ID:			13:29 CCB4		14:22 CCB5		15:15 CCB6		15:39 CCB7	
Metal	RL	IDL	raw	final	raw	final	raw	final	raw	final
Aluminum	200	17	anr							
Antimony	6.0	1.7	anr							
Arsenic	3.0	2.1	1.40	<3.0	-0.200	<3.0	0.00	<3.0	0.00	<3.0
Barium	200	.8	anr							
Beryllium	1.0	.3	0.100	<1.0	0.00	<1.0	0.200	<1.0	0.200	<1.0
Bismuth	20	2.3								
Boron	100	2.3								
Cadmium	3.0	.3	0.400	<3.0	0.400	<3.0	0.400	<3.0	0.400	<3.0
Calcium	5000	6.6	-1.40	<5000	5.00	<5000	4.90	<5000	5.50	<5000
Cerium	100									
Chromium	10	.3	anr							
Cobalt	50	.4	0.100	<50	0.300	<50	0.400	<50	0.800	<50
Copper	10	.8	0.500	<10	0.400	<10	0.300	<10	0.500	<10
Iron	100	5.3	5.50	<100	8.90	<100	11.9	<100	6.40	<100
Lead	3.0	1.1	anr							
Lithium	50	4.8								
Magnesium	5000	32	1.20	<5000	-24.2	<5000	5.60	<5000	19.9	<5000
Manganese	15	.1	0.300	<15	0.300	<15	0.400	<15	0.400	<15
Molybdenum	20	.6								
Nickel	10	.4	anr							
Phosphorus	50	1.2								
Potassium	10000	77								
Selenium	10	3.2	0.400	<10	-2.50	<10	1.50	<10	0.900	<10
Silicon	200	1.7								
Silver	10	1	0.100	<10	0.400	<10	0.00	<10	0.700	<10
Sodium	10000	34	anr							
Strontium	10	.3								
Sulfur	50	3								
Thallium	10	1.8	3.60	<10	3.20	<10	0.800	<10	3.20	<10
Tin	10	.8								
Titanium	10	.5								
Tungsten	50	2.6								
Vanadium	50	.6								

BLANK RESULTS SUMMARY
Part 1 - Initial and Continuing Calibration Blanks

Login Number: JD27605
Account: SESINJPB - SESI Consulting Engineers
Project: Remedial Investigation, 247 North Avenue, New Rochelle, NY

File ID: SC070821M1.ICP Date Analyzed: 07/08/21 Methods: EPA 200.7, SW846 6010D
QC Limits: result < RL Run ID: MA50809 Units: ug/l

Time:			13:29		14:22		15:15		15:39	
Sample ID:			CCB4		CCB5		CCB6		CCB7	
Metal	RL	IDL	raw	final	raw	final	raw	final	raw	final
Zinc	20	.1	anr							
Zirconium	10	.3								

(*) Outside of QC limits
(anr) Analyte not requested

CALIBRATION CHECK STANDARDS SUMMARY
Initial Continuing Calibration Check

Login Number: JD27605
Account: SESINJPB - SESI Consulting Engineers
Project: Remedial Investigation, 247 North Avenue, New Rochelle, NY

File ID: SC070821M1.ICP Date Analyzed: 07/08/21 Methods: EPA 200.7, SW846 6010D
QC Limits: to % Recovery Run ID: MA50809 Units: ug/l

Time:		10:45	
Sample ID:	ICCV	ICCV1	
Metal	True	Results	% Rec
Aluminum	anr		
Antimony	anr		
Arsenic	2000	2010	100.5
Barium	anr		
Beryllium	2000	2020	101.0
Bismuth			
Boron			
Cadmium	2000	2010	100.5
Calcium	40000	40100	100.3
Cerium			
Chromium	anr		
Cobalt	2000	2010	100.5
Copper	2000	2020	101.0
Iron	40000	40100	100.3
Lead	anr		
Lithium			
Magnesium	40000	40300	100.8
Manganese	2000	2020	101.0
Molybdenum			
Nickel	anr		
Phosphorus			
Potassium			
Selenium	2000	2000	100.0
Silicon			
Silver	250	251	100.4
Sodium	anr		
Strontium			
Sulfur			
Thallium	2000	2050	102.5
Tin			
Titanium			
Tungsten			
Vanadium			

CALIBRATION CHECK STANDARDS SUMMARY
Initial Continuing Calibration Check

Login Number: JD27605
Account: SESINJPB - SESI Consulting Engineers
Project: Remedial Investigation, 247 North Avenue, New Rochelle, NY

File ID: SC070821M1.ICP Date Analyzed: 07/08/21 Methods: EPA 200.7, SW846 6010D
QC Limits: to % Recovery Run ID: MA50809 Units: ug/l

Time:		10:45	
Sample ID:	ICCV	ICCV1	
Metal	True	Results	% Rec
Zinc	anr		
Zirconium			

(*) Outside of QC limits
(anr) Analyte not requested

CALIBRATION CHECK STANDARDS SUMMARY
Initial and Continuing Calibration Checks

Login Number: JD27605
Account: SESINJPB - SESI Consulting Engineers
Project: Remedial Investigation, 247 North Avenue, New Rochelle, NY

File ID: SC070821M1.ICP Date Analyzed: 07/08/21 Methods: EPA 200.7, SW846 6010D
QC Limits: 95 to 105 % Recovery Run ID: MA50809 Units: ug/l

Time:		10:24			11:42			12:36	
Sample ID:	ICV	ICV1		CCV	CCV1		CCV	CCV2	
Metal	True	Results	% Rec	True	Results	% Rec	True	Results	% Rec
Aluminum	anr								
Antimony	anr								
Arsenic	2000	2000	100.0	2000	2010	100.5	2000	2000	100.0
Barium	anr								
Beryllium	2000	2020	101.0	2000	2000	100.0	2000	1990	99.5
Bismuth									
Boron									
Cadmium	2000	2000	100.0	2000	2010	100.5	2000	2000	100.0
Calcium	40000	40000	100.0	40000	40000	100.0	40000	39900	99.8
Cerium									
Chromium	anr								
Cobalt	2000	2000	100.0	2000	2020	101.0	2000	2010	100.5
Copper	2000	2000	100.0	2000	2010	100.5	2000	2010	100.5
Iron	40000	40200	100.5	40000	40100	100.3	40000	39900	99.8
Lead	anr								
Lithium									
Magnesium	40000	40200	100.5	40000	40300	100.8	40000	40100	100.3
Manganese	2000	2030	101.5	2000	2030	101.5	2000	2030	101.5
Molybdenum									
Nickel	anr								
Phosphorus									
Potassium									
Selenium	2000	2000	100.0	2000	2000	100.0	2000	2000	100.0
Silicon									
Silver	250	251	100.4	250	253	101.2	250	251	100.4
Sodium	anr								
Strontium									
Sulfur									
Thallium	2000	2040	102.0	2000	2050	102.5	2000	2040	102.0
Tin									
Titanium									
Tungsten									
Vanadium									

CALIBRATION CHECK STANDARDS SUMMARY
Initial and Continuing Calibration Checks

Login Number: JD27605
Account: SESINJPB - SESI Consulting Engineers
Project: Remedial Investigation, 247 North Avenue, New Rochelle, NY

File ID: SC070821M1.ICP Date Analyzed: 07/08/21 Methods: EPA 200.7, SW846 6010D
QC Limits: 95 to 105 % Recovery Run ID: MA50809 Units: ug/l

Time:		10:24			11:42			12:36	
Sample ID:	ICV	ICV1		CCV	CCV1		CCV	CCV2	
Metal	True	Results	% Rec	True	Results	% Rec	True	Results	% Rec
Zinc	anr								
Zirconium									

(*) Outside of QC limits
(anr) Analyte not requested

CALIBRATION CHECK STANDARDS SUMMARY
Initial and Continuing Calibration Checks

Login Number: JD27605
Account: SESINJPB - SESI Consulting Engineers
Project: Remedial Investigation, 247 North Avenue, New Rochelle, NY

File ID: SC070821M1.ICP Date Analyzed: 07/08/21 Methods: EPA 200.7, SW846 6010D
QC Limits: 95 to 105 % Recovery Run ID: MA50809 Units: ug/l

Time:		13:24			14:17			15:10	
Sample ID:	CCV	CCV3		CCV	CCV4		CCV	CCV5	
Metal	True	Results	% Rec	True	Results	% Rec	True	Results	% Rec
Aluminum	anr								
Antimony	anr								
Arsenic	2000	2010	100.5	2000	2020	101.0	2000	2030	101.5
Barium	anr								
Beryllium	2000	2000	100.0	2000	2010	100.5	2000	2000	100.0
Bismuth									
Boron									
Cadmium	2000	2000	100.0	2000	2010	100.5	2000	2020	101.0
Calcium	40000	40000	100.0	40000	40200	100.5	40000	40200	100.5
Cerium									
Chromium	anr								
Cobalt	2000	2010	100.5	2000	2010	100.5	2000	2020	101.0
Copper	2000	2010	100.5	2000	2020	101.0	2000	2020	101.0
Iron	40000	40100	100.3	40000	40300	100.8	40000	40200	100.5
Lead	anr								
Lithium									
Magnesium	40000	40200	100.5	40000	40400	101.0	40000	40400	101.0
Manganese	2000	2040	102.0	2000	2040	102.0	2000	2060	103.0
Molybdenum									
Nickel	anr								
Phosphorus									
Potassium									
Selenium	2000	2000	100.0	2000	2010	100.5	2000	2020	101.0
Silicon									
Silver	250	251	100.4	250	253	101.2	250	253	101.2
Sodium	anr								
Strontium									
Sulfur									
Thallium	2000	2040	102.0	2000	2050	102.5	2000	2060	103.0
Tin									
Titanium									
Tungsten									
Vanadium									

CALIBRATION CHECK STANDARDS SUMMARY
Initial and Continuing Calibration Checks

Login Number: JD27605
Account: SESINJPB - SESI Consulting Engineers
Project: Remedial Investigation, 247 North Avenue, New Rochelle, NY

File ID: SC070821M1.ICP Date Analyzed: 07/08/21 Methods: EPA 200.7, SW846 6010D
QC Limits: 95 to 105 % Recovery Run ID: MA50809 Units: ug/l

Time:		13:24			14:17			15:10	
Sample ID:	CCV	CCV3		CCV	CCV4		CCV	CCV5	
Metal	True	Results	% Rec	True	Results	% Rec	True	Results	% Rec
Zinc	anr								
Zirconium									

(*) Outside of QC limits
(anr) Analyte not requested

CALIBRATION CHECK STANDARDS SUMMARY
Initial and Continuing Calibration Checks

Login Number: JD27605
Account: SESINJPB - SESI Consulting Engineers
Project: Remedial Investigation, 247 North Avenue, New Rochelle, NY

File ID: SC070821M1.ICP Date Analyzed: 07/08/21 Methods: EPA 200.7, SW846 6010D
QC Limits: 95 to 105 % Recovery Run ID: MA50809 Units: ug/l

Time:		15:35	
Sample ID:	CCV	CCV6	
Metal	True	Results	% Rec
Aluminum	anr		
Antimony	anr		
Arsenic	2000	2020	101.0
Barium	anr		
Beryllium	2000	2010	100.5
Bismuth			
Boron			
Cadmium	2000	2020	101.0
Calcium	40000	40400	101.0
Cerium			
Chromium	anr		
Cobalt	2000	2020	101.0
Copper	2000	2020	101.0
Iron	40000	40500	101.3
Lead	anr		
Lithium			
Magnesium	40000	40500	101.3
Manganese	2000	2050	102.5
Molybdenum			
Nickel	anr		
Phosphorus			
Potassium			
Selenium	2000	2020	101.0
Silicon			
Silver	250	253	101.2
Sodium	anr		
Strontium			
Sulfur			
Thallium	2000	2060	103.0
Tin			
Titanium			
Tungsten			
Vanadium			

CALIBRATION CHECK STANDARDS SUMMARY
Initial and Continuing Calibration Checks

Login Number: JD27605
Account: SESINJPB - SESI Consulting Engineers
Project: Remedial Investigation, 247 North Avenue, New Rochelle, NY

File ID: SC070821M1.ICP Date Analyzed: 07/08/21 Methods: EPA 200.7, SW846 6010D
QC Limits: 95 to 105 % Recovery Run ID: MA50809 Units: ug/l

Time:		15:35	
Sample ID:	CCV	CCV6	
Metal	True	Results	% Rec
Zinc	anr		
Zirconium			

(*) Outside of QC limits
(anr) Analyte not requested

HIGH STANDARD CHECK SUMMARY

Login Number: JD27605
Account: SESINJPB - SESI Consulting Engineers
Project: Remedial Investigation, 247 North Avenue, New Rochelle, NY

File ID: SC070821M1.ICP Date Analyzed: 07/08/21 Methods: EPA 200.7, SW846 6010D
QC Limits: 90 to 110 % Recovery Run ID: MA50809 Units: ug/l

Time:		11:17			11:23	
Sample ID:	HSTD	HSTD1		HSTD	HSTD2	
Metal	True	Results	% Rec	True	Results	% Rec
Aluminum						
Antimony	anr					
Arsenic	8000	7900	98.8			
Barium	anr					
Beryllium	8000	7830	97.9			
Bismuth						
Boron						
Cadmium	8000	7910	98.9			
Calcium				200000	196000	98.0
Cerium						
Chromium	anr					
Cobalt	8000	7870	98.4			
Copper	8000	8150	101.9			
Iron				200000	201000	100.5
Lead	anr					
Lithium						
Magnesium				300000	294000	98.0
Manganese	8000	7970	99.6			
Molybdenum						
Nickel	anr					
Phosphorus						
Potassium						
Selenium	8000	7890	98.6			
Silicon						
Silver	625	615	98.4			
Sodium						
Strontium						
Sulfur						
Thallium	8000	8110	101.4			
Tin						
Titanium						
Tungsten						
Vanadium						

HIGH STANDARD CHECK SUMMARY

Login Number: JD27605
Account: SESINJPB - SESI Consulting Engineers
Project: Remedial Investigation, 247 North Avenue, New Rochelle, NY

File ID: SC070821M1.ICP Date Analyzed: 07/08/21 Methods: EPA 200.7, SW846 6010D
QC Limits: 90 to 110 % Recovery Run ID: MA50809 Units: ug/l

Time:		11:17			11:23	
Sample ID:	HSTD	HSTD1		HSTD	HSTD2	
Metal	True	Results	% Rec	True	Results	% Rec
Zinc	anr					
Zirconium						

(*) Outside of QC limits
(anr) Analyte not requested

LOW CALIBRATION CHECK STANDARDS SUMMARY

Login Number: JD27605
Account: SESINJPB - SESI Consulting Engineers
Project: Remedial Investigation, 247 North Avenue, New Rochelle, NY

File ID: SC070821M1.ICP Date Analyzed: 07/08/21 Methods: EPA 200.7, SW846 6010D
QC Limits: CRI 80-120% CRIA 80-120% Run ID: MA50809 Units: ug/l

Time:				10:58		11:03		13:14	
Sample ID:	CRI	CRIA	CRID	CRID1		CRI1		CRID2	
Metal	True	True	True	Results	% Rec	Results	% Rec	Results	% Rec
Aluminum	200	500	100						
Antimony	6.0	20	3.0						
Arsenic	8.0	20	3.0	3.10	103.3	7.10	88.8	3.10	103.3
Barium	200		4.0						
Beryllium	2.0		1.0	0.900	90.0	1.90	95.0	0.900	90.0
Bismuth	20								
Boron	100		10						
Cadmium	3.0		1.0			3.30	110.0	1.00	100.0
Calcium	5000	2000	1000	1030	103.0	5080	101.6	1040	104.0
Cerium									
Chromium	10		2.0	anr					
Cobalt	50		3.0	3.30	110.0	49.1	98.2	3.10	103.3
Copper	10		2.0			9.10	91.0		
Iron	100	500				103	103.0		
Lead	3.0	20	2.5						
Lithium	50								
Magnesium	5000	2000	100			5150	103.0	107	107.0
Manganese	15		3.0	3.10	103.3	15.2	101.3	3.10	103.3
Molybdenum	20								
Nickel	10		4.0	anr					
Phosphorus	50								
Potassium	5000		2000						
Selenium	10	20	5.0	4.50	90.0	10.2	102.0	4.80	96.0
Silicon	200								
Silver	5.0		2.0			5.60	112.0		
Sodium	5000		1000	anr					
Strontium	10								
Sulfur	50								
Thallium	10		2.0	2.30	115.0	10.8	108.0	1.80	90.0
Tin	10								
Titanium	10								
Tungsten	50								
Vanadium	50		2.0						

LOW CALIBRATION CHECK STANDARDS SUMMARY

Login Number: JD27605
Account: SESINJPB - SESI Consulting Engineers
Project: Remedial Investigation, 247 North Avenue, New Rochelle, NY

File ID: SC070821M1.ICP Date Analyzed: 07/08/21 Methods: EPA 200.7, SW846 6010D
QC Limits: CRI 80-120% CRIA 80-120% Run ID: MA50809 Units: ug/l

Time:				10:58		11:03		13:14	
Sample ID:	CRI	CRIA	CRID	CRID1		CRI1		CRID2	
Metal	True	True	True	Results	% Rec	Results	% Rec	Results	% Rec
Zinc	20		10						
Zirconium	10								

(*) Outside of QC limits
(anr) Analyte not requested

LOW CALIBRATION CHECK STANDARDS SUMMARY

Login Number: JD27605
Account: SESINJPB - SESI Consulting Engineers
Project: Remedial Investigation, 247 North Avenue, New Rochelle, NY

File ID: SC070821M1.ICP Date Analyzed: 07/08/21 Methods: EPA 200.7, SW846 6010D
QC Limits: CRI 80-120% CRIA 80-120% Run ID: MA50809 Units: ug/l

Time:				13:19	
Sample ID:	CRI	CRIA	CRID	CRI2	
Metal	True	True	True	Results	% Rec
Aluminum	200	500	100	anr	
Antimony	6.0	20	3.0	anr	
Arsenic	8.0	20	3.0	7.90	98.8
Barium	200		4.0	anr	
Beryllium	2.0		1.0	1.90	95.0
Bismuth	20				
Boron	100		10		
Cadmium	3.0		1.0	3.30	110.0
Calcium	5000	2000	1000	5080	101.6
Cerium					
Chromium	10		2.0	anr	
Cobalt	50		3.0	49.9	99.8
Copper	10		2.0	9.90	99.0
Iron	100	500		98.6	98.6
Lead	3.0	20	2.5	anr	
Lithium	50				
Magnesium	5000	2000	100	5120	102.4
Manganese	15		3.0	15.2	101.3
Molybdenum	20				
Nickel	10		4.0	anr	
Phosphorus	50				
Potassium	5000		2000		
Selenium	10	20	5.0	8.30	83.0
Silicon	200				
Silver	5.0		2.0	5.70	114.0
Sodium	5000		1000	anr	
Strontium	10				
Sulfur	50				
Thallium	10		2.0	9.70	97.0
Tin	10				
Titanium	10				
Tungsten	50				
Vanadium	50		2.0		

LOW CALIBRATION CHECK STANDARDS SUMMARY

Login Number: JD27605
Account: SESINJPB - SESI Consulting Engineers
Project: Remedial Investigation, 247 North Avenue, New Rochelle, NY

File ID: SC070821M1.ICP Date Analyzed: 07/08/21 Methods: EPA 200.7, SW846 6010D
QC Limits: CRI 80-120% CRIA 80-120% Run ID: MA50809 Units: ug/l

Time:				13:19	
Sample ID:	CRI	CRIA	CRID	CRI2	
Metal	True	True	True	Results	% Rec
Zinc	20		10	anr	
Zirconium	10				

(*) Outside of QC limits
(anr) Analyte not requested

INTERFERING ELEMENT CHECK STANDARDS SUMMARY
Part 1 - ICSA and ICSAB Standards

Login Number: JD27605
Account: SESINJPB - SESI Consulting Engineers
Project: Remedial Investigation, 247 North Avenue, New Rochelle, NY

File ID: SC070821M1.ICP Date Analyzed: 07/08/21 Methods: EPA 200.7, SW846 6010D
QC Limits: 80 to 120 % Recovery Run ID: MA50809 Units: ug/l

Time:			11:08		11:12		13:34		13:39	
Sample ID:	ICSA	ICSAB	ICSA1		ICSAB1		ICSA2		ICSAB2	
Metal	True	True	Results	% Rec	Results	% Rec	Results	% Rec	Results	% Rec
Aluminum	500000	500000	500000	100.0	497000	99.4	500000	100.0	491000	98.2
Antimony		1000	-2.00		998	99.8	0.600		992	99.2
Arsenic		1000	0.600		1010	101.0	1.40		1010	101.0
Barium		500	2.40		483	96.6	2.40		486	97.2
Beryllium		500	0.200		474	94.8	0.200		474	94.8
Bismuth		500	-2.50		483	96.6	-0.700		482	96.4
Boron		500	-2.90		466	93.2	11.1		481	96.2
Cadmium		1000	0.200		964	96.4	0.00		963	96.3
Calcium	400000	400000	390000	97.5	384000	96.0	391000	97.8	390000	97.5
Cerium			31.8		514*		33.3		504*	
Chromium		500	-1.50		464	92.8	-2.10		463	92.6
Cobalt		500	0.500		471	94.2	0.200		470	94.0
Copper		500	-0.100		472	94.4	0.100		472	94.4
Iron	200000	200000	207000	103.5	197000	98.5	207000	103.5	197000	98.5
Lead		1000	-0.200		933	93.3	-0.200		925	92.5
Lithium		500	7.20		561	112.2	9.10		538	107.6
Magnesium	500000	500000	490000	98.0	482000	96.4	489000	97.8	480000	96.0
Manganese		500	-1.10		491	98.2	-1.00		488	97.6
Molybdenum		500	0.200		470	94.0	0.00		470	94.0
Nickel		1000	-5.00		944	94.4	-5.50		939	93.9
Phosphorus		500	-6.70		458	91.6	-7.70		457	91.4
Potassium			-540		-472		-525		-458	
Selenium		1000	0.800		927	92.7	0.600		930	93.0
Silicon		500	10.3		522	104.4	7.80		521	104.2
Silver		1000	1.90		920	92.0	2.50		915	91.5
Sodium			113		135		350		366	
Strontium		500	-1.20		496	99.2	-1.30		496	99.2
Sulfur		500	18.9		491	98.2	23.2		494	98.8
Thallium		1000	4.00		894	89.4	4.80		893	89.3
Tin		500	-3.10		455	91.0	-3.80		455	91.0
Titanium		500	-2.20		487	97.4	-2.20		482	96.4
Tungsten		500	-1.80		457	91.4	-1.90		459	91.8
Vanadium		500	3.20		472	94.4	3.00		469	93.8

INTERFERING ELEMENT CHECK STANDARDS SUMMARY
Part 1 - ICSA and ICSAB Standards

Login Number: JD27605
Account: SESINJPB - SESI Consulting Engineers
Project: Remedial Investigation, 247 North Avenue, New Rochelle, NY

File ID: SC070821M1.ICP Date Analyzed: 07/08/21 Methods: EPA 200.7, SW846 6010D
QC Limits: 80 to 120 % Recovery Run ID: MA50809 Units: ug/l

Time:			11:08		11:12		13:34		13:39	
Sample ID:	ICSA	ICSAB	ICSA1		ICSAB1		ICSA2		ICSAB2	
Metal	True	True	Results	% Rec	Results	% Rec	Results	% Rec	Results	% Rec
Zinc		1000	2.00		949	94.9	2.10		948	94.8
Zirconium		500	-3.60		427	85.4	-3.30		424	84.8

(*) Outside of QC limits
(anr) Analyte not requested

SGS Instrument Runlog
Inorganics Analyses

Login Number: JD27605
Account: SESINJPB - SESI Consulting Engineers
Project: Remedial Investigation, 247 North Avenue, New Rochelle, NY

File ID: SF070821M1.ICP Date Analyzed: 07/08/21 Methods: EPA 200.7, SW846 6010D
Analyst: ND Run ID: MA50810
Parameters: As,Cd,Cu,Fe,Mn,Se,Ag,Tl

Time	Sample Description	Dilution Factor	PS Recov	Comments
12:29	MA50810-STD1	1		STDA
12:34	MA50810-STD2	1		STDB
12:39	ZZZZZZ	1		
12:43	ZZZZZZ	1		
12:49	ZZZZZZ	1		
12:54	ZZZZZZ	1		
12:59	MA50810-ICV1	1		
13:10	MA50810-ICB1	1		
13:19	MA50810-ICCV1	1		
13:27	MA50810-CCB1	1		
13:37	MA50810-CRI1	1		
13:42	MA50810-CRID1	1		
13:48	MA50810-ICSA1	1		
13:53	MA50810-ICSAB1	1		
13:58	MA50810-HSTD1	1		
14:03	MA50810-HSTD2	1		
14:08	ZZZZZZ	1		
14:13	ZZZZZZ	1		
14:19	ZZZZZZ	1		
14:24	MA50810-CCV1	1		
14:29	MA50810-CCB2	1		
14:34	ZZZZZZ	1		
14:39	ZZZZZZ	1		
14:44	ZZZZZZ	1		
14:50	ZZZZZZ	1		
14:55	MP27312-S1	5		
14:59	MP27312-S2	5		
15:05	JD27686-5	5		(sample used for QC only; not part of login JD27605)
15:10	MP27312-SD1	25		
---------->	Last reportable sample/prep for job JD27605			
15:15	ZZZZZZ	5		
15:20	MA50810-CCV2	1		
15:25	MA50810-CCB3	1		
---------->	Last reportable CCB for job JD27605			
15:30	ZZZZZZ	1		

SGS Instrument Runlog
Inorganics Analyses

Login Number: JD27605
Account: SESINJPB - SESI Consulting Engineers
Project: Remedial Investigation, 247 North Avenue, New Rochelle, NY

File ID: SF070821M1.ICP Date Analyzed: 07/08/21 Methods: EPA 200.7, SW846 6010D
Analyst: ND Run ID: MA50810
Parameters: As,Cd,Cu,Fe,Mn,Se,Ag,Tl

Time	Sample Description	Dilution Factor	PS Recov	Comments
15:35	ZZZZZZ	5		
15:40	ZZZZZZ	10		
15:45	ZZZZZZ	5		
15:50	ZZZZZZ	5		
15:55	ZZZZZZ	10		
16:00	ZZZZZZ	10		
16:06	ZZZZZZ	1		
16:11	ZZZZZZ	2		
16:18	MA50810-CCV3	1		
16:23	MA50810-CCB4	1		
16:28	ZZZZZZ	1		
16:33	ZZZZZZ	1		
16:38	ZZZZZZ	1		
16:44	ZZZZZZ	5		
16:49	ZZZZZZ	5		
16:54	MP27315-S1	5		
16:59	MP27315-S2	5		
17:04	MP27315-D1	5		
17:09	JD27554-1	5		(sample used for QC only; not part of login JD27605)
17:14	MP27315-SD1	25		
17:19	MA50810-CCV4	1		
17:24	MA50810-CCB5	1		
17:29	ZZZZZZ	1		
17:34	MP27318-S1	2		
17:39	MP27318-S2	2		needs post spike for Ni
17:44	ZZZZZZ	5		
17:49	ZZZZZZ	5		
17:55	ZZZZZZ	5		
18:00	ZZZZZZ	5		
18:05	ZZZZZZ	5		
18:10	ZZZZZZ	25		
18:15	ZZZZZZ	5		
18:21	MA50810-CCV5	1		

SGS Instrument Runlog
Inorganics Analyses

Login Number: JD27605
Account: SESINJPB - SESI Consulting Engineers
Project: Remedial Investigation, 247 North Avenue, New Rochelle, NY

File ID: SF070821M1.ICP Date Analyzed: 07/08/21 Methods: EPA 200.7, SW846 6010D
Analyst: ND Run ID: MA50810
Parameters: As,Cd,Cu,Fe,Mn,Se,Ag,Tl

Time	Sample Description	Dilution Factor	PS Recov	Comments
18:25	MA50810-CCB6	1		
18:31	ZZZZZZ	1		
18:36	ZZZZZZ	1		
18:41	MP27317-S1	5		
18:46	MP27317-S2	5		
18:51	JD27560-2	5		(sample used for QC only; not part of login JD27605)
18:56	MP27317-SD1	25		
19:01	ZZZZZZ	1		
19:06	ZZZZZZ	1		
19:11	MP27327-S1	5		Na still high
19:16	MP27327-S2	5		Na still high
19:21	MA50810-CCV6	1		
19:26	MA50810-CCB7	1		
19:31	JD27678-1A	5		(sample used for QC only; not part of login JD27605)
19:36	MP27327-SD1	50		Na still high
19:41	ZZZZZZ	5		
19:47	ZZZZZZ	1		
19:52	ZZZZZZ	1		
19:57	ZZZZZZ	1		
20:02	MP27289-S1	1		
20:07	MP27289-S2	1		
20:12	JD27444-1A	1		(sample used for QC only; not part of login JD27605)
20:18	MP27289-SD1	5		
20:23	MA50810-CCV7	1		
20:28	MA50810-CCB8	1		
20:33	MP27289-S1	10		
20:38	MP27289-S2	10		
20:43	JD27444-1A	10		(sample used for QC only; not part of login JD27605)
20:48	MP27289-SD1	50		
20:53	ZZZZZZ	1		
20:59	ZZZZZZ	2		
21:04	ZZZZZZ	1		
21:09	ZZZZZZ	1		

SGS Instrument Runlog
Inorganics Analyses

Login Number: JD27605
Account: SESINJPB - SESI Consulting Engineers
Project: Remedial Investigation, 247 North Avenue, New Rochelle, NY

File ID: SF070821M1.ICP Date Analyzed: 07/08/21 Methods: EPA 200.7, SW846 6010D
Analyst: ND Run ID: MA50810
Parameters: As,Cd,Cu,Fe,Mn,Se,Ag,Tl

Time	Sample Description	Dilution Factor	PS Recov	Comments
21:14	ZZZZZZ	1		
21:19	ZZZZZZ	1		
21:24	MA50810-CCV8	1		
21:29	MA50810-CCB9	1		
21:34	ZZZZZZ	1		
21:40	ZZZZZZ	1		
21:45	ZZZZZZ	1		
21:50	ZZZZZZ	1		
21:55	ZZZZZZ	1		
22:00	ZZZZZZ	1		
22:05	ZZZZZZ	1		
22:10	ZZZZZZ	1		
22:15	ZZZZZZ	1		
22:21	ZZZZZZ	1		
22:26	MA50810-CCV9	1		
22:31	MA50810-CCB10	1		
22:36	MP27321-MB1	5		
22:41	MP27321-B1	5		
22:46	MP27321-S1	5		
22:51	MP27321-S2	5		
22:57	JD27617-1	5		(sample used for QC only; not part of login JD27605)
23:02	MP27321-SD1	25		
23:07	ZZZZZZ	5		
23:12	ZZZZZZ	5		
23:17	ZZZZZZ	1		
23:22	ZZZZZZ	1		
23:28	MA50810-CCV10	1		
23:33	MA50810-CCB11	1		
23:38	MP27336-MB1	1		
23:43	MP27336-B1	1		
23:48	MP27336-B2	1		
23:53	MP27336-B3	1		
23:57	MP27336-B4	1		

SGS Instrument Runlog
Inorganics Analyses

Login Number: JD27605
Account: SESINJPB - SESI Consulting Engineers
Project: Remedial Investigation, 247 North Avenue, New Rochelle, NY

File ID: SF070821M1.ICP Date Analyzed: 07/08/21 Methods: EPA 200.7, SW846 6010D
Analyst: ND Run ID: MA50810
Parameters: As,Cd,Cu,Fe,Mn,Se,Ag,Tl

Time	Sample Description	Dilution Factor	PS Recov	Comments
00:02	MP27338-MB1	1		
00:07	MP27338-B1	1		
00:12	MP27338-B2	1		
00:17	MP27338-B3	1		
00:22	MP27338-B4	1		
00:27	MA50810-CCV11	1		
00:32	MA50810-CCB12	1		
00:37	MP27343-MB1	1		rerun with spectra
00:42	MP27343-B1	1		high rsd-s on CCV
00:47	MP27343-B2	1		high rsd-s on CCV
00:52	ZZZZZZ	1		
00:57	ZZZZZZ	1		
01:02	ZZZZZZ	1		
01:08	ZZZZZZ	1		
01:13	ZZZZZZ	1		
01:18	ZZZZZZ	1		
01:23	MA50810-CCV12	1		
01:28	MA50810-CCB13	1		
01:33	ZZZZZZ	1		
01:38	ZZZZZZ	1		
01:44	ZZZZZZ	1		
01:49	ZZZZZZ	1		
01:54	ZZZZZZ	1		
01:59	MP27343-MB1	1		
02:04	ZZZZZZ	1		
02:10	MA50810-CCV13	1		
02:15	MA50810-CCB14	1		
02:20	ZZZZZZ	1		
02:25	ZZZZZZ	1		
02:30	ZZZZZZ	1		
02:36	ZZZZZZ	1		
02:41	ZZZZZZ	1		
02:46	ZZZZZZ	1		

SGS Instrument Runlog
Inorganics Analyses

Login Number: JD27605
Account: SESINJPB - SESI Consulting Engineers
Project: Remedial Investigation, 247 North Avenue, New Rochelle, NY

File ID: SF070821M1.ICP Date Analyzed: 07/08/21 Methods: EPA 200.7, SW846 6010D
Analyst: ND Run ID: MA50810
Parameters: As,Cd,Cu,Fe,Mn,Se,Ag,Tl

Time	Sample Description	Dilution Factor	PS Recov	Comments
02:51	ZZZZZZ	1		
02:57	ZZZZZZ	1		
03:02	ZZZZZZ	1		
03:07	ZZZZZZ	1		
03:12	ZZZZZZ	1		
03:18	ZZZZZZ	1		
03:23	MA50810-CCV14	1		
03:28	MA50810-CCB15	1		

Refer to raw data for calibration curve and standards.

REPORTED ELEMENTS SUMMARY

Login Number: JD27605
Account: SESINJPB - SESI Consulting Engineers
Project: Remedial Investigation, 247 North Avenue, New Rochelle, NY

File ID: SF070821M1.ICP Date Analyzed: 07/08/21 Methods: EPA 200.7, SW846 6010D
Analyst: ND Run ID: MA50810
Parameters: As,Cd,Cu,Fe,Mn,Se,Ag,Tl

Time	Sample Description	Dilution	Element: As	Cd	Cu	Fe	Mn	Se	Ag	Tl	
12:39	ZZZZZZ	1									
12:43	ZZZZZZ	1									
12:49	ZZZZZZ	1									
12:54	ZZZZZZ	1									
12:59	MA50810-ICV1	1	X	X	X	X	X	X	X	X	
13:10	MA50810-ICB1	1	X	X	X	X	X	X	X	X	
13:19	MA50810-ICCV1	1	X	X	X	X	X	X	X	X	
13:27	MA50810-CCB1	1	X	X	X	X	X	X	X	X	
13:37	MA50810-CRI1	1	X	X	X	X	X	X	X	X	
13:42	MA50810-CRID1	1	X	X	X	X	X	X	X	X	
13:48	MA50810-ICSA1	1	X	X	X	X	X	X	X	X	
13:53	MA50810-ICSAB1	1	X	X	X	X	X	X	X	X	
13:58	MA50810-HSTD1	1	X	X	X	X	X	X	X	X	
14:03	MA50810-HSTD2	1	X	X	X	X	X	X	X	X	
14:08	ZZZZZZ	1									
14:13	ZZZZZZ	1									
14:19	ZZZZZZ	1									
14:24	MA50810-CCV1	1	X	X	X	X	X	X	X	X	
14:29	MA50810-CCB2	1	X	X	X	X	X	X	X	X	
14:34	ZZZZZZ	1									
14:39	ZZZZZZ	1									
14:44	ZZZZZZ	1									
14:50	ZZZZZZ	1									
14:55	MP27312-S1	5	X	X	X	X	X	X	X	X	
14:59	MP27312-S2	5	X	X	X	X	X	X	X	X	
15:05	JD27686-5	5	X	X	X	X	X	X	X	X	(a)
15:10	MP27312-SD1	25	X	X	X	X	X	X	X	X	
15:15	ZZZZZZ	5									
15:20	MA50810-CCV2	1	X	X	X	X	X	X	X	X	
15:25	MA50810-CCB3	1	X	X	X	X	X	X	X	X	
15:30	ZZZZZZ	1									
15:35	ZZZZZZ	5									
15:40	ZZZZZZ	10									
		Element:	As	Cd	Cu	Fe	Mn	Se	Ag	Tl	

REPORTED ELEMENTS SUMMARY

Login Number: JD27605
Account: SESINJPB - SESI Consulting Engineers
Project: Remedial Investigation, 247 North Avenue, New Rochelle, NY

File ID: SF070821M1.ICP Date Analyzed: 07/08/21 Methods: EPA 200.7, SW846 6010D
Analyst: ND Run ID: MA50810
Parameters: As,Cd,Cu,Fe,Mn,Se,Ag,Tl

Time	Sample Description	Element: Dilution	As	Cd	Cu	Fe	Mn	Se	Ag	Tl	
15:45	ZZZZZZ	5									
15:50	ZZZZZZ	5									
15:55	ZZZZZZ	10									
16:00	ZZZZZZ	10									
16:06	ZZZZZZ	1									
16:11	ZZZZZZ	2									
16:18	MA50810-CCV3	1	X	X	X	X	X	X	X	X	
16:23	MA50810-CCB4	1	X	X	X	X	X	X	X	X	
16:28	ZZZZZZ	1									
16:33	ZZZZZZ	1									
16:38	ZZZZZZ	1									
16:44	ZZZZZZ	5									
16:49	ZZZZZZ	5									
16:54	MP27315-S1	5									
16:59	MP27315-S2	5									
17:04	MP27315-D1	5									
17:09	JD27554-1	5									(a)
17:14	MP27315-SD1	25									
17:19	MA50810-CCV4	1	X	X	X	X	X	X	X	X	
17:24	MA50810-CCB5	1	X	X	X	X	X	X	X	X	
17:29	ZZZZZZ	1									
17:34	MP27318-S1	2									
17:39	MP27318-S2	2									
17:44	ZZZZZZ	5									
17:49	ZZZZZZ	5									
17:55	ZZZZZZ	5									
18:00	ZZZZZZ	5									
18:05	ZZZZZZ	5									
18:10	ZZZZZZ	25									
18:15	ZZZZZZ	5									
18:21	MA50810-CCV5	1	X	X	X	X	X	X	X	X	
18:25	MA50810-CCB6	1	X	X	X	X	X	X	X	X	
18:31	ZZZZZZ	1									
		Element:	As	Cd	Cu	Fe	Mn	Se	Ag	Tl	

REPORTED ELEMENTS SUMMARY

Login Number: JD27605
Account: SESINJPB - SESI Consulting Engineers
Project: Remedial Investigation, 247 North Avenue, New Rochelle, NY

File ID: SF070821M1.ICP Date Analyzed: 07/08/21 Methods: EPA 200.7, SW846 6010D
Analyst: ND Run ID: MA50810
Parameters: As,Cd,Cu,Fe,Mn,Se,Ag,Tl

Time	Sample Description	Element: Dilution	As	Cd	Cu	Fe	Mn	Se	Ag	Tl	
18:36	ZZZZZZ	1									
18:41	MP27317-S1	5									
18:46	MP27317-S2	5									
18:51	JD27560-2	5									(a)
18:56	MP27317-SD1	25									
19:01	ZZZZZZ	1									
19:06	ZZZZZZ	1									
19:11	MP27327-S1	5	X								
19:16	MP27327-S2	5	X								
19:21	MA50810-CCV6	1	X	X	X	X	X	X	X	X	
19:26	MA50810-CCB7	1	X	X	X	X	X	X	X	X	
19:31	JD27678-1A	5	X								(a)
19:36	MP27327-SD1	50	X								
19:41	ZZZZZZ	5									
19:47	ZZZZZZ	1									
19:52	ZZZZZZ	1									
19:57	ZZZZZZ	1									
20:02	MP27289-S1	1				X					
20:07	MP27289-S2	1				X					
20:12	JD27444-1A	1				X					(a)
20:18	MP27289-SD1	5				X					
20:23	MA50810-CCV7	1	X	X	X	X	X	X	X	X	
20:28	MA50810-CCB8	1	X	X	X	X	X	X	X	X	
20:33	MP27289-S1	10									
20:38	MP27289-S2	10									
20:43	JD27444-1A	10									(a)
20:48	MP27289-SD1	50									
20:53	ZZZZZZ	1									
20:59	ZZZZZZ	2									
21:04	ZZZZZZ	1									
21:09	ZZZZZZ	1									
21:14	ZZZZZZ	1									
21:19	ZZZZZZ	1									
		Element:	As	Cd	Cu	Fe	Mn	Se	Ag	Tl	

REPORTED ELEMENTS SUMMARY

Login Number: JD27605
Account: SESINJPB - SESI Consulting Engineers
Project: Remedial Investigation, 247 North Avenue, New Rochelle, NY

File ID: SF070821M1.ICP Date Analyzed: 07/08/21 Methods: EPA 200.7, SW846 6010D
Analyst: ND Run ID: MA50810
Parameters: As,Cd,Cu,Fe,Mn,Se,Ag,Tl

Time	Sample Description	Element: Dilution	As	Cd	Cu	Fe	Mn	Se	Ag	Tl	
21:24	MA50810-CCV8	1	X	X	X	X	X	X	X	X	
21:29	MA50810-CCB9	1	X	X	X	X	X	X	X	X	
21:34	ZZZZZZ	1									
21:40	ZZZZZZ	1									
21:45	ZZZZZZ	1									
21:50	ZZZZZZ	1									
21:55	ZZZZZZ	1									
22:00	ZZZZZZ	1									
22:05	ZZZZZZ	1									
22:10	ZZZZZZ	1									
22:15	ZZZZZZ	1									
22:21	ZZZZZZ	1									
22:26	MA50810-CCV9	1	X	X	X	X	X	X	X	X	
22:31	MA50810-CCB10	1	X	X	X	X	X	X	X	X	
22:36	MP27321-MB1	5	X	X				X	X		
22:41	MP27321-B1	5	X	X				X	X		
22:46	MP27321-S1	5	X	X				X	X		
22:51	MP27321-S2	5	X	X				X	X		
22:57	JD27617-1	5	X	X				X	X		(a)
23:02	MP27321-SD1	25	X	X				X	X		
23:07	ZZZZZZ	5									
23:12	ZZZZZZ	5									
23:17	ZZZZZZ	1									
23:22	ZZZZZZ	1									
23:28	MA50810-CCV10	1	X	X	X	X	X	X	X	X	
23:33	MA50810-CCB11	1	X	X	X	X	X	X	X	X	
23:38	MP27336-MB1	1		X	X	X	X	X	X		
23:43	MP27336-B1	1		X	X	X	X	X	X		
23:48	MP27336-B2	1		X	X	X	X	X	X		
23:53	MP27336-B3	1		X	X	X	X	X	X		
23:57	MP27336-B4	1		X	X	X	X	X	X		
00:02	MP27338-MB1	1	X	X		X	X				
00:07	MP27338-B1	1	X	X		X	X				
		Element:	As	Cd	Cu	Fe	Mn	Se	Ag	Tl	

REPORTED ELEMENTS SUMMARY

Login Number: JD27605
Account: SESINJPB - SESI Consulting Engineers
Project: Remedial Investigation, 247 North Avenue, New Rochelle, NY

File ID: SF070821M1.ICP Date Analyzed: 07/08/21 Methods: EPA 200.7, SW846 6010D
Analyst: ND Run ID: MA50810
Parameters: As,Cd,Cu,Fe,Mn,Se,Ag,Tl

Time	Sample Description	Element: Dilution	As	Cd	Cu	Fe	Mn	Se	Ag	Tl
00:12	MP27338-B2	1	X	X		X	X			
00:17	MP27338-B3	1	X	X		X	X			
00:22	MP27338-B4	1	X	X		X	X			
00:27	MA50810-CCV11	1	X	X	X	X	X	X	X	X
00:32	MA50810-CCB12	1	X	X	X	X	X	X	X	X
00:37	MP27343-MB1	1	rerun with spectra							
00:42	MP27343-B1	1	high rsd-s on CCV							
00:47	MP27343-B2	1	high rsd-s on CCV							
00:52	ZZZZZZ	1								
00:57	ZZZZZZ	1								
01:02	ZZZZZZ	1								
01:08	ZZZZZZ	1								
01:13	ZZZZZZ	1								
01:18	ZZZZZZ	1								
01:23	MA50810-CCV12	1	X	X	X	X	X	X	X	X
01:28	MA50810-CCB13	1	X	X	X	X	X	X	X	X
01:33	ZZZZZZ	1								
01:38	ZZZZZZ	1								
01:44	ZZZZZZ	1								
01:49	ZZZZZZ	1								
01:54	ZZZZZZ	1								
01:59	MP27343-MB1	1			X				X	
02:04	ZZZZZZ	1								
02:10	MA50810-CCV13	1	X	X	X	X	X	X	X	X
02:15	MA50810-CCB14	1	X	X	X	X	X	X	X	X
02:20	ZZZZZZ	1								
02:25	ZZZZZZ	1								
02:30	ZZZZZZ	1								
02:36	ZZZZZZ	1								
02:41	ZZZZZZ	1								
02:46	ZZZZZZ	1								
02:51	ZZZZZZ	1								
02:57	ZZZZZZ	1								
		Element:	As	Cd	Cu	Fe	Mn	Se	Ag	Tl

REPORTED ELEMENTS SUMMARY

Login Number: JD27605
Account: SESINJPB - SESI Consulting Engineers
Project: Remedial Investigation, 247 North Avenue, New Rochelle, NY

File ID: SF070821M1.ICP Date Analyzed: 07/08/21 Methods: EPA 200.7, SW846 6010D
Analyst: ND Run ID: MA50810
Parameters: As,Cd,Cu,Fe,Mn,Se,Ag,Tl

Time	Sample Description	Dilution	Element: As	Cd	Cu	Fe	Mn	Se	Ag	Tl
03:02	ZZZZZZ	1								
03:07	ZZZZZZ	1								
03:12	ZZZZZZ	1								
03:18	ZZZZZZ	1								
03:23	MA50810-CCV14	1	X	X	X	X	X	X	X	X
03:28	MA50810-CCB15	1	X	X	X	X	X	X	X	X

(a) Sample used for QC only; not part of login JD27605.

Element: As Cd Cu Fe Mn Se Ag Tl

INTERNAL STANDARD SUMMARY

Login Number: JD27605
Account: SESINJPB - SESI Consulting Engineers
Project: Remedial Investigation, 247 North Avenue, New Rochelle, NY

File ID: SF070821M1.ICP Date Analyzed: 07/08/21 Methods: EPA 200.7, SW846 6010D
Analyst: ND Run ID: MA50810
Parameters: As,Cd,Cu,Fe,Mn,Se,Ag,Tl

Time	Sample Description	Istd#1	Istd#2	Istd#3	Istd#4
12:29	MA50810-STD1	1477 R	63650 R	4737 R	4552 R
12:34	MA50810-STD2	1401	60941	4673	4412
12:39	ZZZZZZ	1429	62010	4676	4435
12:43	ZZZZZZ	1465	63884	4748	4510
12:49	ZZZZZZ	1531	66099	4915	4687
12:54	ZZZZZZ	1530	65691	4928	4692
12:59	MA50810-ICV1	1419	61781	4693	4408
13:10	MA50810-ICB1	1467	63444	4716	4521
13:19	MA50810-ICCV1	1419	61223	4674	4419
13:27	MA50810-CCB1	1464	63418	4723	4514
13:37	MA50810-CRI1	1460	63480	4706	4503
13:42	MA50810-CRID1	1467	63568	4734	4519
13:48	MA50810-ICSA1	1307	57896	4536	4183
13:53	MA50810-ICSAB1	1289	56882	4520	4146
13:58	MA50810-HSTD1	1418	63088	4718	4565
14:03	MA50810-HSTD2	1341	58350	4481	4229
14:08	ZZZZZZ	1440	63479	4745	4625
14:13	ZZZZZZ	1442	63533	4775	4562
14:19	ZZZZZZ	1481	63512	4741	4552
14:24	MA50810-CCV1	1399	62145	4713	4364
14:29	MA50810-CCB2	1462	63730	4722	4495
14:34	ZZZZZZ	1498	64856	4831	4602
14:39	ZZZZZZ	1505	65419	4864	4614
14:44	ZZZZZZ	1475	64449	4839	4532
14:50	ZZZZZZ	1429	62571	4737	4426
14:55	MP27312-S1	1469	63433	4868	4495
14:59	MP27312-S2	1463	63860	4873	4465
15:05	JD27686-5	1472	64497	4927	4491
15:10	MP27312-SD1	1475	64040	4789	4523
15:15	ZZZZZZ	1459	65180	4892	4470
15:20	MA50810-CCV2	1419	62522	4746	4416
15:25	MA50810-CCB3	1468	63962	4740	4516
15:30	ZZZZZZ	1480	64495	4828	4546

INTERNAL STANDARD SUMMARY

Login Number: JD27605
Account: SESINJPB - SESI Consulting Engineers
Project: Remedial Investigation, 247 North Avenue, New Rochelle, NY

File ID: SF070821M1.ICP Date Analyzed: 07/08/21 Methods: EPA 200.7, SW846 6010D
Analyst: ND Run ID: MA50810
Parameters: As,Cd,Cu,Fe,Mn,Se,Ag,Tl

Time	Sample Description	Istd#1	Istd#2	Istd#3	Istd#4
15:35	ZZZZZZ	1398	60942	4732	4306
15:40	ZZZZZZ	1431	62052	4761	4393
15:45	ZZZZZZ	1394	60604	4811	4371
15:50	ZZZZZZ	1425	62443	4756	4335
15:55	ZZZZZZ	1398	61532	4645	4303
16:00	ZZZZZZ	1400	61888	4606	4321
16:06	ZZZZZZ	1454	999999 !	4709	4479
16:11	ZZZZZZ	1472	63788	4761	4530
16:18	MA50810-CCV3	1429	62379	4726	4433
16:23	MA50810-CCB4	1491	64143	4753	4557
16:28	ZZZZZZ	1485	64282	4756	4548
16:33	ZZZZZZ	1446	63137	4730	4453
16:38	ZZZZZZ	1469	64090	4809	4504
16:44	ZZZZZZ	1454	63547	4766	4517
16:49	ZZZZZZ	1432	62256	4658	4436
16:54	MP27315-S1	1421	61471	4588	4322
16:59	MP27315-S2	1428	60877	4710	4328
17:04	MP27315-D1	1441	61312	4570	4349
17:09	JD27554-1	1464	61837	4605	4410
17:14	MP27315-SD1	1481	62981	4714	4497
17:19	MA50810-CCV4	1470	62163	4609	4515
17:24	MA50810-CCB5	1506	63935	4693	4578
17:29	ZZZZZZ	1524	63557	4663	4621
17:34	MP27318-S1	1484	62271	4716	4526
17:39	MP27318-S2	1454	61596	4668	4445
17:44	ZZZZZZ	1480	62713	4639	4468
17:49	ZZZZZZ	1495	63303	4662	4531
17:55	ZZZZZZ	1491	63411	4623	4534
18:00	ZZZZZZ	1463	62423	4550	4430
18:05	ZZZZZZ	1460	62808	4631	4425
18:10	ZZZZZZ	1498	64178	4719	4562
18:15	ZZZZZZ	1457	62587	4646	4405
18:21	MA50810-CCV5	1462	63065	4707	4512

INTERNAL STANDARD SUMMARY

Login Number: JD27605
Account: SESINJPB - SESI Consulting Engineers
Project: Remedial Investigation, 247 North Avenue, New Rochelle, NY

File ID: SF070821M1.ICP Date Analyzed: 07/08/21 Methods: EPA 200.7, SW846 6010D
Analyst: ND Run ID: MA50810
Parameters: As,Cd,Cu,Fe,Mn,Se,Ag,Tl

Time	Sample Description	Istd#1	Istd#2	Istd#3	Istd#4
18:25	MA50810-CCB6	1511	64825	4680	4600
18:31	ZZZZZZ	1491	64263	4687	4534
18:36	ZZZZZZ	1468	62628	4640	4507
18:41	MP27317-S1	1473	62492	4559	4483
18:46	MP27317-S2	1497	63598	4651	4540
18:51	JD27560-2	1505	63538	4609	4562
18:56	MP27317-SD1	1546	65313	4729	4677
19:01	ZZZZZZ	1613	66655	4902	4849
19:06	ZZZZZZ	1549	65954	4872	4709
19:11	MP27327-S1	1471	62765	4611	4402
19:16	MP27327-S2	1484	62863	4635	4437
19:21	MA50810-CCV6	1510	63848	4701	4615
19:26	MA50810-CCB7	1569	66015	4724	4752
19:31	JD27678-1A	1483	62755	4603	4426
19:36	MP27327-SD1	1537	64740	4600	4649
19:41	ZZZZZZ	1507	63886	4620	4547
19:47	ZZZZZZ	1480	62445	4587	4384
19:52	ZZZZZZ	1596	66823	4785	4813
19:57	ZZZZZZ	1544	65945	4870	4698
20:02	MP27289-S1	1322	57331	4505	3966
20:07	MP27289-S2	1356	59456	4570	4049
20:12	JD27444-1A	1347	59092	4561	3987
20:18	MP27289-SD1	1459	62434	4542	4362
20:23	MA50810-CCV7	1495	63760	4643	4567
20:28	MA50810-CCB8	1543	65472	4694	4666
20:33	MP27289-S1	1488	63772	4633	4470
20:38	MP27289-S2	1487	63598	4632	4469
20:43	JD27444-1A	1485	63631	4590	4459
20:48	MP27289-SD1	1515	64177	4620	4590
20:53	ZZZZZZ	1543	64986	4759	4644
20:59	ZZZZZZ	1511	64927	4724	4511
21:04	ZZZZZZ	1523	64315	4695	4551
21:09	ZZZZZZ	1540	65081	4637	4669

INTERNAL STANDARD SUMMARY

Login Number: JD27605
Account: SESINJPB - SESI Consulting Engineers
Project: Remedial Investigation, 247 North Avenue, New Rochelle, NY

File ID: SF070821M1.ICP Date Analyzed: 07/08/21 Methods: EPA 200.7, SW846 6010D
Analyst: ND Run ID: MA50810
Parameters: As,Cd,Cu,Fe,Mn,Se,Ag,Tl

Time	Sample Description	Istd#1	Istd#2	Istd#3	Istd#4
21:14	ZZZZZZ	1426	61733	4598	4369
21:19	ZZZZZZ	1463	63552	4741	4506
21:24	MA50810-CCV8	1507	65134	4640	4628
21:29	MA50810-CCB9	1560	66228	4664	4735
21:34	ZZZZZZ	1422	62146	4566	4370
21:40	ZZZZZZ	1524	65527	4728	4650
21:45	ZZZZZZ	1467	63402	4599	4471
21:50	ZZZZZZ	1453	62307	4530	4418
21:55	ZZZZZZ	1419	62639	4541	4343
22:00	ZZZZZZ	1469	64830	4719	4458
22:05	ZZZZZZ	1504	65259	4683	4605
22:10	ZZZZZZ	1491	64407	4575	4558
22:15	ZZZZZZ	1520	64610	4781	4450
22:21	ZZZZZZ	1497	65390	4834	4408
22:26	MA50810-CCV9	1478	63620	4643	4567
22:31	MA50810-CCB10	1513	65335	4646	4627
22:36	MP27321-MB1	1459	62593	4524	4390
22:41	MP27321-B1	1469	62921	4529	4401
22:46	MP27321-S1	1471	62667	4527	4402
22:51	MP27321-S2	1461	62314	4473	4387
22:57	JD27617-1	1457	63114	4524	4392
23:02	MP27321-SD1	1494	64511	4566	4544
23:07	ZZZZZZ	1445	62184	4473	4367
23:12	ZZZZZZ	1475	62579	4491	4417
23:17	ZZZZZZ	1524	64779	4553	4626
23:22	ZZZZZZ	1534	65265	4572	4664
23:28	MA50810-CCV10	1468	63601	4567	4530
23:33	MA50810-CCB11	1516	65077	4593	4632
23:38	MP27336-MB1	1497	64616	4515	4564
23:43	MP27336-B1	1468	62597	4470	4502
23:48	MP27336-B2	1483	63425	4513	4541
23:53	MP27336-B3	1485	63610	4501	4545
23:57	MP27336-B4	1468	63387	4520	4515

INTERNAL STANDARD SUMMARY

Login Number: JD27605
Account: SESINJPB - SESI Consulting Engineers
Project: Remedial Investigation, 247 North Avenue, New Rochelle, NY

File ID: SF070821M1.ICP Date Analyzed: 07/08/21 Methods: EPA 200.7, SW846 6010D
Analyst: ND Run ID: MA50810
Parameters: As,Cd,Cu,Fe,Mn,Se,Ag,Tl

Time	Sample Description	Istd#1	Istd#2	Istd#3	Istd#4
00:02	MP27338-MB1	1562	67052	4783	4757
00:07	MP27338-B1	1537	66208	4785	4697
00:12	MP27338-B2	1537	65432	4714	4691
00:17	MP27338-B3	1532	65552	4700	4668
00:22	MP27338-B4	1534	65822	4713	4681
00:27	MA50810-CCV11	1465	61284	4589	4506
00:32	MA50810-CCB12	1491	66043	4578	4548
00:37	MP27343-MB1	No results reported for the elements associated with this internal standard.			
00:42	MP27343-B1	No results reported for the elements associated with this internal standard.			
00:47	MP27343-B2	No results reported for the elements associated with this internal standard.			
00:52	ZZZZZZ	1420	62057	4416	4327
00:57	ZZZZZZ	1498	64242	4539	4549
01:02	ZZZZZZ	1376	58744	4338	4099
01:08	ZZZZZZ	1468	64088	4500	4461
01:13	ZZZZZZ	1466	63009	4645	4442
01:18	ZZZZZZ	1441	61460	4409	4369
01:23	MA50810-CCV12	1475	62244	4504	4521
01:28	MA50810-CCB13	1519	64269	4565	4622
01:33	ZZZZZZ	1490	63878	4502	4539
01:38	ZZZZZZ	1402	59007	4315	4161
01:44	ZZZZZZ	1474	62901	4445	4474
01:49	ZZZZZZ	1454	63092	4485	4421
01:54	ZZZZZZ	1441	63574	4448	4380
01:59	MP27343-MB1	1518	64646	4495	4607
02:04	ZZZZZZ	1523	65050	4503	4619
02:10	MA50810-CCV13	1471	62850	4466	4511
02:15	MA50810-CCB14	1511	65373	4539	4593
02:20	ZZZZZZ	1510	65130	4537	4588
02:25	ZZZZZZ	1546	64739	4516	4670
02:30	ZZZZZZ	1510	64542	4496	4581
02:36	ZZZZZZ	1496	64334	4477	4544
02:41	ZZZZZZ	1498	64261	4520	4539
02:46	ZZZZZZ	1419	61344	4361	4299

INTERNAL STANDARD SUMMARY

Login Number: JD27605
Account: SESINJPB - SESI Consulting Engineers
Project: Remedial Investigation, 247 North Avenue, New Rochelle, NY

File ID: SF070821M1.ICP Date Analyzed: 07/08/21 Methods: EPA 200.7, SW846 6010D
Analyst: ND Run ID: MA50810
Parameters: As,Cd,Cu,Fe,Mn,Se,Ag,Tl

Time	Sample Description	Istd#1	Istd#2	Istd#3	Istd#4
02:51	ZZZZZZ	1432	60870	4271	4343
02:57	ZZZZZZ	1503	65630	4573	4577
03:02	ZZZZZZ	1497	61241	4663	4446
03:07	ZZZZZZ	1532	64630	4418	4627
03:12	ZZZZZZ	1520	64023	4573	4585
03:18	ZZZZZZ	1507	64471	4470	4568
03:23	MA50810-CCV14	1463	63222	4484	4478
03:28	MA50810-CCB15	1514	62665	4473	4579

R = Reference for ISTD limits. ! = Outside limits.

LEGEND:

Istd#	Parameter	Limits
Istd#1	Yttrium (2243)	70-130 %
Istd#2	Yttrium (3600)	70-130 %
Istd#3	Yttrium (3710)	70-130 %
Istd#4	Indium	70-130 %

BLANK RESULTS SUMMARY
Part 1 - Initial and Continuing Calibration Blanks

Login Number: JD27605
Account: SESINJPB - SESI Consulting Engineers
Project: Remedial Investigation, 247 North Avenue, New Rochelle, NY

File ID: SF070821M1.ICP Date Analyzed: 07/08/21 Methods: EPA 200.7, SW846 6010D
QC Limits: result < RL Run ID: MA50810 Units: ug/l

Time: / Sample ID:			13:10 ICB1		13:27 CCB1		14:29 CCB2		15:25 CCB3	
Metal	RL	IDL	raw	final	raw	final	raw	final	raw	final
Aluminum	200	9.2	anr							
Antimony	6.0	2.8	anr							
Arsenic	3.0	2.6	0.700	<3.0	0.100	<3.0	1.50	<3.0	1.10	<3.0
Barium	200	.2	anr							
Beryllium	1.0	.2	anr							
Bismuth	20	2.5								
Boron	100	1.8								
Cadmium	3.0	.4	-0.400	<3.0	-0.200	<3.0	-0.300	<3.0	-0.100	<3.0
Calcium	5000	13	anr							
Cerium	100									
Chromium	10	.7	anr							
Cobalt	50	.6	anr							
Copper	10	.7	-0.100	<10	0.300	<10	0.200	<10	0.300	<10
Iron	100	3.3	5.30	<100	2.80	<100	6.90	<100	4.20	<100
Lead	3.0	2	anr							
Lithium	50	1.5								
Magnesium	5000	25	anr							
Manganese	15	.1	-0.100	<15	0.00	<15	0.100	<15	0.100	<15
Molybdenum	20	.6								
Nickel	10	.8	anr							
Phosphorus	50	7								
Potassium	10000	35	anr							
Selenium	10	3.6	0.700	<10	0.900	<10	0.00	<10	-0.700	<10
Silicon	200	2.2	anr							
Silver	10	.6	0.500	<10	0.100	<10	0.400	<10	0.300	<10
Sodium	10000	14	anr							
Strontium	10	.1								
Sulfur	50	3.7								
Thallium	10	5.2	-0.100	<10	1.50	<10	5.30	<10	4.90	<10
Tin	10	1.4								
Titanium	10	.8								
Tungsten	50	1.3								
Vanadium	50	.5	anr							

BLANK RESULTS SUMMARY
Part 1 - Initial and Continuing Calibration Blanks

Login Number: JD27605
Account: SESINJPB - SESI Consulting Engineers
Project: Remedial Investigation, 247 North Avenue, New Rochelle, NY

File ID: SF070821M1.ICP Date Analyzed: 07/08/21 Methods: EPA 200.7, SW846 6010D
QC Limits: result < RL Run ID: MA50810 Units: ug/l

Time:			13:10		13:27		14:29		15:25	
Sample ID:			ICB1		CCB1		CCB2		CCB3	
Metal	RL	IDL	raw	final	raw	final	raw	final	raw	final
Zinc	20	.3	anr							
Zirconium	10	.5								

(*) Outside of QC limits
(anr) Analyte not requested

CALIBRATION CHECK STANDARDS SUMMARY
Initial Continuing Calibration Check

Login Number: JD27605
Account: SESINJPB - SESI Consulting Engineers
Project: Remedial Investigation, 247 North Avenue, New Rochelle, NY

File ID: SF070821M1.ICP Date Analyzed: 07/08/21 Methods: EPA 200.7, SW846 6010D
QC Limits: to % Recovery Run ID: MA50810 Units: ug/l

Time:		13:19	
Sample ID:	ICCV	ICCV1	
Metal	True	Results	% Rec
Aluminum	anr		
Antimony	anr		
Arsenic	2000	2010	100.5
Barium	anr		
Beryllium	anr		
Bismuth			
Boron			
Cadmium	2000	2010	100.5
Calcium	anr		
Cerium			
Chromium	anr		
Cobalt	anr		
Copper	2000	1990	99.5
Iron	40000	40500	101.3
Lead	anr		
Lithium			
Magnesium	anr		
Manganese	2000	2050	102.5
Molybdenum			
Nickel	anr		
Phosphorus			
Potassium	anr		
Selenium	2000	2000	100.0
Silicon	anr		
Silver	250	253	101.2
Sodium	anr		
Strontium			
Sulfur			
Thallium	2000	2070	103.5
Tin			
Titanium			
Tungsten			
Vanadium	anr		

CALIBRATION CHECK STANDARDS SUMMARY
Initial Continuing Calibration Check

Login Number: JD27605
Account: SESINJPB - SESI Consulting Engineers
Project: Remedial Investigation, 247 North Avenue, New Rochelle, NY

File ID: SF070821M1.ICP Date Analyzed: 07/08/21 Methods: EPA 200.7, SW846 6010D
QC Limits: to % Recovery Run ID: MA50810 Units: ug/l

Time:		13:19	
Sample ID:	ICCV	ICCV1	
Metal	True	Results	% Rec
Zinc	anr		
Zirconium			

(*) Outside of QC limits
(anr) Analyte not requested

CALIBRATION CHECK STANDARDS SUMMARY
Initial and Continuing Calibration Checks

Login Number: JD27605
Account: SESINJPB - SESI Consulting Engineers
Project: Remedial Investigation, 247 North Avenue, New Rochelle, NY

File ID: SF070821M1.ICP Date Analyzed: 07/08/21 Methods: EPA 200.7, SW846 6010D
QC Limits: 95 to 105 % Recovery Run ID: MA50810 Units: ug/l

Time:		12:59			14:24			15:20	
Sample ID:	ICV	ICV1		CCV	CCV1		CCV	CCV2	
Metal	True	Results	% Rec	True	Results	% Rec	True	Results	% Rec
Aluminum	anr								
Antimony	anr								
Arsenic	2000	2020	101.0	2000	2050	102.5	2000	2010	100.5
Barium	anr								
Beryllium	anr								
Bismuth									
Boron									
Cadmium	2000	2010	100.5	2000	2040	102.0	2000	2010	100.5
Calcium	anr								
Cerium									
Chromium	anr								
Cobalt	anr								
Copper	2000	1980	99.0	2000	1990	99.5	2000	1970	98.5
Iron	40000	40700	101.8	40000	40400	101.0	40000	40000	100.0
Lead	anr								
Lithium									
Magnesium	anr								
Manganese	2000	2050	102.5	2000	2040	102.0	2000	2020	101.0
Molybdenum									
Nickel	anr								
Phosphorus									
Potassium	anr								
Selenium	2000	2000	100.0	2000	2040	102.0	2000	2010	100.5
Silicon	anr								
Silver	250	251	100.4	250	251	100.4	250	249	99.6
Sodium	anr								
Strontium									
Sulfur									
Thallium	2000	2070	103.5	2000	2100	105.0	2000	2060	103.0
Tin									
Titanium									
Tungsten									
Vanadium	anr								

CALIBRATION CHECK STANDARDS SUMMARY
Initial and Continuing Calibration Checks

Login Number: JD27605
Account: SESINJPB - SESI Consulting Engineers
Project: Remedial Investigation, 247 North Avenue, New Rochelle, NY

File ID: SF070821M1.ICP Date Analyzed: 07/08/21 Methods: EPA 200.7, SW846 6010D
QC Limits: 95 to 105 % Recovery Run ID: MA50810 Units: ug/l

Time:		12:59			14:24			15:20	
Sample ID:	ICV	ICV1		CCV	CCV1		CCV	CCV2	
Metal	True	Results	% Rec	True	Results	% Rec	True	Results	% Rec
Zinc	anr								
Zirconium									

(*) Outside of QC limits
(anr) Analyte not requested

HIGH STANDARD CHECK SUMMARY

Login Number: JD27605
Account: SESINJPB - SESI Consulting Engineers
Project: Remedial Investigation, 247 North Avenue, New Rochelle, NY

File ID: SF070821M1.ICP Date Analyzed: 07/08/21 Methods: EPA 200.7, SW846 6010D
QC Limits: 90 to 110 % Recovery Run ID: MA50810 Units: ug/l

Time:		13:58			14:03	
Sample ID:	HSTD	HSTD1		HSTD	HSTD2	
Metal	True	Results	% Rec	True	Results	% Rec
Aluminum						
Antimony	anr					
Arsenic	8000	8110	101.4			
Barium	anr					
Beryllium	anr					
Bismuth						
Boron						
Cadmium	8000	7920	99.0			
Calcium						
Cerium						
Chromium	anr					
Cobalt	anr					
Copper	8000	7850	98.1			
Iron				200000	208000	104.0
Lead	anr					
Lithium						
Magnesium						
Manganese	8000	7970	99.6			
Molybdenum						
Nickel	anr					
Phosphorus						
Potassium						
Selenium	8000	8100	101.3			
Silicon	anr					
Silver	625	605	96.8			
Sodium						
Strontium						
Sulfur						
Thallium	8000	8190	102.4			
Tin						
Titanium						
Tungsten						
Vanadium	anr					

HIGH STANDARD CHECK SUMMARY

Login Number: JD27605
Account: SESINJPB - SESI Consulting Engineers
Project: Remedial Investigation, 247 North Avenue, New Rochelle, NY

File ID: SF070821M1.ICP Date Analyzed: 07/08/21 Methods: EPA 200.7, SW846 6010D
QC Limits: 90 to 110 % Recovery Run ID: MA50810 Units: ug/l

Time:		13:58			14:03	
Sample ID:	HSTD	HSTD1		HSTD	HSTD2	
Metal	True	Results	% Rec	True	Results	% Rec
Zinc	anr					
Zirconium						

(*) Outside of QC limits
(anr) Analyte not requested

LOW CALIBRATION CHECK STANDARDS SUMMARY

Login Number: JD27605
Account: SESINJPB - SESI Consulting Engineers
Project: Remedial Investigation, 247 North Avenue, New Rochelle, NY

File ID: SF070821M1.ICP Date Analyzed: 07/08/21 Methods: EPA 200.7, SW846 6010D
QC Limits: CRI 80-120% CRIA 80-120% Run ID: MA50810 Units: ug/l

Time:				13:37		13:42	
Sample ID:	CRI	CRIA	CRID	CRI1		CRID1	
Metal	True	True	True	Results	% Rec	Results	% Rec
Aluminum	200	500	100	anr			
Antimony	6.0	20	3.0	anr			
Arsenic	8.0	20	3.0	8.90	111.3	2.80	93.3
Barium	200		4.0	anr			
Beryllium	2.0		1.0	anr			
Bismuth	20						
Boron	100		10				
Cadmium	3.0		1.0	2.60	86.7		
Calcium	5000	2000	1000	anr			
Cerium							
Chromium	10		2.0	anr			
Cobalt	50		3.0	anr			
Copper	10		2.0	9.40	94.0		
Iron	100	500		99.3	99.3		
Lead	3.0	20	2.5	anr			
Lithium	50						
Magnesium	5000	2000	100	anr			
Manganese	15		3.0	15.3	102.0	3.00	100.0
Molybdenum	20						
Nickel	10		4.0	anr			
Phosphorus	50						
Potassium	5000		2000	anr			
Selenium	10	20	5.0	9.10	91.0	4.60	92.0
Silicon	200			anr			
Silver	5.0		2.0	5.20	104.0		
Sodium	5000		1000	anr			
Strontium	10						
Sulfur	50						
Thallium	10		2.0	11.5	115.0		
Tin	10						
Titanium	10						
Tungsten	50						
Vanadium	50		2.0	anr			

LOW CALIBRATION CHECK STANDARDS SUMMARY

Login Number: JD27605
Account: SESINJPB - SESI Consulting Engineers
Project: Remedial Investigation, 247 North Avenue, New Rochelle, NY

File ID: SF070821M1.ICP Date Analyzed: 07/08/21 Methods: EPA 200.7, SW846 6010D
QC Limits: CRI 80-120% CRIA 80-120% Run ID: MA50810 Units: ug/l

Time:				13:37		13:42	
Sample ID:	CRI	CRIA	CRID	CRI1		CRID1	
Metal	True	True	True	Results	% Rec	Results	% Rec
Zinc	20		10	anr			
Zirconium	10						

(*) Outside of QC limits
(anr) Analyte not requested

INTERFERING ELEMENT CHECK STANDARDS SUMMARY
Part 1 - ICSA and ICSAB Standards

Login Number: JD27605
Account: SESINJPB - SESI Consulting Engineers
Project: Remedial Investigation, 247 North Avenue, New Rochelle, NY

File ID: SF070821M1.ICP Date Analyzed: 07/08/21 Methods: EPA 200.7, SW846 6010D
QC Limits: 80 to 120 % Recovery Run ID: MA50810 Units: ug/l

Time:			13:48		13:53	
Sample ID:	ICSA	ICSAB	ICSA1		ICSAB1	
Metal	True	True	Results	% Rec	Results	% Rec
Aluminum	500000	500000	520000	104.0	516000	103.2
Antimony		1000	-2.70		1060	106.0
Arsenic		1000	1.60		1060	106.0
Barium		500	2.80		497	99.4
Beryllium		500	-0.600		489	97.8
Bismuth		500	-2.80		515	103.0
Boron		500	-0.600		502	100.4
Cadmium		1000	1.00		1030	103.0
Calcium	400000	400000	397000	99.3	395000	98.8
Cerium			49.0		535*	
Chromium		500	-0.700		476	95.2
Cobalt		500	-0.400		472	94.4
Copper		500	6.30		530	106.0
Iron	200000	200000	208000	104.0	198000	99.0
Lead		1000	0.300		951	95.1
Lithium		500	-6.00		532	106.4
Magnesium	500000	500000	509000	101.8	501000	100.2
Manganese		500	-2.20		500	100.0
Molybdenum		500	0.700		491	98.2
Nickel		1000	2.80		957	95.7
Phosphorus		500	7.00		501	100.2
Potassium			-19.5		21.7	
Selenium		1000	-5.80		983	98.3
Silicon		500	-20.7		539	107.8
Silver		1000	0.900		1030	103.0
Sodium			34.1		29.7	
Strontium		500	-1.60		510	102.0
Sulfur		500	-22.6		487	97.4
Thallium		1000	-0.100		923	92.3
Tin		500	-2.80		475	95.0
Titanium		500	-1.40		501	100.2
Tungsten		500	-8.80		482	96.4
Vanadium		500	-0.600		486	97.2

INTERFERING ELEMENT CHECK STANDARDS SUMMARY
Part 1 - ICSA and ICSAB Standards

Login Number: JD27605
Account: SESINJPB - SESI Consulting Engineers
Project: Remedial Investigation, 247 North Avenue, New Rochelle, NY

File ID: SF070821M1.ICP Date Analyzed: 07/08/21 Methods: EPA 200.7, SW846 6010D
QC Limits: 80 to 120 % Recovery Run ID: MA50810 Units: ug/l

Time:			13:48		13:53	
Sample ID:	ICSA	ICSAB	ICSA1		ICSAB1	
Metal	True	True	Results	% Rec	Results	% Rec
Zinc		1000	-4.70		970	97.0
Zirconium		500	-0.200		437	87.4

(*) Outside of QC limits
(anr) Analyte not requested

BLANK RESULTS SUMMARY
Part 2 - Method Blanks

Login Number: JD27605
Account: SESINJPB - SESI Consulting Engineers
Project: Remedial Investigation, 247 North Avenue, New Rochelle, NY

QC Batch ID: MP27312
Matrix Type: SOLID

Methods: SW846 6010D
Units: mg/kg

Prep Date: 07/07/21

Metal	RL	IDL	MDL	MB raw	final
Aluminum	50	.92	8.1	-0.79	<50
Antimony	2.0	.28	.41	0.31	<2.0
Arsenic	2.0	.26	.28	0.080	<2.0
Barium	20	.02	1.9	0.080	<20
Beryllium	0.20	.02	.08	0.030	<0.20
Bismuth	2.0	.25	.52		
Boron	10	.18	1.5		
Cadmium	0.50	.04	.07	0.040	<0.50
Calcium	500	1.3	44	3.5	<500
Chromium	1.0	.07	.37	0.040	<1.0
Cobalt	5.0	.06	.28	-0.050	<5.0
Copper	2.5	.07	.84	0.030	<2.5
Iron	50	.33	19	2.2	<50
Lead	2.0	.2	.41	-0.050	<2.0
Lithium	5.0	.15	.92		
Magnesium	500	2.5	14	2.7	<500
Manganese	1.5	.01	.41	0.020	<1.5
Molybdenum	2.0	.06	.32		
Nickel	4.0	.08	.35	0.080	<4.0
Phosphorus	20	.7	3.3		
Potassium	1000	3.5	32	4.5	<1000
Selenium	2.0	.36	.65	0.26	<2.0
Silicon	20	.22	11		
Silver	0.50	.06	.17	-0.030	<0.50
Sodium	1000	1.4	78	-1.6	<1000
Strontium	5.0	.01	.18		
Sulfur	10	.37	9.4		
Thallium	1.0	.52	.58	0.28	<1.0
Tin	20	.14	3.8		
Titanium	1.0	.08	.34		
Tungsten	5.0	.13	1.8		
Vanadium	5.0	.05	.19	0.070	<5.0
Zinc	5.0	.03	2.3	0.23	<5.0

BLANK RESULTS SUMMARY
Part 2 - Method Blanks

Login Number: JD27605
Account: SESINJPB - SESI Consulting Engineers
Project: Remedial Investigation, 247 North Avenue, New Rochelle, NY

QC Batch ID: MP27312 Methods: SW846 6010D
Matrix Type: SOLID Units: mg/kg

Prep Date: 07/07/21

Metal	RL	IDL	MDL	MB raw	final
Zirconium	2.0	.05	.23		

Associated samples MP27312: JD27605-1, JD27605-2, JD27605-3, JD27605-4, JD27605-5, JD27605-6, JD27605-7, JD27605-8, JD27605-9, JD27605-10, JD27605-11, JD27605-12, JD27605-13

Results < IDL are shown as zero for calculation purposes
(*) Outside of QC limits
(anr) Analyte not requested

MATRIX SPIKE AND DUPLICATE RESULTS SUMMARY

Login Number: JD27605
Account: SESINJPB - SESI Consulting Engineers
Project: Remedial Investigation, 247 North Avenue, New Rochelle, NY

QC Batch ID: MP27312
Matrix Type: SOLID

Methods: SW846 6010D
Units: mg/kg

Prep Date: 07/07/21

Metal	JD27686-5 Original	MS	Spikelot MPSPK2	% Rec	QC Limits
Aluminum	24800	31500	2960	226.7(a)	75-125
Antimony	0.0	70.8	236	29.9N(b)	75-125
Arsenic	8.3	217	236	88.3	75-125
Barium	75.4	282	236	87.4	75-125
Beryllium	1.3	198	236	83.2	75-125
Bismuth					
Boron					
Cadmium	0.0	215	236	90.9	75-125
Calcium	1790	4280	2960	84.2	75-125
Chromium	36.8	232	236	82.5	75-125
Cobalt	13.0	217	236	86.3	75-125
Copper	28.3	236	236	87.8	75-125
Iron	35200	36200	2960	33.8 (a)	75-125
Lead	35.5	237	236	85.2	75-125
Lithium					
Magnesium	3990	6200	2960	74.8N(b)	75-125
Manganese	457	697	236	101.5	75-125
Molybdenum					
Nickel	21.6	226	236	86.4	75-125
Phosphorus					
Potassium	2450	5330	2960	97.4	75-125
Selenium	0.0	207	236	87.5	75-125
Silicon					
Silver	0.68	27.6	29.6	91.1	75-125
Sodium	148	2890	2960	92.8	75-125
Strontium					
Sulfur					
Thallium	3.2	234	236	97.6	75-125
Tin					
Titanium					
Tungsten					
Vanadium	51.5	252	236	84.8	75-125
Zinc	88.0	263	236	74.0N(b)	75-125

MATRIX SPIKE AND DUPLICATE RESULTS SUMMARY

Login Number: JD27605
Account: SESINJPB - SESI Consulting Engineers
Project: Remedial Investigation, 247 North Avenue, New Rochelle, NY

QC Batch ID: MP27312 Methods: SW846 6010D
Matrix Type: SOLID Units: mg/kg

Prep Date: 07/07/21

Metal	JD27686-5 Original MS	Spikelot MPSPK2	% Rec	QC Limits
Zirconium				

Associated samples MP27312: JD27605-1, JD27605-2, JD27605-3, JD27605-4, JD27605-5, JD27605-6, JD27605-7, JD27605-8, JD27605-9, JD27605-10, JD27605-11, JD27605-12, JD27605-13

Results < IDL are shown as zero for calculation purposes
(*) Outside of QC limits
(N) Matrix Spike Rec. outside of QC limits
(anr) Analyte not requested
(a) Spike amount low relative to the sample amount. Refer to lab control or spike blank for recovery information.
(b) Spike recovery indicates possible matrix interference and/or sample nonhomogeneity.

MATRIX SPIKE AND DUPLICATE RESULTS SUMMARY

Login Number: JD27605
Account: SESINJPB - SESI Consulting Engineers
Project: Remedial Investigation, 247 North Avenue, New Rochelle, NY

QC Batch ID: MP27312
Matrix Type: SOLID

Methods: SW846 6010D
Units: mg/kg

Prep Date: 07/07/21

Metal	JD27686-5 Original	MSD	Spikelot MPSPK2	% Rec	MSD RPD	QC Limit
Aluminum	24800	31500	2900	231.3(a)	0.0	20
Antimony	0.0	70.9	232	30.6N(b)	0.1	20
Arsenic	8.3	217	232	90.1	0.0	20
Barium	75.4	285	232	90.4	1.1	20
Beryllium	1.3	194	232	83.2	2.0	20
Bismuth						
Boron						
Cadmium	0.0	215	232	92.8	0.0	20
Calcium	1790	4480	2900	92.9	4.6	20
Chromium	36.8	224	232	80.8	3.5	20
Cobalt	13.0	216	232	87.6	0.5	20
Copper	28.3	237	232	90.1	0.4	20
Iron	35200	37000	2900	62.1 (a)	2.2	20
Lead	35.5	236	232	86.5	0.4	20
Lithium						
Magnesium	3990	6540	2900	88.0	5.3	20
Manganese	457	784	232	141.1N(b	11.7	20
Molybdenum						
Nickel	21.6	226	232	88.2	0.0	20
Phosphorus						
Potassium	2450	5680	2900	111.5	6.4	20
Selenium	0.0	210	232	90.6	1.4	20
Silicon						
Silver	0.68	27.5	29	92.6	0.4	20
Sodium	148	2870	2900	94.0	0.7	20
Strontium						
Sulfur						
Thallium	3.2	230	232	97.9	1.7	20
Tin						
Titanium						
Tungsten						
Vanadium	51.5	244	232	83.1	3.2	20
Zinc	88.0	262	232	75.1	0.4	20

MATRIX SPIKE AND DUPLICATE RESULTS SUMMARY

Login Number: JD27605
Account: SESINJPB - SESI Consulting Engineers
Project: Remedial Investigation, 247 North Avenue, New Rochelle, NY

QC Batch ID: MP27312 Methods: SW846 6010D
Matrix Type: SOLID Units: mg/kg

Prep Date: 07/07/21

Metal	JD27686-5 Original MSD	Spikelot MPSPK2	% Rec	MSD RPD	QC Limit
Zirconium					

Associated samples MP27312: JD27605-1, JD27605-2, JD27605-3, JD27605-4, JD27605-5, JD27605-6, JD27605-7, JD27605-8, JD27605-9, JD27605-10, JD27605-11, JD27605-12, JD27605-13

Results < IDL are shown as zero for calculation purposes
(*) Outside of QC limits
(N) Matrix Spike Rec. outside of QC limits
(anr) Analyte not requested
(a) Spike amount low relative to the sample amount. Refer to lab control or spike blank for recovery information.
(b) Spike recovery indicates possible matrix interference and/or sample nonhomogeneity.

SPIKE BLANK AND LAB CONTROL SAMPLE SUMMARY

Login Number: JD27605
Account: SESINJPB - SESI Consulting Engineers
Project: Remedial Investigation, 247 North Avenue, New Rochelle, NY

QC Batch ID: MP27312
Matrix Type: SOLID

Methods: SW846 6010D
Units: mg/kg

Prep Date: 07/07/21

Metal	BSP Result	Spikelot MPSPK2	% Rec	QC Limits
Aluminum	2520	2500	100.8	80-120
Antimony	181	200	90.5	80-120
Arsenic	181	200	90.5	80-120
Barium	189	200	94.5	80-120
Beryllium	184	200	92.0	80-120
Bismuth				
Boron				
Cadmium	182	200	91.0	80-120
Calcium	2450	2500	98.0	80-120
Chromium	183	200	91.5	80-120
Cobalt	186	200	93.0	80-120
Copper	179	200	89.5	80-120
Iron	2450	2500	98.0	80-120
Lead	188	200	94.0	80-120
Lithium				
Magnesium	2380	2500	95.2	80-120
Manganese	188	200	94.0	80-120
Molybdenum				
Nickel	187	200	93.5	80-120
Phosphorus				
Potassium	2540	2500	101.6	80-120
Selenium	179	200	89.5	80-120
Silicon				
Silver	23.3	25	93.2	80-120
Sodium	2560	2500	102.4	80-120
Strontium				
Sulfur				
Thallium	191	200	95.5	80-120
Tin				
Titanium				
Tungsten				
Vanadium	184	200	92.0	80-120
Zinc	182	200	91.0	80-120

SPIKE BLANK AND LAB CONTROL SAMPLE SUMMARY

Login Number: JD27605
Account: SESINJPB - SESI Consulting Engineers
Project: Remedial Investigation, 247 North Avenue, New Rochelle, NY

QC Batch ID: MP27312
Matrix Type: SOLID

Methods: SW846 6010D
Units: mg/kg

Prep Date: 07/07/21

Metal	BSP Result	Spikelot MPSPK2	% Rec	QC Limits
Zirconium				

Associated samples MP27312: JD27605-1, JD27605-2, JD27605-3, JD27605-4, JD27605-5, JD27605-6, JD27605-7, JD27605-8, JD27605-9, JD27605-10, JD27605-11, JD27605-12, JD27605-13

Results < IDL are shown as zero for calculation purposes
(*) Outside of QC limits
(anr) Analyte not requested

SERIAL DILUTION RESULTS SUMMARY

Login Number: JD27605
Account: SESINJPB - SESI Consulting Engineers
Project: Remedial Investigation, 247 North Avenue, New Rochelle, NY

QC Batch ID: MP27312
Matrix Type: SOLID

Methods: SW846 6010D
Units: ug/l

Prep Date: 07/07/21

Metal	JD27686-5 Original	SDL 1:5	%DIF	QC Limits
Aluminum	214000	232000	8.6	0-10
Antimony	0.00	0.00	NC	0-10
Arsenic	71.2	70.2	1.4	0-10
Barium	651	719	10.4*(a)	0-10
Beryllium	11.1	12.2	9.9	0-10
Bismuth				
Boron				
Cadmium	0.00	0.00	NC	0-10
Calcium	15500	17100	10.7*(a)	0-10
Chromium	317	349	9.9	0-10
Cobalt	112	116	3.3	0-10
Copper	244	248	1.6	0-10
Iron	304000	309000	1.7	0-10
Lead	306	325	6.2	0-10
Lithium				
Magnesium	34400	38100	10.7*(a)	0-10
Manganese	3950	3980	0.9	0-10
Molybdenum				
Nickel	187	199	6.4	0-10
Phosphorus				
Potassium	21200	23200	9.4	0-10
Selenium	0.00	0.00	NC	0-10
Silicon				
Silver	5.90	21.9	271.2(b)	0-10
Sodium	1280	1180	8.1	0-10
Strontium				
Sulfur				
Thallium	27.5	0.00	100.0(b)	0-10
Tin				
Titanium				
Tungsten				
Vanadium	445	486	9.4	0-10
Zinc	759	841	10.7*(a)	0-10

SERIAL DILUTION RESULTS SUMMARY

Login Number: JD27605
Account: SESINJPB - SESI Consulting Engineers
Project: Remedial Investigation, 247 North Avenue, New Rochelle, NY

QC Batch ID: MP27312 Methods: SW846 6010D
Matrix Type: SOLID Units: ug/l

Prep Date: 07/07/21

	JD27686-5		QC
Metal	Original SDL 1:5	%DIF	Limits
Zirconium			

Associated samples MP27312: JD27605-1, JD27605-2, JD27605-3, JD27605-4, JD27605-5, JD27605-6, JD27605-7, JD27605-8, JD27605-9, JD27605-10, JD27605-11, JD27605-12, JD27605-13

Results < IDL are shown as zero for calculation purposes
(*) Outside of QC limits
(anr) Analyte not requested
(a) Serial dilution indicates possible matrix interference.
(b) Percent difference acceptable due to low initial sample concentration (< 50 times IDL).

POST DIGESTATE SPIKE SUMMARY

Login Number: JD27605
Account: SESINJPB - SESI Consulting Engineers
Project: Remedial Investigation, 247 North Avenue, New Rochelle, NY

QC Batch ID: MP27312
Matrix Type: SOLID

Methods: SW846 6010D
Units: ug/l

Prep Date: 07/07/21

Metal	Sample ml	Final ml	JD27686-5 Raw	Corr.**	PS ug/l	Spike ml	Spike ug/ml	Spike ug/l	% Rec	QC Limits
Aluminum										
Antimony	19.25	20			1757	0.2	200	2000	87.9	80-120
Arsenic										
Barium										
Beryllium										
Bismuth										
Boron										
Cadmium										
Calcium										
Chromium										
Cobalt										
Copper										
Iron										
Lead										
Lithium										
Magnesium										
Manganese										
Molybdenum										
Nickel										
Phosphorus										
Potassium										
Selenium										
Silicon										
Silver										
Sodium										
Strontium										
Sulfur										
Thallium										
Tin										
Titanium										
Tungsten										
Vanadium										
Zinc	19.25	20	759.2	730.73	2516	0.2	200	2000	89.3	80-120

POST DIGESTATE SPIKE SUMMARY

Login Number: JD27605
Account: SESINJPB - SESI Consulting Engineers
Project: Remedial Investigation, 247 North Avenue, New Rochelle, NY

QC Batch ID: MP27312 Methods: SW846 6010D
Matrix Type: SOLID Units: ug/l

Prep Date: 07/07/21

Metal	Sample ml	Final ml	JD27686-5 Raw	Corr.**	PS ug/l	Spike ml	Spike ug/ml	Spike ug/l	% Rec	QC Limits
Zirconium										

Associated samples MP27312: JD27605-1, JD27605-2, JD27605-3, JD27605-4, JD27605-5, JD27605-6, JD27605-7, JD27605-8, JD27605-9, JD27605-10, JD27605-11, JD27605-12, JD27605-13

Results < IDL are shown as zero for calculation purposes
(*) Outside of QC limits
(**) Corr. sample result = Raw * (sample volume / final volume)
(anr) Analyte not requested

BLANK RESULTS SUMMARY
Part 2 - Method Blanks

Login Number: JD27605
Account: SESINJPB - SESI Consulting Engineers
Project: Remedial Investigation, 247 North Avenue, New Rochelle, NY

QC Batch ID: MP27350 Methods: SW846 7471B
Matrix Type: SOLID Units: mg/kg

Prep Date: 07/08/21

Metal	RL	IDL	MDL	MB raw	final
Mercury	0.033	.0057	.015	0.0037	<0.033

Associated samples MP27350: JD27605-1, JD27605-2, JD27605-3, JD27605-4, JD27605-5, JD27605-6, JD27605-7, JD27605-8, JD27605-9, JD27605-10, JD27605-11

Results < IDL are shown as zero for calculation purposes
(*) Outside of QC limits
(anr) Analyte not requested

MATRIX SPIKE AND DUPLICATE RESULTS SUMMARY

Login Number: JD27605
Account: SESINJPB - SESI Consulting Engineers
Project: Remedial Investigation, 247 North Avenue, New Rochelle, NY

QC Batch ID: MP27350 Methods: SW846 7471B
Matrix Type: SOLID Units: mg/kg

Prep Date: 07/08/21

Metal	JD27600-10 Original	MSD	Spikelot HGPWS1	% Rec	MSD RPD	QC Limit
Mercury	0.0	0.29	0.347	83.7	6.7	20

Associated samples MP27350: JD27605-1, JD27605-2, JD27605-3, JD27605-4, JD27605-5, JD27605-6, JD27605-7, JD27605-8, JD27605-9, JD27605-10, JD27605-11

Results < IDL are shown as zero for calculation purposes
(*) Outside of QC limits
(N) Matrix Spike Rec. outside of QC limits
(anr) Analyte not requested

MATRIX SPIKE AND DUPLICATE RESULTS SUMMARY

Login Number: JD27605
Account: SESINJPB - SESI Consulting Engineers
Project: Remedial Investigation, 247 North Avenue, New Rochelle, NY

QC Batch ID: MP27350
Matrix Type: SOLID

Methods: SW846 7471B
Units: mg/kg

Prep Date: 07/08/21

Metal	JD27600-10 Original	MS	Spikelot HGPWS1	% Rec	QC Limits
Mercury	0.0	0.31	0.348	89.0	80-120

Associated samples MP27350: JD27605-1, JD27605-2, JD27605-3, JD27605-4, JD27605-5, JD27605-6, JD27605-7, JD27605-8, JD27605-9, JD27605-10, JD27605-11

Results < IDL are shown as zero for calculation purposes
(*) Outside of QC limits
(N) Matrix Spike Rec. outside of QC limits
(anr) Analyte not requested

SPIKE BLANK AND LAB CONTROL SAMPLE SUMMARY

Login Number: JD27605
Account: SESINJPB - SESI Consulting Engineers
Project: Remedial Investigation, 247 North Avenue, New Rochelle, NY

QC Batch ID: MP27350
Matrix Type: SOLID

Methods: SW846 7471B
Units: mg/kg

Prep Date: 07/08/21

Metal	BSP Result	Spikelot HGPWS1	% Rec	QC Limits
Mercury	0.28	0.333	84.1	80-120

Associated samples MP27350: JD27605-1, JD27605-2, JD27605-3, JD27605-4, JD27605-5, JD27605-6, JD27605-7, JD27605-8, JD27605-9, JD27605-10, JD27605-11

Results < IDL are shown as zero for calculation purposes
(*) Outside of QC limits
(anr) Analyte not requested

BLANK RESULTS SUMMARY
Part 2 - Method Blanks

Login Number: JD27605
Account: SESINJPB - SESI Consulting Engineers
Project: Remedial Investigation, 247 North Avenue, New Rochelle, NY

QC Batch ID: MP27351
Matrix Type: SOLID

Methods: SW846 7471B
Units: mg/kg

Prep Date: 07/08/21

Metal	RL	IDL	MDL	MB raw	final
Mercury	0.033	.0057	.015	0.0052	<0.033

Associated samples MP27351: JD27605-12, JD27605-13

Results < IDL are shown as zero for calculation purposes
(*) Outside of QC limits
(anr) Analyte not requested

MATRIX SPIKE AND DUPLICATE RESULTS SUMMARY

Login Number: JD27605
Account: SESINJPB - SESI Consulting Engineers
Project: Remedial Investigation, 247 North Avenue, New Rochelle, NY

QC Batch ID: MP27351
Matrix Type: SOLID

Methods: SW846 7471B
Units: mg/kg

Prep Date: 07/08/21

Metal	JD27613-4 Original	MS	Spikelot HGPWS1	% Rec	QC Limits
Mercury	0.0062	0.30	0.369	79.6N(a)	80-120

Associated samples MP27351: JD27605-12, JD27605-13

Results < IDL are shown as zero for calculation purposes
(*) Outside of QC limits
(N) Matrix Spike Rec. outside of QC limits
(anr) Analyte not requested
(a) Spike recovery indicates possible matrix interference.

MATRIX SPIKE AND DUPLICATE RESULTS SUMMARY

Login Number: JD27605
Account: SESINJPB - SESI Consulting Engineers
Project: Remedial Investigation, 247 North Avenue, New Rochelle, NY

QC Batch ID: MP27351 Methods: SW846 7471B
Matrix Type: SOLID Units: mg/kg

Prep Date: 07/08/21

Metal	JD27613-4 Original	MSD	Spikelot HGPWS1	% Rec	MSD RPD	QC Limit
Mercury	0.0062	0.30	0.356	82.4	0.0	20

Associated samples MP27351: JD27605-12, JD27605-13

Results < IDL are shown as zero for calculation purposes
(*) Outside of QC limits
(N) Matrix Spike Rec. outside of QC limits
(anr) Analyte not requested

SPIKE BLANK AND LAB CONTROL SAMPLE SUMMARY

Login Number: JD27605
Account: SESINJPB - SESI Consulting Engineers
Project: Remedial Investigation, 247 North Avenue, New Rochelle, NY

QC Batch ID: MP27351
Matrix Type: SOLID

Methods: SW846 7471B
Units: mg/kg

Prep Date: 07/08/21

Metal	BSP Result	Spikelot HGPWS1	% Rec	QC Limits
Mercury	0.28	0.333	84.1	80-120

Associated samples MP27351: JD27605-12, JD27605-13

Results < IDL are shown as zero for calculation purposes
(*) Outside of QC limits
(anr) Analyte not requested

Instrument Detection Limits

Job Number: JD27605
Account: SESINJPB SESI Consulting Engineers
Project: Remedial Investigation, 247 North Avenue, New Rochelle, NY

Instrument ID: LEEMANHG9 **Effective Date:** 01/12/21

Analyte	IDL ug/l
Mercury	.034

The above applies to the following instrument runs:
MA50793

Instrument Detection Limits

Job Number: JD27605
Account: SESINJPB SESI Consulting Engineers
Project: Remedial Investigation, 247 North Avenue, New Rochelle, NY

Instrument ID: SSTRACE3 **Effective Date:** 02/11/21

Analyte	IDL ug/l
Aluminum	16.6
Antimony	1.7
Arsenic	2.1
Barium	.8
Beryllium	.3
Bismuth	2.3
Boron	2.3
Cadmium	.3
Calcium	6.6
Chromium	.3
Cobalt	.4
Copper	.8
Iron	5.3
Lead	1.1
Lithium	4.8
Magnesium	32.3
Manganese	.1
Molybdenum	.6
Nickel	.4
Phosphorus	1.2
Potassium	76.5
Selenium	3.2
Silicon	1.7
Silver	1
Sodium	34.4
Sulfur	3
Strontium	.3
Thallium	1.8
Tin	.8
Titanium	.5
Tungsten	2.6
Vanadium	.6
Yttrium	5
Zinc	.1
Zirconium	.3

The above applies to the following instrument runs:
MA50809

Instrument Detection Limits

Job Number: JD27605
Account: SESINJPB SESI Consulting Engineers
Project: Remedial Investigation, 247 North Avenue, New Rochelle, NY

Instrument ID: SSTRACE6 **Effective Date:** 02/11/21

Analyte	IDL ug/l
Aluminum	9.2
Antimony	2.8
Arsenic	2.6
Barium	.2
Beryllium	.2
Bismuth	2.5
Boron	1.8
Cadmium	.4
Calcium	13
Chromium	.7
Cobalt	.6
Copper	.7
Iron	3.3
Lead	2
Lithium	1.5
Magnesium	24.8
Manganese	.1
Molybdenum	.6
Nickel	.8
Phosphorus	7
Potassium	34.5
Selenium	3.6
Silicon	2.2
Silver	.6
Sodium	13.9
Sulfur	3.7
Strontium	.1
Thallium	5.2
Tin	1.4
Titanium	.8
Tungsten	1.3
Vanadium	.5
Zinc	.3
Zirconium	.5

The above applies to the following instrument runs:
MA50802,MA50810

Instrument Linear Ranges

Job Number: JD27605
Account: SESINJPB SESI Consulting Engineers
Project: Remedial Investigation, 247 North Avenue, New Rochelle, NY

Instrument ID: LEEMANHG9 **Effective Date:** 02/26/18

Analyte	Linear Range ug/l
Mercury	5

The above applies to the following instrument runs:
MA50793

Instrument Linear Ranges

Job Number: JD27605
Account: SESINJPB SESI Consulting Engineers
Project: Remedial Investigation, 247 North Avenue, New Rochelle, NY

Instrument ID: SSTRACE3 **Effective Date:** 08/22/19

Analyte	Linear Range ug/l
Aluminum	300000
Antimony	8000
Arsenic	8000
Barium	8000
Beryllium	8000
Bismuth	8000
Boron	8000
Cadmium	8000
Calcium	200000
Cerium	8000
Chromium	8000
Cobalt	8000
Copper	8000
Iron	200000
Lead	8000
Lithium	8000
Magnesium	300000
Manganese	8000
Molybdenum	8000
Nickel	8000
Palladium	8000
Phosphorus	8000
Potassium	200000
Selenium	8000
Silicon	25000
Silver	625
Sodium	200000
Sulfur	100000
Strontium	8000
Thallium	8000
Tin	8000
Titanium	8000
Tungsten	8000
Vanadium	8000
Zinc	8000
Zirconium	8000

The above applies to the following instrument runs:
MA50809

Instrument Linear Ranges

Job Number: JD27605
Account: SESINJPB SESI Consulting Engineers
Project: Remedial Investigation, 247 North Avenue, New Rochelle, NY

Instrument ID: SSTRACE6 **Effective Date:** 08/22/19

Analyte	Linear Range ug/l
Aluminum	300000
Antimony	8000
Arsenic	8000
Barium	8000
Beryllium	8000
Bismuth	8000
Boron	8000
Cadmium	8000
Calcium	200000
Cerium	8000
Chromium	8000
Cobalt	8000
Copper	8000
Iron	200000
Lead	8000
Lithium	8000
Magnesium	300000
Manganese	8000
Molybdenum	8000
Nickel	8000
Palladium	8000
Phosphorus	8000
Potassium	200000
Selenium	8000
Silicon	25000
Silver	625
Sodium	200000
Sulfur	100000
Strontium	8000
Thallium	8000
Tin	8000
Titanium	8000
Tungsten	8000
Vanadium	8000
Zinc	8000
Zirconium	8000

The above applies to the following instrument runs:
MA50802,MA50810

Metals Analysis

Raw Data

MA50793

Method: ACCUTEST Operator: Admin Date of Analysis: 08 Jul 2021 07:30:14

Sample ID	Date	Type	Units	Conc.	µ Abs.	Wt.	Vol.
STDA - 1	08 Jul 2021 07:37:13	Std	ug/l	-	-210	1.000	1.000
STDB - 1	08 Jul 2021 07:38:48	Std	ug/l	-	1991	1.000	1.000
STDC - 1	08 Jul 2021 07:40:14	Std	ug/l	-	4952	1.000	1.000
STDD - 1	08 Jul 2021 07:41:49	Std	ug/l	-	9967	1.000	1.000
STDE - 1	08 Jul 2021 07:43:33	Std	ug/l	-	24103	1.000	1.000
STDF - 1	08 Jul 2021 07:45:20	Std	ug/l	-	49228	1.000	1.000
ICV - 1	08 Jul 2021 08:35:47	CK STND	ug/l	105.0% 3.1504	30903	1.000	1.000
ICB - 1	08 Jul 2021 08:37:09	CK STND	ug/l	-0.0205	-271	1.000	1.000
CCV - 1	08 Jul 2021 08:39:03	CK STND	ug/l	95.3% 2.3833	23361	1.000	1.000
CCB - 1	08 Jul 2021 08:40:27	CK STND	ug/l	-0.0181	-247	1.000	1.000
CRI - 1	08 Jul 2021 08:42:21	CK STND	ug/l	107.4% 0.2148	2043	1.000	1.000
MP27350-B1 - 1	08 Jul 2021 08:43:43	SMPL	ug/l	1.7036	16679	1.000	1.000
SAMPLECONF - 1	08 Jul 2021 08:45:19	SMPL	ug/l	1.8084	17709	1.000	1.000
MP27350-S2 - 1	08 Jul 2021 08:47:12	SMPL	ug/l	1.6946	16591	1.000	1.000
CCV - 1	08 Jul 2021 08:49:05	CK STND	ug/l	95.0% 2.3762	23291	1.000	1.000
CCB - 1	08 Jul 2021 08:50:59	CK STND	ug/l	-0.0139	-206	1.000	1.000
MP27350-MB1 - 1	08 Jul 2021 08:52:53	SMPL	ug/l	0.0222	149	1.000	1.000
JD27600-10 - 1	08 Jul 2021 08:54:15	SMPL	ug/l	0.0245	172	1.000	1.000
JD27563-2 - 1	08 Jul 2021 08:55:40	SMPL	ug/l	0.0572	493	1.000	1.000
JD27563-4 - 1	08 Jul 2021 08:57:05	SMPL	ug/l	0.1074	987	1.000	1.000
JD27600-7 - 1	08 Jul 2021 08:58:31	SMPL	ug/l	0.1274	1183	1.000	1.000
JD27600-8 - 1	08 Jul 2021 09:00:05	SMPL	ug/l	3.3643	33005	1.000	1.000
JD27600-9 - 1	08 Jul 2021 09:01:37	SMPL	ug/l	0.0864	780	1.000	1.000
CCV - 1	08 Jul 2021 09:03:36	CK STND	ug/l	92.7% 2.3187	22726	1.000	1.000
CCB - 1	08 Jul 2021 09:05:05	CK STND	ug/l	0.0045	-25	1.000	1.000
JD27563-1 - 1	08 Jul 2021 09:07:01	SMPL	ug/l	0.0995	909	1.000	1.000
JD27600-11 - 1	08 Jul 2021 09:08:26	SMPL	ug/l	0.0267	193	1.000	1.000
JD27600-12 - 1	08 Jul 2021 09:09:53	SMPL	ug/l	0.0294	220	1.000	1.000
JD27605-1 - 1	08 Jul 2021 09:11:17	SMPL	ug/l	9.0709	89107	1.000	1.000
JD27605-2 - 1	08 Jul 2021 09:12:42	SMPL	ug/l	0.1475	1381	1.000	1.000
JD27605-3 - 1	08 Jul 2021 09:14:47	SMPL	ug/l	4.4743	43918	1.000	1.000
JD27605-4 - 1	08 Jul 2021 09:16:23	SMPL	ug/l	0.0279	205	1.000	1.000
CCV - 1	08 Jul 2021 09:18:23	CK STND	ug/l	93.9% 2.3471	23005	1.000	1.000
CCB - 1	08 Jul 2021 09:19:50	CK STND	ug/l	0.0060	-10	1.000	1.000
JD27605-5 - 1	08 Jul 2021 09:21:47	SMPL	ug/l	0.0338	263	1.000	1.000
JD27605-6 - 1	08 Jul 2021 09:23:10	SMPL	ug/l	0.0312	238	1.000	1.000
JD27605-7 - 1	08 Jul 2021 09:24:33	SMPL	ug/l	0.0905	821	1.000	1.000
JD27605-8 - 1	08 Jul 2021 09:25:58	SMPL	ug/l	0.0404	328	1.000	1.000
JD27605-9 - 1	08 Jul 2021 09:27:27	SMPL	ug/l	0.2469	2358	1.000	1.000
JD27605-10 - 1	08 Jul 2021 09:28:52	SMPL	ug/l	0.0222	149	1.000	1.000
CCV - 1	08 Jul 2021 09:30:29	CK STND	ug/l	95.9% 2.3974	23500	1.000	1.000
CCB - 1	08 Jul 2021 09:31:54	CK STND	ug/l	0.0012	-57	1.000	1.000
JD27605-11 - 1	08 Jul 2021 09:33:49	SMPL	ug/l	0.0450	373	1.000	1.000
MP27351-B1 - 1	08 Jul 2021 09:35:11	SMPL	ug/l	1.6987	16631	1.000	1.000
MP27351-S1 - 1	08 Jul 2021 09:36:36	SMPL	ug/l	1.6403	16057	1.000	1.000
MP27351-S2 - 1	08 Jul 2021 09:38:29	SMPL	ug/l	1.6766	16414	1.000	1.000
CCV - 1	08 Jul 2021 09:40:24	CK STND	ug/l	93.7% 2.3436	22971	1.000	1.000
CCB - 1	08 Jul 2021 09:42:18	CK STND	ug/l	0.0065	-5	1.000	1.000
MP27351-MB1 - 1	08 Jul 2021 09:44:12	SMPL	ug/l	0.0313	239	1.000	1.000
JD27613-4 - 1	08 Jul 2021 09:45:35	SMPL	ug/l	0.0398	322	1.000	1.000
JD27605-13 - 1	08 Jul 2021 09:46:59	SMPL	ug/l	1.8258	17880	1.000	1.000
JD27613-2 - 1	08 Jul 2021 09:48:25	SMPL	ug/l	0.7987	7783	1.000	1.000
JD27605-12 - 1	08 Jul 2021 09:50:26	SMPL	ug/l	-0.0131	-198	1.000	1.000
JD27613-6 - 1	08 Jul 2021 09:52:16	SMPL	ug/l	0.1339	1247	1.000	1.000
JD27613-8 - 1	08 Jul 2021 09:53:43	SMPL	ug/l	0.2014	1911	1.000	1.000
CCV - 1	08 Jul 2021 09:55:16	CK STND	ug/l	95.3% 2.3826	23354	1.000	1.000
CCB - 1	08 Jul 2021 09:56:52	CK STND	ug/l	-0.0033	-101	1.000	1.000
JD27613-10 - 1	08 Jul 2021 09:58:46	SMPL	ug/l	2.4133	23656	1.000	1.000
JD27613-12 - 1	08 Jul 2021 10:00:11	SMPL	ug/l	0.0300	226	1.000	1.000
JD27613-14 - 1	08 Jul 2021 10:02:05	SMPL	ug/l	0.3183	3060	1.000	1.000
JD27613-16 - 1	08 Jul 2021 10:03:31	SMPL	ug/l	0.0712	631	1.000	1.000
JD27613-18 - 1	08 Jul 2021 10:05:13	SMPL	ug/l	4.3219	42420	1.000	1.000
JD27613-20 - 1	08 Jul 2021 10:06:40	SMPL	ug/l	0.0639	559	1.000	1.000
JD27613-22 - 1	08 Jul 2021 10:08:41	SMPL	ug/l	0.1257	1167	1.000	1.000
CCV - 1	08 Jul 2021 10:10:13	CK STND	ug/l	95.6% 2.3888	23415	1.000	1.000
CCB - 1	08 Jul 2021 10:11:47	CK STND	ug/l	-0.0150	-217	1.000	1.000
JD27613-24 - 1	08 Jul 2021 10:13:40	SMPL	ug/l	0.0793	711	1.000	1.000
JD27613-26 - 1	08 Jul 2021 10:15:03	SMPL	ug/l	0.1170	1081	1.000	1.000
JD27613-28 - 1	08 Jul 2021 10:16:30	SMPL	ug/l	0.4107	3969	1.000	1.000
JD27613-30 - 1	08 Jul 2021 10:18:04	SMPL	ug/l	0.2588	2475	1.000	1.000
JD27613-32 - 1	08 Jul 2021 10:19:46	SMPL	ug/l	0.0448	371	1.000	1.000
JD27613-34 - 1	08 Jul 2021 10:21:26	SMPL	ug/l	0.3931	3796	1.000	1.000
JD27613-36 - 1	08 Jul 2021 10:22:53	SMPL	ug/l	0.1014	928	1.000	1.000

MA50793

Method: ACCUTEST Operator: Admin Date of Analysis: 08 Jul 2021 07:30:14

Sample ID	Date	Type	Units	Conc.	µ Abs.	Wt.	Vol.
CCV - 1	08 Jul 2021 10:24:34	CK STND	ug/l	97.8% 2.4456	23974	1.000	1.000
CCB - 1	08 Jul 2021 10:26:02	CK STND	ug/l	-0.0273	-337	1.000	1.000
MP27352-B1 - 1	08 Jul 2021 10:27:58	SMPL	ug/l	1.6444	16097	1.000	1.000
MP27352-S1 - 1	08 Jul 2021 10:29:21	SMPL	ug/l	1.6940	16585	1.000	1.000
MP27352-S2 - 1	08 Jul 2021 10:31:13	SMPL	ug/l	1.6740	16388	1.000	1.000
CCV - 1	08 Jul 2021 10:33:06	CK STND	ug/l	95.9% 2.3984	23510	1.000	1.000
CCB - 1	08 Jul 2021 10:35:00	CK STND	ug/l	-0.0045	-113	1.000	1.000
MP27352-MB1 - 1	08 Jul 2021 10:36:55	SMPL	ug/l	0.0713	632	1.000	1.000
JD27613-38 - 1	08 Jul 2021 10:38:18	SMPL	ug/l	0.0828	745	1.000	1.000
JD27613-40 - 1	08 Jul 2021 10:39:44	SMPL	ug/l	0.1331	1239	1.000	1.000
JD27605-1 - 1	08 Jul 2021 10:41:10	SMPL	ug/l	10.0432	19678	1.000	5.000
CCV - 1	08 Jul 2021 10:42:46	CK STND	ug/l	95.6% 2.3909	23436	1.000	1.000
CCB - 1	08 Jul 2021 10:44:41	CK STND	ug/l	-0.0186	-252	1.000	1.000
MP27350-S1 - 1	08 Jul 2021 11:00:00	SMPL	ug/l	1.7689	17321	1.000	1.000
CCV - 1	08 Jul 2021 11:01:23	CK STND	ug/l	90.9% 2.2731	22278	1.000	1.000
CCB - 1	08 Jul 2021 11:03:15	CK STND	ug/l	-0.0232	-297	1.000	1.000

ACCUTEST

Linear

μ Abs.:

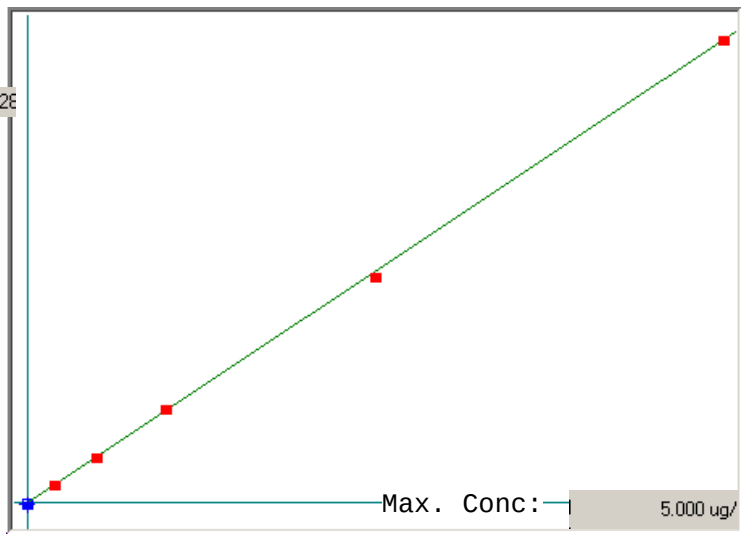

A= 0.0000e+000

B= 1.0172e-004

C= 7.0234e-003

Rho= 0.9999252

Accept= Accepted

Accepted Date=

07/08/21 07:49

Std ID	Conc.	Calc.	Dev.	Mean	SD or %RSD	Rep 1	Rep 2	Rep 3	Rep 4	Rep 5
STDA	0.000	-0.014	-0.014	-210	0.000	-210				
STDB	0.200	0.210	0.010	1991	0.0 %	1991				
STDC	0.500	0.511	0.011	4952	0.0 %	4952				
STDD	1.000	1.021	0.021	9967	0.0 %	9967				
STDE	2.500	2.459	-0.041	24103	0.0 %	24103				
STDF	5.000	5.014	0.014	49228	0.0 %	49228				

Zoom In ▶ Zoom Out

Sample Name: STDA Acquired: 7/7/2021 14:51:09 Type: Cal
Method: SGS NO VALVE3(v105) Mode: IR Corr. Factor: 1.000000
User: admin Custom ID1: Custom ID2: Custom ID3:
Comment:

Elem	Ag3280	Al3961	As1890	B_2089	Ba4554	Be3130	Bi2230	Ca3179	Cd2288
Units	Cts/S	Cts/S	Cts/S	Cts/S	Cts/S	Cts/S	Cts/S	Cts/S	Cts/S
Avg	**-.0002**	**.0019**	**-.0020**	**.0009**	**-.0000**	**-.0003**	**-.0008**	**.0039**	**-.0000**
Stddev	.0001	.0002	.0001	.0008	.0013	.0002	.0011	.0002	.0001
%RSD	28.19	9.822	3.367	89.55	9029.	45.88	141.8	4.943	1001.
#1	-.0003	.0017	-.0019	.0013	-.0006	-.0002	.0003	.0040	-.0001
#2	-.0002	.0020	-.0020	-.0000	.0014	-.0005	-.0007	.0041	-.0000
#3	-.0002	.0020	-.0019	.0015	-.0009	-.0004	-.0020	.0037	.0001

Elem	Ce4040	Co2286	Cr2677	Cu3247	Fe2599	K_7664	Li6707	Mg2790	Mn2576
Units	Cts/S	Cts/S	Cts/S	Cts/S	Cts/S	Cts/S	Cts/S	Cts/S	Cts/S
Avg	**.0005**	**.0004**	**.0000**	**.0037**	**.0001**	**.0027**	**-.0011**	**-.0004**	**.0001**
Stddev	.0001	.0001	.0000	.0001	.0003	.0028	.0010	.0003	.0000
%RSD	24.16	26.18	218.7	2.007	264.0	105.2	84.62	67.07	24.37
#1	.0005	.0003	-.0000	.0037	.0004	.0059	-.0008	-.0005	.0000
#2	.0007	.0004	.0000	.0036	.0001	.0005	-.0004	-.0006	.0001
#3	.0004	.0004	.0000	.0036	-.0002	.0017	-.0022	-.0001	.0000

Elem	Mo2020	Na5895	Ni2316	P_1774	Pb2203	S_1820	Sb2068	Se1960	Si2124
Units	Cts/S	Cts/S	Cts/S	Cts/S	Cts/S	Cts/S	Cts/S	Cts/S	Cts/S
Avg	**.0001**	**-.0072**	**-.0002**	**-.0094**	**-.0006**	**-.0016**	**-.0001**	**.0000**	**.0092**
Stddev	.0004	.0009	.0001	.0002	.0002	.0003	.0002	.0002	.0006
%RSD	352.2	12.52	52.08	2.521	33.93	17.22	280.5	813.3	6.406
#1	.0005	-.0067	-.0001	-.0091	-.0005	-.0019	-.0003	-.0002	.0087
#2	-.0003	-.0067	-.0002	-.0095	-.0008	-.0017	-.0001	.0001	.0098
#3	.0001	-.0082	-.0004	-.0095	-.0004	-.0013	.0001	.0002	.0091

Elem	Sn1899	Sr4077	Ti3349	Tl1908	V_2924	W_2079	Zn2062	Zr3391
Units	Cts/S	Cts/S	Cts/S	Cts/S	Cts/S	Cts/S	Cts/S	Cts/S
Avg	**.0002**	**.0012**	**.0003**	**-.0004**	**-.0006**	**.0014**	**.0125**	**-.0008**
Stddev	.0003	.0000	.0001	.0001	.0001	.0005	.0006	.0001
%RSD	111.9	3.404	20.27	31.26	23.73	32.46	4.755	16.04
#1	.0000	.0012	.0002	-.0005	-.0005	.0009	.0125	-.0009
#2	.0001	.0012	.0004	-.0003	-.0007	.0016	.0119	-.0007
#3	.0006	.0013	.0003	-.0005	-.0005	.0018	.0131	-.0007

Zoom In ▶ Zoom Out

Sample Name: STDA Acquired: 7/7/2021 14:51:09 Type: Cal
Method: SGS NO VALVE3(v105) Mode: IR Corr. Factor: 1.000000
User: admin Custom ID1: Custom ID2: Custom ID3:
Comment:

Int. Std.	In2306	Y_3600	Y_3710	Y_2243
Units	Cts/S	Cts/S	Cts/S	Cts/S
Avg	**4347.6**	**58083.**	**4460.3**	**1386.8**
Stddev	11.4	139.	18.8	3.1
%RSD	.26114	.23890	.42082	.22232
#1	4350.3	58134.	4477.1	1383.9
#2	4335.2	57926.	4440.1	1386.5
#3	4357.4	58189.	4463.6	1390.0

Zoom In ▶ Zoom Out

Sample Name: STDB Acquired: 7/7/2021 14:56:21 Type: Cal
Method: SGS NO VALVE3(v105) Mode: IR Corr. Factor: 1.000000
User: admin Custom ID1: Custom ID2: Custom ID3:
Comment:

Elem	Ag3280	Al3961	As1890	B_2089	Ba4554	Be3130	Bi2230	Ca3179	Cd2288
Units	Cts/S	Cts/S	Cts/S	Cts/S	Cts/S	Cts/S	Cts/S	Cts/S	Cts/S
Avg	**.1156**	**4.884**	**.9680**	**1.665**	**16.69**	**12.58**	**1.756**	**7.688**	**8.126**
Stddev	.0001	.006	.0028	.005	.01	.02	.005	.008	.012
%RSD	.1135	.1137	.2943	.2760	.0879	.1397	.2729	.1023	.1513
#1	.1155	4.877	.9704	1.666	16.69	12.57	1.757	7.683	8.133
#2	.1158	4.888	.9648	1.660	16.70	12.60	1.751	7.697	8.111
#3	.1156	4.886	.9687	1.668	16.67	12.57	1.761	7.684	8.132

Elem	Ce4040	Co2286	Cr2677	Cu3247	Fe2599	K_7664	Li6707	Mg2790	Mn2576
Units	Cts/S	Cts/S	Cts/S	Cts/S	Cts/S	Cts/S	Cts/S	Cts/S	Cts/S
Avg	**.2243**	**2.635**	**.7195**	**1.311**	**2.734**	**4.313**	**5.574**	**.5176**	**1.681**
Stddev	.0003	.002	.0022	.001	.006	.007	.008	.0008	.005
%RSD	.1196	.0842	.3020	.0563	.2207	.1688	.1421	.1634	.2881
#1	.2240	2.637	.7175	1.311	2.731	4.306	5.566	.5178	1.676
#2	.2246	2.633	.7218	1.312	2.741	4.320	5.582	.5167	1.686
#3	.2243	2.636	.7191	1.310	2.730	4.315	5.573	.5183	1.681

Elem	Mo2020	Na5895	Ni2316	P_1774	Pb2203	S_1820	Sb2068	Se1960	Si2124
Units	Cts/S	Cts/S	Cts/S	Cts/S	Cts/S	Cts/S	Cts/S	Cts/S	Cts/S
Avg	**5.859**	**13.99**	**1.983**	**.8339**	**.8615**	**.5024**	**1.442**	**.7180**	**4.601**
Stddev	.008	.02	.003	.0026	.0012	.0002	.004	.0019	.010
%RSD	.1291	.1375	.1262	.3150	.1412	.0454	.2835	.2589	.2225
#1	5.862	13.97	1.986	.8352	.8628	.5025	1.444	.7194	4.603
#2	5.851	14.01	1.981	.8309	.8605	.5021	1.437	.7159	4.590
#3	5.866	13.99	1.983	.8357	.8612	.5026	1.444	.7187	4.610

Elem	Sn1899	Sr4077	Ti3349	Tl1908	V_2924	W_2079	Zn2062	Zr3391
Units	Cts/S	Cts/S	Cts/S	Cts/S	Cts/S	Cts/S	Cts/S	Cts/S
Avg	**1.069**	**12.29**	**1.084**	**.2454**	**1.145**	**2.971**	**8.601**	**2.651**
Stddev	.002	.01	.002	.0003	.002	.004	.019	.004
%RSD	.2223	.0858	.1414	.1288	.1534	.1309	.2230	.1333
#1	1.072	12.29	1.082	.2456	1.143	2.974	8.622	2.647
#2	1.068	12.30	1.085	.2451	1.147	2.966	8.599	2.652
#3	1.067	12.28	1.083	.2457	1.145	2.972	8.583	2.654

Zoom In ▶ Zoom Out

Sample Name: STDB Acquired: 7/7/2021 14:56:21 Type: Cal
Method: SGS NO VALVE3(v105) Mode: IR Corr. Factor: 1.000000
User: admin Custom ID1: Custom ID2: Custom ID3:
Comment:

Int. Std.	In2306	Y_3600	Y_3710	Y_2243
Units	Cts/S	Cts/S	Cts/S	Cts/S
Avg	**4209.9**	**55640.**	**4395.0**	**1319.7**
Stddev	8.5	290.	15.5	2.9
%RSD	.20152	.52177	.35371	.21828
#1	4200.9	55926.	4410.3	1316.5
#2	4210.9	55346.	4395.6	1320.5
#3	4217.8	55647.	4379.2	1322.0

Zoom In Zoom Out

Sample Name: ccvconf Acquired: 7/7/2021 15:01:12 Type: QC
Method: SGS NO VALVE3(v105) Mode: CONC Corr. Factor: 1.000000
User: admin Custom ID1: Custom ID2: Custom ID3:
Comment:

Elem	Ag3280	Al3961	As1890	B_2089	Ba4554	Be3130	Bi2230	Ca3179	Cd2288
Units	ppm	ppm	ppm	ppm	ppm	ppm	ppm	ppm	ppm
Avg	**.2508**	**39.56**	**2.006**	**2.004**	**2.001**	**2.019**	**2.004**	**39.95**	**1.999**
Stddev	.0009	.02	.006	.002	.001	.002	.002	.08	.001
%RSD	.3723	.0423	.3028	.1007	.0615	.1174	.0765	.1922	.0670
#1	.2518	39.58	2.000	2.006	2.000	2.021	2.005	40.04	2.000
#2	.2506	39.56	2.012	2.003	2.003	2.019	2.003	39.92	2.000
#3	.2499	39.55	2.007	2.002	2.001	2.017	2.005	39.89	1.998
Check ?	Chk Pass	Chk Pass	Chk Pass	Chk Pass	Chk Pass	Chk Pass	Chk Pass	Chk Pass	Chk Pass
Value									
Range									

Elem	Ce4040	Co2286	Cr2677	Cu3247	Fe2599	K_7664	Li6707	Mg2790	Mn2576
Units	ppm	ppm	ppm	ppm	ppm	ppm	ppm	ppm	ppm
Avg	**2.018**	**2.041**	**2.019**	**1.971**	**40.22**	**39.47**	**1.988**	**39.60**	**2.045**
Stddev	.004	.002	.005	.004	.01	.07	.002	.14	.004
%RSD	.1888	.0857	.2746	.2082	.0362	.1780	.0964	.3507	.1891
#1	2.015	2.041	2.025	1.969	40.24	39.55	1.988	39.76	2.049
#2	2.022	2.043	2.017	1.975	40.21	39.42	1.990	39.51	2.043
#3	2.017	2.040	2.014	1.968	40.22	39.44	1.986	39.52	2.042
Check ?	Chk Pass	Chk Pass	Chk Pass	Chk Pass	Chk Pass	Chk Pass	Chk Pass	Chk Pass	Chk Pass
Value									
Range									

Elem	Mo2020	Na5895	Ni2316	P_1774	Pb2203	S_1820	Sb2068	Se1960	Si2124
Units	ppm	ppm	ppm	ppm	ppm	ppm	ppm	ppm	ppm
Avg	**2.033**	**39.58**	**2.060**	**1.995**	**2.056**	**1.972**	**2.001**	**1.991**	**4.935**
Stddev	.002	.01	.001	.000	.003	.005	.001	.007	.003
%RSD	.0901	.0201	.0569	.0203	.1357	.2556	.0559	.3538	.0632
#1	2.032	39.59	2.059	1.995	2.059	1.969	2.000	1.985	4.936
#2	2.035	39.58	2.062	1.995	2.056	1.969	2.001	1.999	4.938
#3	2.031	39.59	2.060	1.996	2.054	1.978	2.002	1.990	4.932
Check ?	Chk Pass	Chk Pass	Chk Pass	Chk Pass	Chk Pass	Chk Pass	Chk Pass	Chk Pass	Chk Pass
Value									
Range									

Zoom In Zoom Out

Sample Name: ccvconf Acquired: 7/7/2021 15:01:12 Type: QC
Method: SGS NO VALVE3(v105) Mode: CONC Corr. Factor: 1.000000
User: admin Custom ID1: Custom ID2: Custom ID3:
Comment:

Elem	Sn1899	Sr4077	Ti3349	Tl1908	V_2924	W_2079	Zn2062	Zr3391
Units	ppm	ppm	ppm	ppm	ppm	ppm	ppm	ppm
Avg	**2.041**	**2.022**	**2.021**	**2.072**	**2.014**	**2.031**	**2.033**	**2.023**
Stddev	.002	.003	.003	.006	.003	.005	.003	.001
%RSD	.0885	.1336	.1630	.2898	.1235	.2632	.1455	.0541
#1	2.043	2.020	2.024	2.077	2.017	2.029	2.029	2.022
#2	2.042	2.025	2.022	2.073	2.014	2.027	2.034	2.024
#3	2.039	2.020	2.018	2.065	2.012	2.037	2.035	2.023
Check ?	Chk Pass	Chk Pass	Chk Pass	Chk Pass	Chk Pass	Chk Pass	Chk Pass	Chk Pass
Value								
Range								

Int. Std.	In2306	Y_3600	Y_3710	Y_2243
Units	Cts/S	Cts/S	Cts/S	Cts/S
Avg	**4243.3**	**56954.**	**4489.0**	**1352.8**
Stddev	7.2	312.	24.3	2.9
%RSD	.16988	.54804	.54189	.21533
#1	4251.5	56593.	4463.0	1356.1
#2	4238.1	57123.	4511.2	1350.7
#3	4240.3	57144.	4492.8	1351.5

Zoom In Zoom Out

Sample Name: ccbconf Acquired: 7/7/2021 15:06:03 Type: QC
Method: SGS NO VALVE3(v105) Mode: CONC Corr. Factor: 1.000000
User: admin Custom ID1: Custom ID2: Custom ID3:
Comment:

Elem	Ag3280	Al3961	As1890	B_2089	Ba4554	Be3130	Bi2230	Ca3179	Cd2288
Units	ppm	ppm	ppm	ppm	ppm	ppm	ppm	ppm	ppm
Avg	**.0000**	**-.0044**	**.0005**	**.0026**	**.0004**	**.0003**	**-.0003**	**-.0035**	**.0001**
Stddev	.0003	.0094	.0007	.0007	.0000	.0000	.0009	.0037	.0001
%RSD	726.3	213.5	140.0	25.17	12.96	17.96	259.8	106.0	107.1
#1	.0002	-.0134	.0006	.0019	.0004	.0003	-.0013	-.0054	.0002
#2	.0003	.0053	.0011	.0031	.0004	.0002	.0004	.0008	.0002
#3	-.0003	-.0051	-.0002	.0027	.0003	.0003	-.0002	-.0059	-.0000
Check ?	Chk Pass	Chk Pass	Chk Pass	Chk Pass	Chk Pass	Chk Pass	Chk Pass	Chk Pass	Chk Pass
High Limit									
Low Limit									

Elem	Ce4040	Co2286	Cr2677	Cu3247	Fe2599	K_7664	Li6707	Mg2790	Mn2576
Units	ppm	ppm	ppm	ppm	ppm	ppm	ppm	ppm	ppm
Avg	**.0006**	**-.0006**	**-.0001**	**-.0000**	**.0031**	**.0733**	**.0003**	**.0577**	**.0000**
Stddev	.0040	.0002	.0005	.0001	.0053	.0165	.0014	.0321	.0000
%RSD	653.1	36.90	756.0	914.2	169.2	22.54	504.9	55.72	210.1
#1	.0046	-.0008	.0005	-.0002	-.0024	.0566	.0019	.0929	.0000
#2	.0005	-.0008	-.0002	.0001	.0082	.0736	-.0004	.0504	-.0000
#3	-.0033	-.0004	-.0006	.0001	.0036	.0896	-.0007	.0298	.0000
Check ?	None	Chk Pass	Chk Pass	Chk Pass	Chk Pass	Chk Pass	Chk Pass	Chk Pass	Chk Pass
High Limit									
Low Limit									

Elem	Mo2020	Na5895	Ni2316	P_1774	Pb2203	S_1820	Sb2068	Se1960	Si2124
Units	ppm	ppm	ppm	ppm	ppm	ppm	ppm	ppm	ppm
Avg	**.0006**	**-.0060**	**.0003**	**.0014**	**-.0015**	**.0003**	**-.0001**	**.0017**	**-.0012**
Stddev	.0004	.0065	.0003	.0013	.0006	.0006	.0020	.0006	.0014
%RSD	61.06	106.7	109.4	97.08	38.76	190.0	1491.	36.77	111.9
#1	.0005	-.0033	-.0001	-.0002	-.0022	.0009	.0017	.0012	-.0026
#2	.0011	-.0134	.0004	.0020	-.0013	-.0002	.0002	.0015	-.0012
#3	.0003	-.0014	.0005	.0023	-.0010	.0002	-.0023	.0024	.0001
Check ?	Chk Pass	Chk Pass	Chk Pass	Chk Pass	Chk Pass	Chk Pass	Chk Pass	Chk Pass	Chk Pass
High Limit									
Low Limit									

Zoom In Zoom Out

Sample Name: ccbconf Acquired: 7/7/2021 15:06:03 Type: QC
Method: SGS NO VALVE3(v105) Mode: CONC Corr. Factor: 1.000000
User: admin Custom ID1: Custom ID2: Custom ID3:
Comment:

Elem	Sn1899	Sr4077	Ti3349	Tl1908	V_2924	W_2079	Zn2062	Zr3391
Units	ppm	ppm	ppm	ppm	ppm	ppm	ppm	ppm
Avg	**-.0001**	**.0001**	**.0000**	**.0022**	**.0006**	**.0007**	**-.0052**	**.0003**
Stddev	.0005	.0001	.0003	.0006	.0001	.0001	.0001	.0000
%RSD	711.7	108.3	1803.	24.97	22.82	15.79	1.372	10.76
#1	-.0003	.0003	-.0003	.0028	.0007	.0008	-.0051	.0003
#2	-.0004	.0002	.0002	.0017	.0005	.0007	-.0053	.0003
#3	.0005	-.0000	.0002	.0022	.0008	.0006	-.0052	.0003
Check ?	Chk Pass	Chk Pass	Chk Pass	Chk Pass	Chk Pass	Chk Pass	Chk Pass	Chk Pass
High Limit								
Low Limit								

Int. Std.	In2306	Y_3600	Y_3710	Y_2243
Units	Cts/S	Cts/S	Cts/S	Cts/S
Avg	**4371.1**	**58706.**	**4532.9**	**1397.7**
Stddev	14.0	133.	18.2	4.2
%RSD	.32038	.22601	.40150	.30261
#1	4386.8	58563.	4518.8	1402.1
#2	4366.4	58729.	4553.5	1397.4
#3	4360.0	58825.	4526.6	1393.6

Zoom In Zoom Out

Sample Name: icv 7 Acquired: 7/7/2021 15:11:19 Type: QC
Method: SGS NO VALVE3(v105) Mode: CONC Corr. Factor: 1.000000
User: admin Custom ID1: Custom ID2: Custom ID3:
Comment:

Elem	Ag3280	Al3961	As1890	B_2089	Ba4554	Be3130	Bi2230	Ca3179	Cd2288
Units	ppm	ppm	ppm	ppm	ppm	ppm	ppm	ppm	ppm
Avg	**.2476**	**39.76**	**1.983**	**1.987**	**2.006**	**2.024**	**1.983**	**40.03**	**1.985**
Stddev	.0003	.10	.016	.017	.003	.005	.014	.17	.020
%RSD	.1151	.2530	.7907	.8443	.1448	.2326	.7128	.4171	1.002
#1	.2478	39.84	1.997	1.998	2.008	2.027	1.994	40.12	1.998
#2	.2477	39.80	1.987	1.994	2.007	2.026	1.988	40.14	1.995
#3	.2473	39.65	1.966	1.967	2.002	2.019	1.967	39.84	1.962
Check ?	Chk Pass	Chk Pass	Chk Pass	Chk Pass	Chk Pass	Chk Pass	Chk Pass	Chk Pass	Chk Pass
Value									
Range									

Elem	Ce4040	Co2286	Cr2677	Cu3247	Fe2599	K_7664	Li6707	Mg2790	Mn2576
Units	ppm	ppm	ppm	ppm	ppm	ppm	ppm	ppm	ppm
Avg	**2.001**	**2.029**	**1.999**	**1.957**	**40.45**	**39.61**	**2.000**	**39.58**	**2.033**
Stddev	.002	.020	.003	.002	.09	.07	.002	.20	.001
%RSD	.0970	.9595	.1364	.0781	.2256	.1731	.1135	.5134	.0679
#1	2.000	2.044	2.001	1.957	40.48	39.58	1.999	39.64	2.034
#2	2.003	2.036	2.000	1.958	40.52	39.69	2.003	39.75	2.034
#3	2.000	2.007	1.996	1.955	40.35	39.56	1.999	39.36	2.032
Check ?	None	Chk Pass	Chk Pass	Chk Pass	Chk Pass	Chk Pass	Chk Pass	Chk Pass	Chk Pass
Value									
Range									

Elem	Mo2020	Na5895	Ni2316	P_1774	Pb2203	S_1820	Sb2068	Se1960	Si2124
Units	ppm	ppm	ppm	ppm	ppm	ppm	ppm	ppm	ppm
Avg	**2.012**	**39.84**	**2.044**	**1.978**	**2.041**	**1.956**	**1.983**	**1.972**	**4.937**
Stddev	.018	.10	.019	.015	.019	.018	.019	.019	.044
%RSD	.9030	.2436	.9082	.7767	.9511	.9008	.9801	.9744	.8901
#1	2.025	39.84	2.056	1.986	2.055	1.970	1.996	1.983	4.968
#2	2.020	39.94	2.053	1.987	2.049	1.963	1.992	1.983	4.957
#3	1.991	39.74	2.022	1.960	2.019	1.936	1.960	1.950	4.887
Check ?	Chk Pass	Chk Pass	Chk Pass	Chk Pass	Chk Pass	Chk Pass	Chk Pass	Chk Pass	Chk Pass
Value									
Range									

Zoom In Zoom Out

Sample Name: icv 7 Acquired: 7/7/2021 15:11:19 Type: QC
Method: SGS NO VALVE3(v105) Mode: CONC Corr. Factor: 1.000000
User: admin Custom ID1: Custom ID2: Custom ID3:
Comment:

Elem	Sn1899	Sr4077	Ti3349	Tl1908	V_2924	W_2079	Zn2062	Zr3391
Units	ppm	ppm	ppm	ppm	ppm	ppm	ppm	ppm
Avg	**2.015**	**2.028**	**1.996**	**2.049**	**1.998**	**2.011**	**2.014**	**2.013**
Stddev	.020	.003	.003	.015	.004	.020	.020	.001
%RSD	.9662	.1395	.1622	.7402	.1948	.9677	1.005	.0660
#1	2.028	2.029	1.999	2.058	2.001	2.024	2.025	2.013
#2	2.025	2.030	1.995	2.056	1.999	2.020	2.026	2.014
#3	1.993	2.025	1.992	2.031	1.994	1.988	1.990	2.012
Check ?	Chk Pass	Chk Pass	Chk Pass	Chk Pass	Chk Pass	Chk Pass	Chk Pass	Chk Pass
Value								
Range								

Int. Std.	In2306	Y_3600	Y_3710	Y_2243
Units	Cts/S	Cts/S	Cts/S	Cts/S
Avg	**4256.9**	**57029.**	**4460.3**	**1358.0**
Stddev	27.7	85.	29.9	9.9
%RSD	.64953	.14945	.66933	.72914
#1	4243.5	57110.	4442.7	1352.6
#2	4238.5	56940.	4443.5	1352.0
#3	4288.7	57038.	4494.8	1369.5

Zoom In Zoom Out

Sample Name: icb 7 Acquired: 7/7/2021 15:16:10 Type: QC
Method: SGS NO VALVE3(v105) Mode: CONC Corr. Factor: 1.000000
User: admin Custom ID1: Custom ID2: Custom ID3:
Comment:

Elem	Ag3280	Al3961	As1890	B_2089	Ba4554	Be3130	Bi2230	Ca3179	Cd2288
Units	ppm	ppm	ppm	ppm	ppm	ppm	ppm	ppm	ppm
Avg	**-.0001**	**-.0062**	**.0007**	**.0022**	**.0002**	**.0002**	**.0004**	**-.0047**	**.0002**
Stddev	.0002	.0109	.0010	.0007	.0002	.0000	.0011	.0010	.0001
%RSD	187.6	174.2	142.4	33.05	136.9	16.94	268.8	20.32	55.76
#1	-.0002	.0055	.0013	.0027	.0000	.0003	.0009	-.0047	.0003
#2	-.0002	-.0159	.0012	.0024	.0004	.0002	-.0009	-.0057	.0003
#3	.0001	-.0084	-.0004	.0013	.0000	.0002	.0013	-.0038	.0001
Check ?	Chk Pass	Chk Pass	Chk Pass	Chk Pass	Chk Pass	Chk Pass	Chk Pass	Chk Pass	Chk Pass
High Limit									
Low Limit									

Elem	Ce4040	Co2286	Cr2677	Cu3247	Fe2599	K_7664	Li6707	Mg2790	Mn2576
Units	ppm	ppm	ppm	ppm	ppm	ppm	ppm	ppm	ppm
Avg	**-.0012**	**-.0004**	**.0000**	**.0001**	**.0010**	**.0803**	**-.0001**	**.0077**	**.0000**
Stddev	.0005	.0002	.0001	.0002	.0051	.0102	.0017	.0316	.0000
%RSD	38.76	47.55	225.2	226.2	513.3	12.76	1191.	409.8	4825.
#1	-.0016	-.0006	.0001	.0003	.0067	.0921	.0004	-.0281	-.0000
#2	-.0013	-.0002	.0000	-.0001	-.0031	.0755	-.0020	.0317	-.0000
#3	-.0007	-.0004	-.0000	.0000	-.0007	.0733	.0012	.0194	.0000
Check ?	None	Chk Pass	Chk Pass	Chk Pass	Chk Pass	Chk Pass	Chk Pass	Chk Pass	Chk Pass
High Limit									
Low Limit									

Elem	Mo2020	Na5895	Ni2316	P_1774	Pb2203	S_1820	Sb2068	Se1960	Si2124
Units	ppm	ppm	ppm	ppm	ppm	ppm	ppm	ppm	ppm
Avg	**.0006**	**-.0111**	**.0006**	**.0026**	**-.0003**	**.0009**	**.0006**	**.0029**	**.0005**
Stddev	.0004	.0041	.0003	.0003	.0007	.0018	.0021	.0009	.0022
%RSD	64.88	37.31	47.06	10.03	227.4	197.4	323.6	30.19	432.7
#1	.0006	-.0076	.0008	.0023	-.0009	.0010	.0016	.0028	.0023
#2	.0009	-.0156	.0008	.0027	.0005	.0027	-.0017	.0039	-.0019
#3	.0002	-.0101	.0003	.0027	-.0005	-.0009	.0021	.0021	.0011
Check ?	Chk Pass	Chk Pass	Chk Pass	Chk Pass	Chk Pass	Chk Pass	Chk Pass	Chk Pass	Chk Pass
High Limit									
Low Limit									

Zoom In Zoom Out

Sample Name: icb 7 Acquired: 7/7/2021 15:16:10 Type: QC
Method: SGS NO VALVE3(v105) Mode: CONC Corr. Factor: 1.000000
User: admin Custom ID1: Custom ID2: Custom ID3:
Comment:

Elem	Sn1899	Sr4077	Ti3349	Tl1908	V_2924	W_2079	Zn2062	Zr3391
Units	ppm	ppm	ppm	ppm	ppm	ppm	ppm	ppm
Avg	**-.0000**	**-.0000**	**-.0002**	**.0036**	**.0000**	**-.0002**	**-.0051**	**.0003**
Stddev	.0006	.0001	.0001	.0016	.0002	.0003	.0001	.0001
%RSD	2012.	287.1	32.41	44.49	961.2	131.7	1.339	28.30
#1	-.0004	-.0001	-.0001	.0018	.0001	-.0005	-.0051	.0002
#2	-.0004	-.0001	-.0003	.0049	-.0002	-.0003	-.0051	.0003
#3	.0007	.0001	-.0002	.0042	.0002	.0001	-.0050	.0004
Check ?	Chk Pass	Chk Pass	Chk Pass	Chk Pass	Chk Pass	Chk Pass	Chk Pass	Chk Pass
High Limit								
Low Limit								

Int. Std.	In2306	Y_3600	Y_3710	Y_2243
Units	Cts/S	Cts/S	Cts/S	Cts/S
Avg	**4362.0**	**58821.**	**4521.7**	**1393.1**
Stddev	5.8	175.	11.6	3.6
%RSD	.13345	.29792	.25579	.26154
#1	4356.9	59007.	4520.0	1389.7
#2	4360.9	58659.	4511.2	1396.9
#3	4368.4	58797.	4534.1	1392.6

Zoom In Zoom Out

Sample Name: ccv Acquired: 7/7/2021 15:21:27 Type: QC
Method: SGS NO VALVE3(v105) Mode: CONC Corr. Factor: 1.000000
User: admin Custom ID1: Custom ID2: Custom ID3:
Comment:

Elem	Ag3280	Al3961	As1890	B_2089	Ba4554	Be3130	Bi2230	Ca3179	Cd2288
Units	ppm	ppm	ppm	ppm	ppm	ppm	ppm	ppm	ppm
Avg	**.2466**	**39.77**	**2.003**	**2.001**	**2.002**	**2.020**	**2.012**	**39.77**	**1.999**
Stddev	.0006	.06	.006	.001	.003	.001	.003	.04	.002
%RSD	.2570	.1491	.3144	.0503	.1605	.0310	.1222	.1106	.0925
#1	.2470	39.70	2.003	2.000	2.001	2.019	2.011	39.74	2.000
#2	.2470	39.79	1.997	2.002	2.000	2.021	2.010	39.75	1.997
#3	.2459	39.81	2.009	2.000	2.006	2.020	2.014	39.82	2.001
Check ?	Chk Pass	Chk Pass	Chk Pass	Chk Pass	Chk Pass	Chk Pass	Chk Pass	Chk Pass	Chk Pass
Value									
Range									

Elem	Ce4040	Co2286	Cr2677	Cu3247	Fe2599	K_7664	Li6707	Mg2790	Mn2576
Units	ppm	ppm	ppm	ppm	ppm	ppm	ppm	ppm	ppm
Avg	**2.008**	**2.037**	**1.985**	**1.959**	**40.35**	**39.44**	**2.003**	**39.14**	**2.025**
Stddev	.002	.002	.006	.002	.08	.06	.004	.05	.005
%RSD	.1142	.0716	.3001	.1145	.2063	.1525	.2193	.1275	.2406
#1	2.010	2.039	1.983	1.962	40.26	39.38	2.005	39.09	2.023
#2	2.006	2.036	1.992	1.959	40.39	39.43	1.998	39.19	2.031
#3	2.007	2.037	1.980	1.957	40.41	39.50	2.006	39.15	2.022
Check ?	Chk Pass	Chk Pass	Chk Pass	Chk Pass	Chk Pass	Chk Pass	Chk Pass	Chk Pass	Chk Pass
Value									
Range									

Elem	Mo2020	Na5895	Ni2316	P_1774	Pb2203	S_1820	Sb2068	Se1960	Si2124
Units	ppm	ppm	ppm	ppm	ppm	ppm	ppm	ppm	ppm
Avg	**2.033**	**39.89**	**2.056**	**1.993**	**2.046**	**1.974**	**2.007**	**2.000**	**4.960**
Stddev	.002	.03	.001	.003	.001	.003	.003	.004	.007
%RSD	.0788	.0711	.0444	.1348	.0313	.1567	.1340	.2093	.1443
#1	2.034	39.87	2.056	1.993	2.047	1.970	2.005	2.004	4.962
#2	2.031	39.87	2.056	1.995	2.046	1.975	2.010	2.002	4.952
#3	2.033	39.92	2.055	1.990	2.046	1.976	2.006	1.996	4.966
Check ?	Chk Pass	Chk Pass	Chk Pass	Chk Pass	Chk Pass	Chk Pass	Chk Pass	Chk Pass	Chk Pass
Value									
Range									

Zoom In Zoom Out

Sample Name: ccv Acquired: 7/7/2021 15:21:27 Type: QC
Method: SGS NO VALVE3(v105) Mode: CONC Corr. Factor: 1.000000
User: admin Custom ID1: Custom ID2: Custom ID3:
Comment:

Elem	Sn1899	Sr4077	Ti3349	Tl1908	V_2924	W_2079	Zn2062	Zr3391
Units	ppm	ppm	ppm	ppm	ppm	ppm	ppm	ppm
Avg	**2.031**	**2.026**	**1.991**	**2.072**	**1.989**	**2.029**	**2.020**	**2.020**
Stddev	.001	.002	.002	.007	.003	.003	.001	.003
%RSD	.0561	.1166	.1221	.3607	.1337	.1430	.0635	.1473
#1	2.030	2.026	1.992	2.072	1.988	2.028	2.022	2.018
#2	2.032	2.024	1.994	2.080	1.992	2.027	2.020	2.023
#3	2.031	2.029	1.989	2.065	1.987	2.032	2.019	2.018
Check ?	Chk Pass	Chk Pass	Chk Pass	Chk Pass	Chk Pass	Chk Pass	Chk Pass	Chk Pass
Value								
Range								

Int. Std.	In2306	Y_3600	Y_3710	Y_2243
Units	Cts/S	Cts/S	Cts/S	Cts/S
Avg	**4243.0**	**57413.**	**4530.6**	**1350.8**
Stddev	2.1	318.	20.3	.3
%RSD	.04852	.55413	.44889	.01943
#1	4241.9	57626.	4553.9	1350.9
#2	4241.8	57047.	4521.5	1351.0
#3	4245.4	57566.	4516.5	1350.5

Zoom In Zoom Out

Sample Name: ccb Acquired: 7/7/2021 15:26:18 Type: QC
Method: SGS NO VALVE3(v105) Mode: CONC Corr. Factor: 1.000000
User: admin Custom ID1: Custom ID2: Custom ID3:
Comment:

Elem	Ag3280	Al3961	As1890	B_2089	Ba4554	Be3130	Bi2230	Ca3179
Units	ppm	ppm	ppm	ppm	ppm	ppm	ppm	ppm
Avg	**.0001**	**.0031**	**.0021**	**.0017**	**.0003**	**.0003**	**.0009**	**-.0021**
Stddev	.0002	.0024	.0004	.0007	.0002	.0001	.0015	.0010
%RSD	183.9	76.08	20.78	41.45	52.04	20.99	157.7	46.60
#1	.0001	.0024	.0022	.0022	.0004	.0003	.0019	-.0013
#2	.0003	.0057	.0016	.0009	.0004	.0004	.0017	-.0018
#3	-.0001	.0012	.0025	.0019	.0001	.0003	-.0008	-.0032
Check ?	Chk Pass	Chk Pass	Chk Pass	Chk Pass	Chk Pass	Chk Pass	Chk Pass	Chk Pass
High Limit								
Low Limit								

Elem	Cd2288	Ce4040	Co2286	Cr2677	Cu3247	Fe2599	K_7664	Li6707
Units	ppm	ppm	ppm	ppm	ppm	ppm	ppm	ppm
Avg	**.0003**	**-.0005**	**-.0006**	**.0000**	**-.0001**	**.0029**	**.0837**	**-.0012**
Stddev	.0001	.0032	.0002	.0004	.0003	.0017	.0231	.0008
%RSD	39.75	638.6	37.70	1329.	296.4	58.64	27.58	69.88
#1	.0003	-.0004	-.0007	.0005	.0002	.0029	.0921	-.0010
#2	.0001	-.0038	-.0003	-.0003	-.0005	.0047	.1014	-.0004
#3	.0004	.0027	-.0008	-.0000	-.0000	.0013	.0576	-.0021
Check ?	Chk Pass	None	Chk Pass	Chk Pass	Chk Pass	Chk Pass	Chk Pass	Chk Pass
High Limit								
Low Limit								

Elem	Mg2790	Mn2576	Mo2020	Na5895	Ni2316	P_1774	Pb2203	S_1820
Units	ppm	ppm	ppm	ppm	ppm	ppm	ppm	ppm
Avg	**.0404**	**-.0001**	**.0007**	**-.0002**	**.0000**	**.0022**	**-.0000**	**.0006**
Stddev	.0081	.0000	.0003	.0069	.0006	.0014	.0011	.0023
%RSD	20.16	14.36	52.08	2860.	1302.	62.81	6636.	362.4
#1	.0346	-.0001	.0003	.0071	.0002	.0020	.0012	-.0015
#2	.0369	-.0001	.0010	-.0066	-.0006	.0010	-.0005	.0004
#3	.0497	-.0001	.0006	-.0012	.0005	.0037	-.0008	.0031
Check ?	Chk Pass	Chk Pass	Chk Pass	Chk Pass	Chk Pass	Chk Pass	Chk Pass	Chk Pass
High Limit								
Low Limit								

Zoom In Zoom Out

Sample Name: ccb Acquired: 7/7/2021 15:26:18 Type: QC
Method: SGS NO VALVE3(v105) Mode: CONC Corr. Factor: 1.000000
User: admin Custom ID1: Custom ID2: Custom ID3:
Comment:

Elem	Sb2068	Se1960	Si2124	Sn1899	Sr4077	Ti3349	Tl1908	V_2924
Units	ppm	ppm	ppm	ppm	ppm	ppm	ppm	ppm
Avg	**.0007**	**.0034**	**-.0011**	**-.0005**	**.0001**	**-.0004**	**.0015**	**.0000**
Stddev	.0003	.0026	.0012	.0019	.0002	.0002	.0019	.0003
%RSD	34.95	77.58	107.0	343.6	143.0	44.36	124.2	3097.
#1	.0005	.0037	-.0020	.0008	.0003	-.0006	.0035	.0000
#2	.0006	.0059	-.0016	.0003	-.0000	-.0003	-.0002	-.0003
#3	.0010	.0006	.0002	-.0027	.0001	-.0003	.0012	.0003
Check ?	Chk Pass	Chk Pass	Chk Pass	Chk Pass	Chk Pass	Chk Pass	Chk Pass	Chk Pass
High Limit								
Low Limit								

Elem	W_2079	Zn2062	Zr3391
Units	ppm	ppm	ppm
Avg	**-.0009**	F **-.0052**	**.0003**
Stddev	.0010	.0002	.0001
%RSD	101.6	4.035	43.50
#1	.0002	-.0052	.0002
#2	-.0014	-.0050	.0004
#3	-.0016	-.0054	.0003
Check ?	Chk Pass	Chk Fail	Chk Pass
High Limit		.0020	
Low Limit		-.0020	

Int. Std.	In2306	Y_3600	Y_3710	Y_2243
Units	Cts/S	Cts/S	Cts/S	Cts/S
Avg	**4366.3**	**59329.**	**4572.4**	**1394.8**
Stddev	29.0	208.	17.8	9.2
%RSD	.66359	.35010	.38872	.65712
#1	4345.9	59364.	4592.2	1388.0
#2	4399.4	59107.	4567.1	1405.2
#3	4353.5	59518.	4557.9	1391.1

Zoom In Zoom Out

Sample Name: cri Acquired: 7/7/2021 15:31:36 Type: QC
Method: SGS NO VALVE3(v105) Mode: CONC Corr. Factor: 1.000000
User: admin Custom ID1: Custom ID2: Custom ID3:
Comment:

Elem	Ag3280	Al3961	As1890	B_2089	Ba4554	Be3130	Bi2230	Ca3179	Cd2288
Units	ppm	ppm	ppm	ppm	ppm	ppm	ppm	ppm	ppm
Avg	**.0048**	**.1950**	**.0078**	**.0946**	**.1953**	**.0020**	**.0197**	**4.993**	**.0033**
Stddev	.0004	.0125	.0014	.0005	.0005	.0000	.0017	.017	.0001
%RSD	8.973	6.436	18.22	.4876	.2671	1.982	8.412	.3309	3.152
#1	.0048	.1939	.0082	.0949	.1950	.0020	.0189	4.980	.0033
#2	.0053	.2080	.0063	.0948	.1950	.0021	.0217	4.988	.0031
#3	.0044	.1830	.0091	.0941	.1959	.0020	.0187	5.012	.0033
Check ?	Chk Pass	Chk Pass	Chk Pass	Chk Pass	Chk Pass	Chk Pass	Chk Pass	Chk Pass	Chk Pass
Value									
Range									

Elem	Ce4040	Co2286	Cr2677	Cu3247	Fe2599	K_7664	Li6707	Mg2790	Mn2576
Units	ppm	ppm	ppm	ppm	ppm	ppm	ppm	ppm	ppm
Avg	**.0012**	**.0493**	**.0096**	**.0092**	**.1011**	**4.938**	**.0484**	**4.937**	**.0149**
Stddev	.0033	.0002	.0003	.0002	.0036	.020	.0022	.022	.0001
%RSD	271.4	.4886	3.554	1.763	3.571	.4073	4.584	.4546	.9156
#1	-.0022	.0495	.0097	.0093	.1036	4.924	.0510	4.912	.0148
#2	.0014	.0490	.0100	.0092	.1027	4.961	.0469	4.946	.0151
#3	.0045	.0493	.0093	.0090	.0970	4.929	.0474	4.954	.0148
Check ?	None	Chk Pass	Chk Pass	Chk Pass	Chk Pass	Chk Pass	Chk Pass	Chk Pass	Chk Pass
Value									
Range									

Elem	Mo2020	Na5895	Ni2316	P_1774	Pb2203	S_1820	Sb2068	Se1960	Si2124
Units	ppm	ppm	ppm	ppm	ppm	ppm	ppm	ppm	ppm
Avg	**.0203**	**4.941**	**.0109**	**.0492**	F **.0004**	**.0485**	**.0057**	**.0111**	**.1833**
Stddev	.0004	.028	.0002	.0011	.0004	.0024	.0021	.0011	.0007
%RSD	1.862	.5689	1.988	2.268	109.5	4.848	37.06	9.936	.3807
#1	.0204	4.916	.0111	.0484	-.0001	.0459	.0072	.0098	.1833
#2	.0207	4.935	.0106	.0505	.0008	.0505	.0068	.0114	.1840
#3	.0199	4.971	.0109	.0488	.0005	.0491	.0033	.0119	.1826
Check ?	Chk Pass	Chk Pass	Chk Pass	Chk Pass	Chk Fail	Chk Pass	Chk Pass	Chk Pass	Chk Pass
Value					.0030				
Range					-20.00%				

Zoom In Zoom Out

Sample Name: cri Acquired: 7/7/2021 15:31:36 Type: QC
Method: SGS NO VALVE3(v105) Mode: CONC Corr. Factor: 1.000000
User: admin Custom ID1: Custom ID2: Custom ID3:
Comment:

Elem	Sn1899	Sr4077	Ti3349	Tl1908	V_2924	W_2079	Zn2062	Zr3391
Units	ppm	ppm	ppm	ppm	ppm	ppm	ppm	ppm
Avg	**.0105**	**.0098**	**.0093**	**.0097**	**.0485**	**.0493**	**.0164**	**.0107**
Stddev	.0009	.0000	.0001	.0019	.0004	.0005	.0002	.0002
%RSD	8.648	.4817	.8666	19.50	.9088	1.083	1.422	1.697
#1	.0106	.0098	.0093	.0117	.0480	.0493	.0164	.0109
#2	.0096	.0097	.0093	.0095	.0489	.0498	.0166	.0106
#3	.0114	.0098	.0092	.0080	.0485	.0488	.0161	.0106
Check ?	Chk Pass	Chk Pass	Chk Pass	Chk Pass	Chk Pass	Chk Pass	Chk Pass	Chk Pass
Value								
Range								

Int. Std.	In2306	Y_3600	Y_3710	Y_2243
Units	Cts/S	Cts/S	Cts/S	Cts/S
Avg	**4322.6**	**59331.**	**4514.7**	**1381.4**
Stddev	1.9	25.	23.5	1.5
%RSD	.04299	.04257	.52124	.10799
#1	4321.5	59316.	4541.8	1380.1
#2	4321.4	59317.	4502.4	1383.0
#3	4324.7	59360.	4499.9	1381.0

Zoom In Zoom Out

Sample Name: crid Acquired: 7/7/2021 15:36:50 Type: QC
Method: SGS NO VALVE3(v105) Mode: CONC Corr. Factor: 1.000000
User: admin Custom ID1: Custom ID2: Custom ID3:
Comment:

Elem	Ag3280	Al3961	As1890	B_2089	Ba4554	Be3130	Bi2230	Ca3179
Units	ppm	ppm	ppm	ppm	ppm	ppm	ppm	ppm
Avg	F **-.0001**	**.0947**	**.0033**	**.0010**	**.0041**	**.0011**	**-.0001**	**1.030**
Stddev	.0003	.0122	.0008	.0007	.0001	.0001	.0012	.008
%RSD	495.0	12.91	22.84	72.75	2.094	10.79	889.0	.7660
#1	-.0003	.1085	.0041	.0015	.0042	.0010	.0012	1.039
#2	-.0001	.0851	.0027	.0012	.0041	.0010	-.0013	1.027
#3	.0002	.0906	.0031	.0002	.0041	.0012	-.0003	1.024
Check ?	Chk Fail	Chk Pass	Chk Pass	None	Chk Pass	Chk Pass	None	Chk Pass
Value	.0020							
Range	-20.00%							

Elem	Cd2288	Ce4040	Co2286	Cr2677	Cu3247	Fe2599	K_7664	Li6707
Units	ppm	ppm	ppm	ppm	ppm	ppm	ppm	ppm
Avg	F **.0014**	**.0008**	**.0025**	**.0020**	F **-.0000**	**.0074**	**2.041**	**-.0017**
Stddev	.0002	.0008	.0002	.0002	.0002	.0033	.047	.0022
%RSD	11.82	102.9	6.010	9.983	5913.	45.07	2.295	131.3
#1	.0015	-.0001	.0027	.0018	-.0002	.0036	2.081	-.0032
#2	.0015	.0010	.0024	.0022	.0000	.0089	2.052	-.0027
#3	.0012	.0015	.0025	.0020	.0002	.0098	1.989	.0008
Check ?	Chk Fail	None	Chk Pass	Chk Pass	Chk Fail	None	Chk Pass	None
Value	.0010				.0020			
Range	30.00%				-20.00%			

Elem	Mg2790	Mn2576	Mo2020	Na5895	Ni2316	P_1774	Pb2203	S_1820
Units	ppm	ppm	ppm	ppm	ppm	ppm	ppm	ppm
Avg	F **.1320**	**.0031**	**.0004**	**1.004**	**.0043**	**.0027**	F **-.0000**	**.0022**
Stddev	.0106	.0001	.0003	.010	.0001	.0006	.0003	.0040
%RSD	8.016	1.989	85.33	.9576	3.234	23.56	1182.	180.6
#1	.1434	.0031	.0006	1.006	.0045	.0030	-.0000	.0019
#2	.1300	.0030	.0000	.9936	.0044	.0019	.0002	-.0016
#3	.1225	.0031	.0006	1.013	.0042	.0030	-.0003	.0063
Check ?	Chk Fail	Chk Pass	None	Chk Pass	Chk Pass	None	Chk Fail	None
Value	.1000						.0025	
Range	30.00%						-20.00%	

Zoom In Zoom Out

Sample Name: crid Acquired: 7/7/2021 15:36:50 Type: QC
Method: SGS NO VALVE3(v105) Mode: CONC Corr. Factor: 1.000000
User: admin Custom ID1: Custom ID2: Custom ID3:
Comment:

Elem	Sb2068	Se1960	Si2124	Sn1899	Sr4077	Ti3349	Tl1908	V_2924
Units	ppm	ppm	ppm	ppm	ppm	ppm	ppm	ppm
Avg	F **.0001**	F **.0077**	**.0009**	**.0006**	**-.0001**	**-.0003**	**.0023**	**.0020**
Stddev	.0006	.0016	.0014	.0006	.0001	.0002	.0007	.0003
%RSD	760.0	21.20	151.8	113.8	62.24	63.88	31.29	12.61
#1	-.0003	.0059	.0024	.0007	-.0000	-.0002	.0031	.0023
#2	.0007	.0090	.0009	.0011	-.0001	-.0006	.0018	.0020
#3	-.0002	.0081	-.0005	-.0001	-.0001	-.0002	.0019	.0018
Check ?	Chk Fail	Chk Fail	None	None	None	None	Chk Pass	Chk Pass
Value	.0030	.0050						
Range	-20.00%	30.00%						

Elem	W_2079	Zn2062	Zr3391
Units	ppm	ppm	ppm
Avg	**-.0006**	**.0112**	**.0001**
Stddev	.0005	.0001	.0001
%RSD	82.12	1.099	60.41
#1	-.0004	.0111	.0001
#2	-.0002	.0113	.0002
#3	-.0011	.0113	.0001
Check ?	None	Chk Pass	None
Value			
Range			

Int. Std.	In2306	Y_3600	Y_3710	Y_2243
Units	Cts/S	Cts/S	Cts/S	Cts/S
Avg	**4334.3**	**59049.**	**4519.7**	**1386.7**
Stddev	2.7	111.	20.1	2.0
%RSD	.06303	.18878	.44395	.14520
#1	4332.4	58970.	4511.7	1384.4
#2	4332.9	59177.	4542.6	1388.1
#3	4337.4	59001.	4504.9	1387.6

Zoom In Zoom Out

Sample Name: icsa Acquired: 7/7/2021 15:42:05 Type: QC
Method: SGS NO VALVE3(v105) Mode: CONC Corr. Factor: 1.000000
User: admin Custom ID1: Custom ID2: Custom ID3:
Comment:

Elem	Ag3280	Al3961	As1890	B_2089	Ba4554	Be3130	Bi2230	Ca3179	Cd2288
Units	ppm	ppm	ppm	ppm	ppm	ppm	ppm	ppm	ppm
Avg	**-.0000**	**510.8**	**.0023**	**-.0029**	**.0031**	**-.0005**	**-.0050**	**384.4**	**.0014**
Stddev	.0005	1.0	.0023	.0022	.0002	.0001	.0016	1.1	.0005
%RSD	1298.	.1917	101.4	75.71	6.508	24.69	32.26	.2785	40.02
#1	.0000	510.1	.0006	-.0023	.0033	-.0007	-.0046	384.1	.0018
#2	-.0006	510.4	.0049	-.0011	.0029	-.0005	-.0068	383.5	.0008
#3	.0005	511.9	.0013	-.0054	.0032	-.0005	-.0036	385.6	.0015
Check ?	Chk Pass	Chk Pass	Chk Pass	Chk Pass	Chk Pass	Chk Pass	Chk Pass	Chk Pass	Chk Pass
High Limit									
Low Limit									

Elem	Ce4040	Co2286	Cr2677	Cu3247	Fe2599	K_7664	Li6707	Mg2790	Mn2576
Units	ppm	ppm	ppm	ppm	ppm	ppm	ppm	ppm	ppm
Avg	**.0510**	**-.0005**	**-.0006**	**.0072**	**204.8**	**.1229**	**-.0064**	**491.7**	**-.0027**
Stddev	.0020	.0002	.0003	.0002	.3	.0232	.0010	1.8	.0001
%RSD	3.858	40.17	42.11	2.889	.1326	18.89	16.47	.3566	2.346
#1	.0499	-.0003	-.0009	.0072	204.9	.1379	-.0070	492.0	-.0028
#2	.0498	-.0005	-.0005	.0074	204.6	.0961	-.0052	489.9	-.0027
#3	.0533	-.0006	-.0005	.0070	205.1	.1345	-.0070	493.4	-.0027
Check ?	None	Chk Pass	Chk Pass	Chk Pass	Chk Pass	Chk Pass	Chk Pass	Chk Pass	Chk Pass
High Limit									
Low Limit									

Elem	Mo2020	Na5895	Ni2316	P_1774	Pb2203	S_1820	Sb2068	Se1960	Si2124
Units	ppm	ppm	ppm	ppm	ppm	ppm	ppm	ppm	ppm
Avg	**.0007**	**.0605**	**.0022**	**.0083**	**.0004**	**-.0208**	**.0013**	**.0002**	**-.0218**
Stddev	.0003	.0067	.0005	.0010	.0022	.0018	.0021	.0044	.0020
%RSD	36.88	11.07	22.14	11.88	540.9	8.782	159.3	1858.	9.030
#1	.0009	.0559	.0024	.0086	.0022	-.0222	.0037	.0033	-.0237
#2	.0007	.0682	.0025	.0072	.0011	-.0187	.0004	.0021	-.0219
#3	.0004	.0575	.0016	.0092	-.0020	-.0214	-.0002	-.0048	-.0198
Check ?	Chk Pass	Chk Pass	Chk Pass	Chk Pass	Chk Pass	Chk Pass	Chk Pass	Chk Pass	Chk Pass
High Limit									
Low Limit									

Zoom In Zoom Out

Sample Name: icsa Acquired: 7/7/2021 15:42:05 Type: QC
Method: SGS NO VALVE3(v105) Mode: CONC Corr. Factor: 1.000000
User: admin Custom ID1: Custom ID2: Custom ID3:
Comment:

Elem	Sn1899	Sr4077	Ti3349	Tl1908	V_2924	W_2079	Zn2062	Zr3391
Units	ppm	ppm	ppm	ppm	ppm	ppm	ppm	ppm
Avg	**-.0040**	**-.0014**	**-.0017**	**-.0023**	**.0002**	**-.0070**	**-.0089**	**-.0006**
Stddev	.0013	.0001	.0002	.0007	.0001	.0017	.0002	.0001
%RSD	31.73	8.808	12.00	29.20	64.11	24.43	2.434	15.60
#1	-.0034	-.0013	-.0016	-.0022	.0001	-.0063	-.0090	-.0005
#2	-.0031	-.0014	-.0019	-.0030	.0003	-.0090	-.0090	-.0007
#3	-.0054	-.0016	-.0015	-.0017	.0003	-.0058	-.0087	-.0006
Check ?	Chk Pass	Chk Pass	Chk Pass	Chk Pass	Chk Pass	Chk Pass	Chk Pass	Chk Pass
High Limit								
Low Limit								

Int. Std.	In2306	Y_3600	Y_3710	Y_2243
Units	Cts/S	Cts/S	Cts/S	Cts/S
Avg	**4036.3**	**53695.**	**4380.1**	**1256.7**
Stddev	6.3	124.	48.4	1.0
%RSD	.15495	.23180	1.1049	.08335
#1	4030.3	53642.	4361.0	1255.5
#2	4035.7	53838.	4435.1	1257.0
#3	4042.8	53607.	4344.1	1257.6

Zoom In Zoom Out

Sample Name: ICSAB Acquired: 7/7/2021 15:47:12 Type: QC
Method: SGS NO VALVE3(v105) Mode: CONC Corr. Factor: 1.000000
User: admin Custom ID1: Custom ID2: Custom ID3:
Comment:

Elem	Ag3280	Al3961	As1890	B_2089	Ba4554	Be3130	Bi2230	Ca3179	Cd2288
Units	ppm	ppm	ppm	ppm	ppm	ppm	ppm	ppm	ppm
Avg	**.9895**	**504.3**	**1.012**	**.4846**	**.4833**	**.4787**	**.4983**	**382.0**	**.9971**
Stddev	.0010	.4	.003	.0020	.0009	.0002	.0005	.2	.0018
%RSD	.1037	.0768	.2492	.4075	.1896	.0350	.1037	.0639	.1838
#1	.9885	503.8	1.011	.4850	.4829	.4788	.4977	381.7	.9954
#2	.9894	504.5	1.010	.4824	.4843	.4788	.4987	382.0	.9969
#3	.9905	504.5	1.015	.4863	.4826	.4785	.4985	382.2	.9991
Check ?	Chk Pass	Chk Pass	Chk Pass	Chk Pass	Chk Pass	Chk Pass	Chk Pass	Chk Pass	Chk Pass
Value									
Range									

Elem	Ce4040	Co2286	Cr2677	Cu3247	Fe2599	K_7664	Li6707	Mg2790	Mn2576
Units	ppm	ppm	ppm	ppm	ppm	ppm	ppm	ppm	ppm
Avg	**.5245**	**.4593**	**.4540**	**.5127**	**194.2**	**.0795**	**.5275**	**483.0**	**.4833**
Stddev	.0029	.0003	.0013	.0008	.2	.0054	.0023	.2	.0007
%RSD	.5479	.0701	.2886	.1544	.1215	6.826	.4304	.0320	.1465
#1	.5236	.4593	.4528	.5128	194.0	.0803	.5277	482.9	.4825
#2	.5277	.4589	.4539	.5118	194.3	.0845	.5251	483.2	.4837
#3	.5222	.4596	.4554	.5134	194.5	.0737	.5296	483.0	.4837
Check ?	None	Chk Pass	Chk Pass	Chk Pass	Chk Pass	None	Chk Pass	Chk Pass	Chk Pass
Value									
Range									

Elem	Mo2020	Na5895	Ni2316	P_1774	Pb2203	S_1820	Sb2068	Se1960	Si2124
Units	ppm	ppm	ppm	ppm	ppm	ppm	ppm	ppm	ppm
Avg	**.4756**	**.0533**	**.9253**	**.4855**	**.9272**	**.4731**	**1.031**	**.9461**	**.5145**
Stddev	.0013	.0055	.0008	.0017	.0035	.0075	.002	.0042	.0009
%RSD	.2837	10.38	.0887	.3554	.3793	1.589	.2078	.4395	.1770
#1	.4745	.0578	.9261	.4849	.9255	.4692	1.030	.9460	.5145
#2	.4751	.0471	.9245	.4874	.9313	.4684	1.033	.9420	.5136
#3	.4771	.0548	.9251	.4841	.9250	.4818	1.030	.9504	.5154
Check ?	Chk Pass	None	Chk Pass	Chk Pass	Chk Pass	Chk Pass	Chk Pass	Chk Pass	Chk Pass
Value									
Range									

Zoom In Zoom Out

Sample Name: ICSAB Acquired: 7/7/2021 15:47:12 Type: QC
Method: SGS NO VALVE3(v105) Mode: CONC Corr. Factor: 1.000000
User: admin Custom ID1: Custom ID2: Custom ID3:
Comment:

Elem	Sn1899	Sr4077	Ti3349	Tl1908	V_2924	W_2079	Zn2062	Zr3391
Units	ppm	ppm	ppm	ppm	ppm	ppm	ppm	ppm
Avg	**.4574**	**.5004**	**.4795**	**.8916**	**.4692**	**.4711**	**.8978**	**.4263**
Stddev	.0019	.0011	.0007	.0030	.0007	.0022	.0034	.0016
%RSD	.4066	.2125	.1456	.3385	.1522	.4625	.3841	.3725
#1	.4558	.4993	.4787	.8907	.4687	.4725	.8948	.4246
#2	.4569	.5014	.4796	.8891	.4690	.4686	.8972	.4265
#3	.4594	.5005	.4801	.8949	.4701	.4722	.9016	.4278
Check ?	Chk Pass	Chk Pass	Chk Pass	Chk Pass	Chk Pass	Chk Pass	Chk Pass	Chk Pass
Value								
Range								

Int. Std.	In2306	Y_3600	Y_3710	Y_2243
Units	Cts/S	Cts/S	Cts/S	Cts/S
Avg	**4038.1**	**53641.**	**4350.7**	**1255.3**
Stddev	7.2	127.	6.6	5.1
%RSD	.17768	.23695	.15149	.40590
#1	4041.5	53779.	4350.5	1258.6
#2	4042.9	53529.	4357.4	1257.7
#3	4029.8	53614.	4344.3	1249.4

Zoom In Zoom Out

Sample Name: hstd Acquired: 7/7/2021 15:52:07 Type: QC
Method: SGS NO VALVE3(v105) Mode: CONC Corr. Factor: 1.000000
User: admin Custom ID1: Custom ID2: Custom ID3:
Comment:

Elem	Ag3280	Al3961	As1890	B_2089	Ba4554	Be3130	Bi2230	Ca3179	Cd2288
Units	ppm	ppm	ppm	ppm	ppm	ppm	ppm	ppm	ppm
Avg	**.5966**	**.1982**	**7.916**	**8.000**	**8.039**	**8.144**	**7.934**	**.1083**	**7.860**
Stddev	.0006	.0178	.015	.011	.007	.013	.012	.0045	.016
%RSD	.1086	9.001	.1914	.1401	.0894	.1574	.1501	4.114	.2083
#1	.5961	.2078	7.924	8.005	8.037	8.137	7.934	.1118	7.869
#2	.5963	.2092	7.925	8.007	8.034	8.136	7.946	.1098	7.870
#3	.5973	.1776	7.898	7.987	8.048	8.159	7.922	.1033	7.841
Check ?	Chk Pass	None	Chk Pass	Chk Pass	Chk Pass	Chk Pass	Chk Pass	None	Chk Pass
Value									
Range									

Elem	Ce4040	Co2286	Cr2677	Cu3247	Fe2599	K_7664	Li6707	Mg2790	Mn2576
Units	ppm	ppm	ppm	ppm	ppm	ppm	ppm	ppm	ppm
Avg	**-.0313**	**8.155**	**7.912**	**7.714**	**.0836**	**.1117**	**7.971**	**.0162**	**7.925**
Stddev	.0031	.006	.029	.020	.0065	.0371	.009	.0141	.033
%RSD	10.04	.0695	.3649	.2614	7.794	33.23	.1119	87.28	.4206
#1	-.0338	8.157	7.881	7.708	.0899	.1041	7.970	-.0000	7.924
#2	-.0278	8.160	7.938	7.698	.0841	.0790	7.962	.0257	7.959
#3	-.0324	8.149	7.918	7.737	.0769	.1521	7.980	.0228	7.892
Check ?	None	Chk Pass	Chk Pass	Chk Pass	None	None	Chk Pass	None	Chk Pass
Value									
Range									

Elem	Mo2020	Na5895	Ni2316	P_1774	Pb2203	S_1820	Sb2068	Se1960	Si2124
Units	ppm	ppm	ppm	ppm	ppm	ppm	ppm	ppm	ppm
Avg	**8.118**	**.1657**	**8.058**	**7.862**	**8.043**	**96.16**	**7.999**	**7.909**	**26.46**
Stddev	.015	.0051	.008	.022	.010	.18	.010	.014	.02
%RSD	.1886	3.084	.0990	.2748	.1254	.1856	.1223	.1752	.0574
#1	8.121	.1602	8.063	7.874	8.048	96.23	7.998	7.916	26.47
#2	8.132	.1666	8.063	7.875	8.049	96.29	8.010	7.919	26.48
#3	8.102	.1703	8.049	7.837	8.031	95.95	7.990	7.893	26.45
Check ?	Chk Pass	None	Chk Pass	Chk Pass	Chk Pass	Chk Pass	Chk Pass	Chk Pass	Chk Pass
Value									
Range									

Zoom In Zoom Out

Sample Name: hstd Acquired: 7/7/2021 15:52:07 Type: QC
Method: SGS NO VALVE3(v105) Mode: CONC Corr. Factor: 1.000000
User: admin Custom ID1: Custom ID2: Custom ID3:
Comment:

Elem	Sn1899	Sr4077	Ti3349	Tl1908	V_2924	W_2079	Zn2062	Zr3391
Units	ppm	ppm	ppm	ppm	ppm	ppm	ppm	ppm
Avg	**8.192**	**8.109**	**7.912**	**8.113**	**7.952**	**8.293**	**8.141**	**7.996**
Stddev	.020	.089	.014	.006	.020	.018	.023	.124
%RSD	.2452	1.099	.1778	.0767	.2550	.2211	.2784	1.546
#1	8.198	8.156	7.896	8.115	7.928	8.304	8.152	7.904
#2	8.209	8.166	7.917	8.117	7.962	8.303	8.155	8.136
#3	8.170	8.007	7.923	8.105	7.965	8.272	8.115	7.948
Check ?	Chk Pass	Chk Pass	Chk Pass	Chk Pass	Chk Pass	Chk Pass	Chk Pass	Chk Pass
Value								
Range								

Int. Std.	In2306	Y_3600	Y_3710	Y_2243
Units	Cts/S	Cts/S	Cts/S	Cts/S
Avg	**4391.2**	**58509.**	**4529.0**	**1350.0**
Stddev	4.6	350.	9.9	2.9
%RSD	.10428	.59785	.21863	.21751
#1	4391.1	58827.	4529.7	1349.4
#2	4386.7	58135.	4538.5	1347.5
#3	4395.8	58566.	4518.8	1353.2

Zoom In Zoom Out

Sample Name: hstd Acquired: 7/7/2021 15:57:25 Type: QC
Method: SGS NO VALVE3(v105) Mode: CONC Corr. Factor: 1.000000
User: admin Custom ID1: Custom ID2: Custom ID3:
Comment:

Elem	Ag3280	Al3961	As1890	B_2089	Ba4554	Be3130	Bi2230	Ca3179	Cd2288
Units	ppm	ppm	ppm	ppm	ppm	ppm	ppm	ppm	ppm
Avg	**.0010**	**302.9**	**.0021**	**.0052**	**.0039**	**.0013**	**.0001**	**192.3**	**.0020**
Stddev	.0003	.4	.0023	.0002	.0001	.0003	.0006	.1	.0004
%RSD	30.09	.1265	111.6	3.093	2.052	22.62	1184.	.0356	20.64
#1	.0008	303.2	-.0006	.0053	.0040	.0016	-.0007	192.4	.0017
#2	.0008	302.5	.0031	.0053	.0040	.0013	.0003	192.3	.0017
#3	.0013	303.1	.0037	.0050	.0039	.0010	.0005	192.3	.0024
Check ?	None	Chk Pass	None	None	None	None	None	Chk Pass	None
Value									
Range									

Elem	Ce4040	Co2286	Cr2677	Cu3247	Fe2599	K_7664	Li6707	Mg2790	Mn2576
Units	ppm	ppm	ppm	ppm	ppm	ppm	ppm	ppm	ppm
Avg	**.0490**	**.0002**	**.0004**	**.0085**	**198.1**	**202.0**	**-.0036**	**296.1**	**-.0016**
Stddev	.0011	.0002	.0005	.0002	.1	.2	.0004	.6	.0001
%RSD	2.224	138.1	110.2	2.492	.0420	.0867	11.19	.2160	8.535
#1	.0502	-.0000	.0009	.0085	198.2	202.0	-.0033	296.4	-.0014
#2	.0487	.0004	-.0001	.0086	198.0	201.9	-.0041	296.5	-.0016
#3	.0481	.0001	.0005	.0082	198.0	202.2	-.0036	295.3	-.0017
Check ?	None	None	None	None	Chk Pass	Chk Pass	None	Chk Pass	None
Value									
Range									

Elem	Mo2020	Na5895	Ni2316	P_1774	Pb2203	S_1820	Sb2068	Se1960	Si2124
Units	ppm	ppm	ppm	ppm	ppm	ppm	ppm	ppm	ppm
Avg	**.0026**	**205.3**	**.0029**	**.0070**	**.0028**	**.0206**	**.0005**	**.0025**	**.0011**
Stddev	.0007	.2	.0003	.0012	.0029	.0033	.0010	.0029	.0018
%RSD	26.55	.1191	12.14	17.09	106.3	15.97	230.7	112.0	170.9
#1	.0033	205.5	.0030	.0057	.0036	.0233	.0001	-.0006	-.0002
#2	.0020	205.0	.0025	.0077	.0051	.0169	.0016	.0050	.0002
#3	.0024	205.4	.0032	.0078	-.0005	.0215	-.0004	.0033	.0032
Check ?	None	Chk Pass	None	None	None	None	None	None	None
Value									
Range									

Zoom In Zoom Out

Sample Name: hstd Acquired: 7/7/2021 15:57:25 Type: QC
Method: SGS NO VALVE3(v105) Mode: CONC Corr. Factor: 1.000000
User: admin Custom ID1: Custom ID2: Custom ID3:
Comment:

Elem	Sn1899	Sr4077	Ti3349	Tl1908	V_2924	W_2079	Zn2062	Zr3391
Units	ppm	ppm	ppm	ppm	ppm	ppm	ppm	ppm
Avg	**-.0016**	**.0004**	**-.0001**	**.0082**	**.0008**	**-.0043**	**-.0038**	**.0009**
Stddev	.0019	.0003	.0001	.0011	.0003	.0032	.0005	.0003
%RSD	120.4	75.20	90.53	14.03	33.90	74.16	13.89	30.79
#1	-.0013	.0008	-.0002	.0089	.0006	-.0062	-.0041	.0012
#2	-.0036	.0004	-.0001	.0088	.0011	-.0061	-.0041	.0008
#3	.0002	.0001	.0000	.0068	.0007	-.0006	-.0032	.0007
Check ?	None	None	None	None	None	None	None	None
Value								
Range								

Int. Std.	In2306	Y_3600	Y_3710	Y_2243
Units	Cts/S	Cts/S	Cts/S	Cts/S
Avg	**4052.1**	**54400.**	**4400.2**	**1276.6**
Stddev	7.7	214.	22.4	3.5
%RSD	.19022	.39427	.51015	.27799
#1	4061.0	54183.	4405.7	1280.7
#2	4048.6	54404.	4375.5	1274.9
#3	4046.9	54612.	4419.3	1274.3

Zoom In Zoom Out

Sample Name: feconf Acquired: 7/7/2021 16:02:37 Type: Unk
Method: SGS NO VALVE3(v105) Mode: CONC Corr. Factor: 1.000000
User: admin Custom ID1: Custom ID2: Custom ID3:
Comment:

Elem	Ag3280	Al3961	As1890	B_2089	Ba4554	Be3130	Bi2230	Ca3179	Cd2288
Units	ppm	ppm	ppm	ppm	ppm	ppm	ppm	ppm	ppm
Avg	**.0016**	**.0235**	**-.0008**	**.0013**	**.0005**	**.0008**	**.0011**	**.0032**	**.0017**
Stddev	.0006	.0140	.0007	.0008	.0001	.0000	.0016	.0059	.0002
%RSD	38.51	59.48	92.63	60.21	13.55	4.679	140.4	183.9	12.63
#1	.0023	.0345	-.0014	.0021	.0006	.0009	-.0006	.0101	.0019
#2	.0011	.0282	-.0008	.0006	.0005	.0008	.0023	.0004	.0018
#3	.0015	.0078	-.0000	.0011	.0004	.0008	.0017	-.0008	.0015

Elem	Ce4040	Co2286	Cr2677	Cu3247	Fe2599	K_7664	Li6707	Mg2790	Mn2576
Units	ppm	ppm	ppm	ppm	ppm	ppm	ppm	ppm	ppm
Avg	**.0429**	**-.0004**	**-.0006**	**.0059**	F **204.8**	**.0818**	**-.0010**	**.0671**	**-.0023**
Stddev	.0006	.0002	.0005	.0001	.1	.0267	.0012	.0181	.0001
%RSD	1.481	52.55	90.47	1.550	.0483	32.70	130.1	26.89	4.207
#1	.0436	-.0002	-.0001	.0060	204.8	.0518	.0005	.0869	-.0023
#2	.0423	-.0004	-.0006	.0059	204.8	.0902	-.0018	.0629	-.0024
#3	.0428	-.0007	-.0011	.0059	204.9	.1033	-.0015	.0516	-.0022

Elem	Mo2020	Na5895	Ni2316	P_1774	Pb2203	S_1820	Sb2068	Se1960	Si2124
Units	ppm	ppm	ppm	ppm	ppm	ppm	ppm	ppm	ppm
Avg	**.0005**	**.0168**	**.0035**	**-.0013**	**.0041**	**.0014**	**-.0010**	**.0020**	**-.0057**
Stddev	.0002	.0069	.0001	.0016	.0001	.0015	.0010	.0019	.0007
%RSD	48.42	40.91	3.087	128.3	3.595	104.2	98.83	95.74	12.69
#1	.0003	.0239	.0036	-.0019	.0041	.0008	-.0016	.0011	-.0054
#2	.0007	.0102	.0034	-.0024	.0040	.0031	-.0015	.0007	-.0065
#3	.0004	.0165	.0035	.0006	.0043	.0004	.0001	.0041	-.0052

Elem	Sn1899	Sr4077	Ti3349	Tl1908	V_2924	W_2079	Zn2062	Zr3391
Units	ppm	ppm	ppm	ppm	ppm	ppm	ppm	ppm
Avg	**-.0020**	**-.0001**	**-.0002**	**.0076**	**.0003**	**-.0004**	**-.0098**	**.0006**
Stddev	.0008	.0002	.0003	.0014	.0001	.0010	.0002	.0001
%RSD	38.69	160.8	112.1	18.62	40.50	227.3	2.052	23.11
#1	-.0026	.0001	.0000	.0077	.0004	-.0012	-.0100	.0007
#2	-.0011	-.0001	-.0005	.0090	.0002	-.0007	-.0097	.0006
#3	-.0022	-.0003	-.0002	.0062	.0003	.0006	-.0096	.0005

Zoom In Zoom Out

Sample Name: feconf Acquired: 7/7/2021 16:02:37 Type: Unk
Method: SGS NO VALVE3(v105) Mode: CONC Corr. Factor: 1.000000
User: admin Custom ID1: Custom ID2: Custom ID3:
Comment:

Int. Std.	In2306	Y_3600	Y_3710	Y_2243
Units	Cts/S	Cts/S	Cts/S	Cts/S
Avg	**4508.7**	**59010.**	**4548.9**	**1381.0**
Stddev	3.9	200.	15.2	2.9
%RSD	.08642	.33812	.33405	.20664
#1	4504.7	59230.	4533.5	1377.8
#2	4508.8	58961.	4549.6	1382.1
#3	4512.5	58841.	4563.8	1383.2

Zoom In Zoom Out

Sample Name: crconf Acquired: 7/7/2021 16:07:53 Type: Unk
Method: SGS NO VALVE3(v105) Mode: CONC Corr. Factor: 1.000000
User: admin Custom ID1: Custom ID2: Custom ID3:
Comment:

Elem	Ag3280	Al3961	As1890	B_2089	Ba4554	Be3130	Bi2230	Ca3179	Cd2288
Units	ppm	ppm	ppm	ppm	ppm	ppm	ppm	ppm	ppm
Avg	**.0001**	**-.0021**	**.0014**	**.0013**	**.0006**	**.0002**	**.0029**	**.0041**	**.0004**
Stddev	.0002	.0101	.0009	.0014	.0001	.0001	.0006	.0027	.0000
%RSD	239.3	485.9	61.53	109.5	21.32	84.41	21.93	66.33	5.865
#1	.0003	-.0110	.0010	.0008	.0005	.0001	.0023	.0064	.0004
#2	.0000	.0089	.0024	.0028	.0007	.0003	.0035	.0047	.0004
#3	-.0001	-.0041	.0008	.0001	.0007	.0001	.0030	.0011	.0004

Elem	Ce4040	Co2286	Cr2677	Cu3247	Fe2599	K_7664	Li6707	Mg2790	Mn2576
Units	ppm	ppm	ppm	ppm	ppm	ppm	ppm	ppm	ppm
Avg	**-.0016**	**.0001**	F **9.708**	**-.0000**	**.0376**	**.0694**	**-.0012**	**.0263**	**-.0012**
Stddev	.0008	.0004	.022	.0002	.0086	.0148	.0006	.0383	.0000
%RSD	52.17	751.2	.2282	2070.	22.79	21.36	48.99	145.8	1.665
#1	-.0025	.0004	9.704	.0000	.0464	.0865	-.0019	-.0176	-.0012
#2	-.0010	.0003	9.731	.0002	.0372	.0624	-.0011	.0431	-.0012
#3	-.0012	-.0004	9.688	-.0002	.0292	.0595	-.0007	.0532	-.0012

Elem	Mo2020	Na5895	Ni2316	P_1774	Pb2203	S_1820	Sb2068	Se1960	Si2124
Units	ppm	ppm	ppm	ppm	ppm	ppm	ppm	ppm	ppm
Avg	**.0008**	**.0003**	**-.0002**	**-.0009**	**-.0027**	**.0048**	**.0060**	**.0054**	**-.0011**
Stddev	.0002	.0049	.0004	.0020	.0008	.0012	.0007	.0016	.0011
%RSD	20.57	1774.	192.5	228.3	30.08	25.25	11.09	29.38	98.88
#1	.0007	-.0041	-.0004	-.0021	-.0018	.0062	.0067	.0046	-.0024
#2	.0010	-.0006	.0003	-.0019	-.0035	.0039	.0057	.0072	-.0006
#3	.0008	.0055	-.0006	.0014	-.0029	.0043	.0054	.0043	-.0003

Elem	Sn1899	Sr4077	Ti3349	Tl1908	V_2924	W_2079	Zn2062	Zr3391
Units	ppm	ppm	ppm	ppm	ppm	ppm	ppm	ppm
Avg	**.0007**	**.0001**	**-.0008**	**.0023**	**.0059**	**-.0007**	**.0024**	**-.0031**
Stddev	.0007	.0002	.0002	.0006	.0005	.0014	.0001	.0001
%RSD	104.5	248.1	19.11	28.73	7.709	190.7	4.738	3.672
#1	.0004	.0002	-.0007	.0023	.0058	.0005	.0025	-.0030
#2	.0002	-.0001	-.0010	.0016	.0055	-.0022	.0024	-.0031
#3	.0015	.0001	-.0008	.0029	.0064	-.0005	.0023	-.0032

Zoom In Zoom Out

Sample Name: crconf Acquired: 7/7/2021 16:07:53 Type: Unk
Method: SGS NO VALVE3(v105) Mode: CONC Corr. Factor: 1.000000
User: admin Custom ID1: Custom ID2: Custom ID3:
Comment:

Int. Std.	In2306	Y_3600	Y_3710	Y_2243
Units	Cts/S	Cts/S	Cts/S	Cts/S
Avg	**4326.8**	**59068.**	**4531.4**	**1341.6**
Stddev	3.0	196.	8.8	2.9
%RSD	.07006	.33104	.19361	.21549
#1	4323.9	59135.	4539.5	1338.6
#2	4330.0	58848.	4532.8	1344.4
#3	4326.6	59221.	4522.1	1341.7

Zoom In Zoom Out

Sample Name: cri Acquired: 7/7/2021 16:13:08 Type: QC
Method: SGS NO VALVE3(v105) Mode: CONC Corr. Factor: 1.000000
User: admin Custom ID1: Custom ID2: Custom ID3:
Comment:

Elem	Ag3280	Al3961	As1890	B_2089	Ba4554	Be3130	Bi2230	Ca3179	Cd2288
Units	ppm	ppm	ppm	ppm	ppm	ppm	ppm	ppm	ppm
Avg	**.0050**	**.1854**	**.0070**	**.0968**	**.1960**	**.0021**	**.0190**	**4.960**	**.0030**
Stddev	.0003	.0143	.0019	.0007	.0007	.0000	.0026	.013	.0004
%RSD	5.676	7.738	27.38	.7608	.3733	1.384	13.46	.2516	12.30
#1	.0048	.1758	.0089	.0960	.1952	.0021	.0170	4.960	.0028
#2	.0053	.2019	.0051	.0974	.1964	.0021	.0218	4.972	.0034
#3	.0049	.1786	.0071	.0971	.1965	.0021	.0181	4.947	.0027
Check ?	Chk Pass	Chk Pass	Chk Pass	Chk Pass	Chk Pass	Chk Pass	Chk Pass	Chk Pass	Chk Pass
Value									
Range									

Elem	Ce4040	Co2286	Cr2677	Cu3247	Fe2599	K_7664	Li6707	Mg2790	Mn2576
Units	ppm	ppm	ppm	ppm	ppm	ppm	ppm	ppm	ppm
Avg	**.0004**	**.0495**	**.0102**	**.0092**	**.1065**	**4.966**	**.0485**	**4.905**	**.0150**
Stddev	.0008	.0002	.0003	.0002	.0044	.004	.0001	.026	.0000
%RSD	207.9	.3269	2.856	2.492	4.121	.0740	.1106	.5258	.2437
#1	-.0005	.0497	.0104	.0093	.1020	4.966	.0485	4.889	.0150
#2	.0006	.0494	.0102	.0090	.1107	4.963	.0485	4.935	.0150
#3	.0010	.0495	.0099	.0094	.1069	4.970	.0484	4.892	.0150
Check ?	None	Chk Pass	Chk Pass	Chk Pass	Chk Pass	Chk Pass	Chk Pass	Chk Pass	Chk Pass
Value									
Range									

Elem	Mo2020	Na5895	Ni2316	P_1774	Pb2203	S_1820	Sb2068	Se1960	Si2124
Units	ppm	ppm	ppm	ppm	ppm	ppm	ppm	ppm	ppm
Avg	**.0205**	**4.940**	**.0104**	**.0506**	**.0030**	**.0482**	**.0068**	**.0102**	**.1869**
Stddev	.0002	.017	.0001	.0009	.0013	.0048	.0006	.0009	.0005
%RSD	1.025	.3497	.9113	1.843	42.29	10.02	8.334	8.664	.2510
#1	.0205	4.953	.0104	.0496	.0024	.0426	.0075	.0110	.1874
#2	.0203	4.946	.0103	.0515	.0021	.0506	.0066	.0092	.1868
#3	.0207	4.920	.0105	.0508	.0045	.0514	.0064	.0105	.1865
Check ?	Chk Pass	Chk Pass	Chk Pass	Chk Pass	Chk Pass	Chk Pass	Chk Pass	Chk Pass	Chk Pass
Value									
Range									

Zoom In Zoom Out

Sample Name: cri Acquired: 7/7/2021 16:13:08 Type: QC
Method: SGS NO VALVE3(v105) Mode: CONC Corr. Factor: 1.000000
User: admin Custom ID1: Custom ID2: Custom ID3:
Comment:

Elem	Sn1899	Sr4077	Ti3349	Tl1908	V_2924	W_2079	Zn2062	Zr3391
Units	ppm	ppm	ppm	ppm	ppm	ppm	ppm	ppm
Avg	**.0104**	**.0098**	**.0092**	**.0089**	**.0487**	**.0480**	**.0163**	**.0098**
Stddev	.0010	.0001	.0004	.0008	.0003	.0004	.0003	.0001
%RSD	9.898	1.418	4.604	9.159	.6552	.9165	1.552	1.338
#1	.0110	.0099	.0095	.0080	.0490	.0475	.0160	.0099
#2	.0110	.0099	.0087	.0095	.0488	.0480	.0165	.0097
#3	.0092	.0097	.0094	.0094	.0483	.0484	.0162	.0099
Check ?	Chk Pass	Chk Pass	Chk Pass	Chk Pass	Chk Pass	Chk Pass	Chk Pass	Chk Pass
Value								
Range								

Int. Std.	In2306	Y_3600	Y_3710	Y_2243
Units	Cts/S	Cts/S	Cts/S	Cts/S
Avg	**4304.8**	**58776.**	**4515.6**	**1376.2**
Stddev	9.8	67.	23.8	1.6
%RSD	.22753	.11436	.52612	.11848
#1	4297.5	58731.	4496.2	1374.5
#2	4315.9	58854.	4508.4	1377.8
#3	4300.9	58745.	4542.1	1376.2

Zoom In Zoom Out

Sample Name: asconf Acquired: 7/7/2021 16:18:21 Type: Unk
Method: SGS NO VALVE3(v105) Mode: CONC Corr. Factor: 1.000000
User: admin Custom ID1: Custom ID2: Custom ID3:
Comment:

Elem	Ag3280	Al3961	As1890	B_2089	Ba4554	Be3130	Bi2230	Ca3179	Cd2288
Units	ppm	ppm	ppm	ppm	ppm	ppm	ppm	ppm	ppm
Avg	**-.0003**	**-.0039**	**4.984**	**.0008**	**.0003**	**.0001**	**.0001**	**-.0025**	**.0006**
Stddev	.0001	.0146	.008	.0012	.0001	.0001	.0013	.0042	.0002
%RSD	52.65	376.8	.1690	153.1	24.72	102.8	878.5	165.6	26.14
#1	-.0004	.0084	4.975	.0017	.0004	.0001	.0009	.0012	.0004
#2	-.0001	-.0199	4.992	.0011	.0002	.0001	.0009	-.0071	.0007
#3	-.0003	-.0001	4.987	-.0005	.0003	-.0000	-.0014	-.0017	.0007

Elem	Ce4040	Co2286	Cr2677	Cu3247	Fe2599	K_7664	Li6707	Mg2790	Mn2576
Units	ppm	ppm	ppm	ppm	ppm	ppm	ppm	ppm	ppm
Avg	**.0006**	**-.0007**	**.0002**	**-.0001**	**.0037**	**.0855**	**-.0008**	**.0449**	**-.0001**
Stddev	.0020	.0003	.0002	.0001	.0004	.0318	.0008	.0169	.0001
%RSD	354.8	43.16	99.10	162.2	11.43	37.13	106.5	37.58	122.5
#1	-.0002	-.0010	.0005	.0001	.0033	.0492	-.0017	.0257	-.0001
#2	.0029	-.0004	.0001	-.0001	.0041	.0994	-.0002	.0513	-.0000
#3	-.0010	-.0006	.0001	-.0002	.0037	.1080	-.0004	.0576	-.0000

Elem	Mo2020	Na5895	Ni2316	P_1774	Pb2203	S_1820	Sb2068	Se1960	Si2124
Units	ppm	ppm	ppm	ppm	ppm	ppm	ppm	ppm	ppm
Avg	**.0003**	**-.0201**	**.0001**	**.0024**	**-.0023**	**.0032**	**.0058**	**.0012**	**.0004**
Stddev	.0003	.0048	.0005	.0010	.0010	.0024	.0012	.0009	.0003
%RSD	84.96	23.77	464.2	43.47	45.60	75.42	20.40	77.05	75.75
#1	.0006	-.0215	.0003	.0036	-.0031	.0056	.0070	.0022	.0007
#2	.0002	-.0148	.0005	.0021	-.0011	.0008	.0058	.0004	.0001
#3	.0002	-.0241	-.0005	.0016	-.0025	.0031	.0046	.0009	.0003

Elem	Sn1899	Sr4077	Ti3349	Tl1908	V_2924	W_2079	Zn2062	Zr3391
Units	ppm	ppm	ppm	ppm	ppm	ppm	ppm	ppm
Avg	**.0003**	**.0001**	**-.0003**	**-.0003**	**-.0000**	**-.0024**	**.0011**	**.0001**
Stddev	.0014	.0001	.0002	.0029	.0001	.0011	.0000	.0002
%RSD	500.3	85.93	60.59	832.5	10270.	47.89	2.527	279.9
#1	-.0003	.0001	-.0005	-.0028	-.0001	-.0030	.0011	.0002
#2	.0019	.0001	-.0004	-.0010	.0001	-.0030	.0011	-.0001
#3	-.0007	.0000	-.0001	.0028	-.0000	-.0011	.0011	.0001

Zoom In Zoom Out

Sample Name: asconf Acquired: 7/7/2021 16:18:21 Type: Unk
Method: SGS NO VALVE3(v105) Mode: CONC Corr. Factor: 1.000000
User: admin Custom ID1: Custom ID2: Custom ID3:
Comment:

Int. Std.	In2306	Y_3600	Y_3710	Y_2243
Units	Cts/S	Cts/S	Cts/S	Cts/S
Avg	**4348.2**	**59467.**	**4475.1**	**1391.7**
Stddev	6.7	323.	28.8	2.5
%RSD	.15305	.54355	.64343	.17834
#1	4350.0	59688.	4473.7	1394.5
#2	4340.8	59096.	4504.5	1389.9
#3	4353.7	59617.	4447.0	1390.6

Zoom In Zoom Out

Sample Name: ccv Acquired: 7/7/2021 16:23:34 Type: QC
Method: SGS NO VALVE3(v105) Mode: CONC Corr. Factor: 1.000000
User: admin Custom ID1: Custom ID2: Custom ID3:
Comment:

Elem	Ag3280	Al3961	As1890	B_2089	Ba4554	Be3130	Bi2230	Ca3179	Cd2288
Units	ppm	ppm	ppm	ppm	ppm	ppm	ppm	ppm	ppm
Avg	**.2447**	**39.75**	**1.999**	**2.010**	**2.004**	**2.019**	**2.025**	**39.38**	**2.007**
Stddev	.0006	.05	.004	.001	.001	.001	.004	.05	.003
%RSD	.2452	.1141	.2109	.0554	.0519	.0435	.2023	.1161	.1311
#1	.2442	39.70	2.004	2.009	2.003	2.018	2.026	39.40	2.010
#2	.2454	39.79	1.996	2.009	2.004	2.020	2.029	39.32	2.006
#3	.2447	39.76	1.999	2.011	2.004	2.019	2.021	39.40	2.006
Check ?	Chk Pass	Chk Pass	Chk Pass	Chk Pass	Chk Pass	Chk Pass	Chk Pass	Chk Pass	Chk Pass
Value									
Range									

Elem	Ce4040	Co2286	Cr2677	Cu3247	Fe2599	K_7664	Li6707	Mg2790	Mn2576
Units	ppm	ppm	ppm	ppm	ppm	ppm	ppm	ppm	ppm
Avg	**2.008**	**2.039**	**1.957**	**1.949**	**40.26**	**39.38**	**2.015**	**38.67**	**2.014**
Stddev	.004	.001	.006	.003	.05	.07	.002	.11	.003
%RSD	.1999	.0700	.2855	.1493	.1233	.1843	.1146	.2923	.1568
#1	2.003	2.041	1.951	1.946	40.26	39.37	2.013	38.80	2.010
#2	2.011	2.038	1.957	1.952	40.30	39.45	2.015	38.61	2.014
#3	2.009	2.038	1.962	1.949	40.21	39.31	2.018	38.60	2.016
Check ?	Chk Pass	Chk Pass	Chk Pass	Chk Pass	Chk Pass	Chk Pass	Chk Pass	Chk Pass	Chk Pass
Value									
Range									

Elem	Mo2020	Na5895	Ni2316	P_1774	Pb2203	S_1820	Sb2068	Se1960	Si2124
Units	ppm	ppm	ppm	ppm	ppm	ppm	ppm	ppm	ppm
Avg	**2.033**	**40.03**	**2.049**	**2.000**	**2.042**	**1.971**	**2.017**	**1.996**	**4.980**
Stddev	.001	.04	.001	.005	.004	.001	.002	.004	.004
%RSD	.0545	.1022	.0394	.2528	.2214	.0282	.0725	.1892	.0728
#1	2.034	39.99	2.050	2.003	2.041	1.972	2.017	1.993	4.979
#2	2.033	40.07	2.048	2.003	2.038	1.971	2.019	1.996	4.984
#3	2.032	40.04	2.049	1.994	2.047	1.971	2.016	2.000	4.977
Check ?	Chk Pass	Chk Pass	Chk Pass	Chk Pass	Chk Pass	Chk Pass	Chk Pass	Chk Pass	Chk Pass
Value									
Range									

Zoom In Zoom Out

Sample Name: ccv Acquired: 7/7/2021 16:23:34 Type: QC
Method: SGS NO VALVE3(v105) Mode: CONC Corr. Factor: 1.000000
User: admin Custom ID1: Custom ID2: Custom ID3:
Comment:

Elem	Sn1899	Sr4077	Ti3349	Tl1908	V_2924	W_2079	Zn2062	Zr3391
Units	ppm	ppm	ppm	ppm	ppm	ppm	ppm	ppm
Avg	**2.031**	**2.031**	**1.974**	**2.069**	**1.975**	**2.036**	**2.007**	**2.021**
Stddev	.001	.001	.004	.008	.005	.004	.003	.002
%RSD	.0413	.0636	.1805	.4030	.2437	.1908	.1624	.1009
#1	2.032	2.029	1.970	2.061	1.970	2.033	2.007	2.019
#2	2.030	2.032	1.975	2.068	1.977	2.035	2.003	2.022
#3	2.031	2.031	1.976	2.078	1.979	2.040	2.010	2.023
Check ?	Chk Pass	Chk Pass	Chk Pass	Chk Pass	Chk Pass	Chk Pass	Chk Pass	Chk Pass
Value								
Range								

Int. Std.	In2306	Y_3600	Y_3710	Y_2243
Units	Cts/S	Cts/S	Cts/S	Cts/S
Avg	**4230.0**	**57817.**	**4540.1**	**1347.8**
Stddev	7.1	134.	20.2	1.4
%RSD	.16701	.23119	.44410	.10406
#1	4237.3	57969.	4521.9	1349.0
#2	4229.6	57765.	4561.7	1348.2
#3	4223.2	57718.	4536.7	1346.3

Zoom In Zoom Out

Sample Name: ccb Acquired: 7/7/2021 16:28:25 Type: QC
Method: SGS NO VALVE3(v105) Mode: CONC Corr. Factor: 1.000000
User: admin Custom ID1: Custom ID2: Custom ID3:
Comment:

Elem	Ag3280	Al3961	As1890	B_2089	Ba4554	Be3130	Bi2230	Ca3179
Units	ppm	ppm	ppm	ppm	ppm	ppm	ppm	ppm
Avg	**-.0003**	**-.0134**	**.0013**	**.0022**	**.0001**	**.0001**	**.0006**	**-.0064**
Stddev	.0002	.0050	.0005	.0011	.0001	.0001	.0024	.0011
%RSD	54.92	37.06	37.49	53.38	59.94	82.48	399.7	17.37
#1	-.0003	-.0082	.0013	.0012	.0002	.0001	.0023	-.0067
#2	-.0001	-.0139	.0017	.0019	.0001	.0000	.0017	-.0074
#3	-.0004	-.0181	.0008	.0034	.0001	.0003	-.0022	-.0052
Check ?	Chk Pass	Chk Pass	Chk Pass	Chk Pass	Chk Pass	Chk Pass	Chk Pass	Chk Pass
High Limit								
Low Limit								

Elem	Cd2288	Ce4040	Co2286	Cr2677	Cu3247	Fe2599	K_7664	Li6707
Units	ppm	ppm	ppm	ppm	ppm	ppm	ppm	ppm
Avg	**.0003**	**-.0005**	**-.0003**	**.0001**	**-.0002**	**.0019**	**.0655**	**-.0004**
Stddev	.0002	.0013	.0004	.0001	.0002	.0067	.0394	.0022
%RSD	64.24	242.1	136.9	153.2	85.16	360.2	60.05	603.4
#1	.0004	-.0010	.0001	.0002	-.0000	-.0009	.0637	.0013
#2	.0005	.0009	-.0006	-.0001	-.0003	-.0030	.1058	.0005
#3	.0001	-.0015	-.0003	.0002	-.0002	.0095	.0271	-.0029
Check ?	Chk Pass	None	Chk Pass	Chk Pass	Chk Pass	Chk Pass	Chk Pass	Chk Pass
High Limit								
Low Limit								

Elem	Mg2790	Mn2576	Mo2020	Na5895	Ni2316	P_1774	Pb2203	S_1820
Units	ppm	ppm	ppm	ppm	ppm	ppm	ppm	ppm
Avg	**.0339**	**-.0000**	**.0006**	**-.0118**	**.0003**	**.0019**	**-.0007**	**-.0010**
Stddev	.0326	.0000	.0002	.0021	.0002	.0010	.0008	.0011
%RSD	95.95	2787.	24.82	18.16	76.31	54.46	118.2	117.8
#1	.0713	-.0000	.0008	-.0093	.0000	.0028	-.0015	-.0016
#2	.0186	.0000	.0006	-.0129	.0004	.0022	-.0009	-.0016
#3	.0119	-.0000	.0005	-.0132	.0005	.0008	.0002	.0003
Check ?	Chk Pass	Chk Pass	Chk Pass	Chk Pass	Chk Pass	Chk Pass	Chk Pass	Chk Pass
High Limit								
Low Limit								

Zoom In Zoom Out

Sample Name: ccb Acquired: 7/7/2021 16:28:25 Type: QC
Method: SGS NO VALVE3(v105) Mode: CONC Corr. Factor: 1.000000
User: admin Custom ID1: Custom ID2: Custom ID3:
Comment:

Elem	Sb2068	Se1960	Si2124	Sn1899	Sr4077	Ti3349	Tl1908	V_2924
Units	ppm	ppm	ppm	ppm	ppm	ppm	ppm	ppm
Avg	**.0003**	**.0021**	**.0014**	**-.0006**	**-.0000**	**-.0003**	**.0014**	**-.0000**
Stddev	.0006	.0027	.0009	.0013	.0001	.0003	.0024	.0003
%RSD	184.1	130.0	64.26	214.4	1359.	79.19	166.1	3963.
#1	-.0004	-.0004	.0010	-.0003	.0001	-.0004	-.0009	.0001
#2	.0008	.0049	.0025	.0005	-.0002	-.0000	.0039	-.0003
#3	.0006	.0017	.0008	-.0020	-.0000	-.0006	.0013	.0002
Check ?	Chk Pass	Chk Pass	Chk Pass	Chk Pass	Chk Pass	Chk Pass	Chk Pass	Chk Pass
High Limit								
Low Limit								

Elem	W_2079	Zn2062	Zr3391
Units	ppm	ppm	ppm
Avg	**-.0009**	F **-.0050**	**.0003**
Stddev	.0003	.0001	.0000
%RSD	39.04	2.689	5.565
#1	-.0005	-.0048	.0003
#2	-.0009	-.0051	.0004
#3	-.0012	-.0051	.0004
Check ?	Chk Pass	Chk Fail	Chk Pass
High Limit		.0020	
Low Limit		-.0020	

Int. Std.	In2306	Y_3600	Y_3710	Y_2243
Units	Cts/S	Cts/S	Cts/S	Cts/S
Avg	**4364.4**	**59692.**	**4555.5**	**1393.1**
Stddev	9.3	385.	25.5	.9
%RSD	.21360	.64467	.56008	.06548
#1	4373.5	59594.	4526.1	1394.0
#2	4365.0	59366.	4571.2	1392.2
#3	4354.8	60117.	4569.3	1393.1

Zoom In Zoom Out

Sample Name: mp27319-mb1 Acquired: 7/7/2021 16:33:41 Type: Unk
Method: SGS NO VALVE3(v105) Mode: CONC Corr. Factor: 1.000000
User: admin Custom ID1: Custom ID2: Custom ID3:
Comment:

Elem	Ag3280	Al3961	As1890	B_2089	Ba4554	Be3130	Bi2230	Ca3179	Cd2288
Units	ppm	ppm	ppm	ppm	ppm	ppm	ppm	ppm	ppm
Avg	**.0001**	**-.0050**	**.0018**	**.0049**	**.0005**	**.0002**	**.0007**	**.0401**	**.0002**
Stddev	.0001	.0179	.0014	.0013	.0001	.0001	.0023	.0013	.0001
%RSD	239.4	356.4	79.91	27.17	26.21	67.44	319.6	3.145	56.08
#1	-.0001	-.0255	.0023	.0064	.0007	.0001	-.0017	.0388	.0002
#2	.0001	.0077	.0028	.0043	.0004	.0003	.0010	.0413	.0001
#3	.0002	.0027	.0002	.0039	.0006	.0002	.0028	.0402	.0004

Elem	Ce4040	Co2286	Cr2677	Cu3247	Fe2599	K_7664	Li6707	Mg2790	Mn2576
Units	ppm	ppm	ppm	ppm	ppm	ppm	ppm	ppm	ppm
Avg	**.0018**	**-.0007**	**.0009**	**.0008**	**.0193**	**.0583**	**-.0007**	**.0292**	**.0003**
Stddev	.0023	.0002	.0002	.0001	.0033	.0376	.0010	.0072	.0000
%RSD	127.0	28.50	28.38	14.67	16.90	64.57	155.1	24.58	7.699
#1	-.0002	-.0009	.0008	.0009	.0209	.0337	-.0008	.0316	.0003
#2	.0013	-.0005	.0006	.0007	.0213	.0396	.0004	.0211	.0003
#3	.0044	-.0006	.0011	.0009	.0155	.1016	-.0016	.0349	.0003

Elem	Mo2020	Na5895	Ni2316	P_1774	Pb2203	S_1820	Sb2068	Se1960	Si2124
Units	ppm	ppm	ppm	ppm	ppm	ppm	ppm	ppm	ppm
Avg	**.0005**	**.0334**	**.0011**	**.0247**	**.0008**	**.0039**	**.0007**	**.0029**	**.0126**
Stddev	.0002	.0036	.0003	.0004	.0017	.0009	.0012	.0019	.0022
%RSD	36.83	10.63	24.92	1.612	207.2	23.84	164.7	63.00	17.88
#1	.0003	.0303	.0011	.0243	-.0007	.0046	.0021	.0031	.0127
#2	.0005	.0327	.0008	.0251	.0026	.0029	-.0003	.0047	.0102
#3	.0007	.0373	.0013	.0247	.0005	.0043	.0004	.0010	.0147

Elem	Sn1899	Sr4077	Ti3349	Tl1908	V_2924	W_2079	Zn2062	Zr3391
Units	ppm	ppm	ppm	ppm	ppm	ppm	ppm	ppm
Avg	**.0194**	**.0002**	**.0006**	**-.0007**	**.0003**	**-.0015**	**-.0001**	**.0004**
Stddev	.0011	.0001	.0002	.0026	.0001	.0016	.0002	.0001
%RSD	5.709	72.69	33.97	360.0	37.95	108.2	190.6	35.90
#1	.0203	.0000	.0008	-.0028	.0002	-.0004	.0000	.0003
#2	.0198	.0002	.0004	.0022	.0002	-.0007	.0000	.0005
#3	.0181	.0002	.0006	-.0015	.0004	-.0034	-.0003	.0003

Zoom In Zoom Out

Sample Name: mp27319-mb1 Acquired: 7/7/2021 16:33:41 Type: Unk
Method: SGS NO VALVE3(v105) Mode: CONC Corr. Factor: 1.000000
User: admin Custom ID1: Custom ID2: Custom ID3:
Comment:

Int. Std.	In2306	Y_3600	Y_3710	Y_2243
Units	Cts/S	Cts/S	Cts/S	Cts/S
Avg	**4344.8**	**59400.**	**4587.2**	**1387.0**
Stddev	10.1	113.	16.4	2.9
%RSD	.23280	.18957	.35724	.20669
#1	4345.4	59297.	4600.3	1387.5
#2	4334.4	59520.	4568.8	1383.9
#3	4354.6	59382.	4592.6	1389.6

Zoom In Zoom Out

Sample Name: mp27319-b1 Acquired: 7/7/2021 16:38:54 Type: Unk
Method: SGS NO VALVE3(v105) Mode: CONC Corr. Factor: 1.000000
User: admin Custom ID1: Custom ID2: Custom ID3:
Comment:

Elem	Ag3280	Al3961	As1890	B_2089	Ba4554	Be3130	Bi2230	Ca3179	Cd2288
Units	ppm	ppm	ppm	ppm	ppm	ppm	ppm	ppm	ppm
Avg	**.2330**	**24.85**	**1.825**	**1.797**	**1.842**	**1.859**	**.0906**	**25.00**	**1.823**
Stddev	.0006	.03	.001	.001	.002	.004	.0004	.04	.002
%RSD	.2557	.1279	.0782	.0272	.1034	.2207	.4268	.1666	.1271
#1	.2324	24.81	1.825	1.797	1.840	1.855	.0902	24.96	1.825
#2	.2336	24.87	1.823	1.798	1.844	1.862	.0910	25.02	1.821
#3	.2331	24.87	1.826	1.797	1.843	1.862	.0905	25.03	1.824

Elem	Ce4040	Co2286	Cr2677	Cu3247	Fe2599	K_7664	Li6707	Mg2790	Mn2576
Units	ppm	ppm	ppm	ppm	ppm	ppm	ppm	ppm	ppm
Avg	**-.0035**	**1.877**	**1.827**	**1.801**	**25.30**	**24.44**	**-.0016**	**24.35**	**1.861**
Stddev	.0021	.004	.001	.003	.06	.04	.0013	.05	.002
%RSD	59.73	.2204	.0524	.1653	.2295	.1631	79.98	.2043	.1088
#1	-.0058	1.882	1.827	1.798	25.24	24.41	-.0005	24.30	1.860
#2	-.0031	1.874	1.828	1.802	25.33	24.49	-.0014	24.34	1.864
#3	-.0017	1.876	1.826	1.804	25.34	24.43	-.0030	24.40	1.861

Elem	Mo2020	Na5895	Ni2316	P_1774	Pb2203	S_1820	Sb2068	Se1960	Si2124
Units	ppm	ppm	ppm	ppm	ppm	ppm	ppm	ppm	ppm
Avg	**1.883**	**25.00**	**1.900**	**1.845**	**1.900**	**-.0292**	**1.803**	**1.809**	**.0508**
Stddev	.003	.04	.003	.003	.003	.0024	.004	.003	.0026
%RSD	.1820	.1716	.1446	.1866	.1778	8.112	.2470	.1410	5.057
#1	1.885	24.95	1.902	1.848	1.903	-.0268	1.801	1.811	.0485
#2	1.879	25.03	1.897	1.842	1.896	-.0315	1.800	1.808	.0502
#3	1.885	25.03	1.900	1.844	1.901	-.0293	1.808	1.806	.0535

Elem	Sn1899	Sr4077	Ti3349	Tl1908	V_2924	W_2079	Zn2062	Zr3391
Units	ppm	ppm	ppm	ppm	ppm	ppm	ppm	ppm
Avg	**1.913**	**1.854**	**1.840**	**1.930**	**1.832**	**1.488**	**1.853**	**1.866**
Stddev	.004	.002	.002	.002	.001	.011	.003	.002
%RSD	.1898	.1134	.1300	.1090	.0592	.7548	.1834	.1247
#1	1.916	1.851	1.838	1.929	1.831	1.477	1.855	1.863
#2	1.909	1.854	1.843	1.932	1.833	1.487	1.849	1.867
#3	1.915	1.855	1.839	1.928	1.832	1.500	1.856	1.867

Zoom In Zoom Out

Sample Name: mp27319-b1 Acquired: 7/7/2021 16:38:54 Type: Unk
Method: SGS NO VALVE3(v105) Mode: CONC Corr. Factor: 1.000000
User: admin Custom ID1: Custom ID2: Custom ID3:
Comment:

Int. Std.	In2306	Y_3600	Y_3710	Y_2243
Units	Cts/S	Cts/S	Cts/S	Cts/S
Avg	**4304.1**	**58488.**	**4578.4**	**1364.8**
Stddev	8.6	75.	12.7	2.7
%RSD	.20076	.12828	.27839	.19758
#1	4294.3	58445.	4589.2	1362.7
#2	4310.7	58445.	4581.6	1367.9
#3	4307.2	58575.	4564.3	1363.9

Zoom In Zoom Out

Sample Name: mp27319-s1 Acquired: 7/7/2021 16:43:45 Type: Unk
Method: SGS NO VALVE3(v105) Mode: CONC Corr. Factor: 1.000000
User: admin Custom ID1: Custom ID2: Custom ID3:
Comment:

Elem	Ag3280	Al3961	As1890	B_2089	Ba4554	Be3130	Bi2230	Ca3179	Cd2288
Units	ppm	ppm	ppm	ppm	ppm	ppm	ppm	ppm	ppm
Avg	**.2253**	**201.3**	**1.753**	**1.635**	**3.050**	**1.785**	**.3875**	**59.55**	**1.788**
Stddev	.0002	.6	.002	.000	.009	.004	.0060	.23	.003
%RSD	.0800	.2888	.1102	.0270	.3043	.1949	1.544	.3801	.1650
#1	.2255	201.1	1.754	1.636	3.043	1.784	.3874	59.50	1.791
#2	.2252	201.0	1.751	1.635	3.048	1.783	.3936	59.35	1.790
#3	.2253	202.0	1.755	1.635	3.061	1.789	.3816	59.79	1.785

Elem	Ce4040	Co2286	Cr2677	Cu3247	Fe2599	K_7664	Li6707	Mg2790	Mn2576
Units	ppm	ppm	ppm	ppm	ppm	ppm	ppm	ppm	ppm
Avg	**.3188**	**1.877**	**2.034**	**2.252**	F **260.7**	**91.99**	**.1312**	**80.51**	**6.036**
Stddev	.0009	.002	.002	.003	.8	.24	.0022	.52	.032
%RSD	.2769	.1073	.1062	.1397	.3094	.2589	1.655	.6482	.5303
#1	.3198	1.880	2.033	2.256	260.4	91.83	.1289	80.50	6.019
#2	.3182	1.876	2.033	2.249	260.1	91.87	.1332	79.98	6.073
#3	.3184	1.876	2.037	2.252	261.6	92.26	.1314	81.03	6.016

Elem	Mo2020	Na5895	Ni2316	P_1774	Pb2203	S_1820	Sb2068	Se1960	Si2124
Units	ppm	ppm	ppm	ppm	ppm	ppm	ppm	ppm	ppm
Avg	**1.738**	**26.64**	**2.023**	**5.068**	**1.990**	**1.299**	**.6998**	**1.754**	**3.437**
Stddev	.001	.09	.002	.003	.002	.004	.0015	.003	.017
%RSD	.0289	.3374	.0906	.0680	.0746	.3407	.2118	.1534	.4868
#1	1.739	26.60	2.021	5.065	1.991	1.304	.7003	1.751	3.455
#2	1.738	26.57	2.023	5.068	1.989	1.298	.7009	1.756	3.422
#3	1.738	26.74	2.025	5.071	1.989	1.296	.6981	1.755	3.435

Elem	Sn1899	Sr4077	Ti3349	Tl1908	V_2924	W_2079	Zn2062	Zr3391
Units	ppm	ppm	ppm	ppm	ppm	ppm	ppm	ppm
Avg	**1.667**	**1.938**	F **18.04**	**1.817**	**2.119**	**.9434**	**2.749**	**1.773**
Stddev	.003	.005	.05	.004	.002	.0036	.002	.003
%RSD	.1559	.2387	.3011	.2462	.0956	.3796	.0858	.1384
#1	1.664	1.934	18.01	1.814	2.118	.9462	2.746	1.774
#2	1.669	1.936	18.10	1.822	2.117	.9448	2.749	1.771
#3	1.667	1.943	18.01	1.814	2.121	.9394	2.751	1.775

Zoom In Zoom Out

Sample Name: mp27319-s1 Acquired: 7/7/2021 16:43:45 Type: Unk
Method: SGS NO VALVE3(v105) Mode: CONC Corr. Factor: 1.000000
User: admin Custom ID1: Custom ID2: Custom ID3:
Comment:

Int. Std.	In2306	Y_3600	Y_3710	Y_2243
Units	Cts/S	Cts/S	Cts/S	Cts/S
Avg	**4400.6**	**59606.**	**4754.2**	**1398.3**
Stddev	3.5	30.	32.3	.6
%RSD	.08043	.04958	.67849	.04568
#1	4396.7	59638.	4749.1	1397.8
#2	4403.5	59580.	4788.8	1398.0
#3	4401.8	59600.	4724.9	1399.0

Zoom In Zoom Out

Sample Name: mp27319-s2 Acquired: 7/7/2021 16:48:51 Type: Unk
Method: SGS NO VALVE3(v105) Mode: CONC Corr. Factor: 1.000000
User: admin Custom ID1: Custom ID2: Custom ID3:
Comment:

Elem	Ag3280	Al3961	As1890	B_2089	Ba4554	Be3130	Bi2230	Ca3179	Cd2288
Units	ppm	ppm	ppm	ppm	ppm	ppm	ppm	ppm	ppm
Avg	**.1953**	**180.4**	**1.496**	**1.388**	**2.672**	**1.488**	**.3525**	**73.08**	**1.497**
Stddev	.0004	.1	.009	.008	.002	.001	.0164	.10	.008
%RSD	.1951	.0388	.5943	.5695	.0804	.0746	4.647	.1307	.5269
#1	.1956	180.3	1.506	1.396	2.670	1.488	.3344	73.07	1.505
#2	.1953	180.4	1.488	1.381	2.674	1.488	.3567	72.99	1.489
#3	.1949	180.4	1.493	1.387	2.672	1.490	.3664	73.18	1.497

Elem	Ce4040	Co2286	Cr2677	Cu3247	Fe2599	K_7664	Li6707	Mg2790	Mn2576
Units	ppm	ppm	ppm	ppm	ppm	ppm	ppm	ppm	ppm
Avg	**.3102**	**1.567**	**1.726**	**1.916**	F **223.5**	**78.90**	**.1157**	**71.72**	**5.217**
Stddev	.0047	.006	.003	.003	.0	.06	.0007	.13	.037
%RSD	1.525	.3951	.1961	.1358	.0170	.0733	.6364	.1852	.7020
#1	.3062	1.573	1.727	1.919	223.6	78.92	.1162	71.79	5.185
#2	.3089	1.560	1.729	1.915	223.5	78.84	.1162	71.56	5.257
#3	.3154	1.567	1.722	1.914	223.5	78.95	.1149	71.80	5.209

Elem	Mo2020	Na5895	Ni2316	P_1774	Pb2203	S_1820	Sb2068	Se1960	Si2124
Units	ppm	ppm	ppm	ppm	ppm	ppm	ppm	ppm	ppm
Avg	**1.475**	**23.00**	**1.709**	**3.868**	**1.726**	**1.736**	**.5849**	**1.474**	**4.113**
Stddev	.008	.02	.007	.020	.006	.013	.0029	.004	.051
%RSD	.5363	.0932	.4035	.5065	.3663	.7502	.4886	.2821	1.236
#1	1.483	22.98	1.716	3.889	1.732	1.750	.5878	1.477	4.172
#2	1.467	23.01	1.703	3.850	1.719	1.724	.5820	1.469	4.084
#3	1.475	23.02	1.707	3.865	1.727	1.734	.5849	1.475	4.084

Elem	Sn1899	Sr4077	Ti3349	Tl1908	V_2924	W_2079	Zn2062	Zr3391
Units	ppm	ppm	ppm	ppm	ppm	ppm	ppm	ppm
Avg	**1.399**	**1.696**	F **15.84**	**1.538**	**1.807**	**.8942**	**2.935**	**1.502**
Stddev	.010	.001	.11	.010	.002	.0049	.015	.003
%RSD	.7271	.0826	.7114	.6760	.1256	.5448	.5120	.1729
#1	1.410	1.695	15.73	1.544	1.809	.8968	2.950	1.505
#2	1.391	1.698	15.82	1.526	1.808	.8885	2.920	1.502
#3	1.397	1.695	15.96	1.544	1.805	.8971	2.936	1.500

Zoom In Zoom Out

Sample Name: mp27319-s2 Acquired: 7/7/2021 16:48:51 Type: Unk
Method: SGS NO VALVE3(v105) Mode: CONC Corr. Factor: 1.000000
User: admin Custom ID1: Custom ID2: Custom ID3:
Comment:

Int. Std.	In2306	Y_3600	Y_3710	Y_2243
Units	Cts/S	Cts/S	Cts/S	Cts/S
Avg	**4402.3**	**59801.**	**4775.9**	**1406.3**
Stddev	9.3	201.	16.2	5.8
%RSD	.21017	.33603	.33856	.41256
#1	4398.1	60033.	4769.4	1402.1
#2	4412.9	59690.	4794.3	1413.0
#3	4395.9	59681.	4764.0	1404.0

Zoom In Zoom Out

Sample Name: jd27613-6 Acquired: 7/7/2021 16:53:55 Type: Unk
Method: SGS NO VALVE3(v105) Mode: CONC Corr. Factor: 1.000000
User: admin Custom ID1: Custom ID2: Custom ID3:
Comment:

Elem	Ag3280	Al3961	As1890	B_2089	Ba4554	Be3130	Bi2230	Ca3179	Cd2288
Units	ppm	ppm	ppm	ppm	ppm	ppm	ppm	ppm	ppm
Avg	**-.0032**	**116.0**	**.0117**	**.0162**	**.9680**	**.0050**	**.2733**	**37.45**	**.0013**
Stddev	.0014	.2	.0021	.0010	.0022	.0002	.0275	.06	.0002
%RSD	42.59	.1839	17.77	6.129	.2298	4.951	10.06	.1714	11.95
#1	-.0020	115.8	.0106	.0151	.9655	.0050	.2573	37.42	.0012
#2	-.0029	116.2	.0104	.0164	.9698	.0048	.2575	37.53	.0014
#3	-.0047	116.1	.0141	.0171	.9687	.0053	.3050	37.42	.0015

Elem	Ce4040	Co2286	Cr2677	Cu3247	Fe2599	K_7664	Li6707	Mg2790	Mn2576
Units	ppm	ppm	ppm	ppm	ppm	ppm	ppm	ppm	ppm
Avg	**.2902**	**.0830**	**.2322**	**.3232**	**193.7**	**50.90**	**.0964**	**47.36**	**3.868**
Stddev	.0055	.0005	.0042	.0056	.3	.09	.0004	.14	.079
%RSD	1.885	.6321	1.813	1.739	.1418	.1739	.3976	.3036	2.037
#1	.2876	.0836	.2301	.3199	193.4	50.81	.0962	47.29	3.826
#2	.2866	.0828	.2295	.3200	193.9	50.99	.0968	47.53	3.820
#3	.2965	.0826	.2370	.3297	193.7	50.91	.0961	47.26	3.959

Elem	Mo2020	Na5895	Ni2316	P_1774	Pb2203	S_1820	Sb2068	Se1960	Si2124
Units	ppm	ppm	ppm	ppm	ppm	ppm	ppm	ppm	ppm
Avg	**.0022**	**2.487**	**.1989**	**2.418**	**.1536**	**1.263**	**-.0003**	**.0014**	**1.764**
Stddev	.0001	.004	.0003	.004	.0019	.005	.0017	.0009	.015
%RSD	4.293	.1698	.1265	.1526	1.242	.3837	503.7	62.26	.8273
#1	.0022	2.483	.1987	2.414	.1542	1.257	.0007	.0014	1.768
#2	.0023	2.486	.1988	2.421	.1552	1.264	-.0024	.0023	1.775
#3	.0022	2.491	.1992	2.419	.1515	1.267	.0007	.0006	1.747

Elem	Sn1899	Sr4077	Ti3349	Tl1908	V_2924	W_2079	Zn2062	Zr3391
Units	ppm	ppm	ppm	ppm	ppm	ppm	ppm	ppm
Avg	**.0239**	**.1568**	F **12.57**	**.0036**	**.2975**	**.0188**	**.4952**	**.0189**
Stddev	.0015	.0001	.25	.0039	.0055	.0006	.0007	.0002
%RSD	6.172	.0347	2.009	106.1	1.843	3.227	.1325	1.182
#1	.0254	.1568	12.43	.0026	.2947	.0185	.4952	.0191
#2	.0238	.1568	12.42	.0079	.2941	.0194	.4958	.0188
#3	.0224	.1569	12.87	.0004	.3039	.0183	.4945	.0187

Zoom In Zoom Out

Sample Name: jd27613-6 Acquired: 7/7/2021 16:53:55 Type: Unk
Method: SGS NO VALVE3(v105) Mode: CONC Corr. Factor: 1.000000
User: admin Custom ID1: Custom ID2: Custom ID3:
Comment:

Int. Std.	In2306	Y_3600	Y_3710	Y_2243
Units	Cts/S	Cts/S	Cts/S	Cts/S
Avg	**4410.4**	**59559.**	**4803.4**	**1426.8**
Stddev	3.5	973.	6.4	2.0
%RSD	.07858	1.6330	.13360	.13917
#1	4407.3	60110.	4810.6	1424.6
#2	4414.2	60130.	4798.2	1427.4
#3	4409.8	58436.	4801.3	1428.4

Zoom In Zoom Out

Sample Name: mp27319-sd1 Acquired: 7/7/2021 16:58:56 Type: Unk
Method: SGS NO VALVE3(v105) Mode: CONC Corr. Factor: 5.000000
User: admin Custom ID1: Custom ID2: Custom ID3:
Comment:

Elem	Ag3280	Al3961	As1890	B_2089	Ba4554	Be3130	Bi2230	Ca3179	Cd2288
Units	ppm	ppm	ppm	ppm	ppm	ppm	ppm	ppm	ppm
Avg	**.0007**	**121.2**	**.0166**	**.0217**	**1.022**	**.0055**	**.2900**	**39.95**	**.0029**
Stddev	.0010	.2	.0097	.0040	.002	.0005	.0135	.05	.0011
%RSD	133.0	.1981	58.37	18.42	.2274	9.193	4.663	.1204	38.58
#1	.0019	121.5	.0089	.0205	1.025	.0052	.2795	39.99	.0023
#2	.0002	121.1	.0134	.0262	1.020	.0061	.3052	39.90	.0042
#3	.0002	121.1	.0274	.0185	1.021	.0052	.2852	39.96	.0022

Elem	Ce4040	Co2286	Cr2677	Cu3247	Fe2599	K_7664	Li6707	Mg2790	Mn2576
Units	ppm	ppm	ppm	ppm	ppm	ppm	ppm	ppm	ppm
Avg	**.3114**	**.0854**	**.2427**	**.3250**	**209.3**	**52.94**	**.0975**	**50.51**	**4.094**
Stddev	.0078	.0014	.0010	.0010	.7	.07	.0021	.14	.018
%RSD	2.515	1.665	.4213	.2945	.3190	.1327	2.174	.2675	.4464
#1	.3097	.0869	.2436	.3253	210.0	53.01	.0954	50.67	4.094
#2	.3200	.0850	.2416	.3257	208.7	52.88	.0996	50.42	4.113
#3	.3046	.0841	.2431	.3239	209.3	52.93	.0974	50.45	4.076

Elem	Mo2020	Na5895	Ni2316	P_1774	Pb2203	S_1820	Sb2068	Se1960	Si2124
Units	ppm	ppm	ppm	ppm	ppm	ppm	ppm	ppm	ppm
Avg	**.0038**	**2.557**	**.2116**	**2.504**	**.1531**	**1.300**	**.0075**	**.0197**	**1.806**
Stddev	.0005	.073	.0013	.010	.0077	.007	.0033	.0104	.058
%RSD	13.73	2.854	.6219	.3832	5.049	.5243	43.40	52.62	3.224
#1	.0044	2.599	.2105	2.506	.1481	1.308	.0038	.0313	1.807
#2	.0035	2.473	.2113	2.512	.1620	1.296	.0094	.0113	1.864
#3	.0035	2.599	.2130	2.493	.1492	1.297	.0094	.0166	1.747

Elem	Sn1899	Sr4077	Ti3349	Tl1908	V_2924	W_2079	Zn2062	Zr3391
Units	ppm	ppm	ppm	ppm	ppm	ppm	ppm	ppm
Avg	**.0246**	**.1650**	**12.97**	**.0045**	**.3108**	**.0422**	**.5176**	**.0215**
Stddev	.0065	.0015	.06	.0093	.0003	.0008	.0026	.0008
%RSD	26.30	.9032	.4946	204.6	.0832	1.827	.5103	3.646
#1	.0320	.1665	12.98	-.0026	.3111	.0414	.5145	.0217
#2	.0222	.1651	13.03	.0012	.3108	.0428	.5190	.0207
#3	.0197	.1635	12.90	.0150	.3106	.0425	.5192	.0222

Zoom In Zoom Out

Sample Name: mp27319-sd1 Acquired: 7/7/2021 16:58:56 Type: Unk
Method: SGS NO VALVE3(v105) Mode: CONC Corr. Factor: 5.000000
User: admin Custom ID1: Custom ID2: Custom ID3:
Comment:

Int. Std.	In2306	Y_3600	Y_3710	Y_2243
Units	Cts/S	Cts/S	Cts/S	Cts/S
Avg	**4358.4**	**59567.**	**4631.1**	**1404.2**
Stddev	1.6	292.	12.1	2.4
%RSD	.03778	.49056	.26224	.17189
#1	4358.9	59570.	4622.3	1402.7
#2	4359.8	59273.	4625.9	1403.0
#3	4356.6	59858.	4644.9	1407.0

Zoom In Zoom Out

Sample Name: mp27319-ps1 Acquired: 7/7/2021 17:04:03 Type: Unk
Method: SGS NO VALVE3(v105) Mode: CONC Corr. Factor: 1.000000
User: admin Custom ID1: Custom ID2: Custom ID3:
Comment:

Elem	Ag3280	Al3961	As1890	B_2089	Ba4554	Be3130	Bi2230	Ca3179	Cd2288
Units	ppm	ppm	ppm	ppm	ppm	ppm	ppm	ppm	ppm
Avg	**.2369**	**137.7**	**1.860**	**1.930**	**2.856**	**1.909**	**.3345**	**60.59**	**1.915**
Stddev	.0003	.0	.000	.003	.005	.003	.0026	.05	.001
%RSD	.1434	.0347	.0179	.1299	.1643	.1402	.7633	.0790	.0456
#1	.2372	137.7	1.860	1.927	2.851	1.907	.3368	60.63	1.914
#2	.2365	137.6	1.860	1.932	2.859	1.912	.3318	60.54	1.915
#3	.2369	137.7	1.860	1.930	2.860	1.908	.3351	60.61	1.916

Elem	Ce4040	Co2286	Cr2677	Cu3247	Fe2599	K_7664	Li6707	Mg2790	Mn2576
Units	ppm	ppm	ppm	ppm	ppm	ppm	ppm	ppm	ppm
Avg	**.2742**	**1.994**	**2.102**	**2.235**	F **210.8**	**74.03**	**.0932**	**70.04**	**5.520**
Stddev	.0019	.001	.004	.003	.2	.03	.0004	.22	.048
%RSD	.6950	.0716	.2077	.1543	.0779	.0388	.4758	.3097	.8598
#1	.2764	1.995	2.104	2.237	210.8	74.00	.0929	70.15	5.470
#2	.2730	1.993	2.097	2.231	210.7	74.01	.0937	70.18	5.564
#3	.2731	1.995	2.105	2.237	211.0	74.06	.0931	69.79	5.525

Elem	Mo2020	Na5895	Ni2316	P_1774	Pb2203	S_1820	Sb2068	Se1960	Si2124
Units	ppm	ppm	ppm	ppm	ppm	ppm	ppm	ppm	ppm
Avg	**1.860**	**27.54**	**2.128**	**4.241**	**2.087**	**1.194**	**1.869**	**1.932**	**1.705**
Stddev	.004	.02	.002	.009	.001	.002	.006	.004	.007
%RSD	.2217	.0888	.0711	.2090	.0558	.1275	.3265	.2181	.4296
#1	1.856	27.55	2.127	4.232	2.089	1.193	1.863	1.932	1.700
#2	1.859	27.51	2.129	4.241	2.087	1.194	1.870	1.927	1.713
#3	1.864	27.56	2.126	4.249	2.087	1.196	1.875	1.936	1.701

Elem	Sn1899	Sr4077	Ti3349	Tl1908	V_2924	W_2079	Zn2062	Zr3391
Units	ppm	ppm	ppm	ppm	ppm	ppm	ppm	ppm
Avg	**1.829**	**2.068**	F **13.78**	**1.952**	**2.176**	**1.767**	**2.355**	**1.886**
Stddev	.006	.002	.03	.002	.003	.012	.002	.002
%RSD	.3205	.0859	.2346	.1066	.1180	.6744	.0822	.1120
#1	1.824	2.067	13.75	1.952	2.177	1.755	2.356	1.885
#2	1.828	2.068	13.77	1.954	2.173	1.767	2.353	1.884
#3	1.835	2.070	13.82	1.949	2.178	1.779	2.357	1.888

Zoom In Zoom Out

Sample Name: mp27319-ps1 Acquired: 7/7/2021 17:04:03 Type: Unk
Method: SGS NO VALVE3(v105) Mode: CONC Corr. Factor: 1.000000
User: admin Custom ID1: Custom ID2: Custom ID3:
Comment:

Int. Std.	In2306	Y_3600	Y_3710	Y_2243
Units	Cts/S	Cts/S	Cts/S	Cts/S
Avg	**4376.7**	**59376.**	**4740.7**	**1394.9**
Stddev	.9	19.	19.6	1.0
%RSD	.02113	.03151	.41418	.06914
#1	4375.9	59380.	4718.3	1395.8
#2	4376.4	59392.	4754.7	1395.1
#3	4377.7	59355.	4749.2	1393.9

Zoom In Zoom Out

Sample Name: jd27613-2 Acquired: 7/7/2021 17:09:05 Type: Unk
Method: SGS NO VALVE3(v105) Mode: CONC Corr. Factor: 1.000000
User: admin Custom ID1: Custom ID2: Custom ID3:
Comment:

Elem	Ag3280	Al3961	As1890	B_2089	Ba4554	Be3130	Bi2230	Ca3179
Units	ppm	ppm	ppm	ppm	ppm	ppm	ppm	ppm
Avg	**-.0026**	**150.2**	**.0493**	**.0399**	**2.443**	**.0064**	**.2724**	**48.96**
Stddev	.0004	.1	.0008	.0006	.002	.0002	.0036	.03
%RSD	14.83	.0954	1.528	1.575	.0739	3.175	1.339	.0601
#1	-.0030	150.1	.0485	.0398	2.442	.0065	.2732	48.93
#2	-.0027	150.3	.0497	.0393	2.445	.0064	.2756	48.99
#3	-.0022	150.3	.0498	.0405	2.443	.0061	.2684	48.95

Elem	Cd2288	Ce4040	Co2286	Cr2677	Cu3247	Fe2599	K_7664	Li6707
Units	ppm	ppm	ppm	ppm	ppm	ppm	ppm	ppm
Avg	**.0024**	**.5456**	**.1249**	**.3323**	**.4590**	F **238.1**	**51.36**	**.1933**
Stddev	.0001	.0019	.0003	.0006	.0007	.1	.04	.0017
%RSD	5.973	.3439	.2346	.1793	.1543	.0523	.0846	.8598
#1	.0022	.5435	.1253	.3322	.4592	238.2	51.33	.1929
#2	.0025	.5469	.1247	.3329	.4596	238.1	51.41	.1919
#3	.0025	.5465	.1248	.3317	.4582	237.9	51.33	.1952

Elem	Mg2790	Mn2576	Mo2020	Na5895	Ni2316	P_1774	Pb2203	S_1820
Units	ppm	ppm	ppm	ppm	ppm	ppm	ppm	ppm
Avg	**65.83**	**3.958**	**.0089**	**4.958**	**.3128**	**3.982**	**5.259**	**2.882**
Stddev	.18	.006	.0002	.014	.0005	.017	.012	.003
%RSD	.2680	.1435	2.782	.2725	.1641	.4333	.2301	.1046
#1	66.04	3.955	.0091	4.944	.3123	3.993	5.271	2.885
#2	65.71	3.964	.0091	4.957	.3128	3.990	5.259	2.881
#3	65.75	3.953	.0087	4.971	.3133	3.962	5.247	2.880

Elem	Sb2068	Se1960	Si2124	Sn1899	Sr4077	Ti3349	Tl1908	V_2924
Units	ppm	ppm	ppm	ppm	ppm	ppm	ppm	ppm
Avg	**.0015**	**.0040**	**2.099**	**.0800**	**.2401**	F **13.47**	F **-.0024**	**.5902**
Stddev	.0029	.0012	.009	.0007	.0001	.07	.0024	.0016
%RSD	193.6	29.03	.4259	.9092	.0426	.5096	101.1	.2770
#1	-.0016	.0033	2.090	.0794	.2403	13.51	-.0004	.5897
#2	.0019	.0054	2.098	.0797	.2401	13.52	-.0050	.5921
#3	.0041	.0034	2.108	.0808	.2401	13.39	-.0017	.5889

Zoom In Zoom Out

Sample Name: jd27613-2 Acquired: 7/7/2021 17:09:05 Type: Unk
Method: SGS NO VALVE3(v105) Mode: CONC Corr. Factor: 1.000000
User: admin Custom ID1: Custom ID2: Custom ID3:
Comment:

Elem	W_2079	Zn2062	Zr3391
Units	ppm	ppm	ppm
Avg	**.0204**	**1.142**	**.0360**
Stddev	.0033	.005	.0003
%RSD	16.36	.4161	.9516
#1	.0236	1.144	.0363
#2	.0206	1.146	.0360
#3	.0169	1.137	.0356

Int. Std.	In2306	Y_3600	Y_3710	Y_2243
Units	Cts/S	Cts/S	Cts/S	Cts/S
Avg	**4409.6**	**61860.**	**4929.5**	**1455.7**
Stddev	6.5	124.	10.7	3.5
%RSD	.14669	.20121	.21713	.23758
#1	4405.5	61922.	4922.8	1455.5
#2	4406.4	61717.	4941.9	1452.4
#3	4417.1	61941.	4923.9	1459.3

Zoom In Zoom Out

Sample Name: jd27613-4 Acquired: 7/7/2021 17:14:13 Type: Unk
Method: SGS NO VALVE3(v105) Mode: CONC Corr. Factor: 1.000000
User: admin Custom ID1: Custom ID2: Custom ID3:
Comment:

Elem	Ag3280	Al3961	As1890	B_2089	Ba4554	Be3130	Bi2230	Ca3179	Cd2288
Units	ppm	ppm	ppm	ppm	ppm	ppm	ppm	ppm	ppm
Avg	**-.0012**	**94.73**	**.0110**	**.0147**	**.6527**	**.0038**	**.1633**	**11.85**	**.0009**
Stddev	.0002	.32	.0008	.0009	.0014	.0000	.0009	.02	.0001
%RSD	13.46	.3366	7.538	6.110	.2148	.9400	.5231	.1668	9.317
#1	-.0013	94.46	.0117	.0143	.6524	.0038	.1636	11.83	.0009
#2	-.0012	94.64	.0112	.0157	.6514	.0038	.1623	11.84	.0010
#3	-.0010	95.08	.0101	.0140	.6542	.0037	.1639	11.87	.0008

Elem	Ce4040	Co2286	Cr2677	Cu3247	Fe2599	K_7664	Li6707	Mg2790	Mn2576
Units	ppm	ppm	ppm	ppm	ppm	ppm	ppm	ppm	ppm
Avg	**.4309**	**.0565**	**.1594**	**.1199**	**143.2**	**27.49**	**.0601**	**24.01**	**4.037**
Stddev	.0036	.0001	.0008	.0006	.6	.04	.0001	.09	.007
%RSD	.8426	.2316	.5243	.4918	.4042	.1297	.1834	.3856	.1651
#1	.4268	.0566	.1600	.1204	142.7	27.45	.0600	23.94	4.044
#2	.4336	.0563	.1584	.1200	143.0	27.51	.0602	23.98	4.031
#3	.4323	.0565	.1596	.1192	143.9	27.52	.0600	24.11	4.036

Elem	Mo2020	Na5895	Ni2316	P_1774	Pb2203	S_1820	Sb2068	Se1960	Si2124
Units	ppm	ppm	ppm	ppm	ppm	ppm	ppm	ppm	ppm
Avg	**.0054**	**2.431**	**.1494**	**2.936**	**.0595**	**.2290**	**.0006**	**.0034**	**2.029**
Stddev	.0004	.017	.0005	.007	.0012	.0021	.0016	.0026	.009
%RSD	7.302	.6971	.3343	.2250	2.030	.9288	280.0	76.91	.4529
#1	.0052	2.415	.1498	2.943	.0594	.2267	.0024	.0061	2.028
#2	.0058	2.429	.1489	2.930	.0607	.2295	-.0000	.0032	2.038
#3	.0050	2.448	.1495	2.933	.0583	.2308	-.0006	.0009	2.020

Elem	Sn1899	Sr4077	Ti3349	Tl1908	V_2924	W_2079	Zn2062	Zr3391
Units	ppm	ppm	ppm	ppm	ppm	ppm	ppm	ppm
Avg	**.0206**	**.0809**	**7.234**	**.0007**	**.1938**	**.0097**	**.2360**	**.0210**
Stddev	.0023	.0002	.015	.0033	.0006	.0022	.0008	.0001
%RSD	11.27	.2496	.2055	450.2	.2843	22.37	.3350	.5413
#1	.0203	.0811	7.250	-.0015	.1942	.0103	.2368	.0211
#2	.0231	.0807	7.222	.0045	.1939	.0115	.2361	.0209
#3	.0185	.0810	7.229	-.0008	.1931	.0073	.2352	.0209

Zoom In Zoom Out

Sample Name: jd27613-4 Acquired: 7/7/2021 17:14:13 Type: Unk
Method: SGS NO VALVE3(v105) Mode: CONC Corr. Factor: 1.000000
User: admin Custom ID1: Custom ID2: Custom ID3:
Comment:

Int. Std.	In2306	Y_3600	Y_3710	Y_2243
Units	Cts/S	Cts/S	Cts/S	Cts/S
Avg	**4419.3**	**62505.**	**4939.4**	**1483.6**
Stddev	10.0	144.	24.2	3.2
%RSD	.22516	.23046	.49055	.21503
#1	4411.5	62365.	4966.3	1480.6
#2	4415.9	62653.	4932.7	1483.3
#3	4430.5	62497.	4919.3	1487.0

Zoom In Zoom Out

Sample Name: ccv Acquired: 7/7/2021 17:19:16 Type: QC
Method: SGS NO VALVE3(v105) Mode: CONC Corr. Factor: 1.000000
User: admin Custom ID1: Custom ID2: Custom ID3:
Comment:

Elem	Ag3280	Al3961	As1890	B_2089	Ba4554	Be3130	Bi2230	Ca3179	Cd2288
Units	ppm	ppm	ppm	ppm	ppm	ppm	ppm	ppm	ppm
Avg	**.2471**	**39.55**	**1.993**	**2.001**	**2.004**	**2.011**	**2.017**	**39.44**	**2.000**
Stddev	.0002	.13	.003	.003	.008	.005	.003	.09	.001
%RSD	.0993	.3331	.1462	.1488	.3961	.2613	.1374	.2339	.0683
#1	.2474	39.40	1.990	1.998	1.995	2.005	2.014	39.34	1.999
#2	.2471	39.61	1.994	2.004	2.010	2.014	2.019	39.49	2.001
#3	.2469	39.64	1.996	2.000	2.008	2.015	2.019	39.50	1.999
Check ?	Chk Pass	Chk Pass	Chk Pass	Chk Pass	Chk Pass	Chk Pass	Chk Pass	Chk Pass	Chk Pass
Value									
Range									

Elem	Ce4040	Co2286	Cr2677	Cu3247	Fe2599	K_7664	Li6707	Mg2790	Mn2576
Units	ppm	ppm	ppm	ppm	ppm	ppm	ppm	ppm	ppm
Avg	**2.005**	**2.029**	**1.980**	**1.959**	**39.96**	**39.23**	**2.000**	**38.81**	**2.019**
Stddev	.003	.003	.002	.003	.05	.15	.009	.10	.001
%RSD	.1523	.1391	.0822	.1756	.1325	.3734	.4730	.2604	.0303
#1	2.002	2.027	1.982	1.957	39.92	39.06	1.989	38.92	2.020
#2	2.007	2.032	1.978	1.956	39.93	39.30	2.005	38.71	2.019
#3	2.007	2.029	1.980	1.963	40.02	39.33	2.006	38.80	2.019
Check ?	Chk Pass	Chk Pass	Chk Pass	Chk Pass	Chk Pass	Chk Pass	Chk Pass	Chk Pass	Chk Pass
Value									
Range									

Elem	Mo2020	Na5895	Ni2316	P_1774	Pb2203	S_1820	Sb2068	Se1960	Si2124
Units	ppm	ppm	ppm	ppm	ppm	ppm	ppm	ppm	ppm
Avg	**2.034**	**39.87**	**2.039**	**2.001**	**2.041**	**1.969**	**2.007**	**1.983**	**4.966**
Stddev	.002	.11	.000	.001	.004	.006	.002	.005	.006
%RSD	.1150	.2853	.0199	.0391	.2058	.2962	.1039	.2592	.1135
#1	2.034	39.74	2.038	2.002	2.036	1.962	2.005	1.983	4.962
#2	2.036	39.96	2.038	2.001	2.044	1.973	2.009	1.988	4.973
#3	2.031	39.90	2.039	2.000	2.043	1.970	2.006	1.978	4.964
Check ?	Chk Pass	Chk Pass	Chk Pass	Chk Pass	Chk Pass	Chk Pass	Chk Pass	Chk Pass	Chk Pass
Value									
Range									

Zoom In Zoom Out

Sample Name: ccv Acquired: 7/7/2021 17:19:16 Type: QC
Method: SGS NO VALVE3(v105) Mode: CONC Corr. Factor: 1.000000
User: admin Custom ID1: Custom ID2: Custom ID3:
Comment:

Elem	Sn1899	Sr4077	Ti3349	Tl1908	V_2924	W_2079	Zn2062	Zr3391
Units	ppm	ppm	ppm	ppm	ppm	ppm	ppm	ppm
Avg	**2.036**	**2.028**	**1.994**	**2.060**	**1.990**	**2.043**	**2.003**	**2.021**
Stddev	.003	.007	.001	.004	.001	.005	.003	.001
%RSD	.1568	.3657	.0355	.1786	.0412	.2378	.1310	.0417
#1	2.038	2.019	1.994	2.058	1.991	2.042	2.001	2.022
#2	2.038	2.033	1.994	2.058	1.990	2.049	2.006	2.020
#3	2.032	2.030	1.995	2.065	1.989	2.039	2.003	2.021
Check ?	Chk Pass	Chk Pass	Chk Pass	Chk Pass	Chk Pass	Chk Pass	Chk Pass	Chk Pass
Value								
Range								

Int. Std.	In2306	Y_3600	Y_3710	Y_2243
Units	Cts/S	Cts/S	Cts/S	Cts/S
Avg	**4228.0**	**57376.**	**4505.6**	**1342.9**
Stddev	7.7	125.	20.5	2.5
%RSD	.18145	.21827	.45499	.18521
#1	4236.2	57301.	4505.3	1345.8
#2	4226.7	57307.	4526.3	1341.6
#3	4221.0	57521.	4485.3	1341.3

Zoom In Zoom Out

Sample Name: ccb Acquired: 7/7/2021 17:24:08 Type: QC
Method: SGS NO VALVE3(v105) Mode: CONC Corr. Factor: 1.000000
User: admin Custom ID1: Custom ID2: Custom ID3:
Comment:

Elem	Ag3280	Al3961	As1890	B_2089	Ba4554	Be3130	Bi2230	Ca3179
Units	ppm	ppm	ppm	ppm	ppm	ppm	ppm	ppm
Avg	**-.0002**	**-.0001**	**.0010**	**.0019**	**.0004**	**.0003**	**.0007**	**-.0002**
Stddev	.0004	.0064	.0005	.0006	.0001	.0001	.0006	.0040
%RSD	206.8	7890.	49.09	31.80	17.47	19.34	85.90	1994.
#1	-.0005	-.0075	.0005	.0018	.0005	.0003	.0002	-.0008
#2	.0002	.0036	.0011	.0026	.0004	.0003	.0013	.0041
#3	-.0003	.0036	.0015	.0014	.0004	.0002	.0005	-.0039
Check ?	Chk Pass	Chk Pass	Chk Pass	Chk Pass	Chk Pass	Chk Pass	Chk Pass	Chk Pass
High Limit								
Low Limit								

Elem	Cd2288	Ce4040	Co2286	Cr2677	Cu3247	Fe2599	K_7664	Li6707
Units	ppm	ppm	ppm	ppm	ppm	ppm	ppm	ppm
Avg	**.0006**	**-.0014**	**-.0007**	**.0002**	**-.0000**	**.0078**	**.0318**	**-.0001**
Stddev	.0002	.0011	.0002	.0002	.0003	.0053	.0380	.0022
%RSD	34.67	80.83	24.98	76.83	704.7	67.91	119.5	1642.
#1	.0004	-.0027	-.0007	.0001	.0002	.0130	.0671	.0008
#2	.0005	-.0005	-.0009	.0004	.0000	.0081	-.0084	.0015
#3	.0008	-.0010	-.0005	.0001	-.0003	.0024	.0366	-.0027
Check ?	Chk Pass	None	Chk Pass	Chk Pass	Chk Pass	Chk Pass	Chk Pass	Chk Pass
High Limit								
Low Limit								

Elem	Mg2790	Mn2576	Mo2020	Na5895	Ni2316	P_1774	Pb2203	S_1820
Units	ppm	ppm	ppm	ppm	ppm	ppm	ppm	ppm
Avg	**.0039**	**.0000**	**.0015**	**-.0230**	**.0005**	**.0039**	**-.0008**	**.0003**
Stddev	.0076	.0001	.0002	.0119	.0003	.0002	.0018	.0028
%RSD	196.3	323.9	16.40	51.64	53.87	4.435	229.2	801.3
#1	-.0010	.0001	.0013	-.0103	.0007	.0039	.0003	.0034
#2	-.0001	.0001	.0018	-.0339	.0005	.0038	-.0028	-.0019
#3	.0127	-.0001	.0015	-.0249	.0002	.0041	.0002	-.0005
Check ?	Chk Pass	Chk Pass	Chk Pass	Chk Pass	Chk Pass	Chk Pass	Chk Pass	Chk Pass
High Limit								
Low Limit								

Zoom In Zoom Out

Sample Name: ccb Acquired: 7/7/2021 17:24:08 Type: QC
Method: SGS NO VALVE3(v105) Mode: CONC Corr. Factor: 1.000000
User: admin Custom ID1: Custom ID2: Custom ID3:
Comment:

Elem	Sb2068	Se1960	Si2124	Sn1899	Sr4077	Ti3349	Tl1908	V_2924
Units	ppm	ppm	ppm	ppm	ppm	ppm	ppm	ppm
Avg	**.0008**	**.0015**	**.0014**	**.0020**	**.0001**	**.0004**	F **.0032**	**.0006**
Stddev	.0010	.0010	.0005	.0004	.0001	.0003	.0028	.0002
%RSD	124.1	66.97	35.05	19.07	133.7	73.42	87.13	38.39
#1	.0010	.0025	.0009	.0017	.0002	.0003	.0035	.0005
#2	.0017	.0017	.0018	.0024	-.0000	.0006	.0058	.0004
#3	-.0003	.0004	.0014	.0019	.0001	.0001	.0003	.0008
Check ?	Chk Pass	Chk Pass	Chk Pass	Chk Pass	Chk Pass	Chk Pass	Chk Fail	Chk Pass
High Limit							.0020	
Low Limit							-.0020	

Elem	W_2079	Zn2062	Zr3391
Units	ppm	ppm	ppm
Avg	F **.0077**	F **-.0039**	**.0002**
Stddev	.0012	.0002	.0001
%RSD	15.27	4.049	37.38
#1	.0090	-.0040	.0001
#2	.0071	-.0037	.0003
#3	.0068	-.0039	.0002
Check ?	Chk Fail	Chk Fail	Chk Pass
High Limit	.0054	.0020	
Low Limit	-.0054	-.0020	

Int. Std.	In2306	Y_3600	Y_3710	Y_2243
Units	Cts/S	Cts/S	Cts/S	Cts/S
Avg	**4307.3**	**59001.**	**4506.4**	**1373.7**
Stddev	35.0	62.	19.8	11.9
%RSD	.81151	.10442	.43950	.86523
#1	4323.8	59060.	4515.3	1379.7
#2	4267.1	58937.	4483.7	1360.0
#3	4330.9	59007.	4520.3	1381.4

Zoom In Zoom Out

Sample Name: jd27613-8 Acquired: 7/7/2021 17:29:24 Type: Unk
Method: SGS NO VALVE3(v105) Mode: CONC Corr. Factor: 1.000000
User: admin Custom ID1: Custom ID2: Custom ID3:
Comment:

Elem	Ag3280	Al3961	As1890	B_2089	Ba4554	Be3130	Bi2230	Ca3179	Cd2288
Units	ppm	ppm	ppm	ppm	ppm	ppm	ppm	ppm	ppm
Avg	**-.0034**	**138.8**	**.0134**	**.0169**	**1.128**	**.0055**	**.2937**	**28.41**	**.0017**
Stddev	.0001	.3	.0019	.0015	.001	.0002	.0342	.05	.0006
%RSD	4.239	.1832	13.96	8.734	.1198	3.082	11.63	.1631	34.66
#1	-.0035	138.5	.0114	.0153	1.126	.0056	.3133	28.38	.0012
#2	-.0033	138.8	.0137	.0174	1.128	.0057	.3135	28.38	.0024
#3	-.0036	139.0	.0150	.0182	1.129	.0054	.2542	28.46	.0016

Elem	Ce4040	Co2286	Cr2677	Cu3247	Fe2599	K_7664	Li6707	Mg2790	Mn2576
Units	ppm	ppm	ppm	ppm	ppm	ppm	ppm	ppm	ppm
Avg	**.4123**	**.0949**	**.2833**	**.2661**	F **227.4**	**58.86**	**.1162**	**50.61**	**4.198**
Stddev	.0008	.0028	.0006	.0003	.4	.11	.0007	.09	.002
%RSD	.1939	2.969	.2124	.1313	.1808	.1897	.5937	.1849	.0502
#1	.4131	.0936	.2840	.2657	227.0	58.75	.1166	50.52	4.199
#2	.4115	.0930	.2829	.2663	227.4	58.85	.1154	50.60	4.196
#3	.4123	.0981	.2830	.2663	227.9	58.97	.1165	50.70	4.200

Elem	Mo2020	Na5895	Ni2316	P_1774	Pb2203	S_1820	Sb2068	Se1960	Si2124
Units	ppm	ppm	ppm	ppm	ppm	ppm	ppm	ppm	ppm
Avg	**.0016**	**3.142**	**.2206**	**2.690**	**.2120**	**1.183**	**-.0008**	**.0025**	**1.987**
Stddev	.0002	.018	.0045	.061	.0056	.031	.0009	.0034	.070
%RSD	14.34	.5875	2.061	2.267	2.646	2.641	114.7	134.9	3.542
#1	.0018	3.126	.2178	2.655	.2066	1.164	-.0019	.0035	1.961
#2	.0014	3.139	.2181	2.655	.2114	1.167	-.0000	.0053	1.933
#3	.0015	3.162	.2258	2.761	.2178	1.219	-.0005	-.0013	2.066

Elem	Sn1899	Sr4077	Ti3349	Tl1908	V_2924	W_2079	Zn2062	Zr3391
Units	ppm	ppm	ppm	ppm	ppm	ppm	ppm	ppm
Avg	**.0261**	**.1583**	F **14.31**	**.0017**	**.4160**	**.0014**	**.5651**	**.0208**
Stddev	.0015	.0001	.10	.0046	.0002	.0015	.0136	.0003
%RSD	5.815	.0819	.6888	276.2	.0534	107.5	2.412	1.674
#1	.0244	.1583	14.31	.0064	.4161	.0032	.5557	.0205
#2	.0266	.1585	14.41	.0014	.4158	.0007	.5588	.0207
#3	.0272	.1582	14.21	-.0028	.4162	.0004	.5807	.0212

Zoom In Zoom Out

Sample Name: jd27613-8 Acquired: 7/7/2021 17:29:24 Type: Unk
Method: SGS NO VALVE3(v105) Mode: CONC Corr. Factor: 1.000000
User: admin Custom ID1: Custom ID2: Custom ID3:
Comment:

Int. Std.	In2306	Y_3600	Y_3710	Y_2243
Units	Cts/S	Cts/S	Cts/S	Cts/S
Avg	**4333.1**	**60549.**	**4825.0**	**1413.3**
Stddev	73.8	63.	13.7	26.0
%RSD	1.7042	.10333	.28402	1.8380
#1	4374.1	60580.	4839.7	1428.2
#2	4377.3	60591.	4822.7	1428.3
#3	4247.8	60477.	4812.6	1383.3

Zoom In Zoom Out

Sample Name: jd27613-10 Acquired: 7/7/2021 17:34:34 Type: Unk
Method: SGS NO VALVE3(v105) Mode: CONC Corr. Factor: 1.000000
User: admin Custom ID1: Custom ID2: Custom ID3:
Comment:

Elem	Ag3280	Al3961	As1890	B_2089	Ba4554	Be3130	Bi2230	Ca3179	Cd2288
Units	ppm	ppm	ppm	ppm	ppm	ppm	ppm	ppm	ppm
Avg	**.0002**	**133.7**	**.0268**	**.0319**	**1.001**	**.0059**	**.1755**	**17.21**	**.0015**
Stddev	.0002	.1	.0004	.0011	.001	.0001	.0029	.05	.0003
%RSD	136.8	.0812	1.659	3.342	.1016	2.338	1.640	.3064	21.42
#1	-.0001	133.7	.0269	.0325	1.001	.0058	.1722	17.24	.0018
#2	.0003	133.8	.0263	.0306	.9995	.0061	.1772	17.24	.0015
#3	.0003	133.6	.0271	.0324	1.002	.0059	.1772	17.15	.0012

Elem	Ce4040	Co2286	Cr2677	Cu3247	Fe2599	K_7664	Li6707	Mg2790	Mn2576
Units	ppm	ppm	ppm	ppm	ppm	ppm	ppm	ppm	ppm
Avg	**.4890**	**.0808**	**.2277**	**.2401**	**193.9**	**27.00**	**.1026**	**35.90**	**4.569**
Stddev	.0012	.0001	.0005	.0004	.4	.02	.0014	.11	.032
%RSD	.2504	.1391	.2021	.1810	.1863	.0777	1.404	.3118	.6943
#1	.4876	.0809	.2272	.2397	194.0	26.98	.1027	35.85	4.544
#2	.4895	.0808	.2277	.2400	194.2	27.03	.1011	36.03	4.605
#3	.4899	.0807	.2281	.2405	193.5	27.00	.1040	35.83	4.559

Elem	Mo2020	Na5895	Ni2316	P_1774	Pb2203	S_1820	Sb2068	Se1960	Si2124
Units	ppm	ppm	ppm	ppm	ppm	ppm	ppm	ppm	ppm
Avg	**.0030**	**3.529**	**.2181**	**4.146**	**1.925**	**.5310**	**-.0007**	**.0032**	**2.113**
Stddev	.0004	.005	.0003	.006	.003	.0044	.0011	.0041	.021
%RSD	13.80	.1452	.1244	.1513	.1593	.8339	148.0	127.5	1.007
#1	.0035	3.535	.2183	4.153	1.927	.5274	-.0017	-.0010	2.136
#2	.0029	3.525	.2182	4.146	1.921	.5359	.0004	.0072	2.095
#3	.0027	3.527	.2178	4.140	1.926	.5295	-.0009	.0034	2.108

Elem	Sn1899	Sr4077	Ti3349	Tl1908	V_2924	W_2079	Zn2062	Zr3391
Units	ppm	ppm	ppm	ppm	ppm	ppm	ppm	ppm
Avg	**.0295**	**.1376**	F **8.140**	**.0004**	**.3044**	**.0002**	**.4372**	**.0220**
Stddev	.0014	.0006	.003	.0013	.0001	.0014	.0012	.0002
%RSD	4.703	.4030	.0388	312.7	.0475	566.4	.2653	.8279
#1	.0290	.1373	8.136	-.0001	.3044	-.0008	.4384	.0222
#2	.0285	.1383	8.142	-.0005	.3045	-.0003	.4371	.0218
#3	.0311	.1374	8.141	.0019	.3042	.0018	.4360	.0219

Zoom In Zoom Out

Sample Name: jd27613-10 Acquired: 7/7/2021 17:34:34 Type: Unk
Method: SGS NO VALVE3(v105) Mode: CONC Corr. Factor: 1.000000
User: admin Custom ID1: Custom ID2: Custom ID3:
Comment:

Int. Std.	In2306	Y_3600	Y_3710	Y_2243
Units	Cts/S	Cts/S	Cts/S	Cts/S
Avg	**4383.9**	**62037.**	**4903.8**	**1462.5**
Stddev	5.3	209.	22.7	.3
%RSD	.12139	.33689	.46331	.01780
#1	4388.4	62194.	4910.5	1462.8
#2	4385.3	61800.	4878.5	1462.2
#3	4378.0	62116.	4922.5	1462.5

Zoom In Zoom Out

Sample Name: jd27613-12 Acquired: 7/7/2021 17:39:43 Type: Unk
Method: SGS NO VALVE3(v105) Mode: CONC Corr. Factor: 1.000000
User: admin Custom ID1: Custom ID2: Custom ID3:
Comment:

Elem	Ag3280	Al3961	As1890	B_2089	Ba4554	Be3130	Bi2230	Ca3179
Units	ppm	ppm	ppm	ppm	ppm	ppm	ppm	ppm
Avg	F **-.0062**	**182.3**	**.0074**	**.0129**	**1.331**	**.0070**	**.3619**	**16.17**
Stddev	.0020	.3	.0005	.0004	.001	.0004	.0614	.02
%RSD	31.56	.1420	6.168	3.408	.0520	5.275	16.97	.1204
#1	-.0056	182.0	.0071	.0126	1.332	.0067	.3224	16.17
#2	-.0047	182.3	.0079	.0134	1.332	.0068	.3306	16.20
#3	-.0084	182.5	.0072	.0128	1.331	.0074	.4326	16.16

Elem	Cd2288	Ce4040	Co2286	Cr2677	Cu3247	Fe2599	K_7664	Li6707
Units	ppm	ppm	ppm	ppm	ppm	ppm	ppm	ppm
Avg	**.0012**	**.3885**	**.1297**	**.3138**	**.3693**	F **240.2**	**77.44**	**.1681**
Stddev	.0001	.0091	.0020	.0091	.0077	.4	.12	.0004
%RSD	11.61	2.333	1.573	2.911	2.080	.1778	.1518	.2501
#1	.0011	.3839	.1319	.3087	.3649	239.8	77.31	.1677
#2	.0013	.3827	.1292	.3084	.3648	240.7	77.51	.1680
#3	.0011	.3990	.1279	.3244	.3781	240.1	77.51	.1685

Elem	Mg2790	Mn2576	Mo2020	Na5895	Ni2316	P_1774	Pb2203	S_1820
Units	ppm	ppm	ppm	ppm	ppm	ppm	ppm	ppm
Avg	**55.54**	**5.019**	**.0013**	**3.006**	**.3177**	**2.298**	**.0625**	**.9433**
Stddev	.23	.155	.0002	.013	.0027	.023	.0009	.0041
%RSD	.4094	3.096	14.44	.4192	.8492	.9964	1.517	.4337
#1	55.62	4.930	.0013	2.992	.3202	2.322	.0635	.9480
#2	55.72	4.928	.0015	3.008	.3180	2.296	.0626	.9411
#3	55.28	5.198	.0011	3.017	.3148	2.276	.0616	.9408

Elem	Sb2068	Se1960	Si2124	Sn1899	Sr4077	Ti3349	Tl1908	V_2924
Units	ppm	ppm	ppm	ppm	ppm	ppm	ppm	ppm
Avg	**-.0031**	**.0017**	**2.025**	**.0239**	**.1108**	F **17.95**	**.0012**	**.3689**
Stddev	.0026	.0019	.021	.0008	.0001	.50	.0011	.0099
%RSD	82.37	110.4	1.046	3.230	.0961	2.792	90.66	2.694
#1	-.0017	.0031	2.048	.0246	.1107	17.66	.0024	.3632
#2	-.0016	.0024	2.007	.0231	.1108	17.65	.0001	.3631
#3	-.0061	-.0004	2.018	.0241	.1109	18.52	.0012	.3804

Zoom In Zoom Out

Sample Name: jd27613-12 Acquired: 7/7/2021 17:39:43 Type: Unk
Method: SGS NO VALVE3(v105) Mode: CONC Corr. Factor: 1.000000
User: admin Custom ID1: Custom ID2: Custom ID3:
Comment:

Elem	W_2079	Zn2062	Zr3391
Units	ppm	ppm	ppm
Avg	**-.0021**	**.5076**	**.0127**
Stddev	.0017	.0059	.0002
%RSD	79.12	1.161	1.416
#1	-.0010	.5142	.0127
#2	-.0041	.5057	.0129
#3	-.0014	.5028	.0125

Int. Std.	In2306	Y_3600	Y_3710	Y_2243
Units	Cts/S	Cts/S	Cts/S	Cts/S
Avg	**4386.6**	**60450.**	**4861.6**	**1434.2**
Stddev	31.1	1552.	18.2	11.4
%RSD	.70856	2.5681	.37417	.79257
#1	4353.4	61376.	4882.6	1422.1
#2	4391.5	61316.	4850.7	1435.7
#3	4415.0	58658.	4851.6	1444.7

Zoom In Zoom Out

Sample Name: jd27613-14 Acquired: 7/7/2021 17:45:00 Type: Unk
Method: SGS NO VALVE3(v105) Mode: CONC Corr. Factor: 1.000000
User: admin Custom ID1: Custom ID2: Custom ID3:
Comment:

Elem	Ag3280	Al3961	As1890	B_2089	Ba4554	Be3130	Bi2230	Ca3179	Cd2288
Units	ppm	ppm	ppm	ppm	ppm	ppm	ppm	ppm	ppm
Avg	**-.0003**	**152.7**	**.0357**	**.1738**	**.5384**	**.0053**	**.1189**	**9.573**	**.0013**
Stddev	.0005	.2	.0011	.0010	.0001	.0002	.0003	.010	.0002
%RSD	171.8	.1060	3.032	.5907	.0193	2.991	.2781	.1035	14.49
#1	.0001	152.5	.0368	.1726	.5383	.0052	.1186	9.579	.0013
#2	-.0001	152.8	.0359	.1744	.5384	.0053	.1188	9.578	.0015
#3	-.0008	152.7	.0346	.1744	.5385	.0055	.1192	9.561	.0011

Elem	Ce4040	Co2286	Cr2677	Cu3247	Fe2599	K_7664	Li6707	Mg2790	Mn2576
Units	ppm	ppm	ppm	ppm	ppm	ppm	ppm	ppm	ppm
Avg	**.5717**	**.0575**	**.2183**	**.0918**	**175.7**	**8.819**	**.1159**	**24.93**	**2.756**
Stddev	.0030	.0004	.0007	.0004	.1	.021	.0011	.01	.006
%RSD	.5332	.7075	.2981	.3932	.0549	.2320	.9897	.0412	.2299
#1	.5747	.0576	.2180	.0921	175.8	8.842	.1156	24.93	2.752
#2	.5686	.0571	.2190	.0919	175.6	8.810	.1171	24.91	2.763
#3	.5720	.0579	.2179	.0914	175.6	8.805	.1149	24.93	2.752

Elem	Mo2020	Na5895	Ni2316	P_1774	Pb2203	S_1820	Sb2068	Se1960	Si2124
Units	ppm	ppm	ppm	ppm	ppm	ppm	ppm	ppm	ppm
Avg	**.0033**	**2.747**	**.1324**	**2.998**	**.3143**	**1.090**	**.0009**	**.0068**	**2.447**
Stddev	.0002	.003	.0002	.005	.0021	.003	.0009	.0016	.010
%RSD	4.652	.1225	.1302	.1651	.6543	.2443	107.0	23.27	.4174
#1	.0033	2.750	.1324	3.002	.3152	1.087	-.0001	.0052	2.437
#2	.0033	2.743	.1326	3.000	.3158	1.093	.0018	.0066	2.457
#3	.0035	2.747	.1322	2.993	.3119	1.090	.0009	.0084	2.447

Elem	Sn1899	Sr4077	Ti3349	Tl1908	V_2924	W_2079	Zn2062	Zr3391
Units	ppm	ppm	ppm	ppm	ppm	ppm	ppm	ppm
Avg	**.0237**	**.0913**	**5.362**	**.0023**	**.3025**	**-.0013**	**.2896**	**.0423**
Stddev	.0008	.0002	.009	.0028	.0005	.0025	.0007	.0007
%RSD	3.342	.2088	.1597	124.1	.1552	193.2	.2371	1.574
#1	.0230	.0910	5.362	.0039	.3029	.0001	.2903	.0417
#2	.0245	.0914	5.371	-.0010	.3025	-.0042	.2895	.0421
#3	.0236	.0913	5.353	.0039	.3020	.0002	.2890	.0430

Zoom In Zoom Out

Sample Name: jd27613-14 Acquired: 7/7/2021 17:45:00 Type: Unk
Method: SGS NO VALVE3(v105) Mode: CONC Corr. Factor: 1.000000
User: admin Custom ID1: Custom ID2: Custom ID3:
Comment:

Int. Std.	In2306	Y_3600	Y_3710	Y_2243
Units	Cts/S	Cts/S	Cts/S	Cts/S
Avg	**4386.1**	**62186.**	**4959.2**	**1461.0**
Stddev	6.0	255.	8.3	2.7
%RSD	.13669	.41024	.16730	.18768
#1	4379.5	62375.	4966.3	1458.3
#2	4387.4	61896.	4961.3	1460.9
#3	4391.3	62288.	4950.1	1463.8

Zoom In Zoom Out

Sample Name: jd27613-16 Acquired: 7/7/2021 17:50:01 Type: Unk
Method: SGS NO VALVE3(v105) Mode: CONC Corr. Factor: 1.000000
User: admin Custom ID1: Custom ID2: Custom ID3:
Comment:

Elem	Ag3280	Al3961	As1890	B_2089	Ba4554	Be3130	Bi2230	Ca3179	Cd2288
Units	ppm	ppm	ppm	ppm	ppm	ppm	ppm	ppm	ppm
Avg	**-.0002**	**93.40**	**.0154**	**.0198**	**.6802**	**.0037**	**.1235**	**9.700**	**.0012**
Stddev	.0001	.08	.0014	.0007	.0011	.0001	.0023	.011	.0002
%RSD	38.43	.0874	9.274	3.646	.1685	1.443	1.864	.1080	15.20
#1	-.0003	93.45	.0155	.0195	.6794	.0037	.1262	9.707	.0013
#2	-.0001	93.44	.0167	.0206	.6815	.0038	.1225	9.704	.0010
#3	-.0003	93.30	.0139	.0192	.6796	.0037	.1219	9.688	.0014

Elem	Ce4040	Co2286	Cr2677	Cu3247	Fe2599	K_7664	Li6707	Mg2790	Mn2576
Units	ppm	ppm	ppm	ppm	ppm	ppm	ppm	ppm	ppm
Avg	**.4990**	**.0757**	**.1721**	**.1407**	**152.0**	**23.34**	**.0804**	**25.51**	**4.287**
Stddev	.0048	.0006	.0011	.0008	.1	.03	.0006	.05	.027
%RSD	.9606	.7359	.6205	.5758	.0580	.1076	.7026	.1882	.6340
#1	.5031	.0762	.1731	.1416	152.1	23.37	.0801	25.55	4.259
#2	.4937	.0757	.1710	.1402	152.0	23.33	.0810	25.46	4.288
#3	.5001	.0751	.1721	.1402	152.0	23.33	.0800	25.52	4.313

Elem	Mo2020	Na5895	Ni2316	P_1774	Pb2203	S_1820	Sb2068	Se1960	Si2124
Units	ppm	ppm	ppm	ppm	ppm	ppm	ppm	ppm	ppm
Avg	**.0030**	**1.103**	**.1703**	**3.252**	**.0419**	**.3417**	**-.0007**	**.0008**	**2.737**
Stddev	.0002	.007	.0009	.006	.0014	.0028	.0026	.0027	.033
%RSD	5.931	.6823	.5085	.1879	3.243	.8205	353.8	326.2	1.204
#1	.0030	1.098	.1703	3.248	.0410	.3385	-.0014	.0023	2.729
#2	.0028	1.111	.1695	3.249	.0434	.3433	-.0030	.0025	2.774
#3	.0031	1.098	.1712	3.259	.0412	.3434	.0022	-.0023	2.710

Elem	Sn1899	Sr4077	Ti3349	Tl1908	V_2924	W_2079	Zn2062	Zr3391
Units	ppm	ppm	ppm	ppm	ppm	ppm	ppm	ppm
Avg	**.0194**	**.0611**	**6.044**	**.0017**	**.1938**	**-.0008**	**.2561**	**.0309**
Stddev	.0006	.0002	.026	.0006	.0012	.0013	.0005	.0003
%RSD	3.131	.3458	.4246	36.28	.6282	170.5	.1848	.8109
#1	.0191	.0609	6.073	.0012	.1952	.0007	.2561	.0311
#2	.0190	.0613	6.025	.0023	.1932	-.0015	.2566	.0306
#3	.0201	.0610	6.034	.0014	.1931	-.0015	.2557	.0310

Zoom In Zoom Out

Sample Name: jd27613-16 Acquired: 7/7/2021 17:50:01 Type: Unk
Method: SGS NO VALVE3(v105) Mode: CONC Corr. Factor: 1.000000
User: admin Custom ID1: Custom ID2: Custom ID3:
Comment:

Int. Std.	In2306	Y_3600	Y_3710	Y_2243
Units	Cts/S	Cts/S	Cts/S	Cts/S
Avg	**4390.6**	**62697.**	**4960.9**	**1470.3**
Stddev	8.7	159.	35.5	4.8
%RSD	.19824	.25336	.71557	.32849
#1	4380.8	62534.	4925.2	1466.5
#2	4393.6	62852.	4996.2	1468.7
#3	4397.4	62705.	4961.2	1475.7

Zoom In Zoom Out

Sample Name: jd27613-18 Acquired: 7/7/2021 17:55:10 Type: Unk
Method: SGS NO VALVE3(v105) Mode: CONC Corr. Factor: 1.000000
User: admin Custom ID1: Custom ID2: Custom ID3:
Comment:

Elem	Ag3280	Al3961	As1890	B_2089	Ba4554	Be3130	Bi2230	Ca3179	Cd2288
Units	ppm	ppm	ppm	ppm	ppm	ppm	ppm	ppm	ppm
Avg	**.0014**	**114.2**	**.0382**	**.0291**	**1.367**	**.0052**	**.1476**	**30.56**	**.0028**
Stddev	.0006	.2	.0015	.0005	.000	.0000	.0034	.05	.0003
%RSD	42.06	.1405	3.900	1.738	.0308	.5879	2.330	.1707	10.10
#1	.0012	114.1	.0399	.0294	1.367	.0052	.1475	30.59	.0026
#2	.0020	114.4	.0375	.0285	1.367	.0052	.1511	30.59	.0031
#3	.0009	114.2	.0372	.0293	1.366	.0052	.1442	30.50	.0026

Elem	Ce4040	Co2286	Cr2677	Cu3247	Fe2599	K_7664	Li6707	Mg2790	Mn2576
Units	ppm	ppm	ppm	ppm	ppm	ppm	ppm	ppm	ppm
Avg	**.4562**	**.0693**	**.1965**	**.3324**	**146.6**	**19.47**	**.1048**	**27.35**	**2.969**
Stddev	.0017	.0002	.0005	.0002	.2	.07	.0003	.05	.006
%RSD	.3741	.2999	.2797	.0531	.1449	.3747	.2716	.1999	.1917
#1	.4579	.0695	.1965	.3322	146.5	19.55	.1051	27.41	2.970
#2	.4563	.0691	.1970	.3325	146.8	19.43	.1046	27.35	2.975
#3	.4545	.0692	.1959	.3326	146.4	19.42	.1047	27.30	2.963

Elem	Mo2020	Na5895	Ni2316	P_1774	Pb2203	S_1820	Sb2068	Se1960	Si2124
Units	ppm	ppm	ppm	ppm	ppm	ppm	ppm	ppm	ppm
Avg	**.0067**	**2.198**	**.2027**	**6.649**	**2.703**	**1.236**	**.0022**	**.0068**	**2.236**
Stddev	.0006	.006	.0010	.007	.008	.002	.0017	.0016	.014
%RSD	8.240	.2716	.4840	.1005	.2955	.1933	78.41	24.15	.6420
#1	.0063	2.192	.2034	6.654	2.706	1.236	.0021	.0083	2.253
#2	.0064	2.197	.2030	6.651	2.709	1.238	.0040	.0071	2.226
#3	.0073	2.204	.2016	6.641	2.694	1.233	.0006	.0050	2.231

Elem	Sn1899	Sr4077	Ti3349	Tl1908	V_2924	W_2079	Zn2062	Zr3391
Units	ppm	ppm	ppm	ppm	ppm	ppm	ppm	ppm
Avg	**.0974**	**.3766**	**6.539**	**.0024**	**.2183**	**.0019**	**1.930**	**.0174**
Stddev	.0005	.0004	.013	.0013	.0003	.0016	.005	.0002
%RSD	.5369	.0992	.2037	52.65	.1542	83.83	.2571	1.359
#1	.0970	.3762	6.537	.0039	.2181	.0004	1.932	.0174
#2	.0980	.3770	6.553	.0019	.2187	.0016	1.934	.0171
#3	.0972	.3766	6.526	.0015	.2181	.0035	1.925	.0176

Zoom In Zoom Out

Sample Name: jd27613-18 Acquired: 7/7/2021 17:55:10 Type: Unk
Method: SGS NO VALVE3(v105) Mode: CONC Corr. Factor: 1.000000
User: admin Custom ID1: Custom ID2: Custom ID3:
Comment:

Int. Std.	In2306	Y_3600	Y_3710	Y_2243
Units	Cts/S	Cts/S	Cts/S	Cts/S
Avg	**4353.6**	**62228.**	**4935.1**	**1461.7**
Stddev	4.8	73.	15.3	1.1
%RSD	.11013	.11712	.31072	.07760
#1	4353.9	62247.	4950.5	1462.1
#2	4348.6	62147.	4919.9	1460.4
#3	4358.2	62289.	4934.9	1462.6

Zoom In Zoom Out

Sample Name: jd27613-20 Acquired: 7/7/2021 18:00:12 Type: Unk
Method: SGS NO VALVE3(v105) Mode: CONC Corr. Factor: 1.000000
User: admin Custom ID1: Custom ID2: Custom ID3:
Comment:

Elem	Ag3280	Al3961	As1890	B_2089	Ba4554	Be3130	Bi2230	Ca3179	Cd2288
Units	ppm	ppm	ppm	ppm	ppm	ppm	ppm	ppm	ppm
Avg	**-.0002**	**89.85**	**.0142**	**.0113**	**.5447**	**.0040**	**.1133**	**7.007**	**.0011**
Stddev	.0002	.22	.0022	.0006	.0011	.0000	.0019	.027	.0002
%RSD	121.4	.2501	15.13	5.216	.1959	1.008	1.702	.3897	19.20
#1	-.0000	89.74	.0122	.0115	.5444	.0040	.1121	7.000	.0013
#2	-.0001	89.70	.0140	.0106	.5438	.0041	.1124	6.983	.0011
#3	-.0004	90.11	.0165	.0118	.5459	.0041	.1156	7.037	.0009

Elem	Ce4040	Co2286	Cr2677	Cu3247	Fe2599	K_7664	Li6707	Mg2790	Mn2576
Units	ppm	ppm	ppm	ppm	ppm	ppm	ppm	ppm	ppm
Avg	**.4542**	**.0542**	**.1451**	**.1159**	**128.9**	**17.04**	**.0656**	**19.55**	**5.396**
Stddev	.0028	.0002	.0003	.0005	.4	.06	.0015	.10	.011
%RSD	.6141	.3812	.2279	.4178	.3084	.3568	2.276	.4930	.2051
#1	.4517	.0544	.1452	.1164	128.8	17.09	.0639	19.45	5.408
#2	.4536	.0540	.1447	.1154	128.5	16.97	.0667	19.58	5.389
#3	.4572	.0541	.1453	.1159	129.3	17.07	.0662	19.64	5.390

Elem	Mo2020	Na5895	Ni2316	P_1774	Pb2203	S_1820	Sb2068	Se1960	Si2124
Units	ppm	ppm	ppm	ppm	ppm	ppm	ppm	ppm	ppm
Avg	**.0015**	**2.253**	**.1619**	**3.374**	**.0425**	**.1249**	**-.0002**	**.0051**	**3.377**
Stddev	.0004	.005	.0001	.002	.0015	.0017	.0014	.0022	.085
%RSD	24.10	.2299	.0508	.0606	3.629	1.363	804.7	43.52	2.506
#1	.0018	2.257	.1619	3.376	.0441	.1234	.0013	.0050	3.419
#2	.0014	2.254	.1618	3.374	.0410	.1246	-.0014	.0029	3.432
#3	.0011	2.247	.1619	3.372	.0425	.1267	-.0004	.0074	3.279

Elem	Sn1899	Sr4077	Ti3349	Tl1908	V_2924	W_2079	Zn2062	Zr3391
Units	ppm	ppm	ppm	ppm	ppm	ppm	ppm	ppm
Avg	**.0194**	**.0554**	**5.212**	**.0009**	**.1831**	**-.0006**	**.2147**	**.0291**
Stddev	.0006	.0000	.007	.0007	.0004	.0007	.0005	.0004
%RSD	2.997	.0270	.1286	73.49	.2095	114.8	.2205	1.237
#1	.0191	.0554	5.208	.0008	.1828	-.0011	.2151	.0287
#2	.0191	.0554	5.209	.0003	.1830	.0002	.2148	.0294
#3	.0201	.0554	5.220	.0016	.1835	-.0008	.2142	.0291

Zoom In Zoom Out

Sample Name: jd27613-20 Acquired: 7/7/2021 18:00:12 Type: Unk
Method: SGS NO VALVE3(v105) Mode: CONC Corr. Factor: 1.000000
User: admin Custom ID1: Custom ID2: Custom ID3:
Comment:

Int. Std.	In2306	Y_3600	Y_3710	Y_2243
Units	Cts/S	Cts/S	Cts/S	Cts/S
Avg	**4362.9**	**63093.**	**4995.2**	**1479.5**
Stddev	6.4	118.	30.1	1.9
%RSD	.14756	.18684	.60211	.13018
#1	4358.0	63227.	5014.0	1477.5
#2	4360.5	63007.	5011.0	1479.7
#3	4370.2	63044.	4960.5	1481.3

Zoom In Zoom Out

Sample Name: jd27613-22 Acquired: 7/7/2021 18:05:23 Type: Unk
Method: SGS NO VALVE3(v105) Mode: CONC Corr. Factor: 1.000000
User: admin Custom ID1: Custom ID2: Custom ID3:
Comment:

Elem	Ag3280	Al3961	As1890	B_2089	Ba4554	Be3130	Bi2230	Ca3179	Cd2288
Units	ppm	ppm	ppm	ppm	ppm	ppm	ppm	ppm	ppm
Avg	**-.0013**	**131.4**	**.0311**	**.0291**	**.3357**	**.0047**	**.1501**	**9.502**	**.0010**
Stddev	.0002	.1	.0008	.0009	.0010	.0001	.0024	.008	.0002
%RSD	16.39	.0579	2.465	3.147	.2881	1.557	1.608	.0811	16.11
#1	-.0016	131.4	.0304	.0281	.3352	.0047	.1504	9.502	.0012
#2	-.0011	131.3	.0310	.0295	.3350	.0046	.1523	9.510	.0009
#3	-.0013	131.3	.0320	.0298	.3368	.0047	.1475	9.494	.0009

Elem	Ce4040	Co2286	Cr2677	Cu3247	Fe2599	K_7664	Li6707	Mg2790	Mn2576
Units	ppm	ppm	ppm	ppm	ppm	ppm	ppm	ppm	ppm
Avg	**.5555**	**.0604**	**.2056**	**.1172**	**171.3**	**12.45**	**.1043**	**26.00**	**1.864**
Stddev	.0021	.0003	.0003	.0000	.2	.01	.0014	.08	.002
%RSD	.3861	.4667	.1260	.0186	.1093	.0503	1.301	.3098	.1313
#1	.5538	.0604	.2056	.1172	171.5	12.46	.1043	25.97	1.865
#2	.5547	.0602	.2059	.1172	171.3	12.44	.1030	26.09	1.866
#3	.5579	.0608	.2054	.1172	171.1	12.45	.1057	25.93	1.861

Elem	Mo2020	Na5895	Ni2316	P_1774	Pb2203	S_1820	Sb2068	Se1960	Si2124
Units	ppm	ppm	ppm	ppm	ppm	ppm	ppm	ppm	ppm
Avg	**.0030**	**1.147**	**.1304**	**2.410**	**.1355**	**.4930**	**-.0008**	**.0027**	**2.147**
Stddev	.0002	.006	.0006	.006	.0010	.0009	.0005	.0011	.006
%RSD	7.246	.5552	.4852	.2703	.7219	.1792	60.18	40.46	.3009
#1	.0031	1.145	.1305	2.409	.1360	.4932	-.0003	.0017	2.151
#2	.0028	1.142	.1309	2.417	.1361	.4920	-.0012	.0026	2.150
#3	.0032	1.154	.1297	2.404	.1343	.4937	-.0010	.0039	2.139

Elem	Sn1899	Sr4077	Ti3349	Tl1908	V_2924	W_2079	Zn2062	Zr3391
Units	ppm	ppm	ppm	ppm	ppm	ppm	ppm	ppm
Avg	**.0206**	**.0968**	**6.709**	**.0003**	**.2922**	**-.0022**	**.2229**	**.0426**
Stddev	.0006	.0003	.002	.0023	.0006	.0010	.0005	.0001
%RSD	2.908	.2961	.0310	643.9	.2133	46.50	.2125	.2456
#1	.0202	.0966	6.710	-.0022	.2927	-.0019	.2232	.0425
#2	.0213	.0968	6.711	.0011	.2925	-.0014	.2232	.0427
#3	.0203	.0971	6.707	.0021	.2915	-.0034	.2224	.0426

Zoom In Zoom Out

Sample Name: jd27613-22 Acquired: 7/7/2021 18:05:23 Type: Unk
Method: SGS NO VALVE3(v105) Mode: CONC Corr. Factor: 1.000000
User: admin Custom ID1: Custom ID2: Custom ID3:
Comment:

Int. Std.	In2306	Y_3600	Y_3710	Y_2243
Units	Cts/S	Cts/S	Cts/S	Cts/S
Avg	**4386.0**	**61190.**	**4869.2**	**1442.8**
Stddev	4.0	131.	33.1	.7
%RSD	.09109	.21411	.67975	.05196
#1	4389.8	61103.	4850.4	1442.5
#2	4381.9	61127.	4849.8	1442.3
#3	4386.4	61341.	4907.4	1443.7

Zoom In Zoom Out

Sample Name: jd27613-24 Acquired: 7/7/2021 18:10:25 Type: Unk
Method: SGS NO VALVE3(v105) Mode: CONC Corr. Factor: 1.000000
User: admin Custom ID1: Custom ID2: Custom ID3:
Comment:

Elem	Ag3280	Al3961	As1890	B_2089	Ba4554	Be3130	Bi2230	Ca3179	Cd2288
Units	ppm	ppm	ppm	ppm	ppm	ppm	ppm	ppm	ppm
Avg	**.0003**	**101.8**	**.0124**	**.0114**	**.6000**	**.0040**	**.1220**	**10.49**	**.0008**
Stddev	.0006	2.2	.0004	.0010	.0118	.0001	.0013	.23	.0004
%RSD	219.3	2.116	3.147	8.520	1.960	2.883	1.048	2.158	56.18
#1	.0010	104.2	.0124	.0107	.6136	.0041	.1234	10.75	.0003
#2	-.0003	100.6	.0120	.0110	.5931	.0039	.1217	10.38	.0011
#3	.0002	100.4	.0128	.0125	.5932	.0039	.1209	10.35	.0010

Elem	Ce4040	Co2286	Cr2677	Cu3247	Fe2599	K_7664	Li6707	Mg2790	Mn2576
Units	ppm	ppm	ppm	ppm	ppm	ppm	ppm	ppm	ppm
Avg	**.4890**	**.0631**	**.1696**	**.1160**	**132.8**	**17.56**	**.0544**	**22.66**	**3.866**
Stddev	.0009	.0003	.0012	.0012	2.9	.39	.0019	.47	.014
%RSD	.1850	.5533	.7173	1.076	2.149	2.202	3.527	2.063	.3541
#1	.4898	.0635	.1709	.1174	136.1	18.01	.0565	23.19	3.881
#2	.4880	.0628	.1686	.1157	131.4	17.37	.0528	22.50	3.857
#3	.4893	.0631	.1692	.1150	130.9	17.31	.0539	22.30	3.858

Elem	Mo2020	Na5895	Ni2316	P_1774	Pb2203	S_1820	Sb2068	Se1960	Si2124
Units	ppm	ppm	ppm	ppm	ppm	ppm	ppm	ppm	ppm
Avg	**.0009**	**1.132**	**.1691**	**3.127**	**.0362**	**.3514**	**-.0005**	**.0013**	**3.345**
Stddev	.0000	.016	.0008	.009	.0003	.0009	.0010	.0032	.040
%RSD	3.382	1.423	.4643	.2807	.7870	.2586	192.3	245.4	1.195
#1	.0009	1.150	.1693	3.135	.0359	.3503	-.0007	.0021	3.304
#2	.0009	1.118	.1698	3.130	.0363	.3517	.0006	-.0022	3.347
#3	.0009	1.129	.1683	3.118	.0364	.3521	-.0014	.0040	3.384

Elem	Sn1899	Sr4077	Ti3349	Tl1908	V_2924	W_2079	Zn2062	Zr3391
Units	ppm	ppm	ppm	ppm	ppm	ppm	ppm	ppm
Avg	**.0187**	**.0534**	**5.468**	**.0024**	**.1919**	**-.0018**	**.2102**	**.0285**
Stddev	.0011	.0011	.017	.0011	.0005	.0027	.0007	.0005
%RSD	5.940	2.057	.3076	45.68	.2718	155.2	.3485	1.612
#1	.0174	.0547	5.487	.0030	.1925	-.0040	.2110	.0290
#2	.0193	.0528	5.457	.0011	.1919	-.0026	.2099	.0282
#3	.0194	.0528	5.459	.0030	.1914	.0013	.2096	.0282

Zoom In Zoom Out

Sample Name: jd27613-24 Acquired: 7/7/2021 18:10:25 Type: Unk
Method: SGS NO VALVE3(v105) Mode: CONC Corr. Factor: 1.000000
User: admin Custom ID1: Custom ID2: Custom ID3:
Comment:

Int. Std.	In2306	Y_3600	Y_3710	Y_2243
Units	Cts/S	Cts/S	Cts/S	Cts/S
Avg	**4350.7**	**62533.**	**4891.7**	**1466.1**
Stddev	8.0	238.	91.1	2.6
%RSD	.18301	.37996	1.8619	.17942
#1	4341.6	62261.	4791.2	1463.2
#2	4354.0	62701.	4915.0	1467.0
#3	4356.5	62637.	4968.8	1468.2

Zoom In Zoom Out

Sample Name: ccv Acquired: 7/7/2021 18:15:29 Type: QC
Method: SGS NO VALVE3(v105) Mode: CONC Corr. Factor: 1.000000
User: admin Custom ID1: Custom ID2: Custom ID3:
Comment:

Elem	Ag3280	Al3961	As1890	B_2089	Ba4554	Be3130	Bi2230	Ca3179	Cd2288
Units	ppm	ppm	ppm	ppm	ppm	ppm	ppm	ppm	ppm
Avg	**.2422**	**39.33**	**1.973**	**1.985**	**1.994**	**1.983**	**1.999**	**38.66**	**1.976**
Stddev	.0012	.03	.004	.006	.004	.005	.004	.09	.006
%RSD	.4986	.0811	.1944	.2818	.2237	.2612	.1755	.2455	.2864
#1	.2434	39.31	1.976	1.991	1.990	1.979	2.003	38.55	1.982
#2	.2423	39.31	1.974	1.982	1.993	1.980	1.997	38.69	1.972
#3	.2410	39.37	1.968	1.982	1.999	1.989	1.996	38.73	1.974
Check ?	Chk Pass	Chk Pass	Chk Pass	Chk Pass	Chk Pass	Chk Pass	Chk Pass	Chk Pass	Chk Pass
Value									
Range									

Elem	Ce4040	Co2286	Cr2677	Cu3247	Fe2599	K_7664	Li6707	Mg2790	Mn2576
Units	ppm	ppm	ppm	ppm	ppm	ppm	ppm	ppm	ppm
Avg	**1.984**	**2.008**	**1.926**	**1.935**	**39.24**	**39.10**	**1.996**	**37.66**	**1.976**
Stddev	.004	.003	.002	.004	.09	.06	.004	.06	.003
%RSD	.1972	.1385	.1048	.1863	.2268	.1510	.1857	.1628	.1266
#1	1.987	2.011	1.924	1.935	39.20	39.06	1.995	37.63	1.974
#2	1.986	2.008	1.928	1.938	39.18	39.06	1.994	37.73	1.979
#3	1.980	2.005	1.926	1.931	39.34	39.16	2.001	37.62	1.976
Check ?	Chk Pass	Chk Pass	Chk Pass	Chk Pass	Chk Pass	Chk Pass	Chk Pass	Chk Pass	Chk Pass
Value									
Range									

Elem	Mo2020	Na5895	Ni2316	P_1774	Pb2203	S_1820	Sb2068	Se1960	Si2124
Units	ppm	ppm	ppm	ppm	ppm	ppm	ppm	ppm	ppm
Avg	**2.003**	**39.75**	**2.017**	**1.970**	**2.015**	**1.950**	**1.991**	**1.970**	**4.911**
Stddev	.005	.07	.004	.003	.003	.005	.006	.007	.015
%RSD	.2567	.1799	.1843	.1719	.1621	.2413	.2880	.3564	.3039
#1	2.009	39.70	2.020	1.974	2.019	1.956	1.995	1.976	4.924
#2	2.003	39.71	2.019	1.968	2.014	1.947	1.995	1.962	4.914
#3	1.998	39.83	2.013	1.969	2.012	1.948	1.985	1.971	4.895
Check ?	Chk Pass	Chk Pass	Chk Pass	Chk Pass	Chk Pass	Chk Pass	Chk Pass	Chk Pass	Chk Pass
Value									
Range									

Zoom In Zoom Out

Sample Name: ccv Acquired: 7/7/2021 18:15:29 Type: QC
Method: SGS NO VALVE3(v105) Mode: CONC Corr. Factor: 1.000000
User: admin Custom ID1: Custom ID2: Custom ID3:
Comment:

Elem	Sn1899	Sr4077	Ti3349	Tl1908	V_2924	W_2079	Zn2062	Zr3391
Units	ppm	ppm	ppm	ppm	ppm	ppm	ppm	ppm
Avg	**1.996**	**2.016**	**1.949**	**2.041**	**1.945**	**2.005**	**1.964**	**1.992**
Stddev	.004	.004	.004	.003	.001	.003	.005	.001
%RSD	.2119	.2125	.1785	.1430	.0462	.1611	.2682	.0628
#1	1.999	2.013	1.948	2.044	1.946	2.008	1.969	1.991
#2	1.998	2.013	1.953	2.038	1.946	2.003	1.963	1.994
#3	1.991	2.021	1.946	2.040	1.944	2.002	1.959	1.992
Check ?	Chk Pass	Chk Pass	Chk Pass	Chk Pass	Chk Pass	Chk Pass	Chk Pass	Chk Pass
Value								
Range								

Int. Std.	In2306	Y_3600	Y_3710	Y_2243
Units	Cts/S	Cts/S	Cts/S	Cts/S
Avg	**4255.4**	**58389.**	**4570.7**	**1356.9**
Stddev	5.0	172.	19.5	2.6
%RSD	.11783	.29419	.42695	.19438
#1	4249.9	58586.	4593.2	1353.9
#2	4256.5	58310.	4558.0	1358.2
#3	4259.8	58271.	4561.0	1358.6

Zoom In Zoom Out

Sample Name: ccb Acquired: 7/7/2021 18:20:20 Type: QC
Method: SGS NO VALVE3(v105) Mode: CONC Corr. Factor: 1.000000
User: admin Custom ID1: Custom ID2: Custom ID3:
Comment:

Elem	Ag3280	Al3961	As1890	B_2089	Ba4554	Be3130	Bi2230	Ca3179
Units	ppm	ppm	ppm	ppm	ppm	ppm	ppm	ppm
Avg	**-.0001**	**.0021**	**.0012**	**.0013**	**.0005**	**.0003**	**-.0002**	**-.0014**
Stddev	.0002	.0011	.0003	.0006	.0001	.0001	.0007	.0014
%RSD	342.8	49.96	22.86	46.30	26.96	18.83	298.9	97.17
#1	.0000	.0024	.0013	.0017	.0005	.0003	.0005	-.0007
#2	-.0003	.0030	.0009	.0015	.0004	.0002	-.0010	-.0005
#3	.0001	.0009	.0014	.0006	.0006	.0003	-.0003	-.0030
Check ?	Chk Pass	Chk Pass	Chk Pass	Chk Pass	Chk Pass	Chk Pass	Chk Pass	Chk Pass
High Limit								
Low Limit								

Elem	Cd2288	Ce4040	Co2286	Cr2677	Cu3247	Fe2599	K_7664	Li6707
Units	ppm	ppm	ppm	ppm	ppm	ppm	ppm	ppm
Avg	**.0002**	**-.0009**	**-.0006**	**.0001**	**.0000**	**.0045**	**.0422**	**-.0010**
Stddev	.0002	.0005	.0002	.0002	.0001	.0016	.0049	.0010
%RSD	73.96	62.16	38.33	127.4	1131.	35.71	11.63	101.6
#1	.0001	-.0010	-.0003	.0000	.0001	.0047	.0379	.0001
#2	.0004	-.0014	-.0006	.0001	.0000	.0028	.0411	-.0011
#3	.0002	-.0003	-.0007	.0003	-.0001	.0059	.0475	-.0020
Check ?	Chk Pass	None	Chk Pass	Chk Pass	Chk Pass	Chk Pass	Chk Pass	Chk Pass
High Limit								
Low Limit								

Elem	Mg2790	Mn2576	Mo2020	Na5895	Ni2316	P_1774	Pb2203	S_1820
Units	ppm	ppm	ppm	ppm	ppm	ppm	ppm	ppm
Avg	**.0267**	**.0001**	**.0007**	**-.0355**	**.0003**	**.0047**	**.0001**	**-.0012**
Stddev	.0398	.0000	.0001	.0055	.0004	.0007	.0011	.0014
%RSD	148.9	30.92	12.30	15.56	144.2	14.09	1085.	124.1
#1	-.0082	.0001	.0007	-.0292	-.0002	.0054	.0002	.0003
#2	.0182	.0001	.0007	-.0373	.0005	.0042	-.0010	-.0012
#3	.0701	.0001	.0006	-.0398	.0005	.0044	.0011	-.0025
Check ?	Chk Pass	Chk Pass	Chk Pass	Chk Pass	Chk Pass	Chk Pass	Chk Pass	Chk Pass
High Limit								
Low Limit								

Zoom In Zoom Out

Sample Name: ccb Acquired: 7/7/2021 18:20:20 Type: QC
Method: SGS NO VALVE3(v105) Mode: CONC Corr. Factor: 1.000000
User: admin Custom ID1: Custom ID2: Custom ID3:
Comment:

Elem	Sb2068	Se1960	Si2124	Sn1899	Sr4077	Ti3349	Tl1908	V_2924
Units	ppm	ppm	ppm	ppm	ppm	ppm	ppm	ppm
Avg	**-.0001**	**.0021**	**.0033**	**.0010**	**.0000**	**.0004**	**.0010**	**.0004**
Stddev	.0008	.0016	.0012	.0013	.0001	.0002	.0018	.0001
%RSD	625.3	77.29	35.28	130.4	359.1	40.90	177.1	25.99
#1	-.0011	.0039	.0040	.0021	.0001	.0003	.0028	.0003
#2	.0003	.0012	.0020	-.0004	.0001	.0003	.0009	.0005
#3	.0004	.0011	.0039	.0013	-.0001	.0006	-.0007	.0005
Check ?	Chk Pass	Chk Pass	Chk Pass	Chk Pass	Chk Pass	Chk Pass	Chk Pass	Chk Pass
High Limit								
Low Limit								

Elem	W_2079	Zn2062	Zr3391
Units	ppm	ppm	ppm
Avg	**.0016**	F **-.0042**	**.0003**
Stddev	.0011	.0001	.0001
%RSD	67.88	3.205	32.30
#1	.0005	-.0041	.0003
#2	.0026	-.0044	.0005
#3	.0016	-.0042	.0003
Check ?	Chk Pass	Chk Fail	Chk Pass
High Limit		.0020	
Low Limit		-.0020	

Int. Std.	In2306	Y_3600	Y_3710	Y_2243
Units	Cts/S	Cts/S	Cts/S	Cts/S
Avg	**4262.7**	**59185.**	**4516.0**	**1357.1**
Stddev	125.7	144.	20.9	46.3
%RSD	2.9476	.24369	.46195	3.4103
#1	4336.2	59233.	4498.4	1383.9
#2	4117.7	59023.	4510.4	1303.7
#3	4334.4	59300.	4539.0	1383.8

Zoom In Zoom Out

Sample Name: jd27613-26 Acquired: 7/7/2021 18:25:37 Type: Unk
Method: SGS NO VALVE3(v105) Mode: CONC Corr. Factor: 1.000000
User: admin Custom ID1: Custom ID2: Custom ID3:
Comment:

Elem	Ag3280	Al3961	As1890	B_2089	Ba4554	Be3130	Bi2230	Ca3179	Cd2288
Units	ppm	ppm	ppm	ppm	ppm	ppm	ppm	ppm	ppm
Avg	**-.0015**	**138.1**	**.0222**	**.0180**	**.7200**	**.0056**	**.1908**	**19.55**	**.0010**
Stddev	.0004	.2	.0012	.0009	.0014	.0001	.0072	.03	.0003
%RSD	25.13	.1593	5.329	4.887	.1958	1.427	3.795	.1588	27.95
#1	-.0013	138.0	.0235	.0182	.7184	.0056	.1839	19.57	.0008
#2	-.0020	138.4	.0214	.0188	.7207	.0056	.1983	19.56	.0009
#3	-.0014	138.0	.0215	.0171	.7210	.0055	.1901	19.51	.0013

Elem	Ce4040	Co2286	Cr2677	Cu3247	Fe2599	K_7664	Li6707	Mg2790	Mn2576
Units	ppm	ppm	ppm	ppm	ppm	ppm	ppm	ppm	ppm
Avg	**.6151**	**.0796**	**.2528**	**.1759**	**182.7**	**25.14**	**.0941**	**30.41**	**4.852**
Stddev	.0034	.0006	.0006	.0001	.2	.01	.0012	.12	.011
%RSD	.5599	.7060	.2183	.0485	.0969	.0546	1.276	.3973	.2285
#1	.6120	.0801	.2528	.1760	182.6	25.16	.0945	30.46	4.845
#2	.6188	.0790	.2534	.1759	182.9	25.14	.0950	30.50	4.864
#3	.6144	.0797	.2523	.1759	182.6	25.13	.0927	30.28	4.845

Elem	Mo2020	Na5895	Ni2316	P_1774	Pb2203	S_1820	Sb2068	Se1960	Si2124
Units	ppm	ppm	ppm	ppm	ppm	ppm	ppm	ppm	ppm
Avg	**.0097**	**1.090**	**.1973**	**2.979**	**.1294**	**.6138**	**.0002**	**.0020**	**2.150**
Stddev	.0002	.008	.0018	.032	.0018	.0061	.0005	.0027	.012
%RSD	2.479	.7441	.8908	1.076	1.410	.9973	253.7	135.9	.5584
#1	.0099	1.088	.1991	3.008	.1304	.6202	-.0002	-.0009	2.163
#2	.0097	1.083	.1956	2.944	.1273	.6080	.0000	.0025	2.145
#3	.0095	1.099	.1973	2.984	.1304	.6131	.0007	.0045	2.141

Elem	Sn1899	Sr4077	Ti3349	Tl1908	V_2924	W_2079	Zn2062	Zr3391
Units	ppm	ppm	ppm	ppm	ppm	ppm	ppm	ppm
Avg	**.0226**	**.1169**	F **8.249**	**.0049**	**.2814**	**-.0029**	**.2644**	**.0403**
Stddev	.0011	.0003	.016	.0006	.0005	.0013	.0026	.0001
%RSD	4.795	.2699	.1968	13.26	.1622	43.03	.9996	.2375
#1	.0231	.1165	8.255	.0048	.2818	-.0043	.2672	.0402
#2	.0214	.1170	8.261	.0056	.2815	-.0019	.2619	.0402
#3	.0234	.1171	8.230	.0043	.2809	-.0025	.2642	.0404

Zoom In Zoom Out

Sample Name: jd27613-26 Acquired: 7/7/2021 18:25:37 Type: Unk
Method: SGS NO VALVE3(v105) Mode: CONC Corr. Factor: 1.000000
User: admin Custom ID1: Custom ID2: Custom ID3:
Comment:

Int. Std.	In2306	Y_3600	Y_3710	Y_2243
Units	Cts/S	Cts/S	Cts/S	Cts/S
Avg	**4389.2**	**63222.**	**5001.3**	**1493.1**
Stddev	38.2	172.	27.4	14.1
%RSD	.87103	.27221	.54865	.94414
#1	4351.4	63168.	4980.3	1479.3
#2	4427.9	63084.	4991.3	1507.4
#3	4388.4	63415.	5032.4	1492.6

Zoom In Zoom Out

Sample Name: jd27613-28 Acquired: 7/7/2021 18:30:49 Type: Unk
Method: SGS NO VALVE3(v105) Mode: CONC Corr. Factor: 1.000000
User: admin Custom ID1: Custom ID2: Custom ID3:
Comment:

Elem	Ag3280	Al3961	As1890	B_2089	Ba4554	Be3130	Bi2230	Ca3179	Cd2288
Units	ppm	ppm	ppm	ppm	ppm	ppm	ppm	ppm	ppm
Avg	**-.0008**	**154.0**	**.0356**	**.0229**	**.4914**	**.0046**	**.1340**	**10.04**	**.0010**
Stddev	.0003	.2	.0002	.0009	.0003	.0001	.0015	.02	.0001
%RSD	33.69	.1369	.6766	3.878	.0705	2.371	1.102	.2469	13.03
#1	-.0011	153.8	.0354	.0224	.4911	.0045	.1331	10.02	.0009
#2	-.0006	154.1	.0355	.0240	.4918	.0047	.1333	10.07	.0010
#3	-.0006	154.1	.0358	.0224	.4915	.0046	.1357	10.03	.0012

Elem	Ce4040	Co2286	Cr2677	Cu3247	Fe2599	K_7664	Li6707	Mg2790	Mn2576
Units	ppm	ppm	ppm	ppm	ppm	ppm	ppm	ppm	ppm
Avg	**.6567**	**.0496**	**.2305**	**.1320**	**185.0**	**10.17**	**.1432**	**28.98**	**1.433**
Stddev	.0018	.0001	.0002	.0006	.6	.05	.0007	.14	.003
%RSD	.2817	.1944	.0979	.4881	.3152	.5260	.4962	.4898	.1710
#1	.6564	.0497	.2303	.1313	184.5	10.11	.1440	29.01	1.434
#2	.6586	.0495	.2305	.1326	185.6	10.22	.1430	29.10	1.431
#3	.6550	.0496	.2308	.1320	185.0	10.17	.1426	28.82	1.435

Elem	Mo2020	Na5895	Ni2316	P_1774	Pb2203	S_1820	Sb2068	Se1960	Si2124
Units	ppm	ppm	ppm	ppm	ppm	ppm	ppm	ppm	ppm
Avg	**.0036**	**.8827**	**.1371**	**2.305**	**.2894**	**.4604**	**.0002**	**.0045**	**3.932**
Stddev	.0004	.0081	.0006	.006	.0017	.0025	.0003	.0025	.119
%RSD	10.64	.9177	.4397	.2680	.5734	.5501	163.4	55.84	3.026
#1	.0036	.8800	.1372	2.311	.2904	.4584	-.0002	.0073	4.050
#2	.0031	.8764	.1377	2.306	.2903	.4632	.0003	.0033	3.936
#3	.0039	.8919	.1365	2.299	.2875	.4596	.0003	.0028	3.812

Elem	Sn1899	Sr4077	Ti3349	Tl1908	V_2924	W_2079	Zn2062	Zr3391
Units	ppm	ppm	ppm	ppm	ppm	ppm	ppm	ppm
Avg	**.0277**	**.0986**	**6.028**	**.0049**	**.3183**	**-.0028**	**.3417**	**.0761**
Stddev	.0010	.0002	.006	.0004	.0006	.0016	.0013	.0006
%RSD	3.562	.1898	.1038	8.134	.1786	58.09	.3793	.8513
#1	.0266	.0988	6.027	.0053	.3186	-.0041	.3427	.0768
#2	.0279	.0987	6.022	.0045	.3176	-.0033	.3421	.0759
#3	.0286	.0984	6.035	.0049	.3185	-.0010	.3402	.0755

Zoom In Zoom Out

Sample Name: jd27613-28 Acquired: 7/7/2021 18:30:49 Type: Unk
Method: SGS NO VALVE3(v105) Mode: CONC Corr. Factor: 1.000000
User: admin Custom ID1: Custom ID2: Custom ID3:
Comment:

Int. Std.	In2306	Y_3600	Y_3710	Y_2243
Units	Cts/S	Cts/S	Cts/S	Cts/S
Avg	**4372.1**	**60936.**	**4809.3**	**1433.4**
Stddev	9.2	258.	34.8	4.5
%RSD	.21058	.42359	.72369	.31373
#1	4363.6	60879.	4838.0	1429.4
#2	4370.9	61218.	4770.6	1432.4
#3	4381.9	60711.	4819.3	1438.3

Zoom In Zoom Out

Sample Name: jd27613-30 Acquired: 7/7/2021 18:35:51 Type: Unk
Method: SGS NO VALVE3(v105) Mode: CONC Corr. Factor: 1.000000
User: admin Custom ID1: Custom ID2: Custom ID3:
Comment:

Elem	Ag3280	Al3961	As1890	B_2089	Ba4554	Be3130	Bi2230	Ca3179	Cd2288
Units	ppm	ppm	ppm	ppm	ppm	ppm	ppm	ppm	ppm
Avg	**-.0033**	**207.9**	**.0384**	**.0217**	**.6365**	**.0073**	**.2631**	**10.94**	**.0016**
Stddev	.0002	1.2	.0018	.0012	.0040	.0001	.0041	.05	.0001
%RSD	6.623	.5553	4.580	5.515	.6242	1.296	1.570	.4849	4.558
#1	-.0033	208.0	.0398	.0220	.6364	.0074	.2586	10.94	.0016
#2	-.0031	209.0	.0390	.0204	.6405	.0072	.2668	11.00	.0016
#3	-.0035	206.7	.0364	.0228	.6326	.0072	.2638	10.89	.0017

Elem	Ce4040	Co2286	Cr2677	Cu3247	Fe2599	K_7664	Li6707	Mg2790	Mn2576
Units	ppm	ppm	ppm	ppm	ppm	ppm	ppm	ppm	ppm
Avg	**.6775**	**.1261**	**.3039**	**.1976**	F **272.4**	**18.97**	**.1404**	**45.34**	**3.507**
Stddev	.0026	.0005	.0007	.0008	1.5	.11	.0020	.09	.009
%RSD	.3823	.3676	.2371	.4174	.5577	.5727	1.448	.1951	.2566
#1	.6746	.1264	.3031	.1966	272.2	19.01	.1388	45.35	3.497
#2	.6791	.1255	.3045	.1982	274.0	19.05	.1427	45.43	3.515
#3	.6790	.1263	.3042	.1978	270.9	18.85	.1398	45.25	3.508

Elem	Mo2020	Na5895	Ni2316	P_1774	Pb2203	S_1820	Sb2068	Se1960	Si2124
Units	ppm	ppm	ppm	ppm	ppm	ppm	ppm	ppm	ppm
Avg	**.0060**	**3.076**	**.1773**	**3.058**	**.1111**	**.4753**	**-.0027**	**.0025**	**2.592**
Stddev	.0004	.003	.0002	.008	.0027	.0034	.0022	.0042	.012
%RSD	6.697	.1004	.0956	.2676	2.457	.7058	81.00	168.4	.4751
#1	.0059	3.077	.1773	3.067	.1141	.4788	-.0006	.0072	2.604
#2	.0064	3.077	.1775	3.051	.1105	.4748	-.0050	-.0008	2.579
#3	.0056	3.072	.1771	3.055	.1087	.4722	-.0025	.0010	2.594

Elem	Sn1899	Sr4077	Ti3349	Tl1908	V_2924	W_2079	Zn2062	Zr3391
Units	ppm	ppm	ppm	ppm	ppm	ppm	ppm	ppm
Avg	**.0235**	**.2699**	F **12.15**	**.0018**	**.4394**	**-.0040**	**.3198**	**.0664**
Stddev	.0009	.0015	.03	.0006	.0013	.0017	.0005	.0008
%RSD	3.618	.5444	.2401	34.58	.2864	42.24	.1707	1.168
#1	.0225	.2704	12.12	.0012	.4380	-.0032	.3200	.0658
#2	.0241	.2711	12.17	.0024	.4401	-.0028	.3192	.0662
#3	.0238	.2683	12.17	.0017	.4402	-.0059	.3202	.0673

Zoom In Zoom Out

Sample Name: jd27613-30 Acquired: 7/7/2021 18:35:51 Type: Unk
Method: SGS NO VALVE3(v105) Mode: CONC Corr. Factor: 1.000000
User: admin Custom ID1: Custom ID2: Custom ID3:
Comment:

Int. Std.	In2306	Y_3600	Y_3710	Y_2243
Units	Cts/S	Cts/S	Cts/S	Cts/S
Avg	**4412.9**	**62525.**	**5002.6**	**1465.0**
Stddev	3.8	31.	15.5	1.0
%RSD	.08499	.04894	.31080	.06885
#1	4416.0	62556.	5010.1	1464.7
#2	4408.7	62495.	4984.7	1466.2
#3	4414.0	62523.	5012.9	1464.3

Zoom In Zoom Out

Sample Name: jd27613-32 Acquired: 7/7/2021 18:40:50 Type: Unk
Method: SGS NO VALVE3(v105) Mode: CONC Corr. Factor: 1.000000
User: admin Custom ID1: Custom ID2: Custom ID3:
Comment:

Elem	Ag3280	Al3961	As1890	B_2089	Ba4554	Be3130	Bi2230	Ca3179
Units	ppm	ppm	ppm	ppm	ppm	ppm	ppm	ppm
Avg	F **-.0069**	**168.1**	**.0049**	**.0091**	**1.577**	**.0056**	**.3682**	**7.849**
Stddev	.0002	.4	.0011	.0024	.003	.0001	.0071	.032
%RSD	3.265	.2559	21.52	26.07	.1766	1.938	1.926	.4132
#1	-.0071	168.2	.0040	.0117	1.580	.0057	.3728	7.864
#2	-.0068	167.6	.0061	.0084	1.574	.0055	.3600	7.812
#3	-.0067	168.4	.0047	.0071	1.578	.0055	.3718	7.871

Elem	Cd2288	Ce4040	Co2286	Cr2677	Cu3247	Fe2599	K_7664	Li6707
Units	ppm	ppm	ppm	ppm	ppm	ppm	ppm	ppm
Avg	**.0011**	**.3413**	**.1158**	**.3666**	**.1789**	F **275.5**	**96.55**	**.1520**
Stddev	.0001	.0013	.0004	.0001	.0004	.5	.26	.0014
%RSD	5.305	.3952	.3298	.0338	.2301	.1939	.2673	.9174
#1	.0011	.3397	.1156	.3665	.1791	275.8	96.68	.1513
#2	.0011	.3419	.1162	.3667	.1792	274.9	96.26	.1511
#3	.0010	.3422	.1156	.3665	.1784	275.8	96.72	.1536

Elem	Mg2790	Mn2576	Mo2020	Na5895	Ni2316	P_1774	Pb2203	S_1820
Units	ppm	ppm	ppm	ppm	ppm	ppm	ppm	ppm
Avg	**66.04**	**4.549**	**.0003**	**1.026**	**.2533**	**2.269**	**.0606**	**.4817**
Stddev	.34	.023	.0001	.009	.0010	.005	.0034	.0041
%RSD	.5176	.5012	36.09	.9047	.3931	.2423	5.584	.8476
#1	66.15	4.562	.0004	1.036	.2521	2.266	.0577	.4771
#2	65.66	4.523	.0003	1.020	.2541	2.275	.0599	.4849
#3	66.33	4.563	.0002	1.021	.2535	2.265	.0643	.4829

Elem	Sb2068	Se1960	Si2124	Sn1899	Sr4077	Ti3349	Tl1908	V_2924
Units	ppm	ppm	ppm	ppm	ppm	ppm	ppm	ppm
Avg	**-.0030**	**.0005**	**1.957**	**.0262**	**.0480**	F **20.50**	**.0020**	**.4180**
Stddev	.0009	.0007	.035	.0001	.0001	.05	.0055	.0005
%RSD	31.31	139.3	1.792	.2701	.2224	.2580	277.5	.1120
#1	-.0035	-.0003	1.983	.0262	.0481	20.54	-.0034	.4181
#2	-.0036	.0012	1.972	.0262	.0479	20.44	.0017	.4175
#3	-.0019	.0007	1.917	.0261	.0480	20.52	.0077	.4184

Zoom In Zoom Out

Sample Name: jd27613-32 Acquired: 7/7/2021 18:40:50 Type: Unk
Method: SGS NO VALVE3(v105) Mode: CONC Corr. Factor: 1.000000
User: admin Custom ID1: Custom ID2: Custom ID3:
Comment:

Elem	W_2079	Zn2062	Zr3391
Units	ppm	ppm	ppm
Avg	**-.0049**	**.5421**	**.0108**
Stddev	.0008	.0006	.0001
%RSD	16.39	.1155	.4995
#1	-.0046	.5425	.0108
#2	-.0042	.5424	.0108
#3	-.0058	.5414	.0109

Int. Std.	In2306	Y_3600	Y_3710	Y_2243
Units	Cts/S	Cts/S	Cts/S	Cts/S
Avg	**4385.8**	**59592.**	**4695.9**	**1381.2**
Stddev	3.5	38.	25.0	2.0
%RSD	.08055	.06434	.53207	.14661
#1	4381.8	59562.	4694.5	1379.8
#2	4387.1	59635.	4721.6	1380.2
#3	4388.4	59579.	4671.7	1383.5

Zoom In Zoom Out

Sample Name: jd27613-34 Acquired: 7/7/2021 18:46:07 Type: Unk
Method: SGS NO VALVE3(v105) Mode: CONC Corr. Factor: 1.000000
User: admin Custom ID1: Custom ID2: Custom ID3:
Comment:

Elem	Ag3280	Al3961	As1890	B_2089	Ba4554	Be3130	Bi2230	Ca3179	Cd2288
Units	ppm	ppm	ppm	ppm	ppm	ppm	ppm	ppm	ppm
Avg	**-.0019**	**164.1**	**.0218**	**.0197**	**.9117**	**.0063**	**.2017**	**12.77**	**.0010**
Stddev	.0005	.2	.0013	.0008	.0009	.0000	.0045	.02	.0001
%RSD	29.20	.1042	5.780	4.031	.1032	.0971	2.208	.1360	7.215
#1	-.0022	164.0	.0227	.0188	.9107	.0063	.2001	12.77	.0010
#2	-.0022	164.0	.0203	.0203	.9118	.0063	.1984	12.76	.0011
#3	-.0012	164.3	.0222	.0200	.9126	.0063	.2068	12.79	.0010

Elem	Ce4040	Co2286	Cr2677	Cu3247	Fe2599	K_7664	Li6707	Mg2790	Mn2576
Units	ppm	ppm	ppm	ppm	ppm	ppm	ppm	ppm	ppm
Avg	**.5115**	**.0794**	**.2165**	**.1721**	**181.9**	**28.83**	**.0899**	**30.85**	**4.714**
Stddev	.0032	.0003	.0004	.0007	.2	.03	.0006	.08	.035
%RSD	.6160	.4283	.1954	.3891	.0845	.1136	.6412	.2603	.7536
#1	.5079	.0794	.2167	.1716	181.8	28.81	.0899	30.89	4.753
#2	.5138	.0790	.2167	.1719	181.8	28.81	.0904	30.76	4.707
#3	.5127	.0797	.2160	.1729	182.0	28.86	.0893	30.90	4.683

Elem	Mo2020	Na5895	Ni2316	P_1774	Pb2203	S_1820	Sb2068	Se1960	Si2124
Units	ppm	ppm	ppm	ppm	ppm	ppm	ppm	ppm	ppm
Avg	**.0024**	**1.637**	**.2025**	**3.194**	**.0832**	**.2834**	**-.0007**	**.0029**	**2.651**
Stddev	.0001	.006	.0007	.004	.0014	.0055	.0003	.0026	.045
%RSD	5.618	.3639	.3591	.1176	1.637	1.948	40.03	87.12	1.711
#1	.0024	1.635	.2033	3.197	.0826	.2841	-.0008	.0003	2.694
#2	.0023	1.632	.2023	3.194	.0822	.2885	-.0004	.0030	2.655
#3	.0026	1.643	.2018	3.190	.0847	.2775	-.0008	.0055	2.603

Elem	Sn1899	Sr4077	Ti3349	Tl1908	V_2924	W_2079	Zn2062	Zr3391
Units	ppm	ppm	ppm	ppm	ppm	ppm	ppm	ppm
Avg	**.0205**	**.0973**	F **9.131**	**.0055**	**.2868**	**-.0020**	**.2875**	**.0325**
Stddev	.0006	.0004	.004	.0024	.0010	.0014	.0003	.0004
%RSD	2.783	.3713	.0408	43.68	.3424	68.27	.1076	1.236
#1	.0206	.0969	9.135	.0066	.2862	-.0005	.2878	.0320
#2	.0210	.0975	9.130	.0027	.2879	-.0022	.2876	.0328
#3	.0198	.0974	9.128	.0071	.2862	-.0033	.2872	.0326

Zoom In Zoom Out

Sample Name: jd27613-34 Acquired: 7/7/2021 18:46:07 Type: Unk
Method: SGS NO VALVE3(v105) Mode: CONC Corr. Factor: 1.000000
User: admin Custom ID1: Custom ID2: Custom ID3:
Comment:

Int. Std.	In2306	Y_3600	Y_3710	Y_2243
Units	Cts/S	Cts/S	Cts/S	Cts/S
Avg	**4359.4**	**60917.**	**4839.8**	**1432.8**
Stddev	5.0	198.	14.3	2.6
%RSD	.11523	.32487	.29642	.17840
#1	4353.8	60700.	4824.9	1432.3
#2	4360.8	60963.	4853.6	1430.5
#3	4363.6	61087.	4840.9	1435.6

Zoom In Zoom Out

Sample Name: jd27613-36 Acquired: 7/7/2021 18:51:17 Type: Unk
Method: SGS NO VALVE3(v105) Mode: CONC Corr. Factor: 1.000000
User: admin Custom ID1: Custom ID2: Custom ID3:
Comment:

Elem	Ag3280	Al3961	As1890	B_2089	Ba4554	Be3130	Bi2230	Ca3179	Cd2288
Units	ppm	ppm	ppm	ppm	ppm	ppm	ppm	ppm	ppm
Avg	**-.0013**	**123.7**	**.0167**	**.0114**	**.6990**	**.0057**	**.1553**	**12.57**	**.0012**
Stddev	.0005	1.3	.0005	.0022	.0082	.0001	.0028	.12	.0001
%RSD	39.65	1.050	2.748	19.58	1.176	2.177	1.833	.9469	8.151
#1	-.0019	122.2	.0170	.0106	.6896	.0057	.1578	12.43	.0013
#2	-.0008	124.4	.0162	.0097	.7029	.0056	.1522	12.65	.0012
#3	-.0012	124.4	.0169	.0140	.7045	.0059	.1558	12.63	.0011

Elem	Ce4040	Co2286	Cr2677	Cu3247	Fe2599	K_7664	Li6707	Mg2790	Mn2576
Units	ppm	ppm	ppm	ppm	ppm	ppm	ppm	ppm	ppm
Avg	**.5298**	**.0697**	**.2146**	**.2200**	**169.9**	**22.50**	**.0704**	**24.61**	**5.493**
Stddev	.0005	.0008	.0010	.0003	1.6	.23	.0020	.13	.037
%RSD	.0856	1.166	.4618	.1215	.9426	1.027	2.893	.5374	.6714
#1	.5298	.0687	.2155	.2200	168.0	22.23	.0685	24.47	5.518
#2	.5302	.0703	.2135	.2197	170.9	22.62	.0726	24.61	5.509
#3	.5293	.0700	.2147	.2203	170.7	22.64	.0703	24.73	5.450

Elem	Mo2020	Na5895	Ni2316	P_1774	Pb2203	S_1820	Sb2068	Se1960	Si2124
Units	ppm	ppm	ppm	ppm	ppm	ppm	ppm	ppm	ppm
Avg	**.0137**	**1.363**	**.1760**	**3.252**	**.1024**	**.5582**	**-.0017**	**.0020**	**2.444**
Stddev	.0004	.008	.0011	.013	.0020	.0014	.0024	.0023	.011
%RSD	3.032	.5705	.6045	.4060	1.965	.2532	140.0	110.9	.4548
#1	.0136	1.354	.1748	3.237	.1016	.5585	.0010	.0003	2.440
#2	.0142	1.368	.1762	3.259	.1047	.5594	-.0034	.0012	2.456
#3	.0134	1.366	.1769	3.260	.1009	.5566	-.0027	.0046	2.435

Elem	Sn1899	Sr4077	Ti3349	Tl1908	V_2924	W_2079	Zn2062	Zr3391
Units	ppm	ppm	ppm	ppm	ppm	ppm	ppm	ppm
Avg	**.0203**	**.0755**	**6.781**	**-.0002**	**.2277**	**-.0029**	**.2479**	**.0310**
Stddev	.0009	.0010	.011	.0004	.0005	.0020	.0010	.0002
%RSD	4.299	1.287	.1637	214.7	.2374	69.14	.4019	.7576
#1	.0202	.0744	6.790	-.0005	.2283	-.0022	.2469	.0308
#2	.0194	.0762	6.769	-.0003	.2275	-.0052	.2489	.0311
#3	.0212	.0760	6.784	.0002	.2273	-.0014	.2480	.0312

Zoom In Zoom Out

Sample Name: jd27613-36 Acquired: 7/7/2021 18:51:17 Type: Unk
Method: SGS NO VALVE3(v105) Mode: CONC Corr. Factor: 1.000000
User: admin Custom ID1: Custom ID2: Custom ID3:
Comment:

Int. Std.	In2306	Y_3600	Y_3710	Y_2243
Units	Cts/S	Cts/S	Cts/S	Cts/S
Avg	**4413.0**	**63421.**	**5014.1**	**1489.2**
Stddev	9.3	167.	13.6	4.0
%RSD	.21063	.26346	.27129	.27058
#1	4422.0	63306.	5026.0	1493.8
#2	4403.5	63345.	4999.3	1486.2
#3	4413.4	63613.	5017.1	1487.6

Zoom In Zoom Out

Sample Name: jd27613-38 Acquired: 7/7/2021 18:56:26 Type: Unk
Method: SGS NO VALVE3(v105) Mode: CONC Corr. Factor: 1.000000
User: admin Custom ID1: Custom ID2: Custom ID3:
Comment:

Elem	Ag3280	Al3961	As1890	B_2089	Ba4554	Be3130	Bi2230	Ca3179	Cd2288
Units	ppm	ppm	ppm	ppm	ppm	ppm	ppm	ppm	ppm
Avg	**-.0029**	**118.2**	**.0122**	**.0057**	**.8207**	**.0053**	**.2631**	**7.836**	**.0010**
Stddev	.0004	.3	.0004	.0002	.0020	.0001	.0024	.016	.0002
%RSD	15.20	.2263	3.549	3.526	.2451	1.486	.9264	.1978	16.78
#1	-.0034	118.0	.0127	.0055	.8187	.0054	.2607	7.832	.0011
#2	-.0027	118.1	.0118	.0058	.8205	.0053	.2631	7.823	.0011
#3	-.0026	118.5	.0121	.0057	.8228	.0053	.2656	7.853	.0008

Elem	Ce4040	Co2286	Cr2677	Cu3247	Fe2599	K_7664	Li6707	Mg2790	Mn2576
Units	ppm	ppm	ppm	ppm	ppm	ppm	ppm	ppm	ppm
Avg	**.4171**	**.0911**	**.2808**	**.1472**	**183.1**	**43.30**	**.0911**	**36.69**	**2.924**
Stddev	.0040	.0004	.0009	.0002	.4	.09	.0008	.17	.003
%RSD	.9599	.4516	.3118	.1599	.2080	.2015	.9204	.4765	.0908
#1	.4129	.0907	.2804	.1470	182.9	43.24	.0909	36.76	2.923
#2	.4174	.0915	.2818	.1472	182.8	43.26	.0905	36.49	2.928
#3	.4209	.0910	.2803	.1474	183.5	43.40	.0921	36.82	2.923

Elem	Mo2020	Na5895	Ni2316	P_1774	Pb2203	S_1820	Sb2068	Se1960	Si2124
Units	ppm	ppm	ppm	ppm	ppm	ppm	ppm	ppm	ppm
Avg	**.0013**	**1.028**	**.2079**	**2.909**	**.0488**	**.5655**	**-.0016**	**.0010**	**2.018**
Stddev	.0002	.009	.0002	.005	.0014	.0041	.0013	.0018	.023
%RSD	16.82	.8351	.0819	.1667	2.817	.7322	83.20	176.5	1.143
#1	.0015	1.019	.2078	2.915	.0473	.5681	-.0010	.0016	2.042
#2	.0014	1.028	.2081	2.906	.0499	.5607	-.0007	-.0010	2.018
#3	.0011	1.036	.2079	2.906	.0493	.5676	-.0031	.0024	1.996

Elem	Sn1899	Sr4077	Ti3349	Tl1908	V_2924	W_2079	Zn2062	Zr3391
Units	ppm	ppm	ppm	ppm	ppm	ppm	ppm	ppm
Avg	**.0207**	**.0586**	F **11.73**	**.0042**	**.3066**	**-.0014**	**.3160**	**.0192**
Stddev	.0003	.0000	.01	.0013	.0008	.0004	.0013	.0003
%RSD	1.271	.0129	.0696	30.26	.2680	29.12	.4226	1.754
#1	.0205	.0586	11.73	.0047	.3065	-.0011	.3174	.0195
#2	.0210	.0586	11.74	.0052	.3075	-.0018	.3159	.0193
#3	.0208	.0586	11.72	.0028	.3059	-.0012	.3147	.0189

Zoom In Zoom Out

Sample Name: jd27613-38 Acquired: 7/7/2021 18:56:26 Type: Unk
Method: SGS NO VALVE3(v105) Mode: CONC Corr. Factor: 1.000000
User: admin Custom ID1: Custom ID2: Custom ID3:
Comment:

Int. Std.	In2306	Y_3600	Y_3710	Y_2243
Units	Cts/S	Cts/S	Cts/S	Cts/S
Avg	**4370.8**	**63090.**	**4988.8**	**1476.6**
Stddev	8.2	192.	23.8	3.6
%RSD	.18846	.30443	.47650	.24605
#1	4371.5	63164.	4972.1	1474.0
#2	4362.2	62872.	5016.0	1475.0
#3	4378.7	63233.	4978.3	1480.7

Zoom In Zoom Out

Sample Name: jd27613-40 Acquired: 7/7/2021 19:01:28 Type: Unk
Method: SGS NO VALVE3(v105) Mode: CONC Corr. Factor: 1.000000
User: admin Custom ID1: Custom ID2: Custom ID3:
Comment:

Elem	Ag3280	Al3961	As1890	B_2089	Ba4554	Be3130	Bi2230	Ca3179	Cd2288
Units	ppm	ppm	ppm	ppm	ppm	ppm	ppm	ppm	ppm
Avg	**-.0020**	**153.8**	**.0191**	**.0128**	**.7165**	**.0064**	**.1951**	**9.103**	**.0010**
Stddev	.0004	.3	.0009	.0017	.0007	.0001	.0048	.009	.0001
%RSD	19.70	.1697	4.486	13.16	.0952	.8393	2.480	.0944	7.745
#1	-.0022	153.5	.0181	.0113	.7164	.0064	.1982	9.102	.0010
#2	-.0015	153.9	.0194	.0146	.7159	.0065	.1895	9.096	.0011
#3	-.0022	154.1	.0197	.0125	.7173	.0064	.1976	9.113	.0011

Elem	Ce4040	Co2286	Cr2677	Cu3247	Fe2599	K_7664	Li6707	Mg2790	Mn2576
Units	ppm	ppm	ppm	ppm	ppm	ppm	ppm	ppm	ppm
Avg	**.5637**	**.0885**	**.2015**	**.1819**	**177.6**	**24.37**	**.0964**	**31.32**	**4.932**
Stddev	.0015	.0009	.0003	.0003	.2	.02	.0007	.14	.016
%RSD	.2598	1.006	.1589	.1900	.0971	.0696	.6914	.4494	.3267
#1	.5650	.0888	.2017	.1816	177.5	24.35	.0961	31.28	4.932
#2	.5621	.0893	.2011	.1823	177.7	24.36	.0972	31.20	4.916
#3	.5640	.0875	.2017	.1818	177.8	24.39	.0960	31.48	4.949

Elem	Mo2020	Na5895	Ni2316	P_1774	Pb2203	S_1820	Sb2068	Se1960	Si2124
Units	ppm	ppm	ppm	ppm	ppm	ppm	ppm	ppm	ppm
Avg	**.0023**	**1.914**	**.2048**	**2.974**	**.0804**	**.3114**	**-.0015**	**.0018**	**2.939**
Stddev	.0002	.010	.0010	.020	.0009	.0036	.0016	.0022	.029
%RSD	9.129	.5321	.4800	.6694	1.092	1.155	108.8	123.2	.9685
#1	.0021	1.903	.2047	2.963	.0793	.3122	-.0016	.0003	2.926
#2	.0024	1.918	.2059	2.997	.0809	.3145	.0002	.0043	2.972
#3	.0025	1.922	.2039	2.962	.0809	.3075	-.0031	.0008	2.920

Elem	Sn1899	Sr4077	Ti3349	Tl1908	V_2924	W_2079	Zn2062	Zr3391
Units	ppm	ppm	ppm	ppm	ppm	ppm	ppm	ppm
Avg	**.0199**	**.1001**	F **8.658**	**.0019**	**.2645**	**-.0026**	**.2639**	**.0336**
Stddev	.0005	.0002	.007	.0022	.0005	.0028	.0016	.0004
%RSD	2.579	.2250	.0861	113.4	.1712	107.8	.6059	1.094
#1	.0193	.1002	8.666	.0011	.2650	-.0028	.2626	.0334
#2	.0202	.0999	8.652	.0044	.2644	-.0052	.2657	.0341
#3	.0202	.1003	8.656	.0003	.2641	.0003	.2633	.0334

Zoom In Zoom Out

Sample Name: jd27613-40 Acquired: 7/7/2021 19:01:28 Type: Unk
Method: SGS NO VALVE3(v105) Mode: CONC Corr. Factor: 1.000000
User: admin Custom ID1: Custom ID2: Custom ID3:
Comment:

Int. Std.	In2306	Y_3600	Y_3710	Y_2243
Units	Cts/S	Cts/S	Cts/S	Cts/S
Avg	**4370.6**	**62048.**	**4912.0**	**1450.5**
Stddev	19.5	84.	13.4	7.4
%RSD	.44602	.13556	.27205	.50891
#1	4380.0	62055.	4926.0	1455.5
#2	4348.2	62128.	4910.8	1442.0
#3	4383.6	61960.	4899.4	1454.0

Zoom In Zoom Out

Sample Name: ccv Acquired: 7/7/2021 19:06:39 Type: QC
Method: SGS NO VALVE3(v105) Mode: CONC Corr. Factor: 1.000000
User: admin Custom ID1: Custom ID2: Custom ID3:
Comment:

Elem	Ag3280	Al3961	As1890	B_2089	Ba4554	Be3130	Bi2230	Ca3179	Cd2288
Units	ppm	ppm	ppm	ppm	ppm	ppm	ppm	ppm	ppm
Avg	**.2434**	**38.46**	**1.945**	**1.960**	**1.958**	**1.937**	**1.981**	**37.73**	**1.953**
Stddev	.0069	1.10	.007	.010	.054	.055	.010	1.12	.006
%RSD	2.840	2.847	.3590	.5097	2.773	2.856	.4840	2.970	.3086
#1	.2513	39.19	1.953	1.971	1.993	1.972	1.991	38.38	1.960
#2	.2402	39.00	1.942	1.951	1.985	1.967	1.973	38.36	1.948
#3	.2387	37.20	1.939	1.959	1.895	1.874	1.978	36.43	1.952
Check ?	Chk Pass	Chk Pass	Chk Pass	Chk Pass	Chk Pass	Chk Pass	Chk Pass	Chk Pass	Chk Pass
Value									
Range									

Elem	Ce4040	Co2286	Cr2677	Cu3247	Fe2599	K_7664	Li6707	Mg2790	Mn2576
Units	ppm	ppm	ppm	ppm	ppm	ppm	ppm	ppm	ppm
Avg	**1.993**	**1.979**	**1.939**	**1.944**	**38.27**	**38.41**	**1.952**	**36.76**	**1.986**
Stddev	.058	.004	.053	.054	1.15	1.07	.052	1.27	.055
%RSD	2.916	.1987	2.711	2.781	2.992	2.779	2.648	3.443	2.768
#1	2.060	1.983	2.000	2.006	39.09	39.13	1.984	37.49	2.050
#2	1.959	1.979	1.907	1.916	38.77	38.92	1.980	37.48	1.953
#3	1.960	1.976	1.911	1.910	36.96	37.18	1.893	35.29	1.957
Check ?	Chk Pass	Chk Pass	Chk Pass	Chk Pass	Chk Pass	Chk Pass	Chk Pass	Chk Pass	Chk Pass
Value									
Range									

Elem	Mo2020	Na5895	Ni2316	P_1774	Pb2203	S_1820	Sb2068	Se1960	Si2124
Units	ppm	ppm	ppm	ppm	ppm	ppm	ppm	ppm	ppm
Avg	**1.980**	**38.95**	**1.988**	**1.952**	**1.987**	**1.917**	**1.967**	**1.939**	**4.881**
Stddev	.005	1.08	.004	.011	.004	.003	.007	.011	.015
%RSD	.2727	2.783	.1991	.5462	.1871	.1565	.3481	.5752	.3065
#1	1.985	39.63	1.991	1.964	1.989	1.921	1.974	1.950	4.896
#2	1.975	39.52	1.989	1.949	1.990	1.917	1.960	1.928	4.866
#3	1.978	37.70	1.983	1.944	1.983	1.915	1.967	1.939	4.881
Check ?	Chk Pass	Chk Pass	Chk Pass	Chk Pass	Chk Pass	Chk Pass	Chk Pass	Chk Pass	Chk Pass
Value									
Range									

Zoom In Zoom Out

Sample Name: ccv Acquired: 7/7/2021 19:06:39 Type: QC
Method: SGS NO VALVE3(v105) Mode: CONC Corr. Factor: 1.000000
User: admin Custom ID1: Custom ID2: Custom ID3:
Comment:

Elem	Sn1899	Sr4077	Ti3349	Tl1908	V_2924	W_2079	Zn2062	Zr3391
Units	ppm	ppm	ppm	ppm	ppm	ppm	ppm	ppm
Avg	**1.975**	**1.976**	**1.959**	**2.011**	**1.958**	**1.982**	**1.938**	**2.003**
Stddev	.008	.056	.054	.009	.053	.002	.007	.057
%RSD	.4173	2.813	2.738	.4349	2.712	.0968	.3597	2.831
#1	1.984	2.013	2.021	2.016	2.020	1.984	1.946	2.068
#2	1.970	2.003	1.926	2.015	1.926	1.980	1.934	1.970
#3	1.970	1.912	1.930	2.001	1.929	1.981	1.933	1.970
Check ?	Chk Pass	Chk Pass	Chk Pass	Chk Pass	Chk Pass	Chk Pass	Chk Pass	Chk Pass
Value								
Range								

Int. Std.	In2306	Y_3600	Y_3710	Y_2243
Units	Cts/S	Cts/S	Cts/S	Cts/S
Avg	**4303.9**	**58115.**	**4637.3**	**1369.5**
Stddev	5.1	1238.	123.8	4.2
%RSD	.11896	2.1300	2.6688	.30473
#1	4298.3	56696.	4573.3	1365.0
#2	4305.0	58968.	4558.7	1373.2
#3	4308.4	58682.	4780.0	1370.3

Zoom In Zoom Out

Sample Name: ccb Acquired: 7/7/2021 19:11:30 Type: QC
Method: SGS NO VALVE3(v105) Mode: CONC Corr. Factor: 1.000000
User: admin Custom ID1: Custom ID2: Custom ID3:
Comment:

Elem	Ag3280	Al3961	As1890	B_2089	Ba4554	Be3130	Bi2230	Ca3179
Units	ppm	ppm	ppm	ppm	ppm	ppm	ppm	ppm
Avg	**.0000**	**-.0019**	**.0019**	**.0005**	**.0005**	**.0004**	**-.0000**	**-.0025**
Stddev	.0005	.0086	.0001	.0004	.0001	.0001	.0012	.0044
%RSD	1832.	443.3	6.326	93.44	29.14	27.77	3406.	177.2
#1	.0001	.0032	.0020	.0000	.0004	.0004	.0007	-.0009
#2	.0005	.0028	.0020	.0009	.0004	.0005	.0006	-.0074
#3	-.0005	-.0118	.0018	.0004	.0007	.0003	-.0014	.0009
Check ?	Chk Pass	Chk Pass	Chk Pass	Chk Pass	Chk Pass	Chk Pass	Chk Pass	Chk Pass
High Limit								
Low Limit								

Elem	Cd2288	Ce4040	Co2286	Cr2677	Cu3247	Fe2599	K_7664	Li6707
Units	ppm	ppm	ppm	ppm	ppm	ppm	ppm	ppm
Avg	**.0002**	**-.0004**	**-.0006**	**-.0000**	**-.0001**	**.0080**	**.0742**	**-.0021**
Stddev	.0001	.0004	.0001	.0001	.0002	.0068	.0134	.0009
%RSD	43.75	97.25	11.66	229.4	276.1	84.97	18.01	41.34
#1	.0003	-.0001	-.0006	.0001	-.0001	.0094	.0628	-.0023
#2	.0002	-.0008	-.0007	-.0001	.0001	.0006	.0889	-.0028
#3	.0001	-.0002	-.0007	-.0000	-.0003	.0140	.0708	-.0011
Check ?	Chk Pass	None	Chk Pass	Chk Pass	Chk Pass	Chk Pass	Chk Pass	Chk Pass
High Limit								
Low Limit								

Elem	Mg2790	Mn2576	Mo2020	Na5895	Ni2316	P_1774	Pb2203	S_1820
Units	ppm	ppm	ppm	ppm	ppm	ppm	ppm	ppm
Avg	**.0567**	**.0000**	**.0007**	**-.0381**	**.0007**	**.0038**	**-.0008**	**.0004**
Stddev	.0253	.0000	.0003	.0035	.0002	.0011	.0012	.0002
%RSD	44.58	11.87	43.17	9.154	30.83	28.04	149.4	58.51
#1	.0550	.0000	.0007	-.0395	.0006	.0046	-.0019	.0005
#2	.0827	.0000	.0005	-.0408	.0005	.0041	-.0007	.0001
#3	.0323	.0000	.0011	-.0342	.0009	.0026	.0004	.0006
Check ?	Chk Pass	Chk Pass	Chk Pass	Chk Pass	Chk Pass	Chk Pass	Chk Pass	Chk Pass
High Limit								
Low Limit								

Zoom In Zoom Out

Sample Name: ccb Acquired: 7/7/2021 19:11:30 Type: QC
Method: SGS NO VALVE3(v105) Mode: CONC Corr. Factor: 1.000000
User: admin Custom ID1: Custom ID2: Custom ID3:
Comment:

Elem	Sb2068	Se1960	Si2124	Sn1899	Sr4077	Ti3349	Tl1908	V_2924
Units	ppm	ppm	ppm	ppm	ppm	ppm	ppm	ppm
Avg	**.0008**	**.0026**	**.0039**	**.0006**	**.0002**	**.0003**	**.0016**	**.0003**
Stddev	.0018	.0023	.0036	.0004	.0001	.0003	.0009	.0003
%RSD	208.6	88.84	91.96	69.32	78.00	95.80	56.84	88.97
#1	-.0012	.0013	.0025	.0007	.0001	.0003	.0027	.0002
#2	.0018	.0012	.0012	.0001	.0001	.0000	.0010	.0007
#3	.0019	.0053	.0079	.0009	.0003	.0005	.0012	.0001
Check ?	Chk Pass	Chk Pass	Chk Pass	Chk Pass	Chk Pass	Chk Pass	Chk Pass	Chk Pass
High Limit								
Low Limit								

Elem	W_2079	Zn2062	Zr3391
Units	ppm	ppm	ppm
Avg	**-.0004**	F **-.0046**	**.0004**
Stddev	.0016	.0002	.0001
%RSD	372.7	3.376	35.18
#1	.0012	-.0046	.0002
#2	-.0006	-.0044	.0005
#3	-.0019	-.0048	.0005
Check ?	Chk Pass	Chk Fail	Chk Pass
High Limit		.0020	
Low Limit		-.0020	

Int. Std.	In2306	Y_3600	Y_3710	Y_2243
Units	Cts/S	Cts/S	Cts/S	Cts/S
Avg	**4413.7**	**60230.**	**4566.7**	**1408.1**
Stddev	34.9	227.	25.8	12.8
%RSD	.79004	.37672	.56445	.91136
#1	4375.5	60083.	4588.9	1394.5
#2	4443.8	60491.	4538.4	1420.0
#3	4421.8	60115.	4572.8	1409.9

Zoom In Zoom Out

Sample Name: mp27319-s1 Acquired: 7/7/2021 19:16:46 Type: Unk
Method: SGS NO VALVE3(v105) Mode: CONC Corr. Factor: 5.000000
User: admin Custom ID1: Custom ID2: Custom ID3:
Comment:

Elem	Ag3280	Al3961	As1890	B_2089	Ba4554	Be3130	Bi2230	Ca3179	Cd2288
Units	ppm	ppm	ppm	ppm	ppm	ppm	ppm	ppm	ppm
Avg	**.2320**	**209.4**	**1.818**	**1.713**	**3.206**	**1.877**	**.4777**	**62.73**	**1.870**
Stddev	.0024	.1	.006	.009	.003	.001	.0101	.09	.009
%RSD	1.044	.0659	.3198	.5343	.0976	.0482	2.117	.1500	.5047
#1	.2295	209.5	1.813	1.719	3.207	1.878	.4838	62.71	1.880
#2	.2343	209.2	1.816	1.717	3.209	1.876	.4660	62.83	1.866
#3	.2321	209.3	1.824	1.702	3.203	1.876	.4832	62.65	1.863

Elem	Ce4040	Co2286	Cr2677	Cu3247	Fe2599	K_7664	Li6707	Mg2790	Mn2576
Units	ppm	ppm	ppm	ppm	ppm	ppm	ppm	ppm	ppm
Avg	**.3318**	**2.035**	**2.131**	**2.237**	**279.7**	**97.12**	**.1337**	**83.28**	**6.502**
Stddev	.0048	.007	.008	.006	.3	.20	.0026	.38	.024
%RSD	1.432	.3671	.3959	.2875	.1136	.2088	1.918	.4527	.3661
#1	.3373	2.043	2.122	2.233	280.0	96.95	.1334	83.67	6.477
#2	.3289	2.032	2.132	2.235	279.8	97.08	.1364	83.25	6.504
#3	.3292	2.028	2.139	2.245	279.4	97.35	.1313	82.91	6.524

Elem	Mo2020	Na5895	Ni2316	P_1774	Pb2203	S_1820	Sb2068	Se1960	Si2124
Units	ppm	ppm	ppm	ppm	ppm	ppm	ppm	ppm	ppm
Avg	**1.828**	**27.64**	**2.177**	**5.285**	**2.133**	**1.323**	**.7199**	**1.826**	**3.318**
Stddev	.008	.05	.004	.007	.011	.006	.0022	.019	.015
%RSD	.4154	.1958	.1951	.1392	.5043	.4760	.2998	1.047	.4651
#1	1.835	27.70	2.180	5.293	2.145	1.330	.7210	1.844	3.330
#2	1.827	27.59	2.180	5.278	2.128	1.321	.7174	1.827	3.300
#3	1.820	27.62	2.172	5.284	2.125	1.318	.7214	1.806	3.324

Elem	Sn1899	Sr4077	Ti3349	Tl1908	V_2924	W_2079	Zn2062	Zr3391
Units	ppm	ppm	ppm	ppm	ppm	ppm	ppm	ppm
Avg	**1.763**	**2.057**	**18.93**	**1.974**	**2.210**	**.9540**	**2.933**	**1.830**
Stddev	.009	.004	.06	.012	.010	.0085	.007	.005
%RSD	.5229	.1829	.3209	.5937	.4648	.8918	.2482	.2650
#1	1.773	2.062	18.87	1.984	2.198	.9519	2.942	1.825
#2	1.755	2.056	18.93	1.979	2.215	.9468	2.930	1.831
#3	1.762	2.055	18.99	1.961	2.217	.9634	2.929	1.834

Zoom In Zoom Out

Sample Name: mp27319-s1 Acquired: 7/7/2021 19:16:46 Type: Unk
Method: SGS NO VALVE3(v105) Mode: CONC Corr. Factor: 5.000000
User: admin Custom ID1: Custom ID2: Custom ID3:
Comment:

Int. Std.	In2306	Y_3600	Y_3710	Y_2243
Units	Cts/S	Cts/S	Cts/S	Cts/S
Avg	**4357.3**	**59723.**	**4588.9**	**1398.9**
Stddev	13.6	189.	15.7	5.1
%RSD	.31212	.31586	.34128	.36553
#1	4341.7	59880.	4590.2	1393.1
#2	4364.1	59775.	4572.7	1401.3
#3	4366.2	59513.	4603.9	1402.5

Zoom In Zoom Out

Sample Name: mp27319-s2 Acquired: 7/7/2021 19:21:46 Type: Unk
Method: SGS NO VALVE3(v105) Mode: CONC Corr. Factor: 5.000000
User: admin Custom ID1: Custom ID2: Custom ID3:
Comment:

Elem	Ag3280	Al3961	As1890	B_2089	Ba4554	Be3130	Bi2230	Ca3179	Cd2288
Units	ppm	ppm	ppm	ppm	ppm	ppm	ppm	ppm	ppm
Avg	**.2021**	**188.0**	**1.551**	**1.452**	**2.819**	**1.574**	**.4307**	**77.21**	**1.575**
Stddev	.0012	.2	.006	.011	.001	.004	.0159	.14	.003
%RSD	.5738	.1285	.3809	.7850	.0341	.2815	3.685	.1876	.2153
#1	.2030	188.1	1.555	1.451	2.819	1.571	.4186	77.24	1.578
#2	.2008	188.1	1.553	1.464	2.818	1.579	.4249	77.35	1.577
#3	.2024	187.7	1.544	1.441	2.820	1.572	.4487	77.06	1.572

Elem	Ce4040	Co2286	Cr2677	Cu3247	Fe2599	K_7664	Li6707	Mg2790	Mn2576
Units	ppm	ppm	ppm	ppm	ppm	ppm	ppm	ppm	ppm
Avg	**.3276**	**1.689**	**1.828**	**1.923**	**240.0**	**83.58**	**.1202**	**75.01**	**5.664**
Stddev	.0130	.007	.008	.010	.3	.14	.0030	.35	.029
%RSD	3.971	.3921	.4164	.5017	.1223	.1727	2.457	.4606	.5095
#1	.3164	1.695	1.825	1.918	240.1	83.44	.1170	74.92	5.646
#2	.3419	1.690	1.821	1.918	240.2	83.73	.1207	75.39	5.648
#3	.3246	1.682	1.836	1.934	239.6	83.56	.1228	74.71	5.697

Elem	Mo2020	Na5895	Ni2316	P_1774	Pb2203	S_1820	Sb2068	Se1960	Si2124
Units	ppm	ppm	ppm	ppm	ppm	ppm	ppm	ppm	ppm
Avg	**1.554**	**23.85**	**1.827**	**4.038**	**1.843**	**1.780**	**.6122**	**1.525**	**4.081**
Stddev	.004	.06	.002	.009	.005	.007	.0110	.004	.010
%RSD	.2256	.2344	.1227	.2356	.2507	.4221	1.797	.2517	.2514
#1	1.552	23.83	1.829	4.031	1.845	1.784	.6017	1.528	4.087
#2	1.558	23.81	1.828	4.036	1.837	1.771	.6236	1.521	4.088
#3	1.552	23.91	1.825	4.049	1.846	1.784	.6113	1.526	4.069

Elem	Sn1899	Sr4077	Ti3349	Tl1908	V_2924	W_2079	Zn2062	Zr3391
Units	ppm	ppm	ppm	ppm	ppm	ppm	ppm	ppm
Avg	**1.488**	**1.805**	**16.73**	**1.655**	**1.904**	**.9290**	**3.153**	**1.566**
Stddev	.004	.002	.08	.010	.010	.0086	.007	.011
%RSD	.3047	.0902	.4932	.6136	.5280	.9216	.2089	.6874
#1	1.488	1.803	16.68	1.647	1.899	.9387	3.158	1.557
#2	1.483	1.807	16.70	1.652	1.897	.9258	3.156	1.563
#3	1.493	1.805	16.83	1.666	1.916	.9225	3.145	1.578

Zoom In Zoom Out

Sample Name: mp27319-s2 Acquired: 7/7/2021 19:21:46 Type: Unk
Method: SGS NO VALVE3(v105) Mode: CONC Corr. Factor: 5.000000
User: admin Custom ID1: Custom ID2: Custom ID3:
Comment:

Int. Std.	In2306	Y_3600	Y_3710	Y_2243
Units	Cts/S	Cts/S	Cts/S	Cts/S
Avg	**4350.8**	**58946.**	**4565.5**	**1393.7**
Stddev	4.4	244.	16.9	1.7
%RSD	.10153	.41420	.36947	.11945
#1	4347.7	59012.	4577.5	1392.3
#2	4348.9	59151.	4546.2	1393.3
#3	4355.9	58676.	4572.8	1395.5

Zoom In Zoom Out

Sample Name: jd27613-6 Acquired: 7/7/2021 19:26:47 Type: Unk
Method: SGS NO VALVE3(v105) Mode: CONC Corr. Factor: 5.000000
User: admin Custom ID1: Custom ID2: Custom ID3:
Comment:

Elem	Ag3280	Al3961	As1890	B_2089	Ba4554	Be3130	Bi2230	Ca3179	Cd2288
Units	ppm	ppm	ppm	ppm	ppm	ppm	ppm	ppm	ppm
Avg	**-.0014**	**117.6**	**.0151**	**.0163**	**.9917**	**.0058**	**.2599**	**38.11**	**.0026**
Stddev	.0012	.8	.0038	.0023	.0056	.0003	.0104	.27	.0009
%RSD	83.26	.6558	24.98	13.89	.5665	4.988	4.004	.7095	36.44
#1	-.0001	116.7	.0152	.0161	.9858	.0056	.2496	37.79	.0015
#2	-.0016	118.3	.0187	.0186	.9969	.0058	.2704	38.25	.0033
#3	-.0024	117.8	.0112	.0141	.9925	.0061	.2595	38.27	.0029

Elem	Ce4040	Co2286	Cr2677	Cu3247	Fe2599	K_7664	Li6707	Mg2790	Mn2576
Units	ppm	ppm	ppm	ppm	ppm	ppm	ppm	ppm	ppm
Avg	**.3074**	**.0838**	**.2314**	**.3128**	**199.9**	**52.22**	**.0928**	**47.63**	**3.942**
Stddev	.0098	.0019	.0020	.0031	1.1	.32	.0047	.48	.030
%RSD	3.177	2.217	.8848	.9811	.5254	.6103	5.120	1.001	.7613
#1	.2961	.0817	.2291	.3097	198.7	51.87	.0882	47.08	3.908
#2	.3122	.0845	.2329	.3158	200.5	52.48	.0924	47.92	3.966
#3	.3138	.0852	.2322	.3130	200.6	52.31	.0977	47.90	3.951

Elem	Mo2020	Na5895	Ni2316	P_1774	Pb2203	S_1820	Sb2068	Se1960	Si2124
Units	ppm	ppm	ppm	ppm	ppm	ppm	ppm	ppm	ppm
Avg	**.0042**	**2.305**	**.2038**	**2.455**	**.1522**	**1.267**	**-.0074**	**.0092**	**1.677**
Stddev	.0019	.049	.0015	.004	.0055	.017	.0077	.0129	.010
%RSD	44.54	2.109	.7202	.1569	3.636	1.303	105.0	140.4	.6056
#1	.0036	2.252	.2022	2.450	.1550	1.261	.0000	-.0053	1.681
#2	.0063	2.314	.2050	2.456	.1458	1.255	-.0068	.0133	1.685
#3	.0027	2.348	.2043	2.458	.1557	1.286	-.0154	.0196	1.666

Elem	Sn1899	Sr4077	Ti3349	Tl1908	V_2924	W_2079	Zn2062	Zr3391
Units	ppm	ppm	ppm	ppm	ppm	ppm	ppm	ppm
Avg	**.0173**	**.1600**	**12.42**	**.0119**	**.2976**	**.0132**	**.4955**	**.0234**
Stddev	.0048	.0004	.11	.0055	.0030	.0037	.0031	.0003
%RSD	27.80	.2551	.8652	46.56	1.022	28.23	.6199	1.383
#1	.0119	.1600	12.30	.0122	.2941	.0091	.4921	.0236
#2	.0191	.1604	12.51	.0062	.2992	.0164	.4962	.0230
#3	.0210	.1596	12.45	.0173	.2995	.0139	.4981	.0235

Zoom In Zoom Out

Sample Name: jd27613-6 Acquired: 7/7/2021 19:26:47 Type: Unk
Method: SGS NO VALVE3(v105) Mode: CONC Corr. Factor: 5.000000
User: admin Custom ID1: Custom ID2: Custom ID3:
Comment:

Int. Std.	In2306	Y_3600	Y_3710	Y_2243
Units	Cts/S	Cts/S	Cts/S	Cts/S
Avg	**4377.8**	**59648.**	**4542.4**	**1407.1**
Stddev	12.6	287.	50.6	2.6
%RSD	.28817	.48136	1.1150	.18751
#1	4376.3	59875.	4587.7	1405.4
#2	4366.0	59325.	4551.9	1405.8
#3	4391.1	59744.	4487.7	1410.1

Zoom In Zoom Out

Sample Name: mp27319-sd1 Acquired: 7/7/2021 19:31:55 Type: Unk
Method: SGS NO VALVE3(v105) Mode: CONC Corr. Factor: 25.000000
User: admin Custom ID1: Custom ID2: Custom ID3:
Comment:

Elem	Ag3280	Al3961	As1890	B_2089	Ba4554	Be3130	Bi2230	Ca3179	Cd2288
Units	ppm	ppm	ppm	ppm	ppm	ppm	ppm	ppm	ppm
Avg	**-.0034**	**118.9**	**.0438**	**-.0192**	**.9910**	**.0072**	**.1959**	**38.22**	**.0070**
Stddev	.0183	.7	.0128	.0319	.0015	.0027	.0173	.17	.0024
%RSD	535.1	.6301	29.12	166.4	.1526	36.92	8.827	.4386	34.09
#1	.0097	119.7	.0294	.0176	.9927	.0042	.1782	38.38	.0043
#2	-.0243	118.4	.0537	-.0397	.9902	.0092	.2128	38.04	.0089
#3	.0044	118.5	.0483	-.0353	.9900	.0083	.1967	38.23	.0078

Elem	Ce4040	Co2286	Cr2677	Cu3247	Fe2599	K_7664	Li6707	Mg2790	Mn2576
Units	ppm	ppm	ppm	ppm	ppm	ppm	ppm	ppm	ppm
Avg	**.2434**	**.0770**	**.2343**	**.3121**	**201.4**	**53.45**	**.0562**	**48.20**	**3.984**
Stddev	.0296	.0053	.0126	.0036	1.5	.69	.0247	.49	.020
%RSD	12.17	6.940	5.395	1.142	.7446	1.299	43.89	1.012	.4959
#1	.2676	.0752	.2253	.3162	203.1	53.95	.0820	48.65	3.974
#2	.2523	.0727	.2289	.3104	200.8	52.66	.0329	47.68	3.972
#3	.2104	.0830	.2487	.3097	200.4	53.75	.0536	48.28	4.007

Elem	Mo2020	Na5895	Ni2316	P_1774	Pb2203	S_1820	Sb2068	Se1960	Si2124
Units	ppm	ppm	ppm	ppm	ppm	ppm	ppm	ppm	ppm
Avg	**.0099**	**1.344**	**.2162**	**2.575**	**.1619**	**1.288**	**-.0132**	**.0721**	**1.809**
Stddev	.0085	.163	.0164	.084	.0250	.126	.0023	.0439	.063
%RSD	85.86	12.15	7.564	3.259	15.46	9.792	17.36	60.87	3.454
#1	.0046	1.305	.2286	2.517	.1390	1.193	-.0128	.0844	1.766
#2	.0197	1.204	.1977	2.537	.1886	1.240	-.0111	.0234	1.781
#3	.0054	1.523	.2224	2.672	.1583	1.431	-.0156	.1084	1.881

Elem	Sn1899	Sr4077	Ti3349	Tl1908	V_2924	W_2079	Zn2062	Zr3391
Units	ppm	ppm	ppm	ppm	ppm	ppm	ppm	ppm
Avg	**.0251**	**.1592**	**12.36**	**.0029**	**.3041**	**.0119**	**.4495**	**.0292**
Stddev	.0205	.0009	.07	.0628	.0011	.0160	.0218	.0025
%RSD	81.71	.5550	.5984	2146.	.3706	134.5	4.858	8.715
#1	.0338	.1583	12.29	.0457	.3048	.0300	.4292	.0265
#2	.0398	.1600	12.35	.0323	.3047	.0057	.4468	.0316
#3	.0017	.1595	12.44	-.0692	.3028	-.0001	.4726	.0296

Zoom In Zoom Out

Sample Name: mp27319-sd1 Acquired: 7/7/2021 19:31:55 Type: Unk
Method: SGS NO VALVE3(v105) Mode: CONC Corr. Factor: 25.000000
User: admin Custom ID1: Custom ID2: Custom ID3:
Comment:

Int. Std.	In2306	Y_3600	Y_3710	Y_2243
Units	Cts/S	Cts/S	Cts/S	Cts/S
Avg	**4374.3**	**59736.**	**4540.8**	**1399.8**
Stddev	10.5	423.	23.7	1.8
%RSD	.24087	.70834	.52102	.12837
#1	4363.3	59681.	4519.8	1398.3
#2	4375.5	60185.	4536.2	1399.3
#3	4384.3	59344.	4566.4	1401.8

Zoom In Zoom Out

Sample Name: mp27319-ps1 Acquired: 7/7/2021 19:37:06 Type: Unk
Method: SGS NO VALVE3(v105) Mode: CONC Corr. Factor: 5.000000
User: admin Custom ID1: Custom ID2: Custom ID3:
Comment:

Elem	Ag3280	Al3961	As1890	B_2089	Ba4554	Be3130	Bi2230	Ca3179	Cd2288
Units	ppm	ppm	ppm	ppm	ppm	ppm	ppm	ppm	ppm
Avg	**.2352**	**138.4**	**1.878**	**1.949**	**2.892**	**1.938**	**.3517**	**61.50**	**1.947**
Stddev	.0026	.1	.012	.014	.003	.004	.0123	.08	.014
%RSD	1.110	.1066	.6365	.7392	.0930	.2199	3.498	.1292	.6991
#1	.2363	138.3	1.866	1.936	2.889	1.943	.3486	61.42	1.935
#2	.2371	138.3	1.880	1.946	2.893	1.938	.3652	61.49	1.944
#3	.2323	138.6	1.889	1.964	2.893	1.935	.3412	61.58	1.962

Elem	Ce4040	Co2286	Cr2677	Cu3247	Fe2599	K_7664	Li6707	Mg2790	Mn2576
Units	ppm	ppm	ppm	ppm	ppm	ppm	ppm	ppm	ppm
Avg	**.2910**	**2.091**	**2.128**	**2.161**	**217.1**	**75.11**	**.0909**	**70.29**	**5.726**
Stddev	.0172	.011	.010	.009	.4	.18	.0050	.17	.029
%RSD	5.897	.5121	.4617	.4334	.1671	.2448	5.485	.2452	.5041
#1	.2941	2.082	2.120	2.150	216.9	75.14	.0923	70.19	5.696
#2	.3064	2.090	2.139	2.167	216.9	75.28	.0951	70.19	5.753
#3	.2725	2.103	2.124	2.165	217.5	74.92	.0854	70.49	5.728

Elem	Mo2020	Na5895	Ni2316	P_1774	Pb2203	S_1820	Sb2068	Se1960	Si2124
Units	ppm	ppm	ppm	ppm	ppm	ppm	ppm	ppm	ppm
Avg	**1.885**	**27.52**	**2.216**	**4.293**	**2.167**	**1.181**	**1.899**	**1.933**	**1.612**
Stddev	.011	.11	.012	.034	.014	.024	.015	.012	.016
%RSD	.5851	.3903	.5516	.7883	.6627	2.034	.7908	.6179	.9598
#1	1.876	27.43	2.204	4.276	2.156	1.187	1.894	1.927	1.596
#2	1.880	27.50	2.215	4.272	2.162	1.155	1.887	1.926	1.615
#3	1.897	27.64	2.228	4.332	2.183	1.201	1.916	1.947	1.627

Elem	Sn1899	Sr4077	Ti3349	Tl1908	V_2924	W_2079	Zn2062	Zr3391
Units	ppm	ppm	ppm	ppm	ppm	ppm	ppm	ppm
Avg	**1.935**	**2.111**	**13.80**	**2.047**	**2.188**	**1.691**	**2.432**	**1.890**
Stddev	.009	.000	.07	.025	.010	.018	.018	.009
%RSD	.4530	.0185	.5420	1.216	.4670	1.094	.7228	.4881
#1	1.929	2.111	13.72	2.049	2.177	1.677	2.420	1.879
#2	1.931	2.111	13.87	2.021	2.196	1.685	2.424	1.895
#3	1.945	2.111	13.81	2.071	2.191	1.712	2.452	1.895

Zoom In Zoom Out

Sample Name: mp27319-ps1 Acquired: 7/7/2021 19:37:06 Type: Unk
Method: SGS NO VALVE3(v105) Mode: CONC Corr. Factor: 5.000000
User: admin Custom ID1: Custom ID2: Custom ID3:
Comment:

Int. Std.	In2306	Y_3600	Y_3710	Y_2243
Units	Cts/S	Cts/S	Cts/S	Cts/S
Avg	**4373.2**	**59720.**	**4594.1**	**1400.8**
Stddev	10.2	219.	20.3	5.3
%RSD	.23215	.36736	.44111	.37786
#1	4361.6	59815.	4578.3	1394.7
#2	4377.0	59469.	4617.0	1404.4
#3	4380.8	59876.	4587.1	1403.2

Zoom In Zoom Out

Sample Name: jd27613-2 Acquired: 7/7/2021 19:42:06 Type: Unk
Method: SGS NO VALVE3(v105) Mode: CONC Corr. Factor: 5.000000
User: admin Custom ID1: Custom ID2: Custom ID3:
Comment:

Elem	Ag3280	Al3961	As1890	B_2089	Ba4554	Be3130	Bi2230	Ca3179	Cd2288
Units	ppm	ppm	ppm	ppm	ppm	ppm	ppm	ppm	ppm
Avg	**.0010**	**164.3**	**.0552**	**.0383**	**2.667**	**.0073**	**.3325**	**53.75**	**.0039**
Stddev	.0013	.3	.0055	.0034	.004	.0003	.0133	.03	.0002
%RSD	121.2	.1705	9.956	8.805	.1389	3.697	3.991	.0575	6.130
#1	.0008	164.6	.0580	.0357	2.669	.0072	.3198	53.77	.0036
#2	-.0001	164.2	.0489	.0421	2.663	.0076	.3463	53.77	.0041
#3	.0024	164.2	.0587	.0372	2.670	.0071	.3314	53.72	.0039

Elem	Ce4040	Co2286	Cr2677	Cu3247	Fe2599	K_7664	Li6707	Mg2790	Mn2576
Units	ppm	ppm	ppm	ppm	ppm	ppm	ppm	ppm	ppm
Avg	**.6108**	**.1322**	**.3598**	**.4788**	**265.7**	**56.17**	**.2098**	**71.38**	**4.376**
Stddev	.0141	.0013	.0010	.0013	.5	.13	.0017	.40	.003
%RSD	2.302	1.018	.2839	.2674	.1721	.2263	.8194	.5537	.0751
#1	.6266	.1337	.3609	.4780	266.3	56.32	.2099	71.76	4.373
#2	.5998	.1311	.3595	.4803	265.4	56.10	.2080	71.39	4.379
#3	.6059	.1317	.3589	.4781	265.6	56.10	.2114	70.97	4.375

Elem	Mo2020	Na5895	Ni2316	P_1774	Pb2203	S_1820	Sb2068	Se1960	Si2124
Units	ppm	ppm	ppm	ppm	ppm	ppm	ppm	ppm	ppm
Avg	**.0126**	**5.242**	**.3355**	**4.270**	**5.661**	**3.061**	**.0021**	**-.0020**	**2.068**
Stddev	.0017	.011	.0006	.016	.016	.012	.0069	.0119	.016
%RSD	13.68	.2157	.1675	.3677	.2821	.4001	320.8	592.9	.7865
#1	.0114	5.252	.3361	4.286	5.665	3.066	-.0044	.0115	2.082
#2	.0146	5.244	.3356	4.254	5.675	3.070	.0015	-.0110	2.050
#3	.0118	5.229	.3350	4.269	5.643	3.047	.0093	-.0066	2.071

Elem	Sn1899	Sr4077	Ti3349	Tl1908	V_2924	W_2079	Zn2062	Zr3391
Units	ppm	ppm	ppm	ppm	ppm	ppm	ppm	ppm
Avg	**.0797**	**.2643**	**14.68**	**-.0025**	**.6389**	**.0260**	**1.250**	**.0431**
Stddev	.0036	.0005	.00	.0050	.0005	.0045	.004	.0005
%RSD	4.532	.1933	.0245	204.1	.0778	17.23	.3236	1.257
#1	.0795	.2646	14.68	-.0074	.6390	.0309	1.251	.0430
#2	.0762	.2637	14.68	-.0027	.6393	.0249	1.254	.0437
#3	.0834	.2646	14.68	.0027	.6384	.0222	1.246	.0426

Zoom In Zoom Out

Sample Name: jd27613-2 Acquired: 7/7/2021 19:42:06 Type: Unk
Method: SGS NO VALVE3(v105) Mode: CONC Corr. Factor: 5.000000
User: admin Custom ID1: Custom ID2: Custom ID3:
Comment:

Int. Std.	In2306	Y_3600	Y_3710	Y_2243
Units	Cts/S	Cts/S	Cts/S	Cts/S
Avg	**4321.7**	**59467.**	**4570.8**	**1393.4**
Stddev	12.9	219.	21.4	4.4
%RSD	.29935	.36827	.46721	.31338
#1	4315.7	59680.	4565.2	1391.8
#2	4312.9	59480.	4552.9	1390.0
#3	4336.6	59242.	4594.4	1398.3

Zoom In Zoom Out

Sample Name: jd27613-8 Acquired: 7/7/2021 19:47:12 Type: Unk
Method: SGS NO VALVE3(v105) Mode: CONC Corr. Factor: 5.000000
User: admin Custom ID1: Custom ID2: Custom ID3:
Comment:

Elem	Ag3280	Al3961	As1890	B_2089	Ba4554	Be3130	Bi2230	Ca3179	Cd2288
Units	ppm	ppm	ppm	ppm	ppm	ppm	ppm	ppm	ppm
Avg	**.0001**	**144.6**	**.0208**	**.0155**	**1.194**	**.0061**	**.3298**	**30.11**	**.0017**
Stddev	.0010	.2	.0065	.0012	.001	.0002	.0127	.08	.0003
%RSD	1093.	.1449	31.45	7.854	.0536	3.869	3.843	.2779	20.23
#1	.0009	144.4	.0172	.0154	1.194	.0064	.3161	30.15	.0021
#2	.0004	144.8	.0283	.0167	1.195	.0060	.3323	30.16	.0015
#3	-.0010	144.5	.0168	.0143	1.195	.0060	.3411	30.01	.0015

Elem	Ce4040	Co2286	Cr2677	Cu3247	Fe2599	K_7664	Li6707	Mg2790	Mn2576
Units	ppm	ppm	ppm	ppm	ppm	ppm	ppm	ppm	ppm
Avg	**.4239**	**.0973**	**.2999**	**.2709**	**242.8**	**61.76**	**.1091**	**53.25**	**4.498**
Stddev	.0093	.0010	.0021	.0026	.5	.25	.0013	.14	.009
%RSD	2.196	1.003	.6914	.9467	.1917	.4080	1.223	.2554	.2113
#1	.4235	.0962	.2983	.2687	242.3	61.56	.1101	53.41	4.495
#2	.4148	.0978	.2991	.2703	243.2	62.04	.1076	53.18	4.489
#3	.4335	.0979	.3022	.2737	242.9	61.67	.1096	53.16	4.508

Elem	Mo2020	Na5895	Ni2316	P_1774	Pb2203	S_1820	Sb2068	Se1960	Si2124
Units	ppm	ppm	ppm	ppm	ppm	ppm	ppm	ppm	ppm
Avg	**.0059**	**3.143**	**.2328**	**2.791**	**.2295**	**1.192**	**-.0038**	**.0042**	**1.885**
Stddev	.0010	.060	.0020	.007	.0018	.009	.0086	.0131	.042
%RSD	16.82	1.922	.8517	.2623	.8015	.7175	226.8	314.1	2.227
#1	.0067	3.079	.2306	2.786	.2316	1.201	.0061	.0162	1.904
#2	.0061	3.199	.2344	2.799	.2287	1.184	-.0088	.0061	1.837
#3	.0048	3.150	.2333	2.788	.2282	1.191	-.0086	-.0098	1.914

Elem	Sn1899	Sr4077	Ti3349	Tl1908	V_2924	W_2079	Zn2062	Zr3391
Units	ppm	ppm	ppm	ppm	ppm	ppm	ppm	ppm
Avg	**.0229**	**.1658**	**14.98**	**-.0071**	**.4382**	**.0107**	**.5822**	**.0245**
Stddev	.0028	.0012	.04	.0066	.0012	.0047	.0017	.0011
%RSD	12.37	.7124	.2869	93.88	.2676	43.78	.2860	4.465
#1	.0199	.1645	14.96	-.0083	.4372	.0148	.5807	.0239
#2	.0255	.1664	14.95	-.0130	.4379	.0117	.5840	.0239
#3	.0234	.1666	15.03	.0001	.4395	.0056	.5819	.0258

Zoom In Zoom Out

Sample Name: jd27613-8 Acquired: 7/7/2021 19:47:12 Type: Unk
Method: SGS NO VALVE3(v105) Mode: CONC Corr. Factor: 5.000000
User: admin Custom ID1: Custom ID2: Custom ID3:
Comment:

Int. Std.	In2306	Y_3600	Y_3710	Y_2243
Units	Cts/S	Cts/S	Cts/S	Cts/S
Avg	**4355.9**	**59897.**	**4572.4**	**1402.5**
Stddev	9.7	169.	28.0	1.8
%RSD	.22197	.28291	.61247	.12722
#1	4366.1	59763.	4568.6	1403.1
#2	4346.9	60087.	4546.5	1400.5
#3	4354.6	59840.	4602.1	1403.9

Zoom In Zoom Out

Sample Name: jd27613-10 Acquired: 7/7/2021 19:52:19 Type: Unk
Method: SGS NO VALVE3(v105) Mode: CONC Corr. Factor: 2.000000
User: admin Custom ID1: Custom ID2: Custom ID3:
Comment:

Elem	Ag3280	Al3961	As1890	B_2089	Ba4554	Be3130	Bi2230	Ca3179	Cd2288
Units	ppm	ppm	ppm	ppm	ppm	ppm	ppm	ppm	ppm
Avg	**.0005**	**137.6**	**.0285**	**.0318**	**1.043**	**.0064**	**.1847**	**17.82**	**.0014**
Stddev	.0006	.2	.0030	.0003	.003	.0001	.0057	.02	.0006
%RSD	111.7	.1478	10.70	.8293	.2661	1.807	3.063	.1215	44.78
#1	-.0001	137.5	.0251	.0316	1.044	.0064	.1856	17.84	.0013
#2	.0008	137.8	.0310	.0321	1.046	.0062	.1898	17.83	.0021
#3	.0008	137.5	.0294	.0318	1.040	.0064	.1786	17.80	.0009

Elem	Ce4040	Co2286	Cr2677	Cu3247	Fe2599	K_7664	Li6707	Mg2790	Mn2576
Units	ppm	ppm	ppm	ppm	ppm	ppm	ppm	ppm	ppm
Avg	**.5021**	**.0814**	**.2375**	**.2441**	**201.6**	**28.10**	**.1022**	**37.01**	**4.813**
Stddev	.0046	.0006	.0007	.0003	.4	.11	.0016	.06	.009
%RSD	.9129	.7925	.2950	.1328	.1925	.3999	1.561	.1485	.1855
#1	.4999	.0820	.2368	.2444	201.9	28.23	.1020	36.99	4.816
#2	.4990	.0807	.2382	.2441	201.7	28.06	.1039	37.08	4.819
#3	.5074	.0816	.2375	.2438	201.2	28.02	.1007	36.97	4.802

Elem	Mo2020	Na5895	Ni2316	P_1774	Pb2203	S_1820	Sb2068	Se1960	Si2124
Units	ppm	ppm	ppm	ppm	ppm	ppm	ppm	ppm	ppm
Avg	**.0039**	**3.577**	**.2223**	**4.279**	**1.966**	**.5444**	**-.0021**	**.0051**	**2.028**
Stddev	.0004	.017	.0012	.004	.002	.0006	.0023	.0012	.016
%RSD	11.22	.4808	.5601	.0978	.1123	.1109	107.6	23.36	.7777
#1	.0042	3.594	.2209	4.281	1.965	.5450	-.0035	.0063	2.046
#2	.0034	3.578	.2231	4.283	1.969	.5442	.0005	.0051	2.015
#3	.0042	3.560	.2229	4.275	1.966	.5439	-.0034	.0039	2.023

Elem	Sn1899	Sr4077	Ti3349	Tl1908	V_2924	W_2079	Zn2062	Zr3391
Units	ppm	ppm	ppm	ppm	ppm	ppm	ppm	ppm
Avg	**.0308**	**.1430**	**8.420**	**.0021**	**.3165**	**.0005**	**.4488**	**.0232**
Stddev	.0005	.0003	.014	.0047	.0011	.0033	.0009	.0004
%RSD	1.499	.2242	.1702	225.8	.3446	611.3	.2026	1.771
#1	.0302	.1433	8.425	.0075	.3170	.0041	.4483	.0235
#2	.0310	.1431	8.431	-.0001	.3173	-.0000	.4498	.0234
#3	.0310	.1427	8.404	-.0011	.3153	-.0025	.4482	.0227

Zoom In Zoom Out

Sample Name: jd27613-10 Acquired: 7/7/2021 19:52:19 Type: Unk
Method: SGS NO VALVE3(v105) Mode: CONC Corr. Factor: 2.000000
User: admin Custom ID1: Custom ID2: Custom ID3:
Comment:

Int. Std.	In2306	Y_3600	Y_3710	Y_2243
Units	Cts/S	Cts/S	Cts/S	Cts/S
Avg	**4377.0**	**60579.**	**4697.7**	**1431.2**
Stddev	6.8	178.	16.7	2.4
%RSD	.15539	.29306	.35525	.16718
#1	4377.7	60545.	4683.5	1431.5
#2	4369.9	60420.	4693.5	1428.7
#3	4383.4	60770.	4716.1	1433.4

Zoom In Zoom Out

Sample Name: jd27613-12 Acquired: 7/7/2021 19:57:22 Type: Unk
Method: SGS NO VALVE3(v105) Mode: CONC Corr. Factor: 5.000000
User: admin Custom ID1: Custom ID2: Custom ID3:
Comment:

Elem	Ag3280	Al3961	As1890	B_2089	Ba4554	Be3130	Bi2230	Ca3179	Cd2288
Units	ppm	ppm	ppm	ppm	ppm	ppm	ppm	ppm	ppm
Avg	**-.0022**	**189.6**	**.0125**	**.0094**	**1.405**	**.0081**	**.3954**	**17.08**	**.0025**
Stddev	.0014	.3	.0043	.0045	.004	.0002	.0046	.02	.0006
%RSD	66.70	.1488	34.72	47.74	.2857	2.243	1.167	.1322	25.89
#1	-.0018	190.0	.0126	.0073	1.402	.0080	.3933	17.09	.0028
#2	-.0037	189.5	.0081	.0063	1.404	.0083	.4006	17.10	.0030
#3	-.0009	189.5	.0168	.0145	1.409	.0080	.3921	17.06	.0018

Elem	Ce4040	Co2286	Cr2677	Cu3247	Fe2599	K_7664	Li6707	Mg2790	Mn2576
Units	ppm	ppm	ppm	ppm	ppm	ppm	ppm	ppm	ppm
Avg	**.4014**	**.1394**	**.3262**	**.3658**	**258.7**	**81.69**	**.1676**	**58.40**	**5.336**
Stddev	.0070	.0020	.0014	.0021	.4	.09	.0041	.06	.025
%RSD	1.750	1.401	.4236	.5740	.1474	.1044	2.446	.1045	.4751
#1	.3933	.1403	.3275	.3682	258.5	81.69	.1701	58.37	5.355
#2	.4062	.1372	.3264	.3648	258.4	81.60	.1629	58.36	5.346
#3	.4046	.1407	.3247	.3643	259.1	81.77	.1699	58.47	5.307

Elem	Mo2020	Na5895	Ni2316	P_1774	Pb2203	S_1820	Sb2068	Se1960	Si2124
Units	ppm	ppm	ppm	ppm	ppm	ppm	ppm	ppm	ppm
Avg	**.0030**	**2.938**	**.3481**	**2.482**	**.0628**	**1.006**	**-.0110**	**.0122**	**2.048**
Stddev	.0032	.032	.0015	.021	.0043	.013	.0079	.0065	.050
%RSD	103.6	1.081	.4340	.8591	6.879	1.307	71.70	53.05	2.453
#1	-.0006	2.934	.3496	2.505	.0649	.9988	-.0195	.0195	2.106
#2	.0044	2.908	.3481	2.477	.0656	.9986	-.0039	.0070	2.017
#3	.0053	2.971	.3466	2.463	.0578	1.022	-.0097	.0102	2.021

Elem	Sn1899	Sr4077	Ti3349	Tl1908	V_2924	W_2079	Zn2062	Zr3391
Units	ppm	ppm	ppm	ppm	ppm	ppm	ppm	ppm
Avg	**.0213**	**.1163**	**18.77**	**.0076**	**.3822**	**-.0043**	**.5451**	**.0154**
Stddev	.0065	.0002	.09	.0081	.0020	.0059	.0025	.0002
%RSD	30.66	.1765	.5019	107.2	.5209	135.2	.4654	1.316
#1	.0141	.1164	18.85	.0168	.3843	-.0065	.5473	.0155
#2	.0269	.1160	18.79	.0019	.3820	.0023	.5423	.0151
#3	.0228	.1163	18.66	.0039	.3804	-.0088	.5456	.0154

Zoom In Zoom Out

Sample Name: jd27613-12 Acquired: 7/7/2021 19:57:22 Type: Unk
Method: SGS NO VALVE3(v105) Mode: CONC Corr. Factor: 5.000000
User: admin Custom ID1: Custom ID2: Custom ID3:
Comment:

Int. Std.	In2306	Y_3600	Y_3710	Y_2243
Units	Cts/S	Cts/S	Cts/S	Cts/S
Avg	**4331.3**	**59913.**	**4539.5**	**1400.4**
Stddev	42.1	349.	16.4	15.3
%RSD	.97279	.58235	.36131	1.0912
#1	4282.7	59641.	4539.6	1383.0
#2	4353.1	59793.	4523.1	1406.4
#3	4358.1	60307.	4555.9	1411.8

Zoom In Zoom Out

Sample Name: ccv Acquired: 7/7/2021 20:02:30 Type: QC
Method: SGS NO VALVE3(v105) Mode: CONC Corr. Factor: 1.000000
User: admin Custom ID1: Custom ID2: Custom ID3:
Comment:

Elem	Ag3280	Al3961	As1890	B_2089	Ba4554	Be3130	Bi2230	Ca3179	Cd2288
Units	ppm	ppm	ppm	ppm	ppm	ppm	ppm	ppm	ppm
Avg	**.2471**	**39.81**	**1.985**	**1.999**	**2.015**	**1.999**	**2.011**	**39.11**	**2.001**
Stddev	.0005	.06	.006	.004	.003	.002	.006	.07	.005
%RSD	.2190	.1527	.2994	.1805	.1500	.1115	.3066	.1879	.2455
#1	.2465	39.74	1.991	2.004	2.012	1.997	2.017	39.04	2.006
#2	.2471	39.85	1.979	1.997	2.017	2.001	2.005	39.19	1.999
#3	.2476	39.83	1.985	1.998	2.017	1.998	2.009	39.10	1.997
Check ?	Chk Pass	Chk Pass	Chk Pass	Chk Pass	Chk Pass	Chk Pass	Chk Pass	Chk Pass	Chk Pass
Value									
Range									

Elem	Ce4040	Co2286	Cr2677	Cu3247	Fe2599	K_7664	Li6707	Mg2790	Mn2576
Units	ppm	ppm	ppm	ppm	ppm	ppm	ppm	ppm	ppm
Avg	**2.009**	**2.023**	**1.974**	**1.951**	**39.46**	**39.70**	**2.017**	**38.49**	**2.016**
Stddev	.004	.001	.006	.002	.08	.06	.003	.01	.005
%RSD	.2021	.0677	.2913	.1218	.1942	.1553	.1517	.0315	.2446
#1	2.006	2.023	1.968	1.948	39.41	39.64	2.015	38.48	2.012
#2	2.013	2.025	1.979	1.953	39.55	39.76	2.021	38.50	2.021
#3	2.007	2.022	1.974	1.951	39.43	39.71	2.017	38.50	2.016
Check ?	Chk Pass	Chk Pass	Chk Pass	Chk Pass	Chk Pass	Chk Pass	Chk Pass	Chk Pass	Chk Pass
Value									
Range									

Elem	Mo2020	Na5895	Ni2316	P_1774	Pb2203	S_1820	Sb2068	Se1960	Si2124
Units	ppm	ppm	ppm	ppm	ppm	ppm	ppm	ppm	ppm
Avg	**2.029**	**40.17**	**2.030**	**1.999**	**2.038**	**1.959**	**2.003**	**1.969**	**4.958**
Stddev	.004	.11	.003	.004	.002	.002	.004	.001	.013
%RSD	.2129	.2709	.1208	.1832	.0853	.0995	.2124	.0591	.2594
#1	2.034	40.05	2.033	2.004	2.040	1.960	2.008	1.968	4.973
#2	2.027	40.27	2.029	1.998	2.038	1.957	2.001	1.969	4.950
#3	2.026	40.19	2.028	1.997	2.037	1.960	2.000	1.970	4.952
Check ?	Chk Pass	Chk Pass	Chk Pass	Chk Pass	Chk Pass	Chk Pass	Chk Pass	Chk Pass	Chk Pass
Value									
Range									

Zoom In Zoom Out

Sample Name: ccv Acquired: 7/7/2021 20:02:30 Type: QC
Method: SGS NO VALVE3(v105) Mode: CONC Corr. Factor: 1.000000
User: admin Custom ID1: Custom ID2: Custom ID3:
Comment:

Elem	Sn1899	Sr4077	Ti3349	Tl1908	V_2924	W_2079	Zn2062	Zr3391
Units	ppm	ppm	ppm	ppm	ppm	ppm	ppm	ppm
Avg	**2.030**	**2.038**	**1.985**	**2.058**	**1.986**	**2.030**	**1.996**	**2.017**
Stddev	.003	.003	.004	.007	.004	.004	.003	.003
%RSD	.1240	.1631	.1906	.3455	.2036	.1991	.1683	.1388
#1	2.033	2.034	1.982	2.063	1.982	2.035	1.999	2.016
#2	2.028	2.039	1.989	2.061	1.990	2.027	1.992	2.020
#3	2.029	2.041	1.983	2.050	1.986	2.029	1.996	2.016
Check ?	Chk Pass	Chk Pass	Chk Pass	Chk Pass	Chk Pass	Chk Pass	Chk Pass	Chk Pass
Value								
Range								

Int. Std.	In2306	Y_3600	Y_3710	Y_2243
Units	Cts/S	Cts/S	Cts/S	Cts/S
Avg	**4222.3**	**57110.**	**4390.8**	**1341.2**
Stddev	3.9	237.	27.8	2.2
%RSD	.09179	.41553	.63293	.16695
#1	4222.4	57355.	4412.2	1339.5
#2	4226.1	56881.	4359.4	1343.8
#3	4218.4	57095.	4400.8	1340.4

Zoom In Zoom Out

Sample Name: ccb Acquired: 7/7/2021 20:07:21 Type: QC
Method: SGS NO VALVE3(v105) Mode: CONC Corr. Factor: 1.000000
User: admin Custom ID1: Custom ID2: Custom ID3:
Comment:

Elem	Ag3280	Al3961	As1890	B_2089	Ba4554	Be3130	Bi2230	Ca3179
Units	ppm	ppm	ppm	ppm	ppm	ppm	ppm	ppm
Avg	**-.0004**	**-.0090**	**.0015**	**.0006**	**.0005**	**.0003**	**-.0009**	**-.0063**
Stddev	.0003	.0108	.0017	.0012	.0001	.0001	.0002	.0009
%RSD	66.51	120.0	112.5	191.1	14.71	29.75	17.28	13.77
#1	-.0007	-.0178	.0025	.0009	.0006	.0004	-.0010	-.0055
#2	-.0002	-.0123	-.0004	.0017	.0004	.0002	-.0007	-.0060
#3	-.0004	.0031	.0024	-.0007	.0005	.0003	-.0010	-.0072
Check ?	Chk Pass	Chk Pass	Chk Pass	Chk Pass	Chk Pass	Chk Pass	Chk Pass	Chk Pass
High Limit								
Low Limit								

Elem	Cd2288	Ce4040	Co2286	Cr2677	Cu3247	Fe2599	K_7664	Li6707
Units	ppm	ppm	ppm	ppm	ppm	ppm	ppm	ppm
Avg	**.0002**	**-.0019**	**-.0001**	**.0000**	**-.0002**	**.0102**	**.0723**	**-.0009**
Stddev	.0002	.0012	.0001	.0002	.0003	.0057	.0212	.0007
%RSD	94.30	62.66	107.1	632.4	179.2	55.99	29.37	78.96
#1	.0000	-.0011	-.0002	.0003	-.0005	.0037	.0608	-.0015
#2	.0002	-.0033	-.0000	-.0000	-.0002	.0124	.0968	-.0011
#3	.0005	-.0013	-.0000	-.0001	.0001	.0145	.0593	-.0001
Check ?	Chk Pass	None	Chk Pass	Chk Pass	Chk Pass	Chk Pass	Chk Pass	Chk Pass
High Limit								
Low Limit								

Elem	Mg2790	Mn2576	Mo2020	Na5895	Ni2316	P_1774	Pb2203	S_1820
Units	ppm	ppm	ppm	ppm	ppm	ppm	ppm	ppm
Avg	**.0312**	**.0001**	**.0007**	**-.0447**	**.0003**	**.0034**	**-.0005**	**.0014**
Stddev	.0262	.0001	.0003	.0076	.0002	.0007	.0021	.0032
%RSD	83.91	130.8	40.85	17.05	82.84	20.06	399.3	230.0
#1	.0275	.0002	.0006	-.0359	.0002	.0035	.0013	.0043
#2	.0591	.0000	.0005	-.0491	.0006	.0027	-.0001	.0019
#3	.0071	.0000	.0010	-.0492	.0001	.0041	-.0028	-.0020
Check ?	Chk Pass	Chk Pass	Chk Pass	Chk Pass	Chk Pass	Chk Pass	Chk Pass	Chk Pass
High Limit								
Low Limit								

Zoom In Zoom Out

Sample Name: ccb Acquired: 7/7/2021 20:07:21 Type: QC
Method: SGS NO VALVE3(v105) Mode: CONC Corr. Factor: 1.000000
User: admin Custom ID1: Custom ID2: Custom ID3:
Comment:

Elem	Sb2068	Se1960	Si2124	Sn1899	Sr4077	Ti3349	Tl1908	V_2924
Units	ppm	ppm	ppm	ppm	ppm	ppm	ppm	ppm
Avg	**.0017**	**.0005**	**.0015**	**.0010**	**.0000**	**.0003**	**.0004**	**.0003**
Stddev	.0018	.0020	.0002	.0009	.0001	.0002	.0013	.0003
%RSD	105.8	399.3	15.23	88.51	518.7	82.15	311.4	97.14
#1	.0038	-.0018	.0017	.0005	.0001	.0004	-.0011	.0004
#2	.0003	.0016	.0015	.0005	.0001	.0004	.0012	-.0000
#3	.0011	.0017	.0013	.0020	-.0001	.0000	.0012	.0004
Check ?	Chk Pass	Chk Pass	Chk Pass	Chk Pass	Chk Pass	Chk Pass	Chk Pass	Chk Pass
High Limit								
Low Limit								

Elem	W_2079	Zn2062	Zr3391
Units	ppm	ppm	ppm
Avg	**.0000**	F **-.0048**	**.0003**
Stddev	.0012	.0001	.0001
%RSD	2370.	1.761	53.28
#1	.0001	-.0048	.0004
#2	.0012	-.0048	.0001
#3	-.0011	-.0047	.0003
Check ?	Chk Pass	Chk Fail	Chk Pass
High Limit		.0020	
Low Limit		-.0020	

Int. Std.	In2306	Y_3600	Y_3710	Y_2243
Units	Cts/S	Cts/S	Cts/S	Cts/S
Avg	**4374.4**	**58737.**	**4411.4**	**1398.7**
Stddev	40.3	118.	21.7	14.8
%RSD	.92219	.20017	.49172	1.0574
#1	4328.2	58607.	4421.6	1383.1
#2	4402.7	58770.	4386.5	1412.5
#3	4392.3	58835.	4426.1	1400.5

Zoom In Zoom Out

Sample Name: jd27613-26 Acquired: 7/7/2021 20:12:37 Type: Unk
Method: SGS NO VALVE3(v105) Mode: CONC Corr. Factor: 2.000000
User: admin Custom ID1: Custom ID2: Custom ID3:
Comment:

Elem	Ag3280	Al3961	As1890	B_2089	Ba4554	Be3130	Bi2230	Ca3179	Cd2288
Units	ppm	ppm	ppm	ppm	ppm	ppm	ppm	ppm	ppm
Avg	**-.0011**	**142.2**	**.0247**	**.0187**	**.7460**	**.0061**	**.2181**	**20.35**	**.0014**
Stddev	.0005	.1	.0010	.0015	.0011	.0001	.0044	.05	.0006
%RSD	46.18	.0469	4.062	7.981	.1504	1.625	2.009	.2616	39.65
#1	-.0007	142.1	.0258	.0170	.7448	.0062	.2231	20.39	.0008
#2	-.0017	142.3	.0246	.0195	.7463	.0060	.2160	20.38	.0016
#3	-.0009	142.2	.0238	.0196	.7470	.0062	.2151	20.29	.0018

Elem	Ce4040	Co2286	Cr2677	Cu3247	Fe2599	K_7664	Li6707	Mg2790	Mn2576
Units	ppm	ppm	ppm	ppm	ppm	ppm	ppm	ppm	ppm
Avg	**.6398**	**.0800**	**.2665**	**.1777**	**192.7**	**26.11**	**.0954**	**31.55**	**5.149**
Stddev	.0044	.0011	.0006	.0001	.2	.06	.0018	.09	.006
%RSD	.6920	1.387	.2185	.0585	.0919	.2422	1.876	.2866	.1166
#1	.6384	.0790	.2668	.1776	192.8	26.15	.0945	31.52	5.154
#2	.6362	.0799	.2668	.1777	192.8	26.04	.0975	31.65	5.151
#3	.6448	.0812	.2658	.1778	192.5	26.15	.0942	31.47	5.142

Elem	Mo2020	Na5895	Ni2316	P_1774	Pb2203	S_1820	Sb2068	Se1960	Si2124
Units	ppm	ppm	ppm	ppm	ppm	ppm	ppm	ppm	ppm
Avg	**.0102**	**1.069**	**.1999**	**3.083**	**.1284**	**.6278**	**.0016**	**.0065**	**2.035**
Stddev	.0003	.018	.0012	.030	.0021	.0042	.0022	.0012	.023
%RSD	2.471	1.714	.5817	.9812	1.675	.6675	133.6	17.84	1.150
#1	.0105	1.090	.1989	3.048	.1292	.6276	.0031	.0073	2.013
#2	.0100	1.056	.1995	3.097	.1259	.6237	.0026	.0071	2.059
#3	.0102	1.061	.2012	3.104	.1299	.6321	-.0009	.0052	2.032

Elem	Sn1899	Sr4077	Ti3349	Tl1908	V_2924	W_2079	Zn2062	Zr3391
Units	ppm	ppm	ppm	ppm	ppm	ppm	ppm	ppm
Avg	**.0181**	**.1212**	**8.575**	**.0045**	**.2956**	**-.0042**	**.2730**	**.0415**
Stddev	.0017	.0001	.009	.0021	.0000	.0036	.0026	.0002
%RSD	9.342	.0867	.1004	47.59	.0152	86.56	.9479	.5352
#1	.0199	.1212	8.584	.0032	.2956	-.0054	.2704	.0414
#2	.0167	.1214	8.575	.0070	.2955	-.0071	.2730	.0417
#3	.0176	.1212	8.567	.0034	.2956	-.0001	.2756	.0413

Zoom In Zoom Out

Sample Name: jd27613-26 Acquired: 7/7/2021 20:12:37 Type: Unk
Method: SGS NO VALVE3(v105) Mode: CONC Corr. Factor: 2.000000
User: admin Custom ID1: Custom ID2: Custom ID3:
Comment:

Int. Std.	In2306	Y_3600	Y_3710	Y_2243
Units	Cts/S	Cts/S	Cts/S	Cts/S
Avg	**4388.4**	**60709.**	**4661.1**	**1454.1**
Stddev	22.0	162.	23.4	7.2
%RSD	.50129	.26671	.50152	.49850
#1	4413.7	60560.	4646.5	1462.3
#2	4377.9	60685.	4648.8	1451.5
#3	4373.7	60881.	4688.1	1448.5

Zoom In Zoom Out

Sample Name: jd27613-30 Acquired: 7/7/2021 20:17:42 Type: Unk
Method: SGS NO VALVE3(v105) Mode: CONC Corr. Factor: 2.000000
User: admin Custom ID1: Custom ID2: Custom ID3:
Comment:

Elem	Ag3280	Al3961	As1890	B_2089	Ba4554	Be3130	Bi2230	Ca3179	Cd2288
Units	ppm	ppm	ppm	ppm	ppm	ppm	ppm	ppm	ppm
Avg	**-.0027**	**196.8**	**.0404**	**.0202**	**.6068**	**.0072**	**.2770**	**10.51**	**.0016**
Stddev	.0005	.9	.0030	.0003	.0031	.0001	.0054	.04	.0009
%RSD	17.38	.4437	7.382	1.561	.5035	1.259	1.950	.3630	54.58
#1	-.0022	196.2	.0439	.0204	.6038	.0071	.2796	10.52	.0008
#2	-.0028	196.5	.0387	.0204	.6068	.0073	.2707	10.47	.0025
#3	-.0031	197.8	.0387	.0198	.6099	.0072	.2805	10.55	.0015

Elem	Ce4040	Co2286	Cr2677	Cu3247	Fe2599	K_7664	Li6707	Mg2790	Mn2576
Units	ppm	ppm	ppm	ppm	ppm	ppm	ppm	ppm	ppm
Avg	**.6547**	**.1214**	**.2983**	**.1850**	**266.5**	**18.11**	**.1327**	**43.67**	**3.453**
Stddev	.0028	.0009	.0005	.0011	1.2	.13	.0014	.34	.008
%RSD	.4277	.7640	.1615	.5759	.4593	.7422	1.063	.7800	.2257
#1	.6514	.1205	.2980	.1839	265.6	18.03	.1329	43.58	3.447
#2	.6561	.1224	.2980	.1851	266.2	18.04	.1313	43.38	3.451
#3	.6565	.1214	.2988	.1860	267.9	18.27	.1341	44.04	3.462

Elem	Mo2020	Na5895	Ni2316	P_1774	Pb2203	S_1820	Sb2068	Se1960	Si2124
Units	ppm	ppm	ppm	ppm	ppm	ppm	ppm	ppm	ppm
Avg	**.0063**	**2.853**	**.1714**	**2.983**	**.1075**	**.4587**	**-.0036**	**.0095**	**2.165**
Stddev	.0013	.009	.0017	.024	.0044	.0098	.0024	.0054	.020
%RSD	21.04	.3313	.9861	.7923	4.112	2.127	67.22	56.35	.9154
#1	.0068	2.844	.1704	2.957	.1113	.4592	-.0025	.0045	2.187
#2	.0073	2.851	.1704	2.988	.1085	.4487	-.0063	.0089	2.161
#3	.0048	2.863	.1733	3.003	.1026	.4682	-.0019	.0152	2.148

Elem	Sn1899	Sr4077	Ti3349	Tl1908	V_2924	W_2079	Zn2062	Zr3391
Units	ppm	ppm	ppm	ppm	ppm	ppm	ppm	ppm
Avg	**.0204**	**.2589**	**11.78**	**.0011**	**.4284**	**-.0071**	**.3132**	**.0630**
Stddev	.0008	.0013	.04	.0012	.0012	.0019	.0034	.0009
%RSD	4.165	.5112	.3479	108.4	.2897	26.38	1.087	1.350
#1	.0206	.2575	11.73	-.0003	.4270	-.0058	.3098	.0621
#2	.0210	.2590	11.77	.0019	.4288	-.0062	.3131	.0630
#3	.0194	.2602	11.82	.0016	.4294	-.0092	.3166	.0638

Zoom In Zoom Out

Sample Name: jd27613-30 Acquired: 7/7/2021 20:17:42 Type: Unk
Method: SGS NO VALVE3(v105) Mode: CONC Corr. Factor: 2.000000
User: admin Custom ID1: Custom ID2: Custom ID3:
Comment:

Int. Std.	In2306	Y_3600	Y_3710	Y_2243
Units	Cts/S	Cts/S	Cts/S	Cts/S
Avg	**4356.4**	**59902.**	**4624.5**	**1424.0**
Stddev	4.8	118.	25.2	2.3
%RSD	.10963	.19731	.54594	.16039
#1	4351.5	59795.	4609.3	1422.5
#2	4356.6	59882.	4653.7	1422.9
#3	4361.0	60029.	4610.6	1426.6

Zoom In Zoom Out

Sample Name: jd27613-32 Acquired: 7/7/2021 20:22:45 Type: Unk
Method: SGS NO VALVE3(v105) Mode: CONC Corr. Factor: 5.000000
User: admin Custom ID1: Custom ID2: Custom ID3:
Comment:

Elem	Ag3280	Al3961	As1890	B_2089	Ba4554	Be3130	Bi2230	Ca3179	Cd2288
Units	ppm	ppm	ppm	ppm	ppm	ppm	ppm	ppm	ppm
Avg	**-.0031**	**175.1**	**.0043**	**.0072**	**1.658**	**.0071**	**.5431**	**8.410**	**.0028**
Stddev	.0008	.3	.0037	.0062	.002	.0003	.0056	.014	.0008
%RSD	24.42	.1641	87.36	85.97	.1275	3.710	1.038	.1605	28.85
#1	-.0036	174.9	.0070	.0130	1.656	.0070	.5372	8.419	.0026
#2	-.0035	175.0	.0000	.0078	1.658	.0074	.5484	8.395	.0021
#3	-.0022	175.4	.0059	.0007	1.661	.0069	.5437	8.416	.0036

Elem	Ce4040	Co2286	Cr2677	Cu3247	Fe2599	K_7664	Li6707	Mg2790	Mn2576
Units	ppm	ppm	ppm	ppm	ppm	ppm	ppm	ppm	ppm
Avg	**.3593**	**.1219**	**.3945**	**.1808**	**300.0**	**101.9**	**.1580**	**70.03**	**4.971**
Stddev	.0083	.0007	.0013	.0003	.6	.3	.0032	.17	.004
%RSD	2.318	.5717	.3340	.1809	.1898	.2883	2.023	.2481	.0856
#1	.3563	.1215	.3960	.1805	300.0	101.6	.1543	70.22	4.971
#2	.3530	.1215	.3939	.1811	299.5	101.8	.1601	69.88	4.974
#3	.3688	.1227	.3936	.1810	300.6	102.2	.1596	69.99	4.966

Elem	Mo2020	Na5895	Ni2316	P_1774	Pb2203	S_1820	Sb2068	Se1960	Si2124
Units	ppm	ppm	ppm	ppm	ppm	ppm	ppm	ppm	ppm
Avg	**.0016**	**.8533**	**.2748**	**2.380**	**.0608**	**.4892**	**-.0010**	**.0188**	**1.924**
Stddev	.0005	.0240	.0015	.011	.0055	.0110	.0112	.0070	.025
%RSD	32.49	2.811	.5525	.4534	8.991	2.258	1176.	37.35	1.274
#1	.0013	.8510	.2736	2.381	.0659	.4918	-.0054	.0150	1.907
#2	.0013	.8784	.2765	2.369	.0550	.4771	.0118	.0269	1.952
#3	.0022	.8305	.2742	2.391	.0615	.4988	-.0093	.0144	1.913

Elem	Sn1899	Sr4077	Ti3349	Tl1908	V_2924	W_2079	Zn2062	Zr3391
Units	ppm	ppm	ppm	ppm	ppm	ppm	ppm	ppm
Avg	**.0192**	**.0508**	**22.12**	**.0036**	**.4474**	**-.0095**	**.5804**	**.0144**
Stddev	.0032	.0006	.01	.0065	.0028	.0018	.0015	.0008
%RSD	16.53	1.215	.0468	179.8	.6228	18.70	.2612	5.519
#1	.0210	.0515	22.13	-.0007	.4490	-.0075	.5790	.0135
#2	.0209	.0504	22.13	.0005	.4490	-.0107	.5801	.0147
#3	.0155	.0505	22.11	.0110	.4442	-.0104	.5820	.0151

Zoom In Zoom Out

Sample Name: jd27613-32 Acquired: 7/7/2021 20:22:45 Type: Unk
Method: SGS NO VALVE3(v105) Mode: CONC Corr. Factor: 5.000000
User: admin Custom ID1: Custom ID2: Custom ID3:
Comment:

Int. Std.	In2306	Y_3600	Y_3710	Y_2243
Units	Cts/S	Cts/S	Cts/S	Cts/S
Avg	**4319.9**	**58647.**	**4458.9**	**1387.4**
Stddev	5.5	226.	23.8	1.0
%RSD	.12844	.38563	.53394	.07179
#1	4325.9	58720.	4451.2	1388.5
#2	4318.8	58393.	4485.6	1386.5
#3	4315.0	58828.	4439.9	1387.3

Zoom In Zoom Out

Sample Name: jd27613-34 Acquired: 7/7/2021 20:27:53 Type: Unk
Method: SGS NO VALVE3(v105) Mode: CONC Corr. Factor: 2.000000
User: admin Custom ID1: Custom ID2: Custom ID3:
Comment:

Elem	Ag3280	Al3961	As1890	B_2089	Ba4554	Be3130	Bi2230	Ca3179	Cd2288
Units	ppm	ppm	ppm	ppm	ppm	ppm	ppm	ppm	ppm
Avg	**-.0022**	**167.4**	**.0239**	**.0192**	**.9351**	**.0069**	**.2411**	**13.19**	**.0014**
Stddev	.0004	.3	.0029	.0013	.0016	.0003	.0020	.03	.0004
%RSD	18.65	.2042	12.16	6.997	.1664	4.153	.8397	.2402	24.79
#1	-.0018	167.8	.0211	.0184	.9369	.0068	.2395	13.22	.0012
#2	-.0026	167.2	.0269	.0184	.9342	.0067	.2404	13.17	.0019
#3	-.0021	167.2	.0236	.0207	.9343	.0072	.2433	13.17	.0012

Elem	Ce4040	Co2286	Cr2677	Cu3247	Fe2599	K_7664	Li6707	Mg2790	Mn2576
Units	ppm	ppm	ppm	ppm	ppm	ppm	ppm	ppm	ppm
Avg	**.5285**	**.0804**	**.2253**	**.1719**	**189.5**	**29.69**	**.0899**	**32.18**	**4.950**
Stddev	.0032	.0005	.0015	.0010	.8	.06	.0010	.28	.004
%RSD	.6032	.5739	.6748	.5759	.4226	.2007	1.056	.8596	.0735
#1	.5282	.0803	.2269	.1730	190.4	29.68	.0899	32.33	4.954
#2	.5319	.0809	.2239	.1716	189.3	29.76	.0909	32.35	4.949
#3	.5255	.0799	.2250	.1711	188.8	29.64	.0890	31.86	4.947

Elem	Mo2020	Na5895	Ni2316	P_1774	Pb2203	S_1820	Sb2068	Se1960	Si2124
Units	ppm	ppm	ppm	ppm	ppm	ppm	ppm	ppm	ppm
Avg	**.0028**	**1.620**	**.2066**	**3.262**	**.0841**	**.2889**	**-.0009**	**.0076**	**2.528**
Stddev	.0005	.029	.0003	.009	.0020	.0034	.0016	.0015	.042
%RSD	16.70	1.791	.1240	.2821	2.393	1.163	171.8	19.76	1.659
#1	.0034	1.653	.2064	3.261	.0864	.2927	-.0003	.0093	2.575
#2	.0025	1.610	.2069	3.271	.0827	.2865	.0002	.0070	2.493
#3	.0026	1.598	.2066	3.253	.0832	.2874	-.0028	.0065	2.517

Elem	Sn1899	Sr4077	Ti3349	Tl1908	V_2924	W_2079	Zn2062	Zr3391
Units	ppm	ppm	ppm	ppm	ppm	ppm	ppm	ppm
Avg	**.0197**	**.0998**	**9.441**	**.0007**	**.2981**	**-.0039**	**.2941**	**.0330**
Stddev	.0008	.0001	.010	.0027	.0006	.0025	.0010	.0005
%RSD	3.934	.0676	.1031	366.2	.2112	64.67	.3506	1.638
#1	.0204	.0997	9.451	.0035	.2989	-.0016	.2953	.0329
#2	.0189	.0999	9.441	-.0018	.2978	-.0035	.2933	.0326
#3	.0200	.0998	9.432	.0004	.2978	-.0066	.2937	.0336

Zoom In Zoom Out

Sample Name: jd27613-34 Acquired: 7/7/2021 20:27:53 Type: Unk
Method: SGS NO VALVE3(v105) Mode: CONC Corr. Factor: 2.000000
User: admin Custom ID1: Custom ID2: Custom ID3:
Comment:

Int. Std.	In2306	Y_3600	Y_3710	Y_2243
Units	Cts/S	Cts/S	Cts/S	Cts/S
Avg	**4351.1**	**59473.**	**4592.2**	**1418.3**
Stddev	8.2	106.	21.2	3.1
%RSD	.18897	.17837	.46191	.21955
#1	4356.9	59352.	4569.0	1418.8
#2	4341.7	59550.	4610.5	1414.9
#3	4354.7	59518.	4597.2	1421.1

Zoom In Zoom Out

Sample Name: jd27613-38 Acquired: 7/7/2021 20:32:58 Type: Unk
Method: SGS NO VALVE3(v105) Mode: CONC Corr. Factor: 2.000000
User: admin Custom ID1: Custom ID2: Custom ID3:
Comment:

Elem	Ag3280	Al3961	As1890	B_2089	Ba4554	Be3130	Bi2230	Ca3179	Cd2288
Units	ppm	ppm	ppm	ppm	ppm	ppm	ppm	ppm	ppm
Avg	**-.0027**	**120.8**	**.0153**	**.0054**	**.8449**	**.0057**	**.2933**	**8.130**	**.0012**
Stddev	.0005	.4	.0031	.0029	.0022	.0002	.0037	.036	.0005
%RSD	18.72	.3022	20.20	54.18	.2545	4.219	1.258	.4453	39.60
#1	-.0028	120.6	.0139	.0024	.8426	.0059	.2972	8.125	.0016
#2	-.0021	121.2	.0188	.0055	.8453	.0056	.2898	8.169	.0007
#3	-.0031	120.6	.0131	.0082	.8469	.0055	.2931	8.097	.0012

Elem	Ce4040	Co2286	Cr2677	Cu3247	Fe2599	K_7664	Li6707	Mg2790	Mn2576
Units	ppm	ppm	ppm	ppm	ppm	ppm	ppm	ppm	ppm
Avg	**.4351**	**.0915**	**.2956**	**.1496**	**191.5**	**44.84**	**.0917**	**38.25**	**3.082**
Stddev	.0013	.0013	.0006	.0004	.6	.07	.0017	.15	.005
%RSD	.3049	1.392	.1971	.2703	.3031	.1614	1.803	.3807	.1547
#1	.4352	.0900	.2962	.1492	191.4	44.82	.0904	38.34	3.077
#2	.4364	.0920	.2956	.1500	192.2	44.92	.0912	38.32	3.082
#3	.4337	.0924	.2950	.1495	191.0	44.77	.0935	38.08	3.087

Elem	Mo2020	Na5895	Ni2316	P_1774	Pb2203	S_1820	Sb2068	Se1960	Si2124
Units	ppm	ppm	ppm	ppm	ppm	ppm	ppm	ppm	ppm
Avg	**.0019**	**.9745**	**.2125**	**3.030**	**.0492**	**.5744**	**-.0035**	**.0014**	**1.952**
Stddev	.0006	.0177	.0010	.019	.0035	.0074	.0020	.0041	.044
%RSD	29.70	1.815	.4685	.6165	7.179	1.291	55.38	283.0	2.245
#1	.0018	.9722	.2114	3.010	.0461	.5671	-.0056	.0050	1.998
#2	.0025	.9581	.2134	3.034	.0483	.5741	-.0017	.0024	1.948
#3	.0014	.9932	.2128	3.047	.0530	.5819	-.0034	-.0030	1.911

Elem	Sn1899	Sr4077	Ti3349	Tl1908	V_2924	W_2079	Zn2062	Zr3391
Units	ppm	ppm	ppm	ppm	ppm	ppm	ppm	ppm
Avg	**.0221**	**.0607**	**12.20**	**-.0019**	**.3202**	**-.0004**	**.3321**	**.0199**
Stddev	.0002	.0001	.01	.0023	.0013	.0008	.0016	.0000
%RSD	1.097	.1124	.0651	121.9	.3952	204.3	.4796	.2219
#1	.0219	.0608	12.20	-.0010	.3192	.0005	.3307	.0199
#2	.0219	.0606	12.20	-.0045	.3199	-.0009	.3318	.0198
#3	.0223	.0607	12.21	-.0001	.3217	-.0007	.3338	.0199

Zoom In Zoom Out

Sample Name: jd27613-38 Acquired: 7/7/2021 20:32:58 Type: Unk
Method: SGS NO VALVE3(v105) Mode: CONC Corr. Factor: 2.000000
User: admin Custom ID1: Custom ID2: Custom ID3:
Comment:

Int. Std.	In2306	Y_3600	Y_3710	Y_2243
Units	Cts/S	Cts/S	Cts/S	Cts/S
Avg	**4344.2**	**60665.**	**4640.9**	**1434.4**
Stddev	5.7	76.	72.4	2.2
%RSD	.13147	.12468	1.5593	.15259
#1	4344.6	60751.	4628.8	1432.7
#2	4349.7	60635.	4575.3	1436.9
#3	4338.3	60609.	4718.5	1433.5

Zoom In Zoom Out

Sample Name: jd27613-40 Acquired: 7/7/2021 20:38:02 Type: Unk
Method: SGS NO VALVE3(v105) Mode: CONC Corr. Factor: 2.000000
User: admin Custom ID1: Custom ID2: Custom ID3:
Comment:

Elem	Ag3280	Al3961	As1890	B_2089	Ba4554	Be3130	Bi2230	Ca3179	Cd2288
Units	ppm	ppm	ppm	ppm	ppm	ppm	ppm	ppm	ppm
Avg	**-.0025**	**158.0**	**.0216**	**.0120**	**.7394**	**.0071**	**.2226**	**9.461**	**.0015**
Stddev	.0005	.4	.0018	.0016	.0010	.0001	.0027	.046	.0002
%RSD	21.33	.2618	8.325	13.30	.1329	1.866	1.231	.4872	15.20
#1	-.0020	157.5	.0205	.0128	.7385	.0071	.2210	9.414	.0016
#2	-.0023	158.3	.0207	.0130	.7393	.0070	.2209	9.506	.0013
#3	-.0030	158.2	.0237	.0102	.7404	.0072	.2257	9.463	.0017

Elem	Ce4040	Co2286	Cr2677	Cu3247	Fe2599	K_7664	Li6707	Mg2790	Mn2576
Units	ppm	ppm	ppm	ppm	ppm	ppm	ppm	ppm	ppm
Avg	**.5857**	**.0889**	**.2125**	**.1842**	**186.7**	**25.24**	**.0989**	**32.89**	**5.237**
Stddev	.0069	.0011	.0004	.0006	.5	.11	.0029	.24	.009
%RSD	1.173	1.246	.1949	.3096	.2866	.4316	2.971	.7245	.1657
#1	.5794	.0884	.2126	.1846	186.1	25.14	.1017	32.63	5.234
#2	.5847	.0882	.2120	.1844	187.1	25.36	.0958	33.10	5.230
#3	.5931	.0902	.2128	.1835	186.9	25.23	.0992	32.93	5.246

Elem	Mo2020	Na5895	Ni2316	P_1774	Pb2203	S_1820	Sb2068	Se1960	Si2124
Units	ppm	ppm	ppm	ppm	ppm	ppm	ppm	ppm	ppm
Avg	**.0023**	**1.885**	**.2088**	**3.055**	**.0794**	**.3125**	**-.0028**	**.0010**	**2.751**
Stddev	.0005	.022	.0016	.007	.0008	.0072	.0033	.0038	.029
%RSD	22.97	1.156	.7566	.2343	1.031	2.313	118.4	396.4	1.068
#1	.0023	1.867	.2101	3.057	.0798	.3069	-.0061	.0035	2.783
#2	.0029	1.880	.2092	3.047	.0784	.3207	-.0028	.0028	2.745
#3	.0018	1.909	.2070	3.061	.0798	.3099	.0005	-.0034	2.726

Elem	Sn1899	Sr4077	Ti3349	Tl1908	V_2924	W_2079	Zn2062	Zr3391
Units	ppm	ppm	ppm	ppm	ppm	ppm	ppm	ppm
Avg	**.0201**	**.1034**	**9.031**	**.0030**	**.2782**	**-.0043**	**.2701**	**.0342**
Stddev	.0005	.0001	.008	.0003	.0008	.0026	.0008	.0002
%RSD	2.584	.0620	.0925	8.720	.3016	61.80	.3024	.6193
#1	.0201	.1035	9.023	.0031	.2789	-.0051	.2698	.0342
#2	.0206	.1035	9.029	.0032	.2773	-.0063	.2694	.0345
#3	.0195	.1034	9.040	.0027	.2783	-.0013	.2710	.0341

Zoom In Zoom Out

Sample Name: jd27613-40 Acquired: 7/7/2021 20:38:02 Type: Unk
Method: SGS NO VALVE3(v105) Mode: CONC Corr. Factor: 2.000000
User: admin Custom ID1: Custom ID2: Custom ID3:
Comment:

Int. Std.	In2306	Y_3600	Y_3710	Y_2243
Units	Cts/S	Cts/S	Cts/S	Cts/S
Avg	**4361.8**	**59803.**	**4598.1**	**1428.0**
Stddev	2.6	190.	50.4	2.2
%RSD	.05850	.31768	1.0969	.15213
#1	4364.4	59873.	4654.1	1427.9
#2	4361.7	59948.	4556.2	1430.2
#3	4359.3	59588.	4584.1	1425.9

Zoom In Zoom Out

Sample Name: mp27286-mb1conf Acquired: 7/7/2021 20:43:05 Type: Unk
Method: SGS NO VALVE3(v105) Mode: CONC Corr. Factor: 1.000000
User: admin Custom ID1: Custom ID2: Custom ID3:
Comment:

Elem	Ag3280	Al3961	As1890	B_2089	Ba4554	Be3130	Bi2230	Ca3179
Units	ppm	ppm	ppm	ppm	ppm	ppm	ppm	ppm
Avg	**-.0002**	**.0084**	**-.0002**	**-.0006**	**.0006**	**.0001**	**.0008**	**.0378**
Stddev	.0003	.0094	.0007	.0007	.0001	.0000	.0015	.0018
%RSD	174.9	112.5	472.8	120.3	18.82	6.972	176.0	4.717
#1	-.0002	.0183	.0002	-.0001	.0005	.0001	.0002	.0357
#2	-.0005	.0071	-.0010	-.0013	.0008	.0001	.0025	.0387
#3	.0001	-.0003	.0003	-.0003	.0006	.0001	-.0002	.0389

Elem	Cd2288	Ce4040	Co2286	Cr2677	Cu3247	Fe2599	K_7664	Li6707
Units	ppm	ppm	ppm	ppm	ppm	ppm	ppm	ppm
Avg	**.0003**	**-.0005**	**-.0004**	**.0008**	**.0005**	**.0417**	**-.0016**	**-.0004**
Stddev	.0002	.0008	.0001	.0004	.0006	.0016	.0268	.0005
%RSD	49.43	175.5	35.24	46.08	121.6	3.955	1643.	120.9
#1	.0003	-.0004	-.0003	.0006	.0010	.0431	.0214	-.0005
#2	.0002	.0003	-.0005	.0013	.0006	.0422	-.0311	-.0010
#3	.0005	-.0013	-.0003	.0007	-.0002	.0399	.0048	.0001

Elem	Mg2790	Mn2576	Mo2020	Na5895	Ni2316	P_1774	Pb2203	S_1820
Units	ppm	ppm	ppm	ppm	ppm	ppm	ppm	ppm
Avg	**.0331**	**.0006**	**.0008**	**.0137**	**.0007**	**.0242**	**-.0004**	**.0059**
Stddev	.0098	.0000	.0003	.0095	.0000	.0018	.0002	.0021
%RSD	29.67	3.887	42.04	69.04	4.442	7.278	47.72	34.74
#1	.0314	.0006	.0005	.0227	.0006	.0243	-.0007	.0048
#2	.0242	.0006	.0008	.0039	.0007	.0259	-.0003	.0047
#3	.0436	.0006	.0011	.0145	.0007	.0224	-.0004	.0083

Elem	Sb2068	Se1960	Si2124	Sn1899	Sr4077	Ti3349	Tl1908	V_2924
Units	ppm	ppm	ppm	ppm	ppm	ppm	ppm	ppm
Avg	**.0006**	**.0023**	**.0067**	**.0202**	**.0002**	**.0013**	F **-.0024**	**.0004**
Stddev	.0005	.0015	.0004	.0011	.0002	.0001	.0018	.0000
%RSD	89.88	64.49	5.376	5.466	113.6	9.187	76.59	6.151
#1	.0011	.0008	.0066	.0189	-.0000	.0013	-.0017	.0004
#2	.0001	.0025	.0071	.0205	.0002	.0011	-.0010	.0005
#3	.0005	.0038	.0064	.0210	.0003	.0013	-.0045	.0004

Zoom In Zoom Out

Sample Name: mp27286-mb1conf Acquired: 7/7/2021 20:43:05 Type: Unk
Method: SGS NO VALVE3(v105) Mode: CONC Corr. Factor: 1.000000
User: admin Custom ID1: Custom ID2: Custom ID3:
Comment:

Elem	W_2079	Zn2062	Zr3391
Units	ppm	ppm	ppm
Avg	**-.0010**	**.0043**	**.0009**
Stddev	.0006	.0003	.0001
%RSD	65.82	6.791	13.29
#1	-.0010	.0042	.0009
#2	-.0003	.0047	.0008
#3	-.0016	.0041	.0011

Int. Std.	In2306	Y_3600	Y_3710	Y_2243
Units	Cts/S	Cts/S	Cts/S	Cts/S
Avg	**4400.0**	**59800.**	**4515.9**	**1415.1**
Stddev	11.8	78.	17.0	3.0
%RSD	.26857	.13021	.37747	.21283
#1	4413.6	59718.	4514.5	1418.3
#2	4394.2	59810.	4533.6	1414.9
#3	4392.2	59872.	4499.6	1412.3

Zoom In Zoom Out

Sample Name: mp27286-s2 Acquired: 7/7/2021 20:48:18 Type: Unk
Method: SGS NO VALVE3(v105) Mode: CONC Corr. Factor: 20.000000
User: admin Custom ID1: Custom ID2: Custom ID3:
Comment:

Elem	Ag3280	Al3961	As1890	B_2089	Ba4554	Be3130	Bi2230	Ca3179	Cd2288
Units	ppm	ppm	ppm	ppm	ppm	ppm	ppm	ppm	ppm
Avg	**.2282**	**29.94**	**1.805**	**1.747**	**3.998**	**1.885**	**.1115**	**551.3**	**1.831**
Stddev	.0097	.22	.031	.004	.007	.005	.0171	.6	.011
%RSD	4.238	.7228	1.693	.2493	.1851	.2605	15.34	.1057	.6074
#1	.2258	30.14	1.814	1.751	4.001	1.887	.0967	550.8	1.831
#2	.2389	29.71	1.831	1.747	3.989	1.879	.1077	551.2	1.842
#3	.2200	29.98	1.772	1.743	4.003	1.888	.1303	552.0	1.820

Elem	Ce4040	Co2286	Cr2677	Cu3247	Fe2599	K_7664	Li6707	Mg2790	Mn2576
Units	ppm	ppm	ppm	ppm	ppm	ppm	ppm	ppm	ppm
Avg	**.5076**	**1.838**	**1.871**	**1.836**	**1911.**	**25.13**	**-.0426**	**52.01**	**28.28**
Stddev	.0516	.001	.009	.005	1.	1.19	.0225	.77	.02
%RSD	10.17	.0588	.4820	.2702	.0711	4.733	52.80	1.480	.0852
#1	.5634	1.837	1.872	1.830	1913.	25.91	-.0612	52.15	28.30
#2	.4978	1.839	1.862	1.838	1910.	25.72	-.0491	51.18	28.25
#3	.4615	1.839	1.880	1.839	1912.	23.76	-.0176	52.70	28.28

Elem	Mo2020	Na5895	Ni2316	P_1774	Pb2203	S_1820	Sb2068	Se1960	Si2124
Units	ppm	ppm	ppm	ppm	ppm	ppm	ppm	ppm	ppm
Avg	**1.880**	**27.09**	**1.925**	**4.814**	**1.914**	**4.503**	**1.471**	**1.824**	**6.238**
Stddev	.011	.26	.004	.032	.018	.020	.032	.050	.028
%RSD	.5593	.9623	.1911	.6641	.9601	.4482	2.194	2.716	.4511
#1	1.889	27.20	1.929	4.835	1.932	4.482	1.508	1.816	6.229
#2	1.883	26.79	1.923	4.777	1.915	4.522	1.456	1.779	6.270
#3	1.869	27.27	1.923	4.830	1.895	4.506	1.448	1.877	6.216

Elem	Sn1899	Sr4077	Ti3349	Tl1908	V_2924	W_2079	Zn2062	Zr3391
Units	ppm	ppm	ppm	ppm	ppm	ppm	ppm	ppm
Avg	**1.895**	**2.749**	**1.996**	**1.848**	**1.877**	**1.794**	**1.736**	**1.826**
Stddev	.014	.007	.009	.047	.006	.029	.005	.006
%RSD	.7221	.2497	.4567	2.556	.3374	1.593	.2946	.3371
#1	1.907	2.752	2.006	1.902	1.877	1.824	1.740	1.821
#2	1.880	2.741	1.990	1.814	1.871	1.792	1.738	1.825
#3	1.898	2.754	1.991	1.828	1.884	1.767	1.730	1.833

Zoom In Zoom Out

Sample Name: mp27286-s2 Acquired: 7/7/2021 20:48:18 Type: Unk
Method: SGS NO VALVE3(v105) Mode: CONC Corr. Factor: 20.000000
User: admin Custom ID1: Custom ID2: Custom ID3:
Comment:

Int. Std.	In2306	Y_3600	Y_3710	Y_2243
Units	Cts/S	Cts/S	Cts/S	Cts/S
Avg	**4439.3**	**58793.**	**4407.8**	**1396.2**
Stddev	17.3	188.	6.6	6.3
%RSD	.39070	.31988	.15041	.45347
#1	4424.8	58576.	4401.6	1393.0
#2	4434.5	58895.	4406.9	1392.2
#3	4458.5	58909.	4414.8	1403.5

Zoom In Zoom Out

Sample Name: jd27495-11 Acquired: 7/7/2021 20:53:22 Type: Unk
Method: SGS NO VALVE3(v105) Mode: CONC Corr. Factor: 2.000000
User: admin Custom ID1: Custom ID2: Custom ID3:
Comment:

Elem	Ag3280	Al3961	As1890	B_2089	Ba4554	Be3130	Bi2230	Ca3179	Cd2288
Units	ppm	ppm	ppm	ppm	ppm	ppm	ppm	ppm	ppm
Avg	**-.0020**	**240.5**	**.0322**	**.0236**	**.8895**	**.0095**	**.2631**	**23.33**	**.0022**
Stddev	.0002	.5	.0020	.0016	.0018	.0000	.0141	.02	.0003
%RSD	7.903	.1986	6.056	6.728	.2047	.2774	5.370	.0915	13.75
#1	-.0018	240.0	.0308	.0221	.8879	.0095	.2543	23.31	.0023
#2	-.0020	240.5	.0314	.0252	.8892	.0095	.2556	23.32	.0019
#3	-.0021	240.9	.0344	.0234	.8915	.0095	.2794	23.35	.0025

Elem	Ce4040	Co2286	Cr2677	Cu3247	Fe2599	K_7664	Li6707	Mg2790	Mn2576
Units	ppm	ppm	ppm	ppm	ppm	ppm	ppm	ppm	ppm
Avg	**1.017**	**.1011**	**.3709**	**.2189**	**252.3**	**21.69**	**.1935**	**43.37**	**3.390**
Stddev	.002	.0025	.0009	.0013	.2	.11	.0034	.19	.003
%RSD	.1458	2.436	.2525	.5833	.0900	.5236	1.731	.4475	.0765
#1	1.018	.1023	.3716	.2175	252.1	21.55	.1898	43.21	3.387
#2	1.015	.1027	.3698	.2200	252.3	21.75	.1944	43.59	3.391
#3	1.016	.0982	.3712	.2193	252.5	21.75	.1964	43.32	3.392

Elem	Mo2020	Na5895	Ni2316	P_1774	Pb2203	S_1820	Sb2068	Se1960	Si2124
Units	ppm	ppm	ppm	ppm	ppm	ppm	ppm	ppm	ppm
Avg	**.0107**	**4.300**	**.2658**	**7.452**	**.2215**	**1.278**	**-.0016**	**.0070**	**2.494**
Stddev	.0008	.012	.0047	.134	.0047	.021	.0029	.0035	.041
%RSD	7.448	.2771	1.759	1.800	2.109	1.616	179.3	50.12	1.635
#1	.0101	4.295	.2674	7.541	.2257	1.294	-.0049	.0079	2.516
#2	.0116	4.291	.2694	7.517	.2224	1.286	.0004	.0031	2.519
#3	.0105	4.314	.2605	7.297	.2165	1.255	-.0003	.0099	2.447

Elem	Sn1899	Sr4077	Ti3349	Tl1908	V_2924	W_2079	Zn2062	Zr3391
Units	ppm	ppm	ppm	ppm	ppm	ppm	ppm	ppm
Avg	**.0273**	**.1134**	**10.83**	**.0006**	**.5012**	**-.0065**	**.4486**	**.0204**
Stddev	.0009	.0003	.01	.0066	.0012	.0023	.0080	.0003
%RSD	3.288	.2601	.0685	1021.	.2437	35.21	1.775	1.564
#1	.0263	.1130	10.82	-.0041	.4998	-.0060	.4532	.0205
#2	.0273	.1136	10.84	-.0022	.5020	-.0090	.4531	.0207
#3	.0281	.1135	10.83	.0082	.5019	-.0045	.4394	.0201

Zoom In Zoom Out

Sample Name: jd27495-11 Acquired: 7/7/2021 20:53:22 Type: Unk
Method: SGS NO VALVE3(v105) Mode: CONC Corr. Factor: 2.000000
User: admin Custom ID1: Custom ID2: Custom ID3:
Comment:

Int. Std.	In2306	Y_3600	Y_3710	Y_2243
Units	Cts/S	Cts/S	Cts/S	Cts/S
Avg	**4398.5**	**63126.**	**4877.2**	**1517.5**
Stddev	63.5	187.	18.0	21.8
%RSD	1.4439	.29564	.36893	1.4375
#1	4364.1	63329.	4892.1	1504.8
#2	4359.5	63090.	4882.3	1505.0
#3	4471.7	62961.	4857.2	1542.7

Zoom In Zoom Out

Sample Name: jd27495-24 Acquired: 7/7/2021 20:58:24 Type: Unk
Method: SGS NO VALVE3(v105) Mode: CONC Corr. Factor: 2.000000
User: admin Custom ID1: Custom ID2: Custom ID3:
Comment:

Elem	Ag3280	Al3961	As1890	B_2089	Ba4554	Be3130	Bi2230	Ca3179	Cd2288
Units	ppm	ppm	ppm	ppm	ppm	ppm	ppm	ppm	ppm
Avg	**-.0008**	**89.29**	**.0164**	**.0103**	**.8023**	**.0042**	**.1972**	**17.42**	**.0007**
Stddev	.0004	.21	.0041	.0016	.0022	.0002	.0046	.06	.0004
%RSD	46.08	.2339	25.17	15.56	.2690	3.615	2.350	.3550	61.99
#1	-.0006	89.08	.0143	.0095	.7998	.0044	.1950	17.38	.0012
#2	-.0013	89.49	.0211	.0092	.8038	.0042	.2025	17.49	.0003
#3	-.0007	89.30	.0137	.0121	.8032	.0041	.1940	17.40	.0006

Elem	Ce4040	Co2286	Cr2677	Cu3247	Fe2599	K_7664	Li6707	Mg2790	Mn2576
Units	ppm	ppm	ppm	ppm	ppm	ppm	ppm	ppm	ppm
Avg	**.5304**	**.0717**	**.1683**	**.1661**	**140.0**	**34.76**	**.0832**	**27.46**	**2.310**
Stddev	.0026	.0008	.0005	.0007	.4	.17	.0024	.24	.004
%RSD	.4899	1.186	.2780	.4298	.2529	.4783	2.825	.8709	.1526
#1	.5289	.0725	.1680	.1669	139.6	34.57	.0849	27.31	2.312
#2	.5334	.0716	.1689	.1656	140.2	34.86	.0806	27.74	2.311
#3	.5289	.0708	.1682	.1657	140.1	34.86	.0842	27.33	2.306

Elem	Mo2020	Na5895	Ni2316	P_1774	Pb2203	S_1820	Sb2068	Se1960	Si2124
Units	ppm	ppm	ppm	ppm	ppm	ppm	ppm	ppm	ppm
Avg	**.0038**	**1.772**	**.1528**	**4.224**	**.0478**	**.4150**	**.0023**	**.0003**	**2.759**
Stddev	.0008	.015	.0003	.006	.0030	.0019	.0020	.0064	.006
%RSD	21.85	.8525	.2120	.1392	6.324	.4615	87.05	2224.	.2306
#1	.0030	1.773	.1529	4.231	.0469	.4156	.0044	-.0026	2.752
#2	.0047	1.786	.1524	4.221	.0453	.4128	.0005	-.0041	2.762
#3	.0039	1.756	.1530	4.220	.0512	.4165	.0020	.0077	2.764

Elem	Sn1899	Sr4077	Ti3349	Tl1908	V_2924	W_2079	Zn2062	Zr3391
Units	ppm	ppm	ppm	ppm	ppm	ppm	ppm	ppm
Avg	**.1165**	**.0889**	**8.405**	**-.0010**	**.2522**	**-.0031**	**.2852**	**.0285**
Stddev	.0003	.0004	.021	.0089	.0005	.0009	.0013	.0003
%RSD	.2363	.4889	.2446	932.7	.2029	30.49	.4505	.9095
#1	.1164	.0886	8.418	-.0085	.2528	-.0026	.2866	.0283
#2	.1168	.0894	8.416	-.0032	.2520	-.0025	.2848	.0287
#3	.1163	.0887	8.382	.0089	.2518	-.0041	.2841	.0287

Zoom In Zoom Out

Sample Name: jd27495-24 Acquired: 7/7/2021 20:58:24 Type: Unk
Method: SGS NO VALVE3(v105) Mode: CONC Corr. Factor: 2.000000
User: admin Custom ID1: Custom ID2: Custom ID3:
Comment:

Int. Std.	In2306	Y_3600	Y_3710	Y_2243
Units	Cts/S	Cts/S	Cts/S	Cts/S
Avg	**4343.9**	**60064.**	**4600.8**	**1420.9**
Stddev	1.5	116.	23.7	2.8
%RSD	.03564	.19392	.51510	.20011
#1	4343.5	59971.	4625.9	1417.7
#2	4345.6	60026.	4578.8	1423.1
#3	4342.6	60194.	4597.7	1421.8

Zoom In Zoom Out

Sample Name: ccv Acquired: 7/7/2021 21:03:30 Type: QC
Method: SGS NO VALVE3(v105) Mode: CONC Corr. Factor: 1.000000
User: admin Custom ID1: Custom ID2: Custom ID3:
Comment:

Elem	Ag3280	Al3961	As1890	B_2089	Ba4554	Be3130	Bi2230	Ca3179	Cd2288
Units	ppm	ppm	ppm	ppm	ppm	ppm	ppm	ppm	ppm
Avg	**.2470**	**39.92**	**1.992**	**2.002**	**2.026**	**2.005**	**2.012**	**39.21**	**2.003**
Stddev	.0004	.05	.003	.001	.002	.001	.003	.06	.000
%RSD	.1736	.1203	.1328	.0594	.1097	.0348	.1544	.1504	.0217
#1	.2467	39.88	1.990	2.003	2.024	2.004	2.009	39.15	2.002
#2	.2475	39.91	1.992	2.001	2.027	2.005	2.015	39.24	2.002
#3	.2468	39.98	1.995	2.001	2.028	2.005	2.013	39.25	2.003
Check ?	Chk Pass	Chk Pass	Chk Pass	Chk Pass	Chk Pass	Chk Pass	Chk Pass	Chk Pass	Chk Pass
Value									
Range									

Elem	Ce4040	Co2286	Cr2677	Cu3247	Fe2599	K_7664	Li6707	Mg2790	Mn2576
Units	ppm	ppm	ppm	ppm	ppm	ppm	ppm	ppm	ppm
Avg	**2.013**	**2.031**	**1.977**	**1.955**	**39.60**	**39.96**	**2.027**	**38.46**	**2.020**
Stddev	.005	.003	.003	.001	.04	.03	.006	.06	.002
%RSD	.2352	.1451	.1619	.0711	.1083	.0869	.2827	.1574	.1044
#1	2.015	2.034	1.974	1.956	39.63	39.92	2.021	38.42	2.018
#2	2.008	2.031	1.976	1.954	39.61	39.99	2.026	38.43	2.023
#3	2.017	2.029	1.980	1.956	39.55	39.97	2.033	38.53	2.020
Check ?	Chk Pass	Chk Pass	Chk Pass	Chk Pass	Chk Pass	Chk Pass	Chk Pass	Chk Pass	Chk Pass
Value									
Range									

Elem	Mo2020	Na5895	Ni2316	P_1774	Pb2203	S_1820	Sb2068	Se1960	Si2124
Units	ppm	ppm	ppm	ppm	ppm	ppm	ppm	ppm	ppm
Avg	**2.031**	**40.33**	**2.038**	**2.009**	**2.046**	**1.963**	**2.005**	**1.975**	**4.966**
Stddev	.001	.09	.002	.000	.002	.006	.004	.003	.005
%RSD	.0417	.2317	.0863	.0164	.1024	.3102	.2181	.1264	.0979
#1	2.030	40.24	2.038	2.009	2.048	1.969	2.001	1.973	4.962
#2	2.031	40.31	2.040	2.009	2.046	1.964	2.004	1.974	4.965
#3	2.031	40.43	2.036	2.010	2.044	1.957	2.010	1.978	4.972
Check ?	Chk Pass	Chk Pass	Chk Pass	Chk Pass	Chk Pass	Chk Pass	Chk Pass	Chk Pass	Chk Pass
Value									
Range									

Zoom In Zoom Out

Sample Name: ccv Acquired: 7/7/2021 21:03:30 Type: QC
Method: SGS NO VALVE3(v105) Mode: CONC Corr. Factor: 1.000000
User: admin Custom ID1: Custom ID2: Custom ID3:
Comment:

Elem	Sn1899	Sr4077	Ti3349	Tl1908	V_2924	W_2079	Zn2062	Zr3391
Units	ppm	ppm	ppm	ppm	ppm	ppm	ppm	ppm
Avg	**2.038**	**2.048**	**1.987**	**2.055**	**1.991**	**2.034**	**2.003**	**2.023**
Stddev	.004	.003	.002	.010	.003	.003	.003	.001
%RSD	.1902	.1443	.1219	.4823	.1276	.1597	.1492	.0594
#1	2.041	2.045	1.985	2.048	1.988	2.031	2.007	2.023
#2	2.039	2.048	1.987	2.051	1.992	2.037	2.001	2.022
#3	2.033	2.050	1.990	2.066	1.992	2.034	2.002	2.025
Check ?	Chk Pass	Chk Pass	Chk Pass	Chk Pass	Chk Pass	Chk Pass	Chk Pass	Chk Pass
Value								
Range								

Int. Std.	In2306	Y_3600	Y_3710	Y_2243
Units	Cts/S	Cts/S	Cts/S	Cts/S
Avg	**4238.0**	**57510.**	**4394.0**	**1348.3**
Stddev	2.7	97.	3.0	.8
%RSD	.06451	.16912	.06913	.05627
#1	4236.5	57554.	4390.7	1348.0
#2	4236.4	57398.	4396.6	1349.1
#3	4241.2	57578.	4394.7	1347.7

Zoom In Zoom Out

Sample Name: ccb Acquired: 7/7/2021 21:08:21 Type: QC
Method: SGS NO VALVE3(v105) Mode: CONC Corr. Factor: 1.000000
User: admin Custom ID1: Custom ID2: Custom ID3:
Comment:

Elem	Ag3280	Al3961	As1890	B_2089	Ba4554	Be3130	Bi2230	Ca3179
Units	ppm	ppm	ppm	ppm	ppm	ppm	ppm	ppm
Avg	**-.0001**	**.0000**	**.0002**	**.0004**	**.0004**	**.0003**	**.0004**	**-.0058**
Stddev	.0005	.0119	.0017	.0003	.0001	.0001	.0022	.0034
%RSD	565.9	34820.	840.5	77.47	35.17	17.47	544.6	58.90
#1	-.0006	.0082	.0015	.0005	.0004	.0002	-.0021	-.0073
#2	.0004	.0055	.0008	.0007	.0006	.0003	.0010	-.0081
#3	-.0000	-.0136	-.0017	.0001	.0003	.0003	.0023	-.0019
Check ?	Chk Pass	Chk Pass	Chk Pass	Chk Pass	Chk Pass	Chk Pass	Chk Pass	Chk Pass
High Limit								
Low Limit								

Elem	Cd2288	Ce4040	Co2286	Cr2677	Cu3247	Fe2599	K_7664	Li6707
Units	ppm	ppm	ppm	ppm	ppm	ppm	ppm	ppm
Avg	**.0005**	**-.0012**	**-.0004**	**.0003**	**-.0004**	**.0038**	**-.0285**	**-.0025**
Stddev	.0002	.0006	.0005	.0005	.0001	.0022	.0187	.0012
%RSD	31.77	52.73	118.0	161.2	32.76	58.77	65.44	47.20
#1	.0006	-.0015	-.0010	-.0001	-.0003	.0040	-.0102	-.0017
#2	.0003	-.0017	-.0002	.0008	-.0003	.0060	-.0475	-.0039
#3	.0006	-.0005	-.0001	.0002	-.0005	.0015	-.0279	-.0019
Check ?	Chk Pass	None	Chk Pass	Chk Pass	Chk Pass	Chk Pass	Chk Pass	Chk Pass
High Limit								
Low Limit								

Elem	Mg2790	Mn2576	Mo2020	Na5895	Ni2316	P_1774	Pb2203	S_1820
Units	ppm	ppm	ppm	ppm	ppm	ppm	ppm	ppm
Avg	**.0146**	**.0000**	**.0008**	**-.0480**	**-.0000**	**.0015**	**-.0000**	**-.0009**
Stddev	.0100	.0000	.0004	.0008	.0001	.0009	.0009	.0021
%RSD	68.14	79.61	54.28	1.738	262.1	59.71	2908.	241.2
#1	.0076	.0000	.0008	-.0490	.0000	.0007	-.0000	.0006
#2	.0261	.0000	.0012	-.0477	-.0002	.0025	-.0010	.0001
#3	.0103	.0000	.0004	-.0474	.0000	.0013	.0009	-.0033
Check ?	Chk Pass	Chk Pass	Chk Pass	Chk Pass	Chk Pass	Chk Pass	Chk Pass	Chk Pass
High Limit								
Low Limit								

Zoom In Zoom Out

Sample Name: ccb Acquired: 7/7/2021 21:08:21 Type: QC
Method: SGS NO VALVE3(v105) Mode: CONC Corr. Factor: 1.000000
User: admin Custom ID1: Custom ID2: Custom ID3:
Comment:

Elem	Sb2068	Se1960	Si2124	Sn1899	Sr4077	Ti3349	Tl1908	V_2924
Units	ppm	ppm	ppm	ppm	ppm	ppm	ppm	ppm
Avg	**.0017**	**.0030**	**-.0000**	**.0006**	**.0001**	**.0005**	F **.0027**	**.0004**
Stddev	.0004	.0029	.0006	.0016	.0001	.0004	.0018	.0003
%RSD	21.99	94.37	5283.	249.2	81.02	77.50	66.51	66.54
#1	.0018	.0021	.0000	-.0005	.0001	.0008	.0031	.0002
#2	.0021	.0007	.0006	-.0000	.0001	.0005	.0042	.0007
#3	.0013	.0063	-.0006	.0025	.0003	.0001	.0007	.0002
Check ?	Chk Pass	Chk Pass	Chk Pass	Chk Pass	Chk Pass	Chk Pass	Chk Fail	Chk Pass
High Limit							.0020	
Low Limit							-.0020	

Elem	W_2079	Zn2062	Zr3391
Units	ppm	ppm	ppm
Avg	**-.0003**	F **-.0047**	**.0004**
Stddev	.0010	.0000	.0001
%RSD	309.3	.5365	18.06
#1	.0008	-.0047	.0004
#2	-.0010	-.0047	.0003
#3	-.0007	-.0047	.0004
Check ?	Chk Pass	Chk Fail	Chk Pass
High Limit		.0020	
Low Limit		-.0020	

Int. Std.	In2306	Y_3600	Y_3710	Y_2243
Units	Cts/S	Cts/S	Cts/S	Cts/S
Avg	**4409.8**	**59487.**	**4437.5**	**1416.2**
Stddev	1.3	91.	41.9	1.1
%RSD	.02937	.15255	.94355	.07742
#1	4409.2	59588.	4391.7	1416.0
#2	4411.3	59412.	4473.9	1417.4
#3	4409.0	59460.	4446.9	1415.2

Zoom In Zoom Out

Sample Name: jd27563-1 Acquired: 7/7/2021 21:13:37 Type: Unk
Method: SGS NO VALVE3(v105) Mode: CONC Corr. Factor: 2.000000
User: admin Custom ID1: Custom ID2: Custom ID3:
Comment:

Elem	Ag3280	Al3961	As1890	B_2089	Ba4554	Be3130	Bi2230	Ca3179	Cd2288
Units	ppm	ppm	ppm	ppm	ppm	ppm	ppm	ppm	ppm
Avg	**.0078**	**128.4**	**.0345**	**.2044**	**.6674**	**.0079**	**.1235**	**34.72**	**.0198**
Stddev	.0005	.1	.0026	.0010	.0010	.0001	.0042	.06	.0008
%RSD	6.620	.0773	7.547	.4892	.1516	1.678	3.441	.1594	3.790
#1	.0072	128.4	.0328	.2033	.6684	.0080	.1254	34.68	.0191
#2	.0081	128.4	.0333	.2052	.6663	.0078	.1264	34.69	.0206
#3	.0080	128.2	.0375	.2048	.6674	.0078	.1186	34.78	.0197

Elem	Ce4040	Co2286	Cr2677	Cu3247	Fe2599	K_7664	Li6707	Mg2790	Mn2576
Units	ppm	ppm	ppm	ppm	ppm	ppm	ppm	ppm	ppm
Avg	**.5403**	**.1209**	**.2333**	**.2621**	**251.5**	**18.28**	**.2989**	**54.84**	**6.233**
Stddev	.0064	.0005	.0008	.0006	.2	.05	.0023	.08	.003
%RSD	1.189	.3918	.3555	.2235	.0614	.2674	.7850	.1388	.0494
#1	.5450	.1214	.2335	.2624	251.7	18.23	.3014	54.93	6.234
#2	.5430	.1207	.2325	.2625	251.4	18.30	.2967	54.78	6.235
#3	.5330	.1205	.2341	.2614	251.6	18.32	.2985	54.81	6.229

Elem	Mo2020	Na5895	Ni2316	P_1774	Pb2203	S_1820	Sb2068	Se1960	Si2124
Units	ppm	ppm	ppm	ppm	ppm	ppm	ppm	ppm	ppm
Avg	**.0043**	**2.764**	**.2220**	**3.063**	**.1129**	**.4271**	**.0012**	**.0104**	**2.123**
Stddev	.0003	.015	.0014	.013	.0036	.0079	.0053	.0033	.021
%RSD	6.905	.5419	.6283	.4350	3.175	1.857	447.3	32.06	.9860
#1	.0039	2.781	.2219	3.067	.1118	.4203	.0005	.0096	2.129
#2	.0044	2.752	.2207	3.048	.1100	.4251	-.0038	.0075	2.100
#3	.0045	2.759	.2235	3.073	.1169	.4358	.0068	.0141	2.141

Elem	Sn1899	Sr4077	Ti3349	Tl1908	V_2924	W_2079	Zn2062	Zr3391
Units	ppm	ppm	ppm	ppm	ppm	ppm	ppm	ppm
Avg	**.0210**	**.1440**	**5.573**	**-.0004**	**.4715**	**-.0047**	**.4256**	**.0804**
Stddev	.0011	.0008	.011	.0022	.0012	.0017	.0015	.0003
%RSD	5.231	.5275	.1912	499.1	.2585	36.05	.3478	.3750
#1	.0204	.1438	5.581	.0006	.4711	-.0027	.4256	.0802
#2	.0222	.1448	5.576	.0011	.4728	-.0055	.4241	.0802
#3	.0203	.1433	5.561	-.0030	.4705	-.0058	.4271	.0807

Zoom In Zoom Out

Sample Name: jd27563-1 Acquired: 7/7/2021 21:13:37 Type: Unk
Method: SGS NO VALVE3(v105) Mode: CONC Corr. Factor: 2.000000
User: admin Custom ID1: Custom ID2: Custom ID3:
Comment:

Int. Std.	In2306	Y_3600	Y_3710	Y_2243
Units	Cts/S	Cts/S	Cts/S	Cts/S
Avg	**4472.1**	**61229.**	**4705.8**	**1460.8**
Stddev	11.9	92.	16.2	5.9
%RSD	.26704	.15081	.34499	.40361
#1	4469.5	61322.	4720.3	1458.1
#2	4485.1	61226.	4708.8	1467.5
#3	4461.6	61138.	4688.2	1456.6

Zoom In Zoom Out

Sample Name: jd27563-2 Acquired: 7/7/2021 21:18:39 Type: Unk
Method: SGS NO VALVE3(v105) Mode: CONC Corr. Factor: 5.000000
User: admin Custom ID1: Custom ID2: Custom ID3:
Comment:

Elem	Ag3280	Al3961	As1890	B_2089	Ba4554	Be3130	Bi2230	Ca3179	Cd2288
Units	ppm	ppm	ppm	ppm	ppm	ppm	ppm	ppm	ppm
Avg	**.0011**	**121.7**	**.0420**	**.0990**	**.7197**	**.0086**	**.1059**	**11.68**	**.0043**
Stddev	.0017	.1	.0034	.0038	.0024	.0005	.0060	.03	.0015
%RSD	156.7	.0952	8.116	3.859	.3332	5.906	5.673	.2639	34.57
#1	.0030	121.7	.0413	.1033	.7187	.0088	.1047	11.66	.0060
#2	-.0004	121.7	.0390	.0960	.7179	.0080	.1124	11.72	.0032
#3	.0007	121.5	.0457	.0977	.7224	.0089	.1005	11.67	.0037

Elem	Ce4040	Co2286	Cr2677	Cu3247	Fe2599	K_7664	Li6707	Mg2790	Mn2576
Units	ppm	ppm	ppm	ppm	ppm	ppm	ppm	ppm	ppm
Avg	**.5854**	**.1043**	**.2087**	**.1870**	**273.7**	**13.18**	**.2648**	**40.61**	**30.54**
Stddev	.0067	.0007	.0007	.0018	.1	.12	.0018	.22	.16
%RSD	1.141	.6945	.3416	.9549	.0475	.9339	.6907	.5312	.5082
#1	.5926	.1036	.2095	.1880	273.7	13.12	.2643	40.36	30.39
#2	.5842	.1050	.2081	.1850	273.8	13.10	.2633	40.72	30.52
#3	.5795	.1044	.2084	.1881	273.6	13.32	.2669	40.75	30.70

Elem	Mo2020	Na5895	Ni2316	P_1774	Pb2203	S_1820	Sb2068	Se1960	Si2124
Units	ppm	ppm	ppm	ppm	ppm	ppm	ppm	ppm	ppm
Avg	**.0046**	**3.058**	**.1969**	**3.337**	**.1061**	**.5231**	**.0084**	**.0099**	**2.289**
Stddev	.0019	.028	.0020	.006	.0031	.0069	.0108	.0055	.010
%RSD	41.02	.9152	.9922	.1728	2.945	1.326	128.9	56.11	.4179
#1	.0031	3.042	.1992	3.337	.1059	.5151	.0018	.0140	2.300
#2	.0040	3.041	.1955	3.331	.1031	.5272	.0209	.0121	2.284
#3	.0068	3.090	.1961	3.342	.1093	.5270	.0025	.0036	2.282

Elem	Sn1899	Sr4077	Ti3349	Tl1908	V_2924	W_2079	Zn2062	Zr3391
Units	ppm	ppm	ppm	ppm	ppm	ppm	ppm	ppm
Avg	**.0223**	**.0972**	**4.745**	**.0125**	**.4407**	**-.0106**	**.3834**	**.0380**
Stddev	.0085	.0007	.008	.0153	.0024	.0039	.0006	.0004
%RSD	38.19	.6892	.1692	122.3	.5356	36.85	.1630	1.122
#1	.0307	.0965	4.751	.0287	.4432	-.0062	.3841	.0376
#2	.0137	.0972	4.748	-.0017	.4385	-.0136	.3832	.0380
#3	.0225	.0978	4.736	.0105	.4404	-.0121	.3829	.0385

Zoom In Zoom Out

Sample Name: jd27563-2 Acquired: 7/7/2021 21:18:39 Type: Unk
Method: SGS NO VALVE3(v105) Mode: CONC Corr. Factor: 5.000000
User: admin Custom ID1: Custom ID2: Custom ID3:
Comment:

Int. Std.	In2306	Y_3600	Y_3710	Y_2243
Units	Cts/S	Cts/S	Cts/S	Cts/S
Avg	**4390.3**	**59722.**	**4522.3**	**1417.8**
Stddev	2.5	149.	31.4	4.7
%RSD	.05802	.24920	.69329	.32907
#1	4391.5	59778.	4541.8	1422.9
#2	4392.0	59835.	4486.1	1416.5
#3	4387.4	59554.	4538.9	1413.9

Zoom In Zoom Out

Sample Name: jd27563-4 Acquired: 7/7/2021 21:23:55 Type: Unk
Method: SGS NO VALVE3(v105) Mode: CONC Corr. Factor: 2.000000
User: admin Custom ID1: Custom ID2: Custom ID3:
Comment:

Elem	Ag3280	Al3961	As1890	B_2089	Ba4554	Be3130	Bi2230	Ca3179	Cd2288
Units	ppm	ppm	ppm	ppm	ppm	ppm	ppm	ppm	ppm
Avg	**.0005**	**131.6**	**.0353**	**.1129**	**.7747**	**.0078**	**.1094**	**8.241**	**.0020**
Stddev	.0010	.2	.0004	.0009	.0018	.0001	.0033	.017	.0003
%RSD	191.5	.1770	1.034	.7648	.2324	1.554	3.046	.2079	15.95
#1	-.0001	131.4	.0356	.1120	.7739	.0079	.1127	8.226	.0024
#2	.0016	131.8	.0349	.1132	.7767	.0077	.1095	8.259	.0018
#3	-.0000	131.4	.0354	.1136	.7734	.0078	.1060	8.238	.0019

Elem	Ce4040	Co2286	Cr2677	Cu3247	Fe2599	K_7664	Li6707	Mg2790	Mn2576
Units	ppm	ppm	ppm	ppm	ppm	ppm	ppm	ppm	ppm
Avg	**.5505**	**.0969**	**.2110**	**.2119**	**210.2**	**17.06**	**.3132**	**42.92**	**5.302**
Stddev	.0023	.0002	.0004	.0005	.3	.02	.0011	.24	.006
%RSD	.4257	.2480	.1771	.2385	.1495	.1409	.3374	.5670	.1157
#1	.5495	.0968	.2106	.2114	210.1	17.04	.3144	42.88	5.305
#2	.5531	.0971	.2114	.2124	210.5	17.08	.3129	43.18	5.306
#3	.5488	.0967	.2109	.2119	209.9	17.05	.3124	42.70	5.295

Elem	Mo2020	Na5895	Ni2316	P_1774	Pb2203	S_1820	Sb2068	Se1960	Si2124
Units	ppm	ppm	ppm	ppm	ppm	ppm	ppm	ppm	ppm
Avg	**.0032**	**1.580**	**.1897**	**2.389**	**.1175**	**.6311**	**.0004**	**.0056**	**2.247**
Stddev	.0012	.027	.0006	.004	.0020	.0075	.0005	.0046	.014
%RSD	37.50	1.705	.3043	.1791	1.733	1.193	156.6	81.60	.6038
#1	.0019	1.583	.1904	2.392	.1185	.6390	-.0001	.0083	2.262
#2	.0034	1.551	.1892	2.392	.1151	.6304	.0009	.0003	2.245
#3	.0042	1.605	.1896	2.384	.1189	.6239	.0002	.0082	2.235

Elem	Sn1899	Sr4077	Ti3349	Tl1908	V_2924	W_2079	Zn2062	Zr3391
Units	ppm	ppm	ppm	ppm	ppm	ppm	ppm	ppm
Avg	**.0228**	**.0636**	**4.813**	**.0033**	**.4024**	**-.0028**	**.3698**	**.0571**
Stddev	.0017	.0001	.004	.0090	.0005	.0010	.0005	.0003
%RSD	7.613	.2255	.0944	270.0	.1150	37.02	.1471	.4860
#1	.0211	.0637	4.813	.0022	.4029	-.0026	.3702	.0571
#2	.0228	.0635	4.817	.0129	.4023	-.0018	.3700	.0573
#3	.0246	.0635	4.808	-.0050	.4020	-.0039	.3691	.0568

Zoom In Zoom Out

Sample Name: jd27563-4 Acquired: 7/7/2021 21:23:55 Type: Unk
Method: SGS NO VALVE3(v105) Mode: CONC Corr. Factor: 2.000000
User: admin Custom ID1: Custom ID2: Custom ID3:
Comment:

Int. Std.	In2306	Y_3600	Y_3710	Y_2243
Units	Cts/S	Cts/S	Cts/S	Cts/S
Avg	**4358.4**	**60219.**	**4623.3**	**1418.9**
Stddev	3.1	100.	27.8	.0
%RSD	.07089	.16563	.60131	.00218
#1	4361.9	60120.	4609.7	1418.9
#2	4357.2	60217.	4605.0	1419.0
#3	4356.1	60320.	4655.3	1418.9

Zoom In Zoom Out

Sample Name: mp27287-mb1conf Acquired: 7/7/2021 21:29:00 Type: Unk
Method: SGS NO VALVE3(v105) Mode: CONC Corr. Factor: 1.000000
User: admin Custom ID1: Custom ID2: Custom ID3:
Comment:

Elem	Ag3280	Al3961	As1890	B_2089	Ba4554	Be3130	Bi2230	Ca3179	Cd2288
Units	ppm	ppm	ppm	ppm	ppm	ppm	ppm	ppm	ppm
Avg	**-.0003**	**.0143**	**-.0001**	**.0026**	**.0018**	**.0003**	**-.0003**	**.0618**	**.0004**
Stddev	.0001	.0109	.0004	.0002	.0002	.0001	.0003	.0061	.0003
%RSD	33.82	76.28	295.5	6.013	10.64	20.10	101.2	9.811	71.09
#1	-.0004	.0055	-.0001	.0025	.0020	.0002	-.0004	.0672	.0001
#2	-.0002	.0266	.0002	.0025	.0016	.0002	.0000	.0552	.0006
#3	-.0002	.0109	-.0006	.0027	.0018	.0003	-.0005	.0631	.0005

Elem	Ce4040	Co2286	Cr2677	Cu3247	Fe2599	K_7664	Li6707	Mg2790	Mn2576
Units	ppm	ppm	ppm	ppm	ppm	ppm	ppm	ppm	ppm
Avg	**-.0001**	**-.0005**	**.0010**	**.0014**	**.0582**	**.0979**	**-.0009**	**.0298**	**.0009**
Stddev	.0021	.0002	.0001	.0002	.0058	.0150	.0009	.0184	.0000
%RSD	1847.	39.47	10.09	16.22	10.04	15.35	93.78	61.87	4.719
#1	.0003	-.0005	.0010	.0015	.0574	.0806	-.0010	.0136	.0009
#2	-.0024	-.0007	.0011	.0012	.0528	.1066	-.0018	.0499	.0008
#3	.0017	-.0003	.0009	.0016	.0644	.1066	-.0000	.0259	.0009

Elem	Mo2020	Na5895	Ni2316	P_1774	Pb2203	S_1820	Sb2068	Se1960	Si2124
Units	ppm	ppm	ppm	ppm	ppm	ppm	ppm	ppm	ppm
Avg	**.0007**	**.0339**	**.0010**	**.0338**	**-.0005**	**.0131**	**-.0002**	**.0028**	**.0137**
Stddev	.0000	.0117	.0004	.0022	.0013	.0044	.0020	.0004	.0010
%RSD	2.556	34.45	45.69	6.634	248.3	33.93	895.0	13.91	7.539
#1	.0006	.0446	.0013	.0318	.0009	.0143	.0017	.0029	.0148
#2	.0007	.0359	.0011	.0335	-.0013	.0082	-.0000	.0031	.0132
#3	.0006	.0214	.0005	.0362	-.0012	.0168	-.0023	.0023	.0129

Elem	Sn1899	Sr4077	Ti3349	Tl1908	V_2924	W_2079	Zn2062	Zr3391
Units	ppm	ppm	ppm	ppm	ppm	ppm	ppm	ppm
Avg	**.0283**	**.0004**	**.0030**	**-.0014**	**.0002**	**-.0017**	**.0135**	**.0008**
Stddev	.0008	.0000	.0001	.0019	.0001	.0009	.0003	.0001
%RSD	2.889	4.114	4.366	134.0	55.22	50.01	2.023	16.64
#1	.0281	.0004	.0028	-.0014	.0001	-.0012	.0135	.0006
#2	.0277	.0004	.0031	-.0033	.0002	-.0027	.0137	.0008
#3	.0292	.0004	.0030	.0005	.0002	-.0013	.0132	.0009

Zoom In Zoom Out

Sample Name: mp27287-mb1conf Acquired: 7/7/2021 21:29:00 Type: Unk
Method: SGS NO VALVE3(v105) Mode: CONC Corr. Factor: 1.000000
User: admin Custom ID1: Custom ID2: Custom ID3:
Comment:

Int. Std.	In2306	Y_3600	Y_3710	Y_2243
Units	Cts/S	Cts/S	Cts/S	Cts/S
Avg	**4359.8**	**59031.**	**4467.8**	**1393.6**
Stddev	13.2	276.	8.7	6.7
%RSD	.30379	.46752	.19564	.48175
#1	4362.5	58772.	4461.5	1395.9
#2	4345.4	58998.	4464.1	1386.0
#3	4371.4	59321.	4477.8	1398.8

Zoom In Zoom Out

Sample Name: mp27287-ps1 Acquired: 7/7/2021 21:34:15 Type: Unk
Method: SGS NO VALVE3(v105) Mode: CONC Corr. Factor: 1.000000
User: admin Custom ID1: Custom ID2: Custom ID3:
Comment:

Elem	Ag3280	Al3961	As1890	B_2089	Ba4554	Be3130	Bi2230	Ca3179	Cd2288
Units	ppm	ppm	ppm	ppm	ppm	ppm	ppm	ppm	ppm
Avg	**.2343**	**67.10**	**1.851**	**1.912**	**2.236**	**1.893**	**.1772**	**37.80**	**1.912**
Stddev	.0003	.09	.004	.005	.004	.004	.0031	.10	.004
%RSD	.1249	.1340	.2366	.2569	.1743	.1991	1.773	.2704	.1998
#1	.2346	67.03	1.856	1.917	2.233	1.889	.1785	37.69	1.916
#2	.2344	67.06	1.851	1.912	2.235	1.892	.1737	37.81	1.912
#3	.2340	67.20	1.847	1.907	2.241	1.897	.1796	37.89	1.908

Elem	Ce4040	Co2286	Cr2677	Cu3247	Fe2599	K_7664	Li6707	Mg2790	Mn2576
Units	ppm	ppm	ppm	ppm	ppm	ppm	ppm	ppm	ppm
Avg	**.4870**	**2.022**	**1.961**	**1.958**	**99.08**	**39.10**	**.0354**	**35.88**	**3.076**
Stddev	.0012	.004	.003	.001	.25	.09	.0004	.10	.002
%RSD	.2411	.2120	.1730	.0443	.2553	.2252	1.270	.2801	.0702
#1	.4866	2.026	1.965	1.958	98.81	39.06	.0355	35.76	3.078
#2	.4884	2.018	1.959	1.957	99.13	39.04	.0349	35.92	3.075
#3	.4861	2.023	1.960	1.957	99.31	39.20	.0358	35.94	3.074

Elem	Mo2020	Na5895	Ni2316	P_1774	Pb2203	S_1820	Sb2068	Se1960	Si2124
Units	ppm	ppm	ppm	ppm	ppm	ppm	ppm	ppm	ppm
Avg	**1.855**	**26.48**	**2.071**	**5.168**	**2.028**	**.0031**	**1.866**	**1.898**	**1.961**
Stddev	.001	.07	.003	.009	.005	.0015	.003	.005	.017
%RSD	.0499	.2584	.1245	.1728	.2464	48.83	.1481	.2684	.8844
#1	1.856	26.42	2.074	5.176	2.034	.0042	1.870	1.899	1.981
#2	1.854	26.46	2.069	5.169	2.024	.0038	1.865	1.902	1.951
#3	1.855	26.56	2.070	5.158	2.027	.0014	1.865	1.892	1.950

Elem	Sn1899	Sr4077	Ti3349	Tl1908	V_2924	W_2079	Zn2062	Zr3391
Units	ppm	ppm	ppm	ppm	ppm	ppm	ppm	ppm
Avg	**1.898**	**1.978**	**5.477**	**2.039**	**2.010**	**1.753**	**2.016**	**1.884**
Stddev	.005	.004	.009	.004	.001	.006	.004	.002
%RSD	.2520	.1917	.1710	.2064	.0350	.3356	.2054	.0772
#1	1.903	1.975	5.487	2.041	2.011	1.747	2.018	1.886
#2	1.897	1.977	5.474	2.034	2.009	1.753	2.018	1.883
#3	1.893	1.983	5.469	2.041	2.009	1.759	2.011	1.883

Zoom In Zoom Out

Sample Name: mp27287-ps1 Acquired: 7/7/2021 21:34:15 Type: Unk
Method: SGS NO VALVE3(v105) Mode: CONC Corr. Factor: 1.000000
User: admin Custom ID1: Custom ID2: Custom ID3:
Comment:

Int. Std.	In2306	Y_3600	Y_3710	Y_2243
Units	Cts/S	Cts/S	Cts/S	Cts/S
Avg	**4311.3**	**60516.**	**4669.1**	**1415.4**
Stddev	4.6	23.	24.2	2.5
%RSD	.10559	.03867	.51773	.17468
#1	4308.1	60502.	4696.9	1413.3
#2	4316.5	60503.	4653.2	1414.9
#3	4309.3	60543.	4657.3	1418.1

Zoom In Zoom Out

Sample Name: jd27540-1 Acquired: 7/7/2021 21:39:07 Type: Unk
Method: SGS NO VALVE3(v105) Mode: CONC Corr. Factor: 2.000000
User: admin Custom ID1: Custom ID2: Custom ID3:
Comment:

Elem	Ag3280	Al3961	As1890	B_2089	Ba4554	Be3130	Bi2230	Ca3179	Cd2288
Units	ppm	ppm	ppm	ppm	ppm	ppm	ppm	ppm	ppm
Avg	**-.0016**	**110.7**	**.0183**	**.0145**	**.9148**	**.0071**	**.2474**	**15.28**	**.0013**
Stddev	.0004	.3	.0009	.0011	.0028	.0001	.0010	.04	.0001
%RSD	26.25	.2712	4.853	7.660	.3088	1.099	.4010	.2633	8.254
#1	-.0011	110.4	.0194	.0156	.9116	.0071	.2464	15.23	.0012
#2	-.0018	110.9	.0180	.0134	.9157	.0070	.2474	15.30	.0014
#3	-.0018	110.9	.0177	.0145	.9170	.0072	.2483	15.30	.0013

Elem	Ce4040	Co2286	Cr2677	Cu3247	Fe2599	K_7664	Li6707	Mg2790	Mn2576
Units	ppm	ppm	ppm	ppm	ppm	ppm	ppm	ppm	ppm
Avg	**.5813**	**.0775**	**.2084**	**.1469**	**149.9**	**32.67**	**.1029**	**31.56**	**2.603**
Stddev	.0028	.0008	.0010	.0006	.4	.01	.0003	.10	.006
%RSD	.4890	1.068	.4585	.4191	.2496	.0302	.3284	.3164	.2202
#1	.5842	.0776	.2073	.1468	149.5	32.68	.1030	31.44	2.597
#2	.5786	.0783	.2092	.1475	150.2	32.66	.1025	31.62	2.608
#3	.5810	.0767	.2085	.1463	150.1	32.67	.1031	31.62	2.603

Elem	Mo2020	Na5895	Ni2316	P_1774	Pb2203	S_1820	Sb2068	Se1960	Si2124
Units	ppm	ppm	ppm	ppm	ppm	ppm	ppm	ppm	ppm
Avg	**.0090**	**3.399**	**.1707**	**3.288**	**.0595**	**.3059**	**-.0026**	**.0073**	**2.137**
Stddev	.0008	.019	.0006	.005	.0021	.0049	.0017	.0054	.011
%RSD	9.299	.5617	.3269	.1663	3.562	1.597	65.73	73.69	.5244
#1	.0100	3.384	.1704	3.289	.0581	.3106	-.0044	.0128	2.148
#2	.0087	3.393	.1703	3.292	.0584	.3063	-.0011	.0021	2.136
#3	.0084	3.421	.1713	3.281	.0619	.3009	-.0022	.0068	2.126

Elem	Sn1899	Sr4077	Ti3349	Tl1908	V_2924	W_2079	Zn2062	Zr3391
Units	ppm	ppm	ppm	ppm	ppm	ppm	ppm	ppm
Avg	**.0214**	**.0795**	**10.61**	**-.0009**	**.2682**	**.0393**	**.3437**	**.0311**
Stddev	.0019	.0002	.01	.0014	.0006	.0035	.0013	.0003
%RSD	8.792	.2691	.1375	162.6	.2054	8.920	.3795	.9973
#1	.0236	.0794	10.59	-.0025	.2677	.0405	.3425	.0313
#2	.0202	.0794	10.62	-.0003	.2682	.0421	.3451	.0307
#3	.0204	.0797	10.60	.0002	.2688	.0354	.3434	.0313

Zoom In Zoom Out

Sample Name: jd27540-1 Acquired: 7/7/2021 21:39:07 Type: Unk
Method: SGS NO VALVE3(v105) Mode: CONC Corr. Factor: 2.000000
User: admin Custom ID1: Custom ID2: Custom ID3:
Comment:

Int. Std.	In2306	Y_3600	Y_3710	Y_2243
Units	Cts/S	Cts/S	Cts/S	Cts/S
Avg	**4329.7**	**60396.**	**4619.9**	**1427.6**
Stddev	4.4	213.	37.0	.8
%RSD	.10127	.35185	.80110	.05314
#1	4333.1	60610.	4651.1	1427.7
#2	4324.7	60185.	4579.0	1426.8
#3	4331.3	60391.	4629.5	1428.3

Zoom In Zoom Out

Sample Name: jd27540-3 Acquired: 7/7/2021 21:44:11 Type: Unk
Method: SGS NO VALVE3(v105) Mode: CONC Corr. Factor: 1.000000
User: admin Custom ID1: Custom ID2: Custom ID3:
Comment:

Elem	Ag3280	Al3961	As1890	B_2089	Ba4554	Be3130	Bi2230	Ca3179	Cd2288
Units	ppm	ppm	ppm	ppm	ppm	ppm	ppm	ppm	ppm
Avg	**-.0006**	**52.60**	**.0095**	**.0052**	**.9162**	**.0025**	**.1232**	**40.87**	**.0004**
Stddev	.0005	.04	.0006	.0008	.0012	.0000	.0058	.08	.0001
%RSD	89.59	.0800	6.467	15.54	.1266	1.693	4.673	.1906	14.66
#1	-.0002	52.64	.0100	.0045	.9171	.0025	.1277	40.96	.0005
#2	-.0011	52.60	.0096	.0050	.9166	.0025	.1252	40.85	.0004
#3	-.0003	52.56	.0088	.0061	.9149	.0024	.1167	40.81	.0004

Elem	Ce4040	Co2286	Cr2677	Cu3247	Fe2599	K_7664	Li6707	Mg2790	Mn2576
Units	ppm	ppm	ppm	ppm	ppm	ppm	ppm	ppm	ppm
Avg	**.3932**	**.0519**	**.1246**	**.1157**	**90.89**	**24.21**	**.0484**	**32.52**	**4.462**
Stddev	.0021	.0005	.0005	.0006	.25	.04	.0014	.23	.021
%RSD	.5353	.8892	.3892	.5213	.2695	.1802	2.858	.6987	.4605
#1	.3954	.0514	.1251	.1161	91.15	24.25	.0499	32.76	4.443
#2	.3930	.0523	.1244	.1159	90.86	24.20	.0473	32.49	4.484
#3	.3912	.0519	.1242	.1150	90.67	24.17	.0479	32.31	4.461

Elem	Mo2020	Na5895	Ni2316	P_1774	Pb2203	S_1820	Sb2068	Se1960	Si2124
Units	ppm	ppm	ppm	ppm	ppm	ppm	ppm	ppm	ppm
Avg	**.0032**	**1.927**	**.1195**	**4.293**	**.0228**	**.0861**	**-.0007**	**.0012**	**1.968**
Stddev	.0001	.018	.0016	.044	.0012	.0044	.0009	.0019	.010
%RSD	3.135	.9271	1.369	1.023	5.068	5.140	128.6	151.0	.5138
#1	.0031	1.918	.1181	4.269	.0216	.0810	-.0008	-.0009	1.975
#2	.0033	1.947	.1191	4.267	.0228	.0880	-.0016	.0027	1.957
#3	.0031	1.914	.1213	4.344	.0239	.0892	.0003	.0020	1.973

Elem	Sn1899	Sr4077	Ti3349	Tl1908	V_2924	W_2079	Zn2062	Zr3391
Units	ppm	ppm	ppm	ppm	ppm	ppm	ppm	ppm
Avg	**.0163**	**.0597**	**5.643**	**.0026**	**.1507**	**.0083**	**.1851**	**.0121**
Stddev	.0003	.0001	.006	.0022	.0002	.0006	.0022	.0002
%RSD	1.903	.2353	.1000	85.82	.1449	6.673	1.213	1.267
#1	.0161	.0598	5.647	.0002	.1506	.0083	.1832	.0120
#2	.0167	.0599	5.646	.0031	.1509	.0089	.1846	.0120
#3	.0162	.0596	5.636	.0046	.1506	.0078	.1876	.0122

Zoom In Zoom Out

Sample Name: jd27540-3 Acquired: 7/7/2021 21:44:11 Type: Unk
Method: SGS NO VALVE3(v105) Mode: CONC Corr. Factor: 1.000000
User: admin Custom ID1: Custom ID2: Custom ID3:
Comment:

Int. Std.	In2306	Y_3600	Y_3710	Y_2243
Units	Cts/S	Cts/S	Cts/S	Cts/S
Avg	**4281.9**	**60581.**	**4651.5**	**1409.9**
Stddev	29.7	183.	15.0	11.3
%RSD	.69477	.30280	.32340	.80469
#1	4303.8	60772.	4639.5	1418.4
#2	4293.9	60406.	4668.4	1414.2
#3	4248.0	60565.	4646.7	1397.0

Zoom In Zoom Out

Sample Name: jd27540-4 Acquired: 7/7/2021 21:49:20 Type: Unk
Method: SGS NO VALVE3(v105) Mode: CONC Corr. Factor: 1.000000
User: admin Custom ID1: Custom ID2: Custom ID3:
Comment:

Elem	Ag3280	Al3961	As1890	B_2089	Ba4554	Be3130	Bi2230	Ca3179	Cd2288
Units	ppm	ppm	ppm	ppm	ppm	ppm	ppm	ppm	ppm
Avg	**-.0008**	**115.3**	**.0539**	**.0180**	**.8690**	**.0049**	**.1053**	**41.79**	**.0007**
Stddev	.0007	2.5	.0013	.0007	.0189	.0001	.0018	.91	.0001
%RSD	89.99	2.212	2.430	3.999	2.171	2.038	1.682	2.169	13.19
#1	-.0002	117.2	.0552	.0184	.8833	.0050	.1035	42.50	.0007
#2	-.0016	112.4	.0526	.0171	.8476	.0048	.1070	40.77	.0008
#3	-.0005	116.2	.0539	.0183	.8760	.0049	.1055	42.12	.0006

Elem	Ce4040	Co2286	Cr2677	Cu3247	Fe2599	K_7664	Li6707	Mg2790	Mn2576
Units	ppm	ppm	ppm	ppm	ppm	ppm	ppm	ppm	ppm
Avg	**.6687**	**.0532**	**.1736**	**.1303**	**121.6**	**12.27**	**.1198**	**21.21**	**1.436**
Stddev	.0014	.0005	.0012	.0006	2.6	.29	.0037	.55	.004
%RSD	.2104	.9688	.7103	.4676	2.131	2.331	3.127	2.608	.2866
#1	.6696	.0535	.1749	.1310	123.7	12.49	.1233	21.70	1.440
#2	.6671	.0534	.1736	.1298	118.7	11.94	.1159	20.61	1.438
#3	.6694	.0526	.1724	.1302	122.4	12.37	.1203	21.32	1.432

Elem	Mo2020	Na5895	Ni2316	P_1774	Pb2203	S_1820	Sb2068	Se1960	Si2124
Units	ppm	ppm	ppm	ppm	ppm	ppm	ppm	ppm	ppm
Avg	**.0044**	**2.707**	**.1538**	**3.892**	**3.887**	**.5926**	**.0001**	**.0021**	**2.356**
Stddev	.0001	.051	.0007	.003	.005	.0036	.0011	.0012	.019
%RSD	3.116	1.902	.4419	.0781	.1370	.6010	1062.	57.02	.8111
#1	.0046	2.749	.1545	3.894	3.893	.5951	-.0007	.0030	2.367
#2	.0043	2.650	.1532	3.894	3.884	.5942	-.0003	.0024	2.366
#3	.0044	2.724	.1536	3.889	3.883	.5886	.0013	.0008	2.334

Elem	Sn1899	Sr4077	Ti3349	Tl1908	V_2924	W_2079	Zn2062	Zr3391
Units	ppm	ppm	ppm	ppm	ppm	ppm	ppm	ppm
Avg	**.0217**	**.1828**	**4.756**	**-.0018**	**.2456**	**.0036**	**.5665**	**.0261**
Stddev	.0004	.0041	.010	.0022	.0010	.0009	.0002	.0004
%RSD	1.658	2.236	.2062	119.8	.3975	24.73	.0354	1.502
#1	.0220	.1860	4.762	-.0038	.2465	.0040	.5667	.0265
#2	.0213	.1782	4.760	.0005	.2458	.0026	.5665	.0257
#3	.0219	.1841	4.744	-.0021	.2446	.0043	.5663	.0262

Zoom In Zoom Out

Sample Name: jd27540-4 Acquired: 7/7/2021 21:49:20 Type: Unk
Method: SGS NO VALVE3(v105) Mode: CONC Corr. Factor: 1.000000
User: admin Custom ID1: Custom ID2: Custom ID3:
Comment:

Int. Std.	In2306	Y_3600	Y_3710	Y_2243
Units	Cts/S	Cts/S	Cts/S	Cts/S
Avg	**4348.8**	**62751.**	**4945.3**	**1484.9**
Stddev	.6	263.	91.8	.5
%RSD	.01380	.41939	1.8561	.03560
#1	4348.1	62535.	4872.8	1485.5
#2	4349.0	62675.	5048.5	1484.5
#3	4349.3	63044.	4914.5	1484.7

Zoom In Zoom Out

Sample Name: jd27540-6 Acquired: 7/7/2021 21:54:21 Type: Unk
Method: SGS NO VALVE3(v105) Mode: CONC Corr. Factor: 1.000000
User: admin Custom ID1: Custom ID2: Custom ID3:
Comment:

Elem	Ag3280	Al3961	As1890	B_2089	Ba4554	Be3130	Bi2230	Ca3179
Units	ppm	ppm	ppm	ppm	ppm	ppm	ppm	ppm
Avg	**.0000**	**97.79**	**.0242**	**.0175**	**1.254**	**.0043**	**.1175**	**39.92**
Stddev	.0004	.05	.0007	.0006	.002	.0000	.0009	.03
%RSD	3141.	.0480	2.930	3.228	.1885	.9307	.7787	.0742
#1	.0001	97.74	.0250	.0169	1.252	.0042	.1185	39.95
#2	.0004	97.79	.0237	.0177	1.254	.0043	.1166	39.92
#3	-.0004	97.83	.0238	.0180	1.257	.0042	.1175	39.89

Elem	Cd2288	Ce4040	Co2286	Cr2677	Cu3247	Fe2599	K_7664	Li6707
Units	ppm	ppm	ppm	ppm	ppm	ppm	ppm	ppm
Avg	**.0032**	**.3819**	**.0434**	**.1636**	**.2173**	**114.2**	**15.68**	**.1919**
Stddev	.0002	.0028	.0002	.0003	.0008	.0	.03	.0013
%RSD	5.404	.7254	.3611	.1847	.3831	.0159	.1707	.6561
#1	.0030	.3789	.0432	.1639	.2167	114.2	15.70	.1928
#2	.0033	.3842	.0436	.1637	.2169	114.2	15.65	.1924
#3	.0034	.3827	.0434	.1633	.2182	114.2	15.68	.1905

Elem	Mg2790	Mn2576	Mo2020	Na5895	Ni2316	P_1774	Pb2203	S_1820
Units	ppm	ppm	ppm	ppm	ppm	ppm	ppm	ppm
Avg	**25.81**	**1.325**	**.0048**	**3.117**	**.1463**	F **19.08**	**1.520**	**3.825**
Stddev	.02	.001	.0004	.016	.0007	.01	.002	.002
%RSD	.0587	.0472	9.276	.4993	.4459	.0396	.1211	.0623
#1	25.82	1.325	.0053	3.125	.1463	19.09	1.520	3.824
#2	25.79	1.325	.0045	3.099	.1457	19.08	1.518	3.827
#3	25.81	1.324	.0047	3.127	.1470	19.07	1.521	3.823

Elem	Sb2068	Se1960	Si2124	Sn1899	Sr4077	Ti3349	Tl1908	V_2924
Units	ppm	ppm	ppm	ppm	ppm	ppm	ppm	ppm
Avg	**.0081**	**.0106**	**1.889**	**.0658**	**.3849**	**5.312**	F **-.0021**	**.1886**
Stddev	.0014	.0017	.009	.0005	.0002	.002	.0009	.0006
%RSD	17.70	15.85	.5031	.7989	.0401	.0438	41.44	.3193
#1	.0081	.0088	1.900	.0663	.3850	5.315	-.0030	.1891
#2	.0095	.0122	1.886	.0658	.3850	5.312	-.0013	.1888
#3	.0066	.0108	1.881	.0653	.3847	5.311	-.0018	.1879

Zoom In Zoom Out

Sample Name: jd27540-6 Acquired: 7/7/2021 21:54:21 Type: Unk
Method: SGS NO VALVE3(v105) Mode: CONC Corr. Factor: 1.000000
User: admin Custom ID1: Custom ID2: Custom ID3:
Comment:

Elem	W_2079	Zn2062	Zr3391
Units	ppm	ppm	ppm
Avg	**.0054**	**3.258**	**.0189**
Stddev	.0006	.005	.0002
%RSD	11.46	.1407	.8007
#1	.0060	3.254	.0188
#2	.0053	3.263	.0191
#3	.0048	3.258	.0188

Int. Std.	In2306	Y_3600	Y_3710	Y_2243
Units	Cts/S	Cts/S	Cts/S	Cts/S
Avg	**4325.4**	**60751.**	**4746.5**	**1432.5**
Stddev	4.3	105.	15.5	1.2
%RSD	.09993	.17307	.32603	.08208
#1	4329.7	60689.	4737.5	1433.8
#2	4325.5	60693.	4737.5	1432.3
#3	4321.1	60873.	4764.3	1431.4

Zoom In Zoom Out

Sample Name: ccv Acquired: 7/7/2021 21:59:24 Type: QC
Method: SGS NO VALVE3(v105) Mode: CONC Corr. Factor: 1.000000
User: admin Custom ID1: Custom ID2: Custom ID3:
Comment:

Elem	Ag3280	Al3961	As1890	B_2089	Ba4554	Be3130	Bi2230	Ca3179	Cd2288
Units	ppm	ppm	ppm	ppm	ppm	ppm	ppm	ppm	ppm
Avg	**.2441**	**39.81**	**1.985**	**1.994**	**2.020**	**1.989**	**2.005**	**38.99**	**1.994**
Stddev	.0005	.03	.003	.003	.003	.001	.003	.05	.003
%RSD	.2206	.0795	.1530	.1575	.1531	.0377	.1289	.1202	.1259
#1	.2442	39.84	1.983	1.998	2.024	1.990	2.008	39.04	1.996
#2	.2445	39.81	1.983	1.993	2.019	1.989	2.003	38.97	1.991
#3	.2435	39.78	1.988	1.992	2.019	1.989	2.005	38.95	1.994
Check ?	Chk Pass	Chk Pass	Chk Pass	Chk Pass	Chk Pass	Chk Pass	Chk Pass	Chk Pass	Chk Pass
Value									
Range									

Elem	Ce4040	Co2286	Cr2677	Cu3247	Fe2599	K_7664	Li6707	Mg2790	Mn2576
Units	ppm	ppm	ppm	ppm	ppm	ppm	ppm	ppm	ppm
Avg	**1.993**	**2.017**	**1.956**	**1.946**	**39.23**	**39.83**	**2.018**	**38.14**	**1.998**
Stddev	.004	.003	.006	.002	.03	.02	.003	.14	.005
%RSD	.2075	.1324	.3041	.1243	.0706	.0609	.1532	.3709	.2534
#1	1.994	2.020	1.963	1.947	39.21	39.84	2.019	38.30	2.002
#2	1.996	2.017	1.954	1.947	39.21	39.80	2.020	38.02	1.999
#3	1.988	2.014	1.951	1.943	39.26	39.85	2.014	38.10	1.993
Check ?	Chk Pass	Chk Pass	Chk Pass	Chk Pass	Chk Pass	Chk Pass	Chk Pass	Chk Pass	Chk Pass
Value									
Range									

Elem	Mo2020	Na5895	Ni2316	P_1774	Pb2203	S_1820	Sb2068	Se1960	Si2124
Units	ppm	ppm	ppm	ppm	ppm	ppm	ppm	ppm	ppm
Avg	**2.019**	**40.34**	**2.027**	**1.997**	**2.031**	**1.953**	**2.001**	**1.973**	**4.960**
Stddev	.005	.06	.003	.002	.003	.009	.002	.002	.003
%RSD	.2382	.1443	.1671	.1178	.1638	.4495	.0748	.1107	.0641
#1	2.024	40.40	2.030	1.998	2.034	1.963	2.002	1.974	4.959
#2	2.014	40.34	2.027	1.995	2.029	1.946	2.000	1.971	4.957
#3	2.020	40.28	2.024	1.999	2.028	1.952	2.002	1.975	4.963
Check ?	Chk Pass	Chk Pass	Chk Pass	Chk Pass	Chk Pass	Chk Pass	Chk Pass	Chk Pass	Chk Pass
Value									
Range									

Zoom In Zoom Out

Sample Name: ccv Acquired: 7/7/2021 21:59:24 Type: QC
Method: SGS NO VALVE3(v105) Mode: CONC Corr. Factor: 1.000000
User: admin Custom ID1: Custom ID2: Custom ID3:
Comment:

Elem	Sn1899	Sr4077	Ti3349	Tl1908	V_2924	W_2079	Zn2062	Zr3391
Units	ppm	ppm	ppm	ppm	ppm	ppm	ppm	ppm
Avg	**2.023**	**2.037**	**1.968**	**2.044**	**1.969**	**2.024**	**1.994**	**2.006**
Stddev	.001	.003	.004	.002	.005	.001	.004	.003
%RSD	.0561	.1518	.1921	.1032	.2573	.0504	.1893	.1647
#1	2.024	2.041	1.972	2.042	1.974	2.025	1.999	2.007
#2	2.022	2.035	1.968	2.046	1.970	2.025	1.993	2.008
#3	2.024	2.035	1.965	2.043	1.964	2.023	1.992	2.002
Check ?	Chk Pass	Chk Pass	Chk Pass	Chk Pass	Chk Pass	Chk Pass	Chk Pass	Chk Pass
Value								
Range								

Int. Std.	In2306	Y_3600	Y_3710	Y_2243
Units	Cts/S	Cts/S	Cts/S	Cts/S
Avg	**4257.4**	**57934.**	**4407.7**	**1351.3**
Stddev	7.1	230.	6.4	2.4
%RSD	.16684	.39748	.14434	.17417
#1	4252.4	57675.	4405.9	1348.8
#2	4254.2	58012.	4414.7	1351.5
#3	4265.5	58116.	4402.3	1353.5

Zoom In Zoom Out

Sample Name: ccb Acquired: 7/7/2021 22:04:15 Type: QC
Method: SGS NO VALVE3(v105) Mode: CONC Corr. Factor: 1.000000
User: admin Custom ID1: Custom ID2: Custom ID3:
Comment:

Elem	Ag3280	Al3961	As1890	B_2089	Ba4554	Be3130	Bi2230	Ca3179
Units	ppm	ppm	ppm	ppm	ppm	ppm	ppm	ppm
Avg	**.0001**	**-.0133**	**.0011**	**.0002**	**.0006**	**.0002**	**-.0002**	**-.0042**
Stddev	.0003	.0101	.0005	.0012	.0002	.0000	.0021	.0036
%RSD	659.8	75.92	43.00	477.0	39.07	9.612	1139.	84.79
#1	.0000	-.0238	.0007	.0013	.0008	.0002	-.0009	-.0026
#2	.0004	-.0126	.0009	.0005	.0004	.0002	-.0018	-.0017
#3	-.0003	-.0036	.0016	-.0010	.0005	.0002	.0022	-.0083
Check ?	Chk Pass	Chk Pass	Chk Pass	Chk Pass	Chk Pass	Chk Pass	Chk Pass	Chk Pass
High Limit								
Low Limit								

Elem	Cd2288	Ce4040	Co2286	Cr2677	Cu3247	Fe2599	K_7664	Li6707
Units	ppm	ppm	ppm	ppm	ppm	ppm	ppm	ppm
Avg	**.0001**	**-.0019**	**-.0004**	**.0002**	**-.0001**	**.0097**	**.0604**	**-.0018**
Stddev	.0001	.0017	.0003	.0001	.0002	.0017	.0594	.0006
%RSD	107.0	89.06	58.33	77.77	195.2	17.59	98.35	35.26
#1	.0000	-.0019	-.0005	.0003	-.0002	.0078	.0290	-.0026
#2	.0003	-.0035	-.0007	.0000	.0001	.0105	.1288	-.0014
#3	.0001	-.0002	-.0002	.0002	-.0002	.0109	.0233	-.0015
Check ?	Chk Pass	None	Chk Pass	Chk Pass	Chk Pass	Chk Pass	Chk Pass	Chk Pass
High Limit								
Low Limit								

Elem	Mg2790	Mn2576	Mo2020	Na5895	Ni2316	P_1774	Pb2203	S_1820
Units	ppm	ppm	ppm	ppm	ppm	ppm	ppm	ppm
Avg	**.0193**	**.0001**	**.0014**	**-.0485**	**.0005**	**.0026**	**-.0006**	**-.0055**
Stddev	.0266	.0000	.0001	.0068	.0008	.0000	.0015	.0018
%RSD	137.7	70.22	7.630	14.08	155.7	.9883	233.7	32.11
#1	-.0109	.0000	.0013	-.0420	.0011	.0026	-.0002	-.0039
#2	.0297	.0001	.0014	-.0479	-.0004	.0026	-.0023	-.0074
#3	.0392	.0001	.0015	-.0556	.0007	.0026	.0006	-.0052
Check ?	Chk Pass	Chk Pass	Chk Pass	Chk Pass	Chk Pass	Chk Pass	Chk Pass	Chk Pass
High Limit								
Low Limit								

Zoom In Zoom Out

Sample Name: ccb Acquired: 7/7/2021 22:04:15 Type: QC
Method: SGS NO VALVE3(v105) Mode: CONC Corr. Factor: 1.000000
User: admin Custom ID1: Custom ID2: Custom ID3:
Comment:

Elem	Sb2068	Se1960	Si2124	Sn1899	Sr4077	Ti3349	Tl1908	V_2924
Units	ppm	ppm	ppm	ppm	ppm	ppm	ppm	ppm
Avg	**-.0009**	**.0013**	**.0005**	**.0003**	**.0000**	**.0003**	F **.0022**	**.0005**
Stddev	.0005	.0015	.0005	.0015	.0001	.0003	.0016	.0002
%RSD	51.39	116.7	90.13	591.6	623.2	99.95	72.47	41.63
#1	-.0008	.0012	.0001	.0020	.0001	.0003	.0036	.0004
#2	-.0005	.0028	.0005	-.0010	-.0001	.0006	.0025	.0004
#3	-.0014	-.0002	.0010	-.0002	.0001	-.0000	.0005	.0008
Check ?	Chk Pass	Chk Pass	Chk Pass	Chk Pass	Chk Pass	Chk Pass	Chk Fail	Chk Pass
High Limit							.0020	
Low Limit							-.0020	

Elem	W_2079	Zn2062	Zr3391
Units	ppm	ppm	ppm
Avg	**.0022**	F **-.0048**	**.0003**
Stddev	.0012	.0003	.0001
%RSD	54.71	7.256	27.96
#1	.0025	-.0044	.0002
#2	.0009	-.0051	.0004
#3	.0032	-.0048	.0003
Check ?	Chk Pass	Chk Fail	Chk Pass
High Limit		.0020	
Low Limit		-.0020	

Int. Std.	In2306	Y_3600	Y_3710	Y_2243
Units	Cts/S	Cts/S	Cts/S	Cts/S
Avg	**4354.3**	**59171.**	**4417.9**	**1385.1**
Stddev	7.6	143.	25.9	2.3
%RSD	.17429	.24233	.58656	.16425
#1	4362.3	59011.	4447.4	1386.8
#2	4347.3	59211.	4407.4	1382.5
#3	4353.2	59289.	4398.9	1385.9

Zoom In Zoom Out

Sample Name: jd27540-7 Acquired: 7/7/2021 22:09:32 Type: Unk
Method: SGS NO VALVE3(v105) Mode: CONC Corr. Factor: 1.000000
User: admin Custom ID1: Custom ID2: Custom ID3:
Comment:

Elem	Ag3280	Al3961	As1890	B_2089	Ba4554	Be3130	Bi2230	Ca3179	Cd2288
Units	ppm	ppm	ppm	ppm	ppm	ppm	ppm	ppm	ppm
Avg	**-.0013**	**143.8**	**.0181**	**.0122**	**.8564**	**.0063**	**.2084**	**15.31**	**.0015**
Stddev	.0017	5.9	.0004	.0013	.0353	.0002	.0024	.61	.0003
%RSD	129.2	4.126	2.147	10.96	4.122	2.657	1.142	4.016	20.75
#1	-.0029	139.2	.0177	.0131	.8289	.0061	.2086	14.83	.0012
#2	.0005	150.5	.0184	.0128	.8962	.0064	.2106	16.00	.0018
#3	-.0015	141.7	.0181	.0107	.8441	.0062	.2059	15.11	.0015

Elem	Ce4040	Co2286	Cr2677	Cu3247	Fe2599	K_7664	Li6707	Mg2790	Mn2576
Units	ppm	ppm	ppm	ppm	ppm	ppm	ppm	ppm	ppm
Avg	**.7505**	**.0745**	**.2271**	**.2087**	F **206.5**	**36.37**	**.0939**	**29.63**	**2.870**
Stddev	.0024	.0003	.0007	.0015	8.5	1.44	.0040	1.29	.007
%RSD	.3255	.3645	.3241	.7379	4.094	3.963	4.244	4.365	.2292
#1	.7506	.0747	.2264	.2077	199.9	35.22	.0917	28.72	2.870
#2	.7529	.0745	.2279	.2105	216.0	37.99	.0985	31.11	2.877
#3	.7480	.0742	.2270	.2080	203.6	35.89	.0916	29.06	2.864

Elem	Mo2020	Na5895	Ni2316	P_1774	Pb2203	S_1820	Sb2068	Se1960	Si2124
Units	ppm	ppm	ppm	ppm	ppm	ppm	ppm	ppm	ppm
Avg	**.0015**	**2.377**	**.1738**	**4.988**	**.0616**	**.2613**	**-.0017**	**.0058**	**2.776**
Stddev	.0005	.103	.0004	.003	.0013	.0012	.0002	.0036	.011
%RSD	32.16	4.334	.2499	.0599	2.058	.4513	12.48	62.78	.3959
#1	.0010	2.302	.1741	4.991	.0615	.2623	-.0017	.0089	2.778
#2	.0020	2.495	.1733	4.985	.0629	.2600	-.0015	.0066	2.786
#3	.0016	2.335	.1741	4.989	.0604	.2617	-.0020	.0018	2.764

Elem	Sn1899	Sr4077	Ti3349	Tl1908	V_2924	W_2079	Zn2062	Zr3391
Units	ppm	ppm	ppm	ppm	ppm	ppm	ppm	ppm
Avg	**.0263**	**.0663**	F **9.249**	**.0013**	**.3142**	**-.0001**	**.3299**	**.0417**
Stddev	.0009	.0026	.012	.0021	.0007	.0003	.0006	.0005
%RSD	3.240	3.940	.1279	168.5	.2075	267.1	.1704	1.161
#1	.0268	.0643	9.250	-.0010	.3139	-.0002	.3305	.0413
#2	.0253	.0693	9.260	.0015	.3150	-.0004	.3300	.0422
#3	.0267	.0654	9.237	.0032	.3138	.0003	.3293	.0415

Zoom In Zoom Out

Sample Name: jd27540-7 Acquired: 7/7/2021 22:09:32 Type: Unk
Method: SGS NO VALVE3(v105) Mode: CONC Corr. Factor: 1.000000
User: admin Custom ID1: Custom ID2: Custom ID3:
Comment:

Int. Std.	In2306	Y_3600	Y_3710	Y_2243
Units	Cts/S	Cts/S	Cts/S	Cts/S
Avg	**4373.4**	**64546.**	**4918.0**	**1522.3**
Stddev	3.1	125.	163.3	1.8
%RSD	.07000	.19340	3.3209	.12126
#1	4370.4	64538.	5054.3	1520.8
#2	4373.4	64426.	4737.0	1524.4
#3	4376.5	64676.	4962.8	1521.8

Zoom In Zoom Out

Sample Name: jd27540-7 Acquired: 7/7/2021 22:14:33 Type: Unk
Method: SGS NO VALVE3(v105) Mode: CONC Corr. Factor: 5.000000
User: admin Custom ID1: Custom ID2: Custom ID3:
Comment:

Elem	Ag3280	Al3961	As1890	B_2089	Ba4554	Be3130	Bi2230	Ca3179	Cd2288
Units	ppm	ppm	ppm	ppm	ppm	ppm	ppm	ppm	ppm
Avg	**-.0010**	**161.3**	**.0287**	**.0128**	**.9684**	**.0078**	**.2478**	**17.48**	**.0025**
Stddev	.0017	.2	.0056	.0022	.0014	.0002	.0084	.02	.0006
%RSD	165.0	.0943	19.67	17.08	.1467	2.346	3.391	.1239	23.43
#1	-.0007	161.2	.0289	.0127	.9684	.0079	.2562	17.45	.0031
#2	-.0028	161.4	.0341	.0106	.9670	.0076	.2476	17.49	.0024
#3	.0005	161.5	.0229	.0150	.9698	.0079	.2394	17.49	.0019

Elem	Ce4040	Co2286	Cr2677	Cu3247	Fe2599	K_7664	Li6707	Mg2790	Mn2576
Units	ppm	ppm	ppm	ppm	ppm	ppm	ppm	ppm	ppm
Avg	**.8614**	**.0780**	**.2638**	**.2317**	**240.2**	**41.11**	**.0906**	**33.95**	**3.368**
Stddev	.0200	.0022	.0012	.0006	.5	.02	.0042	.29	.006
%RSD	2.321	2.831	.4392	.2674	.1995	.0391	4.616	.8633	.1709
#1	.8580	.0779	.2641	.2319	239.8	41.11	.0898	33.89	3.370
#2	.8434	.0759	.2626	.2321	239.9	41.13	.0869	33.70	3.362
#3	.8829	.0803	.2648	.2310	240.7	41.10	.0952	34.27	3.373

Elem	Mo2020	Na5895	Ni2316	P_1774	Pb2203	S_1820	Sb2068	Se1960	Si2124
Units	ppm	ppm	ppm	ppm	ppm	ppm	ppm	ppm	ppm
Avg	**.0042**	**2.530**	**.1898**	**5.742**	**.0592**	**.2895**	**.0065**	**.0190**	**3.200**
Stddev	.0012	.011	.0025	.006	.0033	.0156	.0084	.0046	.008
%RSD	28.30	.4375	1.343	.0986	5.584	5.406	129.9	24.15	.2447
#1	.0042	2.536	.1879	5.740	.0629	.3023	-.0019	.0145	3.196
#2	.0030	2.536	.1889	5.749	.0582	.2720	.0150	.0237	3.209
#3	.0054	2.517	.1927	5.738	.0565	.2941	.0065	.0188	3.195

Elem	Sn1899	Sr4077	Ti3349	Tl1908	V_2924	W_2079	Zn2062	Zr3391
Units	ppm	ppm	ppm	ppm	ppm	ppm	ppm	ppm
Avg	**.0323**	**.0743**	**10.56**	**.0063**	**.3620**	**-.0069**	**.3673**	**.0474**
Stddev	.0025	.0005	.02	.0108	.0019	.0063	.0008	.0007
%RSD	7.847	.6226	.1472	171.2	.5268	91.79	.2279	1.429
#1	.0307	.0747	10.55	.0076	.3599	-.0002	.3671	.0467
#2	.0309	.0744	10.55	-.0051	.3623	-.0077	.3682	.0474
#3	.0352	.0738	10.58	.0163	.3637	-.0127	.3666	.0480

Zoom In Zoom Out

Sample Name: jd27540-7 Acquired: 7/7/2021 22:14:33 Type: Unk
Method: SGS NO VALVE3(v105) Mode: CONC Corr. Factor: 5.000000
User: admin Custom ID1: Custom ID2: Custom ID3:
Comment:

Int. Std.	In2306	Y_3600	Y_3710	Y_2243
Units	Cts/S	Cts/S	Cts/S	Cts/S
Avg	**4329.1**	**59831.**	**4530.0**	**1415.9**
Stddev	1.7	185.	3.8	1.8
%RSD	.03965	.30858	.08292	.13050
#1	4328.2	59833.	4534.3	1417.3
#2	4331.1	60015.	4528.8	1416.5
#3	4328.1	59646.	4527.0	1413.8

Zoom In Zoom Out

Sample Name: jd27540-8 Acquired: 7/7/2021 22:19:40 Type: Unk
Method: SGS NO VALVE3(v105) Mode: CONC Corr. Factor: 1.000000
User: admin Custom ID1: Custom ID2: Custom ID3:
Comment:

Elem	Ag3280	Al3961	As1890	B_2089	Ba4554	Be3130	Bi2230	Ca3179	Cd2288
Units	ppm	ppm	ppm	ppm	ppm	ppm	ppm	ppm	ppm
Avg	**-.0028**	**116.4**	**.0221**	**.0082**	**1.031**	**.0051**	**.2585**	**70.25**	**.0012**
Stddev	.0009	.2	.0010	.0006	.002	.0001	.0153	.14	.0002
%RSD	32.79	.1945	4.736	6.919	.1581	1.366	5.904	.2046	19.64
#1	-.0031	116.2	.0225	.0087	1.031	.0050	.2652	70.11	.0010
#2	-.0036	116.3	.0210	.0076	1.030	.0052	.2692	70.25	.0013
#3	-.0018	116.6	.0230	.0084	1.033	.0051	.2410	70.40	.0014

Elem	Ce4040	Co2286	Cr2677	Cu3247	Fe2599	K_7664	Li6707	Mg2790	Mn2576
Units	ppm	ppm	ppm	ppm	ppm	ppm	ppm	ppm	ppm
Avg	**1.116**	**.0998**	**.2598**	**.2305**	**198.6**	**50.23**	**.1014**	**67.88**	**4.816**
Stddev	.020	.0002	.0040	.0028	.6	.09	.0004	.11	.050
%RSD	1.819	.2025	1.532	1.209	.2828	.1810	.3660	.1597	1.035
#1	1.122	.1000	.2619	.2307	198.1	50.24	.1014	67.76	4.816
#2	1.133	.0996	.2624	.2332	198.5	50.14	.1017	67.89	4.866
#3	1.094	.0998	.2553	.2276	199.2	50.32	.1010	67.98	4.766

Elem	Mo2020	Na5895	Ni2316	P_1774	Pb2203	S_1820	Sb2068	Se1960	Si2124
Units	ppm	ppm	ppm	ppm	ppm	ppm	ppm	ppm	ppm
Avg	**.0026**	**3.913**	**.2360**	**5.890**	**.0505**	**.2487**	**-.0021**	**.0010**	**2.341**
Stddev	.0006	.014	.0004	.006	.0015	.0036	.0021	.0024	.007
%RSD	21.99	.3468	.1667	.0975	2.907	1.432	102.8	242.9	.3132
#1	.0024	3.910	.2356	5.895	.0502	.2450	.0001	.0034	2.338
#2	.0021	3.900	.2363	5.890	.0492	.2490	-.0021	-.0014	2.350
#3	.0032	3.927	.2362	5.884	.0521	.2521	-.0042	.0010	2.336

Elem	Sn1899	Sr4077	Ti3349	Tl1908	V_2924	W_2079	Zn2062	Zr3391
Units	ppm	ppm	ppm	ppm	ppm	ppm	ppm	ppm
Avg	**.0177**	**.1090**	F **11.33**	**.0017**	**.3268**	**-.0024**	**.3535**	**.0287**
Stddev	.0008	.0001	.17	.0031	.0049	.0005	.0006	.0001
%RSD	4.307	.0520	1.476	180.5	1.485	19.97	.1719	.4116
#1	.0182	.1090	11.40	.0033	.3288	-.0028	.3535	.0287
#2	.0168	.1089	11.44	-.0019	.3303	-.0019	.3541	.0288
#3	.0180	.1090	11.14	.0037	.3212	-.0023	.3529	.0286

Zoom In Zoom Out

Sample Name: jd27540-8 Acquired: 7/7/2021 22:19:40 Type: Unk
Method: SGS NO VALVE3(v105) Mode: CONC Corr. Factor: 1.000000
User: admin Custom ID1: Custom ID2: Custom ID3:
Comment:

Int. Std.	In2306	Y_3600	Y_3710	Y_2243
Units	Cts/S	Cts/S	Cts/S	Cts/S
Avg	**4364.7**	**63199.**	**4892.6**	**1491.6**
Stddev	7.4	673.	34.0	2.5
%RSD	.16917	1.0652	.69422	.16884
#1	4360.2	62734.	4929.4	1490.0
#2	4360.7	62892.	4862.4	1490.4
#3	4373.2	63971.	4886.1	1494.5

Zoom In Zoom Out

Sample Name: jd27540-8 Acquired: 7/7/2021 22:24:49 Type: Unk
Method: SGS NO VALVE3(v105) Mode: CONC Corr. Factor: 5.000000
User: admin Custom ID1: Custom ID2: Custom ID3:
Comment:

Elem	Ag3280	Al3961	As1890	B_2089	Ba4554	Be3130	Bi2230	Ca3179	Cd2288
Units	ppm	ppm	ppm	ppm	ppm	ppm	ppm	ppm	ppm
Avg	**-.0013**	**129.2**	**.0317**	**.0076**	**1.158**	**.0056**	**.2974**	**80.10**	**.0008**
Stddev	.0013	.3	.0090	.0104	.004	.0001	.0080	.11	.0011
%RSD	99.73	.1961	28.53	137.3	.3451	2.238	2.702	.1430	135.8
#1	.0002	129.0	.0321	.0093	1.156	.0055	.2995	79.97	.0014
#2	-.0021	129.1	.0225	.0171	1.155	.0057	.2885	80.20	-.0004
#3	-.0022	129.5	.0405	-.0036	1.162	.0058	.3042	80.12	.0014

Elem	Ce4040	Co2286	Cr2677	Cu3247	Fe2599	K_7664	Li6707	Mg2790	Mn2576
Units	ppm	ppm	ppm	ppm	ppm	ppm	ppm	ppm	ppm
Avg	**1.254**	**.1026**	**.2932**	**.2495**	**230.0**	**55.88**	**.1020**	**76.48**	**5.532**
Stddev	.013	.0008	.0025	.0016	.6	.20	.0053	.36	.010
%RSD	1.062	.7836	.8593	.6291	.2397	.3659	5.147	.4738	.1886
#1	1.263	.1035	.2934	.2492	229.4	55.95	.1002	76.69	5.520
#2	1.259	.1023	.2955	.2512	230.4	55.65	.1079	76.68	5.535
#3	1.238	.1019	.2905	.2481	230.3	56.04	.0979	76.06	5.540

Elem	Mo2020	Na5895	Ni2316	P_1774	Pb2203	S_1820	Sb2068	Se1960	Si2124
Units	ppm	ppm	ppm	ppm	ppm	ppm	ppm	ppm	ppm
Avg	**.0033**	**4.102**	**.2580**	**6.612**	**.0514**	**.2658**	**.0006**	**.0169**	**2.689**
Stddev	.0021	.060	.0012	.010	.0086	.0026	.0103	.0061	.013
%RSD	62.40	1.473	.4623	.1505	16.77	.9808	1626.	36.32	.4714
#1	.0052	4.149	.2589	6.621	.0577	.2632	-.0002	.0216	2.703
#2	.0011	4.122	.2567	6.601	.0416	.2658	-.0092	.0190	2.687
#3	.0037	4.034	.2585	6.613	.0551	.2684	.0114	.0100	2.678

Elem	Sn1899	Sr4077	Ti3349	Tl1908	V_2924	W_2079	Zn2062	Zr3391
Units	ppm	ppm	ppm	ppm	ppm	ppm	ppm	ppm
Avg	**.0219**	**.1216**	**12.61**	**-.0004**	**.3668**	**-.0067**	**.3936**	**.0338**
Stddev	.0083	.0012	.00	.0111	.0001	.0011	.0015	.0004
%RSD	37.77	.9796	.0348	2681.	.0243	16.06	.3872	1.175
#1	.0131	.1223	12.61	.0113	.3668	-.0060	.3953	.0342
#2	.0295	.1202	12.61	-.0018	.3669	-.0061	.3931	.0336
#3	.0231	.1223	12.60	-.0108	.3667	-.0079	.3924	.0335

Zoom In Zoom Out

Sample Name: jd27540-8 Acquired: 7/7/2021 22:24:49 Type: Unk
Method: SGS NO VALVE3(v105) Mode: CONC Corr. Factor: 5.000000
User: admin Custom ID1: Custom ID2: Custom ID3:
Comment:

Int. Std.	In2306	Y_3600	Y_3710	Y_2243
Units	Cts/S	Cts/S	Cts/S	Cts/S
Avg	**4313.4**	**59485.**	**4468.7**	**1402.7**
Stddev	5.1	241.	9.8	1.2
%RSD	.11860	.40537	.21820	.08335
#1	4313.0	59751.	4475.8	1401.4
#2	4308.6	59424.	4457.6	1402.9
#3	4318.8	59281.	4472.8	1403.7

Zoom In Zoom Out

Sample Name: jd27540-9 Acquired: 7/7/2021 22:29:56 Type: Unk
Method: SGS NO VALVE3(v105) Mode: CONC Corr. Factor: 1.000000
User: admin Custom ID1: Custom ID2: Custom ID3:
Comment:

Elem	Ag3280	Al3961	As1890	B_2089	Ba4554	Be3130	Bi2230	Ca3179
Units	ppm	ppm	ppm	ppm	ppm	ppm	ppm	ppm
Avg	**-.0001**	**61.26**	**.0337**	**.0753**	**.5299**	**.0035**	**.1711**	**128.4**
Stddev	.0003	.02	.0001	.0001	.0011	.0001	.0014	.1
%RSD	487.4	.0343	.3694	.0901	.2034	1.865	.8158	.0547
#1	-.0001	61.24	.0337	.0753	.5289	.0036	.1726	128.5
#2	-.0004	61.28	.0338	.0753	.5296	.0035	.1699	128.4
#3	.0003	61.27	.0336	.0754	.5310	.0035	.1708	128.4

Elem	Cd2288	Ce4040	Co2286	Cr2677	Cu3247	Fe2599	K_7664	Li6707
Units	ppm	ppm	ppm	ppm	ppm	ppm	ppm	ppm
Avg	**.0025**	**.2797**	**.0655**	**.0760**	**.4900**	**138.2**	**9.388**	**.0749**
Stddev	.0003	.0018	.0004	.0002	.0015	.1	.017	.0003
%RSD	11.14	.6540	.6655	.2615	.3114	.0918	.1799	.4042
#1	.0022	.2794	.0656	.0758	.4900	138.1	9.383	.0751
#2	.0027	.2816	.0659	.0761	.4916	138.1	9.407	.0751
#3	.0026	.2780	.0650	.0762	.4885	138.3	9.374	.0746

Elem	Mg2790	Mn2576	Mo2020	Na5895	Ni2316	P_1774	Pb2203	S_1820
Units	ppm	ppm	ppm	ppm	ppm	ppm	ppm	ppm
Avg	**59.45**	**1.536**	**.0063**	**6.203**	**.1475**	**4.206**	**1.274**	**12.70**
Stddev	.14	.002	.0003	.015	.0006	.003	.002	.01
%RSD	.2376	.1553	5.408	.2473	.3795	.0755	.1511	.0578
#1	59.55	1.538	.0060	6.213	.1472	4.209	1.275	12.71
#2	59.51	1.535	.0066	6.186	.1482	4.207	1.275	12.70
#3	59.29	1.534	.0062	6.211	.1472	4.203	1.272	12.69

Elem	Sb2068	Se1960	Si2124	Sn1899	Sr4077	Ti3349	Tl1908	V_2924
Units	ppm	ppm	ppm	ppm	ppm	ppm	ppm	ppm
Avg	**.0073**	**.0029**	**2.134**	**.0516**	**.2662**	**6.958**	F **-.0041**	**.5755**
Stddev	.0005	.0024	.010	.0008	.0005	.013	.0027	.0013
%RSD	6.719	83.96	.4883	1.545	.1946	.1849	64.75	.2222
#1	.0078	.0052	2.142	.0525	.2659	6.969	-.0049	.5770
#2	.0069	.0004	2.138	.0511	.2660	6.960	-.0063	.5749
#3	.0071	.0031	2.122	.0512	.2668	6.944	-.0011	.5747

Zoom In Zoom Out

Sample Name: jd27540-9 Acquired: 7/7/2021 22:29:56 Type: Unk
Method: SGS NO VALVE3(v105) Mode: CONC Corr. Factor: 1.000000
User: admin Custom ID1: Custom ID2: Custom ID3:
Comment:

Elem	W_2079	Zn2062	Zr3391
Units	ppm	ppm	ppm
Avg	**.0000**	**.6937**	**.0821**
Stddev	.0013	.0017	.0002
%RSD	5910.	.2477	.2197
#1	.0012	.6954	.0821
#2	.0003	.6938	.0823
#3	-.0014	.6919	.0819

Int. Std.	In2306	Y_3600	Y_3710	Y_2243
Units	Cts/S	Cts/S	Cts/S	Cts/S
Avg	**4290.4**	**59891.**	**4667.4**	**1414.7**
Stddev	8.4	157.	23.0	2.8
%RSD	.19666	.26132	.49199	.19889
#1	4283.4	59785.	4651.4	1411.8
#2	4288.1	60071.	4657.0	1415.1
#3	4299.8	59817.	4693.7	1417.4

Zoom In Zoom Out

Sample Name: jd27540-10 Acquired: 7/7/2021 22:34:56 Type: Unk
Method: SGS NO VALVE3(v105) Mode: CONC Corr. Factor: 1.000000
User: admin Custom ID1: Custom ID2: Custom ID3:
Comment:

Elem	Ag3280	Al3961	As1890	B_2089	Ba4554	Be3130	Bi2230	Ca3179	Cd2288
Units	ppm	ppm	ppm	ppm	ppm	ppm	ppm	ppm	ppm
Avg	**-.0014**	**76.20**	**.0115**	**.0050**	**.4834**	**.0030**	**.1373**	**25.35**	**.0006**
Stddev	.0002	.18	.0010	.0004	.0011	.0000	.0048	.07	.0003
%RSD	16.19	.2312	8.265	7.546	.2260	1.053	3.494	.2766	41.89
#1	-.0016	76.09	.0119	.0054	.4822	.0031	.1326	25.31	.0003
#2	-.0016	76.40	.0104	.0048	.4842	.0031	.1372	25.43	.0008
#3	-.0012	76.12	.0122	.0048	.4838	.0030	.1422	25.31	.0007

Elem	Ce4040	Co2286	Cr2677	Cu3247	Fe2599	K_7664	Li6707	Mg2790	Mn2576
Units	ppm	ppm	ppm	ppm	ppm	ppm	ppm	ppm	ppm
Avg	**.4699**	**.0549**	**.1496**	**.1219**	**107.8**	**18.90**	**.0689**	**25.35**	**2.440**
Stddev	.0010	.0004	.0007	.0005	.1	.08	.0002	.09	.006
%RSD	.2166	.8153	.4406	.4030	.1342	.4012	.2842	.3429	.2331
#1	.4691	.0553	.1497	.1216	107.7	18.84	.0690	25.41	2.435
#2	.4696	.0551	.1489	.1216	107.9	18.99	.0691	25.39	2.439
#3	.4710	.0544	.1502	.1224	107.9	18.88	.0687	25.25	2.446

Elem	Mo2020	Na5895	Ni2316	P_1774	Pb2203	S_1820	Sb2068	Se1960	Si2124
Units	ppm	ppm	ppm	ppm	ppm	ppm	ppm	ppm	ppm
Avg	**.0009**	**2.264**	**.1114**	F **9.457**	**.0332**	**.0966**	**-.0016**	**-.0005**	**1.828**
Stddev	.0005	.007	.0009	.066	.0022	.0026	.0012	.0013	.018
%RSD	61.38	.3235	.8499	.7006	6.597	2.640	70.98	243.5	1.0000
#1	.0015	2.258	.1123	9.501	.0355	.0970	-.0030	-.0012	1.843
#2	.0006	2.272	.1115	9.489	.0331	.0990	-.0009	-.0014	1.833
#3	.0005	2.263	.1104	9.381	.0311	.0939	-.0011	.0010	1.808

Elem	Sn1899	Sr4077	Ti3349	Tl1908	V_2924	W_2079	Zn2062	Zr3391
Units	ppm	ppm	ppm	ppm	ppm	ppm	ppm	ppm
Avg	**.0163**	**.0641**	**5.683**	**-.0005**	**.1800**	**-.0023**	**.2363**	**.0220**
Stddev	.0022	.0001	.012	.0013	.0009	.0006	.0021	.0003
%RSD	13.58	.1449	.2051	283.6	.4870	25.35	.8945	1.336
#1	.0165	.0640	5.672	.0010	.1791	-.0027	.2376	.0218
#2	.0140	.0642	5.683	-.0009	.1799	-.0016	.2373	.0218
#3	.0185	.0640	5.695	-.0016	.1809	-.0026	.2338	.0223

Zoom In Zoom Out

Sample Name: jd27540-10 Acquired: 7/7/2021 22:34:56 Type: Unk
Method: SGS NO VALVE3(v105) Mode: CONC Corr. Factor: 1.000000
User: admin Custom ID1: Custom ID2: Custom ID3:
Comment:

Int. Std.	In2306	Y_3600	Y_3710	Y_2243
Units	Cts/S	Cts/S	Cts/S	Cts/S
Avg	**4349.9**	**64307.**	**4916.8**	**1520.7**
Stddev	22.5	139.	20.4	10.1
%RSD	.51802	.21557	.41430	.66183
#1	4335.3	64455.	4921.1	1512.8
#2	4338.5	64286.	4894.6	1517.3
#3	4375.8	64180.	4934.6	1532.0

Zoom In Zoom Out

Sample Name: jd27540-11 Acquired: 7/7/2021 22:39:58 Type: Unk
Method: SGS NO VALVE3(v105) Mode: CONC Corr. Factor: 1.000000
User: admin Custom ID1: Custom ID2: Custom ID3:
Comment:

Elem	Ag3280	Al3961	As1890	B_2089	Ba4554	Be3130	Bi2230	Ca3179	Cd2288
Units	ppm	ppm	ppm	ppm	ppm	ppm	ppm	ppm	ppm
Avg	**-.0007**	**149.4**	**.0248**	**.0198**	**1.017**	**.0060**	**.1035**	**7.519**	**.0007**
Stddev	.0002	.1	.0015	.0008	.001	.0001	.0010	.006	.0001
%RSD	26.78	.0628	5.974	3.800	.0747	1.251	.9406	.0850	19.42
#1	-.0009	149.4	.0235	.0205	1.016	.0059	.1029	7.526	.0008
#2	-.0008	149.4	.0264	.0190	1.017	.0060	.1031	7.517	.0005
#3	-.0005	149.5	.0246	.0198	1.016	.0060	.1047	7.514	.0008

Elem	Ce4040	Co2286	Cr2677	Cu3247	Fe2599	K_7664	Li6707	Mg2790	Mn2576
Units	ppm	ppm	ppm	ppm	ppm	ppm	ppm	ppm	ppm
Avg	**.6466**	**.0491**	**.1873**	**.0788**	**123.4**	**21.90**	**.2268**	**19.93**	**.6669**
Stddev	.0018	.0003	.0008	.0005	.1	.07	.0004	.02	.0004
%RSD	.2745	.6947	.4474	.6635	.0835	.3411	.1568	.1175	.0665
#1	.6447	.0492	.1873	.0787	123.4	21.82	.2264	19.94	.6669
#2	.6482	.0487	.1881	.0783	123.3	21.97	.2270	19.94	.6673
#3	.6468	.0493	.1864	.0794	123.5	21.91	.2269	19.90	.6665

Elem	Mo2020	Na5895	Ni2316	P_1774	Pb2203	S_1820	Sb2068	Se1960	Si2124
Units	ppm	ppm	ppm	ppm	ppm	ppm	ppm	ppm	ppm
Avg	**.0040**	**1.907**	**.1650**	**.9221**	**.1027**	**1.927**	**.0005**	**.0027**	**2.279**
Stddev	.0002	.013	.0003	.0026	.0025	.008	.0018	.0006	.011
%RSD	5.112	.6910	.1593	.2814	2.390	.4006	395.7	20.68	.4881
#1	.0041	1.892	.1651	.9214	.1013	1.932	.0019	.0024	2.284
#2	.0041	1.915	.1647	.9249	.1012	1.931	.0011	.0024	2.287
#3	.0037	1.915	.1652	.9199	.1055	1.918	-.0016	.0033	2.266

Elem	Sn1899	Sr4077	Ti3349	Tl1908	V_2924	W_2079	Zn2062	Zr3391
Units	ppm	ppm	ppm	ppm	ppm	ppm	ppm	ppm
Avg	**.0217**	**.0818**	**4.226**	**.0013**	**.2713**	**-.0034**	**.2525**	**.0670**
Stddev	.0006	.0001	.004	.0014	.0005	.0009	.0010	.0000
%RSD	2.626	.0934	.1035	107.3	.1690	26.63	.3970	.0484
#1	.0218	.0819	4.228	.0005	.2718	-.0045	.2536	.0670
#2	.0210	.0818	4.228	.0005	.2710	-.0031	.2520	.0669
#3	.0222	.0819	4.221	.0029	.2710	-.0027	.2518	.0670

Zoom In Zoom Out

Sample Name: jd27540-11 Acquired: 7/7/2021 22:39:58 Type: Unk
Method: SGS NO VALVE3(v105) Mode: CONC Corr. Factor: 1.000000
User: admin Custom ID1: Custom ID2: Custom ID3:
Comment:

Int. Std.	In2306	Y_3600	Y_3710	Y_2243
Units	Cts/S	Cts/S	Cts/S	Cts/S
Avg	**4325.3**	**62335.**	**4837.0**	**1494.8**
Stddev	7.6	212.	11.5	4.2
%RSD	.17569	.34041	.23850	.27977
#1	4316.8	62474.	4849.8	1490.9
#2	4331.5	62091.	4827.2	1494.4
#3	4327.5	62440.	4834.1	1499.2

Zoom In Zoom Out

Sample Name: jd27540-12 Acquired: 7/7/2021 22:45:01 Type: Unk
Method: SGS NO VALVE3(v105) Mode: CONC Corr. Factor: 1.000000
User: admin Custom ID1: Custom ID2: Custom ID3:
Comment:

Elem	Ag3280	Al3961	As1890	B_2089	Ba4554	Be3130	Bi2230	Ca3179	Cd2288
Units	ppm	ppm	ppm	ppm	ppm	ppm	ppm	ppm	ppm
Avg	**-.0024**	**109.9**	**.0192**	**.0088**	**.6849**	**.0045**	**.2272**	**22.47**	**.0011**
Stddev	.0005	.1	.0029	.0012	.0005	.0000	.0142	.02	.0003
%RSD	21.67	.0640	15.32	14.13	.0708	.8029	6.240	.0940	27.48
#1	-.0022	109.9	.0206	.0093	.6843	.0046	.2371	22.48	.0007
#2	-.0021	110.0	.0211	.0073	.6852	.0045	.2335	22.48	.0012
#3	-.0030	109.8	.0158	.0097	.6852	.0045	.2110	22.45	.0013

Elem	Ce4040	Co2286	Cr2677	Cu3247	Fe2599	K_7664	Li6707	Mg2790	Mn2576
Units	ppm	ppm	ppm	ppm	ppm	ppm	ppm	ppm	ppm
Avg	**.4689**	**.1054**	**.2425**	**.1874**	**196.6**	**33.85**	**.1222**	**43.39**	**2.020**
Stddev	.0041	.0023	.0009	.0002	.2	.02	.0012	.06	.003
%RSD	.8828	2.184	.3652	.0869	.1060	.0659	1.017	.1440	.1544
#1	.4677	.1039	.2431	.1874	196.8	33.83	.1213	43.41	2.023
#2	.4655	.1043	.2415	.1876	196.6	33.87	.1216	43.31	2.017
#3	.4735	.1081	.2429	.1873	196.3	33.85	.1236	43.43	2.021

Elem	Mo2020	Na5895	Ni2316	P_1774	Pb2203	S_1820	Sb2068	Se1960	Si2124
Units	ppm	ppm	ppm	ppm	ppm	ppm	ppm	ppm	ppm
Avg	**.0053**	**1.797**	**.2380**	**4.321**	**.0462**	**.4434**	**-.0023**	**.0016**	**2.071**
Stddev	.0001	.006	.0044	.088	.0010	.0107	.0005	.0037	.041
%RSD	2.349	.3478	1.863	2.035	2.119	2.418	23.24	238.8	1.966
#1	.0051	1.800	.2353	4.261	.0460	.4388	-.0025	.0054	2.050
#2	.0053	1.800	.2355	4.280	.0473	.4357	-.0027	.0013	2.046
#3	.0053	1.789	.2431	4.422	.0453	.4556	-.0017	-.0020	2.118

Elem	Sn1899	Sr4077	Ti3349	Tl1908	V_2924	W_2079	Zn2062	Zr3391
Units	ppm	ppm	ppm	ppm	ppm	ppm	ppm	ppm
Avg	**.0201**	**.1044**	F **9.710**	**.0030**	**.3275**	**-.0032**	**.3569**	**.0326**
Stddev	.0008	.0003	.015	.0018	.0011	.0028	.0080	.0004
%RSD	4.104	.2699	.1509	59.74	.3253	86.90	2.237	1.077
#1	.0199	.1042	9.717	.0047	.3274	-.0055	.3514	.0329
#2	.0193	.1047	9.693	.0012	.3265	-.0039	.3534	.0326
#3	.0210	.1043	9.719	.0030	.3286	-.0001	.3661	.0322

Zoom In Zoom Out

Sample Name: jd27540-12 Acquired: 7/7/2021 22:45:01 Type: Unk
Method: SGS NO VALVE3(v105) Mode: CONC Corr. Factor: 1.000000
User: admin Custom ID1: Custom ID2: Custom ID3:
Comment:

Int. Std.	In2306	Y_3600	Y_3710	Y_2243
Units	Cts/S	Cts/S	Cts/S	Cts/S
Avg	**4335.1**	**60431.**	**4619.8**	**1416.7**
Stddev	68.8	181.	25.0	25.6
%RSD	1.5876	.29994	.54190	1.8092
#1	4377.3	60313.	4591.5	1434.0
#2	4372.3	60640.	4639.0	1428.8
#3	4255.6	60340.	4628.8	1387.2

Zoom In Zoom Out

Sample Name: ccv Acquired: 7/7/2021 22:50:03 Type: QC
Method: SGS NO VALVE3(v105) Mode: CONC Corr. Factor: 1.000000
User: admin Custom ID1: Custom ID2: Custom ID3:
Comment:

Elem	Ag3280	Al3961	As1890	B_2089	Ba4554	Be3130	Bi2230	Ca3179	Cd2288
Units	ppm	ppm	ppm	ppm	ppm	ppm	ppm	ppm	ppm
Avg	**.2467**	**40.10**	**1.992**	**2.008**	**2.034**	**2.008**	**2.015**	**39.22**	**2.011**
Stddev	.0008	.08	.005	.004	.002	.003	.001	.08	.002
%RSD	.3338	.1919	.2654	.1992	.0939	.1429	.0640	.1948	.1014
#1	.2476	40.03	1.991	2.006	2.033	2.006	2.016	39.22	2.008
#2	.2465	40.10	1.988	2.006	2.034	2.007	2.016	39.14	2.012
#3	.2460	40.18	1.998	2.013	2.036	2.011	2.014	39.30	2.012
Check ?	Chk Pass	Chk Pass	Chk Pass	Chk Pass	Chk Pass	Chk Pass	Chk Pass	Chk Pass	Chk Pass
Value									
Range									

Elem	Ce4040	Co2286	Cr2677	Cu3247	Fe2599	K_7664	Li6707	Mg2790	Mn2576
Units	ppm	ppm	ppm	ppm	ppm	ppm	ppm	ppm	ppm
Avg	**2.018**	**2.038**	**1.978**	**1.946**	**39.70**	**40.25**	**2.047**	**38.55**	**2.030**
Stddev	.003	.003	.004	.004	.11	.06	.004	.06	.002
%RSD	.1263	.1390	.2177	.1828	.2810	.1384	.1908	.1498	.1134
#1	2.020	2.037	1.983	1.950	39.70	40.19	2.043	38.61	2.032
#2	2.015	2.041	1.975	1.945	39.58	40.27	2.049	38.55	2.028
#3	2.018	2.035	1.977	1.943	39.81	40.29	2.050	38.50	2.031
Check ?	Chk Pass	Chk Pass	Chk Pass	Chk Pass	Chk Pass	Chk Pass	Chk Pass	Chk Pass	Chk Pass
Value									
Range									

Elem	Mo2020	Na5895	Ni2316	P_1774	Pb2203	S_1820	Sb2068	Se1960	Si2124
Units	ppm	ppm	ppm	ppm	ppm	ppm	ppm	ppm	ppm
Avg	**2.033**	**40.71**	**2.038**	**2.014**	**2.055**	**1.964**	**2.008**	**1.976**	**4.966**
Stddev	.001	.06	.002	.002	.001	.002	.001	.001	.007
%RSD	.0575	.1376	.0929	.1105	.0704	.1055	.0605	.0624	.1364
#1	2.033	40.66	2.037	2.011	2.054	1.966	2.008	1.976	4.959
#2	2.033	40.70	2.040	2.016	2.056	1.962	2.008	1.978	4.973
#3	2.031	40.77	2.037	2.014	2.053	1.964	2.010	1.976	4.965
Check ?	Chk Pass	Chk Pass	Chk Pass	Chk Pass	Chk Pass	Chk Pass	Chk Pass	Chk Pass	Chk Pass
Value									
Range									

Zoom In Zoom Out

Sample Name: ccv Acquired: 7/7/2021 22:50:03 Type: QC
Method: SGS NO VALVE3(v105) Mode: CONC Corr. Factor: 1.000000
User: admin Custom ID1: Custom ID2: Custom ID3:
Comment:

Elem	Sn1899	Sr4077	Ti3349	Tl1908	V_2924	W_2079	Zn2062	Zr3391
Units	ppm	ppm	ppm	ppm	ppm	ppm	ppm	ppm
Avg	**2.042**	**2.060**	**1.988**	**2.059**	**1.996**	**2.039**	**2.009**	**2.027**
Stddev	.004	.004	.003	.003	.004	.004	.002	.002
%RSD	.2144	.1689	.1390	.1227	.1781	.1878	.0965	.0760
#1	2.038	2.057	1.992	2.057	2.000	2.035	2.010	2.028
#2	2.046	2.061	1.987	2.062	1.993	2.043	2.010	2.025
#3	2.043	2.064	1.987	2.058	1.996	2.038	2.007	2.027
Check ?	Chk Pass	Chk Pass	Chk Pass	Chk Pass	Chk Pass	Chk Pass	Chk Pass	Chk Pass
Value								
Range								

Int. Std.	In2306	Y_3600	Y_3710	Y_2243
Units	Cts/S	Cts/S	Cts/S	Cts/S
Avg	**4224.8**	**57251.**	**4313.4**	**1345.7**
Stddev	3.0	51.	20.6	1.2
%RSD	.07000	.08844	.47734	.08607
#1	4227.2	57236.	4292.0	1347.0
#2	4221.5	57307.	4333.0	1344.9
#3	4225.7	57209.	4315.2	1345.2

Zoom In Zoom Out

Sample Name: ccb Acquired: 7/7/2021 22:54:54 Type: QC
Method: SGS NO VALVE3(v105) Mode: CONC Corr. Factor: 1.000000
User: admin Custom ID1: Custom ID2: Custom ID3:
Comment:

Elem	Ag3280	Al3961	As1890	B_2089	Ba4554	Be3130	Bi2230	Ca3179
Units	ppm	ppm	ppm	ppm	ppm	ppm	ppm	ppm
Avg	**-.0004**	**-.0024**	**.0005**	**-.0006**	**.0007**	**.0004**	**.0007**	**-.0023**
Stddev	.0003	.0054	.0014	.0005	.0000	.0001	.0011	.0038
%RSD	84.19	228.4	257.2	72.56	2.140	21.90	151.6	164.8
#1	-.0004	-.0046	.0021	-.0007	.0007	.0005	.0010	.0005
#2	-.0001	-.0063	-.0007	-.0010	.0007	.0003	-.0005	-.0008
#3	-.0008	.0038	.0002	-.0001	.0007	.0003	.0016	-.0067
Check ?	Chk Pass	Chk Pass	Chk Pass	Chk Pass	Chk Pass	Chk Pass	Chk Pass	Chk Pass
High Limit								
Low Limit								

Elem	Cd2288	Ce4040	Co2286	Cr2677	Cu3247	Fe2599	K_7664	Li6707
Units	ppm	ppm	ppm	ppm	ppm	ppm	ppm	ppm
Avg	**.0003**	**.0007**	**-.0005**	**.0002**	**-.0001**	**.0077**	**.0588**	**-.0015**
Stddev	.0003	.0023	.0002	.0001	.0001	.0019	.0262	.0024
%RSD	100.8	316.1	41.00	22.95	97.56	24.95	44.54	158.8
#1	.0007	-.0004	-.0004	.0003	-.0000	.0087	.0890	-.0029
#2	.0001	.0034	-.0006	.0002	-.0001	.0055	.0418	.0013
#3	.0001	-.0008	-.0003	.0002	-.0002	.0088	.0457	-.0030
Check ?	Chk Pass	None	Chk Pass	Chk Pass	Chk Pass	Chk Pass	Chk Pass	Chk Pass
High Limit								
Low Limit								

Elem	Mg2790	Mn2576	Mo2020	Na5895	Ni2316	P_1774	Pb2203	S_1820
Units	ppm	ppm	ppm	ppm	ppm	ppm	ppm	ppm
Avg	**.0142**	**.0001**	**.0009**	**-.0520**	**.0003**	**.0027**	**-.0000**	**-.0010**
Stddev	.0383	.0001	.0000	.0052	.0004	.0007	.0004	.0012
%RSD	269.5	115.5	3.986	9.916	173.8	26.97	119200.	120.1
#1	-.0272	.0001	.0009	-.0461	.0005	.0020	.0004	-.0011
#2	.0214	.0001	.0008	-.0542	.0005	.0026	-.0001	.0003
#3	.0483	-.0000	.0009	-.0556	-.0003	.0034	-.0003	-.0022
Check ?	Chk Pass	Chk Pass	Chk Pass	Chk Pass	Chk Pass	Chk Pass	Chk Pass	Chk Pass
High Limit								
Low Limit								

Zoom In Zoom Out

Sample Name: ccb Acquired: 7/7/2021 22:54:54 Type: QC
Method: SGS NO VALVE3(v105) Mode: CONC Corr. Factor: 1.000000
User: admin Custom ID1: Custom ID2: Custom ID3:
Comment:

Elem	Sb2068	Se1960	Si2124	Sn1899	Sr4077	Ti3349	Tl1908	V_2924
Units	ppm	ppm	ppm	ppm	ppm	ppm	ppm	ppm
Avg	**.0008**	**.0026**	**.0003**	**.0006**	**.0003**	**.0002**	F **.0024**	**.0004**
Stddev	.0001	.0006	.0012	.0010	.0001	.0005	.0014	.0002
%RSD	11.92	24.31	366.0	177.6	38.24	289.9	56.66	54.24
#1	.0010	.0026	.0011	.0015	.0002	.0004	.0037	.0006
#2	.0008	.0020	.0010	-.0006	.0004	-.0004	.0010	.0002
#3	.0008	.0033	-.0011	.0009	.0002	.0004	.0026	.0004
Check ?	Chk Pass	Chk Pass	Chk Pass	Chk Pass	Chk Pass	Chk Pass	Chk Fail	Chk Pass
High Limit							.0020	
Low Limit							-.0020	

Elem	W_2079	Zn2062	Zr3391
Units	ppm	ppm	ppm
Avg	**-.0008**	F **-.0043**	**.0003**
Stddev	.0002	.0002	.0001
%RSD	19.86	4.269	41.43
#1	-.0008	-.0044	.0004
#2	-.0010	-.0045	.0004
#3	-.0007	-.0041	.0002
Check ?	Chk Pass	Chk Fail	Chk Pass
High Limit		.0020	
Low Limit		-.0020	

Int. Std.	In2306	Y_3600	Y_3710	Y_2243
Units	Cts/S	Cts/S	Cts/S	Cts/S
Avg	**4305.5**	**58548.**	**4338.9**	**1373.8**
Stddev	48.9	307.	41.8	17.3
%RSD	1.1361	.52508	.96332	1.2612
#1	4335.2	58234.	4303.2	1383.1
#2	4249.0	58848.	4328.6	1353.9
#3	4332.2	58561.	4384.9	1384.6

Zoom In Zoom Out

Sample Name: jd27540-13 Acquired: 7/7/2021 23:00:11 Type: Unk
Method: SGS NO VALVE3(v105) Mode: CONC Corr. Factor: 1.000000
User: admin Custom ID1: Custom ID2: Custom ID3:
Comment:

Elem	Ag3280	Al3961	As1890	B_2089	Ba4554	Be3130	Bi2230	Ca3179	Cd2288
Units	ppm	ppm	ppm	ppm	ppm	ppm	ppm	ppm	ppm
Avg	**.0175**	**88.06**	**.0481**	**.0378**	**1.077**	**.0052**	**.0892**	**188.6**	**.0029**
Stddev	.0003	.11	.0020	.0015	.002	.0000	.0018	.2	.0004
%RSD	1.529	.1245	4.193	4.061	.1407	.9432	2.023	.1028	14.93
#1	.0173	88.09	.0503	.0394	1.075	.0052	.0912	188.8	.0031
#2	.0178	87.94	.0464	.0363	1.077	.0053	.0878	188.4	.0032
#3	.0174	88.16	.0474	.0376	1.078	.0052	.0885	188.6	.0024

Elem	Ce4040	Co2286	Cr2677	Cu3247	Fe2599	K_7664	Li6707	Mg2790	Mn2576
Units	ppm	ppm	ppm	ppm	ppm	ppm	ppm	ppm	ppm
Avg	**.4563**	**.0946**	**.1688**	**1.834**	**121.6**	**11.19**	**.1368**	**98.99**	**6.331**
Stddev	.0023	.0001	.0001	.003	.1	.06	.0011	.26	.018
%RSD	.4960	.1390	.0421	.1400	.0837	.5248	.8241	.2670	.2770
#1	.4588	.0946	.1687	1.834	121.7	11.16	.1365	99.16	6.318
#2	.4559	.0948	.1687	1.832	121.5	11.15	.1381	98.68	6.351
#3	.4543	.0945	.1688	1.837	121.6	11.26	.1359	99.12	6.324

Elem	Mo2020	Na5895	Ni2316	P_1774	Pb2203	S_1820	Sb2068	Se1960	Si2124
Units	ppm	ppm	ppm	ppm	ppm	ppm	ppm	ppm	ppm
Avg	**.0160**	**2.437**	**.1317**	**3.577**	**3.557**	**8.258**	**.0557**	**.0028**	**2.534**
Stddev	.0004	.007	.0008	.005	.005	.018	.0014	.0025	.010
%RSD	2.541	.2700	.5775	.1407	.1316	.2176	2.498	91.06	.4104
#1	.0164	2.440	.1324	3.578	3.562	8.257	.0541	.0017	2.534
#2	.0157	2.430	.1316	3.581	3.554	8.276	.0562	.0057	2.545
#3	.0158	2.442	.1309	3.571	3.555	8.240	.0567	.0009	2.524

Elem	Sn1899	Sr4077	Ti3349	Tl1908	V_2924	W_2079	Zn2062	Zr3391
Units	ppm	ppm	ppm	ppm	ppm	ppm	ppm	ppm
Avg	**.1936**	**.3313**	**3.441**	**-.0012**	**.2459**	**-.0008**	**1.257**	**.0351**
Stddev	.0012	.0001	.002	.0044	.0003	.0010	.003	.0006
%RSD	.6081	.0279	.0467	359.8	.1231	119.4	.2184	1.622
#1	.1937	.3313	3.443	-.0030	.2455	-.0003	1.255	.0346
#2	.1948	.3314	3.440	.0038	.2459	-.0019	1.260	.0357
#3	.1924	.3313	3.440	-.0044	.2461	-.0002	1.255	.0350

Zoom In Zoom Out

Sample Name: jd27540-13 Acquired: 7/7/2021 23:00:11 Type: Unk
Method: SGS NO VALVE3(v105) Mode: CONC Corr. Factor: 1.000000
User: admin Custom ID1: Custom ID2: Custom ID3:
Comment:

Int. Std.	In2306	Y_3600	Y_3710	Y_2243
Units	Cts/S	Cts/S	Cts/S	Cts/S
Avg	**4184.8**	**59680.**	**4606.6**	**1409.4**
Stddev	5.2	142.	34.1	3.2
%RSD	.12375	.23819	.74094	.22763
#1	4184.9	59634.	4567.6	1409.9
#2	4179.6	59566.	4631.0	1406.0
#3	4189.9	59839.	4621.3	1412.4

Zoom In Zoom Out

Sample Name: jd27540-14 Acquired: 7/7/2021 23:05:22 Type: Unk
Method: SGS NO VALVE3(v105) Mode: CONC Corr. Factor: 1.000000
User: admin Custom ID1: Custom ID2: Custom ID3:
Comment:

Elem	Ag3280	Al3961	As1890	B_2089	Ba4554	Be3130	Bi2230	Ca3179	Cd2288
Units	ppm	ppm	ppm	ppm	ppm	ppm	ppm	ppm	ppm
Avg	**-.0020**	**72.68**	**.0152**	**.0058**	**.6458**	**.0037**	**.1884**	**14.71**	**.0007**
Stddev	.0001	.05	.0007	.0011	.0005	.0001	.0040	.02	.0001
%RSD	6.958	.0676	4.586	19.19	.0701	3.833	2.131	.1354	19.07
#1	-.0021	72.65	.0160	.0045	.6458	.0038	.1928	14.73	.0006
#2	-.0018	72.64	.0148	.0062	.6454	.0037	.1875	14.71	.0007
#3	-.0020	72.73	.0148	.0066	.6463	.0035	.1849	14.69	.0008

Elem	Ce4040	Co2286	Cr2677	Cu3247	Fe2599	K_7664	Li6707	Mg2790	Mn2576
Units	ppm	ppm	ppm	ppm	ppm	ppm	ppm	ppm	ppm
Avg	**.5283**	**.0568**	**.1530**	**.1344**	**121.0**	**31.64**	**.0726**	**24.46**	**2.077**
Stddev	.0025	.0006	.0007	.0001	.1	.01	.0011	.03	.003
%RSD	.4718	1.032	.4714	.0904	.0962	.0230	1.516	.1298	.1533
#1	.5311	.0566	.1539	.1345	121.1	31.65	.0734	24.48	2.080
#2	.5270	.0563	.1526	.1343	120.8	31.65	.0731	24.42	2.074
#3	.5267	.0574	.1526	.1345	120.9	31.64	.0714	24.47	2.077

Elem	Mo2020	Na5895	Ni2316	P_1774	Pb2203	S_1820	Sb2068	Se1960	Si2124
Units	ppm	ppm	ppm	ppm	ppm	ppm	ppm	ppm	ppm
Avg	**.0018**	**1.531**	**.1359**	**3.234**	**.0311**	**.2669**	**-.0009**	**.0031**	**2.115**
Stddev	.0004	.007	.0005	.001	.0014	.0013	.0015	.0019	.024
%RSD	19.85	.4340	.3457	.0418	4.547	.4725	169.3	61.83	1.137
#1	.0014	1.535	.1356	3.235	.0310	.2663	-.0016	.0052	2.137
#2	.0021	1.523	.1358	3.233	.0326	.2660	.0009	.0014	2.117
#3	.0018	1.534	.1365	3.235	.0298	.2683	-.0020	.0027	2.090

Elem	Sn1899	Sr4077	Ti3349	Tl1908	V_2924	W_2079	Zn2062	Zr3391
Units	ppm	ppm	ppm	ppm	ppm	ppm	ppm	ppm
Avg	**.0184**	**.0596**	**7.585**	**.0006**	**.2183**	**-.0026**	**.2233**	**.0267**
Stddev	.0008	.0003	.013	.0021	.0001	.0005	.0006	.0002
%RSD	4.467	.5595	.1689	345.7	.0336	18.06	.2566	.8261
#1	.0181	.0600	7.599	.0022	.2183	-.0024	.2226	.0265
#2	.0193	.0595	7.575	-.0018	.2182	-.0032	.2237	.0269
#3	.0177	.0593	7.579	.0014	.2184	-.0024	.2236	.0267

Zoom In Zoom Out

Sample Name: jd27540-14 Acquired: 7/7/2021 23:05:22 Type: Unk
Method: SGS NO VALVE3(v105) Mode: CONC Corr. Factor: 1.000000
User: admin Custom ID1: Custom ID2: Custom ID3:
Comment:

Int. Std.	In2306	Y_3600	Y_3710	Y_2243
Units	Cts/S	Cts/S	Cts/S	Cts/S
Avg	**4341.6**	**60950.**	**4596.3**	**1446.0**
Stddev	3.2	145.	11.3	.6
%RSD	.07313	.23856	.24659	.03977
#1	4341.9	60812.	4586.3	1445.4
#2	4338.3	61102.	4594.1	1446.6
#3	4344.6	60938.	4608.6	1446.0

Zoom In Zoom Out

Sample Name: jd27540-15 Acquired: 7/7/2021 23:10:24 Type: Unk
Method: SGS NO VALVE3(v105) Mode: CONC Corr. Factor: 1.000000
User: admin Custom ID1: Custom ID2: Custom ID3:
Comment:

Elem	Ag3280	Al3961	As1890	B_2089	Ba4554	Be3130	Bi2230	Ca3179	Cd2288
Units	ppm	ppm	ppm	ppm	ppm	ppm	ppm	ppm	ppm
Avg	**-.0016**	**102.8**	**.0176**	**.0081**	**.6732**	**.0052**	**.1773**	**16.45**	**.0008**
Stddev	.0005	1.0	.0009	.0006	.0062	.0000	.0023	.14	.0002
%RSD	32.60	.9590	4.846	7.078	.9235	.2476	1.305	.8683	27.27
#1	-.0018	103.6	.0166	.0081	.6781	.0052	.1786	16.59	.0008
#2	-.0020	101.7	.0180	.0087	.6662	.0052	.1747	16.30	.0010
#3	-.0010	103.1	.0182	.0076	.6753	.0052	.1788	16.47	.0005

Elem	Ce4040	Co2286	Cr2677	Cu3247	Fe2599	K_7664	Li6707	Mg2790	Mn2576
Units	ppm	ppm	ppm	ppm	ppm	ppm	ppm	ppm	ppm
Avg	**.5768**	**.0464**	**.2172**	**.1682**	**114.3**	**26.49**	**.0865**	**26.14**	**1.722**
Stddev	.0023	.0002	.0017	.0009	1.1	.27	.0018	.25	.010
%RSD	.4039	.3361	.7866	.5080	.9862	1.002	2.074	.9426	.5790
#1	.5784	.0466	.2169	.1689	115.3	26.70	.0883	26.28	1.725
#2	.5741	.0465	.2156	.1673	113.0	26.19	.0847	25.85	1.711
#3	.5778	.0463	.2190	.1685	114.5	26.58	.0866	26.28	1.731

Elem	Mo2020	Na5895	Ni2316	P_1774	Pb2203	S_1820	Sb2068	Se1960	Si2124
Units	ppm	ppm	ppm	ppm	ppm	ppm	ppm	ppm	ppm
Avg	**.0048**	**2.943**	**.1343**	**4.231**	**.0525**	**.1940**	**-.0009**	**.0032**	**1.766**
Stddev	.0006	.034	.0003	.011	.0004	.0027	.0014	.0005	.004
%RSD	11.41	1.138	.2380	.2677	.8090	1.408	157.3	14.17	.2381
#1	.0045	2.973	.1339	4.218	.0529	.1968	-.0008	.0027	1.763
#2	.0045	2.907	.1344	4.236	.0520	.1939	.0004	.0032	1.771
#3	.0055	2.948	.1345	4.238	.0526	.1914	-.0023	.0036	1.764

Elem	Sn1899	Sr4077	Ti3349	Tl1908	V_2924	W_2079	Zn2062	Zr3391
Units	ppm	ppm	ppm	ppm	ppm	ppm	ppm	ppm
Avg	**.0174**	**.0721**	**7.156**	**.0026**	**.2298**	**-.0031**	**.2540**	**.0351**
Stddev	.0012	.0009	.042	.0019	.0017	.0014	.0012	.0001
%RSD	6.881	1.181	.5839	70.54	.7345	46.58	.4667	.2834
#1	.0182	.0729	7.167	.0005	.2310	-.0043	.2527	.0351
#2	.0161	.0712	7.109	.0040	.2279	-.0033	.2543	.0350
#3	.0181	.0723	7.191	.0034	.2307	-.0015	.2551	.0352

Zoom In Zoom Out

Sample Name: jd27540-15 Acquired: 7/7/2021 23:10:24 Type: Unk
Method: SGS NO VALVE3(v105) Mode: CONC Corr. Factor: 1.000000
User: admin Custom ID1: Custom ID2: Custom ID3:
Comment:

Int. Std.	In2306	Y_3600	Y_3710	Y_2243
Units	Cts/S	Cts/S	Cts/S	Cts/S
Avg	**4322.3**	**61804.**	**4712.9**	**1473.6**
Stddev	13.9	300.	35.9	4.9
%RSD	.32164	.48504	.76248	.33513
#1	4337.1	61758.	4679.1	1479.1
#2	4309.6	62125.	4750.6	1472.2
#3	4320.1	61530.	4709.0	1469.5

Zoom In Zoom Out

Sample Name: jd27540-16 Acquired: 7/7/2021 23:15:27 Type: Unk
Method: SGS NO VALVE3(v105) Mode: CONC Corr. Factor: 1.000000
User: admin Custom ID1: Custom ID2: Custom ID3:
Comment:

Elem	Ag3280	Al3961	As1890	B_2089	Ba4554	Be3130	Bi2230	Ca3179	Cd2288
Units	ppm	ppm	ppm	ppm	ppm	ppm	ppm	ppm	ppm
Avg	**-.0038**	**124.0**	**.0223**	**.0061**	**.9309**	**.0053**	**.2584**	**24.56**	**.0015**
Stddev	.0010	1.9	.0006	.0001	.0165	.0000	.0103	.43	.0002
%RSD	25.71	1.554	2.905	2.021	1.770	.6288	4.003	1.753	15.70
#1	-.0048	121.8	.0230	.0059	.9119	.0053	.2465	24.06	.0015
#2	-.0029	125.0	.0218	.0062	.9397	.0053	.2638	24.82	.0013
#3	-.0036	125.2	.0220	.0061	.9412	.0053	.2649	24.80	.0018

Elem	Ce4040	Co2286	Cr2677	Cu3247	Fe2599	K_7664	Li6707	Mg2790	Mn2576
Units	ppm	ppm	ppm	ppm	ppm	ppm	ppm	ppm	ppm
Avg	**.6484**	**.1198**	**.7212**	**.3461**	F **205.2**	**37.77**	**.1207**	**83.34**	**4.578**
Stddev	.0016	.0012	.0009	.0006	3.3	.66	.0026	1.31	.015
%RSD	.2407	1.014	.1212	.1807	1.618	1.756	2.147	1.576	.3241
#1	.6470	.1212	.7213	.3454	201.3	37.01	.1179	81.82	4.568
#2	.6501	.1190	.7203	.3463	207.0	38.14	.1213	84.05	4.570
#3	.6482	.1191	.7220	.3466	207.2	38.17	.1229	84.14	4.595

Elem	Mo2020	Na5895	Ni2316	P_1774	Pb2203	S_1820	Sb2068	Se1960	Si2124
Units	ppm	ppm	ppm	ppm	ppm	ppm	ppm	ppm	ppm
Avg	**.0077**	**9.396**	**.5861**	**5.286**	**.0400**	**.1327**	**-.0038**	**-.0002**	**1.526**
Stddev	.0006	.154	.0075	.063	.0013	.0001	.0006	.0043	.021
%RSD	7.953	1.635	1.272	1.189	3.354	.0743	16.05	1953.	1.396
#1	.0084	9.219	.5946	5.359	.0413	.1326	-.0040	-.0032	1.550
#2	.0074	9.486	.5823	5.246	.0401	.1328	-.0032	-.0021	1.516
#3	.0073	9.483	.5813	5.255	.0386	.1326	-.0044	.0047	1.511

Elem	Sn1899	Sr4077	Ti3349	Tl1908	V_2924	W_2079	Zn2062	Zr3391
Units	ppm	ppm	ppm	ppm	ppm	ppm	ppm	ppm
Avg	**.0200**	**.1185**	F **11.55**	**.0017**	**.3838**	**-.0043**	**.4151**	**.0180**
Stddev	.0011	.0020	.01	.0034	.0006	.0016	.0052	.0002
%RSD	5.608	1.710	.0430	196.2	.1660	37.20	1.247	1.210
#1	.0211	.1161	11.55	.0028	.3841	-.0053	.4210	.0179
#2	.0202	.1197	11.54	-.0021	.3830	-.0025	.4122	.0183
#3	.0189	.1195	11.55	.0045	.3842	-.0051	.4119	.0180

Zoom In Zoom Out

Sample Name: jd27540-16 Acquired: 7/7/2021 23:15:27 Type: Unk
Method: SGS NO VALVE3(v105) Mode: CONC Corr. Factor: 1.000000
User: admin Custom ID1: Custom ID2: Custom ID3:
Comment:

Int. Std.	In2306	Y_3600	Y_3710	Y_2243
Units	Cts/S	Cts/S	Cts/S	Cts/S
Avg	**4369.3**	**61732.**	**4732.7**	**1441.1**
Stddev	35.6	122.	66.4	13.8
%RSD	.81528	.19802	1.4035	.95633
#1	4328.2	61632.	4808.5	1425.2
#2	4390.9	61868.	4684.4	1449.4
#3	4388.8	61695.	4705.2	1448.6

Zoom In Zoom Out

Sample Name: jd27540-17 Acquired: 7/7/2021 23:20:34 Type: Unk
Method: SGS NO VALVE3(v105) Mode: CONC Corr. Factor: 1.000000
User: admin Custom ID1: Custom ID2: Custom ID3:
Comment:

Elem	Ag3280	Al3961	As1890	B_2089	Ba4554	Be3130	Bi2230	Ca3179	Cd2288
Units	ppm	ppm	ppm	ppm	ppm	ppm	ppm	ppm	ppm
Avg	**-.0015**	**86.73**	**.0206**	**.0150**	**.6169**	**.0047**	**.1919**	**123.5**	**.0012**
Stddev	.0009	.16	.0004	.0010	.0006	.0002	.0244	.2	.0001
%RSD	59.14	.1810	1.956	6.966	.1027	4.572	12.69	.1830	7.731
#1	-.0026	86.78	.0205	.0146	.6175	.0049	.2197	123.6	.0011
#2	-.0011	86.86	.0204	.0162	.6163	.0045	.1816	123.6	.0012
#3	-.0010	86.56	.0211	.0142	.6167	.0046	.1744	123.3	.0013

Elem	Ce4040	Co2286	Cr2677	Cu3247	Fe2599	K_7664	Li6707	Mg2790	Mn2576
Units	ppm	ppm	ppm	ppm	ppm	ppm	ppm	ppm	ppm
Avg	**.5729**	**.0743**	**.1746**	**.1843**	**129.6**	**27.94**	**.0884**	**85.69**	**1.635**
Stddev	.0210	.0005	.0065	.0061	.3	.06	.0020	.19	.059
%RSD	3.673	.7163	3.751	3.306	.2114	.1984	2.259	.2268	3.622
#1	.5971	.0745	.1821	.1913	129.6	27.95	.0861	85.58	1.703
#2	.5621	.0737	.1715	.1802	129.8	27.99	.0893	85.91	1.602
#3	.5594	.0747	.1701	.1814	129.3	27.88	.0897	85.57	1.599

Elem	Mo2020	Na5895	Ni2316	P_1774	Pb2203	S_1820	Sb2068	Se1960	Si2124
Units	ppm	ppm	ppm	ppm	ppm	ppm	ppm	ppm	ppm
Avg	**.0051**	**1.623**	**.1511**	**4.129**	**.2920**	**1.022**	**-.0013**	**-.0013**	**2.205**
Stddev	.0004	.009	.0008	.034	.0012	.005	.0012	.0018	.034
%RSD	7.731	.5400	.5015	.8181	.3946	.4666	89.03	145.0	1.520
#1	.0055	1.632	.1519	4.158	.2922	1.026	-.0022	-.0030	2.243
#2	.0053	1.614	.1504	4.092	.2907	1.017	-.0016	.0006	2.181
#3	.0047	1.624	.1511	4.137	.2930	1.025	-.0000	-.0013	2.191

Elem	Sn1899	Sr4077	Ti3349	Tl1908	V_2924	W_2079	Zn2062	Zr3391
Units	ppm	ppm	ppm	ppm	ppm	ppm	ppm	ppm
Avg	**.0224**	**.1266**	**7.417**	**.0005**	**.2584**	**-.0008**	**.3238**	**.0443**
Stddev	.0013	.0000	.271	.0020	.0099	.0014	.0021	.0012
%RSD	5.842	.0036	3.655	433.9	3.827	160.6	.6371	2.776
#1	.0237	.1266	7.730	-.0014	.2698	-.0013	.3255	.0457
#2	.0222	.1266	7.266	.0002	.2528	-.0019	.3215	.0437
#3	.0211	.1266	7.255	.0026	.2526	.0007	.3243	.0435

Zoom In Zoom Out

Sample Name: jd27540-17 Acquired: 7/7/2021 23:20:34 Type: Unk
Method: SGS NO VALVE3(v105) Mode: CONC Corr. Factor: 1.000000
User: admin Custom ID1: Custom ID2: Custom ID3:
Comment:

Int. Std.	In2306	Y_3600	Y_3710	Y_2243
Units	Cts/S	Cts/S	Cts/S	Cts/S
Avg	**4272.8**	**60056.**	**4663.4**	**1438.7**
Stddev	26.9	1820.	34.4	9.0
%RSD	.62993	3.0306	.73663	.62676
#1	4252.8	57956.	4653.4	1430.0
#2	4303.4	61033.	4635.1	1448.0
#3	4262.2	61178.	4701.6	1438.2

Zoom In Zoom Out

Sample Name: jd27540-18 Acquired: 7/7/2021 23:25:35 Type: Unk
Method: SGS NO VALVE3(v105) Mode: CONC Corr. Factor: 1.000000
User: admin Custom ID1: Custom ID2: Custom ID3:
Comment:

Elem	Ag3280	Al3961	As1890	B_2089	Ba4554	Be3130	Bi2230	Ca3179
Units	ppm	ppm	ppm	ppm	ppm	ppm	ppm	ppm
Avg	**.0025**	**108.5**	**.0761**	**.0364**	**1.453**	**.0046**	**.1539**	**164.9**
Stddev	.0001	.2	.0015	.0015	.003	.0000	.0014	.4
%RSD	4.849	.2019	1.942	4.247	.2220	1.023	.8906	.2538
#1	.0023	108.3	.0768	.0347	1.449	.0046	.1553	164.4
#2	.0025	108.7	.0744	.0376	1.453	.0047	.1539	165.2
#3	.0026	108.7	.0771	.0371	1.455	.0046	.1526	165.2

Elem	Cd2288	Ce4040	Co2286	Cr2677	Cu3247	Fe2599	K_7664	Li6707
Units	ppm	ppm	ppm	ppm	ppm	ppm	ppm	ppm
Avg	**.0028**	**.3568**	**.0566**	**.2039**	**.3527**	**157.1**	**20.19**	**.1051**
Stddev	.0001	.0037	.0001	.0006	.0006	.3	.06	.0002
%RSD	3.348	1.036	.1377	.2751	.1687	.1887	.2862	.1475
#1	.0027	.3525	.0566	.2045	.3529	156.8	20.13	.1051
#2	.0028	.3592	.0566	.2034	.3532	157.2	20.20	.1053
#3	.0029	.3586	.0567	.2038	.3520	157.3	20.25	.1050

Elem	Mg2790	Mn2576	Mo2020	Na5895	Ni2316	P_1774	Pb2203	S_1820
Units	ppm	ppm	ppm	ppm	ppm	ppm	ppm	ppm
Avg	**42.05**	**2.243**	**.0117**	**1.633**	**.1685**	F **13.03**	**6.747**	**22.10**
Stddev	.13	.001	.0001	.010	.0006	.01	.006	.02
%RSD	.3004	.0293	.8274	.6378	.3631	.0746	.0961	.1104
#1	41.99	2.243	.0118	1.625	.1692	13.04	6.752	22.11
#2	42.20	2.243	.0117	1.628	.1681	13.03	6.749	22.12
#3	41.98	2.244	.0117	1.645	.1682	13.02	6.740	22.07

Elem	Sb2068	Se1960	Si2124	Sn1899	Sr4077	Ti3349	Tl1908	V_2924
Units	ppm	ppm	ppm	ppm	ppm	ppm	ppm	ppm
Avg	**.0009**	**.0107**	**2.179**	**.1041**	**.3135**	**6.191**	F **-.0029**	**.2323**
Stddev	.0017	.0038	.009	.0009	.0003	.001	.0007	.0003
%RSD	176.1	36.01	.4290	.8517	.1039	.0196	24.31	.1420
#1	-.0003	.0092	2.190	.1047	.3132	6.192	-.0024	.2321
#2	.0028	.0151	2.172	.1046	.3135	6.190	-.0025	.2327
#3	.0003	.0078	2.177	.1031	.3139	6.190	-.0037	.2321

Zoom In Zoom Out

Sample Name: jd27540-18 Acquired: 7/7/2021 23:25:35 Type: Unk
Method: SGS NO VALVE3(v105) Mode: CONC Corr. Factor: 1.000000
User: admin Custom ID1: Custom ID2: Custom ID3:
Comment:

Elem	W_2079	Zn2062	Zr3391
Units	ppm	ppm	ppm
Avg	**-.0009**	**1.588**	**.0294**
Stddev	.0020	.002	.0001
%RSD	240.5	.1146	.2975
#1	.0015	1.587	.0295
#2	-.0019	1.590	.0294
#3	-.0022	1.586	.0293

Int. Std.	In2306	Y_3600	Y_3710	Y_2243
Units	Cts/S	Cts/S	Cts/S	Cts/S
Avg	**4269.5**	**59641.**	**4631.8**	**1410.6**
Stddev	3.2	39.	19.6	1.0
%RSD	.07538	.06499	.42417	.07298
#1	4273.0	59681.	4651.8	1411.7
#2	4268.7	59640.	4612.5	1410.4
#3	4266.7	59603.	4631.1	1409.7

Zoom In Zoom Out

Sample Name: ccv Acquired: 7/7/2021 23:30:37 Type: QC
Method: SGS NO VALVE3(v105) Mode: CONC Corr. Factor: 1.000000
User: admin Custom ID1: Custom ID2: Custom ID3:
Comment:

Elem	Ag3280	Al3961	As1890	B_2089	Ba4554	Be3130	Bi2230	Ca3179	Cd2288
Units	ppm	ppm	ppm	ppm	ppm	ppm	ppm	ppm	ppm
Avg	**.2479**	**40.13**	**1.993**	**2.004**	**2.036**	**2.001**	**2.012**	**39.15**	**2.009**
Stddev	.0005	.07	.004	.003	.002	.002	.005	.05	.003
%RSD	.2069	.1648	.1823	.1393	.1029	.1076	.2500	.1335	.1560
#1	.2483	40.14	1.990	2.001	2.037	2.002	2.006	39.13	2.005
#2	.2473	40.19	1.994	2.006	2.037	2.002	2.012	39.20	2.011
#3	.2481	40.06	1.997	2.005	2.034	1.998	2.016	39.10	2.010
Check ?	Chk Pass	Chk Pass	Chk Pass	Chk Pass	Chk Pass	Chk Pass	Chk Pass	Chk Pass	Chk Pass
Value									
Range									

Elem	Ce4040	Co2286	Cr2677	Cu3247	Fe2599	K_7664	Li6707	Mg2790	Mn2576
Units	ppm	ppm	ppm	ppm	ppm	ppm	ppm	ppm	ppm
Avg	**2.021**	**2.035**	**1.983**	**1.956**	**39.47**	**40.29**	**2.042**	**38.37**	**2.030**
Stddev	.003	.001	.001	.002	.08	.06	.002	.11	.001
%RSD	.1610	.0297	.0695	.0887	.2125	.1523	.0742	.2817	.0382
#1	2.018	2.035	1.984	1.958	39.53	40.26	2.043	38.39	2.031
#2	2.024	2.035	1.981	1.956	39.50	40.36	2.043	38.46	2.029
#3	2.019	2.034	1.983	1.955	39.37	40.25	2.040	38.25	2.029
Check ?	Chk Pass	Chk Pass	Chk Pass	Chk Pass	Chk Pass	Chk Pass	Chk Pass	Chk Pass	Chk Pass
Value									
Range									

Elem	Mo2020	Na5895	Ni2316	P_1774	Pb2203	S_1820	Sb2068	Se1960	Si2124
Units	ppm	ppm	ppm	ppm	ppm	ppm	ppm	ppm	ppm
Avg	**2.034**	**40.74**	**2.042**	**2.017**	**2.054**	**1.968**	**2.008**	**1.982**	**4.963**
Stddev	.004	.03	.002	.004	.004	.006	.004	.006	.012
%RSD	.2012	.0775	.0910	.1969	.1937	.3089	.2160	.3181	.2358
#1	2.030	40.75	2.042	2.012	2.053	1.961	2.003	1.976	4.950
#2	2.038	40.76	2.044	2.020	2.059	1.971	2.011	1.989	4.968
#3	2.035	40.70	2.040	2.017	2.051	1.971	2.010	1.981	4.971
Check ?	Chk Pass	Chk Pass	Chk Pass	Chk Pass	Chk Pass	Chk Pass	Chk Pass	Chk Pass	Chk Pass
Value									
Range									

Zoom In Zoom Out

Sample Name: ccv Acquired: 7/7/2021 23:30:37 Type: QC
Method: SGS NO VALVE3(v105) Mode: CONC Corr. Factor: 1.000000
User: admin Custom ID1: Custom ID2: Custom ID3:
Comment:

Elem	Sn1899	Sr4077	Ti3349	Tl1908	V_2924	W_2079	Zn2062	Zr3391
Units	ppm	ppm	ppm	ppm	ppm	ppm	ppm	ppm
Avg	**2.045**	**2.056**	**1.992**	**2.062**	**1.997**	**2.042**	**2.016**	**2.028**
Stddev	.005	.003	.002	.007	.001	.002	.003	.001
%RSD	.2381	.1196	.1094	.3536	.0522	.0899	.1614	.0272
#1	2.039	2.058	1.994	2.057	1.998	2.043	2.014	2.029
#2	2.048	2.057	1.989	2.071	1.996	2.043	2.020	2.028
#3	2.047	2.053	1.992	2.059	1.998	2.040	2.014	2.028
Check ?	Chk Pass	Chk Pass	Chk Pass	Chk Pass	Chk Pass	Chk Pass	Chk Pass	Chk Pass
Value								
Range								

Int. Std.	In2306	Y_3600	Y_3710	Y_2243
Units	Cts/S	Cts/S	Cts/S	Cts/S
Avg	**4234.7**	**57442.**	**4323.8**	**1346.8**
Stddev	5.5	72.	19.6	2.1
%RSD	.12999	.12583	.45267	.15317
#1	4234.1	57382.	4328.5	1347.9
#2	4229.6	57522.	4302.3	1344.4
#3	4240.5	57421.	4340.5	1348.1

Zoom In Zoom Out

Sample Name: ccb Acquired: 7/7/2021 23:35:28 Type: QC
Method: SGS NO VALVE3(v105) Mode: CONC Corr. Factor: 1.000000
User: admin Custom ID1: Custom ID2: Custom ID3:
Comment:

Elem	Ag3280	Al3961	As1890	B_2089	Ba4554	Be3130	Bi2230	Ca3179
Units	ppm	ppm	ppm	ppm	ppm	ppm	ppm	ppm
Avg	**-.0001**	**.0024**	**-.0002**	**-.0001**	**.0006**	**.0003**	**-.0006**	**-.0027**
Stddev	.0003	.0163	.0016	.0011	.0002	.0002	.0005	.0036
%RSD	436.7	693.7	791.0	1137.	33.37	57.42	75.16	134.9
#1	.0003	-.0155	-.0020	-.0004	.0004	.0001	-.0009	.0015
#2	-.0002	.0060	.0004	-.0010	.0007	.0004	-.0009	-.0048
#3	-.0003	.0166	.0010	.0011	.0006	.0003	-.0001	-.0047
Check ?	Chk Pass	Chk Pass	Chk Pass	Chk Pass	Chk Pass	Chk Pass	Chk Pass	Chk Pass
High Limit								
Low Limit								

Elem	Cd2288	Ce4040	Co2286	Cr2677	Cu3247	Fe2599	K_7664	Li6707
Units	ppm	ppm	ppm	ppm	ppm	ppm	ppm	ppm
Avg	**.0002**	**-.0015**	**-.0005**	**.0002**	**-.0001**	**.0080**	**.0382**	**-.0013**
Stddev	.0003	.0023	.0001	.0003	.0002	.0017	.0042	.0025
%RSD	181.3	153.9	17.55	127.3	205.1	20.87	11.07	199.6
#1	.0005	-.0022	-.0006	.0004	.0001	.0083	.0417	-.0037
#2	-.0001	-.0033	-.0004	.0004	-.0001	.0095	.0335	.0013
#3	.0001	.0011	-.0006	-.0001	-.0003	.0062	.0396	-.0015
Check ?	Chk Pass	None	Chk Pass	Chk Pass	Chk Pass	Chk Pass	Chk Pass	Chk Pass
High Limit								
Low Limit								

Elem	Mg2790	Mn2576	Mo2020	Na5895	Ni2316	P_1774	Pb2203	S_1820
Units	ppm	ppm	ppm	ppm	ppm	ppm	ppm	ppm
Avg	**.0302**	**.0001**	**.0007**	**-.0536**	**.0001**	**.0018**	**-.0007**	**.0007**
Stddev	.0082	.0000	.0002	.0141	.0001	.0010	.0009	.0013
%RSD	27.02	97.89	30.11	26.34	148.3	52.34	133.8	182.2
#1	.0390	.0001	.0009	-.0380	.0002	.0007	-.0014	.0009
#2	.0228	.0001	.0007	-.0655	.0001	.0023	-.0009	-.0007
#3	.0288	-.0000	.0005	-.0573	-.0001	.0025	.0003	.0020
Check ?	Chk Pass	Chk Pass	Chk Pass	Chk Pass	Chk Pass	Chk Pass	Chk Pass	Chk Pass
High Limit								
Low Limit								

Zoom In Zoom Out

Sample Name: ccb Acquired: 7/7/2021 23:35:28 Type: QC
Method: SGS NO VALVE3(v105) Mode: CONC Corr. Factor: 1.000000
User: admin Custom ID1: Custom ID2: Custom ID3:
Comment:

Elem	Sb2068	Se1960	Si2124	Sn1899	Sr4077	Ti3349	Tl1908	V_2924
Units	ppm	ppm	ppm	ppm	ppm	ppm	ppm	ppm
Avg	**.0008**	**.0023**	**.0004**	**.0009**	**.0001**	**-.0000**	F **.0020**	**.0005**
Stddev	.0008	.0017	.0011	.0009	.0001	.0003	.0019	.0001
%RSD	101.3	73.55	301.0	92.30	134.1	929.5	92.16	22.60
#1	-.0000	.0004	.0011	.0001	.0002	-.0004	-.0001	.0004
#2	.0009	.0034	-.0009	.0018	-.0000	.0001	.0034	.0004
#3	.0016	.0032	.0009	.0009	.0001	.0002	.0028	.0006
Check ?	Chk Pass	Chk Pass	Chk Pass	Chk Pass	Chk Pass	Chk Pass	Chk Fail	Chk Pass
High Limit							.0020	
Low Limit							-.0020	

Elem	W_2079	Zn2062	Zr3391
Units	ppm	ppm	ppm
Avg	**-.0009**	F **-.0046**	**.0001**
Stddev	.0012	.0002	.0001
%RSD	134.1	5.413	138.3
#1	.0002	-.0045	-.0000
#2	-.0008	-.0049	.0002
#3	-.0021	-.0044	.0001
Check ?	Chk Pass	Chk Fail	Chk Pass
High Limit		.0020	
Low Limit		-.0020	

Int. Std.	In2306	Y_3600	Y_3710	Y_2243
Units	Cts/S	Cts/S	Cts/S	Cts/S
Avg	**4335.7**	**58534.**	**4335.4**	**1384.5**
Stddev	5.0	263.	34.6	1.7
%RSD	.11590	.44991	.79766	.12355
#1	4337.4	58240.	4374.9	1383.9
#2	4339.7	58749.	4310.6	1386.4
#3	4330.1	58613.	4320.7	1383.1

Zoom In Zoom Out

Sample Name: mp27313-mb1 Acquired: 7/7/2021 23:40:43 Type: Unk
Method: SGS NO VALVE3(v105) Mode: CONC Corr. Factor: 1.000000
User: admin Custom ID1: Custom ID2: Custom ID3:
Comment:

Elem	Ag3280	Al3961	As1890	B_2089	Ba4554	Be3130	Bi2230	Ca3179	Cd2288
Units	ppm	ppm	ppm	ppm	ppm	ppm	ppm	ppm	ppm
Avg	**-.0004**	**.0204**	**.0010**	**.0001**	**.0008**	**.0002**	**.0008**	**.0684**	**.0002**
Stddev	.0002	.0048	.0015	.0003	.0002	.0001	.0006	.0022	.0000
%RSD	45.17	23.55	152.0	255.6	23.02	36.75	72.72	3.269	31.30
#1	-.0005	.0244	.0024	.0003	.0006	.0002	.0008	.0682	.0002
#2	-.0002	.0151	-.0005	-.0003	.0007	.0002	.0003	.0663	.0001
#3	-.0004	.0219	.0009	.0004	.0009	.0001	.0015	.0708	.0002

Elem	Ce4040	Co2286	Cr2677	Cu3247	Fe2599	K_7664	Li6707	Mg2790	Mn2576
Units	ppm	ppm	ppm	ppm	ppm	ppm	ppm	ppm	ppm
Avg	**-.0017**	**-.0002**	**.0007**	**.0034**	**.0234**	**.0981**	**-.0024**	**.0545**	**.0005**
Stddev	.0015	.0002	.0003	.0001	.0043	.0163	.0003	.0196	.0000
%RSD	93.50	99.66	44.69	3.332	18.18	16.59	12.27	35.92	7.822
#1	-.0010	-.0004	.0011	.0033	.0201	.1046	-.0027	.0391	.0005
#2	-.0034	.0000	.0006	.0035	.0220	.1101	-.0025	.0480	.0005
#3	-.0005	-.0003	.0005	.0033	.0282	.0796	-.0021	.0766	.0005

Elem	Mo2020	Na5895	Ni2316	P_1774	Pb2203	S_1820	Sb2068	Se1960	Si2124
Units	ppm	ppm	ppm	ppm	ppm	ppm	ppm	ppm	ppm
Avg	**.0009**	**-.0114**	**.0009**	**.0231**	**.0015**	**.0080**	**-.0012**	**.0020**	**.0084**
Stddev	.0002	.0070	.0002	.0013	.0008	.0024	.0016	.0020	.0033
%RSD	19.14	61.15	20.43	5.497	55.07	29.59	131.2	101.7	39.11
#1	.0009	-.0040	.0011	.0242	.0014	.0107	-.0025	.0031	.0064
#2	.0010	-.0178	.0009	.0217	.0023	.0061	-.0016	.0032	.0066
#3	.0007	-.0122	.0008	.0233	.0007	.0072	.0005	-.0003	.0121

Elem	Sn1899	Sr4077	Ti3349	Tl1908	V_2924	W_2079	Zn2062	Zr3391
Units	ppm	ppm	ppm	ppm	ppm	ppm	ppm	ppm
Avg	**.0189**	**.0002**	**.0010**	**.0013**	**.0006**	**-.0013**	**.0896**	**.0006**
Stddev	.0012	.0001	.0002	.0018	.0003	.0012	.0004	.0001
%RSD	6.543	41.18	19.40	136.0	57.01	91.12	.4261	23.49
#1	.0184	.0002	.0008	.0025	.0002	-.0010	.0898	.0008
#2	.0181	.0002	.0012	.0021	.0009	-.0003	.0898	.0005
#3	.0203	.0004	.0010	-.0007	.0005	-.0027	.0892	.0006

Zoom In Zoom Out

Sample Name: mp27313-mb1 Acquired: 7/7/2021 23:40:43 Type: Unk
Method: SGS NO VALVE3(v105) Mode: CONC Corr. Factor: 1.000000
User: admin Custom ID1: Custom ID2: Custom ID3:
Comment:

Int. Std.	In2306	Y_3600	Y_3710	Y_2243
Units	Cts/S	Cts/S	Cts/S	Cts/S
Avg	**4375.3**	**58930.**	**4374.1**	**1401.8**
Stddev	5.8	482.	9.4	1.7
%RSD	.13225	.81845	.21446	.12033
#1	4375.0	58384.	4381.5	1400.5
#2	4369.6	59109.	4377.1	1401.2
#3	4381.2	59297.	4363.5	1403.7

Zoom In Zoom Out

Sample Name: mp27313-b1 Acquired: 7/7/2021 23:45:54 Type: Unk
Method: SGS NO VALVE3(v105) Mode: CONC Corr. Factor: 1.000000
User: admin Custom ID1: Custom ID2: Custom ID3:
Comment:

Elem	Ag3280	Al3961	As1890	B_2089	Ba4554	Be3130	Bi2230	Ca3179	Cd2288
Units	ppm	ppm	ppm	ppm	ppm	ppm	ppm	ppm	ppm
Avg	**.2310**	**24.65**	**1.788**	**1.779**	**1.849**	**1.819**	**.0947**	**24.27**	**1.807**
Stddev	.0039	.32	.003	.002	.024	.023	.0037	.30	.003
%RSD	1.677	1.282	.1729	.0863	1.300	1.248	3.874	1.254	.1609
#1	.2353	24.79	1.792	1.778	1.862	1.832	.0987	24.45	1.806
#2	.2298	24.86	1.788	1.778	1.865	1.832	.0938	24.44	1.805
#3	.2278	24.28	1.786	1.781	1.822	1.793	.0915	23.92	1.811

Elem	Ce4040	Co2286	Cr2677	Cu3247	Fe2599	K_7664	Li6707	Mg2790	Mn2576
Units	ppm	ppm	ppm	ppm	ppm	ppm	ppm	ppm	ppm
Avg	**-.0029**	**1.855**	**1.827**	**1.794**	**24.41**	**24.75**	**-.0016**	**23.69**	**1.865**
Stddev	.0023	.002	.033	.032	.37	.27	.0003	.31	.032
%RSD	79.86	.1296	1.791	1.771	1.522	1.098	18.71	1.304	1.716
#1	-.0004	1.853	1.864	1.831	24.61	24.88	-.0018	23.87	1.902
#2	-.0049	1.853	1.810	1.778	24.63	24.93	-.0013	23.88	1.849
#3	-.0033	1.857	1.805	1.773	23.98	24.43	-.0018	23.34	1.845

Elem	Mo2020	Na5895	Ni2316	P_1774	Pb2203	S_1820	Sb2068	Se1960	Si2124
Units	ppm	ppm	ppm	ppm	ppm	ppm	ppm	ppm	ppm
Avg	**1.865**	**24.91**	**1.860**	**1.815**	**1.863**	**-.0378**	**1.793**	**1.753**	**4.524**
Stddev	.000	.32	.002	.003	.003	.0016	.006	.005	.005
%RSD	.0140	1.265	.1191	.1725	.1387	4.290	.3604	.2920	.1098
#1	1.865	25.07	1.862	1.817	1.865	-.0397	1.791	1.747	4.519
#2	1.865	25.11	1.857	1.811	1.860	-.0371	1.788	1.756	4.525
#3	1.865	24.55	1.860	1.817	1.863	-.0367	1.801	1.757	4.529

Elem	Sn1899	Sr4077	Ti3349	Tl1908	V_2924	W_2079	Zn2062	Zr3391
Units	ppm	ppm	ppm	ppm	ppm	ppm	ppm	ppm
Avg	**1.880**	**1.860**	**1.846**	**1.883**	**1.839**	**1.779**	**1.828**	**1.865**
Stddev	.002	.025	.033	.003	.033	.004	.003	.033
%RSD	.0964	1.353	1.794	.1565	1.797	.2216	.1359	1.754
#1	1.879	1.872	1.884	1.879	1.877	1.775	1.831	1.903
#2	1.880	1.877	1.828	1.885	1.822	1.779	1.826	1.848
#3	1.882	1.832	1.825	1.883	1.818	1.783	1.827	1.845

Zoom In Zoom Out

Sample Name: mp27313-b1 Acquired: 7/7/2021 23:45:54 Type: Unk
Method: SGS NO VALVE3(v105) Mode: CONC Corr. Factor: 1.000000
User: admin Custom ID1: Custom ID2: Custom ID3:
Comment:

Int. Std.	In2306	Y_3600	Y_3710	Y_2243
Units	Cts/S	Cts/S	Cts/S	Cts/S
Avg	**4262.6**	**57293.**	**4362.6**	**1352.0**
Stddev	6.1	835.	61.1	1.3
%RSD	.14201	1.4566	1.4004	.09506
#1	4255.7	56350.	4320.4	1350.6
#2	4265.6	57597.	4334.7	1352.2
#3	4266.6	57934.	4432.6	1353.2

Zoom In Zoom Out

Sample Name: mp27313-s1 Acquired: 7/7/2021 23:50:43 Type: Unk
Method: SGS NO VALVE3(v105) Mode: CONC Corr. Factor: 1.000000
User: admin Custom ID1: Custom ID2: Custom ID3:
Comment:

Elem	Ag3280	Al3961	As1890	B_2089	Ba4554	Be3130	Bi2230	Ca3179	Cd2288
Units	ppm	ppm	ppm	ppm	ppm	ppm	ppm	ppm	ppm
Avg	**.2152**	**109.8**	**1.690**	**1.654**	**2.512**	**1.688**	**.2714**	**86.43**	**1.705**
Stddev	.0005	.3	.005	.002	.006	.003	.0022	.22	.005
%RSD	.2280	.2478	.2913	.0886	.2213	.1760	.7975	.2583	.2788
#1	.2155	109.5	1.690	1.654	2.506	1.685	.2739	86.24	1.705
#2	.2146	109.9	1.695	1.656	2.517	1.691	.2698	86.37	1.710
#3	.2155	110.0	1.685	1.653	2.513	1.689	.2705	86.67	1.700

Elem	Ce4040	Co2286	Cr2677	Cu3247	Fe2599	K_7664	Li6707	Mg2790	Mn2576
Units	ppm	ppm	ppm	ppm	ppm	ppm	ppm	ppm	ppm
Avg	**.4837**	**1.818**	**1.849**	**1.810**	**139.2**	**58.42**	**.0737**	**67.69**	**4.353**
Stddev	.0016	.003	.003	.003	.4	.12	.0014	.30	.021
%RSD	.3342	.1353	.1522	.1830	.2692	.2120	1.949	.4408	.4795
#1	.4843	1.819	1.852	1.808	138.8	58.34	.0748	67.49	4.375
#2	.4819	1.820	1.846	1.813	139.0	58.35	.0743	67.56	4.334
#3	.4850	1.815	1.849	1.807	139.6	58.56	.0721	68.04	4.350

Elem	Mo2020	Na5895	Ni2316	P_1774	Pb2203	S_1820	Sb2068	Se1960	Si2124
Units	ppm	ppm	ppm	ppm	ppm	ppm	ppm	ppm	ppm
Avg	**1.713**	**27.28**	**1.897**	**5.458**	**1.803**	**2.531**	**1.302**	**1.650**	**7.444**
Stddev	.003	.07	.001	.011	.001	.002	.003	.003	.044
%RSD	.1763	.2439	.0642	.2084	.0555	.0879	.2124	.1975	.5960
#1	1.714	27.22	1.898	5.460	1.802	2.532	1.304	1.650	7.467
#2	1.716	27.27	1.896	5.468	1.803	2.533	1.303	1.652	7.473
#3	1.710	27.36	1.897	5.446	1.804	2.529	1.299	1.646	7.393

Elem	Sn1899	Sr4077	Ti3349	Tl1908	V_2924	W_2079	Zn2062	Zr3391
Units	ppm	ppm	ppm	ppm	ppm	ppm	ppm	ppm
Avg	**1.684**	**1.848**	F **9.588**	**1.783**	**1.887**	**1.399**	**1.862**	**1.757**
Stddev	.007	.003	.005	.011	.001	.007	.005	.002
%RSD	.4182	.1502	.0552	.5968	.0752	.5093	.2479	.0963
#1	1.690	1.845	9.591	1.773	1.888	1.396	1.863	1.756
#2	1.686	1.850	9.592	1.794	1.886	1.407	1.867	1.759
#3	1.676	1.849	9.582	1.782	1.885	1.394	1.858	1.756

Zoom In Zoom Out

Sample Name: mp27313-s1 Acquired: 7/7/2021 23:50:43 Type: Unk
Method: SGS NO VALVE3(v105) Mode: CONC Corr. Factor: 1.000000
User: admin Custom ID1: Custom ID2: Custom ID3:
Comment:

Int. Std.	In2306	Y_3600	Y_3710	Y_2243
Units	Cts/S	Cts/S	Cts/S	Cts/S
Avg	**4288.4**	**60336.**	**4626.0**	**1414.1**
Stddev	5.7	109.	44.6	4.3
%RSD	.13222	.18099	.96388	.30202
#1	4283.1	60235.	4641.2	1412.0
#2	4287.8	60451.	4661.0	1411.2
#3	4294.4	60321.	4575.8	1419.0

Zoom In Zoom Out

Sample Name: mp27313-s2 Acquired: 7/7/2021 23:55:38 Type: Unk
Method: SGS NO VALVE3(v105) Mode: CONC Corr. Factor: 1.000000
User: admin Custom ID1: Custom ID2: Custom ID3:
Comment:

Elem	Ag3280	Al3961	As1890	B_2089	Ba4554	Be3130	Bi2230	Ca3179	Cd2288
Units	ppm	ppm	ppm	ppm	ppm	ppm	ppm	ppm	ppm
Avg	**.2193**	**109.2**	**1.713**	**1.684**	**2.496**	**1.716**	**.2667**	**84.29**	**1.733**
Stddev	.0001	.1	.003	.004	.003	.003	.0030	.12	.002
%RSD	.0248	.1270	.1992	.2267	.1355	.1636	1.123	.1444	.1020
#1	.2192	109.3	1.716	1.685	2.492	1.714	.2637	84.34	1.735
#2	.2192	109.1	1.714	1.687	2.498	1.715	.2697	84.15	1.733
#3	.2193	109.3	1.709	1.680	2.498	1.719	.2667	84.38	1.731

Elem	Ce4040	Co2286	Cr2677	Cu3247	Fe2599	K_7664	Li6707	Mg2790	Mn2576
Units	ppm	ppm	ppm	ppm	ppm	ppm	ppm	ppm	ppm
Avg	**.5301**	**1.852**	**1.871**	**1.843**	**139.1**	**56.62**	**.0589**	**64.29**	**4.922**
Stddev	.0043	.002	.002	.004	.2	.05	.0006	.18	.029
%RSD	.8069	.0916	.1225	.2369	.1280	.0837	.9833	.2853	.5870
#1	.5317	1.854	1.871	1.846	139.2	56.66	.0588	64.35	4.942
#2	.5333	1.852	1.868	1.845	138.9	56.57	.0583	64.09	4.889
#3	.5252	1.850	1.873	1.838	139.2	56.64	.0595	64.44	4.935

Elem	Mo2020	Na5895	Ni2316	P_1774	Pb2203	S_1820	Sb2068	Se1960	Si2124
Units	ppm	ppm	ppm	ppm	ppm	ppm	ppm	ppm	ppm
Avg	**1.735**	**28.03**	**1.932**	**5.007**	**1.836**	**2.310**	**1.312**	**1.683**	**8.010**
Stddev	.004	.06	.002	.010	.003	.004	.003	.005	.021
%RSD	.2197	.2081	.0809	.1936	.1390	.1794	.2047	.2783	.2639
#1	1.738	27.97	1.933	5.013	1.839	2.308	1.312	1.682	8.014
#2	1.735	28.06	1.931	5.013	1.835	2.315	1.314	1.688	8.028
#3	1.730	28.07	1.930	4.996	1.833	2.307	1.309	1.679	7.987

Elem	Sn1899	Sr4077	Ti3349	Tl1908	V_2924	W_2079	Zn2062	Zr3391
Units	ppm	ppm	ppm	ppm	ppm	ppm	ppm	ppm
Avg	**1.700**	**1.893**	F **9.261**	**1.823**	**1.913**	**1.399**	**2.098**	**1.789**
Stddev	.004	.001	.006	.002	.002	.004	.004	.001
%RSD	.2151	.0757	.0701	.1343	.0828	.3187	.2023	.0274
#1	1.702	1.891	9.268	1.822	1.915	1.404	2.102	1.789
#2	1.702	1.894	9.260	1.822	1.912	1.397	2.095	1.789
#3	1.695	1.893	9.255	1.826	1.913	1.395	2.096	1.790

Zoom In Zoom Out

Sample Name: mp27313-s2 Acquired: 7/7/2021 23:55:38 Type: Unk
Method: SGS NO VALVE3(v105) Mode: CONC Corr. Factor: 1.000000
User: admin Custom ID1: Custom ID2: Custom ID3:
Comment:

Int. Std.	In2306	Y_3600	Y_3710	Y_2243
Units	Cts/S	Cts/S	Cts/S	Cts/S
Avg	**4266.9**	**60126.**	**4577.3**	**1412.1**
Stddev	4.1	289.	31.5	2.4
%RSD	.09713	.47986	.68820	.16919
#1	4262.7	60210.	4545.4	1409.5
#2	4270.9	60363.	4608.4	1412.6
#3	4267.2	59804.	4578.1	1414.3

Zoom In Zoom Out

Sample Name: jd27600-10 Acquired: 7/8/2021 0:00:35 Type: Unk
Method: SGS NO VALVE3(v105) Mode: CONC Corr. Factor: 1.000000
User: admin Custom ID1: Custom ID2: Custom ID3:
Comment:

Elem	Ag3280	Al3961	As1890	B_2089	Ba4554	Be3130	Bi2230	Ca3179	Cd2288
Units	ppm	ppm	ppm	ppm	ppm	ppm	ppm	ppm	ppm
Avg	**-.0012**	**81.83**	**.0140**	**.0084**	**.6302**	**.0051**	**.1502**	**63.62**	**.0005**
Stddev	.0003	.14	.0015	.0005	.0008	.0001	.0005	.11	.0003
%RSD	26.46	.1757	11.00	5.491	.1246	1.136	.3512	.1723	55.34
#1	-.0015	81.95	.0145	.0082	.6301	.0050	.1496	63.71	.0003
#2	-.0009	81.86	.0153	.0080	.6311	.0052	.1504	63.66	.0005
#3	-.0012	81.67	.0123	.0089	.6295	.0051	.1505	63.50	.0009

Elem	Ce4040	Co2286	Cr2677	Cu3247	Fe2599	K_7664	Li6707	Mg2790	Mn2576
Units	ppm	ppm	ppm	ppm	ppm	ppm	ppm	ppm	ppm
Avg	**.5283**	**.0642**	**.1808**	**.1924**	**117.5**	**26.47**	**.0602**	**38.42**	**2.255**
Stddev	.0003	.0005	.0006	.0002	.2	.07	.0001	.09	.002
%RSD	.0513	.8251	.3386	.1025	.1994	.2781	.1350	.2430	.0755
#1	.5280	.0640	.1815	.1925	117.7	26.50	.0601	38.49	2.257
#2	.5286	.0647	.1808	.1922	117.7	26.52	.0602	38.46	2.256
#3	.5283	.0637	.1803	.1925	117.3	26.38	.0602	38.32	2.254

Elem	Mo2020	Na5895	Ni2316	P_1774	Pb2203	S_1820	Sb2068	Se1960	Si2124
Units	ppm	ppm	ppm	ppm	ppm	ppm	ppm	ppm	ppm
Avg	**.0036**	**3.768**	**.1687**	**2.960**	**.0327**	**3.665**	**.0018**	**-.0023**	**4.575**
Stddev	.0002	.005	.0004	.002	.0018	.009	.0003	.0013	.013
%RSD	4.221	.1250	.2327	.0620	5.452	.2579	16.94	58.24	.2814
#1	.0035	3.767	.1691	2.963	.0347	3.667	.0016	-.0038	4.587
#2	.0038	3.773	.1684	2.960	.0313	3.673	.0021	-.0014	4.561
#3	.0036	3.764	.1685	2.959	.0321	3.655	.0017	-.0016	4.577

Elem	Sn1899	Sr4077	Ti3349	Tl1908	V_2924	W_2079	Zn2062	Zr3391
Units	ppm	ppm	ppm	ppm	ppm	ppm	ppm	ppm
Avg	**.0148**	**.1406**	**6.585**	**.0029**	**.1972**	**.0019**	**.2114**	**.0154**
Stddev	.0010	.0006	.003	.0011	.0001	.0020	.0007	.0001
%RSD	6.528	.4610	.0433	37.09	.0625	102.5	.3434	.6912
#1	.0158	.1411	6.589	.0017	.1971	.0041	.2123	.0155
#2	.0139	.1407	6.584	.0039	.1974	.0013	.2109	.0155
#3	.0147	.1399	6.583	.0031	.1972	.0003	.2111	.0153

Zoom In Zoom Out

Sample Name: jd27600-10 Acquired: 7/8/2021 0:00:35 Type: Unk
Method: SGS NO VALVE3(v105) Mode: CONC Corr. Factor: 1.000000
User: admin Custom ID1: Custom ID2: Custom ID3:
Comment:

Int. Std.	In2306	Y_3600	Y_3710	Y_2243
Units	Cts/S	Cts/S	Cts/S	Cts/S
Avg	**4336.8**	**61065.**	**4665.5**	**1437.1**
Stddev	2.9	75.	18.8	2.1
%RSD	.06595	.12341	.40204	.14523
#1	4336.3	61029.	4646.3	1434.7
#2	4339.8	61014.	4666.4	1438.2
#3	4334.1	61151.	4683.8	1438.4

Zoom In Zoom Out

Sample Name: mp27313-sd1 Acquired: 7/8/2021 0:05:36 Type: Unk
Method: SGS NO VALVE3(v105) Mode: CONC Corr. Factor: 5.000000
User: admin Custom ID1: Custom ID2: Custom ID3:
Comment:

Elem	Ag3280	Al3961	As1890	B_2089	Ba4554	Be3130	Bi2230	Ca3179	Cd2288
Units	ppm	ppm	ppm	ppm	ppm	ppm	ppm	ppm	ppm
Avg	**-.0038**	**80.19**	**.0237**	**.0077**	**.6232**	**.0052**	**.1508**	**63.65**	**.0015**
Stddev	.0005	.24	.0063	.0031	.0024	.0005	.0126	.10	.0007
%RSD	13.58	.2996	26.62	40.40	.3838	9.591	8.359	.1570	49.43
#1	-.0042	79.93	.0265	.0075	.6227	.0047	.1379	63.65	.0022
#2	-.0032	80.26	.0280	.0109	.6211	.0055	.1513	63.54	.0014
#3	-.0041	80.39	.0164	.0047	.6258	.0056	.1631	63.74	.0008

Elem	Ce4040	Co2286	Cr2677	Cu3247	Fe2599	K_7664	Li6707	Mg2790	Mn2576
Units	ppm	ppm	ppm	ppm	ppm	ppm	ppm	ppm	ppm
Avg	**.5460**	**.0606**	**.1858**	**.1874**	**118.5**	**26.23**	**.0513**	**38.28**	**2.329**
Stddev	.0258	.0013	.0056	.0064	.1	.23	.0045	.14	.068
%RSD	4.719	2.156	3.020	3.409	.0636	.8732	8.696	.3618	2.929
#1	.5234	.0598	.1833	.1828	118.6	25.97	.0494	38.12	2.288
#2	.5407	.0621	.1818	.1847	118.5	26.31	.0563	38.35	2.293
#3	.5741	.0600	.1922	.1947	118.5	26.41	.0480	38.37	2.408

Elem	Mo2020	Na5895	Ni2316	P_1774	Pb2203	S_1820	Sb2068	Se1960	Si2124
Units	ppm	ppm	ppm	ppm	ppm	ppm	ppm	ppm	ppm
Avg	**.0050**	**3.509**	**.1748**	**2.983**	**.0368**	**3.602**	**.0061**	**.0121**	**4.156**
Stddev	.0012	.046	.0038	.076	.0015	.094	.0037	.0019	.141
%RSD	23.74	1.312	2.147	2.540	4.161	2.615	61.85	16.01	3.395
#1	.0037	3.484	.1709	2.915	.0366	3.514	.0096	.0139	4.291
#2	.0060	3.481	.1751	2.969	.0353	3.590	.0021	.0124	4.168
#3	.0053	3.562	.1784	3.064	.0384	3.701	.0064	.0100	4.010

Elem	Sn1899	Sr4077	Ti3349	Tl1908	V_2924	W_2079	Zn2062	Zr3391
Units	ppm	ppm	ppm	ppm	ppm	ppm	ppm	ppm
Avg	**.0202**	**.1387**	**6.609**	**.0078**	**.2011**	**.0083**	**.2059**	**.0170**
Stddev	.0060	.0008	.200	.0137	.0057	.0040	.0066	.0001
%RSD	29.56	.5493	3.020	174.2	2.850	48.68	3.190	.6867
#1	.0250	.1387	6.485	.0048	.1965	.0062	.2002	.0169
#2	.0221	.1380	6.503	.0227	.1993	.0129	.2045	.0171
#3	.0135	.1395	6.839	-.0041	.2075	.0057	.2131	.0170

Zoom In Zoom Out

Sample Name: mp27313-sd1 Acquired: 7/8/2021 0:05:36 Type: Unk
Method: SGS NO VALVE3(v105) Mode: CONC Corr. Factor: 5.000000
User: admin Custom ID1: Custom ID2: Custom ID3:
Comment:

Int. Std.	In2306	Y_3600	Y_3710	Y_2243
Units	Cts/S	Cts/S	Cts/S	Cts/S
Avg	**4355.0**	**58632.**	**4443.4**	**1405.9**
Stddev	6.3	1433.	9.1	1.7
%RSD	.14549	2.4441	.20563	.12381
#1	4348.6	59412.	4432.9	1404.8
#2	4361.2	59506.	4449.5	1407.9
#3	4355.2	56978.	4447.8	1405.0

Zoom In Zoom Out

Sample Name: mp27313-ps1 Acquired: 7/8/2021 0:10:42 Type: Unk
Method: SGS NO VALVE3(v105) Mode: CONC Corr. Factor: 1.000000
User: admin Custom ID1: Custom ID2: Custom ID3:
Comment:

Elem	Ag3280	Al3961	As1890	B_2089	Ba4554	Be3130	Bi2230	Ca3179	Cd2288
Units	ppm	ppm	ppm	ppm	ppm	ppm	ppm	ppm	ppm
Avg	**.2371**	**105.1**	**1.879**	**1.951**	**2.565**	**1.914**	**.2453**	**85.60**	**1.941**
Stddev	.0016	6.1	.002	.003	.152	.111	.0028	4.81	.003
%RSD	.6808	5.788	.0935	.1589	5.926	5.797	1.141	5.622	.1294
#1	.2371	104.0	1.877	1.950	2.537	1.896	.2453	84.78	1.940
#2	.2354	99.60	1.880	1.949	2.428	1.814	.2482	81.25	1.944
#3	.2387	111.6	1.881	1.955	2.728	2.033	.2426	90.77	1.939

Elem	Ce4040	Co2286	Cr2677	Cu3247	Fe2599	K_7664	Li6707	Mg2790	Mn2576
Units	ppm	ppm	ppm	ppm	ppm	ppm	ppm	ppm	ppm
Avg	**.5030**	**2.029**	**2.038**	**2.087**	**137.5**	**51.18**	**.0574**	**61.10**	**4.049**
Stddev	.0021	.001	.004	.005	7.7	2.99	.0036	3.53	.008
%RSD	.4106	.0659	.1963	.2410	5.618	5.839	6.228	5.774	.2022
#1	.5007	2.027	2.043	2.093	136.2	50.63	.0542	60.62	4.058
#2	.5048	2.030	2.035	2.083	130.5	48.52	.0567	57.84	4.047
#3	.5034	2.029	2.036	2.087	145.8	54.41	.0613	64.84	4.042

Elem	Mo2020	Na5895	Ni2316	P_1774	Pb2203	S_1820	Sb2068	Se1960	Si2124
Units	ppm	ppm	ppm	ppm	ppm	ppm	ppm	ppm	ppm
Avg	**1.862**	**29.41**	**2.129**	**4.772**	**2.021**	**3.494**	**1.902**	**1.949**	**4.179**
Stddev	.003	1.72	.001	.004	.001	.005	.003	.003	.023
%RSD	.1318	5.868	.0381	.0785	.0492	.1569	.1803	.1503	.5498
#1	1.860	29.06	2.128	4.769	2.020	3.500	1.898	1.946	4.206
#2	1.863	27.88	2.129	4.776	2.022	3.492	1.904	1.952	4.163
#3	1.865	31.28	2.129	4.772	2.022	3.490	1.903	1.949	4.169

Elem	Sn1899	Sr4077	Ti3349	Tl1908	V_2924	W_2079	Zn2062	Zr3391
Units	ppm	ppm	ppm	ppm	ppm	ppm	ppm	ppm
Avg	**1.858**	**2.095**	F **8.175**	**2.023**	**2.078**	**1.784**	**2.072**	**1.900**
Stddev	.003	.123	.021	.004	.005	.010	.002	.006
%RSD	.1336	5.878	.2601	.2204	.2566	.5572	.1128	.2970
#1	1.856	2.072	8.200	2.022	2.083	1.773	2.071	1.906
#2	1.859	1.985	8.165	2.019	2.077	1.784	2.075	1.897
#3	1.861	2.228	8.161	2.027	2.073	1.793	2.071	1.896

Zoom In Zoom Out

Sample Name: mp27313-ps1 Acquired: 7/8/2021 0:10:42 Type: Unk
Method: SGS NO VALVE3(v105) Mode: CONC Corr. Factor: 1.000000
User: admin Custom ID1: Custom ID2: Custom ID3:
Comment:

Int. Std.	In2306	Y_3600	Y_3710	Y_2243
Units	Cts/S	Cts/S	Cts/S	Cts/S
Avg	**4304.1**	**59788.**	**4546.4**	**1408.9**
Stddev	6.4	53.	192.8	1.8
%RSD	.14800	.08875	4.2412	.12636
#1	4305.9	59752.	4573.6	1409.6
#2	4297.0	59762.	4724.3	1406.9
#3	4309.3	59848.	4341.5	1410.2

Zoom In Zoom Out

Sample Name: fa86860-1 Acquired: 7/8/2021 0:15:31 Type: Unk
Method: SGS NO VALVE3(v105) Mode: CONC Corr. Factor: 1.000000
User: admin Custom ID1: Custom ID2: Custom ID3:
Comment:

Elem	Ag3280	Al3961	As1890	B_2089	Ba4554	Be3130	Bi2230	Ca3179
Units	ppm	ppm	ppm	ppm	ppm	ppm	ppm	ppm
Avg	F **-.0091**	**257.8**	**.0856**	**.1617**	**1.428**	**.0064**	**.1518**	F **231.0**
Stddev	.0011	.3	.0032	.0012	.002	.0001	.0059	.3
%RSD	11.62	.1191	3.753	.7627	.1707	1.899	3.886	.1442
#1	-.0081	258.0	.0893	.1627	1.430	.0063	.1472	231.3
#2	-.0090	257.5	.0838	.1604	1.426	.0065	.1498	230.7
#3	-.0102	258.0	.0838	.1621	1.427	.0065	.1585	231.2

Elem	Cd2288	Ce4040	Co2286	Cr2677	Cu3247	Fe2599	K_7664	Li6707
Units	ppm	ppm	ppm	ppm	ppm	ppm	ppm	ppm
Avg	**.0051**	**.4140**	**.2050**	**.7241**	**.5692**	F **450.4**	**18.35**	**.2069**
Stddev	.0003	.0035	.0003	.0048	.0035	.5	.05	.0014
%RSD	4.966	.8566	.1629	.6695	.6087	.1203	.2747	.6678
#1	.0048	.4119	.2054	.7222	.5675	450.9	18.38	.2053
#2	.0052	.4119	.2048	.7204	.5669	449.8	18.29	.2075
#3	.0052	.4181	.2048	.7296	.5732	450.5	18.38	.2079

Elem	Mg2790	Mn2576	Mo2020	Na5895	Ni2316	P_1774	Pb2203	S_1820
Units	ppm	ppm	ppm	ppm	ppm	ppm	ppm	ppm
Avg	**219.9**	**7.228**	**.0077**	**10.34**	**.8847**	F **8.349**	**.0583**	**33.93**
Stddev	.4	.019	.0002	.02	.0019	.024	.0034	.08
%RSD	.1696	.2573	2.651	.1975	.2120	.2816	5.769	.2426
#1	220.3	7.249	.0075	10.35	.8868	8.368	.0589	34.00
#2	219.8	7.222	.0079	10.31	.8841	8.357	.0613	33.94
#3	219.6	7.213	.0076	10.35	.8832	8.323	.0547	33.84

Elem	Sb2068	Se1960	Si2124	Sn1899	Sr4077	Ti3349	Tl1908	V_2924
Units	ppm	ppm	ppm	ppm	ppm	ppm	ppm	ppm
Avg	**-.0047**	**-.0069**	**3.419**	**.0196**	**1.750**	**6.248**	**-.0007**	**1.215**
Stddev	.0020	.0013	.032	.0015	.003	.046	.0017	.009
%RSD	43.60	18.66	.9309	7.421	.1766	.7349	237.2	.7264
#1	-.0029	-.0071	3.445	.0200	1.754	6.227	.0006	1.212
#2	-.0069	-.0055	3.428	.0180	1.747	6.217	-.0001	1.208
#3	-.0043	-.0080	3.384	.0208	1.750	6.301	-.0026	1.224

Zoom In Zoom Out

Sample Name: fa86860-1 Acquired: 7/8/2021 0:15:31 Type: Unk
Method: SGS NO VALVE3(v105) Mode: CONC Corr. Factor: 1.000000
User: admin Custom ID1: Custom ID2: Custom ID3:
Comment:

Elem	W_2079	Zn2062	Zr3391
Units	ppm	ppm	ppm
Avg	**.0139**	**.7445**	**.1204**
Stddev	.0033	.0041	.0006
%RSD	23.84	.5450	.5091
#1	.0177	.7479	.1198
#2	.0118	.7455	.1204
#3	.0121	.7400	.1211

Int. Std.	In2306	Y_3600	Y_3710	Y_2243
Units	Cts/S	Cts/S	Cts/S	Cts/S
Avg	**4419.9**	**60305.**	**4751.2**	**1406.7**
Stddev	7.2	405.	12.6	3.9
%RSD	.16280	.67115	.26517	.27473
#1	4414.5	60439.	4747.3	1403.7
#2	4417.3	60625.	4765.3	1405.4
#3	4428.1	59850.	4741.0	1411.1

Zoom In Zoom Out

Sample Name: jd27549-1a Acquired: 7/8/2021 0:20:37 Type: Unk
Method: SGS NO VALVE3(v105) Mode: CONC Corr. Factor: 1.000000
User: admin Custom ID1: Custom ID2: Custom ID3:
Comment:

Elem	Ag3280	Al3961	As1890	B_2089	Ba4554	Be3130	Bi2230	Ca3179
Units	ppm	ppm	ppm	ppm	ppm	ppm	ppm	ppm
Avg	**.1032**	F **542.0**	**.1299**	**1.013**	**3.851**	**.0052**	**.5716**	F **813.7**
Stddev	.0001	.6	.0024	.002	.004	.0001	.0089	9.7
%RSD	.0980	.1017	1.864	.2033	.1138	1.053	1.563	1.186
#1	.1032	542.6	.1277	1.013	3.856	.0053	.5739	824.6
#2	.1033	541.5	.1325	1.011	3.850	.0052	.5791	806.3
#3	.1031	541.9	.1294	1.015	3.848	.0052	.5617	810.0

Elem	Cd2288	Ce4040	Co2286	Cr2677	Cu3247	Fe2599	K_7664	Li6707
Units	ppm	ppm	ppm	ppm	ppm	ppm	ppm	ppm
Avg	**.3249**	**.5707**	**.2342**	**.4797**	F **25.47**	F **334.2**	**46.17**	**.1016**
Stddev	.0003	.0020	.0005	.0011	.16	.5	.17	.0008
%RSD	.0923	.3421	.2347	.2268	.6311	.1587	.3680	.7564
#1	.3250	.5709	.2346	.4809	25.39	334.8	46.37	.1008
#2	.3252	.5726	.2336	.4788	25.66	333.8	46.08	.1017
#3	.3246	.5687	.2344	.4794	25.37	334.1	46.07	.1024

Elem	Mg2790	Mn2576	Mo2020	Na5895	Ni2316	P_1774	Pb2203	S_1820
Units	ppm	ppm	ppm	ppm	ppm	ppm	ppm	ppm
Avg	**83.96**	**6.687**	**.0664**	**86.56**	**.3041**	F **24.04**	F **12.36**	**62.27**
Stddev	.33	.025	.0008	.11	.0005	.06	.03	.10
%RSD	.3953	.3732	1.213	.1234	.1543	.2571	.2353	.1630
#1	84.26	6.676	.0670	86.68	.3046	24.11	12.39	62.38
#2	83.60	6.716	.0654	86.51	.3038	24.02	12.34	62.20
#3	84.03	6.669	.0666	86.49	.3038	24.00	12.34	62.21

Elem	Sb2068	Se1960	Si2124	Sn1899	Sr4077	Ti3349	Tl1908	V_2924
Units	ppm	ppm	ppm	ppm	ppm	ppm	ppm	ppm
Avg	**.3351**	**.0018**	**1.708**	**.9423**	**1.635**	F **19.93**	F **-.0184**	**.2338**
Stddev	.0038	.0027	.006	.0040	.001	.07	.0017	.0007
%RSD	1.134	150.6	.3334	.4293	.0713	.3573	9.459	.3129
#1	.3351	.0028	1.704	.9468	1.636	19.99	-.0202	.2341
#2	.3389	-.0013	1.714	.9412	1.634	19.94	-.0184	.2343
#3	.3313	.0038	1.705	.9389	1.634	19.85	-.0167	.2330

Zoom In Zoom Out

Sample Name: jd27549-1a Acquired: 7/8/2021 0:20:37 Type: Unk
Method: SGS NO VALVE3(v105) Mode: CONC Corr. Factor: 1.000000
User: admin Custom ID1: Custom ID2: Custom ID3:
Comment:

Elem	W_2079	Zn2062	Zr3391
Units	ppm	ppm	ppm
Avg	**.1844**	F **21.04**	**.2424**
Stddev	.0011	.10	.0003
%RSD	.6101	.4726	.1218
#1	.1847	21.14	.2423
#2	.1831	21.03	.2427
#3	.1853	20.94	.2421

Int. Std.	In2306	Y_3600	Y_3710	Y_2243
Units	Cts/S	Cts/S	Cts/S	Cts/S
Avg	**4187.6**	**55551.**	**4454.3**	**1311.2**
Stddev	10.1	99.	17.7	4.7
%RSD	.24161	.17762	.39805	.35885
#1	4177.6	55578.	4435.6	1306.5
#2	4187.4	55442.	4470.9	1311.2
#3	4197.8	55634.	4456.3	1315.9

Zoom In Zoom Out

Sample Name: jd27549-2a Acquired: 7/8/2021 0:26:03 Type: Unk
Method: SGS NO VALVE3(v105) Mode: CONC Corr. Factor: 1.000000
User: admin Custom ID1: Custom ID2: Custom ID3:
Comment:

Elem	Ag3280	Al3961	As1890	B_2089	Ba4554	Be3130	Bi2230	Ca3179
Units	ppm	ppm	ppm	ppm	ppm	ppm	ppm	ppm
Avg	**.0558**	**247.0**	**.1645**	**1.145**	**3.622**	**.0029**	**.4458**	F **948.7**
Stddev	.0008	.5	.0010	.015	.006	.0001	.0147	15.8
%RSD	1.363	.2047	.6249	1.271	.1603	3.847	3.295	1.661
#1	.0566	247.5	.1636	1.151	3.628	.0028	.4352	964.1
#2	.0556	246.5	.1656	1.155	3.617	.0030	.4397	949.4
#3	.0551	247.1	.1643	1.128	3.620	.0029	.4626	932.6

Elem	Cd2288	Ce4040	Co2286	Cr2677	Cu3247	Fe2599	K_7664	Li6707
Units	ppm	ppm	ppm	ppm	ppm	ppm	ppm	ppm
Avg	**.4065**	**.1912**	**.2340**	**.5506**	F **79.62**	F **208.8**	**47.98**	**.1040**
Stddev	.0048	.0012	.0021	.0011	.38	.5	.08	.0003
%RSD	1.179	.6305	.9003	.2031	.4742	.2471	.1584	.2817
#1	.4086	.1900	.2354	.5503	79.18	209.3	48.02	.1036
#2	.4099	.1912	.2351	.5497	79.84	208.4	47.89	.1040
#3	.4010	.1924	.2316	.5519	79.84	208.6	48.03	.1042

Elem	Mg2790	Mn2576	Mo2020	Na5895	Ni2316	P_1774	Pb2203	S_1820
Units	ppm	ppm	ppm	ppm	ppm	ppm	ppm	ppm
Avg	**90.88**	**6.466**	**.0570**	**72.87**	**2.224**	F **22.56**	**5.514**	**91.87**
Stddev	.24	.014	.0006	.12	.024	.29	.064	1.12
%RSD	.2693	.2217	1.117	.1596	1.056	1.290	1.153	1.220
#1	91.16	6.477	.0569	72.96	2.236	22.71	5.555	92.43
#2	90.70	6.450	.0576	72.74	2.240	22.74	5.546	92.60
#3	90.79	6.472	.0564	72.92	2.197	22.22	5.441	90.58

Elem	Sb2068	Se1960	Si2124	Sn1899	Sr4077	Ti3349	Tl1908	V_2924
Units	ppm	ppm	ppm	ppm	ppm	ppm	ppm	ppm
Avg	**.7329**	**.0187**	**2.083**	**1.057**	**1.599**	F **12.82**	F **-.0135**	**.3874**
Stddev	.0077	.0042	.035	.015	.003	.00	.0048	.0004
%RSD	1.054	22.48	1.695	1.423	.2021	.0263	35.93	.1084
#1	.7371	.0220	2.104	1.065	1.602	12.82	-.0087	.3873
#2	.7377	.0139	2.104	1.067	1.597	12.82	-.0183	.3879
#3	.7240	.0201	2.043	1.040	1.597	12.81	-.0135	.3871

Zoom In Zoom Out

Sample Name: jd27549-2a Acquired: 7/8/2021 0:26:03 Type: Unk
Method: SGS NO VALVE3(v105) Mode: CONC Corr. Factor: 1.000000
User: admin Custom ID1: Custom ID2: Custom ID3:
Comment:

Elem	W_2079	Zn2062	Zr3391
Units	ppm	ppm	ppm
Avg	**.1089**	F **29.64**	**.1970**
Stddev	.0025	.41	.0003
%RSD	2.260	1.399	.1457
#1	.1092	29.87	.1969
#2	.1112	29.90	.1973
#3	.1063	29.17	.1967

Int. Std.	In2306	Y_3600	Y_3710	Y_2243
Units	Cts/S	Cts/S	Cts/S	Cts/S
Avg	**4069.7**	**55344.**	**4430.9**	**1286.5**
Stddev	42.6	109.	11.3	15.3
%RSD	1.0480	.19722	.25456	1.1872
#1	4047.4	55468.	4425.3	1279.1
#2	4042.8	55299.	4443.9	1276.3
#3	4118.9	55264.	4423.5	1304.0

Zoom In Zoom Out

Sample Name: ccv Acquired: 7/8/2021 0:31:25 Type: QC
Method: SGS NO VALVE3(v105) Mode: CONC Corr. Factor: 1.000000
User: admin Custom ID1: Custom ID2: Custom ID3:
Comment:

Elem	Ag3280	Al3961	As1890	B_2089	Ba4554	Be3130	Bi2230	Ca3179	Cd2288
Units	ppm	ppm	ppm	ppm	ppm	ppm	ppm	ppm	ppm
Avg	**.2478**	**40.22**	**1.972**	**1.985**	**2.041**	**2.002**	**1.998**	**39.13**	**1.987**
Stddev	.0007	.18	.017	.021	.007	.009	.022	.13	.021
%RSD	.2789	.4471	.8709	1.037	.3681	.4424	1.121	.3332	1.045
#1	.2479	40.01	1.992	2.009	2.033	1.992	2.023	38.98	2.011
#2	.2471	40.35	1.963	1.975	2.046	2.009	1.986	39.20	1.976
#3	.2485	40.29	1.961	1.971	2.045	2.006	1.983	39.20	1.974
Check ?	Chk Pass	Chk Pass	Chk Pass	Chk Pass	Chk Pass	Chk Pass	Chk Pass	Chk Pass	Chk Pass
Value									
Range									

Elem	Ce4040	Co2286	Cr2677	Cu3247	Fe2599	K_7664	Li6707	Mg2790	Mn2576
Units	ppm	ppm	ppm	ppm	ppm	ppm	ppm	ppm	ppm
Avg	**2.018**	**2.017**	**1.991**	**1.952**	**39.43**	**40.48**	**2.055**	**38.27**	**2.037**
Stddev	.004	.020	.002	.003	.12	.15	.007	.08	.002
%RSD	.1787	.9844	.0980	.1645	.3078	.3616	.3354	.2124	.0904
#1	2.022	2.040	1.992	1.955	39.29	40.31	2.047	38.23	2.038
#2	2.015	2.004	1.989	1.949	39.53	40.57	2.058	38.37	2.035
#3	2.017	2.008	1.992	1.951	39.45	40.56	2.060	38.22	2.038
Check ?	Chk Pass	Chk Pass	Chk Pass	Chk Pass	Chk Pass	Chk Pass	Chk Pass	Chk Pass	Chk Pass
Value									
Range									

Elem	Mo2020	Na5895	Ni2316	P_1774	Pb2203	S_1820	Sb2068	Se1960	Si2124
Units	ppm	ppm	ppm	ppm	ppm	ppm	ppm	ppm	ppm
Avg	**2.014**	**40.85**	**2.023**	**2.004**	**2.040**	**1.943**	**1.989**	**1.962**	**4.915**
Stddev	.021	.17	.018	.023	.017	.021	.019	.024	.054
%RSD	1.023	.4256	.8895	1.129	.8328	1.053	.9360	1.202	1.091
#1	2.038	40.65	2.044	2.030	2.059	1.967	2.011	1.989	4.977
#2	2.004	40.97	2.010	1.990	2.028	1.930	1.979	1.948	4.887
#3	2.001	40.92	2.015	1.992	2.032	1.933	1.979	1.949	4.881
Check ?	Chk Pass	Chk Pass	Chk Pass	Chk Pass	Chk Pass	Chk Pass	Chk Pass	Chk Pass	Chk Pass
Value									
Range									

Zoom In Zoom Out

Sample Name: ccv Acquired: 7/8/2021 0:31:25 Type: QC
Method: SGS NO VALVE3(v105) Mode: CONC Corr. Factor: 1.000000
User: admin Custom ID1: Custom ID2: Custom ID3:
Comment:

Elem	Sn1899	Sr4077	Ti3349	Tl1908	V_2924	W_2079	Zn2062	Zr3391
Units	ppm	ppm	ppm	ppm	ppm	ppm	ppm	ppm
Avg	**2.026**	**2.064**	**1.997**	**2.049**	**2.004**	**2.024**	**1.997**	**2.033**
Stddev	.021	.008	.004	.022	.002	.021	.019	.003
%RSD	1.047	.3687	.1912	1.061	.1163	1.061	.9470	.1428
#1	2.051	2.055	2.001	2.074	2.006	2.049	2.019	2.037
#2	2.017	2.070	1.993	2.041	2.003	2.016	1.986	2.032
#3	2.011	2.066	1.997	2.033	2.002	2.008	1.986	2.031
Check ?	Chk Pass	Chk Pass	Chk Pass	Chk Pass	Chk Pass	Chk Pass	Chk Pass	Chk Pass
Value								
Range								

Int. Std.	In2306	Y_3600	Y_3710	Y_2243
Units	Cts/S	Cts/S	Cts/S	Cts/S
Avg	**4270.4**	**57143.**	**4312.9**	**1360.2**
Stddev	25.8	120.	10.1	10.0
%RSD	.60513	.20919	.23517	.73614
#1	4240.6	57262.	4319.8	1348.8
#2	4287.4	57143.	4317.6	1364.8
#3	4283.1	57023.	4301.2	1367.1

Zoom In Zoom Out

Sample Name: ccb Acquired: 7/8/2021 0:36:16 Type: QC
Method: SGS NO VALVE3(v105) Mode: CONC Corr. Factor: 1.000000
User: admin Custom ID1: Custom ID2: Custom ID3:
Comment:

Elem	Ag3280	Al3961	As1890	B_2089	Ba4554	Be3130	Bi2230	Ca3179
Units	ppm	ppm	ppm	ppm	ppm	ppm	ppm	ppm
Avg	**-.0004**	**-.0010**	**.0011**	**.0018**	**.0006**	**.0002**	**.0005**	**-.0024**
Stddev	.0002	.0106	.0005	.0003	.0002	.0001	.0011	.0015
%RSD	53.65	1041.	44.01	17.69	37.96	26.67	228.6	63.20
#1	-.0004	-.0079	.0013	.0014	.0006	.0002	.0015	-.0016
#2	-.0007	.0112	.0005	.0020	.0008	.0003	.0006	-.0014
#3	-.0002	-.0064	.0015	.0019	.0003	.0003	-.0007	-.0041
Check ?	Chk Pass	Chk Pass	Chk Pass	Chk Pass	Chk Pass	Chk Pass	Chk Pass	Chk Pass
High Limit								
Low Limit								

Elem	Cd2288	Ce4040	Co2286	Cr2677	Cu3247	Fe2599	K_7664	Li6707
Units	ppm	ppm	ppm	ppm	ppm	ppm	ppm	ppm
Avg	**.0003**	**.0001**	**-.0005**	**-.0000**	**.0001**	**.0112**	**.0631**	**-.0015**
Stddev	.0002	.0026	.0002	.0004	.0001	.0026	.0218	.0006
%RSD	75.18	3147.	40.93	20250.	183.5	23.36	34.61	42.02
#1	.0006	-.0029	-.0008	.0004	.0002	.0142	.0557	-.0015
#2	.0003	.0018	-.0004	.0001	.0001	.0091	.0460	-.0009
#3	.0001	.0014	-.0004	-.0005	-.0001	.0104	.0877	-.0022
Check ?	Chk Pass	None	Chk Pass	Chk Pass	Chk Pass	Chk Pass	Chk Pass	Chk Pass
High Limit								
Low Limit								

Elem	Mg2790	Mn2576	Mo2020	Na5895	Ni2316	P_1774	Pb2203	S_1820
Units	ppm	ppm	ppm	ppm	ppm	ppm	ppm	ppm
Avg	**.0094**	**.0001**	**.0013**	**-.0446**	**.0007**	**.0033**	**-.0000**	**-.0005**
Stddev	.0268	.0000	.0002	.0023	.0004	.0021	.0021	.0011
%RSD	284.9	39.06	16.12	5.104	53.36	63.42	7622.	232.5
#1	-.0215	.0001	.0012	-.0420	.0007	.0011	.0008	-.0016
#2	.0245	.0000	.0015	-.0451	.0011	.0054	.0016	.0006
#3	.0253	.0001	.0012	-.0465	.0004	.0035	-.0025	-.0004
Check ?	Chk Pass	Chk Pass	Chk Pass	Chk Pass	Chk Pass	Chk Pass	Chk Pass	Chk Pass
High Limit								
Low Limit								

Zoom In Zoom Out

Sample Name: ccb Acquired: 7/8/2021 0:36:16 Type: QC
Method: SGS NO VALVE3(v105) Mode: CONC Corr. Factor: 1.000000
User: admin Custom ID1: Custom ID2: Custom ID3:
Comment:

Elem	Sb2068	Se1960	Si2124	Sn1899	Sr4077	Ti3349	Tl1908	V_2924
Units	ppm	ppm	ppm	ppm	ppm	ppm	ppm	ppm
Avg	**-.0000**	**.0019**	**.0003**	**.0017**	**.0001**	**.0005**	F **.0020**	**.0007**
Stddev	.0009	.0022	.0003	.0009	.0000	.0002	.0011	.0003
%RSD	149800.	117.5	104.4	50.55	34.40	49.71	52.56	40.24
#1	-.0009	.0039	-.0000	.0022	.0001	.0003	.0032	.0010
#2	.0010	.0021	.0006	.0007	.0001	.0005	.0012	.0006
#3	-.0001	-.0004	.0004	.0024	.0001	.0007	.0016	.0005
Check ?	Chk Pass	Chk Pass	Chk Pass	Chk Pass	Chk Pass	Chk Pass	Chk Fail	Chk Pass
High Limit							.0020	
Low Limit							-.0020	

Elem	W_2079	Zn2062	Zr3391
Units	ppm	ppm	ppm
Avg	**.0032**	F **-.0044**	**.0003**
Stddev	.0020	.0002	.0001
%RSD	64.00	3.492	28.74
#1	.0046	-.0043	.0002
#2	.0041	-.0044	.0004
#3	.0008	-.0046	.0003
Check ?	Chk Pass	Chk Fail	Chk Pass
High Limit		.0020	
Low Limit		-.0020	

Int. Std.	In2306	Y_3600	Y_3710	Y_2243
Units	Cts/S	Cts/S	Cts/S	Cts/S
Avg	**4342.0**	**58613.**	**4277.8**	**1384.2**
Stddev	3.9	205.	55.0	1.2
%RSD	.08923	.34979	1.2860	.08349
#1	4338.8	58738.	4276.1	1383.1
#2	4346.3	58376.	4333.6	1385.4
#3	4341.0	58725.	4223.6	1384.0

Zoom In Zoom Out

Sample Name: jd27549-3a Acquired: 7/8/2021 0:41:33 Type: Unk
Method: SGS NO VALVE3(v105) Mode: CONC Corr. Factor: 1.000000
User: admin Custom ID1: Custom ID2: Custom ID3:
Comment:

Elem	Ag3280	Al3961	As1890	B_2089	Ba4554	Be3130	Bi2230	Ca3179
Units	ppm	ppm	ppm	ppm	ppm	ppm	ppm	ppm
Avg	**.0376**	**211.7**	**.1173**	**.6979**	**2.494**	**.0041**	**.3235**	F **664.9**
Stddev	.0007	.1	.0007	.0006	.002	.0001	.0021	.8
%RSD	1.777	.0315	.5852	.0788	.0661	2.726	.6355	.1207
#1	.0370	211.8	.1166	.6978	2.493	.0042	.3254	665.5
#2	.0383	211.6	.1180	.6985	2.494	.0040	.3213	665.3
#3	.0374	211.7	.1173	.6974	2.496	.0040	.3238	664.0

Elem	Cd2288	Ce4040	Co2286	Cr2677	Cu3247	Fe2599	K_7664	Li6707
Units	ppm	ppm	ppm	ppm	ppm	ppm	ppm	ppm
Avg	**.2259**	**.2648**	**.1486**	**.5156**	F **25.05**	F **528.7**	**35.44**	**.0851**
Stddev	.0003	.0008	.0016	.0026	.11	.8	.03	.0005
%RSD	.1434	.2871	1.047	.4968	.4469	.1438	.0729	.6153
#1	.2257	.2640	.1500	.5184	25.17	529.5	35.41	.0855
#2	.2257	.2652	.1488	.5134	24.95	528.7	35.46	.0853
#3	.2262	.2653	.1469	.5149	25.05	528.0	35.45	.0845

Elem	Mg2790	Mn2576	Mo2020	Na5895	Ni2316	P_1774	Pb2203	S_1820
Units	ppm	ppm	ppm	ppm	ppm	ppm	ppm	ppm
Avg	**55.99**	**4.892**	**.0916**	**61.22**	**.5541**	F **20.70**	**7.675**	**54.07**
Stddev	.30	.019	.0004	.04	.0022	.05	.022	.09
%RSD	.5375	.3865	.3937	.0706	.3961	.2271	.2914	.1721
#1	56.26	4.886	.0916	61.21	.5565	20.74	7.697	54.17
#2	56.05	4.913	.0920	61.19	.5532	20.71	7.676	54.05
#3	55.66	4.877	.0913	61.27	.5524	20.65	7.652	53.99

Elem	Sb2068	Se1960	Si2124	Sn1899	Sr4077	Ti3349	Tl1908	V_2924
Units	ppm	ppm	ppm	ppm	ppm	ppm	ppm	ppm
Avg	**.3277**	F **-.0103**	**2.306**	**.8459**	**4.634**	F **11.06**	F **-.0111**	**.1983**
Stddev	.0050	.0033	.002	.0031	.001	.04	.0005	.0008
%RSD	1.526	31.62	.0959	.3626	.0175	.3389	4.102	.3972
#1	.3273	-.0073	2.308	.8491	4.634	11.11	-.0107	.1991
#2	.3229	-.0138	2.307	.8455	4.634	11.04	-.0110	.1981
#3	.3329	-.0099	2.303	.8429	4.635	11.04	-.0116	.1975

Zoom In Zoom Out

Sample Name: jd27549-3a Acquired: 7/8/2021 0:41:33 Type: Unk
Method: SGS NO VALVE3(v105) Mode: CONC Corr. Factor: 1.000000
User: admin Custom ID1: Custom ID2: Custom ID3:
Comment:

Elem	W_2079	Zn2062	Zr3391
Units	ppm	ppm	ppm
Avg	**.0575**	F **18.50**	**.1397**
Stddev	.0020	.06	.0004
%RSD	3.514	.3083	.2509
#1	.0562	18.54	.1400
#2	.0565	18.51	.1399
#3	.0599	18.43	.1393

Int. Std.	In2306	Y_3600	Y_3710	Y_2243
Units	Cts/S	Cts/S	Cts/S	Cts/S
Avg	**4381.6**	**55739.**	**4308.5**	**1296.7**
Stddev	15.0	63.	23.5	3.4
%RSD	.34297	.11314	.54513	.26358
#1	4366.4	55677.	4290.1	1293.6
#2	4381.9	55738.	4300.5	1296.3
#3	4396.4	55803.	4335.0	1300.4

Zoom In Zoom Out

Sample Name: jd27564-1 Acquired: 7/8/2021 0:46:44 Type: Unk
Method: SGS NO VALVE3(v105) Mode: CONC Corr. Factor: 1.000000
User: admin Custom ID1: Custom ID2: Custom ID3:
Comment:

Elem	Ag3280	Al3961	As1890	B_2089	Ba4554	Be3130	Bi2230	Ca3179
Units	ppm	ppm	ppm	ppm	ppm	ppm	ppm	ppm
Avg	**.0019**	**74.40**	**.0634**	**.0928**	**.4701**	**.0022**	**.0306**	F **817.6**
Stddev	.0004	.15	.0018	.0012	.0009	.0000	.0012	5.7
%RSD	22.19	.1959	2.808	1.241	.1980	1.503	3.776	.6921
#1	.0023	74.43	.0614	.0915	.4700	.0022	.0294	811.3
#2	.0015	74.25	.0640	.0934	.4692	.0022	.0317	822.4
#3	.0018	74.53	.0648	.0935	.4710	.0022	.0307	819.0

Elem	Cd2288	Ce4040	Co2286	Cr2677	Cu3247	Fe2599	K_7664	Li6707
Units	ppm	ppm	ppm	ppm	ppm	ppm	ppm	ppm
Avg	**.0023**	**.3043**	**.0485**	**.1051**	**.1184**	**120.4**	**11.55**	**.0645**
Stddev	.0003	.0032	.0004	.0008	.0004	.4	.03	.0002
%RSD	12.19	1.039	.8491	.7261	.3267	.2935	.2674	.3436
#1	.0020	.3034	.0488	.1058	.1180	120.5	11.56	.0644
#2	.0025	.3078	.0481	.1043	.1185	120.0	11.52	.0648
#3	.0022	.3017	.0488	.1051	.1187	120.7	11.58	.0644

Elem	Mg2790	Mn2576	Mo2020	Na5895	Ni2316	P_1774	Pb2203	S_1820
Units	ppm	ppm	ppm	ppm	ppm	ppm	ppm	ppm
Avg	**285.8**	**4.327**	**.0140**	**1.169**	**.1143**	**4.966**	**.1332**	**9.075**
Stddev	1.2	.003	.0005	.003	.0002	.017	.0017	.021
%RSD	.4218	.0693	3.463	.2645	.1816	.3493	1.291	.2307
#1	286.7	4.330	.0134	1.172	.1142	4.970	.1352	9.096
#2	284.5	4.326	.0142	1.170	.1145	4.947	.1323	9.054
#3	286.4	4.324	.0142	1.166	.1141	4.981	.1322	9.074

Elem	Sb2068	Se1960	Si2124	Sn1899	Sr4077	Ti3349	Tl1908	V_2924
Units	ppm	ppm	ppm	ppm	ppm	ppm	ppm	ppm
Avg	**.0051**	**-.0005**	**3.424**	**.0144**	**.6293**	**1.301**	F **-.0065**	**.1732**
Stddev	.0016	.0032	.032	.0007	.0020	.001	.0019	.0004
%RSD	31.83	630.7	.9283	4.900	.3247	.0798	29.30	.2132
#1	.0043	-.0037	3.461	.0138	.6297	1.302	-.0087	.1729
#2	.0041	-.0006	3.408	.0143	.6270	1.300	-.0053	.1736
#3	.0070	.0028	3.404	.0152	.6311	1.300	-.0055	.1732

Zoom In Zoom Out

Sample Name: jd27564-1 Acquired: 7/8/2021 0:46:44 Type: Unk
Method: SGS NO VALVE3(v105) Mode: CONC Corr. Factor: 1.000000
User: admin Custom ID1: Custom ID2: Custom ID3:
Comment:

Elem	W_2079	Zn2062	Zr3391
Units	ppm	ppm	ppm
Avg	**.0004**	**.3466**	**.0173**
Stddev	.0004	.0011	.0003
%RSD	97.09	.3109	1.542
#1	-.0001	.3465	.0174
#2	.0007	.3456	.0170
#3	.0007	.3478	.0174

Int. Std.	In2306	Y_3600	Y_3710	Y_2243
Units	Cts/S	Cts/S	Cts/S	Cts/S
Avg	**3961.1**	**57610.**	**4502.4**	**1339.0**
Stddev	1.5	81.	14.3	2.7
%RSD	.03720	.14074	.31852	.19849
#1	3960.7	57521.	4489.7	1338.8
#2	3962.7	57629.	4517.9	1341.7
#3	3959.8	57680.	4499.7	1336.4

Zoom In Zoom Out

Sample Name: jd27564-3 Acquired: 7/8/2021 0:51:52 Type: Unk
Method: SGS NO VALVE3(v105) Mode: CONC Corr. Factor: 1.000000
User: admin Custom ID1: Custom ID2: Custom ID3:
Comment:

Elem	Ag3280	Al3961	As1890	B_2089	Ba4554	Be3130	Bi2230	Ca3179
Units	ppm	ppm	ppm	ppm	ppm	ppm	ppm	ppm
Avg	**.0049**	**27.77**	**.0350**	**.1003**	**.1886**	F **-.0011**	**.0092**	F **1363.**
Stddev	.0001	.02	.0018	.0009	.0005	.0000	.0007	6.
%RSD	1.271	.0764	5.124	.9424	.2884	2.563	7.773	.4406
#1	.0050	27.80	.0359	.0992	.1885	-.0011	.0087	1360.
#2	.0049	27.76	.0329	.1010	.1892	-.0011	.0100	1370.
#3	.0049	27.76	.0361	.1006	.1881	-.0011	.0088	1359.

Elem	Cd2288	Ce4040	Co2286	Cr2677	Cu3247	Fe2599	K_7664	Li6707
Units	ppm	ppm	ppm	ppm	ppm	ppm	ppm	ppm
Avg	**.0018**	**.1593**	**.0282**	**.2069**	**.0581**	**60.48**	**6.128**	**.0345**
Stddev	.0002	.0024	.0002	.0001	.0000	.10	.017	.0007
%RSD	9.094	1.500	.8192	.0634	.0685	.1638	.2720	1.918
#1	.0020	.1619	.0284	.2067	.0580	60.58	6.140	.0351
#2	.0018	.1573	.0283	.2070	.0581	60.48	6.135	.0347
#3	.0016	.1586	.0279	.2069	.0580	60.38	6.109	.0338

Elem	Mg2790	Mn2576	Mo2020	Na5895	Ni2316	P_1774	Pb2203	S_1820
Units	ppm	ppm	ppm	ppm	ppm	ppm	ppm	ppm
Avg	F **429.1**	**2.437**	**.0111**	**1.475**	**.1221**	**2.219**	**.0279**	**2.133**
Stddev	1.5	.000	.0005	.013	.0001	.004	.0022	.005
%RSD	.3555	.0147	4.833	.8700	.0659	.1641	7.937	.2453
#1	430.3	2.437	.0114	1.466	.1220	2.216	.0260	2.132
#2	429.7	2.436	.0105	1.490	.1222	2.223	.0275	2.139
#3	427.4	2.437	.0115	1.468	.1221	2.218	.0303	2.129

Elem	Sb2068	Se1960	Si2124	Sn1899	Sr4077	Ti3349	Tl1908	V_2924
Units	ppm	ppm	ppm	ppm	ppm	ppm	ppm	ppm
Avg	**.0033**	**-.0019**	**2.427**	**.0121**	**1.227**	**.5318**	F **-.0152**	**.0919**
Stddev	.0024	.0015	.018	.0012	.001	.0013	.0020	.0002
%RSD	73.30	75.62	.7613	9.765	.0892	.2527	12.93	.2351
#1	.0012	-.0034	2.430	.0118	1.226	.5327	-.0174	.0919
#2	.0027	-.0020	2.444	.0135	1.227	.5302	-.0149	.0921
#3	.0059	-.0004	2.408	.0112	1.228	.5324	-.0135	.0917

Zoom In Zoom Out

Sample Name: jd27564-3 Acquired: 7/8/2021 0:51:52 Type: Unk
Method: SGS NO VALVE3(v105) Mode: CONC Corr. Factor: 1.000000
User: admin Custom ID1: Custom ID2: Custom ID3:
Comment:

Elem	W_2079	Zn2062	Zr3391
Units	ppm	ppm	ppm
Avg	**-.0011**	**.1714**	**.0298**
Stddev	.0008	.0003	.0001
%RSD	69.60	.2005	.3147
#1	-.0008	.1713	.0297
#2	-.0005	.1717	.0298
#3	-.0020	.1710	.0299

Int. Std.	In2306	Y_3600	Y_3710	Y_2243
Units	Cts/S	Cts/S	Cts/S	Cts/S
Avg	**3804.7**	**54666.**	**4249.8**	**1250.1**
Stddev	2.1	24.	23.4	1.0
%RSD	.05621	.04389	.55080	.07882
#1	3802.4	54651.	4224.9	1251.2
#2	3806.7	54693.	4253.0	1249.5
#3	3804.9	54653.	4271.4	1249.4

Zoom In Zoom Out

Sample Name: jd27564-4 Acquired: 7/8/2021 0:56:59 Type: Unk
Method: SGS NO VALVE3(v105) Mode: CONC Corr. Factor: 1.000000
User: admin Custom ID1: Custom ID2: Custom ID3:
Comment:

Elem	Ag3280	Al3961	As1890	B_2089	Ba4554	Be3130	Bi2230	Ca3179
Units	ppm	ppm	ppm	ppm	ppm	ppm	ppm	ppm
Avg	**.0055**	**23.64**	**.0762**	**.1322**	**.2674**	F **-.0016**	**.0118**	F **1542.**
Stddev	.0008	.00	.0024	.0005	.0016	.0001	.0013	15.
%RSD	14.05	.0195	3.130	.3719	.5814	5.496	10.79	.9531
#1	.0056	23.63	.0743	.1328	.2684	-.0015	.0129	1537.
#2	.0047	23.64	.0789	.1320	.2681	-.0016	.0104	1531.
#3	.0062	23.63	.0753	.1319	.2656	-.0016	.0121	1559.

Elem	Cd2288	Ce4040	Co2286	Cr2677	Cu3247	Fe2599	K_7664	Li6707
Units	ppm	ppm	ppm	ppm	ppm	ppm	ppm	ppm
Avg	**.0013**	**.1805**	**.0229**	**.0453**	**.0930**	**99.53**	**7.052**	**.0218**
Stddev	.0004	.0023	.0004	.0003	.0005	.16	.049	.0012
%RSD	29.22	1.291	1.828	.5888	.5003	.1559	.6884	5.628
#1	.0018	.1828	.0226	.0452	.0928	99.64	7.106	.0231
#2	.0010	.1782	.0234	.0456	.0928	99.60	7.035	.0208
#3	.0012	.1805	.0228	.0451	.0936	99.35	7.014	.0214

Elem	Mg2790	Mn2576	Mo2020	Na5895	Ni2316	P_1774	Pb2203	S_1820
Units	ppm	ppm	ppm	ppm	ppm	ppm	ppm	ppm
Avg	F **461.7**	**2.823**	**.0198**	**1.739**	**.0577**	**3.402**	**.0396**	**3.222**
Stddev	1.9	.006	.0005	.012	.0004	.009	.0029	.005
%RSD	.4031	.2140	2.553	.6591	.6970	.2586	7.252	.1648
#1	463.6	2.821	.0203	1.737	.0581	3.411	.0364	3.216
#2	461.5	2.829	.0195	1.751	.0573	3.401	.0405	3.222
#3	459.9	2.818	.0194	1.729	.0576	3.394	.0419	3.227

Elem	Sb2068	Se1960	Si2124	Sn1899	Sr4077	Ti3349	Tl1908	V_2924
Units	ppm	ppm	ppm	ppm	ppm	ppm	ppm	ppm
Avg	**.0062**	**-.0033**	**3.519**	**.0140**	**1.657**	**.5928**	F **-.0149**	**.0811**
Stddev	.0032	.0036	.033	.0004	.005	.0013	.0056	.0001
%RSD	51.25	108.8	.9436	2.908	.2908	.2225	37.51	.0830
#1	.0090	.0001	3.536	.0142	1.660	.5918	-.0118	.0812
#2	.0027	-.0070	3.540	.0143	1.660	.5943	-.0115	.0811
#3	.0067	-.0030	3.481	.0135	1.652	.5922	-.0213	.0810

Zoom In Zoom Out

Sample Name: jd27564-4 Acquired: 7/8/2021 0:56:59 Type: Unk
Method: SGS NO VALVE3(v105) Mode: CONC Corr. Factor: 1.000000
User: admin Custom ID1: Custom ID2: Custom ID3:
Comment:

Elem	W_2079	Zn2062	Zr3391
Units	ppm	ppm	ppm
Avg	**.0010**	**.1939**	**.0301**
Stddev	.0013	.0006	.0001
%RSD	123.2	.2869	.3152
#1	.0019	.1941	.0300
#2	-.0004	.1944	.0302
#3	.0016	.1933	.0301

Int. Std.	In2306	Y_3600	Y_3710	Y_2243
Units	Cts/S	Cts/S	Cts/S	Cts/S
Avg	**3795.9**	**53985.**	**4195.3**	**1239.4**
Stddev	3.7	173.	22.0	1.7
%RSD	.09766	.32097	.52362	.13594
#1	3796.2	53987.	4173.0	1238.6
#2	3792.1	53811.	4216.9	1238.2
#3	3799.5	54158.	4196.0	1241.3

Zoom In Zoom Out

Sample Name: jd27600-7 Acquired: 7/8/2021 1:02:07 Type: Unk
Method: SGS NO VALVE3(v105) Mode: CONC Corr. Factor: 1.000000
User: admin Custom ID1: Custom ID2: Custom ID3:
Comment:

Elem	Ag3280	Al3961	As1890	B_2089	Ba4554	Be3130	Bi2230	Ca3179	Cd2288
Units	ppm	ppm	ppm	ppm	ppm	ppm	ppm	ppm	ppm
Avg	**-.0018**	**87.42**	**.0160**	**.0097**	**.5315**	**.0038**	**.1454**	**16.71**	**.0009**
Stddev	.0005	.12	.0010	.0004	.0004	.0000	.0013	.06	.0003
%RSD	27.53	.1388	6.171	3.783	.0806	.5532	.9070	.3313	34.08
#1	-.0020	87.46	.0169	.0101	.5313	.0038	.1469	16.75	.0008
#2	-.0012	87.52	.0161	.0094	.5320	.0038	.1444	16.74	.0006
#3	-.0022	87.28	.0149	.0096	.5312	.0038	.1448	16.65	.0012

Elem	Ce4040	Co2286	Cr2677	Cu3247	Fe2599	K_7664	Li6707	Mg2790	Mn2576
Units	ppm	ppm	ppm	ppm	ppm	ppm	ppm	ppm	ppm
Avg	**.4206**	**.0560**	**.1644**	**.1662**	**111.4**	**17.66**	**.0801**	**24.68**	**1.805**
Stddev	.0007	.0001	.0006	.0002	.3	.03	.0006	.09	.002
%RSD	.1566	.1644	.3751	.1109	.2390	.1734	.7836	.3602	.1333
#1	.4212	.0561	.1651	.1662	111.4	17.68	.0801	24.58	1.808
#2	.4199	.0561	.1642	.1664	111.6	17.67	.0807	24.70	1.805
#3	.4208	.0559	.1639	.1660	111.1	17.62	.0795	24.76	1.803

Elem	Mo2020	Na5895	Ni2316	P_1774	Pb2203	S_1820	Sb2068	Se1960	Si2124
Units	ppm	ppm	ppm	ppm	ppm	ppm	ppm	ppm	ppm
Avg	**.0065**	**1.131**	**.1167**	**2.975**	**.2489**	**.4906**	**-.0006**	**.0035**	**1.728**
Stddev	.0002	.010	.0007	.002	.0003	.0029	.0009	.0010	.015
%RSD	2.818	.8789	.6183	.0785	.1280	.5984	154.1	27.76	.8582
#1	.0066	1.120	.1173	2.973	.2488	.4939	-.0014	.0041	1.729
#2	.0063	1.137	.1159	2.975	.2486	.4894	-.0008	.0039	1.742
#3	.0065	1.136	.1168	2.978	.2492	.4884	.0004	.0024	1.712

Elem	Sn1899	Sr4077	Ti3349	Tl1908	V_2924	W_2079	Zn2062	Zr3391
Units	ppm	ppm	ppm	ppm	ppm	ppm	ppm	ppm
Avg	**.0609**	**.0889**	**6.000**	**.0039**	**.2481**	**-.0012**	**.3700**	**.0190**
Stddev	.0019	.0003	.008	.0005	.0002	.0010	.0003	.0001
%RSD	3.105	.2994	.1295	11.54	.0813	81.51	.0930	.6977
#1	.0605	.0889	6.008	.0045	.2483	-.0016	.3703	.0189
#2	.0593	.0891	5.999	.0036	.2480	-.0019	.3700	.0189
#3	.0630	.0886	5.992	.0038	.2480	-.0001	.3696	.0191

Zoom In Zoom Out

Sample Name: jd27600-7 Acquired: 7/8/2021 1:02:07 Type: Unk
Method: SGS NO VALVE3(v105) Mode: CONC Corr. Factor: 1.000000
User: admin Custom ID1: Custom ID2: Custom ID3:
Comment:

Int. Std.	In2306	Y_3600	Y_3710	Y_2243
Units	Cts/S	Cts/S	Cts/S	Cts/S
Avg	**4363.4**	**61345.**	**4635.4**	**1458.7**
Stddev	.9	99.	9.2	1.1
%RSD	.02058	.16136	.19945	.07475
#1	4362.6	61387.	4626.4	1459.8
#2	4363.2	61232.	4634.9	1457.6
#3	4364.4	61415.	4644.9	1458.6

Zoom In Zoom Out

Sample Name: jd27600-8 Acquired: 7/8/2021 1:07:09 Type: Unk
Method: SGS NO VALVE3(v105) Mode: CONC Corr. Factor: 1.000000
User: admin Custom ID1: Custom ID2: Custom ID3:
Comment:

Elem	Ag3280	Al3961	As1890	B_2089	Ba4554	Be3130	Bi2230	Ca3179	Cd2288
Units	ppm	ppm	ppm	ppm	ppm	ppm	ppm	ppm	ppm
Avg	**.0009**	**100.8**	**.0527**	**.0396**	**1.486**	**.0051**	**.1723**	**23.95**	**.0035**
Stddev	.0004	.3	.0008	.0014	.005	.0002	.0011	.04	.0003
%RSD	46.22	.3365	1.565	3.592	.3159	3.125	.6344	.1673	8.152
#1	.0004	100.4	.0520	.0409	1.481	.0049	.1727	23.91	.0032
#2	.0011	101.0	.0524	.0398	1.487	.0052	.1731	23.98	.0038
#3	.0012	101.0	.0536	.0381	1.490	.0051	.1710	23.98	.0034

Elem	Ce4040	Co2286	Cr2677	Cu3247	Fe2599	K_7664	Li6707	Mg2790	Mn2576
Units	ppm	ppm	ppm	ppm	ppm	ppm	ppm	ppm	ppm
Avg	**.5019**	**.0680**	**.2025**	**1.749**	**151.2**	**21.04**	**.1426**	**24.30**	**3.801**
Stddev	.0012	.0006	.0004	.002	.4	.09	.0004	.06	.005
%RSD	.2448	.9238	.2063	.0888	.2797	.4301	.2734	.2651	.1441
#1	.5018	.0679	.2021	1.750	150.7	20.96	.1428	24.28	3.805
#2	.5007	.0687	.2029	1.750	151.5	21.02	.1422	24.37	3.803
#3	.5032	.0674	.2025	1.747	151.4	21.14	.1429	24.24	3.795

Elem	Mo2020	Na5895	Ni2316	P_1774	Pb2203	S_1820	Sb2068	Se1960	Si2124
Units	ppm	ppm	ppm	ppm	ppm	ppm	ppm	ppm	ppm
Avg	**.0094**	**1.661**	**.1757**	**5.802**	**4.780**	**1.367**	**.0132**	**.0077**	**2.222**
Stddev	.0003	.014	.0005	.005	.005	.004	.0014	.0016	.015
%RSD	3.370	.8694	.2921	.0930	.1037	.2854	10.35	21.46	.6572
#1	.0091	1.645	.1752	5.800	4.783	1.371	.0139	.0091	2.237
#2	.0097	1.666	.1762	5.797	4.782	1.368	.0116	.0059	2.222
#3	.0093	1.673	.1757	5.808	4.774	1.363	.0141	.0080	2.208

Elem	Sn1899	Sr4077	Ti3349	Tl1908	V_2924	W_2079	Zn2062	Zr3391
Units	ppm	ppm	ppm	ppm	ppm	ppm	ppm	ppm
Avg	**.1349**	**.2294**	**6.720**	**.0022**	**.2499**	**.0016**	**1.945**	**.0165**
Stddev	.0007	.0008	.010	.0018	.0006	.0007	.001	.0002
%RSD	.5513	.3295	.1477	82.88	.2442	47.40	.0481	1.106
#1	.1350	.2286	6.723	.0019	.2496	.0010	1.944	.0165
#2	.1356	.2297	6.728	.0005	.2506	.0014	1.946	.0164
#3	.1341	.2300	6.709	.0040	.2495	.0024	1.945	.0168

Zoom In Zoom Out

Sample Name: jd27600-8 Acquired: 7/8/2021 1:07:09 Type: Unk
Method: SGS NO VALVE3(v105) Mode: CONC Corr. Factor: 1.000000
User: admin Custom ID1: Custom ID2: Custom ID3:
Comment:

Int. Std.	In2306	Y_3600	Y_3710	Y_2243
Units	Cts/S	Cts/S	Cts/S	Cts/S
Avg	**4382.3**	**61244.**	**4661.8**	**1457.7**
Stddev	7.8	159.	21.4	1.5
%RSD	.17785	.25907	.45848	.10621
#1	4384.6	61123.	4677.3	1459.0
#2	4373.6	61185.	4637.4	1456.0
#3	4388.6	61423.	4670.6	1458.2

Zoom In Zoom Out

Sample Name: jd27600-9 Acquired: 7/8/2021 1:12:08 Type: Unk
Method: SGS NO VALVE3(v105) Mode: CONC Corr. Factor: 1.000000
User: admin Custom ID1: Custom ID2: Custom ID3:
Comment:

Elem	Ag3280	Al3961	As1890	B_2089	Ba4554	Be3130	Bi2230	Ca3179
Units	ppm	ppm	ppm	ppm	ppm	ppm	ppm	ppm
Avg	**-.0028**	**136.7**	**.0265**	**.0170**	**1.118**	**.0064**	**.2420**	**34.77**
Stddev	.0005	.3	.0035	.0008	.002	.0001	.0060	.07
%RSD	16.01	.2367	13.21	4.845	.1833	1.337	2.484	.2105
#1	-.0027	136.5	.0273	.0168	1.115	.0064	.2380	34.76
#2	-.0025	136.6	.0227	.0163	1.118	.0063	.2391	34.70
#3	-.0033	137.1	.0296	.0179	1.119	.0065	.2489	34.84

Elem	Cd2288	Ce4040	Co2286	Cr2677	Cu3247	Fe2599	K_7664	Li6707
Units	ppm	ppm	ppm	ppm	ppm	ppm	ppm	ppm
Avg	**.0010**	**.8231**	**.0949**	**.2628**	**.2213**	**189.5**	**40.88**	**.1132**
Stddev	.0002	.0048	.0006	.0010	.0015	.6	.07	.0017
%RSD	18.27	.5797	.6643	.3887	.6775	.3146	.1728	1.524
#1	.0009	.8180	.0955	.2618	.2201	189.4	40.83	.1112
#2	.0012	.8238	.0950	.2627	.2209	189.0	40.87	.1143
#3	.0009	.8274	.0943	.2639	.2230	190.2	40.96	.1140

Elem	Mg2790	Mn2576	Mo2020	Na5895	Ni2316	P_1774	Pb2203	S_1820
Units	ppm	ppm	ppm	ppm	ppm	ppm	ppm	ppm
Avg	**43.15**	**3.285**	**.0114**	**2.655**	**.2413**	**5.441**	**.0840**	**.2933**
Stddev	.15	.013	.0003	.012	.0005	.011	.0011	.0038
%RSD	.3576	.3908	2.269	.4461	.2108	.2063	1.349	1.281
#1	43.05	3.273	.0114	2.643	.2414	5.453	.0853	.2972
#2	43.06	3.283	.0111	2.666	.2408	5.438	.0834	.2897
#3	43.32	3.299	.0116	2.657	.2418	5.431	.0833	.2930

Elem	Sb2068	Se1960	Si2124	Sn1899	Sr4077	Ti3349	Tl1908	V_2924
Units	ppm	ppm	ppm	ppm	ppm	ppm	ppm	ppm
Avg	**-.0003**	**-.0002**	**4.372**	**.0179**	**.1276**	F **10.23**	F **-.0026**	**.3553**
Stddev	.0016	.0023	.055	.0008	.0003	.05	.0025	.0015
%RSD	607.9	966.6	1.247	4.463	.2182	.5003	97.53	.4225
#1	-.0018	-.0028	4.425	.0170	.1273	10.18	-.0055	.3537
#2	.0015	.0017	4.377	.0183	.1278	10.23	-.0008	.3556
#3	-.0006	.0003	4.316	.0184	.1278	10.28	-.0015	.3566

Zoom In Zoom Out

Sample Name: jd27600-9 Acquired: 7/8/2021 1:12:08 Type: Unk
Method: SGS NO VALVE3(v105) Mode: CONC Corr. Factor: 1.000000
User: admin Custom ID1: Custom ID2: Custom ID3:
Comment:

Elem	W_2079	Zn2062	Zr3391
Units	ppm	ppm	ppm
Avg	**-.0032**	**.4089**	**.0501**
Stddev	.0018	.0018	.0007
%RSD	57.82	.4436	1.396
#1	-.0011	.4103	.0494
#2	-.0037	.4097	.0502
#3	-.0047	.4069	.0508

Int. Std.	In2306	Y_3600	Y_3710	Y_2243
Units	Cts/S	Cts/S	Cts/S	Cts/S
Avg	**4400.8**	**63381.**	**4767.0**	**1498.2**
Stddev	5.5	95.	19.2	2.5
%RSD	.12436	.15064	.40340	.16792
#1	4395.6	63451.	4764.0	1495.5
#2	4400.4	63419.	4787.6	1498.5
#3	4406.5	63272.	4749.5	1500.5

Zoom In Zoom Out

Sample Name: jd27600-11 Acquired: 7/8/2021 1:17:08 Type: Unk
Method: SGS NO VALVE3(v105) Mode: CONC Corr. Factor: 1.000000
User: admin Custom ID1: Custom ID2: Custom ID3:
Comment:

Elem	Ag3280	Al3961	As1890	B_2089	Ba4554	Be3130	Bi2230	Ca3179	Cd2288
Units	ppm	ppm	ppm	ppm	ppm	ppm	ppm	ppm	ppm
Avg	**-.0010**	**56.12**	**.0161**	**.0081**	**.5537**	**.0028**	**.1306**	**52.17**	**.0003**
Stddev	.0004	.12	.0004	.0005	.0010	.0001	.0005	.15	.0001
%RSD	42.86	.2202	2.544	5.763	.1812	2.830	.4046	.2896	49.95
#1	-.0012	56.04	.0157	.0077	.5532	.0027	.1300	52.03	.0002
#2	-.0013	56.26	.0162	.0086	.5548	.0028	.1307	52.33	.0004
#3	-.0005	56.05	.0165	.0079	.5530	.0029	.1311	52.14	.0002

Elem	Ce4040	Co2286	Cr2677	Cu3247	Fe2599	K_7664	Li6707	Mg2790	Mn2576
Units	ppm	ppm	ppm	ppm	ppm	ppm	ppm	ppm	ppm
Avg	**.8470**	**.0423**	**.1479**	**.1027**	**92.56**	**22.98**	**.0476**	**36.64**	**2.450**
Stddev	.0041	.0004	.0003	.0003	.16	.07	.0003	.15	.006
%RSD	.4792	1.004	.1902	.2586	.1680	.3160	.5670	.4181	.2501
#1	.8476	.0427	.1482	.1024	92.45	22.95	.0474	36.59	2.452
#2	.8427	.0425	.1476	.1030	92.74	23.06	.0479	36.81	2.443
#3	.8507	.0419	.1480	.1026	92.48	22.92	.0475	36.52	2.455

Elem	Mo2020	Na5895	Ni2316	P_1774	Pb2203	S_1820	Sb2068	Se1960	Si2124
Units	ppm	ppm	ppm	ppm	ppm	ppm	ppm	ppm	ppm
Avg	**.0022**	**2.395**	**.1177**	**2.613**	**.0276**	**2.520**	**.0001**	**.0009**	**3.066**
Stddev	.0004	.012	.0007	.013	.0016	.015	.0001	.0008	.058
%RSD	16.78	.5189	.5707	.5111	5.872	.5947	147.4	93.45	1.899
#1	.0018	2.403	.1175	2.625	.0258	2.537	-.0000	.0017	3.133
#2	.0026	2.400	.1185	2.616	.0286	2.514	.0002	.0010	3.039
#3	.0022	2.380	.1172	2.598	.0286	2.508	.0001	.0000	3.027

Elem	Sn1899	Sr4077	Ti3349	Tl1908	V_2924	W_2079	Zn2062	Zr3391
Units	ppm	ppm	ppm	ppm	ppm	ppm	ppm	ppm
Avg	**.0150**	**.0839**	**5.333**	**.0031**	**.1547**	**-.0024**	**.1598**	**.0154**
Stddev	.0003	.0000	.005	.0028	.0006	.0008	.0013	.0002
%RSD	1.681	.0554	.0925	90.04	.3869	32.31	.8059	1.140
#1	.0153	.0838	5.331	.0047	.1545	-.0015	.1611	.0152
#2	.0148	.0839	5.328	-.0001	.1542	-.0028	.1599	.0155
#3	.0151	.0839	5.338	.0047	.1553	-.0030	.1585	.0155

Zoom In Zoom Out

Sample Name: jd27600-11 Acquired: 7/8/2021 1:17:08 Type: Unk
Method: SGS NO VALVE3(v105) Mode: CONC Corr. Factor: 1.000000
User: admin Custom ID1: Custom ID2: Custom ID3:
Comment:

Int. Std.	In2306	Y_3600	Y_3710	Y_2243
Units	Cts/S	Cts/S	Cts/S	Cts/S
Avg	**4355.7**	**61106.**	**4599.0**	**1454.1**
Stddev	7.3	422.	32.7	4.1
%RSD	.16751	.69044	.71145	.27900
#1	4347.5	60949.	4631.3	1449.9
#2	4358.2	61583.	4565.9	1454.5
#3	4361.4	60784.	4599.7	1458.0

Zoom In Zoom Out

Sample Name: jd27600-12 Acquired: 7/8/2021 1:22:09 Type: Unk
Method: SGS NO VALVE3(v105) Mode: CONC Corr. Factor: 1.000000
User: admin Custom ID1: Custom ID2: Custom ID3:
Comment:

Elem	Ag3280	Al3961	As1890	B_2089	Ba4554	Be3130	Bi2230	Ca3179	Cd2288
Units	ppm	ppm	ppm	ppm	ppm	ppm	ppm	ppm	ppm
Avg	**-.0024**	**87.21**	**.0155**	**.0124**	**.8189**	**.0038**	**.1754**	**85.05**	**.0007**
Stddev	.0004	.22	.0022	.0017	.0023	.0001	.0010	.22	.0002
%RSD	16.13	.2488	14.21	14.00	.2828	3.464	.5777	.2606	26.98
#1	-.0026	87.35	.0156	.0121	.8194	.0036	.1757	85.16	.0009
#2	-.0020	87.32	.0176	.0108	.8209	.0039	.1743	85.19	.0006
#3	-.0027	86.96	.0132	.0142	.8164	.0038	.1763	84.79	.0005

Elem	Ce4040	Co2286	Cr2677	Cu3247	Fe2599	K_7664	Li6707	Mg2790	Mn2576
Units	ppm	ppm	ppm	ppm	ppm	ppm	ppm	ppm	ppm
Avg	**.5464**	**.0669**	**.1716**	**.1471**	**129.1**	**32.72**	**.0769**	**48.53**	**2.468**
Stddev	.0012	.0005	.0006	.0007	.5	.09	.0006	.37	.003
%RSD	.2224	.7778	.3554	.4486	.3899	.2622	.8073	.7591	.1372
#1	.5466	.0673	.1723	.1469	129.3	32.72	.0767	48.63	2.471
#2	.5476	.0669	.1712	.1465	129.5	32.81	.0776	48.84	2.465
#3	.5451	.0663	.1713	.1478	128.6	32.64	.0763	48.13	2.468

Elem	Mo2020	Na5895	Ni2316	P_1774	Pb2203	S_1820	Sb2068	Se1960	Si2124
Units	ppm	ppm	ppm	ppm	ppm	ppm	ppm	ppm	ppm
Avg	**.0019**	**3.204**	**.1673**	**4.431**	**.0623**	**2.096**	**-.0013**	**-.0031**	**4.995**
Stddev	.0005	.007	.0005	.007	.0007	.003	.0011	.0020	.152
%RSD	25.81	.2122	.2886	.1662	1.055	.1221	87.41	64.79	3.047
#1	.0025	3.205	.1676	4.434	.0616	2.094	-.0007	-.0035	5.145
#2	.0018	3.210	.1668	4.423	.0629	2.095	-.0006	-.0009	4.999
#3	.0015	3.197	.1675	4.437	.0622	2.099	-.0026	-.0049	4.841

Elem	Sn1899	Sr4077	Ti3349	Tl1908	V_2924	W_2079	Zn2062	Zr3391
Units	ppm	ppm	ppm	ppm	ppm	ppm	ppm	ppm
Avg	**.0149**	**.2129**	**7.216**	**.0023**	**.2219**	**-.0025**	**.2457**	**.0195**
Stddev	.0017	.0008	.009	.0014	.0001	.0014	.0006	.0001
%RSD	11.51	.3770	.1246	62.78	.0659	56.86	.2389	.5155
#1	.0147	.2132	7.221	.0009	.2220	-.0010	.2455	.0194
#2	.0133	.2135	7.205	.0021	.2218	-.0039	.2464	.0196
#3	.0167	.2120	7.221	.0038	.2217	-.0025	.2453	.0196

Zoom In Zoom Out

Sample Name: jd27600-12 Acquired: 7/8/2021 1:22:09 Type: Unk
Method: SGS NO VALVE3(v105) Mode: CONC Corr. Factor: 1.000000
User: admin Custom ID1: Custom ID2: Custom ID3:
Comment:

Int. Std.	In2306	Y_3600	Y_3710	Y_2243
Units	Cts/S	Cts/S	Cts/S	Cts/S
Avg	**4303.5**	**60953.**	**4668.9**	**1442.6**
Stddev	3.4	201.	15.8	1.8
%RSD	.07879	.32952	.33844	.12693
#1	4303.3	60726.	4663.7	1442.1
#2	4300.2	61028.	4656.3	1441.0
#3	4307.0	61106.	4686.6	1444.6

Zoom In Zoom Out

Sample Name: ccv Acquired: 7/8/2021 1:27:11 Type: QC
Method: SGS NO VALVE3(v105) Mode: CONC Corr. Factor: 1.000000
User: admin Custom ID1: Custom ID2: Custom ID3:
Comment:

Elem	Ag3280	Al3961	As1890	B_2089	Ba4554	Be3130	Bi2230	Ca3179	Cd2288
Units	ppm	ppm	ppm	ppm	ppm	ppm	ppm	ppm	ppm
Avg	**.2492**	**40.15**	**1.977**	**1.987**	**2.050**	**2.000**	**1.999**	**39.10**	**1.991**
Stddev	.0005	.12	.011	.012	.006	.005	.014	.06	.013
%RSD	.2041	.2931	.5735	.6045	.2995	.2487	.6754	.1628	.6529
#1	.2495	40.06	1.989	2.001	2.045	1.997	2.014	39.04	2.006
#2	.2486	40.11	1.968	1.982	2.047	1.998	1.993	39.11	1.984
#3	.2494	40.28	1.972	1.979	2.057	2.006	1.989	39.16	1.983
Check ?	Chk Pass	Chk Pass	Chk Pass	Chk Pass	Chk Pass	Chk Pass	Chk Pass	Chk Pass	Chk Pass
Value									
Range									

Elem	Ce4040	Co2286	Cr2677	Cu3247	Fe2599	K_7664	Li6707	Mg2790	Mn2576
Units	ppm	ppm	ppm	ppm	ppm	ppm	ppm	ppm	ppm
Avg	**2.029**	**2.022**	**1.998**	**1.960**	**39.15**	**40.65**	**2.059**	**38.30**	**2.043**
Stddev	.003	.011	.002	.002	.10	.11	.007	.16	.003
%RSD	.1456	.5409	.0879	.1217	.2492	.2736	.3229	.4225	.1247
#1	2.032	2.034	2.000	1.957	39.07	40.59	2.054	38.23	2.046
#2	2.026	2.015	1.996	1.961	39.12	40.59	2.056	38.49	2.042
#3	2.028	2.016	1.998	1.961	39.26	40.78	2.066	38.18	2.041
Check ?	Chk Pass	Chk Pass	Chk Pass	Chk Pass	Chk Pass	Chk Pass	Chk Pass	Chk Pass	Chk Pass
Value									
Range									

Elem	Mo2020	Na5895	Ni2316	P_1774	Pb2203	S_1820	Sb2068	Se1960	Si2124
Units	ppm	ppm	ppm	ppm	ppm	ppm	ppm	ppm	ppm
Avg	**2.018**	**40.88**	**2.028**	**2.012**	**2.048**	**1.947**	**1.988**	**1.963**	**4.909**
Stddev	.013	.14	.013	.016	.011	.011	.011	.015	.033
%RSD	.6484	.3392	.6303	.7914	.5363	.5394	.5475	.7849	.6770
#1	2.033	40.77	2.042	2.029	2.061	1.959	2.001	1.981	4.947
#2	2.011	40.85	2.018	2.007	2.042	1.943	1.984	1.956	4.886
#3	2.010	41.04	2.022	1.998	2.042	1.940	1.980	1.953	4.894
Check ?	Chk Pass	Chk Pass	Chk Pass	Chk Pass	Chk Pass	Chk Pass	Chk Pass	Chk Pass	Chk Pass
Value									
Range									

Zoom In Zoom Out

Sample Name: ccv Acquired: 7/8/2021 1:27:11 Type: QC
Method: SGS NO VALVE3(v105) Mode: CONC Corr. Factor: 1.000000
User: admin Custom ID1: Custom ID2: Custom ID3:
Comment:

Elem	Sn1899	Sr4077	Ti3349	Tl1908	V_2924	W_2079	Zn2062	Zr3391
Units	ppm	ppm	ppm	ppm	ppm	ppm	ppm	ppm
Avg	**2.034**	**2.068**	**2.005**	**2.041**	**2.010**	**2.025**	**1.998**	**2.034**
Stddev	.016	.006	.002	.015	.001	.011	.014	.001
%RSD	.7716	.3038	.1036	.7288	.0313	.5404	.6896	.0565
#1	2.052	2.064	2.007	2.058	2.011	2.037	2.013	2.033
#2	2.022	2.065	2.004	2.036	2.010	2.019	1.988	2.034
#3	2.027	2.076	2.003	2.029	2.010	2.017	1.992	2.035
Check ?	Chk Pass	Chk Pass	Chk Pass	Chk Pass	Chk Pass	Chk Pass	Chk Pass	Chk Pass
Value								
Range								

Int. Std.	In2306	Y_3600	Y_3710	Y_2243
Units	Cts/S	Cts/S	Cts/S	Cts/S
Avg	**4245.9**	**56883.**	**4237.9**	**1353.9**
Stddev	21.2	133.	14.2	7.0
%RSD	.49990	.23320	.33619	.52029
#1	4221.6	56730.	4250.9	1345.8
#2	4261.0	56962.	4222.6	1358.0
#3	4255.0	56957.	4240.2	1357.9

Zoom In / Zoom Out

Sample Name: ccb Acquired: 7/8/2021 1:32:02 Type: QC
Method: SGS NO VALVE3(v105) Mode: CONC Corr. Factor: 1.000000
User: admin Custom ID1: Custom ID2: Custom ID3:
Comment:

Elem	Ag3280	Al3961	As1890	B_2089	Ba4554	Be3130	Bi2230	Ca3179
Units	ppm	ppm	ppm	ppm	ppm	ppm	ppm	ppm
Avg	**-.0004**	**-.0075**	**.0009**	**.0005**	**.0004**	**.0003**	**-.0003**	**-.0038**
Stddev	.0002	.0089	.0015	.0008	.0001	.0001	.0017	.0010
%RSD	46.02	117.9	167.0	140.8	28.82	26.71	618.4	26.76
#1	-.0002	-.0132	.0009	.0006	.0003	.0003	-.0017	-.0046
#2	-.0005	.0027	-.0006	-.0003	.0005	.0002	-.0008	-.0027
#3	-.0006	-.0120	.0023	.0012	.0004	.0002	.0017	-.0042
Check ?	Chk Pass	Chk Pass	Chk Pass	Chk Pass	Chk Pass	Chk Pass	Chk Pass	Chk Pass
High Limit								
Low Limit								

Elem	Cd2288	Ce4040	Co2286	Cr2677	Cu3247	Fe2599	K_7664	Li6707
Units	ppm	ppm	ppm	ppm	ppm	ppm	ppm	ppm
Avg	**.0005**	**.0008**	**-.0003**	**-.0000**	**-.0000**	**.0077**	**.0555**	**-.0028**
Stddev	.0001	.0019	.0001	.0002	.0002	.0029	.0162	.0015
%RSD	24.67	228.0	43.57	1749000.	927.9	36.89	29.26	52.12
#1	.0004	.0015	-.0004	-.0001	.0001	.0086	.0686	-.0017
#2	.0006	-.0013	-.0002	-.0001	.0001	.0100	.0605	-.0022
#3	.0005	.0023	-.0003	.0002	-.0003	.0045	.0373	-.0045
Check ?	Chk Pass	None	Chk Pass	Chk Pass	Chk Pass	Chk Pass	Chk Pass	Chk Pass
High Limit								
Low Limit								

Elem	Mg2790	Mn2576	Mo2020	Na5895	Ni2316	P_1774	Pb2203	S_1820
Units	ppm	ppm	ppm	ppm	ppm	ppm	ppm	ppm
Avg	**.0096**	**.0001**	**.0008**	**-.0499**	**.0004**	**.0027**	**-.0010**	**.0004**
Stddev	.0511	.0000	.0001	.0079	.0002	.0016	.0003	.0019
%RSD	535.4	50.04	17.44	15.76	62.61	57.09	25.14	492.0
#1	.0583	.0000	.0008	-.0534	.0001	.0042	-.0013	-.0005
#2	.0140	.0001	.0010	-.0409	.0006	.0030	-.0008	.0025
#3	-.0437	.0001	.0007	-.0554	.0005	.0011	-.0010	-.0009
Check ?	Chk Pass	Chk Pass	Chk Pass	Chk Pass	Chk Pass	Chk Pass	Chk Pass	Chk Pass
High Limit								
Low Limit								

Zoom In / Zoom Out

Sample Name: ccb Acquired: 7/8/2021 1:32:02 Type: QC
Method: SGS NO VALVE3(v105) Mode: CONC Corr. Factor: 1.000000
User: admin Custom ID1: Custom ID2: Custom ID3:
Comment:

Elem	Sb2068	Se1960	Si2124	Sn1899	Sr4077	Ti3349	Tl1908	V_2924
Units	ppm	ppm	ppm	ppm	ppm	ppm	ppm	ppm
Avg	**.0014**	**.0011**	**.0001**	**.0011**	**.0001**	**.0003**	F **.0030**	**.0004**
Stddev	.0012	.0013	.0014	.0012	.0002	.0002	.0012	.0001
%RSD	88.44	116.9	1150.	108.3	144.4	63.63	41.27	29.19
#1	.0002	.0018	.0013	.0011	.0000	.0005	.0034	.0003
#2	.0014	-.0004	.0004	.0024	.0004	.0001	.0016	.0006
#3	.0026	.0018	-.0014	-.0001	.0000	.0004	.0040	.0004
Check ?	Chk Pass	Chk Pass	Chk Pass	Chk Pass	Chk Pass	Chk Pass	Chk Fail	Chk Pass
High Limit							.0020	
Low Limit							-.0020	

Elem	W_2079	Zn2062	Zr3391
Units	ppm	ppm	ppm
Avg	**-.0006**	F **-.0045**	**.0004**
Stddev	.0013	.0001	.0002
%RSD	198.6	3.249	57.60
#1	.0002	-.0045	.0004
#2	-.0021	-.0044	.0005
#3	-.0001	-.0047	.0001
Check ?	Chk Pass	Chk Fail	Chk Pass
High Limit		.0020	
Low Limit		-.0020	

Int. Std.	In2306	Y_3600	Y_3710	Y_2243
Units	Cts/S	Cts/S	Cts/S	Cts/S
Avg	**4337.7**	**58492.**	**4255.5**	**1382.0**
Stddev	29.7	259.	2.5	12.0
%RSD	.68577	.44326	.05981	.86623
#1	4358.2	58599.	4254.1	1388.5
#2	4303.6	58682.	4258.4	1368.2
#3	4351.2	58197.	4253.9	1389.4

Zoom In / Zoom Out

Sample Name: jd27668-5 Acquired: 7/8/2021 1:37:17 Type: Unk
Method: SGS NO VALVE3(v105) Mode: CONC Corr. Factor: 1.000000
User: admin Custom ID1: Custom ID2: Custom ID3:
Comment:

Elem	Ag3280	Al3961	As1890	B_2089	Ba4554	Be3130	Bi2230	Ca3179	Cd2288
Units	ppm	ppm	ppm	ppm	ppm	ppm	ppm	ppm	ppm
Avg	**-.0007**	**97.14**	**.0858**	**.0290**	**1.268**	**.0089**	**.0156**	**8.824**	**.0068**
Stddev	.0004	.46	.0018	.0005	.007	.0001	.0013	.050	.0002
%RSD	63.08	.4782	2.042	1.767	.5655	.7584	8.357	.5673	2.602
#1	-.0004	96.81	.0845	.0284	1.264	.0089	.0165	8.790	.0069
#2	-.0012	96.93	.0878	.0292	1.264	.0090	.0161	8.800	.0066
#3	-.0005	97.67	.0851	.0293	1.276	.0088	.0141	8.881	.0070

Elem	Ce4040	Co2286	Cr2677	Cu3247	Fe2599	K_7664	Li6707	Mg2790	Mn2576
Units	ppm	ppm	ppm	ppm	ppm	ppm	ppm	ppm	ppm
Avg	**.4393**	**.1088**	**.1644**	**.2032**	F **222.1**	**11.02**	**.1469**	**15.18**	**7.102**
Stddev	.0027	.0005	.0008	.0008	1.1	.04	.0014	.04	.029
%RSD	.6132	.5004	.4786	.3923	.4961	.3263	.9690	.2667	.4009
#1	.4379	.1092	.1647	.2038	221.5	10.97	.1455	15.15	7.070
#2	.4377	.1082	.1649	.2023	221.4	11.04	.1467	15.23	7.125
#3	.4424	.1090	.1635	.2035	223.4	11.03	.1484	15.17	7.112

Elem	Mo2020	Na5895	Ni2316	P_1774	Pb2203	S_1820	Sb2068	Se1960	Si2124
Units	ppm	ppm	ppm	ppm	ppm	ppm	ppm	ppm	ppm
Avg	**.0092**	**20.91**	**.2109**	**4.169**	**.2801**	**8.062**	**.0006**	**.0041**	**3.266**
Stddev	.0002	.12	.0005	.016	.0010	.023	.0016	.0027	.019
%RSD	1.944	.5513	.2269	.3755	.3556	.2853	270.6	64.52	.5720
#1	.0092	20.84	.2110	4.182	.2798	8.081	.0023	.0049	3.254
#2	.0093	20.85	.2104	4.152	.2813	8.036	-.0010	.0063	3.256
#3	.0090	21.04	.2114	4.174	.2793	8.068	.0006	.0012	3.287

Elem	Sn1899	Sr4077	Ti3349	Tl1908	V_2924	W_2079	Zn2062	Zr3391
Units	ppm	ppm	ppm	ppm	ppm	ppm	ppm	ppm
Avg	**.0502**	**.4023**	**.5100**	**.0027**	**.1708**	**-.0006**	**.9567**	**.0182**
Stddev	.0021	.0021	.0033	.0023	.0002	.0013	.0024	.0001
%RSD	4.090	.5192	.6529	87.65	.1190	200.0	.2514	.7413
#1	.0482	.4006	.5125	.0045	.1707	-.0017	.9573	.0183
#2	.0523	.4017	.5112	.0035	.1710	.0008	.9540	.0182
#3	.0501	.4046	.5062	.0000	.1706	-.0010	.9587	.0181

Zoom In / Zoom Out

Sample Name: jd27668-5 Acquired: 7/8/2021 1:37:17 Type: Unk
Method: SGS NO VALVE3(v105) Mode: CONC Corr. Factor: 1.000000
User: admin Custom ID1: Custom ID2: Custom ID3:
Comment:

Int. Std.	In2306	Y_3600	Y_3710	Y_2243
Units	Cts/S	Cts/S	Cts/S	Cts/S
Avg	**4473.5**	**62471.**	**4708.6**	**1489.4**
Stddev	8.4	194.	20.5	5.7
%RSD	.18677	.31029	.43605	.38410
#1	4479.9	62629.	4722.0	1490.7
#2	4476.6	62254.	4718.8	1494.3
#3	4464.1	62529.	4684.9	1483.1

Zoom In Zoom Out

Sample Name: jd27668-6 Acquired: 7/8/2021 1:42:26 Type: Unk
Method: SGS NO VALVE3(v105) Mode: CONC Corr. Factor: 1.000000
User: admin Custom ID1: Custom ID2: Custom ID3:
Comment:

Elem	Ag3280	Al3961	As1890	B_2089	Ba4554	Be3130	Bi2230	Ca3179	Cd2288
Units	ppm	ppm	ppm	ppm	ppm	ppm	ppm	ppm	ppm
Avg	**-.0017**	**128.6**	**.0872**	**.0345**	**1.777**	**.0104**	**.0144**	**12.11**	**.0068**
Stddev	.0002	.3	.0007	.0002	.004	.0001	.0013	.04	.0001
%RSD	12.00	.2404	.8478	.6475	.2416	1.327	9.197	.3487	.8991
#1	-.0015	128.4	.0871	.0347	1.772	.0102	.0157	12.08	.0068
#2	-.0019	128.5	.0866	.0342	1.778	.0105	.0143	12.09	.0068
#3	-.0018	129.0	.0880	.0345	1.781	.0105	.0131	12.16	.0069

Elem	Ce4040	Co2286	Cr2677	Cu3247	Fe2599	K_7664	Li6707	Mg2790	Mn2576
Units	ppm	ppm	ppm	ppm	ppm	ppm	ppm	ppm	ppm
Avg	**.5605**	**.1322**	**.1910**	**.1944**	F **256.2**	**14.98**	**.2004**	**20.74**	F **9.268**
Stddev	.0011	.0006	.0004	.0005	.7	.02	.0011	.11	.065
%RSD	.2040	.4646	.2267	.2478	.2564	.1609	.5636	.5526	.7017
#1	.5592	.1318	.1907	.1938	255.6	14.98	.1991	20.76	9.196
#2	.5615	.1318	.1909	.1945	256.2	14.96	.2012	20.85	9.284
#3	.5608	.1329	.1915	.1948	256.9	15.01	.2009	20.62	9.323

Elem	Mo2020	Na5895	Ni2316	P_1774	Pb2203	S_1820	Sb2068	Se1960	Si2124
Units	ppm	ppm	ppm	ppm	ppm	ppm	ppm	ppm	ppm
Avg	**.0082**	**25.22**	**.2692**	**4.715**	**.2254**	**8.293**	**-.0006**	**.0027**	**3.239**
Stddev	.0001	.07	.0009	.016	.0013	.026	.0009	.0021	.032
%RSD	1.100	.2685	.3494	.3390	.5634	.3201	147.9	77.22	.9823
#1	.0081	25.16	.2682	4.698	.2256	8.266	.0004	.0049	3.275
#2	.0082	25.21	.2697	4.720	.2266	8.294	-.0008	.0009	3.213
#3	.0082	25.29	.2699	4.729	.2241	8.319	-.0014	.0022	3.231

Elem	Sn1899	Sr4077	Ti3349	Tl1908	V_2924	W_2079	Zn2062	Zr3391
Units	ppm	ppm	ppm	ppm	ppm	ppm	ppm	ppm
Avg	**.0399**	**.6921**	**.5210**	**.0050**	**.2193**	**-.0017**	**1.010**	**.0259**
Stddev	.0009	.0018	.0005	.0027	.0006	.0018	.001	.0001
%RSD	2.274	.2584	.1037	55.08	.2927	103.6	.0506	.4834
#1	.0394	.6903	.5216	.0042	.2186	-.0002	1.011	.0260
#2	.0410	.6922	.5205	.0080	.2199	-.0037	1.010	.0259
#3	.0394	.6938	.5208	.0027	.2192	-.0012	1.011	.0258

Zoom In Zoom Out

Sample Name: jd27668-6 Acquired: 7/8/2021 1:42:26 Type: Unk
Method: SGS NO VALVE3(v105) Mode: CONC Corr. Factor: 1.000000
User: admin Custom ID1: Custom ID2: Custom ID3:
Comment:

Int. Std.	In2306	Y_3600	Y_3710	Y_2243
Units	Cts/S	Cts/S	Cts/S	Cts/S
Avg	**4473.8**	**63279.**	**4826.2**	**1506.7**
Stddev	6.4	41.	11.2	1.0
%RSD	.14240	.06424	.23149	.06417
#1	4478.6	63276.	4814.0	1507.8
#2	4466.6	63321.	4835.8	1506.5
#3	4476.3	63239.	4828.8	1505.9

Zoom In Zoom Out

Sample Name: jd27668-7 Acquired: 7/8/2021 1:47:34 Type: Unk
Method: SGS NO VALVE3(v105) Mode: CONC Corr. Factor: 1.000000
User: admin Custom ID1: Custom ID2: Custom ID3:
Comment:

Elem	Ag3280	Al3961	As1890	B_2089	Ba4554	Be3130	Bi2230	Ca3179	Cd2288
Units	ppm	ppm	ppm	ppm	ppm	ppm	ppm	ppm	ppm
Avg	**-.0013**	**104.6**	**.0841**	**.0274**	**1.268**	**.0091**	**.0148**	**11.58**	**.0062**
Stddev	.0003	.8	.0034	.0003	.010	.0001	.0021	.09	.0003
%RSD	24.89	.7646	4.031	1.136	.8039	.9449	13.91	.7515	4.138
#1	-.0017	104.9	.0879	.0276	1.271	.0092	.0163	11.58	.0064
#2	-.0011	105.2	.0828	.0271	1.277	.0091	.0124	11.66	.0059
#3	-.0012	103.7	.0815	.0277	1.257	.0090	.0156	11.49	.0063

Elem	Ce4040	Co2286	Cr2677	Cu3247	Fe2599	K_7664	Li6707	Mg2790	Mn2576
Units	ppm	ppm	ppm	ppm	ppm	ppm	ppm	ppm	ppm
Avg	**.4533**	**.1167**	**.1717**	**.1744**	F **217.8**	**12.92**	**.1493**	**15.61**	**7.442**
Stddev	.0020	.0034	.0008	.0006	1.7	.08	.0011	.08	.106
%RSD	.4392	2.952	.4380	.3570	.7695	.6049	.7631	.5309	1.421
#1	.4518	.1207	.1711	.1742	218.1	12.90	.1497	15.57	7.558
#2	.4555	.1148	.1726	.1751	219.3	13.01	.1503	15.70	7.415
#3	.4525	.1147	.1714	.1739	216.0	12.86	.1481	15.55	7.352

Elem	Mo2020	Na5895	Ni2316	P_1774	Pb2203	S_1820	Sb2068	Se1960	Si2124
Units	ppm	ppm	ppm	ppm	ppm	ppm	ppm	ppm	ppm
Avg	**.0094**	**20.29**	**.2260**	**4.674**	**.2391**	**8.173**	**.0017**	**.0033**	**3.198**
Stddev	.0005	.15	.0055	.131	.0067	.240	.0008	.0040	.111
%RSD	5.591	.7194	2.425	2.793	2.804	2.937	47.68	122.0	3.473
#1	.0090	20.35	.2323	4.825	.2468	8.450	.0015	.0003	3.326
#2	.0093	20.40	.2232	4.603	.2359	8.041	.0010	.0079	3.145
#3	.0100	20.13	.2225	4.595	.2346	8.028	.0026	.0017	3.123

Elem	Sn1899	Sr4077	Ti3349	Tl1908	V_2924	W_2079	Zn2062	Zr3391
Units	ppm	ppm	ppm	ppm	ppm	ppm	ppm	ppm
Avg	**.0455**	**.2189**	**.4821**	**.0028**	**.1807**	**-.0003**	**.8957**	**.0199**
Stddev	.0018	.0014	.0034	.0033	.0002	.0017	.0266	.0001
%RSD	4.059	.6558	.7112	121.1	.1177	519.8	2.966	.2821
#1	.0476	.2196	.4856	.0002	.1807	-.0006	.9264	.0199
#2	.0447	.2198	.4821	.0065	.1809	-.0018	.8807	.0199
#3	.0441	.2172	.4787	.0016	.1805	.0015	.8801	.0198

Zoom In Zoom Out

Sample Name: jd27668-7 Acquired: 7/8/2021 1:47:34 Type: Unk
Method: SGS NO VALVE3(v105) Mode: CONC Corr. Factor: 1.000000
User: admin Custom ID1: Custom ID2: Custom ID3:
Comment:

Int. Std.	In2306	Y_3600	Y_3710	Y_2243
Units	Cts/S	Cts/S	Cts/S	Cts/S
Avg	**4400.8**	**63669.**	**4846.1**	**1467.1**
Stddev	92.4	184.	40.9	33.0
%RSD	2.0998	.28888	.84436	2.2489
#1	4294.2	63644.	4868.6	1429.0
#2	4449.8	63498.	4798.8	1485.1
#3	4458.4	63863.	4870.7	1487.2

Zoom In Zoom Out

Sample Name: jd27668-8 Acquired: 7/8/2021 1:52:43 Type: Unk
Method: SGS NO VALVE3(v105) Mode: CONC Corr. Factor: 1.000000
User: admin Custom ID1: Custom ID2: Custom ID3:
Comment:

Elem	Ag3280	Al3961	As1890	B_2089	Ba4554	Be3130	Bi2230	Ca3179	Cd2288
Units	ppm	ppm	ppm	ppm	ppm	ppm	ppm	ppm	ppm
Avg	**-.0005**	**100.5**	**.0792**	**.0281**	**1.315**	**.0086**	**.0146**	**18.13**	**.0071**
Stddev	.0003	.2	.0018	.0005	.004	.0000	.0024	.04	.0003
%RSD	63.19	.2331	2.326	1.841	.3197	.4132	16.40	.2025	3.756
#1	-.0005	100.4	.0779	.0275	1.313	.0086	.0134	18.09	.0070
#2	-.0008	100.3	.0784	.0286	1.311	.0087	.0131	18.12	.0069
#3	-.0002	100.7	.0813	.0282	1.319	.0086	.0174	18.17	.0074

Elem	Ce4040	Co2286	Cr2677	Cu3247	Fe2599	K_7664	Li6707	Mg2790	Mn2576
Units	ppm	ppm	ppm	ppm	ppm	ppm	ppm	ppm	ppm
Avg	**.4466**	**.1110**	**.1673**	**.1885**	F **209.9**	**12.30**	**.1366**	**15.67**	**7.873**
Stddev	.0023	.0010	.0005	.0001	.5	.03	.0014	.11	.018
%RSD	.5073	.8613	.2769	.0695	.2163	.2193	1.025	.7265	.2258
#1	.4487	.1113	.1668	.1886	209.8	12.33	.1382	15.54	7.852
#2	.4442	.1099	.1673	.1883	209.5	12.28	.1357	15.69	7.886
#3	.4468	.1118	.1678	.1885	210.4	12.29	.1359	15.77	7.879

Elem	Mo2020	Na5895	Ni2316	P_1774	Pb2203	S_1820	Sb2068	Se1960	Si2124
Units	ppm	ppm	ppm	ppm	ppm	ppm	ppm	ppm	ppm
Avg	**.0096**	**14.95**	**.2154**	**3.928**	**.2411**	**5.541**	**.0017**	**.0040**	**3.135**
Stddev	.0005	.03	.0019	.034	.0005	.053	.0001	.0013	.038
%RSD	4.833	.2262	.8689	.8644	.2002	.9560	6.345	31.40	1.225
#1	.0101	14.93	.2162	3.948	.2409	5.579	.0017	.0041	3.178
#2	.0092	14.92	.2133	3.889	.2407	5.481	.0017	.0027	3.122
#3	.0095	14.98	.2168	3.947	.2416	5.565	.0016	.0053	3.105

Elem	Sn1899	Sr4077	Ti3349	Tl1908	V_2924	W_2079	Zn2062	Zr3391
Units	ppm	ppm	ppm	ppm	ppm	ppm	ppm	ppm
Avg	**.0438**	**.2204**	**.4980**	**.0046**	**.1709**	**-.0015**	**.9637**	**.0183**
Stddev	.0011	.0006	.0025	.0015	.0005	.0036	.0100	.0007
%RSD	2.597	.2793	.5083	31.76	.2657	232.2	1.034	3.579
#1	.0451	.2200	.4965	.0030	.1713	-.0056	.9707	.0191
#2	.0429	.2201	.5009	.0059	.1704	.0004	.9523	.0180
#3	.0435	.2211	.4965	.0050	.1709	.0006	.9681	.0178

Zoom In Zoom Out

Sample Name: jd27668-8 Acquired: 7/8/2021 1:52:43 Type: Unk
Method: SGS NO VALVE3(v105) Mode: CONC Corr. Factor: 1.000000
User: admin Custom ID1: Custom ID2: Custom ID3:
Comment:

Int. Std.	In2306	Y_3600	Y_3710	Y_2243
Units	Cts/S	Cts/S	Cts/S	Cts/S
Avg	**4446.3**	**62683.**	**4731.8**	**1477.5**
Stddev	29.7	77.	22.3	11.6
%RSD	.66688	.12290	.47071	.78303
#1	4438.3	62761.	4754.8	1471.8
#2	4479.1	62607.	4730.2	1490.8
#3	4421.5	62681.	4710.3	1469.8

Zoom In Zoom Out

Sample Name: jd27668-9 Acquired: 7/8/2021 1:57:53 Type: Unk
Method: SGS NO VALVE3(v105) Mode: CONC Corr. Factor: 1.000000
User: admin Custom ID1: Custom ID2: Custom ID3:
Comment:

Elem	Ag3280	Al3961	As1890	B_2089	Ba4554	Be3130	Bi2230	Ca3179	Cd2288
Units	ppm	ppm	ppm	ppm	ppm	ppm	ppm	ppm	ppm
Avg	**-.0009**	**100.9**	**.0726**	**.0342**	**1.419**	**.0085**	**.0154**	**10.73**	**.0062**
Stddev	.0004	.1	.0004	.0012	.002	.0001	.0018	.02	.0002
%RSD	43.16	.0804	.5012	3.555	.1668	1.429	11.71	.2176	3.160
#1	-.0008	100.8	.0730	.0329	1.416	.0086	.0141	10.74	.0060
#2	-.0005	101.0	.0723	.0347	1.420	.0084	.0174	10.74	.0063
#3	-.0013	100.9	.0726	.0352	1.420	.0084	.0145	10.70	.0064

Elem	Ce4040	Co2286	Cr2677	Cu3247	Fe2599	K_7664	Li6707	Mg2790	Mn2576
Units	ppm	ppm	ppm	ppm	ppm	ppm	ppm	ppm	ppm
Avg	**.4338**	**.1030**	**.1568**	**.1630**	F **200.9**	**12.29**	**.1619**	**15.99**	**7.366**
Stddev	.0010	.0008	.0004	.0003	.3	.01	.0017	.09	.039
%RSD	.2407	.7773	.2347	.2118	.1296	.0867	1.030	.5331	.5279
#1	.4341	.1035	.1567	.1627	200.9	12.28	.1636	16.07	7.324
#2	.4326	.1035	.1572	.1634	201.1	12.30	.1603	16.01	7.400
#3	.4346	.1021	.1564	.1630	200.6	12.29	.1618	15.90	7.374

Elem	Mo2020	Na5895	Ni2316	P_1774	Pb2203	S_1820	Sb2068	Se1960	Si2124
Units	ppm	ppm	ppm	ppm	ppm	ppm	ppm	ppm	ppm
Avg	**.0077**	**22.90**	**.2125**	**3.874**	**.1953**	**9.341**	**-.0007**	**.0010**	**3.015**
Stddev	.0003	.04	.0005	.014	.0008	.012	.0031	.0038	.028
%RSD	4.057	.1545	.2400	.3663	.4150	.1314	442.3	366.8	.9301
#1	.0074	22.86	.2125	3.880	.1955	9.347	.0019	-.0005	3.044
#2	.0076	22.93	.2119	3.857	.1959	9.327	.0001	.0054	3.013
#3	.0080	22.91	.2130	3.883	.1944	9.349	-.0041	-.0018	2.988

Elem	Sn1899	Sr4077	Ti3349	Tl1908	V_2924	W_2079	Zn2062	Zr3391
Units	ppm	ppm	ppm	ppm	ppm	ppm	ppm	ppm
Avg	**.0417**	**.7042**	**.4823**	**.0040**	**.1716**	**-.0014**	**.8563**	**.0187**
Stddev	.0005	.0022	.0022	.0017	.0004	.0005	.0022	.0002
%RSD	1.298	.3113	.4469	43.51	.2354	38.82	.2568	1.179
#1	.0417	.7018	.4831	.0060	.1720	-.0009	.8576	.0188
#2	.0422	.7051	.4840	.0032	.1712	-.0013	.8537	.0185
#3	.0411	.7059	.4799	.0028	.1715	-.0020	.8574	.0188

Zoom In Zoom Out

Sample Name: jd27668-9 Acquired: 7/8/2021 1:57:53 Type: Unk
Method: SGS NO VALVE3(v105) Mode: CONC Corr. Factor: 1.000000
User: admin Custom ID1: Custom ID2: Custom ID3:
Comment:

Int. Std.	In2306	Y_3600	Y_3710	Y_2243
Units	Cts/S	Cts/S	Cts/S	Cts/S
Avg	**4426.5**	**62485.**	**4724.4**	**1481.6**
Stddev	3.5	111.	39.7	3.1
%RSD	.07951	.17766	.83950	.20821
#1	4422.4	62441.	4692.1	1480.0
#2	4428.3	62611.	4712.6	1485.2
#3	4428.7	62402.	4768.7	1479.6

Zoom In Zoom Out

Sample Name: mp27312-b1 Acquired: 7/8/2021 2:03:03 Type: Unk
Method: SGS NO VALVE3(v105) Mode: CONC Corr. Factor: 1.000000
User: admin Custom ID1: Custom ID2: Custom ID3:
Comment:

Elem	Ag3280	Al3961	As1890	B_2089	Ba4554	Be3130	Bi2230	Ca3179	Cd2288
Units	ppm	ppm	ppm	ppm	ppm	ppm	ppm	ppm	ppm
Avg	**.2328**	**25.15**	**1.810**	**1.785**	**1.886**	**1.842**	**.0990**	**24.47**	**1.824**
Stddev	.0006	.11	.011	.009	.009	.009	.0017	.13	.010
%RSD	.2571	.4268	.5829	.5120	.4851	.4704	1.678	.5261	.5718
#1	.2322	25.02	1.822	1.796	1.876	1.832	.0970	24.33	1.836
#2	.2332	25.22	1.802	1.779	1.894	1.847	.0998	24.58	1.819
#3	.2332	25.20	1.806	1.781	1.889	1.847	.1000	24.51	1.818

Elem	Ce4040	Co2286	Cr2677	Cu3247	Fe2599	K_7664	Li6707	Mg2790	Mn2576
Units	ppm	ppm	ppm	ppm	ppm	ppm	ppm	ppm	ppm
Avg	**-.0047**	**1.864**	**1.834**	**1.791**	**24.52**	**25.41**	**-.0009**	**23.80**	**1.882**
Stddev	.0030	.009	.004	.006	.14	.18	.0009	.12	.004
%RSD	63.14	.4919	.2411	.3422	.5580	.7173	105.7	.5108	.2045
#1	-.0036	1.874	1.832	1.787	24.37	25.21	-.0017	23.66	1.879
#2	-.0024	1.863	1.839	1.798	24.64	25.57	.0001	23.87	1.887
#3	-.0080	1.855	1.831	1.788	24.55	25.44	-.0011	23.86	1.881

Elem	Mo2020	Na5895	Ni2316	P_1774	Pb2203	S_1820	Sb2068	Se1960	Si2124
Units	ppm	ppm	ppm	ppm	ppm	ppm	ppm	ppm	ppm
Avg	**1.852**	**25.58**	**1.868**	**1.849**	**1.883**	**-.0331**	**1.814**	**1.787**	**.0215**
Stddev	.010	.13	.010	.013	.006	.0029	.009	.013	.0022
%RSD	.5271	.5215	.5333	.6842	.3079	8.820	.5207	.7154	10.38
#1	1.864	25.42	1.879	1.862	1.887	-.0358	1.824	1.801	.0201
#2	1.846	25.66	1.865	1.837	1.884	-.0300	1.806	1.782	.0241
#3	1.847	25.66	1.859	1.848	1.876	-.0335	1.812	1.777	.0202

Elem	Sn1899	Sr4077	Ti3349	Tl1908	V_2924	W_2079	Zn2062	Zr3391
Units	ppm	ppm	ppm	ppm	ppm	ppm	ppm	ppm
Avg	**1.894**	**1.898**	**1.852**	**1.907**	**1.842**	**1.426**	**1.823**	**1.886**
Stddev	.008	.009	.006	.007	.004	.006	.009	.006
%RSD	.4430	.4636	.3285	.3834	.2392	.4248	.4905	.3101
#1	1.904	1.888	1.847	1.911	1.839	1.432	1.833	1.882
#2	1.888	1.905	1.859	1.911	1.847	1.420	1.820	1.893
#3	1.891	1.901	1.850	1.899	1.840	1.426	1.816	1.885

Zoom In Zoom Out

Sample Name: mp27312-b1 Acquired: 7/8/2021 2:03:03 Type: Unk
Method: SGS NO VALVE3(v105) Mode: CONC Corr. Factor: 1.000000
User: admin Custom ID1: Custom ID2: Custom ID3:
Comment:

Int. Std.	In2306	Y_3600	Y_3710	Y_2243
Units	Cts/S	Cts/S	Cts/S	Cts/S
Avg	**4296.2**	**57454.**	**4276.2**	**1367.7**
Stddev	13.5	65.	28.1	5.5
%RSD	.31519	.11379	.65635	.39853
#1	4281.6	57529.	4308.0	1361.5
#2	4298.7	57407.	4254.7	1370.2
#3	4308.4	57428.	4266.0	1371.5

Zoom In Zoom Out

Sample Name: mp27312-mb1 Acquired: 7/8/2021 2:07:54 Type: Unk
Method: SGS NO VALVE3(v105) Mode: CONC Corr. Factor: 1.000000
User: admin Custom ID1: Custom ID2: Custom ID3:
Comment:

Elem	Ag3280	Al3961	As1890	B_2089	Ba4554	Be3130	Bi2230	Ca3179	Cd2288
Units	ppm	ppm	ppm	ppm	ppm	ppm	ppm	ppm	ppm
Avg	**-.0003**	**-.0079**	**.0008**	**.0036**	**.0008**	**.0003**	**.0007**	**.0349**	**.0004**
Stddev	.0003	.0062	.0012	.0005	.0003	.0000	.0011	.0039	.0001
%RSD	102.5	78.84	152.9	13.42	39.92	17.65	166.7	11.24	33.12
#1	-.0007	-.0055	.0022	.0041	.0006	.0003	.0005	.0310	.0005
#2	-.0001	-.0032	.0003	.0032	.0012	.0002	.0019	.0348	.0003
#3	-.0002	-.0149	-.0001	.0035	.0006	.0003	-.0003	.0389	.0003

Elem	Ce4040	Co2286	Cr2677	Cu3247	Fe2599	K_7664	Li6707	Mg2790	Mn2576
Units	ppm	ppm	ppm	ppm	ppm	ppm	ppm	ppm	ppm
Avg	**-.0014**	**-.0005**	**.0004**	**.0003**	**.0222**	**.0447**	**-.0004**	**.0265**	**.0002**
Stddev	.0033	.0004	.0001	.0001	.0025	.0114	.0015	.0236	.0000
%RSD	236.9	73.35	31.76	33.82	11.26	25.44	356.5	89.06	11.57
#1	.0018	-.0004	.0005	.0004	.0251	.0455	.0002	.0134	.0002
#2	-.0013	-.0002	.0003	.0004	.0208	.0556	.0006	.0123	.0003
#3	-.0047	-.0009	.0004	.0002	.0208	.0329	-.0021	.0537	.0002

Elem	Mo2020	Na5895	Ni2316	P_1774	Pb2203	S_1820	Sb2068	Se1960	Si2124
Units	ppm	ppm	ppm	ppm	ppm	ppm	ppm	ppm	ppm
Avg	**.0015**	**-.0157**	**.0008**	**.0221**	**-.0005**	**.0034**	**.0031**	**.0026**	**.0075**
Stddev	.0002	.0042	.0003	.0010	.0008	.0024	.0003	.0023	.0009
%RSD	11.27	26.92	44.83	4.638	146.8	68.76	10.15	86.54	11.63
#1	.0016	-.0192	.0006	.0210	-.0005	.0043	.0034	.0041	.0080
#2	.0015	-.0170	.0012	.0223	.0003	.0052	.0028	.0037	.0079
#3	.0013	-.0110	.0006	.0230	-.0013	.0008	.0031	.0000	.0065

Elem	Sn1899	Sr4077	Ti3349	Tl1908	V_2924	W_2079	Zn2062	Zr3391
Units	ppm	ppm	ppm	ppm	ppm	ppm	ppm	ppm
Avg	**.0193**	**.0005**	**.0006**	**.0028**	**.0007**	**.0124**	**.0023**	**.0016**
Stddev	.0011	.0000	.0002	.0018	.0004	.0012	.0002	.0001
%RSD	5.678	4.127	42.72	63.62	49.19	9.333	7.371	5.462
#1	.0204	.0005	.0007	.0039	.0011	.0138	.0024	.0016
#2	.0194	.0005	.0003	.0037	.0004	.0118	.0021	.0016
#3	.0182	.0005	.0007	.0007	.0007	.0117	.0022	.0015

Zoom In Zoom Out

Sample Name: mp27312-mb1 Acquired: 7/8/2021 2:07:54 Type: Unk
Method: SGS NO VALVE3(v105) Mode: CONC Corr. Factor: 1.000000
User: admin Custom ID1: Custom ID2: Custom ID3:
Comment:

Int. Std.	In2306	Y_3600	Y_3710	Y_2243
Units	Cts/S	Cts/S	Cts/S	Cts/S
Avg	**4356.2**	**58862.**	**4320.2**	**1394.3**
Stddev	5.7	303.	9.2	3.2
%RSD	.13147	.51529	.21257	.23049
#1	4350.2	59101.	4329.4	1391.0
#2	4356.9	58964.	4311.0	1394.4
#3	4361.6	58521.	4320.1	1397.4

Zoom In Zoom Out

Sample Name: mp27312-s1 Acquired: 7/8/2021 2:13:09 Type: Unk
Method: SGS NO VALVE3(v105) Mode: CONC Corr. Factor: 1.000000
User: admin Custom ID1: Custom ID2: Custom ID3:
Comment:

Elem	Ag3280	Al3961	As1890	B_2089	Ba4554	Be3130	Bi2230	Ca3179	Cd2288
Units	ppm	ppm	ppm	ppm	ppm	ppm	ppm	ppm	ppm
Avg	**.2139**	**266.4**	**1.683**	**1.638**	**2.382**	**1.673**	**.2522**	**36.22**	**1.690**
Stddev	.0004	.5	.001	.003	.004	.004	.0027	.09	.002
%RSD	.1708	.2045	.0555	.2061	.1882	.2202	1.090	.2436	.1111
#1	.2138	265.8	1.682	1.634	2.377	1.669	.2554	36.12	1.688
#2	.2136	266.8	1.684	1.640	2.386	1.674	.2510	36.29	1.692
#3	.2143	266.6	1.683	1.639	2.382	1.676	.2503	36.26	1.691

Elem	Ce4040	Co2286	Cr2677	Cu3247	Fe2599	K_7664	Li6707	Mg2790	Mn2576
Units	ppm	ppm	ppm	ppm	ppm	ppm	ppm	ppm	ppm
Avg	**.8606**	**1.837**	**1.966**	**1.898**	F **260.1**	**45.06**	**.1703**	**52.40**	**5.260**
Stddev	.0018	.001	.002	.002	.5	.13	.0009	.19	.014
%RSD	.2114	.0537	.1114	.1100	.1878	.2886	.5494	.3657	.2681
#1	.8587	1.837	1.964	1.899	259.5	44.93	.1709	52.18	5.273
#2	.8610	1.837	1.968	1.895	260.5	45.18	.1693	52.53	5.262
#3	.8622	1.836	1.967	1.899	260.3	45.07	.1709	52.49	5.245

Elem	Mo2020	Na5895	Ni2316	P_1774	Pb2203	S_1820	Sb2068	Se1960	Si2124
Units	ppm	ppm	ppm	ppm	ppm	ppm	ppm	ppm	ppm
Avg	**1.616**	**24.46**	**1.915**	**5.017**	**2.006**	**.6300**	**.5989**	**1.618**	**3.478**
Stddev	.003	.04	.002	.007	.001	.0055	.0016	.003	.009
%RSD	.1839	.1537	.0878	.1359	.0321	.8745	.2678	.1802	.2702
#1	1.614	24.42	1.914	5.009	2.006	.6238	.5977	1.614	3.485
#2	1.619	24.46	1.917	5.023	2.006	.6342	.5983	1.618	3.483
#3	1.615	24.50	1.913	5.018	2.005	.6321	.6007	1.620	3.468

Elem	Sn1899	Sr4077	Ti3349	Tl1908	V_2924	W_2079	Zn2062	Zr3391
Units	ppm	ppm	ppm	ppm	ppm	ppm	ppm	ppm
Avg	**1.578**	**1.905**	F **8.327**	**1.775**	**2.132**	**.8542**	**2.223**	**1.718**
Stddev	.005	.003	.005	.007	.001	.0031	.004	.002
%RSD	.3325	.1671	.0638	.4000	.0498	.3671	.1651	.1216
#1	1.572	1.901	8.323	1.783	2.130	.8512	2.219	1.716
#2	1.582	1.907	8.333	1.769	2.132	.8574	2.227	1.718
#3	1.579	1.906	8.325	1.773	2.132	.8540	2.223	1.720

Zoom In Zoom Out

Sample Name: mp27312-s1 Acquired: 7/8/2021 2:13:09 Type: Unk
Method: SGS NO VALVE3(v105) Mode: CONC Corr. Factor: 1.000000
User: admin Custom ID1: Custom ID2: Custom ID3:
Comment:

Int. Std.	In2306	Y_3600	Y_3710	Y_2243
Units	Cts/S	Cts/S	Cts/S	Cts/S
Avg	**4399.3**	**60814.**	**4676.3**	**1453.1**
Stddev	1.5	185.	21.3	3.3
%RSD	.03419	.30412	.45636	.22835
#1	4400.9	60876.	4699.8	1456.7
#2	4397.9	60605.	4658.1	1450.3
#3	4399.1	60959.	4671.1	1452.2

Zoom In Zoom Out

Sample Name: mp27312-s2 Acquired: 7/8/2021 2:18:06 Type: Unk
Method: SGS NO VALVE3(v105) Mode: CONC Corr. Factor: 1.000000
User: admin Custom ID1: Custom ID2: Custom ID3:
Comment:

Elem	Ag3280	Al3961	As1890	B_2089	Ba4554	Be3130	Bi2230	Ca3179	Cd2288
Units	ppm	ppm	ppm	ppm	ppm	ppm	ppm	ppm	ppm
Avg	**.2130**	**271.9**	**1.695**	**1.637**	**2.457**	**1.676**	**.2540**	**38.70**	**1.696**
Stddev	.0005	.7	.003	.003	.007	.003	.0014	.09	.003
%RSD	.2153	.2468	.1665	.1965	.2758	.1939	.5356	.2388	.1905
#1	.2128	271.6	1.697	1.641	2.452	1.675	.2552	38.66	1.698
#2	.2127	271.4	1.695	1.636	2.454	1.674	.2544	38.64	1.696
#3	.2135	272.7	1.692	1.635	2.465	1.680	.2525	38.81	1.692

Elem	Ce4040	Co2286	Cr2677	Cu3247	Fe2599	K_7664	Li6707	Mg2790	Mn2576
Units	ppm	ppm	ppm	ppm	ppm	ppm	ppm	ppm	ppm
Avg	**.8326**	**1.863**	**1.930**	**1.926**	F **269.0**	**49.06**	**.1823**	**56.44**	**5.857**
Stddev	.0033	.001	.003	.004	.7	.13	.0003	.13	.014
%RSD	.3967	.0643	.1320	.1857	.2467	.2607	.1640	.2270	.2330
#1	.8357	1.864	1.933	1.927	268.8	48.95	.1820	56.45	5.871
#2	.8330	1.862	1.928	1.930	268.5	49.02	.1824	56.30	5.844
#3	.8291	1.864	1.931	1.923	269.8	49.20	.1826	56.56	5.856

Elem	Mo2020	Na5895	Ni2316	P_1774	Pb2203	S_1820	Sb2068	Se1960	Si2124
Units	ppm	ppm	ppm	ppm	ppm	ppm	ppm	ppm	ppm
Avg	**1.621**	**24.76**	**1.947**	**4.983**	**2.040**	**.6362**	**.6120**	**1.636**	**3.851**
Stddev	.003	.07	.001	.010	.001	.0036	.0028	.001	.021
%RSD	.1619	.2816	.0559	.2060	.0699	.5670	.4650	.0625	.5321
#1	1.623	24.71	1.946	4.995	2.040	.6368	.6152	1.637	3.854
#2	1.620	24.73	1.948	4.981	2.038	.6395	.6102	1.636	3.870
#3	1.618	24.84	1.946	4.975	2.041	.6323	.6104	1.635	3.829

Elem	Sn1899	Sr4077	Ti3349	Tl1908	V_2924	W_2079	Zn2062	Zr3391
Units	ppm	ppm	ppm	ppm	ppm	ppm	ppm	ppm
Avg	**1.571**	**1.943**	F **8.953**	**1.789**	**2.110**	**.8526**	**2.264**	**1.706**
Stddev	.005	.004	.008	.005	.002	.0037	.006	.001
%RSD	.3005	.1815	.0877	.3077	.0954	.4369	.2695	.0415
#1	1.574	1.940	8.962	1.796	2.112	.8564	2.271	1.706
#2	1.573	1.941	8.946	1.786	2.108	.8489	2.264	1.706
#3	1.565	1.947	8.951	1.786	2.110	.8525	2.259	1.705

Zoom In Zoom Out

Sample Name: mp27312-s2 Acquired: 7/8/2021 2:18:06 Type: Unk
Method: SGS NO VALVE3(v105) Mode: CONC Corr. Factor: 1.000000
User: admin Custom ID1: Custom ID2: Custom ID3:
Comment:

Int. Std.	In2306	Y_3600	Y_3710	Y_2243
Units	Cts/S	Cts/S	Cts/S	Cts/S
Avg	**4403.7**	**62113.**	**4748.0**	**1464.6**
Stddev	4.0	182.	10.0	2.2
%RSD	.09070	.29343	.21026	.14901
#1	4405.4	61973.	4744.9	1462.4
#2	4406.6	62319.	4759.1	1464.5
#3	4399.2	62047.	4739.9	1466.8

Zoom In Zoom Out

Sample Name: ccv Acquired: 7/8/2021 2:23:05 Type: QC
Method: SGS NO VALVE3(v105) Mode: CONC Corr. Factor: 1.000000
User: admin Custom ID1: Custom ID2: Custom ID3:
Comment:

Elem	Ag3280	Al3961	As1890	B_2089	Ba4554	Be3130	Bi2230	Ca3179	Cd2288
Units	ppm	ppm	ppm	ppm	ppm	ppm	ppm	ppm	ppm
Avg	**.2466**	**41.16**	**2.009**	**2.014**	**2.094**	**2.027**	**2.021**	**39.73**	**2.014**
Stddev	.0009	1.34	.002	.001	.065	.063	.001	1.30	.003
%RSD	.3806	3.263	.0985	.0465	3.095	3.125	.0342	3.280	.1390
#1	.2477	42.70	2.009	2.014	2.169	2.100	2.022	41.23	2.017
#2	.2461	40.46	2.011	2.015	2.062	1.994	2.021	38.97	2.014
#3	.2460	40.30	2.007	2.014	2.051	1.986	2.021	38.99	2.011
Check ?	Chk Pass	Chk Pass	Chk Pass	Chk Pass	Chk Pass	Chk Pass	Chk Pass	Chk Pass	Chk Pass
Value									
Range									

Elem	Ce4040	Co2286	Cr2677	Cu3247	Fe2599	K_7664	Li6707	Mg2790	Mn2576
Units	ppm	ppm	ppm	ppm	ppm	ppm	ppm	ppm	ppm
Avg	**2.011**	**2.039**	**1.976**	**1.961**	**39.56**	**41.43**	**2.101**	**38.61**	**2.022**
Stddev	.003	.002	.003	.004	1.27	1.38	.066	1.39	.003
%RSD	.1569	.0960	.1432	.2287	3.224	3.334	3.159	3.602	.1551
#1	2.010	2.040	1.975	1.960	41.03	43.02	2.177	40.21	2.019
#2	2.008	2.041	1.979	1.957	38.87	40.63	2.066	37.79	2.025
#3	2.014	2.037	1.974	1.966	38.78	40.63	2.058	37.82	2.020
Check ?	Chk Pass	Chk Pass	Chk Pass	Chk Pass	Chk Pass	Chk Pass	Chk Pass	Chk Pass	Chk Pass
Value									
Range									

Elem	Mo2020	Na5895	Ni2316	P_1774	Pb2203	S_1820	Sb2068	Se1960	Si2124
Units	ppm	ppm	ppm	ppm	ppm	ppm	ppm	ppm	ppm
Avg	**2.040**	**42.04**	**2.052**	**2.028**	**2.051**	**1.980**	**2.022**	**2.001**	**5.013**
Stddev	.002	1.36	.003	.004	.005	.002	.003	.005	.007
%RSD	.0936	3.229	.1590	.2030	.2333	.1087	.1448	.2369	.1317
#1	2.042	43.60	2.054	2.033	2.052	1.981	2.025	2.003	5.017
#2	2.039	41.32	2.052	2.026	2.055	1.978	2.023	2.004	5.017
#3	2.038	41.19	2.048	2.025	2.046	1.982	2.019	1.995	5.006
Check ?	Chk Pass	Chk Pass	Chk Pass	Chk Pass	Chk Pass	Chk Pass	Chk Pass	Chk Pass	Chk Pass
Value									
Range									

Zoom In Zoom Out

Sample Name: ccv Acquired: 7/8/2021 2:23:05 Type: QC
Method: SGS NO VALVE3(v105) Mode: CONC Corr. Factor: 1.000000
User: admin Custom ID1: Custom ID2: Custom ID3:
Comment:

Elem	Sn1899	Sr4077	Ti3349	Tl1908	V_2924	W_2079	Zn2062	Zr3391
Units	ppm	ppm	ppm	ppm	ppm	ppm	ppm	ppm
Avg	**2.043**	**2.106**	**1.984**	**2.072**	**1.987**	**2.056**	**2.024**	**2.028**
Stddev	.002	.067	.002	.001	.002	.005	.004	.002
%RSD	.1182	3.160	.0765	.0600	.1000	.2238	.1912	.1158
#1	2.044	2.183	1.983	2.072	1.985	2.054	2.023	2.025
#2	2.045	2.073	1.986	2.074	1.989	2.061	2.028	2.029
#3	2.041	2.063	1.984	2.072	1.986	2.052	2.021	2.030
Check ?	Chk Pass	Chk Pass	Chk Pass	Chk Pass	Chk Pass	Chk Pass	Chk Pass	Chk Pass
Value								
Range								

Int. Std.	In2306	Y_3600	Y_3710	Y_2243
Units	Cts/S	Cts/S	Cts/S	Cts/S
Avg	**4231.7**	**57408.**	**4232.0**	**1342.3**
Stddev	7.0	121.	130.7	2.3
%RSD	.16571	.21099	3.0893	.17364
#1	4229.6	57444.	4081.3	1341.9
#2	4226.0	57273.	4314.7	1340.2
#3	4239.5	57507.	4299.9	1344.8

Zoom In Zoom Out

Sample Name: ccb Acquired: 7/8/2021 2:27:57 Type: QC
Method: SGS NO VALVE3(v105) Mode: CONC Corr. Factor: 1.000000
User: admin Custom ID1: Custom ID2: Custom ID3:
Comment:

Elem	Ag3280	Al3961	As1890	B_2089	Ba4554	Be3130	Bi2230	Ca3179
Units	ppm	ppm	ppm	ppm	ppm	ppm	ppm	ppm
Avg	**-.0003**	**-.0009**	**.0016**	**.0020**	**.0007**	**.0004**	**-.0002**	**-.0014**
Stddev	.0003	.0035	.0012	.0004	.0002	.0001	.0016	.0037
%RSD	93.48	382.2	71.47	20.08	28.57	18.53	742.0	262.1
#1	-.0002	.0026	.0019	.0025	.0008	.0005	.0014	.0027
#2	-.0006	-.0045	.0026	.0016	.0007	.0004	-.0018	-.0045
#3	-.0001	-.0008	.0003	.0020	.0005	.0003	-.0003	-.0024
Check ?	Chk Pass	Chk Pass	Chk Pass	Chk Pass	Chk Pass	Chk Pass	Chk Pass	Chk Pass
High Limit								
Low Limit								

Elem	Cd2288	Ce4040	Co2286	Cr2677	Cu3247	Fe2599	K_7664	Li6707
Units	ppm	ppm	ppm	ppm	ppm	ppm	ppm	ppm
Avg	**.0003**	**-.0002**	**-.0003**	**.0001**	**-.0000**	**.0076**	**.0772**	**-.0011**
Stddev	.0002	.0018	.0002	.0001	.0003	.0072	.0523	.0006
%RSD	58.87	1005.	90.81	163.7	622.7	95.54	67.83	55.53
#1	.0005	-.0013	-.0005	.0002	-.0002	.0155	.0507	-.0004
#2	.0004	.0019	-.0002	-.0001	.0003	.0058	.1375	-.0016
#3	.0001	-.0010	-.0001	.0001	-.0002	.0014	.0434	-.0012
Check ?	Chk Pass	None	Chk Pass	Chk Pass	Chk Pass	Chk Pass	Chk Pass	Chk Pass
High Limit								
Low Limit								

Elem	Mg2790	Mn2576	Mo2020	Na5895	Ni2316	P_1774	Pb2203	S_1820
Units	ppm	ppm	ppm	ppm	ppm	ppm	ppm	ppm
Avg	**.0073**	**.0001**	**.0011**	**-.0461**	**.0006**	**.0021**	**-.0009**	**.0005**
Stddev	.0103	.0000	.0002	.0121	.0004	.0009	.0007	.0017
%RSD	141.1	23.42	20.01	26.33	59.60	44.60	82.02	339.7
#1	.0101	.0001	.0014	-.0542	.0009	.0011	-.0007	-.0004
#2	.0160	.0001	.0010	-.0321	.0007	.0023	-.0017	-.0006
#3	-.0041	.0001	.0010	-.0519	.0002	.0029	-.0002	.0025
Check ?	Chk Pass	Chk Pass	Chk Pass	Chk Pass	Chk Pass	Chk Pass	Chk Pass	Chk Pass
High Limit								
Low Limit								

Zoom In Zoom Out

Sample Name: ccb Acquired: 7/8/2021 2:27:57 Type: QC
Method: SGS NO VALVE3(v105) Mode: CONC Corr. Factor: 1.000000
User: admin Custom ID1: Custom ID2: Custom ID3:
Comment:

Elem	Sb2068	Se1960	Si2124	Sn1899	Sr4077	Ti3349	Tl1908	V_2924
Units	ppm	ppm	ppm	ppm	ppm	ppm	ppm	ppm
Avg	**.0010**	**.0022**	**.0018**	**.0023**	**.0002**	**.0001**	**.0015**	**.0003**
Stddev	.0006	.0018	.0007	.0004	.0001	.0002	.0014	.0003
%RSD	62.61	79.96	37.51	16.02	53.31	371.5	91.30	74.92
#1	.0017	.0003	.0016	.0022	.0002	-.0002	.0029	.0001
#2	.0005	.0038	.0026	.0020	.0003	.0003	.0015	.0003
#3	.0007	.0026	.0013	.0027	.0001	.0001	.0001	.0006
Check ?	Chk Pass	Chk Pass	Chk Pass	Chk Pass	Chk Pass	Chk Pass	Chk Pass	Chk Pass
High Limit								
Low Limit								

Elem	W_2079	Zn2062	Zr3391
Units	ppm	ppm	ppm
Avg	F **.0067**	F **-.0043**	**.0003**
Stddev	.0006	.0003	.0001
%RSD	8.437	6.030	53.92
#1	.0073	-.0043	.0001
#2	.0062	-.0045	.0004
#3	.0067	-.0040	.0003
Check ?	Chk Fail	Chk Fail	Chk Pass
High Limit	.0054	.0020	
Low Limit	-.0054	-.0020	

Int. Std.	In2306	Y_3600	Y_3710	Y_2243
Units	Cts/S	Cts/S	Cts/S	Cts/S
Avg	**4329.0**	**59188.**	**4327.9**	**1378.6**
Stddev	58.4	99.	74.2	20.2
%RSD	1.3499	.16735	1.7154	1.4668
#1	4378.9	59113.	4253.5	1393.1
#2	4264.7	59300.	4328.1	1355.5
#3	4343.4	59150.	4402.0	1387.2

Zoom In Zoom Out

Sample Name: jd27686-5 Acquired: 7/8/2021 2:33:13 Type: Unk
Method: SGS NO VALVE3(v105) Mode: CONC Corr. Factor: 1.000000
User: admin Custom ID1: Custom ID2: Custom ID3:
Comment:

Elem	Ag3280	Al3961	As1890	B_2089	Ba4554	Be3130	Bi2230	Ca3179	Cd2288
Units	ppm	ppm	ppm	ppm	ppm	ppm	ppm	ppm	ppm
Avg	**-.0047**	**213.8**	**.0607**	**.0405**	**.6509**	**.0111**	**.1764**	**15.48**	**.0025**
Stddev	.0003	.3	.0023	.0006	.0012	.0001	.0011	.02	.0003
%RSD	7.144	.1412	3.762	1.403	.1850	1.319	.6400	.1309	10.09
#1	-.0049	213.4	.0598	.0410	.6495	.0109	.1768	15.47	.0026
#2	-.0043	214.0	.0590	.0406	.6515	.0111	.1751	15.50	.0022
#3	-.0049	213.9	.0633	.0399	.6517	.0112	.1773	15.47	.0027

Elem	Ce4040	Co2286	Cr2677	Cu3247	Fe2599	K_7664	Li6707	Mg2790	Mn2576
Units	ppm	ppm	ppm	ppm	ppm	ppm	ppm	ppm	ppm
Avg	**.8748**	**.1121**	**.3172**	**.2221**	F **253.0**	**21.17**	**.1861**	**34.44**	**3.486**
Stddev	.0016	.0003	.0005	.0008	.5	.05	.0016	.14	.004
%RSD	.1868	.2428	.1424	.3526	.1962	.2504	.8455	.3947	.1136
#1	.8759	.1119	.3170	.2213	252.6	21.16	.1874	34.38	3.491
#2	.8755	.1124	.3168	.2221	253.6	21.22	.1843	34.60	3.484
#3	.8729	.1121	.3177	.2228	253.0	21.12	.1865	34.34	3.484

Elem	Mo2020	Na5895	Ni2316	P_1774	Pb2203	S_1820	Sb2068	Se1960	Si2124
Units	ppm	ppm	ppm	ppm	ppm	ppm	ppm	ppm	ppm
Avg	**.0071**	**1.279**	**.1868**	**3.812**	**.3060**	**.7395**	**-.0025**	**.0011**	**2.448**
Stddev	.0009	.013	.0012	.009	.0011	.0017	.0025	.0021	.004
%RSD	12.10	1.008	.6211	.2399	.3575	.2244	100.1	197.2	.1579
#1	.0069	1.265	.1877	3.822	.3065	.7413	-.0026	.0023	2.452
#2	.0080	1.287	.1872	3.807	.3047	.7392	.0001	-.0014	2.445
#3	.0063	1.287	.1855	3.806	.3068	.7380	-.0049	.0023	2.447

Elem	Sn1899	Sr4077	Ti3349	Tl1908	V_2924	W_2079	Zn2062	Zr3391
Units	ppm	ppm	ppm	ppm	ppm	ppm	ppm	ppm
Avg	**.0242**	**.1926**	**7.261**	**.0017**	**.4446**	**.0000**	**.7592**	**.0804**
Stddev	.0004	.0002	.007	.0004	.0009	.0012	.0032	.0003
%RSD	1.626	.1007	.0944	21.79	.2133	2803.	.4180	.4033
#1	.0242	.1927	7.268	.0013	.4457	.0010	.7628	.0802
#2	.0246	.1923	7.254	.0021	.4438	-.0014	.7578	.0802
#3	.0239	.1927	7.259	.0017	.4445	.0005	.7570	.0808

Zoom In Zoom Out

Sample Name: jd27686-5 Acquired: 7/8/2021 2:33:13 Type: Unk
Method: SGS NO VALVE3(v105) Mode: CONC Corr. Factor: 1.000000
User: admin Custom ID1: Custom ID2: Custom ID3:
Comment:

Int. Std.	In2306	Y_3600	Y_3710	Y_2243
Units	Cts/S	Cts/S	Cts/S	Cts/S
Avg	**4457.5**	**62783.**	**4759.7**	**1501.6**
Stddev	7.3	166.	31.3	4.9
%RSD	.16271	.26498	.65682	.32792
#1	4451.6	62662.	4773.8	1496.3
#2	4455.2	62714.	4723.8	1502.5
#3	4465.6	62972.	4781.4	1506.1

Zoom In Zoom Out

Sample Name: mp27312-sd1 Acquired: 7/8/2021 2:38:14 Type: Unk
Method: SGS NO VALVE3(v105) Mode: CONC Corr. Factor: 5.000000
User: admin Custom ID1: Custom ID2: Custom ID3:
Comment:

Elem	Ag3280	Al3961	As1890	B_2089	Ba4554	Be3130	Bi2230	Ca3179	Cd2288
Units	ppm	ppm	ppm	ppm	ppm	ppm	ppm	ppm	ppm
Avg	**-.0035**	**232.2**	**.0691**	**.0395**	**.7189**	**.0122**	**.1773**	**17.14**	**.0046**
Stddev	.0020	.2	.0021	.0010	.0007	.0003	.0101	.06	.0002
%RSD	57.25	.0924	3.088	2.542	.0979	2.326	5.673	.3693	3.526
#1	-.0013	232.4	.0668	.0405	.7181	.0125	.1778	17.09	.0044
#2	-.0053	232.2	.0696	.0385	.7194	.0120	.1871	17.21	.0047
#3	-.0038	231.9	.0710	.0395	.7192	.0120	.1670	17.12	.0046

Elem	Ce4040	Co2286	Cr2677	Cu3247	Fe2599	K_7664	Li6707	Mg2790	Mn2576
Units	ppm	ppm	ppm	ppm	ppm	ppm	ppm	ppm	ppm
Avg	**.9586**	**.1158**	**.3486**	**.2345**	**288.0**	**23.15**	**.1985**	**38.12**	**3.878**
Stddev	.0029	.0008	.0028	.0018	.6	.12	.0059	.23	.007
%RSD	.3050	.6590	.8048	.7584	.2061	.5155	2.971	.6051	.1942
#1	.9572	.1158	.3515	.2340	287.8	23.28	.1945	37.88	3.885
#2	.9566	.1165	.3460	.2330	288.7	23.14	.2053	38.14	3.870
#3	.9619	.1150	.3481	.2364	287.5	23.04	.1958	38.34	3.879

Elem	Mo2020	Na5895	Ni2316	P_1774	Pb2203	S_1820	Sb2068	Se1960	Si2124
Units	ppm	ppm	ppm	ppm	ppm	ppm	ppm	ppm	ppm
Avg	**.0105**	**1.175**	**.1988**	**4.127**	**.3250**	**.8024**	**.0028**	**.0191**	**2.668**
Stddev	.0006	.029	.0002	.006	.0012	.0163	.0008	.0063	.003
%RSD	6.126	2.462	.1198	.1538	.3803	2.037	29.80	32.83	.1147
#1	.0106	1.198	.1986	4.128	.3263	.7861	.0026	.0149	2.667
#2	.0111	1.143	.1991	4.120	.3249	.8024	.0021	.0161	2.671
#3	.0098	1.185	.1987	4.132	.3239	.8188	.0038	.0264	2.665

Elem	Sn1899	Sr4077	Ti3349	Tl1908	V_2924	W_2079	Zn2062	Zr3391
Units	ppm	ppm	ppm	ppm	ppm	ppm	ppm	ppm
Avg	**.0320**	**.2114**	**7.805**	**.0137**	**.4862**	**.0092**	**.8407**	**.0901**
Stddev	.0074	.0008	.009	.0074	.0023	.0021	.0037	.0005
%RSD	23.25	.3899	.1194	54.31	.4716	22.68	.4352	.5085
#1	.0325	.2105	7.814	.0219	.4888	.0109	.8419	.0895
#2	.0392	.2120	7.795	.0072	.4845	.0069	.8436	.0902
#3	.0243	.2117	7.805	.0120	.4854	.0097	.8366	.0904

Zoom In Zoom Out

Sample Name: mp27312-sd1 Acquired: 7/8/2021 2:38:14 Type: Unk
Method: SGS NO VALVE3(v105) Mode: CONC Corr. Factor: 5.000000
User: admin Custom ID1: Custom ID2: Custom ID3:
Comment:

Int. Std.	In2306	Y_3600	Y_3710	Y_2243
Units	Cts/S	Cts/S	Cts/S	Cts/S
Avg	**4331.0**	**59139.**	**4385.7**	**1403.8**
Stddev	2.6	233.	9.4	1.9
%RSD	.06086	.39414	.21477	.13185
#1	4328.0	58936.	4395.2	1405.3
#2	4332.7	59394.	4376.4	1401.7
#3	4332.4	59088.	4385.4	1404.4

Zoom In Zoom Out

Sample Name: mp27312-ps1 Acquired: 7/8/2021 2:43:22 Type: Unk
Method: SGS NO VALVE3(v105) Mode: CONC Corr. Factor: 1.000000
User: admin Custom ID1: Custom ID2: Custom ID3:
Comment:

Elem	Ag3280	Al3961	As1890	B_2089	Ba4554	Be3130	Bi2230	Ca3179	Cd2288
Units	ppm	ppm	ppm	ppm	ppm	ppm	ppm	ppm	ppm
Avg	**.2196**	**230.7**	**1.789**	**1.841**	**2.455**	**1.769**	**.2329**	**43.44**	**1.822**
Stddev	.0010	.5	.020	.024	.005	.003	.0032	.05	.024
%RSD	.4703	.2078	1.138	1.304	.2005	.1652	1.395	.1162	1.318
#1	.2203	230.4	1.782	1.832	2.451	1.768	.2333	43.44	1.814
#2	.2200	230.4	1.812	1.869	2.454	1.767	.2359	43.39	1.849
#3	.2184	231.3	1.773	1.823	2.461	1.773	.2294	43.49	1.803

Elem	Ce4040	Co2286	Cr2677	Cu3247	Fe2599	K_7664	Li6707	Mg2790	Mn2576
Units	ppm	ppm	ppm	ppm	ppm	ppm	ppm	ppm	ppm
Avg	**.8289**	**1.980**	**2.040**	**2.024**	F **265.1**	**44.25**	**.1804**	**57.33**	**5.061**
Stddev	.0093	.022	.020	.016	.6	.10	.0010	.18	.034
%RSD	1.116	1.117	.9652	.7860	.2088	.2207	.5496	.3102	.6649
#1	.8276	1.970	2.044	2.025	265.1	44.22	.1798	57.46	5.065
#2	.8388	2.005	2.058	2.040	264.5	44.17	.1799	57.13	5.092
#3	.8204	1.964	2.019	2.008	265.6	44.36	.1816	57.41	5.025

Elem	Mo2020	Na5895	Ni2316	P_1774	Pb2203	S_1820	Sb2068	Se1960	Si2124
Units	ppm	ppm	ppm	ppm	ppm	ppm	ppm	ppm	ppm
Avg	**1.737**	**25.23**	**2.055**	**5.537**	**2.185**	**.7874**	**1.757**	**1.816**	**2.433**
Stddev	.023	.06	.024	.065	.026	.0126	.019	.020	.037
%RSD	1.305	.2243	1.172	1.169	1.196	1.595	1.100	1.082	1.523
#1	1.726	25.21	2.046	5.503	2.175	.7798	1.749	1.806	2.441
#2	1.763	25.19	2.083	5.611	2.214	.8019	1.779	1.838	2.465
#3	1.722	25.29	2.037	5.496	2.165	.7805	1.743	1.802	2.392

Elem	Sn1899	Sr4077	Ti3349	Tl1908	V_2924	W_2079	Zn2062	Zr3391
Units	ppm	ppm	ppm	ppm	ppm	ppm	ppm	ppm
Avg	**1.735**	**2.013**	F **8.645**	**1.901**	**2.186**	**1.668**	**2.516**	**1.817**
Stddev	.021	.003	.079	.021	.019	.019	.030	.015
%RSD	1.191	.1534	.9175	1.127	.8675	1.141	1.211	.8351
#1	1.725	2.010	8.652	1.891	2.188	1.655	2.503	1.816
#2	1.758	2.013	8.721	1.926	2.204	1.690	2.551	1.832
#3	1.721	2.016	8.562	1.887	2.166	1.660	2.495	1.802

Zoom In Zoom Out

Sample Name: mp27312-ps1 Acquired: 7/8/2021 2:43:22 Type: Unk
Method: SGS NO VALVE3(v105) Mode: CONC Corr. Factor: 1.000000
User: admin Custom ID1: Custom ID2: Custom ID3:
Comment:

Int. Std.	In2306	Y_3600	Y_3710	Y_2243
Units	Cts/S	Cts/S	Cts/S	Cts/S
Avg	**4409.8**	**62617.**	**4780.7**	**1458.4**
Stddev	34.2	548.	24.1	13.3
%RSD	.77553	.87550	.50434	.91016
#1	4422.4	62647.	4772.9	1464.4
#2	4371.1	62054.	4807.8	1443.2
#3	4436.0	63149.	4761.5	1467.6

Zoom In Zoom Out

Sample Name: jd27605-1 Acquired: 7/8/2021 2:48:20 Type: Unk
Method: SGS NO VALVE3(v105) Mode: CONC Corr. Factor: 1.000000
User: admin Custom ID1: Custom ID2: Custom ID3:
Comment:

Elem	Ag3280	Al3961	As1890	B_2089	Ba4554	Be3130	Bi2230	Ca3179
Units	ppm	ppm	ppm	ppm	ppm	ppm	ppm	ppm
Avg	**-.0037**	**112.7**	**.0463**	**.0810**	**1.145**	**.0036**	**.1697**	F **790.5**
Stddev	.0006	.1	.0019	.0021	.001	.0001	.0015	3.7
%RSD	14.83	.0513	4.024	2.544	.0987	2.361	.8859	.4694
#1	-.0032	112.8	.0480	.0802	1.145	.0037	.1681	793.0
#2	-.0036	112.8	.0465	.0833	1.146	.0035	.1710	792.2
#3	-.0043	112.7	.0443	.0794	1.144	.0036	.1701	786.2

Elem	Cd2288	Ce4040	Co2286	Cr2677	Cu3247	Fe2599	K_7664	Li6707
Units	ppm	ppm	ppm	ppm	ppm	ppm	ppm	ppm
Avg	**.0041**	**.4176**	**.0854**	**.1721**	**.6542**	F **312.8**	**27.42**	**.0865**
Stddev	.0004	.0011	.0003	.0004	.0012	.3	.02	.0004
%RSD	10.67	.2534	.3760	.2484	.1865	.0952	.0696	.4379
#1	.0045	.4188	.0852	.1725	.6532	313.0	27.42	.0861
#2	.0042	.4167	.0858	.1721	.6538	313.0	27.43	.0867
#3	.0037	.4174	.0852	.1717	.6556	312.5	27.40	.0868

Elem	Mg2790	Mn2576	Mo2020	Na5895	Ni2316	P_1774	Pb2203	S_1820
Units	ppm	ppm	ppm	ppm	ppm	ppm	ppm	ppm
Avg	F **346.2**	**2.367**	**.0159**	**5.284**	**.1677**	**5.884**	**1.801**	**13.91**
Stddev	.5	.003	.0002	.009	.0007	.014	.002	.02
%RSD	.1468	.1284	1.315	.1742	.4032	.2453	.0902	.1663
#1	346.6	2.364	.0161	5.280	.1682	5.898	1.802	13.93
#2	346.2	2.370	.0158	5.295	.1669	5.887	1.801	13.91
#3	345.6	2.366	.0157	5.278	.1679	5.869	1.799	13.89

Elem	Sb2068	Se1960	Si2124	Sn1899	Sr4077	Ti3349	Tl1908	V_2924
Units	ppm	ppm	ppm	ppm	ppm	ppm	ppm	ppm
Avg	**.0067**	**-.0080**	**1.994**	**.0715**	**.8693**	F **8.618**	F **-.0107**	**.5351**
Stddev	.0021	.0029	.004	.0016	.0005	.011	.0023	.0002
%RSD	30.74	36.44	.1943	2.262	.0537	.1313	21.43	.0362
#1	.0090	-.0056	1.996	.0699	.8697	8.605	-.0132	.5349
#2	.0058	-.0113	1.996	.0715	.8695	8.625	-.0102	.5353
#3	.0052	-.0072	1.989	.0731	.8688	8.624	-.0087	.5352

Zoom In Zoom Out

Sample Name: jd27605-1 Acquired: 7/8/2021 2:48:20 Type: Unk
Method: SGS NO VALVE3(v105) Mode: CONC Corr. Factor: 1.000000
User: admin Custom ID1: Custom ID2: Custom ID3:
Comment:

Elem	W_2079	Zn2062	Zr3391
Units	ppm	ppm	ppm
Avg	**.0190**	**3.477**	**.1103**
Stddev	.0035	.008	.0001
%RSD	18.27	.2428	.0856
#1	.0222	3.487	.1103
#2	.0194	3.472	.1104
#3	.0153	3.473	.1102

Int. Std.	In2306	Y_3600	Y_3710	Y_2243
Units	Cts/S	Cts/S	Cts/S	Cts/S
Avg	**4105.4**	**58163.**	**4522.1**	**1319.9**
Stddev	2.2	55.	8.9	1.5
%RSD	.05423	.09376	.19695	.11108
#1	4105.7	58175.	4516.7	1318.3
#2	4107.5	58103.	4517.1	1321.2
#3	4103.1	58210.	4532.3	1320.2

Zoom In Zoom Out

Sample Name: jd27605-2 Acquired: 7/8/2021 2:53:28 Type: Unk
Method: SGS NO VALVE3(v105) Mode: CONC Corr. Factor: 1.000000
User: admin Custom ID1: Custom ID2: Custom ID3:
Comment:

Elem	Ag3280	Al3961	As1890	B_2089	Ba4554	Be3130	Bi2230	Ca3179	Cd2288
Units	ppm	ppm	ppm	ppm	ppm	ppm	ppm	ppm	ppm
Avg	**-.0028**	**137.2**	**.0217**	**.0177**	**1.252**	**.0075**	**.1868**	**22.82**	**.0010**
Stddev	.0002	.3	.0015	.0012	.002	.0001	.0006	.05	.0003
%RSD	6.401	.2289	7.048	6.877	.1450	.8887	.3041	.2050	27.45
#1	-.0026	137.3	.0224	.0165	1.253	.0074	.1866	22.86	.0012
#2	-.0028	136.8	.0228	.0176	1.250	.0075	.1864	22.77	.0007
#3	-.0030	137.4	.0200	.0190	1.252	.0075	.1875	22.84	.0012

Elem	Ce4040	Co2286	Cr2677	Cu3247	Fe2599	K_7664	Li6707	Mg2790	Mn2576
Units	ppm	ppm	ppm	ppm	ppm	ppm	ppm	ppm	ppm
Avg	**.8201**	**.1741**	**.2719**	**.9146**	**150.6**	**28.75**	**.1294**	**35.29**	**3.790**
Stddev	.0025	.0002	.0008	.0012	.3	.07	.0003	.22	.006
%RSD	.3068	.0980	.2980	.1358	.2038	.2343	.2229	.6131	.1702
#1	.8218	.1741	.2726	.9159	150.8	28.74	.1293	35.40	3.793
#2	.8172	.1740	.2721	.9135	150.3	28.68	.1292	35.04	3.782
#3	.8214	.1743	.2710	.9145	150.8	28.81	.1297	35.42	3.794

Elem	Mo2020	Na5895	Ni2316	P_1774	Pb2203	S_1820	Sb2068	Se1960	Si2124
Units	ppm	ppm	ppm	ppm	ppm	ppm	ppm	ppm	ppm
Avg	**.0117**	**1.260**	**.2178**	**3.826**	**.0875**	**.9713**	**.0003**	**.0024**	**2.020**
Stddev	.0005	.013	.0006	.003	.0014	.0041	.0010	.0023	.007
%RSD	4.207	1.005	.2877	.0780	1.561	.4202	371.2	98.51	.3490
#1	.0111	1.251	.2171	3.829	.0860	.9754	.0001	-.0000	2.023
#2	.0121	1.255	.2180	3.826	.0886	.9673	.0013	.0025	2.012
#3	.0118	1.274	.2183	3.823	.0878	.9713	-.0007	.0046	2.025

Elem	Sn1899	Sr4077	Ti3349	Tl1908	V_2924	W_2079	Zn2062	Zr3391
Units	ppm	ppm	ppm	ppm	ppm	ppm	ppm	ppm
Avg	**.0204**	**.1073**	F **8.240**	**.0023**	**.3118**	**.0029**	**.3853**	**.0502**
Stddev	.0018	.0001	.008	.0031	.0009	.0006	.0003	.0001
%RSD	8.995	.0543	.0966	135.8	.2984	21.40	.0830	.2772
#1	.0204	.1073	8.247	.0001	.3128	.0037	.3856	.0502
#2	.0223	.1073	8.231	.0058	.3116	.0025	.3851	.0503
#3	.0186	.1074	8.241	.0010	.3110	.0026	.3850	.0500

Zoom In Zoom Out

Sample Name: jd27605-2 Acquired: 7/8/2021 2:53:28 Type: Unk
Method: SGS NO VALVE3(v105) Mode: CONC Corr. Factor: 1.000000
User: admin Custom ID1: Custom ID2: Custom ID3:
Comment:

Int. Std.	In2306	Y_3600	Y_3710	Y_2243
Units	Cts/S	Cts/S	Cts/S	Cts/S
Avg	**4386.6**	**65453.**	**4960.7**	**1556.2**
Stddev	6.7	168.	22.2	2.7
%RSD	.15382	.25635	.44816	.17326
#1	4393.9	65400.	4949.1	1559.2
#2	4380.7	65641.	4986.3	1555.5
#3	4385.0	65319.	4946.5	1553.9

Zoom In Zoom Out

Sample Name: jd27605-3 Acquired: 7/8/2021 2:58:29 Type: Unk
Method: SGS NO VALVE3(v105) Mode: CONC Corr. Factor: 1.000000
User: admin Custom ID1: Custom ID2: Custom ID3:
Comment:

Elem	Ag3280	Al3961	As1890	B_2089	Ba4554	Be3130	Bi2230	Ca3179
Units	ppm	ppm	ppm	ppm	ppm	ppm	ppm	ppm
Avg	**-.0009**	**113.0**	**.0454**	**.0298**	**1.447**	**.0052**	**.1355**	**97.09**
Stddev	.0013	.2	.0025	.0010	.001	.0000	.0122	.25
%RSD	151.9	.1567	5.416	3.362	.0797	.8551	8.971	.2614
#1	-.0015	112.8	.0436	.0309	1.447	.0053	.1439	96.86
#2	-.0018	113.2	.0445	.0290	1.449	.0052	.1412	97.36
#3	.0006	113.1	.0482	.0294	1.447	.0052	.1216	97.04

Elem	Cd2288	Ce4040	Co2286	Cr2677	Cu3247	Fe2599	K_7664	Li6707
Units	ppm	ppm	ppm	ppm	ppm	ppm	ppm	ppm
Avg	**.0047**	**.6006**	**.0878**	**.2071**	**5.382**	F **205.5**	**23.32**	**.1384**
Stddev	.0002	.0132	.0001	.0044	.099	.5	.02	.0007
%RSD	3.480	2.199	.1622	2.132	1.842	.2299	.0872	.4903
#1	.0048	.6091	.0877	.2098	5.439	205.1	23.32	.1390
#2	.0047	.6072	.0879	.2096	5.439	206.1	23.35	.1376
#3	.0045	.5854	.0876	.2020	5.267	205.5	23.31	.1385

Elem	Mg2790	Mn2576	Mo2020	Na5895	Ni2316	P_1774	Pb2203	S_1820
Units	ppm	ppm	ppm	ppm	ppm	ppm	ppm	ppm
Avg	**30.86**	**2.450**	**.0086**	**3.546**	**.2217**	**6.517**	**3.878**	**2.245**
Stddev	.16	.050	.0005	.008	.0007	.013	.012	.006
%RSD	.5190	2.024	6.347	.2149	.3273	.1947	.3049	.2649
#1	30.76	2.481	.0090	3.549	.2215	6.521	3.881	2.239
#2	31.05	2.477	.0087	3.537	.2225	6.527	3.888	2.250
#3	30.77	2.393	.0080	3.551	.2211	6.503	3.865	2.246

Elem	Sb2068	Se1960	Si2124	Sn1899	Sr4077	Ti3349	Tl1908	V_2924
Units	ppm	ppm	ppm	ppm	ppm	ppm	ppm	ppm
Avg	**.0256**	**.0022**	**2.777**	**.1545**	**.4396**	**6.275**	F **-.0025**	**.2647**
Stddev	.0012	.0020	.017	.0015	.0004	.124	.0024	.0054
%RSD	4.580	90.78	.5942	.9736	.0915	1.980	95.48	2.037
#1	.0260	.0025	2.790	.1557	.4393	6.356	.0003	.2680
#2	.0243	.0039	2.782	.1549	.4400	6.338	-.0038	.2676
#3	.0266	.0000	2.758	.1528	.4394	6.132	-.0040	.2585

Zoom In Zoom Out

Sample Name: jd27605-3 Acquired: 7/8/2021 2:58:29 Type: Unk
Method: SGS NO VALVE3(v105) Mode: CONC Corr. Factor: 1.000000
User: admin Custom ID1: Custom ID2: Custom ID3:
Comment:

Elem	W_2079	Zn2062	Zr3391
Units	ppm	ppm	ppm
Avg	**.0092**	**1.861**	**.0409**
Stddev	.0004	.002	.0006
%RSD	4.607	.1010	1.553
#1	.0097	1.862	.0414
#2	.0092	1.859	.0411
#3	.0088	1.862	.0402

Int. Std.	In2306	Y_3600	Y_3710	Y_2243
Units	Cts/S	Cts/S	Cts/S	Cts/S
Avg	**4339.4**	**62041.**	**4660.3**	**1427.6**
Stddev	6.9	1166.	29.6	2.4
%RSD	.15914	1.8792	.63499	.16583
#1	4337.8	61323.	4682.7	1425.8
#2	4333.5	61414.	4626.7	1426.8
#3	4347.0	63386.	4671.4	1430.3

Zoom In Zoom Out

Sample Name: jd27605-4 Acquired: 7/8/2021 3:03:28 Type: Unk
Method: SGS NO VALVE3(v105) Mode: CONC Corr. Factor: 1.000000
User: admin Custom ID1: Custom ID2: Custom ID3:
Comment:

Elem	Ag3280	Al3961	As1890	B_2089	Ba4554	Be3130	Bi2230	Ca3179	Cd2288
Units	ppm	ppm	ppm	ppm	ppm	ppm	ppm	ppm	ppm
Avg	**-.0015**	**74.94**	**.0135**	**.0090**	**.6490**	**.0034**	**.1481**	**47.74**	**.0005**
Stddev	.0002	.19	.0021	.0007	.0016	.0001	.0058	.13	.0002
%RSD	15.74	.2537	15.59	7.926	.2424	3.909	3.917	.2653	45.25
#1	-.0017	75.13	.0151	.0097	.6507	.0033	.1478	47.82	.0003
#2	-.0014	74.75	.0142	.0083	.6485	.0033	.1425	47.60	.0005
#3	-.0012	74.94	.0111	.0091	.6477	.0035	.1541	47.81	.0007

Elem	Ce4040	Co2286	Cr2677	Cu3247	Fe2599	K_7664	Li6707	Mg2790	Mn2576
Units	ppm	ppm	ppm	ppm	ppm	ppm	ppm	ppm	ppm
Avg	**.5394**	**.0585**	**.1947**	**.1238**	**121.2**	**30.24**	**.0622**	**40.88**	**2.350**
Stddev	.0038	.0008	.0004	.0001	.3	.09	.0003	.20	.003
%RSD	.7026	1.296	.2113	.0732	.2485	.2898	.4661	.4962	.1216
#1	.5422	.0586	.1942	.1239	121.5	30.33	.0623	40.95	2.353
#2	.5351	.0592	.1948	.1238	120.9	30.15	.0623	40.65	2.347
#3	.5409	.0577	.1950	.1237	121.2	30.22	.0618	41.03	2.350

Elem	Mo2020	Na5895	Ni2316	P_1774	Pb2203	S_1820	Sb2068	Se1960	Si2124
Units	ppm	ppm	ppm	ppm	ppm	ppm	ppm	ppm	ppm
Avg	**.0012**	**2.701**	**.1434**	**3.352**	**.0384**	**.1339**	**.0002**	**.0011**	**2.694**
Stddev	.0004	.012	.0015	.038	.0022	.0012	.0009	.0013	.037
%RSD	36.24	.4384	1.038	1.140	5.844	.9225	598.3	114.8	1.369
#1	.0010	2.715	.1441	3.370	.0359	.1352	.0002	.0010	2.702
#2	.0009	2.695	.1444	3.377	.0401	.1336	-.0008	.0024	2.725
#3	.0017	2.694	.1417	3.308	.0392	.1328	.0010	-.0001	2.653

Elem	Sn1899	Sr4077	Ti3349	Tl1908	V_2924	W_2079	Zn2062	Zr3391
Units	ppm	ppm	ppm	ppm	ppm	ppm	ppm	ppm
Avg	**.0170**	**.0887**	**6.944**	**.0012**	**.1974**	**.0019**	**.2144**	**.0203**
Stddev	.0011	.0005	.017	.0028	.0006	.0011	.0028	.0001
%RSD	6.473	.5807	.2468	230.5	.3250	56.70	1.311	.6420
#1	.0182	.0893	6.963	-.0017	.1979	.0026	.2162	.0204
#2	.0166	.0884	6.937	.0015	.1967	.0026	.2158	.0204
#3	.0161	.0884	6.932	.0040	.1975	.0007	.2111	.0202

Zoom In Zoom Out

Sample Name: jd27605-4 Acquired: 7/8/2021 3:03:28 Type: Unk
Method: SGS NO VALVE3(v105) Mode: CONC Corr. Factor: 1.000000
User: admin Custom ID1: Custom ID2: Custom ID3:
Comment:

Int. Std.	In2306	Y_3600	Y_3710	Y_2243
Units	Cts/S	Cts/S	Cts/S	Cts/S
Avg	**4349.4**	**61600.**	**4614.7**	**1442.6**
Stddev	36.1	131.	42.0	13.7
%RSD	.83010	.21246	.91031	.94827
#1	4329.4	61533.	4605.6	1435.6
#2	4327.7	61751.	4660.5	1433.8
#3	4391.1	61517.	4577.9	1458.4

Zoom In Zoom Out

Sample Name: jd27605-5 Acquired: 7/8/2021 3:08:31 Type: Unk
Method: SGS NO VALVE3(v105) Mode: CONC Corr. Factor: 1.000000
User: admin Custom ID1: Custom ID2: Custom ID3:
Comment:

Elem	Ag3280	Al3961	As1890	B_2089	Ba4554	Be3130	Bi2230	Ca3179	Cd2288
Units	ppm	ppm	ppm	ppm	ppm	ppm	ppm	ppm	ppm
Avg	**-.0015**	**63.64**	**.0094**	**.0128**	**.6033**	**.0028**	**.1142**	**52.03**	**.0002**
Stddev	.0003	.22	.0011	.0008	.0027	.0001	.0014	.13	.0005
%RSD	19.49	.3413	11.16	6.203	.4420	2.802	1.261	.2470	244.0
#1	-.0018	63.40	.0088	.0124	.6003	.0029	.1136	51.92	.0002
#2	-.0012	63.83	.0106	.0137	.6053	.0028	.1159	52.17	-.0003
#3	-.0014	63.70	.0088	.0122	.6042	.0027	.1132	51.98	.0006

Elem	Ce4040	Co2286	Cr2677	Cu3247	Fe2599	K_7664	Li6707	Mg2790	Mn2576
Units	ppm	ppm	ppm	ppm	ppm	ppm	ppm	ppm	ppm
Avg	**.4657**	**.0552**	**.1813**	**.1457**	**109.6**	**27.16**	**.0624**	**46.29**	**2.369**
Stddev	.0038	.0005	.0009	.0001	.3	.07	.0013	.17	.007
%RSD	.8127	.9773	.5180	.0716	.2776	.2600	2.071	.3593	.3092
#1	.4657	.0547	.1824	.1456	109.3	27.09	.0610	46.18	2.378
#2	.4696	.0552	.1809	.1457	109.9	27.23	.0635	46.48	2.365
#3	.4620	.0558	.1806	.1458	109.6	27.16	.0627	46.20	2.365

Elem	Mo2020	Na5895	Ni2316	P_1774	Pb2203	S_1820	Sb2068	Se1960	Si2124
Units	ppm	ppm	ppm	ppm	ppm	ppm	ppm	ppm	ppm
Avg	**.0028**	**2.447**	**.2278**	**3.765**	**.0267**	**.3650**	**.0004**	**.0012**	**2.805**
Stddev	.0003	.007	.0003	.003	.0012	.0035	.0022	.0009	.044
%RSD	11.53	.2841	.1515	.0801	4.625	.9495	489.2	72.29	1.555
#1	.0030	2.443	.2282	3.762	.0254	.3644	-.0004	.0009	2.848
#2	.0029	2.454	.2275	3.764	.0270	.3618	-.0012	.0005	2.761
#3	.0024	2.442	.2277	3.768	.0278	.3687	.0029	.0022	2.805

Elem	Sn1899	Sr4077	Ti3349	Tl1908	V_2924	W_2079	Zn2062	Zr3391
Units	ppm	ppm	ppm	ppm	ppm	ppm	ppm	ppm
Avg	**.0158**	**.1184**	**5.945**	**-.0012**	**.1735**	**.0005**	**.2051**	**.0286**
Stddev	.0010	.0003	.019	.0029	.0004	.0004	.0003	.0003
%RSD	6.074	.2401	.3234	232.4	.2544	85.07	.1573	1.088
#1	.0155	.1181	5.967	-.0037	.1740	.0003	.2055	.0283
#2	.0169	.1186	5.936	.0019	.1732	.0010	.2049	.0289
#3	.0151	.1184	5.932	-.0020	.1733	.0002	.2049	.0286

Zoom In Zoom Out

Sample Name: jd27605-5 Acquired: 7/8/2021 3:08:31 Type: Unk
Method: SGS NO VALVE3(v105) Mode: CONC Corr. Factor: 1.000000
User: admin Custom ID1: Custom ID2: Custom ID3:
Comment:

Int. Std.	In2306	Y_3600	Y_3710	Y_2243
Units	Cts/S	Cts/S	Cts/S	Cts/S
Avg	**4339.1**	**61775.**	**4673.0**	**1430.0**
Stddev	1.9	221.	30.7	1.0
%RSD	.04280	.35789	.65599	.06929
#1	4341.2	61523.	4671.9	1430.4
#2	4337.5	61937.	4642.9	1430.7
#3	4338.7	61864.	4704.2	1428.9

Zoom In Zoom Out

Sample Name: jd27605-6 Acquired: 7/8/2021 3:13:34 Type: Unk
Method: SGS NO VALVE3(v105) Mode: CONC Corr. Factor: 1.000000
User: admin Custom ID1: Custom ID2: Custom ID3:
Comment:

Elem	Ag3280	Al3961	As1890	B_2089	Ba4554	Be3130	Bi2230	Ca3179	Cd2288
Units	ppm	ppm	ppm	ppm	ppm	ppm	ppm	ppm	ppm
Avg	**-.0025**	**72.05**	**.0093**	**.0076**	**.6712**	**.0031**	**.1873**	**67.91**	**.0005**
Stddev	.0011	.20	.0008	.0010	.0018	.0001	.0374	.17	.0004
%RSD	45.07	.2722	8.808	13.59	.2639	4.841	19.95	.2503	77.05
#1	-.0019	71.88	.0099	.0066	.6693	.0031	.1645	67.76	.0009
#2	-.0018	71.99	.0096	.0087	.6727	.0029	.1671	67.88	.0003
#3	-.0039	72.26	.0083	.0074	.6716	.0032	.2305	68.10	.0003

Elem	Ce4040	Co2286	Cr2677	Cu3247	Fe2599	K_7664	Li6707	Mg2790	Mn2576
Units	ppm	ppm	ppm	ppm	ppm	ppm	ppm	ppm	ppm
Avg	**.3962**	**.0536**	**.1853**	**.1308**	**114.9**	**35.81**	**.0673**	**51.60**	**1.809**
Stddev	.0181	.0008	.0091	.0052	.3	.07	.0014	.10	.083
%RSD	4.575	1.437	4.887	3.982	.2831	.1940	2.142	.1911	4.576
#1	.3829	.0541	.1794	.1269	114.6	35.74	.0670	51.71	1.756
#2	.3888	.0539	.1808	.1289	114.8	35.83	.0660	51.54	1.768
#3	.4168	.0527	.1957	.1368	115.3	35.87	.0688	51.55	1.905

Elem	Mo2020	Na5895	Ni2316	P_1774	Pb2203	S_1820	Sb2068	Se1960	Si2124
Units	ppm	ppm	ppm	ppm	ppm	ppm	ppm	ppm	ppm
Avg	**.0046**	**2.376**	**.1392**	**3.316**	**.0259**	**6.321**	**-.0019**	**.0008**	**3.495**
Stddev	.0002	.013	.0004	.006	.0015	.005	.0021	.0009	.080
%RSD	3.321	.5596	.2546	.1914	5.864	.0868	107.9	113.2	2.283
#1	.0047	2.361	.1389	3.314	.0273	6.325	-.0024	-.0000	3.564
#2	.0044	2.386	.1396	3.323	.0261	6.323	.0004	.0018	3.514
#3	.0047	2.381	.1391	3.311	.0243	6.315	-.0037	.0007	3.407

Elem	Sn1899	Sr4077	Ti3349	Tl1908	V_2924	W_2079	Zn2062	Zr3391
Units	ppm	ppm	ppm	ppm	ppm	ppm	ppm	ppm
Avg	**.0157**	**.1057**	F **8.166**	**.0018**	**.2190**	**-.0011**	**.3168**	**.0120**
Stddev	.0008	.0004	.371	.0033	.0099	.0017	.0011	.0004
%RSD	4.992	.3417	4.542	180.0	4.524	152.0	.3555	3.335
#1	.0148	.1055	7.922	.0017	.2123	.0007	.3175	.0116
#2	.0160	.1055	7.982	-.0014	.2144	-.0027	.3175	.0121
#3	.0163	.1061	8.593	.0053	.2304	-.0013	.3155	.0124

Zoom In Zoom Out

Sample Name: jd27605-6 Acquired: 7/8/2021 3:13:34 Type: Unk
Method: SGS NO VALVE3(v105) Mode: CONC Corr. Factor: 1.000000
User: admin Custom ID1: Custom ID2: Custom ID3:
Comment:

Int. Std.	In2306	Y_3600	Y_3710	Y_2243
Units	Cts/S	Cts/S	Cts/S	Cts/S
Avg	**4296.7**	**59225.**	**4577.6**	**1410.9**
Stddev	6.4	2397.	17.3	2.2
%RSD	.14984	4.0476	.37786	.15416
#1	4289.8	60617.	4589.8	1408.8
#2	4302.5	60602.	4585.3	1410.9
#3	4297.7	56457.	4557.8	1413.1

Zoom In Zoom Out

Sample Name: ccv Acquired: 7/8/2021 3:18:37 Type: QC
Method: SGS NO VALVE3(v105) Mode: CONC Corr. Factor: 1.000000
User: admin Custom ID1: Custom ID2: Custom ID3:
Comment:

Elem	Ag3280	Al3961	As1890	B_2089	Ba4554	Be3130	Bi2230	Ca3179	Cd2288
Units	ppm	ppm	ppm	ppm	ppm	ppm	ppm	ppm	ppm
Avg	**.2486**	**40.42**	**2.017**	**2.025**	**2.063**	**1.989**	**2.038**	**38.96**	**2.032**
Stddev	.0003	.12	.014	.013	.004	.004	.012	.09	.012
%RSD	.1185	.3010	.6972	.6203	.1962	.1997	.5961	.2388	.5864
#1	.2483	40.35	2.003	2.012	2.065	1.987	2.026	38.96	2.021
#2	.2488	40.56	2.016	2.026	2.066	1.993	2.038	39.05	2.030
#3	.2488	40.35	2.031	2.037	2.059	1.985	2.050	38.86	2.045
Check ?	Chk Pass	Chk Pass	Chk Pass	Chk Pass	Chk Pass	Chk Pass	Chk Pass	Chk Pass	Chk Pass
Value									
Range									

Elem	Ce4040	Co2286	Cr2677	Cu3247	Fe2599	K_7664	Li6707	Mg2790	Mn2576
Units	ppm	ppm	ppm	ppm	ppm	ppm	ppm	ppm	ppm
Avg	**2.022**	**2.051**	**1.992**	**1.966**	**38.77**	**40.92**	**2.069**	**37.94**	**2.036**
Stddev	.001	.012	.003	.003	.11	.10	.002	.19	.005
%RSD	.0459	.5846	.1526	.1366	.2772	.2473	.1056	.5075	.2459
#1	2.022	2.044	1.989	1.969	38.70	40.84	2.071	37.97	2.030
#2	2.021	2.043	1.992	1.964	38.89	41.04	2.071	38.11	2.037
#3	2.022	2.065	1.995	1.965	38.71	40.89	2.067	37.73	2.040
Check ?	Chk Pass	Chk Pass	Chk Pass	Chk Pass	Chk Pass	Chk Pass	Chk Pass	Chk Pass	Chk Pass
Value									
Range									

Elem	Mo2020	Na5895	Ni2316	P_1774	Pb2203	S_1820	Sb2068	Se1960	Si2124
Units	ppm	ppm	ppm	ppm	ppm	ppm	ppm	ppm	ppm
Avg	**2.056**	**41.33**	**2.055**	**2.044**	**2.070**	**1.986**	**2.029**	**2.002**	**5.021**
Stddev	.010	.06	.011	.011	.011	.018	.014	.008	.028
%RSD	.5055	.1507	.5486	.5406	.5459	.8926	.6661	.4138	.5615
#1	2.046	41.29	2.048	2.035	2.061	1.969	2.018	1.995	4.996
#2	2.056	41.40	2.050	2.042	2.067	1.983	2.025	2.000	5.015
#3	2.067	41.30	2.068	2.057	2.083	2.004	2.044	2.011	5.052
Check ?	Chk Pass	Chk Pass	Chk Pass	Chk Pass	Chk Pass	Chk Pass	Chk Pass	Chk Pass	Chk Pass
Value									
Range									

Zoom In Zoom Out

Sample Name: ccv Acquired: 7/8/2021 3:18:37 Type: QC
Method: SGS NO VALVE3(v105) Mode: CONC Corr. Factor: 1.000000
User: admin Custom ID1: Custom ID2: Custom ID3:
Comment:

Elem	Sn1899	Sr4077	Ti3349	Tl1908	V_2924	W_2079	Zn2062	Zr3391
Units	ppm	ppm	ppm	ppm	ppm	ppm	ppm	ppm
Avg	**2.066**	**2.074**	**1.999**	**2.077**	**2.005**	**2.062**	**2.036**	**2.036**
Stddev	.010	.004	.001	.013	.003	.009	.011	.001
%RSD	.5001	.1788	.0624	.6250	.1321	.4341	.5402	.0418
#1	2.056	2.073	1.998	2.068	2.002	2.056	2.025	2.036
#2	2.064	2.078	1.999	2.073	2.007	2.058	2.036	2.035
#3	2.077	2.071	2.001	2.092	2.006	2.072	2.047	2.036
Check ?	Chk Pass	Chk Pass	Chk Pass	Chk Pass	Chk Pass	Chk Pass	Chk Pass	Chk Pass
Value								
Range								

Int. Std.	In2306	Y_3600	Y_3710	Y_2243
Units	Cts/S	Cts/S	Cts/S	Cts/S
Avg	**4181.3**	**56736.**	**4208.0**	**1325.6**
Stddev	19.5	303.	20.7	5.8
%RSD	.46650	.53475	.49162	.43385
#1	4189.4	57070.	4229.7	1330.2
#2	4195.5	56659.	4188.5	1327.4
#3	4159.1	56478.	4205.8	1319.2

Zoom In Zoom Out

Sample Name: ccb Acquired: 7/8/2021 3:23:28 Type: QC
Method: SGS NO VALVE3(v105) Mode: CONC Corr. Factor: 1.000000
User: admin Custom ID1: Custom ID2: Custom ID3:
Comment:

Elem	Ag3280	Al3961	As1890	B_2089	Ba4554	Be3130	Bi2230	Ca3179
Units	ppm	ppm	ppm	ppm	ppm	ppm	ppm	ppm
Avg	**-.0000**	**-.0087**	**.0002**	**.0003**	**.0002**	**.0004**	**.0010**	**-.0042**
Stddev	.0001	.0087	.0009	.0005	.0001	.0001	.0007	.0048
%RSD	262.3	99.49	425.2	156.7	34.30	12.78	65.32	115.8
#1	-.0001	-.0055	-.0002	.0003	.0002	.0004	.0010	.0013
#2	-.0000	-.0186	-.0004	.0008	.0003	.0004	.0017	-.0080
#3	.0000	-.0022	.0012	-.0002	.0002	.0003	.0004	-.0058
Check ?	Chk Pass	Chk Pass	Chk Pass	Chk Pass	Chk Pass	Chk Pass	Chk Pass	Chk Pass
High Limit								
Low Limit								

Elem	Cd2288	Ce4040	Co2286	Cr2677	Cu3247	Fe2599	K_7664	Li6707
Units	ppm	ppm	ppm	ppm	ppm	ppm	ppm	ppm
Avg	**.0004**	**-.0002**	**-.0004**	**.0002**	**.0001**	**.0082**	**.0403**	**.0000**
Stddev	.0001	.0018	.0003	.0001	.0003	.0023	.0531	.0008
%RSD	33.31	1125.	74.16	74.34	559.7	28.11	131.7	2185.
#1	.0005	.0005	-.0002	.0001	.0003	.0055	.1005	-.0008
#2	.0005	.0012	-.0007	.0003	-.0003	.0096	.0205	.0003
#3	.0003	-.0022	-.0003	.0001	.0001	.0093	.0000	.0007
Check ?	Chk Pass	None	Chk Pass	Chk Pass	Chk Pass	Chk Pass	Chk Pass	Chk Pass
High Limit								
Low Limit								

Elem	Mg2790	Mn2576	Mo2020	Na5895	Ni2316	P_1774	Pb2203	S_1820
Units	ppm	ppm	ppm	ppm	ppm	ppm	ppm	ppm
Avg	**.0187**	**.0001**	**.0011**	**-.0434**	**.0004**	**.0034**	**.0003**	**.0010**
Stddev	.0286	.0000	.0003	.0040	.0003	.0016	.0014	.0031
%RSD	153.4	37.95	24.06	9.317	73.98	46.13	476.3	309.8
#1	-.0090	.0002	.0013	-.0400	.0006	.0029	.0020	-.0026
#2	.0168	.0001	.0011	-.0422	.0001	.0021	-.0004	.0022
#3	.0482	.0001	.0008	-.0479	.0005	.0051	-.0006	.0034
Check ?	Chk Pass	Chk Pass	Chk Pass	Chk Pass	Chk Pass	Chk Pass	Chk Pass	Chk Pass
High Limit								
Low Limit								

Zoom In Zoom Out

Sample Name: ccb Acquired: 7/8/2021 3:23:28 Type: QC
Method: SGS NO VALVE3(v105) Mode: CONC Corr. Factor: 1.000000
User: admin Custom ID1: Custom ID2: Custom ID3:
Comment:

Elem	Sb2068	Se1960	Si2124	Sn1899	Sr4077	Ti3349	Tl1908	V_2924
Units	ppm	ppm	ppm	ppm	ppm	ppm	ppm	ppm
Avg	**.0005**	**.0018**	**.0011**	**.0000**	**.0001**	**.0002**	F **.0022**	**.0003**
Stddev	.0006	.0026	.0007	.0013	.0001	.0004	.0024	.0003
%RSD	122.0	147.5	67.92	4190.	66.04	203.5	108.9	102.0
#1	.0008	.0008	.0003	.0013	.0002	.0006	.0027	.0001
#2	.0007	.0048	.0012	-.0012	.0002	-.0001	.0044	.0001
#3	-.0002	-.0002	.0017	.0000	.0000	.0000	-.0004	.0006
Check ?	Chk Pass	Chk Pass	Chk Pass	Chk Pass	Chk Pass	Chk Pass	Chk Fail	Chk Pass
High Limit							.0020	
Low Limit							-.0020	

Elem	W_2079	Zn2062	Zr3391
Units	ppm	ppm	ppm
Avg	**.0016**	F **-.0045**	**.0005**
Stddev	.0015	.0002	.0001
%RSD	92.20	4.833	22.79
#1	.0031	-.0047	.0006
#2	.0001	-.0047	.0006
#3	.0016	-.0043	.0004
Check ?	Chk Pass	Chk Fail	Chk Pass
High Limit		.0020	
Low Limit		-.0020	

Int. Std.	In2306	Y_3600	Y_3710	Y_2243
Units	Cts/S	Cts/S	Cts/S	Cts/S
Avg	**4321.2**	**58805.**	**4258.0**	**1379.6**
Stddev	17.2	100.	39.3	5.6
%RSD	.39695	.17084	.92255	.40254
#1	4312.8	58689.	4216.1	1377.8
#2	4340.9	58864.	4264.1	1385.8
#3	4309.9	58862.	4294.0	1375.1

Zoom In Zoom Out

Sample Name: jd27605-7 Acquired: 7/8/2021 3:28:44 Type: Unk
Method: SGS NO VALVE3(v105) Mode: CONC Corr. Factor: 1.000000
User: admin Custom ID1: Custom ID2: Custom ID3:
Comment:

Elem	Ag3280	Al3961	As1890	B_2089	Ba4554	Be3130	Bi2230	Ca3179	Cd2288
Units	ppm	ppm	ppm	ppm	ppm	ppm	ppm	ppm	ppm
Avg	**-.0014**	**61.01**	**.0130**	**.0091**	**.5278**	**.0028**	**.1134**	**45.60**	**.0008**
Stddev	.0004	.02	.0008	.0006	.0001	.0001	.0013	.08	.0002
%RSD	29.41	.0386	6.103	6.653	.0240	4.407	1.146	.1790	30.53
#1	-.0018	61.01	.0121	.0085	.5277	.0027	.1149	45.54	.0010
#2	-.0015	61.00	.0133	.0096	.5278	.0028	.1130	45.57	.0005
#3	-.0010	61.04	.0136	.0094	.5280	.0029	.1124	45.69	.0008

Elem	Ce4040	Co2286	Cr2677	Cu3247	Fe2599	K_7664	Li6707	Mg2790	Mn2576
Units	ppm	ppm	ppm	ppm	ppm	ppm	ppm	ppm	ppm
Avg	**.4910**	**.0486**	**.2364**	**.1557**	**100.3**	**23.85**	**.0637**	**34.30**	**1.810**
Stddev	.0030	.0006	.0004	.0003	.2	.06	.0010	.12	.000
%RSD	.6189	1.222	.1629	.2016	.1634	.2350	1.572	.3369	.0182
#1	.4876	.0486	.2360	.1558	100.2	23.81	.0649	34.43	1.810
#2	.4935	.0491	.2366	.1558	100.3	23.82	.0634	34.26	1.810
#3	.4919	.0480	.2367	.1553	100.5	23.91	.0630	34.21	1.810

Elem	Mo2020	Na5895	Ni2316	P_1774	Pb2203	S_1820	Sb2068	Se1960	Si2124
Units	ppm	ppm	ppm	ppm	ppm	ppm	ppm	ppm	ppm
Avg	**.0012**	**2.436**	**.1220**	**3.129**	**.0697**	**.3432**	**.0006**	**.0014**	**2.066**
Stddev	.0002	.010	.0002	.012	.0017	.0053	.0012	.0030	.018
%RSD	15.30	.4243	.1809	.3851	2.427	1.547	198.1	209.1	.8812
#1	.0011	2.428	.1220	3.130	.0681	.3384	-.0007	-.0019	2.085
#2	.0014	2.434	.1218	3.140	.0714	.3489	.0009	.0022	2.065
#3	.0011	2.448	.1222	3.116	.0697	.3423	.0016	.0039	2.049

Elem	Sn1899	Sr4077	Ti3349	Tl1908	V_2924	W_2079	Zn2062	Zr3391
Units	ppm	ppm	ppm	ppm	ppm	ppm	ppm	ppm
Avg	**.0169**	**.1107**	**5.612**	**.0039**	**.1744**	**-.0010**	**.2198**	**.0196**
Stddev	.0014	.0002	.004	.0019	.0003	.0007	.0009	.0001
%RSD	8.509	.1815	.0682	49.96	.1511	67.38	.3871	.3145
#1	.0153	.1105	5.614	.0042	.1747	-.0008	.2201	.0196
#2	.0174	.1109	5.614	.0056	.1744	-.0019	.2205	.0195
#3	.0180	.1106	5.607	.0018	.1742	-.0005	.2189	.0196

Zoom In Zoom Out

Sample Name: jd27605-7 Acquired: 7/8/2021 3:28:44 Type: Unk
Method: SGS NO VALVE3(v105) Mode: CONC Corr. Factor: 1.000000
User: admin Custom ID1: Custom ID2: Custom ID3:
Comment:

Int. Std.	In2306	Y_3600	Y_3710	Y_2243
Units	Cts/S	Cts/S	Cts/S	Cts/S
Avg	**4336.3**	**61687.**	**4626.6**	**1436.9**
Stddev	2.5	83.	15.3	1.7
%RSD	.05799	.13471	.33013	.11776
#1	4333.6	61777.	4630.2	1436.6
#2	4336.8	61669.	4639.9	1435.4
#3	4338.5	61614.	4609.9	1438.7

Zoom In Zoom Out

Sample Name: jd27605-8 Acquired: 7/8/2021 3:33:47 Type: Unk
Method: SGS NO VALVE3(v105) Mode: CONC Corr. Factor: 1.000000
User: admin Custom ID1: Custom ID2: Custom ID3:
Comment:

Elem	Ag3280	Al3961	As1890	B_2089	Ba4554	Be3130	Bi2230	Ca3179	Cd2288
Units	ppm	ppm	ppm	ppm	ppm	ppm	ppm	ppm	ppm
Avg	**-.0021**	**92.22**	**.0147**	**.0121**	**.8631**	**.0090**	**.1774**	**91.39**	**.0056**
Stddev	.0002	.05	.0003	.0011	.0006	.0001	.0176	.14	.0004
%RSD	11.49	.0562	1.712	9.129	.0675	.6673	9.922	.1584	6.527
#1	-.0023	92.26	.0150	.0126	.8624	.0089	.1862	91.55	.0053
#2	-.0018	92.16	.0147	.0108	.8635	.0090	.1889	91.32	.0055
#3	-.0022	92.23	.0145	.0128	.8633	.0090	.1572	91.29	.0060

Elem	Ce4040	Co2286	Cr2677	Cu3247	Fe2599	K_7664	Li6707	Mg2790	Mn2576
Units	ppm	ppm	ppm	ppm	ppm	ppm	ppm	ppm	ppm
Avg	**.5016**	**.0820**	**.2267**	**.1948**	**168.2**	**43.69**	**.0835**	**67.72**	**2.590**
Stddev	.0031	.0018	.0013	.0009	.3	.04	.0006	.17	.011
%RSD	.6120	2.157	.5750	.4429	.1908	.0911	.6655	.2581	.4250
#1	.5014	.0814	.2279	.1958	168.6	43.72	.0830	67.92	2.597
#2	.5047	.0806	.2270	.1941	168.0	43.64	.0841	67.65	2.596
#3	.4986	.0840	.2253	.1946	168.1	43.70	.0835	67.59	2.577

Elem	Mo2020	Na5895	Ni2316	P_1774	Pb2203	S_1820	Sb2068	Se1960	Si2124
Units	ppm	ppm	ppm	ppm	ppm	ppm	ppm	ppm	ppm
Avg	**.0102**	**3.416**	**.1948**	**4.672**	**.0424**	**14.18**	**-.0004**	**.0046**	**2.790**
Stddev	.0002	.001	.0033	.110	.0016	.32	.0021	.0024	.046
%RSD	2.370	.0315	1.670	2.348	3.807	2.221	583.3	51.30	1.639
#1	.0101	3.417	.1934	4.619	.0406	14.03	-.0027	.0072	2.803
#2	.0100	3.417	.1925	4.599	.0438	13.97	.0013	.0040	2.740
#3	.0105	3.415	.1985	4.798	.0429	14.54	.0004	.0026	2.829

Elem	Sn1899	Sr4077	Ti3349	Tl1908	V_2924	W_2079	Zn2062	Zr3391
Units	ppm	ppm	ppm	ppm	ppm	ppm	ppm	ppm
Avg	**.0197**	**.1262**	F **9.443**	**.0090**	**.2761**	**.0002**	**.3105**	**.0217**
Stddev	.0007	.0002	.044	.0008	.0013	.0014	.0073	.0002
%RSD	3.452	.1365	.4623	8.975	.4574	713.3	2.366	.9984
#1	.0195	.1263	9.476	.0098	.2774	-.0002	.3065	.0220
#2	.0204	.1260	9.459	.0082	.2761	.0018	.3060	.0217
#3	.0191	.1263	9.393	.0090	.2748	-.0009	.3189	.0215

Zoom In Zoom Out

Sample Name: jd27605-8 Acquired: 7/8/2021 3:33:47 Type: Unk
Method: SGS NO VALVE3(v105) Mode: CONC Corr. Factor: 1.000000
User: admin Custom ID1: Custom ID2: Custom ID3:
Comment:

Int. Std.	In2306	Y_3600	Y_3710	Y_2243
Units	Cts/S	Cts/S	Cts/S	Cts/S
Avg	**4255.0**	**60824.**	**4595.7**	**1399.2**
Stddev	68.0	282.	25.2	25.7
%RSD	1.5987	.46381	.54876	1.8346
#1	4292.2	60654.	4567.4	1414.0
#2	4296.3	60668.	4616.0	1414.1
#3	4176.5	61149.	4603.6	1369.6

Zoom In Zoom Out

Sample Name: jd27605-9 Acquired: 7/8/2021 3:38:47 Type: Unk
Method: SGS NO VALVE3(v105) Mode: CONC Corr. Factor: 1.000000
User: admin Custom ID1: Custom ID2: Custom ID3:
Comment:

Elem	Ag3280	Al3961	As1890	B_2089	Ba4554	Be3130	Bi2230	Ca3179	Cd2288
Units	ppm	ppm	ppm	ppm	ppm	ppm	ppm	ppm	ppm
Avg	**-.0019**	**72.25**	**.0155**	**.0232**	**.6713**	**.0032**	**.1416**	**56.79**	**.0008**
Stddev	.0005	.15	.0005	.0002	.0021	.0000	.0026	.09	.0005
%RSD	26.09	.2061	3.255	.9346	.3095	.6735	1.815	.1647	58.44
#1	-.0018	72.11	.0159	.0235	.6689	.0032	.1389	56.77	.0003
#2	-.0024	72.41	.0157	.0231	.6729	.0032	.1440	56.89	.0013
#3	-.0014	72.24	.0149	.0232	.6720	.0032	.1419	56.71	.0009

Elem	Ce4040	Co2286	Cr2677	Cu3247	Fe2599	K_7664	Li6707	Mg2790	Mn2576
Units	ppm	ppm	ppm	ppm	ppm	ppm	ppm	ppm	ppm
Avg	**.4671**	**.0529**	**.1498**	**.1323**	**107.1**	**27.30**	**.0660**	**30.80**	**2.357**
Stddev	.0014	.0010	.0005	.0003	.2	.04	.0010	.09	.005
%RSD	.3035	1.983	.3354	.2135	.1515	.1384	1.558	.2859	.1961
#1	.4656	.0537	.1498	.1325	106.9	27.28	.0655	30.77	2.353
#2	.4674	.0532	.1494	.1324	107.2	27.34	.0672	30.91	2.356
#3	.4684	.0517	.1504	.1320	107.2	27.28	.0654	30.74	2.362

Elem	Mo2020	Na5895	Ni2316	P_1774	Pb2203	S_1820	Sb2068	Se1960	Si2124
Units	ppm	ppm	ppm	ppm	ppm	ppm	ppm	ppm	ppm
Avg	**.0012**	**2.583**	**.1271**	**3.173**	**.2654**	**.4413**	**-.0014**	**.0017**	**2.281**
Stddev	.0001	.012	.0006	.017	.0003	.0075	.0010	.0021	.010
%RSD	7.936	.4675	.4905	.5323	.1055	1.703	72.84	124.7	.4289
#1	.0011	2.587	.1278	3.189	.2656	.4483	-.0005	.0018	2.291
#2	.0011	2.593	.1269	3.156	.2655	.4421	-.0011	-.0005	2.280
#3	.0013	2.570	.1266	3.175	.2651	.4334	-.0025	.0036	2.272

Elem	Sn1899	Sr4077	Ti3349	Tl1908	V_2924	W_2079	Zn2062	Zr3391
Units	ppm	ppm	ppm	ppm	ppm	ppm	ppm	ppm
Avg	**.0232**	**.1747**	**6.020**	**.0024**	**.1936**	**-.0019**	**.4007**	**.0244**
Stddev	.0007	.0006	.006	.0028	.0002	.0009	.0019	.0002
%RSD	2.888	.3225	.1039	116.2	.1024	50.94	.4639	.8443
#1	.0239	.1741	6.013	-.0001	.1934	-.0028	.4029	.0246
#2	.0226	.1752	6.021	.0018	.1937	-.0019	.3993	.0242
#3	.0231	.1748	6.025	.0055	.1938	-.0009	.4000	.0245

Zoom In Zoom Out

Sample Name: jd27605-9 Acquired: 7/8/2021 3:38:47 Type: Unk
Method: SGS NO VALVE3(v105) Mode: CONC Corr. Factor: 1.000000
User: admin Custom ID1: Custom ID2: Custom ID3:
Comment:

Int. Std.	In2306	Y_3600	Y_3710	Y_2243
Units	Cts/S	Cts/S	Cts/S	Cts/S
Avg	**4316.9**	**60558.**	**4533.7**	**1433.5**
Stddev	13.1	190.	10.0	5.7
%RSD	.30371	.31307	.21958	.39703
#1	4302.3	60723.	4522.3	1427.0
#2	4320.8	60600.	4540.6	1437.5
#3	4327.7	60351.	4538.3	1435.9

Zoom In Zoom Out

Sample Name: jd27605-10 Acquired: 7/8/2021 3:43:49 Type: Unk
Method: SGS NO VALVE3(v105) Mode: CONC Corr. Factor: 1.000000
User: admin Custom ID1: Custom ID2: Custom ID3:
Comment:

Elem	Ag3280	Al3961	As1890	B_2089	Ba4554	Be3130	Bi2230	Ca3179	Cd2288
Units	ppm	ppm	ppm	ppm	ppm	ppm	ppm	ppm	ppm
Avg	**-.0017**	**69.38**	**.0089**	**.0059**	**.6639**	**.0025**	**.1398**	**44.92**	**.0007**
Stddev	.0005	.15	.0009	.0009	.0017	.0001	.0127	.12	.0001
%RSD	32.48	.2144	10.02	15.47	.2566	2.786	9.079	.2713	9.441
#1	-.0023	69.32	.0081	.0050	.6623	.0026	.1543	44.87	.0007
#2	-.0015	69.28	.0087	.0058	.6639	.0025	.1341	44.82	.0008
#3	-.0012	69.55	.0099	.0068	.6657	.0025	.1309	45.06	.0008

Elem	Ce4040	Co2286	Cr2677	Cu3247	Fe2599	K_7664	Li6707	Mg2790	Mn2576
Units	ppm	ppm	ppm	ppm	ppm	ppm	ppm	ppm	ppm
Avg	**.3977**	**.0556**	**.1759**	**.1409**	**92.26**	**25.81**	**.0479**	**32.05**	**1.685**
Stddev	.0098	.0002	.0043	.0031	.27	.04	.0011	.05	.036
%RSD	2.471	.3625	2.472	2.169	.2907	.1677	2.191	.1566	2.162
#1	.4090	.0558	.1809	.1444	92.17	25.86	.0475	32.09	1.727
#2	.3924	.0556	.1738	.1389	92.04	25.77	.0491	32.00	1.668
#3	.3916	.0554	.1731	.1393	92.56	25.80	.0472	32.07	1.661

Elem	Mo2020	Na5895	Ni2316	P_1774	Pb2203	S_1820	Sb2068	Se1960	Si2124
Units	ppm	ppm	ppm	ppm	ppm	ppm	ppm	ppm	ppm
Avg	**.0027**	**3.953**	**.1389**	**3.112**	**.0260**	**1.406**	**-.0011**	**.0015**	**2.025**
Stddev	.0006	.015	.0008	.010	.0012	.006	.0019	.0019	.018
%RSD	20.71	.3690	.5524	.3321	4.660	.4290	166.8	124.4	.8808
#1	.0031	3.940	.1385	3.123	.0256	1.409	-.0030	.0001	2.040
#2	.0030	3.949	.1383	3.110	.0251	1.410	.0008	.0036	2.031
#3	.0021	3.969	.1398	3.103	.0274	1.399	-.0013	.0007	2.005

Elem	Sn1899	Sr4077	Ti3349	Tl1908	V_2924	W_2079	Zn2062	Zr3391
Units	ppm	ppm	ppm	ppm	ppm	ppm	ppm	ppm
Avg	**.0136**	**.1357**	**6.015**	**.0041**	**.1641**	**-.0011**	**.2483**	**.0098**
Stddev	.0005	.0004	.133	.0056	.0037	.0013	.0002	.0002
%RSD	3.518	.2913	2.213	137.0	2.254	119.5	.0862	1.853
#1	.0132	.1354	6.168	.0104	.1684	.0004	.2483	.0099
#2	.0141	.1355	5.947	-.0002	.1625	-.0018	.2481	.0099
#3	.0136	.1361	5.929	.0021	.1615	-.0019	.2485	.0096

Zoom In Zoom Out

Sample Name: jd27605-10 Acquired: 7/8/2021 3:43:49 Type: Unk
Method: SGS NO VALVE3(v105) Mode: CONC Corr. Factor: 1.000000
User: admin Custom ID1: Custom ID2: Custom ID3:
Comment:

Int. Std.	In2306	Y_3600	Y_3710	Y_2243
Units	Cts/S	Cts/S	Cts/S	Cts/S
Avg	**4303.4**	**59634.**	**4524.3**	**1415.5**
Stddev	2.2	1052.	20.7	1.5
%RSD	.05124	1.7643	.45659	.10294
#1	4305.9	58444.	4510.8	1416.3
#2	4302.0	60016.	4548.1	1413.9
#3	4302.3	60442.	4514.0	1416.4

Zoom In Zoom Out

Sample Name: jd27605-11 Acquired: 7/8/2021 3:48:53 Type: Unk
Method: SGS NO VALVE3(v105) Mode: CONC Corr. Factor: 1.000000
User: admin Custom ID1: Custom ID2: Custom ID3:
Comment:

Elem	Ag3280	Al3961	As1890	B_2089	Ba4554	Be3130	Bi2230	Ca3179	Cd2288
Units	ppm	ppm	ppm	ppm	ppm	ppm	ppm	ppm	ppm
Avg	**-.0012**	**58.86**	**.0067**	**.0048**	**.5297**	**.0027**	**.1362**	**34.50**	**.0007**
Stddev	.0010	1.12	.0018	.0003	.0090	.0001	.0014	.67	.0003
%RSD	86.27	1.906	27.19	6.325	1.702	3.738	.9996	1.940	40.61
#1	-.0012	58.03	.0053	.0046	.5227	.0028	.1353	34.09	.0010
#2	-.0001	60.14	.0061	.0047	.5399	.0026	.1354	35.28	.0004
#3	-.0021	58.42	.0088	.0051	.5267	.0028	.1377	34.15	.0007

Elem	Ce4040	Co2286	Cr2677	Cu3247	Fe2599	K_7664	Li6707	Mg2790	Mn2576
Units	ppm	ppm	ppm	ppm	ppm	ppm	ppm	ppm	ppm
Avg	**.4091**	**.0486**	**.1431**	**.1013**	**108.6**	**30.54**	**.0565**	**33.25**	**1.727**
Stddev	.0031	.0006	.0003	.0006	2.1	.53	.0012	.60	.002
%RSD	.7578	1.135	.2084	.6140	1.934	1.741	2.193	1.798	.1249
#1	.4068	.0492	.1428	.1008	107.2	30.16	.0551	32.84	1.724
#2	.4079	.0481	.1432	.1020	111.1	31.15	.0574	33.94	1.727
#3	.4127	.0487	.1434	.1010	107.7	30.30	.0571	32.98	1.729

Elem	Mo2020	Na5895	Ni2316	P_1774	Pb2203	S_1820	Sb2068	Se1960	Si2124
Units	ppm	ppm	ppm	ppm	ppm	ppm	ppm	ppm	ppm
Avg	**.0024**	**1.781**	**.1294**	**2.747**	**.0228**	**4.373**	**-.0019**	**.0031**	**1.894**
Stddev	.0003	.026	.0010	.006	.0007	.008	.0010	.0026	.003
%RSD	10.77	1.450	.8018	.2349	3.058	.1910	53.09	81.65	.1685
#1	.0021	1.756	.1284	2.754	.0235	4.381	-.0027	.0025	1.890
#2	.0026	1.807	.1305	2.743	.0221	4.374	-.0008	.0060	1.894
#3	.0024	1.781	.1293	2.743	.0227	4.364	-.0024	.0010	1.897

Elem	Sn1899	Sr4077	Ti3349	Tl1908	V_2924	W_2079	Zn2062	Zr3391
Units	ppm	ppm	ppm	ppm	ppm	ppm	ppm	ppm
Avg	**.0176**	**.0598**	**6.845**	**.0031**	**.1742**	**-.0021**	**.2178**	**.0106**
Stddev	.0014	.0009	.005	.0021	.0002	.0002	.0004	.0002
%RSD	7.778	1.466	.0810	67.74	.1100	8.092	.1796	1.508
#1	.0176	.0592	6.839	.0053	.1740	-.0019	.2173	.0104
#2	.0163	.0608	6.846	.0027	.1742	-.0021	.2179	.0107
#3	.0190	.0593	6.850	.0012	.1744	-.0023	.2180	.0106

Zoom In Zoom Out

Sample Name: jd27605-11 Acquired: 7/8/2021 3:48:53 Type: Unk
Method: SGS NO VALVE3(v105) Mode: CONC Corr. Factor: 1.000000
User: admin Custom ID1: Custom ID2: Custom ID3:
Comment:

Int. Std.	In2306	Y_3600	Y_3710	Y_2243
Units	Cts/S	Cts/S	Cts/S	Cts/S
Avg	**4323.1**	**61190.**	**4530.4**	**1418.2**
Stddev	1.2	197.	84.3	1.2
%RSD	.02763	.32233	1.8609	.08657
#1	4324.5	61381.	4562.9	1418.2
#2	4322.3	61202.	4434.7	1419.4
#3	4322.5	60987.	4593.6	1417.0

Zoom In Zoom Out

Sample Name: jd27605-12 Acquired: 7/8/2021 3:53:56 Type: Unk
Method: SGS NO VALVE3(v105) Mode: CONC Corr. Factor: 1.000000
User: admin Custom ID1: Custom ID2: Custom ID3:
Comment:

Elem	Ag3280	Al3961	As1890	B_2089	Ba4554	Be3130	Bi2230	Ca3179	Cd2288
Units	ppm	ppm	ppm	ppm	ppm	ppm	ppm	ppm	ppm
Avg	**-.0025**	**69.49**	**.0125**	**.0061**	**.6369**	**.0030**	**.1507**	**50.23**	**.0006**
Stddev	.0004	.16	.0011	.0005	.0011	.0001	.0030	.12	.0004
%RSD	15.71	.2306	8.767	8.046	.1797	1.931	1.968	.2480	72.97
#1	-.0021	69.32	.0125	.0057	.6362	.0030	.1485	50.08	.0004
#2	-.0029	69.63	.0115	.0060	.6382	.0029	.1496	50.28	.0011
#3	-.0024	69.52	.0137	.0066	.6362	.0030	.1541	50.31	.0003

Elem	Ce4040	Co2286	Cr2677	Cu3247	Fe2599	K_7664	Li6707	Mg2790	Mn2576
Units	ppm	ppm	ppm	ppm	ppm	ppm	ppm	ppm	ppm
Avg	**.4203**	**.0567**	**.1758**	**.1317**	**113.7**	**33.94**	**.0641**	**42.32**	**2.005**
Stddev	.0014	.0002	.0001	.0006	.3	.10	.0012	.09	.003
%RSD	.3294	.3830	.0533	.4699	.2660	.2987	1.803	.2109	.1283
#1	.4219	.0565	.1758	.1323	113.4	33.83	.0643	42.21	2.003
#2	.4195	.0566	.1759	.1311	114.0	34.03	.0629	42.35	2.003
#3	.4196	.0569	.1758	.1317	113.7	33.95	.0651	42.38	2.008

Elem	Mo2020	Na5895	Ni2316	P_1774	Pb2203	S_1820	Sb2068	Se1960	Si2124
Units	ppm	ppm	ppm	ppm	ppm	ppm	ppm	ppm	ppm
Avg	**.0031**	**2.401**	**.1511**	**3.920**	**.0251**	**5.965**	**-.0006**	**-.0039**	**2.387**
Stddev	.0001	.013	.0006	.006	.0022	.007	.0006	.0013	.039
%RSD	3.500	.5327	.3826	.1633	8.756	.1127	103.8	33.29	1.651
#1	.0031	2.386	.1510	3.923	.0251	5.973	.0001	-.0026	2.429
#2	.0032	2.411	.1506	3.912	.0229	5.960	-.0009	-.0038	2.382
#3	.0030	2.405	.1518	3.924	.0274	5.962	-.0010	-.0052	2.350

Elem	Sn1899	Sr4077	Ti3349	Tl1908	V_2924	W_2079	Zn2062	Zr3391
Units	ppm	ppm	ppm	ppm	ppm	ppm	ppm	ppm
Avg	**.0149**	**.0696**	**7.660**	**.0011**	**.2045**	**-.0032**	**.2123**	**.0109**
Stddev	.0006	.0004	.005	.0013	.0001	.0013	.0006	.0000
%RSD	4.003	.5033	.0710	118.6	.0323	39.18	.2999	.2053
#1	.0142	.0696	7.666	.0001	.2044	-.0045	.2130	.0109
#2	.0152	.0699	7.655	.0005	.2045	-.0020	.2124	.0109
#3	.0153	.0692	7.660	.0025	.2045	-.0032	.2117	.0109

Zoom In Zoom Out

Sample Name: jd27605-12 Acquired: 7/8/2021 3:53:56 Type: Unk
Method: SGS NO VALVE3(v105) Mode: CONC Corr. Factor: 1.000000
User: admin Custom ID1: Custom ID2: Custom ID3:
Comment:

Int. Std.	In2306	Y_3600	Y_3710	Y_2243
Units	Cts/S	Cts/S	Cts/S	Cts/S
Avg	**4305.3**	**61162.**	**4605.1**	**1416.0**
Stddev	4.7	177.	49.0	.6
%RSD	.10823	.29003	1.0649	.03998
#1	4304.3	61272.	4643.9	1416.0
#2	4301.2	61256.	4621.3	1415.5
#3	4310.4	60957.	4550.0	1416.6

Zoom In Zoom Out

Sample Name: jd27605-13 Acquired: 7/8/2021 3:58:58 Type: Unk
Method: SGS NO VALVE3(v105) Mode: CONC Corr. Factor: 1.000000
User: admin Custom ID1: Custom ID2: Custom ID3:
Comment:

Elem	Ag3280	Al3961	As1890	B_2089	Ba4554	Be3130	Bi2230	Ca3179	Cd2288
Units	ppm	ppm	ppm	ppm	ppm	ppm	ppm	ppm	ppm
Avg	**-.0034**	**168.4**	**.0420**	**.0248**	**1.128**	**.0069**	**.1130**	**18.68**	**.0022**
Stddev	.0005	.2	.0008	.0005	.002	.0000	.0016	.03	.0004
%RSD	13.60	.1447	1.912	1.952	.1316	.4148	1.382	.1528	16.23
#1	-.0037	168.2	.0420	.0248	1.126	.0070	.1116	18.71	.0024
#2	-.0035	168.4	.0412	.0243	1.129	.0069	.1129	18.65	.0024
#3	-.0028	168.7	.0428	.0252	1.129	.0069	.1147	18.69	.0018

Elem	Ce4040	Co2286	Cr2677	Cu3247	Fe2599	K_7664	Li6707	Mg2790	Mn2576
Units	ppm	ppm	ppm	ppm	ppm	ppm	ppm	ppm	ppm
Avg	**.6470**	**.0553**	**.2357**	**.1389**	**193.9**	**14.21**	**.1475**	**22.03**	**2.091**
Stddev	.0029	.0004	.0006	.0002	.2	.05	.0005	.04	.001
%RSD	.4433	.7357	.2489	.1373	.1248	.3352	.3522	.1748	.0325
#1	.6471	.0557	.2350	.1388	193.7	14.19	.1470	22.07	2.091
#2	.6440	.0553	.2360	.1392	193.8	14.27	.1480	22.02	2.090
#3	.6498	.0549	.2361	.1389	194.2	14.18	.1474	22.00	2.092

Elem	Mo2020	Na5895	Ni2316	P_1774	Pb2203	S_1820	Sb2068	Se1960	Si2124
Units	ppm	ppm	ppm	ppm	ppm	ppm	ppm	ppm	ppm
Avg	**.0067**	**1.906**	**.1457**	F **15.15**	**.7417**	**1.062**	**-.0004**	**-.0004**	**2.371**
Stddev	.0004	.017	.0010	.08	.0034	.009	.0003	.0026	.037
%RSD	6.484	.8808	.6801	.5559	.4554	.8100	75.27	716.3	1.549
#1	.0062	1.901	.1469	15.24	.7456	1.071	-.0002	.0025	2.405
#2	.0069	1.893	.1451	15.08	.7401	1.054	-.0003	-.0010	2.375
#3	.0069	1.925	.1452	15.11	.7394	1.062	-.0007	-.0026	2.332

Elem	Sn1899	Sr4077	Ti3349	Tl1908	V_2924	W_2079	Zn2062	Zr3391
Units	ppm	ppm	ppm	ppm	ppm	ppm	ppm	ppm
Avg	**.0475**	**.2043**	**4.944**	**.0015**	**.3152**	**-.0027**	**.6497**	**.0303**
Stddev	.0014	.0004	.003	.0026	.0004	.0003	.0043	.0001
%RSD	2.994	.1785	.0582	174.6	.1174	9.709	.6692	.2871
#1	.0479	.2039	4.946	.0044	.3149	-.0025	.6547	.0302
#2	.0460	.2043	4.941	.0005	.3150	-.0025	.6467	.0303
#3	.0487	.2046	4.946	-.0005	.3156	-.0029	.6477	.0304

Zoom In Zoom Out

Sample Name: jd27605-13 Acquired: 7/8/2021 3:58:58 Type: Unk
Method: SGS NO VALVE3(v105) Mode: CONC Corr. Factor: 1.000000
User: admin Custom ID1: Custom ID2: Custom ID3:
Comment:

Int. Std.	In2306	Y_3600	Y_3710	Y_2243
Units	Cts/S	Cts/S	Cts/S	Cts/S
Avg	**4393.9**	**62424.**	**4736.5**	**1473.7**
Stddev	16.9	68.	12.9	6.3
%RSD	.38469	.10881	.27289	.42834
#1	4374.4	62500.	4722.6	1466.6
#2	4405.0	62403.	4748.1	1478.5
#3	4402.2	62369.	4738.8	1476.1

Zoom In Zoom Out

Sample Name: jd27714-7 Acquired: 7/8/2021 4:04:00 Type: Unk
Method: SGS NO VALVE3(v105) Mode: CONC Corr. Factor: 1.000000
User: admin Custom ID1: Custom ID2: Custom ID3:
Comment:

Elem	Ag3280	Al3961	As1890	B_2089	Ba4554	Be3130	Bi2230	Ca3179
Units	ppm	ppm	ppm	ppm	ppm	ppm	ppm	ppm
Avg	F **-.0050**	**137.3**	**.0203**	**.0186**	**1.156**	**.0057**	**.2721**	**39.67**
Stddev	.0005	.2	.0012	.0009	.002	.0001	.0178	.13
%RSD	9.928	.1781	5.837	4.734	.1308	1.539	6.557	.3159
#1	-.0054	137.1	.0215	.0176	1.155	.0058	.2920	39.54
#2	-.0051	137.3	.0191	.0194	1.155	.0057	.2671	39.68
#3	-.0045	137.6	.0204	.0187	1.157	.0056	.2574	39.79

Elem	Cd2288	Ce4040	Co2286	Cr2677	Cu3247	Fe2599	K_7664	Li6707
Units	ppm	ppm	ppm	ppm	ppm	ppm	ppm	ppm
Avg	**.0045**	**.4286**	**.0861**	**.2442**	**.2841**	**188.6**	**46.66**	**.1175**
Stddev	.0002	.0052	.0004	.0038	.0042	.4	.12	.0006
%RSD	5.027	1.224	.5153	1.568	1.479	.2265	.2468	.4993
#1	.0043	.4346	.0856	.2486	.2889	188.2	46.53	.1168
#2	.0047	.4262	.0865	.2425	.2825	188.6	46.70	.1180
#3	.0044	.4250	.0863	.2415	.2810	189.0	46.74	.1176

Elem	Mg2790	Mn2576	Mo2020	Na5895	Ni2316	P_1774	Pb2203	S_1820
Units	ppm	ppm	ppm	ppm	ppm	ppm	ppm	ppm
Avg	**43.87**	**3.895**	**.0022**	**1.685**	**.2177**	**3.306**	**1.084**	**1.646**
Stddev	.13	.055	.0003	.015	.0006	.007	.001	.004
%RSD	.2850	1.410	14.96	.9081	.2657	.2251	.1177	.2336
#1	43.74	3.957	.0026	1.669	.2178	3.302	1.084	1.650
#2	43.87	3.875	.0021	1.700	.2171	3.302	1.086	1.642
#3	43.99	3.852	.0019	1.685	.2182	3.315	1.083	1.646

Elem	Sb2068	Se1960	Si2124	Sn1899	Sr4077	Ti3349	Tl1908	V_2924
Units	ppm	ppm	ppm	ppm	ppm	ppm	ppm	ppm
Avg	**-.0003**	**-.0019**	**2.177**	**.0382**	**.2237**	F **11.72**	**.0007**	**.3078**
Stddev	.0017	.0043	.014	.0008	.0001	.17	.0019	.0045
%RSD	511.7	231.1	.6593	2.105	.0441	1.460	286.4	1.478
#1	.0016	-.0059	2.192	.0379	.2236	11.91	.0026	.3129
#2	-.0010	-.0024	2.176	.0391	.2236	11.67	.0006	.3061
#3	-.0015	.0027	2.163	.0376	.2238	11.59	-.0012	.3043

Zoom In Zoom Out

Sample Name: jd27714-7 Acquired: 7/8/2021 4:04:00 Type: Unk
Method: SGS NO VALVE3(v105) Mode: CONC Corr. Factor: 1.000000
User: admin Custom ID1: Custom ID2: Custom ID3:
Comment:

Elem	W_2079	Zn2062	Zr3391
Units	ppm	ppm	ppm
Avg	**-.0023**	**.8953**	**.0228**
Stddev	.0003	.0016	.0001
%RSD	13.61	.1764	.3323
#1	-.0023	.8946	.0228
#2	-.0020	.8942	.0227
#3	-.0026	.8971	.0229

Int. Std.	In2306	Y_3600	Y_3710	Y_2243
Units	Cts/S	Cts/S	Cts/S	Cts/S
Avg	**4336.7**	**60167.**	**4596.6**	**1426.1**
Stddev	4.3	605.	22.6	2.9
%RSD	.10021	1.0062	.49124	.20487
#1	4340.5	59468.	4620.1	1428.2
#2	4337.7	60486.	4594.5	1427.4
#3	4332.0	60545.	4575.1	1422.8

Zoom In Zoom Out

Sample Name: jd27714-8 Acquired: 7/8/2021 4:09:00 Type: Unk
Method: SGS NO VALVE3(v105) Mode: CONC Corr. Factor: 1.000000
User: admin Custom ID1: Custom ID2: Custom ID3:
Comment:

Elem	Ag3280	Al3961	As1890	B_2089	Ba4554	Be3130	Bi2230	Ca3179	Cd2288
Units	ppm	ppm	ppm	ppm	ppm	ppm	ppm	ppm	ppm
Avg	**-.0034**	**108.5**	**.0191**	**.0205**	**.9086**	**.0047**	**.2151**	**33.28**	**.0017**
Stddev	.0004	2.0	.0015	.0000	.0156	.0001	.0030	.60	.0001
%RSD	11.35	1.813	7.906	.1818	1.722	2.107	1.380	1.794	6.204
#1	-.0033	110.0	.0209	.0205	.9207	.0048	.2149	33.80	.0018
#2	-.0038	106.2	.0181	.0205	.8909	.0046	.2122	32.62	.0016
#3	-.0031	109.2	.0183	.0206	.9143	.0047	.2181	33.41	.0018

Elem	Ce4040	Co2286	Cr2677	Cu3247	Fe2599	K_7664	Li6707	Mg2790	Mn2576
Units	ppm	ppm	ppm	ppm	ppm	ppm	ppm	ppm	ppm
Avg	**.3878**	**.0787**	**.2413**	**.2458**	**162.2**	**39.18**	**.0961**	**52.59**	**3.072**
Stddev	.0004	.0003	.0006	.0011	2.7	.56	.0026	.80	.004
%RSD	.1124	.4259	.2647	.4393	1.657	1.439	2.707	1.527	.1412
#1	.3877	.0784	.2414	.2467	164.5	39.65	.0987	53.32	3.076
#2	.3874	.0788	.2406	.2446	159.2	38.55	.0935	51.73	3.068
#3	.3883	.0791	.2419	.2462	162.8	39.35	.0961	52.72	3.072

Elem	Mo2020	Na5895	Ni2316	P_1774	Pb2203	S_1820	Sb2068	Se1960	Si2124
Units	ppm	ppm	ppm	ppm	ppm	ppm	ppm	ppm	ppm
Avg	**.0025**	**1.777**	**.4035**	**3.003**	**.6498**	**1.527**	**-.0022**	**-.0013**	**2.027**
Stddev	.0001	.030	.0013	.027	.0018	.006	.0005	.0013	.016
%RSD	5.346	1.703	.3326	.9042	.2793	.4181	22.84	98.41	.8062
#1	.0025	1.800	.4050	3.023	.6518	1.534	-.0026	-.0012	2.041
#2	.0024	1.743	.4029	3.013	.6491	1.527	-.0016	-.0001	2.030
#3	.0026	1.789	.4024	2.972	.6484	1.521	-.0024	-.0026	2.009

Elem	Sn1899	Sr4077	Ti3349	Tl1908	V_2924	W_2079	Zn2062	Zr3391
Units	ppm	ppm	ppm	ppm	ppm	ppm	ppm	ppm
Avg	**.0589**	**.1649**	F **9.709**	**-.0002**	**.2633**	**-.0020**	**.6321**	**.0205**
Stddev	.0009	.0026	.020	.0008	.0003	.0009	.0057	.0002
%RSD	1.560	1.592	.2012	426.6	.0957	46.35	.9066	.9695
#1	.0597	.1666	9.731	.0007	.2635	-.0019	.6362	.0204
#2	.0592	.1619	9.693	-.0008	.2630	-.0029	.6346	.0203
#3	.0579	.1662	9.704	-.0005	.2632	-.0011	.6256	.0207

Zoom In Zoom Out

Sample Name: jd27714-8 Acquired: 7/8/2021 4:09:00 Type: Unk
Method: SGS NO VALVE3(v105) Mode: CONC Corr. Factor: 1.000000
User: admin Custom ID1: Custom ID2: Custom ID3:
Comment:

Int. Std.	In2306	Y_3600	Y_3710	Y_2243
Units	Cts/S	Cts/S	Cts/S	Cts/S
Avg	**4366.9**	**61373.**	**4583.3**	**1431.0**
Stddev	16.3	149.	73.6	8.9
%RSD	.37222	.24251	1.6066	.62046
#1	4357.4	61201.	4502.3	1424.7
#2	4357.7	61466.	4646.1	1427.3
#3	4385.7	61451.	4601.6	1441.2

Zoom In Zoom Out

Sample Name: ccv Acquired: 7/8/2021 4:14:02 Type: QC
Method: SGS NO VALVE3(v105) Mode: CONC Corr. Factor: 1.000000
User: admin Custom ID1: Custom ID2: Custom ID3:
Comment:

Elem	Ag3280	Al3961	As1890	B_2089	Ba4554	Be3130	Bi2230	Ca3179	Cd2288
Units	ppm	ppm	ppm	ppm	ppm	ppm	ppm	ppm	ppm
Avg	**.2420**	**40.46**	**2.012**	**2.017**	**2.075**	**1.988**	**2.027**	**38.84**	**2.018**
Stddev	.0084	.04	.005	.005	.004	.002	.008	.09	.003
%RSD	3.463	.1103	.2481	.2302	.2105	.1120	.3998	.2201	.1516
#1	.2478	40.42	2.016	2.016	2.073	1.988	2.035	38.88	2.021
#2	.2324	40.46	2.006	2.012	2.072	1.985	2.018	38.74	2.018
#3	.2457	40.51	2.012	2.022	2.080	1.990	2.027	38.90	2.015
Check ?	Chk Pass	Chk Pass	Chk Pass	Chk Pass	Chk Pass	Chk Pass	Chk Pass	Chk Pass	Chk Pass
Value									
Range									

Elem	Ce4040	Co2286	Cr2677	Cu3247	Fe2599	K_7664	Li6707	Mg2790	Mn2576
Units	ppm	ppm	ppm	ppm	ppm	ppm	ppm	ppm	ppm
Avg	**1.983**	**2.041**	**1.933**	**1.929**	**38.59**	**41.02**	**2.079**	**37.61**	**1.983**
Stddev	.067	.004	.063	.066	.10	.08	.007	.10	.065
%RSD	3.393	.1811	3.253	3.416	.2470	.1959	.3238	.2776	3.260
#1	2.028	2.044	1.973	1.972	38.57	40.94	2.074	37.73	2.024
#2	1.906	2.036	1.861	1.853	38.50	41.01	2.077	37.55	1.909
#3	2.016	2.041	1.966	1.962	38.69	41.10	2.087	37.54	2.017
Check ?	Chk Pass	Chk Pass	Chk Pass	Chk Pass	Chk Pass	Chk Pass	Chk Pass	Chk Pass	Chk Pass
Value									
Range									

Elem	Mo2020	Na5895	Ni2316	P_1774	Pb2203	S_1820	Sb2068	Se1960	Si2124
Units	ppm	ppm	ppm	ppm	ppm	ppm	ppm	ppm	ppm
Avg	**2.038**	**41.51**	**2.050**	**2.027**	**2.050**	**1.987**	**2.027**	**2.003**	**5.021**
Stddev	.002	.13	.005	.006	.003	.006	.001	.006	.007
%RSD	.0931	.3170	.2356	.2840	.1506	.3135	.0339	.3190	.1462
#1	2.040	41.41	2.054	2.030	2.053	1.992	2.027	2.009	5.030
#2	2.037	41.45	2.045	2.020	2.048	1.988	2.028	2.004	5.019
#3	2.037	41.66	2.052	2.030	2.048	1.980	2.027	1.996	5.016
Check ?	Chk Pass	Chk Pass	Chk Pass	Chk Pass	Chk Pass	Chk Pass	Chk Pass	Chk Pass	Chk Pass
Value									
Range									

Zoom In Zoom Out

Sample Name: ccv Acquired: 7/8/2021 4:14:02 Type: QC
Method: SGS NO VALVE3(v105) Mode: CONC Corr. Factor: 1.000000
User: admin Custom ID1: Custom ID2: Custom ID3:
Comment:

Elem	Sn1899	Sr4077	Ti3349	Tl1908	V_2924	W_2079	Zn2062	Zr3391
Units	ppm	ppm	ppm	ppm	ppm	ppm	ppm	ppm
Avg	**2.038**	**2.083**	**1.949**	**2.069**	**1.951**	**2.041**	**2.013**	**1.995**
Stddev	.006	.006	.065	.009	.063	.002	.004	.068
%RSD	.2905	.2717	3.340	.4497	3.223	.0762	.1752	3.426
#1	2.041	2.080	1.991	2.076	1.990	2.041	2.014	2.038
#2	2.041	2.079	1.874	2.059	1.878	2.041	2.015	1.916
#3	2.031	2.089	1.981	2.073	1.983	2.043	2.008	2.030
Check ?	Chk Pass	Chk Pass	Chk Pass	Chk Pass	Chk Pass	Chk Pass	Chk Pass	Chk Pass
Value								
Range								

Int. Std.	In2306	Y_3600	Y_3710	Y_2243
Units	Cts/S	Cts/S	Cts/S	Cts/S
Avg	**4226.6**	**58439.**	**4269.7**	**1342.8**
Stddev	6.2	1603.	16.8	2.3
%RSD	.14744	2.7421	.39394	.16823
#1	4219.5	57451.	4253.5	1340.7
#2	4231.1	60288.	4287.0	1342.4
#3	4229.3	57577.	4268.6	1345.2

Zoom In Zoom Out

Sample Name: ccb Acquired: 7/8/2021 4:18:53 Type: QC
Method: SGS NO VALVE3(v105) Mode: CONC Corr. Factor: 1.000000
User: admin Custom ID1: Custom ID2: Custom ID3:
Comment:

Elem	Ag3280	Al3961	As1890	B_2089	Ba4554	Be3130	Bi2230	Ca3179
Units	ppm	ppm	ppm	ppm	ppm	ppm	ppm	ppm
Avg	**.0001**	**.0009**	**.0023**	**.0006**	**.0007**	**.0003**	**-.0002**	**-.0015**
Stddev	.0002	.0074	.0009	.0014	.0000	.0000	.0001	.0047
%RSD	284.3	789.5	38.48	232.5	4.981	3.390	47.98	320.1
#1	-.0001	-.0076	.0023	.0019	.0007	.0003	-.0003	-.0047
#2	-.0000	.0048	.0031	-.0008	.0007	.0003	-.0003	-.0038
#3	.0003	.0056	.0014	.0007	.0008	.0003	-.0001	.0040
Check ?	Chk Pass	Chk Pass	Chk Pass	Chk Pass	Chk Pass	Chk Pass	Chk Pass	Chk Pass
High Limit								
Low Limit								

Elem	Cd2288	Ce4040	Co2286	Cr2677	Cu3247	Fe2599	K_7664	Li6707
Units	ppm	ppm	ppm	ppm	ppm	ppm	ppm	ppm
Avg	**.0004**	**-.0016**	**.0001**	**.0002**	**.0004**	**.0065**	**.0627**	**-.0017**
Stddev	.0001	.0027	.0004	.0004	.0002	.0027	.0451	.0006
%RSD	24.49	170.9	245.6	215.3	49.57	41.86	71.94	34.37
#1	.0003	-.0029	.0004	.0006	.0006	.0041	.1125	-.0020
#2	.0004	-.0034	.0003	.0002	.0002	.0094	.0512	-.0021
#3	.0004	.0015	-.0003	-.0002	.0004	.0059	.0245	-.0010
Check ?	Chk Pass	None	Chk Pass	Chk Pass	Chk Pass	Chk Pass	Chk Pass	Chk Pass
High Limit								
Low Limit								

Elem	Mg2790	Mn2576	Mo2020	Na5895	Ni2316	P_1774	Pb2203	S_1820
Units	ppm	ppm	ppm	ppm	ppm	ppm	ppm	ppm
Avg	**.0092**	**.0001**	**.0007**	**-.0443**	**.0008**	**.0029**	**-.0001**	**-.0006**
Stddev	.0386	.0000	.0001	.0131	.0003	.0024	.0007	.0041
%RSD	421.5	26.59	10.18	29.67	31.20	82.20	939.6	633.3
#1	.0039	.0001	.0007	-.0323	.0005	.0042	.0006	-.0053
#2	.0501	.0002	.0008	-.0583	.0010	.0002	-.0001	.0016
#3	-.0266	.0001	.0006	-.0422	.0010	.0045	-.0007	.0018
Check ?	Chk Pass	Chk Pass	Chk Pass	Chk Pass	Chk Pass	Chk Pass	Chk Pass	Chk Pass
High Limit								
Low Limit								

Zoom In Zoom Out

Sample Name: ccb Acquired: 7/8/2021 4:18:53 Type: QC
Method: SGS NO VALVE3(v105) Mode: CONC Corr. Factor: 1.000000
User: admin Custom ID1: Custom ID2: Custom ID3:
Comment:

Elem	Sb2068	Se1960	Si2124	Sn1899	Sr4077	Ti3349	Tl1908	V_2924
Units	ppm	ppm	ppm	ppm	ppm	ppm	ppm	ppm
Avg	**.0007**	**.0034**	**.0017**	**.0002**	**.0001**	**.0002**	**.0019**	**.0006**
Stddev	.0012	.0010	.0008	.0011	.0001	.0001	.0040	.0006
%RSD	183.1	30.83	46.86	725.0	64.05	49.02	205.4	97.34
#1	.0013	.0046	.0016	-.0006	.0002	.0001	-.0023	.0006
#2	-.0007	.0026	.0025	.0015	.0001	.0003	.0057	.0012
#3	.0014	.0031	.0009	-.0004	.0001	.0003	.0024	.0000
Check ?	Chk Pass	Chk Pass	Chk Pass	Chk Pass	Chk Pass	Chk Pass	Chk Pass	Chk Pass
High Limit								
Low Limit								

Elem	W_2079	Zn2062	Zr3391
Units	ppm	ppm	ppm
Avg	**-.0000**	F **-.0046**	**.0005**
Stddev	.0017	.0001	.0002
%RSD	3842.	3.018	29.04
#1	.0018	-.0045	.0006
#2	-.0015	-.0048	.0004
#3	-.0005	-.0047	.0006
Check ?	Chk Pass	Chk Fail	Chk Pass
High Limit		.0020	
Low Limit		-.0020	

Int. Std.	In2306	Y_3600	Y_3710	Y_2243
Units	Cts/S	Cts/S	Cts/S	Cts/S
Avg	**4303.2**	**59185.**	**4303.6**	**1365.3**
Stddev	27.7	179.	32.3	10.4
%RSD	.64315	.30313	.75162	.76530
#1	4271.7	59392.	4320.6	1353.4
#2	4314.1	59081.	4323.9	1369.8
#3	4323.7	59082.	4266.3	1372.8

NOTE: The remaining raw data for this batch is not relevant to this job. As such it has been omitted.

	Element, Wavelength and Order	Use?	# IECs	IEC	k1	k2	Calc-in-fit?
	Ag 328.068 {103}	☒	17	Mn	0.000056	0.000000	No
				Mo	-0.000079	0.000000	No
				Ti	-0.000030	0.000000	No
				V	-0.002500	0.000000	No
				Zr	0.004520	0.000000	No
				Sb	-0.000013	0.000000	No
				Mg	-0.000001	0.000000	No
				Ca	-0.000005	0.000000	No
				Fe	-0.000241	0.000000	No
				Al	0.000001	0.000000	No
				Zn	-0.000090	0.000000	No
				Ba	-0.000087	0.000000	No
				Ni	-0.000021	0.000000	No
				Cr	0.000013	0.000000	No
				As	0.000081	0.000000	No
				Ce	-0.001282	0.000000	No
				W	0.000000	0.000000	No
	Al 396.152 { 85}	☒	9	Ca	0.000067	0.000000	No
				Mo	0.044823	0.000000	No
				Ti	0.000037	0.000000	No
				Si	0.000228	0.000000	No
				Co	-0.000115	0.000000	No
				Li	-0.001000	0.000000	No
				Ba	0.000725	0.000000	No
				Zr	0.004878	0.000000	No
				Ce	-0.001000	0.000000	No
	As 189.042 {478}	☒	23	Al	0.000001	0.000000	No
				Fe	-0.000078	0.000000	No
				Ca	0.000002	0.000000	No
				Mn	-0.000148	0.000000	No
				Mo	0.002167	0.000000	No
				Cr	0.001400	0.000000	No
				Co	-0.000023	0.000000	No
				Si	-0.000047	0.000000	No
				Cu	0.000120	0.000000	No
				Mg	-0.000007	0.000000	No
				Cd	-0.025100	0.000000	No
				Sn	-0.000017	0.000000	No
				Zn	-0.000045	0.000000	No
				Zr	-0.000145	0.000000	No
				Sb	0.000022	0.000000	No
				Ti	0.000017	0.000000	No
				Ni	0.000131	0.000000	No
				W	0.000000	0.000000	No
				S	0.000000	0.000000	No
				Ba	-0.000070	0.000000	No
				Sr	0.000000	0.000000	No
				V	0.000000	0.000000	No
				Ce	-0.000636	0.000000	No
	B 208.959 {462}	☒	1	Mo	0.028260	0.000000	No
	Ba 455.403 { 74}	☒	3	Al	0.000000	0.000000	No
				Zr	0.000824	0.000000	No
				Mn	0.000000	0.000000	No
	Be 313.042 {108}	☒	13	V	0.000220	0.000000	No
				Mo	-0.000040	0.000000	No
				Ti	-0.000600	0.000000	No
				Mn	0.000006	0.000000	No

Element, Wavelength and Order	Use?	# IECs	IEC	k1	k2	Calc-in-fit?
			Ba	-0.000013	0.000000	No
			Zn	0.000010	0.000000	No
			Sb	-0.000021	0.000000	No
			Ag	0.000060	0.000000	No
			Sn	0.000010	0.000000	No
			Fe	-0.000003	0.000000	No
			K	0.000000	0.000000	No
			Ca	0.000002	0.000000	No
			Al	0.000001	0.000000	No
Bi 223.061 {451}	☒	8	Fe	0.000118	0.000000	No
			Ti	-0.099700	0.000000	No
			Co	-0.033172	0.000000	No
			Cr	0.001172	0.000000	No
			Cu	-0.001562	0.000000	No
			V	-0.000498	0.000000	No
			W	0.000000	0.000000	No
			Ce	0.000000	0.000000	No
Ca 317.933 {106}	☒	5	Al	0.000043	0.000000	No
			Fe	0.000046	0.000000	No
			Mg	0.000071	0.000000	No
			Ti	-0.000042	0.000000	No
			Co	0.001523	0.000000	No
Cd 228.802 {448}	☒	14	As	0.020200	0.000000	No
			Ni	-0.000060	0.000000	No
			Fe	0.000010	0.000000	No
			Ba	0.000100	0.000000	No
			Co	-0.002364	0.000000	No
			Al	0.000000	0.000000	No
			Mg	0.000000	0.000000	No
			Ca	0.000000	0.000000	No
			Mn	-0.000014	0.000000	No
			Ti	0.000051	0.000000	No
			Cu	0.000009	0.000000	No
			Sr	-0.000050	0.000000	No
			W	-0.000194	0.000000	No
			Cr	0.000010	0.000000	No
Ce 404.076 { 83}	☒	2	Mn	-0.002972	0.000000	No
			Zr	-0.006800	0.000000	No
Co 228.616 {448}	☒	5	Fe	-0.000001	0.000000	No
			Ca	-0.000003	0.000000	No
			Mg	0.000001	0.000000	No
			Ti	0.001922	0.000000	No
			Mo	-0.001460	0.000000	No
Cr 267.716 {126}	☒	8	Mn	0.000098	0.000000	No
			Mo	-0.000153	0.000000	No
			Co	0.000007	0.000000	No
			Al	0.000000	0.000000	No
			Sn	0.000032	0.000000	No
			Ti	0.000042	0.000000	No
			Ca	0.000000	0.000000	No
			Fe	-0.000003	0.000000	No
Cu 324.754 {104}2	☒	7	Cr	0.000009	0.000000	No
			Mn	-0.000130	0.000000	No
			Zn	0.000037	0.000000	No
			Fe	-0.000203	0.000000	No
			V	-0.000357	0.000000	No
			Ni	-0.000268	0.000000	No

Element, Wavelength and Order	Use?	# IECs	IEC	k1	k2	Calc-in-fit?
			W	0.000000	0.000000	No
Fe 259.940 {130}	☒	11	Cr	0.000237	0.000000	No
			Zn	0.000466	0.000000	No
			Al	0.000022	0.000000	No
			Co	0.000318	0.000000	No
			Cd	0.000700	0.000000	No
			Sn	-0.000019	0.000000	No
			Ti	-0.000710	0.000000	No
			Si	0.000053	0.000000	No
			Ca	0.000012	0.000000	No
			Ba	0.000400	0.000000	No
			Mn	-0.000272	0.000000	No
In 230.606 {446}*	☒	None				
K 766.490 { 44}	☒	None				
Li 670.784 { 50}	☒	2	Ca	0.000022	0.000000	No
			Fe	0.000000	0.000000	No
Mg 279.079 {121}	☒	3	Mo	-0.021115	0.000000	No
			Pb	-0.000009	0.000000	No
			Fe	-0.000081	0.000000	No
Mn 257.610 {131}	☒	2	Fe	-0.000041	0.000000	No
			Mo	0.000011	0.000000	No
Mo 202.030 {467}	☒	6	Ti	0.000050	0.000000	No
			Mg	-0.000005	0.000000	No
			Ca	0.000000	0.000000	No
			Fe	-0.000006	0.000000	No
			V	-0.000100	0.000000	No
			W	-0.000612	0.000000	No
Na 589.592 { 57}	☒	1	Al	0.000039	0.000000	No
Ni 231.604 {446}	☒	7	Cr	-0.000028	0.000000	No
			Mo	-0.000041	0.000000	No
			Fe	0.000010	0.000000	No
			Zn	0.000017	0.000000	No
			Co	-0.000329	0.000000	No
			Ti	0.000010	0.000000	No
			W	-0.000073	0.000000	No
P 177.495 {490}	☒	2	Mn	-0.004648	0.000000	No
			Cu	0.004091	0.000000	No
Pb 220.353 {453}	☒	22	Al	-0.000130	0.000000	No
			Ca	-0.000003	0.000000	No
			Mn	0.000066	0.000000	No
			Zn	0.000027	0.000000	No
			Mo	-0.001700	0.000000	No
			Ni	0.000306	0.000000	No
			Cu	0.000235	0.000000	No
			V	-0.000083	0.000000	No
			Co	-0.000540	0.000000	No
			Ti	-0.000030	0.000000	No
			Si	-0.000046	0.000000	No
			Mg	0.000007	0.000000	No
			Sb	0.000041	0.000000	No
			Cr	-0.000030	0.000000	No
			Sn	0.000010	0.000000	No
			Fe	0.000021	0.000000	No
			W	0.000000	0.000000	No
			Sr	-0.000036	0.000000	No
			Zr	-0.000610	0.000000	No
			S	0.000010	0.000000	No

Element, Wavelength and Order	Use?	# IECs	IEC	k1	k2	Calc-in-fit?
			Ce	0.000000	0.000000	No
			As	0.000260	0.000000	No
S 182.034 {485}	☒	10	Ca	-0.000040	0.000000	No
			Mo	-0.003422	0.000000	No
			Al	-0.000024	0.000000	No
			Fe	0.000008	0.000000	No
			Mn	0.002516	0.000000	No
			W	0.000000	0.000000	No
			Mg	0.000012	0.000000	No
			Cr	0.000119	0.000000	No
			V	0.000018	0.000000	No
			B	-0.000196	0.000000	No
Sb 206.833 {463}	☒	18	Fe	0.000001	0.000000	No
			Al	-0.000005	0.000000	No
			Ca	-0.000002	0.000000	No
			Ni	0.000014	0.000000	No
			Cr	0.014400	0.000000	No
			V	-0.002200	0.000000	No
			Zn	-0.000104	0.000000	No
			Mo	-0.000218	0.000000	No
			Ti	0.000781	0.000000	No
			Sn	-0.009920	0.000000	No
			Mn	-0.000200	0.000000	No
			Co	-0.000336	0.000000	No
			Se	-0.000075	0.000000	No
			Zr	0.000000	0.000000	No
			W	0.000000	0.000000	No
			Mg	0.000003	0.000000	No
			S	-0.000017	0.000000	No
			Ce	-0.001909	0.000000	No
Se 196.090 {472}	☒	19	Al	-0.000012	0.000000	No
			Ca	0.000003	0.000000	No
			Mn	0.000349	0.000000	No
			Mo	0.000066	0.000000	No
			Co	-0.000296	0.000000	No
			Cu	-0.000107	0.000000	No
			Mg	-0.000001	0.000000	No
			Ti	-0.000093	0.000000	No
			Zn	-0.000077	0.000000	No
			Fe	-0.000208	0.000000	No
			Si	0.000068	0.000000	No
			B	-0.000043	0.000000	No
			Ba	0.000050	0.000000	No
			S	-0.000033	0.000000	No
			Zr	-0.000206	0.000000	No
			V	0.000082	0.000000	No
			W	0.000000	0.000000	No
			Sn	0.000000	0.000000	No
			Ce	-0.002000	0.000000	No
Si 212.412 {459}	☒	12	Mn	0.000152	0.000000	No
			Fe	0.000021	0.000000	No
			Ca	0.000041	0.000000	No
			Ni	0.000391	0.000000	No
			Cd	0.001794	0.000000	No
			Cr	0.001112	0.000000	No
			Mo	0.028700	0.000000	No
			Ti	0.004391	0.000000	No

Element, Wavelength and Order	Use?	# IECs	IEC	k1	k2	Calc-in-fit?
			Ba	0.000825	0.000000	No
			Sn	0.005204	0.000000	No
			V	0.001738	0.000000	No
			Zr	0.000400	0.000000	No
Sn 189.989 {478}	☒	5	Ti	-0.000359	0.000000	No
			Fe	-0.000003	0.000000	No
			Mo	-0.000051	0.000000	No
			Zr	0.000976	0.000000	No
			W	0.000000	0.000000	No
Sr 407.771 { 83}	☒	2	Ca	0.000019	0.000000	No
			Zr	-0.000004	0.000000	No
Ti 334.904 {101}	☒	5	Cr	0.000072	0.000000	No
			Mo	0.002014	0.000000	No
			Zr	0.000002	0.000000	No
			W	0.000004	0.000000	No
			V	0.000064	0.000000	No
Tl 190.856 {477}	☒	31	Cr	0.000310	0.000000	No
			Mo	-0.008785	0.000000	No
			Al	0.000008	0.000000	No
			V	-0.022104	0.000000	No
			Mn	0.001310	0.000000	No
			Si	-0.000121	0.000000	No
			Ca	0.000013	0.000000	No
			Ti	-0.001550	0.000000	No
			Cu	0.000040	0.000000	No
			Co	0.004600	0.000000	No
			Sr	-0.000233	0.000000	No
			Zn	0.000069	0.000000	No
			Pb	0.000324	0.000000	No
			Mg	-0.000005	0.000000	No
			Ba	0.000319	0.000000	No
			W	0.000000	0.000000	No
			B	-0.000349	0.000000	No
			Ni	-0.000034	0.000000	No
			Sn	0.000010	0.000000	No
			Fe	-0.000063	0.000000	No
			Li	-0.000199	0.000000	No
			S	-0.000010	0.000000	No
			As	0.000036	0.000000	No
			Bi	-0.000040	0.000000	No
			P	0.000021	0.000000	No
			Cd	0.000117	0.000000	No
			Sb	0.000034	0.000000	No
			K	0.000000	0.000000	No
			Zr	0.000059	0.000000	No
			Be	-0.000289	0.000000	No
			Ce	-0.002100	0.000000	No
V 292.402 {115}	☒	6	Fe	0.000010	0.000000	No
			Ti	0.000440	0.000000	No
			Mo	-0.013150	0.000000	No
			Co	-0.000085	0.000000	No
			Cr	-0.003900	0.000000	No
			Mn	-0.000620	0.000000	No
W 207.911 {462}	☒	3	V	0.000064	0.000000	No
			Zn	0.009425	0.000000	No
			Fe	0.000002	0.000000	No
Y 360.073 { 94}*	☒	None				

	Element, Wavelength and Order	Use?	# IECs	IEC	k1	k2	Calc-in-fit?
	Y 371.030 { 91}*	☒	None				
	Y 224.306 {451}*	☒	None				
	Zn 206.200 {464}	☒	14	Cr	-0.001000	0.000000	No
				Mo	-0.000376	0.000000	No
				Fe	0.000011	0.000000	No
				Co	0.000122	0.000000	No
				Ni	0.000058	0.000000	No
				Se	0.000849	0.000000	No
				Ca	0.000003	0.000000	No
				Ti	0.000131	0.000000	No
				Sn	0.000068	0.000000	No
				V	-0.000012	0.000000	No
				Al	0.000001	0.000000	No
				Si	0.000017	0.000000	No
				Zr	0.000269	0.000000	No
				W	-0.050000	0.000000	No
	Zr 339.198 { 99}	☒	14	Fe	-0.000067	0.000000	No
				Si	0.000631	0.000000	No
				Ba	-0.000049	0.000000	No
				Sn	0.000146	0.000000	No
				Sb	-0.000067	0.000000	No
				V	0.000026	0.000000	No
				W	0.020000	0.000000	No
				Ti	0.000107	0.000000	No
				Al	0.000001	0.000000	No
				Ca	-0.000001	0.000000	No
				Li	-0.000097	0.000000	No
				Bi	0.000607	0.000000	No
				Mn	0.000059	0.000000	No
				Mo	0.000801	0.000000	No

Element, Wavelength and Order	Date of Fit	Date of Cal.	Type of Fit	Weighting	A0	A1	A2	n (Exponent)
Ag 328.068 {103}	7/8/2021 8:34:02	7/7/2021 15:01:04	Linear	None	-0.000229	0.240097	0.000000	1.000000
Al 396.152 { 85}	7/8/2021 8:34:02	7/7/2021 15:01:04	Linear	None	0.001877	0.060870	0.000000	1.000000
As 189.042 {478}	7/8/2021 8:34:02	7/7/2021 15:01:04	Linear	None	-0.001969	0.247880	0.000000	1.000000
B 208.959 {462}	7/8/2021 8:34:02	7/7/2021 15:01:04	Linear	None	0.000912	0.404515	0.000000	1.000000
Ba 455.403 { 74}	7/8/2021 8:34:02	7/7/2021 15:01:04	Linear	None	-0.000014	4.168339	0.000000	1.000000
Be 313.042 {108}	7/8/2021 8:34:02	7/7/2021 15:01:04	Linear	None	-0.000341	3.147012	0.000000	1.000000
Bi 223.061 {451}	7/8/2021 8:34:02	7/7/2021 15:01:04	Linear	None	-0.000801	0.505767	0.000000	1.000000
Ca 317.933 {106}	7/8/2021 8:34:02	7/7/2021 15:01:04	Linear	None	0.003937	0.096023	0.000000	1.000000
Cd 228.802 {448}	7/8/2021 8:34:02	7/7/2021 15:01:04	Linear	None	-0.000011	1.995694	0.000000	1.000000
Ce 404.076 { 83}	7/8/2021 8:34:02	7/7/2021 15:01:04	Linear	1/Conc	0.000526	0.056493	0.000000	1.000000
Co 228.616 {448}	7/8/2021 8:34:02	7/7/2021 15:01:04	Linear	None	0.000371	0.658453	0.000000	1.000000
Cr 267.716 {126}	7/8/2021 8:34:02	7/7/2021 15:01:04	Linear	None	0.000010	0.179879	0.000000	1.000000
Cu 324.754 {104}2	7/8/2021 8:34:02	7/7/2021 15:01:04	Linear	None	0.003656	0.328351	0.000000	1.000000
Fe 259.940 {130}	7/8/2021 8:34:02	7/7/2021 15:01:04	Linear	None	0.000114	0.034171	0.000000	1.000000
In 230.606 {446}*	7/8/2021 8:34:02	5/1/2013 13:59:18	Linear	None	0.000000	0.000000	0.000000	1.000000
K 766.490 { 44}	7/8/2021 8:34:02	7/7/2021 15:01:04	Linear	None	0.002683	0.053884	0.000000	1.000000
Li 670.784 { 50}	7/8/2021 8:34:02	7/7/2021 15:01:04	Linear	None	-0.001132	1.393148	0.000000	1.000000
Mg 279.079 {121}	7/8/2021 8:34:02	7/7/2021 15:01:04	Linear	None	-0.000390	0.006482	0.000000	1.000000
Mn 257.610 {131}	7/8/2021 8:34:02	7/7/2021 15:01:04	Linear	None	0.000053	0.420584	0.000000	1.000000
Mo 202.030 {467}	7/8/2021 8:34:02	7/7/2021 15:01:04	Linear	None	0.000107	1.466139	0.000000	1.000000
Na 589.592 { 57}	7/8/2021 8:34:02	7/7/2021 15:01:04	Linear	None	-0.007184	0.174929	0.000000	1.000000
Ni 231.604 {446}	7/8/2021 8:34:02	7/7/2021 15:01:04	Linear	None	-0.000237	0.495909	0.000000	1.000000
P 177.495 {490}	7/8/2021 8:34:02	7/7/2021 15:01:04	Linear	1/Conc	-0.009388	0.210950	0.000000	1.000000
Pb 220.353 {453}	7/8/2021 8:34:02	7/7/2021 15:01:04	Linear	None	-0.000565	0.216444	0.000000	1.000000
S 182.034 {485}	7/8/2021 8:34:02	7/7/2021 15:01:04	Linear	None	-0.001642	0.126244	0.000000	1.000000
Sb 206.833 {463}	7/8/2021 8:34:02	7/7/2021 15:01:04	Linear	None	-0.000085	0.360394	0.000000	1.000000
Se 196.090 {472}	7/8/2021 8:34:02	7/7/2021 15:01:04	Linear	None	0.000021	0.180669	0.000000	1.000000
Si 212.412 {459}	7/8/2021 8:34:02	7/7/2021 15:01:04	Linear	None	0.009207	0.450882	0.000000	1.000000
Sn 189.989 {478}	7/8/2021 8:34:02	7/7/2021 15:01:04	Linear	None	0.000247	0.267027	0.000000	1.000000
Sr 407.771 { 83}	7/8/2021 8:34:02	7/7/2021 15:01:04	Linear	None	0.001222	3.070536	0.000000	1.000000
Ti 334.904 {101}	7/8/2021 8:34:02	7/7/2021 15:01:04	Linear	None	0.000290	0.270231	0.000000	1.000000
Tl 190.856 {477}	7/8/2021 8:34:02	7/7/2021 15:01:04	Linear	None	-0.000415	0.063348	0.000000	1.000000
V 292.402 {115}	7/8/2021 8:34:02	7/7/2021 15:01:04	Linear	None	-0.000553	0.291352	0.000000	1.000000
W 207.911 {462}	7/8/2021 8:34:02	7/7/2021 15:01:04	Linear	None	0.001448	0.735279	0.000000	1.000000
Y 360.073 { 94}*	7/8/2021 8:34:02	5/1/2013 13:59:18	Linear	None	0.000000	0.000000	0.000000	1.000000
Y 371.030 { 91}*	7/8/2021 8:34:02	5/1/2013 13:59:18	Linear	None	0.000000	0.000000	0.000000	1.000000
Y 224.306 {451}*	7/8/2021 8:34:02	5/1/2013 13:59:18	Linear	None	0.000000	0.000000	0.000000	1.000000
Zn 206.200 {464}	7/8/2021 8:34:02	7/7/2021 15:01:04	Linear	None	0.012493	2.252831	0.000000	1.000000
Zr 339.198 { 99}	7/8/2021 8:34:02	7/7/2021 15:01:04	Linear	None	-0.000763	0.648808	0.000000	1.000000

Element, Wavelength and Order	Correlation	Std Error of Est	Predicted MDL	Predicted MQL	Status	Reslope		QC Norm	
						Slope	Y-int	Slope factor	Offset
Ag 328.068 {103}	1.000000	0.000000	0.000444	0.001479	OK.	1.000000	0.000000	1	0
Al 396.152 { 85}	1.000000	0.000000	0.014535	0.048450	OK.	1.000000	0.000000	1	0
As 189.042 {478}	1.000000	0.000000	0.001605	0.005349	OK.	1.000000	0.000000	1	0
B 208.959 {462}	1.000000	0.000000	0.001077	0.003588	OK.	1.000000	0.000000	1	0
Ba 455.403 { 74}	1.000000	0.000000	0.000305	0.001016	OK.	1.000000	0.000000	1	0
Be 313.042 {108}	1.000000	0.000000	0.000119	0.000396	OK.	1.000000	0.000000	1	0
Bi 223.061 {451}	1.000000	0.000000	0.001792	0.005972	OK.	1.000000	0.000000	1	0
Ca 317.933 {106}	1.000000	0.000000	0.004729	0.015762	OK.	1.000000	0.000000	1	0
Cd 228.802 {448}	1.000000	0.000000	0.000288	0.000961	OK.	1.000000	0.000000	1	0
Ce 404.076 { 83}	1.000000	0.000000	0.003116	0.010388	OK.	1.000000	0.000000	1	0
Co 228.616 {448}	1.000000	0.000000	0.000450	0.001499	OK.	1.000000	0.000000	1	0
Cr 267.716 {126}	1.000000	0.000000	0.000384	0.001279	OK.	1.000000	0.000000	1	0
Cu 324.754 {104}2	1.000000	0.000000	0.000340	0.001134	OK.	1.000000	0.000000	1	0
Fe 259.940 {130}	1.000000	0.000000	0.005834	0.019446	OK.	1.000000	0.000000	1	0
In 230.606 {446}*	0.000000	0.000000	-1.000000	-1.000000	Warnin	1.000000	0.000000	1	0
K 766.490 { 44}	1.000000	0.000000	0.040018	0.133395	OK.	1.000000	0.000000	1	0
Li 670.784 { 50}	1.000000	0.000000	0.001501	0.005002	OK.	1.000000	0.000000	1	0
Mg 279.079 {121}	1.000000	0.000000	0.039910	0.133033	OK.	1.000000	0.000000	1	0
Mn 257.610 {131}	1.000000	0.000000	0.000058	0.000192	OK.	1.000000	0.000000	1	0
Mo 202.030 {467}	1.000000	0.000000	0.000376	0.001253	OK.	1.000000	0.000000	1	0
Na 589.592 { 57}	1.000000	0.000000	0.011919	0.039730	OK.	1.000000	0.000000	1	0
Ni 231.604 {446}	1.000000	0.000000	0.000533	0.001778	OK.	1.000000	0.000000	1	0
P 177.495 {490}	1.000000	0.000000	0.001869	0.006229	OK.	1.000000	0.000000	1	0
Pb 220.353 {453}	1.000000	0.000000	0.001771	0.005904	OK.	1.000000	0.000000	1	0
S 182.034 {485}	1.000000	0.000000	0.003375	0.011252	OK.	1.000000	0.000000	1	0
Sb 206.833 {463}	1.000000	0.000000	0.001822	0.006072	OK.	1.000000	0.000000	1	0
Se 196.090 {472}	1.000000	0.000000	0.002817	0.009390	OK.	1.000000	0.000000	1	0
Si 212.412 {459}	1.000000	0.000000	0.001446	0.004821	OK.	1.000000	0.000000	1	0
Sn 189.989 {478}	1.000000	0.000000	0.001241	0.004137	OK.	1.000000	0.000000	1	0
Sr 407.771 { 83}	1.000000	0.000000	0.000158	0.000528	OK.	1.000000	0.000000	1	0
Ti 334.904 {101}	1.000000	0.000000	0.000372	0.001241	OK.	1.000000	0.000000	1	0
Tl 190.856 {477}	1.000000	0.000000	0.003043	0.010142	OK.	1.000000	0.000000	1	0
V 292.402 {115}	1.000000	0.000000	0.000332	0.001106	OK.	1.000000	0.000000	1	0
W 207.911 {462}	1.000000	0.000000	0.001575	0.005251	OK.	1.000000	0.000000	1	0
Y 360.073 { 94}*	0.000000	0.000000	0.000796	0.002654	Warnin	1.000000	0.000000	1	0
Y 371.030 { 91}*	0.000000	0.000000	0.002186	0.007287	Warnin	1.000000	0.000000	1	0
Y 224.306 {451}*	0.000000	0.000000	0.004215	0.014050	Warnin	1.000000	0.000000	1	0
Zn 206.200 {464}	1.000000	0.000000	0.000213	0.000711	OK.	1.000000	0.000000	1	0
Zr 339.198 { 99}	1.000000	0.000000	0.000205	0.000684	OK.	1.000000	0.000000	1	0

Zoom In ▶ Zoom Out

Sample Name: STDA Acquired: 7/8/2021 9:55:46 Type: Cal
Method: SGS 3 NO Valve(v174) Mode: IR Corr. Factor: 1.000000
User: admin Custom ID1: Custom ID2: Custom ID3:
Comment:

Elem	Ag3280	Al3961	As1890	B_2089	Ba4554	Be3130	Bi2230	Ca3179	Cd2288
Units	Cts/S	Cts/S	Cts/S	Cts/S	Cts/S	Cts/S	Cts/S	Cts/S	Cts/S
Avg	**-.0002**	**-.0027**	**-.0005**	**.0004**	**.0091**	**.0001**	**-.0012**	**.0067**	**-.0000**
Stddev	.0000	.0002	.0001	.0001	.0014	.0003	.0003	.0001	.0002
%RSD	3.137	8.455	24.27	31.00	15.91	251.7	25.52	2.233	927.3
#1	-.0002	-.0026	-.0003	.0003	.0101	-.0001	-.0012	.0066	-.0001
#2	-.0002	-.0029	-.0005	.0005	.0097	.0004	-.0009	.0069	-.0002
#3	-.0002	-.0024	-.0006	.0005	.0074	-.0000	-.0015	.0066	.0002

Elem	Ce4040	Co2286	Cr2677	Cu3247	Fe2599	K_7664	Li6707	Mg2790	Mn2576
Units	Cts/S	Cts/S	Cts/S	Cts/S	Cts/S	Cts/S	Cts/S	Cts/S	Cts/S
Avg	**-.0007**	**-.0001**	**-.0005**	**.0020**	**.0003**	**-.0028**	**-.0013**	**.0003**	**.0001**
Stddev	.0000	.0001	.0000	.0002	.0002	.0019	.0015	.0002	.0000
%RSD	3.876	53.27	5.932	7.379	74.68	68.29	114.4	47.78	8.612
#1	-.0007	-.0002	-.0005	.0019	.0005	-.0043	-.0003	.0004	.0001
#2	-.0007	-.0001	-.0005	.0020	.0001	-.0006	-.0030	.0004	.0001
#3	-.0007	-.0001	-.0005	.0022	.0003	-.0035	-.0007	.0001	.0001

Elem	Mo2020	Na5895	Ni2316	P_1774	Pb2203	S_1820	Sb2068	Se1960	Si2124
Units	Cts/S	Cts/S	Cts/S	Cts/S	Cts/S	Cts/S	Cts/S	Cts/S	Cts/S
Avg	**-.0019**	**-.0040**	**-.0003**	**-.0203**	**-.0002**	**-.0049**	**-.0001**	**-.0002**	**.0011**
Stddev	.0002	.0011	.0001	.0002	.0002	.0002	.0001	.0001	.0001
%RSD	8.822	28.65	21.29	.8441	78.64	3.280	105.6	30.55	5.127
#1	-.0019	-.0051	-.0003	-.0201	-.0001	-.0048	.0000	-.0002	.0011
#2	-.0021	-.0039	-.0003	-.0204	-.0004	-.0051	-.0001	-.0001	.0011
#3	-.0018	-.0029	-.0004	-.0204	-.0002	-.0048	-.0002	-.0002	.0010

Elem	Sn1899	Sr4077	Ti3349	Tl1908	V_2924	W_2079	Zn2062	Zr3391
Units	Cts/S	Cts/S	Cts/S	Cts/S	Cts/S	Cts/S	Cts/S	Cts/S
Avg	**-.0001**	**.0014**	**-.0003**	**-.0005**	**-.0002**	**-.0000**	**.0016**	**-.0004**
Stddev	.0001	.0005	.0001	.0001	.0000	.0001	.0003	.0001
%RSD	119.3	34.72	31.21	18.74	17.78	609.7	20.97	23.90
#1	-.0002	.0020	-.0002	-.0006	-.0002	.0000	.0020	-.0004
#2	-.0001	.0013	-.0003	-.0004	-.0002	-.0002	.0015	-.0003
#3	.0000	.0010	-.0004	-.0004	-.0003	.0001	.0014	-.0005

◀ Zoom In ▶ Zoom Out

Sample Name: STDA Acquired: 7/8/2021 9:55:46 Type: Cal
Method: SGS 3 NO Valve(v174) Mode: IR Corr. Factor: 1.000000
User: admin Custom ID1: Custom ID2: Custom ID3:
Comment:

Int. Std.	In2306	Y_3600	Y_3710	Y_2243
Units	Cts/S	Cts/S	Cts/S	Cts/S
Avg	**14615.**	**160980.**	**12836.**	**7685.1**
Stddev	6.	37.	67.	7.5
%RSD	.04424	.02272	.52291	.09752
#1	14618.	160950.	12824.	7693.7
#2	14619.	161020.	12776.	7679.5
#3	14608.	160970.	12909.	7682.2

◀ Zoom In ▶ Zoom Out

Sample Name: STDb Acquired: 7/8/2021 10:06:38 Type: Cal
Method: SGS 3 NO Valve(v174) Mode: IR Corr. Factor: 1.000000
User: admin Custom ID1: Custom ID2: Custom ID3:
Comment:

Elem	Ag3280	Al3961	As1890	B_2089	Ba4554	Be3130	Bi2230	Ca3179	Cd2288
Units	Cts/S	Cts/S	Cts/S	Cts/S	Cts/S	Cts/S	Cts/S	Cts/S	Cts/S
Avg	**.0630**	**2.866**	**.4697**	**.8148**	**6.953**	**7.610**	**.5756**	**6.205**	**3.838**
Stddev	.0000	.008	.0026	.0056	.042	.030	.0034	.021	.024
%RSD	.0637	.2885	.5474	.6877	.5962	.3930	.5878	.3373	.6131
#1	.0630	2.860	.4681	.8114	6.931	7.593	.5736	6.193	3.818
#2	.0630	2.864	.4682	.8118	6.927	7.594	.5736	6.194	3.830
#3	.0629	2.876	.4726	.8213	7.001	7.645	.5795	6.230	3.864

Elem	Ce4040	Co2286	Cr2677	Cu3247	Fe2599	K_7664	Li6707	Mg2790	Mn2576
Units	Cts/S	Cts/S	Cts/S	Cts/S	Cts/S	Cts/S	Cts/S	Cts/S	Cts/S
Avg	**.1098**	**1.995**	**.5085**	**.8094**	**2.765**	**2.016**	**2.334**	**.6313**	**2.938**
Stddev	.0000	.010	.0010	.0005	.011	.008	.004	.0023	.019
%RSD	.0278	.5138	.1976	.0592	.3978	.3880	.1515	.3664	.6346
#1	.1098	1.989	.5086	.8092	2.757	2.012	2.335	.6324	2.930
#2	.1099	1.988	.5075	.8092	2.760	2.010	2.330	.6286	2.924
#3	.1098	2.007	.5095	.8100	2.778	2.025	2.336	.6328	2.959

Elem	Mo2020	Na5895	Ni2316	P_1774	Pb2203	S_1820	Sb2068	Se1960	Si2124
Units	Cts/S	Cts/S	Cts/S	Cts/S	Cts/S	Cts/S	Cts/S	Cts/S	Cts/S
Avg	**2.728**	**6.358**	**1.605**	**.5236**	**.7555**	**.2366**	**.5241**	**.3821**	**1.760**
Stddev	.017	.033	.009	.0023	.0044	.0009	.0036	.0023	.012
%RSD	.6205	.5167	.5387	.4319	.5765	.3598	.6821	.5958	.6872
#1	2.718	6.344	1.601	.5222	.7521	.2360	.5214	.3808	1.751
#2	2.720	6.334	1.600	.5223	.7539	.2362	.5227	.3807	1.755
#3	2.748	6.396	1.615	.5262	.7604	.2376	.5282	.3847	1.773

Elem	Sn1899	Sr4077	Ti3349	Tl1908	V_2924	W_2079	Zn2062	Zr3391
Units	Cts/S	Cts/S	Cts/S	Cts/S	Cts/S	Cts/S	Cts/S	Cts/S
Avg	**.9358**	**12.11**	**.5622**	**.2448**	**.6975**	**1.355**	**6.550**	**1.416**
Stddev	.0052	.03	.0007	.0009	.0010	.009	.042	.010
%RSD	.5540	.2464	.1259	.3723	.1481	.6650	.6458	.7074
#1	.9328	12.10	.5627	.2440	.6982	1.348	6.520	1.414
#2	.9328	12.09	.5625	.2445	.6981	1.351	6.531	1.427
#3	.9418	12.15	.5614	.2458	.6964	1.365	6.598	1.407

◀ Zoom In ▶ Zoom Out

Sample Name: STDb Acquired: 7/8/2021 10:06:38 Type: Cal
Method: SGS 3 NO Valve(v174) Mode: IR Corr. Factor: 1.000000
User: admin Custom ID1: Custom ID2: Custom ID3:
Comment:

Int. Std.	In2306	Y_3600	Y_3710	Y_2243
Units	Cts/S	Cts/S	Cts/S	Cts/S
Avg	**13159.**	**149810.**	**12768.**	**7201.4**
Stddev	41.	448.	80.	30.3
%RSD	.31064	.29892	.62422	.42036
#1	13178.	149300.	12840.	7221.4
#2	13186.	150020.	12781.	7216.3
#3	13112.	150120.	12683.	7166.6

Zoom In Zoom Out

Sample Name: CCVCONF Acquired: 7/8/2021 10:11:36 Type: QC
Method: SGS 3 NO Valve(v174) Mode: CONC Corr. Factor: 1.000000
User: admin Custom ID1: Custom ID2: Custom ID3:
Comment:

Elem	Ag3280	Al3961	As1890	B_2089	Ba4554	Be3130	Bi2230	Ca3179	Cd2288
Units	ppm	ppm	ppm	ppm	ppm	ppm	ppm	ppm	ppm
Avg	**.2507**	**39.70**	**1.996**	**2.005**	**1.999**	**2.006**	**2.013**	**39.81**	**1.995**
Stddev	.0009	.03	.005	.003	.003	.004	.005	.09	.001
%RSD	.3508	.0714	.2576	.1241	.1309	.2013	.2382	.2278	.0496
#1	.2514	39.67	1.991	2.003	1.996	2.002	2.012	39.71	1.994
#2	.2510	39.70	1.996	2.004	2.000	2.010	2.009	39.85	1.995
#3	.2497	39.72	2.001	2.008	2.001	2.006	2.019	39.88	1.996
Check ?	Chk Pass	Chk Pass	Chk Pass	Chk Pass	Chk Pass	Chk Pass	Chk Pass	Chk Pass	Chk Pass
Value									
Range									

Elem	Ce4040	Co2286	Cr2677	Cu3247	Fe2599	K_7664	Li6707	Mg2790	Mn2576
Units	ppm	ppm	ppm	ppm	ppm	ppm	ppm	ppm	ppm
Avg	**1.996**	**1.999**	**1.997**	**2.000**	**39.96**	**39.63**	**2.008**	**40.23**	**2.019**
Stddev	.002	.002	.004	.001	.09	.06	.006	.03	.020
%RSD	.1007	.0847	.2161	.0475	.2246	.1485	.3152	.0767	.9914
#1	1.995	2.000	2.002	1.999	39.86	39.56	2.004	40.23	2.036
#2	1.998	1.998	1.996	2.000	40.01	39.68	2.015	40.19	2.024
#3	1.995	1.997	1.993	2.001	40.02	39.65	2.005	40.25	1.997
Check ?	Chk Pass	Chk Pass	Chk Pass	Chk Pass	Chk Pass	Chk Pass	Chk Pass	Chk Pass	Chk Pass
Value									
Range									

Elem	Mo2020	Na5895	Ni2316	P_1774	Pb2203	S_1820	Sb2068	Se1960	Si2124
Units	ppm	ppm	ppm	ppm	ppm	ppm	ppm	ppm	ppm
Avg	**2.009**	**40.22**	**2.001**	**1.979**	**1.996**	**1.954**	**2.002**	**1.986**	**4.990**
Stddev	.001	.02	.003	.005	.001	.000	.003	.001	.004
%RSD	.0436	.0421	.1460	.2537	.0564	.0157	.1552	.0530	.0852
#1	2.009	40.20	2.004	1.975	1.997	1.954	1.999	1.985	4.985
#2	2.008	40.23	2.000	1.985	1.997	1.955	2.001	1.985	4.991
#3	2.010	40.24	1.998	1.978	1.995	1.955	2.005	1.987	4.994
Check ?	Chk Pass	Chk Pass	Chk Pass	Chk Pass	Chk Pass	Chk Pass	Chk Pass	Chk Pass	Chk Pass
Value									
Range									

Zoom In Zoom Out

Sample Name: CCVCONF Acquired: 7/8/2021 10:11:36 Type: QC
Method: SGS 3 NO Valve(v174) Mode: CONC Corr. Factor: 1.000000
User: admin Custom ID1: Custom ID2: Custom ID3:
Comment:

Elem	Sn1899	Sr4077	Ti3349	Tl1908	V_2924	W_2079	Zn2062	Zr3391
Units	ppm	ppm	ppm	ppm	ppm	ppm	ppm	ppm
Avg	**2.026**	**2.006**	**2.012**	**2.046**	**1.994**	**1.964**	**2.004**	**2.014**
Stddev	.002	.001	.005	.001	.003	.002	.000	.002
%RSD	.0790	.0460	.2279	.0377	.1500	.0935	.0070	.0796
#1	2.025	2.005	2.017	2.046	1.994	1.966	2.004	2.014
#2	2.028	2.006	2.010	2.047	1.996	1.964	2.004	2.015
#3	2.027	2.007	2.008	2.046	1.990	1.962	2.004	2.012
Check ?	Chk Pass	Chk Pass	Chk Pass	Chk Pass	Chk Pass	Chk Pass	Chk Pass	Chk Pass
Value								
Range								

Int. Std.	In2306	Y_3600	Y_3710	Y_2243
Units	Cts/S	Cts/S	Cts/S	Cts/S
Avg	**13433.**	**152570.**	**12608.**	**7332.0**
Stddev	21.	194.	123.	18.5
%RSD	.15326	.12745	.97342	.25299
#1	13444.	152460.	12552.	7351.2
#2	13409.	152790.	12749.	7314.1
#3	13446.	152450.	12524.	7330.6

Zoom In Zoom Out

Sample Name: CCBCONF Acquired: 7/8/2021 10:16:27 Type: QC
Method: SGS 3 NO Valve(v174) Mode: CONC Corr. Factor: 1.000000
User: admin Custom ID1: Custom ID2: Custom ID3:
Comment:

Elem	Ag3280	Al3961	As1890	B_2089	Ba4554	Be3130	Bi2230	Ca3179	Cd2288
Units	ppm	ppm	ppm	ppm	ppm	ppm	ppm	ppm	ppm
Avg	**.0004**	**.0178**	**.0009**	**.0027**	**.0002**	**.0000**	**-.0020**	**-.0059**	**.0004**
Stddev	.0004	.0090	.0005	.0003	.0003	.0001	.0011	.0045	.0004
%RSD	78.42	50.88	59.16	9.912	218.0	325.2	53.79	76.27	96.83
#1	.0003	.0158	.0003	.0028	.0005	.0001	-.0026	-.0012	-.0000
#2	.0009	.0276	.0011	.0029	.0001	-.0001	-.0026	-.0101	.0005
#3	.0002	.0099	.0013	.0024	-.0002	.0001	-.0008	-.0063	.0007
Check ?	Chk Pass	Chk Pass	Chk Pass	Chk Pass	Chk Pass	Chk Pass	Chk Pass	Chk Pass	Chk Pass
High Limit									
Low Limit									

Elem	Ce4040	Co2286	Cr2677	Cu3247	Fe2599	K_7664	Li6707	Mg2790	Mn2576
Units	ppm	ppm	ppm	ppm	ppm	ppm	ppm	ppm	ppm
Avg	**-.0057**	**.0001**	**-.0002**	**-.0005**	**.0024**	**.0816**	**.0029**	**-.0231**	**.0002**
Stddev	.0013	.0001	.0002	.0009	.0081	.0799	.0009	.0113	.0000
%RSD	23.38	117.6	92.25	184.3	339.3	98.00	29.19	49.07	24.72
#1	-.0051	.0002	-.0000	.0005	.0033	.1623	.0019	-.0145	.0002
#2	-.0048	-.0000	-.0005	-.0008	-.0061	.0024	.0034	-.0189	.0002
#3	-.0072	.0002	-.0002	-.0012	.0099	.0800	.0035	-.0360	.0002
Check ?	Chk Pass	Chk Pass	Chk Pass	Chk Pass	Chk Pass	Chk Pass	Chk Pass	Chk Pass	Chk Pass
High Limit									
Low Limit									

Elem	Mo2020	Na5895	Ni2316	P_1774	Pb2203	S_1820	Sb2068	Se1960	Si2124
Units	ppm	ppm	ppm	ppm	ppm	ppm	ppm	ppm	ppm
Avg	**.0001**	**.0121**	**-.0002**	**.0000**	**.0005**	**-.0020**	**-.0007**	**.0020**	**.0015**
Stddev	.0003	.0158	.0001	.0008	.0006	.0009	.0007	.0009	.0014
%RSD	305.4	130.6	70.23	6241.	127.5	45.81	100.9	42.45	92.55
#1	.0001	-.0022	-.0000	-.0005	.0007	-.0013	-.0003	.0017	.0031
#2	-.0002	.0290	-.0002	-.0004	-.0002	-.0016	-.0016	.0030	.0007
#3	.0004	.0094	-.0003	.0009	.0009	-.0030	-.0003	.0014	.0007
Check ?	Chk Pass	Chk Pass	Chk Pass	Chk Pass	Chk Pass	Chk Pass	Chk Pass	Chk Pass	Chk Pass
High Limit									
Low Limit									

Zoom In Zoom Out

Sample Name: CCBCONF Acquired: 7/8/2021 10:16:27 Type: QC
Method: SGS 3 NO Valve(v174) Mode: CONC Corr. Factor: 1.000000
User: admin Custom ID1: Custom ID2: Custom ID3:
Comment:

Elem	Sn1899	Sr4077	Ti3349	Tl1908	V_2924	W_2079	Zn2062	Zr3391
Units	ppm	ppm	ppm	ppm	ppm	ppm	ppm	ppm
Avg	**-.0002**	**.0001**	**.0005**	F **.0046**	**.0003**	**-.0002**	**.0012**	**-.0002**
Stddev	.0002	.0001	.0002	.0010	.0003	.0006	.0001	.0003
%RSD	99.35	95.61	42.99	21.94	73.35	269.7	10.43	152.2
#1	-.0003	-.0000	.0003	.0057	.0003	-.0009	.0013	-.0005
#2	.0000	.0002	.0007	.0045	.0001	.0004	.0010	.0001
#3	-.0002	.0002	.0005	.0037	.0006	-.0002	.0012	-.0002
Check ?	Chk Pass	Chk Pass	Chk Pass	Chk Fail	Chk Pass	Chk Pass	Chk Pass	Chk Pass
High Limit				.0020				
Low Limit				-.0020				

Int. Std.	In2306	Y_3600	Y_3710	Y_2243
Units	Cts/S	Cts/S	Cts/S	Cts/S
Avg	**14510.**	**159540.**	**12713.**	**7614.2**
Stddev	22.	615.	21.	17.3
%RSD	.15136	.38549	.16742	.22665
#1	14498.	160070.	12709.	7618.4
#2	14536.	158870.	12693.	7629.0
#3	14497.	159680.	12735.	7595.3

Zoom In Zoom Out

Sample Name: ICV 1 Acquired: 7/8/2021 10:24:18 Type: QC
Method: SGS 3 NO Valve(v174) Mode: CONC Corr. Factor: 1.000000
User: admin Custom ID1: Custom ID2: Custom ID3:
Comment:

Elem	Ag3280	Al3961	As1890	B_2089	Ba4554	Be3130	Bi2230	Ca3179	Cd2288
Units	ppm	ppm	ppm	ppm	ppm	ppm	ppm	ppm	ppm
Avg	**.2508**	**39.94**	**2.003**	**2.007**	**2.017**	**2.023**	**2.020**	**40.00**	**1.999**
Stddev	.0006	.07	.005	.002	.004	.005	.003	.05	.003
%RSD	.2471	.1735	.2386	.1212	.2215	.2338	.1524	.1274	.1500
#1	.2502	39.99	2.006	2.007	2.022	2.027	2.022	40.04	2.003
#2	.2515	39.97	2.006	2.010	2.017	2.025	2.021	40.02	1.998
#3	.2507	39.86	1.998	2.006	2.013	2.018	2.016	39.95	1.997
Check ?	Chk Pass	Chk Pass	Chk Pass	Chk Pass	Chk Pass	Chk Pass	Chk Pass	Chk Pass	Chk Pass
Value									
Range									

Elem	Ce4040	Co2286	Cr2677	Cu3247	Fe2599	K_7664	Li6707	Mg2790	Mn2576
Units	ppm	ppm	ppm	ppm	ppm	ppm	ppm	ppm	ppm
Avg	**2.000**	**2.002**	**2.003**	**1.999**	**40.16**	**39.82**	**2.009**	**40.19**	**2.027**
Stddev	.003	.003	.002	.004	.09	.09	.002	.11	.023
%RSD	.1232	.1305	.1029	.1857	.2251	.2356	.1089	.2809	1.136
#1	2.001	2.004	2.001	1.995	40.23	39.89	2.007	40.25	2.011
#2	2.003	2.003	2.005	2.002	40.19	39.84	2.010	40.26	2.054
#3	1.998	1.999	2.003	2.001	40.06	39.71	2.011	40.06	2.018
Check ?	Chk Pass	Chk Pass	Chk Pass	Chk Pass	Chk Pass	Chk Pass	Chk Pass	Chk Pass	Chk Pass
Value									
Range									

Elem	Mo2020	Na5895	Ni2316	P_1774	Pb2203	S_1820	Sb2068	Se1960	Si2124
Units	ppm	ppm	ppm	ppm	ppm	ppm	ppm	ppm	ppm
Avg	**2.014**	**40.61**	**2.001**	**1.984**	**1.996**	**1.962**	**2.004**	**1.997**	**4.975**
Stddev	.003	.09	.003	.002	.004	.000	.003	.001	.006
%RSD	.1442	.2233	.1274	.0998	.1956	.0081	.1409	.0371	.1227
#1	2.017	40.70	2.002	1.987	2.000	1.962	2.006	1.998	4.980
#2	2.014	40.61	2.003	1.983	1.995	1.962	2.005	1.997	4.977
#3	2.011	40.52	1.998	1.983	1.993	1.962	2.001	1.996	4.968
Check ?	Chk Pass	Chk Pass	Chk Pass	Chk Pass	Chk Pass	Chk Pass	Chk Pass	Chk Pass	Chk Pass
Value									
Range									

Zoom In Zoom Out

Sample Name: ICV 1 Acquired: 7/8/2021 10:24:18 Type: QC
Method: SGS 3 NO Valve(v174) Mode: CONC Corr. Factor: 1.000000
User: admin Custom ID1: Custom ID2: Custom ID3:
Comment:

Elem	Sn1899	Sr4077	Ti3349	Tl1908	V_2924	W_2079	Zn2062	Zr3391
Units	ppm	ppm	ppm	ppm	ppm	ppm	ppm	ppm
Avg	**2.029**	**2.010**	**2.006**	**2.043**	**1.986**	**1.972**	**2.011**	**2.009**
Stddev	.005	.004	.002	.002	.001	.004	.005	.001
%RSD	.2284	.1756	.1034	.0714	.0292	.1752	.2309	.0679
#1	2.035	2.010	2.008	2.042	1.986	1.975	2.016	2.011
#2	2.027	2.013	2.007	2.043	1.987	1.971	2.010	2.008
#3	2.026	2.006	2.004	2.045	1.986	1.968	2.007	2.009
Check ?	Chk Pass	Chk Pass	Chk Pass	Chk Pass	Chk Pass	Chk Pass	Chk Pass	Chk Pass
Value								
Range								

Int. Std.	In2306	Y_3600	Y_3710	Y_2243
Units	Cts/S	Cts/S	Cts/S	Cts/S
Avg	**13433.**	**152950.**	**12618.**	**7328.3**
Stddev	25.	753.	50.	16.9
%RSD	.18664	.49247	.39577	.23106
#1	13428.	153550.	12573.	7321.7
#2	13410.	152110.	12672.	7315.7
#3	13460.	153210.	12609.	7347.5

Zoom In Zoom Out

Sample Name: ICB 7 Acquired: 7/8/2021 10:39:31 Type: QC
Method: SGS 3 NO Valve(v174) Mode: CONC Corr. Factor: 1.000000
User: admin Custom ID1: Custom ID2: Custom ID3:
Comment:

Elem	Ag3280	Al3961	As1890	B_2089	Ba4554	Be3130	Bi2230	Ca3179	Cd2288
Units	ppm	ppm	ppm	ppm	ppm	ppm	ppm	ppm	ppm
Avg	**.0002**	**.0045**	**-.0005**	**-.0006**	**.0004**	**-.0000**	**-.0014**	**-.0029**	**.0004**
Stddev	.0010	.0241	.0005	.0001	.0001	.0001	.0025	.0009	.0002
%RSD	499.5	536.4	97.13	26.72	26.26	337.7	179.3	30.47	44.66
#1	-.0009	.0094	-.0001	-.0005	.0003	.0000	.0012	-.0028	.0002
#2	.0004	.0258	-.0003	-.0007	.0005	.0001	-.0039	-.0021	.0004
#3	.0011	-.0217	-.0010	-.0005	.0005	-.0002	-.0015	-.0039	.0006
Check ?	Chk Pass	Chk Pass	Chk Pass	Chk Pass	Chk Pass	Chk Pass	Chk Pass	Chk Pass	Chk Pass
High Limit									
Low Limit									

Elem	Ce4040	Co2286	Cr2677	Cu3247	Fe2599	K_7664	Li6707	Mg2790	Mn2576
Units	ppm	ppm	ppm	ppm	ppm	ppm	ppm	ppm	ppm
Avg	**-.0031**	**.0003**	**-.0002**	**-.0001**	**-.0034**	**-.1128**	**.0009**	**-.0171**	**-.0000**
Stddev	.0024	.0001	.0008	.0003	.0007	.0239	.0026	.0177	.0001
%RSD	77.84	24.71	410.8	328.7	19.51	21.17	286.5	103.8	1218.
#1	-.0044	.0004	-.0010	-.0002	-.0029	-.0990	.0031	-.0099	.0001
#2	-.0046	.0003	-.0001	-.0004	-.0041	-.1404	-.0020	-.0372	-.0001
#3	-.0003	.0003	.0006	.0003	-.0031	-.0992	.0017	-.0040	-.0000
Check ?	Chk Pass	Chk Pass	Chk Pass	Chk Pass	Chk Pass	Chk Pass	Chk Pass	Chk Pass	Chk Pass
High Limit									
Low Limit									

Elem	Mo2020	Na5895	Ni2316	P_1774	Pb2203	S_1820	Sb2068	Se1960	Si2124
Units	ppm	ppm	ppm	ppm	ppm	ppm	ppm	ppm	ppm
Avg	**.0001**	**.0276**	**-.0003**	**-.0022**	**-.0001**	**-.0005**	**.0014**	**.0012**	**-.0011**
Stddev	.0002	.0205	.0004	.0005	.0009	.0009	.0016	.0022	.0017
%RSD	165.6	74.49	126.4	24.07	1467.	198.3	117.2	182.1	152.1
#1	.0003	.0346	-.0006	-.0019	-.0002	-.0015	.0027	.0037	-.0003
#2	-.0000	.0044	.0001	-.0019	.0009	-.0000	.0019	.0000	-.0032
#3	.0000	.0437	-.0003	-.0028	-.0008	.0002	-.0004	-.0001	-.0000
Check ?	Chk Pass	Chk Pass	Chk Pass	Chk Pass	Chk Pass	Chk Pass	Chk Pass	Chk Pass	Chk Pass
High Limit									
Low Limit									

Zoom In Zoom Out

Sample Name: ICB 7 Acquired: 7/8/2021 10:39:31 Type: QC
Method: SGS 3 NO Valve(v174) Mode: CONC Corr. Factor: 1.000000
User: admin Custom ID1: Custom ID2: Custom ID3:
Comment:

Elem	Sn1899	Sr4077	Ti3349	Tl1908	V_2924	W_2079	Zn2062	Zr3391
Units	ppm	ppm	ppm	ppm	ppm	ppm	ppm	ppm
Avg	**.0003**	**-.0000**	**-.0004**	**.0002**	**.0000**	**-.0012**	**.0011**	**-.0001**
Stddev	.0002	.0001	.0004	.0009	.0003	.0003	.0002	.0003
%RSD	68.23	1922.	99.50	352.3	968.1	23.16	19.01	295.9
#1	.0005	-.0001	-.0001	.0012	.0003	-.0013	.0013	.0002
#2	.0001	-.0001	-.0009	-.0000	-.0001	-.0014	.0009	-.0003
#3	.0003	.0001	-.0003	-.0005	-.0001	-.0009	.0012	-.0002
Check ?	Chk Pass	Chk Pass	Chk Pass	Chk Pass	Chk Pass	Chk Pass	Chk Pass	Chk Pass
High Limit								
Low Limit								

Int. Std.	In2306	Y_3600	Y_3710	Y_2243
Units	Cts/S	Cts/S	Cts/S	Cts/S
Avg	**14582.**	**160110.**	**12749.**	**7645.4**
Stddev	25.	795.	47.	9.1
%RSD	.17050	.49683	.36569	.11876
#1	14556.	160890.	12720.	7636.0
#2	14583.	159300.	12723.	7646.0
#3	14606.	160140.	12802.	7654.2

Zoom In Zoom Out

Sample Name: iccv 1 Acquired: 7/8/2021 10:45:41 Type: QC
Method: SGS 3 NO Valve(v174) Mode: CONC Corr. Factor: 1.000000
User: admin Custom ID1: Custom ID2: Custom ID3:
Comment:

Elem	Ag3280	Al3961	As1890	B_2089	Ba4554	Be3130	Bi2230	Ca3179	Cd2288
Units	ppm	ppm	ppm	ppm	ppm	ppm	ppm	ppm	ppm
Avg	**.2513**	**39.77**	**2.005**	**2.015**	**2.020**	**2.020**	**2.024**	**40.06**	**2.006**
Stddev	.0011	.10	.004	.003	.007	.008	.004	.12	.003
%RSD	.4570	.2555	.2048	.1645	.3385	.4070	.1724	.2871	.1302
#1	.2503	39.90	2.007	2.011	2.028	2.030	2.027	40.21	2.007
#2	.2510	39.75	2.000	2.015	2.016	2.012	2.020	39.98	2.003
#3	.2530	39.79	2.009	2.019	2.021	2.024	2.022	40.07	2.009
#4	.2510	39.66	2.005	2.015	2.013	2.015	2.026	39.96	2.007
Check ?	Chk Pass	Chk Pass	Chk Pass	Chk Pass	Chk Pass	Chk Pass	Chk Pass	Chk Pass	Chk Pass
Value									
Range									

Elem	Ce4040	Co2286	Cr2677	Cu3247	Fe2599	K_7664	Li6707	Mg2790	Mn2576
Units	ppm	ppm	ppm	ppm	ppm	ppm	ppm	ppm	ppm
Avg	**2.001**	**2.006**	**2.014**	**2.016**	**40.12**	**39.95**	**2.006**	**40.28**	**2.020**
Stddev	.004	.001	.005	.002	.14	.07	.005	.11	.020
%RSD	.2259	.0415	.2647	.0925	.3519	.1777	.2676	.2648	.9774
#1	1.996	2.005	2.006	2.014	40.28	39.98	2.012	40.25	2.030
#2	2.003	2.006	2.017	2.017	40.05	39.86	2.001	40.33	1.991
#3	2.006	2.006	2.014	2.017	40.18	40.02	2.007	40.39	2.024
#4	1.999	2.007	2.018	2.017	39.96	39.92	2.002	40.14	2.034
Check ?	Chk Pass	Chk Pass	Chk Pass	Chk Pass	Chk Pass	Chk Pass	Chk Pass	Chk Pass	Chk Pass
Value									
Range									

Zoom In Zoom Out

Sample Name: iccv 1 Acquired: 7/8/2021 10:45:41 Type: QC
Method: SGS 3 NO Valve(v174) Mode: CONC Corr. Factor: 1.000000
User: admin Custom ID1: Custom ID2: Custom ID3:
Comment:

Elem	Mo2020	Na5895	Ni2316	P_1774	Pb2203	S_1820	Sb2068	Se1960	Si2124
Units	ppm	ppm	ppm	ppm	ppm	ppm	ppm	ppm	ppm
Avg	**2.021**	**40.54**	**2.006**	**1.992**	**2.000**	**1.961**	**2.004**	**2.002**	**5.005**
Stddev	.002	.14	.001	.002	.004	.007	.005	.006	.008
%RSD	.0946	.3378	.0552	.0923	.1934	.3456	.2533	.2890	.1567
#1	2.020	40.70	2.005	1.990	2.002	1.955	2.002	2.003	5.004
#2	2.019	40.45	2.007	1.991	1.996	1.955	1.998	1.997	4.996
#3	2.023	40.60	2.004	1.994	2.005	1.967	2.010	2.009	5.015
#4	2.022	40.40	2.006	1.992	1.999	1.967	2.005	1.997	5.005
Check ?	Chk Pass	Chk Pass	Chk Pass	Chk Pass	Chk Pass	Chk Pass	Chk Pass	Chk Pass	Chk Pass
Value									
Range									

Elem	Sn1899	Sr4077	Ti3349	Tl1908	V_2924	W_2079	Zn2062	Zr3391
Units	ppm	ppm	ppm	ppm	ppm	ppm	ppm	ppm
Avg	**2.035**	**2.012**	**2.007**	**2.048**	**1.996**	**1.975**	**2.015**	**2.015**
Stddev	.002	.004	.001	.003	.003	.005	.002	.003
%RSD	.1125	.2058	.0517	.1454	.1357	.2377	.1206	.1359
#1	2.034	2.013	2.006	2.049	1.998	1.974	2.014	2.015
#2	2.033	2.012	2.006	2.045	1.999	1.979	2.013	2.017
#3	2.038	2.017	2.007	2.046	1.993	1.979	2.018	2.011
#4	2.035	2.007	2.008	2.052	1.996	1.969	2.014	2.016
Check ?	Chk Pass	Chk Pass	Chk Pass	Chk Pass	Chk Pass	Chk Pass	Chk Pass	Chk Pass
Value								
Range								

Zoom In Zoom Out

Sample Name: iccv 1 Acquired: 7/8/2021 10:45:41 Type: QC
Method: SGS 3 NO Valve(v174) Mode: CONC Corr. Factor: 1.000000
User: admin Custom ID1: Custom ID2: Custom ID3:
Comment:

Int. Std.	In2306	Y_3600	Y_3710	Y_2243
Units	Cts/S	Cts/S	Cts/S	Cts/S
Avg	**13445.**	**152150.**	**12647.**	**7326.5**
Stddev	19.	395.	32.	11.0
%RSD	.14105	.25988	.25111	.15060
#1	13466.	151610.	12642.	7339.5
#2	13438.	152350.	12683.	7327.1
#3	13452.	152100.	12607.	7326.9
#4	13422.	152520.	12657.	7312.5

Zoom In Zoom Out

Sample Name: ccb 7 Acquired: 7/8/2021 10:53:35 Type: QC
Method: SGS 3 NO Valve(v174) Mode: CONC Corr. Factor: 1.000000
User: admin Custom ID1: Custom ID2: Custom ID3:
Comment:

Elem	Ag3280	Al3961	As1890	B_2089	Ba4554	Be3130	Bi2230	Ca3179	Cd2288
Units	ppm	ppm	ppm	ppm	ppm	ppm	ppm	ppm	ppm
Avg	**.0005**	**.0075**	**.0010**	**.0006**	**.0003**	**-.0000**	**-.0034**	**-.0041**	**.0002**
Stddev	.0004	.0190	.0017	.0008	.0007	.0001	.0017	.0031	.0003
%RSD	85.82	253.0	164.1	130.6	192.6	297.1	49.37	75.90	154.6
#1	.0003	.0294	.0004	.0003	.0008	.0000	-.0018	-.0061	-.0000
#2	.0002	-.0034	.0030	-.0000	-.0004	-.0001	-.0051	-.0005	.0001
#3	.0009	-.0035	-.0003	.0016	.0006	.0000	-.0031	-.0057	.0005
Check ?	Chk Pass	Chk Pass	Chk Pass	Chk Pass	Chk Pass	Chk Pass	Chk Pass	Chk Pass	Chk Pass
High Limit									
Low Limit									

Elem	Ce4040	Co2286	Cr2677	Cu3247	Fe2599	K_7664	Li6707	Mg2790	Mn2576
Units	ppm	ppm	ppm	ppm	ppm	ppm	ppm	ppm	ppm
Avg	**-.0001**	**.0003**	**.0001**	**.0000**	**.0029**	**-.0149**	**-.0009**	**-.0027**	**.0000**
Stddev	.0061	.0003	.0005	.0004	.0040	.0545	.0017	.0196	.0000
%RSD	5861.	98.25	352.5	1351.	139.1	364.9	194.1	731.3	64.11
#1	.0054	.0006	.0006	-.0001	.0004	.0395	-.0026	-.0201	.0000
#2	-.0067	.0003	.0002	-.0003	.0008	-.0149	.0009	.0186	.0001
#3	.0009	.0000	-.0004	.0005	.0076	-.0695	-.0009	-.0066	.0000
Check ?	Chk Pass	Chk Pass	Chk Pass	Chk Pass	Chk Pass	Chk Pass	Chk Pass	Chk Pass	Chk Pass
High Limit									
Low Limit									

Elem	Mo2020	Na5895	Ni2316	P_1774	Pb2203	S_1820	Sb2068	Se1960	Si2124
Units	ppm	ppm	ppm	ppm	ppm	ppm	ppm	ppm	ppm
Avg	**.0003**	**.0368**	**-.0003**	**-.0015**	**.0010**	**-.0034**	**-.0001**	**.0007**	**.0007**
Stddev	.0001	.0140	.0002	.0010	.0007	.0010	.0006	.0014	.0014
%RSD	22.65	38.00	55.00	69.22	69.94	28.50	1070.	203.9	210.9
#1	.0002	.0529	-.0003	-.0004	.0005	-.0039	-.0003	-.0002	-.0005
#2	.0003	.0298	-.0002	-.0016	.0007	-.0023	-.0004	.0023	.0002
#3	.0004	.0277	-.0005	-.0025	.0017	-.0039	.0006	-.0000	.0023
Check ?	Chk Pass	Chk Pass	Chk Pass	Chk Pass	Chk Pass	Chk Pass	Chk Pass	Chk Pass	Chk Pass
High Limit									
Low Limit									

Zoom In Zoom Out

Sample Name: ccb 7 Acquired: 7/8/2021 10:53:35 Type: QC
Method: SGS 3 NO Valve(v174) Mode: CONC Corr. Factor: 1.000000
User: admin Custom ID1: Custom ID2: Custom ID3:
Comment:

Elem	Sn1899	Sr4077	Ti3349	Tl1908	V_2924	W_2079	Zn2062	Zr3391
Units	ppm	ppm	ppm	ppm	ppm	ppm	ppm	ppm
Avg	**.0000**	**-.0001**	**-.0005**	**.0016**	**.0002**	**.0012**	**.0010**	**.0000**
Stddev	.0004	.0001	.0005	.0008	.0001	.0013	.0001	.0002
%RSD	957.4	100.8	105.2	46.94	42.08	110.0	8.943	1189.
#1	-.0000	-.0000	-.0011	.0009	.0003	.0004	.0010	-.0000
#2	-.0003	-.0002	-.0004	.0024	.0001	.0027	.0010	.0002
#3	.0005	-.0000	-.0000	.0016	.0002	.0005	.0011	-.0001
Check ?	Chk Pass	Chk Pass	Chk Pass	Chk Pass	Chk Pass	Chk Pass	Chk Pass	Chk Pass
High Limit								
Low Limit								

Int. Std.	In2306	Y_3600	Y_3710	Y_2243
Units	Cts/S	Cts/S	Cts/S	Cts/S
Avg	**14395.**	**159120.**	**13074.**	**7539.8**
Stddev	37.	9375.	113.	28.0
%RSD	.25751	5.8917	.86411	.37107
#1	14353.	166010.	12945.	7509.9
#2	14421.	162900.	13158.	7565.3
#3	14411.	148440.	13118.	7544.1

Zoom In Zoom Out

Sample Name: CRID Acquired: 7/8/2021 10:58:27 Type: QC
Method: SGS 3 NO Valve(v174) Mode: CONC Corr. Factor: 1.000000
User: admin Custom ID1: Custom ID2: Custom ID3:
Comment:

Elem	Ag3280	Al3961	As1890	B_2089	Ba4554	Be3130	Bi2230	Ca3179	Cd2288
Units	ppm	ppm	ppm	ppm	ppm	ppm	ppm	ppm	ppm
Avg	F **.0001**	F **.1265**	**.0031**	**-.0002**	F **.0049**	**.0009**	**-.0028**	**1.031**	F **.0013**
Stddev	.0004	.0085	.0005	.0008	.0003	.0000	.0024	.014	.0001
%RSD	519.4	6.720	15.04	518.9	6.924	2.014	83.99	1.352	7.448
#1	.0001	.1173	.0026	.0008	.0046	.0008	-.0004	1.015	.0014
#2	.0004	.1281	.0033	-.0006	.0050	.0008	-.0029	1.040	.0013
#3	-.0003	.1341	.0035	-.0007	.0053	.0009	-.0052	1.039	.0012
Check ?	Chk Fail	Chk Fail	Chk Pass	None	Chk Fail	Chk Pass	None	Chk Pass	Chk Fail
Value	.0020	.1000			.0040				.0010
Range	-20.00%	20.00%			20.00%				20.00%

Elem	Ce4040	Co2286	Cr2677	Cu3247	Fe2599	K_7664	Li6707	Mg2790	Mn2576
Units	ppm	ppm	ppm	ppm	ppm	ppm	ppm	ppm	ppm
Avg	**-.0003**	**.0033**	**.0020**	F **.0006**	**.0041**	**1.997**	**.0031**	F **.0759**	**.0031**
Stddev	.0039	.0003	.0002	.0004	.0018	.024	.0038	.0239	.0001
%RSD	1282.	9.372	10.23	61.34	44.58	1.212	124.9	31.43	3.580
#1	-.0003	.0034	.0018	.0002	.0040	1.971	.0072	.0488	.0032
#2	.0036	.0030	.0020	.0007	.0024	2.001	.0022	.0855	.0032
#3	-.0042	.0036	.0022	.0009	.0061	2.018	-.0003	.0935	.0030
Check ?	None	Chk Pass	Chk Pass	Chk Fail	None	Chk Pass	None	Chk Fail	Chk Pass
Value				.0020				.1000	
Range				-20.00%				-20.00%	

Elem	Mo2020	Na5895	Ni2316	P_1774	Pb2203	S_1820	Sb2068	Se1960	Si2124
Units	ppm	ppm	ppm	ppm	ppm	ppm	ppm	ppm	ppm
Avg	**-.0002**	**1.054**	**.0041**	**-.0003**	F **.0008**	**-.0018**	F **.0006**	**.0045**	**.0012**
Stddev	.0002	.007	.0004	.0014	.0003	.0017	.0008	.0018	.0007
%RSD	98.85	.6919	8.882	465.0	41.03	90.90	141.1	39.80	58.27
#1	-.0003	1.046	.0043	.0012	.0009	-.0034	.0002	.0061	.0018
#2	.0000	1.059	.0043	-.0007	.0004	-.0001	.0015	.0025	.0015
#3	-.0004	1.057	.0037	-.0014	.0010	-.0020	.0000	.0049	.0004
Check ?	None	Chk Pass	Chk Pass	None	Chk Fail	None	Chk Fail	Chk Pass	None
Value					.0025		.0030		
Range					-20.00%		-20.00%		

Zoom In Zoom Out

Sample Name: CRID Acquired: 7/8/2021 10:58:27 Type: QC
Method: SGS 3 NO Valve(v174) Mode: CONC Corr. Factor: 1.000000
User: admin Custom ID1: Custom ID2: Custom ID3:
Comment:

Elem	Sn1899	Sr4077	Ti3349	Tl1908	V_2924	W_2079	Zn2062	Zr3391
Units	ppm	ppm	ppm	ppm	ppm	ppm	ppm	ppm
Avg	**.0002**	**.0000**	**-.0003**	**.0023**	**.0022**	**-.0001**	F **.0147**	**-.0002**
Stddev	.0006	.0001	.0004	.0006	.0002	.0004	.0000	.0004
%RSD	229.2	422.4	157.1	25.63	10.86	336.3	.2036	241.9
#1	-.0001	.0000	-.0002	.0021	.0020	.0001	.0146	.0001
#2	.0009	.0001	-.0008	.0019	.0022	-.0006	.0147	-.0006
#3	-.0000	-.0001	.0001	.0030	.0025	.0002	.0147	-.0000
Check ?	None	None	None	Chk Pass	Chk Pass	None	Chk Fail	None
Value							.0100	
Range							20.00%	

Int. Std.	In2306	Y_3600	Y_3710	Y_2243
Units	Cts/S	Cts/S	Cts/S	Cts/S
Avg	**14389.**	**158180.**	**12651.**	**7582.2**
Stddev	55.	224.	106.	30.0
%RSD	.38386	.14158	.83597	.39584
#1	14375.	158220.	12773.	7570.3
#2	14342.	157940.	12590.	7559.8
#3	14450.	158380.	12590.	7616.3

Zoom In Zoom Out

Sample Name: CRI Acquired: 7/8/2021 11:03:18 Type: QC
Method: SGS 3 NO Valve(v174) Mode: CONC Corr. Factor: 1.000000
User: admin Custom ID1: Custom ID2: Custom ID3:
Comment:

Elem	Ag3280	Al3961	As1890	B_2089	Ba4554	Be3130	Bi2230	Ca3179	Cd2288
Units	ppm	ppm	ppm	ppm	ppm	ppm	ppm	ppm	ppm
Avg	**.0056**	**.2038**	**.0071**	**.0962**	**.1967**	**.0019**	**.0175**	**5.080**	**.0033**
Stddev	.0007	.0045	.0020	.0009	.0011	.0001	.0012	.023	.0003
%RSD	11.91	2.192	27.71	.8987	.5382	6.873	6.984	.4544	9.086
#1	.0062	.1988	.0093	.0972	.1972	.0020	.0186	5.080	.0035
#2	.0058	.2051	.0055	.0956	.1974	.0018	.0177	5.103	.0034
#3	.0049	.2075	.0066	.0958	.1955	.0020	.0162	5.057	.0029
Check ?	Chk Pass	Chk Pass	Chk Pass	Chk Pass	Chk Pass	Chk Pass	Chk Pass	Chk Pass	Chk Pass
Value									
Range									

Elem	Ce4040	Co2286	Cr2677	Cu3247	Fe2599	K_7664	Li6707	Mg2790	Mn2576
Units	ppm	ppm	ppm	ppm	ppm	ppm	ppm	ppm	ppm
Avg	**.0003**	**.0491**	**.0100**	**.0091**	**.1029**	**4.947**	**.0516**	**5.148**	**.0152**
Stddev	.0031	.0002	.0004	.0003	.0029	.060	.0008	.015	.0001
%RSD	941.4	.4931	3.750	3.432	2.831	1.212	1.504	.2840	.5518
#1	-.0030	.0494	.0101	.0090	.1030	5.016	.0511	5.147	.0151
#2	.0032	.0490	.0102	.0095	.1058	4.912	.0511	5.135	.0153
#3	.0008	.0490	.0095	.0089	.0999	4.913	.0525	5.164	.0151
Check ?	None	Chk Pass	Chk Pass	Chk Pass	Chk Pass	Chk Pass	Chk Pass	Chk Pass	Chk Pass
Value									
Range									

Elem	Mo2020	Na5895	Ni2316	P_1774	Pb2203	S_1820	Sb2068	Se1960	Si2124
Units	ppm	ppm	ppm	ppm	ppm	ppm	ppm	ppm	ppm
Avg	**.0197**	**5.234**	**.0095**	**.0477**	**.0028**	**.0452**	**.0063**	**.0102**	**.1927**
Stddev	.0001	.017	.0003	.0008	.0011	.0016	.0019	.0018	.0017
%RSD	.2704	.3213	2.819	1.726	39.60	3.558	29.73	17.85	.8630
#1	.0198	5.250	.0098	.0468	.0037	.0435	.0084	.0122	.1909
#2	.0197	5.235	.0093	.0484	.0016	.0467	.0054	.0086	.1931
#3	.0198	5.217	.0096	.0478	.0032	.0453	.0050	.0098	.1941
Check ?	Chk Pass	Chk Pass	Chk Pass	Chk Pass	Chk Pass	Chk Pass	Chk Pass	Chk Pass	Chk Pass
Value									
Range									

Zoom In Zoom Out

Sample Name: CRI Acquired: 7/8/2021 11:03:18 Type: QC
Method: SGS 3 NO Valve(v174) Mode: CONC Corr. Factor: 1.000000
User: admin Custom ID1: Custom ID2: Custom ID3:
Comment:

Elem	Sn1899	Sr4077	Ti3349	Tl1908	V_2924	W_2079	Zn2062	Zr3391
Units	ppm	ppm	ppm	ppm	ppm	ppm	ppm	ppm
Avg	**.0101**	**.0101**	**.0098**	**.0108**	**.0492**	**.0493**	**.0194**	**.0100**
Stddev	.0006	.0001	.0002	.0007	.0004	.0017	.0001	.0001
%RSD	5.559	1.136	1.935	6.186	.9079	3.541	.3874	1.487
#1	.0104	.0103	.0096	.0104	.0488	.0473	.0194	.0100
#2	.0104	.0101	.0100	.0116	.0497	.0503	.0194	.0098
#3	.0094	.0101	.0097	.0105	.0491	.0503	.0195	.0100
Check ?	Chk Pass	Chk Pass	Chk Pass	Chk Pass	Chk Pass	Chk Pass	Chk Pass	Chk Pass
Value								
Range								

Int. Std.	In2306	Y_3600	Y_3710	Y_2243
Units	Cts/S	Cts/S	Cts/S	Cts/S
Avg	**14266.**	**159060.**	**12728.**	**7581.9**
Stddev	27.	170.	23.	23.6
%RSD	.19077	.10662	.18425	.31075
#1	14239.	158920.	12704.	7559.2
#2	14264.	159250.	12729.	7580.2
#3	14293.	159000.	12751.	7606.2

Zoom In Zoom Out

Sample Name: ICSA Acquired: 7/8/2021 11:08:07 Type: QC
Method: SGS 3 NO Valve(v174) Mode: CONC Corr. Factor: 1.000000
User: admin Custom ID1: Custom ID2: Custom ID3:
Comment:

Elem	Ag3280	Al3961	As1890	B_2089	Ba4554	Be3130	Bi2230	Ca3179	Cd2288
Units	ppm	ppm	ppm	ppm	ppm	ppm	ppm	ppm	ppm
Avg	**.0019**	**499.8**	**.0006**	**-.0029**	**.0024**	**.0002**	**-.0025**	**389.9**	**.0002**
Stddev	.0005	.9	.0013	.0009	.0007	.0000	.0045	4.0	.0003
%RSD	28.57	.1799	212.0	30.80	31.16	21.01	183.3	1.016	211.6
#1	.0012	498.9	.0014	-.0035	.0018	.0002	.0004	389.5	.0005
#2	.0021	499.9	.0013	-.0034	.0021	.0002	-.0077	386.2	.0002
#3	.0022	500.6	-.0009	-.0019	.0032	.0002	-.0001	394.1	-.0002
Check ?	Chk Pass	Chk Pass	Chk Pass	Chk Pass	Chk Pass	Chk Pass	Chk Pass	Chk Pass	Chk Pass
High Limit									
Low Limit									

Elem	Ce4040	Co2286	Cr2677	Cu3247	Fe2599	K_7664	Li6707	Mg2790	Mn2576
Units	ppm	ppm	ppm	ppm	ppm	ppm	ppm	ppm	ppm
Avg	**.0318**	**.0005**	**-.0015**	**-.0001**	**207.4**	**-.5397**	**.0072**	**489.6**	**-.0011**
Stddev	.0058	.0003	.0003	.0005	.5	.0518	.0013	.9	.0001
%RSD	18.19	73.95	20.85	561.1	.2441	9.591	17.62	.1883	7.086
#1	.0282	.0005	-.0013	-.0004	206.8	-.5236	.0062	488.6	-.0012
#2	.0385	.0001	-.0018	-.0004	207.5	-.5977	.0068	489.8	-.0011
#3	.0288	.0008	-.0013	.0005	207.8	-.4979	.0086	490.4	-.0010
Check ?	None	Chk Pass	Chk Pass	Chk Pass	Chk Pass	Chk Pass	Chk Pass	Chk Pass	Chk Pass
High Limit									
Low Limit									

Elem	Mo2020	Na5895	Ni2316	P_1774	Pb2203	S_1820	Sb2068	Se1960	Si2124
Units	ppm	ppm	ppm	ppm	ppm	ppm	ppm	ppm	ppm
Avg	**.0002**	**.1128**	**-.0050**	**-.0067**	**-.0002**	**.0189**	**-.0020**	**.0008**	**.0103**
Stddev	.0005	.0189	.0001	.0013	.0002	.0036	.0010	.0012	.0019
%RSD	220.5	16.78	2.776	19.35	109.8	19.08	51.75	149.1	18.69
#1	.0004	.1098	-.0049	-.0057	-.0000	.0229	-.0019	-.0005	.0110
#2	-.0003	.0955	-.0051	-.0081	-.0002	.0162	-.0031	.0010	.0117
#3	.0006	.1330	-.0049	-.0062	-.0004	.0174	-.0010	.0020	.0081
Check ?	Chk Pass	Chk Pass	Chk Pass	Chk Pass	Chk Pass	Chk Pass	Chk Pass	Chk Pass	Chk Pass
High Limit									
Low Limit									

Zoom In Zoom Out

Sample Name: ICSA Acquired: 7/8/2021 11:08:07 Type: QC
Method: SGS 3 NO Valve(v174) Mode: CONC Corr. Factor: 1.000000
User: admin Custom ID1: Custom ID2: Custom ID3:
Comment:

Elem	Sn1899	Sr4077	Ti3349	Tl1908	V_2924	W_2079	Zn2062	Zr3391
Units	ppm	ppm	ppm	ppm	ppm	ppm	ppm	ppm
Avg	**-.0031**	**-.0012**	**-.0022**	**.0040**	**.0032**	**-.0018**	**.0020**	**-.0036**
Stddev	.0003	.0001	.0004	.0007	.0005	.0012	.0000	.0002
%RSD	8.557	6.622	15.70	16.86	14.60	65.88	1.989	6.692
#1	-.0034	-.0011	-.0024	.0036	.0036	-.0023	.0021	-.0038
#2	-.0030	-.0012	-.0025	.0048	.0027	-.0028	.0020	-.0034
#3	-.0028	-.0013	-.0018	.0036	.0033	-.0005	.0020	-.0035
Check ?	Chk Pass	Chk Pass	Chk Pass	Chk Pass	Chk Pass	Chk Pass	Chk Pass	Chk Pass
High Limit								
Low Limit								

Int. Std.	In2306	Y_3600	Y_3710	Y_2243
Units	Cts/S	Cts/S	Cts/S	Cts/S
Avg	**12591.**	**145420.**	**12588.**	**6991.4**
Stddev	27.	231.	100.	24.4
%RSD	.21579	.15863	.79411	.34834
#1	12622.	145570.	12672.	7015.8
#2	12571.	145540.	12614.	6967.1
#3	12580.	145150.	12477.	6991.4

Zoom In Zoom Out

Sample Name: ICSAB Acquired: 7/8/2021 11:12:59 Type: QC
Method: SGS 3 NO Valve(v174) Mode: CONC Corr. Factor: 1.000000
User: admin Custom ID1: Custom ID2: Custom ID3:
Comment:

Elem	Ag3280	Al3961	As1890	B_2089	Ba4554	Be3130	Bi2230	Ca3179	Cd2288
Units	ppm	ppm	ppm	ppm	ppm	ppm	ppm	ppm	ppm
Avg	**.9195**	**496.5**	**1.010**	**.4656**	**.4832**	**.4744**	**.4833**	**384.4**	**.9641**
Stddev	.0010	6.4	.004	.0008	.0019	.0018	.0013	.3	.0007
%RSD	.1049	1.288	.3898	.1720	.3831	.3870	.2681	.0871	.0765
#1	.9193	492.8	1.011	.4649	.4830	.4725	.4847	384.1	.9633
#2	.9206	503.9	1.012	.4653	.4852	.4762	.4832	384.7	.9644
#3	.9187	492.8	1.005	.4664	.4815	.4744	.4821	384.5	.9647
Check ?	Chk Pass	Chk Pass	Chk Pass	Chk Pass	Chk Pass	Chk Pass	Chk Pass	Chk Pass	Chk Pass
Value									
Range									

Elem	Ce4040	Co2286	Cr2677	Cu3247	Fe2599	K_7664	Li6707	Mg2790	Mn2576
Units	ppm	ppm	ppm	ppm	ppm	ppm	ppm	ppm	ppm
Avg	**.5137**	**.4708**	**.4644**	**.4723**	**196.7**	**-.4719**	**.5606**	**481.5**	**.4906**
Stddev	.0038	.0006	.0001	.0008	.5	.0175	.0026	.9	.0008
%RSD	.7381	.1249	.0239	.1648	.2373	3.710	.4660	.1816	.1674
#1	.5174	.4709	.4645	.4718	196.5	-.4748	.5593	480.9	.4906
#2	.5098	.4702	.4643	.4732	197.2	-.4877	.5636	482.5	.4913
#3	.5139	.4713	.4644	.4719	196.4	-.4531	.5588	481.2	.4897
Check ?	None	Chk Pass	Chk Pass	Chk Pass	Chk Pass	None	Chk Pass	Chk Pass	Chk Pass
Value									
Range									

Elem	Mo2020	Na5895	Ni2316	P_1774	Pb2203	S_1820	Sb2068	Se1960	Si2124
Units	ppm	ppm	ppm	ppm	ppm	ppm	ppm	ppm	ppm
Avg	**.4702**	**.1348**	**.9442**	**.4580**	**.9330**	**.4911**	**.9982**	**.9266**	**.5215**
Stddev	.0008	.0162	.0015	.0014	.0013	.0008	.0040	.0017	.0019
%RSD	.1664	11.98	.1589	.3088	.1447	.1673	.3967	.1850	.3694
#1	.4705	.1250	.9457	.4567	.9337	.4909	.9936	.9271	.5224
#2	.4693	.1534	.9427	.4595	.9339	.4905	1.001	.9281	.5227
#3	.4708	.1259	.9440	.4577	.9315	.4920	1.000	.9247	.5193
Check ?	Chk Pass	None	Chk Pass	Chk Pass	Chk Pass	Chk Pass	Chk Pass	Chk Pass	Chk Pass
Value									
Range									

Zoom In Zoom Out

Sample Name: ICSAB Acquired: 7/8/2021 11:12:59 Type: QC
Method: SGS 3 NO Valve(v174) Mode: CONC Corr. Factor: 1.000000
User: admin Custom ID1: Custom ID2: Custom ID3:
Comment:

Elem	Sn1899	Sr4077	Ti3349	Tl1908	V_2924	W_2079	Zn2062	Zr3391
Units	ppm	ppm	ppm	ppm	ppm	ppm	ppm	ppm
Avg	**.4552**	**.4958**	**.4867**	**.8940**	**.4720**	**.4570**	**.9487**	**.4269**
Stddev	.0003	.0006	.0011	.0030	.0005	.0016	.0015	.0009
%RSD	.0594	.1144	.2293	.3301	.1076	.3406	.1535	.2064
#1	.4550	.4955	.4856	.8971	.4718	.4565	.9502	.4275
#2	.4555	.4965	.4878	.8937	.4725	.4587	.9486	.4273
#3	.4550	.4955	.4866	.8912	.4715	.4557	.9473	.4259
Check ?	Chk Pass	Chk Pass	Chk Pass	Chk Pass	Chk Pass	Chk Pass	Chk Pass	Chk Pass
Value								
Range								

Int. Std.	In2306	Y_3600	Y_3710	Y_2243
Units	Cts/S	Cts/S	Cts/S	Cts/S
Avg	**12626.**	**144570.**	**12528.**	**7010.4**
Stddev	24.	130.	18.	17.9
%RSD	.18964	.08978	.14400	.25581
#1	12632.	144690.	12548.	7010.4
#2	12600.	144590.	12514.	6992.4
#3	12647.	144430.	12523.	7028.3

Zoom In Zoom Out

Sample Name: hstd Acquired: 7/8/2021 11:17:52 Type: QC
Method: SGS 3 NO Valve(v174) Mode: CONC Corr. Factor: 1.000000
User: admin Custom ID1: Custom ID2: Custom ID3:
Comment:

Elem	Ag3280	Al3961	As1890	B_2089	Ba4554	Be3130	Bi2230	Ca3179	Cd2288
Units	ppm	ppm	ppm	ppm	ppm	ppm	ppm	ppm	ppm
Avg	**.6149**	**.0251**	**7.896**	**7.973**	**7.807**	**7.827**	**8.019**	**.0197**	**7.912**
Stddev	.0003	.0156	.004	.008	.286	.256	.006	.0036	.006
%RSD	.0561	62.17	.0453	.0960	3.666	3.276	.0790	18.39	.0797
#1	.6148	.0202	7.897	7.976	7.994	7.783	8.025	.0220	7.919
#2	.6152	.0126	7.899	7.979	7.478	7.595	8.020	.0155	7.909
#3	.6146	.0426	7.892	7.965	7.950	8.102	8.012	.0216	7.908
Check ?	Chk Pass	None	Chk Pass	Chk Pass	Chk Pass	Chk Pass	Chk Pass	None	Chk Pass
Value									
Range									

Elem	Ce4040	Co2286	Cr2677	Cu3247	Fe2599	K_7664	Li6707	Mg2790	Mn2576
Units	ppm	ppm	ppm	ppm	ppm	ppm	ppm	ppm	ppm
Avg	**.1955**	**7.868**	**8.044**	**8.147**	**-.0114**	**.5145**	**7.301**	**-.0997**	**7.969**
Stddev	.0044	.002	.014	.015	.0034	.0282	.277	.0320	.074
%RSD	2.244	.0242	.1754	.1837	29.42	5.486	3.787	32.14	.9309
#1	.2006	7.869	8.032	8.137	-.0153	.4836	7.484	-.1206	8.027
#2	.1933	7.870	8.059	8.164	-.0093	.5389	6.983	-.0628	7.995
#3	.1926	7.866	8.041	8.140	-.0097	.5210	7.437	-.1157	7.885
Check ?	None	Chk Pass	Chk Pass	Chk Pass	None	None	Chk Pass	None	Chk Pass
Value									
Range									

Elem	Mo2020	Na5895	Ni2316	P_1774	Pb2203	S_1820	Sb2068	Se1960	Si2124
Units	ppm	ppm	ppm	ppm	ppm	ppm	ppm	ppm	ppm
Avg	**8.092**	**.1078**	**7.861**	**7.921**	**7.990**	**98.24**	**8.059**	**7.890**	**25.62**
Stddev	.009	.0112	.002	.008	.007	.09	.015	.005	.02
%RSD	.1112	10.41	.0232	.0967	.0858	.0883	.1851	.0663	.0616
#1	8.098	.1208	7.863	7.921	7.994	98.33	8.069	7.892	25.62
#2	8.096	.1010	7.862	7.929	7.994	98.24	8.065	7.893	25.64
#3	8.082	.1016	7.859	7.914	7.982	98.15	8.042	7.884	25.60
Check ?	Chk Pass	None	Chk Pass	Chk Pass	Chk Pass	Chk Pass	Chk Pass	Chk Pass	Chk Pass
Value									
Range									

Zoom In Zoom Out

Sample Name: hstd Acquired: 7/8/2021 11:17:52 Type: QC
Method: SGS 3 NO Valve(v174) Mode: CONC Corr. Factor: 1.000000
User: admin Custom ID1: Custom ID2: Custom ID3:
Comment:

Elem	Sn1899	Sr4077	Ti3349	Tl1908	V_2924	W_2079	Zn2062	Zr3391
Units	ppm	ppm	ppm	ppm	ppm	ppm	ppm	ppm
Avg	**8.216**	**7.829**	**8.068**	**8.114**	**7.837**	**8.207**	**8.062**	**7.890**
Stddev	.009	.210	.009	.009	.068	.014	.014	.060
%RSD	.1088	2.685	.1158	.1172	.8665	.1718	.1715	.7613
#1	8.222	7.820	8.079	8.125	7.912	8.205	8.069	7.958
#2	8.221	7.624	8.061	8.112	7.817	8.222	8.070	7.844
#3	8.206	8.044	8.065	8.106	7.781	8.194	8.046	7.867
Check ?	Chk Pass	Chk Pass	Chk Pass	Chk Pass	Chk Pass	Chk Pass	Chk Pass	Chk Pass
Value								
Range								

Int. Std.	In2306	Y_3600	Y_3710	Y_2243
Units	Cts/S	Cts/S	Cts/S	Cts/S
Avg	**14274.**	**157120.**	**12943.**	**7463.7**
Stddev	35.	517.	356.	25.9
%RSD	.24523	.32901	2.7500	.34722
#1	14261.	156590.	12788.	7454.4
#2	14248.	157140.	13351.	7443.7
#3	14314.	157620.	12692.	7492.9

Zoom In Zoom Out

Sample Name: hstd Acquired: 7/8/2021 11:23:18 Type: QC
Method: SGS 3 NO Valve(v174) Mode: CONC Corr. Factor: 1.000000
User: admin Custom ID1: Custom ID2: Custom ID3:
Comment:

Elem	Ag3280	Al3961	As1890	B_2089	Ba4554	Be3130	Bi2230	Ca3179	Cd2288
Units	ppm	ppm	ppm	ppm	ppm	ppm	ppm	ppm	ppm
Avg	**.0022**	**299.9**	**.0010**	**.0038**	**.0031**	**.0003**	**.0009**	**196.4**	**.0002**
Stddev	.0002	.3	.0003	.0008	.0011	.0001	.0016	.2	.0003
%RSD	10.73	.0883	27.25	22.28	34.59	37.59	182.2	.1194	153.1
#1	.0019	299.7	.0013	.0045	.0044	.0004	.0016	196.1	.0005
#2	.0023	299.8	.0007	.0040	.0024	.0002	-.0009	196.4	.0002
#3	.0023	300.2	.0010	.0028	.0026	.0004	.0020	196.6	-.0001
Check ?	None	Chk Pass	None	None	None	None	None	Chk Pass	None
Value									
Range									

Elem	Ce4040	Co2286	Cr2677	Cu3247	Fe2599	K_7664	Li6707	Mg2790	Mn2576
Units	ppm	ppm	ppm	ppm	ppm	ppm	ppm	ppm	ppm
Avg	**.0355**	**.0002**	**-.0014**	**.0019**	**201.1**	**200.7**	**.0068**	**294.4**	**-.0005**
Stddev	.0046	.0002	.0004	.0004	.2	.5	.0037	.7	.0000
%RSD	13.04	77.31	30.94	22.43	.1174	.2337	54.54	.2240	7.210
#1	.0302	.0003	-.0010	.0016	200.9	200.2	.0027	294.1	-.0005
#2	.0375	.0004	-.0019	.0023	201.0	200.7	.0098	294.0	-.0004
#3	.0389	.0000	-.0015	.0016	201.4	201.2	.0079	295.2	-.0005
Check ?	None	None	None	None	Chk Pass	Chk Pass	None	Chk Pass	None
Value									
Range									

Elem	Mo2020	Na5895	Ni2316	P_1774	Pb2203	S_1820	Sb2068	Se1960	Si2124
Units	ppm	ppm	ppm	ppm	ppm	ppm	ppm	ppm	ppm
Avg	**.0009**	**197.6**	**-.0050**	**-.0006**	**.0021**	**.0347**	**-.0016**	**.0026**	**.0139**
Stddev	.0009	1.2	.0001	.0006	.0007	.0012	.0014	.0031	.0012
%RSD	101.4	.6167	2.100	103.0	32.40	3.416	89.02	119.7	8.539
#1	-.0001	199.0	-.0049	-.0009	.0020	.0341	-.0029	.0061	.0133
#2	.0016	197.1	-.0050	-.0010	.0028	.0340	-.0019	.0019	.0132
#3	.0011	196.8	-.0051	.0001	.0014	.0361	-.0000	-.0001	.0153
Check ?	None	Chk Pass	None	None	None	None	None	None	None
Value									
Range									

Zoom In Zoom Out

Sample Name: hstd Acquired: 7/8/2021 11:23:18 Type: QC
Method: SGS 3 NO Valve(v174) Mode: CONC Corr. Factor: 1.000000
User: admin Custom ID1: Custom ID2: Custom ID3:
Comment:

Elem	Sn1899	Sr4077	Ti3349	Tl1908	V_2924	W_2079	Zn2062	Zr3391
Units	ppm	ppm	ppm	ppm	ppm	ppm	ppm	ppm
Avg	**-.0017**	**-.0003**	**-.0001**	**.0069**	**.0038**	**.0003**	**.0084**	**-.0028**
Stddev	.0003	.0003	.0003	.0018	.0005	.0019	.0001	.0003
%RSD	18.12	108.6	299.7	25.36	12.56	716.2	.7159	10.49
#1	-.0021	-.0006	.0002	.0077	.0037	-.0018	.0085	-.0027
#2	-.0016	-.0000	-.0002	.0049	.0033	.0006	.0084	-.0025
#3	-.0015	-.0002	-.0003	.0081	.0043	.0019	.0085	-.0031
Check ?	None	None	None	None	None	None	None	None
Value								
Range								

Int. Std.	In2306	Y_3600	Y_3710	Y_2243
Units	Cts/S	Cts/S	Cts/S	Cts/S
Avg	**12428.**	**144740.**	**12394.**	**6943.0**
Stddev	24.	602.	54.	15.2
%RSD	.19517	.41622	.43644	.21832
#1	12423.	144660.	12449.	6936.7
#2	12407.	145370.	12392.	6932.1
#3	12455.	144170.	12341.	6960.3

Zoom In Zoom Out

Sample Name: FECONF Acquired: 7/8/2021 11:28:13 Type: Unk
Method: SGS 3 NO Valve(v174) Mode: CONC Corr. Factor: 1.000000
User: admin Custom ID1: Custom ID2: Custom ID3:
Comment:

Elem	Ag3280	Al3961	As1890	B_2089	Ba4554	Be3130	Bi2230	Ca3179
Units	ppm	ppm	ppm	ppm	ppm	ppm	ppm	ppm
Avg	**.0023**	**.0140**	**.0022**	**-.0009**	**.0003**	**.0001**	**-.0002**	**-.0011**
Stddev	.0004	.0302	.0004	.0005	.0006	.0002	.0015	.0018
%RSD	16.10	215.5	20.12	57.92	173.2	233.2	632.7	156.3
#1	.0019	.0265	.0019	-.0010	.0004	-.0001	.0015	-.0001
#2	.0026	-.0204	.0027	-.0014	-.0003	.0001	-.0012	-.0032
#3	.0024	.0359	.0020	-.0004	.0009	.0002	-.0010	-.0001

Elem	Cd2288	Ce4040	Co2286	Cr2677	Cu3247	Fe2599	K_7664	Li6707
Units	ppm	ppm	ppm	ppm	ppm	ppm	ppm	ppm
Avg	**.0000**	**.0356**	**.0007**	W **-.0024**	**.0014**	F **205.2**	**-.4931**	**.0019**
Stddev	.0002	.0018	.0003	.0004	.0004	.6	.0334	.0030
%RSD	4994.	4.937	48.88	15.95	30.03	.3094	6.772	154.3
#1	-.0002	.0376	.0010	-.0022	.0018	205.9	-.4546	-.0009
#2	.0002	.0342	.0008	-.0029	.0014	205.1	-.5131	.0050
#3	.0000	.0351	.0003	-.0023	.0010	204.7	-.5117	.0016

Elem	Mg2790	Mn2576	Mo2020	Na5895	Ni2316	P_1774	Pb2203	S_1820
Units	ppm	ppm	ppm	ppm	ppm	ppm	ppm	ppm
Avg	**-.0268**	**-.0006**	**.0011**	**.0345**	**-.0053**	**.0001**	**.0001**	**.0076**
Stddev	.0159	.0000	.0001	.0283	.0005	.0009	.0005	.0020
%RSD	59.46	2.755	9.095	82.15	8.909	676.2	464.0	26.03
#1	-.0208	-.0006	.0012	.0600	-.0051	-.0009	-.0004	.0065
#2	-.0147	-.0006	.0010	.0040	-.0050	.0005	.0006	.0065
#3	-.0448	-.0006	.0011	.0396	-.0059	.0008	.0001	.0099

Elem	Sb2068	Se1960	Si2124	Sn1899	Sr4077	Ti3349	Tl1908	V_2924
Units	ppm	ppm	ppm	ppm	ppm	ppm	ppm	ppm
Avg	**-.0009**	**.0032**	**.0018**	**-.0006**	**.0001**	**-.0000**	**.0033**	**.0031**
Stddev	.0016	.0011	.0008	.0006	.0002	.0003	.0017	.0004
%RSD	183.0	34.85	47.15	98.63	308.7	1414.	50.53	13.96
#1	-.0015	.0020	.0008	-.0011	.0002	-.0000	.0015	.0029
#2	.0009	.0042	.0024	-.0008	-.0002	.0003	.0048	.0028
#3	-.0021	.0033	.0021	.0001	.0002	-.0003	.0037	.0036

Zoom In Zoom Out

Sample Name: FECONF Acquired: 7/8/2021 11:28:13 Type: Unk
Method: SGS 3 NO Valve(v174) Mode: CONC Corr. Factor: 1.000000
User: admin Custom ID1: Custom ID2: Custom ID3:
Comment:

Elem	W_2079	Zn2062	Zr3391
Units	ppm	ppm	ppm
Avg	**.0002**	**.0051**	**-.0038**
Stddev	.0014	.0001	.0004
%RSD	814.2	2.734	9.826
#1	.0005	.0050	-.0037
#2	-.0014	.0052	-.0042
#3	.0014	.0050	-.0035

Int. Std.	In2306	Y_3600	Y_3710	Y_2243
Units	Cts/S	Cts/S	Cts/S	Cts/S
Avg	**14490.**	**158400.**	**12548.**	**7547.2**
Stddev	40.	644.	92.	28.3
%RSD	.27693	.40685	.72988	.37535
#1	14531.	158350.	12473.	7571.4
#2	14488.	159070.	12520.	7554.2
#3	14451.	157790.	12650.	7516.0

Zoom In Zoom Out

Sample Name: CRCONF Acquired: 7/8/2021 11:33:02 Type: Unk
Method: SGS 3 NO Valve(v174) Mode: CONC Corr. Factor: 1.000000
User: admin Custom ID1: Custom ID2: Custom ID3:
Comment:

Elem	Ag3280	Al3961	As1890	B_2089	Ba4554	Be3130	Bi2230	Ca3179	Cd2288
Units	ppm	ppm	ppm	ppm	ppm	ppm	ppm	ppm	ppm
Avg	**.0009**	**.0062**	**.0001**	**.0008**	**.0004**	**-.0001**	**.0060**	**.0088**	**.0002**
Stddev	.0005	.0131	.0009	.0009	.0006	.0000	.0016	.0096	.0002
%RSD	52.93	211.9	687.5	107.9	129.3	64.36	26.09	109.1	123.8
#1	.0010	-.0087	-.0001	.0007	.0003	-.0000	.0052	.0072	.0001
#2	.0004	.0117	.0012	-.0000	.0011	-.0001	.0078	.0191	-.0000
#3	.0014	.0155	-.0006	.0017	-.0001	-.0001	.0050	.0001	.0004

Elem	Ce4040	Co2286	Cr2677	Cu3247	Fe2599	K_7664	Li6707	Mg2790	Mn2576
Units	ppm	ppm	ppm	ppm	ppm	ppm	ppm	ppm	ppm
Avg	**.0057**	**-.0004**	F **9.784**	**.0003**	**.0106**	**.0718**	**.0046**	**-.0030**	**-.0006**
Stddev	.0051	.0002	.021	.0003	.0014	.0098	.0015	.0352	.0001
%RSD	88.72	68.25	.2126	92.47	13.30	13.63	32.97	1182.	10.02
#1	.0004	-.0003	9.808	-.0000	.0102	.0644	.0035	-.0063	-.0006
#2	.0105	-.0006	9.775	.0004	.0094	.0829	.0040	.0338	-.0006
#3	.0063	-.0002	9.769	.0006	.0121	.0682	.0063	-.0364	-.0005

Elem	Mo2020	Na5895	Ni2316	P_1774	Pb2203	S_1820	Sb2068	Se1960	Si2124
Units	ppm	ppm	ppm	ppm	ppm	ppm	ppm	ppm	ppm
Avg	**.0005**	**.0092**	**-.0003**	**-.0052**	**.0000**	**-.0029**	**-.0013**	**-.0035**	**.0115**
Stddev	.0004	.0182	.0001	.0005	.0008	.0014	.0012	.0008	.0005
%RSD	79.61	198.0	28.58	9.938	3972.	48.38	92.18	21.67	4.074
#1	.0009	.0136	-.0005	-.0052	-.0007	-.0015	-.0019	-.0033	.0110
#2	.0002	.0248	-.0003	-.0047	.0009	-.0028	.0001	-.0028	.0117
#3	.0003	-.0108	-.0003	-.0057	-.0002	-.0042	-.0022	-.0043	.0119

Elem	Sn1899	Sr4077	Ti3349	Tl1908	V_2924	W_2079	Zn2062	Zr3391
Units	ppm	ppm	ppm	ppm	ppm	ppm	ppm	ppm
Avg	**-.0009**	**.0002**	**-.0028**	**.0012**	**-.0036**	**.0026**	**-.0012**	**-.0002**
Stddev	.0003	.0001	.0004	.0009	.0004	.0017	.0001	.0001
%RSD	31.82	55.14	15.11	77.43	9.967	64.39	10.72	46.65
#1	-.0006	.0001	-.0027	.0019	-.0034	.0028	-.0013	-.0002
#2	-.0010	.0003	-.0033	.0017	-.0040	.0043	-.0013	-.0003
#3	-.0012	.0003	-.0025	.0001	-.0034	.0009	-.0011	-.0001

Zoom In Zoom Out

Sample Name: CRCONF Acquired: 7/8/2021 11:33:02 Type: Unk
Method: SGS 3 NO Valve(v174) Mode: CONC Corr. Factor: 1.000000
User: admin Custom ID1: Custom ID2: Custom ID3:
Comment:

Int. Std.	In2306	Y_3600	Y_3710	Y_2243
Units	Cts/S	Cts/S	Cts/S	Cts/S
Avg	**14407.**	**158550.**	**12479.**	**7366.6**
Stddev	2.	247.	56.	4.1
%RSD	.01715	.15553	.44928	.05560
#1	14405.	158290.	12520.	7364.7
#2	14408.	158780.	12415.	7371.3
#3	14409.	158570.	12503.	7363.7

Zoom In Zoom Out

Sample Name: ASCONF Acquired: 7/8/2021 11:37:53 Type: Unk
Method: SGS 3 NO Valve(v174) Mode: CONC Corr. Factor: 1.000000
User: admin Custom ID1: Custom ID2: Custom ID3:
Comment:

Elem	Ag3280	Al3961	As1890	B_2089	Ba4554	Be3130	Bi2230	Ca3179	Cd2288
Units	ppm	ppm	ppm	ppm	ppm	ppm	ppm	ppm	ppm
Avg	**.0001**	**.0199**	**5.196**	**-.0008**	**-.0004**	**-.0000**	**-.0028**	**-.0549**	**-.0003**
Stddev	.0005	.0272	.013	.0003	.0003	.0001	.0038	.0043	.0004
%RSD	463.8	136.8	.2510	42.31	83.90	361.1	136.4	7.898	147.5
#1	-.0004	-.0006	5.210	-.0012	-.0007	-.0001	.0006	-.0516	-.0002
#2	.0001	.0507	5.194	-.0005	-.0001	-.0001	-.0021	-.0533	-.0006
#3	.0006	.0095	5.185	-.0008	-.0003	.0001	-.0068	-.0599	.0001

Elem	Ce4040	Co2286	Cr2677	Cu3247	Fe2599	K_7664	Li6707	Mg2790	Mn2576
Units	ppm	ppm	ppm	ppm	ppm	ppm	ppm	ppm	ppm
Avg	**-.0024**	**.0002**	**-.0002**	**-.0001**	**.0054**	**.1400**	**.0003**	**-.0015**	**.0001**
Stddev	.0061	.0004	.0004	.0004	.0030	.0406	.0025	.0327	.0000
%RSD	251.4	199.8	193.4	257.5	56.00	29.01	782.1	2230.	51.01
#1	.0014	-.0002	.0001	-.0003	.0036	.1527	-.0025	.0350	.0000
#2	-.0095	.0006	-.0007	.0003	.0089	.0946	.0012	-.0281	.0001
#3	.0007	.0002	-.0001	-.0004	.0038	.1728	.0022	-.0114	.0001

Elem	Mo2020	Na5895	Ni2316	P_1774	Pb2203	S_1820	Sb2068	Se1960	Si2124
Units	ppm	ppm	ppm	ppm	ppm	ppm	ppm	ppm	ppm
Avg	**-.0002**	**-.0215**	**-.0002**	**-.0012**	**.0002**	**-.0024**	**.0043**	**-.0020**	**.0011**
Stddev	.0003	.0064	.0003	.0004	.0011	.0010	.0020	.0021	.0013
%RSD	165.9	29.80	112.4	37.52	662.9	41.53	47.06	104.4	112.5
#1	.0002	-.0288	-.0002	-.0015	.0007	-.0014	.0036	.0004	.0023
#2	-.0003	-.0191	-.0006	-.0013	-.0011	-.0034	.0065	-.0034	-.0003
#3	-.0005	-.0167	-.0000	-.0007	.0009	-.0025	.0026	-.0031	.0014

Elem	Sn1899	Sr4077	Ti3349	Tl1908	V_2924	W_2079	Zn2062	Zr3391
Units	ppm	ppm	ppm	ppm	ppm	ppm	ppm	ppm
Avg	**-.0001**	**.0002**	**-.0003**	**-.0004**	**-.0000**	**-.0022**	**.0054**	**-.0004**
Stddev	.0002	.0001	.0001	.0019	.0002	.0012	.0001	.0004
%RSD	207.0	75.06	40.12	506.0	474.4	53.05	1.179	104.9
#1	-.0004	.0003	-.0003	-.0023	-.0003	-.0030	.0054	.0001
#2	.0001	.0000	-.0001	-.0004	.0001	-.0027	.0054	-.0006
#3	-.0000	.0002	-.0004	.0015	.0000	-.0009	.0055	-.0006

Zoom In Zoom Out

Sample Name: ASCONF Acquired: 7/8/2021 11:37:53 Type: Unk
Method: SGS 3 NO Valve(v174) Mode: CONC Corr. Factor: 1.000000
User: admin Custom ID1: Custom ID2: Custom ID3:
Comment:

Int. Std.	In2306	Y_3600	Y_3710	Y_2243
Units	Cts/S	Cts/S	Cts/S	Cts/S
Avg	**14548.**	**160010.**	**12694.**	**7659.8**
Stddev	13.	525.	51.	10.5
%RSD	.08598	.32799	.39954	.13654
#1	14542.	160600.	12715.	7648.9
#2	14563.	159610.	12636.	7669.8
#3	14541.	159820.	12730.	7660.6

Zoom In Zoom Out

Sample Name: CCV Acquired: 7/8/2021 11:42:42 Type: QC
Method: SGS 3 NO Valve(v174) Mode: CONC Corr. Factor: 1.000000
User: admin Custom ID1: Custom ID2: Custom ID3:
Comment:

Elem	Ag3280	Al3961	As1890	B_2089	Ba4554	Be3130	Bi2230	Ca3179	Cd2288
Units	ppm	ppm	ppm	ppm	ppm	ppm	ppm	ppm	ppm
Avg	**.2531**	**39.71**	**2.014**	**2.024**	**2.012**	**2.003**	**2.034**	**39.99**	**2.012**
Stddev	.0011	.09	.005	.003	.009	.008	.000	.15	.003
%RSD	.4294	.2375	.2503	.1540	.4309	.4098	.0197	.3837	.1628
#1	.2525	39.64	2.016	2.022	2.003	1.994	2.035	39.82	2.013
#2	.2524	39.82	2.016	2.023	2.020	2.011	2.034	40.11	2.015
#3	.2543	39.68	2.008	2.028	2.013	2.003	2.035	40.03	2.008
Check ?	Chk Pass	Chk Pass	Chk Pass	Chk Pass	Chk Pass	Chk Pass	Chk Pass	Chk Pass	Chk Pass
Value									
Range									

Elem	Ce4040	Co2286	Cr2677	Cu3247	Fe2599	K_7664	Li6707	Mg2790	Mn2576
Units	ppm	ppm	ppm	ppm	ppm	ppm	ppm	ppm	ppm
Avg	**2.014**	**2.015**	**2.011**	**2.009**	**40.11**	**39.70**	**1.953**	**40.25**	**2.032**
Stddev	.003	.002	.001	.004	.18	.17	.009	.12	.003
%RSD	.1255	.0982	.0653	.2051	.4500	.4262	.4545	.3074	.1539
#1	2.016	2.013	2.011	2.013	39.92	39.52	1.943	40.12	2.036
#2	2.015	2.016	2.010	2.005	40.28	39.85	1.957	40.36	2.032
#3	2.011	2.016	2.013	2.010	40.14	39.74	1.960	40.27	2.029
Check ?	Chk Pass	Chk Pass	Chk Pass	Chk Pass	Chk Pass	Chk Pass	Chk Pass	Chk Pass	Chk Pass
Value									
Range									

Elem	Mo2020	Na5895	Ni2316	P_1774	Pb2203	S_1820	Sb2068	Se1960	Si2124
Units	ppm	ppm	ppm	ppm	ppm	ppm	ppm	ppm	ppm
Avg	**2.027**	**39.93**	**2.018**	**2.003**	**2.013**	**1.978**	**2.021**	**2.003**	**5.020**
Stddev	.003	.22	.002	.003	.004	.006	.002	.002	.005
%RSD	.1318	.5397	.0823	.1681	.1885	.2827	.1137	.0991	.1105
#1	2.028	39.71	2.016	2.000	2.014	1.985	2.018	2.002	5.015
#2	2.029	40.14	2.020	2.006	2.016	1.974	2.022	2.005	5.020
#3	2.024	39.94	2.019	2.002	2.008	1.976	2.023	2.002	5.026
Check ?	Chk Pass	Chk Pass	Chk Pass	Chk Pass	Chk Pass	Chk Pass	Chk Pass	Chk Pass	Chk Pass
Value									
Range									

Zoom In Zoom Out

Sample Name: CCV Acquired: 7/8/2021 11:42:42 Type: QC
Method: SGS 3 NO Valve(v174) Mode: CONC Corr. Factor: 1.000000
User: admin Custom ID1: Custom ID2: Custom ID3:
Comment:

Elem	Sn1899	Sr4077	Ti3349	Tl1908	V_2924	W_2079	Zn2062	Zr3391
Units	ppm	ppm	ppm	ppm	ppm	ppm	ppm	ppm
Avg	**2.046**	**2.016**	**2.029**	**2.054**	**2.008**	**1.981**	**2.023**	**2.028**
Stddev	.001	.008	.004	.002	.001	.003	.002	.002
%RSD	.0395	.3983	.2047	.0866	.0716	.1527	.0905	.1022
#1	2.047	2.007	2.026	2.053	2.007	1.985	2.025	2.025
#2	2.045	2.021	2.028	2.056	2.007	1.980	2.024	2.028
#3	2.047	2.020	2.034	2.054	2.009	1.980	2.021	2.030
Check ?	Chk Pass	Chk Pass	Chk Pass	Chk Pass	Chk Pass	Chk Pass	Chk Pass	Chk Pass
Value								
Range								

Int. Std.	In2306	Y_3600	Y_3710	Y_2243
Units	Cts/S	Cts/S	Cts/S	Cts/S
Avg	**13413.**	**152670.**	**12470.**	**7312.6**
Stddev	14.	851.	105.	2.6
%RSD	.10131	.55740	.84168	.03517
#1	13424.	152250.	12570.	7311.9
#2	13418.	153650.	12361.	7315.5
#3	13398.	152110.	12480.	7310.5

Zoom In Zoom Out

Sample Name: CCB Acquired: 7/8/2021 11:47:34 Type: QC
Method: SGS 3 NO Valve(v174) Mode: CONC Corr. Factor: 1.000000
User: admin Custom ID1: Custom ID2: Custom ID3:
Comment:

Elem	Ag3280	Al3961	As1890	B_2089	Ba4554	Be3130	Bi2230	Ca3179	Cd2288
Units	ppm	ppm	ppm	ppm	ppm	ppm	ppm	ppm	ppm
Avg	**.0001**	**.0235**	**.0001**	**.0014**	**.0001**	**-.0000**	**-.0022**	**-.0045**	**.0003**
Stddev	.0005	.0157	.0011	.0007	.0003	.0002	.0026	.0022	.0001
%RSD	534.4	66.50	1854.	51.04	262.2	418.1	115.1	48.37	25.61
#1	-.0004	.0084	-.0002	.0021	-.0002	-.0003	-.0050	-.0062	.0004
#2	.0001	.0396	-.0009	.0013	.0003	.0001	-.0016	-.0052	.0004
#3	.0006	.0226	.0013	.0007	.0003	.0000	-.0000	-.0020	.0002
Check ?	Chk Pass	Chk Pass	Chk Pass	Chk Pass	Chk Pass	Chk Pass	Chk Pass	Chk Pass	Chk Pass
High Limit									
Low Limit									

Elem	Ce4040	Co2286	Cr2677	Cu3247	Fe2599	K_7664	Li6707	Mg2790	Mn2576
Units	ppm	ppm	ppm	ppm	ppm	ppm	ppm	ppm	ppm
Avg	**.0048**	**.0000**	**-.0006**	**.0000**	**.0046**	**.1260**	**.0036**	**.0219**	**.0002**
Stddev	.0057	.0001	.0002	.0008	.0018	.0229	.0009	.0329	.0000
%RSD	120.1	325.1	36.77	2092.	39.92	18.20	25.88	150.6	26.43
#1	-.0015	.0001	-.0003	-.0009	.0030	.1288	.0025	.0440	.0002
#2	.0097	-.0001	-.0006	.0006	.0041	.1474	.0042	-.0160	.0001
#3	.0062	.0001	-.0008	.0004	.0066	.1018	.0040	.0375	.0002
Check ?	Chk Pass	Chk Pass	Chk Pass	Chk Pass	Chk Pass	Chk Pass	Chk Pass	Chk Pass	Chk Pass
High Limit									
Low Limit									

Elem	Mo2020	Na5895	Ni2316	P_1774	Pb2203	S_1820	Sb2068	Se1960	Si2124
Units	ppm	ppm	ppm	ppm	ppm	ppm	ppm	ppm	ppm
Avg	**.0003**	**-.0027**	**.0000**	**-.0012**	**.0001**	**-.0041**	**.0008**	**-.0009**	**-.0006**
Stddev	.0001	.0215	.0005	.0008	.0013	.0023	.0016	.0022	.0012
%RSD	28.01	799.3	11920.	67.93	2524.	57.74	194.0	257.3	205.1
#1	.0003	.0010	-.0000	-.0019	.0014	-.0040	-.0010	-.0034	-.0011
#2	.0004	-.0258	.0006	-.0015	-.0000	-.0065	.0017	.0002	-.0015
#3	.0002	.0167	-.0005	-.0003	-.0012	-.0018	.0019	.0007	.0008
Check ?	Chk Pass	Chk Pass	Chk Pass	Chk Pass	Chk Pass	Chk Pass	Chk Pass	Chk Pass	Chk Pass
High Limit									
Low Limit									

Zoom In Zoom Out

Sample Name: CCB Acquired: 7/8/2021 11:47:34 Type: QC
Method: SGS 3 NO Valve(v174) Mode: CONC Corr. Factor: 1.000000
User: admin Custom ID1: Custom ID2: Custom ID3:
Comment:

Elem	Sn1899	Sr4077	Ti3349	Tl1908	V_2924	W_2079	Zn2062	Zr3391
Units	ppm	ppm	ppm	ppm	ppm	ppm	ppm	ppm
Avg	**.0008**	**.0002**	**-.0002**	F **.0021**	**.0001**	**-.0012**	**.0002**	**-.0001**
Stddev	.0005	.0002	.0010	.0007	.0002	.0007	.0001	.0001
%RSD	65.94	143.4	417.9	33.90	268.2	59.15	35.24	143.5
#1	.0003	.0000	.0000	.0023	.0001	-.0010	.0001	.0000
#2	.0007	.0004	.0006	.0027	.0003	-.0006	.0003	-.0000
#3	.0013	.0000	-.0013	.0013	-.0002	-.0019	.0002	-.0002
Check ?	Chk Pass	Chk Pass	Chk Pass	Chk Fail	Chk Pass	Chk Pass	Chk Pass	Chk Pass
High Limit				.0020				
Low Limit				-.0020				

Int. Std.	In2306	Y_3600	Y_3710	Y_2243
Units	Cts/S	Cts/S	Cts/S	Cts/S
Avg	**14497.**	**159730.**	**12503.**	**7594.7**
Stddev	14.	337.	22.	16.8
%RSD	.09836	.21102	.17828	.22141
#1	14498.	159440.	12496.	7590.6
#2	14511.	160100.	12528.	7613.2
#3	14482.	159660.	12484.	7580.3

Zoom In Zoom Out

Sample Name: mp27315-mb1 Acquired: 7/8/2021 11:52:24 Type: Unk
Method: SGS 3 NO Valve(v174) Mode: CONC Corr. Factor: 1.000000
User: admin Custom ID1: Custom ID2: Custom ID3:
Comment:

Elem	Ag3280	Al3961	As1890	B_2089	Ba4554	Be3130	Bi2230	Ca3179	Cd2288
Units	ppm	ppm	ppm	ppm	ppm	ppm	ppm	ppm	ppm
Avg	**.0004**	**-.0000**	**.0001**	**.0039**	**-.0003**	**-.0001**	**-.0022**	**.0070**	**.0003**
Stddev	.0006	.0064	.0007	.0006	.0000	.0001	.0035	.0016	.0002
%RSD	139.9	27490.	594.4	15.93	13.85	91.36	161.4	22.98	81.54
#1	.0009	-.0070	.0008	.0036	-.0002	-.0001	-.0015	.0082	.0000
#2	-.0003	.0013	-.0005	.0035	-.0003	-.0000	-.0059	.0052	.0003
#3	.0007	.0056	.0000	.0046	-.0003	-.0000	.0009	.0076	.0005

Elem	Ce4040	Co2286	Cr2677	Cu3247	Fe2599	K_7664	Li6707	Mg2790	Mn2576
Units	ppm	ppm	ppm	ppm	ppm	ppm	ppm	ppm	ppm
Avg	**.0039**	**.0003**	**.0005**	**.0001**	**.0028**	**.1735**	**.0024**	**-.0169**	**.0001**
Stddev	.0039	.0002	.0004	.0002	.0022	.0845	.0026	.0108	.0000
%RSD	99.96	91.95	70.78	193.6	78.14	48.69	107.8	64.05	28.42
#1	.0060	.0005	.0008	.0002	.0050	.2511	.0019	-.0279	.0001
#2	-.0006	.0002	.0007	.0000	.0006	.1859	.0001	-.0062	.0001
#3	.0063	.0000	.0001	-.0000	.0029	.0835	.0052	-.0166	.0001

Elem	Mo2020	Na5895	Ni2316	P_1774	Pb2203	S_1820	Sb2068	Se1960	Si2124
Units	ppm	ppm	ppm	ppm	ppm	ppm	ppm	ppm	ppm
Avg	**.0004**	**-.0132**	**-.0001**	**.0003**	**-.0010**	**.0004**	**.0001**	**-.0008**	**.0071**
Stddev	.0002	.0194	.0003	.0009	.0007	.0029	.0008	.0020	.0009
%RSD	53.83	146.7	335.0	367.7	68.25	721.4	924.7	249.7	12.13
#1	.0002	-.0306	.0002	-.0005	-.0012	.0005	-.0008	.0013	.0077
#2	.0007	.0076	-.0001	-.0001	-.0002	-.0025	.0008	-.0010	.0075
#3	.0004	-.0166	-.0003	.0013	-.0016	.0032	.0003	-.0027	.0061

Elem	Sn1899	Sr4077	Ti3349	Tl1908	V_2924	W_2079	Zn2062	Zr3391
Units	ppm	ppm	ppm	ppm	ppm	ppm	ppm	ppm
Avg	**.0005**	**.0000**	**.0000**	**.0015**	**.0003**	**-.0005**	**-.0003**	**-.0001**
Stddev	.0005	.0001	.0003	.0004	.0002	.0023	.0001	.0004
%RSD	102.5	542.7	572.9	29.28	71.48	486.5	42.94	321.9
#1	.0002	.0002	-.0000	.0013	.0001	-.0032	-.0005	-.0006
#2	.0010	-.0000	-.0002	.0020	.0003	.0005	-.0003	.0002
#3	.0002	-.0001	.0003	.0012	.0006	.0012	-.0002	.0000

Zoom In Zoom Out

Sample Name: mp27315-mb1 Acquired: 7/8/2021 11:52:24 Type: Unk
Method: SGS 3 NO Valve(v174) Mode: CONC Corr. Factor: 1.000000
User: admin Custom ID1: Custom ID2: Custom ID3:
Comment:

Int. Std.	In2306	Y_3600	Y_3710	Y_2243
Units	Cts/S	Cts/S	Cts/S	Cts/S
Avg	**14787.**	**162190.**	**12912.**	**7792.6**
Stddev	62.	113.	42.	31.1
%RSD	.41785	.06961	.32357	.39884
#1	14731.	162090.	12941.	7757.4
#2	14778.	162310.	12864.	7804.1
#3	14853.	162170.	12931.	7816.3

Zoom In Zoom Out

Sample Name: mp27315-mb2 Acquired: 7/8/2021 11:57:13 Type: Unk
Method: SGS 3 NO Valve(v174) Mode: CONC Corr. Factor: 1.000000
User: admin Custom ID1: Custom ID2: Custom ID3:
Comment:

Elem	Ag3280	Al3961	As1890	B_2089	Ba4554	Be3130	Bi2230	Ca3179	Cd2288
Units	ppm	ppm	ppm	ppm	ppm	ppm	ppm	ppm	ppm
Avg	**.0002**	**.0051**	**-.0004**	**.0027**	**-.0001**	**.0000**	**-.0030**	**.0072**	**.0006**
Stddev	.0007	.0070	.0003	.0007	.0008	.0001	.0015	.0043	.0001
%RSD	352.9	137.3	71.44	26.06	937.8	666.5	48.15	59.28	16.46
#1	-.0000	.0013	-.0006	.0028	.0007	.0001	-.0039	.0120	.0007
#2	.0010	.0132	-.0001	.0020	-.0010	.0000	-.0038	.0038	.0005
#3	-.0004	.0008	-.0006	.0033	.0001	-.0001	-.0013	.0058	.0005

Elem	Ce4040	Co2286	Cr2677	Cu3247	Fe2599	K_7664	Li6707	Mg2790	Mn2576
Units	ppm	ppm	ppm	ppm	ppm	ppm	ppm	ppm	ppm
Avg	**-.0050**	**.0000**	**.0000**	**.0000**	**.0045**	**.0711**	**-.0005**	**.0063**	**.0001**
Stddev	.0045	.0002	.0002	.0008	.0011	.1077	.0027	.0217	.0000
%RSD	89.29	15300.	392.9	5343.	25.01	151.5	516.4	342.3	12.97
#1	-.0000	-.0001	.0002	-.0009	.0050	.1948	.0015	.0279	.0000
#2	-.0063	.0003	.0000	.0005	.0032	.0206	-.0035	.0066	.0001
#3	-.0087	-.0001	-.0001	.0005	.0052	-.0021	.0005	-.0155	.0001

Elem	Mo2020	Na5895	Ni2316	P_1774	Pb2203	S_1820	Sb2068	Se1960	Si2124
Units	ppm	ppm	ppm	ppm	ppm	ppm	ppm	ppm	ppm
Avg	**-.0001**	**.0116**	**.0000**	**-.0009**	**.0001**	**.0021**	**.0009**	**.0011**	**.0085**
Stddev	.0002	.0257	.0007	.0012	.0015	.0019	.0019	.0013	.0013
%RSD	211.1	220.8	6498.	146.1	2091.	88.34	212.5	116.8	15.62
#1	-.0003	.0297	-.0002	-.0004	.0006	.0034	.0029	.0024	.0076
#2	-.0001	-.0178	-.0006	.0001	-.0016	.0030	.0005	.0012	.0079
#3	.0001	.0231	.0008	-.0023	.0012	-.0000	-.0008	-.0002	.0100

Elem	Sn1899	Sr4077	Ti3349	Tl1908	V_2924	W_2079	Zn2062	Zr3391
Units	ppm	ppm	ppm	ppm	ppm	ppm	ppm	ppm
Avg	**.0009**	**.0002**	**.0003**	**.0008**	**-.0000**	**-.0008**	**.0043**	**-.0002**
Stddev	.0007	.0001	.0009	.0009	.0003	.0009	.0001	.0002
%RSD	70.21	49.75	249.8	120.8	1100.	114.7	2.965	93.22
#1	.0016	.0002	.0013	.0011	-.0001	.0003	.0041	-.0002
#2	.0002	.0003	-.0002	.0015	-.0003	-.0013	.0043	-.0000
#3	.0010	.0001	-.0001	-.0003	.0003	-.0015	.0044	-.0005

Zoom In Zoom Out

Sample Name: mp27315-mb2 Acquired: 7/8/2021 11:57:13 Type: Unk
Method: SGS 3 NO Valve(v174) Mode: CONC Corr. Factor: 1.000000
User: admin Custom ID1: Custom ID2: Custom ID3:
Comment:

Int. Std.	In2306	Y_3600	Y_3710	Y_2243
Units	Cts/S	Cts/S	Cts/S	Cts/S
Avg	**14941.**	**164690.**	**12985.**	**7894.4**
Stddev	42.	262.	12.	32.7
%RSD	.28122	.15900	.09179	.41373
#1	14957.	164990.	12998.	7901.7
#2	14974.	164540.	12975.	7922.8
#3	14894.	164540.	12982.	7858.7

Zoom In Zoom Out

Sample Name: mp27315-b1 Acquired: 7/8/2021 12:02:03 Type: Unk
Method: SGS 3 NO Valve(v174) Mode: CONC Corr. Factor: 1.000000
User: admin Custom ID1: Custom ID2: Custom ID3:
Comment:

Elem	Ag3280	Al3961	As1890	B_2089	Ba4554	Be3130	Bi2230	Ca3179
Units	ppm	ppm	ppm	ppm	ppm	ppm	ppm	ppm
Avg	**.2308**	**24.60**	**1.808**	**1.820**	**1.827**	**1.820**	**-.0144**	**24.81**
Stddev	.0005	.06	.002	.001	.006	.007	.0006	.05
%RSD	.2083	.2592	.1036	.0362	.3583	.3833	4.257	.1820
#1	.2314	24.52	1.810	1.819	1.819	1.812	-.0146	24.77
#2	.2307	24.64	1.806	1.820	1.832	1.825	-.0149	24.82
#3	.2305	24.63	1.808	1.820	1.829	1.823	-.0137	24.85

Elem	Cd2288	Ce4040	Co2286	Cr2677	Cu3247	Fe2599	K_7664	Li6707
Units	ppm	ppm	ppm	ppm	ppm	ppm	ppm	ppm
Avg	**1.813**	**.0426**	**1.820**	**1.819**	**1.834**	**25.00**	**24.44**	**.0024**
Stddev	.001	.0048	.001	.003	.003	.10	.05	.0015
%RSD	.0691	11.37	.0338	.1501	.1709	.3896	.2196	60.99
#1	1.811	.0454	1.820	1.821	1.837	24.89	24.39	.0008
#2	1.814	.0454	1.821	1.816	1.831	25.09	24.50	.0036
#3	1.813	.0370	1.820	1.820	1.835	25.00	24.44	.0028

Elem	Mg2790	Mn2576	Mo2020	Na5895	Ni2316	P_1774	Pb2203	S_1820
Units	ppm	ppm	ppm	ppm	ppm	ppm	ppm	ppm
Avg	**25.06**	**1.842**	**1.849**	**25.00**	**1.820**	**1.776**	**1.818**	F **-.0865**
Stddev	.04	.007	.001	.09	.001	.001	.003	.0012
%RSD	.1558	.3625	.0295	.3782	.0298	.0751	.1435	1.384
#1	25.02	1.839	1.849	24.92	1.820	1.777	1.821	-.0879
#2	25.10	1.837	1.849	25.10	1.820	1.775	1.817	-.0858
#3	25.04	1.850	1.850	24.97	1.819	1.777	1.817	-.0858

Elem	Sb2068	Se1960	Si2124	Sn1899	Sr4077	Ti3349	Tl1908	V_2924
Units	ppm	ppm	ppm	ppm	ppm	ppm	ppm	ppm
Avg	**1.831**	**1.798**	**-.0069**	**1.867**	**1.826**	**1.841**	**1.884**	**1.821**
Stddev	.001	.001	.0020	.003	.004	.003	.002	.003
%RSD	.0633	.0492	28.75	.1347	.2463	.1793	.1077	.1376
#1	1.831	1.798	-.0086	1.864	1.821	1.844	1.882	1.823
#2	1.831	1.797	-.0047	1.869	1.830	1.840	1.885	1.821
#3	1.829	1.799	-.0074	1.866	1.826	1.838	1.886	1.818

Zoom In Zoom Out

Sample Name: mp27315-b1 Acquired: 7/8/2021 12:02:03 Type: Unk
Method: SGS 3 NO Valve(v174) Mode: CONC Corr. Factor: 1.000000
User: admin Custom ID1: Custom ID2: Custom ID3:
Comment:

Elem	W_2079	Zn2062	Zr3391
Units	ppm	ppm	ppm
Avg	**1.768**	**1.820**	**1.839**
Stddev	.003	.001	.004
%RSD	.1848	.0707	.2214
#1	1.765	1.820	1.842
#2	1.770	1.818	1.841
#3	1.770	1.821	1.835

Int. Std.	In2306	Y_3600	Y_3710	Y_2243
Units	Cts/S	Cts/S	Cts/S	Cts/S
Avg	**13901.**	**156650.**	**12822.**	**7558.8**
Stddev	24.	707.	77.	19.1
%RSD	.17084	.45131	.60115	.25329
#1	13893.	156010.	12878.	7559.3
#2	13928.	157410.	12734.	7577.6
#3	13882.	156550.	12854.	7539.3

Zoom In Zoom Out

Sample Name: mp27315-b2 Acquired: 7/8/2021 12:06:55 Type: Unk
Method: SGS 3 NO Valve(v174) Mode: CONC Corr. Factor: 1.000000
User: admin Custom ID1: Custom ID2: Custom ID3:
Comment:

Elem	Ag3280	Al3961	As1890	B_2089	Ba4554	Be3130	Bi2230	Ca3179
Units	ppm	ppm	ppm	ppm	ppm	ppm	ppm	ppm
Avg	**.2249**	**23.79**	**1.775**	**1.819**	**1.857**	**1.847**	**-.0121**	**23.98**
Stddev	.0000	.04	.000	.003	.003	.003	.0015	.04
%RSD	.0181	.1657	.0233	.1375	.1575	.1527	12.59	.1754
#1	.2249	23.81	1.775	1.817	1.859	1.849	-.0129	24.01
#2	.2249	23.74	1.776	1.819	1.854	1.844	-.0103	23.93
#3	.2249	23.80	1.775	1.822	1.859	1.848	-.0131	24.00

Elem	Cd2288	Ce4040	Co2286	Cr2677	Cu3247	Fe2599	K_7664	Li6707
Units	ppm	ppm	ppm	ppm	ppm	ppm	ppm	ppm
Avg	**1.833**	**.0429**	**1.851**	**1.846**	**1.859**	**24.14**	**23.56**	**.0044**
Stddev	.001	.0065	.002	.001	.003	.03	.02	.0026
%RSD	.0641	15.18	.0970	.0716	.1828	.1068	.0828	58.04
#1	1.832	.0368	1.849	1.844	1.856	24.15	23.56	.0021
#2	1.834	.0421	1.853	1.846	1.863	24.11	23.54	.0072
#3	1.833	.0498	1.852	1.847	1.859	24.16	23.58	.0039

Elem	Mg2790	Mn2576	Mo2020	Na5895	Ni2316	P_1774	Pb2203	S_1820
Units	ppm	ppm	ppm	ppm	ppm	ppm	ppm	ppm
Avg	**24.08**	**1.875**	**1.828**	**24.17**	**1.849**	**1.797**	**1.847**	F **-.0823**
Stddev	.05	.009	.002	.05	.001	.002	.001	.0007
%RSD	.2002	.4971	.0922	.1867	.0403	.1107	.0779	.9100
#1	24.10	1.885	1.826	24.18	1.849	1.795	1.845	-.0831
#2	24.02	1.873	1.828	24.12	1.850	1.799	1.848	-.0819
#3	24.11	1.867	1.830	24.21	1.850	1.798	1.848	-.0818

Elem	Sb2068	Se1960	Si2124	Sn1899	Sr4077	Ti3349	Tl1908	V_2924
Units	ppm	ppm	ppm	ppm	ppm	ppm	ppm	ppm
Avg	**1.806**	**1.817**	**-.0086**	**1.839**	**1.851**	**1.818**	**1.911**	**1.844**
Stddev	.002	.002	.0012	.003	.002	.002	.002	.002
%RSD	.1156	.1348	13.37	.1379	.0824	.1308	.0931	.0901
#1	1.806	1.817	-.0096	1.837	1.850	1.816	1.910	1.843
#2	1.808	1.820	-.0090	1.840	1.849	1.820	1.913	1.844
#3	1.804	1.815	-.0074	1.842	1.852	1.817	1.910	1.846

Zoom In Zoom Out

Sample Name: mp27315-b2 Acquired: 7/8/2021 12:06:55 Type: Unk
Method: SGS 3 NO Valve(v174) Mode: CONC Corr. Factor: 1.000000
User: admin Custom ID1: Custom ID2: Custom ID3:
Comment:

Elem	W_2079	Zn2062	Zr3391
Units	ppm	ppm	ppm
Avg	**1.740**	**1.855**	**1.812**
Stddev	.002	.002	.001
%RSD	.0897	.1016	.0709
#1	1.738	1.853	1.811
#2	1.740	1.856	1.813
#3	1.741	1.856	1.813

Int. Std.	In2306	Y_3600	Y_3710	Y_2243
Units	Cts/S	Cts/S	Cts/S	Cts/S
Avg	**14041.**	**158760.**	**12885.**	**7646.6**
Stddev	18.	104.	5.	13.2
%RSD	.12874	.06536	.03795	.17323
#1	14052.	158720.	12879.	7658.2
#2	14050.	158880.	12886.	7649.4
#3	14020.	158690.	12889.	7632.2

Zoom In Zoom Out

Sample Name: mp27315-s1 Acquired: 7/8/2021 12:11:44 Type: Unk
Method: SGS 3 NO Valve(v174) Mode: CONC Corr. Factor: 1.000000
User: admin Custom ID1: Custom ID2: Custom ID3:
Comment:

Elem	Ag3280	Al3961	As1890	B_2089	Ba4554	Be3130	Bi2230	Ca3179	Cd2288
Units	ppm	ppm	ppm	ppm	ppm	ppm	ppm	ppm	ppm
Avg	**.2426**	**24.82**	**1.901**	**2.794**	**1.921**	**1.840**	**-.0101**	**126.8**	**1.836**
Stddev	.0008	.07	.003	.004	.007	.007	.0037	.3	.001
%RSD	.3308	.2786	.1318	.1462	.3724	.3862	36.71	.2564	.0770
#1	.2418	24.77	1.904	2.798	1.918	1.837	-.0058	126.7	1.838
#2	.2427	24.78	1.900	2.791	1.916	1.835	-.0119	126.6	1.835
#3	.2434	24.90	1.900	2.792	1.929	1.848	-.0125	127.2	1.836

Elem	Ce4040	Co2286	Cr2677	Cu3247	Fe2599	K_7664	Li6707	Mg2790	Mn2576
Units	ppm	ppm	ppm	ppm	ppm	ppm	ppm	ppm	ppm
Avg	**.0510**	**1.875**	**1.808**	**1.760**	**25.37**	**62.34**	**.0351**	**93.42**	**2.249**
Stddev	.0028	.001	.002	.002	.12	.24	.0028	.20	.022
%RSD	5.529	.0631	.1198	.0869	.4849	.3814	7.993	.2181	.9891
#1	.0540	1.875	1.808	1.758	25.26	62.15	.0335	93.33	2.267
#2	.0484	1.874	1.810	1.761	25.36	62.25	.0333	93.28	2.224
#3	.0506	1.877	1.806	1.761	25.50	62.61	.0383	93.65	2.255

Elem	Mo2020	Na5895	Ni2316	P_1774	Pb2203	S_1820	Sb2068	Se1960	Si2124
Units	ppm	ppm	ppm	ppm	ppm	ppm	ppm	ppm	ppm
Avg	**1.865**	F **726.4**	**1.882**	**2.358**	**1.837**	**44.36**	**1.852**	**1.862**	**9.145**
Stddev	.002	9.4	.001	.003	.002	.07	.008	.004	.009
%RSD	.1071	1.288	.0472	.1297	.1117	.1676	.4182	.1927	.1024
#1	1.866	735.2	1.883	2.362	1.835	44.44	1.856	1.863	9.156
#2	1.862	716.6	1.881	2.356	1.836	44.29	1.857	1.858	9.138
#3	1.865	727.4	1.883	2.357	1.839	44.36	1.843	1.865	9.141

Elem	Sn1899	Sr4077	Ti3349	Tl1908	V_2924	W_2079	Zn2062	Zr3391
Units	ppm	ppm	ppm	ppm	ppm	ppm	ppm	ppm
Avg	**1.821**	**2.768**	**1.840**	**1.820**	**1.831**	**1.798**	**1.945**	**1.863**
Stddev	.003	.004	.002	.003	.001	.004	.003	.002
%RSD	.1582	.1427	.1154	.1535	.0276	.2202	.1263	.0928
#1	1.824	2.768	1.838	1.820	1.831	1.802	1.948	1.863
#2	1.821	2.765	1.842	1.816	1.832	1.794	1.944	1.865
#3	1.818	2.773	1.840	1.822	1.831	1.799	1.944	1.861

Zoom In Zoom Out

Sample Name: mp27315-s1 Acquired: 7/8/2021 12:11:44 Type: Unk
Method: SGS 3 NO Valve(v174) Mode: CONC Corr. Factor: 1.000000
User: admin Custom ID1: Custom ID2: Custom ID3:
Comment:

Int. Std.	In2306	Y_3600	Y_3710	Y_2243
Units	Cts/S	Cts/S	Cts/S	Cts/S
Avg	**12320.**	**145760.**	**12862.**	**7033.8**
Stddev	49.	288.	35.	39.4
%RSD	.40099	.19726	.27136	.55985
#1	12279.	145570.	12898.	6999.4
#2	12307.	146100.	12859.	7025.3
#3	12375.	145630.	12829.	7076.7

Zoom In Zoom Out

Sample Name: mp27315-s2 Acquired: 7/8/2021 12:16:40 Type: Unk
Method: SGS 3 NO Valve(v174) Mode: CONC Corr. Factor: 1.000000
User: admin Custom ID1: Custom ID2: Custom ID3:
Comment:

Elem	Ag3280	Al3961	As1890	B_2089	Ba4554	Be3130	Bi2230	Ca3179	Cd2288
Units	ppm	ppm	ppm	ppm	ppm	ppm	ppm	ppm	ppm
Avg	**.2391**	**24.33**	**1.879**	**2.932**	**1.887**	**1.805**	**-.0126**	**126.0**	**1.807**
Stddev	.0006	.02	.001	.003	.003	.003	.0026	.0	.001
%RSD	.2547	.0938	.0547	.1095	.1770	.1740	20.77	.0384	.0677
#1	.2384	24.32	1.879	2.936	1.890	1.808	-.0114	126.0	1.808
#2	.2393	24.31	1.880	2.931	1.888	1.806	-.0108	126.0	1.806
#3	.2396	24.36	1.878	2.929	1.884	1.802	-.0156	125.9	1.806

Elem	Ce4040	Co2286	Cr2677	Cu3247	Fe2599	K_7664	Li6707	Mg2790	Mn2576
Units	ppm	ppm	ppm	ppm	ppm	ppm	ppm	ppm	ppm
Avg	**.0514**	**1.845**	**1.780**	**1.732**	**24.88**	**62.03**	**.0381**	**92.65**	**2.238**
Stddev	.0041	.001	.003	.002	.01	.07	.0011	.17	.004
%RSD	7.953	.0466	.1932	.1365	.0365	.1114	2.862	.1798	.1669
#1	.0544	1.845	1.781	1.732	24.87	61.98	.0374	92.54	2.242
#2	.0467	1.845	1.783	1.735	24.89	62.11	.0376	92.84	2.238
#3	.0530	1.846	1.776	1.731	24.88	62.01	.0394	92.57	2.235

Elem	Mo2020	Na5895	Ni2316	P_1774	Pb2203	S_1820	Sb2068	Se1960	Si2124
Units	ppm	ppm	ppm	ppm	ppm	ppm	ppm	ppm	ppm
Avg	**1.877**	F **733.9**	**1.853**	**2.327**	**1.808**	**44.19**	**1.831**	**1.835**	**9.114**
Stddev	.002	5.0	.001	.002	.002	.06	.004	.005	.011
%RSD	.1011	.6791	.0426	.0846	.0913	.1361	.1935	.2636	.1213
#1	1.879	738.6	1.853	2.328	1.807	44.24	1.834	1.840	9.126
#2	1.877	734.3	1.852	2.328	1.810	44.20	1.827	1.830	9.110
#3	1.876	728.7	1.854	2.325	1.808	44.12	1.831	1.834	9.105

Elem	Sn1899	Sr4077	Ti3349	Tl1908	V_2924	W_2079	Zn2062	Zr3391
Units	ppm	ppm	ppm	ppm	ppm	ppm	ppm	ppm
Avg	**1.791**	**2.732**	**1.811**	**1.787**	**1.802**	**1.770**	**1.918**	**1.836**
Stddev	.003	.001	.002	.001	.002	.005	.002	.002
%RSD	.1467	.0239	.0923	.0758	.1179	.3107	.1170	.1065
#1	1.794	2.732	1.813	1.788	1.801	1.776	1.921	1.834
#2	1.788	2.732	1.810	1.786	1.801	1.771	1.917	1.837
#3	1.791	2.731	1.810	1.788	1.805	1.765	1.917	1.838

Zoom In Zoom Out

Sample Name: mp27315-s2 Acquired: 7/8/2021 12:16:40 Type: Unk
Method: SGS 3 NO Valve(v174) Mode: CONC Corr. Factor: 1.000000
User: admin Custom ID1: Custom ID2: Custom ID3:
Comment:

Int. Std.	In2306	Y_3600	Y_3710	Y_2243
Units	Cts/S	Cts/S	Cts/S	Cts/S
Avg	**12403.**	**146710.**	**12874.**	**7089.5**
Stddev	13.	666.	32.	12.1
%RSD	.10823	.45408	.25038	.17013
#1	12402.	146040.	12901.	7078.3
#2	12416.	146730.	12838.	7102.3
#3	12390.	147370.	12881.	7087.8

Zoom In Zoom Out

Sample Name: mp27315-d1 Acquired: 7/8/2021 12:21:35 Type: Unk
Method: SGS 3 NO Valve(v174) Mode: CONC Corr. Factor: 1.000000
User: admin Custom ID1: Custom ID2: Custom ID3:
Comment:

Elem	Ag3280	Al3961	As1890	B_2089	Ba4554	Be3130	Bi2230	Ca3179	Cd2288
Units	ppm	ppm	ppm	ppm	ppm	ppm	ppm	ppm	ppm
Avg	**.0063**	**.0345**	**.0193**	**.9444**	**.0962**	**.0004**	**-.0009**	**103.5**	**.0003**
Stddev	.0005	.0215	.0015	.0056	.0004	.0001	.0020	.1	.0001
%RSD	7.252	62.50	7.985	.5902	.4577	25.16	225.4	.1267	38.33
#1	.0067	.0540	.0209	.9472	.0967	.0003	-.0032	103.6	.0002
#2	.0064	.0113	.0191	.9380	.0960	.0003	.0001	103.6	.0004
#3	.0058	.0381	.0179	.9481	.0958	.0005	.0004	103.4	.0004

Elem	Ce4040	Co2286	Cr2677	Cu3247	Fe2599	K_7664	Li6707	Mg2790	Mn2576
Units	ppm	ppm	ppm	ppm	ppm	ppm	ppm	ppm	ppm
Avg	**.0060**	**.0006**	**.0014**	**.0024**	**.3459**	**36.99**	**.0340**	**69.91**	**.4206**
Stddev	.0035	.0001	.0003	.0005	.0010	.01	.0033	.13	.0097
%RSD	58.70	15.68	20.23	19.52	.3016	.0406	9.710	.1876	2.312
#1	.0063	.0006	.0012	.0020	.3447	37.01	.0333	69.99	.4122
#2	.0024	.0007	.0012	.0029	.3464	36.98	.0376	69.98	.4185
#3	.0094	.0005	.0017	.0022	.3466	36.99	.0311	69.76	.4313

Elem	Mo2020	Na5895	Ni2316	P_1774	Pb2203	S_1820	Sb2068	Se1960	Si2124
Units	ppm	ppm	ppm	ppm	ppm	ppm	ppm	ppm	ppm
Avg	**.0116**	F **712.8**	**.0029**	**.4912**	**.0001**	**43.47**	**.0029**	**-.0013**	**8.860**
Stddev	.0002	1.7	.0004	.0004	.0010	.19	.0026	.0016	.049
%RSD	2.128	.2411	12.37	.0755	1387.	.4355	88.44	125.4	.5476
#1	.0115	711.8	.0028	.4912	-.0001	43.56	.0055	.0005	8.878
#2	.0119	711.9	.0026	.4909	.0012	43.26	.0004	-.0026	8.805
#3	.0115	714.8	.0033	.4916	-.0008	43.61	.0028	-.0017	8.897

Elem	Sn1899	Sr4077	Ti3349	Tl1908	V_2924	W_2079	Zn2062	Zr3391
Units	ppm	ppm	ppm	ppm	ppm	ppm	ppm	ppm
Avg	**-.0014**	**.9474**	**-.0005**	**.0069**	**.0021**	**.0016**	**.1184**	**.0003**
Stddev	.0002	.0009	.0003	.0005	.0003	.0008	.0006	.0001
%RSD	15.35	.0989	64.29	7.586	15.74	49.72	.4705	31.18
#1	-.0013	.9482	-.0006	.0070	.0021	.0022	.1185	.0003
#2	-.0013	.9476	-.0009	.0064	.0017	.0018	.1178	.0004
#3	-.0017	.9464	-.0002	.0074	.0024	.0007	.1189	.0002

Zoom In Zoom Out

Sample Name: mp27315-d1 Acquired: 7/8/2021 12:21:35 Type: Unk
Method: SGS 3 NO Valve(v174) Mode: CONC Corr. Factor: 1.000000
User: admin Custom ID1: Custom ID2: Custom ID3:
Comment:

Int. Std.	ln2306	Y_3600	Y_3710	Y_2243
Units	Cts/S	Cts/S	Cts/S	Cts/S
Avg	**12752.**	**149150.**	**12771.**	**7319.7**
Stddev	54.	2783.	49.	39.1
%RSD	.42703	1.8658	.38260	.53377
#1	12780.	151580.	12741.	7337.5
#2	12787.	149760.	12828.	7346.8
#3	12689.	146120.	12745.	7274.9

Zoom In Zoom Out

Sample Name: jd27554-1 Acquired: 7/8/2021 12:26:27 Type: Unk
Method: SGS 3 NO Valve(v174) Mode: CONC Corr. Factor: 1.000000
User: admin Custom ID1: Custom ID2: Custom ID3:
Comment:

Elem	Ag3280	Al3961	As1890	B_2089	Ba4554	Be3130	Bi2230	Ca3179	Cd2288
Units	ppm	ppm	ppm	ppm	ppm	ppm	ppm	ppm	ppm
Avg	**.0071**	**.0408**	**.0206**	**.9766**	**.0957**	**.0003**	**-.0016**	**102.9**	**.0003**
Stddev	.0001	.0191	.0001	.0008	.0010	.0001	.0016	.2	.0002
%RSD	1.623	46.72	.3975	.0843	1.073	17.54	100.7	.1959	45.80
#1	.0070	.0258	.0205	.9771	.0965	.0003	.0002	103.1	.0005
#2	.0070	.0345	.0206	.9756	.0959	.0003	-.0028	102.8	.0002
#3	.0072	.0623	.0206	.9770	.0945	.0004	-.0022	102.7	.0003

Elem	Ce4040	Co2286	Cr2677	Cu3247	Fe2599	K_7664	Li6707	Mg2790	Mn2576
Units	ppm	ppm	ppm	ppm	ppm	ppm	ppm	ppm	ppm
Avg	**.0057**	**.0005**	**.0017**	**.0030**	**.3443**	**36.96**	**.0323**	**69.32**	**.4292**
Stddev	.0058	.0004	.0005	.0003	.0037	.03	.0023	.19	.0001
%RSD	101.7	90.66	32.11	9.219	1.088	.0678	7.049	.2793	.0244
#1	.0018	.0001	.0023	.0029	.3443	36.96	.0331	69.53	.4293
#2	.0124	.0010	.0013	.0033	.3405	36.98	.0340	69.15	.4291
#3	.0030	.0004	.0015	.0029	.3480	36.93	.0297	69.28	.4291

Elem	Mo2020	Na5895	Ni2316	P_1774	Pb2203	S_1820	Sb2068	Se1960	Si2124
Units	ppm	ppm	ppm	ppm	ppm	ppm	ppm	ppm	ppm
Avg	**.0116**	F **715.0**	**.0028**	**.5079**	**.0007**	**44.83**	**.0021**	**.0002**	**9.120**
Stddev	.0003	5.9	.0007	.0013	.0005	.10	.0017	.0013	.002
%RSD	2.264	.8205	24.89	.2498	80.37	.2339	82.41	621.9	.0243
#1	.0119	712.7	.0033	.5077	.0006	44.82	.0021	-.0012	9.123
#2	.0116	710.7	.0020	.5093	.0012	44.94	.0003	.0013	9.119
#3	.0114	721.7	.0032	.5068	.0002	44.73	.0038	.0005	9.118

Elem	Sn1899	Sr4077	Ti3349	Tl1908	V_2924	W_2079	Zn2062	Zr3391
Units	ppm	ppm	ppm	ppm	ppm	ppm	ppm	ppm
Avg	**-.0013**	**.9413**	**-.0004**	**.0020**	**.0021**	**.0021**	**.1223**	**.0003**
Stddev	.0002	.0010	.0000	.0011	.0003	.0011	.0003	.0004
%RSD	12.95	.1066	8.534	53.19	15.31	51.28	.2399	136.0
#1	-.0013	.9424	-.0005	.0030	.0024	.0033	.1224	.0007
#2	-.0012	.9412	-.0004	.0021	.0020	.0018	.1224	.0000
#3	-.0015	.9404	-.0005	.0009	.0018	.0012	.1219	.0001

Zoom In Zoom Out

Sample Name: jd27554-1 Acquired: 7/8/2021 12:26:27 Type: Unk
Method: SGS 3 NO Valve(v174) Mode: CONC Corr. Factor: 1.000000
User: admin Custom ID1: Custom ID2: Custom ID3:
Comment:

Int. Std.	ln2306	Y_3600	Y_3710	Y_2243
Units	Cts/S	Cts/S	Cts/S	Cts/S
Avg	**12545.**	**146470.**	**12787.**	**7176.0**
Stddev	31.	371.	41.	26.1
%RSD	.24621	.25322	.32162	.36407
#1	12512.	146820.	12820.	7146.0
#2	12573.	146080.	12801.	7189.1
#3	12551.	146490.	12741.	7193.1

Zoom In Zoom Out

Sample Name: mp27315-sd1 Acquired: 7/8/2021 12:31:18 Type: Unk
Method: SGS 3 NO Valve(v174) Mode: CONC Corr. Factor: 5.000000
User: admin Custom ID1: Custom ID2: Custom ID3:
Comment:

Elem	Ag3280	Al3961	As1890	B_2089	Ba4554	Be3130	Bi2230	Ca3179	Cd2288
Units	ppm	ppm	ppm	ppm	ppm	ppm	ppm	ppm	ppm
Avg	**.0067**	**.0439**	**.0222**	**1.010**	**.1005**	**-.0005**	**-.0133**	**105.0**	**.0012**
Stddev	.0023	.0645	.0094	.004	.0043	.0003	.0125	.1	.0010
%RSD	34.41	146.8	42.46	.4016	4.308	57.21	93.94	.1367	82.65
#1	.0071	.0893	.0303	1.005	.1054	-.0008	-.0218	104.9	.0003
#2	.0043	-.0299	.0119	1.012	.0992	-.0003	.0010	105.2	.0022
#3	.0088	.0722	.0244	1.012	.0970	-.0003	-.0191	105.0	.0010

Elem	Ce4040	Co2286	Cr2677	Cu3247	Fe2599	K_7664	Li6707	Mg2790	Mn2576
Units	ppm	ppm	ppm	ppm	ppm	ppm	ppm	ppm	ppm
Avg	**-.0105**	**.0013**	**.0014**	**.0018**	**.3520**	**36.18**	**.0411**	**71.57**	**.4338**
Stddev	.0259	.0012	.0010	.0022	.0350	.05	.0138	.22	.0006
%RSD	247.1	98.37	72.74	122.3	9.940	.1388	33.47	.3008	.1403
#1	-.0098	.0020	.0009	.0044	.3510	36.17	.0259	71.78	.4331
#2	-.0368	-.0002	.0026	.0005	.3875	36.14	.0449	71.35	.4338
#3	.0151	.0020	.0007	.0005	.3175	36.24	.0526	71.59	.4343

Elem	Mo2020	Na5895	Ni2316	P_1774	Pb2203	S_1820	Sb2068	Se1960	Si2124
Units	ppm	ppm	ppm	ppm	ppm	ppm	ppm	ppm	ppm
Avg	**.0094**	**819.2**	**.0007**	**.5067**	**-.0009**	**44.02**	**.0064**	**-.0037**	**9.241**
Stddev	.0009	5.2	.0018	.0041	.0026	.15	.0083	.0068	.040
%RSD	9.551	.6324	244.9	.8041	300.5	.3305	129.8	185.0	.4344
#1	.0097	813.2	.0021	.5029	.0021	43.87	-.0027	-.0039	9.197
#2	.0102	821.3	-.0013	.5110	-.0029	44.03	.0082	-.0104	9.249
#3	.0084	822.9	.0014	.5062	-.0018	44.16	.0137	.0032	9.276

Elem	Sn1899	Sr4077	Ti3349	Tl1908	V_2924	W_2079	Zn2062	Zr3391
Units	ppm	ppm	ppm	ppm	ppm	ppm	ppm	ppm
Avg	**-.0002**	**.9569**	**-.0031**	**.0097**	**.0014**	**-.0058**	**.1211**	**-.0009**
Stddev	.0014	.0011	.0012	.0079	.0005	.0058	.0005	.0004
%RSD	557.1	.1113	37.32	81.56	34.83	99.18	.3829	50.40
#1	-.0017	.9558	-.0022	.0039	.0009	-.0094	.1206	-.0013
#2	.0000	.9571	-.0027	.0187	.0014	-.0089	.1215	-.0010
#3	.0010	.9579	-.0044	.0064	.0018	.0008	.1211	-.0004

Zoom In Zoom Out

Sample Name: mp27315-sd1 Acquired: 7/8/2021 12:31:18 Type: Unk
Method: SGS 3 NO Valve(v174) Mode: CONC Corr. Factor: 5.000000
User: admin Custom ID1: Custom ID2: Custom ID3:
Comment:

Int. Std.	In2306	Y_3600	Y_3710	Y_2243
Units	Cts/S	Cts/S	Cts/S	Cts/S
Avg	13413.	153600.	12640.	7430.8
Stddev	10.	556.	98.	8.7
%RSD	.07205	.36173	.77687	.11764
#1	13402.	153540.	12538.	7431.4
#2	13414.	154190.	12648.	7421.8
#3	13421.	153080.	12733.	7439.2

Zoom In Zoom Out

Sample Name: ccv Acquired: 7/8/2021 12:36:13 Type: QC
Method: SGS 3 NO Valve(v174) Mode: CONC Corr. Factor: 1.000000
User: admin Custom ID1: Custom ID2: Custom ID3:
Comment:

Elem	Ag3280	Al3961	As1890	B_2089	Ba4554	Be3130	Bi2230	Ca3179	Cd2288
Units	ppm	ppm	ppm	ppm	ppm	ppm	ppm	ppm	ppm
Avg	.2510	39.48	2.004	2.015	2.008	1.994	2.028	39.85	2.003
Stddev	.0008	.10	.004	.005	.008	.007	.002	.13	.004
%RSD	.3098	.2606	.1750	.2484	.3858	.3458	.0830	.3240	.1838
#1	.2502	39.40	2.007	2.020	2.002	1.991	2.030	39.80	2.006
#2	.2509	39.60	2.004	2.014	2.017	2.002	2.027	40.00	2.003
#3	.2518	39.44	2.000	2.010	2.004	1.989	2.027	39.76	1.999
Check ?	Chk Pass	Chk Pass	Chk Pass	Chk Pass	Chk Pass	Chk Pass	Chk Pass	Chk Pass	Chk Pass
Value									
Range									

Elem	Ce4040	Co2286	Cr2677	Cu3247	Fe2599	K_7664	Li6707	Mg2790	Mn2576
Units	ppm	ppm	ppm	ppm	ppm	ppm	ppm	ppm	ppm
Avg	1.992	2.005	2.001	2.005	39.93	39.31	1.923	40.06	2.031
Stddev	.009	.002	.005	.006	.09	.11	.010	.04	.033
%RSD	.4320	.0914	.2690	.2982	.2317	.2865	.5126	.0974	1.604
#1	1.984	2.006	1.998	2.003	39.90	39.33	1.920	40.04	1.994
#2	2.001	2.007	2.007	2.011	40.03	39.42	1.934	40.10	2.053
#3	1.991	2.003	1.998	2.000	39.86	39.20	1.915	40.03	2.046
Check ?	Chk Pass	Chk Pass	Chk Pass	Chk Pass	Chk Pass	Chk Pass	Chk Pass	Chk Pass	Chk Pass
Value									
Range									

Elem	Mo2020	Na5895	Ni2316	P_1774	Pb2203	S_1820	Sb2068	Se1960	Si2124
Units	ppm	ppm	ppm	ppm	ppm	ppm	ppm	ppm	ppm
Avg	2.018	40.12	2.002	1.987	1.997	1.963	2.008	1.997	4.990
Stddev	.004	.13	.001	.004	.004	.004	.001	.006	.003
%RSD	.1779	.3217	.0448	.1804	.2000	.2075	.0607	.3181	.0582
#1	2.022	40.04	2.002	1.991	1.999	1.967	2.007	2.004	4.991
#2	2.016	40.27	2.001	1.984	1.992	1.959	2.010	1.994	4.992
#3	2.016	40.05	2.003	1.987	1.999	1.962	2.009	1.992	4.987
Check ?	Chk Pass	Chk Pass	Chk Pass	Chk Pass	Chk Pass	Chk Pass	Chk Pass	Chk Pass	Chk Pass
Value									
Range									

Zoom In Zoom Out

Sample Name: ccv Acquired: 7/8/2021 12:36:13 Type: QC
Method: SGS 3 NO Valve(v174) Mode: CONC Corr. Factor: 1.000000
User: admin Custom ID1: Custom ID2: Custom ID3:
Comment:

Elem	Sn1899	Sr4077	Ti3349	Tl1908	V_2924	W_2079	Zn2062	Zr3391
Units	ppm	ppm	ppm	ppm	ppm	ppm	ppm	ppm
Avg	2.035	2.007	2.010	2.044	1.997	1.971	2.010	2.017
Stddev	.004	.003	.004	.001	.004	.005	.004	.004
%RSD	.1818	.1552	.1945	.0315	.1779	.2666	.1746	.1889
#1	2.039	2.004	2.009	2.045	1.996	1.972	2.013	2.017
#2	2.033	2.010	2.015	2.045	2.001	1.975	2.009	2.021
#3	2.032	2.006	2.007	2.044	1.995	1.965	2.006	2.014
Check ?	Chk Pass	Chk Pass	Chk Pass	Chk Pass	Chk Pass	Chk Pass	Chk Pass	Chk Pass
Value								
Range								

Int. Std.	In2306	Y_3600	Y_3710	Y_2243
Units	Cts/S	Cts/S	Cts/S	Cts/S
Avg	13476.	152650.	12513.	7345.8
Stddev	20.	845.	58.	12.9
%RSD	.15041	.55364	.46196	.17501
#1	13494.	153610.	12558.	7352.3
#2	13454.	152020.	12533.	7330.9
#3	13480.	152340.	12448.	7354.0

Zoom In Zoom Out

Sample Name: ccb Acquired: 7/8/2021 12:41:05 Type: QC
Method: SGS 3 NO Valve(v174) Mode: CONC Corr. Factor: 1.000000
User: admin Custom ID1: Custom ID2: Custom ID3:
Comment:

Elem	Ag3280	Al3961	As1890	B_2089	Ba4554	Be3130	Bi2230	Ca3179	Cd2288
Units	ppm	ppm	ppm	ppm	ppm	ppm	ppm	ppm	ppm
Avg	.0005	.0252	.0016	.0022	.0002	.0001	-.0015	.0069	.0004
Stddev	.0002	.0224	.0005	.0004	.0009	.0000	.0018	.0023	.0001
%RSD	34.94	89.19	29.14	20.20	423.5	5.552	124.3	33.95	19.19
#1	.0003	.0135	.0015	.0025	.0013	.0001	.0004	.0054	.0005
#2	.0005	.0110	.0021	.0017	-.0004	.0001	-.0016	.0096	.0003
#3	.0006	.0510	.0012	.0024	-.0002	.0001	-.0032	.0056	.0004
Check ?	Chk Pass	Chk Pass	Chk Pass	Chk Pass	Chk Pass	Chk Pass	Chk Pass	Chk Pass	Chk Pass
High Limit									
Low Limit									

Elem	Ce4040	Co2286	Cr2677	Cu3247	Fe2599	K_7664	Li6707	Mg2790	Mn2576
Units	ppm	ppm	ppm	ppm	ppm	ppm	ppm	ppm	ppm
Avg	.0001	.0003	.0000	.0004	.0042	.1752	.0015	.0056	.0003
Stddev	.0057	.0002	.0001	.0004	.0016	.0375	.0027	.0507	.0001
%RSD	11320.	78.33	279.2	95.23	37.52	21.42	186.3	902.8	18.16
#1	-.0054	.0005	.0001	.0005	.0035	.1454	.0044	.0628	.0002
#2	-.0005	.0002	-.0001	-.0000	.0032	.2173	.0010	-.0341	.0004
#3	.0060	.0001	.0001	.0008	.0061	.1628	-.0010	-.0118	.0003
Check ?	Chk Pass	Chk Pass	Chk Pass	Chk Pass	Chk Pass	Chk Pass	Chk Pass	Chk Pass	Chk Pass
High Limit									
Low Limit									

Elem	Mo2020	Na5895	Ni2316	P_1774	Pb2203	S_1820	Sb2068	Se1960	Si2124
Units	ppm	ppm	ppm	ppm	ppm	ppm	ppm	ppm	ppm
Avg	.0004	.2594	-.0001	-.0006	-.0000	.0006	-.0004	.0009	-.0001
Stddev	.0001	.0264	.0001	.0007	.0008	.0013	.0013	.0006	.0005
%RSD	32.57	10.18	230.6	112.3	2090.	230.5	316.1	68.61	724.1
#1	.0006	.2774	.0001	.0002	-.0005	.0020	.0000	.0010	-.0004
#2	.0005	.2718	-.0001	-.0012	-.0005	-.0005	.0006	.0015	-.0003
#3	.0003	.2291	-.0002	-.0009	.0008	.0001	-.0019	.0003	.0005
Check ?	Chk Pass	Chk Pass	Chk Pass	Chk Pass	Chk Pass	Chk Pass	Chk Pass	Chk Pass	Chk Pass
High Limit									
Low Limit									

Zoom In Zoom Out

Sample Name: ccb Acquired: 7/8/2021 12:41:05 Type: QC
Method: SGS 3 NO Valve(v174) Mode: CONC Corr. Factor: 1.000000
User: admin Custom ID1: Custom ID2: Custom ID3:
Comment:

Elem	Sn1899	Sr4077	Ti3349	Tl1908	V_2924	W_2079	Zn2062	Zr3391
Units	ppm	ppm	ppm	ppm	ppm	ppm	ppm	ppm
Avg	**.0007**	**.0003**	**.0001**	F **.0047**	**.0003**	**.0003**	**.0004**	**.0000**
Stddev	.0005	.0002	.0004	.0003	.0004	.0011	.0001	.0001
%RSD	80.46	88.15	435.7	6.575	138.6	400.3	35.69	601.8
#1	.0005	.0001	.0005	.0047	-.0001	.0003	.0002	.0001
#2	.0002	.0002	-.0001	.0050	.0007	-.0008	.0005	-.0000
#3	.0013	.0005	-.0002	.0044	.0002	.0014	.0004	-.0001
Check ?	Chk Pass	Chk Pass	Chk Pass	Chk Fail	Chk Pass	Chk Pass	Chk Pass	Chk Pass
High Limit				.0020				
Low Limit				-.0020				

Int. Std.	In2306	Y_3600	Y_3710	Y_2243
Units	Cts/S	Cts/S	Cts/S	Cts/S
Avg	**14553.**	**160020.**	**12575.**	**7634.1**
Stddev	8.	445.	7.	8.4
%RSD	.05497	.27782	.05840	.11063
#1	14549.	159640.	12579.	7632.3
#2	14562.	160510.	12578.	7643.3
#3	14547.	159900.	12566.	7626.7

Zoom In Zoom Out

Sample Name: jd27538-1 Acquired: 7/8/2021 12:45:54 Type: Unk
Method: SGS 3 NO Valve(v174) Mode: CONC Corr. Factor: 1.000000
User: admin Custom ID1: Custom ID2: Custom ID3:
Comment:

Elem	Ag3280	Al3961	As1890	B_2089	Ba4554	Be3130	Bi2230	Ca3179
Units	ppm	ppm	ppm	ppm	ppm	ppm	ppm	ppm
Avg	**.6078**	**-.1506**	**.1074**	F **113.3**	**-.0006**	**-.0001**	**.0025**	**.0503**
Stddev	.0005	.0182	.0019	.1	.0005	.0000	.0017	.0039
%RSD	.0790	12.08	1.786	.0860	88.52	43.21	65.87	7.758
#1	.6076	-.1331	.1080	113.2	-.0012	-.0001	.0007	.0530
#2	.6084	-.1492	.1090	113.3	-.0001	-.0001	.0039	.0459
#3	.6075	-.1694	.1053	113.4	-.0005	-.0000	.0029	.0521

Elem	Cd2288	Ce4040	Co2286	Cr2677	Cu3247	Fe2599	K_7664	Li6707
Units	ppm	ppm	ppm	ppm	ppm	ppm	ppm	ppm
Avg	**.0015**	**-.0118**	**.0039**	W **-.0017**	**-.0055**	**.0175**	**36.12**	**.0140**
Stddev	.0002	.0044	.0003	.0004	.0002	.0019	.07	.0016
%RSD	12.26	37.36	7.251	22.16	4.347	10.70	.1840	11.09
#1	.0016	-.0087	.0036	-.0020	-.0053	.0156	36.10	.0125
#2	.0016	-.0168	.0039	-.0017	-.0055	.0194	36.07	.0140
#3	.0013	-.0098	.0042	-.0013	-.0058	.0177	36.20	.0156

Elem	Mg2790	Mn2576	Mo2020	Na5895	Ni2316	P_1774	Pb2203	S_1820
Units	ppm	ppm	ppm	ppm	ppm	ppm	ppm	ppm
Avg	**-.1559**	**.0012**	F **28.20**	F **313.6**	**.0023**	**4.030**	F **-.0308**	**8.242**
Stddev	.0125	.0001	.03	9.2	.0002	.008	.0002	.024
%RSD	8.017	7.013	.0905	2.925	7.506	.1935	.6611	.2963
#1	-.1535	.0011	28.18	318.1	.0024	4.030	-.0306	8.227
#2	-.1694	.0012	28.19	319.6	.0021	4.022	-.0307	8.229
#3	-.1447	.0013	28.23	303.0	.0022	4.038	-.0310	8.270

Elem	Sb2068	Se1960	Si2124	Sn1899	Sr4077	Ti3349	Tl1908	V_2924
Units	ppm	ppm	ppm	ppm	ppm	ppm	ppm	ppm
Avg	**.1772**	**.0428**	**.0601**	**.0218**	**.0002**	F **-.0129**	**.0161**	**-.0064**
Stddev	.0014	.0016	.0018	.0003	.0002	.0005	.0022	.0002
%RSD	.7908	3.698	2.994	1.469	67.88	3.522	13.48	2.846
#1	.1756	.0417	.0606	.0222	.0002	-.0127	.0184	-.0062
#2	.1783	.0446	.0581	.0216	.0004	-.0135	.0158	-.0065
#3	.1778	.0421	.0616	.0217	.0001	-.0127	.0140	-.0065

Zoom In Zoom Out

Sample Name: jd27538-1 Acquired: 7/8/2021 12:45:54 Type: Unk
Method: SGS 3 NO Valve(v174) Mode: CONC Corr. Factor: 1.000000
User: admin Custom ID1: Custom ID2: Custom ID3:
Comment:

Elem	W_2079	Zn2062	Zr3391
Units	ppm	ppm	ppm
Avg	**-.0098**	**.0864**	F **-.0125**
Stddev	.0002	.0001	.0006
%RSD	2.297	.1522	4.539
#1	-.0100	.0862	-.0119
#2	-.0096	.0863	-.0127
#3	-.0097	.0865	-.0130

Int. Std.	In2306	Y_3600	Y_3710	Y_2243
Units	Cts/S	Cts/S	Cts/S	Cts/S
Avg	**13565.**	**151160.**	**12501.**	**7146.1**
Stddev	20.	141.	46.	11.5
%RSD	.14707	.09345	.36986	.16050
#1	13587.	151050.	12450.	7158.6
#2	13560.	151320.	12540.	7143.8
#3	13549.	151120.	12513.	7136.0

Zoom In Zoom Out

Sample Name: jd27539-1 Acquired: 7/8/2021 12:50:46 Type: Unk
Method: SGS 3 NO Valve(v174) Mode: CONC Corr. Factor: 1.000000
User: admin Custom ID1: Custom ID2: Custom ID3:
Comment:

Elem	Ag3280	Al3961	As1890	B_2089	Ba4554	Be3130	Bi2230	Ca3179
Units	ppm	ppm	ppm	ppm	ppm	ppm	ppm	ppm
Avg	F **.7047**	**-.1710**	**.0911**	F **131.4**	**-.0001**	**-.0001**	**.0054**	**.0627**
Stddev	.0007	.0187	.0048	.1	.0003	.0001	.0026	.0036
%RSD	.1023	10.91	5.275	.0638	527.6	148.1	48.46	5.808
#1	.7040	-.1831	.0930	131.4	.0002	-.0000	.0043	.0657
#2	.7055	-.1495	.0947	131.5	-.0001	-.0001	.0083	.0587
#3	.7046	-.1804	.0856	131.3	-.0003	-.0000	.0035	.0638

Elem	Cd2288	Ce4040	Co2286	Cr2677	Cu3247	Fe2599	K_7664	Li6707
Units	ppm	ppm	ppm	ppm	ppm	ppm	ppm	ppm
Avg	**.0016**	**-.0085**	**.0051**	W **-.0027**	**-.0010**	**.2632**	**1.822**	**.0331**
Stddev	.0002	.0043	.0005	.0007	.0003	.0011	.004	.0027
%RSD	12.94	50.87	9.701	24.34	31.34	.4079	.2346	8.240
#1	.0014	-.0103	.0049	-.0035	-.0006	.2644	1.827	.0354
#2	.0017	-.0035	.0047	-.0024	-.0012	.2623	1.818	.0339
#3	.0018	-.0115	.0056	-.0023	-.0011	.2630	1.821	.0301

Elem	Mg2790	Mn2576	Mo2020	Na5895	Ni2316	P_1774	Pb2203	S_1820
Units	ppm	ppm	ppm	ppm	ppm	ppm	ppm	ppm
Avg	**-.1315**	**.0161**	F **31.92**	F **368.2**	**.0039**	**1.746**	F **-.0349**	**9.929**
Stddev	.0416	.0001	.02	4.6	.0003	.002	.0009	.009
%RSD	31.67	.6530	.0767	1.238	6.603	.1106	2.504	.0906
#1	-.1066	.0161	31.91	364.2	.0036	1.744	-.0359	9.926
#2	-.1082	.0160	31.95	373.1	.0040	1.747	-.0344	9.922
#3	-.1795	.0162	31.90	367.2	.0040	1.748	-.0344	9.939

Elem	Sb2068	Se1960	Si2124	Sn1899	Sr4077	Ti3349	Tl1908	V_2924
Units	ppm	ppm	ppm	ppm	ppm	ppm	ppm	ppm
Avg	**.2018**	**.0588**	**.1012**	**.0255**	**.0002**	F **-.0140**	**.0144**	**-.0078**
Stddev	.0008	.0018	.0013	.0002	.0005	.0003	.0012	.0003
%RSD	.3897	3.097	1.254	.8339	226.6	2.148	8.657	4.458
#1	.2009	.0571	.0997	.0255	.0006	-.0140	.0144	-.0082
#2	.2021	.0607	.1017	.0253	-.0004	-.0144	.0156	-.0079
#3	.2024	.0584	.1021	.0258	.0005	-.0138	.0131	-.0075

Zoom In Zoom Out

Sample Name: jd27539-1 Acquired: 7/8/2021 12:50:46 Type: Unk
Method: SGS 3 NO Valve(v174) Mode: CONC Corr. Factor: 1.000000
User: admin Custom ID1: Custom ID2: Custom ID3:
Comment:

Elem	W_2079	Zn2062	Zr3391
Units	ppm	ppm	ppm
Avg	**-.0129**	**.0034**	F **-.0149**
Stddev	.0003	.0001	.0001
%RSD	1.980	3.149	.7016
#1	-.0132	.0035	-.0150
#2	-.0129	.0034	-.0148
#3	-.0127	.0033	-.0149

Int. Std.	In2306	Y_3600	Y_3710	Y_2243
Units	Cts/S	Cts/S	Cts/S	Cts/S
Avg	**13396.**	**147580.**	**12099.**	**6957.9**
Stddev	20.	688.	55.	6.9
%RSD	.14750	.46594	.45612	.09917
#1	13398.	147940.	12162.	6961.1
#2	13376.	148010.	12077.	6950.0
#3	13416.	146780.	12059.	6962.7

Zoom In Zoom Out

Sample Name: mp27313-mb1conf Acquired: 7/8/2021 12:55:37 Type: Unk
Method: SGS 3 NO Valve(v174) Mode: CONC Corr. Factor: 1.000000
User: admin Custom ID1: Custom ID2: Custom ID3:
Comment:

Elem	Ag3280	Al3961	As1890	B_2089	Ba4554	Be3130	Bi2230	Ca3179	Cd2288
Units	ppm	ppm	ppm	ppm	ppm	ppm	ppm	ppm	ppm
Avg	**.0009**	**.0295**	**.0022**	**.1249**	**-.0000**	**-.0000**	**-.0009**	**.0748**	**.0002**
Stddev	.0008	.0195	.0009	.0077	.0006	.0003	.0021	.0071	.0002
%RSD	96.12	66.07	39.66	6.128	1693.	731.0	229.1	9.464	96.05
#1	-.0000	.0511	.0031	.1322	-.0005	.0001	-.0030	.0809	.0000
#2	.0010	.0131	.0022	.1255	-.0001	-.0003	-.0008	.0765	.0005
#3	.0016	.0243	.0014	.1169	.0006	.0001	.0011	.0671	.0002

Elem	Ce4040	Co2286	Cr2677	Cu3247	Fe2599	K_7664	Li6707	Mg2790	Mn2576
Units	ppm	ppm	ppm	ppm	ppm	ppm	ppm	ppm	ppm
Avg	**.0024**	**.0001**	**.0007**	**.0039**	**.0176**	**.2108**	**.0042**	**.0167**	**.0005**
Stddev	.0053	.0003	.0005	.0002	.0035	.1294	.0023	.0251	.0000
%RSD	222.2	381.1	69.29	5.706	20.09	61.37	54.51	149.9	8.874
#1	-.0010	-.0002	.0002	.0037	.0144	.3331	.0058	-.0024	.0005
#2	.0086	.0001	.0007	.0042	.0214	.2241	.0051	.0451	.0006
#3	-.0003	.0004	.0011	.0039	.0171	.0753	.0016	.0074	.0005

Elem	Mo2020	Na5895	Ni2316	P_1774	Pb2203	S_1820	Sb2068	Se1960	Si2124
Units	ppm	ppm	ppm	ppm	ppm	ppm	ppm	ppm	ppm
Avg	**.0021**	**.3945**	**.0004**	**.0182**	**.0001**	**.0141**	**-.0000**	**.0025**	**.0068**
Stddev	.0001	.0059	.0001	.0002	.0005	.0027	.0015	.0015	.0002
%RSD	5.767	1.488	34.62	1.184	771.9	19.10	15980.	61.19	3.389
#1	.0021	.3994	.0006	.0182	.0007	.0160	-.0012	.0008	.0065
#2	.0022	.3962	.0003	.0185	-.0003	.0153	.0016	.0029	.0070
#3	.0020	.3880	.0004	.0180	-.0002	.0110	-.0005	.0038	.0068

Elem	Sn1899	Sr4077	Ti3349	Tl1908	V_2924	W_2079	Zn2062	Zr3391
Units	ppm	ppm	ppm	ppm	ppm	ppm	ppm	ppm
Avg	**.0190**	**.0001**	**.0007**	**.0009**	**.0002**	**-.0004**	**.0952**	**-.0002**
Stddev	.0003	.0001	.0002	.0014	.0002	.0007	.0001	.0003
%RSD	1.530	113.5	26.03	154.2	71.59	198.2	.1125	130.1
#1	.0189	.0000	.0008	.0016	.0003	.0004	.0952	-.0000
#2	.0193	.0000	.0008	-.0007	.0000	-.0010	.0952	-.0001
#3	.0188	.0002	.0005	.0018	.0003	-.0006	.0950	-.0005

Zoom In Zoom Out

Sample Name: mp27313-mb1conf Acquired: 7/8/2021 12:55:37 Type: Unk
Method: SGS 3 NO Valve(v174) Mode: CONC Corr. Factor: 1.000000
User: admin Custom ID1: Custom ID2: Custom ID3:
Comment:

Int. Std.	In2306	Y_3600	Y_3710	Y_2243
Units	Cts/S	Cts/S	Cts/S	Cts/S
Avg	**14766.**	**161020.**	**12867.**	**7766.0**
Stddev	19.	376.	17.	10.4
%RSD	.12884	.23325	.12919	.13392
#1	14758.	161090.	12852.	7755.6
#2	14788.	160620.	12864.	7776.4
#3	14753.	161360.	12885.	7766.0

Zoom In Zoom Out

Sample Name: jd27538-1 Acquired: 7/8/2021 13:00:25 Type: Unk
Method: SGS 3 NO Valve(v174) Mode: CONC Corr. Factor: 25.000000
User: admin Custom ID1: Custom ID2: Custom ID3:
Comment:

Elem	Ag3280	Al3961	As1890	B_2089	Ba4554	Be3130	Bi2230	Ca3179	Cd2288
Units	ppm	ppm	ppm	ppm	ppm	ppm	ppm	ppm	ppm
Avg	**.6407**	**1.412**	**.0760**	**115.6**	**.0133**	**-.0033**	**-.0555**	**.0889**	**.0090**
Stddev	.0093	.185	.0133	.1	.0085	.0012	.0320	.1923	.0081
%RSD	1.458	13.12	17.52	.0766	63.94	37.15	57.70	216.3	89.54
#1	.6331	1.554	.0803	115.6	.0118	-.0041	-.0808	.2211	.0066
#2	.6380	1.479	.0866	115.6	.0224	-.0040	-.0661	-.1317	.0181
#3	.6511	1.202	.0611	115.5	.0056	-.0019	-.0195	.1772	.0025

Elem	Ce4040	Co2286	Cr2677	Cu3247	Fe2599	K_7664	Li6707	Mg2790	Mn2576
Units	ppm	ppm	ppm	ppm	ppm	ppm	ppm	ppm	ppm
Avg	**-.1025**	**.0159**	**-.0075**	**-.0021**	**.0884**	**35.56**	**.0998**	**-.4707**	**.0017**
Stddev	.1640	.0023	.0055	.0059	.1451	1.32	.0374	.1988	.0004
%RSD	160.0	14.34	72.36	284.7	164.1	3.711	37.45	42.23	23.72
#1	-.2918	.0147	-.0136	-.0007	-.0779	34.36	.0791	-.4367	.0021
#2	-.0068	.0144	-.0031	.0030	.1538	36.97	.0774	-.6843	.0016
#3	-.0088	.0185	-.0059	-.0086	.1892	35.34	.1430	-.2911	.0013

Elem	Mo2020	Na5895	Ni2316	P_1774	Pb2203	S_1820	Sb2068	Se1960	Si2124
Units	ppm	ppm	ppm	ppm	ppm	ppm	ppm	ppm	ppm
Avg	**27.00**	**345.3**	**-.0015**	**3.609**	**-.0173**	**7.994**	**.1404**	**.0398**	**.0582**
Stddev	.02	.3	.0027	.039	.0199	.027	.0838	.0273	.0228
%RSD	.0865	.0735	178.0	1.065	115.2	.3338	59.71	68.46	39.11
#1	27.02	345.3	.0011	3.566	-.0091	7.963	.0890	.0464	.0845
#2	27.00	345.0	-.0042	3.640	-.0028	8.012	.0950	.0633	.0442
#3	26.97	345.5	-.0013	3.622	-.0401	8.006	.2371	.0099	.0460

Elem	Sn1899	Sr4077	Ti3349	Tl1908	V_2924	W_2079	Zn2062	Zr3391
Units	ppm	ppm	ppm	ppm	ppm	ppm	ppm	ppm
Avg	**.0147**	**.0036**	**-.0180**	**.0249**	**-.0019**	**.0014**	**.0990**	**-.0176**
Stddev	.0119	.0028	.0159	.0542	.0027	.0373	.0085	.0072
%RSD	81.14	78.78	88.06	218.1	143.7	2729.	8.594	40.96
#1	.0244	.0005	-.0125	-.0355	-.0049	-.0334	.0925	-.0257
#2	.0183	.0060	-.0056	.0405	.0003	-.0032	.1087	-.0153
#3	.0014	.0043	-.0359	.0696	-.0010	.0407	.0960	-.0118

Zoom In Zoom Out

Sample Name: jd27538-1 Acquired: 7/8/2021 13:00:25 Type: Unk
Method: SGS 3 NO Valve(v174) Mode: CONC Corr. Factor: 25.000000
User: admin Custom ID1: Custom ID2: Custom ID3:
Comment:

Int. Std.	In2306	Y_3600	Y_3710	Y_2243
Units	Cts/S	Cts/S	Cts/S	Cts/S
Avg	**14222.**	**157600.**	**12563.**	**7526.3**
Stddev	25.	1189.	33.	18.1
%RSD	.17425	.75461	.26576	.24069
#1	14193.	156230.	12526.	7507.4
#2	14234.	158310.	12574.	7527.9
#3	14237.	158260.	12590.	7543.6

Zoom In Zoom Out

Sample Name: jd27539-1 Acquired: 7/8/2021 13:05:14 Type: Unk
Method: SGS 3 NO Valve(v174) Mode: CONC Corr. Factor: 25.000000
User: admin Custom ID1: Custom ID2: Custom ID3:
Comment:

Elem	Ag3280	Al3961	As1890	B_2089	Ba4554	Be3130	Bi2230	Ca3179	Cd2288
Units	ppm	ppm	ppm	ppm	ppm	ppm	ppm	ppm	ppm
Avg	**.7816**	**.2303**	**.0269**	**143.4**	**.0048**	**-.0037**	**-.0287**	**.0416**	**.0063**
Stddev	.0106	.4753	.0369	.1	.0095	.0058	.0903	.1103	.0044
%RSD	1.355	206.4	137.1	.0461	198.3	156.9	314.4	264.8	70.43
#1	.7889	-.0729	-.0116	143.4	.0143	-.0083	-.1329	.1678	.0061
#2	.7695	.7781	.0619	143.3	-.0047	-.0056	.0185	-.0360	.0019
#3	.7865	-.0142	.0305	143.5	.0047	.0028	.0282	-.0070	.0108

Elem	Ce4040	Co2286	Cr2677	Cu3247	Fe2599	K_7664	Li6707	Mg2790	Mn2576
Units	ppm	ppm	ppm	ppm	ppm	ppm	ppm	ppm	ppm
Avg	**.0081**	**.0105**	**-.0112**	**.0015**	**.2559**	**3.870**	**.1046**	**-.1021**	**.0162**
Stddev	.0357	.0074	.0059	.0170	.0895	1.467	.0365	1.132	.0006
%RSD	440.2	69.88	52.82	1121.	34.96	37.92	34.90	1109.	3.422
#1	-.0260	.0179	-.0072	-.0177	.2098	3.293	.0722	-1.024	.0163
#2	.0052	.0032	-.0180	.0145	.3590	2.778	.0975	1.162	.0168
#3	.0451	.0105	-.0084	.0078	.1989	5.538	.1441	-.4443	.0157

Elem	Mo2020	Na5895	Ni2316	P_1774	Pb2203	S_1820	Sb2068	Se1960	Si2124
Units	ppm	ppm	ppm	ppm	ppm	ppm	ppm	ppm	ppm
Avg	**32.50**	**433.0**	**.0040**	**1.645**	**-.0290**	**10.42**	**.1820**	**.1250**	**.0984**
Stddev	.03	1.9	.0186	.038	.0242	.04	.0278	.0281	.0116
%RSD	.0856	.4278	466.2	2.321	83.47	.3517	15.27	22.52	11.76
#1	32.49	433.7	.0150	1.688	-.0031	10.45	.1971	.1568	.1007
#2	32.47	430.9	.0144	1.631	-.0328	10.42	.1989	.1035	.1086
#3	32.53	434.4	-.0175	1.616	-.0510	10.38	.1499	.1145	.0858

Elem	Sn1899	Sr4077	Ti3349	Tl1908	V_2924	W_2079	Zn2062	Zr3391
Units	ppm	ppm	ppm	ppm	ppm	ppm	ppm	ppm
Avg	**.0342**	**.0021**	**-.0204**	**.0159**	**.0016**	**-.0370**	**.0443**	**-.0179**
Stddev	.0139	.0052	.0072	.0365	.0045	.0422	.0030	.0034
%RSD	40.50	247.7	35.43	229.7	275.0	114.1	6.882	18.94
#1	.0257	.0073	-.0204	.0220	-.0015	-.0246	.0416	-.0217
#2	.0502	.0019	-.0277	.0489	-.0003	-.0840	.0476	-.0166
#3	.0268	-.0030	-.0132	-.0233	.0068	-.0023	.0437	-.0153

Zoom In Zoom Out

Sample Name: jd27539-1 Acquired: 7/8/2021 13:05:14 Type: Unk
Method: SGS 3 NO Valve(v174) Mode: CONC Corr. Factor: 25.000000
User: admin Custom ID1: Custom ID2: Custom ID3:
Comment:

Int. Std.	In2306	Y_3600	Y_3710	Y_2243
Units	Cts/S	Cts/S	Cts/S	Cts/S
Avg	**14230.**	**160140.**	**12624.**	**7564.4**
Stddev	20.	183.	24.	15.1
%RSD	.13802	.11417	.19335	.19920
#1	14215.	159950.	12627.	7558.6
#2	14223.	160150.	12647.	7553.1
#3	14253.	160310.	12599.	7581.5

Zoom In Zoom Out

Sample Name: mp27812-mb1conf Acquired: 7/8/2021 13:10:01 Type: Unk
Method: SGS 3 NO Valve(v174) Mode: CONC Corr. Factor: 1.000000
User: admin Custom ID1: Custom ID2: Custom ID3:
Comment:

Elem	Ag3280	Al3961	As1890	B_2089	Ba4554	Be3130	Bi2230	Ca3179	Cd2288
Units	ppm	ppm	ppm	ppm	ppm	ppm	ppm	ppm	ppm
Avg	**.0005**	**.0119**	**.0004**	**.0385**	**.0009**	**-.0000**	**.0000**	**.0427**	**.0002**
Stddev	.0006	.0134	.0006	.0021	.0006	.0000	.0019	.0033	.0001
%RSD	120.9	111.9	160.7	5.341	66.57	155.3	13110.	7.637	65.37
#1	.0010	-.0033	-.0003	.0407	.0002	-.0000	.0022	.0409	.0003
#2	.0008	.0176	.0009	.0382	.0013	.0000	-.0007	.0465	.0000
#3	-.0002	.0216	.0006	.0366	.0011	-.0001	-.0014	.0407	.0002

Elem	Ce4040	Co2286	Cr2677	Cu3247	Fe2599	K_7664	Li6707	Mg2790	Mn2576
Units	ppm	ppm	ppm	ppm	ppm	ppm	ppm	ppm	ppm
Avg	**-.0033**	**.0002**	**.0004**	**.0010**	**.0114**	**.1465**	**.0019**	**-.0191**	**.0002**
Stddev	.0079	.0002	.0003	.0003	.0055	.0728	.0013	.0253	.0001
%RSD	242.5	89.36	80.92	34.68	47.76	49.67	67.16	132.4	47.60
#1	.0028	.0000	.0004	.0007	.0158	.2241	.0009	-.0231	.0002
#2	-.0004	.0003	.0007	.0013	.0053	.0798	.0015	.0079	.0001
#3	-.0122	.0004	.0001	.0010	.0132	.1357	.0034	-.0421	.0003

Elem	Mo2020	Na5895	Ni2316	P_1774	Pb2203	S_1820	Sb2068	Se1960	Si2124
Units	ppm	ppm	ppm	ppm	ppm	ppm	ppm	ppm	ppm
Avg	**.0001**	**.1850**	**.0002**	**.0164**	**.0009**	**.0032**	**-.0003**	**.0009**	**.0074**
Stddev	.0003	.0240	.0004	.0006	.0004	.0019	.0014	.0010	.0004
%RSD	230.9	12.96	237.4	3.643	42.11	60.26	467.4	111.6	5.304
#1	.0002	.2019	-.0003	.0171	.0008	.0054	-.0008	-.0001	.0077
#2	-.0002	.1575	.0006	.0161	.0014	.0018	.0013	.0009	.0075
#3	.0004	.1955	.0002	.0161	.0006	.0024	-.0014	.0018	.0070

Elem	Sn1899	Sr4077	Ti3349	Tl1908	V_2924	W_2079	Zn2062	Zr3391
Units	ppm	ppm	ppm	ppm	ppm	ppm	ppm	ppm
Avg	**.0180**	**.0003**	**.0003**	**-.0005**	**.0000**	**-.0006**	**.0061**	**-.0001**
Stddev	.0002	.0001	.0004	.0007	.0003	.0018	.0002	.0003
%RSD	1.165	36.75	124.0	124.0	879.3	326.3	3.102	243.8
#1	.0178	.0004	.0004	-.0011	.0001	.0004	.0061	-.0003
#2	.0180	.0003	.0006	-.0006	-.0003	.0006	.0059	-.0002
#3	.0182	.0002	-.0001	.0002	.0002	-.0027	.0063	.0002

Zoom In Zoom Out

Sample Name: mp27812-mb1conf Acquired: 7/8/2021 13:10:01 Type: Unk
Method: SGS 3 NO Valve(v174) Mode: CONC Corr. Factor: 1.000000
User: admin Custom ID1: Custom ID2: Custom ID3:
Comment:

Int. Std.	In2306	Y_3600	Y_3710	Y_2243
Units	Cts/S	Cts/S	Cts/S	Cts/S
Avg	14707.	159390.	12816.	7724.7
Stddev	5.	2424.	35.	5.0
%RSD	.03660	1.5208	.27566	.06530
#1	14706.	161620.	12854.	7723.4
#2	14701.	156810.	12810.	7730.2
#3	14712.	159740.	12784.	7720.4

Zoom In Zoom Out

Sample Name: crid Acquired: 7/8/2021 13:14:51 Type: QC
Method: SGS 3 NO Valve(v174) Mode: CONC Corr. Factor: 1.000000
User: admin Custom ID1: Custom ID2: Custom ID3:
Comment:

Elem	Ag3280	Al3961	As1890	B_2089	Ba4554	Be3130	Bi2230	Ca3179
Units	ppm	ppm	ppm	ppm	ppm	ppm	ppm	ppm
Avg	F **.0010**	**.1171**	**.0031**	**.0285**	**.0039**	**.0009**	**-.0020**	**1.037**
Stddev	.0006	.0276	.0015	.0009	.0006	.0000	.0013	.004
%RSD	61.37	23.60	48.92	3.279	15.95	5.595	65.18	.3742
#1	.0016	.1290	.0025	.0291	.0039	.0009	-.0006	1.033
#2	.0008	.1368	.0019	.0289	.0046	.0009	-.0022	1.041
#3	.0005	.0855	.0048	.0274	.0033	.0009	-.0032	1.038
Check ?	Chk Fail	Chk Pass	Chk Pass	None	Chk Pass	Chk Pass	None	Chk Pass
Value	.0020							
Range	-20.00%							

Elem	Cd2288	Ce4040	Co2286	Cr2677	Cu3247	Fe2599	K_7664	Li6707
Units	ppm	ppm	ppm	ppm	ppm	ppm	ppm	ppm
Avg	**.0010**	**-.0032**	**.0031**	**.0017**	F **-.0003**	**-.0024**	**2.035**	**.0058**
Stddev	.0000	.0056	.0002	.0001	.0005	.0046	.017	.0014
%RSD	2.849	175.5	5.159	8.357	173.0	193.8	.8334	24.73
#1	.0010	-.0095	.0033	.0018	.0000	.0019	2.016	.0043
#2	.0009	.0011	.0030	.0017	-.0000	-.0072	2.041	.0061
#3	.0010	-.0011	.0030	.0015	-.0009	-.0017	2.048	.0071
Check ?	Chk Pass	None	Chk Pass	Chk Pass	Chk Fail	None	Chk Pass	None
Value					.0020			
Range					-20.00%			

Elem	Mg2790	Mn2576	Mo2020	Na5895	Ni2316	P_1774	Pb2203	S_1820
Units	ppm	ppm	ppm	ppm	ppm	ppm	ppm	ppm
Avg	**.1068**	**.0031**	**-.0004**	**1.178**	**.0040**	**-.0016**	F **.0004**	**-.0011**
Stddev	.0199	.0000	.0003	.009	.0004	.0013	.0004	.0006
%RSD	18.65	.4556	62.23	.7785	10.47	76.42	115.9	53.22
#1	.0838	.0031	-.0007	1.189	.0039	-.0003	.0007	-.0010
#2	.1176	.0031	-.0003	1.174	.0037	-.0027	.0004	-.0005
#3	.1190	.0031	-.0002	1.172	.0045	-.0019	-.0001	-.0017
Check ?	Chk Pass	Chk Pass	None	Chk Pass	Chk Pass	None	Chk Fail	None
Value							.0025	
Range							-20.00%	

Zoom In Zoom Out

Sample Name: crid Acquired: 7/8/2021 13:14:51 Type: QC
Method: SGS 3 NO Valve(v174) Mode: CONC Corr. Factor: 1.000000
User: admin Custom ID1: Custom ID2: Custom ID3:
Comment:

Elem	Sb2068	Se1960	Si2124	Sn1899	Sr4077	Ti3349	Tl1908	V_2924
Units	ppm	ppm	ppm	ppm	ppm	ppm	ppm	ppm
Avg	F **.0003**	**.0048**	**.0017**	**.0006**	**-.0000**	**-.0002**	**.0018**	**.0021**
Stddev	.0009	.0016	.0012	.0004	.0002	.0006	.0002	.0002
%RSD	292.4	33.54	72.99	67.57	1316.	240.8	12.96	7.413
#1	.0013	.0034	.0031	.0003	-.0002	-.0008	.0016	.0019
#2	-.0004	.0066	.0014	.0004	.0002	-.0001	.0021	.0021
#3	-.0000	.0044	.0006	.0010	-.0001	.0003	.0017	.0022
Check ?	Chk Fail	Chk Pass	None	None	None	None	Chk Pass	Chk Pass
Value	.0030							
Range	-20.00%							

Elem	W_2079	Zn2062	Zr3391
Units	ppm	ppm	ppm
Avg	**-.0001**	F **.0147**	**-.0002**
Stddev	.0024	.0003	.0002
%RSD	3518.	1.743	98.71
#1	-.0029	.0150	-.0000
#2	.0012	.0146	-.0001
#3	.0014	.0145	-.0003
Check ?	None	Chk Fail	None
Value		.0100	
Range		20.00%	

Int. Std.	In2306	Y_3600	Y_3710	Y_2243
Units	Cts/S	Cts/S	Cts/S	Cts/S
Avg	14477.	159650.	12588.	7623.2
Stddev	36.	417.	74.	28.0
%RSD	.25175	.26129	.58536	.36751
#1	14476.	160120.	12601.	7629.0
#2	14441.	159340.	12509.	7592.8
#3	14514.	159480.	12654.	7647.9

Zoom In Zoom Out

Sample Name: cri Acquired: 7/8/2021 13:19:42 Type: QC
Method: SGS 3 NO Valve(v174) Mode: CONC Corr. Factor: 1.000000
User: admin Custom ID1: Custom ID2: Custom ID3:
Comment:

Elem	Ag3280	Al3961	As1890	B_2089	Ba4554	Be3130	Bi2230	Ca3179	Cd2288
Units	ppm	ppm	ppm	ppm	ppm	ppm	ppm	ppm	ppm
Avg	**.0057**	**.2108**	**.0079**	F **.1208**	**.1964**	**.0019**	**.0183**	**5.081**	**.0033**
Stddev	.0002	.0148	.0005	.0003	.0005	.0001	.0019	.002	.0004
%RSD	3.346	7.010	6.012	.2367	.2344	7.575	10.21	.0463	11.03
#1	.0059	.1938	.0084	.1212	.1959	.0021	.0162	5.079	.0035
#2	.0056	.2210	.0077	.1207	.1968	.0019	.0197	5.083	.0035
#3	.0056	.2175	.0075	.1206	.1965	.0018	.0191	5.079	.0029
Check ?	Chk Pass	Chk Pass	Chk Pass	Chk Fail	Chk Pass	Chk Pass	Chk Pass	Chk Pass	Chk Pass
Value				.1000					
Range				20.00%					

Elem	Ce4040	Co2286	Cr2677	Cu3247	Fe2599	K_7664	Li6707	Mg2790	Mn2576
Units	ppm	ppm	ppm	ppm	ppm	ppm	ppm	ppm	ppm
Avg	**.0018**	**.0499**	**.0096**	**.0099**	**.0986**	**5.061**	**.0528**	**5.120**	**.0152**
Stddev	.0034	.0006	.0002	.0002	.0049	.072	.0003	.036	.0000
%RSD	188.6	1.120	1.948	1.929	5.002	1.414	.5096	.7016	.0249
#1	.0040	.0500	.0098	.0101	.1027	5.006	.0531	5.123	.0152
#2	.0035	.0493	.0095	.0100	.0931	5.036	.0526	5.082	.0152
#3	-.0021	.0504	.0095	.0097	.1000	5.142	.0528	5.154	.0152
Check ?	None	Chk Pass	Chk Pass	Chk Pass	Chk Pass	Chk Pass	Chk Pass	Chk Pass	Chk Pass
Value									
Range									

Elem	Mo2020	Na5895	Ni2316	P_1774	Pb2203	S_1820	Sb2068	Se1960	Si2124
Units	ppm	ppm	ppm	ppm	ppm	ppm	ppm	ppm	ppm
Avg	**.0200**	**5.221**	**.0095**	**.0480**	**.0033**	**.0450**	**.0066**	**.0083**	**.1924**
Stddev	.0002	.021	.0003	.0010	.0011	.0021	.0016	.0026	.0024
%RSD	1.065	.3933	2.886	2.183	33.95	4.739	23.60	31.79	1.257
#1	.0202	5.200	.0093	.0492	.0038	.0430	.0056	.0074	.1906
#2	.0197	5.221	.0099	.0478	.0020	.0472	.0084	.0112	.1952
#3	.0200	5.241	.0095	.0471	.0041	.0449	.0057	.0062	.1915
Check ?	Chk Pass	Chk Pass	Chk Pass	Chk Pass	Chk Pass	Chk Pass	Chk Pass	Chk Pass	Chk Pass
Value									
Range									

Zoom In Zoom Out

Sample Name: cri Acquired: 7/8/2021 13:19:42 Type: QC
Method: SGS 3 NO Valve(v174) Mode: CONC Corr. Factor: 1.000000
User: admin Custom ID1: Custom ID2: Custom ID3:
Comment:

Elem	Sn1899	Sr4077	Ti3349	Tl1908	V_2924	W_2079	Zn2062	Zr3391
Units	ppm	ppm	ppm	ppm	ppm	ppm	ppm	ppm
Avg	**.0103**	**.0101**	**.0097**	**.0097**	**.0495**	**.0491**	**.0195**	**.0088**
Stddev	.0002	.0001	.0005	.0008	.0007	.0018	.0001	.0001
%RSD	2.082	1.168	5.634	7.745	1.348	3.630	.6372	1.297
#1	.0101	.0101	.0102	.0106	.0493	.0506	.0194	.0087
#2	.0104	.0100	.0091	.0092	.0489	.0471	.0196	.0089
#3	.0105	.0102	.0098	.0094	.0502	.0495	.0194	.0088
Check ?	Chk Pass	Chk Pass	Chk Pass	Chk Pass	Chk Pass	Chk Pass	Chk Pass	Chk Pass
Value								
Range								

Int. Std.	In2306	Y_3600	Y_3710	Y_2243
Units	Cts/S	Cts/S	Cts/S	Cts/S
Avg	**14263.**	**158300.**	**12625.**	**7571.0**
Stddev	31.	365.	42.	15.5
%RSD	.21807	.23055	.33059	.20411
#1	14262.	158630.	12664.	7569.3
#2	14295.	157910.	12581.	7587.3
#3	14233.	158360.	12631.	7556.5

Zoom In Zoom Out

Sample Name: ccv Acquired: 7/8/2021 13:24:32 Type: QC
Method: SGS 3 NO Valve(v174) Mode: CONC Corr. Factor: 1.000000
User: admin Custom ID1: Custom ID2: Custom ID3:
Comment:

Elem	Ag3280	Al3961	As1890	B_2089	Ba4554	Be3130	Bi2230	Ca3179	Cd2288
Units	ppm	ppm	ppm	ppm	ppm	ppm	ppm	ppm	ppm
Avg	**.2513**	**39.54**	**2.005**	**2.033**	**2.018**	**2.000**	**2.023**	**40.01**	**2.002**
Stddev	.0014	.13	.003	.004	.009	.008	.001	.15	.002
%RSD	.5695	.3333	.1618	.1832	.4282	.3970	.0668	.3812	.1215
#1	.2524	39.69	2.005	2.030	2.028	2.009	2.024	40.19	2.001
#2	.2497	39.49	2.008	2.037	2.012	1.997	2.023	39.93	2.004
#3	.2519	39.45	2.002	2.033	2.013	1.994	2.021	39.92	1.999
Check ?	Chk Pass	Chk Pass	Chk Pass	Chk Pass	Chk Pass	Chk Pass	Chk Pass	Chk Pass	Chk Pass
Value									
Range									

Elem	Ce4040	Co2286	Cr2677	Cu3247	Fe2599	K_7664	Li6707	Mg2790	Mn2576
Units	ppm	ppm	ppm	ppm	ppm	ppm	ppm	ppm	ppm
Avg	**1.995**	**2.009**	**2.004**	**2.008**	**40.13**	**39.47**	**1.929**	**40.21**	**2.039**
Stddev	.006	.002	.003	.001	.15	.13	.010	.14	.013
%RSD	.2876	.0963	.1368	.0586	.3742	.3217	.5246	.3587	.6464
#1	1.990	2.007	2.006	2.009	40.30	39.61	1.939	40.38	2.027
#2	1.994	2.011	2.001	2.007	40.07	39.37	1.927	40.12	2.053
#3	2.001	2.009	2.004	2.007	40.02	39.44	1.919	40.14	2.037
Check ?	Chk Pass	Chk Pass	Chk Pass	Chk Pass	Chk Pass	Chk Pass	Chk Pass	Chk Pass	Chk Pass
Value									
Range									

Elem	Mo2020	Na5895	Ni2316	P_1774	Pb2203	S_1820	Sb2068	Se1960	Si2124
Units	ppm	ppm	ppm	ppm	ppm	ppm	ppm	ppm	ppm
Avg	**2.017**	**39.92**	**2.006**	**1.989**	**1.997**	**1.961**	**2.006**	**2.001**	**4.985**
Stddev	.002	.18	.003	.004	.004	.006	.001	.004	.006
%RSD	.1200	.4419	.1428	.1931	.2187	.2912	.0671	.2213	.1295
#1	2.017	40.12	2.002	1.986	1.992	1.954	2.004	1.997	4.980
#2	2.020	39.78	2.007	1.994	1.998	1.965	2.007	2.005	4.992
#3	2.016	39.86	2.008	1.988	2.000	1.963	2.005	2.001	4.984
Check ?	Chk Pass	Chk Pass	Chk Pass	Chk Pass	Chk Pass	Chk Pass	Chk Pass	Chk Pass	Chk Pass
Value									
Range									

Zoom In Zoom Out

Sample Name: ccv Acquired: 7/8/2021 13:24:32 Type: QC
Method: SGS 3 NO Valve(v174) Mode: CONC Corr. Factor: 1.000000
User: admin Custom ID1: Custom ID2: Custom ID3:
Comment:

Elem	Sn1899	Sr4077	Ti3349	Tl1908	V_2924	W_2079	Zn2062	Zr3391
Units	ppm	ppm	ppm	ppm	ppm	ppm	ppm	ppm
Avg	**2.035**	**2.013**	**2.011**	**2.043**	**2.001**	**1.975**	**2.014**	**2.020**
Stddev	.002	.006	.001	.005	.002	.002	.003	.001
%RSD	.0845	.3116	.0268	.2338	.1199	.1034	.1407	.0624
#1	2.034	2.020	2.012	2.038	2.002	1.973	2.012	2.021
#2	2.037	2.011	2.011	2.045	2.003	1.977	2.017	2.021
#3	2.033	2.008	2.010	2.046	1.999	1.977	2.012	2.019
Check ?	Chk Pass	Chk Pass	Chk Pass	Chk Pass	Chk Pass	Chk Pass	Chk Pass	Chk Pass
Value								
Range								

Int. Std.	In2306	Y_3600	Y_3710	Y_2243
Units	Cts/S	Cts/S	Cts/S	Cts/S
Avg	**13495.**	**153160.**	**12458.**	**7361.5**
Stddev	23.	138.	25.	17.9
%RSD	.16993	.08992	.20159	.24371
#1	13476.	153010.	12465.	7349.7
#2	13488.	153270.	12430.	7352.7
#3	13521.	153210.	12479.	7382.1

Zoom In Zoom Out

Sample Name: ccb Acquired: 7/8/2021 13:29:23 Type: QC
Method: SGS 3 NO Valve(v174) Mode: CONC Corr. Factor: 1.000000
User: admin Custom ID1: Custom ID2: Custom ID3:
Comment:

Elem	Ag3280	Al3961	As1890	B_2089	Ba4554	Be3130	Bi2230	Ca3179	Cd2288
Units	ppm	ppm	ppm	ppm	ppm	ppm	ppm	ppm	ppm
Avg	**.0001**	**.0111**	**.0014**	F **.0168**	**.0003**	**.0001**	**-.0003**	**-.0014**	**.0004**
Stddev	.0002	.0158	.0013	.0010	.0006	.0001	.0008	.0046	.0002
%RSD	311.2	142.2	92.11	5.936	189.4	56.58	299.8	322.2	55.02
#1	.0003	.0228	.0004	.0179	-.0000	.0001	.0001	-.0047	.0004
#2	-.0001	.0172	.0028	.0162	-.0001	.0002	.0003	-.0034	.0002
#3	-.0000	-.0068	.0009	.0162	.0011	.0001	-.0012	.0038	.0007
Check ?	Chk Pass	Chk Pass	Chk Pass	Chk Fail	Chk Pass	Chk Pass	Chk Pass	Chk Pass	Chk Pass
High Limit				.0100					
Low Limit				-.0100					

Elem	Ce4040	Co2286	Cr2677	Cu3247	Fe2599	K_7664	Li6707	Mg2790	Mn2576
Units	ppm	ppm	ppm	ppm	ppm	ppm	ppm	ppm	ppm
Avg	**-.0020**	**.0001**	**.0003**	**.0005**	**.0055**	**.0302**	**.0021**	**.0012**	**.0003**
Stddev	.0055	.0001	.0006	.0006	.0008	.0267	.0027	.0334	.0001
%RSD	279.1	87.96	167.5	104.6	14.13	88.56	130.6	2705.	27.38
#1	.0042	.0001	-.0002	.0010	.0051	.0275	.0014	-.0343	.0003
#2	-.0060	.0002	.0009	.0007	.0050	.0049	-.0002	.0060	.0003
#3	-.0041	.0000	.0002	-.0001	.0064	.0581	.0050	.0320	.0002
Check ?	Chk Pass	Chk Pass	Chk Pass	Chk Pass	Chk Pass	Chk Pass	Chk Pass	Chk Pass	Chk Pass
High Limit									
Low Limit									

Elem	Mo2020	Na5895	Ni2316	P_1774	Pb2203	S_1820	Sb2068	Se1960	Si2124
Units	ppm	ppm	ppm	ppm	ppm	ppm	ppm	ppm	ppm
Avg	**.0004**	**.1234**	**.0002**	**-.0015**	**.0010**	**-.0013**	**.0016**	**.0004**	**.0011**
Stddev	.0002	.0128	.0002	.0013	.0002	.0017	.0019	.0020	.0012
%RSD	54.91	10.39	115.7	86.24	20.52	134.4	118.9	543.2	111.8
#1	.0007	.1339	-.0001	-.0027	.0010	.0001	.0012	.0016	.0015
#2	.0002	.1273	.0003	-.0001	.0009	-.0007	-.0001	.0014	.0021
#3	.0003	.1091	.0003	-.0017	.0013	-.0032	.0036	-.0019	-.0003
Check ?	Chk Pass	Chk Pass	Chk Pass	Chk Pass	Chk Pass	Chk Pass	Chk Pass	Chk Pass	Chk Pass
High Limit									
Low Limit									

Zoom In Zoom Out

Sample Name: ccb Acquired: 7/8/2021 13:29:23 Type: QC
Method: SGS 3 NO Valve(v174) Mode: CONC Corr. Factor: 1.000000
User: admin Custom ID1: Custom ID2: Custom ID3:
Comment:

Elem	Sn1899	Sr4077	Ti3349	Tl1908	V_2924	W_2079	Zn2062	Zr3391
Units	ppm	ppm	ppm	ppm	ppm	ppm	ppm	ppm
Avg	**.0011**	**.0002**	**-.0000**	F **.0036**	**.0005**	**-.0001**	**.0003**	**.0002**
Stddev	.0001	.0001	.0005	.0011	.0002	.0006	.0000	.0003
%RSD	11.44	36.38	9679.	31.54	41.54	507.5	12.67	128.1
#1	.0010	.0002	-.0006	.0025	.0003	-.0000	.0004	-.0000
#2	.0012	.0003	.0003	.0035	.0006	-.0008	.0003	.0001
#3	.0012	.0002	.0003	.0047	.0006	.0004	.0003	.0005
Check ?	Chk Pass	Chk Pass	Chk Pass	Chk Fail	Chk Pass	Chk Pass	Chk Pass	Chk Pass
High Limit				.0020				
Low Limit				-.0020				

Int. Std.	In2306	Y_3600	Y_3710	Y_2243
Units	Cts/S	Cts/S	Cts/S	Cts/S
Avg	**14846.**	**162670.**	**12864.**	**7810.3**
Stddev	24.	989.	63.	19.6
%RSD	.16099	.60819	.48755	.25127
#1	14820.	162330.	12802.	7787.7
#2	14852.	161900.	12927.	7822.6
#3	14867.	163790.	12864.	7820.6

Zoom In Zoom Out

Sample Name: icsa Acquired: 7/8/2021 13:34:14 Type: QC
Method: SGS 3 NO Valve(v174) Mode: CONC Corr. Factor: 1.000000
User: admin Custom ID1: Custom ID2: Custom ID3:
Comment:

Elem	Ag3280	Al3961	As1890	B_2089	Ba4554	Be3130	Bi2230	Ca3179	Cd2288
Units	ppm	ppm	ppm	ppm	ppm	ppm	ppm	ppm	ppm
Avg	**.0025**	**499.7**	**.0014**	**.0111**	**.0024**	**.0002**	**-.0007**	**390.7**	**.0000**
Stddev	.0002	5.8	.0025	.0010	.0004	.0000	.0012	3.9	.0003
%RSD	7.882	1.168	170.6	9.301	16.46	18.59	155.4	.9875	987.8
#1	.0027	498.5	-.0013	.0123	.0023	.0002	.0005	395.1	.0002
#2	.0023	506.0	.0020	.0105	.0028	.0001	-.0009	387.9	.0001
#3	.0025	494.5	.0036	.0105	.0020	.0002	-.0018	389.0	-.0003
Check ?	Chk Pass	Chk Pass	Chk Pass	Chk Pass	Chk Pass	Chk Pass	Chk Pass	Chk Pass	Chk Pass
High Limit									
Low Limit									

Elem	Ce4040	Co2286	Cr2677	Cu3247	Fe2599	K_7664	Li6707	Mg2790	Mn2576
Units	ppm	ppm	ppm	ppm	ppm	ppm	ppm	ppm	ppm
Avg	**.0333**	**.0002**	**-.0021**	**.0001**	**207.2**	**-.5254**	**.0091**	**489.1**	**-.0010**
Stddev	.0026	.0001	.0004	.0006	.6	.0820	.0023	.7	.0001
%RSD	7.907	75.68	21.16	995.7	.2826	15.61	25.02	.1465	6.016
#1	.0356	.0003	-.0024	-.0006	207.2	-.5539	.0073	489.2	-.0009
#2	.0304	.0002	-.0016	.0003	207.8	-.4330	.0084	489.7	-.0010
#3	.0338	.0000	-.0024	.0006	206.6	-.5894	.0116	488.3	-.0009
Check ?	None	Chk Pass	Chk Pass	Chk Pass	Chk Pass	Chk Pass	Chk Pass	Chk Pass	Chk Pass
High Limit									
Low Limit									

Elem	Mo2020	Na5895	Ni2316	P_1774	Pb2203	S_1820	Sb2068	Se1960	Si2124
Units	ppm	ppm	ppm	ppm	ppm	ppm	ppm	ppm	ppm
Avg	**-.0000**	**.3504**	**-.0055**	**-.0077**	**-.0002**	**.0232**	**.0006**	**.0006**	**.0078**
Stddev	.0004	.0095	.0006	.0006	.0015	.0015	.0035	.0029	.0007
%RSD	994.1	2.724	10.20	8.392	747.1	6.315	535.7	495.7	8.497
#1	-.0005	.3433	-.0051	-.0085	-.0019	.0233	.0011	-.0021	.0071
#2	.0002	.3466	-.0061	-.0075	.0002	.0216	.0039	.0036	.0078
#3	.0002	.3612	-.0052	-.0072	.0010	.0246	-.0030	.0002	.0084
Check ?	Chk Pass	Chk Pass	Chk Pass	Chk Pass	Chk Pass	Chk Pass	Chk Pass	Chk Pass	Chk Pass
High Limit									
Low Limit									

Zoom In Zoom Out

Sample Name: icsa Acquired: 7/8/2021 13:34:14 Type: QC
Method: SGS 3 NO Valve(v174) Mode: CONC Corr. Factor: 1.000000
User: admin Custom ID1: Custom ID2: Custom ID3:
Comment:

Elem	Sn1899	Sr4077	Ti3349	Tl1908	V_2924	W_2079	Zn2062	Zr3391
Units	ppm	ppm	ppm	ppm	ppm	ppm	ppm	ppm
Avg	**-.0038**	**-.0013**	**-.0022**	**.0048**	**.0030**	**-.0019**	**.0021**	**-.0033**
Stddev	.0010	.0004	.0006	.0017	.0001	.0008	.0002	.0001
%RSD	25.74	28.00	25.60	34.95	1.999	45.14	7.262	1.814
#1	-.0047	-.0015	-.0025	.0035	.0030	-.0028	.0021	-.0033
#2	-.0039	-.0014	-.0025	.0043	.0029	-.0015	.0023	-.0033
#3	-.0027	-.0009	-.0015	.0067	.0031	-.0013	.0020	-.0032
Check ?	Chk Pass	Chk Pass	Chk Pass	Chk Pass	Chk Pass	Chk Pass	Chk Pass	Chk Pass
High Limit								
Low Limit								

Int. Std.	In2306	Y_3600	Y_3710	Y_2243
Units	Cts/S	Cts/S	Cts/S	Cts/S
Avg	**12714.**	**145460.**	**12398.**	**7056.9**
Stddev	11.	1031.	145.	7.9
%RSD	.08731	.70904	1.1694	.11261
#1	12704.	144930.	12261.	7047.9
#2	12726.	146650.	12382.	7063.0
#3	12712.	144800.	12550.	7059.7

Zoom In Zoom Out

Sample Name: ICSAB Acquired: 7/8/2021 13:39:10 Type: QC
Method: SGS 3 NO Valve(v174) Mode: CONC Corr. Factor: 1.000000
User: admin Custom ID1: Custom ID2: Custom ID3:
Comment:

Elem	Ag3280	Al3961	As1890	B_2089	Ba4554	Be3130	Bi2230	Ca3179	Cd2288
Units	ppm	ppm	ppm	ppm	ppm	ppm	ppm	ppm	ppm
Avg	**.9151**	**490.9**	**1.013**	**.4805**	**.4862**	**.4737**	**.4817**	**389.5**	**.9625**
Stddev	.0003	.4	.003	.0016	.0013	.0017	.0044	5.6	.0000
%RSD	.0360	.0810	.3082	.3335	.2622	.3508	.9151	1.434	.0012
#1	.9152	490.9	1.009	.4811	.4866	.4721	.4804	388.0	.9624
#2	.9148	490.4	1.015	.4786	.4848	.4735	.4866	395.6	.9625
#3	.9154	491.2	1.014	.4817	.4872	.4754	.4781	384.8	.9625
Check ?	Chk Pass	Chk Pass	Chk Pass	Chk Pass	Chk Pass	Chk Pass	Chk Pass	Chk Pass	Chk Pass
Value									
Range									

Elem	Ce4040	Co2286	Cr2677	Cu3247	Fe2599	K_7664	Li6707	Mg2790	Mn2576
Units	ppm	ppm	ppm	ppm	ppm	ppm	ppm	ppm	ppm
Avg	**.5044**	**.4696**	**.4632**	**.4720**	**196.9**	**-.4581**	**.5380**	**480.3**	**.4883**
Stddev	.0064	.0005	.0005	.0005	.3	.0800	.0043	.8	.0009
%RSD	1.270	.1048	.1150	.1110	.1585	17.47	.8060	.1747	.1772
#1	.5012	.4693	.4636	.4714	196.6	-.3892	.5371	480.2	.4873
#2	.5117	.4702	.4626	.4723	196.8	-.4391	.5342	479.5	.4887
#3	.5002	.4694	.4633	.4722	197.2	-.5459	.5427	481.1	.4890
Check ?	None	Chk Pass	Chk Pass	Chk Pass	Chk Pass	None	Chk Pass	Chk Pass	Chk Pass
Value									
Range									

Elem	Mo2020	Na5895	Ni2316	P_1774	Pb2203	S_1820	Sb2068	Se1960	Si2124
Units	ppm	ppm	ppm	ppm	ppm	ppm	ppm	ppm	ppm
Avg	**.4696**	**.3656**	**.9387**	**.4565**	**.9245**	**.4943**	**.9924**	**.9299**	**.5209**
Stddev	.0004	.0029	.0005	.0014	.0016	.0017	.0020	.0031	.0018
%RSD	.0940	.7808	.0495	.3032	.1737	.3430	.2052	.3346	.3374
#1	.4692	.3688	.9391	.4556	.9254	.4962	.9920	.9289	.5213
#2	.4701	.3647	.9388	.4581	.9255	.4932	.9906	.9333	.5189
#3	.4694	.3633	.9382	.4559	.9227	.4934	.9946	.9273	.5224
Check ?	Chk Pass	None	Chk Pass	Chk Pass	Chk Pass	Chk Pass	Chk Pass	Chk Pass	Chk Pass
Value									
Range									

Zoom In Zoom Out

Sample Name: ICSAB Acquired: 7/8/2021 13:39:10 Type: QC
Method: SGS 3 NO Valve(v174) Mode: CONC Corr. Factor: 1.000000
User: admin Custom ID1: Custom ID2: Custom ID3:
Comment:

Elem	Sn1899	Sr4077	Ti3349	Tl1908	V_2924	W_2079	Zn2062	Zr3391
Units	ppm	ppm	ppm	ppm	ppm	ppm	ppm	ppm
Avg	**.4549**	**.4959**	**.4815**	**.8931**	**.4694**	**.4591**	**.9482**	**.4243**
Stddev	.0009	.0011	.0000	.0018	.0013	.0012	.0006	.0016
%RSD	.1943	.2160	.0060	.2033	.2674	.2547	.0608	.3654
#1	.4540	.4956	.4815	.8931	.4684	.4579	.9481	.4225
#2	.4548	.4950	.4816	.8950	.4708	.4602	.9477	.4247
#3	.4558	.4971	.4815	.8913	.4691	.4593	.9488	.4256
Check ?	Chk Pass	Chk Pass	Chk Pass	Chk Pass	Chk Pass	Chk Pass	Chk Pass	Chk Pass
Value								
Range								

Int. Std.	In2306	Y_3600	Y_3710	Y_2243
Units	Cts/S	Cts/S	Cts/S	Cts/S
Avg	**12677.**	**145330.**	**12465.**	**7015.0**
Stddev	22.	227.	51.	14.9
%RSD	.16977	.15626	.40622	.21256
#1	12701.	145170.	12522.	7027.6
#2	12672.	145240.	12424.	7018.9
#3	12659.	145590.	12450.	6998.5

Zoom In Zoom Out

Sample Name: jd27600-9 Acquired: 7/8/2021 13:44:01 Type: Unk
Method: SGS 3 NO Valve(v174) Mode: CONC Corr. Factor: 2.000000
User: admin Custom ID1: Custom ID2: Custom ID3:
Comment:

Elem	Ag3280	Al3961	As1890	B_2089	Ba4554	Be3130	Bi2230	Ca3179	Cd2288
Units	ppm	ppm	ppm	ppm	ppm	ppm	ppm	ppm	ppm
Avg	**.0078**	**144.3**	**.0341**	**.0401**	**1.178**	**.0047**	**.0589**	**38.53**	**.0007**
Stddev	.0010	.3	.0020	.0000	.007	.0002	.0090	.13	.0003
%RSD	13.39	.2347	5.979	.1079	.6035	3.825	15.33	.3326	42.22
#1	.0088	144.5	.0331	.0401	1.181	.0045	.0506	38.62	.0004
#2	.0080	144.5	.0365	.0402	1.183	.0047	.0685	38.58	.0007
#3	.0067	143.9	.0329	.0401	1.170	.0049	.0575	38.38	.0011

Elem	Ce4040	Co2286	Cr2677	Cu3247	Fe2599	K_7664	Li6707	Mg2790	Mn2576
Units	ppm	ppm	ppm	ppm	ppm	ppm	ppm	ppm	ppm
Avg	**.8819**	**.0977**	**.2871**	**.2260**	**213.4**	**42.12**	**.1237**	**49.39**	**3.551**
Stddev	.0155	.0008	.0009	.0007	.6	.29	.0044	.07	.059
%RSD	1.762	.8388	.3267	.3313	.2593	.6801	3.563	.1341	1.669
#1	.8640	.0986	.2879	.2253	213.7	42.18	.1230	49.46	3.569
#2	.8920	.0969	.2872	.2268	213.8	42.38	.1285	49.38	3.598
#3	.8896	.0977	.2861	.2258	212.8	41.81	.1198	49.33	3.484

Elem	Mo2020	Na5895	Ni2316	P_1774	Pb2203	S_1820	Sb2068	Se1960	Si2124
Units	ppm	ppm	ppm	ppm	ppm	ppm	ppm	ppm	ppm
Avg	**.0141**	**3.084**	**.2375**	**5.490**	**.0845**	**.3400**	**-.0029**	**.0025**	**3.885**
Stddev	.0015	.056	.0008	.001	.0021	.0053	.0030	.0062	.028
%RSD	10.66	1.827	.3187	.0203	2.442	1.547	105.0	249.7	.7081
#1	.0153	3.135	.2369	5.491	.0848	.3354	-.0003	-.0028	3.916
#2	.0145	3.094	.2373	5.489	.0864	.3457	-.0063	.0010	3.867
#3	.0124	3.023	.2383	5.491	.0823	.3390	-.0021	.0094	3.870

Elem	Sn1899	Sr4077	Ti3349	Tl1908	V_2924	W_2079	Zn2062	Zr3391
Units	ppm	ppm	ppm	ppm	ppm	ppm	ppm	ppm
Avg	**.0235**	**.1323**	**11.09**	**.0099**	**.3836**	**.0027**	**.4895**	**.0569**
Stddev	.0012	.0005	.02	.0015	.0012	.0017	.0008	.0006
%RSD	5.281	.3607	.1582	15.53	.3203	62.73	.1547	1.041
#1	.0223	.1328	11.08	.0082	.3823	.0026	.4896	.0574
#2	.0248	.1322	11.11	.0112	.3837	.0044	.4901	.0563
#3	.0233	.1318	11.09	.0104	.3848	.0010	.4887	.0569

Zoom In Zoom Out

Sample Name: jd27600-9 Acquired: 7/8/2021 13:44:01 Type: Unk
Method: SGS 3 NO Valve(v174) Mode: CONC Corr. Factor: 2.000000
User: admin Custom ID1: Custom ID2: Custom ID3:
Comment:

Int. Std.	In2306	Y_3600	Y_3710	Y_2243
Units	Cts/S	Cts/S	Cts/S	Cts/S
Avg	**14041.**	**161010.**	**13076.**	**7784.7**
Stddev	38.	307.	16.	31.2
%RSD	.27020	.19078	.11965	.40066
#1	14074.	161120.	13058.	7810.7
#2	13999.	161250.	13088.	7750.1
#3	14049.	160660.	13081.	7793.3

Zoom In Zoom Out

Sample Name: jd27605-1 Acquired: 7/8/2021 13:48:54 Type: Unk
Method: SGS 3 NO Valve(v174) Mode: CONC Corr. Factor: 5.000000
User: admin Custom ID1: Custom ID2: Custom ID3:
Comment:

Elem	Ag3280	Al3961	As1890	B_2089	Ba4554	Be3130	Bi2230	Ca3179	Cd2288
Units	ppm	ppm	ppm	ppm	ppm	ppm	ppm	ppm	ppm
Avg	**.0113**	**110.5**	**.0582**	**.1152**	**1.140**	**.0037**	**.0445**	**878.8**	**.0024**
Stddev	.0041	.1	.0074	.0006	.002	.0004	.0043	1.3	.0009
%RSD	36.55	.1289	12.68	.5606	.1446	11.68	9.658	.1529	35.80
#1	.0092	110.3	.0636	.1152	1.140	.0033	.0396	877.4	.0033
#2	.0087	110.5	.0498	.1145	1.142	.0041	.0463	878.8	.0015
#3	.0161	110.6	.0612	.1158	1.138	.0037	.0476	880.1	.0024

Elem	Ce4040	Co2286	Cr2677	Cu3247	Fe2599	K_7664	Li6707	Mg2790	Mn2576
Units	ppm	ppm	ppm	ppm	ppm	ppm	ppm	ppm	ppm
Avg	**.3999**	**.0879**	**.1885**	**.6164**	**357.9**	**25.05**	**.1288**	**382.5**	**2.571**
Stddev	.0185	.0008	.0016	.0010	.5	.32	.0167	.9	.004
%RSD	4.626	.8993	.8638	.1654	.1344	1.276	12.97	.2393	.1462
#1	.4189	.0882	.1866	.6155	357.4	24.83	.1106	381.4	2.568
#2	.3988	.0870	.1894	.6162	357.9	25.42	.1322	383.0	2.570
#3	.3820	.0885	.1895	.6175	358.4	24.90	.1435	383.1	2.575

Elem	Mo2020	Na5895	Ni2316	P_1774	Pb2203	S_1820	Sb2068	Se1960	Si2124
Units	ppm	ppm	ppm	ppm	ppm	ppm	ppm	ppm	ppm
Avg	**.0120**	**6.079**	**.1593**	**5.519**	**1.863**	**13.43**	**.0072**	**.0075**	**1.933**
Stddev	.0009	.132	.0008	.008	.002	.04	.0084	.0131	.024
%RSD	7.241	2.168	.4880	.1379	.1270	.3296	117.1	173.3	1.237
#1	.0126	5.986	.1585	5.513	1.865	13.38	.0149	.0226	1.956
#2	.0123	6.021	.1595	5.528	1.860	13.44	-.0018	.0008	1.908
#3	.0110	6.230	.1600	5.517	1.863	13.47	.0084	-.0007	1.935

Elem	Sn1899	Sr4077	Ti3349	Tl1908	V_2924	W_2079	Zn2062	Zr3391
Units	ppm	ppm	ppm	ppm	ppm	ppm	ppm	ppm
Avg	**.0797**	**.8738**	**8.994**	**.0122**	**.5643**	**.0085**	**4.026**	**.1075**
Stddev	.0004	.0018	.012	.0050	.0022	.0058	.003	.0020
%RSD	.5422	.2052	.1363	40.63	.3951	67.54	.0652	1.891
#1	.0795	.8722	8.981	.0174	.5638	.0040	4.029	.1096
#2	.0793	.8735	8.996	.0076	.5668	.0066	4.026	.1055
#3	.0802	.8758	9.005	.0116	.5625	.0150	4.024	.1075

Zoom In Zoom Out

Sample Name: jd27605-1 Acquired: 7/8/2021 13:48:54 Type: Unk
Method: SGS 3 NO Valve(v174) Mode: CONC Corr. Factor: 5.000000
User: admin Custom ID1: Custom ID2: Custom ID3:
Comment:

Int. Std.	In2306	Y_3600	Y_3710	Y_2243
Units	Cts/S	Cts/S	Cts/S	Cts/S
Avg	**13568.**	**155150.**	**12713.**	**7452.3**
Stddev	22.	10.	110.	17.9
%RSD	.16570	.00648	.86778	.24006
#1	13546.	155140.	12818.	7432.4
#2	13567.	155150.	12722.	7457.6
#3	13591.	155150.	12598.	7467.0

Zoom In Zoom Out

Sample Name: jd27605-2 Acquired: 7/8/2021 13:53:37 Type: Unk
Method: SGS 3 NO Valve(v174) Mode: CONC Corr. Factor: 2.000000
User: admin Custom ID1: Custom ID2: Custom ID3:
Comment:

Elem	Ag3280	Al3961	As1890	B_2089	Ba4554	Be3130	Bi2230	Ca3179	Cd2288
Units	ppm	ppm	ppm	ppm	ppm	ppm	ppm	ppm	ppm
Avg	**.0105**	**145.4**	**.0297**	**.0347**	**1.325**	**.0063**	**.0480**	**25.33**	**.0003**
Stddev	.0004	.3	.0017	.0010	.003	.0002	.0019	.02	.0002
%RSD	3.348	.1775	5.765	2.918	.1967	3.349	4.051	.0685	66.87
#1	.0108	145.2	.0288	.0344	1.325	.0065	.0477	25.34	.0001
#2	.0101	145.4	.0287	.0358	1.322	.0063	.0501	25.31	.0005
#3	.0105	145.7	.0317	.0338	1.328	.0061	.0462	25.35	.0003

Elem	Ce4040	Co2286	Cr2677	Cu3247	Fe2599	K_7664	Li6707	Mg2790	Mn2576
Units	ppm	ppm	ppm	ppm	ppm	ppm	ppm	ppm	ppm
Avg	**.8767**	**.1776**	**.2981**	**.9888**	**172.3**	**29.30**	**.1357**	**40.77**	**4.156**
Stddev	.0061	.0014	.0019	.0053	.3	.05	.0037	.12	.029
%RSD	.6932	.7982	.6444	.5359	.1930	.1671	2.715	.2984	.7024
#1	.8752	.1761	.2959	.9840	172.1	29.26	.1378	40.67	4.149
#2	.8715	.1781	.2993	.9879	172.2	29.27	.1315	40.91	4.130
#3	.8833	.1788	.2990	.9944	172.7	29.35	.1380	40.75	4.187

Elem	Mo2020	Na5895	Ni2316	P_1774	Pb2203	S_1820	Sb2068	Se1960	Si2124
Units	ppm	ppm	ppm	ppm	ppm	ppm	ppm	ppm	ppm
Avg	**.0130**	**1.631**	**.2128**	**3.941**	**.0882**	**1.078**	**.0012**	**.0031**	**2.159**
Stddev	.0006	.029	.0019	.021	.0041	.005	.0028	.0049	.017
%RSD	4.977	1.791	.8988	.5228	4.628	.4251	238.0	157.1	.7658
#1	.0134	1.609	.2106	3.920	.0886	1.077	.0008	.0029	2.175
#2	.0123	1.619	.2134	3.944	.0839	1.074	.0042	-.0017	2.161
#3	.0134	1.664	.2142	3.961	.0920	1.083	-.0014	.0082	2.142

Elem	Sn1899	Sr4077	Ti3349	Tl1908	V_2924	W_2079	Zn2062	Zr3391
Units	ppm	ppm	ppm	ppm	ppm	ppm	ppm	ppm
Avg	**.0237**	**.1121**	**8.933**	**.0037**	**.3372**	**.0026**	**.4628**	**.0511**
Stddev	.0004	.0005	.028	.0038	.0015	.0037	.0022	.0007
%RSD	1.709	.4348	.3127	102.4	.4471	138.5	.4661	1.467
#1	.0236	.1116	8.908	.0035	.3363	.0019	.4607	.0504
#2	.0241	.1126	8.929	.0077	.3390	-.0006	.4626	.0511
#3	.0233	.1122	8.963	.0000	.3364	.0066	.4650	.0519

Zoom In Zoom Out

Sample Name: jd27605-2 Acquired: 7/8/2021 13:53:37 Type: Unk
Method: SGS 3 NO Valve(v174) Mode: CONC Corr. Factor: 2.000000
User: admin Custom ID1: Custom ID2: Custom ID3:
Comment:

Int. Std.	In2306	Y_3600	Y_3710	Y_2243
Units	Cts/S	Cts/S	Cts/S	Cts/S
Avg	**14060.**	**162130.**	**13134.**	**7865.6**
Stddev	15.	533.	103.	6.6
%RSD	.10360	.32889	.78218	.08423
#1	14069.	162000.	13222.	7862.0
#2	14067.	162720.	13021.	7873.3
#3	14043.	161680.	13158.	7861.6

Zoom In Zoom Out

Sample Name: jd27605-3 Acquired: 7/8/2021 13:58:28 Type: Unk
Method: SGS 3 NO Valve(v174) Mode: CONC Corr. Factor: 2.000000
User: admin Custom ID1: Custom ID2: Custom ID3:
Comment:

Elem	Ag3280	Al3961	As1890	B_2089	Ba4554	Be3130	Bi2230	Ca3179	Cd2288
Units	ppm	ppm	ppm	ppm	ppm	ppm	ppm	ppm	ppm
Avg	**.0088**	**105.7**	**.0526**	**.0422**	**1.361**	**.0036**	**.0378**	**96.98**	**.0031**
Stddev	.0005	1.3	.0020	.0015	.018	.0002	.0038	1.36	.0008
%RSD	5.295	1.220	3.755	3.673	1.345	6.852	10.13	1.399	24.21
#1	.0093	104.4	.0518	.0421	1.343	.0034	.0419	95.58	.0023
#2	.0085	105.7	.0549	.0438	1.361	.0039	.0370	97.07	.0033
#3	.0085	107.0	.0512	.0407	1.380	.0035	.0344	98.29	.0038

Elem	Ce4040	Co2286	Cr2677	Cu3247	Fe2599	K_7664	Li6707	Mg2790	Mn2576
Units	ppm	ppm	ppm	ppm	ppm	ppm	ppm	ppm	ppm
Avg	**.5778**	**.0877**	**.2105**	**5.473**	**209.8**	**20.66**	**.1252**	**32.26**	**2.497**
Stddev	.0077	.0022	.0032	.069	2.9	.21	.0028	.59	.027
%RSD	1.333	2.565	1.532	1.262	1.398	.9953	2.240	1.814	1.080
#1	.5721	.0858	.2070	5.397	206.8	20.42	.1231	31.62	2.469
#2	.5747	.0872	.2113	5.488	209.8	20.79	.1241	32.37	2.500
#3	.5866	.0902	.2133	5.533	212.7	20.77	.1284	32.78	2.523

Elem	Mo2020	Na5895	Ni2316	P_1774	Pb2203	S_1820	Sb2068	Se1960	Si2124
Units	ppm	ppm	ppm	ppm	ppm	ppm	ppm	ppm	ppm
Avg	**.0090**	**3.676**	**.2093**	**6.410**	**3.839**	**2.286**	**.0242**	**.0093**	**2.721**
Stddev	.0007	.050	.0042	.140	.088	.050	.0026	.0053	.054
%RSD	7.421	1.357	2.003	2.176	2.284	2.174	10.75	56.74	1.978
#1	.0084	3.653	.2061	6.283	3.755	2.240	.0234	.0153	2.672
#2	.0098	3.643	.2079	6.386	3.832	2.278	.0221	.0051	2.712
#3	.0090	3.734	.2141	6.559	3.930	2.339	.0271	.0076	2.779

Elem	Sn1899	Sr4077	Ti3349	Tl1908	V_2924	W_2079	Zn2062	Zr3391
Units	ppm	ppm	ppm	ppm	ppm	ppm	ppm	ppm
Avg	**.1629**	**.4082**	**6.263**	**.0014**	**.2658**	**.0107**	**2.057**	**.0377**
Stddev	.0049	.0059	.071	.0009	.0033	.0011	.047	.0001
%RSD	2.997	1.453	1.132	68.83	1.228	10.78	2.273	.3123
#1	.1586	.4022	6.192	.0021	.2623	.0095	2.012	.0379
#2	.1619	.4083	6.262	.0017	.2664	.0118	2.052	.0377
#3	.1682	.4141	6.334	.0003	.2687	.0106	2.105	.0377

Zoom In Zoom Out

Sample Name: jd27605-3 Acquired: 7/8/2021 13:58:28 Type: Unk
Method: SGS 3 NO Valve(v174) Mode: CONC Corr. Factor: 2.000000
User: admin Custom ID1: Custom ID2: Custom ID3:
Comment:

Int. Std.	In2306	Y_3600	Y_3710	Y_2243
Units	Cts/S	Cts/S	Cts/S	Cts/S
Avg	**14058.**	**158740.**	**12944.**	**7696.2**
Stddev	6.	624.	13.	3.2
%RSD	.04283	.39336	.09928	.04181
#1	14063.	158180.	12952.	7699.9
#2	14051.	158620.	12929.	7694.4
#3	14060.	159420.	12950.	7694.4

Zoom In Zoom Out

Sample Name: jd27605-6conf Acquired: 7/8/2021 14:03:10 Type: Unk
Method: SGS 3 NO Valve(v174) Mode: CONC Corr. Factor: 2.000000
User: admin Custom ID1: Custom ID2: Custom ID3:
Comment:

Elem	Ag3280	Al3961	As1890	B_2089	Ba4554	Be3130	Bi2230	Ca3179	Cd2288
Units	ppm	ppm	ppm	ppm	ppm	ppm	ppm	ppm	ppm
Avg	**.0046**	**64.17**	**.0117**	**.0178**	**.5951**	**.0017**	**.0384**	**64.28**	**.0006**
Stddev	.0010	.60	.0003	.0015	.0085	.0004	.0033	.63	.0002
%RSD	22.42	.9341	2.785	8.490	1.428	22.64	8.501	.9761	27.69
#1	.0046	63.53	.0115	.0162	.5878	.0019	.0415	63.63	.0005
#2	.0036	64.27	.0117	.0179	.5931	.0019	.0350	64.34	.0008
#3	.0057	64.71	.0121	.0192	.6044	.0012	.0387	64.88	.0006

Elem	Ce4040	Co2286	Cr2677	Cu3247	Fe2599	K_7664	Li6707	Mg2790	Mn2576
Units	ppm	ppm	ppm	ppm	ppm	ppm	ppm	ppm	ppm
Avg	**.3549**	**.0533**	**.1729**	**.1135**	**110.5**	**30.68**	**.0617**	**50.82**	**1.680**
Stddev	.0051	.0016	.0016	.0010	1.0	.36	.0051	.31	.010
%RSD	1.446	2.972	.9156	.8416	.9492	1.180	8.327	.6019	.6090
#1	.3607	.0520	.1711	.1126	109.4	30.34	.0623	50.47	1.668
#2	.3509	.0528	.1734	.1134	110.6	30.65	.0563	50.93	1.684
#3	.3533	.0551	.1742	.1145	111.5	31.06	.0665	51.06	1.687

Elem	Mo2020	Na5895	Ni2316	P_1774	Pb2203	S_1820	Sb2068	Se1960	Si2124
Units	ppm	ppm	ppm	ppm	ppm	ppm	ppm	ppm	ppm
Avg	**.0055**	**2.364**	**.1261**	**2.993**	**.0258**	**6.032**	**.0038**	**.0010**	**3.363**
Stddev	.0005	.022	.0041	.077	.0047	.159	.0042	.0028	.054
%RSD	8.729	.9401	3.258	2.564	18.11	2.638	111.0	264.9	1.615
#1	.0050	2.348	.1217	2.917	.0215	5.878	.0085	-.0012	3.307
#2	.0056	2.355	.1265	2.991	.0252	6.022	.0007	.0002	3.365
#3	.0059	2.390	.1299	3.071	.0308	6.195	.0021	.0041	3.416

Elem	Sn1899	Sr4077	Ti3349	Tl1908	V_2924	W_2079	Zn2062	Zr3391
Units	ppm	ppm	ppm	ppm	ppm	ppm	ppm	ppm
Avg	**.0191**	**.0933**	**7.460**	**.0044**	**.2000**	**-.0008**	**.3158**	**.0107**
Stddev	.0007	.0011	.052	.0008	.0010	.0005	.0076	.0008
%RSD	3.657	1.173	.6911	17.94	.5098	64.94	2.422	7.765
#1	.0191	.0923	7.405	.0044	.1989	-.0014	.3085	.0100
#2	.0198	.0931	7.470	.0036	.2005	-.0005	.3152	.0116
#3	.0184	.0945	7.506	.0052	.2008	-.0005	.3238	.0103

Zoom In Zoom Out

Sample Name: jd27605-6conf Acquired: 7/8/2021 14:03:10 Type: Unk
Method: SGS 3 NO Valve(v174) Mode: CONC Corr. Factor: 2.000000
User: admin Custom ID1: Custom ID2: Custom ID3:
Comment:

Int. Std.	In2306	Y_3600	Y_3710	Y_2243
Units	Cts/S	Cts/S	Cts/S	Cts/S
Avg	**14053.**	**158450.**	**12812.**	**7653.8**
Stddev	12.	495.	42.	6.9
%RSD	.08508	.31245	.32836	.09008
#1	14065.	158610.	12763.	7661.0
#2	14053.	157900.	12840.	7652.9
#3	14041.	158850.	12831.	7647.3

Zoom In Zoom Out

Sample Name: jd27605-8 Acquired: 7/8/2021 14:07:54 Type: Unk
Method: SGS 3 NO Valve(v174) Mode: CONC Corr. Factor: 2.000000
User: admin Custom ID1: Custom ID2: Custom ID3:
Comment:

Elem	Ag3280	Al3961	As1890	B_2089	Ba4554	Be3130	Bi2230	Ca3179	Cd2288
Units	ppm	ppm	ppm	ppm	ppm	ppm	ppm	ppm	ppm
Avg	**.0056**	**84.46**	**.0164**	**.0170**	**.7928**	**.0030**	**.0513**	**90.49**	**.0005**
Stddev	.0012	.85	.0023	.0013	.0073	.0001	.0006	.88	.0002
%RSD	21.83	1.009	14.07	7.458	.9153	3.150	1.107	.9764	46.39
#1	.0070	83.74	.0191	.0159	.7864	.0030	.0519	89.72	.0005
#2	.0050	84.24	.0153	.0166	.7913	.0029	.0509	90.30	.0008
#3	.0048	85.41	.0148	.0184	.8007	.0031	.0511	91.45	.0003

Elem	Ce4040	Co2286	Cr2677	Cu3247	Fe2599	K_7664	Li6707	Mg2790	Mn2576
Units	ppm	ppm	ppm	ppm	ppm	ppm	ppm	ppm	ppm
Avg	**.4982**	**.0787**	**.2247**	**.1769**	**169.6**	**39.05**	**.0772**	**69.00**	**2.597**
Stddev	.0029	.0016	.0031	.0035	1.7	.45	.0043	.72	.034
%RSD	.5833	2.019	1.374	1.978	1.009	1.147	5.634	1.046	1.301
#1	.4970	.0774	.2213	.1730	168.1	38.67	.0722	68.36	2.563
#2	.4960	.0783	.2253	.1798	169.2	38.94	.0795	68.86	2.597
#3	.5015	.0805	.2274	.1780	171.5	39.55	.0799	69.78	2.630

Elem	Mo2020	Na5895	Ni2316	P_1774	Pb2203	S_1820	Sb2068	Se1960	Si2124
Units	ppm	ppm	ppm	ppm	ppm	ppm	ppm	ppm	ppm
Avg	**.0056**	**3.387**	**.1799**	**4.410**	**.0353**	**14.09**	**.0018**	**.0036**	**2.688**
Stddev	.0004	.031	.0036	.087	.0011	.29	.0016	.0030	.023
%RSD	6.938	.9285	2.005	1.971	3.183	2.053	90.50	83.99	.8722
#1	.0054	3.355	.1761	4.325	.0341	13.82	.0013	.0003	2.670
#2	.0060	3.389	.1801	4.407	.0362	14.06	.0036	.0042	2.680
#3	.0053	3.418	.1833	4.498	.0357	14.39	.0005	.0062	2.714

Elem	Sn1899	Sr4077	Ti3349	Tl1908	V_2924	W_2079	Zn2062	Zr3391
Units	ppm	ppm	ppm	ppm	ppm	ppm	ppm	ppm
Avg	**.0214**	**.1111**	**9.339**	**.0043**	**.2687**	**-.0018**	**.3205**	**.0150**
Stddev	.0012	.0008	.127	.0027	.0041	.0013	.0063	.0008
%RSD	5.439	.7514	1.356	63.32	1.521	76.19	1.975	5.484
#1	.0201	.1102	9.213	.0030	.2641	-.0007	.3141	.0146
#2	.0215	.1111	9.337	.0024	.2700	-.0013	.3207	.0159
#3	.0224	.1119	9.466	.0074	.2720	-.0033	.3267	.0144

Zoom In Zoom Out

Sample Name: jd27605-8 Acquired: 7/8/2021 14:07:54 Type: Unk
Method: SGS 3 NO Valve(v174) Mode: CONC Corr. Factor: 2.000000
User: admin Custom ID1: Custom ID2: Custom ID3:
Comment:

Int. Std.	In2306	Y_3600	Y_3710	Y_2243
Units	Cts/S	Cts/S	Cts/S	Cts/S
Avg	**13862.**	**156400.**	**12740.**	**7589.6**
Stddev	18.	765.	113.	14.5
%RSD	.13271	.48919	.88451	.19052
#1	13862.	156000.	12611.	7585.4
#2	13844.	155920.	12821.	7577.7
#3	13880.	157280.	12787.	7605.7

Zoom In Zoom Out

Sample Name: jd27714-7 Acquired: 7/8/2021 14:12:34 Type: Unk
Method: SGS 3 NO Valve(v174) Mode: CONC Corr. Factor: 2.000000
User: admin Custom ID1: Custom ID2: Custom ID3:
Comment:

Elem	Ag3280	Al3961	As1890	B_2089	Ba4554	Be3130	Bi2230	Ca3179	Cd2288
Units	ppm	ppm	ppm	ppm	ppm	ppm	ppm	ppm	ppm
Avg	**.0081**	**136.6**	**.0280**	**.0278**	**1.148**	**.0035**	**.0686**	**41.90**	**.0048**
Stddev	.0011	.4	.0022	.0031	.005	.0003	.0040	.19	.0006
%RSD	13.25	.3092	7.840	11.20	.4321	9.647	5.824	.4637	12.39
#1	.0069	136.3	.0292	.0245	1.143	.0031	.0694	41.72	.0053
#2	.0090	136.5	.0255	.0307	1.147	.0037	.0721	41.88	.0049
#3	.0083	137.1	.0294	.0283	1.153	.0037	.0642	42.11	.0041

Elem	Ce4040	Co2286	Cr2677	Cu3247	Fe2599	K_7664	Li6707	Mg2790	Mn2576
Units	ppm	ppm	ppm	ppm	ppm	ppm	ppm	ppm	ppm
Avg	**.4390**	**.0894**	**.2524**	**.2754**	**204.0**	**44.98**	**.1129**	**48.33**	**4.027**
Stddev	.0116	.0008	.0025	.0026	.8	.25	.0033	.22	.060
%RSD	2.646	.8542	.9818	.9317	.3706	.5494	2.917	.4633	1.501
#1	.4295	.0887	.2495	.2724	203.3	44.77	.1166	48.10	3.958
#2	.4519	.0893	.2535	.2768	203.9	44.92	.1115	48.34	4.068
#3	.4355	.0903	.2541	.2770	204.8	45.26	.1105	48.54	4.056

Elem	Mo2020	Na5895	Ni2316	P_1774	Pb2203	S_1820	Sb2068	Se1960	Si2124
Units	ppm	ppm	ppm	ppm	ppm	ppm	ppm	ppm	ppm
Avg	**.0030**	**1.889**	**.2116**	**3.212**	**1.086**	**1.728**	**-.0003**	**.0072**	**2.144**
Stddev	.0001	.019	.0020	.033	.012	.020	.0026	.0023	.005
%RSD	4.908	1.021	.9662	1.022	1.108	1.164	922.5	32.08	.2267
#1	.0032	1.904	.2093	3.179	1.075	1.706	.0019	.0082	2.143
#2	.0031	1.896	.2120	3.213	1.085	1.731	-.0031	.0088	2.149
#3	.0029	1.868	.2134	3.245	1.099	1.746	.0004	.0045	2.140

Elem	Sn1899	Sr4077	Ti3349	Tl1908	V_2924	W_2079	Zn2062	Zr3391
Units	ppm	ppm	ppm	ppm	ppm	ppm	ppm	ppm
Avg	**.0459**	**.2190**	**11.92**	**.0010**	**.3129**	**.0017**	**1.008**	**.0205**
Stddev	.0008	.0007	.09	.0010	.0036	.0005	.011	.0006
%RSD	1.819	.2998	.7600	98.02	1.160	27.91	1.051	2.964
#1	.0455	.2184	11.82	.0010	.3091	.0021	.9977	.0206
#2	.0469	.2188	11.93	.0020	.3132	.0012	1.007	.0211
#3	.0454	.2197	12.01	.0000	.3164	.0017	1.019	.0199

Zoom In Zoom Out

Sample Name: jd27714-7 Acquired: 7/8/2021 14:12:34 Type: Unk
Method: SGS 3 NO Valve(v174) Mode: CONC Corr. Factor: 2.000000
User: admin Custom ID1: Custom ID2: Custom ID3:
Comment:

Int. Std.	In2306	Y_3600	Y_3710	Y_2243
Units	Cts/S	Cts/S	Cts/S	Cts/S
Avg	**14016.**	**158130.**	**12887.**	**7689.2**
Stddev	16.	498.	21.	15.0
%RSD	.11553	.31487	.16573	.19467
#1	14005.	158640.	12910.	7691.2
#2	14035.	157650.	12883.	7703.1
#3	14009.	158100.	12868.	7673.3

Zoom In Zoom Out

Sample Name: ccv Acquired: 7/8/2021 14:17:25 Type: QC
Method: SGS 3 NO Valve(v174) Mode: CONC Corr. Factor: 1.000000
User: admin Custom ID1: Custom ID2: Custom ID3:
Comment:

Elem	Ag3280	Al3961	As1890	B_2089	Ba4554	Be3130	Bi2230	Ca3179	Cd2288
Units	ppm	ppm	ppm	ppm	ppm	ppm	ppm	ppm	ppm
Avg	**.2529**	**39.70**	**2.016**	**2.027**	**2.026**	**2.008**	**2.038**	**40.19**	**2.013**
Stddev	.0013	.06	.005	.001	.005	.010	.004	.11	.002
%RSD	.5302	.1549	.2407	.0653	.2493	.5100	.1744	.2703	.0813
#1	.2536	39.76	2.011	2.026	2.031	2.019	2.042	40.31	2.012
#2	.2514	39.71	2.021	2.029	2.021	1.999	2.036	40.14	2.015
#3	.2538	39.63	2.016	2.026	2.026	2.007	2.036	40.12	2.013
Check ?	Chk Pass	Chk Pass	Chk Pass	Chk Pass	Chk Pass	Chk Pass	Chk Pass	Chk Pass	Chk Pass
Value									
Range									

Elem	Ce4040	Co2286	Cr2677	Cu3247	Fe2599	K_7664	Li6707	Mg2790	Mn2576
Units	ppm	ppm	ppm	ppm	ppm	ppm	ppm	ppm	ppm
Avg	**2.010**	**2.012**	**2.013**	**2.019**	**40.27**	**39.35**	**1.894**	**40.41**	**2.040**
Stddev	.005	.001	.002	.003	.11	.13	.004	.07	.021
%RSD	.2454	.0604	.1110	.1504	.2845	.3338	.2111	.1854	1.009
#1	2.016	2.012	2.014	2.021	40.40	39.49	1.897	40.49	2.048
#2	2.007	2.013	2.013	2.020	40.20	39.23	1.890	40.39	2.017
#3	2.007	2.011	2.010	2.015	40.21	39.33	1.896	40.35	2.056
Check ?	Chk Pass	Chk Pass	Chk Pass	Chk Pass	Chk Pass	Chk Pass	Chk Pass	Chk Pass	Chk Pass
Value									
Range									

Elem	Mo2020	Na5895	Ni2316	P_1774	Pb2203	S_1820	Sb2068	Se1960	Si2124
Units	ppm	ppm	ppm	ppm	ppm	ppm	ppm	ppm	ppm
Avg	**2.029**	**39.76**	**2.008**	**1.997**	**2.004**	**1.969**	**2.015**	**2.012**	**5.008**
Stddev	.001	.16	.002	.002	.001	.002	.003	.004	.004
%RSD	.0680	.4091	.0732	.0886	.0334	.1030	.1609	.2036	.0873
#1	2.029	39.95	2.008	1.995	2.003	1.967	2.014	2.010	5.003
#2	2.030	39.64	2.010	1.998	2.005	1.970	2.019	2.009	5.012
#3	2.027	39.70	2.007	1.998	2.004	1.971	2.013	2.017	5.009
Check ?	Chk Pass	Chk Pass	Chk Pass	Chk Pass	Chk Pass	Chk Pass	Chk Pass	Chk Pass	Chk Pass
Value									
Range									

Zoom In Zoom Out

Sample Name: ccv Acquired: 7/8/2021 14:17:25 Type: QC
Method: SGS 3 NO Valve(v174) Mode: CONC Corr. Factor: 1.000000
User: admin Custom ID1: Custom ID2: Custom ID3:
Comment:

Elem	Sn1899	Sr4077	Ti3349	Tl1908	V_2924	W_2079	Zn2062	Zr3391
Units	ppm	ppm	ppm	ppm	ppm	ppm	ppm	ppm
Avg	**2.047**	**2.021**	**2.017**	**2.048**	**2.006**	**1.984**	**2.022**	**2.025**
Stddev	.002	.003	.003	.003	.001	.006	.003	.001
%RSD	.1106	.1442	.1244	.1348	.0247	.2892	.1518	.0478
#1	2.045	2.025	2.016	2.045	2.006	1.980	2.019	2.025
#2	2.049	2.020	2.015	2.050	2.006	1.991	2.025	2.024
#3	2.046	2.019	2.020	2.049	2.005	1.982	2.022	2.026
Check ?	Chk Pass	Chk Pass	Chk Pass	Chk Pass	Chk Pass	Chk Pass	Chk Pass	Chk Pass
Value								
Range								

Int. Std.	In2306	Y_3600	Y_3710	Y_2243
Units	Cts/S	Cts/S	Cts/S	Cts/S
Avg	**13471.**	**152960.**	**12407.**	**7327.2**
Stddev	18.	468.	74.	16.6
%RSD	.13701	.30604	.60038	.22639
#1	13484.	152420.	12364.	7340.8
#2	13450.	153250.	12365.	7308.7
#3	13478.	153210.	12493.	7332.1

Zoom In Zoom Out

Sample Name: ccb Acquired: 7/8/2021 14:22:15 Type: QC
Method: SGS 3 NO Valve(v174) Mode: CONC Corr. Factor: 1.000000
User: admin Custom ID1: Custom ID2: Custom ID3:
Comment:

Elem	Ag3280	Al3961	As1890	B_2089	Ba4554	Be3130	Bi2230	Ca3179	Cd2288
Units	ppm	ppm	ppm	ppm	ppm	ppm	ppm	ppm	ppm
Avg	**.0004**	**.0171**	**-.0002**	**.0052**	**.0006**	**-.0000**	**-.0014**	**.0050**	**.0004**
Stddev	.0003	.0228	.0012	.0009	.0009	.0001	.0022	.0042	.0001
%RSD	67.59	134.0	608.0	17.26	143.8	4412.	162.7	84.09	20.12
#1	.0004	.0020	-.0011	.0041	-.0002	-.0000	.0005	.0002	.0005
#2	.0001	.0058	-.0007	.0055	.0015	-.0001	-.0038	.0065	.0005
#3	.0007	.0433	.0012	.0058	.0005	.0001	-.0007	.0081	.0003
Check ?	Chk Pass	Chk Pass	Chk Pass	Chk Pass	Chk Pass	Chk Pass	Chk Pass	Chk Pass	Chk Pass
High Limit									
Low Limit									

Elem	Ce4040	Co2286	Cr2677	Cu3247	Fe2599	K_7664	Li6707	Mg2790	Mn2576
Units	ppm	ppm	ppm	ppm	ppm	ppm	ppm	ppm	ppm
Avg	**.0014**	**.0003**	**-.0001**	**.0004**	**.0089**	**.0501**	**.0024**	**-.0242**	**.0003**
Stddev	.0039	.0004	.0003	.0001	.0085	.0310	.0029	.0116	.0001
%RSD	273.2	111.1	330.1	22.85	95.57	61.90	124.0	48.02	21.36
#1	.0045	.0007	.0003	.0004	.0177	.0685	.0057	-.0218	.0003
#2	-.0029	.0004	-.0003	.0004	.0080	.0674	.0008	-.0140	.0004
#3	.0026	-.0001	-.0003	.0005	.0009	.0143	.0005	-.0369	.0003
Check ?	Chk Pass	Chk Pass	Chk Pass	Chk Pass	Chk Pass	Chk Pass	Chk Pass	Chk Pass	Chk Pass
High Limit									
Low Limit									

Elem	Mo2020	Na5895	Ni2316	P_1774	Pb2203	S_1820	Sb2068	Se1960	Si2124
Units	ppm	ppm	ppm	ppm	ppm	ppm	ppm	ppm	ppm
Avg	**.0001**	**.0441**	**-.0003**	**-.0021**	**.0006**	**-.0046**	**.0004**	**-.0025**	**.0017**
Stddev	.0003	.0132	.0003	.0007	.0006	.0020	.0024	.0007	.0014
%RSD	365.8	29.87	107.5	32.27	105.5	44.23	548.0	28.58	80.36
#1	.0004	.0296	.0000	-.0025	.0001	-.0048	.0005	-.0032	.0022
#2	.0001	.0553	-.0003	-.0025	.0003	-.0025	-.0020	-.0018	.0002
#3	-.0002	.0475	-.0006	-.0013	.0013	-.0065	.0028	-.0026	.0028
Check ?	Chk Pass	Chk Pass	Chk Pass	Chk Pass	Chk Pass	Chk Pass	Chk Pass	Chk Pass	Chk Pass
High Limit									
Low Limit									

Zoom In Zoom Out

Sample Name: ccb Acquired: 7/8/2021 14:22:15 Type: QC
Method: SGS 3 NO Valve(v174) Mode: CONC Corr. Factor: 1.000000
User: admin Custom ID1: Custom ID2: Custom ID3:
Comment:

Elem	Sn1899	Sr4077	Ti3349	Tl1908	V_2924	W_2079	Zn2062	Zr3391
Units	ppm	ppm	ppm	ppm	ppm	ppm	ppm	ppm
Avg	**.0006**	**.0002**	**.0000**	F **.0032**	**.0004**	**-.0002**	**.0004**	**.0003**
Stddev	.0006	.0001	.0004	.0013	.0004	.0002	.0001	.0004
%RSD	113.4	46.21	862.9	40.34	97.65	90.32	29.64	112.3
#1	.0008	.0002	-.0000	.0039	.0000	-.0002	.0003	-.0001
#2	.0011	.0002	-.0003	.0040	.0004	-.0000	.0004	.0005
#3	-.0001	.0003	.0005	.0017	.0008	-.0004	.0005	.0006
Check ?	Chk Pass	Chk Pass	Chk Pass	Chk Fail	Chk Pass	Chk Pass	Chk Pass	Chk Pass
High Limit				.0020				
Low Limit				-.0020				

Int. Std.	In2306	Y_3600	Y_3710	Y_2243
Units	Cts/S	Cts/S	Cts/S	Cts/S
Avg	**14471.**	**158350.**	**12454.**	**7571.5**
Stddev	38.	355.	49.	27.0
%RSD	.26009	.22402	.39725	.35606
#1	14430.	158190.	12498.	7542.5
#2	14478.	158100.	12463.	7576.2
#3	14505.	158760.	12400.	7595.8

Zoom In Zoom Out

Sample Name: jd27714-8 Acquired: 7/8/2021 14:27:06 Type: Unk
Method: SGS 3 NO Valve(v174) Mode: CONC Corr. Factor: 2.000000
User: admin Custom ID1: Custom ID2: Custom ID3:
Comment:

Elem	Ag3280	Al3961	As1890	B_2089	Ba4554	Be3130	Bi2230	Ca3179	Cd2288
Units	ppm	ppm	ppm	ppm	ppm	ppm	ppm	ppm	ppm
Avg	**.0064**	**108.5**	**.0253**	**.0306**	**.9042**	**.0029**	**.0582**	**35.32**	**.0017**
Stddev	.0003	.2	.0021	.0012	.0030	.0002	.0032	.10	.0003
%RSD	4.800	.1680	8.424	4.005	.3274	8.369	5.531	.2970	17.85
#1	.0064	108.4	.0237	.0318	.9015	.0031	.0548	35.28	.0016
#2	.0061	108.4	.0245	.0307	.9036	.0030	.0612	35.25	.0020
#3	.0067	108.7	.0277	.0294	.9074	.0027	.0586	35.44	.0014

Elem	Ce4040	Co2286	Cr2677	Cu3247	Fe2599	K_7664	Li6707	Mg2790	Mn2576
Units	ppm	ppm	ppm	ppm	ppm	ppm	ppm	ppm	ppm
Avg	**.4008**	**.0810**	**.2544**	**.2425**	**175.6**	**38.24**	**.0969**	**57.92**	**3.225**
Stddev	.0051	.0003	.0015	.0008	.6	.04	.0061	.23	.012
%RSD	1.282	.4108	.6002	.3178	.3323	.1103	6.333	.3995	.3631
#1	.4004	.0814	.2526	.2424	175.2	38.23	.0905	57.70	3.211
#2	.4062	.0809	.2550	.2434	175.2	38.21	.1027	57.89	3.230
#3	.3959	.0808	.2555	.2418	176.2	38.29	.0976	58.16	3.233

Elem	Mo2020	Na5895	Ni2316	P_1774	Pb2203	S_1820	Sb2068	Se1960	Si2124
Units	ppm	ppm	ppm	ppm	ppm	ppm	ppm	ppm	ppm
Avg	**.0031**	**1.917**	**.3978**	**2.883**	**.6524**	**1.581**	**-.0017**	**.0017**	**2.007**
Stddev	.0002	.029	.0026	.015	.0030	.009	.0041	.0054	.005
%RSD	5.631	1.525	.6604	.5270	.4548	.5659	242.3	314.5	.2361
#1	.0029	1.883	.3948	2.867	.6499	1.572	-.0019	.0000	2.005
#2	.0031	1.937	.3995	2.886	.6518	1.582	-.0057	-.0026	2.012
#3	.0032	1.931	.3992	2.897	.6557	1.589	.0025	.0078	2.003

Elem	Sn1899	Sr4077	Ti3349	Tl1908	V_2924	W_2079	Zn2062	Zr3391
Units	ppm	ppm	ppm	ppm	ppm	ppm	ppm	ppm
Avg	**.0664**	**.1629**	**10.09**	**.0059**	**.2737**	**.0007**	**.7085**	**.0183**
Stddev	.0004	.0011	.03	.0042	.0017	.0013	.0040	.0002
%RSD	.6650	.6789	.3205	71.36	.6242	186.3	.5620	1.338
#1	.0669	.1617	10.05	.0054	.2718	.0007	.7044	.0180
#2	.0662	.1638	10.09	.0020	.2743	.0021	.7087	.0185
#3	.0661	.1633	10.12	.0104	.2751	-.0006	.7124	.0184

Zoom In Zoom Out

Sample Name: jd27714-8 Acquired: 7/8/2021 14:27:06 Type: Unk
Method: SGS 3 NO Valve(v174) Mode: CONC Corr. Factor: 2.000000
User: admin Custom ID1: Custom ID2: Custom ID3:
Comment:

Int. Std.	In2306	Y_3600	Y_3710	Y_2243
Units	Cts/S	Cts/S	Cts/S	Cts/S
Avg	**14075.**	**158420.**	**12917.**	**7690.1**
Stddev	31.	368.	60.	21.7
%RSD	.21883	.23248	.46466	.28200
#1	14099.	158120.	12861.	7706.0
#2	14040.	158320.	12909.	7665.4
#3	14084.	158830.	12980.	7698.8

Zoom In Zoom Out

Sample Name: mp27017-ps1 Acquired: 7/8/2021 14:31:50 Type: Unk
Method: SGS 3 NO Valve(v174) Mode: CONC Corr. Factor: 5.000000
User: admin Custom ID1: Custom ID2: Custom ID3:
Comment:

Elem	Ag3280	Al3961	As1890	B_2089	Ba4554	Be3130	Bi2230	Ca3179	Cd2288
Units	ppm	ppm	ppm	ppm	ppm	ppm	ppm	ppm	ppm
Avg	**.3417**	**97.06**	**2.032**	**2.416**	**2.999**	**2.030**	**.0389**	**140.8**	**2.117**
Stddev	.0006	.51	.009	.002	.048	.018	.0101	.7	.002
%RSD	.1745	.5237	.4421	.0887	1.602	.8922	25.98	.4768	.1060
#1	.3417	97.58	2.042	2.413	2.993	2.049	.0481	141.5	2.119
#2	.3411	96.57	2.026	2.417	2.954	2.014	.0281	140.1	2.118
#3	.3423	97.03	2.028	2.417	3.050	2.026	.0406	140.7	2.115

Elem	Ce4040	Co2286	Cr2677	Cu3247	Fe2599	K_7664	Li6707	Mg2790	Mn2576
Units	ppm	ppm	ppm	ppm	ppm	ppm	ppm	ppm	ppm
Avg	**.4250**	**2.145**	**3.494**	**39.92**	**416.8**	**31.79**	**.0853**	**69.32**	**6.384**
Stddev	.0267	.004	.010	1.03	2.1	.24	.0084	.40	.004
%RSD	6.272	.1808	.2975	2.580	.5080	.7659	9.818	.5699	.0703
#1	.3943	2.143	3.493	40.47	419.2	31.97	.0806	69.76	6.380
#2	.4422	2.149	3.484	38.73	415.2	31.52	.0804	69.21	6.382
#3	.4386	2.142	3.505	40.56	416.0	31.90	.0950	68.99	6.389

Elem	Mo2020	Na5895	Ni2316	P_1774	Pb2203	S_1820	Sb2068	Se1960	Si2124
Units	ppm	ppm	ppm	ppm	ppm	ppm	ppm	ppm	ppm
Avg	**2.089**	**32.22**	**3.322**	**6.438**	**4.726**	**12.56**	**2.043**	**2.054**	**3.381**
Stddev	.005	.24	.005	.011	.014	.05	.009	.003	.074
%RSD	.2269	.7442	.1599	.1680	.3019	.3665	.4233	.1316	2.180
#1	2.093	32.42	3.317	6.448	4.737	12.58	2.033	2.052	3.435
#2	2.089	31.95	3.323	6.427	4.731	12.60	2.050	2.053	3.410
#3	2.084	32.29	3.327	6.440	4.710	12.51	2.046	2.057	3.297

Elem	Sn1899	Sr4077	Ti3349	Tl1908	V_2924	W_2079	Zn2062	Zr3391
Units	ppm	ppm	ppm	ppm	ppm	ppm	ppm	ppm
Avg	**2.251**	**2.403**	**7.290**	**2.139**	**2.500**	**1.715**	**11.78**	**2.179**
Stddev	.004	.007	.004	.005	.006	.024	.03	.004
%RSD	.1968	.2956	.0502	.2385	.2224	1.408	.2376	.1602
#1	2.253	2.411	7.293	2.134	2.497	1.688	11.80	2.176
#2	2.254	2.397	7.292	2.143	2.497	1.725	11.79	2.178
#3	2.246	2.402	7.286	2.141	2.506	1.733	11.75	2.183

Zoom In Zoom Out

Sample Name: mp27017-ps1 Acquired: 7/8/2021 14:31:50 Type: Unk
Method: SGS 3 NO Valve(v174) Mode: CONC Corr. Factor: 5.000000
User: admin Custom ID1: Custom ID2: Custom ID3:
Comment:

Int. Std.	In2306	Y_3600	Y_3710	Y_2243
Units	Cts/S	Cts/S	Cts/S	Cts/S
Avg	**14067.**	**157900.**	**12738.**	**7573.9**
Stddev	20.	848.	53.	19.6
%RSD	.14101	.53726	.41406	.25855
#1	14045.	157620.	12678.	7554.3
#2	14070.	158850.	12775.	7573.9
#3	14085.	157230.	12761.	7593.4

Zoom In Zoom Out

Sample Name: jd27714-9 Acquired: 7/8/2021 14:36:32 Type: Unk
Method: SGS 3 NO Valve(v174) Mode: CONC Corr. Factor: 2.000000
User: admin Custom ID1: Custom ID2: Custom ID3:
Comment:

Elem	Ag3280	Al3961	As1890	B_2089	Ba4554	Be3130	Bi2230	Ca3179	Cd2288
Units	ppm	ppm	ppm	ppm	ppm	ppm	ppm	ppm	ppm
Avg	**.0063**	**120.9**	**.0296**	**.0299**	**.7891**	**.0032**	**.0509**	**32.30**	**.0011**
Stddev	.0005	.3	.0005	.0003	.0038	.0002	.0010	.13	.0004
%RSD	7.810	.2507	1.846	1.014	.4877	6.917	2.038	.3894	32.75
#1	.0065	120.6	.0290	.0296	.7863	.0034	.0502	32.22	.0011
#2	.0066	121.2	.0295	.0302	.7935	.0032	.0521	32.45	.0015
#3	.0057	120.9	.0301	.0299	.7875	.0030	.0504	32.24	.0008

Elem	Ce4040	Co2286	Cr2677	Cu3247	Fe2599	K_7664	Li6707	Mg2790	Mn2576
Units	ppm	ppm	ppm	ppm	ppm	ppm	ppm	ppm	ppm
Avg	**.5401**	**.0711**	**.2267**	**.2055**	**178.5**	**31.46**	**.0929**	**36.35**	**3.461**
Stddev	.0081	.0009	.0007	.0018	.5	.17	.0026	.14	.056
%RSD	1.500	1.200	.2922	.8730	.2956	.5347	2.775	.3911	1.621
#1	.5475	.0711	.2262	.2043	178.0	31.28	.0900	36.43	3.403
#2	.5413	.0719	.2265	.2075	179.1	31.61	.0950	36.44	3.466
#3	.5315	.0702	.2275	.2045	178.3	31.49	.0936	36.19	3.515

Elem	Mo2020	Na5895	Ni2316	P_1774	Pb2203	S_1820	Sb2068	Se1960	Si2124
Units	ppm	ppm	ppm	ppm	ppm	ppm	ppm	ppm	ppm
Avg	**.0047**	**2.708**	**.1706**	**2.948**	**.5215**	**1.265**	**-.0022**	**.0012**	**2.019**
Stddev	.0009	.032	.0005	.005	.0050	.007	.0057	.0013	.004
%RSD	19.50	1.165	.2717	.1608	.9590	.5888	258.1	100.9	.1755
#1	.0042	2.707	.1709	2.952	.5165	1.271	-.0063	.0024	2.023
#2	.0057	2.740	.1701	2.948	.5216	1.257	-.0047	-.0001	2.016
#3	.0041	2.677	.1708	2.943	.5265	1.266	.0043	.0015	2.017

Elem	Sn1899	Sr4077	Ti3349	Tl1908	V_2924	W_2079	Zn2062	Zr3391
Units	ppm	ppm	ppm	ppm	ppm	ppm	ppm	ppm
Avg	**.0324**	**.1561**	**9.360**	**.0046**	**.2807**	**.0185**	**.6011**	**.0261**
Stddev	.0005	.0005	.011	.0015	.0005	.0027	.0008	.0006
%RSD	1.443	.3344	.1132	33.32	.1898	14.43	.1402	2.441
#1	.0328	.1555	9.348	.0041	.2813	.0201	.6014	.0268
#2	.0319	.1561	9.363	.0063	.2805	.0200	.6017	.0256
#3	.0327	.1565	9.368	.0034	.2802	.0154	.6001	.0258

Zoom In Zoom Out

Sample Name: jd27714-9 Acquired: 7/8/2021 14:36:32 Type: Unk
Method: SGS 3 NO Valve(v174) Mode: CONC Corr. Factor: 2.000000
User: admin Custom ID1: Custom ID2: Custom ID3:
Comment:

Int. Std.	In2306	Y_3600	Y_3710	Y_2243
Units	Cts/S	Cts/S	Cts/S	Cts/S
Avg	**14109.**	**160240.**	**13007.**	**7746.9**
Stddev	27.	131.	58.	13.3
%RSD	.18898	.08171	.44210	.17181
#1	14139.	160370.	13060.	7761.8
#2	14095.	160230.	12946.	7736.3
#3	14092.	160110.	13014.	7742.6

Zoom In Zoom Out

Sample Name: jd27714-10 Acquired: 7/8/2021 14:41:23 Type: Unk
Method: SGS 3 NO Valve(v174) Mode: CONC Corr. Factor: 1.000000
User: admin Custom ID1: Custom ID2: Custom ID3:
Comment:

Elem	Ag3280	Al3961	As1890	B_2089	Ba4554	Be3130	Bi2230	Ca3179	Cd2288
Units	ppm	ppm	ppm	ppm	ppm	ppm	ppm	ppm	ppm
Avg	**.0063**	**99.91**	**.0198**	**.0225**	**.6258**	**.0028**	**.0388**	**13.29**	**.0003**
Stddev	.0003	.08	.0010	.0006	.0018	.0000	.0013	.02	.0002
%RSD	4.833	.0824	5.086	2.820	.2952	1.193	3.412	.1800	67.03
#1	.0064	100.00	.0187	.0223	.6275	.0028	.0396	13.31	.0003
#2	.0065	99.87	.0207	.0232	.6238	.0028	.0372	13.26	.0001
#3	.0059	99.85	.0200	.0219	.6262	.0028	.0394	13.29	.0005

Elem	Ce4040	Co2286	Cr2677	Cu3247	Fe2599	K_7664	Li6707	Mg2790	Mn2576
Units	ppm	ppm	ppm	ppm	ppm	ppm	ppm	ppm	ppm
Avg	**.4778**	**.0637**	**.1760**	**.1294**	**136.8**	**21.87**	**.0658**	**24.32**	**3.304**
Stddev	.0044	.0007	.0009	.0002	.2	.07	.0030	.06	.033
%RSD	.9255	1.103	.5015	.1898	.1274	.3087	4.595	.2265	.9825
#1	.4737	.0630	.1754	.1295	137.0	21.94	.0684	24.25	3.293
#2	.4825	.0644	.1756	.1291	136.6	21.84	.0665	24.35	3.341
#3	.4771	.0637	.1770	.1295	136.7	21.82	.0624	24.35	3.278

Elem	Mo2020	Na5895	Ni2316	P_1774	Pb2203	S_1820	Sb2068	Se1960	Si2124
Units	ppm	ppm	ppm	ppm	ppm	ppm	ppm	ppm	ppm
Avg	**.0027**	**1.647**	**.1352**	**2.484**	**.3240**	**.6348**	**-.0017**	**.0033**	**2.366**
Stddev	.0002	.015	.0003	.003	.0014	.0019	.0018	.0005	.010
%RSD	8.911	.8835	.2373	.1005	.4167	.2941	103.1	16.67	.4171
#1	.0029	1.631	.1349	2.485	.3255	.6339	.0003	.0039	2.358
#2	.0026	1.660	.1356	2.485	.3229	.6335	-.0029	.0032	2.364
#3	.0025	1.649	.1351	2.481	.3236	.6369	-.0025	.0028	2.377

Elem	Sn1899	Sr4077	Ti3349	Tl1908	V_2924	W_2079	Zn2062	Zr3391
Units	ppm	ppm	ppm	ppm	ppm	ppm	ppm	ppm
Avg	**.0281**	**.0874**	**6.852**	**.0037**	**.2074**	**.0021**	**.3527**	**.0175**
Stddev	.0003	.0001	.004	.0004	.0004	.0003	.0005	.0001
%RSD	1.076	.1643	.0626	9.636	.1912	15.46	.1453	.7743
#1	.0278	.0876	6.847	.0040	.2071	.0019	.3533	.0177
#2	.0282	.0873	6.853	.0039	.2073	.0019	.3523	.0175
#3	.0284	.0874	6.856	.0033	.2078	.0025	.3524	.0174

Zoom In Zoom Out

Sample Name: jd27714-10 Acquired: 7/8/2021 14:41:23 Type: Unk
Method: SGS 3 NO Valve(v174) Mode: CONC Corr. Factor: 1.000000
User: admin Custom ID1: Custom ID2: Custom ID3:
Comment:

Int. Std.	In2306	Y_3600	Y_3710	Y_2243
Units	Cts/S	Cts/S	Cts/S	Cts/S
Avg	**14078.**	**161730.**	**13169.**	**7858.4**
Stddev	16.	268.	38.	13.5
%RSD	.11473	.16543	.28887	.17117
#1	14062.	161890.	13166.	7848.2
#2	14095.	161420.	13132.	7873.7
#3	14078.	161890.	13208.	7853.4

Zoom In Zoom Out

Sample Name: jd27714-11 Acquired: 7/8/2021 14:46:13 Type: Unk
Method: SGS 3 NO Valve(v174) Mode: CONC Corr. Factor: 2.000000
User: admin Custom ID1: Custom ID2: Custom ID3:
Comment:

Elem	Ag3280	Al3961	As1890	B_2089	Ba4554	Be3130	Bi2230	Ca3179	Cd2288
Units	ppm	ppm	ppm	ppm	ppm	ppm	ppm	ppm	ppm
Avg	**.0068**	**128.5**	**.0245**	**.0226**	**.9232**	**.0040**	**.0633**	**26.16**	**.0008**
Stddev	.0005	1.2	.0022	.0003	.0105	.0003	.0054	.32	.0007
%RSD	6.951	.9088	8.898	1.491	1.139	6.853	8.593	1.206	87.79
#1	.0063	127.2	.0224	.0226	.9112	.0039	.0607	25.80	.0014
#2	.0071	128.9	.0267	.0223	.9273	.0037	.0596	26.28	.0010
#3	.0071	129.5	.0245	.0230	.9310	.0042	.0695	26.39	.0000

Elem	Ce4040	Co2286	Cr2677	Cu3247	Fe2599	K_7664	Li6707	Mg2790	Mn2576
Units	ppm	ppm	ppm	ppm	ppm	ppm	ppm	ppm	ppm
Avg	**.4687**	**.0816**	**.2508**	**.2215**	**197.4**	**40.56**	**.1089**	**40.74**	**3.559**
Stddev	.0103	.0007	.0049	.0024	2.2	.41	.0102	.48	.051
%RSD	2.206	.8307	1.944	1.106	1.129	1.021	9.374	1.169	1.432
#1	.4570	.0810	.2452	.2197	194.9	40.09	.1009	40.19	3.503
#2	.4767	.0815	.2528	.2204	198.2	40.88	.1204	40.98	3.602
#3	.4724	.0823	.2543	.2243	199.2	40.70	.1053	41.05	3.573

Elem	Mo2020	Na5895	Ni2316	P_1774	Pb2203	S_1820	Sb2068	Se1960	Si2124
Units	ppm	ppm	ppm	ppm	ppm	ppm	ppm	ppm	ppm
Avg	**.0032**	**1.506**	**.1971**	**2.816**	**.4573**	**1.362**	**-.0012**	**.0040**	**2.139**
Stddev	.0007	.051	.0018	.043	.0073	.021	.0012	.0014	.021
%RSD	23.62	3.404	.9126	1.526	1.597	1.562	104.3	35.76	.9659
#1	.0039	1.449	.1957	2.770	.4509	1.340	.0002	.0056	2.117
#2	.0032	1.548	.1964	2.822	.4558	1.364	-.0015	.0035	2.140
#3	.0024	1.521	.1991	2.855	.4653	1.383	-.0022	.0029	2.158

Elem	Sn1899	Sr4077	Ti3349	Tl1908	V_2924	W_2079	Zn2062	Zr3391
Units	ppm	ppm	ppm	ppm	ppm	ppm	ppm	ppm
Avg	**.0342**	**.1387**	**11.59**	**.0030**	**.2969**	**.0042**	**.6653**	**.0220**
Stddev	.0003	.0012	.12	.0020	.0015	.0018	.0075	.0008
%RSD	1.022	.8354	1.054	67.11	.5007	43.79	1.127	3.625
#1	.0338	.1374	11.47	.0007	.2955	.0037	.6579	.0212
#2	.0345	.1397	11.59	.0042	.2966	.0026	.6653	.0228
#3	.0342	.1390	11.72	.0041	.2985	.0062	.6728	.0219

Zoom In Zoom Out

Sample Name: jd27714-11 Acquired: 7/8/2021 14:46:13 Type: Unk
Method: SGS 3 NO Valve(v174) Mode: CONC Corr. Factor: 2.000000
User: admin Custom ID1: Custom ID2: Custom ID3:
Comment:

Int. Std.	In2306	Y_3600	Y_3710	Y_2243
Units	Cts/S	Cts/S	Cts/S	Cts/S
Avg	**13919.**	**157200.**	**12684.**	**7603.4**
Stddev	58.	248.	116.	41.7
%RSD	.41711	.15785	.91825	.54872
#1	13949.	157460.	12762.	7620.1
#2	13955.	156970.	12550.	7634.1
#3	13852.	157170.	12741.	7555.9

Zoom In Zoom Out

Sample Name: jd27714-12 Acquired: 7/8/2021 14:51:03 Type: Unk
Method: SGS 3 NO Valve(v174) Mode: CONC Corr. Factor: 2.000000
User: admin Custom ID1: Custom ID2: Custom ID3:
Comment:

Elem	Ag3280	Al3961	As1890	B_2089	Ba4554	Be3130	Bi2230	Ca3179	Cd2288
Units	ppm	ppm	ppm	ppm	ppm	ppm	ppm	ppm	ppm
Avg	**.0074**	**118.5**	**.0338**	**.0304**	**.8523**	**.0036**	**.0535**	**48.15**	**.0010**
Stddev	.0007	2.5	.0014	.0014	.0179	.0003	.0021	1.00	.0003
%RSD	9.484	2.099	4.279	4.667	2.102	9.184	4.007	2.069	31.61
#1	.0075	116.0	.0324	.0297	.8350	.0033	.0552	47.15	.0014
#2	.0066	118.7	.0337	.0320	.8513	.0037	.0511	48.16	.0009
#3	.0080	121.0	.0353	.0294	.8708	.0039	.0543	49.14	.0008

Elem	Ce4040	Co2286	Cr2677	Cu3247	Fe2599	K_7664	Li6707	Mg2790	Mn2576
Units	ppm	ppm	ppm	ppm	ppm	ppm	ppm	ppm	ppm
Avg	**.4921**	**.0849**	**.2297**	**.2653**	**175.4**	**28.96**	**.0933**	**39.30**	**4.021**
Stddev	.0168	.0004	.0039	.0055	3.7	.48	.0068	.83	.081
%RSD	3.413	.4457	1.702	2.064	2.097	1.672	7.289	2.105	2.025
#1	.4730	.0845	.2253	.2613	171.7	28.49	.0866	38.52	3.933
#2	.4985	.0850	.2310	.2630	175.5	28.93	.1002	39.22	4.034
#3	.5047	.0853	.2327	.2715	179.0	29.46	.0931	40.17	4.095

Elem	Mo2020	Na5895	Ni2316	P_1774	Pb2203	S_1820	Sb2068	Se1960	Si2124
Units	ppm	ppm	ppm	ppm	ppm	ppm	ppm	ppm	ppm
Avg	**.0046**	**2.690**	**.1958**	**3.565**	**.8772**	**2.538**	**-.0012**	**.0029**	**2.216**
Stddev	.0004	.092	.0027	.041	.0105	.025	.0021	.0042	.010
%RSD	8.852	3.415	1.359	1.159	1.200	.9928	173.4	146.0	.4379
#1	.0049	2.609	.1932	3.524	.8672	2.510	-.0022	.0033	2.209
#2	.0042	2.673	.1957	3.565	.8763	2.544	.0012	.0069	2.213
#3	.0048	2.790	.1985	3.607	.8882	2.559	-.0026	-.0015	2.227

Elem	Sn1899	Sr4077	Ti3349	Tl1908	V_2924	W_2079	Zn2062	Zr3391
Units	ppm	ppm	ppm	ppm	ppm	ppm	ppm	ppm
Avg	**.0393**	**.2263**	**9.255**	**.0032**	**.2945**	**.0032**	**.7058**	**.0319**
Stddev	.0005	.0043	.143	.0032	.0054	.0042	.0073	.0003
%RSD	1.225	1.919	1.547	97.34	1.838	128.9	1.032	1.050
#1	.0390	.2221	9.120	.0036	.2906	.0079	.6982	.0321
#2	.0392	.2261	9.242	.0062	.2921	-.0002	.7065	.0315
#3	.0399	.2307	9.405	-.0001	.3007	.0020	.7127	.0321

Zoom In Zoom Out

Sample Name: jd27714-12 Acquired: 7/8/2021 14:51:03 Type: Unk
Method: SGS 3 NO Valve(v174) Mode: CONC Corr. Factor: 2.000000
User: admin Custom ID1: Custom ID2: Custom ID3:
Comment:

Int. Std.	In2306	Y_3600	Y_3710	Y_2243
Units	Cts/S	Cts/S	Cts/S	Cts/S
Avg	**14090.**	**160000.**	**12942.**	**7755.0**
Stddev	13.	418.	68.	14.9
%RSD	.09460	.26117	.52629	.19162
#1	14077.	159690.	12970.	7739.9
#2	14089.	160480.	12992.	7755.5
#3	14104.	159840.	12864.	7769.6

Zoom In Zoom Out

Sample Name: jd27668-5 Acquired: 7/8/2021 14:55:54 Type: Unk
Method: SGS 3 NO Valve(v174) Mode: CONC Corr. Factor: 2.000000
User: admin Custom ID1: Custom ID2: Custom ID3:
Comment:

Elem	Ag3280	Al3961	As1890	B_2089	Ba4554	Be3130	Bi2230	Ca3179	Cd2288
Units	ppm	ppm	ppm	ppm	ppm	ppm	ppm	ppm	ppm
Avg	**.0140**	**101.9**	**.0996**	**.0366**	**1.331**	**.0087**	**.0070**	**9.669**	**.0054**
Stddev	.0010	.1	.0023	.0012	.003	.0002	.0040	.024	.0005
%RSD	7.340	.0801	2.328	3.200	.2277	1.795	57.82	.2471	9.679
#1	.0137	101.8	.0975	.0377	1.327	.0085	.0052	9.685	.0050
#2	.0152	102.0	.1021	.0367	1.332	.0088	.0042	9.641	.0060
#3	.0132	101.9	.0994	.0354	1.333	.0088	.0116	9.680	.0052

Elem	Ce4040	Co2286	Cr2677	Cu3247	Fe2599	K_7664	Li6707	Mg2790	Mn2576
Units	ppm	ppm	ppm	ppm	ppm	ppm	ppm	ppm	ppm
Avg	**.4912**	**.1112**	**.1762**	**.2113**	**248.6**	**10.85**	**.1569**	**17.30**	**7.668**
Stddev	.0122	.0005	.0005	.0007	.2	.11	.0013	.10	.011
%RSD	2.476	.4124	.2795	.3100	.0883	1.039	.8426	.5901	.1437
#1	.5051	.1107	.1766	.2119	248.4	10.73	.1560	17.18	7.663
#2	.4858	.1114	.1764	.2106	248.4	10.90	.1584	17.35	7.659
#3	.4827	.1115	.1757	.2115	248.8	10.94	.1563	17.36	7.680

Elem	Mo2020	Na5895	Ni2316	P_1774	Pb2203	S_1820	Sb2068	Se1960	Si2124
Units	ppm	ppm	ppm	ppm	ppm	ppm	ppm	ppm	ppm
Avg	**.0099**	**22.13**	**.2032**	**4.216**	**.2790**	**8.697**	**.0027**	**.0080**	**3.287**
Stddev	.0005	.06	.0005	.009	.0005	.036	.0028	.0063	.026
%RSD	4.868	.2593	.2332	.2100	.1920	.4179	104.6	79.22	.7823
#1	.0100	22.09	.2038	4.224	.2796	8.698	.0058	.0025	3.315
#2	.0094	22.11	.2031	4.217	.2789	8.733	.0020	.0066	3.279
#3	.0103	22.20	.2028	4.206	.2786	8.660	.0003	.0149	3.266

Elem	Sn1899	Sr4077	Ti3349	Tl1908	V_2924	W_2079	Zn2062	Zr3391
Units	ppm	ppm	ppm	ppm	ppm	ppm	ppm	ppm
Avg	**.0532**	**.4177**	**.5423**	**.0038**	**.1830**	**.0035**	**1.092**	**.0161**
Stddev	.0002	.0009	.0010	.0010	.0010	.0007	.002	.0008
%RSD	.4517	.2185	.1812	26.36	.5546	20.56	.1717	5.068
#1	.0531	.4182	.5413	.0030	.1837	.0036	1.093	.0160
#2	.0529	.4166	.5426	.0036	.1818	.0027	1.092	.0154
#3	.0534	.4182	.5432	.0049	.1835	.0042	1.090	.0170

Zoom In Zoom Out

Sample Name: jd27668-5 Acquired: 7/8/2021 14:55:54 Type: Unk
Method: SGS 3 NO Valve(v174) Mode: CONC Corr. Factor: 2.000000
User: admin Custom ID1: Custom ID2: Custom ID3:
Comment:

Int. Std.	In2306	Y_3600	Y_3710	Y_2243
Units	Cts/S	Cts/S	Cts/S	Cts/S
Avg	**14132.**	**159430.**	**12882.**	**7722.1**
Stddev	31.	497.	25.	25.0
%RSD	.22267	.31171	.19388	.32378
#1	14111.	159780.	12853.	7702.2
#2	14117.	159640.	12896.	7714.0
#3	14168.	158860.	12897.	7750.2

Zoom In Zoom Out

Sample Name: jd27668-6 Acquired: 7/8/2021 15:00:46 Type: Unk
Method: SGS 3 NO Valve(v174) Mode: CONC Corr. Factor: 2.000000
User: admin Custom ID1: Custom ID2: Custom ID3:
Comment:

Elem	Ag3280	Al3961	As1890	B_2089	Ba4554	Be3130	Bi2230	Ca3179	Cd2288
Units	ppm	ppm	ppm	ppm	ppm	ppm	ppm	ppm	ppm
Avg	**.0165**	**136.0**	**.1048**	**.0402**	**1.881**	**.0108**	**.0135**	**13.45**	**.0053**
Stddev	.0003	.5	.0014	.0001	.013	.0002	.0034	.04	.0001
%RSD	1.788	.4009	1.325	.2338	.6956	1.690	25.31	.3325	2.812
#1	.0167	136.6	.1062	.0401	1.895	.0110	.0097	13.49	.0054
#2	.0161	135.5	.1049	.0403	1.870	.0108	.0162	13.40	.0051
#3	.0166	135.9	.1034	.0403	1.877	.0107	.0147	13.45	.0054

Elem	Ce4040	Co2286	Cr2677	Cu3247	Fe2599	K_7664	Li6707	Mg2790	Mn2576
Units	ppm	ppm	ppm	ppm	ppm	ppm	ppm	ppm	ppm
Avg	**.6346**	**.1362**	**.2090**	**.2007**	**292.2**	**15.01**	**.2056**	**23.94**	**10.23**
Stddev	.0034	.0008	.0004	.0008	1.3	.15	.0020	.13	.10
%RSD	.5299	.5968	.1931	.3874	.4432	.9859	.9492	.5288	1.025
#1	.6379	.1355	.2095	.2007	293.7	15.17	.2077	24.04	10.32
#2	.6346	.1371	.2088	.2000	291.3	14.98	.2040	23.80	10.26
#3	.6312	.1361	.2088	.2015	291.7	14.87	.2049	23.98	10.11

Elem	Mo2020	Na5895	Ni2316	P_1774	Pb2203	S_1820	Sb2068	Se1960	Si2124
Units	ppm	ppm	ppm	ppm	ppm	ppm	ppm	ppm	ppm
Avg	**.0086**	**26.84**	**.2627**	**4.821**	**.2296**	**9.002**	**-.0039**	**.0093**	**3.151**
Stddev	.0003	.19	.0002	.005	.0008	.017	.0030	.0049	.023
%RSD	3.747	.6982	.0909	.1130	.3490	.1935	77.62	52.55	.7171
#1	.0088	27.05	.2624	4.819	.2299	9.005	-.0064	.0104	3.176
#2	.0082	26.69	.2628	4.827	.2303	9.017	-.0005	.0135	3.143
#3	.0087	26.77	.2628	4.817	.2287	8.983	-.0047	.0039	3.133

Elem	Sn1899	Sr4077	Ti3349	Tl1908	V_2924	W_2079	Zn2062	Zr3391
Units	ppm	ppm	ppm	ppm	ppm	ppm	ppm	ppm
Avg	**.0412**	**.7262**	**.5538**	**.0052**	**.2364**	**.0043**	**1.098**	**.0219**
Stddev	.0006	.0018	.0021	.0018	.0019	.0009	.002	.0003
%RSD	1.559	.2422	.3738	34.31	.7930	19.95	.2121	1.591
#1	.0405	.7281	.5554	.0031	.2377	.0043	1.100	.0222
#2	.0415	.7246	.5546	.0062	.2373	.0035	1.100	.0220
#3	.0417	.7259	.5514	.0062	.2343	.0052	1.096	.0216

Zoom In Zoom Out

Sample Name: jd27668-6 Acquired: 7/8/2021 15:00:46 Type: Unk
Method: SGS 3 NO Valve(v174) Mode: CONC Corr. Factor: 2.000000
User: admin Custom ID1: Custom ID2: Custom ID3:
Comment:

Int. Std.	In2306	Y_3600	Y_3710	Y_2243
Units	Cts/S	Cts/S	Cts/S	Cts/S
Avg	**14093.**	**160230.**	**12947.**	**7773.7**
Stddev	29.	298.	54.	24.2
%RSD	.20813	.18588	.41475	.31125
#1	14082.	159880.	12892.	7757.9
#2	14070.	160400.	13000.	7761.7
#3	14126.	160400.	12948.	7801.6

Zoom In Zoom Out

Sample Name: jd27668-7 Acquired: 7/8/2021 15:05:37 Type: Unk
Method: SGS 3 NO Valve(v174) Mode: CONC Corr. Factor: 2.000000
User: admin Custom ID1: Custom ID2: Custom ID3:
Comment:

Elem	Ag3280	Al3961	As1890	B_2089	Ba4554	Be3130	Bi2230	Ca3179	Cd2288
Units	ppm	ppm	ppm	ppm	ppm	ppm	ppm	ppm	ppm
Avg	**.0131**	**110.9**	**.0942**	**.0319**	**1.344**	**.0090**	**.0042**	**12.85**	**.0054**
Stddev	.0007	5.2	.0013	.0031	.063	.0006	.0051	.60	.0005
%RSD	5.490	4.726	1.338	9.667	4.686	6.363	120.9	4.633	9.793
#1	.0130	105.2	.0935	.0331	1.277	.0085	-.0014	12.21	.0049
#2	.0124	115.6	.0934	.0284	1.402	.0097	.0086	13.38	.0059
#3	.0139	111.7	.0956	.0342	1.354	.0089	.0056	12.97	.0054

Elem	Ce4040	Co2286	Cr2677	Cu3247	Fe2599	K_7664	Li6707	Mg2790	Mn2576
Units	ppm	ppm	ppm	ppm	ppm	ppm	ppm	ppm	ppm
Avg	**.5258**	**.1171**	**.1883**	**.1811**	**248.1**	**12.97**	**.1585**	**18.21**	**8.227**
Stddev	.0080	.0004	.0004	.0014	11.5	.55	.0106	.92	.045
%RSD	1.514	.3767	.1904	.7513	4.615	4.253	6.697	5.056	.5432
#1	.5347	.1174	.1880	.1799	235.8	12.40	.1491	17.22	8.234
#2	.5194	.1166	.1881	.1807	258.5	13.50	.1700	19.04	8.267
#3	.5234	.1173	.1887	.1826	249.9	13.00	.1565	18.36	8.179

Elem	Mo2020	Na5895	Ni2316	P_1774	Pb2203	S_1820	Sb2068	Se1960	Si2124
Units	ppm	ppm	ppm	ppm	ppm	ppm	ppm	ppm	ppm
Avg	**.0107**	**21.57**	**.2139**	**4.649**	**.2345**	**8.585**	**.0031**	**.0088**	**2.881**
Stddev	.0005	.87	.0005	.017	.0045	.021	.0014	.0007	.023
%RSD	4.365	4.044	.2341	.3734	1.932	.2509	44.89	7.879	.7931
#1	.0103	20.64	.2134	4.663	.2327	8.600	.0034	.0090	2.903
#2	.0112	22.37	.2144	4.654	.2312	8.594	.0042	.0094	2.883
#3	.0106	21.70	.2140	4.630	.2397	8.560	.0015	.0080	2.857

Elem	Sn1899	Sr4077	Ti3349	Tl1908	V_2924	W_2079	Zn2062	Zr3391
Units	ppm	ppm	ppm	ppm	ppm	ppm	ppm	ppm
Avg	**.0468**	**.2300**	**.5099**	**.0042**	**.1967**	**.0038**	**1.002**	**.0169**
Stddev	.0017	.0111	.0027	.0028	.0015	.0004	.003	.0012
%RSD	3.728	4.836	.5273	66.71	.7560	9.646	.2540	7.390
#1	.0448	.2183	.5092	.0010	.1954	.0041	1.004	.0158
#2	.0473	.2404	.5129	.0063	.1983	.0034	1.002	.0182
#3	.0482	.2314	.5076	.0053	.1963	.0039	.9992	.0166

Zoom In Zoom Out

Sample Name: jd27668-7 Acquired: 7/8/2021 15:05:37 Type: Unk
Method: SGS 3 NO Valve(v174) Mode: CONC Corr. Factor: 2.000000
User: admin Custom ID1: Custom ID2: Custom ID3:
Comment:

Int. Std.	In2306	Y_3600	Y_3710	Y_2243
Units	Cts/S	Cts/S	Cts/S	Cts/S
Avg	14051.	158750.	12883.	7694.9
Stddev	7.	390.	507.	13.7
%RSD	.05332	.24552	3.9329	.17843
#1	14048.	159010.	13417.	7679.2
#2	14060.	158300.	12409.	7704.6
#3	14046.	158950.	12823.	7701.0

Zoom In Zoom Out

Sample Name: ccv Acquired: 7/8/2021 15:10:28 Type: QC
Method: SGS 3 NO Valve(v174) Mode: CONC Corr. Factor: 1.000000
User: admin Custom ID1: Custom ID2: Custom ID3:
Comment:

Elem	Ag3280	Al3961	As1890	B_2089	Ba4554	Be3130	Bi2230	Ca3179	Cd2288
Units	ppm	ppm	ppm	ppm	ppm	ppm	ppm	ppm	ppm
Avg	.2528	39.61	2.028	2.038	2.023	2.001	2.045	40.20	2.019
Stddev	.0008	.12	.002	.002	.007	.008	.004	.11	.002
%RSD	.3192	.3143	.0847	.0779	.3279	.3853	.1723	.2848	.0919
#1	.2519	39.59	2.029	2.040	2.027	2.007	2.049	40.22	2.020
#2	.2534	39.75	2.028	2.037	2.027	2.004	2.043	40.30	2.017
#3	.2532	39.51	2.026	2.037	2.015	1.992	2.042	40.07	2.020
Check ?	Chk Pass	Chk Pass	Chk Pass	Chk Pass	Chk Pass	Chk Pass	Chk Pass	Chk Pass	Chk Pass
Value									
Range									

Elem	Ce4040	Co2286	Cr2677	Cu3247	Fe2599	K_7664	Li6707	Mg2790	Mn2576
Units	ppm	ppm	ppm	ppm	ppm	ppm	ppm	ppm	ppm
Avg	2.010	2.019	2.017	2.023	40.22	39.21	1.869	40.38	2.058
Stddev	.005	.002	.003	.003	.11	.05	.008	.03	.014
%RSD	.2382	.0922	.1244	.1289	.2626	.1254	.4478	.0820	.6931
#1	2.008	2.021	2.014	2.021	40.24	39.26	1.876	40.36	2.050
#2	2.016	2.017	2.017	2.021	40.32	39.21	1.869	40.42	2.074
#3	2.008	2.020	2.019	2.026	40.11	39.17	1.860	40.37	2.049
Check ?	Chk Pass	Chk Pass	Chk Pass	Chk Pass	Chk Pass	Chk Pass	Chk Pass	Chk Pass	Chk Pass
Value									
Range									

Elem	Mo2020	Na5895	Ni2316	P_1774	Pb2203	S_1820	Sb2068	Se1960	Si2124
Units	ppm	ppm	ppm	ppm	ppm	ppm	ppm	ppm	ppm
Avg	2.036	39.38	2.016	2.010	2.012	1.983	2.021	2.022	5.025
Stddev	.002	.15	.001	.002	.002	.003	.002	.001	.004
%RSD	.1045	.3844	.0385	.0787	.1042	.1379	.0752	.0299	.0758
#1	2.038	39.43	2.016	2.008	2.014	1.985	2.020	2.023	5.027
#2	2.034	39.49	2.016	2.010	2.010	1.983	2.020	2.022	5.021
#3	2.035	39.21	2.017	2.011	2.013	1.980	2.023	2.022	5.028
Check ?	Chk Pass	Chk Pass	Chk Pass	Chk Pass	Chk Pass	Chk Pass	Chk Pass	Chk Pass	Chk Pass
Value									
Range									

Zoom In Zoom Out

Sample Name: ccv Acquired: 7/8/2021 15:10:28 Type: QC
Method: SGS 3 NO Valve(v174) Mode: CONC Corr. Factor: 1.000000
User: admin Custom ID1: Custom ID2: Custom ID3:
Comment:

Elem	Sn1899	Sr4077	Ti3349	Tl1908	V_2924	W_2079	Zn2062	Zr3391
Units	ppm	ppm	ppm	ppm	ppm	ppm	ppm	ppm
Avg	2.056	2.026	2.024	2.056	2.015	1.999	2.031	2.032
Stddev	.002	.005	.002	.004	.002	.004	.002	.002
%RSD	.1111	.2453	.1092	.2143	.0845	.2234	.0861	.0866
#1	2.057	2.025	2.026	2.053	2.015	2.004	2.033	2.034
#2	2.057	2.031	2.022	2.055	2.017	1.996	2.031	2.032
#3	2.053	2.021	2.023	2.061	2.013	1.997	2.029	2.030
Check ?	Chk Pass	Chk Pass	Chk Pass	Chk Pass	Chk Pass	Chk Pass	Chk Pass	Chk Pass
Value								
Range								

Int. Std.	In2306	Y_3600	Y_3710	Y_2243
Units	Cts/S	Cts/S	Cts/S	Cts/S
Avg	13428.	151430.	12337.	7298.3
Stddev	17.	191.	65.	13.3
%RSD	.12641	.12639	.53073	.18279
#1	13429.	151590.	12379.	7297.1
#2	13411.	151490.	12371.	7285.6
#3	13445.	151220.	12262.	7312.2

Zoom In Zoom Out

Sample Name: ccb Acquired: 7/8/2021 15:15:20 Type: QC
Method: SGS 3 NO Valve(v174) Mode: CONC Corr. Factor: 1.000000
User: admin Custom ID1: Custom ID2: Custom ID3:
Comment:

Elem	Ag3280	Al3961	As1890	B_2089	Ba4554	Be3130	Bi2230	Ca3179	Cd2288
Units	ppm	ppm	ppm	ppm	ppm	ppm	ppm	ppm	ppm
Avg	-.0000	.0143	.0000	.0027	.0004	.0002	-.0035	.0049	.0004
Stddev	.0004	.0157	.0011	.0012	.0002	.0000	.0028	.0040	.0002
%RSD	1661.	110.1	3148.	42.89	43.14	16.47	79.50	81.69	47.31
#1	.0001	-.0029	.0009	.0035	.0003	.0003	-.0004	.0030	.0004
#2	.0003	.0279	.0004	.0033	.0003	.0002	-.0056	.0095	.0002
#3	-.0005	.0177	-.0011	.0014	.0006	.0002	-.0045	.0022	.0006
Check ?	Chk Pass	Chk Pass	Chk Pass	Chk Pass	Chk Pass	Chk Pass	Chk Pass	Chk Pass	Chk Pass
High Limit									
Low Limit									

Elem	Ce4040	Co2286	Cr2677	Cu3247	Fe2599	K_7664	Li6707	Mg2790	Mn2576
Units	ppm	ppm	ppm	ppm	ppm	ppm	ppm	ppm	ppm
Avg	.0002	.0004	-.0002	.0003	.0119	.0439	.0023	.0056	.0004
Stddev	.0055	.0003	.0003	.0010	.0046	.0242	.0012	.0187	.0000
%RSD	2367.	78.36	127.5	304.3	38.49	55.09	51.32	334.6	2.100
#1	-.0011	.0003	-.0003	.0008	.0114	.0198	.0035	.0207	.0005
#2	.0063	.0007	-.0004	-.0008	.0166	.0438	.0012	.0115	.0004
#3	-.0045	.0001	.0001	.0009	.0076	.0682	.0022	-.0154	.0004
Check ?	Chk Pass	Chk Pass	Chk Pass	Chk Pass	Chk Pass	Chk Pass	Chk Pass	Chk Pass	Chk Pass
High Limit									
Low Limit									

Elem	Mo2020	Na5895	Ni2316	P_1774	Pb2203	S_1820	Sb2068	Se1960	Si2124
Units	ppm	ppm	ppm	ppm	ppm	ppm	ppm	ppm	ppm
Avg	.0002	.0381	.0000	-.0020	.0001	-.0036	-.0002	.0015	.0007
Stddev	.0002	.0056	.0005	.0008	.0011	.0035	.0013	.0007	.0024
%RSD	106.5	14.63	1393.	41.77	2184.	98.64	762.0	42.27	368.0
#1	.0005	.0400	.0001	-.0023	-.0010	-.0027	.0005	.0021	.0016
#2	.0002	.0318	-.0005	-.0027	.0013	-.0075	.0007	.0009	-.0021
#3	.0000	.0425	.0005	-.0011	-.0001	-.0006	-.0016	.0016	.0025
Check ?	Chk Pass	Chk Pass	Chk Pass	Chk Pass	Chk Pass	Chk Pass	Chk Pass	Chk Pass	Chk Pass
High Limit									
Low Limit									

Zoom In Zoom Out

Sample Name: ccb Acquired: 7/8/2021 15:15:20 Type: QC
Method: SGS 3 NO Valve(v174) Mode: CONC Corr. Factor: 1.000000
User: admin Custom ID1: Custom ID2: Custom ID3:
Comment:

Elem	Sn1899	Sr4077	Ti3349	Tl1908	V_2924	W_2079	Zn2062	Zr3391
Units	ppm	ppm	ppm	ppm	ppm	ppm	ppm	ppm
Avg	**.0013**	**.0003**	**-.0000**	**.0008**	**.0007**	**.0003**	**.0006**	**.0001**
Stddev	.0001	.0002	.0002	.0009	.0002	.0005	.0000	.0001
%RSD	11.40	52.84	1140.	107.1	31.52	177.6	6.088	101.3
#1	.0011	.0003	.0001	.0002	.0004	.0008	.0007	.0000
#2	.0014	.0004	-.0002	.0004	.0008	-.0000	.0006	.0001
#3	.0013	.0001	.0001	.0018	.0008	.0000	.0006	.0000

Check ?	Chk Pass	Chk Pass	Chk Pass	Chk Pass	Chk Pass	Chk Pass	Chk Pass	Chk Pass
High Limit								
Low Limit								

Int. Std.	In2306	Y_3600	Y_3710	Y_2243
Units	Cts/S	Cts/S	Cts/S	Cts/S
Avg	**14406.**	**158570.**	**12343.**	**7534.8**
Stddev	18.	425.	48.	18.6
%RSD	.12191	.26824	.38802	.24622
#1	14388.	158850.	12392.	7514.4
#2	14423.	158780.	12340.	7539.6
#3	14408.	158080.	12296.	7550.5

Zoom In Zoom Out

Sample Name: jd27668-8 Acquired: 7/8/2021 15:20:09 Type: Unk
Method: SGS 3 NO Valve(v174) Mode: CONC Corr. Factor: 2.000000
User: admin Custom ID1: Custom ID2: Custom ID3:
Comment:

Elem	Ag3280	Al3961	As1890	B_2089	Ba4554	Be3130	Bi2230	Ca3179	Cd2288
Units	ppm	ppm	ppm	ppm	ppm	ppm	ppm	ppm	ppm
Avg	**.0136**	**104.2**	**.0909**	**.0320**	**1.365**	**.0083**	**.0088**	**19.69**	**.0061**
Stddev	.0007	.3	.0010	.0009	.002	.0003	.0012	.06	.0004
%RSD	4.824	.2915	1.054	2.906	.1724	3.394	13.82	.3139	6.685
#1	.0136	103.9	.0911	.0323	1.362	.0083	.0090	19.62	.0063
#2	.0142	104.3	.0899	.0328	1.367	.0085	.0076	19.72	.0064
#3	.0129	104.5	.0918	.0310	1.365	.0079	.0100	19.74	.0056

Elem	Ce4040	Co2286	Cr2677	Cu3247	Fe2599	K_7664	Li6707	Mg2790	Mn2576
Units	ppm	ppm	ppm	ppm	ppm	ppm	ppm	ppm	ppm
Avg	**.5080**	**.1141**	**.1789**	**.1913**	**234.3**	**11.91**	**.1381**	**17.69**	**8.584**
Stddev	.0045	.0006	.0003	.0024	.8	.04	.0011	.16	.083
%RSD	.8954	.5055	.1648	1.230	.3429	.3308	.7786	.9147	.9628
#1	.5127	.1145	.1788	.1898	233.4	11.94	.1369	17.50	8.500
#2	.5037	.1144	.1793	.1901	234.7	11.86	.1388	17.76	8.587
#3	.5075	.1134	.1787	.1940	234.9	11.92	.1386	17.79	8.665

Elem	Mo2020	Na5895	Ni2316	P_1774	Pb2203	S_1820	Sb2068	Se1960	Si2124
Units	ppm	ppm	ppm	ppm	ppm	ppm	ppm	ppm	ppm
Avg	**.0107**	**15.77**	**.2057**	**3.936**	**.2463**	**5.918**	**-.0003**	**.0076**	**2.848**
Stddev	.0004	.05	.0004	.004	.0027	.012	.0011	.0016	.037
%RSD	3.882	.3320	.1866	.0980	1.109	.1938	314.4	20.84	1.294
#1	.0112	15.73	.2061	3.937	.2477	5.904	-.0009	.0078	2.882
#2	.0104	15.76	.2053	3.939	.2431	5.923	-.0011	.0090	2.852
#3	.0106	15.83	.2056	3.932	.2480	5.925	.0009	.0059	2.809

Elem	Sn1899	Sr4077	Ti3349	Tl1908	V_2924	W_2079	Zn2062	Zr3391
Units	ppm	ppm	ppm	ppm	ppm	ppm	ppm	ppm
Avg	**.0475**	**.2263**	**.5147**	**.0053**	**.1830**	**.0048**	**1.024**	**.0157**
Stddev	.0012	.0006	.0028	.0018	.0006	.0015	.002	.0009
%RSD	2.490	.2821	.5487	34.45	.3348	30.85	.1543	5.568
#1	.0463	.2255	.5120	.0071	.1831	.0052	1.023	.0164
#2	.0477	.2266	.5176	.0052	.1836	.0031	1.025	.0148
#3	.0487	.2267	.5145	.0035	.1823	.0060	1.026	.0160

Zoom In Zoom Out

Sample Name: jd27668-8 Acquired: 7/8/2021 15:20:09 Type: Unk
Method: SGS 3 NO Valve(v174) Mode: CONC Corr. Factor: 2.000000
User: admin Custom ID1: Custom ID2: Custom ID3:
Comment:

Int. Std.	In2306	Y_3600	Y_3710	Y_2243
Units	Cts/S	Cts/S	Cts/S	Cts/S
Avg	**14063.**	**158600.**	**12748.**	**7690.6**
Stddev	10.	853.	70.	4.3
%RSD	.07175	.53785	.54807	.05635
#1	14068.	159510.	12827.	7693.1
#2	14051.	158460.	12694.	7685.6
#3	14069.	157830.	12723.	7693.1

Zoom In Zoom Out

Sample Name: jd27668-9 Acquired: 7/8/2021 15:25:00 Type: Unk
Method: SGS 3 NO Valve(v174) Mode: CONC Corr. Factor: 2.000000
User: admin Custom ID1: Custom ID2: Custom ID3:
Comment:

Elem	Ag3280	Al3961	As1890	B_2089	Ba4554	Be3130	Bi2230	Ca3179	Cd2288
Units	ppm	ppm	ppm	ppm	ppm	ppm	ppm	ppm	ppm
Avg	**.0127**	**103.6**	**.0841**	**.0349**	**1.453**	**.0084**	**.0073**	**11.58**	**.0050**
Stddev	.0003	.2	.0015	.0020	.000	.0001	.0061	.04	.0004
%RSD	2.088	.2338	1.827	5.652	.0188	1.696	84.25	.3315	7.265
#1	.0127	103.3	.0853	.0327	1.453	.0083	.0116	11.60	.0046
#2	.0124	103.7	.0845	.0364	1.453	.0085	.0003	11.61	.0053
#3	.0129	103.7	.0824	.0356	1.453	.0083	.0101	11.54	.0051

Elem	Ce4040	Co2286	Cr2677	Cu3247	Fe2599	K_7664	Li6707	Mg2790	Mn2576
Units	ppm	ppm	ppm	ppm	ppm	ppm	ppm	ppm	ppm
Avg	**.4806**	**.1057**	**.1682**	**.1649**	**221.2**	**11.89**	**.1673**	**17.93**	**7.964**
Stddev	.0048	.0006	.0005	.0004	.2	.02	.0049	.08	.055
%RSD	.9958	.5872	.2999	.2311	.1057	.1857	2.946	.4522	.6850
#1	.4853	.1050	.1681	.1653	221.0	11.91	.1619	17.85	8.023
#2	.4810	.1061	.1678	.1649	221.5	11.86	.1682	18.01	7.916
#3	.4757	.1061	.1688	.1646	221.2	11.90	.1717	17.93	7.952

Elem	Mo2020	Na5895	Ni2316	P_1774	Pb2203	S_1820	Sb2068	Se1960	Si2124
Units	ppm	ppm	ppm	ppm	ppm	ppm	ppm	ppm	ppm
Avg	**.0085**	**23.56**	**.2073**	**3.929**	**.1966**	**10.02**	**.0013**	**.0056**	**2.831**
Stddev	.0002	.03	.0014	.023	.0017	.05	.0052	.0019	.015
%RSD	2.596	.1292	.6816	.5891	.8413	.5392	400.9	33.24	.5348
#1	.0083	23.53	.2064	3.905	.1963	9.967	.0045	.0074	2.847
#2	.0086	23.59	.2065	3.931	.1984	10.01	.0042	.0037	2.818
#3	.0087	23.56	.2089	3.951	.1951	10.07	-.0047	.0057	2.827

Elem	Sn1899	Sr4077	Ti3349	Tl1908	V_2924	W_2079	Zn2062	Zr3391
Units	ppm	ppm	ppm	ppm	ppm	ppm	ppm	ppm
Avg	**.0432**	**.7163**	**.5016**	**.0054**	**.1816**	**.0051**	**.9148**	**.0160**
Stddev	.0011	.0015	.0048	.0014	.0009	.0032	.0046	.0005
%RSD	2.545	.2118	.9592	27.07	.5102	63.53	.5054	3.175
#1	.0430	.7146	.5004	.0069	.1808	.0019	.9104	.0155
#2	.0444	.7168	.4976	.0041	.1814	.0051	.9145	.0165
#3	.0423	.7175	.5070	.0051	.1826	.0083	.9196	.0161

Zoom In Zoom Out

Sample Name: jd27668-9 Acquired: 7/8/2021 15:25:00 Type: Unk
Method: SGS 3 NO Valve(v174) Mode: CONC Corr. Factor: 2.000000
User: admin Custom ID1: Custom ID2: Custom ID3:
Comment:

Int. Std.	In2306	Y_3600	Y_3710	Y_2243
Units	Cts/S	Cts/S	Cts/S	Cts/S
Avg	**14041.**	**159050.**	**12788.**	**7700.3**
Stddev	28.	338.	90.	12.5
%RSD	.19839	.21277	.70071	.16235
#1	14064.	158750.	12796.	7708.1
#2	14010.	159410.	12695.	7685.9
#3	14049.	158980.	12874.	7706.9

Zoom In Zoom Out

Sample Name: jd27605-6 Acquired: 7/8/2021 15:29:53 Type: Unk
Method: SGS 3 NO Valve(v174) Mode: CONC Corr. Factor: 2.000000
User: admin Custom ID1: Custom ID2: Custom ID3:
Comment:

Elem	Ag3280	Al3961	As1890	B_2089	Ba4554	Be3130	Bi2230	Ca3179	Cd2288
Units	ppm	ppm	ppm	ppm	ppm	ppm	ppm	ppm	ppm
Avg	**.0053**	**76.79**	**.0123**	**.0098**	**.7057**	**.0021**	**.0497**	**76.89**	**.0006**
Stddev	.0007	.24	.0014	.0012	.0036	.0004	.0026	.13	.0001
%RSD	13.03	.3063	11.50	12.12	.5172	17.97	5.184	.1723	23.71
#1	.0045	76.94	.0111	.0101	.7084	.0025	.0527	77.03	.0007
#2	.0056	76.52	.0121	.0084	.7016	.0018	.0484	76.77	.0004
#3	.0057	76.91	.0139	.0107	.7071	.0020	.0480	76.87	.0006

Elem	Ce4040	Co2286	Cr2677	Cu3247	Fe2599	K_7664	Li6707	Mg2790	Mn2576
Units	ppm	ppm	ppm	ppm	ppm	ppm	ppm	ppm	ppm
Avg	**.4221**	**.0584**	**.2019**	**.1305**	**132.2**	**37.02**	**.0792**	**60.72**	**1.965**
Stddev	.0006	.0006	.0002	.0012	.3	.20	.0013	.22	.002
%RSD	.1412	1.003	.1045	.9029	.2164	.5524	1.620	.3561	.1109
#1	.4214	.0585	.2020	.1294	132.3	37.03	.0786	60.88	1.963
#2	.4226	.0589	.2021	.1317	131.9	36.81	.0806	60.82	1.967
#3	.4222	.0578	.2017	.1305	132.4	37.22	.0782	60.48	1.966

Elem	Mo2020	Na5895	Ni2316	P_1774	Pb2203	S_1820	Sb2068	Se1960	Si2124
Units	ppm	ppm	ppm	ppm	ppm	ppm	ppm	ppm	ppm
Avg	**.0052**	**2.627**	**.1405**	**3.362**	**.0251**	**6.824**	**-.0002**	**.0033**	**3.664**
Stddev	.0001	.037	.0005	.004	.0007	.015	.0003	.0040	.045
%RSD	2.748	1.417	.3479	.1272	2.955	.2123	126.1	120.0	1.221
#1	.0052	2.663	.1401	3.367	.0247	6.811	-.0005	-.0012	3.715
#2	.0053	2.589	.1404	3.360	.0247	6.840	-.0001	.0064	3.644
#3	.0050	2.630	.1410	3.359	.0260	6.821	.0000	.0047	3.632

Elem	Sn1899	Sr4077	Ti3349	Tl1908	V_2924	W_2079	Zn2062	Zr3391
Units	ppm	ppm	ppm	ppm	ppm	ppm	ppm	ppm
Avg	**.0221**	**.1120**	**8.793**	**.0037**	**.2355**	**-.0014**	**.4316**	**.0109**
Stddev	.0003	.0002	.004	.0032	.0008	.0024	.0006	.0005
%RSD	1.406	.1848	.0500	86.70	.3589	164.7	.1346	4.850
#1	.0225	.1121	8.788	.0016	.2348	-.0031	.4314	.0103
#2	.0220	.1121	8.792	.0022	.2364	-.0024	.4322	.0111
#3	.0219	.1117	8.797	.0074	.2351	.0013	.4312	.0114

Zoom In Zoom Out

Sample Name: jd27605-6 Acquired: 7/8/2021 15:29:53 Type: Unk
Method: SGS 3 NO Valve(v174) Mode: CONC Corr. Factor: 2.000000
User: admin Custom ID1: Custom ID2: Custom ID3:
Comment:

Int. Std.	In2306	Y_3600	Y_3710	Y_2243
Units	Cts/S	Cts/S	Cts/S	Cts/S
Avg	**13899.**	**157150.**	**12684.**	**7601.0**
Stddev	34.	437.	40.	21.5
%RSD	.24150	.27796	.31706	.28268
#1	13869.	157340.	12675.	7582.2
#2	13892.	156650.	12729.	7596.4
#3	13935.	157460.	12650.	7624.4

Zoom In Zoom Out

Sample Name: ccv Acquired: 7/8/2021 15:35:01 Type: QC
Method: SGS 3 NO Valve(v174) Mode: CONC Corr. Factor: 1.000000
User: admin Custom ID1: Custom ID2: Custom ID3:
Comment:

Elem	Ag3280	Al3961	As1890	B_2089	Ba4554	Be3130	Bi2230	Ca3179	Cd2288
Units	ppm	ppm	ppm	ppm	ppm	ppm	ppm	ppm	ppm
Avg	**.2528**	**39.81**	**2.023**	**2.031**	**2.035**	**2.011**	**2.042**	**40.35**	**2.019**
Stddev	.0002	.15	.004	.002	.009	.007	.002	.11	.003
%RSD	.0828	.3735	.1859	.1069	.4648	.3334	.1145	.2733	.1394
#1	.2530	39.78	2.019	2.029	2.035	2.011	2.045	40.34	2.018
#2	.2528	39.68	2.026	2.033	2.026	2.005	2.043	40.24	2.022
#3	.2525	39.97	2.023	2.031	2.045	2.018	2.040	40.46	2.017
Check ?	Chk Pass	Chk Pass	Chk Pass	Chk Pass	Chk Pass	Chk Pass	Chk Pass	Chk Pass	Chk Pass
Value									
Range									

Elem	Ce4040	Co2286	Cr2677	Cu3247	Fe2599	K_7664	Li6707	Mg2790	Mn2576
Units	ppm	ppm	ppm	ppm	ppm	ppm	ppm	ppm	ppm
Avg	**2.021**	**2.020**	**2.020**	**2.021**	**40.47**	**39.46**	**1.868**	**40.53**	**2.048**
Stddev	.003	.003	.002	.002	.16	.22	.005	.15	.015
%RSD	.1464	.1622	.0916	.1058	.3981	.5564	.2493	.3598	.7206
#1	2.018	2.022	2.018	2.019	40.44	39.55	1.864	40.61	2.033
#2	2.023	2.016	2.020	2.019	40.33	39.21	1.865	40.36	2.049
#3	2.021	2.020	2.021	2.023	40.65	39.61	1.873	40.61	2.063
Check ?	Chk Pass	Chk Pass	Chk Pass	Chk Pass	Chk Pass	Chk Pass	Chk Pass	Chk Pass	Chk Pass
Value									
Range									

Elem	Mo2020	Na5895	Ni2316	P_1774	Pb2203	S_1820	Sb2068	Se1960	Si2124
Units	ppm	ppm	ppm	ppm	ppm	ppm	ppm	ppm	ppm
Avg	**2.035**	**39.59**	**2.019**	**2.011**	**2.016**	**1.985**	**2.026**	**2.015**	**5.031**
Stddev	.001	.15	.001	.002	.002	.005	.003	.004	.003
%RSD	.0427	.3890	.0716	.0890	.1166	.2342	.1344	.2151	.0558
#1	2.035	39.59	2.020	2.009	2.018	1.980	2.023	2.014	5.032
#2	2.036	39.43	2.018	2.012	2.016	1.988	2.028	2.019	5.034
#3	2.034	39.74	2.020	2.013	2.013	1.988	2.026	2.011	5.028
Check ?	Chk Pass	Chk Pass	Chk Pass	Chk Pass	Chk Pass	Chk Pass	Chk Pass	Chk Pass	Chk Pass
Value									
Range									

Zoom In Zoom Out

Sample Name: ccv Acquired: 7/8/2021 15:35:01 Type: QC
Method: SGS 3 NO Valve(v174) Mode: CONC Corr. Factor: 1.000000
User: admin Custom ID1: Custom ID2: Custom ID3:
Comment:

Elem	Sn1899	Sr4077	Ti3349	Tl1908	V_2924	W_2079	Zn2062	Zr3391
Units	ppm	ppm	ppm	ppm	ppm	ppm	ppm	ppm
Avg	**2.053**	**2.031**	**2.033**	**2.057**	**2.019**	**1.988**	**2.031**	**2.039**
Stddev	.003	.005	.001	.005	.001	.004	.001	.001
%RSD	.1293	.2669	.0661	.2272	.0262	.2135	.0386	.0538
#1	2.055	2.033	2.033	2.056	2.019	1.988	2.031	2.038
#2	2.055	2.025	2.034	2.053	2.020	1.993	2.031	2.040
#3	2.050	2.035	2.032	2.062	2.019	1.984	2.030	2.038
Check ?	Chk Pass	Chk Pass	Chk Pass	Chk Pass	Chk Pass	Chk Pass	Chk Pass	Chk Pass
Value								
Range								

Int. Std.	In2306	Y_3600	Y_3710	Y_2243
Units	Cts/S	Cts/S	Cts/S	Cts/S
Avg	**13379.**	**151140.**	**12225.**	**7279.4**
Stddev	19.	228.	71.	18.1
%RSD	.14194	.15083	.57704	.24916
#1	13400.	151210.	12214.	7296.2
#2	13363.	151330.	12300.	7260.2
#3	13373.	150890.	12161.	7281.7

Zoom In Zoom Out

Sample Name: ccb Acquired: 7/8/2021 15:39:53 Type: QC
Method: SGS 3 NO Valve(v174) Mode: CONC Corr. Factor: 1.000000
User: admin Custom ID1: Custom ID2: Custom ID3:
Comment:

Elem	Ag3280	Al3961	As1890	B_2089	Ba4554	Be3130	Bi2230	Ca3179	Cd2288
Units	ppm	ppm	ppm	ppm	ppm	ppm	ppm	ppm	ppm
Avg	**.0007**	**.0019**	**-.0000**	**.0016**	**.0000**	**.0002**	**-.0026**	**.0055**	**.0004**
Stddev	.0003	.0157	.0014	.0004	.0003	.0001	.0015	.0015	.0001
%RSD	38.58	840.6	10140.	26.73	9619.	41.68	58.74	27.65	29.81
#1	.0008	.0117	-.0009	.0015	.0001	.0001	-.0039	.0050	.0004
#2	.0009	.0102	-.0008	.0012	-.0004	.0003	-.0031	.0073	.0005
#3	.0004	-.0163	.0016	.0021	.0003	.0003	-.0009	.0044	.0003
Check ?	Chk Pass	Chk Pass	Chk Pass	Chk Pass	Chk Pass	Chk Pass	Chk Pass	Chk Pass	Chk Pass
High Limit									
Low Limit									

Elem	Ce4040	Co2286	Cr2677	Cu3247	Fe2599	K_7664	Li6707	Mg2790	Mn2576
Units	ppm	ppm	ppm	ppm	ppm	ppm	ppm	ppm	ppm
Avg	**.0047**	**.0008**	**.0002**	**.0005**	**.0064**	**.1564**	**.0024**	**.0199**	**.0004**
Stddev	.0068	.0005	.0003	.0006	.0019	.0202	.0037	.0216	.0000
%RSD	144.8	61.03	143.0	113.6	29.64	12.89	154.7	108.6	3.016
#1	-.0014	.0009	.0005	.0003	.0043	.1598	.0013	.0202	.0005
#2	.0120	.0012	-.0000	.0012	.0080	.1347	.0066	-.0019	.0004
#3	.0035	.0003	.0001	.0001	.0068	.1746	-.0006	.0413	.0004
Check ?	Chk Pass	Chk Pass	Chk Pass	Chk Pass	Chk Pass	Chk Pass	Chk Pass	Chk Pass	Chk Pass
High Limit									
Low Limit									

Elem	Mo2020	Na5895	Ni2316	P_1774	Pb2203	S_1820	Sb2068	Se1960	Si2124
Units	ppm	ppm	ppm	ppm	ppm	ppm	ppm	ppm	ppm
Avg	**.0004**	**.0230**	**.0000**	**-.0018**	**.0007**	**-.0022**	**-.0004**	**.0009**	**.0029**
Stddev	.0007	.0194	.0002	.0001	.0011	.0016	.0014	.0014	.0016
%RSD	151.7	84.31	384.5	6.318	165.3	71.94	358.2	159.7	56.04
#1	.0008	.0023	.0002	-.0018	.0000	-.0004	-.0015	-.0005	.0037
#2	.0009	.0259	.0001	-.0019	.0020	-.0030	.0012	.0023	.0039
#3	-.0003	.0408	-.0001	-.0017	.0001	-.0032	-.0009	.0009	.0010
Check ?	Chk Pass	Chk Pass	Chk Pass	Chk Pass	Chk Pass	Chk Pass	Chk Pass	Chk Pass	Chk Pass
High Limit									
Low Limit									

Zoom In Zoom Out

Sample Name: ccb Acquired: 7/8/2021 15:39:53 Type: QC
Method: SGS 3 NO Valve(v174) Mode: CONC Corr. Factor: 1.000000
User: admin Custom ID1: Custom ID2: Custom ID3:
Comment:

Elem	Sn1899	Sr4077	Ti3349	Tl1908	V_2924	W_2079	Zn2062	Zr3391
Units	ppm	ppm	ppm	ppm	ppm	ppm	ppm	ppm
Avg	**.0009**	**.0005**	**.0003**	F **.0032**	**.0005**	**.0009**	**.0006**	**.0004**
Stddev	.0006	.0002	.0004	.0003	.0004	.0014	.0001	.0004
%RSD	65.75	35.86	134.3	10.64	84.73	160.9	12.75	80.51
#1	.0007	.0006	-.0001	.0036	.0002	.0024	.0007	.0002
#2	.0005	.0003	.0004	.0032	.0003	.0004	.0006	.0008
#3	.0016	.0006	.0005	.0029	.0010	-.0002	.0006	.0003
Check ?	Chk Pass	Chk Pass	Chk Pass	Chk Fail	Chk Pass	Chk Pass	Chk Pass	Chk Pass
High Limit				.0020				
Low Limit				-.0020				

Int. Std.	In2306	Y_3600	Y_3710	Y_2243
Units	Cts/S	Cts/S	Cts/S	Cts/S
Avg	**14463.**	**158680.**	**12348.**	**7581.1**
Stddev	21.	350.	66.	11.9
%RSD	.14702	.22084	.53752	.15670
#1	14487.	158990.	12423.	7594.8
#2	14452.	158760.	12323.	7575.3
#3	14450.	158300.	12297.	7573.2

NOTE: The remaining raw data for this batch is not relevant to this job. As such it has been omitted.

Element, Wavelength and Order	Use?	# IECs	IEC	k1	k2	Calc-in-fit?
Ag 328.068 {103}	☒	17	Mn	-0.000748	0.000000	No
			Mo	0.000012	-0.000003	No
			Ti	0.000023	0.000000	No
			Fe	-0.000015	0.000000	No
			Zn	-0.000120	0.000000	No
			Ca	-0.000004	0.000000	No
			Zr	0.006035	0.000000	No
			Sr	-0.000220	0.000000	No
			Mg	0.000005	0.000000	No
			Ba	0.000071	0.000000	No
			Cr	0.000022	0.000000	No
			V	-0.004400	0.000000	No
			Al	-0.000002	0.000000	No
			W	0.000000	0.000000	No
			Ce	-0.005100	0.000000	No
			Co	0.000000	0.000000	No
			B	-0.005333	0.000000	No
Al 396.152 { 85}	☒	6	Si	0.000652	0.000000	No
			Ca	0.000018	0.000000	No
			Mo	0.053916	0.000000	No
			Zr	0.005268	0.000000	No
			Ti	-0.000583	0.000000	No
			Ce	-0.027500	0.000000	No
As 189.042 {478}	☒	20	Al	0.000000	0.000000	No
			Fe	-0.000071	0.000000	No
			Ca	-0.000004	0.000000	No
			Mo	0.003506	0.000000	No
			Cr	-0.002980	0.000000	No
			Ba	0.000086	0.000000	No
			Sn	-0.000130	0.000000	No
			Cd	-0.001028	0.000000	No
			Si	0.000024	0.000000	No
			Zn	-0.000082	0.000000	No
			Sr	-0.000045	0.000000	No
			W	0.000000	0.000000	No
			Cu	-0.000058	0.000000	No
			Co	-0.000245	0.000000	No
			Zr	0.000013	0.000000	No
			Mn	-0.000208	0.000000	No
			S	-0.000021	0.000000	No
			Ti	-0.000200	0.000000	No
			Mg	0.000004	0.000000	No
			Ce	-0.000600	0.000000	No
B 208.959 {462}	☒	1	Mo	0.037212	0.000000	No
Ba 455.403 { 74}	☒	1	Zr	0.001245	0.000000	No
Be 313.042 {108}	☒	12	V	-0.000300	0.000000	No
			Mo	-0.000047	0.000000	No
			Ti	-0.000392	0.000000	No
			Mn	0.000010	0.000000	No
			Cu	0.000014	0.000000	No
			Bi	0.000060	0.000000	No
			Fe	-0.000001	0.000000	No
			Al	0.000000	0.000000	No
			Mg	0.000000	0.000000	No
			Ca	0.000000	0.000000	No
			Sr	0.000000	0.000000	No
			S	-0.000010	0.000000	No

Element, Wavelength and Order	Use?	# IECs	IEC	k1	k2	Calc-in-fit?
Bi 223.061 {451}	☒	10	Ti	-0.007120	0.000000	No
			V	-0.000704	0.000000	No
			Co	-0.006380	0.000000	No
			Ca	-0.000002	0.000000	No
			Mg	-0.000000	0.000000	No
			Fe	0.000053	0.000000	No
			Cr	0.001595	0.000000	No
			Cu	-0.001148	0.000000	No
			W	0.010000	0.000000	No
			Ce	-0.007100	0.000000	No
Ca 317.933 {106}	☒	14	Fe	0.000012	0.000000	No
			W	0.000000	0.000000	No
			Tl	-0.000152	0.000000	No
			Be	0.001840	0.000000	No
			Ba	-0.001224	0.000000	No
			Cu	-0.000822	0.000000	No
			Cd	-0.007593	0.000000	No
			Ni	0.000667	0.000000	No
			B	-0.000210	0.000000	No
			Se	0.000923	0.000000	No
			Co	-0.000408	0.000000	No
			Cr	0.000640	0.000000	No
			Al	-0.000000	0.000000	No
			As	0.010000	0.000000	No
Cd 228.802 {448}	☒	11	As	0.013720	0.000000	No
			Ni	-0.000120	0.000000	No
			Fe	-0.000006	0.000000	No
			V	0.000154	0.000000	No
			Ba	0.000064	0.000000	No
			Co	-0.002247	0.000000	No
			Sr	-0.000020	0.000000	No
			Mn	0.000050	0.000000	No
			Cu	-0.000026	0.000000	No
			Zn	-0.000018	0.000000	No
			W	-0.000482	0.000000	No
Ce 404.076 { 83}	☒	3	Mn	-0.024600	0.000000	No
			Fe	0.000005	0.000000	No
			Zr	-0.065300	0.000000	No
Co 228.616 {448}	☒	7	Fe	0.000005	0.000000	No
			Mo	-0.001110	0.000000	No
			Ni	0.000091	0.000000	No
			Ti	0.001940	0.000000	No
			Ba	0.000540	0.000000	No
			W	0.000327	0.000000	No
			Cd	-0.000510	0.000000	No
Cr 267.716 {126}	☒	9	Mn	0.000158	0.000000	No
			V	-0.000010	0.000000	No
			Mo	-0.000082	0.000000	No
			Fe	-0.000009	0.000000	No
			Ti	0.000060	0.000000	No
			Ba	0.000045	0.000000	No
			Cu	0.000100	0.000000	No
			Sr	-0.000100	0.000000	No
			W	0.000404	0.000000	No
Cu 324.754 {104}2	☒	14	Cr	-0.000099	0.000000	No
			V	0.000094	0.000000	No
			Mo	0.000444	0.000000	No

Element, Wavelength and Order	Use?	# IECs	IEC	k1	k2	Calc-in-fit?
			Ti	0.000192	0.000000	No
			Fe	-0.000139	0.000000	No
			Zn	-0.000041	0.000000	No
			Co	-0.000360	0.000000	No
			Si	0.000016	0.000000	No
			Mn	0.000303	0.000000	No
			Se	0.000050	0.000000	No
			Sb	0.000069	0.000000	No
			W	0.000000	0.000000	No
			Al	0.000008	0.000000	No
			Zr	0.000300	0.000000	No
Fe 259.940 {130}	☒	10	Si	0.000819	0.000000	No
			Tl	-0.000051	0.000000	No
			Cr	0.000310	0.000000	No
			Mn	-0.000996	0.000000	No
			V	-0.000064	0.000000	No
			Cu	-0.000015	0.000000	No
			Zn	0.000046	0.000000	No
			Ti	-0.000231	0.000000	No
			Ca	0.000020	0.000000	No
			Ba	0.001000	0.000000	No
In 230.606 {446}*	☒	None				
K 766.490 { 44}	☒	11	Fe	0.003050	0.000000	No
			Al	0.000077	0.000000	No
			Ca	-0.000121	0.000000	No
			Mn	-0.007074	0.000000	No
			Si	-0.003000	0.000000	No
			V	-0.002000	0.000000	No
			Sn	-0.004700	0.000000	No
			Ba	-0.010574	0.000000	No
			Mo	-0.000850	0.000000	No
			Cu	-0.011483	0.000000	No
			Ni	-0.010000	0.000000	No
Li 670.784 { 50}	☒	2	Ca	0.000016	0.000000	No
			Fe	0.000009	0.000000	No
Mg 279.079 {121}	☒	3	Mo	-0.013702	0.000000	No
			W	-0.000030	0.000000	No
			Mn	-0.002445	0.000000	No
Mn 257.610 {131}	☒	5	Fe	-0.000003	0.000000	No
			Si	0.000010	0.000000	No
			Ba	0.000004	0.000000	No
			Ni	0.000028	0.000000	No
			Al	0.000002	0.000000	No
Mo 202.030 {467}	☒	2	Al	-0.000004	0.000000	No
			Fe	-0.000010	0.000000	No
Na 589.592 { 57}	☒	4	K	0.000040	0.000000	No
			Ba	0.000900	0.000000	No
			Ca	-0.000070	0.000000	No
			V	-0.005000	0.000000	No
Ni 231.604 {446}	☒	8	Fe	0.000042	0.000000	No
			Zn	-0.000013	0.000000	No
			Be	0.000213	0.000000	No
			Co	-0.000220	0.000000	No
			Tl	0.000209	0.000000	No
			Mo	0.000026	0.000000	No
			Cu	0.000050	0.000000	No
			Se	0.000100	0.000000	No

Element, Wavelength and Order	Use?	# IECs	IEC	k1	k2	Calc-in-fit?
P 177.495 {490}	☒	9	Mn	-0.002084	0.000000	No
			Al	0.000040	0.000000	No
			V	0.002647	0.000000	No
			Si	-0.001622	0.000000	No
			Ti	0.010400	-0.001185	No
			Mo	-0.001880	0.000000	No
			S	-0.000189	0.000000	No
			Co	-0.002198	0.000000	No
			Cu	-0.023500	0.000000	No
Pb 220.353 {453}	☒	21	Al	-0.000145	0.000000	No
			Fe	0.000022	0.000000	No
			Ca	0.000003	0.000000	No
			Mn	0.000134	0.000000	No
			Mo	-0.000660	0.000000	No
			Cu	-0.000100	0.000000	No
			Co	-0.000011	0.000000	No
			Ti	-0.000100	0.000000	No
			Si	0.000033	0.000000	No
			Ba	-0.000022	0.000000	No
			Sb	-0.000084	0.000000	No
			Sr	-0.000033	0.000000	No
			W	0.000000	0.000000	No
			Mg	0.000003	0.000000	No
			Cd	0.000012	0.000000	No
			Cr	-0.000031	0.000000	No
			Zr	-0.000181	0.000000	No
			Ni	0.000271	0.000000	No
			S	-0.000010	0.000000	No
			Zn	-0.000106	0.000000	No
			Ce	0.000300	0.000000	No
S 182.034 {485}	☒	7	Mo	0.001779	0.000000	No
			Al	-0.000121	0.000000	No
			Fe	-0.000053	0.000000	No
			Mn	0.004620	0.000000	No
			W	0.000000	0.000000	No
			Ca	-0.000043	0.000000	No
			Mg	0.000005	0.000000	No
Sb 206.833 {463}	☒	20	Fe	0.000040	0.000000	No
			Al	0.000001	0.000000	No
			Ca	-0.000004	0.000000	No
			Ni	-0.000430	0.000000	No
			Cr	0.027710	0.000000	No
			V	-0.002300	0.000000	No
			Zn	-0.000115	0.000000	No
			Mo	-0.005361	0.000000	No
			Ti	0.001260	0.000000	No
			Sn	-0.005311	0.000000	No
			Mg	0.000001	0.000000	No
			Zr	-0.000012	0.000000	No
			Sr	0.000031	0.000000	No
			B	-0.000100	0.000000	No
			Co	-0.000142	0.000000	No
			W	0.000000	0.000000	No
			Si	-0.000070	0.000000	No
			Ce	-0.001300	0.000000	No
			Mn	-0.000130	0.000000	No
			S	-0.000030	0.000000	No

	Element, Wavelength and Order	Use?	# IECs	IEC	k1	k2	Calc-in-fit?
	Se 196.090 {472}	☒	24	Al	0.000002	0.000000	No
				Ca	-0.000002	0.000000	No
				Mn	0.000924	0.000000	No
				Mo	0.000100	0.000000	No
				Fe	-0.000195	0.000000	No
				Co	-0.000173	0.000000	No
				Sr	-0.000011	0.000000	No
				Cu	-0.000087	0.000000	No
				W	0.000000	0.000000	No
				Si	0.000054	0.000000	No
				Be	-0.000347	0.000000	No
				Zn	0.000050	0.000000	No
				B	0.000028	0.000000	No
				Ti	-0.000020	0.000000	No
				Cd	0.000090	0.000000	No
				Zr	-0.000297	0.000000	No
				Ba	-0.000046	0.000000	No
				Mg	0.000001	0.000000	No
				Pb	-0.000078	0.000000	No
				Ni	-0.000100	0.000000	No
				Cr	0.000076	0.000000	No
				S	-0.000014	0.000000	No
				V	-0.000812	0.000000	No
				Ce	-0.002890	0.000000	No
	Si 212.412 {459}	☒	12	Sr	0.000366	0.000000	No
				Ni	0.002092	0.000000	No
				Mo	0.034932	0.000000	No
				V	0.002950	0.000000	No
				Ti	0.004593	0.000000	No
				Al	-0.000010	0.000000	No
				Cd	0.001043	0.000000	No
				Ba	0.001987	0.000000	No
				Sn	0.007500	0.000000	No
				Zn	0.000385	0.000000	No
				Be	-0.000048	0.000000	No
				W	0.000000	0.000000	No
	Sn 189.989 {478}	☒	4	Ti	-0.001500	0.000000	No
				Fe	0.000004	0.000000	No
				Si	0.000131	0.000000	No
				Zr	0.000908	0.000000	No
	Sr 407.771 { 83}	☒	2	Ca	0.000018	0.000000	No
				Si	0.000033	0.000000	No
	Ti 334.904 {101}	☒	3	Cr	0.000189	0.000000	No
				Mo	0.001351	0.000000	No
				Si	0.000035	0.000000	No
	Tl 190.856 {477}	☒	25	Cr	0.000085	0.000000	No
				Mo	-0.007088	0.000000	No
				Al	0.000003	0.000000	No
				Fe	-0.000040	0.000000	No
				V	-0.038100	0.000000	No
				Mn	0.001700	0.000000	No
				Si	-0.000018	0.000000	No
				Ca	0.000003	0.000000	No
				Ti	-0.001839	0.000000	No
				Mg	-0.000016	0.000000	No
				Co	0.008200	0.000000	No
				Sr	0.000010	0.000000	No

Element, Wavelength and Order	Use?	# IECs	IEC	k1	k2	Calc-in-fit?
			B	-0.000003	0.000000	No
			Ba	0.000034	0.000000	No
			Zn	-0.000053	0.000000	No
			As	0.000068	0.000000	No
			W	-0.015000	0.000000	No
			Cu	0.000142	0.000000	No
			Pb	0.000147	0.000000	No
			S	0.000010	0.000000	No
			Sn	-0.000086	0.000000	No
			Li	0.000000	0.000000	No
			K	0.000000	0.000000	No
			Zr	0.000000	0.000000	No
			Ce	-0.000600	0.000000	No
V 292.402 {115}	☒	7	Ti	0.000889	0.000000	No
			Mo	-0.000900	0.000000	No
			Fe	-0.000035	0.000000	No
			Sr	-0.000100	0.000000	No
			Cr	-0.001200	0.000000	No
			Mn	-0.000350	0.000000	No
			Al	0.000000	0.000000	No
W 207.911 {462}	☒	20	Si	0.000105	0.000000	No
			As	0.000100	0.000000	No
			Mn	0.000066	0.000000	No
			Mo	-0.000300	0.000000	No
			Ti	0.000080	0.000000	No
			Sr	-0.000850	0.000000	No
			V	-0.000140	0.000000	No
			Cd	-0.000650	0.000000	No
			Cr	-0.000390	0.000000	No
			Zn	0.013026	0.000000	No
			Sn	0.001300	0.000000	No
			Zr	0.000061	0.000000	No
			B	0.000009	0.000000	No
			Sb	-0.000300	0.000000	No
			Co	-0.001000	0.000000	No
			Ni	-0.003000	0.000000	No
			Be	-0.000185	0.000000	No
			Se	-0.000105	0.000000	No
			Cu	-0.000138	0.000000	No
			Tl	-0.000220	0.000000	No
Y 360.073 { 94}*	☒	None				
Y 371.030 { 91}*	☒	None				
Y 224.306 {451}*	☒	None				
Zn 206.200 {464}	☒	11	Cr	-0.000423	0.000000	No
			Fe	0.000006	0.000000	No
			Si	0.000015	0.000000	No
			Mn	-0.000045	0.000000	No
			Ba	-0.000060	0.000000	No
			Sn	-0.000023	0.000000	No
			Cu	0.000148	0.000000	No
			As	0.000055	0.000000	No
			Be	0.000058	0.000000	No
			Ca	0.000013	0.000000	No
			W	0.000000	0.000000	No
Zr 339.198 { 99}	☒	7	Mo	0.001069	0.000000	No
			Ti	0.000203	0.000000	No
			Fe	-0.000030	0.000000	No

	Element, Wavelength and Order	Use?	# IECs	IEC	k1	k2	Calc-in-fit?
				Si	0.000074	0.000000	No
				S	-0.000002	0.000000	No
				Cr	-0.000100	0.000000	No
				W	0.000000	0.000000	No

Element, Wavelength and Order	Date of Fit	Date of Cal.	Type of Fit	Weighting	A0	A1	A2	n (Exponent)
Ag 328.068 {103}	7/8/2021 15:53:03	7/8/2021 10:11:30	Linear	None	-0.000164	0.137376	0.000000	1.000000
Al 396.152 { 85}	7/8/2021 15:53:03	7/8/2021 10:11:30	Linear	None	-0.002657	0.035804	0.000000	1.000000
As 189.042 {478}	7/8/2021 15:53:03	7/8/2021 10:11:30	Linear	None	-0.000479	0.117930	0.000000	1.000000
B 208.959 {462}	7/8/2021 15:53:03	7/8/2021 10:11:30	Linear	None	0.000430	0.196293	0.000000	1.000000
Ba 455.403 { 74}	7/8/2021 15:53:03	7/8/2021 10:11:30	Linear	None	0.009052	1.733813	0.000000	1.000000
Be 313.042 {108}	7/8/2021 15:53:03	7/8/2021 10:11:30	Linear	None	0.000112	1.903841	0.000000	1.000000
Bi 223.061 {451}	7/8/2021 15:53:03	7/8/2021 10:11:30	Linear	None	-0.001195	0.145621	0.000000	1.000000
Ca 317.933 {106}	7/8/2021 15:53:03	7/8/2021 10:11:30	Linear	None	0.006701	0.077470	0.000000	1.000000
Cd 228.802 {448}	7/8/2021 15:53:03	7/8/2021 10:11:30	Linear	None	-0.000024	0.949015	0.000000	1.000000
Ce 404.076 { 83}	7/8/2021 15:53:03	7/8/2021 10:11:30	Linear	1/Conc	-0.000711	0.030362	0.000000	1.000000
Co 228.616 {448}	7/8/2021 15:53:03	7/8/2021 10:11:30	Linear	None	-0.000111	0.498024	0.000000	1.000000
Cr 267.716 {126}	7/8/2021 15:53:03	7/8/2021 10:11:30	Linear	None	-0.000505	0.127210	0.000000	1.000000
Cu 324.754 {104}2	7/8/2021 15:53:03	7/8/2021 10:11:30	Linear	None	0.002036	0.202184	0.000000	1.000000
Fe 259.940 {130}	7/8/2021 15:53:03	7/8/2021 10:11:30	Linear	None	0.000301	0.034555	0.000000	1.000000
In 230.606 {446}*	7/8/2021 15:53:03	12/23/2009 10:44:16	Linear	1/Conc	0.000000	0.000000	0.000000	1.000000
K 766.490 { 44}	7/8/2021 15:53:03	7/8/2021 10:11:30	Linear	None	-0.002822	0.025225	0.000000	1.000000
Li 670.784 { 50}	7/8/2021 15:53:03	7/8/2021 10:11:30	Linear	None	-0.001320	0.583429	0.000000	1.000000
Mg 279.079 {121}	7/8/2021 15:53:03	7/8/2021 10:11:30	Linear	None	0.000329	0.007893	0.000000	1.000000
Mn 257.610 {131}	7/8/2021 15:53:03	7/8/2021 10:11:30	Linear	None	0.000114	0.734362	0.000000	1.000000
Mo 202.030 {467}	7/8/2021 15:53:03	7/8/2021 10:11:30	Linear	None	-0.001943	0.682772	0.000000	1.000000
Na 589.592 { 57}	7/8/2021 15:53:03	7/8/2021 10:11:30	Linear	None	-0.003965	0.079544	0.000000	1.000000
Ni 231.604 {446}	7/8/2021 15:53:03	7/8/2021 10:11:30	Linear	None	-0.000321	0.400896	0.000000	1.000000
P 177.495 {490}	7/8/2021 15:53:03	7/8/2021 10:11:30	Linear	1/Conc	-0.020324	0.139426	0.000000	1.000000
Pb 220.353 {453}	7/8/2021 15:53:03	7/8/2021 10:11:30	Linear	None	-0.000235	0.189478	0.000000	1.000000
S 182.034 {485}	7/8/2021 15:53:03	7/8/2021 10:11:30	Linear	None	-0.004907	0.060251	0.000000	1.000000
Sb 206.833 {463}	7/8/2021 15:53:03	7/8/2021 10:11:30	Linear	None	-0.000096	0.129195	0.000000	1.000000
Se 196.090 {472}	7/8/2021 15:53:03	7/8/2021 10:11:30	Linear	None	-0.000185	0.096267	0.000000	1.000000
Si 212.412 {459}	7/8/2021 15:53:03	7/8/2021 10:11:30	Linear	None	0.001058	0.172042	0.000000	1.000000
Sn 189.989 {478}	7/8/2021 15:53:03	7/8/2021 10:11:30	Linear	None	-0.000101	0.234015	0.000000	1.000000
Sr 407.771 { 83}	7/8/2021 15:53:03	7/8/2021 10:11:30	Linear	None	0.001436	3.026297	0.000000	1.000000
Ti 334.904 {101}	7/8/2021 15:53:03	7/8/2021 10:11:30	Linear	None	-0.000318	0.140409	0.000000	1.000000
Tl 190.856 {477}	7/8/2021 15:53:03	7/8/2021 10:11:30	Linear	None	-0.000459	0.064768	0.000000	1.000000
V 292.402 {115}	7/8/2021 15:53:03	7/8/2021 10:11:30	Linear	None	-0.000224	0.174855	0.000000	1.000000
W 207.911 {462}	7/8/2021 15:53:03	7/8/2021 10:11:30	Linear	None	-0.000019	0.336174	0.000000	1.000000
Y 360.073 { 94}*	7/8/2021 15:53:03	12/23/2009 10:44:16	Linear	1/Conc	0.000000	0.000000	0.000000	1.000000
Y 371.030 { 91}*	7/8/2021 15:53:03	12/23/2009 10:44:16	Linear	1/Conc	0.000000	0.000000	0.000000	1.000000
Y 224.306 {451}*	7/8/2021 15:53:03	12/23/2009 10:44:16	Linear	1/Conc	0.000000	0.000000	0.000000	1.000000
Zn 206.200 {464}	7/8/2021 15:53:03	7/8/2021 10:11:30	Linear	None	0.001614	1.636888	0.000000	1.000000
Zr 339.198 { 99}	7/8/2021 15:53:03	7/8/2021 10:11:30	Linear	None	-0.000402	0.353874	0.000000	1.000000

Element, Wavelength and Order	Correlation	Std Error of Est	Predicted MDL	Predicted MQL	Status	Reslope		QC Norm	
						Slope	Y-int	Slope factor	Offset
Ag 328.068 {103}	1.000000	0.000000	0.000630	0.002099	OK.	1.000000	0.000000	1	0
Al 396.152 { 85}	1.000000	0.000000	0.020942	0.069806	OK.	1.000000	0.000000	1	0
As 189.042 {478}	1.000000	0.000000	0.001322	0.004406	OK.	1.000000	0.000000	1	0
B 208.959 {462}	1.000000	0.000000	0.000972	0.003239	OK.	1.000000	0.000000	1	0
Ba 455.403 { 74}	1.000000	0.000000	0.000556	0.001852	OK.	1.000000	0.000000	1	0
Be 313.042 {108}	1.000000	0.000000	0.000154	0.000512	OK.	1.000000	0.000000	1	0
Bi 223.061 {451}	1.000000	0.000000	0.002545	0.008484	OK.	1.000000	0.000000	1	0
Ca 317.933 {106}	1.000000	0.000000	0.004934	0.016448	OK.	1.000000	0.000000	1	0
Cd 228.802 {448}	1.000000	0.000000	0.000265	0.000883	OK.	1.000000	0.000000	1	0
Ce 404.076 { 83}	1.000000	0.000000	0.004849	0.016165	OK.	1.000000	0.000000	1	0
Co 228.616 {448}	1.000000	0.000000	0.000327	0.001092	OK.	1.000000	0.000000	1	0
Cr 267.716 {126}	1.000000	0.000000	0.000455	0.001515	OK.	1.000000	0.000000	1	0
Cu 324.754 {104}2	1.000000	0.000000	0.000649	0.002163	OK.	1.000000	0.000000	1	0
Fe 259.940 {130}	1.000000	0.000000	0.005050	0.016833	OK.	1.000000	0.000000	1	0
In 230.606 {446}*	0.000000	0.000000	-1.000000	-1.000000	Warnin	1.000000	0.000000	1	0
K 766.490 { 44}	1.000000	0.000000	0.059420	0.198066	OK.	1.000000	0.000000	1	0
Li 670.784 { 50}	1.000000	0.000000	0.002673	0.008909	OK.	1.000000	0.000000	1	0
Mg 279.079 {121}	1.000000	0.000000	0.029262	0.097541	OK.	1.000000	0.000000	1	0
Mn 257.610 {131}	1.000000	0.000000	0.000071	0.000236	OK.	1.000000	0.000000	1	0
Mo 202.030 {467}	1.000000	0.000000	0.000352	0.001175	OK.	1.000000	0.000000	1	0
Na 589.592 { 57}	1.000000	0.000000	0.019040	0.063467	OK.	1.000000	0.000000	1	0
Ni 231.604 {446}	1.000000	0.000000	0.000466	0.001554	OK.	1.000000	0.000000	1	0
P 177.495 {490}	1.000000	0.000000	0.001244	0.004145	OK.	1.000000	0.000000	1	0
Pb 220.353 {453}	1.000000	0.000000	0.001395	0.004649	OK.	1.000000	0.000000	1	0
S 182.034 {485}	1.000000	0.000000	0.002709	0.009031	OK.	1.000000	0.000000	1	0
Sb 206.833 {463}	1.000000	0.000000	0.002130	0.007099	OK.	1.000000	0.000000	1	0
Se 196.090 {472}	1.000000	0.000000	0.002265	0.007551	OK.	1.000000	0.000000	1	0
Si 212.412 {459}	1.000000	0.000000	0.001592	0.005307	OK.	1.000000	0.000000	1	0
Sn 189.989 {478}	1.000000	0.000000	0.000667	0.002223	OK.	1.000000	0.000000	1	0
Sr 407.771 { 83}	1.000000	0.000000	0.000208	0.000692	OK.	1.000000	0.000000	1	0
Ti 334.904 {101}	1.000000	0.000000	0.000562	0.001875	OK.	1.000000	0.000000	1	0
Tl 190.856 {477}	1.000000	0.000000	0.001583	0.005278	OK.	1.000000	0.000000	1	0
V 292.402 {115}	1.000000	0.000000	0.000431	0.001437	OK.	1.000000	0.000000	1	0
W 207.911 {462}	1.000000	0.000000	0.001407	0.004691	OK.	1.000000	0.000000	1	0
Y 360.073 { 94}*	0.000000	0.000000	-1.000000	-1.000000	Warnin	1.000000	0.000000	1	0
Y 371.030 { 91}*	0.000000	0.000000	-1.000000	-1.000000	Warnin	1.000000	0.000000	1	0
Y 224.306 {451}*	0.000000	0.000000	-1.000000	-1.000000	Warnin	1.000000	0.000000	1	0
Zn 206.200 {464}	1.000000	0.000000	0.000128	0.000426	OK.	1.000000	0.000000	1	0
Zr 339.198 { 99}	1.000000	0.000000	0.000296	0.000986	OK.	1.000000	0.000000	1	0

Zoom In ▶ Zoom Out

Sample Name: STDA Acquired: 7/8/2021 12:29:01 Type: Cal
Method: SGS NO VALVE3(v109) Mode: IR Corr. Factor: 1.000000
User: admin Custom ID1: Custom ID2: Custom ID3:
Comment:

Elem	Ag3280	Al3961	As1890	B_2089	Ba4554	Be3130	Bi2230	Ca3179	Cd2288
Units	Cts/S	Cts/S	Cts/S	Cts/S	Cts/S	Cts/S	Cts/S	Cts/S	Cts/S
Avg	**-.0003**	**.0007**	**-.0016**	**.0007**	**.0005**	**-.0001**	**-.0007**	**.0034**	**.0010**
Stddev	.0001	.0005	.0003	.0003	.0006	.0002	.0006	.0003	.0003
%RSD	38.06	61.55	22.29	39.92	129.5	193.8	83.37	8.307	26.42
#1	-.0002	.0013	-.0012	.0004	.0006	-.0002	-.0013	.0032	.0011
#2	-.0004	.0006	-.0017	.0008	.0011	-.0002	-.0005	.0037	.0007
#3	-.0003	.0004	-.0018	.0009	-.0002	.0001	-.0002	.0032	.0012

Elem	Ce4040	Co2286	Cr2677	Cu3247	Fe2599	K_7664	Li6707	Mg2790	Mn2576
Units	Cts/S	Cts/S	Cts/S	Cts/S	Cts/S	Cts/S	Cts/S	Cts/S	Cts/S
Avg	**.0004**	**-.0000**	**.0000**	**.0035**	**.0001**	**.0050**	**-.0022**	**-.0001**	**.0001**
Stddev	.0001	.0002	.0000	.0000	.0001	.0016	.0012	.0001	.0000
%RSD	20.79	3406.	95.97	.9185	116.1	31.10	56.18	107.9	14.41
#1	.0004	-.0003	.0001	.0035	.0001	.0045	-.0010	.0000	.0000
#2	.0005	.0001	.0001	.0036	.0000	.0067	-.0035	-.0001	.0001
#3	.0005	.0001	-.0000	.0036	.0003	.0038	-.0022	-.0002	.0000

Elem	Mo2020	Na5895	Ni2316	P_1774	Pb2203	S_1820	Sb2068	Se1960	Si2124
Units	Cts/S	Cts/S	Cts/S	Cts/S	Cts/S	Cts/S	Cts/S	Cts/S	Cts/S
Avg	**.0003**	**-.0158**	**-.0002**	**-.0096**	**-.0003**	**-.0017**	**-.0007**	**.0005**	**.0077**
Stddev	.0003	.0024	.0001	.0003	.0003	.0001	.0000	.0001	.0004
%RSD	84.84	15.36	61.23	3.040	75.99	4.648	2.623	26.33	5.140
#1	.0000	-.0140	-.0001	-.0098	-.0002	-.0017	-.0007	.0004	.0075
#2	.0006	-.0185	-.0002	-.0092	-.0007	-.0016	-.0007	.0005	.0073
#3	.0004	-.0147	-.0004	-.0097	-.0002	-.0017	-.0006	.0007	.0081

Elem	Sn1899	Sr4077	Ti3349	Tl1908	V_2924	W_2079	Zn2062	Zr3391
Units	Cts/S	Cts/S	Cts/S	Cts/S	Cts/S	Cts/S	Cts/S	Cts/S
Avg	**.0003**	**.0009**	**.0002**	**-.0006**	**-.0004**	**-.0003**	**.0047**	**-.0007**
Stddev	.0002	.0004	.0001	.0000	.0000	.0003	.0003	.0001
%RSD	57.95	47.42	42.50	2.552	8.373	135.0	5.321	12.01
#1	.0002	.0008	.0003	-.0005	-.0005	-.0002	.0049	-.0007
#2	.0002	.0005	.0001	-.0005	-.0004	.0001	.0048	-.0007
#3	.0005	.0013	.0003	-.0006	-.0004	-.0006	.0044	-.0006

◀ Zoom In ▶ Zoom Out

Sample Name: STDA Acquired: 7/8/2021 12:29:01 Type: Cal
Method: SGS NO VALVE3(v109) Mode: IR Corr. Factor: 1.000000
User: admin Custom ID1: Custom ID2: Custom ID3:
Comment:

Int. Std.	In2306	Y_3600	Y_3710	Y_2243
Units	Cts/S	Cts/S	Cts/S	Cts/S
Avg	**4552.2**	**63650.**	**4736.5**	**1476.9**
Stddev	3.3	204.	13.5	1.7
%RSD	.07286	.31977	.28546	.11276
#1	4548.5	63692.	4722.6	1475.5
#2	4553.1	63429.	4737.4	1478.8
#3	4555.0	63829.	4749.6	1476.5

Zoom In ▶ Zoom Out

Sample Name: STDB Acquired: 7/8/2021 12:34:14 Type: Cal
Method: SGS NO VALVE3(v109) Mode: IR Corr. Factor: 1.000000
User: admin Custom ID1: Custom ID2: Custom ID3:
Comment:

Elem	Ag3280	Al3961	As1890	B_2089	Ba4554	Be3130	Bi2230	Ca3179	Cd2288
Units	Cts/S	Cts/S	Cts/S	Cts/S	Cts/S	Cts/S	Cts/S	Cts/S	Cts/S
Avg	**.1049**	**4.472**	**.8973**	**1.554**	**15.83**	**10.94**	**1.640**	**6.761**	**7.529**
Stddev	.0002	.002	.0010	.002	.02	.01	.001	.002	.009
%RSD	.1839	.0463	.1110	.1431	.1204	.0730	.0779	.0347	.1227
#1	.1047	4.471	.8967	1.552	15.81	10.94	1.639	6.762	7.519
#2	.1049	4.474	.8968	1.555	15.85	10.95	1.639	6.763	7.537
#3	.1051	4.470	.8985	1.556	15.84	10.94	1.641	6.758	7.532

Elem	Ce4040	Co2286	Cr2677	Cu3247	Fe2599	K_7664	Li6707	Mg2790	Mn2576
Units	Cts/S	Cts/S	Cts/S	Cts/S	Cts/S	Cts/S	Cts/S	Cts/S	Cts/S
Avg	**.2044**	**2.471**	**.6561**	**1.206**	**2.310**	**4.173**	**5.399**	**.4401**	**1.528**
Stddev	.0005	.004	.0010	.003	.000	.005	.012	.0003	.003
%RSD	.2504	.1405	.1547	.2068	.0092	.1312	.2173	.0694	.2113
#1	.2040	2.468	.6563	1.204	2.310	4.178	5.387	.4404	1.527
#2	.2041	2.475	.6550	1.204	2.310	4.167	5.411	.4398	1.525
#3	.2049	2.469	.6570	1.208	2.310	4.173	5.399	.4399	1.531

Elem	Mo2020	Na5895	Ni2316	P_1774	Pb2203	S_1820	Sb2068	Se1960	Si2124
Units	Cts/S	Cts/S	Cts/S	Cts/S	Cts/S	Cts/S	Cts/S	Cts/S	Cts/S
Avg	**5.432**	**13.43**	**1.870**	**.7939**	**.8091**	**.4708**	**1.343**	**.6703**	**4.304**
Stddev	.011	.01	.002	.0017	.0012	.0010	.001	.0015	.006
%RSD	.2039	.0734	.0969	.2172	.1476	.2170	.0721	.2205	.1388
#1	5.420	13.42	1.868	.7926	.8084	.4700	1.342	.6686	4.298
#2	5.436	13.44	1.872	.7933	.8105	.4720	1.344	.6713	4.305
#3	5.442	13.43	1.869	.7959	.8084	.4705	1.342	.6710	4.310

Elem	Sn1899	Sr4077	Ti3349	Tl1908	V_2924	W_2079	Zn2062	Zr3391
Units	Cts/S	Cts/S	Cts/S	Cts/S	Cts/S	Cts/S	Cts/S	Cts/S
Avg	**.9886**	**11.49**	**.9874**	**.2302**	**1.044**	**2.746**	**7.936**	**2.424**
Stddev	.0030	.01	.0012	.0001	.002	.002	.022	.005
%RSD	.3072	.1019	.1210	.0572	.2126	.0809	.2835	.2079
#1	.9856	11.47	.9872	.2303	1.043	2.746	7.921	2.422
#2	.9917	11.50	.9862	.2300	1.042	2.748	7.961	2.421
#3	.9885	11.49	.9886	.2302	1.046	2.744	7.924	2.430

◀ Zoom In ▶ Zoom Out

Sample Name: STDB Acquired: 7/8/2021 12:34:14 Type: Cal
Method: SGS NO VALVE3(v109) Mode: IR Corr. Factor: 1.000000
User: admin Custom ID1: Custom ID2: Custom ID3:
Comment:

Int. Std.	In2306	Y_3600	Y_3710	Y_2243
Units	Cts/S	Cts/S	Cts/S	Cts/S
Avg	**4412.2**	**60941.**	**4672.7**	**1400.5**
Stddev	12.8	119.	22.7	3.8
%RSD	.29004	.19560	.48633	.26977
#1	4416.2	60989.	4652.1	1402.9
#2	4397.9	61029.	4697.0	1396.1
#3	4422.5	60806.	4668.9	1402.4

Zoom In / Zoom Out

Sample Name: ccvconf Acquired: 7/8/2021 12:39:03 Type: QC
Method: SGS NO VALVE3(v109) Mode: CONC Corr. Factor: 1.000000
User: admin Custom ID1: Custom ID2: Custom ID3:
Comment:

Elem	Ag3280	Al3961	As1890	B_2089	Ba4554	Be3130	Bi2230	Ca3179	Cd2288
Units	ppm	ppm	ppm	ppm	ppm	ppm	ppm	ppm	ppm
Avg	**.2519**	**39.99**	**2.007**	**2.002**	**2.012**	**2.029**	**1.996**	**40.38**	**2.002**
Stddev	.0006	.03	.006	.003	.002	.004	.002	.08	.004
%RSD	.2395	.0767	.3190	.1670	.1032	.2176	.1062	.1890	.1997
#1	.2514	40.01	2.014	2.006	2.012	2.030	1.998	40.36	2.007
#2	.2525	39.95	2.001	2.001	2.010	2.024	1.994	40.32	2.000
#3	.2516	40.00	2.007	1.999	2.015	2.033	1.996	40.47	2.000
Check ?	Chk Pass	Chk Pass	Chk Pass	Chk Pass	Chk Pass	Chk Pass	Chk Pass	Chk Pass	Chk Pass
Value									
Range									

Elem	Ce4040	Co2286	Cr2677	Cu3247	Fe2599	K_7664	Li6707	Mg2790	Mn2576
Units	ppm	ppm	ppm	ppm	ppm	ppm	ppm	ppm	ppm
Avg	**2.008**	**2.043**	**2.025**	**1.977**	**40.57**	**39.80**	**1.998**	**39.97**	**2.046**
Stddev	.002	.001	.004	.002	.07	.11	.002	.26	.003
%RSD	.1183	.0699	.2073	.0832	.1765	.2654	.1202	.6564	.1203
#1	2.010	2.045	2.022	1.978	40.52	39.73	1.999	39.71	2.044
#2	2.006	2.042	2.030	1.977	40.55	39.76	1.995	39.96	2.048
#3	2.010	2.043	2.025	1.975	40.66	39.92	1.999	40.23	2.047
Check ?	Chk Pass	Chk Pass	Chk Pass	Chk Pass	Chk Pass	Chk Pass	Chk Pass	Chk Pass	Chk Pass
Value									
Range									

Elem	Mo2020	Na5895	Ni2316	P_1774	Pb2203	S_1820	Sb2068	Se1960	Si2124
Units	ppm	ppm	ppm	ppm	ppm	ppm	ppm	ppm	ppm
Avg	**2.033**	**39.98**	**2.064**	**2.000**	**2.060**	**1.976**	**2.006**	**1.998**	**4.997**
Stddev	.004	.07	.002	.005	.001	.002	.005	.007	.010
%RSD	.1827	.1699	.0888	.2534	.0464	.0894	.2758	.3573	.2090
#1	2.038	39.93	2.065	2.006	2.060	1.977	2.010	2.006	5.008
#2	2.031	39.94	2.062	1.996	2.059	1.976	2.000	1.993	4.987
#3	2.031	40.05	2.064	1.999	2.061	1.974	2.008	1.996	4.996
Check ?	Chk Pass	Chk Pass	Chk Pass	Chk Pass	Chk Pass	Chk Pass	Chk Pass	Chk Pass	Chk Pass
Value									
Range									

Zoom In / Zoom Out

Sample Name: ccvconf Acquired: 7/8/2021 12:39:03 Type: QC
Method: SGS NO VALVE3(v109) Mode: CONC Corr. Factor: 1.000000
User: admin Custom ID1: Custom ID2: Custom ID3:
Comment:

Elem	Sn1899	Sr4077	Ti3349	Tl1908	V_2924	W_2079	Zn2062	Zr3391
Units	ppm	ppm	ppm	ppm	ppm	ppm	ppm	ppm
Avg	**2.040**	**2.028**	**2.020**	**2.073**	**2.017**	**2.032**	**2.045**	**2.027**
Stddev	.005	.002	.002	.004	.002	.005	.007	.001
%RSD	.2569	.1071	.0879	.2189	.1066	.2292	.3604	.0233
#1	2.046	2.027	2.018	2.077	2.015	2.036	2.053	2.026
#2	2.037	2.026	2.022	2.068	2.019	2.027	2.039	2.027
#3	2.037	2.030	2.020	2.073	2.017	2.032	2.044	2.027
Check ?	Chk Pass	Chk Pass	Chk Pass	Chk Pass	Chk Pass	Chk Pass	Chk Pass	Chk Pass
Value								
Range								

Int. Std.	In2306	Y_3600	Y_3710	Y_2243
Units	Cts/S	Cts/S	Cts/S	Cts/S
Avg	**4435.2**	**62010.**	**4676.0**	**1429.0**
Stddev	2.5	136.	29.8	3.3
%RSD	.05574	.21965	.63669	.22935
#1	4432.5	62114.	4708.4	1425.2
#2	4435.6	61855.	4669.7	1431.0
#3	4437.4	62059.	4649.9	1430.7

Zoom In / Zoom Out

Sample Name: ccbconf Acquired: 7/8/2021 12:43:53 Type: QC
Method: SGS NO VALVE3(v109) Mode: CONC Corr. Factor: 1.000000
User: admin Custom ID1: Custom ID2: Custom ID3:
Comment:

Elem	Ag3280	Al3961	As1890	B_2089	Ba4554	Be3130	Bi2230	Ca3179	Cd2288
Units	ppm	ppm	ppm	ppm	ppm	ppm	ppm	ppm	ppm
Avg	**.0004**	**.0173**	**.0006**	**.0018**	**.0001**	**.0003**	**-.0012**	**.0042**	**-.0000**
Stddev	.0003	.0048	.0012	.0006	.0002	.0002	.0016	.0013	.0001
%RSD	78.37	27.95	190.4	35.73	154.3	66.40	136.6	29.92	134.4
#1	.0001	.0171	-.0007	.0021	.0002	.0005	.0003	.0056	-.0000
#2	.0004	.0222	.0016	.0010	.0002	.0001	-.0009	.0030	-.0001
#3	.0007	.0125	.0009	.0022	-.0001	.0003	-.0028	.0041	.0000
Check ?	Chk Pass	Chk Pass	Chk Pass	Chk Pass	Chk Pass	Chk Pass	Chk Pass	Chk Pass	Chk Pass
High Limit									
Low Limit									

Elem	Ce4040	Co2286	Cr2677	Cu3247	Fe2599	K_7664	Li6707	Mg2790	Mn2576
Units	ppm	ppm	ppm	ppm	ppm	ppm	ppm	ppm	ppm
Avg	**-.0014**	**.0002**	**-.0002**	**-.0000**	**.0094**	**-.0017**	**.0003**	**-.0188**	**.0000**
Stddev	.0007	.0002	.0003	.0000	.0063	.0311	.0016	.0217	.0001
%RSD	46.48	101.1	167.4	197.2	66.88	1805.	451.9	115.2	182.5
#1	-.0021	.0001	-.0006	-.0000	.0132	.0151	.0020	-.0124	.0000
#2	-.0008	.0000	.0000	-.0001	.0128	-.0377	-.0011	-.0011	.0001
#3	-.0013	.0004	-.0001	.0000	.0021	.0174	.0002	-.0430	-.0000
Check ?	None	Chk Pass	Chk Pass	Chk Pass	Chk Pass	Chk Pass	Chk Pass	Chk Pass	Chk Pass
High Limit									
Low Limit									

Elem	Mo2020	Na5895	Ni2316	P_1774	Pb2203	S_1820	Sb2068	Se1960	Si2124
Units	ppm	ppm	ppm	ppm	ppm	ppm	ppm	ppm	ppm
Avg	**.0004**	**.0148**	**.0008**	**.0012**	**.0003**	**.0016**	**.0013**	**-.0019**	**.0008**
Stddev	.0003	.0121	.0002	.0011	.0020	.0029	.0008	.0018	.0007
%RSD	75.84	81.68	18.71	90.32	573.1	184.5	59.77	95.46	88.02
#1	.0007	.0160	.0010	.0004	.0021	-.0017	.0004	.0001	.0015
#2	.0003	.0262	.0007	.0025	-.0018	.0038	.0015	-.0025	.0000
#3	.0001	.0021	.0007	.0008	.0008	.0026	.0020	-.0033	.0010
Check ?	Chk Pass	Chk Pass	Chk Pass	Chk Pass	Chk Pass	Chk Pass	Chk Pass	Chk Pass	Chk Pass
High Limit									
Low Limit									

Zoom In / Zoom Out

Sample Name: ccbconf Acquired: 7/8/2021 12:43:53 Type: QC
Method: SGS NO VALVE3(v109) Mode: CONC Corr. Factor: 1.000000
User: admin Custom ID1: Custom ID2: Custom ID3:
Comment:

Elem	Sn1899	Sr4077	Ti3349	Tl1908	V_2924	W_2079	Zn2062	Zr3391
Units	ppm	ppm	ppm	ppm	ppm	ppm	ppm	ppm
Avg	**-.0005**	**.0003**	**.0001**	**.0030**	**-.0001**	**.0009**	**.0017**	**.0001**
Stddev	.0008	.0001	.0003	.0031	.0002	.0015	.0001	.0000
%RSD	178.7	27.05	432.4	105.3	302.4	176.7	7.322	45.08
#1	-.0005	.0004	.0002	.0059	.0002	-.0009	.0017	.0001
#2	.0004	.0004	.0003	.0034	-.0001	.0019	.0019	.0001
#3	-.0012	.0002	-.0003	-.0003	-.0003	.0016	.0016	.0001
Check ?	Chk Pass	Chk Pass	Chk Pass	Chk Pass	Chk Pass	Chk Pass	Chk Pass	Chk Pass
High Limit								
Low Limit								

Int. Std.	In2306	Y_3600	Y_3710	Y_2243
Units	Cts/S	Cts/S	Cts/S	Cts/S
Avg	**4509.9**	**63884.**	**4748.4**	**1464.7**
Stddev	5.7	237.	7.1	1.8
%RSD	.12644	.37102	.14958	.12457
#1	4516.4	63929.	4744.2	1466.0
#2	4505.7	64095.	4744.3	1465.5
#3	4507.4	63628.	4756.6	1462.6

Zoom In Zoom Out

Sample Name: p1conf Acquired: 7/8/2021 12:49:09 Type: Unk
Method: SGS NO VALVE3(v109) Mode: CONC Corr. Factor: 1.000000
User: admin Custom ID1: Custom ID2: Custom ID3:
Comment:

Elem	Ag3280	Al3961	As1890	B_2089	Ba4554	Be3130	Bi2230	Ca3179	Cd2288
Units	ppm	ppm	ppm	ppm	ppm	ppm	ppm	ppm	ppm
Avg	**.0002**	**.0056**	**.0021**	**.0023**	**-.0000**	**.0000**	**.0015**	**-.0041**	**-.0005**
Stddev	.0005	.0070	.0015	.0007	.0001	.0001	.0013	.0017	.0002
%RSD	216.4	123.7	74.81	31.76	335.4	508.2	86.80	40.40	42.82
#1	.0008	.0051	.0038	.0020	.0001	-.0000	.0027	-.0023	-.0007
#2	-.0001	-.0011	.0010	.0018	-.0000	-.0000	.0014	-.0055	-.0006
#3	.0000	.0129	.0014	.0032	-.0002	.0001	.0002	-.0046	-.0003

Elem	Ce4040	Co2286	Cr2677	Cu3247	Fe2599	K_7664	Li6707	Mg2790	Mn2576
Units	ppm	ppm	ppm	ppm	ppm	ppm	ppm	ppm	ppm
Avg	**-.0006**	**.0005**	**-.0000**	**.0001**	**.0026**	**-.0483**	**-.0001**	**-.0185**	**.0000**
Stddev	.0004	.0002	.0002	.0005	.0042	.0301	.0016	.0173	.0000
%RSD	62.54	38.34	384.9	952.6	161.7	62.25	1546.	93.52	59.26
#1	-.0010	.0006	-.0002	.0005	.0073	-.0219	-.0014	.0003	.0000
#2	-.0003	.0006	-.0001	-.0005	.0007	-.0419	-.0007	-.0338	.0000
#3	-.0005	.0003	.0002	.0001	-.0003	-.0810	.0017	-.0222	.0000

Elem	Mo2020	Na5895	Ni2316	P_1774	Pb2203	S_1820	Sb2068	Se1960	Si2124
Units	ppm	ppm	ppm	ppm	ppm	ppm	ppm	ppm	ppm
Avg	**-.0001**	**-.0111**	**.0004**	**-.0002**	**.0004**	**.0047**	**.0002**	**-.0005**	**.0003**
Stddev	.0005	.0070	.0002	.0025	.0015	.0032	.0001	.0029	.0014
%RSD	344.3	62.89	45.13	1236.	397.6	68.58	74.91	568.0	550.8
#1	-.0003	-.0187	.0002	.0025	-.0013	.0038	.0002	.0028	-.0014
#2	.0004	-.0050	.0006	-.0007	.0015	.0083	.0003	-.0022	.0012
#3	-.0005	-.0096	.0005	-.0024	.0010	.0021	.0000	-.0022	.0009

Elem	Sn1899	Sr4077	Ti3349	Tl1908	V_2924	W_2079	Zn2062	Zr3391
Units	ppm	ppm	ppm	ppm	ppm	ppm	ppm	ppm
Avg	**.0005**	**.0001**	**.0000**	**.0040**	**-.0000**	**.0016**	**.0154**	**-.0002**
Stddev	.0011	.0001	.0001	.0013	.0001	.0003	.0001	.0000
%RSD	234.4	103.8	678.9	32.31	1958.	20.54	.6059	26.79
#1	.0013	.0002	-.0001	.0026	-.0001	.0020	.0155	-.0001
#2	-.0008	-.0000	.0000	.0045	.0001	.0015	.0155	-.0002
#3	.0010	.0002	.0001	.0050	.0000	.0014	.0153	-.0002

Zoom In Zoom Out

Sample Name: p1conf Acquired: 7/8/2021 12:49:09 Type: Unk
Method: SGS NO VALVE3(v109) Mode: CONC Corr. Factor: 1.000000
User: admin Custom ID1: Custom ID2: Custom ID3:
Comment:

Int. Std.	In2306	Y_3600	Y_3710	Y_2243
Units	Cts/S	Cts/S	Cts/S	Cts/S
Avg	**4687.4**	**66099.**	**4915.1**	**1531.2**
Stddev	15.6	165.	17.2	5.7
%RSD	.33229	.25032	.34958	.37112
#1	4699.6	66111.	4895.6	1535.6
#2	4692.8	65927.	4922.1	1533.2
#3	4669.9	66258.	4927.8	1524.8

Zoom In Zoom Out

Sample Name: p2conf Acquired: 7/8/2021 12:54:24 Type: Unk
Method: SGS NO VALVE3(v109) Mode: CONC Corr. Factor: 1.000000
User: admin Custom ID1: Custom ID2: Custom ID3:
Comment:

Elem	Ag3280	Al3961	As1890	B_2089	Ba4554	Be3130	Bi2230	Ca3179	Cd2288
Units	ppm	ppm	ppm	ppm	ppm	ppm	ppm	ppm	ppm
Avg	**.0006**	**-.0039**	**.0024**	**-.0008**	**.0003**	**.0000**	**.0017**	**-.0020**	**-.0005**
Stddev	.0002	.0077	.0011	.0011	.0001	.0001	.0023	.0024	.0001
%RSD	29.55	197.8	46.51	131.5	19.13	478.1	137.6	116.0	17.96
#1	.0005	-.0127	.0011	-.0018	.0002	.0000	-.0010	-.0018	-.0006
#2	.0008	.0018	.0030	-.0010	.0003	-.0001	.0027	.0002	-.0006
#3	.0005	-.0008	.0030	.0003	.0002	.0002	.0032	-.0045	-.0004

Elem	Ce4040	Co2286	Cr2677	Cu3247	Fe2599	K_7664	Li6707	Mg2790	Mn2576
Units	ppm	ppm	ppm	ppm	ppm	ppm	ppm	ppm	ppm
Avg	**.0004**	**.0004**	**-.0003**	**.0000**	**-.0028**	**-.0149**	**-.0005**	**-.0196**	**.0000**
Stddev	.0024	.0003	.0002	.0001	.0027	.0246	.0003	.0335	.0000
%RSD	591.1	70.28	73.96	271.1	97.37	165.1	64.76	171.1	199.4
#1	-.0022	.0005	-.0003	.0000	.0003	-.0178	-.0007	-.0297	-.0000
#2	.0025	.0007	-.0001	.0001	-.0045	.0110	-.0007	.0178	.0000
#3	.0009	.0001	-.0006	-.0000	-.0043	-.0379	-.0001	-.0469	-.0000

Elem	Mo2020	Na5895	Ni2316	P_1774	Pb2203	S_1820	Sb2068	Se1960	Si2124
Units	ppm	ppm	ppm	ppm	ppm	ppm	ppm	ppm	ppm
Avg	**-.0001**	**-.0103**	**.0003**	**-.0002**	**-.0002**	**.0028**	**-.0007**	**-.0044**	**-.0026**
Stddev	.0002	.0053	.0002	.0005	.0006	.0021	.0006	.0035	.0006
%RSD	182.0	51.75	71.16	201.3	290.1	77.50	80.84	79.31	23.97
#1	-.0001	-.0079	.0001	.0003	-.0009	.0004	-.0001	-.0072	-.0033
#2	-.0003	-.0066	.0005	-.0004	-.0001	.0034	-.0012	-.0054	-.0022
#3	.0001	-.0164	.0002	-.0006	.0004	.0045	-.0008	-.0005	-.0023

Elem	Sn1899	Sr4077	Ti3349	Tl1908	V_2924	W_2079	Zn2062	Zr3391
Units	ppm	ppm	ppm	ppm	ppm	ppm	ppm	ppm
Avg	**.0012**	**.0001**	**-.0000**	**.0022**	**-.0001**	**.0007**	**.0291**	**-.0002**
Stddev	.0003	.0000	.0005	.0012	.0001	.0004	.0001	.0001
%RSD	25.98	31.10	1294.	55.47	98.03	53.22	.4868	59.67
#1	.0016	.0002	-.0006	.0009	-.0002	.0006	.0290	-.0003
#2	.0011	.0001	.0001	.0033	.0000	.0004	.0293	-.0002
#3	.0010	.0001	.0004	.0024	-.0001	.0011	.0290	-.0001

Zoom In Zoom Out

Sample Name: p2conf Acquired: 7/8/2021 12:54:24 Type: Unk
Method: SGS NO VALVE3(v109) Mode: CONC Corr. Factor: 1.000000
User: admin Custom ID1: Custom ID2: Custom ID3:
Comment:

Int. Std.	In2306	Y_3600	Y_3710	Y_2243
Units	Cts/S	Cts/S	Cts/S	Cts/S
Avg	**4692.3**	**65691.**	**4928.4**	**1529.8**
Stddev	19.9	167.	12.1	5.2
%RSD	.42409	.25378	.24591	.33716
#1	4670.2	65842.	4920.4	1523.9
#2	4697.9	65512.	4942.3	1532.3
#3	4708.8	65718.	4922.4	1533.3

Zoom In Zoom Out

Sample Name: icv 1 Acquired: 7/8/2021 12:59:42 Type: QC
Method: SGS NO VALVE3(v109) Mode: CONC Corr. Factor: 1.000000
User: admin Custom ID1: Custom ID2: Custom ID3:
Comment:

Elem	Ag3280	Al3961	As1890	B_2089	Ba4554	Be3130	Bi2230	Ca3179	Cd2288
Units	ppm	ppm	ppm	ppm	ppm	ppm	ppm	ppm	ppm
Avg	**.2511**	**40.04**	**2.021**	**2.005**	**2.022**	**2.040**	**2.010**	**40.55**	**2.006**
Stddev	.0008	.04	.002	.005	.003	.002	.005	.03	.006
%RSD	.3037	.1026	.0853	.2580	.1702	.0981	.2757	.0626	.2956
#1	.2507	40.00	2.021	2.000	2.020	2.042	2.005	40.53	2.000
#2	.2520	40.08	2.019	2.006	2.020	2.038	2.011	40.58	2.008
#3	.2506	40.04	2.023	2.010	2.026	2.041	2.016	40.53	2.011
Check ?	Chk Pass	Chk Pass	Chk Pass	Chk Pass	Chk Pass	Chk Pass	Chk Pass	Chk Pass	Chk Pass
Value									
Range									

Elem	Ce4040	Co2286	Cr2677	Cu3247	Fe2599	K_7664	Li6707	Mg2790	Mn2576
Units	ppm	ppm	ppm	ppm	ppm	ppm	ppm	ppm	ppm
Avg	**2.014**	**2.048**	**2.031**	**1.984**	**40.71**	**39.81**	**1.995**	**40.19**	**2.051**
Stddev	.006	.001	.003	.003	.03	.02	.002	.08	.001
%RSD	.3158	.0281	.1636	.1555	.0649	.0415	.1051	.2058	.0704
#1	2.021	2.048	2.035	1.987	40.74	39.80	1.996	40.17	2.052
#2	2.011	2.047	2.029	1.984	40.71	39.82	1.993	40.28	2.050
#3	2.009	2.048	2.029	1.981	40.69	39.83	1.996	40.12	2.050
Check ?	None	Chk Pass	Chk Pass	Chk Pass	Chk Pass	Chk Pass	Chk Pass	Chk Pass	Chk Pass
Value									
Range									

Elem	Mo2020	Na5895	Ni2316	P_1774	Pb2203	S_1820	Sb2068	Se1960	Si2124
Units	ppm	ppm	ppm	ppm	ppm	ppm	ppm	ppm	ppm
Avg	**2.044**	**39.98**	**2.071**	**2.007**	**2.070**	**1.984**	**2.012**	**2.003**	**4.993**
Stddev	.005	.01	.002	.003	.006	.003	.007	.005	.014
%RSD	.2391	.0189	.1029	.1626	.2986	.1520	.3408	.2709	.2773
#1	2.039	39.98	2.073	2.004	2.074	1.988	2.005	2.004	4.979
#2	2.043	39.97	2.072	2.010	2.073	1.983	2.015	1.997	4.994
#3	2.049	39.99	2.069	2.008	2.063	1.982	2.017	2.008	5.007
Check ?	Chk Pass	Chk Pass	Chk Pass	Chk Pass	Chk Pass	Chk Pass	Chk Pass	Chk Pass	Chk Pass
Value									
Range									

Zoom In Zoom Out

Sample Name: icv 1 Acquired: 7/8/2021 12:59:42 Type: QC
Method: SGS NO VALVE3(v109) Mode: CONC Corr. Factor: 1.000000
User: admin Custom ID1: Custom ID2: Custom ID3:
Comment:

Elem	Sn1899	Sr4077	Ti3349	Tl1908	V_2924	W_2079	Zn2062	Zr3391
Units	ppm	ppm	ppm	ppm	ppm	ppm	ppm	ppm
Avg	**2.049**	**2.037**	**2.030**	**2.069**	**2.022**	**2.039**	**2.055**	**2.036**
Stddev	.004	.003	.003	.001	.004	.004	.003	.002
%RSD	.1728	.1329	.1590	.0355	.1862	.2013	.1655	.0924
#1	2.045	2.037	2.034	2.068	2.026	2.034	2.053	2.038
#2	2.051	2.035	2.029	2.069	2.021	2.039	2.059	2.036
#3	2.050	2.040	2.027	2.069	2.019	2.042	2.052	2.035
Check ?	Chk Pass	Chk Pass	Chk Pass	Chk Pass	Chk Pass	Chk Pass	Chk Pass	Chk Pass
Value								
Range								

Int. Std.	In2306	Y_3600	Y_3710	Y_2243
Units	Cts/S	Cts/S	Cts/S	Cts/S
Avg	**4408.3**	**61781.**	**4692.8**	**1418.6**
Stddev	6.9	60.	9.6	4.2
%RSD	.15565	.09792	.20458	.29413
#1	4407.9	61828.	4692.6	1422.6
#2	4401.6	61802.	4683.3	1414.3
#3	4415.3	61713.	4702.5	1419.0

Zoom In Zoom Out

Sample Name: icb 7 Acquired: 7/8/2021 13:10:29 Type: QC
Method: SGS NO VALVE3(v109) Mode: CONC Corr. Factor: 1.000000
User: admin Custom ID1: Custom ID2: Custom ID3:
Comment:

Elem	Ag3280	Al3961	As1890	B_2089	Ba4554	Be3130	Bi2230	Ca3179	Cd2288
Units	ppm	ppm	ppm	ppm	ppm	ppm	ppm	ppm	ppm
Avg	**.0005**	**.0068**	**.0007**	**.0002**	**.0002**	**.0001**	**-.0009**	**-.0003**	**-.0004**
Stddev	.0003	.0138	.0007	.0005	.0001	.0001	.0007	.0022	.0002
%RSD	49.25	202.3	88.85	238.0	70.99	90.81	72.77	707.1	34.36
#1	.0005	.0221	.0013	-.0004	.0004	.0000	-.0002	.0019	-.0006
#2	.0007	.0030	.0010	.0005	.0002	.0001	-.0010	-.0002	-.0004
#3	.0002	-.0047	.0000	.0004	.0001	.0000	-.0015	-.0026	-.0003
Check ?	Chk Pass	Chk Pass	Chk Pass	Chk Pass	Chk Pass	Chk Pass	Chk Pass	Chk Pass	Chk Pass
High Limit									
Low Limit									

Elem	Ce4040	Co2286	Cr2677	Cu3247	Fe2599	K_7664	Li6707	Mg2790	Mn2576
Units	ppm	ppm	ppm	ppm	ppm	ppm	ppm	ppm	ppm
Avg	**-.0003**	**.0000**	**-.0004**	**-.0001**	**.0053**	**.0099**	**-.0004**	**-.0212**	**-.0001**
Stddev	.0030	.0002	.0001	.0004	.0039	.0235	.0013	.0111	.0000
%RSD	990.8	2171.	31.49	502.7	74.73	236.7	338.6	52.36	48.28
#1	.0004	-.0001	-.0005	-.0005	.0052	.0368	-.0013	-.0149	-.0001
#2	.0023	-.0001	-.0003	.0001	.0093	-.0069	-.0010	-.0148	-.0000
#3	-.0036	.0002	-.0003	.0002	.0014	-.0001	.0011	-.0341	-.0001
Check ?	None	Chk Pass	Chk Pass	Chk Pass	Chk Pass	Chk Pass	Chk Pass	Chk Pass	Chk Pass
High Limit									
Low Limit									

Elem	Mo2020	Na5895	Ni2316	P_1774	Pb2203	S_1820	Sb2068	Se1960	Si2124
Units	ppm	ppm	ppm	ppm	ppm	ppm	ppm	ppm	ppm
Avg	**.0002**	**.0118**	**.0004**	**.0016**	**.0010**	**.0027**	**.0017**	**.0007**	**.0003**
Stddev	.0002	.0058	.0003	.0010	.0012	.0010	.0014	.0007	.0006
%RSD	130.5	49.56	85.71	60.60	122.7	38.35	80.91	98.59	207.2
#1	.0003	.0100	.0004	.0020	.0016	.0024	.0033	.0004	.0001
#2	.0003	.0071	.0001	.0024	-.0004	.0018	.0010	.0002	.0009
#3	-.0001	.0183	.0007	.0005	.0018	.0038	.0008	.0015	-.0002
Check ?	Chk Pass	Chk Pass	Chk Pass	Chk Pass	Chk Pass	Chk Pass	Chk Pass	Chk Pass	Chk Pass
High Limit									
Low Limit									

Zoom In Zoom Out

Sample Name: icb 7 Acquired: 7/8/2021 13:10:29 Type: QC
Method: SGS NO VALVE3(v109) Mode: CONC Corr. Factor: 1.000000
User: admin Custom ID1: Custom ID2: Custom ID3:
Comment:

Elem	Sn1899	Sr4077	Ti3349	Tl1908	V_2924	W_2079	Zn2062	Zr3391
Units	ppm	ppm	ppm	ppm	ppm	ppm	ppm	ppm
Avg	**-.0006**	**.0001**	**-.0001**	**-.0001**	**-.0001**	**-.0002**	**.0018**	**.0001**
Stddev	.0004	.0001	.0004	.0030	.0002	.0008	.0002	.0001
%RSD	62.36	154.7	282.4	4333.	111.4	521.6	13.09	82.18
#1	-.0002	-.0001	.0002	-.0034	.0000	.0008	.0019	.0001
#2	-.0006	.0001	-.0001	.0009	-.0001	-.0007	.0020	.0000
#3	-.0009	.0002	-.0006	.0024	-.0003	-.0006	.0016	.0002
Check ?	Chk Pass	Chk Pass	Chk Pass	Chk Pass	Chk Pass	Chk Pass	Chk Pass	Chk Pass
High Limit								
Low Limit								

Int. Std.	In2306	Y_3600	Y_3710	Y_2243
Units	Cts/S	Cts/S	Cts/S	Cts/S
Avg	**4521.3**	**63444.**	**4715.6**	**1467.3**
Stddev	3.9	149.	12.8	.4
%RSD	.08700	.23413	.27102	.02952
#1	4520.8	63356.	4727.5	1466.8
#2	4517.7	63360.	4702.1	1467.5
#3	4525.5	63616.	4717.4	1467.6

Zoom In Zoom Out

Sample Name: iccv 1 Acquired: 7/8/2021 13:19:02 Type: QC
Method: SGS NO VALVE3(v109) Mode: CONC Corr. Factor: 1.000000
User: admin Custom ID1: Custom ID2: Custom ID3:
Comment:

Elem	Ag3280	Al3961	As1890	B_2089	Ba4554	Be3130	Bi2230	Ca3179	Cd2288
Units	ppm	ppm	ppm	ppm	ppm	ppm	ppm	ppm	ppm
Avg	**.2526**	**40.01**	**2.011**	**2.006**	**2.019**	**2.028**	**2.002**	**40.47**	**2.009**
Stddev	.0004	.05	.003	.004	.002	.003	.003	.06	.002
%RSD	.1395	.1329	.1409	.1795	.1016	.1222	.1427	.1466	.0878
#1	.2531	39.94	2.015	2.005	2.016	2.027	2.006	40.46	2.009
#2	.2527	40.05	2.009	2.006	2.017	2.026	2.000	40.41	2.009
#3	.2524	40.05	2.011	2.011	2.021	2.032	2.000	40.55	2.011
#4	.2523	40.01	2.008	2.003	2.020	2.029	2.000	40.48	2.007
Check ?	Chk Pass	Chk Pass	Chk Pass	Chk Pass	Chk Pass	Chk Pass	Chk Pass	Chk Pass	Chk Pass
Value									
Range									

Elem	Ce4040	Co2286	Cr2677	Cu3247	Fe2599	K_7664	Li6707	Mg2790	Mn2576
Units	ppm	ppm	ppm	ppm	ppm	ppm	ppm	ppm	ppm
Avg	**2.006**	**2.042**	**2.034**	**1.989**	**40.47**	**39.72**	**1.984**	**40.05**	**2.050**
Stddev	.003	.002	.007	.002	.07	.03	.004	.08	.004
%RSD	.1316	.0733	.3256	.0838	.1807	.0684	.2181	.2016	.2160
#1	2.003	2.044	2.041	1.992	40.42	39.71	1.983	39.98	2.053
#2	2.006	2.043	2.037	1.989	40.48	39.69	1.984	40.16	2.054
#3	2.010	2.041	2.033	1.989	40.57	39.75	1.989	40.05	2.049
#4	2.006	2.041	2.026	1.988	40.42	39.73	1.979	40.01	2.044
Check ?	Chk Pass	Chk Pass	Chk Pass	Chk Pass	Chk Pass	Chk Pass	Chk Pass	Chk Pass	Chk Pass
Value									
Range									

Elem	Mo2020	Na5895	Ni2316	P_1774	Pb2203	S_1820	Sb2068	Se1960	Si2124
Units	ppm	ppm	ppm	ppm	ppm	ppm	ppm	ppm	ppm
Avg	**2.035**	**39.88**	**2.066**	**1.993**	**2.056**	**1.979**	**2.013**	**2.003**	**5.019**
Stddev	.002	.07	.002	.002	.003	.003	.003	.003	.006
%RSD	.0746	.1808	.0728	.0835	.1485	.1555	.1600	.1424	.1136
#1	2.037	39.86	2.065	1.991	2.055	1.982	2.017	2.003	5.019
#2	2.034	39.89	2.068	1.995	2.059	1.982	2.013	2.002	5.017
#3	2.036	39.97	2.065	1.995	2.058	1.976	2.015	2.000	5.026
#4	2.034	39.80	2.066	1.992	2.052	1.977	2.009	2.007	5.013
Check ?	Chk Pass	Chk Pass	Chk Pass	Chk Pass	Chk Pass	Chk Pass	Chk Pass	Chk Pass	Chk Pass
Value									
Range									

Zoom In Zoom Out

Sample Name: iccv 1 Acquired: 7/8/2021 13:19:02 Type: QC
Method: SGS NO VALVE3(v109) Mode: CONC Corr. Factor: 1.000000
User: admin Custom ID1: Custom ID2: Custom ID3:
Comment:

Elem	Sn1899	Sr4077	Ti3349	Tl1908	V_2924	W_2079	Zn2062	Zr3391
Units	ppm	ppm	ppm	ppm	ppm	ppm	ppm	ppm
Avg	**2.038**	**2.030**	**2.026**	**2.072**	**2.021**	**2.037**	**2.050**	**2.028**
Stddev	.002	.001	.005	.005	.005	.001	.001	.001
%RSD	.1120	.0630	.2512	.2245	.2255	.0499	.0291	.0535
#1	2.037	2.029	2.031	2.066	2.026	2.036	2.050	2.029
#2	2.037	2.029	2.028	2.073	2.022	2.038	2.050	2.029
#3	2.037	2.032	2.023	2.077	2.019	2.037	2.051	2.027
#4	2.042	2.030	2.020	2.071	2.016	2.036	2.051	2.029
Check ?	Chk Pass	Chk Pass	Chk Pass	Chk Pass	Chk Pass	Chk Pass	Chk Pass	Chk Pass
Value								
Range								

Int. Std.	In2306	Y_3600	Y_3710	Y_2243
Units	Cts/S	Cts/S	Cts/S	Cts/S
Avg	**4419.3**	**61223.**	**4674.4**	**1419.4**
Stddev	2.8	183.	6.3	.6
%RSD	.06348	.29870	.13448	.04489
#1	4421.6	61199.	4666.3	1419.3
#2	4420.3	61073.	4681.0	1420.2
#3	4420.1	61133.	4673.2	1419.4
#4	4415.2	61486.	4677.1	1418.7

Zoom In Zoom Out

Sample Name: ccb 7 Acquired: 7/8/2021 13:27:18 Type: QC
Method: SGS NO VALVE3(v109) Mode: CONC Corr. Factor: 1.000000
User: admin Custom ID1: Custom ID2: Custom ID3:
Comment:

Elem	Ag3280	Al3961	As1890	B_2089	Ba4554	Be3130	Bi2230	Ca3179	Cd2288
Units	ppm	ppm	ppm	ppm	ppm	ppm	ppm	ppm	ppm
Avg	**.0001**	**.0203**	**.0001**	**.0008**	**.0001**	**.0002**	**-.0002**	**-.0001**	**-.0002**
Stddev	.0002	.0035	.0008	.0007	.0002	.0001	.0019	.0065	.0001
%RSD	178.3	17.20	649.3	92.11	213.5	61.59	859.3	5972.	49.41
#1	.0002	.0182	-.0008	.0004	-.0001	.0002	.0000	-.0074	-.0001
#2	-.0001	.0243	.0004	.0003	.0004	.0000	.0015	.0052	-.0002
#3	.0003	.0183	.0007	.0016	.0000	.0002	-.0022	.0018	-.0003
Check ?	Chk Pass	Chk Pass	Chk Pass	Chk Pass	Chk Pass	Chk Pass	Chk Pass	Chk Pass	Chk Pass
High Limit									
Low Limit									

Elem	Ce4040	Co2286	Cr2677	Cu3247	Fe2599	K_7664	Li6707	Mg2790	Mn2576
Units	ppm	ppm	ppm	ppm	ppm	ppm	ppm	ppm	ppm
Avg	**-.0008**	**.0001**	**-.0003**	**.0003**	**.0028**	**-.0575**	**.0010**	**-.0094**	**-.0000**
Stddev	.0037	.0002	.0002	.0001	.0026	.0275	.0006	.0189	.0000
%RSD	460.1	154.3	55.53	21.08	93.99	47.84	67.00	199.9	96.82
#1	-.0047	-.0001	-.0002	.0003	.0006	-.0845	.0011	-.0312	-.0000
#2	.0027	.0003	-.0002	.0003	.0057	-.0295	.0003	.0026	-.0000
#3	-.0003	.0002	-.0005	.0004	.0020	-.0586	.0015	.0003	-.0000
Check ?	None	Chk Pass	Chk Pass	Chk Pass	Chk Pass	Chk Pass	Chk Pass	Chk Pass	Chk Pass
High Limit									
Low Limit									

Elem	Mo2020	Na5895	Ni2316	P_1774	Pb2203	S_1820	Sb2068	Se1960	Si2124
Units	ppm	ppm	ppm	ppm	ppm	ppm	ppm	ppm	ppm
Avg	**.0003**	**.0123**	**.0006**	**.0023**	**.0004**	**-.0012**	**.0003**	**.0009**	**.0007**
Stddev	.0001	.0080	.0000	.0005	.0012	.0026	.0005	.0024	.0018
%RSD	43.77	65.12	5.763	19.62	271.0	216.8	199.9	271.2	258.1
#1	.0004	.0040	.0006	.0024	.0010	.0016	.0003	-.0016	.0027
#2	.0001	.0129	.0006	.0018	.0012	-.0034	-.0003	.0033	-.0004
#3	.0003	.0199	.0007	.0027	-.0009	-.0018	.0008	.0011	-.0003
Check ?	Chk Pass	Chk Pass	Chk Pass	Chk Pass	Chk Pass	Chk Pass	Chk Pass	Chk Pass	Chk Pass
High Limit									
Low Limit									

Zoom In Zoom Out

Sample Name: ccb 7 Acquired: 7/8/2021 13:27:18 Type: QC
Method: SGS NO VALVE3(v109) Mode: CONC Corr. Factor: 1.000000
User: admin Custom ID1: Custom ID2: Custom ID3:
Comment:

Elem	Sn1899	Sr4077	Ti3349	Tl1908	V_2924	W_2079	Zn2062	Zr3391
Units	ppm	ppm	ppm	ppm	ppm	ppm	ppm	ppm
Avg	**.0002**	**.0002**	**.0001**	**.0015**	**-.0003**	**-.0008**	**.0018**	**.0000**
Stddev	.0004	.0001	.0003	.0018	.0001	.0004	.0001	.0000
%RSD	148.9	31.61	489.4	118.4	27.66	51.87	7.463	50.74
#1	-.0002	.0003	-.0003	.0006	-.0002	-.0003	.0016	.0001
#2	.0004	.0001	.0004	.0003	-.0004	-.0011	.0019	.0001
#3	.0006	.0002	.0001	.0035	-.0003	-.0009	.0017	.0000
Check ?	Chk Pass	Chk Pass	Chk Pass	Chk Pass	Chk Pass	Chk Pass	Chk Pass	Chk Pass
High Limit								
Low Limit								

Int. Std.	In2306	Y_3600	Y_3710	Y_2243
Units	Cts/S	Cts/S	Cts/S	Cts/S
Avg	**4514.0**	**63418.**	**4722.8**	**1463.7**
Stddev	8.2	38.	14.0	2.7
%RSD	.18242	.05957	.29657	.18372
#1	4512.4	63443.	4714.3	1465.0
#2	4506.6	63437.	4739.0	1460.6
#3	4522.9	63375.	4715.2	1465.4

Zoom In Zoom Out

Sample Name: cri Acquired: 7/8/2021 13:37:40 Type: QC
Method: SGS NO VALVE3(v109) Mode: CONC Corr. Factor: 1.000000
User: admin Custom ID1: Custom ID2: Custom ID3:
Comment:

Elem	Ag3280	Al3961	As1890	B_2089	Ba4554	Be3130	Bi2230	Ca3179	Cd2288
Units	ppm	ppm	ppm	ppm	ppm	ppm	ppm	ppm	ppm
Avg	**.0052**	**.2103**	**.0089**	**.0961**	**.1982**	**.0020**	**.0195**	**5.132**	**.0026**
Stddev	.0005	.0009	.0003	.0011	.0003	.0001	.0007	.014	.0001
%RSD	9.210	.4272	3.479	1.145	.1752	5.429	3.810	.2732	4.990
#1	.0051	.2110	.0086	.0968	.1984	.0019	.0187	5.131	.0027
#2	.0048	.2106	.0088	.0966	.1978	.0021	.0200	5.119	.0024
#3	.0057	.2093	.0092	.0948	.1984	.0020	.0199	5.147	.0026
Check ?	Chk Pass	Chk Pass	Chk Pass	Chk Pass	Chk Pass	Chk Pass	Chk Pass	Chk Pass	Chk Pass
Value									
Range									

Elem	Ce4040	Co2286	Cr2677	Cu3247	Fe2599	K_7664	Li6707	Mg2790	Mn2576
Units	ppm	ppm	ppm	ppm	ppm	ppm	ppm	ppm	ppm
Avg	**.0021**	**.0508**	**.0099**	**.0094**	**.0993**	**4.882**	**.0492**	**5.049**	**.0153**
Stddev	.0017	.0006	.0003	.0004	.0048	.032	.0011	.034	.0000
%RSD	81.61	1.140	2.935	4.475	4.881	.6545	2.178	.6782	.1200
#1	.0001	.0503	.0102	.0095	.1041	4.845	.0502	5.015	.0153
#2	.0031	.0514	.0096	.0090	.0994	4.900	.0493	5.050	.0153
#3	.0031	.0507	.0098	.0098	.0944	4.900	.0481	5.084	.0153
Check ?	None	Chk Pass	Chk Pass	Chk Pass	Chk Pass	Chk Pass	Chk Pass	Chk Pass	Chk Pass
Value									
Range									

Elem	Mo2020	Na5895	Ni2316	P_1774	Pb2203	S_1820	Sb2068	Se1960	Si2124
Units	ppm	ppm	ppm	ppm	ppm	ppm	ppm	ppm	ppm
Avg	**.0207**	**4.975**	**.0110**	**.0498**	**.0026**	**.0482**	**.0072**	**.0091**	**.1867**
Stddev	.0001	.003	.0001	.0004	.0007	.0029	.0034	.0025	.0012
%RSD	.6770	.0516	.8873	.8744	28.15	5.976	47.28	27.41	.6345
#1	.0206	4.972	.0112	.0502	.0030	.0508	.0033	.0089	.1867
#2	.0206	4.977	.0110	.0494	.0018	.0486	.0086	.0117	.1879
#3	.0209	4.977	.0110	.0499	.0030	.0451	.0096	.0067	.1855
Check ?	Chk Pass	Chk Pass	Chk Pass	Chk Pass	Chk Pass	Chk Pass	Chk Pass	Chk Pass	Chk Pass
Value									
Range									

Zoom In Zoom Out

Sample Name: cri Acquired: 7/8/2021 13:37:40 Type: QC
Method: SGS NO VALVE3(v109) Mode: CONC Corr. Factor: 1.000000
User: admin Custom ID1: Custom ID2: Custom ID3:
Comment:

Elem	Sn1899	Sr4077	Ti3349	Tl1908	V_2924	W_2079	Zn2062	Zr3391
Units	ppm	ppm	ppm	ppm	ppm	ppm	ppm	ppm
Avg	**.0095**	**.0099**	**.0098**	**.0115**	**.0497**	**.0520**	**.0191**	**.0106**
Stddev	.0011	.0002	.0005	.0034	.0003	.0024	.0003	.0001
%RSD	11.85	1.517	5.059	29.91	.5742	4.607	1.339	1.222
#1	.0108	.0101	.0094	.0123	.0500	.0517	.0188	.0108
#2	.0086	.0098	.0098	.0145	.0495	.0545	.0191	.0105
#3	.0092	.0099	.0104	.0077	.0496	.0498	.0193	.0106
Check ?	Chk Pass	Chk Pass	Chk Pass	Chk Pass	Chk Pass	Chk Pass	Chk Pass	Chk Pass
Value								
Range								

Int. Std.	In2306	Y_3600	Y_3710	Y_2243
Units	Cts/S	Cts/S	Cts/S	Cts/S
Avg	**4502.6**	**63480.**	**4705.5**	**1459.5**
Stddev	1.6	50.	20.9	1.7
%RSD	.03531	.07857	.44446	.11362
#1	4503.0	63538.	4713.5	1461.3
#2	4503.9	63451.	4681.8	1459.3
#3	4500.8	63452.	4721.2	1458.0

Zoom In Zoom Out

Sample Name: crid Acquired: 7/8/2021 13:42:53 Type: QC
Method: SGS NO VALVE3(v109) Mode: CONC Corr. Factor: 1.000000
User: admin Custom ID1: Custom ID2: Custom ID3:
Comment:

Elem	Ag3280	Al3961	As1890	B_2089	Ba4554	Be3130	Bi2230	Ca3179
Units	ppm	ppm	ppm	ppm	ppm	ppm	ppm	ppm
Avg	F **.0007**	**.1160**	**.0028**	**.0003**	**.0038**	**.0011**	**.0005**	**1.050**
Stddev	.0002	.0113	.0011	.0007	.0001	.0000	.0016	.006
%RSD	33.94	9.750	39.51	193.5	2.978	3.009	313.0	.6045
#1	.0008	.1224	.0031	-.0004	.0038	.0011	-.0000	1.050
#2	.0004	.1029	.0016	.0007	.0039	.0011	-.0007	1.043
#3	.0009	.1226	.0037	.0008	.0037	.0012	.0023	1.056
Check ?	Chk Fail	Chk Pass	Chk Pass	None	Chk Pass	Chk Pass	None	Chk Pass
Value	.0020							
Range	-20.00%							

Elem	Cd2288	Ce4040	Co2286	Cr2677	Cu3247	Fe2599	K_7664	Li6707
Units	ppm	ppm	ppm	ppm	ppm	ppm	ppm	ppm
Avg	F **.0006**	**.0021**	**.0030**	**.0017**	F **-.0002**	**.0049**	**1.953**	**-.0004**
Stddev	.0003	.0020	.0001	.0002	.0003	.0019	.012	.0008
%RSD	58.92	92.56	4.011	13.52	155.0	38.57	.5942	189.4
#1	.0004	.0012	.0031	.0018	-.0004	.0028	1.941	-.0008
#2	.0003	.0008	.0029	.0019	-.0002	.0065	1.963	-.0010
#3	.0010	.0044	.0030	.0015	.0001	.0054	1.955	.0005
Check ?	Chk Fail	None	Chk Pass	Chk Pass	Chk Fail	None	Chk Pass	None
Value	.0010				.0020			
Range	-20.00%				-20.00%			

Elem	Mg2790	Mn2576	Mo2020	Na5895	Ni2316	P_1774	Pb2203	S_1820
Units	ppm	ppm	ppm	ppm	ppm	ppm	ppm	ppm
Avg	**.0923**	**.0030**	**.0001**	**1.005**	**.0046**	**.0004**	F **.0012**	**.0004**
Stddev	.0430	.0000	.0004	.003	.0005	.0001	.0005	.0012
%RSD	46.60	.4902	377.9	.3083	11.81	26.64	38.67	281.7
#1	.1331	.0030	-.0002	1.003	.0041	.0004	.0007	.0011
#2	.0964	.0030	.0005	1.002	.0052	.0006	.0017	-.0009
#3	.0474	.0030	.0000	1.008	.0046	.0004	.0013	.0011
Check ?	Chk Pass	Chk Pass	None	Chk Pass	Chk Pass	None	Chk Fail	None
Value							.0025	
Range							-20.00%	

Zoom In Zoom Out

Sample Name: crid Acquired: 7/8/2021 13:42:53 Type: QC
Method: SGS NO VALVE3(v109) Mode: CONC Corr. Factor: 1.000000
User: admin Custom ID1: Custom ID2: Custom ID3:
Comment:

Elem	Sb2068	Se1960	Si2124	Sn1899	Sr4077	Ti3349	Tl1908	V_2924
Units	ppm	ppm	ppm	ppm	ppm	ppm	ppm	ppm
Avg	F **.0002**	**.0046**	**.0014**	**-.0006**	**.0001**	**-.0001**	F **.0047**	**.0019**
Stddev	.0016	.0019	.0003	.0006	.0001	.0002	.0035	.0001
%RSD	963.1	41.58	21.68	91.37	100.4	241.3	75.60	2.776
#1	-.0010	.0054	.0012	-.0010	.0002	-.0003	.0018	.0020
#2	-.0005	.0024	.0012	-.0009	.0002	-.0001	.0086	.0019
#3	.0021	.0059	.0017	.0000	-.0000	.0001	.0036	.0018
Check ?	Chk Fail	Chk Pass	None	None	None	None	Chk Fail	Chk Pass
Value	.0030						.0020	
Range	-20.00%						20.00%	

Elem	W_2079	Zn2062	Zr3391
Units	ppm	ppm	ppm
Avg	**.0009**	F **.0158**	**-.0001**
Stddev	.0007	.0001	.0000
%RSD	84.13	.3440	79.80
#1	.0005	.0159	-.0001
#2	.0004	.0159	-.0000
#3	.0017	.0158	-.0001
Check ?	None	Chk Fail	None
Value		.0100	
Range		30.00%	

Int. Std.	In2306	Y_3600	Y_3710	Y_2243
Units	Cts/S	Cts/S	Cts/S	Cts/S
Avg	**4519.4**	**63568.**	**4734.0**	**1467.2**
Stddev	4.1	475.	13.6	1.0
%RSD	.09029	.74653	.28762	.06952
#1	4522.0	63037.	4748.5	1466.5
#2	4521.6	63950.	4721.5	1466.7
#3	4514.7	63718.	4731.9	1468.3

Zoom In Zoom Out

Sample Name: icsa Acquired: 7/8/2021 13:48:07 Type: QC
Method: SGS NO VALVE3(v109) Mode: CONC Corr. Factor: 1.000000
User: admin Custom ID1: Custom ID2: Custom ID3:
Comment:

Elem	Ag3280	Al3961	As1890	B_2089	Ba4554	Be3130	Bi2230	Ca3179	Cd2288
Units	ppm	ppm	ppm	ppm	ppm	ppm	ppm	ppm	ppm
Avg	**.0009**	**520.0**	**.0016**	**-.0006**	**.0028**	**-.0006**	**-.0028**	**396.7**	**.0010**
Stddev	.0007	.9	.0028	.0013	.0000	.0001	.0035	.3	.0008
%RSD	75.87	.1644	180.1	222.5	.7400	13.31	125.1	.0655	80.65
#1	.0014	519.4	.0006	-.0019	.0028	-.0007	-.0067	396.6	.0017
#2	.0001	521.0	-.0006	-.0005	.0028	-.0007	-.0000	397.0	.0010
#3	.0012	519.6	.0047	.0007	.0029	-.0005	-.0017	396.5	.0002
Check ?	Chk Pass	Chk Pass	Chk Pass	Chk Pass	Chk Pass	Chk Pass	Chk Pass	Chk Pass	Chk Pass
High Limit									
Low Limit									

Elem	Ce4040	Co2286	Cr2677	Cu3247	Fe2599	K_7664	Li6707	Mg2790	Mn2576
Units	ppm	ppm	ppm	ppm	ppm	ppm	ppm	ppm	ppm
Avg	**.0490**	**-.0004**	**-.0007**	**.0063**	**207.8**	**-.0195**	**-.0060**	**509.4**	**-.0022**
Stddev	.0024	.0005	.0005	.0004	.2	.0301	.0012	.2	.0002
%RSD	4.810	112.7	76.14	5.995	.1109	154.2	20.69	.0396	9.047
#1	.0488	-.0008	-.0001	.0065	207.6	.0138	-.0058	509.4	-.0021
#2	.0467	-.0006	-.0007	.0059	208.0	-.0447	-.0049	509.1	-.0024
#3	.0514	.0001	-.0012	.0065	207.7	-.0278	-.0073	509.5	-.0020
Check ?	None	Chk Pass	Chk Pass	Chk Pass	Chk Pass	Chk Pass	Chk Pass	Chk Pass	Chk Pass
High Limit									
Low Limit									

Elem	Mo2020	Na5895	Ni2316	P_1774	Pb2203	S_1820	Sb2068	Se1960	Si2124
Units	ppm	ppm	ppm	ppm	ppm	ppm	ppm	ppm	ppm
Avg	**.0007**	**.0341**	**.0028**	**.0070**	**.0003**	**-.0226**	**-.0027**	**-.0058**	**-.0207**
Stddev	.0003	.0064	.0003	.0015	.0010	.0014	.0024	.0046	.0026
%RSD	51.93	18.84	9.114	21.62	288.8	6.326	89.06	79.87	12.77
#1	.0009	.0366	.0025	.0079	.0014	-.0210	-.0009	-.0027	-.0237
#2	.0008	.0268	.0029	.0052	-.0006	-.0236	-.0018	-.0036	-.0199
#3	.0003	.0389	.0029	.0078	.0003	-.0233	-.0055	-.0111	-.0186
Check ?	Chk Pass	Chk Pass	Chk Pass	Chk Pass	Chk Pass	Chk Pass	Chk Pass	Chk Pass	Chk Pass
High Limit									
Low Limit									

Zoom In Zoom Out

Sample Name: icsa Acquired: 7/8/2021 13:48:07 Type: QC
Method: SGS NO VALVE3(v109) Mode: CONC Corr. Factor: 1.000000
User: admin Custom ID1: Custom ID2: Custom ID3:
Comment:

Elem	Sn1899	Sr4077	Ti3349	Tl1908	V_2924	W_2079	Zn2062	Zr3391
Units	ppm	ppm	ppm	ppm	ppm	ppm	ppm	ppm
Avg	**-.0028**	**-.0016**	**-.0014**	**-.0001**	**-.0006**	**-.0088**	**-.0047**	**-.0002**
Stddev	.0017	.0002	.0003	.0032	.0002	.0014	.0005	.0002
%RSD	59.78	10.65	19.63	2637.	42.13	15.30	10.26	78.56
#1	-.0024	-.0018	-.0016	.0028	-.0006	-.0092	-.0052	-.0003
#2	-.0013	-.0014	-.0015	-.0035	-.0003	-.0100	-.0044	-.0002
#3	-.0046	-.0017	-.0011	.0003	-.0008	-.0073	-.0044	-.0000
Check ?	Chk Pass	Chk Pass	Chk Pass	Chk Pass	Chk Pass	Chk Pass	Chk Pass	Chk Pass
High Limit								
Low Limit								

Int. Std.	In2306	Y_3600	Y_3710	Y_2243
Units	Cts/S	Cts/S	Cts/S	Cts/S
Avg	**4182.7**	**57896.**	**4536.1**	**1307.1**
Stddev	4.0	656.	11.8	2.6
%RSD	.09642	1.1331	.26012	.19666
#1	4187.1	58397.	4524.1	1308.0
#2	4179.1	57154.	4547.7	1309.2
#3	4181.9	58138.	4536.4	1304.2

Zoom In Zoom Out

Sample Name: ICSAB Acquired: 7/8/2021 13:53:13 Type: QC
Method: SGS NO VALVE3(v109) Mode: CONC Corr. Factor: 1.000000
User: admin Custom ID1: Custom ID2: Custom ID3:
Comment:

Elem	Ag3280	Al3961	As1890	B_2089	Ba4554	Be3130	Bi2230	Ca3179	Cd2288
Units	ppm	ppm	ppm	ppm	ppm	ppm	ppm	ppm	ppm
Avg	**1.025**	**516.4**	**1.057**	**.5016**	**.4970**	**.4887**	**.5151**	**395.3**	**1.030**
Stddev	.002	.5	.003	.0018	.0008	.0017	.0014	.1	.000
%RSD	.1715	.1061	.2578	.3497	.1534	.3518	.2776	.0340	.0200
#1	1.024	516.2	1.056	.5036	.4977	.4898	.5135	395.2	1.030
#2	1.025	516.0	1.060	.5005	.4962	.4868	.5163	395.2	1.031
#3	1.027	517.0	1.054	.5007	.4969	.4897	.5153	395.4	1.030
Check ?	Chk Pass	Chk Pass	Chk Pass	Chk Pass	Chk Pass	Chk Pass	Chk Pass	Chk Pass	Chk Pass
Value									
Range									

Elem	Ce4040	Co2286	Cr2677	Cu3247	Fe2599	K_7664	Li6707	Mg2790	Mn2576
Units	ppm	ppm	ppm	ppm	ppm	ppm	ppm	ppm	ppm
Avg	**.5350**	**.4720**	**.4758**	**.5299**	**197.6**	**.0217**	**.5320**	**500.8**	**.5000**
Stddev	.0027	.0004	.0003	.0008	.1	.0233	.0005	.2	.0008
%RSD	.5021	.0846	.0558	.1439	.0386	107.5	.0991	.0405	.1636
#1	.5319	.4722	.4755	.5307	197.6	-.0052	.5322	500.6	.4992
#2	.5367	.4722	.4760	.5292	197.7	.0351	.5324	500.9	.5000
#3	.5363	.4715	.4757	.5299	197.6	.0352	.5314	501.0	.5008
Check ?	None	Chk Pass	Chk Pass	Chk Pass	Chk Pass	None	Chk Pass	Chk Pass	Chk Pass
Value									
Range									

Elem	Mo2020	Na5895	Ni2316	P_1774	Pb2203	S_1820	Sb2068	Se1960	Si2124
Units	ppm	ppm	ppm	ppm	ppm	ppm	ppm	ppm	ppm
Avg	**.4910**	**.0297**	**.9573**	**.5007**	**.9511**	**.4871**	**1.064**	**.9829**	**.5389**
Stddev	.0008	.0074	.0021	.0021	.0006	.0037	.002	.0062	.0018
%RSD	.1682	24.97	.2233	.4198	.0665	.7499	.1424	.6342	.3362
#1	.4907	.0217	.9591	.5030	.9518	.4847	1.065	.9812	.5403
#2	.4903	.0364	.9579	.4988	.9507	.4913	1.062	.9777	.5369
#3	.4919	.0309	.9550	.5005	.9508	.4852	1.065	.9898	.5397
Check ?	Chk Pass	None	Chk Pass	Chk Pass	Chk Pass	Chk Pass	Chk Pass	Chk Pass	Chk Pass
Value									
Range									

Zoom In Zoom Out

Sample Name: ICSAB Acquired: 7/8/2021 13:53:13 Type: QC
Method: SGS NO VALVE3(v109) Mode: CONC Corr. Factor: 1.000000
User: admin Custom ID1: Custom ID2: Custom ID3:
Comment:

Elem	Sn1899	Sr4077	Ti3349	Tl1908	V_2924	W_2079	Zn2062	Zr3391
Units	ppm	ppm	ppm	ppm	ppm	ppm	ppm	ppm
Avg	**.4751**	**.5103**	**.5009**	**.9233**	**.4856**	**.4818**	**.9696**	**.4374**
Stddev	.0010	.0004	.0007	.0033	.0011	.0022	.0018	.0015
%RSD	.2145	.0699	.1424	.3602	.2244	.4625	.1889	.3492
#1	.4762	.5103	.5002	.9196	.4843	.4831	.9691	.4357
#2	.4750	.5100	.5009	.9260	.4862	.4792	.9716	.4379
#3	.4742	.5107	.5016	.9245	.4862	.4831	.9681	.4386
Check ?	Chk Pass	Chk Pass	Chk Pass	Chk Pass	Chk Pass	Chk Pass	Chk Pass	Chk Pass
Value								
Range								

Int. Std.	In2306	Y_3600	Y_3710	Y_2243
Units	Cts/S	Cts/S	Cts/S	Cts/S
Avg	**4145.7**	**56882.**	**4519.5**	**1288.7**
Stddev	3.9	133.	11.8	.7
%RSD	.09385	.23435	.26139	.05759
#1	4146.1	57035.	4532.1	1288.0
#2	4141.7	56795.	4508.6	1288.5
#3	4149.4	56815.	4518.0	1289.5

Zoom In Zoom Out

Sample Name: hstd Acquired: 7/8/2021 13:58:07 Type: QC
Method: SGS NO VALVE3(v109) Mode: CONC Corr. Factor: 1.000000
User: admin Custom ID1: Custom ID2: Custom ID3:
Comment:

Elem	Ag3280	Al3961	As1890	B_2089	Ba4554	Be3130	Bi2230	Ca3179	Cd2288
Units	ppm	ppm	ppm	ppm	ppm	ppm	ppm	ppm	ppm
Avg	**.6050**	**.2065**	**8.113**	**8.071**	**8.128**	**8.172**	**7.947**	**.1084**	**7.915**
Stddev	.0002	.0097	.003	.011	.018	.015	.004	.0052	.013
%RSD	.0312	4.705	.0410	.1310	.2226	.1862	.0557	4.837	.1615
#1	.6049	.2129	8.116	8.083	8.108	8.155	7.952	.1112	7.929
#2	.6050	.2112	8.109	8.063	8.143	8.184	7.944	.1115	7.912
#3	.6053	.1953	8.113	8.066	8.134	8.176	7.945	.1023	7.904
Check ?	Chk Pass	None	Chk Pass	Chk Pass	Chk Pass	Chk Pass	Chk Pass	None	Chk Pass
Value									
Range									

Elem	Ce4040	Co2286	Cr2677	Cu3247	Fe2599	K_7664	Li6707	Mg2790	Mn2576
Units	ppm	ppm	ppm	ppm	ppm	ppm	ppm	ppm	ppm
Avg	**-.0254**	**8.240**	**8.092**	**7.854**	**.0735**	**.0594**	**7.831**	**-.0635**	**7.969**
Stddev	.0014	.010	.004	.007	.0031	.0081	.022	.0031	.023
%RSD	5.600	.1213	.0482	.0898	4.195	13.70	.2761	4.827	.2849
#1	-.0259	8.230	8.096	7.846	.0741	.0619	7.807	-.0659	7.949
#2	-.0238	8.238	8.091	7.855	.0763	.0661	7.848	-.0645	7.966
#3	-.0265	8.250	8.089	7.860	.0702	.0503	7.838	-.0600	7.994
Check ?	None	Chk Pass	Chk Pass	Chk Pass	None	None	Chk Pass	None	Chk Pass
Value									
Range									

Elem	Mo2020	Na5895	Ni2316	P_1774	Pb2203	S_1820	Sb2068	Se1960	Si2124
Units	ppm	ppm	ppm	ppm	ppm	ppm	ppm	ppm	ppm
Avg	**8.196**	**.1767**	**8.227**	**7.986**	**8.150**	**98.26**	**8.094**	**8.097**	**26.99**
Stddev	.011	.0059	.013	.021	.023	.06	.009	.011	.05
%RSD	.1329	3.358	.1561	.2635	.2865	.0576	.1138	.1388	.1965
#1	8.191	.1700	8.216	7.967	8.128	98.31	8.101	8.098	26.96
#2	8.189	.1788	8.225	7.982	8.149	98.20	8.096	8.085	26.97
#3	8.209	.1813	8.241	8.008	8.175	98.27	8.084	8.107	27.05
Check ?	Chk Pass	None	Chk Pass	Chk Pass	Chk Pass	Chk Pass	Chk Pass	Chk Pass	Chk Pass
Value									
Range									

Zoom In Zoom Out

Sample Name: hstd Acquired: 7/8/2021 13:58:07 Type: QC
Method: SGS NO VALVE3(v109) Mode: CONC Corr. Factor: 1.000000
User: admin Custom ID1: Custom ID2: Custom ID3:
Comment:

Elem	Sn1899	Sr4077	Ti3349	Tl1908	V_2924	W_2079	Zn2062	Zr3391
Units	ppm	ppm	ppm	ppm	ppm	ppm	ppm	ppm
Avg	**8.273**	**8.011**	**8.060**	**8.191**	**8.054**	**8.345**	**8.386**	**8.057**
Stddev	.020	.044	.002	.006	.003	.008	.014	.028
%RSD	.2371	.5490	.0232	.0779	.0332	.0993	.1716	.3521
#1	8.254	8.010	8.058	8.183	8.054	8.349	8.372	8.056
#2	8.270	8.056	8.061	8.195	8.056	8.336	8.386	8.086
#3	8.293	7.968	8.061	8.194	8.051	8.351	8.400	8.029
Check ?	Chk Pass	Chk Pass	Chk Pass	Chk Pass	Chk Pass	Chk Pass	Chk Pass	Chk Pass
Value								
Range								

Int. Std.	In2306	Y_3600	Y_3710	Y_2243
Units	Cts/S	Cts/S	Cts/S	Cts/S
Avg	**4565.0**	**63088.**	**4717.9**	**1417.9**
Stddev	9.2	120.	16.0	4.0
%RSD	.20255	.18986	.33967	.28072
#1	4558.4	63007.	4704.1	1414.3
#2	4561.0	63031.	4714.3	1417.3
#3	4575.6	63225.	4735.5	1422.2

Zoom In Zoom Out

Sample Name: hstd Acquired: 7/8/2021 14:03:23 Type: QC
Method: SGS NO VALVE3(v109) Mode: CONC Corr. Factor: 1.000000
User: admin Custom ID1: Custom ID2: Custom ID3:
Comment:

Elem	Ag3280	Al3961	As1890	B_2089	Ba4554	Be3130	Bi2230	Ca3179	Cd2288
Units	ppm	ppm	ppm	ppm	ppm	ppm	ppm	ppm	ppm
Avg	**.0018**	**319.0**	**.0018**	**.0050**	**.0039**	**.0012**	**.0011**	**206.4**	**.0016**
Stddev	.0024	15.1	.0025	.0007	.0001	.0001	.0015	9.6	.0001
%RSD	136.6	4.727	140.5	13.68	3.179	8.575	133.8	4.639	4.782
#1	.0003	310.5	.0038	.0056	.0040	.0013	.0028	201.0	.0015
#2	.0046	336.4	.0024	.0043	.0038	.0011	-.0001	217.4	.0016
#3	.0005	310.1	-.0010	.0051	.0040	.0012	.0007	200.7	.0017
Check ?	None	Chk Pass	None	None	None	None	None	Chk Pass	None
Value									
Range									

Elem	Ce4040	Co2286	Cr2677	Cu3247	Fe2599	K_7664	Li6707	Mg2790	Mn2576
Units	ppm	ppm	ppm	ppm	ppm	ppm	ppm	ppm	ppm
Avg	**.0455**	**.0006**	**.0001**	**.0073**	**207.9**	**211.6**	**-.0018**	**317.1**	**-.0006**
Stddev	.0010	.0006	.0004	.0018	9.8	9.7	.0007	14.4	.0004
%RSD	2.219	95.44	460.4	24.04	4.713	4.600	40.89	4.530	61.87
#1	.0443	.0012	-.0002	.0062	202.5	206.1	-.0013	309.2	-.0008
#2	.0462	.0006	.0006	.0093	219.2	222.8	-.0026	333.6	-.0002
#3	.0458	.0000	-.0001	.0064	202.0	205.8	-.0014	308.4	-.0009
Check ?	None	None	None	None	Chk Pass	Chk Pass	None	Chk Pass	None
Value									
Range									

Elem	Mo2020	Na5895	Ni2316	P_1774	Pb2203	S_1820	Sb2068	Se1960	Si2124
Units	ppm	ppm	ppm	ppm	ppm	ppm	ppm	ppm	ppm
Avg	**.0029**	**214.9**	**.0040**	**.0027**	**-.0003**	**.0220**	**-.0012**	**-.0002**	**.0006**
Stddev	.0003	10.0	.0002	.0021	.0010	.0016	.0030	.0030	.0025
%RSD	11.34	4.644	4.476	74.81	394.5	7.377	244.4	1729.	444.0
#1	.0030	209.2	.0039	.0006	.0008	.0238	-.0028	-.0022	.0003
#2	.0031	226.4	.0039	.0046	-.0011	.0206	-.0031	.0033	-.0018
#3	.0025	209.0	.0042	.0030	-.0005	.0216	.0022	-.0016	.0032
Check ?	None	Chk Pass	None	None	None	None	None	None	None
Value									
Range									

Zoom In Zoom Out

Sample Name: hstd Acquired: 7/8/2021 14:03:23 Type: QC
Method: SGS NO VALVE3(v109) Mode: CONC Corr. Factor: 1.000000
User: admin Custom ID1: Custom ID2: Custom ID3:
Comment:

Elem	Sn1899	Sr4077	Ti3349	Tl1908	V_2924	W_2079	Zn2062	Zr3391
Units	ppm	ppm	ppm	ppm	ppm	ppm	ppm	ppm
Avg	**-.0025**	**.0003**	**.0008**	**.0113**	**.0000**	**-.0024**	**-.0009**	**.0016**
Stddev	.0004	.0001	.0003	.0016	.0003	.0011	.0004	.0006
%RSD	17.14	47.83	32.52	14.57	1006.	47.31	43.46	38.62
#1	-.0024	.0004	.0009	.0099	.0000	-.0037	-.0013	.0013
#2	-.0030	.0002	.0010	.0108	-.0002	-.0017	-.0008	.0023
#3	-.0021	.0003	.0005	.0131	.0003	-.0018	-.0005	.0012
Check ?	None	None	None	None	None	None	None	None
Value								
Range								

Int. Std.	In2306	Y_3600	Y_3710	Y_2243
Units	Cts/S	Cts/S	Cts/S	Cts/S
Avg	**4229.0**	**58350.**	**4481.0**	**1341.1**
Stddev	7.6	187.	161.8	2.8
%RSD	.18044	.32045	3.6098	.20992
#1	4237.5	58155.	4579.4	1343.4
#2	4226.6	58368.	4294.3	1342.1
#3	4222.8	58528.	4569.3	1338.0

Zoom In Zoom Out

Sample Name: feconf Acquired: 7/8/2021 14:08:34 Type: Unk
Method: SGS NO VALVE3(v109) Mode: CONC Corr. Factor: 1.000000
User: admin Custom ID1: Custom ID2: Custom ID3:
Comment:

Elem	Ag3280	Al3961	As1890	B_2089	Ba4554	Be3130	Bi2230	Ca3179
Units	ppm	ppm	ppm	ppm	ppm	ppm	ppm	ppm
Avg	**.0026**	**.0566**	F **-.0041**	**-.0002**	**.0004**	**.0007**	**.0032**	**.0178**
Stddev	.0003	.0181	.0004	.0010	.0001	.0001	.0005	.0038
%RSD	10.84	32.07	9.371	538.5	22.32	8.438	15.75	21.27
#1	.0025	.0735	-.0041	.0007	.0004	.0007	.0030	.0222
#2	.0030	.0588	-.0038	-.0013	.0003	.0008	.0028	.0152
#3	.0024	.0374	-.0045	-.0000	.0005	.0007	.0037	.0162

Elem	Cd2288	Ce4040	Co2286	Cr2677	Cu3247	Fe2599	K_7664	Li6707
Units	ppm	ppm	ppm	ppm	ppm	ppm	ppm	ppm
Avg	**.0007**	**.0417**	**.0004**	**-.0007**	**.0037**	F **207.8**	**-.0942**	**-.0017**
Stddev	.0000	.0007	.0004	.0000	.0003	.5	.0014	.0009
%RSD	4.550	1.680	100.3	5.394	8.534	.2380	1.458	53.19
#1	.0007	.0415	.0008	-.0007	.0035	207.7	-.0926	-.0026
#2	.0006	.0412	.0001	-.0007	.0041	208.3	-.0952	-.0008
#3	.0007	.0425	.0002	-.0007	.0036	207.4	-.0947	-.0016

Elem	Mg2790	Mn2576	Mo2020	Na5895	Ni2316	P_1774	Pb2203	S_1820
Units	ppm	ppm	ppm	ppm	ppm	ppm	ppm	ppm
Avg	**.0354**	**-.0015**	**.0004**	**.0439**	**.0040**	**-.0032**	F **-.0031**	**.0018**
Stddev	.0436	.0000	.0002	.0063	.0002	.0022	.0008	.0022
%RSD	123.2	3.191	50.10	14.27	5.264	67.64	27.07	124.8
#1	.0771	-.0016	.0002	.0459	.0037	-.0010	-.0021	-.0006
#2	.0391	-.0015	.0004	.0490	.0041	-.0053	-.0033	.0021
#3	-.0099	-.0015	.0006	.0369	.0040	-.0033	-.0038	.0039

Elem	Sb2068	Se1960	Si2124	Sn1899	Sr4077	Ti3349	Tl1908	V_2924
Units	ppm	ppm	ppm	ppm	ppm	ppm	ppm	ppm
Avg	**.0008**	**.0004**	**-.0037**	**-.0008**	**-.0001**	**-.0000**	**.0021**	**-.0001**
Stddev	.0001	.0013	.0016	.0013	.0000	.0004	.0009	.0001
%RSD	13.26	295.8	43.47	166.1	50.75	739.9	42.03	91.80
#1	.0008	.0013	-.0022	-.0023	-.0000	-.0001	.0024	.0000
#2	.0009	.0011	-.0053	-.0003	-.0001	.0003	.0011	-.0002
#3	.0007	-.0010	-.0035	.0002	-.0000	-.0004	.0028	-.0002

Zoom In Zoom Out

Sample Name: feconf Acquired: 7/8/2021 14:08:34 Type: Unk
Method: SGS NO VALVE3(v109) Mode: CONC Corr. Factor: 1.000000
User: admin Custom ID1: Custom ID2: Custom ID3:
Comment:

Elem	W_2079	Zn2062	Zr3391
Units	ppm	ppm	ppm
Avg	**.0004**	**-.0052**	**.0010**
Stddev	.0005	.0001	.0001
%RSD	104.8	2.376	11.62
#1	.0002	-.0053	.0010
#2	.0010	-.0051	.0012
#3	.0001	-.0051	.0009

Int. Std.	In2306	Y_3600	Y_3710	Y_2243
Units	Cts/S	Cts/S	Cts/S	Cts/S
Avg	**4624.8**	**63479.**	**4745.4**	**1439.5**
Stddev	50.2	135.	16.2	17.1
%RSD	1.0847	.21204	.34231	1.1872
#1	4650.4	63574.	4757.0	1449.3
#2	4657.0	63325.	4726.8	1449.4
#3	4567.0	63538.	4752.4	1419.8

Zoom In Zoom Out

Sample Name: crconf Acquired: 7/8/2021 14:13:49 Type: Unk
Method: SGS NO VALVE3(v109) Mode: CONC Corr. Factor: 1.000000
User: admin Custom ID1: Custom ID2: Custom ID3:
Comment:

Elem	Ag3280	Al3961	As1890	B_2089	Ba4554	Be3130	Bi2230	Ca3179	Cd2288
Units	ppm	ppm	ppm	ppm	ppm	ppm	ppm	ppm	ppm
Avg	**.0002**	**.0143**	**.0001**	**.0022**	**.0003**	**.0001**	**.0011**	**.0098**	**-.0003**
Stddev	.0002	.0091	.0013	.0017	.0001	.0001	.0020	.0050	.0004
%RSD	99.55	63.63	2278.	78.02	43.45	116.0	190.0	50.94	121.9
#1	.0001	.0188	.0010	.0041	.0001	.0000	.0008	.0129	-.0002
#2	.0001	.0038	-.0014	.0007	.0003	.0000	.0032	.0040	.0000
#3	.0004	.0204	.0006	.0018	.0003	.0001	-.0008	.0125	-.0007

Elem	Ce4040	Co2286	Cr2677	Cu3247	Fe2599	K_7664	Li6707	Mg2790	Mn2576
Units	ppm	ppm	ppm	ppm	ppm	ppm	ppm	ppm	ppm
Avg	**.0002**	**.0008**	F **10.18**	**-.0001**	**.0468**	**-.0517**	**-.0027**	**-.0567**	**-.0012**
Stddev	.0020	.0005	.01	.0002	.0119	.0235	.0009	.0165	.0000
%RSD	1240.	70.72	.1016	380.7	25.38	45.46	32.83	29.14	1.922
#1	.0008	.0005	10.17	-.0001	.0603	-.0672	-.0021	-.0557	-.0012
#2	.0018	.0014	10.19	-.0002	.0422	-.0246	-.0037	-.0407	-.0012
#3	-.0021	.0004	10.17	.0002	.0379	-.0632	-.0022	-.0737	-.0013

Elem	Mo2020	Na5895	Ni2316	P_1774	Pb2203	S_1820	Sb2068	Se1960	Si2124
Units	ppm	ppm	ppm	ppm	ppm	ppm	ppm	ppm	ppm
Avg	**.0007**	**.0245**	**-.0002**	**-.0038**	**-.0002**	**.0039**	**.0011**	**.0018**	**-.0006**
Stddev	.0004	.0022	.0003	.0016	.0008	.0010	.0011	.0006	.0013
%RSD	58.95	8.942	141.4	41.04	311.7	24.76	102.3	35.06	207.4
#1	.0004	.0223	-.0004	-.0031	.0003	.0034	.0004	.0019	-.0019
#2	.0005	.0244	.0001	-.0028	.0001	.0032	.0005	.0011	-.0005
#3	.0012	.0267	-.0004	-.0056	-.0011	.0049	.0024	.0024	.0006

Elem	Sn1899	Sr4077	Ti3349	Tl1908	V_2924	W_2079	Zn2062	Zr3391
Units	ppm	ppm	ppm	ppm	ppm	ppm	ppm	ppm
Avg	**.0005**	**.0002**	**-.0003**	**.0003**	**.0044**	**.0007**	**.0069**	**-.0030**
Stddev	.0007	.0001	.0002	.0027	.0000	.0015	.0002	.0001
%RSD	149.7	71.88	51.06	797.1	.6235	207.7	2.618	3.666
#1	.0002	.0002	-.0005	.0026	.0044	-.0010	.0071	-.0029
#2	-.0001	.0000	-.0002	.0010	.0044	.0020	.0067	-.0029
#3	.0013	.0003	-.0002	-.0026	.0044	.0011	.0068	-.0031

Zoom In Zoom Out

Sample Name: crconf Acquired: 7/8/2021 14:13:49 Type: Unk
Method: SGS NO VALVE3(v109) Mode: CONC Corr. Factor: 1.000000
User: admin Custom ID1: Custom ID2: Custom ID3:
Comment:

Int. Std.	In2306	Y_3600	Y_3710	Y_2243
Units	Cts/S	Cts/S	Cts/S	Cts/S
Avg	**4562.4**	**63533.**	**4775.2**	**1442.0**
Stddev	5.1	77.	39.7	3.0
%RSD	.11275	.12180	.83127	.20680
#1	4562.6	63619.	4763.9	1445.0
#2	4567.5	63467.	4819.3	1441.9
#3	4557.2	63515.	4742.4	1439.0

Zoom In Zoom Out

Sample Name: asconf Acquired: 7/8/2021 14:19:04 Type: Unk
Method: SGS NO VALVE3(v109) Mode: CONC Corr. Factor: 1.000000
User: admin Custom ID1: Custom ID2: Custom ID3:
Comment:

Elem	Ag3280	Al3961	As1890	B_2089	Ba4554	Be3130	Bi2230	Ca3179	Cd2288
Units	ppm	ppm	ppm	ppm	ppm	ppm	ppm	ppm	ppm
Avg	**-.0001**	**.0137**	**5.112**	**.0017**	**.0000**	**.0001**	**-.0002**	**.0028**	**.0004**
Stddev	.0002	.0091	.014	.0004	.0002	.0001	.0019	.0035	.0002
%RSD	379.1	66.08	.2656	20.36	836.3	82.58	1052.	124.2	51.72
#1	-.0001	.0139	5.116	.0013	.0002	.0001	-.0023	.0025	.0005
#2	-.0003	.0227	5.097	.0020	.0000	.0000	.0014	-.0005	.0003
#3	.0002	.0046	5.124	.0018	-.0002	.0002	.0003	.0065	.0002

Elem	Ce4040	Co2286	Cr2677	Cu3247	Fe2599	K_7664	Li6707	Mg2790	Mn2576
Units	ppm	ppm	ppm	ppm	ppm	ppm	ppm	ppm	ppm
Avg	**-.0001**	**-.0002**	**.0010**	**.0001**	**.0112**	**-.0727**	**-.0013**	**-.0395**	**-.0001**
Stddev	.0045	.0001	.0002	.0003	.0028	.0054	.0002	.0124	.0000
%RSD	7521.	34.59	15.85	272.2	24.54	7.372	18.37	31.34	16.29
#1	-.0052	-.0003	.0011	.0003	.0092	-.0698	-.0012	-.0509	-.0001
#2	.0023	-.0002	.0011	-.0002	.0144	-.0789	-.0016	-.0264	-.0001
#3	.0028	-.0002	.0008	.0003	.0101	-.0695	-.0012	-.0411	-.0001

Elem	Mo2020	Na5895	Ni2316	P_1774	Pb2203	S_1820	Sb2068	Se1960	Si2124
Units	ppm	ppm	ppm	ppm	ppm	ppm	ppm	ppm	ppm
Avg	**.0002**	**.0017**	**.0003**	**-.0000**	**-.0017**	**.0023**	**.0067**	**.0002**	**.0011**
Stddev	.0004	.0029	.0001	.0013	.0007	.0019	.0002	.0032	.0009
%RSD	164.4	175.4	37.22	2632.	43.65	82.98	2.346	1895.	87.95
#1	-.0001	-.0001	.0005	-.0008	-.0015	.0046	.0068	.0033	.0019
#2	.0002	.0050	.0002	-.0007	-.0025	.0010	.0067	-.0032	.0012
#3	.0006	.0001	.0003	.0014	-.0011	.0014	.0065	.0004	.0001

Elem	Sn1899	Sr4077	Ti3349	Tl1908	V_2924	W_2079	Zn2062	Zr3391
Units	ppm	ppm	ppm	ppm	ppm	ppm	ppm	ppm
Avg	**.0002**	**.0001**	**.0001**	**.0002**	**-.0000**	**-.0001**	**.0061**	**.0002**
Stddev	.0018	.0001	.0003	.0013	.0003	.0011	.0002	.0001
%RSD	897.6	185.9	206.3	623.7	4268.	1402.	2.585	51.52
#1	.0019	.0002	.0004	.0014	-.0001	.0001	.0060	.0002
#2	.0005	-.0000	-.0001	.0004	-.0002	-.0013	.0062	.0003
#3	-.0017	-.0000	.0001	-.0012	.0003	.0010	.0060	.0001

Zoom In Zoom Out

Sample Name: asconf Acquired: 7/8/2021 14:19:04 Type: Unk
Method: SGS NO VALVE3(v109) Mode: CONC Corr. Factor: 1.000000
User: admin Custom ID1: Custom ID2: Custom ID3:
Comment:

Int. Std.	In2306	Y_3600	Y_3710	Y_2243
Units	Cts/S	Cts/S	Cts/S	Cts/S
Avg	**4552.1**	**63512.**	**4741.1**	**1480.7**
Stddev	18.3	139.	37.4	8.3
%RSD	.40186	.21842	.78946	.55763
#1	4568.2	63363.	4715.6	1486.1
#2	4555.8	63637.	4723.6	1484.8
#3	4532.2	63534.	4784.1	1471.2

Zoom In Zoom Out

Sample Name: ccv Acquired: 7/8/2021 14:24:18 Type: QC
Method: SGS NO VALVE3(v109) Mode: CONC Corr. Factor: 1.000000
User: admin Custom ID1: Custom ID2: Custom ID3:
Comment:

Elem	Ag3280	Al3961	As1890	B_2089	Ba4554	Be3130	Bi2230	Ca3179	Cd2288
Units	ppm	ppm	ppm	ppm	ppm	ppm	ppm	ppm	ppm
Avg	**.2506**	**40.01**	**2.047**	**2.039**	**2.019**	**2.024**	**2.034**	**40.40**	**2.041**
Stddev	.0009	.10	.037	.033	.004	.004	.033	.09	.038
%RSD	.3479	.2533	1.799	1.601	.1744	.1993	1.614	.2315	1.848
#1	.2507	39.92	2.090	2.077	2.017	2.025	2.072	40.39	2.085
#2	.2514	40.00	2.027	2.025	2.017	2.020	2.015	40.31	2.022
#3	.2497	40.12	2.025	2.017	2.023	2.028	2.016	40.49	2.017
Check ?	Chk Pass	Chk Pass	Chk Pass	Chk Pass	Chk Pass	Chk Pass	Chk Pass	Chk Pass	Chk Pass
Value									
Range									

Elem	Ce4040	Co2286	Cr2677	Cu3247	Fe2599	K_7664	Li6707	Mg2790	Mn2576
Units	ppm	ppm	ppm	ppm	ppm	ppm	ppm	ppm	ppm
Avg	**2.002**	**2.073**	**2.020**	**1.986**	**40.35**	**39.48**	**1.976**	**39.82**	**2.040**
Stddev	.004	.033	.006	.003	.09	.12	.003	.07	.004
%RSD	.1920	1.607	.2785	.1440	.2141	.2994	.1724	.1845	.1733
#1	2.000	2.111	2.025	1.986	40.32	39.45	1.973	39.89	2.043
#2	2.000	2.054	2.020	1.989	40.29	39.37	1.974	39.75	2.040
#3	2.007	2.054	2.014	1.983	40.45	39.61	1.980	39.82	2.036
Check ?	Chk Pass	Chk Pass	Chk Pass	Chk Pass	Chk Pass	Chk Pass	Chk Pass	Chk Pass	Chk Pass
Value									
Range									

Elem	Mo2020	Na5895	Ni2316	P_1774	Pb2203	S_1820	Sb2068	Se1960	Si2124
Units	ppm	ppm	ppm	ppm	ppm	ppm	ppm	ppm	ppm
Avg	**2.073**	**40.00**	**2.096**	**2.036**	**2.088**	**2.013**	**2.046**	**2.041**	**5.114**
Stddev	.038	.11	.035	.034	.035	.035	.039	.037	.093
%RSD	1.829	.2853	1.685	1.676	1.685	1.722	1.888	1.818	1.821
#1	2.117	39.93	2.137	2.076	2.128	2.053	2.091	2.084	5.221
#2	2.051	39.93	2.078	2.018	2.070	1.999	2.028	2.022	5.063
#3	2.051	40.13	2.074	2.015	2.065	1.988	2.021	2.017	5.057
Check ?	Chk Pass	Chk Pass	Chk Pass	Chk Pass	Chk Pass	Chk Pass	Chk Pass	Chk Pass	Chk Pass
Value									
Range									

Zoom In Zoom Out

Sample Name: ccv Acquired: 7/8/2021 14:24:18 Type: QC
Method: SGS NO VALVE3(v109) Mode: CONC Corr. Factor: 1.000000
User: admin Custom ID1: Custom ID2: Custom ID3:
Comment:

Elem	Sn1899	Sr4077	Ti3349	Tl1908	V_2924	W_2079	Zn2062	Zr3391
Units	ppm	ppm	ppm	ppm	ppm	ppm	ppm	ppm
Avg	**2.075**	**2.030**	**2.015**	**2.100**	**2.011**	**2.072**	**2.085**	**2.031**
Stddev	.038	.003	.002	.034	.003	.034	.035	.001
%RSD	1.848	.1579	.0956	1.612	.1558	1.638	1.697	.0349
#1	2.119	2.028	2.016	2.139	2.014	2.111	2.126	2.031
#2	2.054	2.029	2.016	2.081	2.010	2.054	2.069	2.032
#3	2.051	2.034	2.013	2.081	2.008	2.050	2.061	2.030
Check ?	Chk Pass	Chk Pass	Chk Pass	Chk Pass	Chk Pass	Chk Pass	Chk Pass	Chk Pass
Value								
Range								

Int. Std.	In2306	Y_3600	Y_3710	Y_2243
Units	Cts/S	Cts/S	Cts/S	Cts/S
Avg	**4364.4**	**62145.**	**4712.6**	**1398.9**
Stddev	51.3	157.	21.7	18.7
%RSD	1.1748	.25221	.46006	1.3378
#1	4305.2	61965.	4715.5	1377.4
#2	4391.8	62218.	4732.7	1408.2
#3	4396.1	62252.	4689.6	1411.2

Zoom In Zoom Out

Sample Name: ccb Acquired: 7/8/2021 14:29:08 Type: QC
Method: SGS NO VALVE3(v109) Mode: CONC Corr. Factor: 1.000000
User: admin Custom ID1: Custom ID2: Custom ID3:
Comment:

Elem	Ag3280	Al3961	As1890	B_2089	Ba4554	Be3130	Bi2230	Ca3179	Cd2288
Units	ppm	ppm	ppm	ppm	ppm	ppm	ppm	ppm	ppm
Avg	**.0004**	**.0185**	**.0015**	**.0024**	**.0003**	**.0005**	**.0007**	**.0083**	**-.0003**
Stddev	.0001	.0058	.0009	.0009	.0001	.0001	.0014	.0030	.0002
%RSD	22.51	31.44	62.82	39.55	25.59	16.76	193.0	36.28	63.45
#1	.0005	.0146	.0012	.0013	.0004	.0005	-.0002	.0116	-.0005
#2	.0004	.0156	.0007	.0031	.0002	.0004	.0024	.0075	-.0001
#3	.0003	.0252	.0025	.0027	.0003	.0004	.0001	.0057	-.0002
Check ?	Chk Pass	Chk Pass	Chk Pass	Chk Pass	Chk Pass	Chk Pass	Chk Pass	Chk Pass	Chk Pass
High Limit									
Low Limit									

Elem	Ce4040	Co2286	Cr2677	Cu3247	Fe2599	K_7664	Li6707	Mg2790	Mn2576
Units	ppm	ppm	ppm	ppm	ppm	ppm	ppm	ppm	ppm
Avg	**.0004**	**.0000**	**.0000**	**.0002**	**.0069**	**-.0170**	**.0004**	**-.0408**	**.0001**
Stddev	.0036	.0001	.0003	.0001	.0024	.0371	.0014	.0368	.0000
%RSD	892.4	308.8	1953.	68.96	34.32	219.0	386.0	90.30	39.82
#1	-.0038	.0000	-.0003	.0003	.0074	.0022	.0016	-.0793	.0001
#2	.0025	-.0001	.0002	.0001	.0090	.0067	.0008	-.0059	.0001
#3	.0025	.0002	.0001	.0001	.0043	-.0598	-.0012	-.0373	.0000
Check ?	None	Chk Pass	Chk Pass	Chk Pass	Chk Pass	Chk Pass	Chk Pass	Chk Pass	Chk Pass
High Limit									
Low Limit									

Elem	Mo2020	Na5895	Ni2316	P_1774	Pb2203	S_1820	Sb2068	Se1960	Si2124
Units	ppm	ppm	ppm	ppm	ppm	ppm	ppm	ppm	ppm
Avg	**.0006**	**.0017**	**.0010**	**.0012**	**-.0005**	**-.0003**	**.0021**	**-.0000**	**.0003**
Stddev	.0002	.0015	.0003	.0016	.0008	.0012	.0003	.0037	.0007
%RSD	36.42	87.79	26.45	129.8	147.0	458.4	15.50	58160.	266.7
#1	.0004	.0033	.0013	-.0006	-.0005	.0008	.0025	-.0037	.0010
#2	.0006	.0005	.0010	.0021	.0002	-.0015	.0021	.0037	.0003
#3	.0008	.0013	.0008	.0021	-.0013	-.0001	.0018	.0000	-.0005
Check ?	Chk Pass	Chk Pass	Chk Pass	Chk Pass	Chk Pass	Chk Pass	Chk Pass	Chk Pass	Chk Pass
High Limit									
Low Limit									

Zoom In Zoom Out

Sample Name: ccb Acquired: 7/8/2021 14:29:08 Type: QC
Method: SGS NO VALVE3(v109) Mode: CONC Corr. Factor: 1.000000
User: admin Custom ID1: Custom ID2: Custom ID3:
Comment:

Elem	Sn1899	Sr4077	Ti3349	Tl1908	V_2924	W_2079	Zn2062	Zr3391
Units	ppm	ppm	ppm	ppm	ppm	ppm	ppm	ppm
Avg	**.0003**	**.0003**	**.0002**	F **.0053**	**.0001**	**.0002**	**.0010**	**.0005**
Stddev	.0004	.0002	.0004	.0025	.0002	.0016	.0001	.0001
%RSD	140.0	52.98	155.1	47.14	146.2	717.3	8.505	20.39
#1	.0003	.0005	.0005	.0042	.0001	.0019	.0010	.0004
#2	-.0001	.0003	.0005	.0081	-.0001	.0001	.0010	.0005
#3	.0008	.0002	-.0002	.0034	.0003	-.0013	.0011	.0006
Check ?	Chk Pass	Chk Pass	Chk Pass	Chk Fail	Chk Pass	Chk Pass	Chk Pass	Chk Pass
High Limit				.0020				
Low Limit				-.0020				

Int. Std.	In2306	Y_3600	Y_3710	Y_2243
Units	Cts/S	Cts/S	Cts/S	Cts/S
Avg	**4494.9**	**63730.**	**4722.2**	**1461.8**
Stddev	1.4	233.	24.3	.8
%RSD	.03109	.36483	.51447	.05631
#1	4496.4	63990.	4743.3	1462.0
#2	4493.8	63542.	4727.7	1462.6
#3	4494.3	63658.	4695.7	1460.9

Zoom In Zoom Out

Sample Name: p1conf Acquired: 7/8/2021 14:34:25 Type: Unk
Method: SGS NO VALVE3(v109) Mode: CONC Corr. Factor: 1.000000
User: admin Custom ID1: Custom ID2: Custom ID3:
Comment:

Elem	Ag3280	Al3961	As1890	B_2089	Ba4554	Be3130	Bi2230	Ca3179	Cd2288
Units	ppm	ppm	ppm	ppm	ppm	ppm	ppm	ppm	ppm
Avg	**.0002**	**.0088**	**.0019**	**.0005**	**.0001**	**-.0000**	**.0021**	**-.0066**	**-.0004**
Stddev	.0002	.0070	.0020	.0005	.0002	.0001	.0011	.0009	.0002
%RSD	91.21	79.29	104.8	100.6	180.4	609.7	49.54	13.60	55.39
#1	.0004	.0061	.0002	-.0000	.0002	.0000	.0028	-.0057	-.0003
#2	.0003	.0167	.0041	.0009	-.0001	-.0002	.0009	-.0066	-.0006
#3	.0000	.0036	.0014	.0005	.0003	.0001	.0027	-.0075	-.0002

Elem	Ce4040	Co2286	Cr2677	Cu3247	Fe2599	K_7664	Li6707	Mg2790	Mn2576
Units	ppm	ppm	ppm	ppm	ppm	ppm	ppm	ppm	ppm
Avg	**.0010**	**.0002**	**-.0002**	**.0002**	**.0064**	**-.0181**	**-.0002**	**.0023**	**-.0000**
Stddev	.0020	.0002	.0003	.0004	.0044	.0147	.0005	.0172	.0001
%RSD	194.4	107.3	158.2	158.2	69.14	81.50	202.6	761.1	451.4
#1	.0004	.0000	-.0002	.0004	.0063	-.0130	-.0003	.0132	.0001
#2	.0032	.0005	.0001	.0005	.0020	-.0066	.0003	.0112	-.0001
#3	-.0006	.0001	-.0004	-.0002	.0108	-.0347	-.0006	-.0176	-.0000

Elem	Mo2020	Na5895	Ni2316	P_1774	Pb2203	S_1820	Sb2068	Se1960	Si2124
Units	ppm	ppm	ppm	ppm	ppm	ppm	ppm	ppm	ppm
Avg	**-.0002**	**-.0122**	**.0009**	**.0014**	**.0001**	**.0045**	**.0001**	**-.0011**	**-.0038**
Stddev	.0004	.0059	.0006	.0010	.0016	.0006	.0018	.0015	.0010
%RSD	153.7	48.55	68.30	69.34	1571.	12.54	2110.	142.2	27.39
#1	-.0006	-.0091	.0002	.0008	.0019	.0043	-.0002	-.0020	-.0032
#2	.0001	-.0085	.0014	.0025	-.0003	.0040	.0020	-.0020	-.0050
#3	-.0003	-.0190	.0010	.0008	-.0013	.0051	-.0015	.0007	-.0032

Elem	Sn1899	Sr4077	Ti3349	Tl1908	V_2924	W_2079	Zn2062	Zr3391
Units	ppm	ppm	ppm	ppm	ppm	ppm	ppm	ppm
Avg	**-.0007**	**.0000**	**-.0002**	**.0040**	**-.0002**	**.0018**	**.0301**	**-.0002**
Stddev	.0007	.0001	.0002	.0017	.0003	.0005	.0003	.0001
%RSD	100.2	300.2	109.3	41.63	209.4	26.86	1.021	46.72
#1	-.0011	.0001	.0000	.0043	-.0004	.0014	.0300	-.0001
#2	-.0010	.0001	-.0002	.0022	.0002	.0023	.0304	-.0003
#3	.0001	-.0001	-.0004	.0054	-.0002	.0017	.0299	-.0003

Zoom In Zoom Out

Sample Name: p1conf Acquired: 7/8/2021 14:34:25 Type: Unk
Method: SGS NO VALVE3(v109) Mode: CONC Corr. Factor: 1.000000
User: admin Custom ID1: Custom ID2: Custom ID3:
Comment:

Int. Std.	In2306	Y_3600	Y_3710	Y_2243
Units	Cts/S	Cts/S	Cts/S	Cts/S
Avg	**4602.1**	**64856.**	**4831.2**	**1498.0**
Stddev	10.5	144.	22.5	4.1
%RSD	.22807	.22142	.46471	.27506
#1	4613.4	64780.	4810.6	1502.7
#2	4600.5	65022.	4855.1	1495.5
#3	4592.6	64767.	4827.9	1495.7

Zoom In Zoom Out

Sample Name: p2conf Acquired: 7/8/2021 14:39:40 Type: Unk
Method: SGS NO VALVE3(v109) Mode: CONC Corr. Factor: 1.000000
User: admin Custom ID1: Custom ID2: Custom ID3:
Comment:

Elem	Ag3280	Al3961	As1890	B_2089	Ba4554	Be3130	Bi2230	Ca3179	Cd2288
Units	ppm	ppm	ppm	ppm	ppm	ppm	ppm	ppm	ppm
Avg	**.0004**	**-.0047**	**.0018**	**-.0003**	**.0001**	**.0000**	**.0004**	**-.0063**	**-.0005**
Stddev	.0003	.0116	.0010	.0004	.0001	.0000	.0009	.0016	.0001
%RSD	65.54	248.5	52.76	137.4	121.7	68.85	206.1	26.23	23.63
#1	.0001	.0010	.0015	-.0004	-.0000	.0001	.0003	-.0047	-.0004
#2	.0004	.0030	.0010	.0002	.0001	.0001	-.0004	-.0079	-.0006
#3	.0007	-.0180	.0029	-.0007	.0000	.0000	.0013	-.0062	-.0006

Elem	Ce4040	Co2286	Cr2677	Cu3247	Fe2599	K_7664	Li6707	Mg2790	Mn2576
Units	ppm	ppm	ppm	ppm	ppm	ppm	ppm	ppm	ppm
Avg	**-.0016**	**-.0002**	**-.0002**	**.0002**	**.0016**	**-.0015**	**-.0010**	**-.0149**	**-.0001**
Stddev	.0008	.0001	.0002	.0001	.0053	.0386	.0020	.0196	.0000
%RSD	48.30	77.85	79.42	31.87	335.2	2628.	203.0	131.1	19.03
#1	-.0010	-.0000	-.0001	.0001	-.0044	-.0455	-.0023	-.0111	-.0001
#2	-.0014	-.0001	-.0004	.0003	.0034	.0144	.0013	.0024	-.0001
#3	-.0025	-.0003	-.0001	.0002	.0057	.0267	-.0020	-.0361	-.0001

Elem	Mo2020	Na5895	Ni2316	P_1774	Pb2203	S_1820	Sb2068	Se1960	Si2124
Units	ppm	ppm	ppm	ppm	ppm	ppm	ppm	ppm	ppm
Avg	**-.0000**	**-.0163**	**.0004**	**.0030**	**.0005**	**.0000**	**.0006**	**-.0028**	**-.0027**
Stddev	.0004	.0088	.0001	.0013	.0010	.0022	.0008	.0021	.0011
%RSD	1237.	54.22	35.19	42.78	206.6	5277.	135.3	75.37	41.86
#1	-.0005	-.0157	.0003	.0015	.0001	.0024	.0004	-.0032	-.0016
#2	.0001	-.0254	.0003	.0038	.0017	-.0018	-.0001	-.0005	-.0026
#3	.0003	-.0078	.0006	.0037	-.0003	-.0005	.0015	-.0046	-.0038

Elem	Sn1899	Sr4077	Ti3349	Tl1908	V_2924	W_2079	Zn2062	Zr3391
Units	ppm	ppm	ppm	ppm	ppm	ppm	ppm	ppm
Avg	**-.0007**	**.0002**	**-.0004**	**.0056**	**-.0003**	**.0011**	**.0333**	**-.0001**
Stddev	.0007	.0001	.0001	.0032	.0002	.0015	.0003	.0001
%RSD	96.00	88.77	39.93	56.19	54.19	140.4	.9597	95.85
#1	-.0001	.0001	-.0003	.0075	-.0001	.0025	.0335	-.0001
#2	-.0006	.0003	-.0003	.0020	-.0004	-.0005	.0336	-.0000
#3	-.0015	.0001	-.0005	.0073	-.0004	.0012	.0330	-.0000

Zoom In Zoom Out

Sample Name: p2conf Acquired: 7/8/2021 14:39:40 Type: Unk
Method: SGS NO VALVE3(v109) Mode: CONC Corr. Factor: 1.000000
User: admin Custom ID1: Custom ID2: Custom ID3:
Comment:

Int. Std.	In2306	Y_3600	Y_3710	Y_2243
Units	Cts/S	Cts/S	Cts/S	Cts/S
Avg	**4613.6**	**65419.**	**4864.2**	**1504.6**
Stddev	38.5	206.	49.5	13.1
%RSD	.83555	.31549	1.0182	.86780
#1	4630.5	65621.	4835.2	1507.9
#2	4569.5	65425.	4836.0	1490.2
#3	4640.8	65209.	4921.4	1515.7

Zoom In Zoom Out

Sample Name: mp27312-mb1conf Acquired: 7/8/2021 14:44:55 Type: Unk
Method: SGS NO VALVE3(v109) Mode: CONC Corr. Factor: 1.000000
User: admin Custom ID1: Custom ID2: Custom ID3:
Comment:

Elem	Ag3280	Al3961	As1890	B_2089	Ba4554	Be3130	Bi2230	Ca3179	Cd2288
Units	ppm	ppm	ppm	ppm	ppm	ppm	ppm	ppm	ppm
Avg	**.0002**	**.0125**	**.0006**	**.0026**	**.0004**	**.0001**	**.0003**	**.0411**	**-.0003**
Stddev	.0004	.0052	.0005	.0003	.0002	.0000	.0021	.0016	.0002
%RSD	176.6	41.88	86.55	10.20	44.93	28.88	807.2	3.930	58.86
#1	-.0002	.0159	.0001	.0023	.0006	.0001	-.0001	.0404	-.0004
#2	.0007	.0065	.0012	.0028	.0005	.0001	-.0016	.0430	-.0001
#3	.0002	.0152	.0005	.0027	.0002	.0001	.0025	.0400	-.0005

Elem	Ce4040	Co2286	Cr2677	Cu3247	Fe2599	K_7664	Li6707	Mg2790	Mn2576
Units	ppm	ppm	ppm	ppm	ppm	ppm	ppm	ppm	ppm
Avg	**-.0025**	**-.0002**	**.0003**	**.0007**	**.0108**	**-.0063**	**-.0003**	**-.0181**	**.0001**
Stddev	.0013	.0001	.0001	.0001	.0021	.0077	.0009	.0394	.0000
%RSD	51.45	46.38	35.79	7.290	19.32	122.2	271.8	218.0	40.77
#1	-.0010	-.0004	.0003	.0008	.0089	-.0061	.0004	-.0209	.0001
#2	-.0035	-.0001	.0002	.0007	.0131	-.0141	-.0001	.0226	.0001
#3	-.0029	-.0002	.0004	.0007	.0104	.0013	-.0013	-.0559	.0001

Elem	Mo2020	Na5895	Ni2316	P_1774	Pb2203	S_1820	Sb2068	Se1960	Si2124
Units	ppm	ppm	ppm	ppm	ppm	ppm	ppm	ppm	ppm
Avg	**.0003**	**.0504**	**.0007**	**.0200**	**.0002**	**.0039**	**.0006**	**.0006**	**.0057**
Stddev	.0001	.0049	.0001	.0012	.0012	.0021	.0011	.0000	.0005
%RSD	30.84	9.726	9.533	5.760	751.4	54.56	178.9	4.261	8.464
#1	.0002	.0457	.0006	.0202	.0001	.0024	.0015	.0006	.0053
#2	.0004	.0555	.0008	.0211	.0014	.0064	.0008	.0006	.0056
#3	.0004	.0499	.0007	.0188	-.0010	.0030	-.0006	.0006	.0062

Elem	Sn1899	Sr4077	Ti3349	Tl1908	V_2924	W_2079	Zn2062	Zr3391
Units	ppm	ppm	ppm	ppm	ppm	ppm	ppm	ppm
Avg	**.0167**	**.0005**	**.0003**	**.0019**	**-.0001**	**.0009**	**.0058**	**.0003**
Stddev	.0015	.0001	.0001	.0022	.0002	.0006	.0001	.0001
%RSD	8.944	20.20	43.90	116.6	117.0	72.80	2.159	19.02
#1	.0154	.0006	.0004	.0002	-.0003	.0015	.0059	.0003
#2	.0164	.0004	.0002	.0045	.0000	.0008	.0059	.0002
#3	.0183	.0004	.0003	.0011	-.0001	.0003	.0057	.0004

Zoom In Zoom Out

Sample Name: mp27312-mb1conf Acquired: 7/8/2021 14:44:55 Type: Unk
Method: SGS NO VALVE3(v109) Mode: CONC Corr. Factor: 1.000000
User: admin Custom ID1: Custom ID2: Custom ID3:
Comment:

Int. Std.	In2306	Y_3600	Y_3710	Y_2243
Units	Cts/S	Cts/S	Cts/S	Cts/S
Avg	**4531.5**	**64449.**	**4838.6**	**1475.2**
Stddev	3.2	119.	20.4	3.3
%RSD	.06959	.18474	.42126	.22480
#1	4533.9	64583.	4856.8	1477.0
#2	4527.9	64356.	4842.4	1471.3
#3	4532.6	64408.	4816.6	1477.1

Zoom In Zoom Out

Sample Name: mp27312-b1conf Acquired: 7/8/2021 14:50:09 Type: Unk
Method: SGS NO VALVE3(v109) Mode: CONC Corr. Factor: 1.000000
User: admin Custom ID1: Custom ID2: Custom ID3:
Comment:

Elem	Ag3280	Al3961	As1890	B_2089	Ba4554	Be3130	Bi2230	Ca3179	Cd2288
Units	ppm	ppm	ppm	ppm	ppm	ppm	ppm	ppm	ppm
Avg	**.2328**	**24.96**	**1.844**	**1.803**	**1.858**	**1.870**	**.0887**	**25.17**	**1.836**
Stddev	.0008	.03	.002	.001	.001	.001	.0014	.03	.002
%RSD	.3294	.1235	.1312	.0541	.0688	.0634	1.592	.1234	.1176
#1	.2322	24.94	1.846	1.803	1.857	1.869	.0887	25.17	1.835
#2	.2336	24.99	1.844	1.804	1.859	1.871	.0901	25.20	1.839
#3	.2324	24.94	1.841	1.802	1.857	1.868	.0872	25.14	1.835

Elem	Ce4040	Co2286	Cr2677	Cu3247	Fe2599	K_7664	Li6707	Mg2790	Mn2576
Units	ppm	ppm	ppm	ppm	ppm	ppm	ppm	ppm	ppm
Avg	**-.0031**	**1.887**	**1.840**	**1.798**	**25.33**	**24.66**	**-.0005**	**24.58**	**1.873**
Stddev	.0016	.003	.003	.002	.02	.05	.0010	.07	.004
%RSD	50.72	.1389	.1810	.0930	.0619	.1892	203.2	.2698	.2093
#1	-.0015	1.884	1.842	1.796	25.35	24.60	-.0009	24.61	1.877
#2	-.0031	1.889	1.841	1.799	25.34	24.69	.0007	24.50	1.875
#3	-.0046	1.887	1.836	1.799	25.32	24.68	-.0013	24.62	1.869

Elem	Mo2020	Na5895	Ni2316	P_1774	Pb2203	S_1820	Sb2068	Se1960	Si2124
Units	ppm	ppm	ppm	ppm	ppm	ppm	ppm	ppm	ppm
Avg	**1.863**	**24.84**	**1.903**	**1.833**	**1.896**	**-.0321**	**1.846**	**1.818**	**.0180**
Stddev	.001	.02	.001	.002	.002	.0020	.002	.001	.0007
%RSD	.0390	.0674	.0730	.1192	.0884	6.216	.0960	.0519	4.132
#1	1.864	24.82	1.904	1.831	1.897	-.0298	1.848	1.818	.0176
#2	1.864	24.84	1.905	1.835	1.894	-.0335	1.845	1.818	.0188
#3	1.863	24.85	1.902	1.832	1.897	-.0330	1.846	1.817	.0175

Elem	Sn1899	Sr4077	Ti3349	Tl1908	V_2924	W_2079	Zn2062	Zr3391
Units	ppm	ppm	ppm	ppm	ppm	ppm	ppm	ppm
Avg	**1.896**	**1.868**	**1.854**	**1.943**	**1.834**	**1.409**	**1.885**	**1.878**
Stddev	.002	.002	.002	.004	.003	.009	.003	.002
%RSD	.1183	.0932	.1009	.1991	.1600	.6476	.1556	.0921
#1	1.899	1.866	1.855	1.939	1.837	1.401	1.885	1.877
#2	1.895	1.870	1.856	1.942	1.833	1.408	1.889	1.880
#3	1.895	1.867	1.852	1.947	1.831	1.419	1.883	1.877

Zoom In Zoom Out

Sample Name: mp27312-b1conf Acquired: 7/8/2021 14:50:09 Type: Unk
Method: SGS NO VALVE3(v109) Mode: CONC Corr. Factor: 1.000000
User: admin Custom ID1: Custom ID2: Custom ID3:
Comment:

Int. Std.	In2306	Y_3600	Y_3710	Y_2243
Units	Cts/S	Cts/S	Cts/S	Cts/S
Avg	**4426.4**	**62571.**	**4737.0**	**1429.0**
Stddev	3.1	243.	2.8	1.8
%RSD	.07112	.38797	.06015	.12532
#1	4428.1	62318.	4733.8	1429.7
#2	4422.7	62593.	4737.9	1427.0
#3	4428.3	62802.	4739.3	1430.3

Zoom In Zoom Out

Sample Name: mp27312-s1 Acquired: 7/8/2021 14:55:00 Type: Unk
Method: SGS NO VALVE3(v109) Mode: CONC Corr. Factor: 5.000000
User: admin Custom ID1: Custom ID2: Custom ID3:
Comment:

Elem	Ag3280	Al3961	As1890	B_2089	Ba4554	Be3130	Bi2230	Ca3179	Cd2288
Units	ppm	ppm	ppm	ppm	ppm	ppm	ppm	ppm	ppm
Avg	**.2338**	**286.7**	**1.834**	**1.780**	**2.568**	**1.862**	**.2268**	**41.51**	**1.819**
Stddev	.0020	.5	.019	.009	.006	.005	.0097	.09	.004
%RSD	.8516	.1719	1.025	.4838	.2243	.2457	4.273	.2281	.2470
#1	.2318	286.5	1.852	1.790	2.564	1.864	.2202	41.42	1.822
#2	.2337	286.5	1.835	1.773	2.566	1.857	.2223	41.51	1.814
#3	.2358	287.3	1.814	1.776	2.575	1.866	.2379	41.61	1.821

Elem	Ce4040	Co2286	Cr2677	Cu3247	Fe2599	K_7664	Li6707	Mg2790	Mn2576
Units	ppm	ppm	ppm	ppm	ppm	ppm	ppm	ppm	ppm
Avg	**.9419**	**2.007**	**2.188**	**2.000**	**306.0**	**47.48**	**.1774**	**60.05**	**5.893**
Stddev	.0051	.002	.010	.007	.7	.21	.0120	.34	.022
%RSD	.5380	.1149	.4630	.3595	.2222	.4509	6.742	.5688	.3752
#1	.9457	2.008	2.183	1.995	305.7	47.42	.1898	59.67	5.875
#2	.9438	2.004	2.200	2.008	305.6	47.29	.1660	60.14	5.918
#3	.9362	2.009	2.182	1.997	306.8	47.71	.1763	60.34	5.887

Elem	Mo2020	Na5895	Ni2316	P_1774	Pb2203	S_1820	Sb2068	Se1960	Si2124
Units	ppm	ppm	ppm	ppm	ppm	ppm	ppm	ppm	ppm
Avg	**1.783**	**25.84**	**2.113**	**5.374**	**2.186**	**.6666**	**.6576**	**1.750**	**3.447**
Stddev	.005	.04	.003	.007	.003	.0076	.0119	.009	.010
%RSD	.3020	.1489	.1222	.1377	.1180	1.133	1.814	.5334	.2997
#1	1.789	25.81	2.110	5.382	2.184	.6733	.6685	1.758	3.449
#2	1.782	25.84	2.115	5.368	2.184	.6584	.6448	1.740	3.436
#3	1.779	25.88	2.114	5.373	2.189	.6680	.6593	1.752	3.457

Elem	Sn1899	Sr4077	Ti3349	Tl1908	V_2924	W_2079	Zn2062	Zr3391
Units	ppm	ppm	ppm	ppm	ppm	ppm	ppm	ppm
Avg	**1.744**	**2.060**	**9.069**	**1.979**	**2.330**	**.9853**	**2.613**	**1.854**
Stddev	.011	.005	.035	.021	.009	.0205	.006	.003
%RSD	.6001	.2236	.3911	1.058	.4090	2.078	.2272	.1838
#1	1.751	2.059	9.036	1.958	2.321	.9960	2.612	1.851
#2	1.732	2.056	9.106	2.000	2.340	.9981	2.619	1.858
#3	1.749	2.065	9.065	1.981	2.329	.9616	2.607	1.854

Zoom In Zoom Out

Sample Name: mp27312-s1 Acquired: 7/8/2021 14:55:00 Type: Unk
Method: SGS NO VALVE3(v109) Mode: CONC Corr. Factor: 5.000000
User: admin Custom ID1: Custom ID2: Custom ID3:
Comment:

Int. Std.	In2306	Y_3600	Y_3710	Y_2243
Units	Cts/S	Cts/S	Cts/S	Cts/S
Avg	**4495.0**	**63433.**	**4867.6**	**1468.7**
Stddev	5.9	265.	33.0	2.3
%RSD	.13036	.41724	.67725	.15825
#1	4496.0	63632.	4902.7	1468.3
#2	4488.7	63133.	4862.8	1466.5
#3	4500.2	63535.	4837.3	1471.1

Zoom In Zoom Out

Sample Name: mp27312-s2 Acquired: 7/8/2021 14:59:59 Type: Unk
Method: SGS NO VALVE3(v109) Mode: CONC Corr. Factor: 5.000000
User: admin Custom ID1: Custom ID2: Custom ID3:
Comment:

Elem	Ag3280	Al3961	As1890	B_2089	Ba4554	Be3130	Bi2230	Ca3179	Cd2288
Units	ppm	ppm	ppm	ppm	ppm	ppm	ppm	ppm	ppm
Avg	**.2371**	**293.5**	**1.874**	**1.818**	**2.664**	**1.885**	**.2476**	**44.59**	**1.856**
Stddev	.0010	.5	.033	.034	.005	.003	.0131	.14	.028
%RSD	.4365	.1758	1.755	1.846	.2033	.1575	5.294	.3085	1.517
#1	.2365	293.5	1.849	1.806	2.660	1.884	.2491	44.63	1.845
#2	.2383	294.0	1.911	1.856	2.670	1.888	.2338	44.71	1.888
#3	.2366	293.0	1.861	1.793	2.661	1.882	.2599	44.44	1.835

Elem	Ce4040	Co2286	Cr2677	Cu3247	Fe2599	K_7664	Li6707	Mg2790	Mn2576
Units	ppm	ppm	ppm	ppm	ppm	ppm	ppm	ppm	ppm
Avg	**.9127**	**2.059**	**2.193**	**2.042**	**319.7**	**52.05**	**.1927**	**65.03**	**6.769**
Stddev	.0074	.030	.006	.006	.1	.07	.0035	.15	.005
%RSD	.8067	1.450	.2906	.2722	.0255	.1407	1.842	.2304	.0764
#1	.9174	2.041	2.195	2.041	319.6	51.99	.1960	65.09	6.766
#2	.9042	2.094	2.199	2.048	319.7	52.13	.1889	65.14	6.775
#3	.9164	2.043	2.186	2.037	319.7	52.02	.1932	64.86	6.765

Elem	Mo2020	Na5895	Ni2316	P_1774	Pb2203	S_1820	Sb2068	Se1960	Si2124
Units	ppm	ppm	ppm	ppm	ppm	ppm	ppm	ppm	ppm
Avg	**1.813**	**26.25**	**2.176**	**5.451**	**2.261**	**.7020**	**.6722**	**1.808**	**3.765**
Stddev	.027	.03	.030	.063	.036	.0134	.0075	.047	.057
%RSD	1.472	.1317	1.363	1.157	1.581	1.911	1.123	2.610	1.524
#1	1.798	26.21	2.159	5.419	2.239	.7158	.6668	1.785	3.722
#2	1.844	26.27	2.211	5.524	2.302	.6890	.6809	1.863	3.830
#3	1.798	26.27	2.159	5.411	2.241	.7010	.6690	1.778	3.743

Elem	Sn1899	Sr4077	Ti3349	Tl1908	V_2924	W_2079	Zn2062	Zr3391
Units	ppm	ppm	ppm	ppm	ppm	ppm	ppm	ppm
Avg	**1.769**	**2.114**	**9.916**	**1.982**	**2.343**	**.9491**	**2.717**	**1.860**
Stddev	.025	.004	.011	.038	.004	.0190	.041	.001
%RSD	1.401	.1634	.1103	1.898	.1761	1.999	1.495	.0498
#1	1.756	2.115	9.920	1.942	2.348	.9467	2.694	1.860
#2	1.798	2.117	9.924	2.016	2.341	.9692	2.763	1.861
#3	1.753	2.110	9.904	1.989	2.341	.9315	2.692	1.859

Zoom In Zoom Out

Sample Name: mp27312-s2 Acquired: 7/8/2021 14:59:59 Type: Unk
Method: SGS NO VALVE3(v109) Mode: CONC Corr. Factor: 5.000000
User: admin Custom ID1: Custom ID2: Custom ID3:
Comment:

Int. Std.	In2306	Y_3600	Y_3710	Y_2243
Units	Cts/S	Cts/S	Cts/S	Cts/S
Avg	**4464.7**	**63860.**	**4873.3**	**1463.2**
Stddev	44.3	58.	27.1	16.9
%RSD	.99305	.09160	.55684	1.1566
#1	4494.7	63795.	4849.1	1473.1
#2	4413.7	63877.	4868.0	1443.7
#3	4485.6	63908.	4902.6	1472.9

Zoom In Zoom Out

Sample Name: jd27686-5 Acquired: 7/8/2021 15:05:00 Type: Unk
Method: SGS NO VALVE3(v109) Mode: CONC Corr. Factor: 5.000000
User: admin Custom ID1: Custom ID2: Custom ID3:
Comment:

Elem	Ag3280	Al3961	As1890	B_2089	Ba4554	Be3130	Bi2230	Ca3179	Cd2288
Units	ppm	ppm	ppm	ppm	ppm	ppm	ppm	ppm	ppm
Avg	**.0059**	**234.6**	**.0712**	**.0467**	**.7202**	**.0118**	**.1479**	**17.91**	**.0010**
Stddev	.0022	.6	.0030	.0028	.0039	.0004	.0058	.05	.0013
%RSD	36.25	.2697	4.152	5.959	.5387	3.260	3.949	.2707	136.5
#1	.0065	233.9	.0681	.0498	.7168	.0114	.1541	17.86	.0024
#2	.0036	234.8	.0718	.0456	.7193	.0121	.1425	17.92	-.0003
#3	.0078	235.1	.0739	.0446	.7244	.0120	.1472	17.96	.0008

Elem	Ce4040	Co2286	Cr2677	Cu3247	Fe2599	K_7664	Li6707	Mg2790	Mn2576
Units	ppm	ppm	ppm	ppm	ppm	ppm	ppm	ppm	ppm
Avg	**.9734**	**.1232**	**.3564**	**.2438**	**303.7**	**22.62**	**.2035**	**40.02**	**3.946**
Stddev	.0086	.0020	.0030	.0008	1.2	.18	.0070	.17	.003
%RSD	.8831	1.615	.8482	.3354	.3955	.8062	3.458	.4155	.0799
#1	.9832	.1223	.3599	.2432	303.3	22.45	.2052	40.04	3.943
#2	.9669	.1219	.3552	.2434	302.8	22.81	.1958	39.84	3.947
#3	.9701	.1255	.3542	.2447	305.1	22.59	.2095	40.17	3.949

Elem	Mo2020	Na5895	Ni2316	P_1774	Pb2203	S_1820	Sb2068	Se1960	Si2124
Units	ppm	ppm	ppm	ppm	ppm	ppm	ppm	ppm	ppm
Avg	**.0079**	**1.482**	**.2075**	**4.189**	**.3225**	**.8237**	**.0124**	**.0038**	**2.484**
Stddev	.0016	.025	.0043	.065	.0088	.0237	.0094	.0101	.033
%RSD	19.86	1.681	2.071	1.543	2.725	2.878	76.13	265.2	1.345
#1	.0063	1.455	.2034	4.157	.3197	.8183	.0029	.0154	2.458
#2	.0080	1.487	.2071	4.147	.3154	.8031	.0126	-.0021	2.472
#3	.0094	1.505	.2119	4.264	.3323	.8496	.0217	-.0019	2.522

Elem	Sn1899	Sr4077	Ti3349	Tl1908	V_2924	W_2079	Zn2062	Zr3391
Units	ppm	ppm	ppm	ppm	ppm	ppm	ppm	ppm
Avg	**.0191**	**.2127**	**8.000**	**.0275**	**.4916**	**.0301**	**.9300**	**.0960**
Stddev	.0041	.0008	.006	.0047	.0013	.0091	.0147	.0009
%RSD	21.63	.3534	.0715	17.01	.2654	30.27	1.580	.9109
#1	.0233	.2122	7.999	.0328	.4901	.0379	.9201	.0952
#2	.0150	.2122	8.006	.0239	.4927	.0201	.9229	.0969
#3	.0189	.2135	7.994	.0257	.4920	.0322	.9468	.0959

Zoom In Zoom Out

Sample Name: jd27686-5 Acquired: 7/8/2021 15:05:00 Type: Unk
Method: SGS NO VALVE3(v109) Mode: CONC Corr. Factor: 5.000000
User: admin Custom ID1: Custom ID2: Custom ID3:
Comment:

Int. Std.	In2306	Y_3600	Y_3710	Y_2243
Units	Cts/S	Cts/S	Cts/S	Cts/S
Avg	**4490.8**	**64497.**	**4927.2**	**1472.0**
Stddev	46.7	93.	10.3	17.3
%RSD	1.0404	.14390	.20815	1.1784
#1	4515.5	64520.	4923.8	1482.4
#2	4520.0	64577.	4919.0	1481.6
#3	4436.9	64395.	4938.7	1452.0

Zoom In Zoom Out

Sample Name: mp27312-sd1 Acquired: 7/8/2021 15:10:07 Type: Unk
Method: SGS NO VALVE3(v109) Mode: CONC Corr. Factor: 25.000000
User: admin Custom ID1: Custom ID2: Custom ID3:
Comment:

Elem	Ag3280	Al3961	As1890	B_2089	Ba4554	Be3130	Bi2230	Ca3179	Cd2288
Units	ppm	ppm	ppm	ppm	ppm	ppm	ppm	ppm	ppm
Avg	**.0219**	**239.1**	**.0702**	**.0567**	**.7235**	**.0138**	**.1575**	**18.27**	**-.0024**
Stddev	.0038	.3	.0262	.0256	.0051	.0014	.0528	.13	.0056
%RSD	17.27	.1228	37.42	45.03	.7101	10.26	33.51	.7080	235.0
#1	.0183	239.2	.0812	.0645	.7245	.0142	.1868	18.12	.0038
#2	.0258	238.8	.0402	.0282	.7179	.0123	.0966	18.35	-.0069
#3	.0215	239.3	.0891	.0775	.7280	.0151	.1892	18.34	-.0040

Elem	Ce4040	Co2286	Cr2677	Cu3247	Fe2599	K_7664	Li6707	Mg2790	Mn2576
Units	ppm	ppm	ppm	ppm	ppm	ppm	ppm	ppm	ppm
Avg	**.9843**	**.1284**	**.3549**	**.2478**	**309.0**	**22.85**	**.1908**	**40.21**	**3.981**
Stddev	.0241	.0079	.0060	.0043	.5	.76	.0537	.58	.007
%RSD	2.448	6.132	1.692	1.721	.1597	3.305	28.14	1.455	.1842
#1	1.007	.1201	.3597	.2441	308.5	22.77	.2188	40.79	3.978
#2	.9588	.1358	.3481	.2525	309.2	23.64	.1289	39.62	3.990
#3	.9874	.1291	.3569	.2469	309.4	22.14	.2248	40.23	3.976

Elem	Mo2020	Na5895	Ni2316	P_1774	Pb2203	S_1820	Sb2068	Se1960	Si2124
Units	ppm	ppm	ppm	ppm	ppm	ppm	ppm	ppm	ppm
Avg	**.0150**	**1.557**	**.2152**	**4.120**	**.3255**	**.8502**	**.0524**	**-.0389**	**2.534**
Stddev	.0028	.191	.0021	.066	.0288	.0638	.0388	.0611	.020
%RSD	18.48	12.24	.9901	1.597	8.857	7.504	73.96	157.1	.7995
#1	.0120	1.592	.2136	4.045	.3322	.9190	.0375	-.1013	2.534
#2	.0154	1.351	.2176	4.169	.3504	.8384	.0233	.0208	2.514
#3	.0175	1.727	.2143	4.146	.2939	.7931	.0965	-.0361	2.554

Elem	Sn1899	Sr4077	Ti3349	Tl1908	V_2924	W_2079	Zn2062	Zr3391
Units	ppm	ppm	ppm	ppm	ppm	ppm	ppm	ppm
Avg	**.0062**	**.2139**	**7.968**	**-.0231**	**.4933**	**.1171**	**.9568**	**.0960**
Stddev	.0111	.0033	.007	.0384	.0075	.0469	.0073	.0034
%RSD	178.0	1.553	.0827	166.5	1.515	40.08	.7640	3.528
#1	-.0013	.2171	7.962	-.0595	.4899	.0679	.9610	.0921
#2	.0190	.2104	7.975	.0170	.5018	.1221	.9484	.0973
#3	.0010	.2141	7.967	-.0267	.4880	.1614	.9611	.0985

Zoom In Zoom Out

Sample Name: mp27312-sd1 Acquired: 7/8/2021 15:10:07 Type: Unk
Method: SGS NO VALVE3(v109) Mode: CONC Corr. Factor: 25.000000
User: admin Custom ID1: Custom ID2: Custom ID3:
Comment:

Int. Std.	In2306	Y_3600	Y_3710	Y_2243
Units	Cts/S	Cts/S	Cts/S	Cts/S
Avg	**4522.5**	**64040.**	**4788.7**	**1475.2**
Stddev	7.5	123.	22.9	1.5
%RSD	.16615	.19177	.47867	.10173
#1	4529.6	63967.	4788.3	1476.8
#2	4523.1	63971.	4765.9	1474.9
#3	4514.6	64182.	4811.7	1473.8

Zoom In Zoom Out

Sample Name: mp27312-ps1conf Acquired: 7/8/2021 15:15:18 Type: Unk
Method: SGS NO VALVE3(v109) Mode: CONC Corr. Factor: 5.000000
User: admin Custom ID1: Custom ID2: Custom ID3:
Comment:

Elem	Ag3280	Al3961	As1890	B_2089	Ba4554	Be3130	Bi2230	Ca3179	Cd2288
Units	ppm	ppm	ppm	ppm	ppm	ppm	ppm	ppm	ppm
Avg	**.2438**	**250.7**	**1.964**	**2.012**	**2.676**	**2.004**	**.1930**	**50.68**	**1.985**
Stddev	.0091	.2	.011	.006	.001	.004	.0355	.14	.004
%RSD	3.742	.0983	.5815	.3131	.0491	.2140	18.41	.2853	.1902
#1	.2473	251.0	1.975	2.013	2.675	2.006	.2106	50.84	1.988
#2	.2334	250.6	1.965	2.005	2.675	2.000	.1521	50.65	1.984
#3	.2507	250.5	1.953	2.017	2.677	2.008	.2163	50.56	1.981

Elem	Ce4040	Co2286	Cr2677	Cu3247	Fe2599	K_7664	Li6707	Mg2790	Mn2576
Units	ppm	ppm	ppm	ppm	ppm	ppm	ppm	ppm	ppm
Avg	**.9092**	**2.190**	**2.282**	**2.123**	**317.4**	**46.78**	**.1958**	**66.79**	**5.679**
Stddev	.0332	.008	.097	.085	.6	.12	.0046	.57	.230
%RSD	3.653	.3697	4.233	4.008	.1859	.2490	2.356	.8591	4.040
#1	.9317	2.198	2.324	2.158	318.0	46.85	.1908	67.08	5.780
#2	.8711	2.190	2.172	2.026	317.0	46.84	.1999	67.16	5.417
#3	.9249	2.182	2.351	2.184	317.0	46.64	.1966	66.13	5.842

Elem	Mo2020	Na5895	Ni2316	P_1774	Pb2203	S_1820	Sb2068	Se1960	Si2124
Units	ppm	ppm	ppm	ppm	ppm	ppm	ppm	ppm	ppm
Avg	**1.929**	**26.92**	**2.288**	**6.021**	**2.409**	**.8519**	**1.913**	**2.008**	**2.393**
Stddev	.004	.02	.003	.012	.006	.0106	.018	.002	.012
%RSD	.1847	.0677	.1327	.1958	.2688	1.247	.9515	.1167	.4866
#1	1.925	26.91	2.291	6.030	2.412	.8404	1.892	2.005	2.381
#2	1.930	26.94	2.290	6.008	2.413	.8539	1.924	2.010	2.404
#3	1.931	26.91	2.285	6.026	2.401	.8614	1.923	2.009	2.392

Elem	Sn1899	Sr4077	Ti3349	Tl1908	V_2924	W_2079	Zn2062	Zr3391
Units	ppm	ppm	ppm	ppm	ppm	ppm	ppm	ppm
Avg	**1.968**	**2.204**	**9.456**	**2.122**	**2.394**	**1.739**	**2.968**	**1.960**
Stddev	.013	.002	.386	.022	.096	.014	.007	.081
%RSD	.6570	.1016	4.079	1.051	4.017	.8081	.2287	4.111
#1	1.955	2.203	9.611	2.145	2.436	1.735	2.975	1.993
#2	1.968	2.202	9.016	2.121	2.284	1.728	2.967	1.868
#3	1.981	2.206	9.739	2.101	2.462	1.755	2.962	2.019

Zoom In Zoom Out

Sample Name: mp27312-ps1conf Acquired: 7/8/2021 15:15:18 Type: Unk
Method: SGS NO VALVE3(v109) Mode: CONC Corr. Factor: 5.000000
User: admin Custom ID1: Custom ID2: Custom ID3:
Comment:

Int. Std.	In2306	Y_3600	Y_3710	Y_2243
Units	Cts/S	Cts/S	Cts/S	Cts/S
Avg	**4470.2**	**65180.**	**4891.9**	**1458.6**
Stddev	12.0	2180.	35.2	3.7
%RSD	.26797	3.3453	.71960	.25690
#1	4458.6	64099.	4858.3	1455.9
#2	4482.5	67690.	4889.0	1462.9
#3	4469.5	63751.	4928.5	1457.1

Zoom In Zoom Out

Sample Name: ccv Acquired: 7/8/2021 15:20:18 Type: QC
Method: SGS NO VALVE3(v109) Mode: CONC Corr. Factor: 1.000000
User: admin Custom ID1: Custom ID2: Custom ID3:
Comment:

Elem	Ag3280	Al3961	As1890	B_2089	Ba4554	Be3130	Bi2230	Ca3179	Cd2288
Units	ppm	ppm	ppm	ppm	ppm	ppm	ppm	ppm	ppm
Avg	**.2485**	**39.87**	**2.012**	**2.010**	**2.013**	**2.008**	**2.003**	**39.89**	**2.007**
Stddev	.0008	.16	.009	.005	.005	.006	.005	.14	.004
%RSD	.3322	.3907	.4444	.2542	.2446	.3168	.2699	.3425	.2004
#1	.2480	39.73	2.007	2.012	2.008	2.003	1.997	39.83	2.005
#2	.2481	40.04	2.023	2.014	2.018	2.015	2.008	40.04	2.012
#3	.2495	39.83	2.008	2.005	2.014	2.007	2.003	39.79	2.005
Check ?	Chk Pass	Chk Pass	Chk Pass	Chk Pass	Chk Pass	Chk Pass	Chk Pass	Chk Pass	Chk Pass
Value									
Range									

Elem	Ce4040	Co2286	Cr2677	Cu3247	Fe2599	K_7664	Li6707	Mg2790	Mn2576
Units	ppm	ppm	ppm	ppm	ppm	ppm	ppm	ppm	ppm
Avg	**1.995**	**2.039**	**1.994**	**1.971**	**39.97**	**39.34**	**1.967**	**39.37**	**2.022**
Stddev	.005	.002	.004	.001	.18	.16	.003	.16	.005
%RSD	.2323	.0746	.2187	.0497	.4524	.4150	.1272	.4159	.2587
#1	1.990	2.038	1.990	1.970	39.88	39.20	1.964	39.29	2.016
#2	1.998	2.039	1.995	1.971	40.18	39.52	1.969	39.56	2.025
#3	1.997	2.041	1.998	1.972	39.85	39.29	1.967	39.26	2.025
Check ?	Chk Pass	Chk Pass	Chk Pass	Chk Pass	Chk Pass	Chk Pass	Chk Pass	Chk Pass	Chk Pass
Value									
Range									

Elem	Mo2020	Na5895	Ni2316	P_1774	Pb2203	S_1820	Sb2068	Se1960	Si2124
Units	ppm	ppm	ppm	ppm	ppm	ppm	ppm	ppm	ppm
Avg	**2.032**	**39.76**	**2.060**	**1.994**	**2.050**	**1.984**	**2.015**	**2.012**	**5.026**
Stddev	.003	.14	.001	.003	.001	.004	.003	.005	.010
%RSD	.1588	.3521	.0277	.1640	.0304	.1801	.1415	.2541	.2062
#1	2.033	39.67	2.059	1.992	2.050	1.983	2.012	2.008	5.020
#2	2.035	39.93	2.060	1.998	2.049	1.988	2.018	2.017	5.038
#3	2.028	39.70	2.060	1.992	2.049	1.981	2.015	2.009	5.021
Check ?	Chk Pass	Chk Pass	Chk Pass	Chk Pass	Chk Pass	Chk Pass	Chk Pass	Chk Pass	Chk Pass
Value									
Range									

Zoom In Zoom Out

Sample Name: ccv Acquired: 7/8/2021 15:20:18 Type: QC
Method: SGS NO VALVE3(v109) Mode: CONC Corr. Factor: 1.000000
User: admin Custom ID1: Custom ID2: Custom ID3:
Comment:

Elem	Sn1899	Sr4077	Ti3349	Tl1908	V_2924	W_2079	Zn2062	Zr3391
Units	ppm	ppm	ppm	ppm	ppm	ppm	ppm	ppm
Avg	**2.028**	**2.026**	**1.996**	**2.064**	**1.992**	**2.045**	**2.035**	**2.020**
Stddev	.002	.005	.003	.004	.005	.002	.005	.003
%RSD	.0728	.2504	.1457	.1947	.2429	.1119	.2343	.1579
#1	2.030	2.020	1.993	2.069	1.987	2.046	2.041	2.016
#2	2.027	2.030	1.997	2.061	1.995	2.047	2.033	2.021
#3	2.028	2.026	1.998	2.063	1.995	2.042	2.032	2.022
Check ?	Chk Pass	Chk Pass	Chk Pass	Chk Pass	Chk Pass	Chk Pass	Chk Pass	Chk Pass
Value								
Range								

Int. Std.	In2306	Y_3600	Y_3710	Y_2243
Units	Cts/S	Cts/S	Cts/S	Cts/S
Avg	**4415.6**	**62522.**	**4745.7**	**1419.2**
Stddev	1.4	331.	51.3	1.6
%RSD	.03107	.52982	1.0808	.11548
#1	4414.4	62899.	4758.5	1418.3
#2	4417.1	62393.	4689.2	1418.1
#3	4415.3	62275.	4789.4	1421.1

Zoom In Zoom Out

Sample Name: ccb Acquired: 7/8/2021 15:25:10 Type: QC
Method: SGS NO VALVE3(v109) Mode: CONC Corr. Factor: 1.000000
User: admin Custom ID1: Custom ID2: Custom ID3:
Comment:

Elem	Ag3280	Al3961	As1890	B_2089	Ba4554	Be3130	Bi2230	Ca3179	Cd2288
Units	ppm	ppm	ppm	ppm	ppm	ppm	ppm	ppm	ppm
Avg	**.0003**	**.0133**	**.0011**	**.0014**	**.0004**	**.0003**	**.0001**	**.0027**	**-.0001**
Stddev	.0003	.0179	.0007	.0007	.0002	.0001	.0022	.0044	.0001
%RSD	90.35	134.5	57.21	51.66	39.75	18.96	3500.	159.4	103.6
#1	-.0000	.0330	.0008	.0022	.0002	.0003	-.0025	.0078	.0000
#2	.0004	-.0019	.0007	.0010	.0005	.0002	.0015	-.0000	-.0002
#3	.0005	.0088	.0019	.0009	.0005	.0003	.0012	.0005	-.0002
Check ?	Chk Pass	Chk Pass	Chk Pass	Chk Pass	Chk Pass	Chk Pass	Chk Pass	Chk Pass	Chk Pass
High Limit									
Low Limit									

Elem	Ce4040	Co2286	Cr2677	Cu3247	Fe2599	K_7664	Li6707	Mg2790	Mn2576
Units	ppm	ppm	ppm	ppm	ppm	ppm	ppm	ppm	ppm
Avg	**-.0015**	**.0001**	**-.0003**	**.0003**	**.0042**	**.0265**	**-.0001**	**-.0109**	**.0001**
Stddev	.0031	.0007	.0006	.0003	.0056	.0341	.0014	.0176	.0000
%RSD	200.5	747.1	191.5	79.55	132.2	128.7	1088.	161.4	22.63
#1	.0017	.0008	.0003	.0002	-.0021	.0466	.0009	-.0258	.0002
#2	-.0045	.0001	-.0004	.0002	.0064	-.0129	.0005	.0085	.0001
#3	-.0018	-.0006	-.0008	.0007	.0084	.0459	-.0018	-.0154	.0001
Check ?	None	Chk Pass	Chk Pass	Chk Pass	Chk Pass	Chk Pass	Chk Pass	Chk Pass	Chk Pass
High Limit									
Low Limit									

Elem	Mo2020	Na5895	Ni2316	P_1774	Pb2203	S_1820	Sb2068	Se1960	Si2124
Units	ppm	ppm	ppm	ppm	ppm	ppm	ppm	ppm	ppm
Avg	**.0011**	**-.0043**	**.0004**	**.0022**	**-.0007**	**.0000**	**-.0016**	**-.0007**	**.0006**
Stddev	.0002	.0137	.0002	.0005	.0008	.0013	.0004	.0012	.0012
%RSD	16.78	321.1	56.24	23.87	111.8	2755.	24.55	170.8	205.0
#1	.0013	-.0028	.0007	.0024	-.0008	-.0003	-.0011	.0006	-.0001
#2	.0009	-.0186	.0004	.0017	-.0014	-.0010	-.0017	-.0011	.0020
#3	.0010	.0086	.0002	.0027	.0001	.0015	-.0018	-.0017	-.0001
Check ?	Chk Pass	Chk Pass	Chk Pass	Chk Pass	Chk Pass	Chk Pass	Chk Pass	Chk Pass	Chk Pass
High Limit									
Low Limit									

Zoom In Zoom Out

Sample Name: ccb Acquired: 7/8/2021 15:25:10 Type: QC
Method: SGS NO VALVE3(v109) Mode: CONC Corr. Factor: 1.000000
User: admin Custom ID1: Custom ID2: Custom ID3:
Comment:

Elem	Sn1899	Sr4077	Ti3349	Tl1908	V_2924	W_2079	Zn2062	Zr3391
Units	ppm	ppm	ppm	ppm	ppm	ppm	ppm	ppm
Avg	**.0001**	**.0002**	**.0000**	F **.0049**	**.0003**	F **.0058**	**.0008**	**.0004**
Stddev	.0002	.0002	.0003	.0021	.0001	.0004	.0001	.0001
%RSD	212.6	88.96	11490.	43.83	41.97	7.533	9.022	33.70
#1	-.0001	.0003	.0002	.0027	.0003	.0057	.0007	.0004
#2	.0000	.0004	.0002	.0050	.0002	.0055	.0008	.0005
#3	.0004	.0000	-.0004	.0069	.0005	.0063	.0009	.0002
Check ?	Chk Pass	Chk Pass	Chk Pass	Chk Fail	Chk Pass	Chk Fail	Chk Pass	Chk Pass
High Limit				.0020		.0054		
Low Limit				-.0020		-.0054		

Int. Std.	In2306	Y_3600	Y_3710	Y_2243
Units	Cts/S	Cts/S	Cts/S	Cts/S
Avg	**4516.3**	**63962.**	**4739.6**	**1468.2**
Stddev	3.2	110.	38.7	.5
%RSD	.06993	.17252	.81608	.03707
#1	4517.9	63842.	4783.9	1468.6
#2	4512.7	63984.	4713.0	1467.6
#3	4518.4	64059.	4721.7	1468.4

NOTE: The remaining raw data for this batch is not relevant to this job. As such it has been omitted.

Element, Wavelength and Order	Use?	# IECs	IEC	k1	k2	Calc-in-fit?
Ag 328.068 {103}	☒	17	Mn	0.000056	0.000000	No
			Mo	-0.000079	0.000000	No
			Ti	-0.000030	0.000000	No
			V	-0.002500	0.000000	No
			Zr	0.004520	0.000000	No
			Sb	-0.000013	0.000000	No
			Mg	-0.000001	0.000000	No
			Ca	-0.000005	0.000000	No
			Fe	-0.000241	0.000000	No
			Al	0.000001	0.000000	No
			Zn	-0.000090	0.000000	No
			Ba	-0.000087	0.000000	No
			Ni	-0.000021	0.000000	No
			Cr	0.000013	0.000000	No
			As	0.000081	0.000000	No
			Ce	-0.001282	0.000000	No
			W	0.000000	0.000000	No
Al 396.152 { 85}	☒	9	Ca	0.000067	0.000000	No
			Mo	0.044823	0.000000	No
			Ti	0.000037	0.000000	No
			Si	0.000228	0.000000	No
			Co	-0.000115	0.000000	No
			Li	-0.001000	0.000000	No
			Ba	0.000725	0.000000	No
			Zr	0.004878	0.000000	No
			Ce	-0.001000	0.000000	No
As 189.042 {478}	☒	23	Al	0.000001	0.000000	No
			Fe	-0.000078	0.000000	No
			Ca	0.000002	0.000000	No
			Mn	-0.000148	0.000000	No
			Mo	0.002167	0.000000	No
			Cr	0.000100	0.000000	No
			Co	-0.000023	0.000000	No
			Si	-0.000047	0.000000	No
			Cu	0.000120	0.000000	No
			Mg	-0.000007	0.000000	No
			Cd	-0.025100	0.000000	No
			Sn	-0.000017	0.000000	No
			Zn	-0.000045	0.000000	No
			Zr	-0.000145	0.000000	No
			Sb	0.000022	0.000000	No
			Ti	0.000017	0.000000	No
			Ni	0.000131	0.000000	No
			W	0.000000	0.000000	No
			S	0.000000	0.000000	No
			Ba	-0.000070	0.000000	No
			Sr	0.000000	0.000000	No
			V	0.000000	0.000000	No
			Ce	-0.000636	0.000000	No
B 208.959 {462}	☒	1	Mo	0.028260	0.000000	No
Ba 455.403 { 74}	☒	3	Al	0.000000	0.000000	No
			Zr	0.000824	0.000000	No
			Mn	0.000000	0.000000	No
Be 313.042 {108}	☒	13	V	0.000220	0.000000	No
			Mo	-0.000040	0.000000	No
			Ti	-0.000600	0.000000	No
			Mn	0.000006	0.000000	No

Element, Wavelength and Order	Use?	# IECs	IEC	k1	k2	Calc-in-fit?
			Ba	-0.000013	0.000000	No
			Zn	0.000010	0.000000	No
			Sb	-0.000021	0.000000	No
			Ag	0.000060	0.000000	No
			Sn	0.000010	0.000000	No
			Fe	-0.000003	0.000000	No
			K	0.000000	0.000000	No
			Ca	0.000002	0.000000	No
			Al	0.000001	0.000000	No
Bi 223.061 {451}	☒	8	Fe	0.000118	0.000000	No
			Ti	-0.099700	0.000000	No
			Co	-0.033172	0.000000	No
			Cr	0.001172	0.000000	No
			Cu	-0.001562	0.000000	No
			V	-0.000498	0.000000	No
			W	0.000000	0.000000	No
			Ce	0.000000	0.000000	No
Ca 317.933 {106}	☒	5	Al	0.000043	0.000000	No
			Fe	0.000046	0.000000	No
			Mg	0.000071	0.000000	No
			Ti	-0.000042	0.000000	No
			Co	0.001523	0.000000	No
Cd 228.802 {448}	☒	14	As	0.021400	0.000000	No
			Ni	-0.000060	0.000000	No
			Fe	0.000010	0.000000	No
			Ba	0.000100	0.000000	No
			Co	-0.002364	0.000000	No
			Al	0.000000	0.000000	No
			Mg	0.000000	0.000000	No
			Ca	0.000000	0.000000	No
			Mn	-0.000014	0.000000	No
			Ti	0.000051	0.000000	No
			Cu	0.000009	0.000000	No
			Sr	-0.000050	0.000000	No
			W	-0.000194	0.000000	No
			Cr	0.000010	0.000000	No
Ce 404.076 { 83}	☒	2	Mn	-0.002972	0.000000	No
			Zr	-0.006800	0.000000	No
Co 228.616 {448}	☒	5	Fe	-0.000001	0.000000	No
			Ca	-0.000003	0.000000	No
			Mg	0.000001	0.000000	No
			Ti	0.001922	0.000000	No
			Mo	-0.001460	0.000000	No
Cr 267.716 {126}	☒	8	Mn	0.000098	0.000000	No
			Mo	-0.000153	0.000000	No
			Co	0.000007	0.000000	No
			Al	0.000000	0.000000	No
			Sn	0.000032	0.000000	No
			Ti	0.000042	0.000000	No
			Ca	0.000000	0.000000	No
			Fe	-0.000003	0.000000	No
Cu 324.754 {104}2	☒	7	Cr	0.000009	0.000000	No
			Mn	-0.000130	0.000000	No
			Zn	0.000037	0.000000	No
			Fe	-0.000203	0.000000	No
			V	-0.000357	0.000000	No
			Ni	-0.000268	0.000000	No

Element, Wavelength and Order	Use?	# IECs	IEC	k1	k2	Calc-in-fit?
			W	0.000000	0.000000	No
Fe 259.940 {130}	☒	11	Cr	0.000237	0.000000	No
			Zn	0.000466	0.000000	No
			Al	0.000022	0.000000	No
			Co	0.000318	0.000000	No
			Cd	0.000700	0.000000	No
			Sn	-0.000019	0.000000	No
			Ti	-0.000710	0.000000	No
			Si	0.000053	0.000000	No
			Ca	0.000012	0.000000	No
			Ba	0.000400	0.000000	No
			Mn	-0.000272	0.000000	No
In 230.606 {446}*	☒	None				
K 766.490 { 44}	☒	None				
Li 670.784 { 50}	☒	2	Ca	0.000022	0.000000	No
			Fe	0.000000	0.000000	No
Mg 279.079 {121}	☒	3	Mo	-0.021115	0.000000	No
			Pb	-0.000009	0.000000	No
			Fe	-0.000081	0.000000	No
Mn 257.610 {131}	☒	2	Fe	-0.000041	0.000000	No
			Mo	0.000011	0.000000	No
Mo 202.030 {467}	☒	6	Ti	0.000050	0.000000	No
			Mg	-0.000005	0.000000	No
			Ca	0.000000	0.000000	No
			Fe	-0.000006	0.000000	No
			V	-0.000100	0.000000	No
			W	-0.000612	0.000000	No
Na 589.592 { 57}	☒	1	Al	0.000039	0.000000	No
Ni 231.604 {446}	☒	7	Cr	-0.000028	0.000000	No
			Mo	-0.000041	0.000000	No
			Fe	0.000010	0.000000	No
			Zn	0.000017	0.000000	No
			Co	-0.000329	0.000000	No
			Ti	0.000010	0.000000	No
			W	-0.000073	0.000000	No
P 177.495 {490}	☒	2	Mn	-0.004648	0.000000	No
			Cu	0.004091	0.000000	No
Pb 220.353 {453}	☒	22	Al	-0.000076	0.000000	No
			Ca	-0.000003	0.000000	No
			Mn	0.000066	0.000000	No
			Zn	0.000027	0.000000	No
			Mo	-0.002300	0.000000	No
			Ni	0.000306	0.000000	No
			Cu	0.000235	0.000000	No
			V	-0.000083	0.000000	No
			Co	-0.000540	0.000000	No
			Ti	-0.000030	0.000000	No
			Si	-0.000046	0.000000	No
			Mg	0.000007	0.000000	No
			Sb	0.000041	0.000000	No
			Cr	-0.000030	0.000000	No
			Sn	0.000010	0.000000	No
			Fe	0.000021	0.000000	No
			W	0.000000	0.000000	No
			Sr	-0.000036	0.000000	No
			Zr	-0.000610	0.000000	No
			S	0.000010	0.000000	No

Element, Wavelength and Order	Use?	# IECs	IEC	k1	k2	Calc-in-fit?
			Ce	0.000000	0.000000	No
			As	0.000260	0.000000	No
S 182.034 {485}	☒	10	Ca	-0.000040	0.000000	No
			Mo	-0.003422	0.000000	No
			Al	-0.000024	0.000000	No
			Fe	0.000008	0.000000	No
			Mn	0.002516	0.000000	No
			W	0.000000	0.000000	No
			Mg	0.000012	0.000000	No
			Cr	0.000119	0.000000	No
			V	0.000018	0.000000	No
			B	-0.000196	0.000000	No
Sb 206.833 {463}	☒	18	Fe	0.000001	0.000000	No
			Al	-0.000005	0.000000	No
			Ca	-0.000002	0.000000	No
			Ni	0.000014	0.000000	No
			Cr	0.015400	0.000000	No
			V	-0.002200	0.000000	No
			Zn	-0.000104	0.000000	No
			Mo	-0.000218	0.000000	No
			Ti	0.000081	0.000000	No
			Sn	-0.005220	0.000000	No
			Mn	-0.000200	0.000000	No
			Co	-0.000336	0.000000	No
			Se	-0.000075	0.000000	No
			Zr	0.000000	0.000000	No
			W	0.000000	0.000000	No
			Mg	0.000003	0.000000	No
			S	-0.000017	0.000000	No
			Ce	-0.001909	0.000000	No
Se 196.090 {472}	☒	19	Al	-0.000012	0.000000	No
			Ca	0.000003	0.000000	No
			Mn	0.000349	0.000000	No
			Mo	0.000066	0.000000	No
			Co	-0.000296	0.000000	No
			Cu	-0.000107	0.000000	No
			Mg	-0.000001	0.000000	No
			Ti	-0.000093	0.000000	No
			Zn	-0.000077	0.000000	No
			Fe	-0.000208	0.000000	No
			Si	0.000068	0.000000	No
			B	-0.000043	0.000000	No
			Ba	0.000050	0.000000	No
			S	-0.000033	0.000000	No
			Zr	-0.000206	0.000000	No
			V	0.000082	0.000000	No
			W	0.000000	0.000000	No
			Sn	0.000000	0.000000	No
			Ce	-0.002000	0.000000	No
Si 212.412 {459}	☒	12	Mn	0.000152	0.000000	No
			Fe	0.000021	0.000000	No
			Ca	0.000041	0.000000	No
			Ni	0.000391	0.000000	No
			Cd	0.001794	0.000000	No
			Cr	0.001112	0.000000	No
			Mo	0.028700	0.000000	No
			Ti	0.004391	0.000000	No

Element, Wavelength and Order	Use?	# IECs	IEC	k1	k2	Calc-in-fit?
			Ba	0.000825	0.000000	No
			Sn	0.005204	0.000000	No
			V	0.001738	0.000000	No
			Zr	0.000400	0.000000	No
Sn 189.989 {478}	☒	5	Ti	-0.000359	0.000000	No
			Fe	-0.000003	0.000000	No
			Mo	-0.000051	0.000000	No
			Zr	0.000976	0.000000	No
			W	0.000000	0.000000	No
Sr 407.771 { 83}	☒	2	Ca	0.000019	0.000000	No
			Zr	-0.000004	0.000000	No
Ti 334.904 {101}	☒	5	Cr	0.000072	0.000000	No
			Mo	0.002014	0.000000	No
			Zr	0.000002	0.000000	No
			W	0.000004	0.000000	No
			V	0.000064	0.000000	No
Tl 190.856 {477}	☒	31	Cr	0.000310	0.000000	No
			Mo	-0.008785	0.000000	No
			Al	0.000008	0.000000	No
			V	-0.023104	0.000000	No
			Mn	0.001310	0.000000	No
			Si	-0.000121	0.000000	No
			Ca	-0.000003	0.000000	No
			Ti	-0.001550	0.000000	No
			Cu	0.000040	0.000000	No
			Co	0.004600	0.000000	No
			Sr	-0.000233	0.000000	No
			Zn	0.000069	0.000000	No
			Pb	0.000324	0.000000	No
			Mg	-0.000005	0.000000	No
			Ba	0.000319	0.000000	No
			W	0.020000	0.000000	No
			B	-0.000349	0.000000	No
			Ni	-0.000034	0.000000	No
			Sn	0.000010	0.000000	No
			Fe	-0.000063	0.000000	No
			Li	-0.000199	0.000000	No
			S	-0.000010	0.000000	No
			As	0.000036	0.000000	No
			Bi	-0.000040	0.000000	No
			P	0.000021	0.000000	No
			Cd	0.000117	0.000000	No
			Sb	0.000034	0.000000	No
			K	0.000000	0.000000	No
			Zr	0.000059	0.000000	No
			Be	-0.000289	0.000000	No
			Ce	-0.002100	0.000000	No
V 292.402 {115}	☒	6	Fe	0.000010	0.000000	No
			Ti	0.000440	0.000000	No
			Mo	-0.013150	0.000000	No
			Co	-0.000085	0.000000	No
			Cr	-0.003900	0.000000	No
			Mn	-0.000620	0.000000	No
W 207.911 {462}	☒	3	V	0.000064	0.000000	No
			Zn	0.009425	0.000000	No
			Fe	0.000002	0.000000	No
Y 360.073 { 94}*	☒	None				

	Element, Wavelength and Order	Use?	# IECs	IEC	k1	k2	Calc-in-fit?
	Y 371.030 { 91}*	☒	None				
	Y 224.306 {451}*	☒	None				
	Zn 206.200 {464}	☒	13	Cr	-0.001000	0.000000	No
				Mo	-0.000376	0.000000	No
				Fe	0.000011	0.000000	No
				Co	0.000122	0.000000	No
				Ni	0.000058	0.000000	No
				Se	0.000849	0.000000	No
				Ca	0.000003	0.000000	No
				Ti	0.000131	0.000000	No
				Sn	0.000068	0.000000	No
				V	-0.000012	0.000000	No
				Al	0.000001	0.000000	No
				Si	0.000017	0.000000	No
				Zr	0.000269	0.000000	No
	Zr 339.198 { 99}	☒	14	Fe	-0.000067	0.000000	No
				Si	0.000631	0.000000	No
				Ba	-0.000049	0.000000	No
				Sn	0.000146	0.000000	No
				Sb	-0.000067	0.000000	No
				V	0.000026	0.000000	No
				W	0.020000	0.000000	No
				Ti	0.000107	0.000000	No
				Al	0.000001	0.000000	No
				Ca	-0.000001	0.000000	No
				Li	-0.000097	0.000000	No
				Bi	0.000607	0.000000	No
				Mn	0.000059	0.000000	No
				Mo	0.000801	0.000000	No

Element, Wavelength and Order	Date of Fit	Date of Cal.	Type of Fit	Weighting	A0	A1	A2	n (Exponent)
Ag 328.068 {103}	7/9/2021 7:44:48	7/8/2021 12:38:57	Linear	None	-0.000296	0.217949	0.000000	1.000000
Al 396.152 { 85}	7/9/2021 7:44:48	7/8/2021 12:38:57	Linear	None	0.000738	0.055751	0.000000	1.000000
As 189.042 {478}	7/9/2021 7:44:48	7/8/2021 12:38:57	Linear	None	-0.001557	0.230239	0.000000	1.000000
B 208.959 {462}	7/9/2021 7:44:48	7/8/2021 12:38:57	Linear	None	0.000687	0.377657	0.000000	1.000000
Ba 455.403 { 74}	7/9/2021 7:44:48	7/8/2021 12:38:57	Linear	None	0.000493	3.955201	0.000000	1.000000
Be 313.042 {108}	7/9/2021 7:44:48	7/8/2021 12:38:57	Linear	None	-0.000082	2.737027	0.000000	1.000000
Bi 223.061 {451}	7/9/2021 7:44:48	7/8/2021 12:38:57	Linear	None	-0.000664	0.472173	0.000000	1.000000
Ca 317.933 {106}	7/9/2021 7:44:48	7/8/2021 12:38:57	Linear	None	0.003397	0.084451	0.000000	1.000000
Cd 228.802 {448}	7/9/2021 7:44:48	7/8/2021 12:38:57	Linear	None	0.001020	1.846739	0.000000	1.000000
Ce 404.076 { 83}	7/9/2021 7:44:48	7/8/2021 12:38:57	Linear	1/Conc	0.000450	0.051478	0.000000	1.000000
Co 228.616 {448}	7/9/2021 7:44:48	7/8/2021 12:38:57	Linear	None	-0.000006	0.617427	0.000000	1.000000
Cr 267.716 {126}	7/9/2021 7:44:48	7/8/2021 12:38:57	Linear	None	0.000042	0.164023	0.000000	1.000000
Cu 324.754 {104}2	7/9/2021 7:44:48	7/8/2021 12:38:57	Linear	None	0.003541	0.301935	0.000000	1.000000
Fe 259.940 {130}	7/9/2021 7:44:48	7/8/2021 12:38:57	Linear	None	0.000114	0.028873	0.000000	1.000000
In 230.606 {446}*	7/9/2021 7:44:48	5/1/2013 13:59:18	Linear	None	0.000000	0.000000	0.000000	1.000000
K 766.490 { 44}	7/9/2021 7:44:48	7/8/2021 12:38:57	Linear	None	0.005000	0.052100	0.000000	1.000000
Li 670.784 { 50}	7/9/2021 7:44:48	7/8/2021 12:38:57	Linear	None	-0.002219	1.349641	0.000000	1.000000
Mg 279.079 {121}	7/9/2021 7:44:48	7/8/2021 12:38:57	Linear	None	-0.000095	0.005508	0.000000	1.000000
Mn 257.610 {131}	7/9/2021 7:44:48	7/8/2021 12:38:57	Linear	None	0.000051	0.382260	0.000000	1.000000
Mo 202.030 {467}	7/9/2021 7:44:48	7/8/2021 12:38:57	Linear	None	0.000321	1.359233	0.000000	1.000000
Na 589.592 { 57}	7/9/2021 7:44:48	7/8/2021 12:38:57	Linear	None	-0.015761	0.168060	0.000000	1.000000
Ni 231.604 {446}	7/9/2021 7:44:48	7/8/2021 12:38:57	Linear	None	-0.000241	0.467613	0.000000	1.000000
P 177.495 {490}	7/9/2021 7:44:48	7/8/2021 12:38:57	Linear	1/Conc	-0.009560	0.200985	0.000000	1.000000
Pb 220.353 {453}	7/9/2021 7:44:48	7/8/2021 12:38:57	Linear	None	-0.000349	0.203387	0.000000	1.000000
S 182.034 {485}	7/9/2021 7:44:48	7/8/2021 12:38:57	Linear	None	-0.001690	0.118350	0.000000	1.000000
Sb 206.833 {463}	7/9/2021 7:44:48	7/8/2021 12:38:57	Linear	None	-0.000660	0.336230	0.000000	1.000000
Se 196.090 {472}	7/9/2021 7:44:48	7/8/2021 12:38:57	Linear	None	0.000530	0.168548	0.000000	1.000000
Si 212.412 {459}	7/9/2021 7:44:48	7/8/2021 12:38:57	Linear	None	0.007657	0.421921	0.000000	1.000000
Sn 189.989 {478}	7/9/2021 7:44:48	7/8/2021 12:38:57	Linear	None	0.000328	0.246938	0.000000	1.000000
Sr 407.771 { 83}	7/9/2021 7:44:48	7/8/2021 12:38:57	Linear	None	0.000881	2.870232	0.000000	1.000000
Ti 334.904 {101}	7/9/2021 7:44:48	7/8/2021 12:38:57	Linear	None	0.000240	0.246247	0.000000	1.000000
Tl 190.856 {477}	7/9/2021 7:44:48	7/8/2021 12:38:57	Linear	None	-0.000555	0.058546	0.000000	1.000000
V 292.402 {115}	7/9/2021 7:44:48	7/8/2021 12:38:57	Linear	None	-0.000432	0.265634	0.000000	1.000000
W 207.911 {462}	7/9/2021 7:44:48	7/8/2021 12:38:57	Linear	None	-0.000256	0.680072	0.000000	1.000000
Y 360.073 { 94}*	7/9/2021 7:44:48	5/1/2013 13:59:18	Linear	None	0.000000	0.000000	0.000000	1.000000
Y 371.030 { 91}*	7/9/2021 7:44:48	5/1/2013 13:59:18	Linear	None	0.000000	0.000000	0.000000	1.000000
Y 224.306 {451}*	7/9/2021 7:44:48	5/1/2013 13:59:18	Linear	None	0.000000	0.000000	0.000000	1.000000
Zn 206.200 {464}	7/9/2021 7:44:48	7/8/2021 12:38:57	Linear	None	0.004726	1.981815	0.000000	1.000000
Zr 339.198 { 99}	7/9/2021 7:44:48	7/8/2021 12:38:57	Linear	None	-0.000674	0.593354	0.000000	1.000000

Element, Wavelength and Order	Correlation	Std Error of Est	Predicted MDL	Predicted MQL	Status	Reslope		QC Norm	
						Slope	Y-int	Slope factor	Offset
Ag 328.068 {103}	1.000000	0.000000	0.000440	0.001468	OK.	1.000000	0.000000	1	0
Al 396.152 { 85}	1.000000	0.000000	0.014657	0.048856	OK.	1.000000	0.000000	1	0
As 189.042 {478}	1.000000	0.000000	0.001614	0.005380	OK.	1.000000	0.000000	1	0
B 208.959 {462}	1.000000	0.000000	0.001075	0.003584	OK.	1.000000	0.000000	1	0
Ba 455.403 { 74}	1.000000	0.000000	0.000299	0.000998	OK.	1.000000	0.000000	1	0
Be 313.042 {108}	1.000000	0.000000	0.000123	0.000411	OK.	1.000000	0.000000	1	0
Bi 223.061 {451}	1.000000	0.000000	0.001795	0.005984	OK.	1.000000	0.000000	1	0
Ca 317.933 {106}	1.000000	0.000000	0.004851	0.016172	OK.	1.000000	0.000000	1	0
Cd 228.802 {448}	1.000000	0.000000	0.000291	0.000968	OK.	1.000000	0.000000	1	0
Ce 404.076 { 83}	1.000000	0.000000	0.003081	0.010270	OK.	1.000000	0.000000	1	0
Co 228.616 {448}	1.000000	0.000000	0.000456	0.001519	OK.	1.000000	0.000000	1	0
Cr 267.716 {126}	1.000000	0.000000	0.000378	0.001259	OK.	1.000000	0.000000	1	0
Cu 324.754 {104}2	1.000000	0.000000	0.000333	0.001111	OK.	1.000000	0.000000	1	0
Fe 259.940 {130}	1.000000	0.000000	0.006281	0.020937	OK.	1.000000	0.000000	1	0
In 230.606 {446}*	0.000000	0.000000	-1.000000	-1.000000	Warnin	1.000000	0.000000	1	0
K 766.490 { 44}	1.000000	0.000000	0.039240	0.130800	OK.	1.000000	0.000000	1	0
Li 670.784 { 50}	1.000000	0.000000	0.001469	0.004898	OK.	1.000000	0.000000	1	0
Mg 279.079 {121}	1.000000	0.000000	0.042094	0.140312	OK.	1.000000	0.000000	1	0
Mn 257.610 {131}	1.000000	0.000000	0.000057	0.000190	OK.	1.000000	0.000000	1	0
Mo 202.030 {467}	1.000000	0.000000	0.000379	0.001263	OK.	1.000000	0.000000	1	0
Na 589.592 { 57}	1.000000	0.000000	0.011735	0.039115	OK.	1.000000	0.000000	1	0
Ni 231.604 {446}	1.000000	0.000000	0.000536	0.001785	OK.	1.000000	0.000000	1	0
P 177.495 {490}	1.000000	0.000000	0.001866	0.006219	OK.	1.000000	0.000000	1	0
Pb 220.353 {453}	1.000000	0.000000	0.001781	0.005936	OK.	1.000000	0.000000	1	0
S 182.034 {485}	1.000000	0.000000	0.003376	0.011254	OK.	1.000000	0.000000	1	0
Sb 206.833 {463}	1.000000	0.000000	0.001832	0.006106	OK.	1.000000	0.000000	1	0
Se 196.090 {472}	1.000000	0.000000	0.002823	0.009411	OK.	1.000000	0.000000	1	0
Si 212.412 {459}	1.000000	0.000000	0.001447	0.004822	OK.	1.000000	0.000000	1	0
Sn 189.989 {478}	1.000000	0.000000	0.001257	0.004191	OK.	1.000000	0.000000	1	0
Sr 407.771 { 83}	1.000000	0.000000	0.000157	0.000524	OK.	1.000000	0.000000	1	0
Ti 334.904 {101}	1.000000	0.000000	0.000367	0.001224	OK.	1.000000	0.000000	1	0
Tl 190.856 {477}	1.000000	0.000000	0.003142	0.010474	OK.	1.000000	0.000000	1	0
V 292.402 {115}	1.000000	0.000000	0.000327	0.001090	OK.	1.000000	0.000000	1	0
W 207.911 {462}	1.000000	0.000000	0.001598	0.005328	OK.	1.000000	0.000000	1	0
Y 360.073 { 94}*	0.000000	0.000000	0.000796	0.002654	Warnin	1.000000	0.000000	1	0
Y 371.030 { 91}*	0.000000	0.000000	0.002186	0.007287	Warnin	1.000000	0.000000	1	0
Y 224.306 {451}*	0.000000	0.000000	0.004215	0.014050	Warnin	1.000000	0.000000	1	0
Zn 206.200 {464}	1.000000	0.000000	0.000227	0.000756	OK.	1.000000	0.000000	1	0
Zr 339.198 { 99}	1.000000	0.000000	0.000202	0.000675	OK.	1.000000	0.000000	1	0

SGS

Mercury Digestion Log

Product: **HG /HGLIQ**
Matrix: **Soil / Oil / SL / Wipes**

Method: SW846 7471B
Required corrected Temp. Range is 95C. +/- 3C.

MA Batch #:	MA50793
Analyst:	MS
Date:	7/8/2021
Balance ID:	B-24
Reagents:	See attached sheet
Auto pipet ID:	M-89

Hot Block # 7 Start Time: 6:30 End Time: 7:00 Tube # 1-64 .
Start Temp: 95 Corrected Start Temp: 94 Correction: -1 Thermometer ID: 3124942 .
End Temp: 96 Corrected Start Temp: 95 Correction: -1 Thermometer ID: 3124942 .
Hot Block # 7 Start Time: 7:00 End Time: 7:30 Tube # 65-101 .
Start Temp: 95 Corrected Start Temp: 94 Correction: -1 Thermometer ID: 3124942 .
End Temp: 96 Corrected Start Temp: 95 Correction: -1 Thermometer ID: 3124942 .

Bot #	Sample ID	Initial Sample Wt. (gm)	Final Vol. (ml)	Spike Used		Spikelot and Conc.	MP Number	Comments/Lot # and Vendor
				Amount Spiked	Added Y or N	(mg/L)		
1	MP27350-MB1	0.6004	100				MP27350	SESIN
2	MP27350-B1	0.6004	100	2.0ml	Y	0.1		HG-21-157-163-HGA1, IN. V.
3	MP27350-S1	0.6256	100	2.0ml	Y	0.1		JD27600-10, HG-21-157-163-HGA1, IN. V.
4	MP27350-S2	0.6285	100	2.0ml	Y	0.1		JD27600-10, HG-21-157-163-HGA1, IN. V.
5	JD27600-10	0.6750	100					CTRCP
6	JD27563-2	0.6581	100					CTRCP
7	JD27563-4	0.7752	100					CTRCP
8	JD27600-7	0.6717	100					
9	JD27600-8	0.7457	100					
10	JD27600-9	0.7989	100					
11	JD27563-1	0.8099	100					
12	JD27600-11	0.7418	100					
13	JD27600-12	0.8061	100					
14	JD27605-1	1.4327	100					
15	JD27605-2	0.7309	100					
16	JD27605-3	1.8138	100					
17	JD27605-4	0.7758	100					
18	JD27605-5	0.7389	100					
19	JD27605-6	1.0828	100					
20	JD27605-7	0.7084	100					
21	JD27605-8	1.4414	100					
22	JD27605-9	0.7423	100					
23	JD27605-10	0.6651	100					
24	JD27605-11	0.7697	100					
25	MP27351-MB1	0.6004	100				MP27351	SESIN
26	MP27351-B1	0.6004	100	2.0ml	Y	0.1		HG-21-157-163-HGA1, IN. V.
27	MP27351-S1	0.6067	100	2.0ml	Y	0.1		JD27613-4, HG-21-157-163-HGA1, IN. V.
28	MP27351-S2	0.6284	100	2.0ml	Y	0.1		JD27613-4, HG-21-157-163-HGA1, IN. V.
29	JD27613-4	0.7132	100					
30	JD27605-13	0.6984	100					
31	JD27613-2	0.6996	100					
32	JD27605-12	0.6348	100					
33	JD27613-6	0.7286	100					
34	JD27613-8	0.7680	100					
35	JD27613-10	0.8136	100					

11.5.1 11

Form: HG-022F-02
Revision Date:08/24/15

ANALYST: MS
SPIKE WITNESS:
QC REVIERER:

DATE: 7/8/21
DATE:
DATE:

SGS

Mercury Digestion Log

Product: **HG /HGLIQ**
Matrix: **Soil / Oil / SL / Wipes**

Method: SW846 7471B
Required corrected Temp. Range is 95C. +/- 3C.

MA Batch #:	MA50793
Analyst:	MS
Date:	7/8/2021
Balance ID:	B-24
Reagents:	See attached sheet
Auto pipet ID:	M-89

Hot Block # 7 Start Time: 6:30 End Time: 7:00 Tube # 1-64 .
Start Temp: 95 Corrected Start Temp: 94 Correction: -1 Thermometer ID: 3124942 .
End Temp: 96 Corrected Start Temp: 95 Correction: -1 Thermometer ID: 3124942 .
Hot Block # 7 Start Time: 7:00 End Time: 7:30 Tube # 65-101 .
Start Temp: 95 Corrected Start Temp: 94 Correction: -1 Thermometer ID: 3124942 .
End Temp: 96 Corrected Start Temp: 95 Correction: -1 Thermometer ID: 3124942 .

Bot #	Sample ID	Initial Sample Wt. (gm)	Final Vol. (ml)	Spike Used		Spikelot and Conc.	MP Number	Comments/Lot # and Vendor
				Amount Spiked	Added Y or N	(mg/L)		
36	JD27613-12	1.6441	100					
37	JD27613-14	0.6657	100					
38	JD27613-16	0.7697	100					
39	JD27613-18	0.7084	100					
40	JD27613-20	0.8019	100					
41	JD27613-22	0.7094	100					
42	JD27613-24	0.7672	100					
43	JD27613-26	0.8250	100					
44	JD27613-28	0.8270	100					
45	JD27613-30	0.8911	100					
46	JD27613-32	0.6646	100					
47	JD27613-34	0.7215	100					
48	JD27613-36	0.8234	100					
49	MP27352-MB1	0.6004	100				MP27352	SESIN
50	MP27352-B1	0.6004	100	2.0ml	Y	0.1		HG-21-157-163-HGA1, IN. V.
51	MP27352-S1	0.6726	100	2.0ml	Y	0.1		JD27613-38, HG-21-157-163-HGA1, IN. V.
52	MP27352-S2	0.8500	100	2.0ml	Y	0.1		JD27613-38, HG-21-157-163-HGA1, IN. V.
53	JD27613-38	0.6418	100					
54	JD27613-40	0.6974	100					
55	JD27614-1	0.7031	100					
56	JD27614-2	0.7128	100					
57	JD27614-3	0.7823	100					
58	JD27614-4	0.7444	100					
59	JD27614-5	0.6414	100					
60	JD27614-6	0.6379	100					
61	JD27614-7	0.6636	100					
62	JD27614-8	0.7701	100					
63	JD27614-9	0.8460	100					
64	JD27614-10	0.7797	100					
65	JD27614-11	0.7955	100					
66	JD27614-12	0.7753	100					
67	JD27614-13	1.3291	100					
68	JD27614-14	0.8597	100					
69	JD27614-15	0.7944	100					
70	JD27614-16	0.7194	100					

11.5.1 11

Form: HG-022F-02
Revision Date:08/24/15

ANALYST: MS DATE: 7/8/21
SPIKE WITNESS: DATE:
QC REVIERER: DATE:

SGS

Mercury Digestion Log

Product: **HG /HGLIQ**
Matrix: **Soil / Oil / SL / Wipes**

Method: SW846 7471B
Required corrected Temp. Range is 95C. +/- 3C.

MA Batch #:	MA50793
Analyst:	MS
Date:	7/8/2021
Balance ID:	B-24
Reagents:	See attached sheet
Auto pipet ID:	M-89

Hot Block # 7 Start Time: 6:30 End Time: 7:00 Tube # 1-64 .
Start Temp: 95 Corrected Start Temp: 94 Correction: -1 Thermometer ID: 3124942 .
End Temp: 96 Corrected Start Temp: 95 Correction: -1 Thermometer ID: 3124942 .
Hot Block # 7 Start Time: 7:00 End Time: 7:30 Tube # 65-101 .
Start Temp: 95 Corrected Start Temp: 94 Correction: -1 Thermometer ID: 3124942 .
End Temp: 96 Corrected Start Temp: 95 Correction: -1 Thermometer ID: 3124942 .

Bot #	Sample ID	Initial Sample Wt. (gm)	Final Vol. (ml)	Spike Used		Spikelot and Conc.	MP Number	Comments/Lot # and Vendor
				Amount Spiked	Added Y or N	(mg/L)		
71	JD27614-17	0.8109	100					
72	JD27614-18	0.6944	100					
73	MP27353-MB1	0.6004	100				MP27353	SESIN
74	MP27353-B1	0.6004	100	2.0ml	Y	0.1		HG-21-157-163-HGA1, IN. V.
75	MP27353-S1	0.6978	100	2.0ml	Y	0.1		JD27564-1, HG-21-157-163-HGA1, IN. V.
76	MP27353-S2	0.6446	100	2.0ml	Y	0.1		JD27564-1, HG-21-157-163-HGA1, IN. V.
77	JD27564-1	0.6473	100					
78	JD27614-20	0.6957	100					
79	JD27668-5	0.8172	100					HONEYWEL
80	JD27668-6	1.4423	100					HONEYWEL
81	JD27668-7	0.8746	100					HONEYWEL
82	JD27668-8	0.7235	100					HONEYWEL
83	JD27668-9	0.7900	100					HONEYWEL
84	JD27549-1A	0.7506	100					WMWHEEL
85	JD27549-2A	0.8893	100					WMWHEEL
86	JD27549-3A	0.7556	100					
87	JD27564-4	0.8647	100					
88	JD27564-3	0.8657	100					
89	JD27614-19	0.7844	100					
90	JD27607-1	0.7751	100					
91	MB1	0.6004	100				MP27354	
92	B1	0.6004	100	2.0ml	Y	0.1		HG-21-157-163-HGA1, IN. V.
93	S1	0.6678	100	2.0ml	Y	0.1		JD27384-2, HG-21-157-163-HGA1, IN. V.
94	S2	0.6397	100	2.0ml	Y	0.1		JD27384-2, HG-21-157-163-HGA1, IN. V.
95	JD27384-2A	0.6378	100					
96	JD27714-7	0.8961	100				MP27353	
97	JD27714-8	0.7573	100					
98	JD27714-9	0.8779	100					
99	JD27714-10	0.7083	100					
100	JD27714-11	0.8254	100					
101	JD27714-12	0.8779	100					
102			100					
103			100					
104			100					
105			100					

11.5.1 11

Form: HG-022F-02
Revision Date:08/24/15

ANALYST: MS DATE: 7/8/21
SPIKE WITNESS: _____ DATE: _____
QC REVIERER: _____ DATE: _____

SGS

Mercury Digestion Log

Product: **HG /HGLIQ**
Matrix: **Soil / Oil / SL / Wipes**

MA Batch #: MA50793
Analyst: MS
Date: 7/8/2021
Balance ID: B-24
Reagents: See attached sheet
Auto pipet ID: M-89

Method: SW846 7471B
Required corrected Temp. Range is 95C. +/- 3 C.

Hot Block # 7 Start Time: 6:30 End Time: 7:00 Tube # S1-CRI
Start Temp: 95 Corrected Start Temp: 94 Correction: -1 Thermometer ID: 3124942
End Temp: 96 Corrected Start Temp: 95 Correction: -1 Thermometer ID: 3124942

Bot #	Sample ID	Initial Sample Wt. (gm)	Final Vol. (ml)	Spike Used		Spikelot and Conc.	MP Number	Comments/Lot # and Vendor
				Amount Spiked	Added Y or N	(mg/L)		
S-1	Calibration Blank	0.6	100 ml	0.0 ml	N	N/A	N/A	N/A
S-2	0.20 ug/l standard	0.6	100 ml	2.0 ml	Y	0.0100	N/A	HG-27-157-164-HGA2,
S-3	0.50 ug/l standard	0.6	100 ml	5.0 ml	Y	0.0100	N/A	HG-27-157-164-HGA2,
S-4	1.00 ug/l standard	0.6	100 ml	1.0 ml	Y	0.1000	N/A	HG-27-157-163-HGA1,
S-5	2.50 ug/l standard	0.6	100 ml	2.5 ml	Y	0.1000	N/A	HG-27-157-163-HGA1,
S-6	5.00 ug/l standard	0.6	100 ml	5.0 ml	Y	0.1000	N/A	HG-27-157-163-HGA1,
ICV	ICV (External)	0.6	100 ml	3.0 ml	Y	0.1		HG-27-157-165-HGB1,
ICB	ICB	0.6	100 ml	0.0 ml	N	N/A	N/A	
CCV	CCV	0.6	100 ml	2.5 ml	Y	0.1		HG-27-157-163-HGA1,
CCB	CCB	0.6	100 ml	0.0 ml	N	N/A	N/A	
CRI	CRI	0.6	100 ml	2.0 ml	Y	0.01		HG-27-157-164-HGA2,

REV 8/28/18 DAYT-MET-0114-01-FORM-HG SOIL PREP.xls

11.5.1 11

SGS

Reagent Information Log- Hg Soil

MA # 50793

Reagents	Exp. Date	Reagent # or manufacturer lot #
Conc. HydroChloric Acid	5/24/2023	Baker 272070
Conc. Nitric Acid	5/25/2023	Baker 277202
Sodium Chloride-Hydroxylamine Hydrochloride	11/24/2021	HG-21-157- 75 -HGHCL
Potassium Permanganate	11/24/2021	HG-21-157- 73 -HGKM2
Stannous Chloride	7/8/2021	HG-21-157- 166 -HGS
STD Hg standard solution 1000 ppm	2/11/2022	Inorganic Ventures R2-HG696409
STD Hg standard solution 100 ppb	7/8/2021	HG-21-157- 163 -HGA1
STD Hg standard solution 10 ppb	7/8/2021	HG-21-157- 164 -HGA2
ICV Hg standard solution 1000 ppm	4/30/2026	Agilent CT-1449
ICV Hg standard solution 100 ppb	7/8/2021	HG-21-157- 165 -HGB1
Solid Lab control/Soil LC	6/4/2024	ERA D109-540
Aqua Regia	7/8/2021	HG-21-157- 167 -HGKAQ
Dilution acid	11/24/2021	HG-21-157- 75 -HGD1
Digestion Tubes	N/A	Environmental Express 2012333
Teflon Chips (For Soil MB)	N/A	Chemware , Lot: 24635764

Form: GN087A80-04
Rev.Date: 06/06/17

11.5.1 11

SGS North America Inc.

Solids/Soil Metals Digestion Form

Batch Information

Batch ID	Start Date	Start Time	End Date	End time	QC Samp 1	QC Samp 2
MP27312	7/7/2021	10:52	7/7/2021	15:22	JD27686-5	

Temperature

		Block ID	Therm. ID#	Balance ID	Temperature	Correction	Corrected Temp
1	Start	3	1124748	B-41	94	-1	93
1	End	3	1124748	NA	94	-1	93
2	Start						
2	End			NA			

Methods and Equipment

	Dig. Method	Heating Method		Auto Pipette #	Digestion Tube Lot #	
	SW846 3050B	Digestion Block		M-81	2012333	

Sample ID	Bottle ID	Final Volume (ML)	Wet Weight (G)	Reagent Groups Added	Spike Groups Added	Comments
MP27312-MB1	N/A	100	1.00	ABCD		
MP27312-B1	N/A	100	1.00	ABCD	ABCD	
MP27312-S1	1	100	0.98	ABCD	ABCD	
MP27312-S2	1	100	1.00	ABCD	ABCD	
MP27312-SD1	1	100	0.98	ABCD		
JD27605-1	1	100	1.79	ABCD		WET
JD27605-10	1	100	0.96	ABCD		
JD27605-11	1	100	0.99	ABCD		
JD27605-12	1	100	1.02	ABCD		
JD27605-13	1	100	1.05	ABCD		
JD27605-2	1	100	1.02	ABCD		
JD27605-3	1	100	1.77	ABCD		WET
JD27605-4	1	100	1.02	ABCD		
JD27605-5	1	100	1.02	ABCD		
JD27605-6	1	100	1.02	ABCD		
JD27605-7	1	100	1.01	ABCD		
JD27605-8	1	100	1.95	ABCD		WET
JD27605-9	1	100	0.96	ABCD		
JD27686-5	1	100	1.00	ABCD		
JD27714-10	1	100	0.97	ABCD		
JD27714-11	1	100	0.95	ABCD		
JD27714-12	1	100	1.04	ABCD		
JD27714-7	1	100	1.03	ABCD		
JD27714-8	1	100	0.95	ABCD		
JD27714-9	1	100	0.97	ABCD		

Reagents Groups

Group	Description	MLs Used
A	1:1 HNO3	10
B	CONC HNO3	5
C	H2O2	5
D	CONC HCL	10
E		
F		
G		
H		

Spike Groups

Group	Description	MLs Used
A	ACCUTEST 13A REV 1	1
B	ACCUTEST 14A REV 1	1
C	MINERALS 5,000 PPM	0.5
D	AG 20 PPM	1.25
E		
F		
G		
H		

Comments:

Analyst SARAHF **Approved by** PATM **Approved on** 7/7/2021

Note: Reagent traceability for batch Start Date can be seen on the reagent traceability page for this batch.
Serial Dilution samples shown for QC purposes only.
Acceptable Temperature range is 90-95 degrees C unless otherwise noted

SGS

Metals Digestion Reagents Information Log

Digestion Batch ID: MP27,312 **Date:** 7/7/2021

Matrix: ALL

Standard/Reagent Type	Exp. Date	Standard/Reagent ID
Spiking Solution- (ACCUTEST 13A REV1)	12/11/2021	MP-017-40-5
Spiking Solution- (ACCUTEST 14A REV1)	12/11/2021	MP-017-40-8
Spiking Solution - 5000 mg/l Minerals	5/3/2022	R2-MEB703181 MFG: INO. VENT.
Spiking Solution - Sulfur 1000ppm	10/10/2023	LOT: 121020 MFG: ABS. STANDARDS
Spiking Solution - Si 1000ppm	1/30/2022	P2-SI686989 MFG: INO. VENT.
Spiking Solution - Bi 1000ppm	3/30/2022	P2-BI687736 MFG: INO. VENT.
Spiking Solution - Se 20ppm	12/11/2021	MP-017-40-12
Spiking Solution - Li 1000ppm	2/17/2022	R2-LI689866 MFG: INO. VENT.
Spiking Solution- Ag 20 ppm	12/11/2021	MP-1740-9
Spiking Solution - (ACCUTEST 13B REV1)	10/1/2021	MP-015-1467
Spiking Solution - (ACCUTEST 14B REV1)	10/26/2021	MP-015-1475
Spiking Solution - 1000ppm Minerals	9/25/2021	MP-015-1462
Spiking Solution- P		
Nitric Acid	6/16/2023	LOT:282671 MFG: BAKER
Nitric Acid (1:1)	1/6/2022	MP-018-42-600 1:1 HNO3
Hydrochloric Acid	7/2/2023	LOT: 281827 MFG: BAKER
Hydrochloric Acid (1:1)	1/6/2022	MP-018-42-602 1:1 HCL
Hydrogen Peroxide	6/30/2023	LOT: 206258 MFG: FISHER
Soil Lab Control/Soil LC	6/4/2024	LOT: D109-540 MFG: ERA
Teflon Chips(For Soil MB and Blank Spike)	N/A	LOT: 27407287 MFG: SAINT-GOBAIN
Digestion Tubes	N/A	LOT: 2104009 MFG: ENV. EXPRESS
pH Paper	11/1/2022	LOT: 231619 MFG. HYDRION
Filter paper Q8	N/A	LOT: 17303169 MFG: FISHER
Filter paper 0.45µm	N/A	LOT: F1AB62675C MFG: MILLIPORE

Spike witnessed By: AIC

Validated By: _____

Validated On: _____

aa014-06 (metals digest stds)-dayt-met-0039-06-form-metals digestion reagants info log
1/17/18

General Chemistry

QC Data Summaries

Includes the following where applicable:

- Percent Solids Raw Data Summary

Percent Solids Raw Data Summary

Job Number: JD27605
Account: SESINJPB SESI Consulting Engineers
Project: Remedial Investigation, 247 North Avenue, New Rochelle, NY

Sample: JD27605-1 **Analyzed:** 02-JUL-21 by LM **Method:** SM2540 G 18TH ED MOD
ClientID: RI-SB-17 (2.5-3.0)

Wet Weight (Total)	30.12	g
Tare Weight	23.01	g
Dry Weight (Total)	28.3	g
Solids, Percent	74.4	%

Sample: JD27605-2 **Analyzed:** 02-JUL-21 by LM **Method:** SM2540 G 18TH ED MOD
ClientID: RI-SB-18 (3-3.5)

Wet Weight (Total)	34.42	g
Tare Weight	28.26	g
Dry Weight (Total)	33.49	g
Solids, Percent	84.9	%

Sample: JD27605-3 **Analyzed:** 02-JUL-21 by LM **Method:** SM2540 G 18TH ED MOD
ClientID: RI-SB-18 (6.5-7.0)

Wet Weight (Total)	28.94	g
Tare Weight	20.6	g
Dry Weight (Total)	26.41	g
Solids, Percent	69.7	%

Sample: JD27605-4 **Analyzed:** 02-JUL-21 by LM **Method:** SM2540 G 18TH ED M
ClientID: RI-SB-8 (1.5-2.0)

Wet Weight (Total)	28.16	g
Tare Weight	21.59	g
Dry Weight (Total)	27.67	g
Solids, Percent	92.5	%

Sample: JD27605-5 **Analyzed:** 02-JUL-21 by LM **Method:** SM2540 G 18TH ED MOD
ClientID: RI-SB-8 (2.5-3.0)

Wet Weight (Total)	33.45	g
Tare Weight	25.45	g
Dry Weight (Total)	32.89	g
Solids, Percent	93	%

Sample: JD27605-6 **Analyzed:** 02-JUL-21 by LM **Method:** SM2540 G 18TH ED MOD
ClientID: RI-SB-8 (5-5.5)

Wet Weight (Total)	33.54	g
Tare Weight	26.65	g
Dry Weight (Total)	32.71	g
Solids, Percent	88	%

Percent Solids Raw Data Summary

Job Number: JD27605
Account: SESINJPB SESI Consulting Engineers
Project: Remedial Investigation, 247 North Avenue, New Rochelle, NY

Sample: JD27605-7 **Analyzed:** 02-JUL-21 by LM **Method:** SM2540 G 18TH ED MOD
ClientID: RI-SB-9 (1.5-2.0)

Wet Weight (Total)	31.62	g
Tare Weight	23.68	g
Dry Weight (Total)	30.85	g
Solids, Percent	90.3	%

Sample: JD27605-8 **Analyzed:** 02-JUL-21 by LM **Method:** SM2540 G 18TH ED MOD
ClientID: RI-SB-9 (3.5-4.0)

Wet Weight (Total)	31.08	g
Tare Weight	23.86	g
Dry Weight (Total)	29.54	g
Solids, Percent	78.7	%

Sample: JD27605-9 **Analyzed:** 02-JUL-21 by LM **Method:** SM2540 G 18TH ED MOD
ClientID: RI-SB-10 (1.5-2.0)

Wet Weight (Total)	30.28	g
Tare Weight	24.07	g
Dry Weight (Total)	29.67	g
Solids, Percent	90.2	%

Sample: JD27605-10 **Analyzed:** 02-JUL-21 by LM **Method:** SM2540 G 18TH ED M
ClientID: RI-SB-10 (3-3.5)

Wet Weight (Total)	24.71	g
Tare Weight	18.54	g
Dry Weight (Total)	24.26	g
Solids, Percent	92.7	%

Sample: JD27605-11 **Analyzed:** 02-JUL-21 by LM **Method:** SM2540 G 18TH ED MOD
ClientID: RI-SB-10 (5.5-6.0)

Wet Weight (Total)	31.12	g
Tare Weight	22.66	g
Dry Weight (Total)	30.33	g
Solids, Percent	90.7	%

Sample: JD27605-12 **Analyzed:** 02-JUL-21 by LM **Method:** SM2540 G 18TH ED MOD
ClientID: RI-SB-9 (5.5-6.0)

Wet Weight (Total)	25.19	g
Tare Weight	19.18	g
Dry Weight (Total)	24.79	g
Solids, Percent	93.3	%

Percent Solids Raw Data Summary

Job Number: JD27605
Account: SESINJPB SESI Consulting Engineers
Project: Remedial Investigation, 247 North Avenue, New Rochelle, NY

Sample: JD27605-13 **Analyzed:** 02-JUL-21 by LM **Method:** SM2540 G 18TH ED MOD
ClientID: DUP-1

Wet Weight (Total)	31.73	g
Tare Weight	25.23	g
Dry Weight (Total)	30.76	g
Solids, Percent	85.1	%

Misc. Raw Data

Raw Data

Prep Log

Vial Track #:	Lims ID:	Initial Tare Wt (g)	Total Wt (g)	Weight of Sample (g)	Date Prepared	Lot #:	Prep By	Vial Desc:	Comments
6/30/2021-4054	JD27605-12.3	32.5100	39.3600	6.8500	7/2/2021 9:37:36 AM	205556	jp	5ml MeOH	
6/29/2021-3813	JD27605-12.4	34.0500	40.6000	6.5500	7/2/2021 9:37:43 AM	n/a	jp	DI water	
6/29/2021-3814	JD27605-12.5	33.9400	40.0300	6.0900	7/2/2021 9:37:49 AM	n/a	jp	DI water	

The results set forth herein are provided by SGS North America Inc.

e-Hardcopy 2.0
Automated Report

Technical Report for

SESI Consulting Engineers

Remedial Investigation, 247 North Avenue, New Rochelle, NY 10908. phase 6

SGS Job Number: JD27706

Sampling Date: 07/01/21



Report to:

SESI Consulting Engineers

monica.norton@sesi.org

ATTN: Monica Norton

Total number of pages in report: 17

Test results contained within this data package meet the requirements of the National Environmental Laboratory Accreditation Program and/or state specific certification programs as applicable.

Mike Earp
General Manager

Client Service contact: Kelly Ramos 732-329-0200

Certifications: NJ(12129), NY(10983), CA, CT, FL, IL, IN, KS, KY, LA, MA, MD, ME, MN, NC, OH VAP (CL0056), AK (UST-103), AZ (AZ0786), PA, RI, SC, TX, UT, VA, WV, DoD ELAP (ANAB L2248)

This report shall not be reproduced, except in its entirety, without the written approval of SGS.
Test results relate only to samples analyzed.

SGS is the sole authority for authorizing edits or modifications to this document.
Unauthorized modification of this report is strictly prohibited.
Review standard terms at: http://www.sgs.com/en/terms-and-conditions

Please share your ideas about how we can serve you better at:
EHS.US.CustomerCare@sgs.com

Sections: 1 2 3 4 5

Table of Contents

Section 1: Sample Summary **3**
Section 2: Case Narrative/Conformance Summary **4**
Section 3: Summary of Hits **5**
Section 4: Sample Results **7**
4.1: JD27706-1: RI-SV-4 8
4.2: JD27706-2: RI-SV-5 11
Section 5: Misc. Forms **14**
5.1: Chain of Custody 15
5.2: Summa Canister and Flow Controller Log 17

Sample Summary

SESI Consulting Engineers

Job No: JD27706

Remedial Investigation, 247 North Avenue, New Rochelle, NY
Project No: 10908. phase 6

Sample Number	Collected Date	Time	By	Received	Matrix Code	Matrix Type	Client Sample ID
JD27706-1	07/01/21	11:15	DA	07/02/21	AIR	Soil Vapor Comp.	RI-SV-4
JD27706-2	07/01/21	11:25	DA	07/02/21	AIR	Soil Vapor Comp.	RI-SV-5

This report contains results reported as ND = Not detected. The following applies:
Organics ND = Not detected above the MDL

CASE NARRATIVE / CONFORMANCE SUMMARY

Client:	SESI Consulting Engineers	**Job No**	JD27706
Site:	Remedial Investigation, 247 North Avenue, New Rochelle, NY	**Report Date**	7/9/2021 4:03:37 PM

On 07/02/2021, 2 Sample(s), 0 Trip Blank(s) and 0 Field Blank(s) were received at SGS North America Inc. A SGS North America Inc. Job Number of JD27706 was assigned to the project. Laboratory sample ID, client sample ID and dates of sample collection are detailed in the report's Results Summary Section.

Specified quality control criteria were achieved for this job except as noted below. For more information, please refer to the analytical results and QC summary pages.

Compounds qualified as out of range in the continuing calibration summary report are acceptable as per method requirements when there is a high bias but the sample result is non-detect.

MS Volatiles By Method TO-15

Matrix: AIR **Batch ID:** V5W1829

- All samples were analyzed within the recommended method holding time.
- Sample(s) JD27723-2DUP were used as the QC samples indicated.
- All method blanks for this batch meet method specific criteria.

Matrix: AIR **Batch ID:** V5W1830

- All samples were analyzed within the recommended method holding time.
- Sample(s) JD27722-1DUP were used as the QC samples indicated.
- All method blanks for this batch meet method specific criteria.
- JD27722-1DUP for 4-Bromofluorobenzene: Outside control limits due to matrix interference. Confirmed by sample duplicate.

Matrix: AIR **Batch ID:** V5W1831

- All samples were analyzed within the recommended method holding time.
- Sample(s) JD27927-1DUP were used as the QC samples indicated.
- All method blanks for this batch meet method specific criteria.
- Sample(s) JD27927-1DUP were used as the QC samples indicated.

SGS North America Inc. certifies that data reported for samples received, listed on the associated custody chain or analytical task order, were produced to specifications meeting the Quality System precision, accuracy and completeness objectives except as noted.

Estimated non-standard method measurement uncertainty data is available on request, based on quality control bias and implicit for standard methods. Acceptable uncertainty requires tested parameter quality control data to meet method criteria.

SGS North America Inc. is not responsible for data quality assumptions if partial reports are used and recommends that this report be used in its entirety. Data release is authorized by SGS North America Inc indicated via signature on the report cover

Summary of Hits

Job Number: JD27706
Account: SESI Consulting Engineers
Project: Remedial Investigation, 247 North Avenue, New Rochelle, NY
Collected: 07/01/21

Lab Sample ID / Analyte	Client Sample ID	Result/ Qual	RL	MDL	Units	Method
JD27706-1	**RI-SV-4**					
Acetone		581	4.0	2.2	ppbv	TO-15
1,3-Butadiene		64.2	4.0	0.92	ppbv	TO-15
Benzene		5.2	4.0	0.24	ppbv	TO-15
Carbon disulfide		13.5	4.0	0.47	ppbv	TO-15
Chloroform		1.9 J	4.0	0.40	ppbv	TO-15
Chloromethane		8.0	4.0	0.31	ppbv	TO-15
Cyclohexane		6.1	4.0	0.44	ppbv	TO-15
cis-1,2-Dichloroethylene		2.6 J	4.0	0.23	ppbv	TO-15
Ethanol		32.4	10	4.4	ppbv	TO-15
Hexane		9.4	4.0	0.21	ppbv	TO-15
Methyl ethyl ketone		10.1	4.0	0.84	ppbv	TO-15
Propylene		1470	40	1.3	ppbv	TO-15
Toluene		7.5	4.0	0.29	ppbv	TO-15
Trichlorofluoromethane		12.9	4.0	0.56	ppbv	TO-15
m,p-Xylene		3.5 J	4.0	0.68	ppbv	TO-15
Xylenes (total)		3.5 J	4.0	0.34	ppbv	TO-15
Acetone		1380	9.5	5.2	ug/m3	TO-15
1,3-Butadiene		142	8.8	2.0	ug/m3	TO-15
Benzene		17	13	0.77	ug/m3	TO-15
Carbon disulfide		42.0	12	1.5	ug/m3	TO-15
Chloroform		9.3 J	20	2.0	ug/m3	TO-15
Chloromethane		17	8.3	0.64	ug/m3	TO-15
Cyclohexane		21	14	1.5	ug/m3	TO-15
cis-1,2-Dichloroethylene		10 J	16	0.91	ug/m3	TO-15
Ethanol		61.0	19	8.3	ug/m3	TO-15
Hexane		33	14	0.74	ug/m3	TO-15
Methyl ethyl ketone		29.8	12	2.5	ug/m3	TO-15
Propylene		2530	69	2.2	ug/m3	TO-15
Toluene		28	15	1.1	ug/m3	TO-15
Trichlorofluoromethane		72.5	22	3.1	ug/m3	TO-15
m,p-Xylene		15 J	17	3.0	ug/m3	TO-15
Xylenes (total)		15 J	17	1.5	ug/m3	TO-15
JD27706-2	**RI-SV-5**					
Acetone		734	4.0	2.2	ppbv	TO-15
1,3-Butadiene		39.8	4.0	0.92	ppbv	TO-15
Benzene		3.1 J	4.0	0.24	ppbv	TO-15
Carbon disulfide		32.7	4.0	0.47	ppbv	TO-15
Chloroform		15.6	4.0	0.40	ppbv	TO-15
Chloromethane		4.5	4.0	0.31	ppbv	TO-15
Cyclohexane		7.3	4.0	0.44	ppbv	TO-15
Ethanol		35.8	10	4.4	ppbv	TO-15

Summary of Hits

Job Number: JD27706
Account: SESI Consulting Engineers
Project: Remedial Investigation, 247 North Avenue, New Rochelle, NY
Collected: 07/01/21

Lab Sample ID / Client Sample ID / Analyte	Result/ Qual	RL	MDL	Units	Method
Hexane	37.0	4.0	0.21	ppbv	TO-15
Methyl ethyl ketone	12.7	4.0	0.84	ppbv	TO-15
Propylene	1190	20	0.64	ppbv	TO-15
Tertiary Butyl Alcohol	3.9 J	4.0	0.28	ppbv	TO-15
Tetrachloroethylene	3.6	0.80	0.62	ppbv	TO-15
Trichloroethylene	13.8	0.80	0.38	ppbv	TO-15
m,p-Xylene	5.3	4.0	0.68	ppbv	TO-15
Xylenes (total)	5.3	4.0	0.34	ppbv	TO-15
Acetone	1740	9.5	5.2	ug/m3	TO-15
1,3-Butadiene	88.0	8.8	2.0	ug/m3	TO-15
Benzene	9.9 J	13	0.77	ug/m3	TO-15
Carbon disulfide	102	12	1.5	ug/m3	TO-15
Chloroform	76.2	20	2.0	ug/m3	TO-15
Chloromethane	9.3	8.3	0.64	ug/m3	TO-15
Cyclohexane	25	14	1.5	ug/m3	TO-15
Ethanol	67.5	19	8.3	ug/m3	TO-15
Hexane	130	14	0.74	ug/m3	TO-15
Methyl ethyl ketone	37.5	12	2.5	ug/m3	TO-15
Propylene	2040	34	1.1	ug/m3	TO-15
Tertiary Butyl Alcohol	12 J	12	0.85	ug/m3	TO-15
Tetrachloroethylene	24	5.4	4.2	ug/m3	TO-15
Trichloroethylene	74.2	4.3	2.0	ug/m3	TO-15
m,p-Xylene	23	17	3.0	ug/m3	TO-15
Xylenes (total)	23	17	1.5	ug/m3	TO-15

Sample Results

Report of Analysis

Report of Analysis

Client Sample ID: RI-SV-4
Lab Sample ID: JD27706-1 **Date Sampled:** 07/01/21
Matrix: AIR - Soil Vapor Comp. Summa ID: A601 **Date Received:** 07/02/21
Method: TO-15 **Percent Solids:** n/a
Project: Remedial Investigation, 247 North Avenue, New Rochelle, NY

	File ID	DF	Analyzed	By	Prep Date	Prep Batch	Analytical Batch
Run #1	5W44430.D	1	07/07/21 22:57	TCH	n/a	n/a	V5W1829
Run #2	5W44465.D	1	07/09/21 12:07	DFT	n/a	n/a	V5W1831

	Initial Volume
Run #1	20.0 ml
Run #2	5.0 ml

VOA TO15 List

CAS No.	MW	Compound	Result	RL	MDL	Units	Q	Result	RL	MDL	Units
67-64-1	58.08	Acetone	581	4.0	2.2	ppbv		1380	9.5	5.2	ug/m3
106-99-0	54.09	1,3-Butadiene	64.2	4.0	0.92	ppbv		142	8.8	2.0	ug/m3
71-43-2	78.11	Benzene	5.2	4.0	0.24	ppbv		17	13	0.77	ug/m3
75-27-4	163.8	Bromodichloromethane	ND	4.0	0.54	ppbv		ND	27	3.6	ug/m3
75-25-2	252.8	Bromoform	ND	4.0	0.75	ppbv		ND	41	7.8	ug/m3
74-83-9	94.94	Bromomethane	ND	4.0	0.44	ppbv		ND	16	1.7	ug/m3
593-60-2	106.9	Bromoethene	ND	4.0	0.44	ppbv		ND	17	1.9	ug/m3
100-44-7	126	Benzyl Chloride	ND	4.0	1.1	ppbv		ND	21	5.7	ug/m3
75-15-0	76.14	Carbon disulfide	13.5	4.0	0.47	ppbv		42.0	12	1.5	ug/m3
108-90-7	112.6	Chlorobenzene	ND	4.0	0.52	ppbv		ND	18	2.4	ug/m3
75-00-3	64.52	Chloroethane	ND	4.0	0.97	ppbv		ND	11	2.6	ug/m3
67-66-3	119.4	Chloroform	1.9	4.0	0.40	ppbv	J	9.3	20	2.0	ug/m3
74-87-3	50.49	Chloromethane	8.0	4.0	0.31	ppbv		17	8.3	0.64	ug/m3
107-05-1	76.53	3-Chloropropene	ND	4.0	0.79	ppbv		ND	13	2.5	ug/m3
95-49-8	126.6	2-Chlorotoluene	ND	4.0	0.50	ppbv		ND	21	2.6	ug/m3
56-23-5	153.8	Carbon tetrachloride	ND	4.0	0.47	ppbv		ND	25	3.0	ug/m3
110-82-7	84.16	Cyclohexane	6.1	4.0	0.44	ppbv		21	14	1.5	ug/m3
75-34-3	98.96	1,1-Dichloroethane	ND	4.0	0.23	ppbv		ND	16	0.93	ug/m3
75-35-4	96.94	1,1-Dichloroethylene	ND	4.0	0.33	ppbv		ND	16	1.3	ug/m3
106-93-4	187.9	1,2-Dibromoethane	ND	4.0	0.36	ppbv		ND	31	2.8	ug/m3
107-06-2	98.96	1,2-Dichloroethane	ND	4.0	0.42	ppbv		ND	16	1.7	ug/m3
78-87-5	113	1,2-Dichloropropane	ND	4.0	0.38	ppbv		ND	18	1.8	ug/m3
123-91-1	88.12	1,4-Dioxane	ND	4.0	1.0	ppbv		ND	14	3.6	ug/m3
75-71-8	120.9	Dichlorodifluoromethane	ND	4.0	0.33	ppbv		ND	20	1.6	ug/m3
124-48-1	208.3	Dibromochloromethane	ND	4.0	0.67	ppbv		ND	34	5.7	ug/m3
156-60-5	96.94	trans-1,2-Dichloroethylene	ND	4.0	0.15	ppbv		ND	16	0.59	ug/m3
156-59-2	96.94	cis-1,2-Dichloroethylene	2.6	4.0	0.23	ppbv	J	10	16	0.91	ug/m3
10061-01-5	111	cis-1,3-Dichloropropene	ND	4.0	0.39	ppbv		ND	18	1.8	ug/m3
541-73-1	147	m-Dichlorobenzene	ND	4.0	0.38	ppbv		ND	24	2.3	ug/m3
95-50-1	147	o-Dichlorobenzene	ND	4.0	0.44	ppbv		ND	24	2.6	ug/m3
106-46-7	147	p-Dichlorobenzene	ND	4.0	0.35	ppbv		ND	24	2.1	ug/m3
10061-02-6	111	trans-1,3-Dichloropropene	ND	4.0	0.39	ppbv		ND	18	1.8	ug/m3

ND = Not detected MDL = Method Detection Limit
RL = Reporting Limit
E = Indicates value exceeds calibration range
J = Indicates an estimated value
B = Indicates analyte found in associated method blank
N = Indicates presumptive evidence of a compound

Report of Analysis

Client Sample ID: RI-SV-4
Lab Sample ID: JD27706-1 **Date Sampled:** 07/01/21
Matrix: AIR - Soil Vapor Comp. Summa ID: A601 **Date Received:** 07/02/21
Method: TO-15 **Percent Solids:** n/a
Project: Remedial Investigation, 247 North Avenue, New Rochelle, NY

VOA TO15 List

CAS No.	MW	Compound	Result	RL	MDL	Units	Q	Result	RL	MDL	Units
64-17-5	46.07	Ethanol	32.4	10	4.4	ppbv		61.0	19	8.3	ug/m3
100-41-4	106.2	Ethylbenzene	ND	4.0	0.30	ppbv		ND	17	1.3	ug/m3
141-78-6	88	Ethyl Acetate	ND	4.0	0.75	ppbv		ND	14	2.7	ug/m3
622-96-8	120.2	4-Ethyltoluene	ND	4.0	0.59	ppbv		ND	20	2.9	ug/m3
76-13-1	187.4	Freon 113	ND	4.0	0.34	ppbv		ND	31	2.6	ug/m3
76-14-2	170.9	Freon 114	ND	4.0	0.38	ppbv		ND	28	2.7	ug/m3
142-82-5	100.2	Heptane	ND	4.0	0.35	ppbv		ND	16	1.4	ug/m3
87-68-3	260.8	Hexachlorobutadiene	ND	4.0	0.91	ppbv		ND	43	9.7	ug/m3
110-54-3	86.17	Hexane	9.4	4.0	0.21	ppbv		33	14	0.74	ug/m3
591-78-6	100	2-Hexanone	ND	4.0	0.73	ppbv		ND	16	3.0	ug/m3
67-63-0	60.1	Isopropyl Alcohol	ND	4.0	1.3	ppbv		ND	9.8	3.2	ug/m3
75-09-2	84.94	Methylene chloride	ND	4.0	0.29	ppbv		ND	14	1.0	ug/m3
78-93-3	72.11	Methyl ethyl ketone	10.1	4.0	0.84	ppbv		29.8	12	2.5	ug/m3
108-10-1	100.2	Methyl Isobutyl Ketone	ND	4.0	0.72	ppbv		ND	16	3.0	ug/m3
1634-04-4	88.15	Methyl Tert Butyl Ether	ND	4.0	0.38	ppbv		ND	14	1.4	ug/m3
80-62-6	100.12	Methylmethacrylate	ND	4.0	0.65	ppbv		ND	16	2.7	ug/m3
115-07-1	42	Propylene	1470 [a]	40	1.3	ppbv		2530 [a]	69	2.2	ug/m3
100-42-5	104.1	Styrene	ND	4.0	0.38	ppbv		ND	17	1.6	ug/m3
71-55-6	133.4	1,1,1-Trichloroethane	ND	4.0	0.66	ppbv		ND	22	3.6	ug/m3
79-34-5	167.9	1,1,2,2-Tetrachloroethane	ND	4.0	0.54	ppbv		ND	27	3.7	ug/m3
79-00-5	133.4	1,1,2-Trichloroethane	ND	4.0	0.61	ppbv		ND	22	3.3	ug/m3
120-82-1	181.5	1,2,4-Trichlorobenzene	ND	4.0	1.8	ppbv		ND	30	13	ug/m3
95-63-6	120.2	1,2,4-Trimethylbenzene	ND	4.0	0.66	ppbv		ND	20	3.2	ug/m3
108-67-8	120.2	1,3,5-Trimethylbenzene	ND	4.0	0.67	ppbv		ND	20	3.3	ug/m3
540-84-1	114.2	2,2,4-Trimethylpentane	ND	4.0	0.44	ppbv		ND	19	2.1	ug/m3
75-65-0	74.12	Tertiary Butyl Alcohol	ND	4.0	0.28	ppbv		ND	12	0.85	ug/m3
127-18-4	165.8	Tetrachloroethylene	ND	0.80	0.62	ppbv		ND	5.4	4.2	ug/m3
109-99-9	72.11	Tetrahydrofuran	ND	4.0	1.0	ppbv		ND	12	2.9	ug/m3
108-88-3	92.14	Toluene	7.5	4.0	0.29	ppbv		28	15	1.1	ug/m3
79-01-6	131.4	Trichloroethylene	ND	0.80	0.38	ppbv		ND	4.3	2.0	ug/m3
75-69-4	137.4	Trichlorofluoromethane	12.9	4.0	0.56	ppbv		72.5	22	3.1	ug/m3
75-01-4	62.5	Vinyl chloride	ND	4.0	0.45	ppbv		ND	10	1.2	ug/m3
108-05-4	86	Vinyl Acetate	ND	4.0	0.68	ppbv		ND	14	2.4	ug/m3
	106.2	m,p-Xylene	3.5	4.0	0.68	ppbv	J	15	17	3.0	ug/m3
95-47-6	106.2	o-Xylene	ND	4.0	0.34	ppbv		ND	17	1.5	ug/m3
1330-20-7	106.2	Xylenes (total)	3.5	4.0	0.34	ppbv	J	15	17	1.5	ug/m3

CAS No.	Surrogate Recoveries	Run# 1	Run# 2	Limits
460-00-4	4-Bromofluorobenzene	100%	100%	65-128%

ND = Not detected MDL = Method Detection Limit
RL = Reporting Limit
E = Indicates value exceeds calibration range
J = Indicates an estimated value
B = Indicates analyte found in associated method blank
N = Indicates presumptive evidence of a compound

Report of Analysis

Client Sample ID:	RI-SV-4		
Lab Sample ID:	JD27706-1	**Date Sampled:**	07/01/21
Matrix:	AIR - Soil Vapor Comp. Summa ID: A601	**Date Received:**	07/02/21
Method:	TO-15	**Percent Solids:**	n/a
Project:	Remedial Investigation, 247 North Avenue, New Rochelle, NY		

VOA TO15 List

CAS No.	MW	Compound	Result	RL	MDL	Units	Q	Result	RL	MDL	Units

(a) Result is from Run# 2

ND = Not detected MDL = Method Detection Limit
RL = Reporting Limit
E = Indicates value exceeds calibration range
J = Indicates an estimated value
B = Indicates analyte found in associated method blank
N = Indicates presumptive evidence of a compound

Report of Analysis

Client Sample ID: RI-SV-5
Lab Sample ID: JD27706-2 **Date Sampled:** 07/01/21
Matrix: AIR - Soil Vapor Comp. Summa ID: A1209 **Date Received:** 07/02/21
Method: TO-15 **Percent Solids:** n/a
Project: Remedial Investigation, 247 North Avenue, New Rochelle, NY

	File ID	DF	Analyzed	By	Prep Date	Prep Batch	Analytical Batch
Run #1	5W44431.D	1	07/07/21 23:45	TCH	n/a	n/a	V5W1829
Run #2	5W44448.D	1	07/08/21 18:07	DFT	n/a	n/a	V5W1830

	Initial Volume
Run #1	20.0 ml
Run #2	10.0 ml

VOA TO15 List

CAS No.	MW	Compound	Result	RL	MDL	Units	Q	Result	RL	MDL	Units
67-64-1	58.08	Acetone	734	4.0	2.2	ppbv		1740	9.5	5.2	ug/m3
106-99-0	54.09	1,3-Butadiene	39.8	4.0	0.92	ppbv		88.0	8.8	2.0	ug/m3
71-43-2	78.11	Benzene	3.1	4.0	0.24	ppbv	J	9.9	13	0.77	ug/m3
75-27-4	163.8	Bromodichloromethane	ND	4.0	0.54	ppbv		ND	27	3.6	ug/m3
75-25-2	252.8	Bromoform	ND	4.0	0.75	ppbv		ND	41	7.8	ug/m3
74-83-9	94.94	Bromomethane	ND	4.0	0.44	ppbv		ND	16	1.7	ug/m3
593-60-2	106.9	Bromoethene	ND	4.0	0.44	ppbv		ND	17	1.9	ug/m3
100-44-7	126	Benzyl Chloride	ND	4.0	1.1	ppbv		ND	21	5.7	ug/m3
75-15-0	76.14	Carbon disulfide	32.7	4.0	0.47	ppbv		102	12	1.5	ug/m3
108-90-7	112.6	Chlorobenzene	ND	4.0	0.52	ppbv		ND	18	2.4	ug/m3
75-00-3	64.52	Chloroethane	ND	4.0	0.97	ppbv		ND	11	2.6	ug/m3
67-66-3	119.4	Chloroform	15.6	4.0	0.40	ppbv		76.2	20	2.0	ug/m3
74-87-3	50.49	Chloromethane	4.5	4.0	0.31	ppbv		9.3	8.3	0.64	ug/m3
107-05-1	76.53	3-Chloropropene	ND	4.0	0.79	ppbv		ND	13	2.5	ug/m3
95-49-8	126.6	2-Chlorotoluene	ND	4.0	0.50	ppbv		ND	21	2.6	ug/m3
56-23-5	153.8	Carbon tetrachloride	ND	4.0	0.47	ppbv		ND	25	3.0	ug/m3
110-82-7	84.16	Cyclohexane	7.3	4.0	0.44	ppbv		25	14	1.5	ug/m3
75-34-3	98.96	1,1-Dichloroethane	ND	4.0	0.23	ppbv		ND	16	0.93	ug/m3
75-35-4	96.94	1,1-Dichloroethylene	ND	4.0	0.33	ppbv		ND	16	1.3	ug/m3
106-93-4	187.9	1,2-Dibromoethane	ND	4.0	0.36	ppbv		ND	31	2.8	ug/m3
107-06-2	98.96	1,2-Dichloroethane	ND	4.0	0.42	ppbv		ND	16	1.7	ug/m3
78-87-5	113	1,2-Dichloropropane	ND	4.0	0.38	ppbv		ND	18	1.8	ug/m3
123-91-1	88.12	1,4-Dioxane	ND	4.0	1.0	ppbv		ND	14	3.6	ug/m3
75-71-8	120.9	Dichlorodifluoromethane	ND	4.0	0.33	ppbv		ND	20	1.6	ug/m3
124-48-1	208.3	Dibromochloromethane	ND	4.0	0.67	ppbv		ND	34	5.7	ug/m3
156-60-5	96.94	trans-1,2-Dichloroethylene	ND	4.0	0.15	ppbv		ND	16	0.59	ug/m3
156-59-2	96.94	cis-1,2-Dichloroethylene	ND	4.0	0.23	ppbv		ND	16	0.91	ug/m3
10061-01-5	111	cis-1,3-Dichloropropene	ND	4.0	0.39	ppbv		ND	18	1.8	ug/m3
541-73-1	147	m-Dichlorobenzene	ND	4.0	0.38	ppbv		ND	24	2.3	ug/m3
95-50-1	147	o-Dichlorobenzene	ND	4.0	0.44	ppbv		ND	24	2.6	ug/m3
106-46-7	147	p-Dichlorobenzene	ND	4.0	0.35	ppbv		ND	24	2.1	ug/m3
10061-02-6	111	trans-1,3-Dichloropropene	ND	4.0	0.39	ppbv		ND	18	1.8	ug/m3

ND = Not detected MDL = Method Detection Limit
RL = Reporting Limit
E = Indicates value exceeds calibration range
J = Indicates an estimated value
B = Indicates analyte found in associated method blank
N = Indicates presumptive evidence of a compound

Report of Analysis

Client Sample ID: RI-SV-5
Lab Sample ID: JD27706-2 **Date Sampled:** 07/01/21
Matrix: AIR - Soil Vapor Comp. Summa ID: A1209 **Date Received:** 07/02/21
Method: TO-15 **Percent Solids:** n/a
Project: Remedial Investigation, 247 North Avenue, New Rochelle, NY

VOA TO15 List

CAS No.	MW	Compound	Result	RL	MDL	Units	Q	Result	RL	MDL	Units
64-17-5	46.07	Ethanol	35.8	10	4.4	ppbv		67.5	19	8.3	ug/m3
100-41-4	106.2	Ethylbenzene	ND	4.0	0.30	ppbv		ND	17	1.3	ug/m3
141-78-6	88	Ethyl Acetate	ND	4.0	0.75	ppbv		ND	14	2.7	ug/m3
622-96-8	120.2	4-Ethyltoluene	ND	4.0	0.59	ppbv		ND	20	2.9	ug/m3
76-13-1	187.4	Freon 113	ND	4.0	0.34	ppbv		ND	31	2.6	ug/m3
76-14-2	170.9	Freon 114	ND	4.0	0.38	ppbv		ND	28	2.7	ug/m3
142-82-5	100.2	Heptane	ND	4.0	0.35	ppbv		ND	16	1.4	ug/m3
87-68-3	260.8	Hexachlorobutadiene	ND	4.0	0.91	ppbv		ND	43	9.7	ug/m3
110-54-3	86.17	Hexane	37.0	4.0	0.21	ppbv		130	14	0.74	ug/m3
591-78-6	100	2-Hexanone	ND	4.0	0.73	ppbv		ND	16	3.0	ug/m3
67-63-0	60.1	Isopropyl Alcohol	ND	4.0	1.3	ppbv		ND	9.8	3.2	ug/m3
75-09-2	84.94	Methylene chloride	ND	4.0	0.29	ppbv		ND	14	1.0	ug/m3
78-93-3	72.11	Methyl ethyl ketone	12.7	4.0	0.84	ppbv		37.5	12	2.5	ug/m3
108-10-1	100.2	Methyl Isobutyl Ketone	ND	4.0	0.72	ppbv		ND	16	3.0	ug/m3
1634-04-4	88.15	Methyl Tert Butyl Ether	ND	4.0	0.38	ppbv		ND	14	1.4	ug/m3
80-62-6	100.12	Methylmethacrylate	ND	4.0	0.65	ppbv		ND	16	2.7	ug/m3
115-07-1	42	Propylene	1190 [a]	20	0.64	ppbv		2040 [a]	34	1.1	ug/m3
100-42-5	104.1	Styrene	ND	4.0	0.38	ppbv		ND	17	1.6	ug/m3
71-55-6	133.4	1,1,1-Trichloroethane	ND	4.0	0.66	ppbv		ND	22	3.6	ug/m3
79-34-5	167.9	1,1,2,2-Tetrachloroethane	ND	4.0	0.54	ppbv		ND	27	3.7	ug/m3
79-00-5	133.4	1,1,2-Trichloroethane	ND	4.0	0.61	ppbv		ND	22	3.3	ug/m3
120-82-1	181.5	1,2,4-Trichlorobenzene	ND	4.0	1.8	ppbv		ND	30	13	ug/m3
95-63-6	120.2	1,2,4-Trimethylbenzene	ND	4.0	0.66	ppbv		ND	20	3.2	ug/m3
108-67-8	120.2	1,3,5-Trimethylbenzene	ND	4.0	0.67	ppbv		ND	20	3.3	ug/m3
540-84-1	114.2	2,2,4-Trimethylpentane	ND	4.0	0.44	ppbv		ND	19	2.1	ug/m3
75-65-0	74.12	Tertiary Butyl Alcohol	3.9	4.0	0.28	ppbv	J	12	12	0.85	ug/m3
127-18-4	165.8	Tetrachloroethylene	3.6	0.80	0.62	ppbv		24	5.4	4.2	ug/m3
109-99-9	72.11	Tetrahydrofuran	ND	4.0	1.0	ppbv		ND	12	2.9	ug/m3
108-88-3	92.14	Toluene	ND	4.0	0.29	ppbv		ND	15	1.1	ug/m3
79-01-6	131.4	Trichloroethylene	13.8	0.80	0.38	ppbv		74.2	4.3	2.0	ug/m3
75-69-4	137.4	Trichlorofluoromethane	ND	4.0	0.56	ppbv		ND	22	3.1	ug/m3
75-01-4	62.5	Vinyl chloride	ND	4.0	0.45	ppbv		ND	10	1.2	ug/m3
108-05-4	86	Vinyl Acetate	ND	4.0	0.68	ppbv		ND	14	2.4	ug/m3
	106.2	m,p-Xylene	5.3	4.0	0.68	ppbv		23	17	3.0	ug/m3
95-47-6	106.2	o-Xylene	ND	4.0	0.34	ppbv		ND	17	1.5	ug/m3
1330-20-7	106.2	Xylenes (total)	5.3	4.0	0.34	ppbv		23	17	1.5	ug/m3

CAS No.	Surrogate Recoveries	Run# 1	Run# 2	Limits
460-00-4	4-Bromofluorobenzene	101%	101%	65-128%

ND = Not detected MDL = Method Detection Limit
RL = Reporting Limit
E = Indicates value exceeds calibration range
J = Indicates an estimated value
B = Indicates analyte found in associated method blank
N = Indicates presumptive evidence of a compound

Report of Analysis

Client Sample ID:	RI-SV-5		
Lab Sample ID:	JD27706-2	**Date Sampled:**	07/01/21
Matrix:	AIR - Soil Vapor Comp. Summa ID: A1209	**Date Received:**	07/02/21
Method:	TO-15	**Percent Solids:**	n/a
Project:	Remedial Investigation, 247 North Avenue, New Rochelle, NY		

VOA TO15 List

CAS No.	MW	Compound	Result	RL	MDL	Units	Q	Result	RL	MDL	Units

(a) Result is from Run# 2

ND = Not detected MDL = Method Detection Limit
RL = Reporting Limit
E = Indicates value exceeds calibration range
J = Indicates an estimated value
B = Indicates analyte found in associated method blank
N = Indicates presumptive evidence of a compound

Misc. Forms

Custody Documents and Other Forms

Includes the following where applicable:

- Chain of Custody
- Summa Canister and Flow Controller Log

AMP

SGS ACCUTEST — AIR CHAIN OF CUSTODY

SGS Accutest - Dayton
2235 Route 130, Dayton, NJ 08810
TEL: 732-329-0200 FAX: 732-329-3499/3480
www.accutest.com

FED-EX Tracking #: | Bottle Order Control #: RE-062421-102 | PAGE 1 OF 1
Accutest Quote #: | Accutest Job #: JD 27706

Client / Reporting Information	Project Information	Weather Parameters	Requested Analysis
Company Name: SESI CONSULTING	Project Name: RI (Remedial Investigation)	Temperature (Fahrenheit) Start: 65° Maximum: 65° Stop: 65° Minimum: 65°	
Address: 12A MAPLE AVE	Street: 247 NORTH AVE		
City: PINEBROOK State: NJ Zip:	City: New Rochelle State: NY	Atmospheric Pressure (inches of Hg) Start: 30.17 Maximum: 30.17 Stop: 30.17 Minimum: 30.17	
Project Contact: Jesse M E-mail: JAM@sesi.org	Project #: 10908, phase 6		
Phone #: 973-800-9050 Fax #:	Client Purchase Order #:	Other weather comment:	
Sampler(s) Name(s): Denisse Angulo			

		Air Type	Sampling Equipment Info			Start Sampling Information					Stop Sampling Information					
Lab Sample #	Field ID / Point of Collection	Indoor(I) Soil Vap(SV) Ambient(A)	Canister Serial #	Canister Size 6L or 1L	Flow Controller Serial #	Date	Time (24hr clock)	Canister Pressure ("Hg)	Interior Temp (F)	Sampler Init	Date	Time (24hr clock)	Canister Pressure ("Hg)	Interior Temp (F)	Sampler Init	
1	RI-SV-4	SV	A601	1L	FC350	07/01/2021	0915	-29	65°	DA	07/01/2021	1115	-0	65°	DA	
2	RI-SV-5	SV	A1209	1L	FC610	07/01/2021	0925	-30	65°	DA	07/01/2021	1125	-0	65°	DA	

Turnaround Time (Business days)
Standard - 15 Days
10 Day
5 Day
3 Day
2 Day
1 Day
Other 4 DAYS
Approved By:
Date:

Data Deliverable Information
All NJDEP TO-15 is mandatory Full T1
Comm A
Comm B
Reduced T2
Full T1
Other:
DKQP reporting

Comments / Remarks
INITIAL ASESSMENT TS 4/5
LABEL VERIFICATION
Sample inventory is verified upon receipt in the Laboratory

Sample Custody must be documented below each time samples change possession, including courier delivery.

Relinquished by Sampler: 1	Date Time:	Received By: 1	Relinquished By: 2	Date Time: 7/2/21 1843	Received By: 2
Relinquished by: 3	Date Time: 07/01/2021	Received By: 3	Relinquished By: 4	Date Time:	Received By: 4
Relinquished by: 5	Date Time:	Received By: 5	Custody Seal #		

SGS Sample Receipt Summary

Job Number: JD27706 **Client:** SESI CONSULTING ENGINEERS **Project:** 247 NORTH AVENUE, NEW ROCHELLE, NY

Date / Time Received: 7/2/2021 6:43:00 PM **Delivery Method:** **Airbill #'s:**

Cooler Temps (Raw Measured) °C:

Cooler Temps (Corrected) °C:

Cooler Security	Y	or	N		Y	or	N
1. Custody Seals Present:	☑		☐	3. COC Present:	☑		☐
2. Custody Seals Intact:	☑		☐	4. Smpl Dates/Time OK	☑		☐

Cooler Temperature	Y	or	N
1. Temp criteria achieved:	☐		☐
2. Cooler temp verification:	N/A		
3. Cooler media:	N/A		
4. No. Coolers:	N/A		

Quality Control Preservation	Y	or	N	N/A
1. Trip Blank present / cooler:	☐		☐	☑
2. Trip Blank listed on COC:	☐		☐	☑
3. Samples preserved properly:	☑		☐	
4. VOCs headspace free:	☐		☐	☑

Sample Integrity - Documentation	Y	or	N
1. Sample labels present on bottles:	☑		☐
2. Container labeling complete:	☑		☐
3. Sample container label / COC agree:	☑		☐

Sample Integrity - Condition	Y	or	N
1. Sample recvd within HT:	☑		☐
2. All containers accounted for:	☑		☐
3. Condition of sample:	Intact		

Sample Integrity - Instructions	Y	or	N	N/A
1. Analysis requested is clear:	☑		☐	
2. Bottles received for unspecified tests	☐		☑	
3. Sufficient volume recvd for analysis:	☑		☐	
4. Compositing instructions clear:	☐		☐	☑
5. Filtering instructions clear:	☐		☐	☑

Test Strip Lot #s: pH 1-12: 212820 pH 12+: 203117A Other: (Specify)

Comments

SM089-03
Rev. Date 12/7/17

JD27706: Chain of Custody
Page 2 of 2

Summa Canister and Flow Controller Log

Job Number: JD27706
Account: SESINJPB SESI Consulting Engineers
Project: Remedial Investigation, 247 North Avenue, New Rochelle, NY
Received: 07/02/21

SUMMA CANISTERS

Shipping							Receiving						
Summa ID	L	Vac " Hg	Date Out	By	SCC Batch	SCC FileID	Sample Number	Date In	By	Vac " Hg	Pres psig	Final psig	Dil Fact
A601	1	29.4	06/25/21	WC	CP11225	2W53979.D	JD27706-1	07/06/21	WC	1			1
A1209	1	29.4	06/25/21	WC	CP11231	5W44139.D	JD27706-2	07/06/21	WC	.5			1

FLOW CONTROLLERS / OTHER

Shipping					Receiving				
Flow Crtl ID	Date Out	By	cc/ min	Time hrs.	Date In	By	cc/ min	Flow RPD	Equipment Type
FC380	06/25/21	WC	7.1	2	07/06/21	WC	7.6	6.8	Flow Controller
FC610	06/25/21	WC	7.1	2	07/06/21	WC	7.4	4.1	Flow Controller

SGS Bottle Order(s):
KR-062421-102

Prep Date	Room Temp(F)	Bar Pres "Hg
06/25/21	70	29.92

The results set forth herein are provided by SGS North America Inc.

e-Hardcopy 2.0
Automated Report

Technical Report for

SESI Consulting Engineers

Remedial Investigation, 247 North Avenue, New Rochelle, NY 10908, PHASE 6

SGS Job Number: JD27716

Sampling Date: 07/01/21



Report to:

SESI Consulting Engineers

monica.norton@sesi.org

ATTN: Monica Norton

Total number of pages in report: 64

Test results contained within this data package meet the requirements of the National Environmental Laboratory Accreditation Program and/or state specific certification programs as applicable.

Mike Earp
General Manager

Client Service contact: Kelly Ramos 732-329-0200

Certifications: NJ(12129), NY(10983), CA, CT, FL, IL, IN, KS, KY, LA, MA, MD, ME, MN, NC, OH VAP (CL0056), AK (UST-103), AZ (AZ0786), PA, RI, SC, TX, UT, VA, WV, DoD ELAP (ANAB L2248)

This report shall not be reproduced, except in its entirety, without the written approval of SGS.
Test results relate only to samples analyzed.

SGS is the sole authority for authorizing edits or modifications to this document.
Unauthorized modification of this report is strictly prohibited.
Review standard terms at: http://www.sgs.com/en/terms-and-conditions

Please share your ideas about how we can serve you better at:
EHS.US.CustomerCare@sgs.com

Sections: 1 2 3 4 5

Table of Contents

Section 1: Sample Summary **3**
Section 2: Case Narrative/Conformance Summary **4**
Section 3: Summary of Hits **8**
Section 4: Sample Results **11**
4.1: JD27716-1: WC-B2(0-5)GRAB 12
4.2: JD27716-2: WC-B2(0-5)GRAB 14
4.3: JD27716-3: WC-C2(0-5)GRAB 16
4.4: JD27716-4: WC-A2(0-7)GRAB 18
4.5: JD27716-5: WC-A2(7-13)GRAB 20
4.6: JD27716-6: WC-B2(0-5) 22
4.7: JD27716-7: WC-B2(0-5) 30
4.8: JD27716-8: WC-C2(0-5) 38
4.9: JD27716-9: WC-A2(0-7) 46
4.10: JD27716-10: WC-A2(7-13) 54
Section 5: Misc. Forms **62**
5.1: Chain of Custody 63

Sample Summary

SESI Consulting Engineers

Job No: JD27716

Remedial Investigation, 247 North Avenue, New Rochelle, NY
Project No: 10908, PHASE 6

Sample Number	Collected Date	Time	By	Received	Matrix Code	Matrix Type	Client Sample ID
This report contains results reported as ND = Not detected. The following applies: Organics ND = Not detected above the MDL							
JD27716-1	07/01/21	08:00	DA	07/02/21	SO	Soil	WC-B2(0-5)GRAB
JD27716-2	07/01/21	09:00	DA	07/02/21	SO	Soil	WC-B2(0-5)GRAB
JD27716-3	07/01/21	09:45	DA	07/02/21	SO	Soil	WC-C2(0-5)GRAB
JD27716-4	07/01/21	13:40	DA	07/02/21	SO	Soil	WC-A2(0-7)GRAB
JD27716-5	07/01/21	13:55	DA	07/02/21	SO	Soil	WC-A2(7-13)GRAB
JD27716-6	07/01/21	08:00	DA	07/02/21	SO	Soil	WC-B2(0-5)
JD27716-7	07/01/21	09:00	DA	07/02/21	SO	Soil	WC-B2(0-5)
JD27716-8	07/01/21	09:45	DA	07/02/21	SO	Soil	WC-C2(0-5)
JD27716-9	07/01/21	13:40	DA	07/02/21	SO	Soil	WC-A2(0-7)
JD27716-10	07/01/21	13:55	DA	07/02/21	SO	Soil	WC-A2(7-13)

Soil samples reported on a dry weight basis unless otherwise indicated on result page.

CASE NARRATIVE / CONFORMANCE SUMMARY

Client:	SESI Consulting Engineers	**Job No**	JD27716
Site:	Remedial Investigation, 247 North Avenue, New Rochelle, NY	**Report Date**	7/12/2021 5:54:59 PM

On 07/02/2021, 10 Sample(s), 0 Trip Blank(s) and 0 Field Blank(s) were received at SGS North America Inc. at a maximum corrected temperature of 2.8 C. Samples were intact and chemically preserved, unless noted below. A SGS North America Inc. Job Number of JD27716 was assigned to the project. Laboratory sample ID, client sample ID and dates of sample collection are detailed in the report's Results Summary Section.

Specified quality control criteria were achieved for this job except as noted below. For more information, please refer to the analytical results and QC summary pages.

Compounds qualified as out of range in the continuing calibration summary report are acceptable as per method requirements when there is a high bias but the sample result is non-detect.

MS Volatiles By Method SW846 8260D

Matrix: SO **Batch ID:** V1C7818

- All samples were analyzed within the recommended method holding time.
- All method blanks for this batch meet method specific criteria.
- Sample(s) JD27684-1MS, JD27684-4DUP were used as the QC samples indicated.
- RPD(s) for Duplicate for Carbon disulfide, Isopropylbenzene, Methylcyclohexane are outside control limits for sample JD27684-4DUP. High RPD due to possible sample nonhomogeneity.
- V1C7818-BS for Methyl Acetate: High percent recovery and no associated positive reported in the QC batch.
- JD27716-1 for Methyl Acetate: This compound in blank spike is outside in house QC limits bias high.
- JD27716-2 for Methyl Acetate: This compound in blank spike is outside in house QC limits bias high.
- JD27716-3 for Methyl Acetate: This compound in blank spike is outside in house QC limits bias high.
- JD27716-4 for Methyl Acetate: This compound in blank spike is outside in house QC limits bias high.
- JD27716-5 for Methyl Acetate: This compound in blank spike is outside in house QC limits bias high.

MS Semi-volatiles By Method SW846 8270E

Matrix: SO **Batch ID:** OP34161

- All samples were extracted within the recommended method holding time.
- Sample(s) JD27714-9MS, JD27714-9MSD were used as the QC samples indicated.
- All method blanks for this batch meet method specific criteria.
- Matrix Spike Recovery(s) for 2,4-Dinitrophenol, Benzo(a)anthracene, Benzo(a)pyrene, Benzo(b)fluoranthene, Benzo(g,h,i)perylene, Benzo(k)fluoranthene, Carbazole, Chrysene, Fluoranthene, Indeno(1,2,3-cd)pyrene, Phenanthrene, Pyrene are outside control limits. Outside of in house control limits.
- Matrix Spike Duplicate Recovery(s) for Benzo(a)anthracene, Benzo(a)pyrene, Benzo(b)fluoranthene, Benzo(g,h,i)perylene, Chrysene, Fluoranthene, Phenanthrene, Pyrene, 2,4-Dinitrophenol are outside control limits. Outside of in house control limits.
- RPD(s) for MSD for 1,1'-Biphenyl, 1,2,4,5-Tetrachlorobenzene, 2,4-Dinitrophenol, 2,4-Dinitrotoluene, 2-Methylnaphthalene, Atrazine, Caprolactam, Carbazole, Dibenzofuran are outside control limits for sample OP34161-MSD. Outside of in house control limits.
- JD27716-10: Dilution required due to viscosity of the extract matrix.
- JD27716-10 for 2,4-Dinitrotoluene: Associated CCV outside of control limits high, sample was ND.
- JD27716-8 for 2,6-Dinitrotoluene: Associated CCV outside of control limits high, sample was ND.
- JD27716-6 for 3-Nitroaniline: Associated CCV outside of control limits high, sample was ND.
- JD27716-7 for 2,4-Dinitrotoluene: Associated CCV outside of control limits high, sample was ND.
- JD27716-7 for 2,6-Dinitrotoluene: Associated CCV outside of control limits high, sample was ND.
- JD27716-8 for 2,4-Dinitrotoluene: Associated CCV outside of control limits high, sample was ND.
- JD27716-6 for 2,4-Dinitrotoluene: Associated CCV outside of control limits high, sample was ND.
- JD27716-7 for 2-Nitroaniline: Associated CCV outside of control limits high, sample was ND.
- JD27716-8 for 2-Nitroaniline: Associated CCV outside of control limits high, sample was ND.
- JD27716-7 for 3-Nitroaniline: Associated CCV outside of control limits high, sample was ND.
- JD27716-6 for 2-Nitrophenol: Associated CCV outside of control limits high, sample was ND.
- JD27716-8 for 2-Nitrophenol: Associated CCV outside of control limits high, sample was ND.
- JD27716-7 for 2-Nitrophenol: Associated CCV outside of control limits high, sample was ND.
- JD27716-9 for 3-Nitroaniline: Associated CCV outside of control limits high, sample was ND.
- JD27716-9 for 2-Nitrophenol: Associated CCV outside of control limits high, sample was ND.
- JD27716-9 for 2-Nitroaniline: Associated CCV outside of control limits high, sample was ND.
- JD27716-9 for 2,6-Dinitrotoluene: Associated CCV outside of control limits high, sample was ND.
- JD27716-9 for 2,4-Dinitrotoluene: Associated CCV outside of control limits high, sample was ND.
- JD27716-8 for 3-Nitroaniline: Associated CCV outside of control limits high, sample was ND.
- JD27716-6 for 2,6-Dinitrotoluene: Associated CCV outside of control limits high, sample was ND.
- JD27716-6 for 2-Nitroaniline: Associated CCV outside of control limits high, sample was ND.

GC/LC Semi-volatiles By Method NJDEP EPH

Matrix: SO **Batch ID:** OP34162

- All samples were extracted within the recommended method holding time.
- Sample(s) JD27716-6MS, JD27716-6MSD, JD27716-7DUP were used as the QC samples indicated.
- All method blanks for this batch meet method specific criteria.
- JD27716-10: Dilution required due to viscosity of the extract matrix.
- OP34162-MS, OP34162-MSD for 1-Chlorooctadecane; Outside of in house control limits.

GC/LC Semi-volatiles By Method SW846 8081B

Matrix: SO **Batch ID:** OP34158

- All samples were extracted within the recommended method holding time.
- All method blanks for this batch meet method specific criteria.
- Sample(s) JD27714-7MS, JD27714-7MSD, OP34158-MSMSD were used as the QC samples indicated.
- Matrix Spike Recovery(s) for Dieldrin epoxide are outside control limits. Outside control limits due to high level in sample relative to spike amount.
- Matrix Spike Duplicate Recovery(s) for Endrin, Heptachlor, Heptachlor epoxide are outside control limits. Outside control limits due to matrix interference.
- Matrix Spike/Matrix Spike Duplicate Recovery(s) for alpha-Chlordane, gamma-Chlordane are outside control limits. Outside control limits due to high level in sample relative to spike amount.
- RPD(s) for MSD for beta-BHC are outside control limits for sample OP34158-MSD. Analytical precision exceeds in-house control limits.
- OP34158-MS for Endrin: Outside control limits due to matrix interference.
- OP34158-MS for Endosulfan-II: Outside control limits due to matrix interference.
- OP34158-BS1 for 4,4'-DDE: Reported from the 2nd signal. The %D of the CCV on the 1st signal exceeds the method criteria of 20%, so it being used for confirmation only.
- OP34158-MS for Heptachlor epoxide: Outside control limits due to matrix interference.

GC/LC Semi-volatiles By Method SW846 8082A

Matrix: SO **Batch ID:** OP34159

- All samples were extracted within the recommended method holding time.
- All method blanks for this batch meet method specific criteria.
- JD27714-8MS, JD27714-8MSD, OP34159-MSMSD were used as QC samples.

Metals Analysis By Method SW846 6010D

Matrix: SO **Batch ID:** MP27331

- All samples were digested within the recommended method holding time.
- All method blanks for this batch meet method specific criteria.
- Sample(s) JD27617-1AMS, JD27617-1AMSD, JD27617-1ASDL, JD27617-1APS were used as the QC samples for metals.
- Matrix Spike Recovery(s) for Aluminum, Antimony are outside control limits. Spike recovery indicates possible matrix interference and/or sample nonhomogeneity.
- Matrix Spike Duplicate Recovery(s) for Aluminum, Antimony, Calcium are outside control limits. Spike recovery indicates possible matrix interference and/or sample nonhomogeneity.
- RPD(s) for MSD for Calcium are outside control limits for sample MP27331-S2. High rpd due to possible sample nonhomogeneity.
- RPD(s) for Serial Dilution for Antimony, Beryllium, Cadmium, Silver, Thallium are outside control limits for sample MP27331-SD1. Percent difference acceptable due to low initial sample concentration (< 50 times IDL).
- JD27716-10 for Beryllium: Elevated detection limit due to dilution required for high interfering element.
- JD27716-9 for Antimony: Elevated detection limit due to dilution required for high interfering element.
- JD27716-10 for Antimony: Elevated detection limit due to dilution required for high interfering element.
- MP27331-SD1 for Lead: Serial dilution indicates possible matrix interference.
- JD27716-9 for Beryllium: Elevated detection limit due to dilution required for high interfering element.
- JD27716-9 for Cobalt: Elevated detection limit due to dilution required for high interfering element.
- JD27716-9 for Thallium: Elevated detection limit due to dilution required for high interfering element.
- JD27716-10 for Cobalt: Elevated detection limit due to dilution required for high interfering element.
- JD27716-10 for Thallium: Elevated detection limit due to dilution required for high interfering element.

Metals Analysis By Method SW846 7471B

Matrix:	SO	Batch ID:	MP27408

- All samples were digested within the recommended method holding time.
- All method blanks for this batch meet method specific criteria.
- Sample(s) JD27716-6MS, JD27716-6MSD were used as the QC samples for metals.

General Chemistry By Method SM2540 G 18TH ED MOD

Matrix:	SO	Batch ID:	GN19697

- Sample(s) JD27710-2DUP were used as the QC samples for Solids, Percent.

General Chemistry By Method SW846 9012B/LACHAT

Matrix:	SO	Batch ID:	GP34661

- All samples were prepared within the recommended method holding time.
- All method blanks for this batch meet method specific criteria.
- Sample(s) JD27714-7MS, JD27714-7DUP were used as the QC samples for Cyanide.
- RPD(s) for Duplicate for Cyanide are outside control limits for sample GP34661-D1. RPD acceptable due to low duplicate and sample concentrations.

SGS North America Inc. certifies that data reported for samples received, listed on the associated custody chain or analytical task order, were produced to specifications meeting the Quality System precision, accuracy and completeness objectives except as noted.

Estimated non-standard method measurement uncertainty data is available on request, based on quality control bias and implicit for standard methods. Acceptable uncertainty requires tested parameter quality control data to meet method criteria.

SGS North America Inc. is not responsible for data quality assumptions if partial reports are used and recommends that this report be used in its entirety. Data release is authorized by SGS North America Inc indicated via signature on the report cover

Summary of Hits

Job Number: JD27716
Account: SESI Consulting Engineers
Project: Remedial Investigation, 247 North Avenue, New Rochelle, NY
Collected: 07/01/21

Lab Sample ID / Analyte	Client Sample ID	Result/ Qual	RL	MDL	Units	Method
JD27716-1	**WC-B2(0-5)GRAB**					
Acetone		7.6 J	8.8	3.6	ug/kg	SW846 8260D
JD27716-2	**WC-B2(0-5)GRAB**					
No hits reported in this sample.						
JD27716-3	**WC-C2(0-5)GRAB**					
No hits reported in this sample.						
JD27716-4	**WC-A2(0-7)GRAB**					
No hits reported in this sample.						
JD27716-5	**WC-A2(7-13)GRAB**					
Acetone		7.1 J	8.7	3.6	ug/kg	SW846 8260D
JD27716-6	**WC-B2(0-5)**					
Aluminum		5570	52		mg/kg	SW846 6010D
Barium		50.8	21		mg/kg	SW846 6010D
Calcium		4550	520		mg/kg	SW846 6010D
Chromium		15.4	1.0		mg/kg	SW846 6010D
Copper		10.1	2.6		mg/kg	SW846 6010D
Iron		11500	52		mg/kg	SW846 6010D
Magnesium		3870	520		mg/kg	SW846 6010D
Manganese		175	1.6		mg/kg	SW846 6010D
Nickel		11.2	4.2		mg/kg	SW846 6010D
Potassium		2420	1000		mg/kg	SW846 6010D
Vanadium		17.6	5.2		mg/kg	SW846 6010D
Zinc		19.1	5.2		mg/kg	SW846 6010D
JD27716-7	**WC-B2(0-5)**					
Di-n-butyl phthalate		6.3 J	72	5.9	ug/kg	SW846 8270E
Aluminum		6100	53		mg/kg	SW846 6010D
Barium		58.9	21		mg/kg	SW846 6010D
Beryllium		0.21	0.21		mg/kg	SW846 6010D
Calcium		6030	530		mg/kg	SW846 6010D
Chromium		16.2	1.1		mg/kg	SW846 6010D
Copper		12.0	2.7		mg/kg	SW846 6010D
Iron		11300	53		mg/kg	SW846 6010D

Summary of Hits

Job Number: JD27716
Account: SESI Consulting Engineers
Project: Remedial Investigation, 247 North Avenue, New Rochelle, NY
Collected: 07/01/21

Lab Sample ID / Analyte	Client Sample ID	Result/ Qual	RL	MDL	Units	Method
Lead		2.1	2.1		mg/kg	SW846 6010D
Magnesium		4660	530		mg/kg	SW846 6010D
Manganese		207	1.6		mg/kg	SW846 6010D
Nickel		12.6	4.3		mg/kg	SW846 6010D
Potassium		2710	1100		mg/kg	SW846 6010D
Vanadium		18.1	5.3		mg/kg	SW846 6010D
Zinc		23.6	5.3		mg/kg	SW846 6010D
JD27716-8	**WC-C2(0-5)**					
Aluminum		7470	53		mg/kg	SW846 6010D
Barium		74.7	21		mg/kg	SW846 6010D
Beryllium		0.23	0.21		mg/kg	SW846 6010D
Calcium		4920	530		mg/kg	SW846 6010D
Chromium		19.7	1.1		mg/kg	SW846 6010D
Cobalt		6.4	5.3		mg/kg	SW846 6010D
Copper		15.7	2.7		mg/kg	SW846 6010D
Iron		12700	53		mg/kg	SW846 6010D
Lead		2.1	2.1		mg/kg	SW846 6010D
Magnesium		5180	530		mg/kg	SW846 6010D
Manganese		266	1.6		mg/kg	SW846 6010D
Nickel		19.9	4.2		mg/kg	SW846 6010D
Potassium		3460	1100		mg/kg	SW846 6010D
Vanadium		21.3	5.3		mg/kg	SW846 6010D
Zinc		24.6	5.3		mg/kg	SW846 6010D
JD27716-9	**WC-A2(0-7)**					
Aluminum		8790	54		mg/kg	SW846 6010D
Barium		83.1	22		mg/kg	SW846 6010D
Calcium		7030	540		mg/kg	SW846 6010D
Chromium		23.6	1.1		mg/kg	SW846 6010D
Copper		14.5	2.7		mg/kg	SW846 6010D
Iron		14700	54		mg/kg	SW846 6010D
Lead		3.1	2.2		mg/kg	SW846 6010D
Magnesium		6750	540		mg/kg	SW846 6010D
Manganese		266	1.6		mg/kg	SW846 6010D
Nickel		16.3	4.3		mg/kg	SW846 6010D
Potassium		3610	1100		mg/kg	SW846 6010D
Silver		0.55	0.54		mg/kg	SW846 6010D
Vanadium		25.1	5.4		mg/kg	SW846 6010D
Zinc		27.5	5.4		mg/kg	SW846 6010D

Summary of Hits

Job Number: JD27716
Account: SESI Consulting Engineers
Project: Remedial Investigation, 247 North Avenue, New Rochelle, NY
Collected: 07/01/21

Lab Sample ID / Analyte	Client Sample ID	Result/ Qual	RL	MDL	Units	Method
JD27716-10	**WC-A2(7-13)**					
Benzo(a)anthracene [a]		65.1 J	72	20	ug/kg	SW846 8270E
Benzo(a)pyrene [a]		58.6 J	72	33	ug/kg	SW846 8270E
Benzo(b)fluoranthene [a]		66.5 J	72	32	ug/kg	SW846 8270E
Chrysene [a]		77.4	72	23	ug/kg	SW846 8270E
Fluoranthene [a]		117	72	32	ug/kg	SW846 8270E
Indeno(1,2,3-cd)pyrene [a]		35.1 J	72	34	ug/kg	SW846 8270E
Phenanthrene [a]		70.3 J	72	24	ug/kg	SW846 8270E
Pyrene [a]		112	72	23	ug/kg	SW846 8270E
Total TIC, Semi-Volatile		480 J			ug/kg	
EPH (C9-C28) [a]		69.5	35	10	mg/kg	NJDEP EPH
EPH (> C28-C40) [a]		205	35	10	mg/kg	NJDEP EPH
Total EPH (C9-C40) [a]		274	35	10	mg/kg	NJDEP EPH
Aluminum		12500	56		mg/kg	SW846 6010D
Arsenic		2.5	2.3		mg/kg	SW846 6010D
Barium		81.8	23		mg/kg	SW846 6010D
Calcium		4990	560		mg/kg	SW846 6010D
Chromium		30.7	1.1		mg/kg	SW846 6010D
Copper		21.2	2.8		mg/kg	SW846 6010D
Iron		20000	56		mg/kg	SW846 6010D
Lead		12.9	2.3		mg/kg	SW846 6010D
Magnesium		6430	560		mg/kg	SW846 6010D
Manganese		245	1.7		mg/kg	SW846 6010D
Nickel		22.4	4.5		mg/kg	SW846 6010D
Potassium		5160	1100		mg/kg	SW846 6010D
Vanadium		44.4	5.6		mg/kg	SW846 6010D
Zinc		46.9	5.6		mg/kg	SW846 6010D

(a) Dilution required due to viscosity of the extract matrix.

Sample Results

Report of Analysis

Report of Analysis

Client Sample ID:	WC-B2(0-5)GRAB		
Lab Sample ID:	JD27716-1	**Date Sampled:**	07/01/21
Matrix:	SO - Soil	**Date Received:**	07/02/21
Method:	SW846 8260D SW846 5035	**Percent Solids:**	93.6
Project:	Remedial Investigation, 247 North Avenue, New Rochelle, NY		

	File ID	DF	Analyzed	By	Prep Date	Prep Batch	Analytical Batch
Run #1	1C179295.D	1	07/07/21 16:43	PS	07/03/21 07:52	n/a	V1C7818
Run #2							

	Initial Weight
Run #1	6.1 g
Run #2	

VOA TCL List

CAS No.	Compound	Result	RL	MDL	Units	Q
67-64-1	Acetone	7.6	8.8	3.6	ug/kg	J
71-43-2	Benzene	ND	0.44	0.40	ug/kg	
74-97-5	Bromochloromethane	ND	4.4	0.49	ug/kg	
75-27-4	Bromodichloromethane	ND	1.8	0.38	ug/kg	
75-25-2	Bromoform	ND	4.4	1.2	ug/kg	
74-83-9	Bromomethane	ND	4.4	0.67	ug/kg	
78-93-3	2-Butanone (MEK)	ND	8.8	2.1	ug/kg	
75-15-0	Carbon disulfide	ND	1.8	0.47	ug/kg	
56-23-5	Carbon tetrachloride	ND	1.8	0.54	ug/kg	
108-90-7	Chlorobenzene	ND	1.8	0.40	ug/kg	
75-00-3	Chloroethane	ND	4.4	0.52	ug/kg	
67-66-3	Chloroform	ND	1.8	0.45	ug/kg	
74-87-3	Chloromethane	ND	4.4	1.7	ug/kg	
110-82-7	Cyclohexane	ND	1.8	0.58	ug/kg	
96-12-8	1,2-Dibromo-3-chloropropane	ND	1.8	0.61	ug/kg	
124-48-1	Dibromochloromethane	ND	1.8	0.49	ug/kg	
106-93-4	1,2-Dibromoethane	ND	0.88	0.37	ug/kg	
95-50-1	1,2-Dichlorobenzene	ND	0.88	0.48	ug/kg	
541-73-1	1,3-Dichlorobenzene	ND	0.88	0.43	ug/kg	
106-46-7	1,4-Dichlorobenzene	ND	0.88	0.43	ug/kg	
75-71-8	Dichlorodifluoromethane	ND	4.4	0.64	ug/kg	
75-34-3	1,1-Dichloroethane	ND	0.88	0.43	ug/kg	
107-06-2	1,2-Dichloroethane	ND	0.88	0.41	ug/kg	
75-35-4	1,1-Dichloroethene	ND	0.88	0.57	ug/kg	
156-59-2	cis-1,2-Dichloroethene	ND	0.88	0.74	ug/kg	
156-60-5	trans-1,2-Dichloroethene	ND	0.88	0.54	ug/kg	
78-87-5	1,2-Dichloropropane	ND	1.8	0.41	ug/kg	
10061-01-5	cis-1,3-Dichloropropene	ND	1.8	0.42	ug/kg	
10061-02-6	trans-1,3-Dichloropropene	ND	1.8	0.40	ug/kg	
100-41-4	Ethylbenzene	ND	0.88	0.40	ug/kg	
76-13-1	Freon 113	ND	4.4	2.3	ug/kg	
591-78-6	2-Hexanone	ND	4.4	1.9	ug/kg	

ND = Not detected MDL = Method Detection Limit
RL = Reporting Limit
E = Indicates value exceeds calibration range

J = Indicates an estimated value
B = Indicates analyte found in associated method blank
N = Indicates presumptive evidence of a compound

Report of Analysis

Client Sample ID:	WC-B2(0-5)GRAB		
Lab Sample ID:	JD27716-1	**Date Sampled:**	07/01/21
Matrix:	SO - Soil	**Date Received:**	07/02/21
Method:	SW846 8260D SW846 5035	**Percent Solids:**	93.6
Project:	Remedial Investigation, 247 North Avenue, New Rochelle, NY		

VOA TCL List

CAS No.	Compound	Result	RL	MDL	Units	Q
98-82-8	Isopropylbenzene	ND	1.8	1.2	ug/kg	
79-20-9	Methyl Acetate [a]	ND	4.4	1.2	ug/kg	
108-87-2	Methylcyclohexane	ND	1.8	0.77	ug/kg	
1634-04-4	Methyl Tert Butyl Ether	ND	0.88	0.41	ug/kg	
108-10-1	4-Methyl-2-pentanone(MIBK)	ND	4.4	2.0	ug/kg	
75-09-2	Methylene chloride	ND	4.4	2.3	ug/kg	
100-42-5	Styrene	ND	1.8	0.35	ug/kg	
79-34-5	1,1,2,2-Tetrachloroethane	ND	1.8	0.52	ug/kg	
127-18-4	Tetrachloroethene	ND	1.8	0.51	ug/kg	
108-88-3	Toluene	ND	0.88	0.46	ug/kg	
87-61-6	1,2,3-Trichlorobenzene	ND	4.4	2.2	ug/kg	
120-82-1	1,2,4-Trichlorobenzene	ND	4.4	2.2	ug/kg	
71-55-6	1,1,1-Trichloroethane	ND	1.8	0.42	ug/kg	
79-00-5	1,1,2-Trichloroethane	ND	1.8	0.49	ug/kg	
79-01-6	Trichloroethene	ND	0.88	0.67	ug/kg	
75-69-4	Trichlorofluoromethane	ND	4.4	0.60	ug/kg	
75-01-4	Vinyl chloride	ND	1.8	0.42	ug/kg	
	m,p-Xylene	ND	0.88	0.78	ug/kg	
95-47-6	o-Xylene	ND	0.88	0.40	ug/kg	
1330-20-7	Xylene (total)	ND	0.88	0.40	ug/kg	

CAS No.	Surrogate Recoveries	Run# 1	Run# 2	Limits
1868-53-7	Dibromofluoromethane	109%		72-130%
17060-07-0	1,2-Dichloroethane-D4	115%		75-131%
2037-26-5	Toluene-D8	102%		81-121%
460-00-4	4-Bromofluorobenzene	105%		60-141%

CAS No.	Tentatively Identified Compounds	R.T.	Est. Conc.	Units	Q
	Total TIC, Volatile		0	ug/kg	

(a) This compound in blank spike is outside in house QC limits bias high.

ND = Not detected MDL = Method Detection Limit
RL = Reporting Limit
E = Indicates value exceeds calibration range
J = Indicates an estimated value
B = Indicates analyte found in associated method blank
N = Indicates presumptive evidence of a compound

Report of Analysis

Client Sample ID:	WC-B2(0-5)GRAB		
Lab Sample ID:	JD27716-2	**Date Sampled:**	07/01/21
Matrix:	SO - Soil	**Date Received:**	07/02/21
Method:	SW846 8260D SW846 5035	**Percent Solids:**	92.5
Project:	Remedial Investigation, 247 North Avenue, New Rochelle, NY		

	File ID	DF	Analyzed	By	Prep Date	Prep Batch	Analytical Batch
Run #1	1C179296.D	1	07/07/21 17:10	PS	07/03/21 07:52	n/a	V1C7818
Run #2							

	Initial Weight
Run #1	5.0 g
Run #2	

VOA TCL List

CAS No.	Compound	Result	RL	MDL	Units	Q
67-64-1	Acetone	ND	11	4.5	ug/kg	
71-43-2	Benzene	ND	0.54	0.49	ug/kg	
74-97-5	Bromochloromethane	ND	5.4	0.61	ug/kg	
75-27-4	Bromodichloromethane	ND	2.2	0.46	ug/kg	
75-25-2	Bromoform	ND	5.4	1.5	ug/kg	
74-83-9	Bromomethane	ND	5.4	0.83	ug/kg	
78-93-3	2-Butanone (MEK)	ND	11	2.6	ug/kg	
75-15-0	Carbon disulfide	ND	2.2	0.58	ug/kg	
56-23-5	Carbon tetrachloride	ND	2.2	0.67	ug/kg	
108-90-7	Chlorobenzene	ND	2.2	0.50	ug/kg	
75-00-3	Chloroethane	ND	5.4	0.64	ug/kg	
67-66-3	Chloroform	ND	2.2	0.56	ug/kg	
74-87-3	Chloromethane	ND	5.4	2.1	ug/kg	
110-82-7	Cyclohexane	ND	2.2	0.71	ug/kg	
96-12-8	1,2-Dibromo-3-chloropropane	ND	2.2	0.75	ug/kg	
124-48-1	Dibromochloromethane	ND	2.2	0.61	ug/kg	
106-93-4	1,2-Dibromoethane	ND	1.1	0.46	ug/kg	
95-50-1	1,2-Dichlorobenzene	ND	1.1	0.59	ug/kg	
541-73-1	1,3-Dichlorobenzene	ND	1.1	0.54	ug/kg	
106-46-7	1,4-Dichlorobenzene	ND	1.1	0.53	ug/kg	
75-71-8	Dichlorodifluoromethane	ND	5.4	0.79	ug/kg	
75-34-3	1,1-Dichloroethane	ND	1.1	0.54	ug/kg	
107-06-2	1,2-Dichloroethane	ND	1.1	0.51	ug/kg	
75-35-4	1,1-Dichloroethene	ND	1.1	0.71	ug/kg	
156-59-2	cis-1,2-Dichloroethene	ND	1.1	0.91	ug/kg	
156-60-5	trans-1,2-Dichloroethene	ND	1.1	0.66	ug/kg	
78-87-5	1,2-Dichloropropane	ND	2.2	0.51	ug/kg	
10061-01-5	cis-1,3-Dichloropropene	ND	2.2	0.51	ug/kg	
10061-02-6	trans-1,3-Dichloropropene	ND	2.2	0.49	ug/kg	
100-41-4	Ethylbenzene	ND	1.1	0.49	ug/kg	
76-13-1	Freon 113	ND	5.4	2.9	ug/kg	
591-78-6	2-Hexanone	ND	5.4	2.3	ug/kg	

ND = Not detected MDL = Method Detection Limit
RL = Reporting Limit
E = Indicates value exceeds calibration range

J = Indicates an estimated value
B = Indicates analyte found in associated method blank
N = Indicates presumptive evidence of a compound

Report of Analysis

Client Sample ID:	WC-B2(0-5)GRAB		
Lab Sample ID:	JD27716-2	**Date Sampled:**	07/01/21
Matrix:	SO - Soil	**Date Received:**	07/02/21
Method:	SW846 8260D SW846 5035	**Percent Solids:**	92.5
Project:	Remedial Investigation, 247 North Avenue, New Rochelle, NY		

VOA TCL List

CAS No.	Compound	Result	RL	MDL	Units	Q
98-82-8	Isopropylbenzene	ND	2.2	1.5	ug/kg	
79-20-9	Methyl Acetate [a]	ND	5.4	1.5	ug/kg	
108-87-2	Methylcyclohexane	ND	2.2	0.95	ug/kg	
1634-04-4	Methyl Tert Butyl Ether	ND	1.1	0.51	ug/kg	
108-10-1	4-Methyl-2-pentanone(MIBK)	ND	5.4	2.5	ug/kg	
75-09-2	Methylene chloride	ND	5.4	2.8	ug/kg	
100-42-5	Styrene	ND	2.2	0.43	ug/kg	
79-34-5	1,1,2,2-Tetrachloroethane	ND	2.2	0.65	ug/kg	
127-18-4	Tetrachloroethene	ND	2.2	0.63	ug/kg	
108-88-3	Toluene	ND	1.1	0.57	ug/kg	
87-61-6	1,2,3-Trichlorobenzene	ND	5.4	2.7	ug/kg	
120-82-1	1,2,4-Trichlorobenzene	ND	5.4	2.7	ug/kg	
71-55-6	1,1,1-Trichloroethane	ND	2.2	0.52	ug/kg	
79-00-5	1,1,2-Trichloroethane	ND	2.2	0.60	ug/kg	
79-01-6	Trichloroethene	ND	1.1	0.82	ug/kg	
75-69-4	Trichlorofluoromethane	ND	5.4	0.74	ug/kg	
75-01-4	Vinyl chloride	ND	2.2	0.52	ug/kg	
	m,p-Xylene	ND	1.1	0.97	ug/kg	
95-47-6	o-Xylene	ND	1.1	0.50	ug/kg	
1330-20-7	Xylene (total)	ND	1.1	0.50	ug/kg	

CAS No.	Surrogate Recoveries	Run# 1	Run# 2	Limits
1868-53-7	Dibromofluoromethane	108%		72-130%
17060-07-0	1,2-Dichloroethane-D4	113%		75-131%
2037-26-5	Toluene-D8	102%		81-121%
460-00-4	4-Bromofluorobenzene	104%		60-141%

CAS No.	Tentatively Identified Compounds	R.T.	Est. Conc.	Units	Q
	Total TIC, Volatile		0	ug/kg	

(a) This compound in blank spike is outside in house QC limits bias high.

ND = Not detected MDL = Method Detection Limit
RL = Reporting Limit
E = Indicates value exceeds calibration range
J = Indicates an estimated value
B = Indicates analyte found in associated method blank
N = Indicates presumptive evidence of a compound

Report of Analysis

Client Sample ID: WC-C2(0-5)GRAB
Lab Sample ID: JD27716-3 **Date Sampled:** 07/01/21
Matrix: SO - Soil **Date Received:** 07/02/21
Method: SW846 8260D SW846 5035 **Percent Solids:** 93.4
Project: Remedial Investigation, 247 North Avenue, New Rochelle, NY

	File ID	DF	Analyzed	By	Prep Date	Prep Batch	Analytical Batch
Run #1	1C179297.D	1	07/07/21 17:37	PS	07/03/21 07:52	n/a	V1C7818
Run #2							

	Initial Weight
Run #1	5.1 g
Run #2	

VOA TCL List

CAS No.	Compound	Result	RL	MDL	Units	Q
67-64-1	Acetone	ND	10	4.3	ug/kg	
71-43-2	Benzene	ND	0.52	0.48	ug/kg	
74-97-5	Bromochloromethane	ND	5.2	0.59	ug/kg	
75-27-4	Bromodichloromethane	ND	2.1	0.45	ug/kg	
75-25-2	Bromoform	ND	5.2	1.4	ug/kg	
74-83-9	Bromomethane	ND	5.2	0.80	ug/kg	
78-93-3	2-Butanone (MEK)	ND	10	2.6	ug/kg	
75-15-0	Carbon disulfide	ND	2.1	0.56	ug/kg	
56-23-5	Carbon tetrachloride	ND	2.1	0.65	ug/kg	
108-90-7	Chlorobenzene	ND	2.1	0.48	ug/kg	
75-00-3	Chloroethane	ND	5.2	0.62	ug/kg	
67-66-3	Chloroform	ND	2.1	0.54	ug/kg	
74-87-3	Chloromethane	ND	5.2	2.1	ug/kg	
110-82-7	Cyclohexane	ND	2.1	0.69	ug/kg	
96-12-8	1,2-Dibromo-3-chloropropane	ND	2.1	0.73	ug/kg	
124-48-1	Dibromochloromethane	ND	2.1	0.59	ug/kg	
106-93-4	1,2-Dibromoethane	ND	1.0	0.44	ug/kg	
95-50-1	1,2-Dichlorobenzene	ND	1.0	0.57	ug/kg	
541-73-1	1,3-Dichlorobenzene	ND	1.0	0.52	ug/kg	
106-46-7	1,4-Dichlorobenzene	ND	1.0	0.52	ug/kg	
75-71-8	Dichlorodifluoromethane	ND	5.2	0.76	ug/kg	
75-34-3	1,1-Dichloroethane	ND	1.0	0.52	ug/kg	
107-06-2	1,2-Dichloroethane	ND	1.0	0.49	ug/kg	
75-35-4	1,1-Dichloroethene	ND	1.0	0.69	ug/kg	
156-59-2	cis-1,2-Dichloroethene	ND	1.0	0.88	ug/kg	
156-60-5	trans-1,2-Dichloroethene	ND	1.0	0.64	ug/kg	
78-87-5	1,2-Dichloropropane	ND	2.1	0.50	ug/kg	
10061-01-5	cis-1,3-Dichloropropene	ND	2.1	0.50	ug/kg	
10061-02-6	trans-1,3-Dichloropropene	ND	2.1	0.48	ug/kg	
100-41-4	Ethylbenzene	ND	1.0	0.48	ug/kg	
76-13-1	Freon 113	ND	5.2	2.8	ug/kg	
591-78-6	2-Hexanone	ND	5.2	2.2	ug/kg	

ND = Not detected MDL = Method Detection Limit
RL = Reporting Limit
E = Indicates value exceeds calibration range
J = Indicates an estimated value
B = Indicates analyte found in associated method blank
N = Indicates presumptive evidence of a compound

Report of Analysis

Client Sample ID:	WC-C2(0-5)GRAB		
Lab Sample ID:	JD27716-3	**Date Sampled:**	07/01/21
Matrix:	SO - Soil	**Date Received:**	07/02/21
Method:	SW846 8260D SW846 5035	**Percent Solids:**	93.4
Project:	Remedial Investigation, 247 North Avenue, New Rochelle, NY		

VOA TCL List

CAS No.	Compound	Result	RL	MDL	Units	Q
98-82-8	Isopropylbenzene	ND	2.1	1.5	ug/kg	
79-20-9	Methyl Acetate [a]	ND	5.2	1.5	ug/kg	
108-87-2	Methylcyclohexane	ND	2.1	0.92	ug/kg	
1634-04-4	Methyl Tert Butyl Ether	ND	1.0	0.49	ug/kg	
108-10-1	4-Methyl-2-pentanone(MIBK)	ND	5.2	2.4	ug/kg	
75-09-2	Methylene chloride	ND	5.2	2.7	ug/kg	
100-42-5	Styrene	ND	2.1	0.42	ug/kg	
79-34-5	1,1,2,2-Tetrachloroethane	ND	2.1	0.63	ug/kg	
127-18-4	Tetrachloroethene	ND	2.1	0.61	ug/kg	
108-88-3	Toluene	ND	1.0	0.55	ug/kg	
87-61-6	1,2,3-Trichlorobenzene	ND	5.2	2.6	ug/kg	
120-82-1	1,2,4-Trichlorobenzene	ND	5.2	2.6	ug/kg	
71-55-6	1,1,1-Trichloroethane	ND	2.1	0.51	ug/kg	
79-00-5	1,1,2-Trichloroethane	ND	2.1	0.58	ug/kg	
79-01-6	Trichloroethene	ND	1.0	0.80	ug/kg	
75-69-4	Trichlorofluoromethane	ND	5.2	0.72	ug/kg	
75-01-4	Vinyl chloride	ND	2.1	0.50	ug/kg	
	m,p-Xylene	ND	1.0	0.94	ug/kg	
95-47-6	o-Xylene	ND	1.0	0.48	ug/kg	
1330-20-7	Xylene (total)	ND	1.0	0.48	ug/kg	

CAS No.	Surrogate Recoveries	Run# 1	Run# 2	Limits
1868-53-7	Dibromofluoromethane	108%		72-130%
17060-07-0	1,2-Dichloroethane-D4	113%		75-131%
2037-26-5	Toluene-D8	103%		81-121%
460-00-4	4-Bromofluorobenzene	105%		60-141%

CAS No.	Tentatively Identified Compounds	R.T.	Est. Conc.	Units	Q
	Total TIC, Volatile		0	ug/kg	

(a) This compound in blank spike is outside in house QC limits bias high.

ND = Not detected MDL = Method Detection Limit
RL = Reporting Limit
E = Indicates value exceeds calibration range
J = Indicates an estimated value
B = Indicates analyte found in associated method blank
N = Indicates presumptive evidence of a compound

Report of Analysis

Client Sample ID:	WC-A2(0-7)GRAB		
Lab Sample ID:	JD27716-4	**Date Sampled:**	07/01/21
Matrix:	SO - Soil	**Date Received:**	07/02/21
Method:	SW846 8260D SW846 5035	**Percent Solids:**	93.3
Project:	Remedial Investigation, 247 North Avenue, New Rochelle, NY		

	File ID	DF	Analyzed	By	Prep Date	Prep Batch	Analytical Batch
Run #1	1C179298.D	1	07/07/21 18:04	PS	07/03/21 07:52	n/a	V1C7818
Run #2							

	Initial Weight
Run #1	5.4 g
Run #2	

VOA TCL List

CAS No.	Compound	Result	RL	MDL	Units	Q
67-64-1	Acetone	ND	9.9	4.1	ug/kg	
71-43-2	Benzene	ND	0.50	0.45	ug/kg	
74-97-5	Bromochloromethane	ND	5.0	0.56	ug/kg	
75-27-4	Bromodichloromethane	ND	2.0	0.43	ug/kg	
75-25-2	Bromoform	ND	5.0	1.3	ug/kg	
74-83-9	Bromomethane	ND	5.0	0.76	ug/kg	
78-93-3	2-Butanone (MEK)	ND	9.9	2.4	ug/kg	
75-15-0	Carbon disulfide	ND	2.0	0.53	ug/kg	
56-23-5	Carbon tetrachloride	ND	2.0	0.61	ug/kg	
108-90-7	Chlorobenzene	ND	2.0	0.46	ug/kg	
75-00-3	Chloroethane	ND	5.0	0.59	ug/kg	
67-66-3	Chloroform	ND	2.0	0.52	ug/kg	
74-87-3	Chloromethane	ND	5.0	1.9	ug/kg	
110-82-7	Cyclohexane	ND	2.0	0.65	ug/kg	
96-12-8	1,2-Dibromo-3-chloropropane	ND	2.0	0.69	ug/kg	
124-48-1	Dibromochloromethane	ND	2.0	0.56	ug/kg	
106-93-4	1,2-Dibromoethane	ND	0.99	0.42	ug/kg	
95-50-1	1,2-Dichlorobenzene	ND	0.99	0.54	ug/kg	
541-73-1	1,3-Dichlorobenzene	ND	0.99	0.49	ug/kg	
106-46-7	1,4-Dichlorobenzene	ND	0.99	0.49	ug/kg	
75-71-8	Dichlorodifluoromethane	ND	5.0	0.72	ug/kg	
75-34-3	1,1-Dichloroethane	ND	0.99	0.49	ug/kg	
107-06-2	1,2-Dichloroethane	ND	0.99	0.47	ug/kg	
75-35-4	1,1-Dichloroethene	ND	0.99	0.65	ug/kg	
156-59-2	cis-1,2-Dichloroethene	ND	0.99	0.83	ug/kg	
156-60-5	trans-1,2-Dichloroethene	ND	0.99	0.61	ug/kg	
78-87-5	1,2-Dichloropropane	ND	2.0	0.47	ug/kg	
10061-01-5	cis-1,3-Dichloropropene	ND	2.0	0.47	ug/kg	
10061-02-6	trans-1,3-Dichloropropene	ND	2.0	0.45	ug/kg	
100-41-4	Ethylbenzene	ND	0.99	0.45	ug/kg	
76-13-1	Freon 113	ND	5.0	2.6	ug/kg	
591-78-6	2-Hexanone	ND	5.0	2.1	ug/kg	

ND = Not detected MDL = Method Detection Limit
RL = Reporting Limit
E = Indicates value exceeds calibration range

J = Indicates an estimated value
B = Indicates analyte found in associated method blank
N = Indicates presumptive evidence of a compound

Report of Analysis

Client Sample ID:	WC-A2(0-7)GRAB		
Lab Sample ID:	JD27716-4	**Date Sampled:**	07/01/21
Matrix:	SO - Soil	**Date Received:**	07/02/21
Method:	SW846 8260D SW846 5035	**Percent Solids:**	93.3
Project:	Remedial Investigation, 247 North Avenue, New Rochelle, NY		

VOA TCL List

CAS No.	Compound	Result	RL	MDL	Units	Q
98-82-8	Isopropylbenzene	ND	2.0	1.4	ug/kg	
79-20-9	Methyl Acetate [a]	ND	5.0	1.4	ug/kg	
108-87-2	Methylcyclohexane	ND	2.0	0.87	ug/kg	
1634-04-4	Methyl Tert Butyl Ether	ND	0.99	0.47	ug/kg	
108-10-1	4-Methyl-2-pentanone(MIBK)	ND	5.0	2.3	ug/kg	
75-09-2	Methylene chloride	ND	5.0	2.6	ug/kg	
100-42-5	Styrene	ND	2.0	0.40	ug/kg	
79-34-5	1,1,2,2-Tetrachloroethane	ND	2.0	0.59	ug/kg	
127-18-4	Tetrachloroethene	ND	2.0	0.58	ug/kg	
108-88-3	Toluene	ND	0.99	0.52	ug/kg	
87-61-6	1,2,3-Trichlorobenzene	ND	5.0	2.5	ug/kg	
120-82-1	1,2,4-Trichlorobenzene	ND	5.0	2.5	ug/kg	
71-55-6	1,1,1-Trichloroethane	ND	2.0	0.48	ug/kg	
79-00-5	1,1,2-Trichloroethane	ND	2.0	0.55	ug/kg	
79-01-6	Trichloroethene	ND	0.99	0.76	ug/kg	
75-69-4	Trichlorofluoromethane	ND	5.0	0.68	ug/kg	
75-01-4	Vinyl chloride	ND	2.0	0.48	ug/kg	
	m,p-Xylene	ND	0.99	0.89	ug/kg	
95-47-6	o-Xylene	ND	0.99	0.45	ug/kg	
1330-20-7	Xylene (total)	ND	0.99	0.45	ug/kg	

CAS No.	Surrogate Recoveries	Run# 1	Run# 2	Limits
1868-53-7	Dibromofluoromethane	109%		72-130%
17060-07-0	1,2-Dichloroethane-D4	114%		75-131%
2037-26-5	Toluene-D8	103%		81-121%
460-00-4	4-Bromofluorobenzene	105%		60-141%

CAS No.	Tentatively Identified Compounds	R.T.	Est. Conc.	Units	Q
	Total TIC, Volatile		0	ug/kg	

(a) This compound in blank spike is outside in house QC limits bias high.

ND = Not detected MDL = Method Detection Limit
RL = Reporting Limit
E = Indicates value exceeds calibration range
J = Indicates an estimated value
B = Indicates analyte found in associated method blank
N = Indicates presumptive evidence of a compound

Report of Analysis

Client Sample ID: WC-A2(7-13)GRAB
Lab Sample ID: JD27716-5 **Date Sampled:** 07/01/21
Matrix: SO - Soil **Date Received:** 07/02/21
Method: SW846 8260D SW846 5035 **Percent Solids:** 92.2
Project: Remedial Investigation, 247 North Avenue, New Rochelle, NY

	File ID	DF	Analyzed	By	Prep Date	Prep Batch	Analytical Batch
Run #1	1C179299.D	1	07/07/21 18:31	PS	07/03/21 07:52	n/a	V1C7818
Run #2							

	Initial Weight
Run #1	6.2 g
Run #2	

VOA TCL List

CAS No.	Compound	Result	RL	MDL	Units	Q
67-64-1	Acetone	7.1	8.7	3.6	ug/kg	J
71-43-2	Benzene	ND	0.44	0.40	ug/kg	
74-97-5	Bromochloromethane	ND	4.4	0.49	ug/kg	
75-27-4	Bromodichloromethane	ND	1.7	0.38	ug/kg	
75-25-2	Bromoform	ND	4.4	1.2	ug/kg	
74-83-9	Bromomethane	ND	4.4	0.67	ug/kg	
78-93-3	2-Butanone (MEK)	ND	8.7	2.1	ug/kg	
75-15-0	Carbon disulfide	ND	1.7	0.47	ug/kg	
56-23-5	Carbon tetrachloride	ND	1.7	0.54	ug/kg	
108-90-7	Chlorobenzene	ND	1.7	0.40	ug/kg	
75-00-3	Chloroethane	ND	4.4	0.52	ug/kg	
67-66-3	Chloroform	ND	1.7	0.45	ug/kg	
74-87-3	Chloromethane	ND	4.4	1.7	ug/kg	
110-82-7	Cyclohexane	ND	1.7	0.57	ug/kg	
96-12-8	1,2-Dibromo-3-chloropropane	ND	1.7	0.61	ug/kg	
124-48-1	Dibromochloromethane	ND	1.7	0.49	ug/kg	
106-93-4	1,2-Dibromoethane	ND	0.87	0.37	ug/kg	
95-50-1	1,2-Dichlorobenzene	ND	0.87	0.48	ug/kg	
541-73-1	1,3-Dichlorobenzene	ND	0.87	0.43	ug/kg	
106-46-7	1,4-Dichlorobenzene	ND	0.87	0.43	ug/kg	
75-71-8	Dichlorodifluoromethane	ND	4.4	0.64	ug/kg	
75-34-3	1,1-Dichloroethane	ND	0.87	0.43	ug/kg	
107-06-2	1,2-Dichloroethane	ND	0.87	0.41	ug/kg	
75-35-4	1,1-Dichloroethene	ND	0.87	0.57	ug/kg	
156-59-2	cis-1,2-Dichloroethene	ND	0.87	0.73	ug/kg	
156-60-5	trans-1,2-Dichloroethene	ND	0.87	0.53	ug/kg	
78-87-5	1,2-Dichloropropane	ND	1.7	0.41	ug/kg	
10061-01-5	cis-1,3-Dichloropropene	ND	1.7	0.42	ug/kg	
10061-02-6	trans-1,3-Dichloropropene	ND	1.7	0.40	ug/kg	
100-41-4	Ethylbenzene	ND	0.87	0.40	ug/kg	
76-13-1	Freon 113	ND	4.4	2.3	ug/kg	
591-78-6	2-Hexanone	ND	4.4	1.9	ug/kg	

ND = Not detected MDL = Method Detection Limit
RL = Reporting Limit
E = Indicates value exceeds calibration range
J = Indicates an estimated value
B = Indicates analyte found in associated method blank
N = Indicates presumptive evidence of a compound

Report of Analysis

Client Sample ID:	WC-A2(7-13)GRAB		
Lab Sample ID:	JD27716-5	**Date Sampled:**	07/01/21
Matrix:	SO - Soil	**Date Received:**	07/02/21
Method:	SW846 8260D SW846 5035	**Percent Solids:**	92.2
Project:	Remedial Investigation, 247 North Avenue, New Rochelle, NY		

VOA TCL List

CAS No.	Compound	Result	RL	MDL	Units	Q
98-82-8	Isopropylbenzene	ND	1.7	1.2	ug/kg	
79-20-9	Methyl Acetate [a]	ND	4.4	1.2	ug/kg	
108-87-2	Methylcyclohexane	ND	1.7	0.77	ug/kg	
1634-04-4	Methyl Tert Butyl Ether	ND	0.87	0.41	ug/kg	
108-10-1	4-Methyl-2-pentanone(MIBK)	ND	4.4	2.0	ug/kg	
75-09-2	Methylene chloride	ND	4.4	2.3	ug/kg	
100-42-5	Styrene	ND	1.7	0.35	ug/kg	
79-34-5	1,1,2,2-Tetrachloroethane	ND	1.7	0.52	ug/kg	
127-18-4	Tetrachloroethene	ND	1.7	0.51	ug/kg	
108-88-3	Toluene	ND	0.87	0.46	ug/kg	
87-61-6	1,2,3-Trichlorobenzene	ND	4.4	2.2	ug/kg	
120-82-1	1,2,4-Trichlorobenzene	ND	4.4	2.2	ug/kg	
71-55-6	1,1,1-Trichloroethane	ND	1.7	0.42	ug/kg	
79-00-5	1,1,2-Trichloroethane	ND	1.7	0.48	ug/kg	
79-01-6	Trichloroethene	ND	0.87	0.67	ug/kg	
75-69-4	Trichlorofluoromethane	ND	4.4	0.60	ug/kg	
75-01-4	Vinyl chloride	ND	1.7	0.42	ug/kg	
	m,p-Xylene	ND	0.87	0.78	ug/kg	
95-47-6	o-Xylene	ND	0.87	0.40	ug/kg	
1330-20-7	Xylene (total)	ND	0.87	0.40	ug/kg	

CAS No.	Surrogate Recoveries	Run# 1	Run# 2	Limits
1868-53-7	Dibromofluoromethane	108%		72-130%
17060-07-0	1,2-Dichloroethane-D4	113%		75-131%
2037-26-5	Toluene-D8	102%		81-121%
460-00-4	4-Bromofluorobenzene	104%		60-141%

CAS No.	Tentatively Identified Compounds	R.T.	Est. Conc.	Units	Q
	Total TIC, Volatile		0	ug/kg	

(a) This compound in blank spike is outside in house QC limits bias high.

ND = Not detected MDL = Method Detection Limit
RL = Reporting Limit
E = Indicates value exceeds calibration range
J = Indicates an estimated value
B = Indicates analyte found in associated method blank
N = Indicates presumptive evidence of a compound

Report of Analysis

Client Sample ID: WC-B2(0-5)
Lab Sample ID: JD27716-6 **Date Sampled:** 07/01/21
Matrix: SO - Soil **Date Received:** 07/02/21
Method: SW846 8270E SW846 3546 **Percent Solids:** 92.7
Project: Remedial Investigation, 247 North Avenue, New Rochelle, NY

	File ID	DF	Analyzed	By	Prep Date	Prep Batch	Analytical Batch
Run #1	6P499255.D	1	07/07/21 13:11	CS	07/06/21 21:30	OP34161	E6P3397
Run #2							

	Initial Weight	Final Volume
Run #1	30.0 g	1.0 ml
Run #2		

ABN TCL List (SOM0 2.0)

CAS No.	Compound	Result	RL	MDL	Units	Q
95-57-8	2-Chlorophenol	ND	72	18	ug/kg	
59-50-7	4-Chloro-3-methyl phenol	ND	180	22	ug/kg	
120-83-2	2,4-Dichlorophenol	ND	180	31	ug/kg	
105-67-9	2,4-Dimethylphenol	ND	180	64	ug/kg	
51-28-5	2,4-Dinitrophenol	ND	180	140	ug/kg	
534-52-1	4,6-Dinitro-o-cresol	ND	180	38	ug/kg	
95-48-7	2-Methylphenol	ND	72	23	ug/kg	
	3&4-Methylphenol	ND	72	30	ug/kg	
88-75-5	2-Nitrophenol [a]	ND	180	24	ug/kg	
100-02-7	4-Nitrophenol	ND	360	96	ug/kg	
87-86-5	Pentachlorophenol	ND	140	34	ug/kg	
108-95-2	Phenol	ND	72	19	ug/kg	
58-90-2	2,3,4,6-Tetrachlorophenol	ND	180	24	ug/kg	
95-95-4	2,4,5-Trichlorophenol	ND	180	27	ug/kg	
88-06-2	2,4,6-Trichlorophenol	ND	180	21	ug/kg	
83-32-9	Acenaphthene	ND	36	12	ug/kg	
208-96-8	Acenaphthylene	ND	36	18	ug/kg	
98-86-2	Acetophenone	ND	180	7.7	ug/kg	
120-12-7	Anthracene	ND	36	22	ug/kg	
1912-24-9	Atrazine	ND	72	15	ug/kg	
56-55-3	Benzo(a)anthracene	ND	36	10	ug/kg	
50-32-8	Benzo(a)pyrene	ND	36	16	ug/kg	
205-99-2	Benzo(b)fluoranthene	ND	36	16	ug/kg	
191-24-2	Benzo(g,h,i)perylene	ND	36	18	ug/kg	
207-08-9	Benzo(k)fluoranthene	ND	36	17	ug/kg	
101-55-3	4-Bromophenyl phenyl ether	ND	72	14	ug/kg	
85-68-7	Butyl benzyl phthalate	ND	72	8.8	ug/kg	
92-52-4	1,1'-Biphenyl	ND	72	4.9	ug/kg	
100-52-7	Benzaldehyde	ND	180	8.9	ug/kg	
91-58-7	2-Chloronaphthalene	ND	72	8.6	ug/kg	
106-47-8	4-Chloroaniline	ND	180	13	ug/kg	
86-74-8	Carbazole	ND	72	5.2	ug/kg	

ND = Not detected MDL = Method Detection Limit
RL = Reporting Limit
E = Indicates value exceeds calibration range
J = Indicates an estimated value
B = Indicates analyte found in associated method blank
N = Indicates presumptive evidence of a compound

Report of Analysis

Client Sample ID:	WC-B2(0-5)		
Lab Sample ID:	JD27716-6	**Date Sampled:**	07/01/21
Matrix:	SO - Soil	**Date Received:**	07/02/21
Method:	SW846 8270E SW846 3546	**Percent Solids:**	92.7
Project:	Remedial Investigation, 247 North Avenue, New Rochelle, NY		

ABN TCL List (SOM0 2.0)

CAS No.	Compound	Result	RL	MDL	Units	Q
105-60-2	Caprolactam	ND	72	14	ug/kg	
218-01-9	Chrysene	ND	36	11	ug/kg	
111-91-1	bis(2-Chloroethoxy)methane	ND	72	7.7	ug/kg	
111-44-4	bis(2-Chloroethyl)ether	ND	72	15	ug/kg	
108-60-1	2,2'-Oxybis(1-chloropropane)	ND	72	13	ug/kg	
7005-72-3	4-Chlorophenyl phenyl ether	ND	72	12	ug/kg	
121-14-2	2,4-Dinitrotoluene [a]	ND	36	11	ug/kg	
606-20-2	2,6-Dinitrotoluene [a]	ND	36	18	ug/kg	
91-94-1	3,3'-Dichlorobenzidine	ND	72	30	ug/kg	
123-91-1	1,4-Dioxane	ND	36	24	ug/kg	
53-70-3	Dibenzo(a,h)anthracene	ND	36	16	ug/kg	
132-64-9	Dibenzofuran	ND	72	15	ug/kg	
84-74-2	Di-n-butyl phthalate	ND	72	5.9	ug/kg	
117-84-0	Di-n-octyl phthalate	ND	72	9.0	ug/kg	
84-66-2	Diethyl phthalate	ND	72	7.7	ug/kg	
131-11-3	Dimethyl phthalate	ND	72	6.4	ug/kg	
117-81-7	bis(2-Ethylhexyl)phthalate	ND	72	8.4	ug/kg	
206-44-0	Fluoranthene	ND	36	16	ug/kg	
86-73-7	Fluorene	ND	36	17	ug/kg	
118-74-1	Hexachlorobenzene	ND	72	9.1	ug/kg	
87-68-3	Hexachlorobutadiene	ND	36	14	ug/kg	
77-47-4	Hexachlorocyclopentadiene	ND	360	14	ug/kg	
67-72-1	Hexachloroethane	ND	180	18	ug/kg	
193-39-5	Indeno(1,2,3-cd)pyrene	ND	36	17	ug/kg	
78-59-1	Isophorone	ND	72	7.7	ug/kg	
91-57-6	2-Methylnaphthalene	ND	36	8.1	ug/kg	
88-74-4	2-Nitroaniline [a]	ND	180	8.5	ug/kg	
99-09-2	3-Nitroaniline [a]	ND	180	9.0	ug/kg	
100-01-6	4-Nitroaniline	ND	180	9.3	ug/kg	
91-20-3	Naphthalene	ND	36	10	ug/kg	
98-95-3	Nitrobenzene	ND	72	14	ug/kg	
621-64-7	N-Nitroso-di-n-propylamine	ND	72	10	ug/kg	
86-30-6	N-Nitrosodiphenylamine	ND	180	13	ug/kg	
85-01-8	Phenanthrene	ND	36	12	ug/kg	
129-00-0	Pyrene	ND	36	12	ug/kg	
95-94-3	1,2,4,5-Tetrachlorobenzene	ND	180	9.1	ug/kg	

CAS No.	Surrogate Recoveries	Run# 1	Run# 2	Limits
367-12-4	2-Fluorophenol	75%		7-101%

ND = Not detected MDL = Method Detection Limit
RL = Reporting Limit
E = Indicates value exceeds calibration range
J = Indicates an estimated value
B = Indicates analyte found in associated method blank
N = Indicates presumptive evidence of a compound

Report of Analysis

Client Sample ID:	WC-B2(0-5)		
Lab Sample ID:	JD27716-6	**Date Sampled:**	07/01/21
Matrix:	SO - Soil	**Date Received:**	07/02/21
Method:	SW846 8270E SW846 3546	**Percent Solids:**	92.7
Project:	Remedial Investigation, 247 North Avenue, New Rochelle, NY		

ABN TCL List (SOM0 2.0)

CAS No.	Surrogate Recoveries	Run# 1	Run# 2	Limits
4165-62-2	Phenol-d5	71%		12-101%
118-79-6	2,4,6-Tribromophenol	75%		10-127%
4165-60-0	Nitrobenzene-d5	85%		15-114%
321-60-8	2-Fluorobiphenyl	75%		22-104%
1718-51-0	Terphenyl-d14	106%		23-121%

CAS No.	Tentatively Identified Compounds	R.T.	Est. Conc.	Units	Q
	Total TIC, Semi-Volatile		0	ug/kg	

(a) Associated CCV outside of control limits high, sample was ND.

Report of Analysis

Client Sample ID: WC-B2(0-5)
Lab Sample ID: JD27716-6 **Date Sampled:** 07/01/21
Matrix: SO - Soil **Date Received:** 07/02/21
Method: SW846 8081B SW846 3546 **Percent Solids:** 92.7
Project: Remedial Investigation, 247 North Avenue, New Rochelle, NY

	File ID	DF	Analyzed	By	Prep Date	Prep Batch	Analytical Batch
Run #1	8G39079.D	1	07/07/21 06:37	CP	07/06/21 21:00	OP34158	G8G1636
Run #2							

	Initial Weight	Final Volume
Run #1	15.1 g	10.0 ml
Run #2		

Pesticide TCL List

CAS No.	Compound	Result	RL	MDL	Units	Q
309-00-2	Aldrin	ND	0.71	0.59	ug/kg	
319-84-6	alpha-BHC	ND	0.71	0.58	ug/kg	
319-85-7	beta-BHC	ND	0.71	0.65	ug/kg	
319-86-8	delta-BHC	ND	0.71	0.69	ug/kg	
58-89-9	gamma-BHC (Lindane)	ND	0.71	0.53	ug/kg	
5103-71-9	alpha-Chlordane	ND	0.71	0.58	ug/kg	
5103-74-2	gamma-Chlordane	ND	0.71	0.32	ug/kg	
60-57-1	Dieldrin	ND	0.71	0.49	ug/kg	
72-54-8	4,4'-DDD	ND	0.71	0.66	ug/kg	
72-55-9	4,4'-DDE	ND	0.71	0.63	ug/kg	
50-29-3	4,4'-DDT	ND	0.71	0.63	ug/kg	
72-20-8	Endrin	ND	0.71	0.56	ug/kg	
1031-07-8	Endosulfan sulfate	ND	0.71	0.56	ug/kg	
7421-93-4	Endrin aldehyde	ND	0.71	0.41	ug/kg	
959-98-8	Endosulfan-I	ND	0.71	0.41	ug/kg	
33213-65-9	Endosulfan-II	ND	0.71	0.45	ug/kg	
76-44-8	Heptachlor	ND	0.71	0.62	ug/kg	
1024-57-3	Heptachlor epoxide	ND	0.71	0.50	ug/kg	
72-43-5	Methoxychlor	ND	1.4	0.57	ug/kg	
53494-70-5	Endrin ketone	ND	0.71	0.52	ug/kg	
8001-35-2	Toxaphene	ND	18	17	ug/kg	

CAS No.	Surrogate Recoveries	Run# 1	Run# 2	Limits
877-09-8	Tetrachloro-m-xylene	75%		27-138%
877-09-8	Tetrachloro-m-xylene	76%		27-138%
2051-24-3	Decachlorobiphenyl	78%		10-179%
2051-24-3	Decachlorobiphenyl	74%		10-179%

ND = Not detected MDL = Method Detection Limit
RL = Reporting Limit
E = Indicates value exceeds calibration range
J = Indicates an estimated value
B = Indicates analyte found in associated method blank
N = Indicates presumptive evidence of a compound

Report of Analysis

Client Sample ID:	WC-B2(0-5)		
Lab Sample ID:	JD27716-6	**Date Sampled:**	07/01/21
Matrix:	SO - Soil	**Date Received:**	07/02/21
Method:	SW846 8082A SW846 3546	**Percent Solids:**	92.7
Project:	Remedial Investigation, 247 North Avenue, New Rochelle, NY		

	File ID	DF	Analyzed	By	Prep Date	Prep Batch	Analytical Batch
Run #1	RK1258.D	1	07/07/21 04:56	CP	07/06/21 21:00	OP34159	GRK32
Run #2							

	Initial Weight	Final Volume
Run #1	15.1 g	10.0 ml
Run #2		

PCB List

CAS No.	Compound	Result	RL	MDL	Units	Q
12674-11-2	Aroclor 1016	ND	36	17	ug/kg	
11104-28-2	Aroclor 1221	ND	36	22	ug/kg	
11141-16-5	Aroclor 1232	ND	36	23	ug/kg	
53469-21-9	Aroclor 1242	ND	36	15	ug/kg	
12672-29-6	Aroclor 1248	ND	36	32	ug/kg	
11097-69-1	Aroclor 1254	ND	36	19	ug/kg	
11096-82-5	Aroclor 1260	ND	36	15	ug/kg	
11100-14-4	Aroclor 1268	ND	36	15	ug/kg	
37324-23-5	Aroclor 1262	ND	36	23	ug/kg	

CAS No.	Surrogate Recoveries	Run# 1	Run# 2	Limits
877-09-8	Tetrachloro-m-xylene	88%		24-152%
877-09-8	Tetrachloro-m-xylene	96%		24-152%
2051-24-3	Decachlorobiphenyl	60%		10-172%
2051-24-3	Decachlorobiphenyl	82%		10-172%

ND = Not detected MDL = Method Detection Limit
RL = Reporting Limit
E = Indicates value exceeds calibration range
J = Indicates an estimated value
B = Indicates analyte found in associated method blank
N = Indicates presumptive evidence of a compound

Report of Analysis

Client Sample ID: WC-B2(0-5)
Lab Sample ID: JD27716-6 **Date Sampled:** 07/01/21
Matrix: SO - Soil **Date Received:** 07/02/21
Method: NJDEP EPH SW846 3546 **Percent Solids:** 92.7
Project: Remedial Investigation, 247 North Avenue, New Rochelle, NY

	File ID	DF	Analyzed	By	Prep Date	Prep Batch	Analytical Batch
Run #1	4Z71554.D	1	07/07/21 18:52	TL	07/06/21 21:00	OP34162	G4Z2406
Run #2							

	Initial Weight	Final Volume
Run #1	15.1 g	2.0 ml
Run #2		

NJDEP EPH List

CAS No.	Compound	Result	RL	MDL	Units	Q
	EPH (C9-C28)	ND	7.1	2.1	mg/kg	
	EPH (> C28-C40)	ND	7.1	2.1	mg/kg	
	Total EPH (C9-C40)	ND	7.1	2.1	mg/kg	

CAS No.	Surrogate Recoveries	Run# 1	Run# 2	Limits
84-15-1	o-Terphenyl	70%		40-140%
3386-33-2	1-Chlorooctadecane	63%		40-140%

ND = Not detected MDL = Method Detection Limit
RL = Reporting Limit
E = Indicates value exceeds calibration range
J = Indicates an estimated value
B = Indicates analyte found in associated method blank
N = Indicates presumptive evidence of a compound

Report of Analysis

Client Sample ID: WC-B2(0-5)
Lab Sample ID: JD27716-6
Matrix: SO - Soil
Project: Remedial Investigation, 247 North Avenue, New Rochelle, NY

Date Sampled: 07/01/21
Date Received: 07/02/21
Percent Solids: 92.7

Metals Analysis

Analyte	Result	RL	Units	DF	Prep	Analyzed	By	Method	Prep Method
Aluminum	5570	52	mg/kg	1	07/09/21	07/09/21	ND	SW846 6010D [1]	SW846 3050B [3]
Antimony	< 2.1	2.1	mg/kg	1	07/09/21	07/09/21	ND	SW846 6010D [1]	SW846 3050B [3]
Arsenic	< 2.1	2.1	mg/kg	1	07/09/21	07/09/21	ND	SW846 6010D [1]	SW846 3050B [3]
Barium	50.8	21	mg/kg	1	07/09/21	07/09/21	ND	SW846 6010D [1]	SW846 3050B [3]
Beryllium	< 0.21	0.21	mg/kg	1	07/09/21	07/09/21	ND	SW846 6010D [1]	SW846 3050B [3]
Cadmium	< 0.52	0.52	mg/kg	1	07/09/21	07/09/21	ND	SW846 6010D [1]	SW846 3050B [3]
Calcium	4550	520	mg/kg	1	07/09/21	07/09/21	ND	SW846 6010D [1]	SW846 3050B [3]
Chromium	15.4	1.0	mg/kg	1	07/09/21	07/09/21	ND	SW846 6010D [1]	SW846 3050B [3]
Cobalt	< 5.2	5.2	mg/kg	1	07/09/21	07/09/21	ND	SW846 6010D [1]	SW846 3050B [3]
Copper	10.1	2.6	mg/kg	1	07/09/21	07/09/21	ND	SW846 6010D [1]	SW846 3050B [3]
Iron	11500	52	mg/kg	1	07/09/21	07/09/21	ND	SW846 6010D [1]	SW846 3050B [3]
Lead	< 2.1	2.1	mg/kg	1	07/09/21	07/09/21	ND	SW846 6010D [1]	SW846 3050B [3]
Magnesium	3870	520	mg/kg	1	07/09/21	07/09/21	ND	SW846 6010D [1]	SW846 3050B [3]
Manganese	175	1.6	mg/kg	1	07/09/21	07/09/21	ND	SW846 6010D [1]	SW846 3050B [3]
Mercury	< 0.031	0.031	mg/kg	1	07/12/21	07/12/21	MS	SW846 7471B [2]	SW846 7471B [4]
Nickel	11.2	4.2	mg/kg	1	07/09/21	07/09/21	ND	SW846 6010D [1]	SW846 3050B [3]
Potassium	2420	1000	mg/kg	1	07/09/21	07/09/21	ND	SW846 6010D [1]	SW846 3050B [3]
Selenium	< 2.1	2.1	mg/kg	1	07/09/21	07/09/21	ND	SW846 6010D [1]	SW846 3050B [3]
Silver	< 0.52	0.52	mg/kg	1	07/09/21	07/09/21	ND	SW846 6010D [1]	SW846 3050B [3]
Sodium	< 1000	1000	mg/kg	1	07/09/21	07/09/21	ND	SW846 6010D [1]	SW846 3050B [3]
Thallium	< 1.0	1.0	mg/kg	1	07/09/21	07/09/21	ND	SW846 6010D [1]	SW846 3050B [3]
Vanadium	17.6	5.2	mg/kg	1	07/09/21	07/09/21	ND	SW846 6010D [1]	SW846 3050B [3]
Zinc	19.1	5.2	mg/kg	1	07/09/21	07/09/21	ND	SW846 6010D [1]	SW846 3050B [3]

(1) Instrument QC Batch: MA50813
(2) Instrument QC Batch: MA50819
(3) Prep QC Batch: MP27331
(4) Prep QC Batch: MP27408

RL = Reporting Limit

Report of Analysis

Client Sample ID:	WC-B2(0-5)		
Lab Sample ID:	JD27716-6	**Date Sampled:**	07/01/21
Matrix:	SO - Soil	**Date Received:**	07/02/21
		Percent Solids:	92.7
Project:	Remedial Investigation, 247 North Avenue, New Rochelle, NY		

General Chemistry

Analyte	Result	RL	Units	DF	Analyzed	By	Method
Cyanide	< 0.25	0.25	mg/kg	1	07/07/21 16:21	BM	SW846 9012B/LACHAT
Solids, Percent	92.7		%	1	07/06/21 16:30	BG	SM2540 G 18TH ED MOD

RL = Reporting Limit

Report of Analysis

Client Sample ID: WC-B2(0-5)
Lab Sample ID: JD27716-7 **Date Sampled:** 07/01/21
Matrix: SO - Soil **Date Received:** 07/02/21
Method: SW846 8270E SW846 3546 **Percent Solids:** 92.2
Project: Remedial Investigation, 247 North Avenue, New Rochelle, NY

	File ID	DF	Analyzed	By	Prep Date	Prep Batch	Analytical Batch
Run #1	6P499256.D	1	07/07/21 13:34	CS	07/06/21 21:30	OP34161	E6P3397
Run #2							

	Initial Weight	Final Volume
Run #1	30.0 g	1.0 ml
Run #2		

ABN TCL List (SOM0 2.0)

CAS No.	Compound	Result	RL	MDL	Units	Q
95-57-8	2-Chlorophenol	ND	72	18	ug/kg	
59-50-7	4-Chloro-3-methyl phenol	ND	180	22	ug/kg	
120-83-2	2,4-Dichlorophenol	ND	180	31	ug/kg	
105-67-9	2,4-Dimethylphenol	ND	180	64	ug/kg	
51-28-5	2,4-Dinitrophenol	ND	180	140	ug/kg	
534-52-1	4,6-Dinitro-o-cresol	ND	180	39	ug/kg	
95-48-7	2-Methylphenol	ND	72	23	ug/kg	
	3&4-Methylphenol	ND	72	30	ug/kg	
88-75-5	2-Nitrophenol [a]	ND	180	24	ug/kg	
100-02-7	4-Nitrophenol	ND	360	97	ug/kg	
87-86-5	Pentachlorophenol	ND	140	34	ug/kg	
108-95-2	Phenol	ND	72	19	ug/kg	
58-90-2	2,3,4,6-Tetrachlorophenol	ND	180	24	ug/kg	
95-95-4	2,4,5-Trichlorophenol	ND	180	27	ug/kg	
88-06-2	2,4,6-Trichlorophenol	ND	180	22	ug/kg	
83-32-9	Acenaphthene	ND	36	12	ug/kg	
208-96-8	Acenaphthylene	ND	36	18	ug/kg	
98-86-2	Acetophenone	ND	180	7.8	ug/kg	
120-12-7	Anthracene	ND	36	22	ug/kg	
1912-24-9	Atrazine	ND	72	15	ug/kg	
56-55-3	Benzo(a)anthracene	ND	36	10	ug/kg	
50-32-8	Benzo(a)pyrene	ND	36	16	ug/kg	
205-99-2	Benzo(b)fluoranthene	ND	36	16	ug/kg	
191-24-2	Benzo(g,h,i)perylene	ND	36	18	ug/kg	
207-08-9	Benzo(k)fluoranthene	ND	36	17	ug/kg	
101-55-3	4-Bromophenyl phenyl ether	ND	72	14	ug/kg	
85-68-7	Butyl benzyl phthalate	ND	72	8.8	ug/kg	
92-52-4	1,1'-Biphenyl	ND	72	5.0	ug/kg	
100-52-7	Benzaldehyde	ND	180	9.0	ug/kg	
91-58-7	2-Chloronaphthalene	ND	72	8.6	ug/kg	
106-47-8	4-Chloroaniline	ND	180	13	ug/kg	
86-74-8	Carbazole	ND	72	5.2	ug/kg	

ND = Not detected MDL = Method Detection Limit
RL = Reporting Limit
E = Indicates value exceeds calibration range
J = Indicates an estimated value
B = Indicates analyte found in associated method blank
N = Indicates presumptive evidence of a compound

Report of Analysis

Client Sample ID:	WC-B2(0-5)		
Lab Sample ID:	JD27716-7	**Date Sampled:**	07/01/21
Matrix:	SO - Soil	**Date Received:**	07/02/21
Method:	SW846 8270E SW846 3546	**Percent Solids:**	92.2
Project:	Remedial Investigation, 247 North Avenue, New Rochelle, NY		

ABN TCL List (SOM0 2.0)

CAS No.	Compound	Result	RL	MDL	Units	Q
105-60-2	Caprolactam	ND	72	14	ug/kg	
218-01-9	Chrysene	ND	36	11	ug/kg	
111-91-1	bis(2-Chloroethoxy)methane	ND	72	7.7	ug/kg	
111-44-4	bis(2-Chloroethyl)ether	ND	72	16	ug/kg	
108-60-1	2,2'-Oxybis(1-chloropropane)	ND	72	13	ug/kg	
7005-72-3	4-Chlorophenyl phenyl ether	ND	72	12	ug/kg	
121-14-2	2,4-Dinitrotoluene [a]	ND	36	11	ug/kg	
606-20-2	2,6-Dinitrotoluene [a]	ND	36	18	ug/kg	
91-94-1	3,3'-Dichlorobenzidine	ND	72	30	ug/kg	
123-91-1	1,4-Dioxane	ND	36	24	ug/kg	
53-70-3	Dibenzo(a,h)anthracene	ND	36	16	ug/kg	
132-64-9	Dibenzofuran	ND	72	15	ug/kg	
84-74-2	Di-n-butyl phthalate	6.3	72	5.9	ug/kg	J
117-84-0	Di-n-octyl phthalate	ND	72	9.0	ug/kg	
84-66-2	Diethyl phthalate	ND	72	7.7	ug/kg	
131-11-3	Dimethyl phthalate	ND	72	6.4	ug/kg	
117-81-7	bis(2-Ethylhexyl)phthalate	ND	72	8.5	ug/kg	
206-44-0	Fluoranthene	ND	36	16	ug/kg	
86-73-7	Fluorene	ND	36	17	ug/kg	
118-74-1	Hexachlorobenzene	ND	72	9.1	ug/kg	
87-68-3	Hexachlorobutadiene	ND	36	15	ug/kg	
77-47-4	Hexachlorocyclopentadiene	ND	360	14	ug/kg	
67-72-1	Hexachloroethane	ND	180	18	ug/kg	
193-39-5	Indeno(1,2,3-cd)pyrene	ND	36	17	ug/kg	
78-59-1	Isophorone	ND	72	7.7	ug/kg	
91-57-6	2-Methylnaphthalene	ND	36	8.2	ug/kg	
88-74-4	2-Nitroaniline [a]	ND	180	8.5	ug/kg	
99-09-2	3-Nitroaniline [a]	ND	180	9.0	ug/kg	
100-01-6	4-Nitroaniline	ND	180	9.4	ug/kg	
91-20-3	Naphthalene	ND	36	10	ug/kg	
98-95-3	Nitrobenzene	ND	72	14	ug/kg	
621-64-7	N-Nitroso-di-n-propylamine	ND	72	10	ug/kg	
86-30-6	N-Nitrosodiphenylamine	ND	180	13	ug/kg	
85-01-8	Phenanthrene	ND	36	12	ug/kg	
129-00-0	Pyrene	ND	36	12	ug/kg	
95-94-3	1,2,4,5-Tetrachlorobenzene	ND	180	9.2	ug/kg	

CAS No.	Surrogate Recoveries	Run# 1	Run# 2	Limits
367-12-4	2-Fluorophenol	84%		7-101%

ND = Not detected MDL = Method Detection Limit
RL = Reporting Limit
E = Indicates value exceeds calibration range
J = Indicates an estimated value
B = Indicates analyte found in associated method blank
N = Indicates presumptive evidence of a compound

Report of Analysis

Client Sample ID:	WC-B2(0-5)		
Lab Sample ID:	JD27716-7	**Date Sampled:**	07/01/21
Matrix:	SO - Soil	**Date Received:**	07/02/21
Method:	SW846 8270E SW846 3546	**Percent Solids:**	92.2
Project:	Remedial Investigation, 247 North Avenue, New Rochelle, NY		

ABN TCL List (SOM0 2.0)

CAS No.	Surrogate Recoveries	Run# 1	Run# 2	Limits
4165-62-2	Phenol-d5	80%		12-101%
118-79-6	2,4,6-Tribromophenol	85%		10-127%
4165-60-0	Nitrobenzene-d5	95%		15-114%
321-60-8	2-Fluorobiphenyl	83%		22-104%
1718-51-0	Terphenyl-d14	105%		23-121%

CAS No.	Tentatively Identified Compounds	R.T.	Est. Conc.	Units	Q
	system artifact/aldol-condensation	3.16	160	ug/kg	J
	Total TIC, Semi-Volatile		0	ug/kg	

(a) Associated CCV outside of control limits high, sample was ND.

ND = Not detected MDL = Method Detection Limit
RL = Reporting Limit
E = Indicates value exceeds calibration range
J = Indicates an estimated value
B = Indicates analyte found in associated method blank
N = Indicates presumptive evidence of a compound

Report of Analysis

Client Sample ID:	WC-B2(0-5)		
Lab Sample ID:	JD27716-7	**Date Sampled:**	07/01/21
Matrix:	SO - Soil	**Date Received:**	07/02/21
Method:	SW846 8081B SW846 3546	**Percent Solids:**	92.2
Project:	Remedial Investigation, 247 North Avenue, New Rochelle, NY		

	File ID	DF	Analyzed	By	Prep Date	Prep Batch	Analytical Batch
Run #1	8G39080.D	1	07/07/21 06:53	CP	07/06/21 21:00	OP34158	G8G1636
Run #2							

	Initial Weight	Final Volume
Run #1	15.1 g	10.0 ml
Run #2		

Pesticide TCL List

CAS No.	Compound	Result	RL	MDL	Units	Q
309-00-2	Aldrin	ND	0.72	0.59	ug/kg	
319-84-6	alpha-BHC	ND	0.72	0.58	ug/kg	
319-85-7	beta-BHC	ND	0.72	0.65	ug/kg	
319-86-8	delta-BHC	ND	0.72	0.69	ug/kg	
58-89-9	gamma-BHC (Lindane)	ND	0.72	0.53	ug/kg	
5103-71-9	alpha-Chlordane	ND	0.72	0.58	ug/kg	
5103-74-2	gamma-Chlordane	ND	0.72	0.33	ug/kg	
60-57-1	Dieldrin	ND	0.72	0.49	ug/kg	
72-54-8	4,4'-DDD	ND	0.72	0.66	ug/kg	
72-55-9	4,4'-DDE	ND	0.72	0.63	ug/kg	
50-29-3	4,4'-DDT	ND	0.72	0.64	ug/kg	
72-20-8	Endrin	ND	0.72	0.56	ug/kg	
1031-07-8	Endosulfan sulfate	ND	0.72	0.56	ug/kg	
7421-93-4	Endrin aldehyde	ND	0.72	0.41	ug/kg	
959-98-8	Endosulfan-I	ND	0.72	0.41	ug/kg	
33213-65-9	Endosulfan-II	ND	0.72	0.45	ug/kg	
76-44-8	Heptachlor	ND	0.72	0.62	ug/kg	
1024-57-3	Heptachlor epoxide	ND	0.72	0.50	ug/kg	
72-43-5	Methoxychlor	ND	1.4	0.57	ug/kg	
53494-70-5	Endrin ketone	ND	0.72	0.52	ug/kg	
8001-35-2	Toxaphene	ND	18	17	ug/kg	

CAS No.	Surrogate Recoveries	Run# 1	Run# 2	Limits
877-09-8	Tetrachloro-m-xylene	95%		27-138%
877-09-8	Tetrachloro-m-xylene	101%		27-138%
2051-24-3	Decachlorobiphenyl	103%		10-179%
2051-24-3	Decachlorobiphenyl	100%		10-179%

ND = Not detected MDL = Method Detection Limit
RL = Reporting Limit
E = Indicates value exceeds calibration range
J = Indicates an estimated value
B = Indicates analyte found in associated method blank
N = Indicates presumptive evidence of a compound

Report of Analysis

Client Sample ID:	WC-B2(0-5)		
Lab Sample ID:	JD27716-7	**Date Sampled:**	07/01/21
Matrix:	SO - Soil	**Date Received:**	07/02/21
Method:	SW846 8082A SW846 3546	**Percent Solids:**	92.2
Project:	Remedial Investigation, 247 North Avenue, New Rochelle, NY		

	File ID	DF	Analyzed	By	Prep Date	Prep Batch	Analytical Batch
Run #1	RK1259.D	1	07/07/21 05:13	CP	07/06/21 21:00	OP34159	GRK32
Run #2							

	Initial Weight	Final Volume
Run #1	15.1 g	10.0 ml
Run #2		

PCB List

CAS No.	Compound	Result	RL	MDL	Units	Q
12674-11-2	Aroclor 1016	ND	36	17	ug/kg	
11104-28-2	Aroclor 1221	ND	36	22	ug/kg	
11141-16-5	Aroclor 1232	ND	36	23	ug/kg	
53469-21-9	Aroclor 1242	ND	36	15	ug/kg	
12672-29-6	Aroclor 1248	ND	36	32	ug/kg	
11097-69-1	Aroclor 1254	ND	36	19	ug/kg	
11096-82-5	Aroclor 1260	ND	36	15	ug/kg	
11100-14-4	Aroclor 1268	ND	36	15	ug/kg	
37324-23-5	Aroclor 1262	ND	36	23	ug/kg	

CAS No.	Surrogate Recoveries	Run# 1	Run# 2	Limits
877-09-8	Tetrachloro-m-xylene	109%		24-152%
877-09-8	Tetrachloro-m-xylene	131%		24-152%
2051-24-3	Decachlorobiphenyl	85%		10-172%
2051-24-3	Decachlorobiphenyl	95%		10-172%

ND = Not detected MDL = Method Detection Limit
RL = Reporting Limit
E = Indicates value exceeds calibration range
J = Indicates an estimated value
B = Indicates analyte found in associated method blank
N = Indicates presumptive evidence of a compound

Report of Analysis

Client Sample ID: WC-B2(0-5)
Lab Sample ID: JD27716-7 **Date Sampled:** 07/01/21
Matrix: SO - Soil **Date Received:** 07/02/21
Method: NJDEP EPH SW846 3546 **Percent Solids:** 92.2
Project: Remedial Investigation, 247 North Avenue, New Rochelle, NY

	File ID	DF	Analyzed	By	Prep Date	Prep Batch	Analytical Batch
Run #1	4Z71557.D	1	07/07/21 20:35	TL	07/06/21 21:00	OP34162	G4Z2406
Run #2							

	Initial Weight	Final Volume
Run #1	15.5 g	2.0 ml
Run #2		

NJDEP EPH List

CAS No.	Compound	Result	RL	MDL	Units	Q
	EPH (C9-C28)	ND	7.0	2.1	mg/kg	
	EPH (> C28-C40)	ND	7.0	2.1	mg/kg	
	Total EPH (C9-C40)	ND	7.0	2.1	mg/kg	

CAS No.	Surrogate Recoveries	Run# 1	Run# 2	Limits
84-15-1	o-Terphenyl	59%		40-140%
3386-33-2	1-Chlorooctadecane	56%		40-140%

ND = Not detected MDL = Method Detection Limit
RL = Reporting Limit
E = Indicates value exceeds calibration range
J = Indicates an estimated value
B = Indicates analyte found in associated method blank
N = Indicates presumptive evidence of a compound

Report of Analysis

Client Sample ID: WC-B2(0-5)
Lab Sample ID: JD27716-7
Matrix: SO - Soil
Project: Remedial Investigation, 247 North Avenue, New Rochelle, NY

Date Sampled: 07/01/21
Date Received: 07/02/21
Percent Solids: 92.2

Metals Analysis

Analyte	Result	RL	Units	DF	Prep	Analyzed	By	Method	Prep Method
Aluminum	6100	53	mg/kg	1	07/09/21	07/09/21	ND	SW846 6010D [1]	SW846 3050B [3]
Antimony	< 2.1	2.1	mg/kg	1	07/09/21	07/09/21	ND	SW846 6010D [1]	SW846 3050B [3]
Arsenic	< 2.1	2.1	mg/kg	1	07/09/21	07/09/21	ND	SW846 6010D [1]	SW846 3050B [3]
Barium	58.9	21	mg/kg	1	07/09/21	07/09/21	ND	SW846 6010D [1]	SW846 3050B [3]
Beryllium	0.21	0.21	mg/kg	1	07/09/21	07/09/21	ND	SW846 6010D [1]	SW846 3050B [3]
Cadmium	< 0.53	0.53	mg/kg	1	07/09/21	07/09/21	ND	SW846 6010D [1]	SW846 3050B [3]
Calcium	6030	530	mg/kg	1	07/09/21	07/09/21	ND	SW846 6010D [1]	SW846 3050B [3]
Chromium	16.2	1.1	mg/kg	1	07/09/21	07/09/21	ND	SW846 6010D [1]	SW846 3050B [3]
Cobalt	< 5.3	5.3	mg/kg	1	07/09/21	07/09/21	ND	SW846 6010D [1]	SW846 3050B [3]
Copper	12.0	2.7	mg/kg	1	07/09/21	07/09/21	ND	SW846 6010D [1]	SW846 3050B [3]
Iron	11300	53	mg/kg	1	07/09/21	07/09/21	ND	SW846 6010D [1]	SW846 3050B [3]
Lead	2.1	2.1	mg/kg	1	07/09/21	07/09/21	ND	SW846 6010D [1]	SW846 3050B [3]
Magnesium	4660	530	mg/kg	1	07/09/21	07/09/21	ND	SW846 6010D [1]	SW846 3050B [3]
Manganese	207	1.6	mg/kg	1	07/09/21	07/09/21	ND	SW846 6010D [1]	SW846 3050B [3]
Mercury	< 0.029	0.029	mg/kg	1	07/12/21	07/12/21	MS	SW846 7471B [2]	SW846 7471B [4]
Nickel	12.6	4.3	mg/kg	1	07/09/21	07/09/21	ND	SW846 6010D [1]	SW846 3050B [3]
Potassium	2710	1100	mg/kg	1	07/09/21	07/09/21	ND	SW846 6010D [1]	SW846 3050B [3]
Selenium	< 2.1	2.1	mg/kg	1	07/09/21	07/09/21	ND	SW846 6010D [1]	SW846 3050B [3]
Silver	< 0.53	0.53	mg/kg	1	07/09/21	07/09/21	ND	SW846 6010D [1]	SW846 3050B [3]
Sodium	< 1100	1100	mg/kg	1	07/09/21	07/09/21	ND	SW846 6010D [1]	SW846 3050B [3]
Thallium	< 1.1	1.1	mg/kg	1	07/09/21	07/09/21	ND	SW846 6010D [1]	SW846 3050B [3]
Vanadium	18.1	5.3	mg/kg	1	07/09/21	07/09/21	ND	SW846 6010D [1]	SW846 3050B [3]
Zinc	23.6	5.3	mg/kg	1	07/09/21	07/09/21	ND	SW846 6010D [1]	SW846 3050B [3]

(1) Instrument QC Batch: MA50813
(2) Instrument QC Batch: MA50819
(3) Prep QC Batch: MP27331
(4) Prep QC Batch: MP27408

RL = Reporting Limit

Report of Analysis

Client Sample ID:	WC-B2(0-5)		
Lab Sample ID:	JD27716-7	**Date Sampled:**	07/01/21
Matrix:	SO - Soil	**Date Received:**	07/02/21
		Percent Solids:	92.2
Project:	Remedial Investigation, 247 North Avenue, New Rochelle, NY		

General Chemistry

Analyte	Result	RL	Units	DF	Analyzed	By	Method
Cyanide	< 0.30	0.30	mg/kg	1	07/07/21 16:23	BM	SW846 9012B/LACHAT
Solids, Percent	92.2		%	1	07/06/21 16:30	BG	SM2540 G 18TH ED MOD

RL = Reporting Limit

Report of Analysis

Client Sample ID:	WC-C2(0-5)		
Lab Sample ID:	JD27716-8	**Date Sampled:**	07/01/21
Matrix:	SO - Soil	**Date Received:**	07/02/21
Method:	SW846 8270E SW846 3546	**Percent Solids:**	93.2
Project:	Remedial Investigation, 247 North Avenue, New Rochelle, NY		

	File ID	DF	Analyzed	By	Prep Date	Prep Batch	Analytical Batch
Run #1	6P499257.D	1	07/07/21 13:56	CS	07/06/21 21:30	OP34161	E6P3397
Run #2							

	Initial Weight	Final Volume
Run #1	30.3 g	1.0 ml
Run #2		

ABN TCL List (SOM0 2.0)

CAS No.	Compound	Result	RL	MDL	Units	Q
95-57-8	2-Chlorophenol	ND	71	17	ug/kg	
59-50-7	4-Chloro-3-methyl phenol	ND	180	22	ug/kg	
120-83-2	2,4-Dichlorophenol	ND	180	30	ug/kg	
105-67-9	2,4-Dimethylphenol	ND	180	63	ug/kg	
51-28-5	2,4-Dinitrophenol	ND	180	130	ug/kg	
534-52-1	4,6-Dinitro-o-cresol	ND	180	38	ug/kg	
95-48-7	2-Methylphenol	ND	71	23	ug/kg	
	3&4-Methylphenol	ND	71	29	ug/kg	
88-75-5	2-Nitrophenol [a]	ND	180	23	ug/kg	
100-02-7	4-Nitrophenol	ND	350	95	ug/kg	
87-86-5	Pentachlorophenol	ND	140	33	ug/kg	
108-95-2	Phenol	ND	71	18	ug/kg	
58-90-2	2,3,4,6-Tetrachlorophenol	ND	180	23	ug/kg	
95-95-4	2,4,5-Trichlorophenol	ND	180	27	ug/kg	
88-06-2	2,4,6-Trichlorophenol	ND	180	21	ug/kg	
83-32-9	Acenaphthene	ND	35	12	ug/kg	
208-96-8	Acenaphthylene	ND	35	18	ug/kg	
98-86-2	Acetophenone	ND	180	7.6	ug/kg	
120-12-7	Anthracene	ND	35	22	ug/kg	
1912-24-9	Atrazine	ND	71	15	ug/kg	
56-55-3	Benzo(a)anthracene	ND	35	10	ug/kg	
50-32-8	Benzo(a)pyrene	ND	35	16	ug/kg	
205-99-2	Benzo(b)fluoranthene	ND	35	16	ug/kg	
191-24-2	Benzo(g,h,i)perylene	ND	35	18	ug/kg	
207-08-9	Benzo(k)fluoranthene	ND	35	17	ug/kg	
101-55-3	4-Bromophenyl phenyl ether	ND	71	14	ug/kg	
85-68-7	Butyl benzyl phthalate	ND	71	8.6	ug/kg	
92-52-4	1,1'-Biphenyl	ND	71	4.9	ug/kg	
100-52-7	Benzaldehyde	ND	180	8.8	ug/kg	
91-58-7	2-Chloronaphthalene	ND	71	8.4	ug/kg	
106-47-8	4-Chloroaniline	ND	180	13	ug/kg	
86-74-8	Carbazole	ND	71	5.1	ug/kg	

ND = Not detected MDL = Method Detection Limit
RL = Reporting Limit
E = Indicates value exceeds calibration range
J = Indicates an estimated value
B = Indicates analyte found in associated method blank
N = Indicates presumptive evidence of a compound

Report of Analysis

Client Sample ID:	WC-C2(0-5)		
Lab Sample ID:	JD27716-8	**Date Sampled:**	07/01/21
Matrix:	SO - Soil	**Date Received:**	07/02/21
Method:	SW846 8270E SW846 3546	**Percent Solids:**	93.2
Project:	Remedial Investigation, 247 North Avenue, New Rochelle, NY		

ABN TCL List (SOM0 2.0)

CAS No.	Compound	Result	RL	MDL	Units	Q
105-60-2	Caprolactam	ND	71	14	ug/kg	
218-01-9	Chrysene	ND	35	11	ug/kg	
111-91-1	bis(2-Chloroethoxy)methane	ND	71	7.6	ug/kg	
111-44-4	bis(2-Chloroethyl)ether	ND	71	15	ug/kg	
108-60-1	2,2'-Oxybis(1-chloropropane)	ND	71	13	ug/kg	
7005-72-3	4-Chlorophenyl phenyl ether	ND	71	11	ug/kg	
121-14-2	2,4-Dinitrotoluene [a]	ND	35	11	ug/kg	
606-20-2	2,6-Dinitrotoluene [a]	ND	35	18	ug/kg	
91-94-1	3,3'-Dichlorobenzidine	ND	71	30	ug/kg	
123-91-1	1,4-Dioxane	ND	35	23	ug/kg	
53-70-3	Dibenzo(a,h)anthracene	ND	35	16	ug/kg	
132-64-9	Dibenzofuran	ND	71	14	ug/kg	
84-74-2	Di-n-butyl phthalate	ND	71	5.8	ug/kg	
117-84-0	Di-n-octyl phthalate	ND	71	8.8	ug/kg	
84-66-2	Diethyl phthalate	ND	71	7.5	ug/kg	
131-11-3	Dimethyl phthalate	ND	71	6.3	ug/kg	
117-81-7	bis(2-Ethylhexyl)phthalate	ND	71	8.3	ug/kg	
206-44-0	Fluoranthene	ND	35	16	ug/kg	
86-73-7	Fluorene	ND	35	16	ug/kg	
118-74-1	Hexachlorobenzene	ND	71	9.0	ug/kg	
87-68-3	Hexachlorobutadiene	ND	35	14	ug/kg	
77-47-4	Hexachlorocyclopentadiene	ND	350	14	ug/kg	
67-72-1	Hexachloroethane	ND	180	18	ug/kg	
193-39-5	Indeno(1,2,3-cd)pyrene	ND	35	17	ug/kg	
78-59-1	Isophorone	ND	71	7.6	ug/kg	
91-57-6	2-Methylnaphthalene	ND	35	8.0	ug/kg	
88-74-4	2-Nitroaniline [a]	ND	180	8.4	ug/kg	
99-09-2	3-Nitroaniline [a]	ND	180	8.9	ug/kg	
100-01-6	4-Nitroaniline	ND	180	9.2	ug/kg	
91-20-3	Naphthalene	ND	35	10	ug/kg	
98-95-3	Nitrobenzene	ND	71	14	ug/kg	
621-64-7	N-Nitroso-di-n-propylamine	ND	71	10	ug/kg	
86-30-6	N-Nitrosodiphenylamine	ND	180	13	ug/kg	
85-01-8	Phenanthrene	ND	35	12	ug/kg	
129-00-0	Pyrene	ND	35	11	ug/kg	
95-94-3	1,2,4,5-Tetrachlorobenzene	ND	180	9.0	ug/kg	

CAS No.	Surrogate Recoveries	Run# 1	Run# 2	Limits
367-12-4	2-Fluorophenol	63%		7-101%

ND = Not detected MDL = Method Detection Limit
RL = Reporting Limit
E = Indicates value exceeds calibration range
J = Indicates an estimated value
B = Indicates analyte found in associated method blank
N = Indicates presumptive evidence of a compound

Report of Analysis

Client Sample ID:	WC-C2(0-5)		
Lab Sample ID:	JD27716-8	**Date Sampled:**	07/01/21
Matrix:	SO - Soil	**Date Received:**	07/02/21
Method:	SW846 8270E SW846 3546	**Percent Solids:**	93.2
Project:	Remedial Investigation, 247 North Avenue, New Rochelle, NY		

ABN TCL List (SOM0 2.0)

CAS No.	Surrogate Recoveries	Run# 1	Run# 2	Limits
4165-62-2	Phenol-d5	59%		12-101%
118-79-6	2,4,6-Tribromophenol	62%		10-127%
4165-60-0	Nitrobenzene-d5	70%		15-114%
321-60-8	2-Fluorobiphenyl	62%		22-104%
1718-51-0	Terphenyl-d14	80%		23-121%

CAS No.	Tentatively Identified Compounds	R.T.	Est. Conc.	Units	Q
	Total TIC, Semi-Volatile		0	ug/kg	

(a) Associated CCV outside of control limits high, sample was ND.

Report of Analysis

Client Sample ID: WC-C2(0-5)
Lab Sample ID: JD27716-8 **Date Sampled:** 07/01/21
Matrix: SO - Soil **Date Received:** 07/02/21
Method: SW846 8081B SW846 3546 **Percent Solids:** 93.2
Project: Remedial Investigation, 247 North Avenue, New Rochelle, NY

	File ID	DF	Analyzed	By	Prep Date	Prep Batch	Analytical Batch
Run #1	8G39081.D	1	07/07/21 07:10	CP	07/06/21 21:00	OP34158	G8G1636
Run #2							

	Initial Weight	Final Volume
Run #1	15.3 g	10.0 ml
Run #2		

Pesticide TCL List

CAS No.	Compound	Result	RL	MDL	Units	Q
309-00-2	Aldrin	ND	0.70	0.58	ug/kg	
319-84-6	alpha-BHC	ND	0.70	0.57	ug/kg	
319-85-7	beta-BHC	ND	0.70	0.63	ug/kg	
319-86-8	delta-BHC	ND	0.70	0.67	ug/kg	
58-89-9	gamma-BHC (Lindane)	ND	0.70	0.52	ug/kg	
5103-71-9	alpha-Chlordane	ND	0.70	0.57	ug/kg	
5103-74-2	gamma-Chlordane	ND	0.70	0.32	ug/kg	
60-57-1	Dieldrin	ND	0.70	0.48	ug/kg	
72-54-8	4,4'-DDD	ND	0.70	0.64	ug/kg	
72-55-9	4,4'-DDE	ND	0.70	0.62	ug/kg	
50-29-3	4,4'-DDT	ND	0.70	0.62	ug/kg	
72-20-8	Endrin	ND	0.70	0.54	ug/kg	
1031-07-8	Endosulfan sulfate	ND	0.70	0.55	ug/kg	
7421-93-4	Endrin aldehyde	ND	0.70	0.40	ug/kg	
959-98-8	Endosulfan-I	ND	0.70	0.40	ug/kg	
33213-65-9	Endosulfan-II	ND	0.70	0.44	ug/kg	
76-44-8	Heptachlor	ND	0.70	0.60	ug/kg	
1024-57-3	Heptachlor epoxide	ND	0.70	0.49	ug/kg	
72-43-5	Methoxychlor	ND	1.4	0.56	ug/kg	
53494-70-5	Endrin ketone	ND	0.70	0.51	ug/kg	
8001-35-2	Toxaphene	ND	18	16	ug/kg	

CAS No.	Surrogate Recoveries	Run# 1	Run# 2	Limits
877-09-8	Tetrachloro-m-xylene	100%		27-138%
877-09-8	Tetrachloro-m-xylene	101%		27-138%
2051-24-3	Decachlorobiphenyl	110%		10-179%
2051-24-3	Decachlorobiphenyl	104%		10-179%

ND = Not detected MDL = Method Detection Limit
RL = Reporting Limit
E = Indicates value exceeds calibration range
J = Indicates an estimated value
B = Indicates analyte found in associated method blank
N = Indicates presumptive evidence of a compound

Report of Analysis

Client Sample ID:	WC-C2(0-5)		
Lab Sample ID:	JD27716-8	**Date Sampled:**	07/01/21
Matrix:	SO - Soil	**Date Received:**	07/02/21
Method:	SW846 8082A SW846 3546	**Percent Solids:**	93.2
Project:	Remedial Investigation, 247 North Avenue, New Rochelle, NY		

	File ID	DF	Analyzed	By	Prep Date	Prep Batch	Analytical Batch
Run #1	RK1264.D	1	07/07/21 06:35	CP	07/06/21 21:00	OP34159	GRK32
Run #2							

	Initial Weight	Final Volume
Run #1	15.3 g	10.0 ml
Run #2		

PCB List

CAS No.	Compound	Result	RL	MDL	Units	Q
12674-11-2	Aroclor 1016	ND	35	16	ug/kg	
11104-28-2	Aroclor 1221	ND	35	22	ug/kg	
11141-16-5	Aroclor 1232	ND	35	22	ug/kg	
53469-21-9	Aroclor 1242	ND	35	14	ug/kg	
12672-29-6	Aroclor 1248	ND	35	31	ug/kg	
11097-69-1	Aroclor 1254	ND	35	19	ug/kg	
11096-82-5	Aroclor 1260	ND	35	15	ug/kg	
11100-14-4	Aroclor 1268	ND	35	15	ug/kg	
37324-23-5	Aroclor 1262	ND	35	23	ug/kg	

CAS No.	Surrogate Recoveries	Run# 1	Run# 2	Limits
877-09-8	Tetrachloro-m-xylene	106%		24-152%
877-09-8	Tetrachloro-m-xylene	130%		24-152%
2051-24-3	Decachlorobiphenyl	94%		10-172%
2051-24-3	Decachlorobiphenyl	91%		10-172%

ND = Not detected MDL = Method Detection Limit
RL = Reporting Limit
E = Indicates value exceeds calibration range
J = Indicates an estimated value
B = Indicates analyte found in associated method blank
N = Indicates presumptive evidence of a compound

Report of Analysis

Client Sample ID: WC-C2(0-5)
Lab Sample ID: JD27716-8 **Date Sampled:** 07/01/21
Matrix: SO - Soil **Date Received:** 07/02/21
Method: NJDEP EPH SW846 3546 **Percent Solids:** 93.2
Project: Remedial Investigation, 247 North Avenue, New Rochelle, NY

	File ID	DF	Analyzed	By	Prep Date	Prep Batch	Analytical Batch
Run #1	4Z71559.D	1	07/07/21 21:44	TL	07/06/21 21:00	OP34162	G4Z2406
Run #2							

	Initial Weight	Final Volume
Run #1	15.7 g	2.0 ml
Run #2		

NJDEP EPH List

CAS No.	Compound	Result	RL	MDL	Units	Q
	EPH (C9-C28)	ND	6.8	2.0	mg/kg	
	EPH (> C28-C40)	ND	6.8	2.0	mg/kg	
	Total EPH (C9-C40)	ND	6.8	2.0	mg/kg	

CAS No.	Surrogate Recoveries	Run# 1	Run# 2	Limits
84-15-1	o-Terphenyl	70%		40-140%
3386-33-2	1-Chlorooctadecane	66%		40-140%

ND = Not detected MDL = Method Detection Limit
RL = Reporting Limit
E = Indicates value exceeds calibration range
J = Indicates an estimated value
B = Indicates analyte found in associated method blank
N = Indicates presumptive evidence of a compound

Report of Analysis

Client Sample ID: WC-C2(0-5)
Lab Sample ID: JD27716-8
Matrix: SO - Soil
Project: Remedial Investigation, 247 North Avenue, New Rochelle, NY

Date Sampled: 07/01/21
Date Received: 07/02/21
Percent Solids: 93.2

Metals Analysis

Analyte	Result	RL	Units	DF	Prep	Analyzed	By	Method	Prep Method
Aluminum	7470	53	mg/kg	1	07/09/21	07/09/21	ND	SW846 6010D [1]	SW846 3050B [3]
Antimony	< 2.1	2.1	mg/kg	1	07/09/21	07/09/21	ND	SW846 6010D [1]	SW846 3050B [3]
Arsenic	< 2.1	2.1	mg/kg	1	07/09/21	07/09/21	ND	SW846 6010D [1]	SW846 3050B [3]
Barium	74.7	21	mg/kg	1	07/09/21	07/09/21	ND	SW846 6010D [1]	SW846 3050B [3]
Beryllium	0.23	0.21	mg/kg	1	07/09/21	07/09/21	ND	SW846 6010D [1]	SW846 3050B [3]
Cadmium	< 0.53	0.53	mg/kg	1	07/09/21	07/09/21	ND	SW846 6010D [1]	SW846 3050B [3]
Calcium	4920	530	mg/kg	1	07/09/21	07/09/21	ND	SW846 6010D [1]	SW846 3050B [3]
Chromium	19.7	1.1	mg/kg	1	07/09/21	07/09/21	ND	SW846 6010D [1]	SW846 3050B [3]
Cobalt	6.4	5.3	mg/kg	1	07/09/21	07/09/21	ND	SW846 6010D [1]	SW846 3050B [3]
Copper	15.7	2.7	mg/kg	1	07/09/21	07/09/21	ND	SW846 6010D [1]	SW846 3050B [3]
Iron	12700	53	mg/kg	1	07/09/21	07/09/21	ND	SW846 6010D [1]	SW846 3050B [3]
Lead	2.1	2.1	mg/kg	1	07/09/21	07/09/21	ND	SW846 6010D [1]	SW846 3050B [3]
Magnesium	5180	530	mg/kg	1	07/09/21	07/09/21	ND	SW846 6010D [1]	SW846 3050B [3]
Manganese	266	1.6	mg/kg	1	07/09/21	07/09/21	ND	SW846 6010D [1]	SW846 3050B [3]
Mercury	< 0.028	0.028	mg/kg	1	07/12/21	07/12/21	MS	SW846 7471B [2]	SW846 7471B [4]
Nickel	19.9	4.2	mg/kg	1	07/09/21	07/09/21	ND	SW846 6010D [1]	SW846 3050B [3]
Potassium	3460	1100	mg/kg	1	07/09/21	07/09/21	ND	SW846 6010D [1]	SW846 3050B [3]
Selenium	< 2.1	2.1	mg/kg	1	07/09/21	07/09/21	ND	SW846 6010D [1]	SW846 3050B [3]
Silver	< 0.53	0.53	mg/kg	1	07/09/21	07/09/21	ND	SW846 6010D [1]	SW846 3050B [3]
Sodium	< 1100	1100	mg/kg	1	07/09/21	07/09/21	ND	SW846 6010D [1]	SW846 3050B [3]
Thallium	< 1.1	1.1	mg/kg	1	07/09/21	07/09/21	ND	SW846 6010D [1]	SW846 3050B [3]
Vanadium	21.3	5.3	mg/kg	1	07/09/21	07/09/21	ND	SW846 6010D [1]	SW846 3050B [3]
Zinc	24.6	5.3	mg/kg	1	07/09/21	07/09/21	ND	SW846 6010D [1]	SW846 3050B [3]

(1) Instrument QC Batch: MA50813
(2) Instrument QC Batch: MA50819
(3) Prep QC Batch: MP27331
(4) Prep QC Batch: MP27408

RL = Reporting Limit

Report of Analysis

Client Sample ID:	WC-C2(0-5)		
Lab Sample ID:	JD27716-8	**Date Sampled:**	07/01/21
Matrix:	SO - Soil	**Date Received:**	07/02/21
		Percent Solids:	93.2
Project:	Remedial Investigation, 247 North Avenue, New Rochelle, NY		

General Chemistry

Analyte	Result	RL	Units	DF	Analyzed	By	Method
Cyanide	< 0.29	0.29	mg/kg	1	07/07/21 16:24	BM	SW846 9012B/LACHAT
Solids, Percent	93.2		%	1	07/06/21 16:30	BG	SM2540 G 18TH ED MOD

RL = Reporting Limit

Report of Analysis

Client Sample ID:	WC-A2(0-7)		
Lab Sample ID:	JD27716-9	**Date Sampled:**	07/01/21
Matrix:	SO - Soil	**Date Received:**	07/02/21
Method:	SW846 8270E SW846 3546	**Percent Solids:**	92.1
Project:	Remedial Investigation, 247 North Avenue, New Rochelle, NY		

	File ID	DF	Analyzed	By	Prep Date	Prep Batch	Analytical Batch
Run #1	6P499258.D	1	07/07/21 14:19	CS	07/06/21 21:30	OP34161	E6P3397
Run #2							

	Initial Weight	Final Volume
Run #1	30.0 g	1.0 ml
Run #2		

ABN TCL List (SOM0 2.0)

CAS No.	Compound	Result	RL	MDL	Units	Q
95-57-8	2-Chlorophenol	ND	72	18	ug/kg	
59-50-7	4-Chloro-3-methyl phenol	ND	180	22	ug/kg	
120-83-2	2,4-Dichlorophenol	ND	180	31	ug/kg	
105-67-9	2,4-Dimethylphenol	ND	180	64	ug/kg	
51-28-5	2,4-Dinitrophenol	ND	180	140	ug/kg	
534-52-1	4,6-Dinitro-o-cresol	ND	180	39	ug/kg	
95-48-7	2-Methylphenol	ND	72	23	ug/kg	
	3&4-Methylphenol	ND	72	30	ug/kg	
88-75-5	2-Nitrophenol [a]	ND	180	24	ug/kg	
100-02-7	4-Nitrophenol	ND	360	97	ug/kg	
87-86-5	Pentachlorophenol	ND	140	34	ug/kg	
108-95-2	Phenol	ND	72	19	ug/kg	
58-90-2	2,3,4,6-Tetrachlorophenol	ND	180	24	ug/kg	
95-95-4	2,4,5-Trichlorophenol	ND	180	27	ug/kg	
88-06-2	2,4,6-Trichlorophenol	ND	180	22	ug/kg	
83-32-9	Acenaphthene	ND	36	12	ug/kg	
208-96-8	Acenaphthylene	ND	36	18	ug/kg	
98-86-2	Acetophenone	ND	180	7.8	ug/kg	
120-12-7	Anthracene	ND	36	22	ug/kg	
1912-24-9	Atrazine	ND	72	15	ug/kg	
56-55-3	Benzo(a)anthracene	ND	36	10	ug/kg	
50-32-8	Benzo(a)pyrene	ND	36	16	ug/kg	
205-99-2	Benzo(b)fluoranthene	ND	36	16	ug/kg	
191-24-2	Benzo(g,h,i)perylene	ND	36	18	ug/kg	
207-08-9	Benzo(k)fluoranthene	ND	36	17	ug/kg	
101-55-3	4-Bromophenyl phenyl ether	ND	72	14	ug/kg	
85-68-7	Butyl benzyl phthalate	ND	72	8.8	ug/kg	
92-52-4	1,1'-Biphenyl	ND	72	5.0	ug/kg	
100-52-7	Benzaldehyde	ND	180	9.0	ug/kg	
91-58-7	2-Chloronaphthalene	ND	72	8.6	ug/kg	
106-47-8	4-Chloroaniline	ND	180	13	ug/kg	
86-74-8	Carbazole	ND	72	5.2	ug/kg	

ND = Not detected MDL = Method Detection Limit
RL = Reporting Limit
E = Indicates value exceeds calibration range
J = Indicates an estimated value
B = Indicates analyte found in associated method blank
N = Indicates presumptive evidence of a compound

Report of Analysis

Client Sample ID:	WC-A2(0-7)		
Lab Sample ID:	JD27716-9	**Date Sampled:**	07/01/21
Matrix:	SO - Soil	**Date Received:**	07/02/21
Method:	SW846 8270E SW846 3546	**Percent Solids:**	92.1
Project:	Remedial Investigation, 247 North Avenue, New Rochelle, NY		

ABN TCL List (SOM0 2.0)

CAS No.	Compound	Result	RL	MDL	Units	Q
105-60-2	Caprolactam	ND	72	14	ug/kg	
218-01-9	Chrysene	ND	36	11	ug/kg	
111-91-1	bis(2-Chloroethoxy)methane	ND	72	7.7	ug/kg	
111-44-4	bis(2-Chloroethyl)ether	ND	72	16	ug/kg	
108-60-1	2,2'-Oxybis(1-chloropropane)	ND	72	13	ug/kg	
7005-72-3	4-Chlorophenyl phenyl ether	ND	72	12	ug/kg	
121-14-2	2,4-Dinitrotoluene [a]	ND	36	11	ug/kg	
606-20-2	2,6-Dinitrotoluene [a]	ND	36	18	ug/kg	
91-94-1	3,3'-Dichlorobenzidine	ND	72	30	ug/kg	
123-91-1	1,4-Dioxane	ND	36	24	ug/kg	
53-70-3	Dibenzo(a,h)anthracene	ND	36	16	ug/kg	
132-64-9	Dibenzofuran	ND	72	15	ug/kg	
84-74-2	Di-n-butyl phthalate	ND	72	5.9	ug/kg	
117-84-0	Di-n-octyl phthalate	ND	72	9.0	ug/kg	
84-66-2	Diethyl phthalate	ND	72	7.7	ug/kg	
131-11-3	Dimethyl phthalate	ND	72	6.4	ug/kg	
117-81-7	bis(2-Ethylhexyl)phthalate	ND	72	8.5	ug/kg	
206-44-0	Fluoranthene	ND	36	16	ug/kg	
86-73-7	Fluorene	ND	36	17	ug/kg	
118-74-1	Hexachlorobenzene	ND	72	9.2	ug/kg	
87-68-3	Hexachlorobutadiene	ND	36	15	ug/kg	
77-47-4	Hexachlorocyclopentadiene	ND	360	14	ug/kg	
67-72-1	Hexachloroethane	ND	180	18	ug/kg	
193-39-5	Indeno(1,2,3-cd)pyrene	ND	36	17	ug/kg	
78-59-1	Isophorone	ND	72	7.7	ug/kg	
91-57-6	2-Methylnaphthalene	ND	36	8.2	ug/kg	
88-74-4	2-Nitroaniline [a]	ND	180	8.5	ug/kg	
99-09-2	3-Nitroaniline [a]	ND	180	9.0	ug/kg	
100-01-6	4-Nitroaniline	ND	180	9.4	ug/kg	
91-20-3	Naphthalene	ND	36	10	ug/kg	
98-95-3	Nitrobenzene	ND	72	14	ug/kg	
621-64-7	N-Nitroso-di-n-propylamine	ND	72	10	ug/kg	
86-30-6	N-Nitrosodiphenylamine	ND	180	13	ug/kg	
85-01-8	Phenanthrene	ND	36	12	ug/kg	
129-00-0	Pyrene	ND	36	12	ug/kg	
95-94-3	1,2,4,5-Tetrachlorobenzene	ND	180	9.2	ug/kg	

CAS No.	Surrogate Recoveries	Run# 1	Run# 2	Limits
367-12-4	2-Fluorophenol	76%		7-101%

ND = Not detected MDL = Method Detection Limit
RL = Reporting Limit
E = Indicates value exceeds calibration range
J = Indicates an estimated value
B = Indicates analyte found in associated method blank
N = Indicates presumptive evidence of a compound

Report of Analysis

Client Sample ID:	WC-A2(0-7)		
Lab Sample ID:	JD27716-9	**Date Sampled:**	07/01/21
Matrix:	SO - Soil	**Date Received:**	07/02/21
Method:	SW846 8270E SW846 3546	**Percent Solids:**	92.1
Project:	Remedial Investigation, 247 North Avenue, New Rochelle, NY		

ABN TCL List (SOM0 2.0)

CAS No.	Surrogate Recoveries	Run# 1	Run# 2	Limits
4165-62-2	Phenol-d5	72%		12-101%
118-79-6	2,4,6-Tribromophenol	75%		10-127%
4165-60-0	Nitrobenzene-d5	85%		15-114%
321-60-8	2-Fluorobiphenyl	75%		22-104%
1718-51-0	Terphenyl-d14	97%		23-121%

CAS No.	Tentatively Identified Compounds	R.T.	Est. Conc.	Units	Q
	Total TIC, Semi-Volatile		0	ug/kg	

(a) Associated CCV outside of control limits high, sample was ND.

ND = Not detected MDL = Method Detection Limit
RL = Reporting Limit
E = Indicates value exceeds calibration range
J = Indicates an estimated value
B = Indicates analyte found in associated method blank
N = Indicates presumptive evidence of a compound

Report of Analysis

Client Sample ID: WC-A2(0-7)
Lab Sample ID: JD27716-9 **Date Sampled:** 07/01/21
Matrix: SO - Soil **Date Received:** 07/02/21
Method: SW846 8081B SW846 3546 **Percent Solids:** 92.1
Project: Remedial Investigation, 247 North Avenue, New Rochelle, NY

	File ID	DF	Analyzed	By	Prep Date	Prep Batch	Analytical Batch
Run #1	8G39082.D	1	07/07/21 07:26	CP	07/06/21 21:00	OP34158	G8G1636
Run #2							

	Initial Weight	Final Volume
Run #1	15.9 g	10.0 ml
Run #2		

Pesticide TCL List

CAS No.	Compound	Result	RL	MDL	Units	Q
309-00-2	Aldrin	ND	0.68	0.56	ug/kg	
319-84-6	alpha-BHC	ND	0.68	0.56	ug/kg	
319-85-7	beta-BHC	ND	0.68	0.62	ug/kg	
319-86-8	delta-BHC	ND	0.68	0.66	ug/kg	
58-89-9	gamma-BHC (Lindane)	ND	0.68	0.50	ug/kg	
5103-71-9	alpha-Chlordane	ND	0.68	0.55	ug/kg	
5103-74-2	gamma-Chlordane	ND	0.68	0.31	ug/kg	
60-57-1	Dieldrin	ND	0.68	0.47	ug/kg	
72-54-8	4,4'-DDD	ND	0.68	0.63	ug/kg	
72-55-9	4,4'-DDE	ND	0.68	0.60	ug/kg	
50-29-3	4,4'-DDT	ND	0.68	0.61	ug/kg	
72-20-8	Endrin	ND	0.68	0.53	ug/kg	
1031-07-8	Endosulfan sulfate	ND	0.68	0.53	ug/kg	
7421-93-4	Endrin aldehyde	ND	0.68	0.39	ug/kg	
959-98-8	Endosulfan-I	ND	0.68	0.39	ug/kg	
33213-65-9	Endosulfan-II	ND	0.68	0.43	ug/kg	
76-44-8	Heptachlor	ND	0.68	0.59	ug/kg	
1024-57-3	Heptachlor epoxide	ND	0.68	0.48	ug/kg	
72-43-5	Methoxychlor	ND	1.4	0.54	ug/kg	
53494-70-5	Endrin ketone	ND	0.68	0.49	ug/kg	
8001-35-2	Toxaphene	ND	17	16	ug/kg	

CAS No.	Surrogate Recoveries	Run# 1	Run# 2	Limits
877-09-8	Tetrachloro-m-xylene	92%		27-138%
877-09-8	Tetrachloro-m-xylene	95%		27-138%
2051-24-3	Decachlorobiphenyl	100%		10-179%
2051-24-3	Decachlorobiphenyl	97%		10-179%

ND = Not detected MDL = Method Detection Limit
RL = Reporting Limit
E = Indicates value exceeds calibration range
J = Indicates an estimated value
B = Indicates analyte found in associated method blank
N = Indicates presumptive evidence of a compound

Report of Analysis

Client Sample ID:	WC-A2(0-7)		
Lab Sample ID:	JD27716-9	**Date Sampled:**	07/01/21
Matrix:	SO - Soil	**Date Received:**	07/02/21
Method:	SW846 8082A SW846 3546	**Percent Solids:**	92.1
Project:	Remedial Investigation, 247 North Avenue, New Rochelle, NY		

	File ID	DF	Analyzed	By	Prep Date	Prep Batch	Analytical Batch
Run #1	RK1265.D	1	07/07/21 06:51	CP	07/06/21 21:00	OP34159	GRK32
Run #2							

	Initial Weight	Final Volume
Run #1	15.9 g	10.0 ml
Run #2		

PCB List

CAS No.	Compound	Result	RL	MDL	Units	Q
12674-11-2	Aroclor 1016	ND	34	16	ug/kg	
11104-28-2	Aroclor 1221	ND	34	21	ug/kg	
11141-16-5	Aroclor 1232	ND	34	22	ug/kg	
53469-21-9	Aroclor 1242	ND	34	14	ug/kg	
12672-29-6	Aroclor 1248	ND	34	30	ug/kg	
11097-69-1	Aroclor 1254	ND	34	18	ug/kg	
11096-82-5	Aroclor 1260	ND	34	15	ug/kg	
11100-14-4	Aroclor 1268	ND	34	14	ug/kg	
37324-23-5	Aroclor 1262	ND	34	22	ug/kg	

CAS No.	Surrogate Recoveries	Run# 1	Run# 2	Limits
877-09-8	Tetrachloro-m-xylene	102%		24-152%
877-09-8	Tetrachloro-m-xylene	126%		24-152%
2051-24-3	Decachlorobiphenyl	87%		10-172%
2051-24-3	Decachlorobiphenyl	86%		10-172%

ND = Not detected MDL = Method Detection Limit
RL = Reporting Limit
E = Indicates value exceeds calibration range
J = Indicates an estimated value
B = Indicates analyte found in associated method blank
N = Indicates presumptive evidence of a compound

Report of Analysis

Client Sample ID: WC-A2(0-7)
Lab Sample ID: JD27716-9 **Date Sampled:** 07/01/21
Matrix: SO - Soil **Date Received:** 07/02/21
Method: NJDEP EPH SW846 3546 **Percent Solids:** 92.1
Project: Remedial Investigation, 247 North Avenue, New Rochelle, NY

	File ID	DF	Analyzed	By	Prep Date	Prep Batch	Analytical Batch
Run #1	4Z71560.D	1	07/07/21 22:18	TL	07/06/21 21:00	OP34162	G4Z2406
Run #2							

	Initial Weight	Final Volume
Run #1	15.5 g	2.0 ml
Run #2		

NJDEP EPH List

CAS No.	Compound	Result	RL	MDL	Units	Q
	EPH (C9-C28)	ND	7.0	2.1	mg/kg	
	EPH (> C28-C40)	ND	7.0	2.1	mg/kg	
	Total EPH (C9-C40)	ND	7.0	2.1	mg/kg	

CAS No.	Surrogate Recoveries	Run# 1	Run# 2	Limits
84-15-1	o-Terphenyl	68%		40-140%
3386-33-2	1-Chlorooctadecane	64%		40-140%

ND = Not detected MDL = Method Detection Limit
RL = Reporting Limit
E = Indicates value exceeds calibration range
J = Indicates an estimated value
B = Indicates analyte found in associated method blank
N = Indicates presumptive evidence of a compound

Report of Analysis

Client Sample ID: WC-A2(0-7)
Lab Sample ID: JD27716-9
Matrix: SO - Soil
Project: Remedial Investigation, 247 North Avenue, New Rochelle, NY

Date Sampled: 07/01/21
Date Received: 07/02/21
Percent Solids: 92.1

Metals Analysis

Analyte	Result	RL	Units	DF	Prep	Analyzed	By	Method	Prep Method
Aluminum	8790	54	mg/kg	1	07/09/21	07/09/21	ND	SW846 6010D [1]	SW846 3050B [3]
Antimony [a]	< 4.3	4.3	mg/kg	2	07/09/21	07/09/21	ND	SW846 6010D [1]	SW846 3050B [3]
Arsenic	< 2.2	2.2	mg/kg	1	07/09/21	07/09/21	ND	SW846 6010D [1]	SW846 3050B [3]
Barium	83.1	22	mg/kg	1	07/09/21	07/09/21	ND	SW846 6010D [1]	SW846 3050B [3]
Beryllium [a]	< 0.43	0.43	mg/kg	2	07/09/21	07/09/21	ND	SW846 6010D [1]	SW846 3050B [3]
Cadmium	< 0.54	0.54	mg/kg	1	07/09/21	07/09/21	ND	SW846 6010D [1]	SW846 3050B [3]
Calcium	7030	540	mg/kg	1	07/09/21	07/09/21	ND	SW846 6010D [1]	SW846 3050B [3]
Chromium	23.6	1.1	mg/kg	1	07/09/21	07/09/21	ND	SW846 6010D [1]	SW846 3050B [3]
Cobalt [a]	< 11	11	mg/kg	2	07/09/21	07/09/21	ND	SW846 6010D [1]	SW846 3050B [3]
Copper	14.5	2.7	mg/kg	1	07/09/21	07/09/21	ND	SW846 6010D [1]	SW846 3050B [3]
Iron	14700	54	mg/kg	1	07/09/21	07/09/21	ND	SW846 6010D [1]	SW846 3050B [3]
Lead	3.1	2.2	mg/kg	1	07/09/21	07/09/21	ND	SW846 6010D [1]	SW846 3050B [3]
Magnesium	6750	540	mg/kg	1	07/09/21	07/09/21	ND	SW846 6010D [1]	SW846 3050B [3]
Manganese	266	1.6	mg/kg	1	07/09/21	07/09/21	ND	SW846 6010D [1]	SW846 3050B [3]
Mercury	< 0.032	0.032	mg/kg	1	07/12/21	07/12/21	MS	SW846 7471B [2]	SW846 7471B [4]
Nickel	16.3	4.3	mg/kg	1	07/09/21	07/09/21	ND	SW846 6010D [1]	SW846 3050B [3]
Potassium	3610	1100	mg/kg	1	07/09/21	07/09/21	ND	SW846 6010D [1]	SW846 3050B [3]
Selenium	< 2.2	2.2	mg/kg	1	07/09/21	07/09/21	ND	SW846 6010D [1]	SW846 3050B [3]
Silver	0.55	0.54	mg/kg	1	07/09/21	07/09/21	ND	SW846 6010D [1]	SW846 3050B [3]
Sodium	< 1100	1100	mg/kg	1	07/09/21	07/09/21	ND	SW846 6010D [1]	SW846 3050B [3]
Thallium [a]	< 2.2	2.2	mg/kg	2	07/09/21	07/09/21	ND	SW846 6010D [1]	SW846 3050B [3]
Vanadium	25.1	5.4	mg/kg	1	07/09/21	07/09/21	ND	SW846 6010D [1]	SW846 3050B [3]
Zinc	27.5	5.4	mg/kg	1	07/09/21	07/09/21	ND	SW846 6010D [1]	SW846 3050B [3]

(1) Instrument QC Batch: MA50813
(2) Instrument QC Batch: MA50819
(3) Prep QC Batch: MP27331
(4) Prep QC Batch: MP27408

(a) Elevated detection limit due to dilution required for high interfering element.

RL = Reporting Limit

Report of Analysis

Client Sample ID:	WC-A2(0-7)		
Lab Sample ID:	JD27716-9	**Date Sampled:**	07/01/21
Matrix:	SO - Soil	**Date Received:**	07/02/21
		Percent Solids:	92.1
Project:	Remedial Investigation, 247 North Avenue, New Rochelle, NY		

General Chemistry

Analyte	Result	RL	Units	DF	Analyzed	By	Method
Cyanide	< 0.30	0.30	mg/kg	1	07/07/21 16:25	BM	SW846 9012B/LACHAT
Solids, Percent	92.1		%	1	07/06/21 16:30	BG	SM2540 G 18TH ED MOD

RL = Reporting Limit

Report of Analysis

Client Sample ID: WC-A2(7-13)
Lab Sample ID: JD27716-10 **Date Sampled:** 07/01/21
Matrix: SO - Soil **Date Received:** 07/02/21
Method: SW846 8270E SW846 3546 **Percent Solids:** 92.2
Project: Remedial Investigation, 247 North Avenue, New Rochelle, NY

	File ID	DF	Analyzed	By	Prep Date	Prep Batch	Analytical Batch
Run #1 [a]	6P499266.D	2	07/07/21 17:23	CS	07/06/21 21:30	OP34161	E6P3397
Run #2							

	Initial Weight	Final Volume
Run #1	30.0 g	1.0 ml
Run #2		

ABN TCL List (SOM0 2.0)

CAS No.	Compound	Result	RL	MDL	Units	Q
95-57-8	2-Chlorophenol	ND	140	36	ug/kg	
59-50-7	4-Chloro-3-methyl phenol	ND	360	44	ug/kg	
120-83-2	2,4-Dichlorophenol	ND	360	62	ug/kg	
105-67-9	2,4-Dimethylphenol	ND	360	130	ug/kg	
51-28-5	2,4-Dinitrophenol	ND	360	270	ug/kg	
534-52-1	4,6-Dinitro-o-cresol	ND	360	77	ug/kg	
95-48-7	2-Methylphenol	ND	140	46	ug/kg	
	3&4-Methylphenol	ND	140	59	ug/kg	
88-75-5	2-Nitrophenol [b]	ND	360	48	ug/kg	
100-02-7	4-Nitrophenol	ND	720	190	ug/kg	
87-86-5	Pentachlorophenol	ND	290	68	ug/kg	
108-95-2	Phenol	ND	140	38	ug/kg	
58-90-2	2,3,4,6-Tetrachlorophenol	ND	360	48	ug/kg	
95-95-4	2,4,5-Trichlorophenol	ND	360	54	ug/kg	
88-06-2	2,4,6-Trichlorophenol	ND	360	43	ug/kg	
83-32-9	Acenaphthene	ND	72	25	ug/kg	
208-96-8	Acenaphthylene	ND	72	37	ug/kg	
98-86-2	Acetophenone	ND	360	16	ug/kg	
120-12-7	Anthracene	ND	72	44	ug/kg	
1912-24-9	Atrazine	ND	140	31	ug/kg	
56-55-3	Benzo(a)anthracene	65.1	72	20	ug/kg	J
50-32-8	Benzo(a)pyrene	58.6	72	33	ug/kg	J
205-99-2	Benzo(b)fluoranthene	66.5	72	32	ug/kg	J
191-24-2	Benzo(g,h,i)perylene	ND	72	36	ug/kg	
207-08-9	Benzo(k)fluoranthene	ND	72	34	ug/kg	
101-55-3	4-Bromophenyl phenyl ether	ND	140	28	ug/kg	
85-68-7	Butyl benzyl phthalate	ND	140	18	ug/kg	
92-52-4	1,1'-Biphenyl	ND	140	9.9	ug/kg	
100-52-7	Benzaldehyde	ND	360	18	ug/kg	
91-58-7	2-Chloronaphthalene	ND	140	17	ug/kg	
106-47-8	4-Chloroaniline	ND	360	26	ug/kg	
86-74-8	Carbazole	ND	140	10	ug/kg	

ND = Not detected MDL = Method Detection Limit
RL = Reporting Limit
E = Indicates value exceeds calibration range
J = Indicates an estimated value
B = Indicates analyte found in associated method blank
N = Indicates presumptive evidence of a compound

Report of Analysis

Client Sample ID:	WC-A2(7-13)		
Lab Sample ID:	JD27716-10	**Date Sampled:**	07/01/21
Matrix:	SO - Soil	**Date Received:**	07/02/21
Method:	SW846 8270E SW846 3546	**Percent Solids:**	92.2
Project:	Remedial Investigation, 247 North Avenue, New Rochelle, NY		

ABN TCL List (SOM0 2.0)

CAS No.	Compound	Result	RL	MDL	Units	Q
105-60-2	Caprolactam	ND	140	29	ug/kg	
218-01-9	Chrysene	77.4	72	23	ug/kg	
111-91-1	bis(2-Chloroethoxy)methane	ND	140	15	ug/kg	
111-44-4	bis(2-Chloroethyl)ether	ND	140	31	ug/kg	
108-60-1	2,2'-Oxybis(1-chloropropane)	ND	140	26	ug/kg	
7005-72-3	4-Chlorophenyl phenyl ether	ND	140	23	ug/kg	
121-14-2	2,4-Dinitrotoluene [b]	ND	72	22	ug/kg	
606-20-2	2,6-Dinitrotoluene [b]	ND	72	36	ug/kg	
91-94-1	3,3'-Dichlorobenzidine	ND	140	60	ug/kg	
123-91-1	1,4-Dioxane	ND	72	48	ug/kg	
53-70-3	Dibenzo(a,h)anthracene	ND	72	32	ug/kg	
132-64-9	Dibenzofuran	ND	140	29	ug/kg	
84-74-2	Di-n-butyl phthalate	ND	140	12	ug/kg	
117-84-0	Di-n-octyl phthalate	ND	140	18	ug/kg	
84-66-2	Diethyl phthalate	ND	140	15	ug/kg	
131-11-3	Dimethyl phthalate	ND	140	13	ug/kg	
117-81-7	bis(2-Ethylhexyl)phthalate	ND	140	17	ug/kg	
206-44-0	Fluoranthene	117	72	32	ug/kg	
86-73-7	Fluorene	ND	72	33	ug/kg	
118-74-1	Hexachlorobenzene	ND	140	18	ug/kg	
87-68-3	Hexachlorobutadiene	ND	72	29	ug/kg	
77-47-4	Hexachlorocyclopentadiene	ND	720	29	ug/kg	
67-72-1	Hexachloroethane	ND	360	36	ug/kg	
193-39-5	Indeno(1,2,3-cd)pyrene	35.1	72	34	ug/kg	J
78-59-1	Isophorone	ND	140	15	ug/kg	
91-57-6	2-Methylnaphthalene	ND	72	16	ug/kg	
88-74-4	2-Nitroaniline [b]	ND	360	17	ug/kg	
99-09-2	3-Nitroaniline [b]	ND	360	18	ug/kg	
100-01-6	4-Nitroaniline	ND	360	19	ug/kg	
91-20-3	Naphthalene	ND	72	20	ug/kg	
98-95-3	Nitrobenzene	ND	140	28	ug/kg	
621-64-7	N-Nitroso-di-n-propylamine	ND	140	21	ug/kg	
86-30-6	N-Nitrosodiphenylamine	ND	360	26	ug/kg	
85-01-8	Phenanthrene	70.3	72	24	ug/kg	J
129-00-0	Pyrene	112	72	23	ug/kg	
95-94-3	1,2,4,5-Tetrachlorobenzene	ND	360	18	ug/kg	

CAS No.	Surrogate Recoveries	Run# 1	Run# 2	Limits
367-12-4	2-Fluorophenol	69%		7-101%

ND = Not detected MDL = Method Detection Limit
RL = Reporting Limit
E = Indicates value exceeds calibration range
J = Indicates an estimated value
B = Indicates analyte found in associated method blank
N = Indicates presumptive evidence of a compound

Report of Analysis

Client Sample ID:	WC-A2(7-13)		
Lab Sample ID:	JD27716-10	**Date Sampled:**	07/01/21
Matrix:	SO - Soil	**Date Received:**	07/02/21
Method:	SW846 8270E SW846 3546	**Percent Solids:**	92.2
Project:	Remedial Investigation, 247 North Avenue, New Rochelle, NY		

ABN TCL List (SOM0 2.0)

CAS No.	Surrogate Recoveries	Run# 1	Run# 2	Limits
4165-62-2	Phenol-d5	64%		12-101%
118-79-6	2,4,6-Tribromophenol	68%		10-127%
4165-60-0	Nitrobenzene-d5	79%		15-114%
321-60-8	2-Fluorobiphenyl	72%		22-104%
1718-51-0	Terphenyl-d14	72%		23-121%

CAS No.	Tentatively Identified Compounds [a]	R.T.	Est. Conc.	Units	Q
	unknown	14.67	480	ug/kg	J
	Total TIC, Semi-Volatile		480	ug/kg	J

(a) Dilution required due to viscosity of the extract matrix.
(b) Associated CCV outside of control limits high, sample was ND.

ND = Not detected MDL = Method Detection Limit
RL = Reporting Limit
E = Indicates value exceeds calibration range
J = Indicates an estimated value
B = Indicates analyte found in associated method blank
N = Indicates presumptive evidence of a compound

Report of Analysis

Client Sample ID:	WC-A2(7-13)		
Lab Sample ID:	JD27716-10	**Date Sampled:**	07/01/21
Matrix:	SO - Soil	**Date Received:**	07/02/21
Method:	SW846 8081B SW846 3546	**Percent Solids:**	92.2
Project:	Remedial Investigation, 247 North Avenue, New Rochelle, NY		

	File ID	DF	Analyzed	By	Prep Date	Prep Batch	Analytical Batch
Run #1	8G39083.D	1	07/07/21 07:42	CP	07/06/21 21:00	OP34158	G8G1636
Run #2							

	Initial Weight	Final Volume
Run #1	15.3 g	10.0 ml
Run #2		

Pesticide TCL List

CAS No.	Compound	Result	RL	MDL	Units	Q
309-00-2	Aldrin	ND	0.71	0.58	ug/kg	
319-84-6	alpha-BHC	ND	0.71	0.58	ug/kg	
319-85-7	beta-BHC	ND	0.71	0.64	ug/kg	
319-86-8	delta-BHC	ND	0.71	0.68	ug/kg	
58-89-9	gamma-BHC (Lindane)	ND	0.71	0.52	ug/kg	
5103-71-9	alpha-Chlordane	ND	0.71	0.57	ug/kg	
5103-74-2	gamma-Chlordane	ND	0.71	0.32	ug/kg	
60-57-1	Dieldrin	ND	0.71	0.49	ug/kg	
72-54-8	4,4'-DDD	ND	0.71	0.65	ug/kg	
72-55-9	4,4'-DDE	ND	0.71	0.62	ug/kg	
50-29-3	4,4'-DDT	ND	0.71	0.63	ug/kg	
72-20-8	Endrin	ND	0.71	0.55	ug/kg	
1031-07-8	Endosulfan sulfate	ND	0.71	0.55	ug/kg	
7421-93-4	Endrin aldehyde	ND	0.71	0.40	ug/kg	
959-98-8	Endosulfan-I	ND	0.71	0.41	ug/kg	
33213-65-9	Endosulfan-II	ND	0.71	0.44	ug/kg	
76-44-8	Heptachlor	ND	0.71	0.61	ug/kg	
1024-57-3	Heptachlor epoxide	ND	0.71	0.50	ug/kg	
72-43-5	Methoxychlor	ND	1.4	0.56	ug/kg	
53494-70-5	Endrin ketone	ND	0.71	0.51	ug/kg	
8001-35-2	Toxaphene	ND	18	17	ug/kg	

CAS No.	Surrogate Recoveries	Run# 1	Run# 2	Limits
877-09-8	Tetrachloro-m-xylene	100%		27-138%
877-09-8	Tetrachloro-m-xylene	106%		27-138%
2051-24-3	Decachlorobiphenyl	79%		10-179%
2051-24-3	Decachlorobiphenyl	83%		10-179%

ND = Not detected MDL = Method Detection Limit
RL = Reporting Limit
E = Indicates value exceeds calibration range

J = Indicates an estimated value
B = Indicates analyte found in associated method blank
N = Indicates presumptive evidence of a compound

Report of Analysis

Client Sample ID:	WC-A2(7-13)		
Lab Sample ID:	JD27716-10	**Date Sampled:**	07/01/21
Matrix:	SO - Soil	**Date Received:**	07/02/21
Method:	SW846 8082A SW846 3546	**Percent Solids:**	92.2
Project:	Remedial Investigation, 247 North Avenue, New Rochelle, NY		

	File ID	DF	Analyzed	By	Prep Date	Prep Batch	Analytical Batch
Run #1	RK1266.D	1	07/07/21 07:08	CP	07/06/21 21:00	OP34159	GRK32
Run #2							

	Initial Weight	Final Volume
Run #1	15.3 g	10.0 ml
Run #2		

PCB List

CAS No.	Compound	Result	RL	MDL	Units	Q
12674-11-2	Aroclor 1016	ND	35	17	ug/kg	
11104-28-2	Aroclor 1221	ND	35	22	ug/kg	
11141-16-5	Aroclor 1232	ND	35	23	ug/kg	
53469-21-9	Aroclor 1242	ND	35	15	ug/kg	
12672-29-6	Aroclor 1248	ND	35	32	ug/kg	
11097-69-1	Aroclor 1254	ND	35	19	ug/kg	
11096-82-5	Aroclor 1260	ND	35	15	ug/kg	
11100-14-4	Aroclor 1268	ND	35	15	ug/kg	
37324-23-5	Aroclor 1262	ND	35	23	ug/kg	

CAS No.	Surrogate Recoveries	Run# 1	Run# 2	Limits
877-09-8	Tetrachloro-m-xylene	100%		24-152%
877-09-8	Tetrachloro-m-xylene	124%		24-152%
2051-24-3	Decachlorobiphenyl	59%		10-172%
2051-24-3	Decachlorobiphenyl	94%		10-172%

ND = Not detected MDL = Method Detection Limit
RL = Reporting Limit
E = Indicates value exceeds calibration range
J = Indicates an estimated value
B = Indicates analyte found in associated method blank
N = Indicates presumptive evidence of a compound

Report of Analysis

Client Sample ID:	WC-A2(7-13)		
Lab Sample ID:	JD27716-10	**Date Sampled:**	07/01/21
Matrix:	SO - Soil	**Date Received:**	07/02/21
Method:	NJDEP EPH SW846 3546	**Percent Solids:**	92.2
Project:	Remedial Investigation, 247 North Avenue, New Rochelle, NY		

	File ID	DF	Analyzed	By	Prep Date	Prep Batch	Analytical Batch
Run #1 [a]	4Z71561.D	5	07/07/21 22:52	TL	07/06/21 21:00	OP34162	G4Z2406
Run #2							

	Initial Weight	Final Volume
Run #1	15.7 g	2.0 ml
Run #2		

NJDEP EPH List

CAS No.	Compound	Result	RL	MDL	Units	Q
	EPH (C9-C28)	69.5	35	10	mg/kg	
	EPH (> C28-C40)	205	35	10	mg/kg	
	Total EPH (C9-C40)	274	35	10	mg/kg	

CAS No.	Surrogate Recoveries	Run# 1	Run# 2	Limits
84-15-1	o-Terphenyl	65%		40-140%
3386-33-2	1-Chlorooctadecane	51%		40-140%

(a) Dilution required due to viscosity of the extract matrix.

ND = Not detected MDL = Method Detection Limit
RL = Reporting Limit
E = Indicates value exceeds calibration range
J = Indicates an estimated value
B = Indicates analyte found in associated method blank
N = Indicates presumptive evidence of a compound

Report of Analysis

Client Sample ID: WC-A2(7-13)
Lab Sample ID: JD27716-10
Matrix: SO - Soil
Project: Remedial Investigation, 247 North Avenue, New Rochelle, NY

Date Sampled: 07/01/21
Date Received: 07/02/21
Percent Solids: 92.2

Metals Analysis

Analyte	Result	RL	Units	DF	Prep	Analyzed	By	Method	Prep Method
Aluminum	12500	56	mg/kg	1	07/09/21	07/09/21	ND	SW846 6010D [1]	SW846 3050B [3]
Antimony [a]	< 4.5	4.5	mg/kg	2	07/09/21	07/09/21	ND	SW846 6010D [1]	SW846 3050B [3]
Arsenic	2.5	2.3	mg/kg	1	07/09/21	07/09/21	ND	SW846 6010D [1]	SW846 3050B [3]
Barium	81.8	23	mg/kg	1	07/09/21	07/09/21	ND	SW846 6010D [1]	SW846 3050B [3]
Beryllium [a]	< 0.45	0.45	mg/kg	2	07/09/21	07/09/21	ND	SW846 6010D [1]	SW846 3050B [3]
Cadmium	< 0.56	0.56	mg/kg	1	07/09/21	07/09/21	ND	SW846 6010D [1]	SW846 3050B [3]
Calcium	4990	560	mg/kg	1	07/09/21	07/09/21	ND	SW846 6010D [1]	SW846 3050B [3]
Chromium	30.7	1.1	mg/kg	1	07/09/21	07/09/21	ND	SW846 6010D [1]	SW846 3050B [3]
Cobalt [a]	< 11	11	mg/kg	2	07/09/21	07/09/21	ND	SW846 6010D [1]	SW846 3050B [3]
Copper	21.2	2.8	mg/kg	1	07/09/21	07/09/21	ND	SW846 6010D [1]	SW846 3050B [3]
Iron	20000	56	mg/kg	1	07/09/21	07/09/21	ND	SW846 6010D [1]	SW846 3050B [3]
Lead	12.9	2.3	mg/kg	1	07/09/21	07/09/21	ND	SW846 6010D [1]	SW846 3050B [3]
Magnesium	6430	560	mg/kg	1	07/09/21	07/09/21	ND	SW846 6010D [1]	SW846 3050B [3]
Manganese	245	1.7	mg/kg	1	07/09/21	07/09/21	ND	SW846 6010D [1]	SW846 3050B [3]
Mercury	< 0.027	0.027	mg/kg	1	07/12/21	07/12/21	MS	SW846 7471B [2]	SW846 7471B [4]
Nickel	22.4	4.5	mg/kg	1	07/09/21	07/09/21	ND	SW846 6010D [1]	SW846 3050B [3]
Potassium	5160	1100	mg/kg	1	07/09/21	07/09/21	ND	SW846 6010D [1]	SW846 3050B [3]
Selenium	< 2.3	2.3	mg/kg	1	07/09/21	07/09/21	ND	SW846 6010D [1]	SW846 3050B [3]
Silver	< 0.56	0.56	mg/kg	1	07/09/21	07/09/21	ND	SW846 6010D [1]	SW846 3050B [3]
Sodium	< 1100	1100	mg/kg	1	07/09/21	07/09/21	ND	SW846 6010D [1]	SW846 3050B [3]
Thallium [a]	< 2.3	2.3	mg/kg	2	07/09/21	07/09/21	ND	SW846 6010D [1]	SW846 3050B [3]
Vanadium	44.4	5.6	mg/kg	1	07/09/21	07/09/21	ND	SW846 6010D [1]	SW846 3050B [3]
Zinc	46.9	5.6	mg/kg	1	07/09/21	07/09/21	ND	SW846 6010D [1]	SW846 3050B [3]

(1) Instrument QC Batch: MA50813
(2) Instrument QC Batch: MA50819
(3) Prep QC Batch: MP27331
(4) Prep QC Batch: MP27408

(a) Elevated detection limit due to dilution required for high interfering element.

RL = Reporting Limit

Report of Analysis

Client Sample ID:	WC-A2(7-13)		
Lab Sample ID:	JD27716-10	**Date Sampled:**	07/01/21
Matrix:	SO - Soil	**Date Received:**	07/02/21
		Percent Solids:	92.2
Project:	Remedial Investigation, 247 North Avenue, New Rochelle, NY		

General Chemistry

Analyte	Result	RL	Units	DF	Analyzed	By	Method
Cyanide	< 0.22	0.22	mg/kg	1	07/07/21 16:34	BM	SW846 9012B/LACHAT
Solids, Percent	92.2		%	1	07/06/21 16:30	BG	SM2540 G 18TH ED MOD

RL = Reporting Limit

Misc. Forms

Custody Documents and Other Forms

Includes the following where applicable:

- Chain of Custody

SGS

SO
SLL

CHAIN OF CUSTODY

SGS North America Inc. - Dayton
2235 Route 130, Dayton, NJ 08810
TEL. 732-329-0200 FAX: 732-329-3499/3480
www.sgs.com/ehsusa

Page 1 of 1

EHSA-QAC-0023-02-FORM-Standard COC

FED-EX Tracking #	Bottle Order Control # KR-062421-98
SGS Quote #	SGS Job # JD 27716

Client / Reporting Information

Company Name: SESI CONSULTING
Street Address: 12 A MADLE AVE
City / State / Zip: PINEBROOK NJ
Project Contact / E-mail: Jesse M JAM@sesi.org
Phone #: 973-800-9080
Sampler(s) Name(s) / Phone #: Denisse A 973-768-6251

Project Information

Project Name: R1 (Remedial Investigation
Street: 247 North Ave
City / State: ~~PINEBROOK~~ New Rochelle NY
Project #: 10908, phase 6
Client Purchase Order #:
Project Manager: Jesse M

Billing Information (if different from Report to)
Company Name: Cappelli
Street Address:
City / State / Zip:
Attention: Kevin McManus

Requested Analysis

SGS Sample #	Field ID / Point of Collection	MEOH/DI Vial #	Collection Date	Collection Time	Sampled by	Grab (G) Comp (C)	Matrix	# of bottles	HCl	NaOH	HNO_3	H_2SO_4	NONE	DI Water	MEOH	ENCORE	VOC+15	TAL/TCL+30, Total EPH										LAB USE ONLY
1	WC-B2(0-5)GRAB		07/01/2021	0800	DA	G	SO	4					1			3	X											P53
2	WC-B2(0-5)GRAB			0900				4					1			3	X											14C5
3	WC-C2(0-5)GRAB			0945				4					1			3	X											4996
4	WC-A2(0-7)GRAB			1340				4					1			3	X											D10
5	WC-A2(7-13)GRAB			1355				4					1			3	X											
6	WC-B2(0-5)			0800		C		1					1					X										
7	WC-B2(0-5)			0900				1					1					X										
8	WC-C2(0-5)			0945				1					1					X										
9	WC-A2(0-7)			1340				1					1					X										
10	WC-A2(7-13)			1355				1					1					X										

Matrix Codes

DW - Drinking Water
GW - Ground Water
WW - Water
SW - Surface Water
SO - Soil
SL- Sludge
SED-Sediment
OI - Oil
LIQ - Other Liquid
AIR - Air
SOL - Other Solid
~~WP - Wipe~~
FB - Field Blank
EB-Equipment Blank
RB - Rinse Blank
TB - Trip Blank

Turn Around Time (Business Days)

- ☐ 10 Business Days
- ☐ 5 Business Days
- ☐ 3 Business Days*
- ☐ 2 Business Days*
- ☐ 1 Business Day*
- ☑ Other 4 DAYS

All data available via Lablink

Approved By (SGS PM): / Date:
INITIAL ASSESSMENT 2D-PT
LABEL VERIFICATION

* Approval needed for 1-3 Business Day TAT

Deliverable

- ☐ Commercial "A" (Level 1)
- ☐ Commercial "B" (Level 2)
- ☐ NJ Reduced (Level 3)
- ☐ Full Tier I (Level 4)
- ☐ Commercial "C"
- ☐ NJ DKQP
- ☐ NYASP Category A
- ☒ NYASP Category B
- ☐ MA MCP Criteria
- ☐ CT RCP Criteria
- ☐ State Forms
- ☐ EDD Format
- ☐ DOD-QSM5

Commercial "A" = Results only; Commercial "B" = Results + QC Summary
Commercial "C" = Results + QC Summary + Partial Raw data

Comments / Special Instructions

• 3x 5Mg encore

http://www.sgs.com/en/terms-and-conditions

Sample Custody must be documented below each time samples change possession, including courier delivery.

Relinquished by:	Date / Time:	Received By:	Relinquished By:	Date / Time:	Received By:
1 Jesse M	7/2/21	1 [signature]	2 [signature]	7/2/21 1854	2 Jeemit Patel
3		3	4		4
5		5	Custody Seal #	☐ Intact ☐ Not intact	Preserved where applicable Absent ☐ Therm. ID: On Ice ☒ Cooler Temp °C 3.5 C/P

JD27716: Chain of Custody
Page 1 of 2

SGS Sample Receipt Summary

Job Number: JD27716 **Client:** SESI CONSULTING ENGINEERS **Project:** 247 NORTH AVENUE, NEW ROCHELLE, NY

Date / Time Received: 7/2/2021 6:54:00 PM **Delivery Method:** **Airbill #'s:**

Cooler Temps (Raw Measured) °C: Cooler 1: (3.5);

Cooler Temps (Corrected) °C: Cooler 1: (2.8);

Cooler Security	Y	or	N		Y	or	N
1. Custody Seals Present:	☑		☐	3. COC Present:	☑		☐
2. Custody Seals Intact:	☑		☐	4. Smpl Dates/Time OK	☑		☐

Cooler Temperature	Y	or	N
1. Temp criteria achieved:	☑		☐
2. Cooler temp verification:	IR Gun		
3. Cooler media:	Ice (Bag)		
4. No. Coolers:	1		

Quality Control Preservation	Y	or	N	N/A
1. Trip Blank present / cooler:	☐		☐	☑
2. Trip Blank listed on COC:	☐		☐	☑
3. Samples preserved properly:	☑		☐	
4. VOCs headspace free:	☐		☐	☑

Sample Integrity - Documentation	Y	or	N
1. Sample labels present on bottles:	☑		☐
2. Container labeling complete:	☑		☐
3. Sample container label / COC agree:	☑		☐

Sample Integrity - Condition	Y	or	N
1. Sample recvd within HT:	☑		☐
2. All containers accounted for:	☑		☐
3. Condition of sample:	Intact		

Sample Integrity - Instructions	Y	or	N	N/A
1. Analysis requested is clear:	☑		☐	
2. Bottles received for unspecified tests	☐		☑	
3. Sufficient volume recvd for analysis:	☑		☐	
4. Compositing instructions clear:	☐		☐	☑
5. Filtering instructions clear:	☐		☐	☑

Test Strip Lot #s: pH 1-12: 212820 pH 12+: 203117A Other: (Specify)

Comments

SM089-03
Rev. Date 12/7/17

JD27716: Chain of Custody
Page 2 of 2

The results set forth herein are provided by SGS North America Inc.

e-Hardcopy 2.0
Automated Report

Technical Report for

SESI Consulting Engineers

Remedial Investigation, 247 North Avenue, New Rochelle, NY 10908, PHASE 6

SGS Job Number: JD27719

Sampling Date: 07/01/21



Report to:

SESI Consulting Engineers

monica.norton@sesi.org

ATTN: Monica Norton

Total number of pages in report: **56**

Test results contained within this data package meet the requirements of the National Environmental Laboratory Accreditation Program and/or state specific certification programs as applicable.

Mike Earp
General Manager

Client Service contact: Kelly Ramos 732-329-0200

Certifications: NJ(12129), NY(10983), CA, CT, FL, IL, IN, KS, KY, LA, MA, MD, ME, MN, NC, OH VAP (CL0056), AK (UST-103), AZ (AZ0786), PA, RI, SC, TX, UT, VA, WV, DoD ELAP (ANAB L2248)

This report shall not be reproduced, except in its entirety, without the written approval of SGS.
Test results relate only to samples analyzed.

SGS is the sole authority for authorizing edits or modifications to this document.
Unauthorized modification of this report is strictly prohibited.
Review standard terms at: http://www.sgs.com/en/terms-and-conditions

Please share your ideas about how we can serve you better at:
EHS.US.CustomerCare@sgs.com

Sections: 1 2 3 4 5

Table of Contents

Section 1: Sample Summary **3**
Section 2: Case Narrative/Conformance Summary **4**
Section 3: Summary of Hits **8**
Section 4: Sample Results **12**
4.1: JD27719-1: RI-SB-14 (2.5-3.0) 13
4.2: JD27719-2: RI-SB-14 (3.5-4.0) 17
4.3: JD27719-3: RI-SB-15 (2.5-3.0) 21
4.4: JD27719-4: RI-SB-15 (4.5-5.0) 25
4.5: JD27719-5: RI-SB-16 (2.5-3.0) 29
4.6: JD27719-5A: RI-SB-16 (2.5-3.0) 38
4.7: JD27719-6: RI-SB-7 (3.5-4.0) 40
4.8: JD27719-7: RI-SB-7 (9-9.5) 44
4.9: JD27719-8: RI-SB-7 (12-12.5) 48
Section 5: Misc. Forms **52**
5.1: Chain of Custody 53
5.2: Chain of Custody (SGS Orlando, FL) 55

Sample Summary

SESI Consulting Engineers

Job No: JD27719

Remedial Investigation, 247 North Avenue, New Rochelle, NY
Project No: 10908, PHASE 6

Sample Number	Collected Date	Time	By	Received	Matrix Code	Matrix Type	Client Sample ID
JD27719-1	07/01/21	07:45	DA	07/02/21	SO	Soil	RI-SB-14 (2.5-3.0)
JD27719-2	07/01/21	07:50	DA	07/02/21	SO	Soil	RI-SB-14 (3.5-4.0)
JD27719-3	07/01/21	08:20	DA	07/02/21	SO	Soil	RI-SB-15 (2.5-3.0)
JD27719-4	07/01/21	08:45	DA	07/02/21	SO	Soil	RI-SB-15 (4.5-5.0)
JD27719-5	07/01/21	09:30	DA	07/02/21	SO	Soil	RI-SB-16 (2.5-3.0)
JD27719-5A	07/01/21	09:30	DA	07/02/21	SO	Soil	RI-SB-16 (2.5-3.0)
JD27719-6	07/01/21	13:15	DA	07/02/21	SO	Soil	RI-SB-7 (3.5-4.0)
JD27719-7	07/01/21	13:20	DA	07/02/21	SO	Soil	RI-SB-7 (9-9.5)
JD27719-8	07/01/21	13:30	DA	07/02/21	SO	Soil	RI-SB-7 (12-12.5)

This report contains results reported as ND = Not detected. The following applies:
Organics ND = Not detected above the MDL

Soil samples reported on a dry weight basis unless otherwise indicated on result page.

CASE NARRATIVE / CONFORMANCE SUMMARY

Client:	SESI Consulting Engineers	**Job No**	JD27719
Site:	Remedial Investigation, 247 North Avenue, New Rochelle, NY	**Report Date**	7/16/2021 8:42:17 AM

On 07/02/2021, 9 Sample(s), 0 Trip Blank(s) and 0 Field Blank(s) were received at SGS North America Inc. at a maximum corrected temperature of 2.8 C. Samples were intact and chemically preserved, unless noted below. A SGS North America Inc. Job Number of JD27719 was assigned to the project. Laboratory sample ID, client sample ID and dates of sample collection are detailed in the report's Results Summary Section.

Specified quality control criteria were achieved for this job except as noted below. For more information, please refer to the analytical results and QC summary pages.

Compounds qualified as out of range in the continuing calibration summary report are acceptable as per method requirements when there is a high bias but the sample result is non-detect.

MS Volatiles By Method SW846 8260D

Matrix: SO **Batch ID:** V1C7818

- All samples were analyzed within the recommended method holding time.
- Sample(s) JD27684-1MS, JD27684-4DUP were used as the QC samples indicated.
- All method blanks for this batch meet method specific criteria.
- RPD(s) for Duplicate for Carbon disulfide, Isopropylbenzene, Methylcyclohexane are outside control limits for sample JD27684-4DUP. High RPD due to possible sample nonhomogeneity.
- JD27719-5 for Methyl Acetate: This compound in blank spike is outside in house QC limits bias high.
- V1C7818-BS for Methyl Acetate: High percent recovery and no associated positive reported in the QC batch.

MS Semi-volatiles By Method EPA 537M BY ID

Matrix: SO **Batch ID:** F:OP86263

- The data for EPA 537M BY ID meets quality control requirements.
- JD27719-5A: Analysis performed at SGS Orlando, FL.

MS Semi-volatiles By Method SW846 8270E

Matrix: SO **Batch ID:** OP34164

- All samples were extracted within the recommended method holding time.
- Sample(s) JD27721-21MS, JD27721-21MSD were used as the QC samples indicated.
- All method blanks for this batch meet method specific criteria.

GC/LC Semi-volatiles By Method SW846 8081B

Matrix: SO **Batch ID:** OP34170

- All samples were extracted within the recommended method holding time.
- All method blanks for this batch meet method specific criteria.
- Sample(s) JD27724-1MS, JD27724-1MSD were used as the QC samples indicated.
- RPD(s) for MSD for Dieldrin are outside control limits for sample OP34170-MSD. Analytical precision exceeds in-house control limits.

GC/LC Semi-volatiles By Method SW846 8082A

Matrix: SO **Batch ID:** OP34169

- All samples were extracted within the recommended method holding time.
- Sample(s) JD27713-7MS, JD27713-7MSD were used as the QC samples indicated.
- All method blanks for this batch meet method specific criteria.

Metals Analysis By Method SW846 6010D

Matrix: SO **Batch ID:** MP27332

- All samples were digested within the recommended method holding time.
- All method blanks for this batch meet method specific criteria.
- Sample(s) JD27719-8MS, JD27719-8MSD, JD27719-8PS, JD27719-8SDL were used as the QC samples for metals.
- Matrix Spike Recovery(s) for Antimony, Aluminum are outside control limits. Spike recovery indicates possible matrix interference and/or sample nonhomogeneity.
- Matrix Spike Duplicate Recovery(s) for Antimony, Calcium, Magnesium are outside control limits. Spike recovery indicates possible matrix interference and/or sample nonhomogeneity.
- RPD(s) for Serial Dilution for Beryllium, Thallium, Arsenic, Lead, Silver are outside control limits for sample MP27332-SD1. Percent difference acceptable due to low initial sample concentration (< 50 times IDL).
- JD27719-8 for Thallium: Elevated detection limit due to dilution required for high interfering element.
- JD27719-8 for Antimony: Elevated detection limit due to dilution required for high interfering element.
- JD27719-8 for Cobalt: Elevated detection limit due to dilution required for high interfering element.
- JD27719-8 for Beryllium: Elevated detection limit due to dilution required for high interfering element.

Metals Analysis By Method SW846 7471B

Matrix: SO **Batch ID:** MP27408

- All samples were digested within the recommended method holding time.
- All method blanks for this batch meet method specific criteria.
- Sample(s) JD27716-6MS, JD27716-6MSD were used as the QC samples for metals.

General Chemistry By Method SM2540 G 18TH ED MOD

Matrix: SO **Batch ID:** GN19698

- Sample(s) JD27666-2DUP were used as the QC samples for Solids, Percent.

General Chemistry By Method SW846 9012B/LACHAT

Matrix: SO **Batch ID:** GP34661

- All samples were prepared within the recommended method holding time.
- All method blanks for this batch meet method specific criteria.
- Sample(s) JD27714-7MS, JD27714-7DUP were used as the QC samples for Cyanide.
- RPD(s) for Duplicate for Cyanide are outside control limits for sample GP34661-D1. RPD acceptable due to low duplicate and sample concentrations.

SGS North America Inc. certifies that data reported for samples received, listed on the associated custody chain or analytical task order, were produced to specifications meeting the Quality System precision, accuracy and completeness objectives except as noted.

Estimated non-standard method measurement uncertainty data is available on request, based on quality control bias and implicit for standard methods. Acceptable uncertainty requires tested parameter quality control data to meet method criteria.

SGS North America Inc. is not responsible for data quality assumptions if partial reports are used and recommends that this report be used in its entirety. Data release is authorized by SGS North America Inc indicated via signature on the report cover

SAMPLE DELIVERY GROUP CASE NARRATIVE

Client: SGS Dayton, NJ **Job No:** JD27719

Site: SESINJPB: 247 North Avenue, New Rochelle, NY **Report Date** 7/13/2021 12:57:57

1 Sample(s), 0 Trip Blank(s) and 0 Field Blank(s) were collected on 07/01/2021 and were received at SGS North America Inc - Orlando on 07/02/2021 properly preserved, at 1.2 Deg. C and intact. These Samples received an SGS Orlando job number of JD27719. A listing of the Laboratory Sample ID, Client Sample ID and dates of collection are presented in the Results Summary Section. Except as noted below, all method specified calibrations and quality control performance criteria were met for this job. For more information, please refer to QC summary pages.

MS Semi-volatiles By Method EPA 537M BY ID

Matrix: SO **Batch ID:** OP86263

Sample(s) JD27719-5AMS, JD27719-5AMSD were used as the QC samples indicated.

SGS Orlando certifies that this report meets the project requirements for analytical data produced for the samples as received at SGS Orlando and as stated on the COC. SGS Orlando certifies that the data meets the Data Quality Objectives for precision, accuracy and completeness as specified in the SGS Orlando Quality Manual except as noted above. This report is to be used in its entirety. SGS Orlando is not responsible for any assumptions of data quality if partial data packages are used.

Narrative prepared by:

_____

Ariel Hartney, Client Services (signature on file)

Summary of Hits

Job Number: JD27719
Account: SESI Consulting Engineers
Project: Remedial Investigation, 247 North Avenue, New Rochelle, NY
Collected: 07/01/21

Lab Sample ID / Analyte	Client Sample ID	Result/ Qual	RL	MDL	Units	Method
JD27719-1	**RI-SB-14 (2.5-3.0)**					
2-Methylnaphthalene		11.1 J	37	8.3	ug/kg	SW846 8270E
Total TIC, Semi-Volatile		210 J			ug/kg	
Aluminum		7320	55		mg/kg	SW846 6010D
Barium		73.3	22		mg/kg	SW846 6010D
Beryllium		0.22	0.22		mg/kg	SW846 6010D
Calcium		4860	550		mg/kg	SW846 6010D
Chromium		19.1	1.1		mg/kg	SW846 6010D
Cobalt		6.0	5.5		mg/kg	SW846 6010D
Copper		13.5	2.8		mg/kg	SW846 6010D
Iron		12400	55		mg/kg	SW846 6010D
Lead		2.3	2.2		mg/kg	SW846 6010D
Magnesium		5020	550		mg/kg	SW846 6010D
Manganese		216	1.7		mg/kg	SW846 6010D
Nickel		13.9	4.4		mg/kg	SW846 6010D
Potassium		3460	1100		mg/kg	SW846 6010D
Vanadium		20.8	5.5		mg/kg	SW846 6010D
Zinc		24.1	5.5		mg/kg	SW846 6010D
JD27719-2	**RI-SB-14 (3.5-4.0)**					
Total TIC, Semi-Volatile		150 J			ug/kg	
Aluminum		7130	53		mg/kg	SW846 6010D
Barium		63.3	21		mg/kg	SW846 6010D
Beryllium		0.22	0.21		mg/kg	SW846 6010D
Calcium		8070	530		mg/kg	SW846 6010D
Chromium		22.4	1.1		mg/kg	SW846 6010D
Cobalt		5.6	5.3		mg/kg	SW846 6010D
Copper		13.4	2.6		mg/kg	SW846 6010D
Iron		13500	53		mg/kg	SW846 6010D
Lead		2.3	2.1		mg/kg	SW846 6010D
Magnesium		4880	530		mg/kg	SW846 6010D
Manganese		243	1.6		mg/kg	SW846 6010D
Nickel		14.8	4.2		mg/kg	SW846 6010D
Potassium		3060	1100		mg/kg	SW846 6010D
Vanadium		21.1	5.3		mg/kg	SW846 6010D
Zinc		23.2	5.3		mg/kg	SW846 6010D
JD27719-3	**RI-SB-15 (2.5-3.0)**					
Total TIC, Semi-Volatile		140 J			ug/kg	
Aluminum		6230	56		mg/kg	SW846 6010D
Barium		71.8	23		mg/kg	SW846 6010D
Calcium		4740	560		mg/kg	SW846 6010D

Summary of Hits

Job Number: JD27719
Account: SESI Consulting Engineers
Project: Remedial Investigation, 247 North Avenue, New Rochelle, NY
Collected: 07/01/21

Lab Sample ID / Analyte	Client Sample ID	Result/ Qual	RL	MDL	Units	Method
Chromium		15.8	1.1		mg/kg	SW846 6010D
Cobalt		5.8	5.6		mg/kg	SW846 6010D
Copper		11.4	2.8		mg/kg	SW846 6010D
Iron		11500	56		mg/kg	SW846 6010D
Magnesium		4350	560		mg/kg	SW846 6010D
Manganese		413	1.7		mg/kg	SW846 6010D
Nickel		12.8	4.5		mg/kg	SW846 6010D
Potassium		2760	1100		mg/kg	SW846 6010D
Vanadium		17.4	5.6		mg/kg	SW846 6010D
Zinc		20.9	5.6		mg/kg	SW846 6010D
JD27719-4	**RI-SB-15 (4.5-5.0)**					
Total TIC, Semi-Volatile		230 J			ug/kg	
Aluminum		6130	53		mg/kg	SW846 6010D
Barium		59.3	21		mg/kg	SW846 6010D
Calcium		8800	530		mg/kg	SW846 6010D
Chromium		15.2	1.1		mg/kg	SW846 6010D
Cobalt		5.8	5.3		mg/kg	SW846 6010D
Copper		11.8	2.7		mg/kg	SW846 6010D
Iron		11100	53		mg/kg	SW846 6010D
Lead		2.1	2.1		mg/kg	SW846 6010D
Magnesium		6640	530		mg/kg	SW846 6010D
Manganese		205	1.6		mg/kg	SW846 6010D
Nickel		12.0	4.2		mg/kg	SW846 6010D
Potassium		2880	1100		mg/kg	SW846 6010D
Vanadium		18.0	5.3		mg/kg	SW846 6010D
Zinc		19.9	5.3		mg/kg	SW846 6010D
JD27719-5	**RI-SB-16 (2.5-3.0)**					
Total TIC, Semi-Volatile		190 J			ug/kg	
Aluminum		7510	56		mg/kg	SW846 6010D
Barium		74.9	22		mg/kg	SW846 6010D
Beryllium		0.25	0.22		mg/kg	SW846 6010D
Calcium		5160	560		mg/kg	SW846 6010D
Chromium		19.8	1.1		mg/kg	SW846 6010D
Cobalt		6.4	5.6		mg/kg	SW846 6010D
Copper		14.3	2.8		mg/kg	SW846 6010D
Iron		13300	56		mg/kg	SW846 6010D
Lead		2.5	2.2		mg/kg	SW846 6010D
Magnesium		4950	560		mg/kg	SW846 6010D
Manganese		310	1.7		mg/kg	SW846 6010D
Nickel		15.5	4.5		mg/kg	SW846 6010D
Potassium		3580	1100		mg/kg	SW846 6010D

Summary of Hits

Job Number: JD27719
Account: SESI Consulting Engineers
Project: Remedial Investigation, 247 North Avenue, New Rochelle, NY
Collected: 07/01/21

Lab Sample ID / Analyte	Client Sample ID	Result/ Qual	RL	MDL	Units	Method
Vanadium		22.1	5.6		mg/kg	SW846 6010D
Zinc		25.8	5.6		mg/kg	SW846 6010D
JD27719-5A	**RI-SB-16 (2.5-3.0)**					
No hits reported in this sample.						
JD27719-6	**RI-SB-7 (3.5-4.0)**					
Aluminum		7280	56		mg/kg	SW846 6010D
Barium		63.2	22		mg/kg	SW846 6010D
Beryllium		0.27	0.22		mg/kg	SW846 6010D
Calcium		2020	560		mg/kg	SW846 6010D
Chromium		15.9	1.1		mg/kg	SW846 6010D
Copper		11.7	2.8		mg/kg	SW846 6010D
Iron		11700	56		mg/kg	SW846 6010D
Lead		2.8	2.2		mg/kg	SW846 6010D
Magnesium		2480	560		mg/kg	SW846 6010D
Manganese		144	1.7		mg/kg	SW846 6010D
Nickel		13.1	4.4		mg/kg	SW846 6010D
Potassium		2480	1100		mg/kg	SW846 6010D
Vanadium		20.3	5.6		mg/kg	SW846 6010D
Zinc		21.4	5.6		mg/kg	SW846 6010D
JD27719-7	**RI-SB-7 (9-9.5)**					
Aluminum		15600	62		mg/kg	SW846 6010D
Arsenic		6.1	2.5		mg/kg	SW846 6010D
Barium		73.6	25		mg/kg	SW846 6010D
Beryllium		0.73	0.25		mg/kg	SW846 6010D
Calcium		3050	620		mg/kg	SW846 6010D
Chromium		25.0	1.2		mg/kg	SW846 6010D
Copper		29.0	3.1		mg/kg	SW846 6010D
Iron		21500	62		mg/kg	SW846 6010D
Lead		15.2	2.5		mg/kg	SW846 6010D
Magnesium		3670	620		mg/kg	SW846 6010D
Manganese		96.3	1.9		mg/kg	SW846 6010D
Mercury		0.043	0.030		mg/kg	SW846 7471B
Nickel		17.8	4.9		mg/kg	SW846 6010D
Potassium		1540	1200		mg/kg	SW846 6010D
Vanadium		42.9	6.2		mg/kg	SW846 6010D
Zinc		41.9	6.2		mg/kg	SW846 6010D

Summary of Hits

Job Number: JD27719
Account: SESI Consulting Engineers
Project: Remedial Investigation, 247 North Avenue, New Rochelle, NY
Collected: 07/01/21

Lab Sample ID / Analyte	Client Sample ID	Result/ Qual	RL	MDL	Units	Method
JD27719-8	**RI-SB-7 (12-12.5)**					
Total TIC, Semi-Volatile		320 J			ug/kg	
Aluminum		8220	55		mg/kg	SW846 6010D
Barium		82.1	22		mg/kg	SW846 6010D
Calcium		4860	550		mg/kg	SW846 6010D
Chromium		20.8	1.1		mg/kg	SW846 6010D
Copper		14.9	2.8		mg/kg	SW846 6010D
Iron		14300	55		mg/kg	SW846 6010D
Lead		3.5	2.2		mg/kg	SW846 6010D
Magnesium		5090	550		mg/kg	SW846 6010D
Manganese		328	1.7		mg/kg	SW846 6010D
Nickel		16.2	4.4		mg/kg	SW846 6010D
Potassium		3820	1100		mg/kg	SW846 6010D
Vanadium		24.1	5.5		mg/kg	SW846 6010D
Zinc		26.9	5.5		mg/kg	SW846 6010D

Sample Results

Report of Analysis

Report of Analysis

Client Sample ID: RI-SB-14 (2.5-3.0)
Lab Sample ID: JD27719-1 **Date Sampled:** 07/01/21
Matrix: SO - Soil **Date Received:** 07/02/21
Method: SW846 8270E SW846 3546 **Percent Solids:** 90.9
Project: Remedial Investigation, 247 North Avenue, New Rochelle, NY

	File ID	DF	Analyzed	By	Prep Date	Prep Batch	Analytical Batch
Run #1	M174025.D	1	07/08/21 19:40	BL	07/07/21 10:15	OP34164	EM7466
Run #2							

	Initial Weight	Final Volume
Run #1	30.0 g	1.0 ml
Run #2		

ABN TCL List (SOM0 2.0)

CAS No.	Compound	Result	RL	MDL	Units	Q
95-57-8	2-Chlorophenol	ND	73	18	ug/kg	
59-50-7	4-Chloro-3-methyl phenol	ND	180	22	ug/kg	
120-83-2	2,4-Dichlorophenol	ND	180	31	ug/kg	
105-67-9	2,4-Dimethylphenol	ND	180	65	ug/kg	
51-28-5	2,4-Dinitrophenol	ND	180	140	ug/kg	
534-52-1	4,6-Dinitro-o-cresol	ND	180	39	ug/kg	
95-48-7	2-Methylphenol	ND	73	23	ug/kg	
	3&4-Methylphenol	ND	73	30	ug/kg	
88-75-5	2-Nitrophenol	ND	180	24	ug/kg	
100-02-7	4-Nitrophenol	ND	370	98	ug/kg	
87-86-5	Pentachlorophenol	ND	150	34	ug/kg	
108-95-2	Phenol	ND	73	19	ug/kg	
58-90-2	2,3,4,6-Tetrachlorophenol	ND	180	24	ug/kg	
95-95-4	2,4,5-Trichlorophenol	ND	180	27	ug/kg	
88-06-2	2,4,6-Trichlorophenol	ND	180	22	ug/kg	
83-32-9	Acenaphthene	ND	37	13	ug/kg	
208-96-8	Acenaphthylene	ND	37	19	ug/kg	
98-86-2	Acetophenone	ND	180	7.9	ug/kg	
120-12-7	Anthracene	ND	37	22	ug/kg	
1912-24-9	Atrazine	ND	73	16	ug/kg	
56-55-3	Benzo(a)anthracene	ND	37	10	ug/kg	
50-32-8	Benzo(a)pyrene	ND	37	17	ug/kg	
205-99-2	Benzo(b)fluoranthene	ND	37	16	ug/kg	
191-24-2	Benzo(g,h,i)perylene	ND	37	18	ug/kg	
207-08-9	Benzo(k)fluoranthene	ND	37	17	ug/kg	
101-55-3	4-Bromophenyl phenyl ether	ND	73	14	ug/kg	
85-68-7	Butyl benzyl phthalate	ND	73	8.9	ug/kg	
92-52-4	1,1'-Biphenyl	ND	73	5.0	ug/kg	
100-52-7	Benzaldehyde	ND	180	9.1	ug/kg	
91-58-7	2-Chloronaphthalene	ND	73	8.7	ug/kg	
106-47-8	4-Chloroaniline	ND	180	13	ug/kg	
86-74-8	Carbazole	ND	73	5.3	ug/kg	

ND = Not detected MDL = Method Detection Limit
RL = Reporting Limit
E = Indicates value exceeds calibration range
J = Indicates an estimated value
B = Indicates analyte found in associated method blank
N = Indicates presumptive evidence of a compound

Report of Analysis

Client Sample ID: RI-SB-14 (2.5-3.0)
Lab Sample ID: JD27719-1 **Date Sampled:** 07/01/21
Matrix: SO - Soil **Date Received:** 07/02/21
Method: SW846 8270E SW846 3546 **Percent Solids:** 90.9
Project: Remedial Investigation, 247 North Avenue, New Rochelle, NY

ABN TCL List (SOM0 2.0)

CAS No.	Compound	Result	RL	MDL	Units	Q
105-60-2	Caprolactam	ND	73	14	ug/kg	
218-01-9	Chrysene	ND	37	12	ug/kg	
111-91-1	bis(2-Chloroethoxy)methane	ND	73	7.8	ug/kg	
111-44-4	bis(2-Chloroethyl)ether	ND	73	16	ug/kg	
108-60-1	2,2'-Oxybis(1-chloropropane)	ND	73	13	ug/kg	
7005-72-3	4-Chlorophenyl phenyl ether	ND	73	12	ug/kg	
121-14-2	2,4-Dinitrotoluene	ND	37	11	ug/kg	
606-20-2	2,6-Dinitrotoluene	ND	37	18	ug/kg	
91-94-1	3,3'-Dichlorobenzidine	ND	73	31	ug/kg	
123-91-1	1,4-Dioxane	ND	37	24	ug/kg	
53-70-3	Dibenzo(a,h)anthracene	ND	37	16	ug/kg	
132-64-9	Dibenzofuran	ND	73	15	ug/kg	
84-74-2	Di-n-butyl phthalate	ND	73	6.0	ug/kg	
117-84-0	Di-n-octyl phthalate	ND	73	9.1	ug/kg	
84-66-2	Diethyl phthalate	ND	73	7.8	ug/kg	
131-11-3	Dimethyl phthalate	ND	73	6.5	ug/kg	
117-81-7	bis(2-Ethylhexyl)phthalate	ND	73	8.6	ug/kg	
206-44-0	Fluoranthene	ND	37	16	ug/kg	
86-73-7	Fluorene	ND	37	17	ug/kg	
118-74-1	Hexachlorobenzene	ND	73	9.3	ug/kg	
87-68-3	Hexachlorobutadiene	ND	37	15	ug/kg	
77-47-4	Hexachlorocyclopentadiene	ND	370	15	ug/kg	
67-72-1	Hexachloroethane	ND	180	18	ug/kg	
193-39-5	Indeno(1,2,3-cd)pyrene	ND	37	17	ug/kg	
78-59-1	Isophorone	ND	73	7.8	ug/kg	
91-57-6	2-Methylnaphthalene	11.1	37	8.3	ug/kg	J
88-74-4	2-Nitroaniline	ND	180	8.7	ug/kg	
99-09-2	3-Nitroaniline	ND	180	9.2	ug/kg	
100-01-6	4-Nitroaniline	ND	180	9.5	ug/kg	
91-20-3	Naphthalene	ND	37	10	ug/kg	
98-95-3	Nitrobenzene	ND	73	14	ug/kg	
621-64-7	N-Nitroso-di-n-propylamine	ND	73	11	ug/kg	
86-30-6	N-Nitrosodiphenylamine	ND	180	13	ug/kg	
85-01-8	Phenanthrene	ND	37	12	ug/kg	
129-00-0	Pyrene	ND	37	12	ug/kg	
95-94-3	1,2,4,5-Tetrachlorobenzene	ND	180	9.3	ug/kg	

CAS No.	Surrogate Recoveries	Run# 1	Run# 2	Limits
367-12-4	2-Fluorophenol	66%		7-101%

ND = Not detected MDL = Method Detection Limit
RL = Reporting Limit
E = Indicates value exceeds calibration range
J = Indicates an estimated value
B = Indicates analyte found in associated method blank
N = Indicates presumptive evidence of a compound

Report of Analysis

Client Sample ID:	RI-SB-14 (2.5-3.0)		
Lab Sample ID:	JD27719-1	**Date Sampled:**	07/01/21
Matrix:	SO - Soil	**Date Received:**	07/02/21
Method:	SW846 8270E SW846 3546	**Percent Solids:**	90.9
Project:	Remedial Investigation, 247 North Avenue, New Rochelle, NY		

ABN TCL List (SOM0 2.0)

CAS No.	Surrogate Recoveries	Run# 1	Run# 2	Limits
4165-62-2	Phenol-d5	72%		12-101%
118-79-6	2,4,6-Tribromophenol	71%		10-127%
4165-60-0	Nitrobenzene-d5	78%		15-114%
321-60-8	2-Fluorobiphenyl	82%		22-104%
1718-51-0	Terphenyl-d14	78%		23-121%

CAS No.	Tentatively Identified Compounds	R.T.	Est. Conc.	Units	Q
	System artifact	.86	1200	ug/kg	J
	System artifact/aldol-condensation	1.83	230	ug/kg	J
	Alkane	2.02	210	ug/kg	J
	Total TIC, Semi-Volatile		210	ug/kg	J

ND = Not detected MDL = Method Detection Limit
RL = Reporting Limit
E = Indicates value exceeds calibration range
J = Indicates an estimated value
B = Indicates analyte found in associated method blank
N = Indicates presumptive evidence of a compound

Report of Analysis

Client Sample ID: RI-SB-14 (2.5-3.0)
Lab Sample ID: JD27719-1
Matrix: SO - Soil
Date Sampled: 07/01/21
Date Received: 07/02/21
Percent Solids: 90.9
Project: Remedial Investigation, 247 North Avenue, New Rochelle, NY

Metals Analysis

Analyte	Result	RL	Units	DF	Prep	Analyzed	By	Method	Prep Method
Aluminum	7320	55	mg/kg	1	07/08/21	07/08/21	ND	SW846 6010D [1]	SW846 3050B [3]
Antimony	< 2.2	2.2	mg/kg	1	07/08/21	07/08/21	ND	SW846 6010D [1]	SW846 3050B [3]
Arsenic	< 2.2	2.2	mg/kg	1	07/08/21	07/08/21	ND	SW846 6010D [1]	SW846 3050B [3]
Barium	73.3	22	mg/kg	1	07/08/21	07/08/21	ND	SW846 6010D [1]	SW846 3050B [3]
Beryllium	0.22	0.22	mg/kg	1	07/08/21	07/08/21	ND	SW846 6010D [1]	SW846 3050B [3]
Cadmium	< 0.55	0.55	mg/kg	1	07/08/21	07/08/21	ND	SW846 6010D [1]	SW846 3050B [3]
Calcium	4860	550	mg/kg	1	07/08/21	07/08/21	ND	SW846 6010D [1]	SW846 3050B [3]
Chromium	19.1	1.1	mg/kg	1	07/08/21	07/08/21	ND	SW846 6010D [1]	SW846 3050B [3]
Cobalt	6.0	5.5	mg/kg	1	07/08/21	07/08/21	ND	SW846 6010D [1]	SW846 3050B [3]
Copper	13.5	2.8	mg/kg	1	07/08/21	07/08/21	ND	SW846 6010D [1]	SW846 3050B [3]
Iron	12400	55	mg/kg	1	07/08/21	07/08/21	ND	SW846 6010D [1]	SW846 3050B [3]
Lead	2.3	2.2	mg/kg	1	07/08/21	07/08/21	ND	SW846 6010D [1]	SW846 3050B [3]
Magnesium	5020	550	mg/kg	1	07/08/21	07/08/21	ND	SW846 6010D [1]	SW846 3050B [3]
Manganese	216	1.7	mg/kg	1	07/08/21	07/08/21	ND	SW846 6010D [1]	SW846 3050B [3]
Mercury	< 0.029	0.029	mg/kg	1	07/12/21	07/12/21	MS	SW846 7471B [2]	SW846 7471B [4]
Nickel	13.9	4.4	mg/kg	1	07/08/21	07/08/21	ND	SW846 6010D [1]	SW846 3050B [3]
Potassium	3460	1100	mg/kg	1	07/08/21	07/08/21	ND	SW846 6010D [1]	SW846 3050B [3]
Selenium	< 2.2	2.2	mg/kg	1	07/08/21	07/08/21	ND	SW846 6010D [1]	SW846 3050B [3]
Silver	< 0.55	0.55	mg/kg	1	07/08/21	07/08/21	ND	SW846 6010D [1]	SW846 3050B [3]
Sodium	< 1100	1100	mg/kg	1	07/08/21	07/08/21	ND	SW846 6010D [1]	SW846 3050B [3]
Thallium	< 1.1	1.1	mg/kg	1	07/08/21	07/08/21	ND	SW846 6010D [1]	SW846 3050B [3]
Vanadium	20.8	5.5	mg/kg	1	07/08/21	07/08/21	ND	SW846 6010D [1]	SW846 3050B [3]
Zinc	24.1	5.5	mg/kg	1	07/08/21	07/08/21	ND	SW846 6010D [1]	SW846 3050B [3]

(1) Instrument QC Batch: MA50811
(2) Instrument QC Batch: MA50819
(3) Prep QC Batch: MP27332
(4) Prep QC Batch: MP27408

RL = Reporting Limit

Report of Analysis

Client Sample ID:	RI-SB-14 (3.5-4.0)		
Lab Sample ID:	JD27719-2	**Date Sampled:**	07/01/21
Matrix:	SO - Soil	**Date Received:**	07/02/21
Method:	SW846 8270E SW846 3546	**Percent Solids:**	92.5
Project:	Remedial Investigation, 247 North Avenue, New Rochelle, NY		

	File ID	DF	Analyzed	By	Prep Date	Prep Batch	Analytical Batch
Run #1	M174026.D	1	07/08/21 20:07	BL	07/07/21 10:15	OP34164	EM7466
Run #2							

	Initial Weight	Final Volume
Run #1	30.9 g	1.0 ml
Run #2		

ABN TCL List (SOM0 2.0)

CAS No.	Compound	Result	RL	MDL	Units	Q
95-57-8	2-Chlorophenol	ND	70	17	ug/kg	
59-50-7	4-Chloro-3-methyl phenol	ND	170	21	ug/kg	
120-83-2	2,4-Dichlorophenol	ND	170	30	ug/kg	
105-67-9	2,4-Dimethylphenol	ND	170	62	ug/kg	
51-28-5	2,4-Dinitrophenol	ND	170	130	ug/kg	
534-52-1	4,6-Dinitro-o-cresol	ND	170	37	ug/kg	
95-48-7	2-Methylphenol	ND	70	22	ug/kg	
	3&4-Methylphenol	ND	70	29	ug/kg	
88-75-5	2-Nitrophenol	ND	170	23	ug/kg	
100-02-7	4-Nitrophenol	ND	350	93	ug/kg	
87-86-5	Pentachlorophenol	ND	140	33	ug/kg	
108-95-2	Phenol	ND	70	18	ug/kg	
58-90-2	2,3,4,6-Tetrachlorophenol	ND	170	23	ug/kg	
95-95-4	2,4,5-Trichlorophenol	ND	170	26	ug/kg	
88-06-2	2,4,6-Trichlorophenol	ND	170	21	ug/kg	
83-32-9	Acenaphthene	ND	35	12	ug/kg	
208-96-8	Acenaphthylene	ND	35	18	ug/kg	
98-86-2	Acetophenone	ND	170	7.5	ug/kg	
120-12-7	Anthracene	ND	35	21	ug/kg	
1912-24-9	Atrazine	ND	70	15	ug/kg	
56-55-3	Benzo(a)anthracene	ND	35	9.9	ug/kg	
50-32-8	Benzo(a)pyrene	ND	35	16	ug/kg	
205-99-2	Benzo(b)fluoranthene	ND	35	15	ug/kg	
191-24-2	Benzo(g,h,i)perylene	ND	35	17	ug/kg	
207-08-9	Benzo(k)fluoranthene	ND	35	16	ug/kg	
101-55-3	4-Bromophenyl phenyl ether	ND	70	14	ug/kg	
85-68-7	Butyl benzyl phthalate	ND	70	8.5	ug/kg	
92-52-4	1,1'-Biphenyl	ND	70	4.8	ug/kg	
100-52-7	Benzaldehyde	ND	170	8.7	ug/kg	
91-58-7	2-Chloronaphthalene	ND	70	8.3	ug/kg	
106-47-8	4-Chloroaniline	ND	170	13	ug/kg	
86-74-8	Carbazole	ND	70	5.1	ug/kg	

ND = Not detected MDL = Method Detection Limit
RL = Reporting Limit
E = Indicates value exceeds calibration range
J = Indicates an estimated value
B = Indicates analyte found in associated method blank
N = Indicates presumptive evidence of a compound

Report of Analysis

Client Sample ID: RI-SB-14 (3.5-4.0)
Lab Sample ID: JD27719-2 **Date Sampled:** 07/01/21
Matrix: SO - Soil **Date Received:** 07/02/21
Method: SW846 8270E SW846 3546 **Percent Solids:** 92.5
Project: Remedial Investigation, 247 North Avenue, New Rochelle, NY

ABN TCL List (SOM0 2.0)

CAS No.	Compound	Result	RL	MDL	Units	Q
105-60-2	Caprolactam	ND	70	14	ug/kg	
218-01-9	Chrysene	ND	35	11	ug/kg	
111-91-1	bis(2-Chloroethoxy)methane	ND	70	7.5	ug/kg	
111-44-4	bis(2-Chloroethyl)ether	ND	70	15	ug/kg	
108-60-1	2,2'-Oxybis(1-chloropropane)	ND	70	13	ug/kg	
7005-72-3	4-Chlorophenyl phenyl ether	ND	70	11	ug/kg	
121-14-2	2,4-Dinitrotoluene	ND	35	11	ug/kg	
606-20-2	2,6-Dinitrotoluene	ND	35	18	ug/kg	
91-94-1	3,3'-Dichlorobenzidine	ND	70	29	ug/kg	
123-91-1	1,4-Dioxane	ND	35	23	ug/kg	
53-70-3	Dibenzo(a,h)anthracene	ND	35	15	ug/kg	
132-64-9	Dibenzofuran	ND	70	14	ug/kg	
84-74-2	Di-n-butyl phthalate	ND	70	5.7	ug/kg	
117-84-0	Di-n-octyl phthalate	ND	70	8.7	ug/kg	
84-66-2	Diethyl phthalate	ND	70	7.5	ug/kg	
131-11-3	Dimethyl phthalate	ND	70	6.2	ug/kg	
117-81-7	bis(2-Ethylhexyl)phthalate	ND	70	8.2	ug/kg	
206-44-0	Fluoranthene	ND	35	16	ug/kg	
86-73-7	Fluorene	ND	35	16	ug/kg	
118-74-1	Hexachlorobenzene	ND	70	8.9	ug/kg	
87-68-3	Hexachlorobutadiene	ND	35	14	ug/kg	
77-47-4	Hexachlorocyclopentadiene	ND	350	14	ug/kg	
67-72-1	Hexachloroethane	ND	170	17	ug/kg	
193-39-5	Indeno(1,2,3-cd)pyrene	ND	35	16	ug/kg	
78-59-1	Isophorone	ND	70	7.5	ug/kg	
91-57-6	2-Methylnaphthalene	ND	35	7.9	ug/kg	
88-74-4	2-Nitroaniline	ND	170	8.3	ug/kg	
99-09-2	3-Nitroaniline	ND	170	8.7	ug/kg	
100-01-6	4-Nitroaniline	ND	170	9.1	ug/kg	
91-20-3	Naphthalene	ND	35	9.9	ug/kg	
98-95-3	Nitrobenzene	ND	70	14	ug/kg	
621-64-7	N-Nitroso-di-n-propylamine	ND	70	10	ug/kg	
86-30-6	N-Nitrosodiphenylamine	ND	170	13	ug/kg	
85-01-8	Phenanthrene	ND	35	12	ug/kg	
129-00-0	Pyrene	ND	35	11	ug/kg	
95-94-3	1,2,4,5-Tetrachlorobenzene	ND	170	8.9	ug/kg	

CAS No.	Surrogate Recoveries	Run# 1	Run# 2	Limits
367-12-4	2-Fluorophenol	56%		7-101%

ND = Not detected MDL = Method Detection Limit
RL = Reporting Limit
E = Indicates value exceeds calibration range
J = Indicates an estimated value
B = Indicates analyte found in associated method blank
N = Indicates presumptive evidence of a compound

Report of Analysis

Client Sample ID:	RI-SB-14 (3.5-4.0)		
Lab Sample ID:	JD27719-2	**Date Sampled:**	07/01/21
Matrix:	SO - Soil	**Date Received:**	07/02/21
Method:	SW846 8270E SW846 3546	**Percent Solids:**	92.5
Project:	Remedial Investigation, 247 North Avenue, New Rochelle, NY		

ABN TCL List (SOM0 2.0)

CAS No.	Surrogate Recoveries	Run# 1	Run# 2	Limits
4165-62-2	Phenol-d5	72%		12-101%
118-79-6	2,4,6-Tribromophenol	58%		10-127%
4165-60-0	Nitrobenzene-d5	80%		15-114%
321-60-8	2-Fluorobiphenyl	87%		22-104%
1718-51-0	Terphenyl-d14	85%		23-121%

CAS No.	Tentatively Identified Compounds	R.T.	Est. Conc.	Units	Q
	System artifact	.85	1200	ug/kg	J
	System artifact	1.38	160	ug/kg	J
	System artifact/aldol-condensation	1.89	15000	ug/kg	J
	Alkane	2.02	150	ug/kg	J
	Total TIC, Semi-Volatile		150	ug/kg	J

ND = Not detected MDL = Method Detection Limit
RL = Reporting Limit
E = Indicates value exceeds calibration range

J = Indicates an estimated value
B = Indicates analyte found in associated method blank
N = Indicates presumptive evidence of a compound

Report of Analysis

Client Sample ID: RI-SB-14 (3.5-4.0)
Lab Sample ID: JD27719-2
Matrix: SO - Soil
Date Sampled: 07/01/21
Date Received: 07/02/21
Percent Solids: 92.5
Project: Remedial Investigation, 247 North Avenue, New Rochelle, NY

Metals Analysis

Analyte	Result	RL	Units	DF	Prep	Analyzed	By	Method	Prep Method
Aluminum	7130	53	mg/kg	1	07/08/21	07/08/21	ND	SW846 6010D [1]	SW846 3050B [3]
Antimony	< 2.1	2.1	mg/kg	1	07/08/21	07/08/21	ND	SW846 6010D [1]	SW846 3050B [3]
Arsenic	< 2.1	2.1	mg/kg	1	07/08/21	07/08/21	ND	SW846 6010D [1]	SW846 3050B [3]
Barium	63.3	21	mg/kg	1	07/08/21	07/08/21	ND	SW846 6010D [1]	SW846 3050B [3]
Beryllium	0.22	0.21	mg/kg	1	07/08/21	07/08/21	ND	SW846 6010D [1]	SW846 3050B [3]
Cadmium	< 0.53	0.53	mg/kg	1	07/08/21	07/08/21	ND	SW846 6010D [1]	SW846 3050B [3]
Calcium	8070	530	mg/kg	1	07/08/21	07/08/21	ND	SW846 6010D [1]	SW846 3050B [3]
Chromium	22.4	1.1	mg/kg	1	07/08/21	07/08/21	ND	SW846 6010D [1]	SW846 3050B [3]
Cobalt	5.6	5.3	mg/kg	1	07/08/21	07/08/21	ND	SW846 6010D [1]	SW846 3050B [3]
Copper	13.4	2.6	mg/kg	1	07/08/21	07/08/21	ND	SW846 6010D [1]	SW846 3050B [3]
Iron	13500	53	mg/kg	1	07/08/21	07/08/21	ND	SW846 6010D [1]	SW846 3050B [3]
Lead	2.3	2.1	mg/kg	1	07/08/21	07/08/21	ND	SW846 6010D [1]	SW846 3050B [3]
Magnesium	4880	530	mg/kg	1	07/08/21	07/08/21	ND	SW846 6010D [1]	SW846 3050B [3]
Manganese	243	1.6	mg/kg	1	07/08/21	07/08/21	ND	SW846 6010D [1]	SW846 3050B [3]
Mercury	< 0.030	0.030	mg/kg	1	07/12/21	07/12/21	MS	SW846 7471B [2]	SW846 7471B [4]
Nickel	14.8	4.2	mg/kg	1	07/08/21	07/08/21	ND	SW846 6010D [1]	SW846 3050B [3]
Potassium	3060	1100	mg/kg	1	07/08/21	07/08/21	ND	SW846 6010D [1]	SW846 3050B [3]
Selenium	< 2.1	2.1	mg/kg	1	07/08/21	07/08/21	ND	SW846 6010D [1]	SW846 3050B [3]
Silver	< 0.53	0.53	mg/kg	1	07/08/21	07/08/21	ND	SW846 6010D [1]	SW846 3050B [3]
Sodium	< 1100	1100	mg/kg	1	07/08/21	07/08/21	ND	SW846 6010D [1]	SW846 3050B [3]
Thallium	< 1.1	1.1	mg/kg	1	07/08/21	07/08/21	ND	SW846 6010D [1]	SW846 3050B [3]
Vanadium	21.1	5.3	mg/kg	1	07/08/21	07/08/21	ND	SW846 6010D [1]	SW846 3050B [3]
Zinc	23.2	5.3	mg/kg	1	07/08/21	07/08/21	ND	SW846 6010D [1]	SW846 3050B [3]

(1) Instrument QC Batch: MA50811
(2) Instrument QC Batch: MA50819
(3) Prep QC Batch: MP27332
(4) Prep QC Batch: MP27408

RL = Reporting Limit

Report of Analysis

Client Sample ID: RI-SB-15 (2.5-3.0)
Lab Sample ID: JD27719-3 **Date Sampled:** 07/01/21
Matrix: SO - Soil **Date Received:** 07/02/21
Method: SW846 8270E SW846 3546 **Percent Solids:** 92.5
Project: Remedial Investigation, 247 North Avenue, New Rochelle, NY

	File ID	DF	Analyzed	By	Prep Date	Prep Batch	Analytical Batch
Run #1	M174029.D	1	07/08/21 21:28	BL	07/07/21 10:15	OP34164	EM7466
Run #2							

	Initial Weight	Final Volume
Run #1	30.5 g	1.0 ml
Run #2		

ABN TCL List (SOM0 2.0)

CAS No.	Compound	Result	RL	MDL	Units	Q
95-57-8	2-Chlorophenol	ND	71	18	ug/kg	
59-50-7	4-Chloro-3-methyl phenol	ND	180	22	ug/kg	
120-83-2	2,4-Dichlorophenol	ND	180	30	ug/kg	
105-67-9	2,4-Dimethylphenol	ND	180	63	ug/kg	
51-28-5	2,4-Dinitrophenol	ND	180	130	ug/kg	
534-52-1	4,6-Dinitro-o-cresol	ND	180	38	ug/kg	
95-48-7	2-Methylphenol	ND	71	23	ug/kg	
	3&4-Methylphenol	ND	71	29	ug/kg	
88-75-5	2-Nitrophenol	ND	180	23	ug/kg	
100-02-7	4-Nitrophenol	ND	350	95	ug/kg	
87-86-5	Pentachlorophenol	ND	140	33	ug/kg	
108-95-2	Phenol	ND	71	19	ug/kg	
58-90-2	2,3,4,6-Tetrachlorophenol	ND	180	23	ug/kg	
95-95-4	2,4,5-Trichlorophenol	ND	180	27	ug/kg	
88-06-2	2,4,6-Trichlorophenol	ND	180	21	ug/kg	
83-32-9	Acenaphthene	ND	35	12	ug/kg	
208-96-8	Acenaphthylene	ND	35	18	ug/kg	
98-86-2	Acetophenone	ND	180	7.6	ug/kg	
120-12-7	Anthracene	ND	35	22	ug/kg	
1912-24-9	Atrazine	ND	71	15	ug/kg	
56-55-3	Benzo(a)anthracene	ND	35	10	ug/kg	
50-32-8	Benzo(a)pyrene	ND	35	16	ug/kg	
205-99-2	Benzo(b)fluoranthene	ND	35	16	ug/kg	
191-24-2	Benzo(g,h,i)perylene	ND	35	18	ug/kg	
207-08-9	Benzo(k)fluoranthene	ND	35	17	ug/kg	
101-55-3	4-Bromophenyl phenyl ether	ND	71	14	ug/kg	
85-68-7	Butyl benzyl phthalate	ND	71	8.6	ug/kg	
92-52-4	1,1'-Biphenyl	ND	71	4.9	ug/kg	
100-52-7	Benzaldehyde	ND	180	8.8	ug/kg	
91-58-7	2-Chloronaphthalene	ND	71	8.4	ug/kg	
106-47-8	4-Chloroaniline	ND	180	13	ug/kg	
86-74-8	Carbazole	ND	71	5.1	ug/kg	

ND = Not detected MDL = Method Detection Limit
RL = Reporting Limit
E = Indicates value exceeds calibration range
J = Indicates an estimated value
B = Indicates analyte found in associated method blank
N = Indicates presumptive evidence of a compound

Report of Analysis

Client Sample ID: RI-SB-15 (2.5-3.0)
Lab Sample ID: JD27719-3 **Date Sampled:** 07/01/21
Matrix: SO - Soil **Date Received:** 07/02/21
Method: SW846 8270E SW846 3546 **Percent Solids:** 92.5
Project: Remedial Investigation, 247 North Avenue, New Rochelle, NY

ABN TCL List (SOM0 2.0)

CAS No.	Compound	Result	RL	MDL	Units	Q
105-60-2	Caprolactam	ND	71	14	ug/kg	
218-01-9	Chrysene	ND	35	11	ug/kg	
111-91-1	bis(2-Chloroethoxy)methane	ND	71	7.6	ug/kg	
111-44-4	bis(2-Chloroethyl)ether	ND	71	15	ug/kg	
108-60-1	2,2'-Oxybis(1-chloropropane)	ND	71	13	ug/kg	
7005-72-3	4-Chlorophenyl phenyl ether	ND	71	11	ug/kg	
121-14-2	2,4-Dinitrotoluene	ND	35	11	ug/kg	
606-20-2	2,6-Dinitrotoluene	ND	35	18	ug/kg	
91-94-1	3,3'-Dichlorobenzidine	ND	71	30	ug/kg	
123-91-1	1,4-Dioxane	ND	35	23	ug/kg	
53-70-3	Dibenzo(a,h)anthracene	ND	35	16	ug/kg	
132-64-9	Dibenzofuran	ND	71	14	ug/kg	
84-74-2	Di-n-butyl phthalate	ND	71	5.8	ug/kg	
117-84-0	Di-n-octyl phthalate	ND	71	8.8	ug/kg	
84-66-2	Diethyl phthalate	ND	71	7.5	ug/kg	
131-11-3	Dimethyl phthalate	ND	71	6.3	ug/kg	
117-81-7	bis(2-Ethylhexyl)phthalate	ND	71	8.3	ug/kg	
206-44-0	Fluoranthene	ND	35	16	ug/kg	
86-73-7	Fluorene	ND	35	16	ug/kg	
118-74-1	Hexachlorobenzene	ND	71	9.0	ug/kg	
87-68-3	Hexachlorobutadiene	ND	35	14	ug/kg	
77-47-4	Hexachlorocyclopentadiene	ND	350	14	ug/kg	
67-72-1	Hexachloroethane	ND	180	18	ug/kg	
193-39-5	Indeno(1,2,3-cd)pyrene	ND	35	17	ug/kg	
78-59-1	Isophorone	ND	71	7.6	ug/kg	
91-57-6	2-Methylnaphthalene	ND	35	8.0	ug/kg	
88-74-4	2-Nitroaniline	ND	180	8.4	ug/kg	
99-09-2	3-Nitroaniline	ND	180	8.9	ug/kg	
100-01-6	4-Nitroaniline	ND	180	9.2	ug/kg	
91-20-3	Naphthalene	ND	35	10	ug/kg	
98-95-3	Nitrobenzene	ND	71	14	ug/kg	
621-64-7	N-Nitroso-di-n-propylamine	ND	71	10	ug/kg	
86-30-6	N-Nitrosodiphenylamine	ND	180	13	ug/kg	
85-01-8	Phenanthrene	ND	35	12	ug/kg	
129-00-0	Pyrene	ND	35	11	ug/kg	
95-94-3	1,2,4,5-Tetrachlorobenzene	ND	180	9.0	ug/kg	

CAS No.	Surrogate Recoveries	Run# 1	Run# 2	Limits
367-12-4	2-Fluorophenol	59%		7-101%

ND = Not detected MDL = Method Detection Limit
RL = Reporting Limit
E = Indicates value exceeds calibration range
J = Indicates an estimated value
B = Indicates analyte found in associated method blank
N = Indicates presumptive evidence of a compound

Report of Analysis

Client Sample ID:	RI-SB-15 (2.5-3.0)		
Lab Sample ID:	JD27719-3	**Date Sampled:**	07/01/21
Matrix:	SO - Soil	**Date Received:**	07/02/21
Method:	SW846 8270E SW846 3546	**Percent Solids:**	92.5
Project:	Remedial Investigation, 247 North Avenue, New Rochelle, NY		

ABN TCL List (SOM0 2.0)

CAS No.	Surrogate Recoveries	Run# 1	Run# 2	Limits
4165-62-2	Phenol-d5	65%		12-101%
118-79-6	2,4,6-Tribromophenol	73%		10-127%
4165-60-0	Nitrobenzene-d5	70%		15-114%
321-60-8	2-Fluorobiphenyl	79%		22-104%
1718-51-0	Terphenyl-d14	77%		23-121%

CAS No.	Tentatively Identified Compounds	R.T.	Est. Conc.	Units	Q
	System artifact	.85	550	ug/kg	J
	System artifact/aldol-condensation	1.83	170	ug/kg	J
	Alkane	2.02	140	ug/kg	J
	Total TIC, Semi-Volatile		140	ug/kg	J

ND = Not detected MDL = Method Detection Limit
RL = Reporting Limit
E = Indicates value exceeds calibration range
J = Indicates an estimated value
B = Indicates analyte found in associated method blank
N = Indicates presumptive evidence of a compound

Report of Analysis

Client Sample ID: RI-SB-15 (2.5-3.0)
Lab Sample ID: JD27719-3
Matrix: SO - Soil
Project: Remedial Investigation, 247 North Avenue, New Rochelle, NY

Date Sampled: 07/01/21
Date Received: 07/02/21
Percent Solids: 92.5

Metals Analysis

Analyte	Result	RL	Units	DF	Prep	Analyzed	By	Method	Prep Method
Aluminum	6230	56	mg/kg	1	07/08/21	07/08/21	ND	SW846 6010D [1]	SW846 3050B [3]
Antimony	< 2.3	2.3	mg/kg	1	07/08/21	07/08/21	ND	SW846 6010D [1]	SW846 3050B [3]
Arsenic	< 2.3	2.3	mg/kg	1	07/08/21	07/08/21	ND	SW846 6010D [1]	SW846 3050B [3]
Barium	71.8	23	mg/kg	1	07/08/21	07/08/21	ND	SW846 6010D [1]	SW846 3050B [3]
Beryllium	< 0.23	0.23	mg/kg	1	07/08/21	07/08/21	ND	SW846 6010D [1]	SW846 3050B [3]
Cadmium	< 0.56	0.56	mg/kg	1	07/08/21	07/08/21	ND	SW846 6010D [1]	SW846 3050B [3]
Calcium	4740	560	mg/kg	1	07/08/21	07/08/21	ND	SW846 6010D [1]	SW846 3050B [3]
Chromium	15.8	1.1	mg/kg	1	07/08/21	07/08/21	ND	SW846 6010D [1]	SW846 3050B [3]
Cobalt	5.8	5.6	mg/kg	1	07/08/21	07/08/21	ND	SW846 6010D [1]	SW846 3050B [3]
Copper	11.4	2.8	mg/kg	1	07/08/21	07/08/21	ND	SW846 6010D [1]	SW846 3050B [3]
Iron	11500	56	mg/kg	1	07/08/21	07/08/21	ND	SW846 6010D [1]	SW846 3050B [3]
Lead	< 2.3	2.3	mg/kg	1	07/08/21	07/08/21	ND	SW846 6010D [1]	SW846 3050B [3]
Magnesium	4350	560	mg/kg	1	07/08/21	07/08/21	ND	SW846 6010D [1]	SW846 3050B [3]
Manganese	413	1.7	mg/kg	1	07/08/21	07/08/21	ND	SW846 6010D [1]	SW846 3050B [3]
Mercury	< 0.030	0.030	mg/kg	1	07/12/21	07/12/21	MS	SW846 7471B [2]	SW846 7471B [4]
Nickel	12.8	4.5	mg/kg	1	07/08/21	07/08/21	ND	SW846 6010D [1]	SW846 3050B [3]
Potassium	2760	1100	mg/kg	1	07/08/21	07/08/21	ND	SW846 6010D [1]	SW846 3050B [3]
Selenium	< 2.3	2.3	mg/kg	1	07/08/21	07/08/21	ND	SW846 6010D [1]	SW846 3050B [3]
Silver	< 0.56	0.56	mg/kg	1	07/08/21	07/08/21	ND	SW846 6010D [1]	SW846 3050B [3]
Sodium	< 1100	1100	mg/kg	1	07/08/21	07/08/21	ND	SW846 6010D [1]	SW846 3050B [3]
Thallium	< 1.1	1.1	mg/kg	1	07/08/21	07/08/21	ND	SW846 6010D [1]	SW846 3050B [3]
Vanadium	17.4	5.6	mg/kg	1	07/08/21	07/08/21	ND	SW846 6010D [1]	SW846 3050B [3]
Zinc	20.9	5.6	mg/kg	1	07/08/21	07/08/21	ND	SW846 6010D [1]	SW846 3050B [3]

(1) Instrument QC Batch: MA50811
(2) Instrument QC Batch: MA50819
(3) Prep QC Batch: MP27332
(4) Prep QC Batch: MP27408

RL = Reporting Limit

Report of Analysis

Client Sample ID: RI-SB-15 (4.5-5.0)
Lab Sample ID: JD27719-4 **Date Sampled:** 07/01/21
Matrix: SO - Soil **Date Received:** 07/02/21
Method: SW846 8270E SW846 3546 **Percent Solids:** 89.7
Project: Remedial Investigation, 247 North Avenue, New Rochelle, NY

	File ID	DF	Analyzed	By	Prep Date	Prep Batch	Analytical Batch
Run #1	M174027.D	1	07/08/21 20:35	BL	07/07/21 10:15	OP34164	EM7466
Run #2							

	Initial Weight	Final Volume
Run #1	30.1 g	1.0 ml
Run #2		

ABN TCL List (SOM0 2.0)

CAS No.	Compound	Result	RL	MDL	Units	Q
95-57-8	2-Chlorophenol	ND	74	18	ug/kg	
59-50-7	4-Chloro-3-methyl phenol	ND	190	23	ug/kg	
120-83-2	2,4-Dichlorophenol	ND	190	32	ug/kg	
105-67-9	2,4-Dimethylphenol	ND	190	66	ug/kg	
51-28-5	2,4-Dinitrophenol	ND	190	140	ug/kg	
534-52-1	4,6-Dinitro-o-cresol	ND	190	40	ug/kg	
95-48-7	2-Methylphenol	ND	74	24	ug/kg	
	3&4-Methylphenol	ND	74	30	ug/kg	
88-75-5	2-Nitrophenol	ND	190	24	ug/kg	
100-02-7	4-Nitrophenol	ND	370	99	ug/kg	
87-86-5	Pentachlorophenol	ND	150	35	ug/kg	
108-95-2	Phenol	ND	74	19	ug/kg	
58-90-2	2,3,4,6-Tetrachlorophenol	ND	190	25	ug/kg	
95-95-4	2,4,5-Trichlorophenol	ND	190	28	ug/kg	
88-06-2	2,4,6-Trichlorophenol	ND	190	22	ug/kg	
83-32-9	Acenaphthene	ND	37	13	ug/kg	
208-96-8	Acenaphthylene	ND	37	19	ug/kg	
98-86-2	Acetophenone	ND	190	8.0	ug/kg	
120-12-7	Anthracene	ND	37	23	ug/kg	
1912-24-9	Atrazine	ND	74	16	ug/kg	
56-55-3	Benzo(a)anthracene	ND	37	10	ug/kg	
50-32-8	Benzo(a)pyrene	ND	37	17	ug/kg	
205-99-2	Benzo(b)fluoranthene	ND	37	16	ug/kg	
191-24-2	Benzo(g,h,i)perylene	ND	37	19	ug/kg	
207-08-9	Benzo(k)fluoranthene	ND	37	17	ug/kg	
101-55-3	4-Bromophenyl phenyl ether	ND	74	14	ug/kg	
85-68-7	Butyl benzyl phthalate	ND	74	9.0	ug/kg	
92-52-4	1,1'-Biphenyl	ND	74	5.1	ug/kg	
100-52-7	Benzaldehyde	ND	190	9.2	ug/kg	
91-58-7	2-Chloronaphthalene	ND	74	8.8	ug/kg	
106-47-8	4-Chloroaniline	ND	190	13	ug/kg	
86-74-8	Carbazole	ND	74	5.4	ug/kg	

ND = Not detected MDL = Method Detection Limit
RL = Reporting Limit
E = Indicates value exceeds calibration range
J = Indicates an estimated value
B = Indicates analyte found in associated method blank
N = Indicates presumptive evidence of a compound

Report of Analysis

Client Sample ID: RI-SB-15 (4.5-5.0)
Lab Sample ID: JD27719-4 **Date Sampled:** 07/01/21
Matrix: SO - Soil **Date Received:** 07/02/21
Method: SW846 8270E SW846 3546 **Percent Solids:** 89.7
Project: Remedial Investigation, 247 North Avenue, New Rochelle, NY

ABN TCL List (SOM0 2.0)

CAS No.	Compound	Result	RL	MDL	Units	Q
105-60-2	Caprolactam	ND	74	15	ug/kg	
218-01-9	Chrysene	ND	37	12	ug/kg	
111-91-1	bis(2-Chloroethoxy)methane	ND	74	7.9	ug/kg	
111-44-4	bis(2-Chloroethyl)ether	ND	74	16	ug/kg	
108-60-1	2,2'-Oxybis(1-chloropropane)	ND	74	13	ug/kg	
7005-72-3	4-Chlorophenyl phenyl ether	ND	74	12	ug/kg	
121-14-2	2,4-Dinitrotoluene	ND	37	11	ug/kg	
606-20-2	2,6-Dinitrotoluene	ND	37	19	ug/kg	
91-94-1	3,3'-Dichlorobenzidine	ND	74	31	ug/kg	
123-91-1	1,4-Dioxane	ND	37	24	ug/kg	
53-70-3	Dibenzo(a,h)anthracene	ND	37	16	ug/kg	
132-64-9	Dibenzofuran	ND	74	15	ug/kg	
84-74-2	Di-n-butyl phthalate	ND	74	6.0	ug/kg	
117-84-0	Di-n-octyl phthalate	ND	74	9.2	ug/kg	
84-66-2	Diethyl phthalate	ND	74	7.9	ug/kg	
131-11-3	Dimethyl phthalate	ND	74	6.6	ug/kg	
117-81-7	bis(2-Ethylhexyl)phthalate	ND	74	8.7	ug/kg	
206-44-0	Fluoranthene	ND	37	17	ug/kg	
86-73-7	Fluorene	ND	37	17	ug/kg	
118-74-1	Hexachlorobenzene	ND	74	9.4	ug/kg	
87-68-3	Hexachlorobutadiene	ND	37	15	ug/kg	
77-47-4	Hexachlorocyclopentadiene	ND	370	15	ug/kg	
67-72-1	Hexachloroethane	ND	190	18	ug/kg	
193-39-5	Indeno(1,2,3-cd)pyrene	ND	37	17	ug/kg	
78-59-1	Isophorone	ND	74	7.9	ug/kg	
91-57-6	2-Methylnaphthalene	ND	37	8.4	ug/kg	
88-74-4	2-Nitroaniline	ND	190	8.7	ug/kg	
99-09-2	3-Nitroaniline	ND	190	9.3	ug/kg	
100-01-6	4-Nitroaniline	ND	190	9.6	ug/kg	
91-20-3	Naphthalene	ND	37	10	ug/kg	
98-95-3	Nitrobenzene	ND	74	14	ug/kg	
621-64-7	N-Nitroso-di-n-propylamine	ND	74	11	ug/kg	
86-30-6	N-Nitrosodiphenylamine	ND	190	14	ug/kg	
85-01-8	Phenanthrene	ND	37	12	ug/kg	
129-00-0	Pyrene	ND	37	12	ug/kg	
95-94-3	1,2,4,5-Tetrachlorobenzene	ND	190	9.4	ug/kg	

CAS No.	Surrogate Recoveries	Run# 1	Run# 2	Limits
367-12-4	2-Fluorophenol	71%		7-101%

ND = Not detected MDL = Method Detection Limit
RL = Reporting Limit
E = Indicates value exceeds calibration range
J = Indicates an estimated value
B = Indicates analyte found in associated method blank
N = Indicates presumptive evidence of a compound

Report of Analysis

Client Sample ID:	RI-SB-15 (4.5-5.0)		
Lab Sample ID:	JD27719-4	**Date Sampled:**	07/01/21
Matrix:	SO - Soil	**Date Received:**	07/02/21
Method:	SW846 8270E SW846 3546	**Percent Solids:**	89.7
Project:	Remedial Investigation, 247 North Avenue, New Rochelle, NY		

ABN TCL List (SOM0 2.0)

CAS No.	Surrogate Recoveries	Run# 1	Run# 2	Limits
4165-62-2	Phenol-d5	77%		12-101%
118-79-6	2,4,6-Tribromophenol	83%		10-127%
4165-60-0	Nitrobenzene-d5	86%		15-114%
321-60-8	2-Fluorobiphenyl	93%		22-104%
1718-51-0	Terphenyl-d14	90%		23-121%

CAS No.	Tentatively Identified Compounds	R.T.	Est. Conc.	Units	Q
	System artifact	.86	1300	ug/kg	J
	System artifact/aldol-condensation	1.82	310	ug/kg	J
	Alkane	2.02	230	ug/kg	J
	Total TIC, Semi-Volatile		230	ug/kg	J

ND = Not detected MDL = Method Detection Limit
RL = Reporting Limit
E = Indicates value exceeds calibration range

J = Indicates an estimated value
B = Indicates analyte found in associated method blank
N = Indicates presumptive evidence of a compound

Report of Analysis

Client Sample ID: RI-SB-15 (4.5-5.0)
Lab Sample ID: JD27719-4
Matrix: SO - Soil
Date Sampled: 07/01/21
Date Received: 07/02/21
Percent Solids: 89.7
Project: Remedial Investigation, 247 North Avenue, New Rochelle, NY

Metals Analysis

Analyte	Result	RL	Units	DF	Prep	Analyzed	By	Method	Prep Method
Aluminum	6130	53	mg/kg	1	07/08/21	07/08/21	ND	SW846 6010D [1]	SW846 3050B [3]
Antimony	< 2.1	2.1	mg/kg	1	07/08/21	07/08/21	ND	SW846 6010D [1]	SW846 3050B [3]
Arsenic	< 2.1	2.1	mg/kg	1	07/08/21	07/08/21	ND	SW846 6010D [1]	SW846 3050B [3]
Barium	59.3	21	mg/kg	1	07/08/21	07/08/21	ND	SW846 6010D [1]	SW846 3050B [3]
Beryllium	< 0.21	0.21	mg/kg	1	07/08/21	07/08/21	ND	SW846 6010D [1]	SW846 3050B [3]
Cadmium	< 0.53	0.53	mg/kg	1	07/08/21	07/08/21	ND	SW846 6010D [1]	SW846 3050B [3]
Calcium	8800	530	mg/kg	1	07/08/21	07/08/21	ND	SW846 6010D [1]	SW846 3050B [3]
Chromium	15.2	1.1	mg/kg	1	07/08/21	07/08/21	ND	SW846 6010D [1]	SW846 3050B [3]
Cobalt	5.8	5.3	mg/kg	1	07/08/21	07/08/21	ND	SW846 6010D [1]	SW846 3050B [3]
Copper	11.8	2.7	mg/kg	1	07/08/21	07/08/21	ND	SW846 6010D [1]	SW846 3050B [3]
Iron	11100	53	mg/kg	1	07/08/21	07/08/21	ND	SW846 6010D [1]	SW846 3050B [3]
Lead	2.1	2.1	mg/kg	1	07/08/21	07/08/21	ND	SW846 6010D [1]	SW846 3050B [3]
Magnesium	6640	530	mg/kg	1	07/08/21	07/08/21	ND	SW846 6010D [1]	SW846 3050B [3]
Manganese	205	1.6	mg/kg	1	07/08/21	07/08/21	ND	SW846 6010D [1]	SW846 3050B [3]
Mercury	< 0.034	0.034	mg/kg	1	07/12/21	07/12/21	MS	SW846 7471B [2]	SW846 7471B [4]
Nickel	12.0	4.2	mg/kg	1	07/08/21	07/08/21	ND	SW846 6010D [1]	SW846 3050B [3]
Potassium	2880	1100	mg/kg	1	07/08/21	07/08/21	ND	SW846 6010D [1]	SW846 3050B [3]
Selenium	< 2.1	2.1	mg/kg	1	07/08/21	07/08/21	ND	SW846 6010D [1]	SW846 3050B [3]
Silver	< 0.53	0.53	mg/kg	1	07/08/21	07/08/21	ND	SW846 6010D [1]	SW846 3050B [3]
Sodium	< 1100	1100	mg/kg	1	07/08/21	07/08/21	ND	SW846 6010D [1]	SW846 3050B [3]
Thallium	< 1.1	1.1	mg/kg	1	07/08/21	07/08/21	ND	SW846 6010D [1]	SW846 3050B [3]
Vanadium	18.0	5.3	mg/kg	1	07/08/21	07/08/21	ND	SW846 6010D [1]	SW846 3050B [3]
Zinc	19.9	5.3	mg/kg	1	07/08/21	07/08/21	ND	SW846 6010D [1]	SW846 3050B [3]

(1) Instrument QC Batch: MA50811
(2) Instrument QC Batch: MA50819
(3) Prep QC Batch: MP27332
(4) Prep QC Batch: MP27408

RL = Reporting Limit

Report of Analysis

Client Sample ID: RI-SB-16 (2.5-3.0)
Lab Sample ID: JD27719-5 **Date Sampled:** 07/01/21
Matrix: SO - Soil **Date Received:** 07/02/21
Method: SW846 8260D SW846 5035 **Percent Solids:** 92.3
Project: Remedial Investigation, 247 North Avenue, New Rochelle, NY

	File ID	DF	Analyzed	By	Prep Date	Prep Batch	Analytical Batch
Run #1	1C179300.D	1	07/07/21 18:57	PS	07/03/21 07:53	n/a	V1C7818
Run #2							

	Initial Weight
Run #1	4.7 g
Run #2	

VOA TCL List

CAS No.	Compound	Result	RL	MDL	Units	Q
67-64-1	Acetone	ND	12	4.8	ug/kg	
71-43-2	Benzene	ND	0.58	0.52	ug/kg	
74-97-5	Bromochloromethane	ND	5.8	0.65	ug/kg	
75-27-4	Bromodichloromethane	ND	2.3	0.49	ug/kg	
75-25-2	Bromoform	ND	5.8	1.6	ug/kg	
74-83-9	Bromomethane	ND	5.8	0.88	ug/kg	
78-93-3	2-Butanone (MEK)	ND	12	2.8	ug/kg	
75-15-0	Carbon disulfide	ND	2.3	0.62	ug/kg	
56-23-5	Carbon tetrachloride	ND	2.3	0.71	ug/kg	
108-90-7	Chlorobenzene	ND	2.3	0.53	ug/kg	
75-00-3	Chloroethane	ND	5.8	0.68	ug/kg	
67-66-3	Chloroform	ND	2.3	0.60	ug/kg	
74-87-3	Chloromethane	ND	5.8	2.3	ug/kg	
110-82-7	Cyclohexane	ND	2.3	0.76	ug/kg	
96-12-8	1,2-Dibromo-3-chloropropane	ND	2.3	0.80	ug/kg	
124-48-1	Dibromochloromethane	ND	2.3	0.65	ug/kg	
106-93-4	1,2-Dibromoethane	ND	1.2	0.49	ug/kg	
95-50-1	1,2-Dichlorobenzene	ND	1.2	0.63	ug/kg	
541-73-1	1,3-Dichlorobenzene	ND	1.2	0.57	ug/kg	
106-46-7	1,4-Dichlorobenzene	ND	1.2	0.57	ug/kg	
75-71-8	Dichlorodifluoromethane	ND	5.8	0.84	ug/kg	
75-34-3	1,1-Dichloroethane	ND	1.2	0.57	ug/kg	
107-06-2	1,2-Dichloroethane	ND	1.2	0.54	ug/kg	
75-35-4	1,1-Dichloroethene	ND	1.2	0.75	ug/kg	
156-59-2	cis-1,2-Dichloroethene	ND	1.2	0.97	ug/kg	
156-60-5	trans-1,2-Dichloroethene	ND	1.2	0.70	ug/kg	
78-87-5	1,2-Dichloropropane	ND	2.3	0.55	ug/kg	
10061-01-5	cis-1,3-Dichloropropene	ND	2.3	0.55	ug/kg	
10061-02-6	trans-1,3-Dichloropropene	ND	2.3	0.53	ug/kg	
100-41-4	Ethylbenzene	ND	1.2	0.52	ug/kg	
76-13-1	Freon 113	ND	5.8	3.1	ug/kg	
591-78-6	2-Hexanone	ND	5.8	2.4	ug/kg	

ND = Not detected MDL = Method Detection Limit
RL = Reporting Limit
E = Indicates value exceeds calibration range
J = Indicates an estimated value
B = Indicates analyte found in associated method blank
N = Indicates presumptive evidence of a compound

Report of Analysis

Client Sample ID:	RI-SB-16 (2.5-3.0)		
Lab Sample ID:	JD27719-5	**Date Sampled:**	07/01/21
Matrix:	SO - Soil	**Date Received:**	07/02/21
Method:	SW846 8260D SW846 5035	**Percent Solids:**	92.3
Project:	Remedial Investigation, 247 North Avenue, New Rochelle, NY		

VOA TCL List

CAS No.	Compound	Result	RL	MDL	Units	Q
98-82-8	Isopropylbenzene	ND	2.3	1.6	ug/kg	
79-20-9	Methyl Acetate [a]	ND	5.8	1.6	ug/kg	
108-87-2	Methylcyclohexane	ND	2.3	1.0	ug/kg	
1634-04-4	Methyl Tert Butyl Ether	ND	1.2	0.54	ug/kg	
108-10-1	4-Methyl-2-pentanone(MIBK)	ND	5.8	2.6	ug/kg	
75-09-2	Methylene chloride	ND	5.8	3.0	ug/kg	
100-42-5	Styrene	ND	2.3	0.46	ug/kg	
79-34-5	1,1,2,2-Tetrachloroethane	ND	2.3	0.69	ug/kg	
127-18-4	Tetrachloroethene	ND	2.3	0.67	ug/kg	
108-88-3	Toluene	ND	1.2	0.61	ug/kg	
87-61-6	1,2,3-Trichlorobenzene	ND	5.8	2.9	ug/kg	
120-82-1	1,2,4-Trichlorobenzene	ND	5.8	2.9	ug/kg	
71-55-6	1,1,1-Trichloroethane	ND	2.3	0.56	ug/kg	
79-00-5	1,1,2-Trichloroethane	ND	2.3	0.64	ug/kg	
79-01-6	Trichloroethene	ND	1.2	0.88	ug/kg	
75-69-4	Trichlorofluoromethane	ND	5.8	0.79	ug/kg	
75-01-4	Vinyl chloride	ND	2.3	0.55	ug/kg	
	m,p-Xylene	ND	1.2	1.0	ug/kg	
95-47-6	o-Xylene	ND	1.2	0.53	ug/kg	
1330-20-7	Xylene (total)	ND	1.2	0.53	ug/kg	

CAS No.	Surrogate Recoveries	Run# 1	Run# 2	Limits
1868-53-7	Dibromofluoromethane	109%		72-130%
17060-07-0	1,2-Dichloroethane-D4	113%		75-131%
2037-26-5	Toluene-D8	101%		81-121%
460-00-4	4-Bromofluorobenzene	103%		60-141%

CAS No.	Tentatively Identified Compounds	R.T.	Est. Conc.	Units	Q
	Total TIC, Volatile		0	ug/kg	

(a) This compound in blank spike is outside in house QC limits bias high.

ND = Not detected MDL = Method Detection Limit
RL = Reporting Limit
E = Indicates value exceeds calibration range
J = Indicates an estimated value
B = Indicates analyte found in associated method blank
N = Indicates presumptive evidence of a compound

Report of Analysis

Client Sample ID:	RI-SB-16 (2.5-3.0)		
Lab Sample ID:	JD27719-5	**Date Sampled:**	07/01/21
Matrix:	SO - Soil	**Date Received:**	07/02/21
Method:	SW846 8270E SW846 3546	**Percent Solids:**	92.3
Project:	Remedial Investigation, 247 North Avenue, New Rochelle, NY		

	File ID	DF	Analyzed	By	Prep Date	Prep Batch	Analytical Batch
Run #1	M174028.D	1	07/08/21 21:02	BL	07/07/21 10:15	OP34164	EM7466
Run #2							

	Initial Weight	Final Volume
Run #1	31.3 g	1.0 ml
Run #2		

ABN TCL List (SOM0 2.0)

CAS No.	Compound	Result	RL	MDL	Units	Q
95-57-8	2-Chlorophenol	ND	69	17	ug/kg	
59-50-7	4-Chloro-3-methyl phenol	ND	170	21	ug/kg	
120-83-2	2,4-Dichlorophenol	ND	170	30	ug/kg	
105-67-9	2,4-Dimethylphenol	ND	170	62	ug/kg	
51-28-5	2,4-Dinitrophenol	ND	170	130	ug/kg	
534-52-1	4,6-Dinitro-o-cresol	ND	170	37	ug/kg	
95-48-7	2-Methylphenol	ND	69	22	ug/kg	
	3&4-Methylphenol	ND	69	28	ug/kg	
88-75-5	2-Nitrophenol	ND	170	23	ug/kg	
100-02-7	4-Nitrophenol	ND	350	92	ug/kg	
87-86-5	Pentachlorophenol	ND	140	33	ug/kg	
108-95-2	Phenol	ND	69	18	ug/kg	
58-90-2	2,3,4,6-Tetrachlorophenol	ND	170	23	ug/kg	
95-95-4	2,4,5-Trichlorophenol	ND	170	26	ug/kg	
88-06-2	2,4,6-Trichlorophenol	ND	170	21	ug/kg	
83-32-9	Acenaphthene	ND	35	12	ug/kg	
208-96-8	Acenaphthylene	ND	35	18	ug/kg	
98-86-2	Acetophenone	ND	170	7.4	ug/kg	
120-12-7	Anthracene	ND	35	21	ug/kg	
1912-24-9	Atrazine	ND	69	15	ug/kg	
56-55-3	Benzo(a)anthracene	ND	35	9.8	ug/kg	
50-32-8	Benzo(a)pyrene	ND	35	16	ug/kg	
205-99-2	Benzo(b)fluoranthene	ND	35	15	ug/kg	
191-24-2	Benzo(g,h,i)perylene	ND	35	17	ug/kg	
207-08-9	Benzo(k)fluoranthene	ND	35	16	ug/kg	
101-55-3	4-Bromophenyl phenyl ether	ND	69	13	ug/kg	
85-68-7	Butyl benzyl phthalate	ND	69	8.4	ug/kg	
92-52-4	1,1'-Biphenyl	ND	69	4.7	ug/kg	
100-52-7	Benzaldehyde	ND	170	8.6	ug/kg	
91-58-7	2-Chloronaphthalene	ND	69	8.2	ug/kg	
106-47-8	4-Chloroaniline	ND	170	12	ug/kg	
86-74-8	Carbazole	ND	69	5.0	ug/kg	

ND = Not detected MDL = Method Detection Limit
RL = Reporting Limit
E = Indicates value exceeds calibration range
J = Indicates an estimated value
B = Indicates analyte found in associated method blank
N = Indicates presumptive evidence of a compound

Report of Analysis

Client Sample ID: RI-SB-16 (2.5-3.0)
Lab Sample ID: JD27719-5 **Date Sampled:** 07/01/21
Matrix: SO - Soil **Date Received:** 07/02/21
Method: SW846 8270E SW846 3546 **Percent Solids:** 92.3
Project: Remedial Investigation, 247 North Avenue, New Rochelle, NY

ABN TCL List (SOM0 2.0)

CAS No.	Compound	Result	RL	MDL	Units	Q
105-60-2	Caprolactam	ND	69	14	ug/kg	
218-01-9	Chrysene	ND	35	11	ug/kg	
111-91-1	bis(2-Chloroethoxy)methane	ND	69	7.4	ug/kg	
111-44-4	bis(2-Chloroethyl)ether	ND	69	15	ug/kg	
108-60-1	2,2'-Oxybis(1-chloropropane)	ND	69	12	ug/kg	
7005-72-3	4-Chlorophenyl phenyl ether	ND	69	11	ug/kg	
121-14-2	2,4-Dinitrotoluene	ND	35	11	ug/kg	
606-20-2	2,6-Dinitrotoluene	ND	35	17	ug/kg	
91-94-1	3,3'-Dichlorobenzidine	ND	69	29	ug/kg	
123-91-1	1,4-Dioxane	ND	35	23	ug/kg	
53-70-3	Dibenzo(a,h)anthracene	ND	35	15	ug/kg	
132-64-9	Dibenzofuran	ND	69	14	ug/kg	
84-74-2	Di-n-butyl phthalate	ND	69	5.6	ug/kg	
117-84-0	Di-n-octyl phthalate	ND	69	8.6	ug/kg	
84-66-2	Diethyl phthalate	ND	69	7.4	ug/kg	
131-11-3	Dimethyl phthalate	ND	69	6.2	ug/kg	
117-81-7	bis(2-Ethylhexyl)phthalate	ND	69	8.1	ug/kg	
206-44-0	Fluoranthene	ND	35	15	ug/kg	
86-73-7	Fluorene	ND	35	16	ug/kg	
118-74-1	Hexachlorobenzene	ND	69	8.8	ug/kg	
87-68-3	Hexachlorobutadiene	ND	35	14	ug/kg	
77-47-4	Hexachlorocyclopentadiene	ND	350	14	ug/kg	
67-72-1	Hexachloroethane	ND	170	17	ug/kg	
193-39-5	Indeno(1,2,3-cd)pyrene	ND	35	16	ug/kg	
78-59-1	Isophorone	ND	69	7.4	ug/kg	
91-57-6	2-Methylnaphthalene	ND	35	7.8	ug/kg	
88-74-4	2-Nitroaniline	ND	170	8.2	ug/kg	
99-09-2	3-Nitroaniline	ND	170	8.7	ug/kg	
100-01-6	4-Nitroaniline	ND	170	9.0	ug/kg	
91-20-3	Naphthalene	ND	35	9.8	ug/kg	
98-95-3	Nitrobenzene	ND	69	13	ug/kg	
621-64-7	N-Nitroso-di-n-propylamine	ND	69	10	ug/kg	
86-30-6	N-Nitrosodiphenylamine	ND	170	13	ug/kg	
85-01-8	Phenanthrene	ND	35	12	ug/kg	
129-00-0	Pyrene	ND	35	11	ug/kg	
95-94-3	1,2,4,5-Tetrachlorobenzene	ND	170	8.8	ug/kg	

CAS No.	Surrogate Recoveries	Run# 1	Run# 2	Limits
367-12-4	2-Fluorophenol	65%		7-101%

ND = Not detected MDL = Method Detection Limit
RL = Reporting Limit
E = Indicates value exceeds calibration range
J = Indicates an estimated value
B = Indicates analyte found in associated method blank
N = Indicates presumptive evidence of a compound

Report of Analysis

Client Sample ID:	RI-SB-16 (2.5-3.0)		
Lab Sample ID:	JD27719-5	**Date Sampled:**	07/01/21
Matrix:	SO - Soil	**Date Received:**	07/02/21
Method:	SW846 8270E SW846 3546	**Percent Solids:**	92.3
Project:	Remedial Investigation, 247 North Avenue, New Rochelle, NY		

ABN TCL List (SOM0 2.0)

CAS No.	Surrogate Recoveries	Run# 1	Run# 2	Limits
4165-62-2	Phenol-d5	70%		12-101%
118-79-6	2,4,6-Tribromophenol	77%		10-127%
4165-60-0	Nitrobenzene-d5	78%		15-114%
321-60-8	2-Fluorobiphenyl	84%		22-104%
1718-51-0	Terphenyl-d14	80%		23-121%

CAS No.	Tentatively Identified Compounds	R.T.	Est. Conc.	Units	Q
	System artifact	.85	1000	ug/kg	J
	System artifact/aldol-condensation	1.83	190	ug/kg	J
	Alkane	2.02	190	ug/kg	J
	Total TIC, Semi-Volatile		190	ug/kg	J

ND = Not detected MDL = Method Detection Limit
RL = Reporting Limit
E = Indicates value exceeds calibration range

J = Indicates an estimated value
B = Indicates analyte found in associated method blank
N = Indicates presumptive evidence of a compound

Report of Analysis

Client Sample ID: RI-SB-16 (2.5-3.0)
Lab Sample ID: JD27719-5 **Date Sampled:** 07/01/21
Matrix: SO - Soil **Date Received:** 07/02/21
Method: SW846 8081B SW846 3546 **Percent Solids:** 92.3
Project: Remedial Investigation, 247 North Avenue, New Rochelle, NY

	File ID	DF	Analyzed	By	Prep Date	Prep Batch	Analytical Batch
Run #1	8G39188.D	1	07/09/21 04:44	CP	07/07/21 10:50	OP34170	G8G1640
Run #2							

	Initial Weight	Final Volume
Run #1	15.3 g	10.0 ml
Run #2		

Pesticide TCL List

CAS No.	Compound	Result	RL	MDL	Units	Q
309-00-2	Aldrin	ND	0.71	0.58	ug/kg	
319-84-6	alpha-BHC	ND	0.71	0.58	ug/kg	
319-85-7	beta-BHC	ND	0.71	0.64	ug/kg	
319-86-8	delta-BHC	ND	0.71	0.68	ug/kg	
58-89-9	gamma-BHC (Lindane)	ND	0.71	0.52	ug/kg	
5103-71-9	alpha-Chlordane	ND	0.71	0.57	ug/kg	
5103-74-2	gamma-Chlordane	ND	0.71	0.32	ug/kg	
60-57-1	Dieldrin	ND	0.71	0.49	ug/kg	
72-54-8	4,4'-DDD	ND	0.71	0.65	ug/kg	
72-55-9	4,4'-DDE	ND	0.71	0.62	ug/kg	
50-29-3	4,4'-DDT	ND	0.71	0.63	ug/kg	
72-20-8	Endrin	ND	0.71	0.55	ug/kg	
1031-07-8	Endosulfan sulfate	ND	0.71	0.55	ug/kg	
7421-93-4	Endrin aldehyde	ND	0.71	0.40	ug/kg	
959-98-8	Endosulfan-I	ND	0.71	0.41	ug/kg	
33213-65-9	Endosulfan-II	ND	0.71	0.44	ug/kg	
76-44-8	Heptachlor	ND	0.71	0.61	ug/kg	
1024-57-3	Heptachlor epoxide	ND	0.71	0.50	ug/kg	
72-43-5	Methoxychlor	ND	1.4	0.56	ug/kg	
53494-70-5	Endrin ketone	ND	0.71	0.51	ug/kg	
8001-35-2	Toxaphene	ND	18	16	ug/kg	

CAS No.	Surrogate Recoveries	Run# 1	Run# 2	Limits
877-09-8	Tetrachloro-m-xylene	104%		27-138%
877-09-8	Tetrachloro-m-xylene	107%		27-138%
2051-24-3	Decachlorobiphenyl	113%		10-179%
2051-24-3	Decachlorobiphenyl	110%		10-179%

ND = Not detected MDL = Method Detection Limit
RL = Reporting Limit
E = Indicates value exceeds calibration range
J = Indicates an estimated value
B = Indicates analyte found in associated method blank
N = Indicates presumptive evidence of a compound

Report of Analysis

Client Sample ID:	RI-SB-16 (2.5-3.0)		
Lab Sample ID:	JD27719-5	**Date Sampled:**	07/01/21
Matrix:	SO - Soil	**Date Received:**	07/02/21
Method:	SW846 8082A SW846 3546	**Percent Solids:**	92.3
Project:	Remedial Investigation, 247 North Avenue, New Rochelle, NY		

	File ID	DF	Analyzed	By	Prep Date	Prep Batch	Analytical Batch
Run #1	RK1337.D	1	07/08/21 14:07	TC	07/07/21 10:00	OP34169	GRK34
Run #2							

	Initial Weight	Final Volume
Run #1	15.3 g	10.0 ml
Run #2		

PCB List

CAS No.	Compound	Result	RL	MDL	Units	Q
12674-11-2	Aroclor 1016	ND	35	16	ug/kg	
11104-28-2	Aroclor 1221	ND	35	22	ug/kg	
11141-16-5	Aroclor 1232	ND	35	23	ug/kg	
53469-21-9	Aroclor 1242	ND	35	15	ug/kg	
12672-29-6	Aroclor 1248	ND	35	32	ug/kg	
11097-69-1	Aroclor 1254	ND	35	19	ug/kg	
11096-82-5	Aroclor 1260	ND	35	15	ug/kg	
11100-14-4	Aroclor 1268	ND	35	15	ug/kg	
37324-23-5	Aroclor 1262	ND	35	23	ug/kg	

CAS No.	Surrogate Recoveries	Run# 1	Run# 2	Limits
877-09-8	Tetrachloro-m-xylene	117%		24-152%
877-09-8	Tetrachloro-m-xylene	146%		24-152%
2051-24-3	Decachlorobiphenyl	102%		10-172%
2051-24-3	Decachlorobiphenyl	96%		10-172%

ND = Not detected MDL = Method Detection Limit
RL = Reporting Limit
E = Indicates value exceeds calibration range
J = Indicates an estimated value
B = Indicates analyte found in associated method blank
N = Indicates presumptive evidence of a compound

Report of Analysis

Client Sample ID: RI-SB-16 (2.5-3.0)
Lab Sample ID: JD27719-5
Matrix: SO - Soil
Date Sampled: 07/01/21
Date Received: 07/02/21
Percent Solids: 92.3
Project: Remedial Investigation, 247 North Avenue, New Rochelle, NY

Metals Analysis

Analyte	Result	RL	Units	DF	Prep	Analyzed	By	Method	Prep Method
Aluminum	7510	56	mg/kg	1	07/08/21	07/08/21	ND	SW846 6010D [1]	SW846 3050B [3]
Antimony	< 2.2	2.2	mg/kg	1	07/08/21	07/08/21	ND	SW846 6010D [1]	SW846 3050B [3]
Arsenic	< 2.2	2.2	mg/kg	1	07/08/21	07/08/21	ND	SW846 6010D [1]	SW846 3050B [3]
Barium	74.9	22	mg/kg	1	07/08/21	07/08/21	ND	SW846 6010D [1]	SW846 3050B [3]
Beryllium	0.25	0.22	mg/kg	1	07/08/21	07/08/21	ND	SW846 6010D [1]	SW846 3050B [3]
Cadmium	< 0.56	0.56	mg/kg	1	07/08/21	07/08/21	ND	SW846 6010D [1]	SW846 3050B [3]
Calcium	5160	560	mg/kg	1	07/08/21	07/08/21	ND	SW846 6010D [1]	SW846 3050B [3]
Chromium	19.8	1.1	mg/kg	1	07/08/21	07/08/21	ND	SW846 6010D [1]	SW846 3050B [3]
Cobalt	6.4	5.6	mg/kg	1	07/08/21	07/08/21	ND	SW846 6010D [1]	SW846 3050B [3]
Copper	14.3	2.8	mg/kg	1	07/08/21	07/08/21	ND	SW846 6010D [1]	SW846 3050B [3]
Iron	13300	56	mg/kg	1	07/08/21	07/08/21	ND	SW846 6010D [1]	SW846 3050B [3]
Lead	2.5	2.2	mg/kg	1	07/08/21	07/08/21	ND	SW846 6010D [1]	SW846 3050B [3]
Magnesium	4950	560	mg/kg	1	07/08/21	07/08/21	ND	SW846 6010D [1]	SW846 3050B [3]
Manganese	310	1.7	mg/kg	1	07/08/21	07/08/21	ND	SW846 6010D [1]	SW846 3050B [3]
Mercury	< 0.028	0.028	mg/kg	1	07/12/21	07/12/21	MS	SW846 7471B [2]	SW846 7471B [4]
Nickel	15.5	4.5	mg/kg	1	07/08/21	07/08/21	ND	SW846 6010D [1]	SW846 3050B [3]
Potassium	3580	1100	mg/kg	1	07/08/21	07/08/21	ND	SW846 6010D [1]	SW846 3050B [3]
Selenium	< 2.2	2.2	mg/kg	1	07/08/21	07/08/21	ND	SW846 6010D [1]	SW846 3050B [3]
Silver	< 0.56	0.56	mg/kg	1	07/08/21	07/08/21	ND	SW846 6010D [1]	SW846 3050B [3]
Sodium	< 1100	1100	mg/kg	1	07/08/21	07/08/21	ND	SW846 6010D [1]	SW846 3050B [3]
Thallium	< 1.1	1.1	mg/kg	1	07/08/21	07/08/21	ND	SW846 6010D [1]	SW846 3050B [3]
Vanadium	22.1	5.6	mg/kg	1	07/08/21	07/08/21	ND	SW846 6010D [1]	SW846 3050B [3]
Zinc	25.8	5.6	mg/kg	1	07/08/21	07/08/21	ND	SW846 6010D [1]	SW846 3050B [3]

(1) Instrument QC Batch: MA50811
(2) Instrument QC Batch: MA50819
(3) Prep QC Batch: MP27332
(4) Prep QC Batch: MP27408

RL = Reporting Limit

Report of Analysis

Client Sample ID:	RI-SB-16 (2.5-3.0)		
Lab Sample ID:	JD27719-5	**Date Sampled:**	07/01/21
Matrix:	SO - Soil	**Date Received:**	07/02/21
		Percent Solids:	92.3
Project:	Remedial Investigation, 247 North Avenue, New Rochelle, NY		

General Chemistry

Analyte	Result	RL	Units	DF	Analyzed	By	Method
Cyanide	< 0.22	0.22	mg/kg	1	07/07/21 16:35	BM	SW846 9012B/LACHAT
Solids, Percent	92.3		%	1	07/06/21 16:30	BG	SM2540 G 18TH ED MOD

RL = Reporting Limit

Report of Analysis

Client Sample ID:	RI-SB-16 (2.5-3.0)		
Lab Sample ID:	JD27719-5A	**Date Sampled:**	07/01/21
Matrix:	SO - Soil	**Date Received:**	07/02/21
Method:	EPA 537M BY ID IN HOUSE	**Percent Solids:**	92.3
Project:	Remedial Investigation, 247 North Avenue, New Rochelle, NY		

	File ID	DF	Analyzed	By	Prep Date	Prep Batch	Analytical Batch
Run #1 [a]	2Q71735.D	1	07/12/21 06:46	AFL	07/09/21 06:30	F:OP86263	F:S2Q1028
Run #2							

	Initial Weight	Final Volume
Run #1	2.08 g	1.0 ml
Run #2		

PFAS List

CAS No.	Compound	Result	RL	MDL	Units	Q
PERFLUOROALKYLCARBOXYLIC ACIDS						
375-22-4	Perfluorobutanoic acid	ND	1.0	0.40	ug/kg	
2706-90-3	Perfluoropentanoic acid	ND	0.52	0.26	ug/kg	
307-24-4	Perfluorohexanoic acid	ND	0.52	0.26	ug/kg	
375-85-9	Perfluoroheptanoic acid	ND	0.52	0.26	ug/kg	
335-67-1	Perfluorooctanoic acid	ND	0.52	0.26	ug/kg	
375-95-1	Perfluorononanoic acid	ND	0.52	0.26	ug/kg	
335-76-2	Perfluorodecanoic acid	ND	0.52	0.26	ug/kg	
2058-94-8	Perfluoroundecanoic acid	ND	0.52	0.26	ug/kg	
307-55-1	Perfluorododecanoic acid	ND	0.52	0.26	ug/kg	
72629-94-8	Perfluorotridecanoic acid	ND	0.52	0.28	ug/kg	
376-06-7	Perfluorotetradecanoic acid	ND	0.52	0.26	ug/kg	
PERFLUOROALKYLSULFONIC ACIDS						
375-73-5	Perfluorobutanesulfonic acid	ND	0.52	0.26	ug/kg	
355-46-4	Perfluorohexanesulfonic acid	ND	0.52	0.26	ug/kg	
375-92-8	Perfluoroheptanesulfonic acid	ND	0.52	0.26	ug/kg	
1763-23-1	Perfluorooctanesulfonic acid	ND	0.52	0.26	ug/kg	
335-77-3	Perfluorodecanesulfonic acid	ND	0.52	0.26	ug/kg	
PERFLUOROOCTANESULFONAMIDES						
754-91-6	PFOSA	ND	0.52	0.26	ug/kg	
PERFLUOROOCTANESULFONAMIDOACETIC ACIDS						
2355-31-9	MeFOSAA	ND	1.0	0.52	ug/kg	
2991-50-6	EtFOSAA	ND	1.0	0.52	ug/kg	
FLUOROTELOMER SULFONATES						
27619-97-2	6:2 Fluorotelomer sulfonate	ND	1.0	0.26	ug/kg	
39108-34-4	8:2 Fluorotelomer sulfonate	ND	1.0	0.26	ug/kg	

ND = Not detected MDL = Method Detection Limit
RL = Reporting Limit
E = Indicates value exceeds calibration range
J = Indicates an estimated value
B = Indicates analyte found in associated method blank
N = Indicates presumptive evidence of a compound

Report of Analysis

Client Sample ID:	RI-SB-16 (2.5-3.0)		
Lab Sample ID:	JD27719-5A	**Date Sampled:**	07/01/21
Matrix:	SO - Soil	**Date Received:**	07/02/21
Method:	EPA 537M BY ID IN HOUSE	**Percent Solids:**	92.3
Project:	Remedial Investigation, 247 North Avenue, New Rochelle, NY		

PFAS List

CAS No.	ID Standard Recoveries	Run# 1	Run# 2	Limits
	13C4-PFBA	109%		40-140%
	13C5-PFPeA	108%		50-150%
	13C5-PFHxA	106%		50-150%
	13C4-PFHpA	108%		50-150%
	13C8-PFOA	107%		50-150%
	13C9-PFNA	107%		50-150%
	13C6-PFDA	106%		50-150%
	13C7-PFUnDA	111%		40-140%
	13C2-PFDoDA	105%		40-140%
	13C2-PFTeDA	100%		30-130%
	13C3-PFBS	104%		50-150%
	13C3-PFHxS	103%		50-150%
	13C8-PFOS	105%		50-150%
	13C8-FOSA	107%		30-130%
	d3-MeFOSAA	99%		40-140%
	d5-EtFOSAA	97%		40-140%
	13C2-6:2FTS	103%		50-150%
	13C2-8:2FTS	99%		50-150%

(a) Analysis performed at SGS Orlando, FL.

ND = Not detected MDL = Method Detection Limit
RL = Reporting Limit
E = Indicates value exceeds calibration range
J = Indicates an estimated value
B = Indicates analyte found in associated method blank
N = Indicates presumptive evidence of a compound

Report of Analysis

Client Sample ID: RI-SB-7 (3.5-4.0)
Lab Sample ID: JD27719-6 **Date Sampled:** 07/01/21
Matrix: SO - Soil **Date Received:** 07/02/21
Method: SW846 8270E SW846 3546 **Percent Solids:** 91.8
Project: Remedial Investigation, 247 North Avenue, New Rochelle, NY

	File ID	DF	Analyzed	By	Prep Date	Prep Batch	Analytical Batch
Run #1	M174030.D	1	07/08/21 21:55	BL	07/07/21 10:15	OP34164	EM7466
Run #2							

	Initial Weight	Final Volume
Run #1	31.3 g	1.0 ml
Run #2		

ABN TCL List (SOM0 2.0)

CAS No.	Compound	Result	RL	MDL	Units	Q
95-57-8	2-Chlorophenol	ND	70	17	ug/kg	
59-50-7	4-Chloro-3-methyl phenol	ND	170	21	ug/kg	
120-83-2	2,4-Dichlorophenol	ND	170	30	ug/kg	
105-67-9	2,4-Dimethylphenol	ND	170	62	ug/kg	
51-28-5	2,4-Dinitrophenol	ND	170	130	ug/kg	
534-52-1	4,6-Dinitro-o-cresol	ND	170	37	ug/kg	
95-48-7	2-Methylphenol	ND	70	22	ug/kg	
	3&4-Methylphenol	ND	70	29	ug/kg	
88-75-5	2-Nitrophenol	ND	170	23	ug/kg	
100-02-7	4-Nitrophenol	ND	350	93	ug/kg	
87-86-5	Pentachlorophenol	ND	140	33	ug/kg	
108-95-2	Phenol	ND	70	18	ug/kg	
58-90-2	2,3,4,6-Tetrachlorophenol	ND	170	23	ug/kg	
95-95-4	2,4,5-Trichlorophenol	ND	170	26	ug/kg	
88-06-2	2,4,6-Trichlorophenol	ND	170	21	ug/kg	
83-32-9	Acenaphthene	ND	35	12	ug/kg	
208-96-8	Acenaphthylene	ND	35	18	ug/kg	
98-86-2	Acetophenone	ND	170	7.5	ug/kg	
120-12-7	Anthracene	ND	35	21	ug/kg	
1912-24-9	Atrazine	ND	70	15	ug/kg	
56-55-3	Benzo(a)anthracene	ND	35	9.8	ug/kg	
50-32-8	Benzo(a)pyrene	ND	35	16	ug/kg	
205-99-2	Benzo(b)fluoranthene	ND	35	15	ug/kg	
191-24-2	Benzo(g,h,i)perylene	ND	35	17	ug/kg	
207-08-9	Benzo(k)fluoranthene	ND	35	16	ug/kg	
101-55-3	4-Bromophenyl phenyl ether	ND	70	13	ug/kg	
85-68-7	Butyl benzyl phthalate	ND	70	8.5	ug/kg	
92-52-4	1,1'-Biphenyl	ND	70	4.8	ug/kg	
100-52-7	Benzaldehyde	ND	170	8.6	ug/kg	
91-58-7	2-Chloronaphthalene	ND	70	8.3	ug/kg	
106-47-8	4-Chloroaniline	ND	170	13	ug/kg	
86-74-8	Carbazole	ND	70	5.0	ug/kg	

ND = Not detected MDL = Method Detection Limit
RL = Reporting Limit
E = Indicates value exceeds calibration range
J = Indicates an estimated value
B = Indicates analyte found in associated method blank
N = Indicates presumptive evidence of a compound

Report of Analysis

Client Sample ID: RI-SB-7 (3.5-4.0)
Lab Sample ID: JD27719-6 **Date Sampled:** 07/01/21
Matrix: SO - Soil **Date Received:** 07/02/21
Method: SW846 8270E SW846 3546 **Percent Solids:** 91.8
Project: Remedial Investigation, 247 North Avenue, New Rochelle, NY

ABN TCL List (SOM0 2.0)

CAS No.	Compound	Result	RL	MDL	Units	Q
105-60-2	Caprolactam	ND	70	14	ug/kg	
218-01-9	Chrysene	ND	35	11	ug/kg	
111-91-1	bis(2-Chloroethoxy)methane	ND	70	7.4	ug/kg	
111-44-4	bis(2-Chloroethyl)ether	ND	70	15	ug/kg	
108-60-1	2,2'-Oxybis(1-chloropropane)	ND	70	12	ug/kg	
7005-72-3	4-Chlorophenyl phenyl ether	ND	70	11	ug/kg	
121-14-2	2,4-Dinitrotoluene	ND	35	11	ug/kg	
606-20-2	2,6-Dinitrotoluene	ND	35	17	ug/kg	
91-94-1	3,3'-Dichlorobenzidine	ND	70	29	ug/kg	
123-91-1	1,4-Dioxane	ND	35	23	ug/kg	
53-70-3	Dibenzo(a,h)anthracene	ND	35	15	ug/kg	
132-64-9	Dibenzofuran	ND	70	14	ug/kg	
84-74-2	Di-n-butyl phthalate	ND	70	5.7	ug/kg	
117-84-0	Di-n-octyl phthalate	ND	70	8.7	ug/kg	
84-66-2	Diethyl phthalate	ND	70	7.4	ug/kg	
131-11-3	Dimethyl phthalate	ND	70	6.2	ug/kg	
117-81-7	bis(2-Ethylhexyl)phthalate	ND	70	8.1	ug/kg	
206-44-0	Fluoranthene	ND	35	16	ug/kg	
86-73-7	Fluorene	ND	35	16	ug/kg	
118-74-1	Hexachlorobenzene	ND	70	8.8	ug/kg	
87-68-3	Hexachlorobutadiene	ND	35	14	ug/kg	
77-47-4	Hexachlorocyclopentadiene	ND	350	14	ug/kg	
67-72-1	Hexachloroethane	ND	170	17	ug/kg	
193-39-5	Indeno(1,2,3-cd)pyrene	ND	35	16	ug/kg	
78-59-1	Isophorone	ND	70	7.4	ug/kg	
91-57-6	2-Methylnaphthalene	ND	35	7.9	ug/kg	
88-74-4	2-Nitroaniline	ND	170	8.2	ug/kg	
99-09-2	3-Nitroaniline	ND	170	8.7	ug/kg	
100-01-6	4-Nitroaniline	ND	170	9.0	ug/kg	
91-20-3	Naphthalene	ND	35	9.8	ug/kg	
98-95-3	Nitrobenzene	ND	70	13	ug/kg	
621-64-7	N-Nitroso-di-n-propylamine	ND	70	10	ug/kg	
86-30-6	N-Nitrosodiphenylamine	ND	170	13	ug/kg	
85-01-8	Phenanthrene	ND	35	12	ug/kg	
129-00-0	Pyrene	ND	35	11	ug/kg	
95-94-3	1,2,4,5-Tetrachlorobenzene	ND	170	8.8	ug/kg	

CAS No.	Surrogate Recoveries	Run# 1	Run# 2	Limits
367-12-4	2-Fluorophenol	57%		7-101%

ND = Not detected MDL = Method Detection Limit
RL = Reporting Limit
E = Indicates value exceeds calibration range
J = Indicates an estimated value
B = Indicates analyte found in associated method blank
N = Indicates presumptive evidence of a compound

Report of Analysis

Client Sample ID:	RI-SB-7 (3.5-4.0)		
Lab Sample ID:	JD27719-6	**Date Sampled:**	07/01/21
Matrix:	SO - Soil	**Date Received:**	07/02/21
Method:	SW846 8270E SW846 3546	**Percent Solids:**	91.8
Project:	Remedial Investigation, 247 North Avenue, New Rochelle, NY		

ABN TCL List (SOM0 2.0)

CAS No.	Surrogate Recoveries	Run# 1	Run# 2	Limits
4165-62-2	Phenol-d5	64%		12-101%
118-79-6	2,4,6-Tribromophenol	75%		10-127%
4165-60-0	Nitrobenzene-d5	71%		15-114%
321-60-8	2-Fluorobiphenyl	81%		22-104%
1718-51-0	Terphenyl-d14	79%		23-121%

CAS No.	Tentatively Identified Compounds	R.T.	Est. Conc.	Units	Q
	System artifact/aldol-condensation	1.82	360	ug/kg	J
	Total TIC, Semi-Volatile		0	ug/kg	

ND = Not detected MDL = Method Detection Limit
RL = Reporting Limit
E = Indicates value exceeds calibration range

J = Indicates an estimated value
B = Indicates analyte found in associated method blank
N = Indicates presumptive evidence of a compound

Report of Analysis

Client Sample ID: RI-SB-7 (3.5-4.0)
Lab Sample ID: JD27719-6
Matrix: SO - Soil
Date Sampled: 07/01/21
Date Received: 07/02/21
Percent Solids: 91.8
Project: Remedial Investigation, 247 North Avenue, New Rochelle, NY

Metals Analysis

Analyte	Result	RL	Units	DF	Prep	Analyzed	By	Method	Prep Method
Aluminum	7280	56	mg/kg	1	07/08/21	07/08/21	ND	SW846 6010D [1]	SW846 3050B [3]
Antimony	< 2.2	2.2	mg/kg	1	07/08/21	07/08/21	ND	SW846 6010D [1]	SW846 3050B [3]
Arsenic	< 2.2	2.2	mg/kg	1	07/08/21	07/08/21	ND	SW846 6010D [1]	SW846 3050B [3]
Barium	63.2	22	mg/kg	1	07/08/21	07/08/21	ND	SW846 6010D [1]	SW846 3050B [3]
Beryllium	0.27	0.22	mg/kg	1	07/08/21	07/08/21	ND	SW846 6010D [1]	SW846 3050B [3]
Cadmium	< 0.56	0.56	mg/kg	1	07/08/21	07/08/21	ND	SW846 6010D [1]	SW846 3050B [3]
Calcium	2020	560	mg/kg	1	07/08/21	07/08/21	ND	SW846 6010D [1]	SW846 3050B [3]
Chromium	15.9	1.1	mg/kg	1	07/08/21	07/08/21	ND	SW846 6010D [1]	SW846 3050B [3]
Cobalt	< 5.6	5.6	mg/kg	1	07/08/21	07/08/21	ND	SW846 6010D [1]	SW846 3050B [3]
Copper	11.7	2.8	mg/kg	1	07/08/21	07/08/21	ND	SW846 6010D [1]	SW846 3050B [3]
Iron	11700	56	mg/kg	1	07/08/21	07/08/21	ND	SW846 6010D [1]	SW846 3050B [3]
Lead	2.8	2.2	mg/kg	1	07/08/21	07/08/21	ND	SW846 6010D [1]	SW846 3050B [3]
Magnesium	2480	560	mg/kg	1	07/08/21	07/08/21	ND	SW846 6010D [1]	SW846 3050B [3]
Manganese	144	1.7	mg/kg	1	07/08/21	07/08/21	ND	SW846 6010D [1]	SW846 3050B [3]
Mercury	< 0.028	0.028	mg/kg	1	07/12/21	07/12/21	MS	SW846 7471B [2]	SW846 7471B [4]
Nickel	13.1	4.4	mg/kg	1	07/08/21	07/08/21	ND	SW846 6010D [1]	SW846 3050B [3]
Potassium	2480	1100	mg/kg	1	07/08/21	07/08/21	ND	SW846 6010D [1]	SW846 3050B [3]
Selenium	< 2.2	2.2	mg/kg	1	07/08/21	07/08/21	ND	SW846 6010D [1]	SW846 3050B [3]
Silver	< 0.56	0.56	mg/kg	1	07/08/21	07/08/21	ND	SW846 6010D [1]	SW846 3050B [3]
Sodium	< 1100	1100	mg/kg	1	07/08/21	07/08/21	ND	SW846 6010D [1]	SW846 3050B [3]
Thallium	< 1.1	1.1	mg/kg	1	07/08/21	07/08/21	ND	SW846 6010D [1]	SW846 3050B [3]
Vanadium	20.3	5.6	mg/kg	1	07/08/21	07/08/21	ND	SW846 6010D [1]	SW846 3050B [3]
Zinc	21.4	5.6	mg/kg	1	07/08/21	07/08/21	ND	SW846 6010D [1]	SW846 3050B [3]

(1) Instrument QC Batch: MA50811
(2) Instrument QC Batch: MA50819
(3) Prep QC Batch: MP27332
(4) Prep QC Batch: MP27408

RL = Reporting Limit

Report of Analysis

Client Sample ID: RI-SB-7 (9-9.5)
Lab Sample ID: JD27719-7 **Date Sampled:** 07/01/21
Matrix: SO - Soil **Date Received:** 07/02/21
Method: SW846 8270E SW846 3546 **Percent Solids:** 79.3
Project: Remedial Investigation, 247 North Avenue, New Rochelle, NY

	File ID	DF	Analyzed	By	Prep Date	Prep Batch	Analytical Batch
Run #1	M174033.D	1	07/08/21 23:17	BL	07/07/21 10:15	OP34164	EM7466
Run #2							

	Initial Weight	Final Volume
Run #1	31.1 g	1.0 ml
Run #2		

ABN TCL List (SOM0 2.0)

CAS No.	Compound	Result	RL	MDL	Units	Q
95-57-8	2-Chlorophenol	ND	81	20	ug/kg	
59-50-7	4-Chloro-3-methyl phenol	ND	200	25	ug/kg	
120-83-2	2,4-Dichlorophenol	ND	200	35	ug/kg	
105-67-9	2,4-Dimethylphenol	ND	200	72	ug/kg	
51-28-5	2,4-Dinitrophenol	ND	200	150	ug/kg	
534-52-1	4,6-Dinitro-o-cresol	ND	200	43	ug/kg	
95-48-7	2-Methylphenol	ND	81	26	ug/kg	
	3&4-Methylphenol	ND	81	33	ug/kg	
88-75-5	2-Nitrophenol	ND	200	27	ug/kg	
100-02-7	4-Nitrophenol	ND	410	110	ug/kg	
87-86-5	Pentachlorophenol	ND	160	38	ug/kg	
108-95-2	Phenol	ND	81	21	ug/kg	
58-90-2	2,3,4,6-Tetrachlorophenol	ND	200	27	ug/kg	
95-95-4	2,4,5-Trichlorophenol	ND	200	30	ug/kg	
88-06-2	2,4,6-Trichlorophenol	ND	200	24	ug/kg	
83-32-9	Acenaphthene	ND	41	14	ug/kg	
208-96-8	Acenaphthylene	ND	41	21	ug/kg	
98-86-2	Acetophenone	ND	200	8.7	ug/kg	
120-12-7	Anthracene	ND	41	25	ug/kg	
1912-24-9	Atrazine	ND	81	17	ug/kg	
56-55-3	Benzo(a)anthracene	ND	41	11	ug/kg	
50-32-8	Benzo(a)pyrene	ND	41	18	ug/kg	
205-99-2	Benzo(b)fluoranthene	ND	41	18	ug/kg	
191-24-2	Benzo(g,h,i)perylene	ND	41	20	ug/kg	
207-08-9	Benzo(k)fluoranthene	ND	41	19	ug/kg	
101-55-3	4-Bromophenyl phenyl ether	ND	81	16	ug/kg	
85-68-7	Butyl benzyl phthalate	ND	81	9.9	ug/kg	
92-52-4	1,1'-Biphenyl	ND	81	5.6	ug/kg	
100-52-7	Benzaldehyde	ND	200	10	ug/kg	
91-58-7	2-Chloronaphthalene	ND	81	9.7	ug/kg	
106-47-8	4-Chloroaniline	ND	200	15	ug/kg	
86-74-8	Carbazole	ND	81	5.9	ug/kg	

ND = Not detected MDL = Method Detection Limit
RL = Reporting Limit
E = Indicates value exceeds calibration range
J = Indicates an estimated value
B = Indicates analyte found in associated method blank
N = Indicates presumptive evidence of a compound

Report of Analysis

Client Sample ID: RI-SB-7 (9-9.5)
Lab Sample ID: JD27719-7 **Date Sampled:** 07/01/21
Matrix: SO - Soil **Date Received:** 07/02/21
Method: SW846 8270E SW846 3546 **Percent Solids:** 79.3
Project: Remedial Investigation, 247 North Avenue, New Rochelle, NY

ABN TCL List (SOM0 2.0)

CAS No.	Compound	Result	RL	MDL	Units	Q
105-60-2	Caprolactam	ND	81	16	ug/kg	
218-01-9	Chrysene	ND	41	13	ug/kg	
111-91-1	bis(2-Chloroethoxy)methane	ND	81	8.7	ug/kg	
111-44-4	bis(2-Chloroethyl)ether	ND	81	17	ug/kg	
108-60-1	2,2'-Oxybis(1-chloropropane)	ND	81	15	ug/kg	
7005-72-3	4-Chlorophenyl phenyl ether	ND	81	13	ug/kg	
121-14-2	2,4-Dinitrotoluene	ND	41	13	ug/kg	
606-20-2	2,6-Dinitrotoluene	ND	41	20	ug/kg	
91-94-1	3,3'-Dichlorobenzidine	ND	81	34	ug/kg	
123-91-1	1,4-Dioxane	ND	41	27	ug/kg	
53-70-3	Dibenzo(a,h)anthracene	ND	41	18	ug/kg	
132-64-9	Dibenzofuran	ND	81	17	ug/kg	
84-74-2	Di-n-butyl phthalate	ND	81	6.6	ug/kg	
117-84-0	Di-n-octyl phthalate	ND	81	10	ug/kg	
84-66-2	Diethyl phthalate	ND	81	8.6	ug/kg	
131-11-3	Dimethyl phthalate	ND	81	7.2	ug/kg	
117-81-7	bis(2-Ethylhexyl)phthalate	ND	81	9.5	ug/kg	
206-44-0	Fluoranthene	ND	41	18	ug/kg	
86-73-7	Fluorene	ND	41	19	ug/kg	
118-74-1	Hexachlorobenzene	ND	81	10	ug/kg	
87-68-3	Hexachlorobutadiene	ND	41	16	ug/kg	
77-47-4	Hexachlorocyclopentadiene	ND	410	16	ug/kg	
67-72-1	Hexachloroethane	ND	200	20	ug/kg	
193-39-5	Indeno(1,2,3-cd)pyrene	ND	41	19	ug/kg	
78-59-1	Isophorone	ND	81	8.7	ug/kg	
91-57-6	2-Methylnaphthalene	ND	41	9.2	ug/kg	
88-74-4	2-Nitroaniline	ND	200	9.6	ug/kg	
99-09-2	3-Nitroaniline	ND	200	10	ug/kg	
100-01-6	4-Nitroaniline	ND	200	11	ug/kg	
91-20-3	Naphthalene	ND	41	11	ug/kg	
98-95-3	Nitrobenzene	ND	81	16	ug/kg	
621-64-7	N-Nitroso-di-n-propylamine	ND	81	12	ug/kg	
86-30-6	N-Nitrosodiphenylamine	ND	200	15	ug/kg	
85-01-8	Phenanthrene	ND	41	14	ug/kg	
129-00-0	Pyrene	ND	41	13	ug/kg	
95-94-3	1,2,4,5-Tetrachlorobenzene	ND	200	10	ug/kg	

CAS No.	Surrogate Recoveries	Run# 1	Run# 2	Limits
367-12-4	2-Fluorophenol	58%		7-101%

ND = Not detected MDL = Method Detection Limit
RL = Reporting Limit
E = Indicates value exceeds calibration range
J = Indicates an estimated value
B = Indicates analyte found in associated method blank
N = Indicates presumptive evidence of a compound

Report of Analysis

Client Sample ID:	RI-SB-7 (9-9.5)		
Lab Sample ID:	JD27719-7	**Date Sampled:**	07/01/21
Matrix:	SO - Soil	**Date Received:**	07/02/21
Method:	SW846 8270E SW846 3546	**Percent Solids:**	79.3
Project:	Remedial Investigation, 247 North Avenue, New Rochelle, NY		

ABN TCL List (SOM0 2.0)

CAS No.	Surrogate Recoveries	Run# 1	Run# 2	Limits
4165-62-2	Phenol-d5	61%		12-101%
118-79-6	2,4,6-Tribromophenol	79%		10-127%
4165-60-0	Nitrobenzene-d5	78%		15-114%
321-60-8	2-Fluorobiphenyl	81%		22-104%
1718-51-0	Terphenyl-d14	80%		23-121%

CAS No.	Tentatively Identified Compounds	R.T.	Est. Conc.	Units	Q
	Total TIC, Semi-Volatile		0	ug/kg	

ND = Not detected MDL = Method Detection Limit
RL = Reporting Limit
E = Indicates value exceeds calibration range

J = Indicates an estimated value
B = Indicates analyte found in associated method blank
N = Indicates presumptive evidence of a compound

Report of Analysis

Client Sample ID: RI-SB-7 (9-9.5)
Lab Sample ID: JD27719-7
Matrix: SO - Soil
Date Sampled: 07/01/21
Date Received: 07/02/21
Percent Solids: 79.3
Project: Remedial Investigation, 247 North Avenue, New Rochelle, NY

Metals Analysis

Analyte	Result	RL	Units	DF	Prep	Analyzed	By	Method	Prep Method
Aluminum	15600	62	mg/kg	1	07/08/21	07/08/21	ND	SW846 6010D [1]	SW846 3050B [3]
Antimony	< 2.5	2.5	mg/kg	1	07/08/21	07/08/21	ND	SW846 6010D [1]	SW846 3050B [3]
Arsenic	6.1	2.5	mg/kg	1	07/08/21	07/08/21	ND	SW846 6010D [1]	SW846 3050B [3]
Barium	73.6	25	mg/kg	1	07/08/21	07/08/21	ND	SW846 6010D [1]	SW846 3050B [3]
Beryllium	0.73	0.25	mg/kg	1	07/08/21	07/08/21	ND	SW846 6010D [1]	SW846 3050B [3]
Cadmium	< 0.62	0.62	mg/kg	1	07/08/21	07/08/21	ND	SW846 6010D [1]	SW846 3050B [3]
Calcium	3050	620	mg/kg	1	07/08/21	07/08/21	ND	SW846 6010D [1]	SW846 3050B [3]
Chromium	25.0	1.2	mg/kg	1	07/08/21	07/08/21	ND	SW846 6010D [1]	SW846 3050B [3]
Cobalt	< 6.2	6.2	mg/kg	1	07/08/21	07/08/21	ND	SW846 6010D [1]	SW846 3050B [3]
Copper	29.0	3.1	mg/kg	1	07/08/21	07/08/21	ND	SW846 6010D [1]	SW846 3050B [3]
Iron	21500	62	mg/kg	1	07/08/21	07/08/21	ND	SW846 6010D [1]	SW846 3050B [3]
Lead	15.2	2.5	mg/kg	1	07/08/21	07/08/21	ND	SW846 6010D [1]	SW846 3050B [3]
Magnesium	3670	620	mg/kg	1	07/08/21	07/08/21	ND	SW846 6010D [1]	SW846 3050B [3]
Manganese	96.3	1.9	mg/kg	1	07/08/21	07/08/21	ND	SW846 6010D [1]	SW846 3050B [3]
Mercury	0.043	0.030	mg/kg	1	07/12/21	07/12/21	MS	SW846 7471B [2]	SW846 7471B [4]
Nickel	17.8	4.9	mg/kg	1	07/08/21	07/08/21	ND	SW846 6010D [1]	SW846 3050B [3]
Potassium	1540	1200	mg/kg	1	07/08/21	07/08/21	ND	SW846 6010D [1]	SW846 3050B [3]
Selenium	< 2.5	2.5	mg/kg	1	07/08/21	07/08/21	ND	SW846 6010D [1]	SW846 3050B [3]
Silver	< 0.62	0.62	mg/kg	1	07/08/21	07/08/21	ND	SW846 6010D [1]	SW846 3050B [3]
Sodium	< 1200	1200	mg/kg	1	07/08/21	07/08/21	ND	SW846 6010D [1]	SW846 3050B [3]
Thallium	< 1.2	1.2	mg/kg	1	07/08/21	07/08/21	ND	SW846 6010D [1]	SW846 3050B [3]
Vanadium	42.9	6.2	mg/kg	1	07/08/21	07/08/21	ND	SW846 6010D [1]	SW846 3050B [3]
Zinc	41.9	6.2	mg/kg	1	07/08/21	07/08/21	ND	SW846 6010D [1]	SW846 3050B [3]

(1) Instrument QC Batch: MA50811
(2) Instrument QC Batch: MA50819
(3) Prep QC Batch: MP27332
(4) Prep QC Batch: MP27408

RL = Reporting Limit

Report of Analysis

Client Sample ID: RI-SB-7 (12-12.5)
Lab Sample ID: JD27719-8 **Date Sampled:** 07/01/21
Matrix: SO - Soil **Date Received:** 07/02/21
Method: SW846 8270E SW846 3546 **Percent Solids:** 91.8
Project: Remedial Investigation, 247 North Avenue, New Rochelle, NY

	File ID	DF	Analyzed	By	Prep Date	Prep Batch	Analytical Batch
Run #1	M174031.D	1	07/08/21 22:23	BL	07/07/21 10:15	OP34164	EM7466
Run #2							

	Initial Weight	Final Volume
Run #1	30.8 g	1.0 ml
Run #2		

ABN TCL List (SOM0 2.0)

CAS No.	Compound	Result	RL	MDL	Units	Q
95-57-8	2-Chlorophenol	ND	71	17	ug/kg	
59-50-7	4-Chloro-3-methyl phenol	ND	180	22	ug/kg	
120-83-2	2,4-Dichlorophenol	ND	180	30	ug/kg	
105-67-9	2,4-Dimethylphenol	ND	180	63	ug/kg	
51-28-5	2,4-Dinitrophenol	ND	180	130	ug/kg	
534-52-1	4,6-Dinitro-o-cresol	ND	180	38	ug/kg	
95-48-7	2-Methylphenol	ND	71	23	ug/kg	
	3&4-Methylphenol	ND	71	29	ug/kg	
88-75-5	2-Nitrophenol	ND	180	23	ug/kg	
100-02-7	4-Nitrophenol	ND	350	94	ug/kg	
87-86-5	Pentachlorophenol	ND	140	33	ug/kg	
108-95-2	Phenol	ND	71	18	ug/kg	
58-90-2	2,3,4,6-Tetrachlorophenol	ND	180	23	ug/kg	
95-95-4	2,4,5-Trichlorophenol	ND	180	26	ug/kg	
88-06-2	2,4,6-Trichlorophenol	ND	180	21	ug/kg	
83-32-9	Acenaphthene	ND	35	12	ug/kg	
208-96-8	Acenaphthylene	ND	35	18	ug/kg	
98-86-2	Acetophenone	ND	180	7.6	ug/kg	
120-12-7	Anthracene	ND	35	22	ug/kg	
1912-24-9	Atrazine	ND	71	15	ug/kg	
56-55-3	Benzo(a)anthracene	ND	35	10	ug/kg	
50-32-8	Benzo(a)pyrene	ND	35	16	ug/kg	
205-99-2	Benzo(b)fluoranthene	ND	35	16	ug/kg	
191-24-2	Benzo(g,h,i)perylene	ND	35	18	ug/kg	
207-08-9	Benzo(k)fluoranthene	ND	35	17	ug/kg	
101-55-3	4-Bromophenyl phenyl ether	ND	71	14	ug/kg	
85-68-7	Butyl benzyl phthalate	ND	71	8.6	ug/kg	
92-52-4	1,1'-Biphenyl	ND	71	4.8	ug/kg	
100-52-7	Benzaldehyde	ND	180	8.8	ug/kg	
91-58-7	2-Chloronaphthalene	ND	71	8.4	ug/kg	
106-47-8	4-Chloroaniline	ND	180	13	ug/kg	
86-74-8	Carbazole	ND	71	5.1	ug/kg	

ND = Not detected MDL = Method Detection Limit
RL = Reporting Limit
E = Indicates value exceeds calibration range
J = Indicates an estimated value
B = Indicates analyte found in associated method blank
N = Indicates presumptive evidence of a compound

Report of Analysis

Client Sample ID: RI-SB-7 (12-12.5)
Lab Sample ID: JD27719-8 **Date Sampled:** 07/01/21
Matrix: SO - Soil **Date Received:** 07/02/21
Method: SW846 8270E SW846 3546 **Percent Solids:** 91.8
Project: Remedial Investigation, 247 North Avenue, New Rochelle, NY

ABN TCL List (SOM0 2.0)

CAS No.	Compound	Result	RL	MDL	Units	Q
105-60-2	Caprolactam	ND	71	14	ug/kg	
218-01-9	Chrysene	ND	35	11	ug/kg	
111-91-1	bis(2-Chloroethoxy)methane	ND	71	7.6	ug/kg	
111-44-4	bis(2-Chloroethyl)ether	ND	71	15	ug/kg	
108-60-1	2,2'-Oxybis(1-chloropropane)	ND	71	13	ug/kg	
7005-72-3	4-Chlorophenyl phenyl ether	ND	71	11	ug/kg	
121-14-2	2,4-Dinitrotoluene	ND	35	11	ug/kg	
606-20-2	2,6-Dinitrotoluene	ND	35	18	ug/kg	
91-94-1	3,3'-Dichlorobenzidine	ND	71	29	ug/kg	
123-91-1	1,4-Dioxane	ND	35	23	ug/kg	
53-70-3	Dibenzo(a,h)anthracene	ND	35	16	ug/kg	
132-64-9	Dibenzofuran	ND	71	14	ug/kg	
84-74-2	Di-n-butyl phthalate	ND	71	5.8	ug/kg	
117-84-0	Di-n-octyl phthalate	ND	71	8.8	ug/kg	
84-66-2	Diethyl phthalate	ND	71	7.5	ug/kg	
131-11-3	Dimethyl phthalate	ND	71	6.3	ug/kg	
117-81-7	bis(2-Ethylhexyl)phthalate	ND	71	8.3	ug/kg	
206-44-0	Fluoranthene	ND	35	16	ug/kg	
86-73-7	Fluorene	ND	35	16	ug/kg	
118-74-1	Hexachlorobenzene	ND	71	8.9	ug/kg	
87-68-3	Hexachlorobutadiene	ND	35	14	ug/kg	
77-47-4	Hexachlorocyclopentadiene	ND	350	14	ug/kg	
67-72-1	Hexachloroethane	ND	180	18	ug/kg	
193-39-5	Indeno(1,2,3-cd)pyrene	ND	35	17	ug/kg	
78-59-1	Isophorone	ND	71	7.6	ug/kg	
91-57-6	2-Methylnaphthalene	ND	35	8.0	ug/kg	
88-74-4	2-Nitroaniline	ND	180	8.3	ug/kg	
99-09-2	3-Nitroaniline	ND	180	8.8	ug/kg	
100-01-6	4-Nitroaniline	ND	180	9.2	ug/kg	
91-20-3	Naphthalene	ND	35	10	ug/kg	
98-95-3	Nitrobenzene	ND	71	14	ug/kg	
621-64-7	N-Nitroso-di-n-propylamine	ND	71	10	ug/kg	
86-30-6	N-Nitrosodiphenylamine	ND	180	13	ug/kg	
85-01-8	Phenanthrene	ND	35	12	ug/kg	
129-00-0	Pyrene	ND	35	11	ug/kg	
95-94-3	1,2,4,5-Tetrachlorobenzene	ND	180	9.0	ug/kg	

CAS No.	Surrogate Recoveries	Run# 1	Run# 2	Limits
367-12-4	2-Fluorophenol	58%		7-101%

ND = Not detected MDL = Method Detection Limit
RL = Reporting Limit
E = Indicates value exceeds calibration range
J = Indicates an estimated value
B = Indicates analyte found in associated method blank
N = Indicates presumptive evidence of a compound

Report of Analysis

Client Sample ID:	RI-SB-7 (12-12.5)		
Lab Sample ID:	JD27719-8	**Date Sampled:**	07/01/21
Matrix:	SO - Soil	**Date Received:**	07/02/21
Method:	SW846 8270E SW846 3546	**Percent Solids:**	91.8
Project:	Remedial Investigation, 247 North Avenue, New Rochelle, NY		

ABN TCL List (SOM0 2.0)

CAS No.	Surrogate Recoveries	Run# 1	Run# 2	Limits
4165-62-2	Phenol-d5	62%		12-101%
118-79-6	2,4,6-Tribromophenol	72%		10-127%
4165-60-0	Nitrobenzene-d5	70%		15-114%
321-60-8	2-Fluorobiphenyl	81%		22-104%
1718-51-0	Terphenyl-d14	77%		23-121%

CAS No.	Tentatively Identified Compounds	R.T.	Est. Conc.	Units	Q
	System artifact/aldol-condensation	1.82	330	ug/kg	J
	Unknown	2.85	160	ug/kg	J
	Unknown	3.70	160	ug/kg	J
	Total TIC, Semi-Volatile		320	ug/kg	J

ND = Not detected MDL = Method Detection Limit
RL = Reporting Limit
E = Indicates value exceeds calibration range

J = Indicates an estimated value
B = Indicates analyte found in associated method blank
N = Indicates presumptive evidence of a compound

Report of Analysis

Client Sample ID: RI-SB-7 (12-12.5)
Lab Sample ID: JD27719-8
Matrix: SO - Soil
Date Sampled: 07/01/21
Date Received: 07/02/21
Percent Solids: 91.8
Project: Remedial Investigation, 247 North Avenue, New Rochelle, NY

Metals Analysis

Analyte	Result	RL	Units	DF	Prep	Analyzed	By	Method	Prep Method
Aluminum	8220	55	mg/kg	1	07/08/21	07/08/21	ND	SW846 6010D [1]	SW846 3050B [4]
Antimony [a]	< 4.4	4.4	mg/kg	2	07/08/21	07/09/21	ND	SW846 6010D [2]	SW846 3050B [4]
Arsenic	< 2.2	2.2	mg/kg	1	07/08/21	07/08/21	ND	SW846 6010D [1]	SW846 3050B [4]
Barium	82.1	22	mg/kg	1	07/08/21	07/08/21	ND	SW846 6010D [1]	SW846 3050B [4]
Beryllium [a]	< 0.44	0.44	mg/kg	2	07/08/21	07/09/21	ND	SW846 6010D [2]	SW846 3050B [4]
Cadmium	< 0.55	0.55	mg/kg	1	07/08/21	07/08/21	ND	SW846 6010D [1]	SW846 3050B [4]
Calcium	4860	550	mg/kg	1	07/08/21	07/08/21	ND	SW846 6010D [1]	SW846 3050B [4]
Chromium	20.8	1.1	mg/kg	1	07/08/21	07/08/21	ND	SW846 6010D [1]	SW846 3050B [4]
Cobalt [a]	< 11	11	mg/kg	2	07/08/21	07/09/21	ND	SW846 6010D [2]	SW846 3050B [4]
Copper	14.9	2.8	mg/kg	1	07/08/21	07/08/21	ND	SW846 6010D [1]	SW846 3050B [4]
Iron	14300	55	mg/kg	1	07/08/21	07/08/21	ND	SW846 6010D [1]	SW846 3050B [4]
Lead	3.5	2.2	mg/kg	1	07/08/21	07/08/21	ND	SW846 6010D [1]	SW846 3050B [4]
Magnesium	5090	550	mg/kg	1	07/08/21	07/08/21	ND	SW846 6010D [1]	SW846 3050B [4]
Manganese	328	1.7	mg/kg	1	07/08/21	07/08/21	ND	SW846 6010D [1]	SW846 3050B [4]
Mercury	< 0.026	0.026	mg/kg	1	07/12/21	07/12/21	MS	SW846 7471B [3]	SW846 7471B [5]
Nickel	16.2	4.4	mg/kg	1	07/08/21	07/08/21	ND	SW846 6010D [1]	SW846 3050B [4]
Potassium	3820	1100	mg/kg	1	07/08/21	07/08/21	ND	SW846 6010D [1]	SW846 3050B [4]
Selenium	< 2.2	2.2	mg/kg	1	07/08/21	07/08/21	ND	SW846 6010D [1]	SW846 3050B [4]
Silver	< 0.55	0.55	mg/kg	1	07/08/21	07/08/21	ND	SW846 6010D [1]	SW846 3050B [4]
Sodium	< 1100	1100	mg/kg	1	07/08/21	07/08/21	ND	SW846 6010D [1]	SW846 3050B [4]
Thallium [a]	< 2.2	2.2	mg/kg	2	07/08/21	07/09/21	ND	SW846 6010D [2]	SW846 3050B [4]
Vanadium	24.1	5.5	mg/kg	1	07/08/21	07/08/21	ND	SW846 6010D [1]	SW846 3050B [4]
Zinc	26.9	5.5	mg/kg	1	07/08/21	07/08/21	ND	SW846 6010D [1]	SW846 3050B [4]

(1) Instrument QC Batch: MA50811
(2) Instrument QC Batch: MA50813
(3) Instrument QC Batch: MA50819
(4) Prep QC Batch: MP27332
(5) Prep QC Batch: MP27408

(a) Elevated detection limit due to dilution required for high interfering element.

RL = Reporting Limit

Misc. Forms

Custody Documents and Other Forms

Includes the following where applicable:

- Chain of Custody
- Chain of Custody (SGS Orlando, FL)

SO
SLL

CHAIN OF CUSTODY

SGS North America Inc. - Dayton
2235 Route 130, Dayton, NJ 08810
TEL. 732-329-0200 FAX: 732-329-3499/3480
www.sgs.com/ehsusa

Page 1 of 1

EHSA-QAC-0023-02-FORM-Standard COC

FED-EX Tracking #
Bottle Order Control # KR-062421-98
SGS Quote #
SGS Job # JD 27719

Client / Reporting Information

Company Name: SESI CONSULTING
Street Address: 12 A MAPLE AVE
City: PINEBROOK State: NJ Zip:
Project Contact: JESSE M E-mail: JAM@sesi.us
Phone #: 973-800-9050
Sampler(s) Name(s): DENISSE A Phone #: 973-768-6251

Project Information

Project Name: R1 (Remedial Investigation)
Street: 247 North Ave
City: New Rochelle State: NY
Project #: 10908, phase 6
Client Purchase Order #:
Project Manager: JESSE M

Billing Information (If different from Report to)

Company Name: Capelli
Street Address:
City: State: Zip:
Attention: Kevin McManus

Requested Analysis

TAL TCL +30
PFAS
1,4 - Dioxane
TCL SVOCs, TAL Metals

Matrix Codes

DW - Drinking Water
GW - Ground Water
WW - Water
SW - Surface Water
SO - Soil
SL - Sludge
SED-Sediment
OI - Oil
LIQ - Other Liquid
AIR - Air
SOL - Other Solid
WP - Wipe
FB - Field Blank
EB-Equipment Blank
RB - Rinse Blank
TB - Trip Blank

SGS Sample #	Field ID / Point of Collection	MEOH/DI Vial #	Collection Date	Collection Time	Sampled by	Grab (G) Comp (C)	Matrix	# of bottles	Number of preserved Bottles: HCl	NaOH	HNO_3	H_2SO_4	NONE	DI Water	MEOH	ENCORE	TAL TCL +30	PFAS	1,4 - Dioxane	TCL SVOCs, TAL Metals	LAB USE ONLY
1	R1-SB-14 (2.5-3.0)		07/01/2021	0745	DA	G	SO	1					1							X	
2	R1-SB-14 (3.5-4.0)			0850				1					1							X	D10
3	R1-SB-15 (2.5-3.0)			0820				1					1							X	P53
4	R1-SB-15 (4.5-5.0)			0845				1					1							X	1463
5	R1-SB-16 (2.5-3.0)			0930				6					3			3	X	X	X		4993
6	R1-SB-7 (3.5-4.0)			1315				1					1							X	
7	R1-SB-7 (9-9.5)			1320				1					1							X	
8	R1-SB-7 (B-12.5)			1330				1					1							X	

Turn Around Time (Business Days)

Approved By (SGS PM): / Date:

- [ ] 10 Business Days
- [ ] 5 Business Days
- [ ] 3 Business Days*
- [ ] 2 Business Days*
- [ ] 1 Business Day*
- [x] Other 4 DAYS

All data available via Lablink

INITIAL ASESSMENT 2B-PT
LABEL VERIFICATION

* Approval needed for 1-3 Business Day TAT

Deliverable

- [ ] Commercial "A" (Level 1)
- [ ] Commercial "B" (Level 2)
- [ ] NJ Reduced (Level 3)
- [ ] Full Tier I (Level 4)
- [ ] Commercial "C"
- [ ] NJ DKQP
- [ ] NYASP Category A
- [x] NYASP Category B
- [ ] MA MCP Criteria_____
- [ ] CT RCP Criteria_____
- [ ] State Forms
- [ ] EDD Format _____
- [ ] DOD-QSM5

Commercial "A" = Results only; Commercial "B" = Results + QC Summary
Commercial "C" = Results + QC Summary + Partial Raw data

Comments / Special Instructions

• 3X 5mg encore

http://www.sgs.com/en/terms-and-conditions

Sample Custody must be documented below each time samples change possession, including courier delivery.

	Relinquished by:	Date / Time:	Received By:
1	Denisse A	07/01/2021 1600	Walt St
2	Walt St	7/2/21 1054	2 Hemit Patel
3			3
4		Date / Time:	4
5			5

Custody Seal # ☐ Intact ☐ Not intact
Preserved where applicable ☐ Absent
Therm. ID:
On Ice: Y 3.5 c/f
Cooler Temp. °C

5.1 5

JD27719: Chain of Custody
Page 1 of 2

SGS Sample Receipt Summary

Job Number: JD27719 **Client:** SESI CONSULTING ENGINEERS **Project:** 247 NORTH AVENUE, NEW ROCHELLE, NY

Date / Time Received: 7/2/2021 6:54:00 PM **Delivery Method:** **Airbill #'s:**

Cooler Temps (Raw Measured) °C: Cooler 1: (3.5);

Cooler Temps (Corrected) °C: Cooler 1: (2.8);

Cooler Security	Y	or	N		Y	or	N
1. Custody Seals Present:	☑		☐	3. COC Present:	☑		☐
2. Custody Seals Intact:	☑		☐	4. Smpl Dates/Time OK	☑		☐

Cooler Temperature	Y	or	N
1. Temp criteria achieved:	☑		☐
2. Cooler temp verification:	IR Gun		
3. Cooler media:	Ice (Bag)		
4. No. Coolers:	1		

Quality Control Preservation	Y	or	N	N/A
1. Trip Blank present / cooler:	☐		☐	☑
2. Trip Blank listed on COC:	☐		☐	☑
3. Samples preserved properly:	☑		☐	
4. VOCs headspace free:	☐		☐	☑

Sample Integrity - Documentation	Y	or	N
1. Sample labels present on bottles:	☑		☐
2. Container labeling complete:	☑		☐
3. Sample container label / COC agree:	☑		☐

Sample Integrity - Condition	Y	or	N
1. Sample recvd within HT:	☑		☐
2. All containers accounted for:	☑		☐
3. Condition of sample:	Intact		

Sample Integrity - Instructions	Y	or	N	N/A
1. Analysis requested is clear:	☑		☐	
2. Bottles received for unspecified tests	☐		☑	
3. Sufficient volume recvd for analysis:	☑		☐	
4. Compositing instructions clear:	☐		☐	☑
5. Filtering instructions clear:	☐		☐	☑

Test Strip Lot #s: pH 1-12: 212820 pH 12+: 203117A Other: (Specify)

Comments

SM089-03
Rev. Date 12/7/17

JD27719: Chain of Custody
Page 2 of 2

CHAIN OF CUSTODY

Page 1 of 1

SGS

2235 Route 130, Dayton, NJ 08810
TEL. 732-329-0200 FAX: 732-329-3499/3480

FED-EX Tracking #: | Bottle Order Control #:
SGS Quote #: | SGS Job #: JD27719

Client / Reporting Information

Company Name: SGS North America Inc.
Street Address: 2235 Route 130
City: Dayton State: NJ Zip: 08810
Project Contact: Kelly.Ramos@sgs.com E-mail:
Phone #: 732-329-0200 Fax #:
Sampler(s) Name(s): DA Phone:

Project Information

Project Name: 247 North Avenue, New Rochelle, NY
Street:
City: State:
Project #:
Client Purchase Order #:
Project Manager:

Billing Information (if different from Report to)

Company Name:
Street Address:
City: State: Zip:
Attention:

Requested Analysis (see TEST CODE sheet)

SGS Sample #	Field ID / Point of Collection	MEOH/DI Vial #	Collection Date	Collection Time	Sampled by	Matrix	# of bottles	HCl	NaOH	HNO3	H2SO4	NONE	DI Water	MEOH	ENCORE	LCID537NY21
5A	RI-SB-16 (2.5-3.0)		7/1/21	9:30:00 AM	DA	SO	1					1				X

Matrix Codes: DW - Drinking Water; GW - Ground Water; WW - Water; SW - Surface Water; SO - Soil; SL- Sludge; SED-Sediment; OI - Oil; LIQ - Other Liquid; AIR - Air; SOL - Other Solid; WP - Wipe; FB-Field Blank; EB-Equipment Blank; RB- Rinse Blank; TB-Trip Blank

LAB USE ONLY

Turnaround Time (Business days)

Approved By (SGS PM): / Date:

- [ ] Std. 10 Business Days
- [ ] 5 Day RUSH
- [ ] 3 Day EMERGENCY
- [ ] 2 Day EMERGENCY
- [ ] 1 Day EMERGENCY
- [X] other 9

Emergency & Rush T/A data available VIA Lablink

Data Deliverable Information

- [ ] Commercial "A" (Level 1)
- [ ] Commercial "B" (Level 2)
- [ ] FULLT1 (Level 3+4)
- [ ] NJ Reduced
- [ ] Commercial "C"
- [ ] NYASP Category A
- [ ] NYASP Category B
- [ ] State Forms
- [ ] EDD Format
- [X] Other NYASPB

Commercial "A" = Results Only
Commercial "B" = Results + QC Summary
NJ Reduced = Results + QC Summary + Partial Raw data

Comments / Special Instructions

INITIAL ASSESSMENT

LABEL VERIFICATION SP

Sample Custody must be documented below each time samples change possession, including courier delivery.

	Relinquished by Sampler:	Date Time:	Received By:	Relinquished By:	Date Time:	Received By:
1		7/6/21 1440	Fedex	2 FX	7/8/21 1000	2
3	Relinquished by Sampler:	Date Time:	Received By: 3	Relinquished By: 4	Date Time:	Received By: 4
5	Relinquished by:	Date Time:	Received By: 5	Custody Seal #	Intact / Not intact	Preserved where applicable / On Ice / Cooler Temp. 0.6

IA1

SGS Sample Receipt Summary

Job Number: JD27719 **Client:** DAYTON **Project:** 247 NOTH AVENUE, NEW ROCHELLE, NY

Date / Time Received: 7/8/2021 10:00:00 AM **Delivery Method:** FED EX **Airbill #'s:** 925109043089

Therm ID: IR4; **Therm CF:** 0.6; **# of Coolers:** 1

Cooler Temps (Raw Measured) °C: Cooler 1: (0.6);

Cooler Temps (Corrected) °C: Cooler 1: (1.2);

Cooler Information	Y	or	N
1. Custody Seals Present	☑		☐
2. Custody Seals Intact	☑		☐
3. Temp criteria achieved	☑		☐
4. Cooler temp verification	IR Gun		
5. Cooler media	Ice (Bag)		

Trip Blank Information	Y	or	N	N/A
1. Trip Blank present / cooler	☐		☐	☑
2. Trip Blank listed on COC	☐		☐	☑

	W	or	S	N/A
3. Type Of TB Received	☐		☐	☑

Sample Information	Y	or	N	N/A
1. Sample labels present on bottles	☑		☐	
2. Samples preserved properly	☑		☐	
3. Sufficient volume/containers recvd for analysis:	☑		☐	
4. Condition of sample	Intact			
5. Sample recvd within HT	☑		☐	
6. Dates/Times/IDs on COC match Sample Label	☑		☐	
7. VOCs have headspace	☐		☐	☑
8. Bottles received for unspecified tests	☐		☑	
9. Compositing instructions clear	☐		☐	☑
10. Voa Soil Kits/Jars received past 48hrs?	☐		☐	☑
11. % Solids Jar received?	☐		☐	☑
12. Residual Chlorine Present?	☐		☐	☑

Misc. Information

Number of Encores: 25-Gram _____ 5-Gram _____ Number of 5035 Field Kits: _____ Number of Lab Filtered Metals: _____

Test Strip Lot #s: pH 0-3 230315 pH 10-12 219813A Other: (Specify) _____ _____

Residual Chlorine Test Strip Lot #: _____

Comments

SM001
Rev. Date 05/24/17

Technician: CARLOSD Date: 7/8/2021 10:00:00 AM Reviewer: _____ Date: _____

The results set forth herein are provided by SGS North America Inc.

e-Hardcopy 2.0
Automated Report

Technical Report for

SESI Consulting Engineers

Remedial Investigation, 247 North Avenue, New Rochelle, NY 10908, PHASE 6

SGS Job Number: JD28208

Sampling Date: 07/13/21



Report to:

SESI Consulting Engineers

monica.norton@sesi.org

ATTN: Monica Norton

Total number of pages in report: 92

Test results contained within this data package meet the requirements of the National Environmental Laboratory Accreditation Program and/or state specific certification programs as applicable.

Mike Earp
General Manager

Client Service contact: Kelly Ramos 732-329-0200

Certifications: NJ(12129), NY(10983), CA, CT, FL, IL, IN, KS, KY, LA, MA, MD, ME, MN, NC, OH VAP (CL0056), AK (UST-103), AZ (AZ0786), PA, RI, SC, TX, UT, VA, WV, DoD ELAP (ANAB L2248)

This report shall not be reproduced, except in its entirety, without the written approval of SGS.
Test results relate only to samples analyzed.

SGS is the sole authority for authorizing edits or modifications to this document.
Unauthorized modification of this report is strictly prohibited.
Review standard terms at: http://www.sgs.com/en/terms-and-conditions

Please share your ideas about how we can serve you better at:
EHS.US.CustomerCare@sgs.com

Table of Contents

Section 1: Sample Summary **3**
Section 2: Case Narrative/Conformance Summary **5**
Section 3: Summary of Hits **9**
Section 4: Sample Results **13**
4.1: JD28208-1: MW-1 14
4.2: JD28208-1A: MW-1 24
4.3: JD28208-2: MW-2 26
4.4: JD28208-2A: MW-2 36
4.5: JD28208-3: MW-3 38
4.6: JD28208-3A: MW-3 48
4.7: JD28208-4: MW-6 50
4.8: JD28208-4A: MW-6 60
4.9: JD28208-5: FB 62
4.10: JD28208-5A: FB 72
4.11: JD28208-6: TB 74
4.12: JD28208-7: DUP-1 76
4.13: JD28208-7A: DUP-1 86
Section 5: Misc. Forms **88**
5.1: Chain of Custody 89
5.2: Chain of Custody (SGS Orlando, FL) 91

Sample Summary

SESI Consulting Engineers

Job No: JD28208

Remedial Investigation, 247 North Avenue, New Rochelle, NY
Project No: 10908, PHASE 6

Sample Number	Collected Date	Time	By	Received	Matrix Code	Matrix Type	Client Sample ID
This report contains results reported as ND = Not detected. The following applies: Organics ND = Not detected above the MDL							
JD28208-1	07/13/21	09:00	DA	07/14/21	AQ	Ground Water	MW-1
JD28208-1A	07/13/21	09:00	DA	07/14/21	AQ	Ground Water	MW-1
JD28208-2	07/13/21	10:00	DA	07/14/21	AQ	Ground Water	MW-2
JD28208-2A	07/13/21	10:00	DA	07/14/21	AQ	Ground Water	MW-2
JD28208-3	07/13/21	11:00	DA	07/14/21	AQ	Ground Water	MW-3
JD28208-3A	07/13/21	11:00	DA	07/14/21	AQ	Ground Water	MW-3
JD28208-4	07/13/21	13:00	DA	07/14/21	AQ	Ground Water	MW-6
JD28208-4A	07/13/21	13:00	DA	07/14/21	AQ	Ground Water	MW-6
JD28208-5	07/13/21	08:00	DA	07/14/21	AQ	Field Blank Water	FB
JD28208-5A	07/13/21	08:00	DA	07/14/21	AQ	Field Blank Water	FB
JD28208-6	07/13/21	13:00	DA	07/14/21	AQ	Trip Blank Water	TB
JD28208-7	07/13/21	00:00	DA	07/14/21	AQ	Ground Water	DUP-1

Sample Summary
(continued)

SESI Consulting Engineers

Job No: JD28208

Remedial Investigation, 247 North Avenue, New Rochelle, NY
Project No: 10908, PHASE 6

Sample Number	Collected Date	Time	By	Received	Matrix Code	Matrix Type	Client Sample ID
JD28208-7A	07/13/21	00:00	DA	07/14/21	AQ	Ground Water	DUP-1

CASE NARRATIVE / CONFORMANCE SUMMARY

Client:	SESI Consulting Engineers	**Job No**	JD28208
Site:	Remedial Investigation, 247 North Avenue, New Rochelle, NY	**Report Date**	7/22/2021 5:44:55 PM

On 07/14/2021, 5 Sample(s), 1 Trip Blank(s) and 1 Field Blank(s) were received at SGS North America Inc. at a maximum corrected temperature of 4 C. Samples were intact and chemically preserved, unless noted below. A SGS North America Inc. Job Number of JD28208 was assigned to the project. Laboratory sample ID, client sample ID and dates of sample collection are detailed in the report's Results Summary Section.

Specified quality control criteria were achieved for this job except as noted below. For more information, please refer to the analytical results and QC summary pages.

Compounds qualified as out of range in the continuing calibration summary report are acceptable as per method requirements when there is a high bias but the sample result is non-detect.

MS Volatiles By Method SW846 8260D

Matrix: AQ **Batch ID:** V2B8374

- All samples were analyzed within the recommended method holding time.
- Sample(s) JD28102-1MS, JD28102-1MSD were used as the QC samples indicated.
- All method blanks for this batch meet method specific criteria.
- Matrix Spike Recovery(s) for 1,2-Dichlorobenzene are outside control limits. Outside control limits due to matrix interference.
- JD28208-3 for 1,2-Dibromoethane: Associated CCV outside of control limits high, sample was ND.
- JD28208-3 for 1,2,4-Trichlorobenzene: Associated CCV outside of control limits high, sample was ND.
- JD28208-2 for 1,2-Dibromoethane: Associated CCV outside of control limits high, sample was ND.
- JD28208-2 for 1,2,4-Trichlorobenzene: Associated CCV outside of control limits high, sample was ND.
- JD28208-4 for 1,2-Dibromoethane: Associated CCV outside of control limits high, sample was ND.
- JD28208-4 for 1,2,4-Trichlorobenzene: Associated CCV outside of control limits high, sample was ND.
- JD28208-1 for 1,2-Dibromoethane: Associated CCV outside of control limits high, sample was ND.
- JD28208-1 for 1,2,4-Trichlorobenzene: Associated CCV outside of control limits high, sample was ND.
- JD28208-6 for 1,2-Dibromoethane: Associated CCV outside of control limits high, sample was ND.
- JD28208-6 for 1,2,4-Trichlorobenzene: Associated CCV outside of control limits high, sample was ND.
- JD28208-5 for 1,2,4-Trichlorobenzene: Associated CCV outside of control limits high, sample was ND.
- JD28208-5 for 1,2-Dibromoethane: Associated CCV outside of control limits high, sample was ND.

Matrix: AQ **Batch ID:** VX8315

- All samples were analyzed within the recommended method holding time.
- All method blanks for this batch meet method specific criteria.
- Sample(s) JD28131-1MS, JD28131-1MSD were used as the QC samples indicated.
- JD28208-7 for Acetone: Associated CCV outside of control limits high, sample was ND. This compound in blank spike is outside in house QC limits bias high.
- VX8315-BS for Acetone: High percent recovery and no associated positive reported in the QC batch.

MS Semi-volatiles By Method EPA 537M BY ID

Matrix: AQ **Batch ID:** F:OP86388

- The data for EPA 537M BY ID meets quality control requirements.
- JD28208-1A: Analysis performed at SGS Orlando, FL.
- JD28208-4A: Analysis performed at SGS Orlando, FL.
- JD28208-5A: Analysis performed at SGS Orlando, FL.
- JD28208-7A: Analysis performed at SGS Orlando, FL.
- JD28208-2A: Analysis performed at SGS Orlando, FL.
- JD28208-3A: Analysis performed at SGS Orlando, FL.

MS Semi-volatiles By Method SW846 8270E

Matrix: AQ **Batch ID:** OP34332

- All samples were extracted within the recommended method holding time.
- All method blanks for this batch meet method specific criteria.
- JD28208-2 for Caprolactam: Associated CCV outside of control limits high, sample was ND.
- JD28208-3 for Caprolactam: Associated CCV outside of control limits high, sample was ND.
- JD28208-4 for Caprolactam: Associated CCV outside of control limits high, sample was ND.
- JD28208-1 for Caprolactam: Associated CCV outside of control limits high, sample was ND.
- JD28208-7 for Caprolactam: Associated CCV outside of control limits high, sample was ND.

MS Semi-volatiles By Method SW846 8270E BY SIM

Matrix: AQ **Batch ID:** OP34332A

- All samples were extracted within the recommended method holding time.
- All method blanks for this batch meet method specific criteria.
- JD28208-7 for 2-Fluorobiphenyl: High percent recoveries and no positive found in the sample.
- OP34332A-BS12 for 2-Fluorobiphenyl: Outside of in house control limits, but within reasonable method recovery limits.
- OP34332A-MB1 for 2-Fluorobiphenyl: Outside of in house control limits, but within reasonable method recovery limits.

GC/LC Semi-volatiles By Method SW846 8081B

Matrix: AQ **Batch ID:** OP34335

- All samples were extracted within the recommended method holding time.
- All method blanks for this batch meet method specific criteria.
- OP34335-BS1 for Endosulfan-I: Reported from the 1st signal. The %D of the CCV on the 2nd signal exceeds the method criteria of 20%, so it being used for confirmation only.
- OP34335-BSD for Endosulfan-I: Reported from the 1st signal. The %D of the CCV on the 2nd signal exceeds the method criteria of 20%, so it being used for confirmation only.

GC/LC Semi-volatiles By Method SW846 8082A

Matrix: AQ **Batch ID:** OP34336

- All samples were extracted within the recommended method holding time.
- All method blanks for this batch meet method specific criteria.

Metals Analysis By Method SW846 6010D

Matrix:	AQ	Batch ID:	MP27485

- All samples were digested within the recommended method holding time.
- All method blanks for this batch meet method specific criteria.
- Sample(s) JD28146-3FMSD, JD28146-3FSDL, JD28146-3FMS, JD28146-3FMSD were used as the QC samples for metals.
- Matrix Spike/Matrix Spike Duplicate Recovery(s) for Sodium are outside control limits. Spike amount low relative to the sample amount. Refer to lab control or spike blank for recovery information.
- RPD(s) for Serial Dilution for Aluminum, Antimony, Arsenic, Cadmium, Chromium, Nickel, Silver, Thallium, Vanadium, Potassium, Zinc are outside control limits for sample MP27485-SD1. Percent difference acceptable due to low initial sample concentration (< 50 times IDL).
- JD28208-2 for Beryllium: Elevated detection limit due to dilution required for high interfering element.

Metals Analysis By Method SW846 7470A

Matrix:	AQ	Batch ID:	MP27511

- All samples were digested within the recommended method holding time.
- All method blanks for this batch meet method specific criteria.
- Sample(s) JD28073-6MS, JD28073-6MSD were used as the QC samples for metals.

Matrix:	AQ	Batch ID:	MP27536

- All samples were digested within the recommended method holding time.
- All method blanks for this batch meet method specific criteria.
- Sample(s) JD28146-3FMS, JD28146-3FMSD were used as the QC samples for metals.

General Chemistry By Method EPA 335.4/LACHAT

Matrix:	AQ	Batch ID:	GP34821

- All samples were prepared within the recommended method holding time.
- All method blanks for this batch meet method specific criteria.
- Sample(s) JD28208-1DUP, JD28208-1MS were used as the QC samples for Cyanide.

SGS North America Inc. certifies that data reported for samples received, listed on the associated custody chain or analytical task order, were produced to specifications meeting the Quality System precision, accuracy and completeness objectives except as noted.

Estimated non-standard method measurement uncertainty data is available on request, based on quality control bias and implicit for standard methods. Acceptable uncertainty requires tested parameter quality control data to meet method criteria.

SGS North America Inc. is not responsible for data quality assumptions if partial reports are used and recommends that this report be used in its entirety. Data release is authorized by SGS North America Inc indicated via signature on the report cover

SAMPLE DELIVERY GROUP CASE NARRATIVE

Client: SGS Dayton, NJ **Job No:** JD28208

Site: SESINJPB: Remedial Investigation, 247 North Avenue, New **Report Date** 7/22/2021 5:02:22 PM

5 Sample(s), 0 Trip Blank(s) and 1 Field Blank(s) were collected on 07/13/2021 and were received at SGS North America Inc - Orlando on 07/14/2021 properly preserved, at 2.2 Deg. C and intact. These Samples received an SGS Orlando job number of JD28208. A listing of the Laboratory Sample ID, Client Sample ID and dates of collection are presented in the Results Summary Section. Except as noted below, all method specified calibrations and quality control performance criteria were met for this job. For more information, please refer to QC summary pages.

MS Semi-volatiles By Method EPA 537M BY ID

Matrix: AQ **Batch ID:** OP86388

Sample(s) JD28208-2AMS, JD28208-7ADUP were used as the QC samples indicated.

SGS Orlando certifies that this report meets the project requirements for analytical data produced for the samples as received at SGS Orlando and as stated on the COC. SGS Orlando certifies that the data meets the Data Quality Objectives for precision, accuracy and completeness as specified in the SGS Orlando Quality Manual except as noted above. This report is to be used in its entirety. SGS Orlando is not responsible for any assumptions of data quality if partial data packages are used.

Narrative prepared by:

_____

Ariel Hartney, Client Services (signature on file)

Summary of Hits

Job Number: JD28208
Account: SESI Consulting Engineers
Project: Remedial Investigation, 247 North Avenue, New Rochelle, NY
Collected: 07/13/21

Lab Sample ID / Analyte	Client Sample ID	Result/ Qual	RL	MDL	Units	Method
JD28208-1	**MW-1**					
Aluminum		587	200		ug/l	SW846 6010D
Calcium		120000	5000		ug/l	SW846 6010D
Iron		817	100		ug/l	SW846 6010D
Magnesium		25600	5000		ug/l	SW846 6010D
Manganese		230	15		ug/l	SW846 6010D
Potassium		10000	10000		ug/l	SW846 6010D
Sodium		299000	50000		ug/l	SW846 6010D
JD28208-1A	**MW-1**					
Perfluorobutanoic acid [a]		12.4	3.6	1.8	ng/l	EPA 537M BY ID
Perfluoropentanoic acid [a]		17.7	1.8	0.89	ng/l	EPA 537M BY ID
Perfluorohexanoic acid [a]		13.0	1.8	0.89	ng/l	EPA 537M BY ID
Perfluoroheptanoic acid [a]		5.8	1.8	0.89	ng/l	EPA 537M BY ID
Perfluorooctanoic acid [a]		16.8	1.8	0.89	ng/l	EPA 537M BY ID
Perfluorononanoic acid [a]		4.4	1.8	0.89	ng/l	EPA 537M BY ID
Perfluorobutanesulfonic acid [a]		8.7	1.8	0.89	ng/l	EPA 537M BY ID
Perfluorohexanesulfonic acid [a]		3.7	1.8	0.89	ng/l	EPA 537M BY ID
Perfluorooctanesulfonic acid [a]		60.3	1.8	0.89	ng/l	EPA 537M BY ID
JD28208-2	**MW-2**					
Total TIC, Volatile		6.5 J			ug/l	
1,4-Dioxane		0.195	0.10	0.050	ug/l	SW846 8270E BY SIM
Aluminum		1280	200		ug/l	SW846 6010D
Antimony		6.7	6.0		ug/l	SW846 6010D
Calcium		141000	5000		ug/l	SW846 6010D
Iron		1350	100		ug/l	SW846 6010D
Magnesium		36700	5000		ug/l	SW846 6010D
Manganese		735	15		ug/l	SW846 6010D
Nickel		15.7	10		ug/l	SW846 6010D
Potassium		10700	10000		ug/l	SW846 6010D
Sodium		88700	10000		ug/l	SW846 6010D
JD28208-2A	**MW-2**					
Perfluorobutanoic acid [a]		24.1	3.6	1.8	ng/l	EPA 537M BY ID
Perfluoropentanoic acid [a]		23.3	1.8	0.89	ng/l	EPA 537M BY ID
Perfluorohexanoic acid [a]		23.8	1.8	0.89	ng/l	EPA 537M BY ID
Perfluoroheptanoic acid [a]		15.5	1.8	0.89	ng/l	EPA 537M BY ID
Perfluorooctanoic acid [a]		30.9	1.8	0.89	ng/l	EPA 537M BY ID
Perfluorononanoic acid [a]		2.0	1.8	0.89	ng/l	EPA 537M BY ID
Perfluorobutanesulfonic acid [a]		23.3	1.8	0.89	ng/l	EPA 537M BY ID

Summary of Hits

Job Number: JD28208
Account: SESI Consulting Engineers
Project: Remedial Investigation, 247 North Avenue, New Rochelle, NY
Collected: 07/13/21

Lab Sample ID / Client Sample ID / Analyte	Result/ Qual	RL	MDL	Units	Method
Perfluorohexanesulfonic acid [a]	4.8	1.8	0.89	ng/l	EPA 537M BY ID
Perfluoroheptanesulfonic acid [a]	1.4 J	1.8	0.89	ng/l	EPA 537M BY ID
Perfluorooctanesulfonic acid [a]	48.4	1.8	0.89	ng/l	EPA 537M BY ID
PFOSA [a]	2.6 J	3.6	1.8	ng/l	EPA 537M BY ID
JD28208-3 MW-3					
Total TIC, Volatile	7.7 J			ug/l	
1,4-Dioxane	0.134	0.10	0.050	ug/l	SW846 8270E BY SIM
Aluminum	1100	200		ug/l	SW846 6010D
Calcium	122000	5000		ug/l	SW846 6010D
Iron	1480	100		ug/l	SW846 6010D
Magnesium	45200	5000		ug/l	SW846 6010D
Manganese	764	15		ug/l	SW846 6010D
Potassium	11900	10000		ug/l	SW846 6010D
Sodium	118000	10000		ug/l	SW846 6010D
JD28208-3A MW-3					
Perfluorobutanoic acid [a]	26.2	3.9	2.0	ng/l	EPA 537M BY ID
Perfluoropentanoic acid [a]	23.1	2.0	0.98	ng/l	EPA 537M BY ID
Perfluorohexanoic acid [a]	21.9	2.0	0.98	ng/l	EPA 537M BY ID
Perfluoroheptanoic acid [a]	13.8	2.0	0.98	ng/l	EPA 537M BY ID
Perfluorooctanoic acid [a]	29.7	2.0	0.98	ng/l	EPA 537M BY ID
Perfluorononanoic acid [a]	2.3	2.0	0.98	ng/l	EPA 537M BY ID
Perfluorobutanesulfonic acid [a]	30.5	2.0	0.98	ng/l	EPA 537M BY ID
Perfluorohexanesulfonic acid [a]	6.3	2.0	0.98	ng/l	EPA 537M BY ID
Perfluorooctanesulfonic acid [a]	19.8	2.0	0.98	ng/l	EPA 537M BY ID
JD28208-4 MW-6					
Aluminum	10200	200		ug/l	SW846 6010D
Barium	224	200		ug/l	SW846 6010D
Calcium	130000	5000		ug/l	SW846 6010D
Chromium	25.5	10		ug/l	SW846 6010D
Copper	27.1	10		ug/l	SW846 6010D
Iron	16100	100		ug/l	SW846 6010D
Lead	4.6	3.0		ug/l	SW846 6010D
Magnesium	46600	5000		ug/l	SW846 6010D
Manganese	1980	15		ug/l	SW846 6010D
Nickel	20.9	10		ug/l	SW846 6010D
Potassium	35700	10000		ug/l	SW846 6010D
Sodium	296000	50000		ug/l	SW846 6010D
Zinc	36.3	20		ug/l	SW846 6010D

Summary of Hits

Job Number: JD28208
Account: SESI Consulting Engineers
Project: Remedial Investigation, 247 North Avenue, New Rochelle, NY
Collected: 07/13/21

Lab Sample ID / Analyte	Client Sample ID	Result/ Qual	RL	MDL	Units	Method
JD28208-4A	**MW-6**					
Perfluorobutanoic acid [a]		9.8	3.6	1.8	ng/l	EPA 537M BY ID
Perfluoropentanoic acid [a]		17.9	1.8	0.89	ng/l	EPA 537M BY ID
Perfluorohexanoic acid [a]		12.7	1.8	0.89	ng/l	EPA 537M BY ID
Perfluoroheptanoic acid [a]		15.9	1.8	0.89	ng/l	EPA 537M BY ID
Perfluorooctanoic acid [a]		30.5	1.8	0.89	ng/l	EPA 537M BY ID
Perfluorononanoic acid [a]		2.3	1.8	0.89	ng/l	EPA 537M BY ID
Perfluorobutanesulfonic acid [a]		6.9	1.8	0.89	ng/l	EPA 537M BY ID
Perfluorohexanesulfonic acid [a]		3.3	1.8	0.89	ng/l	EPA 537M BY ID
Perfluorooctanesulfonic acid [a]		22.9	1.8	0.89	ng/l	EPA 537M BY ID
JD28208-5	**FB**					
Chloroform		0.54 J	1.0	0.50	ug/l	SW846 8260D
1,4-Dioxane		0.117	0.097	0.049	ug/l	SW846 8270E BY SIM
Total TIC, Semi-Volatile		5.2 J			ug/l	
JD28208-5A	**FB**					
No hits reported in this sample.						
JD28208-6	**TB**					
No hits reported in this sample.						
JD28208-7	**DUP-1**					
Total TIC, Volatile		5.8 J			ug/l	
Aluminum		791	200		ug/l	SW846 6010D
Calcium		146000	5000		ug/l	SW846 6010D
Iron		1070	100		ug/l	SW846 6010D
Magnesium		48700	5000		ug/l	SW846 6010D
Manganese		2210	15		ug/l	SW846 6010D
Potassium		27900	10000		ug/l	SW846 6010D
Sodium		289000	50000		ug/l	SW846 6010D
JD28208-7A	**DUP-1**					
Perfluorobutanoic acid [a]		10.3	3.6	1.8	ng/l	EPA 537M BY ID
Perfluoropentanoic acid [a]		21.2	1.8	0.89	ng/l	EPA 537M BY ID
Perfluorohexanoic acid [a]		14.5	1.8	0.89	ng/l	EPA 537M BY ID
Perfluoroheptanoic acid [a]		16.7	1.8	0.89	ng/l	EPA 537M BY ID
Perfluorooctanoic acid [a]		35.5	1.8	0.89	ng/l	EPA 537M BY ID
Perfluorononanoic acid [a]		2.7	1.8	0.89	ng/l	EPA 537M BY ID

Summary of Hits

Job Number: JD28208
Account: SESI Consulting Engineers
Project: Remedial Investigation, 247 North Avenue, New Rochelle, NY
Collected: 07/13/21

Lab Sample ID / Analyte	Client Sample ID	Result/ Qual	RL	MDL	Units	Method
Perfluorobutanesulfonic acid [a]		6.5	1.8	0.89	ng/l	EPA 537M BY ID
Perfluorohexanesulfonic acid [a]		3.4	1.8	0.89	ng/l	EPA 537M BY ID
Perfluorooctanesulfonic acid [a]		24.9	1.8	0.89	ng/l	EPA 537M BY ID

(a) Analysis performed at SGS Orlando, FL.

Sample Results

Report of Analysis

Report of Analysis

Client Sample ID:	MW-1		
Lab Sample ID:	JD28208-1	**Date Sampled:**	07/13/21
Matrix:	AQ - Ground Water	**Date Received:**	07/14/21
Method:	SW846 8260D	**Percent Solids:**	n/a
Project:	Remedial Investigation, 247 North Avenue, New Rochelle, NY		

	File ID	DF	Analyzed	By	Prep Date	Prep Batch	Analytical Batch
Run #1	2B184494.D	1	07/17/21 18:46	MD	n/a	n/a	V2B8374
Run #2							

	Purge Volume
Run #1	5.0 ml
Run #2	

VOA TCL List

CAS No.	Compound	Result	RL	MDL	Units	Q
67-64-1	Acetone	ND	10	3.1	ug/l	
71-43-2	Benzene	ND	0.50	0.43	ug/l	
74-97-5	Bromochloromethane	ND	1.0	0.48	ug/l	
75-27-4	Bromodichloromethane	ND	1.0	0.45	ug/l	
75-25-2	Bromoform	ND	1.0	0.63	ug/l	
74-83-9	Bromomethane	ND	2.0	1.6	ug/l	
78-93-3	2-Butanone (MEK)	ND	10	6.9	ug/l	
75-15-0	Carbon disulfide	ND	2.0	0.46	ug/l	
56-23-5	Carbon tetrachloride	ND	1.0	0.55	ug/l	
108-90-7	Chlorobenzene	ND	1.0	0.56	ug/l	
75-00-3	Chloroethane	ND	1.0	0.73	ug/l	
67-66-3	Chloroform	ND	1.0	0.50	ug/l	
74-87-3	Chloromethane	ND	1.0	0.76	ug/l	
110-82-7	Cyclohexane	ND	5.0	0.78	ug/l	
96-12-8	1,2-Dibromo-3-chloropropane	ND	2.0	0.53	ug/l	
124-48-1	Dibromochloromethane	ND	1.0	0.56	ug/l	
106-93-4	1,2-Dibromoethane [a]	ND	1.0	0.48	ug/l	
95-50-1	1,2-Dichlorobenzene	ND	1.0	0.53	ug/l	
541-73-1	1,3-Dichlorobenzene	ND	1.0	0.54	ug/l	
106-46-7	1,4-Dichlorobenzene	ND	1.0	0.51	ug/l	
75-71-8	Dichlorodifluoromethane	ND	2.0	0.56	ug/l	
75-34-3	1,1-Dichloroethane	ND	1.0	0.57	ug/l	
107-06-2	1,2-Dichloroethane	ND	1.0	0.60	ug/l	
75-35-4	1,1-Dichloroethene	ND	1.0	0.59	ug/l	
156-59-2	cis-1,2-Dichloroethene	ND	1.0	0.51	ug/l	
156-60-5	trans-1,2-Dichloroethene	ND	1.0	0.54	ug/l	
78-87-5	1,2-Dichloropropane	ND	1.0	0.51	ug/l	
10061-01-5	cis-1,3-Dichloropropene	ND	1.0	0.47	ug/l	
10061-02-6	trans-1,3-Dichloropropene	ND	1.0	0.43	ug/l	
100-41-4	Ethylbenzene	ND	1.0	0.60	ug/l	
76-13-1	Freon 113	ND	5.0	0.58	ug/l	
591-78-6	2-Hexanone	ND	5.0	2.0	ug/l	

ND = Not detected MDL = Method Detection Limit
RL = Reporting Limit
E = Indicates value exceeds calibration range

J = Indicates an estimated value
B = Indicates analyte found in associated method blank
N = Indicates presumptive evidence of a compound

Report of Analysis

Client Sample ID:	MW-1		
Lab Sample ID:	JD28208-1	**Date Sampled:**	07/13/21
Matrix:	AQ - Ground Water	**Date Received:**	07/14/21
Method:	SW846 8260D	**Percent Solids:**	n/a
Project:	Remedial Investigation, 247 North Avenue, New Rochelle, NY		

VOA TCL List

CAS No.	Compound	Result	RL	MDL	Units	Q
98-82-8	Isopropylbenzene	ND	1.0	0.65	ug/l	
79-20-9	Methyl Acetate	ND	5.0	0.80	ug/l	
108-87-2	Methylcyclohexane	ND	5.0	0.60	ug/l	
1634-04-4	Methyl Tert Butyl Ether	ND	1.0	0.51	ug/l	
108-10-1	4-Methyl-2-pentanone(MIBK)	ND	5.0	1.9	ug/l	
75-09-2	Methylene chloride	ND	2.0	1.0	ug/l	
100-42-5	Styrene	ND	1.0	0.49	ug/l	
79-34-5	1,1,2,2-Tetrachloroethane	ND	1.0	0.65	ug/l	
127-18-4	Tetrachloroethene	ND	1.0	0.90	ug/l	
108-88-3	Toluene	ND	1.0	0.53	ug/l	
87-61-6	1,2,3-Trichlorobenzene	ND	1.0	0.50	ug/l	
120-82-1	1,2,4-Trichlorobenzene [a]	ND	1.0	0.50	ug/l	
71-55-6	1,1,1-Trichloroethane	ND	1.0	0.54	ug/l	
79-00-5	1,1,2-Trichloroethane	ND	1.0	0.53	ug/l	
79-01-6	Trichloroethene	ND	1.0	0.53	ug/l	
75-69-4	Trichlorofluoromethane	ND	2.0	0.40	ug/l	
75-01-4	Vinyl chloride	ND	1.0	0.79	ug/l	
	m,p-Xylene	ND	1.0	0.78	ug/l	
95-47-6	o-Xylene	ND	1.0	0.59	ug/l	
1330-20-7	Xylene (total)	ND	1.0	0.59	ug/l	

CAS No.	Surrogate Recoveries	Run# 1	Run# 2	Limits
1868-53-7	Dibromofluoromethane	105%		85-118%
17060-07-0	1,2-Dichloroethane-D4	98%		80-121%
2037-26-5	Toluene-D8	101%		80-120%
460-00-4	4-Bromofluorobenzene	100%		80-120%

CAS No.	Tentatively Identified Compounds	R.T.	Est. Conc.	Units	Q
	system artifact	3.69	29	ug/l	J
	system artifact	3.80	19	ug/l	J
	Total TIC, Volatile		0	ug/l	

(a) Associated CCV outside of control limits high, sample was ND.

ND = Not detected MDL = Method Detection Limit
RL = Reporting Limit
E = Indicates value exceeds calibration range
J = Indicates an estimated value
B = Indicates analyte found in associated method blank
N = Indicates presumptive evidence of a compound

Report of Analysis

Client Sample ID: MW-1
Lab Sample ID: JD28208-1 **Date Sampled:** 07/13/21
Matrix: AQ - Ground Water **Date Received:** 07/14/21
Method: SW846 8270E SW846 3510C **Percent Solids:** n/a
Project: Remedial Investigation, 247 North Avenue, New Rochelle, NY

	File ID	DF	Analyzed	By	Prep Date	Prep Batch	Analytical Batch
Run #1	F200568.D	1	07/16/21 16:59	KLS	07/15/21 16:25	OP34332	EF8769
Run #2							

	Initial Volume	Final Volume
Run #1	1000 ml	1.0 ml
Run #2		

ABN TCL List (SOM0 1.1)

CAS No.	Compound	Result	RL	MDL	Units	Q
95-57-8	2-Chlorophenol	ND	5.0	0.82	ug/l	
59-50-7	4-Chloro-3-methyl phenol	ND	5.0	0.89	ug/l	
120-83-2	2,4-Dichlorophenol	ND	2.0	1.3	ug/l	
105-67-9	2,4-Dimethylphenol	ND	5.0	2.4	ug/l	
51-28-5	2,4-Dinitrophenol	ND	5.0	1.6	ug/l	
534-52-1	4,6-Dinitro-o-cresol	ND	5.0	1.3	ug/l	
95-48-7	2-Methylphenol	ND	2.0	0.89	ug/l	
	3&4-Methylphenol	ND	2.0	0.88	ug/l	
88-75-5	2-Nitrophenol	ND	5.0	0.96	ug/l	
100-02-7	4-Nitrophenol	ND	10	1.2	ug/l	
87-86-5	Pentachlorophenol	ND	4.0	1.4	ug/l	
108-95-2	Phenol	ND	2.0	0.39	ug/l	
58-90-2	2,3,4,6-Tetrachlorophenol	ND	5.0	1.5	ug/l	
95-95-4	2,4,5-Trichlorophenol	ND	5.0	1.3	ug/l	
88-06-2	2,4,6-Trichlorophenol	ND	5.0	0.92	ug/l	
83-32-9	Acenaphthene	ND	1.0	0.19	ug/l	
208-96-8	Acenaphthylene	ND	1.0	0.14	ug/l	
98-86-2	Acetophenone	ND	2.0	0.21	ug/l	
120-12-7	Anthracene	ND	1.0	0.21	ug/l	
1912-24-9	Atrazine	ND	2.0	0.45	ug/l	
100-52-7	Benzaldehyde	ND	5.0	0.29	ug/l	
56-55-3	Benzo(a)anthracene	ND	1.0	0.20	ug/l	
50-32-8	Benzo(a)pyrene	ND	1.0	0.21	ug/l	
205-99-2	Benzo(b)fluoranthene	ND	1.0	0.21	ug/l	
191-24-2	Benzo(g,h,i)perylene	ND	1.0	0.34	ug/l	
207-08-9	Benzo(k)fluoranthene	ND	1.0	0.21	ug/l	
101-55-3	4-Bromophenyl phenyl ether	ND	2.0	0.40	ug/l	
85-68-7	Butyl benzyl phthalate	ND	2.0	0.46	ug/l	
92-52-4	1,1'-Biphenyl	ND	1.0	0.21	ug/l	
91-58-7	2-Chloronaphthalene	ND	2.0	0.24	ug/l	
106-47-8	4-Chloroaniline	ND	5.0	0.34	ug/l	
86-74-8	Carbazole	ND	1.0	0.23	ug/l	

ND = Not detected MDL = Method Detection Limit
RL = Reporting Limit
E = Indicates value exceeds calibration range
J = Indicates an estimated value
B = Indicates analyte found in associated method blank
N = Indicates presumptive evidence of a compound

Report of Analysis

Client Sample ID: MW-1
Lab Sample ID: JD28208-1 **Date Sampled:** 07/13/21
Matrix: AQ - Ground Water **Date Received:** 07/14/21
Method: SW846 8270E SW846 3510C **Percent Solids:** n/a
Project: Remedial Investigation, 247 North Avenue, New Rochelle, NY

ABN TCL List (SOM0 1.1)

CAS No.	Compound	Result	RL	MDL	Units	Q
105-60-2	Caprolactam [a]	ND	2.0	0.65	ug/l	
218-01-9	Chrysene	ND	1.0	0.18	ug/l	
111-91-1	bis(2-Chloroethoxy)methane	ND	2.0	0.28	ug/l	
111-44-4	bis(2-Chloroethyl)ether	ND	2.0	0.25	ug/l	
108-60-1	2,2'-Oxybis(1-chloropropane)	ND	2.0	0.40	ug/l	
7005-72-3	4-Chlorophenyl phenyl ether	ND	2.0	0.37	ug/l	
121-14-2	2,4-Dinitrotoluene	ND	1.0	0.55	ug/l	
606-20-2	2,6-Dinitrotoluene	ND	1.0	0.48	ug/l	
91-94-1	3,3'-Dichlorobenzidine	ND	2.0	0.51	ug/l	
53-70-3	Dibenzo(a,h)anthracene	ND	1.0	0.33	ug/l	
132-64-9	Dibenzofuran	ND	5.0	0.22	ug/l	
84-74-2	Di-n-butyl phthalate	ND	2.0	0.50	ug/l	
117-84-0	Di-n-octyl phthalate	ND	2.0	0.23	ug/l	
84-66-2	Diethyl phthalate	ND	2.0	0.26	ug/l	
131-11-3	Dimethyl phthalate	ND	2.0	0.22	ug/l	
117-81-7	bis(2-Ethylhexyl)phthalate	ND	2.0	1.7	ug/l	
206-44-0	Fluoranthene	ND	1.0	0.17	ug/l	
86-73-7	Fluorene	ND	1.0	0.17	ug/l	
118-74-1	Hexachlorobenzene	ND	1.0	0.33	ug/l	
87-68-3	Hexachlorobutadiene	ND	1.0	0.49	ug/l	
77-47-4	Hexachlorocyclopentadiene	ND	10	2.8	ug/l	
67-72-1	Hexachloroethane	ND	2.0	0.39	ug/l	
193-39-5	Indeno(1,2,3-cd)pyrene	ND	1.0	0.33	ug/l	
78-59-1	Isophorone	ND	2.0	0.28	ug/l	
91-57-6	2-Methylnaphthalene	ND	1.0	0.21	ug/l	
88-74-4	2-Nitroaniline	ND	5.0	0.28	ug/l	
99-09-2	3-Nitroaniline	ND	5.0	0.39	ug/l	
100-01-6	4-Nitroaniline	ND	5.0	0.44	ug/l	
91-20-3	Naphthalene	ND	1.0	0.23	ug/l	
98-95-3	Nitrobenzene	ND	2.0	0.64	ug/l	
621-64-7	N-Nitroso-di-n-propylamine	ND	2.0	0.48	ug/l	
86-30-6	N-Nitrosodiphenylamine	ND	5.0	0.22	ug/l	
85-01-8	Phenanthrene	ND	1.0	0.18	ug/l	
129-00-0	Pyrene	ND	1.0	0.22	ug/l	
95-94-3	1,2,4,5-Tetrachlorobenzene	ND	2.0	0.37	ug/l	

CAS No.	Surrogate Recoveries	Run# 1	Run# 2	Limits
367-12-4	2-Fluorophenol	47%		10-83%
4165-62-2	Phenol-d5	33%		10-82%

ND = Not detected MDL = Method Detection Limit
RL = Reporting Limit
E = Indicates value exceeds calibration range
J = Indicates an estimated value
B = Indicates analyte found in associated method blank
N = Indicates presumptive evidence of a compound

Report of Analysis

Client Sample ID:	MW-1		
Lab Sample ID:	JD28208-1	**Date Sampled:**	07/13/21
Matrix:	AQ - Ground Water	**Date Received:**	07/14/21
Method:	SW846 8270E SW846 3510C	**Percent Solids:**	n/a
Project:	Remedial Investigation, 247 North Avenue, New Rochelle, NY		

ABN TCL List (SOM0 1.1)

CAS No.	Surrogate Recoveries	Run# 1	Run# 2	Limits
118-79-6	2,4,6-Tribromophenol	96%		37-139%
4165-60-0	Nitrobenzene-d5	78%		35-127%
321-60-8	2-Fluorobiphenyl	77%		35-121%
1718-51-0	Terphenyl-d14	94%		28-135%

CAS No.	Tentatively Identified Compounds	R.T.	Est. Conc.	Units	Q
	Internal standard added for SIM test	6.05	4.5	ug/l	J
	Internal standard added for SIM test	10.82	4	ug/l	J
	Total TIC, Semi-Volatile		0	ug/l	

(a) Associated CCV outside of control limits high, sample was ND.

ND = Not detected MDL = Method Detection Limit
RL = Reporting Limit
E = Indicates value exceeds calibration range

J = Indicates an estimated value
B = Indicates analyte found in associated method blank
N = Indicates presumptive evidence of a compound

Report of Analysis

Client Sample ID: MW-1
Lab Sample ID: JD28208-1 **Date Sampled:** 07/13/21
Matrix: AQ - Ground Water **Date Received:** 07/14/21
Method: SW846 8270E BY SIM SW846 3510C **Percent Solids:** n/a
Project: Remedial Investigation, 247 North Avenue, New Rochelle, NY

	File ID	DF	Analyzed	By	Prep Date	Prep Batch	Analytical Batch
Run #1	4P46584.D	1	07/16/21 06:36	CS	07/15/21 16:25	OP34332A	E4P2444
Run #2							

	Initial Volume	Final Volume
Run #1	1000 ml	1.0 ml
Run #2		

CAS No.	Compound	Result	RL	MDL	Units	Q
123-91-1	1,4-Dioxane	ND	0.10	0.050	ug/l	

CAS No.	Surrogate Recoveries	Run# 1	Run# 2	Limits
4165-60-0	Nitrobenzene-d5	74%		21-121%
321-60-8	2-Fluorobiphenyl	100%		27-107%
1718-51-0	Terphenyl-d14	92%		25-118%

ND = Not detected MDL = Method Detection Limit
RL = Reporting Limit
E = Indicates value exceeds calibration range
J = Indicates an estimated value
B = Indicates analyte found in associated method blank
N = Indicates presumptive evidence of a compound

Report of Analysis

Client Sample ID: MW-1
Lab Sample ID: JD28208-1 **Date Sampled:** 07/13/21
Matrix: AQ - Ground Water **Date Received:** 07/14/21
Method: SW846 8081B SW846 3510C **Percent Solids:** n/a
Project: Remedial Investigation, 247 North Avenue, New Rochelle, NY

	File ID	DF	Analyzed	By	Prep Date	Prep Batch	Analytical Batch
Run #1	1G168109.D	1	07/15/21 20:28	CP	07/15/21 16:15	OP34335	G1G5732
Run #2							

	Initial Volume	Final Volume
Run #1	280 ml	2.0 ml
Run #2		

Pesticide TCL List

CAS No.	Compound	Result	RL	MDL	Units	Q
309-00-2	Aldrin	ND	0.0071	0.0037	ug/l	
319-84-6	alpha-BHC	ND	0.0071	0.0037	ug/l	
319-85-7	beta-BHC	ND	0.0071	0.0057	ug/l	
319-86-8	delta-BHC	ND	0.0071	0.0047	ug/l	
58-89-9	gamma-BHC (Lindane)	ND	0.0071	0.0043	ug/l	
5103-71-9	alpha-Chlordane	ND	0.0071	0.0035	ug/l	
5103-74-2	gamma-Chlordane	ND	0.0071	0.0030	ug/l	
60-57-1	Dieldrin	ND	0.0071	0.0055	ug/l	
72-54-8	4,4'-DDD	ND	0.0071	0.0041	ug/l	
72-55-9	4,4'-DDE	ND	0.0071	0.0036	ug/l	
50-29-3	4,4'-DDT	ND	0.0071	0.0049	ug/l	
72-20-8	Endrin	ND	0.0071	0.0043	ug/l	
1031-07-8	Endosulfan sulfate	ND	0.0071	0.0039	ug/l	
7421-93-4	Endrin aldehyde	ND	0.0071	0.0048	ug/l	
53494-70-5	Endrin ketone	ND	0.0071	0.0044	ug/l	
959-98-8	Endosulfan-I	ND	0.0071	0.0038	ug/l	
33213-65-9	Endosulfan-II	ND	0.0071	0.0035	ug/l	
76-44-8	Heptachlor	ND	0.0071	0.0032	ug/l	
1024-57-3	Heptachlor epoxide	ND	0.0071	0.0043	ug/l	
72-43-5	Methoxychlor	ND	0.014	0.0048	ug/l	
8001-35-2	Toxaphene	ND	0.18	0.12	ug/l	

CAS No.	Surrogate Recoveries	Run# 1	Run# 2	Limits
877-09-8	Tetrachloro-m-xylene	77%		10-165%
877-09-8	Tetrachloro-m-xylene	79%		10-165%
2051-24-3	Decachlorobiphenyl	45%		28-161%
2051-24-3	Decachlorobiphenyl	44%		28-161%

ND = Not detected MDL = Method Detection Limit
RL = Reporting Limit
E = Indicates value exceeds calibration range
J = Indicates an estimated value
B = Indicates analyte found in associated method blank
N = Indicates presumptive evidence of a compound

Report of Analysis

Client Sample ID:	MW-1		
Lab Sample ID:	JD28208-1	**Date Sampled:**	07/13/21
Matrix:	AQ - Ground Water	**Date Received:**	07/14/21
Method:	SW846 8082A SW846 3510C	**Percent Solids:**	n/a
Project:	Remedial Investigation, 247 North Avenue, New Rochelle, NY		

	File ID	DF	Analyzed	By	Prep Date	Prep Batch	Analytical Batch
Run #1	XX2468218.D	1	07/16/21 09:24	TC	07/15/21 16:15	OP34336	GXX7503
Run #2							

	Initial Volume	Final Volume
Run #1	280 ml	2.0 ml
Run #2		

PCB List

CAS No.	Compound	Result	RL	MDL	Units	Q
12674-11-2	Aroclor 1016	ND	0.36	0.14	ug/l	
11104-28-2	Aroclor 1221	ND	0.36	0.30	ug/l	
11141-16-5	Aroclor 1232	ND	0.36	0.19	ug/l	
53469-21-9	Aroclor 1242	ND	0.36	0.16	ug/l	
12672-29-6	Aroclor 1248	ND	0.36	0.090	ug/l	
11097-69-1	Aroclor 1254	ND	0.36	0.30	ug/l	
11096-82-5	Aroclor 1260	ND	0.36	0.11	ug/l	
11100-14-4	Aroclor 1268	ND	0.36	0.12	ug/l	
37324-23-5	Aroclor 1262	ND	0.36	0.14	ug/l	

CAS No.	Surrogate Recoveries	Run# 1	Run# 2	Limits
877-09-8	Tetrachloro-m-xylene	87%		10-155%
877-09-8	Tetrachloro-m-xylene	80%		10-155%
2051-24-3	Decachlorobiphenyl	47%		10-151%
2051-24-3	Decachlorobiphenyl	45%		10-151%

ND = Not detected MDL = Method Detection Limit
RL = Reporting Limit
E = Indicates value exceeds calibration range

J = Indicates an estimated value
B = Indicates analyte found in associated method blank
N = Indicates presumptive evidence of a compound

Report of Analysis

Client Sample ID: MW-1
Lab Sample ID: JD28208-1
Matrix: AQ - Ground Water
Project: Remedial Investigation, 247 North Avenue, New Rochelle, NY

Date Sampled: 07/13/21
Date Received: 07/14/21
Percent Solids: n/a

Total Metals Analysis

Analyte	Result	RL	Units	DF	Prep	Analyzed	By	Method	Prep Method
Aluminum	587	200	ug/l	1	07/19/21	07/19/21	ND	SW846 6010D [2]	SW846 3010A [4]
Antimony	< 6.0	6.0	ug/l	1	07/19/21	07/19/21	ND	SW846 6010D [2]	SW846 3010A [4]
Arsenic	< 3.0	3.0	ug/l	1	07/19/21	07/19/21	ND	SW846 6010D [2]	SW846 3010A [4]
Barium	< 200	200	ug/l	1	07/19/21	07/19/21	ND	SW846 6010D [2]	SW846 3010A [4]
Beryllium	< 1.0	1.0	ug/l	1	07/19/21	07/19/21	ND	SW846 6010D [2]	SW846 3010A [4]
Cadmium	< 3.0	3.0	ug/l	1	07/19/21	07/19/21	ND	SW846 6010D [2]	SW846 3010A [4]
Calcium	120000	5000	ug/l	1	07/19/21	07/19/21	ND	SW846 6010D [2]	SW846 3010A [4]
Chromium	< 10	10	ug/l	1	07/19/21	07/19/21	ND	SW846 6010D [2]	SW846 3010A [4]
Cobalt	< 50	50	ug/l	1	07/19/21	07/19/21	ND	SW846 6010D [2]	SW846 3010A [4]
Copper	< 10	10	ug/l	1	07/19/21	07/19/21	ND	SW846 6010D [2]	SW846 3010A [4]
Iron	817	100	ug/l	1	07/19/21	07/19/21	ND	SW846 6010D [2]	SW846 3010A [4]
Lead	< 3.0	3.0	ug/l	1	07/19/21	07/19/21	ND	SW846 6010D [2]	SW846 3010A [4]
Magnesium	25600	5000	ug/l	1	07/19/21	07/19/21	ND	SW846 6010D [2]	SW846 3010A [4]
Manganese	230	15	ug/l	1	07/19/21	07/19/21	ND	SW846 6010D [2]	SW846 3010A [4]
Mercury	< 0.20	0.20	ug/l	1	07/16/21	07/16/21	MS	SW846 7470A [1]	SW846 7470A [5]
Nickel	< 10	10	ug/l	1	07/19/21	07/19/21	ND	SW846 6010D [2]	SW846 3010A [4]
Potassium	10000	10000	ug/l	1	07/19/21	07/19/21	ND	SW846 6010D [2]	SW846 3010A [4]
Selenium	< 10	10	ug/l	1	07/19/21	07/19/21	ND	SW846 6010D [2]	SW846 3010A [4]
Silver	< 10	10	ug/l	1	07/19/21	07/19/21	ND	SW846 6010D [2]	SW846 3010A [4]
Sodium	299000	50000	ug/l	5	07/19/21	07/20/21	ND	SW846 6010D [3]	SW846 3010A [4]
Thallium	< 10	10	ug/l	1	07/19/21	07/19/21	ND	SW846 6010D [2]	SW846 3010A [4]
Vanadium	< 50	50	ug/l	1	07/19/21	07/19/21	ND	SW846 6010D [2]	SW846 3010A [4]
Zinc	< 20	20	ug/l	1	07/19/21	07/19/21	ND	SW846 6010D [2]	SW846 3010A [4]

(1) Instrument QC Batch: MA50840
(2) Instrument QC Batch: MA50855
(3) Instrument QC Batch: MA50862
(4) Prep QC Batch: MP27485
(5) Prep QC Batch: MP27511

RL = Reporting Limit

Report of Analysis

Client Sample ID:	MW-1		
Lab Sample ID:	JD28208-1	**Date Sampled:**	07/13/21
Matrix:	AQ - Ground Water	**Date Received:**	07/14/21
		Percent Solids:	n/a
Project:	Remedial Investigation, 247 North Avenue, New Rochelle, NY		

General Chemistry

Analyte	Result	RL	Units	DF	Analyzed	By	Method
Cyanide	< 0.010	0.010	mg/l	1	07/19/21 22:25	EB	EPA 335.4/LACHAT

RL = Reporting Limit

Report of Analysis

Client Sample ID:	MW-1		
Lab Sample ID:	JD28208-1A	**Date Sampled:**	07/13/21
Matrix:	AQ - Ground Water	**Date Received:**	07/14/21
Method:	EPA 537M BY ID EPA 537 MOD	**Percent Solids:**	n/a
Project:	Remedial Investigation, 247 North Avenue, New Rochelle, NY		

	File ID	DF	Analyzed	By	Prep Date	Prep Batch	Analytical Batch
Run #1 [a]	3Q41644.D	1	07/21/21 01:37	AFL	07/19/21 09:00	F:OP86388	F:S3Q608
Run #2							

	Initial Volume	Final Volume
Run #1	280 ml	1.0 ml
Run #2		

PFAS List

CAS No.	Compound	Result	RL	MDL	Units	Q
PERFLUOROALKYLCARBOXYLIC ACIDS						
375-22-4	Perfluorobutanoic acid	12.4	3.6	1.8	ng/l	
2706-90-3	Perfluoropentanoic acid	17.7	1.8	0.89	ng/l	
307-24-4	Perfluorohexanoic acid	13.0	1.8	0.89	ng/l	
375-85-9	Perfluoroheptanoic acid	5.8	1.8	0.89	ng/l	
335-67-1	Perfluorooctanoic acid	16.8	1.8	0.89	ng/l	
375-95-1	Perfluorononanoic acid	4.4	1.8	0.89	ng/l	
335-76-2	Perfluorodecanoic acid	ND	1.8	0.89	ng/l	
2058-94-8	Perfluoroundecanoic acid	ND	1.8	0.89	ng/l	
307-55-1	Perfluorododecanoic acid	ND	1.8	0.89	ng/l	
72629-94-8	Perfluorotridecanoic acid	ND	1.8	0.89	ng/l	
376-06-7	Perfluorotetradecanoic acid	ND	1.8	0.89	ng/l	
PERFLUOROALKYLSULFONIC ACIDS						
375-73-5	Perfluorobutanesulfonic acid	8.7	1.8	0.89	ng/l	
355-46-4	Perfluorohexanesulfonic acid	3.7	1.8	0.89	ng/l	
375-92-8	Perfluoroheptanesulfonic acid	ND	1.8	0.89	ng/l	
1763-23-1	Perfluorooctanesulfonic acid	60.3	1.8	0.89	ng/l	
335-77-3	Perfluorodecanesulfonic acid	ND	1.8	0.89	ng/l	
PERFLUOROOCTANESULFONAMIDES						
754-91-6	PFOSA	ND	3.6	1.8	ng/l	
PERFLUOROOCTANESULFONAMIDOACETIC ACIDS						
2355-31-9	MeFOSAA	ND	3.6	1.8	ng/l	
2991-50-6	EtFOSAA	ND	3.6	1.8	ng/l	
FLUOROTELOMER SULFONATES						
27619-97-2	6:2 Fluorotelomer sulfonate	ND	7.1	1.8	ng/l	
39108-34-4	8:2 Fluorotelomer sulfonate	ND	7.1	1.8	ng/l	

ND = Not detected MDL = Method Detection Limit
RL = Reporting Limit
E = Indicates value exceeds calibration range
J = Indicates an estimated value
B = Indicates analyte found in associated method blank
N = Indicates presumptive evidence of a compound

Report of Analysis

Client Sample ID:	MW-1		
Lab Sample ID:	JD28208-1A	**Date Sampled:**	07/13/21
Matrix:	AQ - Ground Water	**Date Received:**	07/14/21
Method:	EPA 537M BY ID EPA 537 MOD	**Percent Solids:**	n/a
Project:	Remedial Investigation, 247 North Avenue, New Rochelle, NY		

PFAS List

CAS No.	ID Standard Recoveries	Run# 1	Run# 2	Limits
	13C4-PFBA	91%		35-135%
	13C5-PFPeA	92%		50-150%
	13C5-PFHxA	86%		50-150%
	13C4-PFHpA	86%		50-150%
	13C8-PFOA	95%		50-150%
	13C9-PFNA	92%		50-150%
	13C6-PFDA	94%		50-150%
	13C7-PFUnDA	86%		40-140%
	13C2-PFDoDA	88%		40-140%
	13C2-PFTeDA	90%		30-130%
	13C3-PFBS	88%		50-150%
	13C3-PFHxS	87%		50-150%
	13C8-PFOS	86%		50-150%
	13C8-FOSA	86%		30-130%
	d3-MeFOSAA	118%		40-140%
	d5-EtFOSAA	113%		40-140%
	13C2-6:2FTS	105%		50-150%
	13C2-8:2FTS	100%		50-150%

(a) Analysis performed at SGS Orlando, FL.

ND = Not detected MDL = Method Detection Limit
RL = Reporting Limit
E = Indicates value exceeds calibration range

J = Indicates an estimated value
B = Indicates analyte found in associated method blank
N = Indicates presumptive evidence of a compound

Report of Analysis

Client Sample ID:	MW-2		
Lab Sample ID:	JD28208-2	**Date Sampled:**	07/13/21
Matrix:	AQ - Ground Water	**Date Received:**	07/14/21
Method:	SW846 8260D	**Percent Solids:**	n/a
Project:	Remedial Investigation, 247 North Avenue, New Rochelle, NY		

	File ID	DF	Analyzed	By	Prep Date	Prep Batch	Analytical Batch
Run #1	2B184495.D	1	07/17/21 19:15	MD	n/a	n/a	V2B8374
Run #2							

	Purge Volume
Run #1	5.0 ml
Run #2	

VOA TCL List

CAS No.	Compound	Result	RL	MDL	Units	Q
67-64-1	Acetone	ND	10	3.1	ug/l	
71-43-2	Benzene	ND	0.50	0.43	ug/l	
74-97-5	Bromochloromethane	ND	1.0	0.48	ug/l	
75-27-4	Bromodichloromethane	ND	1.0	0.45	ug/l	
75-25-2	Bromoform	ND	1.0	0.63	ug/l	
74-83-9	Bromomethane	ND	2.0	1.6	ug/l	
78-93-3	2-Butanone (MEK)	ND	10	6.9	ug/l	
75-15-0	Carbon disulfide	ND	2.0	0.46	ug/l	
56-23-5	Carbon tetrachloride	ND	1.0	0.55	ug/l	
108-90-7	Chlorobenzene	ND	1.0	0.56	ug/l	
75-00-3	Chloroethane	ND	1.0	0.73	ug/l	
67-66-3	Chloroform	ND	1.0	0.50	ug/l	
74-87-3	Chloromethane	ND	1.0	0.76	ug/l	
110-82-7	Cyclohexane	ND	5.0	0.78	ug/l	
96-12-8	1,2-Dibromo-3-chloropropane	ND	2.0	0.53	ug/l	
124-48-1	Dibromochloromethane	ND	1.0	0.56	ug/l	
106-93-4	1,2-Dibromoethane [a]	ND	1.0	0.48	ug/l	
95-50-1	1,2-Dichlorobenzene	ND	1.0	0.53	ug/l	
541-73-1	1,3-Dichlorobenzene	ND	1.0	0.54	ug/l	
106-46-7	1,4-Dichlorobenzene	ND	1.0	0.51	ug/l	
75-71-8	Dichlorodifluoromethane	ND	2.0	0.56	ug/l	
75-34-3	1,1-Dichloroethane	ND	1.0	0.57	ug/l	
107-06-2	1,2-Dichloroethane	ND	1.0	0.60	ug/l	
75-35-4	1,1-Dichloroethene	ND	1.0	0.59	ug/l	
156-59-2	cis-1,2-Dichloroethene	ND	1.0	0.51	ug/l	
156-60-5	trans-1,2-Dichloroethene	ND	1.0	0.54	ug/l	
78-87-5	1,2-Dichloropropane	ND	1.0	0.51	ug/l	
10061-01-5	cis-1,3-Dichloropropene	ND	1.0	0.47	ug/l	
10061-02-6	trans-1,3-Dichloropropene	ND	1.0	0.43	ug/l	
100-41-4	Ethylbenzene	ND	1.0	0.60	ug/l	
76-13-1	Freon 113	ND	5.0	0.58	ug/l	
591-78-6	2-Hexanone	ND	5.0	2.0	ug/l	

ND = Not detected MDL = Method Detection Limit
RL = Reporting Limit
E = Indicates value exceeds calibration range

J = Indicates an estimated value
B = Indicates analyte found in associated method blank
N = Indicates presumptive evidence of a compound

Report of Analysis

Client Sample ID:	MW-2		
Lab Sample ID:	JD28208-2	**Date Sampled:**	07/13/21
Matrix:	AQ - Ground Water	**Date Received:**	07/14/21
Method:	SW846 8260D	**Percent Solids:**	n/a
Project:	Remedial Investigation, 247 North Avenue, New Rochelle, NY		

VOA TCL List

CAS No.	Compound	Result	RL	MDL	Units	Q
98-82-8	Isopropylbenzene	ND	1.0	0.65	ug/l	
79-20-9	Methyl Acetate	ND	5.0	0.80	ug/l	
108-87-2	Methylcyclohexane	ND	5.0	0.60	ug/l	
1634-04-4	Methyl Tert Butyl Ether	ND	1.0	0.51	ug/l	
108-10-1	4-Methyl-2-pentanone(MIBK)	ND	5.0	1.9	ug/l	
75-09-2	Methylene chloride	ND	2.0	1.0	ug/l	
100-42-5	Styrene	ND	1.0	0.49	ug/l	
79-34-5	1,1,2,2-Tetrachloroethane	ND	1.0	0.65	ug/l	
127-18-4	Tetrachloroethene	ND	1.0	0.90	ug/l	
108-88-3	Toluene	ND	1.0	0.53	ug/l	
87-61-6	1,2,3-Trichlorobenzene	ND	1.0	0.50	ug/l	
120-82-1	1,2,4-Trichlorobenzene [a]	ND	1.0	0.50	ug/l	
71-55-6	1,1,1-Trichloroethane	ND	1.0	0.54	ug/l	
79-00-5	1,1,2-Trichloroethane	ND	1.0	0.53	ug/l	
79-01-6	Trichloroethene	ND	1.0	0.53	ug/l	
75-69-4	Trichlorofluoromethane	ND	2.0	0.40	ug/l	
75-01-4	Vinyl chloride	ND	1.0	0.79	ug/l	
	m,p-Xylene	ND	1.0	0.78	ug/l	
95-47-6	o-Xylene	ND	1.0	0.59	ug/l	
1330-20-7	Xylene (total)	ND	1.0	0.59	ug/l	

CAS No.	Surrogate Recoveries	Run# 1	Run# 2	Limits
1868-53-7	Dibromofluoromethane	107%		85-118%
17060-07-0	1,2-Dichloroethane-D4	97%		80-121%
2037-26-5	Toluene-D8	102%		80-120%
460-00-4	4-Bromofluorobenzene	100%		80-120%

CAS No.	Tentatively Identified Compounds	R.T.	Est. Conc.	Units	Q
	system artifact	3.69	19	ug/l	J
	system artifact	3.80	13	ug/l	J
811-97-2	Norflurane	3.95	6.5	ug/l	JN
	Total TIC, Volatile		6.5	ug/l	J

(a) Associated CCV outside of control limits high, sample was ND.

ND = Not detected MDL = Method Detection Limit
RL = Reporting Limit
E = Indicates value exceeds calibration range
J = Indicates an estimated value
B = Indicates analyte found in associated method blank
N = Indicates presumptive evidence of a compound

Report of Analysis

Client Sample ID: MW-2
Lab Sample ID: JD28208-2 **Date Sampled:** 07/13/21
Matrix: AQ - Ground Water **Date Received:** 07/14/21
Method: SW846 8270E SW846 3510C **Percent Solids:** n/a
Project: Remedial Investigation, 247 North Avenue, New Rochelle, NY

	File ID	DF	Analyzed	By	Prep Date	Prep Batch	Analytical Batch
Run #1	F200569.D	1	07/16/21 17:27	KLS	07/15/21 16:25	OP34332	EF8769
Run #2							

	Initial Volume	Final Volume
Run #1	1000 ml	1.0 ml
Run #2		

ABN TCL List (SOM0 1.1)

CAS No.	Compound	Result	RL	MDL	Units	Q
95-57-8	2-Chlorophenol	ND	5.0	0.82	ug/l	
59-50-7	4-Chloro-3-methyl phenol	ND	5.0	0.89	ug/l	
120-83-2	2,4-Dichlorophenol	ND	2.0	1.3	ug/l	
105-67-9	2,4-Dimethylphenol	ND	5.0	2.4	ug/l	
51-28-5	2,4-Dinitrophenol	ND	5.0	1.6	ug/l	
534-52-1	4,6-Dinitro-o-cresol	ND	5.0	1.3	ug/l	
95-48-7	2-Methylphenol	ND	2.0	0.89	ug/l	
	3&4-Methylphenol	ND	2.0	0.88	ug/l	
88-75-5	2-Nitrophenol	ND	5.0	0.96	ug/l	
100-02-7	4-Nitrophenol	ND	10	1.2	ug/l	
87-86-5	Pentachlorophenol	ND	4.0	1.4	ug/l	
108-95-2	Phenol	ND	2.0	0.39	ug/l	
58-90-2	2,3,4,6-Tetrachlorophenol	ND	5.0	1.5	ug/l	
95-95-4	2,4,5-Trichlorophenol	ND	5.0	1.3	ug/l	
88-06-2	2,4,6-Trichlorophenol	ND	5.0	0.92	ug/l	
83-32-9	Acenaphthene	ND	1.0	0.19	ug/l	
208-96-8	Acenaphthylene	ND	1.0	0.14	ug/l	
98-86-2	Acetophenone	ND	2.0	0.21	ug/l	
120-12-7	Anthracene	ND	1.0	0.21	ug/l	
1912-24-9	Atrazine	ND	2.0	0.45	ug/l	
100-52-7	Benzaldehyde	ND	5.0	0.29	ug/l	
56-55-3	Benzo(a)anthracene	ND	1.0	0.20	ug/l	
50-32-8	Benzo(a)pyrene	ND	1.0	0.21	ug/l	
205-99-2	Benzo(b)fluoranthene	ND	1.0	0.21	ug/l	
191-24-2	Benzo(g,h,i)perylene	ND	1.0	0.34	ug/l	
207-08-9	Benzo(k)fluoranthene	ND	1.0	0.21	ug/l	
101-55-3	4-Bromophenyl phenyl ether	ND	2.0	0.40	ug/l	
85-68-7	Butyl benzyl phthalate	ND	2.0	0.46	ug/l	
92-52-4	1,1'-Biphenyl	ND	1.0	0.21	ug/l	
91-58-7	2-Chloronaphthalene	ND	2.0	0.24	ug/l	
106-47-8	4-Chloroaniline	ND	5.0	0.34	ug/l	
86-74-8	Carbazole	ND	1.0	0.23	ug/l	

ND = Not detected MDL = Method Detection Limit
RL = Reporting Limit
E = Indicates value exceeds calibration range
J = Indicates an estimated value
B = Indicates analyte found in associated method blank
N = Indicates presumptive evidence of a compound

Report of Analysis

Client Sample ID: MW-2
Lab Sample ID: JD28208-2 **Date Sampled:** 07/13/21
Matrix: AQ - Ground Water **Date Received:** 07/14/21
Method: SW846 8270E SW846 3510C **Percent Solids:** n/a
Project: Remedial Investigation, 247 North Avenue, New Rochelle, NY

ABN TCL List (SOM0 1.1)

CAS No.	Compound	Result	RL	MDL	Units	Q
105-60-2	Caprolactam [a]	ND	2.0	0.65	ug/l	
218-01-9	Chrysene	ND	1.0	0.18	ug/l	
111-91-1	bis(2-Chloroethoxy)methane	ND	2.0	0.28	ug/l	
111-44-4	bis(2-Chloroethyl)ether	ND	2.0	0.25	ug/l	
108-60-1	2,2'-Oxybis(1-chloropropane)	ND	2.0	0.40	ug/l	
7005-72-3	4-Chlorophenyl phenyl ether	ND	2.0	0.37	ug/l	
121-14-2	2,4-Dinitrotoluene	ND	1.0	0.55	ug/l	
606-20-2	2,6-Dinitrotoluene	ND	1.0	0.48	ug/l	
91-94-1	3,3'-Dichlorobenzidine	ND	2.0	0.51	ug/l	
53-70-3	Dibenzo(a,h)anthracene	ND	1.0	0.33	ug/l	
132-64-9	Dibenzofuran	ND	5.0	0.22	ug/l	
84-74-2	Di-n-butyl phthalate	ND	2.0	0.50	ug/l	
117-84-0	Di-n-octyl phthalate	ND	2.0	0.23	ug/l	
84-66-2	Diethyl phthalate	ND	2.0	0.26	ug/l	
131-11-3	Dimethyl phthalate	ND	2.0	0.22	ug/l	
117-81-7	bis(2-Ethylhexyl)phthalate	ND	2.0	1.7	ug/l	
206-44-0	Fluoranthene	ND	1.0	0.17	ug/l	
86-73-7	Fluorene	ND	1.0	0.17	ug/l	
118-74-1	Hexachlorobenzene	ND	1.0	0.33	ug/l	
87-68-3	Hexachlorobutadiene	ND	1.0	0.49	ug/l	
77-47-4	Hexachlorocyclopentadiene	ND	10	2.8	ug/l	
67-72-1	Hexachloroethane	ND	2.0	0.39	ug/l	
193-39-5	Indeno(1,2,3-cd)pyrene	ND	1.0	0.33	ug/l	
78-59-1	Isophorone	ND	2.0	0.28	ug/l	
91-57-6	2-Methylnaphthalene	ND	1.0	0.21	ug/l	
88-74-4	2-Nitroaniline	ND	5.0	0.28	ug/l	
99-09-2	3-Nitroaniline	ND	5.0	0.39	ug/l	
100-01-6	4-Nitroaniline	ND	5.0	0.44	ug/l	
91-20-3	Naphthalene	ND	1.0	0.23	ug/l	
98-95-3	Nitrobenzene	ND	2.0	0.64	ug/l	
621-64-7	N-Nitroso-di-n-propylamine	ND	2.0	0.48	ug/l	
86-30-6	N-Nitrosodiphenylamine	ND	5.0	0.22	ug/l	
85-01-8	Phenanthrene	ND	1.0	0.18	ug/l	
129-00-0	Pyrene	ND	1.0	0.22	ug/l	
95-94-3	1,2,4,5-Tetrachlorobenzene	ND	2.0	0.37	ug/l	

CAS No.	Surrogate Recoveries	Run# 1	Run# 2	Limits
367-12-4	2-Fluorophenol	42%		10-83%
4165-62-2	Phenol-d5	30%		10-82%

ND = Not detected MDL = Method Detection Limit
RL = Reporting Limit
E = Indicates value exceeds calibration range
J = Indicates an estimated value
B = Indicates analyte found in associated method blank
N = Indicates presumptive evidence of a compound

Report of Analysis

Client Sample ID: MW-2
Lab Sample ID: JD28208-2 **Date Sampled:** 07/13/21
Matrix: AQ - Ground Water **Date Received:** 07/14/21
Method: SW846 8270E SW846 3510C **Percent Solids:** n/a
Project: Remedial Investigation, 247 North Avenue, New Rochelle, NY

ABN TCL List (SOM0 1.1)

CAS No.	Surrogate Recoveries	Run# 1	Run# 2	Limits
118-79-6	2,4,6-Tribromophenol	101%		37-139%
4165-60-0	Nitrobenzene-d5	77%		35-127%
321-60-8	2-Fluorobiphenyl	76%		35-121%
1718-51-0	Terphenyl-d14	87%		28-135%

CAS No.	Tentatively Identified Compounds	R.T.	Est. Conc.	Units	Q
	Internal standard added for SIM test	4.68	4.3	ug/l	J
	Internal standard added for SIM test	6.05	4.8	ug/l	J
	Internal standard added for SIM test	7.41	4.1	ug/l	J
	Internal standard added for SIM test	10.82	4.6	ug/l	J
	Total TIC, Semi-Volatile		0	ug/l	

(a) Associated CCV outside of control limits high, sample was ND.

ND = Not detected MDL = Method Detection Limit
RL = Reporting Limit
E = Indicates value exceeds calibration range
J = Indicates an estimated value
B = Indicates analyte found in associated method blank
N = Indicates presumptive evidence of a compound

Report of Analysis

Client Sample ID: MW-2
Lab Sample ID: JD28208-2 **Date Sampled:** 07/13/21
Matrix: AQ - Ground Water **Date Received:** 07/14/21
Method: SW846 8270E BY SIM SW846 3510C **Percent Solids:** n/a
Project: Remedial Investigation, 247 North Avenue, New Rochelle, NY

	File ID	DF	Analyzed	By	Prep Date	Prep Batch	Analytical Batch
Run #1	4P46585.D	1	07/16/21 06:58	CS	07/15/21 16:25	OP34332A	E4P2444
Run #2							

	Initial Volume	Final Volume
Run #1	1000 ml	1.0 ml
Run #2		

CAS No.	Compound	Result	RL	MDL	Units	Q
123-91-1	1,4-Dioxane	0.195	0.10	0.050	ug/l	

CAS No.	Surrogate Recoveries	Run# 1	Run# 2	Limits
4165-60-0	Nitrobenzene-d5	80%		21-121%
321-60-8	2-Fluorobiphenyl	103%		27-107%
1718-51-0	Terphenyl-d14	85%		25-118%

ND = Not detected MDL = Method Detection Limit J = Indicates an estimated value
RL = Reporting Limit B = Indicates analyte found in associated method blank
E = Indicates value exceeds calibration range N = Indicates presumptive evidence of a compound

Report of Analysis

Client Sample ID:	MW-2		
Lab Sample ID:	JD28208-2	**Date Sampled:**	07/13/21
Matrix:	AQ - Ground Water	**Date Received:**	07/14/21
Method:	SW846 8081B SW846 3510C	**Percent Solids:**	n/a
Project:	Remedial Investigation, 247 North Avenue, New Rochelle, NY		

	File ID	DF	Analyzed	By	Prep Date	Prep Batch	Analytical Batch
Run #1	1G168110.D	1	07/15/21 20:46	CP	07/15/21 16:15	OP34335	G1G5732
Run #2							

	Initial Volume	Final Volume
Run #1	310 ml	2.0 ml
Run #2		

Pesticide TCL List

CAS No.	Compound	Result	RL	MDL	Units	Q
309-00-2	Aldrin	ND	0.0065	0.0033	ug/l	
319-84-6	alpha-BHC	ND	0.0065	0.0034	ug/l	
319-85-7	beta-BHC	ND	0.0065	0.0052	ug/l	
319-86-8	delta-BHC	ND	0.0065	0.0042	ug/l	
58-89-9	gamma-BHC (Lindane)	ND	0.0065	0.0039	ug/l	
5103-71-9	alpha-Chlordane	ND	0.0065	0.0032	ug/l	
5103-74-2	gamma-Chlordane	ND	0.0065	0.0027	ug/l	
60-57-1	Dieldrin	ND	0.0065	0.0049	ug/l	
72-54-8	4,4'-DDD	ND	0.0065	0.0037	ug/l	
72-55-9	4,4'-DDE	ND	0.0065	0.0033	ug/l	
50-29-3	4,4'-DDT	ND	0.0065	0.0044	ug/l	
72-20-8	Endrin	ND	0.0065	0.0039	ug/l	
1031-07-8	Endosulfan sulfate	ND	0.0065	0.0035	ug/l	
7421-93-4	Endrin aldehyde	ND	0.0065	0.0043	ug/l	
53494-70-5	Endrin ketone	ND	0.0065	0.0040	ug/l	
959-98-8	Endosulfan-I	ND	0.0065	0.0034	ug/l	
33213-65-9	Endosulfan-II	ND	0.0065	0.0031	ug/l	
76-44-8	Heptachlor	ND	0.0065	0.0029	ug/l	
1024-57-3	Heptachlor epoxide	ND	0.0065	0.0039	ug/l	
72-43-5	Methoxychlor	ND	0.013	0.0043	ug/l	
8001-35-2	Toxaphene	ND	0.16	0.11	ug/l	

CAS No.	Surrogate Recoveries	Run# 1	Run# 2	Limits
877-09-8	Tetrachloro-m-xylene	86%		10-165%
877-09-8	Tetrachloro-m-xylene	99%		10-165%
2051-24-3	Decachlorobiphenyl	56%		28-161%
2051-24-3	Decachlorobiphenyl	59%		28-161%

ND = Not detected MDL = Method Detection Limit
RL = Reporting Limit
E = Indicates value exceeds calibration range

J = Indicates an estimated value
B = Indicates analyte found in associated method blank
N = Indicates presumptive evidence of a compound

Report of Analysis

Client Sample ID:	MW-2		
Lab Sample ID:	JD28208-2	**Date Sampled:**	07/13/21
Matrix:	AQ - Ground Water	**Date Received:**	07/14/21
Method:	SW846 8082A SW846 3510C	**Percent Solids:**	n/a
Project:	Remedial Investigation, 247 North Avenue, New Rochelle, NY		

	File ID	DF	Analyzed	By	Prep Date	Prep Batch	Analytical Batch
Run #1	XX2468219.D	1	07/16/21 09:41	TC	07/15/21 16:15	OP34336	GXX7503
Run #2							

	Initial Volume	Final Volume
Run #1	310 ml	2.0 ml
Run #2		

PCB List

CAS No.	Compound	Result	RL	MDL	Units	Q
12674-11-2	Aroclor 1016	ND	0.32	0.13	ug/l	
11104-28-2	Aroclor 1221	ND	0.32	0.27	ug/l	
11141-16-5	Aroclor 1232	ND	0.32	0.17	ug/l	
53469-21-9	Aroclor 1242	ND	0.32	0.15	ug/l	
12672-29-6	Aroclor 1248	ND	0.32	0.081	ug/l	
11097-69-1	Aroclor 1254	ND	0.32	0.27	ug/l	
11096-82-5	Aroclor 1260	ND	0.32	0.098	ug/l	
11100-14-4	Aroclor 1268	ND	0.32	0.11	ug/l	
37324-23-5	Aroclor 1262	ND	0.32	0.12	ug/l	

CAS No.	Surrogate Recoveries	Run# 1	Run# 2	Limits
877-09-8	Tetrachloro-m-xylene	84%		10-155%
877-09-8	Tetrachloro-m-xylene	84%		10-155%
2051-24-3	Decachlorobiphenyl	54%		10-151%
2051-24-3	Decachlorobiphenyl	53%		10-151%

ND = Not detected MDL = Method Detection Limit
RL = Reporting Limit
E = Indicates value exceeds calibration range

J = Indicates an estimated value
B = Indicates analyte found in associated method blank
N = Indicates presumptive evidence of a compound

Report of Analysis

Client Sample ID: MW-2
Lab Sample ID: JD28208-2
Matrix: AQ - Ground Water
Project: Remedial Investigation, 247 North Avenue, New Rochelle, NY

Date Sampled: 07/13/21
Date Received: 07/14/21
Percent Solids: n/a

Total Metals Analysis

Analyte	Result	RL	Units	DF	Prep	Analyzed	By	Method	Prep Method
Aluminum	1280	200	ug/l	1	07/19/21	07/19/21	ND	SW846 6010D [2]	SW846 3010A [4]
Antimony	6.7	6.0	ug/l	1	07/19/21	07/19/21	ND	SW846 6010D [2]	SW846 3010A [4]
Arsenic	< 3.0	3.0	ug/l	1	07/19/21	07/19/21	ND	SW846 6010D [2]	SW846 3010A [4]
Barium	< 200	200	ug/l	1	07/19/21	07/19/21	ND	SW846 6010D [2]	SW846 3010A [4]
Beryllium [a]	< 5.0	5.0	ug/l	5	07/19/21	07/20/21	ND	SW846 6010D [3]	SW846 3010A [4]
Cadmium	< 3.0	3.0	ug/l	1	07/19/21	07/19/21	ND	SW846 6010D [2]	SW846 3010A [4]
Calcium	141000	5000	ug/l	1	07/19/21	07/19/21	ND	SW846 6010D [2]	SW846 3010A [4]
Chromium	< 10	10	ug/l	1	07/19/21	07/19/21	ND	SW846 6010D [2]	SW846 3010A [4]
Cobalt	< 50	50	ug/l	1	07/19/21	07/19/21	ND	SW846 6010D [2]	SW846 3010A [4]
Copper	< 10	10	ug/l	1	07/19/21	07/19/21	ND	SW846 6010D [2]	SW846 3010A [4]
Iron	1350	100	ug/l	1	07/19/21	07/19/21	ND	SW846 6010D [2]	SW846 3010A [4]
Lead	< 3.0	3.0	ug/l	1	07/19/21	07/19/21	ND	SW846 6010D [2]	SW846 3010A [4]
Magnesium	36700	5000	ug/l	1	07/19/21	07/19/21	ND	SW846 6010D [2]	SW846 3010A [4]
Manganese	735	15	ug/l	1	07/19/21	07/19/21	ND	SW846 6010D [2]	SW846 3010A [4]
Mercury	< 0.20	0.20	ug/l	1	07/20/21	07/20/21	MS	SW846 7470A [1]	SW846 7470A [5]
Nickel	15.7	10	ug/l	1	07/19/21	07/19/21	ND	SW846 6010D [2]	SW846 3010A [4]
Potassium	10700	10000	ug/l	1	07/19/21	07/19/21	ND	SW846 6010D [2]	SW846 3010A [4]
Selenium	< 10	10	ug/l	1	07/19/21	07/19/21	ND	SW846 6010D [2]	SW846 3010A [4]
Silver	< 10	10	ug/l	1	07/19/21	07/19/21	ND	SW846 6010D [2]	SW846 3010A [4]
Sodium	88700	10000	ug/l	1	07/19/21	07/19/21	ND	SW846 6010D [2]	SW846 3010A [4]
Thallium	< 10	10	ug/l	1	07/19/21	07/19/21	ND	SW846 6010D [2]	SW846 3010A [4]
Vanadium	< 50	50	ug/l	1	07/19/21	07/19/21	ND	SW846 6010D [2]	SW846 3010A [4]
Zinc	< 20	20	ug/l	1	07/19/21	07/19/21	ND	SW846 6010D [2]	SW846 3010A [4]

(1) Instrument QC Batch: MA50851
(2) Instrument QC Batch: MA50855
(3) Instrument QC Batch: MA50862
(4) Prep QC Batch: MP27485
(5) Prep QC Batch: MP27536

(a) Elevated detection limit due to dilution required for high interfering element.

RL = Reporting Limit

Report of Analysis

Client Sample ID:	MW-2		
Lab Sample ID:	JD28208-2	**Date Sampled:**	07/13/21
Matrix:	AQ - Ground Water	**Date Received:**	07/14/21
		Percent Solids:	n/a
Project:	Remedial Investigation, 247 North Avenue, New Rochelle, NY		

General Chemistry

Analyte	Result	RL	Units	DF	Analyzed	By	Method
Cyanide	< 0.010	0.010	mg/l	1	07/19/21 22:27	EB	EPA 335.4/LACHAT

RL = Reporting Limit

Report of Analysis

Client Sample ID:	MW-2		
Lab Sample ID:	JD28208-2A	**Date Sampled:**	07/13/21
Matrix:	AQ - Ground Water	**Date Received:**	07/14/21
Method:	EPA 537M BY ID EPA 537 MOD	**Percent Solids:**	n/a
Project:	Remedial Investigation, 247 North Avenue, New Rochelle, NY		

	File ID	DF	Analyzed	By	Prep Date	Prep Batch	Analytical Batch
Run #1 [a]	3Q41645.D	1	07/21/21 01:54	AFL	07/19/21 09:00	F:OP86388	F:S3Q608
Run #2							

	Initial Volume	Final Volume
Run #1	280 ml	1.0 ml
Run #2		

PFAS List

CAS No.	Compound	Result	RL	MDL	Units	Q
PERFLUOROALKYLCARBOXYLIC ACIDS						
375-22-4	Perfluorobutanoic acid	24.1	3.6	1.8	ng/l	
2706-90-3	Perfluoropentanoic acid	23.3	1.8	0.89	ng/l	
307-24-4	Perfluorohexanoic acid	23.8	1.8	0.89	ng/l	
375-85-9	Perfluoroheptanoic acid	15.5	1.8	0.89	ng/l	
335-67-1	Perfluorooctanoic acid	30.9	1.8	0.89	ng/l	
375-95-1	Perfluorononanoic acid	2.0	1.8	0.89	ng/l	
335-76-2	Perfluorodecanoic acid	ND	1.8	0.89	ng/l	
2058-94-8	Perfluoroundecanoic acid	ND	1.8	0.89	ng/l	
307-55-1	Perfluorododecanoic acid	ND	1.8	0.89	ng/l	
72629-94-8	Perfluorotridecanoic acid	ND	1.8	0.89	ng/l	
376-06-7	Perfluorotetradecanoic acid	ND	1.8	0.89	ng/l	
PERFLUOROALKYLSULFONIC ACIDS						
375-73-5	Perfluorobutanesulfonic acid	23.3	1.8	0.89	ng/l	
355-46-4	Perfluorohexanesulfonic acid	4.8	1.8	0.89	ng/l	
375-92-8	Perfluoroheptanesulfonic acid	1.4	1.8	0.89	ng/l	J
1763-23-1	Perfluorooctanesulfonic acid	48.4	1.8	0.89	ng/l	
335-77-3	Perfluorodecanesulfonic acid	ND	1.8	0.89	ng/l	
PERFLUOROOCTANESULFONAMIDES						
754-91-6	PFOSA	2.6	3.6	1.8	ng/l	J
PERFLUOROOCTANESULFONAMIDOACETIC ACIDS						
2355-31-9	MeFOSAA	ND	3.6	1.8	ng/l	
2991-50-6	EtFOSAA	ND	3.6	1.8	ng/l	
FLUOROTELOMER SULFONATES						
27619-97-2	6:2 Fluorotelomer sulfonate	ND	7.1	1.8	ng/l	
39108-34-4	8:2 Fluorotelomer sulfonate	ND	7.1	1.8	ng/l	

ND = Not detected MDL = Method Detection Limit
RL = Reporting Limit
E = Indicates value exceeds calibration range
J = Indicates an estimated value
B = Indicates analyte found in associated method blank
N = Indicates presumptive evidence of a compound

Report of Analysis

Client Sample ID:	MW-2		
Lab Sample ID:	JD28208-2A	**Date Sampled:**	07/13/21
Matrix:	AQ - Ground Water	**Date Received:**	07/14/21
Method:	EPA 537M BY ID EPA 537 MOD	**Percent Solids:**	n/a
Project:	Remedial Investigation, 247 North Avenue, New Rochelle, NY		

PFAS List

CAS No.	ID Standard Recoveries	Run# 1	Run# 2	Limits
	13C4-PFBA	84%		35-135%
	13C5-PFPeA	86%		50-150%
	13C5-PFHxA	79%		50-150%
	13C4-PFHpA	82%		50-150%
	13C8-PFOA	86%		50-150%
	13C9-PFNA	84%		50-150%
	13C6-PFDA	79%		50-150%
	13C7-PFUnDA	71%		40-140%
	13C2-PFDoDA	75%		40-140%
	13C2-PFTeDA	87%		30-130%
	13C3-PFBS	83%		50-150%
	13C3-PFHxS	85%		50-150%
	13C8-PFOS	76%		50-150%
	13C8-FOSA	41%		30-130%
	d3-MeFOSAA	115%		40-140%
	d5-EtFOSAA	111%		40-140%
	13C2-6:2FTS	99%		50-150%
	13C2-8:2FTS	96%		50-150%

(a) Analysis performed at SGS Orlando, FL.

ND = Not detected MDL = Method Detection Limit
RL = Reporting Limit
E = Indicates value exceeds calibration range
J = Indicates an estimated value
B = Indicates analyte found in associated method blank
N = Indicates presumptive evidence of a compound

Report of Analysis

Client Sample ID:	MW-3		
Lab Sample ID:	JD28208-3	**Date Sampled:**	07/13/21
Matrix:	AQ - Ground Water	**Date Received:**	07/14/21
Method:	SW846 8260D	**Percent Solids:**	n/a
Project:	Remedial Investigation, 247 North Avenue, New Rochelle, NY		

	File ID	DF	Analyzed	By	Prep Date	Prep Batch	Analytical Batch
Run #1	2B184496.D	1	07/17/21 19:44	MD	n/a	n/a	V2B8374
Run #2							

	Purge Volume
Run #1	5.0 ml
Run #2	

VOA TCL List

CAS No.	Compound	Result	RL	MDL	Units	Q
67-64-1	Acetone	ND	10	3.1	ug/l	
71-43-2	Benzene	ND	0.50	0.43	ug/l	
74-97-5	Bromochloromethane	ND	1.0	0.48	ug/l	
75-27-4	Bromodichloromethane	ND	1.0	0.45	ug/l	
75-25-2	Bromoform	ND	1.0	0.63	ug/l	
74-83-9	Bromomethane	ND	2.0	1.6	ug/l	
78-93-3	2-Butanone (MEK)	ND	10	6.9	ug/l	
75-15-0	Carbon disulfide	ND	2.0	0.46	ug/l	
56-23-5	Carbon tetrachloride	ND	1.0	0.55	ug/l	
108-90-7	Chlorobenzene	ND	1.0	0.56	ug/l	
75-00-3	Chloroethane	ND	1.0	0.73	ug/l	
67-66-3	Chloroform	ND	1.0	0.50	ug/l	
74-87-3	Chloromethane	ND	1.0	0.76	ug/l	
110-82-7	Cyclohexane	ND	5.0	0.78	ug/l	
96-12-8	1,2-Dibromo-3-chloropropane	ND	2.0	0.53	ug/l	
124-48-1	Dibromochloromethane	ND	1.0	0.56	ug/l	
106-93-4	1,2-Dibromoethane [a]	ND	1.0	0.48	ug/l	
95-50-1	1,2-Dichlorobenzene	ND	1.0	0.53	ug/l	
541-73-1	1,3-Dichlorobenzene	ND	1.0	0.54	ug/l	
106-46-7	1,4-Dichlorobenzene	ND	1.0	0.51	ug/l	
75-71-8	Dichlorodifluoromethane	ND	2.0	0.56	ug/l	
75-34-3	1,1-Dichloroethane	ND	1.0	0.57	ug/l	
107-06-2	1,2-Dichloroethane	ND	1.0	0.60	ug/l	
75-35-4	1,1-Dichloroethene	ND	1.0	0.59	ug/l	
156-59-2	cis-1,2-Dichloroethene	ND	1.0	0.51	ug/l	
156-60-5	trans-1,2-Dichloroethene	ND	1.0	0.54	ug/l	
78-87-5	1,2-Dichloropropane	ND	1.0	0.51	ug/l	
10061-01-5	cis-1,3-Dichloropropene	ND	1.0	0.47	ug/l	
10061-02-6	trans-1,3-Dichloropropene	ND	1.0	0.43	ug/l	
100-41-4	Ethylbenzene	ND	1.0	0.60	ug/l	
76-13-1	Freon 113	ND	5.0	0.58	ug/l	
591-78-6	2-Hexanone	ND	5.0	2.0	ug/l	

ND = Not detected MDL = Method Detection Limit
RL = Reporting Limit
E = Indicates value exceeds calibration range

J = Indicates an estimated value
B = Indicates analyte found in associated method blank
N = Indicates presumptive evidence of a compound

Report of Analysis

Client Sample ID:	MW-3		
Lab Sample ID:	JD28208-3	**Date Sampled:**	07/13/21
Matrix:	AQ - Ground Water	**Date Received:**	07/14/21
Method:	SW846 8260D	**Percent Solids:**	n/a
Project:	Remedial Investigation, 247 North Avenue, New Rochelle, NY		

VOA TCL List

CAS No.	Compound	Result	RL	MDL	Units	Q
98-82-8	Isopropylbenzene	ND	1.0	0.65	ug/l	
79-20-9	Methyl Acetate	ND	5.0	0.80	ug/l	
108-87-2	Methylcyclohexane	ND	5.0	0.60	ug/l	
1634-04-4	Methyl Tert Butyl Ether	ND	1.0	0.51	ug/l	
108-10-1	4-Methyl-2-pentanone(MIBK)	ND	5.0	1.9	ug/l	
75-09-2	Methylene chloride	ND	2.0	1.0	ug/l	
100-42-5	Styrene	ND	1.0	0.49	ug/l	
79-34-5	1,1,2,2-Tetrachloroethane	ND	1.0	0.65	ug/l	
127-18-4	Tetrachloroethene	ND	1.0	0.90	ug/l	
108-88-3	Toluene	ND	1.0	0.53	ug/l	
87-61-6	1,2,3-Trichlorobenzene	ND	1.0	0.50	ug/l	
120-82-1	1,2,4-Trichlorobenzene [a]	ND	1.0	0.50	ug/l	
71-55-6	1,1,1-Trichloroethane	ND	1.0	0.54	ug/l	
79-00-5	1,1,2-Trichloroethane	ND	1.0	0.53	ug/l	
79-01-6	Trichloroethene	ND	1.0	0.53	ug/l	
75-69-4	Trichlorofluoromethane	ND	2.0	0.40	ug/l	
75-01-4	Vinyl chloride	ND	1.0	0.79	ug/l	
	m,p-Xylene	ND	1.0	0.78	ug/l	
95-47-6	o-Xylene	ND	1.0	0.59	ug/l	
1330-20-7	Xylene (total)	ND	1.0	0.59	ug/l	

CAS No.	Surrogate Recoveries	Run# 1	Run# 2	Limits
1868-53-7	Dibromofluoromethane	107%		85-118%
17060-07-0	1,2-Dichloroethane-D4	98%		80-121%
2037-26-5	Toluene-D8	101%		80-120%
460-00-4	4-Bromofluorobenzene	100%		80-120%

CAS No.	Tentatively Identified Compounds	R.T.	Est. Conc.	Units	Q
	system artifact	3.68	21	ug/l	J
	system artifact	3.79	19	ug/l	J
811-97-2	Norflurane	3.94	7.7	ug/l	JN
	Total TIC, Volatile		7.7	ug/l	J

(a) Associated CCV outside of control limits high, sample was ND.

ND = Not detected MDL = Method Detection Limit
RL = Reporting Limit
E = Indicates value exceeds calibration range
J = Indicates an estimated value
B = Indicates analyte found in associated method blank
N = Indicates presumptive evidence of a compound

Report of Analysis

Client Sample ID: MW-3
Lab Sample ID: JD28208-3 **Date Sampled:** 07/13/21
Matrix: AQ - Ground Water **Date Received:** 07/14/21
Method: SW846 8270E SW846 3510C **Percent Solids:** n/a
Project: Remedial Investigation, 247 North Avenue, New Rochelle, NY

	File ID	DF	Analyzed	By	Prep Date	Prep Batch	Analytical Batch
Run #1	F200570.D	1	07/16/21 17:55	KLS	07/15/21 16:25	OP34332	EF8769
Run #2							

	Initial Volume	Final Volume
Run #1	1000 ml	1.0 ml
Run #2		

ABN TCL List (SOM0 1.1)

CAS No.	Compound	Result	RL	MDL	Units	Q
95-57-8	2-Chlorophenol	ND	5.0	0.82	ug/l	
59-50-7	4-Chloro-3-methyl phenol	ND	5.0	0.89	ug/l	
120-83-2	2,4-Dichlorophenol	ND	2.0	1.3	ug/l	
105-67-9	2,4-Dimethylphenol	ND	5.0	2.4	ug/l	
51-28-5	2,4-Dinitrophenol	ND	5.0	1.6	ug/l	
534-52-1	4,6-Dinitro-o-cresol	ND	5.0	1.3	ug/l	
95-48-7	2-Methylphenol	ND	2.0	0.89	ug/l	
	3&4-Methylphenol	ND	2.0	0.88	ug/l	
88-75-5	2-Nitrophenol	ND	5.0	0.96	ug/l	
100-02-7	4-Nitrophenol	ND	10	1.2	ug/l	
87-86-5	Pentachlorophenol	ND	4.0	1.4	ug/l	
108-95-2	Phenol	ND	2.0	0.39	ug/l	
58-90-2	2,3,4,6-Tetrachlorophenol	ND	5.0	1.5	ug/l	
95-95-4	2,4,5-Trichlorophenol	ND	5.0	1.3	ug/l	
88-06-2	2,4,6-Trichlorophenol	ND	5.0	0.92	ug/l	
83-32-9	Acenaphthene	ND	1.0	0.19	ug/l	
208-96-8	Acenaphthylene	ND	1.0	0.14	ug/l	
98-86-2	Acetophenone	ND	2.0	0.21	ug/l	
120-12-7	Anthracene	ND	1.0	0.21	ug/l	
1912-24-9	Atrazine	ND	2.0	0.45	ug/l	
100-52-7	Benzaldehyde	ND	5.0	0.29	ug/l	
56-55-3	Benzo(a)anthracene	ND	1.0	0.20	ug/l	
50-32-8	Benzo(a)pyrene	ND	1.0	0.21	ug/l	
205-99-2	Benzo(b)fluoranthene	ND	1.0	0.21	ug/l	
191-24-2	Benzo(g,h,i)perylene	ND	1.0	0.34	ug/l	
207-08-9	Benzo(k)fluoranthene	ND	1.0	0.21	ug/l	
101-55-3	4-Bromophenyl phenyl ether	ND	2.0	0.40	ug/l	
85-68-7	Butyl benzyl phthalate	ND	2.0	0.46	ug/l	
92-52-4	1,1'-Biphenyl	ND	1.0	0.21	ug/l	
91-58-7	2-Chloronaphthalene	ND	2.0	0.24	ug/l	
106-47-8	4-Chloroaniline	ND	5.0	0.34	ug/l	
86-74-8	Carbazole	ND	1.0	0.23	ug/l	

ND = Not detected MDL = Method Detection Limit
RL = Reporting Limit
E = Indicates value exceeds calibration range
J = Indicates an estimated value
B = Indicates analyte found in associated method blank
N = Indicates presumptive evidence of a compound

Report of Analysis

Client Sample ID:	MW-3		
Lab Sample ID:	JD28208-3	**Date Sampled:**	07/13/21
Matrix:	AQ - Ground Water	**Date Received:**	07/14/21
Method:	SW846 8270E SW846 3510C	**Percent Solids:**	n/a
Project:	Remedial Investigation, 247 North Avenue, New Rochelle, NY		

ABN TCL List (SOM0 1.1)

CAS No.	Compound	Result	RL	MDL	Units	Q
105-60-2	Caprolactam [a]	ND	2.0	0.65	ug/l	
218-01-9	Chrysene	ND	1.0	0.18	ug/l	
111-91-1	bis(2-Chloroethoxy)methane	ND	2.0	0.28	ug/l	
111-44-4	bis(2-Chloroethyl)ether	ND	2.0	0.25	ug/l	
108-60-1	2,2'-Oxybis(1-chloropropane)	ND	2.0	0.40	ug/l	
7005-72-3	4-Chlorophenyl phenyl ether	ND	2.0	0.37	ug/l	
121-14-2	2,4-Dinitrotoluene	ND	1.0	0.55	ug/l	
606-20-2	2,6-Dinitrotoluene	ND	1.0	0.48	ug/l	
91-94-1	3,3'-Dichlorobenzidine	ND	2.0	0.51	ug/l	
53-70-3	Dibenzo(a,h)anthracene	ND	1.0	0.33	ug/l	
132-64-9	Dibenzofuran	ND	5.0	0.22	ug/l	
84-74-2	Di-n-butyl phthalate	ND	2.0	0.50	ug/l	
117-84-0	Di-n-octyl phthalate	ND	2.0	0.23	ug/l	
84-66-2	Diethyl phthalate	ND	2.0	0.26	ug/l	
131-11-3	Dimethyl phthalate	ND	2.0	0.22	ug/l	
117-81-7	bis(2-Ethylhexyl)phthalate	ND	2.0	1.7	ug/l	
206-44-0	Fluoranthene	ND	1.0	0.17	ug/l	
86-73-7	Fluorene	ND	1.0	0.17	ug/l	
118-74-1	Hexachlorobenzene	ND	1.0	0.33	ug/l	
87-68-3	Hexachlorobutadiene	ND	1.0	0.49	ug/l	
77-47-4	Hexachlorocyclopentadiene	ND	10	2.8	ug/l	
67-72-1	Hexachloroethane	ND	2.0	0.39	ug/l	
193-39-5	Indeno(1,2,3-cd)pyrene	ND	1.0	0.33	ug/l	
78-59-1	Isophorone	ND	2.0	0.28	ug/l	
91-57-6	2-Methylnaphthalene	ND	1.0	0.21	ug/l	
88-74-4	2-Nitroaniline	ND	5.0	0.28	ug/l	
99-09-2	3-Nitroaniline	ND	5.0	0.39	ug/l	
100-01-6	4-Nitroaniline	ND	5.0	0.44	ug/l	
91-20-3	Naphthalene	ND	1.0	0.23	ug/l	
98-95-3	Nitrobenzene	ND	2.0	0.64	ug/l	
621-64-7	N-Nitroso-di-n-propylamine	ND	2.0	0.48	ug/l	
86-30-6	N-Nitrosodiphenylamine	ND	5.0	0.22	ug/l	
85-01-8	Phenanthrene	ND	1.0	0.18	ug/l	
129-00-0	Pyrene	ND	1.0	0.22	ug/l	
95-94-3	1,2,4,5-Tetrachlorobenzene	ND	2.0	0.37	ug/l	

CAS No.	Surrogate Recoveries	Run# 1	Run# 2	Limits
367-12-4	2-Fluorophenol	36%		10-83%
4165-62-2	Phenol-d5	23%		10-82%

ND = Not detected MDL = Method Detection Limit
RL = Reporting Limit
E = Indicates value exceeds calibration range
J = Indicates an estimated value
B = Indicates analyte found in associated method blank
N = Indicates presumptive evidence of a compound

Report of Analysis

Client Sample ID: MW-3
Lab Sample ID: JD28208-3 **Date Sampled:** 07/13/21
Matrix: AQ - Ground Water **Date Received:** 07/14/21
Method: SW846 8270E SW846 3510C **Percent Solids:** n/a
Project: Remedial Investigation, 247 North Avenue, New Rochelle, NY

ABN TCL List (SOM0 1.1)

CAS No.	Surrogate Recoveries	Run# 1	Run# 2	Limits
118-79-6	2,4,6-Tribromophenol	89%		37-139%
4165-60-0	Nitrobenzene-d5	71%		35-127%
321-60-8	2-Fluorobiphenyl	69%		35-121%
1718-51-0	Terphenyl-d14	99%		28-135%

CAS No.	Tentatively Identified Compounds	R.T.	Est. Conc.	Units	Q
	Internal standard added for SIM te	4.68	4.1	ug/l	J
	Internal standard added for SIM te	6.05	5.2	ug/l	J
	Internal standard added for SIM te	7.41	4.1	ug/l	J
	Internal standard added for SIM test	10.82	4.2	ug/l	J
	Total TIC, Semi-Volatile		0	ug/l	

(a) Associated CCV outside of control limits high, sample was ND.

ND = Not detected MDL = Method Detection Limit
RL = Reporting Limit
E = Indicates value exceeds calibration range
J = Indicates an estimated value
B = Indicates analyte found in associated method blank
N = Indicates presumptive evidence of a compound

Report of Analysis

Client Sample ID: MW-3
Lab Sample ID: JD28208-3 **Date Sampled:** 07/13/21
Matrix: AQ - Ground Water **Date Received:** 07/14/21
Method: SW846 8270E BY SIM SW846 3510C **Percent Solids:** n/a
Project: Remedial Investigation, 247 North Avenue, New Rochelle, NY

	File ID	DF	Analyzed	By	Prep Date	Prep Batch	Analytical Batch
Run #1	4P46586.D	1	07/16/21 07:20	CS	07/15/21 16:25	OP34332A	E4P2444
Run #2							

	Initial Volume	Final Volume
Run #1	1000 ml	1.0 ml
Run #2		

CAS No.	Compound	Result	RL	MDL	Units	Q
123-91-1	1,4-Dioxane	0.134	0.10	0.050	ug/l	

CAS No.	Surrogate Recoveries	Run# 1	Run# 2	Limits
4165-60-0	Nitrobenzene-d5	71%		21-121%
321-60-8	2-Fluorobiphenyl	85%		27-107%
1718-51-0	Terphenyl-d14	105%		25-118%

ND = Not detected MDL = Method Detection Limit J = Indicates an estimated value
RL = Reporting Limit B = Indicates analyte found in associated method blank
E = Indicates value exceeds calibration range N = Indicates presumptive evidence of a compound

Report of Analysis

Client Sample ID:	MW-3		
Lab Sample ID:	JD28208-3	**Date Sampled:**	07/13/21
Matrix:	AQ - Ground Water	**Date Received:**	07/14/21
Method:	SW846 8081B SW846 3510C	**Percent Solids:**	n/a
Project:	Remedial Investigation, 247 North Avenue, New Rochelle, NY		

	File ID	DF	Analyzed	By	Prep Date	Prep Batch	Analytical Batch
Run #1	1G168111.D	1	07/15/21 21:04	CP	07/15/21 16:15	OP34335	G1G5732
Run #2							

	Initial Volume	Final Volume
Run #1	310 ml	2.0 ml
Run #2		

Pesticide TCL List

CAS No.	Compound	Result	RL	MDL	Units	Q
309-00-2	Aldrin	ND	0.0065	0.0033	ug/l	
319-84-6	alpha-BHC	ND	0.0065	0.0034	ug/l	
319-85-7	beta-BHC	ND	0.0065	0.0052	ug/l	
319-86-8	delta-BHC	ND	0.0065	0.0042	ug/l	
58-89-9	gamma-BHC (Lindane)	ND	0.0065	0.0039	ug/l	
5103-71-9	alpha-Chlordane	ND	0.0065	0.0032	ug/l	
5103-74-2	gamma-Chlordane	ND	0.0065	0.0027	ug/l	
60-57-1	Dieldrin	ND	0.0065	0.0049	ug/l	
72-54-8	4,4'-DDD	ND	0.0065	0.0037	ug/l	
72-55-9	4,4'-DDE	ND	0.0065	0.0033	ug/l	
50-29-3	4,4'-DDT	ND	0.0065	0.0044	ug/l	
72-20-8	Endrin	ND	0.0065	0.0039	ug/l	
1031-07-8	Endosulfan sulfate	ND	0.0065	0.0035	ug/l	
7421-93-4	Endrin aldehyde	ND	0.0065	0.0043	ug/l	
53494-70-5	Endrin ketone	ND	0.0065	0.0040	ug/l	
959-98-8	Endosulfan-I	ND	0.0065	0.0034	ug/l	
33213-65-9	Endosulfan-II	ND	0.0065	0.0031	ug/l	
76-44-8	Heptachlor	ND	0.0065	0.0029	ug/l	
1024-57-3	Heptachlor epoxide	ND	0.0065	0.0039	ug/l	
72-43-5	Methoxychlor	ND	0.013	0.0043	ug/l	
8001-35-2	Toxaphene	ND	0.16	0.11	ug/l	

CAS No.	Surrogate Recoveries	Run# 1	Run# 2	Limits
877-09-8	Tetrachloro-m-xylene	81%		10-165%
877-09-8	Tetrachloro-m-xylene	88%		10-165%
2051-24-3	Decachlorobiphenyl	50%		28-161%
2051-24-3	Decachlorobiphenyl	49%		28-161%

ND = Not detected MDL = Method Detection Limit
RL = Reporting Limit
E = Indicates value exceeds calibration range
J = Indicates an estimated value
B = Indicates analyte found in associated method blank
N = Indicates presumptive evidence of a compound

Report of Analysis

Client Sample ID:	MW-3		
Lab Sample ID:	JD28208-3	**Date Sampled:**	07/13/21
Matrix:	AQ - Ground Water	**Date Received:**	07/14/21
Method:	SW846 8082A SW846 3510C	**Percent Solids:**	n/a
Project:	Remedial Investigation, 247 North Avenue, New Rochelle, NY		

	File ID	DF	Analyzed	By	Prep Date	Prep Batch	Analytical Batch
Run #1	XX2468220.D	1	07/16/21 09:58	TC	07/15/21 16:15	OP34336	GXX7503
Run #2							

	Initial Volume	Final Volume
Run #1	310 ml	2.0 ml
Run #2		

PCB List

CAS No.	Compound	Result	RL	MDL	Units	Q
12674-11-2	Aroclor 1016	ND	0.32	0.13	ug/l	
11104-28-2	Aroclor 1221	ND	0.32	0.27	ug/l	
11141-16-5	Aroclor 1232	ND	0.32	0.17	ug/l	
53469-21-9	Aroclor 1242	ND	0.32	0.15	ug/l	
12672-29-6	Aroclor 1248	ND	0.32	0.081	ug/l	
11097-69-1	Aroclor 1254	ND	0.32	0.27	ug/l	
11096-82-5	Aroclor 1260	ND	0.32	0.098	ug/l	
11100-14-4	Aroclor 1268	ND	0.32	0.11	ug/l	
37324-23-5	Aroclor 1262	ND	0.32	0.12	ug/l	

CAS No.	Surrogate Recoveries	Run# 1	Run# 2	Limits
877-09-8	Tetrachloro-m-xylene	95%		10-155%
877-09-8	Tetrachloro-m-xylene	88%		10-155%
2051-24-3	Decachlorobiphenyl	53%		10-151%
2051-24-3	Decachlorobiphenyl	52%		10-151%

ND = Not detected MDL = Method Detection Limit
RL = Reporting Limit
E = Indicates value exceeds calibration range
J = Indicates an estimated value
B = Indicates analyte found in associated method blank
N = Indicates presumptive evidence of a compound

Report of Analysis

Client Sample ID: MW-3
Lab Sample ID: JD28208-3
Matrix: AQ - Ground Water
Project: Remedial Investigation, 247 North Avenue, New Rochelle, NY

Date Sampled: 07/13/21
Date Received: 07/14/21
Percent Solids: n/a

Total Metals Analysis

Analyte	Result	RL	Units	DF	Prep	Analyzed	By	Method	Prep Method
Aluminum	1100	200	ug/l	1	07/19/21	07/19/21	ND	SW846 6010D [2]	SW846 3010A [3]
Antimony	< 6.0	6.0	ug/l	1	07/19/21	07/19/21	ND	SW846 6010D [2]	SW846 3010A [3]
Arsenic	< 3.0	3.0	ug/l	1	07/19/21	07/19/21	ND	SW846 6010D [2]	SW846 3010A [3]
Barium	< 200	200	ug/l	1	07/19/21	07/19/21	ND	SW846 6010D [2]	SW846 3010A [3]
Beryllium	< 1.0	1.0	ug/l	1	07/19/21	07/19/21	ND	SW846 6010D [2]	SW846 3010A [3]
Cadmium	< 3.0	3.0	ug/l	1	07/19/21	07/19/21	ND	SW846 6010D [2]	SW846 3010A [3]
Calcium	122000	5000	ug/l	1	07/19/21	07/19/21	ND	SW846 6010D [2]	SW846 3010A [3]
Chromium	< 10	10	ug/l	1	07/19/21	07/19/21	ND	SW846 6010D [2]	SW846 3010A [3]
Cobalt	< 50	50	ug/l	1	07/19/21	07/19/21	ND	SW846 6010D [2]	SW846 3010A [3]
Copper	< 10	10	ug/l	1	07/19/21	07/19/21	ND	SW846 6010D [2]	SW846 3010A [3]
Iron	1480	100	ug/l	1	07/19/21	07/19/21	ND	SW846 6010D [2]	SW846 3010A [3]
Lead	< 3.0	3.0	ug/l	1	07/19/21	07/19/21	ND	SW846 6010D [2]	SW846 3010A [3]
Magnesium	45200	5000	ug/l	1	07/19/21	07/19/21	ND	SW846 6010D [2]	SW846 3010A [3]
Manganese	764	15	ug/l	1	07/19/21	07/19/21	ND	SW846 6010D [2]	SW846 3010A [3]
Mercury	< 0.20	0.20	ug/l	1	07/20/21	07/20/21	MS	SW846 7470A [1]	SW846 7470A [4]
Nickel	< 10	10	ug/l	1	07/19/21	07/19/21	ND	SW846 6010D [2]	SW846 3010A [3]
Potassium	11900	10000	ug/l	1	07/19/21	07/19/21	ND	SW846 6010D [2]	SW846 3010A [3]
Selenium	< 10	10	ug/l	1	07/19/21	07/19/21	ND	SW846 6010D [2]	SW846 3010A [3]
Silver	< 10	10	ug/l	1	07/19/21	07/19/21	ND	SW846 6010D [2]	SW846 3010A [3]
Sodium	118000	10000	ug/l	1	07/19/21	07/19/21	ND	SW846 6010D [2]	SW846 3010A [3]
Thallium	< 10	10	ug/l	1	07/19/21	07/19/21	ND	SW846 6010D [2]	SW846 3010A [3]
Vanadium	< 50	50	ug/l	1	07/19/21	07/19/21	ND	SW846 6010D [2]	SW846 3010A [3]
Zinc	< 20	20	ug/l	1	07/19/21	07/19/21	ND	SW846 6010D [2]	SW846 3010A [3]

(1) Instrument QC Batch: MA50851
(2) Instrument QC Batch: MA50855
(3) Prep QC Batch: MP27485
(4) Prep QC Batch: MP27536

RL = Reporting Limit

Report of Analysis

Client Sample ID:	MW-3		
Lab Sample ID:	JD28208-3	**Date Sampled:**	07/13/21
Matrix:	AQ - Ground Water	**Date Received:**	07/14/21
		Percent Solids:	n/a
Project:	Remedial Investigation, 247 North Avenue, New Rochelle, NY		

General Chemistry

Analyte	Result	RL	Units	DF	Analyzed	By	Method
Cyanide	< 0.010	0.010	mg/l	1	07/19/21 22:28	EB	EPA 335.4/LACHAT

RL = Reporting Limit

Report of Analysis

Client Sample ID: MW-3
Lab Sample ID: JD28208-3A **Date Sampled:** 07/13/21
Matrix: AQ - Ground Water **Date Received:** 07/14/21
Method: EPA 537M BY ID EPA 537 MOD **Percent Solids:** n/a
Project: Remedial Investigation, 247 North Avenue, New Rochelle, NY

	File ID	DF	Analyzed	By	Prep Date	Prep Batch	Analytical Batch
Run #1 [a]	3Q41647.D	1.1	07/21/21 02:27	AFL	07/19/21 09:00	F:OP86388	F:S3Q608
Run #2							

	Initial Volume	Final Volume
Run #1	280 ml	1.0 ml
Run #2		

PFAS List

CAS No.	Compound	Result	RL	MDL	Units	Q
PERFLUOROALKYLCARBOXYLIC ACIDS						
375-22-4	Perfluorobutanoic acid	26.2	3.9	2.0	ng/l	
2706-90-3	Perfluoropentanoic acid	23.1	2.0	0.98	ng/l	
307-24-4	Perfluorohexanoic acid	21.9	2.0	0.98	ng/l	
375-85-9	Perfluoroheptanoic acid	13.8	2.0	0.98	ng/l	
335-67-1	Perfluorooctanoic acid	29.7	2.0	0.98	ng/l	
375-95-1	Perfluorononanoic acid	2.3	2.0	0.98	ng/l	
335-76-2	Perfluorodecanoic acid	ND	2.0	0.98	ng/l	
2058-94-8	Perfluoroundecanoic acid	ND	2.0	0.98	ng/l	
307-55-1	Perfluorododecanoic acid	ND	2.0	0.98	ng/l	
72629-94-8	Perfluorotridecanoic acid	ND	2.0	0.98	ng/l	
376-06-7	Perfluorotetradecanoic acid	ND	2.0	0.98	ng/l	
PERFLUOROALKYLSULFONIC ACIDS						
375-73-5	Perfluorobutanesulfonic acid	30.5	2.0	0.98	ng/l	
355-46-4	Perfluorohexanesulfonic acid	6.3	2.0	0.98	ng/l	
375-92-8	Perfluoroheptanesulfonic acid	ND	2.0	0.98	ng/l	
1763-23-1	Perfluorooctanesulfonic acid	19.8	2.0	0.98	ng/l	
335-77-3	Perfluorodecanesulfonic acid	ND	2.0	0.98	ng/l	
PERFLUOROOCTANESULFONAMIDES						
754-91-6	PFOSA	ND	3.9	2.0	ng/l	
PERFLUOROOCTANESULFONAMIDOACETIC ACIDS						
2355-31-9	MeFOSAA	ND	3.9	2.0	ng/l	
2991-50-6	EtFOSAA	ND	3.9	2.0	ng/l	
FLUOROTELOMER SULFONATES						
27619-97-2	6:2 Fluorotelomer sulfonate	ND	7.9	2.0	ng/l	
39108-34-4	8:2 Fluorotelomer sulfonate	ND	7.9	2.0	ng/l	

ND = Not detected MDL = Method Detection Limit
RL = Reporting Limit
E = Indicates value exceeds calibration range
J = Indicates an estimated value
B = Indicates analyte found in associated method blank
N = Indicates presumptive evidence of a compound

Report of Analysis

Client Sample ID:	MW-3		
Lab Sample ID:	JD28208-3A	**Date Sampled:**	07/13/21
Matrix:	AQ - Ground Water	**Date Received:**	07/14/21
Method:	EPA 537M BY ID EPA 537 MOD	**Percent Solids:**	n/a
Project:	Remedial Investigation, 247 North Avenue, New Rochelle, NY		

PFAS List

CAS No.	ID Standard Recoveries	Run# 1	Run# 2	Limits
	13C4-PFBA	81%		35-135%
	13C5-PFPeA	82%		50-150%
	13C5-PFHxA	77%		50-150%
	13C4-PFHpA	78%		50-150%
	13C8-PFOA	84%		50-150%
	13C9-PFNA	84%		50-150%
	13C6-PFDA	87%		50-150%
	13C7-PFUnDA	83%		40-140%
	13C2-PFDoDA	85%		40-140%
	13C2-PFTeDA	88%		30-130%
	13C3-PFBS	80%		50-150%
	13C3-PFHxS	79%		50-150%
	13C8-PFOS	78%		50-150%
	13C8-FOSA	76%		30-130%
	d3-MeFOSAA	110%		40-140%
	d5-EtFOSAA	109%		40-140%
	13C2-6:2FTS	95%		50-150%
	13C2-8:2FTS	94%		50-150%

(a) Analysis performed at SGS Orlando, FL.

ND = Not detected MDL = Method Detection Limit
RL = Reporting Limit
E = Indicates value exceeds calibration range

J = Indicates an estimated value
B = Indicates analyte found in associated method blank
N = Indicates presumptive evidence of a compound

Report of Analysis

Client Sample ID:	MW-6		
Lab Sample ID:	JD28208-4	**Date Sampled:**	07/13/21
Matrix:	AQ - Ground Water	**Date Received:**	07/14/21
Method:	SW846 8260D	**Percent Solids:**	n/a
Project:	Remedial Investigation, 247 North Avenue, New Rochelle, NY		

	File ID	DF	Analyzed	By	Prep Date	Prep Batch	Analytical Batch
Run #1	2B184497.D	1	07/17/21 20:14	MD	n/a	n/a	V2B8374
Run #2							

	Purge Volume
Run #1	5.0 ml
Run #2	

VOA TCL List

CAS No.	Compound	Result	RL	MDL	Units	Q
67-64-1	Acetone	ND	10	3.1	ug/l	
71-43-2	Benzene	ND	0.50	0.43	ug/l	
74-97-5	Bromochloromethane	ND	1.0	0.48	ug/l	
75-27-4	Bromodichloromethane	ND	1.0	0.45	ug/l	
75-25-2	Bromoform	ND	1.0	0.63	ug/l	
74-83-9	Bromomethane	ND	2.0	1.6	ug/l	
78-93-3	2-Butanone (MEK)	ND	10	6.9	ug/l	
75-15-0	Carbon disulfide	ND	2.0	0.46	ug/l	
56-23-5	Carbon tetrachloride	ND	1.0	0.55	ug/l	
108-90-7	Chlorobenzene	ND	1.0	0.56	ug/l	
75-00-3	Chloroethane	ND	1.0	0.73	ug/l	
67-66-3	Chloroform	ND	1.0	0.50	ug/l	
74-87-3	Chloromethane	ND	1.0	0.76	ug/l	
110-82-7	Cyclohexane	ND	5.0	0.78	ug/l	
96-12-8	1,2-Dibromo-3-chloropropane	ND	2.0	0.53	ug/l	
124-48-1	Dibromochloromethane	ND	1.0	0.56	ug/l	
106-93-4	1,2-Dibromoethane [a]	ND	1.0	0.48	ug/l	
95-50-1	1,2-Dichlorobenzene	ND	1.0	0.53	ug/l	
541-73-1	1,3-Dichlorobenzene	ND	1.0	0.54	ug/l	
106-46-7	1,4-Dichlorobenzene	ND	1.0	0.51	ug/l	
75-71-8	Dichlorodifluoromethane	ND	2.0	0.56	ug/l	
75-34-3	1,1-Dichloroethane	ND	1.0	0.57	ug/l	
107-06-2	1,2-Dichloroethane	ND	1.0	0.60	ug/l	
75-35-4	1,1-Dichloroethene	ND	1.0	0.59	ug/l	
156-59-2	cis-1,2-Dichloroethene	ND	1.0	0.51	ug/l	
156-60-5	trans-1,2-Dichloroethene	ND	1.0	0.54	ug/l	
78-87-5	1,2-Dichloropropane	ND	1.0	0.51	ug/l	
10061-01-5	cis-1,3-Dichloropropene	ND	1.0	0.47	ug/l	
10061-02-6	trans-1,3-Dichloropropene	ND	1.0	0.43	ug/l	
100-41-4	Ethylbenzene	ND	1.0	0.60	ug/l	
76-13-1	Freon 113	ND	5.0	0.58	ug/l	
591-78-6	2-Hexanone	ND	5.0	2.0	ug/l	

ND = Not detected MDL = Method Detection Limit
RL = Reporting Limit
E = Indicates value exceeds calibration range

J = Indicates an estimated value
B = Indicates analyte found in associated method blank
N = Indicates presumptive evidence of a compound

Report of Analysis

Client Sample ID: MW-6
Lab Sample ID: JD28208-4 **Date Sampled:** 07/13/21
Matrix: AQ - Ground Water **Date Received:** 07/14/21
Method: SW846 8260D **Percent Solids:** n/a
Project: Remedial Investigation, 247 North Avenue, New Rochelle, NY

VOA TCL List

CAS No.	Compound	Result	RL	MDL	Units	Q
98-82-8	Isopropylbenzene	ND	1.0	0.65	ug/l	
79-20-9	Methyl Acetate	ND	5.0	0.80	ug/l	
108-87-2	Methylcyclohexane	ND	5.0	0.60	ug/l	
1634-04-4	Methyl Tert Butyl Ether	ND	1.0	0.51	ug/l	
108-10-1	4-Methyl-2-pentanone(MIBK)	ND	5.0	1.9	ug/l	
75-09-2	Methylene chloride	ND	2.0	1.0	ug/l	
100-42-5	Styrene	ND	1.0	0.49	ug/l	
79-34-5	1,1,2,2-Tetrachloroethane	ND	1.0	0.65	ug/l	
127-18-4	Tetrachloroethene	ND	1.0	0.90	ug/l	
108-88-3	Toluene	ND	1.0	0.53	ug/l	
87-61-6	1,2,3-Trichlorobenzene	ND	1.0	0.50	ug/l	
120-82-1	1,2,4-Trichlorobenzene [a]	ND	1.0	0.50	ug/l	
71-55-6	1,1,1-Trichloroethane	ND	1.0	0.54	ug/l	
79-00-5	1,1,2-Trichloroethane	ND	1.0	0.53	ug/l	
79-01-6	Trichloroethene	ND	1.0	0.53	ug/l	
75-69-4	Trichlorofluoromethane	ND	2.0	0.40	ug/l	
75-01-4	Vinyl chloride	ND	1.0	0.79	ug/l	
	m,p-Xylene	ND	1.0	0.78	ug/l	
95-47-6	o-Xylene	ND	1.0	0.59	ug/l	
1330-20-7	Xylene (total)	ND	1.0	0.59	ug/l	

CAS No.	Surrogate Recoveries	Run# 1	Run# 2	Limits
1868-53-7	Dibromofluoromethane	107%		85-118%
17060-07-0	1,2-Dichloroethane-D4	97%		80-121%
2037-26-5	Toluene-D8	101%		80-120%
460-00-4	4-Bromofluorobenzene	101%		80-120%

CAS No.	Tentatively Identified Compounds	R.T.	Est. Conc.	Units	Q
	system artifact	3.68	58	ug/l	J
	system artifact	3.81	40	ug/l	J
	Total TIC, Volatile		0	ug/l	

(a) Associated CCV outside of control limits high, sample was ND.

ND = Not detected MDL = Method Detection Limit
RL = Reporting Limit
E = Indicates value exceeds calibration range
J = Indicates an estimated value
B = Indicates analyte found in associated method blank
N = Indicates presumptive evidence of a compound

Report of Analysis

Client Sample ID: MW-6
Lab Sample ID: JD28208-4 **Date Sampled:** 07/13/21
Matrix: AQ - Ground Water **Date Received:** 07/14/21
Method: SW846 8270E SW846 3510C **Percent Solids:** n/a
Project: Remedial Investigation, 247 North Avenue, New Rochelle, NY

	File ID	DF	Analyzed	By	Prep Date	Prep Batch	Analytical Batch
Run #1	F200571.D	1	07/16/21 18:23	KLS	07/15/21 16:25	OP34332	EF8769
Run #2							

	Initial Volume	Final Volume
Run #1	1050 ml	1.0 ml
Run #2		

ABN TCL List (SOM0 1.1)

CAS No.	Compound	Result	RL	MDL	Units	Q
95-57-8	2-Chlorophenol	ND	4.8	0.78	ug/l	
59-50-7	4-Chloro-3-methyl phenol	ND	4.8	0.85	ug/l	
120-83-2	2,4-Dichlorophenol	ND	1.9	1.2	ug/l	
105-67-9	2,4-Dimethylphenol	ND	4.8	2.3	ug/l	
51-28-5	2,4-Dinitrophenol	ND	4.8	1.5	ug/l	
534-52-1	4,6-Dinitro-o-cresol	ND	4.8	1.2	ug/l	
95-48-7	2-Methylphenol	ND	1.9	0.85	ug/l	
	3&4-Methylphenol	ND	1.9	0.84	ug/l	
88-75-5	2-Nitrophenol	ND	4.8	0.91	ug/l	
100-02-7	4-Nitrophenol	ND	9.5	1.1	ug/l	
87-86-5	Pentachlorophenol	ND	3.8	1.3	ug/l	
108-95-2	Phenol	ND	1.9	0.37	ug/l	
58-90-2	2,3,4,6-Tetrachlorophenol	ND	4.8	1.4	ug/l	
95-95-4	2,4,5-Trichlorophenol	ND	4.8	1.3	ug/l	
88-06-2	2,4,6-Trichlorophenol	ND	4.8	0.88	ug/l	
83-32-9	Acenaphthene	ND	0.95	0.18	ug/l	
208-96-8	Acenaphthylene	ND	0.95	0.13	ug/l	
98-86-2	Acetophenone	ND	1.9	0.20	ug/l	
120-12-7	Anthracene	ND	0.95	0.20	ug/l	
1912-24-9	Atrazine	ND	1.9	0.43	ug/l	
100-52-7	Benzaldehyde	ND	4.8	0.28	ug/l	
56-55-3	Benzo(a)anthracene	ND	0.95	0.19	ug/l	
50-32-8	Benzo(a)pyrene	ND	0.95	0.20	ug/l	
205-99-2	Benzo(b)fluoranthene	ND	0.95	0.20	ug/l	
191-24-2	Benzo(g,h,i)perylene	ND	0.95	0.32	ug/l	
207-08-9	Benzo(k)fluoranthene	ND	0.95	0.20	ug/l	
101-55-3	4-Bromophenyl phenyl ether	ND	1.9	0.38	ug/l	
85-68-7	Butyl benzyl phthalate	ND	1.9	0.44	ug/l	
92-52-4	1,1'-Biphenyl	ND	0.95	0.20	ug/l	
91-58-7	2-Chloronaphthalene	ND	1.9	0.22	ug/l	
106-47-8	4-Chloroaniline	ND	4.8	0.32	ug/l	
86-74-8	Carbazole	ND	0.95	0.22	ug/l	

ND = Not detected MDL = Method Detection Limit
RL = Reporting Limit
E = Indicates value exceeds calibration range
J = Indicates an estimated value
B = Indicates analyte found in associated method blank
N = Indicates presumptive evidence of a compound

Report of Analysis

Client Sample ID: MW-6
Lab Sample ID: JD28208-4 **Date Sampled:** 07/13/21
Matrix: AQ - Ground Water **Date Received:** 07/14/21
Method: SW846 8270E SW846 3510C **Percent Solids:** n/a
Project: Remedial Investigation, 247 North Avenue, New Rochelle, NY

ABN TCL List (SOM0 1.1)

CAS No.	Compound	Result	RL	MDL	Units	Q
105-60-2	Caprolactam [a]	ND	1.9	0.62	ug/l	
218-01-9	Chrysene	ND	0.95	0.17	ug/l	
111-91-1	bis(2-Chloroethoxy)methane	ND	1.9	0.26	ug/l	
111-44-4	bis(2-Chloroethyl)ether	ND	1.9	0.24	ug/l	
108-60-1	2,2'-Oxybis(1-chloropropane)	ND	1.9	0.38	ug/l	
7005-72-3	4-Chlorophenyl phenyl ether	ND	1.9	0.35	ug/l	
121-14-2	2,4-Dinitrotoluene	ND	0.95	0.53	ug/l	
606-20-2	2,6-Dinitrotoluene	ND	0.95	0.45	ug/l	
91-94-1	3,3'-Dichlorobenzidine	ND	1.9	0.48	ug/l	
53-70-3	Dibenzo(a,h)anthracene	ND	0.95	0.32	ug/l	
132-64-9	Dibenzofuran	ND	4.8	0.21	ug/l	
84-74-2	Di-n-butyl phthalate	ND	1.9	0.47	ug/l	
117-84-0	Di-n-octyl phthalate	ND	1.9	0.22	ug/l	
84-66-2	Diethyl phthalate	ND	1.9	0.25	ug/l	
131-11-3	Dimethyl phthalate	ND	1.9	0.21	ug/l	
117-81-7	bis(2-Ethylhexyl)phthalate	ND	1.9	1.6	ug/l	
206-44-0	Fluoranthene	ND	0.95	0.16	ug/l	
86-73-7	Fluorene	ND	0.95	0.16	ug/l	
118-74-1	Hexachlorobenzene	ND	0.95	0.31	ug/l	
87-68-3	Hexachlorobutadiene	ND	0.95	0.47	ug/l	
77-47-4	Hexachlorocyclopentadiene	ND	9.5	2.6	ug/l	
67-72-1	Hexachloroethane	ND	1.9	0.37	ug/l	
193-39-5	Indeno(1,2,3-cd)pyrene	ND	0.95	0.32	ug/l	
78-59-1	Isophorone	ND	1.9	0.26	ug/l	
91-57-6	2-Methylnaphthalene	ND	0.95	0.20	ug/l	
88-74-4	2-Nitroaniline	ND	4.8	0.26	ug/l	
99-09-2	3-Nitroaniline	ND	4.8	0.37	ug/l	
100-01-6	4-Nitroaniline	ND	4.8	0.42	ug/l	
91-20-3	Naphthalene	ND	0.95	0.22	ug/l	
98-95-3	Nitrobenzene	ND	1.9	0.61	ug/l	
621-64-7	N-Nitroso-di-n-propylamine	ND	1.9	0.46	ug/l	
86-30-6	N-Nitrosodiphenylamine	ND	4.8	0.21	ug/l	
85-01-8	Phenanthrene	ND	0.95	0.17	ug/l	
129-00-0	Pyrene	ND	0.95	0.21	ug/l	
95-94-3	1,2,4,5-Tetrachlorobenzene	ND	1.9	0.35	ug/l	

CAS No.	Surrogate Recoveries	Run# 1	Run# 2	Limits
367-12-4	2-Fluorophenol	40%		10-83%
4165-62-2	Phenol-d5	25%		10-82%

ND = Not detected MDL = Method Detection Limit
RL = Reporting Limit
E = Indicates value exceeds calibration range
J = Indicates an estimated value
B = Indicates analyte found in associated method blank
N = Indicates presumptive evidence of a compound

Report of Analysis

Client Sample ID:	MW-6		
Lab Sample ID:	JD28208-4	**Date Sampled:**	07/13/21
Matrix:	AQ - Ground Water	**Date Received:**	07/14/21
Method:	SW846 8270E SW846 3510C	**Percent Solids:**	n/a
Project:	Remedial Investigation, 247 North Avenue, New Rochelle, NY		

ABN TCL List (SOM0 1.1)

CAS No.	Surrogate Recoveries	Run# 1	Run# 2	Limits
118-79-6	2,4,6-Tribromophenol	101%		37-139%
4165-60-0	Nitrobenzene-d5	82%		35-127%
321-60-8	2-Fluorobiphenyl	79%		35-121%
1718-51-0	Terphenyl-d14	97%		28-135%

CAS No.	Tentatively Identified Compounds	R.T.	Est. Conc.	Units	Q
	Internal standard added for SIM test	4.68	4.2	ug/l	J
	Internal standard added for SIM test	6.05	4.6	ug/l	J
	Internal standard added for SIM test	7.41	4	ug/l	J
	Internal standard added for SIM test	10.82	4	ug/l	J
	Total TIC, Semi-Volatile		0	ug/l	

(a) Associated CCV outside of control limits high, sample was ND.

ND = Not detected MDL = Method Detection Limit
RL = Reporting Limit
E = Indicates value exceeds calibration range
J = Indicates an estimated value
B = Indicates analyte found in associated method blank
N = Indicates presumptive evidence of a compound

Report of Analysis

Client Sample ID: MW-6
Lab Sample ID: JD28208-4 **Date Sampled:** 07/13/21
Matrix: AQ - Ground Water **Date Received:** 07/14/21
Method: SW846 8270E BY SIM SW846 3510C **Percent Solids:** n/a
Project: Remedial Investigation, 247 North Avenue, New Rochelle, NY

	File ID	DF	Analyzed	By	Prep Date	Prep Batch	Analytical Batch
Run #1	4P46587.D	1	07/16/21 07:42	CS	07/15/21 16:25	OP34332A	E4P2444
Run #2							

	Initial Volume	Final Volume
Run #1	1050 ml	1.0 ml
Run #2		

CAS No.	Compound	Result	RL	MDL	Units	Q
123-91-1	1,4-Dioxane	ND	0.095	0.048	ug/l	

CAS No.	Surrogate Recoveries	Run# 1	Run# 2	Limits
4165-60-0	Nitrobenzene-d5	74%		21-121%
321-60-8	2-Fluorobiphenyl	99%		27-107%
1718-51-0	Terphenyl-d14	101%		25-118%

ND = Not detected MDL = Method Detection Limit
RL = Reporting Limit
E = Indicates value exceeds calibration range
J = Indicates an estimated value
B = Indicates analyte found in associated method blank
N = Indicates presumptive evidence of a compound

Report of Analysis

Client Sample ID: MW-6
Lab Sample ID: JD28208-4 **Date Sampled:** 07/13/21
Matrix: AQ - Ground Water **Date Received:** 07/14/21
Method: SW846 8081B SW846 3510C **Percent Solids:** n/a
Project: Remedial Investigation, 247 North Avenue, New Rochelle, NY

	File ID	DF	Analyzed	By	Prep Date	Prep Batch	Analytical Batch
Run #1	1G168112.D	1	07/15/21 21:22	CP	07/15/21 16:15	OP34335	G1G5732
Run #2							

	Initial Volume	Final Volume
Run #1	300 ml	2.0 ml
Run #2		

Pesticide TCL List

CAS No.	Compound	Result	RL	MDL	Units	Q
309-00-2	Aldrin	ND	0.0067	0.0034	ug/l	
319-84-6	alpha-BHC	ND	0.0067	0.0035	ug/l	
319-85-7	beta-BHC	ND	0.0067	0.0053	ug/l	
319-86-8	delta-BHC	ND	0.0067	0.0044	ug/l	
58-89-9	gamma-BHC (Lindane)	ND	0.0067	0.0040	ug/l	
5103-71-9	alpha-Chlordane	ND	0.0067	0.0033	ug/l	
5103-74-2	gamma-Chlordane	ND	0.0067	0.0028	ug/l	
60-57-1	Dieldrin	ND	0.0067	0.0051	ug/l	
72-54-8	4,4'-DDD	ND	0.0067	0.0038	ug/l	
72-55-9	4,4'-DDE	ND	0.0067	0.0034	ug/l	
50-29-3	4,4'-DDT	ND	0.0067	0.0046	ug/l	
72-20-8	Endrin	ND	0.0067	0.0040	ug/l	
1031-07-8	Endosulfan sulfate	ND	0.0067	0.0036	ug/l	
7421-93-4	Endrin aldehyde	ND	0.0067	0.0045	ug/l	
53494-70-5	Endrin ketone	ND	0.0067	0.0041	ug/l	
959-98-8	Endosulfan-I	ND	0.0067	0.0035	ug/l	
33213-65-9	Endosulfan-II	ND	0.0067	0.0033	ug/l	
76-44-8	Heptachlor	ND	0.0067	0.0030	ug/l	
1024-57-3	Heptachlor epoxide	ND	0.0067	0.0040	ug/l	
72-43-5	Methoxychlor	ND	0.013	0.0045	ug/l	
8001-35-2	Toxaphene	ND	0.17	0.11	ug/l	

CAS No.	Surrogate Recoveries	Run# 1	Run# 2	Limits
877-09-8	Tetrachloro-m-xylene	87%		10-165%
877-09-8	Tetrachloro-m-xylene	97%		10-165%
2051-24-3	Decachlorobiphenyl	52%		28-161%
2051-24-3	Decachlorobiphenyl	54%		28-161%

ND = Not detected MDL = Method Detection Limit
RL = Reporting Limit
E = Indicates value exceeds calibration range
J = Indicates an estimated value
B = Indicates analyte found in associated method blank
N = Indicates presumptive evidence of a compound

Report of Analysis

Client Sample ID: MW-6
Lab Sample ID: JD28208-4 **Date Sampled:** 07/13/21
Matrix: AQ - Ground Water **Date Received:** 07/14/21
Method: SW846 8082A SW846 3510C **Percent Solids:** n/a
Project: Remedial Investigation, 247 North Avenue, New Rochelle, NY

	File ID	DF	Analyzed	By	Prep Date	Prep Batch	Analytical Batch
Run #1	XX2468221.D	1	07/16/21 10:15	TC	07/15/21 16:15	OP34336	GXX7503
Run #2							

	Initial Volume	Final Volume
Run #1	300 ml	2.0 ml
Run #2		

PCB List

CAS No.	Compound	Result	RL	MDL	Units	Q
12674-11-2	Aroclor 1016	ND	0.33	0.13	ug/l	
11104-28-2	Aroclor 1221	ND	0.33	0.28	ug/l	
11141-16-5	Aroclor 1232	ND	0.33	0.17	ug/l	
53469-21-9	Aroclor 1242	ND	0.33	0.15	ug/l	
12672-29-6	Aroclor 1248	ND	0.33	0.084	ug/l	
11097-69-1	Aroclor 1254	ND	0.33	0.28	ug/l	
11096-82-5	Aroclor 1260	ND	0.33	0.10	ug/l	
11100-14-4	Aroclor 1268	ND	0.33	0.12	ug/l	
37324-23-5	Aroclor 1262	ND	0.33	0.13	ug/l	

CAS No.	Surrogate Recoveries	Run# 1	Run# 2	Limits
877-09-8	Tetrachloro-m-xylene	81%		10-155%
877-09-8	Tetrachloro-m-xylene	74%		10-155%
2051-24-3	Decachlorobiphenyl	46%		10-151%
2051-24-3	Decachlorobiphenyl	46%		10-151%

ND = Not detected MDL = Method Detection Limit
RL = Reporting Limit
E = Indicates value exceeds calibration range
J = Indicates an estimated value
B = Indicates analyte found in associated method blank
N = Indicates presumptive evidence of a compound

Report of Analysis

Client Sample ID: MW-6
Lab Sample ID: JD28208-4
Matrix: AQ - Ground Water
Project: Remedial Investigation, 247 North Avenue, New Rochelle, NY

Date Sampled: 07/13/21
Date Received: 07/14/21
Percent Solids: n/a

Total Metals Analysis

Analyte	Result	RL	Units	DF	Prep	Analyzed	By	Method	Prep Method
Aluminum	10200	200	ug/l	1	07/19/21	07/19/21	ND	SW846 6010D [2]	SW846 3010A [4]
Antimony	< 6.0	6.0	ug/l	1	07/19/21	07/19/21	ND	SW846 6010D [2]	SW846 3010A [4]
Arsenic	< 3.0	3.0	ug/l	1	07/19/21	07/19/21	ND	SW846 6010D [2]	SW846 3010A [4]
Barium	224	200	ug/l	1	07/19/21	07/19/21	ND	SW846 6010D [2]	SW846 3010A [4]
Beryllium	< 1.0	1.0	ug/l	1	07/19/21	07/19/21	ND	SW846 6010D [2]	SW846 3010A [4]
Cadmium	< 3.0	3.0	ug/l	1	07/19/21	07/19/21	ND	SW846 6010D [2]	SW846 3010A [4]
Calcium	130000	5000	ug/l	1	07/19/21	07/19/21	ND	SW846 6010D [2]	SW846 3010A [4]
Chromium	25.5	10	ug/l	1	07/19/21	07/19/21	ND	SW846 6010D [2]	SW846 3010A [4]
Cobalt	< 50	50	ug/l	1	07/19/21	07/19/21	ND	SW846 6010D [2]	SW846 3010A [4]
Copper	27.1	10	ug/l	1	07/19/21	07/19/21	ND	SW846 6010D [2]	SW846 3010A [4]
Iron	16100	100	ug/l	1	07/19/21	07/19/21	ND	SW846 6010D [2]	SW846 3010A [4]
Lead	4.6	3.0	ug/l	1	07/19/21	07/19/21	ND	SW846 6010D [2]	SW846 3010A [4]
Magnesium	46600	5000	ug/l	1	07/19/21	07/19/21	ND	SW846 6010D [2]	SW846 3010A [4]
Manganese	1980	15	ug/l	1	07/19/21	07/19/21	ND	SW846 6010D [2]	SW846 3010A [4]
Mercury	< 0.20	0.20	ug/l	1	07/20/21	07/20/21	MS	SW846 7470A [1]	SW846 7470A [5]
Nickel	20.9	10	ug/l	1	07/19/21	07/19/21	ND	SW846 6010D [2]	SW846 3010A [4]
Potassium	35700	10000	ug/l	1	07/19/21	07/19/21	ND	SW846 6010D [2]	SW846 3010A [4]
Selenium	< 10	10	ug/l	1	07/19/21	07/19/21	ND	SW846 6010D [2]	SW846 3010A [4]
Silver	< 10	10	ug/l	1	07/19/21	07/19/21	ND	SW846 6010D [2]	SW846 3010A [4]
Sodium	296000	50000	ug/l	5	07/19/21	07/20/21	ND	SW846 6010D [3]	SW846 3010A [4]
Thallium	< 10	10	ug/l	1	07/19/21	07/19/21	ND	SW846 6010D [2]	SW846 3010A [4]
Vanadium	< 50	50	ug/l	1	07/19/21	07/19/21	ND	SW846 6010D [2]	SW846 3010A [4]
Zinc	36.3	20	ug/l	1	07/19/21	07/19/21	ND	SW846 6010D [2]	SW846 3010A [4]

(1) Instrument QC Batch: MA50851
(2) Instrument QC Batch: MA50855
(3) Instrument QC Batch: MA50862
(4) Prep QC Batch: MP27485
(5) Prep QC Batch: MP27536

RL = Reporting Limit

Report of Analysis

Client Sample ID:	MW-6		
Lab Sample ID:	JD28208-4	**Date Sampled:**	07/13/21
Matrix:	AQ - Ground Water	**Date Received:**	07/14/21
		Percent Solids:	n/a
Project:	Remedial Investigation, 247 North Avenue, New Rochelle, NY		

General Chemistry

Analyte	Result	RL	Units	DF	Analyzed	By	Method
Cyanide	< 0.010	0.010	mg/l	1	07/19/21 22:29	EB	EPA 335.4/LACHAT

RL = Reporting Limit

Report of Analysis

Client Sample ID: MW-6
Lab Sample ID: JD28208-4A **Date Sampled:** 07/13/21
Matrix: AQ - Ground Water **Date Received:** 07/14/21
Method: EPA 537M BY ID EPA 537 MOD **Percent Solids:** n/a
Project: Remedial Investigation, 247 North Avenue, New Rochelle, NY

	File ID	DF	Analyzed	By	Prep Date	Prep Batch	Analytical Batch
Run #1 [a]	3Q41648.D	1	07/21/21 02:44	AFL	07/19/21 09:00	F:OP86388	F:S3Q608
Run #2							

	Initial Volume	Final Volume
Run #1	280 ml	1.0 ml
Run #2		

PFAS List

CAS No.	Compound	Result	RL	MDL	Units	Q
PERFLUOROALKYLCARBOXYLIC ACIDS						
375-22-4	Perfluorobutanoic acid	9.8	3.6	1.8	ng/l	
2706-90-3	Perfluoropentanoic acid	17.9	1.8	0.89	ng/l	
307-24-4	Perfluorohexanoic acid	12.7	1.8	0.89	ng/l	
375-85-9	Perfluoroheptanoic acid	15.9	1.8	0.89	ng/l	
335-67-1	Perfluorooctanoic acid	30.5	1.8	0.89	ng/l	
375-95-1	Perfluorononanoic acid	2.3	1.8	0.89	ng/l	
335-76-2	Perfluorodecanoic acid	ND	1.8	0.89	ng/l	
2058-94-8	Perfluoroundecanoic acid	ND	1.8	0.89	ng/l	
307-55-1	Perfluorododecanoic acid	ND	1.8	0.89	ng/l	
72629-94-8	Perfluorotridecanoic acid	ND	1.8	0.89	ng/l	
376-06-7	Perfluorotetradecanoic acid	ND	1.8	0.89	ng/l	
PERFLUOROALKYLSULFONIC ACIDS						
375-73-5	Perfluorobutanesulfonic acid	6.9	1.8	0.89	ng/l	
355-46-4	Perfluorohexanesulfonic acid	3.3	1.8	0.89	ng/l	
375-92-8	Perfluoroheptanesulfonic acid	ND	1.8	0.89	ng/l	
1763-23-1	Perfluorooctanesulfonic acid	22.9	1.8	0.89	ng/l	
335-77-3	Perfluorodecanesulfonic acid	ND	1.8	0.89	ng/l	
PERFLUOROOCTANESULFONAMIDES						
754-91-6	PFOSA	ND	3.6	1.8	ng/l	
PERFLUOROOCTANESULFONAMIDOACETIC ACIDS						
2355-31-9	MeFOSAA	ND	3.6	1.8	ng/l	
2991-50-6	EtFOSAA	ND	3.6	1.8	ng/l	
FLUOROTELOMER SULFONATES						
27619-97-2	6:2 Fluorotelomer sulfonate	ND	7.1	1.8	ng/l	
39108-34-4	8:2 Fluorotelomer sulfonate	ND	7.1	1.8	ng/l	

ND = Not detected MDL = Method Detection Limit
RL = Reporting Limit
E = Indicates value exceeds calibration range
J = Indicates an estimated value
B = Indicates analyte found in associated method blank
N = Indicates presumptive evidence of a compound

Report of Analysis

Client Sample ID:	MW-6		
Lab Sample ID:	JD28208-4A	**Date Sampled:**	07/13/21
Matrix:	AQ - Ground Water	**Date Received:**	07/14/21
Method:	EPA 537M BY ID EPA 537 MOD	**Percent Solids:**	n/a
Project:	Remedial Investigation, 247 North Avenue, New Rochelle, NY		

PFAS List

CAS No.	ID Standard Recoveries	Run# 1	Run# 2	Limits
	13C4-PFBA	76%		35-135%
	13C5-PFPeA	77%		50-150%
	13C5-PFHxA	71%		50-150%
	13C4-PFHpA	73%		50-150%
	13C8-PFOA	78%		50-150%
	13C9-PFNA	77%		50-150%
	13C6-PFDA	77%		50-150%
	13C7-PFUnDA	70%		40-140%
	13C2-PFDoDA	72%		40-140%
	13C2-PFTeDA	74%		30-130%
	13C3-PFBS	75%		50-150%
	13C3-PFHxS	75%		50-150%
	13C8-PFOS	70%		50-150%
	13C8-FOSA	56%		30-130%
	d3-MeFOSAA	104%		40-140%
	d5-EtFOSAA	97%		40-140%
	13C2-6:2FTS	93%		50-150%
	13C2-8:2FTS	88%		50-150%

(a) Analysis performed at SGS Orlando, FL.

ND = Not detected MDL = Method Detection Limit
RL = Reporting Limit
E = Indicates value exceeds calibration range

J = Indicates an estimated value
B = Indicates analyte found in associated method blank
N = Indicates presumptive evidence of a compound

Report of Analysis

Client Sample ID:	FB		
Lab Sample ID:	JD28208-5	**Date Sampled:**	07/13/21
Matrix:	AQ - Field Blank Water	**Date Received:**	07/14/21
Method:	SW846 8260D	**Percent Solids:**	n/a
Project:	Remedial Investigation, 247 North Avenue, New Rochelle, NY		

	File ID	DF	Analyzed	By	Prep Date	Prep Batch	Analytical Batch
Run #1	2B184488.D	1	07/17/21 15:49	MD	n/a	n/a	V2B8374
Run #2							

	Purge Volume
Run #1	5.0 ml
Run #2	

VOA TCL List

CAS No.	Compound	Result	RL	MDL	Units	Q
67-64-1	Acetone	ND	10	3.1	ug/l	
71-43-2	Benzene	ND	0.50	0.43	ug/l	
74-97-5	Bromochloromethane	ND	1.0	0.48	ug/l	
75-27-4	Bromodichloromethane	ND	1.0	0.45	ug/l	
75-25-2	Bromoform	ND	1.0	0.63	ug/l	
74-83-9	Bromomethane	ND	2.0	1.6	ug/l	
78-93-3	2-Butanone (MEK)	ND	10	6.9	ug/l	
75-15-0	Carbon disulfide	ND	2.0	0.46	ug/l	
56-23-5	Carbon tetrachloride	ND	1.0	0.55	ug/l	
108-90-7	Chlorobenzene	ND	1.0	0.56	ug/l	
75-00-3	Chloroethane	ND	1.0	0.73	ug/l	
67-66-3	Chloroform	0.54	1.0	0.50	ug/l	J
74-87-3	Chloromethane	ND	1.0	0.76	ug/l	
110-82-7	Cyclohexane	ND	5.0	0.78	ug/l	
96-12-8	1,2-Dibromo-3-chloropropane	ND	2.0	0.53	ug/l	
124-48-1	Dibromochloromethane	ND	1.0	0.56	ug/l	
106-93-4	1,2-Dibromoethane [a]	ND	1.0	0.48	ug/l	
95-50-1	1,2-Dichlorobenzene	ND	1.0	0.53	ug/l	
541-73-1	1,3-Dichlorobenzene	ND	1.0	0.54	ug/l	
106-46-7	1,4-Dichlorobenzene	ND	1.0	0.51	ug/l	
75-71-8	Dichlorodifluoromethane	ND	2.0	0.56	ug/l	
75-34-3	1,1-Dichloroethane	ND	1.0	0.57	ug/l	
107-06-2	1,2-Dichloroethane	ND	1.0	0.60	ug/l	
75-35-4	1,1-Dichloroethene	ND	1.0	0.59	ug/l	
156-59-2	cis-1,2-Dichloroethene	ND	1.0	0.51	ug/l	
156-60-5	trans-1,2-Dichloroethene	ND	1.0	0.54	ug/l	
78-87-5	1,2-Dichloropropane	ND	1.0	0.51	ug/l	
10061-01-5	cis-1,3-Dichloropropene	ND	1.0	0.47	ug/l	
10061-02-6	trans-1,3-Dichloropropene	ND	1.0	0.43	ug/l	
100-41-4	Ethylbenzene	ND	1.0	0.60	ug/l	
76-13-1	Freon 113	ND	5.0	0.58	ug/l	
591-78-6	2-Hexanone	ND	5.0	2.0	ug/l	

ND = Not detected MDL = Method Detection Limit
RL = Reporting Limit
E = Indicates value exceeds calibration range

J = Indicates an estimated value
B = Indicates analyte found in associated method blank
N = Indicates presumptive evidence of a compound

Report of Analysis

Client Sample ID:	FB		
Lab Sample ID:	JD28208-5	**Date Sampled:**	07/13/21
Matrix:	AQ - Field Blank Water	**Date Received:**	07/14/21
Method:	SW846 8260D	**Percent Solids:**	n/a
Project:	Remedial Investigation, 247 North Avenue, New Rochelle, NY		

VOA TCL List

CAS No.	Compound	Result	RL	MDL	Units	Q
98-82-8	Isopropylbenzene	ND	1.0	0.65	ug/l	
79-20-9	Methyl Acetate	ND	5.0	0.80	ug/l	
108-87-2	Methylcyclohexane	ND	5.0	0.60	ug/l	
1634-04-4	Methyl Tert Butyl Ether	ND	1.0	0.51	ug/l	
108-10-1	4-Methyl-2-pentanone(MIBK)	ND	5.0	1.9	ug/l	
75-09-2	Methylene chloride	ND	2.0	1.0	ug/l	
100-42-5	Styrene	ND	1.0	0.49	ug/l	
79-34-5	1,1,2,2-Tetrachloroethane	ND	1.0	0.65	ug/l	
127-18-4	Tetrachloroethene	ND	1.0	0.90	ug/l	
108-88-3	Toluene	ND	1.0	0.53	ug/l	
87-61-6	1,2,3-Trichlorobenzene	ND	1.0	0.50	ug/l	
120-82-1	1,2,4-Trichlorobenzene [a]	ND	1.0	0.50	ug/l	
71-55-6	1,1,1-Trichloroethane	ND	1.0	0.54	ug/l	
79-00-5	1,1,2-Trichloroethane	ND	1.0	0.53	ug/l	
79-01-6	Trichloroethene	ND	1.0	0.53	ug/l	
75-69-4	Trichlorofluoromethane	ND	2.0	0.40	ug/l	
75-01-4	Vinyl chloride	ND	1.0	0.79	ug/l	
	m,p-Xylene	ND	1.0	0.78	ug/l	
95-47-6	o-Xylene	ND	1.0	0.59	ug/l	
1330-20-7	Xylene (total)	ND	1.0	0.59	ug/l	

CAS No.	Surrogate Recoveries	Run# 1	Run# 2	Limits
1868-53-7	Dibromofluoromethane	107%		85-118%
17060-07-0	1,2-Dichloroethane-D4	97%		80-121%
2037-26-5	Toluene-D8	101%		80-120%
460-00-4	4-Bromofluorobenzene	99%		80-120%

CAS No.	Tentatively Identified Compounds	R.T.	Est. Conc.	Units	Q
	Total TIC, Volatile		0	ug/l	

(a) Associated CCV outside of control limits high, sample was ND.

ND = Not detected MDL = Method Detection Limit
RL = Reporting Limit
E = Indicates value exceeds calibration range
J = Indicates an estimated value
B = Indicates analyte found in associated method blank
N = Indicates presumptive evidence of a compound

Report of Analysis

Client Sample ID: FB
Lab Sample ID: JD28208-5
Matrix: AQ - Field Blank Water
Method: SW846 8270E SW846 3510C
Project: Remedial Investigation, 247 North Avenue, New Rochelle, NY

Date Sampled: 07/13/21
Date Received: 07/14/21
Percent Solids: n/a

	File ID	DF	Analyzed	By	Prep Date	Prep Batch	Analytical Batch
Run #1	F200538A.D	1	07/16/21 04:02	CS	07/15/21 16:25	OP34332	EF8768
Run #2							

	Initial Volume	Final Volume
Run #1	1030 ml	1.0 ml
Run #2		

ABN TCL List (SOM0 1.1)

CAS No.	Compound	Result	RL	MDL	Units	Q
95-57-8	2-Chlorophenol	ND	4.9	0.80	ug/l	
59-50-7	4-Chloro-3-methyl phenol	ND	4.9	0.87	ug/l	
120-83-2	2,4-Dichlorophenol	ND	1.9	1.2	ug/l	
105-67-9	2,4-Dimethylphenol	ND	4.9	2.4	ug/l	
51-28-5	2,4-Dinitrophenol	ND	4.9	1.5	ug/l	
534-52-1	4,6-Dinitro-o-cresol	ND	4.9	1.3	ug/l	
95-48-7	2-Methylphenol	ND	1.9	0.86	ug/l	
	3&4-Methylphenol	ND	1.9	0.85	ug/l	
88-75-5	2-Nitrophenol	ND	4.9	0.93	ug/l	
100-02-7	4-Nitrophenol	ND	9.7	1.1	ug/l	
87-86-5	Pentachlorophenol	ND	3.9	1.3	ug/l	
108-95-2	Phenol	ND	1.9	0.38	ug/l	
58-90-2	2,3,4,6-Tetrachlorophenol	ND	4.9	1.4	ug/l	
95-95-4	2,4,5-Trichlorophenol	ND	4.9	1.3	ug/l	
88-06-2	2,4,6-Trichlorophenol	ND	4.9	0.90	ug/l	
83-32-9	Acenaphthene	ND	0.97	0.19	ug/l	
208-96-8	Acenaphthylene	ND	0.97	0.13	ug/l	
98-86-2	Acetophenone	ND	1.9	0.20	ug/l	
120-12-7	Anthracene	ND	0.97	0.20	ug/l	
1912-24-9	Atrazine	ND	1.9	0.43	ug/l	
100-52-7	Benzaldehyde	ND	4.9	0.28	ug/l	
56-55-3	Benzo(a)anthracene	ND	0.97	0.20	ug/l	
50-32-8	Benzo(a)pyrene	ND	0.97	0.21	ug/l	
205-99-2	Benzo(b)fluoranthene	ND	0.97	0.20	ug/l	
191-24-2	Benzo(g,h,i)perylene	ND	0.97	0.33	ug/l	
207-08-9	Benzo(k)fluoranthene	ND	0.97	0.20	ug/l	
101-55-3	4-Bromophenyl phenyl ether	ND	1.9	0.39	ug/l	
85-68-7	Butyl benzyl phthalate	ND	1.9	0.44	ug/l	
92-52-4	1,1'-Biphenyl	ND	0.97	0.21	ug/l	
91-58-7	2-Chloronaphthalene	ND	1.9	0.23	ug/l	
106-47-8	4-Chloroaniline	ND	4.9	0.33	ug/l	
86-74-8	Carbazole	ND	0.97	0.22	ug/l	

ND = Not detected MDL = Method Detection Limit
RL = Reporting Limit
E = Indicates value exceeds calibration range

J = Indicates an estimated value
B = Indicates analyte found in associated method blank
N = Indicates presumptive evidence of a compound

Report of Analysis

Client Sample ID:	FB		
Lab Sample ID:	JD28208-5	**Date Sampled:**	07/13/21
Matrix:	AQ - Field Blank Water	**Date Received:**	07/14/21
Method:	SW846 8270E SW846 3510C	**Percent Solids:**	n/a
Project:	Remedial Investigation, 247 North Avenue, New Rochelle, NY		

ABN TCL List (SOM0 1.1)

CAS No.	Compound	Result	RL	MDL	Units	Q
105-60-2	Caprolactam	ND	1.9	0.63	ug/l	
218-01-9	Chrysene	ND	0.97	0.17	ug/l	
111-91-1	bis(2-Chloroethoxy)methane	ND	1.9	0.27	ug/l	
111-44-4	bis(2-Chloroethyl)ether	ND	1.9	0.24	ug/l	
108-60-1	2,2'-Oxybis(1-chloropropane)	ND	1.9	0.39	ug/l	
7005-72-3	4-Chlorophenyl phenyl ether	ND	1.9	0.36	ug/l	
121-14-2	2,4-Dinitrotoluene	ND	0.97	0.54	ug/l	
606-20-2	2,6-Dinitrotoluene	ND	0.97	0.46	ug/l	
91-94-1	3,3'-Dichlorobenzidine	ND	1.9	0.49	ug/l	
53-70-3	Dibenzo(a,h)anthracene	ND	0.97	0.32	ug/l	
132-64-9	Dibenzofuran	ND	4.9	0.21	ug/l	
84-74-2	Di-n-butyl phthalate	ND	1.9	0.48	ug/l	
117-84-0	Di-n-octyl phthalate	ND	1.9	0.23	ug/l	
84-66-2	Diethyl phthalate	ND	1.9	0.25	ug/l	
131-11-3	Dimethyl phthalate	ND	1.9	0.21	ug/l	
117-81-7	bis(2-Ethylhexyl)phthalate	ND	1.9	1.6	ug/l	
206-44-0	Fluoranthene	ND	0.97	0.17	ug/l	
86-73-7	Fluorene	ND	0.97	0.17	ug/l	
118-74-1	Hexachlorobenzene	ND	0.97	0.32	ug/l	
87-68-3	Hexachlorobutadiene	ND	0.97	0.48	ug/l	
77-47-4	Hexachlorocyclopentadiene	ND	9.7	2.7	ug/l	
67-72-1	Hexachloroethane	ND	1.9	0.38	ug/l	
193-39-5	Indeno(1,2,3-cd)pyrene	ND	0.97	0.32	ug/l	
78-59-1	Isophorone	ND	1.9	0.27	ug/l	
91-57-6	2-Methylnaphthalene	ND	0.97	0.20	ug/l	
88-74-4	2-Nitroaniline	ND	4.9	0.27	ug/l	
99-09-2	3-Nitroaniline	ND	4.9	0.38	ug/l	
100-01-6	4-Nitroaniline	ND	4.9	0.43	ug/l	
91-20-3	Naphthalene	ND	0.97	0.23	ug/l	
98-95-3	Nitrobenzene	ND	1.9	0.62	ug/l	
621-64-7	N-Nitroso-di-n-propylamine	ND	1.9	0.47	ug/l	
86-30-6	N-Nitrosodiphenylamine	ND	4.9	0.22	ug/l	
85-01-8	Phenanthrene	ND	0.97	0.17	ug/l	
129-00-0	Pyrene	ND	0.97	0.21	ug/l	
95-94-3	1,2,4,5-Tetrachlorobenzene	ND	1.9	0.36	ug/l	

CAS No.	Surrogate Recoveries	Run# 1	Run# 2	Limits
367-12-4	2-Fluorophenol	53%		10-83%
4165-62-2	Phenol-d5	34%		10-82%

ND = Not detected MDL = Method Detection Limit
RL = Reporting Limit
E = Indicates value exceeds calibration range
J = Indicates an estimated value
B = Indicates analyte found in associated method blank
N = Indicates presumptive evidence of a compound

Report of Analysis

Client Sample ID:	FB		
Lab Sample ID:	JD28208-5	**Date Sampled:**	07/13/21
Matrix:	AQ - Field Blank Water	**Date Received:**	07/14/21
Method:	SW846 8270E SW846 3510C	**Percent Solids:**	n/a
Project:	Remedial Investigation, 247 North Avenue, New Rochelle, NY		

ABN TCL List (SOM0 1.1)

CAS No.	Surrogate Recoveries	Run# 1	Run# 2	Limits
118-79-6	2,4,6-Tribromophenol	99%		37-139%
4165-60-0	Nitrobenzene-d5	93%		35-127%
321-60-8	2-Fluorobiphenyl	91%		35-121%
1718-51-0	Terphenyl-d14	109%		28-135%

CAS No.	Tentatively Identified Compounds	R.T.	Est. Conc.	Units	Q
	Internal standard added for SIM test	4.68	4.1	ug/l	J
	unknown	6.00	5.2	ug/l	J
	Internal standard added for SIM test	6.05	4.3	ug/l	J
	Internal standard added for SIM test	7.43	3.9	ug/l	J
	Internal standard added for SIM test	10.84	4	ug/l	J
	Internal standard added for SIM test	16.82	4.1	ug/l	J
	Total TIC, Semi-Volatile		5.2	ug/l	J

ND = Not detected MDL = Method Detection Limit
RL = Reporting Limit
E = Indicates value exceeds calibration range

J = Indicates an estimated value
B = Indicates analyte found in associated method blank
N = Indicates presumptive evidence of a compound

Report of Analysis

Client Sample ID: FB
Lab Sample ID: JD28208-5 **Date Sampled:** 07/13/21
Matrix: AQ - Field Blank Water **Date Received:** 07/14/21
Method: SW846 8270E BY SIM SW846 3510C **Percent Solids:** n/a
Project: Remedial Investigation, 247 North Avenue, New Rochelle, NY

	File ID	DF	Analyzed	By	Prep Date	Prep Batch	Analytical Batch
Run #1	4P46570.D	1	07/16/21 01:17	CS	07/15/21 16:25	OP34332A	E4P2444
Run #2							

	Initial Volume	Final Volume
Run #1	1030 ml	1.0 ml
Run #2		

CAS No.	Compound	Result	RL	MDL	Units	Q
123-91-1	1,4-Dioxane	0.117	0.097	0.049	ug/l	

CAS No.	Surrogate Recoveries	Run# 1	Run# 2	Limits
4165-60-0	Nitrobenzene-d5	119%		21-121%
321-60-8	2-Fluorobiphenyl	92%		27-107%
1718-51-0	Terphenyl-d14	110%		25-118%

ND = Not detected MDL = Method Detection Limit
RL = Reporting Limit
E = Indicates value exceeds calibration range
J = Indicates an estimated value
B = Indicates analyte found in associated method blank
N = Indicates presumptive evidence of a compound

Report of Analysis

Client Sample ID: FB
Lab Sample ID: JD28208-5 **Date Sampled:** 07/13/21
Matrix: AQ - Field Blank Water **Date Received:** 07/14/21
Method: SW846 8081B SW846 3510C **Percent Solids:** n/a
Project: Remedial Investigation, 247 North Avenue, New Rochelle, NY

	File ID	DF	Analyzed	By	Prep Date	Prep Batch	Analytical Batch
Run #1	1G168113.D	1	07/15/21 21:41	CP	07/15/21 16:15	OP34335	G1G5732
Run #2							

	Initial Volume	Final Volume
Run #1	305 ml	2.0 ml
Run #2		

Pesticide TCL List

CAS No.	Compound	Result	RL	MDL	Units	Q
309-00-2	Aldrin	ND	0.0066	0.0034	ug/l	
319-84-6	alpha-BHC	ND	0.0066	0.0034	ug/l	
319-85-7	beta-BHC	ND	0.0066	0.0052	ug/l	
319-86-8	delta-BHC	ND	0.0066	0.0043	ug/l	
58-89-9	gamma-BHC (Lindane)	ND	0.0066	0.0039	ug/l	
5103-71-9	alpha-Chlordane	ND	0.0066	0.0032	ug/l	
5103-74-2	gamma-Chlordane	ND	0.0066	0.0028	ug/l	
60-57-1	Dieldrin	ND	0.0066	0.0050	ug/l	
72-54-8	4,4'-DDD	ND	0.0066	0.0038	ug/l	
72-55-9	4,4'-DDE	ND	0.0066	0.0033	ug/l	
50-29-3	4,4'-DDT	ND	0.0066	0.0045	ug/l	
72-20-8	Endrin	ND	0.0066	0.0040	ug/l	
1031-07-8	Endosulfan sulfate	ND	0.0066	0.0036	ug/l	
7421-93-4	Endrin aldehyde	ND	0.0066	0.0044	ug/l	
53494-70-5	Endrin ketone	ND	0.0066	0.0041	ug/l	
959-98-8	Endosulfan-I	ND	0.0066	0.0035	ug/l	
33213-65-9	Endosulfan-II	ND	0.0066	0.0032	ug/l	
76-44-8	Heptachlor	ND	0.0066	0.0029	ug/l	
1024-57-3	Heptachlor epoxide	ND	0.0066	0.0039	ug/l	
72-43-5	Methoxychlor	ND	0.013	0.0044	ug/l	
8001-35-2	Toxaphene	ND	0.16	0.11	ug/l	

CAS No.	Surrogate Recoveries	Run# 1	Run# 2	Limits
877-09-8	Tetrachloro-m-xylene	91%		10-165%
877-09-8	Tetrachloro-m-xylene	86%		10-165%
2051-24-3	Decachlorobiphenyl	62%		28-161%
2051-24-3	Decachlorobiphenyl	58%		28-161%

ND = Not detected MDL = Method Detection Limit
RL = Reporting Limit
E = Indicates value exceeds calibration range
J = Indicates an estimated value
B = Indicates analyte found in associated method blank
N = Indicates presumptive evidence of a compound

Report of Analysis

Client Sample ID:	FB		
Lab Sample ID:	JD28208-5	**Date Sampled:**	07/13/21
Matrix:	AQ - Field Blank Water	**Date Received:**	07/14/21
Method:	SW846 8082A SW846 3510C	**Percent Solids:**	n/a
Project:	Remedial Investigation, 247 North Avenue, New Rochelle, NY		

	File ID	DF	Analyzed	By	Prep Date	Prep Batch	Analytical Batch
Run #1	XX2468226.D	1	07/16/21 11:42	TC	07/15/21 16:15	OP34336	GXX7503
Run #2							

	Initial Volume	Final Volume
Run #1	305 ml	2.0 ml
Run #2		

PCB List

CAS No.	Compound	Result	RL	MDL	Units	Q
12674-11-2	Aroclor 1016	ND	0.33	0.13	ug/l	
11104-28-2	Aroclor 1221	ND	0.33	0.27	ug/l	
11141-16-5	Aroclor 1232	ND	0.33	0.17	ug/l	
53469-21-9	Aroclor 1242	ND	0.33	0.15	ug/l	
12672-29-6	Aroclor 1248	ND	0.33	0.083	ug/l	
11097-69-1	Aroclor 1254	ND	0.33	0.27	ug/l	
11096-82-5	Aroclor 1260	ND	0.33	0.10	ug/l	
11100-14-4	Aroclor 1268	ND	0.33	0.11	ug/l	
37324-23-5	Aroclor 1262	ND	0.33	0.13	ug/l	

CAS No.	Surrogate Recoveries	Run# 1	Run# 2	Limits
877-09-8	Tetrachloro-m-xylene	110%		10-155%
877-09-8	Tetrachloro-m-xylene	94%		10-155%
2051-24-3	Decachlorobiphenyl	69%		10-151%
2051-24-3	Decachlorobiphenyl	66%		10-151%

ND = Not detected MDL = Method Detection Limit
RL = Reporting Limit
E = Indicates value exceeds calibration range
J = Indicates an estimated value
B = Indicates analyte found in associated method blank
N = Indicates presumptive evidence of a compound

Report of Analysis

Client Sample ID: FB
Lab Sample ID: JD28208-5
Matrix: AQ - Field Blank Water
Project: Remedial Investigation, 247 North Avenue, New Rochelle, NY

Date Sampled: 07/13/21
Date Received: 07/14/21
Percent Solids: n/a

Total Metals Analysis

Analyte	Result	RL	Units	DF	Prep	Analyzed	By	Method	Prep Method
Aluminum	< 200	200	ug/l	1	07/19/21	07/19/21	ND	SW846 6010D [2]	SW846 3010A [3]
Antimony	< 6.0	6.0	ug/l	1	07/19/21	07/19/21	ND	SW846 6010D [2]	SW846 3010A [3]
Arsenic	< 3.0	3.0	ug/l	1	07/19/21	07/19/21	ND	SW846 6010D [2]	SW846 3010A [3]
Barium	< 200	200	ug/l	1	07/19/21	07/19/21	ND	SW846 6010D [2]	SW846 3010A [3]
Beryllium	< 1.0	1.0	ug/l	1	07/19/21	07/19/21	ND	SW846 6010D [2]	SW846 3010A [3]
Cadmium	< 3.0	3.0	ug/l	1	07/19/21	07/19/21	ND	SW846 6010D [2]	SW846 3010A [3]
Calcium	< 5000	5000	ug/l	1	07/19/21	07/19/21	ND	SW846 6010D [2]	SW846 3010A [3]
Chromium	< 10	10	ug/l	1	07/19/21	07/19/21	ND	SW846 6010D [2]	SW846 3010A [3]
Cobalt	< 50	50	ug/l	1	07/19/21	07/19/21	ND	SW846 6010D [2]	SW846 3010A [3]
Copper	< 10	10	ug/l	1	07/19/21	07/19/21	ND	SW846 6010D [2]	SW846 3010A [3]
Iron	< 100	100	ug/l	1	07/19/21	07/19/21	ND	SW846 6010D [2]	SW846 3010A [3]
Lead	< 3.0	3.0	ug/l	1	07/19/21	07/19/21	ND	SW846 6010D [2]	SW846 3010A [3]
Magnesium	< 5000	5000	ug/l	1	07/19/21	07/19/21	ND	SW846 6010D [2]	SW846 3010A [3]
Manganese	< 15	15	ug/l	1	07/19/21	07/19/21	ND	SW846 6010D [2]	SW846 3010A [3]
Mercury	< 0.20	0.20	ug/l	1	07/20/21	07/20/21	MS	SW846 7470A [1]	SW846 7470A [4]
Nickel	< 10	10	ug/l	1	07/19/21	07/19/21	ND	SW846 6010D [2]	SW846 3010A [3]
Potassium	< 10000	10000	ug/l	1	07/19/21	07/19/21	ND	SW846 6010D [2]	SW846 3010A [3]
Selenium	< 10	10	ug/l	1	07/19/21	07/19/21	ND	SW846 6010D [2]	SW846 3010A [3]
Silver	< 10	10	ug/l	1	07/19/21	07/19/21	ND	SW846 6010D [2]	SW846 3010A [3]
Sodium	< 10000	10000	ug/l	1	07/19/21	07/19/21	ND	SW846 6010D [2]	SW846 3010A [3]
Thallium	< 10	10	ug/l	1	07/19/21	07/19/21	ND	SW846 6010D [2]	SW846 3010A [3]
Vanadium	< 50	50	ug/l	1	07/19/21	07/19/21	ND	SW846 6010D [2]	SW846 3010A [3]
Zinc	< 20	20	ug/l	1	07/19/21	07/19/21	ND	SW846 6010D [2]	SW846 3010A [3]

(1) Instrument QC Batch: MA50851
(2) Instrument QC Batch: MA50855
(3) Prep QC Batch: MP27485
(4) Prep QC Batch: MP27536

RL = Reporting Limit

Report of Analysis

Client Sample ID:	FB		
Lab Sample ID:	JD28208-5	**Date Sampled:**	07/13/21
Matrix:	AQ - Field Blank Water	**Date Received:**	07/14/21
		Percent Solids:	n/a
Project:	Remedial Investigation, 247 North Avenue, New Rochelle, NY		

General Chemistry

Analyte	Result	RL	Units	DF	Analyzed	By	Method
Cyanide	< 0.010	0.010	mg/l	1	07/19/21 22:31	EB	EPA 335.4/LACHAT

RL = Reporting Limit

Report of Analysis

Client Sample ID:	FB		
Lab Sample ID:	JD28208-5A	**Date Sampled:**	07/13/21
Matrix:	AQ - Field Blank Water	**Date Received:**	07/14/21
Method:	EPA 537M BY ID EPA 537 MOD	**Percent Solids:**	n/a
Project:	Remedial Investigation, 247 North Avenue, New Rochelle, NY		

	File ID	DF	Analyzed	By	Prep Date	Prep Batch	Analytical Batch
Run #1 [a]	3Q41651.D	1	07/21/21 03:34	AFL	07/19/21 09:00	F:OP86388	F:S3Q608
Run #2							

	Initial Volume	Final Volume
Run #1	270 ml	1.0 ml
Run #2		

PFAS List

CAS No.	Compound	Result	RL	MDL	Units	Q
PERFLUOROALKYLCARBOXYLIC ACIDS						
375-22-4	Perfluorobutanoic acid	ND	3.7	1.9	ng/l	
2706-90-3	Perfluoropentanoic acid	ND	1.9	0.93	ng/l	
307-24-4	Perfluorohexanoic acid	ND	1.9	0.93	ng/l	
375-85-9	Perfluoroheptanoic acid	ND	1.9	0.93	ng/l	
335-67-1	Perfluorooctanoic acid	ND	1.9	0.93	ng/l	
375-95-1	Perfluorononanoic acid	ND	1.9	0.93	ng/l	
335-76-2	Perfluorodecanoic acid	ND	1.9	0.93	ng/l	
2058-94-8	Perfluoroundecanoic acid	ND	1.9	0.93	ng/l	
307-55-1	Perfluorododecanoic acid	ND	1.9	0.93	ng/l	
72629-94-8	Perfluorotridecanoic acid	ND	1.9	0.93	ng/l	
376-06-7	Perfluorotetradecanoic acid	ND	1.9	0.93	ng/l	
PERFLUOROALKYLSULFONIC ACIDS						
375-73-5	Perfluorobutanesulfonic acid	ND	1.9	0.93	ng/l	
355-46-4	Perfluorohexanesulfonic acid	ND	1.9	0.93	ng/l	
375-92-8	Perfluoroheptanesulfonic acid	ND	1.9	0.93	ng/l	
1763-23-1	Perfluorooctanesulfonic acid	ND	1.9	0.93	ng/l	
335-77-3	Perfluorodecanesulfonic acid	ND	1.9	0.93	ng/l	
PERFLUOROOCTANESULFONAMIDES						
754-91-6	PFOSA	ND	3.7	1.9	ng/l	
PERFLUOROOCTANESULFONAMIDOACETIC ACIDS						
2355-31-9	MeFOSAA	ND	3.7	1.9	ng/l	
2991-50-6	EtFOSAA	ND	3.7	1.9	ng/l	
FLUOROTELOMER SULFONATES						
27619-97-2	6:2 Fluorotelomer sulfonate	ND	7.4	1.9	ng/l	
39108-34-4	8:2 Fluorotelomer sulfonate	ND	7.4	1.9	ng/l	

ND = Not detected MDL = Method Detection Limit
RL = Reporting Limit
E = Indicates value exceeds calibration range
J = Indicates an estimated value
B = Indicates analyte found in associated method blank
N = Indicates presumptive evidence of a compound

Report of Analysis

Client Sample ID:	FB		
Lab Sample ID:	JD28208-5A	**Date Sampled:**	07/13/21
Matrix:	AQ - Field Blank Water	**Date Received:**	07/14/21
Method:	EPA 537M BY ID EPA 537 MOD	**Percent Solids:**	n/a
Project:	Remedial Investigation, 247 North Avenue, New Rochelle, NY		

PFAS List

CAS No.	ID Standard Recoveries	Run# 1	Run# 2	Limits
	13C4-PFBA	107%		35-135%
	13C5-PFPeA	107%		50-150%
	13C5-PFHxA	106%		50-150%
	13C4-PFHpA	103%		50-150%
	13C8-PFOA	106%		50-150%
	13C9-PFNA	98%		50-150%
	13C6-PFDA	94%		50-150%
	13C7-PFUnDA	92%		40-140%
	13C2-PFDoDA	95%		40-140%
	13C2-PFTeDA	99%		30-130%
	13C3-PFBS	106%		50-150%
	13C3-PFHxS	99%		50-150%
	13C8-PFOS	89%		50-150%
	13C8-FOSA	97%		30-130%
	d3-MeFOSAA	112%		40-140%
	d5-EtFOSAA	111%		40-140%
	13C2-6:2FTS	101%		50-150%
	13C2-8:2FTS	92%		50-150%

(a) Analysis performed at SGS Orlando, FL.

ND = Not detected MDL = Method Detection Limit
RL = Reporting Limit
E = Indicates value exceeds calibration range

J = Indicates an estimated value
B = Indicates analyte found in associated method blank
N = Indicates presumptive evidence of a compound

Report of Analysis

Client Sample ID:	TB		
Lab Sample ID:	JD28208-6	**Date Sampled:**	07/13/21
Matrix:	AQ - Trip Blank Water	**Date Received:**	07/14/21
Method:	SW846 8260D	**Percent Solids:**	n/a
Project:	Remedial Investigation, 247 North Avenue, New Rochelle, NY		

	File ID	DF	Analyzed	By	Prep Date	Prep Batch	Analytical Batch
Run #1	2B184489.D	1	07/17/21 16:19	MD	n/a	n/a	V2B8374
Run #2							

	Purge Volume
Run #1	5.0 ml
Run #2	

VOA TCL List

CAS No.	Compound	Result	RL	MDL	Units	Q
67-64-1	Acetone	ND	10	3.1	ug/l	
71-43-2	Benzene	ND	0.50	0.43	ug/l	
74-97-5	Bromochloromethane	ND	1.0	0.48	ug/l	
75-27-4	Bromodichloromethane	ND	1.0	0.45	ug/l	
75-25-2	Bromoform	ND	1.0	0.63	ug/l	
74-83-9	Bromomethane	ND	2.0	1.6	ug/l	
78-93-3	2-Butanone (MEK)	ND	10	6.9	ug/l	
75-15-0	Carbon disulfide	ND	2.0	0.46	ug/l	
56-23-5	Carbon tetrachloride	ND	1.0	0.55	ug/l	
108-90-7	Chlorobenzene	ND	1.0	0.56	ug/l	
75-00-3	Chloroethane	ND	1.0	0.73	ug/l	
67-66-3	Chloroform	ND	1.0	0.50	ug/l	
74-87-3	Chloromethane	ND	1.0	0.76	ug/l	
110-82-7	Cyclohexane	ND	5.0	0.78	ug/l	
96-12-8	1,2-Dibromo-3-chloropropane	ND	2.0	0.53	ug/l	
124-48-1	Dibromochloromethane	ND	1.0	0.56	ug/l	
106-93-4	1,2-Dibromoethane [a]	ND	1.0	0.48	ug/l	
95-50-1	1,2-Dichlorobenzene	ND	1.0	0.53	ug/l	
541-73-1	1,3-Dichlorobenzene	ND	1.0	0.54	ug/l	
106-46-7	1,4-Dichlorobenzene	ND	1.0	0.51	ug/l	
75-71-8	Dichlorodifluoromethane	ND	2.0	0.56	ug/l	
75-34-3	1,1-Dichloroethane	ND	1.0	0.57	ug/l	
107-06-2	1,2-Dichloroethane	ND	1.0	0.60	ug/l	
75-35-4	1,1-Dichloroethene	ND	1.0	0.59	ug/l	
156-59-2	cis-1,2-Dichloroethene	ND	1.0	0.51	ug/l	
156-60-5	trans-1,2-Dichloroethene	ND	1.0	0.54	ug/l	
78-87-5	1,2-Dichloropropane	ND	1.0	0.51	ug/l	
10061-01-5	cis-1,3-Dichloropropene	ND	1.0	0.47	ug/l	
10061-02-6	trans-1,3-Dichloropropene	ND	1.0	0.43	ug/l	
100-41-4	Ethylbenzene	ND	1.0	0.60	ug/l	
76-13-1	Freon 113	ND	5.0	0.58	ug/l	
591-78-6	2-Hexanone	ND	5.0	2.0	ug/l	

ND = Not detected MDL = Method Detection Limit
RL = Reporting Limit
E = Indicates value exceeds calibration range

J = Indicates an estimated value
B = Indicates analyte found in associated method blank
N = Indicates presumptive evidence of a compound

Report of Analysis

Client Sample ID:	TB		
Lab Sample ID:	JD28208-6	**Date Sampled:**	07/13/21
Matrix:	AQ - Trip Blank Water	**Date Received:**	07/14/21
Method:	SW846 8260D	**Percent Solids:**	n/a
Project:	Remedial Investigation, 247 North Avenue, New Rochelle, NY		

VOA TCL List

CAS No.	Compound	Result	RL	MDL	Units	Q
98-82-8	Isopropylbenzene	ND	1.0	0.65	ug/l	
79-20-9	Methyl Acetate	ND	5.0	0.80	ug/l	
108-87-2	Methylcyclohexane	ND	5.0	0.60	ug/l	
1634-04-4	Methyl Tert Butyl Ether	ND	1.0	0.51	ug/l	
108-10-1	4-Methyl-2-pentanone(MIBK)	ND	5.0	1.9	ug/l	
75-09-2	Methylene chloride	ND	2.0	1.0	ug/l	
100-42-5	Styrene	ND	1.0	0.49	ug/l	
79-34-5	1,1,2,2-Tetrachloroethane	ND	1.0	0.65	ug/l	
127-18-4	Tetrachloroethene	ND	1.0	0.90	ug/l	
108-88-3	Toluene	ND	1.0	0.53	ug/l	
87-61-6	1,2,3-Trichlorobenzene	ND	1.0	0.50	ug/l	
120-82-1	1,2,4-Trichlorobenzene [a]	ND	1.0	0.50	ug/l	
71-55-6	1,1,1-Trichloroethane	ND	1.0	0.54	ug/l	
79-00-5	1,1,2-Trichloroethane	ND	1.0	0.53	ug/l	
79-01-6	Trichloroethene	ND	1.0	0.53	ug/l	
75-69-4	Trichlorofluoromethane	ND	2.0	0.40	ug/l	
75-01-4	Vinyl chloride	ND	1.0	0.79	ug/l	
	m,p-Xylene	ND	1.0	0.78	ug/l	
95-47-6	o-Xylene	ND	1.0	0.59	ug/l	
1330-20-7	Xylene (total)	ND	1.0	0.59	ug/l	

CAS No.	Surrogate Recoveries	Run# 1	Run# 2	Limits
1868-53-7	Dibromofluoromethane	107%		85-118%
17060-07-0	1,2-Dichloroethane-D4	97%		80-121%
2037-26-5	Toluene-D8	101%		80-120%
460-00-4	4-Bromofluorobenzene	101%		80-120%

CAS No.	Tentatively Identified Compounds	R.T.	Est. Conc.	Units	Q
	Total TIC, Volatile		0	ug/l	

(a) Associated CCV outside of control limits high, sample was ND.

ND = Not detected MDL = Method Detection Limit
RL = Reporting Limit
E = Indicates value exceeds calibration range
J = Indicates an estimated value
B = Indicates analyte found in associated method blank
N = Indicates presumptive evidence of a compound

Report of Analysis

Client Sample ID:	DUP-1		
Lab Sample ID:	JD28208-7	**Date Sampled:**	07/13/21
Matrix:	AQ - Ground Water	**Date Received:**	07/14/21
Method:	SW846 8260D	**Percent Solids:**	n/a
Project:	Remedial Investigation, 247 North Avenue, New Rochelle, NY		

	File ID	DF	Analyzed	By	Prep Date	Prep Batch	Analytical Batch
Run #1	X191937.D	1	07/19/21 17:19	BK	n/a	n/a	VX8315
Run #2							

	Purge Volume
Run #1	5.0 ml
Run #2	

VOA TCL List

CAS No.	Compound	Result	RL	MDL	Units	Q
67-64-1	Acetone [a]	ND	10	3.1	ug/l	
71-43-2	Benzene	ND	0.50	0.43	ug/l	
74-97-5	Bromochloromethane	ND	1.0	0.48	ug/l	
75-27-4	Bromodichloromethane	ND	1.0	0.45	ug/l	
75-25-2	Bromoform	ND	1.0	0.63	ug/l	
74-83-9	Bromomethane	ND	2.0	1.6	ug/l	
78-93-3	2-Butanone (MEK)	ND	10	6.9	ug/l	
75-15-0	Carbon disulfide	ND	2.0	0.46	ug/l	
56-23-5	Carbon tetrachloride	ND	1.0	0.55	ug/l	
108-90-7	Chlorobenzene	ND	1.0	0.56	ug/l	
75-00-3	Chloroethane	ND	1.0	0.73	ug/l	
67-66-3	Chloroform	ND	1.0	0.50	ug/l	
74-87-3	Chloromethane	ND	1.0	0.76	ug/l	
110-82-7	Cyclohexane	ND	5.0	0.78	ug/l	
96-12-8	1,2-Dibromo-3-chloropropane	ND	2.0	0.53	ug/l	
124-48-1	Dibromochloromethane	ND	1.0	0.56	ug/l	
106-93-4	1,2-Dibromoethane	ND	1.0	0.48	ug/l	
95-50-1	1,2-Dichlorobenzene	ND	1.0	0.53	ug/l	
541-73-1	1,3-Dichlorobenzene	ND	1.0	0.54	ug/l	
106-46-7	1,4-Dichlorobenzene	ND	1.0	0.51	ug/l	
75-71-8	Dichlorodifluoromethane	ND	2.0	0.56	ug/l	
75-34-3	1,1-Dichloroethane	ND	1.0	0.57	ug/l	
107-06-2	1,2-Dichloroethane	ND	1.0	0.60	ug/l	
75-35-4	1,1-Dichloroethene	ND	1.0	0.59	ug/l	
156-59-2	cis-1,2-Dichloroethene	ND	1.0	0.51	ug/l	
156-60-5	trans-1,2-Dichloroethene	ND	1.0	0.54	ug/l	
78-87-5	1,2-Dichloropropane	ND	1.0	0.51	ug/l	
10061-01-5	cis-1,3-Dichloropropene	ND	1.0	0.47	ug/l	
10061-02-6	trans-1,3-Dichloropropene	ND	1.0	0.43	ug/l	
100-41-4	Ethylbenzene	ND	1.0	0.60	ug/l	
76-13-1	Freon 113	ND	5.0	0.58	ug/l	
591-78-6	2-Hexanone	ND	5.0	2.0	ug/l	

ND = Not detected MDL = Method Detection Limit
RL = Reporting Limit
E = Indicates value exceeds calibration range
J = Indicates an estimated value
B = Indicates analyte found in associated method blank
N = Indicates presumptive evidence of a compound

Report of Analysis

Client Sample ID:	DUP-1		
Lab Sample ID:	JD28208-7	**Date Sampled:**	07/13/21
Matrix:	AQ - Ground Water	**Date Received:**	07/14/21
Method:	SW846 8260D	**Percent Solids:**	n/a
Project:	Remedial Investigation, 247 North Avenue, New Rochelle, NY		

VOA TCL List

CAS No.	Compound	Result	RL	MDL	Units	Q
98-82-8	Isopropylbenzene	ND	1.0	0.65	ug/l	
79-20-9	Methyl Acetate	ND	5.0	0.80	ug/l	
108-87-2	Methylcyclohexane	ND	5.0	0.60	ug/l	
1634-04-4	Methyl Tert Butyl Ether	ND	1.0	0.51	ug/l	
108-10-1	4-Methyl-2-pentanone(MIBK)	ND	5.0	1.9	ug/l	
75-09-2	Methylene chloride	ND	2.0	1.0	ug/l	
100-42-5	Styrene	ND	1.0	0.49	ug/l	
79-34-5	1,1,2,2-Tetrachloroethane	ND	1.0	0.65	ug/l	
127-18-4	Tetrachloroethene	ND	1.0	0.90	ug/l	
108-88-3	Toluene	ND	1.0	0.53	ug/l	
87-61-6	1,2,3-Trichlorobenzene	ND	1.0	0.50	ug/l	
120-82-1	1,2,4-Trichlorobenzene	ND	1.0	0.50	ug/l	
71-55-6	1,1,1-Trichloroethane	ND	1.0	0.54	ug/l	
79-00-5	1,1,2-Trichloroethane	ND	1.0	0.53	ug/l	
79-01-6	Trichloroethene	ND	1.0	0.53	ug/l	
75-69-4	Trichlorofluoromethane	ND	2.0	0.40	ug/l	
75-01-4	Vinyl chloride	ND	1.0	0.79	ug/l	
	m,p-Xylene	ND	1.0	0.78	ug/l	
95-47-6	o-Xylene	ND	1.0	0.59	ug/l	
1330-20-7	Xylene (total)	ND	1.0	0.59	ug/l	

CAS No.	Surrogate Recoveries	Run# 1	Run# 2	Limits
1868-53-7	Dibromofluoromethane	105%		85-118%
17060-07-0	1,2-Dichloroethane-D4	103%		80-121%
2037-26-5	Toluene-D8	98%		80-120%
460-00-4	4-Bromofluorobenzene	96%		80-120%

CAS No.	Tentatively Identified Compounds	R.T.	Est. Conc.	Units	Q
	alkene	3.57	5.8	ug/l	J
	Total TIC, Volatile		5.8	ug/l	J

(a) Associated CCV outside of control limits high, sample was ND. This compound in blank spike is outside in house QC limits bias high.

ND = Not detected MDL = Method Detection Limit
RL = Reporting Limit
E = Indicates value exceeds calibration range
J = Indicates an estimated value
B = Indicates analyte found in associated method blank
N = Indicates presumptive evidence of a compound

Report of Analysis

Client Sample ID: DUP-1
Lab Sample ID: JD28208-7 **Date Sampled:** 07/13/21
Matrix: AQ - Ground Water **Date Received:** 07/14/21
Method: SW846 8270E SW846 3510C **Percent Solids:** n/a
Project: Remedial Investigation, 247 North Avenue, New Rochelle, NY

	File ID	DF	Analyzed	By	Prep Date	Prep Batch	Analytical Batch
Run #1	F200572.D	1	07/16/21 18:51	KLS	07/15/21 16:25	OP34332	EF8769
Run #2							

	Initial Volume	Final Volume
Run #1	1000 ml	1.0 ml
Run #2		

ABN TCL List (SOM0 1.1)

CAS No.	Compound	Result	RL	MDL	Units	Q
95-57-8	2-Chlorophenol	ND	5.0	0.82	ug/l	
59-50-7	4-Chloro-3-methyl phenol	ND	5.0	0.89	ug/l	
120-83-2	2,4-Dichlorophenol	ND	2.0	1.3	ug/l	
105-67-9	2,4-Dimethylphenol	ND	5.0	2.4	ug/l	
51-28-5	2,4-Dinitrophenol	ND	5.0	1.6	ug/l	
534-52-1	4,6-Dinitro-o-cresol	ND	5.0	1.3	ug/l	
95-48-7	2-Methylphenol	ND	2.0	0.89	ug/l	
	3&4-Methylphenol	ND	2.0	0.88	ug/l	
88-75-5	2-Nitrophenol	ND	5.0	0.96	ug/l	
100-02-7	4-Nitrophenol	ND	10	1.2	ug/l	
87-86-5	Pentachlorophenol	ND	4.0	1.4	ug/l	
108-95-2	Phenol	ND	2.0	0.39	ug/l	
58-90-2	2,3,4,6-Tetrachlorophenol	ND	5.0	1.5	ug/l	
95-95-4	2,4,5-Trichlorophenol	ND	5.0	1.3	ug/l	
88-06-2	2,4,6-Trichlorophenol	ND	5.0	0.92	ug/l	
83-32-9	Acenaphthene	ND	1.0	0.19	ug/l	
208-96-8	Acenaphthylene	ND	1.0	0.14	ug/l	
98-86-2	Acetophenone	ND	2.0	0.21	ug/l	
120-12-7	Anthracene	ND	1.0	0.21	ug/l	
1912-24-9	Atrazine	ND	2.0	0.45	ug/l	
100-52-7	Benzaldehyde	ND	5.0	0.29	ug/l	
56-55-3	Benzo(a)anthracene	ND	1.0	0.20	ug/l	
50-32-8	Benzo(a)pyrene	ND	1.0	0.21	ug/l	
205-99-2	Benzo(b)fluoranthene	ND	1.0	0.21	ug/l	
191-24-2	Benzo(g,h,i)perylene	ND	1.0	0.34	ug/l	
207-08-9	Benzo(k)fluoranthene	ND	1.0	0.21	ug/l	
101-55-3	4-Bromophenyl phenyl ether	ND	2.0	0.40	ug/l	
85-68-7	Butyl benzyl phthalate	ND	2.0	0.46	ug/l	
92-52-4	1,1'-Biphenyl	ND	1.0	0.21	ug/l	
91-58-7	2-Chloronaphthalene	ND	2.0	0.24	ug/l	
106-47-8	4-Chloroaniline	ND	5.0	0.34	ug/l	
86-74-8	Carbazole	ND	1.0	0.23	ug/l	

ND = Not detected MDL = Method Detection Limit
RL = Reporting Limit
E = Indicates value exceeds calibration range
J = Indicates an estimated value
B = Indicates analyte found in associated method blank
N = Indicates presumptive evidence of a compound

Report of Analysis

Client Sample ID:	DUP-1		
Lab Sample ID:	JD28208-7	**Date Sampled:**	07/13/21
Matrix:	AQ - Ground Water	**Date Received:**	07/14/21
Method:	SW846 8270E SW846 3510C	**Percent Solids:**	n/a
Project:	Remedial Investigation, 247 North Avenue, New Rochelle, NY		

ABN TCL List (SOM0 1.1)

CAS No.	Compound	Result	RL	MDL	Units	Q
105-60-2	Caprolactam [a]	ND	2.0	0.65	ug/l	
218-01-9	Chrysene	ND	1.0	0.18	ug/l	
111-91-1	bis(2-Chloroethoxy)methane	ND	2.0	0.28	ug/l	
111-44-4	bis(2-Chloroethyl)ether	ND	2.0	0.25	ug/l	
108-60-1	2,2'-Oxybis(1-chloropropane)	ND	2.0	0.40	ug/l	
7005-72-3	4-Chlorophenyl phenyl ether	ND	2.0	0.37	ug/l	
121-14-2	2,4-Dinitrotoluene	ND	1.0	0.55	ug/l	
606-20-2	2,6-Dinitrotoluene	ND	1.0	0.48	ug/l	
91-94-1	3,3'-Dichlorobenzidine	ND	2.0	0.51	ug/l	
53-70-3	Dibenzo(a,h)anthracene	ND	1.0	0.33	ug/l	
132-64-9	Dibenzofuran	ND	5.0	0.22	ug/l	
84-74-2	Di-n-butyl phthalate	ND	2.0	0.50	ug/l	
117-84-0	Di-n-octyl phthalate	ND	2.0	0.23	ug/l	
84-66-2	Diethyl phthalate	ND	2.0	0.26	ug/l	
131-11-3	Dimethyl phthalate	ND	2.0	0.22	ug/l	
117-81-7	bis(2-Ethylhexyl)phthalate	ND	2.0	1.7	ug/l	
206-44-0	Fluoranthene	ND	1.0	0.17	ug/l	
86-73-7	Fluorene	ND	1.0	0.17	ug/l	
118-74-1	Hexachlorobenzene	ND	1.0	0.33	ug/l	
87-68-3	Hexachlorobutadiene	ND	1.0	0.49	ug/l	
77-47-4	Hexachlorocyclopentadiene	ND	10	2.8	ug/l	
67-72-1	Hexachloroethane	ND	2.0	0.39	ug/l	
193-39-5	Indeno(1,2,3-cd)pyrene	ND	1.0	0.33	ug/l	
78-59-1	Isophorone	ND	2.0	0.28	ug/l	
91-57-6	2-Methylnaphthalene	ND	1.0	0.21	ug/l	
88-74-4	2-Nitroaniline	ND	5.0	0.28	ug/l	
99-09-2	3-Nitroaniline	ND	5.0	0.39	ug/l	
100-01-6	4-Nitroaniline	ND	5.0	0.44	ug/l	
91-20-3	Naphthalene	ND	1.0	0.23	ug/l	
98-95-3	Nitrobenzene	ND	2.0	0.64	ug/l	
621-64-7	N-Nitroso-di-n-propylamine	ND	2.0	0.48	ug/l	
86-30-6	N-Nitrosodiphenylamine	ND	5.0	0.22	ug/l	
85-01-8	Phenanthrene	ND	1.0	0.18	ug/l	
129-00-0	Pyrene	ND	1.0	0.22	ug/l	
95-94-3	1,2,4,5-Tetrachlorobenzene	ND	2.0	0.37	ug/l	

CAS No.	Surrogate Recoveries	Run# 1	Run# 2	Limits
367-12-4	2-Fluorophenol	43%		10-83%
4165-62-2	Phenol-d5	26%		10-82%

ND = Not detected MDL = Method Detection Limit
RL = Reporting Limit
E = Indicates value exceeds calibration range
J = Indicates an estimated value
B = Indicates analyte found in associated method blank
N = Indicates presumptive evidence of a compound

Report of Analysis

Client Sample ID:	DUP-1		
Lab Sample ID:	JD28208-7	**Date Sampled:**	07/13/21
Matrix:	AQ - Ground Water	**Date Received:**	07/14/21
Method:	SW846 8270E SW846 3510C	**Percent Solids:**	n/a
Project:	Remedial Investigation, 247 North Avenue, New Rochelle, NY		

ABN TCL List (SOM0 1.1)

CAS No.	Surrogate Recoveries	Run# 1	Run# 2	Limits
118-79-6	2,4,6-Tribromophenol	99%		37-139%
4165-60-0	Nitrobenzene-d5	98%		35-127%
321-60-8	2-Fluorobiphenyl	94%		35-121%
1718-51-0	Terphenyl-d14	91%		28-135%

CAS No.	Tentatively Identified Compounds	R.T.	Est. Conc.	Units	Q
	Internal standard added for SIM test	4.68	4.3	ug/l	J
	Internal standard added for SIM test	6.05	4.6	ug/l	J
	Internal standard added for SIM test	7.41	4.2	ug/l	J
	Internal standard added for SIM test	10.82	4.3	ug/l	J
	Total TIC, Semi-Volatile		0	ug/l	

(a) Associated CCV outside of control limits high, sample was ND.

ND = Not detected MDL = Method Detection Limit
RL = Reporting Limit
E = Indicates value exceeds calibration range

J = Indicates an estimated value
B = Indicates analyte found in associated method blank
N = Indicates presumptive evidence of a compound

Report of Analysis

Client Sample ID: DUP-1
Lab Sample ID: JD28208-7 **Date Sampled:** 07/13/21
Matrix: AQ - Ground Water **Date Received:** 07/14/21
Method: SW846 8270E BY SIM SW846 3510C **Percent Solids:** n/a
Project: Remedial Investigation, 247 North Avenue, New Rochelle, NY

	File ID	DF	Analyzed	By	Prep Date	Prep Batch	Analytical Batch
Run #1	4P46588.D	1	07/16/21 08:04	CS	07/15/21 16:25	OP34332A	E4P2444
Run #2							

	Initial Volume	Final Volume
Run #1	1000 ml	1.0 ml
Run #2		

CAS No.	Compound	Result	RL	MDL	Units	Q
123-91-1	1,4-Dioxane	ND	0.10	0.050	ug/l	

CAS No.	Surrogate Recoveries	Run# 1	Run# 2	Limits
4165-60-0	Nitrobenzene-d5	95%		21-121%
321-60-8	2-Fluorobiphenyl	130% [a]		27-107%
1718-51-0	Terphenyl-d14	98%		25-118%

(a) High percent recoveries and no positive found in the sample.

ND = Not detected MDL = Method Detection Limit
RL = Reporting Limit
E = Indicates value exceeds calibration range
J = Indicates an estimated value
B = Indicates analyte found in associated method blank
N = Indicates presumptive evidence of a compound

Report of Analysis

Client Sample ID: DUP-1
Lab Sample ID: JD28208-7 **Date Sampled:** 07/13/21
Matrix: AQ - Ground Water **Date Received:** 07/14/21
Method: SW846 8081B SW846 3510C **Percent Solids:** n/a
Project: Remedial Investigation, 247 North Avenue, New Rochelle, NY

	File ID	DF	Analyzed	By	Prep Date	Prep Batch	Analytical Batch
Run #1	1G168114.D	1	07/15/21 21:59	CP	07/15/21 16:15	OP34335	G1G5732
Run #2							

	Initial Volume	Final Volume
Run #1	300 ml	2.0 ml
Run #2		

Pesticide TCL List

CAS No.	Compound	Result	RL	MDL	Units	Q
309-00-2	Aldrin	ND	0.0067	0.0034	ug/l	
319-84-6	alpha-BHC	ND	0.0067	0.0035	ug/l	
319-85-7	beta-BHC	ND	0.0067	0.0053	ug/l	
319-86-8	delta-BHC	ND	0.0067	0.0044	ug/l	
58-89-9	gamma-BHC (Lindane)	ND	0.0067	0.0040	ug/l	
5103-71-9	alpha-Chlordane	ND	0.0067	0.0033	ug/l	
5103-74-2	gamma-Chlordane	ND	0.0067	0.0028	ug/l	
60-57-1	Dieldrin	ND	0.0067	0.0051	ug/l	
72-54-8	4,4'-DDD	ND	0.0067	0.0038	ug/l	
72-55-9	4,4'-DDE	ND	0.0067	0.0034	ug/l	
50-29-3	4,4'-DDT	ND	0.0067	0.0046	ug/l	
72-20-8	Endrin	ND	0.0067	0.0040	ug/l	
1031-07-8	Endosulfan sulfate	ND	0.0067	0.0036	ug/l	
7421-93-4	Endrin aldehyde	ND	0.0067	0.0045	ug/l	
53494-70-5	Endrin ketone	ND	0.0067	0.0041	ug/l	
959-98-8	Endosulfan-I	ND	0.0067	0.0035	ug/l	
33213-65-9	Endosulfan-II	ND	0.0067	0.0033	ug/l	
76-44-8	Heptachlor	ND	0.0067	0.0030	ug/l	
1024-57-3	Heptachlor epoxide	ND	0.0067	0.0040	ug/l	
72-43-5	Methoxychlor	ND	0.013	0.0045	ug/l	
8001-35-2	Toxaphene	ND	0.17	0.11	ug/l	

CAS No.	Surrogate Recoveries	Run# 1	Run# 2	Limits
877-09-8	Tetrachloro-m-xylene	87%		10-165%
877-09-8	Tetrachloro-m-xylene	112%		10-165%
2051-24-3	Decachlorobiphenyl	64%		28-161%
2051-24-3	Decachlorobiphenyl	76%		28-161%

ND = Not detected MDL = Method Detection Limit
RL = Reporting Limit
E = Indicates value exceeds calibration range
J = Indicates an estimated value
B = Indicates analyte found in associated method blank
N = Indicates presumptive evidence of a compound

Report of Analysis

Client Sample ID:	DUP-1		
Lab Sample ID:	JD28208-7	**Date Sampled:**	07/13/21
Matrix:	AQ - Ground Water	**Date Received:**	07/14/21
Method:	SW846 8082A SW846 3510C	**Percent Solids:**	n/a
Project:	Remedial Investigation, 247 North Avenue, New Rochelle, NY		

	File ID	DF	Analyzed	By	Prep Date	Prep Batch	Analytical Batch
Run #1	XX2468227.D	1	07/16/21 12:00	TC	07/15/21 16:15	OP34336	GXX7503
Run #2							

	Initial Volume	Final Volume
Run #1	300 ml	2.0 ml
Run #2		

PCB List

CAS No.	Compound	Result	RL	MDL	Units	Q
12674-11-2	Aroclor 1016	ND	0.33	0.13	ug/l	
11104-28-2	Aroclor 1221	ND	0.33	0.28	ug/l	
11141-16-5	Aroclor 1232	ND	0.33	0.17	ug/l	
53469-21-9	Aroclor 1242	ND	0.33	0.15	ug/l	
12672-29-6	Aroclor 1248	ND	0.33	0.084	ug/l	
11097-69-1	Aroclor 1254	ND	0.33	0.28	ug/l	
11096-82-5	Aroclor 1260	ND	0.33	0.10	ug/l	
11100-14-4	Aroclor 1268	ND	0.33	0.12	ug/l	
37324-23-5	Aroclor 1262	ND	0.33	0.13	ug/l	

CAS No.	Surrogate Recoveries	Run# 1	Run# 2	Limits
877-09-8	Tetrachloro-m-xylene	89%		10-155%
877-09-8	Tetrachloro-m-xylene	82%		10-155%
2051-24-3	Decachlorobiphenyl	61%		10-151%
2051-24-3	Decachlorobiphenyl	60%		10-151%

ND = Not detected MDL = Method Detection Limit
RL = Reporting Limit
E = Indicates value exceeds calibration range
J = Indicates an estimated value
B = Indicates analyte found in associated method blank
N = Indicates presumptive evidence of a compound

Report of Analysis

Client Sample ID: DUP-1
Lab Sample ID: JD28208-7
Matrix: AQ - Ground Water
Project: Remedial Investigation, 247 North Avenue, New Rochelle, NY

Date Sampled: 07/13/21
Date Received: 07/14/21
Percent Solids: n/a

Total Metals Analysis

Analyte	Result	RL	Units	DF	Prep	Analyzed	By	Method	Prep Method
Aluminum	791	200	ug/l	1	07/19/21	07/19/21	ND	SW846 6010D [2]	SW846 3010A [4]
Antimony	< 6.0	6.0	ug/l	1	07/19/21	07/19/21	ND	SW846 6010D [2]	SW846 3010A [4]
Arsenic	< 3.0	3.0	ug/l	1	07/19/21	07/19/21	ND	SW846 6010D [2]	SW846 3010A [4]
Barium	< 200	200	ug/l	1	07/19/21	07/19/21	ND	SW846 6010D [2]	SW846 3010A [4]
Beryllium	< 1.0	1.0	ug/l	1	07/19/21	07/19/21	ND	SW846 6010D [2]	SW846 3010A [4]
Cadmium	< 3.0	3.0	ug/l	1	07/19/21	07/19/21	ND	SW846 6010D [2]	SW846 3010A [4]
Calcium	146000	5000	ug/l	1	07/19/21	07/19/21	ND	SW846 6010D [2]	SW846 3010A [4]
Chromium	< 10	10	ug/l	1	07/19/21	07/19/21	ND	SW846 6010D [2]	SW846 3010A [4]
Cobalt	< 50	50	ug/l	1	07/19/21	07/19/21	ND	SW846 6010D [2]	SW846 3010A [4]
Copper	< 10	10	ug/l	1	07/19/21	07/19/21	ND	SW846 6010D [2]	SW846 3010A [4]
Iron	1070	100	ug/l	1	07/19/21	07/19/21	ND	SW846 6010D [2]	SW846 3010A [4]
Lead	< 3.0	3.0	ug/l	1	07/19/21	07/19/21	ND	SW846 6010D [2]	SW846 3010A [4]
Magnesium	48700	5000	ug/l	1	07/19/21	07/19/21	ND	SW846 6010D [2]	SW846 3010A [4]
Manganese	2210	15	ug/l	1	07/19/21	07/19/21	ND	SW846 6010D [2]	SW846 3010A [4]
Mercury	< 0.20	0.20	ug/l	1	07/20/21	07/20/21	MS	SW846 7470A [1]	SW846 7470A [5]
Nickel	< 10	10	ug/l	1	07/19/21	07/19/21	ND	SW846 6010D [2]	SW846 3010A [4]
Potassium	27900	10000	ug/l	1	07/19/21	07/19/21	ND	SW846 6010D [2]	SW846 3010A [4]
Selenium	< 10	10	ug/l	1	07/19/21	07/19/21	ND	SW846 6010D [2]	SW846 3010A [4]
Silver	< 10	10	ug/l	1	07/19/21	07/19/21	ND	SW846 6010D [2]	SW846 3010A [4]
Sodium	289000	50000	ug/l	5	07/19/21	07/20/21	ND	SW846 6010D [3]	SW846 3010A [4]
Thallium	< 10	10	ug/l	1	07/19/21	07/19/21	ND	SW846 6010D [2]	SW846 3010A [4]
Vanadium	< 50	50	ug/l	1	07/19/21	07/19/21	ND	SW846 6010D [2]	SW846 3010A [4]
Zinc	< 20	20	ug/l	1	07/19/21	07/19/21	ND	SW846 6010D [2]	SW846 3010A [4]

(1) Instrument QC Batch: MA50851
(2) Instrument QC Batch: MA50855
(3) Instrument QC Batch: MA50862
(4) Prep QC Batch: MP27485
(5) Prep QC Batch: MP27536

RL = Reporting Limit

Report of Analysis

Client Sample ID:	DUP-1		
Lab Sample ID:	JD28208-7	**Date Sampled:**	07/13/21
Matrix:	AQ - Ground Water	**Date Received:**	07/14/21
		Percent Solids:	n/a
Project:	Remedial Investigation, 247 North Avenue, New Rochelle, NY		

General Chemistry

Analyte	Result	RL	Units	DF	Analyzed	By	Method
Cyanide	< 0.010	0.010	mg/l	1	07/19/21 22:32	EB	EPA 335.4/LACHAT

RL = Reporting Limit

Report of Analysis

Client Sample ID:	DUP-1		
Lab Sample ID:	JD28208-7A	**Date Sampled:**	07/13/21
Matrix:	AQ - Ground Water	**Date Received:**	07/14/21
Method:	EPA 537M BY ID EPA 537 MOD	**Percent Solids:**	n/a
Project:	Remedial Investigation, 247 North Avenue, New Rochelle, NY		

	File ID	DF	Analyzed	By	Prep Date	Prep Batch	Analytical Batch
Run #1 [a]	3Q41652.D	1	07/21/21 03:50	AFL	07/19/21 09:00	F:OP86388	F:S3Q608
Run #2							

	Initial Volume	Final Volume
Run #1	280 ml	1.0 ml
Run #2		

PFAS List

CAS No.	Compound	Result	RL	MDL	Units	Q
PERFLUOROALKYLCARBOXYLIC ACIDS						
375-22-4	Perfluorobutanoic acid	10.3	3.6	1.8	ng/l	
2706-90-3	Perfluoropentanoic acid	21.2	1.8	0.89	ng/l	
307-24-4	Perfluorohexanoic acid	14.5	1.8	0.89	ng/l	
375-85-9	Perfluoroheptanoic acid	16.7	1.8	0.89	ng/l	
335-67-1	Perfluorooctanoic acid	35.5	1.8	0.89	ng/l	
375-95-1	Perfluorononanoic acid	2.7	1.8	0.89	ng/l	
335-76-2	Perfluorodecanoic acid	ND	1.8	0.89	ng/l	
2058-94-8	Perfluoroundecanoic acid	ND	1.8	0.89	ng/l	
307-55-1	Perfluorododecanoic acid	ND	1.8	0.89	ng/l	
72629-94-8	Perfluorotridecanoic acid	ND	1.8	0.89	ng/l	
376-06-7	Perfluorotetradecanoic acid	ND	1.8	0.89	ng/l	
PERFLUOROALKYLSULFONIC ACIDS						
375-73-5	Perfluorobutanesulfonic acid	6.5	1.8	0.89	ng/l	
355-46-4	Perfluorohexanesulfonic acid	3.4	1.8	0.89	ng/l	
375-92-8	Perfluoroheptanesulfonic acid	ND	1.8	0.89	ng/l	
1763-23-1	Perfluorooctanesulfonic acid	24.9	1.8	0.89	ng/l	
335-77-3	Perfluorodecanesulfonic acid	ND	1.8	0.89	ng/l	
PERFLUOROOCTANESULFONAMIDES						
754-91-6	PFOSA	ND	3.6	1.8	ng/l	
PERFLUOROOCTANESULFONAMIDOACETIC ACIDS						
2355-31-9	MeFOSAA	ND	3.6	1.8	ng/l	
2991-50-6	EtFOSAA	ND	3.6	1.8	ng/l	
FLUOROTELOMER SULFONATES						
27619-97-2	6:2 Fluorotelomer sulfonate	ND	7.1	1.8	ng/l	
39108-34-4	8:2 Fluorotelomer sulfonate	ND	7.1	1.8	ng/l	

ND = Not detected MDL = Method Detection Limit
RL = Reporting Limit
E = Indicates value exceeds calibration range
J = Indicates an estimated value
B = Indicates analyte found in associated method blank
N = Indicates presumptive evidence of a compound

Report of Analysis

Client Sample ID:	DUP-1		
Lab Sample ID:	JD28208-7A	**Date Sampled:**	07/13/21
Matrix:	AQ - Ground Water	**Date Received:**	07/14/21
Method:	EPA 537M BY ID EPA 537 MOD	**Percent Solids:**	n/a
Project:	Remedial Investigation, 247 North Avenue, New Rochelle, NY		

PFAS List

CAS No.	ID Standard Recoveries	Run# 1	Run# 2	Limits
	13C4-PFBA	86%		35-135%
	13C5-PFPeA	87%		50-150%
	13C5-PFHxA	80%		50-150%
	13C4-PFHpA	82%		50-150%
	13C8-PFOA	87%		50-150%
	13C9-PFNA	86%		50-150%
	13C6-PFDA	86%		50-150%
	13C7-PFUnDA	81%		40-140%
	13C2-PFDoDA	85%		40-140%
	13C2-PFTeDA	89%		30-130%
	13C3-PFBS	85%		50-150%
	13C3-PFHxS	84%		50-150%
	13C8-PFOS	79%		50-150%
	13C8-FOSA	64%		30-130%
	d3-MeFOSAA	119%		40-140%
	d5-EtFOSAA	114%		40-140%
	13C2-6:2FTS	101%		50-150%
	13C2-8:2FTS	99%		50-150%

(a) Analysis performed at SGS Orlando, FL.

ND = Not detected MDL = Method Detection Limit
RL = Reporting Limit
E = Indicates value exceeds calibration range

J = Indicates an estimated value
B = Indicates analyte found in associated method blank
N = Indicates presumptive evidence of a compound

Misc. Forms

Custody Documents and Other Forms

Includes the following where applicable:

- Chain of Custody
- Chain of Custody (SGS Orlando, FL)

GW
FB
TB

CHAIN OF CUSTODY

SGS North America Inc. - Dayton
2235 Route 130, Dayton, NJ 08810
TEL. 732-329-0200 FAX: 732-329-3499/3480
www.sgs.com/ehsusa

JD28208

Page 1 of 1

EHSA-QAC-0023-02-FORM-Standard COC

FED-EX Tracking #:
Bottle Order Control #: KR-062421-101
SGS Quote #:
SGS Job #:

Client / Reporting Information

Company Name: SESI CONSULTING
Street Address: 124 MAPLE AVE
City: PINEBROOK State: NJ Zip: 07058
Project Contact: Jesse M E-mail: Jmmesesi.org
Phone #: 973 808-9050
Sampler(s) Name(s): Denisse Angulo Phone #: 973-[illegible]6251

Project Information

Project Name: RI (Remedial Investigation)
Street: 247 North Ave
City: New Rochelle State: NY
Project #: 19908 phase 6
Client Purchase Order #:
Project Manager: Jesse M

Billing Information (if different from Report to)

Company Name: Capelli
Street Address:
City: State: Zip:
Attention: Kevin McManus

Requested Analysis

SGS Sample #	Field ID / Point of Collection	MEOH/DI Vial #	Collection Date	Collection Time	Sampled by	Grab (G) Comp (C)	Matrix	# of bottles	Number of preserved Bottles: HCl	NaOH	HNO3	H2SO4	NONE	DI Water	MEOH	ENCORE	TAL)TCL+30	PFAS (537)	1,4-Dioxane	VOCTIS	LAB USE ONLY
1	MW-1		07/13/2024	0900	DA	G	GW	11	3		1						X	X	X		E36
2	MW-2			1000			GW	11	3		1						X	X	X		A28
3	MW-3			1100			GW	11	3		1						X	X	X		G54T3
4	MW-6			1300			GW	11	3		1						X	X	X		SUB
5	FB			0800			DI	11	3		1			7			X	X	X		V1105
6	TB			—			DI	2	2											X	
7	DUP-1			—			GW	11	3		1						X	X	X		

Matrix Codes

DW - Drinking Water
GW - Ground Water
WW - Water
SW - Surface Water
SO - Soil
SL - Sludge
SED-Sediment
OI - Oil
LIQ - Other Liquid
AIR - Air
SOL - Other Solid
WP - Wipe
FB - Field Blank
EB-Equipment Blank
RB - Rinse Blank
TB - Trip Blank

Turn Around Time (Business Days)

Approved By (SGS PM): / Date:

- [ ] 10 Business Days
- [ ] 5 Business Days
- [ ] 3 Business Days*
- [ ] 2 Business Days*
- [ ] 1 Business Day*
- [x] Other 4 DAYS — All data available via Labtrk

* Approval needed for 1-3 Business Day TAT

Deliverable

- [ ] Commercial "A" (Level 1)
- [ ] Commercial "B" (Level 2)
- [ ] NJ Reduced (Level 3)
- [ ] Full Tier I (Level 4)
- [ ] Commercial "C"
- [ ] NJ DKQP
- [ ] NYASP Category A
- [x] NYASP Category B
- [ ] MA MCP Criteria_____
- [ ] CT RCP Criteria_____
- [ ] State Forms
- [ ] EDD Format _____
- [ ] DOD-QSM5

Commercial "A" = Results only; Commercial "B" = Results + QC Summary
Commercial "C" = Results + QC Summary + Partial Raw data

Comments / Special Instructions

NITIAL ASESSMENT IB-FT
LABEL VERIFICATION _____

http://www.sgs.com/en/terms-and-conditions

Sample Custody must be documented below each time samples change possession, including courier delivery.

	Relinquished by:	Date / Time:	Received By:	Relinquished By:	Date / Time:	Received By:
1	[signature]	07/13/24	[illegible] 1745 Joseph A.	2 Joseph A.	7/14/24 17:33	2 Jeemit Patel
3			3	4		4
5			5	Custody Seal #	Intact / Not intact	Preserved where applicable / Absent	On Ice	Cooler Temp. °C
						Therm. ID:		3.9°C / 4.0°C

C-IP

SGS Sample Receipt Summary

Job Number: JD28208 **Client:** SESI CONSULTING ENGINEERS **Project:** 247 NORTH AVENUE, NEW ROCHELLE, NY

Date / Time Received: 7/14/2021 5:33:00 PM **Delivery Method:** **Airbill #'s:**

Cooler Temps (Raw Measured) °C: Cooler 1: (3.9); Cooler 2: (4.0);

Cooler Temps (Corrected) °C: Cooler 1: (3.9); Cooler 2: (4.0);

Cooler Security	Y	or	N		Y	or	N
1. Custody Seals Present:	☑		☐	3. COC Present:	☑		☐
2. Custody Seals Intact:	☑		☐	4. Smpl Dates/Time OK	☑		☐

Cooler Temperature	Y	or	N
1. Temp criteria achieved:	☑		☐
2. Cooler temp verification:			
3. Cooler media:	Ice (Bag)		
4. No. Coolers:	2		

Quality Control Preservation	Y	or	N	N/A
1. Trip Blank present / cooler:	☑		☐	☐
2. Trip Blank listed on COC:	☑		☐	☐
3. Samples preserved properly:	☑		☐	
4. VOCs headspace free:	☑		☐	☐

Sample Integrity - Documentation	Y	or	N
1. Sample labels present on bottles:	☑		☐
2. Container labeling complete:	☑		☐
3. Sample container label / COC agree:	☑		☐

Sample Integrity - Condition	Y	or	N
1. Sample recvd within HT:	☑		☐
2. All containers accounted for:	☑		☐
3. Condition of sample:	Intact		

Sample Integrity - Instructions	Y	or	N	N/A
1. Analysis requested is clear:	☑		☐	
2. Bottles received for unspecified tests	☐		☑	
3. Sufficient volume recvd for analysis:	☑		☐	
4. Compositing instructions clear:	☐		☐	☑
5. Filtering instructions clear:	☐		☐	☑

Test Strip Lot #s: pH 1-12: 212820 pH 12+: 203117A Other: (Specify)

Comments

SM089-03
Rev. Date 12/7/17

JD28208: Chain of Custody
Page 2 of 2

CHAIN OF CUSTODY

SGS
2235 Route 130, Dayton, NJ 08810
TEL. 732-329-0200 FAX: 732-329-3499/3480

FED-EX Tracking #: | Bottle Order Control #:
SGS Quote #: | SGS Job #: JD28208

Client / Reporting Information

Company Name: SGS North America Inc.
Street Address: 2235 Route 130
City: Dayton State: NJ Zip: 08810
Project Contact: michelle.jenkins@sgs.com E-mail:
Phone #: 732-329-0200 Fax #:
Sampler(s) Name(s): DA Phone:

Project Information

Project Name: Remedial Investigation, 247 North Avenue, New Rochelle, NY
Street:
City: State:
Project #:
Client Purchase Order #:
Project Manager:

Billing Information (if different from Report to)

Company Name:
Street Address:
City: State: Zip:
Attention:

Requested Analysis (see TEST CODE sheet)

LCID537NY21 ,

Matrix Codes

DW - Drinking Water
GW - Ground Water
WW - Water
SW - Surface Water
SO - Soil
SL- Sludge
SED-Sediment
OI - Oil
LIQ - Other Liquid
AIR - Air
SOL - Other Solid
WP - Wipe
FB-Field Blank
EB-Equipment Blank
RB- Rinse Blank
TB-Trip Blank

SGS Sample #	Field ID / Point of Collection	MEOH/DI Vial #	Collection Date	Collection Time	Sampled by	Matrix	# of bottles	HCl	NaOH	HNO3	H2SO4	NONE	DI Water	MEOH	ENCORE	LCID537NY21 ,	LAB USE ONLY
1A	MW-1		7/13/21	0:00:00 AM	DA	AQ										X	
2A	MW-2		7/13/21	10:00:00 AM	DA	AQ										X	
3A	MW-3		7/13/21	11:00:00 AM	DA	AQ										X	
4A	MW-6		7/13/21	1:00:00 PM	DA	AQ										X	
5A	FB		7/13/21	8:00:00 AM	DA	AQ										X	
7A	DUP-1		7/13/21	12:00:00 AM	DA	AQ										X	

Number of preserved Bottles

Turnaround Time (Business days)

Approved By (SGS PM): / Date:

- [ ] Std. 10 Business Days
- [ ] 5 Day RUSH
- [ ] 3 Day EMERGENCY
- [ ] 2 Day EMERGENCY
- [ ] 1 Day EMERGENCY
- [X] other 9

Emergency & Rush T/A data available VIA Lablink

Data Deliverable Information

- [ ] Commercial "A" (Level 1)
- [ ] Commercial "B" (Level 2)
- [ ] FULLT1 (Level 3+4)
- [ ] NJ Reduced
- [ ] Commercial "C"
- [ ] NYASP Category A
- [ ] NYASP Category B
- [ ] State Forms
- [ ] EDD Format
- [X] Other NYASPB

Commercial "A" = Results Only
Commercial "B" = Results + QC Summary
NJ Reduced = Results + QC Summary + Partial Raw data

Comments / Special Instructions

INITIAL ASSESSMENT
LABEL VERIFICATION

Sample Custody must be documented below each time samples change possession, including courier delivery.

	Relinquished by Sampler:	Date Time:	Received By:	Relinquished By:	Date Time:	Received By:
1		7/15/21 19:00	1 Fedex	2 FX	7/16/21	2
3	Relinquished by Sampler:	Date Time:	Received By: 3	Relinquished By: 4	Date Time: 930	Received By: 4
5	Relinquished by:	Date Time:	Received By: 5	Custody Seal # ☐ Intact ☐ Not intact	Preserved where applicable ☐	On Ice ☐ Cooler Temp. 2.2

SGS Sample Receipt Summary

Job Number: JD28208 **Client:** SGS NJ **Project:** REMEDIAL INVESTIGATION

Date / Time Received: 7/16/2021 9:30:00 AM **Delivery Method:** FX **Airbill #'s:** 9251 0904 6618

Therm ID: IR 1; **Therm CF:** 0.2; **# of Coolers:** 1

Cooler Temps (Raw Measured) °C: Cooler 1: (2.0);

Cooler Temps (Corrected) °C: Cooler 1: (2.2);

Cooler Information	Y	or	N
1. Custody Seals Present	☑		☐
2. Custody Seals Intact	☑		☐
3. Temp criteria achieved	☑		☐
4. Cooler temp verification	IR Gun		
5. Cooler media	Ice (Bag)		

Trip Blank Information	Y	or	N	N/A
1. Trip Blank present / cooler	☐		☐	☑
2. Trip Blank listed on COC	☐		☐	☑

	W	or	S	N/A
3. Type Of TB Received	☐		☐	☑

Sample Information	Y	or	N	N/A
1. Sample labels present on bottles	☑		☐	
2. Samples preserved properly	☑		☐	
3. Sufficient volume/containers recvd for analysis:	☑		☐	
4. Condition of sample	Intact			
5. Sample recvd within HT	☑		☐	
6. Dates/Times/IDs on COC match Sample Label	☑		☐	
7. VOCs have headspace	☐		☐	☑
8. Bottles received for unspecified tests	☐		☑	
9. Compositing instructions clear	☐		☐	☑
10. Voa Soil Kits/Jars received past 48hrs?	☐		☐	☑
11. % Solids Jar received?	☐		☐	☑
12. Residual Chlorine Present?	☐		☐	☑

Misc. Information

Number of Encores: 25-Gram _____ 5-Gram _____ Number of 5035 Field Kits: _____ Number of Lab Filtered Metals: _____

Test Strip Lot #s: pH 0-3 230315 pH 10-12 219813A Other: (Specify) _____ _____

Residual Chlorine Test Strip Lot #: _____

Comments

SM001
Rev. Date 05/24/17

Technician: PETERH Date: 7/16/2021 9:30:00 AM Reviewer: _____ Date: _____

The results set forth herein are provided by SGS North America Inc.

e-Hardcopy 2.0
Automated Report

Technical Report for

SESI Consulting Engineers

Remedial Investigation, 247 North Avenue, New Rochelle, NY 10908

SGS Job Number: JD30616



Sampling Date: 08/26/21

Report to:

SESI Consulting Engineers

monica.norton@sesi.org

ATTN: Monica Norton

Total number of pages in report: 54

Test results contained within this data package meet the requirements of the National Environmental Laboratory Accreditation Program and/or state specific certification programs as applicable.

Mike Earp
General Manager

Client Service contact: Kelly Ramos 732-329-0200

Certifications: NJ(12129), NY(10983), CA, CT, FL, IL, IN, KS, KY, LA, MA, MD, ME, MN, NC, OH VAP (CL0056), AK (UST-103), AZ (AZ0786), PA, RI, SC, TX, UT, VA, WV, DoD ELAP (ANAB L2248)

This report shall not be reproduced, except in its entirety, without the written approval of SGS.
Test results relate only to samples analyzed.

SGS is the sole authority for authorizing edits or modifications to this document.
Unauthorized modification of this report is strictly prohibited.
Review standard terms at: http://www.sgs.com/en/terms-and-conditions

Please share your ideas about how we can serve you better at:
EHS.US.CustomerCare@sgs.com

Table of Contents

Section 1: Sample Summary **3**
Section 2: Case Narrative/Conformance Summary **4**
Section 3: Summary of Hits **8**
Section 4: Sample Results **10**
4.1: JD30616-1: MW-4 11
4.2: JD30616-1A: MW-4 21
4.3: JD30616-2: MW-5 23
4.4: JD30616-2A: MW-5 34
4.5: JD30616-3: FB 36
4.6: JD30616-3A: FB 46
4.7: JD30616-4: TB 48
Section 5: Misc. Forms **50**
5.1: Chain of Custody 51
5.2: Chain of Custody (SGS Orlando, FL) 53

Sample Summary

SESI Consulting Engineers

Job No: JD30616

Remedial Investigation, 247 North Avenue, New Rochelle, NY
Project No: 10908

Sample Number	Collected Date	Time	By	Received	Matrix Code	Type	Client Sample ID
This report contains results reported as ND = Not detected. The following applies:							
Organics ND = Not detected above the MDL							
JD30616-1	08/26/21	11:00	DA	08/26/21	AQ	Ground Water	MW-4
JD30616-1A	08/26/21	11:00	DA	08/26/21	AQ	Ground Water	MW-4
JD30616-2	08/26/21	12:30	DA	08/26/21	AQ	Ground Water	MW-5
JD30616-2A	08/26/21	12:30	DA	08/26/21	AQ	Ground Water	MW-5
JD30616-3	08/26/21	13:00	DA	08/26/21	AQ	Field Blank Water	FB
JD30616-3A	08/26/21	13:00	DA	08/26/21	AQ	Field Blank Water	FB
JD30616-4	08/26/21	13:00	DA	08/26/21	AQ	Trip Blank Water	TB

CASE NARRATIVE / CONFORMANCE SUMMARY

Client:	SESI Consulting Engineers	**Job No**	JD30616
Site:	Remedial Investigation, 247 North Avenue, New Rochelle, NY	**Report Date**	9/13/2021 3:20:24 PM

On 08/26/2021, 2 Sample(s), 1 Trip Blank(s) and 1 Field Blank(s) were received at SGS North America Inc. at a maximum corrected temperature of 4.8 C. Samples were intact and chemically preserved, unless noted below. A SGS North America Inc. Job Number of JD30616 was assigned to the project. Laboratory sample ID, client sample ID and dates of sample collection are detailed in the report's Results Summary Section.

Specified quality control criteria were achieved for this job except as noted below. For more information, please refer to the analytical results and QC summary pages.

Compounds qualified as out of range in the continuing calibration summary report are acceptable as per method requirements when there is a high bias but the sample result is non-detect.

MS Volatiles By Method SW846 8260D

Matrix: AQ **Batch ID:** V2B8419

- All samples were analyzed within the recommended method holding time.
- Sample(s) JD30309-1MS, JD30309-2DUP were used as the QC samples indicated.
- All method blanks for this batch meet method specific criteria.

MS Semi-volatiles By Method EPA 537M BY ID

Matrix: AQ **Batch ID:** F:OP87088

- The data for EPA 537M BY ID meets quality control requirements.
- JD30616-3A: Analysis performed at SGS Orlando, FL.
- JD30616-1A: Analysis performed at SGS Orlando, FL.
- JD30616-2A: Analysis performed at SGS Orlando, FL.

MS Semi-volatiles By Method SW846 8270E

Matrix: AQ **Batch ID:** OP35126

- All samples were extracted within the recommended method holding time.
- All method blanks for this batch meet method specific criteria.
- JD30616-3 for Nitrobenzene: Associated CCV outside of control limits high, sample was ND.
- JD30616-1 for 1,4-Dioxane: Associated CCV outside of control limits low. Low-level verification was analyzed to demonstrate system suitability to detect affected analytes. Sample was ND.
- JD30616-1 for 2-Methylphenol: Associated CCV outside of control limits high, sample was ND.
- JD30616-1 for 2,6-Dinitrotoluene: Associated CCV outside of control limits high, sample was ND.
- JD30616-3 for 2,6-Dinitrotoluene: Associated CCV outside of control limits high, sample was ND.
- JD30616-2 for 2,6-Dinitrotoluene: Associated CCV outside of control limits high, sample was ND.
- JD30616-3 for Caprolactam: Associated CCV outside of control limits high, sample was ND.
- JD30616-2 for 2-Methylphenol: Associated CCV outside of control limits high, sample was ND.
- JD30616-3 for Atrazine: Associated CCV outside of control limits high, sample was ND.
- JD30616-3 for 1,4-Dioxane: Associated CCV outside of control limits low. Low-level verification was analyzed to demonstrate system suitability to detect affected analytes. Sample was ND.
- JD30616-2 for 1,4-Dioxane: Associated CCV outside of control limits low. Low-level verification was analyzed to demonstrate system suitability to detect affected analytes. Sample was ND.

MS Semi-volatiles By Method SW846 8270E BY SIM

Matrix: AQ **Batch ID:** OP35126A

- All samples were extracted within the recommended method holding time.
- Sample(s) JD30574-3MS, JD30574-3MSD were used as the QC samples indicated.
- All method blanks for this batch meet method specific criteria.

GC/LC Semi-volatiles By Method SW846 8081B

Matrix: AQ **Batch ID:** OP35138

- All samples were extracted within the recommended method holding time.
- All method blanks for this batch meet method specific criteria.
- JD30616-1 for 4,4'-DDE: More than 40 % RPD for detected concentrations between the two GC columns.
- JD30616-1 for 4,4'-DDT: More than 40 % RPD for detected concentrations between the two GC columns.
- JD30616-2 for Tetrachloro-m-xylene: Outside control limits due to matrix interference.

GC/LC Semi-volatiles By Method SW846 8082A

Matrix: AQ **Batch ID:** OP35139

- All samples were extracted within the recommended method holding time.
- All method blanks for this batch meet method specific criteria.

Metals Analysis By Method SW846 6010D

Matrix: AQ **Batch ID:** MP28318

- All samples were digested within the recommended method holding time.
- All method blanks for this batch meet method specific criteria.
- Sample(s) JD30596-5MS, JD30596-5MSD, JD30596-5SDL were used as the QC samples for metals.
- RPD(s) for Serial Dilution for Aluminum, Arsenic, Chromium, Copper, Nickel, Thallium, Vanadium, Zinc are outside control limits for sample MP28318-SD1. Percent difference acceptable due to low initial sample concentration (< 50 times IDL).

Metals Analysis By Method SW846 7470A

Matrix: AQ **Batch ID:** MP28356

- All samples were digested within the recommended method holding time.
- All method blanks for this batch meet method specific criteria.
- Sample(s) JD30612-1MS, JD30612-1MSD were used as the QC samples for metals.

General Chemistry By Method EPA 335.4/LACHAT

Matrix: AQ **Batch ID:** GP35575

- All samples were prepared within the recommended method holding time.
- All method blanks for this batch meet method specific criteria.
- Sample(s) JD30546-5DUP, JD30546-5MS were used as the QC samples for Cyanide.
- Matrix Spike Recovery(s) for Cyanide are outside control limits. Spike recovery indicates possible matrix interference.

SGS North America Inc. certifies that data reported for samples received, listed on the associated custody chain or analytical task order, were produced to specifications meeting the Quality System precision, accuracy and completeness objectives except as noted.

Estimated non-standard method measurement uncertainty data is available on request, based on quality control bias and implicit for standard methods. Acceptable uncertainty requires tested parameter quality control data to meet method criteria.

SGS North America Inc. is not responsible for data quality assumptions if partial reports are used and recommends that this report be used in its entirety. Data release is authorized by SGS North America Inc indicated via signature on the report cover

SAMPLE DELIVERY GROUP CASE NARRATIVE

Client: SGS Dayton, NJ **Job No:** JD30616

Site: SESINJPB: Remedial Investigation, 247 North Avenue, New **Report Date** 9/14/2021 6:08:49 PM

On 08/26/2021, 2 Sample(s), 0 Trip Blank(s) were received at SGS North America Inc. at a maximum corrected temperature of 4.8 C. Samples were intact and chemically preserved, unless noted below. A SGS North America Inc. Job Number of JD30616 was Assigned to the project. Laboratory sample ID, client sample ID and dates of sample collection are detailed in the report's Results Summary Section. Specified quality control criteria were achieved for this job except as noted below. For more information, please refer to the analytical results and QC summary pages

MS Semi-volatiles By Method EPA 537M BY ID

Matrix: AQ **Batch ID:** OP87088

Sample(s) FA88503-2MS, FA88503-5DUP were used as the QC samples indicated.

RPD(s) for Duplicate for Perfluorobutanesulfonic acid, Perfluorobutanoic acid, Perfluorodecanoic acid, Perfluoroheptanesulfonic acid, Perfluorononanoic acid are outside control limits for sample OP87088-DUP. Probable cause is due to sample non-homogeneity.

SGS North America Inc. certifies that data reported for samples received, listed on the associated custody chain or analytical task order, were produced to specifications meeting the Quality System precision, accuracy and completeness objectives exceptas noted. Estimated non-standard method measurement uncertainty data is available on request, based on quality control bias and implicit for standard methods. Acceptable uncertainty requires tested parameter quality control data to meet method criteria. SGS North America Inc. is not responsible for data quality assumptions if partial reports are used and recommends that this report be used in its entirety.

Narrative prepared by:

_____

Ariel Hartney, Client Services (signature on file)

Summary of Hits

Job Number: JD30616
Account: SESI Consulting Engineers
Project: Remedial Investigation, 247 North Avenue, New Rochelle, NY
Collected: 08/26/21

Lab Sample ID / Analyte	Client Sample ID	Result/ Qual	RL	MDL	Units	Method
JD30616-1	**MW-4**					
cis-1,2-Dichloroethene		1.2	1.0	0.51	ug/l	SW846 8260D
Trichloroethene		1.1	1.0	0.53	ug/l	SW846 8260D
Caprolactam		11.4	2.0	0.64	ug/l	SW846 8270E
N-Nitrosodiphenylamine		0.41 J	5.0	0.22	ug/l	SW846 8270E
Total TIC, Semi-Volatile		26 J			ug/l	
4,4'-DDE [a]		0.014	0.0083	0.0042	ug/l	SW846 8081B
4,4'-DDT [a]		0.0074 J	0.0083	0.0057	ug/l	SW846 8081B
Aluminum		1190	200		ug/l	SW846 6010D
Calcium		166000	5000		ug/l	SW846 6010D
Iron		1670	100		ug/l	SW846 6010D
Magnesium		65000	5000		ug/l	SW846 6010D
Manganese		567	15		ug/l	SW846 6010D
Potassium		21000	10000		ug/l	SW846 6010D
Sodium		317000	50000		ug/l	SW846 6010D
Zinc		23.0	20		ug/l	SW846 6010D
Cyanide		0.028	0.010		mg/l	EPA 335.4/LACHAT
JD30616-1A	**MW-4**					
Perfluorobutanoic acid [b]		13.7	3.6	1.8	ng/l	EPA 537M BY ID
Perfluoropentanoic acid [b]		20.8	1.8	0.89	ng/l	EPA 537M BY ID
Perfluorohexanoic acid [b]		17.0	1.8	0.89	ng/l	EPA 537M BY ID
Perfluoroheptanoic acid [b]		10.7	1.8	0.89	ng/l	EPA 537M BY ID
Perfluorooctanoic acid [b]		33.0	1.8	0.89	ng/l	EPA 537M BY ID
Perfluorononanoic acid [b]		4.2	1.8	0.89	ng/l	EPA 537M BY ID
Perfluorobutanesulfonic acid [b]		14.1	1.8	0.89	ng/l	EPA 537M BY ID
Perfluorohexanesulfonic acid [b]		6.5	1.8	0.89	ng/l	EPA 537M BY ID
Perfluorooctanesulfonic acid [b]		43.9	1.8	0.89	ng/l	EPA 537M BY ID
JD30616-2	**MW-5**					
Acetone		3.4 J	10	3.1	ug/l	SW846 8260D
Carbon disulfide		0.77 J	2.0	0.46	ug/l	SW846 8260D
Chloroform		4.1	1.0	0.50	ug/l	SW846 8260D
Total TIC, Volatile		285 J			ug/l	
Acenaphthene		6.3	1.0	0.19	ug/l	SW846 8270E
Anthracene		1.1	1.0	0.21	ug/l	SW846 8270E
Dibenzofuran		5.4	5.0	0.22	ug/l	SW846 8270E
Fluorene		6.3	1.0	0.17	ug/l	SW846 8270E
Phenanthrene		3.2	1.0	0.18	ug/l	SW846 8270E
Pyrene		0.36 J	1.0	0.22	ug/l	SW846 8270E
Total TIC, Semi-Volatile		481 J			ug/l	
4,4'-DDE		0.071	0.0074	0.0037	ug/l	SW846 8081B

Summary of Hits

Job Number: JD30616
Account: SESI Consulting Engineers
Project: Remedial Investigation, 247 North Avenue, New Rochelle, NY
Collected: 08/26/21

Lab Sample ID / Analyte	Client Sample ID	Result/ Qual	RL	MDL	Units	Method
4,4'-DDT		0.23	0.0074	0.0051	ug/l	SW846 8081B
Aluminum		3490	200		ug/l	SW846 6010D
Calcium		52000	5000		ug/l	SW846 6010D
Copper		11.0	10		ug/l	SW846 6010D
Iron		5250	100		ug/l	SW846 6010D
Lead		3.1	3.0		ug/l	SW846 6010D
Magnesium		9030	5000		ug/l	SW846 6010D
Manganese		285	15		ug/l	SW846 6010D
Potassium		23300	10000		ug/l	SW846 6010D
Sodium		323000	50000		ug/l	SW846 6010D
Zinc		28.7	20		ug/l	SW846 6010D
Cyanide		0.019	0.010		mg/l	EPA 335.4/LACHAT
JD30616-2A	**MW-5**					
Perfluorobutanoic acid [b]		14.5	3.6	1.8	ng/l	EPA 537M BY ID
Perfluoropentanoic acid [b]		24.2	1.8	0.89	ng/l	EPA 537M BY ID
Perfluorohexanoic acid [b]		18.1	1.8	0.89	ng/l	EPA 537M BY ID
Perfluoroheptanoic acid [b]		20.1	1.8	0.89	ng/l	EPA 537M BY ID
Perfluorooctanoic acid [b]		30.9	1.8	0.89	ng/l	EPA 537M BY ID
Perfluorononanoic acid [b]		12.0	1.8	0.89	ng/l	EPA 537M BY ID
Perfluorobutanesulfonic acid [b]		5.7	1.8	0.89	ng/l	EPA 537M BY ID
Perfluorohexanesulfonic acid [b]		4.7	1.8	0.89	ng/l	EPA 537M BY ID
Perfluorooctanesulfonic acid [b]		55.9	1.8	0.89	ng/l	EPA 537M BY ID
JD30616-3	**FB**					
Acetophenone		0.32 J	2.0	0.20	ug/l	SW846 8270E
Cyanide		0.016	0.010		mg/l	EPA 335.4/LACHAT

JD30616-3A FB

No hits reported in this sample.

JD30616-4 TB

No hits reported in this sample.

(a) More than 40 % RPD for detected concentrations between the two GC columns.
(b) Analysis performed at SGS Orlando, FL.

Sample Results

Report of Analysis

Report of Analysis

Client Sample ID: MW-4
Lab Sample ID: JD30616-1 **Date Sampled:** 08/26/21
Matrix: AQ - Ground Water **Date Received:** 08/26/21
Method: SW846 8260D **Percent Solids:** n/a
Project: Remedial Investigation, 247 North Avenue, New Rochelle, NY

	File ID	DF	Analyzed	By	Prep Date	Prep Batch	Analytical Batch
Run #1	2B185506.D	1	08/30/21 21:00	TDN	n/a	n/a	V2B8419
Run #2							

	Purge Volume
Run #1	5.0 ml
Run #2	

VOA TCL List

CAS No.	Compound	Result	RL	MDL	Units	Q
67-64-1	Acetone	ND	10	3.1	ug/l	
71-43-2	Benzene	ND	0.50	0.43	ug/l	
74-97-5	Bromochloromethane	ND	1.0	0.48	ug/l	
75-27-4	Bromodichloromethane	ND	1.0	0.45	ug/l	
75-25-2	Bromoform	ND	1.0	0.63	ug/l	
74-83-9	Bromomethane	ND	2.0	1.6	ug/l	
78-93-3	2-Butanone (MEK)	ND	10	6.9	ug/l	
75-15-0	Carbon disulfide	ND	2.0	0.46	ug/l	
56-23-5	Carbon tetrachloride	ND	1.0	0.55	ug/l	
108-90-7	Chlorobenzene	ND	1.0	0.56	ug/l	
75-00-3	Chloroethane	ND	1.0	0.73	ug/l	
67-66-3	Chloroform	ND	1.0	0.50	ug/l	
74-87-3	Chloromethane	ND	1.0	0.76	ug/l	
110-82-7	Cyclohexane	ND	5.0	0.78	ug/l	
96-12-8	1,2-Dibromo-3-chloropropane	ND	2.0	0.53	ug/l	
124-48-1	Dibromochloromethane	ND	1.0	0.56	ug/l	
106-93-4	1,2-Dibromoethane	ND	1.0	0.48	ug/l	
95-50-1	1,2-Dichlorobenzene	ND	1.0	0.53	ug/l	
541-73-1	1,3-Dichlorobenzene	ND	1.0	0.54	ug/l	
106-46-7	1,4-Dichlorobenzene	ND	1.0	0.51	ug/l	
75-71-8	Dichlorodifluoromethane	ND	2.0	0.56	ug/l	
75-34-3	1,1-Dichloroethane	ND	1.0	0.57	ug/l	
107-06-2	1,2-Dichloroethane	ND	1.0	0.60	ug/l	
75-35-4	1,1-Dichloroethene	ND	1.0	0.59	ug/l	
156-59-2	cis-1,2-Dichloroethene	1.2	1.0	0.51	ug/l	
156-60-5	trans-1,2-Dichloroethene	ND	1.0	0.54	ug/l	
78-87-5	1,2-Dichloropropane	ND	1.0	0.51	ug/l	
10061-01-5	cis-1,3-Dichloropropene	ND	1.0	0.47	ug/l	
10061-02-6	trans-1,3-Dichloropropene	ND	1.0	0.43	ug/l	
100-41-4	Ethylbenzene	ND	1.0	0.60	ug/l	
76-13-1	Freon 113	ND	5.0	0.58	ug/l	
591-78-6	2-Hexanone	ND	5.0	2.0	ug/l	

ND = Not detected MDL = Method Detection Limit
RL = Reporting Limit
E = Indicates value exceeds calibration range
J = Indicates an estimated value
B = Indicates analyte found in associated method blank
N = Indicates presumptive evidence of a compound

Report of Analysis

Client Sample ID: MW-4
Lab Sample ID: JD30616-1 **Date Sampled:** 08/26/21
Matrix: AQ - Ground Water **Date Received:** 08/26/21
Method: SW846 8260D **Percent Solids:** n/a
Project: Remedial Investigation, 247 North Avenue, New Rochelle, NY

VOA TCL List

CAS No.	Compound	Result	RL	MDL	Units	Q
98-82-8	Isopropylbenzene	ND	1.0	0.65	ug/l	
79-20-9	Methyl Acetate	ND	5.0	0.80	ug/l	
108-87-2	Methylcyclohexane	ND	5.0	0.60	ug/l	
1634-04-4	Methyl Tert Butyl Ether	ND	1.0	0.51	ug/l	
108-10-1	4-Methyl-2-pentanone(MIBK)	ND	5.0	1.9	ug/l	
75-09-2	Methylene chloride	ND	2.0	1.0	ug/l	
100-42-5	Styrene	ND	1.0	0.49	ug/l	
79-34-5	1,1,2,2-Tetrachloroethane	ND	1.0	0.65	ug/l	
127-18-4	Tetrachloroethene	ND	1.0	0.90	ug/l	
108-88-3	Toluene	ND	1.0	0.53	ug/l	
87-61-6	1,2,3-Trichlorobenzene	ND	1.0	0.50	ug/l	
120-82-1	1,2,4-Trichlorobenzene	ND	1.0	0.50	ug/l	
71-55-6	1,1,1-Trichloroethane	ND	1.0	0.54	ug/l	
79-00-5	1,1,2-Trichloroethane	ND	1.0	0.53	ug/l	
79-01-6	Trichloroethene	1.1	1.0	0.53	ug/l	
75-69-4	Trichlorofluoromethane	ND	2.0	0.40	ug/l	
75-01-4	Vinyl chloride	ND	1.0	0.79	ug/l	
	m,p-Xylene	ND	1.0	0.78	ug/l	
95-47-6	o-Xylene	ND	1.0	0.59	ug/l	
1330-20-7	Xylene (total)	ND	1.0	0.59	ug/l	

CAS No.	Surrogate Recoveries	Run# 1	Run# 2	Limits
1868-53-7	Dibromofluoromethane	100%		85-118%
17060-07-0	1,2-Dichloroethane-D4	92%		80-121%
2037-26-5	Toluene-D8	98%		80-120%
460-00-4	4-Bromofluorobenzene	99%		80-120%

CAS No.	Tentatively Identified Compounds	R.T.	Est. Conc.	Units	Q
	system artifact	3.69	40	ug/l	J
	system artifact	3.80	23	ug/l	J
	Total TIC, Volatile		0	ug/l	

ND = Not detected MDL = Method Detection Limit
RL = Reporting Limit
E = Indicates value exceeds calibration range
J = Indicates an estimated value
B = Indicates analyte found in associated method blank
N = Indicates presumptive evidence of a compound

Report of Analysis

Client Sample ID: MW-4
Lab Sample ID: JD30616-1 **Date Sampled:** 08/26/21
Matrix: AQ - Ground Water **Date Received:** 08/26/21
Method: SW846 8270E SW846 3510C **Percent Solids:** n/a
Project: Remedial Investigation, 247 North Avenue, New Rochelle, NY

	File ID	DF	Analyzed	By	Prep Date	Prep Batch	Analytical Batch
Run #1	F201569.D	1	08/30/21 12:36	KLS	08/27/21 12:45	OP35126	EF8821
Run #2							

	Initial Volume	Final Volume
Run #1	1010 ml	1.0 ml
Run #2		

ABN TCL List (SOM0 2.0)

CAS No.	Compound	Result	RL	MDL	Units	Q
95-57-8	2-Chlorophenol	ND	5.0	0.81	ug/l	
59-50-7	4-Chloro-3-methyl phenol	ND	5.0	0.88	ug/l	
120-83-2	2,4-Dichlorophenol	ND	2.0	1.3	ug/l	
105-67-9	2,4-Dimethylphenol	ND	5.0	2.4	ug/l	
51-28-5	2,4-Dinitrophenol	ND	5.0	1.5	ug/l	
534-52-1	4,6-Dinitro-o-cresol	ND	5.0	1.3	ug/l	
95-48-7	2-Methylphenol [a]	ND	2.0	0.88	ug/l	
	3&4-Methylphenol	ND	2.0	0.87	ug/l	
88-75-5	2-Nitrophenol	ND	5.0	0.95	ug/l	
100-02-7	4-Nitrophenol	ND	9.9	1.1	ug/l	
87-86-5	Pentachlorophenol	ND	4.0	1.4	ug/l	
108-95-2	Phenol	ND	2.0	0.39	ug/l	
58-90-2	2,3,4,6-Tetrachlorophenol	ND	5.0	1.4	ug/l	
95-95-4	2,4,5-Trichlorophenol	ND	5.0	1.3	ug/l	
88-06-2	2,4,6-Trichlorophenol	ND	5.0	0.91	ug/l	
83-32-9	Acenaphthene	ND	0.99	0.19	ug/l	
208-96-8	Acenaphthylene	ND	0.99	0.13	ug/l	
98-86-2	Acetophenone	ND	2.0	0.21	ug/l	
120-12-7	Anthracene	ND	0.99	0.21	ug/l	
1912-24-9	Atrazine	ND	2.0	0.44	ug/l	
100-52-7	Benzaldehyde	ND	5.0	0.29	ug/l	
56-55-3	Benzo(a)anthracene	ND	0.99	0.20	ug/l	
50-32-8	Benzo(a)pyrene	ND	0.99	0.21	ug/l	
205-99-2	Benzo(b)fluoranthene	ND	0.99	0.20	ug/l	
191-24-2	Benzo(g,h,i)perylene	ND	0.99	0.34	ug/l	
207-08-9	Benzo(k)fluoranthene	ND	0.99	0.20	ug/l	
101-55-3	4-Bromophenyl phenyl ether	ND	2.0	0.40	ug/l	
85-68-7	Butyl benzyl phthalate	ND	2.0	0.45	ug/l	
92-52-4	1,1'-Biphenyl	ND	0.99	0.21	ug/l	
91-58-7	2-Chloronaphthalene	ND	2.0	0.23	ug/l	
106-47-8	4-Chloroaniline	ND	5.0	0.34	ug/l	
86-74-8	Carbazole	ND	0.99	0.23	ug/l	

ND = Not detected MDL = Method Detection Limit
RL = Reporting Limit
E = Indicates value exceeds calibration range
J = Indicates an estimated value
B = Indicates analyte found in associated method blank
N = Indicates presumptive evidence of a compound

Report of Analysis

Client Sample ID: MW-4
Lab Sample ID: JD30616-1 **Date Sampled:** 08/26/21
Matrix: AQ - Ground Water **Date Received:** 08/26/21
Method: SW846 8270E SW846 3510C **Percent Solids:** n/a
Project: Remedial Investigation, 247 North Avenue, New Rochelle, NY

ABN TCL List (SOM0 2.0)

CAS No.	Compound	Result	RL	MDL	Units	Q
105-60-2	Caprolactam	11.4	2.0	0.64	ug/l	
218-01-9	Chrysene	ND	0.99	0.17	ug/l	
111-91-1	bis(2-Chloroethoxy)methane	ND	2.0	0.28	ug/l	
111-44-4	bis(2-Chloroethyl)ether	ND	2.0	0.25	ug/l	
108-60-1	2,2'-Oxybis(1-chloropropane)	ND	2.0	0.40	ug/l	
7005-72-3	4-Chlorophenyl phenyl ether	ND	2.0	0.36	ug/l	
121-14-2	2,4-Dinitrotoluene	ND	0.99	0.55	ug/l	
606-20-2	2,6-Dinitrotoluene [a]	ND	0.99	0.47	ug/l	
91-94-1	3,3'-Dichlorobenzidine	ND	2.0	0.50	ug/l	
123-91-1	1,4-Dioxane [b]	ND	0.99	0.65	ug/l	
53-70-3	Dibenzo(a,h)anthracene	ND	0.99	0.33	ug/l	
132-64-9	Dibenzofuran	ND	5.0	0.22	ug/l	
84-74-2	Di-n-butyl phthalate	ND	2.0	0.49	ug/l	
117-84-0	Di-n-octyl phthalate	ND	2.0	0.23	ug/l	
84-66-2	Diethyl phthalate	ND	2.0	0.26	ug/l	
131-11-3	Dimethyl phthalate	ND	2.0	0.22	ug/l	
117-81-7	bis(2-Ethylhexyl)phthalate	ND	2.0	1.6	ug/l	
206-44-0	Fluoranthene	ND	0.99	0.17	ug/l	
86-73-7	Fluorene	ND	0.99	0.17	ug/l	
118-74-1	Hexachlorobenzene	ND	0.99	0.32	ug/l	
87-68-3	Hexachlorobutadiene	ND	0.99	0.49	ug/l	
77-47-4	Hexachlorocyclopentadiene	ND	9.9	2.8	ug/l	
67-72-1	Hexachloroethane	ND	2.0	0.39	ug/l	
193-39-5	Indeno(1,2,3-cd)pyrene	ND	0.99	0.33	ug/l	
78-59-1	Isophorone	ND	2.0	0.27	ug/l	
91-57-6	2-Methylnaphthalene	ND	0.99	0.21	ug/l	
88-74-4	2-Nitroaniline	ND	5.0	0.27	ug/l	
99-09-2	3-Nitroaniline	ND	5.0	0.38	ug/l	
100-01-6	4-Nitroaniline	ND	5.0	0.44	ug/l	
91-20-3	Naphthalene	ND	0.99	0.23	ug/l	
98-95-3	Nitrobenzene	ND	2.0	0.64	ug/l	
621-64-7	N-Nitroso-di-n-propylamine	ND	2.0	0.48	ug/l	
86-30-6	N-Nitrosodiphenylamine	0.41	5.0	0.22	ug/l	J
85-01-8	Phenanthrene	ND	0.99	0.17	ug/l	
129-00-0	Pyrene	ND	0.99	0.22	ug/l	
95-94-3	1,2,4,5-Tetrachlorobenzene	ND	2.0	0.37	ug/l	

CAS No.	Surrogate Recoveries	Run# 1	Run# 2	Limits
367-12-4	2-Fluorophenol	35%		10-83%

ND = Not detected MDL = Method Detection Limit
RL = Reporting Limit
E = Indicates value exceeds calibration range
J = Indicates an estimated value
B = Indicates analyte found in associated method blank
N = Indicates presumptive evidence of a compound

Report of Analysis

Client Sample ID:	MW-4		
Lab Sample ID:	JD30616-1	**Date Sampled:**	08/26/21
Matrix:	AQ - Ground Water	**Date Received:**	08/26/21
Method:	SW846 8270E SW846 3510C	**Percent Solids:**	n/a
Project:	Remedial Investigation, 247 North Avenue, New Rochelle, NY		

ABN TCL List (SOM0 2.0)

CAS No.	Surrogate Recoveries	Run# 1	Run# 2	Limits
4165-62-2	Phenol-d5	24%		10-82%
118-79-6	2,4,6-Tribromophenol	109%		37-139%
4165-60-0	Nitrobenzene-d5	76%		35-127%
321-60-8	2-Fluorobiphenyl	82%		35-121%
1718-51-0	Terphenyl-d14	79%		28-135%

CAS No.	Tentatively Identified Compounds	R.T.	Est. Conc.	Units	Q
57-10-3	n-Hexadecanoic acid	10.01	12	ug/l	JN
57-11-4	Octadecanoic acid	11.65	14	ug/l	JN
	Total TIC, Semi-Volatile		26	ug/l	J

(a) Associated CCV outside of control limits high, sample was ND.
(b) Associated CCV outside of control limits low. Low-level verification was analyzed to demonstrate system suitability to detect affected analytes. Sample was ND.

ND = Not detected MDL = Method Detection Limit
RL = Reporting Limit
E = Indicates value exceeds calibration range
J = Indicates an estimated value
B = Indicates analyte found in associated method blank
N = Indicates presumptive evidence of a compound

Report of Analysis

Client Sample ID: MW-4
Lab Sample ID: JD30616-1 **Date Sampled:** 08/26/21
Matrix: AQ - Ground Water **Date Received:** 08/26/21
Method: SW846 8270E BY SIM SW846 3510C **Percent Solids:** n/a
Project: Remedial Investigation, 247 North Avenue, New Rochelle, NY

	File ID	DF	Analyzed	By	Prep Date	Prep Batch	Analytical Batch
Run #1	4M102068.D	1	09/01/21 03:34	CS	08/27/21 12:45	OP35126A	E4M4758
Run #2							

	Initial Volume	Final Volume
Run #1	1010 ml	1.0 ml
Run #2		

CAS No.	Compound	Result	RL	MDL	Units	Q
123-91-1	1,4-Dioxane	ND	0.099	0.050	ug/l	

CAS No.	Surrogate Recoveries	Run# 1	Run# 2	Limits
4165-60-0	Nitrobenzene-d5	76%		21-121%
321-60-8	2-Fluorobiphenyl	77%		27-107%
1718-51-0	Terphenyl-d14	63%		25-118%

ND = Not detected MDL = Method Detection Limit J = Indicates an estimated value
RL = Reporting Limit B = Indicates analyte found in associated method blank
E = Indicates value exceeds calibration range N = Indicates presumptive evidence of a compound

Report of Analysis

Client Sample ID:	MW-4		
Lab Sample ID:	JD30616-1	**Date Sampled:**	08/26/21
Matrix:	AQ - Ground Water	**Date Received:**	08/26/21
Method:	SW846 8081B SW846 3510C	**Percent Solids:**	n/a
Project:	Remedial Investigation, 247 North Avenue, New Rochelle, NY		

	File ID	DF	Analyzed	By	Prep Date	Prep Batch	Analytical Batch
Run #1	6G79212.D	1	08/30/21 02:14	CP	08/27/21 17:10	OP35138	G6G2782
Run #2							

	Initial Volume	Final Volume
Run #1	240 ml	2.0 ml
Run #2		

Pesticide TCL List

CAS No.	Compound	Result	RL	MDL	Units	Q
309-00-2	Aldrin	ND	0.0083	0.0043	ug/l	
319-84-6	alpha-BHC	ND	0.0083	0.0043	ug/l	
319-85-7	beta-BHC	ND	0.0083	0.0067	ug/l	
319-86-8	delta-BHC	ND	0.0083	0.0055	ug/l	
58-89-9	gamma-BHC (Lindane)	ND	0.0083	0.0050	ug/l	
5103-71-9	alpha-Chlordane	ND	0.0083	0.0041	ug/l	
5103-74-2	gamma-Chlordane	ND	0.0083	0.0035	ug/l	
60-57-1	Dieldrin	ND	0.0083	0.0064	ug/l	
72-54-8	4,4'-DDD	ND	0.0083	0.0048	ug/l	
72-55-9	4,4'-DDE [a]	0.014	0.0083	0.0042	ug/l	
50-29-3	4,4'-DDT [a]	0.0074	0.0083	0.0057	ug/l	J
72-20-8	Endrin	ND	0.0083	0.0050	ug/l	
1031-07-8	Endosulfan sulfate	ND	0.0083	0.0045	ug/l	
7421-93-4	Endrin aldehyde	ND	0.0083	0.0056	ug/l	
53494-70-5	Endrin ketone	ND	0.0083	0.0052	ug/l	
959-98-8	Endosulfan-I	ND	0.0083	0.0044	ug/l	
33213-65-9	Endosulfan-II	ND	0.0083	0.0041	ug/l	
76-44-8	Heptachlor	ND	0.0083	0.0037	ug/l	
1024-57-3	Heptachlor epoxide	ND	0.0083	0.0050	ug/l	
72-43-5	Methoxychlor	ND	0.017	0.0056	ug/l	
8001-35-2	Toxaphene	ND	0.21	0.14	ug/l	

CAS No.	Surrogate Recoveries	Run# 1	Run# 2	Limits
877-09-8	Tetrachloro-m-xylene	99%		10-165%
877-09-8	Tetrachloro-m-xylene	73%		10-165%
2051-24-3	Decachlorobiphenyl	77%		28-161%
2051-24-3	Decachlorobiphenyl	63%		28-161%

(a) More than 40 % RPD for detected concentrations between the two GC columns.

ND = Not detected MDL = Method Detection Limit
RL = Reporting Limit
E = Indicates value exceeds calibration range
J = Indicates an estimated value
B = Indicates analyte found in associated method blank
N = Indicates presumptive evidence of a compound

Report of Analysis

Client Sample ID:	MW-4		
Lab Sample ID:	JD30616-1	**Date Sampled:**	08/26/21
Matrix:	AQ - Ground Water	**Date Received:**	08/26/21
Method:	SW846 8082A SW846 3510C	**Percent Solids:**	n/a
Project:	Remedial Investigation, 247 North Avenue, New Rochelle, NY		

	File ID	DF	Analyzed	By	Prep Date	Prep Batch	Analytical Batch
Run #1	XX2470382.D	1	08/31/21 16:34	TC	08/27/21 17:10	OP35139	GXX7562
Run #2							

	Initial Volume	Final Volume
Run #1	240 ml	2.0 ml
Run #2		

PCB List

CAS No.	Compound	Result	RL	MDL	Units	Q
12674-11-2	Aroclor 1016	ND	0.42	0.16	ug/l	
11104-28-2	Aroclor 1221	ND	0.42	0.35	ug/l	
11141-16-5	Aroclor 1232	ND	0.42	0.22	ug/l	
53469-21-9	Aroclor 1242	ND	0.42	0.19	ug/l	
12672-29-6	Aroclor 1248	ND	0.42	0.10	ug/l	
11097-69-1	Aroclor 1254	ND	0.42	0.34	ug/l	
11096-82-5	Aroclor 1260	ND	0.42	0.13	ug/l	
11100-14-4	Aroclor 1268	ND	0.42	0.14	ug/l	
37324-23-5	Aroclor 1262	ND	0.42	0.16	ug/l	

CAS No.	Surrogate Recoveries	Run# 1	Run# 2	Limits
877-09-8	Tetrachloro-m-xylene	113%		10-155%
877-09-8	Tetrachloro-m-xylene	96%		10-155%
2051-24-3	Decachlorobiphenyl	67%		10-151%
2051-24-3	Decachlorobiphenyl	66%		10-151%

ND = Not detected MDL = Method Detection Limit
RL = Reporting Limit
E = Indicates value exceeds calibration range

J = Indicates an estimated value
B = Indicates analyte found in associated method blank
N = Indicates presumptive evidence of a compound

Report of Analysis

Client Sample ID: MW-4
Lab Sample ID: JD30616-1
Matrix: AQ - Ground Water
Project: Remedial Investigation, 247 North Avenue, New Rochelle, NY

Date Sampled: 08/26/21
Date Received: 08/26/21
Percent Solids: n/a

Total Metals Analysis

Analyte	Result	RL	Units	DF	Prep	Analyzed	By	Method	Prep Method
Aluminum	1190	200	ug/l	1	08/30/21	08/30/21	ND	SW846 6010D [2]	SW846 3010A [4]
Antimony	< 6.0	6.0	ug/l	1	08/30/21	08/30/21	ND	SW846 6010D [2]	SW846 3010A [4]
Arsenic	< 3.0	3.0	ug/l	1	08/30/21	08/30/21	ND	SW846 6010D [2]	SW846 3010A [4]
Barium	< 200	200	ug/l	1	08/30/21	08/30/21	ND	SW846 6010D [2]	SW846 3010A [4]
Beryllium	< 1.0	1.0	ug/l	1	08/30/21	08/30/21	ND	SW846 6010D [2]	SW846 3010A [4]
Cadmium	< 3.0	3.0	ug/l	1	08/30/21	08/30/21	ND	SW846 6010D [2]	SW846 3010A [4]
Calcium	166000	5000	ug/l	1	08/30/21	08/30/21	ND	SW846 6010D [2]	SW846 3010A [4]
Chromium	< 10	10	ug/l	1	08/30/21	08/30/21	ND	SW846 6010D [2]	SW846 3010A [4]
Cobalt	< 50	50	ug/l	1	08/30/21	08/30/21	ND	SW846 6010D [2]	SW846 3010A [4]
Copper	< 10	10	ug/l	1	08/30/21	08/30/21	ND	SW846 6010D [2]	SW846 3010A [4]
Iron	1670	100	ug/l	1	08/30/21	08/30/21	ND	SW846 6010D [2]	SW846 3010A [4]
Lead	< 3.0	3.0	ug/l	1	08/30/21	08/30/21	ND	SW846 6010D [2]	SW846 3010A [4]
Magnesium	65000	5000	ug/l	1	08/30/21	08/30/21	ND	SW846 6010D [2]	SW846 3010A [4]
Manganese	567	15	ug/l	1	08/30/21	08/30/21	ND	SW846 6010D [2]	SW846 3010A [4]
Mercury	< 0.20	0.20	ug/l	1	08/30/21	08/30/21	LM	SW846 7470A [1]	SW846 7470A [5]
Nickel	< 10	10	ug/l	1	08/30/21	08/30/21	ND	SW846 6010D [2]	SW846 3010A [4]
Potassium	21000	10000	ug/l	1	08/30/21	08/30/21	ND	SW846 6010D [2]	SW846 3010A [4]
Selenium	< 10	10	ug/l	1	08/30/21	08/30/21	ND	SW846 6010D [2]	SW846 3010A [4]
Silver	< 10	10	ug/l	1	08/30/21	08/30/21	ND	SW846 6010D [2]	SW846 3010A [4]
Sodium	317000	50000	ug/l	5	08/30/21	09/01/21	ND	SW846 6010D [3]	SW846 3010A [4]
Thallium	< 10	10	ug/l	1	08/30/21	08/30/21	ND	SW846 6010D [2]	SW846 3010A [4]
Vanadium	< 50	50	ug/l	1	08/30/21	08/30/21	ND	SW846 6010D [2]	SW846 3010A [4]
Zinc	23.0	20	ug/l	1	08/30/21	08/30/21	ND	SW846 6010D [2]	SW846 3010A [4]

(1) Instrument QC Batch: MA51047
(2) Instrument QC Batch: MA51055
(3) Instrument QC Batch: MA51069
(4) Prep QC Batch: MP28318
(5) Prep QC Batch: MP28356

RL = Reporting Limit

Report of Analysis

Client Sample ID:	MW-4		
Lab Sample ID:	JD30616-1	**Date Sampled:**	08/26/21
Matrix:	AQ - Ground Water	**Date Received:**	08/26/21
		Percent Solids:	n/a
Project:	Remedial Investigation, 247 North Avenue, New Rochelle, NY		

General Chemistry

Analyte	Result	RL	Units	DF	Analyzed	By	Method
Cyanide	0.028	0.010	mg/l	1	08/30/21 18:26	JJ	EPA 335.4/LACHAT

RL = Reporting Limit

Report of Analysis

Client Sample ID: MW-4
Lab Sample ID: JD30616-1A **Date Sampled:** 08/26/21
Matrix: AQ - Ground Water **Date Received:** 08/26/21
Method: EPA 537M BY ID EPA 537 MOD **Percent Solids:** n/a
Project: Remedial Investigation, 247 North Avenue, New Rochelle, NY

	File ID	DF	Analyzed	By	Prep Date	Prep Batch	Analytical Batch
Run #1 [a]	4Q17996.D	1	09/10/21 01:20	AFL	09/01/21 09:30	F:OP87088	F:S4Q256
Run #2							

	Initial Volume	Final Volume
Run #1	280 ml	1.0 ml
Run #2		

PFAS List

CAS No.	Compound	Result	RL	MDL	Units	Q
PERFLUOROALKYLCARBOXYLIC ACIDS						
375-22-4	Perfluorobutanoic acid	13.7	3.6	1.8	ng/l	
2706-90-3	Perfluoropentanoic acid	20.8	1.8	0.89	ng/l	
307-24-4	Perfluorohexanoic acid	17.0	1.8	0.89	ng/l	
375-85-9	Perfluoroheptanoic acid	10.7	1.8	0.89	ng/l	
335-67-1	Perfluorooctanoic acid	33.0	1.8	0.89	ng/l	
375-95-1	Perfluorononanoic acid	4.2	1.8	0.89	ng/l	
335-76-2	Perfluorodecanoic acid	ND	1.8	0.89	ng/l	
2058-94-8	Perfluoroundecanoic acid	ND	1.8	0.89	ng/l	
307-55-1	Perfluorododecanoic acid	ND	1.8	0.89	ng/l	
72629-94-8	Perfluorotridecanoic acid	ND	1.8	0.89	ng/l	
376-06-7	Perfluorotetradecanoic acid	ND	1.8	0.89	ng/l	
PERFLUOROALKYLSULFONIC ACIDS						
375-73-5	Perfluorobutanesulfonic acid	14.1	1.8	0.89	ng/l	
355-46-4	Perfluorohexanesulfonic acid	6.5	1.8	0.89	ng/l	
375-92-8	Perfluoroheptanesulfonic acid	ND	1.8	0.89	ng/l	
1763-23-1	Perfluorooctanesulfonic acid	43.9	1.8	0.89	ng/l	
335-77-3	Perfluorodecanesulfonic acid	ND	1.8	0.89	ng/l	
PERFLUOROOCTANESULFONAMIDES						
754-91-6	PFOSA	ND	3.6	1.8	ng/l	
PERFLUOROOCTANESULFONAMIDOACETIC ACIDS						
2355-31-9	MeFOSAA	ND	3.6	1.8	ng/l	
2991-50-6	EtFOSAA	ND	3.6	1.8	ng/l	
FLUOROTELOMER SULFONATES						
27619-97-2	6:2 Fluorotelomer sulfonate	ND	7.1	1.8	ng/l	
39108-34-4	8:2 Fluorotelomer sulfonate	ND	7.1	1.8	ng/l	

ND = Not detected MDL = Method Detection Limit
RL = Reporting Limit
E = Indicates value exceeds calibration range
J = Indicates an estimated value
B = Indicates analyte found in associated method blank
N = Indicates presumptive evidence of a compound

Report of Analysis

Client Sample ID:	MW-4		
Lab Sample ID:	JD30616-1A	**Date Sampled:**	08/26/21
Matrix:	AQ - Ground Water	**Date Received:**	08/26/21
Method:	EPA 537M BY ID EPA 537 MOD	**Percent Solids:**	n/a
Project:	Remedial Investigation, 247 North Avenue, New Rochelle, NY		

PFAS List

CAS No.	ID Standard Recoveries	Run# 1	Run# 2	Limits
	13C4-PFBA	53%		35-135%
	13C5-PFPeA	74%		50-150%
	13C5-PFHxA	82%		50-150%
	13C4-PFHpA	83%		50-150%
	13C8-PFOA	90%		50-150%
	13C9-PFNA	92%		50-150%
	13C6-PFDA	93%		50-150%
	13C7-PFUnDA	89%		40-140%
	13C2-PFDoDA	83%		40-140%
	13C2-PFTeDA	66%		30-130%
	13C3-PFBS	80%		50-150%
	13C3-PFHxS	88%		50-150%
	13C8-PFOS	90%		50-150%
	13C8-FOSA	72%		30-130%
	d3-MeFOSAA	118%		40-140%
	d5-EtFOSAA	112%		40-140%
	13C2-6:2FTS	102%		50-150%
	13C2-8:2FTS	104%		50-150%

(a) Analysis performed at SGS Orlando, FL.

ND = Not detected MDL = Method Detection Limit
RL = Reporting Limit
E = Indicates value exceeds calibration range

J = Indicates an estimated value
B = Indicates analyte found in associated method blank
N = Indicates presumptive evidence of a compound

Report of Analysis

Client Sample ID:	MW-5		
Lab Sample ID:	JD30616-2	**Date Sampled:**	08/26/21
Matrix:	AQ - Ground Water	**Date Received:**	08/26/21
Method:	SW846 8260D	**Percent Solids:**	n/a
Project:	Remedial Investigation, 247 North Avenue, New Rochelle, NY		

	File ID	DF	Analyzed	By	Prep Date	Prep Batch	Analytical Batch
Run #1	2B185507.D	1	08/30/21 21:30	TDN	n/a	n/a	V2B8419
Run #2							

	Purge Volume
Run #1	5.0 ml
Run #2	

VOA TCL List

CAS No.	Compound	Result	RL	MDL	Units	Q
67-64-1	Acetone	3.4	10	3.1	ug/l	J
71-43-2	Benzene	ND	0.50	0.43	ug/l	
74-97-5	Bromochloromethane	ND	1.0	0.48	ug/l	
75-27-4	Bromodichloromethane	ND	1.0	0.45	ug/l	
75-25-2	Bromoform	ND	1.0	0.63	ug/l	
74-83-9	Bromomethane	ND	2.0	1.6	ug/l	
78-93-3	2-Butanone (MEK)	ND	10	6.9	ug/l	
75-15-0	Carbon disulfide	0.77	2.0	0.46	ug/l	J
56-23-5	Carbon tetrachloride	ND	1.0	0.55	ug/l	
108-90-7	Chlorobenzene	ND	1.0	0.56	ug/l	
75-00-3	Chloroethane	ND	1.0	0.73	ug/l	
67-66-3	Chloroform	4.1	1.0	0.50	ug/l	
74-87-3	Chloromethane	ND	1.0	0.76	ug/l	
110-82-7	Cyclohexane	ND	5.0	0.78	ug/l	
96-12-8	1,2-Dibromo-3-chloropropane	ND	2.0	0.53	ug/l	
124-48-1	Dibromochloromethane	ND	1.0	0.56	ug/l	
106-93-4	1,2-Dibromoethane	ND	1.0	0.48	ug/l	
95-50-1	1,2-Dichlorobenzene	ND	1.0	0.53	ug/l	
541-73-1	1,3-Dichlorobenzene	ND	1.0	0.54	ug/l	
106-46-7	1,4-Dichlorobenzene	ND	1.0	0.51	ug/l	
75-71-8	Dichlorodifluoromethane	ND	2.0	0.56	ug/l	
75-34-3	1,1-Dichloroethane	ND	1.0	0.57	ug/l	
107-06-2	1,2-Dichloroethane	ND	1.0	0.60	ug/l	
75-35-4	1,1-Dichloroethene	ND	1.0	0.59	ug/l	
156-59-2	cis-1,2-Dichloroethene	ND	1.0	0.51	ug/l	
156-60-5	trans-1,2-Dichloroethene	ND	1.0	0.54	ug/l	
78-87-5	1,2-Dichloropropane	ND	1.0	0.51	ug/l	
10061-01-5	cis-1,3-Dichloropropene	ND	1.0	0.47	ug/l	
10061-02-6	trans-1,3-Dichloropropene	ND	1.0	0.43	ug/l	
100-41-4	Ethylbenzene	ND	1.0	0.60	ug/l	
76-13-1	Freon 113	ND	5.0	0.58	ug/l	
591-78-6	2-Hexanone	ND	5.0	2.0	ug/l	

ND = Not detected MDL = Method Detection Limit
RL = Reporting Limit
E = Indicates value exceeds calibration range

J = Indicates an estimated value
B = Indicates analyte found in associated method blank
N = Indicates presumptive evidence of a compound

Report of Analysis

Client Sample ID:	MW-5		
Lab Sample ID:	JD30616-2	**Date Sampled:**	08/26/21
Matrix:	AQ - Ground Water	**Date Received:**	08/26/21
Method:	SW846 8260D	**Percent Solids:**	n/a
Project:	Remedial Investigation, 247 North Avenue, New Rochelle, NY		

VOA TCL List

CAS No.	Compound	Result	RL	MDL	Units	Q
98-82-8	Isopropylbenzene	ND	1.0	0.65	ug/l	
79-20-9	Methyl Acetate	ND	5.0	0.80	ug/l	
108-87-2	Methylcyclohexane	ND	5.0	0.60	ug/l	
1634-04-4	Methyl Tert Butyl Ether	ND	1.0	0.51	ug/l	
108-10-1	4-Methyl-2-pentanone(MIBK)	ND	5.0	1.9	ug/l	
75-09-2	Methylene chloride	ND	2.0	1.0	ug/l	
100-42-5	Styrene	ND	1.0	0.49	ug/l	
79-34-5	1,1,2,2-Tetrachloroethane	ND	1.0	0.65	ug/l	
127-18-4	Tetrachloroethene	ND	1.0	0.90	ug/l	
108-88-3	Toluene	ND	1.0	0.53	ug/l	
87-61-6	1,2,3-Trichlorobenzene	ND	1.0	0.50	ug/l	
120-82-1	1,2,4-Trichlorobenzene	ND	1.0	0.50	ug/l	
71-55-6	1,1,1-Trichloroethane	ND	1.0	0.54	ug/l	
79-00-5	1,1,2-Trichloroethane	ND	1.0	0.53	ug/l	
79-01-6	Trichloroethene	ND	1.0	0.53	ug/l	
75-69-4	Trichlorofluoromethane	ND	2.0	0.40	ug/l	
75-01-4	Vinyl chloride	ND	1.0	0.79	ug/l	
	m,p-Xylene	ND	1.0	0.78	ug/l	
95-47-6	o-Xylene	ND	1.0	0.59	ug/l	
1330-20-7	Xylene (total)	ND	1.0	0.59	ug/l	

CAS No.	Surrogate Recoveries	Run# 1	Run# 2	Limits
1868-53-7	Dibromofluoromethane	101%		85-118%
17060-07-0	1,2-Dichloroethane-D4	92%		80-121%
2037-26-5	Toluene-D8	98%		80-120%
460-00-4	4-Bromofluorobenzene	98%		80-120%

CAS No.	Tentatively Identified Compounds	R.T.	Est. Conc.	Units	Q
	system artifact	3.68	50	ug/l	J
	C4 alkyl benzene	17.75	16	ug/l	J
	1H-Indene-dihydro-methyl - isomer	17.93	16	ug/l	J
	C4 alkyl benzene	18.18	30	ug/l	J
	C4 alkyl benzene	18.72	23	ug/l	J
	1H-Indene-dihydro-methyl - isomer	18.76	22	ug/l	J
	C5 alkyl benzene	19.08	21	ug/l	J
	C5 alkyl benzene	19.22	14	ug/l	J
	1H-indene-dihydro-dimethyl - isomer	19.25	18	ug/l	J
	1H-Indene-dihydro-dimethyl-isomer	19.62	11	ug/l	J

ND = Not detected MDL = Method Detection Limit
RL = Reporting Limit
E = Indicates value exceeds calibration range
J = Indicates an estimated value
B = Indicates analyte found in associated method blank
N = Indicates presumptive evidence of a compound

Report of Analysis

Client Sample ID:	MW-5		
Lab Sample ID:	JD30616-2	**Date Sampled:**	08/26/21
Matrix:	AQ - Ground Water	**Date Received:**	08/26/21
Method:	SW846 8260D	**Percent Solids:**	n/a
Project:	Remedial Investigation, 247 North Avenue, New Rochelle, NY		

VOA TCL List

CAS No.	Tentatively Identified Compounds	R.T.	Est. Conc.	Units	Q
	1H-indene-dihydro-dimethyl - isome	19.85	19	ug/l	J
	1H-indene-dihydro-dimethyl - isomer	20.07	21	ug/l	J
	C5 alkyl benzene	20.19	12	ug/l	J
	1H-indene-dihydro-dimethyl - isomer	20.30	15	ug/l	J
	1H-Indene-dihydro-trimethyl-isomer	20.46	19	ug/l	J
	Naphthalene, methyl - isomer	20.96	28	ug/l	J
	Total TIC, Volatile		285	ug/l	J

ND = Not detected MDL = Method Detection Limit
RL = Reporting Limit
E = Indicates value exceeds calibration range

J = Indicates an estimated value
B = Indicates analyte found in associated method blank
N = Indicates presumptive evidence of a compound

Report of Analysis

Client Sample ID: MW-5
Lab Sample ID: JD30616-2 **Date Sampled:** 08/26/21
Matrix: AQ - Ground Water **Date Received:** 08/26/21
Method: SW846 8270E SW846 3510C **Percent Solids:** n/a
Project: Remedial Investigation, 247 North Avenue, New Rochelle, NY

	File ID	DF	Analyzed	By	Prep Date	Prep Batch	Analytical Batch
Run #1	F201570.D	1	08/30/21 13:04	KLS	08/27/21 12:45	OP35126	EF8821
Run #2							

	Initial Volume	Final Volume
Run #1	1000 ml	1.0 ml
Run #2		

ABN TCL List (SOM0 2.0)

CAS No.	Compound	Result	RL	MDL	Units	Q
95-57-8	2-Chlorophenol	ND	5.0	0.82	ug/l	
59-50-7	4-Chloro-3-methyl phenol	ND	5.0	0.89	ug/l	
120-83-2	2,4-Dichlorophenol	ND	2.0	1.3	ug/l	
105-67-9	2,4-Dimethylphenol	ND	5.0	2.4	ug/l	
51-28-5	2,4-Dinitrophenol	ND	5.0	1.6	ug/l	
534-52-1	4,6-Dinitro-o-cresol	ND	5.0	1.3	ug/l	
95-48-7	2-Methylphenol [a]	ND	2.0	0.89	ug/l	
	3&4-Methylphenol	ND	2.0	0.88	ug/l	
88-75-5	2-Nitrophenol	ND	5.0	0.96	ug/l	
100-02-7	4-Nitrophenol	ND	10	1.2	ug/l	
87-86-5	Pentachlorophenol	ND	4.0	1.4	ug/l	
108-95-2	Phenol	ND	2.0	0.39	ug/l	
58-90-2	2,3,4,6-Tetrachlorophenol	ND	5.0	1.5	ug/l	
95-95-4	2,4,5-Trichlorophenol	ND	5.0	1.3	ug/l	
88-06-2	2,4,6-Trichlorophenol	ND	5.0	0.92	ug/l	
83-32-9	Acenaphthene	6.3	1.0	0.19	ug/l	
208-96-8	Acenaphthylene	ND	1.0	0.14	ug/l	
98-86-2	Acetophenone	ND	2.0	0.21	ug/l	
120-12-7	Anthracene	1.1	1.0	0.21	ug/l	
1912-24-9	Atrazine	ND	2.0	0.45	ug/l	
100-52-7	Benzaldehyde	ND	5.0	0.29	ug/l	
56-55-3	Benzo(a)anthracene	ND	1.0	0.20	ug/l	
50-32-8	Benzo(a)pyrene	ND	1.0	0.21	ug/l	
205-99-2	Benzo(b)fluoranthene	ND	1.0	0.21	ug/l	
191-24-2	Benzo(g,h,i)perylene	ND	1.0	0.34	ug/l	
207-08-9	Benzo(k)fluoranthene	ND	1.0	0.21	ug/l	
101-55-3	4-Bromophenyl phenyl ether	ND	2.0	0.40	ug/l	
85-68-7	Butyl benzyl phthalate	ND	2.0	0.46	ug/l	
92-52-4	1,1'-Biphenyl	ND	1.0	0.21	ug/l	
91-58-7	2-Chloronaphthalene	ND	2.0	0.24	ug/l	
106-47-8	4-Chloroaniline	ND	5.0	0.34	ug/l	
86-74-8	Carbazole	ND	1.0	0.23	ug/l	

ND = Not detected MDL = Method Detection Limit
RL = Reporting Limit
E = Indicates value exceeds calibration range
J = Indicates an estimated value
B = Indicates analyte found in associated method blank
N = Indicates presumptive evidence of a compound

Report of Analysis

Client Sample ID: MW-5
Lab Sample ID: JD30616-2 **Date Sampled:** 08/26/21
Matrix: AQ - Ground Water **Date Received:** 08/26/21
Method: SW846 8270E SW846 3510C **Percent Solids:** n/a
Project: Remedial Investigation, 247 North Avenue, New Rochelle, NY

ABN TCL List (SOM0 2.0)

CAS No.	Compound	Result	RL	MDL	Units	Q
105-60-2	Caprolactam	ND	2.0	0.65	ug/l	
218-01-9	Chrysene	ND	1.0	0.18	ug/l	
111-91-1	bis(2-Chloroethoxy)methane	ND	2.0	0.28	ug/l	
111-44-4	bis(2-Chloroethyl)ether	ND	2.0	0.25	ug/l	
108-60-1	2,2'-Oxybis(1-chloropropane)	ND	2.0	0.40	ug/l	
7005-72-3	4-Chlorophenyl phenyl ether	ND	2.0	0.37	ug/l	
121-14-2	2,4-Dinitrotoluene	ND	1.0	0.55	ug/l	
606-20-2	2,6-Dinitrotoluene [a]	ND	1.0	0.48	ug/l	
91-94-1	3,3'-Dichlorobenzidine	ND	2.0	0.51	ug/l	
123-91-1	1,4-Dioxane [b]	ND	1.0	0.66	ug/l	
53-70-3	Dibenzo(a,h)anthracene	ND	1.0	0.33	ug/l	
132-64-9	Dibenzofuran	5.4	5.0	0.22	ug/l	
84-74-2	Di-n-butyl phthalate	ND	2.0	0.50	ug/l	
117-84-0	Di-n-octyl phthalate	ND	2.0	0.23	ug/l	
84-66-2	Diethyl phthalate	ND	2.0	0.26	ug/l	
131-11-3	Dimethyl phthalate	ND	2.0	0.22	ug/l	
117-81-7	bis(2-Ethylhexyl)phthalate	ND	2.0	1.7	ug/l	
206-44-0	Fluoranthene	ND	1.0	0.17	ug/l	
86-73-7	Fluorene	6.3	1.0	0.17	ug/l	
118-74-1	Hexachlorobenzene	ND	1.0	0.33	ug/l	
87-68-3	Hexachlorobutadiene	ND	1.0	0.49	ug/l	
77-47-4	Hexachlorocyclopentadiene	ND	10	2.8	ug/l	
67-72-1	Hexachloroethane	ND	2.0	0.39	ug/l	
193-39-5	Indeno(1,2,3-cd)pyrene	ND	1.0	0.33	ug/l	
78-59-1	Isophorone	ND	2.0	0.28	ug/l	
91-57-6	2-Methylnaphthalene	ND	1.0	0.21	ug/l	
88-74-4	2-Nitroaniline	ND	5.0	0.28	ug/l	
99-09-2	3-Nitroaniline	ND	5.0	0.39	ug/l	
100-01-6	4-Nitroaniline	ND	5.0	0.44	ug/l	
91-20-3	Naphthalene	ND	1.0	0.23	ug/l	
98-95-3	Nitrobenzene	ND	2.0	0.64	ug/l	
621-64-7	N-Nitroso-di-n-propylamine	ND	2.0	0.48	ug/l	
86-30-6	N-Nitrosodiphenylamine	ND	5.0	0.22	ug/l	
85-01-8	Phenanthrene	3.2	1.0	0.18	ug/l	
129-00-0	Pyrene	0.36	1.0	0.22	ug/l	J
95-94-3	1,2,4,5-Tetrachlorobenzene	ND	2.0	0.37	ug/l	

CAS No.	Surrogate Recoveries	Run# 1	Run# 2	Limits
367-12-4	2-Fluorophenol	29%		10-83%

ND = Not detected MDL = Method Detection Limit
RL = Reporting Limit
E = Indicates value exceeds calibration range
J = Indicates an estimated value
B = Indicates analyte found in associated method blank
N = Indicates presumptive evidence of a compound

Report of Analysis

Client Sample ID: MW-5
Lab Sample ID: JD30616-2 **Date Sampled:** 08/26/21
Matrix: AQ - Ground Water **Date Received:** 08/26/21
Method: SW846 8270E SW846 3510C **Percent Solids:** n/a
Project: Remedial Investigation, 247 North Avenue, New Rochelle, NY

ABN TCL List (SOM0 2.0)

CAS No.	Surrogate Recoveries	Run# 1	Run# 2	Limits
4165-62-2	Phenol-d5	19%		10-82%
118-79-6	2,4,6-Tribromophenol	90%		37-139%
4165-60-0	Nitrobenzene-d5	88%		35-127%
321-60-8	2-Fluorobiphenyl	87%		35-121%
1718-51-0	Terphenyl-d14	76%		28-135%

CAS No.	Tentatively Identified Compounds	R.T.	Est. Conc.	Units	Q
	C4 alkyl benzene	5.24	14	ug/l	J
	1H-indene-dihydro-methyl	5.42	12	ug/l	J
	Cyclohexane alkyl	5.82	19	ug/l	J
	alkane	5.91	12	ug/l	J
	alkane	6.10	18	ug/l	J
90-12-0	Naphthalene, 1-methyl-	6.20	35	ug/l	JN
	unknown	6.27	13	ug/l	J
	1H-Indene-dihydro-trimethyl	6.53	14	ug/l	J
	Naphthalene dimethyl	6.64	26	ug/l	J
	Naphthalene dimethyl	6.70	28	ug/l	J
	alkane	6.76	41	ug/l	J
	Naphthalene dimethyl	6.81	27	ug/l	J
	Naphthalene dimethyl	6.89	20	ug/l	J
	Naphthalene trimethyl	7.14	15	ug/l	J
	Naphthalene trimethyl	7.37	19	ug/l	J
	Naphthalene trimethyl	7.46	17	ug/l	J
	unknown	7.71	22	ug/l	J
	alkane	7.79	19	ug/l	J
	unknown	7.82	12	ug/l	J
	unknown	7.99	11	ug/l	J
	alkane	8.15	32	ug/l	J
	9H-Fluorene methyl	8.35	14	ug/l	J
	unknown	8.55	11	ug/l	J
	alkane	8.87	16	ug/l	J
57-10-3	n-Hexadecanoic acid	10.02	14	ug/l	JN
	Total TIC, Semi-Volatile		481	ug/l	J

(a) Associated CCV outside of control limits high, sample was ND.
(b) Associated CCV outside of control limits low. Low-level verification was analyzed to demonstrate system suitability to detect affected analytes. Sample was ND.

ND = Not detected MDL = Method Detection Limit
RL = Reporting Limit
E = Indicates value exceeds calibration range
J = Indicates an estimated value
B = Indicates analyte found in associated method blank
N = Indicates presumptive evidence of a compound

Report of Analysis

Client Sample ID: MW-5
Lab Sample ID: JD30616-2 **Date Sampled:** 08/26/21
Matrix: AQ - Ground Water **Date Received:** 08/26/21
Method: SW846 8270E BY SIM SW846 3510C **Percent Solids:** n/a
Project: Remedial Investigation, 247 North Avenue, New Rochelle, NY

	File ID	DF	Analyzed	By	Prep Date	Prep Batch	Analytical Batch
Run #1	4M102069.D	1	09/01/21 03:55	CS	08/27/21 12:45	OP35126A	E4M4758
Run #2							

	Initial Volume	Final Volume
Run #1	1000 ml	1.0 ml
Run #2		

CAS No.	Compound	Result	RL	MDL	Units	Q
123-91-1	1,4-Dioxane	ND	0.10	0.050	ug/l	

CAS No.	Surrogate Recoveries	Run# 1	Run# 2	Limits
4165-60-0	Nitrobenzene-d5	79%		21-121%
321-60-8	2-Fluorobiphenyl	77%		27-107%
1718-51-0	Terphenyl-d14	60%		25-118%

ND = Not detected MDL = Method Detection Limit J = Indicates an estimated value
RL = Reporting Limit B = Indicates analyte found in associated method blank
E = Indicates value exceeds calibration range N = Indicates presumptive evidence of a compound

Report of Analysis

Client Sample ID: MW-5
Lab Sample ID: JD30616-2 **Date Sampled:** 08/26/21
Matrix: AQ - Ground Water **Date Received:** 08/26/21
Method: SW846 8081B SW846 3510C **Percent Solids:** n/a
Project: Remedial Investigation, 247 North Avenue, New Rochelle, NY

	File ID	DF	Analyzed	By	Prep Date	Prep Batch	Analytical Batch
Run #1	6G79213.D	1	08/30/21 02:32	CP	08/27/21 17:10	OP35138	G6G2782
Run #2							

	Initial Volume	Final Volume
Run #1	270 ml	2.0 ml
Run #2		

Pesticide TCL List

CAS No.	Compound	Result	RL	MDL	Units	Q
309-00-2	Aldrin	ND	0.0074	0.0038	ug/l	
319-84-6	alpha-BHC	ND	0.0074	0.0039	ug/l	
319-85-7	beta-BHC	ND	0.0074	0.0059	ug/l	
319-86-8	delta-BHC	ND	0.0074	0.0049	ug/l	
58-89-9	gamma-BHC (Lindane)	ND	0.0074	0.0044	ug/l	
5103-71-9	alpha-Chlordane	ND	0.0074	0.0037	ug/l	
5103-74-2	gamma-Chlordane	ND	0.0074	0.0032	ug/l	
60-57-1	Dieldrin	ND	0.0074	0.0057	ug/l	
72-54-8	4,4'-DDD	ND	0.0074	0.0043	ug/l	
72-55-9	4,4'-DDE	0.071	0.0074	0.0037	ug/l	
50-29-3	4,4'-DDT	0.23	0.0074	0.0051	ug/l	
72-20-8	Endrin	ND	0.0074	0.0045	ug/l	
1031-07-8	Endosulfan sulfate	ND	0.0074	0.0040	ug/l	
7421-93-4	Endrin aldehyde	ND	0.0074	0.0050	ug/l	
53494-70-5	Endrin ketone	ND	0.0074	0.0046	ug/l	
959-98-8	Endosulfan-I	ND	0.0074	0.0039	ug/l	
33213-65-9	Endosulfan-II	ND	0.0074	0.0036	ug/l	
76-44-8	Heptachlor	ND	0.0074	0.0033	ug/l	
1024-57-3	Heptachlor epoxide	ND	0.0074	0.0044	ug/l	
72-43-5	Methoxychlor	ND	0.015	0.0050	ug/l	
8001-35-2	Toxaphene	ND	0.19	0.12	ug/l	

CAS No.	Surrogate Recoveries	Run# 1	Run# 2	Limits
877-09-8	Tetrachloro-m-xylene	173% [a]		10-165%
877-09-8	Tetrachloro-m-xylene	103%		10-165%
2051-24-3	Decachlorobiphenyl	54%		28-161%
2051-24-3	Decachlorobiphenyl	59%		28-161%

(a) Outside control limits due to matrix interference.

ND = Not detected MDL = Method Detection Limit J = Indicates an estimated value
RL = Reporting Limit B = Indicates analyte found in associated method blank
E = Indicates value exceeds calibration range N = Indicates presumptive evidence of a compound

Report of Analysis

Client Sample ID:	MW-5		
Lab Sample ID:	JD30616-2	**Date Sampled:**	08/26/21
Matrix:	AQ - Ground Water	**Date Received:**	08/26/21
Method:	SW846 8082A SW846 3510C	**Percent Solids:**	n/a
Project:	Remedial Investigation, 247 North Avenue, New Rochelle, NY		

	File ID	DF	Analyzed	By	Prep Date	Prep Batch	Analytical Batch
Run #1	XX2470383.D	1	08/31/21 16:51	TC	08/27/21 17:10	OP35139	GXX7562
Run #2							

	Initial Volume	Final Volume
Run #1	270 ml	2.0 ml
Run #2		

PCB List

CAS No.	Compound	Result	RL	MDL	Units	Q
12674-11-2	Aroclor 1016	ND	0.37	0.15	ug/l	
11104-28-2	Aroclor 1221	ND	0.37	0.31	ug/l	
11141-16-5	Aroclor 1232	ND	0.37	0.19	ug/l	
53469-21-9	Aroclor 1242	ND	0.37	0.17	ug/l	
12672-29-6	Aroclor 1248	ND	0.37	0.093	ug/l	
11097-69-1	Aroclor 1254	ND	0.37	0.31	ug/l	
11096-82-5	Aroclor 1260	ND	0.37	0.11	ug/l	
11100-14-4	Aroclor 1268	ND	0.37	0.13	ug/l	
37324-23-5	Aroclor 1262	ND	0.37	0.14	ug/l	

CAS No.	Surrogate Recoveries	Run# 1	Run# 2	Limits
877-09-8	Tetrachloro-m-xylene	80%		10-155%
877-09-8	Tetrachloro-m-xylene	87%		10-155%
2051-24-3	Decachlorobiphenyl	37%		10-151%
2051-24-3	Decachlorobiphenyl	35%		10-151%

ND = Not detected MDL = Method Detection Limit
RL = Reporting Limit
E = Indicates value exceeds calibration range
J = Indicates an estimated value
B = Indicates analyte found in associated method blank
N = Indicates presumptive evidence of a compound

Report of Analysis

Client Sample ID: MW-5
Lab Sample ID: JD30616-2
Matrix: AQ - Ground Water
Project: Remedial Investigation, 247 North Avenue, New Rochelle, NY

Date Sampled: 08/26/21
Date Received: 08/26/21
Percent Solids: n/a

Total Metals Analysis

Analyte	Result	RL	Units	DF	Prep	Analyzed	By	Method	Prep Method
Aluminum	3490	200	ug/l	1	08/30/21	08/30/21	ND	SW846 6010D [2]	SW846 3010A [4]
Antimony	< 6.0	6.0	ug/l	1	08/30/21	08/30/21	ND	SW846 6010D [2]	SW846 3010A [4]
Arsenic	< 3.0	3.0	ug/l	1	08/30/21	08/30/21	ND	SW846 6010D [2]	SW846 3010A [4]
Barium	< 200	200	ug/l	1	08/30/21	08/30/21	ND	SW846 6010D [2]	SW846 3010A [4]
Beryllium	< 1.0	1.0	ug/l	1	08/30/21	08/30/21	ND	SW846 6010D [2]	SW846 3010A [4]
Cadmium	< 3.0	3.0	ug/l	1	08/30/21	08/30/21	ND	SW846 6010D [2]	SW846 3010A [4]
Calcium	52000	5000	ug/l	1	08/30/21	08/30/21	ND	SW846 6010D [2]	SW846 3010A [4]
Chromium	< 10	10	ug/l	1	08/30/21	08/30/21	ND	SW846 6010D [2]	SW846 3010A [4]
Cobalt	< 50	50	ug/l	1	08/30/21	08/30/21	ND	SW846 6010D [2]	SW846 3010A [4]
Copper	11.0	10	ug/l	1	08/30/21	08/30/21	ND	SW846 6010D [2]	SW846 3010A [4]
Iron	5250	100	ug/l	1	08/30/21	08/30/21	ND	SW846 6010D [2]	SW846 3010A [4]
Lead	3.1	3.0	ug/l	1	08/30/21	08/30/21	ND	SW846 6010D [2]	SW846 3010A [4]
Magnesium	9030	5000	ug/l	1	08/30/21	08/30/21	ND	SW846 6010D [2]	SW846 3010A [4]
Manganese	285	15	ug/l	1	08/30/21	08/30/21	ND	SW846 6010D [2]	SW846 3010A [4]
Mercury	< 0.20	0.20	ug/l	1	08/30/21	08/30/21	LM	SW846 7470A [1]	SW846 7470A [5]
Nickel	< 10	10	ug/l	1	08/30/21	08/30/21	ND	SW846 6010D [2]	SW846 3010A [4]
Potassium	23300	10000	ug/l	1	08/30/21	08/30/21	ND	SW846 6010D [2]	SW846 3010A [4]
Selenium	< 10	10	ug/l	1	08/30/21	08/30/21	ND	SW846 6010D [2]	SW846 3010A [4]
Silver	< 10	10	ug/l	1	08/30/21	08/30/21	ND	SW846 6010D [2]	SW846 3010A [4]
Sodium	323000	50000	ug/l	5	08/30/21	09/01/21	ND	SW846 6010D [3]	SW846 3010A [4]
Thallium	< 10	10	ug/l	1	08/30/21	08/30/21	ND	SW846 6010D [2]	SW846 3010A [4]
Vanadium	< 50	50	ug/l	1	08/30/21	08/30/21	ND	SW846 6010D [2]	SW846 3010A [4]
Zinc	28.7	20	ug/l	1	08/30/21	08/30/21	ND	SW846 6010D [2]	SW846 3010A [4]

(1) Instrument QC Batch: MA51047
(2) Instrument QC Batch: MA51055
(3) Instrument QC Batch: MA51069
(4) Prep QC Batch: MP28318
(5) Prep QC Batch: MP28356

RL = Reporting Limit

Report of Analysis

Client Sample ID:	MW-5		
Lab Sample ID:	JD30616-2	**Date Sampled:**	08/26/21
Matrix:	AQ - Ground Water	**Date Received:**	08/26/21
		Percent Solids:	n/a
Project:	Remedial Investigation, 247 North Avenue, New Rochelle, NY		

General Chemistry

Analyte	Result	RL	Units	DF	Analyzed	By	Method
Cyanide	0.019	0.010	mg/l	1	08/30/21 18:29	JJ	EPA 335.4/LACHAT

RL = Reporting Limit

Report of Analysis

Client Sample ID:	MW-5		
Lab Sample ID:	JD30616-2A	**Date Sampled:**	08/26/21
Matrix:	AQ - Ground Water	**Date Received:**	08/26/21
Method:	EPA 537M BY ID EPA 537 MOD	**Percent Solids:**	n/a
Project:	Remedial Investigation, 247 North Avenue, New Rochelle, NY		

	File ID	DF	Analyzed	By	Prep Date	Prep Batch	Analytical Batch
Run #1 [a]	4Q17997.D	1	09/10/21 01:35	AFL	09/01/21 09:30	F:OP87088	F:S4Q256
Run #2							

	Initial Volume	Final Volume
Run #1	280 ml	1.0 ml
Run #2		

PFAS List

CAS No.	Compound	Result	RL	MDL	Units	Q
PERFLUOROALKYLCARBOXYLIC ACIDS						
375-22-4	Perfluorobutanoic acid	14.5	3.6	1.8	ng/l	
2706-90-3	Perfluoropentanoic acid	24.2	1.8	0.89	ng/l	
307-24-4	Perfluorohexanoic acid	18.1	1.8	0.89	ng/l	
375-85-9	Perfluoroheptanoic acid	20.1	1.8	0.89	ng/l	
335-67-1	Perfluorooctanoic acid	30.9	1.8	0.89	ng/l	
375-95-1	Perfluorononanoic acid	12.0	1.8	0.89	ng/l	
335-76-2	Perfluorodecanoic acid	ND	1.8	0.89	ng/l	
2058-94-8	Perfluoroundecanoic acid	ND	1.8	0.89	ng/l	
307-55-1	Perfluorododecanoic acid	ND	1.8	0.89	ng/l	
72629-94-8	Perfluorotridecanoic acid	ND	1.8	0.89	ng/l	
376-06-7	Perfluorotetradecanoic acid	ND	1.8	0.89	ng/l	
PERFLUOROALKYLSULFONIC ACIDS						
375-73-5	Perfluorobutanesulfonic acid	5.7	1.8	0.89	ng/l	
355-46-4	Perfluorohexanesulfonic acid	4.7	1.8	0.89	ng/l	
375-92-8	Perfluoroheptanesulfonic acid	ND	1.8	0.89	ng/l	
1763-23-1	Perfluorooctanesulfonic acid	55.9	1.8	0.89	ng/l	
335-77-3	Perfluorodecanesulfonic acid	ND	1.8	0.89	ng/l	
PERFLUOROOCTANESULFONAMIDES						
754-91-6	PFOSA	ND	3.6	1.8	ng/l	
PERFLUOROOCTANESULFONAMIDOACETIC ACIDS						
2355-31-9	MeFOSAA	ND	3.6	1.8	ng/l	
2991-50-6	EtFOSAA	ND	3.6	1.8	ng/l	
FLUOROTELOMER SULFONATES						
27619-97-2	6:2 Fluorotelomer sulfonate	ND	7.1	1.8	ng/l	
39108-34-4	8:2 Fluorotelomer sulfonate	ND	7.1	1.8	ng/l	

ND = Not detected MDL = Method Detection Limit
RL = Reporting Limit
E = Indicates value exceeds calibration range
J = Indicates an estimated value
B = Indicates analyte found in associated method blank
N = Indicates presumptive evidence of a compound

Report of Analysis

Client Sample ID:	MW-5		
Lab Sample ID:	JD30616-2A	**Date Sampled:**	08/26/21
Matrix:	AQ - Ground Water	**Date Received:**	08/26/21
Method:	EPA 537M BY ID EPA 537 MOD	**Percent Solids:**	n/a
Project:	Remedial Investigation, 247 North Avenue, New Rochelle, NY		

PFAS List

CAS No.	ID Standard Recoveries	Run# 1	Run# 2	Limits
	13C4-PFBA	53%		35-135%
	13C5-PFPeA	67%		50-150%
	13C5-PFHxA	75%		50-150%
	13C4-PFHpA	79%		50-150%
	13C8-PFOA	82%		50-150%
	13C9-PFNA	81%		50-150%
	13C6-PFDA	82%		50-150%
	13C7-PFUnDA	77%		40-140%
	13C2-PFDoDA	72%		40-140%
	13C2-PFTeDA	73%		30-130%
	13C3-PFBS	76%		50-150%
	13C3-PFHxS	85%		50-150%
	13C8-PFOS	83%		50-150%
	13C8-FOSA	44%		30-130%
	d3-MeFOSAA	112%		40-140%
	d5-EtFOSAA	106%		40-140%
	13C2-6:2FTS	97%		50-150%
	13C2-8:2FTS	100%		50-150%

(a) Analysis performed at SGS Orlando, FL.

ND = Not detected MDL = Method Detection Limit
RL = Reporting Limit
E = Indicates value exceeds calibration range

J = Indicates an estimated value
B = Indicates analyte found in associated method blank
N = Indicates presumptive evidence of a compound

Report of Analysis

Client Sample ID:	FB		
Lab Sample ID:	JD30616-3	**Date Sampled:**	08/26/21
Matrix:	AQ - Field Blank Water	**Date Received:**	08/26/21
Method:	SW846 8260D	**Percent Solids:**	n/a
Project:	Remedial Investigation, 247 North Avenue, New Rochelle, NY		

	File ID	DF	Analyzed	By	Prep Date	Prep Batch	Analytical Batch
Run #1	2B185497.D	1	08/30/21 16:34	TDN	n/a	n/a	V2B8419
Run #2							

	Purge Volume
Run #1	5.0 ml
Run #2	

VOA TCL List

CAS No.	Compound	Result	RL	MDL	Units	Q
67-64-1	Acetone	ND	10	3.1	ug/l	
71-43-2	Benzene	ND	0.50	0.43	ug/l	
74-97-5	Bromochloromethane	ND	1.0	0.48	ug/l	
75-27-4	Bromodichloromethane	ND	1.0	0.45	ug/l	
75-25-2	Bromoform	ND	1.0	0.63	ug/l	
74-83-9	Bromomethane	ND	2.0	1.6	ug/l	
78-93-3	2-Butanone (MEK)	ND	10	6.9	ug/l	
75-15-0	Carbon disulfide	ND	2.0	0.46	ug/l	
56-23-5	Carbon tetrachloride	ND	1.0	0.55	ug/l	
108-90-7	Chlorobenzene	ND	1.0	0.56	ug/l	
75-00-3	Chloroethane	ND	1.0	0.73	ug/l	
67-66-3	Chloroform	ND	1.0	0.50	ug/l	
74-87-3	Chloromethane	ND	1.0	0.76	ug/l	
110-82-7	Cyclohexane	ND	5.0	0.78	ug/l	
96-12-8	1,2-Dibromo-3-chloropropane	ND	2.0	0.53	ug/l	
124-48-1	Dibromochloromethane	ND	1.0	0.56	ug/l	
106-93-4	1,2-Dibromoethane	ND	1.0	0.48	ug/l	
95-50-1	1,2-Dichlorobenzene	ND	1.0	0.53	ug/l	
541-73-1	1,3-Dichlorobenzene	ND	1.0	0.54	ug/l	
106-46-7	1,4-Dichlorobenzene	ND	1.0	0.51	ug/l	
75-71-8	Dichlorodifluoromethane	ND	2.0	0.56	ug/l	
75-34-3	1,1-Dichloroethane	ND	1.0	0.57	ug/l	
107-06-2	1,2-Dichloroethane	ND	1.0	0.60	ug/l	
75-35-4	1,1-Dichloroethene	ND	1.0	0.59	ug/l	
156-59-2	cis-1,2-Dichloroethene	ND	1.0	0.51	ug/l	
156-60-5	trans-1,2-Dichloroethene	ND	1.0	0.54	ug/l	
78-87-5	1,2-Dichloropropane	ND	1.0	0.51	ug/l	
10061-01-5	cis-1,3-Dichloropropene	ND	1.0	0.47	ug/l	
10061-02-6	trans-1,3-Dichloropropene	ND	1.0	0.43	ug/l	
100-41-4	Ethylbenzene	ND	1.0	0.60	ug/l	
76-13-1	Freon 113	ND	5.0	0.58	ug/l	
591-78-6	2-Hexanone	ND	5.0	2.0	ug/l	

ND = Not detected MDL = Method Detection Limit
RL = Reporting Limit
E = Indicates value exceeds calibration range

J = Indicates an estimated value
B = Indicates analyte found in associated method blank
N = Indicates presumptive evidence of a compound

Report of Analysis

Client Sample ID: FB
Lab Sample ID: JD30616-3 **Date Sampled:** 08/26/21
Matrix: AQ - Field Blank Water **Date Received:** 08/26/21
Method: SW846 8260D **Percent Solids:** n/a
Project: Remedial Investigation, 247 North Avenue, New Rochelle, NY

VOA TCL List

CAS No.	Compound	Result	RL	MDL	Units	Q
98-82-8	Isopropylbenzene	ND	1.0	0.65	ug/l	
79-20-9	Methyl Acetate	ND	5.0	0.80	ug/l	
108-87-2	Methylcyclohexane	ND	5.0	0.60	ug/l	
1634-04-4	Methyl Tert Butyl Ether	ND	1.0	0.51	ug/l	
108-10-1	4-Methyl-2-pentanone(MIBK)	ND	5.0	1.9	ug/l	
75-09-2	Methylene chloride	ND	2.0	1.0	ug/l	
100-42-5	Styrene	ND	1.0	0.49	ug/l	
79-34-5	1,1,2,2-Tetrachloroethane	ND	1.0	0.65	ug/l	
127-18-4	Tetrachloroethene	ND	1.0	0.90	ug/l	
108-88-3	Toluene	ND	1.0	0.53	ug/l	
87-61-6	1,2,3-Trichlorobenzene	ND	1.0	0.50	ug/l	
120-82-1	1,2,4-Trichlorobenzene	ND	1.0	0.50	ug/l	
71-55-6	1,1,1-Trichloroethane	ND	1.0	0.54	ug/l	
79-00-5	1,1,2-Trichloroethane	ND	1.0	0.53	ug/l	
79-01-6	Trichloroethene	ND	1.0	0.53	ug/l	
75-69-4	Trichlorofluoromethane	ND	2.0	0.40	ug/l	
75-01-4	Vinyl chloride	ND	1.0	0.79	ug/l	
	m,p-Xylene	ND	1.0	0.78	ug/l	
95-47-6	o-Xylene	ND	1.0	0.59	ug/l	
1330-20-7	Xylene (total)	ND	1.0	0.59	ug/l	

CAS No.	Surrogate Recoveries	Run# 1	Run# 2	Limits
1868-53-7	Dibromofluoromethane	100%		85-118%
17060-07-0	1,2-Dichloroethane-D4	94%		80-121%
2037-26-5	Toluene-D8	99%		80-120%
460-00-4	4-Bromofluorobenzene	100%		80-120%

CAS No.	Tentatively Identified Compounds	R.T.	Est. Conc.	Units	Q
	Total TIC, Volatile		0	ug/l	

ND = Not detected MDL = Method Detection Limit
RL = Reporting Limit
E = Indicates value exceeds calibration range
J = Indicates an estimated value
B = Indicates analyte found in associated method blank
N = Indicates presumptive evidence of a compound

Report of Analysis

Client Sample ID: FB
Lab Sample ID: JD30616-3 **Date Sampled:** 08/26/21
Matrix: AQ - Field Blank Water **Date Received:** 08/26/21
Method: SW846 8270E SW846 3510C **Percent Solids:** n/a
Project: Remedial Investigation, 247 North Avenue, New Rochelle, NY

	File ID	DF	Analyzed	By	Prep Date	Prep Batch	Analytical Batch
Run #1	F201543.D	1	08/29/21 12:40	KLS	08/27/21 12:45	OP35126	EF8820
Run #2							

	Initial Volume	Final Volume
Run #1	1020 ml	1.0 ml
Run #2		

ABN TCL List (SOM0 2.0)

CAS No.	Compound	Result	RL	MDL	Units	Q
95-57-8	2-Chlorophenol	ND	4.9	0.80	ug/l	
59-50-7	4-Chloro-3-methyl phenol	ND	4.9	0.87	ug/l	
120-83-2	2,4-Dichlorophenol	ND	2.0	1.2	ug/l	
105-67-9	2,4-Dimethylphenol	ND	4.9	2.4	ug/l	
51-28-5	2,4-Dinitrophenol	ND	4.9	1.5	ug/l	
534-52-1	4,6-Dinitro-o-cresol	ND	4.9	1.3	ug/l	
95-48-7	2-Methylphenol	ND	2.0	0.87	ug/l	
	3&4-Methylphenol	ND	2.0	0.86	ug/l	
88-75-5	2-Nitrophenol	ND	4.9	0.94	ug/l	
100-02-7	4-Nitrophenol	ND	9.8	1.1	ug/l	
87-86-5	Pentachlorophenol	ND	3.9	1.4	ug/l	
108-95-2	Phenol	ND	2.0	0.38	ug/l	
58-90-2	2,3,4,6-Tetrachlorophenol	ND	4.9	1.4	ug/l	
95-95-4	2,4,5-Trichlorophenol	ND	4.9	1.3	ug/l	
88-06-2	2,4,6-Trichlorophenol	ND	4.9	0.91	ug/l	
83-32-9	Acenaphthene	ND	0.98	0.19	ug/l	
208-96-8	Acenaphthylene	ND	0.98	0.13	ug/l	
98-86-2	Acetophenone	0.32	2.0	0.20	ug/l	J
120-12-7	Anthracene	ND	0.98	0.21	ug/l	
1912-24-9	Atrazine [a]	ND	2.0	0.44	ug/l	
100-52-7	Benzaldehyde	ND	4.9	0.28	ug/l	
56-55-3	Benzo(a)anthracene	ND	0.98	0.20	ug/l	
50-32-8	Benzo(a)pyrene	ND	0.98	0.21	ug/l	
205-99-2	Benzo(b)fluoranthene	ND	0.98	0.20	ug/l	
191-24-2	Benzo(g,h,i)perylene	ND	0.98	0.33	ug/l	
207-08-9	Benzo(k)fluoranthene	ND	0.98	0.20	ug/l	
101-55-3	4-Bromophenyl phenyl ether	ND	2.0	0.40	ug/l	
85-68-7	Butyl benzyl phthalate	ND	2.0	0.45	ug/l	
92-52-4	1,1'-Biphenyl	ND	0.98	0.21	ug/l	
91-58-7	2-Chloronaphthalene	ND	2.0	0.23	ug/l	
106-47-8	4-Chloroaniline	ND	4.9	0.33	ug/l	
86-74-8	Carbazole	ND	0.98	0.22	ug/l	

ND = Not detected MDL = Method Detection Limit
RL = Reporting Limit
E = Indicates value exceeds calibration range
J = Indicates an estimated value
B = Indicates analyte found in associated method blank
N = Indicates presumptive evidence of a compound

Report of Analysis

Client Sample ID: FB
Lab Sample ID: JD30616-3 **Date Sampled:** 08/26/21
Matrix: AQ - Field Blank Water **Date Received:** 08/26/21
Method: SW846 8270E SW846 3510C **Percent Solids:** n/a
Project: Remedial Investigation, 247 North Avenue, New Rochelle, NY

ABN TCL List (SOM0 2.0)

CAS No.	Compound	Result	RL	MDL	Units	Q
105-60-2	Caprolactam [a]	ND	2.0	0.64	ug/l	
218-01-9	Chrysene	ND	0.98	0.17	ug/l	
111-91-1	bis(2-Chloroethoxy)methane	ND	2.0	0.27	ug/l	
111-44-4	bis(2-Chloroethyl)ether	ND	2.0	0.24	ug/l	
108-60-1	2,2'-Oxybis(1-chloropropane)	ND	2.0	0.40	ug/l	
7005-72-3	4-Chlorophenyl phenyl ether	ND	2.0	0.36	ug/l	
121-14-2	2,4-Dinitrotoluene	ND	0.98	0.54	ug/l	
606-20-2	2,6-Dinitrotoluene [a]	ND	0.98	0.47	ug/l	
91-94-1	3,3'-Dichlorobenzidine	ND	2.0	0.50	ug/l	
123-91-1	1,4-Dioxane [b]	ND	0.98	0.64	ug/l	
53-70-3	Dibenzo(a,h)anthracene	ND	0.98	0.32	ug/l	
132-64-9	Dibenzofuran	ND	4.9	0.22	ug/l	
84-74-2	Di-n-butyl phthalate	ND	2.0	0.49	ug/l	
117-84-0	Di-n-octyl phthalate	ND	2.0	0.23	ug/l	
84-66-2	Diethyl phthalate	ND	2.0	0.26	ug/l	
131-11-3	Dimethyl phthalate	ND	2.0	0.21	ug/l	
117-81-7	bis(2-Ethylhexyl)phthalate	ND	2.0	1.6	ug/l	
206-44-0	Fluoranthene	ND	0.98	0.17	ug/l	
86-73-7	Fluorene	ND	0.98	0.17	ug/l	
118-74-1	Hexachlorobenzene	ND	0.98	0.32	ug/l	
87-68-3	Hexachlorobutadiene	ND	0.98	0.48	ug/l	
77-47-4	Hexachlorocyclopentadiene	ND	9.8	2.7	ug/l	
67-72-1	Hexachloroethane	ND	2.0	0.38	ug/l	
193-39-5	Indeno(1,2,3-cd)pyrene	ND	0.98	0.33	ug/l	
78-59-1	Isophorone	ND	2.0	0.27	ug/l	
91-57-6	2-Methylnaphthalene	ND	0.98	0.21	ug/l	
88-74-4	2-Nitroaniline	ND	4.9	0.27	ug/l	
99-09-2	3-Nitroaniline	ND	4.9	0.38	ug/l	
100-01-6	4-Nitroaniline	ND	4.9	0.43	ug/l	
91-20-3	Naphthalene	ND	0.98	0.23	ug/l	
98-95-3	Nitrobenzene [a]	ND	2.0	0.63	ug/l	
621-64-7	N-Nitroso-di-n-propylamine	ND	2.0	0.47	ug/l	
86-30-6	N-Nitrosodiphenylamine	ND	4.9	0.22	ug/l	
85-01-8	Phenanthrene	ND	0.98	0.17	ug/l	
129-00-0	Pyrene	ND	0.98	0.21	ug/l	
95-94-3	1,2,4,5-Tetrachlorobenzene	ND	2.0	0.36	ug/l	

CAS No.	Surrogate Recoveries	Run# 1	Run# 2	Limits
367-12-4	2-Fluorophenol	33%		10-83%

ND = Not detected MDL = Method Detection Limit
RL = Reporting Limit
E = Indicates value exceeds calibration range
J = Indicates an estimated value
B = Indicates analyte found in associated method blank
N = Indicates presumptive evidence of a compound

Report of Analysis

Client Sample ID:	FB		
Lab Sample ID:	JD30616-3	**Date Sampled:**	08/26/21
Matrix:	AQ - Field Blank Water	**Date Received:**	08/26/21
Method:	SW846 8270E SW846 3510C	**Percent Solids:**	n/a
Project:	Remedial Investigation, 247 North Avenue, New Rochelle, NY		

ABN TCL List (SOM0 2.0)

CAS No.	Surrogate Recoveries	Run# 1	Run# 2	Limits
4165-62-2	Phenol-d5	23%		10-82%
118-79-6	2,4,6-Tribromophenol	80%		37-139%
4165-60-0	Nitrobenzene-d5	98%		35-127%
321-60-8	2-Fluorobiphenyl	89%		35-121%
1718-51-0	Terphenyl-d14	81%		28-135%

CAS No.	Tentatively Identified Compounds	R.T.	Est. Conc.	Units	Q
	Total TIC, Semi-Volatile		0	ug/l	

(a) Associated CCV outside of control limits high, sample was ND.
(b) Associated CCV outside of control limits low. Low-level verification was analyzed to demonstrate system suitability to detect affected analytes. Sample was ND.

ND = Not detected MDL = Method Detection Limit
RL = Reporting Limit
E = Indicates value exceeds calibration range
J = Indicates an estimated value
B = Indicates analyte found in associated method blank
N = Indicates presumptive evidence of a compound

Report of Analysis

Client Sample ID: FB
Lab Sample ID: JD30616-3 **Date Sampled:** 08/26/21
Matrix: AQ - Field Blank Water **Date Received:** 08/26/21
Method: SW846 8270E BY SIM SW846 3510C **Percent Solids:** n/a
Project: Remedial Investigation, 247 North Avenue, New Rochelle, NY

	File ID	DF	Analyzed	By	Prep Date	Prep Batch	Analytical Batch
Run #1	4M102058.D	1	09/01/21 02:31	CS	08/27/21 12:45	OP35126A	E4M4758
Run #2							

	Initial Volume	Final Volume
Run #1	1020 ml	1.0 ml
Run #2		

CAS No.	Compound	Result	RL	MDL	Units	Q
123-91-1	1,4-Dioxane	ND	0.098	0.049	ug/l	

CAS No.	Surrogate Recoveries	Run# 1	Run# 2	Limits
4165-60-0	Nitrobenzene-d5	86%		21-121%
321-60-8	2-Fluorobiphenyl	79%		27-107%
1718-51-0	Terphenyl-d14	64%		25-118%

ND = Not detected MDL = Method Detection Limit
RL = Reporting Limit
E = Indicates value exceeds calibration range
J = Indicates an estimated value
B = Indicates analyte found in associated method blank
N = Indicates presumptive evidence of a compound

Report of Analysis

Client Sample ID: FB
Lab Sample ID: JD30616-3
Matrix: AQ - Field Blank Water
Method: SW846 8081B SW846 3510C
Project: Remedial Investigation, 247 North Avenue, New Rochelle, NY

Date Sampled: 08/26/21
Date Received: 08/26/21
Percent Solids: n/a

	File ID	DF	Analyzed	By	Prep Date	Prep Batch	Analytical Batch
Run #1	6G79214.D	1	08/30/21 02:50	CP	08/27/21 17:10	OP35138	G6G2782
Run #2							

	Initial Volume	Final Volume
Run #1	270 ml	2.0 ml
Run #2		

Pesticide TCL List

CAS No.	Compound	Result	RL	MDL	Units	Q
309-00-2	Aldrin	ND	0.0074	0.0038	ug/l	
319-84-6	alpha-BHC	ND	0.0074	0.0039	ug/l	
319-85-7	beta-BHC	ND	0.0074	0.0059	ug/l	
319-86-8	delta-BHC	ND	0.0074	0.0049	ug/l	
58-89-9	gamma-BHC (Lindane)	ND	0.0074	0.0044	ug/l	
5103-71-9	alpha-Chlordane	ND	0.0074	0.0037	ug/l	
5103-74-2	gamma-Chlordane	ND	0.0074	0.0032	ug/l	
60-57-1	Dieldrin	ND	0.0074	0.0057	ug/l	
72-54-8	4,4'-DDD	ND	0.0074	0.0043	ug/l	
72-55-9	4,4'-DDE	ND	0.0074	0.0037	ug/l	
50-29-3	4,4'-DDT	ND	0.0074	0.0051	ug/l	
72-20-8	Endrin	ND	0.0074	0.0045	ug/l	
1031-07-8	Endosulfan sulfate	ND	0.0074	0.0040	ug/l	
7421-93-4	Endrin aldehyde	ND	0.0074	0.0050	ug/l	
53494-70-5	Endrin ketone	ND	0.0074	0.0046	ug/l	
959-98-8	Endosulfan-I	ND	0.0074	0.0039	ug/l	
33213-65-9	Endosulfan-II	ND	0.0074	0.0036	ug/l	
76-44-8	Heptachlor	ND	0.0074	0.0033	ug/l	
1024-57-3	Heptachlor epoxide	ND	0.0074	0.0044	ug/l	
72-43-5	Methoxychlor	ND	0.015	0.0050	ug/l	
8001-35-2	Toxaphene	ND	0.19	0.12	ug/l	

CAS No.	Surrogate Recoveries	Run# 1	Run# 2	Limits
877-09-8	Tetrachloro-m-xylene	82%		10-165%
877-09-8	Tetrachloro-m-xylene	82%		10-165%
2051-24-3	Decachlorobiphenyl	40%		28-161%
2051-24-3	Decachlorobiphenyl	31%		28-161%

ND = Not detected MDL = Method Detection Limit
RL = Reporting Limit
E = Indicates value exceeds calibration range
J = Indicates an estimated value
B = Indicates analyte found in associated method blank
N = Indicates presumptive evidence of a compound

Report of Analysis

Client Sample ID:	FB		
Lab Sample ID:	JD30616-3	**Date Sampled:**	08/26/21
Matrix:	AQ - Field Blank Water	**Date Received:**	08/26/21
Method:	SW846 8082A SW846 3510C	**Percent Solids:**	n/a
Project:	Remedial Investigation, 247 North Avenue, New Rochelle, NY		

	File ID	DF	Analyzed	By	Prep Date	Prep Batch	Analytical Batch
Run #1	XX2470384.D	1	08/31/21 17:09	TC	08/27/21 17:10	OP35139	GXX7562
Run #2							

	Initial Volume	Final Volume
Run #1	270 ml	2.0 ml
Run #2		

PCB List

CAS No.	Compound	Result	RL	MDL	Units	Q
12674-11-2	Aroclor 1016	ND	0.37	0.15	ug/l	
11104-28-2	Aroclor 1221	ND	0.37	0.31	ug/l	
11141-16-5	Aroclor 1232	ND	0.37	0.19	ug/l	
53469-21-9	Aroclor 1242	ND	0.37	0.17	ug/l	
12672-29-6	Aroclor 1248	ND	0.37	0.093	ug/l	
11097-69-1	Aroclor 1254	ND	0.37	0.31	ug/l	
11096-82-5	Aroclor 1260	ND	0.37	0.11	ug/l	
11100-14-4	Aroclor 1268	ND	0.37	0.13	ug/l	
37324-23-5	Aroclor 1262	ND	0.37	0.14	ug/l	

CAS No.	Surrogate Recoveries	Run# 1	Run# 2	Limits
877-09-8	Tetrachloro-m-xylene	92%		10-155%
877-09-8	Tetrachloro-m-xylene	86%		10-155%
2051-24-3	Decachlorobiphenyl	32%		10-151%
2051-24-3	Decachlorobiphenyl	28%		10-151%

ND = Not detected MDL = Method Detection Limit
RL = Reporting Limit
E = Indicates value exceeds calibration range

J = Indicates an estimated value
B = Indicates analyte found in associated method blank
N = Indicates presumptive evidence of a compound

Report of Analysis

Client Sample ID: FB
Lab Sample ID: JD30616-3
Matrix: AQ - Field Blank Water
Project: Remedial Investigation, 247 North Avenue, New Rochelle, NY

Date Sampled: 08/26/21
Date Received: 08/26/21
Percent Solids: n/a

Total Metals Analysis

Analyte	Result	RL	Units	DF	Prep	Analyzed	By	Method	Prep Method
Aluminum	< 200	200	ug/l	1	08/30/21	08/30/21	ND	SW846 6010D [2]	SW846 3010A [3]
Antimony	< 6.0	6.0	ug/l	1	08/30/21	08/30/21	ND	SW846 6010D [2]	SW846 3010A [3]
Arsenic	< 3.0	3.0	ug/l	1	08/30/21	08/30/21	ND	SW846 6010D [2]	SW846 3010A [3]
Barium	< 200	200	ug/l	1	08/30/21	08/30/21	ND	SW846 6010D [2]	SW846 3010A [3]
Beryllium	< 1.0	1.0	ug/l	1	08/30/21	08/30/21	ND	SW846 6010D [2]	SW846 3010A [3]
Cadmium	< 3.0	3.0	ug/l	1	08/30/21	08/30/21	ND	SW846 6010D [2]	SW846 3010A [3]
Calcium	< 5000	5000	ug/l	1	08/30/21	08/30/21	ND	SW846 6010D [2]	SW846 3010A [3]
Chromium	< 10	10	ug/l	1	08/30/21	08/30/21	ND	SW846 6010D [2]	SW846 3010A [3]
Cobalt	< 50	50	ug/l	1	08/30/21	08/30/21	ND	SW846 6010D [2]	SW846 3010A [3]
Copper	< 10	10	ug/l	1	08/30/21	08/30/21	ND	SW846 6010D [2]	SW846 3010A [3]
Iron	< 100	100	ug/l	1	08/30/21	08/30/21	ND	SW846 6010D [2]	SW846 3010A [3]
Lead	< 3.0	3.0	ug/l	1	08/30/21	08/30/21	ND	SW846 6010D [2]	SW846 3010A [3]
Magnesium	< 5000	5000	ug/l	1	08/30/21	08/30/21	ND	SW846 6010D [2]	SW846 3010A [3]
Manganese	< 15	15	ug/l	1	08/30/21	08/30/21	ND	SW846 6010D [2]	SW846 3010A [3]
Mercury	< 0.20	0.20	ug/l	1	08/30/21	08/30/21	LM	SW846 7470A [1]	SW846 7470A [4]
Nickel	< 10	10	ug/l	1	08/30/21	08/30/21	ND	SW846 6010D [2]	SW846 3010A [3]
Potassium	< 10000	10000	ug/l	1	08/30/21	08/30/21	ND	SW846 6010D [2]	SW846 3010A [3]
Selenium	< 10	10	ug/l	1	08/30/21	08/30/21	ND	SW846 6010D [2]	SW846 3010A [3]
Silver	< 10	10	ug/l	1	08/30/21	08/30/21	ND	SW846 6010D [2]	SW846 3010A [3]
Sodium	< 10000	10000	ug/l	1	08/30/21	08/30/21	ND	SW846 6010D [2]	SW846 3010A [3]
Thallium	< 10	10	ug/l	1	08/30/21	08/30/21	ND	SW846 6010D [2]	SW846 3010A [3]
Vanadium	< 50	50	ug/l	1	08/30/21	08/30/21	ND	SW846 6010D [2]	SW846 3010A [3]
Zinc	< 20	20	ug/l	1	08/30/21	08/30/21	ND	SW846 6010D [2]	SW846 3010A [3]

(1) Instrument QC Batch: MA51047
(2) Instrument QC Batch: MA51055
(3) Prep QC Batch: MP28318
(4) Prep QC Batch: MP28356

RL = Reporting Limit

Report of Analysis

Client Sample ID:	FB		
Lab Sample ID:	JD30616-3	**Date Sampled:**	08/26/21
Matrix:	AQ - Field Blank Water	**Date Received:**	08/26/21
		Percent Solids:	n/a
Project:	Remedial Investigation, 247 North Avenue, New Rochelle, NY		

General Chemistry

Analyte	Result	RL	Units	DF	Analyzed	By	Method
Cyanide	0.016	0.010	mg/l	1	08/30/21 18:30	JJ	EPA 335.4/LACHAT

RL = Reporting Limit

Report of Analysis

Client Sample ID:	FB		
Lab Sample ID:	JD30616-3A	**Date Sampled:**	08/26/21
Matrix:	AQ - Field Blank Water	**Date Received:**	08/26/21
Method:	EPA 537M BY ID EPA 537 MOD	**Percent Solids:**	n/a
Project:	Remedial Investigation, 247 North Avenue, New Rochelle, NY		

	File ID	DF	Analyzed	By	Prep Date	Prep Batch	Analytical Batch
Run #1 [a]	4Q17998.D	1	09/10/21 01:50	AFL	09/01/21 09:30	F:OP87088	F:S4Q256
Run #2							

	Initial Volume	Final Volume
Run #1	280 ml	1.0 ml
Run #2		

PFAS List

CAS No.	Compound	Result	RL	MDL	Units	Q
PERFLUOROALKYLCARBOXYLIC ACIDS						
375-22-4	Perfluorobutanoic acid	ND	3.6	1.8	ng/l	
2706-90-3	Perfluoropentanoic acid	ND	1.8	0.89	ng/l	
307-24-4	Perfluorohexanoic acid	ND	1.8	0.89	ng/l	
375-85-9	Perfluoroheptanoic acid	ND	1.8	0.89	ng/l	
335-67-1	Perfluorooctanoic acid	ND	1.8	0.89	ng/l	
375-95-1	Perfluorononanoic acid	ND	1.8	0.89	ng/l	
335-76-2	Perfluorodecanoic acid	ND	1.8	0.89	ng/l	
2058-94-8	Perfluoroundecanoic acid	ND	1.8	0.89	ng/l	
307-55-1	Perfluorododecanoic acid	ND	1.8	0.89	ng/l	
72629-94-8	Perfluorotridecanoic acid	ND	1.8	0.89	ng/l	
376-06-7	Perfluorotetradecanoic acid	ND	1.8	0.89	ng/l	
PERFLUOROALKYLSULFONIC ACIDS						
375-73-5	Perfluorobutanesulfonic acid	ND	1.8	0.89	ng/l	
355-46-4	Perfluorohexanesulfonic acid	ND	1.8	0.89	ng/l	
375-92-8	Perfluoroheptanesulfonic acid	ND	1.8	0.89	ng/l	
1763-23-1	Perfluorooctanesulfonic acid	ND	1.8	0.89	ng/l	
335-77-3	Perfluorodecanesulfonic acid	ND	1.8	0.89	ng/l	
PERFLUOROOCTANESULFONAMIDES						
754-91-6	PFOSA	ND	3.6	1.8	ng/l	
PERFLUOROOCTANESULFONAMIDOACETIC ACIDS						
2355-31-9	MeFOSAA	ND	3.6	1.8	ng/l	
2991-50-6	EtFOSAA	ND	3.6	1.8	ng/l	
FLUOROTELOMER SULFONATES						
27619-97-2	6:2 Fluorotelomer sulfonate	ND	7.1	1.8	ng/l	
39108-34-4	8:2 Fluorotelomer sulfonate	ND	7.1	1.8	ng/l	

ND = Not detected MDL = Method Detection Limit
RL = Reporting Limit
E = Indicates value exceeds calibration range
J = Indicates an estimated value
B = Indicates analyte found in associated method blank
N = Indicates presumptive evidence of a compound

Report of Analysis

Client Sample ID:	FB		
Lab Sample ID:	JD30616-3A	**Date Sampled:**	08/26/21
Matrix:	AQ - Field Blank Water	**Date Received:**	08/26/21
Method:	EPA 537M BY ID EPA 537 MOD	**Percent Solids:**	n/a
Project:	Remedial Investigation, 247 North Avenue, New Rochelle, NY		

PFAS List

CAS No.	ID Standard Recoveries	Run# 1	Run# 2	Limits
	13C4-PFBA	78%		35-135%
	13C5-PFPeA	84%		50-150%
	13C5-PFHxA	83%		50-150%
	13C4-PFHpA	81%		50-150%
	13C8-PFOA	87%		50-150%
	13C9-PFNA	85%		50-150%
	13C6-PFDA	85%		50-150%
	13C7-PFUnDA	86%		40-140%
	13C2-PFDoDA	84%		40-140%
	13C2-PFTeDA	86%		30-130%
	13C3-PFBS	97%		50-150%
	13C3-PFHxS	98%		50-150%
	13C8-PFOS	93%		50-150%
	13C8-FOSA	86%		30-130%
	d3-MeFOSAA	98%		40-140%
	d5-EtFOSAA	91%		40-140%
	13C2-6:2FTS	92%		50-150%
	13C2-8:2FTS	96%		50-150%

(a) Analysis performed at SGS Orlando, FL.

ND = Not detected MDL = Method Detection Limit
RL = Reporting Limit
E = Indicates value exceeds calibration range

J = Indicates an estimated value
B = Indicates analyte found in associated method blank
N = Indicates presumptive evidence of a compound

Report of Analysis

Client Sample ID:	TB		
Lab Sample ID:	JD30616-4	**Date Sampled:**	08/26/21
Matrix:	AQ - Trip Blank Water	**Date Received:**	08/26/21
Method:	SW846 8260D	**Percent Solids:**	n/a
Project:	Remedial Investigation, 247 North Avenue, New Rochelle, NY		

	File ID	DF	Analyzed	By	Prep Date	Prep Batch	Analytical Batch
Run #1	2B185498.D	1	08/30/21 17:04	TDN	n/a	n/a	V2B8419
Run #2							

	Purge Volume
Run #1	5.0 ml
Run #2	

VOA TCL List

CAS No.	Compound	Result	RL	MDL	Units	Q
67-64-1	Acetone	ND	10	3.1	ug/l	
71-43-2	Benzene	ND	0.50	0.43	ug/l	
74-97-5	Bromochloromethane	ND	1.0	0.48	ug/l	
75-27-4	Bromodichloromethane	ND	1.0	0.45	ug/l	
75-25-2	Bromoform	ND	1.0	0.63	ug/l	
74-83-9	Bromomethane	ND	2.0	1.6	ug/l	
78-93-3	2-Butanone (MEK)	ND	10	6.9	ug/l	
75-15-0	Carbon disulfide	ND	2.0	0.46	ug/l	
56-23-5	Carbon tetrachloride	ND	1.0	0.55	ug/l	
108-90-7	Chlorobenzene	ND	1.0	0.56	ug/l	
75-00-3	Chloroethane	ND	1.0	0.73	ug/l	
67-66-3	Chloroform	ND	1.0	0.50	ug/l	
74-87-3	Chloromethane	ND	1.0	0.76	ug/l	
110-82-7	Cyclohexane	ND	5.0	0.78	ug/l	
96-12-8	1,2-Dibromo-3-chloropropane	ND	2.0	0.53	ug/l	
124-48-1	Dibromochloromethane	ND	1.0	0.56	ug/l	
106-93-4	1,2-Dibromoethane	ND	1.0	0.48	ug/l	
95-50-1	1,2-Dichlorobenzene	ND	1.0	0.53	ug/l	
541-73-1	1,3-Dichlorobenzene	ND	1.0	0.54	ug/l	
106-46-7	1,4-Dichlorobenzene	ND	1.0	0.51	ug/l	
75-71-8	Dichlorodifluoromethane	ND	2.0	0.56	ug/l	
75-34-3	1,1-Dichloroethane	ND	1.0	0.57	ug/l	
107-06-2	1,2-Dichloroethane	ND	1.0	0.60	ug/l	
75-35-4	1,1-Dichloroethene	ND	1.0	0.59	ug/l	
156-59-2	cis-1,2-Dichloroethene	ND	1.0	0.51	ug/l	
156-60-5	trans-1,2-Dichloroethene	ND	1.0	0.54	ug/l	
78-87-5	1,2-Dichloropropane	ND	1.0	0.51	ug/l	
10061-01-5	cis-1,3-Dichloropropene	ND	1.0	0.47	ug/l	
10061-02-6	trans-1,3-Dichloropropene	ND	1.0	0.43	ug/l	
100-41-4	Ethylbenzene	ND	1.0	0.60	ug/l	
76-13-1	Freon 113	ND	5.0	0.58	ug/l	
591-78-6	2-Hexanone	ND	5.0	2.0	ug/l	

ND = Not detected MDL = Method Detection Limit
RL = Reporting Limit
E = Indicates value exceeds calibration range

J = Indicates an estimated value
B = Indicates analyte found in associated method blank
N = Indicates presumptive evidence of a compound

Report of Analysis

Client Sample ID:	TB		
Lab Sample ID:	JD30616-4	**Date Sampled:**	08/26/21
Matrix:	AQ - Trip Blank Water	**Date Received:**	08/26/21
Method:	SW846 8260D	**Percent Solids:**	n/a
Project:	Remedial Investigation, 247 North Avenue, New Rochelle, NY		

VOA TCL List

CAS No.	Compound	Result	RL	MDL	Units	Q
98-82-8	Isopropylbenzene	ND	1.0	0.65	ug/l	
79-20-9	Methyl Acetate	ND	5.0	0.80	ug/l	
108-87-2	Methylcyclohexane	ND	5.0	0.60	ug/l	
1634-04-4	Methyl Tert Butyl Ether	ND	1.0	0.51	ug/l	
108-10-1	4-Methyl-2-pentanone(MIBK)	ND	5.0	1.9	ug/l	
75-09-2	Methylene chloride	ND	2.0	1.0	ug/l	
100-42-5	Styrene	ND	1.0	0.49	ug/l	
79-34-5	1,1,2,2-Tetrachloroethane	ND	1.0	0.65	ug/l	
127-18-4	Tetrachloroethene	ND	1.0	0.90	ug/l	
108-88-3	Toluene	ND	1.0	0.53	ug/l	
87-61-6	1,2,3-Trichlorobenzene	ND	1.0	0.50	ug/l	
120-82-1	1,2,4-Trichlorobenzene	ND	1.0	0.50	ug/l	
71-55-6	1,1,1-Trichloroethane	ND	1.0	0.54	ug/l	
79-00-5	1,1,2-Trichloroethane	ND	1.0	0.53	ug/l	
79-01-6	Trichloroethene	ND	1.0	0.53	ug/l	
75-69-4	Trichlorofluoromethane	ND	2.0	0.40	ug/l	
75-01-4	Vinyl chloride	ND	1.0	0.79	ug/l	
	m,p-Xylene	ND	1.0	0.78	ug/l	
95-47-6	o-Xylene	ND	1.0	0.59	ug/l	
1330-20-7	Xylene (total)	ND	1.0	0.59	ug/l	

CAS No.	Surrogate Recoveries	Run# 1	Run# 2	Limits
1868-53-7	Dibromofluoromethane	101%		85-118%
17060-07-0	1,2-Dichloroethane-D4	93%		80-121%
2037-26-5	Toluene-D8	99%		80-120%
460-00-4	4-Bromofluorobenzene	102%		80-120%

CAS No.	Tentatively Identified Compounds	R.T.	Est. Conc.	Units	Q
	Total TIC, Volatile		0	ug/l	

ND = Not detected MDL = Method Detection Limit
RL = Reporting Limit
E = Indicates value exceeds calibration range
J = Indicates an estimated value
B = Indicates analyte found in associated method blank
N = Indicates presumptive evidence of a compound

Misc. Forms

Custody Documents and Other Forms

Includes the following where applicable:

- Chain of Custody
- Chain of Custody (SGS Orlando, FL)

SGS

EHSA-QAC-0023-04-FORM-Standard COC

CHAIN OF CUSTODY

GW
FB, TB

~~SGS North America~~ Inc. - Dayton
2235 Route 130, Dayton, NJ 08810
TEL. 732-329-0200 FAX: 732-329-3499/3480
www.sgs.com/ehsusa

Page 1 of 1

FED-EX Tracking #
Bottle Order Control # PRBM-192-082421-91
SGS Quote #
SGS Job # JD 30616

Client / Reporting Information	Project Information	Requested Analysis
Company Name: SESI CONSULTING	Project Name: Phase II Investigation	TAL/TCL+30; PFAS (537); 1,4-Dioxane (8270 SIM); VOC+15
Street Address: 12A MAPLE AVE	Street: 247 North Ave	
City / State / Zip: PINEBROOK NJ	City / State: New Rochelle NY	Billing Information (if different from Report to) Company Name
Project Contact: Jesse M E-mail: JAM@sesi.org	Project #: 10908	Street Address
Phone #: 973-808-9050	Client Purchase Order #	City / State / Zip
Sampler(s) Name(s): Denisse A Phone #	Project Manager: Jesse M	Attention:

Matrix Codes: DW - Drinking Water; GW - Ground Water; WW - Water; SW - Surface Water; SO - Soil; SL - Sludge; SED-Sediment; OI - Oil; LIQ - Other Liquid; AIR - Air; SOL - Other Solid; WP - Wipe; FB - Field Blank; EB-Equipment Blank; RB - Rinse Blank; TB - Trip Blank

SGS Sample #	Field ID / Point of Collection	MEOH/DI Vial #	Collection Date	Collection Time	Sampled by	Grab (G) Comp (C)	Source Chlorinated (Y/N)	Matrix	# of bottles	HCl	NaOH	HNO_3	H_2SO_4	NONE	DI Water	MEOH	ENCORE	pH Check (Lab Use Only)				LAB USE ONLY
1	MW-4		08/26/2021	1100	DIA	G		GW	13	X	X	X		X				X	X	X		E96
2	MW-5			1230				GW	13	X	X	X		X				X	X	X		A11
3	FB			1300				DI	13	X	X	X		X				X	X	X		G 38 TS
4	TB							DI	2	X	X	X									X	V177

Turn Around Time (Business Days)

Approved By (SGS PM): / Date:

- ☐ 10 Business Days
- ☐ 5 Business Days
- ☐ 3 Business Days*
- ☐ 2 Business Days*
- ☐ 1 Business Day*
- ☒ Other 4DAY TAT

All data available via Lablink

* Approval needed for 1-3 Business Day TAT

Deliverable

- ☐ Commercial "A" (Level 1)
- ☐ Commercial "B" (Level 2)
- ☐ NJ Reduced (Level 3)
- ☐ Full Tier I (Level 4)
- ☐ Commercial "C"
- ☐ NJ DKQP
- ☐ NYASP Category A
- ☒ NYASP Category B
- ☐ MA MCP Criteria
- ☐ CT RCP Criteria
- ☐ State Forms
- ☐ EDD Format
- ☐ DOD-QSM5

Commercial "A" = Results only; Commercial "B" = Results + QC Summary
Commercial "C" = Results + QC Summary + Partial Raw data

Comments / Special Instructions

• 2 x 250ml NP XTCL 30-1 2B

INITIAL ASESSMENT TS

LABEL VERIFICATION

http://www.sgs.com/en/terms-and-conditions

Sample Custody must be documented below each time samples change possession, including courier delivery.

Relinquished by:	Date / Time:	Received By:	Relinquished By:	Date / Time:	Received By:
1 Denisse	08/26/2021	[signature]	2 Leo Vandyke Impulse	8/26/2021 18:30	2 [signature]
3		3	4		4
5		5	Custody Seal # ☐ Intact ☐ Not intact ☐ Absent ☒	Therm ID: See Sample Receipt Summary	Ones Cooler Temp

JD30616: Chain of Custody
Page 1 of 2

SGS Sample Receipt Summary

Job Number: JD30616 **Client:** SESI CONSULTING ENGINEERS **Project:** 435 NORTH AVENUE, NEW ROCHELLE, NY

Date / Time Received: 8/26/2021 6:30:00 PM **Delivery Method:** **Airbill #'s:**

Cooler Temps (Raw Measured) °C: Cooler 1: (4.6); Cooler 2: (4.8);

Cooler Temps (Corrected) °C: Cooler 1: (4.6); Cooler 2: (4.8);

Cooler Security	Y	or	N		Y	or	N
1. Custody Seals Present:	☑		☐	3. COC Present:	☑		☐
2. Custody Seals Intact:	☑		☐	4. Smpl Dates/Time OK	☑		☐

Cooler Temperature	Y	or	N
1. Temp criteria achieved:	☑		☐
2. Cooler temp verification:			
3. Cooler media:	Ice (Bag)		
4. No. Coolers:	2		

Quality Control Preservation	Y	or	N	N/A
1. Trip Blank present / cooler:	☑		☐	☐
2. Trip Blank listed on COC:	☑		☐	☐
3. Samples preserved properly:	☑		☐	
4. VOCs headspace free:	☑		☐	☐

Sample Integrity - Documentation	Y	or	N
1. Sample labels present on bottles:	☑		☐
2. Container labeling complete:	☑		☐
3. Sample container label / COC agree:	☑		☐

Sample Integrity - Condition	Y	or	N
1. Sample recvd within HT:	☑		☐
2. All containers accounted for:	☑		☐
3. Condition of sample:	Intact		

Sample Integrity - Instructions	Y	or	N	N/A
1. Analysis requested is clear:	☑		☐	
2. Bottles received for unspecified tests	☐		☑	
3. Sufficient volume recvd for analysis:	☑		☐	
4. Compositing instructions clear:	☐		☐	☑
5. Filtering instructions clear:	☐		☐	☑

Test Strip Lot #s: pH 1-12: 212820 pH 12+: 203117A Other: (Specify)

Comments

SM089-03
Rev. Date 12/7/17

JD30616: Chain of Custody
Page 2 of 2

SGS

CHAIN OF CUSTODY

Page 1 of 1

2235 Route 130, Dayton, NJ 08810
TEL. 732-329-0200 FAX: 732-329-3499/3480

FED-EX Tracking #	Bottle Order Control #
SGS Quote #	SGS Job # JD30616

Client / Reporting Information

Company Name: SGS North America Inc.
Street Address: 2235 Route 130
City: Dayton State: NJ Zip: 08810
Project Contact: michelle.jenkins@sgs.com E-mail:
Phone #: 732-329-0200 Fax #:
Sampler(s) Name(s): DA Phone:

Project Information

Project Name: Remedial Investigation, 247 North Avenue, New Rochelle, NY
Street:
City: State:
Project #:
Client Purchase Order #:
Project Manager:

Billing Information (if different from Report to)
Company Name:
Street Address:
City: State: Zip:
Attention:

Requested Analysis (see TEST CODE sheet)

Matrix Codes: DW - Drinking Water; GW - Ground Water; WW - Water; SW - Surface Water; SO - Soil; SL- Sludge; SED-Sediment; OI - Oil; LIQ - Other Liquid; AIR - Air; SOL - Other Solid; WP - Wipe; FB-Field Blank; EB-Equipment Blank; RB- Rinse Blank; TB-Trip Blank

SGS Sample #	Field ID / Point of Collection	MEOH/DI Vial #	Collection Date	Collection Time	Sampled by	Matrix	# of bottles	HCl	NaOH	HNO3	H2SO4	NONE	DI Water	MEOH	ENCORE	LCID537NY21	LAB USE ONLY
1A	MW-4		8/26/21	11:00:00 AM	DA	AQ										X	
2A	MW-5		8/26/21	12:30:00 PM	DA	AQ										X	
3A	FB		8/26/21	1:00:00 PM	DA	AQ										X	

Turnaround Time (Business days)

- [ ] Std. 10 Business Days
- [ ] 5 Day RUSH
- [ ] 3 Day EMERGENCY
- [ ] 2 Day EMERGENCY
- [ ] 1 Day EMERGENCY
- [X] other 9

Emergency & Rush T/A data available VIA Lablink

Approved By (SGS PM): / Date:

Data Deliverable Information

- [ ] Commercial "A" (Level 1)
- [ ] Commercial "B" (Level 2)
- [ ] FULLT1 (Level 3+4)
- [ ] NJ Reduced
- [ ] Commercial "C"
- [ ] NYASP Category A
- [ ] NYASP Category B
- [ ] State Forms
- [ ] EDD Format
- [X] Other NYASPB

Commercial "A" = Results Only
Commercial "B" = Results + QC Summary
NJ Reduced = Results + QC Summary + Partial Raw data

Comments / Special Instructions: SD

PRIORITY CLIENT: Please have data on time

INITIAL ASSESSMENT

LABEL VERIFICATION

Sample Custody must be documented below each time samples change possession, including courier delivery.

Relinquished by Sampler:	Date Tin	Received By:	Relinquished By:	Date Time:	Received By:
1		1 Fedex	2 Fedex	8/28/21	2 [signature] 915
3		3	4		4
5		5			

Custody Seal # ☐ Intact ☐ Not intact Preserved where applicable ☐ On Ice ☐ Cooler Temp. 4.6-1.1

5.2

5

JD30616: Chain of Custody
Page 1 of 2
SGS Orlando, FL

SGS Sample Receipt Summary

Job Number: JD30616 **Client:** SGS NORTH AMERICA **Project:** REMEDIAL INVESTIGATION, 247 NORTH AVEN

Date / Time Received: 8/28/2021 9:15:00 AM **Delivery Method:** FEDEX **Airbill #'s:** 925109057821

Therm ID: IR 1; **Therm CF:** 0.2; **# of Coolers:** 1

Cooler Temps (Raw Measured) °C: Cooler 1: (4.6);

Cooler Temps (Corrected) °C: Cooler 1: (4.8);

Cooler Information	Y	or	N
1. Custody Seals Present	☑		☐
2. Custody Seals Intact	☑		☐
3. Temp criteria achieved	☑		☐
4. Cooler temp verification	IR Gun		
5. Cooler media	Ice (Bag)		

Trip Blank Information	Y	or	N	N/A
1. Trip Blank present / cooler	☐		☐	☑
2. Trip Blank listed on COC	☐		☐	☑

	W	or	S	N/A
3. Type Of TB Received	☐		☐	☑

Sample Information	Y	or	N	N/A
1. Sample labels present on bottles	☑		☐	
2. Samples preserved properly	☑		☐	
3. Sufficient volume/containers recvd for analysis:	☑		☐	
4. Condition of sample	Intact			
5. Sample recvd within HT	☑		☐	
6. Dates/Times/IDs on COC match Sample Label	☑		☐	
7. VOCs have headspace	☐		☐	☑
8. Bottles received for unspecified tests	☐		☑	
9. Compositing instructions clear	☐		☐	☑
10. Voa Soil Kits/Jars received past 48hrs?	☐		☐	☑
11. % Solids Jar received?	☐		☐	☑
12. Residual Chlorine Present?	☐		☐	☑

Misc. Information

Number of Encores: 25-Gram _____ 5-Gram _____ Number of 5035 Field Kits: _____ Number of Lab Filtered Metals: _____

Test Strip Lot #s: pH 0-3 230315 pH 10-12 219813A Other: (Specify) _____ _____

Residual Chlorine Test Strip Lot #: _____

Comments

SM001
Rev. Date 05/24/17

Technician: BRYANG Date: 8/28/2021 9:15:00 AM Reviewer: _____ Date: _____

APPENDIX G

DATA USABILITY SUMMARY REPORT

LABORATORY DATA CONSULTANTS, INC.
2701 Loker Ave. West, Suite 220, Carlsbad, CA 92010 Bus: 760-827-1100 Fax: 760-827-1099

SESI Consulting Engineers
12A Maple Avenue
Pine Brook, NJ 07058
ATTN: Mr. Jesse Mausner
jam@sesi.org

November 4, 2021

SUBJECT: 247 North Ave., New Rochelle, NY - Data Validation

Dear Mr. Mausner,

Enclosed are the final validation reports for the fractions listed below. These SDGs were received on September 24, 2021. Attachment 1 is a summary of the samples that were reviewed for each analysis.

LDC Project #52170:

SDG #	**Fraction**
JD27540, JD27584, JD27605, JD27706 JD27719, JD28208, JD30616	Volatiles, Semivolatiles, 1,4-Dioxane, Organochlorine Pesticides, PCBs, Metals, PFAS, CN

The data validation was performed under Category B guidelines. The analyses were validated using the following documents, as applicable to each method:

- USEPA Region 2 *Standard Operating Procedure for Validating Volatile Organic Compounds By Gas Chromatography/Mass Spectrometry SW-Method 8260B and 8260C,* SOP HW-24, Revision 4 (October 2014)
- USEPA Region 2 *Standard Operating Procedure for Semivolatile Data Validation SW-846 Method 8270D,* SOP HW-35A, Revision 0 (June 2015)
- USEPA Region 2 Standard Operating Procedure for Validating Pesticide Compounds, Organochlorine Pesticides by Gas Chromatography SW-846 Method 8081B, SOP HW-44, Revision 1.1 (December 2010)
- USEPA Region 2 *Standard Operating Procedure for Validating PCB Compounds, PCBs by Gas Chromatography SW-846 Method 8082A,* SOP HW-45, Revision 1 (October 2006)
- Guidelines for Sampling and Analysis of PFAS under NYSDEC's Part 375 Remedial Programs (January 2021)
- USEPA Region 2 *Analysis of Volatile Organic Compounds in Air Contained Canisters*, SOP HW-31, Revision 6 (September 2016)
- USEPA Region 2 *Standard Operating Procedure for the Evaluation of Metals for the Contract Laboratory Program,* SOP HW-3a/c, Revision 1 (September 2016)
- USEPA *Contract Laboratory Program National Functional Guidelines for Superfund Organic Methods Data Review,* EPA 540-R-20-005 (November 2020)
- USEPA *Contract Laboratory Program National Functional Guidelines for Inorganic Superfund Data Review,* EPA 542-R-20-006 (November 2020)
- EPA SW 846, Third Edition, Test Methods for Evaluating Solid Waste, update 1, July 1992; update IIA, August 1993; update II, September 1994; update IIB, January 1995; update III, December 1996; update IIIA, April 1998; IIIB, November 2004; update IV, February 2007; update V, July 2014; update VI, July 2018

Please feel free to contact us if you have any questions.

Sincerely,

Christina Rink

Christina Rink
Project Manager/Senior Chemist
crink@lab-data.com

ADV

2,465 pages-ADV NYDUSR Attachment 1

Category B EDD **LDC# 52170 (SESI Consulting Engineers - Pine Brook, NJ / 247 North Ave, New Rochelle, NY)**

LDC	SDG#	DATE REC'D	(3) DATE DUE	VOA (TO-15)		VOA (8260D)		SVOA (8270E)		1,4-Diox (8270E -SIM)		Pest. (8081B)		PCBs (8082A)		Metals (6010D /7000)		PFAs (537M)		CN- (335.4/ 9012B)																	
Matrix:	Air/Water/Soil			A	S	W	S	W	S	W	S	W	S	W	S	W	S	W	S	W	S	W	S	W	S	W	S	W	S	W	S	W	S	W	S
A	JD27540	09/24/21	10/15/21	-	-	0	7	0	18	0	7	0	7	0	7	0	18	0	7	0	7														
B	JD27584	09/24/21	10/15/21	5	0	-	-	-	-	-	-	-	-	-	-	-	-	-	-	-	-														
C	JD27605	09/24/21	10/15/21	-	-	0	1	0	12	-	-	-	-	-	-	0	13	-	-	-	-														
D	JD27706	09/24/21	10/15/21	2	0	-	-	-	-	-	-	-	-	-	-	-	-	-	-	-	-														
E	JD27719	09/24/21	10/15/21	-	-	0	1	0	8	-	-	0	1	0	1	0	8	0	1	0	1														
F	JD28208	09/24/21	10/15/21	-	-	7	0	6	0	6	0	6	0	6	0	6	0	6	0	6	0														
G	JD30616	09/24/21	10/15/21	-	-	4	0	3	0	3	0	3	0	3	0	3	0	3	0	3	0														
Total	T/CR			7	0	11	9	9	38	9	7	9	8	9	8	9	39	9	8	9	8	0	0	0	0	0	0	0	0	0	0	0	0	0	206

Shaded cells indicate Category B validation (all other cells are Category B Reduced validation). These sample counts do not include MS/MSD, and DUPs L:\SESI\247 North Avenue\52170ST.wpd

Site:	Former Ludlow Street Works
Laboratory:	SGS North America, Inc., Dayton, NJ and Orlando, FL
Report No.:	JD27540
Reviewer:	Felomina Tanguilig, Stella Cuenco, and Christina Rink/Laboratory Data Consultants for SESI Consulting Engineers – Pine Brook, NJ
Date:	October 19, 2021

Samples Reviewed and Evaluation Summary

FIELD ID	LAB ID	FRACTIONS VALIDATED
RI-SB-1 (1.5-2.0)	JD27540-1	VOC, SVOC, 1,4-Dioxane, Pesticide, PCB, PFAS
RI-SB-1 (5.0-5.5)	JD27540-2	VOC, SVOC, 1,4-Dioxane, Pesticide, PCB, PFAS
RI-SB-1 (11-11.5)	JD27540-3	VOC, SVOC, 1,4-Dioxane, Pesticide, PCB, PFAS
RI-SB-2 (3-3.5)	JD27540-4	SVOC
RI-SB-2 (6-6.5)	JD27540-5	SVOC
RI-SB-3 (1-1.5)	JD27540-6	SVOC
RI-SB-3 (7-7.5)	JD27540-7	SVOC
RI-SB-3 (12-12.5)	JD27540-8	SVOC
RI-SB-4 (4-4.5)	JD27540-9	SVOC
RI-SB-4 (8-8.5)	JD27540-10	SVOC
RI-SB-5 (3.5-4.0)	JD27540-11	SVOC
RI-SB-5 (7.5-8.0)	JD27540-12	SVOC
RI-SB-6 (3.5-4.0)	JD27540-13	VOC, SVOC, 1,4-Dioxane, Pesticide, PCB, PFAS
RI-SB-6 (5.5-6.0)	JD27540-14	VOC, SVOC, 1,4-Dioxane, Pesticide, PCB, PFAS
RI-SB-12 (3.5-4.0)	JD27540-15	SVOC
RI-SB-12 (6.5-7.0)	JD27540-16	SVOC
RI-SB-11 (1.5-2.0)	JD27540-17	VOC, SVOC, 1,4-Dioxane, Pesticide, PCB, PFAS
RI-SB-11 (6-6.5)	JD27540-18	VOC, SVOC, 1,4-Dioxane, Pesticide, PCB, PFAS
RI-SB-1 (1.5-2.0)MS	JD27540-1MS	SVOC, PCB
RI-SB-1 (1.5-2.0)MSD	JD27540-1MSD	SVOC, PCB
RI-SB-1 (5.0-5.5)MS	JD27540-2MS	1,4-Dioxane
RI-SB-1 (5.0-5.5)MSD	JD27540-2MSD	1,4-Dioxane

Associated QC Samples(s):
Field/Trip Blanks: None Associated
Field Duplicate pair: None Associated

The above-listed soil samples were collected on June 29, 2021 and were analyzed for volatile organic compounds (VOC) by SW-846 method 8260D, semivolatile organic compounds (SVOC) by SW-846 method 8270E, 1,4-dioxane by SW-846 method 8270E in selected ion monitoring (SIM) mode, organochlorine pesticides by SW-846 method 8081B, polychlorinated biphenyls (PCB) by SW-846 method 8082A, and perfluoroalkyl and polyfluoroalkyl substances (PFAS) by method 537 modified. The data validation was performed in accordance with the USEPA Region 2 *Standard Operating Procedure for Validating Volatile Organic Compounds By Gas Chromatography/Mass Spectrometry SW-Method 8260B and 8260C,* SOP HW-24, Revision 4 (October 2014), USEPA Region 2 *Standard Operating Procedure for Semivolatile Data Validation SW-846 Method 8270D,* SOP HW-35A, Revision 0 (June 2015), the USEPA Region 2 Standard Operating Procedure for Validating Pesticide Compounds, Organochlorine Pesticides by Gas Chromatography SW-846 Method 8081B, SOP HW-44, Revision 1.1 (December 2010), the USEPA Region 2 *Standard Operating Procedure for Validating PCB Compounds, PCBs by Gas Chromatography SW-846 Method 8082A,* SOP HW-45, Revision 1 (October 2006), the USEPA *Contract Laboratory Program National Functional Guidelines for Superfund Organic Methods Data Review,* EPA 540-R-20-005 (November 2020), and the Guidelines for Sampling and Analysis of PFAS under NYSDEC's Part 375 Remedial Programs (January 2021), modified as necessary to accommodate the non-CLP methodologies used.

The organic data were evaluated based on the following parameters:

- Data Completeness
- Holding Times and Sample Preservation
- Gas Chromatography/Mass Spectrometry (GC/MS) Tunes
- GC/Electron Capture Detector (GC/ECD) Instrument Performance Checks
- Liquid Chromatography/Mass Spectrometry (LC/MS) Tunes
- Initial and Continuing Calibrations
- Blanks
- Surrogate Recoveries
- Matrix Spike/Matrix Spike Duplicate (MS/MSD) Results
- Laboratory Control Sample (LCS) Results
- Internal Standards/Labeled Compounds
- Field Duplicate Results
- Moisture Content
- Quantitation Limits and Data Assessment
- Sample Quantitation and Compound Identification

Overall Evaluation of Data and Potential Usability Issues

All results are usable as reported or usable with minor qualification due to sample matrix or laboratory quality control outliers with the exception listed below.

The SVOC nondetect result for 2,4-dinitrophenol in sample RI-SB-1 (1.5-2.0) was rejected (R) due to low MS/MSD recoveries. The result is not usable for project objectives, which may have a major impact on the data usability.

The SVOC nondetect result for 2,4-dinitrophenol in samples RI-SB-1 (1.5-2.0), RI-SB-1 (5.0-5.5), RI-SB-1 (11-11.5), RI-SB-2 (3-3.5), RI-SB-2 (6-6.5), RI-SB-3 (1-1.5), RI-SB-3 (7-7.5), RI-SB-3 (12-12.5), RI-SB-4 (4-4.5), RI-SB-4 (8-8.5), RI-SB-5 (3.5-4.0), RI-SB-5 (7.5-8.0), RI-SB-6 (3.5-4.0), RI-SB-6 (5.5-6.0), RI-SB-12 (3.5-4.0), RI-SB-12 (6.5-7.0), RI-SB-11 (1.5-2.0), and RI-SB-11 (6-6.5) was rejected (R) due to low LCS recovery. The result is not usable for project objectives, which may have a major impact on the data usability.

The validation findings were based on the following information.

Data Completeness

The data package was complete as defined under the requirements for the NYSDEC ASP category B laboratory deliverables.

Holding Times and Sample Preservation

All criteria were met.

GC/MS Tunes

VOC, SVOC, and 1,4-Dioxane

All criteria were met.

GC/ECD Instrument Performance Checks

Pesticide

All criteria were met.

LC/MS Tunes

PFAS

All criteria were met.

Initial and Continuing Calibrations

VOC

Initial calibration:

All criteria were met.

Continuing calibration:

Compounds that did not meet criteria are summarized in the following table.

Date	Instrument ID	Compound	CC %D	Associated Samples		Validation Action
07/01/21	CCV	Methyl acetate	21.1	RI-SB-1 (1.5-2.0) RI-SB-1 (5.0-5.5)	XX	UJ nondetects

X = Initial calibration (IC) relative standard deviation (%RSD) > 20; estimate (J/UJ) positive and nondetect results.
XX = Continuing calibration (CC) percent difference (%D) > 20; estimate (J/UJ) positive and nondetect results.
SS = Second source verification percent difference (%D) > 30; estimate (J/UJ) positive and nondetect results.
+ = Response factor (RRF) < validation criteria; estimate (J/UJ) positive and nondetect results.

The methyl acetate result was estimated due to continuing calibration exceedance. The bias cannot be determined. The result can be used for project objectives as nondetect with estimated quantitation limits (UJ) which may have a minor impact on the data usability.

SVOC

Initial calibration:

All criteria were met.

Continuing calibration:

Compounds that did not meet criteria are summarized in the following table.

Date	Instrument ID	Compound	CC %D	Associated Samples		Validation Action
07/02/21	CCV	2,4-Dinitrophenol	28.1	RI-SB-1 (1.5-2.0)	XX	UJ nondetects
		1,4-Dioxane	25.4	RI-SB-1 (5.0-5.5)	XX	UJ nondetects
				RI-SB-1 (11-11.5)		
				RI-SB-2 (3-3.5)		
				RI-SB-2 (6-6.5)		
				RI-SB-3 (1-1.5)		
				RI-SB-3 (7-7.5)		
				RI-SB-3 (12-12.5)		
				RI-SB-4 (4-4.5)		
				RI-SB-4 (8-8.5)		
				RI-SB-5 (3.5-4.0)		
				RI-SB-5 (7.5-8.0)		
				RI-SB-6 (3.5-4.0)		
				RI-SB-6 (5.5-6.0)		
				RI-SB-12 (3.5-4.0)		
				RI-SB-12 (6.5-7.0)		
				RI-SB-11 (6-6.5)		
07/09/21	CCV	2-Nitroaniline	25.6	RI-SB-11 (1.5-2.0)	XX	UJ nondetects

X = Initial calibration (IC) relative standard deviation (%RSD) > 20; estimate (J/UJ) positive and nondetect results.
XX = Continuing calibration (CC) percent difference (%D) > 20; estimate (J/UJ) positive and nondetect results.
SS = Second source verification percent difference (%D) > 30; estimate (J/UJ) positive and nondetect results.
+ = Response factor (RRF) < validation criteria; estimate (J/UJ) positive and nondetect results.

The 2,4-dinitrophenol, 1,4-dioxane, and 2-nitroaniline results were estimated due to continuing calibration exceedances. The bias cannot be determined. The results can be used for project objectives as nondetects with estimated quantitation limits (UJ) which may have a minor impact on the data usability.

1,4-Dioxane, PCB, and PFAS

All criteria were met.

Pesticide

Initial calibration:

All criteria were met.

Continuing calibration:

Compounds that did not meet criteria are summarized in the following table.

Date	Standard ID	Column	Compound	CC %D	Associated Samples		Validation Action
07/06/21	CCV	Sig 2	Methoxychlor	20.4	RI-SB-1 (1.5-2.0) RI-SB-1 (5.0-5.5) RI-SB-1 (11-11.5) RI-SB-6 (5.5-6.0)	XX	UJ nondetects
07/07/21	CCV	Sig 2	delta-BHC 4,4'-DDD 4,4'-DDT	20.2 22.7 20.3	RI-SB-6 (3.5-4.0) RI-SB-11 (1.5-2.0) RI-SB-11 (6-6.5)	XX XX XX	UJ nondetects UJ nondetects UJ nondetects

X = Initial calibration (IC) relative standard deviation (%RSD) > 20; estimate (J/UJ) positive and nondetect results.
XX = Continuing calibration (CC) percent difference (%D) > 20; estimate (J/UJ) positive and nondetect results.
SS = Second source verification percent difference (%D) > 20; estimate (J/UJ) positive and nondetect results.
+ = Response factor (RRF) < validation criteria; estimate (J/UJ) positive and nondetect results.

The methoxychlor, delta-BHC, 4,4'-DDD, and 4,4'-DDT results were estimated due to continuing calibration exceedances. The bias cannot be determined. The results can be used for project objectives as nondetects with estimated quantitation limits (UJ) which may have a minor impact on the data usability.

Blanks

Contamination was not detected in the method blanks.

A field blank was not associated with this sample set. Validation action was not required on this basis.

Surrogate Recoveries

VOC, SVOC, Pesticide, and PCB

All criteria were met.

1,4-Dioxane

Surrogate recoveries (%R) were not within QC limits for sample RI-SB-1 (5.0-5.5). Using professional judgment, no data were qualified when one base or one acid surrogate %R was outside the QC limits and the %R was greater than or equal to 10%.

MS/MSD Results

VOC, Pesticide, and PFAS

MS/MSD analyses were not associated with this sample set. Validation action was not required on this basis.

SVOC

MS/MSD analyses were performed on sample RI-SB-1 (1.5-2.0) for SVOC analysis. The following table lists the MS/MSD percent recoveries (%R) outside of control limits in the SVOC analysis and the resulting validation actions.

MS ID	Compound	MS %R (Limits)	MS/D %R (Limits)	Affected Sample	Validation Action
RI-SB-1 (1.5-2.0)MS/MSD	2,4-Dinitrophenol	0 (10-127)	0 (10-127)	RI-SB-1 (1.5-2.0)	R nondetects
RI-SB-1 (1.5-2.0)MS/MSD	4,6-Dinitro-o-cresol	6 (10-148)	-	RI-SB-1 (1.5-2.0)	UJ nondetects

- Within control limits

The SVOC nondetect result for 2,4-dinitrophenol in sample RI-SB-1 (1.5-2.0) was rejected (R) due to low MS/MSD recoveries. The result is not usable for project objectives, which may have a major impact on the data usability.

The 4,6-dinitro-o-cresol result may be biased low due to low MS/MSD percent recovery. The result can be used for project objectives as nondetect with estimated quantitation limits (UJ) which may have a minor impact on the data usability.

1,4-Dioxane

MS/MSD analyses were performed on sample RI-SB-1 (5.0-5.5) for 1,4-dioxane analysis. All criteria were met.

PCB

MS/MSD analyses were performed on sample RI-SB-1 (1.5-2.0) for PCB analysis. All criteria were met.

LCS Results

VOC, 1,4-Dioxane, Pesticide, PCB, and PFAS

All criteria were met.

SVOC

The following table lists the LCS percent recoveries (%R) outside of control limits in the SVOC analysis and the resulting validation actions.

LCS ID	Compound	LCS %R (Limits)	Affected Sample	Validation Action
OP34109-LCS	2,4-Dinitrophenol	6 (31-146)	RI-SB-1 (1.5-2.0) RI-SB-1 (5.0-5.5) RI-SB-1 (11-11.5) RI-SB-2 (3-3.5) RI-SB-2 (6-6.5) RI-SB-3 (1-1.5) RI-SB-3 (7-7.5) RI-SB-3 (12-12.5) RI-SB-4 (4-4.5) RI-SB-4 (8-8.5) RI-SB-5 (3.5-4.0) RI-SB-5 (7.5-8.0) RI-SB-6 (3.5-4.0) RI-SB-6 (5.5-6.0) RI-SB-12 (3.5-4.0) RI-SB-12 (6.5-7.0) RI-SB-11 (1.5-2.0) RI-SB-11 (6-6.5)	R nondetects

LCS ID	Compound	LCS %R (Limits)	Affected Sample	Validation Action
OP34109-LCS	4,6-Dinitro-o-cresol	19 (22-156)	RI-SB-1 (1.5-2.0) RI-SB-1 (5.0-5.5) RI-SB-1 (11-11.5) RI-SB-2 (3-3.5) RI-SB-2 (6-6.5) RI-SB-3 (1-1.5) RI-SB-3 (7-7.5) RI-SB-3 (12-12.5) RI-SB-4 (4-4.5) RI-SB-4 (8-8.5) RI-SB-5 (3.5-4.0) RI-SB-5 (7.5-8.0) RI-SB-6 (3.5-4.0) RI-SB-6 (5.5-6.0) RI-SB-12 (3.5-4.0) RI-SB-12 (6.5-7.0) RI-SB-11 (1.5-2.0) RI-SB-11 (6-6.5)	UJ nondetects

The SVOC nondetect result for 2,4-dinitrophenol in samples RI-SB-1 (1.5-2.0), RI-SB-1 (5.0-5.5), RI-SB-1 (11-11.5), RI-SB-2 (3-3.5), RI-SB-2 (6-6.5), RI-SB-3 (1-1.5), RI-SB-3 (7-7.5), RI-SB-3 (12-12.5), RI-SB-4 (4-4.5), RI-SB-4 (8-8.5), RI-SB-5 (3.5-4.0), RI-SB-5 (7.5-8.0), RI-SB-6 (3.5-4.0), RI-SB-6 (5.5-6.0), RI-SB-12 (3.5-4.0), RI-SB-12 (6.5-7.0), RI-SB-11 (1.5-2.0), and RI-SB-11 (6-6.5) was rejected (R) due to low LCS recovery. The result is not usable for project objectives, which may have a major impact on the data usability.

The 4,6-dinitro-o-cresol result may be biased low due to low LCS percent recovery. The result can be used for project objectives as nondetect with estimated quantitation limits (UJ) which may have a minor impact on the data usability.

Internal Standards

VOC, SVOC, 1,4-Dioxane, Pesticide, and PCB

All criteria were met.

Labeled Compounds

PFAS

All criteria were met.

Field Duplicate Results

A field duplicate pair was not associated with this sample set. Validation action was not required on this basis.

Moisture Content

All criteria were met.

Quantitation Limits and Data Assessment

Results were reported which were below the reporting limit (RL) and above the method detection limit (MDL) in the VOC and SVOC analyses. These results were qualified as estimated (J) by the laboratory.

No results were reported below the RL and above the MDL in the 1,4-dioxane, pesticide, PCB, and PFAS analyses.

Due to high target compound levels or difficult sample matrix, select samples were analyzed at dilutions. The following table lists the sample dilutions which were performed and the results reported. RLs were elevated accordingly.

Sample	SVOC Analysis Reported
RI-SB-4 (4-4.5)	2-fold dilution due to nature of sample matrix
RI-SB-6 (3.5-4.0)	5-fold dilution due to nature of sample matrix

Dilutions were not required for VOC, 1,4-dioxane, pesticide, PCB, and PFAS analyses.

Sample Quantitation and Compound Identification

Calculations were spot-checked; no discrepancies were noted.

Pesticide

The following table lists the GC dual column RPDs for pesticide analysis which were outside the control limit of 40% and the resulting actions. The direction of the bias cannot be determined from this nonconformance. All results are usable as estimated values (J).

Sample	Compound	RPD (%)	Validation Action
RI-SB-6 (5.5-6.0)	Aldrin	84.0	J detects
	Dieldrin	69.7	J detects

DATA VALIDATION QUALIFIERS

U - The analyte was analyzed for, but due to blank contamination was flagged as nondetect (U). The result is usable as a nondetect.

J - Data are flagged (J) when a QC analysis fails outside the primary acceptance limits. The qualified "J" data are not excluded from further review or consideration. However, only one flag (J) is applied to a sample result, even though several associated QC analyses may fail. The 'J' data may be biased high or low or the direction of the bias may be indeterminable.

UJ - The analyte was not detected above the reported sample quantitation limit. Data are flagged (UJ) when a QC analysis fails outside the primary acceptance limits. The qualified "UJ" data are not excluded from further review or consideration. However, only one flag is applied to a sample result, even though several associated QC analyses may fail. The 'UJ' data may be biased low.

JN - The analysis indicates the presence of a compound that has been "tentatively identified" (N) and the associated numerical value represents its approximate (J) concentration.

R - Data rejected (R) on the basis of an unacceptable QC analysis should be excluded from further review or consideration. Data are rejected when associated QC analysis results exceed the expanded control limits of the QC criteria. The rejected data are known to contain significant errors based on documented information. The data user must not use the rejected data to make environmental decisions. The presence or absence of the analyte cannot be verified.

LDC #: 52170A1a **VALIDATION COMPLETENESS WORKSHEET** Date: 10/12/21
SDG #: JD27540 Category B Page: 1 of 1
Laboratory: SGS North America, Inc., Dayton, NJ Reviewer: EM
2nd Reviewer:

METHOD: GC/MS Volatiles (EPA SW846 Method 8260D)

The samples listed below were reviewed for each of the following validation areas. Validation findings are noted in attached validation findings worksheets.

	Validation Area		Comments
I.	Sample receipt/Technical holding times	A/A	
II.	GC/MS Instrument performance check	A	
III.	Initial calibration/ICV	A/A	%RSD ≤ 20, r² ICV ≤ 30
IV.	Continuing calibration	SW	CCV ≤ 20
V.	Laboratory Blanks	A	
VI.	Field blanks	N	
VII.	Surrogate spikes	A	
VIII.	Matrix spike/Matrix spike duplicates	N	CS
IX.	Laboratory control samples	A	LCS
X.	Field duplicates	N	
XI.	Internal standards	A	
XII.	Target analyte quantitation	A	Result < RL > MDL: J and
XIII.	Target analyte identification	A	
XIV.	System performance	A	
XV.	Overall assessment of data	A	

Note: A = Acceptable; N = Not provided/applicable; SW = See worksheet; ND = No compounds detected; R = Rinsate; FB = Field blank; D = Duplicate; TB = Trip blank; EB = Equipment blank; SB=Source blank; OTHER:

	Client ID	Lab ID	Matrix	Date
1 1	RI-SB-1 (1.5-2.0)	JD27540-1	Soil	06/29/21
2 1	RI-SB-1 (5.0-5.5)	JD27540-2	Soil	06/29/21
3 2	RI-SB-1 (11-11.5)	JD27540-3	Soil	06/29/21
4 2	RI-SB-6 (3.5-4.0)	JD27540-13	Soil	06/29/21
5 3	RI-SB-6 (5.5-6.0)	JD27540-14	Soil	06/29/21
6 3	RI-SB-11 (1.5-2.0)	JD27540-17	Soil	06/29/21
7 3	RI-SB-11 (6-6.5)	JD27540-18	Soil	06/29/21
8				
9				

Notes:

1	VIC7814						
2	VIC7815						
3	V3C7419						

LDC #: 52170A1a

VALIDATION FINDINGS CHECKLIST

Reviewer: FT

Method: Volatiles (EPA SW 846 Method 8260B)

Validation Area	Yes	No	NA	Findings/Comments
I. Technical holding times				
Were all technical holding times met?	✓			
Was cooler temperature criteria met?	✓			
II. GC/MS Instrument performance check				
Were the BFB performance results reviewed and found to be within the specified criteria?	✓			
Were all samples analyzed within the 12 hour clock criteria?	✓			
IIIa. Initial calibration				
Did the laboratory perform a 5 point calibration prior to sample analysis?	✓			
Were all percent relative standard deviations (%RSD) and relative response factors (RRF) within method criteria for all CCCs and SPCCs?	✓			
Was a curve fit used for evaluation? If yes, did the initial calibration meet the curve fit acceptance criteria of ≥ 0.990?			✓	
Were all percent relative standard deviations (%RSD) ≤ 30%/15%, 20% and relative response factors (RRF) ≥ 0.05?	✓			
IIIb. Initial Calibration Verification				
Was an initial calibration verification standard analyzed after each initial calibration for each instrument?	✓			
Were all percent differences (%D) ≤ 20%, 30%?	✓			
IV. Continuing calibration				
Was a continuing calibration standard analyzed at least once every 12 hours for each instrument?	✓			
Were all percent differences (%D) and relative response factors (RRF) within method criteria for all CCCs and SPCCs?	✓			
Were all percent differences (%D) ≤ 20% and relative response factors (RRF) ≥ 0.05?		✓		
V. Laboratory Blanks				
Was a laboratory blank associated with every sample in this SDG?	✓			
Was a laboratory blank analyzed at least once every 12 hours for each matrix and concentration?	✓			
Was there contamination in the laboratory blanks?		✓		
VI. Field blanks				
Were field blanks were identified in this SDG?		✓		
Were target compounds detected in the field blanks?			✓	
VII. Surrogate spikes				
Were all surrogate percent recovery (%R) within QC limits?	✓			
If the percent recovery (%R) for one or more surrogates was out of QC limits, was a reanalysis performed to confirm samples with %R outside of criteria?			✓	

VIII. Matrix spike/Matrix spike duplicates				
Were matrix spike (MS) and matrix spike duplicate (MSD) analyzed in this SDG?			✓	
Were the MS/MSD percent recoveries (%R) and the relative percent differences (RPD) within the QC limits?			✓	
IX. Laboratory control samples				
Was an LCS analyzed per analytical batch?	✓			
Were the LCS percent recoveries (%R) and relative percent difference (RPD) within the QC limits?	✓			
X. Field duplicates				
Were field duplicate pairs identified in this SDG?		✓		
Were target compounds detected in the field duplicates?			✓	
XI. Internal standards				
Were internal standard area counts within -50% to +100% of the associated calibration standard?	✓			
Were retention times within ± 30 seconds of the associated calibration standard?	✓			
XII. Target analyte quantitation				
Did the laboratory LOQs/RLs meet the QAPP LOQs/RLs?	✓			
Were the correct internal standard (IS), quantitation ion and relative response factor (RRF) used to quantitate the compound?	✓			
Were compound quantitation and RLs adjusted to reflect all sample dilutions and dry weight factors applicable to level IV validation?	✓			
XIII. Target analuyte identification				
Were relative retention times (RRT's) within ± 0.06 RRT units of the standard?	✓			
Did compound spectra meet specified EPA "Functional Guidelines" criteria?	✓			
Were chromatogram peaks verified and accounted for?	✓			
XIV. System performance				
System performance was found to be acceptable.	✓			
XV. Overall assessment of data				
Overall assessment of data was found to be acceptable.	✓			

TARGET COMPOUND WORKSHEET

METHOD: VOA

A. Chloromethane	AA. Tetrachloroethene	AAA. 1,3,5-Trimethylbenzene	AAAA. Ethyl tert-butyl ether	A1. 1,3-Butadiene
B. Bromomethane	BB. 1,1,2,2-Tetrachloroethane	BBB. 4-Chlorotoluene	BBBB. tert-Amyl methyl ether	B1. Hexane
C. Vinyl choride	CC. Toluene	CCC. tert-Butylbenzene	CCCC. 1-Chlorohexane	C1. Heptane
D. Chloroethane	DD. Chlorobenzene	DDD. 1,2,4-Trimethylbenzene	DDDD. Isopropyl alcohol	D1. Propylene
E. Methylene chloride	EE. Ethylbenzene	EEE. sec-Butylbenzene	EEEE. Acetonitrile	E1. Freon 11
F. Acetone	FF. Styrene	FFF. 1,3-Dichlorobenzene	FFFF. Acrolein	F1. Freon 12
G. Carbon disulfide	GG. Xylenes, total	GGG. p-Isopropyltoluene	GGGG. Acrylonitrile	G1. Freon 113
H. 1,1-Dichloroethene	HH. Vinyl acetate	HHH. 1,4-Dichlorobenzene	HHHH. 1,4-Dioxane	H1. Freon 114
I. 1,1-Dichloroethane	II. 2-Chloroethylvinyl ether	III. n-Butylbenzene	IIII. Isobutyl alcohol	I1. 2-Nitropropane
J. 1,2-Dichloroethene, total	JJ. Dichlorodifluoromethane	JJJ. 1,2-Dichlorobenzene	JJJJ. Methacrylonitrile	J1. Dimethyl disulfide
K. Chloroform	KK. Trichlorofluoromethane	KKK. 1,2,4-Trichlorobenzene	KKKK. Propionitrile	K1. 2,3-Dimethyl pentane
L. 1,2-Dichloroethane	LL. Methyl-tert-butyl ether	LLL. Hexachlorobutadiene	LLLL. Ethyl ether	L1. 2,4-Dimethyl pentane
M. 2-Butanone	MM. 1,2-Dibromo-3-chloropropane	MMM. Naphthalene	MMMM. Benzyl chloride	M1. 3,3-Dimethyl pentane
N. 1,1,1-Trichloroethane	NN. Methyl ethyl ketone	NNN. 1,2,3-Trichlorobenzene	NNNN. Iodomethane	N1. 2-Methylpentane
O. Carbon tetrachloride	OO. 2,2-Dichloropropane	OOO. 1,3,5-Trichlorobenzene	OOOO.1,1-Difluoroethane	O1. 3-Methylpentane
P. Bromodichloromethane	PP. Bromochloromethane	PPP. trans-1,2-Dichloroethene	PPPP. Tetrahydrofuran	P1. 3-Ethylpentane
Q. 1,2-Dichloropropane	QQ. 1,1-Dichloropropene	QQQ. cis-1,2-Dichloroethene	QQQQ. Methyl acetate	Q1. 2,2-Dimethylpentane
R. cis-1,3-Dichloropropene	RR. Dibromomethane	RRR. m,p-Xylenes	RRRR. Ethyl acetate	R1. 2,2,3- Trimethylbutane
S. Trichloroethene	SS. 1,3-Dichloropropane	SSS. o-Xylene	SSSS. Cyclohexane	S1. 2,2,4-Trimethylpentane
T. Dibromochloromethane	TT. 1,2-Dibromoethane	TTT. 1,1,2-Trichloro-1,2,2-trifluoroethane	TTTT. Methyl cyclohexane	T1. 2-Methylhexane
U. 1,1,2-Trichloroethane	UU. 1,1,1,2-Tetrachloroethane	UUU. 1,2-Dichlorotetrafluoroethane	UUUU. Allyl chloride	U1. Nonanal
V. Benzene	VV. Isopropylbenzene	VVV. 4-Ethyltoluene	VVVV. Methyl methacrylate	V1. 2-Methylnaphthalene
W. trans-1,3-Dichloropropene	WW. Bromobenzene	WWW. Ethanol	WWWW. Ethyl methacrylate	W1. Methanol
X. Bromoform	XX. 1,2,3-Trichloropropane	XXX. Di-isopropyl ether	XXXX. cis-1,4-Dichloro-2-butene	X1. 1,2,3-Trimethylbenzene
Y. 4-Methyl-2-pentanone	YY. n-Propylbenzene	YYY. tert-Butanol	YYYY. trans-1,4-Dichloro-2-butene	Y1. 2-Propanol
Z. 2-Hexanone	ZZ. 2-Chlorotoluene	ZZZ. tert-Butyl alcohol	ZZZZ. Pentachloroethane	Z1.

LDC #: 52170A1a

VALIDATION FINDINGS WORKSHEET
Continuing Calibration

Reviewer: FT

METHOD: GC/MS VOA (EPA SW 846 Method 8260 D)

Please see qualifications below for all questions answered "N". Not applicable questions are identified as "N/A".

Y N N/A Was a continuing calibration standard analyzed at least once every 12 hours for each instrument?
Y N N/A Were percent differences (%D) and relative response factors (RRF) within method criteria for all CCC's and SPCC's ?
Y N N/A Were all %D and RRFs within the validation criteria of ≤20 %D and ≥0.05 RRF ?

#	Date	Standard ID	Compound	Finding %D (Limit: <20.0%)	Finding RRF (Limit: >0.05)	Associated Samples	Qualifications
	7/1/21	CCV	aaaa	21.1		1,2	J/UJ/A ND
	10:10AM					V1C7814-MB	

LDC #: _52170A1a

VALIDATION FINDINGS WORKSHEET
Initial Calibration Calculation Verification

Reviewer: ____FT____

METHOD: GCMS 8260D

The calibration factors (RRFF), average RRFF, and relative standard deviation (%RSD) were recalculated for compounds identified below using the following calculations:

RRF = (Ax)(Cis)/(Ais)(Cx)
average RRF = sum of the RRFs/number of standards
%RSD = 100 * (S/X)

Where:

Ax = Area of compound
Cx = Concentration of compound
S = Standard deviation of the RRFs
X = Mean of the RRFs
Ais = Area of associated internal standard
Cis = Concentration of internal Standard

#	Standard ID	Calibration Date	Compound	Reported (RRF 20 std)	Recalculated (RRF 20 std)	Reported AverageRRF (Initial)	Recalculated Average RRF (Initial)	Reported %RSD	Recalculated %RSD
	ICAL GCMSIC	5/27/2021	C	0.741	0.741	0.741	0.741	3.47	3.47
			V	1.105	1.105	1.111	1.111	3.85	3.85
			CC	0.757	0.757	0.778	0.778	5.75	5.75
			BB	0.643	0.643	0.648	0.648	5.33	5.33

METHOD: GCMS 8260D

The calibration factors (RRFF), average RRFF, and relative standard deviation (%RSD) were recalculated for compounds identified below using the following calculations:

RRF = (Ax)(Cis)/(Ais)(Cx)
average RRF = sum of the RRFs/number of standards
%RSD = 100 * (S/X)

Where:

Ax = Area of compound
Cx = Concentration of compound
S = Standard deviation of the RRFs
X = Mean of the RRFs
Ais = Area of associated internal standard
Cis = Concentration of internal Standard

#	Standard ID	Calibration Date	Compound	Reported (RRF 20 std)	Recalculated (RRF 20 std)	Reported AverageRRF (Initial)	Recalculated Average RRF (Initial)	Reported %RSD	Recalculated %RSD
	ICAL GCMS3C	6/16/2021	C	0.505	0.505	0.448	0.448	11.42	11.42
			V	1.022	1.022	0.970	0.970	8.52	8.52
			CC	0.760	0.760	0.706	0.706	8.68	8.68
			BB	0.493	0.493	0.478	0.478	8.94	8.94

LDC #: 52170A 1a

VALIDATION FINDINGS WORKSHEET
Continuing Calibration Results Verification

METHOD: GC/MS VOA (EPA SW 846 Method 8260 LJ

The percent difference (%D) of the initial calibration average Relative Response Factors (RRFs) and the continuing calibration RRFs were recalculated for the compounds identified below using the following calculation:

% Difference = 100 * (ave. RRF - RRF)/ave. RRF
$RRF = (A_x)(C_{is})/(A_{is})(C_x)$

Where: ave. RRF = initial calibration average RRF
RRF = continuing calibration RRF
A_x = Area of compound, A_{is} = Area of associated internal standard
C_x = Concentration of compound, C_{is} = Concentration of internal standard

#	Standard ID	Calibration Date	Compound (Reference internal Standard)	Average RRF (initial)	Reported RRF (CC)	Recalculated RRF (CC)	Reported %D	Recalculated %D
1	CCV	7/1/21 1010	C (1st internal standard)	0.741	0.761	0.761	2.7	2.7
			V (2nd internal standard)	1.111	1.069	1.069	3.8	3.8
			CC (3rd internal standard)	0.778	0.726	0.726	6.7	6.7
			BB (4th internal standard)	0.648	0.678	0.678	4.6	4.6
2	CCV	7/2/21 1118	C (1st internal standard)	0.741	0.821	0.821	10.8	10.8
			V (2nd internal standard)	1.111	1.050	1.050	5.5	5.5
			CC (3rd internal standard)	0.778	0.733	0.733	5.8	5.8
			BB (4th internal standard)	0.648	0.644	0.644	0.6	0.6
3	CCV	7/1/21 1205	C (1st internal standard)	0.448	0.473	0.473	5.6	5.6
			V (2nd internal standard)	0.970	1.026	1.026	5.8	5.8
			CC (3rd internal standard)	0.706	0.730	0.730	3.4	3.4
			BB (4th internal standard)	0.478	0.510	0.510	6.7	6.7
4			(1st internal standard)					
			(2nd internal standard)					
			(3rd internal standard)					
			(4th internal standard)					

Comments: Refer to Continuing Calibration findings worksheet for list of qualifications and associated samples when reported results do not agree within 10.0% of the recalculated results.

LDC #: 52170A1a

VALIDATION FINDINGS WORKSHEET
Surrogate Results Verification

Reviewer: FT

METHOD: GC/MS VOA (EPA SW 846 Method 8260 D)

The percent recoveries (%R) of surrogates were recalculated for the compounds identified below using the following calculation:

% Recovery: SF/SS * 100

Where: SF = Surrogate Found
SS = Surrogate Spiked

Sample ID: #1

	Surrogate Spiked	Surrogate Found	Percent Recovery Reported	Percent Recovery Recalculated	Percent Difference
Dibromofluoromethane	52.0	53.25	107	107	0
1,2-Dichloroethane-d4		58.44	113	113	
Toluene-d8		51.48	103	103	
Bromofluorobenzene		51.94	104	104	

Sample ID:

	Surrogate Spiked	Surrogate Found	Percent Recovery Reported	Percent Recovery Recalculated	Percent Difference
Dibromofluoromethane					
1,2-Dichloroethane-d4					
Toluene-d8					
Bromofluorobenzene					

Sample ID:

	Surrogate Spiked	Surrogate Found	Percent Recovery Reported	Percent Recovery Recalculated	Percent Difference
Dibromofluoromethane					
1,2-Dichloroethane-d4					
Toluene-d8					
Bromofluorobenzene					

Sample ID:

	Surrogate Spiked	Surrogate Found	Percent Recovery Reported	Percent Recovery Recalculated	Percent Difference
Dibromofluoromethane					
1,2-Dichloroethane-d4					
Toluene-d8					
Bromofluorobenzene					

Sample ID:

	Surrogate Spiked	Surrogate Found	Percent Recovery Reported	Percent Recovery Recalculated	Percent Difference
Dibromofluoromethane					
1,2-Dichloroethane-d4					
Toluene-d8					
Bromofluorobenzene					

LDC #: 52170A 1a

VALIDATION FINDINGS WORKSHEET
Laboratory Control Sample Results Verification

Reviewer: FT

METHOD: GC/MS VOA (EPA Method 8260 D)

The percent recoveries (%R) and Relative Percent Difference (RPD) of the laboratoy control sample and laboratory control sample duplicate (if applicable) were recalculated for the compounds identified below using the following calculation:

% Recovery = 100 * SSC/SA Where: SSC = Spiked sample concentration; SA = Spike added

RPD = | LCSC - LCSDC | * 2/(LCSC + LCSDC) LCSC = Laboraotry control sample concentration LCSDC = Laboratory control sample duplicate concentration

LCS ID: V1C7814-LCS

Compound	Spike Added (ug/kg)		Spiked Sample Concentration (ug/kg)		LCS Percent Recovery		LCSD Percent Recovery		LCS/LCSD RPD	
	LCS	LCSD	LCS	LCSD	Reported	Recalc.	Reported	Recalc.	Reported	Recalculated
1,1-Dichloroethene	50.0	NA	46.1	NA	92	92				
Trichloroethene	↓	↓	45.6	↓	91	91				
Benzene			48.5		97	97				
Toluene			47.6		95	95				
Chlorobenzene			46.3		93	93	NA			

Comments: Refer to Laboratory Control Sample findings worksheet for list of qualifications and associated samples when reported results do not agree within 10.0% of the recalculated results.

LDC #: 52170A1a

VALIDATION FINDINGS WORKSHEET
Sample Calculation Verification

Reviewer: FT

METHOD: GC/MS VOA (EPA SW 846 Method 8260 D)

Y N N/A Were all reported results recalculated and verified for all level IV samples?

Y N N/A Were all recalculated results for detected target compounds agree within 10.0% of the reported results?

Concentration = $\frac{(A_x)(I_s)(DF)}{(A_{is})(RRF)(V_o)(\%S)}$

A_x = Area of the characteristic ion (EICP) for the compound to be measured

A_{is} = Area of the characteristic ion (EICP) for the specific internal standard

I_s = Amount of internal standard added in nanograms (ng)

RRF = Relative response factor of the calibration standard.

V_o = Volume or weight of sample pruged in milliliters (ml) or grams (g).

Df = Dilution factor.

%S = Percent solids, applicable to soils and solid matrices only. %S = 84 5.5

Example:

Sample I.D. #6, G:

Conc. = $\frac{(5175)(50)(5)}{FT\ (\cancel{56548})\ (1.116)(5.5)(0.84)}$

262828

= 0.95 ug/kg

#	Sample ID	Compound	Reported Concentration (ug/kg	Calculated Concentration (ug/kg	Qualification
	#6	G	0.95	0.95	

LDC #: 52170A2a **VALIDATION COMPLETENESS WORKSHEET** Date: 10/12/21
SDG #: JD27540 Category B Page: 1 of 2
Laboratory: SGS North America, Inc., Dayton, NJ Reviewer: EJ
2nd Reviewer: CF

METHOD: GC/MS Semivolatiles (EPA SW846 Method 8270E)

The samples listed below were reviewed for each of the following validation areas. Validation findings are noted in attached validation findings worksheets.

	Validation Area		Comments
I.	Sample receipt/Technical holding times	A/A	
II.	GC/MS Instrument performance check	A	
III.	Initial calibration/ICV	A/A	% RSD ≤ 20, r^2 ICV ≤ 30
IV.	Continuing calibration	SW	CCV ≤ 20
V.	Laboratory Blanks	A	
VI.	Field blanks	N	
VII.	Surrogate spikes	A	
VIII.	Matrix spike/Matrix spike duplicates	SW	
IX.	Laboratory control samples	SW	LCS
X.	Field duplicates	N	
XI.	Internal standards	A	
XII.	Target analyte quantitation	A	Results < RL > MDL = J dit (MI)
XIII.	Target analyte identification	A	
XIV.	System performance	A	
XV.	Overall assessment of data	A	

Note: A = Acceptable; N = Not provided/applicable; SW = See worksheet; ND = No compounds detected; R = Rinsate; FB = Field blank; D = Duplicate; TB = Trip blank; EB = Equipment blank; SB=Source blank; OTHER:

	Client ID	Lab ID	Matrix	Date
1	RI-SB-1 (1.5-2.0)	JD27540-1	Soil	06/29/21
2	RI-SB-1 (5.0-5.5)	JD27540-2	Soil	06/29/21
3	RI-SB-1 (11-11.5)	JD27540-3	Soil	06/29/21
4	RI-SB-2 (3-3.5)	JD27540-4	Soil	06/29/21
5	RI-SB-2 (6-6.5)	JD27540-5	Soil	06/29/21
6	RI-SB-3 (1-1.5)	JD27540-6	Soil	06/29/21
7	RI-SB-3 (7-7.5)	JD27540-7	Soil	06/29/21
8	RI-SB-3 (12-12.5)	JD27540-8	Soil	06/29/21
9	RI-SB-4 (4-4.5) 2X	JD27540-9	Soil	06/29/21
10	RI-SB-4 (8-8.5)	JD27540-10	Soil	06/29/21
11	RI-SB-5 (3.5-4.0)	JD27540-11	Soil	06/29/21
12	RI-SB-5 (7.5-8.0)	JD27540-12	Soil	06/29/21
13	RI-SB-6 (3.5-4.0) 5X	JD27540-13	Soil	06/29/21
14	RI-SB-6 (5.5-6.0)	JD27540-14	Soil	06/29/21

LDC #: 52170A2a **VALIDATION COMPLETENESS WORKSHEET** Date: 10/12/21
SDG #: JD27540 Category B Page: 2 of 2
Laboratory: SGS North America, Inc., Dayton, NJ Reviewer: [illegible]
2nd Reviewer: [illegible]

METHOD: GC/MS Semivolatiles (EPA SW846 Method 8270E)

	Client ID	Lab ID	Matrix	Date
15	RI-SB-12 (3.5-4.0)	JD27540-15	Soil	06/29/21
16	RI-SB-12 (6.5-7.0)	JD27540-16	Soil	06/29/21
17	RI-SB-11 (1.5-2.0)	JD27540-17	Soil	06/29/21
18	RI-SB-11 (6-6.5)	JD27540-18	Soil	06/29/21
19	RI-SB-1 (1.5-2.0)MS	JD27540-1MS	Soil	06/29/21
20	RI-SB-1 (1.5-2.0)MSD	JD27540-1MSD	Soil	06/29/21
21				
22				
23				

Notes:

	OP34109-MB						

LDC #: 52170A2a

VALIDATION FINDINGS CHECKLIST

Method: Semivolatiles (EPA SW 846 Method 8270 E)

Validation Area	Yes	No	NA	Findings/Comments
I. Technical holding times				
Were all technical holding times met?	✓			
Was cooler temperature criteria met?	✓			
II. GC/MS Instrument performance check				
Were the DFTPP performance results reviewed and found to be within the specified criteria?	✓			
Were all samples analyzed within the 12 hour clock criteria?	✓			
IIIa. Initial calibration				
Did the laboratory perform a 5 point calibration prior to sample analysis?	✓			
Were all percent relative standard deviations (%RSD) ≤ 15/30% or 20% and relative response factors (RRF) within method criteria?	✓			
Was a curve fit used for evaluation? If yes, did the initial calibration meet the curve fit acceptance criteria of ≥ 0.990?	✓			
IIIb. Initial Calibration Verification				
Was an initial calibration verification standard analyzed after each initial calibration for each instrument?	✓			
Were all percent differences (%D) ≤ 20% or 30%?	✓			
IV. Continuing calibration				
Was a continuing calibration standard analyzed at least once every 12 hours for each instrument?	✓			
Were all percent differences (%D) ≤ 20% and relative response factors (RRF) within method criteria?		✓		
V. Laboratory Blanks				
Was a laboratory blank associated with every sample in this SDG?	✓			
Was a laboratory blank analyzed at least once every 12 hours for each matrix and concentration?	✓			
Was there contamination in the laboratory blanks? If yes, please see the blanks validation findings worksheet.		✓		
VI. Field blanks				
Were field blanks were identified in this SDG?		✓		
Were target compounds detected in the field blanks?			✓	
VII. Surrogate spikes				
Were all surrogate percent recovery (%R) within QC limits?	✓			
If 2 or more base neutral or acid surrogates were outside QC limits, was a reanalysis performed to confirm %R?			✓	
If any percent recoveries (%R) was less than 10%, was a reanalysis performed to confirm %R ?			✓	
VIII. Matrix spike/Matrix spike duplicates				
Were matrix spike (MS) and matrix spike duplicate (MSD) analyzed in this SDG?	✓			

Validation Area	Yes	No	NA	Findings/Comments
Were the MS/MSD percent recoveries (%R) and the relative percent differences (RPD) within the QC limits?		✓		
IX. Laboratory control samples				
Was an LCS analyzed per extraction batch?	✓			
Were the LCS percent recoveries (%R) and relative percent difference (RPD) within the QC limits?		✓		
X. Field duplicates				
Were field duplicate pairs identified in this SDG?		✓		
Were target compounds detected in the field duplicates?			✓	
XI. Internal standards				
Were internal standard area counts within -50% to +100% of the associated calibration standard?	✓			
Were retention times within ± 30 seconds of the associated calibration standard?	✓			
XII. Compound quantitation				
Did the laboratory LOQs/RLs meet the QAPP LOQs/RLs?	✓			
Were the correct internal standard (IS), quantitation ion and relative response factor (RRF) used to quantitate the compound?	✓			
Were compound quantitation and RLs adjusted to reflect all sample dilutions and dry weight factors applicable to level IV validation?	✓			
XIII. Target compound identification				
Were relative retention times (RRT's) within ± 0.06 RRT units of the standard?	✓			
Did compound spectra meet specified EPA "Functional Guidelines" criteria?	✓			
Were chromatogram peaks verified and accounted for?	✓			
XIV. System performance				
System performance was found to be acceptable.	✓			
XV. Overall assessment of data				
Overall assessment of data was found to be acceptable.	✓			

VALIDATION FINDINGS WORKSHEET

METHOD: GC/MS SVOA

A. Phenol	CC. Dimethylphthalate	EEE. Bis(2-ethylhexyl)phthalate	GGGG. C30-Hopane	I1. Methyl methanesulfonate
B. Bis (2-chloroethyl) ether	DD. Acenaphthylene	FFF. Di-n-octylphthalate	HHHH. 1-Methylphenanthrene	J1. Ethyl methanesulfonate
C. 2-Chlorophenol	EE. 2,6-Dinitrotoluene	GGG. Benzo(b)fluoranthene	IIII. 1,4-Dioxane	K1. o,o',o''-Triethylphosphorothioate
D. 1,3-Dichlorobenzene	FF. 3-Nitroaniline	HHH. Benzo(k)fluoranthene	JJJJ. Acetophenone	L1. n-Phenylene diamine
E. 1,4-Dichlorobenzene	GG. Acenaphthene	III. Benzo(a)pyrene	KKKK. Atrazine	M1. 1,4-Naphthoquinone
F. 1,2-Dichlorobenzene	HH. 2,4-Dinitrophenol	JJJ. Indeno(1,2,3-cd)pyrene	LLLL. Benzaldehyde	N1. N-Nitro-o-toluidine
G. 2-Methylphenol	II. 4-Nitrophenol	KKK. Dibenz(a,h)anthracene	MMMM. Caprolactam	O1. 1,3,5-Trinitrobenzene
H. 2,2'-Oxybis(1-chloropropane)	JJ. Dibenzofuran	LLL. Benzo(g,h,i)perylene	NNNN. 2,6-Dichlorophenol	P1. Pentachlorobenzene
I. 4-Methylphenol	KK. 2,4-Dinitrotoluene	MMM. Bis(2-Chloroisopropyl)ether	OOOO. 1,2-Diphenylhydrazine	Q1. 4-Aminobiphenyl
J. N-Nitroso-di-n-propylamine	LL. Diethylphthalate	NNN. Aniline	PPPP. 3-Methylphenol	R1. 2-Naphthylamine
K. Hexachloroethane	MM. 4-Chlorophenyl-phenyl ether	OOO. N-Nitrosodimethylamine	QQQQ. 3&4-Methylphenol	S1. Triphenylene
L. Nitrobenzene	NN. Fluorene	PPP. Benzoic Acid	RRRR. 4-Dimethyldibenzothiophene (4MDT)	T1. Octachlorostyrene
M. Isophorone	OO. 4-Nitroaniline	QQQ. Benzyl alcohol	SSSS. 2/3-Dimethyldibenzothiophene (4MDT)	U1. Famphur
N. 2-Nitrophenol	PP. 4,6-Dinitro-2-methylphenol	RRR. Pyridine	TTTT. 1-Methyldibenzothiophene (1MDT)	V1. 1,4-phenylenediamine
O. 2,4-Dimethylphenol	QQ. N-Nitrosodiphenylamine	SSS. Benzidine	UUUU.. 2,3,4,6-Tetrachlorophenol	W1. Methapyrilene
P. Bis(2-chloroethoxy)methane	RR. 4-Bromophenyl-phenylether	TTT. 1-Methylnaphthalene	VVVV. 1,2,4,5-Tetrachlorobenzene	X1. Pentachloroethane
Q. 2,4-Dichlorophenol	SS. Hexachlorobenzene	UUU.Benzo(b)thiophene	WWWW.. 2-Picoline	Y1. 3,3'-Dimethylbenzidine
R. 1,2,4-Trichlorobenzene	TT. Pentachlorophenol	VVV.Benzonaphthothiophene	XXXX. 3-Methylcholanthrene	Z1. o-Toluidine
S. Naphthalene	UU. Phenanthrene	WWW.Benzo(e)pyrene	YYYY. a,a-Dimethylphenethylamine	A2. 1-Naphthylamine
T. 4-Chloroaniline	VV. Anthracene	XXX. 2,6-Dimethylnaphthalene	ZZZZ. Hexachloropropene	B2. 4-Aminobiphenyl
U. Hexachlorobutadiene	WW. Carbazole	YYY. 2,3,5-Trimethylnaphthalene	A1. N-Nitrosodiethylamine	C2. 4-Nitroquinoline-1-oxide
V. 4-Chloro-3-methylphenol	XX. Di-n-butylphthalate	ZZZ. Perylene	B1. N-Nitrosodi-n-butylamine	D2. Hexachloropene
W. 2-Methylnaphthalene	YY. Fluoranthene	AAAA. Dibenzothiophene	C1. N-Nitrosomethylethylamine	E2. Bis (2-chloro-1-methylethyl) ether
X. Hexachlorocyclopentadiene	ZZ. Pyrene	BBBB. Benzo(a)fluoranthene	D1. N-Nitrosomorpholine	F2. Bifenthrin
Y. 2,4,6-Trichlorophenol	AAA. Butylbenzylphthalate	CCCC. Benzo(b)fluorene	E1. N-Nitrosopyrrolidine	G2. Cyfluthrin
Z. 2,4,5-Trichlorophenol	BBB. 3,3'-Dichlorobenzidine	DDDD. cis/trans-Decalin	F1. Phenacetin	H2. Cypermethrin
AA. 2-Chloronaphthalene	CCC. Benzo(a)anthracene	EEEE. 1,1'-Biphenyl	G1. 2-Acetylaminofluorene	I2. Permethrin (cis/trans)
BB. 2-Nitroaniline	DDD. Chrysene	FFFF. Retene	H1. Pronamide	J2. 5-Nitro-o-toluidine

LDC #: 52170 A2a

VALIDATION FINDINGS WORKSHEET
Continuing Calibration

Page: 1 of 1
Reviewer: FT

METHOD: GC/MS BNA (EPA SW 846 Method 8270 E)

Please see qualifications below for all questions answered "N". Not applicable questions are identified as "N/A".

Y N N/A Was a continuing calibration standard analyzed at least once every 12 hours of sample analysis for each instrument?
Y N N/A Were percent differences (%D) and relative response factors (RRF) within method criteria for all CCC's and SPCC's ?
Y N N/A Were all %D and RRFs within the validation criteria of ≤20 %D and ≥0.05 RRF ?

#	Date	Standard ID	Compound	Finding %D (Limit: ≤20.0%)	Finding RRF (Limit: ≥0.05)	Associated Samples	Qualifications
	7/2/21 0439	CCV	HH	28.1		1 → 16,	J/UJ/A ND
			IIII	25.4		18 → 20	
						OP34109-MB	
	7/9/21 0857	CCV	BB	25.6		17	J/UJ/A ND

CONCAL.wpd

LDC #: 52170A2a

VALIDATION FINDINGS WORKSHEET
Matrix Spike/Matrix Spike Duplicates

METHOD: GC/MS BNA (EPA SW 846 Method 8270C)

Please see qualifications below for all questions answered "N". Not applicable questions are identified as "N/A".

Y N N/A Were a matrix spike (MS) and matrix spike duplicate (MSD) analyzed for each matrix in this SDG? If no, indicate which matrix does not have an associated MS/MSD. Soil / Water.

Y N N/A Was a MS/MSD analyzed every 20 samples of each matrix?

Y N N/A Were the MS/MSD percent recoveries (%R) and the relative percent differences (RPD) within the QC limits?

#	MS/MSD ID	Compound	MS %R (Limits)	MSD %R (Limits)	RPD (Limits)	Associated Samples	Qualifications
	19 & 20	HH	0 (10-127)	0 (10-127)	( )	1	J/R/A ND
		*	6 (10-148)	( )	( )	↓	J/UJ/A
			( )	( )	( )		
			( )	( )	( )		
			( )	( )	( )		
			( )	( )	( )		
			( )	( )	( )		
			( )	( )	( )		
			( )	( )	( )		
			( )	( )	( )		
			( )	( )	( )		
			( )	( )	( )		
		* 4,6-Dinitro-o-cresol	( )	( )			
			( )	( )	( )		
			( )	( )	( )		
			( )	( )	( )		
			( )	( )	( )		
			( )	( )	( )		
			( )	( )	( )		
			( )	( )	( )		

LDC #: 52170A2a

VALIDATION FINDINGS WORKSHEET
Laboratory Control Samples (LCS)

Page: ___of___
Reviewer: FT

METHOD: GC/MS VOA (EPA SW 846 Method 8260 E)

Please see qualifications below for all questions answered "N". Not applicable questions are identified as "N/A".

Y N N/A Was a LCS required?

Y N N/A Were the LCS percent recoveries (%R) and relative percent difference (RPD) within the QC limits?

#	LCS/LCSD ID	Compound	LCS %R (Limits)	LCSD %R (Limits)	RPD (Limits)	Associated Samples	Qualifications
	OP34109-LCS	HH	60 (31-146)	( )	( )	All	J/R/P NP
		*	19 (22-152)	( )	( )	↓	J/UJ/P ↓
			( )	( )	( )		
			( )	( )	( )		
			( )	( )	( )		
			( )	( )	( )		
			( )	( )	( )		
			( )	( )	( )		
			( )	( )	( )		
			( )	( )	( )		
			( )	( )	( )		
			( )	( )	( )		
			( )	( )	( )		
			( )	( )	( )		
			( )	( )	( )		
	* 4,6-Dinitro-o-cresol		( )	( )	( )		
			( )	( )	( )		
			( )	( )	( )		
			( )	( )	( )		
			( )	( )	( )		
			( )	( )	( )		
			( )	( )	( )		
			( )	( )	( )		
			( )	( )	( )		
			( )	( )	( )		

LDC #: __52170A2a____

VALIDATION FINDINGS WORKSHEET
Initial Calibration Calculation Verification

Reviewer: ____FT___

METHOD: GCMS 8270D

The calibration factors (RRFF), average RRFF, and relative standard deviation (%RSD) were recalculated for compounds identified below using the following calculations:

RRF = (Ax)(Cis)/(Ais)(Cx)
average RRF = sum of the RRFs/number of standards
%RSD = 100 * (S/X)

Where:

Ax = Area of compound
Cx = Concentration of compound
S = Standard deviation of the RRFs
X = Mean of the RRFs
Ais = Area of associated internal standard
Cis = Concentration of internal Standard

#	Standard ID	Calibration Date	Compound	Reported (RRF 25 std)	Recalculated (RRF 25 std)	Reported AverageRRF (Initial)	Recalculated Average RRF (Initial)	Reported %RSD	Recalculated %RSD
	ICAL	6/29/2021	A (IS1)	1.475	1.475	1.451	1.451	3.80	3.80
	GCMS6P		S (IS2)	1.036	1.036	1.005	1.005	10.60	10.60
			GG (IS3)	1.125	1.125	1.134	1.134	3.52	3.52
			UU (IS4)	1.038	1.038	1.047	1.047	4.30	4.30
			EEE (IS5)	0.790	0.790	0.790	0.790	7.24	7.24
			III (IS6)	1.106	1.106	1.110	1.110	2.94	2.94

LDC #: 52170A2a

VALIDATION FINDINGS WORKSHEET
Continuing Calibration Results Verification

Reviewer: FT

METHOD: GC/MS BNA (EPA SW 846 Method 8270C)
The percent difference (%D) of the initial calibration average Relative Response Factors (RRFs) and the continuing calibration RRFs were recalculated for the compounds identified below using the following calculation:

% Difference = 100 * (ave. RRF - RRF)/ave. RRF
$RRF = (A_x)(C_{is})/(A_{is})(C_x)$

Where: ave. RRF = initial calibration average RRF
RRF = continuing calibration RRF
A_x = Area of compound, A_{is} = Area of associated internal standard
C_x = Concentration of compound, C_{is} = Concentration of internal standard

#	Standard ID	Calibration Date	Compound (Internal Standard)	Average RRF (Initial)	Reported RRF (CC)	Recalculated RRF (CC)	Reported %D	Recalculated %D
1	ICV	7/2/21 0439	A (1st IS)	1.451	1.527	1.527	5.2	5.2
			S (2nd IS)	1.005	1.021	1.021	1.6	1.6
			GG (3rd IS)	1.134	1.132	1.132	0.2	0.2
			UU (4th IS)	1.047	1.044	1.044	0.3	0.3
			EEE (5th IS)	0.790	0.764	0.764	3.3	3.3
			III (6th IS)	1.110	1.148	1.148	3.4	3.4
2	CCV	7/9/21 0857	(1st IS)		1.563	1.563	7.7	7.7
			(2nd IS)		1.011	1.011	0.6	0.6
			(3rd IS)		1.141	1.141	0.6	0.6
			(4th IS)		1.041	1.041	0.6	0.6
			(5th IS)		0.750	0.750	5.1	5.1
			(6th IS)		1.094	1.094	1.4	1.4
3			(1st IS)					
			(2nd IS)					
			(3rd IS)					
			(4th IS)					
			(5th IS)					
			(6th IS)					

Comments: Refer to Continuing Calibration findings worksheet for list of qualifications and associated samples when reported results do not agree within 10.0% of the recalculated results.

LDC #: 52170A2a

VALIDATION FINDINGS WORKSHEET
Surrogate Results Verification

Reviewer: FT

METHOD: GC/MS Semivolatiles (EPA SW 846 Method 8270 C)

The percent recoveries (%R) of surrogates were recalculated for the compounds identified below using the following calculation:

% Recovery: SF/SS * 100

Where: SF = Surrogate Found
SS = Surrogate Spiked

Sample ID: #1

	Surrogate Spiked	Surrogate Found	Percent Recovery Reported	Percent Recovery Recalculated	Percent Difference
Nitrobenzene-d5	50.0	28.70	57	57	0
2-Fluorobiphenyl		25.91	52	52	
Terphenyl-d14		31.05	62	62	
Phenol-d5		23.75	47	47	
2-Fluorophenol		26.44	53	53	
2,4,6-Tribromophenol		26.05	52	52	
2-Chlorophenol-d4					
1,2-Dichlorobenzene-d4					

Sample ID:

	Surrogate Spiked	Surrogate Found	Percent Recovery Reported	Percent Recovery Recalculated	Percent Difference
Nitrobenzene-d5					
2-Fluorobiphenyl					
Terphenyl-d14					
Phenol-d5					
2-Fluorophenol					
2,4,6-Tribromophenol					
2-Chlorophenol-d4					
1,2-Dichlorobenzene-d4					

Sample ID:

	Surrogate Spiked	Surrogate Found	Percent Recovery Reported	Percent Recovery Recalculated	Percent Difference
Nitrobenzene-d5					
2-Fluorobiphenyl					
Terphenyl-d14					
Phenol-d5					
2-Fluorophenol					
2,4,6-Tribromophenol					
2-Chlorophenol-d4					
1,2-Dichlorobenzene-d4					

LDC #: 52170A2a

VALIDATION FINDINGS WORKSHEET
Matrix Spike/Matrix Spike Duplicates Results Verification

METHOD: GC/MS BNA (EPA SW 846 Method 8270 C)

The percent recoveries (%R) and Relative Percent Difference (RPD) of the matrix spike and matrix spike duplicate were recalculated for the compounds identified below using the following calculation:

% Recovery = 100 * (SSC - SC)/SA Where: SSC = Spiked sample concentration; SA = Spike added; SC = Sample concentation

RPD = I MSC - MSC I * 2/(MSC + MSDC) MSC = Matrix spike concentration MSDC = Matrix spike duplicate concentration

MS/MSD samples: 19 & 20

Compound	Spike Added (ug/kg)		Sample Concentration (ug/kg)	Spiked Sample Concentration (ug/kg)		Matrix Spike Percent Recovery		Matrix Spike Duplicate Percent Recovery		MS/MSD RPD	
	MS	MSD	------	MS	MSD	Reported	Recalc	Reported	Recalc	Reported	Recalc
Phenol	2160	2200	ND	1180	1310	55	55	60	60	10	10
N-Nitroso-di-n-propylamine	↓	↓	↓	1210	1340	56	56	61	61	10	10
4-Chloro-3-methylphenol				1170	1250	54	54	57	57	7	7
Acenaphthene				1250	1410	58	58	64	64	12	12
Pentachlorophenol	4330	4400		1690	2100	39	39	48	48	22	22
Pyrene	2160	2200		1400	1550	65	65	70	70	10	10

Comments: Refer to Matrix Spike/Matrix Spike Duplicates findings worksheet for list of qualifications and associated samples when reported results do not agree within 10.0% of the recalculated results.

LDC #: 52170A2a

VALIDATION FINDINGS WORKSHEET

Laboratory Control Sample/Laboratory Control Sample Duplicates Results Verification

Reviewer: FT

METHOD: GC/MS BNA (EPA SW 846 Method 8270 E)

The percent recoveries (%R) and Relative Percent Difference (RPD) of the laboratory control sample and laboratory control sample duplicate were recalculated for the compounds identified below using the following calculation:

% Recovery = 100 * (SC/SA Where: SSC = Spike concentration
SA = Spike added

RPD = | LCSC - LCSDC | * 2/(LCSC + LCSDC) LCSC = Laboratory control sample concentration LCSDC = Laboratory control sample duplicate concentration

LCS/LCSD samples: 0P34109-BS1

Compound	Spike Added (ug/kg)		Spike Concentration (ug/kg)		LCS Percent Recovery		LCSD Percent Recovery		LCS/LCSD RPD	
	LCS	LCSD	LCS	LCSD	Reported	Recalc	Reported	Recalc	Reported	Recalculated
Phenol	1670	NA	1350	NA	81	81				
N-Nitroso-di-n-propylamine			1200		72	72				
4-Chloro-3-methylphenol			1270		76	76				
Acenaphthene			1380		83	83				
Pentachlorophenol	3330		2330		70	70				
Pyrene	1670		1510		91	91	NA			

Comments: Refer to Laboratory Control Sample/Laboratory Control Sample Duplicates findings worksheet for list of qualifications and associated samples when reported results do not agree within 10.0% of the recalculated results.

LDC #: 52170A2a

VALIDATION FINDINGS WORKSHEET
Sample Calculation Verification

METHOD: GC/MS BNA (EPA SW 846 Method 8270 C)

Y N N/A Were all reported results recalculated and verified for all level IV samples?
Y N N/A Were all recalculated results for detected target compounds agree within 10.0% of the reported results?

Concentration = $\frac{(A_x)(I_s)(V_t)(DF)(2.0)}{(A_{is})(RRF)(V_o)(V_i)(\%S)}$

A_x = Area of the characteristic ion (EICP) for the compound to be measured

A_{is} = Area of the characteristic ion (EICP) for the specific internal standard

I_s = Amount of internal standard added in nanograms (ng)

V_o = Volume or weight of sample extract in milliliters (ml) or grams (g).

V_i = Volume of extract injected in microliters (ul)

V_t = Volume of the concentrated extract in microliters (ul)

Df = Dilution Factor.

%S = Percent solids, applicable to soil and solid matrices only.

2.0 = Factor of 2 to account for GPC cleanup 1/30.6

Example:

Sample I.D. #6, UU:

Conc. = $\frac{(49569)(40)(1)(1000)}{(29283390)(1.047)(30.6)(0.811)}$

=

26.1 ug/Kg

%S = 81.1

#	Sample ID	Compound	Reported Concentration (ug/Kg)	Calculated Concentration (ug/Kg)	Qualification
	#6	UU	26.1	26.1	

LDC #: 52170A2a **VALIDATION COMPLETENESS WORKSHEET** Date: 10/12/2

SDG #: JD27540 Category B Page: 1 of 1

Laboratory: SGS North America, Inc., Dayton, NJ Reviewer: [illegible]

2nd Reviewer: [illegible]

METHOD: GC/MS 1,4-Dioxane (EPA SW846 Method 8270E-SIM)

The samples listed below were reviewed for each of the following validation areas. Validation findings are noted in attached validation findings worksheets.

	Validation Area		Comments
I.	Sample receipt/Technical holding times	A / A	
II.	GC/MS Instrument performance check	A	
III.	Initial calibration/ICV	A / A	%RSD ≤ 20 ICV ≤ 30
IV.	Continuing calibration	A	CCV ≤ 20
V.	Laboratory Blanks	A	
VI.	Field blanks	N	
VII.	Surrogate spikes	SW	
VIII.	Matrix spike/Matrix spike duplicates	A	
IX.	Laboratory control samples	A	LCS ID
X.	Field duplicates	N	
XI.	Internal standards	A	
XII.	Target analyte quantitation	A	NJ Results < RL > MDL (M)
XIII.	Target analyte identification	A	
XIV.	System performance	A	
XV.	Overall assessment of data	A	

Note: A = Acceptable; N = Not provided/applicable; SW = See worksheet; ND = No compounds detected; R = Rinsate; FB = Field blank; D = Duplicate; TB = Trip blank; EB = Equipment blank; SB=Source blank; OTHER:

	Client ID	Lab ID	Matrix	Date
1	RI-SB-1 (1.5-2.0)	JD27540-1	Soil	06/29/21
2	RI-SB-1 (5.0-5.5)	JD27540-2	Soil	06/29/21
3	RI-SB-1 (11-11.5)	JD27540-3	Soil	06/29/21
4	RI-SB-6 (3.5-4.0)	JD27540-13	Soil	06/29/21
5	RI-SB-6 (5.5-6.0)	JD27540-14	Soil	06/29/21
6	RI-SB-11 (1.5-2.0)	JD27540-17	Soil	06/29/21
7	RI-SB-11 (6-6.5)	JD27540-18	Soil	06/29/21
8	RI-SB-1 (5.0-5.5)MS	JD27540-2MS	Soil	06/29/21
9	RI-SB-1 (5.0-5.5)MSD	JD27540-2MSD	Soil	06/29/21
10				

Notes:

OP34109A

LDC #: 52170A2a **VALIDATION FINDINGS CHECKLIST** Page: 1 of 2
Reviewer: FT

Method: Semivolatiles (EPA SW 846 Method 8270E)

Validation Area	Yes	No	NA	Findings/Comments
I. Technical holding times				
Were all technical holding times met?	✓			
Was cooler temperature criteria met?.	✓			
II. GC/MS Instrument performance check				
Were the DFTPP performance results reviewed and found to be within the specified criteria?	✓			
Were all samples analyzed within the 12 hour clock criteria?	✓			
IIIa. Initial calibration				
Did the laboratory perform a 5 point calibration prior to sample analysis?	✓			
Were all percent relative standard deviations (%RSD) and relative response factors (RRF) within method criteria for all CCCs and SPCCs?	✓			
Was a curve fit used for evaluation? If yes, did the initial calibration meet the curve fit acceptance criteria of ≥ 0.990?			✓	
Were all percent relative standard deviations (%RSD) ≤ 15%, 15/30%, 20% and relative response factors (RRF) ≥ 0.05?	✓			
IIIb. Initial Calibration Verification				
Was an initial calibration verification standard analyzed after each ICAL for each instrument?	✓			
Were all percent difference (%D) ≤20%, 30%?	✓			
IV. Continuing calibration				
Was a continuing calibration standard analyzed at least once every 12 hours for each instrument?	✓			
Were all percent differences (%D) and relative response factors (RRF) within method criteria for all CCCs and SPCCs?	✓			
Were all percent differences (%D) ≤ 20% and relative response factors (RRF) ≥ 0.05?	✓			
V. Laboratory Blanks				
Was a laboratory blank associated with every sample in this SDG?	✓			
Was a laboratory blank analyzed at least once every 12 hours for each matrix and concentration?	✓			
Was there contamination in the laboratory blanks?		✓		
VI. Field blanks				
Were field blanks identified in this SDG?		✓		
Were target compounds detected in the field blanks?			✓	
VII. Surrogate spikes				
Were all surrogate %R within QC limits?	✓	✓		
If 2 or more base neutral or acid surrogates were outside QC limits, was a reanalysis performed to confirm %R?		✓		
If any percent recoveries (%R) was less than 10 percent, was a reanalysis performed to confirm %R?			✓	
VIII. Matrix spike/Matrix spike duplicates				

Were matrix spike (MS) and matrix spike duplicate (MSD) analyzed in this SDG?	✓			
Were the MS/MSD percent recoveries (%R) and the relative percent differences (RPD) within the QC limits?	✓			
IX. Laboratory control samples				
Was an LCS analyzed per extraction batch?	✓			
Were the LCS percent recoveries (%R) and relative percent difference (RPD) within the QC limits?	✓			
X. Field duplicates				
Were field duplicate pairs identified in this SDG?		✓		
Were target compounds detected in the field duplicates?			✓	
XI. Internal standards				
Were internal standard area counts within -50% or +100% of the associated calibration standard?	✓			
Were retention times within ± 30 seconds of the associated calibration standard?	✓			
XII. Target Analyte quantitation				
Did the laboratory LOQs/RLs meet the QAPP LOQs/RLs?	✓			
Were the correct internal standard (IS), quantitation ion and relative response factor (RRF) used to quantitate the compound?	✓			
Were target analyte quantitation and RLs adjusted to reflect all sample dilutions and dry weight factors applicable to level IV validation?	✓			
Were manual integrations reviewed and found acceptable?	~~✓~~		✓	
Did the laboratory provide before and after integration printouts?	~~✓~~		✓	
XIII. Target analyte identification				
Were relative retention times (RRT's) within ± 0.06 RRT units of the standard?	✓			
Did analyte spectra meet specified EPA "Functional Guidelines" criteria?	✓			
Were chromatogram peaks verified and accounted for?	✓			
XIV. System performance				
System performance was found to be acceptable.	✓			
XV. Overall assessment of data				
Overall assessment of data was found to be acceptable.	✓			

VALIDATION FINDINGS WORKSHEET

METHOD: GC/MS SVOA

A. Phenol	CC. Dimethylphthalate	EEE. Bis(2-ethylhexyl)phthalate	GGGG. C30-Hopane	I1. Methyl methanesulfonate
B. Bis (2-chloroethyl) ether	DD. Acenaphthylene	FFF. Di-n-octylphthalate	HHHH. 1-Methylphenanthrene	J1. Ethyl methanesulfonate
C. 2-Chlorophenol	EE. 2,6-Dinitrotoluene	GGG. Benzo(b)fluoranthene	IIII. 1,4-Dioxane	K1. o,o',o''-Triethylphosphorothioate
D. 1,3-Dichlorobenzene	FF. 3-Nitroaniline	HHH. Benzo(k)fluoranthene	JJJJ. Acetophenone	L1. n-Phenylene diamine
E. 1,4-Dichlorobenzene	GG. Acenaphthene	III. Benzo(a)pyrene	KKKK. Atrazine	M1. 1,4-Naphthoquinone
F. 1,2-Dichlorobenzene	HH. 2,4-Dinitrophenol	JJJ. Indeno(1,2,3-cd)pyrene	LLLL. Benzaldehyde	N1. N-Nitro-o-toluidine
G. 2-Methylphenol	II. 4-Nitrophenol	KKK. Dibenz(a,h)anthracene	MMMM. Caprolactam	O1. 1,3,5-Trinitrobenzene
H. 2,2'-Oxybis(1-chloropropane)	JJ. Dibenzofuran	LLL. Benzo(g,h,i)perylene	NNNN. 2,6-Dichlorophenol	P1. Pentachlorobenzene
I. 4-Methylphenol	KK. 2,4-Dinitrotoluene	MMM. Bis(2-Chloroisopropyl)ether	OOOO. 1,2-Diphenylhydrazine	Q1. 4-Aminobiphenyl
J. N-Nitroso-di-n-propylamine	LL. Diethylphthalate	NNN. Aniline	PPPP. 3-Methylphenol	R1. 2-Naphthylamine
K. Hexachloroethane	MM. 4-Chlorophenyl-phenyl ether	OOO. N-Nitrosodimethylamine	QQQQ. 3&4-Methylphenol	S1. Triphenylene
L. Nitrobenzene	NN. Fluorene	PPP. Benzoic Acid	RRRR. 4-Dimethyldibenzothiophene (4MDT)	T1. Octachlorostyrene
M. Isophorone	OO. 4-Nitroaniline	QQQ. Benzyl alcohol	SSSS. 2/3-Dimethyldibenzothiophene (4MDT)	U1. Famphur
N. 2-Nitrophenol	PP. 4,6-Dinitro-2-methylphenol	RRR. Pyridine	TTTT. 1-Methyldibenzothiophene (1MDT)	V1. 1,4-phenylenediamine
O. 2,4-Dimethylphenol	QQ. N-Nitrosodiphenylamine	SSS. Benzidine	UUUU.. 2,3,4,6-Tetrachlorophenol	W1. Methapyrilene
P. Bis(2-chloroethoxy)methane	RR. 4-Bromophenyl-phenylether	TTT. 1-Methylnaphthalene	VVVV. 1,2,4,5-Tetrachlorobenzene	X1. Pentachloroethane
Q. 2,4-Dichlorophenol	SS. Hexachlorobenzene	UUU.Benzo(b)thiophene	WWWW.. 2-Picoline	Y1. 3,3'-Dimethylbenzidine
R. 1,2,4-Trichlorobenzene	TT. Pentachlorophenol	VVV.Benzonaphthothiophene	XXXX. 3-Methylcholanthrene	Z1. o-Toluidine
S. Naphthalene	UU. Phenanthrene	WWW.Benzo(e)pyrene	YYYY. a,a-Dimethylphenethylamine	A2. 1-Naphthylamine
T. 4-Chloroaniline	VV. Anthracene	XXX. 2,6-Dimethylnaphthalene	ZZZZ. Hexachloropropene	B2. 4-Aminobiphenyl
U. Hexachlorobutadiene	WW. Carbazole	YYY. 2,3,5-Trimethylnaphthalene	A1. N-Nitrosodiethylamine	C2. 4-Nitroquinoline-1-oxide
V. 4-Chloro-3-methylphenol	XX. Di-n-butylphthalate	ZZZ. Perylene	B1. N-Nitrosodi-n-butylamine	D2. Hexachloropene
W. 2-Methylnaphthalene	YY. Fluoranthene	AAAA. Dibenzothiophene	C1. N-Nitrosomethylethylamine	E2. Bis (2-chloro-1-methylethyl) ether
X. Hexachlorocyclopentadiene	ZZ. Pyrene	BBBB. Benzo(a)fluoranthene	D1. N-Nitrosomorpholine	F2. Bifenthrin
Y. 2,4,6-Trichlorophenol	AAA. Butylbenzylphthalate	CCCC. Benzo(b)fluorene	E1. N-Nitrosopyrrolidine	G2. Cyfluthrin
Z. 2,4,5-Trichlorophenol	BBB. 3,3'-Dichlorobenzidine	DDDD. cis/trans-Decalin	F1. Phenacetin	H2. Cypermethrin
AA. 2-Chloronaphthalene	CCC. Benzo(a)anthracene	EEEE. 1,1'-Biphenyl	G1. 2-Acetylaminofluorene	I2. Permethrin (cis/trans)
BB. 2-Nitroaniline	DDD. Chrysene	FFFF. Retene	H1. Pronamide	J2. 5-Nitro-o-toluidine

LDC #: 52170A2a

VALIDATION FINDINGS WORKSHEET
Surrogate Recovery

Reviewer: FT

METHOD: GC/MS BNA (EPA SW 846 Method 8270 E)

Please see qualification below for all questions answered "N". Not applicable questions are identified as "N/A".

Y (N) N/A Were percent recoveries (%R) for surrogates within QC limits?

Y (N) N/A If 2 or more base neutral or acid surrogates were outside QC limits, was a reanalysis performed to confirm %R?

Y N (N/A) If any %R was less than 10 percent, was a reanalysis performed to confirm %R?

#	Sample ID	Surrogate	%R (Limits)	Qualifications
	2	NBZ	92 (39-90)	no qual
			( )	
			( )	
			( )	
	OP34109-MB	↓	118 (↓)	no qual
			( )	
			( )	
			( )	
			( )	
			( )	
			( )	
			( )	
			( )	
			( )	
			( )	
			( )	
			( )	
			( )	
			( )	
			( )	
			( )	
			( )	
			( )	
			( )	
			( )	
			( )	
			( )	

(NBZ) = Nitrobenzene - d5
(FBP) = 2-Fluorobiphenyl
(TPH) = Terphenyl - d14
(2FP) = 2-Fluorophenol
(TBP) = 2,4,6 -Tribromophenol
(2CP) = 2-Chlorophenol - d4

METHOD: GCMS 8270D

The calibration factors (RRFF), average RRFF, and relative standard deviation (%RSD) were recalculated for compounds identified below using the following calculations:

RRF = (Ax)(Cis)/(Ais)(Cx)
average RRF = sum of the RRFs/number of standards
%RSD = 100 * (S/X)

Where:

Ax = Area of compound
Cx = Concentration of compound
S = Standard deviation of the RRFs
X = Mean of the RRFs
Ais = Area of associated internal standard
Cis = Concentration of internal Standard

#	Standard ID	Calibration Date	Compound	Reported (RRF 0.5 std)	Recalculated (RRF0.5 std)	Reported AverageRRF (Initial)	Recalculated Average RRF (Initial)	Reported %RSD	Recalculated %RSD
	ICAL	5/3/2021	1,4-Dioxane	0.294	0.294	0.320	0.320	13.80	13.80
	GCMSAP								

LDC #: 52170A2a

VALIDATION FINDINGS WORKSHEET
Continuing Calibration Results Verification

Reviewer: FT

METHOD: GC/MS BNA (EPA SW 846 Method 8270 E)
The percent difference (%D) of the initial calibration average Relative Response Factors (RRFs) and the continuing calibration RRFs were recalculated for the compounds identified below using the following calculation:

% Difference = 100 * (ave. RRF - RRF)/ave. RRF
$RRF = (A_x)(C_{is})/(A_{is})(C_x)$

Where: ave. RRF = initial calibration average RRF
RRF = continuing calibration RRF
A_x = Area of compound, A_{is} = Area of associated internal standard
C_x = Concentration of compound, C_{is} = Concentration of internal standard

#	Standard ID	Calibration Date	Compound (Internal Standard)	Average RRF (Initial)	Reported RRF (CC)	Recalculated RRF (CC)	Reported %D	Recalculated %D
1	CCV	7/2/21 1138	1,4-Dioxane (1st IS)	0.320	0.357	0.357	11.6	11.6
			(2nd IS)					
			(3rd IS)					
			(4th IS)					
			(5th IS)					
			(6th IS)					
2			(1st IS)					
			(2nd IS)					
			(3rd IS)					
			(4th IS)					
			(5th IS)					
			(6th IS)					
3			(1st IS)					
			(2nd IS)					
			(3rd IS)					
			(4th IS)					
			(5th IS)					
			(6th IS)					

Comments: Refer to Continuing Calibration findings worksheet for list of qualifications and associated samples when reported results do not agree within 10.0% of the recalculated results.

LDC #: 52170A2a

VALIDATION FINDINGS WORKSHEET
Surrogate Results Verification

Reviewer: FT

METHOD: GC/MS Semivolatiles (EPA SW 846 Method 8270 E)

The percent recoveries (%R) of surrogates were recalculated for the compounds identified below using the following calculation:

% Recovery: SF/SS * 100

Where: SF = Surrogate Found
SS = Surrogate Spiked

Sample ID: #1

	Surrogate Spiked	Surrogate Found	Percent Recovery Reported	Percent Recovery Recalculated	Percent Difference
Nitrobenzene-d5	50.0	30.38	61	61	0
2-Fluorobiphenyl	↓	22.04	44	44	↓
Terphenyl-d14	↓	22.71	45	45	↓
Phenol-d5					
2-Fluorophenol					
2,4,6-Tribromophenol					
2-Chlorophenol-d4					
1,2-Dichlorobenzene-d4					

Sample ID:

	Surrogate Spiked	Surrogate Found	Percent Recovery Reported	Percent Recovery Recalculated	Percent Difference
Nitrobenzene-d5					
2-Fluorobiphenyl					
Terphenyl-d14					
Phenol-d5					
2-Fluorophenol					
2,4,6-Tribromophenol					
2-Chlorophenol-d4					
1,2-Dichlorobenzene-d4					

Sample ID:

	Surrogate Spiked	Surrogate Found	Percent Recovery Reported	Percent Recovery Recalculated	Percent Difference
Nitrobenzene-d5					
2-Fluorobiphenyl					
Terphenyl-d14					
Phenol-d5					
2-Fluorophenol					
2,4,6-Tribromophenol					
2-Chlorophenol-d4					
1,2-Dichlorobenzene-d4					

LDC #: 52170A2a

VALIDATION FINDINGS WORKSHEET
Matrix Spike/Matrix Spike Duplicates Results Verification

METHOD: GC/MS BNA (EPA SW 846 Method 8270 D)

The percent recoveries (%R) and Relative Percent Difference (RPD) of the matrix spike and matrix spike duplicate were recalculated for the compounds identified below using the following calculation:

% Recovery = 100 * (SSC - SC)/SA Where: SSC = Spiked sample concentration; SA = Spike added; SC = Sample concentation

RPD = I MSC - MSC I * 2/(MSC + MSDC) MSC = Matrix spike concentration MSDC = Matrix spike duplicate concentration

MS/MSD samples: 8 + 9

Compound	Spike Added (ug/Kg)		Sample Concentration (ug/Kg)	Spiked Sample Concentration (ug/Kg)		Matrix Spike Percent Recovery		Matrix Spike Duplicate Percent Recovery		MS/MSD RPD	
	MS	MSD	------	MS	MSD	Reported	Recalc	Reported	Recalc	Reported	Recalc
Phenol											
N-Nitroso-di-n-propylamine											
4-Chloro-3-methylphenol											
Acenaphthene											
Pentachlorophenol											
Pyrene											
1,4-Dioxane	36.8	36.2	ND	13.1	13.7	36	36	38	38	4	4

Comments: Refer to Matrix Spike/Matrix Spike Duplicates findings worksheet for list of qualifications and associated samples when reported results do not agree within 10.0% of the recalculated results.

LDC #: 52170A2a

VALIDATION FINDINGS WORKSHEET

Laboratory Control Sample/Laboratory Control Sample Duplicates Results Verification

Reviewer: FT

METHOD: GC/MS BNA (EPA SW 846 Method 8270 C)

The percent recoveries (%R) and Relative Percent Difference (RPD) of the laboratory control sample and laboratory control sample duplicate were recalculated for the compounds identified below using the following calculation:

% Recovery = 100 * (SC/SA Where: SSC = Spike concentration
SA = Spike added

RPD = I LCSC - LCSDC I * 2/(LCSC + LCSDC) LCSC = Laboratory control sample concentration LCSDC = Laboratory control sample duplicate concentration

LCS/LCSD samples: OP34109A lcs 1D

Compound	Spike Added (ug/kg)		Spike Concentration (ug/kg)		LCS Percent Recovery		LCSD Percent Recovery		LCS/LCSD RPD	
	LCS	LCSD	LCS	LCSD	Reported	Recalc	Reported	Recalc	Reported	Recalculated
Phenol										
N-Nitroso-di-n-propylamine										
4-Chloro-3-methylphenol										
Acenaphthene										
Pentachlorophenol										
Pyrene										
1,4-Dioxane	33.3	33.3	16.4	15.0	49	49	45	45	9	9

Comments: Refer to Laboratory Control Sample/Laboratory Control Sample Duplicates findings worksheet for list of qualifications and associated samples when reported results do not agree within 10.0% of the recalculated results.

LDC #: 52170A29

VALIDATION FINDINGS WORKSHEET
Sample Calculation Verification

METHOD: GC/MS BNA (EPA SW 846 Method 8270 E)

Y N N/A Were all reported results recalculated and verified for all level IV samples?
Y N N/A Were all recalculated results for detected target compounds agree within 10.0% of the reported results?

Concentration = $\frac{(A_x)(I_s)(V_t)(DF)(2.0)}{(A_{is})(RRF)(V_o)(V_i)(\%S)}$

A_x = Area of the characteristic ion (EICP) for the compound to be measured

A_{is} = Area of the characteristic ion (EICP) for the specific internal standard

I_s = Amount of internal standard added in nanograms (ng)

V_o = Volume or weight of sample extract in milliliters (ml) or grams (g).

V_i = Volume of extract injected in microliters (ul)

V_t = Volume of the concentrated extract in microliters (ul)

Df = Dilution Factor.

%S = Percent solids, applicable to soil and solid matrices only.

2.0 = Factor of 2 to account for GPC cleanup 1/3V

Example:

Sample I.D. LCS, OP3410.9 1,4-Dioxane

Conc. = $\frac{(2914)(4.0)(1)(1000)}{(74198)(0.32V)(30)}$

=

= 16.36 ug/kg

#	Sample ID	Compound	Reported Concentration (ug/Kg)	Calculated Concentration (ug/kg)	Qualification
	LCS	1,4-Dioxane	16.4	16.36	

LDC #: 52170A3a **VALIDATION COMPLETENESS WORKSHEET** Date: 10/12/21
SDG #: JD27540 Category B Page: 1 of 1
Laboratory: SGS North America, Inc., Dayton, NJ Reviewer: [illegible]
2nd Reviewer: [illegible]

METHOD: GC Organochlorine Pesticides (EPA SW846 Method 8081B)

The samples listed below were reviewed for each of the following validation areas. Validation findings are noted in attached validation findings worksheets.

	Validation Area		Comments
I.	Sample receipt/Technical holding times	A/A	
II.	GC Instrument Performance Check	A	
III.	Initial calibration/ICV	A/A	%RSD/ICV ≤ 20
IV.	Continuing calibration	SW	CCV ≤ 20
V.	Laboratory Blanks	A	
VI.	Field blanks	N	
VII.	Surrogate spikes /13	A	
VIII.	Matrix spike/Matrix spike duplicates	N	C7
IX.	Laboratory control samples	A	LCS
X.	Field duplicates	N	
XI.	Target analyte quantitation	SW	No Results < RL > MDL (MI)
XII.	Target analyte identification	A	
XIII.	System Performance	A	
XIV	Overall assessment of data	A	

Note: A = Acceptable; N = Not provided/applicable; SW = See worksheet; ND = No compounds detected; R = Rinsate; FB = Field blank; D = Duplicate; TB = Trip blank; EB = Equipment blank; SB=Source blank; OTHER:

	Client ID	Lab ID	Matrix	Date
1	RI-SB-1 (1.5-2.0)	JD27540-1	Soil	06/29/21
2	RI-SB-1 (5.0-5.5)	JD27540-2	Soil	06/29/21
3	RI-SB-1 (11-11.5)	JD27540-3	Soil	06/29/21
4	RI-SB-6 (3.5-4.0)	JD27540-13	Soil	06/29/21
5	RI-SB-6 (5.5-6.0)	JD27540-14	Soil	06/29/21
6	RI-SB-11 (1.5-2.0)	JD27540-17	Soil	06/29/21
7	RI-SB-11 (6-6.5)	JD27540-18	Soil	06/29/21
8				
9				
10				
11				

Notes:

	OP34113						

Method: Pesticides (EPA SW 846 Method 8081 B)

Validation Area	Yes	No	NA	Findings/Comments
I. Technical holding times				
Were all technical holding times met?	✓			
Was cooler temperature criteria met?	✓			
II. GC/ECD Instrument performance check				
Was the instrument performance found to be acceptable?	✓			
Were Evaluation mix standards analyzed prior to the initial calibration and at beginning of each 12-hour shift?	✓			
Were endrin and 4,4'-DDT breakdowns ≤ 15% for individual breakdown in the Evaluation mix standards?	✓			
IIIa. Initial calibration				
Did the laboratory perform a 5 point calibration prior to sample analysis?	✓			
Were all percent relative standard deviations (%RSD) ≤ 20%?	✓			
Was a curve fit used for evaluation? If yes, did the initial calibration meet the curve fit acceptance criteria of ≥ 0.990?			✓	
Were the RT windows properly established?	✓			
IIIb. Initial calibration verification				
Was an initial calibration verification standard analyzed after each initial calibration for each instrument?	✓			
Were all percent differences (%D) ≤ 20%?	✓			
IV. Continuing calibration				
Was a continuing calibration analyzed daily?	✓			
Were all percent differences (%D) ≤ 20%?		✓		
Were all the retention times within the acceptance windows?	✓			
V. Laboratory Blanks				
Was a laboratory blank associated with every sample in this SDG?	✓			
Was a laboratory blank analyzed for each matrix and concentration?	✓			
Was there contamination in the laboratory blanks?		✓		
VI. Field blanks				
Were field blanks identified in this SDG?		✓		
Were target compounds detected in the field blanks?			✓	

Validation Area	Yes	No	NA	Findings/Comments
VII. ***Surrogate spikes/Internal Standards***				
Were all surrogate percent recovery (%R) within the QC limits?	✓			
If the percent recovery (%R) of one or more surrogates was outside QC limits, was a reanalysis performed to confirm %R?			✓	
If any percent recovery (%R) was less than 10 percent, was a reanalysis performed to confirm %R?			✓	
Were internal standard area counts within ± 50% of the average area calculated during calibration?	✓			
VII. Matrix spike/Matrix spike duplicates				
Were a matrix spike (MS) and matrix spike duplicate (MSD) analyzed for each matrix in this SDG?			✓	
Were the MS/MSD percent recoveries (%R) and the relative percent differences (RPD) within the QC limits?			✓	
IX. Laboratory control samples				
Was an LCS analyzed per extraction batch?	✓			
Were the LCS percent recoveries (%R) and relative percent difference (RPD) within the QC limits?	✓			
X. Field duplicates				
Were field duplicate pairs identified in this SDG?		✓		
Were target compounds detected in the field duplicates?			✓	
XI. Compound quantitation				
Did the laboratory LOQs/RLs meet the QAPP LOQs/RLs?	✓			
Were compound quantitation and RLs adjusted to reflect all sample dilutions, dry weight factors, and clean-up activities applicable to level IV validation?	✓			
Were relative percent difference (RPD) of the results between two columns ≤ 40%?		✓		
XII. Target compound identification				
Were the retention times of reported detects within the RT windows?	✓			
XIII. Overall assessment of data				
Overall assessment of data was found to be acceptable.	✓			

VALIDATION FINDINGS WORKSHEET

METHOD: Pesticide/PCBs (EPASW 846 Method 8081/8082)

A. alpha-BHC	I. Dieldrin	Q. Endrin ketone	Y. Aroclor-1242	GG. Chlordane
B. beta-BHC	J. 4,4'-DDE	R. Endrin aldehyde	Z. Aroclor-1248	HH. Chlordane (Technical)
C. delta-BHC	K. Endrin	S. alpha-Chlordane	AA. Aroclor-1254	II. Aroclor 1262
D. gamma-BHC	L. Endosulfan II	T. gamma-Chlordane	BB. Aroclor-1260	JJ. Aroclor 1268
E. Heptachlor	M. 4,4'-DDD	U. Toxaphene	CC. 2,4'-DDD	KK. Oxychlordane
F. Aldrin	N. Endosulfan sulfate	V. Aroclor-1016	DD. 2,4'-DDE	LL. trans-Nonachlor
G. Heptachlor epoxide	O. 4,4'-DDT	W. Aroclor-1221	EE. 2,4'-DDT	MM. cis-Nonachlor
H. Endosulfan I	P. Methoxychlor	X. Aroclor-1232	FF. Hexachlorobenzene	NN.

Notes:_____

LDC #: 52170A3a

VALIDATION FINDINGS WORKSHEET
Continuing Calibration

Reviewer: FT

METHOD: ✓ GC __ HPLC

Please see qualifications below for all questions answered "N". Not applicable questions are identified as "N/A".
What type of continuing calibration calculation was performed? __%D or __%R
(Y) N N/A Were continuing calibration standards analyzed at the required frequencies?
Y (N) N/A Did the continuing calibration standards meet the %D / %R validation criteria of ≤20.0% / 80-120%?
Level IV Only
(Y) N N/A Were the retention times for all calibrated compounds within their respective acceptance windows?

#	Date	Standard ID	Detector/ Column	Compound	%D (Limit ≤ 20.0)	RT (limit)	Associated Samples	Qualifications
	7/6/21 0127	CCV	Sig 2	P	20.4		1-3, 5, OP34113. MB	J/UJ/A NP
	7/7/21 1243	CCV	Sig 2	C	20.2		4, 6, 7	J/UJ/A NP
				M	22.7		↓	↓
				O	20.3			

LDC #: 52170A3a

VALIDATION FINDINGS WORKSHEET
Compound Quantitation and Reported CRQLs

METHOD: ✓ GC ___ HPLC

Please see qualifications below for all questions answered "N". Not applicable questions are identified as "N/A".

Level IV/D Only

Y N N/A Were CRQLs adjusted for sample dilutions, dry weight factors, etc.?

Y N N/A Did the reported results for detected target compounds agree within 10.0% of the recalculated results?

#	Associated Samples	Compound Name	%o RPD Bet 2 Findings col = 4U	Qualifications
	5	F	84.0	J all / Δ
		I	69.7	

Comments: See sample calculation verification worksheet for recalculations

LDC #: _52170A3a

VALIDATION FINDINGS WORKSHEET
Initial Calibration Calculation Verification

Reviewer: ____FT___

METHOD: GC __X_____ HPLC _____

The calibration factors (CF), average CF, and relative standard deviation (%RSD) were recalculated for compounds identified below using the following calculations:

CF = A/C
average CF = sum of the CF/number of standards
%RSD = 100 * (S/X)

Where:
A = Area of compound
C = Concentration of compound
S = Standard deviation of calibration factors
X = Mean of calibration factors

#	Standard ID	Calibration Date	Compound	Reported 25ppb	Recalculated 25ppb	Reported Average CF (Initial)	Recalculated Average CF (Initial)	Reported %RSD	Recalculated %RSD
	ICAL GC1G	5/13/2021	gamma BHC sig 1	1.184	1.184	1.227	1.227	3.68	3.68
			gamma BHC sig 2	1.197	1.197	1.218	1.218	7.29	7.29
			4,4-DDT sig 1	0.895	0.895	0.898	0.898	3.47	3.47
			4,4-DDT sig 2	0.748	0.748	0.755	0.755	11.60	11.60

LDC #: 52170A3a

VALIDATION FINDINGS WORKSHEET
Continuing Calibration Results Verification

Reviewer: FT

METHOD: GC ✓ HPLC _____

The percent difference (%D) of the initial calibration average Calibration Factors (CF) and the continuing calibration CF were recalculated for the compounds identified below using the following calculation:

% Difference = 100 * (ave. CF -CF)/ave.CF

Where: ave. CF = initial calibration average CF
CF = continuing calibration CF
A = Area of compound
C = Concentration of compound

#	Standard ID	Calibration Date	Compound	Average CF(ICAL)/ CCV Conc.	Reported CF/ Conc. CCV	Recalculated CF/ Conc. CCV	Reported %D	Recalculated %D
1	CCV 1:27 PM	7/6/21	gamma BHC Sig 1	1.227	1.292	1.292	5.3	5.3
			↓ 2	1.218	1.402	1.402	15.1	15.1
			4,4-DDT Sig 1	0.898	0.907	0.907	1.0	1.0
			↓ 2	0.755	0.857	0.857	13.5	13.5
2	CCV 12:43	7/7/21	↓	↓	1.306	1.306	6.4	6.4
					~~0.994~~ 1.385	1.385	~~10.7~~ 13.7	13.7
					0.994	0.994	10.7	10.7
			↓	↓	0.908	0.908	20.3	20.3
3								
4								

Comments: Refer to Continuing Calibration findings worksheet for list of qualifications and associated samples when reported results do not agree within 10.0% of the recalculated results.

LDC #: 52170A3a

VALIDATION FINDINGS WORKSHEET
Surrogate Results Verification

Reviewer: FT

METHOD: ✓ GC ___ HPLC

The percent recoveries (%R) of surrogates were recalculated for the compounds identified below using the following calculation:

% Recovery: SF/SS * 100

Where: SF = Surrogate Found
SS = Surrogate Spiked

Sample ID: #1

Surrogate	Column/Detector	Surrogate Spiked	Surrogate Found	Percent Recovery	Percent Recovery	Percent Difference
				Reported	Recalculated	
TCMX	~~Sig~~ ~~opt~~	40	25.951	65	65	0
↓	2	↓	28.340	71	71	↓
DCB	Sig 1	↓	27.313	68	68	↓
↓	2	↓	28.176	70	70	↓

Sample ID: _____

Surrogate	Column/Detector	Surrogate Spiked	Surrogate Found	Percent Recovery	Percent Recovery	Percent Difference
				Reported	Recalculated	

	Surrogate Compound		Surrogate Compound		Surrogate Compound		Surrogate Compound		Surrogate Compound
A	Chlorobenzene (CBZ)	G	Octacosane	M	Benzo(e)Pyrene	S	1-Chloro-3-Nitrobenzene	Y	Tetrachloro-m- xylene
B	4-Bromofluorobenzene (BFB)	H	Ortho-Terphenyl	N	Terphenyl-D14	T	3,4-Dinitrotoluene	Z	2-Bromonaphthalene
C`	a,a,a-Trifluorotoluene	I	Fluorobenzene (FBZ)	O	Decachlorobiphenyl (DCB)	U	Tripentyltin	AA	Chloro-octadecane
D	Bromochlorobenene	J	n-Triacontane	P	1-methylnaphthalene	V	Tri-n-propyltin	BB	2,4-Dichlorophenylacetic acid
E	1,4-Dichlorobutane	K	Hexacosane	Q	Dichlorophenyl Acetic Acid (DCAA)	W	Tributyl Phosphate	CC	2,5-Dibromotoluene
F	1,4-Difluorobenzene (DFB)	L	Bromobenzene	R	4-Nitrophenol	X	Triphenyl Phosphate		

LDC #: 32170A3a

VALIDATION FINDINGS WORKSHEET

Laboratory Control Sample/Laboratory Control Sample Duplicates Results Verification

Reviewer: FT

METHOD: ✓ GC ___ HPLC

The percent recoveries (%R) and relative percent differences (RPD) of the laboratory control sample and laboratory control sample duplicate were recalculated for the compounds identified below using the following calculation:

%Recovery = 100 * (SSC/SA)
RPD =(({SSCLCS - SSCLCSD} * 2) / (SSCLCS + SSCLCSD))*100

Where SSC = Spiked sample concentration; SA = Spike added
LCS = Laboratory Control Sample; LCSD = Laboratory Control Sample duplicate

LCS/LCSD samples: OP34113 LCS

Compound	Spike Added (ug/kg)		Spike Sample Concentration (ug/kg)		LCS Percent Recovery		LCSD Percent Recovery		LCS/LCSD RPD	
	LCS	LCSD	LCS	LCSD	Reported	Recalc.	Reported	Recalc.	Reported	Recalc.
4,4'-DDT	16.7	NA	13.5	NA	81	81				
gamma BHC	16.7	↓	12.2	↓	73	73	NA			

Comments: Refer to Laboratory Control Sample/Laboratory Control Sample Duplicate findings worksheet for list of qualifications and associated samples when reported results do not agree within 10.0% of the recalculated results.

LDC #: 52170A3a

VALIDATION FINDINGS WORKSHEET
Sample Calculation Verification

Reviewer: FT

METHOD: ✓ GC __ HPLC

Y N N/A Were all reported results recalculated and verified for all level IV samples?
Y N N/A Were all recalculated results for detected target compounds within 10% of the reported results?

Concentration= (A)(Fv)(Df) / (RF)(Vs or Ws)(%S/100)

A= Area or height of the compound to be measured
Fv= Final Volume of extract
Df= Dilution Factor
RF= Average response factor of the compound In the initial calibration
Vs= Initial volume of the sample
Ws= Initial weight of the sample
%S= Percent Solid

Example:

Sample ID. #5 Compound Name Aldrin

Concentration = $\frac{15855867\ (50)\ (10)}{501.4\times10^{6}\ (1.135)(15.1)(0.978)}$ =

= 0.943 ug/kg

%s= 97.8
10.0 / 15.1

#	Sample ID	Compound	Reported Concentrations (ug/kg)	Recalculated Results Concentrations (ug/kg)	Qualifications
	5	aldrin	0.94	0.943	

Comments:

LDC #: 52170A3b **VALIDATION COMPLETENESS WORKSHEET** Date: 10/12/21
SDG #: JD27540 Category B Page: 1 of 1
Laboratory: SGS North America, Inc., Dayton, NJ Reviewer: RK
2nd Reviewer: [illegible]

METHOD: GC Polychlorinated Biphenyls (EPA SW846 Method 8082A)

The samples listed below were reviewed for each of the following validation areas. Validation findings are noted in attached validation findings worksheets.

	Validation Area		Comments
I.	Sample receipt/Technical holding times	A/A	
II.	Initial calibration/ICV	A/A	%D RSD/ICV ≤ 20
III.	Continuing calibration	A	CCV ≤ 20
IV.	Laboratory Blanks	A	
V.	Field blanks	N	
VI.	Surrogate spikes	A/A	
VII.	Matrix spike/Matrix spike duplicates	A	
VIII.	Laboratory control samples	A	LCS
IX.	Field duplicates	N	
X.	Target analyte quantitation	A	No Results < RL > MDL (MI)
XI.	Target analyte identification	A	
XII	Overall assessment of data	A	

Note: A = Acceptable; N = Not provided/applicable; SW = See worksheet; ND = No compounds detected; R = Rinsate; FB = Field blank; D = Duplicate; TB = Trip blank; EB = Equipment blank; SB=Source blank; OTHER:

	Client ID	Lab ID	Matrix	Date
1	RI-SB-1 (1.5-2.0)	JD27540-1	Soil	06/29/21
2	RI-SB-1 (5.0-5.5)	JD27540-2	Soil	06/29/21
3	RI-SB-1 (11-11.5)	JD27540-3	Soil	06/29/21
4	RI-SB-6 (3.5-4.0)	JD27540-13	Soil	06/29/21
5	RI-SB-6 (5.5-6.0)	JD27540-14	Soil	06/29/21
6	RI-SB-11 (1.5-2.0)	JD27540-17	Soil	06/29/21
7	RI-SB-11 (6-6.5)	JD27540-18	Soil	06/29/21
8	RI-SB-1 (1.5-2.0)MS	JD27540-1MS	Soil	06/29/21
9	RI-SB-1 (1.5-2.0)MSD	JD27540-1MSD	Soil	06/29/21
10				
11				
12				
13				

Notes:

	OP 34114						

RK

LDC #: 52170A36 **VALIDATION FINDINGS CHECKLIST** Page: 1 of 2
Reviewer: A

Method: ✓GC __HPLC

Validation Area	Yes	No	NA	Findings/Comments
I. Technical holding times				
Were all technical holding times met?	✓			
Was cooler temperature criteria met?	✓			
IIa. Initial calibration				
Did the laboratory perform a 5 point calibration prior to sample analysis?	✓			
Were all percent relative standard deviations (%RSD) ≤ 20%?	✓			
Was a curve fit used for evaluation? If yes, did the initial calibration meet the curve fit acceptance criteria of ≥0.990?			✓	
Were the RT windows properly established?	✓			
IIb. Initial calibration verification				
Was an initial calibration verification standard analyzed after each initial calibration for each instrument?	✓			
Were all percent differences (%D) ≤ 20%?	✓			
III. Continuing calibration				
Was a continuing calibration analyzed daily?	✓			
Were all percent differences (%D) ≤ 20%?	✓			
Were all the retention times within the acceptance windows?	✓			
IV. Laboratory Blanks				
Was a laboratory blank associated with every sample in this SDG?	✓			
Was a laboratory blank analyzed for each matrix and concentration?	✓			
Was there contamination in the laboratory blanks?		✓		
V. Field Blanks				
Were field blanks identified in this SDG?		✓		
Were target analytes detected in the field blanks?			✓	
VI. Surrogate spikes				
Were all surrogate percent recovery (%R) within the QC limits?	✓			
If the percent recovery (%R) of one or more surrogates was outside QC limits, was a reanalysis performed to confirm %R?			✓	
If any %R was less than 10 percent, was a reanalysis performed to confirm %R?			✓	
VII. Matrix spike/Matrix spike duplicates				
Were matrix spike (MS) and matrix spike duplicate (MSD) analyzed in this SDG?	✓			
Were the MS/MSD percent recoveries (%R) and the relative percent differences (RPD) within the QC limits?	✓			
VIII. Laboratory control samples				
Was an LCS analyzed per analytical or extraction batch?	✓			
Were the LCS percent recoveries (%R) and relative percent difference (RPD) within the QC limits?	✓			

IX. Field duplicates				
Were field duplicate pairs identified in this SDG?		✓		
Were target analytes detected in the field duplicates?			✓	
X. Target analyte quantitation				
Did the laboratory LOQs/RLs meet the QAPP LOQs/RLs?	✓			
Were analyte quantitation and RLs adjusted to reflect all sample dilutions and dry weight factors applicable to level IV validation?	✓			
Were manual integrations reviewed and found acceptable?	✓			
Did the laboratory provide before and after integration printouts?	✓			
XI. Target analyte identification				
Were the retention times of reported detects within the RT windows?	✓			
XIII. Overall assessment of data				
Overall assessment of data was found to be acceptable.	✓			

VALIDATION FINDINGS WORKSHEET

METHOD: Pesticide/PCBs (EPASW 846 Method 8081/8082)

A. alpha-BHC	I. Dieldrin	Q. Endrin ketone	Y. Aroclor-1242	GG. Chlordane
B. beta-BHC	J. 4,4'-DDE	R. Endrin aldehyde	Z. Aroclor-1248	HH. Chlordane (Technical)
C. delta-BHC	K. Endrin	S. alpha-Chlordane	AA. Aroclor-1254	II. Aroclor 1262
D. gamma-BHC	L. Endosulfan II	T. gamma-Chlordane	BB. Aroclor-1260	JJ. Aroclor 1268
E. Heptachlor	M. 4,4'-DDD	U. Toxaphene	CC. 2,4'-DDD	KK. Oxychlordane
F. Aldrin	N. Endosulfan sulfate	V. Aroclor-1016	DD. 2,4'-DDE	LL. trans-Nonachlor
G. Heptachlor epoxide	O. 4,4'-DDT	W. Aroclor-1221	EE. 2,4'-DDT	MM. cis-Nonachlor
H. Endosulfan I	P. Methoxychlor	X. Aroclor-1232	FF. Hexachlorobenzene	NN.

Notes:_____

LDC #: __52170A3b

VALIDATION FINDINGS WORKSHEET
Initial Calibration Calculation Verification

Reviewer: ____FT___

METHOD: GC __X_____ HPLC _____

The calibration factors (CF), average CF, and relative standard deviation (%RSD) were recalculated for compounds identified below using the following calculations:

CF = A/C
average CF = sum of the CF/number of standards
%RSD = 100 * (S/X)

Where: A = Area of compound
C = Concentration of compound
S = Standard deviation of calibration factors
X = Mean of calibration factors

***

#	Standard ID	Calibration Date	Compound	Reported 1000PPB	Recalculated 1000PPB	Reported Average CF (Initial)	Recalculated Average CF (Initial)	Reported %RSD	Recalculated %RSD
	ICAL	6/9/2021	1260-A signal 1	1.158E+07	1.158E+07	1.141E+06	1.141E+06	2.98	2.98
	GCRK		1260-A signal 2	4.113E+06	4.113E+06	4.022E+06	4.022E+06	3.10	3.10

LDC #: 52170A36

VALIDATION FINDINGS WORKSHEET
Continuing Calibration Results Verification

Reviewer: FT

METHOD: GC ✓ HPLC _____

The percent difference (%D) of the initial calibration average Calibration Factors (CF) and the continuing calibration CF were recalculated for the compounds identified below using the following calculation:

% Difference = 100 * (ave. CF -CF)/ave.CF

Where: ave. CF = initial calibration average CF
CF = continuing calibration CF
A = Area of compound
C = Concentration of compound

#	Standard ID	Calibration Date	Compound	Average CF(ICAL)/ CCV Conc.	Reported CF/ Conc. CCV	Recalculated CF/ Conc. CCV	Reported %D	Recalculated %D
1	CCV ~~1203~~ 1103PM	7/5/21	1260-A Sig1	1.141×10^6	1.058×10^6	1.058×10^6	7.3	7.3
			1260-A Sig2	4.022×10^6	4.287×10^6	4.287×10^6	6.6	6.6
2	CCV 0637	7/6/21	↓	↓	1.220×10^6	1.220×10^6	6.9	6.9
					4.407×10^6	4.407×10^6	9.6	9.6
3	CCV 0937	7/6/21	↓	↓	1.175×10^6	1.175×10^6	3.0	3.0
					3.876×10^6	3.876×10^6	3.6	3.6
4								

Comments: Refer to Continuing Calibration findings worksheet for list of qualifications and associated samples when reported results do not agree within 10.0% of the recalculated results.

LDC #: 52170A36

VALIDATION FINDINGS WORKSHEET
Surrogate Results Verification

Reviewer: FT

METHOD: ✓ GC ___ HPLC

The percent recoveries (%R) of surrogates were recalculated for the compounds identified below using the following calculation:

% Recovery: SF/SS * 100

Where: SF = Surrogate Found
SS = Surrogate Spiked

Sample ID: # 1

Surrogate	Column/Detector	Surrogate Spiked	Surrogate Found	Percent Recovery	Percent Recovery	Percent Difference
				Reported	Recalculated	
TCMX	Sig 1	40.0	31.177	78	78	0
↓	2		38.061	95	95	↓
DCB	Sig 1	↓	32.277	81	81	
↓	2		29.132	73	73	

Sample ID: _____

Surrogate	Column/Detector	Surrogate Spiked	Surrogate Found	Percent Recovery	Percent Recovery	Percent Difference
				Reported	Recalculated	

	Surrogate Compound		Surrogate Compound		Surrogate Compound		Surrogate Compound		Surrogate Compound
A	Chlorobenzene (CBZ)	G	Octacosane	M	Benzo(e)Pyrene	S	1-Chloro-3-Nitrobenzene	Y	Tetrachloro-m- xylene
B	4-Bromofluorobenzene (BFB)	H	Ortho-Terphenyl	N	Terphenyl-D14	T	3,4-Dinitrotoluene	Z	2-Bromonaphthalene
C`	a,a,a-Trifluorotoluene	I	Fluorobenzene (FBZ)	O	Decachlorobiphenyl (DCB)	U	Tripentyltin	AA	Chloro-octadecane
D	Bromochlorobenene	J	n-Triacontane	P	1-methylnaphthalene	V	Tri-n-propyltin	BB	2,4-Dichlorophenylacetic acid
E	1,4-Dichlorobutane	K	Hexacosane	Q	Dichlorophenyl Acetic Acid (DCAA)	W	Tributyl Phosphate	CC	2,5-Dibromotoluene
F	1,4-Difluorobenzene (DFB)	L	Bromobenzene	R	4-Nitrophenol	X	Triphenyl Phosphate		

LDC #: 52170A36

VALIDATION FINDINGS WORKSHEET
Matrix Spike/Matrix Spike Duplicates Results Verification

Reviewer: FT

METHOD: ✓ **GC** __ **HPLC**

The percent recoveries (%R) and relative percent differences (RPD) of the matrix spike and matrix spike duplicate were recalculated for the compounds identified below using the following calculation:

%Recovery = 100 * (SSC - SC)/SA

RPD =(({SSCMS - SSCMSD} * 2) / (SSCMS + SSCMSD))*100

Where SSC = Spiked sample concentration; SC = Sample concentration; SA = Spike added; MS = Matrix spike; MSD = Matrix spike duplicate

MS/MSD samples: 8 + 9

Compound	Spike Added (ug/kg)		Sample Conc. (ug/kg)	Spike Sample Concentration (ug/kg)		Matrix spike Percent Recovery		Matrix Spike Duplicate Percent Recovery		MS/MSD RPD	
	MS	MSD	---	MS	MSD	Reported	Recalc.	Reported	Recalc.	Reported	Recalc.
Aroclor 1260	175	176	ND	163	181	93	93	103	103	10	10

Comments: Refer to Matrix Spike/Matrix Spike Duplicates findings worksheet for list of qualifications and associated samples when reported results do not agree within 10.0% of the recalculated results.

LDC #: 52170A3b

VALIDATION FINDINGS WORKSHEET

Laboratory Control Sample/Laboratory Control Sample Duplicates Results Verification

Reviewer: FT

METHOD: ✓ GC ___HPLC

The percent recoveries (%R) and relative percent differences (RPD) of the laboratory control sample and laboratory control sample duplicate were recalculated for the compounds identified below using the following calculation:

%Recovery = 100 * (SSC/SA)
RPD =(({SSCLCS - SSCLCSD} * 2) / (SSCLCS + SSCLCSD))*100

Where SSC = Spiked sample concentration
LCS = Laboratory Control Sample

SA = Spike added
LCSD = Laboratory Control Sample duplicate

LCS/LCSD samples: OP34114 - LC)

Compound	Spike Added (ug/kg)		Spike Sample Concentration (ug/kg)		LCS Percent Recovery		LCSD Percent Recovery		LCS/LCSD RPD	
	LCS	LCSD	LCS	LCSD	Reported	Recalc.	Reported	Recalc.	Reported	Recalc.
Aroclor 1260	133	NA	115	NA	86	86	NA	—		

Comments: Refer to Laboratory Control Sample/Laboratory Control Sample Duplicate findings worksheet for list of qualifications and associated samples when reported results do not agree within 10.0% of the recalculated results.

LDC #: 52170A36

VALIDATION FINDINGS WORKSHEET
Sample Calculation Verification

Reviewer: FT

METHOD: ✓ GC __ HPLC

Y N N/A Were all reported results recalculated and verified for all level IV samples?
Y N N/A Were all recalculated results for detected target compounds within 10% of the reported results?

Concentration= $\frac{(A)(Fv)(Df)}{(RF)(Vs \text{ or } Ws)(\%S/100)}$

A= Area or height of the compound to be measured
Fv= Final Volume of extract
Df= Dilution Factor
RF= Average response factor of the compound In the initial calibration
Vs= Initial volume of the sample
Ws= Initial weight of the sample
%S= Percent Solid

Example:

Sample ID. 0834114-LCS Compound Name Aroclor 1260

Concentration = $\frac{171.82\ (10)}{(15)}$ =

= 114.55 ug/kg

10/15

#	Sample ID	Compound	Reported Concentrations (ug/kg	Recalculated Results Concentrations (ug/kg	Qualifications
	Aroclor 1260	LCS	115	114.55	
				1260-A = 158.951	
	1260-A = $\frac{639.3 \times 10^6}{1845.5 \times 10^6}$ = 158.951			B = 186.961	
		4.022×10^6		C = 168.220	
				D = 173.393	
				Avg 171.82	

Comments: _____

SAMPCLC_r1.wpd

LDC #: 52170A96 **VALIDATION COMPLETENESS WORKSHEET** Date: 10/12/21

SDG #: JD27540 Category B Page: 1 of 1

Laboratory: SGS North America, Inc., Dayton, NJ Reviewer: JC

Sub-Laboratory: SGS North America, Inc., Orlando, FL 2nd Reviewer:

METHOD: LC/MS Perfluoroalkyl & Polyfluoroalkyl Substances (EPA Method 537M)

The samples listed below were reviewed for each of the following validation areas. Validation findings are noted in attached validation findings worksheets.

	Validation Area		Comments
I.	Sample receipt/Technical holding times	A / A	
II.	LC/MS Instrument performance check	A	
III.	Initial calibration/ICV	A / A	
IV.	Continuing calibration/ISC	A / A	
V.	Laboratory Blanks	A	
V.I	Field blanks	N	
VII.	Matrix spike/Matrix spike duplicates	N	
VIII.	Laboratory control samples	A	LCS
IX.	Field duplicates	N	
X.	Labeled Compounds	A	
XI.	Target analyte quantitation	A	
XII.	Target analyte identification	A	MI
XIII.	System performance	A	
XIV.	Overall assessment of data	A	

Note: A = Acceptable ND = No compounds detected D = Duplicate SB=Source blank
N = Not provided/applicable R = Rinsate TB = Trip blank OTHER:
SW = See worksheet FB = Field blank EB = Equipment blank

	Client ID	Lab ID	Matrix	Date
1	RI-SB-1 (1.5-2.0)	JD27540-1	Soil	06/29/21
2	RI-SB-1 (5.0-5.5)	JD27540-2	Soil	06/29/21
3	RI-SB-1 (11-11.5)	JD27540-3	Soil	06/29/21
4	RI-SB-6 (3.5-4.0)	JD27540-13	Soil	06/29/21
5	RI-SB-6 (5.5-6.0)	JD27540-14	Soil	06/29/21
6	RI-SB-11 (1.5-2.0)	JD27540-17	Soil	06/29/21
7	RI-SB-11 (6-6.5)	JD27540-18	Soil	06/29/21
8				
9				
10				

Notes:

	6PB6217						

LDC #: 52170A96 **VALIDATION FINDINGS CHECKLIST** Page: 1 of 2
Reviewer: MC

Method: LC/MS PFAS (EPA Method 537Modified)

Validation Area	Yes	No	NA	Findings/Comments
I. Technical holding times				
Were all technical holding times met?	√			
Were cooler temperature criteria met?	√			
II. LC/MS Instrument performance check				
Were the instrument performance reviewed and found to be within the validation criteria?	√			
III. Initial calibration and Initial Calibration Verification				
Did the laboratory perform a 5-point calibration prior to sample analysis?	√			
Were all percent relative standard deviations (%RSD) ≤ 20%?	√			
Was a curve fit used for evaluation? If yes, did the initial calibration meet the curve fit criteria of ≥ 0.990?	√			
Were all analytes within 70-130% or percent differences (%D) ≤30% of their true value for each calibration standard except the lowest point (50-150%)?	√			
Was the signal to noise (S/N) ratio for all analytes within the validation criteria?	√			
Was an initial calibration verification (ICV) standard analyzed after each initial calibration for each instrument?	√			
Were all ICV percent differences (%D) ≤ 30%?	√			
IV. Continuing calibration and Instrument Sensitivity Check				
Was a continuing calibration analyzed prior to sample analysis, after every 10 samples and at the end of the analytical sequence?	√			
Were all percent differences (%D) of the continuing calibration ≤ 30%?	√			
Was the signal to noise (S/N) ratio for all analytes within the validation criteria?	√			
Were all percent differences (%D) of the Instrument Sensitivity Check ≤ 50%?	√			
V. Laboratory Blanks				
Was a laboratory blank associated with every sample in this SDG?	√			
Was a laboratory blank analyzed for each matrix and concentration?	√			
Was there contamination in the laboratory blanks?	~~+~~	✓		
VI. Field blanks				
Were field blanks identified in this SDG?		√		
Were target analytes detected in the field blanks?			√	
VIII. Matrix spike/Matrix spike duplicates				
Were matrix spike (MS) and matrix spike duplicate (MSD) analyzed in this SDG?		√		
Were the MS/MSD percent recoveries (%R) and the relative percent differences (RPD) within the QC limits?			√	

LDC #: 52170A96

VALIDATION FINDINGS CHECKLIST

Reviewer: K

Validation Area	Yes	No	NA	Findings/Comments
IX. Laboratory control samples				
Was an LCS analyzed per extraction batch for this SDG?	√			
Were the LCS percent recoveries (%R) and relative percent difference (RPD) within the QC limits?	√			
X. Field duplicates				
Were field duplicate pairs identified in this SDG?		√		
Were target analytes detected in the field duplicates?			√	
XI. Internal Standards/Surrogates/Labeled Compounds				
Were internal standard area counts within 70-140% of the area of the most recent continuing calibration standard and 50-150% of the average peak area in the initial calibration?			√	
Were all surrogate %R within the QC limits?			√	
Were labeled compound percent recoveries (%R) within the QC limits?		√		
XII. Target analyte quantitation				
Did the laboratory reporting limits (RL) meet the QAPP RLs?			√	
Did reported results include both branched and linear isomers?			√	Sample ND
Were the correct ion transition, labeled compound and relative response factor (RRF) used to quantitate the analyte?			√	
Were analyte quantitation and RLs adjusted to reflect all sample dilutions and dry weight factors applicable to level IV validation?	√			
XIII. Target analyte identification				
Was the signal to noise (S/N) ratio for all analytes within the validation criteria?			√	Sample ND
Were two transitions and the ion transition ratio per analyte monitored and documented except for PFBA and PFPeA?			√	
Were ion ratios within QC limits?			√	
Were manual integrations performed and found acceptable?	√			
Did the laboratory provide before and after printouts?	√			
XIV. System performance				
System performance was found to be acceptable.	√			
XIII. Overall assessment of data				
Overall assessment of data was found to be acceptable.	√			

LDC #: J470A96

VALIDATION FINDINGS WORKSHEET
Initial Calibration Calculation Verification

Method: LC/MS PFAS (EPA Method 537M)

Calibration Date	Analyte	Standard	(Y) Concentration ratio	(X) Area ratio
6/20/2021 S2Q1012	PFOA	1	0.025	0.0234049
		2	0.050	0.0537057
		3	0.100	0.1048483
		4	0.250	0.2551030
		5	0.500	0.5392516
		6	1.000	1.0852006
		7	2.500	2.6914229
		8	5.000	5.2528514

Linear through the origin

	Calculated	Reported
Constant	0.000000	
X Coefficient(s)	1.056777	1.056775
Correlation Coefficient	0.999939	
Coefficient of Determination (r^2)	0.999878	0.999514

Calibration Date	Analyte	Standard	(Y) Concentration ratio	(X) Area ratio
6/20/2021 S2Q1012	PFOS	1	0.025	0.0369048
		2	0.050	0.0945310
		3	0.100	0.1756878
		4	0.250	0.4465221
		5	0.500	0.8941176
		6	1.000	1.7392163
		7	2.500	4.4428973
		8	5.000	8.5288603

Linear through the origin

	Calculated	Reported
Constant	0.000000	
X Coefficient(s)	1.721312	1.721306
Correlation Coefficient	0.999859	
Coefficient of Determination (r^2)	0.999717	0.999566

LDC #: 51704A96

VALIDATION FINDINGS WORKSHEET
Continuing Calibration Calculation Verification

Method: LC/MS PFAS (EPA Method 537M)

The percent difference (%D) of the initial calibration average Relative Response Factors (RRFs) and the continuing calibration RRFs were recalculated for the compounds identified below using the following calculation:

% Difference = 100 * (ave. RRF - RRF)/ave. RRF
RRF = (Ax)(Cis)/(Ais)(Cx)

Where:
ave. RRF = initial calibration average RRF
RRF = continuing calibration RRF
Ax = Area of compound
Cx = Concentration of compound,
Ais = Area of associated internal standard
Cis = Concentration of internal standard

#	Standard ID	Calibration Date	Compound (IS)	True Conc	Reported Conc	Recalculated Conc	Reported %D	Recalculated %D
1	2q71453	8/27/2021	PFOA (13C8-PFOA)	20.000	19.446	19.446	2.8	2.8
			PFOS (13C8-PFOS)	20.000	20.116	20.117	0.6	0.6
2			PFOA (13C8-PFOA)					
			PFOS (13C8-PFOS)					
3			PFOA (13C8-PFOA)					
			PFOS (13C8-PFOS)					
4			PFOA (13C8-PFOA)					
			PFOS (13C8-PFOS)					
5			PFOA (13C8-PFOA)					
			PFOS (13C8-PFOS)					

LDC #: 52170A96

VALIDATION FINDINGS WORKSHEET
LCS Results Verification

Method: LC/MS PFAS (EPA Method 537M)

The percent recoveries (%R) and relative percent differences (RPD) of the laboratory control sample (LCS) and laboratory control duplicate (LCSD) were recalculated for the compounds identified below using the following calculation:

SSC = (Area spike) (Conc IS) / (Area IS) (average RRF spike)
%Recovery = 100 * SSC/SA

Where:
SSC = Spiked concentration
SA = Spike added
LCS = Laboratory control spike recovery
LCSD = Laboratory control spike duplicate recovery

RPD = | LCS - LCSD | * 2/(LCS + LCSD)

LCS/LCSD ID: OP86217-BS

Compound	SA (ug/Kg)		SSC (ug/Kg)		LCS Percent Recovery		LCSD Percent Recovery		LCS/LCSD RPD	
	LCS	LCSD	LCS	LCSD	Reported	Recalc.	Reported	Recalc.	Reported	Recalc.
PFOA	10.0		9.6		96	96				
PFOS	10.0		9.9		99	99				

LDC #: 52170A96

VALIDATION FINDINGS WORKSHEET
Sample Results Verification

Method: LC/MS PFAS (EPA Method 537M)

Compound results for all Level IV samples reported with a positive detect were recalculated and verified using the following equation:

$$\text{Concentration} = \frac{(Ax)\,(Cis)\,(Vt)\,(DF)}{(Ais)\,(RRF)\,(Wt)\,(\%S)}$$

Where:

Ax = Area or height of the peak for the compound to be measured
Ais = Area or height of the peak for the internal standard
Cis = Concentration of the internal standard
DF = Dilution factor
Vt = Volume of extract in milliliters (mL)
RRF = Average relative response factor
Vo = Volume of sample in milliliters (mL)
Wt = Weight of sample in grams (g)
%S = Percent Solids

Sample #	Compound	Ax	Ais	Cis (ug/L)	DF	RRF	Vt (mL)	Wt (g)	%S	Calculated Concentration (ug/Kg)	Reported Concentration (ug/Kg)	% Diff
OP86217-BS	PFOS	21977	12869	20	1	1.721306	1	2		9.9	9.9	
All (ND)												

Site: Former Ludlow Street Works
Laboratory: SGS North America, Inc., Dayton, NJ
Report No.: JD27540
Reviewer: Christina Rink/Laboratory Data Consultants for SESI Consulting Engineers – Pine Brook, NJ
Date: October 19, 2021

Samples Reviewed and Evaluation Summary

FIELD ID	LAB ID	FRACTIONS VALIDATED
RI-SB-1 (1.5-2.0)	JD27540-1	Metals, Cyanide
RI-SB-1 (5.0-5.5)	JD27540-2	Metals, Cyanide
RI-SB-1 (11-11.5)	JD27540-3	Metals, Cyanide
RI-SB-2 (3-3.5)	JD27540-4	Metals
RI-SB-2 (6-6.5)	JD27540-5	Metals
RI-SB-3 (1-1.5)	JD27540-6	Metals
RI-SB-3 (7-7.5)	JD27540-7	Metals
RI-SB-3 (12-12.5)	JD27540-8	Metals
RI-SB-4 (4-4.5)	JD27540-9	Metals
RI-SB-4 (8-8.5)	JD27540-10	Metals
RI-SB-5 (3.5-4.0)	JD27540-11	Metals
RI-SB-5 (7.5-8.0)	JD27540-12	Metals
RI-SB-6 (3.5-4.0)	JD27540-13	Metals, Cyanide
RI-SB-6 (5.5-6.0)	JD27540-14	Metals, Cyanide
RI-SB-12 (3.5-4.0)	JD27540-15	Metals
RI-SB-12 (6.5-7.0)	JD27540-16	Metals
RI-SB-11 (1.5-2.0)	JD27540-17	Metals, Cyanide
RI-SB-11 (6-6.5)	JD27540-18	Metals, Cyanide
RI-SB-2 (6-6.5)MS	JD27540-5MS	Metals
RI-SB-2 (6-6.5)MSD	JD27540-5MSD	Metals

Associated QC Samples(s):
Field/Trip Blanks: None Associated
Field Duplicate pair: None Associated

The above-listed soil samples were collected on June 29, 2021 and were analyzed for metals by SW-846 methods 6010D/7471B and cyanide by SW-846 method 9012B. The data validation was performed in accordance with USEPA Region 2 *Standard Operating Procedure for the Evaluation of Metals for the Contract Laboratory Program,* SOP HW-3a/c, Revision 1 (September 2016) and the USEPA *Contract Laboratory Program National Functional Guidelines for Inorganic Superfund Data Review,* EPA 542-R-20-006 (November 2020), modified as necessary to accommodate the non-CLP methodologies used.

The inorganic data were evaluated based on the following parameters:

- Overall Evaluation of Data and Potential Usability Issues
- Data Completeness
- Holding Times and Sample Preservation
- Instrument Calibration
- Contract Required Quantitation Limit (CRQL) Standard Recoveries
- Blank Analysis Results
- Inductively Coupled Plasma (ICP) Interference Check Sample (ICS) Results
- Matrix Spike (MS) Results
- Laboratory Duplicate Results
- Laboratory Control Sample (LCS) Results
- Serial Dilution Results
- Field Duplicate Results
- Moisture Content
- Detection Limits Results
- Sample Quantitation Results

Overall Evaluation of Data and Potential Usability Issues

All results are usable as reported or usable with minor qualification due to sample matrix.

The validation findings were based on the following information.

Data Completeness

The data package was complete as defined under the requirements for the NYSDEC ASP category B laboratory deliverables.

Holding Times and Sample Preservation

All criteria were met.

Instrument Calibration

All criteria were met.

CRQL Standard Recoveries

Metals

All criteria were met.

Blank Results

Contamination was not detected in the laboratory blank samples.

A field blank was not associated with this sample set. Validation action was not required on this basis.

ICP ICS Results

Metals

Analytes were within control limits in the ICSA and ICSAB analyses.

MS/MSD Results

Metals

MS/MSD analyses were performed on sample RI-SB-2 (6-6.5) for metals analyses. The following table lists the MS/MSD percent recoveries (%R) outside of control limits in the metals analyses and the resulting validation actions.

MS ID	Analyte	MS %R (Limits)	MS/D %R (Limits)	Affected Sample	Validation Action
RI-SB-2 (6-6.5)MS/MSD	Aluminum	157.8 (75-125)	157 (75-125)	RI-SB-1 (1.5-2.0) RI-SB-1 (5.0-5.5) RI-SB-1 (11-11.5) RI-SB-2 (3-3.5) RI-SB-2 (6-6.5) RI-SB-3 (1-1.5) RI-SB-3 (7-7.5) RI-SB-3 (12-12.5) RI-SB-4 (4-4.5) RI-SB-4 (8-8.5) RI-SB-5 (3.5-4.0) RI-SB-5 (7.5-8.0) RI-SB-6 (3.5-4.0) RI-SB-6 (5.5-6.0) RI-SB-12 (3.5-4.0) RI-SB-12 (6.5-7.0) RI-SB-11 (1.5-2.0) RI-SB-11 (6-6.5)	J detects

MS ID	Analyte	MS %R (Limits)	MS/D %R (Limits)	Affected Sample	Validation Action
RI-SB-2 (6-6.5)MS/MSD	Antimony	55.4 (75-125)	62.2 (75-125)	RI-SB-1 (1.5-2.0) RI-SB-1 (5.0-5.5) RI-SB-1 (11-11.5) RI-SB-2 (3-3.5) RI-SB-2 (6-6.5) RI-SB-3 (1-1.5) RI-SB-3 (7-7.5) RI-SB-3 (12-12.5) RI-SB-4 (4-4.5) RI-SB-4 (8-8.5) RI-SB-5 (3.5-4.0) RI-SB-5 (7.5-8.0) RI-SB-6 (3.5-4.0) RI-SB-6 (5.5-6.0) RI-SB-12 (3.5-4.0) RI-SB-12 (6.5-7.0) RI-SB-11 (1.5-2.0) RI-SB-11 (6-6.5)	J detects/UJ nondetects

- Within control limits

The aluminum result may be biased high due to high MS/MSD percent recoveries. The result can be used for project objectives as an estimated value (J) which may have a minor impact on the data usability.

The antimony result may be biased low due to low MS/MSD percent recoveries. The result can be used for project objectives as an estimated value (J) or nondetect with estimated quantitation limits (UJ) which may have a minor impact on the data usability.

Cyanide

MS/MSD analyses were not associated with this sample set. Validation action was not required on this basis.

Laboratory Duplicate Results

Laboratory duplicates were not associated with this sample set. Validation action was not required on this basis.

LCS Results

All criteria were met.

Serial Dilution Results

Metals

A serial dilution analysis was performed on sample RI-SB-2 (6-6.5) for metals analyses. All criteria were met.

Field Duplicate Results

A field duplicate pair was not associated with this sample set. Validation action was not required on this basis.

Moisture Content

All criteria were met.

Detection Limits Results

No results were reported below the reporting limit (RL) and above the method detection limit (MDL) in the metals and cyanide analyses.

Due to high target analyte levels or difficult sample matrix, select samples were analyzed at dilutions. The following table lists the sample dilutions which were performed and the results reported. RLs were elevated accordingly.

Sample	Metal Analyses Reported
RI-SB-1 (1.5-2.0)	2-fold dilution due to sample matrix level for beryllium and cobalt
RI-SB-3 (7-7.5) RI-SB-3 (12-12.5) RI-SB-12 (6.5-7.0)	5-fold dilution due to sample matrix and high analyte level for arsenic, beryllium, cadmium, cobalt, copper, iron, manganese, selenium, silver, and thallium

Dilutions were not required for cyanide analysis.

Sample Quantitation Results

Calculations were spot-checked; no discrepancies were noted.

DATA VALIDATION QUALIFIERS

U - The analyte was analyzed for, but due to blank contamination was flagged as nondetect (U). The result is usable as a nondetect.

J - Data are flagged (J) when a QC analysis fails outside the primary acceptance limits. The qualified "J" data are not excluded from further review or consideration. However, only one flag (J) is applied to a sample result, even though several associated QC analyses may fail. The 'J' data may be biased high or low or the direction of the bias may be indeterminable.

UJ - The analyte was not detected above the reported sample quantitation limit. Data are flagged (UJ) when a QC analysis fails outside the primary acceptance limits. The qualified "UJ" data are not excluded from further review or consideration. However, only one flag is applied to a sample result, even though several associated QC analyses may fail. The 'UJ' data may be biased low.

R - Data rejected (R) on the basis of an unacceptable QC analysis should be excluded from further review or consideration. Data are rejected when associated QC analysis results exceed the expanded control limits of the QC criteria. The rejected data are known to contain significant errors based on documented information. The data user must not use the rejected data to make environmental decisions. The presence or absence of the analyte cannot be verified.

LDC #: 52170A4b **VALIDATION COMPLETENESS WORKSHEET** Date: 10/14/21
SDG #: JD27540 Category B Page: 1 of 2
Laboratory: SGS North America, Inc., Dayton, NJ Reviewer: C
2nd Reviewer: A

METHOD: Metals (EPA SW 846 Method 6010D/7471B)

The samples listed below were reviewed for each of the following validation areas. Validation findings are noted in attached validation findings worksheets.

	Validation Area		Comments
I.	Sample receipt/Technical holding times	A/A	
II.	Instrument Calibration	A	
III.	ICP Interference Check Sample (ICS) Analysis	A	
IV.	Laboratory Blanks	A	
V.	Field Blanks	N	
VI.	Matrix Spike/Matrix Spike Duplicates	SW	
VII.	Duplicate sample analysis	N	
VIII.	Serial Dilution	A	
IX.	Laboratory control samples	A	LCS
X.	Field Duplicates	N	
XI.	Target Analyte Quantitation	A	no CRL
XII.	Overall Assessment of Data	A	

Note: A = Acceptable; N = Not provided/applicable; SW = See worksheet; ND = No compounds detected; R = Rinsate; FB = Field blank; D = Duplicate; TB = Trip blank; EB = Equipment blank; SB=Source blank; OTHER:

	Client ID	Lab ID	Matrix	Date
1	RI-SB-1 (1.5-2.0) 5x; Be, Co (matrix)	JD27540-1	Soil	06/29/21
2	RI-SB-1 (5.0-5.5)	JD27540-2	Soil	06/29/21
3	RI-SB-1 (11-11.5)	JD27540-3	Soil	06/29/21
4	RI-SB-2 (3-3.5)	JD27540-4	Soil	06/29/21
5	RI-SB-2 (6-6.5)	JD27540-5	Soil	06/29/21
6	RI-SB-3 (1-1.5)	JD27540-6	Soil	06/29/21
7	RI-SB-3 (7-7.5) 5x; As, Be, Cd, Co, Cu, Fe, Mn, Se, Ag, Tl (matrix (↑))	JD27540-7	Soil	06/29/21
8	RI-SB-3 (12-12.5)	JD27540-8	Soil	06/29/21
9	RI-SB-4 (4-4.5)	JD27540-9	Soil	06/29/21
10	RI-SB-4 (8-8.5)	JD27540-10	Soil	06/29/21
11	RI-SB-5 (3.5-4.0)	JD27540-11	Soil	06/29/21
12	RI-SB-5 (7.5-8.0)	JD27540-12	Soil	06/29/21
13	RI-SB-6 (3.5-4.0)	JD27540-13	Soil	06/29/21
14	RI-SB-6 (5.5-6.0)	JD27540-14	Soil	06/29/21
15	RI-SB-12 (3.5-4.0)	JD27540-15	Soil	06/29/21
16	RI-SB-12 (6.5-7.0) 5x; (same list as #7) (matrix (↑))	JD27540-16	Soil	06/29/21
17	RI-SB-11 (1.5-2.0)	JD27540-17	Soil	06/29/21

LDC #: 52170A4b **VALIDATION COMPLETENESS WORKSHEET** Date: 10/14/24
SDG #: JD27540 Category B Page: 2 of 2
Laboratory: SGS North America, Inc., Dayton, NJ Reviewer:
2nd Reviewer:

METHOD: Metals (EPA SW 846 Method 6010D/7471B)

	Client ID	Lab ID	Matrix	Date
18	RI-SB-11 (6-6.5)	JD27540-18	Soil	06/29/21
19	RI-SB-2 (6-6.5)MS	JD27540-5MS	Soil	06/29/21
20	RI-SB-2 (6-6.5)MSD	JD27540-5MSD	Soil	06/29/21
21				
22				
23				

Notes:

METHOD: Trace Metals (EPA SW 846 Methods 6010/6020/7000)				
Validation Area	**Yes**	**No**	**NA**	**Comments**
I. Technical holding times				
Were all technical holding times met?	X			
Were all water samples preserved to a pH of <2.			X	
II. ICP-MS Tune				
Were mass resolutions within 0.1 amu for all isotopes in the tuning solution?			X	
Were %RSDs of isoptoes in the tuning solution ≤5%?			X	
III. Calibration				
Were all instuments calibrated daily?	X			
Were the proper standards used?	X			
Were all initial and continuing calibration verifications within the 90-110% (80-120% for mercury) QC limits?	X			
Were the low level standard checks within 70-130%?			X	
Were all initial calibration correlation coefficients within limits as specifed by the method?	X			
IV. Blanks				
Was a method blank associated with every sample in this SDG?	X			
Was there contamination in the method blanks?		X		
Was there contamination in the initial and continuing calibration blanks?		X		
V. Interference Check Sample				
Were the interference check samples performed daily?	X			
Were the AB solution recoveries within 80-120%?	X			
VI. Matrix Spike/Matrix Spike Duplicates/Laboratory Duplicates				
Were MS/MSD recoveries with the QC limits? (If the sample concentration exceeded the spike concentration by a factor of 4, no action was taken.)		X		
Were the MS/MSD or laboratory duplicate relative percent differences (RPDs) within the QC limits?	X			
VII. Laboratory Control Samples				
Was a LCS analyzed for each batch in the SDG?	X			
Were the LCS recoveries and RPDs (if applicable) within QC limits?	X			

METHOD: Trace Metals (EPA SW 846 Methods 6010/6020/7000)				
Validation Area	**Yes**	**No**	**NA**	**Comments**
VIII. Internal Standards				
Were all percent recoveries within the 30-120% (60-125% for EPA Method 200.8) QC limits?			X	
If the recoveries were outside the limits, was a reanalysis performed?			X	
IX. Serial Dilution				
Were all percent differences <10%?	X			
Was there evidence of negative interference? If yes, professional judgement will be used to qualify the data.		X		
X. Target Analyte Quantitation				
Were all reporting limits adjusted to reflect sample dilutions?	X			
Were all soil samples dry weight corrected?	X			
XI. Overall Assessment of Data				
Was the overall assessment of the data found to be acceptable?	X			
XII. Field Duplicates				
Were field duplicates identifed in this SDG?		X		
Were target analytes detected in the field duplicates?			X	
XIII. Field Blanks				
Were field blanks identified in this SDG?		X		
Were target analytes detected in the field blanks?			X	

All elements are applicable to each sample as noted below.

Sample ID	Target Analyte List
All	Al, Sb, As, Be, Be, Cd, Ca, Cr, Co, Cu, Fe, Pb, Mg, Mn, Ni, K, Se, Ag, Na, Tl, V, Zn, Hg
QC: 18, 19	Al, Sb, As, Be, Be, Cd, Ca, Cr, Co, Cu, Fe, Pb, Mg, Mn, Ni, K, Se, Ag, Na, Tl, V, Zn, Hg

Analysis Method

ICP	Al, Sb, As, Be, Be, Cd, Ca, Cr, Co, Cu, Fe, Pb, Mg, Mn, Ni, K, Se, Ag, Na, Tl, V, Zn
ICP-MS	
CVAA	Hg

METHOD: Trace Metals (EPA SW 846 Methods 6010/6020/7000)

MS/MSD analysis was performed by the laboratory. All MS/MSD percent recoveries (%R) and relative percent differences (RPDs) were within the acceptable limits with the following exceptions:

MS/MSD ID	Matrix	Analyte	MS %R	MSD %R	%R Limit	RPD	RPD Limit	Associated Samples	Qualification	Det/ND
19, 20	s	Al	157.8	157	75-125			All	Jdet/A	Det
		Sb	55.4	62.2	75-125			All	J/UJ/A	Det/ND

Comments:

VALIDATION FINDINGS CHECKLIST
Calibration Calculation Verification

METHOD: Trace Metals (EPA SW 846 Methods 6010/6020/7000)

An intial calibration verification (ICV), continuing calibration verification (CCV), low level calibration check (LLCC), and interference check sample (ICSAB) percent recovery (%R) was recalculated for each type of analysis using the following formula:

%R = (Found/True) x 100

Found = concentration of each analyte measured in the analysis
True = concentration of each analyte in the source

Standard ID	Type of Analysis	Element	Found (ug/L)	True (ug/L)	Recalcuated %R	Reported %R	Acceptable (Y/N)
ICV	ICP	Tl	2076	2000	103.8	104.0	Y
CCV	ICP	Ba	2071	2000	103.6	103.5	Y
LLCC	ICP	Sb	5	6	83.3	83.3	Y
ICSAB	ICP	Co	463.2	500	92.6	92.6	Y
ICV	CVAA	Hg	3.0204	3	100.7	100.7	Y
CCV	CVAA	Hg	2.387	2.5	95.5	95.6	Y

METHOD: Trace Metals (EPA SW 846 Methods 6010/6020/7000)

Percent recoveries (%R) for the laboratory control sample (LCS), matrix spike (MS), and post digestion spike (PDS) were recalculated using the following formula:

%R = (Found/True) x 100

Found = concentration of each analyte measured in the analysis. For the MS calculation, Found = SSR (Spiked Sample Result) - SR (Sample Result)

True = concentration of each analyte in the source

The sample and duplicate relative percent difference (RPD) was recalculated using the following formula:

RPD = (Absolute value(S-D)x 200) / (S+D)

S = Original sample concentration

D = Duplicate sample concentration

The serial dilution percent difference (%D) was recalculated using the following formula.

%D = (Absolute value (I - SDR)) x 100 / (I)

I = Initial sample result

SDR = Serial dilution result (with a 5x dilution applied)

Sample ID	Type of Analysis	Element	Found/S/I	True/D/SDR	Recalcuated %R/RPD/%D	Reported %R/RPD/%D	Acceptable (Y/N)
LCS	LCS	Cu	166	200	83	83	Y
19	MS	Cd	178	207	86.0	86.1	Y
19, 20	Duplicate	Pb	198	198	0	0	Y
5	Serial dilution	Al	46300	47900	3.5	3.4	Y

METHOD: Trace Metals (EPA SW 846 Methods 6010/6020/7000)
Analytes were recalculated and verified using the following equation:
Concentration = (Result from raw data x Final volume x Dilution factor) / (Percent solids x Initial weight)

Sample ID	Analyte	Raw Data (mg/L)	Dilution	Initial Weight (g)	Final Volume (mL)	Percent solids (%)	Reported Result (unit)	Recalcuated Result (unit)	Acceptable (Y/N)
1	Al	111.6	1	1.006	100	74.8	14800	14831	Y
2	Ba	0.7665	1	0.972	100	89.6	88	88	Y
3	Be	0.0025	1	0.973	100	93.9	0.27	0.27	Y
4	As	0.0539	1	1.005	100	94.5	5.7	5.7	Y
5	Ca	15.02	1	1.003	100	96.4	1550	1553	Y
6	Cr	0.1636	1	1.039	100	81.1	19.4	19.4	Y
7	Cu	0.2317	5	0.953	100	88.4	27.5	27.5	Y
8	Fe	230	5	0.992	100	92.4	25100	25093	Y
9	Pb	1.274	1	1.04	100	91.1	134	134	Y
10	Mg	25.35	1	1.003	100	91.8	2750	2753	Y
11	Mn	0.6669	1	0.9986 ~~9.986~~	100	82.6	81.1 ~~8.1~~	81.1 ~~8.1~~	Y
12	Ni	0.238	1	1.042	100	92.2	24.8	24.8	Y
13	Hg	0.0018002	1	0.6671	100	97.7	0.28	0.28	Y
14	K	31.64	1	0.972	100	97.8	3330	3328	Y
15	V	0.2298	1	1.033	100	88.3	25.2	25.2	Y
16	Zn	0.4151	1	1.015	100	94	43.5	43.5	Y
17	Hg	0.0034495	1	0.7871	100	84	0.52	0.52	Y
18	Hg	0.0004206	1	0.6084	100	75.9	0.091	0.091	Y

DF added at instrument level

LDC #: 52170A6 **VALIDATION COMPLETENESS WORKSHEET** Date: 10/14/21

SDG #: JD27540 Category B Page: 1 of

Laboratory: SGS North America, Inc., Dayton, NJ Reviewer:

2nd Reviewer:

METHOD: (Analyte) Cyanide (EPA SW846 Method 9012B)

The samples listed below were reviewed for each of the following validation areas. Validation findings are noted in attached validation findings worksheets.

	Validation Area		Comments
I.	Sample receipt/Technical holding times	A/A	
II	Initial calibration	A	
III.	Calibration verification	A	
IV	Laboratory Blanks	A	
V	Field blanks	N	
VI.	Matrix Spike/Matrix Spike Duplicates	N	
VII.	Duplicate sample analysis	N	
VIII.	Laboratory control samples	A	LCS
IX.	Field duplicates	N	
X.	Target Analyte Quantitation	A	NDCRL
XI.	Overall assessment of data	A	

Note: A = Acceptable; N = Not provided/applicable; SW = See worksheet; ND = No compounds detected; R = Rinsate; FB = Field blank; D = Duplicate; TB = Trip blank; EB = Equipment blank; SB=Source blank; OTHER:

	Client ID	Lab ID	Matrix	Date
1	RI-SB-1 (1.5-2.0)	JD27540-1	Soil	06/29/21
2	RI-SB-1 (5.0-5.5)	JD27540-2	Soil	06/29/21
3	RI-SB-1 (11-11.5)	JD27540-3	Soil	06/29/21
4	RI-SB-6 (3.5-4.0)	JD27540-13	Soil	06/29/21
5	RI-SB-6 (5.5-6.0)	JD27540-14	Soil	06/29/21
6	RI-SB-11 (1.5-2.0)	JD27540-17	Soil	06/29/21
7	RI-SB-11 (6-6.5)	JD27540-18	Soil	06/29/21
8				
9				
10				
11				
12				
13				
14				
15				
16				

Notes:

METHOD: Inorganics				
Validation Area	**Yes**	**No**	**NA**	**Comments**
I. Technical holding times				
Were all technical holding times were met?	X			
II. Calibration				
Were all instuments calibrated at the requried frequency?	X			
Were the proper number of standards used?	X			
Were all initial and continuing calibration verifications within the QC limits?	X			
Were all initial calibration correlation coefficients within limits as specifed by the method?	X			
Were balance checks performed as required?			X	
III. Blanks				
Was a method blank assoicated with every sample in this SDG?	X			
Was there contamination in the method blanks?		X		
Was there contamination in the initial and continuing calibration blanks?		X		
IV. Matrix Spike/Matrix Spike Duplicates/Laboratory Duplicates				
Were MS/MSD recoveries with the QC limits? (If the sample concentration exceeded the spike concentration by a factor of 4, no action was taken.)			X	
Were the MS/MSD or laboratory duplicate relative percent differences (RPDs) within the QC limits?			X	
V. Laboratory Control Samples				
Was a LCS analyzed for each batch in the SDG?	X			
Were the LCS recoveries and RPDs (if applicable) within QC limits?	X			
X. Target Analyte Quantitation				
Were all reproting limits adjusted to reflect sample dilutions?	X			
Were all soil samples dry weight corrected?	X			
XI. Overall Assessment of Data				
Was the overall assessment of the data found to be acceptable?	X			

METHOD: Inorganics				
Validation Area	**Yes**	**No**	**NA**	**Comments**
XII. Field Duplicates				
Were field duplicates identifed in this SDG?		X		
Were target analytes detected in the field duplicates?			X	
XIII. Field Blanks				
Were field blanks identified in this SDG?		X		
Were target analytes detected in the field blanks?			X	

LDC #: 52170A6

Validation Findings Worksheet
Initial and Continuing Calibration Calculation Verification

Reviewer: CR

Method: Inorganics

The correlation coefficient (r) for the calibration of CN was recalculated.Calibration date: 7/6/21

An initial or continuing calibration verification percent recovery (%R) was recalculated for each type of analysis using the following formula:

%R = Found X 100 / True

Where, Found = concentration of each analyte measured in the analysis of the ICV or CCV solution

True = concentration of each analyte in the ICV or CCV source

Type of analysis	Analyte	Standard	Conc. (mg/L)	Area	Recalculated r or r^2	Reported r or r^2	Acceptable (Y/N)
Initial calibration	CN	s1	0	0.108	*0.99973*	0.99967	Y
		s2	0.01	0.286			
		s3	0.02	0.518			
		s4	0.1	2.12			
		s5	0.4	8			
		s6	0.6	11.5			
Calibration verification	CN	ICV	0.3	0.302	101	101	Y
Calibration verification	CN	CCV	0.4	0.421	105	105	Y
Calibration verification	CN	CCV	0.4	0.422	106	106	Y

Comments:

METHOD: Inorganics

Percent recoveries (%R) for the laboratory control sample (LCS) and matrix spike (MS) were recalcuated using the following formula.
%R = (Found/True) x 100
Found = concentration of each analyte measured in the analysis. For the MS calculation, Found = SSR (Spiked Sample Result) - SR (Sample Result)
True = concentraiton of each analyte in the source
The sample and duplciate relative percent difference (RPD) was recalcuated using the following formula.
RPD = (Absolute value(S-D)x 200) / (S+D)
S = Original sample concentraiton
D = Duplciate sample concentration

Sample ID	Type of Analysis	Element	Found/S	True/D	Recalcuated %R/RPD	Reported %R/RPD	Acceptable (Y/N)
LCS	LCS	CN	1.97	2	98.5	98.5	Y
	MS						
	Duplicate						

METHOD: Inorganics

Analytes were recalcuated and verified using the following equation.

Concentration = (Result from raw data x Final volume x Dilution factor) / (Percent solids (if applicable) x Initial weight or volume)

Sample ID	Analyte	Raw Data (unit)	Dilution	Initial Weight/ Volume (unit)	Final Volume (unit)	Percent solids (%)	Reported Result (mg/Kg)	Recalcuated Result (mg/Kg)	Acceptable (Y/N)
All	CN						ND	ND	Y

Site:	Former Ludlow Street Works
Laboratory:	SGS North America, Inc., Dayton, NJ
Report No.:	JD27584
Reviewer:	Felomina Tanguilig and Christina Rink/Laboratory Data Consultants for SESI Consulting Engineers – Pine Brook, NJ
Date:	October 19, 2021

Samples Reviewed and Evaluation Summary

FIELD ID	LAB ID	FRACTIONS VALIDATED
RI-SV-1	JD27584-1	VOC
RI-SV-2	JD27584-2	VOC
RI-SV-3	JD27584-3	VOC
RI-SV-6	JD27584-4	VOC
AA-1	JD27584-5	VOC

Associated QC Samples(s):
Field/Trip Blanks: None Associated
Field Duplicate pair: None Associated

The above-listed air samples were collected on July 1, 2021 and were analyzed for volatile organic compounds (VOC) by method TO-15. The data validation was performed in accordance with the USEPA Region 2 *Analysis of Volatile Organic Compounds in Air Contained Canisters*, SOP HW-31, Revision 6 (September 2016) and the USEPA *Contract Laboratory Program National Functional Guidelines for Superfund Organic Methods Data Review,* EPA 540-R-20-005 (November 2020), modified as necessary to accommodate the non-CLP methodologies used.

The organic data were evaluated based on the following parameters:

- Data Completeness
- Holding Times and Sample Preservation
- Gas Chromatography/Mass Spectrometry (GC/MS) Tunes
- Initial and Continuing Calibrations
- Blanks
- Surrogate Recoveries
- Laboratory Duplicate Results
- Laboratory Control Sample (LCS) Results
- Internal Standards
- Field Duplicate Results
- Quantitation Limits and Data Assessment
- Sample Quantitation and Compound Identification

Overall Evaluation of Data and Potential Usability Issues

All results are usable as reported.

The validation findings were based on the following information.

Data Completeness

The data package was complete as defined under the requirements for the NYSDEC ASP category B laboratory deliverables.

Holding Times and Sample Preservation

All criteria were met.

GC/MS Tunes

All criteria were met.

Initial and Continuing Calibrations

All criteria were met.

Blanks

Contamination was not detected in the method blanks.

A field blank was not associated with this samples set. Validation action was not required on this basis.

Laboratory Duplicate Results

Laboratory duplicates were not associated with this samples set. Validation action was not required on this basis.

LCS Results

All criteria were met.

Internal Standards

All criteria were met.

Field Duplicate Results

A field duplicate pair was not associated with this sample set. Validation action was not required on this basis.

Quantitation Limits and Data Assessment

Results were reported which were below the reporting limit (RL) and above the method detection limit (MDL) in the VOC analysis. These results were qualified as estimated (J) by the laboratory.

Due to high target compound levels or difficult sample matrix, select samples were analyzed at dilutions. The following table lists the sample dilutions which were performed and the results reported. RLs were elevated accordingly.

Sample	VOC Analysis Reported
RI-SV-1 RI-SV-2	135-fold dilution due to high compound level for acetone and propylene
RI-SV-3	125-fold dilution due to high compound level for acetone and propylene
RI-SV-6	143-fold dilution due to high compound level for acetone and propylene
AA-1	1.6-fold dilution due to high compound level for all compounds

Sample Quantitation and Compound Identification

Calculations were spot-checked; no discrepancies were noted.

DATA VALIDATION QUALIFIERS

U - The analyte was analyzed for, but due to blank contamination was flagged as nondetect (U). The result is usable as a nondetect.

J - Data are flagged (J) when a QC analysis fails outside the primary acceptance limits. The qualified "J" data are not excluded from further review or consideration. However, only one flag (J) is applied to a sample result, even though several associated QC analyses may fail. The 'J' data may be biased high or low or the direction of the bias may be indeterminable.

UJ - The analyte was not detected above the reported sample quantitation limit. Data are flagged (UJ) when a QC analysis fails outside the primary acceptance limits. The qualified "UJ" data are not excluded from further review or consideration. However, only one flag is applied to a sample result, even though several associated QC analyses may fail. The 'UJ' data may be biased low.

JN - The analysis indicates the presence of a compound that has been "tentatively identified" (N) and the associated numerical value represents its approximate (J) concentration.

R - Data rejected (R) on the basis of an unacceptable QC analysis should be excluded from further review or consideration. Data are rejected when associated QC analysis results exceed the expanded control limits of the QC criteria. The rejected data are known to contain significant errors based on documented information. The data user must not use the rejected data to make environmental decisions. The presence or absence of the analyte cannot be verified.

LDC #: 52170B48 **VALIDATION COMPLETENESS WORKSHEET** Date: 10/21/21
SDG #: JD27584 Category B Page: 1 of 1
Laboratory: SGS North America, Inc., Dayton, NJ Reviewer: PT
2nd Reviewer: [signature]

METHOD: GC/MS Volatiles (EPA Method TO-15)

The samples listed below were reviewed for each of the following validation areas. Validation findings are noted in attached validation findings worksheets.

	Validation Area		Comments
I.	Sample receipt/Technical holding times	A / A	
II.	GC/MS Instrument performance check	A	
III.	Initial calibration/ICV	A/A	%D RSD / ICV ≤ 30
IV.	Continuing calibration	A	CCV ≤ 30
V.	Laboratory Blanks / canister check per batch	A	
VI.	Field blanks	N	
VII.	Surrogate spikes	A	
VIII.	Matrix spike/Matrix spike duplicates	N	CS
IX.	Laboratory control samples	A	LCS ID
X.	Field duplicates	N	
XI.	Internal standards	A	
XII.	Target analyte quantitation	A	
XIII.	Target analyte identification	A	Results < RL > MDL = J (MI)
XIV.	System performance	A	
XV.	Leak Check Compounds	N	
XVI.	Overall assessment of data	A	

Note: A = Acceptable; N = Not provided/applicable; SW = See worksheet; ND = No compounds detected; R = Rinsate; FB = Field blank; D = Duplicate; TB = Trip blank; EB = Equipment blank; SB=Source blank; OTHER:

	Client ID		Lab ID	Matrix	Date
1	2 RI-SV-1	135X = F, D1	JD27584-1	Air	06/30/21
2	2 RI-SV-2	135X = F, D1	JD27584-2	Air	06/30/21
3	2 RI-SV-3	135X = F, D1	JD27584-3	Air	06/30/21
4	2 RI-SV-6	143X = F, D1	JD27584-4	Air	06/30/21
5	AA-1	1.6X = all	JD27584-5	Air	06/30/21
6					
7					
8					

Notes:

1	V2W2408						
	V2W2409						

LDC #: 52170B4

VALIDATION FINDINGS CHECKLIST

Reviewer: FT

Method: Volatiles (EPA Method TO-15)

Validation Area	Yes	No	NA	Findings/Comments
I. Technical holding times				
Were all technical holding times met?	✓			
Was canister pressure criteria met?	✓			
II. GC/MS Instrument performance check				
Were the BFB performance results reviewed and found to be within the specified criteria?	✓			
Were all samples analyzed within the 24 hour clock criteria?	✓			
IIIa. Initial calibration				
Did the laboratory perform a 5 point calibration prior to sample analysis?	✓			
Were all percent relative standard deviations (%RSD) ≤ 30%?	✓			
IIIb. Initial calibration verification				
Was an initial calibration verification standard analyzed after every ICAL for each instrument?	✓			
Were all percent differences (%D) ≤ 30%?	✓			
IV. Continuing calibration				
Was a continuing calibration standard analyzed at least once every 24 hours for each instrument?	✓			
Were all percent differences (%D) ≤ 30%?	✓			
V. Laboratory Blanks/Canister Blanks				
Was a laboratory blank associated with every sample in this SDG?	✓			
Was a laboratory blank analyzed at least once every 24 hours for each matrix and concentration?	✓			
Was there contamination in the laboratory blanks?		✓		
Was a canister blank analyzed for every canister?	✓			
Was there contamination in the canister blanks?		✓		
VI. Field Blanks				
Were field blanks identified in this SDG?		✓		
Were target compounds detected in the field blanks?			✓	
VII. Surrogate spikes (Optional)				
Were all surrogate percent recoveries (%R) within QC limits?	✓			
If the percent recovery (%R) for one or more surrogates was out of QC limits, was a reanalysis performed to confirm samples with %R outside of criteria?			✓	
VIII. Laboratory Duplicate				
Was a laboratory duplicate analyzed for this SDG?			✓	
Were the relative percent differences (RPD) within the QC limits?			✓	

Validation Area	Yes	No	NA	Findings/Comments
IX. Laboratory control samples				
Was an LCS analyzed per analytical batch for this SDG?	✓			
Were the LCS percent recoveries (%R) and relative percent difference (RPD) within the QC limits?	✓			
X. Field duplicates				
Were field duplicate pairs identified in this SDG?		✓		
Were target compounds detected in the field duplicates?			✓	
XI. Internal standards				
Were internal standard area counts within ± 40% from the associated calibration standard?	✓			
Were retention times within ± 20.0 seconds from the associated calibration standard?	✓			
XII. Compound quantitation				
Did the laboratory LOQs/RLs meet the QAPP LOQs/RLs?	✓			
Were the correct internal standard (IS), quantitation ion and relative response factor (RRF) used to quantitate the compound?	✓			
Were compound quantitation and RLs adjusted to reflect all sample dilutions applicable to level IV validation?	✓			
XIII. Target compound identification				
Were relative retention times (RRT's) within ± 0.06 RRT units of the standard?	✓			
Did compound spectra meet specified EPA "Functional Guidelines" criteria?	✓			
Were chromatogram peaks verified and accounted for?	✓			
XIV. System performance				
System performance was found to be acceptable.	✓			
XV. Leak check compounds				
Was a leak check compound used to evaluate sample integrity and included in the laboratory analyte list?			✓	
Was the leak check compound detected in the samples? If yes, please see leak check validation findings worksheet.			✓	
XV. Overall assessment of data				
Overall assessment of data was found to be acceptable.	✓			

TARGET COMPOUND WORKSHEET

METHOD: VOA

A. Chloromethane	AA. Tetrachloroethene	AAA. 1,3,5-Trimethylbenzene	AAAA. Ethyl tert-butyl ether	A1. 1,3-Butadiene
B. Bromomethane	BB. 1,1,2,2-Tetrachloroethane	BBB. 4-Chlorotoluene	BBBB. tert-Amyl methyl ether	B1. Hexane
C. Vinyl choride	CC. Toluene	CCC. tert-Butylbenzene	CCCC. 1-Chlorohexane	C1. Heptane
D. Chloroethane	DD. Chlorobenzene	DDD. 1,2,4-Trimethylbenzene	DDDD. Isopropyl alcohol	D1. Propylene
E. Methylene chloride	EE. Ethylbenzene	EEE. sec-Butylbenzene	EEEE. Acetonitrile	E1. Freon 11
F. Acetone	FF. Styrene	FFF. 1,3-Dichlorobenzene	FFFF. Acrolein	F1. Freon 12
G. Carbon disulfide	GG. Xylenes, total	GGG. p-Isopropyltoluene	GGGG. Acrylonitrile	G1. Freon 113
H. 1,1-Dichloroethene	HH. Vinyl acetate	HHH. 1,4-Dichlorobenzene	HHHH. 1,4-Dioxane	H1. Freon 114
I. 1,1-Dichloroethane	II. 2-Chloroethylvinyl ether	III. n-Butylbenzene	IIII. Isobutyl alcohol	I1. 2-Nitropropane
J. 1,2-Dichloroethene, total	JJ. Dichlorodifluoromethane	JJJ. 1,2-Dichlorobenzene	JJJJ. Methacrylonitrile	J1. Dimethyl disulfide
K. Chloroform	KK. Trichlorofluoromethane	KKK. 1,2,4-Trichlorobenzene	KKKK. Propionitrile	K1. 2,3-Dimethyl pentane
L. 1,2-Dichloroethane	LL. Methyl-tert-butyl ether	LLL. Hexachlorobutadiene	LLLL. Ethyl ether	L1. 2,4-Dimethyl pentane
M. 2-Butanone	MM. 1,2-Dibromo-3-chloropropane	MMM. Naphthalene	MMMM. Benzyl chloride	M1. 3,3-Dimethyl pentane
N. 1,1,1-Trichloroethane	NN. Methyl ethyl ketone	NNN. 1,2,3-Trichlorobenzene	NNNN. Iodomethane	N1. 2-Methylpentane
O. Carbon tetrachloride	OO. 2,2-Dichloropropane	OOO. 1,3,5-Trichlorobenzene	OOOO.1,1-Difluoroethane	O1. 3-Methylpentane
P. Bromodichloromethane	PP. Bromochloromethane	PPP. trans-1,2-Dichloroethene	PPPP. Tetrahydrofuran	P1. 3-Ethylpentane
Q. 1,2-Dichloropropane	QQ. 1,1-Dichloropropene	QQQ. cis-1,2-Dichloroethene	QQQQ. Methyl acetate	Q1. 2,2-Dimethylpentane
R. cis-1,3-Dichloropropene	RR. Dibromomethane	RRR. m,p-Xylenes	RRRR. Ethyl acetate	R1. 2,2,3- Trimethylbutane
S. Trichloroethene	SS. 1,3-Dichloropropane	SSS. o-Xylene	SSSS. Cyclohexane	S1. 2,2,4-Trimethylpentane
T. Dibromochloromethane	TT. 1,2-Dibromoethane	TTT. 1,1,2-Trichloro-1,2,2-trifluoroethane	TTTT. Methyl cyclohexane	T1. 2-Methylhexane
U. 1,1,2-Trichloroethane	UU. 1,1,1,2-Tetrachloroethane	UUU. 1,2-Dichlorotetrafluoroethane	UUUU. Allyl chloride	U1. Nonanal
V. Benzene	VV. Isopropylbenzene	VVV. 4-Ethyltoluene	VVVV. Methyl methacrylate	V1. 2-Methylnaphthalene
W. trans-1,3-Dichloropropene	WW. Bromobenzene	WWW. Ethanol	WWWW. Ethyl methacrylate	W1. Methanol
X. Bromoform	XX. 1,2,3-Trichloropropane	XXX. Di-isopropyl ether	XXXX. cis-1,4-Dichloro-2-butene	X1. 1,2,3-Trimethylbenzene
Y. 4-Methyl-2-pentanone	YY. n-Propylbenzene	YYY. tert-Butanol	YYYY. trans-1,4-Dichloro-2-butene	Y1. 2-Propanol
Z. 2-Hexanone	ZZ. 2-Chlorotoluene	ZZZ. tert-Butyl alcohol	ZZZZ. Pentachloroethane	Z1.

LDC #: _52170B48

VALIDATION FINDINGS WORKSHEET
Initial Calibration Calculation Verification

Reviewer: ____FT___

METHOD: GCMS TO-15

The calibration factors (RRFF), average RRFF, and relative standard deviation (%RSD) were recalculated for compounds identified below using the following calculations:

RRF = (Ax)(Cis)/(Ais)(Cx)
average RRF = sum of the RRFs/number of standards
%RSD = 100 * (S/X)

Where:

Ax = Area of compound
Cx = Concentration of compound
S = Standard deviation of the RRFs
X = Mean of the RRFs
Ais = Area of associated internal standard
Cis = Concentration of internal Standard

#	Standard ID	Calibration Date	Compound	Reported (RRF10ppbv std)	Recalculated (RRF10ppbv std)	Reported AverageRRF (Initial)	Recalculated Average RRF (Initial)	Reported %RSD	Recalculated %RSD
	ICAL	7/2/2021	V	4.468	4.468	4.532	4.532	3.7	3.7
	GCMS2W		CC	1.088	1.088	1.147	1.147	6.9	6.9
			EE	1.535	1.535	1.589	1.589	7.3	7.3

LDC #: 52170B48

VALIDATION FINDINGS WORKSHEET
Continuing Calibration Results Verification

Reviewer: FT

METHOD: GC/MS VOA (EPA TO-15)

The percent difference (%D) of the initial calibration average Relative Response Factors (RRFs) and the continuing calibration RRFs were recalculated for the compounds identified below using the following calculation:

% Difference = 100 * (ave. RRF - RRF)/ave. RRF
$RRF = (A_x)(C_{is})/(A_{is})(C_x)$

Where: ave. RRF = initial calibration average RRF
RRF = continuing calibration RRF
A_x = Area of compound, A_{is} = Area of associated internal standard
C_x = Concentration of compound, C_{is} = Concentration of internal standard

#	Standard ID	Calibration Date	Compound (Reference internal Standard)	Average RRF (initial)	Reported RRF (CC)	Recalculated RRF (CC)	Reported %D	Recalculated %D
1	ccv	7/6/21	V	4.532	4.462	4.462	1.5	1.5
	205		cc	1.147	1.112	1.112	3.1	3.1
			EE	1.589	1.552	1.552	2.3	2.3
2	ccv	7/7/21	V	↓	4.928	4.928	8.7	8.7
	7:21		C		1.165	1.165	1.6	1.6
			EE		1.647	1.647	3.7	3.7
3								

Comments: Refer to Continuing Calibration findings worksheet for list of qualifications and associated samples when reported results do not agree within 10.0% of the recalculated results.

LDC #: 52170B4X

VALIDATION FINDINGS WORKSHEET
Surrogate Results Verification

Reviewer: FT

METHOD: GC/MS Volatiles (EPA Method TO-15)

The percent recoveries (%R) of surrogates were recalculated for the compounds identified below using the following calculation:
% Recovery: SF/SS * 100 Where: SF = Surrogate Found
SS = Surrogate Spiked

Sample ID: #1

	Surrogate Spiked	Surrogate Found	Percent Recovery Reported	Percent Recovery Recalculated	Percent Difference
Toluene-d8					
Bromofluorobenzene	10	10.20	102	102	0
1,2-Dichloroethane-d4					
Octafluorotoluene					

Sample ID:

	Surrogate Spiked	Surrogate Found	Percent Recovery Reported	Percent Recovery Recalculated	Percent Difference
Toluene-d8					
Bromofluorobenzene					
1,2-Dichloroethane-d4					
Octafluorotoluene					

Sample ID:

	Surrogate Spiked	Surrogate Found	Percent Recovery Reported	Percent Recovery Recalculated	Percent Difference
Toluene-d8					
Bromofluorobenzene					
1,2-Dichloroethane-d4					
Octafluorotoluene					

Sample ID:

	Surrogate Spiked	Surrogate Found	Percent Recovery Reported	Percent Recovery Recalculated	Percent Difference
Toluene-d8					
Bromofluorobenzene					
1,2-Dichloroethane-d4					
Octafluorotoluene					

Sample ID:

	Surrogate Spiked	Surrogate Found	Percent Recovery Reported	Percent Recovery Recalculated	Percent Difference
Toluene-d8					
Bromofluorobenzene					
1,2-Dichloroethane-d4					
Octafluorotoluene					

LDC #: 52170B48

VALIDATION FINDINGS WORKSHEET
Laboratory Control Sample Results Verification

METHOD: GC/MS VOA (EPA Method TO-15)

The percent recoveries (%R) and Relative Percent Difference (RPD) of the laboratoy control sample and laboratory control sample duplicate (if applicable) were recalculated for the compounds identified below using the following calculation:

% Recovery = 100 * SSC/SA Where: SSC = Spiked sample concentration
SA = Spike added

RPD = | LCS - LCSD | * 2/(LCS + LCSD) LCS = Laboraotry control sample percent recovery LCSD = Laboratory control sample duplicate percent recovery

LCS ID: V2 W2408 lcs 1D

Compound	Spike Added (ppbv)		Spiked Sample Concentration (ppbv)		LCS Percent Recovery		LCSD Percent Recovery		LCS/LCSD RPD	
	LCS	LCSD	LCS	LCSD	Reported	Recalc	Reported	Recalc	Reported	Recalculated
F	10	10	8.8	8.6	88	88	86	86	2	2
V	↓	↓	9.9	9.8	99	99	98	98	1	1
X			11.1	10.9	111	111	109	109	2	2
B			10.0	9.8	100	100	98	98	2	2
G			10.4	10.3	104	104	103	103	1	1
DD			10.2	10.1	102	102	101	101	1	1

Comments: Refer to Laboratory Control Sample findings worksheet for list of qualifications and associated samples when reported results do not agree within 10.0% of the recalculated results.

LDC #: 52170B48

VALIDATION FINDINGS WORKSHEET
Sample Calculation Verification

Reviewer: FT

METHOD: GC/MS VOA (EPA Method TO-15)

Y N N/A Were all reported results recalculated and verified for all level IV samples?

Y N N/A Were all recalculated results for detected target compounds agree within 10.0% of the reported results?

Concentration = $\frac{(A_x)(I_s)(DF)}{(A_{is})(RRF)(V_o)(\%S)}$

A_x = Area of the characteristic ion (EICP) for the compound to be measured

A_{is} = Area of the characteristic ion (EICP) for the specific internal standard

I_s = Amount of internal standard added in nanograms (ng)

RRF = Relative response factor of the calibration standard.

V_o = Volume or weight of sample pruged in milliliters (ml) or grams (g).

Df = Dilution factor.

%S = Percent solids, applicable to soils and solid matrices only. 20ml

Example:

Sample I.D. #2 , V :

Conc. = $\frac{(23828)(10)(20)}{(66951)(4.532)}$

= 15.71 ppbV

#	Sample ID	Compound	Reported Concentration ( )	Calculated Concentration ( )	Qualification
	#2	V	15.7 ppbV	15.71 ppbV	
			50.2 ug/m3	50.176 ug/m3	
	ug/m3 =	(15.71)(78.11) / (24.45)	=		

Site:	Former Ludlow Street Works
Laboratory:	SGS North America, Inc., Dayton, NJ and Orlando, FL
Report No.:	JD27605
Reviewer:	Felomina Tanguilig and Christina Rink/Laboratory Data Consultants for SESI Consulting Engineers – Pine Brook, NJ
Date:	October 19, 2021

Samples Reviewed and Evaluation Summary

FIELD ID	LAB ID	FRACTIONS VALIDATED
RI-SB-17 (2.5-3.0)	JD27605-1	SVOC
RI-SB-18 (3-3.5)	JD27605-2	SVOC
RI-SB-18 (6.5-7.0)	JD27605-3	SVOC
RI-SB-8 (1.5-2.0)	JD27605-4	SVOC
RI-SB-8 (2.5-3.0)	JD27605-5	SVOC
RI-SB-8 (5-5.5)	JD27605-6	SVOC
RI-SB-9 (1.5-2.0)	JD27605-7	SVOC
RI-SB-9 (3.5-4.0)	JD27605-8	SVOC
RI-SB-10 (1.5-2.0)	JD27605-9	SVOC
RI-SB-10 (3-3.5)	JD27605-10	SVOC
RI-SB-10 (5.5-6.0)	JD27605-11	SVOC
RI-SB-9 (5.5-6.0)	JD27605-12	VOC, SVOC
DUP-1	JD27605-13	SVOC

Associated QC Samples(s):
Field/Trip Blanks: None Associated
Field Duplicate pair: RI-SB-17 (2.5-3.0) and DUP-1

The above-listed soil samples were collected on June 30, 2021 and were analyzed for volatile organic compounds (VOC) by SW-846 method 8260D and semivolatile organic compounds (SVOC) by SW-846 method 8270E. The data validation was performed in accordance with the USEPA Region 2 *Standard Operating Procedure for Validating Volatile Organic Compounds By Gas Chromatography/Mass Spectrometry SW-Method 8260B and 8260C,* SOP HW-24, Revision 4 (October 2014), USEPA Region 2 *Standard Operating Procedure for Semivolatile Data Validation SW-846 Method 8270D,* SOP HW-35A, Revision 0 (June 2015), and the USEPA *Contract Laboratory Program National Functional Guidelines for Superfund Organic Methods Data Review,* EPA 540-R-20-005 (November 2020), modified as necessary to accommodate the non-CLP methodologies used.

The organic data were evaluated based on the following parameters:

- Data Completeness
- Holding Times and Sample Preservation
- Gas Chromatography/Mass Spectrometry (GC/MS) Tunes
- Initial and Continuing Calibrations
- Blanks
- Surrogate Recoveries
- Matrix Spike/Matrix Spike Duplicate (MS/MSD) Results
- Laboratory Control Sample (LCS) Results
- Internal Standards
- Field Duplicate Results
- Moisture Content
- Quantitation Limits and Data Assessment
- Sample Quantitation and Compound Identification

Overall Evaluation of Data and Potential Usability Issues

All results are usable as reported or usable with minor qualification due to laboratory quality control outliers.

The validation findings were based on the following information.

Data Completeness

The data package was complete as defined under the requirements for the NYSDEC ASP category B laboratory deliverables.

Holding Times and Sample Preservation

All criteria were met.

GC/MS Tunes

All criteria were met.

Initial and Continuing Calibrations

VOC

Initial calibration:

All criteria were met.

Continuing calibration:

Compounds that did not meet criteria are summarized in the following table.

Date	Instrument ID	Compound	CC %D	Associated Samples		Validation Action
07/03/21	CCV	2-Butanone	27.8	RI-SB-9 (5.5-6.0)	XX	UJ nondetects
		Acetone	40.2		XX	UJ nondetects

X = Initial calibration (IC) relative standard deviation (%RSD) > 20; estimate (J/UJ) positive and nondetect results.
XX = Continuing calibration (CC) percent difference (%D) > 20; estimate (J/UJ) positive and nondetect results.
SS = Second source verification percent difference (%D) > 30; estimate (J/UJ) positive and nondetect results.
+ = Response factor (RRF) < validation criteria; estimate (J/UJ) positive and nondetect results.

The 2-butanone and acetone results were estimated due to continuing calibration exceedances. The bias cannot be determined. The results can be used for project objectives as nondetects with estimated quantitation limits (UJ) which may have a minor impact on the data usability.

SVOC

Initial calibration:

All criteria were met.

Continuing calibration:

Compounds that did not meet criteria are summarized in the following table.

Date	Instrument ID	Compound	CC %D	Associated Samples		Validation Action
07/08/21	CCV-F	Caprolactam	22.2	RI-SB-17 (2.5-3.0) RI-SB-18 (6.5-7.0)	XX	UJ nondetects
07/06/21	CCV-M	2,4-Dichlorophenol	21.4	RI-SB-18 (3-3.5)	XX	J detects
		Hexachlorocyclopentadiene	22.0	RI-SB-8 (1.5-2.0)	XX	UJ nondetects
		4-Nitrophenol	33.5	RI-SB-8 (2.5-3.0)	XX	
		N-Nitrosodiphenylamine	20.6	RI-SB-8 (5-5.5)	XX	
		Butylbenzylphthalate	21.7	RI-SB-9 (1.5-2.0)	XX	
				RI-SB-9 (3.5-4.0)		
				RI-SB-10 (1.5-2.0)		
				RI-SB-10 (3-3.5)		
				RI-SB-10 (5.5-6.0)		
				RI-SB-9 (5.5-6.0)		
				DUP-1		

X = Initial calibration (IC) relative standard deviation (%RSD) > 20; estimate (J/UJ) positive and nondetect results.
XX = Continuing calibration (CC) percent difference (%D) > 20; estimate (J/UJ) positive and nondetect results.
SS = Second source verification percent difference (%D) > 30; estimate (J/UJ) positive and nondetect results.
+ = Response factor (RRF) < validation criteria; estimate (J/UJ) positive and nondetect results.

The caprolactam, 2,4-dichlorophenol, hexachlorocyclopentadiene, 4-nitrophenol, n-nitrosodiphenylamine, and butylbenzylphthalate results were estimated due to continuing

calibration exceedances. The bias cannot be determined. The results can be used for project objectives as detects with estimated values (J) or nondetects with estimated quantitation limits (UJ) which may have a minor impact on the data usability.

Blanks

VOC

Contamination was not detected in the method blanks.

A field blank was not associated with this sample set. Validation action was not required on this basis.

SVOC

Contamination was detected in the associated SVOC method blank samples. The presence of blank contamination indicates that false positives may exist for these compounds in the associated samples. Action Levels (ALs) were established at <2x RL (for common contaminants) and <RL (for other contaminants) of the concentrations detected. The following table summarizes the contamination detected.

Blank ID	Compound TIC (RT in minutes)	Level Detected	Action Level	Associated Samples
OP34129-MB1	Alkane (3.52)	160 ug/Kg	RL	RI-SB-17 (2.5-3.0)
	Unknown (4.07)	150 ug/Kg	RL	RI-SB-18 (3-3.5)
	Unknown (4.82)	330 ug/Kg	RL	RI-SB-18 (6.5-7.0)
				RI-SB-8 (1.5-2.0)
				RI-SB-8 (2.5-3.0)
				RI-SB-8 (5-5.5)
				RI-SB-9 (1.5-2.0)
				RI-SB-9 (3.5-4.0)
				RI-SB-10 (1.5-2.0)
				RI-SB-10 (3-3.5)
				RI-SB-10 (5.5-6.0)
				RI-SB-9 (5.5-6.0)
				DUP-1

Sample results were qualified as follows:

- If sample concentration was < the reporting limit (RL) and ≤ the Action Level, qualify the result as a nondetect (U) at the RL.
- If sample concentration was > the RL and ≤ the Action Level, qualify the result as not detected (U) at the reported concentration.
- If the sample concentration was > the RL and > the Action Level, qualification of the data was not required.

Qualified sample results are listed in the table below.

Sample ID	Compound TIC (RT in minutes)	Level Detected	Validation Action
RI-SB-17 (2.5-3.0)	Unknown (4.07) Unknown (4.82)	180 ug/Kg 270 ug/Kg	180U ug/Kg 270U ug/Kg
RI-SB-18 (6.5-7.0)	Unknown (4.08)	520 ug/Kg	520U ug/Kg

These results can be used for project objectives as nondetects (U) which may have a minor impact on the data usability.

A field blank was not associated with this sample set. Validation action was not required on this basis.

Surrogate Recoveries

All criteria were met.

MS/MSD Results

MS/MSD analyses were not associated with this sample set. Validation action was not required on this basis.

LCS Results

All criteria were met.

Internal Standards

All criteria were met.

Field Duplicate Results

VOC

A field duplicate pair was not associated with this sample set. Validation action was not required on this basis.

SVOC

Samples RI-SB-17 (2.5-3.0) and DUP-1 were submitted as the field duplicate pair with this sample group. The following table summarizes the concentrations.

Compound	Concentration (ug/Kg)		RPD
	RI-SB-17 (2.5-3.0)	DUP-1	
Acenaphthene	166	39U	Not calculable
Chlorobenzene	86.7	39U	Not calculable
Anthracene	344	39U	Not calculable
Benzo(a)anthracene	1180	64.7	179

Compound	Concentration (ug/Kg)		RPD
	RI-SB-17 (2.5-3.0)	DUP-1	
Benzo(a)pyrene	1150	108	166
Benzo(b)fluoranthene	1420	175	156
Benzo(g,h,i)perylene	746	67.7	167
Benzo(k)fluoranthene	512	66.4	154
Biphenyl	32.5	78U	Not calculable
Benzaldehyde	17.1	200U	Not calculable
Carbazole	313	32.9	162
Chrysene	1290	153	158
Dibenzo(a,h)anthracene	186	17.6	165
Dibenzofuran	182	78U	Not calculable
Fluoranthene	3050	265	168
Fluorene	177	39U	Not calculable
Indeno(1,2,3-cd)pyrene	834	90.9	161
2-Methylnaphthalene	106	39U	Not calculable
Naphthalene	259	39U	Not calculable
Phenanthrene	2640	133	181
Pyrene	2720	39U	Not calculable

Moisture Content

All criteria were met.

Quantitation Limits and Data Assessment

Results were reported which were below the reporting limit (RL) and above the method detection limit (MDL) in the VOC and SVOC analyses. These results were qualified as estimated (J) by the laboratory.

Due to high target compound levels or difficult sample matrix, select samples were analyzed at dilutions. The following table lists the sample dilutions which were performed and the results reported. RLs were elevated accordingly.

Sample	SVOC Analysis Reported
RI-SB-18 (6.5-7.0)	10-fold dilution due to high target compound level for benzo(a)anthracene, benzo(a)pyrene, benzo(b)fluoranthene, chrysene, fluoranthene, indeno(1,2,3-cd)pyrene, phenanthrene, and pyrene

Dilutions were not required for VOC analysis.

Sample Quantitation and Compound Identification

Calculations were spot-checked; no discrepancies were noted.

DATA VALIDATION QUALIFIERS

U - The analyte was analyzed for, but due to blank contamination was flagged as nondetect (U). The result is usable as a nondetect.

J - Data are flagged (J) when a QC analysis fails outside the primary acceptance limits. The qualified "J" data are not excluded from further review or consideration. However, only one flag (J) is applied to a sample result, even though several associated QC analyses may fail. The 'J' data may be biased high or low or the direction of the bias may be indeterminable.

UJ - The analyte was not detected above the reported sample quantitation limit. Data are flagged (UJ) when a QC analysis fails outside the primary acceptance limits. The qualified "UJ" data are not excluded from further review or consideration. However, only one flag is applied to a sample result, even though several associated QC analyses may fail. The 'UJ' data may be biased low.

JN - The analysis indicates the presence of a compound that has been "tentatively identified" (N) and the associated numerical value represents its approximate (J) concentration.

R - Data rejected (R) on the basis of an unacceptable QC analysis should be excluded from further review or consideration. Data are rejected when associated QC analysis results exceed the expanded control limits of the QC criteria. The rejected data are known to contain significant errors based on documented information. The data user must not use the rejected data to make environmental decisions. The presence or absence of the analyte cannot be verified.

LDC #: 52170C1a **VALIDATION COMPLETENESS WORKSHEET** Date: 10/12/21
SDG #: JD27605 Category B Page: 1 of 1
Laboratory: SGS North America, Inc., Dayton, NJ Reviewer: FJ
2nd Reviewer:

METHOD: GC/MS Volatiles (EPA SW846 Method 8260D)

The samples listed below were reviewed for each of the following validation areas. Validation findings are noted in attached validation findings worksheets.

	Validation Area		Comments
I.	Sample receipt/Technical holding times	A / A	
II.	GC/MS Instrument performance check	A	
III.	Initial calibration/ICV	A / A	%RSD ≤ 20 ICV ≤ 30
IV.	Continuing calibration	SW	
V.	Laboratory Blanks	A	
VI.	Field blanks	N	
VII.	Surrogate spikes	A	
VIII.	Matrix spike/Matrix spike duplicates	N	ms
IX.	Laboratory control samples	A	LCS
X.	Field duplicates	N	
XI.	Internal standards	A	
XII.	Target analyte quantitation	A	Result < RL > MDL = Jdet
XIII.	Target analyte identification	A	
XIV.	System performance	A	
XV.	Overall assessment of data	A	

Note: A = Acceptable; N = Not provided/applicable; SW = See worksheet; ND = No compounds detected; R = Rinsate; FB = Field blank; D = Duplicate; TB = Trip blank; EB = Equipment blank; SB=Source blank; OTHER:

	Client ID	Lab ID	Matrix	Date
1	RI-SB-9 (5.5-6.0)	JD27605-12	Soil	06/30/21
2				
3				
4				
5				
6				
7				
8				
9				

Notes:

	V2B836U						

LDC #: 52170C1a

VALIDATION FINDINGS CHECKLIST

Reviewer: FT

Method: Volatiles (EPA SW 846 Method 8260 D)

Validation Area	Yes	No	NA	Findings/Comments
I. Technical holding times				
Were all technical holding times met?	✓			
Was cooler temperature criteria met?	✓			
II. GC/MS Instrument performance check				
Were the BFB performance results reviewed and found to be within the specified criteria?	✓			
Were all samples analyzed within the 12 hour clock criteria?	✓			
IIIa. Initial calibration				
Did the laboratory perform a 5 point calibration prior to sample analysis?	✓			
Were all percent relative standard deviations (%RSD) and relative response factors (RRF) within method criteria for all CCCs and SPCCs?	✓			
Was a curve fit used for evaluation? If yes, did the initial calibration meet the curve fit acceptance criteria of ≥ 0.990?			✓	
Were all percent relative standard deviations (%RSD) ≤ 30%/15%, 20% and relative response factors (RRF) ≥ 0.05?	✓			
IIIb. Initial Calibration Verification				
Was an initial calibration verification standard analyzed after each initial calibration for each instrument?	✓			
Were all percent differences (%D) ≤ 20%, 30%?	✓			
IV. Continuing calibration				
Was a continuing calibration standard analyzed at least once every 12 hours for each instrument?	✓			
Were all percent differences (%D) and relative response factors (RRF) within method criteria for all CCCs and SPCCs?	✓			
Were all percent differences (%D) ≤ 20% and relative response factors (RRF) ≥ 0.05?		✓		
V. Laboratory Blanks				
Was a laboratory blank associated with every sample in this SDG?	✓			
Was a laboratory blank analyzed at least once every 12 hours for each matrix and concentration?	✓			
Was there contamination in the laboratory blanks?		✓		
VI. Field blanks				
Were field blanks were identified in this SDG?		✓		
Were target compounds detected in the field blanks?			✓	
VII. Surrogate spikes				
Were all surrogate percent recovery (%R) within QC limits?	✓			
If the percent recovery (%R) for one or more surrogates was out of QC limits, was a reanalysis performed to confirm samples with %R outside of criteria?			✓	

VIII. Matrix spike/Matrix spike duplicates				
Were matrix spike (MS) and matrix spike duplicate (MSD) analyzed in this SDG?			✓	
Were the MS/MSD percent recoveries (%R) and the relative percent differences (RPD) within the QC limits?			✓	
IX. Laboratory control samples				
Was an LCS analyzed per analytical batch?	✓			
Were the LCS percent recoveries (%R) and relative percent difference (RPD) within the QC limits?	✓			
X. Field duplicates				
Were field duplicate pairs identified in this SDG?		✓		
Were target compounds detected in the field duplicates?			✓	
XI. Internal standards				
Were internal standard area counts within -50% to +100% of the associated calibration standard?	✓			
Were retention times within ± 30 seconds of the associated calibration standard?	✓			
XII. Target analyte quantitation				
Did the laboratory LOQs/RLs meet the QAPP LOQs/RLs?	✓			
Were the correct internal standard (IS), quantitation ion and relative response factor (RRF) used to quantitate the compound?	✓			
Were compound quantitation and RLs adjusted to reflect all sample dilutions and dry weight factors applicable to level IV validation?	✓			
XIII. Target ~~analyte~~ analyte identification				
Were relative retention times (RRT's) within ± 0.06 RRT units of the standard?	✓			
Did compound spectra meet specified EPA "Functional Guidelines" criteria?	✓			
Were chromatogram peaks verified and accounted for?	✓			
XIV. System performance				
System performance was found to be acceptable.	✓			
XV. Overall assessment of data	✓			
Overall assessment of data was found to be acceptable.				

TARGET COMPOUND WORKSHEET

METHOD: VOA

A. Chloromethane	AA. Tetrachloroethene	AAA. 1,3,5-Trimethylbenzene	AAAA. Ethyl tert-butyl ether	A1. 1,3-Butadiene
B. Bromomethane	BB. 1,1,2,2-Tetrachloroethane	BBB. 4-Chlorotoluene	BBBB. tert-Amyl methyl ether	B1. Hexane
C. Vinyl choride	CC. Toluene	CCC. tert-Butylbenzene	CCCC. 1-Chlorohexane	C1. Heptane
D. Chloroethane	DD. Chlorobenzene	DDD. 1,2,4-Trimethylbenzene	DDDD. Isopropyl alcohol	D1. Propylene
E. Methylene chloride	EE. Ethylbenzene	EEE. sec-Butylbenzene	EEEE. Acetonitrile	E1. Freon 11
F. Acetone	FF. Styrene	FFF. 1,3-Dichlorobenzene	FFFF. Acrolein	F1. Freon 12
G. Carbon disulfide	GG. Xylenes, total	GGG. p-Isopropyltoluene	GGGG. Acrylonitrile	G1. Freon 113
H. 1,1-Dichloroethene	HH. Vinyl acetate	HHH. 1,4-Dichlorobenzene	HHHH. 1,4-Dioxane	H1. Freon 114
I. 1,1-Dichloroethane	II. 2-Chloroethylvinyl ether	III. n-Butylbenzene	IIII. Isobutyl alcohol	I1. 2-Nitropropane
J. 1,2-Dichloroethene, total	JJ. Dichlorodifluoromethane	JJJ. 1,2-Dichlorobenzene	JJJJ. Methacrylonitrile	J1. Dimethyl disulfide
K. Chloroform	KK. Trichlorofluoromethane	KKK. 1,2,4-Trichlorobenzene	KKKK. Propionitrile	K1. 2,3-Dimethyl pentane
L. 1,2-Dichloroethane	LL. Methyl-tert-butyl ether	LLL. Hexachlorobutadiene	LLLL. Ethyl ether	L1. 2,4-Dimethyl pentane
M. 2-Butanone	MM. 1,2-Dibromo-3-chloropropane	MMM. Naphthalene	MMMM. Benzyl chloride	M1. 3,3-Dimethyl pentane
N. 1,1,1-Trichloroethane	NN. Methyl ethyl ketone	NNN. 1,2,3-Trichlorobenzene	NNNN. Iodomethane	N1. 2-Methylpentane
O. Carbon tetrachloride	OO. 2,2-Dichloropropane	OOO. 1,3,5-Trichlorobenzene	OOOO.1,1-Difluoroethane	O1. 3-Methylpentane
P. Bromodichloromethane	PP. Bromochloromethane	PPP. trans-1,2-Dichloroethene	PPPP. Tetrahydrofuran	P1. 3-Ethylpentane
Q. 1,2-Dichloropropane	QQ. 1,1-Dichloropropene	QQQ. cis-1,2-Dichloroethene	QQQQ. Methyl acetate	Q1. 2,2-Dimethylpentane
R. cis-1,3-Dichloropropene	RR. Dibromomethane	RRR. m,p-Xylenes	RRRR. Ethyl acetate	R1. 2,2,3- Trimethylbutane
S. Trichloroethene	SS. 1,3-Dichloropropane	SSS. o-Xylene	SSSS. Cyclohexane	S1. 2,2,4-Trimethylpentane
T. Dibromochloromethane	TT. 1,2-Dibromoethane	TTT. 1,1,2-Trichloro-1,2,2-trifluoroethane	TTTT. Methyl cyclohexane	T1. 2-Methylhexane
U. 1,1,2-Trichloroethane	UU. 1,1,1,2-Tetrachloroethane	UUU. 1,2-Dichlorotetrafluoroethane	UUUU. Allyl chloride	U1. Nonanal
V. Benzene	VV. Isopropylbenzene	VVV. 4-Ethyltoluene	VVVV. Methyl methacrylate	V1. 2-Methylnaphthalene
W. trans-1,3-Dichloropropene	WW. Bromobenzene	WWW. Ethanol	WWWW. Ethyl methacrylate	W1. Methanol
X. Bromoform	XX. 1,2,3-Trichloropropane	XXX. Di-isopropyl ether	XXXX. cis-1,4-Dichloro-2-butene	X1. 1,2,3-Trimethylbenzene
Y. 4-Methyl-2-pentanone	YY. n-Propylbenzene	YYY. tert-Butanol	YYYY. trans-1,4-Dichloro-2-butene	Y1. 2-Propanol
Z. 2-Hexanone	ZZ. 2-Chlorotoluene	ZZZ. tert-Butyl alcohol	ZZZZ. Pentachloroethane	Z1.

LDC #: 52170 c/a

VALIDATION FINDINGS WORKSHEET
Continuing Calibration

Reviewer: FT

METHOD: GC/MS VOA (EPA SW 846 Method 8260 D)

Please see qualifications below for all questions answered "N". Not applicable questions are identified as "N/A".

Y N N/A Was a continuing calibration standard analyzed at least once every 12 hours for each instrument?
Y N N/A Were percent differences (%D) and relative response factors (RRF) within method criteria for all CCC's and SPCC's ?
Y N N/A Were all %D and RRFs within the validation criteria of ≤20 %D and ≥0.05 RRF ?

#	Date	Standard ID	Compound	Finding %D (Limit: <20.0%)	Finding RRF (Limit: >0.05)	Associated Samples	Qualifications
	7/3/21	CCV	M	27.8		all	J/UJ/A ND
	0814		F	40.2		↓	↓

LDC #: _52170C1a

VALIDATION FINDINGS WORKSHEET
Initial Calibration Calculation Verification

Reviewer: ____FT____

METHOD: GCMS 8260D

The calibration factors (RRFF), average RRFF, and relative standard deviation (%RSD) were recalculated for compounds identified below using the following calculations:

RRF = (Ax)(Cis)/(Ais)(Cx)
average RRF = sum of the RRFs/number of standards
%RSD = 100 * (S/X)

Where:

Ax = Area of compound
Cx = Concentration of compound
S = Standard deviation of the RRFs
X = Mean of the RRFs
Ais = Area of associated internal standard
Cis = Concentration of internal Standard

#	Standard ID	Calibration Date	Compound	Reported (RRF 20 std)	Recalculated (RRF 20 std)	Reported AverageRRF (Initial)	Recalculated Average RRF (Initial)	Reported %RSD	Recalculated %RSD
	ICAL GCMS2B	6/16/2021	C	0.815	0.815	0.718	0.718	10.21	10.21
			V	1.152	1.152	1.060	1.060	9.30	9.30
			CC	0.780	0.780	0.731	0.731	7.25	7.25
			BB	0.745	0.745	0.669	0.669	10.12	10.12

LDC #: 52170c1a

VALIDATION FINDINGS WORKSHEET
Continuing Calibration Results Verification

Reviewer: FT

METHOD: GC/MS VOA (EPA SW 846 Method 8260 D)

The percent difference (%D) of the initial calibration average Relative Response Factors (RRFs) and the continuing calibration RRFs were recalculated for the compounds identified below using the following calculation:

% Difference = 100 * (ave. RRF - RRF)/ave. RRF
$RRF = (A_x)(C_{is})/(A_{is})(C_x)$

Where: ave. RRF = initial calibration average RRF
RRF = continuing calibration RRF
A_x = Area of compound, A_{is} = Area of associated internal standard
C_x = Concentration of compound, C_{is} = Concentration of internal standard

#	Standard ID	Calibration Date	Compound (Reference internal Standard)	Average RRF (initial)	Reported RRF (CC)	Recalculated RRF (CC)	Reported %D	Recalculated %D
1	CCV 0814	7/3/21	C (1st internal standard)	0.718	0.715	0.715	0.4	0.4
			V (2nd internal standard)	1.060	1.096	1.096	3.4	3.4
			CC (3rd internal standard)	0.731	0.730	0.730	0.1	0.1
			BB (4th internal standard)	0.669	0.708	0.708	5.8	5.8
2			(1st internal standard)					
			(2nd internal standard)					
			(3rd internal standard)					
			(4th internal standard)					
3			(1st internal standard)					
			(2nd internal standard)					
			(3rd internal standard)					
			(4th internal standard)					
4			(1st internal standard)					
			(2nd internal standard)					
			(3rd internal standard)					
			(4th internal standard)					

Comments: Refer to Continuing Calibration findings worksheet for list of qualifications and associated samples when reported results do not agree within 10.0% of the recalculated results.

LDC #: 52170c1a

VALIDATION FINDINGS WORKSHEET
Surrogate Results Verification

Reviewer: FT

METHOD: GC/MS VOA (EPA SW 846 Method 8260D)

The percent recoveries (%R) of surrogates were recalculated for the compounds identified below using the following calculation:

% Recovery: SF/SS * 100

Where: SF = Surrogate Found
SS = Surrogate Spiked

Sample ID: #1

	Surrogate Spiked	Surrogate Found	Percent Recovery Reported	Percent Recovery Recalculated	Percent Difference
Dibromofluoromethane	50.0	51.01	102	102	0
1,2-Dichloroethane-d4	↓	49.54	99	99	↓
Toluene-d8		52.71	105	105	
Bromofluorobenzene		51.33	103	103	

Sample ID:

	Surrogate Spiked	Surrogate Found	Percent Recovery Reported	Percent Recovery Recalculated	Percent Difference
Dibromofluoromethane					
1,2-Dichloroethane-d4					
Toluene-d8					
Bromofluorobenzene					

Sample ID:

	Surrogate Spiked	Surrogate Found	Percent Recovery Reported	Percent Recovery Recalculated	Percent Difference
Dibromofluoromethane					
1,2-Dichloroethane-d4					
Toluene-d8					
Bromofluorobenzene					

Sample ID:

	Surrogate Spiked	Surrogate Found	Percent Recovery Reported	Percent Recovery Recalculated	Percent Difference
Dibromofluoromethane					
1,2-Dichloroethane-d4					
Toluene-d8					
Bromofluorobenzene					

Sample ID:

	Surrogate Spiked	Surrogate Found	Percent Recovery Reported	Percent Recovery Recalculated	Percent Difference
Dibromofluoromethane					
1,2-Dichloroethane-d4					
Toluene-d8					
Bromofluorobenzene					

LDC #: 52170c1a

VALIDATION FINDINGS WORKSHEET
Laboratory Control Sample Results Verification

Reviewer: FT

METHOD: GC/MS VOA (EPA Method 8260 D)

The percent recoveries (%R) and Relative Percent Difference (RPD) of the laboratoy control sample and laboratory control sample duplicate (if applicable) were recalculated for the compounds identified below using the following calculation:

% Recovery = 100 * SSC/SA Where: SSC = Spiked sample concentration; SA = Spike added

RPD = I LCSC - LCSDC I * 2/(LCSC + LCSDC) LCSC = Laboraotry control sample concentration LCSDC = Laboratory control sample duplicate concentration

LCS ID: V2B8360 lcs

Compound	Spike Added (ug/Kg)		Spiked Sample Concentration (ug/Kg)		LCS Percent Recovery		LCSD Percent Recovery		LCS/LCSD RPD	
	LCS	LCSD	LCS	LCSD	Reported	Recalc.	Reported	Recalc.	Reported	Recalculated
1,1-Dichloroethene	2500	NA	2550	NA	102	102				
Trichloroethene	↓	↓	2630	↓	105	105				
Benzene	↓	↓	2700	↓	108	108				
Toluene	↓	↓	2590	↓	104	104				
Chlorobenzene	↓	↓	2520	↓	101	101	NA			

Comments: Refer to Laboratory Control Sample findings worksheet for list of qualifications and associated samples when reported results do not agree within 10.0% of the recalculated results.

LDC #: 52170C1a

VALIDATION FINDINGS WORKSHEET
Sample Calculation Verification

METHOD: GC/MS VOA (EPA SW 846 Method 8260 D)

Y N N/A Were all reported results recalculated and verified for all level IV samples?

Y N N/A Were all recalculated results for detected target compounds agree within 10.0% of the reported results?

Concentration = $\frac{(A_x)(I_s)(DF)}{(A_{is})(RRF)(V_o)(\%S)}$

A_x = Area of the characteristic ion (EICP) for the compound to be measured

A_{is} = Area of the characteristic ion (EICP) for the specific internal standard

I_s = Amount of internal standard added in nanograms (ng)

RRF = Relative response factor of the calibration standard.

V_o = Volume or weight of sample pruged in milliliters (ml) or grams (g).

Df = Dilution factor.

%S = Percent solids, applicable to soils and solid matrices only.

Example:

Sample I.D. #1, Isopropyl benzene

Conc. = $\frac{(24254)(50.0)(5)(5.46)}{(484185)(1.609)(6.9)(0.1)(0.933)}$

= 65.72 ug/kg

5/6.9

%S = 93.3

#	Sample ID	Compound	Reported Concentration (ug/kg)	Calculated Concentration (ug/kg)	Qualification
	#1	Isopropyl benzene	66.0	65.72	

LDC #: 52170C2a **VALIDATION COMPLETENESS WORKSHEET** Date: 10/12/21

SDG #: JD27605 Category B Page: 1 of 1

Laboratory: SGS North America, Inc., Dayton, NJ Reviewer: [illegible]

2nd Reviewer: [illegible]

METHOD: GC/MS Semivolatiles (EPA SW846 Method 8270E)

The samples listed below were reviewed for each of the following validation areas. Validation findings are noted in attached validation findings worksheets.

	Validation Area		Comments
I.	Sample receipt/Technical holding times	A/A	
II.	GC/MS Instrument performance check	A	
III.	Initial calibration/ICV	A/A	%D RSD ≤ 20, r² ICV ≤ 30
IV.	Continuing calibration	SW	CCV ≤ 20
V.	Laboratory Blanks	SW	
VI.	Field blanks	N	
VII.	Surrogate spikes	A	
VIII.	Matrix spike/Matrix spike duplicates	N	MS
IX.	Laboratory control samples	A	LCS
X.	Field duplicates		D = 1+13
XI.	Internal standards	A	
XII.	Target analyte quantitation	A	Results < RL > MDL = Jdet (MI)
XIII.	Target analyte identification	A	
XIV.	System performance	A	
XV.	Overall assessment of data	A	

Note: A = Acceptable; N = Not provided/applicable; SW = See worksheet; ND = No compounds detected; R = Rinsate; FB = Field blank; D = Duplicate; TB = Trip blank; EB = Equipment blank; SB=Source blank; OTHER:

	Client ID	Lab ID	Matrix	Date
1	RI-SB-17 (2.5-3.0)	JD27605-1	Soil	06/30/21
2	RI-SB-18 (3-3.5)	JD27605-2	Soil	06/30/21
3	RI-SB-18 (6.5-7.0) 10X = CCC, III, GGG, DDD, YY, JJJ, UU, ZZ	JD27605-3	Soil	06/30/21
4	RI-SB-8 (1.5-2.0)	JD27605-4	Soil	06/30/21
5	RI-SB-8 (2.5-3.0)	JD27605-5	Soil	06/30/21
6	RI-SB-8 (5-5.5)	JD27605-6	Soil	06/30/21
7	RI-SB-9 (1.5-2.0)	JD27605-7	Soil	06/30/21
8	RI-SB-9 (3.5-4.0)	JD27605-8	Soil	06/30/21
9	RI-SB-10 (1.5-2.0)	JD27605-9	Soil	06/30/21
10	RI-SB-10 (3-3.5)	JD27605-10	Soil	06/30/21
11	RI-SB-10 (5.5-6.0)	JD27605-11	Soil	06/30/21
12	RI-SB-9 (5.5-6.0)	JD27605-12	Soil	06/30/21
13	DUP-1	JD27605-13	Soil	06/30/21
14	OP34129			

LDC #: 52170C2a **VALIDATION FINDINGS CHECKLIST** Page: 1 of 2
Reviewer: FT

Method: Semivolatiles (EPA SW 846 Method 8270 E)

Validation Area	Yes	No	NA	Findings/Comments
I. Technical holding times				
Were all technical holding times met?	✓			
Was cooler temperature criteria met?.	✓			
II. GC/MS Instrument performance check				
Were the DFTPP performance results reviewed and found to be within the specified criteria?	✓			
Were all samples analyzed within the 12 hour clock criteria?	✓			
IIIa. Initial calibration				
Did the laboratory perform a 5 point calibration prior to sample analysis?	✓			
Were all percent relative standard deviations (%RSD) and relative response factors (RRF) within method criteria for all CCCs and SPCCs?	✓			
Was a curve fit used for evaluation? If yes, did the initial calibration meet the curve fit acceptance criteria of ≥ 0.990?	✓			
Were all percent relative standard deviations (%RSD) ≤ 15%, 15/30%, 20% and relative response factors (RRF) ≥ 0.05?	✓			
IIIb. Initial Calibration Verification				
Was an initial calibration verification standard analyzed after each ICAL for each instrument?	✓			
Were all percent difference (%D) ≤20%, 30%?	✓			
IV. Continuing calibration				
Was a continuing calibration standard analyzed at least once every 12 hours for each instrument?	✓			
Were all percent differences (%D) and relative response factors (RRF) within method criteria for all CCCs and SPCCs?	✓			
Were all percent differences (%D) ≤ 20% and relative response factors (RRF) ≥ 0.05?		✓		
V. Laboratory Blanks				
Was a laboratory blank associated with every sample in this SDG?	✓			
Was a laboratory blank analyzed at least once every 12 hours for each matrix and concentration?	✓			
Was there contamination in the laboratory blanks?	✓			
VI. Field blanks				
Were field blanks identified in this SDG?		✓		
Were target compounds detected in the field blanks?			✓	
VII. Surrogate spikes				
Were all surrogate %R within QC limits?	✓			
If 2 or more base neutral or acid surrogates were outside QC limits, was a reanalysis performed to confirm %R?			✓	
If any percent recoveries (%R) was less than 10 percent, was a reanalysis performed to confirm %R?			✓	
VIII. Matrix spike/Matrix spike duplicates				

Were matrix spike (MS) and matrix spike duplicate (MSD) analyzed in this SDG?			✓	
Were the MS/MSD percent recoveries (%R) and the relative percent differences (RPD) within the QC limits?			✓	
IX. Laboratory control samples				
Was an LCS analyzed per extraction batch?	✓			
Were the LCS percent recoveries (%R) and relative percent difference (RPD) within the QC limits?	✓			
X. Field duplicates				
Were field duplicate pairs identified in this SDG?	✓			
Were target compounds detected in the field duplicates?		✓		
XI. Internal standards				
Were internal standard area counts within -50% or +100% of the associated calibration standard?	✓			
Were retention times within ± 30 seconds of the associated calibration standard?	✓			
XII. Target Analyte quantitation				
Did the laboratory LOQs/RLs meet the QAPP LOQs/RLs?	✓			
Were the correct internal standard (IS), quantitation ion and relative response factor (RRF) used to quantitate the compound?	✓			
Were target analyte quantitation and RLs adjusted to reflect all sample dilutions and dry weight factors applicable to level IV validation?	✓			
Were manual integrations reviewed and found acceptable?	✓			
Did the laboratory provide before and after integration printouts?	✓			
XIII. Target analyte identification				
Were relative retention times (RRT's) within ± 0.06 RRT units of the standard?	✓			
Did analyte spectra meet specified EPA "Functional Guidelines" criteria?	✓			
Were chromatogram peaks verified and accounted for?	✓			
XIV. System performance				
System performance was found to be acceptable.	✓			
XV. Overall assessment of data				
Overall assessment of data was found to be acceptable.	✓			

VALIDATION FINDINGS WORKSHEET

METHOD: GC/MS SVOA

A. Phenol	CC. Dimethylphthalate	EEE. Bis(2-ethylhexyl)phthalate	GGGG. C30-Hopane	I1. Methyl methanesulfonate
B. Bis (2-chloroethyl) ether	DD. Acenaphthylene	FFF. Di-n-octylphthalate	HHHH. 1-Methylphenanthrene	J1. Ethyl methanesulfonate
C. 2-Chlorophenol	EE. 2,6-Dinitrotoluene	GGG. Benzo(b)fluoranthene	IIII. 1,4-Dioxane	K1. o,o',o''-Triethylphosphorothioate
D. 1,3-Dichlorobenzene	FF. 3-Nitroaniline	HHH. Benzo(k)fluoranthene	JJJJ. Acetophenone	L1. n-Phenylene diamine
E. 1,4-Dichlorobenzene	GG. Acenaphthene	III. Benzo(a)pyrene	KKKK. Atrazine	M1. 1,4-Naphthoquinone
F. 1,2-Dichlorobenzene	HH. 2,4-Dinitrophenol	JJJ. Indeno(1,2,3-cd)pyrene	LLLL. Benzaldehyde	N1. N-Nitro-o-toluidine
G. 2-Methylphenol	II. 4-Nitrophenol	KKK. Dibenz(a,h)anthracene	MMMM. Caprolactam	O1. 1,3,5-Trinitrobenzene
H. 2,2'-Oxybis(1-chloropropane)	JJ. Dibenzofuran	LLL. Benzo(g,h,i)perylene	NNNN. 2,6-Dichlorophenol	P1. Pentachlorobenzene
I. 4-Methylphenol	KK. 2,4-Dinitrotoluene	MMM. Bis(2-Chloroisopropyl)ether	OOOO. 1,2-Diphenylhydrazine	Q1. 4-Aminobiphenyl
J. N-Nitroso-di-n-propylamine	LL. Diethylphthalate	NNN. Aniline	PPPP. 3-Methylphenol	R1. 2-Naphthylamine
K. Hexachloroethane	MM. 4-Chlorophenyl-phenyl ether	OOO. N-Nitrosodimethylamine	QQQQ. 3&4-Methylphenol	S1. Triphenylene
L. Nitrobenzene	NN. Fluorene	PPP. Benzoic Acid	RRRR. 4-Dimethyldibenzothiophene (4MDT)	T1. Octachlorostyrene
M. Isophorone	OO. 4-Nitroaniline	QQQ. Benzyl alcohol	SSSS. 2/3-Dimethyldibenzothiophene (4MDT)	U1. Famphur
N. 2-Nitrophenol	PP. 4,6-Dinitro-2-methylphenol	RRR. Pyridine	TTTT. 1-Methyldibenzothiophene (1MDT)	V1. 1,4-phenylenediamine
O. 2,4-Dimethylphenol	QQ. N-Nitrosodiphenylamine	SSS. Benzidine	UUUU.. 2,3,4,6-Tetrachlorophenol	W1. Methapyrilene
P. Bis(2-chloroethoxy)methane	RR. 4-Bromophenyl-phenylether	TTT. 1-Methylnaphthalene	VVVV. 1,2,4,5-Tetrachlorobenzene	X1. Pentachloroethane
Q. 2,4-Dichlorophenol	SS. Hexachlorobenzene	UUU.Benzo(b)thiophene	WWWW.. 2-Picoline	Y1. 3,3'-Dimethylbenzidine
R. 1,2,4-Trichlorobenzene	TT. Pentachlorophenol	VVV.Benzonaphthothiophene	XXXX. 3-Methylcholanthrene	Z1. o-Toluidine
S. Naphthalene	UU. Phenanthrene	WWW.Benzo(e)pyrene	YYYY. a,a-Dimethylphenethylamine	A2. 1-Naphthylamine
T. 4-Chloroaniline	VV. Anthracene	XXX. 2,6-Dimethylnaphthalene	ZZZZ. Hexachloropropene	B2. 4-Aminobiphenyl
U. Hexachlorobutadiene	WW. Carbazole	YYY. 2,3,5-Trimethylnaphthalene	A1. N-Nitrosodiethylamine	C2. 4-Nitroquinoline-1-oxide
V. 4-Chloro-3-methylphenol	XX. Di-n-butylphthalate	ZZZ. Perylene	B1. N-Nitrosodi-n-butylamine	D2. Hexachloropene
W. 2-Methylnaphthalene	YY. Fluoranthene	AAAA. Dibenzothiophene	C1. N-Nitrosomethylethylamine	E2. Bis (2-chloro-1-methylethyl) ether
X. Hexachlorocyclopentadiene	ZZ. Pyrene	BBBB. Benzo(a)fluoranthene	D1. N-Nitrosomorpholine	F2. Bifenthrin
Y. 2,4,6-Trichlorophenol	AAA. Butylbenzylphthalate	CCCC. Benzo(b)fluorene	E1. N-Nitrosopyrrolidine	G2. Cyfluthrin
Z. 2,4,5-Trichlorophenol	BBB. 3,3'-Dichlorobenzidine	DDDD. cis/trans-Decalin	F1. Phenacetin	H2. Cypermethrin
AA. 2-Chloronaphthalene	CCC. Benzo(a)anthracene	EEEE. 1,1'-Biphenyl	G1. 2-Acetylaminofluorene	I2. Permethrin (cis/trans)
BB. 2-Nitroaniline	DDD. Chrysene	FFFF. Retene	H1. Pronamide	J2. 5-Nitro-o-toluidine

LDC #: 52170 C2a

VALIDATION FINDINGS WORKSHEET
Continuing Calibration

Page: 1 of 1
Reviewer: FT

METHOD: GC/MS BNA (EPA SW 846 Method 8270 E)

Please see qualifications below for all questions answered "N". Not applicable questions are identified as "N/A".

Y (N) N/A Was a continuing calibration standard analyzed at least once every 12 hours of sample analysis for each instrument?
Y (N) N/A Were percent differences (%D) and relative response factors (RRF) within method criteria for all CCC's and SPCC's ?
Y (N) N/A Were all %D and RRFs within the validation criteria of ≤20 %D and ≥0.05 RRF ?

#	Date	Standard ID	Compound	Finding %D (Limit: ≤20.0%)	Finding RRF (Limit: ≥0.05)	Associated Samples	Qualifications
	7/8/21 1013	CCV - F	MMMM	22.2	~~3,0P34129~~	3, 0P34129-MB, #1	J/UJ/Δ ND
	7/6/21 0933	CCV - M	Q	21.4		~~2~~, 3, 4-D13	J/UJ/Δ ND
			X	22.0			
			11	33.5		↓	↓
			QQ	20.6			
			ΔΔΔ	21.7			

LDC #: 52170 C2a

VALIDATION FINDINGS WORKSHEET
Blanks

Reviewer: FT

METHOD: GC/MS BNA (EPA SW 846 Method 8270 E)
Please see qualifications below for all questions answered "N". Not applicable questions are identified as "N/A".

Y N N/A Was a method blank analyzed for each matrix?
Y N N/A Was a method blank analyzed for each concentration preparation level?
Y N N/A Was a method blank associated with every sample?
Y N N/A Was the blank contaminated? If yes, please see qualification below.

Blank extraction date: 7/3/21 **Blank analysis date:** 7/8/21
Conc. units: ug/kg Associated Samples: All

Compound	Blank ID								
	OP34129-MB1		1	3					
alkane	160 (3.52)		-						
unknown	150 (4.07)		180 (4.07)	520 (4.08)					
unknown	330 (4.82)		270 (4.82)						

Blank extraction date: _____ **Blank analysis date:** _____
Conc. units: _____ Associated Samples: _____

Compound	Blank ID								

LDC#:_52170C2a

VALIDATION FINDINGS WORKSHEET
Field Duplicates

Page:_1__of_1__
Reviewer:__FT____

METHOD: GCMS SVOA (EPA Method 8270E)

Compound	Concentration (ug/Kg)		RPD
	1	13	
GG	166	39U	NC
DD	86.7	39U	NC
VV	344	39U	NC
CCC	1180	64.7	179
III	1150	108	166
GGG	1420	175	156
LLL	746	67.7	167
HHH	512	66.4	154
EEEE	32.5	78U	NC
LLLL	17.1	200U	NC
WW	313	32.9	162
DDD	1290	153	158
KKK	186	17.6	165
JJ	182	78U	NC
YY	3050	265	168
NN	177	39U	NC
JJJ	834	90.9	161
W	106	39U	NC
S	259	39U	NC
UU	2640	133	181
ZZ	2720	39U	NC

LDC #: _52170C2a

VALIDATION FINDINGS WORKSHEET
Initial Calibration Calculation Verification

METHOD: GCMS 8270D

The calibration factors (RRFF), average RRFF, and relative standard deviation (%RSD) were recalculated for compounds identified below using the following calculations:

RRF = (Ax)(Cis)/(Ais)(Cx)
average RRF = sum of the RRFs/number of standards
%RSD = 100 * (S/X)

Where:

Ax = Area of compound
Cx = Concentration of compound
S = Standard deviation of the RRFs
X = Mean of the RRFs
Ais = Area of associated internal standard
Cis = Concentration of internal Standard

#	Standard ID	Calibration Date	Compound		Reported (RRF 25 std)	Recalculated (RRF 25 std)	Reported AverageRRF (Initial)	Recalculated Average RRF (Initial)	Reported %RSD	Recalculated %RSD
	ICAL	5/17/2021	A	(IS1)	1.731	1.731	1.614	1.614	10.45	10.45
	GCMSM		S	(IS2)	0.861	0.861	0.892	0.892	3.41	3.41
			GG	(IS3)	0.905	0.905	0.937	0.937	4.71	4.71
			UU	(IS4)	0.851	0.851	0.897	0.897	5.71	5.71
			DDD	(IS5)	1.004	1.004	1.012	1.012	5.13	5.13
			III	(IS6)	1.011	1.011	0.967	0.967	12.32	12.32

LDC #: _52170C2a

VALIDATION FINDINGS WORKSHEET
Initial Calibration Calculation Verification

METHOD: GCMS 8270D

The calibration factors (RRFF), average RRFF, and relative standard deviation (%RSD) were recalculated for compounds identified below using the following calculations:

RRF = (Ax)(Cis)/(Ais)(Cx)
average RRF = sum of the RRFs/number of standards
%RSD = 100 * (S/X)

Where:

Ax = Area of compound
Cx = Concentration of compound
S = Standard deviation of the RRFs
X = Mean of the RRFs
Ais = Area of associated internal standard
Cis = Concentration of internal Standard

#	Standard ID	Calibration Date	Compound	Reported (RRF 25 std)	Recalculated (RRF 25 std)	Reported AverageRRF (Initial)	Recalculated Average RRF (Initial)	Reported %RSD	Recalculated %RSD
	ICAL	6/26/2021	A (IS1)	1.661	1.661	1.680	1.680	6.22	6.22
	GCMSF		S (IS2)	0.986	0.986	1.008	1.008	5.40	5.40
			GG (IS3)	1.139	1.139	1.143	1.143	4.13	4.13
			UU (IS4)	1.021	1.021	1.039	1.039	4.64	4.64
			DDD (IS5)	1.142	1.142	1.165	1.165	3.05	3.05
			JJJ (IS6)	0.960	0.960	0.929	0.929	12.57	12.57

LDC #: 52170C2q

VALIDATION FINDINGS WORKSHEET
Continuing Calibration Results Verification

Reviewer: FT

METHOD: GC/MS BNA (EPA SW 846 Method 8270 D)

The percent difference (%D) of the initial calibration average Relative Response Factors (RRFs) and the continuing calibration RRFs were recalculated for the compounds identified below using the following calculation:

% Difference = 100 * (ave. RRF - RRF)/ave. RRF
$RRF = (A_x)(C_{is})/(A_{is})(C_x)$

Where: ave. RRF = initial calibration average RRF
RRF = continuing calibration RRF
A_x = Area of compound, A_{is} = Area of associated internal standard
C_x = Concentration of compound, C_{is} = Concentration of internal standard

#	Standard ID	Calibration Date	Compound (Internal Standard)	Average RRF (Initial)	Reported RRF (CC)	Recalculated RRF (CC)	Reported %D	Recalculated %D
1	ccv F	7/8/21 0944	Δ (1st IS)	1.680	1.619	1.619	3.6	3.6
			S (2nd IS)	1.008	1.002	1.002	0.6	0.6
			GG (3rd IS)	1.143	1.091	1.091	4.5	4.5
			UU (4th IS)	1.039	1.010	1.010	2.8	2.8
			DDD (5th IS)	1.165	1.170 F1	1.170	0.4	0.4
			~~HH~~ JJJ (6th IS)	0.929	~~1.125~~ 0.999	~~1.122~~ 0.999	~~7.2~~ 7.5	~~7.2~~ 7.5
2	ccv M	7/6/21 0933	Δ (1st IS)	1.614	1.856	1.856	15.0	15.0
			S (2nd IS)	0.892	0.976	0.976	9.4	9.4
			GG (3rd IS)	0.951	0.986	0.986	5.2	5.2
			UU (4th IS)	0.897	0.917	0.917	2.2	2.2
			DDD (5th IS)	1.012	1.060	1.060	4.7	4.7
			~~HH~~ JJJ (6th IS)	1.148	1.222	1.222	6.4	6.4
3			(1st IS)					
			(2nd IS)					
			(3rd IS)					
			(4th IS)					
			(5th IS)					
			(6th IS)					

Comments: Refer to Continuing Calibration findings worksheet for list of qualifications and associated samples when reported results do not agree within 10.0% of the recalculated results.

LDC #: 52170C2a

VALIDATION FINDINGS WORKSHEET
Surrogate Results Verification

Reviewer: FT

METHOD: GC/MS Semivolatiles (EPA SW 846 Method 8270 C)

The percent recoveries (%R) of surrogates were recalculated for the compounds identified below using the following calculation:

% Recovery: SF/SS * 100

Where: SF = Surrogate Found
SS = Surrogate Spiked

Sample ID: #1

	Surrogate Spiked	Surrogate Found	Percent Recovery Reported	Percent Recovery Recalculated	Percent Difference
Nitrobenzene-d5	50.0	39.53	79	79	0
2-Fluorobiphenyl		38.16	76	76	
Terphenyl-d14		40.11	80	80	
Phenol-d5		33.65	67	67	
2-Fluorophenol		26.72	53	53	
2,4,6-Tribromophenol		6.04	12	12	
2-Chlorophenol-d4					
1,2-Dichlorobenzene-d4					

Sample ID:

	Surrogate Spiked	Surrogate Found	Percent Recovery Reported	Percent Recovery Recalculated	Percent Difference
Nitrobenzene-d5					
2-Fluorobiphenyl					
Terphenyl-d14					
Phenol-d5					
2-Fluorophenol					
2,4,6-Tribromophenol					
2-Chlorophenol-d4					
1,2-Dichlorobenzene-d4					

Sample ID:

	Surrogate Spiked	Surrogate Found	Percent Recovery Reported	Percent Recovery Recalculated	Percent Difference
Nitrobenzene-d5					
2-Fluorobiphenyl					
Terphenyl-d14					
Phenol-d5					
2-Fluorophenol					
2,4,6-Tribromophenol					
2-Chlorophenol-d4					
1,2-Dichlorobenzene-d4					

LDC #: 52170C 2a

VALIDATION FINDINGS WORKSHEET

Laboratory Control Sample/Laboratory Control Sample Duplicates Results Verification

Reviewer: FT

METHOD: GC/MS BNA (EPA SW 846 Method 8270 E)

The percent recoveries (%R) and Relative Percent Difference (RPD) of the laboratory control sample and laboratory control sample duplicate were recalculated for the compounds identified below using the following calculation:

% Recovery = 100 * (SC/SA Where: SSC = Spike concentration
SA = Spike added

RPD = I LCSC - LCSDC I * 2/(LCSC + LCSDC) LCSC = Laboratory control sample concentration LCSDC = Laboratory control sample duplicate concentration

LCS/LCSD samples: OP34129-LCS

Compound	Spike Added (ug/Kg)		Spike Concentration (ug/Kg)		LCS Percent Recovery		LCSD Percent Recovery		LCS/LCSD RPD	
	LCS	LCSD	LCS	LCSD	Reported	Recalc	Reported	Recalc	Reported	Recalculated
Phenol	1670	NA	1410	NA	85	85				
N-Nitroso-di-n-propylamine			1320		79	79				
4-Chloro-3-methylphenol			1400		84	84				
Acenaphthene			1510		91	91				
Pentachlorophenol	3330		3220		97	97				
Pyrene	1670		1840		110	110	NA			

Comments: Refer to Laboratory Control Sample/Laboratory Control Sample Duplicates findings worksheet for list of qualifications and associated samples when reported results do not agree within 10.0% of the recalculated results.

LDC #: 52170C2a

VALIDATION FINDINGS WORKSHEET
Sample Calculation Verification

METHOD: GC/MS BNA (EPA SW 846 Method 8270 C)

Y N N/A Were all reported results recalculated and verified for all level IV samples?
Y N N/A Were all recalculated results for detected target compounds agree within 10.0% of the reported results?

Concentration = $\frac{(A_x)(I_s)(V_t)(DF)(2.0)}{(A_{is})(RRF)(V_o)(V_i)(\%S)}$

A_x = Area of the characteristic ion (EICP) for the compound to be measured

A_{is} = Area of the characteristic ion (EICP) for the specific internal standard

I_s = Amount of internal standard added in nanograms (ng)

V_o = Volume or weight of sample extract in milliliters (ml) or grams (g).

V_i = Volume of extract injected in microliters (ul)

V_t = Volume of the concentrated extract in microliters (ul)

Df = Dilution Factor.

%S = Percent solids, applicable to soil and solid matrices only.

2.0 = Factor of 2 to account for GPC cleanup 10X 1/30.4

Example:

Sample I.D. #3, 111:

Conc. = $\frac{(730642)(40.0)(1)(10)(1000)}{(1878386)(0.929)(30.4)(0.697)}$

=

= 7904.2 ug/kg

%S = 69.7

#	Sample ID	Compound	Reported Concentration (ug/kg)	Calculated Concentration (ug/kg)	Qualification
	#3	111	7090	7904.2	

Site: Former Ludlow Street Works
Laboratory: SGS North America, Inc., Dayton, NJ
Report No.: JD27605
Reviewer: Christina Rink/Laboratory Data Consultants for SESI Consulting Engineers – Pine Brook, NJ
Date: October 19, 2021

Samples Reviewed and Evaluation Summary

FIELD ID	LAB ID	FRACTIONS VALIDATED
RI-SB-17 (2.5-3.0)	JD27605-1	Metals
RI-SB-18 (3-3.5)	JD27605-2	Metals
RI-SB-18 (6.5-7.0)	JD27605-3	Metals
RI-SB-8 (1.5-2.0)	JD27605-4	Metals
RI-SB-8 (2.5-3.0)	JD27605-5	Metals
RI-SB-8 (5-5.5)	JD27605-6	Metals
RI-SB-9 (1.5-2.0)	JD27605-7	Metals
RI-SB-9 (3.5-4.0)	JD27605-8	Metals
RI-SB-10 (1.5-2.0)	JD27605-9	Metals
RI-SB-10 (3-3.5)	JD27605-10	Metals
RI-SB-10 (5.5-6.0)	JD27605-11	Metals
RI-SB-9 (5.5-6.0)	JD27605-12	Metals
DUP-1	JD27605-13	Metals

Associated QC Samples(s):
Field/Trip Blanks: None Associated
Field Duplicate pair: RI-SB-17 (2.5-3.0) and DUP-1

The above-listed soil samples were collected on June 30, 2021 and were analyzed for metals by SW-846 methods 6010D/7471B. The data validation was performed in accordance with USEPA Region 2 *Standard Operating Procedure for the Evaluation of Metals for the Contract Laboratory Program,* SOP HW-3a/c, Revision 1 (September 2016) and the USEPA *Contract Laboratory Program National Functional Guidelines for Inorganic Superfund Data Review,* EPA 542-R-20-006 (November 2020), modified as necessary to accommodate the non-CLP methodologies used.

The inorganic data were evaluated based on the following parameters:

- Overall Evaluation of Data and Potential Usability Issues
- Data Completeness
- Holding Times and Sample Preservation
- Instrument Calibration
- Contract Required Quantitation Limit (CRQL) Standard Recoveries
- Blank Analysis Results
- Inductively Coupled Plasma (ICP) Interference Check Sample (ICS) Results
- Matrix Spike (MS) Results
- Laboratory Duplicate Results
- Laboratory Control Sample (LCS) Results
- Serial Dilution Results
- Field Duplicate Results
- Moisture Content
- Detection Limits Results
- Sample Quantitation Results

Overall Evaluation of Data and Potential Usability Issues

All results are usable as reported.

The validation findings were based on the following information.

Data Completeness

The data package was complete as defined under the requirements for the NYSDEC ASP category B laboratory deliverables.

Holding Times and Sample Preservation

All criteria were met.

Instrument Calibration

All criteria were met.

CRQL Standard Recoveries

All criteria were met.

Blank Results

Contamination was not detected in the laboratory blank samples.

A field blank was not associated with this sample set. Validation action was not required on this basis.

ICP ICS Results

Analytes were within control limits in the ICSA and ICSAB analyses.

MS/MSD Results

MS/MSD analyses were not associated with this sample set. Validation action was not required on this basis.

Laboratory Duplicate Results

Laboratory duplicates were not associated with this sample set. Validation action was not required on this basis.

LCS Results

All criteria were met.

Serial Dilution Results

A serial dilution analysis was not associated with this sample set. Validation action was not required on this basis.

Field Duplicate Results

Samples RI-SB-17 (2.5-3.0) and DUP-1 were submitted as the field duplicate pair with this sample group. The following table summarizes the concentrations.

Analyte	Concentration (mg/Kg)		RPD
	RI-SB-17 (2.5-3.0)	DUP-1	
Aluminum	8460	18800	76
Arsenic	7.5U	4.7	Not calculable
Barium	86.0	126	38
Beryllium	0.75U	0.77	Not calculable
Calcium	66000	2090	188
Chromium	12.9	26.4	69
Cobalt	19U	6.2	Not calculable
Copper	46.3	15.5	100
Iron	26900	21700	21
Lead	135	83.0	48
Magnesium	28700	2470	168
Manganese	193	234	19
Mercury	0.94	0.31	101
Nickel	12.6	16.3	26
Potassium	2060	1590	26
Vanadium	40.2	35.3	13
Zinc	261	72.7	113

Moisture Content

All criteria were met.

Detection Limits Results

No results were reported below the reporting limit (RL) and above the method detection limit (MDL) in the metals analyses.

Due to high target analyte levels or difficult sample matrix, select samples were analyzed at dilutions. The following table lists the sample dilutions which were performed and the results reported. RLs were elevated accordingly.

Sample	Metal Analyses Reported
RI-SB-17 (2.5-3.0)	5-fold dilution due to sample matrix and high analyte level for arsenic, beryllium, cadmium, calcium, cobalt, copper, iron, magnesium, manganese, mercury, selenium, silver, and thallium
RI-SB-18 (3-3.5) RI-SB-8 (5-5.5) RI-SB-9 (3.5-4.0)	2-fold dilution due to sample matrix level for beryllium, cobalt, and thallium
RI-SB-18 (6.5-7.0)	2-fold dilution due to sample matrix and high analyte level for arsenic, cadmium, copper, iron, manganese, selenium, silver, and thallium

Sample Quantitation Results

Calculations were spot-checked; no discrepancies were noted.

DATA VALIDATION QUALIFIERS

U - The analyte was analyzed for, but due to blank contamination was flagged as nondetect (U). The result is usable as a nondetect.

J - Data are flagged (J) when a QC analysis fails outside the primary acceptance limits. The qualified "J" data are not excluded from further review or consideration. However, only one flag (J) is applied to a sample result, even though several associated QC analyses may fail. The 'J' data may be biased high or low or the direction of the bias may be indeterminable.

UJ - The analyte was not detected above the reported sample quantitation limit. Data are flagged (UJ) when a QC analysis fails outside the primary acceptance limits. The qualified "UJ" data are not excluded from further review or consideration. However, only one flag is applied to a sample result, even though several associated QC analyses may fail. The 'UJ' data may be biased low.

R - Data rejected (R) on the basis of an unacceptable QC analysis should be excluded from further review or consideration. Data are rejected when associated QC analysis results exceed the expanded control limits of the QC criteria. The rejected data are known to contain significant errors based on documented information. The data user must not use the rejected data to make environmental decisions. The presence or absence of the analyte cannot be verified.

LDC #: 52170C4b **VALIDATION COMPLETENESS WORKSHEET** Date: 10/14/21
SDG #: JD27605 Category B Page: 1 of 1
Laboratory: SGS North America, Inc., Dayton, NJ Reviewer: C
2nd Reviewer: C

METHOD: Metals (EPA SW 846 Method 6010D/7471B)

The samples listed below were reviewed for each of the following validation areas. Validation findings are noted in attached validation findings worksheets.

	Validation Area		Comments
I.	Sample receipt/Technical holding times	A A	
II.	Instrument Calibration	A	
III.	ICP Interference Check Sample (ICS) Analysis	A	
IV.	Laboratory Blanks	A	
V.	Field Blanks	N	
VI.	Matrix Spike/Matrix Spike Duplicates	N	
VII.	Duplicate sample analysis	N	
VIII.	Serial Dilution	N	
IX.	Laboratory control samples	A	LCS
X.	Field Duplicates	SW	(1, B)
XI.	Target Analyte Quantitation	A	no CRL
XII.	Overall Assessment of Data	A	

Note: A = Acceptable; N = Not provided/applicable; SW = See worksheet; ND = No compounds detected; R = Rinsate; FB = Field blank; D = Duplicate; TB = Trip blank; EB = Equipment blank; SB=Source blank; OTHER:

	Client ID	Lab ID	Matrix	Date
1	RI-SB-17 (2.5-3.0) 5x: As, Be, Cd, Ca, Co, Cu, Fe, Mg, Mn, Hg, Se, Ag, Tl (matrix/1)	JD27605-1	Soil	06/30/21
2	RI-SB-18 (3-3.5) 2x (Be, Co, Tl) (matrix)	JD27605-2	Soil	06/30/21
3	RI-SB-18 (6.5-7.0) 2x: As, Cd, Cu, Fe, Mn, Se, Ag, Tl (matrix/1)	JD27605-3	Soil	06/30/21
4	RI-SB-8 (1.5-2.0)	JD27605-4	Soil	06/30/21
5	RI-SB-8 (2.5-3.0)	JD27605-5	Soil	06/30/21
6	RI-SB-8 (5-5.5) 2x: (Be, Co, Tl) - matrix	JD27605-6	Soil	06/30/21
7	RI-SB-9 (1.5-2.0)	JD27605-7	Soil	06/30/21
8	RI-SB-9 (3.5-4.0) 2x: Be, Co, Tl - matrix	JD27605-8	Soil	06/30/21
9	RI-SB-10 (1.5-2.0)	JD27605-9	Soil	06/30/21
10	RI-SB-10 (3-3.5)	JD27605-10	Soil	06/30/21
11	RI-SB-10 (5.5-6.0)	JD27605-11	Soil	06/30/21
12	RI-SB-9 (5.5-6.0)	JD27605-12	Soil	06/30/21
13	DUP-1	JD27605-13	Soil	06/30/21
14				
15				
16				

Notes:

METHOD: Trace Metals (EPA SW 846 Methods 6010/6020/7000)				
Validation Area	**Yes**	**No**	**NA**	**Comments**
I. Technical holding times				
Were all technical holding times met?	X			
Were all water samples preserved to a pH of <2?			X	
II. ICP-MS Tune				
Were mass resolutions within 0.1 amu for all isotopes in the tuning solution?			X	
Were %RSDs of isoptoes in the tuning solution ≤5%?			X	
III. Calibration				
Were all instuments calibrated daily?	X			
Were the proper standards used?	X			
Were all initial and continuing calibration verifications within the 90-110% (80-120% for mercury) QC limits?	X			
Were the low level standard checks within 70-130%?			X	
Were all initial calibration correlation coefficients within limits as specifed by the method?	X			
IV. Blanks				
Was a method blank associated with every sample in this SDG?	X			
Was there contamination in the method blanks?		X		
Was there contamination in the initial and continuing calibration blanks?		X		
V. Interference Check Sample				
Were the interference check samples performed daily?	X			
Were the AB solution recoveries within 80-120%?	X			
VI. Matrix Spike/Matrix Spike Duplicates/Laboratory Duplicates				
Were MS/MSD recoveries with the QC limits? (If the sample concentration exceeded the spike concentration by a factor of 4, no action was taken.)			X	
Were the MS/MSD or laboratory duplicate relative percent differences (RPDs) within the QC limits?			X	
VII. Laboratory Control Samples				
Was a LCS analyzed for each batch in the SDG?	X			
Were the LCS recoveries and RPDs (if applicable) within QC limits?	X			

METHOD: Trace Metals (EPA SW 846 Methods 6010/6020/7000)				
Validation Area	**Yes**	**No**	**NA**	**Comments**
VIII. Internal Standards				
Were all percent recoveries within the 30-120% (60-125% for EPA Method 200.8) QC limits?			X	
If the recoveries were outside the limits, was a reanalysis performed?			X	
IX. Serial Dilution				
Were all percent differences <10%?	X			
Was there evidence of negative interference? If yes, professional judgement will be used to qualify the data.		X		
X. Target Analyte Quantitation				
Were all reporting limits adjusted to reflect sample dilutions?	X			
Were all soil samples dry weight corrected?	X			
XI. Overall Assessment of Data				
Was the overall assessment of the data found to be acceptable?	X			
XII. Field Duplicates				
Were field duplicates identifed in this SDG?	X			
Were target analytes detected in the field duplicates?	X			
XIII. Field Blanks				
Were field blanks identified in this SDG?		X		
Were target analytes detected in the field blanks?			X	

All elements are applicable to each sample as noted below.

Sample ID	Target Analyte List
All	Al, Sb, As, Be, Be, Cd, Ca, Cr, Co, Cu, Fe, Pb, Mg, Mn, Ni, K, Se, Ag, Na, Tl, V, Zn, Hg

Analysis Method

ICP	Al, Sb, As, Be, Be, Cd, Ca, Cr, Co, Cu, Fe, Pb, Mg, Mn, Ni, K, Se, Ag, Na, Tl, V, Zn
ICP-MS	
CVAA	Hg

VALIDATION FINDINGS WORKSHEET
Field Duplicates

Method: Metals

Analyte	Concentration (mg/Kg)		RPD
	1	13	
Aluminum	8460	18800	76
Arsenic	7.5U	4.7	NC
Barium	86.0	126	38
Beryllium	0.75U	0.77	NC
Calcium	66000	2090	188
Chromium	12.9	26.4	69
Cobalt	19U	6.2	NC
Copper	46.3	15.5	100
Iron	26900	21700	21
Lead	135	83.0	48
Magnesium	28700	2470	168
Manganese	193	234	19
Mercury	0.94	0.31	101
Nickel	12.6	16.3	26
Potassium	2060	1590	26
Vanadium	40.2	35.3	13
Zinc	261	72.7	113

METHOD: Trace Metals (EPA SW 846 Methods 6010/6020/7000)

An intial calibration verification (ICV), continuing calibration verification (CCV), low level calibration check (LLCC), and interference check sample (ICSAB) percent recovery (%R) was recalculated for each type of analysis using the following formula:

%R = (Found/True) x 100

Found = concentration of each analyte measured in the analysis

True = concentration of each analyte in the source

Standard ID	Type of Analysis	Element	Found (ug/L)	True (ug/L)	Recalcuated %R	Reported %R	Acceptable (Y/N)
ICV	ICP	Mn	2033	2000	101.7	101.5	Y
CCV	ICP	As	1012	1000	101.2	101.0	Y
LLCC	ICP	Be	1.1	1	110.0	110.0	Y
ICSAB	ICP	Co	463.2	500	92.6	92.6	Y
ICV	CVAA	Hg	3.1504	3	105.0	105.0	Y
CCV	CVAA	Hg	2.3187	2.5	92.7	92.8	Y

METHOD: Trace Metals (EPA SW 846 Methods 6010/6020/7000)

Percent recoveries (%R) for the laboratory control sample (LCS), matrix spike (MS), and post digestion spike (PDS) were recalculated using the following formula:

%R = (Found/True) x 100

Found = concentration of each analyte measured in the analysis. For the MS calculation, Found = SSR (Spiked Sample Result) - SR (Sample Result)

True = concentration of each analyte in the source

The sample and duplicate relative percent difference (RPD) was recalculated using the following formula:

RPD = (Absolute value(S-D)x 200) / (S+D)

S = Original sample concentration

D = Duplicate sample concentration

The serial dilution percent difference (%D) was recalculated using the following formula.

%D = (Absolute value (I - SDR)) x 100 / (I)

I = Initial sample result

SDR = Serial dilution result (with a 5x dilution applied)

Sample ID	Type of Analysis	Element	Found/S/I	True/D/SDR	Recalcuated %R/RPD/%D	Reported %R/RPD/%D	Acceptable (Y/N)
LCS	LCS	Ag	23.3	25	93.2	93.2	Y
	MS						
	Duplicate						
	Serial dilution						

VALIDATION FINDINGS CHECKLIST
Sample Calculation Verification

METHOD: Trace Metals (EPA SW 846 Methods 6010/6020/7000)
Analytes were recalculated and verified using the following equation:
Concentration = (Result from raw data x Final volume x Dilution factor) / (Percent solids x Initial weight)

Sample ID	Analyte	Raw Data (mg/L)	Dilution	Initial Weight (g)	Final Volume (mL)	Percent solids (%)	Reported Result (unit)	Recalcuated Result (unit)	Acceptable (Y/N)
1	Hg	0.0100432	1	1.4327	100	74.4	0.94	0.94	Y
2	As	0.0217	1	1.02	100	84.9	2.5	2.5	Y
3	Zn	1.861	1	1.77	100	69.7	151	151	Y
4	Ba	0.649	1	1.02	100	92.5	68.8	68.8	Y
5	V	0.1735	1	1.02	100	93	18.3	18.3	Y
6	Ca	67.91	1	1.02	100	88	7570	7566	Y
7	K	23.85	1	1.01	100	90.3	2620	2615	Y
8	Cr	0.2267	1	1.95	100	78.7	14.8	14.8	Y
9	Ni	0.1271	1	0.96	100	90.2	14.7	14.7	Y
10	Co	0.0556	1	0.96	100	92.7	6.2	6.2	Y
11	Mn	1.727	1	0.99	100	90.7	192	192	Y
12	Cu	0.1317	1	1.02	100	93.3	13.8	13.8	Y
13	Mg	22.03	1	1.05	100	85.1	2470	2465	Y

DF added at instrument level

Site:	Former Ludlow Street Works
Laboratory:	SGS North America, Inc., Dayton, NJ
Report No.:	JD27706
Reviewer:	Felomina Tanguilig and Christina Rink/Laboratory Data Consultants for SESI Consulting Engineers – Pine Brook, NJ
Date:	October 19, 2021

Samples Reviewed and Evaluation Summary

FIELD ID	LAB ID	FRACTIONS VALIDATED
RI-SV-4	JD27706-1	VOC
RI-SV-5	JD27706-2	VOC

Associated QC Samples(s):
Field/Trip Blanks: None Associated
Field Duplicate pair: None Associated

The above-listed air samples were collected on July 1, 2021 and were analyzed for volatile organic compounds (VOC) by method TO-15. The data validation was performed in accordance with the USEPA Region 2 *Analysis of Volatile Organic Compounds in Air Contained Canisters*, SOP HW-31, Revision 6 (September 2016) and the USEPA *Contract Laboratory Program National Functional Guidelines for Superfund Organic Methods Data Review,* EPA 540-R-20-005 (November 2020), modified as necessary to accommodate the non-CLP methodologies used.

The organic data were evaluated based on the following parameters:

- Data Completeness
- Holding Times and Sample Preservation
- Gas Chromatography/Mass Spectrometry (GC/MS) Tunes
- Initial and Continuing Calibrations
- Blanks
- Surrogate Recoveries
- Laboratory Duplicate Results
- Laboratory Control Sample (LCS) Results
- Internal Standards
- Field Duplicate Results
- Quantitation Limits and Data Assessment
- Sample Quantitation and Compound Identification

Overall Evaluation of Data and Potential Usability Issues

All results are usable as reported.

The validation findings were based on the following information.

Data Completeness

The data package was complete as defined under the requirements for the NYSDEC ASP category B laboratory deliverables.

Holding Times and Sample Preservation

All criteria were met.

GC/MS Tunes

All criteria were met.

Initial and Continuing Calibrations

All criteria were met.

Blanks

Contamination was detected in the associated VOC method blank samples. The presence of blank contamination indicates that false positives may exist for these compounds in the associated samples. Action Levels (ALs) were established at <2x RL (for common contaminants) and <RL (for other contaminants) of the concentrations detected. The following table summarizes the contamination detected.

Blank ID	Compound TIC (RT in minutes)	Level Detected	Action Level	Associated Samples
V5W1829	Carbon dioxide (4.07)	15 ppbv	RL	RI-SV-4 RI-SV-5

Sample results were qualified as follows:

- If sample concentration was < the reporting limit (RL) and ≤ the Action Level, qualify the result as a nondetect (U) at the RL.
- If sample concentration was > the RL and ≤ the Action Level, qualify the result as not detected (U) at the reported concentration.
- If the sample concentration was > the RL and > the Action Level, qualification of the data was not required.

No samples were qualified since the associated sample results were nondetect.

A field blank was not associated with this samples set. Validation action was not required on this basis.

Laboratory Duplicate Results

Laboratory duplicates were not associated with this samples set. Validation action was not required on this basis.

LCS Results

All criteria were met.

Internal Standards

All criteria were met.

Field Duplicate Results

A field duplicate pair was not associated with this sample set. Validation action was not required on this basis.

Quantitation Limits and Data Assessment

Results were reported which were below the reporting limit (RL) and above the method detection limit (MDL) in the VOC analysis. These results were qualified as estimated (J) by the laboratory.

Due to high target compound levels or difficult sample matrix, select samples were analyzed at dilutions. The following table lists the sample dilutions which were performed and the results reported. RLs were elevated accordingly.

Sample	VOC Analysis Reported
RI-SV-4	4-fold dilution due to high compound level for propylene
RI-SV-5	2-fold dilution due to high compound level for propylene

Sample Quantitation and Compound Identification

Calculations were spot-checked; no discrepancies were noted.

DATA VALIDATION QUALIFIERS

U - The analyte was analyzed for, but due to blank contamination was flagged as nondetect (U). The result is usable as a nondetect.

J - Data are flagged (J) when a QC analysis fails outside the primary acceptance limits. The qualified "J" data are not excluded from further review or consideration. However, only one flag (J) is applied to a sample result, even though several associated QC analyses may fail. The 'J' data may be biased high or low or the direction of the bias may be indeterminable.

UJ - The analyte was not detected above the reported sample quantitation limit. Data are flagged (UJ) when a QC analysis fails outside the primary acceptance limits. The qualified "UJ" data are not excluded from further review or consideration. However, only one flag is applied to a sample result, even though several associated QC analyses may fail. The 'UJ' data may be biased low.

JN - The analysis indicates the presence of a compound that has been "tentatively identified" (N) and the associated numerical value represents its approximate (J) concentration.

R - Data rejected (R) on the basis of an unacceptable QC analysis should be excluded from further review or consideration. Data are rejected when associated QC analysis results exceed the expanded control limits of the QC criteria. The rejected data are known to contain significant errors based on documented information. The data user must not use the rejected data to make environmental decisions. The presence or absence of the analyte cannot be verified.

LDC #: 52170D48 **VALIDATION COMPLETENESS WORKSHEET** Date: 10/12/21

SDG #: JD27706 Category B Page: 1 of 1

Laboratory: SGS North America, Inc., Dayton, NJ Reviewer: [illegible]

2nd Reviewer: [illegible]

METHOD: GC/MS Volatiles (EPA Method TO-15)

The samples listed below were reviewed for each of the following validation areas. Validation findings are noted in attached validation findings worksheets.

	Validation Area		Comments
I.	Sample receipt/Technical holding times	A/A	
II.	GC/MS Instrument performance check	A	
III.	Initial calibration/ICV	A/A	%D RSD/ICV ≤ 20
IV.	Continuing calibration	A	CCV ≤ 20
V.	Laboratory Blanks / canister check per batch	SW	
VI.	Field blanks	N	
VII.	Surrogate spikes	A	
VIII.	Matrix spike/Matrix spike duplicates	N	
IX.	Laboratory control samples	A	LCS ID
X.	Field duplicates	N	
XI.	Internal standards	A	
XII.	Target analyte quantitation	A	
XIII.	Target analyte identification	A	Results < RL > MDL = Jdet (MI)
XIV.	System performance	A	
XV.	Leak Check Compounds	N	
XVI.	Overall assessment of data	A	

Note: A = Acceptable; N = Not provided/applicable; SW = See worksheet; ND = No compounds detected; R = Rinsate; FB = Field blank; D = Duplicate; TB = Trip blank; EB = Equipment blank; SB=Source blank; OTHER:

	Client ID		Lab ID	Matrix	Date
1	RI-SV-4 (3)	4X = D1	JD27706-1	Air	07/01/21
2	RI-SV-5 (2)	2X = D1	JD27706-2	Air	07/01/21
3					
4					
5					
6					
7					
8					

Notes:

1	V5W1829						
2	V5W1830						
3	V5W1831						

LDC #: 52170D4S

VALIDATION FINDINGS CHECKLIST

Reviewer: FT

Method: Volatiles (EPA Method TO-15)

Validation Area	Yes	No	NA	Findings/Comments
I. Technical holding times				
Were all technical holding times met?	✓			
Was canister pressure criteria met?	✓			
II. GC/MS Instrument performance check				
Were the BFB performance results reviewed and found to be within the specified criteria?	✓			
Were all samples analyzed within the 24 hour clock criteria?	✓			
IIIa. Initial calibration				
Did the laboratory perform a 5 point calibration prior to sample analysis?	✓			
Were all percent relative standard deviations (%RSD) ≤ 30%?	✓			
IIIb. Initial calibration verification				
Was an initial calibration verification standard analyzed after every ICAL for each instrument?	✓			
Were all percent differences (%D) ≤ 30%?	✓			
IV. Continuing calibration				
Was a continuing calibration standard analyzed at least once every 24 hours for each instrument?	✓			
Were all percent differences (%D) ≤ 30%?	✓			
V. Laboratory Blanks/Canister Blanks				
Was a laboratory blank associated with every sample in this SDG?	✓			
Was a laboratory blank analyzed at least once every 24 hours for each matrix and concentration?	✓			
Was there contamination in the laboratory blanks?		✓		
Was a canister blank analyzed for every canister?	✓			
Was there contamination in the canister blanks?		✓		
VI. Field Blanks				
Were field blanks identified in this SDG?		✓		
Were target compounds detected in the field blanks?			✓	
VII. Surrogate spikes (Optional)				
Were all surrogate percent recoveries (%R) within QC limits?	✓			
If the percent recovery (%R) for one or more surrogates was out of QC limits, was a reanalysis performed to confirm samples with %R outside of criteria?			✓	
VIII. Laboratory Duplicate				
Was a laboratory duplicate analyzed for this SDG?			✓	
Were the relative percent differences (RPD) within the QC limits?			✓	

Validation Area	Yes	No	NA	Findings/Comments
IX. Laboratory control samples				
Was an LCS analyzed per analytical batch for this SDG?	✓			
Were the LCS percent recoveries (%R) and relative percent difference (RPD) within the QC limits?	✓			
X. Field duplicates				
Were field duplicate pairs identified in this SDG?		✓		
Were target compounds detected in the field duplicates?			✓	
XI. Internal standards				
Were internal standard area counts within ± 40% from the associated calibration standard?	✓			
Were retention times within ± 20.0 seconds from the associated calibration standard?	✓			
XII. Compound quantitation				
Did the laboratory LOQs/RLs meet the QAPP LOQs/RLs?	✓			
Were the correct internal standard (IS), quantitation ion and relative response factor (RRF) used to quantitate the compound?	✓			
Were compound quantitation and RLs adjusted to reflect all sample dilutions applicable to level IV validation?	✓			
XIII. Target compound identification				
Were relative retention times (RRT's) within ± 0.06 RRT units of the standard?	✓			
Did compound spectra meet specified EPA "Functional Guidelines" criteria?	✓			
Were chromatogram peaks verified and accounted for?	✓			
XIV. System performance				
System performance was found to be acceptable.	✓			
XV. Leak check compounds				
Was a leak check compound used to evaluate sample integrity and included in the laboratory analyte list?	✓			
Was the leak check compound detected in the samples? If yes, please see leak check validation findings worksheet.	✓			
XV. Overall assessment of data				
Overall assessment of data was found to be acceptable.	✓			

TARGET COMPOUND WORKSHEET

METHOD: VOA

A. Chloromethane	AA. Tetrachloroethene	AAA. 1,3,5-Trimethylbenzene	AAAA. Ethyl tert-butyl ether	A1. 1,3-Butadiene
B. Bromomethane	BB. 1,1,2,2-Tetrachloroethane	BBB. 4-Chlorotoluene	BBBB. tert-Amyl methyl ether	B1. Hexane
C. Vinyl choride	CC. Toluene	CCC. tert-Butylbenzene	CCCC. 1-Chlorohexane	C1. Heptane
D. Chloroethane	DD. Chlorobenzene	DDD. 1,2,4-Trimethylbenzene	DDDD. Isopropyl alcohol	D1. Propylene
E. Methylene chloride	EE. Ethylbenzene	EEE. sec-Butylbenzene	EEEE. Acetonitrile	E1. Freon 11
F. Acetone	FF. Styrene	FFF. 1,3-Dichlorobenzene	FFFF. Acrolein	F1. Freon 12
G. Carbon disulfide	GG. Xylenes, total	GGG. p-Isopropyltoluene	GGGG. Acrylonitrile	G1. Freon 113
H. 1,1-Dichloroethene	HH. Vinyl acetate	HHH. 1,4-Dichlorobenzene	HHHH. 1,4-Dioxane	H1. Freon 114
I. 1,1-Dichloroethane	II. 2-Chloroethylvinyl ether	III. n-Butylbenzene	IIII. Isobutyl alcohol	I1. 2-Nitropropane
J. 1,2-Dichloroethene, total	JJ. Dichlorodifluoromethane	JJJ. 1,2-Dichlorobenzene	JJJJ. Methacrylonitrile	J1. Dimethyl disulfide
K. Chloroform	KK. Trichlorofluoromethane	KKK. 1,2,4-Trichlorobenzene	KKKK. Propionitrile	K1. 2,3-Dimethyl pentane
L. 1,2-Dichloroethane	LL. Methyl-tert-butyl ether	LLL. Hexachlorobutadiene	LLLL. Ethyl ether	L1. 2,4-Dimethyl pentane
M. 2-Butanone	MM. 1,2-Dibromo-3-chloropropane	MMM. Naphthalene	MMMM. Benzyl chloride	M1. 3,3-Dimethyl pentane
N. 1,1,1-Trichloroethane	NN. Methyl ethyl ketone	NNN. 1,2,3-Trichlorobenzene	NNNN. Iodomethane	N1. 2-Methylpentane
O. Carbon tetrachloride	OO. 2,2-Dichloropropane	OOO. 1,3,5-Trichlorobenzene	OOOO.1,1-Difluoroethane	O1. 3-Methylpentane
P. Bromodichloromethane	PP. Bromochloromethane	PPP. trans-1,2-Dichloroethene	PPPP. Tetrahydrofuran	P1. 3-Ethylpentane
Q. 1,2-Dichloropropane	QQ. 1,1-Dichloropropene	QQQ. cis-1,2-Dichloroethene	QQQQ. Methyl acetate	Q1. 2,2-Dimethylpentane
R. cis-1,3-Dichloropropene	RR. Dibromomethane	RRR. m,p-Xylenes	RRRR. Ethyl acetate	R1. 2,2,3- Trimethylbutane
S. Trichloroethene	SS. 1,3-Dichloropropane	SSS. o-Xylene	SSSS. Cyclohexane	S1. 2,2,4-Trimethylpentane
T. Dibromochloromethane	TT. 1,2-Dibromoethane	TTT. 1,1,2-Trichloro-1,2,2-trifluoroethane	TTTT. Methyl cyclohexane	T1. 2-Methylhexane
U. 1,1,2-Trichloroethane	UU. 1,1,1,2-Tetrachloroethane	UUU. 1,2-Dichlorotetrafluoroethane	UUUU. Allyl chloride	U1. Nonanal
V. Benzene	VV. Isopropylbenzene	VVV. 4-Ethyltoluene	VVVV. Methyl methacrylate	V1. 2-Methylnaphthalene
W. trans-1,3-Dichloropropene	WW. Bromobenzene	WWW. Ethanol	WWWW. Ethyl methacrylate	W1. Methanol
X. Bromoform	XX. 1,2,3-Trichloropropane	XXX. Di-isopropyl ether	XXXX. cis-1,4-Dichloro-2-butene	X1. 1,2,3-Trimethylbenzene
Y. 4-Methyl-2-pentanone	YY. n-Propylbenzene	YYY. tert-Butanol	YYYY. trans-1,4-Dichloro-2-butene	Y1. 2-Propanol
Z. 2-Hexanone	ZZ. 2-Chlorotoluene	ZZZ. tert-Butyl alcohol	ZZZZ. Pentachloroethane	Z1.

LDC #: 52170D4X

VALIDATION FINDINGS WORKSHEET
Blanks

Page: 1 of 7
Reviewer: FT

TO15

METHOD: GC/MS VOA (EPA ~~SW-846~~ Method ~~8260~~)

Please see qualifications below for all questions answered "N". Not applicable questions are identified as "N/A".

Y N N/A Was a method blank associated with every sample in this SDG?
Y N N/A Was a method blank analyzed at least once every 12 hours for each matrix and concentration?
Y N N/A Was there contamination in the method blanks? If yes, please see the qualifications below.

Blank analysis date: 7/7/21
Conc. units: ppbv
Associated Samples: All (ND)

Compound	Blank ID	Sample Identification								
	YS W1829									
TIC Carbon dioxide	15 (4.07)									

All results were qualified using the criteria stated below except those circled.
Note: Common contaminants such as Methylene chloride, Acetone, 2-Butanone, Carbon disulfide and TICs that were detected in samples within ten times the associated method blank concentration were qualified as not detected, "U". Other contaminants within five times the method blank concentration were also qualified as not detected, "U".

LDC #: 52176D48

VALIDATION FINDINGS WORKSHEET
Initial Calibration Calculation Verification

Reviewer: FT

METHOD: GC/MS VOA (EPA Method TO-15)

The Relative Response Factor (RRF), average RRF, and percent relative standard deviation (%RSD) were recalculated for the compounds identified below using the following calculations:

$RRF = (A_x)(C_{is})/(A_{is})(C_x)$
average RRF = sum of the RRFs/number of standards
$\%RSD = 100 * (S/X)$

A_x = Area of compound,
C_x = Concentration of compound,
S = Standard deviation of the RRFs
X = Mean of the RRFs

A_{is} = Area of associated internal standard
C_{is} = Concentration of internal standard

#	Standard ID	Calibration Date	Compound (Reference Internal Standard)	Reported RRF (std) 5.0	Recalculated RRF (std) 5.0	Reported Average RRF (initial)	Recalculated Average RRF (initial)	Reported %RSD	Recalculated %RSD
1	ICAL GC MS SW	4/20/21	Y	3.360	3.360	3.335	3.335	18.12	18.12
			CC	1.142	1.142	1.278	1.278	26.19	26.19
			EE	3.243	3.243	3.305	3.305	12.33	12.33
2									
3									

Comments: Refer to Initial Calibration findings worksheet for list of qualifications and associated samples when reported results do not agree within 10.0% of the recalculated results.

LDC #: 52170P4V

VALIDATION FINDINGS WORKSHEET
Continuing Calibration Results Verification

Reviewer: FT

METHOD: GC/MS VOA (EPA TO-15)

The percent difference (%D) of the initial calibration average Relative Response Factors (RRFs) and the continuing calibration RRFs were recalculated for the compounds identified below using the following calculation:

% Difference = 100 * (ave. RRF - RRF)/ave. RRF
$RRF = (A_x)(C_{is})/(A_{is})(C_x)$

Where: ave. RRF = initial calibration average RRF
RRF = continuing calibration RRF
A_x = Area of compound, A_{is} = Area of associated internal standard
C_x = Concentration of compound, C_{is} = Concentration of internal standard

#	Standard ID	Calibration Date	Compound (Reference internal Standard)	Average RRF (initial)	Reported RRF (CC)	Recalculated RRF (CC)	Reported %D	Recalculated %D
1	CCV	6/14/21	V	3.335	3.403	3.403	2.0	2.0
	828		CC	1.278	1.046	1.046	18.2	18.2
			EE	3.305	2.786	2.786	15.7	15.7
		7						
2	CCV	7/14/21	V	3.335	3.261	3.261	2.2	2.2
	7:48		CC	1.278	1.065	1.065	16.7	16.7
			EE	3.305	2.898	2.898	12.3	12.3
3	CCV	7/8/21	V	↓	3.327	3.327	0.2	0.2
	1114		C		1.065	1.065	16.7	16.7
			EE	↓	2.884	2.884	12.7	12.7

Comments: Refer to Continuing Calibration findings worksheet for list of qualifications and associated samples when reported results do not agree within 10.0% of the recalculated results.

LDC #: 52170D48

VALIDATION FINDINGS WORKSHEET
Surrogate Results Verification

Reviewer: FT

METHOD: GC/MS Volatiles (EPA Method TO-15)

The percent recoveries (%R) of surrogates were recalculated for the compounds identified below using the following calculation:
% Recovery: SF/SS * 100 Where: SF = Surrogate Found
SS = Surrogate Spiked

Sample ID: #1

	Surrogate Spiked	Surrogate Found	Percent Recovery Reported	Percent Recovery Recalculated	Percent Difference
Toluene-d8					
Bromofluorobenzene	10.0	10.03	100	100	0
1,2-Dichloroethane-d4					
Octafluorotoluene					

Sample ID:

	Surrogate Spiked	Surrogate Found	Percent Recovery Reported	Percent Recovery Recalculated	Percent Difference
Toluene-d8					
Bromofluorobenzene					
1,2-Dichloroethane-d4					
Octafluorotoluene					

Sample ID:

	Surrogate Spiked	Surrogate Found	Percent Recovery Reported	Percent Recovery Recalculated	Percent Difference
Toluene-d8					
Bromofluorobenzene					
1,2-Dichloroethane-d4					
Octafluorotoluene					

Sample ID:

	Surrogate Spiked	Surrogate Found	Percent Recovery Reported	Percent Recovery Recalculated	Percent Difference
Toluene-d8					
Bromofluorobenzene					
1,2-Dichloroethane-d4					
Octafluorotoluene					

Sample ID:

	Surrogate Spiked	Surrogate Found	Percent Recovery Reported	Percent Recovery Recalculated	Percent Difference
Toluene-d8					
Bromofluorobenzene					
1,2-Dichloroethane-d4					
Octafluorotoluene					

LDC #: 52170D48

VALIDATION FINDINGS WORKSHEET
Laboratory Control Sample Results Verification

Reviewer: FT

METHOD: GC/MS VOA (EPA Method TO-15)

The percent recoveries (%R) and Relative Percent Difference (RPD) of the laboratoy control sample and laboratory control sample duplicate (if applicable) were recalculated for the compounds identified below using the following calculation:

% Recovery = 100 * SSC/SA Where: SSC = Spiked sample concentration
SA = Spike added

RPD = I LCS - LCSD I * 2/(LCS + LCSD) LCS = Laboraotry control sample percent recovery LCSD = Laboratory control sample duplicate percent recovery

LCS ID: VSW1829 LCSIP

Compound	Spike Added (ppbv)		Spiked Sample Concentration (ppbv)		LCS Percent Recovery		LCSD Percent Recovery		LCS/LCSD RPD	
	LCS	LCSD	LCS	LCSD	Reported	Recalc	Reported	Recalc	Reported	Recalculated
F	10	10	9.0	9.2	90	90	92	92	2	2
V	↓	↓	9.4	9.5	94	94	95	95	1	1
X			9.7	9.8	97	97	98	98	1	1
B			8.4	8.4	84	84	84	84	0	0
G			8.8	8.8	88	88	88	88	0	0
DD			9.2	9.2	92	92	92	92	0	0

Comments: Refer to Laboratory Control Sample findings worksheet for list of qualifications and associated samples when reported results do not agree within 10.0% of the recalculated results.

LDC #: 52170D4X

VALIDATION FINDINGS WORKSHEET
Sample Calculation Verification

Reviewer: FT

METHOD: GC/MS VOA (EPA Method TO-15)

Y N N/A Were all reported results recalculated and verified for all level IV samples?

Y N N/A Were all recalculated results for detected target compounds agree within 10.0% of the reported results?

Concentration = $\frac{(A_x)(I_s)(DF)}{(A_{is})(RRF)(V_o)(\%S)}$

A_x = Area of the characteristic ion (EICP) for the compound to be measured

A_{is} = Area of the characteristic ion (EICP) for the specific internal standard

I_s = Amount of internal standard added in nanograms (ng)

RRF = Relative response factor of the calibration standard.

V_o = Volume or weight of sample pruged in milliliters (ml) or grams (g).

Df = Dilution factor.

%S = Percent solids, applicable to soils and solid matrices only.

Example:

Sample I.D. #2, V:

Conc. = $\frac{(6197)(10.0)\ (20)}{(120563)(3.335)}$

= 3.08 ppbV

#	Sample ID	Compound	Reported Concentration ( )	Calculated Concentration ( )	Qualification
	#2	V	3.1 ppbV	3.08 ppbV	
			9.9 ug/m3	9.8[illegible] ug/m3	
		$\frac{ug}{m^3} = \frac{(3.08)(78.11)}{24.45}$ =			

Site:	Former Ludlow Street Works
Laboratory:	SGS North America, Inc., Dayton, NJ and Orlando, FL
Report No.:	JD27719
Reviewer:	Felomina Tanguilig, Stella Cuenco, and Christina Rink/Laboratory Data Consultants for SESI Consulting Engineers – Pine Brook, NJ
Date:	October 25, 2021

Samples Reviewed and Evaluation Summary

FIELD ID	LAB ID	FRACTIONS VALIDATED
RI-SB-14 (2.5-3.0)	JD27719-1	SVOC
RI-SB-14 (3.5-4.0)	JD27719-2	SVOC
RI-SB-15 (2.5-3.0)	JD27719-3	SVOC
RI-SB-15 (4.5-5.0)	JD27719-4	SVOC
RI-SB-16 (2.5-3.0)	JD27719-5	VOC, SVOC, Pesticide, PCB, PFAS
RI-SB-7 (3.5-4.0)	JD27719-6	SVOC
RI-SB-7 (9-9.5)	JD27719-7	SVOC
RI-SB-7 (12-12.5)	JD27719-8	SVOC
RI-SB-16 (2.5-3.0)MS	JD27719-5MS	PFAS
RI-SB-16 (2.5-3.0)MSD	JD27719-5MSD	PFAS

Associated QC Samples(s):
Field/Trip Blanks: None Associated
Field Duplicate pair: None Associated

The above-listed soil samples were collected on July 1, 2021 and were analyzed for volatile organic compounds (VOC) by SW-846 method 8260D, semivolatile organic compounds (SVOC) by SW-846 method 8270E, organochlorine pesticides by SW-846 method 8081B, polychlorinated biphenyls (PCB) by SW-846 method 8082A, and perfluoroalkyl and polyfluoroalkyl substances (PFAS) by method 537 modified. The data validation was performed in accordance with the USEPA Region 2 *Standard Operating Procedure for Validating Volatile Organic Compounds By Gas Chromatography/Mass Spectrometry SW-Method 8260B and 8260C,* SOP HW-24, Revision 4 (October 2014), USEPA Region 2 *Standard Operating Procedure for Semivolatile Data Validation SW-846 Method 8270D,* SOP HW-35A, Revision 0 (June 2015), the USEPA Region 2 Standard Operating Procedure for Validating Pesticide Compounds, Organochlorine Pesticides by Gas Chromatography SW-846 Method 8081B, SOP HW-44, Revision 1.1 (December 2010), the USEPA Region 2 *Standard Operating Procedure for Validating PCB Compounds, PCBs by Gas Chromatography SW-846 Method 8082A,* SOP HW-45, Revision 1 (October 2006), the USEPA *Contract Laboratory Program National Functional Guidelines for Superfund Organic Methods Data Review,* EPA 540-R-20-005 (November 2020), and the Guidelines for Sampling and Analysis of PFAS under NYSDEC's Part 375 Remedial Programs (January 2021), modified as necessary to accommodate the non-CLP methodologies used.

The organic data were evaluated based on the following parameters:

- Data Completeness
- Holding Times and Sample Preservation
- Gas Chromatography/Mass Spectrometry (GC/MS) Tunes
- GC/Electron Capture Detector (GC/ECD) Instrument Performance Checks
- Liquid Chromatography/Mass Spectrometry (LC/MS) Tunes
- Initial and Continuing Calibrations
- Blanks
- Surrogate Recoveries
- Matrix Spike/Matrix Spike Duplicate (MS/MSD) Results
- Laboratory Control Sample (LCS) Results
- Internal Standards/Labeled Compounds
- Field Duplicate Results
- Moisture Content
- Quantitation Limits and Data Assessment
- Sample Quantitation and Compound Identification

Overall Evaluation of Data and Potential Usability Issues

All results are usable as reported or usable with minor qualification due to laboratory quality control outliers.

The validation findings were based on the following information.

Data Completeness

The data package was complete as defined under the requirements for the NYSDEC ASP category B laboratory deliverables.

Holding Times and Sample Preservation

All criteria were met.

GC/MS Tunes

VOC and SVOC

All criteria were met.

GC/ECD Instrument Performance Checks

Pesticide

All criteria were met.

LC/MS Tunes

PFAS

All criteria were met.

Initial and Continuing Calibrations

VOC, SVOC, PCB, and PFAS

All criteria were met.

Pesticide

Initial calibration:

All criteria were met.

Continuing calibration:

Compounds that did not meet criteria are summarized in the following table.

Date	Standard ID	Column	Compound	CC %D	Associated Samples		Validation Action
07/08/21	CCV	Sig 1	delta-BHC	21.0	RI-SB-16 (2.5-3.0)	XX	UJ nondetects

X = Initial calibration (IC) relative standard deviation (%RSD) > 20; estimate (J/UJ) positive and nondetect results.
XX = Continuing calibration (CC) percent difference (%D) > 20; estimate (J/UJ) positive and nondetect results.
SS = Second source verification percent difference (%D) > 20; estimate (J/UJ) positive and nondetect results.
+ = Response factor (RRF) < validation criteria; estimate (J/UJ) positive and nondetect results.

The delta-BHC result was estimated due to continuing calibration exceedance. The bias cannot be determined. The result can be used for project objectives as nondetect with estimated quantitation limits (UJ) which may have a minor impact on the data usability.

Blanks

VOC, Pesticide, PCB, and PFAS

Contamination was not detected in the method blanks.

A field blank was not associated with this sample set. Validation action was not required on this basis.

SVOC

Contamination was detected in the associated SVOC method blank samples. The presence of blank contamination indicates that false positives may exist for these compounds in the associated samples. Action Levels (ALs) were established at <2x RL (for common contaminants) and <RL (for other contaminants) of the concentrations detected. The following table summarizes the contamination detected.

Blank ID	Compound TIC (RT in minutes)	Level Detected	Action Level	Associated Samples
OP34164-MB1	Alkane (2.02)	200 ug/Kg	RL	RI-SB-14 (2.5-3.0)
	Alkane (16.93)	220 ug/Kg	RL	RI-SB-14 (3.5-4.0)
	Alkane (19.56)	270 ug/Kg	RL	RI-SB-15 (2.5-3.0)
				RI-SB-15 (4.5-5.0)
				RI-SB-16 (2.5-3.0)
				RI-SB-7 (3.5-4.0)
				RI-SB-7 (9-9.5)
				RI-SB-7 (12-12.5)

Sample results were qualified as follows:

- If sample concentration was < the reporting limit (RL) and ≤ the Action Level, qualify the result as a nondetect (U) at the RL.
- If sample concentration was > the RL and ≤ the Action Level, qualify the result as not detected (U) at the reported concentration.
- If the sample concentration was > the RL and > the Action Level, qualification of the data was not required.

Qualified sample results are listed in the table below.

Sample ID	Compound TIC (RT in minutes)	Level Detected	Validation Action
RI-SB-14 (2.5-3.0)	Alkane (2.02)	210 ug/Kg	210U ug/Kg
RI-SB-14 (3.5-4.0)	Alkane (2.02)	150 ug/Kg	150U ug/Kg
RI-SB-15 (2.5-3.0)	Alkane (2.02)	140 ug/Kg	140U ug/Kg
RI-SB-15 (4.5-5.0)	Alkane (2.02)	230 ug/Kg	230U ug/Kg
RI-SB-16 (2.5-3.0)	Alkane (2.02)	190 ug/Kg	190U ug/Kg

These results can be used for project objectives as nondetects (U) which may have a minor impact on the data usability.

A field blank was not associated with this sample set. Validation action was not required on this basis.

Surrogate Recoveries

VOC, SVOC, Pesticide, and PCB

All criteria were met.

MS/MSD Results

VOC, SVOC, Pesticide, and PCB

MS/MSD analyses were not associated with this sample set. Validation action was not required on this basis.

PFAS

MS/MSD analyses were performed on sample RI-SB-16 (2.5-3.0) for PFAS analysis. All criteria were met.

LCS Results

VOC

The following table lists the LCS percent recoveries (%R) outside of control limits in the VOC analysis and the resulting validation actions.

LCS ID	Compound	LCS %R (Limits)	Affected Sample	Validation Action
V1C7818-LCS	Methyl acetate	133 (63-132)	RI-SB-16 (2.5-3.0)	UJ nondetects

The methyl acetate result may be biased high due to high LCS percent recovery. The result can be used for project objectives as nondetect with estimated quantitation limits (UJ) which may have a minor impact on the data usability.

SVOC, Pesticide, PCB, and PFAS

All criteria were met.

Internal Standards

VOC, SVOC, Pesticide, and PCB

All criteria were met.

Labeled Compounds

PFAS

All criteria were met.

Field Duplicate Results

A field duplicate pair was not associated with this sample set. Validation action was not required on this basis.

Moisture Content

All criteria were met.

Quantitation Limits and Data Assessment

Results were reported which were below the reporting limit (RL) and above the method detection limit (MDL) in the SVOC analysis. These results were qualified as estimated (J) by the laboratory.

No results were reported below the RL and above the MDL in the VOC, pesticide, PCB, and PFAS analyses.

Dilutions were not required for VOC, SVOC, pesticide, PCB, and PFAS analyses.

Sample Quantitation and Compound Identification

Calculations were spot-checked; no discrepancies were noted.

DATA VALIDATION QUALIFIERS

U - The analyte was analyzed for, but due to blank contamination was flagged as nondetect (U). The result is usable as a nondetect.

J - Data are flagged (J) when a QC analysis fails outside the primary acceptance limits. The qualified "J" data are not excluded from further review or consideration. However, only one flag (J) is applied to a sample result, even though several associated QC analyses may fail. The 'J' data may be biased high or low or the direction of the bias may be indeterminable.

UJ - The analyte was not detected above the reported sample quantitation limit. Data are flagged (UJ) when a QC analysis fails outside the primary acceptance limits. The qualified "UJ" data are not excluded from further review or consideration. However, only one flag is applied to a sample result, even though several associated QC analyses may fail. The 'UJ' data may be biased low.

JN - The analysis indicates the presence of a compound that has been "tentatively identified" (N) and the associated numerical value represents its approximate (J) concentration.

R - Data rejected (R) on the basis of an unacceptable QC analysis should be excluded from further review or consideration. Data are rejected when associated QC analysis results exceed the expanded control limits of the QC criteria. The rejected data are known to contain significant errors based on documented information. The data user must not use the rejected data to make environmental decisions. The presence or absence of the analyte cannot be verified.

LDC #: 52170E1a **VALIDATION COMPLETENESS WORKSHEET** Date: 10/11/21

SDG #: JD27719 Category B Page: 1 of 1

Laboratory: SGS North America, Inc., Dayton, NJ Reviewer: [illegible]

2nd Reviewer: [illegible]

METHOD: GC/MS Volatiles (EPA SW846 Method 8260D)

The samples listed below were reviewed for each of the following validation areas. Validation findings are noted in attached validation findings worksheets.

	Validation Area		Comments
I.	Sample receipt/Technical holding times	A/A	
II.	GC/MS Instrument performance check	A	
III.	Initial calibration/ICV	A/A	%D RSD ≤ 20 ICV ≤ 30
IV.	Continuing calibration	A	CCV ≤ 20
V.	Laboratory Blanks	A	
VI.	Field blanks	N	
VII.	Surrogate spikes	A	
VIII.	Matrix spike/Matrix spike duplicates	N	cs
IX.	Laboratory control samples	SW	LCS
X.	Field duplicates	N	
XI.	Internal standards	A	
XII.	Target analyte quantitation	A	No Results < RL > MDL
XIII.	Target analyte identification	A	
XIV.	System performance	A	
XV.	Overall assessment of data	A	

Note: A = Acceptable; N = Not provided/applicable; SW = See worksheet; ND = No compounds detected; R = Rinsate; FB = Field blank; D = Duplicate; TB = Trip blank; EB = Equipment blank; SB=Source blank; OTHER:

	Client ID	Lab ID	Matrix	Date
1	RI-SB-16 (2.5-3.0)	JD27719-5	Soil	07/01/21
2				
3				
4				
5				
6				
7				
8				
9				

Notes:

	VIC7818						

LDC #: 52170E1a

VALIDATION FINDINGS CHECKLIST

Method: Volatiles (EPA SW 846 Method 8260D)

Validation Area	Yes	No	NA	Findings/Comments
I. Technical holding times				
Were all technical holding times met?	✓			
Was cooler temperature criteria met?	✓			
II. GC/MS Instrument performance check				
Were the BFB performance results reviewed and found to be within the specified criteria?	✓			
Were all samples analyzed within the 12 hour clock criteria?	✓			
IIIa. Initial calibration				
Did the laboratory perform a 5 point calibration prior to sample analysis?	✓			
Were all percent relative standard deviations (%RSD) and relative response factors (RRF) within method criteria for all CCCs and SPCCs?	✓			
Was a curve fit used for evaluation? If yes, did the initial calibration meet the curve fit acceptance criteria of ≥ 0.990?			✓	
Were all percent relative standard deviations (%RSD) ≤ 30%/15%, (20%) and relative response factors (RRF) ≥ 0.05?	✓			
IIIb. Initial Calibration Verification				
Was an initial calibration verification standard analyzed after each initial calibration for each instrument?	✓			
Were all percent differences (%D) ≤ 20%, 30%?	✓			
IV. Continuing calibration				
Was a continuing calibration standard analyzed at least once every 12 hours for each instrument?	✓			
Were all percent differences (%D) and relative response factors (RRF) within method criteria for all CCCs and SPCCs?	✓			
Were all percent differences (%D) ≤ 20% and relative response factors (RRF) ≥ 0.05?	✓			
V. Laboratory Blanks				
Was a laboratory blank associated with every sample in this SDG?	✓			
Was a laboratory blank analyzed at least once every 12 hours for each matrix and concentration?	✓			
Was there contamination in the laboratory blanks?		✓		
VI. Field blanks				
Were field blanks were identified in this SDG?		✓		
Were target compounds detected in the field blanks?			✓	
VII. Surrogate spikes				
Were all surrogate percent recovery (%R) within QC limits?	✓			
If the percent recovery (%R) for one or more surrogates was out of QC limits, was a reanalysis performed to confirm samples with %R outside of criteria?			✓	

LDC #: 52170E1a

VALIDATION FINDINGS CHECKLIST

VIII. Matrix spike/Matrix spike duplicates				
Were matrix spike (MS) and matrix spike duplicate (MSD) analyzed in this SDG?			✓	
Were the MS/MSD percent recoveries (%R) and the relative percent differences (RPD) within the QC limits?			✓	
IX. Laboratory control samples				
Was an LCS analyzed per analytical batch?	✓			
Were the LCS percent recoveries (%R) and relative percent difference (RPD) within the QC limits?		✓		
X. Field duplicates				
Were field duplicate pairs identified in this SDG?		✓		
Were target compounds detected in the field duplicates?			✓	
XI. Internal standards				
Were internal standard area counts within -50% to +100% of the associated calibration standard?	✓			
Were retention times within ± 30 seconds of the associated calibration standard?	✓			
XII. Target analyte quantitation				
Did the laboratory LOQs/RLs meet the QAPP LOQs/RLs?	✓			
Were the correct internal standard (IS), quantitation ion and relative response factor (RRF) used to quantitate the compound?	✓			
Were compound quantitation and RLs adjusted to reflect all sample dilutions and dry weight factors applicable to level IV validation?	✓			
XIII. Target analuyte identification				
Were relative retention times (RRT's) within ± 0.06 RRT units of the standard?	✓			
Did compound spectra meet specified EPA "Functional Guidelines" criteria?	✓			
Were chromatogram peaks verified and accounted for?	✓			
XIV. System performance				
System performance was found to be acceptable.	✓			
XV. Overall assessment of data				
Overall assessment of data was found to be acceptable.	✓			

TARGET COMPOUND WORKSHEET

METHOD: VOA

A. Chloromethane	AA. Tetrachloroethene	AAA. 1,3,5-Trimethylbenzene	AAAA. Ethyl tert-butyl ether	A1. 1,3-Butadiene
B. Bromomethane	BB. 1,1,2,2-Tetrachloroethane	BBB. 4-Chlorotoluene	BBBB. tert-Amyl methyl ether	B1. Hexane
C. Vinyl choride	CC. Toluene	CCC. tert-Butylbenzene	CCCC. 1-Chlorohexane	C1. Heptane
D. Chloroethane	DD. Chlorobenzene	DDD. 1,2,4-Trimethylbenzene	DDDD. Isopropyl alcohol	D1. Propylene
E. Methylene chloride	EE. Ethylbenzene	EEE. sec-Butylbenzene	EEEE. Acetonitrile	E1. Freon 11
F. Acetone	FF. Styrene	FFF. 1,3-Dichlorobenzene	FFFF. Acrolein	F1. Freon 12
G. Carbon disulfide	GG. Xylenes, total	GGG. p-Isopropyltoluene	GGGG. Acrylonitrile	G1. Freon 113
H. 1,1-Dichloroethene	HH. Vinyl acetate	HHH. 1,4-Dichlorobenzene	HHHH. 1,4-Dioxane	H1. Freon 114
I. 1,1-Dichloroethane	II. 2-Chloroethylvinyl ether	III. n-Butylbenzene	IIII. Isobutyl alcohol	I1. 2-Nitropropane
J. 1,2-Dichloroethene, total	JJ. Dichlorodifluoromethane	JJJ. 1,2-Dichlorobenzene	JJJJ. Methacrylonitrile	J1. Dimethyl disulfide
K. Chloroform	KK. Trichlorofluoromethane	KKK. 1,2,4-Trichlorobenzene	KKKK. Propionitrile	K1. 2,3-Dimethyl pentane
L. 1,2-Dichloroethane	LL. Methyl-tert-butyl ether	LLL. Hexachlorobutadiene	LLLL. Ethyl ether	L1. 2,4-Dimethyl pentane
M. 2-Butanone	MM. 1,2-Dibromo-3-chloropropane	MMM. Naphthalene	MMMM. Benzyl chloride	M1. 3,3-Dimethyl pentane
N. 1,1,1-Trichloroethane	NN. Methyl ethyl ketone	NNN. 1,2,3-Trichlorobenzene	NNNN. Iodomethane	N1. 2-Methylpentane
O. Carbon tetrachloride	OO. 2,2-Dichloropropane	OOO. 1,3,5-Trichlorobenzene	OOOO.1,1-Difluoroethane	O1. 3-Methylpentane
P. Bromodichloromethane	PP. Bromochloromethane	PPP. trans-1,2-Dichloroethene	PPPP. Tetrahydrofuran	P1. 3-Ethylpentane
Q. 1,2-Dichloropropane	QQ. 1,1-Dichloropropene	QQQ. cis-1,2-Dichloroethene	QQQQ. Methyl acetate	Q1. 2,2-Dimethylpentane
R. cis-1,3-Dichloropropene	RR. Dibromomethane	RRR. m,p-Xylenes	RRRR. Ethyl acetate	R1. 2,2,3- Trimethylbutane
S. Trichloroethene	SS. 1,3-Dichloropropane	SSS. o-Xylene	SSSS. Cyclohexane	S1. 2,2,4-Trimethylpentane
T. Dibromochloromethane	TT. 1,2-Dibromoethane	TTT. 1,1,2-Trichloro-1,2,2-trifluoroethane	TTTT. Methyl cyclohexane	T1. 2-Methylhexane
U. 1,1,2-Trichloroethane	UU. 1,1,1,2-Tetrachloroethane	UUU. 1,2-Dichlorotetrafluoroethane	UUUU. Allyl chloride	U1. Nonanal
V. Benzene	VV. Isopropylbenzene	VVV. 4-Ethyltoluene	VVVV. Methyl methacrylate	V1. 2-Methylnaphthalene
W. trans-1,3-Dichloropropene	WW. Bromobenzene	WWW. Ethanol	WWWW. Ethyl methacrylate	W1. Methanol
X. Bromoform	XX. 1,2,3-Trichloropropane	XXX. Di-isopropyl ether	XXXX. cis-1,4-Dichloro-2-butene	X1. 1,2,3-Trimethylbenzene
Y. 4-Methyl-2-pentanone	YY. n-Propylbenzene	YYY. tert-Butanol	YYYY. trans-1,4-Dichloro-2-butene	Y1. 2-Propanol
Z. 2-Hexanone	ZZ. 2-Chlorotoluene	ZZZ. tert-Butyl alcohol	ZZZZ. Pentachloroethane	Z1.

LDC #: 52170Eb

VALIDATION FINDINGS WORKSHEET
Laboratory Control Samples (LCS)

Page: 1 of 1
Reviewer: FT
2nd Reviewer: _____

METHOD: GC/MS VOA (EPA SW 846 Method 8260D)

Please see qualifications below for all questions answered "N". Not applicable questions are identified as "N/A".

Y N N/A Was a LCS required?

Y N N/A Were the LCS percent recoveries (%R) and relative percent difference (RPD) within the QC limits?

#	LCS/LCSD ID	Compound	LCS %R (Limits)	LCSD %R (Limits)	RPD (Limits)	Associated Samples	Qualifications
	YIC7818-LCS	QQQQ	133 (63-132)	( )	( )	All	J/UJ/P ND
			( )	( )	( )		
			( )	( )	( )		
			( )	( )	( )		
			( )	( )	( )		
			( )	( )	( )		
			( )	( )	( )		
			( )	( )	( )		
			( )	( )	( )		
			( )	( )	( )		
			( )	( )	( )		
			( )	( )	( )		
			( )	( )	( )		
			( )	( )	( )		
			( )	( )	( )		
			( )	( )	( )		
			( )	( )	( )		
			( )	( )	( )		
			( )	( )	( )		
			( )	( )	( )		
			( )	( )	( )		
			( )	( )	( )		
			( )	( )	( )		
			( )	( )	( )		
			( )	( )	( )		

VALIDATION FINDINGS WORKSHEET
Initial Calibration Calculation Verification

METHOD: GCMS 8260D

The calibration factors (RRFF), average RRFF, and relative standard deviation (%RSD) were recalculated for compounds identified below using the following calculations:

RRF = (Ax)(Cis)/(Ais)(Cx)
average RRF = sum of the RRFs/number of standards
%RSD = 100 * (S/X)

Where:

Ax = Area of compound
Cx = Concentration of compound
S = Standard deviation of the RRFs
X = Mean of the RRFs
Ais = Area of associated internal standard
Cis = Concentration of internal Standard

#	Standard ID	Calibration Date	Compound	Reported (RRF 20 std)	Recalculated (RRF 20 std)	Reported AverageRRF (Initial)	Recalculated Average RRF (Initial)	Reported %RSD	Recalculated %RSD
	ICAL GCMSIC	5/27/2021	C	0.741	0.741	0.741	0.741	3.47	3.47
			V	1.105	1.105	1.111	1.111	3.85	3.85
			CC	0.757	0.757	0.778	0.778	5.75	5.75
			BB	0.643	0.643	0.648	0.648	5.33	5.33

LDC #: 52170 E1a

VALIDATION FINDINGS WORKSHEET
Continuing Calibration Results Verification

Reviewer: FT

METHOD: GC/MS VOA (EPA SW 846 Method 8260 D)

The percent difference (%D) of the initial calibration average Relative Response Factors (RRFs) and the continuing calibration RRFs were recalculated for the compounds identified below using the following calculation:

% Difference = 100 * (ave. RRF - RRF)/ave. RRF
$RRF = (A_x)(C_{is})/(A_{is})(C_x)$

Where: ave. RRF = initial calibration average RRF
RRF = continuing calibration RRF
A_x = Area of compound, A_{is} = Area of associated internal standard
C_x = Concentration of compound, C_{is} = Concentration of internal standard

#	Standard ID	Calibration Date	Compound (Reference internal Standard)	Average RRF (initial)	Reported RRF (CC)	Recalculated RRF (CC)	Reported %D	Recalculated %D
1	CCV 0932	7/7/21	C (1st internal standard)	0.741	0.836	0.836	12.8	12.8
			V (2nd internal standard)	1.111	1.060	1.060	4.6	4.6
			CC (3rd internal standard)	0.778	0.711	0.711	8.6	8.6
			BP (4th internal standard)	0.648	0.614	0.614	5.2	5.2
2			(1st internal standard)					
			(2nd internal standard)					
			(3rd internal standard)					
			(4th internal standard)					
3			(1st internal standard)					
			(2nd internal standard)					
			(3rd internal standard)					
			(4th internal standard)					
4			(1st internal standard)					
			(2nd internal standard)					
			(3rd internal standard)					
			(4th internal standard)					

Comments: Refer to Continuing Calibration findings worksheet for list of qualifications and associated samples when reported results do not agree within 10.0% of the recalculated results.

LDC #: 52170E1a

VALIDATION FINDINGS WORKSHEET
Surrogate Results Verification

Reviewer: FT

METHOD: GC/MS VOA (EPA SW 846 Method 8260 D)

The percent recoveries (%R) of surrogates were recalculated for the compounds identified below using the following calculation:

% Recovery: SF/SS * 100

Where: SF = Surrogate Found
SS = Surrogate Spiked

Sample ID: #1

	Surrogate Spiked	Surrogate Found	Percent Recovery Reported	Percent Recovery Recalculated	Percent Difference
Dibromofluoromethane	50.0	54.35	109	109	0
1,2-Dichloroethane-d4	↓	56.60	113	113	↓
Toluene-d8		50.73	101	101	
Bromofluorobenzene		51.45	103	103	

Sample ID:

	Surrogate Spiked	Surrogate Found	Percent Recovery Reported	Percent Recovery Recalculated	Percent Difference
Dibromofluoromethane					
1,2-Dichloroethane-d4					
Toluene-d8					
Bromofluorobenzene					

Sample ID:

	Surrogate Spiked	Surrogate Found	Percent Recovery Reported	Percent Recovery Recalculated	Percent Difference
Dibromofluoromethane					
1,2-Dichloroethane-d4					
Toluene-d8					
Bromofluorobenzene					

Sample ID:

	Surrogate Spiked	Surrogate Found	Percent Recovery Reported	Percent Recovery Recalculated	Percent Difference
Dibromofluoromethane					
1,2-Dichloroethane-d4					
Toluene-d8					
Bromofluorobenzene					

Sample ID:

	Surrogate Spiked	Surrogate Found	Percent Recovery Reported	Percent Recovery Recalculated	Percent Difference
Dibromofluoromethane					
1,2-Dichloroethane-d4					
Toluene-d8					
Bromofluorobenzene					

LDC #: 52170E 1a

VALIDATION FINDINGS WORKSHEET
Laboratory Control Sample Results Verification

Reviewer: FT

METHOD: GC/MS VOA (EPA Method 8260 B)

The percent recoveries (%R) and Relative Percent Difference (RPD) of the laboratoy control sample and laboratory control sample duplicate (if applicable) were recalculated for the compounds identified below using the following calculation:

% Recovery = 100 * SSC/SA Where: SSC = Spiked sample concentration; SA = Spike added

RPD = I LCSC - LCSDC I * 2/(LCSC + LCSDC) LCSC = Laboraotry control sample concentration LCSDC = Laboratory control sample duplicate concentration

LCS ID: VIC7818-LCS

Compound	Spike Added (ug/kg)		Spiked Sample Concentration (ug/kg)		LCS Percent Recovery		LCSD Percent Recovery		LCS/LCSD RPD	
	LCS	LCSD	LCS	LCSD	Reported	Recalc.	Reported	Recalc.	Reported	Recalculated
1,1-Dichloroethene	50	NA	46.1	NA	92	92				
Trichloroethene	↓		44.4		89	89				
Benzene	50		48.0		96	96				
Toluene	↓		46.5		93	93				
Chlorobenzene	↓		45.6		91	91	NA			

Comments: Refer to Laboratory Control Sample findings worksheet for list of qualifications and associated samples when reported results do not agree within 10.0% of the recalculated results.

LDC #: 52170E1a

VALIDATION FINDINGS WORKSHEET
Sample Calculation Verification

METHOD: GC/MS VOA (EPA SW 846 Method 8260 B)

Y N N/A Were all reported results recalculated and verified for all level IV samples?

Y N N/A Were all recalculated results for detected target compounds agree within 10.0% of the reported results?

Concentration = $\frac{(A_x)(I_s)(DF)}{(A_{is})(RRF)(V_o)(\%S)}$

A_x = Area of the characteristic ion (EICP) for the compound to be measured

A_{is} = Area of the characteristic ion (EICP) for the specific internal standard

I_s = Amount of internal standard added in nanograms (ng)

RRF = Relative response factor of the calibration standard.

V_o = Volume or weight of sample pruged in milliliters (ml) or grams (g).

Df = Dilution factor.

%S = Percent solids, applicable to soils and solid matrices only.

Example:

Sample I.D. Y1C7818LCS: V

Conc. = $\frac{(369723)(50)}{(346587)(1.111)}$

= 48.0 ug/kg

#	Sample ID	Compound	Reported Concentration (ug/kg)	Calculated Concentration (ug/kg)	Qualification
	LCS	V	48.0	48.0	

LDC #: 52170E2a **VALIDATION COMPLETENESS WORKSHEET** Date: 10/11/21
SDG #: JD27719 Category B Page: 1 of 1
Laboratory: SGS North America, Inc., Dayton, NJ Reviewer: [illegible]
2nd Reviewer: [illegible]

METHOD: GC/MS Semivolatiles (EPA SW846 Method 8270E)

The samples listed below were reviewed for each of the following validation areas. Validation findings are noted in attached validation findings worksheets.

	Validation Area		Comments
I.	Sample receipt/Technical holding times	A / A	
II.	GC/MS Instrument performance check	A	
III.	Initial calibration/ICV	A / A	%RSD ≤ 20, r² ICV ≤ 30
IV.	Continuing calibration	SW/A	CCV ≤ 20
V.	Laboratory Blanks	SW	
VI.	Field blanks	N	
VII.	Surrogate spikes	A	
VIII.	Matrix spike/Matrix spike duplicates	N	MS
IX.	Laboratory control samples	A	LCS
X.	Field duplicates	N	
XI.	Internal standards	A	
XII.	Target analyte quantitation	A	Result < RL > MDL = J det
XIII.	Target analyte identification	A	
XIV.	System performance	A	
XV.	Overall assessment of data	A	

Note: A = Acceptable; N = Not provided/applicable; SW = See worksheet; ND = No compounds detected; R = Rinsate; FB = Field blank; D = Duplicate; TB = Trip blank; EB = Equipment blank; SB=Source blank; OTHER:

	Client ID	Lab ID	Matrix	Date
1	RI-SB-14 (2.5-3.0)	JD27719-1	Soil	07/01/21
2	RI-SB-14 (3.5-4.0)	JD27719-2	Soil	07/01/21
3	RI-SB-15 (2.5-3.0)	JD27719-3	Soil	07/01/21
4	RI-SB-15 (4.5-5.0)	JD27719-4	Soil	07/01/21
5	RI-SB-16 (2.5-3.0)	JD27719-5	Soil	07/01/21
6	RI-SB-7 (3.5-4.0)	JD27719-6	Soil	07/01/21
7	RI-SB-7 (9-9.5)	JD27719-7	Soil	07/01/21
8	RI-SB-7 (12-12.5)	JD27719-8	Soil	07/01/21
9				

Notes:

	OP34164						

Method: Semivolatiles (EPA SW 846 Method 8270 E)

Validation Area	Yes	No	NA	Findings/Comments
I. Technical holding times				
Were all technical holding times met?	✓			
Was cooler temperature criteria met?	✓			
II. GC/MS Instrument performance check				
Were the DFTPP performance results reviewed and found to be within the specified criteria?	✓			
Were all samples analyzed within the 12 hour clock criteria?	✓			
IIIa. Initial calibration				
Did the laboratory perform a 5 point calibration prior to sample analysis?	✓			
Were all percent relative standard deviations (%RSD) ≤ 15/30% (or 20%) and relative response factors (RRF) within method criteria?	✓			
Was a curve fit used for evaluation? If yes, did the initial calibration meet the curve fit acceptance criteria of ≥ 0.990?	✓			
IIIb. Initial Calibration Verification				
Was an initial calibration verification standard analyzed after each initial calibration for each instrument?	✓			
Were all percent differences (%D) ≤ 20% or 30%?	✓			
IV. Continuing calibration				
Was a continuing calibration standard analyzed at least once every 12 hours for each instrument?	✓			
Were all percent differences (%D) ≤ 20% and relative response factors (RRF) within method criteria?	✓			
V. Laboratory Blanks				
Was a laboratory blank associated with every sample in this SDG?	✓			
Was a laboratory blank analyzed at least once every 12 hours for each matrix and concentration?	✓			
Was there contamination in the laboratory blanks? If yes, please see the blanks validation findings worksheet.	✓			
VI. Field blanks				
Were field blanks were identified in this SDG?		✓		
Were target compounds detected in the field blanks?			✓	
VII. Surrogate spikes				
Were all surrogate percent recovery (%R) within QC limits?	✓			
If 2 or more base neutral or acid surrogates were outside QC limits, was a reanalysis performed to confirm %R?			✓	
If any percent recoveries (%R) was less than 10%, was a reanalysis performed to confirm %R ?			✓	
VIII. Matrix spike/Matrix spike duplicates				
Were matrix spike (MS) and matrix spike duplicate (MSD) analyzed in this SDG?			✓	

Validation Area	Yes	No	NA	Findings/Comments
Were the MS/MSD percent recoveries (%R) and the relative percent differences (RPD) within the QC limits?			✓	
IX. Laboratory control samples				
Was an LCS analyzed per extraction batch?	✓			
Were the LCS percent recoveries (%R) and relative percent difference (RPD) within the QC limits?	✓			
X. Field duplicates				
Were field duplicate pairs identified in this SDG?		✓		
Were target compounds detected in the field duplicates?			✓	
XI. Internal standards				
Were internal standard area counts within -50% to +100% of the associated calibration standard?	✓			
Were retention times within ± 30 seconds of the associated calibration standard?	✓			
XII. Compound quantitation				
Did the laboratory LOQs/RLs meet the QAPP LOQs/RLs?	✓			
Were the correct internal standard (IS), quantitation ion and relative response factor (RRF) used to quantitate the compound?	✓			
Were compound quantitation and RLs adjusted to reflect all sample dilutions and dry weight factors applicable to level IV validation?	✓			
XIII. Target compound identification				
Were relative retention times (RRT's) within ± 0.06 RRT units of the standard?	✓			
Did compound spectra meet specified EPA "Functional Guidelines" criteria?	✓			
Were chromatogram peaks verified and accounted for?	✓			
XIV. System performance				
System performance was found to be acceptable.	✓			
XV. Overall assessment of data				
Overall assessment of data was found to be acceptable.	✓			

VALIDATION FINDINGS WORKSHEET

METHOD: GC/MS SVOA

A. Phenol	CC. Dimethylphthalate	EEE. Bis(2-ethylhexyl)phthalate	GGGG. C30-Hopane	I1. Methyl methanesulfonate
B. Bis (2-chloroethyl) ether	DD. Acenaphthylene	FFF. Di-n-octylphthalate	HHHH. 1-Methylphenanthrene	J1. Ethyl methanesulfonate
C. 2-Chlorophenol	EE. 2,6-Dinitrotoluene	GGG. Benzo(b)fluoranthene	IIII. 1,4-Dioxane	K1. o,o',o"-Triethylphosphorothioate
D. 1,3-Dichlorobenzene	FF. 3-Nitroaniline	HHH. Benzo(k)fluoranthene	JJJJ. Acetophenone	L1. n-Phenylene diamine
E. 1,4-Dichlorobenzene	GG. Acenaphthene	III. Benzo(a)pyrene	KKKK. Atrazine	M1. 1,4-Naphthoquinone
F. 1,2-Dichlorobenzene	HH. 2,4-Dinitrophenol	JJJ. Indeno(1,2,3-cd)pyrene	LLLL. Benzaldehyde	N1. N-Nitro-o-toluidine
G. 2-Methylphenol	II. 4-Nitrophenol	KKK. Dibenz(a,h)anthracene	MMMM. Caprolactam	O1. 1,3,5-Trinitrobenzene
H. 2,2'-Oxybis(1-chloropropane)	JJ. Dibenzofuran	LLL. Benzo(g,h,i)perylene	NNNN. 2,6-Dichlorophenol	P1. Pentachlorobenzene
I. 4-Methylphenol	KK. 2,4-Dinitrotoluene	MMM. Bis(2-Chloroisopropyl)ether	OOOO. 1,2-Diphenylhydrazine	Q1. 4-Aminobiphenyl
J. N-Nitroso-di-n-propylamine	LL. Diethylphthalate	NNN. Aniline	PPPP. 3-Methylphenol	R1. 2-Naphthylamine
K. Hexachloroethane	MM. 4-Chlorophenyl-phenyl ether	OOO. N-Nitrosodimethylamine	QQQQ. 3&4-Methylphenol	S1. Triphenylene
L. Nitrobenzene	NN. Fluorene	PPP. Benzoic Acid	RRRR. 4-Dimethyldibenzothiophene (4MDT)	T1. Octachlorostyrene
M. Isophorone	OO. 4-Nitroaniline	QQQ. Benzyl alcohol	SSSS. 2/3-Dimethyldibenzothiophene (4MDT)	U1. Famphur
N. 2-Nitrophenol	PP. 4,6-Dinitro-2-methylphenol	RRR. Pyridine	TTTT. 1-Methyldibenzothiophene (1MDT)	V1. 1,4-phenylenediamine
O. 2,4-Dimethylphenol	QQ. N-Nitrosodiphenylamine	SSS. Benzidine	UUUU.. 2,3,4,6-Tetrachlorophenol	W1. Methapyrilene
P. Bis(2-chloroethoxy)methane	RR. 4-Bromophenyl-phenylether	TTT. 1-Methylnaphthalene	VVVV. 1,2,4,5-Tetrachlorobenzene	X1. Pentachloroethane
Q. 2,4-Dichlorophenol	SS. Hexachlorobenzene	UUU.Benzo(b)thiophene	WWWW.. 2-Picoline	Y1. 3,3'-Dimethylbenzidine
R. 1,2,4-Trichlorobenzene	TT. Pentachlorophenol	VVV.Benzonaphthothiophene	XXXX. 3-Methylcholanthrene	Z1. o-Toluidine
S. Naphthalene	UU. Phenanthrene	WWW.Benzo(e)pyrene	YYYY. a,a-Dimethylphenethylamine	A2. 1-Naphthylamine
T. 4-Chloroaniline	VV. Anthracene	XXX. 2,6-Dimethylnaphthalene	ZZZZ. Hexachloropropene	B2. 4-Aminobiphenyl
U. Hexachlorobutadiene	WW. Carbazole	YYY. 2,3,5-Trimethylnaphthalene	A1. N-Nitrosodiethylamine	C2. 4-Nitroquinoline-1-oxide
V. 4-Chloro-3-methylphenol	XX. Di-n-butylphthalate	ZZZ. Perylene	B1. N-Nitrosodi-n-butylamine	D2. Hexachloropene
W. 2-Methylnaphthalene	YY. Fluoranthene	AAAA. Dibenzothiophene	C1. N-Nitrosomethylethylamine	E2. Bis (2-chloro-1-methylethyl) ether
X. Hexachlorocyclopentadiene	ZZ. Pyrene	BBBB. Benzo(a)fluoranthene	D1. N-Nitrosomorpholine	F2. Bifenthrin
Y. 2,4,6-Trichlorophenol	AAA. Butylbenzylphthalate	CCCC. Benzo(b)fluorene	E1. N-Nitrosopyrrolidine	G2. Cyfluthrin
Z. 2,4,5-Trichlorophenol	BBB. 3,3'-Dichlorobenzidine	DDDD. cis/trans-Decalin	F1. Phenacetin	H2. Cypermethrin
AA. 2-Chloronaphthalene	CCC. Benzo(a)anthracene	EEEE. 1,1'-Biphenyl	G1. 2-Acetylaminofluorene	I2. Permethrin (cis/trans)
BB. 2-Nitroaniline	DDD. Chrysene	FFFF. Retene	H1. Pronamide	J2. 5-Nitro-o-toluidine

LDC #: 52170E2a

VALIDATION FINDINGS WORKSHEET
Blanks

Reviewer: FT

METHOD: GC/MS BNA (EPA SW 846 Method 8270D)
Please see qualifications below for all questions answered "N". Not applicable questions are identified as "N/A".

Y N N/A Was a method blank analyzed for each matrix?
Y N N/A Was a method blank analyzed for each concentration preparation level?
Y N N/A Was a method blank associated with every sample?
Y N N/A Was the blank contaminated? If yes, please see qualification below.

Blank extraction date: 7/7/21 **Blank analysis date:** 7/8/21
Conc. units: ug/kg Associated Samples: All

Compound	Blank ID								
	OP34164-MB1	1	2	3	4	5			
TIC Alkane	200 / 2.02	210 / 2.02	150 / 2.02	140 / 2.02	230 / 2.02	190 / 2.02			
Alkane	220 / 16.93	-	-	-					
Alkane	270 / 19.56	-	-	-					

Blank extraction date: _____ **Blank analysis date:** _____
Conc. units: _____ Associated Samples: _____

Compound	Blank ID								

CIRCLED RESULTS WERE NOT QUALIFIED. ALL RESULTS NOT CIRCLED WERE QUALIFIED BY THE FOLLOWING STATEMENT:
Common contaminants such as the phthalates and TICs noted above that were detected in samples within ten times the associated method blank concentration were qualified as not detected, "U". Other contaminants within five times the method blank concentration were also qualified as not detected, "U".

LDC #: 52170E2a

VALIDATION FINDINGS WORKSHEET
Initial Calibration Calculation Verification

Reviewer: FT

METHOD: GCMS 8270D

The calibration factors (RRFF), average RRFF, and relative standard deviation (%RSD) were recalculated for compounds identified below using the following calculations:

RRF = (Ax)(Cis)/(Ais)(Cx)
average RRF = sum of the RRFs/number of standards
%RSD = 100 * (S/X)

Where:

Ax = Area of compound
Cx = Concentration of compound
S = Standard deviation of the RRFs
X = Mean of the RRFs
Ais = Area of associated internal standard
Cis = Concentration of internal Standard

#	Standard ID	Calibration Date	Compound	Reported (RRF 25 std)	Recalculated (RRF 25 std)	Reported AverageRRF (Initial)	Recalculated Average RRF (Initial)	Reported %RSD	Recalculated %RSD
	ICAL	7/7/2021	A (IS1)	1.940	1.940	1.809	1.809	8.79	8.79
	GCMSM		S (IS2)	0.995	0.995	0.978	0.978	5.78	5.78
			GG (IS3)	0.981	0.981	0.990	0.990	9.94	9.94
			UU (IS4)	0.936	0.936	0.940	0.940	6.31	6.31
			EEE (IS5)	0.908	0.908	0.827	0.827	14.71	14.71
			III (IS6)	1.212	1.212	1.152	1.152	6.58	6.58

LDC #: 52170E2a

VALIDATION FINDINGS WORKSHEET
Continuing Calibration Results Verification

Reviewer: FT

METHOD: GC/MS BNA (EPA SW 846 Method 8270 B)
The percent difference (%D) of the initial calibration average Relative Response Factors (RRFs) and the continuing calibration RRFs were recalculated for the compounds identified below using the following calculation:

% Difference = 100 * (ave. RRF - RRF)/ave. RRF
$RRF = (A_x)(C_{is})/(A_{is})(C_x)$

Where: ave. RRF = initial calibration average RRF
RRF = continuing calibration RRF
A_x = Area of compound, A_{is} = Area of associated internal standard
C_x = Concentration of compound, C_{is} = Concentration of internal standard

#	Standard ID	Calibration Date	Compound (Internal Standard)	Average RRF (Initial)	Reported RRF (CC)	Recalculated RRF (CC)	Reported %D	Recalculated %D
1	ccv 0015:03	7/8/21	A (1st IS)	1.809	1.805	1.805	0.2	0.2
			S (2nd IS)	0.978	0.972	0.972	0.6	0.6
			GG (3rd IS)	0.990	0.940	0.940	5.1	5.1
			UU (4th IS)	0.940	0.922	0.922	1.9	1.9
			EEE (5th IS)	0.827	0.955	0.955	15.5	15.5
			III (6th IS)	1.152	1.146	1.146	0.5	0.5
2			(1st IS)					
			(2nd IS)					
			(3rd IS)					
			(4th IS)					
			(5th IS)					
			(6th IS)					
3			(1st IS)					
			(2nd IS)					
			(3rd IS)					
			(4th IS)					
			(5th IS)					
			(6th IS)					

Comments: Refer to Continuing Calibration findings worksheet for list of qualifications and associated samples when reported results do not agree within 10.0% of the recalculated results.

LDC #: 52170E2a

VALIDATION FINDINGS WORKSHEET
Surrogate Results Verification

Reviewer: FT

METHOD: GC/MS Semivolatiles (EPA SW 846 Method 8270 E)

The percent recoveries (%R) of surrogates were recalculated for the compounds identified below using the following calculation:

% Recovery: SF/SS * 100

Where: SF = Surrogate Found
SS = Surrogate Spiked

Sample ID: #2

	Surrogate Spiked	Surrogate Found	Percent Recovery Reported	Percent Recovery Recalculated	Percent Difference
Nitrobenzene-d5	50.0	39.93	80	80	0
2-Fluorobiphenyl		43.39	87	87	
Terphenyl-d14		42.52	85	85	
Phenol-d5		36.18	72	72	
2-Fluorophenol		28.21	56	56	
2,4,6-Tribromophenol		29.0	58	58	
2-Chlorophenol-d4					
1,2-Dichlorobenzene-d4					

Sample ID:

	Surrogate Spiked	Surrogate Found	Percent Recovery Reported	Percent Recovery Recalculated	Percent Difference
Nitrobenzene-d5					
2-Fluorobiphenyl					
Terphenyl-d14					
Phenol-d5					
2-Fluorophenol					
2,4,6-Tribromophenol					
2-Chlorophenol-d4					
1,2-Dichlorobenzene-d4					

Sample ID:

	Surrogate Spiked	Surrogate Found	Percent Recovery Reported	Percent Recovery Recalculated	Percent Difference
Nitrobenzene-d5					
2-Fluorobiphenyl					
Terphenyl-d14					
Phenol-d5					
2-Fluorophenol					
2,4,6-Tribromophenol					
2-Chlorophenol-d4					
1,2-Dichlorobenzene-d4					

LDC #: 52170E2a

VALIDATION FINDINGS WORKSHEET

Laboratory Control Sample/Laboratory Control Sample Duplicates Results Verification

Reviewer: FT

METHOD: GC/MS BNA (EPA SW 846 Method 8270E)

The percent recoveries (%R) and Relative Percent Difference (RPD) of the laboratory control sample and laboratory control sample duplicate were recalculated for the compounds identified below using the following calculation:

% Recovery = 100 * (SC/SA Where: SSC = Spike concentration
SA = Spike added

RPD = I LCSC - LCSDC I * 2/(LCSC + LCSDC) LCSC = Laboratory control sample concentration LCSDC = Laboratory control sample duplicate concentration

LCS/LCSD samples: OP34164 - LCS

Compound	Spike Added (ug/Kg)		Spike Concentration (ug/Kg)		LCS Percent Recovery		LCSD Percent Recovery		LCS/LCSD RPD	
	LCS	LCSD	LCS	LCSD	Reported	Recalc	Reported	Recalc	Reported	Recalculated
Phenol	1670	NA	1150	NA	69	69				
N-Nitroso-di-n-propylamine			1110		67	67				
4-Chloro-3-methylphenol			1200		72	72				
Acenaphthene			1140		68	68				
Pentachlorophenol	3330		2330		70	70				
Pyrene	1670		1300		78	78				

Comments: Refer to Laboratory Control Sample/Laboratory Control Sample Duplicates findings worksheet for list of qualifications and associated samples when reported results do not agree within 10.0% of the recalculated results.

LDC #: 52170E2a

VALIDATION FINDINGS WORKSHEET
Sample Calculation Verification

METHOD: GC/MS BNA (EPA SW 846 Method 8270 E)

Y N N/A Were all reported results recalculated and verified for all level IV samples?
Y N N/A Were all recalculated results for detected target compounds agree within 10.0% of the reported results?

$$\text{Concentration} = \frac{(A_x)(I_s)(V_t)(DF)(2.0)}{(A_{is})(RRF)(V_o)(V_i)(\%S)}$$

A_x	=	Area of the characteristic ion (EICP) for the compound to be measured
A_{is}	=	Area of the characteristic ion (EICP) for the specific internal standard
I_s	=	Amount of internal standard added in nanograms (ng)
V_o	=	Volume or weight of sample extract in milliliters (ml) or grams (g).
V_i	=	Volume of extract injected in microliters (ul)
V_t	=	Volume of the concentrated extract in microliters (ul)
Df	=	Dilution Factor.
%S	=	Percent solids, applicable to soil and solid matrices only.
2.0	=	Factor of 2 to account for GPC cleanup

Example:

Sample I.D. #1, W:

Conc. = $\frac{(6595)(40)(1)(1000)}{(1326874)(0.656)(30.0)(0.909)}$

=

11.1 ug/kg

1.0/30.0g
%S = 90.9

#	Sample ID	Compound	Reported Concentration (ug/kg)	Calculated Concentration (ug/kg)	Qualification
	#1	W	11.1	11.1	

LDC #: 52170E3a **VALIDATION COMPLETENESS WORKSHEET** Date: 10/11/21
SDG #: JD27719 Category B Page: 1 of 1
Laboratory: SGS North America, Inc., Dayton, NJ Reviewer: [illegible]
2nd Reviewer: [illegible]

METHOD: GC Organochlorine Pesticides (EPA SW846 Method 8081B)

The samples listed below were reviewed for each of the following validation areas. Validation findings are noted in attached validation findings worksheets.

	Validation Area		Comments
I.	Sample receipt/Technical holding times	A / A	
II.	GC Instrument Performance Check	A	
III.	Initial calibration/ICV	A/A	%D (RSD) / ICV ≤ 20
IV.	Continuing calibration	SW	CCV ≤ 20
V.	Laboratory Blanks	A	
VI.	Field blanks	N	
VII.	Surrogate spikes 1,3	A	
VIII.	Matrix spike/Matrix spike duplicates	N	CS
IX.	Laboratory control samples	A	LCS
X.	Field duplicates	N	
XI.	Target analyte quantitation	A	ND Result < RL / MDL (MI)
XII.	Target analyte identification	A	
XIII.	System Performance	A	
XIV.	Overall assessment of data	A	

Note: A = Acceptable; N = Not provided/applicable; SW = See worksheet; ND = No compounds detected; R = Rinsate; FB = Field blank; D = Duplicate; TB = Trip blank; EB = Equipment blank; SB=Source blank; OTHER:

	Client ID	Lab ID	Matrix	Date
1	RI-SB-16 (2.5-3.0)	JD27719-5	Soil	07/01/21
2				
3				
4				
5				
6				
7				
8				
9				
10				
11				

Notes:

	OP3417U						

LDC #: 52170E3a

VALIDATION FINDINGS CHECKLIST

Reviewer: FT

Method: Pesticides (EPA SW 846 Method 8081B)

Validation Area	Yes	No	NA	Findings/Comments
I. Technical holding times				
Were all technical holding times met?	✓			
Was cooler temperature criteria met?	✓			
II. GC/ECD Instrument performance check				
Was the instrument performance found to be acceptable?	✓			
Were Evaluation mix standards analyzed prior to the initial calibration and at beginning of each 12-hour shift?	✓			
Were endrin and 4,4'-DDT breakdowns ≤ 15% for individual breakdown in the Evaluation mix standards?	✓			
IIIa. Initial calibration				
Did the laboratory perform a 5 point calibration prior to sample analysis?	✓			
Were all percent relative standard deviations (%RSD) ≤ 20%?	✓			
Was a curve fit used for evaluation? If yes, did the initial calibration meet the curve fit acceptance criteria of ≥ 0.990?			✓	
Were the RT windows properly established?	✓			
IIIb. Initial calibration verification				
Was an initial calibration verification standard analyzed after each initial calibration for each instrument?	✓			
Were all percent differences (%D) ≤ 20%?	✓			
IV. Continuing calibration				
Was a continuing calibration analyzed daily?	✓			
Were all percent differences (%D) ≤ 20%? F7	✓	✓		
Were all the retention times within the acceptance windows?	✓			
V. Laboratory Blanks				
Was a laboratory blank associated with every sample in this SDG?	✓			
Was a laboratory blank analyzed for each matrix and concentration?	✓			
Was there contamination in the laboratory blanks?		✓		
VI. Field blanks				
Were field blanks identified in this SDG?		✓		
Were target compounds detected in the field blanks?			✓	

Validation Area	Yes	No	NA	Findings/Comments
VII. ***Surrogate spikes/Internal Standards***				
Were all surrogate percent recovery (%R) within the QC limits?	✓			
If the percent recovery (%R) of one or more surrogates was outside QC limits, was a reanalysis performed to confirm %R?			✓	
If any percent recovery (%R) was less than 10 percent, was a reanalysis performed to confirm %R?			✓	
Were internal standard area counts within ± 50% of the average area calculated during calibration?	✓			
VII. Matrix spike/Matrix spike duplicates				
Were a matrix spike (MS) and matrix spike duplicate (MSD) analyzed for each matrix in this SDG?			✓	
Were the MS/MSD percent recoveries (%R) and the relative percent differences (RPD) within the QC limits?			✓	
IX. Laboratory control samples				
Was an LCS analyzed per extraction batch?	✓			
Were the LCS percent recoveries (%R) and relative percent difference (RPD) within the QC limits?	✓			
X. Field duplicates				
Were field duplicate pairs identified in this SDG?		✓		
Were target compounds detected in the field duplicates?			✓	
XI. Compound quantitation				
Did the laboratory LOQs/RLs meet the QAPP LOQs/RLs?	✓			
Were compound quantitation and RLs adjusted to reflect all sample dilutions, dry weight factors, and clean-up activities applicable to level IV validation?	✓			
Were relative percent difference (RPD) of the results between two columns ≤ 40%?	✓			
XII. Target compound identification				
Were the retention times of reported detects within the RT windows?	✓			
XIII. Overall assessment of data				
Overall assessment of data was found to be acceptable.	✓			

VALIDATION FINDINGS WORKSHEET

METHOD: Pesticide/PCBs (EPASW 846 Method 8081/8082)

A. alpha-BHC	I. Dieldrin	Q. Endrin ketone	Y. Aroclor-1242	GG. Chlordane
B. beta-BHC	J. 4,4'-DDE	R. Endrin aldehyde	Z. Aroclor-1248	HH. Chlordane (Technical)
C. delta-BHC	K. Endrin	S. alpha-Chlordane	AA. Aroclor-1254	II. Aroclor 1262
D. gamma-BHC	L. Endosulfan II	T. gamma-Chlordane	BB. Aroclor-1260	JJ. Aroclor 1268
E. Heptachlor	M. 4,4'-DDD	U. Toxaphene	CC. 2,4'-DDD	KK. Oxychlordane
F. Aldrin	N. Endosulfan sulfate	V. Aroclor-1016	DD. 2,4'-DDE	LL. trans-Nonachlor
G. Heptachlor epoxide	O. 4,4'-DDT	W. Aroclor-1221	EE. 2,4'-DDT	MM. cis-Nonachlor
H. Endosulfan I	P. Methoxychlor	X. Aroclor-1232	FF. Hexachlorobenzene	NN.

Notes:_____

LDC #: 52170E3a

VALIDATION FINDINGS WORKSHEET
Continuing Calibration

METHOD: ✓ **GC** __ **HPLC**

Please see qualifications below for all questions answered "N". Not applicable questions are identified as "N/A".

What type of continuing calibration calculation was performed? ___%D or ___%R

Y N N/A Were continuing calibration standards analyzed at the required frequencies?

Y N N/A Did the continuing calibration standards meet the %D / %R validation criteria of ≤20.0% / 80-120%?

Level IV Only

Y N N/A Were the retention times for all calibrated compounds within their respective acceptance windows?

#	Date	Standard ID	Detector/ Column	Compound	%D (Limit ≤ 20.0)	RT (limit)	Associated Samples	Qualifications
	7/8/21 1046	CCV	sig 1	C	21.0		All - MB	J/UJ/A ND

LDC #: 52170E3a

VALIDATION FINDINGS WORKSHEET
Initial Calibration Calculation Verification

Reviewer: FT

METHOD: GC X HPLC _____

The calibration factors (CF), average CF, and relative standard deviation (%RSD) were recalculated for compounds identified below using the following calculations:

CF = A/C
average CF = sum of the CF/number of standards
%RSD = 100 * (S/X)

Where:
A = Area of compound
C = Concentration of compound
S = Standard deviation of calibration factors
X = Mean of calibration factors

#	Standard ID	Calibration Date	Compound	Reported 25ppb	Recalculated 25ppb	Reported Average CF (Initial)	Recalculated Average CF (Initial)	Reported %RSD	Recalculated %RSD
	ICAL GC8G	2/10/2021	gamma BHC sig 1	1.087	1.087	1.109	1.109	10.04	10.04
			gamma BHC sig 2	1.141	1.141	1.161	1.161	2.72	2.72
			4,4-DDT sig 1	0.806	0.806	0.815	0.815	9.96	9.96
			4,4-DDT sig 2	0.727	0.727	0.742	0.742	4.40	4.40

LDC #: 52170E3a

VALIDATION FINDINGS WORKSHEET
Initial Calibration Calculation Verification

Reviewer: FT

METHOD: GC X HPLC _____

The calibration factors (CF), average CF, and relative standard deviation (%RSD) were recalculated for compounds identified below using the following calculations:

CF = A/C
average CF = sum of the CF/number of standards
%RSD = 100 * (S/X)

Where:
A = Area of compound
C = Concentration of compound
S = Standard deviation of calibration factors
X = Mean of calibration factors

#	Standard ID	Calibration Date	Compound	Reported 25ppb	Recalculated 25ppb	Reported Average CF (Initial)	Recalculated Average CF (Initial)	Reported %RSD	Recalculated %RSD
	ICAL GC1G	5/13/2021	gamma BHC sig 1	1.184	1.184	1.227	1.227	3.68	3.68
			gamma BHC sig 2	1.197	1.197	1.218	1.218	7.29	7.29
			4,4-DDT sig 1	0.895	0.895	0.898	0.898	3.47	3.47
			4,4-DDT sig 2	0.748	0.748	0.755	0.755	11.60	11.60

LDC #: 52170F3a

VALIDATION FINDINGS WORKSHEET
Continuing Calibration Results Verification

Reviewer: FT

METHOD: GC ✓ HPLC _____

The percent difference (%D) of the initial calibration average Calibration Factors (CF) and the continuing calibration CF were recalculated for the compounds identified below using the following calculation:

% Difference = 100 * (ave. CF -CF)/ave.CF

Where: ave. CF = initial calibration average CF
CF = continuing calibration CF
A = Area of compound
C = Concentration of compound

#	Standard ID	Calibration Date	Compound	Average CF(ICAL)/ CCV Conc.	Reported CF/ Conc. CCV	Recalculated CF/ Conc. CCV	Reported %D	Recalculated %D
1	ccv 1040	7/13/21	gamma BHC Sig 1	1.227	1.237	1.237	0.8	0.8
			↓ Sig 2	1.218	1.365	1.365	12.1	12.1
			4,4'-DDT Sig 1	0.898	0.965	0.965	7.5	7.5
			↓ Sig 2	0.755	0.890	0.890	17.9	17.9
2	ccv 1046	7/8/21	↓	1.109	1.145	1.145	3.2	3.2
				1.161	1.218	1.218	4.9	4.9
				0.815	0.865	0.865	6.1	6.1
				0.742	0.826	0.826	11.3	11.3
3								
4								

Comments: Refer to Continuing Calibration findings worksheet for list of qualifications and associated samples when reported results do not agree within 10.0% of the recalculated results.

LDC #: 52170E3a

VALIDATION FINDINGS WORKSHEET
Surrogate Results Verification

Reviewer: FT

METHOD: ✓ GC ___ HPLC

The percent recoveries (%R) of surrogates were recalculated for the compounds identified below using the following calculation:

% Recovery: SF/SS * 100

Where: SF = Surrogate Found
SS = Surrogate Spiked

Sample ID: #1

Surrogate	Column/Detector	Surrogate Spiked	Surrogate Found	Percent Recovery	Percent Recovery	Percent Difference
				Reported	Recalculated	
TCMX	sig 1	40	41.576	104	104	0
↓	2		42.798	107	107	
DCB	sig 1		45.318	113	113	
↓	2	↓	43.923	110	110	↓

Sample ID: _____

Surrogate	Column/Detector	Surrogate Spiked	Surrogate Found	Percent Recovery	Percent Recovery	Percent Difference
				Reported	Recalculated	

	Surrogate Compound		Surrogate Compound		Surrogate Compound		Surrogate Compound		Surrogate Compound
A	Chlorobenzene (CBZ)	G	Octacosane	M	Benzo(e)Pyrene	S	1-Chloro-3-Nitrobenzene	Y	Tetrachloro-m- xylene
B	4-Bromofluorobenzene (BFB)	H	Ortho-Terphenyl	N	Terphenyl-D14	T	3,4-Dinitrotoluene	Z	2-Bromonaphthalene
C`	a,a,a-Trifluorotoluene	I	Fluorobenzene (FBZ)	O	Decachlorobiphenyl (DCB)	U	Tripentyltin	AA	Chloro-octadecane
D	Bromochlorobenene	J	n-Triacontane	P	1-methylnaphthalene	V	Tri-n-propyltin	BB	2,4-Dichlorophenylacetic acid
E	1,4-Dichlorobutane	K	Hexacosane	Q	Dichlorophenyl Acetic Acid (DCAA)	W	Tributyl Phosphate	CC	2,5-Dibromotoluene
F	1,4-Difluorobenzene (DFB)	L	Bromobenzene	R	4-Nitrophenol	X	Triphenyl Phosphate		

LDC #: 52170E3a

VALIDATION FINDINGS WORKSHEET

Laboratory Control Sample/Laboratory Control Sample Duplicates Results Verification

Reviewer: FT

METHOD: ✓ GC ___HPLC

The percent recoveries (%R) and relative percent differences (RPD) of the laboratory control sample and laboratory control sample duplicate were recalculated for the compounds identified below using the following calculation:

%Recovery = 100 * (SSC/SA)
RPD =(({SSCLCS - SSCLCSD} * 2) / (SSCLCS + SSCLCSD))*100

Where SSC = Spiked sample concentration
LCS = Laboratory Control Sample
SA = Spike added
LCSD = Laboratory Control Sample duplicate

LCS/LCSD samples: OP34170-BS1

Compound	Spike Added (ug/Kg)		Spike Sample Concentration (ug/Kg)		LCS Percent Recovery		LCSD Percent Recovery		LCS/LCSD RPD	
	LCS	LCSD	LCS	LCSD	Reported	Recalc.	Reported	Recalc.	Reported	Recalc.
4,4'-DDT	16.7	NA	22.1	NA	133	133				
gamma BHC	16.7	↓	19.0	↓	114	114				

Comments: Refer to Laboratory Control Sample/Laboratory Control Sample Duplicate findings worksheet for list of qualifications and associated samples when reported results do not agree within 10.0% of the recalculated results.

LDC #: 52170E 3a

VALIDATION FINDINGS WORKSHEET
Sample Calculation Verification

Reviewer: FT

METHOD: ✓ GC ___ HPLC

Y N N/A Were all reported results recalculated and verified for all level IV samples?
Y N N/A Were all recalculated results for detected target compounds within 10% of the reported results?

Concentration= (A)(Fv)(Df) / (RF)(Vs or Ws)(%S/100)

A= Area or height of the compound to be measured
Fv= Final Volume of extract
Df= Dilution Factor
RF= Average response factor of the compound In the initial calibration
Vs= Initial volume of the sample
Ws= Initial weight of the sample
%S= Percent Solid

Example:

Sample ID. OP34170-BS1 Compound Name 4,4'-DDT

Concentration = $\frac{76481623\ (50)\ (10)}{141.3 \times 10^6\ (0.815)\ (15)}$ = 22.14 ug/kg

10/15

#	Sample ID	Compound	Reported Concentrations (ug/kg)	Recalculated Results Concentrations (ug/kg)	Qualifications
	LCS	4,4'-DDT	22.1	22.14	

Comments:

LDC #: 52170E3b **VALIDATION COMPLETENESS WORKSHEET** Date: 10/12/21
SDG #: JD27719 Category B Page: 1 of 1
Laboratory: SGS North America, Inc., Dayton, NJ Reviewer: JD
2nd Reviewer:

METHOD: GC Polychlorinated Biphenyls (EPA SW846 Method 8082A)

The samples listed below were reviewed for each of the following validation areas. Validation findings are noted in attached validation findings worksheets.

	Validation Area		Comments
I.	Sample receipt/Technical holding times	A / A	
II.	Initial calibration/ICV	A / A	%D RSD / ICV ≤ 20
III.	Continuing calibration	A	CCV ≤ 20
IV.	Laboratory Blanks	A	
V.	Field blanks	N	
VI.	Surrogate spikes ~~DS~~	A ~~A~~	
VII.	Matrix spike/Matrix spike duplicates	N	MS
VIII.	Laboratory control samples	A	LCS
IX.	Field duplicates	N	
X.	Target analyte quantitation	A	No Result < RL > MDL
XI.	Target analyte identification	A	
XII.	Overall assessment of data	A	

Note: A = Acceptable; N = Not provided/applicable; SW = See worksheet; ND = No compounds detected; R = Rinsate; FB = Field blank; D = Duplicate; TB = Trip blank; EB = Equipment blank; SB=Source blank; OTHER:

	Client ID	Lab ID	Matrix	Date
1	RI-SB-16 (2.5-3.0)	JD27719-5	Soil	07/01/21
2				
3				
4				
5				
6				
7				
8				
9				
10				
11				
12				
13				

Notes:

	OP34169						

LDC #: 52170E36 **VALIDATION FINDINGS CHECKLIST** Page: 1 of 2
Reviewer: A

Method: ✓GC __HPLC

Validation Area	Yes	No	NA	Findings/Comments
I. Technical holding times				
Were all technical holding times met?	✓			
Was cooler temperature criteria met?	✓			
IIa. Initial calibration				
Did the laboratory perform a 5 point calibration prior to sample analysis?	✓			
Were all percent relative standard deviations (%RSD) ≤ 20%?	✓			
Was a curve fit used for evaluation? If yes, did the initial calibration meet the curve fit acceptance criteria of ≥0.990?			✓	
Were the RT windows properly established?	✓			
IIb. Initial calibration verification				
Was an initial calibration verification standard analyzed after each initial calibration for each instrument?	✓			
Were all percent differences (%D) ≤ 20%?	✓			
III. Continuing calibration				
Was a continuing calibration analyzed daily?	✓			
Were all percent differences (%D) ≤ 20%?	✓			
Were all the retention times within the acceptance windows?	✓			
IV. Laboratory Blanks				
Was a laboratory blank associated with every sample in this SDG?	✓			
Was a laboratory blank analyzed for each matrix and concentration?	✓			
Was there contamination in the laboratory blanks?		✓		
V. Field Blanks				
Were field blanks identified in this SDG?		✓		
Were target analytes detected in the field blanks?			✓	
VI. Surrogate spikes				
Were all surrogate percent recovery (%R) within the QC limits?	✓			
If the percent recovery (%R) of one or more surrogates was outside QC limits, was a reanalysis performed to confirm %R?			✓	
If any %R was less than 10 percent, was a reanalysis performed to confirm %R?			✓	
VII. Matrix spike/Matrix spike duplicates				
Were matrix spike (MS) and matrix spike duplicate (MSD) analyzed in this SDG?			✓	
Were the MS/MSD percent recoveries (%R) and the relative percent differences (RPD) within the QC limits?			✓	
VIII. Laboratory control samples				
Was an LCS analyzed per analytical or extraction batch?	✓			
Were the LCS percent recoveries (%R) and relative percent difference (RPD) within the QC limits?	✓			

IX. Field duplicates				
Were field duplicate pairs identified in this SDG?		✓		
Were target analytes detected in the field duplicates?			✓	
X. Target analyte quantitation				
Did the laboratory LOQs/RLs meet the QAPP LOQs/RLs?	✓			
Were analyte quantitation and RLs adjusted to reflect all sample dilutions and dry weight factors applicable to level IV validation?	✓			
Were manual integrations reviewed and found acceptable?	✓		✓	
Did the laboratory provide before and after integration printouts?	✓		✓	
XI. Target analyte identification				
Were the retention times of reported detects within the RT windows?	✓			
XIII. Overall assessment of data				
Overall assessment of data was found to be acceptable.	✓			

VALIDATION FINDINGS WORKSHEET

METHOD: Pesticide/PCBs (EPASW 846 Method 8081/8082)

A. alpha-BHC	I. Dieldrin	Q. Endrin ketone	Y. Aroclor-1242	GG. Chlordane
B. beta-BHC	J. 4,4'-DDE	R. Endrin aldehyde	Z. Aroclor-1248	HH. Chlordane (Technical)
C. delta-BHC	K. Endrin	S. alpha-Chlordane	AA. Aroclor-1254	II. Aroclor 1262
D. gamma-BHC	L. Endosulfan II	T. gamma-Chlordane	BB. Aroclor-1260	JJ. Aroclor 1268
E. Heptachlor	M. 4,4'-DDD	U. Toxaphene	CC. 2,4'-DDD	KK. Oxychlordane
F. Aldrin	N. Endosulfan sulfate	V. Aroclor-1016	DD. 2,4'-DDE	LL. trans-Nonachlor
G. Heptachlor epoxide	O. 4,4'-DDT	W. Aroclor-1221	EE. 2,4'-DDT	MM. cis-Nonachlor
H. Endosulfan I	P. Methoxychlor	X. Aroclor-1232	FF. Hexachlorobenzene	NN.

Notes:_____

_____

_____

LDC #: __52170E3b

VALIDATION FINDINGS WORKSHEET
Initial Calibration Calculation Verification

Reviewer: ____FT___

METHOD: GC __X_____ HPLC _____

The calibration factors (CF), average CF, and relative standard deviation (%RSD) were recalculated for compounds identified below using the following calculations:

CF = A/C
average CF = sum of the CF/number of standards
%RSD = 100 * (S/X)

Where:
A = Area of compound
C = Concentration of compound
S = Standard deviation of calibration factors
X = Mean of calibration factors

***

#	Standard ID	Calibration Date	Compound	Reported 1000PPB	Recalculated 1000PPB	Reported Average CF (Initial)	Recalculated Average CF (Initial)	Reported %RSD	Recalculated %RSD
	ICAL	6/9/2021	1260-A signal 1	1.158E+07	1.158E+07	1.141E+06	1.141E+06	2.98	2.98
	GCRK		1260-A signal 2	4.113E+06	4.113E+06	4.022E+06	4.022E+06	3.10	3.10

LDC #: 52170E36

VALIDATION FINDINGS WORKSHEET
Continuing Calibration Results Verification

Reviewer: FT

METHOD: GC ✓ HPLC _____

The percent difference (%D) of the initial calibration average Calibration Factors (CF) and the continuing calibration CF were recalculated for the compounds identified below using the following calculation:

% Difference = 100 * (ave. CF -CF)/ave.CF

Where: ave. CF = initial calibration average CF
CF = continuing calibration CF
A = Area of compound
C = Concentration of compound

#	Standard ID	Calibration Date	Compound	Average CF(ICAL)/ CCV Conc.	Reported CF/ Conc. CCV	Recalculated CF/ Conc. CCV	Reported %D	Recalculated %D
1	CCV 1244	7/8/21	1260-Δ sig 1	1.141×10^6	1.093×10^6	1.093×10^6	4.2	4.2
			↓ 2	4.022×10^6	4.258×10^6	4.258×10^6	5.9	5.9
2								
3								
4								

Comments: Refer to Continuing Calibration findings worksheet for list of qualifications and associated samples when reported results do not agree within 10.0% of the recalculated results.

LDC #: 52170E36

VALIDATION FINDINGS WORKSHEET
Surrogate Results Verification

Reviewer: FT

METHOD: ✓ GC ___ HPLC

The percent recoveries (%R) of surrogates were recalculated for the compounds identified below using the following calculation:

% Recovery: SF/SS * 100

Where: SF = Surrogate Found
SS = Surrogate Spiked

Sample ID: _____

Surrogate	Column/Detector	Surrogate Spiked	Surrogate Found	Percent Recovery	Percent Recovery	Percent Difference
				Reported	Recalculated	
TCMX	Sig 1	40.0	46.915	117	117	0
↓	2		58.333	146	146	↓
DCB	1	↓	40.867	102	102	
↓	2		38.554	96	96	↓

Sample ID: _____

Surrogate	Column/Detector	Surrogate Spiked	Surrogate Found	Percent Recovery	Percent Recovery	Percent Difference
				Reported	Recalculated	

	Surrogate Compound		Surrogate Compound		Surrogate Compound		Surrogate Compound		Surrogate Compound
A	Chlorobenzene (CBZ)	G	Octacosane	M	Benzo(e)Pyrene	S	1-Chloro-3-Nitrobenzene	Y	Tetrachloro-m- xylene
B	4-Bromofluorobenzene (BFB)	H	Ortho-Terphenyl	N	Terphenyl-D14	T	3,4-Dinitrotoluene	Z	2-Bromonaphthalene
C`	a,a,a-Trifluorotoluene	I	Fluorobenzene (FBZ)	O	Decachlorobiphenyl (DCB)	U	Tripentyltin	AA	Chloro-octadecane
D	Bromochlorobenene	J	n-Triacontane	P	1-methylnaphthalene	V	Tri-n-propyltin	BB	2,4-Dichlorophenylacetic acid
E	1,4-Dichlorobutane	K	Hexacosane	Q	Dichlorophenyl Acetic Acid (DCAA)	W	Tributyl Phosphate	CC	2,5-Dibromotoluene
F	1,4-Difluorobenzene (DFB)	L	Bromobenzene	R	4-Nitrophenol	X	Triphenyl Phosphate		

LDC #: 52170E36

VALIDATION FINDINGS WORKSHEET

Laboratory Control Sample/Laboratory Control Sample Duplicates Results Verification

Reviewer: FT

METHOD: ✓ GC ___HPLC

The percent recoveries (%R) and relative percent differences (RPD) of the laboratory control sample and laboratory control sample duplicate were recalculated for the compounds identified below using the following calculation:

%Recovery = 100 * (SSC/SA)
RPD =(({SSCLCS - SSCLCSD} * 2) / (SSCLCS + SSCLCSD))*100

Where SSC = Spiked sample concentration
LCS = Laboratory Control Sample
SA = Spike added
LCSD = Laboratory Control Sample duplicate

LCS/LCSD samples: OP34169 LCS

Compound	Spike Added (ug/kg)		Spike Sample Concentration (ug/kg)		LCS Percent Recovery		LCSD Percent Recovery		LCS/LCSD RPD	
	LCS	LCSD	LCS	LCSD	Reported	Recalc.	Reported	Recalc.	Reported	Recalc.
Aroclor 1260	133	NA	160	NA	120	120	NA			

Comments: Refer to Laboratory Control Sample/Laboratory Control Sample Duplicate findings worksheet for list of qualifications and associated samples when reported results do not agree within 10.0% of the recalculated results.

LDC #: 52170E36

VALIDATION FINDINGS WORKSHEET
Sample Calculation Verification

Reviewer: FT

METHOD: ✓ GC __ HPLC

Y N N/A Were all reported results recalculated and verified for all level IV samples?
Y N N/A Were all recalculated results for detected target compounds within 10% of the reported results?

Concentration= (A)(Fv)(Df) / (RF)(Vs or Ws)(%S/100)

A= Area or height of the compound to be measured
Fv= Final Volume of extract
Df= Dilution Factor
RF= Average response factor of the compound In the initial calibration
Vs= Initial volume of the sample
Ws= Initial weight of the sample
%S= Percent Solid

Example:

Sample ID. OP34169-LCS Compound Name Aroclor 1260

1260-Δ

Concentration = $\frac{253.1 \times 10^6}{1.141 \times 10^6}$ =

= 221.822

#	Sample ID	Compound	Reported Concentrations (ug/kg)	Recalculated Results Concentrations (ug/kg)	Qualifications
	LCS	Aroclor 1260	160	159.9	
		1260-Δ =	221.822	final conc. = $\frac{239.98(10)}{15}$	
		B =	265.668		
		C =	238.732		
		D =	233.717 / 239.98		= 159.9 ug/kg

Comments:

LDC #: 52170E96 **VALIDATION COMPLETENESS WORKSHEET** Date: 10/12/21

SDG #: JD27719 Category B Page: 1 of 1

Laboratory: SGS North America, Inc., Dayton, NJ Reviewer: [illegible]

Sub-Laboratory: SGS North America, Inc., Orlando, FL 2nd Reviewer: [illegible]

METHOD: LC/MS Perfluoroalkyl & Polyfluoroalkyl Substances (EPA Method 537M)

The samples listed below were reviewed for each of the following validation areas. Validation findings are noted in attached validation findings worksheets.

	Validation Area		Comments
I.	Sample receipt/Technical holding times	A / A	
II.	LC/MS Instrument performance check	A	
III.	Initial calibration/ICV	A / A	RSD≤20.1² TV/CV≤30
IV.	Continuing calibration/ISC	A/A	D≤30
V.	Laboratory Blanks	A	
V.I	Field blanks	N	
VII.	Matrix spike/Matrix spike duplicates	A	
VIII.	Laboratory control samples	A	LCS
IX.	Field duplicates	N	
X.	Labeled Compounds	A	
XI.	Target analyte quantitation	A	
XII.	Target analyte identification	A	MI
XIII.	System performance	A	
XIV.	Overall assessment of data	A	

Note: A = Acceptable ND = No compounds detected D = Duplicate SB=Source blank
N = Not provided/applicable R = Rinsate TB = Trip blank OTHER:
SW = See worksheet FB = Field blank EB = Equipment blank

	Client ID	Lab ID	Matrix	Date
1	RI-SB-16 (2.5-3.0)	JD27719-5	Soil	07/01/21
2	RI-SB-16 (2.5-3.0)MS	JD27719-5MS	Soil	07/01/21
3	RI-SB-16 (2.5-3.0)MSD	JD27719-5MSD	Soil	07/01/21
4				
5				
6				
7				
8				
9				
10				

Notes:

	OP86263						

LDC #: 53706E96 **VALIDATION FINDINGS CHECKLIST** Page: 1 of 2
Reviewer: A

Method: LC/MS PFAS (EPA Method 537Modified)

Validation Area	Yes	No	NA	Findings/Comments
I. Technical holding times				
Were all technical holding times met?	√			
Were cooler temperature criteria met?	√			
II. LC/MS Instrument performance check				
Were the instrument performance reviewed and found to be within the validation criteria?	√			
III. Initial calibration and Initial Calibration Verification				
Did the laboratory perform a 5-point calibration prior to sample analysis?	√			
Were all percent relative standard deviations (%RSD) ≤ 20%?	√			
Was a curve fit used for evaluation? If yes, did the initial calibration meet the curve fit criteria of ≥ 0.990?	√			
Were all analytes within 70-130% or percent differences (%D) ≤30% of their true value for each calibration standard except the lowest point (50-150%)?	√			
Was the signal to noise (S/N) ratio for all analytes within the validation criteria?	√			
Was an initial calibration verification (ICV) standard analyzed after each initial calibration for each instrument?	√			
Were all ICV percent differences (%D) ≤ 30%?	√			
IV. Continuing calibration and Instrument Sensitivity Check				
Was a continuing calibration analyzed prior to sample analysis, after every 10 samples and at the end of the analytical sequence?	√			
Were all percent differences (%D) of the continuing calibration ≤ 30%?	√			
Was the signal to noise (S/N) ratio for all analytes within the validation criteria?	√			
Were all percent differences (%D) of the Instrument Sensitivity Check ≤ 50%?	√			
V. Laboratory Blanks				
Was a laboratory blank associated with every sample in this SDG?	√			
Was a laboratory blank analyzed for each matrix and concentration?	√			
Was there contamination in the laboratory blanks?	~~√~~	√		
VI. Field blanks				
Were field blanks identified in this SDG?		√		
Were target analytes detected in the field blanks?			√	
VIII. Matrix spike/Matrix spike duplicates				
Were matrix spike (MS) and matrix spike duplicate (MSD) analyzed in this SDG?	√			
Were the MS/MSD percent recoveries (%R) and the relative percent differences (RPD) within the QC limits?	√			

LDC #: 52470E96

VALIDATION FINDINGS CHECKLIST

Reviewer: AC

Validation Area	Yes	No	NA	Findings/Comments
IX. Laboratory control samples				
Was an LCS analyzed per extraction batch for this SDG?	√			
Were the LCS percent recoveries (%R) and relative percent difference (RPD) within the QC limits?	√			
X. Field duplicates				
Were field duplicate pairs identified in this SDG?		√		
Were target analytes detected in the field duplicates?			√	
XI. Internal Standards/Surrogates/Labeled Compounds				
Were internal standard area counts within 70-140% of the area of the most recent continuing calibration standard and 50-150% of the average peak area in the initial calibration?			√	
Were all surrogate %R within the QC limits?			√	
Were labeled compound percent recoveries (%R) within the QC limits?		√		
XII. Target analyte quantitation				
Did the laboratory reporting limits (RL) meet the QAPP RLs?			√	
Did reported results include both branched and linear isomers?			√	Sample ND
Were the correct ion transition, labeled compound and relative response factor (RRF) used to quantitate the analyte?			√	
Were analyte quantitation and RLs adjusted to reflect all sample dilutions and dry weight factors applicable to level IV validation?	√			
XIII. Target analyte identification				
Was the signal to noise (S/N) ratio for all analytes within the validation criteria?			√	Sample ND
Were two transitions and the ion transition ratio per analyte monitored and documented except for PFBA and PFPeA?			√	
Were ion ratios within QC limits?			√	
Were manual integrations performed and found acceptable?	√			
Did the laboratory provide before and after printouts?	√			
XIV. System performance				
System performance was found to be acceptable.	√			
XIII. Overall assessment of data				
Overall assessment of data was found to be acceptable.	√			

LDC #: 52702E96

VALIDATION FINDINGS WORKSHEET
Initial Calibration Calculation Verification

Method: LC/MS PFAS (EPA Method 537M)

Calibration Date	Analyte	Standard	(Y) Concentration ratio	(X) Area ratio
6/20/2021 S2Q1012	PFOA	1	0.025	0.0234049
		2	0.050	0.0537057
		3	0.100	0.1048483
		4	0.250	0.2551030
		5	0.500	0.5392516
		6	1.000	1.0852006
		7	2.500	2.6914229
		8	5.000	5.2528514

Linear through the origin

	Calculated	Reported
Constant	0.000000	
X Coefficient(s)	1.056777	1.056775
Correlation Coefficient	0.999939	
Coefficient of Determination (r^2)	0.999878	0.999514

Calibration Date	Analyte	Standard	(Y) Concentration ratio	(X) Area ratio
6/20/2021 S2Q1012	PFOS	1	0.025	0.0369048
		2	0.050	0.0945310
		3	0.100	0.1756878
		4	0.250	0.4465221
		5	0.500	0.8941176
		6	1.000	1.7392163
		7	2.500	4.4428973
		8	5.000	8.5288603

Linear through the origin

	Calculated	Reported
Constant	0.000000	
X Coefficient(s)	1.721312	1.721306
Correlation Coefficient	0.999859	
Coefficient of Determination (r^2)	0.999717	0.999566

LDC #: 37E96

VALIDATION FINDINGS WORKSHEET
Continuing Calibration Calculation Verification

Method: LC/MS PFAS (EPA Method 537M)

The percent difference (%D) of the initial calibration average Relative Response Factors (RRFs) and the continuing calibration RRFs were recalculated for the compounds identified below using the following calculation:

% Difference = 100 * (ave. RRF - RRF)/ave. RRF
RRF = (Ax)(Cis)/(Ais)(Cx)

Where:
ave. RRF = initial calibration average RRF
RRF = continuing calibration RRF
Ax = Area of compound
Cx = Concentration of compound,
Ais = Area of associated internal standard
Cis = Concentration of internal standard

#	Standard ID	Calibration Date	Compound (IS)	True Conc	Reported Conc	Recalculated Conc	Reported %D	Recalculated %D
1	2q71727	8/27/2021	PFOA (13C8-PFOA)	20.000	19.361	19.361	3.2	3.2
			PFOS (13C8-PFOS)	20.000	20.115	20.115	0.6	0.6
2			PFOA (13C8-PFOA)					
			PFOS (13C8-PFOS)					
3			PFOA (13C8-PFOA)					
			PFOS (13C8-PFOS)					
4			PFOA (13C8-PFOA)					
			PFOS (13C8-PFOS)					
5			PFOA (13C8-PFOA)					
			PFOS (13C8-PFOS)					

LDC #: 52702E96

VALIDATION FINDINGS WORKSHEET
Matrix Spike/Matrix Spike Duplicates Results Verification

Method: LC/MS/MS and Isotope Dilution Compliant with Table B-15 of DOD QSM 5.3

The percent recoveries (%R) and relative percent differences (RPD) of the matrix spike and matrix spike duplicate were recalculated for the compounds identified below using the following calculation:

SSC = (Area spike) (Conc IS) / (Area IS) (average RRF spike)
%Recovery = 100 * (SSC - SC)/SA
RPD = | MS - MSD | * 2/(MS + MSD)

Where: SSC = Spiked concentration, SA = Spike added, SC = Sample concentration, MS = Matrix spike recovery, MSD = Matrix spike duplicate recovery

MS/MSD ID: 2/3

Compound	SA (ug/Kg)		SC (ug/Kg)	SSC (ug/Kg)		MS Percent Recovery		MSD Percent Recovery		MS/MSD RPD	
	MS	MSD		MS	MSD	Reported	Recalc.	Reported	Recalc.	Reported	Recalc.
PFOA	10.2	10.6	0	9.7	9.2	95	95	87	87	5	5
PFOS	10.2	10.6	0	10.1	9.3	99	99	88	88	8	8

LDC #: 52170E96

VALIDATION FINDINGS WORKSHEET
LCS Results Verification

Method: LC/MS PFAS (EPA Method 537M)

The percent recoveries (%R) and relative percent differences (RPD) of the laboratory control sample (LCS) and laboratory control duplicate (LCSD) were recalculated for the compounds identified below using the following calculation:

SSC = (Area spike) (Conc IS) / (Area IS) (average RRF spike)
%Recovery = 100 * SSC/SA

Where:
SSC = Spiked concentration
SA = Spike added
LCS = Laboratory control spike recovery
LCSD = Laboratory control spike duplicate recovery

RPD = | LCS - LCSD | * 2/(LCS + LCSD)

LCS/LCSD ID: OP86263-BS

Compound	SA (ug/Kg)		SSC (ug/Kg)		LCS Percent Recovery		LCSD Percent Recovery		LCS/LCSD RPD	
	LCS	LCSD	LCS	LCSD	Reported	Recalc.	Reported	Recalc.	Reported	Recalc.
PFOA	10.0		9.5		95	95				
PFOS	10.0		9.5		95	95				

LDC #: 52170E96

VALIDATION FINDINGS WORKSHEET
Sample Results Verification

Method: LC/MS PFAS (EPA Method 537M)

Compound results for all Level IV samples reported with a positive detect were recalculated and verified using the following equation:

$$\text{Concentration} = \frac{(Ax)\,(Cis)\,(Vt)\,(DF)}{(Ais)\,(RRF)\,(Wt)\,(\%S)}$$

Where:

Ax = Area or height of the peak for the compound to be measured
Ais = Area or height of the peak for the internal standard
Cis = Concentration of the internal standard
DF = Dilution factor
Vt = Volume of extract in milliters (mL)
RRF = Average relative response factor
Vo = Volume of sample in milliliters (mL)
Wt = Weight of sample in grams (g)
%S = Percent Solids

Sample #	Compound	Ax	Ais	Cis (ug/L)	DF	RRF	Vt (mL)	Wt (g)	%S	Calculated Concentration (ug/Kg)	Reported Concentration (ug/Kg)	% Diff
2 (MS)	PFOA	213301	211460	20	1	1.056775	1	2.13	0.923	9.7	9.7	
1 (ND)												

Site:	Former Ludlow Street Works
Laboratory:	SGS North America, Inc., Dayton, NJ
Report No.:	JD27719
Reviewer:	Christina Rink/Laboratory Data Consultants for SESI Consulting Engineers – Pine Brook, NJ
Date:	October 19, 2021

Samples Reviewed and Evaluation Summary

FIELD ID	LAB ID	FRACTIONS VALIDATED
RI-SB-14 (2.5-3.0)	JD27719-1	Metals
RI-SB-14 (3.5-4.0)	JD27719-2	Metals
RI-SB-15 (2.5-3.0)	JD27719-3	Metals
RI-SB-15 (4.5-5.0)	JD27719-4	Metals
RI-SB-16 (2.5-3.0)	JD27719-5	Metals, Cyanide
RI-SB-7 (3.5-4.0)	JD27719-6	Metals
RI-SB-7 (9-9.5)	JD27719-7	Metals
RI-SB-7 (12-12.5)	JD27719-8	Metals
RI-SB-7 (12-12.5)MS	JD27719-8MS	Metals
RI-SB-7 (12-12.5)MSD	JD27719-8MSD	Metals

Associated QC Samples(s):
Field/Trip Blanks: None Associated
Field Duplicate pair: None Associated

The above-listed soil samples were collected on July 1, 2021 and were analyzed for metals by SW-846 methods 6010D/7471B and cyanide by SW-846 method 9012B. The data validation was performed in accordance with USEPA Region 2 *Standard Operating Procedure for the Evaluation of Metals for the Contract Laboratory Program,* SOP HW-3a/c, Revision 1 (September 2016) and the USEPA *Contract Laboratory Program National Functional Guidelines for Inorganic Superfund Data Review,* EPA 542-R-20-006 (November 2020), modified as necessary to accommodate the non-CLP methodologies used.

The inorganic data were evaluated based on the following parameters:

- Overall Evaluation of Data and Potential Usability Issues
- Data Completeness
- Holding Times and Sample Preservation
- Instrument Calibration
- Contract Required Quantitation Limit (CRQL) Standard Recoveries
- Blank Analysis Results
- Inductively Coupled Plasma (ICP) Interference Check Sample (ICS) Results
- Matrix Spike (MS) Results
- Laboratory Duplicate Results
- Laboratory Control Sample (LCS) Results
- Serial Dilution Results
- Field Duplicate Results
- Moisture Content
- Detection Limits Results
- Sample Quantitation Results

Overall Evaluation of Data and Potential Usability Issues

All results are usable as reported or usable with minor qualification due to sample matrix.

The validation findings were based on the following information.

Data Completeness

The data package was complete as defined under the requirements for the NYSDEC ASP category B laboratory deliverables.

Holding Times and Sample Preservation

All criteria were met.

Instrument Calibration

All criteria were met.

CRQL Standard Recoveries

Metals

All criteria were met.

Blank Results

Contamination was not detected in the laboratory blank samples.

A field blank was not associated with this sample set. Validation action was not required on this basis.

ICP ICS Results

Metals

Analytes were within control limits in the ICSA and ICSAB analyses.

MS/MSD Results

Metals

MS/MSD analyses were performed on sample RI-SB-7 (12-12.5) for metals analyses. The following table lists the MS/MSD percent recoveries (%R) outside of control limits in the metals analyses and the resulting validation actions.

MS ID	Analyte	MS %R (Limits)	MS/D %R (Limits)	Affected Sample	Validation Action
RI-SB-7 (12-12.5)MS/MSD	Aluminum	137.4 (75-125)	-	RI-SB-14 (2.5-3.0) RI-SB-14 (3.5-4.0) RI-SB-15 (2.5-3.0) RI-SB-15 (4.5-5.0) RI-SB-16 (2.5-3.0) RI-SB-7 (3.5-4.0) RI-SB-7 (9-9.5) RI-SB-7 (12-12.5)	J detects
RI-SB-7 (12-12.5)MS/MSD	Antimony Magnesium	50.9 (75-125) -	50.5 (75-125) 72.7 (75-125)	RI-SB-14 (2.5-3.0) RI-SB-14 (3.5-4.0) RI-SB-15 (2.5-3.0) RI-SB-15 (4.5-5.0) RI-SB-16 (2.5-3.0) RI-SB-7 (3.5-4.0) RI-SB-7 (9-9.5) RI-SB-7 (12-12.5)	J detects/UJ nondetects J detects/UJ nondetects

- Within control limits

The aluminum result may be biased high due to high MS/MSD percent recoveries. The result can be used for project objectives as an estimated value (J) which may have a minor impact on the data usability.

The antimony and magnesium results may be biased low due to low MS/MSD percent recoveries. The results can be used for project objectives as estimated values (J) or nondetects with estimated quantitation limits (UJ) which may have a minor impact on the data usability.

Cyanide

MS/MSD analyses were not associated with this sample set. Validation action was not required on this basis.

Laboratory Duplicate Results

Laboratory duplicates were not associated with this sample set. Validation action was not required on this basis.

LCS Results

All criteria were met.

Serial Dilution Results

Metals

A serial dilution analysis was performed on sample RI-SB-7 (12-12.5) for metals analyses. All criteria were met.

Field Duplicate Results

A field duplicate pair was not associated with this sample set. Validation action was not required on this basis.

Moisture Content

All criteria were met.

Detection Limits Results

No results were reported below the reporting limit (RL) and above the method detection limit (MDL) in the metals and cyanide analyses.

Due to high target analyte levels or difficult sample matrix, select samples were analyzed at dilutions. The following table lists the sample dilutions which were performed and the results reported. RLs were elevated accordingly.

Sample	Metal Analyses Reported
RI-SB-7 (12-12.5)	2-fold dilution due to sample matrix level for antimony, beryllium, cobalt, and thallium

Dilutions were not required for cyanide analysis.

Sample Quantitation Results

Calculations were spot-checked; no discrepancies were noted.

DATA VALIDATION QUALIFIERS

U - The analyte was analyzed for, but due to blank contamination was flagged as nondetect (U). The result is usable as a nondetect.

J - Data are flagged (J) when a QC analysis fails outside the primary acceptance limits. The qualified "J" data are not excluded from further review or consideration. However, only one flag (J) is applied to a sample result, even though several associated QC analyses may fail. The 'J' data may be biased high or low or the direction of the bias may be indeterminable.

UJ - The analyte was not detected above the reported sample quantitation limit. Data are flagged (UJ) when a QC analysis fails outside the primary acceptance limits. The qualified "UJ" data are not excluded from further review or consideration. However, only one flag is applied to a sample result, even though several associated QC analyses may fail. The 'UJ' data may be biased low.

R - Data rejected (R) on the basis of an unacceptable QC analysis should be excluded from further review or consideration. Data are rejected when associated QC analysis results exceed the expanded control limits of the QC criteria. The rejected data are known to contain significant errors based on documented information. The data user must not use the rejected data to make environmental decisions. The presence or absence of the analyte cannot be verified.

LDC #: 52170E4b **VALIDATION COMPLETENESS WORKSHEET** Date: 10/14/21

SDG #: JD27719 Category B Page: 1 of 1

Laboratory: SGS North America, Inc., Dayton, NJ Reviewer: [illegible]

2nd Reviewer: [illegible]

METHOD: Metals (EPA SW 846 Method 6010D/7471B)

The samples listed below were reviewed for each of the following validation areas. Validation findings are noted in attached validation findings worksheets.

	Validation Area		Comments
I.	Sample receipt/Technical holding times	A,A	
II.	Instrument Calibration	A	
III.	ICP Interference Check Sample (ICS) Analysis	A	
IV.	Laboratory Blanks	A	
V.	Field Blanks	N	
VI.	Matrix Spike/Matrix Spike Duplicates	SW	
VII.	Duplicate sample analysis	N	
VIII.	Serial Dilution	A	
IX.	Laboratory control samples	A	LCS
X.	Field Duplicates	N	
XI.	Target Analyte Quantitation	A	MDL RL
XII.	Overall Assessment of Data	A	

Note: A = Acceptable; N = Not provided/applicable; SW = See worksheet; ND = No compounds detected; R = Rinsate; FB = Field blank; D = Duplicate; TB = Trip blank; EB = Equipment blank; SB=Source blank; OTHER:

	Client ID	Lab ID	Matrix	Date
1	RI-SB-14 (2.5-3.0)	JD27719-1	Soil	07/01/21
2	RI-SB-14 (3.5-4.0)	JD27719-2	Soil	07/01/21
3	RI-SB-15 (2.5-3.0)	JD27719-3	Soil	07/01/21
4	RI-SB-15 (4.5-5.0)	JD27719-4	Soil	07/01/21
5	RI-SB-16 (2.5-3.0)	JD27719-5	Soil	07/01/21
6	RI-SB-7 (3.5-4.0)	JD27719-6	Soil	07/01/21
7	RI-SB-7 (9-9.5)	JD27719-7	Soil	07/01/21
8	RI-SB-7 (12-12.5) Zn: Sb, Be, Co, Tl (Matrix)	JD27719-8	Soil	07/01/21
9	RI-SB-7 (12-12.5)MS	JD27719-8MS	Soil	07/01/21
10	RI-SB-7 (12-12.5)MSD	JD27719-8MSD	Soil	07/01/21
11				
12				
13				
14				
15				

Notes:

METHOD: Trace Metals (EPA SW 846 Methods 6010/6020/7000)				
Validation Area	**Yes**	**No**	**NA**	**Comments**
I. Technical holding times				
Were all technical holding times met?	X			
Were all water samples preserved to a pH of <2?			X	
II. ICP-MS Tune				
Were mass resolutions within 0.1 amu for all isotopes in the tuning solution?			X	
Were %RSDs of isoptoes in the tuning solution ≤5%?			X	
III. Calibration				
Were all instuments calibrated daily?	X			
Were the proper standards used?	X			
Were all initial and continuing calibration verifications within the 90-110% (80-120% for mercury) QC limits?	X			
Were the low level standard checks within 70-130%?			X	
Were all initial calibration correlation coefficients within limits as specifed by the method?	X			
IV. Blanks				
Was a method blank associated with every sample in this SDG?	X			
Was there contamination in the method blanks?		X		
Was there contamination in the initial and continuing calibration blanks?		X		
V. Interference Check Sample				
Were the interference check samples performed daily?	X			
Were the AB solution recoveries within 80-120%?	X			
VI. Matrix Spike/Matrix Spike Duplicates/Laboratory Duplicates				
Were MS/MSD recoveries with the QC limits? (If the sample concentration exceeded the spike concentration by a factor of 4, no action was taken.)		X		
Were the MS/MSD or laboratory duplicate relative percent differences (RPDs) within the QC limits?	X			
VII. Laboratory Control Samples				
Was a LCS analyzed for each batch in the SDG?	X			
Were the LCS recoveries and RPDs (if applicable) within QC limits?	X			

METHOD: Trace Metals (EPA SW 846 Methods 6010/6020/7000)				
Validation Area	**Yes**	**No**	**NA**	**Comments**
VIII. Internal Standards				
Were all percent recoveries within the 30-120% (60-125% for EPA Method 200.8) QC limits?			X	
If the recoveries were outside the limits, was a reanalysis performed?			X	
IX. Serial Dilution				
Were all percent differences <10%?	X			
Was there evidence of negative interference? If yes, professional judgement will be used to qualify the data.		X		
X. Target Analyte Quantitation				
Were all reporting limits adjusted to reflect sample dilutions?	X			
Were all soil samples dry weight corrected?	X			
XI. Overall Assessment of Data				
Was the overall assessment of the data found to be acceptable?	X			
XII. Field Duplicates				
Were field duplicates identifed in this SDG?		X		
Were target analytes detected in the field duplicates?			X	
XIII. Field Blanks				
Were field blanks identified in this SDG?		X		
Were target analytes detected in the field blanks?			X	

VALIDATION FINDINGS WORKSHEET
Sample Specific Element Reference

All elements are applicable to each sample as noted below.

Sample ID	Target Analyte List
All	Al, Sb, As, Be, Be, Cd, Ca, Cr, Co, Cu, Fe, Pb, Mg, Mn, Ni, K, Se, Ag, Na, Tl, V, Zn, Hg
QC: 9, 10	Al, Sb, As, Be, Be, Cd, Ca, Cr, Co, Cu, Fe, Pb, Mg, Mn, Ni, K, Se, Ag, Na, Tl, V, Zn

Analysis Method

ICP	Al, Sb, As, Be, Be, Cd, Ca, Cr, Co, Cu, Fe, Pb, Mg, Mn, Ni, K, Se, Ag, Na, Tl, V, Zn
ICP-MS	
CVAA	Hg

METHOD: Trace Metals (EPA SW 846 Methods 6010/6020/7000)

MS/MSD analysis was performed by the laboratory. All MS/MSD percent recoveries (%R) and relative percent differences (RPDs) were within the acceptable limits with the following exceptions:

MS/MSD ID	Matrix	Analyte	MS %R	MSD %R	%R Limit	RPD	RPD Limit	Associated Samples	Qualification	Det/ND
9, 10	s	Al	137.4		75-125			All	Jdet/A	Det
		Sb	50.9	50.5	75-125			All	J/UJ/A	Det/ND
		Mg		72.7	75-125			All	J/UJ/A	Det

Comments:

METHOD: Trace Metals (EPA SW 846 Methods 6010/6020/7000)

An intial calibration verification (ICV), continuing calibration verification (CCV), low level calibration check (LLCC), and interference check sample (ICSAB) percent recovery (%R) was recalculated for each type of analysis using the following formula:

%R = (Found/True) x 100

Found = concentration of each analyte measured in the analysis
True = concentration of each analyte in the source

Standard ID	Type of Analysis	Element	Found (ug/L)	True (ug/L)	Recalcuated %R	Reported %R	Acceptable (Y/N)
ICV	ICP	Ba	1982	2000	99.1	99.0	Y
CCV	ICP	Sb	1996	2000	99.8	100.0	Y
LLCC	ICP	As	3.2	3	106.7	106.7	Y
ICSAB	ICP	Co	468.6	500	93.7	93.8	Y
ICV	CVAA	Hg	2.9691	3	99.0	99.0	Y
CCV	CVAA	Hg	2.2775	2.5	91.1	91.2	Y

METHOD: Trace Metals (EPA SW 846 Methods 6010/6020/7000)

Percent recoveries (%R) for the laboratory control sample (LCS), matrix spike (MS), and post digestion spike (PDS) were recalculated using the following formula:

%R = (Found/True) x 100

Found = concentration of each analyte measured in the analysis. For the MS calculation, Found = SSR (Spiked Sample Result) - SR (Sample Result)

True = concentration of each analyte in the source

The sample and duplicate relative percent difference (RPD) was recalculated using the following formula:

RPD = (Absolute value(S-D)x 200) / (S+D)

S = Original sample concentration

D = Duplicate sample concentration

The serial dilution percent difference (%D) was recalculated using the following formula.

%D = (Absolute value (I - SDR)) x 100 / (I)

I = Initial sample result

SDR = Serial dilution result (with a 5x dilution applied)

Sample ID	Type of Analysis	Element	Found/S/I	True/D/SDR	Recalcuated %R/RPD/%D	Reported %R/RPD/%D	Acceptable (Y/N)
LCS	LCS	Cu	178	200	89	89	Y
9	MS	Sb	112	220	50.9	50.9	Y
9, 10	Duplicate	V	215	216	0.5	0.9	Y
8	Serial dilution	K	34700	34900	0.6	0.7	Y

METHOD: Trace Metals (EPA SW 846 Methods 6010/6020/7000)
Analytes were recalculated and verified using the following equation:
Concentration = (Result from raw data x Final volume x Dilution factor) / (Percent solids x Initial weight)

Sample ID	Analyte	Raw Data (mg/L)	Dilution	Initial Weight (g)	Final Volume (mL)	Percent solids (%)	Reported Result (mg/Kg)	Recalcuated Result (mg/Kg)	Acceptable (Y/N)
1	Pb	0.0209	1	1	100	90.9	2.3	2.3	Y
2	Fe	127	1	1.02	100	92.5	13500	13461	Y
3	Mg	38.61	1	0.96	100	92.5	4350	4348	Y
4	Cu	0.1114	1	1.05	100	89.7	11.8	11.8	Y
5	Mn	2.771	1	0.97	100	92.3	310	310	Y
6	Cr	0.1433	1	0.98	100	91.8	15.9	15.9	Y
7	Hg	0.0002892	1	0.852	100	79.3	0.043	0.043	Y
8	K	34.68	1	0.99	100	91.8	3820	3816	Y

DF added at instrument level

LDC #: 52170E6 **VALIDATION COMPLETENESS WORKSHEET** Date: 10/19/21

SDG #: JD27719 Category B Page: 1 of 1

Laboratory: SGS North America, Inc., Dayton, NJ Reviewer: C

2nd Reviewer: C

METHOD: (Analyte) Cyanide (EPA SW846 Method 9012B)

The samples listed below were reviewed for each of the following validation areas. Validation findings are noted in attached validation findings worksheets.

	Validation Area		Comments
I.	Sample receipt/Technical holding times	A, A	
II	Initial calibration	A	
III.	Calibration verification	A	
IV	Laboratory Blanks	A	
V	Field blanks	N	
VI.	Matrix Spike/Matrix Spike Duplicates	N	
VII.	Duplicate sample analysis	N	
VIII.	Laboratory control samples	A	LCS
IX.	Field duplicates	N	
X.	Target Analyte Quantitation	A	no CRL
XI	Overall assessment of data	A	

Note: A = Acceptable; N = Not provided/applicable; SW = See worksheet; ND = No compounds detected; R = Rinsate; FB = Field blank; D = Duplicate; TB = Trip blank; EB = Equipment blank; SB=Source blank; OTHER:

	Client ID	Lab ID	Matrix	Date
1	RI-SB-16 (2.5-3.0)	JD27719-5	Soil	07/01/21
2				
3				
4				
5				
6				
7				
8				
9				
10				
11				
12				
13				
14				
15				
16				

Notes:

METHOD: Inorganics				
Validation Area	**Yes**	**No**	**NA**	**Comments**
I. Technical holding times				
Were all technical holding times were met?	X			
II. Calibration				
Were all instuments calibrated at the requried frequency?	X			
Were the proper number of standards used?	X			
Were all initial and continuing calibration verifications within the QC limits?	X			
Were all initial calibration correlation coefficients within limits as specifed by the method?	X			
Were balance checks performed as required?			X	
III. Blanks				
Was a method blank assoicated with every sample in this SDG?	X			
Was there contamination in the method blanks?		X		
Was there contamination in the initial and continuing calibration blanks?		X		
IV. Matrix Spike/Matrix Spike Duplicates/Laboratory Duplicates				
Were MS/MSD recoveries with the QC limits? (If the sample concentration exceeded the spike concentration by a factor of 4, no action was taken.)			X	
Were the MS/MSD or laboratory duplicate relative percent differences (RPDs) within the QC limits?			X	
V. Laboratory Control Samples				
Was a LCS analyzed for each batch in the SDG?	X			
Were the LCS recoveries and RPDs (if applicable) within QC limits?	X			
X. Target Analyte Quantitation				
Were all reproting limits adjusted to reflect sample dilutions?	X			
Were all soil samples dry weight corrected?	X			
XI. Overall Assessment of Data				
Was the overall assessment of the data found to be acceptable?	X			

METHOD: Inorganics				
Validation Area	**Yes**	**No**	**NA**	**Comments**
XII. Field Duplicates				
Were field duplicates identifed in this SDG?		X		
Were target analytes detected in the field duplicates?			X	
XIII. Field Blanks				
Were field blanks identified in this SDG?		X		
Were target analytes detected in the field blanks?			X	

LDC #: 52170E6

Validation Findings Worksheet
Initial and Continuing Calibration Calculation Verification

Method: Inorganics, Method See Cover

The correlation coefficient (r) for the calibration of CN was recalculated.Calibration date: 7/7/21

An initial or continuing calibration verification percent recovery (%R) was recalculated for each type of analysis using the following formula:

%R = Found X 100 / True

Where, Found = concentration of each analyte measured in the analysis of the ICV or CCV solution

True = concentration of each analyte in the ICV or CCV source

Type of analysis	Analyte	Standard	Conc. (mg/l)	Area	Recalculated r or r^2	Reported r or r^2	Acceptable (Y/N)
Initial calibration	CN	s1	0	0.0514	*0.99912*	0.99909	Y
		s2	0.01	0.39			
		s3	0.02	0.525			
		s4	0.1	2.28			
		s5	0.4	8.11			
		s6	0.6	12.7			
		s7	0.8	15.8			
Calibration verification	CN	ICV	0.3	0.294	98	98	Y
Calibration verification	CN	CCV	0.4	0.424	106	106	Y
Calibration verification	CN	CCV	0.4	0.423	106	109	Y

Comments:

METHOD: Inorganics

Percent recoveries (%R) for the laboratory control sample (LCS) and matrix spike (MS) were recalcuated using the following formula.
%R = (Found/True) x 100
Found = concentration of each analyte measured in the analysis. For the MS calculation, Found = SSR (Spiked Sample Result) - SR (Sample Result)
True = concentraiton of each analyte in the source
The sample and duplciate relative percent difference (RPD) was recalcuated using the following formula.
RPD = (Absolute value(S-D)x 200) / (S+D)
S = Original sample concentraiton
D = Duplciate sample concentration

Sample ID	Type of Analysis	Element	Found/S	True/D	Recalcuated %R/RPD	Reported %R/RPD	Acceptable (Y/N)
LCS	LCS	CN	2	2	100	100	Y
	MS						
	Duplicate						

VALIDATION FINDINGS CHECKLIST
Sample Calculation Verification

METHOD: Inorganics
Analytes were recalcuated and verified using the following equation.
Concentration = (Result from raw data x Final volume x Dilution factor) / (Percent solids (if applicable) x Initial weight or volume)

Sample ID	Analyte	Raw Data (unit)	Dilution	Initial Weight/ Volume (unit)	Final Volume (unit)	Percent solids (%)	Reported Result (mg/Kg)	Recalcuated Result (mg/Kg)	Acceptable (Y/N)
All	CN						ND	ND	Y

Site:	Former Ludlow Street Works
Laboratory:	SGS North America, Inc., Dayton, NJ and Orlando, FL
Report No.:	JD28208
Reviewer:	Felomina Tanguilig, Stella Cuenco, and Christina Rink/Laboratory Data Consultants for SESI Consulting Engineers – Pine Brook, NJ
Date:	October 19, 2021

Samples Reviewed and Evaluation Summary

FIELD ID	LAB ID	FRACTIONS VALIDATED
MW-1	JD28208-1	VOC, SVOC, 1,4-Dioxane, Pesticide, PCB, PFAS
MW-2	JD28208-2	VOC, SVOC, 1,4-Dioxane, Pesticide, PCB, PFAS
MW-3	JD28208-3	VOC, SVOC, 1,4-Dioxane, Pesticide, PCB, PFAS
MW-6	JD28208-4	VOC, SVOC, 1,4-Dioxane, Pesticide, PCB, PFAS
FB	JD28208-5	VOC, SVOC, 1,4-Dioxane, Pesticide, PCB, PFAS
TB	JD28208-6	VOC
DUP-1	JD28208-7	VOC, SVOC, 1,4-Dioxane, Pesticide, PCB, PFAS
MW-2MS	JD28208-2MS	PFAS
DUP-1DUP	JD28208-7DUP	PFAS

Associated QC Samples(s):
Field/Trip Blanks: FB, TB
Field Duplicate pair: MW-6 and DUP-1

The above-listed water samples were collected on July 13, 2021 and were analyzed for volatile organic compounds (VOC) by SW-846 method 8260D, semivolatile organic compounds (SVOC) by SW-846 method 8270E, 1,4-dioxane by SW-846 method 8270E in selected ion monitoring (SIM) mode, organochlorine pesticides by SW-846 method 8081B, polychlorinated biphenyls (PCB) by SW-846 method 8082A, and perfluoroalkyl and polyfluoroalkyl substances (PFAS) by method 537 modified. The data validation was performed in accordance with the USEPA Region 2 *Standard Operating Procedure for Validating Volatile Organic Compounds By Gas Chromatography/Mass Spectrometry SW-Method 8260B and 8260C,* SOP HW-24, Revision 4 (October 2014), USEPA Region 2 *Standard Operating Procedure for Semivolatile Data Validation SW-846 Method 8270D,* SOP HW-35A, Revision 0 (June 2015), the USEPA Region 2 Standard Operating Procedure for Validating Pesticide Compounds, Organochlorine Pesticides by Gas Chromatography SW-846 Method 8081B, SOP HW-44, Revision 1.1 (December 2010), the USEPA Region 2 *Standard Operating Procedure for Validating PCB Compounds, PCBs by Gas Chromatography SW-846 Method 8082A,* SOP HW-45, Revision 1 (October 2006), the USEPA *Contract Laboratory Program National Functional Guidelines for Superfund Organic Methods Data Review,* EPA 540-R-20-005 (November 2020), and the Guidelines for Sampling and Analysis of PFAS under NYSDEC's Part 375 Remedial Programs (January 2021), modified as necessary to accommodate the non-CLP methodologies used.

The organic data were evaluated based on the following parameters:

- Data Completeness
- Holding Times and Sample Preservation
- Gas Chromatography/Mass Spectrometry (GC/MS) Tunes
- GC/Electron Capture Detector (GC/ECD) Instrument Performance Checks
- Liquid Chromatography/Mass Spectrometry (LC/MS) Tunes
- Initial and Continuing Calibrations
- Blanks
- Surrogate Recoveries
- Matrix Spike/Matrix Spike Duplicate (MS/MSD) Results
- Laboratory Duplicate Results
- Laboratory Control Sample (LCS) Results
- Internal Standards/Labeled Compounds
- Field Duplicate Results
- Quantitation Limits and Data Assessment
- Sample Quantitation and Compound Identification

Overall Evaluation of Data and Potential Usability Issues

All results are usable as reported or usable with minor qualification due to laboratory quality control outliers.

The validation findings were based on the following information.

Data Completeness

The data package was complete as defined under the requirements for the NYSDEC ASP category B laboratory deliverables.

Holding Times and Sample Preservation

All criteria were met.

GC/MS Tunes

VOC, SVOC, and 1,4-Dioxane

All criteria were met.

GC/ECD Instrument Performance Checks

Pesticide

All criteria were met.

LC/MS Tunes

PFAS

All criteria were met.

Initial and Continuing Calibrations

VOC

Initial calibration:

All criteria were met.

Continuing calibration:

Compounds that did not meet criteria are summarized in the following table.

Date	Instrument ID	Compound	CC %D	Associated Samples		Validation Action
07/17/21	CCV-MS2B	1,2-Dibromoethane	24.6	MW-1	XX	UJ nondetects
		1,2,4-Trichlorobenzene	20.5	MW-2	XX	UJ nondetects
				MW-3		
				MW-6		
				FB		
				TB		
07/19/21	CCV-GCMSX	Acetone	31.0	DUP-1	XX	UJ nondetects

X = Initial calibration (IC) relative standard deviation (%RSD) > 20; estimate (J/UJ) positive and nondetect results.
XX = Continuing calibration (CC) percent difference (%D) > 20; estimate (J/UJ) positive and nondetect results.
SS = Second source verification percent difference (%D) > 30; estimate (J/UJ) positive and nondetect results.
+ = Response factor (RRF) < validation criteria; estimate (J/UJ) positive and nondetect results.

The 1,2-dibromoethane, 1,2,4-trichlorobenzene, and acetone results were estimated due to continuing calibration exceedances. The bias cannot be determined. The results can be used for project objectives as nondetects with estimated quantitation limits (UJ) which may have a minor impact on the data usability.

SVOC

Initial calibration:

All criteria were met.

Continuing calibration:

Compounds that did not meet criteria are summarized in the following table.

Date	Instrument ID	Compound	CC %D	Associated Samples		Validation Action
07/16/21	CCV-F	Caprolactam	20.2	MW-1 MW-2 MW-3 MW-6 DUP-1	XX	UJ nondetects

X = Initial calibration (IC) relative standard deviation (%RSD) > 20; estimate (J/UJ) positive and nondetect results.
XX = Continuing calibration (CC) percent difference (%D) > 20; estimate (J/UJ) positive and nondetect results.
SS = Second source verification percent difference (%D) > 30; estimate (J/UJ) positive and nondetect results.
+ = Response factor (RRF) < validation criteria; estimate (J/UJ) positive and nondetect results.

The caprolactam result was estimated due to continuing calibration exceedance. The bias cannot be determined. The result can be used for project objectives as nondetect with estimated quantitation limits (UJ) which may have a minor impact on the data usability.

1,4-Dioxane, PCB, and PFAS

All criteria were met.

Pesticide

Initial calibration:

All criteria were met.

Continuing calibration:

Compounds that did not meet criteria are summarized in the following table.

Date	Standard ID	Column	Compound	CC %D	Associated Samples		Validation Action
07/15/21	CCV	Sig 2	Endosulfan I	31.5	MW-1 MW-2 MW-3 MW-6 FB DUP-1	XX	UJ nondetects

X = Initial calibration (IC) relative standard deviation (%RSD) > 20; estimate (J/UJ) positive and nondetect results.
XX = Continuing calibration (CC) percent difference (%D) > 20; estimate (J/UJ) positive and nondetect results.
SS = Second source verification percent difference (%D) > 20; estimate (J/UJ) positive and nondetect results.
+ = Response factor (RRF) < validation criteria; estimate (J/UJ) positive and nondetect results.

The endosulfan I result was estimated due to continuing calibration exceedance. The bias cannot be determined. The result can be used for project objectives as nondetect with estimated quantitation limits (UJ) which may have a minor impact on the data usability.

Blanks

VOC

Contamination was not detected in the method blanks.

No positive results were found in the trip blank sample TB for VOC analysis.

Contamination was detected in the field blank sample FB for VOC analysis. The presence of blank contamination indicates that false positives may exist for these compounds in the associated samples. Action Levels (ALs) were established at <2x reporting limits (RL) (for common contaminants) and <RL (for other contaminants) of the concentrations detected. The following table summarizes the contamination detected.

Field Blank ID	Compound	Level Detected	Action Level	Associated Samples
FB	Chloroform	0.54 ug/L	RL	MW-1 MW-2 MW-3 MW-6 DUP-1

Sample results were qualified as follows:

- If sample concentration was < the reporting limit (RL) and ≤ the Action Level, qualify the result as a nondetect (U) at the RL.
- If sample concentration was > the RL and ≤ the Action Level, qualify the result as not detected (U) at the reported concentration.

No samples were qualified since the associated sample results were nondetect.

SVOC

Contamination was detected in the associated SVOC method blank samples. The presence of blank contamination indicates that false positives may exist for these compounds in the associated samples. Action Levels (ALs) were established at <2x RL (for common contaminants) and <RL (for other contaminants) of the concentrations detected. The following table summarizes the contamination detected.

Blank ID	Compound TIC (RT in minutes)	Level Detected	Action Level	Associated Samples
OP34332-MB	Unknown (6.82)	6.7 ug/L	RL	MW-1 MW-2 MW-3 MW-6 FB DUP-1

Sample results were qualified as follows:

- If sample concentration was < the reporting limit (RL) and ≤ the Action Level, qualify the result as a nondetect (U) at the RL.
- If sample concentration was > the RL and ≤ the Action Level, qualify the result as not detected (U) at the reported concentration.
- If the sample concentration was > the RL and > the Action Level, qualification of the data was not required.

No samples were qualified since the associated sample results were nondetect.

No positive results were found in the field blank sample FB for SVOC analysis.

1,4-Dioxane

Contamination was not detected in the method blanks.

Contamination was detected in the field blank sample FB for 1,4-dioxane analysis. The presence of blank contamination indicates that false positives may exist for these compounds in the associated samples. Action Levels (ALs) were established at the reporting limit (RL) for contaminants. The following table summarizes the contamination detected.

Field Blank ID	Compound	Level Detected	Action Level	Associated Samples
FB	1,4-Dioxane	0.117 ug/L	RL	MW-1 MW-2 MW-3 MW-6 DUP-1

Sample results were qualified as follows:

- If sample concentration was < the reporting limit (RL) and ≤ the Action Level, qualify the result as a nondetect (U) at the RL.
- If sample concentration was > the RL and ≤ the Action Level, qualify the result as not detected (U) at the reported concentration.

No samples were qualified since the associated sample results were nondetect or greater than the action level.

Pesticide, PCB, and PFAS

Contamination was not detected in the method blanks.

No positive results were found in the field blank sample FB for pesticide, PCB, and PFAS analyses.

Surrogate Recoveries

VOC, SVOC, Pesticide, and PCB

All criteria were met.

1,4-Dioxane

Surrogate recoveries (%R) were not within QC limits for sample DUP-1. Using professional judgment, no data were qualified when one base or one acid surrogate %R was outside the QC limits and the %R was greater than or equal to 10%.

MS/MSD Results

VOC, SVOC, 1,4-Dioxane, Pesticide, and PCB

MS/MSD analyses were not associated with this sample set. Validation action was not required on this basis.

PFAS

MS analyses were performed on sample MW-2 for PFAS analysis. All criteria were met.

Laboratory Duplicate Results

VOC, SVOC, 1,4-Dioxane, Pesticide, and PCB

Laboratory duplicates were not associated with this sample set. Validation action was not required on this basis.

PFAS

Laboratory duplicates were performed on sample DUP-1 for PFAS analysis. All criteria were met.

LCS Results

VOC

The following table lists the LCS percent recoveries (%R) outside of control limits in the VOC analysis and the resulting validation actions.

LCS ID	Compound	LCS %R (Limits)	Affected Sample	Validation Action
VX8315-LCS	Acetone	155 (63-137)	DUP-1	None

Validation action was not required for acetone due to high LCS recovery as positive results only are affected and this compound was not detected in the associated sample.

SVOC, 1,4-Dioxane, Pesticide, PCB, and PFAS

All criteria were met.

Internal Standards

VOC, SVOC, 1,4-Dioxane, Pesticide, and PCB

All criteria were met.

Labeled Compounds

PFAS

All criteria were met.

Field Duplicate Results

Samples MW-6 and DUP-1 were submitted as the field duplicate pair with this sample group. The following table summarizes the concentrations.

VOC, SVOC, 1,4-Dioxane, Pesticide, and PCB

There were no detected compounds in the field duplicate pair for VOC, SVOC, 1,4-dioxane, pesticide, and PCB.

PFAS

Compound	Concentration (ng/L)		RPD
	MW-6	DUP-1	
Perfluorobutanoic acid	9.8	10.3	5
Perfluoropentanoic acid	17.9	21.2	17
Perfluorohexanoic acid	12.7	14.5	13
Perfluoroheptanoic acid	15.9	16.7	5
Perfluorooctanoic acid	30.5	35.5	15
Perfluorononanoic acid	2.3	2.7	16
Perfluorobutanesulfonic acid	6.9	6.5	6
Perfluorohexanesulfonic acid	3.3	3.4	3
Perfluorooctanesulfonic acid	22.9	24.9	8

Quantitation Limits and Data Assessment

Results were reported which were below the reporting limit (RL) and above the method detection limit (MDL) in the VOC analysis. These results were qualified as estimated (J) by the laboratory.

No results were reported below the RL and above the MDL in the SVOC, 1,4-dioxane, pesticide, PCB, and PFAS analyses.

Dilutions were not required for VOC, SVOC, 1,4-dioxane, pesticide, PCB, and PFAS analyses.

Sample Quantitation and Compound Identification

Calculations were spot-checked; no discrepancies were noted.

PFAS

The following table lists target compound identifications that did not meet validation criteria and the resulting validating actions.

Sample	Compound	Ion Ratio (Limits)	Validation Action
MW-2	Perfluorooctanesulfonamide	6.1 (2.0-5.9)	J detects

The perfluorooctanesulfonamide result for the sample listed above was estimated due to ion ratio exceedance. The bias cannot be determined. The result can be used for project objectives as an estimated value (J) which may have a minor impact on the data usability.

DATA VALIDATION QUALIFIERS

U - The analyte was analyzed for, but due to blank contamination was flagged as nondetect (U). The result is usable as a nondetect.

J - Data are flagged (J) when a QC analysis fails outside the primary acceptance limits. The qualified "J" data are not excluded from further review or consideration. However, only one flag (J) is applied to a sample result, even though several associated QC analyses may fail. The 'J' data may be biased high or low or the direction of the bias may be indeterminable.

UJ - The analyte was not detected above the reported sample quantitation limit. Data are flagged (UJ) when a QC analysis fails outside the primary acceptance limits. The qualified "UJ" data are not excluded from further review or consideration. However, only one flag is applied to a sample result, even though several associated QC analyses may fail. The 'UJ' data may be biased low.

JN - The analysis indicates the presence of a compound that has been "tentatively identified" (N) and the associated numerical value represents its approximate (J) concentration.

R - Data rejected (R) on the basis of an unacceptable QC analysis should be excluded from further review or consideration. Data are rejected when associated QC analysis results exceed the expanded control limits of the QC criteria. The rejected data are known to contain significant errors based on documented information. The data user must not use the rejected data to make environmental decisions. The presence or absence of the analyte cannot be verified.

LDC #: 52170F1a **VALIDATION COMPLETENESS WORKSHEET** Date: 10/13/21
SDG #: JD28208 Category B Page: 1 of 1
Laboratory: SGS North America, Inc., Dayton, NJ Reviewer: [illegible]
2nd Reviewer: [illegible]

METHOD: GC/MS Volatiles (EPA SW846 Method 8260D)

The samples listed below were reviewed for each of the following validation areas. Validation findings are noted in attached validation findings worksheets.

	Validation Area		Comments
I.	Sample receipt/Technical holding times	A/A	
II.	GC/MS Instrument performance check	A	
III.	Initial calibration/ICV	A/A	%RSD ≤ 20 ICV ≤ 30
IV.	Continuing calibration	SW	CCV ≤ 20
V.	Laboratory Blanks	A	
VI.	Field blanks	SW	FB = 6 *TB = 6
VII.	Surrogate spikes	A	
VIII.	Matrix spike/Matrix spike duplicates	N	
IX.	Laboratory control samples	SW	LCS
X.	Field duplicates	ND	D = 4,7
XI.	Internal standards	A	
XII.	Target analyte quantitation	A	Result < RL > MDL = Jdet
XIII.	Target analyte identification	A	
XIV.	System performance	A	
XV.	Overall assessment of data	A	

Note: A = Acceptable; N = Not provided/applicable; SW = See worksheet; * ND = No compounds detected; R = Rinsate; FB = Field blank; D = Duplicate; TB = Trip blank; EB = Equipment blank; SB=Source blank; OTHER:

	Client ID		Lab ID	Matrix	Date
1	MW-1		JD28208-1	Water	07/13/21
2	MW-2		JD28208-2	Water	07/13/21
3	MW-3		JD28208-3	Water	07/13/21
4	MW-6	D	JD28208-4	Water	07/13/21
5	FB		JD28208-5	Water	07/13/21
6	TB		JD28208-6	Water	07/13/21
7	DUP-1	D	JD28208-7	Water	07/13/21
8					
9					

Notes:

1	V2B8374						
2	VX8315						

LDC #: 52170F1a

VALIDATION FINDINGS CHECKLIST

Page: 1 of 2
Reviewer: FM

Method: Volatiles (EPA SW 846 Method 8260 D)

Validation Area	Yes	No	NA	Findings/Comments
I. Technical holding times				
Were all technical holding times met?	✓			
Was cooler temperature criteria met?	✓			
II. GC/MS Instrument performance check				
Were the BFB performance results reviewed and found to be within the specified criteria?	✓			
Were all samples analyzed within the 12 hour clock criteria?	✓			
IIIa. Initial calibration				
Did the laboratory perform a 5 point calibration prior to sample analysis?	✓			
Were all percent relative standard deviations (%RSD) and relative response factors (RRF) within method criteria for all CCCs and SPCCs?	✓			
Was a curve fit used for evaluation? If yes, did the initial calibration meet the curve fit acceptance criteria of ≥ 0.990?			✓	
Were all percent relative standard deviations (%RSD) ≤ 30%/15%, (20%) and relative response factors (RRF) ≥ 0.05?	✓			
IIIb. Initial Calibration Verification				
Was an initial calibration verification standard analyzed after each initial calibration for each instrument?	✓			
Were all percent differences (%D) ≤ 20%, (30%)?	✓			
IV. Continuing calibration				
Was a continuing calibration standard analyzed at least once every 12 hours for each instrument?	✓			
Were all percent differences (%D) and relative response factors (RRF) within method criteria for all CCCs and SPCCs?	✓			
Were all percent differences (%D) ≤ 20% and relative response factors (RRF) ≥ 0.05?		✓		
V. Laboratory Blanks				
Was a laboratory blank associated with every sample in this SDG?	✓			
Was a laboratory blank analyzed at least once every 12 hours for each matrix and concentration?	✓			
Was there contamination in the laboratory blanks? If yes, please see the Blanks validation findings worksheet.		✓		
VI. Field blanks				
Were field blanks were identified in this SDG?	✓			
Were target analytes detected in the field blanks?	✓			
VII. Surrogate spikes				
Were all surrogate percent recovery (%R) within QC limits?	✓			
If the percent recovery (%R) for one or more surrogates was out of QC limits, was a reanalysis performed to confirm samples with %R outside of criteria?			✓	

Validation Area	Yes	No	NA	Findings/Comments
VIII. Matrix spike/Matrix spike duplicates				
Were matrix spike (MS) and matrix spike duplicate (MSD) analyzed in this SDG?			✓	
Were the MS/MSD percent recoveries (%R) and the relative percent differences (RPD) within the QC limits?			✓	
IX. Laboratory control samples				
Was an LCS analyzed for this SDG?	✓			
Was an LCS analyzed per analytical batch?	✓			
Were the LCS percent recoveries (%R) and relative percent difference (RPD) within the QC limits?		✓		
X. Field duplicates				
Were field duplicate pairs identified in this SDG?	✓			
Were target analytes detected in the field duplicates?		✓		
XI. Internal standards				
Were internal standard area counts within -50% to +100% of the associated calibration standard?	✓			
Were retention times within ± 30 seconds of the associated calibration standard?	✓			
XII. Target analyte quantitation				
Did the laboratory LOQs/RLs meet the QAPP LOQs/RLs?	✓			
Were the correct internal standard (IS), quantitation ion and relative response factor (RRF) used to quantitate the target analyte?	✓			
Were target analyte quantitation and RLs adjusted to reflect all sample dilutions and dry weight factors applicable to level IV validation?	✓			
Were manual integrations reviewed and found acceptable?			✓	
Did the laboratory provide before and after integration printouts?			✓	
XIII. Target analyte identification				
Were relative retention times (RRT's) within ± 0.06 RRT units of the standard?	✓			
Did analyte spectra meet specified EPA "Functional Guidelines" criteria?	✓			
Were chromatogram peaks verified and accounted for?	✓			
XIV. System performance				
System performance was found to be acceptable.	✓			
XV. Overall assessment of data				
Overall assessment of data was found to be acceptable.	✓			

TARGET COMPOUND WORKSHEET

METHOD: VOA

A. Chloromethane	AA. Tetrachloroethene	AAA. 1,3,5-Trimethylbenzene	AAAA. Ethyl tert-butyl ether	A1. 1,3-Butadiene
B. Bromomethane	BB. 1,1,2,2-Tetrachloroethane	BBB. 4-Chlorotoluene	BBBB. tert-Amyl methyl ether	B1. Hexane
C. Vinyl choride	CC. Toluene	CCC. tert-Butylbenzene	CCCC. 1-Chlorohexane	C1. Heptane
D. Chloroethane	DD. Chlorobenzene	DDD. 1,2,4-Trimethylbenzene	DDDD. Isopropyl alcohol	D1. Propylene
E. Methylene chloride	EE. Ethylbenzene	EEE. sec-Butylbenzene	EEEE. Acetonitrile	E1. Freon 11
F. Acetone	FF. Styrene	FFF. 1,3-Dichlorobenzene	FFFF. Acrolein	F1. Freon 12
G. Carbon disulfide	GG. Xylenes, total	GGG. p-Isopropyltoluene	GGGG. Acrylonitrile	G1. Freon 113
H. 1,1-Dichloroethene	HH. Vinyl acetate	HHH. 1,4-Dichlorobenzene	HHHH. 1,4-Dioxane	H1. Freon 114
I. 1,1-Dichloroethane	II. 2-Chloroethylvinyl ether	III. n-Butylbenzene	IIII. Isobutyl alcohol	I1. 2-Nitropropane
J. 1,2-Dichloroethene, total	JJ. Dichlorodifluoromethane	JJJ. 1,2-Dichlorobenzene	JJJJ. Methacrylonitrile	J1. Dimethyl disulfide
K. Chloroform	KK. Trichlorofluoromethane	KKK. 1,2,4-Trichlorobenzene	KKKK. Propionitrile	K1. 2,3-Dimethyl pentane
L. 1,2-Dichloroethane	LL. Methyl-tert-butyl ether	LLL. Hexachlorobutadiene	LLLL. Ethyl ether	L1. 2,4-Dimethyl pentane
M. 2-Butanone	MM. 1,2-Dibromo-3-chloropropane	MMM. Naphthalene	MMMM. Benzyl chloride	M1. 3,3-Dimethyl pentane
N. 1,1,1-Trichloroethane	NN. Methyl ethyl ketone	NNN. 1,2,3-Trichlorobenzene	NNNN. Iodomethane	N1. 2-Methylpentane
O. Carbon tetrachloride	OO. 2,2-Dichloropropane	OOO. 1,3,5-Trichlorobenzene	OOOO.1,1-Difluoroethane	O1. 3-Methylpentane
P. Bromodichloromethane	PP. Bromochloromethane	PPP. trans-1,2-Dichloroethene	PPPP. Tetrahydrofuran	P1. 3-Ethylpentane
Q. 1,2-Dichloropropane	QQ. 1,1-Dichloropropene	QQQ. cis-1,2-Dichloroethene	QQQQ. Methyl acetate	Q1. 2,2-Dimethylpentane
R. cis-1,3-Dichloropropene	RR. Dibromomethane	RRR. m,p-Xylenes	RRRR. Ethyl acetate	R1. 2,2,3- Trimethylbutane
S. Trichloroethene	SS. 1,3-Dichloropropane	SSS. o-Xylene	SSSS. Cyclohexane	S1. 2,2,4-Trimethylpentane
T. Dibromochloromethane	TT. 1,2-Dibromoethane	TTT. 1,1,2-Trichloro-1,2,2-trifluoroethane	TTTT. Methyl cyclohexane	T1. 2-Methylhexane
U. 1,1,2-Trichloroethane	UU. 1,1,1,2-Tetrachloroethane	UUU. 1,2-Dichlorotetrafluoroethane	UUUU. Allyl chloride	U1. Nonanal
V. Benzene	VV. Isopropylbenzene	VVV. 4-Ethyltoluene	VVVV. Methyl methacrylate	V1. 2-Methylnaphthalene
W. trans-1,3-Dichloropropene	WW. Bromobenzene	WWW. Ethanol	WWWW. Ethyl methacrylate	W1. Methanol
X. Bromoform	XX. 1,2,3-Trichloropropane	XXX. Di-isopropyl ether	XXXX. cis-1,4-Dichloro-2-butene	X1. 1,2,3-Trimethylbenzene
Y. 4-Methyl-2-pentanone	YY. n-Propylbenzene	YYY. tert-Butanol	YYYY. trans-1,4-Dichloro-2-butene	Y1. 2-Propanol
Z. 2-Hexanone	ZZ. 2-Chlorotoluene	ZZZ. tert-Butyl alcohol	ZZZZ. Pentachloroethane	Z1.

LDC #: 52170F1a

VALIDATION FINDINGS WORKSHEET
Continuing Calibration

Page: 1 of 1
Reviewer: FT

METHOD: GC/MS VOA (EPA SW 846 Method 8260 D)

Please see qualifications below for all questions answered "N". Not applicable questions are identified as "N/A".

Y N N/A Was a continuing calibration standard analyzed at least once every 12 hours for each instrument?
Y N N/A Were percent differences (%D) and relative response factors (RRF) within method criteria for all CCC's and SPCC's ?
Y N N/A Were all %D and RRFs within the validation criteria of ≤20 %D and ≥0.05 RRF ?

#	Date	Standard ID	Compound	Finding %D (Limit: ≤20.0%)	Finding RRF (Limit: ≥0.05)	Associated Samples	Qualifications
	7/17/21	CCV-MS2B	TT	24.6		1-6,	J/UJ/A ND
	0849		KKK	20.5		Y2B8374-MB	
	7/19/21	CCV-GCMSX	F	31.0		7,	J/UJ/A ND
	0144					VX8315-MB	

CONCAL.wpd

LDC #: 52170F1a

VALIDATION FINDINGS WORKSHEET
Field Blanks

Reviewer: FT

METHOD: GC/MS VOA (EPA SW 846 Method 8260)

(Y) N N/A Were field blanks identified in this SDG?

(Y) N N/A Were target compounds detected in the field blanks?

Blank units: ug/L **Associated sample units:** ug/L

Sampling date: 7/13/21

Field blank type: (circle one) Field Blank / Rinsate / Trip Blank / Other: FB Associated Samples: 1-4, 7

Compound	Blank ID	Sample Identification								
	5									
K	0.54									

Blank units: _____ **Associated sample units:** _____

Sampling date: _____

Field blank type: (circle one) Field Blank / Rinsate / Trip Blank / Other: _____ Associated Samples: _____

Compound	Blank ID	Sample Identification								

CIRCLED RESULTS WERE NOT QUALIFIED. ALL RESULTS NOT CIRCLED WERE QUALIFIED BY THE FOLLOWING STATEMENT:
Common contaminants such as Methylene chloride, Acetone, 2-Butanone and Carbon disulfide that were detected in samples within ten times the associated field blank concentration were qualified as not detected, "U". Other contaminants within five times the field blank concentration were also qualified as not detected, "U".

LDC #: 52170F1a

VALIDATION FINDINGS WORKSHEET
Laboratory Control Samples (LCS)

Reviewer: FT

METHOD: GC/MS VOA (EPA SW 846 Method 8260 D)

Please see qualifications below for all questions answered "N". Not applicable questions are identified as "N/A".

Y N N/A Was a LCS required?

Y N N/A Were the LCS percent recoveries (%R) and relative percent difference (RPD) within the QC limits?

#	LCS/LCSD ID	Compound	LCS %R (Limits)	LCSD %R (Limits)	RPD (Limits)	Associated Samples	Qualifications
	VX8315-LCS	F	155 (63-137)	( )	( )	1, VX8315-MB	J+ / P ND
			( )	( )	( )		
			( )	( )	( )		
			( )	( )	( )		
			( )	( )	( )		
			( )	( )	( )		
			( )	( )	( )		
			( )	( )	( )		
			( )	( )	( )		
			( )	( )	( )		
			( )	( )	( )		
			( )	( )	( )		
			( )	( )	( )		
			( )	( )	( )		
			( )	( )	( )		
			( )	( )	( )		
			( )	( )	( )		
			( )	( )	( )		
			( )	( )	( )		
			( )	( )	( )		
			( )	( )	( )		
			( )	( )	( )		
			( )	( )	( )		
			( )	( )	( )		
			( )	( )	( )		
			( )	( )	( )		

METHOD: GCMS 8260D

The calibration factors (RRFF), average RRFF, and relative standard deviation (%RSD) were recalculated for compounds identified below using the following calculations:

RRF = (Ax)(Cis)/(Ais)(Cx)
average RRF = sum of the RRFs/number of standards
%RSD = 100 * (S/X)

Where:

Ax = Area of compound
Cx = Concentration of compound
S = Standard deviation of the RRFs
X = Mean of the RRFs
Ais = Area of associated internal standard
Cis = Concentration of internal Standard

#	Standard ID	Calibration Date	Compound	Reported (RRF 20 std)	Recalculated (RRF 20 std)	Reported AverageRRF (Initial)	Recalculated Average RRF (Initial)	Reported %RSD	Recalculated %RSD
	ICAL GCMS2B	6/16/2021	C	0.815	0.815	0.718	0.718	10.21	10.21
			V	1.152	1.152	1.060	1.060	9.30	9.30
			CC	0.780	0.780	0.731	0.731	7.25	7.25
			BB	0.745	0.745	0.669	0.669	10.12	10.12

METHOD: GCMS 8260D

The calibration factors (RRFF), average RRFF, and relative standard deviation (%RSD) were recalculated for compounds identified below using the following calculations:

RRF = (Ax)(Cis)/(Ais)(Cx)
average RRF = sum of the RRFs/number of standards
%RSD = 100 * (S/X)

Where:

Ax = Area of compound
Cx = Concentration of compound
S = Standard deviation of the RRFs
X = Mean of the RRFs
Ais = Area of associated internal standard
Cis = Concentration of internal Standard

#	Standard ID	Calibration Date	Compound	Reported (RRF 20 std)	Recalculated (RRF 20 std)	Reported AverageRRF (Initial)	Recalculated Average RRF (Initial)	Reported %RSD	Recalculated %RSD
	ICAL GCMSX	6/30/2021	C	1.466	1.466	1.545	1.545	6.62	6.62
			V	1.350	1.350	1.404	1.404	5.69	5.69
			CC	0.859	0.859	0.875	0.875	4.41	4.41
			BB	0.767	0.767	0.801	0.801	5.20	5.20

LDC #: 52170F1a

VALIDATION FINDINGS WORKSHEET
Continuing Calibration Results Verification

Reviewer: FT

METHOD: GC/MS VOA (EPA SW 846 Method 8260 D)

The percent difference (%D) of the initial calibration average Relative Response Factors (RRFs) and the continuing calibration RRFs were recalculated for the compounds identified below using the following calculation:

% Difference = 100 * (ave. RRF - RRF)/ave. RRF
$RRF = (A_x)(C_{is})/(A_{is})(C_x)$

Where: ave. RRF = initial calibration average RRF
RRF = continuing calibration RRF
A_x = Area of compound, A_{is} = Area of associated internal standard
C_x = Concentration of compound, C_{is} = Concentration of internal standard

#	Standard ID	Calibration Date	Compound (Reference internal Standard)	Average RRF (initial)	Reported RRF (CC)	Recalculated RRF (CC)	Reported %D	Recalculated %D
1	ccV MS2B	7/17/21 0849	C (1st internal standard)	0.718	0.710	0.710	1.1	1.1
			V (2nd internal standard)	1.060	1.152	1.152	8.7	8.7
			CC (3rd internal standard)	0.731	0.786	0.786	7.5	7.5
			BB (4th internal standard)	0.669	0.666	0.666	0.4	0.4
2	ccV GCMSX	7/19/21 0144	C (1st internal standard)	1.545	1.689	1.689	9.3	9.3
			V (2nd internal standard)	1.404	1.250	1.250	11.0	11.0
			CC (3rd internal standard)	0.875	0.774	0.774	11.5	11.5
			BB (4th internal standard)	0.801	0.726	0.726	9.4	9.4
3			(1st internal standard)					
			(2nd internal standard)					
			(3rd internal standard)					
			(4th internal standard)					
4			(1st internal standard)					
			(2nd internal standard)					
			(3rd internal standard)					
			(4th internal standard)					

Comments: Refer to Continuing Calibration findings worksheet for list of qualifications and associated samples when reported results do not agree within 10.0% of the recalculated results.

LDC #: 52170F1a

VALIDATION FINDINGS WORKSHEET
Surrogate Results Verification

Reviewer: FT

METHOD: GC/MS VOA (EPA SW 846 Method 8260D)

The percent recoveries (%R) of surrogates were recalculated for the compounds identified below using the following calculation:

% Recovery: SF/SS * 100

Where: SF = Surrogate Found
SS = Surrogate Spiked

Sample ID: #1

	Surrogate Spiked	Surrogate Found	Percent Recovery Reported	Percent Recovery Recalculated	Percent Difference
Dibromofluoromethane	50.0	52.59	105	105	0
1,2-Dichloroethane-d4	↓	48.77	98	98	↓
Toluene-d8		50.40	101	101	
Bromofluorobenzene		50.18	100	100	

Sample ID:

	Surrogate Spiked	Surrogate Found	Percent Recovery Reported	Percent Recovery Recalculated	Percent Difference
Dibromofluoromethane					
1,2-Dichloroethane-d4					
Toluene-d8					
Bromofluorobenzene					

Sample ID:

	Surrogate Spiked	Surrogate Found	Percent Recovery Reported	Percent Recovery Recalculated	Percent Difference
Dibromofluoromethane					
1,2-Dichloroethane-d4					
Toluene-d8					
Bromofluorobenzene					

Sample ID:

	Surrogate Spiked	Surrogate Found	Percent Recovery Reported	Percent Recovery Recalculated	Percent Difference
Dibromofluoromethane					
1,2-Dichloroethane-d4					
Toluene-d8					
Bromofluorobenzene					

Sample ID:

	Surrogate Spiked	Surrogate Found	Percent Recovery Reported	Percent Recovery Recalculated	Percent Difference
Dibromofluoromethane					
1,2-Dichloroethane-d4					
Toluene-d8					
Bromofluorobenzene					

LDC #: 52170F1a

VALIDATION FINDINGS WORKSHEET
Laboratory Control Sample Results Verification

Reviewer: FT

METHOD: GC/MS VOA (EPA Method 8260 P

The percent recoveries (%R) and Relative Percent Difference (RPD) of the laboratoy control sample and laboratory control sample duplicate (if applicable) were recalculated for the compounds identified below using the following calculation:

% Recovery = 100 * SSC/SA Where: SSC = Spiked sample concentration
SA = Spike added

RPD = I LCSC - LCSDC I * 2/(LCSC + LCSDC) LCSC = Laboraotry control sample concentration LCSDC = Laboratory control sample duplicate concentration

LCS ID: V2B834LCS

Compound	Spike Added (ug/L)		Spiked Sample Concentration (ug/L)		LCS Percent Recovery		LCSD Percent Recovery		LCS/LCSD RPD	
	LCS	LCSD	LCS	LCSD	Reported	Recalc.	Reported	Recalc.	Reported	Recalculated
1,1-Dichloroethene	50	NA	54.1	NA	108	108				
Trichloroethene			55.6		111	111				
Benzene			54.0		108	108				
Toluene			53.3		107	107				
Chlorobenzene	↓		53.0		106	106	NA			

Comments: Refer to Laboratory Control Sample findings worksheet for list of qualifications and associated samples when reported results do not agree within 10.0% of the recalculated results.

LDC #: 52170F1a

VALIDATION FINDINGS WORKSHEET
Sample Calculation Verification

Reviewer: FT

METHOD: GC/MS VOA (EPA SW 846 Method 8260 D)

Y N N/A Were all reported results recalculated and verified for all level IV samples?

Y N N/A Were all recalculated results for detected target compounds agree within 10.0% of the reported results?

Concentration = $\frac{(A_x)(I_s)(DF)}{(A_{is})(RRF)(V_o)(\%S)}$

A_x = Area of the characteristic ion (EICP) for the compound to be measured

A_{is} = Area of the characteristic ion (EICP) for the specific internal standard

I_s = Amount of internal standard added in nanograms (ng)

RRF = Relative response factor of the calibration standard.

V_o = Volume or weight of sample pruged in milliliters (ml) or grams (g).

Df = Dilution factor.

%S = Percent solids, applicable to soils and solid matrices only.

Example:

Sample I.D. Y2B834 LCS

Conc. = $\frac{(532864)(50)}{(465933)(1.060)}$

= 53.945 ug/L

#	Sample ID	Compound	Reported Concentration (ug/L)	Calculated Concentration (ug/L)	Qualification
	LCS	V	54.0	54.0	

LDC #: 52170F2a **VALIDATION COMPLETENESS WORKSHEET** Date: 10/13/21
SDG #: JD28208 Category B Page: 1 of 1
Laboratory: SGS North America, Inc., Dayton, NJ Reviewer: FM
2nd Reviewer:

METHOD: GC/MS Semivolatiles (EPA SW846 Method 8270E)

The samples listed below were reviewed for each of the following validation areas. Validation findings are noted in attached validation findings worksheets.

	Validation Area		Comments
I.	Sample receipt/Technical holding times	A/Δ	
II.	GC/MS Instrument performance check	A	
III.	Initial calibration/ICV	A/Δ	%RSD ≤ 20, r² ICV ≤ 30
IV.	Continuing calibration	SW	CCV ≤ 20
V.	Laboratory Blanks	SW	
VI.	Field blanks	ND	FB = 5
VII.	Surrogate spikes	A	
VIII.	Matrix spike/Matrix spike duplicates	N	
IX.	Laboratory control samples	A	LCS ID
X.	Field duplicates	ND	D = 4, 6
XI.	Internal standards	A	
XII.	Target analyte quantitation	A	ND Result < RL > MDL
XIII.	Target analyte identification	A	
XIV.	System performance	A	
XV.	Overall assessment of data	A	

Note: A = Acceptable; N = Not provided/applicable; SW = See worksheet; ND = No compounds detected; R = Rinsate; FB = Field blank; D = Duplicate; TB = Trip blank; EB = Equipment blank; SB=Source blank; OTHER:

	Client ID		Lab ID	Matrix	Date
1	MW-1		JD28208-1	Water	07/13/21
2	MW-2		JD28208-2	Water	07/13/21
3	MW-3		JD28208-3	Water	07/13/21
4	MW-6	D	JD28208-4	Water	07/13/21
5	FB		JD28208-5	Water	07/13/21
6	DUP-1	D	JD28208-7	Water	07/13/21
7					
8					
9					

Notes:

	OP34332						

LDC #: 52170F2a **VALIDATION FINDINGS CHECKLIST** Page: 1 of 2
Reviewer: FT

Method: Semivolatiles (EPA SW 846 Method 8270E)

Validation Area	Yes	No	NA	Findings/Comments
I. Technical holding times				
Were all technical holding times met?	✓			
Was cooler temperature criteria met?.	✓			
II. GC/MS Instrument performance check				
Were the DFTPP performance results reviewed and found to be within the specified criteria?	✓			
Were all samples analyzed within the 12 hour clock criteria?	✓			
IIIa. Initial calibration				
Did the laboratory perform a 5 point calibration prior to sample analysis?	✓			
Were all percent relative standard deviations (%RSD) and relative response factors (RRF) within method criteria for all CCCs and SPCCs?	✓			
Was a curve fit used for evaluation? If yes, did the initial calibration meet the curve fit acceptance criteria of ≥ 0.990?	✓			
Were all percent relative standard deviations (%RSD) ≤ 15%, 15/30%, 20% and relative response factors (RRF) ≥ 0.05?	✓			
IIIb. Initial Calibration Verification				
Was an initial calibration verification standard analyzed after each ICAL for each instrument?	✓			
Were all percent difference (%D) ≤20%, 30%?	✓			
IV. Continuing calibration				
Was a continuing calibration standard analyzed at least once every 12 hours for each instrument?	✓			
Were all percent differences (%D) and relative response factors (RRF) within method criteria for all CCCs and SPCCs?	✓			
Were all percent differences (%D) ≤ 20% and relative response factors (RRF) ≥ 0.05?		✓		
V. Laboratory Blanks				
Was a laboratory blank associated with every sample in this SDG?	✓			
Was a laboratory blank analyzed at least once every 12 hours for each matrix and concentration?	✓			
Was there contamination in the laboratory blanks?	✓			
VI. Field blanks				
Were field blanks identified in this SDG?	✓			
Were target compounds detected in the field blanks?		✓		
VII. Surrogate spikes				
Were all surrogate %R within QC limits?	✓			
If 2 or more base neutral or acid surrogates were outside QC limits, was a reanalysis performed to confirm %R?			✓	
If any percent recoveries (%R) was less than 10 percent, was a reanalysis performed to confirm %R?			✓	
VIII. Matrix spike/Matrix spike duplicates				

Were matrix spike (MS) and matrix spike duplicate (MSD) analyzed in this SDG?			✓	
Were the MS/MSD percent recoveries (%R) and the relative percent differences (RPD) within the QC limits?			✓	
IX. Laboratory control samples				
Was an LCS analyzed per extraction batch?	✓			
Were the LCS percent recoveries (%R) and relative percent difference (RPD) within the QC limits?	✓			
X. Field duplicates				
Were field duplicate pairs identified in this SDG?	✓			
Were target compounds detected in the field duplicates?		✓		
XI. Internal standards				
Were internal standard area counts within -50% or +100% of the associated calibration standard?	✓			
Were retention times within ± 30 seconds of the associated calibration standard?	✓			
XII. Target Analyte quantitation				
Did the laboratory LOQs/RLs meet the QAPP LOQs/RLs?	✓			
Were the correct internal standard (IS), quantitation ion and relative response factor (RRF) used to quantitate the compound?	✓			
Were target analyte quantitation and RLs adjusted to reflect all sample dilutions and dry weight factors applicable to level IV validation?	✓			
Were manual integrations reviewed and found acceptable?			✓	
Did the laboratory provide before and after integration printouts?			✓	
XIII. Target analyte identification				
Were relative retention times (RRT's) within ± 0.06 RRT units of the standard?	✓			
Did analyte spectra meet specified EPA "Functional Guidelines" criteria?	✓			
Were chromatogram peaks verified and accounted for?	✓			
XIV. System performance				
System performance was found to be acceptable.	✓			
XV. Overall assessment of data				
Overall assessment of data was found to be acceptable.	✓			

VALIDATION FINDINGS WORKSHEET

METHOD: GC/MS SVOA

A. Phenol	CC. Dimethylphthalate	EEE. Bis(2-ethylhexyl)phthalate	GGGG. C30-Hopane	I1. Methyl methanesulfonate
B. Bis (2-chloroethyl) ether	DD. Acenaphthylene	FFF. Di-n-octylphthalate	HHHH. 1-Methylphenanthrene	J1. Ethyl methanesulfonate
C. 2-Chlorophenol	EE. 2,6-Dinitrotoluene	GGG. Benzo(b)fluoranthene	IIII. 1,4-Dioxane	K1. o,o',o"-Triethylphosphorothioate
D. 1,3-Dichlorobenzene	FF. 3-Nitroaniline	HHH. Benzo(k)fluoranthene	JJJJ. Acetophenone	L1. n-Phenylene diamine
E. 1,4-Dichlorobenzene	GG. Acenaphthene	III. Benzo(a)pyrene	KKKK. Atrazine	M1. 1,4-Naphthoquinone
F. 1,2-Dichlorobenzene	HH. 2,4-Dinitrophenol	JJJ. Indeno(1,2,3-cd)pyrene	LLLL. Benzaldehyde	N1. N-Nitro-o-toluidine
G. 2-Methylphenol	II. 4-Nitrophenol	KKK. Dibenz(a,h)anthracene	MMMM. Caprolactam	O1. 1,3,5-Trinitrobenzene
H. 2,2'-Oxybis(1-chloropropane)	JJ. Dibenzofuran	LLL. Benzo(g,h,i)perylene	NNNN. 2,6-Dichlorophenol	P1. Pentachlorobenzene
I. 4-Methylphenol	KK. 2,4-Dinitrotoluene	MMM. Bis(2-Chloroisopropyl)ether	OOOO. 1,2-Diphenylhydrazine	Q1. 4-Aminobiphenyl
J. N-Nitroso-di-n-propylamine	LL. Diethylphthalate	NNN. Aniline	PPPP. 3-Methylphenol	R1. 2-Naphthylamine
K. Hexachloroethane	MM. 4-Chlorophenyl-phenyl ether	OOO. N-Nitrosodimethylamine	QQQQ. 3&4-Methylphenol	S1. Triphenylene
L. Nitrobenzene	NN. Fluorene	PPP. Benzoic Acid	RRRR. 4-Dimethyldibenzothiophene (4MDT)	T1. Octachlorostyrene
M. Isophorone	OO. 4-Nitroaniline	QQQ. Benzyl alcohol	SSSS. 2/3-Dimethyldibenzothiophene (4MDT)	U1. Famphur
N. 2-Nitrophenol	PP. 4,6-Dinitro-2-methylphenol	RRR. Pyridine	TTTT. 1-Methyldibenzothiophene (1MDT)	V1. 1,4-phenylenediamine
O. 2,4-Dimethylphenol	QQ. N-Nitrosodiphenylamine	SSS. Benzidine	UUUU.. 2,3,4,6-Tetrachlorophenol	W1. Methapyrilene
P. Bis(2-chloroethoxy)methane	RR. 4-Bromophenyl-phenylether	TTT. 1-Methylnaphthalene	VVVV. 1,2,4,5-Tetrachlorobenzene	X1. Pentachloroethane
Q. 2,4-Dichlorophenol	SS. Hexachlorobenzene	UUU.Benzo(b)thiophene	WWWW.. 2-Picoline	Y1. 3,3'-Dimethylbenzidine
R. 1,2,4-Trichlorobenzene	TT. Pentachlorophenol	VVV.Benzonaphthothiophene	XXXX. 3-Methylcholanthrene	Z1. o-Toluidine
S. Naphthalene	UU. Phenanthrene	WWW.Benzo(e)pyrene	YYYY. a,a-Dimethylphenethylamine	A2. 1-Naphthylamine
T. 4-Chloroaniline	VV. Anthracene	XXX. 2,6-Dimethylnaphthalene	ZZZZ. Hexachloropropene	B2. 4-Aminobiphenyl
U. Hexachlorobutadiene	WW. Carbazole	YYY. 2,3,5-Trimethylnaphthalene	A1. N-Nitrosodiethylamine	C2. 4-Nitroquinoline-1-oxide
V. 4-Chloro-3-methylphenol	XX. Di-n-butylphthalate	ZZZ. Perylene	B1. N-Nitrosodi-n-butylamine	D2. Hexachloropene
W. 2-Methylnaphthalene	YY. Fluoranthene	AAAA. Dibenzothiophene	C1. N-Nitrosomethylethylamine	E2. Bis (2-chloro-1-methylethyl) ether
X. Hexachlorocyclopentadiene	ZZ. Pyrene	BBBB. Benzo(a)fluoranthene	D1. N-Nitrosomorpholine	F2. Bifenthrin
Y. 2,4,6-Trichlorophenol	AAA. Butylbenzylphthalate	CCCC. Benzo(b)fluorene	E1. N-Nitrosopyrrolidine	G2. Cyfluthrin
Z. 2,4,5-Trichlorophenol	BBB. 3,3'-Dichlorobenzidine	DDDD. cis/trans-Decalin	F1. Phenacetin	H2. Cypermethrin
AA. 2-Chloronaphthalene	CCC. Benzo(a)anthracene	EEEE. 1,1'-Biphenyl	G1. 2-Acetylaminofluorene	I2. Permethrin (cis/trans)
BB. 2-Nitroaniline	DDD. Chrysene	FFFF. Retene	H1. Pronamide	J2. 5-Nitro-o-toluidine

LDC #: 52170F2a

VALIDATION FINDINGS WORKSHEET
Continuing Calibration

Reviewer: FT

METHOD: GC/MS BNA (EPA SW 846 Method 8270 F)

Please see qualifications below for all questions answered "N". Not applicable questions are identified as "N/A".

Y (N) N/A Was a continuing calibration standard analyzed at least once every 12 hours of sample analysis for each instrument?

Y (N) N/A Were percent differences (%D) and relative response factors (RRF) within method criteria for all CCC's and SPCC's ?

Y (N) N/A Were all %D and RRFs within the validation criteria of ≤20 %D and ≥0.05 RRF ?

#	Date	Standard ID	Compound	Finding %D (Limit: ≤20.0%)	Finding RRF (Limit: ≥0.05)	Associated Samples	Qualifications
	7/16/21 2:22PM	CCV-F	MMMM	20.2		1-4, 6	J/UJ/A ND

LDC #: 52170F2a

VALIDATION FINDINGS WORKSHEET
Blanks

Reviewer: FT

METHOD: GC/MS BNA (EPA SW 846 Method 8270 E)

Please see qualifications below for all questions answered "N". Not applicable questions are identified as "N/A".

Y N N/A Was a method blank analyzed for each matrix?
Y N N/A Was a method blank analyzed for each concentration preparation level?
Y N N/A Was a method blank associated with every sample?
Y N N/A Was the blank contaminated? If yes, please see qualification below.

Blank extraction date: 7/15/21 **Blank analysis date:** 7/16/21
Conc. units: ug/L Associated Samples: All (ND)

Compound	Blank ID								
	OP34332-MB								
Unknown	6.7 (6.82)								

Blank extraction date: _____ **Blank analysis date:** _____
Conc. units: _____ Associated Samples: _____

Compound	Blank ID								

LDC #: _52170F2a

VALIDATION FINDINGS WORKSHEET
Initial Calibration Calculation Verification

METHOD: GCMS 8270D

The calibration factors (RRFF), average RRFF, and relative standard deviation (%RSD) were recalculated for compounds identified below using the following calculations:

RRF = (Ax)(Cis)/(Ais)(Cx)
average RRF = sum of the RRFs/number of standards
%RSD = 100 * (S/X)

Where:

Ax = Area of compound
Cx = Concentration of compound
S = Standard deviation of the RRFs
X = Mean of the RRFs
Ais = Area of associated internal standard
Cis = Concentration of internal Standard

#	Standard ID	Calibration Date	Compound	Reported (RRF 25 std)	Recalculated (RRF 25 std)	Reported AverageRRF (Initial)	Recalculated Average RRF (Initial)	Reported %RSD	Recalculated %RSD
	ICAL	6/26/2021	A (IS1)	1.661	1.661	1.680	1.680	6.22	6.22
	GCMSF		S (IS2)	0.986	0.986	1.008	1.008	5.40	5.40
			GG (IS3)	1.139	1.139	1.143	1.143	4.13	4.13
			UU (IS4)	1.021	1.021	1.039	1.039	4.64	4.64
			DDD (IS5)	1.142	1.142	1.165	1.165	3.05	3.05
			JJJ (IS6)	0.960	0.960	0.929	0.929	12.57	12.57

LDC #: 52170F2a

VALIDATION FINDINGS WORKSHEET
Continuing Calibration Results Verification

Reviewer: FT

METHOD: GC/MS BNA (EPA SW 846 Method 8270 C)
The percent difference (%D) of the initial calibration average Relative Response Factors (RRFs) and the continuing calibration RRFs were recalculated for the compounds identified below using the following calculation:

% Difference = 100 * (ave. RRF - RRF)/ave. RRF
$RRF = (A_x)(C_{is})/(A_{is})(C_x)$

Where: ave. RRF = initial calibration average RRF
RRF = continuing calibration RRF
A_x = Area of compound, A_{is} = Area of associated internal standard
C_x = Concentration of compound, C_{is} = Concentration of internal standard

#	Standard ID	Calibration Date	Compound (Internal Standard)	Average RRF (Initial)	Reported RRF (CC)	Recalculated RRF (CC)	Reported %D	Recalculated %D
1	CCV	7/16/21 0138	A (1st IS)	1.680	1.775	1.775	5.7	5.7
			S (2nd IS)	1.008	1.042	1.042	3.4	3.4
			GG (3rd IS)	1.143	1.179	1.179	3.1	3.1
			UU (4th IS)	1.039	1.059	1.059	1.9	1.9
			DDD (5th IS)	1.165	1.224	1.224 1.079	5.1	5.1
			~~III~~ JJJ (6th IS)	0.929	~~1.230~~ 1.079	~~1.230~~ 1.079	~~17.5~~ 16.1 FT	~~17.5~~ 16.1
2	CCV	7/16/21 0155	(1st IS)		1.815	1.815	8.0	8.0
			(2nd IS)		0.995	0.995	1.3	1.3
			(3rd IS)		1.121	1.121	1.9	1.9
			(4th IS)		1.010	1.010	2.8	2.8
			(5th IS)		1.182	1.182	1.5	1.5
			(6th IS)		~~1.136~~	~~1.136~~	~~8.5~~ FT	~~8.5~~
3			(1st IS)		0.961	0.961	3.4	3.4
			(2nd IS)					
			(3rd IS)					
			(4th IS)					
			(5th IS)					
			(6th IS)					

Comments: Refer to Continuing Calibration findings worksheet for list of qualifications and associated samples when reported results do not agree within 10.0% of the recalculated results.

LDC #: 52170F2a

VALIDATION FINDINGS WORKSHEET
Surrogate Results Verification

Page: 1 of 1
Reviewer: FT

METHOD: GC/MS Semivolatiles (EPA SW 846 Method 8270 E)

The percent recoveries (%R) of surrogates were recalculated for the compounds identified below using the following calculation:

% Recovery: SF/SS * 100

Where: SF = Surrogate Found
SS = Surrogate Spiked

Sample ID: #1

	Surrogate Spiked	Surrogate Found	Percent Recovery Reported	Percent Recovery Recalculated	Percent Difference
Nitrobenzene-d5	50.0	38.93	78	78	0
2-Fluorobiphenyl		38.64	77	77	
Terphenyl-d14		47.05	94	94	
Phenol-d5		16.58	33	33	
2-Fluorophenol		23.49	47	47	
2,4,6-Tribromophenol		47.77	96	96	
2-Chlorophenol-d4					
1,2-Dichlorobenzene-d4					

Sample ID:

	Surrogate Spiked	Surrogate Found	Percent Recovery Reported	Percent Recovery Recalculated	Percent Difference
Nitrobenzene-d5					
2-Fluorobiphenyl					
Terphenyl-d14					
Phenol-d5					
2-Fluorophenol					
2,4,6-Tribromophenol					
2-Chlorophenol-d4					
1,2-Dichlorobenzene-d4					

Sample ID:

	Surrogate Spiked	Surrogate Found	Percent Recovery Reported	Percent Recovery Recalculated	Percent Difference
Nitrobenzene-d5					
2-Fluorobiphenyl					
Terphenyl-d14					
Phenol-d5					
2-Fluorophenol					
2,4,6-Tribromophenol					
2-Chlorophenol-d4					
1,2-Dichlorobenzene-d4					

LDC #: 52170F2a

VALIDATION FINDINGS WORKSHEET

Laboratory Control Sample/Laboratory Control Sample Duplicates Results Verification

Reviewer: FT

METHOD: GC/MS BNA (EPA SW 846 Method 8270 C)

The percent recoveries (%R) and Relative Percent Difference (RPD) of the laboratory control sample and laboratory control sample duplicate were recalculated for the compounds identified below using the following calculation:

% Recovery = 100 * (SC/SA Where: SSC = Spike concentration
SA = Spike added

RPD = | LCSC - LCSDC | * 2/(LCSC + LCSDC) LCSC = Laboratory control sample concentration LCSDC = Laboratory control sample duplicate concentration

LCS/LCSD samples: OP34332 LCS ID

Compound	Spike Added (ug/L)		Spike Concentration (ug/L)		LCS Percent Recovery		LCSD Percent Recovery		LCS/LCSD RPD	
	LCS	LCSD	LCS	LCSD	Reported	Recalc	Reported	Recalc	Reported	Recalculated
Phenol	50	50	24.6	25.0	49	49	50	50	2	2
N-Nitroso-di-n-propylamine			43.8	~~45.2~~ 43.4	88	88	~~90~~ 87	87	~~3~~ 1	1
4-Chloro-3-methylphenol			43.7	45.2	87	87	90	90	3	3
Acenaphthene			42.9	42.8	86	86	86	86	0	0
Pentachlorophenol			97.8	97.6	98	98	98	98	0	0
Pyrene	↓	↓	47.8	49.2	96	96	98	98	3	3

Comments: Refer to Laboratory Control Sample/Laboratory Control Sample Duplicates findings worksheet for list of qualifications and associated samples when reported results do not agree within 10.0% of the recalculated results.

LDC #: 52170 F2a

VALIDATION FINDINGS WORKSHEET
Sample Calculation Verification

Reviewer: FT

METHOD: GC/MS BNA (EPA SW 846 Method 8270 C)

Y N N/A Were all reported results recalculated and verified for all level IV samples?
Y N N/A Were all recalculated results for detected target compounds agree within 10.0% of the reported results?

Concentration = $\frac{(A_x)(I_s)(V_t)(DF)(2.0)}{(A_{is})(RRF)(V_o)(V_i)(\%S)}$

A_x	=	Area of the characteristic ion (EICP) for the compound to be measured
A_{is}	=	Area of the characteristic ion (EICP) for the specific internal standard
I_s	=	Amount of internal standard added in nanograms (ng)
V_o	=	Volume or weight of sample extract in milliliters (ml) or grams (g).
V_i	=	Volume of extract injected in microliters (ul)
V_t	=	Volume of the concentrated extract in microliters (ul)
Df	=	Dilution Factor.
%S	=	Percent solids, applicable to soil and solid matrices only.
2.0	=	Factor of 2 to account for GPC cleanup

Example:

Sample I.D. OP34332 LCS: Δ

Conc. = $\frac{554787\ (40.0)}{537653\ (1.680)}$ =

24.568 ug/L

#	Sample ID	Compound	Reported Concentration (ug/L)	Calculated Concentration (ug/L)	Qualification
	LCS	Δ	24.6	24.568	

LDC #: 52170F2a **VALIDATION COMPLETENESS WORKSHEET** Date: 10/13/21
SDG #: JD28208 Category B Page: 1 of 1
Laboratory: SGS North America, Inc., Dayton, NJ Reviewer: EF
2nd Reviewer: OF

METHOD: GC/MS 1,4-Dioxane (EPA SW846 Method 8270E-SIM)

The samples listed below were reviewed for each of the following validation areas. Validation findings are noted in attached validation findings worksheets.

	Validation Area		Comments
I.	Sample receipt/Technical holding times	A / A	
II.	GC/MS Instrument performance check	A	
III.	Initial calibration/ICV	A/A	%RSD ≤ 20 ICV ≤ 30
IV.	Continuing calibration	A	CCV ≤ 20
V.	Laboratory Blanks	A	
VI.	Field blanks	SW	FB = 5
VII.	Surrogate spikes	SW	
VIII.	Matrix spike/Matrix spike duplicates	N	MS
IX.	Laboratory control samples	A	LCS ID
X.	Field duplicates	ND	D = 4, 6
XI.	Internal standards	A	
XII.	Target analyte quantitation	A	No Results < RL > MDL (M)
XIII.	Target analyte identification	A	
XIV.	System performance	A	
XV.	Overall assessment of data	A	

Note: A = Acceptable; N = Not provided/applicable; SW = See worksheet; ND = No compounds detected; R = Rinsate; FB = Field blank; D = Duplicate; TB = Trip blank; EB = Equipment blank; SB=Source blank; OTHER:

	Client ID	Lab ID	Matrix	Date
1	MW-1	JD28208-1	Water	07/13/21
2	MW-2	JD28208-2	Water	07/13/21
3	MW-3	JD28208-3	Water	07/13/21
4	MW-6	JD28208-4	Water	07/13/21
5	FB	JD28208-5	Water	07/13/21
6	DUP-1	JD28208-7	Water	07/13/21
7				
8				
9				

Notes:

	OP34332A						

LDC #: 52170F 2a **VALIDATION FINDINGS CHECKLIST** Page: 1 of 2
Reviewer: FT

Method: Semivolatiles (EPA SW 846 Method 8270 E) SIM

Validation Area	Yes	No	NA	Findings/Comments
I. Technical holding times				
Were all technical holding times met?	✓			
Was cooler temperature criteria met?.	✓			
II. GC/MS Instrument performance check				
Were the DFTPP performance results reviewed and found to be within the specified criteria?	✓			
Were all samples analyzed within the 12 hour clock criteria?	✓			
IIIa. Initial calibration				
Did the laboratory perform a 5 point calibration prior to sample analysis?	✓			
Were all percent relative standard deviations (%RSD) and relative response factors (RRF) within method criteria for all CCCs and SPCCs?	✓			
Was a curve fit used for evaluation? If yes, did the initial calibration meet the curve fit acceptance criteria of ≥ 0.990?			✓	
Were all percent relative standard deviations (%RSD) ≤ 15%, 15/30% 20% and relative response factors (RRF) ≥ 0.05?	✓			
IIIb. Initial Calibration Verification				
Was an initial calibration verification standard analyzed after each ICAL for each instrument?	✓			
Were all percent difference (%D) ≤20%, 30%?	✓			
IV. Continuing calibration				
Was a continuing calibration standard analyzed at least once every 12 hours for each instrument?	✓			
Were all percent differences (%D) and relative response factors (RRF) within method criteria for all CCCs and SPCCs?	✓			
Were all percent differences (%D) ≤ 20% and relative response factors (RRF) ≥ 0.05?	✓			
V. Laboratory Blanks				
Was a laboratory blank associated with every sample in this SDG?	✓			
Was a laboratory blank analyzed at least once every 12 hours for each matrix and concentration?	✓			
Was there contamination in the laboratory blanks?		✓		
VI. Field blanks				
Were field blanks identified in this SDG?	✓			
Were target compounds detected in the field blanks?	✓			
VII. Surrogate spikes				
Were all surrogate %R within QC limits?	✓			
If 2 or more base neutral or acid surrogates were outside QC limits, was a reanalysis performed to confirm %R?			✓	
If any percent recoveries (%R) was less than 10 percent, was a reanalysis performed to confirm %R?			✓	
VIII. Matrix spike/Matrix spike duplicates				

Were matrix spike (MS) and matrix spike duplicate (MSD) analyzed in this SDG?			✓	
Were the MS/MSD percent recoveries (%R) and the relative percent differences (RPD) within the QC limits?			✓	
IX. Laboratory control samples				
Was an LCS analyzed per extraction batch?	✓			
Were the LCS percent recoveries (%R) and relative percent difference (RPD) within the QC limits?	✓			
X. Field duplicates				
Were field duplicate pairs identified in this SDG?	✓			
Were target compounds detected in the field duplicates?		✓		
XI. Internal standards				
Were internal standard area counts within -50% or +100% of the associated calibration standard?	✓			
Were retention times within ± 30 seconds of the associated calibration standard?	✓			
XII. Target Analyte quantitation				
Did the laboratory LOQs/RLs meet the QAPP LOQs/RLs?	✓			
Were the correct internal standard (IS), quantitation ion and relative response factor (RRF) used to quantitate the compound?	✓			
Were target analyte quantitation and RLs adjusted to reflect all sample dilutions and dry weight factors applicable to level IV validation?	✓			
Were manual integrations reviewed and found acceptable?	✓			
Did the laboratory provide before and after integration printouts?	✓			
XIII. Target analyte identification				
Were relative retention times (RRT's) within ± 0.06 RRT units of the standard?	✓			
Did analyte spectra meet specified EPA "Functional Guidelines" criteria?	✓			
Were chromatogram peaks verified and accounted for?	✓			
XIV. System performance				
System performance was found to be acceptable.	✓			
XV. Overall assessment of data			✓	
Overall assessment of data was found to be acceptable.				

VALIDATION FINDINGS WORKSHEET

METHOD: GC/MS SVOA

A. Phenol	CC. Dimethylphthalate	EEE. Bis(2-ethylhexyl)phthalate	GGGG. C30-Hopane	I1. Methyl methanesulfonate
B. Bis (2-chloroethyl) ether	DD. Acenaphthylene	FFF. Di-n-octylphthalate	HHHH. 1-Methylphenanthrene	J1. Ethyl methanesulfonate
C. 2-Chlorophenol	EE. 2,6-Dinitrotoluene	GGG. Benzo(b)fluoranthene	IIII. 1,4-Dioxane	K1. o,o',o"-Triethylphosphorothioate
D. 1,3-Dichlorobenzene	FF. 3-Nitroaniline	HHH. Benzo(k)fluoranthene	JJJJ. Acetophenone	L1. n-Phenylene diamine
E. 1,4-Dichlorobenzene	GG. Acenaphthene	III. Benzo(a)pyrene	KKKK. Atrazine	M1. 1,4-Naphthoquinone
F. 1,2-Dichlorobenzene	HH. 2,4-Dinitrophenol	JJJ. Indeno(1,2,3-cd)pyrene	LLLL. Benzaldehyde	N1. N-Nitro-o-toluidine
G. 2-Methylphenol	II. 4-Nitrophenol	KKK. Dibenz(a,h)anthracene	MMMM. Caprolactam	O1. 1,3,5-Trinitrobenzene
H. 2,2'-Oxybis(1-chloropropane)	JJ. Dibenzofuran	LLL. Benzo(g,h,i)perylene	NNNN. 2,6-Dichlorophenol	P1. Pentachlorobenzene
I. 4-Methylphenol	KK. 2,4-Dinitrotoluene	MMM. Bis(2-Chloroisopropyl)ether	OOOO. 1,2-Diphenylhydrazine	Q1. 4-Aminobiphenyl
J. N-Nitroso-di-n-propylamine	LL. Diethylphthalate	NNN. Aniline	PPPP. 3-Methylphenol	R1. 2-Naphthylamine
K. Hexachloroethane	MM. 4-Chlorophenyl-phenyl ether	OOO. N-Nitrosodimethylamine	QQQQ. 3&4-Methylphenol	S1. Triphenylene
L. Nitrobenzene	NN. Fluorene	PPP. Benzoic Acid	RRRR. 4-Dimethyldibenzothiophene (4MDT)	T1. Octachlorostyrene
M. Isophorone	OO. 4-Nitroaniline	QQQ. Benzyl alcohol	SSSS. 2/3-Dimethyldibenzothiophene (4MDT)	U1. Famphur
N. 2-Nitrophenol	PP. 4,6-Dinitro-2-methylphenol	RRR. Pyridine	TTTT. 1-Methyldibenzothiophene (1MDT)	V1. 1,4-phenylenediamine
O. 2,4-Dimethylphenol	QQ. N-Nitrosodiphenylamine	SSS. Benzidine	UUUU.. 2,3,4,6-Tetrachlorophenol	W1. Methapyrilene
P. Bis(2-chloroethoxy)methane	RR. 4-Bromophenyl-phenylether	TTT. 1-Methylnaphthalene	VVVV. 1,2,4,5-Tetrachlorobenzene	X1. Pentachloroethane
Q. 2,4-Dichlorophenol	SS. Hexachlorobenzene	UUU.Benzo(b)thiophene	WWWW.. 2-Picoline	Y1. 3,3'-Dimethylbenzidine
R. 1,2,4-Trichlorobenzene	TT. Pentachlorophenol	VVV.Benzonaphthothiophene	XXXX. 3-Methylcholanthrene	Z1. o-Toluidine
S. Naphthalene	UU. Phenanthrene	WWW.Benzo(e)pyrene	YYYY. a,a-Dimethylphenethylamine	A2. 1-Naphthylamine
T. 4-Chloroaniline	VV. Anthracene	XXX. 2,6-Dimethylnaphthalene	ZZZZ. Hexachloropropene	B2. 4-Aminobiphenyl
U. Hexachlorobutadiene	WW. Carbazole	YYY. 2,3,5-Trimethylnaphthalene	A1. N-Nitrosodiethylamine	C2. 4-Nitroquinoline-1-oxide
V. 4-Chloro-3-methylphenol	XX. Di-n-butylphthalate	ZZZ. Perylene	B1. N-Nitrosodi-n-butylamine	D2. Hexachloropene
W. 2-Methylnaphthalene	YY. Fluoranthene	AAAA. Dibenzothiophene	C1. N-Nitrosomethylethylamine	E2. Bis (2-chloro-1-methylethyl) ether
X. Hexachlorocyclopentadiene	ZZ. Pyrene	BBBB. Benzo(a)fluoranthene	D1. N-Nitrosomorpholine	F2. Bifenthrin
Y. 2,4,6-Trichlorophenol	AAA. Butylbenzylphthalate	CCCC. Benzo(b)fluorene	E1. N-Nitrosopyrrolidine	G2. Cyfluthrin
Z. 2,4,5-Trichlorophenol	BBB. 3,3'-Dichlorobenzidine	DDDD. cis/trans-Decalin	F1. Phenacetin	H2. Cypermethrin
AA. 2-Chloronaphthalene	CCC. Benzo(a)anthracene	EEEE. 1,1'-Biphenyl	G1. 2-Acetylaminofluorene	I2. Permethrin (cis/trans)
BB. 2-Nitroaniline	DDD. Chrysene	FFFF. Retene	H1. Pronamide	J2. 5-Nitro-o-toluidine

LDC #: 52170F2a

VALIDATION FINDINGS WORKSHEET
Field Blanks

Reviewer: FT

METHOD: GC/MS BNA (EPA SW 846 Method 8270 E)

Y N N/A Were field blanks identified in this SDG?

Y N N/A Were target compounds detected in the field blanks?

Blank units: ug/L **Associated sample units:** ug/L

Sampling date: 7/13/21

Field blank type: (circle one) Field Blank / Rinsate / Other: FB Associated Samples: 1-4, 6 (ND + > RL)

Compound	Blank ID	Sample Identification								
	5									
IIII	0.117									

Blank units: _____ **Associated sample units:** _____

Sampling date: _____

Field blank type: (circle one) Field Blank / Rinsate / Other: _____ Associated Samples: _____

Compound	Blank ID	Sample Identification								

CIRCLED RESULTS WERE NOT QUALIFIED. ALL RESULTS NOT CIRCLED WERE QUALIFIED BY THE FOLLOWING STATEMENT:

Common contaminants such as the phthalates and TICs noted above that were detected in samples within ten times the associated field blank concentration were qualified as not detected, "U". Other contaminants within five times the field blank concentration were also qualified as not detected, "U".

LDC #: 52170F2a

VALIDATION FINDINGS WORKSHEET
Surrogate Recovery

Page: 1 of 1
Reviewer: FT
2nd Reviewer:

METHOD: GC/MS BNA (EPA SW 846 Method 8270 E)

Please see qualification below for all questions answered "N". Not applicable questions are identified as "N/A".

Y N N/A Were percent recoveries (%R) for surrogates within QC limits?
Y N N/A If 2 or more base neutral or acid surrogates were outside QC limits, was a reanalysis performed to confirm %R?
Y N N/A If any %R was less than 10 percent, was a reanalysis performed to confirm %R?

#	Sample ID	Surrogate	%R (Limits)	Qualifications
	OP34332-MB	FBP	116 (27-107)	no qual
			( )	
			( )	
	7	↓	130 (27-107)	↓
			( )	
			( )	
			( )	
			( )	
			( )	
			( )	
			( )	
			( )	
			( )	
			( )	
			( )	
			( )	
			( )	
			( )	
			( )	
			( )	
			( )	
			( )	
			( )	
			( )	
			( )	
			( )	

(NBZ) = Nitrobenzene - d5
(FBP) = 2-Fluorobiphenyl
(TPH) = Terphenyl - d14
(2FP) = 2-Fluorophenol
(TBP) = 2,4,6 -Tribromophenol
(2CP) = 2-Chlorophenol - d4

LDC #: _52170F2a

VALIDATION FINDINGS WORKSHEET
Initial Calibration Calculation Verification

METHOD: GCMS 8270D

The calibration factors (RRFF), average RRFF, and relative standard deviation (%RSD) were recalculated for compounds identified below using the following calculations:

RRF = (Ax)(Cis)/(Ais)(Cx)
average RRF = sum of the RRFs/number of standards
%RSD = 100 * (S/X)

Where:

Ax = Area of compound
Cx = Concentration of compound
S = Standard deviation of the RRFs
X = Mean of the RRFs
Ais = Area of associated internal standard
Cis = Concentration of internal Standard

#	Standard ID	Calibration Date	Compound	Reported (RRF 0.5 std)	Recalculated (RRF0.5 std)	Reported AverageRRF (Initial)	Recalculated Average RRF (Initial)	Reported %RSD	Recalculated %RSD
	ICAL	7/9/2021	1,4-Dioxane	0.181	0.181	0.187	0.187	9.96	9.96
	GCMS4P								

LDC #: 52170F2a

VALIDATION FINDINGS WORKSHEET
Continuing Calibration Results Verification

Reviewer: FT

METHOD: GC/MS BNA (EPA SW 846 Method 8270E)
The percent difference (%D) of the initial calibration average Relative Response Factors (RRFs) and the continuing calibration RRFs were recalculated for the compounds identified below using the following calculation:

% Difference = 100 * (ave. RRF - RRF)/ave. RRF
$RRF = (A_x)(C_{is})/(A_{is})(C_x)$

Where: ave. RRF = initial calibration average RRF
RRF = continuing calibration RRF
A_x = Area of compound, A_{is} = Area of associated internal standard
C_x = Concentration of compound, C_{is} = Concentration of internal standard

#	Standard ID	Calibration Date	Compound (Internal Standard)	Average RRF (Initial)	Reported RRF (CC)	Recalculated RRF (CC)	Reported %D	Recalculated %D
1	ccv	7/15/21 1001	1,4-Dioxane (1st IS)	0.187	0.164	0.164	12.3	12.3
			(2nd IS)					
			(3rd IS)					
			(4th IS)					
			(5th IS)					
			(6th IS)					
2			(1st IS)					
			(2nd IS)					
			(3rd IS)					
			(4th IS)					
			(5th IS)					
			(6th IS)					
3			(1st IS)					
			(2nd IS)					
			(3rd IS)					
			(4th IS)					
			(5th IS)					
			(6th IS)					

Comments: Refer to Continuing Calibration findings worksheet for list of qualifications and associated samples when reported results do not agree within 10.0% of the recalculated results.

LDC #: 52170 F2a

VALIDATION FINDINGS WORKSHEET
Surrogate Results Verification

Reviewer: FT

METHOD: GC/MS Semivolatiles (EPA SW 846 Method 8270 E)

The percent recoveries (%R) of surrogates were recalculated for the compounds identified below using the following calculation:

% Recovery: SF/SS * 100

Where: SF = Surrogate Found
SS = Surrogate Spiked

Sample ID: #1

	Surrogate Spiked	Surrogate Found	Percent Recovery Reported	Percent Recovery Recalculated	Percent Difference
Nitrobenzene-d5	50.0	36.95	74	74	0
2-Fluorobiphenyl	↓	49.88	100	100	↓
Terphenyl-d14	↓	46.25	92	92	↓
Phenol-d5					
2-Fluorophenol					
2,4,6-Tribromophenol					
2-Chlorophenol-d4					
1,2-Dichlorobenzene-d4					

Sample ID:

	Surrogate Spiked	Surrogate Found	Percent Recovery Reported	Percent Recovery Recalculated	Percent Difference
Nitrobenzene-d5					
2-Fluorobiphenyl					
Terphenyl-d14					
Phenol-d5					
2-Fluorophenol					
2,4,6-Tribromophenol					
2-Chlorophenol-d4					
1,2-Dichlorobenzene-d4					

Sample ID:

	Surrogate Spiked	Surrogate Found	Percent Recovery Reported	Percent Recovery Recalculated	Percent Difference
Nitrobenzene-d5					
2-Fluorobiphenyl					
Terphenyl-d14					
Phenol-d5					
2-Fluorophenol					
2,4,6-Tribromophenol					
2-Chlorophenol-d4					
1,2-Dichlorobenzene-d4					

LDC #: 52170F2a

VALIDATION FINDINGS WORKSHEET

Laboratory Control Sample/Laboratory Control Sample Duplicates Results Verification

Reviewer: FT

METHOD: GC/MS BNA (EPA SW 846 Method 8270 B)

The percent recoveries (%R) and Relative Percent Difference (RPD) of the laboratory control sample and laboratory control sample duplicate were recalculated for the compounds identified below using the following calculation:

% Recovery = 100 * (SC/SA Where: SSC = Spike concentration
SA = Spike added

RPD = I LCSC - LCSDC I * 2/(LCSC + LCSDC) LCSC = Laboratory control sample concentration LCSDC = Laboratory control sample duplicate concentration

LCS/LCSD samples: OP34332A lcs lcsd

Compound	Spike Added (ug/L)		Spike Concentration (ug/L)		LCS Percent Recovery		LCSD Percent Recovery		LCS/LCSD RPD	
	LCS	LCSD	LCS	LCSD	Reported	Recalc	Reported	Recalc	Reported	Recalculated
Phenol										
N-Nitroso-di-n-propylamine										
4-Chloro-3-methylphenol										
Acenaphthene										
Pentachlorophenol										
Pyrene										
IIII	1.0	1.0	0.410	0.561	41	41	56	56	31	31

Comments: Refer to Laboratory Control Sample/Laboratory Control Sample Duplicates findings worksheet for list of qualifications and associated samples when reported results do not agree within 10.0% of the recalculated results.

LDC #: 52170F2a

VALIDATION FINDINGS WORKSHEET
Sample Calculation Verification

METHOD: GC/MS BNA (EPA SW 846 Method 8270 C)

Y N N/A Were all reported results recalculated and verified for all level IV samples?
Y N N/A Were all recalculated results for detected target compounds agree within 10.0% of the reported results?

Concentration = $\frac{(A_x)(I_s)(V_t)(DF)(2.0)}{(A_{is})(RRF)(V_o)(V_i)(\%S)}$

A_x	=	Area of the characteristic ion (EICP) for the compound to be measured
A_{is}	=	Area of the characteristic ion (EICP) for the specific internal standard
I_s	=	Amount of internal standard added in nanograms (ng)
V_o	=	Volume or weight of sample extract in milliliters (ml) or grams (g).
V_i	=	Volume of extract injected in microliters (ul)
V_t	=	Volume of the concentrated extract in microliters (ul)
Df	=	Dilution Factor.
%S	=	Percent solids, applicable to soil and solid matrices only.
2.0	=	Factor of 2 to account for GPC cleanup 1/1000

Example:

Sample I.D. #2, 1,4-Dioxane

Conc. = $\frac{(50)(4.0)(1)(1000)}{(5496)(0.187)(1000)}$

= 0.1946 ug/L

#	Sample ID	Compound	Reported Concentration (ug/L)	Calculated Concentration (ug/L)	Qualification
	#2	1,4-Dioxane	0.195	0.1946	

LDC #: 52170F3a **VALIDATION COMPLETENESS WORKSHEET** Date: 10/13/21
SDG #: JD28208 Category B Page: 1 of 1
Laboratory: SGS North America, Inc., Dayton, NJ Reviewer: [illegible]
2nd Reviewer: [illegible]

METHOD: GC Organochlorine Pesticides (EPA SW846 Method 8081B)

The samples listed below were reviewed for each of the following validation areas. Validation findings are noted in attached validation findings worksheets.

	Validation Area		Comments
I.	Sample receipt/Technical holding times	A/A	
II.	GC Instrument Performance Check	A	
III.	Initial calibration/ICV	A/A	%D RSD/ICV ≤ 20 CCV ≤ 20
IV.	Continuing calibration	SW	
V.	Laboratory Blanks	A	
VI.	Field blanks	N	FB = 5
VII.	Surrogate spikes 1/7	A/A	
VIII.	Matrix spike/Matrix spike duplicates	N	CS
IX.	Laboratory control samples A	SW	LCS 1/7
X.	Field duplicates	ND	D = 4, 6
XI.	Target analyte quantitation	A	No Result < RL > MDL (MI)
XII.	Target analyte identification	A	
XIII.	System Performance	A	
XIV.	Overall assessment of data	A	

Note: A = Acceptable; N = Not provided/applicable; SW = See worksheet; ND = No compounds detected; R = Rinsate; FB = Field blank; D = Duplicate; TB = Trip blank; EB = Equipment blank; SB=Source blank; OTHER:

	Client ID	Lab ID	Matrix	Date
1	MW-1	JD28208-1	Water	07/13/21
2	MW-2	JD28208-2	Water	07/13/21
3	MW-3	JD28208-3	Water	07/13/21
4	MW-6	JD28208-4	Water	07/13/21
5	FB	JD28208-5	Water	07/13/21
6	DUP-1	JD28208-7	Water	07/13/21
7				
8				
9				
10				
11				

Notes:

	OP 34335						

Method: Pesticides (EPA SW 846 Method 8081 B)

Validation Area	Yes	No	NA	Findings/Comments
I. Technical holding times				
Were all technical holding times met?	✓			
Was cooler temperature criteria met?	✓			
II. GC/ECD Instrument performance check				
Was the instrument performance found to be acceptable?	✓			
Were Evaluation mix standards analyzed prior to the initial calibration and at beginning of each 12-hour shift?	✓			
Were endrin and 4,4'-DDT breakdowns ≤ 15% for individual breakdown in the Evaluation mix standards?	✓			
IIIa. Initial calibration				
Did the laboratory perform a 5 point calibration prior to sample analysis?	✓			
Were all percent relative standard deviations (%RSD) ≤ 20%?	✓			
Was a curve fit used for evaluation? If yes, did the initial calibration meet the curve fit acceptance criteria of ≥ 0.990?			✓	
Were the RT windows properly established?		✓		
IIIb. Initial calibration verification				
Was an initial calibration verification standard analyzed after each initial calibration for each instrument?	✓			
Were all percent differences (%D) ≤ 20%?	✓			
IV. Continuing calibration				
Was a continuing calibration analyzed daily?	✓			
Were all percent differences (%D) ≤ 20%?		✓		
Were all the retention times within the acceptance windows?	✓			
V. Laboratory Blanks				
Was a laboratory blank associated with every sample in this SDG?	✓			
Was a laboratory blank analyzed for each matrix and concentration?	✓			
Was there contamination in the laboratory blanks?		✓		
VI. Field blanks				
Were field blanks identified in this SDG?	✓			
Were target compounds detected in the field blanks?		✓		

Validation Area	Yes	No	NA	Findings/Comments
VII. ***Surrogate spikes/Internal Standards***				
Were all surrogate percent recovery (%R) within the QC limits?	✓			
If the percent recovery (%R) of one or more surrogates was outside QC limits, was a reanalysis performed to confirm %R?	✓		✓	
If any percent recovery (%R) was less than 10 percent, was a reanalysis performed to confirm %R?			✓	
Were internal standard area counts within ± 50% of the average area calculated during calibration?	✓			
VII. Matrix spike/Matrix spike duplicates				
Were a matrix spike (MS) and matrix spike duplicate (MSD) analyzed for each matrix in this SDG?			✓	
Were the MS/MSD percent recoveries (%R) and the relative percent differences (RPD) within the QC limits?			✓	
IX. Laboratory control samples				
Was an LCS analyzed per extraction batch?	✓			
Were the LCS percent recoveries (%R) and relative percent difference (RPD) within the QC limits?	✓			
X. Field duplicates				
Were field duplicate pairs identified in this SDG?	✓			
Were target compounds detected in the field duplicates?		✓		
XI. Compound quantitation				
Did the laboratory LOQs/RLs meet the QAPP LOQs/RLs?	✓			
Were compound quantitation and RLs adjusted to reflect all sample dilutions, dry weight factors, and clean-up activities applicable to level IV validation?	✓			
Were relative percent difference (RPD) of the results between two columns ≤ 40%?	✓			
XII. Target compound identification				
Were the retention times of reported detects within the RT windows?	✓			
XIII. Overall assessment of data	✓			
Overall assessment of data was found to be acceptable.				

VALIDATION FINDINGS WORKSHEET

METHOD: Pesticide/PCBs (EPASW 846 Method 8081/8082)

A. alpha-BHC	I. Dieldrin	Q. Endrin ketone	Y. Aroclor-1242	GG. Chlordane
B. beta-BHC	J. 4,4'-DDE	R. Endrin aldehyde	Z. Aroclor-1248	HH. Chlordane (Technical)
C. delta-BHC	K. Endrin	S. alpha-Chlordane	AA. Aroclor-1254	II. Aroclor 1262
D. gamma-BHC	L. Endosulfan II	T. gamma-Chlordane	BB. Aroclor-1260	JJ. Aroclor 1268
E. Heptachlor	M. 4,4'-DDD	U. Toxaphene	CC. 2,4'-DDD	KK. Oxychlordane
F. Aldrin	N. Endosulfan sulfate	V. Aroclor-1016	DD. 2,4'-DDE	LL. trans-Nonachlor
G. Heptachlor epoxide	O. 4,4'-DDT	W. Aroclor-1221	EE. 2,4'-DDT	MM. cis-Nonachlor
H. Endosulfan I	P. Methoxychlor	X. Aroclor-1232	FF. Hexachlorobenzene	NN.

Notes:_____

_____

_____

LDC #: 52170F3a

VALIDATION FINDINGS WORKSHEET
Continuing Calibration

Reviewer: FT

METHOD: ✓ GC __ HPLC

Please see qualifications below for all questions answered "N". Not applicable questions are identified as "N/A".
What type of continuing calibration calculation was performed? __%D or __%R
Y N N/A Were continuing calibration standards analyzed at the required frequencies?
Y N N/A Did the continuing calibration standards meet the %D / %R validation criteria of ≤20.0% / 80-120%?
Level IV Only
Y N N/A Were the retention times for all calibrated compounds within their respective acceptance windows?

#	Date	Standard ID	Detector/ Column	Compound	%D (Limit ≤ 20.0)	RT (limit)	Associated Samples	Qualifications
	7/15/21 0655	CCV	sig 2	H	31.5		All	J/UJ/A ND

LDC #: _52170F3a_____

VALIDATION FINDINGS WORKSHEET
Initial Calibration Calculation Verification

Reviewer: ____FT____

METHOD: GC __X_____ HPLC _____

The calibration factors (CF), average CF, and relative standard deviation (%RSD) were recalculated for compounds identified below using the following calculations:

CF = A/C
average CF = sum of the CF/number of standards
%RSD = 100 * (S/X)

Where:
A = Area of compound
C = Concentration of compound
S = Standard deviation of calibration factors
X = Mean of calibration factors

#	Standard ID	Calibration Date	Compound	Reported 25ppb	Recalculated 25ppb	Reported Average CF (Initial)	Recalculated Average CF (Initial)	Reported %RSD	Recalculated %RSD
	ICAL GC1G	5/13/2021	gamma BHC sig 1	1.184	1.184	1.227	1.227	3.68	3.68
			gamma BHC sig 2	1.197	1.197	1.218	1.218	7.29	7.29
			4,4-DDT sig 1	0.895	0.895	0.898	0.898	3.47	3.47
			4,4-DDT sig 2	0.748	0.748	0.755	0.755	11.60	11.60

LDC #: 52170F3a

VALIDATION FINDINGS WORKSHEET
Continuing Calibration Results Verification

Reviewer: FT

METHOD: GC ✓ HPLC _____

The percent difference (%D) of the initial calibration average Calibration Factors (CF) and the continuing calibration CF were recalculated for the compounds identified below using the following calculation:

% Difference = 100 * (ave. CF -CF)/ave.CF

Where: ave. CF = initial calibration average CF
CF = continuing calibration CF
A = Area of compound
C = Concentration of compound

#	Standard ID	Calibration Date	Compound	Average CF(ICAL)/ CCV Conc.	Reported CF/ Conc. CCV	Recalculated CF/ Conc. CCV	Reported %D	Recalculated %D
1	CCV	7/15/21 0655	gamma BHC Sig 1	1.227	1.308	1.308	6.6	6.6
			↓ 2	1.218	1.333	1.333	9.4	9.4
			4,4'-DDT Sig 1	0.898	0.937	0.937	4.3	4.3
			↓ 2	0.755	0.837	0.837	10.9	10.9
2								
3								
4								

Comments: Refer to Continuing Calibration findings worksheet for list of qualifications and associated samples when reported results do not agree within 10.0% of the recalculated results.

LDC #: 52170 F 3a

VALIDATION FINDINGS WORKSHEET
Surrogate Results Verification

METHOD: ✓ GC ___ HPLC

The percent recoveries (%R) of surrogates were recalculated for the compounds identified below using the following calculation:

% Recovery: SF/SS * 100

Where: SF = Surrogate Found
SS = Surrogate Spiked

Sample ID: # 1

Surrogate	Column/Detector	Surrogate Spiked	Surrogate Found	Percent Recovery Reported	Percent Recovery Recalculated	Percent Difference
TCMX	Sig 1	40.0	30.766	77	77	0
↓	2	↓	31.535	79	79	↓
DCB	Sig 1	↓	17.997	45	45	↓
↓	2	↓	17.543	44	44	↓

Sample ID: ___

Surrogate	Column/Detector	Surrogate Spiked	Surrogate Found	Percent Recovery Reported	Percent Recovery Recalculated	Percent Difference

	Surrogate Compound		Surrogate Compound		Surrogate Compound		Surrogate Compound		Surrogate Compound
A	Chlorobenzene (CBZ)	G	Octacosane	M	Benzo(e)Pyrene	S	1-Chloro-3-Nitrobenzene	Y	Tetrachloro-m- xylene
B	4-Bromofluorobenzene (BFB)	H	Ortho-Terphenyl	N	Terphenyl-D14	T	3,4-Dinitrotoluene	Z	2-Bromonaphthalene
C	a,a,a-Trifluorotoluene	I	Fluorobenzene (FBZ)	O	Decachlorobiphenyl (DCB)	U	Tripentyltin	AA	Chloro-octadecane
D	Bromochlorobenene	J	n-Triacontane	P	1-methylnaphthalene	V	Tri-n-propyltin	BB	2,4-Dichlorophenylacetic acid
E	1,4-Dichlorobutane	K	Hexacosane	Q	Dichlorophenyl Acetic Acid (DCAA)	W	Tributyl Phosphate	CC	2,5-Dibromotoluene
F	1,4-Difluorobenzene (DFB)	L	Bromobenzene	R	4-Nitrophenol	X	Triphenyl Phosphate		

LDC #: 52170F3a

VALIDATION FINDINGS WORKSHEET

Laboratory Control Sample/Laboratory Control Sample Duplicates Results Verification

Reviewer: FT

METHOD: ✓ GC ___ HPLC

The percent recoveries (%R) and relative percent differences (RPD) of the laboratory control sample and laboratory control sample duplicate were recalculated for the compounds identified below using the following calculation:

%Recovery = 100 * (SSC/SA)
RPD =(({SSCLCS - SSCLCSD} * 2) / (SSCLCS + SSCLCSD))*100

Where SSC = Spiked sample concentration
LCS = Laboratory Control Sample
SA = Spike added
LCSD = Laboratory Control Sample duplicate

LCS/LCSD samples: OP34335 LCS ID

Compound	Spike Added (ug/L)		Spike Sample Concentration (ug/L)		LCS Percent Recovery		LCSD Percent Recovery		LCS/LCSD RPD	
	LCS	LCSD	LCS	LCSD	Reported	Recalc.	Reported	Recalc.	Reported	Recalc.
gamma BHC	0.2	0.2	0.20	0.20	100	100	100	100	0	0
4,4'-DDT	↓	↓	0.21	0.221	105	0.21	110	101	0	5

Comments: Refer to Laboratory Control Sample/Laboratory Control Sample Duplicate findings worksheet for list of qualifications and associated samples when reported results do not agree within 10.0% of the recalculated results.

LDC #: 52170F3a

VALIDATION FINDINGS WORKSHEET
Sample Calculation Verification

Reviewer: FT

METHOD: ✓ GC __ HPLC

Y N N/A Were all reported results recalculated and verified for all level IV samples?
Y N N/A Were all recalculated results for detected target compounds within 10% of the reported results?

Concentration= (A)(Fv)(Df) / (RF)(Vs or Ws)(%S/100)

A= Area or height of the compound to be measured
Fv= Final Volume of extract
Df= Dilution Factor
RF= Average response factor of the compound In the initial calibration
Vs= Initial volume of the sample
Ws= Initial weight of the sample
%S= Percent Solid

Example:

Sample ID. OP34335 LCS Compound Name 4,4'-DDT

Concentration = $\frac{9927014 \times (50)\ (2)}{(24 \times 7 \times 10^6)\ (0.755)(250)}$ =

= 0.21

#	Sample ID	Compound	Reported Concentrations (ug/L)	Recalculated Results Concentrations (ug/L)	Qualifications
	LCS	4,4'-DDT	0.21	0.21	

Comments:

LDC #: 52170F3b

SDG #: JD28208

Laboratory: SGS North America, Inc., Dayton, NJ

VALIDATION COMPLETENESS WORKSHEET

Category B

Date: 10/13/21

Page: 1 of 1

Reviewer: P

2nd Reviewer:

METHOD: GC Polychlorinated Biphenyls (EPA SW846 Method 8082A)

The samples listed below were reviewed for each of the following validation areas. Validation findings are noted in attached validation findings worksheets.

	Validation Area		Comments
I.	Sample receipt/Technical holding times	A / A	
II.	Initial calibration/ICV	A / A	%D RSD/ICV ≤ 20
III.	Continuing calibration	A	CCV ≤ 20
IV.	Laboratory Blanks	A	
V.	Field blanks	ND	FB = 5
VI.	Surrogate spikes	A	
VII.	Matrix spike/Matrix spike duplicates	N	cs
VIII.	Laboratory control samples	A	LCS ID
IX.	Field duplicates	ND	ID = 4, 6
X.	Target analyte quantitation	A	No Results < RL > MDL (MI)
XI.	Target analyte identification	A	
XII.	Overall assessment of data	A	

Note: A = Acceptable; N = Not provided/applicable; SW = See worksheet; ND = No compounds detected; R = Rinsate; FB = Field blank; D = Duplicate; TB = Trip blank; EB = Equipment blank; SB=Source blank; OTHER:

	Client ID	Lab ID	Matrix	Date
1	MW-1	JD28208-1	Water	07/13/21
2	MW-2	JD28208-2	Water	07/13/21
3	MW-3	JD28208-3	Water	07/13/21
4	MW-6	JD28208-4	Water	07/13/21
5	FB	JD28208-5	Water	07/13/21
6	DUP-1	JD28208-7	Water	07/13/21
7				
8				
9				
10				
11				
12				
13				

Notes:

	OP34336						

LDC #: 52170F3b

VALIDATION FINDINGS CHECKLIST

Page: 1 of 2
Reviewer: FI

Method: ✓ GC __ HPLC

Validation Area	Yes	No	NA	Findings/Comments
I. Technical holding times				
Were all technical holding times met?	✓			
Was cooler temperature criteria met?	✓			
IIa. Initial calibration				
Did the laboratory perform a 5 point calibration prior to sample analysis?	✓			
Were all percent relative standard deviations (%RSD) ≤ 20%?	✓			
Was a curve fit used for evaluation? If yes, did the initial calibration meet the curve fit acceptance criteria of ≥0.990?			✓	
Were the RT windows properly established?	✓			
IIb. Initial calibration verification				
Was an initial calibration verification standard analyzed after each initial calibration for each instrument?	✓			
Were all percent differences (%D) ≤ 20%?	✓			
III. Continuing calibration	✓			
Was a continuing calibration analyzed daily?				
Were all percent differences (%D) ≤ 20%?	✓			
Were all the retention times within the acceptance windows?	✓			
IV. Laboratory Blanks				
Was a laboratory blank associated with every sample in this SDG?	✓			
Was a laboratory blank analyzed for each matrix and concentration?	✓			
Was there contamination in the laboratory blanks?		✓		
V. Field Blanks				
Were field blanks identified in this SDG?	✓			
Were target analytes detected in the field blanks?		✓		
VI. Surrogate spikes				
Were all surrogate percent recovery (%R) within the QC limits?	✓			
If the percent recovery (%R) of one or more surrogates was outside QC limits, was a reanalysis performed to confirm %R?			✓	
If any %R was less than 10 percent, was a reanalysis performed to confirm %R?			✓	
VII. Matrix spike/Matrix spike duplicates				
Were matrix spike (MS) and matrix spike duplicate (MSD) analyzed in this SDG?			✓	
Were the MS/MSD percent recoveries (%R) and the relative percent differences (RPD) within the QC limits?			✓	
VIII. Laboratory control samples				
Was an LCS analyzed per analytical or extraction batch?	✓			
Were the LCS percent recoveries (%R) and relative percent difference (RPD) within the QC limits?	✓			

IX. Field duplicates				
Were field duplicate pairs identified in this SDG?	✓			
Were target analytes detected in the field duplicates?		✓		
X. Target analyte quantitation				
Did the laboratory LOQs/RLs meet the QAPP LOQs/RLs?	✓			
Were analyte quantitation and RLs adjusted to reflect all sample dilutions and dry weight factors applicable to level IV validation?	✓			
Were manual integrations reviewed and found acceptable?	✓			
Did the laboratory provide before and after integration printouts?	✓			
XI. Target analyte identification				
Were the retention times of reported detects within the RT windows?	✓			
XIII. Overall assessment of data				
Overall assessment of data was found to be acceptable.	✓			

VALIDATION FINDINGS WORKSHEET

METHOD: Pesticide/PCBs (EPASW 846 Method 8081/8082)

A. alpha-BHC	I. Dieldrin	Q. Endrin ketone	Y. Aroclor-1242	GG. Chlordane
B. beta-BHC	J. 4,4'-DDE	R. Endrin aldehyde	Z. Aroclor-1248	HH. Chlordane (Technical)
C. delta-BHC	K. Endrin	S. alpha-Chlordane	AA. Aroclor-1254	II. Aroclor 1262
D. gamma-BHC	L. Endosulfan II	T. gamma-Chlordane	BB. Aroclor-1260	JJ. Aroclor 1268
E. Heptachlor	M. 4,4'-DDD	U. Toxaphene	CC. 2,4'-DDD	KK. Oxychlordane
F. Aldrin	N. Endosulfan sulfate	V. Aroclor-1016	DD. 2,4'-DDE	LL. trans-Nonachlor
G. Heptachlor epoxide	O. 4,4'-DDT	W. Aroclor-1221	EE. 2,4'-DDT	MM. cis-Nonachlor
H. Endosulfan I	P. Methoxychlor	X. Aroclor-1232	FF. Hexachlorobenzene	NN.

Notes:_____

LDC #: _52170F3b

VALIDATION FINDINGS WORKSHEET
Initial Calibration Calculation Verification

Reviewer: ____FT___

METHOD: GC __X_____ HPLC _____

The calibration factors (CF), average CF, and relative standard deviation (%RSD) were recalculated for compounds identified below using the following calculations:

CF = A/C
average CF = sum of the CF/number of standards
%RSD = 100 * (S/X)

Where:
A = Area of compound
C = Concentration of compound
S = Standard deviation of calibration factors
X = Mean of calibration factors

#	Standard ID	Calibration Date	Compound	Reported 1000PPB	Recalculated 1000PPB	Reported Average CF (Initial)	Recalculated Average CF (Initial)	Reported %RSD	Recalculated %RSD
	ICAL	7/15/2021	1260-A signal 1	1.019E+06	1.019E+06	1.007E+06	1.007E+06	3.96	3.96
	GCXX		1260-A signal 2	9.187E+05	9.187E+05	8.975E+05	8.975E+05	3.37	3.37

LDC #: 52170F3b

VALIDATION FINDINGS WORKSHEET
Continuing Calibration Results Verification

Reviewer: FT

METHOD: GC ✓ HPLC _____

The percent difference (%D) of the initial calibration average Calibration Factors (CF) and the continuing calibration CF were recalculated for the compounds identified below using the following calculation:

% Difference = 100 * (ave. CF -CF)/ave.CF

Where: ave. CF = initial calibration average CF
CF = continuing calibration CF
A = Area of compound
C = Concentration of compound

#	Standard ID	Calibration Date	Compound	Average CF(ICAL)/ CCV Conc.	Reported CF/ Conc. CCV	Recalculated CF/ Conc. CCV	Reported %D	Recalculated %D
1	CCV 0751	7/16/21	1260-Δ Sig 1	1.007×10^6	1.022×10^6	1.022×10^6	1.5	1.5
			1260-Δ Sig 2	8.975×10^5	875.047×10^3	875.047×10^3	2.5	2.5
2	CCV 1107	7/16/21	↓	↓	1.153×10^6	1.022×10^6	14.5	14.5
					971.685×10^3	875.047×10^3	8.3	8.3
3								
4								

Comments: Refer to Continuing Calibration findings worksheet for list of qualifications and associated samples when reported results do not agree within 10.0% of the recalculated results.

LDC #: 52170F3b

VALIDATION FINDINGS WORKSHEET
Surrogate Results Verification

Reviewer: FT

METHOD: ✓ GC ___ HPLC

The percent recoveries (%R) of surrogates were recalculated for the compounds identified below using the following calculation:

% Recovery: SF/SS * 100

Where: SF = Surrogate Found
SS = Surrogate Spiked

Sample ID: #1

Surrogate	Column/Detector	Surrogate Spiked	Surrogate Found	Percent Recovery	Percent Recovery	Percent Difference
				Reported	Recalculated	
TCMX	Sig 1	40.0	34.656	87	87	0
↓	2		31.884	80	80	
DCB	Sig 1		18.780	47	47	
↓	2	↓	18.137	45	45	↓

Sample ID: _____

Surrogate	Column/Detector	Surrogate Spiked	Surrogate Found	Percent Recovery	Percent Recovery	Percent Difference
				Reported	Recalculated	

	Surrogate Compound		Surrogate Compound		Surrogate Compound		Surrogate Compound		Surrogate Compound
A	Chlorobenzene (CBZ)	G	Octacosane	M	Benzo(e)Pyrene	S	1-Chloro-3-Nitrobenzene	Y	Tetrachloro-m- xylene
B	4-Bromofluorobenzene (BFB)	H	Ortho-Terphenyl	N	Terphenyl-D14	T	3,4-Dinitrotoluene	Z	2-Bromonaphthalene
C`	a,a,a-Trifluorotoluene	I	Fluorobenzene (FBZ)	O	Decachlorobiphenyl (DCB)	U	Tripentyltin	AA	Chloro-octadecane
D	Bromochlorobenene	J	n-Triacontane	P	1-methylnaphthalene	V	Tri-n-propyltin	BB	2,4-Dichlorophenylacetic acid
E	1,4-Dichlorobutane	K	Hexacosane	Q	Dichlorophenyl Acetic Acid (DCAA)	W	Tributyl Phosphate	CC	2,5-Dibromotoluene
F	1,4-Difluorobenzene (DFB)	L	Bromobenzene	R	4-Nitrophenol	X	Triphenyl Phosphate		

LDC #: 52170F3b

VALIDATION FINDINGS WORKSHEET

Laboratory Control Sample/Laboratory Control Sample Duplicates Results Verification

Reviewer: FT

METHOD: ✓ GC ___HPLC

The percent recoveries (%R) and relative percent differences (RPD) of the laboratory control sample and laboratory control sample duplicate were recalculated for the compounds identified below using the following calculation:

%Recovery = 100 * (SSC/SA)
RPD =(({SSCLCS - SSCLCSD} * 2) / (SSCLCS + SSCLCSD))*100

Where SSC = Spiked sample concentration
LCS = Laboratory Control Sample
SA = Spike added
LCSD = Laboratory Control Sample duplicate

LCS/LCSD samples: OP34336 lcs lcsd

Compound	Spike Added (ug/L)		Spike Sample Concentration (ug/L)		LCS Percent Recovery		LCSD Percent Recovery		LCS/LCSD RPD	
	LCS	LCSD	LCS	LCSD	Reported	Recalc.	Reported	Recalc.	Reported	Recalc.
Aroclor 1260	1.33	1.33	1.6	1.3	120	120	97	97	21	21

Comments: Refer to Laboratory Control Sample/Laboratory Control Sample Duplicate findings worksheet for list of qualifications and associated samples when reported results do not agree within 10.0% of the recalculated results.

LDC #: 52170 F3b

VALIDATION FINDINGS WORKSHEET
Sample Calculation Verification

Reviewer: FT

METHOD: ✓ GC __ HPLC

Y N N/A Were all reported results recalculated and verified for all level IV samples?
Y N N/A Were all recalculated results for detected target compounds within 10% of the reported results?

Concentration= $\frac{(A)(Fv)(Df)}{(RF)(Vs \text{ or } Ws)(\%S/100)}$

A= Area or height of the compound to be measured
Fv= Final Volume of extract
Df= Dilution Factor
RF= Average response factor of the compound In the initial calibration
Vs= Initial volume of the sample
Ws= Initial weight of the sample
%S= Percent Solid

Example:

Sample ID. 0P34336LCS Compound Name Aroclor 1260

Concentration = $\frac{232.5092\ (2)}{(300)}$ =

= 1.55 ug/L

#	Sample ID	Compound	Reported Concentrations (ug/L)	Recalculated Results Concentrations (ug/L)	Qualifications
	LCS	Aroclor 1260	1.6	1.55	
	1260-A = ~~250~~ $\frac{208.2 \times 10^6}{8.975 \times 10^5}$ =		231.98	1260-A = 231.98	
				B = 238.693	
				C = 238.093	
				D = 235.881	
				E = 217.891	
				232.5092	

Comments: _____

LDC #: 52170F96 **VALIDATION COMPLETENESS WORKSHEET** Date: 10/2/21

SDG #: JD28208 Category B Page: 1 of 1

Laboratory: SGS North America, Inc., Dayton, NJ Reviewer: VC

Sub-Laboratory: SGS North America, Inc., Orlando, FL 2nd Reviewer:

METHOD: LC/MS Perfluoroalkyl & Polyfluoroalkyl Substances (EPA Method 537M)

The samples listed below were reviewed for each of the following validation areas. Validation findings are noted in attached validation findings worksheets.

	Validation Area		Comments
I.	Sample receipt/Technical holding times	A/A	
II.	LC/MS Instrument performance check	A	
III.	Initial calibration/ICV	A/A	RSD≤20, r TV/QV≤30
IV.	Continuing calibration/ISC	A/A	D≤30
V.	Laboratory Blanks	A	
V.I	Field blanks	ND	FB=5
VII.	Matrix spike/Matrix spike duplicates /DUP	A/A	
VIII.	Laboratory control samples	A	LCS
IX.	Field duplicates	SW	D=4+6
X.	Labeled Compounds	A	
XI.	Target analyte quantitation	A	
XII.	Target analyte identification	SW	MI
XIII.	System performance	A	
XIV.	Overall assessment of data	A	

Note: A = Acceptable; N = Not provided/applicable; SW = See worksheet; ND = No compounds detected; R = Rinsate; FB = Field blank; D = Duplicate; TB = Trip blank; EB = Equipment blank; SB=Source blank; OTHER:

	Client ID	Lab ID	Matrix	Date
1	MW-1	JD28208-1	Water	07/13/21
2	MW-2	JD28208-2	Water	07/13/21
3	MW-3	JD28208-3	Water	07/13/21
4	MW-6	JD28208-4	Water	07/13/21
5	FB	JD28208-5	Water	07/13/21
6	DUP-1	JD28208-7	Water	07/13/21
7	MW-2MS	JD28208-2MS	Water	07/13/21
8	DUP-1DUP	JD28208-7DUP	Water	07/13/21
9				
10				

Notes:

	OP86388						

TARGET COMPOUND WORKSHEET

METHOD: PFAS

A. Perfluorobutanoic acid	W. 6:2 Fluorotelomer sulfonate	
B. Perfluoropentanoic acid	X. 8:2 Fluorotelomer sulfonate	
C. Perfluorohexanoic acid	Y. 4,8-Dioxa-3H-perfluorononanoic acid (ADONA)	
D. Perfluoroheptanoic acid	Z. HFPO-DA (GenX)	
E. Perfluorooctanoic acid	AA. F-53B Major	
F. Perfluorononanoic acid	BB. F-53B Minor	
G. Perfluorodecanoic acid	CC. Hexafluoropropylene oxide dimer acid (HFPO-DA)	
H. Perfluoroundecanoic acid	DD. 9-Chlorohexadecafluoro-3-oxanonane-1-sulfonic acid	
I. Perfluorododecanoic acid	EE. 11-Chloroeicosafluoro-3-oxaundecane-1-sulfonic acid	
J. Perfluorotridecanoic acid	FF. 4:2 Fluorotelomersulfonic acid	
K. Perfluorotetradecanoic acid	GG. 6:2 Fluorotelomersulfonic acid	
L. Perfluorobutanesulfonic acid	HH. 8:2 Fluorotelomersulfonic acid	
M. Perfluoropentanesulfonic acid	II. 1H,1H,2H,2H-perfluorohexane sulfonic acid	
N. Perfluorohexanesulfonic acid	JJ. 1H,1H,2H,2H- Perfluorooctanesulfonic acid	
O. Perfluoroheptanesulfonic acid	KK. 1H, 1H, 2H, 2H-perfluorodecane sulfonic acid	
P. Perfluorooctanesulfonic acid	LL. NMeFOSA	
Q. Perfluorononanesulfonic acid		
R. Perfluorodecanesulfonic acid		
S. Perfluorooctanesulfonamide		
T. NMeFOSAA		
U. NEtFOSAA		
V. 4:2 Fluorotelomer sulfonate		

LDC #: 52170F96

VALIDATION FINDINGS CHECKLIST

Reviewer: PC

Method: LC/MS PFAS (EPA Method 537Modified)

Validation Area	Yes	No	NA	Findings/Comments
I. Technical holding times				
Were all technical holding times met?	√			
Were cooler temperature criteria met?	√			
II. LC/MS Instrument performance check				
Were the instrument performance reviewed and found to be within the validation criteria?	√			
III. Initial calibration and Initial Calibration Verification				
Did the laboratory perform a 5-point calibration prior to sample analysis?	√			
Were all percent relative standard deviations (%RSD) ≤ 20%?	√			
Was a curve fit used for evaluation? If yes, did the initial calibration meet the curve fit criteria of ≥ 0.990?	√			
Were all analytes within 70-130% or percent differences (%D) ≤30% of their true value for each calibration standard except the lowest point (50-150%)?	√			
Was the signal to noise (S/N) ratio for all analytes within the validation criteria?	√			
Was an initial calibration verification (ICV) standard analyzed after each initial calibration for each instrument?	√			
Were all ICV percent differences (%D) ≤ 30%?	√			
IV. Continuing calibration and Instrument Sensitivity Check				
Was a continuing calibration analyzed prior to sample analysis, after every 10 samples and at the end of the analytical sequence?	√			
Were all percent differences (%D) of the continuing calibration ≤ 30%?	√			
Was the signal to noise (S/N) ratio for all analytes within the validation criteria?	√			
Were all percent differences (%D) of the Instrument Sensitivity Check ≤ 50%?	√			
V. Laboratory Blanks				
Was a laboratory blank associated with every sample in this SDG?	√			
Was a laboratory blank analyzed for each matrix and concentration?	√			
Was there contamination in the laboratory blanks?		√		
VI. Field blanks				
Were field blanks identified in this SDG?	√			
Were target analytes detected in the field blanks?		√		
VIII. Matrix spike/Matrix spike duplicates				
Were matrix spike (MS) and matrix spike duplicate (MSD) analyzed in this SDG?	√			DUP
Were the MS/MSD percent recoveries (%R) and the relative percent differences (RPD) within the QC limits?	√			DUP

LDC #: 53170F96

VALIDATION FINDINGS CHECKLIST

Reviewer: R

Validation Area	Yes	No	NA	Findings/Comments
IX. Laboratory control samples				
Was an LCS analyzed per extraction batch for this SDG?	√			
Were the LCS percent recoveries (%R) and relative percent difference (RPD) within the QC limits?	√			
X. Field duplicates				
Were field duplicate pairs identified in this SDG?	√			
Were target analytes detected in the field duplicates?	√			
XI. Internal Standards/Surrogates/Labeled Compounds				
Were internal standard area counts within 70-140% of the area of the most recent continuing calibration standard and 50-150% of the average peak area in the initial calibration?			√	
Were all surrogate %R within the QC limits?			√	
Were labeled compound percent recoveries (%R) within the QC limits?		√		
XII. Target analyte quantitation				
Did the laboratory reporting limits (RL) meet the QAPP RLs?			√	
Did reported results include both branched and linear isomers?	√			
Were the correct ion transition, labeled compound and relative response factor (RRF) used to quantitate the analyte?	√			
Were analyte quantitation and RLs adjusted to reflect all sample dilutions and dry weight factors applicable to level IV validation?	√			
XIII. Target analyte identification				
Was the signal to noise (S/N) ratio for all analytes within the validation criteria?	√			
Were two transitions and the ion transition ratio per analyte monitored and documented except for PFBA and PFPeA?	√			
Were ion ratios within QC limits? R	~~√~~	√		
Were manual integrations performed and found acceptable?	√			
Did the laboratory provide before and after printouts?	√			
XIV. System performance				
System performance was found to be acceptable.	√			
XIII. Overall assessment of data				
Overall assessment of data was found to be acceptable.	√			

LDC #: 52170F96

VALIDATION FINDINGS WORKSHEET
Field Duplicates

Reviewer: SC

Method: LC/MS/MS PFAS (EPA Method 537M)

Analyte	Concentration (ng/L)		RPD
	4	6	
A	9.8	10.3	5
B	17.9	21.2	17
C	12.7	14.5	13
D	15.9	16.7	5
E	30.5	35.5	15
F	2.3	2.7	16
L	6.9	6.5	6
N	3.3	3.4	3
P	22.9	24.9	8

LDC #: 52170F96

VALIDATION FINDINGS WORKSHEET
Target Analyte Identification

Page: 1 of 1
Reviewer: R

METHOD: LC/MS PFAS (EPA Method 537M)

Please see qualifications below for all questions answered "N". Not applicable questions are identified as "N/A".

Y N N/A Was the signal to noise (S/N) ratio for all compounds within the validation criteria?
Y N N/A Were two transitions and the ion transition ratio per analyte monitored and documented with the exception of PFBA and PFPeA?
Y N N/A Were ion ratios within QC limits?

#	Date	Sample ID	Analyte	Ion ratio (Limits)	Qualifications
		2	PFOSA	6.1 (2.0-5.9)	Jdets/P

LDC #: 52072F96

VALIDATION FINDINGS WORKSHEET
Initial Calibration Calculation Verification

Method: LC/MS PFAS (EPA Method 537M)

Calibration Date	Analyte	Standard	(Y) Concentration ratio	(X) Area ratio
7/16/2021 S3Q605	PFOA	1	0.025	0.0273224
		2	0.050	0.0489247
		3	0.100	0.1064687
		4	0.250	0.2670903
		5	0.500	0.5350879
		6	1.000	1.0727514
		7	2.500	2.6711409
		8	5.000	5.5430655

Linear through the origin

	Calculated	Reported
Constant	0.000000	
X Coefficient(s)	1.099412	1.099413
Correlation Coefficient	0.999884	
Coefficient of Determination (r^2)	0.999768	0.999651

Calibration Date	Analyte	Standard	(Y) Concentration ratio	(X) Area ratio
7/16/2021 S3Q605	PFOS	1	0.025	0.0397141
		2	0.050	0.0876426
		3	0.100	0.1660695
		4	0.250	0.4247388
		5	0.500	0.8388040
		6	1.000	1.6741706
		7	2.500	4.2243447
		8	5.000	8.5441114

Linear through the origin

	Calculated	Reported
Constant	0.000000	
X Coefficient(s)	1.703827	1.703822
Correlation Coefficient	0.999984	
Coefficient of Determination (r^2)	0.999969	0.999953

LDC #: 52170F9G

VALIDATION FINDINGS WORKSHEET
Continuing Calibration Calculation Verification

Method: LC/MS PFAS (EPA Method 537M)

The percent difference (%D) of the initial calibration average Relative Response Factors (RRFs) and the continuing calibration RRFs were recalculated for the compounds identified below using the following calculation:

% Difference = 100 * (ave. RRF - RRF)/ave. RRF
RRF = (Ax)(Cis)/(Ais)(Cx)

Where:
ave. RRF = initial calibration average RRF
RRF = continuing calibration RRF
Ax = Area of compound
Cx = Concentration of compound,
Ais = Area of associated internal standard
Cis = Concentration of internal standard

#	Standard ID	Calibration Date	Compound (IS)	True Conc	Reported Conc	Recalculated Conc	Reported %D	Recalculated %D
1	3q41649	7/21/2021	PFOA (13C8-PFOA)	20.000	19.161	19.161	4.2	4.2
			PFOS (13C8-PFOS)	20.000	19.559	19.559	2.2	2.2
2			PFOA (13C8-PFOA)					
			PFOS (13C8-PFOS)					
3			PFOA (13C8-PFOA)					
			PFOS (13C8-PFOS)					
4			PFOA (13C8-PFOA)					
			PFOS (13C8-PFOS)					
5			PFOA (13C8-PFOA)					
			PFOS (13C8-PFOS)					

LDC #: 51705F96

VALIDATION FINDINGS WORKSHEET
Matrix Spike/Matrix Spike Duplicates Results Verification

Reviewer: SC

Method: LC/MS PFAS (EPA Method 537M)

The percent recoveries (%R) and relative percent differences (RPD) of the matrix spike and matrix spike duplicate were recalculated for the compounds identified below using the following calculation:

SSC = (Area spike) (Conc IS) / (Area IS) (average RRF spike)
%Recovery = 100 * (SSC - SC)/SA

Where: SSC = Spiked concentration, SA = Spike added, SC = Sample concentration

RPD = | MS - MSD | * 2/(MS + MSD)

MS = Matrix spike recovery, MSD = Matrix spike duplicate recovery

MS/MSD ID: 7

Compound	SA (ug/L)		SC (ug/L)	SSC (ug/L)		MS Percent Recovery		MSD Percent Recovery		MS/MSD RPD	
	MS	MSD		MS	MSD	Reported	Recalc.	Reported	Recalc.	Reported	Recalc.
PFOA	0.0714		0.0309	0.104		102	102				
PFOS	0.0714		0.0484	0.119		99	99				

LDC #: 53170F96

VALIDATION FINDINGS WORKSHEET
LCS Results Verification

Method: LC/MS PFAS (EPA Method 537M)

The percent recoveries (%R) and relative percent differences (RPD) of the laboratory control sample (LCS) and laboratory control duplicate (LCSD) were recalculated for the compounds identified below using the following calculation:

SSC = (Area spike) (Conc IS) / (Area IS) (average RRF spike)
%Recovery = 100 * SSC/SA

Where:
SSC = Spiked concentration
SA = Spike added
LCS = Laboratory control spike recovery
LCSD = Laboratory control spike duplicate recovery

RPD = | LCS - LCSD | * 2/(LCS + LCSD)

LCS/LCSD ID: OP86388-BS

Compound	SA (ug/L)		SSC (ug/L)		LCS Percent Recovery		LCSD Percent Recovery		LCS/LCSD RPD	
	LCS	LCSD	LCS	LCSD	Reported	Recalc.	Reported	Recalc.	Reported	Recalc.
PFOA	0.080		0.0743		93	93				
PFOS	0.080		0.0758		95	95				

LDC #: 52170F96

VALIDATION FINDINGS WORKSHEET
Sample Results Verification

Method: LC/MS PFAS (EPA Method 537M)

Compound results for all Level IV samples reported with a positive detect were recalculated and verified using the following equation:

$$\text{Concentration} = \frac{(Ax)\,(Cis)\,(Vt)\,(DF)}{(Ais)\,(RRF)\,(Wt)\,(\%S)}$$

Where:

Ax = Area or height of the peak for the compound to be measured
Ais = Area or height of the peak for the internal standard
Cis = Concentration of the internal standard
DF = Dilution factor
Vt = Volume of extract in milliliters (mL)
RRF = Average relative response factor
Vo = Volume of sample in milliliters (mL)
Wt = Weight of sample in grams (g)
%S = Percent Solids

Sample #	Compound	Ax	Ais	Cis (ug/L)	DF	RRF	Vt (mL)	Wt (mL)	%S	Calculated Concentration (ng/L)	Reported Concentration (ng/L)	% Diff
1	PFOA	61857	239487	20	1	1.099413	1	280		16.8	16.8	

Site:	Former Ludlow Street Works
Laboratory:	SGS North America, Inc., Dayton, NJ
Report No.:	JD28208
Reviewer:	Christina Rink/Laboratory Data Consultants for SESI Consulting Engineers – Pine Brook, NJ
Date:	October 19, 2021

Samples Reviewed and Evaluation Summary

FIELD ID	LAB ID	FRACTIONS VALIDATED
MW-1	JD28208-1	Metals, Cyanide
MW-2	JD28208-2	Metals, Cyanide
MW-3	JD28208-3	Metals, Cyanide
MW-6	JD28208-4	Metals, Cyanide
FB	JD28208-5	Metals, Cyanide
DUP-1	JD28208-7	Metals, Cyanide
MW-1MS	JD28208-1MS	Cyanide
MW-1DUP	JD28208-1DUP	Cyanide

Associated QC Samples(s):
Field/Trip Blanks: FB
Field Duplicate pair: MW-6 and DUP-1

The above-listed water samples were collected on July 13, 2021 and were analyzed for metals by SW-846 methods 6010D/7470A and cyanide by method 335.4. The data validation was performed in accordance with USEPA Region 2 *Standard Operating Procedure for the Evaluation of Metals for the Contract Laboratory Program,* SOP HW-3a/c, Revision 1 (September 2016) and the USEPA *Contract Laboratory Program National Functional Guidelines for Inorganic Superfund Data Review,* EPA 542-R-20-006 (November 2020), modified as necessary to accommodate the non-CLP methodologies used.

The inorganic data were evaluated based on the following parameters:

- Overall Evaluation of Data and Potential Usability Issues
- Data Completeness
- Holding Times and Sample Preservation
- Instrument Calibration
- Contract Required Quantitation Limit (CRQL) Standard Recoveries
- Blank Analysis Results
- Inductively Coupled Plasma (ICP) Interference Check Sample (ICS) Results
- Matrix Spike (MS) Results
- Laboratory Duplicate Results
- Laboratory Control Sample (LCS) Results
- Serial Dilution Results
- Field Duplicate Results
- Detection Limits Results
- Sample Quantitation Results

Overall Evaluation of Data and Potential Usability Issues

All results are usable as reported.

The validation findings were based on the following information.

Data Completeness

The data package was complete as defined under the requirements for the NYSDEC ASP category B laboratory deliverables.

Holding Times and Sample Preservation

All criteria were met.

Instrument Calibration

All criteria were met.

CRQL Standard Recoveries

Metals

All criteria were met.

Blank Results

Contamination was not detected in the laboratory blank samples.

No positive results greater than the reporting limit were found in the field blank sample FB for metals and cyanide analyses.

ICP ICS Results

Metals

Analytes were within control limits in the ICSA and ICSAB analyses.

MS/MSD Results

Metals

MS/MSD analyses were not associated with this sample set. Validation action was not required on this basis.

Cyanide

MS analyses were performed on sample MW-1 for cyanide analysis. All criteria were met.

Laboratory Duplicate Results

Metals

Laboratory duplicates were not associated with this sample set. Validation action was not required on this basis.

Cyanide

Laboratory duplicates were performed on sample MW-1 for cyanide analysis. All criteria were met.

LCS Results

All criteria were met.

Serial Dilution Results

Metals

A serial dilution analysis was not associated with this sample set. Validation action was not required on this basis.

Field Duplicate Results

Samples MW-6 and DUP-1 were submitted as the field duplicate pair with this sample group. The following table summarizes the concentrations.

Metals

Analyte	Concentration (ug/L)		RPD
	MW-6	DUP-1	
Aluminum	10200	791	171
Barium	224	200U	Not calculable
Calcium	130000	146000	12
Chromium	25.5	10U	Not calculable
Copper	27.1	10U	Not calculable
Iron	16100	1070	175
Lead	4.6	3.0U	Not calculable
Magnesium	46600	48700	4
Manganese	1980	2210	11
Nickel	20.9	10U	Not calculable
Potassium	35700	27900	25
Sodium	296000	289000	2
Zinc	36.3	20U	Not calculable

Cyanide

There were no detected results in the field duplicate pair for cyanide.

Detection Limits Results

No results were reported below the reporting limit (RL) and above the method detection limit (MDL) in the metals and cyanide analyses.

Due to high target analyte levels or difficult sample matrix, select samples were analyzed at dilutions. The following table lists the sample dilutions which were performed and the results reported. RLs were elevated accordingly.

Sample	Metal Analyses Reported
MW-2	5-fold dilution due to sample matrix level for beryllium
DUP-1	5-fold dilution due to high target analyte level for sodium

Dilutions were not required for cyanide analysis.

Sample Quantitation Results

Calculations were spot-checked; no discrepancies were noted.

DATA VALIDATION QUALIFIERS

U - The analyte was analyzed for, but due to blank contamination was flagged as nondetect (U). The result is usable as a nondetect.

J - Data are flagged (J) when a QC analysis fails outside the primary acceptance limits. The qualified "J" data are not excluded from further review or consideration. However, only one flag (J) is applied to a sample result, even though several associated QC analyses may fail. The 'J' data may be biased high or low or the direction of the bias may be indeterminable.

UJ - The analyte was not detected above the reported sample quantitation limit. Data are flagged (UJ) when a QC analysis fails outside the primary acceptance limits. The qualified "UJ" data are not excluded from further review or consideration. However, only one flag is applied to a sample result, even though several associated QC analyses may fail. The 'UJ' data may be biased low.

R - Data rejected (R) on the basis of an unacceptable QC analysis should be excluded from further review or consideration. Data are rejected when associated QC analysis results exceed the expanded control limits of the QC criteria. The rejected data are known to contain significant errors based on documented information. The data user must not use the rejected data to make environmental decisions. The presence or absence of the analyte cannot be verified.

LDC #: 52170F4b **VALIDATION COMPLETENESS WORKSHEET** Date: 10/14/21
SDG #: JD28208 Category B Page: 1 of 1
Laboratory: SGS North America, Inc., Dayton, NJ Reviewer: [illegible]
2nd Reviewer: [illegible]

METHOD: Metals (EPA SW 846 Method 6010D/7470A)

The samples listed below were reviewed for each of the following validation areas. Validation findings are noted in attached validation findings worksheets.

	Validation Area		Comments
I.	Sample receipt/Technical holding times	A,A	
II.	Instrument Calibration	A	
III.	ICP Interference Check Sample (ICS) Analysis	A	
IV.	Laboratory Blanks	A	
V.	Field Blanks	ND	FB=5
VI.	Matrix Spike/Matrix Spike Duplicates	N	
VII.	Duplicate sample analysis	N	
VIII.	Serial Dilution	N	
IX.	Laboratory control samples	A	LCS
X.	Field Duplicates	SW	(4,6)
XI.	Target Analyte Quantitation	A	no CRL
XII.	Overall Assessment of Data	A	

Note: A = Acceptable; N = Not provided/applicable; SW = See worksheet; ND = No compounds detected; R = Rinsate; FB = Field blank; D = Duplicate; TB = Trip blank; EB = Equipment blank; SB=Source blank; OTHER:

	Client ID	Lab ID	Matrix	Date
1	MW-1	JD28208-1	Water	07/13/21
2	MW-2 5x: Be (matrix)	JD28208-2	Water	07/13/21
3	MW-3	JD28208-3	Water	07/13/21
4	MW-6	JD28208-4	Water	07/13/21
5	FB	JD28208-5	Water	07/13/21
6	DUP-1 5x: Na (↑)	JD28208-7	Water	07/13/21
7				
8				
9				
10				
11				
12				
13				
14				
15				

Notes:

METHOD: Trace Metals (EPA SW 846 Methods 6010/6020/7000)				
Validation Area	**Yes**	**No**	**NA**	**Comments**
I. Technical holding times				
Were all technical holding times met?	X			
Were all water samples preserved to a pH of <2?	X			
II. ICP-MS Tune				
Were mass resolutions within 0.1 amu for all isotopes in the tuning solution?			X	
Were %RSDs of isoptoes in the tuning solution ≤5%?			X	
III. Calibration				
Were all instuments calibrated daily?	X			
Were the proper standards used?	X			
Were all initial and continuing calibration verifications within the 90-110% (80-120% for mercury) QC limits?	X			
Were the low level standard checks within 70-130%?	X			
Were all initial calibration correlation coefficients within limits as specifed by the method?	X			
IV. Blanks				
Was a method blank associated with every sample in this SDG?	X			
Was there contamination in the method blanks?		X		
Was there contamination in the initial and continuing calibration blanks?		X		
V. Interference Check Sample				
Were the interference check samples performed daily?	X			
Were the AB solution recoveries within 80-120%?	X			
VI. Matrix Spike/Matrix Spike Duplicates/Laboratory Duplicates				
Were MS/MSD recoveries with the QC limits? (If the sample concentration exceeded the spike concentration by a factor of 4, no action was taken.)			X	
Were the MS/MSD or laboratory duplicate relative percent differences (RPDs) within the QC limits?			X	
VII. Laboratory Control Samples				
Was a LCS analyzed for each batch in the SDG?	X			
Were the LCS recoveries and RPDs (if applicable) within QC limits?	X			

METHOD: Trace Metals (EPA SW 846 Methods 6010/6020/7000)				
Validation Area	**Yes**	**No**	**NA**	**Comments**
VIII. Internal Standards				
Were all percent recoveries within the 30-120% (60-125% for EPA Method 200.8) QC limits?			X	
If the recoveries were outside the limits, was a reanalysis performed?			X	
IX. Serial Dilution				
Were all percent differences <10%?		X		
Was there evidence of negative interference? If yes, professional judgement will be used to qualify the data.			X	
X. Target Analyte Quantitation				
Were all reporting limits adjusted to reflect sample dilutions?	X			
Were all soil samples dry weight corrected?	X			
XI. Overall Assessment of Data				
Was the overall assessment of the data found to be acceptable?	X			
XII. Field Duplicates				
Were field duplicates identifed in this SDG?	X			
Were target analytes detected in the field duplicates?	X			
XIII. Field Blanks				
Were field blanks identified in this SDG?	X			
Were target analytes detected in the field blanks?		X		

VALIDATION FINDINGS WORKSHEET
Sample Specific Element Reference

All elements are applicable to each sample as noted below.

Sample ID	Target Analyte List
All	Al, Sb, As, Be, Be, Cd, Ca, Cr, Co, Cu, Fe, Pb, Mg, Mn, Ni, K, Se, Ag, Na, Tl, V, Zn, Hg

Analysis Method

ICP	Al, Sb, As, Be, Be, Cd, Ca, Cr, Co, Cu, Fe, Pb, Mg, Mn, Ni, K, Se, Ag, Na, Tl, V, Zn
ICP-MS	
CVAA	Hg

VALIDATION FINDINGS WORKSHEET
Field Duplicates

Method: Metals

Analyte	Concentration (ug/L)		RPD
	4	6	
Aluminum	10200	791	171
Barium	224	200U	NC
Calcium	130000	146000	12
Chromium	25.5	10U	NC
Copper	27.1	10U	NC
Iron	16100	1070	175
Lead	4.6	3.0U	NC
Magnesium	46600	48700	4
Manganese	1980	2210	11
Nickel	20.9	10U	NC
Potassium	35700	27900	25
Sodium	296000	289000	2
Zinc	36.3	20U	NC

METHOD: Trace Metals (EPA SW 846 Methods 6010/6020/7000)

An intial calibration verification (ICV), continuing calibration verification (CCV), low level calibration check (LLCC), and interference check sample (ICSAB) percent recovery (%R) was recalculated for each type of analysis using the following formula:

%R = (Found/True) x 100

Found = concentration of each analyte measured in the analysis

True = concentration of each analyte in the source

Standard ID	Type of Analysis	Element	Found (ug/L)	True (ug/L)	Recalcuated %R	Reported %R	Acceptable (Y/N)
ICV	ICP	Pb	2013	2000	100.7	100.5	Y
CCV	ICP	Ag	250.8	250	100.3	100.4	Y
LLCC	ICP	Tl	10.7	10	107.0	107.0	Y
ICSAB	ICP	Cr	473.4	500	94.7	94.7	Y
ICV	CVAA	Hg	2.92	3	97.3	97.3	Y
CCV	CVAA	Hg	2.43	2.5	97.2	97.2	Y

VALIDATION FINDINGS CHECKLIST
Quality Control Sample Recalculations

METHOD: Trace Metals (EPA SW 846 Methods 6010/6020/7000)

Percent recoveries (%R) for the laboratory control sample (LCS), matrix spike (MS), and post digestion spike (PDS) were recalculated using the following formula:

%R = (Found/True) x 100

Found = concentration of each analyte measured in the analysis. For the MS calculation, Found = SSR (Spiked Sample Result) - SR (Sample Result)

True = concentration of each analyte in the source

The sample and duplicate relative percent difference (RPD) was recalculated using the following formula:

RPD = (Absolute value(S-D)x 200) / (S+D)

S = Original sample concentration

D = Duplicate sample concentration

The serial dilution percent difference (%D) was recalculated using the following formula.

%D = (Absolute value (I - SDR)) x 100 / (I)

I = Initial sample result

SDR = Serial dilution result (with a 5x dilution applied)

Sample ID	Type of Analysis	Element	Found/S/I	True/D/SDR	Recalcuated %R/RPD/%D	Reported %R/RPD/%D	Acceptable (Y/N)
LCS	LCS	Fe	24800	25000	99.2	99.2	Y
	MS						
	Duplicate						
	Serial dilution						

METHOD: Trace Metals (EPA SW 846 Methods 6010/6020/7000)
Analytes were recalculated and verified using the following equation:
Concentration = (Result from raw data x Final volume x Dilution factor) / (Percent solids x Initial weight)

Sample ID	Analyte	Raw Data (mg/L)	Dilution	Initial Volume (mL)	Final Volume (mL)	Reported Result (ug/L)	Recalcuated Result (ug/L)	Acceptable (Y/N)
1	Ca	119.5	1	50	50	120000	119500	Y
2	Mn	0.7347	1	50	50	735	735	Y
3	Fe	1.481	1	50	50	1480	1481	Y
4	Ni	0.0209	1	50	50	20.9	20.9	Y
6	Al	0.7908	1	50	50	791	791	Y

DF added at instrument level

LDC #: 52170F6 **VALIDATION COMPLETENESS WORKSHEET** Date: 10/14/21
SDG #: JD28208 Category B Page: 1 of 1
Laboratory: SGS North America, Inc., Dayton, NJ Reviewer: [illegible]
2nd Reviewer: [illegible]

METHOD: (Analyte) Cyanide (EPA Method 335.4)

The samples listed below were reviewed for each of the following validation areas. Validation findings are noted in attached validation findings worksheets.

	Validation Area		Comments
I.	Sample receipt/Technical holding times	A, A	
II	Initial calibration	A	
III.	Calibration verification	A	
IV	Laboratory Blanks	A	
V	Field blanks	ND	FB=5
VI.	Matrix Spike/Matrix Spike Duplicates	A	
VII.	Duplicate sample analysis	A	
VIII.	Laboratory control samples	A	LCS
IX.	Field duplicates	ND	(4,6)
X.	Target Analyte Quantitation	A	nDCRL
XI	Overall assessment of data	A	

Note: A = Acceptable; N = Not provided/applicable; SW = See worksheet; ND = No compounds detected; R = Rinsate; FB = Field blank; D = Duplicate; TB = Trip blank; EB = Equipment blank; SB=Source blank; OTHER:

	Client ID	Lab ID	Matrix	Date
1	MW-1	JD28208-1	Water	07/13/21
2	MW-2	JD28208-2	Water	07/13/21
3	MW-3	JD28208-3	Water	07/13/21
4	MW-6	JD28208-4	Water	07/13/21
5	FB	JD28208-5	Water	07/13/21
6	DUP-1	JD28208-7	Water	07/13/21
7	MW-1MS	JD28208-1MS	Water	07/13/21
8	MW-1DUP	JD28208-1DUP	Water	07/13/21
9				
10				
11				
12				
13				
14				
15				
16				

Notes:

METHOD: Inorganics				
Validation Area	**Yes**	**No**	**NA**	**Comments**
I. Technical holding times				
Were all technical holding times were met?	X			
II. Calibration				
Were all instuments calibrated at the requried frequency?	X			
Were the proper number of standards used?	X			
Were all initial and continuing calibration verifications within the QC limits?	X			
Were all initial calibration correlation coefficients within limits as specifed by the method?	X			
Were balance checks performed as required?			X	
III. Blanks				
Was a method blank assoicated with every sample in this SDG?	X			
Was there contamination in the method blanks?		X		
Was there contamination in the initial and continuing calibration blanks?		X		
IV. Matrix Spike/Matrix Spike Duplicates/Laboratory Duplicates				
Were MS/MSD recoveries with the QC limits? (If the sample concentration exceeded the spike concentration by a factor of 4, no action was taken.)	X			
Were the MS/MSD or laboratory duplicate relative percent differences (RPDs) within the QC limits?	X			
V. Laboratory Control Samples				
Was a LCS analyzed for each batch in the SDG?	X			
Were the LCS recoveries and RPDs (if applicable) within QC limits?	X			
X. Target Analyte Quantitation				
Were all reproting limits adjusted to reflect sample dilutions?	X			
Were all soil samples dry weight corrected?			X	
XI. Overall Assessment of Data				
Was the overall assessment of the data found to be acceptable?	X			

METHOD: Inorganics				
Validation Area	**Yes**	**No**	**NA**	**Comments**
XII. Field Duplicates				
Were field duplicates identifed in this SDG?	X			
Were target analytes detected in the field duplicates?		X		
XIII. Field Blanks				
Were field blanks identified in this SDG?	X			
Were target analytes detected in the field blanks?		X		

LDC #: 52170F6

Validation Findings Worksheet
Initial and Continuing Calibration Calculation Verification

Method: Inorganics, Method See Cover

The correlation coefficient (r) for the calibration of CN was recalculated.Calibration date: 7/19/21

An initial or continuing calibration verification percent recovery (%R) was recalculated for each type of analysis using the following formula:

%R = Found X 100 / True

Where, Found = concentration of each analyte measured in the analysis of the ICV or CCV solution

True = concentration of each analyte in the ICV or CCV source

Type of analysis	Analyte	Standard	Conc. (mg/l)	Area	Recalculated r or r^2	Reported r or r^2	Acceptable (Y/N)
Initial calibration	CN	s1	0	0.106	*0.99912*	0.99909	Y
		s2	0.01	0.396			
		s3	0.02	0.573			
		s4	0.1	2.41			
		s5	0.4	9.14			
		s6	0.6	13.7			
		s7	0.8	17.9			
Calibration verification	CN	ICV	0.3	0.32	107	107	Y
Calibration verification	CN	CCV	0.4	0.42	105	105	Y
Calibration verification	CN	CCV	0.4	0.419	105	105	Y

Comments:

METHOD: Inorganics

Percent recoveries (%R) for the laboratory control sample (LCS) and matrix spike (MS) were recalcuated using the following formula.
%R = (Found/True) x 100
Found = concentration of each analyte measured in the analysis. For the MS calculation, Found = SSR (Spiked Sample Result) - SR (Sample Result)
True = concentraiton of each analyte in the source
The sample and duplciate relative percent difference (RPD) was recalcuated using the following formula.
RPD = (Absolute value(S-D)x 200) / (S+D)
S = Original sample concentraiton
D = Duplciate sample concentration

Sample ID	Type of Analysis	Element	Found/S	True/D	Recalcuated %R/RPD	Reported %R/RPD	Acceptable (Y/N)
LCS	LCS	CN	0.0789	0.0833	94.7	94.7	Y
7	MS	CN	0.0794	0.0833	95.3	95.3	Y
8	Duplicate	CN	0.0066	0.0062	6.3	6.3	Y

VALIDATION FINDINGS CHECKLIST
Sample Calculation Verification

METHOD: Inorganics

Analytes were recalcuated and verified using the following equation.

Concentration = (Result from raw data x Final volume x Dilution factor) / (Percent solids (if applicable) x Initial weight or volume)

Sample ID	Analyte	Raw Data (unit)	Dilution	Initial Weight/ Volume (unit)	Final Volume (unit)	Percent solids (%)	Reported Result (mg/L)	Recalcuated Result (mg/L)	Acceptable (Y/N)
All	CN						ND	ND	Y

Site:	Former Ludlow Street Works
Laboratory:	SGS North America, Inc., Dayton, NJ and Orlando, FL
Report No.:	JD30616
Reviewer:	Felomina Tanguilig, Stella Cuenco, and Christina Rink/Laboratory Data Consultants for SESI Consulting Engineers – Pine Brook, NJ
Date:	October 19, 2021

Samples Reviewed and Evaluation Summary

FIELD ID	LAB ID	FRACTIONS VALIDATED
MW-4	JD30616-1	VOC, SVOC, 1,4-Dioxane, Pesticide, PCB, PFAS
MW-5	JD30616-2	VOC, SVOC, 1,4-Dioxane, Pesticide, PCB, PFAS
FB	JD30616-3	VOC, SVOC, 1,4-Dioxane, Pesticide, PCB, PFAS
TB	JD30616-4	VOC

Associated QC Samples(s):
Field/Trip Blanks: FB, TB
Field Duplicate pair: None Associated

The above-listed water samples were collected on August 26, 2021 and were analyzed for volatile organic compounds (VOC) by SW-846 method 8260D, semivolatile organic compounds (SVOC) by SW-846 method 8270E, 1,4-dioxane by SW-846 method 8270E in selected ion monitoring (SIM) mode, organochlorine pesticides by SW-846 method 8081B, polychlorinated biphenyls (PCB) by SW-846 method 8082A, and perfluoroalkyl and polyfluoroalkyl substances (PFAS) by method 537 modified. The data validation was performed in accordance with the USEPA Region 2 *Standard Operating Procedure for Validating Volatile Organic Compounds By Gas Chromatography/Mass Spectrometry SW-Method 8260B and 8260C,* SOP HW-24, Revision 4 (October 2014), USEPA Region 2 *Standard Operating Procedure for Semivolatile Data Validation SW-846 Method 8270D,* SOP HW-35A, Revision 0 (June 2015), the USEPA Region 2 Standard Operating Procedure for Validating Pesticide Compounds, Organochlorine Pesticides by Gas Chromatography SW-846 Method 8081B, SOP HW-44, Revision 1.1 (December 2010), the USEPA Region 2 *Standard Operating Procedure for Validating PCB Compounds, PCBs by Gas Chromatography SW-846 Method 8082A,* SOP HW-45, Revision 1 (October 2006), the USEPA *Contract Laboratory Program National Functional Guidelines for Superfund Organic Methods Data Review,* EPA 540-R-20-005 (November 2020), and the Guidelines for Sampling and Analysis of PFAS under NYSDEC's Part 375 Remedial Programs (January 2021), modified as necessary to accommodate the non-CLP methodologies used.

The organic data were evaluated based on the following parameters:

- Data Completeness
- Holding Times and Sample Preservation
- Gas Chromatography/Mass Spectrometry (GC/MS) Tunes
- GC/Electron Capture Detector (GC/ECD) Instrument Performance Checks
- Liquid Chromatography/Mass Spectrometry (LC/MS) Tunes
- Initial and Continuing Calibrations
- Blanks
- Surrogate Recoveries
- Matrix Spike/Matrix Spike Duplicate (MS/MSD) Results
- Laboratory Control Sample (LCS) Results
- Internal Standards/Labeled Compounds
- Field Duplicate Results
- Quantitation Limits and Data Assessment
- Sample Quantitation and Compound Identification

Overall Evaluation of Data and Potential Usability Issues

All results are usable as reported or usable with minor qualification due to laboratory quality control outliers.

The validation findings were based on the following information.

Data Completeness

The data package was complete as defined under the requirements for the NYSDEC ASP category B laboratory deliverables.

Holding Times and Sample Preservation

All criteria were met.

GC/MS Tunes

VOC, SVOC, and 1,4-Dioxane

All criteria were met.

GC/ECD Instrument Performance Checks

Pesticide

All criteria were met.

LC/MS Tunes

PFAS

All criteria were met.

Initial and Continuing Calibrations

VOC, 1,4-Dioxane, Pesticide, PCB, and PFAS

All criteria were met.

SVOC

Initial calibration:

All criteria were met.

Continuing calibration:

Compounds that did not meet criteria are summarized in the following table.

Date	Instrument ID	Compound	CC %D	Associated Samples		Validation Action
08/29/21	CCV-F	1,4-Dioxane	23.2	FB	XX	UJ nondetects
		Nitrobenzene	20.7		XX	UJ nondetects
		2,6-Dinitrotoluene	22.5		XX	UJ nondetects
08/29/21	CCV-F	Atrazine	24.9	FB	XX	UJ nondetects
		Caprolactam	27.3		XX	UJ nondetects
08/30/21	CCV-F	1,4-Dioxane	23.9	MW-4	XX	UJ nondetects
		2-Methylphenol	55.5	MW-5	XX	UJ nondetects
		2,6-Dinitrotoluene	20.2		XX	UJ nondetects

X = Initial calibration (IC) relative standard deviation (%RSD) > 20; estimate (J/UJ) positive and nondetect results.
XX = Continuing calibration (CC) percent difference (%D) > 20; estimate (J/UJ) positive and nondetect results.
SS = Second source verification percent difference (%D) > 30; estimate (J/UJ) positive and nondetect results.
+ = Response factor (RRF) < validation criteria; estimate (J/UJ) positive and nondetect results.

The 1,4-dioxane, nitrobenzene, 2,6-dinitrotoluene, atrazine, caprolactam, and 2-methylphenol results were estimated due to continuing calibration exceedances. The bias cannot be determined. The results can be used for project objectives as nondetects with estimated quantitation limits (UJ) which may have a minor impact on the data usability.

Blanks

VOC

Contamination was not detected in the method blanks.

No positive results were found in the trip blank sample TB and field blank sample FB for VOC analysis.

SVOC

Contamination was detected in the associated SVOC method blank samples. The presence of blank contamination indicates that false positives may exist for these compounds in the associated samples. Action Levels (ALs) were established at <2x RL (for common contaminants) and <RL (for other contaminants) of the concentrations detected. The following table summarizes the contamination detected.

Blank ID	Compound TIC (RT in minutes)	Level Detected	Action Level	Associated Samples
OP35126-MB1	n-Hexanoic acid (8.12)	5.9 ug/L	RL	MW-4 MW-5 FB

Sample results were qualified as follows:

- If sample concentration was < the reporting limit (RL) and ≤ the Action Level, qualify the result as a nondetect (U) at the RL.
- If sample concentration was > the RL and ≤ the Action Level, qualify the result as not detected (U) at the reported concentration.
- If the sample concentration was > the RL and > the Action Level, qualification of the data was not required.

No samples were qualified since the associated sample results were nondetect.

Contamination was detected in the field blank sample FB for SVOC analysis. The presence of blank contamination indicates that false positives may exist for these compounds in the associated samples. Action Levels (ALs) were established at the reporting limit (RL) for contaminants. The following table summarizes the contamination detected.

Field Blank ID	Compound	Level Detected	Action Level	Associated Samples
FB	Acetophenone	0.32 ug/L	RL	MW-4 MW-5

Sample results were qualified as follows:

- If sample concentration was < the reporting limit (RL) and ≤ the Action Level, qualify the result as a nondetect (U) at the RL.
- If sample concentration was > the RL and ≤ the Action Level, qualify the result as not detected (U) at the reported concentration.

No samples were qualified since the associated sample results were nondetect.

1,4-Dioxane, Pesticide, PCB, and PFAS

Contamination was not detected in the method blanks.

No positive results were found in the field blank sample FB for 1,4-dioxane, pesticide, PCB, and PFAS analyses.

Surrogate Recoveries

VOC, SVOC, 1,4-Dioxane, and PCB

All criteria were met.

Pesticide

The following table lists the surrogate percent recoveries (%R) outside of control limits in the pesticide analysis and the resulting validation actions.

Sample ID	Column	Surrogate	%R (Limits)	Validation Action
MW-5	Sig 1	Tetrachloro-m-xylene	173 (10-165)	J detects

The MW-5 pesticide results may be biased high. The positive results can be used for project objectives as estimated values (J) which may have a minor impact on the data usability.

MS/MSD Results

MS/MSD analyses were not associated with this sample set. Validation action was not required on this basis.

LCS Results

All criteria were met.

Internal Standards

VOC, SVOC, 1,4-Dioxane, Pesticide, and PCB

All criteria were met.

Labeled Compounds

PFAS

All criteria were met.

Field Duplicate Results

A field duplicate pair was not associated with this sample set. Validation action was not required on this basis.

Quantitation Limits and Data Assessment

Results were reported which were below the reporting limit (RL) and above the method detection limit (MDL) in the VOC, SVOC, and pesticide analyses. These results were qualified as estimated (J) by the laboratory.

No results were reported below the RL and above the MDL in the 1,4-dioxane, PCB, and PFAS analyses.

Dilutions were not required for VOC, SVOC, 1,4-dioxane, pesticide, PCB, and PFAS analyses.

Sample Quantitation and Compound Identification

Calculations were spot-checked; no discrepancies were noted.

Pesticide

The following table lists the GC dual column RPDs for pesticide analysis which were outside the control limit of 40% and the resulting actions. The direction of the bias cannot be determined from this nonconformance. All results are usable as estimated values (J).

Sample	Compound	RPD (%)	Validation Action
MW-4	4,4'-DDE	60.0	J detects
	4,4'-DDT	78.7	J detects

DATA VALIDATION QUALIFIERS

U - The analyte was analyzed for, but due to blank contamination was flagged as nondetect (U). The result is usable as a nondetect.

J - Data are flagged (J) when a QC analysis fails outside the primary acceptance limits. The qualified "J" data are not excluded from further review or consideration. However, only one flag (J) is applied to a sample result, even though several associated QC analyses may fail. The 'J' data may be biased high or low or the direction of the bias may be indeterminable.

UJ - The analyte was not detected above the reported sample quantitation limit. Data are flagged (UJ) when a QC analysis fails outside the primary acceptance limits. The qualified "UJ" data are not excluded from further review or consideration. However, only one flag is applied to a sample result, even though several associated QC analyses may fail. The 'UJ' data may be biased low.

JN - The analysis indicates the presence of a compound that has been "tentatively identified" (N) and the associated numerical value represents its approximate (J) concentration.

R - Data rejected (R) on the basis of an unacceptable QC analysis should be excluded from further review or consideration. Data are rejected when associated QC analysis results exceed the expanded control limits of the QC criteria. The rejected data are known to contain significant errors based on documented information. The data user must not use the rejected data to make environmental decisions. The presence or absence of the analyte cannot be verified.

LDC #: 52170G1a **VALIDATION COMPLETENESS WORKSHEET** Date: 10/13/21
SDG #: JD30616 Category B Page: 1 of 1
Laboratory: SGS North America, Inc., Dayton, NJ Reviewer: [illegible]
2nd Reviewer: [illegible]

METHOD: GC/MS Volatiles (EPA SW846 Method 8260D)

The samples listed below were reviewed for each of the following validation areas. Validation findings are noted in attached validation findings worksheets.

	Validation Area		Comments
I.	Sample receipt/Technical holding times	A / A	
II.	GC/MS Instrument performance check	A	
III.	Initial calibration/ICV	A/A	%D RSD ≤ 20 ICV ≤ 30
IV.	Continuing calibration	A	CCV ≤ 20
V.	Laboratory Blanks	A	
VI.	Field blanks	ND	FB = 3 TB = 4
VII.	Surrogate spikes	A	
VIII.	Matrix spike/Matrix spike duplicates	N	MS
IX.	Laboratory control samples	A	LCS
X.	Field duplicates	N	
XI.	Internal standards	A	
XII.	Target analyte quantitation	A	Results < RL > MDL = J/UJ
XIII.	Target analyte identification	A	
XIV.	System performance	A	
XV.	Overall assessment of data	A	

Note: A = Acceptable; N = Not provided/applicable; SW = See worksheet; ND = No compounds detected; R = Rinsate; FB = Field blank; D = Duplicate; TB = Trip blank; EB = Equipment blank; SB=Source blank; OTHER:

	Client ID	Lab ID	Matrix	Date
1	MW-4	JD30616-1	Water	08/26/21
2	MW-5	JD30616-2	Water	08/26/21
3	FB	JD30616-3	Water	08/26/21
4	TB	JD30616-4	Water	08/26/21
5				
6				
7				
8				
9				

Notes:

	V2B8419						

LDC #: 52170Q1a

VALIDATION FINDINGS CHECKLIST

Page: 1 of 2
Reviewer: FT

Method: Volatiles (EPA SW 846 Method 8260 D)

Validation Area	Yes	No	NA	Findings/Comments
I. Technical holding times				
Were all technical holding times met?	✓			
Was cooler temperature criteria met?	✓			
II. GC/MS Instrument performance check				
Were the BFB performance results reviewed and found to be within the specified criteria?	✓			
Were all samples analyzed within the 12 hour clock criteria?	✓			
IIIa. Initial calibration				
Did the laboratory perform a 5 point calibration prior to sample analysis?	✓			
Were all percent relative standard deviations (%RSD) and relative response factors (RRF) within method criteria for all CCCs and SPCCs?	✓			
Was a curve fit used for evaluation? If yes, did the initial calibration meet the curve fit acceptance criteria of ≥ 0.990?			✓	
Were all percent relative standard deviations (%RSD) ≤ 30%/15%, 20% and relative response factors (RRF) ≥ 0.05?	✓			
IIIb. Initial Calibration Verification				
Was an initial calibration verification standard analyzed after each initial calibration for each instrument?	✓			
Were all percent differences (%D) ≤ 20%, 30%?	✓			
IV. Continuing calibration				
Was a continuing calibration standard analyzed at least once every 12 hours for each instrument?	✓			
Were all percent differences (%D) and relative response factors (RRF) within method criteria for all CCCs and SPCCs?	✓			
Were all percent differences (%D) ≤ 20% and relative response factors (RRF) ≥ 0.05?	✓			
V. Laboratory Blanks				
Was a laboratory blank associated with every sample in this SDG?	✓			
Was a laboratory blank analyzed at least once every 12 hours for each matrix and concentration?	✓			
Was there contamination in the laboratory blanks? If yes, please see the Blanks validation findings worksheet.		✓		
VI. Field blanks				
Were field blanks were identified in this SDG?	✓			
Were target analytes detected in the field blanks?		✓		
VII. Surrogate spikes				
Were all surrogate percent recovery (%R) within QC limits?	✓			
If the percent recovery (%R) for one or more surrogates was out of QC limits, was a reanalysis performed to confirm samples with %R outside of criteria?			✓	

Validation Area	Yes	No	NA	Findings/Comments
VIII. Matrix spike/Matrix spike duplicates				
Were matrix spike (MS) and matrix spike duplicate (MSD) analyzed in this SDG?			✓	
Were the MS/MSD percent recoveries (%R) and the relative percent differences (RPD) within the QC limits?			✓	
IX. Laboratory control samples				
Was an LCS analyzed for this SDG?	✓			
Was an LCS analyzed per analytical batch?	✓			
Were the LCS percent recoveries (%R) and relative percent difference (RPD) within the QC limits?	✓			
X. Field duplicates				
Were field duplicate pairs identified in this SDG?		✓		
Were target analytes detected in the field duplicates?			✓	
XI. Internal standards				
Were internal standard area counts within -50% to +100% of the associated calibration standard?	✓			
Were retention times within ± 30 seconds of the associated calibration standard?	✓			
XII. Target analyte quantitation				
Did the laboratory LOQs/RLs meet the QAPP LOQs/RLs?	✓			
Were the correct internal standard (IS), quantitation ion and relative response factor (RRF) used to quantitate the target analyte?	✓			
Were target analyte quantitation and RLs adjusted to reflect all sample dilutions and dry weight factors applicable to level IV validation?	✓			
Were manual integrations reviewed and found acceptable?			✓	
Did the laboratory provide before and after integration printouts?			✓	
XIII. Target analyte identification				
Were relative retention times (RRT's) within ± 0.06 RRT units of the standard?	✓			
Did analyte spectra meet specified EPA "Functional Guidelines" criteria?	✓			
Were chromatogram peaks verified and accounted for?	✓			
XIV. System performance				
System performance was found to be acceptable.	✓			
XV. Overall assessment of data	✓			
Overall assessment of data was found to be acceptable.				

TARGET COMPOUND WORKSHEET

METHOD: VOA

A. Chloromethane	AA. Tetrachloroethene	AAA. 1,3,5-Trimethylbenzene	AAAA. Ethyl tert-butyl ether	A1. 1,3-Butadiene
B. Bromomethane	BB. 1,1,2,2-Tetrachloroethane	BBB. 4-Chlorotoluene	BBBB. tert-Amyl methyl ether	B1. Hexane
C. Vinyl choride	CC. Toluene	CCC. tert-Butylbenzene	CCCC. 1-Chlorohexane	C1. Heptane
D. Chloroethane	DD. Chlorobenzene	DDD. 1,2,4-Trimethylbenzene	DDDD. Isopropyl alcohol	D1. Propylene
E. Methylene chloride	EE. Ethylbenzene	EEE. sec-Butylbenzene	EEEE. Acetonitrile	E1. Freon 11
F. Acetone	FF. Styrene	FFF. 1,3-Dichlorobenzene	FFFF. Acrolein	F1. Freon 12
G. Carbon disulfide	GG. Xylenes, total	GGG. p-Isopropyltoluene	GGGG. Acrylonitrile	G1. Freon 113
H. 1,1-Dichloroethene	HH. Vinyl acetate	HHH. 1,4-Dichlorobenzene	HHHH. 1,4-Dioxane	H1. Freon 114
I. 1,1-Dichloroethane	II. 2-Chloroethylvinyl ether	III. n-Butylbenzene	IIII. Isobutyl alcohol	I1. 2-Nitropropane
J. 1,2-Dichloroethene, total	JJ. Dichlorodifluoromethane	JJJ. 1,2-Dichlorobenzene	JJJJ. Methacrylonitrile	J1. Dimethyl disulfide
K. Chloroform	KK. Trichlorofluoromethane	KKK. 1,2,4-Trichlorobenzene	KKKK. Propionitrile	K1. 2,3-Dimethyl pentane
L. 1,2-Dichloroethane	LL. Methyl-tert-butyl ether	LLL. Hexachlorobutadiene	LLLL. Ethyl ether	L1. 2,4-Dimethyl pentane
M. 2-Butanone	MM. 1,2-Dibromo-3-chloropropane	MMM. Naphthalene	MMMM. Benzyl chloride	M1. 3,3-Dimethyl pentane
N. 1,1,1-Trichloroethane	NN. Methyl ethyl ketone	NNN. 1,2,3-Trichlorobenzene	NNNN. Iodomethane	N1. 2-Methylpentane
O. Carbon tetrachloride	OO. 2,2-Dichloropropane	OOO. 1,3,5-Trichlorobenzene	OOOO.1,1-Difluoroethane	O1. 3-Methylpentane
P. Bromodichloromethane	PP. Bromochloromethane	PPP. trans-1,2-Dichloroethene	PPPP. Tetrahydrofuran	P1. 3-Ethylpentane
Q. 1,2-Dichloropropane	QQ. 1,1-Dichloropropene	QQQ. cis-1,2-Dichloroethene	QQQQ. Methyl acetate	Q1. 2,2-Dimethylpentane
R. cis-1,3-Dichloropropene	RR. Dibromomethane	RRR. m,p-Xylenes	RRRR. Ethyl acetate	R1. 2,2,3- Trimethylbutane
S. Trichloroethene	SS. 1,3-Dichloropropane	SSS. o-Xylene	SSSS. Cyclohexane	S1. 2,2,4-Trimethylpentane
T. Dibromochloromethane	TT. 1,2-Dibromoethane	TTT. 1,1,2-Trichloro-1,2,2-trifluoroethane	TTTT. Methyl cyclohexane	T1. 2-Methylhexane
U. 1,1,2-Trichloroethane	UU. 1,1,1,2-Tetrachloroethane	UUU. 1,2-Dichlorotetrafluoroethane	UUUU. Allyl chloride	U1. Nonanal
V. Benzene	VV. Isopropylbenzene	VVV. 4-Ethyltoluene	VVVV. Methyl methacrylate	V1. 2-Methylnaphthalene
W. trans-1,3-Dichloropropene	WW. Bromobenzene	WWW. Ethanol	WWWW. Ethyl methacrylate	W1. Methanol
X. Bromoform	XX. 1,2,3-Trichloropropane	XXX. Di-isopropyl ether	XXXX. cis-1,4-Dichloro-2-butene	X1. 1,2,3-Trimethylbenzene
Y. 4-Methyl-2-pentanone	YY. n-Propylbenzene	YYY. tert-Butanol	YYYY. trans-1,4-Dichloro-2-butene	Y1. 2-Propanol
Z. 2-Hexanone	ZZ. 2-Chlorotoluene	ZZZ. tert-Butyl alcohol	ZZZZ. Pentachloroethane	Z1.

METHOD: GCMS 8260D

The calibration factors (RRFF), average RRFF, and relative standard deviation (%RSD) were recalculated for compounds identified below using the following calculations:

RRF = (Ax)(Cis)/(Ais)(Cx)
average RRF = sum of the RRFs/number of standards
%RSD = 100 * (S/X)

Where:

Ax = Area of compound
Cx = Concentration of compound
S = Standard deviation of the RRFs
X = Mean of the RRFs
Ais = Area of associated internal standard
Cis = Concentration of internal Standard

#	Standard ID	Calibration Date	Compound	Reported (RRF 20 std)	Recalculated (RRF 20 std)	Reported AverageRRF (Initial)	Recalculated Average RRF (Initial)	Reported %RSD	Recalculated %RSD
	ICAL GCMS2B	6/16/2021	C	0.815	0.815	0.718	0.718	10.21	10.21
			V	1.152	1.152	1.060	1.060	9.30	9.30
			CC	0.780	0.780	0.731	0.731	7.25	7.25
			BB	0.745	0.745	0.669	0.669	10.12	10.12

LDC #: 52170G1a

VALIDATION FINDINGS WORKSHEET
Continuing Calibration Results Verification

Reviewer: FT

METHOD: GC/MS VOA (EPA SW 846 Method 8260 D)

The percent difference (%D) of the initial calibration average Relative Response Factors (RRFs) and the continuing calibration RRFs were recalculated for the compounds identified below using the following calculation:

% Difference = 100 * (ave. RRF - RRF)/ave. RRF
$RRF = (A_x)(C_{is})/(A_{is})(C_x)$

Where: ave. RRF = initial calibration average RRF
RRF = continuing calibration RRF
A_x = Area of compound, A_{is} = Area of associated internal standard
C_x = Concentration of compound, C_{is} = Concentration of internal standard

#	Standard ID	Calibration Date	Compound (Reference internal Standard)	Average RRF (initial)	Reported RRF (CC)	Recalculated RRF (CC)	Reported %D	Recalculated %D
1	ccv 1010	8/30/21	C (1st internal standard)	0.718	0.662	0.662	7.8	7.8
			V (2nd internal standard)	1.060	1.125	1.125	6.1	6.1
			CC (3rd internal standard)	0.731	0.737	0.737	0.8	0.8
			BB (4th internal standard)	0.669	0.609	0.609	9.0	9.0
2			(1st internal standard)					
			(2nd internal standard)					
			(3rd internal standard)					
			(4th internal standard)					
3			(1st internal standard)					
			(2nd internal standard)					
			(3rd internal standard)					
			(4th internal standard)					
4			(1st internal standard)					
			(2nd internal standard)					
			(3rd internal standard)					
			(4th internal standard)					

Comments: Refer to Continuing Calibration findings worksheet for list of qualifications and associated samples when reported results do not agree within 10.0% of the recalculated results.

LDC #: 52170G1a

VALIDATION FINDINGS WORKSHEET
Surrogate Results Verification

Reviewer: FT

METHOD: GC/MS VOA (EPA SW 846 Method 8260 D)

The percent recoveries (%R) of surrogates were recalculated for the compounds identified below using the following calculation:

% Recovery: SF/SS * 100

Where: SF = Surrogate Found
SS = Surrogate Spiked

Sample ID: #2

	Surrogate Spiked	Surrogate Found	Percent Recovery Reported	Percent Recovery Recalculated	Percent Difference
Dibromofluoromethane	50.0	50.66	101	101	0
1,2-Dichloroethane-d4		46.01	92	92	
Toluene-d8		48.99	98	98	
Bromofluorobenzene		49.17	98	98	

Sample ID:

	Surrogate Spiked	Surrogate Found	Percent Recovery Reported	Percent Recovery Recalculated	Percent Difference
Dibromofluoromethane					
1,2-Dichloroethane-d4					
Toluene-d8					
Bromofluorobenzene					

Sample ID:

	Surrogate Spiked	Surrogate Found	Percent Recovery Reported	Percent Recovery Recalculated	Percent Difference
Dibromofluoromethane					
1,2-Dichloroethane-d4					
Toluene-d8					
Bromofluorobenzene					

Sample ID:

	Surrogate Spiked	Surrogate Found	Percent Recovery Reported	Percent Recovery Recalculated	Percent Difference
Dibromofluoromethane					
1,2-Dichloroethane-d4					
Toluene-d8					
Bromofluorobenzene					

Sample ID:

	Surrogate Spiked	Surrogate Found	Percent Recovery Reported	Percent Recovery Recalculated	Percent Difference
Dibromofluoromethane					
1,2-Dichloroethane-d4					
Toluene-d8					
Bromofluorobenzene					

LDC #: 52170g1a

VALIDATION FINDINGS WORKSHEET
Laboratory Control Sample Results Verification

Reviewer: FT

METHOD: GC/MS VOA (EPA Method 8260 D)

The percent recoveries (%R) and Relative Percent Difference (RPD) of the laboratoy control sample and laboratory control sample duplicate (if applicable) were recalculated for the compounds identified below using the following calculation:

% Recovery = 100 * SSC/SA Where: SSC = Spiked sample concentration; SA = Spike added

RPD = I LCSC - LCSDC I * 2/(LCSC + LCSDC) LCSC = Laboraotry control sample concentration LCSDC = Laboratory control sample duplicate concentration

LCS ID: V2B8419 LCS

Compound	Spike Added (ug/L)		Spiked Sample Concentration (ug/L)		LCS Percent Recovery		LCSD Percent Recovery		LCS/LCSD RPD	
	LCS	LCSD	LCS	LCSD	Reported	Recalc.	Reported	Recalc.	Reported	Recalculated
1,1-Dichloroethene	50	NA	51.1	NA	102	102				
Trichloroethene			52.7		105	105				
Benzene			52.1		104	104				
Toluene			49.8		100	100				
Chlorobenzene	↓		50.6		101	101				

Comments: Refer to Laboratory Control Sample findings worksheet for list of qualifications and associated samples when reported results do not agree within 10.0% of the recalculated results.

LDC #: 52170q1q

VALIDATION FINDINGS WORKSHEET
Sample Calculation Verification

METHOD: GC/MS VOA (EPA SW 846 Method 8260 D)

Y N N/A Were all reported results recalculated and verified for all level IV samples?

Y N N/A Were all recalculated results for detected target compounds agree within 10.0% of the reported results?

Concentration = $\frac{(A_x)(I_s)(DF)}{(A_{is})(RRF)(V_o)(\%S)}$

A_x = Area of the characteristic ion (EICP) for the compound to be measured

A_{is} = Area of the characteristic ion (EICP) for the specific internal standard

I_s = Amount of internal standard added in nanograms (ng)

RRF = Relative response factor of the calibration standard.

V_o = Volume or weight of sample pruged in milliliters (ml) or grams (g).

Df = Dilution factor.

%S = Percent solids, applicable to soils and solid matrices only.

Example:

Sample I.D. #1, QQQ

Conc. = $\frac{(4562)(50)}{(443337)(0.429)}$

= 1.199 ug/L

#	Sample ID	Compound	Reported Concentration (ug/L)	Calculated Concentration (ug/L)	Qualification
	#1	QQQ	1.2	1.2	

LDC #: 52170G2a **VALIDATION COMPLETENESS WORKSHEET** Date: 10/13/21
SDG #: JD30616 Category B Page: 1 of 1
Laboratory: SGS North America, Inc., Dayton, NJ Reviewer: [illegible]
2nd Reviewer: [illegible]

METHOD: GC/MS Semivolatiles (EPA SW846 Method 8270E)

The samples listed below were reviewed for each of the following validation areas. Validation findings are noted in attached validation findings worksheets.

	Validation Area		Comments
I.	Sample receipt/Technical holding times	A/A	
II.	GC/MS Instrument performance check	A	
III.	Initial calibration/ICV	A/A	%RSD ≤ 20, r² ICV ≤ 30
IV.	Continuing calibration	SW	CCV ≤ 20
V.	Laboratory Blanks	SW	
VI.	Field blanks	SW	FB=3
VII.	Surrogate spikes	A	
VIII.	Matrix spike/Matrix spike duplicates	N	MS
IX.	Laboratory control samples	A	LCS/D
X.	Field duplicates	N	
XI.	Internal standards	A	
XII.	Target analyte quantitation	A	Result < RL > MDL = J (MI)
XIII.	Target analyte identification	A	
XIV.	System performance	A	
XV.	Overall assessment of data	A	

Note: A = Acceptable; N = Not provided/applicable; SW = See worksheet; ND = No compounds detected; R = Rinsate; FB = Field blank; D = Duplicate; TB = Trip blank; EB = Equipment blank; SB=Source blank; OTHER:

	Client ID	Lab ID	Matrix	Date
1	MW-4	JD30616-1	Water	08/26/21
2	MW-5	JD30616-2	Water	08/26/21
3	FB	JD30616-3	Water	08/26/21
4				
5				
6				
7				
8				
9				

Notes:

	OP35126						

LDC #: 52170G2a **VALIDATION FINDINGS CHECKLIST** Page: 1 of 2
Reviewer: FT

Method: Semivolatiles (EPA SW 846 Method 8270 E)

Validation Area	Yes	No	NA	Findings/Comments
I. Technical holding times				
Were all technical holding times met?	✓			
Was cooler temperature criteria met?.	✓			
II. GC/MS Instrument performance check				
Were the DFTPP performance results reviewed and found to be within the specified criteria?	✓			
Were all samples analyzed within the 12 hour clock criteria?	✓			
IIIa. Initial calibration				
Did the laboratory perform a 5 point calibration prior to sample analysis?	✓			
Were all percent relative standard deviations (%RSD) and relative response factors (RRF) within method criteria for all CCCs and SPCCs?	✓			
Was a curve fit used for evaluation? If yes, did the initial calibration meet the curve fit acceptance criteria of ≥ 0.990?	✓			
Were all percent relative standard deviations (%RSD) ≤ 15%, 15/30%, 20% and relative response factors (RRF) ≥ 0.05?	✓			
IIIb. Initial Calibration Verification				
Was an initial calibration verification standard analyzed after each ICAL for each instrument?	✓			
Were all percent difference (%D) ≤20%, 30%?	✓			
IV. Continuing calibration				
Was a continuing calibration standard analyzed at least once every 12 hours for each instrument?	✓			
Were all percent differences (%D) and relative response factors (RRF) within method criteria for all CCCs and SPCCs?	✓			
Were all percent differences (%D) ≤ 20% and relative response factors (RRF) ≥ 0.05?		✓		
V. Laboratory Blanks				
Was a laboratory blank associated with every sample in this SDG?	✓			
Was a laboratory blank analyzed at least once every 12 hours for each matrix and concentration?	✓			
Was there contamination in the laboratory blanks?	✓			
VI. Field blanks				
Were field blanks identified in this SDG?	✓			
Were target compounds detected in the field blanks?	✓			
VII. Surrogate spikes				
Were all surrogate %R within QC limits?	✓			
If 2 or more base neutral or acid surrogates were outside QC limits, was a reanalysis performed to confirm %R?			✓	
If any percent recoveries (%R) was less than 10 percent, was a reanalysis performed to confirm %R?			✓	
VIII. Matrix spike/Matrix spike duplicates				

Were matrix spike (MS) and matrix spike duplicate (MSD) analyzed in this SDG?			✓	
Were the MS/MSD percent recoveries (%R) and the relative percent differences (RPD) within the QC limits?			✓	
IX. Laboratory control samples				
Was an LCS analyzed per extraction batch?	✓			
Were the LCS percent recoveries (%R) and relative percent difference (RPD) within the QC limits?	✓			
X. Field duplicates				
Were field duplicate pairs identified in this SDG?		✓		
Were target compounds detected in the field duplicates?			✓	
XI. Internal standards				
Were internal standard area counts within -50% or +100% of the associated calibration standard?	✓			
Were retention times within ± 30 seconds of the associated calibration standard?	✓			
XII. Target Analyte quantitation				
Did the laboratory LOQs/RLs meet the QAPP LOQs/RLs?	✓			
Were the correct internal standard (IS), quantitation ion and relative response factor (RRF) used to quantitate the compound?	✓			
Were target analyte quantitation and RLs adjusted to reflect all sample dilutions and dry weight factors applicable to level IV validation?	✓			
Were manual integrations reviewed and found acceptable?	✓			
Did the laboratory provide before and after integration printouts?	✓			
XIII. Target analyte identification				
Were relative retention times (RRT's) within ± 0.06 RRT units of the standard?	✓			
Did analyte spectra meet specified EPA "Functional Guidelines" criteria?	✓			
Were chromatogram peaks verified and accounted for?	✓			
XIV. System performance				
System performance was found to be acceptable.	✓			
XV. Overall assessment of data				
Overall assessment of data was found to be acceptable.	✓			

VALIDATION FINDINGS WORKSHEET

METHOD: GC/MS SVOA

A. Phenol	CC. Dimethylphthalate	EEE. Bis(2-ethylhexyl)phthalate	GGGG. C30-Hopane	I1. Methyl methanesulfonate
B. Bis (2-chloroethyl) ether	DD. Acenaphthylene	FFF. Di-n-octylphthalate	HHHH. 1-Methylphenanthrene	J1. Ethyl methanesulfonate
C. 2-Chlorophenol	EE. 2,6-Dinitrotoluene	GGG. Benzo(b)fluoranthene	IIII. 1,4-Dioxane	K1. o,o',o"-Triethylphosphorothioate
D. 1,3-Dichlorobenzene	FF. 3-Nitroaniline	HHH. Benzo(k)fluoranthene	JJJJ. Acetophenone	L1. n-Phenylene diamine
E. 1,4-Dichlorobenzene	GG. Acenaphthene	III. Benzo(a)pyrene	KKKK. Atrazine	M1. 1,4-Naphthoquinone
F. 1,2-Dichlorobenzene	HH. 2,4-Dinitrophenol	JJJ. Indeno(1,2,3-cd)pyrene	LLLL. Benzaldehyde	N1. N-Nitro-o-toluidine
G. 2-Methylphenol	II. 4-Nitrophenol	KKK. Dibenz(a,h)anthracene	MMMM. Caprolactam	O1. 1,3,5-Trinitrobenzene
H. 2,2'-Oxybis(1-chloropropane)	JJ. Dibenzofuran	LLL. Benzo(g,h,i)perylene	NNNN. 2,6-Dichlorophenol	P1. Pentachlorobenzene
I. 4-Methylphenol	KK. 2,4-Dinitrotoluene	MMM. Bis(2-Chloroisopropyl)ether	OOOO. 1,2-Diphenylhydrazine	Q1. 4-Aminobiphenyl
J. N-Nitroso-di-n-propylamine	LL. Diethylphthalate	NNN. Aniline	PPPP. 3-Methylphenol	R1. 2-Naphthylamine
K. Hexachloroethane	MM. 4-Chlorophenyl-phenyl ether	OOO. N-Nitrosodimethylamine	QQQQ. 3&4-Methylphenol	S1. Triphenylene
L. Nitrobenzene	NN. Fluorene	PPP. Benzoic Acid	RRRR. 4-Dimethyldibenzothiophene (4MDT)	T1. Octachlorostyrene
M. Isophorone	OO. 4-Nitroaniline	QQQ. Benzyl alcohol	SSSS. 2/3-Dimethyldibenzothiophene (4MDT)	U1. Famphur
N. 2-Nitrophenol	PP. 4,6-Dinitro-2-methylphenol	RRR. Pyridine	TTTT. 1-Methyldibenzothiophene (1MDT)	V1. 1,4-phenylenediamine
O. 2,4-Dimethylphenol	QQ. N-Nitrosodiphenylamine	SSS. Benzidine	UUUU.. 2,3,4,6-Tetrachlorophenol	W1. Methapyrilene
P. Bis(2-chloroethoxy)methane	RR. 4-Bromophenyl-phenylether	TTT. 1-Methylnaphthalene	VVVV. 1,2,4,5-Tetrachlorobenzene	X1. Pentachloroethane
Q. 2,4-Dichlorophenol	SS. Hexachlorobenzene	UUU.Benzo(b)thiophene	WWWW.. 2-Picoline	Y1. 3,3'-Dimethylbenzidine
R. 1,2,4-Trichlorobenzene	TT. Pentachlorophenol	VVV.Benzonaphthothiophene	XXXX. 3-Methylcholanthrene	Z1. o-Toluidine
S. Naphthalene	UU. Phenanthrene	WWW.Benzo(e)pyrene	YYYY. a,a-Dimethylphenethylamine	A2. 1-Naphthylamine
T. 4-Chloroaniline	VV. Anthracene	XXX. 2,6-Dimethylnaphthalene	ZZZZ. Hexachloropropene	B2. 4-Aminobiphenyl
U. Hexachlorobutadiene	WW. Carbazole	YYY. 2,3,5-Trimethylnaphthalene	A1. N-Nitrosodiethylamine	C2. 4-Nitroquinoline-1-oxide
V. 4-Chloro-3-methylphenol	XX. Di-n-butylphthalate	ZZZ. Perylene	B1. N-Nitrosodi-n-butylamine	D2. Hexachloropene
W. 2-Methylnaphthalene	YY. Fluoranthene	AAAA. Dibenzothiophene	C1. N-Nitrosomethylethylamine	E2. Bis (2-chloro-1-methylethyl) ether
X. Hexachlorocyclopentadiene	ZZ. Pyrene	BBBB. Benzo(a)fluoranthene	D1. N-Nitrosomorpholine	F2. Bifenthrin
Y. 2,4,6-Trichlorophenol	AAA. Butylbenzylphthalate	CCCC. Benzo(b)fluorene	E1. N-Nitrosopyrrolidine	G2. Cyfluthrin
Z. 2,4,5-Trichlorophenol	BBB. 3,3'-Dichlorobenzidine	DDDD. cis/trans-Decalin	F1. Phenacetin	H2. Cypermethrin
AA. 2-Chloronaphthalene	CCC. Benzo(a)anthracene	EEEE. 1,1'-Biphenyl	G1. 2-Acetylaminofluorene	I2. Permethrin (cis/trans)
BB. 2-Nitroaniline	DDD. Chrysene	FFFF. Retene	H1. Pronamide	J2. 5-Nitro-o-toluidine

LDC #: 52170G29

VALIDATION FINDINGS WORKSHEET
Continuing Calibration

Page: 1 of 1
Reviewer: FT

METHOD: GC/MS BNA (EPA SW 846 Method 8270 E)

Please see qualifications below for all questions answered "N". Not applicable questions are identified as "N/A".

Y N N/A Was a continuing calibration standard analyzed at least once every 12 hours of sample analysis for each instrument?
Y N N/A Were percent differences (%D) and relative response factors (RRF) within method criteria for all CCC's and SPCC's ?
Y N N/A Were all %D and RRFs within the validation criteria of ≤20 %D and ≥0.05 RRF ?

#	Date	Standard ID	Compound	Finding %D (Limit: ≤20.0%)	Finding RRF (Limit: ≥0.05)	Associated Samples	Qualifications
-	8/29/21	CCV-F	IIII	23.2		3, OP35126-MB	J/UJ/A ND
-	1023		L	20.7			
-			EE	22.5			
-	8/29/21	CCV-F	KKKK	24.9		↓	J/UJ/A ND
-	1114		MMMM	27.3		↓	↓
	8/30/21	CCV-F	IIII	23.9		1, 2	J/UJ/A ND
	1113		G	55.5		↓	↓
			EE	20.2		↓	↓

LDC #: 52170G29

VALIDATION FINDINGS WORKSHEET
Field Blanks

METHOD: GC/MS BNA (EPA SW 846 Method 8270 E)

(Y) N N/A Were field blanks identified in this SDG?

(Y) N N/A Were target compounds detected in the field blanks?

Blank units: ug/L **Associated sample units:** ug/L

Sampling date: 8/26/21

Field blank type: (circle one) Field Blank / Rinsate / Other: FB Associated Samples: 1, 2 (ND)

Compound	Blank ID	Sample Identification								
	3									
JJJJ	0.32									

Blank units: _____ **Associated sample units:** _____

Sampling date: _____

Field blank type: (circle one) Field Blank / Rinsate / Other: _____ Associated Samples: _____

Compound	Blank ID	Sample Identification								

CIRCLED RESULTS WERE NOT QUALIFIED. ALL RESULTS NOT CIRCLED WERE QUALIFIED BY THE FOLLOWING STATEMENT:

Common contaminants such as the phthalates and TICs noted above that were detected in samples within ten times the associated field blank concentration were qualified as not detected, "U". Other contaminants within five times the field blank concentration were also qualified as not detected, "U".

LDC #: 52170 G2a

VALIDATION FINDINGS WORKSHEET
Blanks

Reviewer: FT

METHOD: GC/MS BNA (EPA SW 846 Method 8270 E)

Please see qualifications below for all questions answered "N". Not applicable questions are identified as "N/A".

Y N N/A Was a method blank analyzed for each matrix?
Y N N/A Was a method blank analyzed for each concentration preparation level?
Y N N/A Was a method blank associated with every sample?
Y N N/A Was the blank contaminated? If yes, please see qualification below.

Blank extraction date: 8/27/21 **Blank analysis date:** 9/3/21
Conc. units: ug/L Associated Samples: All (NV)

Compound	Blank ID							
	OP35126-MB1							
TIC n-Hexanoic Acid	5.9 (8.12)							

Blank extraction date: _____ **Blank analysis date:** _____
Conc. units: _____ Associated Samples: _____

Compound	Blank ID							

LDC #: _52170G2a

VALIDATION FINDINGS WORKSHEET
Initial Calibration Calculation Verification

METHOD: GCMS 8270D

The calibration factors (RRFF), average RRFF, and relative standard deviation (%RSD) were recalculated for compounds identified below using the following calculations:

RRF = (Ax)(Cis)/(Ais)(Cx)
average RRF = sum of the RRFs/number of standards
%RSD = 100 * (S/X)

Where:

Ax = Area of compound
Cx = Concentration of compound
S = Standard deviation of the RRFs
X = Mean of the RRFs
Ais = Area of associated internal standard
Cis = Concentration of internal Standard

#	Standard ID	Calibration Date	Compound	Reported (RRF 25 std)	Recalculated (RRF 25 std)	Reported AverageRRF (Initial)	Recalculated Average RRF (Initial)	Reported %RSD	Recalculated %RSD
	ICAL	6/26/2021	A (IS1)	1.661	1.661	1.680	1.680	6.22	6.22
	GCMSF		S (IS2)	0.986	0.986	1.008	1.008	5.40	5.40
			GG (IS3)	1.139	1.139	1.143	1.143	4.13	4.13
			UU (IS4)	1.021	1.021	1.039	1.039	4.64	4.64
			DDD (IS5)	1.142	1.142	1.165	1.165	3.05	3.05
			JJJ (IS6)	0.960	0.960	0.929	0.929	12.57	12.57

LDC #: 52170 92a

VALIDATION FINDINGS WORKSHEET
Continuing Calibration Results Verification

Reviewer: FT

METHOD: GC/MS BNA (EPA SW 846 Method 8270 C)
The percent difference (%D) of the initial calibration average Relative Response Factors (RRFs) and the continuing calibration RRFs were recalculated for the compounds identified below using the following calculation:

% Difference = 100 * (ave. RRF - RRF)/ave. RRF
$RRF = (A_x)(C_{is})/(A_{is})(C_x)$

Where: ave. RRF = initial calibration average RRF
RRF = continuing calibration RRF
A_x = Area of compound, A_{is} = Area of associated internal standard
C_x = Concentration of compound, C_{is} = Concentration of internal standard

#	Standard ID	Calibration Date	Compound (Internal Standard)	Average RRF (Initial)	Reported RRF (CC)	Recalculated RRF (CC)	Reported %D	Recalculated %D
1	ccv 1023	8/29/21	A (1st IS)	1.680	1.752	1.752	4.3	4.3
			S (2nd IS)	1.008	0.989	0.989	1.9	1.9
			GG (3rd IS)	1.143	1.105	1.105	3.3	3.3
			UU (4th IS)	1.039	0.998	0.998	3.9	3.9
			DDD (5th IS)	1.165	1.156	1.156	0.8	0.8
			HH JJJ (6th IS)	0.929	0.994	0.994	7.0	7.0
2	ccv 1113	8/30/21	(1st IS)		1.780	1.780	6.0	6.0
			(2nd IS)		1.024	1.024	1.6	1.6
			(3rd IS)		1.106	1.106	3.2	3.2
			(4th IS)		1.033	1.033	0.6	0.6
			(5th IS)		1.178	1.178	1.1	1.1
			(6th IS)		1.027	1.027	10.5	10.5
3			(1st IS)					
			(2nd IS)					
			(3rd IS)					
			(4th IS)					
			(5th IS)					
			(6th IS)					

Comments: Refer to Continuing Calibration findings worksheet for list of qualifications and associated samples when reported results do not agree within 10.0% of the recalculated results.

LDC #: 52170G2a

VALIDATION FINDINGS WORKSHEET
Surrogate Results Verification

Reviewer: FT

METHOD: GC/MS Semivolatiles (EPA SW 846 Method 8270 E)

The percent recoveries (%R) of surrogates were recalculated for the compounds identified below using the following calculation:

% Recovery: SF/SS * 100

Where: SF = Surrogate Found
SS = Surrogate Spiked

Sample ID: #1

	Surrogate Spiked	Surrogate Found	Percent Recovery Reported	Percent Recovery Recalculated	Percent Difference
Nitrobenzene-d5	50.0	38.03	76	76	0
2-Fluorobiphenyl		40.89	82	82	
Terphenyl-d14		39.32	79	79	
Phenol-d5		11.77	24	24	
2-Fluorophenol		17.28	35	35	
2,4,6-Tribromophenol		54.50	109	109	
2-Chlorophenol-d4					
1,2-Dichlorobenzene-d4					

Sample ID:

	Surrogate Spiked	Surrogate Found	Percent Recovery Reported	Percent Recovery Recalculated	Percent Difference
Nitrobenzene-d5					
2-Fluorobiphenyl					
Terphenyl-d14					
Phenol-d5					
2-Fluorophenol					
2,4,6-Tribromophenol					
2-Chlorophenol-d4					
1,2-Dichlorobenzene-d4					

Sample ID:

	Surrogate Spiked	Surrogate Found	Percent Recovery Reported	Percent Recovery Recalculated	Percent Difference
Nitrobenzene-d5					
2-Fluorobiphenyl					
Terphenyl-d14					
Phenol-d5					
2-Fluorophenol					
2,4,6-Tribromophenol					
2-Chlorophenol-d4					
1,2-Dichlorobenzene-d4					

LDC #: 52170G2a

VALIDATION FINDINGS WORKSHEET

Laboratory Control Sample/Laboratory Control Sample Duplicates Results Verification

Reviewer: FT

METHOD: GC/MS BNA (EPA SW 846 Method 8270 C)

The percent recoveries (%R) and Relative Percent Difference (RPD) of the laboratory control sample and laboratory control sample duplicate were recalculated for the compounds identified below using the following calculation:

% Recovery = 100 * (SC/SA Where: SSC = Spike concentration
SA = Spike added

RPD = | LCSC - LCSDC | * 2/(LCSC + LCSDC) LCSC = Laboratory control sample concentration LCSDC = Laboratory control sample duplicate concentration

LCS/LCSD samples: OP35126 LCS 17

Compound	Spike Added (ug/L)		Spike Concentration (ug/L)		LCS Percent Recovery		LCSD Percent Recovery		LCS/LCSD RPD	
	LCS	LCSD	LCS	LCSD	Reported	Recalc	Reported	Recalc	Reported	Recalculated
Phenol	50	50	14.7	16.9	29	29	34	34	14	14
N-Nitroso-di-n-propylamine	↓	↓	39.9	42.4	80	80	85	85	6	6
4-Chloro-3-methylphenol	↓	↓	33.1	35.5	66	66	71	71	7	7
Acenaphthene	↓	↓	42.6	46.5	85	85	93	93	9	9
Pentachlorophenol	100	100	91.2	90.5	91	91	91	91	1	1
Pyrene	50	50	49.1	52.5	98	98	105	105	7	7

Comments: Refer to Laboratory Control Sample/Laboratory Control Sample Duplicates findings worksheet for list of qualifications and associated samples when reported results do not agree within 10.0% of the recalculated results.

LDC #: 52170G2a

VALIDATION FINDINGS WORKSHEET
Sample Calculation Verification

METHOD: GC/MS BNA (EPA SW 846 Method 8270 E)

(Y) N N/A Were all reported results recalculated and verified for all level IV samples?
Y (N) N/A Were all recalculated results for detected target compounds agree within 10.0% of the reported results?

Concentration = $\frac{(A_x)(I_s)(V_t)(DF)(2.0)}{(A_{is})(RRF)(V_o)(V_i)(\%S)}$

A_x	=	Area of the characteristic ion (EICP) for the compound to be measured
A_{is}	=	Area of the characteristic ion (EICP) for the specific internal standard
I_s	=	Amount of internal standard added in nanograms (ng)
V_o	=	Volume or weight of sample extract in milliliters (ml) or grams (g).
V_i	=	Volume of extract injected in microliters (ul)
V_t	=	Volume of the concentrated extract in microliters (ul)
Df	=	Dilution Factor.
%S	=	Percent solids, applicable to soil and solid matrices only.
2.0	=	Factor of 2 to account for GPC cleanup V1000

Example:

Sample I.D. #2 , GG

Conc. = $\frac{(147006)(40)(1)(1000)}{(815875)(1.143)(1000)}$

=

= 6.3 ug/L

#	Sample ID	Compound	Reported Concentration (ug/L)	Calculated Concentration (ug/L)	Qualification
	#2	GG	6.3	6.3	

LDC #: 52170G2a **VALIDATION COMPLETENESS WORKSHEET** Date: 10/13/21
SDG #: JD30616 Category B Page: 1 of 1
Laboratory: SGS North America, Inc., Dayton, NJ Reviewer: M
2nd Reviewer:

METHOD: GC/MS 1,4-Dioxane (EPA SW846 Method 8270E-SIM)

The samples listed below were reviewed for each of the following validation areas. Validation findings are noted in attached validation findings worksheets.

	Validation Area		Comments
I.	Sample receipt/Technical holding times	A/A	
II.	GC/MS Instrument performance check	A	
III.	Initial calibration/ICV	A/A	%D PSD ≤ 20 ICV ≤ 30
IV.	Continuing calibration	SW	CCV ≤ 20
V.	Laboratory Blanks	A	
VI.	Field blanks	ND	FB = 3
VII.	Surrogate spikes	A	
VIII.	Matrix spike/Matrix spike duplicates	N	MS
IX.	Laboratory control samples	A	LCS
X.	Field duplicates	N	
XI.	Internal standards	A	
XII.	Target analyte quantitation	A	NO Result < RL > MDL (MI)
XIII.	Target analyte identification	A	
XIV.	System performance	A	
XV.	Overall assessment of data	A	

Note: A = Acceptable; N = Not provided/applicable; SW = See worksheet; ND = No compounds detected; R = Rinsate; FB = Field blank; D = Duplicate; TB = Trip blank; EB = Equipment blank; SB=Source blank; OTHER:

	Client ID	Lab ID	Matrix	Date
1	MW-4	JD30616-1	Water	08/26/21
2	MW-5	JD30616-2	Water	08/26/21
3	FB	JD30616-3	Water	08/26/21
4				
5				
6				
7				
8				
9				

Notes:

	OP351264						

4M

LDC #: 52170G2a **VALIDATION FINDINGS CHECKLIST** Page: 1 of 2
Reviewer: FT

Method: Semivolatiles (EPA SW 846 Method 8270 E)

Validation Area	Yes	No	NA	Findings/Comments
I. Technical holding times				
Were all technical holding times met?	✓			
Was cooler temperature criteria met?.	✓			
II. GC/MS Instrument performance check				
Were the DFTPP performance results reviewed and found to be within the specified criteria?	✓			
Were all samples analyzed within the 12 hour clock criteria?	✓			
IIIa. Initial calibration				
Did the laboratory perform a 5 point calibration prior to sample analysis?	✓			
Were all percent relative standard deviations (%RSD) and relative response factors (RRF) within method criteria for all CCCs and SPCCs?			✓	
Was a curve fit used for evaluation? If yes, did the initial calibration meet the curve fit acceptance criteria of ≥ 0.990?			✓	
Were all percent relative standard deviations (%RSD) ≤ 15%, 15/30%, 20% and relative response factors (RRF) ≥ 0.05?	✓			
IIIb. Initial Calibration Verification				
Was an initial calibration verification standard analyzed after each ICAL for each instrument?	✓			
Were all percent difference (%D) ≤20%, 30%?	✓			
IV. Continuing calibration				
Was a continuing calibration standard analyzed at least once every 12 hours for each instrument?	✓			
Were all percent differences (%D) and relative response factors (RRF) within method criteria for all CCCs and SPCCs?	✓			
Were all percent differences (%D) ≤ 20% and relative response factors (RRF) ≥ 0.05?		✓		
V. Laboratory Blanks				
Was a laboratory blank associated with every sample in this SDG?	✓			
Was a laboratory blank analyzed at least once every 12 hours for each matrix and concentration?	✓			
Was there contamination in the laboratory blanks?		✓		
VI. Field blanks				
Were field blanks identified in this SDG?	✓			
Were target compounds detected in the field blanks?		✓		
VII. Surrogate spikes				
Were all surrogate %R within QC limits?	✓			
If 2 or more base neutral or acid surrogates were outside QC limits, was a reanalysis performed to confirm %R?			✓	
If any percent recoveries (%R) was less than 10 percent, was a reanalysis performed to confirm %R?			✓	
VIII. Matrix spike/Matrix spike duplicates				

Were matrix spike (MS) and matrix spike duplicate (MSD) analyzed in this SDG?			✓	
Were the MS/MSD percent recoveries (%R) and the relative percent differences (RPD) within the QC limits?			✓	
IX. Laboratory control samples				
Was an LCS analyzed per extraction batch?	✓			
Were the LCS percent recoveries (%R) and relative percent difference (RPD) within the QC limits?	✓			
X. Field duplicates				
Were field duplicate pairs identified in this SDG?		✓		
Were target compounds detected in the field duplicates?			✓	
XI. Internal standards				
Were internal standard area counts within -50% or +100% of the associated calibration standard?	✓			
Were retention times within ± 30 seconds of the associated calibration standard?	✓			
XII. Target Analyte quantitation				
Did the laboratory LOQs/RLs meet the QAPP LOQs/RLs?	✓			
Were the correct internal standard (IS), quantitation ion and relative response factor (RRF) used to quantitate the compound?	✓			
Were target analyte quantitation and RLs adjusted to reflect all sample dilutions and dry weight factors applicable to level IV validation?	✓			
Were manual integrations reviewed and found acceptable?	✓			
Did the laboratory provide before and after integration printouts?	✓			
XIII. Target analyte identification				
Were relative retention times (RRT's) within ± 0.06 RRT units of the standard?	✓			
Did analyte spectra meet specified EPA "Functional Guidelines" criteria?	✓			
Were chromatogram peaks verified and accounted for?	✓			
XIV. System performance				
System performance was found to be acceptable.	✓			
XV. Overall assessment of data				
Overall assessment of data was found to be acceptable.	✓			

VALIDATION FINDINGS WORKSHEET

METHOD: GC/MS SVOA

A. Phenol	CC. Dimethylphthalate	EEE. Bis(2-ethylhexyl)phthalate	GGGG. C30-Hopane	I1. Methyl methanesulfonate
B. Bis (2-chloroethyl) ether	DD. Acenaphthylene	FFF. Di-n-octylphthalate	HHHH. 1-Methylphenanthrene	J1. Ethyl methanesulfonate
C. 2-Chlorophenol	EE. 2,6-Dinitrotoluene	GGG. Benzo(b)fluoranthene	IIII. 1,4-Dioxane	K1. o,o',o"-Triethylphosphorothioate
D. 1,3-Dichlorobenzene	FF. 3-Nitroaniline	HHH. Benzo(k)fluoranthene	JJJJ. Acetophenone	L1. n-Phenylene diamine
E. 1,4-Dichlorobenzene	GG. Acenaphthene	III. Benzo(a)pyrene	KKKK. Atrazine	M1. 1,4-Naphthoquinone
F. 1,2-Dichlorobenzene	HH. 2,4-Dinitrophenol	JJJ. Indeno(1,2,3-cd)pyrene	LLLL. Benzaldehyde	N1. N-Nitro-o-toluidine
G. 2-Methylphenol	II. 4-Nitrophenol	KKK. Dibenz(a,h)anthracene	MMMM. Caprolactam	O1. 1,3,5-Trinitrobenzene
H. 2,2'-Oxybis(1-chloropropane)	JJ. Dibenzofuran	LLL. Benzo(g,h,i)perylene	NNNN. 2,6-Dichlorophenol	P1. Pentachlorobenzene
I. 4-Methylphenol	KK. 2,4-Dinitrotoluene	MMM. Bis(2-Chloroisopropyl)ether	OOOO. 1,2-Diphenylhydrazine	Q1. 4-Aminobiphenyl
J. N-Nitroso-di-n-propylamine	LL. Diethylphthalate	NNN. Aniline	PPPP. 3-Methylphenol	R1. 2-Naphthylamine
K. Hexachloroethane	MM. 4-Chlorophenyl-phenyl ether	OOO. N-Nitrosodimethylamine	QQQQ. 3&4-Methylphenol	S1. Triphenylene
L. Nitrobenzene	NN. Fluorene	PPP. Benzoic Acid	RRRR. 4-Dimethyldibenzothiophene (4MDT)	T1. Octachlorostyrene
M. Isophorone	OO. 4-Nitroaniline	QQQ. Benzyl alcohol	SSSS. 2/3-Dimethyldibenzothiophene (4MDT)	U1. Famphur
N. 2-Nitrophenol	PP. 4,6-Dinitro-2-methylphenol	RRR. Pyridine	TTTT. 1-Methyldibenzothiophene (1MDT)	V1. 1,4-phenylenediamine
O. 2,4-Dimethylphenol	QQ. N-Nitrosodiphenylamine	SSS. Benzidine	UUUU.. 2,3,4,6-Tetrachlorophenol	W1. Methapyrilene
P. Bis(2-chloroethoxy)methane	RR. 4-Bromophenyl-phenylether	TTT. 1-Methylnaphthalene	VVVV. 1,2,4,5-Tetrachlorobenzene	X1. Pentachloroethane
Q. 2,4-Dichlorophenol	SS. Hexachlorobenzene	UUU.Benzo(b)thiophene	WWWW.. 2-Picoline	Y1. 3,3'-Dimethylbenzidine
R. 1,2,4-Trichlorobenzene	TT. Pentachlorophenol	VVV.Benzonaphthothiophene	XXXX. 3-Methylcholanthrene	Z1. o-Toluidine
S. Naphthalene	UU. Phenanthrene	WWW.Benzo(e)pyrene	YYYY. a,a-Dimethylphenethylamine	A2. 1-Naphthylamine
T. 4-Chloroaniline	VV. Anthracene	XXX. 2,6-Dimethylnaphthalene	ZZZZ. Hexachloropropene	B2. 4-Aminobiphenyl
U. Hexachlorobutadiene	WW. Carbazole	YYY. 2,3,5-Trimethylnaphthalene	A1. N-Nitrosodiethylamine	C2. 4-Nitroquinoline-1-oxide
V. 4-Chloro-3-methylphenol	XX. Di-n-butylphthalate	ZZZ. Perylene	B1. N-Nitrosodi-n-butylamine	D2. Hexachloropene
W. 2-Methylnaphthalene	YY. Fluoranthene	AAAA. Dibenzothiophene	C1. N-Nitrosomethylethylamine	E2. Bis (2-chloro-1-methylethyl) ether
X. Hexachlorocyclopentadiene	ZZ. Pyrene	BBBB. Benzo(a)fluoranthene	D1. N-Nitrosomorpholine	F2. Bifenthrin
Y. 2,4,6-Trichlorophenol	AAA. Butylbenzylphthalate	CCCC. Benzo(b)fluorene	E1. N-Nitrosopyrrolidine	G2. Cyfluthrin
Z. 2,4,5-Trichlorophenol	BBB. 3,3'-Dichlorobenzidine	DDDD. cis/trans-Decalin	F1. Phenacetin	H2. Cypermethrin
AA. 2-Chloronaphthalene	CCC. Benzo(a)anthracene	EEEE. 1,1'-Biphenyl	G1. 2-Acetylaminofluorene	I2. Permethrin (cis/trans)
BB. 2-Nitroaniline	DDD. Chrysene	FFFF. Retene	H1. Pronamide	J2. 5-Nitro-o-toluidine

LDC #: 52170G2a

VALIDATION FINDINGS WORKSHEET
Continuing Calibration

METHOD: GC/MS BNA (EPA SW 846 Method 8270 C)

Please see qualifications below for all questions answered "N". Not applicable questions are identified as "N/A".

Y N N/A Was a continuing calibration standard analyzed at least once every 12 hours of sample analysis for each instrument?
Y N N/A Were percent differences (%D) and relative response factors (RRF) within method criteria for all CCC's and SPCC's ?
Y N N/A Were all %D and RRFs within the validation criteria of ≤20 %D and ≥0.05 RRF ?

#	Date	Standard ID	Compound	Finding %D (Limit: ≤20.0%)	Finding RRF (Limit: ≥0.05)	Associated Samples	Qualifications
	8/30/21 1043	CCV	III	30.2		OP35126A-MB	J/UJ/A

LDC #: 52170G2a

VALIDATION FINDINGS WORKSHEET
Initial Calibration Calculation Verification

METHOD: GC/MS BNA (EPA SW 846 Method 8270 C)
The Relative Response Factor (RRF), average RRF, and percent relative standard deviation (%RSD) were recalculated for the compounds identified below using the following calculations:

$RRF = (A_x)(C_{is})/(A_{is})(C_x)$
average RRF = sum of the RRFs/number of standards
%RSD = 100 * (S/X)

A_x = Area of compound,
C_x = Concentration of compound,
S = Standard deviation of the RRFs,

A_{is} = Area of associated internal standard
C_{is} = Concentration of internal standard
X = Mean of the RRFs

#	Standard ID	Calibration Date	Compound (Internal Standard)	Reported RRF (1.0 std)	Recalculated RRF (1.0 std)	Reported Average RRF (initial)	Recalculated Average RRF (initial)	Reported %RSD	Recalculated %RSD
1	ICAL GCMSYM	8/30/21	IIII (1st IS)	0.208	0.208	0.193	0.193	15.23	15.23
			(2nd IS)						
			(3rd IS)						
			(4th IS)						
			(5th IS)						
			(6th IS)						
2	↓	5/28/21	IIII (1st IS)	0.297	0.297	0.291	0.291	8.29	8.29
			(2nd IS)						
			(3rd IS)						
			(4th IS)						
			(5th IS)						
			(6th IS)						
3			(1st IS)						
			(2nd IS)						
			(3rd IS)						
			(4th IS)						
			(5th IS)						
			(6th IS)						

Comments: Refer to Initial Calibration findings worksheet for list of qualifications and associated samples when reported results do not agree within 10.0% of the recalculated results.

LDC #: 52170G2a

VALIDATION FINDINGS WORKSHEET
Continuing Calibration Results Verification

Reviewer: FT

METHOD: GC/MS BNA (EPA SW 846 Method 8270 D)
The percent difference (%D) of the initial calibration average Relative Response Factors (RRFs) and the continuing calibration RRFs were recalculated for the compounds identified below using the following calculation:

% Difference = 100 * (ave. RRF - RRF)/ave. RRF
$RRF = (A_x)(C_{is})/(A_{is})(C_x)$

Where: ave. RRF = initial calibration average RRF
RRF = continuing calibration RRF
A_x = Area of compound, A_{is} = Area of associated internal standard
C_x = Concentration of compound, C_{is} = Concentration of internal standard

#	Standard ID	Calibration Date	Compound (Internal Standard)	Average RRF (Initial)	Reported RRF (CC)	Recalculated RRF (CC)	Reported %D	Recalculated %D
1	ccv 1233	9/1/21	IIII (1st IS)	0.193	0.190	0.190	1.6	1.6
			(2nd IS)					
			(3rd IS)					
			(4th IS)					
			(5th IS)					
			(6th IS)					
2	ccv 1043	8/30/21	↓ (1st IS)	0.291	~~0.291~~ 0.203	0.203	30.2	30.2
			(2nd IS)					
			(3rd IS)					
			(4th IS)					
			(5th IS)					
			(6th IS)					
3			(1st IS)					
			(2nd IS)					
			(3rd IS)					
			(4th IS)					
			(5th IS)					
			(6th IS)					

Comments: Refer to Continuing Calibration findings worksheet for list of qualifications and associated samples when reported results do not agree within 10.0% of the recalculated results.

LDC #: 52170G2a

VALIDATION FINDINGS WORKSHEET
Surrogate Results Verification

Reviewer: FT

METHOD: GC/MS Semivolatiles (EPA SW 846 Method 8270 5)

The percent recoveries (%R) of surrogates were recalculated for the compounds identified below using the following calculation:

% Recovery: SF/SS * 100

Where: SF = Surrogate Found
SS = Surrogate Spiked

Sample ID: #1

	Surrogate Spiked	Surrogate Found	Percent Recovery Reported	Percent Recovery Recalculated	Percent Difference
Nitrobenzene-d5	50	37.84	76	76	0
2-Fluorobiphenyl	↓	38.28	77	77	↓
Terphenyl-d14	↓	31.30	63	63	↓
Phenol-d5					
2-Fluorophenol					
2,4,6-Tribromophenol					
2-Chlorophenol-d4					
1,2-Dichlorobenzene-d4					

Sample ID:

	Surrogate Spiked	Surrogate Found	Percent Recovery Reported	Percent Recovery Recalculated	Percent Difference
Nitrobenzene-d5					
2-Fluorobiphenyl					
Terphenyl-d14					
Phenol-d5					
2-Fluorophenol					
2,4,6-Tribromophenol					
2-Chlorophenol-d4					
1,2-Dichlorobenzene-d4					

Sample ID:

	Surrogate Spiked	Surrogate Found	Percent Recovery Reported	Percent Recovery Recalculated	Percent Difference
Nitrobenzene-d5					
2-Fluorobiphenyl					
Terphenyl-d14					
Phenol-d5					
2-Fluorophenol					
2,4,6-Tribromophenol					
2-Chlorophenol-d4					
1,2-Dichlorobenzene-d4					

LDC #: 52170G2a

VALIDATION FINDINGS WORKSHEET

Laboratory Control Sample/Laboratory Control Sample Duplicates Results Verification

Reviewer: FT

METHOD: GC/MS BNA (EPA SW 846 Method 8270 C)

The percent recoveries (%R) and Relative Percent Difference (RPD) of the laboratory control sample and laboratory control sample duplicate were recalculated for the compounds identified below using the following calculation:

% Recovery = 100 * (SC/SA Where: SSC = Spike concentration
SA = Spike added

RPD = I LCSC - LCSDC I * 2/(LCSC + LCSDC) LCSC = Laboratory control sample concentration LCSDC = Laboratory control sample duplicate concentration

LCS/LCSD samples: OP35126A LCS

Compound	Spike Added (ug/L)		Spike Concentration (ug/L)		LCS Percent Recovery		LCSD Percent Recovery		LCS/LCSD RPD	
	LCS	LCSD	LCS	LCSD	Reported	Recalc	Reported	Recalc	Reported	Recalculated
Phenol										
N-Nitroso-di-n-propylamine										
4-Chloro-3-methylphenol										
Acenaphthene										
Pentachlorophenol										
Pyrene										
1,4- Dioxane	1	NA	0.322	NA	32	32				

Comments: Refer to Laboratory Control Sample/Laboratory Control Sample Duplicates findings worksheet for list of qualifications and associated samples when reported results do not agree within 10.0% of the recalculated results.

LDC #: 52170G2a

VALIDATION FINDINGS WORKSHEET
Sample Calculation Verification

METHOD: GC/MS BNA (EPA SW 846 Method 8270 C)

Y N N/A Were all reported results recalculated and verified for all level IV samples?
Y N N/A Were all recalculated results for detected target compounds agree within 10.0% of the reported results?

Concentration = $\frac{(A_x)(I_s)(V_t)(DF)(2.0)}{(A_{is})(RRF)(V_o)(V_i)(\%S)}$

A_x	=	Area of the characteristic ion (EICP) for the compound to be measured
A_{is}	=	Area of the characteristic ion (EICP) for the specific internal standard
I_s	=	Amount of internal standard added in nanograms (ng)
V_o	=	Volume or weight of sample extract in milliliters (ml) or grams (g).
V_i	=	Volume of extract injected in microliters (ul)
V_t	=	Volume of the concentrated extract in microliters (ul)
Df	=	Dilution Factor.
%S	=	Percent solids, applicable to soil and solid matrices only.
2.0	=	Factor of 2 to account for GPC cleanup

Example:

Sample I.D. OP35126A LCS 1,4-Dioxane

Conc. = $\frac{(766)(4.0)(1)}{(32728)(0.193)(1000)}$

= 0.391

= 0.322 ug/L

#	Sample ID	Compound	Reported Concentration (ug/L)	Calculated Concentration (ug/L)	Qualification
	LCS	1,4-Dioxane	0.322	0.322	

LDC #: 52170G3a **VALIDATION COMPLETENESS WORKSHEET** Date: 10/13/21
SDG #: JD30616 Category B Page: 1 of 1
Laboratory: SGS North America, Inc., Dayton, NJ Reviewer: [illegible]
2nd Reviewer: [illegible]

METHOD: GC Organochlorine Pesticides (EPA SW846 Method 8081B)

The samples listed below were reviewed for each of the following validation areas. Validation findings are noted in attached validation findings worksheets.

	Validation Area		Comments
I.	Sample receipt/Technical holding times	A/Δ	
II.	GC Instrument Performance Check	Δ	"
III.	Initial calibration/ICV	A/Δ	%D/RSD/ICV ≤20
IV.	Continuing calibration	Δ	CCV ≤20
V.	Laboratory Blanks	Δ	
VI.	Field blanks	ND	FB=3
VII.	Surrogate spikes 1/5	SW/Δ	
VIII.	Matrix spike/Matrix spike duplicates	N	as
IX.	Laboratory control samples	Δ	LCS/D
X.	Field duplicates	N	
XI.	Target analyte quantitation	SW	Result <PL >MDL = Jdet (MI)
XII.	Target analyte identification	Δ	
XIII.	System Performance	Δ	
XIV	Overall assessment of data	Δ	

Note: A = Acceptable; N = Not provided/applicable; SW = See worksheet; ND = No compounds detected; R = Rinsate; FB = Field blank; D = Duplicate; TB = Trip blank; EB = Equipment blank; SB=Source blank; OTHER:

	Client ID	Lab ID	Matrix	Date
1	MW-4	JD30616-1	Water	08/26/21
2	MW-5	JD30616-2	Water	08/26/21
3	FB	JD30616-3	Water	08/26/21
4				
5				
6				
7				
8				
9				
10				
11				

Notes:

	OP35138						

LDC #: 52170G3a **VALIDATION FINDINGS CHECKLIST** Page: 1 of 2
Reviewer: FT

Method: Pesticides (EPA SW 846 Method 8081 B)

Validation Area	Yes	No	NA	Findings/Comments
I. Technical holding times				
Were all technical holding times met?	✓			
Was cooler temperature criteria met?	✓			
II. GC/ECD Instrument performance check				
Was the instrument performance found to be acceptable?	✓			
Were Evaluation mix standards analyzed prior to the initial calibration and at beginning of each 12-hour shift?	✓			
Were endrin and 4,4'-DDT breakdowns ≤ 15% for individual breakdown in the Evaluation mix standards?	✓			
IIIa. Initial calibration				
Did the laboratory perform a 5 point calibration prior to sample analysis?	✓			
Were all percent relative standard deviations (%RSD) ≤ 20%?	✓			
Was a curve fit used for evaluation? If yes, did the initial calibration meet the curve fit acceptance criteria of ≥ 0.990?			✓	
Were the RT windows properly established?				
IIIb. Initial calibration verification				
Was an initial calibration verification standard analyzed after each initial calibration for each instrument?	✓			
Were all percent differences (%D) ≤ 20%?	✓			
IV. Continuing calibration				
Was a continuing calibration analyzed daily?	✓			
Were all percent differences (%D) ≤ 20%?	✓			
Were all the retention times within the acceptance windows?	✓			
V. Laboratory Blanks				
Was a laboratory blank associated with every sample in this SDG?	✓			
Was a laboratory blank analyzed for each matrix and concentration?	✓			
Was there contamination in the laboratory blanks?		✓		
VI. Field blanks				
Were field blanks identified in this SDG?	✓			
Were target compounds detected in the field blanks?		✓		

Validation Area	Yes	No	NA	Findings/Comments
VII. ***Surrogate spikes/Internal Standards***				
Were all surrogate percent recovery (%R) within the QC limits?	✓	✓		
If the percent recovery (%R) of one or more surrogates was outside QC limits, was a reanalysis performed to confirm %R?		✓	✓	
If any percent recovery (%R) was less than 10 percent, was a reanalysis performed to confirm %R?			✓	
Were internal standard area counts within ± 50% of the average area calculated during calibration?	✓			
VII. Matrix spike/Matrix spike duplicates				
Were a matrix spike (MS) and matrix spike duplicate (MSD) analyzed for each matrix in this SDG?			✓	
Were the MS/MSD percent recoveries (%R) and the relative percent differences (RPD) within the QC limits?			✓	
IX. Laboratory control samples				
Was an LCS analyzed per extraction batch?	✓			
Were the LCS percent recoveries (%R) and relative percent difference (RPD) within the QC limits?	✓			
X. Field duplicates				
Were field duplicate pairs identified in this SDG?		✓		
Were target compounds detected in the field duplicates?			✓	
XI. Compound quantitation				
Did the laboratory LOQs/RLs meet the QAPP LOQs/RLs?	✓			
Were compound quantitation and RLs adjusted to reflect all sample dilutions, dry weight factors, and clean-up activities applicable to level IV validation?	✓			
Were relative percent difference (RPD) of the results between two columns ≤ 40%?		✓		
XII. Target compound identification				
Were the retention times of reported detects within the RT windows?	✓			
XIII. Overall assessment of data				
Overall assessment of data was found to be acceptable.	✓			

VALIDATION FINDINGS WORKSHEET

METHOD: Pesticide/PCBs (EPASW 846 Method 8081/8082)

A. alpha-BHC	I. Dieldrin	Q. Endrin ketone	Y. Aroclor-1242	GG. Chlordane
B. beta-BHC	J. 4,4'-DDE	R. Endrin aldehyde	Z. Aroclor-1248	HH. Chlordane (Technical)
C. delta-BHC	K. Endrin	S. alpha-Chlordane	AA. Aroclor-1254	II. Aroclor 1262
D. gamma-BHC	L. Endosulfan II	T. gamma-Chlordane	BB. Aroclor-1260	JJ. Aroclor 1268
E. Heptachlor	M. 4,4'-DDD	U. Toxaphene	CC. 2,4'-DDD	KK. Oxychlordane
F. Aldrin	N. Endosulfan sulfate	V. Aroclor-1016	DD. 2,4'-DDE	LL. trans-Nonachlor
G. Heptachlor epoxide	O. 4,4'-DDT	W. Aroclor-1221	EE. 2,4'-DDT	MM. cis-Nonachlor
H. Endosulfan I	P. Methoxychlor	X. Aroclor-1232	FF. Hexachlorobenzene	NN.

Notes:_____

_____

_____

LDC #: 52170G3q

VALIDATION FINDINDS WORKSHEET
Surrogate Recovery

Reviewer: FT

METHOD: ✓ **GC** __ **HPLC**

Are surrogates required by the method? Yes___ or No___.

Please see qualifications below for all questions answered "N". Not applicable questions are identified as "N/A".

Y N N/A Were surrogates spiked into all samples and blanks?

Y (N) N/A Did all surrogate recoveries (%R) meet the QC limits?

#	Sample ID	Detector/ Column	Surrogate Compound	%R (Limits)	Qualifications
	2	Sig 1	Y	173 (10-165)	Jdet / P ND + Det
				( )	
				( )	
				( )	
				( )	
				( )	
				( )	
				( )	
				( )	
				( )	
				( )	
				( )	
				( )	
				( )	
				( )	
				( )	
				( )	
				( )	
				( )	
				( )	
				( )	
				( )	
				( )	
				( )	

	Surrogate Compound		Surrogate Compound		Surrogate Compound		Surrogate Compound		
A	Chlorobenzene (CBZ)	G	Octacosane	M	Benzo(e)Pyrene	S	1-Chloro-3-Nitrobenzene	Y	Tetrachloro-m- xylene
B	4-Bromofluorobenzene (BFB)	H	Ortho-Terphenyl	N	Terphenyl-D14	T	3,4-Dinitrotoluene	Z	2-Bromonaphthalene
C`	a,a,a-Trifluorotoluene	I	Fluorobenzene (FBZ)	O	Decachlorobiphenyl (DCB)	U	Tripentyltin	AA	Chloro-octadecane
D	Bromochlorobenene	J	n-Triacontane	P	1-methylnaphthalene	V	Tri-n-propyltin	BB	2,4-Dichlorophenylacetic acid
E	1,4-Dichlorobutane	K	Hexacosane	Q	Dichlorophenyl Acetic Acid (DCAA)	W	Tributyl Phosphate	CC	2,5-Dibromotoluene
F	1,4-Difluorobenzene (DFB)	L	Bromobenzene	R	4-Nitrophenol	X	Triphenyl Phosphate		

LDC #: 52170q3a

VALIDATION FINDINGS WORKSHEET
Compound Quantitation and Reported CRQLs

Page: 1 of 1
Reviewer: FT

METHOD: ✓ **GC** __ **HPLC**

Please see qualifications below for all questions answered "N". Not applicable questions are identified as "N/A".

Level IV/D Only

Y N N/A Were CRQLs adjusted for sample dilutions, dry weight factors, etc.?

Y N N/A Did the reported results for detected target compounds agree within 10.0% of the recalculated results?

#	Associated Samples	Compound Name	% RPD But ≥ 50 ≤ 40 Findings	Qualifications
	1	J	60.0	J (all) / A
		θ	78.7	↓

Comments: See sample calculation verification worksheet for recalculations

LDC #: _52170G3a

VALIDATION FINDINGS WORKSHEET
Initial Calibration Calculation Verification

Reviewer: ____FT____

METHOD: GC __X_____ HPLC _____

The calibration factors (CF), average CF, and relative standard deviation (%RSD) were recalculated for compounds identified below using the following calculations:

CF = A/C
average CF = sum of the CF/number of standards
%RSD = 100 * (S/X)

Where:
A = Area of compound
C = Concentration of compound
S = Standard deviation of calibration factors
X = Mean of calibration factors

#	Standard ID	Calibration Date	Compound	Reported 25ppb	Recalculated 25ppb	Reported Average CF (Initial)	Recalculated Average CF (Initial)	Reported %RSD	Recalculated %RSD
	ICAL GC6G	6/18/2021	gamma BHC sig 1	1.387	1.387	1.356	1.356	5.00	5.00
			gamma BHC sig 2	1.17	1.17	1.194	1.194	3.50	3.50
			4,4-DDT sig 1	0.912	0.912	0.968	0.968	11.83	11.83
			4,4-DDT sig 2	0.797	0.797	0.82	0.82	4.50	4.50

LDC #: 52170G3a

VALIDATION FINDINGS WORKSHEET
Continuing Calibration Results Verification

Reviewer: FT

METHOD: GC ✓ HPLC _____

The percent difference (%D) of the initial calibration average Calibration Factors (CF) and the continuing calibration CF were recalculated for the compounds identified below using the following calculation:

% Difference = 100 * (ave. CF -CF)/ave.CF

Where: ave. CF = initial calibration average CF
CF = continuing calibration CF
A = Area of compound
C = Concentration of compound

#	Standard ID	Calibration Date	Compound	Average CF(ICAL)/ CCV Conc.	Reported CF/ Conc. CCV	Recalculated CF/ Conc. CCV	Reported %D	Recalculated %D
1	CCV 2259	8/29/21	gamma BHC Sig1	1.356	1.328	1.328	2.1	2.1
			↓ 2	1.194	1.240	1.240	3.9	3.9
			4,4'-DDT Sig1	0.968	0.996	0.996	2.9	2.9
			↓ 2	0.820	0.875	0.875	6.7	6.7
2								
3								
4								

Comments: Refer to Continuing Calibration findings worksheet for list of qualifications and associated samples when reported results do not agree within 10.0% of the recalculated results.

LDC #: 52170G3Q

VALIDATION FINDINGS WORKSHEET
Surrogate Results Verification

METHOD: ✓ GC ___ HPLC

The percent recoveries (%R) of surrogates were recalculated for the compounds identified below using the following calculation:

% Recovery: SF/SS * 100

Where: SF = Surrogate Found
SS = Surrogate Spiked

Sample ID: #1

Surrogate	Column/Detector	Surrogate Spiked	Surrogate Found	Percent Recovery	Percent Recovery	Percent Difference
				Reported	Recalculated	
TCMX	sig 1	40.0	39.480	99	99	0
↓	2	↓	29.273	73	73	↓
DCB	sig 1	↓	30.868	77	77	↓
↓	2	↓	25.091	63	63	↓

Sample ID: _____

Surrogate	Column/Detector	Surrogate Spiked	Surrogate Found	Percent Recovery	Percent Recovery	Percent Difference
				Reported	Recalculated	

	Surrogate Compound		Surrogate Compound		Surrogate Compound		Surrogate Compound		Surrogate Compound
A	Chlorobenzene (CBZ)	G	Octacosane	M	Benzo(e)Pyrene	S	1-Chloro-3-Nitrobenzene	Y	Tetrachloro-m- xylene
B	4-Bromofluorobenzene (BFB)	H	Ortho-Terphenyl	N	Terphenyl-D14	T	3,4-Dinitrotoluene	Z	2-Bromonaphthalene
C`	a,a,a-Trifluorotoluene	I	Fluorobenzene (FBZ)	O	Decachlorobiphenyl (DCB)	U	Tripentyltin	AA	Chloro-octadecane
D	Bromochlorobenene	J	n-Triacontane	P	1-methylnaphthalene	V	Tri-n-propyltin	BB	2,4-Dichlorophenylacetic acid
E	1,4-Dichlorobutane	K	Hexacosane	Q	Dichlorophenyl Acetic Acid (DCAA)	W	Tributyl Phosphate	CC	2,5-Dibromotoluene
F	1,4-Difluorobenzene (DFB)	L	Bromobenzene	R	4-Nitrophenol	X	Triphenyl Phosphate		

LDC #: 52170G3q

VALIDATION FINDINGS WORKSHEET

Laboratory Control Sample/Laboratory Control Sample Duplicates Results Verification

Reviewer: FT

METHOD: ✓ GC ___HPLC

The percent recoveries (%R) and relative percent differences (RPD) of the laboratory control sample and laboratory control sample duplicate were recalculated for the compounds identified below using the following calculation:

%Recovery = 100 * (SSC/SA)
RPD =(({SSCLCS - SSCLCSD} * 2) / (SSCLCS + SSCLCSD))*100

Where SSC = Spiked sample concentration
LCS = Laboratory Control Sample
SA = Spike added
LCSD = Laboratory Control Sample duplicate

LCS/LCSD samples: OP35138 lcs lD

Compound	Spike Added (ng/L)		Spike Sample Concentration (ng/L)		LCS Percent Recovery		LCSD Percent Recovery		LCS/LCSD RPD	
	LCS	LCSD	LCS	LCSD	Reported	Recalc.	Reported	Recalc.	Reported	Recalc.
gamma BHC	0.20	0.20	0.21	0.20	105	105	100	100	5	5
4,4'-DDT	↓	↓	0.21	0.21	105	105	105	105	0	0

Comments: Refer to Laboratory Control Sample/Laboratory Control Sample Duplicate findings worksheet for list of qualifications and associated samples when reported results do not agree within 10.0% of the recalculated results.

LDC #: 52170g3a

VALIDATION FINDINGS WORKSHEET
Sample Calculation Verification

Reviewer: FT

METHOD: ✓ GC __ HPLC

Y N N/A Were all reported results recalculated and verified for all level IV samples?
Y N N/A Were all recalculated results for detected target compounds within 10% of the reported results?

Concentration= (A)(Fv)(Df) / (RF)(Vs or Ws)(%S/100)

A= Area or height of the compound to be measured
Fv= Final Volume of extract
Df= Dilution Factor
RF= Average response factor of the compound In the initial calibration
Vs= Initial volume of the sample
Ws= Initial weight of the sample
%S= Percent Solid

Example:

Sample ID. #2 Compound Name 4,4'-DDT

Concentration = $\frac{156.8 \times 10^6 \ (50)\ (2)}{302.0 \times 10^6 \ (0.820)\ (270)}$ = 2/270

= 0.234 ug/L

#	Sample ID	Compound	Reported Concentrations (ug/L)	Recalculated Results Concentrations (ug/L)	Qualifications
	#2	4,4'-DDT	0.23	0.234	

Comments:

LDC #: 52170G3b **VALIDATION COMPLETENESS WORKSHEET** Date: 10/13/21
SDG #: JD30616 Category B Page: 1 of 1
Laboratory: SGS North America, Inc., Dayton, NJ Reviewer:
2nd Reviewer:

METHOD: GC Polychlorinated Biphenyls (EPA SW846 Method 8082A)

The samples listed below were reviewed for each of the following validation areas. Validation findings are noted in attached validation findings worksheets.

	Validation Area		Comments
I.	Sample receipt/Technical holding times	A/A	
II.	Initial calibration/ICV	A/A	%D RSD/ICV ≤20
III.	Continuing calibration	A	CCV ≤20
IV.	Laboratory Blanks	A	
V.	Field blanks	ND	FB=3
VI.	Surrogate spikes	A	
VII.	Matrix spike/Matrix spike duplicates	N	MS
VIII.	Laboratory control samples	A	LCS/D
IX.	Field duplicates	N	
X.	Target analyte quantitation	A	NJ Result < RL > MDL (MI)
XI.	Target analyte identification	A	
XII.	Overall assessment of data	A	

Note: A = Acceptable; N = Not provided/applicable; SW = See worksheet; ND = No compounds detected; R = Rinsate; FB = Field blank; D = Duplicate; TB = Trip blank; EB = Equipment blank; SB=Source blank; OTHER:

	Client ID	Lab ID	Matrix	Date
1	MW-4	JD30616-1	Water	08/26/21
2	MW-5	JD30616-2	Water	08/26/21
3	FB	JD30616-3	Water	08/26/21
4				
5				
6				
7				
8				
9				
10				
11				
12				
13				

Notes:

	OP35139						

LDC #: 52170G3b

VALIDATION FINDINGS CHECKLIST

Reviewer: B

Method: ✓ GC __ HPLC

Validation Area	Yes	No	NA	Findings/Comments
I. Technical holding times				
Were all technical holding times met?	✓			
Was cooler temperature criteria met?	✓			
IIa. Initial calibration				
Did the laboratory perform a 5 point calibration prior to sample analysis?	✓			
Were all percent relative standard deviations (%RSD) ≤ 20%?	✓			
Was a curve fit used for evaluation? If yes, did the initial calibration meet the curve fit acceptance criteria of ≥0.990?			✓	
Were the RT windows properly established?	✓			
IIb. Initial calibration verification				
Was an initial calibration verification standard analyzed after each initial calibration for each instrument?	✓			
Were all percent differences (%D) ≤ 20%?	✓			
III. Continuing calibration				
Was a continuing calibration analyzed daily?	✓			
Were all percent differences (%D) ≤ 20%?	✓			
Were all the retention times within the acceptance windows?	✓			
IV. Laboratory Blanks				
Was a laboratory blank associated with every sample in this SDG?	✓			
Was a laboratory blank analyzed for each matrix and concentration?	✓			
Was there contamination in the laboratory blanks?		✓		
V. Field Blanks				
Were field blanks identified in this SDG?	✓			
Were target analytes detected in the field blanks?		✓		
VI. Surrogate spikes				
Were all surrogate percent recovery (%R) within the QC limits?	✓			
If the percent recovery (%R) of one or more surrogates was outside QC limits, was a reanalysis performed to confirm %R?			✓	
If any %R was less than 10 percent, was a reanalysis performed to confirm %R?			✓	
VII. Matrix spike/Matrix spike duplicates				
Were matrix spike (MS) and matrix spike duplicate (MSD) analyzed in this SDG?			✓	
Were the MS/MSD percent recoveries (%R) and the relative percent differences (RPD) within the QC limits?			✓	
VIII. Laboratory control samples				
Was an LCS analyzed per analytical or extraction batch?	✓			
Were the LCS percent recoveries (%R) and relative percent difference (RPD) within the QC limits?	✓			

IX. Field duplicates				
Were field duplicate pairs identified in this SDG?		✓		
Were target analytes detected in the field duplicates?			✓	
X. Target analyte quantitation				
Did the laboratory LOQs/RLs meet the QAPP LOQs/RLs?	✓			
Were analyte quantitation and RLs adjusted to reflect all sample dilutions and dry weight factors applicable to level IV validation?	✓			
Were manual integrations reviewed and found acceptable?	✓			
Did the laboratory provide before and after integration printouts?	✓			
XI. Target analyte identification				
Were the retention times of reported detects within the RT windows?	✓			
XIII. Overall assessment of data				
Overall assessment of data was found to be acceptable.	✓			

VALIDATION FINDINGS WORKSHEET

METHOD: Pesticide/PCBs (EPASW 846 Method 8081/8082)

A. alpha-BHC	I. Dieldrin	Q. Endrin ketone	Y. Aroclor-1242	GG. Chlordane
B. beta-BHC	J. 4,4'-DDE	R. Endrin aldehyde	Z. Aroclor-1248	HH. Chlordane (Technical)
C. delta-BHC	K. Endrin	S. alpha-Chlordane	AA. Aroclor-1254	II. Aroclor 1262
D. gamma-BHC	L. Endosulfan II	T. gamma-Chlordane	BB. Aroclor-1260	JJ. Aroclor 1268
E. Heptachlor	M. 4,4'-DDD	U. Toxaphene	CC. 2,4'-DDD	KK. Oxychlordane
F. Aldrin	N. Endosulfan sulfate	V. Aroclor-1016	DD. 2,4'-DDE	LL. trans-Nonachlor
G. Heptachlor epoxide	O. 4,4'-DDT	W. Aroclor-1221	EE. 2,4'-DDT	MM. cis-Nonachlor
H. Endosulfan I	P. Methoxychlor	X. Aroclor-1232	FF. Hexachlorobenzene	NN.

Notes:_____

LDC #: _52170G3b

VALIDATION FINDINGS WORKSHEET
Initial Calibration Calculation Verification

Reviewer: ____FT____

METHOD: GC __X_____ HPLC _____

The calibration factors (CF), average CF, and relative standard deviation (%RSD) were recalculated for compounds identified below using the following calculations:

CF = A/C
average CF = sum of the CF/number of standards
%RSD = 100 * (S/X)

Where:
A = Area of compound
C = Concentration of compound
S = Standard deviation of calibration factors
X = Mean of calibration factors

#	Standard ID	Calibration Date	Compound	Reported 1000PPB	Recalculated 1000PPB	Reported Average CF (Initial)	Recalculated Average CF (Initial)	Reported %RSD	Recalculated %RSD
	ICAL	7/15/2021	1260-A signal 1	1.019E+06	1.019E+06	1.007E+06	1.007E+06	3.96	3.96
	GCXX		1260-A signal 2	9.187E+05	9.187E+05	8.975E+05	8.975E+05	3.37	3.37

LDC #: 52170936

VALIDATION FINDINGS WORKSHEET
Continuing Calibration Results Verification

Reviewer: FT

METHOD: GC ✓ HPLC _____

The percent difference (%D) of the initial calibration average Calibration Factors (CF) and the continuing calibration CF were recalculated for the compounds identified below using the following calculation:

% Difference = 100 * (ave. CF -CF)/ave.CF

Where: ave. CF = initial calibration average CF
CF = continuing calibration CF
A = Area of compound
C = Concentration of compound

#	Standard ID	Calibration Date	Compound	Average CF(ICAL)/ CCV Conc.	Reported CF/ Conc. CCV	Recalculated CF/ Conc. CCV	Reported %D	Recalculated %D
1	CCV	8/31/21 0342	1260-Δ Sig 1	1.007×10^6	0.947×10^6	0.947×10^6	6.0	6.0
			1260-Δ 2	8.975×10^5	9.186×10^5	9.186×10^5	2.4	2.4
2								
3								
4								

Comments: Refer to Continuing Calibration findings worksheet for list of qualifications and associated samples when reported results do not agree within 10.0% of the recalculated results.

LDC #: 52170G3b

VALIDATION FINDINGS WORKSHEET
Surrogate Results Verification

Reviewer: FT

METHOD: ✓ GC __ HPLC

The percent recoveries (%R) of surrogates were recalculated for the compounds identified below using the following calculation:

% Recovery: SF/SS * 100

Where: SF = Surrogate Found
SS = Surrogate Spiked

Sample ID: #1

Surrogate	Column/Detector	Surrogate Spiked	Surrogate Found	Percent Recovery	Percent Recovery	Percent Difference
				Reported	Recalculated	
TCMX	Sig 1	40.0	45.143	113	113	0
↓	2	↓	38.369	96	96	↓
PCB	Sig 1	↓	26.763	67	67	↓
↓	2	↓	26.351	66	66	↓

Sample ID: _____

Surrogate	Column/Detector	Surrogate Spiked	Surrogate Found	Percent Recovery	Percent Recovery	Percent Difference
				Reported	Recalculated	

	Surrogate Compound		Surrogate Compound		Surrogate Compound		Surrogate Compound		Surrogate Compound
A	Chlorobenzene (CBZ)	G	Octacosane	M	Benzo(e)Pyrene	S	1-Chloro-3-Nitrobenzene	Y	Tetrachloro-m- xylene
B	4-Bromofluorobenzene (BFB)	H	Ortho-Terphenyl	N	Terphenyl-D14	T	3,4-Dinitrotoluene	Z	2-Bromonaphthalene
C`	a,a,a-Trifluorotoluene	I	Fluorobenzene (FBZ)	O	Decachlorobiphenyl (DCB)	U	Tripentyltin	AA	Chloro-octadecane
D	Bromochlorobenene	J	n-Triacontane	P	1-methylnaphthalene	V	Tri-n-propyltin	BB	2,4-Dichlorophenylacetic acid
E	1,4-Dichlorobutane	K	Hexacosane	Q	Dichlorophenyl Acetic Acid (DCAA)	W	Tributyl Phosphate	CC	2,5-Dibromotoluene
F	1,4-Difluorobenzene (DFB)	L	Bromobenzene	R	4-Nitrophenol	X	Triphenyl Phosphate		

LDC #: 52170G3b

VALIDATION FINDINGS WORKSHEET

Laboratory Control Sample/Laboratory Control Sample Duplicates Results Verification

Reviewer: FT

METHOD: ✓ GC ___HPLC

The percent recoveries (%R) and relative percent differences (RPD) of the laboratory control sample and laboratory control sample duplicate were recalculated for the compounds identified below using the following calculation:

%Recovery = 100 * (SSC/SA)
RPD =(({SSCLCS - SSCLCSD} * 2) / (SSCLCS + SSCLCSD))*100

Where SSC = Spiked sample concentration
LCS = Laboratory Control Sample

SA = Spike added
LCSD = Laboratory Control Sample duplicate

LCS/LCSD samples: OP35139 LCS 1D

Compound	Spike Added (ug/L)		Spike Sample Concentration (ug/L)		LCS Percent Recovery		LCSD Percent Recovery		LCS/LCSD RPD	
	LCS	LCSD	LCS	LCSD	Reported	Recalc.	Reported	Recalc.	Reported	Recalc.
Aroclor 1260	1.6	1.6	1.5	1.4	94	94	88	88 ✓	7	7

Comments: Refer to Laboratory Control Sample/Laboratory Control Sample Duplicate findings worksheet for list of qualifications and associated samples when reported results do not agree within 10.0% of the recalculated results.

LDC #: 52170436

VALIDATION FINDINGS WORKSHEET
Sample Calculation Verification

Reviewer: FT

METHOD: ✓ GC __ HPLC

Y N N/A Were all reported results recalculated and verified for all level IV samples?
Y N N/A Were all recalculated results for detected target compounds within 10% of the reported results?

Concentration= (A)(Fv)(Df) / (RF)(Vs or Ws)(%S/100)

A= Area or height of the compound to be measured
Fv= Final Volume of extract
Df= Dilution Factor
RF= Average response factor of the compound In the initial calibration
Vs= Initial volume of the sample
Ws= Initial weight of the sample
%S= Percent Solid

Example:

Sample ID. 0P35139 LCS Compound Name Aroclor 1260

Concentration = $\frac{187.56\ (2)}{(250)}$ =

= 1.5 ug/L

#	Sample ID	Compound	Reported Concentrations (ug/L)	Recalculated Results Concentrations (ug/L)	Qualifications
	LCS	Aroclor 1260	1.5	1.5	
				1260 - A =	174.28
	1260 - A =	$\frac{175.5 \times 10^6}{1.007 \times 10^6}$ =	~~174.54~~ 174.28	B =	199.092
				C =	155.019
				D =	221.865
				Ave =	187.56

Comments: _____

LDC #: 52170G96 **VALIDATION COMPLETENESS WORKSHEET** Date: 10/2/21

SDG #: JD30616 Category B Page: 1 of 1

Laboratory: SGS North America, Inc., Dayton, NJ Reviewer: JC

Sub-Laboratory: SGS North America, Inc., Orlando, FL 2nd Reviewer:

METHOD: LC/MS Perfluoroalkyl & Polyfluoroalkyl Substances (EPA Method 537M)

The samples listed below were reviewed for each of the following validation areas. Validation findings are noted in attached validation findings worksheets.

	Validation Area		Comments
I.	Sample receipt/Technical holding times	A / A	
II.	LC/MS Instrument performance check	A	
III.	Initial calibration/ICV	A / A	RSD ≤ 20, r² TV/19 ≤ 30
IV.	Continuing calibration/ISC	A/A	D ≤ 30
V.	Laboratory Blanks	A	
V.I	Field blanks	ND	FB = 3
VII.	Matrix spike/Matrix spike duplicates	N	
VIII.	Laboratory control samples	A	LCS
IX.	Field duplicates	N	
X.	Labeled Compounds	A	
XI.	Target analyte quantitation	A	
XII.	Target analyte identification	A	NI
XIII.	System performance	A	
XIV.	Overall assessment of data	A	

Note: A = Acceptable; N = Not provided/applicable; SW = See worksheet; ND = No compounds detected; R = Rinsate; FB = Field blank; D = Duplicate; TB = Trip blank; EB = Equipment blank; SB=Source blank; OTHER:

	Client ID	Lab ID	Matrix	Date
1	MW-4	JD30616-1	Water	08/26/21
2	MW-5	JD30616-2	Water	08/26/21
3	FB	JD30616-3	Water	08/26/21
4				
5				
6				
7				
8				
9				
10				

Notes:

OP61088

LDC #: 52706g6

VALIDATION FINDINGS CHECKLIST

Reviewer: JC

Method: LC/MS PFAS (EPA Method 537Modified)

Validation Area	Yes	No	NA	Findings/Comments
I. Technical holding times				
Were all technical holding times met?	√			
Were cooler temperature criteria met?	√			
II. LC/MS Instrument performance check				
Were the instrument performance reviewed and found to be within the validation criteria?	√			
III. Initial calibration and Initial Calibration Verification				
Did the laboratory perform a 5-point calibration prior to sample analysis?	√			
Were all percent relative standard deviations (%RSD) ≤ 20%?	√			
Was a curve fit used for evaluation? If yes, did the initial calibration meet the curve fit criteria of ≥ 0.990?	√			
Were all analytes within 70-130% or percent differences (%D) ≤30% of their true value for each calibration standard except the lowest point (50-150%)?	√			
Was the signal to noise (S/N) ratio for all analytes within the validation criteria?	√			
Was an initial calibration verification (ICV) standard analyzed after each initial calibration for each instrument?	√			
Were all ICV percent differences (%D) ≤ 30%?	√			
IV. Continuing calibration and Instrument Sensitivity Check				
Was a continuing calibration analyzed prior to sample analysis, after every 10 samples and at the end of the analytical sequence?	√			
Were all percent differences (%D) of the continuing calibration ≤ 30%?	√			
Was the signal to noise (S/N) ratio for all analytes within the validation criteria?	√			
Were all percent differences (%D) of the Instrument Sensitivity Check ≤ 50%?	√			
V. Laboratory Blanks				
Was a laboratory blank associated with every sample in this SDG?	√			
Was a laboratory blank analyzed for each matrix and concentration?	√			
Was there contamination in the laboratory blanks?		√		
VI. Field blanks				
Were field blanks identified in this SDG?	√			
Were target analytes detected in the field blanks?		√		
VIII. Matrix spike/Matrix spike duplicates				
Were matrix spike (MS) and matrix spike duplicate (MSD) analyzed in this SDG?		√		
Were the MS/MSD percent recoveries (%R) and the relative percent differences (RPD) within the QC limits?			√	

Validation Area	Yes	No	NA	Findings/Comments
IX. Laboratory control samples				
Was an LCS analyzed per extraction batch for this SDG?	√			
Were the LCS percent recoveries (%R) and relative percent difference (RPD) within the QC limits?	√			
X. Field duplicates				
Were field duplicate pairs identified in this SDG?		√		
Were target analytes detected in the field duplicates?			√	
XI. Internal Standards/Surrogates/Labeled Compounds				
Were internal standard area counts within 70-140% of the area of the most recent continuing calibration standard and 50-150% of the average peak area in the initial calibration?			√	
Were all surrogate %R within the QC limits?			√	
Were labeled compound percent recoveries (%R) within the QC limits?		√		
XII. Target analyte quantitation				
Did the laboratory reporting limits (RL) meet the QAPP RLs?			√	
Did reported results include both branched and linear isomers?	√			
Were the correct ion transition, labeled compound and relative response factor (RRF) used to quantitate the analyte?	√			
Were analyte quantitation and RLs adjusted to reflect all sample dilutions and dry weight factors applicable to level IV validation?	√			
XIII. Target analyte identification				
Was the signal to noise (S/N) ratio for all analytes within the validation criteria?	√			
Were two transitions and the ion transition ratio per analyte monitored and documented except for PFBA and PFPeA?	√			
Were ion ratios within QC limits?	√			
Were manual integrations performed and found acceptable?	√			
Did the laboratory provide before and after printouts?	√			
XIV. System performance				
System performance was found to be acceptable.	√			
XIII. Overall assessment of data				
Overall assessment of data was found to be acceptable.	√			

LDC #: 52170G96

VALIDATION FINDINGS WORKSHEET
Initial Calibration Calculation Verification

Method: LC/MS PFAS (EPA Method 537M)

Calibration Date	Analyte	Standard	(Y) Concentration ratio	(X) Area ratio
9/9/2021 S4Q256	PFOA	1	0.025	0.0261309
		2	0.050	0.0610400
		3	0.100	0.1212726
		4	0.250	0.3388860
		5	0.500	0.6379601
		6	1.000	1.2843554
		7	2.500	3.2788264
		8	5.000	6.4699830

Linear through the origin

	Calculated	Reported
Constant	0.000000	
X Coefficient(s)	1.297009	1.297008
Correlation Coefficient	0.999980	
Coefficient of Determination (r^2)	0.999961	0.999940

Calibration Date	Analyte	Standard	(Y) Concentration ratio	(X) Area ratio
9/9/2021 S4Q256	PFOS	1	0.025	0.0443007
		2	0.050	0.1029493
		3	0.100	0.1982230
		4	0.250	0.5454411
		5	0.500	1.0293841
		6	1.000	2.1299586
		7	2.500	5.2888562
		8	5.000	10.7669517

Linear through the origin

	Calculated	Reported
Constant	0.000000	
X Coefficient(s)	2.144678	2.144679
Correlation Coefficient	0.999968	
Coefficient of Determination (r^2)	0.999936	0.999902

LDC #: 52170G96

VALIDATION FINDINGS WORKSHEET
Continuing Calibration Calculation Verification

Method: LC/MS PFAS (EPA Method 537M)

The percent difference (%D) of the initial calibration average Relative Response Factors (RRFs) and the continuing calibration RRFs were recalculated for the compounds identified below using the following calculation:

% Difference = 100 * (ave. RRF - RRF)/ave. RRF
RRF = (Ax)(Cis)/(Ais)(Cx)

Where:
ave. RRF = initial calibration average RRF
RRF = continuing calibration RRF
Ax = Area of compound
Cx = Concentration of compound,
Ais = Area of associated internal standard
Cis = Concentration of internal standard

#	Standard ID	Calibration Date	Compound (IS)	True Conc	Reported Conc	Recalculated Conc	Reported %D	Recalculated %D
1	4Q17991	9/10/2021	PFOA (13C8-PFOA)	20.000	19.462	19.462	2.7	2.7
			PFOS (13C8-PFOS)	20.000	19.875	19.875	0.6	0.6
2			PFOA (13C8-PFOA)					
			PFOS (13C8-PFOS)					
3			PFOA (13C8-PFOA)					
			PFOS (13C8-PFOS)					
4			PFOA (13C8-PFOA)					
			PFOS (13C8-PFOS)					
5			PFOA (13C8-PFOA)					
			PFOS (13C8-PFOS)					

LDC #: 47069G

VALIDATION FINDINGS WORKSHEET
LCS Results Verification

Method: LC/MS PFAS (EPA Method 537M)

The percent recoveries (%R) and relative percent differences (RPD) of the laboratory control sample (LCS) and laboratory control duplicate (LCSD) were recalculated for the compounds identified below using the following calculation:

SSC = (Area spike) (Conc IS) / (Area IS) (average RRF spike)
%Recovery = 100 * SSC/SA

Where:
SSC = Spiked concentration
SA = Spike added
LCS = Laboratory control spike recovery
LCSD = Laboratory control spike duplicate recovery

RPD = | LCS - LCSD | * 2/(LCS + LCSD)

LCS/LCSD ID: OP87088-BS

Compound	SA (ug/L)		SSC (ug/L)		LCS Percent Recovery		LCSD Percent Recovery		LCS/LCSD RPD	
	LCS	LCSD	LCS	LCSD	Reported	Recalc.	Reported	Recalc.	Reported	Recalc.
PFOA	0.080		0.0613		77	77				
PFOS	0.080		0.0598		75	75				

LDC #: 52170G96

VALIDATION FINDINGS WORKSHEET
Sample Results Verification

Method: LC/MS PFAS (EPA Method 537M)

Compound results for all Level IV samples reported with a positive detect were recalculated and verified using the following equation:

$$\text{Concentration} = \frac{(Ax)\,(Cis)\,(Vt)\,(DF)}{(Ais)\,(RRF)\,(Wt)\,(\%S)}$$

Where:

Ax = Area or height of the peak for the compound to be measured
Ais = Area or height of the peak for the internal standard
Cis = Concentration of the internal standard
DF = Dilution factor
Vt = Volume of extract in milliliters (mL)
RRF = Average relative response factor
Vo = Volume of sample in milliliters (mL)
Wt = Weight of sample in grams (g)
%S = Percent Solids

Sample #	Compound	Ax	Ais	Cis (ug/L)	DF	RRF	Vt (mL)	Wt (mL)	%S	Calculated Concentration (ng/L)	Reported Concentration (ng/L)	% Diff
1	PFOS	16693	12675	20	1	2.144679	1	280		43.9	43.9	

Site:	Former Ludlow Street Works
Laboratory:	SGS North America, Inc., Dayton, NJ
Report No.:	JD30616
Reviewer:	Christina Rink/Laboratory Data Consultants for SESI Consulting Engineers – Pine Brook, NJ
Date:	October 19, 2021

Samples Reviewed and Evaluation Summary

FIELD ID	LAB ID	FRACTIONS VALIDATED
MW-4	JD30616-1	Metals, Cyanide
MW-5	JD30616-2	Metals, Cyanide
FB	JD30616-3	Metals, Cyanide

Associated QC Samples(s):
Field/Trip Blanks: FB
Field Duplicate pair: MW-6 and DUP-1

The above-listed water samples were collected on August 26, 2021 and were analyzed for metals by SW-846 methods 6010D/7470A and cyanide by method 335.4. The data validation was performed in accordance with USEPA Region 2 *Standard Operating Procedure for the Evaluation of Metals for the Contract Laboratory Program,* SOP HW-3a/c, Revision 1 (September 2016) and the USEPA *Contract Laboratory Program National Functional Guidelines for Inorganic Superfund Data Review,* EPA 542-R-20-006 (November 2020), modified as necessary to accommodate the non-CLP methodologies used.

The inorganic data were evaluated based on the following parameters:

- Overall Evaluation of Data and Potential Usability Issues
- Data Completeness
- Holding Times and Sample Preservation
- Instrument Calibration
- Contract Required Quantitation Limit (CRQL) Standard Recoveries
- Blank Analysis Results
- Inductively Coupled Plasma (ICP) Interference Check Sample (ICS) Results
- Matrix Spike (MS) Results
- Laboratory Duplicate Results
- Laboratory Control Sample (LCS) Results
- Serial Dilution Results
- Field Duplicate Results
- Detection Limits Results
- Sample Quantitation Results

Overall Evaluation of Data and Potential Usability Issues

All results are usable as reported or usable with minor qualification due to laboratory quality control outliers.

The validation findings were based on the following information.

Data Completeness

The data package was complete as defined under the requirements for the NYSDEC ASP category B laboratory deliverables.

Holding Times and Sample Preservation

All criteria were met.

Instrument Calibration

All criteria were met.

CRQL Standard Recoveries

Metals

All criteria were met.

Blank Results

Metals

Contamination was not detected in the laboratory blank samples.

No positive results greater than the reporting limit were found in the field blank sample FB for metals analyses.

Cyanide

Contamination was not detected in the laboratory blank samples.

Contamination was detected in the field blank sample FB for the cyanide analysis. The following table summarizes the contamination greater than the reporting limit and validation actions taken.

Blank ID	Analyte	Level Detected	Action Level	Associated Samples
FB	Cyanide	0.016 mg/L	RL	MW-4 MW-5

Blank Actions for analytes detected above the reporting limit (RL).

If the sample result is < RL and < action level; report the result as nondetect (U) at the RL.
If the sample result is > RL and < action level; report the result as nondetect (U) at the reported value.
If the sample result is > action level or nondetect, no action is required.

Qualified sample results are listed in the table below.

Sample	Analyte	Reported Level	Validation Action
MW-4	Cyanide	0.028 mg/L	0.028U mg/L
MW-5	Cyanide	0.019 mg/L	0.019U mg/L

These results can be used for project objectives as nondetect (U) values which may have a minor impact on the data usability.

ICP ICS Results

Metals

Analytes were within control limits in the ICSA and ICSAB analyses.

MS/MSD Results

MS/MSD analyses were not associated with this sample set. Validation action was not required on this basis.

Laboratory Duplicate Results

Laboratory duplicates were not associated with this sample set. Validation action was not required on this basis.

LCS Results

All criteria were met.

Serial Dilution Results

Metals

A serial dilution analysis was not associated with this sample set. Validation action was not required on this basis.

Field Duplicate Results

A field duplicate pair was not associated with this sample set. Validation action was not required on this basis.

Detection Limits Results

No results were reported below the reporting limit (RL) and above the method detection limit (MDL) in the metals and cyanide analyses.

Due to high target analyte levels or difficult sample matrix, select samples were analyzed at dilutions. The following table lists the sample dilutions which were performed and the results reported. RLs were elevated accordingly.

Sample	Metal Analyses Reported
MW-4	5-fold dilution due to high target analyte level for sodium

Dilutions were not required for cyanide analysis.

Sample Quantitation Results

Calculations were spot-checked; no discrepancies were noted.

DATA VALIDATION QUALIFIERS

U - The analyte was analyzed for, but due to blank contamination was flagged as nondetect (U). The result is usable as a nondetect.

J - Data are flagged (J) when a QC analysis fails outside the primary acceptance limits. The qualified "J" data are not excluded from further review or consideration. However, only one flag (J) is applied to a sample result, even though several associated QC analyses may fail. The 'J' data may be biased high or low or the direction of the bias may be indeterminable.

UJ - The analyte was not detected above the reported sample quantitation limit. Data are flagged (UJ) when a QC analysis fails outside the primary acceptance limits. The qualified "UJ" data are not excluded from further review or consideration. However, only one flag is applied to a sample result, even though several associated QC analyses may fail. The 'UJ' data may be biased low.

R - Data rejected (R) on the basis of an unacceptable QC analysis should be excluded from further review or consideration. Data are rejected when associated QC analysis results exceed the expanded control limits of the QC criteria. The rejected data are known to contain significant errors based on documented information. The data user must not use the rejected data to make environmental decisions. The presence or absence of the analyte cannot be verified.

LDC #: 52170G4b **VALIDATION COMPLETENESS WORKSHEET** Date: 10/4/21
SDG #: JD30616 Category B Page: 1 of 1
Laboratory: SGS North America, Inc., Dayton, NJ Reviewer: AT
2nd Reviewer: AE

METHOD: Metals (EPA SW 846 Method 6010D/7470A)

The samples listed below were reviewed for each of the following validation areas. Validation findings are noted in attached validation findings worksheets.

	Validation Area		Comments
I.	Sample receipt/Technical holding times	A,A	
II.	Instrument Calibration	A	
III.	ICP Interference Check Sample (ICS) Analysis	A	
IV.	Laboratory Blanks	A	
V.	Field Blanks	ND	FB=3
VI.	Matrix Spike/Matrix Spike Duplicates	N	
VII.	Duplicate sample analysis	N	
VIII.	Serial Dilution	N	
IX.	Laboratory control samples	A	LCS/D
X.	Field Duplicates	N	
XI.	Target Analyte Quantitation	A	no CRL
XII.	Overall Assessment of Data	A	

Note: A = Acceptable; N = Not provided/applicable; SW = See worksheet; ND = No compounds detected; R = Rinsate; FB = Field blank; D = Duplicate; TB = Trip blank; EB = Equipment blank; SB=Source blank; OTHER:

	Client ID	Lab ID	Matrix	Date
1	MW-4 5x(Na) ↑	JD30616-1	Water	08/26/21
2	MW-5	JD30616-2	Water	08/26/21
3	FB	JD30616-3	Water	08/26/21
4				
5				
6				
7				
8				
9				
10				
11				
12				
13				
14				
15				

Notes:

METHOD: Trace Metals (EPA SW 846 Methods 6010/6020/7000)				
Validation Area	**Yes**	**No**	**NA**	**Comments**
I. Technical holding times				
Were all technical holding times met?	X			
Were all water samples preserved to a pH of <2?	X			
II. ICP-MS Tune				
Were mass resolutions within 0.1 amu for all isotopes in the tuning solution?			X	
Were %RSDs of isoptoes in the tuning solution ≤5%?			X	
III. Calibration				
Were all instuments calibrated daily?	X			
Were the proper standards used?	X			
Were all initial and continuing calibration verifications within the 90-110% (80-120% for mercury) QC limits?	X			
Were the low level standard checks within 70-130%?	X			
Were all initial calibration correlation coefficients within limits as specifed by the method?	X			
IV. Blanks				
Was a method blank associated with every sample in this SDG?	X			
Was there contamination in the method blanks?		X		
Was there contamination in the initial and continuing calibration blanks?		X		
V. Interference Check Sample				
Were the interference check samples performed daily?	X			
Were the AB solution recoveries within 80-120%?	X			
VI. Matrix Spike/Matrix Spike Duplicates/Laboratory Duplicates				
Were MS/MSD recoveries with the QC limits? (If the sample concentration exceeded the spike concentration by a factor of 4, no action was taken.)			X	
Were the MS/MSD or laboratory duplicate relative percent differences (RPDs) within the QC limits?			X	
VII. Laboratory Control Samples				
Was a LCS analyzed for each batch in the SDG?	X			
Were the LCS recoveries and RPDs (if applicable) within QC limits?	X			

METHOD: Trace Metals (EPA SW 846 Methods 6010/6020/7000)				
Validation Area	**Yes**	**No**	**NA**	**Comments**
VIII. Internal Standards				
Were all percent recoveries within the 30-120% (60-125% for EPA Method 200.8) QC limits?			X	
If the recoveries were outside the limits, was a reanalysis performed?			X	
IX. Serial Dilution				
Were all percent differences <10%?		X		
Was there evidence of negative interference? If yes, professional judgement will be used to qualify the data.			X	
X. Target Analyte Quantitation				
Were all reporting limits adjusted to reflect sample dilutions?	X			
Were all soil samples dry weight corrected?	X			
XI. Overall Assessment of Data				
Was the overall assessment of the data found to be acceptable?	X			
XII. Field Duplicates				
Were field duplicates identifed in this SDG?		X		
Were target analytes detected in the field duplicates?			X	
XIII. Field Blanks				
Were field blanks identified in this SDG?	X			
Were target analytes detected in the field blanks?		X		

All elements are applicable to each sample as noted below.

Sample ID	Target Analyte List
All	Al, Sb, As, Be, Be, Cd, Ca, Cr, Co, Cu, Fe, Pb, Mg, Mn, Ni, K, Se, Ag, Na, Tl, V, Zn, Hg

Analysis Method

ICP	Al, Sb, As, Be, Be, Cd, Ca, Cr, Co, Cu, Fe, Pb, Mg, Mn, Ni, K, Se, Ag, Na, Tl, V, Zn
ICP-MS	
CVAA	Hg

METHOD: Trace Metals (EPA SW 846 Methods 6010/6020/7000)

An intial calibration verification (ICV), continuing calibration verification (CCV), low level calibration check (LLCC), and interference check sample (ICSAB) percent recovery (%R) was recalculated for each type of analysis using the following formula:

%R = (Found/True) x 100

Found = concentration of each analyte measured in the analysis

True = concentration of each analyte in the source

Standard ID	Type of Analysis	Element	Found (ug/L)	True (ug/L)	Recalcuated %R	Reported %R	Acceptable (Y/N)
ICV	ICP	Ni	1975	2000	98.8	99.0	Y
CCV	ICP	Tl	2021	2000	101.1	101.0	Y
LLCC	ICP	Sb	5.7	6	95.0	95.0	Y
ICSAB	ICP	Ba	502.5	500	100.5	100.6	Y
ICV	CVAA	Hg	3.23	3	107.7	107.7	Y
CCV	CVAA	Hg	2.51	2.5	100.4	100.4	Y

VALIDATION FINDINGS CHECKLIST
Quality Control Sample Recalculations

METHOD: Trace Metals (EPA SW 846 Methods 6010/6020/7000)

Percent recoveries (%R) for the laboratory control sample (LCS), matrix spike (MS), and post digestion spike (PDS) were recalculated using the following formula:

%R = (Found/True) x 100

Found = concentration of each analyte measured in the analysis. For the MS calculation, Found = SSR (Spiked Sample Result) - SR (Sample Result)

True = concentration of each analyte in the source

The sample and duplicate relative percent difference (RPD) was recalculated using the following formula:

RPD = (Absolute value(S-D)x 200) / (S+D)

S = Original sample concentration

D = Duplicate sample concentration

The serial dilution percent difference (%D) was recalculated using the following formula.

%D = (Absolute value (I - SDR)) x 100 / (I)

I = Initial sample result

SDR = Serial dilution result (with a 5x dilution applied)

Sample ID	Type of Analysis	Element	Found/S/I	True/D/SDR	Recalcuated %R/RPD/%D	Reported %R/RPD/%D	Acceptable (Y/N)
LCS	LCS	Hg	2.2	2	110	110	Y
	MS						
	Duplicate						
	Serial dilution						

VALIDATION FINDINGS CHECKLIST
Sample Calculation Verification

METHOD: Trace Metals (EPA SW 846 Methods 6010/6020/7000)
Analytes were recalculated and verified using the following equation:
Concentration = (Result from raw data x Final volume x Dilution factor) / (Percent solids x Initial weight)

Sample ID	Analyte	Raw Data (mg/L)	Dilution	Initial Volume (mL)	Final Volume (mL)	Reported Result (ug/L)	Recalcuated Result (ug/L)	Acceptable (Y/N)
1	Mg	64.95	1	50	50	65000	64950	Y
2	Zn	0.0287	1	50	50	28.7	28.7	Y

DF added at instrument level

LDC #: 52170G6 **VALIDATION COMPLETENESS WORKSHEET** Date: 10/4/21
SDG #: JD30616 Category B Page: 1 of 1
Laboratory: SGS North America, Inc., Dayton, NJ Reviewer: C
2nd Reviewer: M

METHOD: (Analyte) Cyanide (EPA Method 335.4)

The samples listed below were reviewed for each of the following validation areas. Validation findings are noted in attached validation findings worksheets.

	Validation Area		Comments
I.	Sample receipt/Technical holding times	A +A	
II	Initial calibration	A	
III.	Calibration verification	A	
IV	Laboratory Blanks	A	
V	Field blanks	SW	FB=3
VI.	Matrix Spike/Matrix Spike Duplicates	N	
VII.	Duplicate sample analysis	N	
VIII.	Laboratory control samples	A	LCS
IX.	Field duplicates	N	
X.	Target Analyte Quantitation	A	ND<CRL
XI	Overall assessment of data	A	

Note: A = Acceptable; N = Not provided/applicable; SW = See worksheet; ND = No compounds detected; R = Rinsate; FB = Field blank; D = Duplicate; TB = Trip blank; EB = Equipment blank; SB=Source blank; OTHER:

	Client ID	Lab ID	Matrix	Date
1	MW-4	JD30616-1	Water	08/26/21
2	MW-5	JD30616-2	Water	08/26/21
3	FB	JD30616-3	Water	08/26/21
4				
5				
6				
7				
8				
9				
10				
11				
12				
13				
14				
15				
16				

Notes:

METHOD: Inorganics				
Validation Area	**Yes**	**No**	**NA**	**Comments**
I. Technical holding times				
Were all technical holding times were met?	X			
II. Calibration				
Were all instuments calibrated at the requried frequency?	X			
Were the proper number of standards used?	X			
Were all initial and continuing calibration verifications within the QC limits?	X			
Were all initial calibration correlation coefficients within limits as specifed by the method?	X			
Were balance checks performed as required?			X	
III. Blanks				
Was a method blank assoicated with every sample in this SDG?	X			
Was there contamination in the method blanks?		X		
Was there contamination in the initial and continuing calibration blanks?		X		
IV. Matrix Spike/Matrix Spike Duplicates/Laboratory Duplicates				
Were MS/MSD recoveries with the QC limits? (If the sample concentration exceeded the spike concentration by a factor of 4, no action was taken.)	X			
Were the MS/MSD or laboratory duplicate relative percent differences (RPDs) within the QC limits?	X			
V. Laboratory Control Samples				
Was a LCS analyzed for each batch in the SDG?	X			
Were the LCS recoveries and RPDs (if applicable) within QC limits?	X			
X. Target Analyte Quantitation				
Were all reproting limits adjusted to reflect sample dilutions?	X			
Were all soil samples dry weight corrected?			X	
XI. Overall Assessment of Data				
Was the overall assessment of the data found to be acceptable?	X			

METHOD: Inorganics				
Validation Area	**Yes**	**No**	**NA**	**Comments**
XII. Field Duplicates				
Were field duplicates identified in this SDG?		X		
Were target analytes detected in the field duplicates?			X	
XIII. Field Blanks				
Were field blanks identified in this SDG?	X			
Were target analytes detected in the field blanks?	X			

VALIDATION FINDINGS WORKSHEET
Field Blanks

METHOD: Inorganics

Blank units: mg/L
Associated sample units: mg/L
Sampling Date: 8/26/21
Associated Samples: 1, 2

			Sample Identification									
Analyte	Blank ID: 3	Action Level	1	2								
CN	0.016	0.16	0.028	0.019								

LDC #: 52170G6

Validation Findings Worksheet
Initial and Continuing Calibration Calculation Verification

Method: Inorganics, Method See Cover

The correlation coefficient (r) for the calibration of CN was recalculated.Calibration date: 8/30/21

An initial or continuing calibration verification percent recovery (%R) was recalculated for each type of analysis using the following formula:

%R = Found X 100 / True

Where, Found = concentration of each analyte measured in the analysis of the ICV or CCV solution

True = concentration of each analyte in the ICV or CCV source

Type of analysis	Analyte	Standard	Conc. (mg/l)	Area	Recalculated r or r^2	Reported r or r^2	Acceptable (Y/N)
Initial calibration	CN	s1	0	0.185	*0.99954*	0.99954	Y
		s2	0.01	0.335			
		s3	0.02	0.577			
		s4	0.1	2.08			
		s5	0.4	8.82			
		s6	0.6	12.5			
		s7	0.8	17.4			
Calibration verification	CN	ICV	0.3	0.287	96	96	Y
Calibration verification	CN	CCV	0.4	0.379	95	95	Y
Calibration verification	CN	CCV	0.4	0.382	96	96	Y

Comments:

METHOD: Inorganics

Percent recoveries (%R) for the laboratory control sample (LCS) and matrix spike (MS) were recalcuated using the following formula.
%R = (Found/True) x 100
Found = concentration of each analyte measured in the analysis. For the MS calculation, Found = SSR (Spiked Sample Result) - SR (Sample Result)
True = concentraiton of each analyte in the source
The sample and duplciate relative percent difference (RPD) was recalcuated using the following formula.
RPD = (Absolute value(S-D)x 200) / (S+D)
S = Original sample concentraiton
D = Duplciate sample concentration

Sample ID	Type of Analysis	Element	Found/S	True/D	Recalcuated %R/RPD	Reported %R/RPD	Acceptable (Y/N)
LCS	LCS	CN	0.0823	0.0833	98.8	98.8	Y
	MS						
	Duplicate						

METHOD: Inorganics

Analytes were recalcuated and verified using the following equation.

Concentration = (Result from raw data x Final volume x Dilution factor) / (Percent solids (if applicable) x Initial weight or volume)

Sample ID	Analyte	Raw Data (mg/L)	Dilution	Initial Weight/ Volume (unit)	Final Volume (unit)	Reported Result (mg/L)	Recalcuated Result (mg/L)	Acceptable (Y/N)
1	CN	0.0275	1	6	6	0.028	0.028	Y
2	CN	0.0189	1	6	6	0.019	0.019	Y
3	CN	0.0155	1	6	6	0.016	0.016	Y

Former Ludlow Street Works - LDC 52170

SDG: JD27540

Analytical Method 6010D

Sample ID	Lab Sample ID	Chemical Name	Anal Date	Result	Validated	Detect	Lab Qual	Val Qual	Final qual	RL	MDL	Units
R1-SB-1(1.5-2.0)	JD27540-1	Antimony	07/06/2021		Y	N	U	UJ	UJ	2.7	2.7	mg/kg
R1-SB-1(1.5-2.0)	JD27540-1	Aluminum	07/06/2021	14800	Y	Y		J	J	66	66	mg/kg
R1-SB-1(1.5-2.0)	JD27540-1	Iron	07/06/2021	19700	Y	Y				66	66	mg/kg
R1-SB-1(1.5-2.0)	JD27540-1	Lead	07/06/2021	7.8	Y	Y				2.7	2.7	mg/kg
R1-SB-1(1.5-2.0)	JD27540-1	Magnesium	07/06/2021	4230	Y	Y				660	660	mg/kg
R1-SB-1(1.5-2.0)	JD27540-1	Manganese	07/06/2021	327	Y	Y				2.0	2.0	mg/kg
R1-SB-1(1.5-2.0)	JD27540-1	Nickel	07/06/2021	22.6	Y	Y				5.3	5.3	mg/kg
R1-SB-1(1.5-2.0)	JD27540-1	Potassium	07/06/2021	4260	Y	Y				1300	1300	mg/kg
R1-SB-1(1.5-2.0)	JD27540-1	Sodium	07/06/2021		Y	N	U		U	1300	1300	mg/kg
R1-SB-1(1.5-2.0)	JD27540-1	Selenium	07/06/2021		Y	N	U		U	2.7	2.7	mg/kg
R1-SB-1(1.5-2.0)	JD27540-1	Arsenic	07/06/2021		Y	N	U		U	2.7	2.7	mg/kg
R1-SB-1(1.5-2.0)	JD27540-1	Barium	07/06/2021	120	Y	Y				27	27	mg/kg
R1-SB-1(1.5-2.0)	JD27540-1	Cadmium	07/06/2021		Y	N	U		U	0.66	0.66	mg/kg
R1-SB-1(1.5-2.0)	JD27540-1	Chromium	07/06/2021	26.5	Y	Y				1.3	1.3	mg/kg
R1-SB-1(1.5-2.0)	JD27540-1	Copper	07/06/2021	18.8	Y	Y				3.3	3.3	mg/kg
R1-SB-1(1.5-2.0)	JD27540-1	Vanadium	07/06/2021	33.6	Y	Y				6.6	6.6	mg/kg
R1-SB-1(1.5-2.0)	JD27540-1	Zinc	07/06/2021	48.9	Y	Y				6.6	6.6	mg/kg
R1-SB-1(1.5-2.0)	JD27540-1	Calcium	07/06/2021	2060	Y	Y				660	660	mg/kg
R1-SB-1(1.5-2.0)	JD27540-1	Silver	07/06/2021		Y	N	U		U	0.66	0.66	mg/kg
R1-SB-1(1.5-2.0)	JD27540-1	Beryllium	07/07/2021	0.94	Y	Y				0.53	0.53	mg/kg
R1-SB-1(1.5-2.0)	JD27540-1	Cobalt	07/07/2021		Y	N	U		U	13	13	mg/kg
R1-SB-1(1.5-2.0)	JD27540-1	Thallium	07/07/2021		Y	N	U		U	2.7	2.7	mg/kg
R1-SB-4(8-8.5)	JD27540-10	Silver	07/07/2021		Y	N	U		U	0.54	0.54	mg/kg

SDG: JD27540

Analytical Method 6010D

Sample ID	Lab Sample ID	Chemical Name	Anal Date	Result	Validated	Detect	Lab Qual	Val Qual	Final qual	RL	MDL	Units
R1-SB-4(8-8.5)	JD27540-10	Calcium	07/07/2021	2750	Y	Y				540	540	mg/kg
R1-SB-4(8-8.5)	JD27540-10	Zinc	07/07/2021	25.7	Y	Y				5.4	5.4	mg/kg
R1-SB-4(8-8.5)	JD27540-10	Vanadium	07/07/2021	19.5	Y	Y				5.4	5.4	mg/kg
R1-SB-4(8-8.5)	JD27540-10	Copper	07/07/2021	13.2	Y	Y				2.7	2.7	mg/kg
R1-SB-4(8-8.5)	JD27540-10	Cobalt	07/07/2021	6.0	Y	Y				5.4	5.4	mg/kg
R1-SB-4(8-8.5)	JD27540-10	Chromium	07/07/2021	16.2	Y	Y				1.1	1.1	mg/kg
R1-SB-4(8-8.5)	JD27540-10	Cadmium	07/07/2021		Y	N	U		U	0.54	0.54	mg/kg
R1-SB-4(8-8.5)	JD27540-10	Barium	07/07/2021	52.5	Y	Y				22	22	mg/kg
R1-SB-4(8-8.5)	JD27540-10	Antimony	07/07/2021		Y	N	U	UJ	UJ	2.2	2.2	mg/kg
R1-SB-4(8-8.5)	JD27540-10	Sodium	07/07/2021		Y	N	U		U	1100	1100	mg/kg
R1-SB-4(8-8.5)	JD27540-10	Beryllium	07/07/2021	0.33	Y	Y				0.22	0.22	mg/kg
R1-SB-4(8-8.5)	JD27540-10	Potassium	07/07/2021	2050	Y	Y				1100	1100	mg/kg
R1-SB-4(8-8.5)	JD27540-10	Nickel	07/07/2021	12.1	Y	Y				4.3	4.3	mg/kg
R1-SB-4(8-8.5)	JD27540-10	Manganese	07/07/2021	265	Y	Y				1.6	1.6	mg/kg
R1-SB-4(8-8.5)	JD27540-10	Magnesium	07/07/2021	2750	Y	Y				540	540	mg/kg
R1-SB-4(8-8.5)	JD27540-10	Lead	07/07/2021	3.6	Y	Y				2.2	2.2	mg/kg
R1-SB-4(8-8.5)	JD27540-10	Iron	07/07/2021	11700	Y	Y				54	54	mg/kg
R1-SB-4(8-8.5)	JD27540-10	Aluminum	07/07/2021	8280	Y	Y		J	J	54	54	mg/kg
R1-SB-4(8-8.5)	JD27540-10	Selenium	07/07/2021		Y	N	U		U	2.2	2.2	mg/kg
R1-SB-4(8-8.5)	JD27540-10	Thallium	07/07/2021		Y	N	U		U	1.1	1.1	mg/kg
R1-SB-4(8-8.5)	JD27540-10	Arsenic	07/07/2021		Y	N	U		U	2.2	2.2	mg/kg
R1-SB-5(3.5-4.0)	JD27540-11	Calcium	07/07/2021	923	Y	Y				610	610	mg/kg
R1-SB-5(3.5-4.0)	JD27540-11	Aluminum	07/07/2021	18300	Y	Y		J	J	61	61	mg/kg
R1-SB-5(3.5-4.0)	JD27540-11	Selenium	07/07/2021		Y	N	U		U	2.5	2.5	mg/kg
R1-SB-5(3.5-4.0)	JD27540-11	Zinc	07/07/2021	31.0	Y	Y				6.1	6.1	mg/kg

SDG: JD27540

Analytical Method 6010D

Sample ID	Lab Sample ID	Chemical Name	Anal Date	Result	Validated	Detect	Lab Qual	Val Qual	Final qual	RL	MDL	Units
R1-SB-5(3.5-4.0)	JD27540-11	Vanadium	07/07/2021	33.3	Y	Y				6.1	6.1	mg/kg
R1-SB-5(3.5-4.0)	JD27540-11	Copper	07/07/2021	9.7	Y	Y				3.1	3.1	mg/kg
R1-SB-5(3.5-4.0)	JD27540-11	Cobalt	07/07/2021		Y	N	U		U	6.1	6.1	mg/kg
R1-SB-5(3.5-4.0)	JD27540-11	Chromium	07/07/2021	23.0	Y	Y				1.2	1.2	mg/kg
R1-SB-5(3.5-4.0)	JD27540-11	Cadmium	07/07/2021		Y	N	U		U	0.61	0.61	mg/kg
R1-SB-5(3.5-4.0)	JD27540-11	Beryllium	07/07/2021	0.74	Y	Y				0.25	0.25	mg/kg
R1-SB-5(3.5-4.0)	JD27540-11	Barium	07/07/2021	125	Y	Y				25	25	mg/kg
R1-SB-5(3.5-4.0)	JD27540-11	Arsenic	07/07/2021	3.0	Y	Y				2.5	2.5	mg/kg
R1-SB-5(3.5-4.0)	JD27540-11	Nickel	07/07/2021	20.3	Y	Y				4.9	4.9	mg/kg
R1-SB-5(3.5-4.0)	JD27540-11	Antimony	07/07/2021		Y	N	U	UJ	UJ	2.5	2.5	mg/kg
R1-SB-5(3.5-4.0)	JD27540-11	Iron	07/07/2021	15200	Y	Y				61	61	mg/kg
R1-SB-5(3.5-4.0)	JD27540-11	Magnesium	07/07/2021	2450	Y	Y				610	610	mg/kg
R1-SB-5(3.5-4.0)	JD27540-11	Lead	07/07/2021	12.6	Y	Y				2.5	2.5	mg/kg
R1-SB-5(3.5-4.0)	JD27540-11	Manganese	07/07/2021	81.9	Y	Y				1.8	1.8	mg/kg
R1-SB-5(3.5-4.0)	JD27540-11	Potassium	07/07/2021	2690	Y	Y				1200	1200	mg/kg
R1-SB-5(3.5-4.0)	JD27540-11	Silver	07/07/2021		Y	N	U		U	0.61	0.61	mg/kg
R1-SB-5(3.5-4.0)	JD27540-11	Sodium	07/07/2021		Y	N	U		U	1200	1200	mg/kg
R1-SB-5(3.5-4.0)	JD27540-11	Thallium	07/07/2021		Y	N	U		U	1.2	1.2	mg/kg
R1-SB-5(7.5-8.0)	JD27540-12	Nickel	07/07/2021	24.8	Y	Y				4.2	4.2	mg/kg
R1-SB-5(7.5-8.0)	JD27540-12	Zinc	07/07/2021	37.1	Y	Y				5.2	5.2	mg/kg
R1-SB-5(7.5-8.0)	JD27540-12	Chromium	07/07/2021	25.2	Y	Y				1.0	1.0	mg/kg
R1-SB-5(7.5-8.0)	JD27540-12	Barium	07/07/2021	71.3	Y	Y				21	21	mg/kg
R1-SB-5(7.5-8.0)	JD27540-12	Antimony	07/07/2021		Y	N	U	UJ	UJ	2.1	2.1	mg/kg
R1-SB-5(7.5-8.0)	JD27540-12	Calcium	07/07/2021	2340	Y	Y				520	520	mg/kg
R1-SB-5(7.5-8.0)	JD27540-12	Vanadium	07/07/2021	34.1	Y	Y				5.2	5.2	mg/kg

SDG: JD27540

Analytical Method 6010D

Sample ID	Lab Sample ID	Chemical Name	Anal Date	Result	Validated	Detect	Lab Qual	Val Qual	Final qual	RL	MDL	Units
R1-SB-5(7.5-8.0)	JD27540-12	Potassium	07/07/2021	3520	Y	Y				1000	1000	mg/kg
R1-SB-5(7.5-8.0)	JD27540-12	Magnesium	07/07/2021	4520	Y	Y				520	520	mg/kg
R1-SB-5(7.5-8.0)	JD27540-12	Lead	07/07/2021	4.8	Y	Y				2.1	2.1	mg/kg
R1-SB-5(7.5-8.0)	JD27540-12	Aluminum	07/07/2021	11400	Y	Y		J	J	52	52	mg/kg
R1-SB-5(7.5-8.0)	JD27540-12	Sodium	07/07/2021		Y	N	U		U	1000	1000	mg/kg
R1-SB-5(7.5-8.0)	JD27540-12	Copper	07/08/2021	19.6	Y	Y				13	13	mg/kg
R1-SB-5(7.5-8.0)	JD27540-12	Silver	07/08/2021		Y	N	U		U	2.6	2.6	mg/kg
R1-SB-5(7.5-8.0)	JD27540-12	Manganese	07/08/2021	218	Y	Y				7.8	7.8	mg/kg
R1-SB-5(7.5-8.0)	JD27540-12	Iron	07/08/2021	21000	Y	Y				260	260	mg/kg
R1-SB-5(7.5-8.0)	JD27540-12	Arsenic	07/08/2021		Y	N	U		U	10	10	mg/kg
R1-SB-5(7.5-8.0)	JD27540-12	Beryllium	07/08/2021		Y	N	U		U	1.0	1.0	mg/kg
R1-SB-5(7.5-8.0)	JD27540-12	Selenium	07/08/2021		Y	N	U		U	10	10	mg/kg
R1-SB-5(7.5-8.0)	JD27540-12	Thallium	07/08/2021		Y	N	U		U	5.2	5.2	mg/kg
R1-SB-5(7.5-8.0)	JD27540-12	Cobalt	07/08/2021		Y	N	U		U	26	26	mg/kg
R1-SB-5(7.5-8.0)	JD27540-12	Cadmium	07/08/2021		Y	N	U		U	2.6	2.6	mg/kg
R1-SB-6(3.5-4.0)	JD27540-13	Chromium	07/07/2021	18.2	Y	Y				1.1	1.1	mg/kg
R1-SB-6(3.5-4.0)	JD27540-13	Cadmium	07/07/2021		Y	N	U		U	0.54	0.54	mg/kg
R1-SB-6(3.5-4.0)	JD27540-13	Magnesium	07/07/2021	10700	Y	Y				540	540	mg/kg
R1-SB-6(3.5-4.0)	JD27540-13	Lead	07/07/2021	383	Y	Y				2.2	2.2	mg/kg
R1-SB-6(3.5-4.0)	JD27540-13	Selenium	07/07/2021		Y	N	U		U	2.2	2.2	mg/kg
R1-SB-6(3.5-4.0)	JD27540-13	Calcium	07/07/2021	20300	Y	Y				540	540	mg/kg
R1-SB-6(3.5-4.0)	JD27540-13	Zinc	07/07/2021	135	Y	Y				5.4	5.4	mg/kg
R1-SB-6(3.5-4.0)	JD27540-13	Vanadium	07/07/2021	26.5	Y	Y				5.4	5.4	mg/kg
R1-SB-6(3.5-4.0)	JD27540-13	Beryllium	07/07/2021	0.56	Y	Y				0.22	0.22	mg/kg
R1-SB-6(3.5-4.0)	JD27540-13	Cobalt	07/07/2021	10.2	Y	Y				5.4	5.4	mg/kg

SDG: JD27540

Analytical Method 6010D

Sample ID	Lab Sample ID	Chemical Name	Anal Date	Result	Validated	Detect	Lab Qual	Val Qual	Final qual	RL	MDL	Units
R1-SB-6(3.5-4.0)	JD27540-13	Manganese	07/07/2021	682	Y	Y				1.6	1.6	mg/kg
R1-SB-6(3.5-4.0)	JD27540-13	Barium	07/07/2021	116	Y	Y				22	22	mg/kg
R1-SB-6(3.5-4.0)	JD27540-13	Arsenic	07/07/2021	5.2	Y	Y				2.2	2.2	mg/kg
R1-SB-6(3.5-4.0)	JD27540-13	Antimony	07/07/2021	6.0	Y	Y		J	J	2.2	2.2	mg/kg
R1-SB-6(3.5-4.0)	JD27540-13	Thallium	07/07/2021		Y	N	U		U	1.1	1.1	mg/kg
R1-SB-6(3.5-4.0)	JD27540-13	Sodium	07/07/2021		Y	N	U		U	1100	1100	mg/kg
R1-SB-6(3.5-4.0)	JD27540-13	Silver	07/07/2021	1.9	Y	Y				0.54	0.54	mg/kg
R1-SB-6(3.5-4.0)	JD27540-13	Potassium	07/07/2021	1210	Y	Y				1100	1100	mg/kg
R1-SB-6(3.5-4.0)	JD27540-13	Copper	07/07/2021	198	Y	Y				2.7	2.7	mg/kg
R1-SB-6(3.5-4.0)	JD27540-13	Aluminum	07/07/2021	9490	Y	Y		J	J	54	54	mg/kg
R1-SB-6(3.5-4.0)	JD27540-13	Iron	07/07/2021	13100	Y	Y				54	54	mg/kg
R1-SB-6(3.5-4.0)	JD27540-13	Nickel	07/07/2021	14.2	Y	Y				4.3	4.3	mg/kg
R1-SB-6(5.5-6.0)	JD27540-14	Cadmium	07/07/2021		Y	N	U		U	0.53	0.53	mg/kg
R1-SB-6(5.5-6.0)	JD27540-14	Antimony	07/07/2021		Y	N	U	UJ	UJ	2.1	2.1	mg/kg
R1-SB-6(5.5-6.0)	JD27540-14	Aluminum	07/07/2021	7650	Y	Y		J	J	53	53	mg/kg
R1-SB-6(5.5-6.0)	JD27540-14	Iron	07/07/2021	12700	Y	Y				53	53	mg/kg
R1-SB-6(5.5-6.0)	JD27540-14	Lead	07/07/2021	3.3	Y	Y				2.1	2.1	mg/kg
R1-SB-6(5.5-6.0)	JD27540-14	Magnesium	07/07/2021	2570	Y	Y				530	530	mg/kg
R1-SB-6(5.5-6.0)	JD27540-14	Calcium	07/07/2021	1550	Y	Y				530	530	mg/kg
R1-SB-6(5.5-6.0)	JD27540-14	Zinc	07/07/2021	23.5	Y	Y				5.3	5.3	mg/kg
R1-SB-6(5.5-6.0)	JD27540-14	Vanadium	07/07/2021	23.0	Y	Y				5.3	5.3	mg/kg
R1-SB-6(5.5-6.0)	JD27540-14	Copper	07/07/2021	14.1	Y	Y				2.6	2.6	mg/kg
R1-SB-6(5.5-6.0)	JD27540-14	Chromium	07/07/2021	16.1	Y	Y				1.1	1.1	mg/kg
R1-SB-6(5.5-6.0)	JD27540-14	Silver	07/07/2021		Y	N	U		U	0.53	0.53	mg/kg
R1-SB-6(5.5-6.0)	JD27540-14	Potassium	07/07/2021	3330	Y	Y				1100	1100	mg/kg

SDG: JD27540

Analytical Method 6010D

Sample ID	Lab Sample ID	Chemical Name	Anal Date	Result	Validated	Detect	Lab Qual	Val Qual	Final qual	RL	MDL	Units
R1-SB-6(5.5-6.0)	JD27540-14	Thallium	07/07/2021		Y	N	U		U	1.1	1.1	mg/kg
R1-SB-6(5.5-6.0)	JD27540-14	Cobalt	07/07/2021	6.0	Y	Y				5.3	5.3	mg/kg
R1-SB-6(5.5-6.0)	JD27540-14	Sodium	07/07/2021		Y	N	U		U	1100	1100	mg/kg
R1-SB-6(5.5-6.0)	JD27540-14	Selenium	07/07/2021		Y	N	U		U	2.1	2.1	mg/kg
R1-SB-6(5.5-6.0)	JD27540-14	Nickel	07/07/2021	14.3	Y	Y				4.2	4.2	mg/kg
R1-SB-6(5.5-6.0)	JD27540-14	Manganese	07/07/2021	218	Y	Y				1.6	1.6	mg/kg
R1-SB-6(5.5-6.0)	JD27540-14	Arsenic	07/07/2021		Y	N	U		U	2.1	2.1	mg/kg
R1-SB-6(5.5-6.0)	JD27540-14	Barium	07/07/2021	67.9	Y	Y				21	21	mg/kg
R1-SB-6(5.5-6.0)	JD27540-14	Beryllium	07/07/2021	0.39	Y	Y				0.21	0.21	mg/kg
R1-SB-12(3.5-4.0)	JD27540-15	Cadmium	07/07/2021		Y	N	U		U	0.55	0.55	mg/kg
R1-SB-12(3.5-4.0)	JD27540-15	Vanadium	07/07/2021	25.2	Y	Y				5.5	5.5	mg/kg
R1-SB-12(3.5-4.0)	JD27540-15	Zinc	07/07/2021	27.8	Y	Y				5.5	5.5	mg/kg
R1-SB-12(3.5-4.0)	JD27540-15	Cobalt	07/07/2021		Y	N	U		U	5.5	5.5	mg/kg
R1-SB-12(3.5-4.0)	JD27540-15	Chromium	07/07/2021	23.8	Y	Y				1.1	1.1	mg/kg
R1-SB-12(3.5-4.0)	JD27540-15	Copper	07/07/2021	18.4	Y	Y				2.7	2.7	mg/kg
R1-SB-12(3.5-4.0)	JD27540-15	Beryllium	07/07/2021	0.57	Y	Y				0.22	0.22	mg/kg
R1-SB-12(3.5-4.0)	JD27540-15	Barium	07/07/2021	73.8	Y	Y				22	22	mg/kg
R1-SB-12(3.5-4.0)	JD27540-15	Arsenic	07/07/2021		Y	N	U		U	2.2	2.2	mg/kg
R1-SB-12(3.5-4.0)	JD27540-15	Thallium	07/07/2021		Y	N	U		U	1.1	1.1	mg/kg
R1-SB-12(3.5-4.0)	JD27540-15	Calcium	07/07/2021	1800	Y	Y				550	550	mg/kg
R1-SB-12(3.5-4.0)	JD27540-15	Potassium	07/07/2021	2900	Y	Y				1100	1100	mg/kg
R1-SB-12(3.5-4.0)	JD27540-15	Antimony	07/07/2021		Y	N	U	UJ	UJ	2.2	2.2	mg/kg
R1-SB-12(3.5-4.0)	JD27540-15	Nickel	07/07/2021	14.7	Y	Y				4.4	4.4	mg/kg
R1-SB-12(3.5-4.0)	JD27540-15	Manganese	07/07/2021	189	Y	Y				1.6	1.6	mg/kg
R1-SB-12(3.5-4.0)	JD27540-15	Magnesium	07/07/2021	2870	Y	Y				550	550	mg/kg

SDG: JD27540

Analytical Method 6010D

Sample ID	Lab Sample ID	Chemical Name	Anal Date	Result	Validated	Detect	Lab Qual	Val Qual	Final qual	RL	MDL	Units
R1-SB-12(3.5-4.0)	JD27540-15	Aluminum	07/07/2021	11300	Y	Y		J	J	55	55	mg/kg
R1-SB-12(3.5-4.0)	JD27540-15	Iron	07/07/2021	12500	Y	Y				55	55	mg/kg
R1-SB-12(3.5-4.0)	JD27540-15	Silver	07/07/2021		Y	N	U		U	0.55	0.55	mg/kg
R1-SB-12(3.5-4.0)	JD27540-15	Sodium	07/07/2021		Y	N	U		U	1100	1100	mg/kg
R1-SB-12(3.5-4.0)	JD27540-15	Lead	07/07/2021	5.8	Y	Y				2.2	2.2	mg/kg
R1-SB-12(3.5-4.0)	JD27540-15	Selenium	07/07/2021		Y	N	U		U	2.2	2.2	mg/kg
R1-SB-12(6.5-7.0)	JD27540-16	Potassium	07/07/2021	3960	Y	Y				1000	1000	mg/kg
R1-SB-12(6.5-7.0)	JD27540-16	Barium	07/07/2021	97.6	Y	Y				21	21	mg/kg
R1-SB-12(6.5-7.0)	JD27540-16	Antimony	07/07/2021		Y	N	U	UJ	UJ	2.1	2.1	mg/kg
R1-SB-12(6.5-7.0)	JD27540-16	Sodium	07/07/2021		Y	N	U		U	1000	1000	mg/kg
R1-SB-12(6.5-7.0)	JD27540-16	Chromium	07/07/2021	75.6	Y	Y				1.0	1.0	mg/kg
R1-SB-12(6.5-7.0)	JD27540-16	Vanadium	07/07/2021	40.2	Y	Y				5.2	5.2	mg/kg
R1-SB-12(6.5-7.0)	JD27540-16	Calcium	07/07/2021	2570	Y	Y				520	520	mg/kg
R1-SB-12(6.5-7.0)	JD27540-16	Nickel	07/07/2021	61.4	Y	Y				4.2	4.2	mg/kg
R1-SB-12(6.5-7.0)	JD27540-16	Magnesium	07/07/2021	8730	Y	Y				520	520	mg/kg
R1-SB-12(6.5-7.0)	JD27540-16	Aluminum	07/07/2021	13000	Y	Y		J	J	52	52	mg/kg
R1-SB-12(6.5-7.0)	JD27540-16	Zinc	07/07/2021	43.5	Y	Y				5.2	5.2	mg/kg
R1-SB-12(6.5-7.0)	JD27540-16	Lead	07/07/2021	4.2	Y	Y				2.1	2.1	mg/kg
R1-SB-12(6.5-7.0)	JD27540-16	Thallium	07/08/2021		Y	N	U		U	5.2	5.2	mg/kg
R1-SB-12(6.5-7.0)	JD27540-16	Iron	07/08/2021	22600	Y	Y				260	260	mg/kg
R1-SB-12(6.5-7.0)	JD27540-16	Silver	07/08/2021		Y	N	U		U	2.6	2.6	mg/kg
R1-SB-12(6.5-7.0)	JD27540-16	Arsenic	07/08/2021		Y	N	U		U	10	10	mg/kg
R1-SB-12(6.5-7.0)	JD27540-16	Beryllium	07/08/2021		Y	N	U		U	1.0	1.0	mg/kg
R1-SB-12(6.5-7.0)	JD27540-16	Cadmium	07/08/2021		Y	N	U		U	2.6	2.6	mg/kg
R1-SB-12(6.5-7.0)	JD27540-16	Cobalt	07/08/2021		Y	N	U		U	26	26	mg/kg

SDG: JD27540

Analytical Method 6010D

Sample ID	Lab Sample ID	Chemical Name	Anal Date	Result	Validated	Detect	Lab Qual	Val Qual	Final qual	RL	MDL	Units
R1-SB-12(6.5-7.0)	JD27540-16	Copper	07/08/2021	38.3	Y	Y				13	13	mg/kg
R1-SB-12(6.5-7.0)	JD27540-16	Selenium	07/08/2021		Y	N	U		U	10	10	mg/kg
R1-SB-12(6.5-7.0)	JD27540-16	Manganese	07/08/2021	533	Y	Y				7.9	7.9	mg/kg
R1-SB-11(1.5-2.0)	JD27540-17	Beryllium	07/07/2021	0.54	Y	Y				0.23	0.23	mg/kg
R1-SB-11(1.5-2.0)	JD27540-17	Selenium	07/07/2021		Y	N	U		U	2.3	2.3	mg/kg
R1-SB-11(1.5-2.0)	JD27540-17	Calcium	07/07/2021	14200	Y	Y				580	580	mg/kg
R1-SB-11(1.5-2.0)	JD27540-17	Zinc	07/07/2021	37.3	Y	Y				5.8	5.8	mg/kg
R1-SB-11(1.5-2.0)	JD27540-17	Vanadium	07/07/2021	29.8	Y	Y				5.8	5.8	mg/kg
R1-SB-11(1.5-2.0)	JD27540-17	Copper	07/07/2021	21.2	Y	Y				2.9	2.9	mg/kg
R1-SB-11(1.5-2.0)	JD27540-17	Cobalt	07/07/2021	8.6	Y	Y				5.8	5.8	mg/kg
R1-SB-11(1.5-2.0)	JD27540-17	Cadmium	07/07/2021		Y	N	U		U	0.58	0.58	mg/kg
R1-SB-11(1.5-2.0)	JD27540-17	Aluminum	07/07/2021	9990	Y	Y		J	J	58	58	mg/kg
R1-SB-11(1.5-2.0)	JD27540-17	Chromium	07/07/2021	20.1	Y	Y				1.2	1.2	mg/kg
R1-SB-11(1.5-2.0)	JD27540-17	Barium	07/07/2021	71.0	Y	Y				23	23	mg/kg
R1-SB-11(1.5-2.0)	JD27540-17	Iron	07/07/2021	14900	Y	Y				58	58	mg/kg
R1-SB-11(1.5-2.0)	JD27540-17	Magnesium	07/07/2021	9870	Y	Y				580	580	mg/kg
R1-SB-11(1.5-2.0)	JD27540-17	Manganese	07/07/2021	188	Y	Y				1.7	1.7	mg/kg
R1-SB-11(1.5-2.0)	JD27540-17	Nickel	07/07/2021	17.4	Y	Y				4.6	4.6	mg/kg
R1-SB-11(1.5-2.0)	JD27540-17	Silver	07/07/2021		Y	N	U		U	0.58	0.58	mg/kg
R1-SB-11(1.5-2.0)	JD27540-17	Sodium	07/07/2021		Y	N	U		U	1200	1200	mg/kg
R1-SB-11(1.5-2.0)	JD27540-17	Thallium	07/07/2021		Y	N	U		U	1.2	1.2	mg/kg
R1-SB-11(1.5-2.0)	JD27540-17	Arsenic	07/07/2021	2.4	Y	Y				2.3	2.3	mg/kg
R1-SB-11(1.5-2.0)	JD27540-17	Potassium	07/07/2021	3220	Y	Y				1200	1200	mg/kg
R1-SB-11(1.5-2.0)	JD27540-17	Lead	07/07/2021	33.6	Y	Y				2.3	2.3	mg/kg
R1-SB-11(1.5-2.0)	JD27540-17	Antimony	07/07/2021		Y	N	U	UJ	UJ	2.3	2.3	mg/kg

SDG: JD27540

Analytical Method 6010D

Sample ID	Lab Sample ID	Chemical Name	Anal Date	Result	Validated	Detect	Lab Qual	Val Qual	Final qual	RL	MDL	Units
R1-SB-11(6-6.5)	JD27540-18	Calcium	07/07/2021	20800	Y	Y				630	630	mg/kg
R1-SB-11(6-6.5)	JD27540-18	Chromium	07/07/2021	25.7	Y	Y				1.3	1.3	mg/kg
R1-SB-11(6-6.5)	JD27540-18	Cobalt	07/07/2021	7.1	Y	Y				6.3	6.3	mg/kg
R1-SB-11(6-6.5)	JD27540-18	Copper	07/07/2021	44.5	Y	Y				3.2	3.2	mg/kg
R1-SB-11(6-6.5)	JD27540-18	Zinc	07/07/2021	200	Y	Y				6.3	6.3	mg/kg
R1-SB-11(6-6.5)	JD27540-18	Selenium	07/07/2021		Y	N	U		U	2.5	2.5	mg/kg
R1-SB-11(6-6.5)	JD27540-18	Cadmium	07/07/2021		Y	N	U		U	0.63	0.63	mg/kg
R1-SB-11(6-6.5)	JD27540-18	Silver	07/07/2021		Y	N	U		U	0.63	0.63	mg/kg
R1-SB-11(6-6.5)	JD27540-18	Vanadium	07/07/2021	29.3	Y	Y				6.3	6.3	mg/kg
R1-SB-11(6-6.5)	JD27540-18	Beryllium	07/07/2021	0.58	Y	Y				0.25	0.25	mg/kg
R1-SB-11(6-6.5)	JD27540-18	Barium	07/07/2021	183	Y	Y				25	25	mg/kg
R1-SB-11(6-6.5)	JD27540-18	Arsenic	07/07/2021	9.6	Y	Y				2.5	2.5	mg/kg
R1-SB-11(6-6.5)	JD27540-18	Antimony	07/07/2021		Y	N	U	UJ	UJ	2.5	2.5	mg/kg
R1-SB-11(6-6.5)	JD27540-18	Sodium	07/07/2021		Y	N	U		U	1300	1300	mg/kg
R1-SB-11(6-6.5)	JD27540-18	Potassium	07/07/2021	2550	Y	Y				1300	1300	mg/kg
R1-SB-11(6-6.5)	JD27540-18	Nickel	07/07/2021	21.3	Y	Y				5.0	5.0	mg/kg
R1-SB-11(6-6.5)	JD27540-18	Manganese	07/07/2021	283	Y	Y				1.9	1.9	mg/kg
R1-SB-11(6-6.5)	JD27540-18	Magnesium	07/07/2021	5310	Y	Y				630	630	mg/kg
R1-SB-11(6-6.5)	JD27540-18	Lead	07/07/2021	851	Y	Y				2.5	2.5	mg/kg
R1-SB-11(6-6.5)	JD27540-18	Iron	07/07/2021	19800	Y	Y				63	63	mg/kg
R1-SB-11(6-6.5)	JD27540-18	Aluminum	07/07/2021	13700	Y	Y		J	J	63	63	mg/kg
R1-SB-11(6-6.5)	JD27540-18	Thallium	07/07/2021		Y	N	U		U	1.3	1.3	mg/kg
R1-SB-1(5.0-5.5)	JD27540-2	Magnesium	07/06/2021	5990	Y	Y				570	570	mg/kg
R1-SB-1(5.0-5.5)	JD27540-2	Iron	07/06/2021	18100	Y	Y				57	57	mg/kg
R1-SB-1(5.0-5.5)	JD27540-2	Aluminum	07/06/2021	10800	Y	Y		J	J	57	57	mg/kg

SDG: JD27540

Analytical Method 6010D

Sample ID	Lab Sample ID	Chemical Name	Anal Date	Result	Validated	Detect	Lab Qual	Val Qual	Final qual	RL	MDL	Units
R1-SB-1(5.0-5.5)	JD27540-2	Selenium	07/06/2021		Y	N	U		U	2.3	2.3	mg/kg
R1-SB-1(5.0-5.5)	JD27540-2	Lead	07/06/2021	4.7	Y	Y				2.3	2.3	mg/kg
R1-SB-1(5.0-5.5)	JD27540-2	Manganese	07/06/2021	256	Y	Y				1.7	1.7	mg/kg
R1-SB-1(5.0-5.5)	JD27540-2	Nickel	07/06/2021	22.4	Y	Y				4.6	4.6	mg/kg
R1-SB-1(5.0-5.5)	JD27540-2	Potassium	07/06/2021	3610	Y	Y				1100	1100	mg/kg
R1-SB-1(5.0-5.5)	JD27540-2	Silver	07/06/2021		Y	N	U		U	0.57	0.57	mg/kg
R1-SB-1(5.0-5.5)	JD27540-2	Sodium	07/06/2021		Y	N	U		U	1100	1100	mg/kg
R1-SB-1(5.0-5.5)	JD27540-2	Thallium	07/06/2021		Y	N	U		U	1.1	1.1	mg/kg
R1-SB-1(5.0-5.5)	JD27540-2	Copper	07/06/2021	18.2	Y	Y				2.9	2.9	mg/kg
R1-SB-1(5.0-5.5)	JD27540-2	Antimony	07/06/2021		Y	N	U	UJ	UJ	2.3	2.3	mg/kg
R1-SB-1(5.0-5.5)	JD27540-2	Calcium	07/06/2021	6670	Y	Y				570	570	mg/kg
R1-SB-1(5.0-5.5)	JD27540-2	Vanadium	07/06/2021	25.2	Y	Y				5.7	5.7	mg/kg
R1-SB-1(5.0-5.5)	JD27540-2	Cobalt	07/06/2021	8.4	Y	Y				5.7	5.7	mg/kg
R1-SB-1(5.0-5.5)	JD27540-2	Chromium	07/06/2021	22.6	Y	Y				1.1	1.1	mg/kg
R1-SB-1(5.0-5.5)	JD27540-2	Cadmium	07/06/2021		Y	N	U		U	0.57	0.57	mg/kg
R1-SB-1(5.0-5.5)	JD27540-2	Beryllium	07/06/2021	0.40	Y	Y				0.23	0.23	mg/kg
R1-SB-1(5.0-5.5)	JD27540-2	Barium	07/06/2021	88.0	Y	Y				23	23	mg/kg
R1-SB-1(5.0-5.5)	JD27540-2	Arsenic	07/06/2021		Y	N	U		U	2.3	2.3	mg/kg
R1-SB-1(5.0-5.5)	JD27540-2	Zinc	07/06/2021	34.1	Y	Y				5.7	5.7	mg/kg
R1-SB-1(11-11.5)	JD27540-3	Vanadium	07/07/2021	16.5	Y	Y				5.5	5.5	mg/kg
R1-SB-1(11-11.5)	JD27540-3	Nickel	07/07/2021	13.1	Y	Y				4.4	4.4	mg/kg
R1-SB-1(11-11.5)	JD27540-3	Barium	07/07/2021	100	Y	Y				22	22	mg/kg
R1-SB-1(11-11.5)	JD27540-3	Cobalt	07/07/2021	5.7	Y	Y				5.5	5.5	mg/kg
R1-SB-1(11-11.5)	JD27540-3	Chromium	07/07/2021	13.6	Y	Y				1.1	1.1	mg/kg
R1-SB-1(11-11.5)	JD27540-3	Cadmium	07/07/2021		Y	N	U		U	0.55	0.55	mg/kg

SDG: JD27540

Analytical Method 6010D

Sample ID	Lab Sample ID	Chemical Name	Anal Date	Result	Validated	Detect	Lab Qual	Val Qual	Final qual	RL	MDL	Units
R1-SB-1(11-11.5)	JD27540-3	Beryllium	07/07/2021	0.27	Y	Y				0.22	0.22	mg/kg
R1-SB-1(11-11.5)	JD27540-3	Arsenic	07/07/2021		Y	N	U		U	2.2	2.2	mg/kg
R1-SB-1(11-11.5)	JD27540-3	Antimony	07/07/2021		Y	N	U	UJ	UJ	2.2	2.2	mg/kg
R1-SB-1(11-11.5)	JD27540-3	Thallium	07/07/2021		Y	N	U		U	1.1	1.1	mg/kg
R1-SB-1(11-11.5)	JD27540-3	Sodium	07/07/2021		Y	N	U		U	1100	1100	mg/kg
R1-SB-1(11-11.5)	JD27540-3	Magnesium	07/07/2021	3560	Y	Y				550	550	mg/kg
R1-SB-1(11-11.5)	JD27540-3	Potassium	07/07/2021	2650	Y	Y				1100	1100	mg/kg
R1-SB-1(11-11.5)	JD27540-3	Manganese	07/07/2021	488	Y	Y				1.6	1.6	mg/kg
R1-SB-1(11-11.5)	JD27540-3	Zinc	07/07/2021	20.3	Y	Y				5.5	5.5	mg/kg
R1-SB-1(11-11.5)	JD27540-3	Silver	07/07/2021		Y	N	U		U	0.55	0.55	mg/kg
R1-SB-1(11-11.5)	JD27540-3	Selenium	07/07/2021		Y	N	U		U	2.2	2.2	mg/kg
R1-SB-1(11-11.5)	JD27540-3	Lead	07/07/2021	2.5	Y	Y				2.2	2.2	mg/kg
R1-SB-1(11-11.5)	JD27540-3	Aluminum	07/07/2021	5760	Y	Y		J	J	55	55	mg/kg
R1-SB-1(11-11.5)	JD27540-3	Iron	07/07/2021	9950	Y	Y				55	55	mg/kg
R1-SB-1(11-11.5)	JD27540-3	Copper	07/07/2021	12.7	Y	Y				2.7	2.7	mg/kg
R1-SB-1(11-11.5)	JD27540-3	Calcium	07/07/2021	4470	Y	Y				550	550	mg/kg
R1-SB-2(3-3.5)	JD27540-4	Cadmium	07/07/2021		Y	N	U		U	0.53	0.53	mg/kg
R1-SB-2(3-3.5)	JD27540-4	Selenium	07/07/2021		Y	N	U		U	2.1	2.1	mg/kg
R1-SB-2(3-3.5)	JD27540-4	Calcium	07/07/2021	4400	Y	Y				530	530	mg/kg
R1-SB-2(3-3.5)	JD27540-4	Zinc	07/07/2021	59.6	Y	Y				5.3	5.3	mg/kg
R1-SB-2(3-3.5)	JD27540-4	Vanadium	07/07/2021	25.9	Y	Y				5.3	5.3	mg/kg
R1-SB-2(3-3.5)	JD27540-4	Copper	07/07/2021	13.7	Y	Y				2.6	2.6	mg/kg
R1-SB-2(3-3.5)	JD27540-4	Chromium	07/07/2021	18.3	Y	Y				1.1	1.1	mg/kg
R1-SB-2(3-3.5)	JD27540-4	Beryllium	07/07/2021	0.52	Y	Y				0.21	0.21	mg/kg
R1-SB-2(3-3.5)	JD27540-4	Barium	07/07/2021	91.5	Y	Y				21	21	mg/kg

SDG: JD27540

Analytical Method 6010D

Sample ID	Lab Sample ID	Chemical Name	Anal Date	Result	Validated	Detect	Lab Qual	Val Qual	Final qual	RL	MDL	Units
R1-SB-2(3-3.5)	JD27540-4	Magnesium	07/07/2021	2230	Y	Y				530	530	mg/kg
R1-SB-2(3-3.5)	JD27540-4	Cobalt	07/07/2021	5.6	Y	Y				5.3	5.3	mg/kg
R1-SB-2(3-3.5)	JD27540-4	Aluminum	07/07/2021	12100	Y	Y		J	J	53	53	mg/kg
R1-SB-2(3-3.5)	JD27540-4	Arsenic	07/07/2021	5.7	Y	Y				2.1	2.1	mg/kg
R1-SB-2(3-3.5)	JD27540-4	Lead	07/07/2021	409	Y	Y				2.1	2.1	mg/kg
R1-SB-2(3-3.5)	JD27540-4	Manganese	07/07/2021	151	Y	Y				1.6	1.6	mg/kg
R1-SB-2(3-3.5)	JD27540-4	Nickel	07/07/2021	16.2	Y	Y				4.2	4.2	mg/kg
R1-SB-2(3-3.5)	JD27540-4	Potassium	07/07/2021	1290	Y	Y				1100	1100	mg/kg
R1-SB-2(3-3.5)	JD27540-4	Silver	07/07/2021		Y	N	U		U	0.53	0.53	mg/kg
R1-SB-2(3-3.5)	JD27540-4	Sodium	07/07/2021		Y	N	U		U	1100	1100	mg/kg
R1-SB-2(3-3.5)	JD27540-4	Thallium	07/07/2021		Y	N	U		U	1.1	1.1	mg/kg
R1-SB-2(3-3.5)	JD27540-4	Antimony	07/07/2021		Y	N	U	UJ	UJ	2.1	2.1	mg/kg
R1-SB-2(3-3.5)	JD27540-4	Iron	07/07/2021	12800	Y	Y				53	53	mg/kg
R1-SB-2(6-6.5)	JD27540-5	Selenium	07/06/2021		Y	N	U		U	2.1	2.1	mg/kg
R1-SB-2(6-6.5)	JD27540-5	Cadmium	07/06/2021		Y	N	U		U	0.52	0.52	mg/kg
R1-SB-2(6-6.5)	JD27540-5	Manganese	07/06/2021	127	Y	Y				1.6	1.6	mg/kg
R1-SB-2(6-6.5)	JD27540-5	Barium	07/06/2021	34.7	Y	Y				21	21	mg/kg
R1-SB-2(6-6.5)	JD27540-5	Beryllium	07/06/2021		Y	N	U		U	0.21	0.21	mg/kg
R1-SB-2(6-6.5)	JD27540-5	Chromium	07/06/2021	10.1	Y	Y				1.0	1.0	mg/kg
R1-SB-2(6-6.5)	JD27540-5	Cobalt	07/06/2021		Y	N	U		U	5.2	5.2	mg/kg
R1-SB-2(6-6.5)	JD27540-5	Copper	07/06/2021	8.7	Y	Y				2.6	2.6	mg/kg
R1-SB-2(6-6.5)	JD27540-5	Vanadium	07/06/2021	13.6	Y	Y				5.2	5.2	mg/kg
R1-SB-2(6-6.5)	JD27540-5	Calcium	07/06/2021	1550	Y	Y				520	520	mg/kg
R1-SB-2(6-6.5)	JD27540-5	Zinc	07/06/2021	16.2	Y	Y				5.2	5.2	mg/kg
R1-SB-2(6-6.5)	JD27540-5	Potassium	07/06/2021	1580	Y	Y				1000	1000	mg/kg

SDG: JD27540

Analytical Method 6010D

Sample ID	Lab Sample ID	Chemical Name	Anal Date	Result	Validated	Detect	Lab Qual	Val Qual	Final qual	RL	MDL	Units
R1-SB-2(6-6.5)	JD27540-5	Arsenic	07/06/2021		Y	N	U		U	2.1	2.1	mg/kg
R1-SB-2(6-6.5)	JD27540-5	Aluminum	07/06/2021	4790	Y	Y		J	J	52	52	mg/kg
R1-SB-2(6-6.5)	JD27540-5	Iron	07/06/2021	8470	Y	Y				52	52	mg/kg
R1-SB-2(6-6.5)	JD27540-5	Lead	07/06/2021	2.7	Y	Y				2.1	2.1	mg/kg
R1-SB-2(6-6.5)	JD27540-5	Magnesium	07/06/2021	1380	Y	Y				520	520	mg/kg
R1-SB-2(6-6.5)	JD27540-5	Nickel	07/06/2021	8.5	Y	Y				4.1	4.1	mg/kg
R1-SB-2(6-6.5)	JD27540-5	Silver	07/06/2021		Y	N	U		U	0.52	0.52	mg/kg
R1-SB-2(6-6.5)	JD27540-5	Sodium	07/06/2021		Y	N	U		U	1000	1000	mg/kg
R1-SB-2(6-6.5)	JD27540-5	Thallium	07/06/2021		Y	N	U		U	1.0	1.0	mg/kg
R1-SB-2(6-6.5)	JD27540-5	Antimony	07/06/2021		Y	N	U	UJ	UJ	2.1	2.1	mg/kg
R1-SB-3(1-1.5)	JD27540-6	Lead	07/07/2021	180	Y	Y				2.4	2.4	mg/kg
R1-SB-3(1-1.5)	JD27540-6	Chromium	07/07/2021	19.4	Y	Y				1.2	1.2	mg/kg
R1-SB-3(1-1.5)	JD27540-6	Cadmium	07/07/2021		Y	N	U		U	0.59	0.59	mg/kg
R1-SB-3(1-1.5)	JD27540-6	Beryllium	07/07/2021	0.51	Y	Y				0.24	0.24	mg/kg
R1-SB-3(1-1.5)	JD27540-6	Barium	07/07/2021	149	Y	Y				24	24	mg/kg
R1-SB-3(1-1.5)	JD27540-6	Arsenic	07/07/2021	2.9	Y	Y				2.4	2.4	mg/kg
R1-SB-3(1-1.5)	JD27540-6	Antimony	07/07/2021		Y	N	U	UJ	UJ	2.4	2.4	mg/kg
R1-SB-3(1-1.5)	JD27540-6	Thallium	07/07/2021		Y	N	U		U	1.2	1.2	mg/kg
R1-SB-3(1-1.5)	JD27540-6	Cobalt	07/07/2021		Y	N	U		U	5.9	5.9	mg/kg
R1-SB-3(1-1.5)	JD27540-6	Iron	07/07/2021	13600	Y	Y				59	59	mg/kg
R1-SB-3(1-1.5)	JD27540-6	Calcium	07/07/2021	4740	Y	Y				590	590	mg/kg
R1-SB-3(1-1.5)	JD27540-6	Magnesium	07/07/2021	3060	Y	Y				590	590	mg/kg
R1-SB-3(1-1.5)	JD27540-6	Manganese	07/07/2021	157	Y	Y				1.8	1.8	mg/kg
R1-SB-3(1-1.5)	JD27540-6	Nickel	07/07/2021	17.4	Y	Y				4.7	4.7	mg/kg
R1-SB-3(1-1.5)	JD27540-6	Potassium	07/07/2021	1860	Y	Y				1200	1200	mg/kg

SDG: JD27540

Analytical Method 6010D

Sample ID	Lab Sample ID	Chemical Name	Anal Date	Result	Validated	Detect	Lab Qual	Val Qual	Final qual	RL	MDL	Units
R1-SB-3(1-1.5)	JD27540-6	Silver	07/07/2021		Y	N	U		U	0.59	0.59	mg/kg
R1-SB-3(1-1.5)	JD27540-6	Aluminum	07/07/2021	11600	Y	Y		J	J	59	59	mg/kg
R1-SB-3(1-1.5)	JD27540-6	Selenium	07/07/2021		Y	N	U		U	2.4	2.4	mg/kg
R1-SB-3(1-1.5)	JD27540-6	Zinc	07/07/2021	387	Y	Y				5.9	5.9	mg/kg
R1-SB-3(1-1.5)	JD27540-6	Sodium	07/07/2021		Y	N	U		U	1200	1200	mg/kg
R1-SB-3(1-1.5)	JD27540-6	Copper	07/07/2021	25.8	Y	Y				3.0	3.0	mg/kg
R1-SB-3(1-1.5)	JD27540-6	Vanadium	07/07/2021	22.4	Y	Y				5.9	5.9	mg/kg
R1-SB-3(7-7.5)	JD27540-7	Magnesium	07/07/2021	3520	Y	Y				590	590	mg/kg
R1-SB-3(7-7.5)	JD27540-7	Zinc	07/07/2021	39.2	Y	Y				5.9	5.9	mg/kg
R1-SB-3(7-7.5)	JD27540-7	Vanadium	07/07/2021	37.3	Y	Y				5.9	5.9	mg/kg
R1-SB-3(7-7.5)	JD27540-7	Chromium	07/07/2021	27.0	Y	Y				1.2	1.2	mg/kg
R1-SB-3(7-7.5)	JD27540-7	Barium	07/07/2021	102	Y	Y				24	24	mg/kg
R1-SB-3(7-7.5)	JD27540-7	Antimony	07/07/2021		Y	N	U	UJ	UJ	2.4	2.4	mg/kg
R1-SB-3(7-7.5)	JD27540-7	Sodium	07/07/2021		Y	N	U		U	1200	1200	mg/kg
R1-SB-3(7-7.5)	JD27540-7	Nickel	07/07/2021	20.6	Y	Y				4.7	4.7	mg/kg
R1-SB-3(7-7.5)	JD27540-7	Lead	07/07/2021	7.3	Y	Y				2.4	2.4	mg/kg
R1-SB-3(7-7.5)	JD27540-7	Aluminum	07/07/2021	17100	Y	Y		J	J	59	59	mg/kg
R1-SB-3(7-7.5)	JD27540-7	Calcium	07/07/2021	1820	Y	Y				590	590	mg/kg
R1-SB-3(7-7.5)	JD27540-7	Potassium	07/07/2021	4320	Y	Y				1200	1200	mg/kg
R1-SB-3(7-7.5)	JD27540-7	Cadmium	07/07/2021		Y	N	U		U	3.0	3.0	mg/kg
R1-SB-3(7-7.5)	JD27540-7	Iron	07/07/2021	28500	Y	Y				300	300	mg/kg
R1-SB-3(7-7.5)	JD27540-7	Cobalt	07/07/2021		Y	N	U		U	30	30	mg/kg
R1-SB-3(7-7.5)	JD27540-7	Selenium	07/07/2021		Y	N	U		U	12	12	mg/kg
R1-SB-3(7-7.5)	JD27540-7	Beryllium	07/07/2021		Y	N	U		U	1.2	1.2	mg/kg
R1-SB-3(7-7.5)	JD27540-7	Arsenic	07/07/2021		Y	N	U		U	12	12	mg/kg

SDG: JD27540

Analytical Method 6010D

Sample ID	Lab Sample ID	Chemical Name	Anal Date	Result	Validated	Detect	Lab Qual	Val Qual	Final qual	RL	MDL	Units
R1-SB-3(7-7.5)	JD27540-7	Thallium	07/07/2021		Y	N	U		U	5.9	5.9	mg/kg
R1-SB-3(7-7.5)	JD27540-7	Silver	07/07/2021		Y	N	U		U	3.0	3.0	mg/kg
R1-SB-3(7-7.5)	JD27540-7	Manganese	07/07/2021	400	Y	Y				8.9	8.9	mg/kg
R1-SB-3(7-7.5)	JD27540-7	Copper	07/07/2021	27.5	Y	Y				15	15	mg/kg
R1-SB-3(12-12.5)	JD27540-8	Potassium	07/07/2021	5480	Y	Y				1100	1100	mg/kg
R1-SB-3(12-12.5)	JD27540-8	Nickel	07/07/2021	25.7	Y	Y				4.4	4.4	mg/kg
R1-SB-3(12-12.5)	JD27540-8	Magnesium	07/07/2021	7410	Y	Y				550	550	mg/kg
R1-SB-3(12-12.5)	JD27540-8	Lead	07/07/2021	5.5	Y	Y				2.2	2.2	mg/kg
R1-SB-3(12-12.5)	JD27540-8	Sodium	07/07/2021		Y	N	U		U	1100	1100	mg/kg
R1-SB-3(12-12.5)	JD27540-8	Antimony	07/07/2021		Y	N	U	UJ	UJ	2.2	2.2	mg/kg
R1-SB-3(12-12.5)	JD27540-8	Chromium	07/07/2021	28.3	Y	Y				1.1	1.1	mg/kg
R1-SB-3(12-12.5)	JD27540-8	Aluminum	07/07/2021	12700	Y	Y		J	J	55	55	mg/kg
R1-SB-3(12-12.5)	JD27540-8	Calcium	07/07/2021	7660	Y	Y				550	550	mg/kg
R1-SB-3(12-12.5)	JD27540-8	Barium	07/07/2021	112	Y	Y				22	22	mg/kg
R1-SB-3(12-12.5)	JD27540-8	Zinc	07/07/2021	38.6	Y	Y				5.5	5.5	mg/kg
R1-SB-3(12-12.5)	JD27540-8	Vanadium	07/07/2021	35.7	Y	Y				5.5	5.5	mg/kg
R1-SB-3(12-12.5)	JD27540-8	Beryllium	07/07/2021		Y	N	U		U	1.1	1.1	mg/kg
R1-SB-3(12-12.5)	JD27540-8	Iron	07/07/2021	25100	Y	Y				270	270	mg/kg
R1-SB-3(12-12.5)	JD27540-8	Manganese	07/07/2021	604	Y	Y				8.2	8.2	mg/kg
R1-SB-3(12-12.5)	JD27540-8	Silver	07/07/2021		Y	N	U		U	2.7	2.7	mg/kg
R1-SB-3(12-12.5)	JD27540-8	Arsenic	07/07/2021		Y	N	U		U	11	11	mg/kg
R1-SB-3(12-12.5)	JD27540-8	Cadmium	07/07/2021		Y	N	U		U	2.7	2.7	mg/kg
R1-SB-3(12-12.5)	JD27540-8	Cobalt	07/07/2021		Y	N	U		U	27	27	mg/kg
R1-SB-3(12-12.5)	JD27540-8	Copper	07/07/2021	27.2	Y	Y				14	14	mg/kg
R1-SB-3(12-12.5)	JD27540-8	Selenium	07/07/2021		Y	N	U		U	11	11	mg/kg

SDG: JD27540

Analytical Method 6010D

Sample ID	Lab Sample ID	Chemical Name	Anal Date	Result	Validated	Detect	Lab Qual	Val Qual	Final qual	RL	MDL	Units
R1-SB-3(12-12.5)	JD27540-8	Thallium	07/07/2021		Y	N	U		U	5.5	5.5	mg/kg
R1-SB-4(4-4.5)	JD27540-9	Chromium	07/07/2021	8.0	Y	Y				1.1	1.1	mg/kg
R1-SB-4(4-4.5)	JD27540-9	Selenium	07/07/2021		Y	N	U		U	2.1	2.1	mg/kg
R1-SB-4(4-4.5)	JD27540-9	Zinc	07/07/2021	73.2	Y	Y				5.3	5.3	mg/kg
R1-SB-4(4-4.5)	JD27540-9	Calcium	07/07/2021	13600	Y	Y				530	530	mg/kg
R1-SB-4(4-4.5)	JD27540-9	Vanadium	07/07/2021	60.7	Y	Y				5.3	5.3	mg/kg
R1-SB-4(4-4.5)	JD27540-9	Silver	07/07/2021		Y	N	U		U	0.53	0.53	mg/kg
R1-SB-4(4-4.5)	JD27540-9	Aluminum	07/07/2021	6470	Y	Y		J	J	53	53	mg/kg
R1-SB-4(4-4.5)	JD27540-9	Iron	07/07/2021	14600	Y	Y				53	53	mg/kg
R1-SB-4(4-4.5)	JD27540-9	Lead	07/07/2021	134	Y	Y				2.1	2.1	mg/kg
R1-SB-4(4-4.5)	JD27540-9	Magnesium	07/07/2021	6270	Y	Y				530	530	mg/kg
R1-SB-4(4-4.5)	JD27540-9	Manganese	07/07/2021	162	Y	Y				1.6	1.6	mg/kg
R1-SB-4(4-4.5)	JD27540-9	Copper	07/07/2021	51.7	Y	Y				2.6	2.6	mg/kg
R1-SB-4(4-4.5)	JD27540-9	Potassium	07/07/2021		Y	N	U		U	1100	1100	mg/kg
R1-SB-4(4-4.5)	JD27540-9	Cobalt	07/07/2021	6.9	Y	Y				5.3	5.3	mg/kg
R1-SB-4(4-4.5)	JD27540-9	Sodium	07/07/2021		Y	N	U		U	1100	1100	mg/kg
R1-SB-4(4-4.5)	JD27540-9	Thallium	07/07/2021		Y	N	U		U	1.1	1.1	mg/kg
R1-SB-4(4-4.5)	JD27540-9	Antimony	07/07/2021		Y	N	U	UJ	UJ	2.1	2.1	mg/kg
R1-SB-4(4-4.5)	JD27540-9	Barium	07/07/2021	55.9	Y	Y				21	21	mg/kg
R1-SB-4(4-4.5)	JD27540-9	Cadmium	07/07/2021		Y	N	U		U	0.53	0.53	mg/kg
R1-SB-4(4-4.5)	JD27540-9	Beryllium	07/07/2021	0.37	Y	Y				0.21	0.21	mg/kg
R1-SB-4(4-4.5)	JD27540-9	Nickel	07/07/2021	15.6	Y	Y				4.2	4.2	mg/kg
R1-SB-4(4-4.5)	JD27540-9	Arsenic	07/07/2021	3.6	Y	Y				2.1	2.1	mg/kg

SDG: JD27540

Analytical Method E537

Sample ID	Lab Sample ID	Chemical Name	Anal Date	Result	Validated	Detect	Lab Qual	Val Qual	Final qual	RL	MDL	Units
R1-SB-6(3.5-4.0)	JD27540-13A	MeFOSAA	07/07/2021		Y	N	U		U	0.97	0.49	ug/kg
R1-SB-6(3.5-4.0)	JD27540-13A	Perfluorobutanesulfonic acid	07/07/2021		Y	N	U		U	0.49	0.24	ug/kg
R1-SB-6(3.5-4.0)	JD27540-13A	Perfluorobutanoic acid	07/07/2021		Y	N	U		U	0.97	0.37	ug/kg
R1-SB-6(3.5-4.0)	JD27540-13A	Perfluorohexanesulfonic acid	07/07/2021		Y	N	U		U	0.49	0.24	ug/kg
R1-SB-6(3.5-4.0)	JD27540-13A	Perfluorodecanesulfonic acid	07/07/2021		Y	N	U		U	0.49	0.24	ug/kg
R1-SB-6(3.5-4.0)	JD27540-13A	Perfluorodecanoic acid	07/07/2021		Y	N	U		U	0.49	0.24	ug/kg
R1-SB-6(3.5-4.0)	JD27540-13A	Perfluoroheptanoic acid	07/07/2021		Y	N	U		U	0.49	0.24	ug/kg
R1-SB-6(3.5-4.0)	JD27540-13A	Perfluoroundecanoic acid	07/07/2021		Y	N	U		U	0.49	0.24	ug/kg
R1-SB-6(3.5-4.0)	JD27540-13A	8:2 Fluorotelomer sulfonate	07/07/2021		Y	N	U		U	0.97	0.24	ug/kg
R1-SB-6(3.5-4.0)	JD27540-13A	Perfluoropentanoic acid	07/07/2021		Y	N	U		U	0.49	0.24	ug/kg
R1-SB-6(3.5-4.0)	JD27540-13A	6:2 Fluorotelomer sulfonate	07/07/2021		Y	N	U		U	0.97	0.24	ug/kg
R1-SB-6(3.5-4.0)	JD27540-13A	EtFOSAA	07/07/2021		Y	N	U		U	0.97	0.49	ug/kg
R1-SB-6(3.5-4.0)	JD27540-13A	Perfluorohexanoic acid	07/07/2021		Y	N	U		U	0.49	0.24	ug/kg
R1-SB-6(3.5-4.0)	JD27540-13A	Perfluorotridecanoic acid	07/07/2021		Y	N	U		U	0.49	0.26	ug/kg
R1-SB-6(3.5-4.0)	JD27540-13A	Perfluorooctanoic acid	07/07/2021		Y	N	U		U	0.49	0.24	ug/kg
R1-SB-6(3.5-4.0)	JD27540-13A	Perfluoroheptanesulfonic acid	07/07/2021		Y	N	U		U	0.49	0.24	ug/kg
R1-SB-6(3.5-4.0)	JD27540-13A	Perfluorononanoic acid	07/07/2021		Y	N	U		U	0.49	0.24	ug/kg
R1-SB-6(3.5-4.0)	JD27540-13A	Perfluorotetradecanoic acid	07/07/2021		Y	N	U		U	0.49	0.24	ug/kg
R1-SB-6(3.5-4.0)	JD27540-13A	Perfluorooctanesulfonic acid	07/07/2021		Y	N	U		U	0.49	0.24	ug/kg
R1-SB-6(3.5-4.0)	JD27540-13A	PFOSA	07/07/2021		Y	N	U		U	0.49	0.24	ug/kg
R1-SB-6(3.5-4.0)	JD27540-13A	Perfluorododecanoic acid	07/07/2021		Y	N	U		U	0.49	0.24	ug/kg
R1-SB-6(5.5-6.0)	JD27540-14A	Perfluorohexanesulfonic acid	07/07/2021		Y	N	U		U	0.51	0.26	ug/kg
R1-SB-6(5.5-6.0)	JD27540-14A	Perfluorododecanoic acid	07/07/2021		Y	N	U		U	0.51	0.26	ug/kg
R1-SB-6(5.5-6.0)	JD27540-14A	Perfluorohexanoic acid	07/07/2021		Y	N	U		U	0.51	0.26	ug/kg
R1-SB-6(5.5-6.0)	JD27540-14A	6:2 Fluorotelomer sulfonate	07/07/2021		Y	N	U		U	1.0	0.26	ug/kg

SDG: JD27540

Analytical Method E537

Sample ID	Lab Sample ID	Chemical Name	Anal Date	Result	Validated	Detect	Lab Qual	Val Qual	Final qual	RL	MDL	Units
R1-SB-6(5.5-6.0)	JD27540-14A	Perfluoropentanoic acid	07/07/2021		Y	N	U		U	0.51	0.26	ug/kg
R1-SB-6(5.5-6.0)	JD27540-14A	MeFOSAA	07/07/2021		Y	N	U		U	1.0	0.51	ug/kg
R1-SB-6(5.5-6.0)	JD27540-14A	Perfluoroundecanoic acid	07/07/2021		Y	N	U		U	0.51	0.26	ug/kg
R1-SB-6(5.5-6.0)	JD27540-14A	Perfluorooctanesulfonic acid	07/07/2021		Y	N	U		U	0.51	0.26	ug/kg
R1-SB-6(5.5-6.0)	JD27540-14A	Perfluorooctanoic acid	07/07/2021		Y	N	U		U	0.51	0.26	ug/kg
R1-SB-6(5.5-6.0)	JD27540-14A	Perfluorononanoic acid	07/07/2021		Y	N	U		U	0.51	0.26	ug/kg
R1-SB-6(5.5-6.0)	JD27540-14A	Perfluorotridecanoic acid	07/07/2021		Y	N	U		U	0.51	0.27	ug/kg
R1-SB-6(5.5-6.0)	JD27540-14A	PFOSA	07/07/2021		Y	N	U		U	0.51	0.26	ug/kg
R1-SB-6(5.5-6.0)	JD27540-14A	8:2 Fluorotelomer sulfonate	07/07/2021		Y	N	U		U	1.0	0.26	ug/kg
R1-SB-6(5.5-6.0)	JD27540-14A	Perfluorodecanoic acid	07/07/2021		Y	N	U		U	0.51	0.26	ug/kg
R1-SB-6(5.5-6.0)	JD27540-14A	Perfluorotetradecanoic acid	07/07/2021		Y	N	U		U	0.51	0.26	ug/kg
R1-SB-6(5.5-6.0)	JD27540-14A	Perfluorodecanesulfonic acid	07/07/2021		Y	N	U		U	0.51	0.26	ug/kg
R1-SB-6(5.5-6.0)	JD27540-14A	Perfluoroheptanesulfonic acid	07/07/2021		Y	N	U		U	0.51	0.26	ug/kg
R1-SB-6(5.5-6.0)	JD27540-14A	Perfluoroheptanoic acid	07/07/2021		Y	N	U		U	0.51	0.26	ug/kg
R1-SB-6(5.5-6.0)	JD27540-14A	Perfluorobutanesulfonic acid	07/07/2021		Y	N	U		U	0.51	0.26	ug/kg
R1-SB-6(5.5-6.0)	JD27540-14A	Perfluorobutanoic acid	07/07/2021		Y	N	U		U	1.0	0.39	ug/kg
R1-SB-6(5.5-6.0)	JD27540-14A	EtFOSAA	07/07/2021		Y	N	U		U	1.0	0.51	ug/kg
R1-SB-11(1.5-2.0)	JD27540-17A	Perfluorobutanoic acid	07/07/2021		Y	N	U		U	1.2	0.44	ug/kg
R1-SB-11(1.5-2.0)	JD27540-17A	Perfluorobutanesulfonic acid	07/07/2021		Y	N	U		U	0.58	0.29	ug/kg
R1-SB-11(1.5-2.0)	JD27540-17A	Perfluoroheptanoic acid	07/07/2021		Y	N	U		U	0.58	0.29	ug/kg
R1-SB-11(1.5-2.0)	JD27540-17A	Perfluorohexanesulfonic acid	07/07/2021		Y	N	U		U	0.58	0.29	ug/kg
R1-SB-11(1.5-2.0)	JD27540-17A	Perfluorodecanesulfonic acid	07/07/2021		Y	N	U		U	0.58	0.29	ug/kg
R1-SB-11(1.5-2.0)	JD27540-17A	EtFOSAA	07/07/2021		Y	N	U		U	1.2	0.58	ug/kg
R1-SB-11(1.5-2.0)	JD27540-17A	6:2 Fluorotelomer sulfonate	07/07/2021		Y	N	U		U	1.2	0.29	ug/kg
R1-SB-11(1.5-2.0)	JD27540-17A	Perfluorooctanoic acid	07/07/2021		Y	N	U		U	0.58	0.29	ug/kg

Analytical Method E537

Sample ID	Lab Sample ID	Chemical Name	Anal Date	Result	Validated	Detect	Lab Qual	Val Qual	Final qual	RL	MDL	Units
R1-SB-11(1.5-2.0)	JD27540-17A	Perfluorohexanoic acid	07/07/2021		Y	N	U		U	0.58	0.29	ug/kg
R1-SB-11(1.5-2.0)	JD27540-17A	Perfluorododecanoic acid	07/07/2021		Y	N	U		U	0.58	0.29	ug/kg
R1-SB-11(1.5-2.0)	JD27540-17A	Perfluorotridecanoic acid	07/07/2021		Y	N	U		U	0.58	0.31	ug/kg
R1-SB-11(1.5-2.0)	JD27540-17A	Perfluorodecanoic acid	07/07/2021		Y	N	U		U	0.58	0.29	ug/kg
R1-SB-11(1.5-2.0)	JD27540-17A	Perfluoroheptanesulfonic acid	07/07/2021		Y	N	U		U	0.58	0.29	ug/kg
R1-SB-11(1.5-2.0)	JD27540-17A	Perfluoropentanoic acid	07/07/2021		Y	N	U		U	0.58	0.29	ug/kg
R1-SB-11(1.5-2.0)	JD27540-17A	Perfluoroundecanoic acid	07/07/2021		Y	N	U		U	0.58	0.29	ug/kg
R1-SB-11(1.5-2.0)	JD27540-17A	MeFOSAA	07/07/2021		Y	N	U		U	1.2	0.58	ug/kg
R1-SB-11(1.5-2.0)	JD27540-17A	PFOSA	07/07/2021		Y	N	U		U	0.58	0.29	ug/kg
R1-SB-11(1.5-2.0)	JD27540-17A	8:2 Fluorotelomer sulfonate	07/07/2021		Y	N	U		U	1.2	0.29	ug/kg
R1-SB-11(1.5-2.0)	JD27540-17A	Perfluorotetradecanoic acid	07/07/2021		Y	N	U		U	0.58	0.29	ug/kg
R1-SB-11(1.5-2.0)	JD27540-17A	Perfluorononanoic acid	07/07/2021		Y	N	U		U	0.58	0.29	ug/kg
R1-SB-11(1.5-2.0)	JD27540-17A	Perfluorooctanesulfonic acid	07/07/2021		Y	N	U		U	0.58	0.29	ug/kg
R1-SB-11(6-6.5)	JD27540-18A	Perfluoroheptanesulfonic acid	07/07/2021		Y	N	U		U	0.64	0.32	ug/kg
R1-SB-11(6-6.5)	JD27540-18A	8:2 Fluorotelomer sulfonate	07/07/2021		Y	N	U		U	1.3	0.32	ug/kg
R1-SB-11(6-6.5)	JD27540-18A	Perfluorobutanesulfonic acid	07/07/2021		Y	N	U		U	0.64	0.32	ug/kg
R1-SB-11(6-6.5)	JD27540-18A	Perfluorooctanesulfonic acid	07/07/2021		Y	N	U		U	0.64	0.32	ug/kg
R1-SB-11(6-6.5)	JD27540-18A	Perfluorodecanesulfonic acid	07/07/2021		Y	N	U		U	0.64	0.32	ug/kg
R1-SB-11(6-6.5)	JD27540-18A	Perfluorohexanesulfonic acid	07/07/2021		Y	N	U		U	0.64	0.32	ug/kg
R1-SB-11(6-6.5)	JD27540-18A	Perfluorobutanoic acid	07/07/2021		Y	N	U		U	1.3	0.48	ug/kg
R1-SB-11(6-6.5)	JD27540-18A	Perfluoroheptanoic acid	07/07/2021		Y	N	U		U	0.64	0.32	ug/kg
R1-SB-11(6-6.5)	JD27540-18A	Perfluorotetradecanoic acid	07/07/2021		Y	N	U		U	0.64	0.32	ug/kg
R1-SB-11(6-6.5)	JD27540-18A	Perfluorotridecanoic acid	07/07/2021		Y	N	U		U	0.64	0.34	ug/kg
R1-SB-11(6-6.5)	JD27540-18A	Perfluorodecanoic acid	07/07/2021		Y	N	U		U	0.64	0.32	ug/kg
R1-SB-11(6-6.5)	JD27540-18A	6:2 Fluorotelomer sulfonate	07/07/2021		Y	N	U		U	1.3	0.32	ug/kg

SDG: JD27540

Analytical Method E537

Sample ID	Lab Sample ID	Chemical Name	Anal Date	Result	Validated	Detect	Lab Qual	Val Qual	Final qual	RL	MDL	Units
R1-SB-11(6-6.5)	JD27540-18A	Perfluoroundecanoic acid	07/07/2021		Y	N	U		U	0.64	0.32	ug/kg
R1-SB-11(6-6.5)	JD27540-18A	MeFOSAA	07/07/2021		Y	N	U		U	1.3	0.64	ug/kg
R1-SB-11(6-6.5)	JD27540-18A	Perfluorononanoic acid	07/07/2021		Y	N	U		U	0.64	0.32	ug/kg
R1-SB-11(6-6.5)	JD27540-18A	Perfluoropentanoic acid	07/07/2021		Y	N	U		U	0.64	0.32	ug/kg
R1-SB-11(6-6.5)	JD27540-18A	PFOSA	07/07/2021		Y	N	U		U	0.64	0.32	ug/kg
R1-SB-11(6-6.5)	JD27540-18A	EtFOSAA	07/07/2021		Y	N	U		U	1.3	0.64	ug/kg
R1-SB-11(6-6.5)	JD27540-18A	Perfluorohexanoic acid	07/07/2021		Y	N	U		U	0.64	0.32	ug/kg
R1-SB-11(6-6.5)	JD27540-18A	Perfluorododecanoic acid	07/07/2021		Y	N	U		U	0.64	0.32	ug/kg
R1-SB-11(6-6.5)	JD27540-18A	Perfluorooctanoic acid	07/07/2021		Y	N	U		U	0.64	0.32	ug/kg
R1-SB-1(1.5-2.0)	JD27540-1A	6:2 Fluorotelomer sulfonate	07/07/2021		Y	N	U		U	1.3	0.32	ug/kg
R1-SB-1(1.5-2.0)	JD27540-1A	Perfluorodecanesulfonic acid	07/07/2021		Y	N	U		U	0.64	0.32	ug/kg
R1-SB-1(1.5-2.0)	JD27540-1A	Perfluoroundecanoic acid	07/07/2021		Y	N	U		U	0.64	0.32	ug/kg
R1-SB-1(1.5-2.0)	JD27540-1A	MeFOSAA	07/07/2021		Y	N	U		U	1.3	0.64	ug/kg
R1-SB-1(1.5-2.0)	JD27540-1A	Perfluoropentanoic acid	07/07/2021		Y	N	U		U	0.64	0.32	ug/kg
R1-SB-1(1.5-2.0)	JD27540-1A	Perfluorooctanesulfonic acid	07/07/2021		Y	N	U		U	0.64	0.32	ug/kg
R1-SB-1(1.5-2.0)	JD27540-1A	Perfluoroheptanoic acid	07/07/2021		Y	N	U		U	0.64	0.32	ug/kg
R1-SB-1(1.5-2.0)	JD27540-1A	PFOSA	07/07/2021		Y	N	U		U	0.64	0.32	ug/kg
R1-SB-1(1.5-2.0)	JD27540-1A	Perfluorotridecanoic acid	07/07/2021		Y	N	U		U	0.64	0.34	ug/kg
R1-SB-1(1.5-2.0)	JD27540-1A	8:2 Fluorotelomer sulfonate	07/07/2021		Y	N	U		U	1.3	0.32	ug/kg
R1-SB-1(1.5-2.0)	JD27540-1A	Perfluorotetradecanoic acid	07/07/2021		Y	N	U		U	0.64	0.32	ug/kg
R1-SB-1(1.5-2.0)	JD27540-1A	Perfluorononanoic acid	07/07/2021		Y	N	U		U	0.64	0.32	ug/kg
R1-SB-1(1.5-2.0)	JD27540-1A	Perfluorooctanoic acid	07/07/2021		Y	N	U		U	0.64	0.32	ug/kg
R1-SB-1(1.5-2.0)	JD27540-1A	Perfluoroheptanesulfonic acid	07/07/2021		Y	N	U		U	0.64	0.32	ug/kg
R1-SB-1(1.5-2.0)	JD27540-1A	EtFOSAA	07/07/2021		Y	N	U		U	1.3	0.64	ug/kg
R1-SB-1(1.5-2.0)	JD27540-1A	Perfluorobutanesulfonic acid	07/07/2021		Y	N	U		U	0.64	0.32	ug/kg

SDG: JD27540

Analytical Method E537

Sample ID	Lab Sample ID	Chemical Name	Anal Date	Result	Validated	Detect	Lab Qual	Val Qual	Final qual	RL	MDL	Units
R1-SB-1(1.5-2.0)	JD27540-1A	Perfluorobutanoic acid	07/07/2021		Y	N	U		U	1.3	0.48	ug/kg
R1-SB-1(1.5-2.0)	JD27540-1A	Perfluorohexanesulfonic acid	07/07/2021		Y	N	U		U	0.64	0.32	ug/kg
R1-SB-1(1.5-2.0)	JD27540-1A	Perfluorodecanoic acid	07/07/2021		Y	N	U		U	0.64	0.32	ug/kg
R1-SB-1(1.5-2.0)	JD27540-1A	Perfluorododecanoic acid	07/07/2021		Y	N	U		U	0.64	0.32	ug/kg
R1-SB-1(1.5-2.0)	JD27540-1A	Perfluorohexanoic acid	07/07/2021		Y	N	U		U	0.64	0.32	ug/kg
R1-SB-1(5.0-5.5)	JD27540-2A	Perfluorobutanoic acid	07/07/2021		Y	N	U		U	1.1	0.43	ug/kg
R1-SB-1(5.0-5.5)	JD27540-2A	Perfluorooctanoic acid	07/07/2021		Y	N	U		U	0.56	0.28	ug/kg
R1-SB-1(5.0-5.5)	JD27540-2A	PFOSA	07/07/2021		Y	N	U		U	0.56	0.28	ug/kg
R1-SB-1(5.0-5.5)	JD27540-2A	Perfluoroheptanoic acid	07/07/2021		Y	N	U		U	0.56	0.28	ug/kg
R1-SB-1(5.0-5.5)	JD27540-2A	Perfluorooctanesulfonic acid	07/07/2021		Y	N	U		U	0.56	0.28	ug/kg
R1-SB-1(5.0-5.5)	JD27540-2A	Perfluoroundecanoic acid	07/07/2021		Y	N	U		U	0.56	0.28	ug/kg
R1-SB-1(5.0-5.5)	JD27540-2A	MeFOSAA	07/07/2021		Y	N	U		U	1.1	0.56	ug/kg
R1-SB-1(5.0-5.5)	JD27540-2A	Perfluoropentanoic acid	07/07/2021		Y	N	U		U	0.56	0.28	ug/kg
R1-SB-1(5.0-5.5)	JD27540-2A	6:2 Fluorotelomer sulfonate	07/07/2021		Y	N	U		U	1.1	0.28	ug/kg
R1-SB-1(5.0-5.5)	JD27540-2A	EtFOSAA	07/07/2021		Y	N	U		U	1.1	0.56	ug/kg
R1-SB-1(5.0-5.5)	JD27540-2A	Perfluorododecanoic acid	07/07/2021		Y	N	U		U	0.56	0.28	ug/kg
R1-SB-1(5.0-5.5)	JD27540-2A	Perfluorodecanoic acid	07/07/2021		Y	N	U		U	0.56	0.28	ug/kg
R1-SB-1(5.0-5.5)	JD27540-2A	Perfluorodecanesulfonic acid	07/07/2021		Y	N	U		U	0.56	0.28	ug/kg
R1-SB-1(5.0-5.5)	JD27540-2A	8:2 Fluorotelomer sulfonate	07/07/2021		Y	N	U		U	1.1	0.28	ug/kg
R1-SB-1(5.0-5.5)	JD27540-2A	Perfluorohexanoic acid	07/07/2021		Y	N	U		U	0.56	0.28	ug/kg
R1-SB-1(5.0-5.5)	JD27540-2A	Perfluorotridecanoic acid	07/07/2021		Y	N	U		U	0.56	0.30	ug/kg
R1-SB-1(5.0-5.5)	JD27540-2A	Perfluorohexanesulfonic acid	07/07/2021		Y	N	U		U	0.56	0.28	ug/kg
R1-SB-1(5.0-5.5)	JD27540-2A	Perfluorotetradecanoic acid	07/07/2021		Y	N	U		U	0.56	0.28	ug/kg
R1-SB-1(5.0-5.5)	JD27540-2A	Perfluorononanoic acid	07/07/2021		Y	N	U		U	0.56	0.28	ug/kg
R1-SB-1(5.0-5.5)	JD27540-2A	Perfluoroheptanesulfonic acid	07/07/2021		Y	N	U		U	0.56	0.28	ug/kg

Analytical Method E537

Sample ID	Lab Sample ID	Chemical Name	Anal Date	Result	Validated	Detect	Lab Qual	Val Qual	Final qual	RL	MDL	Units
R1-SB-1(5.0-5.5)	JD27540-2A	Perfluorobutanesulfonic acid	07/07/2021		Y	N	U		U	0.56	0.28	ug/kg
R1-SB-1(11-11.5)	JD27540-3A	EtFOSAA	07/07/2021		Y	N	U		U	1.0	0.52	ug/kg
R1-SB-1(11-11.5)	JD27540-3A	Perfluoroheptanoic acid	07/07/2021		Y	N	U		U	0.52	0.26	ug/kg
R1-SB-1(11-11.5)	JD27540-3A	Perfluorotridecanoic acid	07/07/2021		Y	N	U		U	0.52	0.28	ug/kg
R1-SB-1(11-11.5)	JD27540-3A	6:2 Fluorotelomer sulfonate	07/07/2021		Y	N	U		U	1.0	0.26	ug/kg
R1-SB-1(11-11.5)	JD27540-3A	Perfluoropentanoic acid	07/07/2021		Y	N	U		U	0.52	0.26	ug/kg
R1-SB-1(11-11.5)	JD27540-3A	MeFOSAA	07/07/2021		Y	N	U		U	1.0	0.52	ug/kg
R1-SB-1(11-11.5)	JD27540-3A	Perfluoroundecanoic acid	07/07/2021		Y	N	U		U	0.52	0.26	ug/kg
R1-SB-1(11-11.5)	JD27540-3A	Perfluorooctanesulfonic acid	07/07/2021		Y	N	U		U	0.52	0.26	ug/kg
R1-SB-1(11-11.5)	JD27540-3A	Perfluorododecanoic acid	07/07/2021		Y	N	U		U	0.52	0.26	ug/kg
R1-SB-1(11-11.5)	JD27540-3A	Perfluoroheptanesulfonic acid	07/07/2021		Y	N	U		U	0.52	0.26	ug/kg
R1-SB-1(11-11.5)	JD27540-3A	Perfluorohexanoic acid	07/07/2021		Y	N	U		U	0.52	0.26	ug/kg
R1-SB-1(11-11.5)	JD27540-3A	Perfluorohexanesulfonic acid	07/07/2021		Y	N	U		U	0.52	0.26	ug/kg
R1-SB-1(11-11.5)	JD27540-3A	Perfluorodecanoic acid	07/07/2021		Y	N	U		U	0.52	0.26	ug/kg
R1-SB-1(11-11.5)	JD27540-3A	Perfluorodecanesulfonic acid	07/07/2021		Y	N	U		U	0.52	0.26	ug/kg
R1-SB-1(11-11.5)	JD27540-3A	PFOSA	07/07/2021		Y	N	U		U	0.52	0.26	ug/kg
R1-SB-1(11-11.5)	JD27540-3A	Perfluorotetradecanoic acid	07/07/2021		Y	N	U		U	0.52	0.26	ug/kg
R1-SB-1(11-11.5)	JD27540-3A	Perfluorononanoic acid	07/07/2021		Y	N	U		U	0.52	0.26	ug/kg
R1-SB-1(11-11.5)	JD27540-3A	Perfluorooctanoic acid	07/07/2021		Y	N	U		U	0.52	0.26	ug/kg
R1-SB-1(11-11.5)	JD27540-3A	Perfluorobutanoic acid	07/07/2021		Y	N	U		U	1.0	0.39	ug/kg
R1-SB-1(11-11.5)	JD27540-3A	Perfluorobutanesulfonic acid	07/07/2021		Y	N	U		U	0.52	0.26	ug/kg
R1-SB-1(11-11.5)	JD27540-3A	8:2 Fluorotelomer sulfonate	07/07/2021		Y	N	U		U	1.0	0.26	ug/kg

Analytical Method SW7471

Sample ID	Lab Sample ID	Chemical Name	Anal Date	Result	Validated	Detect	Lab Qual	Val Qual	Final qual	RL	MDL	Units

Analytical Method SW7471

Sample ID	Lab Sample ID	Chemical Name	Anal Date	Result	Validated	Detect	Lab Qual	Val Qual	Final qual	RL	MDL	Units
R1-SB-1(1.5-2.0)	JD27540-1	Mercury	07/06/2021		Y	N	U		U	0.036	0.036	mg/kg
R1-SB-4(8-8.5)	JD27540-10	Mercury	07/06/2021		Y	N	U		U	0.029	0.029	mg/kg
R1-SB-5(3.5-4.0)	JD27540-11	Mercury	07/06/2021		Y	N	U		U	0.037	0.037	mg/kg
R1-SB-5(7.5-8.0)	JD27540-12	Mercury	07/06/2021		Y	N	U		U	0.027	0.027	mg/kg
R1-SB-6(3.5-4.0)	JD27540-13	Mercury	07/06/2021	0.28	Y	Y				0.031	0.031	mg/kg
R1-SB-6(5.5-6.0)	JD27540-14	Mercury	07/06/2021		Y	N	U		U	0.026	0.026	mg/kg
R1-SB-12(3.5-4.0)	JD27540-15	Mercury	07/06/2021		Y	N	U		U	0.033	0.033	mg/kg
R1-SB-12(6.5-7.0)	JD27540-16	Mercury	07/06/2021		Y	N	U		U	0.025	0.025	mg/kg
R1-SB-11(1.5-2.0)	JD27540-17	Mercury	07/06/2021	0.52	Y	Y				0.030	0.030	mg/kg
R1-SB-11(6-6.5)	JD27540-18	Mercury	07/06/2021	0.091	Y	Y				0.043	0.043	mg/kg
R1-SB-1(5.0-5.5)	JD27540-2	Mercury	07/06/2021		Y	N	U		U	0.033	0.033	mg/kg
R1-SB-1(11-11.5)	JD27540-3	Mercury	07/06/2021		Y	N	U		U	0.026	0.026	mg/kg
R1-SB-2(3-3.5)	JD27540-4	Mercury	07/06/2021	0.047	Y	Y				0.032	0.032	mg/kg
R1-SB-2(6-6.5)	JD27540-5	Mercury	07/06/2021		Y	N	U		U	0.032	0.032	mg/kg
R1-SB-3(1-1.5)	JD27540-6	Mercury	07/06/2021	0.038	Y	Y				0.031	0.031	mg/kg
R1-SB-3(7-7.5)	JD27540-7	Mercury	07/06/2021		Y	N	U		U	0.032	0.032	mg/kg
R1-SB-3(12-12.5)	JD27540-8	Mercury	07/06/2021		Y	N	U		U	0.024	0.024	mg/kg
R1-SB-4(4-4.5)	JD27540-9	Mercury	07/06/2021	0.45	Y	Y				0.028	0.028	mg/kg

Analytical Method SW8081

Sample ID	Lab Sample ID	Chemical Name	Anal Date	Result	Validated	Detect	Lab Qual	Val Qual	Final qual	RL	MDL	Units
R1-SB-1(1.5-2.0)	JD27540-1	Endrin ketone	07/06/2021		Y	N	U		U	0.89	0.64	ug/kg
R1-SB-1(1.5-2.0)	JD27540-1	Aldrin	07/06/2021		Y	N	U		U	0.89	0.73	ug/kg
R1-SB-1(1.5-2.0)	JD27540-1	Dieldrin	07/06/2021		Y	N	U		U	0.89	0.61	ug/kg
R1-SB-1(1.5-2.0)	JD27540-1	Heptachlor epoxide	07/06/2021		Y	N	U		U	0.89	0.62	ug/kg

SDG: JD27540

Analytical Method SW8081

Sample ID	Lab Sample ID	Chemical Name	Anal Date	Result	Validated	Detect	Lab Qual	Val Qual	Final qual	RL	MDL	Units
R1-SB-1(1.5-2.0)	JD27540-1	Endosulfan sulfate	07/06/2021		Y	N	U		U	0.89	0.69	ug/kg
R1-SB-1(1.5-2.0)	JD27540-1	alpha-BHC	07/06/2021		Y	N	U		U	0.89	0.72	ug/kg
R1-SB-1(1.5-2.0)	JD27540-1	delta-BHC	07/06/2021		Y	N	U		U	0.89	0.85	ug/kg
R1-SB-1(1.5-2.0)	JD27540-1	Endosulfan-II	07/06/2021		Y	N	U		U	0.89	0.55	ug/kg
R1-SB-1(1.5-2.0)	JD27540-1	4,4'-DDT	07/06/2021		Y	N	U		U	0.89	0.78	ug/kg
R1-SB-1(1.5-2.0)	JD27540-1	alpha-Chlordane	07/06/2021		Y	N	U		U	0.89	0.71	ug/kg
R1-SB-1(1.5-2.0)	JD27540-1	gamma-BHC (Lindane)	07/06/2021		Y	N	U		U	0.89	0.65	ug/kg
R1-SB-1(1.5-2.0)	JD27540-1	Chlordane (alpha and gamma)	07/06/2021		Y	N	U		U	0.89	0.40	ug/kg
R1-SB-1(1.5-2.0)	JD27540-1	Endosulfan-I	07/06/2021		Y	N	U		U	0.89	0.51	ug/kg
R1-SB-1(1.5-2.0)	JD27540-1	Endrin	07/06/2021		Y	N	U		U	0.89	0.69	ug/kg
R1-SB-1(1.5-2.0)	JD27540-1	Methoxychlor	07/06/2021		Y	N	U	UJ	UJ	1.8	0.70	ug/kg
R1-SB-1(1.5-2.0)	JD27540-1	4,4'-DDD	07/06/2021		Y	N	U		U	0.89	0.81	ug/kg
R1-SB-1(1.5-2.0)	JD27540-1	4,4'-DDE	07/06/2021		Y	N	U		U	0.89	0.78	ug/kg
R1-SB-1(1.5-2.0)	JD27540-1	Endrin aldehyde	07/06/2021		Y	N	U		U	0.89	0.50	ug/kg
R1-SB-1(1.5-2.0)	JD27540-1	Heptachlor	07/06/2021		Y	N	U		U	0.89	0.76	ug/kg
R1-SB-1(1.5-2.0)	JD27540-1	Toxaphene	07/06/2021		Y	N	U		U	22	21	ug/kg
R1-SB-1(1.5-2.0)	JD27540-1	gamma-Chlordane	07/06/2021		Y	N	U		U	0.89	0.40	ug/kg
R1-SB-1(1.5-2.0)	JD27540-1	beta-BHC	07/06/2021		Y	N	U		U	0.89	0.80	ug/kg
R1-SB-6(3.5-4.0)	JD27540-13	Methoxychlor	07/07/2021		Y	N	U		U	1.4	0.54	ug/kg
R1-SB-6(3.5-4.0)	JD27540-13	Heptachlor epoxide	07/07/2021		Y	N	U		U	0.68	0.48	ug/kg
R1-SB-6(3.5-4.0)	JD27540-13	Toxaphene	07/07/2021		Y	N	U		U	17	16	ug/kg
R1-SB-6(3.5-4.0)	JD27540-13	Heptachlor	07/07/2021		Y	N	U		U	0.68	0.59	ug/kg
R1-SB-6(3.5-4.0)	JD27540-13	Endrin aldehyde	07/07/2021		Y	N	U		U	0.68	0.39	ug/kg
R1-SB-6(3.5-4.0)	JD27540-13	4,4'-DDD	07/07/2021		Y	N	U	UJ	UJ	0.68	0.63	ug/kg
R1-SB-6(3.5-4.0)	JD27540-13	Endosulfan-I	07/07/2021		Y	N	U		U	0.68	0.39	ug/kg

Analytical Method SW8081

Sample ID	Lab Sample ID	Chemical Name	Anal Date	Result	Validated	Detect	Lab Qual	Val Qual	Final qual	RL	MDL	Units
R1-SB-6(3.5-4.0)	JD27540-13	Endrin	07/07/2021		Y	N	U		U	0.68	0.53	ug/kg
R1-SB-6(3.5-4.0)	JD27540-13	Dieldrin	07/07/2021		Y	N	U		U	0.68	0.47	ug/kg
R1-SB-6(3.5-4.0)	JD27540-13	gamma-BHC (Lindane)	07/07/2021		Y	N	U		U	0.68	0.50	ug/kg
R1-SB-6(3.5-4.0)	JD27540-13	Aldrin	07/07/2021		Y	N	U		U	0.68	0.56	ug/kg
R1-SB-6(3.5-4.0)	JD27540-13	gamma-Chlordane	07/07/2021		Y	N	U		U	0.68	0.31	ug/kg
R1-SB-6(3.5-4.0)	JD27540-13	alpha-Chlordane	07/07/2021		Y	N	U		U	0.68	0.55	ug/kg
R1-SB-6(3.5-4.0)	JD27540-13	4,4'-DDT	07/07/2021		Y	N	U	UJ	UJ	0.68	0.60	ug/kg
R1-SB-6(3.5-4.0)	JD27540-13	Endosulfan-II	07/07/2021		Y	N	U		U	0.68	0.43	ug/kg
R1-SB-6(3.5-4.0)	JD27540-13	delta-BHC	07/07/2021		Y	N	U	UJ	UJ	0.68	0.66	ug/kg
R1-SB-6(3.5-4.0)	JD27540-13	beta-BHC	07/07/2021		Y	N	U		U	0.68	0.62	ug/kg
R1-SB-6(3.5-4.0)	JD27540-13	alpha-BHC	07/07/2021		Y	N	U		U	0.68	0.55	ug/kg
R1-SB-6(3.5-4.0)	JD27540-13	Endrin ketone	07/07/2021		Y	N	U		U	0.68	0.49	ug/kg
R1-SB-6(3.5-4.0)	JD27540-13	4,4'-DDE	07/07/2021		Y	N	U		U	0.68	0.60	ug/kg
R1-SB-6(3.5-4.0)	JD27540-13	Endosulfan sulfate	07/07/2021		Y	N	U		U	0.68	0.53	ug/kg
R1-SB-6(5.5-6.0)	JD27540-14	gamma-BHC (Lindane)	07/06/2021		Y	N	U		U	0.68	0.50	ug/kg
R1-SB-6(5.5-6.0)	JD27540-14	Dieldrin	07/06/2021	0.87	Y	Y		J	J	0.68	0.47	ug/kg
R1-SB-6(5.5-6.0)	JD27540-14	Endrin	07/06/2021		Y	N	U		U	0.68	0.53	ug/kg
R1-SB-6(5.5-6.0)	JD27540-14	4,4'-DDD	07/06/2021		Y	N	U		U	0.68	0.62	ug/kg
R1-SB-6(5.5-6.0)	JD27540-14	Endrin aldehyde	07/06/2021		Y	N	U		U	0.68	0.38	ug/kg
R1-SB-6(5.5-6.0)	JD27540-14	Heptachlor	07/06/2021		Y	N	U		U	0.68	0.58	ug/kg
R1-SB-6(5.5-6.0)	JD27540-14	Endosulfan-I	07/06/2021		Y	N	U		U	0.68	0.39	ug/kg
R1-SB-6(5.5-6.0)	JD27540-14	Chlordane (alpha and gamma)	07/06/2021		Y	N	U		U	0.68	0.31	ug/kg
R1-SB-6(5.5-6.0)	JD27540-14	Toxaphene	07/06/2021		Y	N	U		U	17	16	ug/kg
R1-SB-6(5.5-6.0)	JD27540-14	Endrin ketone	07/06/2021		Y	N	U		U	0.68	0.49	ug/kg
R1-SB-6(5.5-6.0)	JD27540-14	gamma-Chlordane	07/06/2021		Y	N	U		U	0.68	0.31	ug/kg

Analytical Method SW8081

Sample ID	Lab Sample ID	Chemical Name	Anal Date	Result	Validated	Detect	Lab Qual	Val Qual	Final qual	RL	MDL	Units
R1-SB-6(5.5-6.0)	JD27540-14	alpha-Chlordane	07/06/2021		Y	N	U		U	0.68	0.55	ug/kg
R1-SB-6(5.5-6.0)	JD27540-14	4,4'-DDT	07/06/2021		Y	N	U		U	0.68	0.60	ug/kg
R1-SB-6(5.5-6.0)	JD27540-14	Endosulfan-II	07/06/2021		Y	N	U		U	0.68	0.42	ug/kg
R1-SB-6(5.5-6.0)	JD27540-14	delta-BHC	07/06/2021		Y	N	U		U	0.68	0.65	ug/kg
R1-SB-6(5.5-6.0)	JD27540-14	beta-BHC	07/06/2021		Y	N	U		U	0.68	0.61	ug/kg
R1-SB-6(5.5-6.0)	JD27540-14	alpha-BHC	07/06/2021		Y	N	U		U	0.68	0.55	ug/kg
R1-SB-6(5.5-6.0)	JD27540-14	Aldrin	07/06/2021	0.94	Y	Y		J	J	0.68	0.56	ug/kg
R1-SB-6(5.5-6.0)	JD27540-14	Heptachlor epoxide	07/06/2021		Y	N	U		U	0.68	0.47	ug/kg
R1-SB-6(5.5-6.0)	JD27540-14	4,4'-DDE	07/06/2021		Y	N	U		U	0.68	0.59	ug/kg
R1-SB-6(5.5-6.0)	JD27540-14	Endosulfan sulfate	07/06/2021		Y	N	U		U	0.68	0.53	ug/kg
R1-SB-6(5.5-6.0)	JD27540-14	Methoxychlor	07/06/2021		Y	N	U	UJ	UJ	1.4	0.54	ug/kg
R1-SB-11(1.5-2.0)	JD27540-17	alpha-Chlordane	07/07/2021		Y	N	U		U	0.79	0.64	ug/kg
R1-SB-11(1.5-2.0)	JD27540-17	Heptachlor	07/07/2021		Y	N	U		U	0.79	0.68	ug/kg
R1-SB-11(1.5-2.0)	JD27540-17	Endrin aldehyde	07/07/2021		Y	N	U		U	0.79	0.45	ug/kg
R1-SB-11(1.5-2.0)	JD27540-17	4,4'-DDE	07/07/2021		Y	N	U		U	0.79	0.70	ug/kg
R1-SB-11(1.5-2.0)	JD27540-17	4,4'-DDD	07/07/2021		Y	N	U	UJ	UJ	0.79	0.73	ug/kg
R1-SB-11(1.5-2.0)	JD27540-17	Methoxychlor	07/07/2021		Y	N	U		U	1.6	0.63	ug/kg
R1-SB-11(1.5-2.0)	JD27540-17	Endrin	07/07/2021		Y	N	U		U	0.79	0.62	ug/kg
R1-SB-11(1.5-2.0)	JD27540-17	Dieldrin	07/07/2021		Y	N	U		U	0.79	0.55	ug/kg
R1-SB-11(1.5-2.0)	JD27540-17	gamma-BHC (Lindane)	07/07/2021		Y	N	U		U	0.79	0.58	ug/kg
R1-SB-11(1.5-2.0)	JD27540-17	Toxaphene	07/07/2021		Y	N	U		U	20	18	ug/kg
R1-SB-11(1.5-2.0)	JD27540-17	gamma-Chlordane	07/07/2021		Y	N	U		U	0.79	0.36	ug/kg
R1-SB-11(1.5-2.0)	JD27540-17	Endosulfan-II	07/07/2021		Y	N	U		U	0.79	0.50	ug/kg
R1-SB-11(1.5-2.0)	JD27540-17	4,4'-DDT	07/07/2021		Y	N	U	UJ	UJ	0.79	0.70	ug/kg
R1-SB-11(1.5-2.0)	JD27540-17	delta-BHC	07/07/2021		Y	N	U	UJ	UJ	0.79	0.76	ug/kg

SDG: JD27540

Analytical Method SW8081

Sample ID	Lab Sample ID	Chemical Name	Anal Date	Result	Validated	Detect	Lab Qual	Val Qual	Final qual	RL	MDL	Units
R1-SB-11(1.5-2.0)	JD27540-17	alpha-BHC	07/07/2021		Y	N	U		U	0.79	0.65	ug/kg
R1-SB-11(1.5-2.0)	JD27540-17	Aldrin	07/07/2021		Y	N	U		U	0.79	0.65	ug/kg
R1-SB-11(1.5-2.0)	JD27540-17	Endosulfan sulfate	07/07/2021		Y	N	U		U	0.79	0.62	ug/kg
R1-SB-11(1.5-2.0)	JD27540-17	Heptachlor epoxide	07/07/2021		Y	N	U		U	0.79	0.56	ug/kg
R1-SB-11(1.5-2.0)	JD27540-17	Endosulfan-I	07/07/2021		Y	N	U		U	0.79	0.46	ug/kg
R1-SB-11(1.5-2.0)	JD27540-17	Endrin ketone	07/07/2021		Y	N	U		U	0.79	0.57	ug/kg
R1-SB-11(1.5-2.0)	JD27540-17	beta-BHC	07/07/2021		Y	N	U		U	0.79	0.72	ug/kg
R1-SB-11(6-6.5)	JD27540-18	Endrin	07/07/2021		Y	N	U		U	0.87	0.67	ug/kg
R1-SB-11(6-6.5)	JD27540-18	Aldrin	07/07/2021		Y	N	U		U	0.87	0.71	ug/kg
R1-SB-11(6-6.5)	JD27540-18	alpha-BHC	07/07/2021		Y	N	U		U	0.87	0.70	ug/kg
R1-SB-11(6-6.5)	JD27540-18	beta-BHC	07/07/2021		Y	N	U		U	0.87	0.78	ug/kg
R1-SB-11(6-6.5)	JD27540-18	delta-BHC	07/07/2021		Y	N	U	UJ	UJ	0.87	0.83	ug/kg
R1-SB-11(6-6.5)	JD27540-18	Endosulfan-II	07/07/2021		Y	N	U		U	0.87	0.54	ug/kg
R1-SB-11(6-6.5)	JD27540-18	Heptachlor epoxide	07/07/2021		Y	N	U		U	0.87	0.61	ug/kg
R1-SB-11(6-6.5)	JD27540-18	4,4'-DDT	07/07/2021		Y	N	U	UJ	UJ	0.87	0.77	ug/kg
R1-SB-11(6-6.5)	JD27540-18	alpha-Chlordane	07/07/2021		Y	N	U		U	0.87	0.70	ug/kg
R1-SB-11(6-6.5)	JD27540-18	gamma-Chlordane	07/07/2021		Y	N	U		U	0.87	0.39	ug/kg
R1-SB-11(6-6.5)	JD27540-18	Endrin ketone	07/07/2021		Y	N	U		U	0.87	0.63	ug/kg
R1-SB-11(6-6.5)	JD27540-18	Endosulfan-I	07/07/2021		Y	N	U		U	0.87	0.50	ug/kg
R1-SB-11(6-6.5)	JD27540-18	Dieldrin	07/07/2021		Y	N	U		U	0.87	0.60	ug/kg
R1-SB-11(6-6.5)	JD27540-18	Endosulfan sulfate	07/07/2021		Y	N	U		U	0.87	0.68	ug/kg
R1-SB-11(6-6.5)	JD27540-18	4,4'-DDD	07/07/2021		Y	N	U	UJ	UJ	0.87	0.80	ug/kg
R1-SB-11(6-6.5)	JD27540-18	4,4'-DDE	07/07/2021		Y	N	U		U	0.87	0.76	ug/kg
R1-SB-11(6-6.5)	JD27540-18	Endrin aldehyde	07/07/2021		Y	N	U		U	0.87	0.49	ug/kg
R1-SB-11(6-6.5)	JD27540-18	Heptachlor	07/07/2021		Y	N	U		U	0.87	0.75	ug/kg

SDG: JD27540

Analytical Method SW8081

Sample ID	Lab Sample ID	Chemical Name	Anal Date	Result	Validated	Detect	Lab Qual	Val Qual	Final qual	RL	MDL	Units
R1-SB-11(6-6.5)	JD27540-18	Methoxychlor	07/07/2021		Y	N	U		U	1.7	0.69	ug/kg
R1-SB-11(6-6.5)	JD27540-18	gamma-BHC (Lindane)	07/07/2021		Y	N	U		U	0.87	0.64	ug/kg
R1-SB-11(6-6.5)	JD27540-18	Toxaphene	07/07/2021		Y	N	U		U	22	20	ug/kg
R1-SB-1(5.0-5.5)	JD27540-2	Endrin	07/06/2021		Y	N	U		U	0.74	0.58	ug/kg
R1-SB-1(5.0-5.5)	JD27540-2	gamma-Chlordane	07/06/2021		Y	N	U		U	0.74	0.34	ug/kg
R1-SB-1(5.0-5.5)	JD27540-2	Heptachlor	07/06/2021		Y	N	U		U	0.74	0.64	ug/kg
R1-SB-1(5.0-5.5)	JD27540-2	Endrin aldehyde	07/06/2021		Y	N	U		U	0.74	0.42	ug/kg
R1-SB-1(5.0-5.5)	JD27540-2	4,4'-DDE	07/06/2021		Y	N	U		U	0.74	0.65	ug/kg
R1-SB-1(5.0-5.5)	JD27540-2	4,4'-DDD	07/06/2021		Y	N	U		U	0.74	0.68	ug/kg
R1-SB-1(5.0-5.5)	JD27540-2	Methoxychlor	07/06/2021		Y	N	U	UJ	UJ	1.5	0.59	ug/kg
R1-SB-1(5.0-5.5)	JD27540-2	Dieldrin	07/06/2021		Y	N	U		U	0.74	0.51	ug/kg
R1-SB-1(5.0-5.5)	JD27540-2	gamma-BHC (Lindane)	07/06/2021		Y	N	U		U	0.74	0.55	ug/kg
R1-SB-1(5.0-5.5)	JD27540-2	Chlordane (alpha and gamma)	07/06/2021		Y	N	U		U	0.74	0.34	ug/kg
R1-SB-1(5.0-5.5)	JD27540-2	Aldrin	07/06/2021		Y	N	U		U	0.74	0.61	ug/kg
R1-SB-1(5.0-5.5)	JD27540-2	Endrin ketone	07/06/2021		Y	N	U		U	0.74	0.54	ug/kg
R1-SB-1(5.0-5.5)	JD27540-2	alpha-Chlordane	07/06/2021		Y	N	U		U	0.74	0.60	ug/kg
R1-SB-1(5.0-5.5)	JD27540-2	Endosulfan sulfate	07/06/2021		Y	N	U		U	0.74	0.58	ug/kg
R1-SB-1(5.0-5.5)	JD27540-2	alpha-BHC	07/06/2021		Y	N	U		U	0.74	0.60	ug/kg
R1-SB-1(5.0-5.5)	JD27540-2	beta-BHC	07/06/2021		Y	N	U		U	0.74	0.67	ug/kg
R1-SB-1(5.0-5.5)	JD27540-2	delta-BHC	07/06/2021		Y	N	U		U	0.74	0.71	ug/kg
R1-SB-1(5.0-5.5)	JD27540-2	Endosulfan-I	07/06/2021		Y	N	U		U	0.74	0.43	ug/kg
R1-SB-1(5.0-5.5)	JD27540-2	4,4'-DDT	07/06/2021		Y	N	U		U	0.74	0.66	ug/kg
R1-SB-1(5.0-5.5)	JD27540-2	Toxaphene	07/06/2021		Y	N	U		U	19	17	ug/kg
R1-SB-1(5.0-5.5)	JD27540-2	Endosulfan-II	07/06/2021		Y	N	U		U	0.74	0.46	ug/kg
R1-SB-1(5.0-5.5)	JD27540-2	Heptachlor epoxide	07/06/2021		Y	N	U		U	0.74	0.52	ug/kg

Analytical Method SW8081

Sample ID	Lab Sample ID	Chemical Name	Anal Date	Result	Validated	Detect	Lab Qual	Val Qual	Final qual	RL	MDL	Units
R1-SB-1(11-11.5)	JD27540-3	Dieldrin	07/06/2021		Y	N	U		U	0.71	0.48	ug/kg
R1-SB-1(11-11.5)	JD27540-3	gamma-BHC (Lindane)	07/06/2021		Y	N	U		U	0.71	0.52	ug/kg
R1-SB-1(11-11.5)	JD27540-3	Chlordane (alpha and gamma)	07/06/2021		Y	N	U		U	0.71	0.32	ug/kg
R1-SB-1(11-11.5)	JD27540-3	Endrin ketone	07/06/2021		Y	N	U		U	0.71	0.51	ug/kg
R1-SB-1(11-11.5)	JD27540-3	alpha-Chlordane	07/06/2021		Y	N	U		U	0.71	0.57	ug/kg
R1-SB-1(11-11.5)	JD27540-3	4,4'-DDT	07/06/2021		Y	N	U		U	0.71	0.62	ug/kg
R1-SB-1(11-11.5)	JD27540-3	Endrin	07/06/2021		Y	N	U		U	0.71	0.55	ug/kg
R1-SB-1(11-11.5)	JD27540-3	delta-BHC	07/06/2021		Y	N	U		U	0.71	0.68	ug/kg
R1-SB-1(11-11.5)	JD27540-3	alpha-BHC	07/06/2021		Y	N	U		U	0.71	0.57	ug/kg
R1-SB-1(11-11.5)	JD27540-3	Endosulfan-II	07/06/2021		Y	N	U		U	0.71	0.44	ug/kg
R1-SB-1(11-11.5)	JD27540-3	gamma-Chlordane	07/06/2021		Y	N	U		U	0.71	0.32	ug/kg
R1-SB-1(11-11.5)	JD27540-3	Methoxychlor	07/06/2021		Y	N	U	UJ	UJ	1.4	0.56	ug/kg
R1-SB-1(11-11.5)	JD27540-3	4,4'-DDD	07/06/2021		Y	N	U		U	0.71	0.65	ug/kg
R1-SB-1(11-11.5)	JD27540-3	4,4'-DDE	07/06/2021		Y	N	U		U	0.71	0.62	ug/kg
R1-SB-1(11-11.5)	JD27540-3	Endrin aldehyde	07/06/2021		Y	N	U		U	0.71	0.40	ug/kg
R1-SB-1(11-11.5)	JD27540-3	Heptachlor	07/06/2021		Y	N	U		U	0.71	0.61	ug/kg
R1-SB-1(11-11.5)	JD27540-3	Endosulfan-I	07/06/2021		Y	N	U		U	0.71	0.41	ug/kg
R1-SB-1(11-11.5)	JD27540-3	Aldrin	07/06/2021		Y	N	U		U	0.71	0.58	ug/kg
R1-SB-1(11-11.5)	JD27540-3	Endosulfan sulfate	07/06/2021		Y	N	U		U	0.71	0.55	ug/kg
R1-SB-1(11-11.5)	JD27540-3	Heptachlor epoxide	07/06/2021		Y	N	U		U	0.71	0.49	ug/kg
R1-SB-1(11-11.5)	JD27540-3	beta-BHC	07/06/2021		Y	N	U		U	0.71	0.64	ug/kg
R1-SB-1(11-11.5)	JD27540-3	Toxaphene	07/06/2021		Y	N	U		U	18	16	ug/kg

Analytical Method SW8082

Sample ID	Lab Sample ID	Chemical Name	Anal Date	Result	Validated	Detect	Lab Qual	Val Qual	Final qual	RL	MDL	Units

SDG: JD27540

Analytical Method SW8082

Sample ID	Lab Sample ID	Chemical Name	Anal Date	Result	Validated	Detect	Lab Qual	Val Qual	Final qual	RL	MDL	Units
R1-SB-1(1.5-2.0)	JD27540-1	Aroclor 1248	07/06/2021		Y	N	U		U	44	39	ug/kg
R1-SB-1(1.5-2.0)	JD27540-1	Aroclor 1268	07/06/2021		Y	N	U		U	44	19	ug/kg
R1-SB-1(1.5-2.0)	JD27540-1	Aroclor 1242	07/06/2021		Y	N	U		U	44	18	ug/kg
R1-SB-1(1.5-2.0)	JD27540-1	Aroclor 1262	07/06/2021		Y	N	U		U	44	29	ug/kg
R1-SB-1(1.5-2.0)	JD27540-1	Aroclor 1221	07/06/2021		Y	N	U		U	44	27	ug/kg
R1-SB-1(1.5-2.0)	JD27540-1	Aroclor 1232	07/06/2021		Y	N	U		U	44	28	ug/kg
R1-SB-1(1.5-2.0)	JD27540-1	Aroclor 1254	07/06/2021		Y	N	U		U	44	24	ug/kg
R1-SB-1(1.5-2.0)	JD27540-1	Aroclor 1260	07/06/2021		Y	N	U		U	44	19	ug/kg
R1-SB-1(1.5-2.0)	JD27540-1	Aroclor 1016	07/06/2021		Y	N	U		U	44	21	ug/kg
R1-SB-6(3.5-4.0)	JD27540-13	Aroclor 1254	07/06/2021		Y	N	U		U	34	18	ug/kg
R1-SB-6(3.5-4.0)	JD27540-13	Aroclor 1242	07/06/2021		Y	N	U		U	34	14	ug/kg
R1-SB-6(3.5-4.0)	JD27540-13	Aroclor 1016	07/06/2021		Y	N	U		U	34	16	ug/kg
R1-SB-6(3.5-4.0)	JD27540-13	Aroclor 1248	07/06/2021		Y	N	U		U	34	30	ug/kg
R1-SB-6(3.5-4.0)	JD27540-13	Aroclor 1260	07/06/2021		Y	N	U		U	34	15	ug/kg
R1-SB-6(3.5-4.0)	JD27540-13	Aroclor 1232	07/06/2021		Y	N	U		U	34	22	ug/kg
R1-SB-6(3.5-4.0)	JD27540-13	Aroclor 1221	07/06/2021		Y	N	U		U	34	21	ug/kg
R1-SB-6(3.5-4.0)	JD27540-13	Aroclor 1268	07/06/2021		Y	N	U		U	34	14	ug/kg
R1-SB-6(3.5-4.0)	JD27540-13	Aroclor 1262	07/06/2021		Y	N	U		U	34	22	ug/kg
R1-SB-6(5.5-6.0)	JD27540-14	Aroclor 1242	07/06/2021		Y	N	U		U	34	14	ug/kg
R1-SB-6(5.5-6.0)	JD27540-14	Aroclor 1262	07/06/2021		Y	N	U		U	34	22	ug/kg
R1-SB-6(5.5-6.0)	JD27540-14	Aroclor 1016	07/06/2021		Y	N	U		U	34	16	ug/kg
R1-SB-6(5.5-6.0)	JD27540-14	Aroclor 1248	07/06/2021		Y	N	U		U	34	30	ug/kg
R1-SB-6(5.5-6.0)	JD27540-14	Aroclor 1221	07/06/2021		Y	N	U		U	34	21	ug/kg
R1-SB-6(5.5-6.0)	JD27540-14	Aroclor 1254	07/06/2021		Y	N	U		U	34	18	ug/kg
R1-SB-6(5.5-6.0)	JD27540-14	Aroclor 1268	07/06/2021		Y	N	U		U	34	14	ug/kg

SDG: JD27540

Analytical Method SW8082

Sample ID	Lab Sample ID	Chemical Name	Anal Date	Result	Validated	Detect	Lab Qual	Val Qual	Final qual	RL	MDL	Units
R1-SB-6(5.5-6.0)	JD27540-14	Aroclor 1260	07/06/2021		Y	N	U		U	34	14	ug/kg
R1-SB-6(5.5-6.0)	JD27540-14	Aroclor 1232	07/06/2021		Y	N	U		U	34	22	ug/kg
R1-SB-11(1.5-2.0)	JD27540-17	Aroclor 1016	07/06/2021		Y	N	U		U	40	18	ug/kg
R1-SB-11(1.5-2.0)	JD27540-17	Aroclor 1260	07/06/2021		Y	N	U		U	40	17	ug/kg
R1-SB-11(1.5-2.0)	JD27540-17	Aroclor 1254	07/06/2021		Y	N	U		U	40	21	ug/kg
R1-SB-11(1.5-2.0)	JD27540-17	Aroclor 1268	07/06/2021		Y	N	U		U	40	17	ug/kg
R1-SB-11(1.5-2.0)	JD27540-17	Aroclor 1221	07/06/2021		Y	N	U		U	40	25	ug/kg
R1-SB-11(1.5-2.0)	JD27540-17	Aroclor 1248	07/06/2021		Y	N	U		U	40	35	ug/kg
R1-SB-11(1.5-2.0)	JD27540-17	Aroclor 1262	07/06/2021		Y	N	U		U	40	26	ug/kg
R1-SB-11(1.5-2.0)	JD27540-17	Aroclor 1242	07/06/2021		Y	N	U		U	40	16	ug/kg
R1-SB-11(1.5-2.0)	JD27540-17	Aroclor 1232	07/06/2021		Y	N	U		U	40	25	ug/kg
R1-SB-11(6-6.5)	JD27540-18	Aroclor 1016	07/06/2021		Y	N	U		U	43	20	ug/kg
R1-SB-11(6-6.5)	JD27540-18	Aroclor 1262	07/06/2021		Y	N	U		U	43	28	ug/kg
R1-SB-11(6-6.5)	JD27540-18	Aroclor 1242	07/06/2021		Y	N	U		U	43	18	ug/kg
R1-SB-11(6-6.5)	JD27540-18	Aroclor 1248	07/06/2021		Y	N	U		U	43	39	ug/kg
R1-SB-11(6-6.5)	JD27540-18	Aroclor 1232	07/06/2021		Y	N	U		U	43	28	ug/kg
R1-SB-11(6-6.5)	JD27540-18	Aroclor 1221	07/06/2021		Y	N	U		U	43	27	ug/kg
R1-SB-11(6-6.5)	JD27540-18	Aroclor 1268	07/06/2021		Y	N	U		U	43	18	ug/kg
R1-SB-11(6-6.5)	JD27540-18	Aroclor 1254	07/06/2021		Y	N	U		U	43	23	ug/kg
R1-SB-11(6-6.5)	JD27540-18	Aroclor 1260	07/06/2021		Y	N	U		U	43	18	ug/kg
R1-SB-1(5.0-5.5)	JD27540-2	Aroclor 1260	07/06/2021		Y	N	U		U	37	16	ug/kg
R1-SB-1(5.0-5.5)	JD27540-2	Aroclor 1262	07/06/2021		Y	N	U		U	37	24	ug/kg
R1-SB-1(5.0-5.5)	JD27540-2	Aroclor 1016	07/06/2021		Y	N	U		U	37	17	ug/kg
R1-SB-1(5.0-5.5)	JD27540-2	Aroclor 1248	07/06/2021		Y	N	U		U	37	33	ug/kg
R1-SB-1(5.0-5.5)	JD27540-2	Aroclor 1232	07/06/2021		Y	N	U		U	37	24	ug/kg

SDG: JD27540

Analytical Method SW8082

Sample ID	Lab Sample ID	Chemical Name	Anal Date	Result	Validated	Detect	Lab Qual	Val Qual	Final qual	RL	MDL	Units
R1-SB-1(5.0-5.5)	JD27540-2	Aroclor 1221	07/06/2021		Y	N	U		U	37	23	ug/kg
R1-SB-1(5.0-5.5)	JD27540-2	Aroclor 1268	07/06/2021		Y	N	U		U	37	16	ug/kg
R1-SB-1(5.0-5.5)	JD27540-2	Aroclor 1254	07/06/2021		Y	N	U		U	37	20	ug/kg
R1-SB-1(5.0-5.5)	JD27540-2	Aroclor 1242	07/06/2021		Y	N	U		U	37	15	ug/kg
R1-SB-1(11-11.5)	JD27540-3	Aroclor 1221	07/06/2021		Y	N	U		U	35	22	ug/kg
R1-SB-1(11-11.5)	JD27540-3	Aroclor 1262	07/06/2021		Y	N	U		U	35	23	ug/kg
R1-SB-1(11-11.5)	JD27540-3	Aroclor 1016	07/06/2021		Y	N	U		U	35	16	ug/kg
R1-SB-1(11-11.5)	JD27540-3	Aroclor 1260	07/06/2021		Y	N	U		U	35	15	ug/kg
R1-SB-1(11-11.5)	JD27540-3	Aroclor 1232	07/06/2021		Y	N	U		U	35	22	ug/kg
R1-SB-1(11-11.5)	JD27540-3	Aroclor 1242	07/06/2021		Y	N	U		U	35	14	ug/kg
R1-SB-1(11-11.5)	JD27540-3	Aroclor 1268	07/06/2021		Y	N	U		U	35	15	ug/kg
R1-SB-1(11-11.5)	JD27540-3	Aroclor 1254	07/06/2021		Y	N	U		U	35	19	ug/kg
R1-SB-1(11-11.5)	JD27540-3	Aroclor 1248	07/06/2021		Y	N	U		U	35	31	ug/kg

Analytical Method SW8260

Sample ID	Lab Sample ID	Chemical Name	Anal Date	Result	Validated	Detect	Lab Qual	Val Qual	Final qual	RL	MDL	Units
R1-SB-1(1.5-2.0)	JD27540-1	1,4-Dichlorobenzene	07/01/2021		Y	N	U		U	1.3	0.65	ug/kg
R1-SB-1(1.5-2.0)	JD27540-1	trans-1,3-Dichloropropene	07/01/2021		Y	N	U		U	2.6	0.60	ug/kg
R1-SB-1(1.5-2.0)	JD27540-1	cis-1,3-Dichloropropene	07/01/2021		Y	N	U		U	2.6	0.62	ug/kg
R1-SB-1(1.5-2.0)	JD27540-1	Styrene	07/01/2021		Y	N	U		U	2.6	0.53	ug/kg
R1-SB-1(1.5-2.0)	JD27540-1	1,2-Dibromoethane	07/01/2021		Y	N	U		U	1.3	0.55	ug/kg
R1-SB-1(1.5-2.0)	JD27540-1	1,2-Dichloroethane	07/01/2021		Y	N	U		U	1.3	0.62	ug/kg
R1-SB-1(1.5-2.0)	JD27540-1	4-Methyl-2-pentanone(MIBK)	07/01/2021		Y	N	U		U	6.6	3.0	ug/kg
R1-SB-1(1.5-2.0)	JD27540-1	Ethylbenzene	07/01/2021		Y	N	U		U	1.3	0.59	ug/kg
R1-SB-1(1.5-2.0)	JD27540-1	1,2,3-Trichlorobenzene	07/01/2021		Y	N	U		U	6.6	3.3	ug/kg

SDG: JD27540

Analytical Method SW8260

Sample ID	Lab Sample ID	Chemical Name	Anal Date	Result	Validated	Detect	Lab Qual	Val Qual	Final qual	RL	MDL	Units
R1-SB-1(1.5-2.0)	JD27540-1	1,1,2,2-Tetrachloroethane	07/01/2021		Y	N	U		U	2.6	0.79	ug/kg
R1-SB-1(1.5-2.0)	JD27540-1	m,p-Xylene	07/01/2021		Y	N	U		U	1.3	1.2	ug/kg
R1-SB-1(1.5-2.0)	JD27540-1	Isopropylbenzene	07/01/2021		Y	N	U		U	2.6	1.9	ug/kg
R1-SB-1(1.5-2.0)	JD27540-1	1,2-Dibromo-3-chloropropane	07/01/2021		Y	N	U		U	2.6	0.91	ug/kg
R1-SB-1(1.5-2.0)	JD27540-1	Methylcyclohexane	07/01/2021		Y	N	U		U	2.6	1.1	ug/kg
R1-SB-1(1.5-2.0)	JD27540-1	o-Xylene	07/01/2021		Y	N	U		U	1.3	0.60	ug/kg
R1-SB-1(1.5-2.0)	JD27540-1	Carbon tetrachloride	07/01/2021		Y	N	U		U	2.6	0.81	ug/kg
R1-SB-1(1.5-2.0)	JD27540-1	1,2-Dichlorobenzene	07/01/2021		Y	N	U		U	1.3	0.72	ug/kg
R1-SB-1(1.5-2.0)	JD27540-1	Dichlorodifluoromethane	07/01/2021		Y	N	U		U	6.6	0.95	ug/kg
R1-SB-1(1.5-2.0)	JD27540-1	trans-1,2-Dichloroethene	07/01/2021		Y	N	U		U	1.3	0.80	ug/kg
R1-SB-1(1.5-2.0)	JD27540-1	Methylene chloride	07/01/2021		Y	N	U		U	6.6	3.4	ug/kg
R1-SB-1(1.5-2.0)	JD27540-1	Carbon disulfide	07/01/2021		Y	N	U		U	2.6	0.70	ug/kg
R1-SB-1(1.5-2.0)	JD27540-1	Bromoform	07/01/2021		Y	N	U		U	6.6	1.8	ug/kg
R1-SB-1(1.5-2.0)	JD27540-1	Bromodichloromethane	07/01/2021		Y	N	U		U	2.6	0.56	ug/kg
R1-SB-1(1.5-2.0)	JD27540-1	1,1-Dichloroethane	07/01/2021		Y	N	U		U	1.3	0.65	ug/kg
R1-SB-1(1.5-2.0)	JD27540-1	Chloroethane	07/01/2021		Y	N	U		U	6.6	0.77	ug/kg
R1-SB-1(1.5-2.0)	JD27540-1	Trichlorofluoromethane	07/01/2021		Y	N	U		U	6.6	0.90	ug/kg
R1-SB-1(1.5-2.0)	JD27540-1	Bromochloromethane	07/01/2021		Y	N	U		U	6.6	0.73	ug/kg
R1-SB-1(1.5-2.0)	JD27540-1	Freon 113	07/01/2021		Y	N	U		U	6.6	3.5	ug/kg
R1-SB-1(1.5-2.0)	JD27540-1	1,2-Dichloropropane	07/01/2021		Y	N	U		U	2.6	0.62	ug/kg
R1-SB-1(1.5-2.0)	JD27540-1	2-Butanone (MEK)	07/01/2021		Y	N	U		U	13	3.2	ug/kg
R1-SB-1(1.5-2.0)	JD27540-1	1,1,2-Trichloroethane	07/01/2021		Y	N	U		U	2.6	0.73	ug/kg
R1-SB-1(1.5-2.0)	JD27540-1	Methyl Acetate	07/01/2021		Y	N	U	UJ	UJ	6.6	1.8	ug/kg
R1-SB-1(1.5-2.0)	JD27540-1	Trichloroethene	07/01/2021		Y	N	U		U	1.3	1.0	ug/kg
R1-SB-1(1.5-2.0)	JD27540-1	1,1-Dichloroethene	07/01/2021		Y	N	U		U	1.3	0.86	ug/kg

SDG: JD27540

Analytical Method SW8260

Sample ID	Lab Sample ID	Chemical Name	Anal Date	Result	Validated	Detect	Lab Qual	Val Qual	Final qual	RL	MDL	Units
R1-SB-1(1.5-2.0)	JD27540-1	1,3-Dichlorobenzene	07/01/2021		Y	N	U		U	1.3	0.65	ug/kg
R1-SB-1(1.5-2.0)	JD27540-1	Chlorobenzene	07/01/2021		Y	N	U		U	2.6	0.60	ug/kg
R1-SB-1(1.5-2.0)	JD27540-1	Cyclohexane	07/01/2021		Y	N	U		U	2.6	0.86	ug/kg
R1-SB-1(1.5-2.0)	JD27540-1	1,2,4-Trichlorobenzene	07/01/2021		Y	N	U		U	6.6	3.3	ug/kg
R1-SB-1(1.5-2.0)	JD27540-1	Dibromochloromethane	07/01/2021		Y	N	U		U	2.6	0.73	ug/kg
R1-SB-1(1.5-2.0)	JD27540-1	Tetrachloroethene	07/01/2021		Y	N	U		U	2.6	0.76	ug/kg
R1-SB-1(1.5-2.0)	JD27540-1	Xylene (total)	07/01/2021		Y	N	U		U	1.3	0.60	ug/kg
R1-SB-1(1.5-2.0)	JD27540-1	Vinyl chloride	07/01/2021		Y	N	U		U	2.6	0.63	ug/kg
R1-SB-1(1.5-2.0)	JD27540-1	Methyl Tert Butyl Ether	07/01/2021		Y	N	U		U	1.3	0.61	ug/kg
R1-SB-1(1.5-2.0)	JD27540-1	Toluene	07/01/2021		Y	N	U		U	1.3	0.69	ug/kg
R1-SB-1(1.5-2.0)	JD27540-1	Acetone	07/01/2021	5.6	Y	Y	J		J	13	5.4	ug/kg
R1-SB-1(1.5-2.0)	JD27540-1	Chloroform	07/01/2021		Y	N	U		U	2.6	0.68	ug/kg
R1-SB-1(1.5-2.0)	JD27540-1	Benzene	07/01/2021		Y	N	U		U	0.66	0.60	ug/kg
R1-SB-1(1.5-2.0)	JD27540-1	1,1,1-Trichloroethane	07/01/2021		Y	N	U		U	2.6	0.63	ug/kg
R1-SB-1(1.5-2.0)	JD27540-1	Bromomethane	07/01/2021		Y	N	U		U	6.6	1.0	ug/kg
R1-SB-1(1.5-2.0)	JD27540-1	Chloromethane	07/01/2021		Y	N	U		U	6.6	2.6	ug/kg
R1-SB-1(1.5-2.0)	JD27540-1	cis-1,2-Dichloroethene	07/01/2021		Y	N	U		U	1.3	1.1	ug/kg
R1-SB-1(1.5-2.0)	JD27540-1	2-Hexanone	07/01/2021		Y	N	U		U	6.6	2.8	ug/kg
R1-SB-6(3.5-4.0)	JD27540-13	Methyl Tert Butyl Ether	07/02/2021		Y	N	U		U	1.1	0.51	ug/kg
R1-SB-6(3.5-4.0)	JD27540-13	Chloroethane	07/02/2021		Y	N	U		U	5.4	0.64	ug/kg
R1-SB-6(3.5-4.0)	JD27540-13	Bromochloromethane	07/02/2021		Y	N	U		U	5.4	0.61	ug/kg
R1-SB-6(3.5-4.0)	JD27540-13	Chloromethane	07/02/2021		Y	N	U		U	5.4	2.1	ug/kg
R1-SB-6(3.5-4.0)	JD27540-13	Bromomethane	07/02/2021		Y	N	U		U	5.4	0.83	ug/kg
R1-SB-6(3.5-4.0)	JD27540-13	1,1,1-Trichloroethane	07/02/2021		Y	N	U		U	2.2	0.53	ug/kg
R1-SB-6(3.5-4.0)	JD27540-13	Benzene	07/02/2021		Y	N	U		U	0.54	0.50	ug/kg

SDG: JD27540

Analytical Method SW8260

Sample ID	Lab Sample ID	Chemical Name	Anal Date	Result	Validated	Detect	Lab Qual	Val Qual	Final qual	RL	MDL	Units
R1-SB-6(3.5-4.0)	JD27540-13	Chloroform	07/02/2021		Y	N	U		U	2.2	0.57	ug/kg
R1-SB-6(3.5-4.0)	JD27540-13	Acetone	07/02/2021	8.9	Y	Y	J		J	11	4.5	ug/kg
R1-SB-6(3.5-4.0)	JD27540-13	2-Hexanone	07/02/2021		Y	N	U		U	5.4	2.3	ug/kg
R1-SB-6(3.5-4.0)	JD27540-13	4-Methyl-2-pentanone(MIBK)	07/02/2021		Y	N	U		U	5.4	2.5	ug/kg
R1-SB-6(3.5-4.0)	JD27540-13	1,3-Dichlorobenzene	07/02/2021		Y	N	U		U	1.1	0.54	ug/kg
R1-SB-6(3.5-4.0)	JD27540-13	Carbon disulfide	07/02/2021		Y	N	U		U	2.2	0.58	ug/kg
R1-SB-6(3.5-4.0)	JD27540-13	trans-1,2-Dichloroethene	07/02/2021		Y	N	U		U	1.1	0.67	ug/kg
R1-SB-6(3.5-4.0)	JD27540-13	cis-1,2-Dichloroethene	07/02/2021		Y	N	U		U	1.1	0.91	ug/kg
R1-SB-6(3.5-4.0)	JD27540-13	Xylene (total)	07/02/2021		Y	N	U		U	1.1	0.50	ug/kg
R1-SB-6(3.5-4.0)	JD27540-13	Tetrachloroethene	07/02/2021		Y	N	U		U	2.2	0.63	ug/kg
R1-SB-6(3.5-4.0)	JD27540-13	Dibromochloromethane	07/02/2021		Y	N	U		U	2.2	0.61	ug/kg
R1-SB-6(3.5-4.0)	JD27540-13	1,2,4-Trichlorobenzene	07/02/2021		Y	N	U		U	5.4	2.7	ug/kg
R1-SB-6(3.5-4.0)	JD27540-13	Chlorobenzene	07/02/2021		Y	N	U		U	2.2	0.50	ug/kg
R1-SB-6(3.5-4.0)	JD27540-13	Methylcyclohexane	07/02/2021		Y	N	U		U	2.2	0.95	ug/kg
R1-SB-6(3.5-4.0)	JD27540-13	Carbon tetrachloride	07/02/2021		Y	N	U		U	2.2	0.67	ug/kg
R1-SB-6(3.5-4.0)	JD27540-13	2-Butanone (MEK)	07/02/2021		Y	N	U		U	11	2.6	ug/kg
R1-SB-6(3.5-4.0)	JD27540-13	m,p-Xylene	07/02/2021		Y	N	U		U	1.1	0.98	ug/kg
R1-SB-6(3.5-4.0)	JD27540-13	Isopropylbenzene	07/02/2021		Y	N	U		U	2.2	1.5	ug/kg
R1-SB-6(3.5-4.0)	JD27540-13	1,2-Dibromo-3-chloropropane	07/02/2021		Y	N	U		U	2.2	0.76	ug/kg
R1-SB-6(3.5-4.0)	JD27540-13	1,2-Dichlorobenzene	07/02/2021		Y	N	U		U	1.1	0.59	ug/kg
R1-SB-6(3.5-4.0)	JD27540-13	o-Xylene	07/02/2021		Y	N	U		U	1.1	0.50	ug/kg
R1-SB-6(3.5-4.0)	JD27540-13	1,2,3-Trichlorobenzene	07/02/2021		Y	N	U		U	5.4	2.7	ug/kg
R1-SB-6(3.5-4.0)	JD27540-13	1,1,2,2-Tetrachloroethane	07/02/2021		Y	N	U		U	2.2	0.65	ug/kg
R1-SB-6(3.5-4.0)	JD27540-13	Methyl Acetate	07/02/2021		Y	N	U		U	5.4	1.5	ug/kg
R1-SB-6(3.5-4.0)	JD27540-13	Vinyl chloride	07/02/2021		Y	N	U		U	2.2	0.52	ug/kg

SDG: JD27540

Analytical Method SW8260

Sample ID	Lab Sample ID	Chemical Name	Anal Date	Result	Validated	Detect	Lab Qual	Val Qual	Final qual	RL	MDL	Units
R1-SB-6(3.5-4.0)	JD27540-13	1,1,2-Trichloroethane	07/02/2021		Y	N	U		U	2.2	0.60	ug/kg
R1-SB-6(3.5-4.0)	JD27540-13	Methylene chloride	07/02/2021		Y	N	U		U	5.4	2.8	ug/kg
R1-SB-6(3.5-4.0)	JD27540-13	1,2-Dichloropropane	07/02/2021		Y	N	U		U	2.2	0.52	ug/kg
R1-SB-6(3.5-4.0)	JD27540-13	Freon 113	07/02/2021		Y	N	U		U	5.4	2.9	ug/kg
R1-SB-6(3.5-4.0)	JD27540-13	Dichlorodifluoromethane	07/02/2021		Y	N	U		U	5.4	0.79	ug/kg
R1-SB-6(3.5-4.0)	JD27540-13	Trichlorofluoromethane	07/02/2021		Y	N	U		U	5.4	0.74	ug/kg
R1-SB-6(3.5-4.0)	JD27540-13	1,1-Dichloroethene	07/02/2021		Y	N	U		U	1.1	0.71	ug/kg
R1-SB-6(3.5-4.0)	JD27540-13	1,1-Dichloroethane	07/02/2021		Y	N	U		U	1.1	0.54	ug/kg
R1-SB-6(3.5-4.0)	JD27540-13	Bromodichloromethane	07/02/2021		Y	N	U		U	2.2	0.47	ug/kg
R1-SB-6(3.5-4.0)	JD27540-13	Bromoform	07/02/2021		Y	N	U		U	5.4	1.5	ug/kg
R1-SB-6(3.5-4.0)	JD27540-13	Toluene	07/02/2021		Y	N	U		U	1.1	0.57	ug/kg
R1-SB-6(3.5-4.0)	JD27540-13	Trichloroethene	07/02/2021		Y	N	U		U	1.1	0.83	ug/kg
R1-SB-6(3.5-4.0)	JD27540-13	Ethylbenzene	07/02/2021		Y	N	U		U	1.1	0.49	ug/kg
R1-SB-6(3.5-4.0)	JD27540-13	1,2-Dichloroethane	07/02/2021		Y	N	U		U	1.1	0.51	ug/kg
R1-SB-6(3.5-4.0)	JD27540-13	1,2-Dibromoethane	07/02/2021		Y	N	U		U	1.1	0.46	ug/kg
R1-SB-6(3.5-4.0)	JD27540-13	1,4-Dichlorobenzene	07/02/2021		Y	N	U		U	1.1	0.54	ug/kg
R1-SB-6(3.5-4.0)	JD27540-13	trans-1,3-Dichloropropene	07/02/2021		Y	N	U		U	2.2	0.50	ug/kg
R1-SB-6(3.5-4.0)	JD27540-13	cis-1,3-Dichloropropene	07/02/2021		Y	N	U		U	2.2	0.52	ug/kg
R1-SB-6(3.5-4.0)	JD27540-13	Styrene	07/02/2021		Y	N	U		U	2.2	0.44	ug/kg
R1-SB-6(3.5-4.0)	JD27540-13	Cyclohexane	07/02/2021		Y	N	U		U	2.2	0.72	ug/kg
R1-SB-6(5.5-6.0)	JD27540-14	Trichlorofluoromethane	07/01/2021		Y	N	U		U	5.3	0.73	ug/kg
R1-SB-6(5.5-6.0)	JD27540-14	Benzene	07/01/2021		Y	N	U		U	0.53	0.48	ug/kg
R1-SB-6(5.5-6.0)	JD27540-14	Styrene	07/01/2021		Y	N	U		U	2.1	0.43	ug/kg
R1-SB-6(5.5-6.0)	JD27540-14	Chloroethane	07/01/2021		Y	N	U		U	5.3	0.63	ug/kg
R1-SB-6(5.5-6.0)	JD27540-14	Vinyl chloride	07/01/2021		Y	N	U		U	2.1	0.51	ug/kg

SDG: JD27540

Analytical Method SW8260

Sample ID	Lab Sample ID	Chemical Name	Anal Date	Result	Validated	Detect	Lab Qual	Val Qual	Final qual	RL	MDL	Units
R1-SB-6(5.5-6.0)	JD27540-14	1,2-Dichloropropane	07/01/2021		Y	N	U		U	2.1	0.50	ug/kg
R1-SB-6(5.5-6.0)	JD27540-14	Methylene chloride	07/01/2021		Y	N	U		U	5.3	2.8	ug/kg
R1-SB-6(5.5-6.0)	JD27540-14	Dichlorodifluoromethane	07/01/2021		Y	N	U		U	5.3	0.77	ug/kg
R1-SB-6(5.5-6.0)	JD27540-14	1,1-Dichloroethane	07/01/2021		Y	N	U		U	1.1	0.53	ug/kg
R1-SB-6(5.5-6.0)	JD27540-14	1,1,1-Trichloroethane	07/01/2021		Y	N	U		U	2.1	0.51	ug/kg
R1-SB-6(5.5-6.0)	JD27540-14	1,1-Dichloroethene	07/01/2021		Y	N	U		U	1.1	0.70	ug/kg
R1-SB-6(5.5-6.0)	JD27540-14	Dibromochloromethane	07/01/2021		Y	N	U		U	2.1	0.60	ug/kg
R1-SB-6(5.5-6.0)	JD27540-14	Carbon disulfide	07/01/2021		Y	N	U		U	2.1	0.57	ug/kg
R1-SB-6(5.5-6.0)	JD27540-14	Bromoform	07/01/2021		Y	N	U		U	5.3	1.4	ug/kg
R1-SB-6(5.5-6.0)	JD27540-14	Bromodichloromethane	07/01/2021		Y	N	U		U	2.1	0.46	ug/kg
R1-SB-6(5.5-6.0)	JD27540-14	Freon 113	07/01/2021		Y	N	U		U	5.3	2.8	ug/kg
R1-SB-6(5.5-6.0)	JD27540-14	Cyclohexane	07/01/2021		Y	N	U		U	2.1	0.70	ug/kg
R1-SB-6(5.5-6.0)	JD27540-14	1,2-Dichloroethane	07/01/2021		Y	N	U		U	1.1	0.50	ug/kg
R1-SB-6(5.5-6.0)	JD27540-14	Methyl Tert Butyl Ether	07/01/2021		Y	N	U		U	1.1	0.50	ug/kg
R1-SB-6(5.5-6.0)	JD27540-14	Chloromethane	07/01/2021		Y	N	U		U	5.3	2.1	ug/kg
R1-SB-6(5.5-6.0)	JD27540-14	Bromomethane	07/01/2021		Y	N	U		U	5.3	0.81	ug/kg
R1-SB-6(5.5-6.0)	JD27540-14	4-Methyl-2-pentanone(MIBK)	07/01/2021		Y	N	U		U	5.3	2.4	ug/kg
R1-SB-6(5.5-6.0)	JD27540-14	Methylcyclohexane	07/01/2021		Y	N	U		U	2.1	0.93	ug/kg
R1-SB-6(5.5-6.0)	JD27540-14	Xylene (total)	07/01/2021		Y	N	U		U	1.1	0.49	ug/kg
R1-SB-6(5.5-6.0)	JD27540-14	Chlorobenzene	07/01/2021		Y	N	U		U	2.1	0.49	ug/kg
R1-SB-6(5.5-6.0)	JD27540-14	trans-1,2-Dichloroethene	07/01/2021		Y	N	U		U	1.1	0.65	ug/kg
R1-SB-6(5.5-6.0)	JD27540-14	1,2,4-Trichlorobenzene	07/01/2021		Y	N	U		U	5.3	2.7	ug/kg
R1-SB-6(5.5-6.0)	JD27540-14	Ethylbenzene	07/01/2021		Y	N	U		U	1.1	0.48	ug/kg
R1-SB-6(5.5-6.0)	JD27540-14	Tetrachloroethene	07/01/2021		Y	N	U		U	2.1	0.62	ug/kg
R1-SB-6(5.5-6.0)	JD27540-14	2-Butanone (MEK)	07/01/2021		Y	N	U		U	11	2.6	ug/kg

SDG: JD27540

Analytical Method SW8260

Sample ID	Lab Sample ID	Chemical Name	Anal Date	Result	Validated	Detect	Lab Qual	Val Qual	Final qual	RL	MDL	Units
R1-SB-6(5.5-6.0)	JD27540-14	Bromochloromethane	07/01/2021		Y	N	U		U	5.3	0.60	ug/kg
R1-SB-6(5.5-6.0)	JD27540-14	cis-1,2-Dichloroethene	07/01/2021		Y	N	U		U	1.1	0.89	ug/kg
R1-SB-6(5.5-6.0)	JD27540-14	Toluene	07/01/2021		Y	N	U		U	1.1	0.56	ug/kg
R1-SB-6(5.5-6.0)	JD27540-14	Chloroform	07/01/2021		Y	N	U		U	2.1	0.55	ug/kg
R1-SB-6(5.5-6.0)	JD27540-14	1,3-Dichlorobenzene	07/01/2021		Y	N	U		U	1.1	0.53	ug/kg
R1-SB-6(5.5-6.0)	JD27540-14	Carbon tetrachloride	07/01/2021		Y	N	U		U	2.1	0.66	ug/kg
R1-SB-6(5.5-6.0)	JD27540-14	2-Hexanone	07/01/2021		Y	N	U		U	5.3	2.3	ug/kg
R1-SB-6(5.5-6.0)	JD27540-14	Acetone	07/01/2021		Y	N	U		U	11	4.4	ug/kg
R1-SB-6(5.5-6.0)	JD27540-14	1,1,2-Trichloroethane	07/01/2021		Y	N	U		U	2.1	0.59	ug/kg
R1-SB-6(5.5-6.0)	JD27540-14	1,2-Dibromoethane	07/01/2021		Y	N	U		U	1.1	0.45	ug/kg
R1-SB-6(5.5-6.0)	JD27540-14	1,4-Dichlorobenzene	07/01/2021		Y	N	U		U	1.1	0.53	ug/kg
R1-SB-6(5.5-6.0)	JD27540-14	trans-1,3-Dichloropropene	07/01/2021		Y	N	U		U	2.1	0.49	ug/kg
R1-SB-6(5.5-6.0)	JD27540-14	cis-1,3-Dichloropropene	07/01/2021		Y	N	U		U	2.1	0.51	ug/kg
R1-SB-6(5.5-6.0)	JD27540-14	Isopropylbenzene	07/01/2021		Y	N	U		U	2.1	1.5	ug/kg
R1-SB-6(5.5-6.0)	JD27540-14	1,2-Dibromo-3-chloropropane	07/01/2021		Y	N	U		U	2.1	0.74	ug/kg
R1-SB-6(5.5-6.0)	JD27540-14	1,2-Dichlorobenzene	07/01/2021		Y	N	U		U	1.1	0.58	ug/kg
R1-SB-6(5.5-6.0)	JD27540-14	1,1,2,2-Tetrachloroethane	07/01/2021		Y	N	U		U	2.1	0.64	ug/kg
R1-SB-6(5.5-6.0)	JD27540-14	1,2,3-Trichlorobenzene	07/01/2021		Y	N	U		U	5.3	2.7	ug/kg
R1-SB-6(5.5-6.0)	JD27540-14	o-Xylene	07/01/2021		Y	N	U		U	1.1	0.49	ug/kg
R1-SB-6(5.5-6.0)	JD27540-14	m,p-Xylene	07/01/2021		Y	N	U		U	1.1	0.95	ug/kg
R1-SB-6(5.5-6.0)	JD27540-14	Trichloroethene	07/01/2021		Y	N	U		U	1.1	0.81	ug/kg
R1-SB-6(5.5-6.0)	JD27540-14	Methyl Acetate	07/01/2021		Y	N	U		U	5.3	1.5	ug/kg
R1-SB-11(1.5-2.0)	JD27540-17	Bromochloromethane	07/01/2021		Y	N	U		U	5.4	0.61	ug/kg
R1-SB-11(1.5-2.0)	JD27540-17	1,1,2,2-Tetrachloroethane	07/01/2021		Y	N	U		U	2.2	0.65	ug/kg
R1-SB-11(1.5-2.0)	JD27540-17	1,2,3-Trichlorobenzene	07/01/2021		Y	N	U		U	5.4	2.7	ug/kg

SDG: JD27540

Analytical Method SW8260

Sample ID	Lab Sample ID	Chemical Name	Anal Date	Result	Validated	Detect	Lab Qual	Val Qual	Final qual	RL	MDL	Units
R1-SB-11(1.5-2.0)	JD27540-17	Bromoform	07/01/2021		Y	N	U		U	5.4	1.5	ug/kg
R1-SB-11(1.5-2.0)	JD27540-17	Carbon disulfide	07/01/2021	0.95	Y	Y	J		J	2.2	0.58	ug/kg
R1-SB-11(1.5-2.0)	JD27540-17	Methylene chloride	07/01/2021		Y	N	U		U	5.4	2.8	ug/kg
R1-SB-11(1.5-2.0)	JD27540-17	Methyl Acetate	07/01/2021		Y	N	U		U	5.4	1.5	ug/kg
R1-SB-11(1.5-2.0)	JD27540-17	Cyclohexane	07/01/2021		Y	N	U		U	2.2	0.71	ug/kg
R1-SB-11(1.5-2.0)	JD27540-17	trans-1,3-Dichloropropene	07/01/2021		Y	N	U		U	2.2	0.49	ug/kg
R1-SB-11(1.5-2.0)	JD27540-17	o-Xylene	07/01/2021		Y	N	U		U	1.1	0.50	ug/kg
R1-SB-11(1.5-2.0)	JD27540-17	Vinyl chloride	07/01/2021		Y	N	U		U	2.2	0.52	ug/kg
R1-SB-11(1.5-2.0)	JD27540-17	Ethylbenzene	07/01/2021		Y	N	U		U	1.1	0.49	ug/kg
R1-SB-11(1.5-2.0)	JD27540-17	cis-1,3-Dichloropropene	07/01/2021		Y	N	U		U	2.2	0.51	ug/kg
R1-SB-11(1.5-2.0)	JD27540-17	1,4-Dichlorobenzene	07/01/2021		Y	N	U		U	1.1	0.53	ug/kg
R1-SB-11(1.5-2.0)	JD27540-17	1,2-Dibromoethane	07/01/2021		Y	N	U		U	1.1	0.46	ug/kg
R1-SB-11(1.5-2.0)	JD27540-17	Dichlorodifluoromethane	07/01/2021		Y	N	U		U	5.4	0.79	ug/kg
R1-SB-11(1.5-2.0)	JD27540-17	Trichlorofluoromethane	07/01/2021		Y	N	U		U	5.4	0.74	ug/kg
R1-SB-11(1.5-2.0)	JD27540-17	1,1-Dichloroethene	07/01/2021		Y	N	U		U	1.1	0.71	ug/kg
R1-SB-11(1.5-2.0)	JD27540-17	1,1-Dichloroethane	07/01/2021		Y	N	U		U	1.1	0.54	ug/kg
R1-SB-11(1.5-2.0)	JD27540-17	Bromodichloromethane	07/01/2021		Y	N	U		U	2.2	0.46	ug/kg
R1-SB-11(1.5-2.0)	JD27540-17	Chlorobenzene	07/01/2021		Y	N	U		U	2.2	0.50	ug/kg
R1-SB-11(1.5-2.0)	JD27540-17	Toluene	07/01/2021		Y	N	U		U	1.1	0.57	ug/kg
R1-SB-11(1.5-2.0)	JD27540-17	Methylcyclohexane	07/01/2021		Y	N	U		U	2.2	0.95	ug/kg
R1-SB-11(1.5-2.0)	JD27540-17	4-Methyl-2-pentanone(MIBK)	07/01/2021		Y	N	U		U	5.4	2.5	ug/kg
R1-SB-11(1.5-2.0)	JD27540-17	Styrene	07/01/2021		Y	N	U		U	2.2	0.44	ug/kg
R1-SB-11(1.5-2.0)	JD27540-17	Chloroform	07/01/2021		Y	N	U		U	2.2	0.56	ug/kg
R1-SB-11(1.5-2.0)	JD27540-17	1,1,1-Trichloroethane	07/01/2021		Y	N	U		U	2.2	0.52	ug/kg
R1-SB-11(1.5-2.0)	JD27540-17	Isopropylbenzene	07/01/2021		Y	N	U		U	2.2	1.5	ug/kg

SDG: JD27540

Analytical Method SW8260

Sample ID	Lab Sample ID	Chemical Name	Anal Date	Result	Validated	Detect	Lab Qual	Val Qual	Final qual	RL	MDL	Units
R1-SB-11(1.5-2.0)	JD27540-17	1,2-Dibromo-3-chloropropane	07/01/2021		Y	N	U		U	2.2	0.75	ug/kg
R1-SB-11(1.5-2.0)	JD27540-17	1,2-Dichlorobenzene	07/01/2021		Y	N	U		U	1.1	0.59	ug/kg
R1-SB-11(1.5-2.0)	JD27540-17	1,2-Dichloroethane	07/01/2021		Y	N	U		U	1.1	0.51	ug/kg
R1-SB-11(1.5-2.0)	JD27540-17	1,2-Dichloropropane	07/01/2021		Y	N	U		U	2.2	0.51	ug/kg
R1-SB-11(1.5-2.0)	JD27540-17	Chloroethane	07/01/2021		Y	N	U		U	5.4	0.64	ug/kg
R1-SB-11(1.5-2.0)	JD27540-17	2-Butanone (MEK)	07/01/2021		Y	N	U		U	11	2.6	ug/kg
R1-SB-11(1.5-2.0)	JD27540-17	m,p-Xylene	07/01/2021		Y	N	U		U	1.1	0.97	ug/kg
R1-SB-11(1.5-2.0)	JD27540-17	1,1,2-Trichloroethane	07/01/2021		Y	N	U		U	2.2	0.60	ug/kg
R1-SB-11(1.5-2.0)	JD27540-17	Trichloroethene	07/01/2021		Y	N	U		U	1.1	0.82	ug/kg
R1-SB-11(1.5-2.0)	JD27540-17	Freon 113	07/01/2021		Y	N	U		U	5.4	2.9	ug/kg
R1-SB-11(1.5-2.0)	JD27540-17	Chloromethane	07/01/2021		Y	N	U		U	5.4	2.1	ug/kg
R1-SB-11(1.5-2.0)	JD27540-17	Acetone	07/01/2021	21.9	Y	Y				11	4.5	ug/kg
R1-SB-11(1.5-2.0)	JD27540-17	Benzene	07/01/2021		Y	N	U		U	0.54	0.49	ug/kg
R1-SB-11(1.5-2.0)	JD27540-17	2-Hexanone	07/01/2021		Y	N	U		U	5.4	2.3	ug/kg
R1-SB-11(1.5-2.0)	JD27540-17	Carbon tetrachloride	07/01/2021		Y	N	U		U	2.2	0.67	ug/kg
R1-SB-11(1.5-2.0)	JD27540-17	1,3-Dichlorobenzene	07/01/2021		Y	N	U		U	1.1	0.54	ug/kg
R1-SB-11(1.5-2.0)	JD27540-17	Methyl Tert Butyl Ether	07/01/2021		Y	N	U		U	1.1	0.51	ug/kg
R1-SB-11(1.5-2.0)	JD27540-17	trans-1,2-Dichloroethene	07/01/2021		Y	N	U		U	1.1	0.66	ug/kg
R1-SB-11(1.5-2.0)	JD27540-17	cis-1,2-Dichloroethene	07/01/2021		Y	N	U		U	1.1	0.91	ug/kg
R1-SB-11(1.5-2.0)	JD27540-17	Xylene (total)	07/01/2021		Y	N	U		U	1.1	0.50	ug/kg
R1-SB-11(1.5-2.0)	JD27540-17	Tetrachloroethene	07/01/2021		Y	N	U		U	2.2	0.63	ug/kg
R1-SB-11(1.5-2.0)	JD27540-17	Dibromochloromethane	07/01/2021		Y	N	U		U	2.2	0.61	ug/kg
R1-SB-11(1.5-2.0)	JD27540-17	1,2,4-Trichlorobenzene	07/01/2021		Y	N	U		U	5.4	2.7	ug/kg
R1-SB-11(1.5-2.0)	JD27540-17	Bromomethane	07/01/2021		Y	N	U		U	5.4	0.83	ug/kg
R1-SB-11(6-6.5)	JD27540-18	Chlorobenzene	07/01/2021		Y	N	U		U	2.6	0.59	ug/kg

Analytical Method SW8260

Sample ID	Lab Sample ID	Chemical Name	Anal Date	Result	Validated	Detect	Lab Qual	Val Qual	Final qual	RL	MDL	Units
R1-SB-11(6-6.5)	JD27540-18	trans-1,2-Dichloroethene	07/01/2021		Y	N	U		U	1.3	0.79	ug/kg
R1-SB-11(6-6.5)	JD27540-18	1,2-Dichloroethane	07/01/2021		Y	N	U		U	1.3	0.61	ug/kg
R1-SB-11(6-6.5)	JD27540-18	4-Methyl-2-pentanone(MIBK)	07/01/2021		Y	N	U		U	6.5	2.9	ug/kg
R1-SB-11(6-6.5)	JD27540-18	Toluene	07/01/2021		Y	N	U		U	1.3	0.68	ug/kg
R1-SB-11(6-6.5)	JD27540-18	Cyclohexane	07/01/2021		Y	N	U		U	2.6	0.85	ug/kg
R1-SB-11(6-6.5)	JD27540-18	1,2,4-Trichlorobenzene	07/01/2021		Y	N	U		U	6.5	3.2	ug/kg
R1-SB-11(6-6.5)	JD27540-18	Dibromochloromethane	07/01/2021		Y	N	U		U	2.6	0.72	ug/kg
R1-SB-11(6-6.5)	JD27540-18	Tetrachloroethene	07/01/2021		Y	N	U		U	2.6	0.75	ug/kg
R1-SB-11(6-6.5)	JD27540-18	Xylene (total)	07/01/2021		Y	N	U		U	1.3	0.59	ug/kg
R1-SB-11(6-6.5)	JD27540-18	cis-1,2-Dichloroethene	07/01/2021		Y	N	U		U	1.3	1.1	ug/kg
R1-SB-11(6-6.5)	JD27540-18	Methylcyclohexane	07/01/2021		Y	N	U		U	2.6	1.1	ug/kg
R1-SB-11(6-6.5)	JD27540-18	Chloroform	07/01/2021		Y	N	U		U	2.6	0.67	ug/kg
R1-SB-11(6-6.5)	JD27540-18	Vinyl chloride	07/01/2021		Y	N	U		U	2.6	0.62	ug/kg
R1-SB-11(6-6.5)	JD27540-18	m,p-Xylene	07/01/2021		Y	N	U		U	1.3	1.2	ug/kg
R1-SB-11(6-6.5)	JD27540-18	Bromochloromethane	07/01/2021		Y	N	U		U	6.5	0.72	ug/kg
R1-SB-11(6-6.5)	JD27540-18	Bromomethane	07/01/2021		Y	N	U		U	6.5	0.99	ug/kg
R1-SB-11(6-6.5)	JD27540-18	1,1,1-Trichloroethane	07/01/2021		Y	N	U		U	2.6	0.62	ug/kg
R1-SB-11(6-6.5)	JD27540-18	1,2-Dibromoethane	07/01/2021		Y	N	U		U	1.3	0.54	ug/kg
R1-SB-11(6-6.5)	JD27540-18	1,4-Dichlorobenzene	07/01/2021		Y	N	U		U	1.3	0.64	ug/kg
R1-SB-11(6-6.5)	JD27540-18	Methylene chloride	07/01/2021		Y	N	U		U	6.5	3.4	ug/kg
R1-SB-11(6-6.5)	JD27540-18	Benzene	07/01/2021		Y	N	U		U	0.65	0.59	ug/kg
R1-SB-11(6-6.5)	JD27540-18	Chloroethane	07/01/2021		Y	N	U		U	6.5	0.76	ug/kg
R1-SB-11(6-6.5)	JD27540-18	Acetone	07/01/2021	28.4	Y	Y				13	5.3	ug/kg
R1-SB-11(6-6.5)	JD27540-18	2-Hexanone	07/01/2021		Y	N	U		U	6.5	2.7	ug/kg
R1-SB-11(6-6.5)	JD27540-18	Carbon tetrachloride	07/01/2021		Y	N	U		U	2.6	0.80	ug/kg

SDG: JD27540

Analytical Method SW8260

Sample ID	Lab Sample ID	Chemical Name	Anal Date	Result	Validated	Detect	Lab Qual	Val Qual	Final qual	RL	MDL	Units
R1-SB-11(6-6.5)	JD27540-18	1,3-Dichlorobenzene	07/01/2021		Y	N	U		U	1.3	0.64	ug/kg
R1-SB-11(6-6.5)	JD27540-18	Methyl Tert Butyl Ether	07/01/2021		Y	N	U		U	1.3	0.61	ug/kg
R1-SB-11(6-6.5)	JD27540-18	Ethylbenzene	07/01/2021		Y	N	U		U	1.3	0.59	ug/kg
R1-SB-11(6-6.5)	JD27540-18	Styrene	07/01/2021		Y	N	U		U	2.6	0.52	ug/kg
R1-SB-11(6-6.5)	JD27540-18	cis-1,3-Dichloropropene	07/01/2021		Y	N	U		U	2.6	0.61	ug/kg
R1-SB-11(6-6.5)	JD27540-18	trans-1,3-Dichloropropene	07/01/2021		Y	N	U		U	2.6	0.59	ug/kg
R1-SB-11(6-6.5)	JD27540-18	1,1,2-Trichloroethane	07/01/2021		Y	N	U		U	2.6	0.72	ug/kg
R1-SB-11(6-6.5)	JD27540-18	Isopropylbenzene	07/01/2021		Y	N	U		U	2.6	1.8	ug/kg
R1-SB-11(6-6.5)	JD27540-18	1,2-Dibromo-3-chloropropane	07/01/2021		Y	N	U		U	2.6	0.90	ug/kg
R1-SB-11(6-6.5)	JD27540-18	1,2-Dichlorobenzene	07/01/2021		Y	N	U		U	1.3	0.71	ug/kg
R1-SB-11(6-6.5)	JD27540-18	o-Xylene	07/01/2021		Y	N	U		U	1.3	0.59	ug/kg
R1-SB-11(6-6.5)	JD27540-18	1,2,3-Trichlorobenzene	07/01/2021		Y	N	U		U	6.5	3.2	ug/kg
R1-SB-11(6-6.5)	JD27540-18	1,1,2,2-Tetrachloroethane	07/01/2021		Y	N	U		U	2.6	0.77	ug/kg
R1-SB-11(6-6.5)	JD27540-18	Chloromethane	07/01/2021		Y	N	U		U	6.5	2.5	ug/kg
R1-SB-11(6-6.5)	JD27540-18	Trichloroethene	07/01/2021		Y	N	U		U	1.3	0.98	ug/kg
R1-SB-11(6-6.5)	JD27540-18	Carbon disulfide	07/01/2021	1.6	Y	Y	J		J	2.6	0.69	ug/kg
R1-SB-11(6-6.5)	JD27540-18	2-Butanone (MEK)	07/01/2021		Y	N	U		U	13	3.1	ug/kg
R1-SB-11(6-6.5)	JD27540-18	1,2-Dichloropropane	07/01/2021		Y	N	U		U	2.6	0.61	ug/kg
R1-SB-11(6-6.5)	JD27540-18	Freon 113	07/01/2021		Y	N	U		U	6.5	3.4	ug/kg
R1-SB-11(6-6.5)	JD27540-18	Dichlorodifluoromethane	07/01/2021		Y	N	U		U	6.5	0.94	ug/kg
R1-SB-11(6-6.5)	JD27540-18	Trichlorofluoromethane	07/01/2021		Y	N	U		U	6.5	0.88	ug/kg
R1-SB-11(6-6.5)	JD27540-18	1,1-Dichloroethene	07/01/2021		Y	N	U		U	1.3	0.85	ug/kg
R1-SB-11(6-6.5)	JD27540-18	1,1-Dichloroethane	07/01/2021		Y	N	U		U	1.3	0.64	ug/kg
R1-SB-11(6-6.5)	JD27540-18	Bromodichloromethane	07/01/2021		Y	N	U		U	2.6	0.55	ug/kg
R1-SB-11(6-6.5)	JD27540-18	Bromoform	07/01/2021		Y	N	U		U	6.5	1.8	ug/kg

SDG: JD27540

Analytical Method SW8260

Sample ID	Lab Sample ID	Chemical Name	Anal Date	Result	Validated	Detect	Lab Qual	Val Qual	Final qual	RL	MDL	Units
R1-SB-11(6-6.5)	JD27540-18	Methyl Acetate	07/01/2021		Y	N	U		U	6.5	1.8	ug/kg
R1-SB-1(5.0-5.5)	JD27540-2	1,2-Dichloroethane	07/01/2021		Y	N	U		U	0.90	0.42	ug/kg
R1-SB-1(5.0-5.5)	JD27540-2	Tetrachloroethene	07/01/2021		Y	N	U		U	1.8	0.52	ug/kg
R1-SB-1(5.0-5.5)	JD27540-2	Chlorobenzene	07/01/2021		Y	N	U		U	1.8	0.41	ug/kg
R1-SB-1(5.0-5.5)	JD27540-2	Cyclohexane	07/01/2021		Y	N	U		U	1.8	0.59	ug/kg
R1-SB-1(5.0-5.5)	JD27540-2	1,2,4-Trichlorobenzene	07/01/2021		Y	N	U		U	4.5	2.3	ug/kg
R1-SB-1(5.0-5.5)	JD27540-2	Dibromochloromethane	07/01/2021		Y	N	U		U	1.8	0.50	ug/kg
R1-SB-1(5.0-5.5)	JD27540-2	2-Butanone (MEK)	07/01/2021		Y	N	U		U	9.0	2.2	ug/kg
R1-SB-1(5.0-5.5)	JD27540-2	4-Methyl-2-pentanone(MIBK)	07/01/2021		Y	N	U		U	4.5	2.0	ug/kg
R1-SB-1(5.0-5.5)	JD27540-2	1,2-Dibromoethane	07/01/2021		Y	N	U		U	0.90	0.38	ug/kg
R1-SB-1(5.0-5.5)	JD27540-2	1,4-Dichlorobenzene	07/01/2021		Y	N	U		U	0.90	0.44	ug/kg
R1-SB-1(5.0-5.5)	JD27540-2	trans-1,3-Dichloropropene	07/01/2021		Y	N	U		U	1.8	0.41	ug/kg
R1-SB-1(5.0-5.5)	JD27540-2	cis-1,3-Dichloropropene	07/01/2021		Y	N	U		U	1.8	0.43	ug/kg
R1-SB-1(5.0-5.5)	JD27540-2	Styrene	07/01/2021		Y	N	U		U	1.8	0.36	ug/kg
R1-SB-1(5.0-5.5)	JD27540-2	Ethylbenzene	07/01/2021		Y	N	U		U	0.90	0.41	ug/kg
R1-SB-1(5.0-5.5)	JD27540-2	Trichlorofluoromethane	07/01/2021		Y	N	U		U	4.5	0.62	ug/kg
R1-SB-1(5.0-5.5)	JD27540-2	Dichlorodifluoromethane	07/01/2021		Y	N	U		U	4.5	0.65	ug/kg
R1-SB-1(5.0-5.5)	JD27540-2	1,1-Dichloroethene	07/01/2021		Y	N	U		U	0.90	0.59	ug/kg
R1-SB-1(5.0-5.5)	JD27540-2	1,2-Dichloropropane	07/01/2021		Y	N	U		U	1.8	0.43	ug/kg
R1-SB-1(5.0-5.5)	JD27540-2	o-Xylene	07/01/2021		Y	N	U		U	0.90	0.41	ug/kg
R1-SB-1(5.0-5.5)	JD27540-2	1,1,2-Trichloroethane	07/01/2021		Y	N	U		U	1.8	0.50	ug/kg
R1-SB-1(5.0-5.5)	JD27540-2	Trichloroethene	07/01/2021		Y	N	U		U	0.90	0.69	ug/kg
R1-SB-1(5.0-5.5)	JD27540-2	Methyl Acetate	07/01/2021		Y	N	U		U	4.5	1.3	ug/kg
R1-SB-1(5.0-5.5)	JD27540-2	1,1,2,2-Tetrachloroethane	07/01/2021		Y	N	U		U	1.8	0.54	ug/kg
R1-SB-1(5.0-5.5)	JD27540-2	1,2,3-Trichlorobenzene	07/01/2021		Y	N	U		U	4.5	2.3	ug/kg

SDG: JD27540

Analytical Method SW8260

Sample ID	Lab Sample ID	Chemical Name	Anal Date	Result	Validated	Detect	Lab Qual	Val Qual	Final qual	RL	MDL	Units
R1-SB-1(5.0-5.5)	JD27540-2	Xylene (total)	07/01/2021		Y	N	U		U	0.90	0.41	ug/kg
R1-SB-1(5.0-5.5)	JD27540-2	1,2-Dichlorobenzene	07/01/2021		Y	N	U		U	0.90	0.49	ug/kg
R1-SB-1(5.0-5.5)	JD27540-2	Methylcyclohexane	07/01/2021		Y	N	U		U	1.8	0.79	ug/kg
R1-SB-1(5.0-5.5)	JD27540-2	Isopropylbenzene	07/01/2021		Y	N	U		U	1.8	1.3	ug/kg
R1-SB-1(5.0-5.5)	JD27540-2	m,p-Xylene	07/01/2021		Y	N	U		U	0.90	0.81	ug/kg
R1-SB-1(5.0-5.5)	JD27540-2	Freon 113	07/01/2021		Y	N	U		U	4.5	2.4	ug/kg
R1-SB-1(5.0-5.5)	JD27540-2	Carbon tetrachloride	07/01/2021		Y	N	U		U	1.8	0.56	ug/kg
R1-SB-1(5.0-5.5)	JD27540-2	Bromochloromethane	07/01/2021		Y	N	U		U	4.5	0.50	ug/kg
R1-SB-1(5.0-5.5)	JD27540-2	Chloromethane	07/01/2021		Y	N	U		U	4.5	1.8	ug/kg
R1-SB-1(5.0-5.5)	JD27540-2	Bromomethane	07/01/2021		Y	N	U		U	4.5	0.69	ug/kg
R1-SB-1(5.0-5.5)	JD27540-2	Benzene	07/01/2021		Y	N	U		U	0.45	0.41	ug/kg
R1-SB-1(5.0-5.5)	JD27540-2	Chloroform	07/01/2021		Y	N	U		U	1.8	0.47	ug/kg
R1-SB-1(5.0-5.5)	JD27540-2	Chloroethane	07/01/2021		Y	N	U		U	4.5	0.53	ug/kg
R1-SB-1(5.0-5.5)	JD27540-2	2-Hexanone	07/01/2021		Y	N	U		U	4.5	1.9	ug/kg
R1-SB-1(5.0-5.5)	JD27540-2	1,1,1-Trichloroethane	07/01/2021		Y	N	U		U	1.8	0.43	ug/kg
R1-SB-1(5.0-5.5)	JD27540-2	1,3-Dichlorobenzene	07/01/2021		Y	N	U		U	0.90	0.45	ug/kg
R1-SB-1(5.0-5.5)	JD27540-2	Methyl Tert Butyl Ether	07/01/2021		Y	N	U		U	0.90	0.42	ug/kg
R1-SB-1(5.0-5.5)	JD27540-2	trans-1,2-Dichloroethene	07/01/2021		Y	N	U		U	0.90	0.55	ug/kg
R1-SB-1(5.0-5.5)	JD27540-2	cis-1,2-Dichloroethene	07/01/2021		Y	N	U		U	0.90	0.76	ug/kg
R1-SB-1(5.0-5.5)	JD27540-2	1,1-Dichloroethane	07/01/2021		Y	N	U		U	0.90	0.45	ug/kg
R1-SB-1(5.0-5.5)	JD27540-2	1,2-Dibromo-3-chloropropane	07/01/2021		Y	N	U		U	1.8	0.62	ug/kg
R1-SB-1(5.0-5.5)	JD27540-2	Acetone	07/01/2021		Y	N	U		U	9.0	3.7	ug/kg
R1-SB-1(5.0-5.5)	JD27540-2	Bromoform	07/01/2021		Y	N	U		U	4.5	1.2	ug/kg
R1-SB-1(5.0-5.5)	JD27540-2	Bromodichloromethane	07/01/2021		Y	N	U		U	1.8	0.39	ug/kg
R1-SB-1(5.0-5.5)	JD27540-2	Toluene	07/01/2021		Y	N	U		U	0.90	0.47	ug/kg

SDG: JD27540

Analytical Method SW8260

Sample ID	Lab Sample ID	Chemical Name	Anal Date	Result	Validated	Detect	Lab Qual	Val Qual	Final qual	RL	MDL	Units
R1-SB-1(5.0-5.5)	JD27540-2	Carbon disulfide	07/01/2021		Y	N	U		U	1.8	0.48	ug/kg
R1-SB-1(5.0-5.5)	JD27540-2	Methylene chloride	07/01/2021		Y	N	U		U	4.5	2.3	ug/kg
R1-SB-1(5.0-5.5)	JD27540-2	Vinyl chloride	07/01/2021		Y	N	U		U	1.8	0.43	ug/kg
R1-SB-1(11-11.5)	JD27540-3	1,1,2,2-Tetrachloroethane	07/02/2021		Y	N	U		U	1.9	0.56	ug/kg
R1-SB-1(11-11.5)	JD27540-3	Methylene chloride	07/02/2021		Y	N	U		U	4.7	2.4	ug/kg
R1-SB-1(11-11.5)	JD27540-3	Carbon disulfide	07/02/2021		Y	N	U		U	1.9	0.50	ug/kg
R1-SB-1(11-11.5)	JD27540-3	Bromoform	07/02/2021		Y	N	U		U	4.7	1.3	ug/kg
R1-SB-1(11-11.5)	JD27540-3	Bromodichloromethane	07/02/2021		Y	N	U		U	1.9	0.40	ug/kg
R1-SB-1(11-11.5)	JD27540-3	Chlorobenzene	07/02/2021		Y	N	U		U	1.9	0.43	ug/kg
R1-SB-1(11-11.5)	JD27540-3	1,1-Dichloroethane	07/02/2021		Y	N	U		U	0.93	0.46	ug/kg
R1-SB-1(11-11.5)	JD27540-3	1,1,2-Trichloroethane	07/02/2021		Y	N	U		U	1.9	0.52	ug/kg
R1-SB-1(11-11.5)	JD27540-3	m,p-Xylene	07/02/2021		Y	N	U		U	0.93	0.84	ug/kg
R1-SB-1(11-11.5)	JD27540-3	Isopropylbenzene	07/02/2021		Y	N	U		U	1.9	1.3	ug/kg
R1-SB-1(11-11.5)	JD27540-3	1,2-Dibromo-3-chloropropane	07/02/2021		Y	N	U		U	1.9	0.65	ug/kg
R1-SB-1(11-11.5)	JD27540-3	1,2-Dichlorobenzene	07/02/2021		Y	N	U		U	0.93	0.51	ug/kg
R1-SB-1(11-11.5)	JD27540-3	Toluene	07/02/2021		Y	N	U		U	0.93	0.49	ug/kg
R1-SB-1(11-11.5)	JD27540-3	1,2,3-Trichlorobenzene	07/02/2021		Y	N	U		U	4.7	2.3	ug/kg
R1-SB-1(11-11.5)	JD27540-3	Trichlorofluoromethane	07/02/2021		Y	N	U		U	4.7	0.64	ug/kg
R1-SB-1(11-11.5)	JD27540-3	Methyl Acetate	07/02/2021		Y	N	U	UJ	UJ	4.7	1.3	ug/kg
R1-SB-1(11-11.5)	JD27540-3	Trichloroethene	07/02/2021		Y	N	U		U	0.93	0.71	ug/kg
R1-SB-1(11-11.5)	JD27540-3	2-Butanone (MEK)	07/02/2021		Y	N	U		U	9.3	2.3	ug/kg
R1-SB-1(11-11.5)	JD27540-3	Methylcyclohexane	07/02/2021		Y	N	U		U	1.9	0.82	ug/kg
R1-SB-1(11-11.5)	JD27540-3	1,2-Dichloropropane	07/02/2021		Y	N	U		U	1.9	0.44	ug/kg
R1-SB-1(11-11.5)	JD27540-3	Freon 113	07/02/2021		Y	N	U		U	4.7	2.5	ug/kg
R1-SB-1(11-11.5)	JD27540-3	Dichlorodifluoromethane	07/02/2021		Y	N	U		U	4.7	0.68	ug/kg

SDG: JD27540

Analytical Method SW8260

Sample ID	Lab Sample ID	Chemical Name	Anal Date	Result	Validated	Detect	Lab Qual	Val Qual	Final qual	RL	MDL	Units
R1-SB-1(11-11.5)	JD27540-3	4-Methyl-2-pentanone(MIBK)	07/02/2021		Y	N	U		U	4.7	2.1	ug/kg
R1-SB-1(11-11.5)	JD27540-3	Vinyl chloride	07/02/2021		Y	N	U		U	1.9	0.45	ug/kg
R1-SB-1(11-11.5)	JD27540-3	1,2-Dichloroethane	07/02/2021		Y	N	U		U	0.93	0.44	ug/kg
R1-SB-1(11-11.5)	JD27540-3	Ethylbenzene	07/02/2021		Y	N	U		U	0.93	0.42	ug/kg
R1-SB-1(11-11.5)	JD27540-3	o-Xylene	07/02/2021		Y	N	U		U	0.93	0.43	ug/kg
R1-SB-1(11-11.5)	JD27540-3	Methyl Tert Butyl Ether	07/02/2021		Y	N	U		U	0.93	0.44	ug/kg
R1-SB-1(11-11.5)	JD27540-3	Cyclohexane	07/02/2021		Y	N	U		U	1.9	0.61	ug/kg
R1-SB-1(11-11.5)	JD27540-3	1,2,4-Trichlorobenzene	07/02/2021		Y	N	U		U	4.7	2.3	ug/kg
R1-SB-1(11-11.5)	JD27540-3	Dibromochloromethane	07/02/2021		Y	N	U		U	1.9	0.52	ug/kg
R1-SB-1(11-11.5)	JD27540-3	Tetrachloroethene	07/02/2021		Y	N	U		U	1.9	0.54	ug/kg
R1-SB-1(11-11.5)	JD27540-3	Xylene (total)	07/02/2021		Y	N	U		U	0.93	0.43	ug/kg
R1-SB-1(11-11.5)	JD27540-3	cis-1,3-Dichloropropene	07/02/2021		Y	N	U		U	1.9	0.44	ug/kg
R1-SB-1(11-11.5)	JD27540-3	trans-1,2-Dichloroethene	07/02/2021		Y	N	U		U	0.93	0.57	ug/kg
R1-SB-1(11-11.5)	JD27540-3	Chloroethane	07/02/2021		Y	N	U		U	4.7	0.55	ug/kg
R1-SB-1(11-11.5)	JD27540-3	1,3-Dichlorobenzene	07/02/2021		Y	N	U		U	0.93	0.46	ug/kg
R1-SB-1(11-11.5)	JD27540-3	Carbon tetrachloride	07/02/2021		Y	N	U		U	1.9	0.58	ug/kg
R1-SB-1(11-11.5)	JD27540-3	1,1-Dichloroethene	07/02/2021		Y	N	U		U	0.93	0.61	ug/kg
R1-SB-1(11-11.5)	JD27540-3	1,2-Dibromoethane	07/02/2021		Y	N	U		U	0.93	0.39	ug/kg
R1-SB-1(11-11.5)	JD27540-3	cis-1,2-Dichloroethene	07/02/2021		Y	N	U		U	0.93	0.78	ug/kg
R1-SB-1(11-11.5)	JD27540-3	Bromochloromethane	07/02/2021		Y	N	U		U	4.7	0.52	ug/kg
R1-SB-1(11-11.5)	JD27540-3	2-Hexanone	07/02/2021		Y	N	U		U	4.7	2.0	ug/kg
R1-SB-1(11-11.5)	JD27540-3	1,4-Dichlorobenzene	07/02/2021		Y	N	U		U	0.93	0.46	ug/kg
R1-SB-1(11-11.5)	JD27540-3	trans-1,3-Dichloropropene	07/02/2021		Y	N	U		U	1.9	0.43	ug/kg
R1-SB-1(11-11.5)	JD27540-3	Styrene	07/02/2021		Y	N	U		U	1.9	0.38	ug/kg
R1-SB-1(11-11.5)	JD27540-3	Bromomethane	07/02/2021		Y	N	U		U	4.7	0.71	ug/kg

Analytical Method SW8260

Sample ID	Lab Sample ID	Chemical Name	Anal Date	Result	Validated	Detect	Lab Qual	Val Qual	Final qual	RL	MDL	Units
R1-SB-1(11-11.5)	JD27540-3	1,1,1-Trichloroethane	07/02/2021		Y	N	U		U	1.9	0.45	ug/kg
R1-SB-1(11-11.5)	JD27540-3	Benzene	07/02/2021		Y	N	U		U	0.47	0.43	ug/kg
R1-SB-1(11-11.5)	JD27540-3	Chloroform	07/02/2021		Y	N	U		U	1.9	0.48	ug/kg
R1-SB-1(11-11.5)	JD27540-3	Acetone	07/02/2021	4.5	Y	Y	J		J	9.3	3.9	ug/kg
R1-SB-1(11-11.5)	JD27540-3	Chloromethane	07/02/2021		Y	N	U		U	4.7	1.8	ug/kg

Analytical Method SW8270

Sample ID	Lab Sample ID	Chemical Name	Anal Date	Result	Validated	Detect	Lab Qual	Val Qual	Final qual	RL	MDL	Units
R1-SB-1(1.5-2.0)	JD27540-1	3&4-Methylphenol	07/02/2021		Y	N	U		U	88	36	ug/kg
R1-SB-1(1.5-2.0)	JD27540-1	2-Methylphenol	07/02/2021		Y	N	U		U	88	28	ug/kg
R1-SB-1(1.5-2.0)	JD27540-1	2-Chlorophenol	07/02/2021		Y	N	U		U	88	22	ug/kg
R1-SB-1(1.5-2.0)	JD27540-1	1,2,4,5-Tetrachlorobenzene	07/02/2021		Y	N	U		U	220	11	ug/kg
R1-SB-1(1.5-2.0)	JD27540-1	2,4,5-Trichlorophenol	07/02/2021		Y	N	U		U	220	33	ug/kg
R1-SB-1(1.5-2.0)	JD27540-1	Acetophenone	07/02/2021		Y	N	U		U	220	9.4	ug/kg
R1-SB-1(1.5-2.0)	JD27540-1	Pyrene	07/02/2021		Y	N	U		U	44	14	ug/kg
R1-SB-1(1.5-2.0)	JD27540-1	3-Nitroaniline	07/02/2021		Y	N	U		U	220	11	ug/kg
R1-SB-1(1.5-2.0)	JD27540-1	1,1'-Biphenyl	07/02/2021		Y	N	U		U	88	6.0	ug/kg
R1-SB-1(1.5-2.0)	JD27540-1	Nitrobenzene	07/02/2021		Y	N	U		U	88	17	ug/kg
R1-SB-1(1.5-2.0)	JD27540-1	Hexachlorobenzene	07/02/2021		Y	N	U		U	88	11	ug/kg
R1-SB-1(1.5-2.0)	JD27540-1	2,4-Dinitrophenol	07/02/2021		Y	N	U	R	R	220	160	ug/kg
R1-SB-1(1.5-2.0)	JD27540-1	Benzo(a)pyrene	07/02/2021		Y	N	U		U	44	20	ug/kg
R1-SB-1(1.5-2.0)	JD27540-1	Chrysene	07/02/2021		Y	N	U		U	44	14	ug/kg
R1-SB-1(1.5-2.0)	JD27540-1	Acenaphthylene	07/02/2021		Y	N	U		U	44	22	ug/kg
R1-SB-1(1.5-2.0)	JD27540-1	Benzo(k)fluoranthene	07/02/2021		Y	N	U		U	44	20	ug/kg
R1-SB-1(1.5-2.0)	JD27540-1	Fluoranthene	07/02/2021		Y	N	U		U	44	20	ug/kg

Analytical Method SW8270

Sample ID	Lab Sample ID	Chemical Name	Anal Date	Result	Validated	Detect	Lab Qual	Val Qual	Final qual	RL	MDL	Units
R1-SB-1(1.5-2.0)	JD27540-1	Benzo(b)fluoranthene	07/02/2021		Y	N	U		U	44	19	ug/kg
R1-SB-1(1.5-2.0)	JD27540-1	Indeno(1,2,3-cd)pyrene	07/02/2021		Y	N	U		U	44	21	ug/kg
R1-SB-1(1.5-2.0)	JD27540-1	Atrazine	07/02/2021		Y	N	U		U	88	19	ug/kg
R1-SB-1(1.5-2.0)	JD27540-1	Benzo(g,h,i)perylene	07/02/2021		Y	N	U		U	44	22	ug/kg
R1-SB-1(1.5-2.0)	JD27540-1	Dimethyl phthalate	07/02/2021		Y	N	U		U	88	7.8	ug/kg
R1-SB-1(1.5-2.0)	JD27540-1	1,4-Dioxane	07/02/2021		Y	N	U	UJ	UJ	44	29	ug/kg
R1-SB-1(1.5-2.0)	JD27540-1	2,4-Dinitrotoluene	07/02/2021		Y	N	U		U	44	14	ug/kg
R1-SB-1(1.5-2.0)	JD27540-1	Dibenzo(a,h)anthracene	07/02/2021		Y	N	U		U	44	19	ug/kg
R1-SB-1(1.5-2.0)	JD27540-1	2,4-Dimethylphenol	07/02/2021		Y	N	U		U	220	78	ug/kg
R1-SB-1(1.5-2.0)	JD27540-1	Dibenzofuran	07/02/2021		Y	N	U		U	88	18	ug/kg
R1-SB-1(1.5-2.0)	JD27540-1	3,3'-Dichlorobenzidine	07/02/2021		Y	N	U		U	88	37	ug/kg
R1-SB-1(1.5-2.0)	JD27540-1	4-Nitroaniline	07/02/2021		Y	N	U		U	220	11	ug/kg
R1-SB-1(1.5-2.0)	JD27540-1	4-Nitrophenol	07/02/2021		Y	N	U		U	440	120	ug/kg
R1-SB-1(1.5-2.0)	JD27540-1	Benzaldehyde	07/02/2021		Y	N	U		U	220	11	ug/kg
R1-SB-1(1.5-2.0)	JD27540-1	2,4-Dichlorophenol	07/02/2021		Y	N	U		U	220	37	ug/kg
R1-SB-1(1.5-2.0)	JD27540-1	Caprolactam	07/02/2021		Y	N	U		U	88	17	ug/kg
R1-SB-1(1.5-2.0)	JD27540-1	Anthracene	07/02/2021		Y	N	U		U	44	27	ug/kg
R1-SB-1(1.5-2.0)	JD27540-1	4-Chloroaniline	07/02/2021		Y	N	U		U	220	16	ug/kg
R1-SB-1(1.5-2.0)	JD27540-1	2,2'-Oxybis(1-chloropropane)	07/02/2021		Y	N	U		U	88	16	ug/kg
R1-SB-1(1.5-2.0)	JD27540-1	bis(2-Chloroethyl)ether	07/02/2021		Y	N	U		U	88	19	ug/kg
R1-SB-1(1.5-2.0)	JD27540-1	bis(2-Ethylhexyl)phthalate	07/02/2021		Y	N	U		U	88	10	ug/kg
R1-SB-1(1.5-2.0)	JD27540-1	Di-n-octyl phthalate	07/02/2021		Y	N	U		U	88	11	ug/kg
R1-SB-1(1.5-2.0)	JD27540-1	bis(2-Chloroethoxy)methane	07/02/2021		Y	N	U		U	88	9.4	ug/kg
R1-SB-1(1.5-2.0)	JD27540-1	4-Bromophenyl phenyl ether	07/02/2021		Y	N	U		U	88	17	ug/kg
R1-SB-1(1.5-2.0)	JD27540-1	Carbazole	07/02/2021		Y	N	U		U	88	6.4	ug/kg

SDG: JD27540

Analytical Method SW8270

Sample ID	Lab Sample ID	Chemical Name	Anal Date	Result	Validated	Detect	Lab Qual	Val Qual	Final qual	RL	MDL	Units
R1-SB-1(1.5-2.0)	JD27540-1	Phenol	07/02/2021		Y	N	U		U	88	23	ug/kg
R1-SB-1(1.5-2.0)	JD27540-1	4,6-Dinitro-o-cresol	07/02/2021		Y	N	U	UJ	UJ	220	47	ug/kg
R1-SB-1(1.5-2.0)	JD27540-1	Naphthalene	07/02/2021		Y	N	U		U	44	12	ug/kg
R1-SB-1(1.5-2.0)	JD27540-1	2-Nitrophenol	07/02/2021		Y	N	U		U	220	29	ug/kg
R1-SB-1(1.5-2.0)	JD27540-1	2-Nitroaniline	07/02/2021		Y	N	U		U	220	10	ug/kg
R1-SB-1(1.5-2.0)	JD27540-1	2,4,6-Trichlorophenol	07/02/2021		Y	N	U		U	220	26	ug/kg
R1-SB-1(1.5-2.0)	JD27540-1	Hexachlorobutadiene	07/02/2021		Y	N	U		U	44	18	ug/kg
R1-SB-1(1.5-2.0)	JD27540-1	Fluorene	07/02/2021		Y	N	U		U	44	20	ug/kg
R1-SB-1(1.5-2.0)	JD27540-1	2-Methylnaphthalene	07/02/2021		Y	N	U		U	44	9.9	ug/kg
R1-SB-1(1.5-2.0)	JD27540-1	N-Nitrosodiphenylamine	07/02/2021		Y	N	U		U	220	16	ug/kg
R1-SB-1(1.5-2.0)	JD27540-1	Butyl benzyl phthalate	07/02/2021		Y	N	U		U	88	11	ug/kg
R1-SB-1(1.5-2.0)	JD27540-1	Phenanthrene	07/02/2021		Y	N	U		U	44	15	ug/kg
R1-SB-1(1.5-2.0)	JD27540-1	Di-n-butyl phthalate	07/02/2021		Y	N	U		U	88	7.1	ug/kg
R1-SB-1(1.5-2.0)	JD27540-1	Diethyl phthalate	07/02/2021		Y	N	U		U	88	9.3	ug/kg
R1-SB-1(1.5-2.0)	JD27540-1	2,6-Dinitrotoluene	07/02/2021		Y	N	U		U	44	22	ug/kg
R1-SB-1(1.5-2.0)	JD27540-1	Benzo(a)anthracene	07/02/2021		Y	N	U		U	44	12	ug/kg
R1-SB-1(1.5-2.0)	JD27540-1	2,3,4,6-Tetrachlorophenol	07/02/2021		Y	N	U		U	220	29	ug/kg
R1-SB-1(1.5-2.0)	JD27540-1	Pentachlorophenol	07/02/2021		Y	N	U		U	180	41	ug/kg
R1-SB-1(1.5-2.0)	JD27540-1	4-Chloro-3-methyl phenol	07/02/2021		Y	N	U		U	220	27	ug/kg
R1-SB-1(1.5-2.0)	JD27540-1	Acenaphthene	07/02/2021		Y	N	U		U	44	15	ug/kg
R1-SB-1(1.5-2.0)	JD27540-1	N-Nitroso-di-n-propylamine	07/02/2021		Y	N	U		U	88	13	ug/kg
R1-SB-1(1.5-2.0)	JD27540-1	Hexachloroethane	07/02/2021		Y	N	U		U	220	22	ug/kg
R1-SB-1(1.5-2.0)	JD27540-1	Hexachlorocyclopentadiene	07/02/2021		Y	N	U		U	440	17	ug/kg
R1-SB-1(1.5-2.0)	JD27540-1	4-Chlorophenyl phenyl ether	07/02/2021		Y	N	U		U	88	14	ug/kg
R1-SB-1(1.5-2.0)	JD27540-1	2-Chloronaphthalene	07/02/2021		Y	N	U		U	88	10	ug/kg

SDG: JD27540

Analytical Method SW8270

Sample ID	Lab Sample ID	Chemical Name	Anal Date	Result	Validated	Detect	Lab Qual	Val Qual	Final qual	RL	MDL	Units
R1-SB-1(1.5-2.0)	JD27540-1	Isophorone	07/02/2021		Y	N	U		U	88	9.4	ug/kg
R1-SB-1(1.5-2.0)	JD27540-1	1,4-Dioxane	07/03/2021		Y	N	U		U	4.4	2.2	ug/kg
R1-SB-4(8-8.5)	JD27540-10	Hexachloroethane	07/03/2021		Y	N	U		U	170	17	ug/kg
R1-SB-4(8-8.5)	JD27540-10	4-Chlorophenyl phenyl ether	07/03/2021		Y	N	U		U	70	11	ug/kg
R1-SB-4(8-8.5)	JD27540-10	Hexachlorocyclopentadiene	07/03/2021		Y	N	U		U	350	14	ug/kg
R1-SB-4(8-8.5)	JD27540-10	Isophorone	07/03/2021		Y	N	U		U	70	7.5	ug/kg
R1-SB-4(8-8.5)	JD27540-10	Acenaphthene	07/03/2021		Y	N	U		U	35	12	ug/kg
R1-SB-4(8-8.5)	JD27540-10	Diethyl phthalate	07/03/2021		Y	N	U		U	70	7.4	ug/kg
R1-SB-4(8-8.5)	JD27540-10	Di-n-butyl phthalate	07/03/2021		Y	N	U		U	70	5.7	ug/kg
R1-SB-4(8-8.5)	JD27540-10	Phenanthrene	07/03/2021		Y	N	U		U	35	12	ug/kg
R1-SB-4(8-8.5)	JD27540-10	Butyl benzyl phthalate	07/03/2021		Y	N	U		U	70	8.5	ug/kg
R1-SB-4(8-8.5)	JD27540-10	N-Nitrosodiphenylamine	07/03/2021		Y	N	U		U	170	13	ug/kg
R1-SB-4(8-8.5)	JD27540-10	Carbazole	07/03/2021		Y	N	U		U	70	5.1	ug/kg
R1-SB-4(8-8.5)	JD27540-10	2,4-Dimethylphenol	07/03/2021		Y	N	U		U	170	62	ug/kg
R1-SB-4(8-8.5)	JD27540-10	Hexachlorobutadiene	07/03/2021		Y	N	U		U	35	14	ug/kg
R1-SB-4(8-8.5)	JD27540-10	Phenol	07/03/2021		Y	N	U		U	70	18	ug/kg
R1-SB-4(8-8.5)	JD27540-10	2,2'-Oxybis(1-chloropropane)	07/03/2021		Y	N	U		U	70	13	ug/kg
R1-SB-4(8-8.5)	JD27540-10	Pentachlorophenol	07/03/2021		Y	N	U		U	140	33	ug/kg
R1-SB-4(8-8.5)	JD27540-10	4-Chloroaniline	07/03/2021		Y	N	U		U	170	13	ug/kg
R1-SB-4(8-8.5)	JD27540-10	2,4,6-Trichlorophenol	07/03/2021		Y	N	U		U	170	21	ug/kg
R1-SB-4(8-8.5)	JD27540-10	N-Nitroso-di-n-propylamine	07/03/2021		Y	N	U		U	70	10	ug/kg
R1-SB-4(8-8.5)	JD27540-10	Caprolactam	07/03/2021		Y	N	U		U	70	14	ug/kg
R1-SB-4(8-8.5)	JD27540-10	Indeno(1,2,3-cd)pyrene	07/03/2021		Y	N	U		U	35	16	ug/kg
R1-SB-4(8-8.5)	JD27540-10	Fluorene	07/03/2021		Y	N	U		U	35	16	ug/kg
R1-SB-4(8-8.5)	JD27540-10	Benzo(b)fluoranthene	07/03/2021		Y	N	U		U	35	15	ug/kg

SDG: JD27540

Analytical Method SW8270

Sample ID	Lab Sample ID	Chemical Name	Anal Date	Result	Validated	Detect	Lab Qual	Val Qual	Final qual	RL	MDL	Units
R1-SB-4(8-8.5)	JD27540-10	1,4-Dioxane	07/03/2021		Y	N	U	UJ	UJ	35	23	ug/kg
R1-SB-4(8-8.5)	JD27540-10	2,4-Dinitrotoluene	07/03/2021		Y	N	U		U	35	11	ug/kg
R1-SB-4(8-8.5)	JD27540-10	2,4-Dichlorophenol	07/03/2021		Y	N	U		U	170	30	ug/kg
R1-SB-4(8-8.5)	JD27540-10	Anthracene	07/03/2021		Y	N	U		U	35	21	ug/kg
R1-SB-4(8-8.5)	JD27540-10	Pyrene	07/03/2021		Y	N	U		U	35	11	ug/kg
R1-SB-4(8-8.5)	JD27540-10	1,1'-Biphenyl	07/03/2021		Y	N	U		U	70	4.8	ug/kg
R1-SB-4(8-8.5)	JD27540-10	4-Bromophenyl phenyl ether	07/03/2021		Y	N	U		U	70	13	ug/kg
R1-SB-4(8-8.5)	JD27540-10	Dimethyl phthalate	07/03/2021		Y	N	U		U	70	6.2	ug/kg
R1-SB-4(8-8.5)	JD27540-10	Dibenzofuran	07/03/2021		Y	N	U		U	70	14	ug/kg
R1-SB-4(8-8.5)	JD27540-10	Fluoranthene	07/03/2021		Y	N	U		U	35	16	ug/kg
R1-SB-4(8-8.5)	JD27540-10	Atrazine	07/03/2021		Y	N	U		U	70	15	ug/kg
R1-SB-4(8-8.5)	JD27540-10	2,6-Dinitrotoluene	07/03/2021		Y	N	U		U	35	18	ug/kg
R1-SB-4(8-8.5)	JD27540-10	Benzo(k)fluoranthene	07/03/2021		Y	N	U		U	35	16	ug/kg
R1-SB-4(8-8.5)	JD27540-10	Acenaphthylene	07/03/2021		Y	N	U		U	35	18	ug/kg
R1-SB-4(8-8.5)	JD27540-10	Chrysene	07/03/2021		Y	N	U		U	35	11	ug/kg
R1-SB-4(8-8.5)	JD27540-10	Benzo(a)pyrene	07/03/2021		Y	N	U		U	35	16	ug/kg
R1-SB-4(8-8.5)	JD27540-10	2,4-Dinitrophenol	07/03/2021		Y	N	U	R	R	170	130	ug/kg
R1-SB-4(8-8.5)	JD27540-10	Dibenzo(a,h)anthracene	07/03/2021		Y	N	U		U	35	15	ug/kg
R1-SB-4(8-8.5)	JD27540-10	4,6-Dinitro-o-cresol	07/03/2021		Y	N	U	UJ	UJ	170	37	ug/kg
R1-SB-4(8-8.5)	JD27540-10	Benzo(a)anthracene	07/03/2021		Y	N	U		U	35	9.9	ug/kg
R1-SB-4(8-8.5)	JD27540-10	2,3,4,6-Tetrachlorophenol	07/03/2021		Y	N	U		U	170	23	ug/kg
R1-SB-4(8-8.5)	JD27540-10	4-Chloro-3-methyl phenol	07/03/2021		Y	N	U		U	170	21	ug/kg
R1-SB-4(8-8.5)	JD27540-10	Benzo(g,h,i)perylene	07/03/2021		Y	N	U		U	35	17	ug/kg
R1-SB-4(8-8.5)	JD27540-10	2,4,5-Trichlorophenol	07/03/2021		Y	N	U		U	170	26	ug/kg
R1-SB-4(8-8.5)	JD27540-10	2-Nitrophenol	07/03/2021		Y	N	U		U	170	23	ug/kg

Analytical Method SW8270

Sample ID	Lab Sample ID	Chemical Name	Anal Date	Result	Validated	Detect	Lab Qual	Val Qual	Final qual	RL	MDL	Units
R1-SB-4(8-8.5)	JD27540-10	Naphthalene	07/03/2021		Y	N	U		U	35	9.8	ug/kg
R1-SB-4(8-8.5)	JD27540-10	2-Methylnaphthalene	07/03/2021		Y	N	U		U	35	7.9	ug/kg
R1-SB-4(8-8.5)	JD27540-10	3,3'-Dichlorobenzidine	07/03/2021		Y	N	U		U	70	29	ug/kg
R1-SB-4(8-8.5)	JD27540-10	2-Methylphenol	07/03/2021		Y	N	U		U	70	22	ug/kg
R1-SB-4(8-8.5)	JD27540-10	2-Chlorophenol	07/03/2021		Y	N	U		U	70	17	ug/kg
R1-SB-4(8-8.5)	JD27540-10	Benzaldehyde	07/03/2021		Y	N	U		U	170	8.7	ug/kg
R1-SB-4(8-8.5)	JD27540-10	4-Nitroaniline	07/03/2021		Y	N	U		U	170	9.0	ug/kg
R1-SB-4(8-8.5)	JD27540-10	2-Nitroaniline	07/03/2021		Y	N	U		U	170	8.2	ug/kg
R1-SB-4(8-8.5)	JD27540-10	1,2,4,5-Tetrachlorobenzene	07/03/2021		Y	N	U		U	170	8.9	ug/kg
R1-SB-4(8-8.5)	JD27540-10	4-Nitrophenol	07/03/2021		Y	N	U		U	350	93	ug/kg
R1-SB-4(8-8.5)	JD27540-10	Acetophenone	07/03/2021		Y	N	U		U	170	7.5	ug/kg
R1-SB-4(8-8.5)	JD27540-10	Nitrobenzene	07/03/2021		Y	N	U		U	70	13	ug/kg
R1-SB-4(8-8.5)	JD27540-10	3-Nitroaniline	07/03/2021		Y	N	U		U	170	8.7	ug/kg
R1-SB-4(8-8.5)	JD27540-10	3&4-Methylphenol	07/03/2021		Y	N	U		U	70	29	ug/kg
R1-SB-4(8-8.5)	JD27540-10	bis(2-Chloroethyl)ether	07/03/2021		Y	N	U		U	70	15	ug/kg
R1-SB-4(8-8.5)	JD27540-10	bis(2-Chloroethoxy)methane	07/03/2021		Y	N	U		U	70	7.5	ug/kg
R1-SB-4(8-8.5)	JD27540-10	bis(2-Ethylhexyl)phthalate	07/03/2021		Y	N	U		U	70	8.2	ug/kg
R1-SB-4(8-8.5)	JD27540-10	Di-n-octyl phthalate	07/03/2021		Y	N	U		U	70	8.7	ug/kg
R1-SB-4(8-8.5)	JD27540-10	Hexachlorobenzene	07/03/2021		Y	N	U		U	70	8.8	ug/kg
R1-SB-4(8-8.5)	JD27540-10	2-Chloronaphthalene	07/03/2021		Y	N	U		U	70	8.3	ug/kg
R1-SB-5(3.5-4.0)	JD27540-11	2,4-Dinitrotoluene	07/03/2021		Y	N	U		U	40	12	ug/kg
R1-SB-5(3.5-4.0)	JD27540-11	Diethyl phthalate	07/03/2021		Y	N	U		U	80	8.6	ug/kg
R1-SB-5(3.5-4.0)	JD27540-11	Indeno(1,2,3-cd)pyrene	07/03/2021		Y	N	U		U	40	19	ug/kg
R1-SB-5(3.5-4.0)	JD27540-11	Atrazine	07/03/2021		Y	N	U		U	80	17	ug/kg
R1-SB-5(3.5-4.0)	JD27540-11	Benzo(g,h,i)perylene	07/03/2021		Y	N	U		U	40	20	ug/kg

Analytical Method SW8270

Sample ID	Lab Sample ID	Chemical Name	Anal Date	Result	Validated	Detect	Lab Qual	Val Qual	Final qual	RL	MDL	Units
R1-SB-5(3.5-4.0)	JD27540-11	Dibenzofuran	07/03/2021		Y	N	U		U	80	16	ug/kg
R1-SB-5(3.5-4.0)	JD27540-11	Dimethyl phthalate	07/03/2021		Y	N	U		U	80	7.2	ug/kg
R1-SB-5(3.5-4.0)	JD27540-11	Fluoranthene	07/03/2021		Y	N	U		U	40	18	ug/kg
R1-SB-5(3.5-4.0)	JD27540-11	1,4-Dioxane	07/03/2021		Y	N	U	UJ	UJ	40	27	ug/kg
R1-SB-5(3.5-4.0)	JD27540-11	Benzo(k)fluoranthene	07/03/2021		Y	N	U		U	40	19	ug/kg
R1-SB-5(3.5-4.0)	JD27540-11	2,4-Dichlorophenol	07/03/2021		Y	N	U		U	200	34	ug/kg
R1-SB-5(3.5-4.0)	JD27540-11	Anthracene	07/03/2021		Y	N	U		U	40	25	ug/kg
R1-SB-5(3.5-4.0)	JD27540-11	Hexachlorobenzene	07/03/2021		Y	N	U		U	80	10	ug/kg
R1-SB-5(3.5-4.0)	JD27540-11	Di-n-octyl phthalate	07/03/2021		Y	N	U		U	80	10	ug/kg
R1-SB-5(3.5-4.0)	JD27540-11	4-Nitroaniline	07/03/2021		Y	N	U		U	200	10	ug/kg
R1-SB-5(3.5-4.0)	JD27540-11	bis(2-Chloroethyl)ether	07/03/2021		Y	N	U		U	80	17	ug/kg
R1-SB-5(3.5-4.0)	JD27540-11	Pyrene	07/03/2021		Y	N	U		U	40	13	ug/kg
R1-SB-5(3.5-4.0)	JD27540-11	1,2,4,5-Tetrachlorobenzene	07/03/2021		Y	N	U		U	200	10	ug/kg
R1-SB-5(3.5-4.0)	JD27540-11	2-Nitrophenol	07/03/2021		Y	N	U		U	200	27	ug/kg
R1-SB-5(3.5-4.0)	JD27540-11	Naphthalene	07/03/2021		Y	N	U		U	40	11	ug/kg
R1-SB-5(3.5-4.0)	JD27540-11	2-Methylnaphthalene	07/03/2021		Y	N	U		U	40	9.1	ug/kg
R1-SB-5(3.5-4.0)	JD27540-11	2-Chloronaphthalene	07/03/2021		Y	N	U		U	80	9.6	ug/kg
R1-SB-5(3.5-4.0)	JD27540-11	3,3'-Dichlorobenzidine	07/03/2021		Y	N	U		U	80	34	ug/kg
R1-SB-5(3.5-4.0)	JD27540-11	1,1'-Biphenyl	07/03/2021		Y	N	U		U	80	5.5	ug/kg
R1-SB-5(3.5-4.0)	JD27540-11	Benzo(b)fluoranthene	07/03/2021		Y	N	U		U	40	18	ug/kg
R1-SB-5(3.5-4.0)	JD27540-11	2-Chlorophenol	07/03/2021		Y	N	U		U	80	20	ug/kg
R1-SB-5(3.5-4.0)	JD27540-11	Phenol	07/03/2021		Y	N	U		U	80	21	ug/kg
R1-SB-5(3.5-4.0)	JD27540-11	2,4,5-Trichlorophenol	07/03/2021		Y	N	U		U	200	30	ug/kg
R1-SB-5(3.5-4.0)	JD27540-11	Acetophenone	07/03/2021		Y	N	U		U	200	8.6	ug/kg
R1-SB-5(3.5-4.0)	JD27540-11	2,4-Dinitrophenol	07/03/2021		Y	N	U	R	R	200	150	ug/kg

SDG: JD27540

Analytical Method SW8270

Sample ID	Lab Sample ID	Chemical Name	Anal Date	Result	Validated	Detect	Lab Qual	Val Qual	Final qual	RL	MDL	Units
R1-SB-5(3.5-4.0)	JD27540-11	Benzo(a)pyrene	07/03/2021		Y	N	U		U	40	18	ug/kg
R1-SB-5(3.5-4.0)	JD27540-11	Chrysene	07/03/2021		Y	N	U		U	40	13	ug/kg
R1-SB-5(3.5-4.0)	JD27540-11	Acenaphthylene	07/03/2021		Y	N	U		U	40	20	ug/kg
R1-SB-5(3.5-4.0)	JD27540-11	2-Methylphenol	07/03/2021		Y	N	U		U	80	26	ug/kg
R1-SB-5(3.5-4.0)	JD27540-11	2,6-Dinitrotoluene	07/03/2021		Y	N	U		U	40	20	ug/kg
R1-SB-5(3.5-4.0)	JD27540-11	Di-n-butyl phthalate	07/03/2021		Y	N	U		U	80	6.6	ug/kg
R1-SB-5(3.5-4.0)	JD27540-11	bis(2-Ethylhexyl)phthalate	07/03/2021		Y	N	U		U	80	9.4	ug/kg
R1-SB-5(3.5-4.0)	JD27540-11	3&4-Methylphenol	07/03/2021		Y	N	U		U	80	33	ug/kg
R1-SB-5(3.5-4.0)	JD27540-11	Dibenzo(a,h)anthracene	07/03/2021		Y	N	U		U	40	18	ug/kg
R1-SB-5(3.5-4.0)	JD27540-11	4,6-Dinitro-o-cresol	07/03/2021		Y	N	U	UJ	UJ	200	43	ug/kg
R1-SB-5(3.5-4.0)	JD27540-11	Benzo(a)anthracene	07/03/2021		Y	N	U		U	40	11	ug/kg
R1-SB-5(3.5-4.0)	JD27540-11	2,2'-Oxybis(1-chloropropane)	07/03/2021		Y	N	U		U	80	14	ug/kg
R1-SB-5(3.5-4.0)	JD27540-11	4-Chloro-3-methyl phenol	07/03/2021		Y	N	U		U	200	25	ug/kg
R1-SB-5(3.5-4.0)	JD27540-11	Phenanthrene	07/03/2021		Y	N	U		U	40	14	ug/kg
R1-SB-5(3.5-4.0)	JD27540-11	N-Nitroso-di-n-propylamine	07/03/2021		Y	N	U		U	80	12	ug/kg
R1-SB-5(3.5-4.0)	JD27540-11	Hexachloroethane	07/03/2021		Y	N	U		U	200	20	ug/kg
R1-SB-5(3.5-4.0)	JD27540-11	4-Chlorophenyl phenyl ether	07/03/2021		Y	N	U		U	80	13	ug/kg
R1-SB-5(3.5-4.0)	JD27540-11	Hexachlorocyclopentadiene	07/03/2021		Y	N	U		U	400	16	ug/kg
R1-SB-5(3.5-4.0)	JD27540-11	Isophorone	07/03/2021		Y	N	U		U	80	8.6	ug/kg
R1-SB-5(3.5-4.0)	JD27540-11	Acenaphthene	07/03/2021		Y	N	U		U	40	14	ug/kg
R1-SB-5(3.5-4.0)	JD27540-11	2,3,4,6-Tetrachlorophenol	07/03/2021		Y	N	U		U	200	27	ug/kg
R1-SB-5(3.5-4.0)	JD27540-11	Nitrobenzene	07/03/2021		Y	N	U		U	80	16	ug/kg
R1-SB-5(3.5-4.0)	JD27540-11	4-Chloroaniline	07/03/2021		Y	N	U		U	200	14	ug/kg
R1-SB-5(3.5-4.0)	JD27540-11	2,4-Dimethylphenol	07/03/2021		Y	N	U		U	200	72	ug/kg
R1-SB-5(3.5-4.0)	JD27540-11	Caprolactam	07/03/2021		Y	N	U		U	80	16	ug/kg

SDG: JD27540

Analytical Method SW8270

Sample ID	Lab Sample ID	Chemical Name	Anal Date	Result	Validated	Detect	Lab Qual	Val Qual	Final qual	RL	MDL	Units
R1-SB-5(3.5-4.0)	JD27540-11	bis(2-Chloroethoxy)methane	07/03/2021		Y	N	U		U	80	8.6	ug/kg
R1-SB-5(3.5-4.0)	JD27540-11	4-Bromophenyl phenyl ether	07/03/2021		Y	N	U		U	80	16	ug/kg
R1-SB-5(3.5-4.0)	JD27540-11	2,4,6-Trichlorophenol	07/03/2021		Y	N	U		U	200	24	ug/kg
R1-SB-5(3.5-4.0)	JD27540-11	4-Nitrophenol	07/03/2021		Y	N	U		U	400	110	ug/kg
R1-SB-5(3.5-4.0)	JD27540-11	Butyl benzyl phthalate	07/03/2021		Y	N	U		U	80	9.8	ug/kg
R1-SB-5(3.5-4.0)	JD27540-11	3-Nitroaniline	07/03/2021		Y	N	U		U	200	10	ug/kg
R1-SB-5(3.5-4.0)	JD27540-11	2-Nitroaniline	07/03/2021		Y	N	U		U	200	9.5	ug/kg
R1-SB-5(3.5-4.0)	JD27540-11	Pentachlorophenol	07/03/2021		Y	N	U		U	160	38	ug/kg
R1-SB-5(3.5-4.0)	JD27540-11	Hexachlorobutadiene	07/03/2021		Y	N	U		U	40	16	ug/kg
R1-SB-5(3.5-4.0)	JD27540-11	Carbazole	07/03/2021		Y	N	U		U	80	5.8	ug/kg
R1-SB-5(3.5-4.0)	JD27540-11	Fluorene	07/03/2021		Y	N	U		U	40	18	ug/kg
R1-SB-5(3.5-4.0)	JD27540-11	N-Nitrosodiphenylamine	07/03/2021		Y	N	U		U	200	15	ug/kg
R1-SB-5(3.5-4.0)	JD27540-11	Benzaldehyde	07/03/2021		Y	N	U		U	200	10	ug/kg
R1-SB-5(7.5-8.0)	JD27540-12	2,4-Dinitrophenol	07/03/2021		Y	N	U	R	R	180	130	ug/kg
R1-SB-5(7.5-8.0)	JD27540-12	Pyrene	07/03/2021		Y	N	U		U	35	11	ug/kg
R1-SB-5(7.5-8.0)	JD27540-12	Butyl benzyl phthalate	07/03/2021		Y	N	U		U	71	8.6	ug/kg
R1-SB-5(7.5-8.0)	JD27540-12	2-Nitroaniline	07/03/2021		Y	N	U		U	180	8.3	ug/kg
R1-SB-5(7.5-8.0)	JD27540-12	2,4-Dinitrotoluene	07/03/2021		Y	N	U		U	35	11	ug/kg
R1-SB-5(7.5-8.0)	JD27540-12	2,4,6-Trichlorophenol	07/03/2021		Y	N	U		U	180	21	ug/kg
R1-SB-5(7.5-8.0)	JD27540-12	Acenaphthylene	07/03/2021		Y	N	U		U	35	18	ug/kg
R1-SB-5(7.5-8.0)	JD27540-12	Hexachlorobutadiene	07/03/2021		Y	N	U		U	35	14	ug/kg
R1-SB-5(7.5-8.0)	JD27540-12	Benzo(k)fluoranthene	07/03/2021		Y	N	U		U	35	16	ug/kg
R1-SB-5(7.5-8.0)	JD27540-12	N-Nitrosodiphenylamine	07/03/2021		Y	N	U		U	180	13	ug/kg
R1-SB-5(7.5-8.0)	JD27540-12	Naphthalene	07/03/2021		Y	N	U		U	35	10	ug/kg
R1-SB-5(7.5-8.0)	JD27540-12	Phenanthrene	07/03/2021		Y	N	U		U	35	12	ug/kg

SDG: JD27540

Analytical Method SW8270

Sample ID	Lab Sample ID	Chemical Name	Anal Date	Result	Validated	Detect	Lab Qual	Val Qual	Final qual	RL	MDL	Units
R1-SB-5(7.5-8.0)	JD27540-12	Di-n-butyl phthalate	07/03/2021		Y	N	U		U	71	5.8	ug/kg
R1-SB-5(7.5-8.0)	JD27540-12	Diethyl phthalate	07/03/2021		Y	N	U		U	71	7.5	ug/kg
R1-SB-5(7.5-8.0)	JD27540-12	Acenaphthene	07/03/2021		Y	N	U		U	35	12	ug/kg
R1-SB-5(7.5-8.0)	JD27540-12	Isophorone	07/03/2021		Y	N	U		U	71	7.6	ug/kg
R1-SB-5(7.5-8.0)	JD27540-12	4-Chloroaniline	07/03/2021		Y	N	U		U	180	13	ug/kg
R1-SB-5(7.5-8.0)	JD27540-12	Fluorene	07/03/2021		Y	N	U		U	35	16	ug/kg
R1-SB-5(7.5-8.0)	JD27540-12	2-Chlorophenol	07/03/2021		Y	N	U		U	71	17	ug/kg
R1-SB-5(7.5-8.0)	JD27540-12	Chrysene	07/03/2021		Y	N	U		U	35	11	ug/kg
R1-SB-5(7.5-8.0)	JD27540-12	Benzo(a)pyrene	07/03/2021		Y	N	U		U	35	16	ug/kg
R1-SB-5(7.5-8.0)	JD27540-12	3&4-Methylphenol	07/03/2021		Y	N	U		U	71	29	ug/kg
R1-SB-5(7.5-8.0)	JD27540-12	3-Nitroaniline	07/03/2021		Y	N	U		U	180	8.8	ug/kg
R1-SB-5(7.5-8.0)	JD27540-12	Nitrobenzene	07/03/2021		Y	N	U		U	71	14	ug/kg
R1-SB-5(7.5-8.0)	JD27540-12	Acetophenone	07/03/2021		Y	N	U		U	180	7.6	ug/kg
R1-SB-5(7.5-8.0)	JD27540-12	Dibenzo(a,h)anthracene	07/03/2021		Y	N	U		U	35	16	ug/kg
R1-SB-5(7.5-8.0)	JD27540-12	1,2,4,5-Tetrachlorobenzene	07/03/2021		Y	N	U		U	180	9.0	ug/kg
R1-SB-5(7.5-8.0)	JD27540-12	2-Nitrophenol	07/03/2021		Y	N	U		U	180	23	ug/kg
R1-SB-5(7.5-8.0)	JD27540-12	2-Methylphenol	07/03/2021		Y	N	U		U	71	23	ug/kg
R1-SB-5(7.5-8.0)	JD27540-12	1,1'-Biphenyl	07/03/2021		Y	N	U		U	71	4.8	ug/kg
R1-SB-5(7.5-8.0)	JD27540-12	3,3'-Dichlorobenzidine	07/03/2021		Y	N	U		U	71	29	ug/kg
R1-SB-5(7.5-8.0)	JD27540-12	2-Chloronaphthalene	07/03/2021		Y	N	U		U	71	8.4	ug/kg
R1-SB-5(7.5-8.0)	JD27540-12	2-Methylnaphthalene	07/03/2021		Y	N	U		U	35	8.0	ug/kg
R1-SB-5(7.5-8.0)	JD27540-12	Carbazole	07/03/2021		Y	N	U		U	71	5.1	ug/kg
R1-SB-5(7.5-8.0)	JD27540-12	2,4,5-Trichlorophenol	07/03/2021		Y	N	U		U	180	26	ug/kg
R1-SB-5(7.5-8.0)	JD27540-12	Fluoranthene	07/03/2021		Y	N	U		U	35	16	ug/kg
R1-SB-5(7.5-8.0)	JD27540-12	2,2'-Oxybis(1-chloropropane)	07/03/2021		Y	N	U		U	71	13	ug/kg

SDG: JD27540

Analytical Method SW8270

Sample ID	Lab Sample ID	Chemical Name	Anal Date	Result	Validated	Detect	Lab Qual	Val Qual	Final qual	RL	MDL	Units
R1-SB-5(7.5-8.0)	JD27540-12	4-Nitroaniline	07/03/2021		Y	N	U		U	180	9.2	ug/kg
R1-SB-5(7.5-8.0)	JD27540-12	2,4-Dimethylphenol	07/03/2021		Y	N	U		U	180	63	ug/kg
R1-SB-5(7.5-8.0)	JD27540-12	Caprolactam	07/03/2021		Y	N	U		U	71	14	ug/kg
R1-SB-5(7.5-8.0)	JD27540-12	4-Bromophenyl phenyl ether	07/03/2021		Y	N	U		U	71	14	ug/kg
R1-SB-5(7.5-8.0)	JD27540-12	Benzaldehyde	07/03/2021		Y	N	U		U	180	8.8	ug/kg
R1-SB-5(7.5-8.0)	JD27540-12	Phenol	07/03/2021		Y	N	U		U	71	18	ug/kg
R1-SB-5(7.5-8.0)	JD27540-12	Hexachlorocyclopentadiene	07/03/2021		Y	N	U		U	350	14	ug/kg
R1-SB-5(7.5-8.0)	JD27540-12	4-Chlorophenyl phenyl ether	07/03/2021		Y	N	U		U	71	11	ug/kg
R1-SB-5(7.5-8.0)	JD27540-12	Hexachloroethane	07/03/2021		Y	N	U		U	180	17	ug/kg
R1-SB-5(7.5-8.0)	JD27540-12	Pentachlorophenol	07/03/2021		Y	N	U		U	140	33	ug/kg
R1-SB-5(7.5-8.0)	JD27540-12	2,6-Dinitrotoluene	07/03/2021		Y	N	U		U	35	18	ug/kg
R1-SB-5(7.5-8.0)	JD27540-12	4-Chloro-3-methyl phenol	07/03/2021		Y	N	U		U	180	22	ug/kg
R1-SB-5(7.5-8.0)	JD27540-12	2,3,4,6-Tetrachlorophenol	07/03/2021		Y	N	U		U	180	23	ug/kg
R1-SB-5(7.5-8.0)	JD27540-12	Benzo(a)anthracene	07/03/2021		Y	N	U		U	35	10	ug/kg
R1-SB-5(7.5-8.0)	JD27540-12	4,6-Dinitro-o-cresol	07/03/2021		Y	N	U	UJ	UJ	180	38	ug/kg
R1-SB-5(7.5-8.0)	JD27540-12	4-Nitrophenol	07/03/2021		Y	N	U		U	350	94	ug/kg
R1-SB-5(7.5-8.0)	JD27540-12	Benzo(g,h,i)perylene	07/03/2021		Y	N	U		U	35	18	ug/kg
R1-SB-5(7.5-8.0)	JD27540-12	N-Nitroso-di-n-propylamine	07/03/2021		Y	N	U		U	71	10	ug/kg
R1-SB-5(7.5-8.0)	JD27540-12	bis(2-Chloroethyl)ether	07/03/2021		Y	N	U		U	71	15	ug/kg
R1-SB-5(7.5-8.0)	JD27540-12	Atrazine	07/03/2021		Y	N	U		U	71	15	ug/kg
R1-SB-5(7.5-8.0)	JD27540-12	Dibenzofuran	07/03/2021		Y	N	U		U	71	14	ug/kg
R1-SB-5(7.5-8.0)	JD27540-12	Dimethyl phthalate	07/03/2021		Y	N	U		U	71	6.3	ug/kg
R1-SB-5(7.5-8.0)	JD27540-12	1,4-Dioxane	07/03/2021		Y	N	U	UJ	UJ	35	23	ug/kg
R1-SB-5(7.5-8.0)	JD27540-12	2,4-Dichlorophenol	07/03/2021		Y	N	U		U	180	30	ug/kg
R1-SB-5(7.5-8.0)	JD27540-12	Hexachlorobenzene	07/03/2021		Y	N	U		U	71	8.9	ug/kg

SDG: JD27540

Analytical Method SW8270

Sample ID	Lab Sample ID	Chemical Name	Anal Date	Result	Validated	Detect	Lab Qual	Val Qual	Final qual	RL	MDL	Units
R1-SB-5(7.5-8.0)	JD27540-12	Di-n-octyl phthalate	07/03/2021		Y	N	U		U	71	8.8	ug/kg
R1-SB-5(7.5-8.0)	JD27540-12	bis(2-Ethylhexyl)phthalate	07/03/2021		Y	N	U		U	71	8.3	ug/kg
R1-SB-5(7.5-8.0)	JD27540-12	bis(2-Chloroethoxy)methane	07/03/2021		Y	N	U		U	71	7.6	ug/kg
R1-SB-5(7.5-8.0)	JD27540-12	Anthracene	07/03/2021		Y	N	U		U	35	22	ug/kg
R1-SB-5(7.5-8.0)	JD27540-12	Indeno(1,2,3-cd)pyrene	07/03/2021		Y	N	U		U	35	17	ug/kg
R1-SB-5(7.5-8.0)	JD27540-12	Benzo(b)fluoranthene	07/03/2021		Y	N	U		U	35	16	ug/kg
R1-SB-6(3.5-4.0)	JD27540-13	2,6-Dinitrotoluene	07/03/2021		Y	N	U		U	170	84	ug/kg
R1-SB-6(3.5-4.0)	JD27540-13	Di-n-butyl phthalate	07/03/2021		Y	N	U		U	340	27	ug/kg
R1-SB-6(3.5-4.0)	JD27540-13	Diethyl phthalate	07/03/2021		Y	N	U		U	340	36	ug/kg
R1-SB-6(3.5-4.0)	JD27540-13	Acenaphthene	07/03/2021		Y	N	U		U	170	58	ug/kg
R1-SB-6(3.5-4.0)	JD27540-13	Isophorone	07/03/2021		Y	N	U		U	340	36	ug/kg
R1-SB-6(3.5-4.0)	JD27540-13	Hexachlorocyclopentadiene	07/03/2021		Y	N	U		U	1700	67	ug/kg
R1-SB-6(3.5-4.0)	JD27540-13	4-Chlorophenyl phenyl ether	07/03/2021		Y	N	U		U	340	54	ug/kg
R1-SB-6(3.5-4.0)	JD27540-13	N-Nitroso-di-n-propylamine	07/03/2021		Y	N	U		U	340	48	ug/kg
R1-SB-6(3.5-4.0)	JD27540-13	4-Chloro-3-methyl phenol	07/03/2021		Y	N	U		U	840	100	ug/kg
R1-SB-6(3.5-4.0)	JD27540-13	Phenanthrene	07/03/2021	425	Y	Y				170	56	ug/kg
R1-SB-6(3.5-4.0)	JD27540-13	2-Nitroaniline	07/03/2021		Y	N	U		U	840	40	ug/kg
R1-SB-6(3.5-4.0)	JD27540-13	2-Chlorophenol	07/03/2021		Y	N	U		U	340	83	ug/kg
R1-SB-6(3.5-4.0)	JD27540-13	2,3,4,6-Tetrachlorophenol	07/03/2021		Y	N	U		U	840	110	ug/kg
R1-SB-6(3.5-4.0)	JD27540-13	Hexachloroethane	07/03/2021		Y	N	U		U	840	83	ug/kg
R1-SB-6(3.5-4.0)	JD27540-13	Butyl benzyl phthalate	07/03/2021		Y	N	U		U	340	41	ug/kg
R1-SB-6(3.5-4.0)	JD27540-13	N-Nitrosodiphenylamine	07/03/2021		Y	N	U		U	840	61	ug/kg
R1-SB-6(3.5-4.0)	JD27540-13	Fluorene	07/03/2021		Y	N	U		U	170	77	ug/kg
R1-SB-6(3.5-4.0)	JD27540-13	Carbazole	07/03/2021	33.6	Y	Y	J		J	340	24	ug/kg
R1-SB-6(3.5-4.0)	JD27540-13	Hexachlorobutadiene	07/03/2021		Y	N	U		U	170	67	ug/kg

SDG: JD27540

Analytical Method SW8270

Sample ID	Lab Sample ID	Chemical Name	Anal Date	Result	Validated	Detect	Lab Qual	Val Qual	Final qual	RL	MDL	Units
R1-SB-6(3.5-4.0)	JD27540-13	2,4,6-Trichlorophenol	07/03/2021		Y	N	U		U	840	100	ug/kg
R1-SB-6(3.5-4.0)	JD27540-13	2-Nitrophenol	07/03/2021		Y	N	U		U	840	110	ug/kg
R1-SB-6(3.5-4.0)	JD27540-13	Naphthalene	07/03/2021		Y	N	U		U	170	47	ug/kg
R1-SB-6(3.5-4.0)	JD27540-13	2-Methylnaphthalene	07/03/2021		Y	N	U		U	170	38	ug/kg
R1-SB-6(3.5-4.0)	JD27540-13	2-Methylphenol	07/03/2021		Y	N	U		U	340	110	ug/kg
R1-SB-6(3.5-4.0)	JD27540-13	1,1'-Biphenyl	07/03/2021		Y	N	U		U	340	23	ug/kg
R1-SB-6(3.5-4.0)	JD27540-13	Pyrene	07/03/2021	1080	Y	Y				170	54	ug/kg
R1-SB-6(3.5-4.0)	JD27540-13	2-Chloronaphthalene	07/03/2021		Y	N	U		U	340	40	ug/kg
R1-SB-6(3.5-4.0)	JD27540-13	3,3'-Dichlorobenzidine	07/03/2021		Y	N	U		U	340	140	ug/kg
R1-SB-6(3.5-4.0)	JD27540-13	Pentachlorophenol	07/03/2021		Y	N	U		U	670	160	ug/kg
R1-SB-6(3.5-4.0)	JD27540-13	4-Bromophenyl phenyl ether	07/03/2021		Y	N	U		U	340	65	ug/kg
R1-SB-6(3.5-4.0)	JD27540-13	Di-n-octyl phthalate	07/03/2021		Y	N	U		U	340	42	ug/kg
R1-SB-6(3.5-4.0)	JD27540-13	bis(2-Ethylhexyl)phthalate	07/03/2021		Y	N	U		U	340	39	ug/kg
R1-SB-6(3.5-4.0)	JD27540-13	bis(2-Chloroethoxy)methane	07/03/2021		Y	N	U		U	340	36	ug/kg
R1-SB-6(3.5-4.0)	JD27540-13	bis(2-Chloroethyl)ether	07/03/2021		Y	N	U		U	340	72	ug/kg
R1-SB-6(3.5-4.0)	JD27540-13	Phenol	07/03/2021		Y	N	U		U	340	88	ug/kg
R1-SB-6(3.5-4.0)	JD27540-13	2,2'-Oxybis(1-chloropropane)	07/03/2021		Y	N	U		U	340	60	ug/kg
R1-SB-6(3.5-4.0)	JD27540-13	Benzo(a)anthracene	07/03/2021	633	Y	Y				170	47	ug/kg
R1-SB-6(3.5-4.0)	JD27540-13	Hexachlorobenzene	07/03/2021		Y	N	U		U	340	42	ug/kg
R1-SB-6(3.5-4.0)	JD27540-13	Dibenzofuran	07/03/2021		Y	N	U		U	340	68	ug/kg
R1-SB-6(3.5-4.0)	JD27540-13	4-Chloroaniline	07/03/2021		Y	N	U		U	840	60	ug/kg
R1-SB-6(3.5-4.0)	JD27540-13	Benzaldehyde	07/03/2021		Y	N	U		U	840	42	ug/kg
R1-SB-6(3.5-4.0)	JD27540-13	4-Nitrophenol	07/03/2021		Y	N	U		U	1700	450	ug/kg
R1-SB-6(3.5-4.0)	JD27540-13	4-Nitroaniline	07/03/2021		Y	N	U		U	840	43	ug/kg
R1-SB-6(3.5-4.0)	JD27540-13	2,4,5-Trichlorophenol	07/03/2021		Y	N	U		U	840	130	ug/kg

SDG: JD27540

Analytical Method SW8270

Sample ID	Lab Sample ID	Chemical Name	Anal Date	Result	Validated	Detect	Lab Qual	Val Qual	Final qual	RL	MDL	Units
R1-SB-6(3.5-4.0)	JD27540-13	Acetophenone	07/03/2021		Y	N	U		U	840	36	ug/kg
R1-SB-6(3.5-4.0)	JD27540-13	Nitrobenzene	07/03/2021		Y	N	U		U	340	65	ug/kg
R1-SB-6(3.5-4.0)	JD27540-13	3-Nitroaniline	07/03/2021		Y	N	U		U	840	42	ug/kg
R1-SB-6(3.5-4.0)	JD27540-13	3&4-Methylphenol	07/03/2021		Y	N	U		U	340	140	ug/kg
R1-SB-6(3.5-4.0)	JD27540-13	2,4-Dimethylphenol	07/03/2021		Y	N	U		U	840	300	ug/kg
R1-SB-6(3.5-4.0)	JD27540-13	Benzo(b)fluoranthene	07/03/2021	804	Y	Y				170	74	ug/kg
R1-SB-6(3.5-4.0)	JD27540-13	Caprolactam	07/03/2021		Y	N	U		U	340	66	ug/kg
R1-SB-6(3.5-4.0)	JD27540-13	Benzo(k)fluoranthene	07/03/2021	285	Y	Y				170	78	ug/kg
R1-SB-6(3.5-4.0)	JD27540-13	Anthracene	07/03/2021	119	Y	Y	J		J	170	100	ug/kg
R1-SB-6(3.5-4.0)	JD27540-13	Acenaphthylene	07/03/2021		Y	N	U		U	170	85	ug/kg
R1-SB-6(3.5-4.0)	JD27540-13	Chrysene	07/03/2021	689	Y	Y				170	53	ug/kg
R1-SB-6(3.5-4.0)	JD27540-13	Benzo(a)pyrene	07/03/2021	702	Y	Y				170	76	ug/kg
R1-SB-6(3.5-4.0)	JD27540-13	Fluoranthene	07/03/2021	1140	Y	Y				170	75	ug/kg
R1-SB-6(3.5-4.0)	JD27540-13	Indeno(1,2,3-cd)pyrene	07/03/2021	418	Y	Y				170	79	ug/kg
R1-SB-6(3.5-4.0)	JD27540-13	4,6-Dinitro-o-cresol	07/03/2021		Y	N	U	UJ	UJ	840	180	ug/kg
R1-SB-6(3.5-4.0)	JD27540-13	2,4-Dichlorophenol	07/03/2021		Y	N	U		U	840	140	ug/kg
R1-SB-6(3.5-4.0)	JD27540-13	2,4-Dinitrotoluene	07/03/2021		Y	N	U		U	170	52	ug/kg
R1-SB-6(3.5-4.0)	JD27540-13	2,4-Dinitrophenol	07/03/2021		Y	N	U	R	R	840	630	ug/kg
R1-SB-6(3.5-4.0)	JD27540-13	1,4-Dioxane	07/03/2021		Y	N	U	UJ	UJ	170	110	ug/kg
R1-SB-6(3.5-4.0)	JD27540-13	Atrazine	07/03/2021		Y	N	U		U	340	72	ug/kg
R1-SB-6(3.5-4.0)	JD27540-13	Dimethyl phthalate	07/03/2021		Y	N	U		U	340	30	ug/kg
R1-SB-6(3.5-4.0)	JD27540-13	1,2,4,5-Tetrachlorobenzene	07/03/2021		Y	N	U		U	840	43	ug/kg
R1-SB-6(3.5-4.0)	JD27540-13	Dibenzo(a,h)anthracene	07/03/2021	188	Y	Y				170	74	ug/kg
R1-SB-6(3.5-4.0)	JD27540-13	Benzo(g,h,i)perylene	07/03/2021	484	Y	Y				170	84	ug/kg
R1-SB-6(3.5-4.0)	JD27540-13	1,4-Dioxane	07/03/2021		Y	N	U		U	17	8.4	ug/kg

SDG: JD27540

Analytical Method SW8270

Sample ID	Lab Sample ID	Chemical Name	Anal Date	Result	Validated	Detect	Lab Qual	Val Qual	Final qual	RL	MDL	Units
R1-SB-6(5.5-6.0)	JD27540-14	2-Nitrophenol	07/03/2021		Y	N	U		U	170	23	ug/kg
R1-SB-6(5.5-6.0)	JD27540-14	1,2,4,5-Tetrachlorobenzene	07/03/2021		Y	N	U		U	170	8.7	ug/kg
R1-SB-6(5.5-6.0)	JD27540-14	Pentachlorophenol	07/03/2021		Y	N	U		U	140	32	ug/kg
R1-SB-6(5.5-6.0)	JD27540-14	2,4,6-Trichlorophenol	07/03/2021		Y	N	U		U	170	20	ug/kg
R1-SB-6(5.5-6.0)	JD27540-14	2-Nitroaniline	07/03/2021		Y	N	U		U	170	8.0	ug/kg
R1-SB-6(5.5-6.0)	JD27540-14	Naphthalene	07/03/2021	1060	Y	Y				34	9.6	ug/kg
R1-SB-6(5.5-6.0)	JD27540-14	2-Methylnaphthalene	07/03/2021	3140	Y	Y				34	7.7	ug/kg
R1-SB-6(5.5-6.0)	JD27540-14	2-Chloronaphthalene	07/03/2021		Y	N	U		U	68	8.1	ug/kg
R1-SB-6(5.5-6.0)	JD27540-14	3,3'-Dichlorobenzidine	07/03/2021		Y	N	U		U	68	28	ug/kg
R1-SB-6(5.5-6.0)	JD27540-14	1,1'-Biphenyl	07/03/2021	321	Y	Y				68	4.7	ug/kg
R1-SB-6(5.5-6.0)	JD27540-14	2-Chlorophenol	07/03/2021		Y	N	U		U	68	17	ug/kg
R1-SB-6(5.5-6.0)	JD27540-14	2,4,5-Trichlorophenol	07/03/2021		Y	N	U		U	170	26	ug/kg
R1-SB-6(5.5-6.0)	JD27540-14	Acetophenone	07/03/2021		Y	N	U		U	170	7.3	ug/kg
R1-SB-6(5.5-6.0)	JD27540-14	Nitrobenzene	07/03/2021		Y	N	U		U	68	13	ug/kg
R1-SB-6(5.5-6.0)	JD27540-14	3-Nitroaniline	07/03/2021		Y	N	U		U	170	8.5	ug/kg
R1-SB-6(5.5-6.0)	JD27540-14	3&4-Methylphenol	07/03/2021		Y	N	U		U	68	28	ug/kg
R1-SB-6(5.5-6.0)	JD27540-14	2,4-Dimethylphenol	07/03/2021		Y	N	U		U	170	61	ug/kg
R1-SB-6(5.5-6.0)	JD27540-14	Benzo(a)anthracene	07/03/2021	9.6	Y	Y	J		J	34	9.6	ug/kg
R1-SB-6(5.5-6.0)	JD27540-14	2-Methylphenol	07/03/2021		Y	N	U		U	68	22	ug/kg
R1-SB-6(5.5-6.0)	JD27540-14	Dimethyl phthalate	07/03/2021		Y	N	U		U	68	6.1	ug/kg
R1-SB-6(5.5-6.0)	JD27540-14	4-Chloroaniline	07/03/2021		Y	N	U		U	170	12	ug/kg
R1-SB-6(5.5-6.0)	JD27540-14	2,2'-Oxybis(1-chloropropane)	07/03/2021		Y	N	U		U	68	12	ug/kg
R1-SB-6(5.5-6.0)	JD27540-14	Phenol	07/03/2021		Y	N	U		U	68	18	ug/kg
R1-SB-6(5.5-6.0)	JD27540-14	bis(2-Chloroethyl)ether	07/03/2021		Y	N	U		U	68	15	ug/kg
R1-SB-6(5.5-6.0)	JD27540-14	bis(2-Chloroethoxy)methane	07/03/2021		Y	N	U		U	68	7.3	ug/kg

SDG: JD27540

Analytical Method SW8270

Sample ID	Lab Sample ID	Chemical Name	Anal Date	Result	Validated	Detect	Lab Qual	Val Qual	Final qual	RL	MDL	Units
R1-SB-6(5.5-6.0)	JD27540-14	bis(2-Ethylhexyl)phthalate	07/03/2021		Y	N	U		U	68	8.0	ug/kg
R1-SB-6(5.5-6.0)	JD27540-14	Di-n-octyl phthalate	07/03/2021		Y	N	U		U	68	8.5	ug/kg
R1-SB-6(5.5-6.0)	JD27540-14	Anthracene	07/03/2021	27.4	Y	Y	J		J	34	21	ug/kg
R1-SB-6(5.5-6.0)	JD27540-14	2,4-Dinitrotoluene	07/03/2021		Y	N	U		U	34	11	ug/kg
R1-SB-6(5.5-6.0)	JD27540-14	4-Nitroaniline	07/03/2021		Y	N	U		U	170	8.8	ug/kg
R1-SB-6(5.5-6.0)	JD27540-14	Pyrene	07/03/2021	63.5	Y	Y				34	11	ug/kg
R1-SB-6(5.5-6.0)	JD27540-14	Hexachlorobenzene	07/03/2021		Y	N	U		U	68	8.6	ug/kg
R1-SB-6(5.5-6.0)	JD27540-14	Dibenzofuran	07/03/2021	144	Y	Y				68	14	ug/kg
R1-SB-6(5.5-6.0)	JD27540-14	Benzo(g,h,i)perylene	07/03/2021		Y	N	U		U	34	17	ug/kg
R1-SB-6(5.5-6.0)	JD27540-14	Atrazine	07/03/2021		Y	N	U		U	68	15	ug/kg
R1-SB-6(5.5-6.0)	JD27540-14	Indeno(1,2,3-cd)pyrene	07/03/2021		Y	N	U		U	34	16	ug/kg
R1-SB-6(5.5-6.0)	JD27540-14	Benzo(b)fluoranthene	07/03/2021		Y	N	U		U	34	15	ug/kg
R1-SB-6(5.5-6.0)	JD27540-14	Fluoranthene	07/03/2021	25.7	Y	Y	J		J	34	15	ug/kg
R1-SB-6(5.5-6.0)	JD27540-14	Benzo(k)fluoranthene	07/03/2021		Y	N	U		U	34	16	ug/kg
R1-SB-6(5.5-6.0)	JD27540-14	Acenaphthylene	07/03/2021	141	Y	Y				34	17	ug/kg
R1-SB-6(5.5-6.0)	JD27540-14	Hexachlorobutadiene	07/03/2021		Y	N	U		U	34	14	ug/kg
R1-SB-6(5.5-6.0)	JD27540-14	4-Chloro-3-methyl phenol	07/03/2021		Y	N	U		U	170	21	ug/kg
R1-SB-6(5.5-6.0)	JD27540-14	1,4-Dioxane	07/03/2021		Y	N	U	UJ	UJ	34	23	ug/kg
R1-SB-6(5.5-6.0)	JD27540-14	Phenanthrene	07/03/2021	271	Y	Y				34	11	ug/kg
R1-SB-6(5.5-6.0)	JD27540-14	Carbazole	07/03/2021		Y	N	U		U	68	4.9	ug/kg
R1-SB-6(5.5-6.0)	JD27540-14	Fluorene	07/03/2021	162	Y	Y				34	16	ug/kg
R1-SB-6(5.5-6.0)	JD27540-14	2,4-Dichlorophenol	07/03/2021		Y	N	U		U	170	29	ug/kg
R1-SB-6(5.5-6.0)	JD27540-14	Butyl benzyl phthalate	07/03/2021		Y	N	U		U	68	8.3	ug/kg
R1-SB-6(5.5-6.0)	JD27540-14	4-Nitrophenol	07/03/2021		Y	N	U		U	340	91	ug/kg
R1-SB-6(5.5-6.0)	JD27540-14	Di-n-butyl phthalate	07/03/2021		Y	N	U		U	68	5.6	ug/kg

SDG: JD27540

Analytical Method SW8270

Sample ID	Lab Sample ID	Chemical Name	Anal Date	Result	Validated	Detect	Lab Qual	Val Qual	Final qual	RL	MDL	Units
R1-SB-6(5.5-6.0)	JD27540-14	Diethyl phthalate	07/03/2021		Y	N	U		U	68	7.3	ug/kg
R1-SB-6(5.5-6.0)	JD27540-14	Acenaphthene	07/03/2021	119	Y	Y				34	12	ug/kg
R1-SB-6(5.5-6.0)	JD27540-14	Isophorone	07/03/2021		Y	N	U		U	68	7.3	ug/kg
R1-SB-6(5.5-6.0)	JD27540-14	Hexachlorocyclopentadiene	07/03/2021		Y	N	U		U	340	14	ug/kg
R1-SB-6(5.5-6.0)	JD27540-14	4-Chlorophenyl phenyl ether	07/03/2021		Y	N	U		U	68	11	ug/kg
R1-SB-6(5.5-6.0)	JD27540-14	Hexachloroethane	07/03/2021		Y	N	U		U	170	17	ug/kg
R1-SB-6(5.5-6.0)	JD27540-14	N-Nitroso-di-n-propylamine	07/03/2021		Y	N	U		U	68	9.9	ug/kg
R1-SB-6(5.5-6.0)	JD27540-14	Caprolactam	07/03/2021		Y	N	U		U	68	13	ug/kg
R1-SB-6(5.5-6.0)	JD27540-14	Benzaldehyde	07/03/2021		Y	N	U		U	170	8.5	ug/kg
R1-SB-6(5.5-6.0)	JD27540-14	N-Nitrosodiphenylamine	07/03/2021		Y	N	U		U	170	12	ug/kg
R1-SB-6(5.5-6.0)	JD27540-14	2,6-Dinitrotoluene	07/03/2021		Y	N	U		U	34	17	ug/kg
R1-SB-6(5.5-6.0)	JD27540-14	4-Bromophenyl phenyl ether	07/03/2021		Y	N	U		U	68	13	ug/kg
R1-SB-6(5.5-6.0)	JD27540-14	Chrysene	07/03/2021	21.1	Y	Y	J		J	34	11	ug/kg
R1-SB-6(5.5-6.0)	JD27540-14	Benzo(a)pyrene	07/03/2021		Y	N	U		U	34	16	ug/kg
R1-SB-6(5.5-6.0)	JD27540-14	2,4-Dinitrophenol	07/03/2021		Y	N	U	R	R	170	130	ug/kg
R1-SB-6(5.5-6.0)	JD27540-14	Dibenzo(a,h)anthracene	07/03/2021		Y	N	U		U	34	15	ug/kg
R1-SB-6(5.5-6.0)	JD27540-14	4,6-Dinitro-o-cresol	07/03/2021		Y	N	U	UJ	UJ	170	36	ug/kg
R1-SB-6(5.5-6.0)	JD27540-14	2,3,4,6-Tetrachlorophenol	07/03/2021		Y	N	U		U	170	23	ug/kg
R1-SB-6(5.5-6.0)	JD27540-14	1,4-Dioxane	07/12/2021		Y	N	U		U	3.4	1.7	ug/kg
R1-SB-12(3.5-4.0)	JD27540-15	2,4,5-Trichlorophenol	07/03/2021		Y	N	U		U	190	28	ug/kg
R1-SB-12(3.5-4.0)	JD27540-15	2-Nitroaniline	07/03/2021		Y	N	U		U	190	8.9	ug/kg
R1-SB-12(3.5-4.0)	JD27540-15	2-Nitrophenol	07/03/2021		Y	N	U		U	190	25	ug/kg
R1-SB-12(3.5-4.0)	JD27540-15	Naphthalene	07/03/2021		Y	N	U		U	38	11	ug/kg
R1-SB-12(3.5-4.0)	JD27540-15	Pentachlorophenol	07/03/2021		Y	N	U		U	150	35	ug/kg
R1-SB-12(3.5-4.0)	JD27540-15	2-Methylnaphthalene	07/03/2021		Y	N	U		U	38	8.5	ug/kg

SDG: JD27540

Analytical Method SW8270

Sample ID	Lab Sample ID	Chemical Name	Anal Date	Result	Validated	Detect	Lab Qual	Val Qual	Final qual	RL	MDL	Units
R1-SB-12(3.5-4.0)	JD27540-15	2-Chloronaphthalene	07/03/2021		Y	N	U		U	75	8.9	ug/kg
R1-SB-12(3.5-4.0)	JD27540-15	Hexachlorobutadiene	07/03/2021		Y	N	U		U	38	15	ug/kg
R1-SB-12(3.5-4.0)	JD27540-15	2,4,6-Trichlorophenol	07/03/2021		Y	N	U		U	190	22	ug/kg
R1-SB-12(3.5-4.0)	JD27540-15	3,3'-Dichlorobenzidine	07/03/2021		Y	N	U		U	75	31	ug/kg
R1-SB-12(3.5-4.0)	JD27540-15	1,1'-Biphenyl	07/03/2021		Y	N	U		U	75	5.1	ug/kg
R1-SB-12(3.5-4.0)	JD27540-15	2-Methylphenol	07/03/2021		Y	N	U		U	75	24	ug/kg
R1-SB-12(3.5-4.0)	JD27540-15	1,2,4,5-Tetrachlorobenzene	07/03/2021		Y	N	U		U	190	9.5	ug/kg
R1-SB-12(3.5-4.0)	JD27540-15	Acetophenone	07/03/2021		Y	N	U		U	190	8.1	ug/kg
R1-SB-12(3.5-4.0)	JD27540-15	Nitrobenzene	07/03/2021		Y	N	U		U	75	14	ug/kg
R1-SB-12(3.5-4.0)	JD27540-15	3-Nitroaniline	07/03/2021		Y	N	U		U	190	9.4	ug/kg
R1-SB-12(3.5-4.0)	JD27540-15	3&4-Methylphenol	07/03/2021		Y	N	U		U	75	31	ug/kg
R1-SB-12(3.5-4.0)	JD27540-15	N-Nitroso-di-n-propylamine	07/03/2021		Y	N	U		U	75	11	ug/kg
R1-SB-12(3.5-4.0)	JD27540-15	Carbazole	07/03/2021		Y	N	U		U	75	5.4	ug/kg
R1-SB-12(3.5-4.0)	JD27540-15	2-Chlorophenol	07/03/2021		Y	N	U		U	75	19	ug/kg
R1-SB-12(3.5-4.0)	JD27540-15	bis(2-Chloroethoxy)methane	07/03/2021		Y	N	U		U	75	8.0	ug/kg
R1-SB-12(3.5-4.0)	JD27540-15	4-Chlorophenyl phenyl ether	07/03/2021		Y	N	U		U	75	12	ug/kg
R1-SB-12(3.5-4.0)	JD27540-15	Dibenzofuran	07/03/2021		Y	N	U		U	75	15	ug/kg
R1-SB-12(3.5-4.0)	JD27540-15	Dimethyl phthalate	07/03/2021		Y	N	U		U	75	6.7	ug/kg
R1-SB-12(3.5-4.0)	JD27540-15	Pyrene	07/03/2021		Y	N	U		U	38	12	ug/kg
R1-SB-12(3.5-4.0)	JD27540-15	1,4-Dioxane	07/03/2021		Y	N	U	UJ	UJ	38	25	ug/kg
R1-SB-12(3.5-4.0)	JD27540-15	2,4-Dinitrotoluene	07/03/2021		Y	N	U		U	38	12	ug/kg
R1-SB-12(3.5-4.0)	JD27540-15	2,4-Dichlorophenol	07/03/2021		Y	N	U		U	190	32	ug/kg
R1-SB-12(3.5-4.0)	JD27540-15	Anthracene	07/03/2021		Y	N	U		U	38	23	ug/kg
R1-SB-12(3.5-4.0)	JD27540-15	Hexachlorobenzene	07/03/2021		Y	N	U		U	75	9.5	ug/kg
R1-SB-12(3.5-4.0)	JD27540-15	Atrazine	07/03/2021		Y	N	U		U	75	16	ug/kg

SDG: JD27540

Analytical Method SW8270

Sample ID	Lab Sample ID	Chemical Name	Anal Date	Result	Validated	Detect	Lab Qual	Val Qual	Final qual	RL	MDL	Units
R1-SB-12(3.5-4.0)	JD27540-15	bis(2-Ethylhexyl)phthalate	07/03/2021		Y	N	U		U	75	8.8	ug/kg
R1-SB-12(3.5-4.0)	JD27540-15	Indeno(1,2,3-cd)pyrene	07/03/2021		Y	N	U		U	38	18	ug/kg
R1-SB-12(3.5-4.0)	JD27540-15	bis(2-Chloroethyl)ether	07/03/2021		Y	N	U		U	75	16	ug/kg
R1-SB-12(3.5-4.0)	JD27540-15	Phenol	07/03/2021		Y	N	U		U	75	20	ug/kg
R1-SB-12(3.5-4.0)	JD27540-15	2,2'-Oxybis(1-chloropropane)	07/03/2021		Y	N	U		U	75	13	ug/kg
R1-SB-12(3.5-4.0)	JD27540-15	4-Chloroaniline	07/03/2021		Y	N	U		U	190	14	ug/kg
R1-SB-12(3.5-4.0)	JD27540-15	2,4-Dimethylphenol	07/03/2021		Y	N	U		U	190	67	ug/kg
R1-SB-12(3.5-4.0)	JD27540-15	Caprolactam	07/03/2021		Y	N	U		U	75	15	ug/kg
R1-SB-12(3.5-4.0)	JD27540-15	4-Bromophenyl phenyl ether	07/03/2021		Y	N	U		U	75	14	ug/kg
R1-SB-12(3.5-4.0)	JD27540-15	Benzaldehyde	07/03/2021		Y	N	U		U	190	9.3	ug/kg
R1-SB-12(3.5-4.0)	JD27540-15	4-Nitrophenol	07/03/2021		Y	N	U		U	380	100	ug/kg
R1-SB-12(3.5-4.0)	JD27540-15	4-Nitroaniline	07/03/2021		Y	N	U		U	190	9.7	ug/kg
R1-SB-12(3.5-4.0)	JD27540-15	Di-n-octyl phthalate	07/03/2021		Y	N	U		U	75	9.3	ug/kg
R1-SB-12(3.5-4.0)	JD27540-15	2,3,4,6-Tetrachlorophenol	07/03/2021		Y	N	U		U	190	25	ug/kg
R1-SB-12(3.5-4.0)	JD27540-15	N-Nitrosodiphenylamine	07/03/2021		Y	N	U		U	190	14	ug/kg
R1-SB-12(3.5-4.0)	JD27540-15	Butyl benzyl phthalate	07/03/2021		Y	N	U		U	75	9.2	ug/kg
R1-SB-12(3.5-4.0)	JD27540-15	Phenanthrene	07/03/2021		Y	N	U		U	38	13	ug/kg
R1-SB-12(3.5-4.0)	JD27540-15	Di-n-butyl phthalate	07/03/2021		Y	N	U		U	75	6.1	ug/kg
R1-SB-12(3.5-4.0)	JD27540-15	Diethyl phthalate	07/03/2021		Y	N	U		U	75	8.0	ug/kg
R1-SB-12(3.5-4.0)	JD27540-15	Acenaphthene	07/03/2021		Y	N	U		U	38	13	ug/kg
R1-SB-12(3.5-4.0)	JD27540-15	Isophorone	07/03/2021		Y	N	U		U	75	8.0	ug/kg
R1-SB-12(3.5-4.0)	JD27540-15	Hexachlorocyclopentadiene	07/03/2021		Y	N	U		U	380	15	ug/kg
R1-SB-12(3.5-4.0)	JD27540-15	Hexachloroethane	07/03/2021		Y	N	U		U	190	19	ug/kg
R1-SB-12(3.5-4.0)	JD27540-15	Benzo(g,h,i)perylene	07/03/2021		Y	N	U		U	38	19	ug/kg
R1-SB-12(3.5-4.0)	JD27540-15	4-Chloro-3-methyl phenol	07/03/2021		Y	N	U		U	190	23	ug/kg

SDG: JD27540

Analytical Method SW8270

Sample ID	Lab Sample ID	Chemical Name	Anal Date	Result	Validated	Detect	Lab Qual	Val Qual	Final qual	RL	MDL	Units
R1-SB-12(3.5-4.0)	JD27540-15	Fluorene	07/03/2021		Y	N	U		U	38	17	ug/kg
R1-SB-12(3.5-4.0)	JD27540-15	Benzo(a)anthracene	07/03/2021		Y	N	U		U	38	11	ug/kg
R1-SB-12(3.5-4.0)	JD27540-15	4,6-Dinitro-o-cresol	07/03/2021		Y	N	U	UJ	UJ	190	40	ug/kg
R1-SB-12(3.5-4.0)	JD27540-15	Dibenzo(a,h)anthracene	07/03/2021		Y	N	U		U	38	17	ug/kg
R1-SB-12(3.5-4.0)	JD27540-15	2,4-Dinitrophenol	07/03/2021		Y	N	U	R	R	190	140	ug/kg
R1-SB-12(3.5-4.0)	JD27540-15	Benzo(a)pyrene	07/03/2021		Y	N	U		U	38	17	ug/kg
R1-SB-12(3.5-4.0)	JD27540-15	Chrysene	07/03/2021		Y	N	U		U	38	12	ug/kg
R1-SB-12(3.5-4.0)	JD27540-15	Acenaphthylene	07/03/2021		Y	N	U		U	38	19	ug/kg
R1-SB-12(3.5-4.0)	JD27540-15	Benzo(k)fluoranthene	07/03/2021		Y	N	U		U	38	18	ug/kg
R1-SB-12(3.5-4.0)	JD27540-15	Fluoranthene	07/03/2021		Y	N	U		U	38	17	ug/kg
R1-SB-12(3.5-4.0)	JD27540-15	Benzo(b)fluoranthene	07/03/2021		Y	N	U		U	38	17	ug/kg
R1-SB-12(3.5-4.0)	JD27540-15	2,6-Dinitrotoluene	07/03/2021		Y	N	U		U	38	19	ug/kg
R1-SB-12(6.5-7.0)	JD27540-16	Fluoranthene	07/03/2021		Y	N	U		U	35	16	ug/kg
R1-SB-12(6.5-7.0)	JD27540-16	Pyrene	07/03/2021		Y	N	U		U	35	11	ug/kg
R1-SB-12(6.5-7.0)	JD27540-16	Dimethyl phthalate	07/03/2021		Y	N	U		U	70	6.3	ug/kg
R1-SB-12(6.5-7.0)	JD27540-16	Dibenzofuran	07/03/2021		Y	N	U		U	70	14	ug/kg
R1-SB-12(6.5-7.0)	JD27540-16	Benzo(g,h,i)perylene	07/03/2021		Y	N	U		U	35	18	ug/kg
R1-SB-12(6.5-7.0)	JD27540-16	Atrazine	07/03/2021		Y	N	U		U	70	15	ug/kg
R1-SB-12(6.5-7.0)	JD27540-16	4-Nitrophenol	07/03/2021		Y	N	U		U	350	94	ug/kg
R1-SB-12(6.5-7.0)	JD27540-16	Benzo(b)fluoranthene	07/03/2021		Y	N	U		U	35	16	ug/kg
R1-SB-12(6.5-7.0)	JD27540-16	2,4-Dichlorophenol	07/03/2021		Y	N	U		U	180	30	ug/kg
R1-SB-12(6.5-7.0)	JD27540-16	Benzo(k)fluoranthene	07/03/2021		Y	N	U		U	35	16	ug/kg
R1-SB-12(6.5-7.0)	JD27540-16	Acenaphthylene	07/03/2021		Y	N	U		U	35	18	ug/kg
R1-SB-12(6.5-7.0)	JD27540-16	Chrysene	07/03/2021		Y	N	U		U	35	11	ug/kg
R1-SB-12(6.5-7.0)	JD27540-16	Benzo(a)pyrene	07/03/2021		Y	N	U		U	35	16	ug/kg

SDG: JD27540

Analytical Method SW8270

Sample ID	Lab Sample ID	Chemical Name	Anal Date	Result	Validated	Detect	Lab Qual	Val Qual	Final qual	RL	MDL	Units
R1-SB-12(6.5-7.0)	JD27540-16	2,4-Dinitrophenol	07/03/2021		Y	N	U	R	R	180	130	ug/kg
R1-SB-12(6.5-7.0)	JD27540-16	Dibenzo(a,h)anthracene	07/03/2021		Y	N	U		U	35	16	ug/kg
R1-SB-12(6.5-7.0)	JD27540-16	Indeno(1,2,3-cd)pyrene	07/03/2021		Y	N	U		U	35	17	ug/kg
R1-SB-12(6.5-7.0)	JD27540-16	bis(2-Chloroethyl)ether	07/03/2021		Y	N	U		U	70	15	ug/kg
R1-SB-12(6.5-7.0)	JD27540-16	3-Nitroaniline	07/03/2021		Y	N	U		U	180	8.8	ug/kg
R1-SB-12(6.5-7.0)	JD27540-16	Benzaldehyde	07/03/2021		Y	N	U		U	180	8.7	ug/kg
R1-SB-12(6.5-7.0)	JD27540-16	4-Bromophenyl phenyl ether	07/03/2021		Y	N	U		U	70	14	ug/kg
R1-SB-12(6.5-7.0)	JD27540-16	Caprolactam	07/03/2021		Y	N	U		U	70	14	ug/kg
R1-SB-12(6.5-7.0)	JD27540-16	2,4-Dimethylphenol	07/03/2021		Y	N	U		U	180	63	ug/kg
R1-SB-12(6.5-7.0)	JD27540-16	4-Chloroaniline	07/03/2021		Y	N	U		U	180	13	ug/kg
R1-SB-12(6.5-7.0)	JD27540-16	1,4-Dioxane	07/03/2021		Y	N	U	UJ	UJ	35	23	ug/kg
R1-SB-12(6.5-7.0)	JD27540-16	Phenol	07/03/2021		Y	N	U		U	70	18	ug/kg
R1-SB-12(6.5-7.0)	JD27540-16	2,4-Dinitrotoluene	07/03/2021		Y	N	U		U	35	11	ug/kg
R1-SB-12(6.5-7.0)	JD27540-16	bis(2-Chloroethoxy)methane	07/03/2021		Y	N	U		U	70	7.5	ug/kg
R1-SB-12(6.5-7.0)	JD27540-16	bis(2-Ethylhexyl)phthalate	07/03/2021		Y	N	U		U	70	8.2	ug/kg
R1-SB-12(6.5-7.0)	JD27540-16	Di-n-octyl phthalate	07/03/2021		Y	N	U		U	70	8.8	ug/kg
R1-SB-12(6.5-7.0)	JD27540-16	Hexachlorobenzene	07/03/2021		Y	N	U		U	70	8.9	ug/kg
R1-SB-12(6.5-7.0)	JD27540-16	Anthracene	07/03/2021		Y	N	U		U	35	22	ug/kg
R1-SB-12(6.5-7.0)	JD27540-16	2,3,4,6-Tetrachlorophenol	07/03/2021		Y	N	U		U	180	23	ug/kg
R1-SB-12(6.5-7.0)	JD27540-16	2,2'-Oxybis(1-chloropropane)	07/03/2021		Y	N	U		U	70	13	ug/kg
R1-SB-12(6.5-7.0)	JD27540-16	1,1'-Biphenyl	07/03/2021		Y	N	U		U	70	4.8	ug/kg
R1-SB-12(6.5-7.0)	JD27540-16	4,6-Dinitro-o-cresol	07/03/2021		Y	N	U	UJ	UJ	180	38	ug/kg
R1-SB-12(6.5-7.0)	JD27540-16	2,4,6-Trichlorophenol	07/03/2021		Y	N	U		U	180	21	ug/kg
R1-SB-12(6.5-7.0)	JD27540-16	2-Nitroaniline	07/03/2021		Y	N	U		U	180	8.3	ug/kg
R1-SB-12(6.5-7.0)	JD27540-16	2-Nitrophenol	07/03/2021		Y	N	U		U	180	23	ug/kg

SDG: JD27540

Analytical Method SW8270

Sample ID	Lab Sample ID	Chemical Name	Anal Date	Result	Validated	Detect	Lab Qual	Val Qual	Final qual	RL	MDL	Units
R1-SB-12(6.5-7.0)	JD27540-16	Naphthalene	07/03/2021		Y	N	U		U	35	9.9	ug/kg
R1-SB-12(6.5-7.0)	JD27540-16	2-Methylnaphthalene	07/03/2021		Y	N	U		U	35	8.0	ug/kg
R1-SB-12(6.5-7.0)	JD27540-16	Hexachlorobutadiene	07/03/2021		Y	N	U		U	35	14	ug/kg
R1-SB-12(6.5-7.0)	JD27540-16	3,3'-Dichlorobenzidine	07/03/2021		Y	N	U		U	70	29	ug/kg
R1-SB-12(6.5-7.0)	JD27540-16	Carbazole	07/03/2021		Y	N	U		U	70	5.1	ug/kg
R1-SB-12(6.5-7.0)	JD27540-16	2-Methylphenol	07/03/2021		Y	N	U		U	70	23	ug/kg
R1-SB-12(6.5-7.0)	JD27540-16	2-Chlorophenol	07/03/2021		Y	N	U		U	70	17	ug/kg
R1-SB-12(6.5-7.0)	JD27540-16	1,2,4,5-Tetrachlorobenzene	07/03/2021		Y	N	U		U	180	8.9	ug/kg
R1-SB-12(6.5-7.0)	JD27540-16	2,4,5-Trichlorophenol	07/03/2021		Y	N	U		U	180	26	ug/kg
R1-SB-12(6.5-7.0)	JD27540-16	Acetophenone	07/03/2021		Y	N	U		U	180	7.6	ug/kg
R1-SB-12(6.5-7.0)	JD27540-16	Nitrobenzene	07/03/2021		Y	N	U		U	70	14	ug/kg
R1-SB-12(6.5-7.0)	JD27540-16	2-Chloronaphthalene	07/03/2021		Y	N	U		U	70	8.4	ug/kg
R1-SB-12(6.5-7.0)	JD27540-16	Acenaphthene	07/03/2021		Y	N	U		U	35	12	ug/kg
R1-SB-12(6.5-7.0)	JD27540-16	3&4-Methylphenol	07/03/2021		Y	N	U		U	70	29	ug/kg
R1-SB-12(6.5-7.0)	JD27540-16	4-Chloro-3-methyl phenol	07/03/2021		Y	N	U		U	180	22	ug/kg
R1-SB-12(6.5-7.0)	JD27540-16	2,6-Dinitrotoluene	07/03/2021		Y	N	U		U	35	18	ug/kg
R1-SB-12(6.5-7.0)	JD27540-16	N-Nitroso-di-n-propylamine	07/03/2021		Y	N	U		U	70	10	ug/kg
R1-SB-12(6.5-7.0)	JD27540-16	Hexachloroethane	07/03/2021		Y	N	U		U	180	17	ug/kg
R1-SB-12(6.5-7.0)	JD27540-16	4-Chlorophenyl phenyl ether	07/03/2021		Y	N	U		U	70	11	ug/kg
R1-SB-12(6.5-7.0)	JD27540-16	Pentachlorophenol	07/03/2021		Y	N	U		U	140	33	ug/kg
R1-SB-12(6.5-7.0)	JD27540-16	Isophorone	07/03/2021		Y	N	U		U	70	7.5	ug/kg
R1-SB-12(6.5-7.0)	JD27540-16	Benzo(a)anthracene	07/03/2021		Y	N	U		U	35	10	ug/kg
R1-SB-12(6.5-7.0)	JD27540-16	Diethyl phthalate	07/03/2021		Y	N	U		U	70	7.5	ug/kg
R1-SB-12(6.5-7.0)	JD27540-16	Di-n-butyl phthalate	07/03/2021		Y	N	U		U	70	5.7	ug/kg
R1-SB-12(6.5-7.0)	JD27540-16	Phenanthrene	07/03/2021		Y	N	U		U	35	12	ug/kg

SDG: JD27540

Analytical Method SW8270

Sample ID	Lab Sample ID	Chemical Name	Anal Date	Result	Validated	Detect	Lab Qual	Val Qual	Final qual	RL	MDL	Units
R1-SB-12(6.5-7.0)	JD27540-16	Butyl benzyl phthalate	07/03/2021		Y	N	U		U	70	8.6	ug/kg
R1-SB-12(6.5-7.0)	JD27540-16	N-Nitrosodiphenylamine	07/03/2021		Y	N	U		U	180	13	ug/kg
R1-SB-12(6.5-7.0)	JD27540-16	Fluorene	07/03/2021		Y	N	U		U	35	16	ug/kg
R1-SB-12(6.5-7.0)	JD27540-16	Hexachlorocyclopentadiene	07/03/2021		Y	N	U		U	350	14	ug/kg
R1-SB-12(6.5-7.0)	JD27540-16	4-Nitroaniline	07/03/2021		Y	N	U		U	180	9.1	ug/kg
R1-SB-11(1.5-2.0)	JD27540-17	1,4-Dioxane	07/03/2021		Y	N	U		U	4.0	2.0	ug/kg
R1-SB-11(1.5-2.0)	JD27540-17	Dimethyl phthalate	07/10/2021		Y	N	U		U	79	7.0	ug/kg
R1-SB-11(1.5-2.0)	JD27540-17	Dibenzofuran	07/10/2021		Y	N	U		U	79	16	ug/kg
R1-SB-11(1.5-2.0)	JD27540-17	Benzo(g,h,i)perylene	07/10/2021	100	Y	Y				40	20	ug/kg
R1-SB-11(1.5-2.0)	JD27540-17	Atrazine	07/10/2021		Y	N	U		U	79	17	ug/kg
R1-SB-11(1.5-2.0)	JD27540-17	Indeno(1,2,3-cd)pyrene	07/10/2021	104	Y	Y				40	19	ug/kg
R1-SB-11(1.5-2.0)	JD27540-17	Benzo(b)fluoranthene	07/10/2021	177	Y	Y				40	17	ug/kg
R1-SB-11(1.5-2.0)	JD27540-17	3&4-Methylphenol	07/10/2021		Y	N	U		U	79	33	ug/kg
R1-SB-11(1.5-2.0)	JD27540-17	Benzo(k)fluoranthene	07/10/2021	74.8	Y	Y				40	18	ug/kg
R1-SB-11(1.5-2.0)	JD27540-17	2,4-Dinitrotoluene	07/10/2021		Y	N	U		U	40	12	ug/kg
R1-SB-11(1.5-2.0)	JD27540-17	Acenaphthylene	07/10/2021	22.3	Y	Y	J		J	40	20	ug/kg
R1-SB-11(1.5-2.0)	JD27540-17	Chrysene	07/10/2021	174	Y	Y				40	12	ug/kg
R1-SB-11(1.5-2.0)	JD27540-17	Benzo(a)pyrene	07/10/2021	155	Y	Y				40	18	ug/kg
R1-SB-11(1.5-2.0)	JD27540-17	2,4-Dinitrophenol	07/10/2021		Y	N	U	R	R	200	150	ug/kg
R1-SB-11(1.5-2.0)	JD27540-17	Dibenzo(a,h)anthracene	07/10/2021	24.9	Y	Y	J		J	40	17	ug/kg
R1-SB-11(1.5-2.0)	JD27540-17	Fluoranthene	07/10/2021	298	Y	Y				40	18	ug/kg
R1-SB-11(1.5-2.0)	JD27540-17	bis(2-Chloroethoxy)methane	07/10/2021		Y	N	U		U	79	8.5	ug/kg
R1-SB-11(1.5-2.0)	JD27540-17	4-Nitroaniline	07/10/2021		Y	N	U		U	200	10	ug/kg
R1-SB-11(1.5-2.0)	JD27540-17	4-Nitrophenol	07/10/2021		Y	N	U		U	400	110	ug/kg
R1-SB-11(1.5-2.0)	JD27540-17	4-Bromophenyl phenyl ether	07/10/2021		Y	N	U		U	79	15	ug/kg

SDG: JD27540

Analytical Method SW8270

Sample ID	Lab Sample ID	Chemical Name	Anal Date	Result	Validated	Detect	Lab Qual	Val Qual	Final qual	RL	MDL	Units
R1-SB-11(1.5-2.0)	JD27540-17	2,4-Dimethylphenol	07/10/2021		Y	N	U		U	200	70	ug/kg
R1-SB-11(1.5-2.0)	JD27540-17	4-Chloroaniline	07/10/2021		Y	N	U		U	200	14	ug/kg
R1-SB-11(1.5-2.0)	JD27540-17	2,2'-Oxybis(1-chloropropane)	07/10/2021		Y	N	U		U	79	14	ug/kg
R1-SB-11(1.5-2.0)	JD27540-17	Pyrene	07/10/2021	340	Y	Y				40	13	ug/kg
R1-SB-11(1.5-2.0)	JD27540-17	bis(2-Chloroethyl)ether	07/10/2021		Y	N	U		U	79	17	ug/kg
R1-SB-11(1.5-2.0)	JD27540-17	1,4-Dioxane	07/10/2021		Y	N	U		U	40	26	ug/kg
R1-SB-11(1.5-2.0)	JD27540-17	bis(2-Ethylhexyl)phthalate	07/10/2021		Y	N	U		U	79	9.3	ug/kg
R1-SB-11(1.5-2.0)	JD27540-17	Di-n-octyl phthalate	07/10/2021		Y	N	U		U	79	9.8	ug/kg
R1-SB-11(1.5-2.0)	JD27540-17	Hexachlorobenzene	07/10/2021		Y	N	U		U	79	10	ug/kg
R1-SB-11(1.5-2.0)	JD27540-17	Anthracene	07/10/2021	31.3	Y	Y	J		J	40	24	ug/kg
R1-SB-11(1.5-2.0)	JD27540-17	2,4-Dichlorophenol	07/10/2021		Y	N	U		U	200	34	ug/kg
R1-SB-11(1.5-2.0)	JD27540-17	2,3,4,6-Tetrachlorophenol	07/10/2021		Y	N	U		U	200	26	ug/kg
R1-SB-11(1.5-2.0)	JD27540-17	Phenol	07/10/2021		Y	N	U		U	79	21	ug/kg
R1-SB-11(1.5-2.0)	JD27540-17	2-Methylphenol	07/10/2021		Y	N	U		U	79	25	ug/kg
R1-SB-11(1.5-2.0)	JD27540-17	2,4,6-Trichlorophenol	07/10/2021		Y	N	U		U	200	24	ug/kg
R1-SB-11(1.5-2.0)	JD27540-17	2-Nitroaniline	07/10/2021		Y	N	U	UJ	UJ	200	9.3	ug/kg
R1-SB-11(1.5-2.0)	JD27540-17	2-Nitrophenol	07/10/2021		Y	N	U		U	200	26	ug/kg
R1-SB-11(1.5-2.0)	JD27540-17	Naphthalene	07/10/2021		Y	N	U		U	40	11	ug/kg
R1-SB-11(1.5-2.0)	JD27540-17	2-Methylnaphthalene	07/10/2021		Y	N	U		U	40	8.9	ug/kg
R1-SB-11(1.5-2.0)	JD27540-17	2-Chloronaphthalene	07/10/2021		Y	N	U		U	79	9.4	ug/kg
R1-SB-11(1.5-2.0)	JD27540-17	4,6-Dinitro-o-cresol	07/10/2021		Y	N	U	UJ	UJ	200	42	ug/kg
R1-SB-11(1.5-2.0)	JD27540-17	1,1'-Biphenyl	07/10/2021		Y	N	U		U	79	5.4	ug/kg
R1-SB-11(1.5-2.0)	JD27540-17	Carbazole	07/10/2021	9.3	Y	Y	J		J	79	5.7	ug/kg
R1-SB-11(1.5-2.0)	JD27540-17	2-Chlorophenol	07/10/2021		Y	N	U		U	79	20	ug/kg
R1-SB-11(1.5-2.0)	JD27540-17	1,2,4,5-Tetrachlorobenzene	07/10/2021		Y	N	U		U	200	10	ug/kg

SDG: JD27540

Analytical Method SW8270

Sample ID	Lab Sample ID	Chemical Name	Anal Date	Result	Validated	Detect	Lab Qual	Val Qual	Final qual	RL	MDL	Units
R1-SB-11(1.5-2.0)	JD27540-17	2,4,5-Trichlorophenol	07/10/2021		Y	N	U		U	200	30	ug/kg
R1-SB-11(1.5-2.0)	JD27540-17	Acetophenone	07/10/2021		Y	N	U		U	200	8.5	ug/kg
R1-SB-11(1.5-2.0)	JD27540-17	Nitrobenzene	07/10/2021		Y	N	U		U	79	15	ug/kg
R1-SB-11(1.5-2.0)	JD27540-17	3-Nitroaniline	07/10/2021		Y	N	U		U	200	9.9	ug/kg
R1-SB-11(1.5-2.0)	JD27540-17	3,3'-Dichlorobenzidine	07/10/2021		Y	N	U		U	79	33	ug/kg
R1-SB-11(1.5-2.0)	JD27540-17	Acenaphthene	07/10/2021		Y	N	U		U	40	14	ug/kg
R1-SB-11(1.5-2.0)	JD27540-17	Caprolactam	07/10/2021		Y	N	U		U	79	16	ug/kg
R1-SB-11(1.5-2.0)	JD27540-17	4-Chloro-3-methyl phenol	07/10/2021		Y	N	U		U	200	24	ug/kg
R1-SB-11(1.5-2.0)	JD27540-17	2,6-Dinitrotoluene	07/10/2021		Y	N	U		U	40	20	ug/kg
R1-SB-11(1.5-2.0)	JD27540-17	N-Nitroso-di-n-propylamine	07/10/2021		Y	N	U		U	79	11	ug/kg
R1-SB-11(1.5-2.0)	JD27540-17	Hexachloroethane	07/10/2021		Y	N	U		U	200	20	ug/kg
R1-SB-11(1.5-2.0)	JD27540-17	4-Chlorophenyl phenyl ether	07/10/2021		Y	N	U		U	79	13	ug/kg
R1-SB-11(1.5-2.0)	JD27540-17	Pentachlorophenol	07/10/2021		Y	N	U		U	160	37	ug/kg
R1-SB-11(1.5-2.0)	JD27540-17	Isophorone	07/10/2021		Y	N	U		U	79	8.5	ug/kg
R1-SB-11(1.5-2.0)	JD27540-17	Hexachlorobutadiene	07/10/2021		Y	N	U		U	40	16	ug/kg
R1-SB-11(1.5-2.0)	JD27540-17	Diethyl phthalate	07/10/2021		Y	N	U		U	79	8.4	ug/kg
R1-SB-11(1.5-2.0)	JD27540-17	Di-n-butyl phthalate	07/10/2021		Y	N	U		U	79	6.4	ug/kg
R1-SB-11(1.5-2.0)	JD27540-17	Phenanthrene	07/10/2021	159	Y	Y				40	13	ug/kg
R1-SB-11(1.5-2.0)	JD27540-17	Butyl benzyl phthalate	07/10/2021		Y	N	U		U	79	9.7	ug/kg
R1-SB-11(1.5-2.0)	JD27540-17	N-Nitrosodiphenylamine	07/10/2021		Y	N	U		U	200	14	ug/kg
R1-SB-11(1.5-2.0)	JD27540-17	Fluorene	07/10/2021		Y	N	U		U	40	18	ug/kg
R1-SB-11(1.5-2.0)	JD27540-17	Benzo(a)anthracene	07/10/2021	161	Y	Y				40	11	ug/kg
R1-SB-11(1.5-2.0)	JD27540-17	Hexachlorocyclopentadiene	07/10/2021		Y	N	U		U	400	16	ug/kg
R1-SB-11(1.5-2.0)	JD27540-17	Benzaldehyde	07/10/2021		Y	N	U		U	200	9.8	ug/kg
R1-SB-11(6-6.5)	JD27540-18	Chrysene	07/03/2021	135	Y	Y				43	14	ug/kg

SDG: JD27540

Analytical Method SW8270

Sample ID	Lab Sample ID	Chemical Name	Anal Date	Result	Validated	Detect	Lab Qual	Val Qual	Final qual	RL	MDL	Units
R1-SB-11(6-6.5)	JD27540-18	Dimethyl phthalate	07/03/2021		Y	N	U		U	87	7.7	ug/kg
R1-SB-11(6-6.5)	JD27540-18	Dibenzofuran	07/03/2021	140	Y	Y				87	18	ug/kg
R1-SB-11(6-6.5)	JD27540-18	Benzo(g,h,i)perylene	07/03/2021	60.0	Y	Y				43	22	ug/kg
R1-SB-11(6-6.5)	JD27540-18	Atrazine	07/03/2021		Y	N	U		U	87	19	ug/kg
R1-SB-11(6-6.5)	JD27540-18	Indeno(1,2,3-cd)pyrene	07/03/2021	68.0	Y	Y				43	20	ug/kg
R1-SB-11(6-6.5)	JD27540-18	Benzo(b)fluoranthene	07/03/2021	151	Y	Y				43	19	ug/kg
R1-SB-11(6-6.5)	JD27540-18	Fluoranthene	07/03/2021	261	Y	Y				43	19	ug/kg
R1-SB-11(6-6.5)	JD27540-18	4-Chloro-3-methyl phenol	07/03/2021		Y	N	U		U	220	27	ug/kg
R1-SB-11(6-6.5)	JD27540-18	Acenaphthylene	07/03/2021		Y	N	U		U	43	22	ug/kg
R1-SB-11(6-6.5)	JD27540-18	2,4-Dinitrotoluene	07/03/2021		Y	N	U		U	43	13	ug/kg
R1-SB-11(6-6.5)	JD27540-18	Benzo(a)pyrene	07/03/2021	107	Y	Y				43	20	ug/kg
R1-SB-11(6-6.5)	JD27540-18	2,4-Dinitrophenol	07/03/2021		Y	N	U	R	R	220	160	ug/kg
R1-SB-11(6-6.5)	JD27540-18	Dibenzo(a,h)anthracene	07/03/2021	24.9	Y	Y	J		J	43	19	ug/kg
R1-SB-11(6-6.5)	JD27540-18	4,6-Dinitro-o-cresol	07/03/2021		Y	N	U	UJ	UJ	220	47	ug/kg
R1-SB-11(6-6.5)	JD27540-18	Benzo(a)anthracene	07/03/2021	116	Y	Y				43	12	ug/kg
R1-SB-11(6-6.5)	JD27540-18	2,3,4,6-Tetrachlorophenol	07/03/2021		Y	N	U		U	220	29	ug/kg
R1-SB-11(6-6.5)	JD27540-18	Benzo(k)fluoranthene	07/03/2021	58.0	Y	Y				43	20	ug/kg
R1-SB-11(6-6.5)	JD27540-18	bis(2-Chloroethyl)ether	07/03/2021		Y	N	U		U	87	19	ug/kg
R1-SB-11(6-6.5)	JD27540-18	3&4-Methylphenol	07/03/2021	919	Y	Y				87	36	ug/kg
R1-SB-11(6-6.5)	JD27540-18	4-Nitrophenol	07/03/2021		Y	N	U		U	430	120	ug/kg
R1-SB-11(6-6.5)	JD27540-18	4-Bromophenyl phenyl ether	07/03/2021		Y	N	U		U	87	17	ug/kg
R1-SB-11(6-6.5)	JD27540-18	Caprolactam	07/03/2021		Y	N	U		U	87	17	ug/kg
R1-SB-11(6-6.5)	JD27540-18	2,4-Dimethylphenol	07/03/2021		Y	N	U		U	220	77	ug/kg
R1-SB-11(6-6.5)	JD27540-18	4-Chloroaniline	07/03/2021		Y	N	U		U	220	16	ug/kg
R1-SB-11(6-6.5)	JD27540-18	Pyrene	07/03/2021	327	Y	Y				43	14	ug/kg

SDG: JD27540

Analytical Method SW8270

Sample ID	Lab Sample ID	Chemical Name	Anal Date	Result	Validated	Detect	Lab Qual	Val Qual	Final qual	RL	MDL	Units
R1-SB-11(6-6.5)	JD27540-18	Phenol	07/03/2021	39.7	Y	Y	J		J	87	23	ug/kg
R1-SB-11(6-6.5)	JD27540-18	1,4-Dioxane	07/03/2021		Y	N	U	UJ	UJ	43	29	ug/kg
R1-SB-11(6-6.5)	JD27540-18	bis(2-Chloroethoxy)methane	07/03/2021		Y	N	U		U	87	9.3	ug/kg
R1-SB-11(6-6.5)	JD27540-18	bis(2-Ethylhexyl)phthalate	07/03/2021	13.4	Y	Y	J		J	87	10	ug/kg
R1-SB-11(6-6.5)	JD27540-18	Di-n-octyl phthalate	07/03/2021		Y	N	U		U	87	11	ug/kg
R1-SB-11(6-6.5)	JD27540-18	Hexachlorobenzene	07/03/2021		Y	N	U		U	87	11	ug/kg
R1-SB-11(6-6.5)	JD27540-18	Anthracene	07/03/2021	77.6	Y	Y				43	27	ug/kg
R1-SB-11(6-6.5)	JD27540-18	2,4-Dichlorophenol	07/03/2021		Y	N	U		U	220	37	ug/kg
R1-SB-11(6-6.5)	JD27540-18	4-Nitroaniline	07/03/2021		Y	N	U		U	220	11	ug/kg
R1-SB-11(6-6.5)	JD27540-18	2,2'-Oxybis(1-chloropropane)	07/03/2021		Y	N	U		U	87	16	ug/kg
R1-SB-11(6-6.5)	JD27540-18	1,2,4,5-Tetrachlorobenzene	07/03/2021		Y	N	U		U	220	11	ug/kg
R1-SB-11(6-6.5)	JD27540-18	2-Nitroaniline	07/03/2021		Y	N	U		U	220	10	ug/kg
R1-SB-11(6-6.5)	JD27540-18	2-Nitrophenol	07/03/2021		Y	N	U		U	220	29	ug/kg
R1-SB-11(6-6.5)	JD27540-18	Naphthalene	07/03/2021	259	Y	Y				43	12	ug/kg
R1-SB-11(6-6.5)	JD27540-18	2-Methylnaphthalene	07/03/2021	216	Y	Y				43	9.8	ug/kg
R1-SB-11(6-6.5)	JD27540-18	2-Chloronaphthalene	07/03/2021		Y	N	U		U	87	10	ug/kg
R1-SB-11(6-6.5)	JD27540-18	2,4,6-Trichlorophenol	07/03/2021		Y	N	U		U	220	26	ug/kg
R1-SB-11(6-6.5)	JD27540-18	2-Methylphenol	07/03/2021		Y	N	U		U	87	28	ug/kg
R1-SB-11(6-6.5)	JD27540-18	1,1'-Biphenyl	07/03/2021	81.6	Y	Y	J		J	87	6.0	ug/kg
R1-SB-11(6-6.5)	JD27540-18	2,4,5-Trichlorophenol	07/03/2021		Y	N	U		U	220	33	ug/kg
R1-SB-11(6-6.5)	JD27540-18	Acetophenone	07/03/2021		Y	N	U		U	220	9.3	ug/kg
R1-SB-11(6-6.5)	JD27540-18	Nitrobenzene	07/03/2021		Y	N	U		U	87	17	ug/kg
R1-SB-11(6-6.5)	JD27540-18	3-Nitroaniline	07/03/2021		Y	N	U		U	220	11	ug/kg
R1-SB-11(6-6.5)	JD27540-18	Benzaldehyde	07/03/2021	22.0	Y	Y	J		J	220	11	ug/kg
R1-SB-11(6-6.5)	JD27540-18	2,6-Dinitrotoluene	07/03/2021		Y	N	U		U	43	22	ug/kg

SDG: JD27540

Analytical Method SW8270

Sample ID	Lab Sample ID	Chemical Name	Anal Date	Result	Validated	Detect	Lab Qual	Val Qual	Final qual	RL	MDL	Units
R1-SB-11(6-6.5)	JD27540-18	3,3'-Dichlorobenzidine	07/03/2021		Y	N	U		U	87	36	ug/kg
R1-SB-11(6-6.5)	JD27540-18	Acenaphthene	07/03/2021	95.4	Y	Y				43	15	ug/kg
R1-SB-11(6-6.5)	JD27540-18	2-Chlorophenol	07/03/2021		Y	N	U		U	87	21	ug/kg
R1-SB-11(6-6.5)	JD27540-18	Hexachloroethane	07/03/2021		Y	N	U		U	220	22	ug/kg
R1-SB-11(6-6.5)	JD27540-18	Pentachlorophenol	07/03/2021		Y	N	U		U	170	41	ug/kg
R1-SB-11(6-6.5)	JD27540-18	4-Chlorophenyl phenyl ether	07/03/2021		Y	N	U		U	87	14	ug/kg
R1-SB-11(6-6.5)	JD27540-18	Isophorone	07/03/2021		Y	N	U		U	87	9.3	ug/kg
R1-SB-11(6-6.5)	JD27540-18	Diethyl phthalate	07/03/2021		Y	N	U		U	87	9.3	ug/kg
R1-SB-11(6-6.5)	JD27540-18	Di-n-butyl phthalate	07/03/2021		Y	N	U		U	87	7.1	ug/kg
R1-SB-11(6-6.5)	JD27540-18	Fluorene	07/03/2021	112	Y	Y				43	20	ug/kg
R1-SB-11(6-6.5)	JD27540-18	Hexachlorocyclopentadiene	07/03/2021		Y	N	U		U	430	17	ug/kg
R1-SB-11(6-6.5)	JD27540-18	Carbazole	07/03/2021	20.6	Y	Y	J		J	87	6.3	ug/kg
R1-SB-11(6-6.5)	JD27540-18	N-Nitroso-di-n-propylamine	07/03/2021		Y	N	U		U	87	13	ug/kg
R1-SB-11(6-6.5)	JD27540-18	N-Nitrosodiphenylamine	07/03/2021		Y	N	U		U	220	16	ug/kg
R1-SB-11(6-6.5)	JD27540-18	Butyl benzyl phthalate	07/03/2021		Y	N	U		U	87	11	ug/kg
R1-SB-11(6-6.5)	JD27540-18	Phenanthrene	07/03/2021	245	Y	Y				43	15	ug/kg
R1-SB-11(6-6.5)	JD27540-18	Hexachlorobutadiene	07/03/2021		Y	N	U		U	43	17	ug/kg
R1-SB-11(6-6.5)	JD27540-18	1,4-Dioxane	07/03/2021		Y	N	U		U	4.3	2.2	ug/kg
R1-SB-1(5.0-5.5)	JD27540-2	2-Chlorophenol	07/02/2021		Y	N	U		U	74	18	ug/kg
R1-SB-1(5.0-5.5)	JD27540-2	2-Nitroaniline	07/02/2021		Y	N	U		U	180	8.7	ug/kg
R1-SB-1(5.0-5.5)	JD27540-2	3-Nitroaniline	07/02/2021		Y	N	U		U	180	9.2	ug/kg
R1-SB-1(5.0-5.5)	JD27540-2	Nitrobenzene	07/02/2021		Y	N	U		U	74	14	ug/kg
R1-SB-1(5.0-5.5)	JD27540-2	Acetophenone	07/02/2021		Y	N	U		U	180	7.9	ug/kg
R1-SB-1(5.0-5.5)	JD27540-2	2,4,5-Trichlorophenol	07/02/2021		Y	N	U		U	180	28	ug/kg
R1-SB-1(5.0-5.5)	JD27540-2	1,2,4,5-Tetrachlorobenzene	07/02/2021		Y	N	U		U	180	9.4	ug/kg

SDG: JD27540

Analytical Method SW8270

Sample ID	Lab Sample ID	Chemical Name	Anal Date	Result	Validated	Detect	Lab Qual	Val Qual	Final qual	RL	MDL	Units
R1-SB-1(5.0-5.5)	JD27540-2	2-Methylphenol	07/02/2021		Y	N	U		U	74	24	ug/kg
R1-SB-1(5.0-5.5)	JD27540-2	1,1'-Biphenyl	07/02/2021		Y	N	U		U	74	5.1	ug/kg
R1-SB-1(5.0-5.5)	JD27540-2	3,3'-Dichlorobenzidine	07/02/2021		Y	N	U		U	74	31	ug/kg
R1-SB-1(5.0-5.5)	JD27540-2	2-Chloronaphthalene	07/02/2021		Y	N	U		U	74	8.8	ug/kg
R1-SB-1(5.0-5.5)	JD27540-2	2-Methylnaphthalene	07/02/2021		Y	N	U		U	37	8.4	ug/kg
R1-SB-1(5.0-5.5)	JD27540-2	2-Nitrophenol	07/02/2021		Y	N	U		U	180	24	ug/kg
R1-SB-1(5.0-5.5)	JD27540-2	3&4-Methylphenol	07/02/2021		Y	N	U		U	74	30	ug/kg
R1-SB-1(5.0-5.5)	JD27540-2	1,4-Dioxane	07/02/2021		Y	N	U	UJ	UJ	37	24	ug/kg
R1-SB-1(5.0-5.5)	JD27540-2	Naphthalene	07/02/2021		Y	N	U		U	37	10	ug/kg
R1-SB-1(5.0-5.5)	JD27540-2	4-Nitrophenol	07/02/2021		Y	N	U		U	370	99	ug/kg
R1-SB-1(5.0-5.5)	JD27540-2	Phenol	07/02/2021		Y	N	U		U	74	19	ug/kg
R1-SB-1(5.0-5.5)	JD27540-2	4-Chloro-3-methyl phenol	07/02/2021		Y	N	U		U	180	23	ug/kg
R1-SB-1(5.0-5.5)	JD27540-2	2,2'-Oxybis(1-chloropropane)	07/02/2021		Y	N	U		U	74	13	ug/kg
R1-SB-1(5.0-5.5)	JD27540-2	2,4,6-Trichlorophenol	07/02/2021		Y	N	U		U	180	22	ug/kg
R1-SB-1(5.0-5.5)	JD27540-2	2,4-Dimethylphenol	07/02/2021		Y	N	U		U	180	66	ug/kg
R1-SB-1(5.0-5.5)	JD27540-2	Caprolactam	07/02/2021		Y	N	U		U	74	15	ug/kg
R1-SB-1(5.0-5.5)	JD27540-2	4-Chloroaniline	07/02/2021		Y	N	U		U	180	13	ug/kg
R1-SB-1(5.0-5.5)	JD27540-2	Benzaldehyde	07/02/2021		Y	N	U		U	180	9.2	ug/kg
R1-SB-1(5.0-5.5)	JD27540-2	2,4-Dichlorophenol	07/02/2021		Y	N	U		U	180	32	ug/kg
R1-SB-1(5.0-5.5)	JD27540-2	4-Nitroaniline	07/02/2021		Y	N	U		U	180	9.6	ug/kg
R1-SB-1(5.0-5.5)	JD27540-2	bis(2-Chloroethyl)ether	07/02/2021		Y	N	U		U	74	16	ug/kg
R1-SB-1(5.0-5.5)	JD27540-2	bis(2-Chloroethoxy)methane	07/02/2021		Y	N	U		U	74	7.9	ug/kg
R1-SB-1(5.0-5.5)	JD27540-2	bis(2-Ethylhexyl)phthalate	07/02/2021		Y	N	U		U	74	8.6	ug/kg
R1-SB-1(5.0-5.5)	JD27540-2	Di-n-octyl phthalate	07/02/2021		Y	N	U		U	74	9.2	ug/kg
R1-SB-1(5.0-5.5)	JD27540-2	Hexachlorobenzene	07/02/2021		Y	N	U		U	74	9.3	ug/kg

Analytical Method SW8270

Sample ID	Lab Sample ID	Chemical Name	Anal Date	Result	Validated	Detect	Lab Qual	Val Qual	Final qual	RL	MDL	Units
R1-SB-1(5.0-5.5)	JD27540-2	Anthracene	07/02/2021		Y	N	U		U	37	23	ug/kg
R1-SB-1(5.0-5.5)	JD27540-2	4-Bromophenyl phenyl ether	07/02/2021		Y	N	U		U	74	14	ug/kg
R1-SB-1(5.0-5.5)	JD27540-2	Benzo(b)fluoranthene	07/02/2021		Y	N	U		U	37	16	ug/kg
R1-SB-1(5.0-5.5)	JD27540-2	4,6-Dinitro-o-cresol	07/02/2021		Y	N	U	UJ	UJ	180	40	ug/kg
R1-SB-1(5.0-5.5)	JD27540-2	N-Nitroso-di-n-propylamine	07/02/2021		Y	N	U		U	74	11	ug/kg
R1-SB-1(5.0-5.5)	JD27540-2	2,4-Dinitrophenol	07/02/2021		Y	N	U	R	R	180	140	ug/kg
R1-SB-1(5.0-5.5)	JD27540-2	Benzo(a)pyrene	07/02/2021		Y	N	U		U	37	17	ug/kg
R1-SB-1(5.0-5.5)	JD27540-2	Chrysene	07/02/2021		Y	N	U		U	37	12	ug/kg
R1-SB-1(5.0-5.5)	JD27540-2	Acenaphthylene	07/02/2021		Y	N	U		U	37	19	ug/kg
R1-SB-1(5.0-5.5)	JD27540-2	Pentachlorophenol	07/02/2021		Y	N	U		U	150	35	ug/kg
R1-SB-1(5.0-5.5)	JD27540-2	Fluoranthene	07/02/2021		Y	N	U		U	37	16	ug/kg
R1-SB-1(5.0-5.5)	JD27540-2	Benzo(a)anthracene	07/02/2021		Y	N	U		U	37	10	ug/kg
R1-SB-1(5.0-5.5)	JD27540-2	Indeno(1,2,3-cd)pyrene	07/02/2021		Y	N	U		U	37	17	ug/kg
R1-SB-1(5.0-5.5)	JD27540-2	Atrazine	07/02/2021		Y	N	U		U	74	16	ug/kg
R1-SB-1(5.0-5.5)	JD27540-2	Pyrene	07/02/2021		Y	N	U		U	37	12	ug/kg
R1-SB-1(5.0-5.5)	JD27540-2	Dimethyl phthalate	07/02/2021		Y	N	U		U	74	6.6	ug/kg
R1-SB-1(5.0-5.5)	JD27540-2	Dibenzofuran	07/02/2021		Y	N	U		U	74	15	ug/kg
R1-SB-1(5.0-5.5)	JD27540-2	Benzo(g,h,i)perylene	07/02/2021		Y	N	U		U	37	18	ug/kg
R1-SB-1(5.0-5.5)	JD27540-2	Benzo(k)fluoranthene	07/02/2021		Y	N	U		U	37	17	ug/kg
R1-SB-1(5.0-5.5)	JD27540-2	Diethyl phthalate	07/02/2021		Y	N	U		U	74	7.9	ug/kg
R1-SB-1(5.0-5.5)	JD27540-2	Hexachlorobutadiene	07/02/2021		Y	N	U		U	37	15	ug/kg
R1-SB-1(5.0-5.5)	JD27540-2	Carbazole	07/02/2021		Y	N	U		U	74	5.4	ug/kg
R1-SB-1(5.0-5.5)	JD27540-2	Fluorene	07/02/2021		Y	N	U		U	37	17	ug/kg
R1-SB-1(5.0-5.5)	JD27540-2	2,4-Dinitrotoluene	07/02/2021		Y	N	U		U	37	11	ug/kg
R1-SB-1(5.0-5.5)	JD27540-2	N-Nitrosodiphenylamine	07/02/2021		Y	N	U		U	180	14	ug/kg

SDG: JD27540

Analytical Method SW8270

Sample ID	Lab Sample ID	Chemical Name	Anal Date	Result	Validated	Detect	Lab Qual	Val Qual	Final qual	RL	MDL	Units
R1-SB-1(5.0-5.5)	JD27540-2	Butyl benzyl phthalate	07/02/2021		Y	N	U		U	74	9.0	ug/kg
R1-SB-1(5.0-5.5)	JD27540-2	Dibenzo(a,h)anthracene	07/02/2021		Y	N	U		U	37	16	ug/kg
R1-SB-1(5.0-5.5)	JD27540-2	Di-n-butyl phthalate	07/02/2021		Y	N	U		U	74	6.0	ug/kg
R1-SB-1(5.0-5.5)	JD27540-2	2,3,4,6-Tetrachlorophenol	07/02/2021		Y	N	U		U	180	24	ug/kg
R1-SB-1(5.0-5.5)	JD27540-2	Acenaphthene	07/02/2021		Y	N	U		U	37	13	ug/kg
R1-SB-1(5.0-5.5)	JD27540-2	Isophorone	07/02/2021		Y	N	U		U	74	7.9	ug/kg
R1-SB-1(5.0-5.5)	JD27540-2	Hexachlorocyclopentadiene	07/02/2021		Y	N	U		U	370	15	ug/kg
R1-SB-1(5.0-5.5)	JD27540-2	4-Chlorophenyl phenyl ether	07/02/2021		Y	N	U		U	74	12	ug/kg
R1-SB-1(5.0-5.5)	JD27540-2	Hexachloroethane	07/02/2021		Y	N	U		U	180	18	ug/kg
R1-SB-1(5.0-5.5)	JD27540-2	2,6-Dinitrotoluene	07/02/2021		Y	N	U		U	37	19	ug/kg
R1-SB-1(5.0-5.5)	JD27540-2	Phenanthrene	07/02/2021		Y	N	U		U	37	12	ug/kg
R1-SB-1(5.0-5.5)	JD27540-2	1,4-Dioxane	07/03/2021		Y	N	U		U	3.7	1.8	ug/kg
R1-SB-1(11-11.5)	JD27540-3	Benzo(a)pyrene	07/02/2021		Y	N	U		U	35	16	ug/kg
R1-SB-1(11-11.5)	JD27540-3	Di-n-octyl phthalate	07/02/2021		Y	N	U		U	70	8.7	ug/kg
R1-SB-1(11-11.5)	JD27540-3	Benzo(k)fluoranthene	07/02/2021		Y	N	U		U	35	16	ug/kg
R1-SB-1(11-11.5)	JD27540-3	Fluoranthene	07/02/2021		Y	N	U		U	35	16	ug/kg
R1-SB-1(11-11.5)	JD27540-3	Benzo(b)fluoranthene	07/02/2021		Y	N	U		U	35	15	ug/kg
R1-SB-1(11-11.5)	JD27540-3	Indeno(1,2,3-cd)pyrene	07/02/2021		Y	N	U		U	35	16	ug/kg
R1-SB-1(11-11.5)	JD27540-3	Atrazine	07/02/2021		Y	N	U		U	70	15	ug/kg
R1-SB-1(11-11.5)	JD27540-3	Benzo(g,h,i)perylene	07/02/2021		Y	N	U		U	35	18	ug/kg
R1-SB-1(11-11.5)	JD27540-3	Dibenzofuran	07/02/2021		Y	N	U		U	70	14	ug/kg
R1-SB-1(11-11.5)	JD27540-3	Dimethyl phthalate	07/02/2021		Y	N	U		U	70	6.2	ug/kg
R1-SB-1(11-11.5)	JD27540-3	Pyrene	07/02/2021		Y	N	U		U	35	11	ug/kg
R1-SB-1(11-11.5)	JD27540-3	1,4-Dioxane	07/02/2021		Y	N	U	UJ	UJ	35	23	ug/kg
R1-SB-1(11-11.5)	JD27540-3	2,4-Dinitrotoluene	07/02/2021		Y	N	U		U	35	11	ug/kg

SDG: JD27540

Analytical Method SW8270

Sample ID	Lab Sample ID	Chemical Name	Anal Date	Result	Validated	Detect	Lab Qual	Val Qual	Final qual	RL	MDL	Units
R1-SB-1(11-11.5)	JD27540-3	2,4-Dichlorophenol	07/02/2021		Y	N	U		U	180	30	ug/kg
R1-SB-1(11-11.5)	JD27540-3	Dibenzo(a,h)anthracene	07/02/2021		Y	N	U		U	35	15	ug/kg
R1-SB-1(11-11.5)	JD27540-3	Hexachlorobenzene	07/02/2021		Y	N	U		U	70	8.9	ug/kg
R1-SB-1(11-11.5)	JD27540-3	3&4-Methylphenol	07/02/2021		Y	N	U		U	70	29	ug/kg
R1-SB-1(11-11.5)	JD27540-3	bis(2-Ethylhexyl)phthalate	07/02/2021		Y	N	U		U	70	8.2	ug/kg
R1-SB-1(11-11.5)	JD27540-3	bis(2-Chloroethoxy)methane	07/02/2021		Y	N	U		U	70	7.5	ug/kg
R1-SB-1(11-11.5)	JD27540-3	bis(2-Chloroethyl)ether	07/02/2021		Y	N	U		U	70	15	ug/kg
R1-SB-1(11-11.5)	JD27540-3	Phenol	07/02/2021		Y	N	U		U	70	18	ug/kg
R1-SB-1(11-11.5)	JD27540-3	2,2'-Oxybis(1-chloropropane)	07/02/2021		Y	N	U		U	70	13	ug/kg
R1-SB-1(11-11.5)	JD27540-3	4-Chloroaniline	07/02/2021		Y	N	U		U	180	13	ug/kg
R1-SB-1(11-11.5)	JD27540-3	2,4-Dimethylphenol	07/02/2021		Y	N	U		U	180	62	ug/kg
R1-SB-1(11-11.5)	JD27540-3	Caprolactam	07/02/2021		Y	N	U		U	70	14	ug/kg
R1-SB-1(11-11.5)	JD27540-3	4-Bromophenyl phenyl ether	07/02/2021		Y	N	U		U	70	14	ug/kg
R1-SB-1(11-11.5)	JD27540-3	Benzaldehyde	07/02/2021		Y	N	U		U	180	8.7	ug/kg
R1-SB-1(11-11.5)	JD27540-3	4-Nitrophenol	07/02/2021		Y	N	U		U	350	94	ug/kg
R1-SB-1(11-11.5)	JD27540-3	4-Nitroaniline	07/02/2021		Y	N	U		U	180	9.1	ug/kg
R1-SB-1(11-11.5)	JD27540-3	Anthracene	07/02/2021		Y	N	U		U	35	21	ug/kg
R1-SB-1(11-11.5)	JD27540-3	Diethyl phthalate	07/02/2021		Y	N	U		U	70	7.5	ug/kg
R1-SB-1(11-11.5)	JD27540-3	2-Chloronaphthalene	07/02/2021		Y	N	U		U	70	8.3	ug/kg
R1-SB-1(11-11.5)	JD27540-3	2-Methylnaphthalene	07/02/2021		Y	N	U		U	35	7.9	ug/kg
R1-SB-1(11-11.5)	JD27540-3	Naphthalene	07/02/2021		Y	N	U		U	35	9.9	ug/kg
R1-SB-1(11-11.5)	JD27540-3	2-Nitrophenol	07/02/2021		Y	N	U		U	180	23	ug/kg
R1-SB-1(11-11.5)	JD27540-3	2-Nitroaniline	07/02/2021		Y	N	U		U	180	8.3	ug/kg
R1-SB-1(11-11.5)	JD27540-3	2,4,6-Trichlorophenol	07/02/2021		Y	N	U		U	180	21	ug/kg
R1-SB-1(11-11.5)	JD27540-3	Pentachlorophenol	07/02/2021		Y	N	U		U	140	33	ug/kg

Analytical Method SW8270

Sample ID	Lab Sample ID	Chemical Name	Anal Date	Result	Validated	Detect	Lab Qual	Val Qual	Final qual	RL	MDL	Units
R1-SB-1(11-11.5)	JD27540-3	Hexachlorobutadiene	07/02/2021		Y	N	U		U	35	14	ug/kg
R1-SB-1(11-11.5)	JD27540-3	Carbazole	07/02/2021		Y	N	U		U	70	5.1	ug/kg
R1-SB-1(11-11.5)	JD27540-3	Fluorene	07/02/2021		Y	N	U		U	35	16	ug/kg
R1-SB-1(11-11.5)	JD27540-3	N-Nitrosodiphenylamine	07/02/2021		Y	N	U		U	180	13	ug/kg
R1-SB-1(11-11.5)	JD27540-3	Butyl benzyl phthalate	07/02/2021		Y	N	U		U	70	8.5	ug/kg
R1-SB-1(11-11.5)	JD27540-3	Acenaphthylene	07/02/2021		Y	N	U		U	35	18	ug/kg
R1-SB-1(11-11.5)	JD27540-3	Di-n-butyl phthalate	07/02/2021		Y	N	U		U	70	5.7	ug/kg
R1-SB-1(11-11.5)	JD27540-3	Chrysene	07/02/2021		Y	N	U		U	35	11	ug/kg
R1-SB-1(11-11.5)	JD27540-3	Acenaphthene	07/02/2021		Y	N	U		U	35	12	ug/kg
R1-SB-1(11-11.5)	JD27540-3	Isophorone	07/02/2021		Y	N	U		U	70	7.5	ug/kg
R1-SB-1(11-11.5)	JD27540-3	Hexachlorocyclopentadiene	07/02/2021		Y	N	U		U	350	14	ug/kg
R1-SB-1(11-11.5)	JD27540-3	4-Chlorophenyl phenyl ether	07/02/2021		Y	N	U		U	70	11	ug/kg
R1-SB-1(11-11.5)	JD27540-3	Hexachloroethane	07/02/2021		Y	N	U		U	180	17	ug/kg
R1-SB-1(11-11.5)	JD27540-3	N-Nitroso-di-n-propylamine	07/02/2021		Y	N	U		U	70	10	ug/kg
R1-SB-1(11-11.5)	JD27540-3	2,6-Dinitrotoluene	07/02/2021		Y	N	U		U	35	18	ug/kg
R1-SB-1(11-11.5)	JD27540-3	4-Chloro-3-methyl phenol	07/02/2021		Y	N	U		U	180	21	ug/kg
R1-SB-1(11-11.5)	JD27540-3	2,3,4,6-Tetrachlorophenol	07/02/2021		Y	N	U		U	180	23	ug/kg
R1-SB-1(11-11.5)	JD27540-3	Benzo(a)anthracene	07/02/2021		Y	N	U		U	35	9.9	ug/kg
R1-SB-1(11-11.5)	JD27540-3	4,6-Dinitro-o-cresol	07/02/2021		Y	N	U	UJ	UJ	180	37	ug/kg
R1-SB-1(11-11.5)	JD27540-3	2,4-Dinitrophenol	07/02/2021		Y	N	U	R	R	180	130	ug/kg
R1-SB-1(11-11.5)	JD27540-3	3,3'-Dichlorobenzidine	07/02/2021		Y	N	U		U	70	29	ug/kg
R1-SB-1(11-11.5)	JD27540-3	Phenanthrene	07/02/2021		Y	N	U		U	35	12	ug/kg
R1-SB-1(11-11.5)	JD27540-3	3-Nitroaniline	07/02/2021		Y	N	U		U	180	8.8	ug/kg
R1-SB-1(11-11.5)	JD27540-3	2-Methylphenol	07/02/2021		Y	N	U		U	70	22	ug/kg
R1-SB-1(11-11.5)	JD27540-3	2-Chlorophenol	07/02/2021		Y	N	U		U	70	17	ug/kg

Analytical Method SW8270

Sample ID	Lab Sample ID	Chemical Name	Anal Date	Result	Validated	Detect	Lab Qual	Val Qual	Final qual	RL	MDL	Units
R1-SB-1(11-11.5)	JD27540-3	1,2,4,5-Tetrachlorobenzene	07/02/2021		Y	N	U		U	180	8.9	ug/kg
R1-SB-1(11-11.5)	JD27540-3	2,4,5-Trichlorophenol	07/02/2021		Y	N	U		U	180	26	ug/kg
R1-SB-1(11-11.5)	JD27540-3	Acetophenone	07/02/2021		Y	N	U		U	180	7.5	ug/kg
R1-SB-1(11-11.5)	JD27540-3	Nitrobenzene	07/02/2021		Y	N	U		U	70	14	ug/kg
R1-SB-1(11-11.5)	JD27540-3	1,1'-Biphenyl	07/02/2021		Y	N	U		U	70	4.8	ug/kg
R1-SB-1(11-11.5)	JD27540-3	1,4-Dioxane	07/03/2021		Y	N	U		U	3.5	1.8	ug/kg
R1-SB-2(3-3.5)	JD27540-4	Benzo(b)fluoranthene	07/02/2021		Y	N	U		U	35	16	ug/kg
R1-SB-2(3-3.5)	JD27540-4	Dimethyl phthalate	07/02/2021		Y	N	U		U	70	6.3	ug/kg
R1-SB-2(3-3.5)	JD27540-4	Dibenzofuran	07/02/2021		Y	N	U		U	70	14	ug/kg
R1-SB-2(3-3.5)	JD27540-4	Benzo(g,h,i)perylene	07/02/2021		Y	N	U		U	35	18	ug/kg
R1-SB-2(3-3.5)	JD27540-4	Atrazine	07/02/2021		Y	N	U		U	70	15	ug/kg
R1-SB-2(3-3.5)	JD27540-4	Indeno(1,2,3-cd)pyrene	07/02/2021		Y	N	U		U	35	16	ug/kg
R1-SB-2(3-3.5)	JD27540-4	Pyrene	07/02/2021		Y	N	U		U	35	11	ug/kg
R1-SB-2(3-3.5)	JD27540-4	Fluoranthene	07/02/2021		Y	N	U		U	35	16	ug/kg
R1-SB-2(3-3.5)	JD27540-4	Benzo(k)fluoranthene	07/02/2021		Y	N	U		U	35	16	ug/kg
R1-SB-2(3-3.5)	JD27540-4	Acenaphthylene	07/02/2021		Y	N	U		U	35	18	ug/kg
R1-SB-2(3-3.5)	JD27540-4	1,4-Dioxane	07/02/2021		Y	N	U	UJ	UJ	35	23	ug/kg
R1-SB-2(3-3.5)	JD27540-4	Benzo(a)pyrene	07/02/2021		Y	N	U		U	35	16	ug/kg
R1-SB-2(3-3.5)	JD27540-4	bis(2-Ethylhexyl)phthalate	07/02/2021		Y	N	U		U	70	8.2	ug/kg
R1-SB-2(3-3.5)	JD27540-4	2,4-Dinitrophenol	07/02/2021		Y	N	U	R	R	180	130	ug/kg
R1-SB-2(3-3.5)	JD27540-4	Dibenzo(a,h)anthracene	07/02/2021		Y	N	U		U	35	16	ug/kg
R1-SB-2(3-3.5)	JD27540-4	Chrysene	07/02/2021		Y	N	U		U	35	11	ug/kg
R1-SB-2(3-3.5)	JD27540-4	Phenol	07/02/2021		Y	N	U		U	70	18	ug/kg
R1-SB-2(3-3.5)	JD27540-4	4-Nitroaniline	07/02/2021		Y	N	U		U	180	9.1	ug/kg
R1-SB-2(3-3.5)	JD27540-4	4-Nitrophenol	07/02/2021		Y	N	U		U	350	94	ug/kg

SDG: JD27540

Analytical Method SW8270

Sample ID	Lab Sample ID	Chemical Name	Anal Date	Result	Validated	Detect	Lab Qual	Val Qual	Final qual	RL	MDL	Units
R1-SB-2(3-3.5)	JD27540-4	Benzaldehyde	07/02/2021		Y	N	U		U	180	8.7	ug/kg
R1-SB-2(3-3.5)	JD27540-4	4-Bromophenyl phenyl ether	07/02/2021		Y	N	U		U	70	14	ug/kg
R1-SB-2(3-3.5)	JD27540-4	Caprolactam	07/02/2021		Y	N	U		U	70	14	ug/kg
R1-SB-2(3-3.5)	JD27540-4	2,4-Dimethylphenol	07/02/2021		Y	N	U		U	180	63	ug/kg
R1-SB-2(3-3.5)	JD27540-4	Hexachlorobenzene	07/02/2021		Y	N	U		U	70	8.9	ug/kg
R1-SB-2(3-3.5)	JD27540-4	2,2'-Oxybis(1-chloropropane)	07/02/2021		Y	N	U		U	70	13	ug/kg
R1-SB-2(3-3.5)	JD27540-4	2,4-Dinitrotoluene	07/02/2021		Y	N	U		U	35	11	ug/kg
R1-SB-2(3-3.5)	JD27540-4	bis(2-Chloroethyl)ether	07/02/2021		Y	N	U		U	70	15	ug/kg
R1-SB-2(3-3.5)	JD27540-4	bis(2-Chloroethoxy)methane	07/02/2021		Y	N	U		U	70	7.5	ug/kg
R1-SB-2(3-3.5)	JD27540-4	N-Nitroso-di-n-propylamine	07/02/2021		Y	N	U		U	70	10	ug/kg
R1-SB-2(3-3.5)	JD27540-4	Di-n-octyl phthalate	07/02/2021		Y	N	U		U	70	8.8	ug/kg
R1-SB-2(3-3.5)	JD27540-4	4,6-Dinitro-o-cresol	07/02/2021		Y	N	U	UJ	UJ	180	38	ug/kg
R1-SB-2(3-3.5)	JD27540-4	Anthracene	07/02/2021		Y	N	U		U	35	22	ug/kg
R1-SB-2(3-3.5)	JD27540-4	2,4-Dichlorophenol	07/02/2021		Y	N	U		U	180	30	ug/kg
R1-SB-2(3-3.5)	JD27540-4	4-Chloroaniline	07/02/2021		Y	N	U		U	180	13	ug/kg
R1-SB-2(3-3.5)	JD27540-4	2-Chlorophenol	07/02/2021		Y	N	U		U	70	17	ug/kg
R1-SB-2(3-3.5)	JD27540-4	2-Nitroaniline	07/02/2021		Y	N	U		U	180	8.3	ug/kg
R1-SB-2(3-3.5)	JD27540-4	2-Nitrophenol	07/02/2021		Y	N	U		U	180	23	ug/kg
R1-SB-2(3-3.5)	JD27540-4	Naphthalene	07/02/2021		Y	N	U		U	35	9.9	ug/kg
R1-SB-2(3-3.5)	JD27540-4	2-Methylnaphthalene	07/02/2021		Y	N	U		U	35	7.9	ug/kg
R1-SB-2(3-3.5)	JD27540-4	2-Chloronaphthalene	07/02/2021		Y	N	U		U	70	8.4	ug/kg
R1-SB-2(3-3.5)	JD27540-4	3,3'-Dichlorobenzidine	07/02/2021		Y	N	U		U	70	29	ug/kg
R1-SB-2(3-3.5)	JD27540-4	4-Chloro-3-methyl phenol	07/02/2021		Y	N	U		U	180	22	ug/kg
R1-SB-2(3-3.5)	JD27540-4	2-Methylphenol	07/02/2021		Y	N	U		U	70	22	ug/kg
R1-SB-2(3-3.5)	JD27540-4	Hexachlorobutadiene	07/02/2021		Y	N	U		U	35	14	ug/kg

SDG: JD27540

Analytical Method SW8270

Sample ID	Lab Sample ID	Chemical Name	Anal Date	Result	Validated	Detect	Lab Qual	Val Qual	Final qual	RL	MDL	Units
R1-SB-2(3-3.5)	JD27540-4	1,2,4,5-Tetrachlorobenzene	07/02/2021		Y	N	U		U	180	8.9	ug/kg
R1-SB-2(3-3.5)	JD27540-4	2,4,5-Trichlorophenol	07/02/2021		Y	N	U		U	180	26	ug/kg
R1-SB-2(3-3.5)	JD27540-4	Acetophenone	07/02/2021		Y	N	U		U	180	7.6	ug/kg
R1-SB-2(3-3.5)	JD27540-4	Nitrobenzene	07/02/2021		Y	N	U		U	70	14	ug/kg
R1-SB-2(3-3.5)	JD27540-4	3-Nitroaniline	07/02/2021		Y	N	U		U	180	8.8	ug/kg
R1-SB-2(3-3.5)	JD27540-4	3&4-Methylphenol	07/02/2021		Y	N	U		U	70	29	ug/kg
R1-SB-2(3-3.5)	JD27540-4	1,1'-Biphenyl	07/02/2021		Y	N	U		U	70	4.8	ug/kg
R1-SB-2(3-3.5)	JD27540-4	Diethyl phthalate	07/02/2021		Y	N	U		U	70	7.5	ug/kg
R1-SB-2(3-3.5)	JD27540-4	2,3,4,6-Tetrachlorophenol	07/02/2021		Y	N	U		U	180	23	ug/kg
R1-SB-2(3-3.5)	JD27540-4	2,6-Dinitrotoluene	07/02/2021		Y	N	U		U	35	18	ug/kg
R1-SB-2(3-3.5)	JD27540-4	Hexachloroethane	07/02/2021		Y	N	U		U	180	17	ug/kg
R1-SB-2(3-3.5)	JD27540-4	4-Chlorophenyl phenyl ether	07/02/2021		Y	N	U		U	70	11	ug/kg
R1-SB-2(3-3.5)	JD27540-4	Hexachlorocyclopentadiene	07/02/2021		Y	N	U		U	350	14	ug/kg
R1-SB-2(3-3.5)	JD27540-4	2,4,6-Trichlorophenol	07/02/2021		Y	N	U		U	180	21	ug/kg
R1-SB-2(3-3.5)	JD27540-4	Acenaphthene	07/02/2021		Y	N	U		U	35	12	ug/kg
R1-SB-2(3-3.5)	JD27540-4	Pentachlorophenol	07/02/2021		Y	N	U		U	140	33	ug/kg
R1-SB-2(3-3.5)	JD27540-4	Di-n-butyl phthalate	07/02/2021		Y	N	U		U	70	5.7	ug/kg
R1-SB-2(3-3.5)	JD27540-4	Phenanthrene	07/02/2021		Y	N	U		U	35	12	ug/kg
R1-SB-2(3-3.5)	JD27540-4	Butyl benzyl phthalate	07/02/2021		Y	N	U		U	70	8.6	ug/kg
R1-SB-2(3-3.5)	JD27540-4	N-Nitrosodiphenylamine	07/02/2021		Y	N	U		U	180	13	ug/kg
R1-SB-2(3-3.5)	JD27540-4	Fluorene	07/02/2021		Y	N	U		U	35	16	ug/kg
R1-SB-2(3-3.5)	JD27540-4	Carbazole	07/02/2021		Y	N	U		U	70	5.1	ug/kg
R1-SB-2(3-3.5)	JD27540-4	Benzo(a)anthracene	07/02/2021		Y	N	U		U	35	9.9	ug/kg
R1-SB-2(3-3.5)	JD27540-4	Isophorone	07/02/2021		Y	N	U		U	70	7.5	ug/kg
R1-SB-2(6-6.5)	JD27540-5	2,4-Dichlorophenol	07/02/2021		Y	N	U		U	170	29	ug/kg

SDG: JD27540

Analytical Method SW8270

Sample ID	Lab Sample ID	Chemical Name	Anal Date	Result	Validated	Detect	Lab Qual	Val Qual	Final qual	RL	MDL	Units
R1-SB-2(6-6.5)	JD27540-5	Hexachlorocyclopentadiene	07/02/2021		Y	N	U		U	340	13	ug/kg
R1-SB-2(6-6.5)	JD27540-5	Benzo(a)anthracene	07/02/2021		Y	N	U		U	34	9.6	ug/kg
R1-SB-2(6-6.5)	JD27540-5	N-Nitrosodiphenylamine	07/02/2021		Y	N	U		U	170	12	ug/kg
R1-SB-2(6-6.5)	JD27540-5	Butyl benzyl phthalate	07/02/2021		Y	N	U		U	68	8.3	ug/kg
R1-SB-2(6-6.5)	JD27540-5	Phenanthrene	07/02/2021		Y	N	U		U	34	11	ug/kg
R1-SB-2(6-6.5)	JD27540-5	Di-n-butyl phthalate	07/02/2021		Y	N	U		U	68	5.5	ug/kg
R1-SB-2(6-6.5)	JD27540-5	Diethyl phthalate	07/02/2021		Y	N	U		U	68	7.2	ug/kg
R1-SB-2(6-6.5)	JD27540-5	Hexachlorobutadiene	07/02/2021		Y	N	U		U	34	14	ug/kg
R1-SB-2(6-6.5)	JD27540-5	Isophorone	07/02/2021		Y	N	U		U	68	7.3	ug/kg
R1-SB-2(6-6.5)	JD27540-5	2,4,6-Trichlorophenol	07/02/2021		Y	N	U		U	170	20	ug/kg
R1-SB-2(6-6.5)	JD27540-5	4-Chlorophenyl phenyl ether	07/02/2021		Y	N	U		U	68	11	ug/kg
R1-SB-2(6-6.5)	JD27540-5	Hexachloroethane	07/02/2021		Y	N	U		U	170	17	ug/kg
R1-SB-2(6-6.5)	JD27540-5	N-Nitroso-di-n-propylamine	07/02/2021		Y	N	U		U	68	9.8	ug/kg
R1-SB-2(6-6.5)	JD27540-5	2,6-Dinitrotoluene	07/02/2021		Y	N	U		U	34	17	ug/kg
R1-SB-2(6-6.5)	JD27540-5	4-Chloro-3-methyl phenol	07/02/2021		Y	N	U		U	170	21	ug/kg
R1-SB-2(6-6.5)	JD27540-5	2,3,4,6-Tetrachlorophenol	07/02/2021		Y	N	U		U	170	22	ug/kg
R1-SB-2(6-6.5)	JD27540-5	Acenaphthene	07/02/2021		Y	N	U		U	34	12	ug/kg
R1-SB-2(6-6.5)	JD27540-5	1,1'-Biphenyl	07/02/2021		Y	N	U		U	68	4.6	ug/kg
R1-SB-2(6-6.5)	JD27540-5	3&4-Methylphenol	07/02/2021		Y	N	U		U	68	28	ug/kg
R1-SB-2(6-6.5)	JD27540-5	3-Nitroaniline	07/02/2021		Y	N	U		U	170	8.5	ug/kg
R1-SB-2(6-6.5)	JD27540-5	Nitrobenzene	07/02/2021		Y	N	U		U	68	13	ug/kg
R1-SB-2(6-6.5)	JD27540-5	Acetophenone	07/02/2021		Y	N	U		U	170	7.3	ug/kg
R1-SB-2(6-6.5)	JD27540-5	2,4,5-Trichlorophenol	07/02/2021		Y	N	U		U	170	25	ug/kg
R1-SB-2(6-6.5)	JD27540-5	1,2,4,5-Tetrachlorobenzene	07/02/2021		Y	N	U		U	170	8.6	ug/kg
R1-SB-2(6-6.5)	JD27540-5	Fluorene	07/02/2021		Y	N	U		U	34	16	ug/kg

SDG: JD27540

Analytical Method SW8270

Sample ID	Lab Sample ID	Chemical Name	Anal Date	Result	Validated	Detect	Lab Qual	Val Qual	Final qual	RL	MDL	Units
R1-SB-2(6-6.5)	JD27540-5	2-Methylphenol	07/02/2021		Y	N	U		U	68	22	ug/kg
R1-SB-2(6-6.5)	JD27540-5	Carbazole	07/02/2021		Y	N	U		U	68	4.9	ug/kg
R1-SB-2(6-6.5)	JD27540-5	3,3'-Dichlorobenzidine	07/02/2021		Y	N	U		U	68	28	ug/kg
R1-SB-2(6-6.5)	JD27540-5	2-Chloronaphthalene	07/02/2021		Y	N	U		U	68	8.1	ug/kg
R1-SB-2(6-6.5)	JD27540-5	2-Methylnaphthalene	07/02/2021		Y	N	U		U	34	7.7	ug/kg
R1-SB-2(6-6.5)	JD27540-5	Naphthalene	07/02/2021		Y	N	U		U	34	9.6	ug/kg
R1-SB-2(6-6.5)	JD27540-5	2-Nitrophenol	07/02/2021		Y	N	U		U	170	22	ug/kg
R1-SB-2(6-6.5)	JD27540-5	2-Nitroaniline	07/02/2021		Y	N	U		U	170	8.0	ug/kg
R1-SB-2(6-6.5)	JD27540-5	2-Chlorophenol	07/02/2021		Y	N	U		U	68	17	ug/kg
R1-SB-2(6-6.5)	JD27540-5	Caprolactam	07/02/2021		Y	N	U		U	68	13	ug/kg
R1-SB-2(6-6.5)	JD27540-5	Anthracene	07/02/2021		Y	N	U		U	34	21	ug/kg
R1-SB-2(6-6.5)	JD27540-5	Di-n-octyl phthalate	07/02/2021		Y	N	U		U	68	8.4	ug/kg
R1-SB-2(6-6.5)	JD27540-5	bis(2-Ethylhexyl)phthalate	07/02/2021		Y	N	U		U	68	7.9	ug/kg
R1-SB-2(6-6.5)	JD27540-5	bis(2-Chloroethoxy)methane	07/02/2021		Y	N	U		U	68	7.3	ug/kg
R1-SB-2(6-6.5)	JD27540-5	bis(2-Chloroethyl)ether	07/02/2021		Y	N	U		U	68	15	ug/kg
R1-SB-2(6-6.5)	JD27540-5	Hexachlorobenzene	07/02/2021		Y	N	U		U	68	8.6	ug/kg
R1-SB-2(6-6.5)	JD27540-5	2,4-Dinitrotoluene	07/02/2021		Y	N	U		U	34	11	ug/kg
R1-SB-2(6-6.5)	JD27540-5	2,4-Dimethylphenol	07/02/2021		Y	N	U		U	170	60	ug/kg
R1-SB-2(6-6.5)	JD27540-5	Phenol	07/02/2021		Y	N	U		U	68	18	ug/kg
R1-SB-2(6-6.5)	JD27540-5	4-Bromophenyl phenyl ether	07/02/2021		Y	N	U		U	68	13	ug/kg
R1-SB-2(6-6.5)	JD27540-5	Benzaldehyde	07/02/2021		Y	N	U		U	170	8.4	ug/kg
R1-SB-2(6-6.5)	JD27540-5	4-Nitrophenol	07/02/2021		Y	N	U		U	340	91	ug/kg
R1-SB-2(6-6.5)	JD27540-5	4-Nitroaniline	07/02/2021		Y	N	U		U	170	8.8	ug/kg
R1-SB-2(6-6.5)	JD27540-5	4,6-Dinitro-o-cresol	07/02/2021		Y	N	U	UJ	UJ	170	36	ug/kg
R1-SB-2(6-6.5)	JD27540-5	Pentachlorophenol	07/02/2021		Y	N	U		U	140	32	ug/kg

SDG: JD27540

Analytical Method SW8270

Sample ID	Lab Sample ID	Chemical Name	Anal Date	Result	Validated	Detect	Lab Qual	Val Qual	Final qual	RL	MDL	Units
R1-SB-2(6-6.5)	JD27540-5	2,2'-Oxybis(1-chloropropane)	07/02/2021		Y	N	U		U	68	12	ug/kg
R1-SB-2(6-6.5)	JD27540-5	Benzo(a)pyrene	07/02/2021		Y	N	U		U	34	15	ug/kg
R1-SB-2(6-6.5)	JD27540-5	Dibenzo(a,h)anthracene	07/02/2021		Y	N	U		U	34	15	ug/kg
R1-SB-2(6-6.5)	JD27540-5	4-Chloroaniline	07/02/2021		Y	N	U		U	170	12	ug/kg
R1-SB-2(6-6.5)	JD27540-5	2,4-Dinitrophenol	07/02/2021		Y	N	U	R	R	170	130	ug/kg
R1-SB-2(6-6.5)	JD27540-5	Chrysene	07/02/2021		Y	N	U		U	34	11	ug/kg
R1-SB-2(6-6.5)	JD27540-5	Acenaphthylene	07/02/2021		Y	N	U		U	34	17	ug/kg
R1-SB-2(6-6.5)	JD27540-5	Benzo(k)fluoranthene	07/02/2021		Y	N	U		U	34	16	ug/kg
R1-SB-2(6-6.5)	JD27540-5	Fluoranthene	07/02/2021		Y	N	U		U	34	15	ug/kg
R1-SB-2(6-6.5)	JD27540-5	Benzo(b)fluoranthene	07/02/2021		Y	N	U		U	34	15	ug/kg
R1-SB-2(6-6.5)	JD27540-5	Indeno(1,2,3-cd)pyrene	07/02/2021		Y	N	U		U	34	16	ug/kg
R1-SB-2(6-6.5)	JD27540-5	Atrazine	07/02/2021		Y	N	U		U	68	15	ug/kg
R1-SB-2(6-6.5)	JD27540-5	Benzo(g,h,i)perylene	07/02/2021		Y	N	U		U	34	17	ug/kg
R1-SB-2(6-6.5)	JD27540-5	Dibenzofuran	07/02/2021		Y	N	U		U	68	14	ug/kg
R1-SB-2(6-6.5)	JD27540-5	Dimethyl phthalate	07/02/2021		Y	N	U		U	68	6.0	ug/kg
R1-SB-2(6-6.5)	JD27540-5	Pyrene	07/02/2021		Y	N	U		U	34	11	ug/kg
R1-SB-2(6-6.5)	JD27540-5	1,4-Dioxane	07/02/2021		Y	N	U	UJ	UJ	34	22	ug/kg
R1-SB-3(1-1.5)	JD27540-6	4-Chlorophenyl phenyl ether	07/02/2021		Y	N	U		U	81	13	ug/kg
R1-SB-3(1-1.5)	JD27540-6	Hexachlorobutadiene	07/02/2021		Y	N	U		U	40	16	ug/kg
R1-SB-3(1-1.5)	JD27540-6	Carbazole	07/02/2021		Y	N	U		U	81	5.8	ug/kg
R1-SB-3(1-1.5)	JD27540-6	Fluorene	07/02/2021		Y	N	U		U	40	18	ug/kg
R1-SB-3(1-1.5)	JD27540-6	N-Nitrosodiphenylamine	07/02/2021		Y	N	U		U	200	15	ug/kg
R1-SB-3(1-1.5)	JD27540-6	Butyl benzyl phthalate	07/02/2021		Y	N	U		U	81	9.8	ug/kg
R1-SB-3(1-1.5)	JD27540-6	Phenanthrene	07/02/2021	26.1	Y	Y	J		J	40	14	ug/kg
R1-SB-3(1-1.5)	JD27540-6	Di-n-butyl phthalate	07/02/2021		Y	N	U		U	81	6.6	ug/kg

Analytical Method SW8270

Sample ID	Lab Sample ID	Chemical Name	Anal Date	Result	Validated	Detect	Lab Qual	Val Qual	Final qual	RL	MDL	Units
R1-SB-3(1-1.5)	JD27540-6	Diethyl phthalate	07/02/2021		Y	N	U		U	81	8.6	ug/kg
R1-SB-3(1-1.5)	JD27540-6	Acenaphthene	07/02/2021		Y	N	U		U	40	14	ug/kg
R1-SB-3(1-1.5)	JD27540-6	N-Nitroso-di-n-propylamine	07/02/2021		Y	N	U		U	81	12	ug/kg
R1-SB-3(1-1.5)	JD27540-6	Hexachlorocyclopentadiene	07/02/2021		Y	N	U		U	400	16	ug/kg
R1-SB-3(1-1.5)	JD27540-6	Pentachlorophenol	07/02/2021		Y	N	U		U	160	38	ug/kg
R1-SB-3(1-1.5)	JD27540-6	Hexachloroethane	07/02/2021		Y	N	U		U	200	20	ug/kg
R1-SB-3(1-1.5)	JD27540-6	2,6-Dinitrotoluene	07/02/2021		Y	N	U		U	40	20	ug/kg
R1-SB-3(1-1.5)	JD27540-6	4-Chloro-3-methyl phenol	07/02/2021		Y	N	U		U	200	25	ug/kg
R1-SB-3(1-1.5)	JD27540-6	Isophorone	07/02/2021		Y	N	U		U	81	8.6	ug/kg
R1-SB-3(1-1.5)	JD27540-6	2-Methylphenol	07/02/2021		Y	N	U		U	81	26	ug/kg
R1-SB-3(1-1.5)	JD27540-6	4,6-Dinitro-o-cresol	07/02/2021		Y	N	U	UJ	UJ	200	43	ug/kg
R1-SB-3(1-1.5)	JD27540-6	Benzo(a)anthracene	07/02/2021	17.5	Y	Y	J		J	40	11	ug/kg
R1-SB-3(1-1.5)	JD27540-6	3&4-Methylphenol	07/02/2021		Y	N	U		U	81	33	ug/kg
R1-SB-3(1-1.5)	JD27540-6	Nitrobenzene	07/02/2021		Y	N	U		U	81	16	ug/kg
R1-SB-3(1-1.5)	JD27540-6	Acetophenone	07/02/2021		Y	N	U		U	200	8.7	ug/kg
R1-SB-3(1-1.5)	JD27540-6	2,4,5-Trichlorophenol	07/02/2021		Y	N	U		U	200	30	ug/kg
R1-SB-3(1-1.5)	JD27540-6	3-Nitroaniline	07/02/2021		Y	N	U		U	200	10	ug/kg
R1-SB-3(1-1.5)	JD27540-6	2-Chlorophenol	07/02/2021		Y	N	U		U	81	20	ug/kg
R1-SB-3(1-1.5)	JD27540-6	2,4,6-Trichlorophenol	07/02/2021		Y	N	U		U	200	24	ug/kg
R1-SB-3(1-1.5)	JD27540-6	1,1'-Biphenyl	07/02/2021		Y	N	U		U	81	5.5	ug/kg
R1-SB-3(1-1.5)	JD27540-6	3,3'-Dichlorobenzidine	07/02/2021		Y	N	U		U	81	34	ug/kg
R1-SB-3(1-1.5)	JD27540-6	2-Chloronaphthalene	07/02/2021		Y	N	U		U	81	9.6	ug/kg
R1-SB-3(1-1.5)	JD27540-6	2-Methylnaphthalene	07/02/2021		Y	N	U		U	40	9.1	ug/kg
R1-SB-3(1-1.5)	JD27540-6	Naphthalene	07/02/2021		Y	N	U		U	40	11	ug/kg
R1-SB-3(1-1.5)	JD27540-6	2-Nitrophenol	07/02/2021		Y	N	U		U	200	27	ug/kg

Analytical Method SW8270

Sample ID	Lab Sample ID	Chemical Name	Anal Date	Result	Validated	Detect	Lab Qual	Val Qual	Final qual	RL	MDL	Units
R1-SB-3(1-1.5)	JD27540-6	2-Nitroaniline	07/02/2021		Y	N	U		U	200	9.5	ug/kg
R1-SB-3(1-1.5)	JD27540-6	1,2,4,5-Tetrachlorobenzene	07/02/2021		Y	N	U		U	200	10	ug/kg
R1-SB-3(1-1.5)	JD27540-6	4-Chloroaniline	07/02/2021		Y	N	U		U	200	15	ug/kg
R1-SB-3(1-1.5)	JD27540-6	2,4-Dichlorophenol	07/02/2021		Y	N	U		U	200	34	ug/kg
R1-SB-3(1-1.5)	JD27540-6	Anthracene	07/02/2021		Y	N	U		U	40	25	ug/kg
R1-SB-3(1-1.5)	JD27540-6	Hexachlorobenzene	07/02/2021		Y	N	U		U	81	10	ug/kg
R1-SB-3(1-1.5)	JD27540-6	Di-n-octyl phthalate	07/02/2021		Y	N	U		U	81	10	ug/kg
R1-SB-3(1-1.5)	JD27540-6	bis(2-Ethylhexyl)phthalate	07/02/2021		Y	N	U		U	81	9.4	ug/kg
R1-SB-3(1-1.5)	JD27540-6	4-Nitroaniline	07/02/2021		Y	N	U		U	200	10	ug/kg
R1-SB-3(1-1.5)	JD27540-6	2,4-Dinitrotoluene	07/02/2021		Y	N	U		U	40	12	ug/kg
R1-SB-3(1-1.5)	JD27540-6	2,2'-Oxybis(1-chloropropane)	07/02/2021		Y	N	U		U	81	14	ug/kg
R1-SB-3(1-1.5)	JD27540-6	bis(2-Chloroethoxy)methane	07/02/2021		Y	N	U		U	81	8.6	ug/kg
R1-SB-3(1-1.5)	JD27540-6	2,4-Dimethylphenol	07/02/2021		Y	N	U		U	200	72	ug/kg
R1-SB-3(1-1.5)	JD27540-6	Caprolactam	07/02/2021		Y	N	U		U	81	16	ug/kg
R1-SB-3(1-1.5)	JD27540-6	4-Bromophenyl phenyl ether	07/02/2021		Y	N	U		U	81	16	ug/kg
R1-SB-3(1-1.5)	JD27540-6	Benzaldehyde	07/02/2021		Y	N	U		U	200	10	ug/kg
R1-SB-3(1-1.5)	JD27540-6	4-Nitrophenol	07/02/2021		Y	N	U		U	400	110	ug/kg
R1-SB-3(1-1.5)	JD27540-6	2,3,4,6-Tetrachlorophenol	07/02/2021		Y	N	U		U	200	27	ug/kg
R1-SB-3(1-1.5)	JD27540-6	bis(2-Chloroethyl)ether	07/02/2021		Y	N	U		U	81	17	ug/kg
R1-SB-3(1-1.5)	JD27540-6	Benzo(k)fluoranthene	07/02/2021		Y	N	U		U	40	19	ug/kg
R1-SB-3(1-1.5)	JD27540-6	Phenol	07/02/2021		Y	N	U		U	81	21	ug/kg
R1-SB-3(1-1.5)	JD27540-6	1,4-Dioxane	07/02/2021		Y	N	U	UJ	UJ	40	27	ug/kg
R1-SB-3(1-1.5)	JD27540-6	2,4-Dinitrophenol	07/02/2021		Y	N	U	R	R	200	150	ug/kg
R1-SB-3(1-1.5)	JD27540-6	Benzo(a)pyrene	07/02/2021		Y	N	U		U	40	18	ug/kg
R1-SB-3(1-1.5)	JD27540-6	Acenaphthylene	07/02/2021		Y	N	U		U	40	20	ug/kg

Analytical Method SW8270

Sample ID	Lab Sample ID	Chemical Name	Anal Date	Result	Validated	Detect	Lab Qual	Val Qual	Final qual	RL	MDL	Units
R1-SB-3(1-1.5)	JD27540-6	Dibenzo(a,h)anthracene	07/02/2021		Y	N	U		U	40	18	ug/kg
R1-SB-3(1-1.5)	JD27540-6	Fluoranthene	07/02/2021	34.1	Y	Y	J		J	40	18	ug/kg
R1-SB-3(1-1.5)	JD27540-6	Benzo(b)fluoranthene	07/02/2021	19.0	Y	Y	J		J	40	18	ug/kg
R1-SB-3(1-1.5)	JD27540-6	Indeno(1,2,3-cd)pyrene	07/02/2021		Y	N	U		U	40	19	ug/kg
R1-SB-3(1-1.5)	JD27540-6	Atrazine	07/02/2021		Y	N	U		U	81	17	ug/kg
R1-SB-3(1-1.5)	JD27540-6	Benzo(g,h,i)perylene	07/02/2021		Y	N	U		U	40	20	ug/kg
R1-SB-3(1-1.5)	JD27540-6	Dibenzofuran	07/02/2021		Y	N	U		U	81	16	ug/kg
R1-SB-3(1-1.5)	JD27540-6	Dimethyl phthalate	07/02/2021		Y	N	U		U	81	7.2	ug/kg
R1-SB-3(1-1.5)	JD27540-6	Pyrene	07/02/2021	43.5	Y	Y				40	13	ug/kg
R1-SB-3(1-1.5)	JD27540-6	Chrysene	07/02/2021	16.3	Y	Y	J		J	40	13	ug/kg
R1-SB-3(7-7.5)	JD27540-7	Pyrene	07/02/2021		Y	N	U		U	37	12	ug/kg
R1-SB-3(7-7.5)	JD27540-7	Indeno(1,2,3-cd)pyrene	07/02/2021		Y	N	U		U	37	17	ug/kg
R1-SB-3(7-7.5)	JD27540-7	Dibenzo(a,h)anthracene	07/02/2021		Y	N	U		U	37	16	ug/kg
R1-SB-3(7-7.5)	JD27540-7	Dimethyl phthalate	07/02/2021		Y	N	U		U	74	6.6	ug/kg
R1-SB-3(7-7.5)	JD27540-7	Dibenzofuran	07/02/2021		Y	N	U		U	74	15	ug/kg
R1-SB-3(7-7.5)	JD27540-7	Benzo(g,h,i)perylene	07/02/2021		Y	N	U		U	37	19	ug/kg
R1-SB-3(7-7.5)	JD27540-7	Atrazine	07/02/2021		Y	N	U		U	74	16	ug/kg
R1-SB-3(7-7.5)	JD27540-7	Benzo(b)fluoranthene	07/02/2021		Y	N	U		U	37	16	ug/kg
R1-SB-3(7-7.5)	JD27540-7	Fluoranthene	07/02/2021		Y	N	U		U	37	17	ug/kg
R1-SB-3(7-7.5)	JD27540-7	Benzo(k)fluoranthene	07/02/2021		Y	N	U		U	37	17	ug/kg
R1-SB-3(7-7.5)	JD27540-7	Acenaphthylene	07/02/2021		Y	N	U		U	37	19	ug/kg
R1-SB-3(7-7.5)	JD27540-7	Chrysene	07/02/2021		Y	N	U		U	37	12	ug/kg
R1-SB-3(7-7.5)	JD27540-7	3&4-Methylphenol	07/02/2021		Y	N	U		U	74	30	ug/kg
R1-SB-3(7-7.5)	JD27540-7	2,4-Dinitrophenol	07/02/2021		Y	N	U	R	R	190	140	ug/kg
R1-SB-3(7-7.5)	JD27540-7	1,4-Dioxane	07/02/2021		Y	N	U	UJ	UJ	37	25	ug/kg

Analytical Method SW8270

Sample ID	Lab Sample ID	Chemical Name	Anal Date	Result	Validated	Detect	Lab Qual	Val Qual	Final qual	RL	MDL	Units
R1-SB-3(7-7.5)	JD27540-7	Benzo(a)pyrene	07/02/2021		Y	N	U		U	37	17	ug/kg
R1-SB-3(7-7.5)	JD27540-7	Phenol	07/02/2021		Y	N	U		U	74	19	ug/kg
R1-SB-3(7-7.5)	JD27540-7	4-Nitroaniline	07/02/2021		Y	N	U		U	190	9.6	ug/kg
R1-SB-3(7-7.5)	JD27540-7	Hexachlorobutadiene	07/02/2021		Y	N	U		U	37	15	ug/kg
R1-SB-3(7-7.5)	JD27540-7	4-Nitrophenol	07/02/2021		Y	N	U		U	370	99	ug/kg
R1-SB-3(7-7.5)	JD27540-7	4,6-Dinitro-o-cresol	07/02/2021		Y	N	U	UJ	UJ	190	40	ug/kg
R1-SB-3(7-7.5)	JD27540-7	4-Bromophenyl phenyl ether	07/02/2021		Y	N	U		U	74	14	ug/kg
R1-SB-3(7-7.5)	JD27540-7	Caprolactam	07/02/2021		Y	N	U		U	74	15	ug/kg
R1-SB-3(7-7.5)	JD27540-7	2,4-Dimethylphenol	07/02/2021		Y	N	U		U	190	66	ug/kg
R1-SB-3(7-7.5)	JD27540-7	Benzaldehyde	07/02/2021		Y	N	U		U	190	9.2	ug/kg
R1-SB-3(7-7.5)	JD27540-7	2,2'-Oxybis(1-chloropropane)	07/02/2021		Y	N	U		U	74	13	ug/kg
R1-SB-3(7-7.5)	JD27540-7	2,4-Dinitrotoluene	07/02/2021		Y	N	U		U	37	11	ug/kg
R1-SB-3(7-7.5)	JD27540-7	bis(2-Chloroethyl)ether	07/02/2021		Y	N	U		U	74	16	ug/kg
R1-SB-3(7-7.5)	JD27540-7	bis(2-Chloroethoxy)methane	07/02/2021		Y	N	U		U	74	7.9	ug/kg
R1-SB-3(7-7.5)	JD27540-7	bis(2-Ethylhexyl)phthalate	07/02/2021		Y	N	U		U	74	8.7	ug/kg
R1-SB-3(7-7.5)	JD27540-7	Di-n-octyl phthalate	07/02/2021		Y	N	U		U	74	9.2	ug/kg
R1-SB-3(7-7.5)	JD27540-7	Hexachlorobenzene	07/02/2021		Y	N	U		U	74	9.4	ug/kg
R1-SB-3(7-7.5)	JD27540-7	Anthracene	07/02/2021		Y	N	U		U	37	23	ug/kg
R1-SB-3(7-7.5)	JD27540-7	2,4-Dichlorophenol	07/02/2021		Y	N	U		U	190	32	ug/kg
R1-SB-3(7-7.5)	JD27540-7	4-Chloroaniline	07/02/2021		Y	N	U		U	190	13	ug/kg
R1-SB-3(7-7.5)	JD27540-7	2-Methylphenol	07/02/2021		Y	N	U		U	74	24	ug/kg
R1-SB-3(7-7.5)	JD27540-7	Fluorene	07/02/2021		Y	N	U		U	37	17	ug/kg
R1-SB-3(7-7.5)	JD27540-7	2-Nitroaniline	07/02/2021		Y	N	U		U	190	8.8	ug/kg
R1-SB-3(7-7.5)	JD27540-7	2-Nitrophenol	07/02/2021		Y	N	U		U	190	25	ug/kg
R1-SB-3(7-7.5)	JD27540-7	Naphthalene	07/02/2021		Y	N	U		U	37	10	ug/kg

SDG: JD27540

Analytical Method SW8270

Sample ID	Lab Sample ID	Chemical Name	Anal Date	Result	Validated	Detect	Lab Qual	Val Qual	Final qual	RL	MDL	Units
R1-SB-3(7-7.5)	JD27540-7	2-Methylnaphthalene	07/02/2021		Y	N	U		U	37	8.4	ug/kg
R1-SB-3(7-7.5)	JD27540-7	2-Chloronaphthalene	07/02/2021		Y	N	U		U	74	8.8	ug/kg
R1-SB-3(7-7.5)	JD27540-7	2,4,6-Trichlorophenol	07/02/2021		Y	N	U		U	190	22	ug/kg
R1-SB-3(7-7.5)	JD27540-7	1,1'-Biphenyl	07/02/2021		Y	N	U		U	74	5.1	ug/kg
R1-SB-3(7-7.5)	JD27540-7	Pentachlorophenol	07/02/2021		Y	N	U		U	150	35	ug/kg
R1-SB-3(7-7.5)	JD27540-7	2-Chlorophenol	07/02/2021		Y	N	U		U	74	18	ug/kg
R1-SB-3(7-7.5)	JD27540-7	1,2,4,5-Tetrachlorobenzene	07/02/2021		Y	N	U		U	190	9.4	ug/kg
R1-SB-3(7-7.5)	JD27540-7	2,4,5-Trichlorophenol	07/02/2021		Y	N	U		U	190	28	ug/kg
R1-SB-3(7-7.5)	JD27540-7	Acetophenone	07/02/2021		Y	N	U		U	190	8.0	ug/kg
R1-SB-3(7-7.5)	JD27540-7	Nitrobenzene	07/02/2021		Y	N	U		U	74	14	ug/kg
R1-SB-3(7-7.5)	JD27540-7	3-Nitroaniline	07/02/2021		Y	N	U		U	190	9.3	ug/kg
R1-SB-3(7-7.5)	JD27540-7	3,3'-Dichlorobenzidine	07/02/2021		Y	N	U		U	74	31	ug/kg
R1-SB-3(7-7.5)	JD27540-7	Isophorone	07/02/2021		Y	N	U		U	74	7.9	ug/kg
R1-SB-3(7-7.5)	JD27540-7	2,3,4,6-Tetrachlorophenol	07/02/2021		Y	N	U		U	190	25	ug/kg
R1-SB-3(7-7.5)	JD27540-7	4-Chloro-3-methyl phenol	07/02/2021		Y	N	U		U	190	23	ug/kg
R1-SB-3(7-7.5)	JD27540-7	2,6-Dinitrotoluene	07/02/2021		Y	N	U		U	37	19	ug/kg
R1-SB-3(7-7.5)	JD27540-7	N-Nitroso-di-n-propylamine	07/02/2021		Y	N	U		U	74	11	ug/kg
R1-SB-3(7-7.5)	JD27540-7	Hexachloroethane	07/02/2021		Y	N	U		U	190	18	ug/kg
R1-SB-3(7-7.5)	JD27540-7	Hexachlorocyclopentadiene	07/02/2021		Y	N	U		U	370	15	ug/kg
R1-SB-3(7-7.5)	JD27540-7	Benzo(a)anthracene	07/02/2021		Y	N	U		U	37	10	ug/kg
R1-SB-3(7-7.5)	JD27540-7	Acenaphthene	07/02/2021		Y	N	U		U	37	13	ug/kg
R1-SB-3(7-7.5)	JD27540-7	Diethyl phthalate	07/02/2021		Y	N	U		U	74	7.9	ug/kg
R1-SB-3(7-7.5)	JD27540-7	Di-n-butyl phthalate	07/02/2021		Y	N	U		U	74	6.0	ug/kg
R1-SB-3(7-7.5)	JD27540-7	Phenanthrene	07/02/2021		Y	N	U		U	37	12	ug/kg
R1-SB-3(7-7.5)	JD27540-7	Butyl benzyl phthalate	07/02/2021		Y	N	U		U	74	9.0	ug/kg

Analytical Method SW8270

Sample ID	Lab Sample ID	Chemical Name	Anal Date	Result	Validated	Detect	Lab Qual	Val Qual	Final qual	RL	MDL	Units
R1-SB-3(7-7.5)	JD27540-7	N-Nitrosodiphenylamine	07/02/2021		Y	N	U		U	190	14	ug/kg
R1-SB-3(7-7.5)	JD27540-7	Carbazole	07/02/2021		Y	N	U		U	74	5.4	ug/kg
R1-SB-3(7-7.5)	JD27540-7	4-Chlorophenyl phenyl ether	07/02/2021		Y	N	U		U	74	12	ug/kg
R1-SB-3(12-12.5)	JD27540-8	2,3,4,6-Tetrachlorophenol	07/02/2021		Y	N	U		U	180	24	ug/kg
R1-SB-3(12-12.5)	JD27540-8	3&4-Methylphenol	07/02/2021		Y	N	U		U	72	30	ug/kg
R1-SB-3(12-12.5)	JD27540-8	Benzo(b)fluoranthene	07/02/2021		Y	N	U		U	36	16	ug/kg
R1-SB-3(12-12.5)	JD27540-8	1,4-Dioxane	07/02/2021		Y	N	U	UJ	UJ	36	24	ug/kg
R1-SB-3(12-12.5)	JD27540-8	Pyrene	07/02/2021		Y	N	U		U	36	12	ug/kg
R1-SB-3(12-12.5)	JD27540-8	Dimethyl phthalate	07/02/2021		Y	N	U		U	72	6.4	ug/kg
R1-SB-3(12-12.5)	JD27540-8	Dibenzofuran	07/02/2021		Y	N	U		U	72	15	ug/kg
R1-SB-3(12-12.5)	JD27540-8	Benzo(g,h,i)perylene	07/02/2021		Y	N	U		U	36	18	ug/kg
R1-SB-3(12-12.5)	JD27540-8	Dibenzo(a,h)anthracene	07/02/2021		Y	N	U		U	36	16	ug/kg
R1-SB-3(12-12.5)	JD27540-8	Indeno(1,2,3-cd)pyrene	07/02/2021		Y	N	U		U	36	17	ug/kg
R1-SB-3(12-12.5)	JD27540-8	Di-n-octyl phthalate	07/02/2021		Y	N	U		U	72	9.0	ug/kg
R1-SB-3(12-12.5)	JD27540-8	Fluoranthene	07/02/2021		Y	N	U		U	36	16	ug/kg
R1-SB-3(12-12.5)	JD27540-8	Benzo(k)fluoranthene	07/02/2021		Y	N	U		U	36	17	ug/kg
R1-SB-3(12-12.5)	JD27540-8	Acenaphthylene	07/02/2021		Y	N	U		U	36	18	ug/kg
R1-SB-3(12-12.5)	JD27540-8	Chrysene	07/02/2021		Y	N	U		U	36	11	ug/kg
R1-SB-3(12-12.5)	JD27540-8	Benzo(a)pyrene	07/02/2021		Y	N	U		U	36	16	ug/kg
R1-SB-3(12-12.5)	JD27540-8	2,4-Dinitrophenol	07/02/2021		Y	N	U	R	R	180	140	ug/kg
R1-SB-3(12-12.5)	JD27540-8	Atrazine	07/02/2021		Y	N	U		U	72	15	ug/kg
R1-SB-3(12-12.5)	JD27540-8	4-Chloroaniline	07/02/2021		Y	N	U		U	180	13	ug/kg
R1-SB-3(12-12.5)	JD27540-8	2,6-Dinitrotoluene	07/02/2021		Y	N	U		U	36	18	ug/kg
R1-SB-3(12-12.5)	JD27540-8	3-Nitroaniline	07/02/2021		Y	N	U		U	180	9.0	ug/kg
R1-SB-3(12-12.5)	JD27540-8	4-Nitroaniline	07/02/2021		Y	N	U		U	180	9.3	ug/kg

SDG: JD27540

Analytical Method SW8270

Sample ID	Lab Sample ID	Chemical Name	Anal Date	Result	Validated	Detect	Lab Qual	Val Qual	Final qual	RL	MDL	Units
R1-SB-3(12-12.5)	JD27540-8	4-Nitrophenol	07/02/2021		Y	N	U		U	360	96	ug/kg
R1-SB-3(12-12.5)	JD27540-8	Benzaldehyde	07/02/2021		Y	N	U		U	180	8.9	ug/kg
R1-SB-3(12-12.5)	JD27540-8	4-Bromophenyl phenyl ether	07/02/2021		Y	N	U		U	72	14	ug/kg
R1-SB-3(12-12.5)	JD27540-8	2,4-Dinitrotoluene	07/02/2021		Y	N	U		U	36	11	ug/kg
R1-SB-3(12-12.5)	JD27540-8	2,4-Dimethylphenol	07/02/2021		Y	N	U		U	180	64	ug/kg
R1-SB-3(12-12.5)	JD27540-8	Anthracene	07/02/2021		Y	N	U		U	36	22	ug/kg
R1-SB-3(12-12.5)	JD27540-8	2,2'-Oxybis(1-chloropropane)	07/02/2021		Y	N	U		U	72	13	ug/kg
R1-SB-3(12-12.5)	JD27540-8	Phenol	07/02/2021		Y	N	U		U	72	19	ug/kg
R1-SB-3(12-12.5)	JD27540-8	bis(2-Chloroethyl)ether	07/02/2021		Y	N	U		U	72	16	ug/kg
R1-SB-3(12-12.5)	JD27540-8	bis(2-Chloroethoxy)methane	07/02/2021		Y	N	U		U	72	7.7	ug/kg
R1-SB-3(12-12.5)	JD27540-8	bis(2-Ethylhexyl)phthalate	07/02/2021		Y	N	U		U	72	8.4	ug/kg
R1-SB-3(12-12.5)	JD27540-8	2,4-Dichlorophenol	07/02/2021		Y	N	U		U	180	31	ug/kg
R1-SB-3(12-12.5)	JD27540-8	Caprolactam	07/02/2021		Y	N	U		U	72	14	ug/kg
R1-SB-3(12-12.5)	JD27540-8	1,1'-Biphenyl	07/02/2021		Y	N	U		U	72	4.9	ug/kg
R1-SB-3(12-12.5)	JD27540-8	Pentachlorophenol	07/02/2021		Y	N	U		U	140	34	ug/kg
R1-SB-3(12-12.5)	JD27540-8	2,4,6-Trichlorophenol	07/02/2021		Y	N	U		U	180	22	ug/kg
R1-SB-3(12-12.5)	JD27540-8	2-Nitroaniline	07/02/2021		Y	N	U		U	180	8.5	ug/kg
R1-SB-3(12-12.5)	JD27540-8	2-Nitrophenol	07/02/2021		Y	N	U		U	180	24	ug/kg
R1-SB-3(12-12.5)	JD27540-8	Naphthalene	07/02/2021		Y	N	U		U	36	10	ug/kg
R1-SB-3(12-12.5)	JD27540-8	2-Methylnaphthalene	07/02/2021		Y	N	U		U	36	8.2	ug/kg
R1-SB-3(12-12.5)	JD27540-8	Hexachlorobutadiene	07/02/2021		Y	N	U		U	36	15	ug/kg
R1-SB-3(12-12.5)	JD27540-8	3,3'-Dichlorobenzidine	07/02/2021		Y	N	U		U	72	30	ug/kg
R1-SB-3(12-12.5)	JD27540-8	1,2,4,5-Tetrachlorobenzene	07/02/2021		Y	N	U		U	180	9.2	ug/kg
R1-SB-3(12-12.5)	JD27540-8	2-Methylphenol	07/02/2021		Y	N	U		U	72	23	ug/kg
R1-SB-3(12-12.5)	JD27540-8	2-Chlorophenol	07/02/2021		Y	N	U		U	72	18	ug/kg

SDG: JD27540

Analytical Method SW8270

Sample ID	Lab Sample ID	Chemical Name	Anal Date	Result	Validated	Detect	Lab Qual	Val Qual	Final qual	RL	MDL	Units
R1-SB-3(12-12.5)	JD27540-8	4,6-Dinitro-o-cresol	07/02/2021		Y	N	U	UJ	UJ	180	39	ug/kg
R1-SB-3(12-12.5)	JD27540-8	2,4,5-Trichlorophenol	07/02/2021		Y	N	U		U	180	27	ug/kg
R1-SB-3(12-12.5)	JD27540-8	Hexachlorobenzene	07/02/2021		Y	N	U		U	72	9.1	ug/kg
R1-SB-3(12-12.5)	JD27540-8	Acetophenone	07/02/2021		Y	N	U		U	180	7.8	ug/kg
R1-SB-3(12-12.5)	JD27540-8	Nitrobenzene	07/02/2021		Y	N	U		U	72	14	ug/kg
R1-SB-3(12-12.5)	JD27540-8	2-Chloronaphthalene	07/02/2021		Y	N	U		U	72	8.6	ug/kg
R1-SB-3(12-12.5)	JD27540-8	Hexachloroethane	07/02/2021		Y	N	U		U	180	18	ug/kg
R1-SB-3(12-12.5)	JD27540-8	Benzo(a)anthracene	07/02/2021		Y	N	U		U	36	10	ug/kg
R1-SB-3(12-12.5)	JD27540-8	N-Nitroso-di-n-propylamine	07/02/2021		Y	N	U		U	72	10	ug/kg
R1-SB-3(12-12.5)	JD27540-8	4-Chlorophenyl phenyl ether	07/02/2021		Y	N	U		U	72	12	ug/kg
R1-SB-3(12-12.5)	JD27540-8	Hexachlorocyclopentadiene	07/02/2021		Y	N	U		U	360	14	ug/kg
R1-SB-3(12-12.5)	JD27540-8	Isophorone	07/02/2021		Y	N	U		U	72	7.7	ug/kg
R1-SB-3(12-12.5)	JD27540-8	Acenaphthene	07/02/2021		Y	N	U		U	36	12	ug/kg
R1-SB-3(12-12.5)	JD27540-8	Diethyl phthalate	07/02/2021		Y	N	U		U	72	7.7	ug/kg
R1-SB-3(12-12.5)	JD27540-8	Carbazole	07/02/2021		Y	N	U		U	72	5.2	ug/kg
R1-SB-3(12-12.5)	JD27540-8	Phenanthrene	07/02/2021		Y	N	U		U	36	12	ug/kg
R1-SB-3(12-12.5)	JD27540-8	Butyl benzyl phthalate	07/02/2021		Y	N	U		U	72	8.8	ug/kg
R1-SB-3(12-12.5)	JD27540-8	N-Nitrosodiphenylamine	07/02/2021		Y	N	U		U	180	13	ug/kg
R1-SB-3(12-12.5)	JD27540-8	Fluorene	07/02/2021		Y	N	U		U	36	17	ug/kg
R1-SB-3(12-12.5)	JD27540-8	4-Chloro-3-methyl phenol	07/02/2021		Y	N	U		U	180	22	ug/kg
R1-SB-3(12-12.5)	JD27540-8	Di-n-butyl phthalate	07/02/2021		Y	N	U		U	72	5.9	ug/kg
R1-SB-4(4-4.5)	JD27540-9	Diethyl phthalate	07/03/2021		Y	N	U		U	140	15	ug/kg
R1-SB-4(4-4.5)	JD27540-9	Di-n-butyl phthalate	07/03/2021		Y	N	U		U	140	12	ug/kg
R1-SB-4(4-4.5)	JD27540-9	Phenanthrene	07/03/2021	1300	Y	Y				72	24	ug/kg
R1-SB-4(4-4.5)	JD27540-9	Acenaphthene	07/03/2021	50.1	Y	Y	J		J	72	25	ug/kg

SDG: JD27540

Analytical Method SW8270

Sample ID	Lab Sample ID	Chemical Name	Anal Date	Result	Validated	Detect	Lab Qual	Val Qual	Final qual	RL	MDL	Units
R1-SB-4(4-4.5)	JD27540-9	N-Nitrosodiphenylamine	07/03/2021		Y	N	U		U	360	26	ug/kg
R1-SB-4(4-4.5)	JD27540-9	Hexachloroethane	07/03/2021		Y	N	U		U	360	35	ug/kg
R1-SB-4(4-4.5)	JD27540-9	Fluorene	07/03/2021	75.0	Y	Y				72	33	ug/kg
R1-SB-4(4-4.5)	JD27540-9	Carbazole	07/03/2021	144	Y	Y				140	10	ug/kg
R1-SB-4(4-4.5)	JD27540-9	Butyl benzyl phthalate	07/03/2021		Y	N	U		U	140	17	ug/kg
R1-SB-4(4-4.5)	JD27540-9	Isophorone	07/03/2021		Y	N	U		U	140	15	ug/kg
R1-SB-4(4-4.5)	JD27540-9	Hexachlorocyclopentadiene	07/03/2021		Y	N	U		U	720	28	ug/kg
R1-SB-4(4-4.5)	JD27540-9	2,3,4,6-Tetrachlorophenol	07/03/2021		Y	N	U		U	360	47	ug/kg
R1-SB-4(4-4.5)	JD27540-9	N-Nitroso-di-n-propylamine	07/03/2021		Y	N	U		U	140	21	ug/kg
R1-SB-4(4-4.5)	JD27540-9	Hexachlorobutadiene	07/03/2021		Y	N	U		U	72	29	ug/kg
R1-SB-4(4-4.5)	JD27540-9	1,1'-Biphenyl	07/03/2021	10.6	Y	Y	J		J	140	9.8	ug/kg
R1-SB-4(4-4.5)	JD27540-9	2,6-Dinitrotoluene	07/03/2021		Y	N	U		U	72	36	ug/kg
R1-SB-4(4-4.5)	JD27540-9	4-Chloro-3-methyl phenol	07/03/2021		Y	N	U		U	360	44	ug/kg
R1-SB-4(4-4.5)	JD27540-9	4-Chlorophenyl phenyl ether	07/03/2021		Y	N	U		U	140	23	ug/kg
R1-SB-4(4-4.5)	JD27540-9	4-Nitroaniline	07/03/2021		Y	N	U		U	360	19	ug/kg
R1-SB-4(4-4.5)	JD27540-9	Benzo(a)anthracene	07/03/2021	1510	Y	Y				72	20	ug/kg
R1-SB-4(4-4.5)	JD27540-9	3-Nitroaniline	07/03/2021		Y	N	U		U	360	18	ug/kg
R1-SB-4(4-4.5)	JD27540-9	Nitrobenzene	07/03/2021		Y	N	U		U	140	28	ug/kg
R1-SB-4(4-4.5)	JD27540-9	3&4-Methylphenol	07/03/2021		Y	N	U		U	140	59	ug/kg
R1-SB-4(4-4.5)	JD27540-9	2,4,5-Trichlorophenol	07/03/2021		Y	N	U		U	360	54	ug/kg
R1-SB-4(4-4.5)	JD27540-9	1,2,4,5-Tetrachlorobenzene	07/03/2021		Y	N	U		U	360	18	ug/kg
R1-SB-4(4-4.5)	JD27540-9	2-Chloronaphthalene	07/03/2021		Y	N	U		U	140	17	ug/kg
R1-SB-4(4-4.5)	JD27540-9	2-Methylphenol	07/03/2021		Y	N	U		U	140	46	ug/kg
R1-SB-4(4-4.5)	JD27540-9	Pentachlorophenol	07/03/2021		Y	N	U		U	290	67	ug/kg
R1-SB-4(4-4.5)	JD27540-9	3,3'-Dichlorobenzidine	07/03/2021		Y	N	U		U	140	60	ug/kg

SDG: JD27540

Analytical Method SW8270

Sample ID	Lab Sample ID	Chemical Name	Anal Date	Result	Validated	Detect	Lab Qual	Val Qual	Final qual	RL	MDL	Units
R1-SB-4(4-4.5)	JD27540-9	Acetophenone	07/03/2021		Y	N	U		U	360	15	ug/kg
R1-SB-4(4-4.5)	JD27540-9	2-Methylnaphthalene	07/03/2021	20.4	Y	Y	J		J	72	16	ug/kg
R1-SB-4(4-4.5)	JD27540-9	Naphthalene	07/03/2021	33.8	Y	Y	J		J	72	20	ug/kg
R1-SB-4(4-4.5)	JD27540-9	2-Nitrophenol	07/03/2021		Y	N	U		U	360	47	ug/kg
R1-SB-4(4-4.5)	JD27540-9	2-Nitroaniline	07/03/2021		Y	N	U		U	360	17	ug/kg
R1-SB-4(4-4.5)	JD27540-9	2,4,6-Trichlorophenol	07/03/2021		Y	N	U		U	360	43	ug/kg
R1-SB-4(4-4.5)	JD27540-9	2-Chlorophenol	07/03/2021		Y	N	U		U	140	35	ug/kg
R1-SB-4(4-4.5)	JD27540-9	2,2'-Oxybis(1-chloropropane)	07/03/2021		Y	N	U		U	140	26	ug/kg
R1-SB-4(4-4.5)	JD27540-9	2,4-Dichlorophenol	07/03/2021		Y	N	U		U	360	61	ug/kg
R1-SB-4(4-4.5)	JD27540-9	4,6-Dinitro-o-cresol	07/03/2021		Y	N	U	UJ	UJ	360	77	ug/kg
R1-SB-4(4-4.5)	JD27540-9	Hexachlorobenzene	07/03/2021		Y	N	U		U	140	18	ug/kg
R1-SB-4(4-4.5)	JD27540-9	bis(2-Ethylhexyl)phthalate	07/03/2021		Y	N	U		U	140	17	ug/kg
R1-SB-4(4-4.5)	JD27540-9	bis(2-Chloroethoxy)methane	07/03/2021		Y	N	U		U	140	15	ug/kg
R1-SB-4(4-4.5)	JD27540-9	2,4-Dinitrotoluene	07/03/2021		Y	N	U		U	72	22	ug/kg
R1-SB-4(4-4.5)	JD27540-9	Phenol	07/03/2021		Y	N	U		U	140	37	ug/kg
R1-SB-4(4-4.5)	JD27540-9	Anthracene	07/03/2021	338	Y	Y				72	44	ug/kg
R1-SB-4(4-4.5)	JD27540-9	4-Chloroaniline	07/03/2021		Y	N	U		U	360	26	ug/kg
R1-SB-4(4-4.5)	JD27540-9	2,4-Dimethylphenol	07/03/2021		Y	N	U		U	360	130	ug/kg
R1-SB-4(4-4.5)	JD27540-9	Caprolactam	07/03/2021		Y	N	U		U	140	28	ug/kg
R1-SB-4(4-4.5)	JD27540-9	4-Bromophenyl phenyl ether	07/03/2021		Y	N	U		U	140	28	ug/kg
R1-SB-4(4-4.5)	JD27540-9	Benzaldehyde	07/03/2021		Y	N	U		U	360	18	ug/kg
R1-SB-4(4-4.5)	JD27540-9	4-Nitrophenol	07/03/2021		Y	N	U		U	720	190	ug/kg
R1-SB-4(4-4.5)	JD27540-9	bis(2-Chloroethyl)ether	07/03/2021		Y	N	U		U	140	31	ug/kg
R1-SB-4(4-4.5)	JD27540-9	Benzo(k)fluoranthene	07/03/2021	747	Y	Y				72	33	ug/kg
R1-SB-4(4-4.5)	JD27540-9	Dibenzo(a,h)anthracene	07/03/2021	336	Y	Y				72	32	ug/kg

SDG: JD27540

Analytical Method SW8270

Sample ID	Lab Sample ID	Chemical Name	Anal Date	Result	Validated	Detect	Lab Qual	Val Qual	Final qual	RL	MDL	Units
R1-SB-4(4-4.5)	JD27540-9	2,4-Dinitrophenol	07/03/2021		Y	N	U	R	R	360	270	ug/kg
R1-SB-4(4-4.5)	JD27540-9	Benzo(a)pyrene	07/03/2021	1730	Y	Y				72	33	ug/kg
R1-SB-4(4-4.5)	JD27540-9	Di-n-octyl phthalate	07/03/2021		Y	N	U		U	140	18	ug/kg
R1-SB-4(4-4.5)	JD27540-9	Acenaphthylene	07/03/2021	316	Y	Y				72	36	ug/kg
R1-SB-4(4-4.5)	JD27540-9	1,4-Dioxane	07/03/2021		Y	N	U	UJ	UJ	72	47	ug/kg
R1-SB-4(4-4.5)	JD27540-9	Fluoranthene	07/03/2021	2580	Y	Y				72	32	ug/kg
R1-SB-4(4-4.5)	JD27540-9	Benzo(b)fluoranthene	07/03/2021	2250	Y	Y				72	32	ug/kg
R1-SB-4(4-4.5)	JD27540-9	Indeno(1,2,3-cd)pyrene	07/03/2021	1070	Y	Y				72	34	ug/kg
R1-SB-4(4-4.5)	JD27540-9	Atrazine	07/03/2021		Y	N	U		U	140	31	ug/kg
R1-SB-4(4-4.5)	JD27540-9	Benzo(g,h,i)perylene	07/03/2021	1200	Y	Y				72	36	ug/kg
R1-SB-4(4-4.5)	JD27540-9	Dibenzofuran	07/03/2021	38.9	Y	Y	J		J	140	29	ug/kg
R1-SB-4(4-4.5)	JD27540-9	Dimethyl phthalate	07/03/2021		Y	N	U		U	140	13	ug/kg
R1-SB-4(4-4.5)	JD27540-9	Pyrene	07/03/2021	2940	Y	Y				72	23	ug/kg
R1-SB-4(4-4.5)	JD27540-9	Chrysene	07/03/2021	1760	Y	Y				72	23	ug/kg

Analytical Method SW9012

Sample ID	Lab Sample ID	Chemical Name	Anal Date	Result	Validated	Detect	Lab Qual	Val Qual	Final qual	RL	MDL	Units
R1-SB-1(1.5-2.0)	JD27540-1	Cyanide	07/06/2021		Y	N	U		U	0.28	0.28	mg/kg
R1-SB-6(3.5-4.0)	JD27540-13	Cyanide	07/06/2021		Y	N	U		U	0.28	0.28	mg/kg
R1-SB-6(5.5-6.0)	JD27540-14	Cyanide	07/06/2021		Y	N	U		U	0.26	0.26	mg/kg
R1-SB-11(1.5-2.0)	JD27540-17	Cyanide	07/06/2021		Y	N	U		U	0.31	0.31	mg/kg
R1-SB-11(6-6.5)	JD27540-18	Cyanide	07/06/2021		Y	N	U		U	0.27	0.27	mg/kg
R1-SB-1(5.0-5.5)	JD27540-2	Cyanide	07/06/2021		Y	N	U		U	0.28	0.28	mg/kg
R1-SB-1(11-11.5)	JD27540-3	Cyanide	07/06/2021		Y	N	U		U	0.27	0.27	mg/kg

Former Ludlow Street Works - LDC 52170

SDG: JD27584

Analytical Method TO15

Sample ID	Lab Sample ID	Chemical Name	Anal Date	Result	Validated	Detect	Lab Qual	Val Qual	Final qual	RL	MDL	Units
RI-SV-1-	JD27584-1	1,1,1-Trichloroethane	07/06/2021		Y	N	U		U	22	3.6	ug/m3
RI-SV-1-	JD27584-1	2-Hexanone	07/06/2021	35	Y	Y				16	3.0	ug/m3
RI-SV-1-	JD27584-1	Bromoform	07/06/2021		Y	N	U		U	41	7.8	ug/m3
RI-SV-1-	JD27584-1	Carbon disulfide	07/06/2021		Y	N	U		U	12	1.5	ug/m3
RI-SV-1-	JD27584-1	Methylene chloride	07/06/2021		Y	N	U		U	14	1.0	ug/m3
RI-SV-1-	JD27584-1	Vinyl chloride	07/06/2021		Y	N	U		U	10	1.2	ug/m3
RI-SV-1-	JD27584-1	Chloroethane	07/06/2021	28.2	Y	Y				11	2.6	ug/m3
RI-SV-1-	JD27584-1	1,1-Dichloroethane	07/06/2021		Y	N	U		U	16	0.93	ug/m3
RI-SV-1-	JD27584-1	Bromomethane	07/06/2021		Y	N	U		U	16	1.7	ug/m3
RI-SV-1-	JD27584-1	1,1-Dichloroethylene	07/06/2021		Y	N	U		U	16	1.3	ug/m3
RI-SV-1-	JD27584-1	Benzene	07/06/2021	26	Y	Y				13	0.77	ug/m3
RI-SV-1-	JD27584-1	Chloroform	07/06/2021		Y	N	U		U	20	2.0	ug/m3
RI-SV-1-	JD27584-1	Isopropyl Alcohol	07/06/2021	66.4	Y	Y				9.8	3.2	ug/m3
RI-SV-1-	JD27584-1	Ethanol	07/06/2021	164	Y	Y				19	8.3	ug/m3
RI-SV-1-	JD27584-1	4-Ethyltoluene	07/06/2021		Y	N	U		U	20	2.9	ug/m3
RI-SV-1-	JD27584-1	Bromoethene	07/06/2021		Y	N	U		U	17	1.9	ug/m3
RI-SV-1-	JD27584-1	Chloromethane	07/06/2021	19	Y	Y				8.3	0.64	ug/m3
RI-SV-1-	JD27584-1	Methyl ethyl ketone	07/06/2021	293	Y	Y				12	2.5	ug/m3
RI-SV-1-	JD27584-1	m,p-Xylene	07/06/2021		Y	N	U		U	17	3.0	ug/m3
RI-SV-1-	JD27584-1	o-Dichlorobenzene	07/06/2021		Y	N	U		U	24	2.6	ug/m3
RI-SV-1-	JD27584-1	o-Xylene	07/06/2021		Y	N	U		U	17	1.5	ug/m3
RI-SV-1-	JD27584-1	Hexachlorobutadiene	07/06/2021		Y	N	U		U	43	9.7	ug/m3
RI-SV-1-	JD27584-1	Methylmethacrylate	07/06/2021		Y	N	U		U	16	2.7	ug/m3

SDG: JD27584

Analytical Method TO15

Sample ID	Lab Sample ID	Chemical Name	Anal Date	Result	Validated	Detect	Lab Qual	Val Qual	Final qual	RL	MDL	Units
RI-SV-1-	JD27584-1	1,1,2,2-Tetrachloroethane	07/06/2021		Y	N	U		U	27	3.7	ug/m3
RI-SV-1-	JD27584-1	Bromodichloromethane	07/06/2021		Y	N	U		U	27	3.6	ug/m3
RI-SV-1-	JD27584-1	1,1,2-Trichloroethane	07/06/2021		Y	N	U		U	22	3.3	ug/m3
RI-SV-1-	JD27584-1	2-Chlorotoluene	07/06/2021		Y	N	U		U	21	2.6	ug/m3
RI-SV-1-	JD27584-1	1,2-Dichloropropane	07/06/2021		Y	N	U		U	18	1.8	ug/m3
RI-SV-1-	JD27584-1	Freon 114	07/06/2021		Y	N	U		U	28	2.7	ug/m3
RI-SV-1-	JD27584-1	Freon 113	07/06/2021		Y	N	U		U	31	2.6	ug/m3
RI-SV-1-	JD27584-1	Dichlorodifluoromethane	07/06/2021		Y	N	U		U	20	1.6	ug/m3
RI-SV-1-	JD27584-1	Trichlorofluoromethane	07/06/2021	139	Y	Y				22	3.1	ug/m3
RI-SV-1-	JD27584-1	Tertiary Butyl Alcohol	07/06/2021	64.9	Y	Y				12	0.85	ug/m3
RI-SV-1-	JD27584-1	Trichloroethylene	07/06/2021		Y	N	U		U	4.3	2.0	ug/m3
RI-SV-1-	JD27584-1	p-Dichlorobenzene	07/06/2021		Y	N	U		U	24	2.1	ug/m3
RI-SV-1-	JD27584-1	1,3,5-Trimethylbenzene	07/06/2021		Y	N	U		U	20	3.3	ug/m3
RI-SV-1-	JD27584-1	Methyl Isobutyl Ketone	07/06/2021		Y	N	U		U	16	3.0	ug/m3
RI-SV-1-	JD27584-1	Vinyl Acetate	07/06/2021		Y	N	U		U	14	2.4	ug/m3
RI-SV-1-	JD27584-1	1,2-Dichloroethane	07/06/2021		Y	N	U		U	16	1.7	ug/m3
RI-SV-1-	JD27584-1	3-Chloropropene	07/06/2021		Y	N	U		U	13	2.5	ug/m3
RI-SV-1-	JD27584-1	Carbon tetrachloride	07/06/2021		Y	N	U		U	25	3.0	ug/m3
RI-SV-1-	JD27584-1	1,2-Dibromoethane	07/06/2021		Y	N	U		U	31	2.8	ug/m3
RI-SV-1-	JD27584-1	Tetrahydrofuran	07/06/2021		Y	N	U		U	12	2.9	ug/m3
RI-SV-1-	JD27584-1	trans-1,3-Dichloropropene	07/06/2021		Y	N	U		U	18	1.8	ug/m3
RI-SV-1-	JD27584-1	cis-1,3-Dichloropropene	07/06/2021		Y	N	U		U	18	1.8	ug/m3
RI-SV-1-	JD27584-1	Benzyl Chloride	07/06/2021		Y	N	U		U	21	5.7	ug/m3
RI-SV-1-	JD27584-1	Styrene	07/06/2021		Y	N	U		U	17	1.6	ug/m3
RI-SV-1-	JD27584-1	Ethylbenzene	07/06/2021		Y	N	U		U	17	1.3	ug/m3

SDG: JD27584

Analytical Method TO15

Sample ID	Lab Sample ID	Chemical Name	Anal Date	Result	Validated	Detect	Lab Qual	Val Qual	Final qual	RL	MDL	Units
RI-SV-1-	JD27584-1	1,2,4-Trimethylbenzene	07/06/2021		Y	N	U		U	20	3.2	ug/m3
RI-SV-1-	JD27584-1	1,3-Butadiene	07/06/2021		Y	N	U		U	8.8	2.0	ug/m3
RI-SV-1-	JD27584-1	Tetrachloroethylene	07/06/2021		Y	N	U		U	5.4	4.2	ug/m3
RI-SV-1-	JD27584-1	m-Dichlorobenzene	07/06/2021	32	Y	Y				24	2.3	ug/m3
RI-SV-1-	JD27584-1	2,2,4-Trimethylpentane	07/06/2021		Y	N	U		U	19	2.1	ug/m3
RI-SV-1-	JD27584-1	Methyl Tert Butyl Ether	07/06/2021		Y	N	U		U	14	1.4	ug/m3
RI-SV-1-	JD27584-1	trans-1,2-Dichloroethylene	07/06/2021		Y	N	U		U	16	0.59	ug/m3
RI-SV-1-	JD27584-1	cis-1,2-Dichloroethylene	07/06/2021		Y	N	U		U	16	0.91	ug/m3
RI-SV-1-	JD27584-1	Heptane	07/06/2021	32	Y	Y				16	1.4	ug/m3
RI-SV-1-	JD27584-1	Toluene	07/06/2021	7.2	Y	Y	J		J	15	1.1	ug/m3
RI-SV-1-	JD27584-1	Xylenes (total)	07/06/2021		Y	N	U		U	17	1.5	ug/m3
RI-SV-1-	JD27584-1	Chlorobenzene	07/06/2021		Y	N	U		U	18	2.4	ug/m3
RI-SV-1-	JD27584-1	Dibromochloromethane	07/06/2021		Y	N	U		U	34	5.7	ug/m3
RI-SV-1-	JD27584-1	1,4-Dioxane	07/06/2021		Y	N	U		U	14	3.6	ug/m3
RI-SV-1-	JD27584-1	1,2,4-Trichlorobenzene	07/06/2021		Y	N	U		U	30	13	ug/m3
RI-SV-1-	JD27584-1	Cyclohexane	07/06/2021		Y	N	U		U	14	1.5	ug/m3
RI-SV-1-	JD27584-1	Hexane	07/06/2021	164	Y	Y				14	0.74	ug/m3
RI-SV-1-	JD27584-1	Ethyl Acetate	07/06/2021	29	Y	Y				14	2.7	ug/m3
RI-SV-1-	JD27584-1	Acetone	07/07/2021	11800	Y	Y				130	71	ug/m3
RI-SV-1-	JD27584-1	Propylene	07/07/2021	3970	Y	Y				240	7.4	ug/m3
RI-SV-2-	JD27584-2	Chloroethane	07/06/2021		Y	N	U		U	11	2.6	ug/m3
RI-SV-2-	JD27584-2	1,1-Dichloroethylene	07/06/2021		Y	N	U		U	16	1.3	ug/m3
RI-SV-2-	JD27584-2	1,1-Dichloroethane	07/06/2021		Y	N	U		U	16	0.93	ug/m3
RI-SV-2-	JD27584-2	Bromodichloromethane	07/06/2021		Y	N	U		U	27	3.6	ug/m3
RI-SV-2-	JD27584-2	Bromoform	07/06/2021		Y	N	U		U	41	7.8	ug/m3

SDG: JD27584

Analytical Method TO15

Sample ID	Lab Sample ID	Chemical Name	Anal Date	Result	Validated	Detect	Lab Qual	Val Qual	Final qual	RL	MDL	Units
RI-SV-2-	JD27584-2	Carbon disulfide	07/06/2021		Y	N	U		U	12	1.5	ug/m3
RI-SV-2-	JD27584-2	o-Dichlorobenzene	07/06/2021		Y	N	U		U	24	2.6	ug/m3
RI-SV-2-	JD27584-2	Vinyl chloride	07/06/2021		Y	N	U		U	10	1.2	ug/m3
RI-SV-2-	JD27584-2	Toluene	07/06/2021	7.5	Y	Y	J		J	15	1.1	ug/m3
RI-SV-2-	JD27584-2	Chloromethane	07/06/2021		Y	N	U		U	8.3	0.64	ug/m3
RI-SV-2-	JD27584-2	Bromomethane	07/06/2021		Y	N	U		U	16	1.7	ug/m3
RI-SV-2-	JD27584-2	1,1,1-Trichloroethane	07/06/2021	8.7	Y	Y	J		J	22	3.6	ug/m3
RI-SV-2-	JD27584-2	Benzene	07/06/2021	50.2	Y	Y				13	0.77	ug/m3
RI-SV-2-	JD27584-2	Chloroform	07/06/2021		Y	N	U		U	20	2.0	ug/m3
RI-SV-2-	JD27584-2	Isopropyl Alcohol	07/06/2021	225	Y	Y				9.8	3.2	ug/m3
RI-SV-2-	JD27584-2	Methylene chloride	07/06/2021		Y	N	U		U	14	1.0	ug/m3
RI-SV-2-	JD27584-2	1,1,2-Trichloroethane	07/06/2021		Y	N	U		U	22	3.3	ug/m3
RI-SV-2-	JD27584-2	Ethanol	07/06/2021	448	Y	Y				19	8.3	ug/m3
RI-SV-2-	JD27584-2	2-Chlorotoluene	07/06/2021		Y	N	U		U	21	2.6	ug/m3
RI-SV-2-	JD27584-2	o-Xylene	07/06/2021		Y	N	U		U	17	1.5	ug/m3
RI-SV-2-	JD27584-2	Hexachlorobutadiene	07/06/2021		Y	N	U		U	43	9.7	ug/m3
RI-SV-2-	JD27584-2	Methylmethacrylate	07/06/2021		Y	N	U		U	16	2.7	ug/m3
RI-SV-2-	JD27584-2	1,2,4-Trimethylbenzene	07/06/2021		Y	N	U		U	20	3.2	ug/m3
RI-SV-2-	JD27584-2	Trichloroethylene	07/06/2021		Y	N	U		U	4.3	2.0	ug/m3
RI-SV-2-	JD27584-2	Tertiary Butyl Alcohol	07/06/2021	87.3	Y	Y				12	0.85	ug/m3
RI-SV-2-	JD27584-2	Methyl ethyl ketone	07/06/2021	240	Y	Y				12	2.5	ug/m3
RI-SV-2-	JD27584-2	1,2-Dichloropropane	07/06/2021		Y	N	U		U	18	1.8	ug/m3
RI-SV-2-	JD27584-2	Freon 114	07/06/2021		Y	N	U		U	28	2.7	ug/m3
RI-SV-2-	JD27584-2	Freon 113	07/06/2021		Y	N	U		U	31	2.6	ug/m3
RI-SV-2-	JD27584-2	Dichlorodifluoromethane	07/06/2021		Y	N	U		U	20	1.6	ug/m3

SDG: JD27584

Analytical Method TO15

Sample ID	Lab Sample ID	Chemical Name	Anal Date	Result	Validated	Detect	Lab Qual	Val Qual	Final qual	RL	MDL	Units
RI-SV-2-	JD27584-2	Trichlorofluoromethane	07/06/2021		Y	N	U		U	22	3.1	ug/m3
RI-SV-2-	JD27584-2	1,1,2,2-Tetrachloroethane	07/06/2021		Y	N	U		U	27	3.7	ug/m3
RI-SV-2-	JD27584-2	trans-1,3-Dichloropropene	07/06/2021		Y	N	U		U	18	1.8	ug/m3
RI-SV-2-	JD27584-2	Methyl Isobutyl Ketone	07/06/2021		Y	N	U		U	16	3.0	ug/m3
RI-SV-2-	JD27584-2	Vinyl Acetate	07/06/2021		Y	N	U		U	14	2.4	ug/m3
RI-SV-2-	JD27584-2	1,2-Dichloroethane	07/06/2021		Y	N	U		U	16	1.7	ug/m3
RI-SV-2-	JD27584-2	3-Chloropropene	07/06/2021		Y	N	U		U	13	2.5	ug/m3
RI-SV-2-	JD27584-2	1,3-Butadiene	07/06/2021		Y	N	U		U	8.8	2.0	ug/m3
RI-SV-2-	JD27584-2	Tetrahydrofuran	07/06/2021		Y	N	U		U	12	2.9	ug/m3
RI-SV-2-	JD27584-2	p-Dichlorobenzene	07/06/2021		Y	N	U		U	24	2.1	ug/m3
RI-SV-2-	JD27584-2	Hexane	07/06/2021		Y	N	U		U	14	0.74	ug/m3
RI-SV-2-	JD27584-2	cis-1,3-Dichloropropene	07/06/2021		Y	N	U		U	18	1.8	ug/m3
RI-SV-2-	JD27584-2	Benzyl Chloride	07/06/2021		Y	N	U		U	21	5.7	ug/m3
RI-SV-2-	JD27584-2	Styrene	07/06/2021		Y	N	U		U	17	1.6	ug/m3
RI-SV-2-	JD27584-2	Ethylbenzene	07/06/2021		Y	N	U		U	17	1.3	ug/m3
RI-SV-2-	JD27584-2	m,p-Xylene	07/06/2021	8.7	Y	Y	J		J	17	3.0	ug/m3
RI-SV-2-	JD27584-2	Bromoethene	07/06/2021		Y	N	U		U	17	1.9	ug/m3
RI-SV-2-	JD27584-2	1,2-Dibromoethane	07/06/2021		Y	N	U		U	31	2.8	ug/m3
RI-SV-2-	JD27584-2	Xylenes (total)	07/06/2021	8.7	Y	Y	J		J	17	1.5	ug/m3
RI-SV-2-	JD27584-2	2-Hexanone	07/06/2021	15	Y	Y	J		J	16	3.0	ug/m3
RI-SV-2-	JD27584-2	m-Dichlorobenzene	07/06/2021	57	Y	Y				24	2.3	ug/m3
RI-SV-2-	JD27584-2	2,2,4-Trimethylpentane	07/06/2021		Y	N	U		U	19	2.1	ug/m3
RI-SV-2-	JD27584-2	Methyl Tert Butyl Ether	07/06/2021		Y	N	U		U	14	1.4	ug/m3
RI-SV-2-	JD27584-2	trans-1,2-Dichloroethylene	07/06/2021		Y	N	U		U	16	0.59	ug/m3
RI-SV-2-	JD27584-2	cis-1,2-Dichloroethylene	07/06/2021		Y	N	U		U	16	0.91	ug/m3

SDG: JD27584

Analytical Method TO15

Sample ID	Lab Sample ID	Chemical Name	Anal Date	Result	Validated	Detect	Lab Qual	Val Qual	Final qual	RL	MDL	Units
RI-SV-2-	JD27584-2	1,3,5-Trimethylbenzene	07/06/2021		Y	N	U		U	20	3.3	ug/m3
RI-SV-2-	JD27584-2	Ethyl Acetate	07/06/2021		Y	N	U		U	14	2.7	ug/m3
RI-SV-2-	JD27584-2	Chlorobenzene	07/06/2021		Y	N	U		U	18	2.4	ug/m3
RI-SV-2-	JD27584-2	Tetrachloroethylene	07/06/2021		Y	N	U		U	5.4	4.2	ug/m3
RI-SV-2-	JD27584-2	Dibromochloromethane	07/06/2021		Y	N	U		U	34	5.7	ug/m3
RI-SV-2-	JD27584-2	1,4-Dioxane	07/06/2021		Y	N	U		U	14	3.6	ug/m3
RI-SV-2-	JD27584-2	1,2,4-Trichlorobenzene	07/06/2021		Y	N	U		U	30	13	ug/m3
RI-SV-2-	JD27584-2	Cyclohexane	07/06/2021		Y	N	U		U	14	1.5	ug/m3
RI-SV-2-	JD27584-2	4-Ethyltoluene	07/06/2021		Y	N	U		U	20	2.9	ug/m3
RI-SV-2-	JD27584-2	Heptane	07/06/2021	14	Y	Y	J		J	16	1.4	ug/m3
RI-SV-2-	JD27584-2	Carbon tetrachloride	07/06/2021		Y	N	U		U	25	3.0	ug/m3
RI-SV-2-	JD27584-2	Propylene	07/07/2021	4810	Y	Y				240	7.4	ug/m3
RI-SV-2-	JD27584-2	Acetone	07/07/2021	14800	Y	Y				130	71	ug/m3
RI-SV-3-	JD27584-3	Chloromethane	07/07/2021		Y	N	U		U	8.3	0.64	ug/m3
RI-SV-3-	JD27584-3	1,1-Dichloroethylene	07/07/2021		Y	N	U		U	16	1.3	ug/m3
RI-SV-3-	JD27584-3	Bromodichloromethane	07/07/2021		Y	N	U		U	27	3.6	ug/m3
RI-SV-3-	JD27584-3	Bromoform	07/07/2021		Y	N	U		U	41	7.8	ug/m3
RI-SV-3-	JD27584-3	Carbon disulfide	07/07/2021	56.4	Y	Y				12	1.5	ug/m3
RI-SV-3-	JD27584-3	Methylene chloride	07/07/2021		Y	N	U		U	14	1.0	ug/m3
RI-SV-3-	JD27584-3	Trichlorofluoromethane	07/07/2021		Y	N	U		U	22	3.1	ug/m3
RI-SV-3-	JD27584-3	Chloroethane	07/07/2021		Y	N	U		U	11	2.6	ug/m3
RI-SV-3-	JD27584-3	Freon 114	07/07/2021		Y	N	U		U	28	2.7	ug/m3
RI-SV-3-	JD27584-3	Bromomethane	07/07/2021		Y	N	U		U	16	1.7	ug/m3
RI-SV-3-	JD27584-3	1,1,1-Trichloroethane	07/07/2021	26	Y	Y				22	3.6	ug/m3
RI-SV-3-	JD27584-3	Benzene	07/07/2021	41.5	Y	Y				13	0.77	ug/m3

SDG: JD27584

Analytical Method TO15

Sample ID	Lab Sample ID	Chemical Name	Anal Date	Result	Validated	Detect	Lab Qual	Val Qual	Final qual	RL	MDL	Units
RI-SV-3-	JD27584-3	Chloroform	07/07/2021		Y	N	U		U	20	2.0	ug/m3
RI-SV-3-	JD27584-3	Isopropyl Alcohol	07/07/2021	160	Y	Y				9.8	3.2	ug/m3
RI-SV-3-	JD27584-3	Vinyl chloride	07/07/2021		Y	N	U		U	10	1.2	ug/m3
RI-SV-3-	JD27584-3	1,1,2,2-Tetrachloroethane	07/07/2021		Y	N	U		U	27	3.7	ug/m3
RI-SV-3-	JD27584-3	Ethylbenzene	07/07/2021		Y	N	U		U	17	1.3	ug/m3
RI-SV-3-	JD27584-3	m,p-Xylene	07/07/2021		Y	N	U		U	17	3.0	ug/m3
RI-SV-3-	JD27584-3	1,2,4-Trimethylbenzene	07/07/2021		Y	N	U		U	20	3.2	ug/m3
RI-SV-3-	JD27584-3	o-Dichlorobenzene	07/07/2021		Y	N	U		U	24	2.6	ug/m3
RI-SV-3-	JD27584-3	2-Chlorotoluene	07/07/2021		Y	N	U		U	21	2.6	ug/m3
RI-SV-3-	JD27584-3	o-Xylene	07/07/2021		Y	N	U		U	17	1.5	ug/m3
RI-SV-3-	JD27584-3	Dichlorodifluoromethane	07/07/2021		Y	N	U		U	20	1.6	ug/m3
RI-SV-3-	JD27584-3	Methylmethacrylate	07/07/2021		Y	N	U		U	16	2.7	ug/m3
RI-SV-3-	JD27584-3	Ethanol	07/07/2021	300	Y	Y				19	8.3	ug/m3
RI-SV-3-	JD27584-3	Trichloroethylene	07/07/2021		Y	N	U		U	4.3	2.0	ug/m3
RI-SV-3-	JD27584-3	1,1,2-Trichloroethane	07/07/2021		Y	N	U		U	22	3.3	ug/m3
RI-SV-3-	JD27584-3	Methyl ethyl ketone	07/07/2021	242	Y	Y				12	2.5	ug/m3
RI-SV-3-	JD27584-3	1,2-Dichloropropane	07/07/2021		Y	N	U		U	18	1.8	ug/m3
RI-SV-3-	JD27584-3	1,1-Dichloroethane	07/07/2021		Y	N	U		U	16	0.93	ug/m3
RI-SV-3-	JD27584-3	Freon 113	07/07/2021		Y	N	U		U	31	2.6	ug/m3
RI-SV-3-	JD27584-3	Hexachlorobutadiene	07/07/2021		Y	N	U		U	43	9.7	ug/m3
RI-SV-3-	JD27584-3	1,3-Butadiene	07/07/2021		Y	N	U		U	8.8	2.0	ug/m3
RI-SV-3-	JD27584-3	Hexane	07/07/2021	45.8	Y	Y				14	0.74	ug/m3
RI-SV-3-	JD27584-3	Tetrahydrofuran	07/07/2021		Y	N	U		U	12	2.9	ug/m3
RI-SV-3-	JD27584-3	Chlorobenzene	07/07/2021		Y	N	U		U	18	2.4	ug/m3
RI-SV-3-	JD27584-3	Toluene	07/07/2021		Y	N	U		U	15	1.1	ug/m3

SDG: JD27584

Analytical Method TO15

Sample ID	Lab Sample ID	Chemical Name	Anal Date	Result	Validated	Detect	Lab Qual	Val Qual	Final qual	RL	MDL	Units
RI-SV-3-	JD27584-3	1,3,5-Trimethylbenzene	07/07/2021		Y	N	U		U	20	3.3	ug/m3
RI-SV-3-	JD27584-3	Methyl Isobutyl Ketone	07/07/2021		Y	N	U		U	16	3.0	ug/m3
RI-SV-3-	JD27584-3	Vinyl Acetate	07/07/2021		Y	N	U		U	14	2.4	ug/m3
RI-SV-3-	JD27584-3	Cyclohexane	07/07/2021		Y	N	U		U	14	1.5	ug/m3
RI-SV-3-	JD27584-3	3-Chloropropene	07/07/2021		Y	N	U		U	13	2.5	ug/m3
RI-SV-3-	JD27584-3	Benzyl Chloride	07/07/2021		Y	N	U		U	21	5.7	ug/m3
RI-SV-3-	JD27584-3	1,2-Dibromoethane	07/07/2021		Y	N	U		U	31	2.8	ug/m3
RI-SV-3-	JD27584-3	p-Dichlorobenzene	07/07/2021		Y	N	U		U	24	2.1	ug/m3
RI-SV-3-	JD27584-3	trans-1,3-Dichloropropene	07/07/2021		Y	N	U		U	18	1.8	ug/m3
RI-SV-3-	JD27584-3	cis-1,3-Dichloropropene	07/07/2021		Y	N	U		U	18	1.8	ug/m3
RI-SV-3-	JD27584-3	4-Ethyltoluene	07/07/2021		Y	N	U		U	20	2.9	ug/m3
RI-SV-3-	JD27584-3	Styrene	07/07/2021		Y	N	U		U	17	1.6	ug/m3
RI-SV-3-	JD27584-3	Tertiary Butyl Alcohol	07/07/2021	84.3	Y	Y				12	0.85	ug/m3
RI-SV-3-	JD27584-3	1,2-Dichloroethane	07/07/2021		Y	N	U		U	16	1.7	ug/m3
RI-SV-3-	JD27584-3	Heptane	07/07/2021	19	Y	Y				16	1.4	ug/m3
RI-SV-3-	JD27584-3	2-Hexanone	07/07/2021	22	Y	Y				16	3.0	ug/m3
RI-SV-3-	JD27584-3	Carbon tetrachloride	07/07/2021		Y	N	U		U	25	3.0	ug/m3
RI-SV-3-	JD27584-3	m-Dichlorobenzene	07/07/2021	77.6	Y	Y				24	2.3	ug/m3
RI-SV-3-	JD27584-3	2,2,4-Trimethylpentane	07/07/2021	21	Y	Y				19	2.1	ug/m3
RI-SV-3-	JD27584-3	Methyl Tert Butyl Ether	07/07/2021		Y	N	U		U	14	1.4	ug/m3
RI-SV-3-	JD27584-3	1,2,4-Trichlorobenzene	07/07/2021		Y	N	U		U	30	13	ug/m3
RI-SV-3-	JD27584-3	cis-1,2-Dichloroethylene	07/07/2021		Y	N	U		U	16	0.91	ug/m3
RI-SV-3-	JD27584-3	Bromoethene	07/07/2021		Y	N	U		U	17	1.9	ug/m3
RI-SV-3-	JD27584-3	Ethyl Acetate	07/07/2021	23	Y	Y				14	2.7	ug/m3
RI-SV-3-	JD27584-3	Xylenes (total)	07/07/2021		Y	N	U		U	17	1.5	ug/m3

SDG: JD27584

Analytical Method TO15

Sample ID	Lab Sample ID	Chemical Name	Anal Date	Result	Validated	Detect	Lab Qual	Val Qual	Final qual	RL	MDL	Units
RI-SV-3-	JD27584-3	Tetrachloroethylene	07/07/2021		Y	N	U		U	5.4	4.2	ug/m3
RI-SV-3-	JD27584-3	Dibromochloromethane	07/07/2021		Y	N	U		U	34	5.7	ug/m3
RI-SV-3-	JD27584-3	1,4-Dioxane	07/07/2021		Y	N	U		U	14	3.6	ug/m3
RI-SV-3-	JD27584-3	trans-1,2-Dichloroethylene	07/07/2021		Y	N	U		U	16	0.59	ug/m3
RI-SV-3-	JD27584-3	Propylene	07/07/2021	2100	Y	Y				430	14	ug/m3
RI-SV-3-	JD27584-3	Acetone	07/07/2021	14000	Y	Y				240	130	ug/m3
RI-SV-6-	JD27584-4	Bromomethane	07/07/2021		Y	N	U		U	16	1.7	ug/m3
RI-SV-6-	JD27584-4	Bromoform	07/07/2021		Y	N	U		U	41	7.8	ug/m3
RI-SV-6-	JD27584-4	Carbon disulfide	07/07/2021	339	Y	Y				12	1.5	ug/m3
RI-SV-6-	JD27584-4	Methylene chloride	07/07/2021		Y	N	U		U	14	1.0	ug/m3
RI-SV-6-	JD27584-4	Vinyl chloride	07/07/2021		Y	N	U		U	10	1.2	ug/m3
RI-SV-6-	JD27584-4	Chloroethane	07/07/2021		Y	N	U		U	11	2.6	ug/m3
RI-SV-6-	JD27584-4	Bromoethene	07/07/2021		Y	N	U		U	17	1.9	ug/m3
RI-SV-6-	JD27584-4	4-Ethyltoluene	07/07/2021		Y	N	U		U	20	2.9	ug/m3
RI-SV-6-	JD27584-4	1,1,2-Trichloroethane	07/07/2021		Y	N	U		U	22	3.3	ug/m3
RI-SV-6-	JD27584-4	1,1,1-Trichloroethane	07/07/2021	19	Y	Y	J		J	22	3.6	ug/m3
RI-SV-6-	JD27584-4	Benzene	07/07/2021	45.7	Y	Y				13	0.77	ug/m3
RI-SV-6-	JD27584-4	Chloroform	07/07/2021		Y	N	U		U	20	2.0	ug/m3
RI-SV-6-	JD27584-4	Isopropyl Alcohol	07/07/2021	160	Y	Y				9.8	3.2	ug/m3
RI-SV-6-	JD27584-4	Ethanol	07/07/2021	294	Y	Y				19	8.3	ug/m3
RI-SV-6-	JD27584-4	Bromodichloromethane	07/07/2021		Y	N	U		U	27	3.6	ug/m3
RI-SV-6-	JD27584-4	Chloromethane	07/07/2021	9.3	Y	Y				8.3	0.64	ug/m3
RI-SV-6-	JD27584-4	Trichloroethylene	07/07/2021		Y	N	U		U	4.3	2.0	ug/m3
RI-SV-6-	JD27584-4	2,2,4-Trimethylpentane	07/07/2021	85.5	Y	Y				19	2.1	ug/m3
RI-SV-6-	JD27584-4	o-Dichlorobenzene	07/07/2021		Y	N	U		U	24	2.6	ug/m3

SDG: JD27584

Analytical Method TO15

Sample ID	Lab Sample ID	Chemical Name	Anal Date	Result	Validated	Detect	Lab Qual	Val Qual	Final qual	RL	MDL	Units
RI-SV-6-	JD27584-4	1,2,4-Trimethylbenzene	07/07/2021		Y	N	U		U	20	3.2	ug/m3
RI-SV-6-	JD27584-4	2-Chlorotoluene	07/07/2021		Y	N	U		U	21	2.6	ug/m3
RI-SV-6-	JD27584-4	o-Xylene	07/07/2021		Y	N	U		U	17	1.5	ug/m3
RI-SV-6-	JD27584-4	Hexachlorobutadiene	07/07/2021		Y	N	U		U	43	9.7	ug/m3
RI-SV-6-	JD27584-4	1,2-Dichloropropane	07/07/2021		Y	N	U		U	18	1.8	ug/m3
RI-SV-6-	JD27584-4	1,1,2,2-Tetrachloroethane	07/07/2021		Y	N	U		U	27	3.7	ug/m3
RI-SV-6-	JD27584-4	1,1-Dichloroethane	07/07/2021		Y	N	U		U	16	0.93	ug/m3
RI-SV-6-	JD27584-4	Methyl ethyl ketone	07/07/2021	273	Y	Y				12	2.5	ug/m3
RI-SV-6-	JD27584-4	Freon 114	07/07/2021		Y	N	U		U	28	2.7	ug/m3
RI-SV-6-	JD27584-4	Freon 113	07/07/2021		Y	N	U		U	31	2.6	ug/m3
RI-SV-6-	JD27584-4	Dichlorodifluoromethane	07/07/2021		Y	N	U		U	20	1.6	ug/m3
RI-SV-6-	JD27584-4	Trichlorofluoromethane	07/07/2021		Y	N	U		U	22	3.1	ug/m3
RI-SV-6-	JD27584-4	Tertiary Butyl Alcohol	07/07/2021	95.8	Y	Y				12	0.85	ug/m3
RI-SV-6-	JD27584-4	1,1-Dichloroethylene	07/07/2021		Y	N	U		U	16	1.3	ug/m3
RI-SV-6-	JD27584-4	Methylmethacrylate	07/07/2021		Y	N	U		U	16	2.7	ug/m3
RI-SV-6-	JD27584-4	p-Dichlorobenzene	07/07/2021		Y	N	U		U	24	2.1	ug/m3
RI-SV-6-	JD27584-4	1,3,5-Trimethylbenzene	07/07/2021		Y	N	U		U	20	3.3	ug/m3
RI-SV-6-	JD27584-4	Methyl Isobutyl Ketone	07/07/2021		Y	N	U		U	16	3.0	ug/m3
RI-SV-6-	JD27584-4	Vinyl Acetate	07/07/2021		Y	N	U		U	14	2.4	ug/m3
RI-SV-6-	JD27584-4	1,2-Dichloroethane	07/07/2021		Y	N	U		U	16	1.7	ug/m3
RI-SV-6-	JD27584-4	3-Chloropropene	07/07/2021		Y	N	U		U	13	2.5	ug/m3
RI-SV-6-	JD27584-4	Toluene	07/07/2021	11	Y	Y	J		J	15	1.1	ug/m3
RI-SV-6-	JD27584-4	m,p-Xylene	07/07/2021	22	Y	Y				17	3.0	ug/m3
RI-SV-6-	JD27584-4	1,2-Dibromoethane	07/07/2021		Y	N	U		U	31	2.8	ug/m3
RI-SV-6-	JD27584-4	2-Hexanone	07/07/2021		Y	N	U		U	16	3.0	ug/m3

SDG: JD27584

Analytical Method TO15

Sample ID	Lab Sample ID	Chemical Name	Anal Date	Result	Validated	Detect	Lab Qual	Val Qual	Final qual	RL	MDL	Units
RI-SV-6-	JD27584-4	cis-1,3-Dichloropropene	07/07/2021		Y	N	U		U	18	1.8	ug/m3
RI-SV-6-	JD27584-4	Benzyl Chloride	07/07/2021		Y	N	U		U	21	5.7	ug/m3
RI-SV-6-	JD27584-4	Styrene	07/07/2021		Y	N	U		U	17	1.6	ug/m3
RI-SV-6-	JD27584-4	Ethylbenzene	07/07/2021	36	Y	Y				17	1.3	ug/m3
RI-SV-6-	JD27584-4	Carbon tetrachloride	07/07/2021		Y	N	U		U	25	3.0	ug/m3
RI-SV-6-	JD27584-4	1,3-Butadiene	07/07/2021		Y	N	U		U	8.8	2.0	ug/m3
RI-SV-6-	JD27584-4	cis-1,2-Dichloroethylene	07/07/2021		Y	N	U		U	16	0.91	ug/m3
RI-SV-6-	JD27584-4	m-Dichlorobenzene	07/07/2021	70.3	Y	Y				24	2.3	ug/m3
RI-SV-6-	JD27584-4	trans-1,3-Dichloropropene	07/07/2021		Y	N	U		U	18	1.8	ug/m3
RI-SV-6-	JD27584-4	Chlorobenzene	07/07/2021		Y	N	U		U	18	2.4	ug/m3
RI-SV-6-	JD27584-4	trans-1,2-Dichloroethylene	07/07/2021		Y	N	U		U	16	0.59	ug/m3
RI-SV-6-	JD27584-4	Heptane	07/07/2021	301	Y	Y				16	1.4	ug/m3
RI-SV-6-	JD27584-4	Ethyl Acetate	07/07/2021		Y	N	U		U	14	2.7	ug/m3
RI-SV-6-	JD27584-4	Xylenes (total)	07/07/2021	22	Y	Y				17	1.5	ug/m3
RI-SV-6-	JD27584-4	Cyclohexane	07/07/2021	102	Y	Y				14	1.5	ug/m3
RI-SV-6-	JD27584-4	Tetrahydrofuran	07/07/2021		Y	N	U		U	12	2.9	ug/m3
RI-SV-6-	JD27584-4	Methyl Tert Butyl Ether	07/07/2021		Y	N	U		U	14	1.4	ug/m3
RI-SV-6-	JD27584-4	Hexane	07/07/2021	497	Y	Y				14	0.74	ug/m3
RI-SV-6-	JD27584-4	Tetrachloroethylene	07/07/2021		Y	N	U		U	5.4	4.2	ug/m3
RI-SV-6-	JD27584-4	1,2,4-Trichlorobenzene	07/07/2021		Y	N	U		U	30	13	ug/m3
RI-SV-6-	JD27584-4	1,4-Dioxane	07/07/2021		Y	N	U		U	14	3.6	ug/m3
RI-SV-6-	JD27584-4	Dibromochloromethane	07/07/2021		Y	N	U		U	34	5.7	ug/m3
RI-SV-6-	JD27584-4	Acetone	07/07/2021	13900	Y	Y				260	150	ug/m3
RI-SV-6-	JD27584-4	Propylene	07/07/2021	1890	Y	Y				500	16	ug/m3
AA-1-AC	JD27584-5	Xylenes (total)	07/07/2021	1.6	Y	Y				0.69	0.061	ug/m3

SDG: JD27584

Analytical Method TO15

Sample ID	Lab Sample ID	Chemical Name	Anal Date	Result	Validated	Detect	Lab Qual	Val Qual	Final qual	RL	MDL	Units
AA-1-AC	JD27584-5	1,2,4-Trichlorobenzene	07/07/2021		Y	N	U		U	1.2	0.53	ug/m3
AA-1-AC	JD27584-5	1,4-Dioxane	07/07/2021		Y	N	U		U	0.58	0.15	ug/m3
AA-1-AC	JD27584-5	Dibromochloromethane	07/07/2021		Y	N	U		U	1.4	0.23	ug/m3
AA-1-AC	JD27584-5	Tetrachloroethylene	07/07/2021	0.21	Y	Y	J		J	0.22	0.17	ug/m3
AA-1-AC	JD27584-5	Propylene	07/07/2021		Y	N	U		U	0.69	0.022	ug/m3
AA-1-AC	JD27584-5	Ethyl Acetate	07/07/2021	8.6	Y	Y				0.58	0.11	ug/m3
AA-1-AC	JD27584-5	Heptane	07/07/2021	1.5	Y	Y				0.66	0.057	ug/m3
AA-1-AC	JD27584-5	cis-1,2-Dichloroethylene	07/07/2021		Y	N	U		U	0.63	0.037	ug/m3
AA-1-AC	JD27584-5	trans-1,2-Dichloroethylene	07/07/2021		Y	N	U		U	0.63	0.023	ug/m3
AA-1-AC	JD27584-5	Methyl Tert Butyl Ether	07/07/2021		Y	N	U		U	0.58	0.054	ug/m3
AA-1-AC	JD27584-5	2,2,4-Trimethylpentane	07/07/2021	0.79	Y	Y				0.75	0.079	ug/m3
AA-1-AC	JD27584-5	m-Dichlorobenzene	07/07/2021		Y	N	U		U	0.96	0.090	ug/m3
AA-1-AC	JD27584-5	2-Hexanone	07/07/2021	0.53	Y	Y	J		J	0.65	0.12	ug/m3
AA-1-AC	JD27584-5	Carbon tetrachloride	07/07/2021	0.39	Y	Y	J		J	1.0	0.12	ug/m3
AA-1-AC	JD27584-5	1,2-Dichloroethane	07/07/2021		Y	N	U		U	0.65	0.069	ug/m3
AA-1-AC	JD27584-5	Styrene	07/07/2021		Y	N	U		U	0.68	0.064	ug/m3
AA-1-AC	JD27584-5	Tertiary Butyl Alcohol	07/07/2021		Y	N	U		U	0.49	0.033	ug/m3
AA-1-AC	JD27584-5	Benzyl Chloride	07/07/2021		Y	N	U		U	0.82	0.23	ug/m3
AA-1-AC	JD27584-5	Bromoethene	07/07/2021		Y	N	U		U	0.70	0.079	ug/m3
AA-1-AC	JD27584-5	trans-1,3-Dichloropropene	07/07/2021		Y	N	U		U	0.73	0.073	ug/m3
AA-1-AC	JD27584-5	p-Dichlorobenzene	07/07/2021		Y	N	U		U	0.96	0.084	ug/m3
AA-1-AC	JD27584-5	1,2-Dibromoethane	07/07/2021		Y	N	U		U	1.2	0.11	ug/m3
AA-1-AC	JD27584-5	cis-1,3-Dichloropropene	07/07/2021		Y	N	U		U	0.73	0.073	ug/m3
AA-1-AC	JD27584-5	3-Chloropropene	07/07/2021		Y	N	U		U	0.50	0.10	ug/m3
AA-1-AC	JD27584-5	Cyclohexane	07/07/2021	0.41	Y	Y	J		J	0.55	0.062	ug/m3

SDG: JD27584

Analytical Method TO15

Sample ID	Lab Sample ID	Chemical Name	Anal Date	Result	Validated	Detect	Lab Qual	Val Qual	Final qual	RL	MDL	Units
AA-1-AC	JD27584-5	Vinyl Acetate	07/07/2021		Y	N	U		U	0.56	0.095	ug/m3
AA-1-AC	JD27584-5	Methyl Isobutyl Ketone	07/07/2021	5.3	Y	Y				0.66	0.12	ug/m3
AA-1-AC	JD27584-5	1,3,5-Trimethylbenzene	07/07/2021		Y	N	U		U	0.79	0.13	ug/m3
AA-1-AC	JD27584-5	Toluene	07/07/2021	2.5	Y	Y				0.60	0.045	ug/m3
AA-1-AC	JD27584-5	Chlorobenzene	07/07/2021		Y	N	U		U	0.74	0.097	ug/m3
AA-1-AC	JD27584-5	Tetrahydrofuran	07/07/2021		Y	N	U		U	0.47	0.12	ug/m3
AA-1-AC	JD27584-5	Hexane	07/07/2021	1.4	Y	Y				0.56	0.030	ug/m3
AA-1-AC	JD27584-5	1,3-Butadiene	07/07/2021		Y	N	U		U	0.35	0.082	ug/m3
AA-1-AC	JD27584-5	Hexachlorobutadiene	07/07/2021		Y	N	U		U	1.7	0.38	ug/m3
AA-1-AC	JD27584-5	1,1-Dichloroethane	07/07/2021		Y	N	U		U	0.65	0.038	ug/m3
AA-1-AC	JD27584-5	Freon 114	07/07/2021		Y	N	U		U	1.1	0.10	ug/m3
AA-1-AC	JD27584-5	1,2-Dichloropropane	07/07/2021		Y	N	U		U	0.74	0.069	ug/m3
AA-1-AC	JD27584-5	Methyl ethyl ketone	07/07/2021	13	Y	Y				0.47	0.10	ug/m3
AA-1-AC	JD27584-5	1,1,2-Trichloroethane	07/07/2021		Y	N	U		U	0.87	0.13	ug/m3
AA-1-AC	JD27584-5	Trichloroethylene	07/07/2021		Y	N	U		U	0.17	0.081	ug/m3
AA-1-AC	JD27584-5	Dichlorodifluoromethane	07/07/2021	2.3	Y	Y				0.79	0.064	ug/m3
AA-1-AC	JD27584-5	Methylmethacrylate	07/07/2021		Y	N	U		U	0.66	0.11	ug/m3
AA-1-AC	JD27584-5	Trichlorofluoromethane	07/07/2021	1.3	Y	Y				0.90	0.12	ug/m3
AA-1-AC	JD27584-5	o-Xylene	07/07/2021	0.39	Y	Y	J		J	0.69	0.061	ug/m3
AA-1-AC	JD27584-5	2-Chlorotoluene	07/07/2021		Y	N	U		U	0.83	0.10	ug/m3
AA-1-AC	JD27584-5	o-Dichlorobenzene	07/07/2021		Y	N	U		U	0.96	0.10	ug/m3
AA-1-AC	JD27584-5	1,2,4-Trimethylbenzene	07/07/2021		Y	N	U		U	0.79	0.13	ug/m3
AA-1-AC	JD27584-5	m,p-Xylene	07/07/2021	1.2	Y	Y				0.69	0.12	ug/m3
AA-1-AC	JD27584-5	Ethylbenzene	07/07/2021	0.56	Y	Y	J		J	0.69	0.052	ug/m3
AA-1-AC	JD27584-5	1,1,2,2-Tetrachloroethane	07/07/2021		Y	N	U		U	1.1	0.15	ug/m3

SDG: JD27584

Analytical Method TO15

Sample ID	Lab Sample ID	Chemical Name	Anal Date	Result	Validated	Detect	Lab Qual	Val Qual	Final qual	RL	MDL	Units
AA-1-AC	JD27584-5	Chloroethane	07/07/2021		Y	N	U		U	0.42	0.10	ug/m3
AA-1-AC	JD27584-5	Ethanol	07/07/2021	14	Y	Y				0.75	0.32	ug/m3
AA-1-AC	JD27584-5	Isopropyl Alcohol	07/07/2021	3.9	Y	Y				0.39	0.13	ug/m3
AA-1-AC	JD27584-5	Acetone	07/07/2021	19	Y	Y				0.38	0.21	ug/m3
AA-1-AC	JD27584-5	Chloroform	07/07/2021		Y	N	U		U	0.78	0.078	ug/m3
AA-1-AC	JD27584-5	Benzene	07/07/2021	0.54	Y	Y				0.51	0.030	ug/m3
AA-1-AC	JD27584-5	1,1,1-Trichloroethane	07/07/2021		Y	N	U		U	0.87	0.15	ug/m3
AA-1-AC	JD27584-5	Freon 113	07/07/2021		Y	N	U		U	1.2	0.11	ug/m3
AA-1-AC	JD27584-5	Chloromethane	07/07/2021	1.3	Y	Y				0.33	0.025	ug/m3
AA-1-AC	JD27584-5	4-Ethyltoluene	07/07/2021		Y	N	U		U	0.79	0.12	ug/m3
AA-1-AC	JD27584-5	Vinyl chloride	07/07/2021		Y	N	U		U	0.41	0.046	ug/m3
AA-1-AC	JD27584-5	Methylene chloride	07/07/2021	0.76	Y	Y				0.56	0.042	ug/m3
AA-1-AC	JD27584-5	Carbon disulfide	07/07/2021		Y	N	U		U	0.50	0.059	ug/m3
AA-1-AC	JD27584-5	Bromoform	07/07/2021		Y	N	U		U	1.7	0.31	ug/m3
AA-1-AC	JD27584-5	Bromodichloromethane	07/07/2021		Y	N	U		U	1.1	0.14	ug/m3
AA-1-AC	JD27584-5	1,1-Dichloroethylene	07/07/2021		Y	N	U		U	0.63	0.052	ug/m3
AA-1-AC	JD27584-5	Bromomethane	07/07/2021		Y	N	U		U	0.62	0.070	ug/m3

Former Ludlow Street Works - LDC 52170

SDG: JD27605

Analytical Method 6010D

Sample ID	Lab Sample ID	Chemical Name	Anal Date	Result	Validated	Detect	Lab Qual	Val Qual	Final qual	RL	MDL	Units
RI-SB-17 (2.5-3.0)	JD27605-1	Sodium	07/08/2021		Y	N	U		U	750	750	mg/kg
RI-SB-17 (2.5-3.0)	JD27605-1	Aluminum	07/08/2021	8460	Y	Y				38	38	mg/kg
RI-SB-17 (2.5-3.0)	JD27605-1	Lead	07/08/2021	135	Y	Y				1.5	1.5	mg/kg
RI-SB-17 (2.5-3.0)	JD27605-1	Potassium	07/08/2021	2060	Y	Y				750	750	mg/kg
RI-SB-17 (2.5-3.0)	JD27605-1	Antimony	07/08/2021		Y	N	U		U	1.5	1.5	mg/kg
RI-SB-17 (2.5-3.0)	JD27605-1	Barium	07/08/2021	86.0	Y	Y				15	15	mg/kg
RI-SB-17 (2.5-3.0)	JD27605-1	Chromium	07/08/2021	12.9	Y	Y				0.75	0.75	mg/kg
RI-SB-17 (2.5-3.0)	JD27605-1	Vanadium	07/08/2021	40.2	Y	Y				3.8	3.8	mg/kg
RI-SB-17 (2.5-3.0)	JD27605-1	Zinc	07/08/2021	261	Y	Y				3.8	3.8	mg/kg
RI-SB-17 (2.5-3.0)	JD27605-1	Nickel	07/08/2021	12.6	Y	Y				3.0	3.0	mg/kg
RI-SB-17 (2.5-3.0)	JD27605-1	Iron	07/08/2021	26900	Y	Y				190	190	mg/kg
RI-SB-17 (2.5-3.0)	JD27605-1	Selenium	07/08/2021		Y	N	U		U	7.5	7.5	mg/kg
RI-SB-17 (2.5-3.0)	JD27605-1	Calcium	07/08/2021	66000	Y	Y				1900	1900	mg/kg
RI-SB-17 (2.5-3.0)	JD27605-1	Copper	07/08/2021	46.3	Y	Y				9.4	9.4	mg/kg
RI-SB-17 (2.5-3.0)	JD27605-1	Cobalt	07/08/2021		Y	N	U		U	19	19	mg/kg
RI-SB-17 (2.5-3.0)	JD27605-1	Cadmium	07/08/2021		Y	N	U		U	1.9	1.9	mg/kg
RI-SB-17 (2.5-3.0)	JD27605-1	Beryllium	07/08/2021		Y	N	U		U	0.75	0.75	mg/kg
RI-SB-17 (2.5-3.0)	JD27605-1	Arsenic	07/08/2021		Y	N	U		U	7.5	7.5	mg/kg
RI-SB-17 (2.5-3.0)	JD27605-1	Thallium	07/08/2021		Y	N	U		U	3.8	3.8	mg/kg
RI-SB-17 (2.5-3.0)	JD27605-1	Silver	07/08/2021		Y	N	U		U	1.9	1.9	mg/kg
RI-SB-17 (2.5-3.0)	JD27605-1	Magnesium	07/08/2021	28700	Y	Y				1900	1900	mg/kg
RI-SB-17 (2.5-3.0)	JD27605-1	Manganese	07/08/2021	193	Y	Y				5.6	5.6	mg/kg
RI-SB-10 (3-3.5)	JD27605-10	Potassium	07/08/2021	2900	Y	Y				1100	1100	mg/kg

SDG: JD27605

Analytical Method 6010D

Sample ID	Lab Sample ID	Chemical Name	Anal Date	Result	Validated	Detect	Lab Qual	Val Qual	Final qual	RL	MDL	Units
RI-SB-10 (3-3.5)	JD27605-10	Chromium	07/08/2021	19.8	Y	Y				1.1	1.1	mg/kg
RI-SB-10 (3-3.5)	JD27605-10	Cadmium	07/08/2021		Y	N	U		U	0.56	0.56	mg/kg
RI-SB-10 (3-3.5)	JD27605-10	Beryllium	07/08/2021	0.28	Y	Y				0.22	0.22	mg/kg
RI-SB-10 (3-3.5)	JD27605-10	Aluminum	07/08/2021	7800	Y	Y				56	56	mg/kg
RI-SB-10 (3-3.5)	JD27605-10	Iron	07/08/2021	10400	Y	Y				56	56	mg/kg
RI-SB-10 (3-3.5)	JD27605-10	Lead	07/08/2021	2.9	Y	Y				2.2	2.2	mg/kg
RI-SB-10 (3-3.5)	JD27605-10	Nickel	07/08/2021	15.6	Y	Y				4.5	4.5	mg/kg
RI-SB-10 (3-3.5)	JD27605-10	Arsenic	07/08/2021		Y	N	U		U	2.2	2.2	mg/kg
RI-SB-10 (3-3.5)	JD27605-10	Silver	07/08/2021		Y	N	U		U	0.56	0.56	mg/kg
RI-SB-10 (3-3.5)	JD27605-10	Sodium	07/08/2021		Y	N	U		U	1100	1100	mg/kg
RI-SB-10 (3-3.5)	JD27605-10	Thallium	07/08/2021		Y	N	U		U	1.1	1.1	mg/kg
RI-SB-10 (3-3.5)	JD27605-10	Cobalt	07/08/2021	6.2	Y	Y				5.6	5.6	mg/kg
RI-SB-10 (3-3.5)	JD27605-10	Antimony	07/08/2021		Y	N	U		U	2.2	2.2	mg/kg
RI-SB-10 (3-3.5)	JD27605-10	Magnesium	07/08/2021	3600	Y	Y				560	560	mg/kg
RI-SB-10 (3-3.5)	JD27605-10	Barium	07/08/2021	74.6	Y	Y				22	22	mg/kg
RI-SB-10 (3-3.5)	JD27605-10	Manganese	07/08/2021	189	Y	Y				1.7	1.7	mg/kg
RI-SB-10 (3-3.5)	JD27605-10	Vanadium	07/08/2021	18.4	Y	Y				5.6	5.6	mg/kg
RI-SB-10 (3-3.5)	JD27605-10	Zinc	07/08/2021	27.9	Y	Y				5.6	5.6	mg/kg
RI-SB-10 (3-3.5)	JD27605-10	Calcium	07/08/2021	5050	Y	Y				560	560	mg/kg
RI-SB-10 (3-3.5)	JD27605-10	Selenium	07/08/2021		Y	N	U		U	2.2	2.2	mg/kg
RI-SB-10 (3-3.5)	JD27605-10	Copper	07/08/2021	15.8	Y	Y				2.8	2.8	mg/kg
RI-SB-10 (5.5-6.0)	JD27605-11	Arsenic	07/08/2021		Y	N	U		U	2.2	2.2	mg/kg
RI-SB-10 (5.5-6.0)	JD27605-11	Sodium	07/08/2021		Y	N	U		U	1100	1100	mg/kg
RI-SB-10 (5.5-6.0)	JD27605-11	Silver	07/08/2021		Y	N	U		U	0.56	0.56	mg/kg
RI-SB-10 (5.5-6.0)	JD27605-11	Potassium	07/08/2021	3400	Y	Y				1100	1100	mg/kg

SDG: JD27605

Analytical Method 6010D

Sample ID	Lab Sample ID	Chemical Name	Anal Date	Result	Validated	Detect	Lab Qual	Val Qual	Final qual	RL	MDL	Units
RI-SB-10 (5.5-6.0)	JD27605-11	Lead	07/08/2021	2.5	Y	Y				2.2	2.2	mg/kg
RI-SB-10 (5.5-6.0)	JD27605-11	Manganese	07/08/2021	192	Y	Y				1.7	1.7	mg/kg
RI-SB-10 (5.5-6.0)	JD27605-11	Magnesium	07/08/2021	3700	Y	Y				560	560	mg/kg
RI-SB-10 (5.5-6.0)	JD27605-11	Aluminum	07/08/2021	6560	Y	Y				56	56	mg/kg
RI-SB-10 (5.5-6.0)	JD27605-11	Beryllium	07/08/2021	0.30	Y	Y				0.22	0.22	mg/kg
RI-SB-10 (5.5-6.0)	JD27605-11	Barium	07/08/2021	59.0	Y	Y				22	22	mg/kg
RI-SB-10 (5.5-6.0)	JD27605-11	Nickel	07/08/2021	14.4	Y	Y				4.5	4.5	mg/kg
RI-SB-10 (5.5-6.0)	JD27605-11	Antimony	07/08/2021		Y	N	U		U	2.2	2.2	mg/kg
RI-SB-10 (5.5-6.0)	JD27605-11	Iron	07/08/2021	12100	Y	Y				56	56	mg/kg
RI-SB-10 (5.5-6.0)	JD27605-11	Thallium	07/08/2021		Y	N	U		U	1.1	1.1	mg/kg
RI-SB-10 (5.5-6.0)	JD27605-11	Calcium	07/08/2021	3840	Y	Y				560	560	mg/kg
RI-SB-10 (5.5-6.0)	JD27605-11	Selenium	07/08/2021		Y	N	U		U	2.2	2.2	mg/kg
RI-SB-10 (5.5-6.0)	JD27605-11	Chromium	07/08/2021	15.9	Y	Y				1.1	1.1	mg/kg
RI-SB-10 (5.5-6.0)	JD27605-11	Cobalt	07/08/2021		Y	N	U		U	5.6	5.6	mg/kg
RI-SB-10 (5.5-6.0)	JD27605-11	Copper	07/08/2021	11.3	Y	Y				2.8	2.8	mg/kg
RI-SB-10 (5.5-6.0)	JD27605-11	Zinc	07/08/2021	24.3	Y	Y				5.6	5.6	mg/kg
RI-SB-10 (5.5-6.0)	JD27605-11	Vanadium	07/08/2021	19.4	Y	Y				5.6	5.6	mg/kg
RI-SB-10 (5.5-6.0)	JD27605-11	Cadmium	07/08/2021		Y	N	U		U	0.56	0.56	mg/kg
RI-SB-9 (5.5-6.0)	JD27605-12	Silver	07/08/2021		Y	N	U		U	0.53	0.53	mg/kg
RI-SB-9 (5.5-6.0)	JD27605-12	Thallium	07/08/2021		Y	N	U		U	1.1	1.1	mg/kg
RI-SB-9 (5.5-6.0)	JD27605-12	Nickel	07/08/2021	15.9	Y	Y				4.2	4.2	mg/kg
RI-SB-9 (5.5-6.0)	JD27605-12	Potassium	07/08/2021	3570	Y	Y				1100	1100	mg/kg
RI-SB-9 (5.5-6.0)	JD27605-12	Manganese	07/08/2021	211	Y	Y				1.6	1.6	mg/kg
RI-SB-9 (5.5-6.0)	JD27605-12	Aluminum	07/08/2021	7300	Y	Y				53	53	mg/kg
RI-SB-9 (5.5-6.0)	JD27605-12	Magnesium	07/08/2021	4450	Y	Y				530	530	mg/kg

SDG: JD27605

Analytical Method 6010D

Sample ID	Lab Sample ID	Chemical Name	Anal Date	Result	Validated	Detect	Lab Qual	Val Qual	Final qual	RL	MDL	Units
RI-SB-9 (5.5-6.0)	JD27605-12	Copper	07/08/2021	13.8	Y	Y				2.6	2.6	mg/kg
RI-SB-9 (5.5-6.0)	JD27605-12	Antimony	07/08/2021		Y	N	U		U	2.1	2.1	mg/kg
RI-SB-9 (5.5-6.0)	JD27605-12	Arsenic	07/08/2021		Y	N	U		U	2.1	2.1	mg/kg
RI-SB-9 (5.5-6.0)	JD27605-12	Barium	07/08/2021	66.9	Y	Y				21	21	mg/kg
RI-SB-9 (5.5-6.0)	JD27605-12	Beryllium	07/08/2021	0.32	Y	Y				0.21	0.21	mg/kg
RI-SB-9 (5.5-6.0)	JD27605-12	Cadmium	07/08/2021		Y	N	U		U	0.53	0.53	mg/kg
RI-SB-9 (5.5-6.0)	JD27605-12	Lead	07/08/2021	2.6	Y	Y				2.1	2.1	mg/kg
RI-SB-9 (5.5-6.0)	JD27605-12	Cobalt	07/08/2021	6.0	Y	Y				5.3	5.3	mg/kg
RI-SB-9 (5.5-6.0)	JD27605-12	Iron	07/08/2021	11900	Y	Y				53	53	mg/kg
RI-SB-9 (5.5-6.0)	JD27605-12	Vanadium	07/08/2021	21.5	Y	Y				5.3	5.3	mg/kg
RI-SB-9 (5.5-6.0)	JD27605-12	Zinc	07/08/2021	22.3	Y	Y				5.3	5.3	mg/kg
RI-SB-9 (5.5-6.0)	JD27605-12	Calcium	07/08/2021	5280	Y	Y				530	530	mg/kg
RI-SB-9 (5.5-6.0)	JD27605-12	Selenium	07/08/2021		Y	N	U		U	2.1	2.1	mg/kg
RI-SB-9 (5.5-6.0)	JD27605-12	Sodium	07/08/2021		Y	N	U		U	1100	1100	mg/kg
RI-SB-9 (5.5-6.0)	JD27605-12	Chromium	07/08/2021	18.5	Y	Y				1.1	1.1	mg/kg
DUP-1	JD27605-13	Cobalt	07/08/2021	6.2	Y	Y				5.6	5.6	mg/kg
DUP-1	JD27605-13	Selenium	07/08/2021		Y	N	U		U	2.2	2.2	mg/kg
DUP-1	JD27605-13	Calcium	07/08/2021	2090	Y	Y				560	560	mg/kg
DUP-1	JD27605-13	Zinc	07/08/2021	72.7	Y	Y				5.6	5.6	mg/kg
DUP-1	JD27605-13	Copper	07/08/2021	15.5	Y	Y				2.8	2.8	mg/kg
DUP-1	JD27605-13	Chromium	07/08/2021	26.4	Y	Y				1.1	1.1	mg/kg
DUP-1	JD27605-13	Cadmium	07/08/2021		Y	N	U		U	0.56	0.56	mg/kg
DUP-1	JD27605-13	Beryllium	07/08/2021	0.77	Y	Y				0.22	0.22	mg/kg
DUP-1	JD27605-13	Barium	07/08/2021	126	Y	Y				22	22	mg/kg
DUP-1	JD27605-13	Vanadium	07/08/2021	35.3	Y	Y				5.6	5.6	mg/kg

SDG: JD27605

Analytical Method 6010D

Sample ID	Lab Sample ID	Chemical Name	Anal Date	Result	Validated	Detect	Lab Qual	Val Qual	Final qual	RL	MDL	Units
DUP-1	JD27605-13	Thallium	07/08/2021		Y	N	U		U	1.1	1.1	mg/kg
DUP-1	JD27605-13	Arsenic	07/08/2021	4.7	Y	Y				2.2	2.2	mg/kg
DUP-1	JD27605-13	Magnesium	07/08/2021	2470	Y	Y				560	560	mg/kg
DUP-1	JD27605-13	Manganese	07/08/2021	234	Y	Y				1.7	1.7	mg/kg
DUP-1	JD27605-13	Nickel	07/08/2021	16.3	Y	Y				4.5	4.5	mg/kg
DUP-1	JD27605-13	Potassium	07/08/2021	1590	Y	Y				1100	1100	mg/kg
DUP-1	JD27605-13	Sodium	07/08/2021		Y	N	U		U	1100	1100	mg/kg
DUP-1	JD27605-13	Antimony	07/08/2021		Y	N	U		U	2.2	2.2	mg/kg
DUP-1	JD27605-13	Iron	07/08/2021	21700	Y	Y				56	56	mg/kg
DUP-1	JD27605-13	Aluminum	07/08/2021	18800	Y	Y				56	56	mg/kg
DUP-1	JD27605-13	Lead	07/08/2021	83.0	Y	Y				2.2	2.2	mg/kg
DUP-1	JD27605-13	Silver	07/08/2021		Y	N	U		U	0.56	0.56	mg/kg
RI-SB-18 (3-3.5)	JD27605-2	Iron	07/08/2021	17400	Y	Y				58	58	mg/kg
RI-SB-18 (3-3.5)	JD27605-2	Selenium	07/08/2021		Y	N	U		U	2.3	2.3	mg/kg
RI-SB-18 (3-3.5)	JD27605-2	Nickel	07/08/2021	25.2	Y	Y				4.6	4.6	mg/kg
RI-SB-18 (3-3.5)	JD27605-2	Calcium	07/08/2021	2640	Y	Y				580	580	mg/kg
RI-SB-18 (3-3.5)	JD27605-2	Silver	07/08/2021		Y	N	U		U	0.58	0.58	mg/kg
RI-SB-18 (3-3.5)	JD27605-2	Zinc	07/08/2021	44.5	Y	Y				5.8	5.8	mg/kg
RI-SB-18 (3-3.5)	JD27605-2	Potassium	07/08/2021	3320	Y	Y				1200	1200	mg/kg
RI-SB-18 (3-3.5)	JD27605-2	Chromium	07/08/2021	31.4	Y	Y				1.2	1.2	mg/kg
RI-SB-18 (3-3.5)	JD27605-2	Vanadium	07/08/2021	36.0	Y	Y				5.8	5.8	mg/kg
RI-SB-18 (3-3.5)	JD27605-2	Antimony	07/08/2021		Y	N	U		U	2.3	2.3	mg/kg
RI-SB-18 (3-3.5)	JD27605-2	Arsenic	07/08/2021	2.5	Y	Y				2.3	2.3	mg/kg
RI-SB-18 (3-3.5)	JD27605-2	Barium	07/08/2021	145	Y	Y				23	23	mg/kg
RI-SB-18 (3-3.5)	JD27605-2	Magnesium	07/08/2021	4080	Y	Y				580	580	mg/kg

SDG: JD27605

Analytical Method 6010D

Sample ID	Lab Sample ID	Chemical Name	Anal Date	Result	Validated	Detect	Lab Qual	Val Qual	Final qual	RL	MDL	Units
RI-SB-18 (3-3.5)	JD27605-2	Cadmium	07/08/2021		Y	N	U		U	0.58	0.58	mg/kg
RI-SB-18 (3-3.5)	JD27605-2	Manganese	07/08/2021	438	Y	Y				1.7	1.7	mg/kg
RI-SB-18 (3-3.5)	JD27605-2	Copper	07/08/2021	106	Y	Y				2.9	2.9	mg/kg
RI-SB-18 (3-3.5)	JD27605-2	Aluminum	07/08/2021	15800	Y	Y				58	58	mg/kg
RI-SB-18 (3-3.5)	JD27605-2	Lead	07/08/2021	10.1	Y	Y				2.3	2.3	mg/kg
RI-SB-18 (3-3.5)	JD27605-2	Sodium	07/08/2021		Y	N	U		U	1200	1200	mg/kg
RI-SB-18 (3-3.5)	JD27605-2	Beryllium	07/08/2021	0.73	Y	Y				0.46	0.46	mg/kg
RI-SB-18 (3-3.5)	JD27605-2	Cobalt	07/08/2021	20.5	Y	Y				12	12	mg/kg
RI-SB-18 (3-3.5)	JD27605-2	Thallium	07/08/2021		Y	N	U		U	2.3	2.3	mg/kg
RI-SB-18 (6.5-7.0)	JD27605-3	Vanadium	07/08/2021	21.5	Y	Y				4.1	4.1	mg/kg
RI-SB-18 (6.5-7.0)	JD27605-3	Aluminum	07/08/2021	9160	Y	Y				41	41	mg/kg
RI-SB-18 (6.5-7.0)	JD27605-3	Nickel	07/08/2021	18.0	Y	Y				3.2	3.2	mg/kg
RI-SB-18 (6.5-7.0)	JD27605-3	Lead	07/08/2021	314	Y	Y				1.6	1.6	mg/kg
RI-SB-18 (6.5-7.0)	JD27605-3	Zinc	07/08/2021	151	Y	Y				4.1	4.1	mg/kg
RI-SB-18 (6.5-7.0)	JD27605-3	Magnesium	07/08/2021	2500	Y	Y				410	410	mg/kg
RI-SB-18 (6.5-7.0)	JD27605-3	Potassium	07/08/2021	1890	Y	Y				810	810	mg/kg
RI-SB-18 (6.5-7.0)	JD27605-3	Sodium	07/08/2021		Y	N	U		U	810	810	mg/kg
RI-SB-18 (6.5-7.0)	JD27605-3	Antimony	07/08/2021	2.1	Y	Y				1.6	1.6	mg/kg
RI-SB-18 (6.5-7.0)	JD27605-3	Barium	07/08/2021	117	Y	Y				16	16	mg/kg
RI-SB-18 (6.5-7.0)	JD27605-3	Beryllium	07/08/2021	0.42	Y	Y				0.16	0.16	mg/kg
RI-SB-18 (6.5-7.0)	JD27605-3	Chromium	07/08/2021	16.8	Y	Y				0.81	0.81	mg/kg
RI-SB-18 (6.5-7.0)	JD27605-3	Cobalt	07/08/2021	7.1	Y	Y				4.1	4.1	mg/kg
RI-SB-18 (6.5-7.0)	JD27605-3	Calcium	07/08/2021	7870	Y	Y				410	410	mg/kg
RI-SB-18 (6.5-7.0)	JD27605-3	Selenium	07/08/2021		Y	N	U		U	3.2	3.2	mg/kg
RI-SB-18 (6.5-7.0)	JD27605-3	Copper	07/08/2021	444	Y	Y				4.1	4.1	mg/kg

SDG: JD27605

Analytical Method 6010D

Sample ID	Lab Sample ID	Chemical Name	Anal Date	Result	Validated	Detect	Lab Qual	Val Qual	Final qual	RL	MDL	Units
RI-SB-18 (6.5-7.0)	JD27605-3	Cadmium	07/08/2021		Y	N	U		U	0.81	0.81	mg/kg
RI-SB-18 (6.5-7.0)	JD27605-3	Arsenic	07/08/2021	4.3	Y	Y				3.2	3.2	mg/kg
RI-SB-18 (6.5-7.0)	JD27605-3	Thallium	07/08/2021		Y	N	U		U	1.6	1.6	mg/kg
RI-SB-18 (6.5-7.0)	JD27605-3	Silver	07/08/2021		Y	N	U		U	0.81	0.81	mg/kg
RI-SB-18 (6.5-7.0)	JD27605-3	Manganese	07/08/2021	202	Y	Y				2.4	2.4	mg/kg
RI-SB-18 (6.5-7.0)	JD27605-3	Iron	07/08/2021	17000	Y	Y				81	81	mg/kg
RI-SB-8 (1.5-2.0)	JD27605-4	Arsenic	07/08/2021		Y	N	U		U	2.1	2.1	mg/kg
RI-SB-8 (1.5-2.0)	JD27605-4	Antimony	07/08/2021		Y	N	U		U	2.1	2.1	mg/kg
RI-SB-8 (1.5-2.0)	JD27605-4	Vanadium	07/08/2021	20.9	Y	Y				5.3	5.3	mg/kg
RI-SB-8 (1.5-2.0)	JD27605-4	Selenium	07/08/2021		Y	N	U		U	2.1	2.1	mg/kg
RI-SB-8 (1.5-2.0)	JD27605-4	Calcium	07/08/2021	5060	Y	Y				530	530	mg/kg
RI-SB-8 (1.5-2.0)	JD27605-4	Zinc	07/08/2021	22.7	Y	Y				5.3	5.3	mg/kg
RI-SB-8 (1.5-2.0)	JD27605-4	Copper	07/08/2021	13.1	Y	Y				2.6	2.6	mg/kg
RI-SB-8 (1.5-2.0)	JD27605-4	Cobalt	07/08/2021	6.2	Y	Y				5.3	5.3	mg/kg
RI-SB-8 (1.5-2.0)	JD27605-4	Chromium	07/08/2021	20.6	Y	Y				1.1	1.1	mg/kg
RI-SB-8 (1.5-2.0)	JD27605-4	Cadmium	07/08/2021		Y	N	U		U	0.53	0.53	mg/kg
RI-SB-8 (1.5-2.0)	JD27605-4	Thallium	07/08/2021		Y	N	U		U	1.1	1.1	mg/kg
RI-SB-8 (1.5-2.0)	JD27605-4	Barium	07/08/2021	68.8	Y	Y				21	21	mg/kg
RI-SB-8 (1.5-2.0)	JD27605-4	Aluminum	07/08/2021	7940	Y	Y				53	53	mg/kg
RI-SB-8 (1.5-2.0)	JD27605-4	Sodium	07/08/2021		Y	N	U		U	1100	1100	mg/kg
RI-SB-8 (1.5-2.0)	JD27605-4	Silver	07/08/2021		Y	N	U		U	0.53	0.53	mg/kg
RI-SB-8 (1.5-2.0)	JD27605-4	Potassium	07/08/2021	3210	Y	Y				1100	1100	mg/kg
RI-SB-8 (1.5-2.0)	JD27605-4	Nickel	07/08/2021	15.2	Y	Y				4.2	4.2	mg/kg
RI-SB-8 (1.5-2.0)	JD27605-4	Manganese	07/08/2021	249	Y	Y				1.6	1.6	mg/kg
RI-SB-8 (1.5-2.0)	JD27605-4	Magnesium	07/08/2021	4330	Y	Y				530	530	mg/kg

SDG: JD27605

Analytical Method 6010D

Sample ID	Lab Sample ID	Chemical Name	Anal Date	Result	Validated	Detect	Lab Qual	Val Qual	Final qual	RL	MDL	Units
RI-SB-8 (1.5-2.0)	JD27605-4	Lead	07/08/2021	4.1	Y	Y				2.1	2.1	mg/kg
RI-SB-8 (1.5-2.0)	JD27605-4	Iron	07/08/2021	12800	Y	Y				53	53	mg/kg
RI-SB-8 (1.5-2.0)	JD27605-4	Beryllium	07/08/2021	0.36	Y	Y				0.21	0.21	mg/kg
RI-SB-8 (2.5-3.0)	JD27605-5	Thallium	07/08/2021		Y	N	U		U	1.1	1.1	mg/kg
RI-SB-8 (2.5-3.0)	JD27605-5	Calcium	07/08/2021	5480	Y	Y				530	530	mg/kg
RI-SB-8 (2.5-3.0)	JD27605-5	Zinc	07/08/2021	21.6	Y	Y				5.3	5.3	mg/kg
RI-SB-8 (2.5-3.0)	JD27605-5	Vanadium	07/08/2021	18.3	Y	Y				5.3	5.3	mg/kg
RI-SB-8 (2.5-3.0)	JD27605-5	Copper	07/08/2021	15.4	Y	Y				2.6	2.6	mg/kg
RI-SB-8 (2.5-3.0)	JD27605-5	Cobalt	07/08/2021	5.8	Y	Y				5.3	5.3	mg/kg
RI-SB-8 (2.5-3.0)	JD27605-5	Cadmium	07/08/2021		Y	N	U		U	0.53	0.53	mg/kg
RI-SB-8 (2.5-3.0)	JD27605-5	Beryllium	07/08/2021	0.30	Y	Y				0.21	0.21	mg/kg
RI-SB-8 (2.5-3.0)	JD27605-5	Barium	07/08/2021	63.6	Y	Y				21	21	mg/kg
RI-SB-8 (2.5-3.0)	JD27605-5	Selenium	07/08/2021		Y	N	U		U	2.1	2.1	mg/kg
RI-SB-8 (2.5-3.0)	JD27605-5	Antimony	07/08/2021		Y	N	U		U	2.1	2.1	mg/kg
RI-SB-8 (2.5-3.0)	JD27605-5	Chromium	07/08/2021	19.1	Y	Y				1.1	1.1	mg/kg
RI-SB-8 (2.5-3.0)	JD27605-5	Sodium	07/08/2021		Y	N	U		U	1100	1100	mg/kg
RI-SB-8 (2.5-3.0)	JD27605-5	Silver	07/08/2021		Y	N	U		U	0.53	0.53	mg/kg
RI-SB-8 (2.5-3.0)	JD27605-5	Potassium	07/08/2021	2860	Y	Y				1100	1100	mg/kg
RI-SB-8 (2.5-3.0)	JD27605-5	Nickel	07/08/2021	24.0	Y	Y				4.2	4.2	mg/kg
RI-SB-8 (2.5-3.0)	JD27605-5	Manganese	07/08/2021	250	Y	Y				1.6	1.6	mg/kg
RI-SB-8 (2.5-3.0)	JD27605-5	Magnesium	07/08/2021	4880	Y	Y				530	530	mg/kg
RI-SB-8 (2.5-3.0)	JD27605-5	Lead	07/08/2021	2.8	Y	Y				2.1	2.1	mg/kg
RI-SB-8 (2.5-3.0)	JD27605-5	Iron	07/08/2021	11600	Y	Y				53	53	mg/kg
RI-SB-8 (2.5-3.0)	JD27605-5	Aluminum	07/08/2021	6710	Y	Y				53	53	mg/kg
RI-SB-8 (2.5-3.0)	JD27605-5	Arsenic	07/08/2021		Y	N	U		U	2.1	2.1	mg/kg

SDG: JD27605

Analytical Method 6010D

Sample ID	Lab Sample ID	Chemical Name	Anal Date	Result	Validated	Detect	Lab Qual	Val Qual	Final qual	RL	MDL	Units
RI-SB-8 (5-5.5)	JD27605-6	Nickel	07/08/2021	15.5	Y	Y				4.5	4.5	mg/kg
RI-SB-8 (5-5.5)	JD27605-6	Arsenic	07/08/2021		Y	N	U		U	2.2	2.2	mg/kg
RI-SB-8 (5-5.5)	JD27605-6	Antimony	07/08/2021		Y	N	U		U	2.2	2.2	mg/kg
RI-SB-8 (5-5.5)	JD27605-6	Sodium	07/08/2021		Y	N	U		U	1100	1100	mg/kg
RI-SB-8 (5-5.5)	JD27605-6	Silver	07/08/2021		Y	N	U		U	0.56	0.56	mg/kg
RI-SB-8 (5-5.5)	JD27605-6	Potassium	07/08/2021	3990	Y	Y				1100	1100	mg/kg
RI-SB-8 (5-5.5)	JD27605-6	Manganese	07/08/2021	202	Y	Y				1.7	1.7	mg/kg
RI-SB-8 (5-5.5)	JD27605-6	Aluminum	07/08/2021	8030	Y	Y				56	56	mg/kg
RI-SB-8 (5-5.5)	JD27605-6	Iron	07/08/2021	12800	Y	Y				56	56	mg/kg
RI-SB-8 (5-5.5)	JD27605-6	Lead	07/08/2021	2.9	Y	Y				2.2	2.2	mg/kg
RI-SB-8 (5-5.5)	JD27605-6	Chromium	07/08/2021	20.6	Y	Y				1.1	1.1	mg/kg
RI-SB-8 (5-5.5)	JD27605-6	Cadmium	07/08/2021		Y	N	U		U	0.56	0.56	mg/kg
RI-SB-8 (5-5.5)	JD27605-6	Magnesium	07/08/2021	5750	Y	Y				560	560	mg/kg
RI-SB-8 (5-5.5)	JD27605-6	Copper	07/08/2021	14.6	Y	Y				2.8	2.8	mg/kg
RI-SB-8 (5-5.5)	JD27605-6	Vanadium	07/08/2021	24.4	Y	Y				5.6	5.6	mg/kg
RI-SB-8 (5-5.5)	JD27605-6	Zinc	07/08/2021	35.3	Y	Y				5.6	5.6	mg/kg
RI-SB-8 (5-5.5)	JD27605-6	Selenium	07/08/2021		Y	N	U		U	2.2	2.2	mg/kg
RI-SB-8 (5-5.5)	JD27605-6	Barium	07/08/2021	74.8	Y	Y				22	22	mg/kg
RI-SB-8 (5-5.5)	JD27605-6	Calcium	07/08/2021	7570	Y	Y				560	560	mg/kg
RI-SB-8 (5-5.5)	JD27605-6	Thallium	07/08/2021		Y	N	U		U	2.2	2.2	mg/kg
RI-SB-8 (5-5.5)	JD27605-6	Beryllium	07/08/2021		Y	N	U		U	0.45	0.45	mg/kg
RI-SB-8 (5-5.5)	JD27605-6	Cobalt	07/08/2021		Y	N	U		U	11	11	mg/kg
RI-SB-9 (1.5-2.0)	JD27605-7	Zinc	07/08/2021	24.1	Y	Y				5.5	5.5	mg/kg
RI-SB-9 (1.5-2.0)	JD27605-7	Antimony	07/08/2021		Y	N	U		U	2.2	2.2	mg/kg
RI-SB-9 (1.5-2.0)	JD27605-7	Arsenic	07/08/2021		Y	N	U		U	2.2	2.2	mg/kg

SDG: JD27605

Analytical Method 6010D

Sample ID	Lab Sample ID	Chemical Name	Anal Date	Result	Validated	Detect	Lab Qual	Val Qual	Final qual	RL	MDL	Units
RI-SB-9 (1.5-2.0)	JD27605-7	Barium	07/08/2021	57.9	Y	Y				22	22	mg/kg
RI-SB-9 (1.5-2.0)	JD27605-7	Beryllium	07/08/2021	0.31	Y	Y				0.22	0.22	mg/kg
RI-SB-9 (1.5-2.0)	JD27605-7	Cadmium	07/08/2021		Y	N	U		U	0.55	0.55	mg/kg
RI-SB-9 (1.5-2.0)	JD27605-7	Chromium	07/08/2021	25.9	Y	Y				1.1	1.1	mg/kg
RI-SB-9 (1.5-2.0)	JD27605-7	Cobalt	07/08/2021		Y	N	U		U	5.5	5.5	mg/kg
RI-SB-9 (1.5-2.0)	JD27605-7	Calcium	07/08/2021	5000	Y	Y				550	550	mg/kg
RI-SB-9 (1.5-2.0)	JD27605-7	Vanadium	07/08/2021	19.1	Y	Y				5.5	5.5	mg/kg
RI-SB-9 (1.5-2.0)	JD27605-7	Selenium	07/08/2021		Y	N	U		U	2.2	2.2	mg/kg
RI-SB-9 (1.5-2.0)	JD27605-7	Sodium	07/08/2021		Y	N	U		U	1100	1100	mg/kg
RI-SB-9 (1.5-2.0)	JD27605-7	Silver	07/08/2021		Y	N	U		U	0.55	0.55	mg/kg
RI-SB-9 (1.5-2.0)	JD27605-7	Copper	07/08/2021	17.1	Y	Y				2.7	2.7	mg/kg
RI-SB-9 (1.5-2.0)	JD27605-7	Nickel	07/08/2021	13.4	Y	Y				4.4	4.4	mg/kg
RI-SB-9 (1.5-2.0)	JD27605-7	Aluminum	07/08/2021	6690	Y	Y				55	55	mg/kg
RI-SB-9 (1.5-2.0)	JD27605-7	Iron	07/08/2021	11000	Y	Y				55	55	mg/kg
RI-SB-9 (1.5-2.0)	JD27605-7	Lead	07/08/2021	7.6	Y	Y				2.2	2.2	mg/kg
RI-SB-9 (1.5-2.0)	JD27605-7	Magnesium	07/08/2021	3760	Y	Y				550	550	mg/kg
RI-SB-9 (1.5-2.0)	JD27605-7	Potassium	07/08/2021	2620	Y	Y				1100	1100	mg/kg
RI-SB-9 (1.5-2.0)	JD27605-7	Manganese	07/08/2021	198	Y	Y				1.6	1.6	mg/kg
RI-SB-9 (1.5-2.0)	JD27605-7	Thallium	07/08/2021		Y	N	U		U	1.1	1.1	mg/kg
RI-SB-9 (3.5-4.0)	JD27605-8	Barium	07/08/2021	56.2	Y	Y				13	13	mg/kg
RI-SB-9 (3.5-4.0)	JD27605-8	Chromium	07/08/2021	14.8	Y	Y				0.65	0.65	mg/kg
RI-SB-9 (3.5-4.0)	JD27605-8	Vanadium	07/08/2021	18.0	Y	Y				3.3	3.3	mg/kg
RI-SB-9 (3.5-4.0)	JD27605-8	Selenium	07/08/2021		Y	N	U		U	1.3	1.3	mg/kg
RI-SB-9 (3.5-4.0)	JD27605-8	Arsenic	07/08/2021		Y	N	U		U	1.3	1.3	mg/kg
RI-SB-9 (3.5-4.0)	JD27605-8	Calcium	07/08/2021	5960	Y	Y				330	330	mg/kg

SDG: JD27605

Analytical Method 6010D

Sample ID	Lab Sample ID	Chemical Name	Anal Date	Result	Validated	Detect	Lab Qual	Val Qual	Final qual	RL	MDL	Units
RI-SB-9 (3.5-4.0)	JD27605-8	Cadmium	07/08/2021	0.36	Y	Y				0.33	0.33	mg/kg
RI-SB-9 (3.5-4.0)	JD27605-8	Zinc	07/08/2021	20.2	Y	Y				3.3	3.3	mg/kg
RI-SB-9 (3.5-4.0)	JD27605-8	Aluminum	07/08/2021	6010	Y	Y				33	33	mg/kg
RI-SB-9 (3.5-4.0)	JD27605-8	Sodium	07/08/2021		Y	N	U		U	650	650	mg/kg
RI-SB-9 (3.5-4.0)	JD27605-8	Silver	07/08/2021		Y	N	U		U	0.33	0.33	mg/kg
RI-SB-9 (3.5-4.0)	JD27605-8	Potassium	07/08/2021	2850	Y	Y				650	650	mg/kg
RI-SB-9 (3.5-4.0)	JD27605-8	Nickel	07/08/2021	12.7	Y	Y				2.6	2.6	mg/kg
RI-SB-9 (3.5-4.0)	JD27605-8	Manganese	07/08/2021	169	Y	Y				0.98	0.98	mg/kg
RI-SB-9 (3.5-4.0)	JD27605-8	Magnesium	07/08/2021	4410	Y	Y				330	330	mg/kg
RI-SB-9 (3.5-4.0)	JD27605-8	Lead	07/08/2021	2.8	Y	Y				1.3	1.3	mg/kg
RI-SB-9 (3.5-4.0)	JD27605-8	Iron	07/08/2021	11000	Y	Y				33	33	mg/kg
RI-SB-9 (3.5-4.0)	JD27605-8	Antimony	07/08/2021		Y	N	U		U	1.3	1.3	mg/kg
RI-SB-9 (3.5-4.0)	JD27605-8	Copper	07/08/2021	12.7	Y	Y				1.6	1.6	mg/kg
RI-SB-9 (3.5-4.0)	JD27605-8	Thallium	07/08/2021		Y	N	U		U	1.3	1.3	mg/kg
RI-SB-9 (3.5-4.0)	JD27605-8	Cobalt	07/08/2021		Y	N	U		U	6.5	6.5	mg/kg
RI-SB-9 (3.5-4.0)	JD27605-8	Beryllium	07/08/2021		Y	N	U		U	0.26	0.26	mg/kg
RI-SB-10 (1.5-2.0)	JD27605-9	Chromium	07/08/2021	17.3	Y	Y				1.2	1.2	mg/kg
RI-SB-10 (1.5-2.0)	JD27605-9	Selenium	07/08/2021		Y	N	U		U	2.3	2.3	mg/kg
RI-SB-10 (1.5-2.0)	JD27605-9	Sodium	07/08/2021		Y	N	U		U	1200	1200	mg/kg
RI-SB-10 (1.5-2.0)	JD27605-9	Calcium	07/08/2021	6560	Y	Y				580	580	mg/kg
RI-SB-10 (1.5-2.0)	JD27605-9	Zinc	07/08/2021	46.3	Y	Y				5.8	5.8	mg/kg
RI-SB-10 (1.5-2.0)	JD27605-9	Vanadium	07/08/2021	22.4	Y	Y				5.8	5.8	mg/kg
RI-SB-10 (1.5-2.0)	JD27605-9	Copper	07/08/2021	15.3	Y	Y				2.9	2.9	mg/kg
RI-SB-10 (1.5-2.0)	JD27605-9	Cobalt	07/08/2021	6.1	Y	Y				5.8	5.8	mg/kg
RI-SB-10 (1.5-2.0)	JD27605-9	Potassium	07/08/2021	3150	Y	Y				1200	1200	mg/kg

Analytical Method 6010D

Sample ID	Lab Sample ID	Chemical Name	Anal Date	Result	Validated	Detect	Lab Qual	Val Qual	Final qual	RL	MDL	Units
RI-SB-10 (1.5-2.0)	JD27605-9	Iron	07/08/2021	12400	Y	Y				58	58	mg/kg
RI-SB-10 (1.5-2.0)	JD27605-9	Magnesium	07/08/2021	3560	Y	Y				580	580	mg/kg
RI-SB-10 (1.5-2.0)	JD27605-9	Manganese	07/08/2021	272	Y	Y				1.7	1.7	mg/kg
RI-SB-10 (1.5-2.0)	JD27605-9	Aluminum	07/08/2021	8340	Y	Y				58	58	mg/kg
RI-SB-10 (1.5-2.0)	JD27605-9	Antimony	07/08/2021		Y	N	U		U	2.3	2.3	mg/kg
RI-SB-10 (1.5-2.0)	JD27605-9	Nickel	07/08/2021	14.7	Y	Y				4.6	4.6	mg/kg
RI-SB-10 (1.5-2.0)	JD27605-9	Lead	07/08/2021	30.6	Y	Y				2.3	2.3	mg/kg
RI-SB-10 (1.5-2.0)	JD27605-9	Silver	07/08/2021		Y	N	U		U	0.58	0.58	mg/kg
RI-SB-10 (1.5-2.0)	JD27605-9	Thallium	07/08/2021		Y	N	U		U	1.2	1.2	mg/kg
RI-SB-10 (1.5-2.0)	JD27605-9	Cadmium	07/08/2021		Y	N	U		U	0.58	0.58	mg/kg
RI-SB-10 (1.5-2.0)	JD27605-9	Arsenic	07/08/2021		Y	N	U		U	2.3	2.3	mg/kg
RI-SB-10 (1.5-2.0)	JD27605-9	Barium	07/08/2021	77.5	Y	Y				23	23	mg/kg
RI-SB-10 (1.5-2.0)	JD27605-9	Beryllium	07/08/2021	0.37	Y	Y				0.23	0.23	mg/kg

Analytical Method SW7471

Sample ID	Lab Sample ID	Chemical Name	Anal Date	Result	Validated	Detect	Lab Qual	Val Qual	Final qual	RL	MDL	Units
RI-SB-17 (2.5-3.0)	JD27605-1	Mercury	07/08/2021	0.94	Y	Y				0.094	0.094	mg/kg
RI-SB-10 (3-3.5)	JD27605-10	Mercury	07/08/2021		Y	N	U		U	0.032	0.032	mg/kg
RI-SB-10 (5.5-6.0)	JD27605-11	Mercury	07/08/2021		Y	N	U		U	0.029	0.029	mg/kg
RI-SB-9 (5.5-6.0)	JD27605-12	Mercury	07/08/2021		Y	N	U		U	0.034	0.034	mg/kg
DUP-1	JD27605-13	Mercury	07/08/2021	0.31	Y	Y				0.034	0.034	mg/kg
RI-SB-18 (3-3.5)	JD27605-2	Mercury	07/08/2021		Y	N	U		U	0.032	0.032	mg/kg
RI-SB-18 (6.5-7.0)	JD27605-3	Mercury	07/08/2021	0.35	Y	Y				0.016	0.016	mg/kg
RI-SB-8 (1.5-2.0)	JD27605-4	Mercury	07/08/2021		Y	N	U		U	0.028	0.028	mg/kg
RI-SB-8 (2.5-3.0)	JD27605-5	Mercury	07/08/2021		Y	N	U		U	0.029	0.029	mg/kg

Analytical Method SW7471

Sample ID	Lab Sample ID	Chemical Name	Anal Date	Result	Validated	Detect	Lab Qual	Val Qual	Final qual	RL	MDL	Units
RI-SB-8 (5-5.5)	JD27605-6	Mercury	07/08/2021		Y	N	U		U	0.021	0.021	mg/kg
RI-SB-9 (1.5-2.0)	JD27605-7	Mercury	07/08/2021		Y	N	U		U	0.031	0.031	mg/kg
RI-SB-9 (3.5-4.0)	JD27605-8	Mercury	07/08/2021		Y	N	U		U	0.018	0.018	mg/kg
RI-SB-10 (1.5-2.0)	JD27605-9	Mercury	07/08/2021	0.037	Y	Y				0.030	0.030	mg/kg

Analytical Method SW8260

Sample ID	Lab Sample ID	Chemical Name	Anal Date	Result	Validated	Detect	Lab Qual	Val Qual	Final qual	RL	MDL	Units
RI-SB-9 (5.5-6.0)	JD27605-12	Trichloroethene	07/03/2021		Y	N	U		U	42	32	ug/kg
RI-SB-9 (5.5-6.0)	JD27605-12	Methyl Acetate	07/03/2021		Y	N	U		U	210	59	ug/kg
RI-SB-9 (5.5-6.0)	JD27605-12	1,1,2,2-Tetrachloroethane	07/03/2021		Y	N	U		U	85	25	ug/kg
RI-SB-9 (5.5-6.0)	JD27605-12	1,2,3-Trichlorobenzene	07/03/2021		Y	N	U		U	210	110	ug/kg
RI-SB-9 (5.5-6.0)	JD27605-12	o-Xylene	07/03/2021		Y	N	U		U	42	19	ug/kg
RI-SB-9 (5.5-6.0)	JD27605-12	1,2-Dichlorobenzene	07/03/2021		Y	N	U		U	42	23	ug/kg
RI-SB-9 (5.5-6.0)	JD27605-12	1,1,1-Trichloroethane	07/03/2021		Y	N	U		U	85	20	ug/kg
RI-SB-9 (5.5-6.0)	JD27605-12	Benzene	07/03/2021		Y	N	U		U	21	19	ug/kg
RI-SB-9 (5.5-6.0)	JD27605-12	Chloroform	07/03/2021		Y	N	U		U	85	22	ug/kg
RI-SB-9 (5.5-6.0)	JD27605-12	Acetone	07/03/2021		Y	N	U	UJ	UJ	420	180	ug/kg
RI-SB-9 (5.5-6.0)	JD27605-12	2-Hexanone	07/03/2021		Y	N	U		U	210	90	ug/kg
RI-SB-9 (5.5-6.0)	JD27605-12	Carbon tetrachloride	07/03/2021		Y	N	U		U	85	26	ug/kg
RI-SB-9 (5.5-6.0)	JD27605-12	1,1,2-Trichloroethane	07/03/2021		Y	N	U		U	85	24	ug/kg
RI-SB-9 (5.5-6.0)	JD27605-12	Methyl Tert Butyl Ether	07/03/2021		Y	N	U		U	42	20	ug/kg
RI-SB-9 (5.5-6.0)	JD27605-12	1,2,4-Trichlorobenzene	07/03/2021		Y	N	U		U	210	110	ug/kg
RI-SB-9 (5.5-6.0)	JD27605-12	1,3-Dichlorobenzene	07/03/2021		Y	N	U		U	42	21	ug/kg
RI-SB-9 (5.5-6.0)	JD27605-12	Bromoform	07/03/2021		Y	N	U		U	210	58	ug/kg
RI-SB-9 (5.5-6.0)	JD27605-12	1,2-Dibromo-3-chloropropane	07/03/2021		Y	N	U		U	85	29	ug/kg

SDG: JD27605

Analytical Method SW8260

Sample ID	Lab Sample ID	Chemical Name	Anal Date	Result	Validated	Detect	Lab Qual	Val Qual	Final qual	RL	MDL	Units
RI-SB-9 (5.5-6.0)	JD27605-12	Isopropylbenzene	07/03/2021	66.0	Y	Y	J		J	85	60	ug/kg
RI-SB-9 (5.5-6.0)	JD27605-12	Bromochloromethane	07/03/2021		Y	N	U		U	210	24	ug/kg
RI-SB-9 (5.5-6.0)	JD27605-12	trans-1,2-Dichloroethene	07/03/2021		Y	N	U		U	42	26	ug/kg
RI-SB-9 (5.5-6.0)	JD27605-12	Chloromethane	07/03/2021		Y	N	U		U	210	83	ug/kg
RI-SB-9 (5.5-6.0)	JD27605-12	Bromomethane	07/03/2021		Y	N	U		U	210	32	ug/kg
RI-SB-9 (5.5-6.0)	JD27605-12	Chloroethane	07/03/2021		Y	N	U		U	210	25	ug/kg
RI-SB-9 (5.5-6.0)	JD27605-12	Vinyl chloride	07/03/2021		Y	N	U		U	85	20	ug/kg
RI-SB-9 (5.5-6.0)	JD27605-12	Carbon disulfide	07/03/2021		Y	N	U		U	85	23	ug/kg
RI-SB-9 (5.5-6.0)	JD27605-12	2-Butanone (MEK)	07/03/2021		Y	N	U	UJ	UJ	420	100	ug/kg
RI-SB-9 (5.5-6.0)	JD27605-12	Bromodichloromethane	07/03/2021		Y	N	U		U	85	18	ug/kg
RI-SB-9 (5.5-6.0)	JD27605-12	1,1-Dichloroethane	07/03/2021		Y	N	U		U	42	21	ug/kg
RI-SB-9 (5.5-6.0)	JD27605-12	1,1-Dichloroethene	07/03/2021		Y	N	U		U	42	28	ug/kg
RI-SB-9 (5.5-6.0)	JD27605-12	Trichlorofluoromethane	07/03/2021		Y	N	U		U	210	29	ug/kg
RI-SB-9 (5.5-6.0)	JD27605-12	Dichlorodifluoromethane	07/03/2021		Y	N	U		U	210	31	ug/kg
RI-SB-9 (5.5-6.0)	JD27605-12	Freon 113	07/03/2021		Y	N	U		U	210	110	ug/kg
RI-SB-9 (5.5-6.0)	JD27605-12	1,2-Dichloropropane	07/03/2021		Y	N	U		U	85	20	ug/kg
RI-SB-9 (5.5-6.0)	JD27605-12	Methylene chloride	07/03/2021		Y	N	U		U	210	110	ug/kg
RI-SB-9 (5.5-6.0)	JD27605-12	cis-1,3-Dichloropropene	07/03/2021		Y	N	U		U	85	20	ug/kg
RI-SB-9 (5.5-6.0)	JD27605-12	Tetrachloroethene	07/03/2021		Y	N	U		U	85	25	ug/kg
RI-SB-9 (5.5-6.0)	JD27605-12	Styrene	07/03/2021		Y	N	U		U	85	17	ug/kg
RI-SB-9 (5.5-6.0)	JD27605-12	trans-1,3-Dichloropropene	07/03/2021		Y	N	U		U	85	19	ug/kg
RI-SB-9 (5.5-6.0)	JD27605-12	1,4-Dichlorobenzene	07/03/2021		Y	N	U		U	42	21	ug/kg
RI-SB-9 (5.5-6.0)	JD27605-12	1,2-Dibromoethane	07/03/2021		Y	N	U		U	42	18	ug/kg
RI-SB-9 (5.5-6.0)	JD27605-12	1,2-Dichloroethane	07/03/2021		Y	N	U		U	42	20	ug/kg
RI-SB-9 (5.5-6.0)	JD27605-12	4-Methyl-2-pentanone(MIBK)	07/03/2021		Y	N	U		U	210	96	ug/kg

Analytical Method SW8260

Sample ID	Lab Sample ID	Chemical Name	Anal Date	Result	Validated	Detect	Lab Qual	Val Qual	Final qual	RL	MDL	Units
RI-SB-9 (5.5-6.0)	JD27605-12	Methylcyclohexane	07/03/2021		Y	N	U		U	85	37	ug/kg
RI-SB-9 (5.5-6.0)	JD27605-12	Toluene	07/03/2021		Y	N	U		U	42	22	ug/kg
RI-SB-9 (5.5-6.0)	JD27605-12	Chlorobenzene	07/03/2021		Y	N	U		U	85	19	ug/kg
RI-SB-9 (5.5-6.0)	JD27605-12	Cyclohexane	07/03/2021		Y	N	U		U	85	28	ug/kg
RI-SB-9 (5.5-6.0)	JD27605-12	Dibromochloromethane	07/03/2021		Y	N	U		U	85	24	ug/kg
RI-SB-9 (5.5-6.0)	JD27605-12	m,p-Xylene	07/03/2021		Y	N	U		U	42	38	ug/kg
RI-SB-9 (5.5-6.0)	JD27605-12	cis-1,2-Dichloroethene	07/03/2021		Y	N	U		U	42	36	ug/kg
RI-SB-9 (5.5-6.0)	JD27605-12	Xylene (total)	07/03/2021		Y	N	U		U	42	19	ug/kg
RI-SB-9 (5.5-6.0)	JD27605-12	Ethylbenzene	07/03/2021		Y	N	U		U	42	19	ug/kg

Analytical Method SW8270

Sample ID	Lab Sample ID	Chemical Name	Anal Date	Result	Validated	Detect	Lab Qual	Val Qual	Final qual	RL	MDL	Units
RI-SB-17 (2.5-3.0)	JD27605-1	Carbazole	07/08/2021	313	Y	Y				85	6.2	ug/kg
RI-SB-17 (2.5-3.0)	JD27605-1	Hexachlorobutadiene	07/08/2021		Y	N	U		U	43	17	ug/kg
RI-SB-17 (2.5-3.0)	JD27605-1	Pentachlorophenol	07/08/2021		Y	N	U		U	170	40	ug/kg
RI-SB-17 (2.5-3.0)	JD27605-1	2,4,6-Trichlorophenol	07/08/2021		Y	N	U		U	210	25	ug/kg
RI-SB-17 (2.5-3.0)	JD27605-1	2-Nitroaniline	07/08/2021		Y	N	U		U	210	10	ug/kg
RI-SB-17 (2.5-3.0)	JD27605-1	2-Nitrophenol	07/08/2021		Y	N	U		U	210	28	ug/kg
RI-SB-17 (2.5-3.0)	JD27605-1	2-Methylnaphthalene	07/08/2021	106	Y	Y				43	9.6	ug/kg
RI-SB-17 (2.5-3.0)	JD27605-1	Phenanthrene	07/08/2021	2640	Y	Y				43	14	ug/kg
RI-SB-17 (2.5-3.0)	JD27605-1	2-Chloronaphthalene	07/08/2021		Y	N	U		U	85	10	ug/kg
RI-SB-17 (2.5-3.0)	JD27605-1	3,3'-Dichlorobenzidine	07/08/2021		Y	N	U		U	85	35	ug/kg
RI-SB-17 (2.5-3.0)	JD27605-1	4,6-Dinitro-o-cresol	07/08/2021		Y	N	U		U	210	46	ug/kg
RI-SB-17 (2.5-3.0)	JD27605-1	1,1'-Biphenyl	07/08/2021	32.5	Y	Y	J		J	85	5.8	ug/kg
RI-SB-17 (2.5-3.0)	JD27605-1	2-Methylphenol	07/08/2021		Y	N	U		U	85	27	ug/kg

SDG: JD27605

Analytical Method SW8270

Sample ID	Lab Sample ID	Chemical Name	Anal Date	Result	Validated	Detect	Lab Qual	Val Qual	Final qual	RL	MDL	Units
RI-SB-17 (2.5-3.0)	JD27605-1	2-Chlorophenol	07/08/2021		Y	N	U		U	85	21	ug/kg
RI-SB-17 (2.5-3.0)	JD27605-1	1,2,4,5-Tetrachlorobenzene	07/08/2021		Y	N	U		U	210	11	ug/kg
RI-SB-17 (2.5-3.0)	JD27605-1	Naphthalene	07/08/2021	259	Y	Y				43	12	ug/kg
RI-SB-17 (2.5-3.0)	JD27605-1	Indeno(1,2,3-cd)pyrene	07/08/2021	834	Y	Y				43	20	ug/kg
RI-SB-17 (2.5-3.0)	JD27605-1	Isophorone	07/08/2021		Y	N	U		U	85	9.1	ug/kg
RI-SB-17 (2.5-3.0)	JD27605-1	Hexachlorocyclopentadiene	07/08/2021		Y	N	U		U	430	17	ug/kg
RI-SB-17 (2.5-3.0)	JD27605-1	4-Chlorophenyl phenyl ether	07/08/2021		Y	N	U		U	85	14	ug/kg
RI-SB-17 (2.5-3.0)	JD27605-1	Hexachloroethane	07/08/2021		Y	N	U		U	210	21	ug/kg
RI-SB-17 (2.5-3.0)	JD27605-1	N-Nitroso-di-n-propylamine	07/08/2021		Y	N	U		U	85	12	ug/kg
RI-SB-17 (2.5-3.0)	JD27605-1	2,6-Dinitrotoluene	07/08/2021		Y	N	U		U	43	21	ug/kg
RI-SB-17 (2.5-3.0)	JD27605-1	N-Nitrosodiphenylamine	07/08/2021		Y	N	U		U	210	16	ug/kg
RI-SB-17 (2.5-3.0)	JD27605-1	2,3,4,6-Tetrachlorophenol	07/08/2021		Y	N	U		U	210	28	ug/kg
RI-SB-17 (2.5-3.0)	JD27605-1	Fluorene	07/08/2021	177	Y	Y				43	20	ug/kg
RI-SB-17 (2.5-3.0)	JD27605-1	Benzo(a)anthracene	07/08/2021	1180	Y	Y				43	12	ug/kg
RI-SB-17 (2.5-3.0)	JD27605-1	2,4,5-Trichlorophenol	07/08/2021		Y	N	U		U	210	32	ug/kg
RI-SB-17 (2.5-3.0)	JD27605-1	Acenaphthene	07/08/2021	166	Y	Y				43	15	ug/kg
RI-SB-17 (2.5-3.0)	JD27605-1	Diethyl phthalate	07/08/2021		Y	N	U		U	85	9.1	ug/kg
RI-SB-17 (2.5-3.0)	JD27605-1	Di-n-butyl phthalate	07/08/2021		Y	N	U		U	85	6.9	ug/kg
RI-SB-17 (2.5-3.0)	JD27605-1	Butyl benzyl phthalate	07/08/2021		Y	N	U		U	85	10	ug/kg
RI-SB-17 (2.5-3.0)	JD27605-1	4-Chloro-3-methyl phenol	07/08/2021		Y	N	U		U	210	26	ug/kg
RI-SB-17 (2.5-3.0)	JD27605-1	Phenol	07/08/2021		Y	N	U		U	85	22	ug/kg
RI-SB-17 (2.5-3.0)	JD27605-1	Fluoranthene	07/08/2021	3050	Y	Y				43	19	ug/kg
RI-SB-17 (2.5-3.0)	JD27605-1	Acetophenone	07/08/2021		Y	N	U		U	210	9.1	ug/kg
RI-SB-17 (2.5-3.0)	JD27605-1	Nitrobenzene	07/08/2021		Y	N	U		U	85	16	ug/kg
RI-SB-17 (2.5-3.0)	JD27605-1	3-Nitroaniline	07/08/2021		Y	N	U		U	210	11	ug/kg

SDG: JD27605

Analytical Method SW8270

Sample ID	Lab Sample ID	Chemical Name	Anal Date	Result	Validated	Detect	Lab Qual	Val Qual	Final qual	RL	MDL	Units
RI-SB-17 (2.5-3.0)	JD27605-1	3&4-Methylphenol	07/08/2021		Y	N	U		U	85	35	ug/kg
RI-SB-17 (2.5-3.0)	JD27605-1	bis(2-Ethylhexyl)phthalate	07/08/2021		Y	N	U		U	85	10	ug/kg
RI-SB-17 (2.5-3.0)	JD27605-1	Hexachlorobenzene	07/08/2021		Y	N	U		U	85	11	ug/kg
RI-SB-17 (2.5-3.0)	JD27605-1	bis(2-Chloroethyl)ether	07/08/2021		Y	N	U		U	85	18	ug/kg
RI-SB-17 (2.5-3.0)	JD27605-1	Anthracene	07/08/2021	344	Y	Y				43	26	ug/kg
RI-SB-17 (2.5-3.0)	JD27605-1	2,2'-Oxybis(1-chloropropane)	07/08/2021		Y	N	U		U	85	15	ug/kg
RI-SB-17 (2.5-3.0)	JD27605-1	4-Chloroaniline	07/08/2021		Y	N	U		U	210	15	ug/kg
RI-SB-17 (2.5-3.0)	JD27605-1	2,4-Dimethylphenol	07/08/2021		Y	N	U		U	210	76	ug/kg
RI-SB-17 (2.5-3.0)	JD27605-1	Caprolactam	07/08/2021		Y	N	U	UJ	UJ	85	17	ug/kg
RI-SB-17 (2.5-3.0)	JD27605-1	4-Bromophenyl phenyl ether	07/08/2021		Y	N	U		U	85	16	ug/kg
RI-SB-17 (2.5-3.0)	JD27605-1	4-Nitroaniline	07/08/2021		Y	N	U		U	210	11	ug/kg
RI-SB-17 (2.5-3.0)	JD27605-1	4-Nitrophenol	07/08/2021		Y	N	U		U	430	110	ug/kg
RI-SB-17 (2.5-3.0)	JD27605-1	bis(2-Chloroethoxy)methane	07/08/2021		Y	N	U		U	85	9.1	ug/kg
RI-SB-17 (2.5-3.0)	JD27605-1	Atrazine	07/08/2021		Y	N	U		U	85	18	ug/kg
RI-SB-17 (2.5-3.0)	JD27605-1	2,4-Dinitrophenol	07/08/2021		Y	N	U		U	210	160	ug/kg
RI-SB-17 (2.5-3.0)	JD27605-1	Benzo(a)pyrene	07/08/2021	1150	Y	Y				43	19	ug/kg
RI-SB-17 (2.5-3.0)	JD27605-1	Chrysene	07/08/2021	1290	Y	Y				43	13	ug/kg
RI-SB-17 (2.5-3.0)	JD27605-1	Acenaphthylene	07/08/2021	86.7	Y	Y				43	22	ug/kg
RI-SB-17 (2.5-3.0)	JD27605-1	Benzo(k)fluoranthene	07/08/2021	512	Y	Y				43	20	ug/kg
RI-SB-17 (2.5-3.0)	JD27605-1	Di-n-octyl phthalate	07/08/2021		Y	N	U		U	85	11	ug/kg
RI-SB-17 (2.5-3.0)	JD27605-1	Benzaldehyde	07/08/2021	17.1	Y	Y	J		J	210	11	ug/kg
RI-SB-17 (2.5-3.0)	JD27605-1	Dibenzo(a,h)anthracene	07/08/2021	186	Y	Y				43	19	ug/kg
RI-SB-17 (2.5-3.0)	JD27605-1	Benzo(g,h,i)perylene	07/08/2021	746	Y	Y				43	21	ug/kg
RI-SB-17 (2.5-3.0)	JD27605-1	Dibenzofuran	07/08/2021	182	Y	Y				85	17	ug/kg
RI-SB-17 (2.5-3.0)	JD27605-1	Dimethyl phthalate	07/08/2021		Y	N	U		U	85	7.6	ug/kg

SDG: JD27605

Analytical Method SW8270

Sample ID	Lab Sample ID	Chemical Name	Anal Date	Result	Validated	Detect	Lab Qual	Val Qual	Final qual	RL	MDL	Units
RI-SB-17 (2.5-3.0)	JD27605-1	Pyrene	07/08/2021	2720	Y	Y				43	14	ug/kg
RI-SB-17 (2.5-3.0)	JD27605-1	1,4-Dioxane	07/08/2021		Y	N	U		U	43	28	ug/kg
RI-SB-17 (2.5-3.0)	JD27605-1	2,4-Dinitrotoluene	07/08/2021		Y	N	U		U	43	13	ug/kg
RI-SB-17 (2.5-3.0)	JD27605-1	2,4-Dichlorophenol	07/08/2021		Y	N	U		U	210	36	ug/kg
RI-SB-17 (2.5-3.0)	JD27605-1	Benzo(b)fluoranthene	07/08/2021	1420	Y	Y				43	19	ug/kg
RI-SB-10 (3-3.5)	JD27605-10	3,3'-Dichlorobenzidine	07/06/2021		Y	N	U		U	71	30	ug/kg
RI-SB-10 (3-3.5)	JD27605-10	Benzo(g,h,i)perylene	07/06/2021		Y	N	U		U	36	18	ug/kg
RI-SB-10 (3-3.5)	JD27605-10	Anthracene	07/06/2021		Y	N	U		U	36	22	ug/kg
RI-SB-10 (3-3.5)	JD27605-10	Diethyl phthalate	07/06/2021		Y	N	U		U	71	7.6	ug/kg
RI-SB-10 (3-3.5)	JD27605-10	Di-n-butyl phthalate	07/06/2021		Y	N	U		U	71	5.8	ug/kg
RI-SB-10 (3-3.5)	JD27605-10	Phenanthrene	07/06/2021		Y	N	U		U	36	12	ug/kg
RI-SB-10 (3-3.5)	JD27605-10	Butyl benzyl phthalate	07/06/2021		Y	N	U	UJ	UJ	71	8.7	ug/kg
RI-SB-10 (3-3.5)	JD27605-10	N-Nitrosodiphenylamine	07/06/2021		Y	N	U	UJ	UJ	180	13	ug/kg
RI-SB-10 (3-3.5)	JD27605-10	Isophorone	07/06/2021		Y	N	U		U	71	7.6	ug/kg
RI-SB-10 (3-3.5)	JD27605-10	Atrazine	07/06/2021		Y	N	U		U	71	15	ug/kg
RI-SB-10 (3-3.5)	JD27605-10	Hexachlorocyclopentadiene	07/06/2021		Y	N	U	UJ	UJ	360	14	ug/kg
RI-SB-10 (3-3.5)	JD27605-10	Dibenzofuran	07/06/2021		Y	N	U		U	71	15	ug/kg
RI-SB-10 (3-3.5)	JD27605-10	Dimethyl phthalate	07/06/2021		Y	N	U		U	71	6.4	ug/kg
RI-SB-10 (3-3.5)	JD27605-10	Pyrene	07/06/2021		Y	N	U		U	36	11	ug/kg
RI-SB-10 (3-3.5)	JD27605-10	1,4-Dioxane	07/06/2021		Y	N	U		U	36	24	ug/kg
RI-SB-10 (3-3.5)	JD27605-10	2,4-Dinitrotoluene	07/06/2021		Y	N	U		U	36	11	ug/kg
RI-SB-10 (3-3.5)	JD27605-10	2,4-Dichlorophenol	07/06/2021		Y	N	U	UJ	UJ	180	30	ug/kg
RI-SB-10 (3-3.5)	JD27605-10	Benzo(b)fluoranthene	07/06/2021		Y	N	U		U	36	16	ug/kg
RI-SB-10 (3-3.5)	JD27605-10	Benzo(a)anthracene	07/06/2021		Y	N	U		U	36	10	ug/kg
RI-SB-10 (3-3.5)	JD27605-10	Fluoranthene	07/06/2021		Y	N	U		U	36	16	ug/kg

SDG: JD27605

Analytical Method SW8270

Sample ID	Lab Sample ID	Chemical Name	Anal Date	Result	Validated	Detect	Lab Qual	Val Qual	Final qual	RL	MDL	Units
RI-SB-10 (3-3.5)	JD27605-10	Benzo(k)fluoranthene	07/06/2021		Y	N	U		U	36	17	ug/kg
RI-SB-10 (3-3.5)	JD27605-10	Acenaphthylene	07/06/2021		Y	N	U		U	36	18	ug/kg
RI-SB-10 (3-3.5)	JD27605-10	Chrysene	07/06/2021		Y	N	U		U	36	11	ug/kg
RI-SB-10 (3-3.5)	JD27605-10	Benzo(a)pyrene	07/06/2021		Y	N	U		U	36	16	ug/kg
RI-SB-10 (3-3.5)	JD27605-10	2,4-Dinitrophenol	07/06/2021		Y	N	U		U	180	130	ug/kg
RI-SB-10 (3-3.5)	JD27605-10	Acenaphthene	07/06/2021		Y	N	U		U	36	12	ug/kg
RI-SB-10 (3-3.5)	JD27605-10	4,6-Dinitro-o-cresol	07/06/2021		Y	N	U		U	180	38	ug/kg
RI-SB-10 (3-3.5)	JD27605-10	Indeno(1,2,3-cd)pyrene	07/06/2021		Y	N	U		U	36	17	ug/kg
RI-SB-10 (3-3.5)	JD27605-10	2,3,4,6-Tetrachlorophenol	07/06/2021		Y	N	U		U	180	24	ug/kg
RI-SB-10 (3-3.5)	JD27605-10	4-Chloro-3-methyl phenol	07/06/2021		Y	N	U		U	180	22	ug/kg
RI-SB-10 (3-3.5)	JD27605-10	2,6-Dinitrotoluene	07/06/2021		Y	N	U		U	36	18	ug/kg
RI-SB-10 (3-3.5)	JD27605-10	N-Nitroso-di-n-propylamine	07/06/2021		Y	N	U		U	71	10	ug/kg
RI-SB-10 (3-3.5)	JD27605-10	Hexachloroethane	07/06/2021		Y	N	U		U	180	18	ug/kg
RI-SB-10 (3-3.5)	JD27605-10	4-Chlorophenyl phenyl ether	07/06/2021		Y	N	U		U	71	12	ug/kg
RI-SB-10 (3-3.5)	JD27605-10	Dibenzo(a,h)anthracene	07/06/2021		Y	N	U		U	36	16	ug/kg
RI-SB-10 (3-3.5)	JD27605-10	Hexachlorobenzene	07/06/2021		Y	N	U		U	71	9.0	ug/kg
RI-SB-10 (3-3.5)	JD27605-10	4-Nitroaniline	07/06/2021		Y	N	U		U	180	9.3	ug/kg
RI-SB-10 (3-3.5)	JD27605-10	2-Methylnaphthalene	07/06/2021		Y	N	U		U	36	8.1	ug/kg
RI-SB-10 (3-3.5)	JD27605-10	Naphthalene	07/06/2021		Y	N	U		U	36	10	ug/kg
RI-SB-10 (3-3.5)	JD27605-10	2-Nitrophenol	07/06/2021		Y	N	U		U	180	24	ug/kg
RI-SB-10 (3-3.5)	JD27605-10	2-Nitroaniline	07/06/2021		Y	N	U		U	180	8.4	ug/kg
RI-SB-10 (3-3.5)	JD27605-10	2,4,6-Trichlorophenol	07/06/2021		Y	N	U		U	180	21	ug/kg
RI-SB-10 (3-3.5)	JD27605-10	2-Methylphenol	07/06/2021		Y	N	U		U	71	23	ug/kg
RI-SB-10 (3-3.5)	JD27605-10	Hexachlorobutadiene	07/06/2021		Y	N	U		U	36	14	ug/kg
RI-SB-10 (3-3.5)	JD27605-10	1,1'-Biphenyl	07/06/2021		Y	N	U		U	71	4.9	ug/kg

SDG: JD27605

Analytical Method SW8270

Sample ID	Lab Sample ID	Chemical Name	Anal Date	Result	Validated	Detect	Lab Qual	Val Qual	Final qual	RL	MDL	Units
RI-SB-10 (3-3.5)	JD27605-10	Carbazole	07/06/2021		Y	N	U		U	71	5.2	ug/kg
RI-SB-10 (3-3.5)	JD27605-10	Fluorene	07/06/2021		Y	N	U		U	36	16	ug/kg
RI-SB-10 (3-3.5)	JD27605-10	3&4-Methylphenol	07/06/2021		Y	N	U		U	71	29	ug/kg
RI-SB-10 (3-3.5)	JD27605-10	4-Bromophenyl phenyl ether	07/06/2021		Y	N	U		U	71	14	ug/kg
RI-SB-10 (3-3.5)	JD27605-10	Benzaldehyde	07/06/2021		Y	N	U		U	180	8.9	ug/kg
RI-SB-10 (3-3.5)	JD27605-10	4-Nitrophenol	07/06/2021		Y	N	U	UJ	UJ	360	95	ug/kg
RI-SB-10 (3-3.5)	JD27605-10	Pentachlorophenol	07/06/2021		Y	N	U		U	140	34	ug/kg
RI-SB-10 (3-3.5)	JD27605-10	3-Nitroaniline	07/06/2021		Y	N	U		U	180	8.9	ug/kg
RI-SB-10 (3-3.5)	JD27605-10	Di-n-octyl phthalate	07/06/2021		Y	N	U		U	71	8.9	ug/kg
RI-SB-10 (3-3.5)	JD27605-10	bis(2-Ethylhexyl)phthalate	07/06/2021		Y	N	U		U	71	8.4	ug/kg
RI-SB-10 (3-3.5)	JD27605-10	bis(2-Chloroethoxy)methane	07/06/2021		Y	N	U		U	71	7.6	ug/kg
RI-SB-10 (3-3.5)	JD27605-10	bis(2-Chloroethyl)ether	07/06/2021		Y	N	U		U	71	15	ug/kg
RI-SB-10 (3-3.5)	JD27605-10	Phenol	07/06/2021		Y	N	U		U	71	19	ug/kg
RI-SB-10 (3-3.5)	JD27605-10	2,2'-Oxybis(1-chloropropane)	07/06/2021		Y	N	U		U	71	13	ug/kg
RI-SB-10 (3-3.5)	JD27605-10	2-Chloronaphthalene	07/06/2021		Y	N	U		U	71	8.5	ug/kg
RI-SB-10 (3-3.5)	JD27605-10	2,4-Dimethylphenol	07/06/2021		Y	N	U		U	180	64	ug/kg
RI-SB-10 (3-3.5)	JD27605-10	Caprolactam	07/06/2021		Y	N	U		U	71	14	ug/kg
RI-SB-10 (3-3.5)	JD27605-10	Nitrobenzene	07/06/2021		Y	N	U		U	71	14	ug/kg
RI-SB-10 (3-3.5)	JD27605-10	Acetophenone	07/06/2021		Y	N	U		U	180	7.7	ug/kg
RI-SB-10 (3-3.5)	JD27605-10	2,4,5-Trichlorophenol	07/06/2021		Y	N	U		U	180	27	ug/kg
RI-SB-10 (3-3.5)	JD27605-10	1,2,4,5-Tetrachlorobenzene	07/06/2021		Y	N	U		U	180	9.1	ug/kg
RI-SB-10 (3-3.5)	JD27605-10	2-Chlorophenol	07/06/2021		Y	N	U		U	71	18	ug/kg
RI-SB-10 (3-3.5)	JD27605-10	4-Chloroaniline	07/06/2021		Y	N	U		U	180	13	ug/kg
RI-SB-10 (5.5-6.0)	JD27605-11	Hexachlorobutadiene	07/06/2021		Y	N	U		U	37	15	ug/kg
RI-SB-10 (5.5-6.0)	JD27605-11	2-Chloronaphthalene	07/06/2021		Y	N	U		U	73	8.7	ug/kg

SDG: JD27605

Analytical Method SW8270

Sample ID	Lab Sample ID	Chemical Name	Anal Date	Result	Validated	Detect	Lab Qual	Val Qual	Final qual	RL	MDL	Units
RI-SB-10 (5.5-6.0)	JD27605-11	1,1'-Biphenyl	07/06/2021		Y	N	U		U	73	5.0	ug/kg
RI-SB-10 (5.5-6.0)	JD27605-11	Butyl benzyl phthalate	07/06/2021		Y	N	U	UJ	UJ	73	8.9	ug/kg
RI-SB-10 (5.5-6.0)	JD27605-11	3-Nitroaniline	07/06/2021		Y	N	U		U	180	9.2	ug/kg
RI-SB-10 (5.5-6.0)	JD27605-11	Nitrobenzene	07/06/2021		Y	N	U		U	73	14	ug/kg
RI-SB-10 (5.5-6.0)	JD27605-11	Acetophenone	07/06/2021		Y	N	U		U	180	7.9	ug/kg
RI-SB-10 (5.5-6.0)	JD27605-11	2,4,5-Trichlorophenol	07/06/2021		Y	N	U		U	180	27	ug/kg
RI-SB-10 (5.5-6.0)	JD27605-11	1,2,4,5-Tetrachlorobenzene	07/06/2021		Y	N	U		U	180	9.3	ug/kg
RI-SB-10 (5.5-6.0)	JD27605-11	Fluorene	07/06/2021		Y	N	U		U	37	17	ug/kg
RI-SB-10 (5.5-6.0)	JD27605-11	3,3'-Dichlorobenzidine	07/06/2021		Y	N	U		U	73	31	ug/kg
RI-SB-10 (5.5-6.0)	JD27605-11	N-Nitrosodiphenylamine	07/06/2021		Y	N	U	UJ	UJ	180	13	ug/kg
RI-SB-10 (5.5-6.0)	JD27605-11	2-Methylnaphthalene	07/06/2021		Y	N	U		U	37	8.3	ug/kg
RI-SB-10 (5.5-6.0)	JD27605-11	Naphthalene	07/06/2021		Y	N	U		U	37	10	ug/kg
RI-SB-10 (5.5-6.0)	JD27605-11	2-Nitrophenol	07/06/2021		Y	N	U		U	180	24	ug/kg
RI-SB-10 (5.5-6.0)	JD27605-11	2-Nitroaniline	07/06/2021		Y	N	U		U	180	8.6	ug/kg
RI-SB-10 (5.5-6.0)	JD27605-11	2,4,6-Trichlorophenol	07/06/2021		Y	N	U		U	180	22	ug/kg
RI-SB-10 (5.5-6.0)	JD27605-11	Pentachlorophenol	07/06/2021		Y	N	U		U	150	34	ug/kg
RI-SB-10 (5.5-6.0)	JD27605-11	Carbazole	07/06/2021		Y	N	U		U	73	5.3	ug/kg
RI-SB-10 (5.5-6.0)	JD27605-11	3&4-Methylphenol	07/06/2021		Y	N	U		U	73	30	ug/kg
RI-SB-10 (5.5-6.0)	JD27605-11	2-Methylphenol	07/06/2021		Y	N	U		U	73	23	ug/kg
RI-SB-10 (5.5-6.0)	JD27605-11	bis(2-Chloroethoxy)methane	07/06/2021		Y	N	U		U	73	7.8	ug/kg
RI-SB-10 (5.5-6.0)	JD27605-11	Benzo(g,h,i)perylene	07/06/2021		Y	N	U		U	37	18	ug/kg
RI-SB-10 (5.5-6.0)	JD27605-11	Dibenzofuran	07/06/2021		Y	N	U		U	73	15	ug/kg
RI-SB-10 (5.5-6.0)	JD27605-11	Dimethyl phthalate	07/06/2021		Y	N	U		U	73	6.5	ug/kg
RI-SB-10 (5.5-6.0)	JD27605-11	Pyrene	07/06/2021		Y	N	U		U	37	12	ug/kg
RI-SB-10 (5.5-6.0)	JD27605-11	1,4-Dioxane	07/06/2021		Y	N	U		U	37	24	ug/kg

SDG: JD27605

Analytical Method SW8270

Sample ID	Lab Sample ID	Chemical Name	Anal Date	Result	Validated	Detect	Lab Qual	Val Qual	Final qual	RL	MDL	Units
RI-SB-10 (5.5-6.0)	JD27605-11	2,4-Dinitrotoluene	07/06/2021		Y	N	U		U	37	11	ug/kg
RI-SB-10 (5.5-6.0)	JD27605-11	2,4-Dichlorophenol	07/06/2021		Y	N	U	UJ	UJ	180	31	ug/kg
RI-SB-10 (5.5-6.0)	JD27605-11	Anthracene	07/06/2021		Y	N	U		U	37	22	ug/kg
RI-SB-10 (5.5-6.0)	JD27605-11	Hexachlorobenzene	07/06/2021		Y	N	U		U	73	9.3	ug/kg
RI-SB-10 (5.5-6.0)	JD27605-11	Atrazine	07/06/2021		Y	N	U		U	73	16	ug/kg
RI-SB-10 (5.5-6.0)	JD27605-11	bis(2-Ethylhexyl)phthalate	07/06/2021		Y	N	U		U	73	8.6	ug/kg
RI-SB-10 (5.5-6.0)	JD27605-11	Phenol	07/06/2021		Y	N	U		U	73	19	ug/kg
RI-SB-10 (5.5-6.0)	JD27605-11	bis(2-Chloroethyl)ether	07/06/2021		Y	N	U		U	73	16	ug/kg
RI-SB-10 (5.5-6.0)	JD27605-11	2,2'-Oxybis(1-chloropropane)	07/06/2021		Y	N	U		U	73	13	ug/kg
RI-SB-10 (5.5-6.0)	JD27605-11	2,4-Dimethylphenol	07/06/2021		Y	N	U		U	180	65	ug/kg
RI-SB-10 (5.5-6.0)	JD27605-11	Caprolactam	07/06/2021		Y	N	U		U	73	14	ug/kg
RI-SB-10 (5.5-6.0)	JD27605-11	4-Bromophenyl phenyl ether	07/06/2021		Y	N	U		U	73	14	ug/kg
RI-SB-10 (5.5-6.0)	JD27605-11	Benzaldehyde	07/06/2021		Y	N	U		U	180	9.1	ug/kg
RI-SB-10 (5.5-6.0)	JD27605-11	4-Nitrophenol	07/06/2021		Y	N	U	UJ	UJ	370	98	ug/kg
RI-SB-10 (5.5-6.0)	JD27605-11	Phenanthrene	07/06/2021		Y	N	U		U	37	12	ug/kg
RI-SB-10 (5.5-6.0)	JD27605-11	2-Chlorophenol	07/06/2021		Y	N	U		U	73	18	ug/kg
RI-SB-10 (5.5-6.0)	JD27605-11	4-Nitroaniline	07/06/2021		Y	N	U		U	180	9.5	ug/kg
RI-SB-10 (5.5-6.0)	JD27605-11	Di-n-octyl phthalate	07/06/2021		Y	N	U		U	73	9.1	ug/kg
RI-SB-10 (5.5-6.0)	JD27605-11	N-Nitroso-di-n-propylamine	07/06/2021		Y	N	U		U	73	11	ug/kg
RI-SB-10 (5.5-6.0)	JD27605-11	Diethyl phthalate	07/06/2021		Y	N	U		U	73	7.8	ug/kg
RI-SB-10 (5.5-6.0)	JD27605-11	Acenaphthene	07/06/2021		Y	N	U		U	37	13	ug/kg
RI-SB-10 (5.5-6.0)	JD27605-11	4-Chloroaniline	07/06/2021		Y	N	U		U	180	13	ug/kg
RI-SB-10 (5.5-6.0)	JD27605-11	Indeno(1,2,3-cd)pyrene	07/06/2021		Y	N	U		U	37	17	ug/kg
RI-SB-10 (5.5-6.0)	JD27605-11	Isophorone	07/06/2021		Y	N	U		U	73	7.8	ug/kg
RI-SB-10 (5.5-6.0)	JD27605-11	Hexachlorocyclopentadiene	07/06/2021		Y	N	U	UJ	UJ	370	15	ug/kg

SDG: JD27605

Analytical Method SW8270

Sample ID	Lab Sample ID	Chemical Name	Anal Date	Result	Validated	Detect	Lab Qual	Val Qual	Final qual	RL	MDL	Units
RI-SB-10 (5.5-6.0)	JD27605-11	Hexachloroethane	07/06/2021		Y	N	U		U	180	18	ug/kg
RI-SB-10 (5.5-6.0)	JD27605-11	Di-n-butyl phthalate	07/06/2021		Y	N	U		U	73	6.0	ug/kg
RI-SB-10 (5.5-6.0)	JD27605-11	2,6-Dinitrotoluene	07/06/2021		Y	N	U		U	37	18	ug/kg
RI-SB-10 (5.5-6.0)	JD27605-11	4-Chloro-3-methyl phenol	07/06/2021		Y	N	U		U	180	22	ug/kg
RI-SB-10 (5.5-6.0)	JD27605-11	2,3,4,6-Tetrachlorophenol	07/06/2021		Y	N	U		U	180	24	ug/kg
RI-SB-10 (5.5-6.0)	JD27605-11	Fluoranthene	07/06/2021		Y	N	U		U	37	16	ug/kg
RI-SB-10 (5.5-6.0)	JD27605-11	Acenaphthylene	07/06/2021		Y	N	U		U	37	19	ug/kg
RI-SB-10 (5.5-6.0)	JD27605-11	4-Chlorophenyl phenyl ether	07/06/2021		Y	N	U		U	73	12	ug/kg
RI-SB-10 (5.5-6.0)	JD27605-11	Benzo(a)anthracene	07/06/2021		Y	N	U		U	37	10	ug/kg
RI-SB-10 (5.5-6.0)	JD27605-11	Benzo(k)fluoranthene	07/06/2021		Y	N	U		U	37	17	ug/kg
RI-SB-10 (5.5-6.0)	JD27605-11	Benzo(a)pyrene	07/06/2021		Y	N	U		U	37	17	ug/kg
RI-SB-10 (5.5-6.0)	JD27605-11	2,4-Dinitrophenol	07/06/2021		Y	N	U		U	180	140	ug/kg
RI-SB-10 (5.5-6.0)	JD27605-11	Dibenzo(a,h)anthracene	07/06/2021		Y	N	U		U	37	16	ug/kg
RI-SB-10 (5.5-6.0)	JD27605-11	Benzo(b)fluoranthene	07/06/2021		Y	N	U		U	37	16	ug/kg
RI-SB-10 (5.5-6.0)	JD27605-11	4,6-Dinitro-o-cresol	07/06/2021		Y	N	U		U	180	39	ug/kg
RI-SB-10 (5.5-6.0)	JD27605-11	Chrysene	07/06/2021		Y	N	U		U	37	12	ug/kg
RI-SB-9 (5.5-6.0)	JD27605-12	Benzo(g,h,i)perylene	07/06/2021		Y	N	U		U	35	18	ug/kg
RI-SB-9 (5.5-6.0)	JD27605-12	3&4-Methylphenol	07/06/2021		Y	N	U		U	71	29	ug/kg
RI-SB-9 (5.5-6.0)	JD27605-12	Atrazine	07/06/2021		Y	N	U		U	71	15	ug/kg
RI-SB-9 (5.5-6.0)	JD27605-12	Dibenzofuran	07/06/2021		Y	N	U		U	71	14	ug/kg
RI-SB-9 (5.5-6.0)	JD27605-12	Indeno(1,2,3-cd)pyrene	07/06/2021		Y	N	U		U	35	17	ug/kg
RI-SB-9 (5.5-6.0)	JD27605-12	Dimethyl phthalate	07/06/2021		Y	N	U		U	71	6.3	ug/kg
RI-SB-9 (5.5-6.0)	JD27605-12	Benzo(b)fluoranthene	07/06/2021		Y	N	U		U	35	16	ug/kg
RI-SB-9 (5.5-6.0)	JD27605-12	Fluoranthene	07/06/2021		Y	N	U		U	35	16	ug/kg
RI-SB-9 (5.5-6.0)	JD27605-12	Acenaphthylene	07/06/2021		Y	N	U		U	35	18	ug/kg

SDG: JD27605

Analytical Method SW8270

Sample ID	Lab Sample ID	Chemical Name	Anal Date	Result	Validated	Detect	Lab Qual	Val Qual	Final qual	RL	MDL	Units
RI-SB-9 (5.5-6.0)	JD27605-12	Chrysene	07/06/2021		Y	N	U		U	35	11	ug/kg
RI-SB-9 (5.5-6.0)	JD27605-12	Pyrene	07/06/2021		Y	N	U		U	35	11	ug/kg
RI-SB-9 (5.5-6.0)	JD27605-12	2,2'-Oxybis(1-chloropropane)	07/06/2021		Y	N	U		U	71	13	ug/kg
RI-SB-9 (5.5-6.0)	JD27605-12	Dibenzo(a,h)anthracene	07/06/2021		Y	N	U		U	35	16	ug/kg
RI-SB-9 (5.5-6.0)	JD27605-12	Benzo(a)pyrene	07/06/2021		Y	N	U		U	35	16	ug/kg
RI-SB-9 (5.5-6.0)	JD27605-12	2,4-Dinitrophenol	07/06/2021		Y	N	U		U	180	130	ug/kg
RI-SB-9 (5.5-6.0)	JD27605-12	Benzo(k)fluoranthene	07/06/2021		Y	N	U		U	35	17	ug/kg
RI-SB-9 (5.5-6.0)	JD27605-12	Phenol	07/06/2021		Y	N	U		U	71	18	ug/kg
RI-SB-9 (5.5-6.0)	JD27605-12	Benzaldehyde	07/06/2021		Y	N	U		U	180	8.8	ug/kg
RI-SB-9 (5.5-6.0)	JD27605-12	4-Nitrophenol	07/06/2021		Y	N	U	UJ	UJ	350	94	ug/kg
RI-SB-9 (5.5-6.0)	JD27605-12	2-Methylnaphthalene	07/06/2021		Y	N	U		U	35	8.0	ug/kg
RI-SB-9 (5.5-6.0)	JD27605-12	4,6-Dinitro-o-cresol	07/06/2021		Y	N	U		U	180	38	ug/kg
RI-SB-9 (5.5-6.0)	JD27605-12	4-Bromophenyl phenyl ether	07/06/2021		Y	N	U		U	71	14	ug/kg
RI-SB-9 (5.5-6.0)	JD27605-12	Caprolactam	07/06/2021		Y	N	U		U	71	14	ug/kg
RI-SB-9 (5.5-6.0)	JD27605-12	bis(2-Chloroethyl)ether	07/06/2021		Y	N	U		U	71	15	ug/kg
RI-SB-9 (5.5-6.0)	JD27605-12	4-Chloroaniline	07/06/2021		Y	N	U		U	180	13	ug/kg
RI-SB-9 (5.5-6.0)	JD27605-12	1,4-Dioxane	07/06/2021		Y	N	U		U	35	23	ug/kg
RI-SB-9 (5.5-6.0)	JD27605-12	bis(2-Chloroethoxy)methane	07/06/2021		Y	N	U		U	71	7.6	ug/kg
RI-SB-9 (5.5-6.0)	JD27605-12	bis(2-Ethylhexyl)phthalate	07/06/2021		Y	N	U		U	71	8.3	ug/kg
RI-SB-9 (5.5-6.0)	JD27605-12	Di-n-octyl phthalate	07/06/2021		Y	N	U		U	71	8.8	ug/kg
RI-SB-9 (5.5-6.0)	JD27605-12	Hexachlorobenzene	07/06/2021		Y	N	U		U	71	8.9	ug/kg
RI-SB-9 (5.5-6.0)	JD27605-12	Anthracene	07/06/2021		Y	N	U		U	35	22	ug/kg
RI-SB-9 (5.5-6.0)	JD27605-12	2,4-Dichlorophenol	07/06/2021		Y	N	U	UJ	UJ	180	30	ug/kg
RI-SB-9 (5.5-6.0)	JD27605-12	2,4-Dinitrotoluene	07/06/2021		Y	N	U		U	35	11	ug/kg
RI-SB-9 (5.5-6.0)	JD27605-12	2,4-Dimethylphenol	07/06/2021		Y	N	U		U	180	63	ug/kg

SDG: JD27605

Analytical Method SW8270

Sample ID	Lab Sample ID	Chemical Name	Anal Date	Result	Validated	Detect	Lab Qual	Val Qual	Final qual	RL	MDL	Units
RI-SB-9 (5.5-6.0)	JD27605-12	2-Chlorophenol	07/06/2021		Y	N	U		U	71	17	ug/kg
RI-SB-9 (5.5-6.0)	JD27605-12	2-Nitrophenol	07/06/2021		Y	N	U		U	180	23	ug/kg
RI-SB-9 (5.5-6.0)	JD27605-12	2,4,6-Trichlorophenol	07/06/2021		Y	N	U		U	180	21	ug/kg
RI-SB-9 (5.5-6.0)	JD27605-12	2-Nitroaniline	07/06/2021		Y	N	U		U	180	8.3	ug/kg
RI-SB-9 (5.5-6.0)	JD27605-12	Naphthalene	07/06/2021		Y	N	U		U	35	10	ug/kg
RI-SB-9 (5.5-6.0)	JD27605-12	2-Chloronaphthalene	07/06/2021		Y	N	U		U	71	8.4	ug/kg
RI-SB-9 (5.5-6.0)	JD27605-12	3,3'-Dichlorobenzidine	07/06/2021		Y	N	U		U	71	30	ug/kg
RI-SB-9 (5.5-6.0)	JD27605-12	Hexachlorobutadiene	07/06/2021		Y	N	U		U	35	14	ug/kg
RI-SB-9 (5.5-6.0)	JD27605-12	2-Methylphenol	07/06/2021		Y	N	U		U	71	23	ug/kg
RI-SB-9 (5.5-6.0)	JD27605-12	Carbazole	07/06/2021		Y	N	U		U	71	5.1	ug/kg
RI-SB-9 (5.5-6.0)	JD27605-12	1,2,4,5-Tetrachlorobenzene	07/06/2021		Y	N	U		U	180	9.0	ug/kg
RI-SB-9 (5.5-6.0)	JD27605-12	2,4,5-Trichlorophenol	07/06/2021		Y	N	U		U	180	26	ug/kg
RI-SB-9 (5.5-6.0)	JD27605-12	Acetophenone	07/06/2021		Y	N	U		U	180	7.6	ug/kg
RI-SB-9 (5.5-6.0)	JD27605-12	Nitrobenzene	07/06/2021		Y	N	U		U	71	14	ug/kg
RI-SB-9 (5.5-6.0)	JD27605-12	3-Nitroaniline	07/06/2021		Y	N	U		U	180	8.8	ug/kg
RI-SB-9 (5.5-6.0)	JD27605-12	4-Nitroaniline	07/06/2021		Y	N	U		U	180	9.2	ug/kg
RI-SB-9 (5.5-6.0)	JD27605-12	1,1'-Biphenyl	07/06/2021		Y	N	U		U	71	4.8	ug/kg
RI-SB-9 (5.5-6.0)	JD27605-12	Isophorone	07/06/2021		Y	N	U		U	71	7.6	ug/kg
RI-SB-9 (5.5-6.0)	JD27605-12	2,3,4,6-Tetrachlorophenol	07/06/2021		Y	N	U		U	180	23	ug/kg
RI-SB-9 (5.5-6.0)	JD27605-12	4-Chloro-3-methyl phenol	07/06/2021		Y	N	U		U	180	22	ug/kg
RI-SB-9 (5.5-6.0)	JD27605-12	2,6-Dinitrotoluene	07/06/2021		Y	N	U		U	35	18	ug/kg
RI-SB-9 (5.5-6.0)	JD27605-12	N-Nitroso-di-n-propylamine	07/06/2021		Y	N	U		U	71	10	ug/kg
RI-SB-9 (5.5-6.0)	JD27605-12	Hexachloroethane	07/06/2021		Y	N	U		U	180	18	ug/kg
RI-SB-9 (5.5-6.0)	JD27605-12	Pentachlorophenol	07/06/2021		Y	N	U		U	140	33	ug/kg
RI-SB-9 (5.5-6.0)	JD27605-12	Hexachlorocyclopentadiene	07/06/2021		Y	N	U	UJ	UJ	350	14	ug/kg

SDG: JD27605

Analytical Method SW8270

Sample ID	Lab Sample ID	Chemical Name	Anal Date	Result	Validated	Detect	Lab Qual	Val Qual	Final qual	RL	MDL	Units
RI-SB-9 (5.5-6.0)	JD27605-12	Benzo(a)anthracene	07/06/2021		Y	N	U		U	35	10	ug/kg
RI-SB-9 (5.5-6.0)	JD27605-12	Acenaphthene	07/06/2021		Y	N	U		U	35	12	ug/kg
RI-SB-9 (5.5-6.0)	JD27605-12	Diethyl phthalate	07/06/2021		Y	N	U		U	71	7.5	ug/kg
RI-SB-9 (5.5-6.0)	JD27605-12	Di-n-butyl phthalate	07/06/2021		Y	N	U		U	71	5.8	ug/kg
RI-SB-9 (5.5-6.0)	JD27605-12	Phenanthrene	07/06/2021		Y	N	U		U	35	12	ug/kg
RI-SB-9 (5.5-6.0)	JD27605-12	Butyl benzyl phthalate	07/06/2021		Y	N	U	UJ	UJ	71	8.6	ug/kg
RI-SB-9 (5.5-6.0)	JD27605-12	N-Nitrosodiphenylamine	07/06/2021		Y	N	U	UJ	UJ	180	13	ug/kg
RI-SB-9 (5.5-6.0)	JD27605-12	Fluorene	07/06/2021		Y	N	U		U	35	16	ug/kg
RI-SB-9 (5.5-6.0)	JD27605-12	4-Chlorophenyl phenyl ether	07/06/2021		Y	N	U		U	71	11	ug/kg
DUP-1	JD27605-13	Benzo(a)pyrene	07/06/2021	108	Y	Y				39	18	ug/kg
DUP-1	JD27605-13	Diethyl phthalate	07/06/2021		Y	N	U		U	78	8.3	ug/kg
DUP-1	JD27605-13	Hexachlorobutadiene	07/06/2021		Y	N	U		U	39	16	ug/kg
DUP-1	JD27605-13	Carbazole	07/06/2021	32.9	Y	Y	J		J	78	5.7	ug/kg
DUP-1	JD27605-13	Fluorene	07/06/2021		Y	N	U		U	39	18	ug/kg
DUP-1	JD27605-13	N-Nitrosodiphenylamine	07/06/2021		Y	N	U	UJ	UJ	200	14	ug/kg
DUP-1	JD27605-13	Butyl benzyl phthalate	07/06/2021		Y	N	U	UJ	UJ	78	9.6	ug/kg
DUP-1	JD27605-13	2,6-Dinitrotoluene	07/06/2021		Y	N	U		U	39	20	ug/kg
DUP-1	JD27605-13	Di-n-butyl phthalate	07/06/2021		Y	N	U		U	78	6.4	ug/kg
DUP-1	JD27605-13	2,4,5-Trichlorophenol	07/06/2021		Y	N	U		U	200	29	ug/kg
DUP-1	JD27605-13	Acenaphthene	07/06/2021		Y	N	U		U	39	14	ug/kg
DUP-1	JD27605-13	Isophorone	07/06/2021		Y	N	U		U	78	8.4	ug/kg
DUP-1	JD27605-13	Hexachlorocyclopentadiene	07/06/2021		Y	N	U	UJ	UJ	390	16	ug/kg
DUP-1	JD27605-13	4-Chlorophenyl phenyl ether	07/06/2021		Y	N	U		U	78	13	ug/kg
DUP-1	JD27605-13	Hexachloroethane	07/06/2021		Y	N	U		U	200	19	ug/kg
DUP-1	JD27605-13	N-Nitroso-di-n-propylamine	07/06/2021		Y	N	U		U	78	11	ug/kg

SDG: JD27605

Analytical Method SW8270

Sample ID	Lab Sample ID	Chemical Name	Anal Date	Result	Validated	Detect	Lab Qual	Val Qual	Final qual	RL	MDL	Units
DUP-1	JD27605-13	Phenanthrene	07/06/2021	133	Y	Y				39	13	ug/kg
DUP-1	JD27605-13	2-Nitroaniline	07/06/2021		Y	N	U		U	200	9.2	ug/kg
DUP-1	JD27605-13	Acenaphthylene	07/06/2021		Y	N	U		U	39	20	ug/kg
DUP-1	JD27605-13	4-Nitroaniline	07/06/2021		Y	N	U		U	200	10	ug/kg
DUP-1	JD27605-13	1,1'-Biphenyl	07/06/2021		Y	N	U		U	78	5.4	ug/kg
DUP-1	JD27605-13	3,3'-Dichlorobenzidine	07/06/2021		Y	N	U		U	78	33	ug/kg
DUP-1	JD27605-13	2-Chloronaphthalene	07/06/2021		Y	N	U		U	78	9.3	ug/kg
DUP-1	JD27605-13	2-Methylnaphthalene	07/06/2021		Y	N	U		U	39	8.9	ug/kg
DUP-1	JD27605-13	3-Nitroaniline	07/06/2021		Y	N	U		U	200	9.8	ug/kg
DUP-1	JD27605-13	2-Nitrophenol	07/06/2021		Y	N	U		U	200	26	ug/kg
DUP-1	JD27605-13	Acetophenone	07/06/2021		Y	N	U		U	200	8.4	ug/kg
DUP-1	JD27605-13	2,4,6-Trichlorophenol	07/06/2021		Y	N	U		U	200	23	ug/kg
DUP-1	JD27605-13	Pentachlorophenol	07/06/2021		Y	N	U		U	160	37	ug/kg
DUP-1	JD27605-13	2-Methylphenol	07/06/2021		Y	N	U		U	78	25	ug/kg
DUP-1	JD27605-13	2-Chlorophenol	07/06/2021		Y	N	U		U	78	19	ug/kg
DUP-1	JD27605-13	1,2,4,5-Tetrachlorobenzene	07/06/2021		Y	N	U		U	200	9.9	ug/kg
DUP-1	JD27605-13	3&4-Methylphenol	07/06/2021		Y	N	U		U	78	32	ug/kg
DUP-1	JD27605-13	Naphthalene	07/06/2021		Y	N	U		U	39	11	ug/kg
DUP-1	JD27605-13	4-Chloroaniline	07/06/2021		Y	N	U		U	200	14	ug/kg
DUP-1	JD27605-13	2,4-Dichlorophenol	07/06/2021		Y	N	U	UJ	UJ	200	33	ug/kg
DUP-1	JD27605-13	Anthracene	07/06/2021		Y	N	U		U	39	24	ug/kg
DUP-1	JD27605-13	Hexachlorobenzene	07/06/2021		Y	N	U		U	78	9.9	ug/kg
DUP-1	JD27605-13	Di-n-octyl phthalate	07/06/2021		Y	N	U		U	78	9.8	ug/kg
DUP-1	JD27605-13	4-Bromophenyl phenyl ether	07/06/2021		Y	N	U		U	78	15	ug/kg
DUP-1	JD27605-13	bis(2-Chloroethoxy)methane	07/06/2021		Y	N	U		U	78	8.4	ug/kg

Analytical Method SW8270

Sample ID	Lab Sample ID	Chemical Name	Anal Date	Result	Validated	Detect	Lab Qual	Val Qual	Final qual	RL	MDL	Units
DUP-1	JD27605-13	2,4-Dinitrotoluene	07/06/2021		Y	N	U		U	39	12	ug/kg
DUP-1	JD27605-13	2,2'-Oxybis(1-chloropropane)	07/06/2021		Y	N	U		U	78	14	ug/kg
DUP-1	JD27605-13	bis(2-Ethylhexyl)phthalate	07/06/2021		Y	N	U		U	78	9.2	ug/kg
DUP-1	JD27605-13	2,4-Dimethylphenol	07/06/2021		Y	N	U		U	200	70	ug/kg
DUP-1	JD27605-13	Caprolactam	07/06/2021		Y	N	U		U	78	15	ug/kg
DUP-1	JD27605-13	4-Chloro-3-methyl phenol	07/06/2021		Y	N	U		U	200	24	ug/kg
DUP-1	JD27605-13	Nitrobenzene	07/06/2021		Y	N	U		U	78	15	ug/kg
DUP-1	JD27605-13	Benzaldehyde	07/06/2021		Y	N	U		U	200	9.7	ug/kg
DUP-1	JD27605-13	4-Nitrophenol	07/06/2021		Y	N	U	UJ	UJ	390	100	ug/kg
DUP-1	JD27605-13	Phenol	07/06/2021		Y	N	U		U	78	20	ug/kg
DUP-1	JD27605-13	Dibenzo(a,h)anthracene	07/06/2021	17.6	Y	Y	J		J	39	17	ug/kg
DUP-1	JD27605-13	2,3,4,6-Tetrachlorophenol	07/06/2021		Y	N	U		U	200	26	ug/kg
DUP-1	JD27605-13	Benzo(a)anthracene	07/06/2021	64.7	Y	Y				39	11	ug/kg
DUP-1	JD27605-13	bis(2-Chloroethyl)ether	07/06/2021		Y	N	U		U	78	17	ug/kg
DUP-1	JD27605-13	4,6-Dinitro-o-cresol	07/06/2021		Y	N	U		U	200	42	ug/kg
DUP-1	JD27605-13	1,4-Dioxane	07/06/2021		Y	N	U		U	39	26	ug/kg
DUP-1	JD27605-13	2,4-Dinitrophenol	07/06/2021		Y	N	U		U	200	150	ug/kg
DUP-1	JD27605-13	Chrysene	07/06/2021	153	Y	Y				39	12	ug/kg
DUP-1	JD27605-13	Benzo(k)fluoranthene	07/06/2021	66.4	Y	Y				39	18	ug/kg
DUP-1	JD27605-13	Fluoranthene	07/06/2021	265	Y	Y				39	17	ug/kg
DUP-1	JD27605-13	Indeno(1,2,3-cd)pyrene	07/06/2021	90.9	Y	Y				39	18	ug/kg
DUP-1	JD27605-13	Atrazine	07/06/2021		Y	N	U		U	78	17	ug/kg
DUP-1	JD27605-13	Benzo(g,h,i)perylene	07/06/2021	67.7	Y	Y				39	20	ug/kg
DUP-1	JD27605-13	Dibenzofuran	07/06/2021		Y	N	U		U	78	16	ug/kg
DUP-1	JD27605-13	Dimethyl phthalate	07/06/2021		Y	N	U		U	78	7.0	ug/kg

Analytical Method SW8270

Sample ID	Lab Sample ID	Chemical Name	Anal Date	Result	Validated	Detect	Lab Qual	Val Qual	Final qual	RL	MDL	Units
DUP-1	JD27605-13	Pyrene	07/06/2021	228	Y	Y				39	13	ug/kg
DUP-1	JD27605-13	Benzo(b)fluoranthene	07/06/2021	175	Y	Y				39	17	ug/kg
RI-SB-18 (3-3.5)	JD27605-2	Fluoranthene	07/06/2021		Y	N	U		U	39	17	ug/kg
RI-SB-18 (3-3.5)	JD27605-2	2,4-Dinitrotoluene	07/06/2021		Y	N	U		U	39	12	ug/kg
RI-SB-18 (3-3.5)	JD27605-2	1,4-Dioxane	07/06/2021		Y	N	U		U	39	26	ug/kg
RI-SB-18 (3-3.5)	JD27605-2	Pyrene	07/06/2021		Y	N	U		U	39	12	ug/kg
RI-SB-18 (3-3.5)	JD27605-2	Dimethyl phthalate	07/06/2021		Y	N	U		U	77	6.9	ug/kg
RI-SB-18 (3-3.5)	JD27605-2	Dibenzofuran	07/06/2021		Y	N	U		U	77	16	ug/kg
RI-SB-18 (3-3.5)	JD27605-2	Benzo(g,h,i)perylene	07/06/2021		Y	N	U		U	39	19	ug/kg
RI-SB-18 (3-3.5)	JD27605-2	Atrazine	07/06/2021		Y	N	U		U	77	17	ug/kg
RI-SB-18 (3-3.5)	JD27605-2	Indeno(1,2,3-cd)pyrene	07/06/2021		Y	N	U		U	39	18	ug/kg
RI-SB-18 (3-3.5)	JD27605-2	Benzo(a)pyrene	07/06/2021		Y	N	U		U	39	18	ug/kg
RI-SB-18 (3-3.5)	JD27605-2	Chrysene	07/06/2021		Y	N	U		U	39	12	ug/kg
RI-SB-18 (3-3.5)	JD27605-2	2,4-Dinitrophenol	07/06/2021		Y	N	U		U	190	150	ug/kg
RI-SB-18 (3-3.5)	JD27605-2	Benzo(k)fluoranthene	07/06/2021		Y	N	U		U	39	18	ug/kg
RI-SB-18 (3-3.5)	JD27605-2	Acenaphthylene	07/06/2021		Y	N	U		U	39	20	ug/kg
RI-SB-18 (3-3.5)	JD27605-2	2,4-Dichlorophenol	07/06/2021		Y	N	U	UJ	UJ	190	33	ug/kg
RI-SB-18 (3-3.5)	JD27605-2	Benzo(b)fluoranthene	07/06/2021		Y	N	U		U	39	17	ug/kg
RI-SB-18 (3-3.5)	JD27605-2	2,2'-Oxybis(1-chloropropane)	07/06/2021		Y	N	U		U	77	14	ug/kg
RI-SB-18 (3-3.5)	JD27605-2	2-Chlorophenol	07/06/2021		Y	N	U		U	77	19	ug/kg
RI-SB-18 (3-3.5)	JD27605-2	Dibenzo(a,h)anthracene	07/06/2021		Y	N	U		U	39	17	ug/kg
RI-SB-18 (3-3.5)	JD27605-2	4-Nitroaniline	07/06/2021		Y	N	U		U	190	10	ug/kg
RI-SB-18 (3-3.5)	JD27605-2	Benzaldehyde	07/06/2021		Y	N	U		U	190	9.6	ug/kg
RI-SB-18 (3-3.5)	JD27605-2	4-Bromophenyl phenyl ether	07/06/2021		Y	N	U		U	77	15	ug/kg
RI-SB-18 (3-3.5)	JD27605-2	Caprolactam	07/06/2021		Y	N	U		U	77	15	ug/kg

SDG: JD27605

Analytical Method SW8270

Sample ID	Lab Sample ID	Chemical Name	Anal Date	Result	Validated	Detect	Lab Qual	Val Qual	Final qual	RL	MDL	Units
RI-SB-18 (3-3.5)	JD27605-2	4-Nitrophenol	07/06/2021		Y	N	U	UJ	UJ	390	100	ug/kg
RI-SB-18 (3-3.5)	JD27605-2	4-Chloroaniline	07/06/2021		Y	N	U		U	190	14	ug/kg
RI-SB-18 (3-3.5)	JD27605-2	Anthracene	07/06/2021		Y	N	U		U	39	24	ug/kg
RI-SB-18 (3-3.5)	JD27605-2	Phenol	07/06/2021		Y	N	U		U	77	20	ug/kg
RI-SB-18 (3-3.5)	JD27605-2	bis(2-Chloroethyl)ether	07/06/2021		Y	N	U		U	77	17	ug/kg
RI-SB-18 (3-3.5)	JD27605-2	bis(2-Chloroethoxy)methane	07/06/2021		Y	N	U		U	77	8.3	ug/kg
RI-SB-18 (3-3.5)	JD27605-2	bis(2-Ethylhexyl)phthalate	07/06/2021		Y	N	U		U	77	9.0	ug/kg
RI-SB-18 (3-3.5)	JD27605-2	Di-n-octyl phthalate	07/06/2021		Y	N	U		U	77	9.6	ug/kg
RI-SB-18 (3-3.5)	JD27605-2	Hexachlorobenzene	07/06/2021		Y	N	U		U	77	9.8	ug/kg
RI-SB-18 (3-3.5)	JD27605-2	2,4-Dimethylphenol	07/06/2021		Y	N	U		U	190	69	ug/kg
RI-SB-18 (3-3.5)	JD27605-2	2-Methylphenol	07/06/2021		Y	N	U		U	77	25	ug/kg
RI-SB-18 (3-3.5)	JD27605-2	Pentachlorophenol	07/06/2021		Y	N	U		U	150	36	ug/kg
RI-SB-18 (3-3.5)	JD27605-2	2,4,6-Trichlorophenol	07/06/2021		Y	N	U		U	190	23	ug/kg
RI-SB-18 (3-3.5)	JD27605-2	4,6-Dinitro-o-cresol	07/06/2021		Y	N	U		U	190	41	ug/kg
RI-SB-18 (3-3.5)	JD27605-2	2-Nitrophenol	07/06/2021		Y	N	U		U	190	26	ug/kg
RI-SB-18 (3-3.5)	JD27605-2	1,1'-Biphenyl	07/06/2021		Y	N	U		U	77	5.3	ug/kg
RI-SB-18 (3-3.5)	JD27605-2	2-Methylnaphthalene	07/06/2021		Y	N	U		U	39	8.7	ug/kg
RI-SB-18 (3-3.5)	JD27605-2	Hexachlorobutadiene	07/06/2021		Y	N	U		U	39	16	ug/kg
RI-SB-18 (3-3.5)	JD27605-2	3,3'-Dichlorobenzidine	07/06/2021		Y	N	U		U	77	32	ug/kg
RI-SB-18 (3-3.5)	JD27605-2	2-Nitroaniline	07/06/2021		Y	N	U		U	190	9.1	ug/kg
RI-SB-18 (3-3.5)	JD27605-2	1,2,4,5-Tetrachlorobenzene	07/06/2021		Y	N	U		U	190	9.8	ug/kg
RI-SB-18 (3-3.5)	JD27605-2	2,4,5-Trichlorophenol	07/06/2021		Y	N	U		U	190	29	ug/kg
RI-SB-18 (3-3.5)	JD27605-2	Acetophenone	07/06/2021		Y	N	U		U	190	8.3	ug/kg
RI-SB-18 (3-3.5)	JD27605-2	Nitrobenzene	07/06/2021		Y	N	U		U	77	15	ug/kg
RI-SB-18 (3-3.5)	JD27605-2	3-Nitroaniline	07/06/2021		Y	N	U		U	190	9.7	ug/kg

SDG: JD27605

Analytical Method SW8270

Sample ID	Lab Sample ID	Chemical Name	Anal Date	Result	Validated	Detect	Lab Qual	Val Qual	Final qual	RL	MDL	Units
RI-SB-18 (3-3.5)	JD27605-2	3&4-Methylphenol	07/06/2021		Y	N	U		U	77	32	ug/kg
RI-SB-18 (3-3.5)	JD27605-2	2-Chloronaphthalene	07/06/2021		Y	N	U		U	77	9.2	ug/kg
RI-SB-18 (3-3.5)	JD27605-2	N-Nitroso-di-n-propylamine	07/06/2021		Y	N	U		U	77	11	ug/kg
RI-SB-18 (3-3.5)	JD27605-2	Benzo(a)anthracene	07/06/2021		Y	N	U		U	39	11	ug/kg
RI-SB-18 (3-3.5)	JD27605-2	2,3,4,6-Tetrachlorophenol	07/06/2021		Y	N	U		U	190	26	ug/kg
RI-SB-18 (3-3.5)	JD27605-2	Naphthalene	07/06/2021		Y	N	U		U	39	11	ug/kg
RI-SB-18 (3-3.5)	JD27605-2	2,6-Dinitrotoluene	07/06/2021		Y	N	U		U	39	19	ug/kg
RI-SB-18 (3-3.5)	JD27605-2	Carbazole	07/06/2021		Y	N	U		U	77	5.6	ug/kg
RI-SB-18 (3-3.5)	JD27605-2	Hexachloroethane	07/06/2021		Y	N	U		U	190	19	ug/kg
RI-SB-18 (3-3.5)	JD27605-2	4-Chlorophenyl phenyl ether	07/06/2021		Y	N	U		U	77	13	ug/kg
RI-SB-18 (3-3.5)	JD27605-2	Hexachlorocyclopentadiene	07/06/2021		Y	N	U	UJ	UJ	390	15	ug/kg
RI-SB-18 (3-3.5)	JD27605-2	Acenaphthene	07/06/2021		Y	N	U		U	39	13	ug/kg
RI-SB-18 (3-3.5)	JD27605-2	Diethyl phthalate	07/06/2021		Y	N	U		U	77	8.2	ug/kg
RI-SB-18 (3-3.5)	JD27605-2	Di-n-butyl phthalate	07/06/2021		Y	N	U		U	77	6.3	ug/kg
RI-SB-18 (3-3.5)	JD27605-2	Phenanthrene	07/06/2021		Y	N	U		U	39	13	ug/kg
RI-SB-18 (3-3.5)	JD27605-2	Butyl benzyl phthalate	07/06/2021		Y	N	U	UJ	UJ	77	9.4	ug/kg
RI-SB-18 (3-3.5)	JD27605-2	N-Nitrosodiphenylamine	07/06/2021		Y	N	U	UJ	UJ	190	14	ug/kg
RI-SB-18 (3-3.5)	JD27605-2	Fluorene	07/06/2021		Y	N	U		U	39	18	ug/kg
RI-SB-18 (3-3.5)	JD27605-2	Isophorone	07/06/2021		Y	N	U		U	77	8.3	ug/kg
RI-SB-18 (3-3.5)	JD27605-2	4-Chloro-3-methyl phenol	07/06/2021		Y	N	U		U	190	24	ug/kg
RI-SB-18 (6.5-7.0)	JD27605-3	Pyrene	07/08/2021	16300	Y	Y				470	150	ug/kg
RI-SB-18 (6.5-7.0)	JD27605-3	Phenanthrene	07/08/2021	15800	Y	Y				470	160	ug/kg
RI-SB-18 (6.5-7.0)	JD27605-3	Benzo(a)anthracene	07/08/2021	7620	Y	Y				470	130	ug/kg
RI-SB-18 (6.5-7.0)	JD27605-3	Benzo(a)pyrene	07/08/2021	7090	Y	Y				470	210	ug/kg
RI-SB-18 (6.5-7.0)	JD27605-3	Chrysene	07/08/2021	7610	Y	Y				470	150	ug/kg

SDG: JD27605

Analytical Method SW8270

Sample ID	Lab Sample ID	Chemical Name	Anal Date	Result	Validated	Detect	Lab Qual	Val Qual	Final qual	RL	MDL	Units
RI-SB-18 (6.5-7.0)	JD27605-3	Fluoranthene	07/08/2021	19000	Y	Y				470	210	ug/kg
RI-SB-18 (6.5-7.0)	JD27605-3	Indeno(1,2,3-cd)pyrene	07/08/2021	4620	Y	Y				470	220	ug/kg
RI-SB-18 (6.5-7.0)	JD27605-3	Benzo(b)fluoranthene	07/08/2021	8020	Y	Y				470	210	ug/kg
RI-SB-18 (6.5-7.0)	JD27605-3	Acetophenone	07/08/2021		Y	N	U		U	240	10	ug/kg
RI-SB-18 (6.5-7.0)	JD27605-3	2-Nitrophenol	07/08/2021		Y	N	U		U	240	31	ug/kg
RI-SB-18 (6.5-7.0)	JD27605-3	Hexachloroethane	07/08/2021		Y	N	U		U	240	23	ug/kg
RI-SB-18 (6.5-7.0)	JD27605-3	4-Chlorophenyl phenyl ether	07/08/2021		Y	N	U		U	94	15	ug/kg
RI-SB-18 (6.5-7.0)	JD27605-3	Hexachlorocyclopentadiene	07/08/2021		Y	N	U		U	470	19	ug/kg
RI-SB-18 (6.5-7.0)	JD27605-3	Isophorone	07/08/2021		Y	N	U		U	94	10	ug/kg
RI-SB-18 (6.5-7.0)	JD27605-3	Acenaphthene	07/08/2021	1240	Y	Y				47	16	ug/kg
RI-SB-18 (6.5-7.0)	JD27605-3	Diethyl phthalate	07/08/2021		Y	N	U		U	94	10	ug/kg
RI-SB-18 (6.5-7.0)	JD27605-3	Di-n-butyl phthalate	07/08/2021		Y	N	U		U	94	7.7	ug/kg
RI-SB-18 (6.5-7.0)	JD27605-3	Butyl benzyl phthalate	07/08/2021		Y	N	U		U	94	12	ug/kg
RI-SB-18 (6.5-7.0)	JD27605-3	N-Nitrosodiphenylamine	07/08/2021		Y	N	U		U	240	17	ug/kg
RI-SB-18 (6.5-7.0)	JD27605-3	Fluorene	07/08/2021	1440	Y	Y				47	22	ug/kg
RI-SB-18 (6.5-7.0)	JD27605-3	Carbazole	07/08/2021	1450	Y	Y				94	6.8	ug/kg
RI-SB-18 (6.5-7.0)	JD27605-3	Hexachlorobutadiene	07/08/2021		Y	N	U		U	47	19	ug/kg
RI-SB-18 (6.5-7.0)	JD27605-3	N-Nitroso-di-n-propylamine	07/08/2021		Y	N	U		U	94	14	ug/kg
RI-SB-18 (6.5-7.0)	JD27605-3	2,4,6-Trichlorophenol	07/08/2021		Y	N	U		U	240	28	ug/kg
RI-SB-18 (6.5-7.0)	JD27605-3	2-Nitroaniline	07/08/2021		Y	N	U		U	240	11	ug/kg
RI-SB-18 (6.5-7.0)	JD27605-3	2-Methylnaphthalene	07/08/2021	325	Y	Y				47	11	ug/kg
RI-SB-18 (6.5-7.0)	JD27605-3	2-Chloronaphthalene	07/08/2021		Y	N	U		U	94	11	ug/kg
RI-SB-18 (6.5-7.0)	JD27605-3	3,3'-Dichlorobenzidine	07/08/2021		Y	N	U		U	94	39	ug/kg
RI-SB-18 (6.5-7.0)	JD27605-3	1,1'-Biphenyl	07/08/2021	119	Y	Y				94	6.5	ug/kg
RI-SB-18 (6.5-7.0)	JD27605-3	2-Methylphenol	07/08/2021		Y	N	U		U	94	30	ug/kg

SDG: JD27605

Analytical Method SW8270

Sample ID	Lab Sample ID	Chemical Name	Anal Date	Result	Validated	Detect	Lab Qual	Val Qual	Final qual	RL	MDL	Units
RI-SB-18 (6.5-7.0)	JD27605-3	2-Chlorophenol	07/08/2021		Y	N	U		U	94	23	ug/kg
RI-SB-18 (6.5-7.0)	JD27605-3	2,4,5-Trichlorophenol	07/08/2021		Y	N	U		U	240	35	ug/kg
RI-SB-18 (6.5-7.0)	JD27605-3	Nitrobenzene	07/08/2021		Y	N	U		U	94	18	ug/kg
RI-SB-18 (6.5-7.0)	JD27605-3	3-Nitroaniline	07/08/2021		Y	N	U		U	240	12	ug/kg
RI-SB-18 (6.5-7.0)	JD27605-3	3&4-Methylphenol	07/08/2021	48.1	Y	Y	J		J	94	39	ug/kg
RI-SB-18 (6.5-7.0)	JD27605-3	4-Nitroaniline	07/08/2021		Y	N	U		U	240	12	ug/kg
RI-SB-18 (6.5-7.0)	JD27605-3	1,2,4,5-Tetrachlorobenzene	07/08/2021		Y	N	U		U	240	12	ug/kg
RI-SB-18 (6.5-7.0)	JD27605-3	Pentachlorophenol	07/08/2021		Y	N	U		U	190	44	ug/kg
RI-SB-18 (6.5-7.0)	JD27605-3	bis(2-Chloroethyl)ether	07/08/2021		Y	N	U		U	94	20	ug/kg
RI-SB-18 (6.5-7.0)	JD27605-3	Naphthalene	07/08/2021	645	Y	Y				47	13	ug/kg
RI-SB-18 (6.5-7.0)	JD27605-3	2,6-Dinitrotoluene	07/08/2021		Y	N	U		U	47	24	ug/kg
RI-SB-18 (6.5-7.0)	JD27605-3	Benzaldehyde	07/08/2021		Y	N	U		U	240	12	ug/kg
RI-SB-18 (6.5-7.0)	JD27605-3	4-Bromophenyl phenyl ether	07/08/2021		Y	N	U		U	94	18	ug/kg
RI-SB-18 (6.5-7.0)	JD27605-3	Caprolactam	07/08/2021		Y	N	U	UJ	UJ	94	19	ug/kg
RI-SB-18 (6.5-7.0)	JD27605-3	2,4-Dimethylphenol	07/08/2021		Y	N	U		U	240	84	ug/kg
RI-SB-18 (6.5-7.0)	JD27605-3	4-Chloroaniline	07/08/2021		Y	N	U		U	240	17	ug/kg
RI-SB-18 (6.5-7.0)	JD27605-3	Phenol	07/08/2021		Y	N	U		U	94	25	ug/kg
RI-SB-18 (6.5-7.0)	JD27605-3	4-Nitrophenol	07/08/2021		Y	N	U		U	470	130	ug/kg
RI-SB-18 (6.5-7.0)	JD27605-3	bis(2-Chloroethoxy)methane	07/08/2021		Y	N	U		U	94	10	ug/kg
RI-SB-18 (6.5-7.0)	JD27605-3	bis(2-Ethylhexyl)phthalate	07/08/2021		Y	N	U		U	94	11	ug/kg
RI-SB-18 (6.5-7.0)	JD27605-3	Di-n-octyl phthalate	07/08/2021		Y	N	U		U	94	12	ug/kg
RI-SB-18 (6.5-7.0)	JD27605-3	Hexachlorobenzene	07/08/2021		Y	N	U		U	94	12	ug/kg
RI-SB-18 (6.5-7.0)	JD27605-3	Anthracene	07/08/2021	3040	Y	Y				47	29	ug/kg
RI-SB-18 (6.5-7.0)	JD27605-3	4,6-Dinitro-o-cresol	07/08/2021		Y	N	U		U	240	50	ug/kg
RI-SB-18 (6.5-7.0)	JD27605-3	4-Chloro-3-methyl phenol	07/08/2021		Y	N	U		U	240	29	ug/kg

SDG: JD27605

Analytical Method SW8270

Sample ID	Lab Sample ID	Chemical Name	Anal Date	Result	Validated	Detect	Lab Qual	Val Qual	Final qual	RL	MDL	Units
RI-SB-18 (6.5-7.0)	JD27605-3	2,2'-Oxybis(1-chloropropane)	07/08/2021		Y	N	U		U	94	17	ug/kg
RI-SB-18 (6.5-7.0)	JD27605-3	2,3,4,6-Tetrachlorophenol	07/08/2021		Y	N	U		U	240	31	ug/kg
RI-SB-18 (6.5-7.0)	JD27605-3	2,4-Dichlorophenol	07/08/2021		Y	N	U		U	240	40	ug/kg
RI-SB-18 (6.5-7.0)	JD27605-3	Dibenzo(a,h)anthracene	07/08/2021	1130	Y	Y				47	21	ug/kg
RI-SB-18 (6.5-7.0)	JD27605-3	2,4-Dinitrophenol	07/08/2021		Y	N	U		U	240	180	ug/kg
RI-SB-18 (6.5-7.0)	JD27605-3	Acenaphthylene	07/08/2021	733	Y	Y				47	24	ug/kg
RI-SB-18 (6.5-7.0)	JD27605-3	Benzo(k)fluoranthene	07/08/2021	3410	Y	Y				47	22	ug/kg
RI-SB-18 (6.5-7.0)	JD27605-3	Atrazine	07/08/2021		Y	N	U		U	94	20	ug/kg
RI-SB-18 (6.5-7.0)	JD27605-3	Benzo(g,h,i)perylene	07/08/2021	4500	Y	Y				47	24	ug/kg
RI-SB-18 (6.5-7.0)	JD27605-3	Dibenzofuran	07/08/2021	906	Y	Y				94	19	ug/kg
RI-SB-18 (6.5-7.0)	JD27605-3	Dimethyl phthalate	07/08/2021		Y	N	U		U	94	8.4	ug/kg
RI-SB-18 (6.5-7.0)	JD27605-3	1,4-Dioxane	07/08/2021		Y	N	U		U	47	31	ug/kg
RI-SB-18 (6.5-7.0)	JD27605-3	2,4-Dinitrotoluene	07/08/2021		Y	N	U		U	47	15	ug/kg
RI-SB-8 (1.5-2.0)	JD27605-4	4-Chlorophenyl phenyl ether	07/06/2021		Y	N	U		U	70	11	ug/kg
RI-SB-8 (1.5-2.0)	JD27605-4	Carbazole	07/06/2021		Y	N	U		U	70	5.1	ug/kg
RI-SB-8 (1.5-2.0)	JD27605-4	Fluorene	07/06/2021		Y	N	U		U	35	16	ug/kg
RI-SB-8 (1.5-2.0)	JD27605-4	N-Nitrosodiphenylamine	07/06/2021		Y	N	U	UJ	UJ	180	13	ug/kg
RI-SB-8 (1.5-2.0)	JD27605-4	Butyl benzyl phthalate	07/06/2021		Y	N	U	UJ	UJ	70	8.6	ug/kg
RI-SB-8 (1.5-2.0)	JD27605-4	Phenanthrene	07/06/2021		Y	N	U		U	35	12	ug/kg
RI-SB-8 (1.5-2.0)	JD27605-4	Di-n-butyl phthalate	07/06/2021		Y	N	U		U	70	5.7	ug/kg
RI-SB-8 (1.5-2.0)	JD27605-4	Diethyl phthalate	07/06/2021		Y	N	U		U	70	7.5	ug/kg
RI-SB-8 (1.5-2.0)	JD27605-4	Acenaphthene	07/06/2021		Y	N	U		U	35	12	ug/kg
RI-SB-8 (1.5-2.0)	JD27605-4	N-Nitroso-di-n-propylamine	07/06/2021		Y	N	U		U	70	10	ug/kg
RI-SB-8 (1.5-2.0)	JD27605-4	Hexachlorocyclopentadiene	07/06/2021		Y	N	U	UJ	UJ	350	14	ug/kg
RI-SB-8 (1.5-2.0)	JD27605-4	Hexachlorobutadiene	07/06/2021		Y	N	U		U	35	14	ug/kg

SDG: JD27605

Analytical Method SW8270

Sample ID	Lab Sample ID	Chemical Name	Anal Date	Result	Validated	Detect	Lab Qual	Val Qual	Final qual	RL	MDL	Units
RI-SB-8 (1.5-2.0)	JD27605-4	Hexachloroethane	07/06/2021		Y	N	U		U	180	17	ug/kg
RI-SB-8 (1.5-2.0)	JD27605-4	4-Chloro-3-methyl phenol	07/06/2021		Y	N	U		U	180	22	ug/kg
RI-SB-8 (1.5-2.0)	JD27605-4	2,6-Dinitrotoluene	07/06/2021		Y	N	U		U	35	18	ug/kg
RI-SB-8 (1.5-2.0)	JD27605-4	Isophorone	07/06/2021		Y	N	U		U	70	7.5	ug/kg
RI-SB-8 (1.5-2.0)	JD27605-4	2-Methylphenol	07/06/2021		Y	N	U		U	70	22	ug/kg
RI-SB-8 (1.5-2.0)	JD27605-4	Naphthalene	07/06/2021		Y	N	U		U	35	9.9	ug/kg
RI-SB-8 (1.5-2.0)	JD27605-4	2,3,4,6-Tetrachlorophenol	07/06/2021		Y	N	U		U	180	23	ug/kg
RI-SB-8 (1.5-2.0)	JD27605-4	3&4-Methylphenol	07/06/2021		Y	N	U		U	70	29	ug/kg
RI-SB-8 (1.5-2.0)	JD27605-4	Nitrobenzene	07/06/2021		Y	N	U		U	70	14	ug/kg
RI-SB-8 (1.5-2.0)	JD27605-4	Acetophenone	07/06/2021		Y	N	U		U	180	7.5	ug/kg
RI-SB-8 (1.5-2.0)	JD27605-4	2,4,5-Trichlorophenol	07/06/2021		Y	N	U		U	180	26	ug/kg
RI-SB-8 (1.5-2.0)	JD27605-4	3-Nitroaniline	07/06/2021		Y	N	U		U	180	8.8	ug/kg
RI-SB-8 (1.5-2.0)	JD27605-4	2-Chlorophenol	07/06/2021		Y	N	U		U	70	17	ug/kg
RI-SB-8 (1.5-2.0)	JD27605-4	Pentachlorophenol	07/06/2021		Y	N	U		U	140	33	ug/kg
RI-SB-8 (1.5-2.0)	JD27605-4	1,1'-Biphenyl	07/06/2021		Y	N	U		U	70	4.8	ug/kg
RI-SB-8 (1.5-2.0)	JD27605-4	3,3'-Dichlorobenzidine	07/06/2021		Y	N	U		U	70	29	ug/kg
RI-SB-8 (1.5-2.0)	JD27605-4	2-Methylnaphthalene	07/06/2021		Y	N	U		U	35	7.9	ug/kg
RI-SB-8 (1.5-2.0)	JD27605-4	2-Nitrophenol	07/06/2021		Y	N	U		U	180	23	ug/kg
RI-SB-8 (1.5-2.0)	JD27605-4	2-Nitroaniline	07/06/2021		Y	N	U		U	180	8.3	ug/kg
RI-SB-8 (1.5-2.0)	JD27605-4	2,4,6-Trichlorophenol	07/06/2021		Y	N	U		U	180	21	ug/kg
RI-SB-8 (1.5-2.0)	JD27605-4	1,2,4,5-Tetrachlorobenzene	07/06/2021		Y	N	U		U	180	8.9	ug/kg
RI-SB-8 (1.5-2.0)	JD27605-4	2,2'-Oxybis(1-chloropropane)	07/06/2021		Y	N	U		U	70	13	ug/kg
RI-SB-8 (1.5-2.0)	JD27605-4	Anthracene	07/06/2021		Y	N	U		U	35	22	ug/kg
RI-SB-8 (1.5-2.0)	JD27605-4	Hexachlorobenzene	07/06/2021		Y	N	U		U	70	8.9	ug/kg
RI-SB-8 (1.5-2.0)	JD27605-4	4-Nitroaniline	07/06/2021		Y	N	U		U	180	9.1	ug/kg

SDG: JD27605

Analytical Method SW8270

Sample ID	Lab Sample ID	Chemical Name	Anal Date	Result	Validated	Detect	Lab Qual	Val Qual	Final qual	RL	MDL	Units
RI-SB-8 (1.5-2.0)	JD27605-4	Di-n-octyl phthalate	07/06/2021		Y	N	U		U	70	8.7	ug/kg
RI-SB-8 (1.5-2.0)	JD27605-4	4-Nitrophenol	07/06/2021		Y	N	U	UJ	UJ	350	94	ug/kg
RI-SB-8 (1.5-2.0)	JD27605-4	Benzaldehyde	07/06/2021		Y	N	U		U	180	8.7	ug/kg
RI-SB-8 (1.5-2.0)	JD27605-4	2,4-Dichlorophenol	07/06/2021		Y	N	U	UJ	UJ	180	30	ug/kg
RI-SB-8 (1.5-2.0)	JD27605-4	Phenol	07/06/2021		Y	N	U		U	70	18	ug/kg
RI-SB-8 (1.5-2.0)	JD27605-4	bis(2-Ethylhexyl)phthalate	07/06/2021		Y	N	U		U	70	8.2	ug/kg
RI-SB-8 (1.5-2.0)	JD27605-4	4-Chloroaniline	07/06/2021		Y	N	U		U	180	13	ug/kg
RI-SB-8 (1.5-2.0)	JD27605-4	2,4-Dimethylphenol	07/06/2021		Y	N	U		U	180	62	ug/kg
RI-SB-8 (1.5-2.0)	JD27605-4	Caprolactam	07/06/2021		Y	N	U		U	70	14	ug/kg
RI-SB-8 (1.5-2.0)	JD27605-4	4-Bromophenyl phenyl ether	07/06/2021		Y	N	U		U	70	14	ug/kg
RI-SB-8 (1.5-2.0)	JD27605-4	2-Chloronaphthalene	07/06/2021		Y	N	U		U	70	8.4	ug/kg
RI-SB-8 (1.5-2.0)	JD27605-4	Benzo(a)anthracene	07/06/2021	18.7	Y	Y	J		J	35	9.9	ug/kg
RI-SB-8 (1.5-2.0)	JD27605-4	bis(2-Chloroethoxy)methane	07/06/2021		Y	N	U		U	70	7.5	ug/kg
RI-SB-8 (1.5-2.0)	JD27605-4	2,4-Dinitrophenol	07/06/2021		Y	N	U		U	180	130	ug/kg
RI-SB-8 (1.5-2.0)	JD27605-4	4,6-Dinitro-o-cresol	07/06/2021		Y	N	U		U	180	38	ug/kg
RI-SB-8 (1.5-2.0)	JD27605-4	bis(2-Chloroethyl)ether	07/06/2021		Y	N	U		U	70	15	ug/kg
RI-SB-8 (1.5-2.0)	JD27605-4	Dibenzo(a,h)anthracene	07/06/2021		Y	N	U		U	35	16	ug/kg
RI-SB-8 (1.5-2.0)	JD27605-4	2,4-Dinitrotoluene	07/06/2021		Y	N	U		U	35	11	ug/kg
RI-SB-8 (1.5-2.0)	JD27605-4	Benzo(a)pyrene	07/06/2021	21.7	Y	Y	J		J	35	16	ug/kg
RI-SB-8 (1.5-2.0)	JD27605-4	Chrysene	07/06/2021	16.4	Y	Y	J		J	35	11	ug/kg
RI-SB-8 (1.5-2.0)	JD27605-4	Acenaphthylene	07/06/2021		Y	N	U		U	35	18	ug/kg
RI-SB-8 (1.5-2.0)	JD27605-4	Benzo(k)fluoranthene	07/06/2021		Y	N	U		U	35	16	ug/kg
RI-SB-8 (1.5-2.0)	JD27605-4	Fluoranthene	07/06/2021	17.3	Y	Y	J		J	35	16	ug/kg
RI-SB-8 (1.5-2.0)	JD27605-4	Benzo(b)fluoranthene	07/06/2021	26.8	Y	Y	J		J	35	16	ug/kg
RI-SB-8 (1.5-2.0)	JD27605-4	Indeno(1,2,3-cd)pyrene	07/06/2021	23.1	Y	Y	J		J	35	16	ug/kg

SDG: JD27605

Analytical Method SW8270

Sample ID	Lab Sample ID	Chemical Name	Anal Date	Result	Validated	Detect	Lab Qual	Val Qual	Final qual	RL	MDL	Units
RI-SB-8 (1.5-2.0)	JD27605-4	Atrazine	07/06/2021		Y	N	U		U	70	15	ug/kg
RI-SB-8 (1.5-2.0)	JD27605-4	Benzo(g,h,i)perylene	07/06/2021		Y	N	U		U	35	18	ug/kg
RI-SB-8 (1.5-2.0)	JD27605-4	Dibenzofuran	07/06/2021		Y	N	U		U	70	14	ug/kg
RI-SB-8 (1.5-2.0)	JD27605-4	Dimethyl phthalate	07/06/2021		Y	N	U		U	70	6.2	ug/kg
RI-SB-8 (1.5-2.0)	JD27605-4	Pyrene	07/06/2021	22.4	Y	Y	J		J	35	11	ug/kg
RI-SB-8 (1.5-2.0)	JD27605-4	1,4-Dioxane	07/06/2021		Y	N	U		U	35	23	ug/kg
RI-SB-8 (2.5-3.0)	JD27605-5	Hexachloroethane	07/06/2021		Y	N	U		U	170	17	ug/kg
RI-SB-8 (2.5-3.0)	JD27605-5	Carbazole	07/06/2021		Y	N	U		U	69	5.0	ug/kg
RI-SB-8 (2.5-3.0)	JD27605-5	Fluorene	07/06/2021		Y	N	U		U	35	16	ug/kg
RI-SB-8 (2.5-3.0)	JD27605-5	N-Nitrosodiphenylamine	07/06/2021		Y	N	U	UJ	UJ	170	13	ug/kg
RI-SB-8 (2.5-3.0)	JD27605-5	Butyl benzyl phthalate	07/06/2021		Y	N	U	UJ	UJ	69	8.5	ug/kg
RI-SB-8 (2.5-3.0)	JD27605-5	Phenanthrene	07/06/2021		Y	N	U		U	35	12	ug/kg
RI-SB-8 (2.5-3.0)	JD27605-5	Di-n-butyl phthalate	07/06/2021		Y	N	U		U	69	5.7	ug/kg
RI-SB-8 (2.5-3.0)	JD27605-5	Diethyl phthalate	07/06/2021		Y	N	U		U	69	7.4	ug/kg
RI-SB-8 (2.5-3.0)	JD27605-5	Acenaphthene	07/06/2021		Y	N	U		U	35	12	ug/kg
RI-SB-8 (2.5-3.0)	JD27605-5	Isophorone	07/06/2021		Y	N	U		U	69	7.4	ug/kg
RI-SB-8 (2.5-3.0)	JD27605-5	2,6-Dinitrotoluene	07/06/2021		Y	N	U		U	35	17	ug/kg
RI-SB-8 (2.5-3.0)	JD27605-5	4-Chlorophenyl phenyl ether	07/06/2021		Y	N	U		U	69	11	ug/kg
RI-SB-8 (2.5-3.0)	JD27605-5	Hexachlorobutadiene	07/06/2021		Y	N	U		U	35	14	ug/kg
RI-SB-8 (2.5-3.0)	JD27605-5	N-Nitroso-di-n-propylamine	07/06/2021		Y	N	U		U	69	10	ug/kg
RI-SB-8 (2.5-3.0)	JD27605-5	Hexachlorocyclopentadiene	07/06/2021		Y	N	U	UJ	UJ	350	14	ug/kg
RI-SB-8 (2.5-3.0)	JD27605-5	1,1'-Biphenyl	07/06/2021		Y	N	U		U	69	4.8	ug/kg
RI-SB-8 (2.5-3.0)	JD27605-5	Benzo(a)anthracene	07/06/2021		Y	N	U		U	35	9.8	ug/kg
RI-SB-8 (2.5-3.0)	JD27605-5	3&4-Methylphenol	07/06/2021		Y	N	U		U	69	29	ug/kg
RI-SB-8 (2.5-3.0)	JD27605-5	Nitrobenzene	07/06/2021		Y	N	U		U	69	13	ug/kg

SDG: JD27605

Analytical Method SW8270

Sample ID	Lab Sample ID	Chemical Name	Anal Date	Result	Validated	Detect	Lab Qual	Val Qual	Final qual	RL	MDL	Units
RI-SB-8 (2.5-3.0)	JD27605-5	Acetophenone	07/06/2021		Y	N	U		U	170	7.5	ug/kg
RI-SB-8 (2.5-3.0)	JD27605-5	2,4,5-Trichlorophenol	07/06/2021		Y	N	U		U	170	26	ug/kg
RI-SB-8 (2.5-3.0)	JD27605-5	1,2,4,5-Tetrachlorobenzene	07/06/2021		Y	N	U		U	170	8.8	ug/kg
RI-SB-8 (2.5-3.0)	JD27605-5	3-Nitroaniline	07/06/2021		Y	N	U		U	170	8.7	ug/kg
RI-SB-8 (2.5-3.0)	JD27605-5	2-Methylphenol	07/06/2021		Y	N	U		U	69	22	ug/kg
RI-SB-8 (2.5-3.0)	JD27605-5	Pentachlorophenol	07/06/2021		Y	N	U		U	140	33	ug/kg
RI-SB-8 (2.5-3.0)	JD27605-5	3,3'-Dichlorobenzidine	07/06/2021		Y	N	U		U	69	29	ug/kg
RI-SB-8 (2.5-3.0)	JD27605-5	2-Chloronaphthalene	07/06/2021		Y	N	U		U	69	8.3	ug/kg
RI-SB-8 (2.5-3.0)	JD27605-5	2-Methylnaphthalene	07/06/2021		Y	N	U		U	35	7.8	ug/kg
RI-SB-8 (2.5-3.0)	JD27605-5	Naphthalene	07/06/2021		Y	N	U		U	35	9.8	ug/kg
RI-SB-8 (2.5-3.0)	JD27605-5	2-Nitrophenol	07/06/2021		Y	N	U		U	170	23	ug/kg
RI-SB-8 (2.5-3.0)	JD27605-5	2-Nitroaniline	07/06/2021		Y	N	U		U	170	8.2	ug/kg
RI-SB-8 (2.5-3.0)	JD27605-5	2,4,6-Trichlorophenol	07/06/2021		Y	N	U		U	170	21	ug/kg
RI-SB-8 (2.5-3.0)	JD27605-5	2-Chlorophenol	07/06/2021		Y	N	U		U	69	17	ug/kg
RI-SB-8 (2.5-3.0)	JD27605-5	2,4-Dimethylphenol	07/06/2021		Y	N	U		U	170	62	ug/kg
RI-SB-8 (2.5-3.0)	JD27605-5	Anthracene	07/06/2021		Y	N	U		U	35	21	ug/kg
RI-SB-8 (2.5-3.0)	JD27605-5	Hexachlorobenzene	07/06/2021		Y	N	U		U	69	8.8	ug/kg
RI-SB-8 (2.5-3.0)	JD27605-5	Di-n-octyl phthalate	07/06/2021		Y	N	U		U	69	8.6	ug/kg
RI-SB-8 (2.5-3.0)	JD27605-5	bis(2-Ethylhexyl)phthalate	07/06/2021		Y	N	U		U	69	8.1	ug/kg
RI-SB-8 (2.5-3.0)	JD27605-5	bis(2-Chloroethoxy)methane	07/06/2021		Y	N	U		U	69	7.4	ug/kg
RI-SB-8 (2.5-3.0)	JD27605-5	4-Nitroaniline	07/06/2021		Y	N	U		U	170	9.0	ug/kg
RI-SB-8 (2.5-3.0)	JD27605-5	2,4-Dichlorophenol	07/06/2021		Y	N	U	UJ	UJ	170	30	ug/kg
RI-SB-8 (2.5-3.0)	JD27605-5	4-Chloroaniline	07/06/2021		Y	N	U		U	170	12	ug/kg
RI-SB-8 (2.5-3.0)	JD27605-5	bis(2-Chloroethyl)ether	07/06/2021		Y	N	U		U	69	15	ug/kg
RI-SB-8 (2.5-3.0)	JD27605-5	Caprolactam	07/06/2021		Y	N	U		U	69	14	ug/kg

SDG: JD27605

Analytical Method SW8270

Sample ID	Lab Sample ID	Chemical Name	Anal Date	Result	Validated	Detect	Lab Qual	Val Qual	Final qual	RL	MDL	Units
RI-SB-8 (2.5-3.0)	JD27605-5	4-Bromophenyl phenyl ether	07/06/2021		Y	N	U		U	69	13	ug/kg
RI-SB-8 (2.5-3.0)	JD27605-5	Benzaldehyde	07/06/2021		Y	N	U		U	170	8.6	ug/kg
RI-SB-8 (2.5-3.0)	JD27605-5	4-Nitrophenol	07/06/2021		Y	N	U	UJ	UJ	350	93	ug/kg
RI-SB-8 (2.5-3.0)	JD27605-5	2,3,4,6-Tetrachlorophenol	07/06/2021		Y	N	U		U	170	23	ug/kg
RI-SB-8 (2.5-3.0)	JD27605-5	4-Chloro-3-methyl phenol	07/06/2021		Y	N	U		U	170	21	ug/kg
RI-SB-8 (2.5-3.0)	JD27605-5	Phenol	07/06/2021		Y	N	U		U	69	18	ug/kg
RI-SB-8 (2.5-3.0)	JD27605-5	Dibenzo(a,h)anthracene	07/06/2021		Y	N	U		U	35	15	ug/kg
RI-SB-8 (2.5-3.0)	JD27605-5	2,2'-Oxybis(1-chloropropane)	07/06/2021		Y	N	U		U	69	12	ug/kg
RI-SB-8 (2.5-3.0)	JD27605-5	4,6-Dinitro-o-cresol	07/06/2021		Y	N	U		U	170	37	ug/kg
RI-SB-8 (2.5-3.0)	JD27605-5	2,4-Dinitrotoluene	07/06/2021		Y	N	U		U	35	11	ug/kg
RI-SB-8 (2.5-3.0)	JD27605-5	2,4-Dinitrophenol	07/06/2021		Y	N	U		U	170	130	ug/kg
RI-SB-8 (2.5-3.0)	JD27605-5	Benzo(a)pyrene	07/06/2021		Y	N	U		U	35	16	ug/kg
RI-SB-8 (2.5-3.0)	JD27605-5	Chrysene	07/06/2021		Y	N	U		U	35	11	ug/kg
RI-SB-8 (2.5-3.0)	JD27605-5	Acenaphthylene	07/06/2021		Y	N	U		U	35	18	ug/kg
RI-SB-8 (2.5-3.0)	JD27605-5	Benzo(k)fluoranthene	07/06/2021		Y	N	U		U	35	16	ug/kg
RI-SB-8 (2.5-3.0)	JD27605-5	Fluoranthene	07/06/2021		Y	N	U		U	35	15	ug/kg
RI-SB-8 (2.5-3.0)	JD27605-5	Pyrene	07/06/2021		Y	N	U		U	35	11	ug/kg
RI-SB-8 (2.5-3.0)	JD27605-5	1,4-Dioxane	07/06/2021		Y	N	U		U	35	23	ug/kg
RI-SB-8 (2.5-3.0)	JD27605-5	Dimethyl phthalate	07/06/2021		Y	N	U		U	69	6.2	ug/kg
RI-SB-8 (2.5-3.0)	JD27605-5	Dibenzofuran	07/06/2021		Y	N	U		U	69	14	ug/kg
RI-SB-8 (2.5-3.0)	JD27605-5	Benzo(g,h,i)perylene	07/06/2021		Y	N	U		U	35	17	ug/kg
RI-SB-8 (2.5-3.0)	JD27605-5	Atrazine	07/06/2021		Y	N	U		U	69	15	ug/kg
RI-SB-8 (2.5-3.0)	JD27605-5	Indeno(1,2,3-cd)pyrene	07/06/2021		Y	N	U		U	35	16	ug/kg
RI-SB-8 (2.5-3.0)	JD27605-5	Benzo(b)fluoranthene	07/06/2021		Y	N	U		U	35	15	ug/kg
RI-SB-8 (5-5.5)	JD27605-6	Hexachloroethane	07/06/2021		Y	N	U		U	190	19	ug/kg

SDG: JD27605

Analytical Method SW8270

Sample ID	Lab Sample ID	Chemical Name	Anal Date	Result	Validated	Detect	Lab Qual	Val Qual	Final qual	RL	MDL	Units
RI-SB-8 (5-5.5)	JD27605-6	Diethyl phthalate	07/06/2021		Y	N	U		U	75	8.0	ug/kg
RI-SB-8 (5-5.5)	JD27605-6	Fluorene	07/06/2021		Y	N	U		U	37	17	ug/kg
RI-SB-8 (5-5.5)	JD27605-6	N-Nitrosodiphenylamine	07/06/2021		Y	N	U	UJ	UJ	190	14	ug/kg
RI-SB-8 (5-5.5)	JD27605-6	Butyl benzyl phthalate	07/06/2021		Y	N	U	UJ	UJ	75	9.1	ug/kg
RI-SB-8 (5-5.5)	JD27605-6	Phenanthrene	07/06/2021		Y	N	U		U	37	13	ug/kg
RI-SB-8 (5-5.5)	JD27605-6	Di-n-butyl phthalate	07/06/2021		Y	N	U		U	75	6.1	ug/kg
RI-SB-8 (5-5.5)	JD27605-6	Carbazole	07/06/2021		Y	N	U		U	75	5.4	ug/kg
RI-SB-8 (5-5.5)	JD27605-6	Acenaphthene	07/06/2021		Y	N	U		U	37	13	ug/kg
RI-SB-8 (5-5.5)	JD27605-6	Isophorone	07/06/2021		Y	N	U		U	75	8.0	ug/kg
RI-SB-8 (5-5.5)	JD27605-6	4-Chloro-3-methyl phenol	07/06/2021		Y	N	U		U	190	23	ug/kg
RI-SB-8 (5-5.5)	JD27605-6	4-Chlorophenyl phenyl ether	07/06/2021		Y	N	U		U	75	12	ug/kg
RI-SB-8 (5-5.5)	JD27605-6	Hexachlorobutadiene	07/06/2021		Y	N	U		U	37	15	ug/kg
RI-SB-8 (5-5.5)	JD27605-6	N-Nitroso-di-n-propylamine	07/06/2021		Y	N	U		U	75	11	ug/kg
RI-SB-8 (5-5.5)	JD27605-6	2,6-Dinitrotoluene	07/06/2021		Y	N	U		U	37	19	ug/kg
RI-SB-8 (5-5.5)	JD27605-6	2,3,4,6-Tetrachlorophenol	07/06/2021		Y	N	U		U	190	25	ug/kg
RI-SB-8 (5-5.5)	JD27605-6	3,3'-Dichlorobenzidine	07/06/2021		Y	N	U		U	75	31	ug/kg
RI-SB-8 (5-5.5)	JD27605-6	3&4-Methylphenol	07/06/2021		Y	N	U		U	75	31	ug/kg
RI-SB-8 (5-5.5)	JD27605-6	Nitrobenzene	07/06/2021		Y	N	U		U	75	14	ug/kg
RI-SB-8 (5-5.5)	JD27605-6	Acetophenone	07/06/2021		Y	N	U		U	190	8.0	ug/kg
RI-SB-8 (5-5.5)	JD27605-6	2,4,5-Trichlorophenol	07/06/2021		Y	N	U		U	190	28	ug/kg
RI-SB-8 (5-5.5)	JD27605-6	1,2,4,5-Tetrachlorobenzene	07/06/2021		Y	N	U		U	190	9.5	ug/kg
RI-SB-8 (5-5.5)	JD27605-6	2-Chlorophenol	07/06/2021		Y	N	U		U	75	18	ug/kg
RI-SB-8 (5-5.5)	JD27605-6	3-Nitroaniline	07/06/2021		Y	N	U		U	190	9.3	ug/kg
RI-SB-8 (5-5.5)	JD27605-6	1,1'-Biphenyl	07/06/2021		Y	N	U		U	75	5.1	ug/kg
RI-SB-8 (5-5.5)	JD27605-6	Pentachlorophenol	07/06/2021		Y	N	U		U	150	35	ug/kg

SDG: JD27605

Analytical Method SW8270

Sample ID	Lab Sample ID	Chemical Name	Anal Date	Result	Validated	Detect	Lab Qual	Val Qual	Final qual	RL	MDL	Units
RI-SB-8 (5-5.5)	JD27605-6	2-Chloronaphthalene	07/06/2021		Y	N	U		U	75	8.9	ug/kg
RI-SB-8 (5-5.5)	JD27605-6	2-Methylnaphthalene	07/06/2021		Y	N	U		U	37	8.4	ug/kg
RI-SB-8 (5-5.5)	JD27605-6	Naphthalene	07/06/2021		Y	N	U		U	37	11	ug/kg
RI-SB-8 (5-5.5)	JD27605-6	2-Nitrophenol	07/06/2021		Y	N	U		U	190	25	ug/kg
RI-SB-8 (5-5.5)	JD27605-6	2-Nitroaniline	07/06/2021		Y	N	U		U	190	8.8	ug/kg
RI-SB-8 (5-5.5)	JD27605-6	2,4,6-Trichlorophenol	07/06/2021		Y	N	U		U	190	22	ug/kg
RI-SB-8 (5-5.5)	JD27605-6	2-Methylphenol	07/06/2021		Y	N	U		U	75	24	ug/kg
RI-SB-8 (5-5.5)	JD27605-6	4-Chloroaniline	07/06/2021		Y	N	U		U	190	13	ug/kg
RI-SB-8 (5-5.5)	JD27605-6	Anthracene	07/06/2021		Y	N	U		U	37	23	ug/kg
RI-SB-8 (5-5.5)	JD27605-6	Hexachlorobenzene	07/06/2021		Y	N	U		U	75	9.5	ug/kg
RI-SB-8 (5-5.5)	JD27605-6	Di-n-octyl phthalate	07/06/2021		Y	N	U		U	75	9.3	ug/kg
RI-SB-8 (5-5.5)	JD27605-6	bis(2-Ethylhexyl)phthalate	07/06/2021	18.5	Y	Y	J		J	75	8.7	ug/kg
RI-SB-8 (5-5.5)	JD27605-6	bis(2-Chloroethoxy)methane	07/06/2021		Y	N	U		U	75	8.0	ug/kg
RI-SB-8 (5-5.5)	JD27605-6	bis(2-Chloroethyl)ether	07/06/2021		Y	N	U		U	75	16	ug/kg
RI-SB-8 (5-5.5)	JD27605-6	2,4-Dichlorophenol	07/06/2021		Y	N	U	UJ	UJ	190	32	ug/kg
RI-SB-8 (5-5.5)	JD27605-6	2,2'-Oxybis(1-chloropropane)	07/06/2021		Y	N	U		U	75	13	ug/kg
RI-SB-8 (5-5.5)	JD27605-6	4-Nitroaniline	07/06/2021		Y	N	U		U	190	9.7	ug/kg
RI-SB-8 (5-5.5)	JD27605-6	2,4-Dimethylphenol	07/06/2021		Y	N	U		U	190	67	ug/kg
RI-SB-8 (5-5.5)	JD27605-6	Caprolactam	07/06/2021		Y	N	U		U	75	15	ug/kg
RI-SB-8 (5-5.5)	JD27605-6	4-Bromophenyl phenyl ether	07/06/2021		Y	N	U		U	75	14	ug/kg
RI-SB-8 (5-5.5)	JD27605-6	Benzaldehyde	07/06/2021		Y	N	U		U	190	9.3	ug/kg
RI-SB-8 (5-5.5)	JD27605-6	4-Nitrophenol	07/06/2021		Y	N	U	UJ	UJ	370	100	ug/kg
RI-SB-8 (5-5.5)	JD27605-6	Benzo(a)anthracene	07/06/2021		Y	N	U		U	37	11	ug/kg
RI-SB-8 (5-5.5)	JD27605-6	Phenol	07/06/2021		Y	N	U		U	75	20	ug/kg
RI-SB-8 (5-5.5)	JD27605-6	Acenaphthylene	07/06/2021		Y	N	U		U	37	19	ug/kg

SDG: JD27605

Analytical Method SW8270

Sample ID	Lab Sample ID	Chemical Name	Anal Date	Result	Validated	Detect	Lab Qual	Val Qual	Final qual	RL	MDL	Units
RI-SB-8 (5-5.5)	JD27605-6	Hexachlorocyclopentadiene	07/06/2021		Y	N	U	UJ	UJ	370	15	ug/kg
RI-SB-8 (5-5.5)	JD27605-6	Dibenzo(a,h)anthracene	07/06/2021		Y	N	U		U	37	17	ug/kg
RI-SB-8 (5-5.5)	JD27605-6	2,4-Dinitrophenol	07/06/2021		Y	N	U		U	190	140	ug/kg
RI-SB-8 (5-5.5)	JD27605-6	2,4-Dinitrotoluene	07/06/2021		Y	N	U		U	37	12	ug/kg
RI-SB-8 (5-5.5)	JD27605-6	Chrysene	07/06/2021		Y	N	U		U	37	12	ug/kg
RI-SB-8 (5-5.5)	JD27605-6	4,6-Dinitro-o-cresol	07/06/2021		Y	N	U		U	190	40	ug/kg
RI-SB-8 (5-5.5)	JD27605-6	Benzo(k)fluoranthene	07/06/2021		Y	N	U		U	37	17	ug/kg
RI-SB-8 (5-5.5)	JD27605-6	Fluoranthene	07/06/2021		Y	N	U		U	37	17	ug/kg
RI-SB-8 (5-5.5)	JD27605-6	Indeno(1,2,3-cd)pyrene	07/06/2021		Y	N	U		U	37	18	ug/kg
RI-SB-8 (5-5.5)	JD27605-6	Atrazine	07/06/2021		Y	N	U		U	75	16	ug/kg
RI-SB-8 (5-5.5)	JD27605-6	Benzo(g,h,i)perylene	07/06/2021		Y	N	U		U	37	19	ug/kg
RI-SB-8 (5-5.5)	JD27605-6	Dibenzofuran	07/06/2021		Y	N	U		U	75	15	ug/kg
RI-SB-8 (5-5.5)	JD27605-6	Dimethyl phthalate	07/06/2021		Y	N	U		U	75	6.7	ug/kg
RI-SB-8 (5-5.5)	JD27605-6	Pyrene	07/06/2021		Y	N	U		U	37	12	ug/kg
RI-SB-8 (5-5.5)	JD27605-6	Benzo(b)fluoranthene	07/06/2021		Y	N	U		U	37	17	ug/kg
RI-SB-8 (5-5.5)	JD27605-6	Benzo(a)pyrene	07/06/2021		Y	N	U		U	37	17	ug/kg
RI-SB-8 (5-5.5)	JD27605-6	1,4-Dioxane	07/06/2021		Y	N	U		U	37	25	ug/kg
RI-SB-9 (1.5-2.0)	JD27605-7	Hexachlorocyclopentadiene	07/06/2021		Y	N	U	UJ	UJ	360	14	ug/kg
RI-SB-9 (1.5-2.0)	JD27605-7	Butyl benzyl phthalate	07/06/2021		Y	N	U	UJ	UJ	72	8.8	ug/kg
RI-SB-9 (1.5-2.0)	JD27605-7	Phenanthrene	07/06/2021		Y	N	U		U	36	12	ug/kg
RI-SB-9 (1.5-2.0)	JD27605-7	Di-n-butyl phthalate	07/06/2021		Y	N	U		U	72	5.9	ug/kg
RI-SB-9 (1.5-2.0)	JD27605-7	Diethyl phthalate	07/06/2021		Y	N	U		U	72	7.7	ug/kg
RI-SB-9 (1.5-2.0)	JD27605-7	Isophorone	07/06/2021		Y	N	U		U	72	7.7	ug/kg
RI-SB-9 (1.5-2.0)	JD27605-7	Acenaphthene	07/06/2021		Y	N	U		U	36	12	ug/kg
RI-SB-9 (1.5-2.0)	JD27605-7	N-Nitrosodiphenylamine	07/06/2021		Y	N	U	UJ	UJ	180	13	ug/kg

Analytical Method SW8270

Sample ID	Lab Sample ID	Chemical Name	Anal Date	Result	Validated	Detect	Lab Qual	Val Qual	Final qual	RL	MDL	Units
RI-SB-9 (1.5-2.0)	JD27605-7	Fluorene	07/06/2021		Y	N	U		U	36	17	ug/kg
RI-SB-9 (1.5-2.0)	JD27605-7	Carbazole	07/06/2021		Y	N	U		U	72	5.2	ug/kg
RI-SB-9 (1.5-2.0)	JD27605-7	Hexachlorobutadiene	07/06/2021		Y	N	U		U	36	15	ug/kg
RI-SB-9 (1.5-2.0)	JD27605-7	Pentachlorophenol	07/06/2021		Y	N	U		U	140	34	ug/kg
RI-SB-9 (1.5-2.0)	JD27605-7	2,4,6-Trichlorophenol	07/06/2021		Y	N	U		U	180	22	ug/kg
RI-SB-9 (1.5-2.0)	JD27605-7	4-Chlorophenyl phenyl ether	07/06/2021		Y	N	U		U	72	12	ug/kg
RI-SB-9 (1.5-2.0)	JD27605-7	2-Nitrophenol	07/06/2021		Y	N	U		U	180	24	ug/kg
RI-SB-9 (1.5-2.0)	JD27605-7	Benzo(a)pyrene	07/06/2021	39.9	Y	Y				36	16	ug/kg
RI-SB-9 (1.5-2.0)	JD27605-7	2-Nitroaniline	07/06/2021		Y	N	U		U	180	8.5	ug/kg
RI-SB-9 (1.5-2.0)	JD27605-7	2,4-Dinitrophenol	07/06/2021		Y	N	U		U	180	140	ug/kg
RI-SB-9 (1.5-2.0)	JD27605-7	Atrazine	07/06/2021		Y	N	U		U	72	15	ug/kg
RI-SB-9 (1.5-2.0)	JD27605-7	Naphthalene	07/06/2021		Y	N	U		U	36	10	ug/kg
RI-SB-9 (1.5-2.0)	JD27605-7	Indeno(1,2,3-cd)pyrene	07/06/2021	43.3	Y	Y				36	17	ug/kg
RI-SB-9 (1.5-2.0)	JD27605-7	Benzo(b)fluoranthene	07/06/2021	49.1	Y	Y				36	16	ug/kg
RI-SB-9 (1.5-2.0)	JD27605-7	Fluoranthene	07/06/2021	22.2	Y	Y	J		J	36	16	ug/kg
RI-SB-9 (1.5-2.0)	JD27605-7	Benzo(k)fluoranthene	07/06/2021	22.4	Y	Y	J		J	36	17	ug/kg
RI-SB-9 (1.5-2.0)	JD27605-7	Dibenzo(a,h)anthracene	07/06/2021		Y	N	U		U	36	16	ug/kg
RI-SB-9 (1.5-2.0)	JD27605-7	Chrysene	07/06/2021	36.1	Y	Y				36	11	ug/kg
RI-SB-9 (1.5-2.0)	JD27605-7	Hexachloroethane	07/06/2021		Y	N	U		U	180	18	ug/kg
RI-SB-9 (1.5-2.0)	JD27605-7	4,6-Dinitro-o-cresol	07/06/2021		Y	N	U		U	180	39	ug/kg
RI-SB-9 (1.5-2.0)	JD27605-7	Benzo(a)anthracene	07/06/2021	19.6	Y	Y	J		J	36	10	ug/kg
RI-SB-9 (1.5-2.0)	JD27605-7	2,3,4,6-Tetrachlorophenol	07/06/2021		Y	N	U		U	180	24	ug/kg
RI-SB-9 (1.5-2.0)	JD27605-7	4-Chloro-3-methyl phenol	07/06/2021		Y	N	U		U	180	22	ug/kg
RI-SB-9 (1.5-2.0)	JD27605-7	2,6-Dinitrotoluene	07/06/2021		Y	N	U		U	36	18	ug/kg
RI-SB-9 (1.5-2.0)	JD27605-7	N-Nitroso-di-n-propylamine	07/06/2021		Y	N	U		U	72	10	ug/kg

SDG: JD27605

Analytical Method SW8270

Sample ID	Lab Sample ID	Chemical Name	Anal Date	Result	Validated	Detect	Lab Qual	Val Qual	Final qual	RL	MDL	Units
RI-SB-9 (1.5-2.0)	JD27605-7	Acenaphthylene	07/06/2021		Y	N	U		U	36	18	ug/kg
RI-SB-9 (1.5-2.0)	JD27605-7	2,2'-Oxybis(1-chloropropane)	07/06/2021		Y	N	U		U	72	13	ug/kg
RI-SB-9 (1.5-2.0)	JD27605-7	2,4-Dinitrotoluene	07/06/2021		Y	N	U		U	36	11	ug/kg
RI-SB-9 (1.5-2.0)	JD27605-7	2,4-Dichlorophenol	07/06/2021		Y	N	U	UJ	UJ	180	31	ug/kg
RI-SB-9 (1.5-2.0)	JD27605-7	2-Methylnaphthalene	07/06/2021		Y	N	U		U	36	8.2	ug/kg
RI-SB-9 (1.5-2.0)	JD27605-7	Hexachlorobenzene	07/06/2021		Y	N	U		U	72	9.2	ug/kg
RI-SB-9 (1.5-2.0)	JD27605-7	bis(2-Ethylhexyl)phthalate	07/06/2021		Y	N	U		U	72	8.5	ug/kg
RI-SB-9 (1.5-2.0)	JD27605-7	bis(2-Chloroethoxy)methane	07/06/2021		Y	N	U		U	72	7.7	ug/kg
RI-SB-9 (1.5-2.0)	JD27605-7	1,4-Dioxane	07/06/2021		Y	N	U		U	36	24	ug/kg
RI-SB-9 (1.5-2.0)	JD27605-7	Phenol	07/06/2021		Y	N	U		U	72	19	ug/kg
RI-SB-9 (1.5-2.0)	JD27605-7	Anthracene	07/06/2021		Y	N	U		U	36	22	ug/kg
RI-SB-9 (1.5-2.0)	JD27605-7	4-Chloroaniline	07/06/2021		Y	N	U		U	180	13	ug/kg
RI-SB-9 (1.5-2.0)	JD27605-7	2,4-Dimethylphenol	07/06/2021		Y	N	U		U	180	64	ug/kg
RI-SB-9 (1.5-2.0)	JD27605-7	Caprolactam	07/06/2021		Y	N	U		U	72	14	ug/kg
RI-SB-9 (1.5-2.0)	JD27605-7	4-Bromophenyl phenyl ether	07/06/2021		Y	N	U		U	72	14	ug/kg
RI-SB-9 (1.5-2.0)	JD27605-7	Benzaldehyde	07/06/2021		Y	N	U		U	180	9.0	ug/kg
RI-SB-9 (1.5-2.0)	JD27605-7	4-Nitrophenol	07/06/2021		Y	N	U	UJ	UJ	360	97	ug/kg
RI-SB-9 (1.5-2.0)	JD27605-7	4-Nitroaniline	07/06/2021		Y	N	U		U	180	9.4	ug/kg
RI-SB-9 (1.5-2.0)	JD27605-7	bis(2-Chloroethyl)ether	07/06/2021		Y	N	U		U	72	16	ug/kg
RI-SB-9 (1.5-2.0)	JD27605-7	1,2,4,5-Tetrachlorobenzene	07/06/2021		Y	N	U		U	180	9.2	ug/kg
RI-SB-9 (1.5-2.0)	JD27605-7	2-Chloronaphthalene	07/06/2021		Y	N	U		U	72	8.6	ug/kg
RI-SB-9 (1.5-2.0)	JD27605-7	3,3'-Dichlorobenzidine	07/06/2021		Y	N	U		U	72	30	ug/kg
RI-SB-9 (1.5-2.0)	JD27605-7	1,1'-Biphenyl	07/06/2021		Y	N	U		U	72	5.0	ug/kg
RI-SB-9 (1.5-2.0)	JD27605-7	Di-n-octyl phthalate	07/06/2021		Y	N	U		U	72	9.0	ug/kg
RI-SB-9 (1.5-2.0)	JD27605-7	2-Chlorophenol	07/06/2021		Y	N	U		U	72	18	ug/kg

Analytical Method SW8270

Sample ID	Lab Sample ID	Chemical Name	Anal Date	Result	Validated	Detect	Lab Qual	Val Qual	Final qual	RL	MDL	Units
RI-SB-9 (1.5-2.0)	JD27605-7	Pyrene	07/06/2021	26.4	Y	Y	J		J	36	12	ug/kg
RI-SB-9 (1.5-2.0)	JD27605-7	2,4,5-Trichlorophenol	07/06/2021		Y	N	U		U	180	27	ug/kg
RI-SB-9 (1.5-2.0)	JD27605-7	Acetophenone	07/06/2021		Y	N	U		U	180	7.8	ug/kg
RI-SB-9 (1.5-2.0)	JD27605-7	3-Nitroaniline	07/06/2021		Y	N	U		U	180	9.0	ug/kg
RI-SB-9 (1.5-2.0)	JD27605-7	3&4-Methylphenol	07/06/2021		Y	N	U		U	72	30	ug/kg
RI-SB-9 (1.5-2.0)	JD27605-7	Benzo(g,h,i)perylene	07/06/2021	46.3	Y	Y				36	18	ug/kg
RI-SB-9 (1.5-2.0)	JD27605-7	Dimethyl phthalate	07/06/2021		Y	N	U		U	72	6.4	ug/kg
RI-SB-9 (1.5-2.0)	JD27605-7	Nitrobenzene	07/06/2021		Y	N	U		U	72	14	ug/kg
RI-SB-9 (1.5-2.0)	JD27605-7	2-Methylphenol	07/06/2021		Y	N	U		U	72	23	ug/kg
RI-SB-9 (1.5-2.0)	JD27605-7	Dibenzofuran	07/06/2021		Y	N	U		U	72	15	ug/kg
RI-SB-9 (3.5-4.0)	JD27605-8	4-Bromophenyl phenyl ether	07/06/2021		Y	N	U		U	85	16	ug/kg
RI-SB-9 (3.5-4.0)	JD27605-8	bis(2-Chloroethyl)ether	07/06/2021		Y	N	U		U	85	18	ug/kg
RI-SB-9 (3.5-4.0)	JD27605-8	Phenol	07/06/2021		Y	N	U		U	85	22	ug/kg
RI-SB-9 (3.5-4.0)	JD27605-8	2,2'-Oxybis(1-chloropropane)	07/06/2021		Y	N	U		U	85	15	ug/kg
RI-SB-9 (3.5-4.0)	JD27605-8	4-Chloroaniline	07/06/2021		Y	N	U		U	210	15	ug/kg
RI-SB-9 (3.5-4.0)	JD27605-8	Caprolactam	07/06/2021		Y	N	U		U	85	17	ug/kg
RI-SB-9 (3.5-4.0)	JD27605-8	Benzaldehyde	07/06/2021		Y	N	U		U	210	11	ug/kg
RI-SB-9 (3.5-4.0)	JD27605-8	4-Chlorophenyl phenyl ether	07/06/2021		Y	N	U		U	85	14	ug/kg
RI-SB-9 (3.5-4.0)	JD27605-8	4-Nitroaniline	07/06/2021		Y	N	U		U	210	11	ug/kg
RI-SB-9 (3.5-4.0)	JD27605-8	bis(2-Chloroethoxy)methane	07/06/2021		Y	N	U		U	85	9.1	ug/kg
RI-SB-9 (3.5-4.0)	JD27605-8	2,4-Dimethylphenol	07/06/2021		Y	N	U		U	210	75	ug/kg
RI-SB-9 (3.5-4.0)	JD27605-8	Naphthalene	07/06/2021		Y	N	U		U	42	12	ug/kg
RI-SB-9 (3.5-4.0)	JD27605-8	N-Nitroso-di-n-propylamine	07/06/2021		Y	N	U		U	85	12	ug/kg
RI-SB-9 (3.5-4.0)	JD27605-8	Acenaphthene	07/06/2021	203	Y	Y				42	15	ug/kg
RI-SB-9 (3.5-4.0)	JD27605-8	Diethyl phthalate	07/06/2021		Y	N	U		U	85	9.0	ug/kg

SDG: JD27605

Analytical Method SW8270

Sample ID	Lab Sample ID	Chemical Name	Anal Date	Result	Validated	Detect	Lab Qual	Val Qual	Final qual	RL	MDL	Units
RI-SB-9 (3.5-4.0)	JD27605-8	Di-n-butyl phthalate	07/06/2021		Y	N	U		U	85	6.9	ug/kg
RI-SB-9 (3.5-4.0)	JD27605-8	Phenanthrene	07/06/2021	64.9	Y	Y				42	14	ug/kg
RI-SB-9 (3.5-4.0)	JD27605-8	Butyl benzyl phthalate	07/06/2021		Y	N	U	UJ	UJ	85	10	ug/kg
RI-SB-9 (3.5-4.0)	JD27605-8	N-Nitrosodiphenylamine	07/06/2021	878	Y	Y		J	J	210	16	ug/kg
RI-SB-9 (3.5-4.0)	JD27605-8	Fluorene	07/06/2021	308	Y	Y				42	19	ug/kg
RI-SB-9 (3.5-4.0)	JD27605-8	Carbazole	07/06/2021		Y	N	U		U	85	6.1	ug/kg
RI-SB-9 (3.5-4.0)	JD27605-8	Hexachlorobutadiene	07/06/2021		Y	N	U		U	42	17	ug/kg
RI-SB-9 (3.5-4.0)	JD27605-8	Pentachlorophenol	07/06/2021		Y	N	U		U	170	40	ug/kg
RI-SB-9 (3.5-4.0)	JD27605-8	2,4,6-Trichlorophenol	07/06/2021		Y	N	U		U	210	25	ug/kg
RI-SB-9 (3.5-4.0)	JD27605-8	Isophorone	07/06/2021		Y	N	U		U	85	9.1	ug/kg
RI-SB-9 (3.5-4.0)	JD27605-8	2-Nitrophenol	07/06/2021		Y	N	U		U	210	28	ug/kg
RI-SB-9 (3.5-4.0)	JD27605-8	Hexachlorocyclopentadiene	07/06/2021		Y	N	U	UJ	UJ	420	17	ug/kg
RI-SB-9 (3.5-4.0)	JD27605-8	2-Methylnaphthalene	07/06/2021		Y	N	U		U	42	9.6	ug/kg
RI-SB-9 (3.5-4.0)	JD27605-8	2-Chloronaphthalene	07/06/2021		Y	N	U		U	85	10	ug/kg
RI-SB-9 (3.5-4.0)	JD27605-8	3,3'-Dichlorobenzidine	07/06/2021		Y	N	U		U	85	35	ug/kg
RI-SB-9 (3.5-4.0)	JD27605-8	1,1'-Biphenyl	07/06/2021		Y	N	U		U	85	5.8	ug/kg
RI-SB-9 (3.5-4.0)	JD27605-8	2-Methylphenol	07/06/2021		Y	N	U		U	85	27	ug/kg
RI-SB-9 (3.5-4.0)	JD27605-8	2-Chlorophenol	07/06/2021		Y	N	U		U	85	21	ug/kg
RI-SB-9 (3.5-4.0)	JD27605-8	1,2,4,5-Tetrachlorobenzene	07/06/2021		Y	N	U		U	210	11	ug/kg
RI-SB-9 (3.5-4.0)	JD27605-8	2,4,5-Trichlorophenol	07/06/2021		Y	N	U		U	210	32	ug/kg
RI-SB-9 (3.5-4.0)	JD27605-8	Acetophenone	07/06/2021		Y	N	U		U	210	9.1	ug/kg
RI-SB-9 (3.5-4.0)	JD27605-8	Nitrobenzene	07/06/2021		Y	N	U		U	85	16	ug/kg
RI-SB-9 (3.5-4.0)	JD27605-8	3-Nitroaniline	07/06/2021		Y	N	U		U	210	11	ug/kg
RI-SB-9 (3.5-4.0)	JD27605-8	3&4-Methylphenol	07/06/2021		Y	N	U		U	85	35	ug/kg
RI-SB-9 (3.5-4.0)	JD27605-8	2-Nitroaniline	07/06/2021		Y	N	U		U	210	10	ug/kg

Analytical Method SW8270

Sample ID	Lab Sample ID	Chemical Name	Anal Date	Result	Validated	Detect	Lab Qual	Val Qual	Final qual	RL	MDL	Units
RI-SB-9 (3.5-4.0)	JD27605-8	Benzo(k)fluoranthene	07/06/2021		Y	N	U		U	42	20	ug/kg
RI-SB-9 (3.5-4.0)	JD27605-8	Di-n-octyl phthalate	07/06/2021		Y	N	U		U	85	11	ug/kg
RI-SB-9 (3.5-4.0)	JD27605-8	Hexachlorobenzene	07/06/2021		Y	N	U		U	85	11	ug/kg
RI-SB-9 (3.5-4.0)	JD27605-8	Anthracene	07/06/2021	103	Y	Y				42	26	ug/kg
RI-SB-9 (3.5-4.0)	JD27605-8	2,4-Dichlorophenol	07/06/2021		Y	N	U	UJ	UJ	210	36	ug/kg
RI-SB-9 (3.5-4.0)	JD27605-8	2,4-Dinitrotoluene	07/06/2021		Y	N	U		U	42	13	ug/kg
RI-SB-9 (3.5-4.0)	JD27605-8	1,4-Dioxane	07/06/2021		Y	N	U		U	42	28	ug/kg
RI-SB-9 (3.5-4.0)	JD27605-8	Pyrene	07/06/2021	23.6	Y	Y	J		J	42	14	ug/kg
RI-SB-9 (3.5-4.0)	JD27605-8	Dimethyl phthalate	07/06/2021		Y	N	U		U	85	7.5	ug/kg
RI-SB-9 (3.5-4.0)	JD27605-8	Dibenzofuran	07/06/2021	224	Y	Y				85	17	ug/kg
RI-SB-9 (3.5-4.0)	JD27605-8	Benzo(g,h,i)perylene	07/06/2021		Y	N	U		U	42	21	ug/kg
RI-SB-9 (3.5-4.0)	JD27605-8	Atrazine	07/06/2021		Y	N	U		U	85	18	ug/kg
RI-SB-9 (3.5-4.0)	JD27605-8	Indeno(1,2,3-cd)pyrene	07/06/2021		Y	N	U		U	42	20	ug/kg
RI-SB-9 (3.5-4.0)	JD27605-8	Fluoranthene	07/06/2021		Y	N	U		U	42	19	ug/kg
RI-SB-9 (3.5-4.0)	JD27605-8	bis(2-Ethylhexyl)phthalate	07/06/2021		Y	N	U		U	85	9.9	ug/kg
RI-SB-9 (3.5-4.0)	JD27605-8	Acenaphthylene	07/06/2021	96.5	Y	Y				42	22	ug/kg
RI-SB-9 (3.5-4.0)	JD27605-8	Chrysene	07/06/2021		Y	N	U		U	42	13	ug/kg
RI-SB-9 (3.5-4.0)	JD27605-8	Benzo(a)pyrene	07/06/2021		Y	N	U		U	42	19	ug/kg
RI-SB-9 (3.5-4.0)	JD27605-8	2,4-Dinitrophenol	07/06/2021		Y	N	U		U	210	160	ug/kg
RI-SB-9 (3.5-4.0)	JD27605-8	Dibenzo(a,h)anthracene	07/06/2021		Y	N	U		U	42	19	ug/kg
RI-SB-9 (3.5-4.0)	JD27605-8	4,6-Dinitro-o-cresol	07/06/2021		Y	N	U		U	210	45	ug/kg
RI-SB-9 (3.5-4.0)	JD27605-8	Benzo(a)anthracene	07/06/2021		Y	N	U		U	42	12	ug/kg
RI-SB-9 (3.5-4.0)	JD27605-8	2,3,4,6-Tetrachlorophenol	07/06/2021		Y	N	U		U	210	28	ug/kg
RI-SB-9 (3.5-4.0)	JD27605-8	4-Chloro-3-methyl phenol	07/06/2021		Y	N	U		U	210	26	ug/kg
RI-SB-9 (3.5-4.0)	JD27605-8	2,6-Dinitrotoluene	07/06/2021		Y	N	U		U	42	21	ug/kg

SDG: JD27605

Analytical Method SW8270

Sample ID	Lab Sample ID	Chemical Name	Anal Date	Result	Validated	Detect	Lab Qual	Val Qual	Final qual	RL	MDL	Units
RI-SB-9 (3.5-4.0)	JD27605-8	4-Nitrophenol	07/06/2021		Y	N	U	UJ	UJ	420	110	ug/kg
RI-SB-9 (3.5-4.0)	JD27605-8	Hexachloroethane	07/06/2021		Y	N	U		U	210	21	ug/kg
RI-SB-9 (3.5-4.0)	JD27605-8	Benzo(b)fluoranthene	07/06/2021		Y	N	U		U	42	19	ug/kg
RI-SB-10 (1.5-2.0)	JD27605-9	4-Chloroaniline	07/06/2021		Y	N	U		U	180	13	ug/kg
RI-SB-10 (1.5-2.0)	JD27605-9	Diethyl phthalate	07/06/2021		Y	N	U		U	73	7.8	ug/kg
RI-SB-10 (1.5-2.0)	JD27605-9	Hexachlorobutadiene	07/06/2021		Y	N	U		U	36	15	ug/kg
RI-SB-10 (1.5-2.0)	JD27605-9	Carbazole	07/06/2021	184	Y	Y				73	5.3	ug/kg
RI-SB-10 (1.5-2.0)	JD27605-9	Fluorene	07/06/2021	190	Y	Y				36	17	ug/kg
RI-SB-10 (1.5-2.0)	JD27605-9	N-Nitrosodiphenylamine	07/06/2021		Y	N	U	UJ	UJ	180	13	ug/kg
RI-SB-10 (1.5-2.0)	JD27605-9	Butyl benzyl phthalate	07/06/2021		Y	N	U	UJ	UJ	73	8.9	ug/kg
RI-SB-10 (1.5-2.0)	JD27605-9	Caprolactam	07/06/2021		Y	N	U		U	73	14	ug/kg
RI-SB-10 (1.5-2.0)	JD27605-9	Di-n-butyl phthalate	07/06/2021		Y	N	U		U	73	5.9	ug/kg
RI-SB-10 (1.5-2.0)	JD27605-9	2-Nitroaniline	07/06/2021		Y	N	U		U	180	8.6	ug/kg
RI-SB-10 (1.5-2.0)	JD27605-9	Acenaphthene	07/06/2021	143	Y	Y				36	13	ug/kg
RI-SB-10 (1.5-2.0)	JD27605-9	Isophorone	07/06/2021		Y	N	U		U	73	7.8	ug/kg
RI-SB-10 (1.5-2.0)	JD27605-9	Hexachlorocyclopentadiene	07/06/2021		Y	N	U	UJ	UJ	360	15	ug/kg
RI-SB-10 (1.5-2.0)	JD27605-9	4-Chlorophenyl phenyl ether	07/06/2021		Y	N	U		U	73	12	ug/kg
RI-SB-10 (1.5-2.0)	JD27605-9	Hexachloroethane	07/06/2021		Y	N	U		U	180	18	ug/kg
RI-SB-10 (1.5-2.0)	JD27605-9	N-Nitroso-di-n-propylamine	07/06/2021		Y	N	U		U	73	11	ug/kg
RI-SB-10 (1.5-2.0)	JD27605-9	Phenanthrene	07/06/2021	1540	Y	Y				36	12	ug/kg
RI-SB-10 (1.5-2.0)	JD27605-9	1,1'-Biphenyl	07/06/2021	22.7	Y	Y	J		J	73	5.0	ug/kg
RI-SB-10 (1.5-2.0)	JD27605-9	3&4-Methylphenol	07/06/2021		Y	N	U		U	73	30	ug/kg
RI-SB-10 (1.5-2.0)	JD27605-9	3-Nitroaniline	07/06/2021		Y	N	U		U	180	9.1	ug/kg
RI-SB-10 (1.5-2.0)	JD27605-9	Nitrobenzene	07/06/2021		Y	N	U		U	73	14	ug/kg
RI-SB-10 (1.5-2.0)	JD27605-9	Acetophenone	07/06/2021		Y	N	U		U	180	7.8	ug/kg

SDG: JD27605

Analytical Method SW8270

Sample ID	Lab Sample ID	Chemical Name	Anal Date	Result	Validated	Detect	Lab Qual	Val Qual	Final qual	RL	MDL	Units
RI-SB-10 (1.5-2.0)	JD27605-9	2,4,5-Trichlorophenol	07/06/2021		Y	N	U		U	180	27	ug/kg
RI-SB-10 (1.5-2.0)	JD27605-9	1,2,4,5-Tetrachlorobenzene	07/06/2021		Y	N	U		U	180	9.3	ug/kg
RI-SB-10 (1.5-2.0)	JD27605-9	Pentachlorophenol	07/06/2021		Y	N	U		U	150	34	ug/kg
RI-SB-10 (1.5-2.0)	JD27605-9	2-Methylphenol	07/06/2021		Y	N	U		U	73	23	ug/kg
RI-SB-10 (1.5-2.0)	JD27605-9	2,4,6-Trichlorophenol	07/06/2021		Y	N	U		U	180	22	ug/kg
RI-SB-10 (1.5-2.0)	JD27605-9	3,3'-Dichlorobenzidine	07/06/2021		Y	N	U		U	73	30	ug/kg
RI-SB-10 (1.5-2.0)	JD27605-9	2-Chloronaphthalene	07/06/2021		Y	N	U		U	73	8.7	ug/kg
RI-SB-10 (1.5-2.0)	JD27605-9	2-Methylnaphthalene	07/06/2021	45.1	Y	Y				36	8.2	ug/kg
RI-SB-10 (1.5-2.0)	JD27605-9	Naphthalene	07/06/2021	82.1	Y	Y				36	10	ug/kg
RI-SB-10 (1.5-2.0)	JD27605-9	2-Nitrophenol	07/06/2021		Y	N	U		U	180	24	ug/kg
RI-SB-10 (1.5-2.0)	JD27605-9	2,3,4,6-Tetrachlorophenol	07/06/2021		Y	N	U		U	180	24	ug/kg
RI-SB-10 (1.5-2.0)	JD27605-9	2-Chlorophenol	07/06/2021		Y	N	U		U	73	18	ug/kg
RI-SB-10 (1.5-2.0)	JD27605-9	bis(2-Chloroethyl)ether	07/06/2021		Y	N	U		U	73	16	ug/kg
RI-SB-10 (1.5-2.0)	JD27605-9	2,6-Dinitrotoluene	07/06/2021		Y	N	U		U	36	18	ug/kg
RI-SB-10 (1.5-2.0)	JD27605-9	2,4-Dinitrotoluene	07/06/2021		Y	N	U		U	36	11	ug/kg
RI-SB-10 (1.5-2.0)	JD27605-9	2,4-Dichlorophenol	07/06/2021		Y	N	U	UJ	UJ	180	31	ug/kg
RI-SB-10 (1.5-2.0)	JD27605-9	Anthracene	07/06/2021	285	Y	Y				36	22	ug/kg
RI-SB-10 (1.5-2.0)	JD27605-9	Hexachlorobenzene	07/06/2021		Y	N	U		U	73	9.2	ug/kg
RI-SB-10 (1.5-2.0)	JD27605-9	Di-n-octyl phthalate	07/06/2021		Y	N	U		U	73	9.1	ug/kg
RI-SB-10 (1.5-2.0)	JD27605-9	Pyrene	07/06/2021	1660	Y	Y				36	12	ug/kg
RI-SB-10 (1.5-2.0)	JD27605-9	bis(2-Chloroethoxy)methane	07/06/2021		Y	N	U		U	73	7.8	ug/kg
RI-SB-10 (1.5-2.0)	JD27605-9	Dimethyl phthalate	07/06/2021		Y	N	U		U	73	6.5	ug/kg
RI-SB-10 (1.5-2.0)	JD27605-9	Phenol	07/06/2021		Y	N	U		U	73	19	ug/kg
RI-SB-10 (1.5-2.0)	JD27605-9	2,2'-Oxybis(1-chloropropane)	07/06/2021		Y	N	U		U	73	13	ug/kg
RI-SB-10 (1.5-2.0)	JD27605-9	2,4-Dimethylphenol	07/06/2021		Y	N	U		U	180	65	ug/kg

SDG: JD27605

Analytical Method SW8270

Sample ID	Lab Sample ID	Chemical Name	Anal Date	Result	Validated	Detect	Lab Qual	Val Qual	Final qual	RL	MDL	Units
RI-SB-10 (1.5-2.0)	JD27605-9	4-Bromophenyl phenyl ether	07/06/2021		Y	N	U		U	73	14	ug/kg
RI-SB-10 (1.5-2.0)	JD27605-9	Benzaldehyde	07/06/2021		Y	N	U		U	180	9.0	ug/kg
RI-SB-10 (1.5-2.0)	JD27605-9	4-Nitrophenol	07/06/2021		Y	N	U	UJ	UJ	360	97	ug/kg
RI-SB-10 (1.5-2.0)	JD27605-9	bis(2-Ethylhexyl)phthalate	07/06/2021	42.5	Y	Y	J		J	73	8.5	ug/kg
RI-SB-10 (1.5-2.0)	JD27605-9	Benzo(k)fluoranthene	07/06/2021	322	Y	Y				36	17	ug/kg
RI-SB-10 (1.5-2.0)	JD27605-9	4-Nitroaniline	07/06/2021		Y	N	U		U	180	9.4	ug/kg
RI-SB-10 (1.5-2.0)	JD27605-9	Benzo(a)anthracene	07/06/2021	706	Y	Y				36	10	ug/kg
RI-SB-10 (1.5-2.0)	JD27605-9	4,6-Dinitro-o-cresol	07/06/2021		Y	N	U		U	180	39	ug/kg
RI-SB-10 (1.5-2.0)	JD27605-9	Dibenzo(a,h)anthracene	07/06/2021	122	Y	Y				36	16	ug/kg
RI-SB-10 (1.5-2.0)	JD27605-9	2,4-Dinitrophenol	07/06/2021		Y	N	U		U	180	140	ug/kg
RI-SB-10 (1.5-2.0)	JD27605-9	Benzo(a)pyrene	07/06/2021	634	Y	Y				36	17	ug/kg
RI-SB-10 (1.5-2.0)	JD27605-9	1,4-Dioxane	07/06/2021		Y	N	U		U	36	24	ug/kg
RI-SB-10 (1.5-2.0)	JD27605-9	Acenaphthylene	07/06/2021	45.0	Y	Y				36	19	ug/kg
RI-SB-10 (1.5-2.0)	JD27605-9	4-Chloro-3-methyl phenol	07/06/2021		Y	N	U		U	180	22	ug/kg
RI-SB-10 (1.5-2.0)	JD27605-9	Fluoranthene	07/06/2021	1480	Y	Y				36	16	ug/kg
RI-SB-10 (1.5-2.0)	JD27605-9	Benzo(b)fluoranthene	07/06/2021	828	Y	Y				36	16	ug/kg
RI-SB-10 (1.5-2.0)	JD27605-9	Indeno(1,2,3-cd)pyrene	07/06/2021	515	Y	Y				36	17	ug/kg
RI-SB-10 (1.5-2.0)	JD27605-9	Atrazine	07/06/2021		Y	N	U		U	73	16	ug/kg
RI-SB-10 (1.5-2.0)	JD27605-9	Benzo(g,h,i)perylene	07/06/2021	462	Y	Y				36	18	ug/kg
RI-SB-10 (1.5-2.0)	JD27605-9	Dibenzofuran	07/06/2021	104	Y	Y				73	15	ug/kg
RI-SB-10 (1.5-2.0)	JD27605-9	Chrysene	07/06/2021	780	Y	Y				36	11	ug/kg

Former Ludlow Street Works - LDC 52170

SDG: JD27706

Analytical Method TO15

Sample ID	Lab Sample ID	Chemical Name	Anal Date	Result	Validated	Detect	Lab Qual	Val Qual	Final qual	RL	MDL	Units
RI-SV-4	JD27706-1	Bromomethane	07/07/2021		Y	N	U		U	16	1.7	ug/m3
RI-SV-4	JD27706-1	Bromodichloromethane	07/07/2021		Y	N	U		U	27	3.6	ug/m3
RI-SV-4	JD27706-1	Bromoform	07/07/2021		Y	N	U		U	41	7.8	ug/m3
RI-SV-4	JD27706-1	Carbon disulfide	07/07/2021	42.0	Y	Y				12	1.5	ug/m3
RI-SV-4	JD27706-1	Methylene chloride	07/07/2021		Y	N	U		U	14	1.0	ug/m3
RI-SV-4	JD27706-1	Vinyl chloride	07/07/2021		Y	N	U		U	10	1.2	ug/m3
RI-SV-4	JD27706-1	1,2,4-Trimethylbenzene	07/07/2021		Y	N	U		U	20	3.2	ug/m3
RI-SV-4	JD27706-1	Chloromethane	07/07/2021	17	Y	Y				8.3	0.64	ug/m3
RI-SV-4	JD27706-1	Tertiary Butyl Alcohol	07/07/2021		Y	N	U		U	12	0.85	ug/m3
RI-SV-4	JD27706-1	1,1,1-Trichloroethane	07/07/2021		Y	N	U		U	22	3.6	ug/m3
RI-SV-4	JD27706-1	Benzene	07/07/2021	17	Y	Y				13	0.77	ug/m3
RI-SV-4	JD27706-1	Chloroform	07/07/2021	9.3	Y	Y	J		J	20	2.0	ug/m3
RI-SV-4	JD27706-1	Acetone	07/07/2021	1380	Y	Y				9.5	5.2	ug/m3
RI-SV-4	JD27706-1	Isopropyl Alcohol	07/07/2021		Y	N	U		U	9.8	3.2	ug/m3
RI-SV-4	JD27706-1	Ethanol	07/07/2021	61.0	Y	Y				19	8.3	ug/m3
RI-SV-4	JD27706-1	Chloroethane	07/07/2021		Y	N	U		U	11	2.6	ug/m3
RI-SV-4	JD27706-1	Methyl ethyl ketone	07/07/2021	29.8	Y	Y				12	2.5	ug/m3
RI-SV-4	JD27706-1	o-Dichlorobenzene	07/07/2021		Y	N	U		U	24	2.6	ug/m3
RI-SV-4	JD27706-1	2-Chlorotoluene	07/07/2021		Y	N	U		U	21	2.6	ug/m3
RI-SV-4	JD27706-1	o-Xylene	07/07/2021		Y	N	U		U	17	1.5	ug/m3
RI-SV-4	JD27706-1	Hexachlorobutadiene	07/07/2021		Y	N	U		U	43	9.7	ug/m3
RI-SV-4	JD27706-1	Methylmethacrylate	07/07/2021		Y	N	U		U	16	2.7	ug/m3
RI-SV-4	JD27706-1	1,1,2,2-Tetrachloroethane	07/07/2021		Y	N	U		U	27	3.7	ug/m3

SDG: JD27706

Analytical Method TO15

Sample ID	Lab Sample ID	Chemical Name	Anal Date	Result	Validated	Detect	Lab Qual	Val Qual	Final qual	RL	MDL	Units
RI-SV-4	JD27706-1	1,1-Dichloroethane	07/07/2021		Y	N	U		U	16	0.93	ug/m3
RI-SV-4	JD27706-1	1,1,2-Trichloroethane	07/07/2021		Y	N	U		U	22	3.3	ug/m3
RI-SV-4	JD27706-1	1,1-Dichloroethylene	07/07/2021		Y	N	U		U	16	1.3	ug/m3
RI-SV-4	JD27706-1	1,2-Dichloropropane	07/07/2021		Y	N	U		U	18	1.8	ug/m3
RI-SV-4	JD27706-1	Freon 114	07/07/2021		Y	N	U		U	28	2.7	ug/m3
RI-SV-4	JD27706-1	Freon 113	07/07/2021		Y	N	U		U	31	2.6	ug/m3
RI-SV-4	JD27706-1	Dichlorodifluoromethane	07/07/2021		Y	N	U		U	20	1.6	ug/m3
RI-SV-4	JD27706-1	Trichlorofluoromethane	07/07/2021	72.5	Y	Y				22	3.1	ug/m3
RI-SV-4	JD27706-1	2-Hexanone	07/07/2021		Y	N	U		U	16	3.0	ug/m3
RI-SV-4	JD27706-1	Trichloroethylene	07/07/2021		Y	N	U		U	4.3	2.0	ug/m3
RI-SV-4	JD27706-1	1,2-Dibromoethane	07/07/2021		Y	N	U		U	31	2.8	ug/m3
RI-SV-4	JD27706-1	4-Ethyltoluene	07/07/2021		Y	N	U		U	20	2.9	ug/m3
RI-SV-4	JD27706-1	Toluene	07/07/2021	28	Y	Y				15	1.1	ug/m3
RI-SV-4	JD27706-1	1,3,5-Trimethylbenzene	07/07/2021		Y	N	U		U	20	3.3	ug/m3
RI-SV-4	JD27706-1	Methyl Isobutyl Ketone	07/07/2021		Y	N	U		U	16	3.0	ug/m3
RI-SV-4	JD27706-1	Vinyl Acetate	07/07/2021		Y	N	U		U	14	2.4	ug/m3
RI-SV-4	JD27706-1	1,2-Dichloroethane	07/07/2021		Y	N	U		U	16	1.7	ug/m3
RI-SV-4	JD27706-1	Tetrahydrofuran	07/07/2021		Y	N	U		U	12	2.9	ug/m3
RI-SV-4	JD27706-1	1,3-Butadiene	07/07/2021	142	Y	Y				8.8	2.0	ug/m3
RI-SV-4	JD27706-1	Hexane	07/07/2021	33	Y	Y				14	0.74	ug/m3
RI-SV-4	JD27706-1	p-Dichlorobenzene	07/07/2021		Y	N	U		U	24	2.1	ug/m3
RI-SV-4	JD27706-1	trans-1,3-Dichloropropene	07/07/2021		Y	N	U		U	18	1.8	ug/m3
RI-SV-4	JD27706-1	cis-1,3-Dichloropropene	07/07/2021		Y	N	U		U	18	1.8	ug/m3
RI-SV-4	JD27706-1	Benzyl Chloride	07/07/2021		Y	N	U		U	21	5.7	ug/m3
RI-SV-4	JD27706-1	Styrene	07/07/2021		Y	N	U		U	17	1.6	ug/m3

SDG: JD27706

Analytical Method TO15

Sample ID	Lab Sample ID	Chemical Name	Anal Date	Result	Validated	Detect	Lab Qual	Val Qual	Final qual	RL	MDL	Units
RI-SV-4	JD27706-1	Ethylbenzene	07/07/2021		Y	N	U		U	17	1.3	ug/m3
RI-SV-4	JD27706-1	3-Chloropropene	07/07/2021		Y	N	U		U	13	2.5	ug/m3
RI-SV-4	JD27706-1	Ethyl Acetate	07/07/2021		Y	N	U		U	14	2.7	ug/m3
RI-SV-4	JD27706-1	m,p-Xylene	07/07/2021	15	Y	Y	J		J	17	3.0	ug/m3
RI-SV-4	JD27706-1	Carbon tetrachloride	07/07/2021		Y	N	U		U	25	3.0	ug/m3
RI-SV-4	JD27706-1	m-Dichlorobenzene	07/07/2021		Y	N	U		U	24	2.3	ug/m3
RI-SV-4	JD27706-1	2,2,4-Trimethylpentane	07/07/2021		Y	N	U		U	19	2.1	ug/m3
RI-SV-4	JD27706-1	Methyl Tert Butyl Ether	07/07/2021		Y	N	U		U	14	1.4	ug/m3
RI-SV-4	JD27706-1	trans-1,2-Dichloroethylene	07/07/2021		Y	N	U		U	16	0.59	ug/m3
RI-SV-4	JD27706-1	Chlorobenzene	07/07/2021		Y	N	U		U	18	2.4	ug/m3
RI-SV-4	JD27706-1	Heptane	07/07/2021		Y	N	U		U	16	1.4	ug/m3
RI-SV-4	JD27706-1	Bromoethene	07/07/2021		Y	N	U		U	17	1.9	ug/m3
RI-SV-4	JD27706-1	Xylenes (total)	07/07/2021	15	Y	Y	J		J	17	1.5	ug/m3
RI-SV-4	JD27706-1	Tetrachloroethylene	07/07/2021		Y	N	U		U	5.4	4.2	ug/m3
RI-SV-4	JD27706-1	Dibromochloromethane	07/07/2021		Y	N	U		U	34	5.7	ug/m3
RI-SV-4	JD27706-1	1,4-Dioxane	07/07/2021		Y	N	U		U	14	3.6	ug/m3
RI-SV-4	JD27706-1	1,2,4-Trichlorobenzene	07/07/2021		Y	N	U		U	30	13	ug/m3
RI-SV-4	JD27706-1	Cyclohexane	07/07/2021	21	Y	Y				14	1.5	ug/m3
RI-SV-4	JD27706-1	cis-1,2-Dichloroethylene	07/07/2021	10	Y	Y	J		J	16	0.91	ug/m3
RI-SV-4	JD27706-1	Propylene	07/09/2021	2530	Y	Y				69	2.2	ug/m3
RI-SV-5	JD27706-2	Bromomethane	07/07/2021		Y	N	U		U	16	1.7	ug/m3
RI-SV-5	JD27706-2	1,1-Dichloroethane	07/07/2021		Y	N	U		U	16	0.93	ug/m3
RI-SV-5	JD27706-2	Bromodichloromethane	07/07/2021		Y	N	U		U	27	3.6	ug/m3
RI-SV-5	JD27706-2	Bromoform	07/07/2021		Y	N	U		U	41	7.8	ug/m3
RI-SV-5	JD27706-2	Carbon disulfide	07/07/2021	102	Y	Y				12	1.5	ug/m3

SDG: JD27706

Analytical Method TO15

Sample ID	Lab Sample ID	Chemical Name	Anal Date	Result	Validated	Detect	Lab Qual	Val Qual	Final qual	RL	MDL	Units
RI-SV-5	JD27706-2	Methylene chloride	07/07/2021		Y	N	U		U	14	1.0	ug/m3
RI-SV-5	JD27706-2	Vinyl chloride	07/07/2021		Y	N	U		U	10	1.2	ug/m3
RI-SV-5	JD27706-2	Ethanol	07/07/2021	67.5	Y	Y				19	8.3	ug/m3
RI-SV-5	JD27706-2	Chloromethane	07/07/2021	9.3	Y	Y				8.3	0.64	ug/m3
RI-SV-5	JD27706-2	Trichlorofluoromethane	07/07/2021		Y	N	U		U	22	3.1	ug/m3
RI-SV-5	JD27706-2	1,1,1-Trichloroethane	07/07/2021		Y	N	U		U	22	3.6	ug/m3
RI-SV-5	JD27706-2	Benzene	07/07/2021	9.9	Y	Y	J		J	13	0.77	ug/m3
RI-SV-5	JD27706-2	Chloroform	07/07/2021	76.2	Y	Y				20	2.0	ug/m3
RI-SV-5	JD27706-2	Acetone	07/07/2021	1740	Y	Y				9.5	5.2	ug/m3
RI-SV-5	JD27706-2	Isopropyl Alcohol	07/07/2021		Y	N	U		U	9.8	3.2	ug/m3
RI-SV-5	JD27706-2	Chloroethane	07/07/2021		Y	N	U		U	11	2.6	ug/m3
RI-SV-5	JD27706-2	1,1,2-Trichloroethane	07/07/2021		Y	N	U		U	22	3.3	ug/m3
RI-SV-5	JD27706-2	1,2,4-Trimethylbenzene	07/07/2021		Y	N	U		U	20	3.2	ug/m3
RI-SV-5	JD27706-2	o-Dichlorobenzene	07/07/2021		Y	N	U		U	24	2.6	ug/m3
RI-SV-5	JD27706-2	2-Chlorotoluene	07/07/2021		Y	N	U		U	21	2.6	ug/m3
RI-SV-5	JD27706-2	o-Xylene	07/07/2021		Y	N	U		U	17	1.5	ug/m3
RI-SV-5	JD27706-2	Hexachlorobutadiene	07/07/2021		Y	N	U		U	43	9.7	ug/m3
RI-SV-5	JD27706-2	Methylmethacrylate	07/07/2021		Y	N	U		U	16	2.7	ug/m3
RI-SV-5	JD27706-2	1,1-Dichloroethylene	07/07/2021		Y	N	U		U	16	1.3	ug/m3
RI-SV-5	JD27706-2	Trichloroethylene	07/07/2021	74.2	Y	Y				4.3	2.0	ug/m3
RI-SV-5	JD27706-2	Tertiary Butyl Alcohol	07/07/2021	12	Y	Y	J		J	12	0.85	ug/m3
RI-SV-5	JD27706-2	Methyl ethyl ketone	07/07/2021	37.5	Y	Y				12	2.5	ug/m3
RI-SV-5	JD27706-2	1,2-Dichloropropane	07/07/2021		Y	N	U		U	18	1.8	ug/m3
RI-SV-5	JD27706-2	Freon 114	07/07/2021		Y	N	U		U	28	2.7	ug/m3
RI-SV-5	JD27706-2	Freon 113	07/07/2021		Y	N	U		U	31	2.6	ug/m3

SDG: JD27706

Analytical Method TO15

Sample ID	Lab Sample ID	Chemical Name	Anal Date	Result	Validated	Detect	Lab Qual	Val Qual	Final qual	RL	MDL	Units
RI-SV-5	JD27706-2	Dichlorodifluoromethane	07/07/2021		Y	N	U		U	20	1.6	ug/m3
RI-SV-5	JD27706-2	2-Hexanone	07/07/2021		Y	N	U		U	16	3.0	ug/m3
RI-SV-5	JD27706-2	1,1,2,2-Tetrachloroethane	07/07/2021		Y	N	U		U	27	3.7	ug/m3
RI-SV-5	JD27706-2	1,2-Dibromoethane	07/07/2021		Y	N	U		U	31	2.8	ug/m3
RI-SV-5	JD27706-2	Chlorobenzene	07/07/2021		Y	N	U		U	18	2.4	ug/m3
RI-SV-5	JD27706-2	Toluene	07/07/2021		Y	N	U		U	15	1.1	ug/m3
RI-SV-5	JD27706-2	1,3,5-Trimethylbenzene	07/07/2021		Y	N	U		U	20	3.3	ug/m3
RI-SV-5	JD27706-2	Methyl Isobutyl Ketone	07/07/2021		Y	N	U		U	16	3.0	ug/m3
RI-SV-5	JD27706-2	Vinyl Acetate	07/07/2021		Y	N	U		U	14	2.4	ug/m3
RI-SV-5	JD27706-2	1,2-Dichloroethane	07/07/2021		Y	N	U		U	16	1.7	ug/m3
RI-SV-5	JD27706-2	4-Ethyltoluene	07/07/2021		Y	N	U		U	20	2.9	ug/m3
RI-SV-5	JD27706-2	1,3-Butadiene	07/07/2021	88.0	Y	Y				8.8	2.0	ug/m3
RI-SV-5	JD27706-2	Cyclohexane	07/07/2021	25	Y	Y				14	1.5	ug/m3
RI-SV-5	JD27706-2	p-Dichlorobenzene	07/07/2021		Y	N	U		U	24	2.1	ug/m3
RI-SV-5	JD27706-2	trans-1,3-Dichloropropene	07/07/2021		Y	N	U		U	18	1.8	ug/m3
RI-SV-5	JD27706-2	cis-1,3-Dichloropropene	07/07/2021		Y	N	U		U	18	1.8	ug/m3
RI-SV-5	JD27706-2	Benzyl Chloride	07/07/2021		Y	N	U		U	21	5.7	ug/m3
RI-SV-5	JD27706-2	Styrene	07/07/2021		Y	N	U		U	17	1.6	ug/m3
RI-SV-5	JD27706-2	Ethylbenzene	07/07/2021		Y	N	U		U	17	1.3	ug/m3
RI-SV-5	JD27706-2	3-Chloropropene	07/07/2021		Y	N	U		U	13	2.5	ug/m3
RI-SV-5	JD27706-2	Heptane	07/07/2021		Y	N	U		U	16	1.4	ug/m3
RI-SV-5	JD27706-2	m,p-Xylene	07/07/2021	23	Y	Y				17	3.0	ug/m3
RI-SV-5	JD27706-2	Carbon tetrachloride	07/07/2021		Y	N	U		U	25	3.0	ug/m3
RI-SV-5	JD27706-2	m-Dichlorobenzene	07/07/2021		Y	N	U		U	24	2.3	ug/m3
RI-SV-5	JD27706-2	2,2,4-Trimethylpentane	07/07/2021		Y	N	U		U	19	2.1	ug/m3

SDG: JD27706

Analytical Method TO15

Sample ID	Lab Sample ID	Chemical Name	Anal Date	Result	Validated	Detect	Lab Qual	Val Qual	Final qual	RL	MDL	Units
RI-SV-5	JD27706-2	Methyl Tert Butyl Ether	07/07/2021		Y	N	U		U	14	1.4	ug/m3
RI-SV-5	JD27706-2	Tetrahydrofuran	07/07/2021		Y	N	U		U	12	2.9	ug/m3
RI-SV-5	JD27706-2	cis-1,2-Dichloroethylene	07/07/2021		Y	N	U		U	16	0.91	ug/m3
RI-SV-5	JD27706-2	Hexane	07/07/2021	130	Y	Y				14	0.74	ug/m3
RI-SV-5	JD27706-2	Ethyl Acetate	07/07/2021		Y	N	U		U	14	2.7	ug/m3
RI-SV-5	JD27706-2	Xylenes (total)	07/07/2021	23	Y	Y				17	1.5	ug/m3
RI-SV-5	JD27706-2	Tetrachloroethylene	07/07/2021	24	Y	Y				5.4	4.2	ug/m3
RI-SV-5	JD27706-2	Dibromochloromethane	07/07/2021		Y	N	U		U	34	5.7	ug/m3
RI-SV-5	JD27706-2	1,4-Dioxane	07/07/2021		Y	N	U		U	14	3.6	ug/m3
RI-SV-5	JD27706-2	1,2,4-Trichlorobenzene	07/07/2021		Y	N	U		U	30	13	ug/m3
RI-SV-5	JD27706-2	Bromoethene	07/07/2021		Y	N	U		U	17	1.9	ug/m3
RI-SV-5	JD27706-2	trans-1,2-Dichloroethylene	07/07/2021		Y	N	U		U	16	0.59	ug/m3
RI-SV-5	JD27706-2	Propylene	07/08/2021	2040	Y	Y				34	1.1	ug/m3

Former Ludlow Street Works - LDC 52170

SDG: JD27719

Analytical Method 6010D

Sample ID	Lab Sample ID	Chemical Name	Anal Date	Result	Validated	Detect	Lab Qual	Val Qual	Final qual	RL	MDL	Units
RI-SB-14 (2.5-3.0)	JD27719-1	Arsenic	07/08/2021		Y	N	U		U	2.2	2.2	mg/kg
RI-SB-14 (2.5-3.0)	JD27719-1	Iron	07/08/2021	12400	Y	Y				55	55	mg/kg
RI-SB-14 (2.5-3.0)	JD27719-1	Lead	07/08/2021	2.3	Y	Y				2.2	2.2	mg/kg
RI-SB-14 (2.5-3.0)	JD27719-1	Magnesium	07/08/2021	5020	Y	Y		J	J	550	550	mg/kg
RI-SB-14 (2.5-3.0)	JD27719-1	Manganese	07/08/2021	216	Y	Y				1.7	1.7	mg/kg
RI-SB-14 (2.5-3.0)	JD27719-1	Nickel	07/08/2021	13.9	Y	Y				4.4	4.4	mg/kg
RI-SB-14 (2.5-3.0)	JD27719-1	Potassium	07/08/2021	3460	Y	Y				1100	1100	mg/kg
RI-SB-14 (2.5-3.0)	JD27719-1	Silver	07/08/2021		Y	N	U		U	0.55	0.55	mg/kg
RI-SB-14 (2.5-3.0)	JD27719-1	Sodium	07/08/2021		Y	N	U		U	1100	1100	mg/kg
RI-SB-14 (2.5-3.0)	JD27719-1	Aluminum	07/08/2021	7320	Y	Y		J	J	55	55	mg/kg
RI-SB-14 (2.5-3.0)	JD27719-1	Antimony	07/08/2021		Y	N	U	UJ	UJ	2.2	2.2	mg/kg
RI-SB-14 (2.5-3.0)	JD27719-1	Calcium	07/08/2021	4860	Y	Y				550	550	mg/kg
RI-SB-14 (2.5-3.0)	JD27719-1	Barium	07/08/2021	73.3	Y	Y				22	22	mg/kg
RI-SB-14 (2.5-3.0)	JD27719-1	Beryllium	07/08/2021	0.22	Y	Y				0.22	0.22	mg/kg
RI-SB-14 (2.5-3.0)	JD27719-1	Cadmium	07/08/2021		Y	N	U		U	0.55	0.55	mg/kg
RI-SB-14 (2.5-3.0)	JD27719-1	Chromium	07/08/2021	19.1	Y	Y				1.1	1.1	mg/kg
RI-SB-14 (2.5-3.0)	JD27719-1	Cobalt	07/08/2021	6.0	Y	Y				5.5	5.5	mg/kg
RI-SB-14 (2.5-3.0)	JD27719-1	Copper	07/08/2021	13.5	Y	Y				2.8	2.8	mg/kg
RI-SB-14 (2.5-3.0)	JD27719-1	Vanadium	07/08/2021	20.8	Y	Y				5.5	5.5	mg/kg
RI-SB-14 (2.5-3.0)	JD27719-1	Zinc	07/08/2021	24.1	Y	Y				5.5	5.5	mg/kg
RI-SB-14 (2.5-3.0)	JD27719-1	Selenium	07/08/2021		Y	N	U		U	2.2	2.2	mg/kg
RI-SB-14 (2.5-3.0)	JD27719-1	Thallium	07/08/2021		Y	N	U		U	1.1	1.1	mg/kg
RI-SB-14 (3.5-4.0)	JD27719-2	Beryllium	07/08/2021	0.22	Y	Y				0.21	0.21	mg/kg

SDG: JD27719

Analytical Method 6010D

Sample ID	Lab Sample ID	Chemical Name	Anal Date	Result	Validated	Detect	Lab Qual	Val Qual	Final qual	RL	MDL	Units
RI-SB-14 (3.5-4.0)	JD27719-2	Iron	07/08/2021	13500	Y	Y				53	53	mg/kg
RI-SB-14 (3.5-4.0)	JD27719-2	Lead	07/08/2021	2.3	Y	Y				2.1	2.1	mg/kg
RI-SB-14 (3.5-4.0)	JD27719-2	Magnesium	07/08/2021	4880	Y	Y		J	J	530	530	mg/kg
RI-SB-14 (3.5-4.0)	JD27719-2	Manganese	07/08/2021	243	Y	Y				1.6	1.6	mg/kg
RI-SB-14 (3.5-4.0)	JD27719-2	Nickel	07/08/2021	14.8	Y	Y				4.2	4.2	mg/kg
RI-SB-14 (3.5-4.0)	JD27719-2	Potassium	07/08/2021	3060	Y	Y				1100	1100	mg/kg
RI-SB-14 (3.5-4.0)	JD27719-2	Sodium	07/08/2021		Y	N	U		U	1100	1100	mg/kg
RI-SB-14 (3.5-4.0)	JD27719-2	Antimony	07/08/2021		Y	N	U	UJ	UJ	2.1	2.1	mg/kg
RI-SB-14 (3.5-4.0)	JD27719-2	Aluminum	07/08/2021	7130	Y	Y		J	J	53	53	mg/kg
RI-SB-14 (3.5-4.0)	JD27719-2	Barium	07/08/2021	63.3	Y	Y				21	21	mg/kg
RI-SB-14 (3.5-4.0)	JD27719-2	Silver	07/08/2021		Y	N	U		U	0.53	0.53	mg/kg
RI-SB-14 (3.5-4.0)	JD27719-2	Cadmium	07/08/2021		Y	N	U		U	0.53	0.53	mg/kg
RI-SB-14 (3.5-4.0)	JD27719-2	Chromium	07/08/2021	22.4	Y	Y				1.1	1.1	mg/kg
RI-SB-14 (3.5-4.0)	JD27719-2	Cobalt	07/08/2021	5.6	Y	Y				5.3	5.3	mg/kg
RI-SB-14 (3.5-4.0)	JD27719-2	Copper	07/08/2021	13.4	Y	Y				2.6	2.6	mg/kg
RI-SB-14 (3.5-4.0)	JD27719-2	Vanadium	07/08/2021	21.1	Y	Y				5.3	5.3	mg/kg
RI-SB-14 (3.5-4.0)	JD27719-2	Zinc	07/08/2021	23.2	Y	Y				5.3	5.3	mg/kg
RI-SB-14 (3.5-4.0)	JD27719-2	Calcium	07/08/2021	8070	Y	Y				530	530	mg/kg
RI-SB-14 (3.5-4.0)	JD27719-2	Selenium	07/08/2021		Y	N	U		U	2.1	2.1	mg/kg
RI-SB-14 (3.5-4.0)	JD27719-2	Arsenic	07/08/2021		Y	N	U		U	2.1	2.1	mg/kg
RI-SB-14 (3.5-4.0)	JD27719-2	Thallium	07/08/2021		Y	N	U		U	1.1	1.1	mg/kg
RI-SB-15 (2.5-3.0)	JD27719-3	Sodium	07/08/2021		Y	N	U		U	1100	1100	mg/kg
RI-SB-15 (2.5-3.0)	JD27719-3	Vanadium	07/08/2021	17.4	Y	Y				5.6	5.6	mg/kg
RI-SB-15 (2.5-3.0)	JD27719-3	Copper	07/08/2021	11.4	Y	Y				2.8	2.8	mg/kg
RI-SB-15 (2.5-3.0)	JD27719-3	Aluminum	07/08/2021	6230	Y	Y		J	J	56	56	mg/kg

SDG: JD27719

Analytical Method 6010D

Sample ID	Lab Sample ID	Chemical Name	Anal Date	Result	Validated	Detect	Lab Qual	Val Qual	Final qual	RL	MDL	Units
RI-SB-15 (2.5-3.0)	JD27719-3	Iron	07/08/2021	11500	Y	Y				56	56	mg/kg
RI-SB-15 (2.5-3.0)	JD27719-3	Lead	07/08/2021		Y	N	U		U	2.3	2.3	mg/kg
RI-SB-15 (2.5-3.0)	JD27719-3	Magnesium	07/08/2021	4350	Y	Y		J	J	560	560	mg/kg
RI-SB-15 (2.5-3.0)	JD27719-3	Manganese	07/08/2021	413	Y	Y				1.7	1.7	mg/kg
RI-SB-15 (2.5-3.0)	JD27719-3	Nickel	07/08/2021	12.8	Y	Y				4.5	4.5	mg/kg
RI-SB-15 (2.5-3.0)	JD27719-3	Potassium	07/08/2021	2760	Y	Y				1100	1100	mg/kg
RI-SB-15 (2.5-3.0)	JD27719-3	Calcium	07/08/2021	4740	Y	Y				560	560	mg/kg
RI-SB-15 (2.5-3.0)	JD27719-3	Selenium	07/08/2021		Y	N	U		U	2.3	2.3	mg/kg
RI-SB-15 (2.5-3.0)	JD27719-3	Thallium	07/08/2021		Y	N	U		U	1.1	1.1	mg/kg
RI-SB-15 (2.5-3.0)	JD27719-3	Antimony	07/08/2021		Y	N	U	UJ	UJ	2.3	2.3	mg/kg
RI-SB-15 (2.5-3.0)	JD27719-3	Arsenic	07/08/2021		Y	N	U		U	2.3	2.3	mg/kg
RI-SB-15 (2.5-3.0)	JD27719-3	Barium	07/08/2021	71.8	Y	Y				23	23	mg/kg
RI-SB-15 (2.5-3.0)	JD27719-3	Beryllium	07/08/2021		Y	N	U		U	0.23	0.23	mg/kg
RI-SB-15 (2.5-3.0)	JD27719-3	Cadmium	07/08/2021		Y	N	U		U	0.56	0.56	mg/kg
RI-SB-15 (2.5-3.0)	JD27719-3	Chromium	07/08/2021	15.8	Y	Y				1.1	1.1	mg/kg
RI-SB-15 (2.5-3.0)	JD27719-3	Zinc	07/08/2021	20.9	Y	Y				5.6	5.6	mg/kg
RI-SB-15 (2.5-3.0)	JD27719-3	Cobalt	07/08/2021	5.8	Y	Y				5.6	5.6	mg/kg
RI-SB-15 (2.5-3.0)	JD27719-3	Silver	07/08/2021		Y	N	U		U	0.56	0.56	mg/kg
RI-SB-15 (4.5-5.0)	JD27719-4	Nickel	07/08/2021	12.0	Y	Y				4.2	4.2	mg/kg
RI-SB-15 (4.5-5.0)	JD27719-4	Barium	07/08/2021	59.3	Y	Y				21	21	mg/kg
RI-SB-15 (4.5-5.0)	JD27719-4	Lead	07/08/2021	2.1	Y	Y				2.1	2.1	mg/kg
RI-SB-15 (4.5-5.0)	JD27719-4	Calcium	07/08/2021	8800	Y	Y				530	530	mg/kg
RI-SB-15 (4.5-5.0)	JD27719-4	Zinc	07/08/2021	19.9	Y	Y				5.3	5.3	mg/kg
RI-SB-15 (4.5-5.0)	JD27719-4	Vanadium	07/08/2021	18.0	Y	Y				5.3	5.3	mg/kg
RI-SB-15 (4.5-5.0)	JD27719-4	Copper	07/08/2021	11.8	Y	Y				2.7	2.7	mg/kg

SDG: JD27719

Analytical Method 6010D

Sample ID	Lab Sample ID	Chemical Name	Anal Date	Result	Validated	Detect	Lab Qual	Val Qual	Final qual	RL	MDL	Units
RI-SB-15 (4.5-5.0)	JD27719-4	Cobalt	07/08/2021	5.8	Y	Y				5.3	5.3	mg/kg
RI-SB-15 (4.5-5.0)	JD27719-4	Chromium	07/08/2021	15.2	Y	Y				1.1	1.1	mg/kg
RI-SB-15 (4.5-5.0)	JD27719-4	Iron	07/08/2021	11100	Y	Y				53	53	mg/kg
RI-SB-15 (4.5-5.0)	JD27719-4	Beryllium	07/08/2021		Y	N	U		U	0.21	0.21	mg/kg
RI-SB-15 (4.5-5.0)	JD27719-4	Aluminum	07/08/2021	6130	Y	Y		J	J	53	53	mg/kg
RI-SB-15 (4.5-5.0)	JD27719-4	Arsenic	07/08/2021		Y	N	U		U	2.1	2.1	mg/kg
RI-SB-15 (4.5-5.0)	JD27719-4	Antimony	07/08/2021		Y	N	U	UJ	UJ	2.1	2.1	mg/kg
RI-SB-15 (4.5-5.0)	JD27719-4	Thallium	07/08/2021		Y	N	U		U	1.1	1.1	mg/kg
RI-SB-15 (4.5-5.0)	JD27719-4	Sodium	07/08/2021		Y	N	U		U	1100	1100	mg/kg
RI-SB-15 (4.5-5.0)	JD27719-4	Silver	07/08/2021		Y	N	U		U	0.53	0.53	mg/kg
RI-SB-15 (4.5-5.0)	JD27719-4	Potassium	07/08/2021	2880	Y	Y				1100	1100	mg/kg
RI-SB-15 (4.5-5.0)	JD27719-4	Selenium	07/08/2021		Y	N	U		U	2.1	2.1	mg/kg
RI-SB-15 (4.5-5.0)	JD27719-4	Magnesium	07/08/2021	6640	Y	Y		J	J	530	530	mg/kg
RI-SB-15 (4.5-5.0)	JD27719-4	Cadmium	07/08/2021		Y	N	U		U	0.53	0.53	mg/kg
RI-SB-15 (4.5-5.0)	JD27719-4	Manganese	07/08/2021	205	Y	Y				1.6	1.6	mg/kg
RI-SB-16 (2.5-3.0)	JD27719-5	Barium	07/08/2021	74.9	Y	Y				22	22	mg/kg
RI-SB-16 (2.5-3.0)	JD27719-5	Iron	07/08/2021	13300	Y	Y				56	56	mg/kg
RI-SB-16 (2.5-3.0)	JD27719-5	Lead	07/08/2021	2.5	Y	Y				2.2	2.2	mg/kg
RI-SB-16 (2.5-3.0)	JD27719-5	Magnesium	07/08/2021	4950	Y	Y		J	J	560	560	mg/kg
RI-SB-16 (2.5-3.0)	JD27719-5	Manganese	07/08/2021	310	Y	Y				1.7	1.7	mg/kg
RI-SB-16 (2.5-3.0)	JD27719-5	Nickel	07/08/2021	15.5	Y	Y				4.5	4.5	mg/kg
RI-SB-16 (2.5-3.0)	JD27719-5	Potassium	07/08/2021	3580	Y	Y				1100	1100	mg/kg
RI-SB-16 (2.5-3.0)	JD27719-5	Selenium	07/08/2021		Y	N	U		U	2.2	2.2	mg/kg
RI-SB-16 (2.5-3.0)	JD27719-5	Sodium	07/08/2021		Y	N	U		U	1100	1100	mg/kg
RI-SB-16 (2.5-3.0)	JD27719-5	Aluminum	07/08/2021	7510	Y	Y		J	J	56	56	mg/kg

SDG: JD27719

Analytical Method 6010D

Sample ID	Lab Sample ID	Chemical Name	Anal Date	Result	Validated	Detect	Lab Qual	Val Qual	Final qual	RL	MDL	Units
RI-SB-16 (2.5-3.0)	JD27719-5	Arsenic	07/08/2021		Y	N	U		U	2.2	2.2	mg/kg
RI-SB-16 (2.5-3.0)	JD27719-5	Silver	07/08/2021		Y	N	U		U	0.56	0.56	mg/kg
RI-SB-16 (2.5-3.0)	JD27719-5	Beryllium	07/08/2021	0.25	Y	Y				0.22	0.22	mg/kg
RI-SB-16 (2.5-3.0)	JD27719-5	Cadmium	07/08/2021		Y	N	U		U	0.56	0.56	mg/kg
RI-SB-16 (2.5-3.0)	JD27719-5	Chromium	07/08/2021	19.8	Y	Y				1.1	1.1	mg/kg
RI-SB-16 (2.5-3.0)	JD27719-5	Cobalt	07/08/2021	6.4	Y	Y				5.6	5.6	mg/kg
RI-SB-16 (2.5-3.0)	JD27719-5	Copper	07/08/2021	14.3	Y	Y				2.8	2.8	mg/kg
RI-SB-16 (2.5-3.0)	JD27719-5	Vanadium	07/08/2021	22.1	Y	Y				5.6	5.6	mg/kg
RI-SB-16 (2.5-3.0)	JD27719-5	Zinc	07/08/2021	25.8	Y	Y				5.6	5.6	mg/kg
RI-SB-16 (2.5-3.0)	JD27719-5	Calcium	07/08/2021	5160	Y	Y				560	560	mg/kg
RI-SB-16 (2.5-3.0)	JD27719-5	Antimony	07/08/2021		Y	N	U	UJ	UJ	2.2	2.2	mg/kg
RI-SB-16 (2.5-3.0)	JD27719-5	Thallium	07/08/2021		Y	N	U		U	1.1	1.1	mg/kg
RI-SB-7 (3.5-4.0)	JD27719-6	Copper	07/08/2021	11.7	Y	Y				2.8	2.8	mg/kg
RI-SB-7 (3.5-4.0)	JD27719-6	Selenium	07/08/2021		Y	N	U		U	2.2	2.2	mg/kg
RI-SB-7 (3.5-4.0)	JD27719-6	Calcium	07/08/2021	2020	Y	Y				560	560	mg/kg
RI-SB-7 (3.5-4.0)	JD27719-6	Vanadium	07/08/2021	20.3	Y	Y				5.6	5.6	mg/kg
RI-SB-7 (3.5-4.0)	JD27719-6	Cobalt	07/08/2021		Y	N	U		U	5.6	5.6	mg/kg
RI-SB-7 (3.5-4.0)	JD27719-6	Chromium	07/08/2021	15.9	Y	Y				1.1	1.1	mg/kg
RI-SB-7 (3.5-4.0)	JD27719-6	Cadmium	07/08/2021		Y	N	U		U	0.56	0.56	mg/kg
RI-SB-7 (3.5-4.0)	JD27719-6	Beryllium	07/08/2021	0.27	Y	Y				0.22	0.22	mg/kg
RI-SB-7 (3.5-4.0)	JD27719-6	Barium	07/08/2021	63.2	Y	Y				22	22	mg/kg
RI-SB-7 (3.5-4.0)	JD27719-6	Arsenic	07/08/2021		Y	N	U		U	2.2	2.2	mg/kg
RI-SB-7 (3.5-4.0)	JD27719-6	Magnesium	07/08/2021	2480	Y	Y		J	J	560	560	mg/kg
RI-SB-7 (3.5-4.0)	JD27719-6	Zinc	07/08/2021	21.4	Y	Y				5.6	5.6	mg/kg
RI-SB-7 (3.5-4.0)	JD27719-6	Antimony	07/08/2021		Y	N	U	UJ	UJ	2.2	2.2	mg/kg

SDG: JD27719

Analytical Method 6010D

Sample ID	Lab Sample ID	Chemical Name	Anal Date	Result	Validated	Detect	Lab Qual	Val Qual	Final qual	RL	MDL	Units
RI-SB-7 (3.5-4.0)	JD27719-6	Iron	07/08/2021	11700	Y	Y				56	56	mg/kg
RI-SB-7 (3.5-4.0)	JD27719-6	Lead	07/08/2021	2.8	Y	Y				2.2	2.2	mg/kg
RI-SB-7 (3.5-4.0)	JD27719-6	Aluminum	07/08/2021	7280	Y	Y		J	J	56	56	mg/kg
RI-SB-7 (3.5-4.0)	JD27719-6	Manganese	07/08/2021	144	Y	Y				1.7	1.7	mg/kg
RI-SB-7 (3.5-4.0)	JD27719-6	Nickel	07/08/2021	13.1	Y	Y				4.4	4.4	mg/kg
RI-SB-7 (3.5-4.0)	JD27719-6	Potassium	07/08/2021	2480	Y	Y				1100	1100	mg/kg
RI-SB-7 (3.5-4.0)	JD27719-6	Silver	07/08/2021		Y	N	U		U	0.56	0.56	mg/kg
RI-SB-7 (3.5-4.0)	JD27719-6	Sodium	07/08/2021		Y	N	U		U	1100	1100	mg/kg
RI-SB-7 (3.5-4.0)	JD27719-6	Thallium	07/08/2021		Y	N	U		U	1.1	1.1	mg/kg
RI-SB-7 (9-9.5)	JD27719-7	Sodium	07/08/2021		Y	N	U		U	1200	1200	mg/kg
RI-SB-7 (9-9.5)	JD27719-7	Cadmium	07/08/2021		Y	N	U		U	0.62	0.62	mg/kg
RI-SB-7 (9-9.5)	JD27719-7	Antimony	07/08/2021		Y	N	U	UJ	UJ	2.5	2.5	mg/kg
RI-SB-7 (9-9.5)	JD27719-7	Arsenic	07/08/2021	6.1	Y	Y				2.5	2.5	mg/kg
RI-SB-7 (9-9.5)	JD27719-7	Barium	07/08/2021	73.6	Y	Y				25	25	mg/kg
RI-SB-7 (9-9.5)	JD27719-7	Beryllium	07/08/2021	0.73	Y	Y				0.25	0.25	mg/kg
RI-SB-7 (9-9.5)	JD27719-7	Thallium	07/08/2021		Y	N	U		U	1.2	1.2	mg/kg
RI-SB-7 (9-9.5)	JD27719-7	Chromium	07/08/2021	25.0	Y	Y				1.2	1.2	mg/kg
RI-SB-7 (9-9.5)	JD27719-7	Cobalt	07/08/2021		Y	N	U		U	6.2	6.2	mg/kg
RI-SB-7 (9-9.5)	JD27719-7	Copper	07/08/2021	29.0	Y	Y				3.1	3.1	mg/kg
RI-SB-7 (9-9.5)	JD27719-7	Vanadium	07/08/2021	42.9	Y	Y				6.2	6.2	mg/kg
RI-SB-7 (9-9.5)	JD27719-7	Calcium	07/08/2021	3050	Y	Y				620	620	mg/kg
RI-SB-7 (9-9.5)	JD27719-7	Silver	07/08/2021		Y	N	U		U	0.62	0.62	mg/kg
RI-SB-7 (9-9.5)	JD27719-7	Zinc	07/08/2021	41.9	Y	Y				6.2	6.2	mg/kg
RI-SB-7 (9-9.5)	JD27719-7	Iron	07/08/2021	21500	Y	Y				62	62	mg/kg
RI-SB-7 (9-9.5)	JD27719-7	Potassium	07/08/2021	1540	Y	Y				1200	1200	mg/kg

SDG: JD27719

Analytical Method 6010D

Sample ID	Lab Sample ID	Chemical Name	Anal Date	Result	Validated	Detect	Lab Qual	Val Qual	Final qual	RL	MDL	Units
RI-SB-7 (9-9.5)	JD27719-7	Nickel	07/08/2021	17.8	Y	Y				4.9	4.9	mg/kg
RI-SB-7 (9-9.5)	JD27719-7	Manganese	07/08/2021	96.3	Y	Y				1.9	1.9	mg/kg
RI-SB-7 (9-9.5)	JD27719-7	Magnesium	07/08/2021	3670	Y	Y		J	J	620	620	mg/kg
RI-SB-7 (9-9.5)	JD27719-7	Aluminum	07/08/2021	15600	Y	Y		J	J	62	62	mg/kg
RI-SB-7 (9-9.5)	JD27719-7	Lead	07/08/2021	15.2	Y	Y				2.5	2.5	mg/kg
RI-SB-7 (9-9.5)	JD27719-7	Selenium	07/08/2021		Y	N	U		U	2.5	2.5	mg/kg
RI-SB-7 (12-12.5)	JD27719-8	Barium	07/08/2021	82.1	Y	Y				22	22	mg/kg
RI-SB-7 (12-12.5)	JD27719-8	Arsenic	07/08/2021		Y	N	U		U	2.2	2.2	mg/kg
RI-SB-7 (12-12.5)	JD27719-8	Sodium	07/08/2021		Y	N	U		U	1100	1100	mg/kg
RI-SB-7 (12-12.5)	JD27719-8	Silver	07/08/2021		Y	N	U		U	0.55	0.55	mg/kg
RI-SB-7 (12-12.5)	JD27719-8	Potassium	07/08/2021	3820	Y	Y				1100	1100	mg/kg
RI-SB-7 (12-12.5)	JD27719-8	Nickel	07/08/2021	16.2	Y	Y				4.4	4.4	mg/kg
RI-SB-7 (12-12.5)	JD27719-8	Manganese	07/08/2021	328	Y	Y				1.7	1.7	mg/kg
RI-SB-7 (12-12.5)	JD27719-8	Magnesium	07/08/2021	5090	Y	Y		J	J	550	550	mg/kg
RI-SB-7 (12-12.5)	JD27719-8	Cadmium	07/08/2021		Y	N	U		U	0.55	0.55	mg/kg
RI-SB-7 (12-12.5)	JD27719-8	Aluminum	07/08/2021	8220	Y	Y		J	J	55	55	mg/kg
RI-SB-7 (12-12.5)	JD27719-8	Iron	07/08/2021	14300	Y	Y				55	55	mg/kg
RI-SB-7 (12-12.5)	JD27719-8	Selenium	07/08/2021		Y	N	U		U	2.2	2.2	mg/kg
RI-SB-7 (12-12.5)	JD27719-8	Calcium	07/08/2021	4860	Y	Y				550	550	mg/kg
RI-SB-7 (12-12.5)	JD27719-8	Lead	07/08/2021	3.5	Y	Y				2.2	2.2	mg/kg
RI-SB-7 (12-12.5)	JD27719-8	Copper	07/08/2021	14.9	Y	Y				2.8	2.8	mg/kg
RI-SB-7 (12-12.5)	JD27719-8	Vanadium	07/08/2021	24.1	Y	Y				5.5	5.5	mg/kg
RI-SB-7 (12-12.5)	JD27719-8	Zinc	07/08/2021	26.9	Y	Y				5.5	5.5	mg/kg
RI-SB-7 (12-12.5)	JD27719-8	Chromium	07/08/2021	20.8	Y	Y				1.1	1.1	mg/kg
RI-SB-7 (12-12.5)	JD27719-8	Cobalt	07/09/2021		Y	N	U		U	11	11	mg/kg

Analytical Method 6010D

Sample ID	Lab Sample ID	Chemical Name	Anal Date	Result	Validated	Detect	Lab Qual	Val Qual	Final qual	RL	MDL	Units
RI-SB-7 (12-12.5)	JD27719-8	Thallium	07/09/2021		Y	N	U		U	2.2	2.2	mg/kg
RI-SB-7 (12-12.5)	JD27719-8	Antimony	07/09/2021		Y	N	U	UJ	UJ	4.4	4.4	mg/kg
RI-SB-7 (12-12.5)	JD27719-8	Beryllium	07/09/2021		Y	N	U		U	0.44	0.44	mg/kg

Analytical Method A2540G

Sample ID	Lab Sample ID	Chemical Name	Anal Date	Result	Validated	Detect	Lab Qual	Val Qual	Final qual	RL	MDL	Units
RI-SB-14 (2.5-3.0)	JD27719-1	Solids, Percent	07/06/2021	90.9	N	Y				0		%
RI-SB-14 (3.5-4.0)	JD27719-2	Solids, Percent	07/06/2021	92.5	N	Y				0		%
RI-SB-15 (2.5-3.0)	JD27719-3	Solids, Percent	07/06/2021	92.5	N	Y				0		%
RI-SB-15 (4.5-5.0)	JD27719-4	Solids, Percent	07/06/2021	89.7	N	Y				0		%
RI-SB-16 (2.5-3.0)	JD27719-5	Solids, Percent	07/06/2021	92.3	N	Y				0		%
RI-SB-7 (3.5-4.0)	JD27719-6	Solids, Percent	07/06/2021	91.8	N	Y				0		%
RI-SB-7 (9-9.5)	JD27719-7	Solids, Percent	07/06/2021	79.3	N	Y				0		%
RI-SB-7 (12-12.5)	JD27719-8	Solids, Percent	07/06/2021	91.8	N	Y				0		%

Analytical Method E537

Sample ID	Lab Sample ID	Chemical Name	Anal Date	Result	Validated	Detect	Lab Qual	Val Qual	Final qual	RL	MDL	Units
RI-SB-16 (2.5-3.0)	JD27719-5A	PFOSA	07/12/2021		N	N	U		U	0.52	0.26	ug/kg
RI-SB-16 (2.5-3.0)	JD27719-5A	Perfluorooctanesulfonic acid	07/12/2021		N	N	U		U	0.52	0.26	ug/kg
RI-SB-16 (2.5-3.0)	JD27719-5A	Perfluoroundecanoic acid	07/12/2021		N	N	U		U	0.52	0.26	ug/kg
RI-SB-16 (2.5-3.0)	JD27719-5A	Perfluorohexanesulfonic acid	07/12/2021		N	N	U		U	0.52	0.26	ug/kg
RI-SB-16 (2.5-3.0)	JD27719-5A	Perfluoropentanoic acid	07/12/2021		N	N	U		U	0.52	0.26	ug/kg
RI-SB-16 (2.5-3.0)	JD27719-5A	Perfluorotridecanoic acid	07/12/2021		N	N	U		U	0.52	0.28	ug/kg
RI-SB-16 (2.5-3.0)	JD27719-5A	Perfluorobutanoic acid	07/12/2021		N	N	U		U	1.0	0.40	ug/kg
RI-SB-16 (2.5-3.0)	JD27719-5A	Perfluorobutanesulfonic acid	07/12/2021		N	N	U		U	0.52	0.26	ug/kg
RI-SB-16 (2.5-3.0)	JD27719-5A	Perfluoroheptanoic acid	07/12/2021		N	N	U		U	0.52	0.26	ug/kg

Analytical Method E537

Sample ID	Lab Sample ID	Chemical Name	Anal Date	Result	Validated	Detect	Lab Qual	Val Qual	Final qual	RL	MDL	Units
RI-SB-16 (2.5-3.0)	JD27719-5A	Perfluoroheptanesulfonic acid	07/12/2021		N	N	U		U	0.52	0.26	ug/kg
RI-SB-16 (2.5-3.0)	JD27719-5A	Perfluorononanoic acid	07/12/2021		N	N	U		U	0.52	0.26	ug/kg
RI-SB-16 (2.5-3.0)	JD27719-5A	Perfluorotetradecanoic acid	07/12/2021		N	N	U		U	0.52	0.26	ug/kg
RI-SB-16 (2.5-3.0)	JD27719-5A	MeFOSAA	07/12/2021		N	N	U		U	1.0	0.52	ug/kg
RI-SB-16 (2.5-3.0)	JD27719-5A	8:2 Fluorotelomer sulfonate	07/12/2021		N	N	U		U	1.0	0.26	ug/kg
RI-SB-16 (2.5-3.0)	JD27719-5A	6:2 Fluorotelomer sulfonate	07/12/2021		N	N	U		U	1.0	0.26	ug/kg
RI-SB-16 (2.5-3.0)	JD27719-5A	Perfluorodecanesulfonic acid	07/12/2021		N	N	U		U	0.52	0.26	ug/kg
RI-SB-16 (2.5-3.0)	JD27719-5A	Perfluorodecanoic acid	07/12/2021		N	N	U		U	0.52	0.26	ug/kg
RI-SB-16 (2.5-3.0)	JD27719-5A	Perfluorooctanoic acid	07/12/2021		N	N	U		U	0.52	0.26	ug/kg
RI-SB-16 (2.5-3.0)	JD27719-5A	Perfluorododecanoic acid	07/12/2021		N	N	U		U	0.52	0.26	ug/kg
RI-SB-16 (2.5-3.0)	JD27719-5A	Perfluorohexanoic acid	07/12/2021		N	N	U		U	0.52	0.26	ug/kg
RI-SB-16 (2.5-3.0)	JD27719-5A	EtFOSAA	07/12/2021		N	N	U		U	1.0	0.52	ug/kg

Analytical Method SW7471

Sample ID	Lab Sample ID	Chemical Name	Anal Date	Result	Validated	Detect	Lab Qual	Val Qual	Final qual	RL	MDL	Units
RI-SB-14 (2.5-3.0)	JD27719-1	Mercury	07/12/2021		Y	N	U		U	0.029	0.029	mg/kg
RI-SB-14 (3.5-4.0)	JD27719-2	Mercury	07/12/2021		Y	N	U		U	0.030	0.030	mg/kg
RI-SB-15 (2.5-3.0)	JD27719-3	Mercury	07/12/2021		Y	N	U		U	0.030	0.030	mg/kg
RI-SB-15 (4.5-5.0)	JD27719-4	Mercury	07/12/2021		Y	N	U		U	0.034	0.034	mg/kg
RI-SB-16 (2.5-3.0)	JD27719-5	Mercury	07/12/2021		Y	N	U		U	0.028	0.028	mg/kg
RI-SB-7 (3.5-4.0)	JD27719-6	Mercury	07/12/2021		Y	N	U		U	0.028	0.028	mg/kg
RI-SB-7 (9-9.5)	JD27719-7	Mercury	07/12/2021	0.043	Y	Y				0.030	0.030	mg/kg
RI-SB-7 (12-12.5)	JD27719-8	Mercury	07/12/2021		Y	N	U		U	0.026	0.026	mg/kg

Analytical Method SW8081

Sample ID	Lab Sample ID	Chemical Name	Anal Date	Result	Validated	Detect	Lab Qual	Val Qual	Final qual	RL	MDL	Units

Analytical Method SW8081

Sample ID	Lab Sample ID	Chemical Name	Anal Date	Result	Validated	Detect	Lab Qual	Val Qual	Final qual	RL	MDL	Units
RI-SB-16 (2.5-3.0)	JD27719-5	Methoxychlor	07/09/2021		Y	N	U		U	1.4	0.56	ug/kg
RI-SB-16 (2.5-3.0)	JD27719-5	Heptachlor epoxide	07/09/2021		Y	N	U		U	0.71	0.50	ug/kg
RI-SB-16 (2.5-3.0)	JD27719-5	Aldrin	07/09/2021		Y	N	U		U	0.71	0.58	ug/kg
RI-SB-16 (2.5-3.0)	JD27719-5	alpha-BHC	07/09/2021		Y	N	U		U	0.71	0.58	ug/kg
RI-SB-16 (2.5-3.0)	JD27719-5	beta-BHC	07/09/2021		Y	N	U		U	0.71	0.64	ug/kg
RI-SB-16 (2.5-3.0)	JD27719-5	delta-BHC	07/09/2021		Y	N	U	UJ	UJ	0.71	0.68	ug/kg
RI-SB-16 (2.5-3.0)	JD27719-5	Endosulfan-II	07/09/2021		Y	N	U		U	0.71	0.44	ug/kg
RI-SB-16 (2.5-3.0)	JD27719-5	4,4'-DDT	07/09/2021		Y	N	U		U	0.71	0.63	ug/kg
RI-SB-16 (2.5-3.0)	JD27719-5	alpha-Chlordane	07/09/2021		Y	N	U		U	0.71	0.57	ug/kg
RI-SB-16 (2.5-3.0)	JD27719-5	gamma-Chlordane	07/09/2021		Y	N	U		U	0.71	0.32	ug/kg
RI-SB-16 (2.5-3.0)	JD27719-5	Endrin ketone	07/09/2021		Y	N	U		U	0.71	0.51	ug/kg
RI-SB-16 (2.5-3.0)	JD27719-5	gamma-BHC (Lindane)	07/09/2021		Y	N	U		U	0.71	0.52	ug/kg
RI-SB-16 (2.5-3.0)	JD27719-5	Endosulfan sulfate	07/09/2021		Y	N	U		U	0.71	0.55	ug/kg
RI-SB-16 (2.5-3.0)	JD27719-5	Endrin	07/09/2021		Y	N	U		U	0.71	0.55	ug/kg
RI-SB-16 (2.5-3.0)	JD27719-5	4,4'-DDD	07/09/2021		Y	N	U		U	0.71	0.65	ug/kg
RI-SB-16 (2.5-3.0)	JD27719-5	4,4'-DDE	07/09/2021		Y	N	U		U	0.71	0.62	ug/kg
RI-SB-16 (2.5-3.0)	JD27719-5	Endrin aldehyde	07/09/2021		Y	N	U		U	0.71	0.40	ug/kg
RI-SB-16 (2.5-3.0)	JD27719-5	Heptachlor	07/09/2021		Y	N	U		U	0.71	0.61	ug/kg
RI-SB-16 (2.5-3.0)	JD27719-5	Toxaphene	07/09/2021		Y	N	U		U	18	16	ug/kg
RI-SB-16 (2.5-3.0)	JD27719-5	Endosulfan-I	07/09/2021		Y	N	U		U	0.71	0.41	ug/kg
RI-SB-16 (2.5-3.0)	JD27719-5	Dieldrin	07/09/2021		Y	N	U		U	0.71	0.49	ug/kg

Analytical Method SW8082

Sample ID	Lab Sample ID	Chemical Name	Anal Date	Result	Validated	Detect	Lab Qual	Val Qual	Final qual	RL	MDL	Units
RI-SB-16 (2.5-3.0)	JD27719-5	Aroclor 1221	07/08/2021		Y	N	U		U	35	22	ug/kg

Analytical Method SW8082

Sample ID	Lab Sample ID	Chemical Name	Anal Date	Result	Validated	Detect	Lab Qual	Val Qual	Final qual	RL	MDL	Units
RI-SB-16 (2.5-3.0)	JD27719-5	Aroclor 1260	07/08/2021		Y	N	U		U	35	15	ug/kg
RI-SB-16 (2.5-3.0)	JD27719-5	Aroclor 1254	07/08/2021		Y	N	U		U	35	19	ug/kg
RI-SB-16 (2.5-3.0)	JD27719-5	Aroclor 1242	07/08/2021		Y	N	U		U	35	15	ug/kg
RI-SB-16 (2.5-3.0)	JD27719-5	Aroclor 1262	07/08/2021		Y	N	U		U	35	23	ug/kg
RI-SB-16 (2.5-3.0)	JD27719-5	Aroclor 1268	07/08/2021		Y	N	U		U	35	15	ug/kg
RI-SB-16 (2.5-3.0)	JD27719-5	Aroclor 1248	07/08/2021		Y	N	U		U	35	32	ug/kg
RI-SB-16 (2.5-3.0)	JD27719-5	Aroclor 1016	07/08/2021		Y	N	U		U	35	16	ug/kg
RI-SB-16 (2.5-3.0)	JD27719-5	Aroclor 1232	07/08/2021		Y	N	U		U	35	23	ug/kg

Analytical Method SW8260

Sample ID	Lab Sample ID	Chemical Name	Anal Date	Result	Validated	Detect	Lab Qual	Val Qual	Final qual	RL	MDL	Units
RI-SB-16 (2.5-3.0)	JD27719-5	1,2-Dichloropropane	07/07/2021		Y	N	U		U	2.3	0.55	ug/kg
RI-SB-16 (2.5-3.0)	JD27719-5	Bromochloromethane	07/07/2021		Y	N	U		U	5.8	0.65	ug/kg
RI-SB-16 (2.5-3.0)	JD27719-5	Chloroethane	07/07/2021		Y	N	U		U	5.8	0.68	ug/kg
RI-SB-16 (2.5-3.0)	JD27719-5	Vinyl chloride	07/07/2021		Y	N	U		U	2.3	0.55	ug/kg
RI-SB-16 (2.5-3.0)	JD27719-5	Methylene chloride	07/07/2021		Y	N	U		U	5.8	3.0	ug/kg
RI-SB-16 (2.5-3.0)	JD27719-5	Carbon disulfide	07/07/2021		Y	N	U		U	2.3	0.62	ug/kg
RI-SB-16 (2.5-3.0)	JD27719-5	Bromoform	07/07/2021		Y	N	U		U	5.8	1.6	ug/kg
RI-SB-16 (2.5-3.0)	JD27719-5	Bromodichloromethane	07/07/2021		Y	N	U		U	2.3	0.49	ug/kg
RI-SB-16 (2.5-3.0)	JD27719-5	1,1-Dichloroethane	07/07/2021		Y	N	U		U	1.2	0.57	ug/kg
RI-SB-16 (2.5-3.0)	JD27719-5	1,1-Dichloroethene	07/07/2021		Y	N	U		U	1.2	0.75	ug/kg
RI-SB-16 (2.5-3.0)	JD27719-5	Trichlorofluoromethane	07/07/2021		Y	N	U		U	5.8	0.79	ug/kg
RI-SB-16 (2.5-3.0)	JD27719-5	m,p-Xylene	07/07/2021		Y	N	U		U	1.2	1.0	ug/kg
RI-SB-16 (2.5-3.0)	JD27719-5	Freon 113	07/07/2021		Y	N	U		U	5.8	3.1	ug/kg
RI-SB-16 (2.5-3.0)	JD27719-5	1,1,1-Trichloroethane	07/07/2021		Y	N	U		U	2.3	0.56	ug/kg

SDG: JD27719

Analytical Method SW8260

Sample ID	Lab Sample ID	Chemical Name	Anal Date	Result	Validated	Detect	Lab Qual	Val Qual	Final qual	RL	MDL	Units
RI-SB-16 (2.5-3.0)	JD27719-5	2-Butanone (MEK)	07/07/2021		Y	N	U		U	12	2.8	ug/kg
RI-SB-16 (2.5-3.0)	JD27719-5	1,1,2-Trichloroethane	07/07/2021		Y	N	U		U	2.3	0.64	ug/kg
RI-SB-16 (2.5-3.0)	JD27719-5	Trichloroethene	07/07/2021		Y	N	U		U	1.2	0.88	ug/kg
RI-SB-16 (2.5-3.0)	JD27719-5	Methyl Acetate	07/07/2021		Y	N	U	UJ	UJ	5.8	1.6	ug/kg
RI-SB-16 (2.5-3.0)	JD27719-5	1,1,2,2-Tetrachloroethane	07/07/2021		Y	N	U		U	2.3	0.69	ug/kg
RI-SB-16 (2.5-3.0)	JD27719-5	1,2,3-Trichlorobenzene	07/07/2021		Y	N	U		U	5.8	2.9	ug/kg
RI-SB-16 (2.5-3.0)	JD27719-5	o-Xylene	07/07/2021		Y	N	U		U	1.2	0.53	ug/kg
RI-SB-16 (2.5-3.0)	JD27719-5	1,2-Dichlorobenzene	07/07/2021		Y	N	U		U	1.2	0.63	ug/kg
RI-SB-16 (2.5-3.0)	JD27719-5	1,2-Dibromo-3-chloropropane	07/07/2021		Y	N	U		U	2.3	0.80	ug/kg
RI-SB-16 (2.5-3.0)	JD27719-5	Isopropylbenzene	07/07/2021		Y	N	U		U	2.3	1.6	ug/kg
RI-SB-16 (2.5-3.0)	JD27719-5	Dichlorodifluoromethane	07/07/2021		Y	N	U		U	5.8	0.84	ug/kg
RI-SB-16 (2.5-3.0)	JD27719-5	Tetrachloroethene	07/07/2021		Y	N	U		U	2.3	0.67	ug/kg
RI-SB-16 (2.5-3.0)	JD27719-5	Ethylbenzene	07/07/2021		Y	N	U		U	1.2	0.52	ug/kg
RI-SB-16 (2.5-3.0)	JD27719-5	Styrene	07/07/2021		Y	N	U		U	2.3	0.46	ug/kg
RI-SB-16 (2.5-3.0)	JD27719-5	cis-1,3-Dichloropropene	07/07/2021		Y	N	U		U	2.3	0.55	ug/kg
RI-SB-16 (2.5-3.0)	JD27719-5	trans-1,3-Dichloropropene	07/07/2021		Y	N	U		U	2.3	0.53	ug/kg
RI-SB-16 (2.5-3.0)	JD27719-5	1,4-Dichlorobenzene	07/07/2021		Y	N	U		U	1.2	0.57	ug/kg
RI-SB-16 (2.5-3.0)	JD27719-5	1,2-Dibromoethane	07/07/2021		Y	N	U		U	1.2	0.49	ug/kg
RI-SB-16 (2.5-3.0)	JD27719-5	1,2-Dichloroethane	07/07/2021		Y	N	U		U	1.2	0.54	ug/kg
RI-SB-16 (2.5-3.0)	JD27719-5	4-Methyl-2-pentanone(MIBK)	07/07/2021		Y	N	U		U	5.8	2.6	ug/kg
RI-SB-16 (2.5-3.0)	JD27719-5	Methylcyclohexane	07/07/2021		Y	N	U		U	2.3	1.0	ug/kg
RI-SB-16 (2.5-3.0)	JD27719-5	Toluene	07/07/2021		Y	N	U		U	1.2	0.61	ug/kg
RI-SB-16 (2.5-3.0)	JD27719-5	Chloromethane	07/07/2021		Y	N	U		U	5.8	2.3	ug/kg
RI-SB-16 (2.5-3.0)	JD27719-5	1,2,4-Trichlorobenzene	07/07/2021		Y	N	U		U	5.8	2.9	ug/kg
RI-SB-16 (2.5-3.0)	JD27719-5	Bromomethane	07/07/2021		Y	N	U		U	5.8	0.88	ug/kg

Analytical Method SW8260

Sample ID	Lab Sample ID	Chemical Name	Anal Date	Result	Validated	Detect	Lab Qual	Val Qual	Final qual	RL	MDL	Units
RI-SB-16 (2.5-3.0)	JD27719-5	Xylene (total)	07/07/2021		Y	N	U		U	1.2	0.53	ug/kg
RI-SB-16 (2.5-3.0)	JD27719-5	cis-1,2-Dichloroethene	07/07/2021		Y	N	U		U	1.2	0.97	ug/kg
RI-SB-16 (2.5-3.0)	JD27719-5	trans-1,2-Dichloroethene	07/07/2021		Y	N	U		U	1.2	0.70	ug/kg
RI-SB-16 (2.5-3.0)	JD27719-5	Methyl Tert Butyl Ether	07/07/2021		Y	N	U		U	1.2	0.54	ug/kg
RI-SB-16 (2.5-3.0)	JD27719-5	1,3-Dichlorobenzene	07/07/2021		Y	N	U		U	1.2	0.57	ug/kg
RI-SB-16 (2.5-3.0)	JD27719-5	Carbon tetrachloride	07/07/2021		Y	N	U		U	2.3	0.71	ug/kg
RI-SB-16 (2.5-3.0)	JD27719-5	2-Hexanone	07/07/2021		Y	N	U		U	5.8	2.4	ug/kg
RI-SB-16 (2.5-3.0)	JD27719-5	Acetone	07/07/2021		Y	N	U		U	12	4.8	ug/kg
RI-SB-16 (2.5-3.0)	JD27719-5	Chloroform	07/07/2021		Y	N	U		U	2.3	0.60	ug/kg
RI-SB-16 (2.5-3.0)	JD27719-5	Benzene	07/07/2021		Y	N	U		U	0.58	0.52	ug/kg
RI-SB-16 (2.5-3.0)	JD27719-5	Dibromochloromethane	07/07/2021		Y	N	U		U	2.3	0.65	ug/kg
RI-SB-16 (2.5-3.0)	JD27719-5	Chlorobenzene	07/07/2021		Y	N	U		U	2.3	0.53	ug/kg
RI-SB-16 (2.5-3.0)	JD27719-5	Cyclohexane	07/07/2021		Y	N	U		U	2.3	0.76	ug/kg

Analytical Method SW8270

Sample ID	Lab Sample ID	Chemical Name	Anal Date	Result	Validated	Detect	Lab Qual	Val Qual	Final qual	RL	MDL	Units
RI-SB-14 (2.5-3.0)	JD27719-1	Nitrobenzene	07/08/2021		Y	N	U		U	73	14	ug/kg
RI-SB-14 (2.5-3.0)	JD27719-1	Caprolactam	07/08/2021		Y	N	U		U	73	14	ug/kg
RI-SB-14 (2.5-3.0)	JD27719-1	2,4-Dimethylphenol	07/08/2021		Y	N	U		U	180	65	ug/kg
RI-SB-14 (2.5-3.0)	JD27719-1	2,2'-Oxybis(1-chloropropane)	07/08/2021		Y	N	U		U	73	13	ug/kg
RI-SB-14 (2.5-3.0)	JD27719-1	bis(2-Chloroethyl)ether	07/08/2021		Y	N	U		U	73	16	ug/kg
RI-SB-14 (2.5-3.0)	JD27719-1	bis(2-Chloroethoxy)methane	07/08/2021		Y	N	U		U	73	7.8	ug/kg
RI-SB-14 (2.5-3.0)	JD27719-1	bis(2-Ethylhexyl)phthalate	07/08/2021		Y	N	U		U	73	8.6	ug/kg
RI-SB-14 (2.5-3.0)	JD27719-1	Pyrene	07/08/2021		Y	N	U		U	37	12	ug/kg
RI-SB-14 (2.5-3.0)	JD27719-1	Di-n-octyl phthalate	07/08/2021		Y	N	U		U	73	9.1	ug/kg

SDG: JD27719

Analytical Method SW8270

Sample ID	Lab Sample ID	Chemical Name	Anal Date	Result	Validated	Detect	Lab Qual	Val Qual	Final qual	RL	MDL	Units
RI-SB-14 (2.5-3.0)	JD27719-1	4-Nitrophenol	07/08/2021		Y	N	U		U	370	98	ug/kg
RI-SB-14 (2.5-3.0)	JD27719-1	Hexachlorobenzene	07/08/2021		Y	N	U		U	73	9.3	ug/kg
RI-SB-14 (2.5-3.0)	JD27719-1	Anthracene	07/08/2021		Y	N	U		U	37	22	ug/kg
RI-SB-14 (2.5-3.0)	JD27719-1	2,4-Dichlorophenol	07/08/2021		Y	N	U		U	180	31	ug/kg
RI-SB-14 (2.5-3.0)	JD27719-1	2,4-Dinitrotoluene	07/08/2021		Y	N	U		U	37	11	ug/kg
RI-SB-14 (2.5-3.0)	JD27719-1	1,4-Dioxane	07/08/2021		Y	N	U		U	37	24	ug/kg
RI-SB-14 (2.5-3.0)	JD27719-1	3-Nitroaniline	07/08/2021		Y	N	U		U	180	9.2	ug/kg
RI-SB-14 (2.5-3.0)	JD27719-1	1,1'-Biphenyl	07/08/2021		Y	N	U		U	73	5.0	ug/kg
RI-SB-14 (2.5-3.0)	JD27719-1	4-Nitroaniline	07/08/2021		Y	N	U		U	180	9.5	ug/kg
RI-SB-14 (2.5-3.0)	JD27719-1	Pentachlorophenol	07/08/2021		Y	N	U		U	150	34	ug/kg
RI-SB-14 (2.5-3.0)	JD27719-1	3&4-Methylphenol	07/08/2021		Y	N	U		U	73	30	ug/kg
RI-SB-14 (2.5-3.0)	JD27719-1	2-Nitrophenol	07/08/2021		Y	N	U		U	180	24	ug/kg
RI-SB-14 (2.5-3.0)	JD27719-1	Naphthalene	07/08/2021		Y	N	U		U	37	10	ug/kg
RI-SB-14 (2.5-3.0)	JD27719-1	2-Methylnaphthalene	07/08/2021	11.1	Y	Y	J		J	37	8.3	ug/kg
RI-SB-14 (2.5-3.0)	JD27719-1	4-Bromophenyl phenyl ether	07/08/2021		Y	N	U		U	73	14	ug/kg
RI-SB-14 (2.5-3.0)	JD27719-1	3,3'-Dichlorobenzidine	07/08/2021		Y	N	U		U	73	31	ug/kg
RI-SB-14 (2.5-3.0)	JD27719-1	Benzaldehyde	07/08/2021		Y	N	U		U	180	9.1	ug/kg
RI-SB-14 (2.5-3.0)	JD27719-1	2-Methylphenol	07/08/2021		Y	N	U		U	73	23	ug/kg
RI-SB-14 (2.5-3.0)	JD27719-1	2-Chlorophenol	07/08/2021		Y	N	U		U	73	18	ug/kg
RI-SB-14 (2.5-3.0)	JD27719-1	1,2,4,5-Tetrachlorobenzene	07/08/2021		Y	N	U		U	180	9.3	ug/kg
RI-SB-14 (2.5-3.0)	JD27719-1	2,4,5-Trichlorophenol	07/08/2021		Y	N	U		U	180	27	ug/kg
RI-SB-14 (2.5-3.0)	JD27719-1	Acetophenone	07/08/2021		Y	N	U		U	180	7.9	ug/kg
RI-SB-14 (2.5-3.0)	JD27719-1	Phenol	07/08/2021		Y	N	U		U	73	19	ug/kg
RI-SB-14 (2.5-3.0)	JD27719-1	2-Chloronaphthalene	07/08/2021		Y	N	U		U	73	8.7	ug/kg
RI-SB-14 (2.5-3.0)	JD27719-1	Phenanthrene	07/08/2021		Y	N	U		U	37	12	ug/kg

SDG: JD27719

Analytical Method SW8270

Sample ID	Lab Sample ID	Chemical Name	Anal Date	Result	Validated	Detect	Lab Qual	Val Qual	Final qual	RL	MDL	Units
RI-SB-14 (2.5-3.0)	JD27719-1	N-Nitroso-di-n-propylamine	07/08/2021		Y	N	U		U	73	11	ug/kg
RI-SB-14 (2.5-3.0)	JD27719-1	Hexachloroethane	07/08/2021		Y	N	U		U	180	18	ug/kg
RI-SB-14 (2.5-3.0)	JD27719-1	4-Chlorophenyl phenyl ether	07/08/2021		Y	N	U		U	73	12	ug/kg
RI-SB-14 (2.5-3.0)	JD27719-1	Hexachlorocyclopentadiene	07/08/2021		Y	N	U		U	370	15	ug/kg
RI-SB-14 (2.5-3.0)	JD27719-1	Isophorone	07/08/2021		Y	N	U		U	73	7.8	ug/kg
RI-SB-14 (2.5-3.0)	JD27719-1	Acenaphthene	07/08/2021		Y	N	U		U	37	13	ug/kg
RI-SB-14 (2.5-3.0)	JD27719-1	2,6-Dinitrotoluene	07/08/2021		Y	N	U		U	37	18	ug/kg
RI-SB-14 (2.5-3.0)	JD27719-1	Di-n-butyl phthalate	07/08/2021		Y	N	U		U	73	6.0	ug/kg
RI-SB-14 (2.5-3.0)	JD27719-1	N-Nitrosodiphenylamine	07/08/2021		Y	N	U		U	180	13	ug/kg
RI-SB-14 (2.5-3.0)	JD27719-1	Butyl benzyl phthalate	07/08/2021		Y	N	U		U	73	8.9	ug/kg
RI-SB-14 (2.5-3.0)	JD27719-1	Dimethyl phthalate	07/08/2021		Y	N	U		U	73	6.5	ug/kg
RI-SB-14 (2.5-3.0)	JD27719-1	Fluorene	07/08/2021		Y	N	U		U	37	17	ug/kg
RI-SB-14 (2.5-3.0)	JD27719-1	4-Chloroaniline	07/08/2021		Y	N	U		U	180	13	ug/kg
RI-SB-14 (2.5-3.0)	JD27719-1	Hexachlorobutadiene	07/08/2021		Y	N	U		U	37	15	ug/kg
RI-SB-14 (2.5-3.0)	JD27719-1	2-Nitroaniline	07/08/2021		Y	N	U		U	180	8.7	ug/kg
RI-SB-14 (2.5-3.0)	JD27719-1	2,4,6-Trichlorophenol	07/08/2021		Y	N	U		U	180	22	ug/kg
RI-SB-14 (2.5-3.0)	JD27719-1	Diethyl phthalate	07/08/2021		Y	N	U		U	73	7.8	ug/kg
RI-SB-14 (2.5-3.0)	JD27719-1	Indeno(1,2,3-cd)pyrene	07/08/2021		Y	N	U		U	37	17	ug/kg
RI-SB-14 (2.5-3.0)	JD27719-1	Dibenzofuran	07/08/2021		Y	N	U		U	73	15	ug/kg
RI-SB-14 (2.5-3.0)	JD27719-1	Carbazole	07/08/2021		Y	N	U		U	73	5.3	ug/kg
RI-SB-14 (2.5-3.0)	JD27719-1	4-Chloro-3-methyl phenol	07/08/2021		Y	N	U		U	180	22	ug/kg
RI-SB-14 (2.5-3.0)	JD27719-1	Benzo(g,h,i)perylene	07/08/2021		Y	N	U		U	37	18	ug/kg
RI-SB-14 (2.5-3.0)	JD27719-1	Atrazine	07/08/2021		Y	N	U		U	73	16	ug/kg
RI-SB-14 (2.5-3.0)	JD27719-1	Benzo(b)fluoranthene	07/08/2021		Y	N	U		U	37	16	ug/kg
RI-SB-14 (2.5-3.0)	JD27719-1	Fluoranthene	07/08/2021		Y	N	U		U	37	16	ug/kg

SDG: JD27719

Analytical Method SW8270

Sample ID	Lab Sample ID	Chemical Name	Anal Date	Result	Validated	Detect	Lab Qual	Val Qual	Final qual	RL	MDL	Units
RI-SB-14 (2.5-3.0)	JD27719-1	Benzo(k)fluoranthene	07/08/2021		Y	N	U		U	37	17	ug/kg
RI-SB-14 (2.5-3.0)	JD27719-1	Acenaphthylene	07/08/2021		Y	N	U		U	37	19	ug/kg
RI-SB-14 (2.5-3.0)	JD27719-1	Benzo(a)pyrene	07/08/2021		Y	N	U		U	37	17	ug/kg
RI-SB-14 (2.5-3.0)	JD27719-1	2,4-Dinitrophenol	07/08/2021		Y	N	U		U	180	140	ug/kg
RI-SB-14 (2.5-3.0)	JD27719-1	Dibenzo(a,h)anthracene	07/08/2021		Y	N	U		U	37	16	ug/kg
RI-SB-14 (2.5-3.0)	JD27719-1	2,3,4,6-Tetrachlorophenol	07/08/2021		Y	N	U		U	180	24	ug/kg
RI-SB-14 (2.5-3.0)	JD27719-1	4,6-Dinitro-o-cresol	07/08/2021		Y	N	U		U	180	39	ug/kg
RI-SB-14 (2.5-3.0)	JD27719-1	Chrysene	07/08/2021		Y	N	U		U	37	12	ug/kg
RI-SB-14 (2.5-3.0)	JD27719-1	Benzo(a)anthracene	07/08/2021		Y	N	U		U	37	10	ug/kg
RI-SB-14 (3.5-4.0)	JD27719-2	Benzo(g,h,i)perylene	07/08/2021		Y	N	U		U	35	17	ug/kg
RI-SB-14 (3.5-4.0)	JD27719-2	2,4-Dichlorophenol	07/08/2021		Y	N	U		U	170	30	ug/kg
RI-SB-14 (3.5-4.0)	JD27719-2	2,4-Dinitrotoluene	07/08/2021		Y	N	U		U	35	11	ug/kg
RI-SB-14 (3.5-4.0)	JD27719-2	1,4-Dioxane	07/08/2021		Y	N	U		U	35	23	ug/kg
RI-SB-14 (3.5-4.0)	JD27719-2	Pyrene	07/08/2021		Y	N	U		U	35	11	ug/kg
RI-SB-14 (3.5-4.0)	JD27719-2	Dimethyl phthalate	07/08/2021		Y	N	U		U	70	6.2	ug/kg
RI-SB-14 (3.5-4.0)	JD27719-2	Indeno(1,2,3-cd)pyrene	07/08/2021		Y	N	U		U	35	16	ug/kg
RI-SB-14 (3.5-4.0)	JD27719-2	Dibenzofuran	07/08/2021		Y	N	U		U	70	14	ug/kg
RI-SB-14 (3.5-4.0)	JD27719-2	Atrazine	07/08/2021		Y	N	U		U	70	15	ug/kg
RI-SB-14 (3.5-4.0)	JD27719-2	Anthracene	07/08/2021		Y	N	U		U	35	21	ug/kg
RI-SB-14 (3.5-4.0)	JD27719-2	Benzo(b)fluoranthene	07/08/2021		Y	N	U		U	35	15	ug/kg
RI-SB-14 (3.5-4.0)	JD27719-2	Caprolactam	07/08/2021		Y	N	U		U	70	14	ug/kg
RI-SB-14 (3.5-4.0)	JD27719-2	Fluoranthene	07/08/2021		Y	N	U		U	35	16	ug/kg
RI-SB-14 (3.5-4.0)	JD27719-2	Hexachlorobenzene	07/08/2021		Y	N	U		U	70	8.9	ug/kg
RI-SB-14 (3.5-4.0)	JD27719-2	Di-n-octyl phthalate	07/08/2021		Y	N	U		U	70	8.7	ug/kg
RI-SB-14 (3.5-4.0)	JD27719-2	bis(2-Ethylhexyl)phthalate	07/08/2021		Y	N	U		U	70	8.2	ug/kg

SDG: JD27719

Analytical Method SW8270

Sample ID	Lab Sample ID	Chemical Name	Anal Date	Result	Validated	Detect	Lab Qual	Val Qual	Final qual	RL	MDL	Units
RI-SB-14 (3.5-4.0)	JD27719-2	bis(2-Chloroethoxy)methane	07/08/2021		Y	N	U		U	70	7.5	ug/kg
RI-SB-14 (3.5-4.0)	JD27719-2	3&4-Methylphenol	07/08/2021		Y	N	U		U	70	29	ug/kg
RI-SB-14 (3.5-4.0)	JD27719-2	Phenol	07/08/2021		Y	N	U		U	70	18	ug/kg
RI-SB-14 (3.5-4.0)	JD27719-2	2,4-Dimethylphenol	07/08/2021		Y	N	U		U	170	62	ug/kg
RI-SB-14 (3.5-4.0)	JD27719-2	4-Bromophenyl phenyl ether	07/08/2021		Y	N	U		U	70	14	ug/kg
RI-SB-14 (3.5-4.0)	JD27719-2	Benzaldehyde	07/08/2021		Y	N	U		U	170	8.7	ug/kg
RI-SB-14 (3.5-4.0)	JD27719-2	4-Nitrophenol	07/08/2021		Y	N	U		U	350	93	ug/kg
RI-SB-14 (3.5-4.0)	JD27719-2	4-Nitroaniline	07/08/2021		Y	N	U		U	170	9.1	ug/kg
RI-SB-14 (3.5-4.0)	JD27719-2	2-Nitrophenol	07/08/2021		Y	N	U		U	170	23	ug/kg
RI-SB-14 (3.5-4.0)	JD27719-2	Benzo(k)fluoranthene	07/08/2021		Y	N	U		U	35	16	ug/kg
RI-SB-14 (3.5-4.0)	JD27719-2	4-Chloroaniline	07/08/2021		Y	N	U		U	170	13	ug/kg
RI-SB-14 (3.5-4.0)	JD27719-2	1,1'-Biphenyl	07/08/2021		Y	N	U		U	70	4.8	ug/kg
RI-SB-14 (3.5-4.0)	JD27719-2	2,4,6-Trichlorophenol	07/08/2021		Y	N	U		U	170	21	ug/kg
RI-SB-14 (3.5-4.0)	JD27719-2	Carbazole	07/08/2021		Y	N	U		U	70	5.1	ug/kg
RI-SB-14 (3.5-4.0)	JD27719-2	Hexachlorobutadiene	07/08/2021		Y	N	U		U	35	14	ug/kg
RI-SB-14 (3.5-4.0)	JD27719-2	Pentachlorophenol	07/08/2021		Y	N	U		U	140	33	ug/kg
RI-SB-14 (3.5-4.0)	JD27719-2	2-Nitroaniline	07/08/2021		Y	N	U		U	170	8.3	ug/kg
RI-SB-14 (3.5-4.0)	JD27719-2	Naphthalene	07/08/2021		Y	N	U		U	35	9.9	ug/kg
RI-SB-14 (3.5-4.0)	JD27719-2	2-Methylnaphthalene	07/08/2021		Y	N	U		U	35	7.9	ug/kg
RI-SB-14 (3.5-4.0)	JD27719-2	N-Nitrosodiphenylamine	07/08/2021		Y	N	U		U	170	13	ug/kg
RI-SB-14 (3.5-4.0)	JD27719-2	3,3'-Dichlorobenzidine	07/08/2021		Y	N	U		U	70	29	ug/kg
RI-SB-14 (3.5-4.0)	JD27719-2	Butyl benzyl phthalate	07/08/2021		Y	N	U		U	70	8.5	ug/kg
RI-SB-14 (3.5-4.0)	JD27719-2	2-Methylphenol	07/08/2021		Y	N	U		U	70	22	ug/kg
RI-SB-14 (3.5-4.0)	JD27719-2	2-Chlorophenol	07/08/2021		Y	N	U		U	70	17	ug/kg
RI-SB-14 (3.5-4.0)	JD27719-2	1,2,4,5-Tetrachlorobenzene	07/08/2021		Y	N	U		U	170	8.9	ug/kg

SDG: JD27719

Analytical Method SW8270

Sample ID	Lab Sample ID	Chemical Name	Anal Date	Result	Validated	Detect	Lab Qual	Val Qual	Final qual	RL	MDL	Units
RI-SB-14 (3.5-4.0)	JD27719-2	2,4,5-Trichlorophenol	07/08/2021		Y	N	U		U	170	26	ug/kg
RI-SB-14 (3.5-4.0)	JD27719-2	Acetophenone	07/08/2021		Y	N	U		U	170	7.5	ug/kg
RI-SB-14 (3.5-4.0)	JD27719-2	Nitrobenzene	07/08/2021		Y	N	U		U	70	14	ug/kg
RI-SB-14 (3.5-4.0)	JD27719-2	3-Nitroaniline	07/08/2021		Y	N	U		U	170	8.7	ug/kg
RI-SB-14 (3.5-4.0)	JD27719-2	2,2'-Oxybis(1-chloropropane)	07/08/2021		Y	N	U		U	70	13	ug/kg
RI-SB-14 (3.5-4.0)	JD27719-2	2-Chloronaphthalene	07/08/2021		Y	N	U		U	70	8.3	ug/kg
RI-SB-14 (3.5-4.0)	JD27719-2	N-Nitroso-di-n-propylamine	07/08/2021		Y	N	U		U	70	10	ug/kg
RI-SB-14 (3.5-4.0)	JD27719-2	Chrysene	07/08/2021		Y	N	U		U	35	11	ug/kg
RI-SB-14 (3.5-4.0)	JD27719-2	Benzo(a)pyrene	07/08/2021		Y	N	U		U	35	16	ug/kg
RI-SB-14 (3.5-4.0)	JD27719-2	2,4-Dinitrophenol	07/08/2021		Y	N	U		U	170	130	ug/kg
RI-SB-14 (3.5-4.0)	JD27719-2	Dibenzo(a,h)anthracene	07/08/2021		Y	N	U		U	35	15	ug/kg
RI-SB-14 (3.5-4.0)	JD27719-2	4,6-Dinitro-o-cresol	07/08/2021		Y	N	U		U	170	37	ug/kg
RI-SB-14 (3.5-4.0)	JD27719-2	Benzo(a)anthracene	07/08/2021		Y	N	U		U	35	9.9	ug/kg
RI-SB-14 (3.5-4.0)	JD27719-2	2,3,4,6-Tetrachlorophenol	07/08/2021		Y	N	U		U	170	23	ug/kg
RI-SB-14 (3.5-4.0)	JD27719-2	Fluorene	07/08/2021		Y	N	U		U	35	16	ug/kg
RI-SB-14 (3.5-4.0)	JD27719-2	2,6-Dinitrotoluene	07/08/2021		Y	N	U		U	35	18	ug/kg
RI-SB-14 (3.5-4.0)	JD27719-2	Acenaphthylene	07/08/2021		Y	N	U		U	35	18	ug/kg
RI-SB-14 (3.5-4.0)	JD27719-2	Hexachloroethane	07/08/2021		Y	N	U		U	170	17	ug/kg
RI-SB-14 (3.5-4.0)	JD27719-2	4-Chlorophenyl phenyl ether	07/08/2021		Y	N	U		U	70	11	ug/kg
RI-SB-14 (3.5-4.0)	JD27719-2	Hexachlorocyclopentadiene	07/08/2021		Y	N	U		U	350	14	ug/kg
RI-SB-14 (3.5-4.0)	JD27719-2	Isophorone	07/08/2021		Y	N	U		U	70	7.5	ug/kg
RI-SB-14 (3.5-4.0)	JD27719-2	Acenaphthene	07/08/2021		Y	N	U		U	35	12	ug/kg
RI-SB-14 (3.5-4.0)	JD27719-2	Diethyl phthalate	07/08/2021		Y	N	U		U	70	7.5	ug/kg
RI-SB-14 (3.5-4.0)	JD27719-2	Di-n-butyl phthalate	07/08/2021		Y	N	U		U	70	5.7	ug/kg
RI-SB-14 (3.5-4.0)	JD27719-2	Phenanthrene	07/08/2021		Y	N	U		U	35	12	ug/kg

SDG: JD27719

Analytical Method SW8270

Sample ID	Lab Sample ID	Chemical Name	Anal Date	Result	Validated	Detect	Lab Qual	Val Qual	Final qual	RL	MDL	Units
RI-SB-14 (3.5-4.0)	JD27719-2	4-Chloro-3-methyl phenol	07/08/2021		Y	N	U		U	170	21	ug/kg
RI-SB-14 (3.5-4.0)	JD27719-2	bis(2-Chloroethyl)ether	07/08/2021		Y	N	U		U	70	15	ug/kg
RI-SB-15 (2.5-3.0)	JD27719-3	Hexachlorocyclopentadiene	07/08/2021		Y	N	U		U	350	14	ug/kg
RI-SB-15 (2.5-3.0)	JD27719-3	Hexachlorobutadiene	07/08/2021		Y	N	U		U	35	14	ug/kg
RI-SB-15 (2.5-3.0)	JD27719-3	Carbazole	07/08/2021		Y	N	U		U	71	5.1	ug/kg
RI-SB-15 (2.5-3.0)	JD27719-3	Fluorene	07/08/2021		Y	N	U		U	35	16	ug/kg
RI-SB-15 (2.5-3.0)	JD27719-3	N-Nitrosodiphenylamine	07/08/2021		Y	N	U		U	180	13	ug/kg
RI-SB-15 (2.5-3.0)	JD27719-3	Butyl benzyl phthalate	07/08/2021		Y	N	U		U	71	8.6	ug/kg
RI-SB-15 (2.5-3.0)	JD27719-3	Phenanthrene	07/08/2021		Y	N	U		U	35	12	ug/kg
RI-SB-15 (2.5-3.0)	JD27719-3	2,3,4,6-Tetrachlorophenol	07/08/2021		Y	N	U		U	180	23	ug/kg
RI-SB-15 (2.5-3.0)	JD27719-3	Isophorone	07/08/2021		Y	N	U		U	71	7.6	ug/kg
RI-SB-15 (2.5-3.0)	JD27719-3	2-Nitroaniline	07/08/2021		Y	N	U		U	180	8.4	ug/kg
RI-SB-15 (2.5-3.0)	JD27719-3	4-Chlorophenyl phenyl ether	07/08/2021		Y	N	U		U	71	11	ug/kg
RI-SB-15 (2.5-3.0)	JD27719-3	Hexachloroethane	07/08/2021		Y	N	U		U	180	18	ug/kg
RI-SB-15 (2.5-3.0)	JD27719-3	N-Nitroso-di-n-propylamine	07/08/2021		Y	N	U		U	71	10	ug/kg
RI-SB-15 (2.5-3.0)	JD27719-3	2,6-Dinitrotoluene	07/08/2021		Y	N	U		U	35	18	ug/kg
RI-SB-15 (2.5-3.0)	JD27719-3	4-Chloro-3-methyl phenol	07/08/2021		Y	N	U		U	180	22	ug/kg
RI-SB-15 (2.5-3.0)	JD27719-3	Diethyl phthalate	07/08/2021		Y	N	U		U	71	7.5	ug/kg
RI-SB-15 (2.5-3.0)	JD27719-3	1,1'-Biphenyl	07/08/2021		Y	N	U		U	71	4.9	ug/kg
RI-SB-15 (2.5-3.0)	JD27719-3	3&4-Methylphenol	07/08/2021		Y	N	U		U	71	29	ug/kg
RI-SB-15 (2.5-3.0)	JD27719-3	3-Nitroaniline	07/08/2021		Y	N	U		U	180	8.9	ug/kg
RI-SB-15 (2.5-3.0)	JD27719-3	Nitrobenzene	07/08/2021		Y	N	U		U	71	14	ug/kg
RI-SB-15 (2.5-3.0)	JD27719-3	Acetophenone	07/08/2021		Y	N	U		U	180	7.6	ug/kg
RI-SB-15 (2.5-3.0)	JD27719-3	2,4,5-Trichlorophenol	07/08/2021		Y	N	U		U	180	27	ug/kg
RI-SB-15 (2.5-3.0)	JD27719-3	1,2,4,5-Tetrachlorobenzene	07/08/2021		Y	N	U		U	180	9.0	ug/kg

Analytical Method SW8270

Sample ID	Lab Sample ID	Chemical Name	Anal Date	Result	Validated	Detect	Lab Qual	Val Qual	Final qual	RL	MDL	Units
RI-SB-15 (2.5-3.0)	JD27719-3	Pentachlorophenol	07/08/2021		Y	N	U		U	140	33	ug/kg
RI-SB-15 (2.5-3.0)	JD27719-3	2-Methylphenol	07/08/2021		Y	N	U		U	71	23	ug/kg
RI-SB-15 (2.5-3.0)	JD27719-3	2,4,6-Trichlorophenol	07/08/2021		Y	N	U		U	180	21	ug/kg
RI-SB-15 (2.5-3.0)	JD27719-3	3,3'-Dichlorobenzidine	07/08/2021		Y	N	U		U	71	30	ug/kg
RI-SB-15 (2.5-3.0)	JD27719-3	2-Chloronaphthalene	07/08/2021		Y	N	U		U	71	8.4	ug/kg
RI-SB-15 (2.5-3.0)	JD27719-3	2-Methylnaphthalene	07/08/2021		Y	N	U		U	35	8.0	ug/kg
RI-SB-15 (2.5-3.0)	JD27719-3	Naphthalene	07/08/2021		Y	N	U		U	35	10	ug/kg
RI-SB-15 (2.5-3.0)	JD27719-3	2-Nitrophenol	07/08/2021		Y	N	U		U	180	23	ug/kg
RI-SB-15 (2.5-3.0)	JD27719-3	Acenaphthene	07/08/2021		Y	N	U		U	35	12	ug/kg
RI-SB-15 (2.5-3.0)	JD27719-3	2-Chlorophenol	07/08/2021		Y	N	U		U	71	18	ug/kg
RI-SB-15 (2.5-3.0)	JD27719-3	Di-n-butyl phthalate	07/08/2021		Y	N	U		U	71	5.8	ug/kg
RI-SB-15 (2.5-3.0)	JD27719-3	2,4-Dichlorophenol	07/08/2021		Y	N	U		U	180	30	ug/kg
RI-SB-15 (2.5-3.0)	JD27719-3	Anthracene	07/08/2021		Y	N	U		U	35	22	ug/kg
RI-SB-15 (2.5-3.0)	JD27719-3	Hexachlorobenzene	07/08/2021		Y	N	U		U	71	9.0	ug/kg
RI-SB-15 (2.5-3.0)	JD27719-3	Di-n-octyl phthalate	07/08/2021		Y	N	U		U	71	8.8	ug/kg
RI-SB-15 (2.5-3.0)	JD27719-3	bis(2-Ethylhexyl)phthalate	07/08/2021		Y	N	U		U	71	8.3	ug/kg
RI-SB-15 (2.5-3.0)	JD27719-3	bis(2-Chloroethoxy)methane	07/08/2021		Y	N	U		U	71	7.6	ug/kg
RI-SB-15 (2.5-3.0)	JD27719-3	2,4-Dinitrotoluene	07/08/2021		Y	N	U		U	35	11	ug/kg
RI-SB-15 (2.5-3.0)	JD27719-3	Phenol	07/08/2021		Y	N	U		U	71	19	ug/kg
RI-SB-15 (2.5-3.0)	JD27719-3	bis(2-Chloroethyl)ether	07/08/2021		Y	N	U		U	71	15	ug/kg
RI-SB-15 (2.5-3.0)	JD27719-3	4-Chloroaniline	07/08/2021		Y	N	U		U	180	13	ug/kg
RI-SB-15 (2.5-3.0)	JD27719-3	2,4-Dimethylphenol	07/08/2021		Y	N	U		U	180	63	ug/kg
RI-SB-15 (2.5-3.0)	JD27719-3	Caprolactam	07/08/2021		Y	N	U		U	71	14	ug/kg
RI-SB-15 (2.5-3.0)	JD27719-3	4-Bromophenyl phenyl ether	07/08/2021		Y	N	U		U	71	14	ug/kg
RI-SB-15 (2.5-3.0)	JD27719-3	Benzaldehyde	07/08/2021		Y	N	U		U	180	8.8	ug/kg

SDG: JD27719

Analytical Method SW8270

Sample ID	Lab Sample ID	Chemical Name	Anal Date	Result	Validated	Detect	Lab Qual	Val Qual	Final qual	RL	MDL	Units
RI-SB-15 (2.5-3.0)	JD27719-3	4-Nitrophenol	07/08/2021		Y	N	U		U	350	95	ug/kg
RI-SB-15 (2.5-3.0)	JD27719-3	4-Nitroaniline	07/08/2021		Y	N	U		U	180	9.2	ug/kg
RI-SB-15 (2.5-3.0)	JD27719-3	Benzo(a)anthracene	07/08/2021		Y	N	U		U	35	10	ug/kg
RI-SB-15 (2.5-3.0)	JD27719-3	Acenaphthylene	07/08/2021		Y	N	U		U	35	18	ug/kg
RI-SB-15 (2.5-3.0)	JD27719-3	4,6-Dinitro-o-cresol	07/08/2021		Y	N	U		U	180	38	ug/kg
RI-SB-15 (2.5-3.0)	JD27719-3	2,2'-Oxybis(1-chloropropane)	07/08/2021		Y	N	U		U	71	13	ug/kg
RI-SB-15 (2.5-3.0)	JD27719-3	1,4-Dioxane	07/08/2021		Y	N	U		U	35	23	ug/kg
RI-SB-15 (2.5-3.0)	JD27719-3	Dibenzo(a,h)anthracene	07/08/2021		Y	N	U		U	35	16	ug/kg
RI-SB-15 (2.5-3.0)	JD27719-3	2,4-Dinitrophenol	07/08/2021		Y	N	U		U	180	130	ug/kg
RI-SB-15 (2.5-3.0)	JD27719-3	Chrysene	07/08/2021		Y	N	U		U	35	11	ug/kg
RI-SB-15 (2.5-3.0)	JD27719-3	Benzo(k)fluoranthene	07/08/2021		Y	N	U		U	35	17	ug/kg
RI-SB-15 (2.5-3.0)	JD27719-3	Fluoranthene	07/08/2021		Y	N	U		U	35	16	ug/kg
RI-SB-15 (2.5-3.0)	JD27719-3	Dibenzofuran	07/08/2021		Y	N	U		U	71	14	ug/kg
RI-SB-15 (2.5-3.0)	JD27719-3	Pyrene	07/08/2021		Y	N	U		U	35	11	ug/kg
RI-SB-15 (2.5-3.0)	JD27719-3	Benzo(a)pyrene	07/08/2021		Y	N	U		U	35	16	ug/kg
RI-SB-15 (2.5-3.0)	JD27719-3	Dimethyl phthalate	07/08/2021		Y	N	U		U	71	6.3	ug/kg
RI-SB-15 (2.5-3.0)	JD27719-3	Benzo(g,h,i)perylene	07/08/2021		Y	N	U		U	35	18	ug/kg
RI-SB-15 (2.5-3.0)	JD27719-3	Atrazine	07/08/2021		Y	N	U		U	71	15	ug/kg
RI-SB-15 (2.5-3.0)	JD27719-3	Indeno(1,2,3-cd)pyrene	07/08/2021		Y	N	U		U	35	17	ug/kg
RI-SB-15 (2.5-3.0)	JD27719-3	Benzo(b)fluoranthene	07/08/2021		Y	N	U		U	35	16	ug/kg
RI-SB-15 (4.5-5.0)	JD27719-4	bis(2-Ethylhexyl)phthalate	07/08/2021		Y	N	U		U	74	8.7	ug/kg
RI-SB-15 (4.5-5.0)	JD27719-4	Pyrene	07/08/2021		Y	N	U		U	37	12	ug/kg
RI-SB-15 (4.5-5.0)	JD27719-4	4-Nitroaniline	07/08/2021		Y	N	U		U	190	9.6	ug/kg
RI-SB-15 (4.5-5.0)	JD27719-4	Dimethyl phthalate	07/08/2021		Y	N	U		U	74	6.6	ug/kg
RI-SB-15 (4.5-5.0)	JD27719-4	2,4-Dinitrotoluene	07/08/2021		Y	N	U		U	37	11	ug/kg

SDG: JD27719

Analytical Method SW8270

Sample ID	Lab Sample ID	Chemical Name	Anal Date	Result	Validated	Detect	Lab Qual	Val Qual	Final qual	RL	MDL	Units
RI-SB-15 (4.5-5.0)	JD27719-4	2,4-Dichlorophenol	07/08/2021		Y	N	U		U	190	32	ug/kg
RI-SB-15 (4.5-5.0)	JD27719-4	Anthracene	07/08/2021		Y	N	U		U	37	23	ug/kg
RI-SB-15 (4.5-5.0)	JD27719-4	Hexachlorobenzene	07/08/2021		Y	N	U		U	74	9.4	ug/kg
RI-SB-15 (4.5-5.0)	JD27719-4	Di-n-octyl phthalate	07/08/2021		Y	N	U		U	74	9.2	ug/kg
RI-SB-15 (4.5-5.0)	JD27719-4	1,4-Dioxane	07/08/2021		Y	N	U		U	37	24	ug/kg
RI-SB-15 (4.5-5.0)	JD27719-4	bis(2-Chloroethoxy)methane	07/08/2021		Y	N	U		U	74	7.9	ug/kg
RI-SB-15 (4.5-5.0)	JD27719-4	bis(2-Chloroethyl)ether	07/08/2021		Y	N	U		U	74	16	ug/kg
RI-SB-15 (4.5-5.0)	JD27719-4	Phenol	07/08/2021		Y	N	U		U	74	19	ug/kg
RI-SB-15 (4.5-5.0)	JD27719-4	4-Chloroaniline	07/08/2021		Y	N	U		U	190	13	ug/kg
RI-SB-15 (4.5-5.0)	JD27719-4	Caprolactam	07/08/2021		Y	N	U		U	74	15	ug/kg
RI-SB-15 (4.5-5.0)	JD27719-4	4-Bromophenyl phenyl ether	07/08/2021		Y	N	U		U	74	14	ug/kg
RI-SB-15 (4.5-5.0)	JD27719-4	4-Nitrophenol	07/08/2021		Y	N	U		U	370	99	ug/kg
RI-SB-15 (4.5-5.0)	JD27719-4	2,2'-Oxybis(1-chloropropane)	07/08/2021		Y	N	U		U	74	13	ug/kg
RI-SB-15 (4.5-5.0)	JD27719-4	Dibenzofuran	07/08/2021		Y	N	U		U	74	15	ug/kg
RI-SB-15 (4.5-5.0)	JD27719-4	Benzaldehyde	07/08/2021		Y	N	U		U	190	9.2	ug/kg
RI-SB-15 (4.5-5.0)	JD27719-4	2,4-Dimethylphenol	07/08/2021		Y	N	U		U	190	66	ug/kg
RI-SB-15 (4.5-5.0)	JD27719-4	Acenaphthene	07/08/2021		Y	N	U		U	37	13	ug/kg
RI-SB-15 (4.5-5.0)	JD27719-4	Diethyl phthalate	07/08/2021		Y	N	U		U	74	7.9	ug/kg
RI-SB-15 (4.5-5.0)	JD27719-4	Di-n-butyl phthalate	07/08/2021		Y	N	U		U	74	6.0	ug/kg
RI-SB-15 (4.5-5.0)	JD27719-4	Phenanthrene	07/08/2021		Y	N	U		U	37	12	ug/kg
RI-SB-15 (4.5-5.0)	JD27719-4	Butyl benzyl phthalate	07/08/2021		Y	N	U		U	74	9.0	ug/kg
RI-SB-15 (4.5-5.0)	JD27719-4	N-Nitrosodiphenylamine	07/08/2021		Y	N	U		U	190	14	ug/kg
RI-SB-15 (4.5-5.0)	JD27719-4	Fluorene	07/08/2021		Y	N	U		U	37	17	ug/kg
RI-SB-15 (4.5-5.0)	JD27719-4	Carbazole	07/08/2021		Y	N	U		U	74	5.4	ug/kg
RI-SB-15 (4.5-5.0)	JD27719-4	Hexachlorobutadiene	07/08/2021		Y	N	U		U	37	15	ug/kg

SDG: JD27719

Analytical Method SW8270

Sample ID	Lab Sample ID	Chemical Name	Anal Date	Result	Validated	Detect	Lab Qual	Val Qual	Final qual	RL	MDL	Units
RI-SB-15 (4.5-5.0)	JD27719-4	Pentachlorophenol	07/08/2021		Y	N	U		U	150	35	ug/kg
RI-SB-15 (4.5-5.0)	JD27719-4	2,4,6-Trichlorophenol	07/08/2021		Y	N	U		U	190	22	ug/kg
RI-SB-15 (4.5-5.0)	JD27719-4	Isophorone	07/08/2021		Y	N	U		U	74	7.9	ug/kg
RI-SB-15 (4.5-5.0)	JD27719-4	2-Nitrophenol	07/08/2021		Y	N	U		U	190	24	ug/kg
RI-SB-15 (4.5-5.0)	JD27719-4	2-Nitroaniline	07/08/2021		Y	N	U		U	190	8.7	ug/kg
RI-SB-15 (4.5-5.0)	JD27719-4	2-Methylnaphthalene	07/08/2021		Y	N	U		U	37	8.4	ug/kg
RI-SB-15 (4.5-5.0)	JD27719-4	2-Chloronaphthalene	07/08/2021		Y	N	U		U	74	8.8	ug/kg
RI-SB-15 (4.5-5.0)	JD27719-4	3,3'-Dichlorobenzidine	07/08/2021		Y	N	U		U	74	31	ug/kg
RI-SB-15 (4.5-5.0)	JD27719-4	1,1'-Biphenyl	07/08/2021		Y	N	U		U	74	5.1	ug/kg
RI-SB-15 (4.5-5.0)	JD27719-4	2-Methylphenol	07/08/2021		Y	N	U		U	74	24	ug/kg
RI-SB-15 (4.5-5.0)	JD27719-4	2-Chlorophenol	07/08/2021		Y	N	U		U	74	18	ug/kg
RI-SB-15 (4.5-5.0)	JD27719-4	1,2,4,5-Tetrachlorobenzene	07/08/2021		Y	N	U		U	190	9.4	ug/kg
RI-SB-15 (4.5-5.0)	JD27719-4	2,4,5-Trichlorophenol	07/08/2021		Y	N	U		U	190	28	ug/kg
RI-SB-15 (4.5-5.0)	JD27719-4	Acetophenone	07/08/2021		Y	N	U		U	190	8.0	ug/kg
RI-SB-15 (4.5-5.0)	JD27719-4	Nitrobenzene	07/08/2021		Y	N	U		U	74	14	ug/kg
RI-SB-15 (4.5-5.0)	JD27719-4	3-Nitroaniline	07/08/2021		Y	N	U		U	190	9.3	ug/kg
RI-SB-15 (4.5-5.0)	JD27719-4	3&4-Methylphenol	07/08/2021		Y	N	U		U	74	30	ug/kg
RI-SB-15 (4.5-5.0)	JD27719-4	Benzo(g,h,i)perylene	07/08/2021		Y	N	U		U	37	19	ug/kg
RI-SB-15 (4.5-5.0)	JD27719-4	Benzo(a)pyrene	07/08/2021		Y	N	U		U	37	17	ug/kg
RI-SB-15 (4.5-5.0)	JD27719-4	Atrazine	07/08/2021		Y	N	U		U	74	16	ug/kg
RI-SB-15 (4.5-5.0)	JD27719-4	Hexachloroethane	07/08/2021		Y	N	U		U	190	18	ug/kg
RI-SB-15 (4.5-5.0)	JD27719-4	2,6-Dinitrotoluene	07/08/2021		Y	N	U		U	37	19	ug/kg
RI-SB-15 (4.5-5.0)	JD27719-4	4-Chloro-3-methyl phenol	07/08/2021		Y	N	U		U	190	23	ug/kg
RI-SB-15 (4.5-5.0)	JD27719-4	2,3,4,6-Tetrachlorophenol	07/08/2021		Y	N	U		U	190	25	ug/kg
RI-SB-15 (4.5-5.0)	JD27719-4	Benzo(a)anthracene	07/08/2021		Y	N	U		U	37	10	ug/kg

SDG: JD27719

Analytical Method SW8270

Sample ID	Lab Sample ID	Chemical Name	Anal Date	Result	Validated	Detect	Lab Qual	Val Qual	Final qual	RL	MDL	Units
RI-SB-15 (4.5-5.0)	JD27719-4	4,6-Dinitro-o-cresol	07/08/2021		Y	N	U		U	190	40	ug/kg
RI-SB-15 (4.5-5.0)	JD27719-4	Hexachlorocyclopentadiene	07/08/2021		Y	N	U		U	370	15	ug/kg
RI-SB-15 (4.5-5.0)	JD27719-4	2,4-Dinitrophenol	07/08/2021		Y	N	U		U	190	140	ug/kg
RI-SB-15 (4.5-5.0)	JD27719-4	4-Chlorophenyl phenyl ether	07/08/2021		Y	N	U		U	74	12	ug/kg
RI-SB-15 (4.5-5.0)	JD27719-4	Chrysene	07/08/2021		Y	N	U		U	37	12	ug/kg
RI-SB-15 (4.5-5.0)	JD27719-4	Acenaphthylene	07/08/2021		Y	N	U		U	37	19	ug/kg
RI-SB-15 (4.5-5.0)	JD27719-4	Benzo(k)fluoranthene	07/08/2021		Y	N	U		U	37	17	ug/kg
RI-SB-15 (4.5-5.0)	JD27719-4	Fluoranthene	07/08/2021		Y	N	U		U	37	17	ug/kg
RI-SB-15 (4.5-5.0)	JD27719-4	Benzo(b)fluoranthene	07/08/2021		Y	N	U		U	37	16	ug/kg
RI-SB-15 (4.5-5.0)	JD27719-4	Indeno(1,2,3-cd)pyrene	07/08/2021		Y	N	U		U	37	17	ug/kg
RI-SB-15 (4.5-5.0)	JD27719-4	Naphthalene	07/08/2021		Y	N	U		U	37	10	ug/kg
RI-SB-15 (4.5-5.0)	JD27719-4	Dibenzo(a,h)anthracene	07/08/2021		Y	N	U		U	37	16	ug/kg
RI-SB-15 (4.5-5.0)	JD27719-4	N-Nitroso-di-n-propylamine	07/08/2021		Y	N	U		U	74	11	ug/kg
RI-SB-16 (2.5-3.0)	JD27719-5	3&4-Methylphenol	07/08/2021		Y	N	U		U	69	28	ug/kg
RI-SB-16 (2.5-3.0)	JD27719-5	4-Bromophenyl phenyl ether	07/08/2021		Y	N	U		U	69	13	ug/kg
RI-SB-16 (2.5-3.0)	JD27719-5	Benzaldehyde	07/08/2021		Y	N	U		U	170	8.6	ug/kg
RI-SB-16 (2.5-3.0)	JD27719-5	4-Nitrophenol	07/08/2021		Y	N	U		U	350	92	ug/kg
RI-SB-16 (2.5-3.0)	JD27719-5	Nitrobenzene	07/08/2021		Y	N	U		U	69	13	ug/kg
RI-SB-16 (2.5-3.0)	JD27719-5	3-Nitroaniline	07/08/2021		Y	N	U		U	170	8.7	ug/kg
RI-SB-16 (2.5-3.0)	JD27719-5	2,4-Dimethylphenol	07/08/2021		Y	N	U		U	170	62	ug/kg
RI-SB-16 (2.5-3.0)	JD27719-5	Indeno(1,2,3-cd)pyrene	07/08/2021		Y	N	U		U	35	16	ug/kg
RI-SB-16 (2.5-3.0)	JD27719-5	4-Chloroaniline	07/08/2021		Y	N	U		U	170	12	ug/kg
RI-SB-16 (2.5-3.0)	JD27719-5	Benzo(b)fluoranthene	07/08/2021		Y	N	U		U	35	15	ug/kg
RI-SB-16 (2.5-3.0)	JD27719-5	Fluoranthene	07/08/2021		Y	N	U		U	35	15	ug/kg
RI-SB-16 (2.5-3.0)	JD27719-5	Benzo(k)fluoranthene	07/08/2021		Y	N	U		U	35	16	ug/kg

SDG: JD27719

Analytical Method SW8270

Sample ID	Lab Sample ID	Chemical Name	Anal Date	Result	Validated	Detect	Lab Qual	Val Qual	Final qual	RL	MDL	Units
RI-SB-16 (2.5-3.0)	JD27719-5	Acenaphthylene	07/08/2021		Y	N	U		U	35	18	ug/kg
RI-SB-16 (2.5-3.0)	JD27719-5	Chrysene	07/08/2021		Y	N	U		U	35	11	ug/kg
RI-SB-16 (2.5-3.0)	JD27719-5	Benzo(a)pyrene	07/08/2021		Y	N	U		U	35	16	ug/kg
RI-SB-16 (2.5-3.0)	JD27719-5	Atrazine	07/08/2021		Y	N	U		U	69	15	ug/kg
RI-SB-16 (2.5-3.0)	JD27719-5	Di-n-octyl phthalate	07/08/2021		Y	N	U		U	69	8.6	ug/kg
RI-SB-16 (2.5-3.0)	JD27719-5	1,4-Dioxane	07/08/2021		Y	N	U		U	35	23	ug/kg
RI-SB-16 (2.5-3.0)	JD27719-5	Pyrene	07/08/2021		Y	N	U		U	35	11	ug/kg
RI-SB-16 (2.5-3.0)	JD27719-5	Dimethyl phthalate	07/08/2021		Y	N	U		U	69	6.2	ug/kg
RI-SB-16 (2.5-3.0)	JD27719-5	Dibenzofuran	07/08/2021		Y	N	U		U	69	14	ug/kg
RI-SB-16 (2.5-3.0)	JD27719-5	2,4-Dichlorophenol	07/08/2021		Y	N	U		U	170	30	ug/kg
RI-SB-16 (2.5-3.0)	JD27719-5	Anthracene	07/08/2021		Y	N	U		U	35	21	ug/kg
RI-SB-16 (2.5-3.0)	JD27719-5	Caprolactam	07/08/2021		Y	N	U		U	69	14	ug/kg
RI-SB-16 (2.5-3.0)	JD27719-5	2,4-Dinitrophenol	07/08/2021		Y	N	U		U	170	130	ug/kg
RI-SB-16 (2.5-3.0)	JD27719-5	2,4-Dinitrotoluene	07/08/2021		Y	N	U		U	35	11	ug/kg
RI-SB-16 (2.5-3.0)	JD27719-5	bis(2-Ethylhexyl)phthalate	07/08/2021		Y	N	U		U	69	8.1	ug/kg
RI-SB-16 (2.5-3.0)	JD27719-5	bis(2-Chloroethoxy)methane	07/08/2021		Y	N	U		U	69	7.4	ug/kg
RI-SB-16 (2.5-3.0)	JD27719-5	Benzo(g,h,i)perylene	07/08/2021		Y	N	U		U	35	17	ug/kg
RI-SB-16 (2.5-3.0)	JD27719-5	bis(2-Chloroethyl)ether	07/08/2021		Y	N	U		U	69	15	ug/kg
RI-SB-16 (2.5-3.0)	JD27719-5	Phenol	07/08/2021		Y	N	U		U	69	18	ug/kg
RI-SB-16 (2.5-3.0)	JD27719-5	2,2'-Oxybis(1-chloropropane)	07/08/2021		Y	N	U		U	69	12	ug/kg
RI-SB-16 (2.5-3.0)	JD27719-5	Hexachlorobenzene	07/08/2021		Y	N	U		U	69	8.8	ug/kg
RI-SB-16 (2.5-3.0)	JD27719-5	Naphthalene	07/08/2021		Y	N	U		U	35	9.8	ug/kg
RI-SB-16 (2.5-3.0)	JD27719-5	4-Chlorophenyl phenyl ether	07/08/2021		Y	N	U		U	69	11	ug/kg
RI-SB-16 (2.5-3.0)	JD27719-5	1,2,4,5-Tetrachlorobenzene	07/08/2021		Y	N	U		U	170	8.8	ug/kg
RI-SB-16 (2.5-3.0)	JD27719-5	2-Chlorophenol	07/08/2021		Y	N	U		U	69	17	ug/kg

SDG: JD27719

Analytical Method SW8270

Sample ID	Lab Sample ID	Chemical Name	Anal Date	Result	Validated	Detect	Lab Qual	Val Qual	Final qual	RL	MDL	Units
RI-SB-16 (2.5-3.0)	JD27719-5	2-Methylphenol	07/08/2021		Y	N	U		U	69	22	ug/kg
RI-SB-16 (2.5-3.0)	JD27719-5	1,1'-Biphenyl	07/08/2021		Y	N	U		U	69	4.7	ug/kg
RI-SB-16 (2.5-3.0)	JD27719-5	3,3'-Dichlorobenzidine	07/08/2021		Y	N	U		U	69	29	ug/kg
RI-SB-16 (2.5-3.0)	JD27719-5	Acetophenone	07/08/2021		Y	N	U		U	170	7.4	ug/kg
RI-SB-16 (2.5-3.0)	JD27719-5	2-Methylnaphthalene	07/08/2021		Y	N	U		U	35	7.8	ug/kg
RI-SB-16 (2.5-3.0)	JD27719-5	N-Nitrosodiphenylamine	07/08/2021		Y	N	U		U	170	13	ug/kg
RI-SB-16 (2.5-3.0)	JD27719-5	2-Nitrophenol	07/08/2021		Y	N	U		U	170	23	ug/kg
RI-SB-16 (2.5-3.0)	JD27719-5	2-Nitroaniline	07/08/2021		Y	N	U		U	170	8.2	ug/kg
RI-SB-16 (2.5-3.0)	JD27719-5	2,4,6-Trichlorophenol	07/08/2021		Y	N	U		U	170	21	ug/kg
RI-SB-16 (2.5-3.0)	JD27719-5	Pentachlorophenol	07/08/2021		Y	N	U		U	140	33	ug/kg
RI-SB-16 (2.5-3.0)	JD27719-5	Hexachlorobutadiene	07/08/2021		Y	N	U		U	35	14	ug/kg
RI-SB-16 (2.5-3.0)	JD27719-5	Carbazole	07/08/2021		Y	N	U		U	69	5.0	ug/kg
RI-SB-16 (2.5-3.0)	JD27719-5	2-Chloronaphthalene	07/08/2021		Y	N	U		U	69	8.2	ug/kg
RI-SB-16 (2.5-3.0)	JD27719-5	4-Nitroaniline	07/08/2021		Y	N	U		U	170	9.0	ug/kg
RI-SB-16 (2.5-3.0)	JD27719-5	4,6-Dinitro-o-cresol	07/08/2021		Y	N	U		U	170	37	ug/kg
RI-SB-16 (2.5-3.0)	JD27719-5	Benzo(a)anthracene	07/08/2021		Y	N	U		U	35	9.8	ug/kg
RI-SB-16 (2.5-3.0)	JD27719-5	2,3,4,6-Tetrachlorophenol	07/08/2021		Y	N	U		U	170	23	ug/kg
RI-SB-16 (2.5-3.0)	JD27719-5	4-Chloro-3-methyl phenol	07/08/2021		Y	N	U		U	170	21	ug/kg
RI-SB-16 (2.5-3.0)	JD27719-5	2,6-Dinitrotoluene	07/08/2021		Y	N	U		U	35	17	ug/kg
RI-SB-16 (2.5-3.0)	JD27719-5	N-Nitroso-di-n-propylamine	07/08/2021		Y	N	U		U	69	10	ug/kg
RI-SB-16 (2.5-3.0)	JD27719-5	Hexachloroethane	07/08/2021		Y	N	U		U	170	17	ug/kg
RI-SB-16 (2.5-3.0)	JD27719-5	2,4,5-Trichlorophenol	07/08/2021		Y	N	U		U	170	26	ug/kg
RI-SB-16 (2.5-3.0)	JD27719-5	Fluorene	07/08/2021		Y	N	U		U	35	16	ug/kg
RI-SB-16 (2.5-3.0)	JD27719-5	Dibenzo(a,h)anthracene	07/08/2021		Y	N	U		U	35	15	ug/kg
RI-SB-16 (2.5-3.0)	JD27719-5	Isophorone	07/08/2021		Y	N	U		U	69	7.4	ug/kg

SDG: JD27719

Analytical Method SW8270

Sample ID	Lab Sample ID	Chemical Name	Anal Date	Result	Validated	Detect	Lab Qual	Val Qual	Final qual	RL	MDL	Units
RI-SB-16 (2.5-3.0)	JD27719-5	Acenaphthene	07/08/2021		Y	N	U		U	35	12	ug/kg
RI-SB-16 (2.5-3.0)	JD27719-5	Diethyl phthalate	07/08/2021		Y	N	U		U	69	7.4	ug/kg
RI-SB-16 (2.5-3.0)	JD27719-5	Di-n-butyl phthalate	07/08/2021		Y	N	U		U	69	5.6	ug/kg
RI-SB-16 (2.5-3.0)	JD27719-5	Phenanthrene	07/08/2021		Y	N	U		U	35	12	ug/kg
RI-SB-16 (2.5-3.0)	JD27719-5	Butyl benzyl phthalate	07/08/2021		Y	N	U		U	69	8.4	ug/kg
RI-SB-16 (2.5-3.0)	JD27719-5	Hexachlorocyclopentadiene	07/08/2021		Y	N	U		U	350	14	ug/kg
RI-SB-7 (3.5-4.0)	JD27719-6	Isophorone	07/08/2021		Y	N	U		U	70	7.4	ug/kg
RI-SB-7 (3.5-4.0)	JD27719-6	Dibenzo(a,h)anthracene	07/08/2021		Y	N	U		U	35	15	ug/kg
RI-SB-7 (3.5-4.0)	JD27719-6	Benzo(g,h,i)perylene	07/08/2021		Y	N	U		U	35	17	ug/kg
RI-SB-7 (3.5-4.0)	JD27719-6	Atrazine	07/08/2021		Y	N	U		U	70	15	ug/kg
RI-SB-7 (3.5-4.0)	JD27719-6	Indeno(1,2,3-cd)pyrene	07/08/2021		Y	N	U		U	35	16	ug/kg
RI-SB-7 (3.5-4.0)	JD27719-6	Benzo(b)fluoranthene	07/08/2021		Y	N	U		U	35	15	ug/kg
RI-SB-7 (3.5-4.0)	JD27719-6	Fluoranthene	07/08/2021		Y	N	U		U	35	16	ug/kg
RI-SB-7 (3.5-4.0)	JD27719-6	Benzo(k)fluoranthene	07/08/2021		Y	N	U		U	35	16	ug/kg
RI-SB-7 (3.5-4.0)	JD27719-6	Acenaphthylene	07/08/2021		Y	N	U		U	35	18	ug/kg
RI-SB-7 (3.5-4.0)	JD27719-6	Chrysene	07/08/2021		Y	N	U		U	35	11	ug/kg
RI-SB-7 (3.5-4.0)	JD27719-6	Di-n-butyl phthalate	07/08/2021		Y	N	U		U	70	5.7	ug/kg
RI-SB-7 (3.5-4.0)	JD27719-6	2,4-Dinitrophenol	07/08/2021		Y	N	U		U	170	130	ug/kg
RI-SB-7 (3.5-4.0)	JD27719-6	Pyrene	07/08/2021		Y	N	U		U	35	11	ug/kg
RI-SB-7 (3.5-4.0)	JD27719-6	4,6-Dinitro-o-cresol	07/08/2021		Y	N	U		U	170	37	ug/kg
RI-SB-7 (3.5-4.0)	JD27719-6	Benzo(a)anthracene	07/08/2021		Y	N	U		U	35	9.8	ug/kg
RI-SB-7 (3.5-4.0)	JD27719-6	2,3,4,6-Tetrachlorophenol	07/08/2021		Y	N	U		U	170	23	ug/kg
RI-SB-7 (3.5-4.0)	JD27719-6	4-Chloro-3-methyl phenol	07/08/2021		Y	N	U		U	170	21	ug/kg
RI-SB-7 (3.5-4.0)	JD27719-6	N-Nitroso-di-n-propylamine	07/08/2021		Y	N	U		U	70	10	ug/kg
RI-SB-7 (3.5-4.0)	JD27719-6	4-Chlorophenyl phenyl ether	07/08/2021		Y	N	U		U	70	11	ug/kg

Analytical Method SW8270

Sample ID	Lab Sample ID	Chemical Name	Anal Date	Result	Validated	Detect	Lab Qual	Val Qual	Final qual	RL	MDL	Units
RI-SB-7 (3.5-4.0)	JD27719-6	Hexachlorocyclopentadiene	07/08/2021		Y	N	U		U	350	14	ug/kg
RI-SB-7 (3.5-4.0)	JD27719-6	Acenaphthene	07/08/2021		Y	N	U		U	35	12	ug/kg
RI-SB-7 (3.5-4.0)	JD27719-6	Benzo(a)pyrene	07/08/2021		Y	N	U		U	35	16	ug/kg
RI-SB-7 (3.5-4.0)	JD27719-6	bis(2-Chloroethyl)ether	07/08/2021		Y	N	U		U	70	15	ug/kg
RI-SB-7 (3.5-4.0)	JD27719-6	Diethyl phthalate	07/08/2021		Y	N	U		U	70	7.4	ug/kg
RI-SB-7 (3.5-4.0)	JD27719-6	4-Nitroaniline	07/08/2021		Y	N	U		U	170	9.0	ug/kg
RI-SB-7 (3.5-4.0)	JD27719-6	4-Nitrophenol	07/08/2021		Y	N	U		U	350	93	ug/kg
RI-SB-7 (3.5-4.0)	JD27719-6	Benzaldehyde	07/08/2021		Y	N	U		U	170	8.6	ug/kg
RI-SB-7 (3.5-4.0)	JD27719-6	4-Bromophenyl phenyl ether	07/08/2021		Y	N	U		U	70	13	ug/kg
RI-SB-7 (3.5-4.0)	JD27719-6	Caprolactam	07/08/2021		Y	N	U		U	70	14	ug/kg
RI-SB-7 (3.5-4.0)	JD27719-6	2,4-Dimethylphenol	07/08/2021		Y	N	U		U	170	62	ug/kg
RI-SB-7 (3.5-4.0)	JD27719-6	4-Chloroaniline	07/08/2021		Y	N	U		U	170	13	ug/kg
RI-SB-7 (3.5-4.0)	JD27719-6	Dibenzofuran	07/08/2021		Y	N	U		U	70	14	ug/kg
RI-SB-7 (3.5-4.0)	JD27719-6	Phenol	07/08/2021		Y	N	U		U	70	18	ug/kg
RI-SB-7 (3.5-4.0)	JD27719-6	Dimethyl phthalate	07/08/2021		Y	N	U		U	70	6.2	ug/kg
RI-SB-7 (3.5-4.0)	JD27719-6	bis(2-Chloroethoxy)methane	07/08/2021		Y	N	U		U	70	7.4	ug/kg
RI-SB-7 (3.5-4.0)	JD27719-6	bis(2-Ethylhexyl)phthalate	07/08/2021		Y	N	U		U	70	8.1	ug/kg
RI-SB-7 (3.5-4.0)	JD27719-6	Di-n-octyl phthalate	07/08/2021		Y	N	U		U	70	8.7	ug/kg
RI-SB-7 (3.5-4.0)	JD27719-6	Hexachlorobenzene	07/08/2021		Y	N	U		U	70	8.8	ug/kg
RI-SB-7 (3.5-4.0)	JD27719-6	Anthracene	07/08/2021		Y	N	U		U	35	21	ug/kg
RI-SB-7 (3.5-4.0)	JD27719-6	2,4-Dichlorophenol	07/08/2021		Y	N	U		U	170	30	ug/kg
RI-SB-7 (3.5-4.0)	JD27719-6	2,4-Dinitrotoluene	07/08/2021		Y	N	U		U	35	11	ug/kg
RI-SB-7 (3.5-4.0)	JD27719-6	1,4-Dioxane	07/08/2021		Y	N	U		U	35	23	ug/kg
RI-SB-7 (3.5-4.0)	JD27719-6	Hexachloroethane	07/08/2021		Y	N	U		U	170	17	ug/kg
RI-SB-7 (3.5-4.0)	JD27719-6	2,2'-Oxybis(1-chloropropane)	07/08/2021		Y	N	U		U	70	12	ug/kg

SDG: JD27719

Analytical Method SW8270

Sample ID	Lab Sample ID	Chemical Name	Anal Date	Result	Validated	Detect	Lab Qual	Val Qual	Final qual	RL	MDL	Units
RI-SB-7 (3.5-4.0)	JD27719-6	2-Chlorophenol	07/08/2021		Y	N	U		U	70	17	ug/kg
RI-SB-7 (3.5-4.0)	JD27719-6	2,6-Dinitrotoluene	07/08/2021		Y	N	U		U	35	17	ug/kg
RI-SB-7 (3.5-4.0)	JD27719-6	Phenanthrene	07/08/2021		Y	N	U		U	35	12	ug/kg
RI-SB-7 (3.5-4.0)	JD27719-6	3&4-Methylphenol	07/08/2021		Y	N	U		U	70	29	ug/kg
RI-SB-7 (3.5-4.0)	JD27719-6	3-Nitroaniline	07/08/2021		Y	N	U		U	170	8.7	ug/kg
RI-SB-7 (3.5-4.0)	JD27719-6	Nitrobenzene	07/08/2021		Y	N	U		U	70	13	ug/kg
RI-SB-7 (3.5-4.0)	JD27719-6	Acetophenone	07/08/2021		Y	N	U		U	170	7.5	ug/kg
RI-SB-7 (3.5-4.0)	JD27719-6	1,2,4,5-Tetrachlorobenzene	07/08/2021		Y	N	U		U	170	8.8	ug/kg
RI-SB-7 (3.5-4.0)	JD27719-6	2-Methylphenol	07/08/2021		Y	N	U		U	70	22	ug/kg
RI-SB-7 (3.5-4.0)	JD27719-6	1,1'-Biphenyl	07/08/2021		Y	N	U		U	70	4.8	ug/kg
RI-SB-7 (3.5-4.0)	JD27719-6	3,3'-Dichlorobenzidine	07/08/2021		Y	N	U		U	70	29	ug/kg
RI-SB-7 (3.5-4.0)	JD27719-6	2-Chloronaphthalene	07/08/2021		Y	N	U		U	70	8.3	ug/kg
RI-SB-7 (3.5-4.0)	JD27719-6	2-Methylnaphthalene	07/08/2021		Y	N	U		U	35	7.9	ug/kg
RI-SB-7 (3.5-4.0)	JD27719-6	Carbazole	07/08/2021		Y	N	U		U	70	5.0	ug/kg
RI-SB-7 (3.5-4.0)	JD27719-6	2-Nitrophenol	07/08/2021		Y	N	U		U	170	23	ug/kg
RI-SB-7 (3.5-4.0)	JD27719-6	2-Nitroaniline	07/08/2021		Y	N	U		U	170	8.2	ug/kg
RI-SB-7 (3.5-4.0)	JD27719-6	2,4,6-Trichlorophenol	07/08/2021		Y	N	U		U	170	21	ug/kg
RI-SB-7 (3.5-4.0)	JD27719-6	Pentachlorophenol	07/08/2021		Y	N	U		U	140	33	ug/kg
RI-SB-7 (3.5-4.0)	JD27719-6	Butyl benzyl phthalate	07/08/2021		Y	N	U		U	70	8.5	ug/kg
RI-SB-7 (3.5-4.0)	JD27719-6	Hexachlorobutadiene	07/08/2021		Y	N	U		U	35	14	ug/kg
RI-SB-7 (3.5-4.0)	JD27719-6	N-Nitrosodiphenylamine	07/08/2021		Y	N	U		U	170	13	ug/kg
RI-SB-7 (3.5-4.0)	JD27719-6	2,4,5-Trichlorophenol	07/08/2021		Y	N	U		U	170	26	ug/kg
RI-SB-7 (3.5-4.0)	JD27719-6	Fluorene	07/08/2021		Y	N	U		U	35	16	ug/kg
RI-SB-7 (3.5-4.0)	JD27719-6	Naphthalene	07/08/2021		Y	N	U		U	35	9.8	ug/kg
RI-SB-7 (9-9.5)	JD27719-7	Diethyl phthalate	07/08/2021		Y	N	U		U	81	8.6	ug/kg

SDG: JD27719

Analytical Method SW8270

Sample ID	Lab Sample ID	Chemical Name	Anal Date	Result	Validated	Detect	Lab Qual	Val Qual	Final qual	RL	MDL	Units
RI-SB-7 (9-9.5)	JD27719-7	Di-n-butyl phthalate	07/08/2021		Y	N	U		U	81	6.6	ug/kg
RI-SB-7 (9-9.5)	JD27719-7	3-Nitroaniline	07/08/2021		Y	N	U		U	200	10	ug/kg
RI-SB-7 (9-9.5)	JD27719-7	Acenaphthene	07/08/2021		Y	N	U		U	41	14	ug/kg
RI-SB-7 (9-9.5)	JD27719-7	Nitrobenzene	07/08/2021		Y	N	U		U	81	16	ug/kg
RI-SB-7 (9-9.5)	JD27719-7	Acetophenone	07/08/2021		Y	N	U		U	200	8.7	ug/kg
RI-SB-7 (9-9.5)	JD27719-7	2,4,5-Trichlorophenol	07/08/2021		Y	N	U		U	200	30	ug/kg
RI-SB-7 (9-9.5)	JD27719-7	Phenanthrene	07/08/2021		Y	N	U		U	41	14	ug/kg
RI-SB-7 (9-9.5)	JD27719-7	Isophorone	07/08/2021		Y	N	U		U	81	8.7	ug/kg
RI-SB-7 (9-9.5)	JD27719-7	Hexachlorocyclopentadiene	07/08/2021		Y	N	U		U	410	16	ug/kg
RI-SB-7 (9-9.5)	JD27719-7	Hexachloroethane	07/08/2021		Y	N	U		U	200	20	ug/kg
RI-SB-7 (9-9.5)	JD27719-7	4-Chloro-3-methyl phenol	07/08/2021		Y	N	U		U	200	25	ug/kg
RI-SB-7 (9-9.5)	JD27719-7	3&4-Methylphenol	07/08/2021		Y	N	U		U	81	33	ug/kg
RI-SB-7 (9-9.5)	JD27719-7	1,2,4,5-Tetrachlorobenzene	07/08/2021		Y	N	U		U	200	10	ug/kg
RI-SB-7 (9-9.5)	JD27719-7	Butyl benzyl phthalate	07/08/2021		Y	N	U		U	81	9.9	ug/kg
RI-SB-7 (9-9.5)	JD27719-7	N-Nitroso-di-n-propylamine	07/08/2021		Y	N	U		U	81	12	ug/kg
RI-SB-7 (9-9.5)	JD27719-7	4-Chlorophenyl phenyl ether	07/08/2021		Y	N	U		U	81	13	ug/kg
RI-SB-7 (9-9.5)	JD27719-7	2-Nitrophenol	07/08/2021		Y	N	U		U	200	27	ug/kg
RI-SB-7 (9-9.5)	JD27719-7	N-Nitrosodiphenylamine	07/08/2021		Y	N	U		U	200	15	ug/kg
RI-SB-7 (9-9.5)	JD27719-7	2,3,4,6-Tetrachlorophenol	07/08/2021		Y	N	U		U	200	27	ug/kg
RI-SB-7 (9-9.5)	JD27719-7	4-Nitrophenol	07/08/2021		Y	N	U		U	410	110	ug/kg
RI-SB-7 (9-9.5)	JD27719-7	Fluorene	07/08/2021		Y	N	U		U	41	19	ug/kg
RI-SB-7 (9-9.5)	JD27719-7	Carbazole	07/08/2021		Y	N	U		U	81	5.9	ug/kg
RI-SB-7 (9-9.5)	JD27719-7	Hexachlorobutadiene	07/08/2021		Y	N	U		U	41	16	ug/kg
RI-SB-7 (9-9.5)	JD27719-7	Pentachlorophenol	07/08/2021		Y	N	U		U	160	38	ug/kg
RI-SB-7 (9-9.5)	JD27719-7	2-Nitroaniline	07/08/2021		Y	N	U		U	200	9.6	ug/kg

SDG: JD27719

Analytical Method SW8270

Sample ID	Lab Sample ID	Chemical Name	Anal Date	Result	Validated	Detect	Lab Qual	Val Qual	Final qual	RL	MDL	Units
RI-SB-7 (9-9.5)	JD27719-7	2-Chlorophenol	07/08/2021		Y	N	U		U	81	20	ug/kg
RI-SB-7 (9-9.5)	JD27719-7	Naphthalene	07/08/2021		Y	N	U		U	41	11	ug/kg
RI-SB-7 (9-9.5)	JD27719-7	2-Methylnaphthalene	07/08/2021		Y	N	U		U	41	9.2	ug/kg
RI-SB-7 (9-9.5)	JD27719-7	2-Chloronaphthalene	07/08/2021		Y	N	U		U	81	9.7	ug/kg
RI-SB-7 (9-9.5)	JD27719-7	3,3'-Dichlorobenzidine	07/08/2021		Y	N	U		U	81	34	ug/kg
RI-SB-7 (9-9.5)	JD27719-7	1,1'-Biphenyl	07/08/2021		Y	N	U		U	81	5.6	ug/kg
RI-SB-7 (9-9.5)	JD27719-7	2-Methylphenol	07/08/2021		Y	N	U		U	81	26	ug/kg
RI-SB-7 (9-9.5)	JD27719-7	2,4,6-Trichlorophenol	07/08/2021		Y	N	U		U	200	24	ug/kg
RI-SB-7 (9-9.5)	JD27719-7	2,4-Dinitrotoluene	07/08/2021		Y	N	U		U	41	13	ug/kg
RI-SB-7 (9-9.5)	JD27719-7	Phenol	07/08/2021		Y	N	U		U	81	21	ug/kg
RI-SB-7 (9-9.5)	JD27719-7	bis(2-Chloroethyl)ether	07/08/2021		Y	N	U		U	81	17	ug/kg
RI-SB-7 (9-9.5)	JD27719-7	bis(2-Chloroethoxy)methane	07/08/2021		Y	N	U		U	81	8.7	ug/kg
RI-SB-7 (9-9.5)	JD27719-7	bis(2-Ethylhexyl)phthalate	07/08/2021		Y	N	U		U	81	9.5	ug/kg
RI-SB-7 (9-9.5)	JD27719-7	Di-n-octyl phthalate	07/08/2021		Y	N	U		U	81	10	ug/kg
RI-SB-7 (9-9.5)	JD27719-7	Hexachlorobenzene	07/08/2021		Y	N	U		U	81	10	ug/kg
RI-SB-7 (9-9.5)	JD27719-7	2,2'-Oxybis(1-chloropropane)	07/08/2021		Y	N	U		U	81	15	ug/kg
RI-SB-7 (9-9.5)	JD27719-7	2,4-Dichlorophenol	07/08/2021		Y	N	U		U	200	35	ug/kg
RI-SB-7 (9-9.5)	JD27719-7	1,4-Dioxane	07/08/2021		Y	N	U		U	41	27	ug/kg
RI-SB-7 (9-9.5)	JD27719-7	Pyrene	07/08/2021		Y	N	U		U	41	13	ug/kg
RI-SB-7 (9-9.5)	JD27719-7	Dibenzofuran	07/08/2021		Y	N	U		U	81	17	ug/kg
RI-SB-7 (9-9.5)	JD27719-7	4-Nitroaniline	07/08/2021		Y	N	U		U	200	11	ug/kg
RI-SB-7 (9-9.5)	JD27719-7	Benzo(g,h,i)perylene	07/08/2021		Y	N	U		U	41	20	ug/kg
RI-SB-7 (9-9.5)	JD27719-7	Benzo(a)anthracene	07/08/2021		Y	N	U		U	41	11	ug/kg
RI-SB-7 (9-9.5)	JD27719-7	2,6-Dinitrotoluene	07/08/2021		Y	N	U		U	41	20	ug/kg
RI-SB-7 (9-9.5)	JD27719-7	Anthracene	07/08/2021		Y	N	U		U	41	25	ug/kg

SDG: JD27719

Analytical Method SW8270

Sample ID	Lab Sample ID	Chemical Name	Anal Date	Result	Validated	Detect	Lab Qual	Val Qual	Final qual	RL	MDL	Units
RI-SB-7 (9-9.5)	JD27719-7	Chrysene	07/08/2021		Y	N	U		U	41	13	ug/kg
RI-SB-7 (9-9.5)	JD27719-7	Dimethyl phthalate	07/08/2021		Y	N	U		U	81	7.2	ug/kg
RI-SB-7 (9-9.5)	JD27719-7	Dibenzo(a,h)anthracene	07/08/2021		Y	N	U		U	41	18	ug/kg
RI-SB-7 (9-9.5)	JD27719-7	4-Chloroaniline	07/08/2021		Y	N	U		U	200	15	ug/kg
RI-SB-7 (9-9.5)	JD27719-7	4,6-Dinitro-o-cresol	07/08/2021		Y	N	U		U	200	43	ug/kg
RI-SB-7 (9-9.5)	JD27719-7	2,4-Dinitrophenol	07/08/2021		Y	N	U		U	200	150	ug/kg
RI-SB-7 (9-9.5)	JD27719-7	Benzo(a)pyrene	07/08/2021		Y	N	U		U	41	18	ug/kg
RI-SB-7 (9-9.5)	JD27719-7	Acenaphthylene	07/08/2021		Y	N	U		U	41	21	ug/kg
RI-SB-7 (9-9.5)	JD27719-7	Benzo(k)fluoranthene	07/08/2021		Y	N	U		U	41	19	ug/kg
RI-SB-7 (9-9.5)	JD27719-7	Benzaldehyde	07/08/2021		Y	N	U		U	200	10	ug/kg
RI-SB-7 (9-9.5)	JD27719-7	2,4-Dimethylphenol	07/08/2021		Y	N	U		U	200	72	ug/kg
RI-SB-7 (9-9.5)	JD27719-7	Caprolactam	07/08/2021		Y	N	U		U	81	16	ug/kg
RI-SB-7 (9-9.5)	JD27719-7	4-Bromophenyl phenyl ether	07/08/2021		Y	N	U		U	81	16	ug/kg
RI-SB-7 (9-9.5)	JD27719-7	Fluoranthene	07/08/2021		Y	N	U		U	41	18	ug/kg
RI-SB-7 (9-9.5)	JD27719-7	Atrazine	07/08/2021		Y	N	U		U	81	17	ug/kg
RI-SB-7 (9-9.5)	JD27719-7	Indeno(1,2,3-cd)pyrene	07/08/2021		Y	N	U		U	41	19	ug/kg
RI-SB-7 (9-9.5)	JD27719-7	Benzo(b)fluoranthene	07/08/2021		Y	N	U		U	41	18	ug/kg
RI-SB-7 (12-12.5)	JD27719-8	Di-n-octyl phthalate	07/08/2021		Y	N	U		U	71	8.8	ug/kg
RI-SB-7 (12-12.5)	JD27719-8	Pyrene	07/08/2021		Y	N	U		U	35	11	ug/kg
RI-SB-7 (12-12.5)	JD27719-8	Acenaphthylene	07/08/2021		Y	N	U		U	35	18	ug/kg
RI-SB-7 (12-12.5)	JD27719-8	bis(2-Ethylhexyl)phthalate	07/08/2021		Y	N	U		U	71	8.3	ug/kg
RI-SB-7 (12-12.5)	JD27719-8	bis(2-Chloroethoxy)methane	07/08/2021		Y	N	U		U	71	7.6	ug/kg
RI-SB-7 (12-12.5)	JD27719-8	Anthracene	07/08/2021		Y	N	U		U	35	22	ug/kg
RI-SB-7 (12-12.5)	JD27719-8	2,4-Dichlorophenol	07/08/2021		Y	N	U		U	180	30	ug/kg
RI-SB-7 (12-12.5)	JD27719-8	2,4-Dinitrotoluene	07/08/2021		Y	N	U		U	35	11	ug/kg

SDG: JD27719

Analytical Method SW8270

Sample ID	Lab Sample ID	Chemical Name	Anal Date	Result	Validated	Detect	Lab Qual	Val Qual	Final qual	RL	MDL	Units
RI-SB-7 (12-12.5)	JD27719-8	1,4-Dioxane	07/08/2021		Y	N	U		U	35	23	ug/kg
RI-SB-7 (12-12.5)	JD27719-8	Hexachlorobenzene	07/08/2021		Y	N	U		U	71	8.9	ug/kg
RI-SB-7 (12-12.5)	JD27719-8	Dimethyl phthalate	07/08/2021		Y	N	U		U	71	6.3	ug/kg
RI-SB-7 (12-12.5)	JD27719-8	Dibenzofuran	07/08/2021		Y	N	U		U	71	14	ug/kg
RI-SB-7 (12-12.5)	JD27719-8	Benzo(g,h,i)perylene	07/08/2021		Y	N	U		U	35	18	ug/kg
RI-SB-7 (12-12.5)	JD27719-8	Atrazine	07/08/2021		Y	N	U		U	71	15	ug/kg
RI-SB-7 (12-12.5)	JD27719-8	Indeno(1,2,3-cd)pyrene	07/08/2021		Y	N	U		U	35	17	ug/kg
RI-SB-7 (12-12.5)	JD27719-8	Benzo(b)fluoranthene	07/08/2021		Y	N	U		U	35	16	ug/kg
RI-SB-7 (12-12.5)	JD27719-8	Benzo(k)fluoranthene	07/08/2021		Y	N	U		U	35	17	ug/kg
RI-SB-7 (12-12.5)	JD27719-8	Chrysene	07/08/2021		Y	N	U		U	35	11	ug/kg
RI-SB-7 (12-12.5)	JD27719-8	Benzo(a)pyrene	07/08/2021		Y	N	U		U	35	16	ug/kg
RI-SB-7 (12-12.5)	JD27719-8	2,4-Dinitrophenol	07/08/2021		Y	N	U		U	180	130	ug/kg
RI-SB-7 (12-12.5)	JD27719-8	bis(2-Chloroethyl)ether	07/08/2021		Y	N	U		U	71	15	ug/kg
RI-SB-7 (12-12.5)	JD27719-8	4-Nitrophenol	07/08/2021		Y	N	U		U	350	94	ug/kg
RI-SB-7 (12-12.5)	JD27719-8	Fluoranthene	07/08/2021		Y	N	U		U	35	16	ug/kg
RI-SB-7 (12-12.5)	JD27719-8	3,3'-Dichlorobenzidine	07/08/2021		Y	N	U		U	71	29	ug/kg
RI-SB-7 (12-12.5)	JD27719-8	4-Bromophenyl phenyl ether	07/08/2021		Y	N	U		U	71	14	ug/kg
RI-SB-7 (12-12.5)	JD27719-8	Fluorene	07/08/2021		Y	N	U		U	35	16	ug/kg
RI-SB-7 (12-12.5)	JD27719-8	Carbazole	07/08/2021		Y	N	U		U	71	5.1	ug/kg
RI-SB-7 (12-12.5)	JD27719-8	Hexachlorobutadiene	07/08/2021		Y	N	U		U	35	14	ug/kg
RI-SB-7 (12-12.5)	JD27719-8	Pentachlorophenol	07/08/2021		Y	N	U		U	140	33	ug/kg
RI-SB-7 (12-12.5)	JD27719-8	2,4,6-Trichlorophenol	07/08/2021		Y	N	U		U	180	21	ug/kg
RI-SB-7 (12-12.5)	JD27719-8	2-Nitroaniline	07/08/2021		Y	N	U		U	180	8.3	ug/kg
RI-SB-7 (12-12.5)	JD27719-8	2-Nitrophenol	07/08/2021		Y	N	U		U	180	23	ug/kg
RI-SB-7 (12-12.5)	JD27719-8	Naphthalene	07/08/2021		Y	N	U		U	35	10	ug/kg

SDG: JD27719

Analytical Method SW8270

Sample ID	Lab Sample ID	Chemical Name	Anal Date	Result	Validated	Detect	Lab Qual	Val Qual	Final qual	RL	MDL	Units
RI-SB-7 (12-12.5)	JD27719-8	N-Nitrosodiphenylamine	07/08/2021		Y	N	U		U	180	13	ug/kg
RI-SB-7 (12-12.5)	JD27719-8	2-Chloronaphthalene	07/08/2021		Y	N	U		U	71	8.4	ug/kg
RI-SB-7 (12-12.5)	JD27719-8	Butyl benzyl phthalate	07/08/2021		Y	N	U		U	71	8.6	ug/kg
RI-SB-7 (12-12.5)	JD27719-8	1,1'-Biphenyl	07/08/2021		Y	N	U		U	71	4.8	ug/kg
RI-SB-7 (12-12.5)	JD27719-8	2-Methylphenol	07/08/2021		Y	N	U		U	71	23	ug/kg
RI-SB-7 (12-12.5)	JD27719-8	2-Chlorophenol	07/08/2021		Y	N	U		U	71	17	ug/kg
RI-SB-7 (12-12.5)	JD27719-8	1,2,4,5-Tetrachlorobenzene	07/08/2021		Y	N	U		U	180	9.0	ug/kg
RI-SB-7 (12-12.5)	JD27719-8	2,4,5-Trichlorophenol	07/08/2021		Y	N	U		U	180	26	ug/kg
RI-SB-7 (12-12.5)	JD27719-8	Acetophenone	07/08/2021		Y	N	U		U	180	7.6	ug/kg
RI-SB-7 (12-12.5)	JD27719-8	Nitrobenzene	07/08/2021		Y	N	U		U	71	14	ug/kg
RI-SB-7 (12-12.5)	JD27719-8	3-Nitroaniline	07/08/2021		Y	N	U		U	180	8.8	ug/kg
RI-SB-7 (12-12.5)	JD27719-8	3&4-Methylphenol	07/08/2021		Y	N	U		U	71	29	ug/kg
RI-SB-7 (12-12.5)	JD27719-8	2-Methylnaphthalene	07/08/2021		Y	N	U		U	35	8.0	ug/kg
RI-SB-7 (12-12.5)	JD27719-8	2,6-Dinitrotoluene	07/08/2021		Y	N	U		U	35	18	ug/kg
RI-SB-7 (12-12.5)	JD27719-8	2,2'-Oxybis(1-chloropropane)	07/08/2021		Y	N	U		U	71	13	ug/kg
RI-SB-7 (12-12.5)	JD27719-8	4-Chloroaniline	07/08/2021		Y	N	U		U	180	13	ug/kg
RI-SB-7 (12-12.5)	JD27719-8	2,4-Dimethylphenol	07/08/2021		Y	N	U		U	180	63	ug/kg
RI-SB-7 (12-12.5)	JD27719-8	Caprolactam	07/08/2021		Y	N	U		U	71	14	ug/kg
RI-SB-7 (12-12.5)	JD27719-8	Benzaldehyde	07/08/2021		Y	N	U		U	180	8.8	ug/kg
RI-SB-7 (12-12.5)	JD27719-8	4-Nitroaniline	07/08/2021		Y	N	U		U	180	9.2	ug/kg
RI-SB-7 (12-12.5)	JD27719-8	Dibenzo(a,h)anthracene	07/08/2021		Y	N	U		U	35	16	ug/kg
RI-SB-7 (12-12.5)	JD27719-8	4,6-Dinitro-o-cresol	07/08/2021		Y	N	U		U	180	38	ug/kg
RI-SB-7 (12-12.5)	JD27719-8	Benzo(a)anthracene	07/08/2021		Y	N	U		U	35	10	ug/kg
RI-SB-7 (12-12.5)	JD27719-8	4-Chloro-3-methyl phenol	07/08/2021		Y	N	U		U	180	22	ug/kg
RI-SB-7 (12-12.5)	JD27719-8	Phenol	07/08/2021		Y	N	U		U	71	18	ug/kg

SDG: JD27719

Analytical Method SW8270

Sample ID	Lab Sample ID	Chemical Name	Anal Date	Result	Validated	Detect	Lab Qual	Val Qual	Final qual	RL	MDL	Units
RI-SB-7 (12-12.5)	JD27719-8	N-Nitroso-di-n-propylamine	07/08/2021		Y	N	U		U	71	10	ug/kg
RI-SB-7 (12-12.5)	JD27719-8	Hexachloroethane	07/08/2021		Y	N	U		U	180	18	ug/kg
RI-SB-7 (12-12.5)	JD27719-8	4-Chlorophenyl phenyl ether	07/08/2021		Y	N	U		U	71	11	ug/kg
RI-SB-7 (12-12.5)	JD27719-8	Hexachlorocyclopentadiene	07/08/2021		Y	N	U		U	350	14	ug/kg
RI-SB-7 (12-12.5)	JD27719-8	Isophorone	07/08/2021		Y	N	U		U	71	7.6	ug/kg
RI-SB-7 (12-12.5)	JD27719-8	Acenaphthene	07/08/2021		Y	N	U		U	35	12	ug/kg
RI-SB-7 (12-12.5)	JD27719-8	Diethyl phthalate	07/08/2021		Y	N	U		U	71	7.5	ug/kg
RI-SB-7 (12-12.5)	JD27719-8	Di-n-butyl phthalate	07/08/2021		Y	N	U		U	71	5.8	ug/kg
RI-SB-7 (12-12.5)	JD27719-8	Phenanthrene	07/08/2021		Y	N	U		U	35	12	ug/kg
RI-SB-7 (12-12.5)	JD27719-8	2,3,4,6-Tetrachlorophenol	07/08/2021		Y	N	U		U	180	23	ug/kg

Analytical Method SW9012

Sample ID	Lab Sample ID	Chemical Name	Anal Date	Result	Validated	Detect	Lab Qual	Val Qual	Final qual	RL	MDL	Units
RI-SB-16 (2.5-3.0)	JD27719-5	Cyanide	07/07/2021		Y	N	U		U	0.22	0.22	mg/kg

Former Ludlow Street Works - LDC 52170

SDG: JD28208

Analytical Method 6010D

Sample ID	Lab Sample ID	Chemical Name	Anal Date	Result	Validated	Detect	Lab Qual	Val Qual	Final qual	RL	MDL	Units
MW-1	JD28208-1	Beryllium	07/19/2021		Y	N	U		U	1.0	1.0	ug/l
MW-1	JD28208-1	Iron	07/19/2021	817	Y	Y				100	100	ug/l
MW-1	JD28208-1	Lead	07/19/2021		Y	N	U		U	3.0	3.0	ug/l
MW-1	JD28208-1	Magnesium	07/19/2021	25600	Y	Y				5000	5000	ug/l
MW-1	JD28208-1	Manganese	07/19/2021	230	Y	Y				15	15	ug/l
MW-1	JD28208-1	Nickel	07/19/2021		Y	N	U		U	10	10	ug/l
MW-1	JD28208-1	Potassium	07/19/2021	10000	Y	Y				10000	10000	ug/l
MW-1	JD28208-1	Thallium	07/19/2021		Y	N	U		U	10	10	ug/l
MW-1	JD28208-1	Aluminum	07/19/2021	587	Y	Y				200	200	ug/l
MW-1	JD28208-1	Barium	07/19/2021		Y	N	U		U	200	200	ug/l
MW-1	JD28208-1	Silver	07/19/2021		Y	N	U		U	10	10	ug/l
MW-1	JD28208-1	Cadmium	07/19/2021		Y	N	U		U	3.0	3.0	ug/l
MW-1	JD28208-1	Chromium	07/19/2021		Y	N	U		U	10	10	ug/l
MW-1	JD28208-1	Cobalt	07/19/2021		Y	N	U		U	50	50	ug/l
MW-1	JD28208-1	Copper	07/19/2021		Y	N	U		U	10	10	ug/l
MW-1	JD28208-1	Vanadium	07/19/2021		Y	N	U		U	50	50	ug/l
MW-1	JD28208-1	Zinc	07/19/2021		Y	N	U		U	20	20	ug/l
MW-1	JD28208-1	Calcium	07/19/2021	120000	Y	Y				5000	5000	ug/l
MW-1	JD28208-1	Selenium	07/19/2021		Y	N	U		U	10	10	ug/l
MW-1	JD28208-1	Arsenic	07/19/2021		Y	N	U		U	3.0	3.0	ug/l
MW-1	JD28208-1	Antimony	07/19/2021		Y	N	U		U	6.0	6.0	ug/l
MW-1	JD28208-1	Sodium	07/20/2021	299000	Y	Y				50000	50000	ug/l
MW-2	JD28208-2	Cadmium	07/19/2021		Y	N	U		U	3.0	3.0	ug/l

SDG: JD28208

Analytical Method 6010D

Sample ID	Lab Sample ID	Chemical Name	Anal Date	Result	Validated	Detect	Lab Qual	Val Qual	Final qual	RL	MDL	Units
MW-2	JD28208-2	Barium	07/19/2021		Y	N	U		U	200	200	ug/l
MW-2	JD28208-2	Cobalt	07/19/2021		Y	N	U		U	50	50	ug/l
MW-2	JD28208-2	Copper	07/19/2021		Y	N	U		U	10	10	ug/l
MW-2	JD28208-2	Vanadium	07/19/2021		Y	N	U		U	50	50	ug/l
MW-2	JD28208-2	Zinc	07/19/2021		Y	N	U		U	20	20	ug/l
MW-2	JD28208-2	Selenium	07/19/2021		Y	N	U		U	10	10	ug/l
MW-2	JD28208-2	Calcium	07/19/2021	141000	Y	Y				5000	5000	ug/l
MW-2	JD28208-2	Chromium	07/19/2021		Y	N	U		U	10	10	ug/l
MW-2	JD28208-2	Arsenic	07/19/2021		Y	N	U		U	3.0	3.0	ug/l
MW-2	JD28208-2	Aluminum	07/19/2021	1280	Y	Y				200	200	ug/l
MW-2	JD28208-2	Iron	07/19/2021	1350	Y	Y				100	100	ug/l
MW-2	JD28208-2	Lead	07/19/2021		Y	N	U		U	3.0	3.0	ug/l
MW-2	JD28208-2	Magnesium	07/19/2021	36700	Y	Y				5000	5000	ug/l
MW-2	JD28208-2	Manganese	07/19/2021	735	Y	Y				15	15	ug/l
MW-2	JD28208-2	Nickel	07/19/2021	15.7	Y	Y				10	10	ug/l
MW-2	JD28208-2	Potassium	07/19/2021	10700	Y	Y				10000	10000	ug/l
MW-2	JD28208-2	Silver	07/19/2021		Y	N	U		U	10	10	ug/l
MW-2	JD28208-2	Sodium	07/19/2021	88700	Y	Y				10000	10000	ug/l
MW-2	JD28208-2	Thallium	07/19/2021		Y	N	U		U	10	10	ug/l
MW-2	JD28208-2	Antimony	07/19/2021	6.7	Y	Y				6.0	6.0	ug/l
MW-2	JD28208-2	Beryllium	07/20/2021		Y	N	U		U	5.0	5.0	ug/l
MW-3	JD28208-3	Chromium	07/19/2021		Y	N	U		U	10	10	ug/l
MW-3	JD28208-3	Thallium	07/19/2021		Y	N	U		U	10	10	ug/l
MW-3	JD28208-3	Antimony	07/19/2021		Y	N	U		U	6.0	6.0	ug/l
MW-3	JD28208-3	Arsenic	07/19/2021		Y	N	U		U	3.0	3.0	ug/l

SDG: JD28208

Analytical Method 6010D

Sample ID	Lab Sample ID	Chemical Name	Anal Date	Result	Validated	Detect	Lab Qual	Val Qual	Final qual	RL	MDL	Units
MW-3	JD28208-3	Barium	07/19/2021		Y	N	U		U	200	200	ug/l
MW-3	JD28208-3	Cadmium	07/19/2021		Y	N	U		U	3.0	3.0	ug/l
MW-3	JD28208-3	Beryllium	07/19/2021		Y	N	U		U	1.0	1.0	ug/l
MW-3	JD28208-3	Cobalt	07/19/2021		Y	N	U		U	50	50	ug/l
MW-3	JD28208-3	Silver	07/19/2021		Y	N	U		U	10	10	ug/l
MW-3	JD28208-3	Sodium	07/19/2021	118000	Y	Y				10000	10000	ug/l
MW-3	JD28208-3	Nickel	07/19/2021		Y	N	U		U	10	10	ug/l
MW-3	JD28208-3	Manganese	07/19/2021	764	Y	Y				15	15	ug/l
MW-3	JD28208-3	Magnesium	07/19/2021	45200	Y	Y				5000	5000	ug/l
MW-3	JD28208-3	Lead	07/19/2021		Y	N	U		U	3.0	3.0	ug/l
MW-3	JD28208-3	Aluminum	07/19/2021	1100	Y	Y				200	200	ug/l
MW-3	JD28208-3	Iron	07/19/2021	1480	Y	Y				100	100	ug/l
MW-3	JD28208-3	Vanadium	07/19/2021		Y	N	U		U	50	50	ug/l
MW-3	JD28208-3	Zinc	07/19/2021		Y	N	U		U	20	20	ug/l
MW-3	JD28208-3	Calcium	07/19/2021	122000	Y	Y				5000	5000	ug/l
MW-3	JD28208-3	Selenium	07/19/2021		Y	N	U		U	10	10	ug/l
MW-3	JD28208-3	Copper	07/19/2021		Y	N	U		U	10	10	ug/l
MW-3	JD28208-3	Potassium	07/19/2021	11900	Y	Y				10000	10000	ug/l
MW-6	JD28208-4	Potassium	07/19/2021	35700	Y	Y				10000	10000	ug/l
MW-6	JD28208-4	Vanadium	07/19/2021		Y	N	U		U	50	50	ug/l
MW-6	JD28208-4	Copper	07/19/2021	27.1	Y	Y				10	10	ug/l
MW-6	JD28208-4	Cobalt	07/19/2021		Y	N	U		U	50	50	ug/l
MW-6	JD28208-4	Cadmium	07/19/2021		Y	N	U		U	3.0	3.0	ug/l
MW-6	JD28208-4	Barium	07/19/2021	224	Y	Y				200	200	ug/l
MW-6	JD28208-4	Arsenic	07/19/2021		Y	N	U		U	3.0	3.0	ug/l

SDG: JD28208

Analytical Method 6010D

Sample ID	Lab Sample ID	Chemical Name	Anal Date	Result	Validated	Detect	Lab Qual	Val Qual	Final qual	RL	MDL	Units
MW-6	JD28208-4	Antimony	07/19/2021		Y	N	U		U	6.0	6.0	ug/l
MW-6	JD28208-4	Zinc	07/19/2021	36.3	Y	Y				20	20	ug/l
MW-6	JD28208-4	Silver	07/19/2021		Y	N	U		U	10	10	ug/l
MW-6	JD28208-4	Chromium	07/19/2021	25.5	Y	Y				10	10	ug/l
MW-6	JD28208-4	Nickel	07/19/2021	20.9	Y	Y				10	10	ug/l
MW-6	JD28208-4	Manganese	07/19/2021	1980	Y	Y				15	15	ug/l
MW-6	JD28208-4	Magnesium	07/19/2021	46600	Y	Y				5000	5000	ug/l
MW-6	JD28208-4	Lead	07/19/2021	4.6	Y	Y				3.0	3.0	ug/l
MW-6	JD28208-4	Iron	07/19/2021	16100	Y	Y				100	100	ug/l
MW-6	JD28208-4	Aluminum	07/19/2021	10200	Y	Y				200	200	ug/l
MW-6	JD28208-4	Thallium	07/19/2021		Y	N	U		U	10	10	ug/l
MW-6	JD28208-4	Beryllium	07/19/2021		Y	N	U		U	1.0	1.0	ug/l
MW-6	JD28208-4	Selenium	07/19/2021		Y	N	U		U	10	10	ug/l
MW-6	JD28208-4	Calcium	07/19/2021	130000	Y	Y				5000	5000	ug/l
MW-6	JD28208-4	Sodium	07/20/2021	296000	Y	Y				50000	50000	ug/l
FB	JD28208-5	Magnesium	07/19/2021		Y	N	U		U	5000	5000	ug/l
FB	JD28208-5	Vanadium	07/19/2021		Y	N	U		U	50	50	ug/l
FB	JD28208-5	Manganese	07/19/2021		Y	N	U		U	15	15	ug/l
FB	JD28208-5	Calcium	07/19/2021		Y	N	U		U	5000	5000	ug/l
FB	JD28208-5	Copper	07/19/2021		Y	N	U		U	10	10	ug/l
FB	JD28208-5	Beryllium	07/19/2021		Y	N	U		U	1.0	1.0	ug/l
FB	JD28208-5	Lead	07/19/2021		Y	N	U		U	3.0	3.0	ug/l
FB	JD28208-5	Iron	07/19/2021		Y	N	U		U	100	100	ug/l
FB	JD28208-5	Cadmium	07/19/2021		Y	N	U		U	3.0	3.0	ug/l
FB	JD28208-5	Aluminum	07/19/2021		Y	N	U		U	200	200	ug/l

SDG: JD28208

Analytical Method 6010D

Sample ID	Lab Sample ID	Chemical Name	Anal Date	Result	Validated	Detect	Lab Qual	Val Qual	Final qual	RL	MDL	Units
FB	JD28208-5	Chromium	07/19/2021		Y	N	U		U	10	10	ug/l
FB	JD28208-5	Selenium	07/19/2021		Y	N	U		U	10	10	ug/l
FB	JD28208-5	Silver	07/19/2021		Y	N	U		U	10	10	ug/l
FB	JD28208-5	Sodium	07/19/2021		Y	N	U		U	10000	10000	ug/l
FB	JD28208-5	Thallium	07/19/2021		Y	N	U		U	10	10	ug/l
FB	JD28208-5	Antimony	07/19/2021		Y	N	U		U	6.0	6.0	ug/l
FB	JD28208-5	Arsenic	07/19/2021		Y	N	U		U	3.0	3.0	ug/l
FB	JD28208-5	Barium	07/19/2021		Y	N	U		U	200	200	ug/l
FB	JD28208-5	Cobalt	07/19/2021		Y	N	U		U	50	50	ug/l
FB	JD28208-5	Zinc	07/19/2021		Y	N	U		U	20	20	ug/l
FB	JD28208-5	Potassium	07/19/2021		Y	N	U		U	10000	10000	ug/l
FB	JD28208-5	Nickel	07/19/2021		Y	N	U		U	10	10	ug/l
DUP-1	JD28208-7	Iron	07/19/2021	1070	Y	Y				100	100	ug/l
DUP-1	JD28208-7	Antimony	07/19/2021		Y	N	U		U	6.0	6.0	ug/l
DUP-1	JD28208-7	Thallium	07/19/2021		Y	N	U		U	10	10	ug/l
DUP-1	JD28208-7	Silver	07/19/2021		Y	N	U		U	10	10	ug/l
DUP-1	JD28208-7	Potassium	07/19/2021	27900	Y	Y				10000	10000	ug/l
DUP-1	JD28208-7	Nickel	07/19/2021		Y	N	U		U	10	10	ug/l
DUP-1	JD28208-7	Manganese	07/19/2021	2210	Y	Y				15	15	ug/l
DUP-1	JD28208-7	Lead	07/19/2021		Y	N	U		U	3.0	3.0	ug/l
DUP-1	JD28208-7	Aluminum	07/19/2021	791	Y	Y				200	200	ug/l
DUP-1	JD28208-7	Arsenic	07/19/2021		Y	N	U		U	3.0	3.0	ug/l
DUP-1	JD28208-7	Magnesium	07/19/2021	48700	Y	Y				5000	5000	ug/l
DUP-1	JD28208-7	Calcium	07/19/2021	146000	Y	Y				5000	5000	ug/l
DUP-1	JD28208-7	Barium	07/19/2021		Y	N	U		U	200	200	ug/l

SDG: JD28208

Analytical Method 6010D

Sample ID	Lab Sample ID	Chemical Name	Anal Date	Result	Validated	Detect	Lab Qual	Val Qual	Final qual	RL	MDL	Units
DUP-1	JD28208-7	Selenium	07/19/2021		Y	N	U		U	10	10	ug/l
DUP-1	JD28208-7	Zinc	07/19/2021		Y	N	U		U	20	20	ug/l
DUP-1	JD28208-7	Vanadium	07/19/2021		Y	N	U		U	50	50	ug/l
DUP-1	JD28208-7	Cobalt	07/19/2021		Y	N	U		U	50	50	ug/l
DUP-1	JD28208-7	Chromium	07/19/2021		Y	N	U		U	10	10	ug/l
DUP-1	JD28208-7	Cadmium	07/19/2021		Y	N	U		U	3.0	3.0	ug/l
DUP-1	JD28208-7	Copper	07/19/2021		Y	N	U		U	10	10	ug/l
DUP-1	JD28208-7	Beryllium	07/19/2021		Y	N	U		U	1.0	1.0	ug/l
DUP-1	JD28208-7	Sodium	07/20/2021	289000	Y	Y				50000	50000	ug/l

Analytical Method E335.4

Sample ID	Lab Sample ID	Chemical Name	Anal Date	Result	Validated	Detect	Lab Qual	Val Qual	Final qual	RL	MDL	Units
MW-1	JD28208-1	Cyanide	07/19/2021		Y	N	U		U	0.010	0.010	mg/l
MW-2	JD28208-2	Cyanide	07/19/2021		Y	N	U		U	0.010	0.010	mg/l
MW-3	JD28208-3	Cyanide	07/19/2021		Y	N	U		U	0.010	0.010	mg/l
MW-6	JD28208-4	Cyanide	07/19/2021		Y	N	U		U	0.010	0.010	mg/l
FB	JD28208-5	Cyanide	07/19/2021		Y	N	U		U	0.010	0.010	mg/l
DUP-1	JD28208-7	Cyanide	07/19/2021		Y	N	U		U	0.010	0.010	mg/l

Analytical Method E537

Sample ID	Lab Sample ID	Chemical Name	Anal Date	Result	Validated	Detect	Lab Qual	Val Qual	Final qual	RL	MDL	Units
MW-1	JD28208-1A	Perfluorohexanesulfonic acid	07/21/2021	3.7	Y	Y				1.8	0.89	ng/l
MW-1	JD28208-1A	Perfluorobutanoic acid	07/21/2021	12.4	Y	Y				3.6	1.8	ng/l
MW-1	JD28208-1A	Perfluorobutanesulfonic acid	07/21/2021	8.7	Y	Y				1.8	0.89	ng/l
MW-1	JD28208-1A	Perfluoroheptanoic acid	07/21/2021	5.8	Y	Y				1.8	0.89	ng/l
MW-1	JD28208-1A	Perfluoroheptanesulfonic acid	07/21/2021		Y	N	U		U	1.8	0.89	ng/l

SDG: JD28208

Analytical Method E537

Sample ID	Lab Sample ID	Chemical Name	Anal Date	Result	Validated	Detect	Lab Qual	Val Qual	Final qual	RL	MDL	Units
MW-1	JD28208-1A	Perfluorotridecanoic acid	07/21/2021		Y	N	U		U	1.8	0.89	ng/l
MW-1	JD28208-1A	Perfluorotetradecanoic acid	07/21/2021		Y	N	U		U	1.8	0.89	ng/l
MW-1	JD28208-1A	8:2 Fluorotelomer sulfonate	07/21/2021		Y	N	U		U	7.1	1.8	ng/l
MW-1	JD28208-1A	PFOSA	07/21/2021		Y	N	U		U	3.6	1.8	ng/l
MW-1	JD28208-1A	Perfluorooctanoic acid	07/21/2021	16.8	Y	Y				1.8	0.89	ng/l
MW-1	JD28208-1A	Perfluorononanoic acid	07/21/2021	4.4	Y	Y				1.8	0.89	ng/l
MW-1	JD28208-1A	MeFOSAA	07/21/2021		Y	N	U		U	3.6	1.8	ng/l
MW-1	JD28208-1A	Perfluorodecanoic acid	07/21/2021		Y	N	U		U	1.8	0.89	ng/l
MW-1	JD28208-1A	Perfluorododecanoic acid	07/21/2021		Y	N	U		U	1.8	0.89	ng/l
MW-1	JD28208-1A	Perfluorohexanoic acid	07/21/2021	13.0	Y	Y				1.8	0.89	ng/l
MW-1	JD28208-1A	EtFOSAA	07/21/2021		Y	N	U		U	3.6	1.8	ng/l
MW-1	JD28208-1A	6:2 Fluorotelomer sulfonate	07/21/2021		Y	N	U		U	7.1	1.8	ng/l
MW-1	JD28208-1A	Perfluoropentanoic acid	07/21/2021	17.7	Y	Y				1.8	0.89	ng/l
MW-1	JD28208-1A	Perfluorodecanesulfonic acid	07/21/2021		Y	N	U		U	1.8	0.89	ng/l
MW-1	JD28208-1A	Perfluoroundecanoic acid	07/21/2021		Y	N	U		U	1.8	0.89	ng/l
MW-1	JD28208-1A	Perfluorooctanesulfonic acid	07/21/2021	60.3	Y	Y				1.8	0.89	ng/l
MW-2	JD28208-2A	Perfluorobutanoic acid	07/21/2021	24.1	Y	Y				3.6	1.8	ng/l
MW-2	JD28208-2A	Perfluorobutanesulfonic acid	07/21/2021	23.3	Y	Y				1.8	0.89	ng/l
MW-2	JD28208-2A	Perfluoroheptanoic acid	07/21/2021	15.5	Y	Y				1.8	0.89	ng/l
MW-2	JD28208-2A	Perfluoroheptanesulfonic acid	07/21/2021	1.4	Y	Y	J		J	1.8	0.89	ng/l
MW-2	JD28208-2A	Perfluorononanoic acid	07/21/2021	2.0	Y	Y				1.8	0.89	ng/l
MW-2	JD28208-2A	Perfluorotetradecanoic acid	07/21/2021		Y	N	U		U	1.8	0.89	ng/l
MW-2	JD28208-2A	PFOSA	07/21/2021	2.6	Y	Y	J	J	J	3.6	1.8	ng/l
MW-2	JD28208-2A	Perfluorotridecanoic acid	07/21/2021		Y	N	U		U	1.8	0.89	ng/l
MW-2	JD28208-2A	MeFOSAA	07/21/2021		Y	N	U		U	3.6	1.8	ng/l

SDG: JD28208

Analytical Method E537

Sample ID	Lab Sample ID	Chemical Name	Anal Date	Result	Validated	Detect	Lab Qual	Val Qual	Final qual	RL	MDL	Units
MW-2	JD28208-2A	Perfluorohexanesulfonic acid	07/21/2021	4.8	Y	Y				1.8	0.89	ng/l
MW-2	JD28208-2A	8:2 Fluorotelomer sulfonate	07/21/2021		Y	N	U		U	7.1	1.8	ng/l
MW-2	JD28208-2A	Perfluorodecanoic acid	07/21/2021		Y	N	U		U	1.8	0.89	ng/l
MW-2	JD28208-2A	Perfluorooctanoic acid	07/21/2021	30.9	Y	Y				1.8	0.89	ng/l
MW-2	JD28208-2A	Perfluorododecanoic acid	07/21/2021		Y	N	U		U	1.8	0.89	ng/l
MW-2	JD28208-2A	Perfluorohexanoic acid	07/21/2021	23.8	Y	Y				1.8	0.89	ng/l
MW-2	JD28208-2A	EtFOSAA	07/21/2021		Y	N	U		U	3.6	1.8	ng/l
MW-2	JD28208-2A	Perfluoropentanoic acid	07/21/2021	23.3	Y	Y				1.8	0.89	ng/l
MW-2	JD28208-2A	Perfluoroundecanoic acid	07/21/2021		Y	N	U		U	1.8	0.89	ng/l
MW-2	JD28208-2A	Perfluorooctanesulfonic acid	07/21/2021	48.4	Y	Y				1.8	0.89	ng/l
MW-2	JD28208-2A	6:2 Fluorotelomer sulfonate	07/21/2021		Y	N	U		U	7.1	1.8	ng/l
MW-2	JD28208-2A	Perfluorodecanesulfonic acid	07/21/2021		Y	N	U		U	1.8	0.89	ng/l
MW-3	JD28208-3A	PFOSA	07/21/2021		Y	N	U		U	3.9	2.0	ng/l
MW-3	JD28208-3A	Perfluorobutanoic acid	07/21/2021	26.2	Y	Y				3.9	2.0	ng/l
MW-3	JD28208-3A	Perfluorobutanesulfonic acid	07/21/2021	30.5	Y	Y				2.0	0.98	ng/l
MW-3	JD28208-3A	Perfluoroheptanoic acid	07/21/2021	13.8	Y	Y				2.0	0.98	ng/l
MW-3	JD28208-3A	Perfluoroheptanesulfonic acid	07/21/2021		Y	N	U		U	2.0	0.98	ng/l
MW-3	JD28208-3A	Perfluorononanoic acid	07/21/2021	2.3	Y	Y				2.0	0.98	ng/l
MW-3	JD28208-3A	Perfluorotetradecanoic acid	07/21/2021		Y	N	U		U	2.0	0.98	ng/l
MW-3	JD28208-3A	Perfluorohexanesulfonic acid	07/21/2021	6.3	Y	Y				2.0	0.98	ng/l
MW-3	JD28208-3A	Perfluorotridecanoic acid	07/21/2021		Y	N	U		U	2.0	0.98	ng/l
MW-3	JD28208-3A	EtFOSAA	07/21/2021		Y	N	U		U	3.9	2.0	ng/l
MW-3	JD28208-3A	8:2 Fluorotelomer sulfonate	07/21/2021		Y	N	U		U	7.9	2.0	ng/l
MW-3	JD28208-3A	Perfluorodecanesulfonic acid	07/21/2021		Y	N	U		U	2.0	0.98	ng/l
MW-3	JD28208-3A	Perfluorodecanoic acid	07/21/2021		Y	N	U		U	2.0	0.98	ng/l

SDG: JD28208

Analytical Method E537

Sample ID	Lab Sample ID	Chemical Name	Anal Date	Result	Validated	Detect	Lab Qual	Val Qual	Final qual	RL	MDL	Units
MW-3	JD28208-3A	Perfluorooctanoic acid	07/21/2021	29.7	Y	Y				2.0	0.98	ng/l
MW-3	JD28208-3A	Perfluorohexanoic acid	07/21/2021	21.9	Y	Y				2.0	0.98	ng/l
MW-3	JD28208-3A	6:2 Fluorotelomer sulfonate	07/21/2021		Y	N	U		U	7.9	2.0	ng/l
MW-3	JD28208-3A	Perfluoropentanoic acid	07/21/2021	23.1	Y	Y				2.0	0.98	ng/l
MW-3	JD28208-3A	MeFOSAA	07/21/2021		Y	N	U		U	3.9	2.0	ng/l
MW-3	JD28208-3A	Perfluoroundecanoic acid	07/21/2021		Y	N	U		U	2.0	0.98	ng/l
MW-3	JD28208-3A	Perfluorooctanesulfonic acid	07/21/2021	19.8	Y	Y				2.0	0.98	ng/l
MW-3	JD28208-3A	Perfluorododecanoic acid	07/21/2021		Y	N	U		U	2.0	0.98	ng/l
MW-6	JD28208-4A	Perfluorononanoic acid	07/21/2021	2.3	Y	Y				1.8	0.89	ng/l
MW-6	JD28208-4A	PFOSA	07/21/2021		Y	N	U		U	3.6	1.8	ng/l
MW-6	JD28208-4A	Perfluorododecanoic acid	07/21/2021		Y	N	U		U	1.8	0.89	ng/l
MW-6	JD28208-4A	Perfluorotetradecanoic acid	07/21/2021		Y	N	U		U	1.8	0.89	ng/l
MW-6	JD28208-4A	Perfluorooctanesulfonic acid	07/21/2021	22.9	Y	Y				1.8	0.89	ng/l
MW-6	JD28208-4A	Perfluoroheptanoic acid	07/21/2021	15.9	Y	Y				1.8	0.89	ng/l
MW-6	JD28208-4A	Perfluorobutanoic acid	07/21/2021	9.8	Y	Y				3.6	1.8	ng/l
MW-6	JD28208-4A	Perfluorohexanesulfonic acid	07/21/2021	3.3	Y	Y				1.8	0.89	ng/l
MW-6	JD28208-4A	Perfluorodecanesulfonic acid	07/21/2021		Y	N	U		U	1.8	0.89	ng/l
MW-6	JD28208-4A	Perfluorotridecanoic acid	07/21/2021		Y	N	U		U	1.8	0.89	ng/l
MW-6	JD28208-4A	Perfluorooctanoic acid	07/21/2021	30.5	Y	Y				1.8	0.89	ng/l
MW-6	JD28208-4A	Perfluoroheptanesulfonic acid	07/21/2021		Y	N	U		U	1.8	0.89	ng/l
MW-6	JD28208-4A	Perfluorohexanoic acid	07/21/2021	12.7	Y	Y				1.8	0.89	ng/l
MW-6	JD28208-4A	EtFOSAA	07/21/2021		Y	N	U		U	3.6	1.8	ng/l
MW-6	JD28208-4A	6:2 Fluorotelomer sulfonate	07/21/2021		Y	N	U		U	7.1	1.8	ng/l
MW-6	JD28208-4A	Perfluoropentanoic acid	07/21/2021	17.9	Y	Y				1.8	0.89	ng/l
MW-6	JD28208-4A	MeFOSAA	07/21/2021		Y	N	U		U	3.6	1.8	ng/l

SDG: JD28208

Analytical Method E537

Sample ID	Lab Sample ID	Chemical Name	Anal Date	Result	Validated	Detect	Lab Qual	Val Qual	Final qual	RL	MDL	Units
MW-6	JD28208-4A	Perfluoroundecanoic acid	07/21/2021		Y	N	U		U	1.8	0.89	ng/l
MW-6	JD28208-4A	8:2 Fluorotelomer sulfonate	07/21/2021		Y	N	U		U	7.1	1.8	ng/l
MW-6	JD28208-4A	Perfluorodecanoic acid	07/21/2021		Y	N	U		U	1.8	0.89	ng/l
MW-6	JD28208-4A	Perfluorobutanesulfonic acid	07/21/2021	6.9	Y	Y				1.8	0.89	ng/l
FB	JD28208-5A	Perfluorobutanesulfonic acid	07/21/2021		Y	N	U		U	1.9	0.93	ng/l
FB	JD28208-5A	PFOSA	07/21/2021		Y	N	U		U	3.7	1.9	ng/l
FB	JD28208-5A	Perfluorotridecanoic acid	07/21/2021		Y	N	U		U	1.9	0.93	ng/l
FB	JD28208-5A	8:2 Fluorotelomer sulfonate	07/21/2021		Y	N	U		U	7.4	1.9	ng/l
FB	JD28208-5A	Perfluorotetradecanoic acid	07/21/2021		Y	N	U		U	1.9	0.93	ng/l
FB	JD28208-5A	Perfluorononanoic acid	07/21/2021		Y	N	U		U	1.9	0.93	ng/l
FB	JD28208-5A	Perfluoroheptanesulfonic acid	07/21/2021		Y	N	U		U	1.9	0.93	ng/l
FB	JD28208-5A	Perfluoroheptanoic acid	07/21/2021		Y	N	U		U	1.9	0.93	ng/l
FB	JD28208-5A	Perfluoropentanoic acid	07/21/2021		Y	N	U		U	1.9	0.93	ng/l
FB	JD28208-5A	Perfluorobutanoic acid	07/21/2021		Y	N	U		U	3.7	1.9	ng/l
FB	JD28208-5A	Perfluorohexanesulfonic acid	07/21/2021		Y	N	U		U	1.9	0.93	ng/l
FB	JD28208-5A	Perfluorooctanesulfonic acid	07/21/2021		Y	N	U		U	1.9	0.93	ng/l
FB	JD28208-5A	MeFOSAA	07/21/2021		Y	N	U		U	3.7	1.9	ng/l
FB	JD28208-5A	Perfluoroundecanoic acid	07/21/2021		Y	N	U		U	1.9	0.93	ng/l
FB	JD28208-5A	Perfluorodecanesulfonic acid	07/21/2021		Y	N	U		U	1.9	0.93	ng/l
FB	JD28208-5A	6:2 Fluorotelomer sulfonate	07/21/2021		Y	N	U		U	7.4	1.9	ng/l
FB	JD28208-5A	EtFOSAA	07/21/2021		Y	N	U		U	3.7	1.9	ng/l
FB	JD28208-5A	Perfluorohexanoic acid	07/21/2021		Y	N	U		U	1.9	0.93	ng/l
FB	JD28208-5A	Perfluorodecanoic acid	07/21/2021		Y	N	U		U	1.9	0.93	ng/l
FB	JD28208-5A	Perfluorododecanoic acid	07/21/2021		Y	N	U		U	1.9	0.93	ng/l
FB	JD28208-5A	Perfluorooctanoic acid	07/21/2021		Y	N	U		U	1.9	0.93	ng/l

Analytical Method E537

Sample ID	Lab Sample ID	Chemical Name	Anal Date	Result	Validated	Detect	Lab Qual	Val Qual	Final qual	RL	MDL	Units
DUP-1	JD28208-7A	Perfluorodecanesulfonic acid	07/21/2021		Y	N	U		U	1.8	0.89	ng/l
DUP-1	JD28208-7A	Perfluorohexanesulfonic acid	07/21/2021	3.4	Y	Y				1.8	0.89	ng/l
DUP-1	JD28208-7A	Perfluorobutanoic acid	07/21/2021	10.3	Y	Y				3.6	1.8	ng/l
DUP-1	JD28208-7A	Perfluorobutanesulfonic acid	07/21/2021	6.5	Y	Y				1.8	0.89	ng/l
DUP-1	JD28208-7A	Perfluoroheptanoic acid	07/21/2021	16.7	Y	Y				1.8	0.89	ng/l
DUP-1	JD28208-7A	8:2 Fluorotelomer sulfonate	07/21/2021		Y	N	U		U	7.1	1.8	ng/l
DUP-1	JD28208-7A	Perfluorononanoic acid	07/21/2021	2.7	Y	Y				1.8	0.89	ng/l
DUP-1	JD28208-7A	Perfluorooctanesulfonic acid	07/21/2021	24.9	Y	Y				1.8	0.89	ng/l
DUP-1	JD28208-7A	Perfluorotetradecanoic acid	07/21/2021		Y	N	U		U	1.8	0.89	ng/l
DUP-1	JD28208-7A	Perfluorotridecanoic acid	07/21/2021		Y	N	U		U	1.8	0.89	ng/l
DUP-1	JD28208-7A	PFOSA	07/21/2021		Y	N	U		U	3.6	1.8	ng/l
DUP-1	JD28208-7A	Perfluorodecanoic acid	07/21/2021		Y	N	U		U	1.8	0.89	ng/l
DUP-1	JD28208-7A	Perfluoroheptanesulfonic acid	07/21/2021		Y	N	U		U	1.8	0.89	ng/l
DUP-1	JD28208-7A	Perfluorododecanoic acid	07/21/2021		Y	N	U		U	1.8	0.89	ng/l
DUP-1	JD28208-7A	Perfluorohexanoic acid	07/21/2021	14.5	Y	Y				1.8	0.89	ng/l
DUP-1	JD28208-7A	EtFOSAA	07/21/2021		Y	N	U		U	3.6	1.8	ng/l
DUP-1	JD28208-7A	6:2 Fluorotelomer sulfonate	07/21/2021		Y	N	U		U	7.1	1.8	ng/l
DUP-1	JD28208-7A	Perfluoropentanoic acid	07/21/2021	21.2	Y	Y				1.8	0.89	ng/l
DUP-1	JD28208-7A	MeFOSAA	07/21/2021		Y	N	U		U	3.6	1.8	ng/l
DUP-1	JD28208-7A	Perfluoroundecanoic acid	07/21/2021		Y	N	U		U	1.8	0.89	ng/l
DUP-1	JD28208-7A	Perfluorooctanoic acid	07/21/2021	35.5	Y	Y				1.8	0.89	ng/l

Analytical Method SW7470A

Sample ID	Lab Sample ID	Chemical Name	Anal Date	Result	Validated	Detect	Lab Qual	Val Qual	Final qual	RL	MDL	Units
MW-1	JD28208-1	Mercury	07/16/2021		Y	N	U		U	0.20	0.20	ug/l

SDG: JD28208

Analytical Method SW7470A

Sample ID	Lab Sample ID	Chemical Name	Anal Date	Result	Validated	Detect	Lab Qual	Val Qual	Final qual	RL	MDL	Units
MW-2	JD28208-2	Mercury	07/20/2021		Y	N	U		U	0.20	0.20	ug/l
MW-3	JD28208-3	Mercury	07/20/2021		Y	N	U		U	0.20	0.20	ug/l
MW-6	JD28208-4	Mercury	07/20/2021		Y	N	U		U	0.20	0.20	ug/l
FB	JD28208-5	Mercury	07/20/2021		Y	N	U		U	0.20	0.20	ug/l
DUP-1	JD28208-7	Mercury	07/20/2021		Y	N	U		U	0.20	0.20	ug/l

Analytical Method SW8081

Sample ID	Lab Sample ID	Chemical Name	Anal Date	Result	Validated	Detect	Lab Qual	Val Qual	Final qual	RL	MDL	Units
MW-1	JD28208-1	gamma-BHC (Lindane)	07/15/2021		Y	N	U		U	0.0071	0.0043	ug/l
MW-1	JD28208-1	Toxaphene	07/15/2021		Y	N	U		U	0.18	0.12	ug/l
MW-1	JD28208-1	Heptachlor	07/15/2021		Y	N	U		U	0.0071	0.0032	ug/l
MW-1	JD28208-1	Endrin aldehyde	07/15/2021		Y	N	U		U	0.0071	0.0048	ug/l
MW-1	JD28208-1	4,4'-DDE	07/15/2021		Y	N	U		U	0.0071	0.0036	ug/l
MW-1	JD28208-1	alpha-BHC	07/15/2021		Y	N	U		U	0.0071	0.0037	ug/l
MW-1	JD28208-1	4,4'-DDD	07/15/2021		Y	N	U		U	0.0071	0.0041	ug/l
MW-1	JD28208-1	Methoxychlor	07/15/2021		Y	N	U		U	0.014	0.0048	ug/l
MW-1	JD28208-1	Endrin	07/15/2021		Y	N	U		U	0.0071	0.0043	ug/l
MW-1	JD28208-1	Dieldrin	07/15/2021		Y	N	U		U	0.0071	0.0055	ug/l
MW-1	JD28208-1	Endosulfan-I	07/15/2021		Y	N	U	UJ	UJ	0.0071	0.0038	ug/l
MW-1	JD28208-1	Endrin ketone	07/15/2021		Y	N	U		U	0.0071	0.0044	ug/l
MW-1	JD28208-1	gamma-Chlordane	07/15/2021		Y	N	U		U	0.0071	0.0030	ug/l
MW-1	JD28208-1	alpha-Chlordane	07/15/2021		Y	N	U		U	0.0071	0.0035	ug/l
MW-1	JD28208-1	4,4'-DDT	07/15/2021		Y	N	U		U	0.0071	0.0049	ug/l
MW-1	JD28208-1	Endosulfan-II	07/15/2021		Y	N	U		U	0.0071	0.0035	ug/l
MW-1	JD28208-1	beta-BHC	07/15/2021		Y	N	U		U	0.0071	0.0057	ug/l

SDG: JD28208

Analytical Method SW8081

Sample ID	Lab Sample ID	Chemical Name	Anal Date	Result	Validated	Detect	Lab Qual	Val Qual	Final qual	RL	MDL	Units
MW-1	JD28208-1	Aldrin	07/15/2021		Y	N	U		U	0.0071	0.0037	ug/l
MW-1	JD28208-1	Endosulfan sulfate	07/15/2021		Y	N	U		U	0.0071	0.0039	ug/l
MW-1	JD28208-1	Heptachlor epoxide	07/15/2021		Y	N	U		U	0.0071	0.0043	ug/l
MW-1	JD28208-1	delta-BHC	07/15/2021		Y	N	U		U	0.0071	0.0047	ug/l
MW-2	JD28208-2	Endosulfan-II	07/15/2021		Y	N	U		U	0.0065	0.0031	ug/l
MW-2	JD28208-2	4,4'-DDT	07/15/2021		Y	N	U		U	0.0065	0.0044	ug/l
MW-2	JD28208-2	Heptachlor	07/15/2021		Y	N	U		U	0.0065	0.0029	ug/l
MW-2	JD28208-2	alpha-BHC	07/15/2021		Y	N	U		U	0.0065	0.0034	ug/l
MW-2	JD28208-2	Heptachlor epoxide	07/15/2021		Y	N	U		U	0.0065	0.0039	ug/l
MW-2	JD28208-2	Endosulfan sulfate	07/15/2021		Y	N	U		U	0.0065	0.0035	ug/l
MW-2	JD28208-2	Aldrin	07/15/2021		Y	N	U		U	0.0065	0.0033	ug/l
MW-2	JD28208-2	delta-BHC	07/15/2021		Y	N	U		U	0.0065	0.0042	ug/l
MW-2	JD28208-2	gamma-Chlordane	07/15/2021		Y	N	U		U	0.0065	0.0027	ug/l
MW-2	JD28208-2	Endrin ketone	07/15/2021		Y	N	U		U	0.0065	0.0040	ug/l
MW-2	JD28208-2	gamma-BHC (Lindane)	07/15/2021		Y	N	U		U	0.0065	0.0039	ug/l
MW-2	JD28208-2	Endrin aldehyde	07/15/2021		Y	N	U		U	0.0065	0.0043	ug/l
MW-2	JD28208-2	Endrin	07/15/2021		Y	N	U		U	0.0065	0.0039	ug/l
MW-2	JD28208-2	Methoxychlor	07/15/2021		Y	N	U		U	0.013	0.0043	ug/l
MW-2	JD28208-2	4,4'-DDD	07/15/2021		Y	N	U		U	0.0065	0.0037	ug/l
MW-2	JD28208-2	alpha-Chlordane	07/15/2021		Y	N	U		U	0.0065	0.0032	ug/l
MW-2	JD28208-2	4,4'-DDE	07/15/2021		Y	N	U		U	0.0065	0.0033	ug/l
MW-2	JD28208-2	Dieldrin	07/15/2021		Y	N	U		U	0.0065	0.0049	ug/l
MW-2	JD28208-2	beta-BHC	07/15/2021		Y	N	U		U	0.0065	0.0052	ug/l
MW-2	JD28208-2	Endosulfan-I	07/15/2021		Y	N	U	UJ	UJ	0.0065	0.0034	ug/l
MW-2	JD28208-2	Toxaphene	07/15/2021		Y	N	U		U	0.16	0.11	ug/l

SDG: JD28208

Analytical Method SW8081

Sample ID	Lab Sample ID	Chemical Name	Anal Date	Result	Validated	Detect	Lab Qual	Val Qual	Final qual	RL	MDL	Units
MW-3	JD28208-3	Endrin	07/15/2021		Y	N	U		U	0.0065	0.0039	ug/l
MW-3	JD28208-3	Methoxychlor	07/15/2021		Y	N	U		U	0.013	0.0043	ug/l
MW-3	JD28208-3	4,4'-DDD	07/15/2021		Y	N	U		U	0.0065	0.0037	ug/l
MW-3	JD28208-3	4,4'-DDE	07/15/2021		Y	N	U		U	0.0065	0.0033	ug/l
MW-3	JD28208-3	Endosulfan-I	07/15/2021		Y	N	U	UJ	UJ	0.0065	0.0034	ug/l
MW-3	JD28208-3	Dieldrin	07/15/2021		Y	N	U		U	0.0065	0.0049	ug/l
MW-3	JD28208-3	alpha-BHC	07/15/2021		Y	N	U		U	0.0065	0.0034	ug/l
MW-3	JD28208-3	Heptachlor	07/15/2021		Y	N	U		U	0.0065	0.0029	ug/l
MW-3	JD28208-3	gamma-BHC (Lindane)	07/15/2021		Y	N	U		U	0.0065	0.0039	ug/l
MW-3	JD28208-3	Endrin ketone	07/15/2021		Y	N	U		U	0.0065	0.0040	ug/l
MW-3	JD28208-3	gamma-Chlordane	07/15/2021		Y	N	U		U	0.0065	0.0027	ug/l
MW-3	JD28208-3	alpha-Chlordane	07/15/2021		Y	N	U		U	0.0065	0.0032	ug/l
MW-3	JD28208-3	4,4'-DDT	07/15/2021		Y	N	U		U	0.0065	0.0044	ug/l
MW-3	JD28208-3	Endosulfan-II	07/15/2021		Y	N	U		U	0.0065	0.0031	ug/l
MW-3	JD28208-3	beta-BHC	07/15/2021		Y	N	U		U	0.0065	0.0052	ug/l
MW-3	JD28208-3	Toxaphene	07/15/2021		Y	N	U		U	0.16	0.11	ug/l
MW-3	JD28208-3	Aldrin	07/15/2021		Y	N	U		U	0.0065	0.0033	ug/l
MW-3	JD28208-3	Endosulfan sulfate	07/15/2021		Y	N	U		U	0.0065	0.0035	ug/l
MW-3	JD28208-3	Heptachlor epoxide	07/15/2021		Y	N	U		U	0.0065	0.0039	ug/l
MW-3	JD28208-3	delta-BHC	07/15/2021		Y	N	U		U	0.0065	0.0042	ug/l
MW-3	JD28208-3	Endrin aldehyde	07/15/2021		Y	N	U		U	0.0065	0.0043	ug/l
MW-6	JD28208-4	beta-BHC	07/15/2021		Y	N	U		U	0.0067	0.0053	ug/l
MW-6	JD28208-4	4,4'-DDE	07/15/2021		Y	N	U		U	0.0067	0.0034	ug/l
MW-6	JD28208-4	4,4'-DDD	07/15/2021		Y	N	U		U	0.0067	0.0038	ug/l
MW-6	JD28208-4	Methoxychlor	07/15/2021		Y	N	U		U	0.013	0.0045	ug/l

SDG: JD28208

Analytical Method SW8081

Sample ID	Lab Sample ID	Chemical Name	Anal Date	Result	Validated	Detect	Lab Qual	Val Qual	Final qual	RL	MDL	Units
MW-6	JD28208-4	Endrin	07/15/2021		Y	N	U		U	0.0067	0.0040	ug/l
MW-6	JD28208-4	Dieldrin	07/15/2021		Y	N	U		U	0.0067	0.0051	ug/l
MW-6	JD28208-4	gamma-BHC (Lindane)	07/15/2021		Y	N	U		U	0.0067	0.0040	ug/l
MW-6	JD28208-4	Heptachlor	07/15/2021		Y	N	U		U	0.0067	0.0030	ug/l
MW-6	JD28208-4	Toxaphene	07/15/2021		Y	N	U		U	0.17	0.11	ug/l
MW-6	JD28208-4	gamma-Chlordane	07/15/2021		Y	N	U		U	0.0067	0.0028	ug/l
MW-6	JD28208-4	alpha-Chlordane	07/15/2021		Y	N	U		U	0.0067	0.0033	ug/l
MW-6	JD28208-4	4,4'-DDT	07/15/2021		Y	N	U		U	0.0067	0.0046	ug/l
MW-6	JD28208-4	Endrin aldehyde	07/15/2021		Y	N	U		U	0.0067	0.0045	ug/l
MW-6	JD28208-4	delta-BHC	07/15/2021		Y	N	U		U	0.0067	0.0044	ug/l
MW-6	JD28208-4	alpha-BHC	07/15/2021		Y	N	U		U	0.0067	0.0035	ug/l
MW-6	JD28208-4	Aldrin	07/15/2021		Y	N	U		U	0.0067	0.0034	ug/l
MW-6	JD28208-4	Endosulfan sulfate	07/15/2021		Y	N	U		U	0.0067	0.0036	ug/l
MW-6	JD28208-4	Heptachlor epoxide	07/15/2021		Y	N	U		U	0.0067	0.0040	ug/l
MW-6	JD28208-4	Endosulfan-I	07/15/2021		Y	N	U	UJ	UJ	0.0067	0.0035	ug/l
MW-6	JD28208-4	Endrin ketone	07/15/2021		Y	N	U		U	0.0067	0.0041	ug/l
MW-6	JD28208-4	Endosulfan-II	07/15/2021		Y	N	U		U	0.0067	0.0033	ug/l
FB	JD28208-5	alpha-BHC	07/15/2021		Y	N	U		U	0.0066	0.0034	ug/l
FB	JD28208-5	4,4'-DDT	07/15/2021		Y	N	U		U	0.0066	0.0045	ug/l
FB	JD28208-5	Endosulfan-II	07/15/2021		Y	N	U		U	0.0066	0.0032	ug/l
FB	JD28208-5	Endosulfan-I	07/15/2021		Y	N	U	UJ	UJ	0.0066	0.0035	ug/l
FB	JD28208-5	Toxaphene	07/15/2021		Y	N	U		U	0.16	0.11	ug/l
FB	JD28208-5	Heptachlor	07/15/2021		Y	N	U		U	0.0066	0.0029	ug/l
FB	JD28208-5	beta-BHC	07/15/2021		Y	N	U		U	0.0066	0.0052	ug/l
FB	JD28208-5	alpha-Chlordane	07/15/2021		Y	N	U		U	0.0066	0.0032	ug/l

SDG: JD28208

Analytical Method SW8081

Sample ID	Lab Sample ID	Chemical Name	Anal Date	Result	Validated	Detect	Lab Qual	Val Qual	Final qual	RL	MDL	Units
FB	JD28208-5	delta-BHC	07/15/2021		Y	N	U		U	0.0066	0.0043	ug/l
FB	JD28208-5	Endosulfan sulfate	07/15/2021		Y	N	U		U	0.0066	0.0036	ug/l
FB	JD28208-5	Endrin aldehyde	07/15/2021		Y	N	U		U	0.0066	0.0044	ug/l
FB	JD28208-5	Aldrin	07/15/2021		Y	N	U		U	0.0066	0.0034	ug/l
FB	JD28208-5	gamma-Chlordane	07/15/2021		Y	N	U		U	0.0066	0.0028	ug/l
FB	JD28208-5	Endrin ketone	07/15/2021		Y	N	U		U	0.0066	0.0041	ug/l
FB	JD28208-5	gamma-BHC (Lindane)	07/15/2021		Y	N	U		U	0.0066	0.0039	ug/l
FB	JD28208-5	Dieldrin	07/15/2021		Y	N	U		U	0.0066	0.0050	ug/l
FB	JD28208-5	Endrin	07/15/2021		Y	N	U		U	0.0066	0.0040	ug/l
FB	JD28208-5	Methoxychlor	07/15/2021		Y	N	U		U	0.013	0.0044	ug/l
FB	JD28208-5	4,4'-DDD	07/15/2021		Y	N	U		U	0.0066	0.0038	ug/l
FB	JD28208-5	4,4'-DDE	07/15/2021		Y	N	U		U	0.0066	0.0033	ug/l
FB	JD28208-5	Heptachlor epoxide	07/15/2021		Y	N	U		U	0.0066	0.0039	ug/l
DUP-1	JD28208-7	alpha-BHC	07/15/2021		Y	N	U		U	0.0067	0.0035	ug/l
DUP-1	JD28208-7	Endrin	07/15/2021		Y	N	U		U	0.0067	0.0040	ug/l
DUP-1	JD28208-7	Endosulfan-I	07/15/2021		Y	N	U	UJ	UJ	0.0067	0.0035	ug/l
DUP-1	JD28208-7	Toxaphene	07/15/2021		Y	N	U		U	0.17	0.11	ug/l
DUP-1	JD28208-7	Heptachlor	07/15/2021		Y	N	U		U	0.0067	0.0030	ug/l
DUP-1	JD28208-7	Endrin aldehyde	07/15/2021		Y	N	U		U	0.0067	0.0045	ug/l
DUP-1	JD28208-7	4,4'-DDE	07/15/2021		Y	N	U		U	0.0067	0.0034	ug/l
DUP-1	JD28208-7	Methoxychlor	07/15/2021		Y	N	U		U	0.013	0.0045	ug/l
DUP-1	JD28208-7	Heptachlor epoxide	07/15/2021		Y	N	U		U	0.0067	0.0040	ug/l
DUP-1	JD28208-7	Dieldrin	07/15/2021		Y	N	U		U	0.0067	0.0051	ug/l
DUP-1	JD28208-7	gamma-BHC (Lindane)	07/15/2021		Y	N	U		U	0.0067	0.0040	ug/l
DUP-1	JD28208-7	Endrin ketone	07/15/2021		Y	N	U		U	0.0067	0.0041	ug/l

Analytical Method SW8081

Sample ID	Lab Sample ID	Chemical Name	Anal Date	Result	Validated	Detect	Lab Qual	Val Qual	Final qual	RL	MDL	Units
DUP-1	JD28208-7	gamma-Chlordane	07/15/2021		Y	N	U		U	0.0067	0.0028	ug/l
DUP-1	JD28208-7	alpha-Chlordane	07/15/2021		Y	N	U		U	0.0067	0.0033	ug/l
DUP-1	JD28208-7	4,4'-DDT	07/15/2021		Y	N	U		U	0.0067	0.0046	ug/l
DUP-1	JD28208-7	Endosulfan-II	07/15/2021		Y	N	U		U	0.0067	0.0033	ug/l
DUP-1	JD28208-7	4,4'-DDD	07/15/2021		Y	N	U		U	0.0067	0.0038	ug/l
DUP-1	JD28208-7	Aldrin	07/15/2021		Y	N	U		U	0.0067	0.0034	ug/l
DUP-1	JD28208-7	delta-BHC	07/15/2021		Y	N	U		U	0.0067	0.0044	ug/l
DUP-1	JD28208-7	Endosulfan sulfate	07/15/2021		Y	N	U		U	0.0067	0.0036	ug/l
DUP-1	JD28208-7	beta-BHC	07/15/2021		Y	N	U		U	0.0067	0.0053	ug/l

Analytical Method SW8082

Sample ID	Lab Sample ID	Chemical Name	Anal Date	Result	Validated	Detect	Lab Qual	Val Qual	Final qual	RL	MDL	Units
MW-1	JD28208-1	Aroclor 1016	07/16/2021		Y	N	U		U	0.36	0.14	ug/l
MW-1	JD28208-1	Aroclor 1262	07/16/2021		Y	N	U		U	0.36	0.14	ug/l
MW-1	JD28208-1	Aroclor 1248	07/16/2021		Y	N	U		U	0.36	0.090	ug/l
MW-1	JD28208-1	Aroclor 1232	07/16/2021		Y	N	U		U	0.36	0.19	ug/l
MW-1	JD28208-1	Aroclor 1221	07/16/2021		Y	N	U		U	0.36	0.30	ug/l
MW-1	JD28208-1	Aroclor 1268	07/16/2021		Y	N	U		U	0.36	0.12	ug/l
MW-1	JD28208-1	Aroclor 1254	07/16/2021		Y	N	U		U	0.36	0.30	ug/l
MW-1	JD28208-1	Aroclor 1260	07/16/2021		Y	N	U		U	0.36	0.11	ug/l
MW-1	JD28208-1	Aroclor 1242	07/16/2021		Y	N	U		U	0.36	0.16	ug/l
MW-2	JD28208-2	Aroclor 1016	07/16/2021		Y	N	U		U	0.32	0.13	ug/l
MW-2	JD28208-2	Aroclor 1242	07/16/2021		Y	N	U		U	0.32	0.15	ug/l
MW-2	JD28208-2	Aroclor 1248	07/16/2021		Y	N	U		U	0.32	0.081	ug/l
MW-2	JD28208-2	Aroclor 1232	07/16/2021		Y	N	U		U	0.32	0.17	ug/l

SDG: JD28208

Analytical Method SW8082

Sample ID	Lab Sample ID	Chemical Name	Anal Date	Result	Validated	Detect	Lab Qual	Val Qual	Final qual	RL	MDL	Units
MW-2	JD28208-2	Aroclor 1221	07/16/2021		Y	N	U		U	0.32	0.27	ug/l
MW-2	JD28208-2	Aroclor 1268	07/16/2021		Y	N	U		U	0.32	0.11	ug/l
MW-2	JD28208-2	Aroclor 1260	07/16/2021		Y	N	U		U	0.32	0.098	ug/l
MW-2	JD28208-2	Aroclor 1254	07/16/2021		Y	N	U		U	0.32	0.27	ug/l
MW-2	JD28208-2	Aroclor 1262	07/16/2021		Y	N	U		U	0.32	0.12	ug/l
MW-3	JD28208-3	Aroclor 1016	07/16/2021		Y	N	U		U	0.32	0.13	ug/l
MW-3	JD28208-3	Aroclor 1248	07/16/2021		Y	N	U		U	0.32	0.081	ug/l
MW-3	JD28208-3	Aroclor 1242	07/16/2021		Y	N	U		U	0.32	0.15	ug/l
MW-3	JD28208-3	Aroclor 1232	07/16/2021		Y	N	U		U	0.32	0.17	ug/l
MW-3	JD28208-3	Aroclor 1221	07/16/2021		Y	N	U		U	0.32	0.27	ug/l
MW-3	JD28208-3	Aroclor 1268	07/16/2021		Y	N	U		U	0.32	0.11	ug/l
MW-3	JD28208-3	Aroclor 1254	07/16/2021		Y	N	U		U	0.32	0.27	ug/l
MW-3	JD28208-3	Aroclor 1260	07/16/2021		Y	N	U		U	0.32	0.098	ug/l
MW-3	JD28208-3	Aroclor 1262	07/16/2021		Y	N	U		U	0.32	0.12	ug/l
MW-6	JD28208-4	Aroclor 1262	07/16/2021		Y	N	U		U	0.33	0.13	ug/l
MW-6	JD28208-4	Aroclor 1260	07/16/2021		Y	N	U		U	0.33	0.10	ug/l
MW-6	JD28208-4	Aroclor 1254	07/16/2021		Y	N	U		U	0.33	0.28	ug/l
MW-6	JD28208-4	Aroclor 1268	07/16/2021		Y	N	U		U	0.33	0.12	ug/l
MW-6	JD28208-4	Aroclor 1221	07/16/2021		Y	N	U		U	0.33	0.28	ug/l
MW-6	JD28208-4	Aroclor 1232	07/16/2021		Y	N	U		U	0.33	0.17	ug/l
MW-6	JD28208-4	Aroclor 1016	07/16/2021		Y	N	U		U	0.33	0.13	ug/l
MW-6	JD28208-4	Aroclor 1242	07/16/2021		Y	N	U		U	0.33	0.15	ug/l
MW-6	JD28208-4	Aroclor 1248	07/16/2021		Y	N	U		U	0.33	0.084	ug/l
FB	JD28208-5	Aroclor 1260	07/16/2021		Y	N	U		U	0.33	0.10	ug/l
FB	JD28208-5	Aroclor 1254	07/16/2021		Y	N	U		U	0.33	0.27	ug/l

Analytical Method SW8082

Sample ID	Lab Sample ID	Chemical Name	Anal Date	Result	Validated	Detect	Lab Qual	Val Qual	Final qual	RL	MDL	Units
FB	JD28208-5	Aroclor 1242	07/16/2021		Y	N	U		U	0.33	0.15	ug/l
FB	JD28208-5	Aroclor 1262	07/16/2021		Y	N	U		U	0.33	0.13	ug/l
FB	JD28208-5	Aroclor 1016	07/16/2021		Y	N	U		U	0.33	0.13	ug/l
FB	JD28208-5	Aroclor 1248	07/16/2021		Y	N	U		U	0.33	0.083	ug/l
FB	JD28208-5	Aroclor 1232	07/16/2021		Y	N	U		U	0.33	0.17	ug/l
FB	JD28208-5	Aroclor 1221	07/16/2021		Y	N	U		U	0.33	0.27	ug/l
FB	JD28208-5	Aroclor 1268	07/16/2021		Y	N	U		U	0.33	0.11	ug/l
DUP-1	JD28208-7	Aroclor 1242	07/16/2021		Y	N	U		U	0.33	0.15	ug/l
DUP-1	JD28208-7	Aroclor 1268	07/16/2021		Y	N	U		U	0.33	0.12	ug/l
DUP-1	JD28208-7	Aroclor 1221	07/16/2021		Y	N	U		U	0.33	0.28	ug/l
DUP-1	JD28208-7	Aroclor 1232	07/16/2021		Y	N	U		U	0.33	0.17	ug/l
DUP-1	JD28208-7	Aroclor 1248	07/16/2021		Y	N	U		U	0.33	0.084	ug/l
DUP-1	JD28208-7	Aroclor 1016	07/16/2021		Y	N	U		U	0.33	0.13	ug/l
DUP-1	JD28208-7	Aroclor 1262	07/16/2021		Y	N	U		U	0.33	0.13	ug/l
DUP-1	JD28208-7	Aroclor 1260	07/16/2021		Y	N	U		U	0.33	0.10	ug/l
DUP-1	JD28208-7	Aroclor 1254	07/16/2021		Y	N	U		U	0.33	0.28	ug/l

Analytical Method SW8260

Sample ID	Lab Sample ID	Chemical Name	Anal Date	Result	Validated	Detect	Lab Qual	Val Qual	Final qual	RL	MDL	Units
MW-1	JD28208-1	m,p-Xylene	07/17/2021		Y	N	U		U	1.0	0.78	ug/l
MW-1	JD28208-1	Vinyl chloride	07/17/2021		Y	N	U		U	1.0	0.79	ug/l
MW-1	JD28208-1	Methylene chloride	07/17/2021		Y	N	U		U	2.0	1.0	ug/l
MW-1	JD28208-1	Carbon disulfide	07/17/2021		Y	N	U		U	2.0	0.46	ug/l
MW-1	JD28208-1	Bromoform	07/17/2021		Y	N	U		U	1.0	0.63	ug/l
MW-1	JD28208-1	Bromodichloromethane	07/17/2021		Y	N	U		U	1.0	0.45	ug/l

SDG: JD28208

Analytical Method SW8260

Sample ID	Lab Sample ID	Chemical Name	Anal Date	Result	Validated	Detect	Lab Qual	Val Qual	Final qual	RL	MDL	Units
MW-1	JD28208-1	1,1-Dichloroethane	07/17/2021		Y	N	U		U	1.0	0.57	ug/l
MW-1	JD28208-1	1,1-Dichloroethene	07/17/2021		Y	N	U		U	1.0	0.59	ug/l
MW-1	JD28208-1	1,2-Dibromo-3-chloropropane	07/17/2021		Y	N	U		U	2.0	0.53	ug/l
MW-1	JD28208-1	Dichlorodifluoromethane	07/17/2021		Y	N	U		U	2.0	0.56	ug/l
MW-1	JD28208-1	2-Butanone (MEK)	07/17/2021		Y	N	U		U	10	6.9	ug/l
MW-1	JD28208-1	Freon 113	07/17/2021		Y	N	U		U	5.0	0.58	ug/l
MW-1	JD28208-1	Chloroethane	07/17/2021		Y	N	U		U	1.0	0.73	ug/l
MW-1	JD28208-1	1,2-Dichloropropane	07/17/2021		Y	N	U		U	1.0	0.51	ug/l
MW-1	JD28208-1	Isopropylbenzene	07/17/2021		Y	N	U		U	1.0	0.65	ug/l
MW-1	JD28208-1	o-Xylene	07/17/2021		Y	N	U		U	1.0	0.59	ug/l
MW-1	JD28208-1	1,2,3-Trichlorobenzene	07/17/2021		Y	N	U		U	1.0	0.50	ug/l
MW-1	JD28208-1	1,1,2,2-Tetrachloroethane	07/17/2021		Y	N	U		U	1.0	0.65	ug/l
MW-1	JD28208-1	Methyl Acetate	07/17/2021		Y	N	U		U	5.0	0.80	ug/l
MW-1	JD28208-1	Trichloroethene	07/17/2021		Y	N	U		U	1.0	0.53	ug/l
MW-1	JD28208-1	1,1,2-Trichloroethane	07/17/2021		Y	N	U		U	1.0	0.53	ug/l
MW-1	JD28208-1	Trichlorofluoromethane	07/17/2021		Y	N	U		U	2.0	0.40	ug/l
MW-1	JD28208-1	4-Methyl-2-pentanone(MIBK)	07/17/2021		Y	N	U		U	5.0	1.9	ug/l
MW-1	JD28208-1	1,2-Dichlorobenzene	07/17/2021		Y	N	U		U	1.0	0.53	ug/l
MW-1	JD28208-1	Bromochloromethane	07/17/2021		Y	N	U		U	1.0	0.48	ug/l
MW-1	JD28208-1	Ethylbenzene	07/17/2021		Y	N	U		U	1.0	0.60	ug/l
MW-1	JD28208-1	Styrene	07/17/2021		Y	N	U		U	1.0	0.49	ug/l
MW-1	JD28208-1	cis-1,3-Dichloropropene	07/17/2021		Y	N	U		U	1.0	0.47	ug/l
MW-1	JD28208-1	trans-1,3-Dichloropropene	07/17/2021		Y	N	U		U	1.0	0.43	ug/l
MW-1	JD28208-1	1,4-Dichlorobenzene	07/17/2021		Y	N	U		U	1.0	0.51	ug/l
MW-1	JD28208-1	1,2-Dichloroethane	07/17/2021		Y	N	U		U	1.0	0.60	ug/l

SDG: JD28208

Analytical Method SW8260

Sample ID	Lab Sample ID	Chemical Name	Anal Date	Result	Validated	Detect	Lab Qual	Val Qual	Final qual	RL	MDL	Units
MW-1	JD28208-1	Methylcyclohexane	07/17/2021		Y	N	U		U	5.0	0.60	ug/l
MW-1	JD28208-1	Toluene	07/17/2021		Y	N	U		U	1.0	0.53	ug/l
MW-1	JD28208-1	Chlorobenzene	07/17/2021		Y	N	U		U	1.0	0.56	ug/l
MW-1	JD28208-1	Cyclohexane	07/17/2021		Y	N	U		U	5.0	0.78	ug/l
MW-1	JD28208-1	1,2,4-Trichlorobenzene	07/17/2021		Y	N	U	UJ	UJ	1.0	0.50	ug/l
MW-1	JD28208-1	Dibromochloromethane	07/17/2021		Y	N	U		U	1.0	0.56	ug/l
MW-1	JD28208-1	1,1,1-Trichloroethane	07/17/2021		Y	N	U		U	1.0	0.54	ug/l
MW-1	JD28208-1	Chloromethane	07/17/2021		Y	N	U		U	1.0	0.76	ug/l
MW-1	JD28208-1	1,2-Dibromoethane	07/17/2021		Y	N	U	UJ	UJ	1.0	0.48	ug/l
MW-1	JD28208-1	Bromomethane	07/17/2021		Y	N	U		U	2.0	1.6	ug/l
MW-1	JD28208-1	Tetrachloroethene	07/17/2021		Y	N	U		U	1.0	0.90	ug/l
MW-1	JD28208-1	Benzene	07/17/2021		Y	N	U		U	0.50	0.43	ug/l
MW-1	JD28208-1	Chloroform	07/17/2021		Y	N	U		U	1.0	0.50	ug/l
MW-1	JD28208-1	Acetone	07/17/2021		Y	N	U		U	10	3.1	ug/l
MW-1	JD28208-1	2-Hexanone	07/17/2021		Y	N	U		U	5.0	2.0	ug/l
MW-1	JD28208-1	1,3-Dichlorobenzene	07/17/2021		Y	N	U		U	1.0	0.54	ug/l
MW-1	JD28208-1	Methyl Tert Butyl Ether	07/17/2021		Y	N	U		U	1.0	0.51	ug/l
MW-1	JD28208-1	trans-1,2-Dichloroethene	07/17/2021		Y	N	U		U	1.0	0.54	ug/l
MW-1	JD28208-1	cis-1,2-Dichloroethene	07/17/2021		Y	N	U		U	1.0	0.51	ug/l
MW-1	JD28208-1	Xylene (total)	07/17/2021		Y	N	U		U	1.0	0.59	ug/l
MW-1	JD28208-1	Carbon tetrachloride	07/17/2021		Y	N	U		U	1.0	0.55	ug/l
MW-2	JD28208-2	Methylene chloride	07/17/2021		Y	N	U		U	2.0	1.0	ug/l
MW-2	JD28208-2	1,3-Dichlorobenzene	07/17/2021		Y	N	U		U	1.0	0.54	ug/l
MW-2	JD28208-2	Carbon tetrachloride	07/17/2021		Y	N	U		U	1.0	0.55	ug/l
MW-2	JD28208-2	2-Hexanone	07/17/2021		Y	N	U		U	5.0	2.0	ug/l

SDG: JD28208

Analytical Method SW8260

Sample ID	Lab Sample ID	Chemical Name	Anal Date	Result	Validated	Detect	Lab Qual	Val Qual	Final qual	RL	MDL	Units
MW-2	JD28208-2	Acetone	07/17/2021		Y	N	U		U	10	3.1	ug/l
MW-2	JD28208-2	Chloroform	07/17/2021		Y	N	U		U	1.0	0.50	ug/l
MW-2	JD28208-2	Benzene	07/17/2021		Y	N	U		U	0.50	0.43	ug/l
MW-2	JD28208-2	1,1,1-Trichloroethane	07/17/2021		Y	N	U		U	1.0	0.54	ug/l
MW-2	JD28208-2	Bromomethane	07/17/2021		Y	N	U		U	2.0	1.6	ug/l
MW-2	JD28208-2	Chloromethane	07/17/2021		Y	N	U		U	1.0	0.76	ug/l
MW-2	JD28208-2	Bromodichloromethane	07/17/2021		Y	N	U		U	1.0	0.45	ug/l
MW-2	JD28208-2	Chloroethane	07/17/2021		Y	N	U		U	1.0	0.73	ug/l
MW-2	JD28208-2	1,1-Dichloroethene	07/17/2021		Y	N	U		U	1.0	0.59	ug/l
MW-2	JD28208-2	Bromoform	07/17/2021		Y	N	U		U	1.0	0.63	ug/l
MW-2	JD28208-2	1,1-Dichloroethane	07/17/2021		Y	N	U		U	1.0	0.57	ug/l
MW-2	JD28208-2	Styrene	07/17/2021		Y	N	U		U	1.0	0.49	ug/l
MW-2	JD28208-2	Methyl Tert Butyl Ether	07/17/2021		Y	N	U		U	1.0	0.51	ug/l
MW-2	JD28208-2	Bromochloromethane	07/17/2021		Y	N	U		U	1.0	0.48	ug/l
MW-2	JD28208-2	Toluene	07/17/2021		Y	N	U		U	1.0	0.53	ug/l
MW-2	JD28208-2	Carbon disulfide	07/17/2021		Y	N	U		U	2.0	0.46	ug/l
MW-2	JD28208-2	Trichlorofluoromethane	07/17/2021		Y	N	U		U	2.0	0.40	ug/l
MW-2	JD28208-2	Ethylbenzene	07/17/2021		Y	N	U		U	1.0	0.60	ug/l
MW-2	JD28208-2	cis-1,3-Dichloropropene	07/17/2021		Y	N	U		U	1.0	0.47	ug/l
MW-2	JD28208-2	1,4-Dichlorobenzene	07/17/2021		Y	N	U		U	1.0	0.51	ug/l
MW-2	JD28208-2	1,2-Dibromoethane	07/17/2021		Y	N	U	UJ	UJ	1.0	0.48	ug/l
MW-2	JD28208-2	1,2-Dichloroethane	07/17/2021		Y	N	U		U	1.0	0.60	ug/l
MW-2	JD28208-2	trans-1,3-Dichloropropene	07/17/2021		Y	N	U		U	1.0	0.43	ug/l
MW-2	JD28208-2	Methylcyclohexane	07/17/2021		Y	N	U		U	5.0	0.60	ug/l
MW-2	JD28208-2	trans-1,2-Dichloroethene	07/17/2021		Y	N	U		U	1.0	0.54	ug/l

SDG: JD28208

Analytical Method SW8260

Sample ID	Lab Sample ID	Chemical Name	Anal Date	Result	Validated	Detect	Lab Qual	Val Qual	Final qual	RL	MDL	Units
MW-2	JD28208-2	Chlorobenzene	07/17/2021		Y	N	U		U	1.0	0.56	ug/l
MW-2	JD28208-2	Cyclohexane	07/17/2021		Y	N	U		U	5.0	0.78	ug/l
MW-2	JD28208-2	1,2,4-Trichlorobenzene	07/17/2021		Y	N	U	UJ	UJ	1.0	0.50	ug/l
MW-2	JD28208-2	Dibromochloromethane	07/17/2021		Y	N	U		U	1.0	0.56	ug/l
MW-2	JD28208-2	Tetrachloroethene	07/17/2021		Y	N	U		U	1.0	0.90	ug/l
MW-2	JD28208-2	Xylene (total)	07/17/2021		Y	N	U		U	1.0	0.59	ug/l
MW-2	JD28208-2	cis-1,2-Dichloroethene	07/17/2021		Y	N	U		U	1.0	0.51	ug/l
MW-2	JD28208-2	4-Methyl-2-pentanone(MIBK)	07/17/2021		Y	N	U		U	5.0	1.9	ug/l
MW-2	JD28208-2	1,2-Dibromo-3-chloropropane	07/17/2021		Y	N	U		U	2.0	0.53	ug/l
MW-2	JD28208-2	Dichlorodifluoromethane	07/17/2021		Y	N	U		U	2.0	0.56	ug/l
MW-2	JD28208-2	Vinyl chloride	07/17/2021		Y	N	U		U	1.0	0.79	ug/l
MW-2	JD28208-2	Isopropylbenzene	07/17/2021		Y	N	U		U	1.0	0.65	ug/l
MW-2	JD28208-2	1,2-Dichlorobenzene	07/17/2021		Y	N	U		U	1.0	0.53	ug/l
MW-2	JD28208-2	o-Xylene	07/17/2021		Y	N	U		U	1.0	0.59	ug/l
MW-2	JD28208-2	1,2,3-Trichlorobenzene	07/17/2021		Y	N	U		U	1.0	0.50	ug/l
MW-2	JD28208-2	1,1,2,2-Tetrachloroethane	07/17/2021		Y	N	U		U	1.0	0.65	ug/l
MW-2	JD28208-2	Methyl Acetate	07/17/2021		Y	N	U		U	5.0	0.80	ug/l
MW-2	JD28208-2	Trichloroethene	07/17/2021		Y	N	U		U	1.0	0.53	ug/l
MW-2	JD28208-2	1,1,2-Trichloroethane	07/17/2021		Y	N	U		U	1.0	0.53	ug/l
MW-2	JD28208-2	Freon 113	07/17/2021		Y	N	U		U	5.0	0.58	ug/l
MW-2	JD28208-2	2-Butanone (MEK)	07/17/2021		Y	N	U		U	10	6.9	ug/l
MW-2	JD28208-2	1,2-Dichloropropane	07/17/2021		Y	N	U		U	1.0	0.51	ug/l
MW-2	JD28208-2	m,p-Xylene	07/17/2021		Y	N	U		U	1.0	0.78	ug/l
MW-3	JD28208-3	Acetone	07/17/2021		Y	N	U		U	10	3.1	ug/l
MW-3	JD28208-3	Xylene (total)	07/17/2021		Y	N	U		U	1.0	0.59	ug/l

SDG: JD28208

Analytical Method SW8260

Sample ID	Lab Sample ID	Chemical Name	Anal Date	Result	Validated	Detect	Lab Qual	Val Qual	Final qual	RL	MDL	Units
MW-3	JD28208-3	cis-1,2-Dichloroethene	07/17/2021		Y	N	U		U	1.0	0.51	ug/l
MW-3	JD28208-3	trans-1,2-Dichloroethene	07/17/2021		Y	N	U		U	1.0	0.54	ug/l
MW-3	JD28208-3	Methyl Tert Butyl Ether	07/17/2021		Y	N	U		U	1.0	0.51	ug/l
MW-3	JD28208-3	1,3-Dichlorobenzene	07/17/2021		Y	N	U		U	1.0	0.54	ug/l
MW-3	JD28208-3	2-Hexanone	07/17/2021		Y	N	U		U	5.0	2.0	ug/l
MW-3	JD28208-3	m,p-Xylene	07/17/2021		Y	N	U		U	1.0	0.78	ug/l
MW-3	JD28208-3	Chloroform	07/17/2021		Y	N	U		U	1.0	0.50	ug/l
MW-3	JD28208-3	Tetrachloroethene	07/17/2021		Y	N	U		U	1.0	0.90	ug/l
MW-3	JD28208-3	1,2-Dibromoethane	07/17/2021		Y	N	U	UJ	UJ	1.0	0.48	ug/l
MW-3	JD28208-3	Isopropylbenzene	07/17/2021		Y	N	U		U	1.0	0.65	ug/l
MW-3	JD28208-3	Carbon tetrachloride	07/17/2021		Y	N	U		U	1.0	0.55	ug/l
MW-3	JD28208-3	Dibromochloromethane	07/17/2021		Y	N	U		U	1.0	0.56	ug/l
MW-3	JD28208-3	1,2,4-Trichlorobenzene	07/17/2021		Y	N	U	UJ	UJ	1.0	0.50	ug/l
MW-3	JD28208-3	Chlorobenzene	07/17/2021		Y	N	U		U	1.0	0.56	ug/l
MW-3	JD28208-3	Methylcyclohexane	07/17/2021		Y	N	U		U	5.0	0.60	ug/l
MW-3	JD28208-3	1,2-Dibromo-3-chloropropane	07/17/2021		Y	N	U		U	2.0	0.53	ug/l
MW-3	JD28208-3	1,2-Dichloroethane	07/17/2021		Y	N	U		U	1.0	0.60	ug/l
MW-3	JD28208-3	Cyclohexane	07/17/2021		Y	N	U		U	5.0	0.78	ug/l
MW-3	JD28208-3	1,4-Dichlorobenzene	07/17/2021		Y	N	U		U	1.0	0.51	ug/l
MW-3	JD28208-3	trans-1,3-Dichloropropene	07/17/2021		Y	N	U		U	1.0	0.43	ug/l
MW-3	JD28208-3	cis-1,3-Dichloropropene	07/17/2021		Y	N	U		U	1.0	0.47	ug/l
MW-3	JD28208-3	Styrene	07/17/2021		Y	N	U		U	1.0	0.49	ug/l
MW-3	JD28208-3	Ethylbenzene	07/17/2021		Y	N	U		U	1.0	0.60	ug/l
MW-3	JD28208-3	4-Methyl-2-pentanone(MIBK)	07/17/2021		Y	N	U		U	5.0	1.9	ug/l
MW-3	JD28208-3	Freon 113	07/17/2021		Y	N	U		U	5.0	0.58	ug/l

SDG: JD28208

Analytical Method SW8260

Sample ID	Lab Sample ID	Chemical Name	Anal Date	Result	Validated	Detect	Lab Qual	Val Qual	Final qual	RL	MDL	Units
MW-3	JD28208-3	1,2-Dichlorobenzene	07/17/2021		Y	N	U		U	1.0	0.53	ug/l
MW-3	JD28208-3	Toluene	07/17/2021		Y	N	U		U	1.0	0.53	ug/l
MW-3	JD28208-3	1,1,2,2-Tetrachloroethane	07/17/2021		Y	N	U		U	1.0	0.65	ug/l
MW-3	JD28208-3	Methyl Acetate	07/17/2021		Y	N	U		U	5.0	0.80	ug/l
MW-3	JD28208-3	Trichloroethene	07/17/2021		Y	N	U		U	1.0	0.53	ug/l
MW-3	JD28208-3	1,1,2-Trichloroethane	07/17/2021		Y	N	U		U	1.0	0.53	ug/l
MW-3	JD28208-3	1,2,3-Trichlorobenzene	07/17/2021		Y	N	U		U	1.0	0.50	ug/l
MW-3	JD28208-3	1,2-Dichloropropane	07/17/2021		Y	N	U		U	1.0	0.51	ug/l
MW-3	JD28208-3	Dichlorodifluoromethane	07/17/2021		Y	N	U		U	2.0	0.56	ug/l
MW-3	JD28208-3	Trichlorofluoromethane	07/17/2021		Y	N	U		U	2.0	0.40	ug/l
MW-3	JD28208-3	1,1-Dichloroethene	07/17/2021		Y	N	U		U	1.0	0.59	ug/l
MW-3	JD28208-3	1,1-Dichloroethane	07/17/2021		Y	N	U		U	1.0	0.57	ug/l
MW-3	JD28208-3	Bromochloromethane	07/17/2021		Y	N	U		U	1.0	0.48	ug/l
MW-3	JD28208-3	2-Butanone (MEK)	07/17/2021		Y	N	U		U	10	6.9	ug/l
MW-3	JD28208-3	1,1,1-Trichloroethane	07/17/2021		Y	N	U		U	1.0	0.54	ug/l
MW-3	JD28208-3	Bromodichloromethane	07/17/2021		Y	N	U		U	1.0	0.45	ug/l
MW-3	JD28208-3	Bromomethane	07/17/2021		Y	N	U		U	2.0	1.6	ug/l
MW-3	JD28208-3	Chloromethane	07/17/2021		Y	N	U		U	1.0	0.76	ug/l
MW-3	JD28208-3	Chloroethane	07/17/2021		Y	N	U		U	1.0	0.73	ug/l
MW-3	JD28208-3	Vinyl chloride	07/17/2021		Y	N	U		U	1.0	0.79	ug/l
MW-3	JD28208-3	o-Xylene	07/17/2021		Y	N	U		U	1.0	0.59	ug/l
MW-3	JD28208-3	Methylene chloride	07/17/2021		Y	N	U		U	2.0	1.0	ug/l
MW-3	JD28208-3	Carbon disulfide	07/17/2021		Y	N	U		U	2.0	0.46	ug/l
MW-3	JD28208-3	Bromoform	07/17/2021		Y	N	U		U	1.0	0.63	ug/l
MW-3	JD28208-3	Benzene	07/17/2021		Y	N	U		U	0.50	0.43	ug/l

SDG: JD28208

Analytical Method SW8260

Sample ID	Lab Sample ID	Chemical Name	Anal Date	Result	Validated	Detect	Lab Qual	Val Qual	Final qual	RL	MDL	Units
MW-6	JD28208-4	2-Hexanone	07/17/2021		Y	N	U		U	5.0	2.0	ug/l
MW-6	JD28208-4	Tetrachloroethene	07/17/2021		Y	N	U		U	1.0	0.90	ug/l
MW-6	JD28208-4	Xylene (total)	07/17/2021		Y	N	U		U	1.0	0.59	ug/l
MW-6	JD28208-4	cis-1,2-Dichloroethene	07/17/2021		Y	N	U		U	1.0	0.51	ug/l
MW-6	JD28208-4	trans-1,2-Dichloroethene	07/17/2021		Y	N	U		U	1.0	0.54	ug/l
MW-6	JD28208-4	Methyl Tert Butyl Ether	07/17/2021		Y	N	U		U	1.0	0.51	ug/l
MW-6	JD28208-4	Carbon tetrachloride	07/17/2021		Y	N	U		U	1.0	0.55	ug/l
MW-6	JD28208-4	Acetone	07/17/2021		Y	N	U		U	10	3.1	ug/l
MW-6	JD28208-4	Chloroform	07/17/2021		Y	N	U		U	1.0	0.50	ug/l
MW-6	JD28208-4	1,2-Dichloroethane	07/17/2021		Y	N	U		U	1.0	0.60	ug/l
MW-6	JD28208-4	1,3-Dichlorobenzene	07/17/2021		Y	N	U		U	1.0	0.54	ug/l
MW-6	JD28208-4	1,2,4-Trichlorobenzene	07/17/2021		Y	N	U	UJ	UJ	1.0	0.50	ug/l
MW-6	JD28208-4	Chlorobenzene	07/17/2021		Y	N	U		U	1.0	0.56	ug/l
MW-6	JD28208-4	Toluene	07/17/2021		Y	N	U		U	1.0	0.53	ug/l
MW-6	JD28208-4	Methylcyclohexane	07/17/2021		Y	N	U		U	5.0	0.60	ug/l
MW-6	JD28208-4	4-Methyl-2-pentanone(MIBK)	07/17/2021		Y	N	U		U	5.0	1.9	ug/l
MW-6	JD28208-4	1,4-Dichlorobenzene	07/17/2021		Y	N	U		U	1.0	0.51	ug/l
MW-6	JD28208-4	Cyclohexane	07/17/2021		Y	N	U		U	5.0	0.78	ug/l
MW-6	JD28208-4	Benzene	07/17/2021		Y	N	U		U	0.50	0.43	ug/l
MW-6	JD28208-4	m,p-Xylene	07/17/2021		Y	N	U		U	1.0	0.78	ug/l
MW-6	JD28208-4	Dichlorodifluoromethane	07/17/2021		Y	N	U		U	2.0	0.56	ug/l
MW-6	JD28208-4	1,2-Dibromoethane	07/17/2021		Y	N	U	UJ	UJ	1.0	0.48	ug/l
MW-6	JD28208-4	Isopropylbenzene	07/17/2021		Y	N	U		U	1.0	0.65	ug/l
MW-6	JD28208-4	Trichlorofluoromethane	07/17/2021		Y	N	U		U	2.0	0.40	ug/l
MW-6	JD28208-4	1,2-Dibromo-3-chloropropane	07/17/2021		Y	N	U		U	2.0	0.53	ug/l

SDG: JD28208

Analytical Method SW8260

Sample ID	Lab Sample ID	Chemical Name	Anal Date	Result	Validated	Detect	Lab Qual	Val Qual	Final qual	RL	MDL	Units
MW-6	JD28208-4	1,2-Dichlorobenzene	07/17/2021		Y	N	U		U	1.0	0.53	ug/l
MW-6	JD28208-4	o-Xylene	07/17/2021		Y	N	U		U	1.0	0.59	ug/l
MW-6	JD28208-4	1,2,3-Trichlorobenzene	07/17/2021		Y	N	U		U	1.0	0.50	ug/l
MW-6	JD28208-4	1,1,2,2-Tetrachloroethane	07/17/2021		Y	N	U		U	1.0	0.65	ug/l
MW-6	JD28208-4	Methyl Acetate	07/17/2021		Y	N	U		U	5.0	0.80	ug/l
MW-6	JD28208-4	Trichloroethene	07/17/2021		Y	N	U		U	1.0	0.53	ug/l
MW-6	JD28208-4	1,1,2-Trichloroethane	07/17/2021		Y	N	U		U	1.0	0.53	ug/l
MW-6	JD28208-4	2-Butanone (MEK)	07/17/2021		Y	N	U		U	10	6.9	ug/l
MW-6	JD28208-4	1,1-Dichloroethene	07/17/2021		Y	N	U		U	1.0	0.59	ug/l
MW-6	JD28208-4	Freon 113	07/17/2021		Y	N	U		U	5.0	0.58	ug/l
MW-6	JD28208-4	1,1,1-Trichloroethane	07/17/2021		Y	N	U		U	1.0	0.54	ug/l
MW-6	JD28208-4	1,1-Dichloroethane	07/17/2021		Y	N	U		U	1.0	0.57	ug/l
MW-6	JD28208-4	Bromodichloromethane	07/17/2021		Y	N	U		U	1.0	0.45	ug/l
MW-6	JD28208-4	Bromoform	07/17/2021		Y	N	U		U	1.0	0.63	ug/l
MW-6	JD28208-4	Carbon disulfide	07/17/2021		Y	N	U		U	2.0	0.46	ug/l
MW-6	JD28208-4	Methylene chloride	07/17/2021		Y	N	U		U	2.0	1.0	ug/l
MW-6	JD28208-4	Vinyl chloride	07/17/2021		Y	N	U		U	1.0	0.79	ug/l
MW-6	JD28208-4	Chloroethane	07/17/2021		Y	N	U		U	1.0	0.73	ug/l
MW-6	JD28208-4	Bromochloromethane	07/17/2021		Y	N	U		U	1.0	0.48	ug/l
MW-6	JD28208-4	Chloromethane	07/17/2021		Y	N	U		U	1.0	0.76	ug/l
MW-6	JD28208-4	Bromomethane	07/17/2021		Y	N	U		U	2.0	1.6	ug/l
MW-6	JD28208-4	1,2-Dichloropropane	07/17/2021		Y	N	U		U	1.0	0.51	ug/l
MW-6	JD28208-4	cis-1,3-Dichloropropene	07/17/2021		Y	N	U		U	1.0	0.47	ug/l
MW-6	JD28208-4	Styrene	07/17/2021		Y	N	U		U	1.0	0.49	ug/l
MW-6	JD28208-4	Ethylbenzene	07/17/2021		Y	N	U		U	1.0	0.60	ug/l

SDG: JD28208

Analytical Method SW8260

Sample ID	Lab Sample ID	Chemical Name	Anal Date	Result	Validated	Detect	Lab Qual	Val Qual	Final qual	RL	MDL	Units
MW-6	JD28208-4	Dibromochloromethane	07/17/2021		Y	N	U		U	1.0	0.56	ug/l
MW-6	JD28208-4	trans-1,3-Dichloropropene	07/17/2021		Y	N	U		U	1.0	0.43	ug/l
FB	JD28208-5	Tetrachloroethene	07/17/2021		Y	N	U		U	1.0	0.90	ug/l
FB	JD28208-5	1,4-Dichlorobenzene	07/17/2021		Y	N	U		U	1.0	0.51	ug/l
FB	JD28208-5	1,2-Dibromoethane	07/17/2021		Y	N	U	UJ	UJ	1.0	0.48	ug/l
FB	JD28208-5	1,2-Dichloroethane	07/17/2021		Y	N	U		U	1.0	0.60	ug/l
FB	JD28208-5	Methylcyclohexane	07/17/2021		Y	N	U		U	5.0	0.60	ug/l
FB	JD28208-5	Chlorobenzene	07/17/2021		Y	N	U		U	1.0	0.56	ug/l
FB	JD28208-5	Cyclohexane	07/17/2021		Y	N	U		U	5.0	0.78	ug/l
FB	JD28208-5	trans-1,3-Dichloropropene	07/17/2021		Y	N	U		U	1.0	0.43	ug/l
FB	JD28208-5	Dibromochloromethane	07/17/2021		Y	N	U		U	1.0	0.56	ug/l
FB	JD28208-5	m,p-Xylene	07/17/2021		Y	N	U		U	1.0	0.78	ug/l
FB	JD28208-5	Xylene (total)	07/17/2021		Y	N	U		U	1.0	0.59	ug/l
FB	JD28208-5	1,2,4-Trichlorobenzene	07/17/2021		Y	N	U	UJ	UJ	1.0	0.50	ug/l
FB	JD28208-5	cis-1,3-Dichloropropene	07/17/2021		Y	N	U		U	1.0	0.47	ug/l
FB	JD28208-5	cis-1,2-Dichloroethene	07/17/2021		Y	N	U		U	1.0	0.51	ug/l
FB	JD28208-5	Ethylbenzene	07/17/2021		Y	N	U		U	1.0	0.60	ug/l
FB	JD28208-5	Toluene	07/17/2021		Y	N	U		U	1.0	0.53	ug/l
FB	JD28208-5	Isopropylbenzene	07/17/2021		Y	N	U		U	1.0	0.65	ug/l
FB	JD28208-5	1,2-Dibromo-3-chloropropane	07/17/2021		Y	N	U		U	2.0	0.53	ug/l
FB	JD28208-5	1,2-Dichlorobenzene	07/17/2021		Y	N	U		U	1.0	0.53	ug/l
FB	JD28208-5	o-Xylene	07/17/2021		Y	N	U		U	1.0	0.59	ug/l
FB	JD28208-5	1,2,3-Trichlorobenzene	07/17/2021		Y	N	U		U	1.0	0.50	ug/l
FB	JD28208-5	1,1,2,2-Tetrachloroethane	07/17/2021		Y	N	U		U	1.0	0.65	ug/l
FB	JD28208-5	Methyl Acetate	07/17/2021		Y	N	U		U	5.0	0.80	ug/l

SDG: JD28208

Analytical Method SW8260

Sample ID	Lab Sample ID	Chemical Name	Anal Date	Result	Validated	Detect	Lab Qual	Val Qual	Final qual	RL	MDL	Units
FB	JD28208-5	1,1,2-Trichloroethane	07/17/2021		Y	N	U		U	1.0	0.53	ug/l
FB	JD28208-5	Styrene	07/17/2021		Y	N	U		U	1.0	0.49	ug/l
FB	JD28208-5	1,1-Dichloroethene	07/17/2021		Y	N	U		U	1.0	0.59	ug/l
FB	JD28208-5	Trichloroethene	07/17/2021		Y	N	U		U	1.0	0.53	ug/l
FB	JD28208-5	2-Butanone (MEK)	07/17/2021		Y	N	U		U	10	6.9	ug/l
FB	JD28208-5	1,2-Dichloropropane	07/17/2021		Y	N	U		U	1.0	0.51	ug/l
FB	JD28208-5	Freon 113	07/17/2021		Y	N	U		U	5.0	0.58	ug/l
FB	JD28208-5	4-Methyl-2-pentanone(MIBK)	07/17/2021		Y	N	U		U	5.0	1.9	ug/l
FB	JD28208-5	Trichlorofluoromethane	07/17/2021		Y	N	U		U	2.0	0.40	ug/l
FB	JD28208-5	trans-1,2-Dichloroethene	07/17/2021		Y	N	U		U	1.0	0.54	ug/l
FB	JD28208-5	1,1-Dichloroethane	07/17/2021		Y	N	U		U	1.0	0.57	ug/l
FB	JD28208-5	Bromodichloromethane	07/17/2021		Y	N	U		U	1.0	0.45	ug/l
FB	JD28208-5	Bromoform	07/17/2021		Y	N	U		U	1.0	0.63	ug/l
FB	JD28208-5	Carbon disulfide	07/17/2021		Y	N	U		U	2.0	0.46	ug/l
FB	JD28208-5	Methylene chloride	07/17/2021		Y	N	U		U	2.0	1.0	ug/l
FB	JD28208-5	Vinyl chloride	07/17/2021		Y	N	U		U	1.0	0.79	ug/l
FB	JD28208-5	Chloroform	07/17/2021	0.54	Y	Y	J		J	1.0	0.50	ug/l
FB	JD28208-5	Methyl Tert Butyl Ether	07/17/2021		Y	N	U		U	1.0	0.51	ug/l
FB	JD28208-5	Dichlorodifluoromethane	07/17/2021		Y	N	U		U	2.0	0.56	ug/l
FB	JD28208-5	Chloroethane	07/17/2021		Y	N	U		U	1.0	0.73	ug/l
FB	JD28208-5	Carbon tetrachloride	07/17/2021		Y	N	U		U	1.0	0.55	ug/l
FB	JD28208-5	2-Hexanone	07/17/2021		Y	N	U		U	5.0	2.0	ug/l
FB	JD28208-5	Acetone	07/17/2021		Y	N	U		U	10	3.1	ug/l
FB	JD28208-5	1,3-Dichlorobenzene	07/17/2021		Y	N	U		U	1.0	0.54	ug/l
FB	JD28208-5	Benzene	07/17/2021		Y	N	U		U	0.50	0.43	ug/l

SDG: JD28208

Analytical Method SW8260

Sample ID	Lab Sample ID	Chemical Name	Anal Date	Result	Validated	Detect	Lab Qual	Val Qual	Final qual	RL	MDL	Units
FB	JD28208-5	1,1,1-Trichloroethane	07/17/2021		Y	N	U		U	1.0	0.54	ug/l
FB	JD28208-5	Bromomethane	07/17/2021		Y	N	U		U	2.0	1.6	ug/l
FB	JD28208-5	Chloromethane	07/17/2021		Y	N	U		U	1.0	0.76	ug/l
FB	JD28208-5	Bromochloromethane	07/17/2021		Y	N	U		U	1.0	0.48	ug/l
TB	JD28208-6	1,1-Dichloroethane	07/17/2021		Y	N	U		U	1.0	0.57	ug/l
TB	JD28208-6	Bromodichloromethane	07/17/2021		Y	N	U		U	1.0	0.45	ug/l
TB	JD28208-6	2-Butanone (MEK)	07/17/2021		Y	N	U		U	10	6.9	ug/l
TB	JD28208-6	Bromoform	07/17/2021		Y	N	U		U	1.0	0.63	ug/l
TB	JD28208-6	Carbon disulfide	07/17/2021		Y	N	U		U	2.0	0.46	ug/l
TB	JD28208-6	Trichlorofluoromethane	07/17/2021		Y	N	U		U	2.0	0.40	ug/l
TB	JD28208-6	Dichlorodifluoromethane	07/17/2021		Y	N	U		U	2.0	0.56	ug/l
TB	JD28208-6	Freon 113	07/17/2021		Y	N	U		U	5.0	0.58	ug/l
TB	JD28208-6	1,2-Dichloropropane	07/17/2021		Y	N	U		U	1.0	0.51	ug/l
TB	JD28208-6	1,1-Dichloroethene	07/17/2021		Y	N	U		U	1.0	0.59	ug/l
TB	JD28208-6	1,1,2-Trichloroethane	07/17/2021		Y	N	U		U	1.0	0.53	ug/l
TB	JD28208-6	Trichloroethene	07/17/2021		Y	N	U		U	1.0	0.53	ug/l
TB	JD28208-6	Methyl Acetate	07/17/2021		Y	N	U		U	5.0	0.80	ug/l
TB	JD28208-6	1,2,3-Trichlorobenzene	07/17/2021		Y	N	U		U	1.0	0.50	ug/l
TB	JD28208-6	o-Xylene	07/17/2021		Y	N	U		U	1.0	0.59	ug/l
TB	JD28208-6	1,2-Dibromo-3-chloropropane	07/17/2021		Y	N	U		U	2.0	0.53	ug/l
TB	JD28208-6	1,2-Dichloroethane	07/17/2021		Y	N	U		U	1.0	0.60	ug/l
TB	JD28208-6	Methylene chloride	07/17/2021		Y	N	U		U	2.0	1.0	ug/l
TB	JD28208-6	m,p-Xylene	07/17/2021		Y	N	U		U	1.0	0.78	ug/l
TB	JD28208-6	Isopropylbenzene	07/17/2021		Y	N	U		U	1.0	0.65	ug/l
TB	JD28208-6	1,1,2,2-Tetrachloroethane	07/17/2021		Y	N	U		U	1.0	0.65	ug/l

Analytical Method SW8260

Sample ID	Lab Sample ID	Chemical Name	Anal Date	Result	Validated	Detect	Lab Qual	Val Qual	Final qual	RL	MDL	Units
TB	JD28208-6	Xylene (total)	07/17/2021		Y	N	U		U	1.0	0.59	ug/l
TB	JD28208-6	Ethylbenzene	07/17/2021		Y	N	U		U	1.0	0.60	ug/l
TB	JD28208-6	Styrene	07/17/2021		Y	N	U		U	1.0	0.49	ug/l
TB	JD28208-6	cis-1,3-Dichloropropene	07/17/2021		Y	N	U		U	1.0	0.47	ug/l
TB	JD28208-6	trans-1,3-Dichloropropene	07/17/2021		Y	N	U		U	1.0	0.43	ug/l
TB	JD28208-6	1,4-Dichlorobenzene	07/17/2021		Y	N	U		U	1.0	0.51	ug/l
TB	JD28208-6	1,2-Dibromoethane	07/17/2021		Y	N	U	UJ	UJ	1.0	0.48	ug/l
TB	JD28208-6	4-Methyl-2-pentanone(MIBK)	07/17/2021		Y	N	U		U	5.0	1.9	ug/l
TB	JD28208-6	1,2-Dichlorobenzene	07/17/2021		Y	N	U		U	1.0	0.53	ug/l
TB	JD28208-6	Toluene	07/17/2021		Y	N	U		U	1.0	0.53	ug/l
TB	JD28208-6	Chlorobenzene	07/17/2021		Y	N	U		U	1.0	0.56	ug/l
TB	JD28208-6	Cyclohexane	07/17/2021		Y	N	U		U	5.0	0.78	ug/l
TB	JD28208-6	1,2,4-Trichlorobenzene	07/17/2021		Y	N	U	UJ	UJ	1.0	0.50	ug/l
TB	JD28208-6	Methylcyclohexane	07/17/2021		Y	N	U		U	5.0	0.60	ug/l
TB	JD28208-6	Tetrachloroethene	07/17/2021		Y	N	U		U	1.0	0.90	ug/l
TB	JD28208-6	Chloroform	07/17/2021		Y	N	U		U	1.0	0.50	ug/l
TB	JD28208-6	Chloroethane	07/17/2021		Y	N	U		U	1.0	0.73	ug/l
TB	JD28208-6	Bromochloromethane	07/17/2021		Y	N	U		U	1.0	0.48	ug/l
TB	JD28208-6	Chloromethane	07/17/2021		Y	N	U		U	1.0	0.76	ug/l
TB	JD28208-6	Bromomethane	07/17/2021		Y	N	U		U	2.0	1.6	ug/l
TB	JD28208-6	1,1,1-Trichloroethane	07/17/2021		Y	N	U		U	1.0	0.54	ug/l
TB	JD28208-6	Dibromochloromethane	07/17/2021		Y	N	U		U	1.0	0.56	ug/l
TB	JD28208-6	Benzene	07/17/2021		Y	N	U		U	0.50	0.43	ug/l
TB	JD28208-6	Vinyl chloride	07/17/2021		Y	N	U		U	1.0	0.79	ug/l
TB	JD28208-6	Acetone	07/17/2021		Y	N	U		U	10	3.1	ug/l

SDG: JD28208

Analytical Method SW8260

Sample ID	Lab Sample ID	Chemical Name	Anal Date	Result	Validated	Detect	Lab Qual	Val Qual	Final qual	RL	MDL	Units
TB	JD28208-6	2-Hexanone	07/17/2021		Y	N	U		U	5.0	2.0	ug/l
TB	JD28208-6	Carbon tetrachloride	07/17/2021		Y	N	U		U	1.0	0.55	ug/l
TB	JD28208-6	1,3-Dichlorobenzene	07/17/2021		Y	N	U		U	1.0	0.54	ug/l
TB	JD28208-6	Methyl Tert Butyl Ether	07/17/2021		Y	N	U		U	1.0	0.51	ug/l
TB	JD28208-6	trans-1,2-Dichloroethene	07/17/2021		Y	N	U		U	1.0	0.54	ug/l
TB	JD28208-6	cis-1,2-Dichloroethene	07/17/2021		Y	N	U		U	1.0	0.51	ug/l
DUP-1	JD28208-7	Isopropylbenzene	07/19/2021		Y	N	U		U	1.0	0.65	ug/l
DUP-1	JD28208-7	Bromoform	07/19/2021		Y	N	U		U	1.0	0.63	ug/l
DUP-1	JD28208-7	Chlorobenzene	07/19/2021		Y	N	U		U	1.0	0.56	ug/l
DUP-1	JD28208-7	1,1-Dichloroethane	07/19/2021		Y	N	U		U	1.0	0.57	ug/l
DUP-1	JD28208-7	2-Hexanone	07/19/2021		Y	N	U		U	5.0	2.0	ug/l
DUP-1	JD28208-7	Carbon tetrachloride	07/19/2021		Y	N	U		U	1.0	0.55	ug/l
DUP-1	JD28208-7	1,3-Dichlorobenzene	07/19/2021		Y	N	U		U	1.0	0.54	ug/l
DUP-1	JD28208-7	Methyl Tert Butyl Ether	07/19/2021		Y	N	U		U	1.0	0.51	ug/l
DUP-1	JD28208-7	trans-1,2-Dichloroethene	07/19/2021		Y	N	U		U	1.0	0.54	ug/l
DUP-1	JD28208-7	cis-1,2-Dichloroethene	07/19/2021		Y	N	U		U	1.0	0.51	ug/l
DUP-1	JD28208-7	Xylene (total)	07/19/2021		Y	N	U		U	1.0	0.59	ug/l
DUP-1	JD28208-7	Tetrachloroethene	07/19/2021		Y	N	U		U	1.0	0.90	ug/l
DUP-1	JD28208-7	Dibromochloromethane	07/19/2021		Y	N	U		U	1.0	0.56	ug/l
DUP-1	JD28208-7	Chloroform	07/19/2021		Y	N	U		U	1.0	0.50	ug/l
DUP-1	JD28208-7	Cyclohexane	07/19/2021		Y	N	U		U	5.0	0.78	ug/l
DUP-1	JD28208-7	Benzene	07/19/2021		Y	N	U		U	0.50	0.43	ug/l
DUP-1	JD28208-7	Toluene	07/19/2021		Y	N	U		U	1.0	0.53	ug/l
DUP-1	JD28208-7	Methylcyclohexane	07/19/2021		Y	N	U		U	5.0	0.60	ug/l
DUP-1	JD28208-7	4-Methyl-2-pentanone(MIBK)	07/19/2021		Y	N	U		U	5.0	1.9	ug/l

SDG: JD28208

Analytical Method SW8260

Sample ID	Lab Sample ID	Chemical Name	Anal Date	Result	Validated	Detect	Lab Qual	Val Qual	Final qual	RL	MDL	Units
DUP-1	JD28208-7	1,2-Dichloroethane	07/19/2021		Y	N	U		U	1.0	0.60	ug/l
DUP-1	JD28208-7	1,2-Dibromoethane	07/19/2021		Y	N	U		U	1.0	0.48	ug/l
DUP-1	JD28208-7	1,4-Dichlorobenzene	07/19/2021		Y	N	U		U	1.0	0.51	ug/l
DUP-1	JD28208-7	trans-1,3-Dichloropropene	07/19/2021		Y	N	U		U	1.0	0.43	ug/l
DUP-1	JD28208-7	cis-1,3-Dichloropropene	07/19/2021		Y	N	U		U	1.0	0.47	ug/l
DUP-1	JD28208-7	Styrene	07/19/2021		Y	N	U		U	1.0	0.49	ug/l
DUP-1	JD28208-7	Ethylbenzene	07/19/2021		Y	N	U		U	1.0	0.60	ug/l
DUP-1	JD28208-7	m,p-Xylene	07/19/2021		Y	N	U		U	1.0	0.78	ug/l
DUP-1	JD28208-7	1,2,4-Trichlorobenzene	07/19/2021		Y	N	U		U	1.0	0.50	ug/l
DUP-1	JD28208-7	1,1-Dichloroethene	07/19/2021		Y	N	U		U	1.0	0.59	ug/l
DUP-1	JD28208-7	1,2-Dichlorobenzene	07/19/2021		Y	N	U		U	1.0	0.53	ug/l
DUP-1	JD28208-7	o-Xylene	07/19/2021		Y	N	U		U	1.0	0.59	ug/l
DUP-1	JD28208-7	1,2,3-Trichlorobenzene	07/19/2021		Y	N	U		U	1.0	0.50	ug/l
DUP-1	JD28208-7	1,1,2,2-Tetrachloroethane	07/19/2021		Y	N	U		U	1.0	0.65	ug/l
DUP-1	JD28208-7	Methyl Acetate	07/19/2021		Y	N	U		U	5.0	0.80	ug/l
DUP-1	JD28208-7	Trichloroethene	07/19/2021		Y	N	U		U	1.0	0.53	ug/l
DUP-1	JD28208-7	1,1,2-Trichloroethane	07/19/2021		Y	N	U		U	1.0	0.53	ug/l
DUP-1	JD28208-7	2-Butanone (MEK)	07/19/2021		Y	N	U		U	10	6.9	ug/l
DUP-1	JD28208-7	1,2-Dichloropropane	07/19/2021		Y	N	U		U	1.0	0.51	ug/l
DUP-1	JD28208-7	Freon 113	07/19/2021		Y	N	U		U	5.0	0.58	ug/l
DUP-1	JD28208-7	Acetone	07/19/2021		Y	N	U	UJ	UJ	10	3.1	ug/l
DUP-1	JD28208-7	Trichlorofluoromethane	07/19/2021		Y	N	U		U	2.0	0.40	ug/l
DUP-1	JD28208-7	1,2-Dibromo-3-chloropropane	07/19/2021		Y	N	U		U	2.0	0.53	ug/l
DUP-1	JD28208-7	Bromodichloromethane	07/19/2021		Y	N	U		U	1.0	0.45	ug/l
DUP-1	JD28208-7	Carbon disulfide	07/19/2021		Y	N	U		U	2.0	0.46	ug/l

Analytical Method SW8260

Sample ID	Lab Sample ID	Chemical Name	Anal Date	Result	Validated	Detect	Lab Qual	Val Qual	Final qual	RL	MDL	Units
DUP-1	JD28208-7	Methylene chloride	07/19/2021		Y	N	U		U	2.0	1.0	ug/l
DUP-1	JD28208-7	Vinyl chloride	07/19/2021		Y	N	U		U	1.0	0.79	ug/l
DUP-1	JD28208-7	Chloroethane	07/19/2021		Y	N	U		U	1.0	0.73	ug/l
DUP-1	JD28208-7	Bromochloromethane	07/19/2021		Y	N	U		U	1.0	0.48	ug/l
DUP-1	JD28208-7	Chloromethane	07/19/2021		Y	N	U		U	1.0	0.76	ug/l
DUP-1	JD28208-7	Bromomethane	07/19/2021		Y	N	U		U	2.0	1.6	ug/l
DUP-1	JD28208-7	1,1,1-Trichloroethane	07/19/2021		Y	N	U		U	1.0	0.54	ug/l
DUP-1	JD28208-7	Dichlorodifluoromethane	07/19/2021		Y	N	U		U	2.0	0.56	ug/l

Analytical Method SW8270

Sample ID	Lab Sample ID	Chemical Name	Anal Date	Result	Validated	Detect	Lab Qual	Val Qual	Final qual	RL	MDL	Units
MW-1	JD28208-1	1,4-Dioxane	07/16/2021		Y	N	U		U	0.10	0.050	ug/l
MW-1	JD28208-1	4-Nitroaniline	07/16/2021		Y	N	U		U	5.0	0.44	ug/l
MW-1	JD28208-1	2,4,6-Trichlorophenol	07/16/2021		Y	N	U		U	5.0	0.92	ug/l
MW-1	JD28208-1	Isophorone	07/16/2021		Y	N	U		U	2.0	0.28	ug/l
MW-1	JD28208-1	Fluorene	07/16/2021		Y	N	U		U	1.0	0.17	ug/l
MW-1	JD28208-1	N-Nitrosodiphenylamine	07/16/2021		Y	N	U		U	5.0	0.22	ug/l
MW-1	JD28208-1	Butyl benzyl phthalate	07/16/2021		Y	N	U		U	2.0	0.46	ug/l
MW-1	JD28208-1	Phenanthrene	07/16/2021		Y	N	U		U	1.0	0.18	ug/l
MW-1	JD28208-1	Di-n-butyl phthalate	07/16/2021		Y	N	U		U	2.0	0.50	ug/l
MW-1	JD28208-1	2,3,4,6-Tetrachlorophenol	07/16/2021		Y	N	U		U	5.0	1.5	ug/l
MW-1	JD28208-1	Acenaphthene	07/16/2021		Y	N	U		U	1.0	0.19	ug/l
MW-1	JD28208-1	2-Nitroaniline	07/16/2021		Y	N	U		U	5.0	0.28	ug/l
MW-1	JD28208-1	Hexachlorocyclopentadiene	07/16/2021		Y	N	U		U	10	2.8	ug/l
MW-1	JD28208-1	4-Chlorophenyl phenyl ether	07/16/2021		Y	N	U		U	2.0	0.37	ug/l

SDG: JD28208

Analytical Method SW8270

Sample ID	Lab Sample ID	Chemical Name	Anal Date	Result	Validated	Detect	Lab Qual	Val Qual	Final qual	RL	MDL	Units
MW-1	JD28208-1	Hexachloroethane	07/16/2021		Y	N	U		U	2.0	0.39	ug/l
MW-1	JD28208-1	N-Nitroso-di-n-propylamine	07/16/2021		Y	N	U		U	2.0	0.48	ug/l
MW-1	JD28208-1	2,6-Dinitrotoluene	07/16/2021		Y	N	U		U	1.0	0.48	ug/l
MW-1	JD28208-1	Hexachlorobutadiene	07/16/2021		Y	N	U		U	1.0	0.49	ug/l
MW-1	JD28208-1	Diethyl phthalate	07/16/2021		Y	N	U		U	2.0	0.26	ug/l
MW-1	JD28208-1	1,1'-Biphenyl	07/16/2021		Y	N	U		U	1.0	0.21	ug/l
MW-1	JD28208-1	3&4-Methylphenol	07/16/2021		Y	N	U		U	2.0	0.88	ug/l
MW-1	JD28208-1	3-Nitroaniline	07/16/2021		Y	N	U		U	5.0	0.39	ug/l
MW-1	JD28208-1	Nitrobenzene	07/16/2021		Y	N	U		U	2.0	0.64	ug/l
MW-1	JD28208-1	Acetophenone	07/16/2021		Y	N	U		U	2.0	0.21	ug/l
MW-1	JD28208-1	2,4,5-Trichlorophenol	07/16/2021		Y	N	U		U	5.0	1.3	ug/l
MW-1	JD28208-1	1,2,4,5-Tetrachlorobenzene	07/16/2021		Y	N	U		U	2.0	0.37	ug/l
MW-1	JD28208-1	Carbazole	07/16/2021		Y	N	U		U	1.0	0.23	ug/l
MW-1	JD28208-1	2-Methylphenol	07/16/2021		Y	N	U		U	2.0	0.89	ug/l
MW-1	JD28208-1	Pentachlorophenol	07/16/2021		Y	N	U		U	4.0	1.4	ug/l
MW-1	JD28208-1	3,3'-Dichlorobenzidine	07/16/2021		Y	N	U		U	2.0	0.51	ug/l
MW-1	JD28208-1	2-Chloronaphthalene	07/16/2021		Y	N	U		U	2.0	0.24	ug/l
MW-1	JD28208-1	2-Methylnaphthalene	07/16/2021		Y	N	U		U	1.0	0.21	ug/l
MW-1	JD28208-1	Naphthalene	07/16/2021		Y	N	U		U	1.0	0.23	ug/l
MW-1	JD28208-1	2-Nitrophenol	07/16/2021		Y	N	U		U	5.0	0.96	ug/l
MW-1	JD28208-1	Benzo(a)anthracene	07/16/2021		Y	N	U		U	1.0	0.20	ug/l
MW-1	JD28208-1	2-Chlorophenol	07/16/2021		Y	N	U		U	5.0	0.82	ug/l
MW-1	JD28208-1	Phenol	07/16/2021		Y	N	U		U	2.0	0.39	ug/l
MW-1	JD28208-1	2,4-Dichlorophenol	07/16/2021		Y	N	U		U	2.0	1.3	ug/l
MW-1	JD28208-1	4-Chloro-3-methyl phenol	07/16/2021		Y	N	U		U	5.0	0.89	ug/l

SDG: JD28208

Analytical Method SW8270

Sample ID	Lab Sample ID	Chemical Name	Anal Date	Result	Validated	Detect	Lab Qual	Val Qual	Final qual	RL	MDL	Units
MW-1	JD28208-1	Hexachlorobenzene	07/16/2021		Y	N	U		U	1.0	0.33	ug/l
MW-1	JD28208-1	Di-n-octyl phthalate	07/16/2021		Y	N	U		U	2.0	0.23	ug/l
MW-1	JD28208-1	bis(2-Ethylhexyl)phthalate	07/16/2021		Y	N	U		U	2.0	1.7	ug/l
MW-1	JD28208-1	4-Nitrophenol	07/16/2021		Y	N	U		U	10	1.2	ug/l
MW-1	JD28208-1	bis(2-Chloroethyl)ether	07/16/2021		Y	N	U		U	2.0	0.25	ug/l
MW-1	JD28208-1	2,4-Dinitrotoluene	07/16/2021		Y	N	U		U	1.0	0.55	ug/l
MW-1	JD28208-1	2,2'-Oxybis(1-chloropropane)	07/16/2021		Y	N	U		U	2.0	0.40	ug/l
MW-1	JD28208-1	4-Chloroaniline	07/16/2021		Y	N	U		U	5.0	0.34	ug/l
MW-1	JD28208-1	2,4-Dimethylphenol	07/16/2021		Y	N	U		U	5.0	2.4	ug/l
MW-1	JD28208-1	Caprolactam	07/16/2021		Y	N	U	UJ	UJ	2.0	0.65	ug/l
MW-1	JD28208-1	4-Bromophenyl phenyl ether	07/16/2021		Y	N	U		U	2.0	0.40	ug/l
MW-1	JD28208-1	Benzaldehyde	07/16/2021		Y	N	U		U	5.0	0.29	ug/l
MW-1	JD28208-1	bis(2-Chloroethoxy)methane	07/16/2021		Y	N	U		U	2.0	0.28	ug/l
MW-1	JD28208-1	Benzo(k)fluoranthene	07/16/2021		Y	N	U		U	1.0	0.21	ug/l
MW-1	JD28208-1	4,6-Dinitro-o-cresol	07/16/2021		Y	N	U		U	5.0	1.3	ug/l
MW-1	JD28208-1	Dibenzo(a,h)anthracene	07/16/2021		Y	N	U		U	1.0	0.33	ug/l
MW-1	JD28208-1	2,4-Dinitrophenol	07/16/2021		Y	N	U		U	5.0	1.6	ug/l
MW-1	JD28208-1	Benzo(a)pyrene	07/16/2021		Y	N	U		U	1.0	0.21	ug/l
MW-1	JD28208-1	Anthracene	07/16/2021		Y	N	U		U	1.0	0.21	ug/l
MW-1	JD28208-1	Acenaphthylene	07/16/2021		Y	N	U		U	1.0	0.14	ug/l
MW-1	JD28208-1	Pyrene	07/16/2021		Y	N	U		U	1.0	0.22	ug/l
MW-1	JD28208-1	Fluoranthene	07/16/2021		Y	N	U		U	1.0	0.17	ug/l
MW-1	JD28208-1	Benzo(b)fluoranthene	07/16/2021		Y	N	U		U	1.0	0.21	ug/l
MW-1	JD28208-1	Indeno(1,2,3-cd)pyrene	07/16/2021		Y	N	U		U	1.0	0.33	ug/l
MW-1	JD28208-1	Atrazine	07/16/2021		Y	N	U		U	2.0	0.45	ug/l

SDG: JD28208

Analytical Method SW8270

Sample ID	Lab Sample ID	Chemical Name	Anal Date	Result	Validated	Detect	Lab Qual	Val Qual	Final qual	RL	MDL	Units
MW-1	JD28208-1	Benzo(g,h,i)perylene	07/16/2021		Y	N	U		U	1.0	0.34	ug/l
MW-1	JD28208-1	Dibenzofuran	07/16/2021		Y	N	U		U	5.0	0.22	ug/l
MW-1	JD28208-1	Dimethyl phthalate	07/16/2021		Y	N	U		U	2.0	0.22	ug/l
MW-1	JD28208-1	Chrysene	07/16/2021		Y	N	U		U	1.0	0.18	ug/l
MW-2	JD28208-2	1,4-Dioxane	07/16/2021	0.195	Y	Y				0.10	0.050	ug/l
MW-2	JD28208-2	4-Chloro-3-methyl phenol	07/16/2021		Y	N	U		U	5.0	0.89	ug/l
MW-2	JD28208-2	Diethyl phthalate	07/16/2021		Y	N	U		U	2.0	0.26	ug/l
MW-2	JD28208-2	1,1'-Biphenyl	07/16/2021		Y	N	U		U	1.0	0.21	ug/l
MW-2	JD28208-2	2-Methylphenol	07/16/2021		Y	N	U		U	2.0	0.89	ug/l
MW-2	JD28208-2	2-Chlorophenol	07/16/2021		Y	N	U		U	5.0	0.82	ug/l
MW-2	JD28208-2	1,2,4,5-Tetrachlorobenzene	07/16/2021		Y	N	U		U	2.0	0.37	ug/l
MW-2	JD28208-2	Acetophenone	07/16/2021		Y	N	U		U	2.0	0.21	ug/l
MW-2	JD28208-2	2,6-Dinitrotoluene	07/16/2021		Y	N	U		U	1.0	0.48	ug/l
MW-2	JD28208-2	Di-n-butyl phthalate	07/16/2021		Y	N	U		U	2.0	0.50	ug/l
MW-2	JD28208-2	2-Methylnaphthalene	07/16/2021		Y	N	U		U	1.0	0.21	ug/l
MW-2	JD28208-2	Acenaphthene	07/16/2021		Y	N	U		U	1.0	0.19	ug/l
MW-2	JD28208-2	Isophorone	07/16/2021		Y	N	U		U	2.0	0.28	ug/l
MW-2	JD28208-2	Hexachlorocyclopentadiene	07/16/2021		Y	N	U		U	10	2.8	ug/l
MW-2	JD28208-2	4-Chlorophenyl phenyl ether	07/16/2021		Y	N	U		U	2.0	0.37	ug/l
MW-2	JD28208-2	Hexachloroethane	07/16/2021		Y	N	U		U	2.0	0.39	ug/l
MW-2	JD28208-2	N-Nitroso-di-n-propylamine	07/16/2021		Y	N	U		U	2.0	0.48	ug/l
MW-2	JD28208-2	3-Nitroaniline	07/16/2021		Y	N	U		U	5.0	0.39	ug/l
MW-2	JD28208-2	Hexachlorobutadiene	07/16/2021		Y	N	U		U	1.0	0.49	ug/l
MW-2	JD28208-2	4-Nitroaniline	07/16/2021		Y	N	U		U	5.0	0.44	ug/l
MW-2	JD28208-2	Benzo(a)anthracene	07/16/2021		Y	N	U		U	1.0	0.20	ug/l

SDG: JD28208

Analytical Method SW8270

Sample ID	Lab Sample ID	Chemical Name	Anal Date	Result	Validated	Detect	Lab Qual	Val Qual	Final qual	RL	MDL	Units
MW-2	JD28208-2	3&4-Methylphenol	07/16/2021		Y	N	U		U	2.0	0.88	ug/l
MW-2	JD28208-2	Phenanthrene	07/16/2021		Y	N	U		U	1.0	0.18	ug/l
MW-2	JD28208-2	Butyl benzyl phthalate	07/16/2021		Y	N	U		U	2.0	0.46	ug/l
MW-2	JD28208-2	N-Nitrosodiphenylamine	07/16/2021		Y	N	U		U	5.0	0.22	ug/l
MW-2	JD28208-2	3,3'-Dichlorobenzidine	07/16/2021		Y	N	U		U	2.0	0.51	ug/l
MW-2	JD28208-2	Carbazole	07/16/2021		Y	N	U		U	1.0	0.23	ug/l
MW-2	JD28208-2	2-Chloronaphthalene	07/16/2021		Y	N	U		U	2.0	0.24	ug/l
MW-2	JD28208-2	Pentachlorophenol	07/16/2021		Y	N	U		U	4.0	1.4	ug/l
MW-2	JD28208-2	2,4,6-Trichlorophenol	07/16/2021		Y	N	U		U	5.0	0.92	ug/l
MW-2	JD28208-2	2-Nitroaniline	07/16/2021		Y	N	U		U	5.0	0.28	ug/l
MW-2	JD28208-2	2-Nitrophenol	07/16/2021		Y	N	U		U	5.0	0.96	ug/l
MW-2	JD28208-2	Naphthalene	07/16/2021		Y	N	U		U	1.0	0.23	ug/l
MW-2	JD28208-2	Nitrobenzene	07/16/2021		Y	N	U		U	2.0	0.64	ug/l
MW-2	JD28208-2	Fluorene	07/16/2021		Y	N	U		U	1.0	0.17	ug/l
MW-2	JD28208-2	2,2'-Oxybis(1-chloropropane)	07/16/2021		Y	N	U		U	2.0	0.40	ug/l
MW-2	JD28208-2	2,4-Dichlorophenol	07/16/2021		Y	N	U		U	2.0	1.3	ug/l
MW-2	JD28208-2	Anthracene	07/16/2021		Y	N	U		U	1.0	0.21	ug/l
MW-2	JD28208-2	Hexachlorobenzene	07/16/2021		Y	N	U		U	1.0	0.33	ug/l
MW-2	JD28208-2	Di-n-octyl phthalate	07/16/2021		Y	N	U		U	2.0	0.23	ug/l
MW-2	JD28208-2	bis(2-Ethylhexyl)phthalate	07/16/2021		Y	N	U		U	2.0	1.7	ug/l
MW-2	JD28208-2	bis(2-Chloroethoxy)methane	07/16/2021		Y	N	U		U	2.0	0.28	ug/l
MW-2	JD28208-2	2,4-Dinitrotoluene	07/16/2021		Y	N	U		U	1.0	0.55	ug/l
MW-2	JD28208-2	2,3,4,6-Tetrachlorophenol	07/16/2021		Y	N	U		U	5.0	1.5	ug/l
MW-2	JD28208-2	Phenol	07/16/2021		Y	N	U		U	2.0	0.39	ug/l
MW-2	JD28208-2	2,4,5-Trichlorophenol	07/16/2021		Y	N	U		U	5.0	1.3	ug/l

SDG: JD28208

Analytical Method SW8270

Sample ID	Lab Sample ID	Chemical Name	Anal Date	Result	Validated	Detect	Lab Qual	Val Qual	Final qual	RL	MDL	Units
MW-2	JD28208-2	2,4-Dimethylphenol	07/16/2021		Y	N	U		U	5.0	2.4	ug/l
MW-2	JD28208-2	Caprolactam	07/16/2021		Y	N	U	UJ	UJ	2.0	0.65	ug/l
MW-2	JD28208-2	4-Bromophenyl phenyl ether	07/16/2021		Y	N	U		U	2.0	0.40	ug/l
MW-2	JD28208-2	Benzaldehyde	07/16/2021		Y	N	U		U	5.0	0.29	ug/l
MW-2	JD28208-2	4-Nitrophenol	07/16/2021		Y	N	U		U	10	1.2	ug/l
MW-2	JD28208-2	bis(2-Chloroethyl)ether	07/16/2021		Y	N	U		U	2.0	0.25	ug/l
MW-2	JD28208-2	Chrysene	07/16/2021		Y	N	U		U	1.0	0.18	ug/l
MW-2	JD28208-2	4,6-Dinitro-o-cresol	07/16/2021		Y	N	U		U	5.0	1.3	ug/l
MW-2	JD28208-2	Dibenzo(a,h)anthracene	07/16/2021		Y	N	U		U	1.0	0.33	ug/l
MW-2	JD28208-2	4-Chloroaniline	07/16/2021		Y	N	U		U	5.0	0.34	ug/l
MW-2	JD28208-2	Pyrene	07/16/2021		Y	N	U		U	1.0	0.22	ug/l
MW-2	JD28208-2	2,4-Dinitrophenol	07/16/2021		Y	N	U		U	5.0	1.6	ug/l
MW-2	JD28208-2	Benzo(a)pyrene	07/16/2021		Y	N	U		U	1.0	0.21	ug/l
MW-2	JD28208-2	Acenaphthylene	07/16/2021		Y	N	U		U	1.0	0.14	ug/l
MW-2	JD28208-2	Benzo(k)fluoranthene	07/16/2021		Y	N	U		U	1.0	0.21	ug/l
MW-2	JD28208-2	Atrazine	07/16/2021		Y	N	U		U	2.0	0.45	ug/l
MW-2	JD28208-2	Benzo(b)fluoranthene	07/16/2021		Y	N	U		U	1.0	0.21	ug/l
MW-2	JD28208-2	Dimethyl phthalate	07/16/2021		Y	N	U		U	2.0	0.22	ug/l
MW-2	JD28208-2	Indeno(1,2,3-cd)pyrene	07/16/2021		Y	N	U		U	1.0	0.33	ug/l
MW-2	JD28208-2	Dibenzofuran	07/16/2021		Y	N	U		U	5.0	0.22	ug/l
MW-2	JD28208-2	Fluoranthene	07/16/2021		Y	N	U		U	1.0	0.17	ug/l
MW-2	JD28208-2	Benzo(g,h,i)perylene	07/16/2021		Y	N	U		U	1.0	0.34	ug/l
MW-3	JD28208-3	1,4-Dioxane	07/16/2021	0.134	Y	Y				0.10	0.050	ug/l
MW-3	JD28208-3	bis(2-Ethylhexyl)phthalate	07/16/2021		Y	N	U		U	2.0	1.7	ug/l
MW-3	JD28208-3	Di-n-octyl phthalate	07/16/2021		Y	N	U		U	2.0	0.23	ug/l

SDG: JD28208

Analytical Method SW8270

Sample ID	Lab Sample ID	Chemical Name	Anal Date	Result	Validated	Detect	Lab Qual	Val Qual	Final qual	RL	MDL	Units
MW-3	JD28208-3	Hexachlorobenzene	07/16/2021		Y	N	U		U	1.0	0.33	ug/l
MW-3	JD28208-3	Dimethyl phthalate	07/16/2021		Y	N	U		U	2.0	0.22	ug/l
MW-3	JD28208-3	2,4-Dichlorophenol	07/16/2021		Y	N	U		U	2.0	1.3	ug/l
MW-3	JD28208-3	2,4-Dinitrotoluene	07/16/2021		Y	N	U		U	1.0	0.55	ug/l
MW-3	JD28208-3	bis(2-Chloroethoxy)methane	07/16/2021		Y	N	U		U	2.0	0.28	ug/l
MW-3	JD28208-3	Benzaldehyde	07/16/2021		Y	N	U		U	5.0	0.29	ug/l
MW-3	JD28208-3	Pyrene	07/16/2021		Y	N	U		U	1.0	0.22	ug/l
MW-3	JD28208-3	Anthracene	07/16/2021		Y	N	U		U	1.0	0.21	ug/l
MW-3	JD28208-3	bis(2-Chloroethyl)ether	07/16/2021		Y	N	U		U	2.0	0.25	ug/l
MW-3	JD28208-3	Phenol	07/16/2021		Y	N	U		U	2.0	0.39	ug/l
MW-3	JD28208-3	2,2'-Oxybis(1-chloropropane)	07/16/2021		Y	N	U		U	2.0	0.40	ug/l
MW-3	JD28208-3	4-Chloroaniline	07/16/2021		Y	N	U		U	5.0	0.34	ug/l
MW-3	JD28208-3	2,4-Dimethylphenol	07/16/2021		Y	N	U		U	5.0	2.4	ug/l
MW-3	JD28208-3	4-Bromophenyl phenyl ether	07/16/2021		Y	N	U		U	2.0	0.40	ug/l
MW-3	JD28208-3	4-Nitrophenol	07/16/2021		Y	N	U		U	10	1.2	ug/l
MW-3	JD28208-3	4-Nitroaniline	07/16/2021		Y	N	U		U	5.0	0.44	ug/l
MW-3	JD28208-3	Di-n-butyl phthalate	07/16/2021		Y	N	U		U	2.0	0.50	ug/l
MW-3	JD28208-3	Dibenzofuran	07/16/2021		Y	N	U		U	5.0	0.22	ug/l
MW-3	JD28208-3	Caprolactam	07/16/2021		Y	N	U	UJ	UJ	2.0	0.65	ug/l
MW-3	JD28208-3	3,3'-Dichlorobenzidine	07/16/2021		Y	N	U		U	2.0	0.51	ug/l
MW-3	JD28208-3	Fluorene	07/16/2021		Y	N	U		U	1.0	0.17	ug/l
MW-3	JD28208-3	Carbazole	07/16/2021		Y	N	U		U	1.0	0.23	ug/l
MW-3	JD28208-3	Hexachlorobutadiene	07/16/2021		Y	N	U		U	1.0	0.49	ug/l
MW-3	JD28208-3	Pentachlorophenol	07/16/2021		Y	N	U		U	4.0	1.4	ug/l
MW-3	JD28208-3	2,4,6-Trichlorophenol	07/16/2021		Y	N	U		U	5.0	0.92	ug/l

SDG: JD28208

Analytical Method SW8270

Sample ID	Lab Sample ID	Chemical Name	Anal Date	Result	Validated	Detect	Lab Qual	Val Qual	Final qual	RL	MDL	Units
MW-3	JD28208-3	2-Nitroaniline	07/16/2021		Y	N	U		U	5.0	0.28	ug/l
MW-3	JD28208-3	2-Nitrophenol	07/16/2021		Y	N	U		U	5.0	0.96	ug/l
MW-3	JD28208-3	Naphthalene	07/16/2021		Y	N	U		U	1.0	0.23	ug/l
MW-3	JD28208-3	Acenaphthene	07/16/2021		Y	N	U		U	1.0	0.19	ug/l
MW-3	JD28208-3	2-Chloronaphthalene	07/16/2021		Y	N	U		U	2.0	0.24	ug/l
MW-3	JD28208-3	Phenanthrene	07/16/2021		Y	N	U		U	1.0	0.18	ug/l
MW-3	JD28208-3	1,1'-Biphenyl	07/16/2021		Y	N	U		U	1.0	0.21	ug/l
MW-3	JD28208-3	2-Methylphenol	07/16/2021		Y	N	U		U	2.0	0.89	ug/l
MW-3	JD28208-3	2-Chlorophenol	07/16/2021		Y	N	U		U	5.0	0.82	ug/l
MW-3	JD28208-3	1,2,4,5-Tetrachlorobenzene	07/16/2021		Y	N	U		U	2.0	0.37	ug/l
MW-3	JD28208-3	2,4,5-Trichlorophenol	07/16/2021		Y	N	U		U	5.0	1.3	ug/l
MW-3	JD28208-3	Acetophenone	07/16/2021		Y	N	U		U	2.0	0.21	ug/l
MW-3	JD28208-3	Nitrobenzene	07/16/2021		Y	N	U		U	2.0	0.64	ug/l
MW-3	JD28208-3	3-Nitroaniline	07/16/2021		Y	N	U		U	5.0	0.39	ug/l
MW-3	JD28208-3	3&4-Methylphenol	07/16/2021		Y	N	U		U	2.0	0.88	ug/l
MW-3	JD28208-3	2-Methylnaphthalene	07/16/2021		Y	N	U		U	1.0	0.21	ug/l
MW-3	JD28208-3	Benzo(a)anthracene	07/16/2021		Y	N	U		U	1.0	0.20	ug/l
MW-3	JD28208-3	Atrazine	07/16/2021		Y	N	U		U	2.0	0.45	ug/l
MW-3	JD28208-3	Indeno(1,2,3-cd)pyrene	07/16/2021		Y	N	U		U	1.0	0.33	ug/l
MW-3	JD28208-3	Benzo(b)fluoranthene	07/16/2021		Y	N	U		U	1.0	0.21	ug/l
MW-3	JD28208-3	Fluoranthene	07/16/2021		Y	N	U		U	1.0	0.17	ug/l
MW-3	JD28208-3	Benzo(k)fluoranthene	07/16/2021		Y	N	U		U	1.0	0.21	ug/l
MW-3	JD28208-3	Acenaphthylene	07/16/2021		Y	N	U		U	1.0	0.14	ug/l
MW-3	JD28208-3	Chrysene	07/16/2021		Y	N	U		U	1.0	0.18	ug/l
MW-3	JD28208-3	Benzo(a)pyrene	07/16/2021		Y	N	U		U	1.0	0.21	ug/l

SDG: JD28208

Analytical Method SW8270

Sample ID	Lab Sample ID	Chemical Name	Anal Date	Result	Validated	Detect	Lab Qual	Val Qual	Final qual	RL	MDL	Units
MW-3	JD28208-3	2,4-Dinitrophenol	07/16/2021		Y	N	U		U	5.0	1.6	ug/l
MW-3	JD28208-3	N-Nitrosodiphenylamine	07/16/2021		Y	N	U		U	5.0	0.22	ug/l
MW-3	JD28208-3	4,6-Dinitro-o-cresol	07/16/2021		Y	N	U		U	5.0	1.3	ug/l
MW-3	JD28208-3	Butyl benzyl phthalate	07/16/2021		Y	N	U		U	2.0	0.46	ug/l
MW-3	JD28208-3	2,3,4,6-Tetrachlorophenol	07/16/2021		Y	N	U		U	5.0	1.5	ug/l
MW-3	JD28208-3	2,6-Dinitrotoluene	07/16/2021		Y	N	U		U	1.0	0.48	ug/l
MW-3	JD28208-3	Hexachloroethane	07/16/2021		Y	N	U		U	2.0	0.39	ug/l
MW-3	JD28208-3	4-Chlorophenyl phenyl ether	07/16/2021		Y	N	U		U	2.0	0.37	ug/l
MW-3	JD28208-3	Hexachlorocyclopentadiene	07/16/2021		Y	N	U		U	10	2.8	ug/l
MW-3	JD28208-3	Isophorone	07/16/2021		Y	N	U		U	2.0	0.28	ug/l
MW-3	JD28208-3	Diethyl phthalate	07/16/2021		Y	N	U		U	2.0	0.26	ug/l
MW-3	JD28208-3	4-Chloro-3-methyl phenol	07/16/2021		Y	N	U		U	5.0	0.89	ug/l
MW-3	JD28208-3	Benzo(g,h,i)perylene	07/16/2021		Y	N	U		U	1.0	0.34	ug/l
MW-3	JD28208-3	Dibenzo(a,h)anthracene	07/16/2021		Y	N	U		U	1.0	0.33	ug/l
MW-3	JD28208-3	N-Nitroso-di-n-propylamine	07/16/2021		Y	N	U		U	2.0	0.48	ug/l
MW-6	JD28208-4	1,4-Dioxane	07/16/2021		Y	N	U		U	0.095	0.048	ug/l
MW-6	JD28208-4	2-Nitrophenol	07/16/2021		Y	N	U		U	4.8	0.91	ug/l
MW-6	JD28208-4	N-Nitrosodiphenylamine	07/16/2021		Y	N	U		U	4.8	0.21	ug/l
MW-6	JD28208-4	2-Chlorophenol	07/16/2021		Y	N	U		U	4.8	0.78	ug/l
MW-6	JD28208-4	2-Methylphenol	07/16/2021		Y	N	U		U	1.9	0.85	ug/l
MW-6	JD28208-4	1,1'-Biphenyl	07/16/2021		Y	N	U		U	0.95	0.20	ug/l
MW-6	JD28208-4	3,3'-Dichlorobenzidine	07/16/2021		Y	N	U		U	1.9	0.48	ug/l
MW-6	JD28208-4	2-Chloronaphthalene	07/16/2021		Y	N	U		U	1.9	0.22	ug/l
MW-6	JD28208-4	Naphthalene	07/16/2021		Y	N	U		U	0.95	0.22	ug/l
MW-6	JD28208-4	Acetophenone	07/16/2021		Y	N	U		U	1.9	0.20	ug/l

SDG: JD28208

Analytical Method SW8270

Sample ID	Lab Sample ID	Chemical Name	Anal Date	Result	Validated	Detect	Lab Qual	Val Qual	Final qual	RL	MDL	Units
MW-6	JD28208-4	2-Nitroaniline	07/16/2021		Y	N	U		U	4.8	0.26	ug/l
MW-6	JD28208-4	2,4,6-Trichlorophenol	07/16/2021		Y	N	U		U	4.8	0.88	ug/l
MW-6	JD28208-4	Pentachlorophenol	07/16/2021		Y	N	U		U	3.8	1.3	ug/l
MW-6	JD28208-4	Hexachlorobutadiene	07/16/2021		Y	N	U		U	0.95	0.47	ug/l
MW-6	JD28208-4	Carbazole	07/16/2021		Y	N	U		U	0.95	0.22	ug/l
MW-6	JD28208-4	2-Methylnaphthalene	07/16/2021		Y	N	U		U	0.95	0.20	ug/l
MW-6	JD28208-4	bis(2-Chloroethoxy)methane	07/16/2021		Y	N	U		U	1.9	0.26	ug/l
MW-6	JD28208-4	4-Nitroaniline	07/16/2021		Y	N	U		U	4.8	0.42	ug/l
MW-6	JD28208-4	4-Nitrophenol	07/16/2021		Y	N	U		U	9.5	1.1	ug/l
MW-6	JD28208-4	4-Bromophenyl phenyl ether	07/16/2021		Y	N	U		U	1.9	0.38	ug/l
MW-6	JD28208-4	2,4-Dimethylphenol	07/16/2021		Y	N	U		U	4.8	2.3	ug/l
MW-6	JD28208-4	4-Chloroaniline	07/16/2021		Y	N	U		U	4.8	0.32	ug/l
MW-6	JD28208-4	2,2'-Oxybis(1-chloropropane)	07/16/2021		Y	N	U		U	1.9	0.38	ug/l
MW-6	JD28208-4	1,2,4,5-Tetrachlorobenzene	07/16/2021		Y	N	U		U	1.9	0.35	ug/l
MW-6	JD28208-4	bis(2-Chloroethyl)ether	07/16/2021		Y	N	U		U	1.9	0.24	ug/l
MW-6	JD28208-4	2,4,5-Trichlorophenol	07/16/2021		Y	N	U		U	4.8	1.3	ug/l
MW-6	JD28208-4	bis(2-Ethylhexyl)phthalate	07/16/2021		Y	N	U		U	1.9	1.6	ug/l
MW-6	JD28208-4	Di-n-octyl phthalate	07/16/2021		Y	N	U		U	1.9	0.22	ug/l
MW-6	JD28208-4	Hexachlorobenzene	07/16/2021		Y	N	U		U	0.95	0.31	ug/l
MW-6	JD28208-4	3&4-Methylphenol	07/16/2021		Y	N	U		U	1.9	0.84	ug/l
MW-6	JD28208-4	3-Nitroaniline	07/16/2021		Y	N	U		U	4.8	0.37	ug/l
MW-6	JD28208-4	Nitrobenzene	07/16/2021		Y	N	U		U	1.9	0.61	ug/l
MW-6	JD28208-4	Phenol	07/16/2021		Y	N	U		U	1.9	0.37	ug/l
MW-6	JD28208-4	Benzo(g,h,i)perylene	07/16/2021		Y	N	U		U	0.95	0.32	ug/l
MW-6	JD28208-4	Fluorene	07/16/2021		Y	N	U		U	0.95	0.16	ug/l

SDG: JD28208

Analytical Method SW8270

Sample ID	Lab Sample ID	Chemical Name	Anal Date	Result	Validated	Detect	Lab Qual	Val Qual	Final qual	RL	MDL	Units
MW-6	JD28208-4	Chrysene	07/16/2021		Y	N	U		U	0.95	0.17	ug/l
MW-6	JD28208-4	Acenaphthylene	07/16/2021		Y	N	U		U	0.95	0.13	ug/l
MW-6	JD28208-4	Benzo(k)fluoranthene	07/16/2021		Y	N	U		U	0.95	0.20	ug/l
MW-6	JD28208-4	Fluoranthene	07/16/2021		Y	N	U		U	0.95	0.16	ug/l
MW-6	JD28208-4	Benzo(b)fluoranthene	07/16/2021		Y	N	U		U	0.95	0.20	ug/l
MW-6	JD28208-4	2,4-Dinitrophenol	07/16/2021		Y	N	U		U	4.8	1.5	ug/l
MW-6	JD28208-4	Atrazine	07/16/2021		Y	N	U		U	1.9	0.43	ug/l
MW-6	JD28208-4	Dibenzo(a,h)anthracene	07/16/2021		Y	N	U		U	0.95	0.32	ug/l
MW-6	JD28208-4	Dibenzofuran	07/16/2021		Y	N	U		U	4.8	0.21	ug/l
MW-6	JD28208-4	Dimethyl phthalate	07/16/2021		Y	N	U		U	1.9	0.21	ug/l
MW-6	JD28208-4	Pyrene	07/16/2021		Y	N	U		U	0.95	0.21	ug/l
MW-6	JD28208-4	2,4-Dinitrotoluene	07/16/2021		Y	N	U		U	0.95	0.53	ug/l
MW-6	JD28208-4	2,4-Dichlorophenol	07/16/2021		Y	N	U		U	1.9	1.2	ug/l
MW-6	JD28208-4	Anthracene	07/16/2021		Y	N	U		U	0.95	0.20	ug/l
MW-6	JD28208-4	Indeno(1,2,3-cd)pyrene	07/16/2021		Y	N	U		U	0.95	0.32	ug/l
MW-6	JD28208-4	Hexachloroethane	07/16/2021		Y	N	U		U	1.9	0.37	ug/l
MW-6	JD28208-4	Butyl benzyl phthalate	07/16/2021		Y	N	U		U	1.9	0.44	ug/l
MW-6	JD28208-4	Phenanthrene	07/16/2021		Y	N	U		U	0.95	0.17	ug/l
MW-6	JD28208-4	Di-n-butyl phthalate	07/16/2021		Y	N	U		U	1.9	0.47	ug/l
MW-6	JD28208-4	Diethyl phthalate	07/16/2021		Y	N	U		U	1.9	0.25	ug/l
MW-6	JD28208-4	Acenaphthene	07/16/2021		Y	N	U		U	0.95	0.18	ug/l
MW-6	JD28208-4	Isophorone	07/16/2021		Y	N	U		U	1.9	0.26	ug/l
MW-6	JD28208-4	Benzo(a)pyrene	07/16/2021		Y	N	U		U	0.95	0.20	ug/l
MW-6	JD28208-4	4-Chlorophenyl phenyl ether	07/16/2021		Y	N	U		U	1.9	0.35	ug/l
MW-6	JD28208-4	Benzaldehyde	07/16/2021		Y	N	U		U	4.8	0.28	ug/l

SDG: JD28208

Analytical Method SW8270

Sample ID	Lab Sample ID	Chemical Name	Anal Date	Result	Validated	Detect	Lab Qual	Val Qual	Final qual	RL	MDL	Units
MW-6	JD28208-4	N-Nitroso-di-n-propylamine	07/16/2021		Y	N	U		U	1.9	0.46	ug/l
MW-6	JD28208-4	2,6-Dinitrotoluene	07/16/2021		Y	N	U		U	0.95	0.45	ug/l
MW-6	JD28208-4	4-Chloro-3-methyl phenol	07/16/2021		Y	N	U		U	4.8	0.85	ug/l
MW-6	JD28208-4	2,3,4,6-Tetrachlorophenol	07/16/2021		Y	N	U		U	4.8	1.4	ug/l
MW-6	JD28208-4	Benzo(a)anthracene	07/16/2021		Y	N	U		U	0.95	0.19	ug/l
MW-6	JD28208-4	4,6-Dinitro-o-cresol	07/16/2021		Y	N	U		U	4.8	1.2	ug/l
MW-6	JD28208-4	Hexachlorocyclopentadiene	07/16/2021		Y	N	U		U	9.5	2.6	ug/l
MW-6	JD28208-4	Caprolactam	07/16/2021		Y	N	U	UJ	UJ	1.9	0.62	ug/l
FB	JD28208-5	1,4-Dioxane	07/16/2021	0.117	Y	Y				0.097	0.049	ug/l
FB	JD28208-5	Acenaphthylene	07/16/2021		Y	N	U		U	0.97	0.13	ug/l
FB	JD28208-5	2,3,4,6-Tetrachlorophenol	07/16/2021		Y	N	U		U	4.9	1.4	ug/l
FB	JD28208-5	Dibenzofuran	07/16/2021		Y	N	U		U	4.9	0.21	ug/l
FB	JD28208-5	Benzo(g,h,i)perylene	07/16/2021		Y	N	U		U	0.97	0.33	ug/l
FB	JD28208-5	Atrazine	07/16/2021		Y	N	U		U	1.9	0.43	ug/l
FB	JD28208-5	Indeno(1,2,3-cd)pyrene	07/16/2021		Y	N	U		U	0.97	0.32	ug/l
FB	JD28208-5	Benzo(b)fluoranthene	07/16/2021		Y	N	U		U	0.97	0.20	ug/l
FB	JD28208-5	Pyrene	07/16/2021		Y	N	U		U	0.97	0.21	ug/l
FB	JD28208-5	Benzo(k)fluoranthene	07/16/2021		Y	N	U		U	0.97	0.20	ug/l
FB	JD28208-5	2,4-Dinitrotoluene	07/16/2021		Y	N	U		U	0.97	0.54	ug/l
FB	JD28208-5	Chrysene	07/16/2021		Y	N	U		U	0.97	0.17	ug/l
FB	JD28208-5	Benzo(a)pyrene	07/16/2021		Y	N	U		U	0.97	0.21	ug/l
FB	JD28208-5	2,4-Dinitrophenol	07/16/2021		Y	N	U		U	4.9	1.5	ug/l
FB	JD28208-5	4,6-Dinitro-o-cresol	07/16/2021		Y	N	U		U	4.9	1.3	ug/l
FB	JD28208-5	3&4-Methylphenol	07/16/2021		Y	N	U		U	1.9	0.85	ug/l
FB	JD28208-5	Fluoranthene	07/16/2021		Y	N	U		U	0.97	0.17	ug/l

SDG: JD28208

Analytical Method SW8270

Sample ID	Lab Sample ID	Chemical Name	Anal Date	Result	Validated	Detect	Lab Qual	Val Qual	Final qual	RL	MDL	Units
FB	JD28208-5	Phenol	07/16/2021		Y	N	U		U	1.9	0.38	ug/l
FB	JD28208-5	4-Nitroaniline	07/16/2021		Y	N	U		U	4.9	0.43	ug/l
FB	JD28208-5	4-Nitrophenol	07/16/2021		Y	N	U		U	9.7	1.1	ug/l
FB	JD28208-5	Benzaldehyde	07/16/2021		Y	N	U		U	4.9	0.28	ug/l
FB	JD28208-5	4-Bromophenyl phenyl ether	07/16/2021		Y	N	U		U	1.9	0.39	ug/l
FB	JD28208-5	Caprolactam	07/16/2021		Y	N	U		U	1.9	0.63	ug/l
FB	JD28208-5	2,4-Dimethylphenol	07/16/2021		Y	N	U		U	4.9	2.4	ug/l
FB	JD28208-5	Dimethyl phthalate	07/16/2021		Y	N	U		U	1.9	0.21	ug/l
FB	JD28208-5	2,2'-Oxybis(1-chloropropane)	07/16/2021		Y	N	U		U	1.9	0.39	ug/l
FB	JD28208-5	Benzo(a)anthracene	07/16/2021		Y	N	U		U	0.97	0.20	ug/l
FB	JD28208-5	bis(2-Chloroethyl)ether	07/16/2021		Y	N	U		U	1.9	0.24	ug/l
FB	JD28208-5	bis(2-Chloroethoxy)methane	07/16/2021		Y	N	U		U	1.9	0.27	ug/l
FB	JD28208-5	bis(2-Ethylhexyl)phthalate	07/16/2021		Y	N	U		U	1.9	1.6	ug/l
FB	JD28208-5	Di-n-octyl phthalate	07/16/2021		Y	N	U		U	1.9	0.23	ug/l
FB	JD28208-5	Hexachlorobenzene	07/16/2021		Y	N	U		U	0.97	0.32	ug/l
FB	JD28208-5	Anthracene	07/16/2021		Y	N	U		U	0.97	0.20	ug/l
FB	JD28208-5	2,4-Dichlorophenol	07/16/2021		Y	N	U		U	1.9	1.2	ug/l
FB	JD28208-5	4-Chloroaniline	07/16/2021		Y	N	U		U	4.9	0.33	ug/l
FB	JD28208-5	2-Methylphenol	07/16/2021		Y	N	U		U	1.9	0.86	ug/l
FB	JD28208-5	2-Nitroaniline	07/16/2021		Y	N	U		U	4.9	0.27	ug/l
FB	JD28208-5	4-Chloro-3-methyl phenol	07/16/2021		Y	N	U		U	4.9	0.87	ug/l
FB	JD28208-5	Naphthalene	07/16/2021		Y	N	U		U	0.97	0.23	ug/l
FB	JD28208-5	Dibenzo(a,h)anthracene	07/16/2021		Y	N	U		U	0.97	0.32	ug/l
FB	JD28208-5	2-Chloronaphthalene	07/16/2021		Y	N	U		U	1.9	0.23	ug/l
FB	JD28208-5	2,4,6-Trichlorophenol	07/16/2021		Y	N	U		U	4.9	0.90	ug/l

SDG: JD28208

Analytical Method SW8270

Sample ID	Lab Sample ID	Chemical Name	Anal Date	Result	Validated	Detect	Lab Qual	Val Qual	Final qual	RL	MDL	Units
FB	JD28208-5	1,1'-Biphenyl	07/16/2021		Y	N	U		U	0.97	0.21	ug/l
FB	JD28208-5	2-Nitrophenol	07/16/2021		Y	N	U		U	4.9	0.93	ug/l
FB	JD28208-5	2-Chlorophenol	07/16/2021		Y	N	U		U	4.9	0.80	ug/l
FB	JD28208-5	1,2,4,5-Tetrachlorobenzene	07/16/2021		Y	N	U		U	1.9	0.36	ug/l
FB	JD28208-5	2,4,5-Trichlorophenol	07/16/2021		Y	N	U		U	4.9	1.3	ug/l
FB	JD28208-5	Acetophenone	07/16/2021		Y	N	U		U	1.9	0.20	ug/l
FB	JD28208-5	Nitrobenzene	07/16/2021		Y	N	U		U	1.9	0.62	ug/l
FB	JD28208-5	3-Nitroaniline	07/16/2021		Y	N	U		U	4.9	0.38	ug/l
FB	JD28208-5	3,3'-Dichlorobenzidine	07/16/2021		Y	N	U		U	1.9	0.49	ug/l
FB	JD28208-5	Hexachlorocyclopentadiene	07/16/2021		Y	N	U		U	9.7	2.7	ug/l
FB	JD28208-5	2,6-Dinitrotoluene	07/16/2021		Y	N	U		U	0.97	0.46	ug/l
FB	JD28208-5	N-Nitroso-di-n-propylamine	07/16/2021		Y	N	U		U	1.9	0.47	ug/l
FB	JD28208-5	Hexachloroethane	07/16/2021		Y	N	U		U	1.9	0.38	ug/l
FB	JD28208-5	2-Methylnaphthalene	07/16/2021		Y	N	U		U	0.97	0.20	ug/l
FB	JD28208-5	4-Chlorophenyl phenyl ether	07/16/2021		Y	N	U		U	1.9	0.36	ug/l
FB	JD28208-5	Pentachlorophenol	07/16/2021		Y	N	U		U	3.9	1.3	ug/l
FB	JD28208-5	Isophorone	07/16/2021		Y	N	U		U	1.9	0.27	ug/l
FB	JD28208-5	Acenaphthene	07/16/2021		Y	N	U		U	0.97	0.19	ug/l
FB	JD28208-5	Diethyl phthalate	07/16/2021		Y	N	U		U	1.9	0.25	ug/l
FB	JD28208-5	Di-n-butyl phthalate	07/16/2021		Y	N	U		U	1.9	0.48	ug/l
FB	JD28208-5	Phenanthrene	07/16/2021		Y	N	U		U	0.97	0.17	ug/l
FB	JD28208-5	Butyl benzyl phthalate	07/16/2021		Y	N	U		U	1.9	0.44	ug/l
FB	JD28208-5	N-Nitrosodiphenylamine	07/16/2021		Y	N	U		U	4.9	0.22	ug/l
FB	JD28208-5	Fluorene	07/16/2021		Y	N	U		U	0.97	0.17	ug/l
FB	JD28208-5	Carbazole	07/16/2021		Y	N	U		U	0.97	0.22	ug/l

Analytical Method SW8270

Sample ID	Lab Sample ID	Chemical Name	Anal Date	Result	Validated	Detect	Lab Qual	Val Qual	Final qual	RL	MDL	Units
FB	JD28208-5	Hexachlorobutadiene	07/16/2021		Y	N	U		U	0.97	0.48	ug/l
DUP-1	JD28208-7	1,4-Dioxane	07/16/2021		Y	N	U		U	0.10	0.050	ug/l
DUP-1	JD28208-7	Carbazole	07/16/2021		Y	N	U		U	1.0	0.23	ug/l
DUP-1	JD28208-7	4-Nitroaniline	07/16/2021		Y	N	U		U	5.0	0.44	ug/l
DUP-1	JD28208-7	4-Nitrophenol	07/16/2021		Y	N	U		U	10	1.2	ug/l
DUP-1	JD28208-7	Benzaldehyde	07/16/2021		Y	N	U		U	5.0	0.29	ug/l
DUP-1	JD28208-7	4-Bromophenyl phenyl ether	07/16/2021		Y	N	U		U	2.0	0.40	ug/l
DUP-1	JD28208-7	Caprolactam	07/16/2021		Y	N	U	UJ	UJ	2.0	0.65	ug/l
DUP-1	JD28208-7	2-Nitrophenol	07/16/2021		Y	N	U		U	5.0	0.96	ug/l
DUP-1	JD28208-7	Hexachloroethane	07/16/2021		Y	N	U		U	2.0	0.39	ug/l
DUP-1	JD28208-7	4-Chlorophenyl phenyl ether	07/16/2021		Y	N	U		U	2.0	0.37	ug/l
DUP-1	JD28208-7	Hexachlorocyclopentadiene	07/16/2021		Y	N	U		U	10	2.8	ug/l
DUP-1	JD28208-7	Isophorone	07/16/2021		Y	N	U		U	2.0	0.28	ug/l
DUP-1	JD28208-7	Acenaphthene	07/16/2021		Y	N	U		U	1.0	0.19	ug/l
DUP-1	JD28208-7	Diethyl phthalate	07/16/2021		Y	N	U		U	2.0	0.26	ug/l
DUP-1	JD28208-7	Di-n-butyl phthalate	07/16/2021		Y	N	U		U	2.0	0.50	ug/l
DUP-1	JD28208-7	Phenanthrene	07/16/2021		Y	N	U		U	1.0	0.18	ug/l
DUP-1	JD28208-7	Butyl benzyl phthalate	07/16/2021		Y	N	U		U	2.0	0.46	ug/l
DUP-1	JD28208-7	Fluorene	07/16/2021		Y	N	U		U	1.0	0.17	ug/l
DUP-1	JD28208-7	Hexachlorobutadiene	07/16/2021		Y	N	U		U	1.0	0.49	ug/l
DUP-1	JD28208-7	Pentachlorophenol	07/16/2021		Y	N	U		U	4.0	1.4	ug/l
DUP-1	JD28208-7	N-Nitrosodiphenylamine	07/16/2021		Y	N	U		U	5.0	0.22	ug/l
DUP-1	JD28208-7	2-Nitroaniline	07/16/2021		Y	N	U		U	5.0	0.28	ug/l
DUP-1	JD28208-7	4-Chloro-3-methyl phenol	07/16/2021		Y	N	U		U	5.0	0.89	ug/l
DUP-1	JD28208-7	Naphthalene	07/16/2021		Y	N	U		U	1.0	0.23	ug/l

SDG: JD28208

Analytical Method SW8270

Sample ID	Lab Sample ID	Chemical Name	Anal Date	Result	Validated	Detect	Lab Qual	Val Qual	Final qual	RL	MDL	Units
DUP-1	JD28208-7	2-Methylnaphthalene	07/16/2021		Y	N	U		U	1.0	0.21	ug/l
DUP-1	JD28208-7	2-Chloronaphthalene	07/16/2021		Y	N	U		U	2.0	0.24	ug/l
DUP-1	JD28208-7	3,3'-Dichlorobenzidine	07/16/2021		Y	N	U		U	2.0	0.51	ug/l
DUP-1	JD28208-7	1,1'-Biphenyl	07/16/2021		Y	N	U		U	1.0	0.21	ug/l
DUP-1	JD28208-7	2-Methylphenol	07/16/2021		Y	N	U		U	2.0	0.89	ug/l
DUP-1	JD28208-7	2-Chlorophenol	07/16/2021		Y	N	U		U	5.0	0.82	ug/l
DUP-1	JD28208-7	1,2,4,5-Tetrachlorobenzene	07/16/2021		Y	N	U		U	2.0	0.37	ug/l
DUP-1	JD28208-7	2,4,5-Trichlorophenol	07/16/2021		Y	N	U		U	5.0	1.3	ug/l
DUP-1	JD28208-7	Acetophenone	07/16/2021		Y	N	U		U	2.0	0.21	ug/l
DUP-1	JD28208-7	Nitrobenzene	07/16/2021		Y	N	U		U	2.0	0.64	ug/l
DUP-1	JD28208-7	3-Nitroaniline	07/16/2021		Y	N	U		U	5.0	0.39	ug/l
DUP-1	JD28208-7	3&4-Methylphenol	07/16/2021		Y	N	U		U	2.0	0.88	ug/l
DUP-1	JD28208-7	2,4,6-Trichlorophenol	07/16/2021		Y	N	U		U	5.0	0.92	ug/l
DUP-1	JD28208-7	Atrazine	07/16/2021		Y	N	U		U	2.0	0.45	ug/l
DUP-1	JD28208-7	4-Chloroaniline	07/16/2021		Y	N	U		U	5.0	0.34	ug/l
DUP-1	JD28208-7	2,2'-Oxybis(1-chloropropane)	07/16/2021		Y	N	U		U	2.0	0.40	ug/l
DUP-1	JD28208-7	Phenol	07/16/2021		Y	N	U		U	2.0	0.39	ug/l
DUP-1	JD28208-7	bis(2-Chloroethyl)ether	07/16/2021		Y	N	U		U	2.0	0.25	ug/l
DUP-1	JD28208-7	bis(2-Chloroethoxy)methane	07/16/2021		Y	N	U		U	2.0	0.28	ug/l
DUP-1	JD28208-7	bis(2-Ethylhexyl)phthalate	07/16/2021		Y	N	U		U	2.0	1.7	ug/l
DUP-1	JD28208-7	Di-n-octyl phthalate	07/16/2021		Y	N	U		U	2.0	0.23	ug/l
DUP-1	JD28208-7	Hexachlorobenzene	07/16/2021		Y	N	U		U	1.0	0.33	ug/l
DUP-1	JD28208-7	Anthracene	07/16/2021		Y	N	U		U	1.0	0.21	ug/l
DUP-1	JD28208-7	2,4-Dichlorophenol	07/16/2021		Y	N	U		U	2.0	1.3	ug/l
DUP-1	JD28208-7	2,4-Dinitrotoluene	07/16/2021		Y	N	U		U	1.0	0.55	ug/l

SDG: JD28208

Analytical Method SW8270

Sample ID	Lab Sample ID	Chemical Name	Anal Date	Result	Validated	Detect	Lab Qual	Val Qual	Final qual	RL	MDL	Units
DUP-1	JD28208-7	Pyrene	07/16/2021		Y	N	U		U	1.0	0.22	ug/l
DUP-1	JD28208-7	Dimethyl phthalate	07/16/2021		Y	N	U		U	2.0	0.22	ug/l
DUP-1	JD28208-7	N-Nitroso-di-n-propylamine	07/16/2021		Y	N	U		U	2.0	0.48	ug/l
DUP-1	JD28208-7	Chrysene	07/16/2021		Y	N	U		U	1.0	0.18	ug/l
DUP-1	JD28208-7	2,4-Dimethylphenol	07/16/2021		Y	N	U		U	5.0	2.4	ug/l
DUP-1	JD28208-7	2,3,4,6-Tetrachlorophenol	07/16/2021		Y	N	U		U	5.0	1.5	ug/l
DUP-1	JD28208-7	Benzo(a)anthracene	07/16/2021		Y	N	U		U	1.0	0.20	ug/l
DUP-1	JD28208-7	4,6-Dinitro-o-cresol	07/16/2021		Y	N	U		U	5.0	1.3	ug/l
DUP-1	JD28208-7	Dibenzo(a,h)anthracene	07/16/2021		Y	N	U		U	1.0	0.33	ug/l
DUP-1	JD28208-7	Dibenzofuran	07/16/2021		Y	N	U		U	5.0	0.22	ug/l
DUP-1	JD28208-7	Benzo(a)pyrene	07/16/2021		Y	N	U		U	1.0	0.21	ug/l
DUP-1	JD28208-7	Benzo(g,h,i)perylene	07/16/2021		Y	N	U		U	1.0	0.34	ug/l
DUP-1	JD28208-7	Acenaphthylene	07/16/2021		Y	N	U		U	1.0	0.14	ug/l
DUP-1	JD28208-7	Benzo(k)fluoranthene	07/16/2021		Y	N	U		U	1.0	0.21	ug/l
DUP-1	JD28208-7	Fluoranthene	07/16/2021		Y	N	U		U	1.0	0.17	ug/l
DUP-1	JD28208-7	Benzo(b)fluoranthene	07/16/2021		Y	N	U		U	1.0	0.21	ug/l
DUP-1	JD28208-7	Indeno(1,2,3-cd)pyrene	07/16/2021		Y	N	U		U	1.0	0.33	ug/l
DUP-1	JD28208-7	2,6-Dinitrotoluene	07/16/2021		Y	N	U		U	1.0	0.48	ug/l
DUP-1	JD28208-7	2,4-Dinitrophenol	07/16/2021		Y	N	U		U	5.0	1.6	ug/l

Former Ludlow Street Works - LDC 52170

SDG: JD30616

Analytical Method 6010D

Sample ID	Lab Sample ID	Chemical Name	Anal Date	Result	Validated	Detect	Lab Qual	Val Qual	Final qual	RL	MDL	Units
MW-4	JD30616-1	Cadmium	08/30/2021		Y	N	U		U	3.0	3.0	ug/l
MW-4	JD30616-1	Calcium	08/30/2021	166000	Y	Y				5000	5000	ug/l
MW-4	JD30616-1	Vanadium	08/30/2021		Y	N	U		U	50	50	ug/l
MW-4	JD30616-1	Zinc	08/30/2021	23.0	Y	Y				20	20	ug/l
MW-4	JD30616-1	Copper	08/30/2021		Y	N	U		U	10	10	ug/l
MW-4	JD30616-1	Chromium	08/30/2021		Y	N	U		U	10	10	ug/l
MW-4	JD30616-1	Beryllium	08/30/2021		Y	N	U		U	1.0	1.0	ug/l
MW-4	JD30616-1	Barium	08/30/2021		Y	N	U		U	200	200	ug/l
MW-4	JD30616-1	Arsenic	08/30/2021		Y	N	U		U	3.0	3.0	ug/l
MW-4	JD30616-1	Antimony	08/30/2021		Y	N	U		U	6.0	6.0	ug/l
MW-4	JD30616-1	Lead	08/30/2021		Y	N	U		U	3.0	3.0	ug/l
MW-4	JD30616-1	Aluminum	08/30/2021	1190	Y	Y				200	200	ug/l
MW-4	JD30616-1	Cobalt	08/30/2021		Y	N	U		U	50	50	ug/l
MW-4	JD30616-1	Iron	08/30/2021	1670	Y	Y				100	100	ug/l
MW-4	JD30616-1	Thallium	08/30/2021		Y	N	U		U	10	10	ug/l
MW-4	JD30616-1	Magnesium	08/30/2021	65000	Y	Y				5000	5000	ug/l
MW-4	JD30616-1	Selenium	08/30/2021		Y	N	U		U	10	10	ug/l
MW-4	JD30616-1	Nickel	08/30/2021		Y	N	U		U	10	10	ug/l
MW-4	JD30616-1	Potassium	08/30/2021	21000	Y	Y				10000	10000	ug/l
MW-4	JD30616-1	Silver	08/30/2021		Y	N	U		U	10	10	ug/l
MW-4	JD30616-1	Manganese	08/30/2021	567	Y	Y				15	15	ug/l
MW-4	JD30616-1	Sodium	09/01/2021	317000	Y	Y				50000	50000	ug/l
MW-5	JD30616-2	Zinc	08/30/2021	28.7	Y	Y				20	20	ug/l

SDG: JD30616

Analytical Method 6010D

Sample ID	Lab Sample ID	Chemical Name	Anal Date	Result	Validated	Detect	Lab Qual	Val Qual	Final qual	RL	MDL	Units
MW-5	JD30616-2	Beryllium	08/30/2021		Y	N	U		U	1.0	1.0	ug/l
MW-5	JD30616-2	Cadmium	08/30/2021		Y	N	U		U	3.0	3.0	ug/l
MW-5	JD30616-2	Chromium	08/30/2021		Y	N	U		U	10	10	ug/l
MW-5	JD30616-2	Cobalt	08/30/2021		Y	N	U		U	50	50	ug/l
MW-5	JD30616-2	Selenium	08/30/2021		Y	N	U		U	10	10	ug/l
MW-5	JD30616-2	Vanadium	08/30/2021		Y	N	U		U	50	50	ug/l
MW-5	JD30616-2	Iron	08/30/2021	5250	Y	Y				100	100	ug/l
MW-5	JD30616-2	Aluminum	08/30/2021	3490	Y	Y				200	200	ug/l
MW-5	JD30616-2	Copper	08/30/2021	11.0	Y	Y				10	10	ug/l
MW-5	JD30616-2	Barium	08/30/2021		Y	N	U		U	200	200	ug/l
MW-5	JD30616-2	Arsenic	08/30/2021		Y	N	U		U	3.0	3.0	ug/l
MW-5	JD30616-2	Antimony	08/30/2021		Y	N	U		U	6.0	6.0	ug/l
MW-5	JD30616-2	Thallium	08/30/2021		Y	N	U		U	10	10	ug/l
MW-5	JD30616-2	Silver	08/30/2021		Y	N	U		U	10	10	ug/l
MW-5	JD30616-2	Potassium	08/30/2021	23300	Y	Y				10000	10000	ug/l
MW-5	JD30616-2	Nickel	08/30/2021		Y	N	U		U	10	10	ug/l
MW-5	JD30616-2	Manganese	08/30/2021	285	Y	Y				15	15	ug/l
MW-5	JD30616-2	Magnesium	08/30/2021	9030	Y	Y				5000	5000	ug/l
MW-5	JD30616-2	Calcium	08/30/2021	52000	Y	Y				5000	5000	ug/l
MW-5	JD30616-2	Lead	08/30/2021	3.1	Y	Y				3.0	3.0	ug/l
MW-5	JD30616-2	Sodium	09/01/2021	323000	Y	Y				50000	50000	ug/l
FB	JD30616-3	Sodium	08/30/2021		Y	N	U		U	10000	10000	ug/l
FB	JD30616-3	Beryllium	08/30/2021		Y	N	U		U	1.0	1.0	ug/l
FB	JD30616-3	Selenium	08/30/2021		Y	N	U		U	10	10	ug/l
FB	JD30616-3	Calcium	08/30/2021		Y	N	U		U	5000	5000	ug/l

SDG: JD30616

Analytical Method 6010D

Sample ID	Lab Sample ID	Chemical Name	Anal Date	Result	Validated	Detect	Lab Qual	Val Qual	Final qual	RL	MDL	Units
FB	JD30616-3	Zinc	08/30/2021		Y	N	U		U	20	20	ug/l
FB	JD30616-3	Vanadium	08/30/2021		Y	N	U		U	50	50	ug/l
FB	JD30616-3	Copper	08/30/2021		Y	N	U		U	10	10	ug/l
FB	JD30616-3	Cobalt	08/30/2021		Y	N	U		U	50	50	ug/l
FB	JD30616-3	Potassium	08/30/2021		Y	N	U		U	10000	10000	ug/l
FB	JD30616-3	Cadmium	08/30/2021		Y	N	U		U	3.0	3.0	ug/l
FB	JD30616-3	Aluminum	08/30/2021		Y	N	U		U	200	200	ug/l
FB	JD30616-3	Barium	08/30/2021		Y	N	U		U	200	200	ug/l
FB	JD30616-3	Arsenic	08/30/2021		Y	N	U		U	3.0	3.0	ug/l
FB	JD30616-3	Antimony	08/30/2021		Y	N	U		U	6.0	6.0	ug/l
FB	JD30616-3	Thallium	08/30/2021		Y	N	U		U	10	10	ug/l
FB	JD30616-3	Silver	08/30/2021		Y	N	U		U	10	10	ug/l
FB	JD30616-3	Nickel	08/30/2021		Y	N	U		U	10	10	ug/l
FB	JD30616-3	Manganese	08/30/2021		Y	N	U		U	15	15	ug/l
FB	JD30616-3	Magnesium	08/30/2021		Y	N	U		U	5000	5000	ug/l
FB	JD30616-3	Lead	08/30/2021		Y	N	U		U	3.0	3.0	ug/l
FB	JD30616-3	Iron	08/30/2021		Y	N	U		U	100	100	ug/l
FB	JD30616-3	Chromium	08/30/2021		Y	N	U		U	10	10	ug/l

Analytical Method E335.4

Sample ID	Lab Sample ID	Chemical Name	Anal Date	Result	Validated	Detect	Lab Qual	Val Qual	Final qual	RL	MDL	Units
MW-4	JD30616-1	Cyanide	08/30/2021		Y	N		U	U	0.010	0.010	mg/l
MW-5	JD30616-2	Cyanide	08/30/2021		Y	N		U	U	0.010	0.010	mg/l
FB	JD30616-3	Cyanide	08/30/2021	0.016	Y	Y				0.010	0.010	mg/l

SDG: JD30616

Analytical Method E537

Sample ID	Lab Sample ID	Chemical Name	Anal Date	Result	Validated	Detect	Lab Qual	Val Qual	Final qual	RL	MDL	Units
MW-4	JD30616-1A	Perfluorohexanesulfonic acid	09/10/2021	6.5	Y	Y				1.8	0.89	ng/l
MW-4	JD30616-1A	Perfluoroundecanoic acid	09/10/2021		Y	N	U		U	1.8	0.89	ng/l
MW-4	JD30616-1A	MeFOSAA	09/10/2021		Y	N	U		U	3.6	1.8	ng/l
MW-4	JD30616-1A	Perfluoropentanoic acid	09/10/2021	20.8	Y	Y				1.8	0.89	ng/l
MW-4	JD30616-1A	6:2 Fluorotelomer sulfonate	09/10/2021		Y	N	U		U	7.1	1.8	ng/l
MW-4	JD30616-1A	EtFOSAA	09/10/2021		Y	N	U		U	3.6	1.8	ng/l
MW-4	JD30616-1A	Perfluorohexanoic acid	09/10/2021	17.0	Y	Y				1.8	0.89	ng/l
MW-4	JD30616-1A	Perfluorododecanoic acid	09/10/2021		Y	N	U		U	1.8	0.89	ng/l
MW-4	JD30616-1A	Perfluorooctanesulfonic acid	09/10/2021	43.9	Y	Y				1.8	0.89	ng/l
MW-4	JD30616-1A	Perfluorodecanoic acid	09/10/2021		Y	N	U		U	1.8	0.89	ng/l
MW-4	JD30616-1A	Perfluorodecanesulfonic acid	09/10/2021		Y	N	U		U	1.8	0.89	ng/l
MW-4	JD30616-1A	Perfluorobutanesulfonic acid	09/10/2021	14.1	Y	Y				1.8	0.89	ng/l
MW-4	JD30616-1A	Perfluoroheptanoic acid	09/10/2021	10.7	Y	Y				1.8	0.89	ng/l
MW-4	JD30616-1A	Perfluoroheptanesulfonic acid	09/10/2021		Y	N	U		U	1.8	0.89	ng/l
MW-4	JD30616-1A	Perfluorononanoic acid	09/10/2021	4.2	Y	Y				1.8	0.89	ng/l
MW-4	JD30616-1A	Perfluorotetradecanoic acid	09/10/2021		Y	N	U		U	1.8	0.89	ng/l
MW-4	JD30616-1A	8:2 Fluorotelomer sulfonate	09/10/2021		Y	N	U		U	7.1	1.8	ng/l
MW-4	JD30616-1A	Perfluorotridecanoic acid	09/10/2021		Y	N	U		U	1.8	0.89	ng/l
MW-4	JD30616-1A	PFOSA	09/10/2021		Y	N	U		U	3.6	1.8	ng/l
MW-4	JD30616-1A	Perfluorooctanoic acid	09/10/2021	33.0	Y	Y				1.8	0.89	ng/l
MW-4	JD30616-1A	Perfluorobutanoic acid	09/10/2021	13.7	Y	Y				3.6	1.8	ng/l
MW-5	JD30616-2A	Perfluorohexanesulfonic acid	09/10/2021	4.7	Y	Y				1.8	0.89	ng/l
MW-5	JD30616-2A	MeFOSAA	09/10/2021		Y	N	U		U	3.6	1.8	ng/l
MW-5	JD30616-2A	Perfluoropentanoic acid	09/10/2021	24.2	Y	Y				1.8	0.89	ng/l
MW-5	JD30616-2A	6:2 Fluorotelomer sulfonate	09/10/2021		Y	N	U		U	7.1	1.8	ng/l

SDG: JD30616

Analytical Method E537

Sample ID	Lab Sample ID	Chemical Name	Anal Date	Result	Validated	Detect	Lab Qual	Val Qual	Final qual	RL	MDL	Units
MW-5	JD30616-2A	EtFOSAA	09/10/2021		Y	N	U		U	3.6	1.8	ng/l
MW-5	JD30616-2A	Perfluorohexanoic acid	09/10/2021	18.1	Y	Y				1.8	0.89	ng/l
MW-5	JD30616-2A	Perfluorododecanoic acid	09/10/2021		Y	N	U		U	1.8	0.89	ng/l
MW-5	JD30616-2A	Perfluorooctanoic acid	09/10/2021	30.9	Y	Y				1.8	0.89	ng/l
MW-5	JD30616-2A	Perfluoroundecanoic acid	09/10/2021		Y	N	U		U	1.8	0.89	ng/l
MW-5	JD30616-2A	Perfluorodecanesulfonic acid	09/10/2021		Y	N	U		U	1.8	0.89	ng/l
MW-5	JD30616-2A	Perfluorooctanesulfonic acid	09/10/2021	55.9	Y	Y				1.8	0.89	ng/l
MW-5	JD30616-2A	Perfluorobutanoic acid	09/10/2021	14.5	Y	Y				3.6	1.8	ng/l
MW-5	JD30616-2A	Perfluorobutanesulfonic acid	09/10/2021	5.7	Y	Y				1.8	0.89	ng/l
MW-5	JD30616-2A	Perfluoroheptanoic acid	09/10/2021	20.1	Y	Y				1.8	0.89	ng/l
MW-5	JD30616-2A	Perfluoroheptanesulfonic acid	09/10/2021		Y	N	U		U	1.8	0.89	ng/l
MW-5	JD30616-2A	Perfluorononanoic acid	09/10/2021	12.0	Y	Y				1.8	0.89	ng/l
MW-5	JD30616-2A	Perfluorotetradecanoic acid	09/10/2021		Y	N	U		U	1.8	0.89	ng/l
MW-5	JD30616-2A	8:2 Fluorotelomer sulfonate	09/10/2021		Y	N	U		U	7.1	1.8	ng/l
MW-5	JD30616-2A	Perfluorotridecanoic acid	09/10/2021		Y	N	U		U	1.8	0.89	ng/l
MW-5	JD30616-2A	Perfluorodecanoic acid	09/10/2021		Y	N	U		U	1.8	0.89	ng/l
MW-5	JD30616-2A	PFOSA	09/10/2021		Y	N	U		U	3.6	1.8	ng/l
FB	JD30616-3A	Perfluorodecanesulfonic acid	09/10/2021		Y	N	U		U	1.8	0.89	ng/l
FB	JD30616-3A	Perfluorotetradecanoic acid	09/10/2021		Y	N	U		U	1.8	0.89	ng/l
FB	JD30616-3A	8:2 Fluorotelomer sulfonate	09/10/2021		Y	N	U		U	7.1	1.8	ng/l
FB	JD30616-3A	Perfluorotridecanoic acid	09/10/2021		Y	N	U		U	1.8	0.89	ng/l
FB	JD30616-3A	PFOSA	09/10/2021		Y	N	U		U	3.6	1.8	ng/l
FB	JD30616-3A	Perfluoroheptanesulfonic acid	09/10/2021		Y	N	U		U	1.8	0.89	ng/l
FB	JD30616-3A	Perfluoroheptanoic acid	09/10/2021		Y	N	U		U	1.8	0.89	ng/l
FB	JD30616-3A	Perfluorobutanesulfonic acid	09/10/2021		Y	N	U		U	1.8	0.89	ng/l

Analytical Method E537

Sample ID	Lab Sample ID	Chemical Name	Anal Date	Result	Validated	Detect	Lab Qual	Val Qual	Final qual	RL	MDL	Units
FB	JD30616-3A	Perfluorobutanoic acid	09/10/2021		Y	N	U		U	3.6	1.8	ng/l
FB	JD30616-3A	Perfluorohexanesulfonic acid	09/10/2021		Y	N	U		U	1.8	0.89	ng/l
FB	JD30616-3A	Perfluoroundecanoic acid	09/10/2021		Y	N	U		U	1.8	0.89	ng/l
FB	JD30616-3A	Perfluorodecanoic acid	09/10/2021		Y	N	U		U	1.8	0.89	ng/l
FB	JD30616-3A	MeFOSAA	09/10/2021		Y	N	U		U	3.6	1.8	ng/l
FB	JD30616-3A	Perfluorooctanesulfonic acid	09/10/2021		Y	N	U		U	1.8	0.89	ng/l
FB	JD30616-3A	Perfluorononanoic acid	09/10/2021		Y	N	U		U	1.8	0.89	ng/l
FB	JD30616-3A	Perfluorooctanoic acid	09/10/2021		Y	N	U		U	1.8	0.89	ng/l
FB	JD30616-3A	Perfluoropentanoic acid	09/10/2021		Y	N	U		U	1.8	0.89	ng/l
FB	JD30616-3A	6:2 Fluorotelomer sulfonate	09/10/2021		Y	N	U		U	7.1	1.8	ng/l
FB	JD30616-3A	EtFOSAA	09/10/2021		Y	N	U		U	3.6	1.8	ng/l
FB	JD30616-3A	Perfluorohexanoic acid	09/10/2021		Y	N	U		U	1.8	0.89	ng/l
FB	JD30616-3A	Perfluorododecanoic acid	09/10/2021		Y	N	U		U	1.8	0.89	ng/l

Analytical Method SW7470A

Sample ID	Lab Sample ID	Chemical Name	Anal Date	Result	Validated	Detect	Lab Qual	Val Qual	Final qual	RL	MDL	Units
MW-4	JD30616-1	Mercury	08/30/2021		Y	N	U		U	0.20	0.20	ug/l
MW-5	JD30616-2	Mercury	08/30/2021		Y	N	U		U	0.20	0.20	ug/l
FB	JD30616-3	Mercury	08/30/2021		Y	N	U		U	0.20	0.20	ug/l

Analytical Method SW8081

Sample ID	Lab Sample ID	Chemical Name	Anal Date	Result	Validated	Detect	Lab Qual	Val Qual	Final qual	RL	MDL	Units
MW-4	JD30616-1	gamma-Chlordane	08/30/2021		Y	N	U		U	0.0083	0.0035	ug/l
MW-4	JD30616-1	4,4'-DDD	08/30/2021		Y	N	U		U	0.0083	0.0048	ug/l
MW-4	JD30616-1	Endosulfan-I	08/30/2021		Y	N	U		U	0.0083	0.0044	ug/l
MW-4	JD30616-1	Toxaphene	08/30/2021		Y	N	U		U	0.21	0.14	ug/l

SDG: JD30616

Analytical Method SW8081

Sample ID	Lab Sample ID	Chemical Name	Anal Date	Result	Validated	Detect	Lab Qual	Val Qual	Final qual	RL	MDL	Units
MW-4	JD30616-1	Heptachlor	08/30/2021		Y	N	U		U	0.0083	0.0037	ug/l
MW-4	JD30616-1	Endrin aldehyde	08/30/2021		Y	N	U		U	0.0083	0.0056	ug/l
MW-4	JD30616-1	4,4'-DDE	08/30/2021	0.014	Y	Y		J	J	0.0083	0.0042	ug/l
MW-4	JD30616-1	alpha-BHC	08/30/2021		Y	N	U		U	0.0083	0.0043	ug/l
MW-4	JD30616-1	Methoxychlor	08/30/2021		Y	N	U		U	0.017	0.0056	ug/l
MW-4	JD30616-1	gamma-BHC (Lindane)	08/30/2021		Y	N	U		U	0.0083	0.0050	ug/l
MW-4	JD30616-1	Heptachlor epoxide	08/30/2021		Y	N	U		U	0.0083	0.0050	ug/l
MW-4	JD30616-1	Aldrin	08/30/2021		Y	N	U		U	0.0083	0.0043	ug/l
MW-4	JD30616-1	beta-BHC	08/30/2021		Y	N	U		U	0.0083	0.0067	ug/l
MW-4	JD30616-1	delta-BHC	08/30/2021		Y	N	U		U	0.0083	0.0055	ug/l
MW-4	JD30616-1	Endosulfan-II	08/30/2021		Y	N	U		U	0.0083	0.0041	ug/l
MW-4	JD30616-1	Dieldrin	08/30/2021		Y	N	U		U	0.0083	0.0064	ug/l
MW-4	JD30616-1	alpha-Chlordane	08/30/2021		Y	N	U		U	0.0083	0.0041	ug/l
MW-4	JD30616-1	Endrin ketone	08/30/2021		Y	N	U		U	0.0083	0.0052	ug/l
MW-4	JD30616-1	4,4'-DDT	08/30/2021	0.0074	Y	Y	J	J	J	0.0083	0.0057	ug/l
MW-4	JD30616-1	Endosulfan sulfate	08/30/2021		Y	N	U		U	0.0083	0.0045	ug/l
MW-4	JD30616-1	Endrin	08/30/2021		Y	N	U		U	0.0083	0.0050	ug/l
MW-5	JD30616-2	Dieldrin	08/30/2021		Y	N	U		U	0.0074	0.0057	ug/l
MW-5	JD30616-2	gamma-BHC (Lindane)	08/30/2021		Y	N	U		U	0.0074	0.0044	ug/l
MW-5	JD30616-2	Endrin ketone	08/30/2021		Y	N	U		U	0.0074	0.0046	ug/l
MW-5	JD30616-2	gamma-Chlordane	08/30/2021		Y	N	U		U	0.0074	0.0032	ug/l
MW-5	JD30616-2	alpha-Chlordane	08/30/2021		Y	N	U		U	0.0074	0.0037	ug/l
MW-5	JD30616-2	Endosulfan-II	08/30/2021		Y	N	U		U	0.0074	0.0036	ug/l
MW-5	JD30616-2	beta-BHC	08/30/2021		Y	N	U		U	0.0074	0.0059	ug/l
MW-5	JD30616-2	Endrin	08/30/2021		Y	N	U		U	0.0074	0.0045	ug/l

Analytical Method SW8081

Sample ID	Lab Sample ID	Chemical Name	Anal Date	Result	Validated	Detect	Lab Qual	Val Qual	Final qual	RL	MDL	Units
MW-5	JD30616-2	Endosulfan-I	08/30/2021		Y	N	U		U	0.0074	0.0039	ug/l
MW-5	JD30616-2	delta-BHC	08/30/2021		Y	N	U		U	0.0074	0.0049	ug/l
MW-5	JD30616-2	4,4'-DDT	08/30/2021	0.23	Y	Y		J	J	0.0074	0.0051	ug/l
MW-5	JD30616-2	Methoxychlor	08/30/2021		Y	N	U		U	0.015	0.0050	ug/l
MW-5	JD30616-2	4,4'-DDD	08/30/2021		Y	N	U		U	0.0074	0.0043	ug/l
MW-5	JD30616-2	4,4'-DDE	08/30/2021	0.071	Y	Y		J	J	0.0074	0.0037	ug/l
MW-5	JD30616-2	Endrin aldehyde	08/30/2021		Y	N	U		U	0.0074	0.0050	ug/l
MW-5	JD30616-2	Toxaphene	08/30/2021		Y	N	U		U	0.19	0.12	ug/l
MW-5	JD30616-2	Endosulfan sulfate	08/30/2021		Y	N	U		U	0.0074	0.0040	ug/l
MW-5	JD30616-2	Heptachlor epoxide	08/30/2021		Y	N	U		U	0.0074	0.0044	ug/l
MW-5	JD30616-2	alpha-BHC	08/30/2021		Y	N	U		U	0.0074	0.0039	ug/l
MW-5	JD30616-2	Aldrin	08/30/2021		Y	N	U		U	0.0074	0.0038	ug/l
MW-5	JD30616-2	Heptachlor	08/30/2021		Y	N	U		U	0.0074	0.0033	ug/l
FB	JD30616-3	alpha-BHC	08/30/2021		Y	N	U		U	0.0074	0.0039	ug/l
FB	JD30616-3	4,4'-DDT	08/30/2021		Y	N	U		U	0.0074	0.0051	ug/l
FB	JD30616-3	Heptachlor epoxide	08/30/2021		Y	N	U		U	0.0074	0.0044	ug/l
FB	JD30616-3	Endosulfan sulfate	08/30/2021		Y	N	U		U	0.0074	0.0040	ug/l
FB	JD30616-3	Aldrin	08/30/2021		Y	N	U		U	0.0074	0.0038	ug/l
FB	JD30616-3	Endrin aldehyde	08/30/2021		Y	N	U		U	0.0074	0.0050	ug/l
FB	JD30616-3	Endosulfan-I	08/30/2021		Y	N	U		U	0.0074	0.0039	ug/l
FB	JD30616-3	delta-BHC	08/30/2021		Y	N	U		U	0.0074	0.0049	ug/l
FB	JD30616-3	Heptachlor	08/30/2021		Y	N	U		U	0.0074	0.0033	ug/l
FB	JD30616-3	beta-BHC	08/30/2021		Y	N	U		U	0.0074	0.0059	ug/l
FB	JD30616-3	4,4'-DDE	08/30/2021		Y	N	U		U	0.0074	0.0037	ug/l
FB	JD30616-3	4,4'-DDD	08/30/2021		Y	N	U		U	0.0074	0.0043	ug/l

Analytical Method SW8081

Sample ID	Lab Sample ID	Chemical Name	Anal Date	Result	Validated	Detect	Lab Qual	Val Qual	Final qual	RL	MDL	Units
FB	JD30616-3	Methoxychlor	08/30/2021		Y	N	U		U	0.015	0.0050	ug/l
FB	JD30616-3	Endrin	08/30/2021		Y	N	U		U	0.0074	0.0045	ug/l
FB	JD30616-3	Dieldrin	08/30/2021		Y	N	U		U	0.0074	0.0057	ug/l
FB	JD30616-3	gamma-BHC (Lindane)	08/30/2021		Y	N	U		U	0.0074	0.0044	ug/l
FB	JD30616-3	gamma-Chlordane	08/30/2021		Y	N	U		U	0.0074	0.0032	ug/l
FB	JD30616-3	alpha-Chlordane	08/30/2021		Y	N	U		U	0.0074	0.0037	ug/l
FB	JD30616-3	Endosulfan-II	08/30/2021		Y	N	U		U	0.0074	0.0036	ug/l
FB	JD30616-3	Toxaphene	08/30/2021		Y	N	U		U	0.19	0.12	ug/l
FB	JD30616-3	Endrin ketone	08/30/2021		Y	N	U		U	0.0074	0.0046	ug/l

Analytical Method SW8082

Sample ID	Lab Sample ID	Chemical Name	Anal Date	Result	Validated	Detect	Lab Qual	Val Qual	Final qual	RL	MDL	Units
MW-4	JD30616-1	Aroclor 1254	08/31/2021		Y	N	U		U	0.42	0.34	ug/l
MW-4	JD30616-1	Aroclor 1242	08/31/2021		Y	N	U		U	0.42	0.19	ug/l
MW-4	JD30616-1	Aroclor 1262	08/31/2021		Y	N	U		U	0.42	0.16	ug/l
MW-4	JD30616-1	Aroclor 1016	08/31/2021		Y	N	U		U	0.42	0.16	ug/l
MW-4	JD30616-1	Aroclor 1248	08/31/2021		Y	N	U		U	0.42	0.10	ug/l
MW-4	JD30616-1	Aroclor 1232	08/31/2021		Y	N	U		U	0.42	0.22	ug/l
MW-4	JD30616-1	Aroclor 1268	08/31/2021		Y	N	U		U	0.42	0.14	ug/l
MW-4	JD30616-1	Aroclor 1260	08/31/2021		Y	N	U		U	0.42	0.13	ug/l
MW-4	JD30616-1	Aroclor 1221	08/31/2021		Y	N	U		U	0.42	0.35	ug/l
MW-5	JD30616-2	Aroclor 1262	08/31/2021		Y	N	U		U	0.37	0.14	ug/l
MW-5	JD30616-2	Aroclor 1260	08/31/2021		Y	N	U		U	0.37	0.11	ug/l
MW-5	JD30616-2	Aroclor 1254	08/31/2021		Y	N	U		U	0.37	0.31	ug/l
MW-5	JD30616-2	Aroclor 1221	08/31/2021		Y	N	U		U	0.37	0.31	ug/l

SDG: JD30616

Analytical Method SW8082

Sample ID	Lab Sample ID	Chemical Name	Anal Date	Result	Validated	Detect	Lab Qual	Val Qual	Final qual	RL	MDL	Units
MW-5	JD30616-2	Aroclor 1268	08/31/2021		Y	N	U		U	0.37	0.13	ug/l
MW-5	JD30616-2	Aroclor 1232	08/31/2021		Y	N	U		U	0.37	0.19	ug/l
MW-5	JD30616-2	Aroclor 1248	08/31/2021		Y	N	U		U	0.37	0.093	ug/l
MW-5	JD30616-2	Aroclor 1016	08/31/2021		Y	N	U		U	0.37	0.15	ug/l
MW-5	JD30616-2	Aroclor 1242	08/31/2021		Y	N	U		U	0.37	0.17	ug/l
FB	JD30616-3	Aroclor 1242	08/31/2021		Y	N	U		U	0.37	0.17	ug/l
FB	JD30616-3	Aroclor 1221	08/31/2021		Y	N	U		U	0.37	0.31	ug/l
FB	JD30616-3	Aroclor 1254	08/31/2021		Y	N	U		U	0.37	0.31	ug/l
FB	JD30616-3	Aroclor 1232	08/31/2021		Y	N	U		U	0.37	0.19	ug/l
FB	JD30616-3	Aroclor 1260	08/31/2021		Y	N	U		U	0.37	0.11	ug/l
FB	JD30616-3	Aroclor 1248	08/31/2021		Y	N	U		U	0.37	0.093	ug/l
FB	JD30616-3	Aroclor 1262	08/31/2021		Y	N	U		U	0.37	0.14	ug/l
FB	JD30616-3	Aroclor 1268	08/31/2021		Y	N	U		U	0.37	0.13	ug/l
FB	JD30616-3	Aroclor 1016	08/31/2021		Y	N	U		U	0.37	0.15	ug/l

Analytical Method SW8260

Sample ID	Lab Sample ID	Chemical Name	Anal Date	Result	Validated	Detect	Lab Qual	Val Qual	Final qual	RL	MDL	Units
MW-4	JD30616-1	trans-1,2-Dichloroethene	08/30/2021		Y	N	U		U	1.0	0.54	ug/l
MW-4	JD30616-1	1,1,2,2-Tetrachloroethane	08/30/2021		Y	N	U		U	1.0	0.65	ug/l
MW-4	JD30616-1	1,2,3-Trichlorobenzene	08/30/2021		Y	N	U		U	1.0	0.50	ug/l
MW-4	JD30616-1	o-Xylene	08/30/2021		Y	N	U		U	1.0	0.59	ug/l
MW-4	JD30616-1	1,2-Dichlorobenzene	08/30/2021		Y	N	U		U	1.0	0.53	ug/l
MW-4	JD30616-1	1,2-Dibromo-3-chloropropane	08/30/2021		Y	N	U		U	2.0	0.53	ug/l
MW-4	JD30616-1	m,p-Xylene	08/30/2021		Y	N	U		U	1.0	0.78	ug/l
MW-4	JD30616-1	Methyl Acetate	08/30/2021		Y	N	U		U	5.0	0.80	ug/l

SDG: JD30616

Analytical Method SW8260

Sample ID	Lab Sample ID	Chemical Name	Anal Date	Result	Validated	Detect	Lab Qual	Val Qual	Final qual	RL	MDL	Units
MW-4	JD30616-1	Isopropylbenzene	08/30/2021		Y	N	U		U	1.0	0.65	ug/l
MW-4	JD30616-1	4-Methyl-2-pentanone(MIBK)	08/30/2021		Y	N	U		U	5.0	1.9	ug/l
MW-4	JD30616-1	1,3-Dichlorobenzene	08/30/2021		Y	N	U		U	1.0	0.54	ug/l
MW-4	JD30616-1	cis-1,2-Dichloroethene	08/30/2021	1.2	Y	Y				1.0	0.51	ug/l
MW-4	JD30616-1	Xylene (total)	08/30/2021		Y	N	U		U	1.0	0.59	ug/l
MW-4	JD30616-1	Tetrachloroethene	08/30/2021		Y	N	U		U	1.0	0.90	ug/l
MW-4	JD30616-1	Dibromochloromethane	08/30/2021		Y	N	U		U	1.0	0.56	ug/l
MW-4	JD30616-1	1,2,4-Trichlorobenzene	08/30/2021		Y	N	U		U	1.0	0.50	ug/l
MW-4	JD30616-1	Cyclohexane	08/30/2021		Y	N	U		U	5.0	0.78	ug/l
MW-4	JD30616-1	Chlorobenzene	08/30/2021		Y	N	U		U	1.0	0.56	ug/l
MW-4	JD30616-1	2-Hexanone	08/30/2021		Y	N	U		U	5.0	2.0	ug/l
MW-4	JD30616-1	Methylcyclohexane	08/30/2021		Y	N	U		U	5.0	0.60	ug/l
MW-4	JD30616-1	Chloroform	08/30/2021		Y	N	U		U	1.0	0.50	ug/l
MW-4	JD30616-1	1,2-Dichloroethane	08/30/2021		Y	N	U		U	1.0	0.60	ug/l
MW-4	JD30616-1	1,2-Dibromoethane	08/30/2021		Y	N	U		U	1.0	0.48	ug/l
MW-4	JD30616-1	1,4-Dichlorobenzene	08/30/2021		Y	N	U		U	1.0	0.51	ug/l
MW-4	JD30616-1	trans-1,3-Dichloropropene	08/30/2021		Y	N	U		U	1.0	0.43	ug/l
MW-4	JD30616-1	cis-1,3-Dichloropropene	08/30/2021		Y	N	U		U	1.0	0.47	ug/l
MW-4	JD30616-1	Styrene	08/30/2021		Y	N	U		U	1.0	0.49	ug/l
MW-4	JD30616-1	Ethylbenzene	08/30/2021		Y	N	U		U	1.0	0.60	ug/l
MW-4	JD30616-1	Acetone	08/30/2021		Y	N	U		U	10	3.1	ug/l
MW-4	JD30616-1	Toluene	08/30/2021		Y	N	U		U	1.0	0.53	ug/l
MW-4	JD30616-1	Carbon disulfide	08/30/2021		Y	N	U		U	2.0	0.46	ug/l
MW-4	JD30616-1	1,1,2-Trichloroethane	08/30/2021		Y	N	U		U	1.0	0.53	ug/l
MW-4	JD30616-1	2-Butanone (MEK)	08/30/2021		Y	N	U		U	10	6.9	ug/l

SDG: JD30616

Analytical Method SW8260

Sample ID	Lab Sample ID	Chemical Name	Anal Date	Result	Validated	Detect	Lab Qual	Val Qual	Final qual	RL	MDL	Units
MW-4	JD30616-1	1,2-Dichloropropane	08/30/2021		Y	N	U		U	1.0	0.51	ug/l
MW-4	JD30616-1	Freon 113	08/30/2021		Y	N	U		U	5.0	0.58	ug/l
MW-4	JD30616-1	Dichlorodifluoromethane	08/30/2021		Y	N	U		U	2.0	0.56	ug/l
MW-4	JD30616-1	Trichlorofluoromethane	08/30/2021		Y	N	U		U	2.0	0.40	ug/l
MW-4	JD30616-1	1,1-Dichloroethene	08/30/2021		Y	N	U		U	1.0	0.59	ug/l
MW-4	JD30616-1	1,1-Dichloroethane	08/30/2021		Y	N	U		U	1.0	0.57	ug/l
MW-4	JD30616-1	Methyl Tert Butyl Ether	08/30/2021		Y	N	U		U	1.0	0.51	ug/l
MW-4	JD30616-1	Bromoform	08/30/2021		Y	N	U		U	1.0	0.63	ug/l
MW-4	JD30616-1	Trichloroethene	08/30/2021	1.1	Y	Y				1.0	0.53	ug/l
MW-4	JD30616-1	Methylene chloride	08/30/2021		Y	N	U		U	2.0	1.0	ug/l
MW-4	JD30616-1	Vinyl chloride	08/30/2021		Y	N	U		U	1.0	0.79	ug/l
MW-4	JD30616-1	Chloroethane	08/30/2021		Y	N	U		U	1.0	0.73	ug/l
MW-4	JD30616-1	Bromochloromethane	08/30/2021		Y	N	U		U	1.0	0.48	ug/l
MW-4	JD30616-1	Chloromethane	08/30/2021		Y	N	U		U	1.0	0.76	ug/l
MW-4	JD30616-1	Bromomethane	08/30/2021		Y	N	U		U	2.0	1.6	ug/l
MW-4	JD30616-1	1,1,1-Trichloroethane	08/30/2021		Y	N	U		U	1.0	0.54	ug/l
MW-4	JD30616-1	Benzene	08/30/2021		Y	N	U		U	0.50	0.43	ug/l
MW-4	JD30616-1	Bromodichloromethane	08/30/2021		Y	N	U		U	1.0	0.45	ug/l
MW-4	JD30616-1	Carbon tetrachloride	08/30/2021		Y	N	U		U	1.0	0.55	ug/l
MW-5	JD30616-2	Chlorobenzene	08/30/2021		Y	N	U		U	1.0	0.56	ug/l
MW-5	JD30616-2	Benzene	08/30/2021		Y	N	U		U	0.50	0.43	ug/l
MW-5	JD30616-2	Chloroform	08/30/2021	4.1	Y	Y				1.0	0.50	ug/l
MW-5	JD30616-2	Acetone	08/30/2021	3.4	Y	Y	J		J	10	3.1	ug/l
MW-5	JD30616-2	2-Hexanone	08/30/2021		Y	N	U		U	5.0	2.0	ug/l
MW-5	JD30616-2	Carbon tetrachloride	08/30/2021		Y	N	U		U	1.0	0.55	ug/l

SDG: JD30616

Analytical Method SW8260

Sample ID	Lab Sample ID	Chemical Name	Anal Date	Result	Validated	Detect	Lab Qual	Val Qual	Final qual	RL	MDL	Units
MW-5	JD30616-2	1,3-Dichlorobenzene	08/30/2021		Y	N	U		U	1.0	0.54	ug/l
MW-5	JD30616-2	Methyl Tert Butyl Ether	08/30/2021		Y	N	U		U	1.0	0.51	ug/l
MW-5	JD30616-2	trans-1,2-Dichloroethene	08/30/2021		Y	N	U		U	1.0	0.54	ug/l
MW-5	JD30616-2	Xylene (total)	08/30/2021		Y	N	U		U	1.0	0.59	ug/l
MW-5	JD30616-2	Tetrachloroethene	08/30/2021		Y	N	U		U	1.0	0.90	ug/l
MW-5	JD30616-2	Dibromochloromethane	08/30/2021		Y	N	U		U	1.0	0.56	ug/l
MW-5	JD30616-2	m,p-Xylene	08/30/2021		Y	N	U		U	1.0	0.78	ug/l
MW-5	JD30616-2	Cyclohexane	08/30/2021		Y	N	U		U	5.0	0.78	ug/l
MW-5	JD30616-2	Chloromethane	08/30/2021		Y	N	U		U	1.0	0.76	ug/l
MW-5	JD30616-2	Toluene	08/30/2021		Y	N	U		U	1.0	0.53	ug/l
MW-5	JD30616-2	Methylcyclohexane	08/30/2021		Y	N	U		U	5.0	0.60	ug/l
MW-5	JD30616-2	4-Methyl-2-pentanone(MIBK)	08/30/2021		Y	N	U		U	5.0	1.9	ug/l
MW-5	JD30616-2	1,2-Dichloroethane	08/30/2021		Y	N	U		U	1.0	0.60	ug/l
MW-5	JD30616-2	1,2-Dibromoethane	08/30/2021		Y	N	U		U	1.0	0.48	ug/l
MW-5	JD30616-2	1,4-Dichlorobenzene	08/30/2021		Y	N	U		U	1.0	0.51	ug/l
MW-5	JD30616-2	trans-1,3-Dichloropropene	08/30/2021		Y	N	U		U	1.0	0.43	ug/l
MW-5	JD30616-2	cis-1,3-Dichloropropene	08/30/2021		Y	N	U		U	1.0	0.47	ug/l
MW-5	JD30616-2	Styrene	08/30/2021		Y	N	U		U	1.0	0.49	ug/l
MW-5	JD30616-2	Ethylbenzene	08/30/2021		Y	N	U		U	1.0	0.60	ug/l
MW-5	JD30616-2	1,2,4-Trichlorobenzene	08/30/2021		Y	N	U		U	1.0	0.50	ug/l
MW-5	JD30616-2	Dichlorodifluoromethane	08/30/2021		Y	N	U		U	2.0	0.56	ug/l
MW-5	JD30616-2	Isopropylbenzene	08/30/2021		Y	N	U		U	1.0	0.65	ug/l
MW-5	JD30616-2	1,2-Dibromo-3-chloropropane	08/30/2021		Y	N	U		U	2.0	0.53	ug/l
MW-5	JD30616-2	1,2-Dichlorobenzene	08/30/2021		Y	N	U		U	1.0	0.53	ug/l
MW-5	JD30616-2	o-Xylene	08/30/2021		Y	N	U		U	1.0	0.59	ug/l

SDG: JD30616

Analytical Method SW8260

Sample ID	Lab Sample ID	Chemical Name	Anal Date	Result	Validated	Detect	Lab Qual	Val Qual	Final qual	RL	MDL	Units
MW-5	JD30616-2	1,2,3-Trichlorobenzene	08/30/2021		Y	N	U		U	1.0	0.50	ug/l
MW-5	JD30616-2	1,1,2,2-Tetrachloroethane	08/30/2021		Y	N	U		U	1.0	0.65	ug/l
MW-5	JD30616-2	Methyl Acetate	08/30/2021		Y	N	U		U	5.0	0.80	ug/l
MW-5	JD30616-2	Trichloroethene	08/30/2021		Y	N	U		U	1.0	0.53	ug/l
MW-5	JD30616-2	1,1,2-Trichloroethane	08/30/2021		Y	N	U		U	1.0	0.53	ug/l
MW-5	JD30616-2	2-Butanone (MEK)	08/30/2021		Y	N	U		U	10	6.9	ug/l
MW-5	JD30616-2	1,1,1-Trichloroethane	08/30/2021		Y	N	U		U	1.0	0.54	ug/l
MW-5	JD30616-2	Freon 113	08/30/2021		Y	N	U		U	5.0	0.58	ug/l
MW-5	JD30616-2	Bromomethane	08/30/2021		Y	N	U		U	2.0	1.6	ug/l
MW-5	JD30616-2	Trichlorofluoromethane	08/30/2021		Y	N	U		U	2.0	0.40	ug/l
MW-5	JD30616-2	1,1-Dichloroethene	08/30/2021		Y	N	U		U	1.0	0.59	ug/l
MW-5	JD30616-2	1,1-Dichloroethane	08/30/2021		Y	N	U		U	1.0	0.57	ug/l
MW-5	JD30616-2	Bromodichloromethane	08/30/2021		Y	N	U		U	1.0	0.45	ug/l
MW-5	JD30616-2	Bromoform	08/30/2021		Y	N	U		U	1.0	0.63	ug/l
MW-5	JD30616-2	Carbon disulfide	08/30/2021	0.77	Y	Y	J		J	2.0	0.46	ug/l
MW-5	JD30616-2	Methylene chloride	08/30/2021		Y	N	U		U	2.0	1.0	ug/l
MW-5	JD30616-2	Vinyl chloride	08/30/2021		Y	N	U		U	1.0	0.79	ug/l
MW-5	JD30616-2	Chloroethane	08/30/2021		Y	N	U		U	1.0	0.73	ug/l
MW-5	JD30616-2	Bromochloromethane	08/30/2021		Y	N	U		U	1.0	0.48	ug/l
MW-5	JD30616-2	cis-1,2-Dichloroethene	08/30/2021		Y	N	U		U	1.0	0.51	ug/l
MW-5	JD30616-2	1,2-Dichloropropane	08/30/2021		Y	N	U		U	1.0	0.51	ug/l
FB	JD30616-3	Chloromethane	08/30/2021		Y	N	U		U	1.0	0.76	ug/l
FB	JD30616-3	1,2-Dichloropropane	08/30/2021		Y	N	U		U	1.0	0.51	ug/l
FB	JD30616-3	Dichlorodifluoromethane	08/30/2021		Y	N	U		U	2.0	0.56	ug/l
FB	JD30616-3	Xylene (total)	08/30/2021		Y	N	U		U	1.0	0.59	ug/l

SDG: JD30616

Analytical Method SW8260

Sample ID	Lab Sample ID	Chemical Name	Anal Date	Result	Validated	Detect	Lab Qual	Val Qual	Final qual	RL	MDL	Units
FB	JD30616-3	1,1-Dichloroethene	08/30/2021		Y	N	U		U	1.0	0.59	ug/l
FB	JD30616-3	1,1-Dichloroethane	08/30/2021		Y	N	U		U	1.0	0.57	ug/l
FB	JD30616-3	Bromodichloromethane	08/30/2021		Y	N	U		U	1.0	0.45	ug/l
FB	JD30616-3	Bromoform	08/30/2021		Y	N	U		U	1.0	0.63	ug/l
FB	JD30616-3	Carbon disulfide	08/30/2021		Y	N	U		U	2.0	0.46	ug/l
FB	JD30616-3	Methylene chloride	08/30/2021		Y	N	U		U	2.0	1.0	ug/l
FB	JD30616-3	Vinyl chloride	08/30/2021		Y	N	U		U	1.0	0.79	ug/l
FB	JD30616-3	2-Butanone (MEK)	08/30/2021		Y	N	U		U	10	6.9	ug/l
FB	JD30616-3	Bromochloromethane	08/30/2021		Y	N	U		U	1.0	0.48	ug/l
FB	JD30616-3	Freon 113	08/30/2021		Y	N	U		U	5.0	0.58	ug/l
FB	JD30616-3	Bromomethane	08/30/2021		Y	N	U		U	2.0	1.6	ug/l
FB	JD30616-3	1,1,1-Trichloroethane	08/30/2021		Y	N	U		U	1.0	0.54	ug/l
FB	JD30616-3	Benzene	08/30/2021		Y	N	U		U	0.50	0.43	ug/l
FB	JD30616-3	Chloroform	08/30/2021		Y	N	U		U	1.0	0.50	ug/l
FB	JD30616-3	Acetone	08/30/2021		Y	N	U		U	10	3.1	ug/l
FB	JD30616-3	2-Hexanone	08/30/2021		Y	N	U		U	5.0	2.0	ug/l
FB	JD30616-3	Carbon tetrachloride	08/30/2021		Y	N	U		U	1.0	0.55	ug/l
FB	JD30616-3	1,3-Dichlorobenzene	08/30/2021		Y	N	U		U	1.0	0.54	ug/l
FB	JD30616-3	Methyl Tert Butyl Ether	08/30/2021		Y	N	U		U	1.0	0.51	ug/l
FB	JD30616-3	trans-1,2-Dichloroethene	08/30/2021		Y	N	U		U	1.0	0.54	ug/l
FB	JD30616-3	cis-1,2-Dichloroethene	08/30/2021		Y	N	U		U	1.0	0.51	ug/l
FB	JD30616-3	Chloroethane	08/30/2021		Y	N	U		U	1.0	0.73	ug/l
FB	JD30616-3	Chlorobenzene	08/30/2021		Y	N	U		U	1.0	0.56	ug/l
FB	JD30616-3	Ethylbenzene	08/30/2021		Y	N	U		U	1.0	0.60	ug/l
FB	JD30616-3	Styrene	08/30/2021		Y	N	U		U	1.0	0.49	ug/l

SDG: JD30616

Analytical Method SW8260

Sample ID	Lab Sample ID	Chemical Name	Anal Date	Result	Validated	Detect	Lab Qual	Val Qual	Final qual	RL	MDL	Units
FB	JD30616-3	cis-1,3-Dichloropropene	08/30/2021		Y	N	U		U	1.0	0.47	ug/l
FB	JD30616-3	trans-1,3-Dichloropropene	08/30/2021		Y	N	U		U	1.0	0.43	ug/l
FB	JD30616-3	1,4-Dichlorobenzene	08/30/2021		Y	N	U		U	1.0	0.51	ug/l
FB	JD30616-3	1,2-Dibromoethane	08/30/2021		Y	N	U		U	1.0	0.48	ug/l
FB	JD30616-3	1,2-Dichloroethane	08/30/2021		Y	N	U		U	1.0	0.60	ug/l
FB	JD30616-3	4-Methyl-2-pentanone(MIBK)	08/30/2021		Y	N	U		U	5.0	1.9	ug/l
FB	JD30616-3	Trichlorofluoromethane	08/30/2021		Y	N	U		U	2.0	0.40	ug/l
FB	JD30616-3	Toluene	08/30/2021		Y	N	U		U	1.0	0.53	ug/l
FB	JD30616-3	1,1,2-Trichloroethane	08/30/2021		Y	N	U		U	1.0	0.53	ug/l
FB	JD30616-3	Cyclohexane	08/30/2021		Y	N	U		U	5.0	0.78	ug/l
FB	JD30616-3	1,2,4-Trichlorobenzene	08/30/2021		Y	N	U		U	1.0	0.50	ug/l
FB	JD30616-3	1,1,2,2-Tetrachloroethane	08/30/2021		Y	N	U		U	1.0	0.65	ug/l
FB	JD30616-3	Trichloroethene	08/30/2021		Y	N	U		U	1.0	0.53	ug/l
FB	JD30616-3	Methylcyclohexane	08/30/2021		Y	N	U		U	5.0	0.60	ug/l
FB	JD30616-3	Methyl Acetate	08/30/2021		Y	N	U		U	5.0	0.80	ug/l
FB	JD30616-3	Dibromochloromethane	08/30/2021		Y	N	U		U	1.0	0.56	ug/l
FB	JD30616-3	1,2,3-Trichlorobenzene	08/30/2021		Y	N	U		U	1.0	0.50	ug/l
FB	JD30616-3	o-Xylene	08/30/2021		Y	N	U		U	1.0	0.59	ug/l
FB	JD30616-3	1,2-Dichlorobenzene	08/30/2021		Y	N	U		U	1.0	0.53	ug/l
FB	JD30616-3	1,2-Dibromo-3-chloropropane	08/30/2021		Y	N	U		U	2.0	0.53	ug/l
FB	JD30616-3	Isopropylbenzene	08/30/2021		Y	N	U		U	1.0	0.65	ug/l
FB	JD30616-3	m,p-Xylene	08/30/2021		Y	N	U		U	1.0	0.78	ug/l
FB	JD30616-3	Tetrachloroethene	08/30/2021		Y	N	U		U	1.0	0.90	ug/l
TB	JD30616-4	m,p-Xylene	08/30/2021		Y	N	U		U	1.0	0.78	ug/l
TB	JD30616-4	Isopropylbenzene	08/30/2021		Y	N	U		U	1.0	0.65	ug/l

SDG: JD30616

Analytical Method SW8260

Sample ID	Lab Sample ID	Chemical Name	Anal Date	Result	Validated	Detect	Lab Qual	Val Qual	Final qual	RL	MDL	Units
TB	JD30616-4	1,2-Dibromo-3-chloropropane	08/30/2021		Y	N	U		U	2.0	0.53	ug/l
TB	JD30616-4	1,2-Dichlorobenzene	08/30/2021		Y	N	U		U	1.0	0.53	ug/l
TB	JD30616-4	o-Xylene	08/30/2021		Y	N	U		U	1.0	0.59	ug/l
TB	JD30616-4	1,2,3-Trichlorobenzene	08/30/2021		Y	N	U		U	1.0	0.50	ug/l
TB	JD30616-4	1,1,2,2-Tetrachloroethane	08/30/2021		Y	N	U		U	1.0	0.65	ug/l
TB	JD30616-4	Methyl Acetate	08/30/2021		Y	N	U		U	5.0	0.80	ug/l
TB	JD30616-4	2-Butanone (MEK)	08/30/2021		Y	N	U		U	10	6.9	ug/l
TB	JD30616-4	Toluene	08/30/2021		Y	N	U		U	1.0	0.53	ug/l
TB	JD30616-4	1,3-Dichlorobenzene	08/30/2021		Y	N	U		U	1.0	0.54	ug/l
TB	JD30616-4	Methyl Tert Butyl Ether	08/30/2021		Y	N	U		U	1.0	0.51	ug/l
TB	JD30616-4	trans-1,2-Dichloroethene	08/30/2021		Y	N	U		U	1.0	0.54	ug/l
TB	JD30616-4	1,1,2-Trichloroethane	08/30/2021		Y	N	U		U	1.0	0.53	ug/l
TB	JD30616-4	Xylene (total)	08/30/2021		Y	N	U		U	1.0	0.59	ug/l
TB	JD30616-4	Trichloroethene	08/30/2021		Y	N	U		U	1.0	0.53	ug/l
TB	JD30616-4	Dibromochloromethane	08/30/2021		Y	N	U		U	1.0	0.56	ug/l
TB	JD30616-4	1,2,4-Trichlorobenzene	08/30/2021		Y	N	U		U	1.0	0.50	ug/l
TB	JD30616-4	Carbon tetrachloride	08/30/2021		Y	N	U		U	1.0	0.55	ug/l
TB	JD30616-4	Chlorobenzene	08/30/2021		Y	N	U		U	1.0	0.56	ug/l
TB	JD30616-4	cis-1,2-Dichloroethene	08/30/2021		Y	N	U		U	1.0	0.51	ug/l
TB	JD30616-4	Methylcyclohexane	08/30/2021		Y	N	U		U	5.0	0.60	ug/l
TB	JD30616-4	4-Methyl-2-pentanone(MIBK)	08/30/2021		Y	N	U		U	5.0	1.9	ug/l
TB	JD30616-4	1,2-Dichloroethane	08/30/2021		Y	N	U		U	1.0	0.60	ug/l
TB	JD30616-4	1,2-Dibromoethane	08/30/2021		Y	N	U		U	1.0	0.48	ug/l
TB	JD30616-4	1,4-Dichlorobenzene	08/30/2021		Y	N	U		U	1.0	0.51	ug/l
TB	JD30616-4	trans-1,3-Dichloropropene	08/30/2021		Y	N	U		U	1.0	0.43	ug/l

SDG: JD30616

Analytical Method SW8260

Sample ID	Lab Sample ID	Chemical Name	Anal Date	Result	Validated	Detect	Lab Qual	Val Qual	Final qual	RL	MDL	Units
TB	JD30616-4	cis-1,3-Dichloropropene	08/30/2021		Y	N	U		U	1.0	0.47	ug/l
TB	JD30616-4	Styrene	08/30/2021		Y	N	U		U	1.0	0.49	ug/l
TB	JD30616-4	Cyclohexane	08/30/2021		Y	N	U		U	5.0	0.78	ug/l
TB	JD30616-4	1,1-Dichloroethene	08/30/2021		Y	N	U		U	1.0	0.59	ug/l
TB	JD30616-4	Ethylbenzene	08/30/2021		Y	N	U		U	1.0	0.60	ug/l
TB	JD30616-4	1,2-Dichloropropane	08/30/2021		Y	N	U		U	1.0	0.51	ug/l
TB	JD30616-4	Freon 113	08/30/2021		Y	N	U		U	5.0	0.58	ug/l
TB	JD30616-4	Tetrachloroethene	08/30/2021		Y	N	U		U	1.0	0.90	ug/l
TB	JD30616-4	Trichlorofluoromethane	08/30/2021		Y	N	U		U	2.0	0.40	ug/l
TB	JD30616-4	2-Hexanone	08/30/2021		Y	N	U		U	5.0	2.0	ug/l
TB	JD30616-4	1,1-Dichloroethane	08/30/2021		Y	N	U		U	1.0	0.57	ug/l
TB	JD30616-4	Bromodichloromethane	08/30/2021		Y	N	U		U	1.0	0.45	ug/l
TB	JD30616-4	Bromoform	08/30/2021		Y	N	U		U	1.0	0.63	ug/l
TB	JD30616-4	Carbon disulfide	08/30/2021		Y	N	U		U	2.0	0.46	ug/l
TB	JD30616-4	Methylene chloride	08/30/2021		Y	N	U		U	2.0	1.0	ug/l
TB	JD30616-4	Benzene	08/30/2021		Y	N	U		U	0.50	0.43	ug/l
TB	JD30616-4	Acetone	08/30/2021		Y	N	U		U	10	3.1	ug/l
TB	JD30616-4	Dichlorodifluoromethane	08/30/2021		Y	N	U		U	2.0	0.56	ug/l
TB	JD30616-4	Vinyl chloride	08/30/2021		Y	N	U		U	1.0	0.79	ug/l
TB	JD30616-4	Chloroform	08/30/2021		Y	N	U		U	1.0	0.50	ug/l
TB	JD30616-4	1,1,1-Trichloroethane	08/30/2021		Y	N	U		U	1.0	0.54	ug/l
TB	JD30616-4	Bromomethane	08/30/2021		Y	N	U		U	2.0	1.6	ug/l
TB	JD30616-4	Chloromethane	08/30/2021		Y	N	U		U	1.0	0.76	ug/l
TB	JD30616-4	Bromochloromethane	08/30/2021		Y	N	U		U	1.0	0.48	ug/l
TB	JD30616-4	Chloroethane	08/30/2021		Y	N	U		U	1.0	0.73	ug/l

SDG: JD30616

Analytical Method SW8270

Sample ID	Lab Sample ID	Chemical Name	Anal Date	Result	Validated	Detect	Lab Qual	Val Qual	Final qual	RL	MDL	Units
MW-4	JD30616-1	Anthracene	08/30/2021		Y	N	U		U	0.99	0.21	ug/l
MW-4	JD30616-1	4-Nitrophenol	08/30/2021		Y	N	U		U	9.9	1.1	ug/l
MW-4	JD30616-1	bis(2-Chloroethyl)ether	08/30/2021		Y	N	U		U	2.0	0.25	ug/l
MW-4	JD30616-1	Di-n-octyl phthalate	08/30/2021		Y	N	U		U	2.0	0.23	ug/l
MW-4	JD30616-1	bis(2-Ethylhexyl)phthalate	08/30/2021		Y	N	U		U	2.0	1.6	ug/l
MW-4	JD30616-1	bis(2-Chloroethoxy)methane	08/30/2021		Y	N	U		U	2.0	0.28	ug/l
MW-4	JD30616-1	Hexachlorobenzene	08/30/2021		Y	N	U		U	0.99	0.32	ug/l
MW-4	JD30616-1	Phenol	08/30/2021		Y	N	U		U	2.0	0.39	ug/l
MW-4	JD30616-1	4-Chloroaniline	08/30/2021		Y	N	U		U	5.0	0.34	ug/l
MW-4	JD30616-1	Caprolactam	08/30/2021	11.4	Y	Y				2.0	0.64	ug/l
MW-4	JD30616-1	Benzaldehyde	08/30/2021		Y	N	U		U	5.0	0.29	ug/l
MW-4	JD30616-1	4-Nitroaniline	08/30/2021		Y	N	U		U	5.0	0.44	ug/l
MW-4	JD30616-1	2,4-Dichlorophenol	08/30/2021		Y	N	U		U	2.0	1.3	ug/l
MW-4	JD30616-1	2,2'-Oxybis(1-chloropropane)	08/30/2021		Y	N	U		U	2.0	0.40	ug/l
MW-4	JD30616-1	4-Bromophenyl phenyl ether	08/30/2021		Y	N	U		U	2.0	0.40	ug/l
MW-4	JD30616-1	2-Methylnaphthalene	08/30/2021		Y	N	U		U	0.99	0.21	ug/l
MW-4	JD30616-1	Diethyl phthalate	08/30/2021		Y	N	U		U	2.0	0.26	ug/l
MW-4	JD30616-1	Di-n-butyl phthalate	08/30/2021		Y	N	U		U	2.0	0.49	ug/l
MW-4	JD30616-1	Phenanthrene	08/30/2021		Y	N	U		U	0.99	0.17	ug/l
MW-4	JD30616-1	Butyl benzyl phthalate	08/30/2021		Y	N	U		U	2.0	0.45	ug/l
MW-4	JD30616-1	N-Nitrosodiphenylamine	08/30/2021	0.41	Y	Y	J		J	5.0	0.22	ug/l
MW-4	JD30616-1	Fluorene	08/30/2021		Y	N	U		U	0.99	0.17	ug/l
MW-4	JD30616-1	Carbazole	08/30/2021		Y	N	U		U	0.99	0.23	ug/l
MW-4	JD30616-1	Hexachlorobutadiene	08/30/2021		Y	N	U		U	0.99	0.49	ug/l
MW-4	JD30616-1	Pentachlorophenol	08/30/2021		Y	N	U		U	4.0	1.4	ug/l

SDG: JD30616

Analytical Method SW8270

Sample ID	Lab Sample ID	Chemical Name	Anal Date	Result	Validated	Detect	Lab Qual	Val Qual	Final qual	RL	MDL	Units
MW-4	JD30616-1	2,4,6-Trichlorophenol	08/30/2021		Y	N	U		U	5.0	0.91	ug/l
MW-4	JD30616-1	2-Nitroaniline	08/30/2021		Y	N	U		U	5.0	0.27	ug/l
MW-4	JD30616-1	Acenaphthene	08/30/2021		Y	N	U		U	0.99	0.19	ug/l
MW-4	JD30616-1	Naphthalene	08/30/2021		Y	N	U		U	0.99	0.23	ug/l
MW-4	JD30616-1	3,3'-Dichlorobenzidine	08/30/2021		Y	N	U		U	2.0	0.50	ug/l
MW-4	JD30616-1	2-Chloronaphthalene	08/30/2021		Y	N	U		U	2.0	0.23	ug/l
MW-4	JD30616-1	1,1'-Biphenyl	08/30/2021		Y	N	U		U	0.99	0.21	ug/l
MW-4	JD30616-1	2-Chlorophenol	08/30/2021		Y	N	U		U	5.0	0.81	ug/l
MW-4	JD30616-1	1,2,4,5-Tetrachlorobenzene	08/30/2021		Y	N	U		U	2.0	0.37	ug/l
MW-4	JD30616-1	2,4,5-Trichlorophenol	08/30/2021		Y	N	U		U	5.0	1.3	ug/l
MW-4	JD30616-1	Acetophenone	08/30/2021		Y	N	U		U	2.0	0.21	ug/l
MW-4	JD30616-1	Nitrobenzene	08/30/2021		Y	N	U		U	2.0	0.64	ug/l
MW-4	JD30616-1	3-Nitroaniline	08/30/2021		Y	N	U		U	5.0	0.38	ug/l
MW-4	JD30616-1	3&4-Methylphenol	08/30/2021		Y	N	U		U	2.0	0.87	ug/l
MW-4	JD30616-1	2,4-Dimethylphenol	08/30/2021		Y	N	U		U	5.0	2.4	ug/l
MW-4	JD30616-1	2,4-Dinitrotoluene	08/30/2021		Y	N	U		U	0.99	0.55	ug/l
MW-4	JD30616-1	2-Nitrophenol	08/30/2021		Y	N	U		U	5.0	0.95	ug/l
MW-4	JD30616-1	Benzo(b)fluoranthene	08/30/2021		Y	N	U		U	0.99	0.20	ug/l
MW-4	JD30616-1	Pyrene	08/30/2021		Y	N	U		U	0.99	0.22	ug/l
MW-4	JD30616-1	2-Methylphenol	08/30/2021		Y	N	U	UJ	UJ	2.0	0.88	ug/l
MW-4	JD30616-1	1,4-Dioxane	08/30/2021		Y	N	U	UJ	UJ	0.99	0.65	ug/l
MW-4	JD30616-1	Isophorone	08/30/2021		Y	N	U		U	2.0	0.27	ug/l
MW-4	JD30616-1	Dimethyl phthalate	08/30/2021		Y	N	U		U	2.0	0.22	ug/l
MW-4	JD30616-1	Dibenzofuran	08/30/2021		Y	N	U		U	5.0	0.22	ug/l
MW-4	JD30616-1	Benzo(g,h,i)perylene	08/30/2021		Y	N	U		U	0.99	0.34	ug/l

SDG: JD30616

Analytical Method SW8270

Sample ID	Lab Sample ID	Chemical Name	Anal Date	Result	Validated	Detect	Lab Qual	Val Qual	Final qual	RL	MDL	Units
MW-4	JD30616-1	Indeno(1,2,3-cd)pyrene	08/30/2021		Y	N	U		U	0.99	0.33	ug/l
MW-4	JD30616-1	Fluoranthene	08/30/2021		Y	N	U		U	0.99	0.17	ug/l
MW-4	JD30616-1	Benzo(k)fluoranthene	08/30/2021		Y	N	U		U	0.99	0.20	ug/l
MW-4	JD30616-1	Acenaphthylene	08/30/2021		Y	N	U		U	0.99	0.13	ug/l
MW-4	JD30616-1	Chrysene	08/30/2021		Y	N	U		U	0.99	0.17	ug/l
MW-4	JD30616-1	2,3,4,6-Tetrachlorophenol	08/30/2021		Y	N	U		U	5.0	1.4	ug/l
MW-4	JD30616-1	4-Chlorophenyl phenyl ether	08/30/2021		Y	N	U		U	2.0	0.36	ug/l
MW-4	JD30616-1	Hexachloroethane	08/30/2021		Y	N	U		U	2.0	0.39	ug/l
MW-4	JD30616-1	Atrazine	08/30/2021		Y	N	U		U	2.0	0.44	ug/l
MW-4	JD30616-1	Benzo(a)pyrene	08/30/2021		Y	N	U		U	0.99	0.21	ug/l
MW-4	JD30616-1	2,6-Dinitrotoluene	08/30/2021		Y	N	U	UJ	UJ	0.99	0.47	ug/l
MW-4	JD30616-1	Hexachlorocyclopentadiene	08/30/2021		Y	N	U		U	9.9	2.8	ug/l
MW-4	JD30616-1	4-Chloro-3-methyl phenol	08/30/2021		Y	N	U		U	5.0	0.88	ug/l
MW-4	JD30616-1	N-Nitroso-di-n-propylamine	08/30/2021		Y	N	U		U	2.0	0.48	ug/l
MW-4	JD30616-1	Benzo(a)anthracene	08/30/2021		Y	N	U		U	0.99	0.20	ug/l
MW-4	JD30616-1	4,6-Dinitro-o-cresol	08/30/2021		Y	N	U		U	5.0	1.3	ug/l
MW-4	JD30616-1	Dibenzo(a,h)anthracene	08/30/2021		Y	N	U		U	0.99	0.33	ug/l
MW-4	JD30616-1	2,4-Dinitrophenol	08/30/2021		Y	N	U		U	5.0	1.5	ug/l
MW-4	JD30616-1	1,4-Dioxane	09/01/2021		Y	N	U		U	0.099	0.050	ug/l
MW-5	JD30616-2	bis(2-Chloroethyl)ether	08/30/2021		Y	N	U		U	2.0	0.25	ug/l
MW-5	JD30616-2	bis(2-Chloroethoxy)methane	08/30/2021		Y	N	U		U	2.0	0.28	ug/l
MW-5	JD30616-2	bis(2-Ethylhexyl)phthalate	08/30/2021		Y	N	U		U	2.0	1.7	ug/l
MW-5	JD30616-2	2,2'-Oxybis(1-chloropropane)	08/30/2021		Y	N	U		U	2.0	0.40	ug/l
MW-5	JD30616-2	Di-n-octyl phthalate	08/30/2021		Y	N	U		U	2.0	0.23	ug/l
MW-5	JD30616-2	4-Chloroaniline	08/30/2021		Y	N	U		U	5.0	0.34	ug/l

SDG: JD30616

Analytical Method SW8270

Sample ID	Lab Sample ID	Chemical Name	Anal Date	Result	Validated	Detect	Lab Qual	Val Qual	Final qual	RL	MDL	Units
MW-5	JD30616-2	Phenol	08/30/2021		Y	N	U		U	2.0	0.39	ug/l
MW-5	JD30616-2	2,4-Dimethylphenol	08/30/2021		Y	N	U		U	5.0	2.4	ug/l
MW-5	JD30616-2	Caprolactam	08/30/2021		Y	N	U		U	2.0	0.65	ug/l
MW-5	JD30616-2	Benzaldehyde	08/30/2021		Y	N	U		U	5.0	0.29	ug/l
MW-5	JD30616-2	Hexachlorobenzene	08/30/2021		Y	N	U		U	1.0	0.33	ug/l
MW-5	JD30616-2	Acenaphthylene	08/30/2021		Y	N	U		U	1.0	0.14	ug/l
MW-5	JD30616-2	4-Nitrophenol	08/30/2021		Y	N	U		U	10	1.2	ug/l
MW-5	JD30616-2	4-Nitroaniline	08/30/2021		Y	N	U		U	5.0	0.44	ug/l
MW-5	JD30616-2	Dibenzo(a,h)anthracene	08/30/2021		Y	N	U		U	1.0	0.33	ug/l
MW-5	JD30616-2	4-Bromophenyl phenyl ether	08/30/2021		Y	N	U		U	2.0	0.40	ug/l
MW-5	JD30616-2	Atrazine	08/30/2021		Y	N	U		U	2.0	0.45	ug/l
MW-5	JD30616-2	2,4,6-Trichlorophenol	08/30/2021		Y	N	U		U	5.0	0.92	ug/l
MW-5	JD30616-2	4,6-Dinitro-o-cresol	08/30/2021		Y	N	U		U	5.0	1.3	ug/l
MW-5	JD30616-2	2,4-Dinitrophenol	08/30/2021		Y	N	U		U	5.0	1.6	ug/l
MW-5	JD30616-2	Benzo(a)pyrene	08/30/2021		Y	N	U		U	1.0	0.21	ug/l
MW-5	JD30616-2	Chrysene	08/30/2021		Y	N	U		U	1.0	0.18	ug/l
MW-5	JD30616-2	Benzo(k)fluoranthene	08/30/2021		Y	N	U		U	1.0	0.21	ug/l
MW-5	JD30616-2	Fluoranthene	08/30/2021		Y	N	U		U	1.0	0.17	ug/l
MW-5	JD30616-2	Indeno(1,2,3-cd)pyrene	08/30/2021		Y	N	U		U	1.0	0.33	ug/l
MW-5	JD30616-2	Anthracene	08/30/2021	1.1	Y	Y				1.0	0.21	ug/l
MW-5	JD30616-2	Benzo(g,h,i)perylene	08/30/2021		Y	N	U		U	1.0	0.34	ug/l
MW-5	JD30616-2	Dibenzofuran	08/30/2021	5.4	Y	Y				5.0	0.22	ug/l
MW-5	JD30616-2	Dimethyl phthalate	08/30/2021		Y	N	U		U	2.0	0.22	ug/l
MW-5	JD30616-2	Pyrene	08/30/2021	0.36	Y	Y	J		J	1.0	0.22	ug/l
MW-5	JD30616-2	1,4-Dioxane	08/30/2021		Y	N	U	UJ	UJ	1.0	0.66	ug/l

SDG: JD30616

Analytical Method SW8270

Sample ID	Lab Sample ID	Chemical Name	Anal Date	Result	Validated	Detect	Lab Qual	Val Qual	Final qual	RL	MDL	Units
MW-5	JD30616-2	2,4-Dinitrotoluene	08/30/2021		Y	N	U		U	1.0	0.55	ug/l
MW-5	JD30616-2	2,4-Dichlorophenol	08/30/2021		Y	N	U		U	2.0	1.3	ug/l
MW-5	JD30616-2	Benzo(b)fluoranthene	08/30/2021		Y	N	U		U	1.0	0.21	ug/l
MW-5	JD30616-2	2-Chlorophenol	08/30/2021		Y	N	U		U	5.0	0.82	ug/l
MW-5	JD30616-2	2-Nitroaniline	08/30/2021		Y	N	U		U	5.0	0.28	ug/l
MW-5	JD30616-2	2-Nitrophenol	08/30/2021		Y	N	U		U	5.0	0.96	ug/l
MW-5	JD30616-2	Naphthalene	08/30/2021		Y	N	U		U	1.0	0.23	ug/l
MW-5	JD30616-2	2-Methylnaphthalene	08/30/2021		Y	N	U		U	1.0	0.21	ug/l
MW-5	JD30616-2	2-Chloronaphthalene	08/30/2021		Y	N	U		U	2.0	0.24	ug/l
MW-5	JD30616-2	Benzo(a)anthracene	08/30/2021		Y	N	U		U	1.0	0.20	ug/l
MW-5	JD30616-2	Pentachlorophenol	08/30/2021		Y	N	U		U	4.0	1.4	ug/l
MW-5	JD30616-2	Hexachlorobutadiene	08/30/2021		Y	N	U		U	1.0	0.49	ug/l
MW-5	JD30616-2	3,3'-Dichlorobenzidine	08/30/2021		Y	N	U		U	2.0	0.51	ug/l
MW-5	JD30616-2	1,2,4,5-Tetrachlorobenzene	08/30/2021		Y	N	U		U	2.0	0.37	ug/l
MW-5	JD30616-2	2,4,5-Trichlorophenol	08/30/2021		Y	N	U		U	5.0	1.3	ug/l
MW-5	JD30616-2	Acetophenone	08/30/2021		Y	N	U		U	2.0	0.21	ug/l
MW-5	JD30616-2	Nitrobenzene	08/30/2021		Y	N	U		U	2.0	0.64	ug/l
MW-5	JD30616-2	3-Nitroaniline	08/30/2021		Y	N	U		U	5.0	0.39	ug/l
MW-5	JD30616-2	3&4-Methylphenol	08/30/2021		Y	N	U		U	2.0	0.88	ug/l
MW-5	JD30616-2	1,1'-Biphenyl	08/30/2021		Y	N	U		U	1.0	0.21	ug/l
MW-5	JD30616-2	Diethyl phthalate	08/30/2021		Y	N	U		U	2.0	0.26	ug/l
MW-5	JD30616-2	4-Chloro-3-methyl phenol	08/30/2021		Y	N	U		U	5.0	0.89	ug/l
MW-5	JD30616-2	2,6-Dinitrotoluene	08/30/2021		Y	N	U	UJ	UJ	1.0	0.48	ug/l
MW-5	JD30616-2	N-Nitroso-di-n-propylamine	08/30/2021		Y	N	U		U	2.0	0.48	ug/l
MW-5	JD30616-2	Hexachloroethane	08/30/2021		Y	N	U		U	2.0	0.39	ug/l

SDG: JD30616

Analytical Method SW8270

Sample ID	Lab Sample ID	Chemical Name	Anal Date	Result	Validated	Detect	Lab Qual	Val Qual	Final qual	RL	MDL	Units
MW-5	JD30616-2	4-Chlorophenyl phenyl ether	08/30/2021		Y	N	U		U	2.0	0.37	ug/l
MW-5	JD30616-2	Hexachlorocyclopentadiene	08/30/2021		Y	N	U		U	10	2.8	ug/l
MW-5	JD30616-2	Acenaphthene	08/30/2021	6.3	Y	Y				1.0	0.19	ug/l
MW-5	JD30616-2	2,3,4,6-Tetrachlorophenol	08/30/2021		Y	N	U		U	5.0	1.5	ug/l
MW-5	JD30616-2	Di-n-butyl phthalate	08/30/2021		Y	N	U		U	2.0	0.50	ug/l
MW-5	JD30616-2	Phenanthrene	08/30/2021	3.2	Y	Y				1.0	0.18	ug/l
MW-5	JD30616-2	Butyl benzyl phthalate	08/30/2021		Y	N	U		U	2.0	0.46	ug/l
MW-5	JD30616-2	N-Nitrosodiphenylamine	08/30/2021		Y	N	U		U	5.0	0.22	ug/l
MW-5	JD30616-2	Fluorene	08/30/2021	6.3	Y	Y				1.0	0.17	ug/l
MW-5	JD30616-2	2-Methylphenol	08/30/2021		Y	N	U	UJ	UJ	2.0	0.89	ug/l
MW-5	JD30616-2	Carbazole	08/30/2021		Y	N	U		U	1.0	0.23	ug/l
MW-5	JD30616-2	Isophorone	08/30/2021		Y	N	U		U	2.0	0.28	ug/l
MW-5	JD30616-2	1,4-Dioxane	09/01/2021		Y	N	U		U	0.10	0.050	ug/l
FB	JD30616-3	2,2'-Oxybis(1-chloropropane)	08/29/2021		Y	N	U		U	2.0	0.40	ug/l
FB	JD30616-3	2,4-Dichlorophenol	08/29/2021		Y	N	U		U	2.0	1.2	ug/l
FB	JD30616-3	Anthracene	08/29/2021		Y	N	U		U	0.98	0.21	ug/l
FB	JD30616-3	Hexachlorobenzene	08/29/2021		Y	N	U		U	0.98	0.32	ug/l
FB	JD30616-3	Di-n-octyl phthalate	08/29/2021		Y	N	U		U	2.0	0.23	ug/l
FB	JD30616-3	bis(2-Ethylhexyl)phthalate	08/29/2021		Y	N	U		U	2.0	1.6	ug/l
FB	JD30616-3	bis(2-Chloroethoxy)methane	08/29/2021		Y	N	U		U	2.0	0.27	ug/l
FB	JD30616-3	4-Nitroaniline	08/29/2021		Y	N	U		U	4.9	0.43	ug/l
FB	JD30616-3	Phenol	08/29/2021		Y	N	U		U	2.0	0.38	ug/l
FB	JD30616-3	2,4-Dinitrotoluene	08/29/2021		Y	N	U		U	0.98	0.54	ug/l
FB	JD30616-3	4-Chloroaniline	08/29/2021		Y	N	U		U	4.9	0.33	ug/l
FB	JD30616-3	2,4-Dimethylphenol	08/29/2021		Y	N	U		U	4.9	2.4	ug/l

SDG: JD30616

Analytical Method SW8270

Sample ID	Lab Sample ID	Chemical Name	Anal Date	Result	Validated	Detect	Lab Qual	Val Qual	Final qual	RL	MDL	Units
FB	JD30616-3	Caprolactam	08/29/2021		Y	N	U	UJ	UJ	2.0	0.64	ug/l
FB	JD30616-3	4-Bromophenyl phenyl ether	08/29/2021		Y	N	U		U	2.0	0.40	ug/l
FB	JD30616-3	Benzaldehyde	08/29/2021		Y	N	U		U	4.9	0.28	ug/l
FB	JD30616-3	4-Nitrophenol	08/29/2021		Y	N	U		U	9.8	1.1	ug/l
FB	JD30616-3	2,4,5-Trichlorophenol	08/29/2021		Y	N	U		U	4.9	1.3	ug/l
FB	JD30616-3	bis(2-Chloroethyl)ether	08/29/2021		Y	N	U		U	2.0	0.24	ug/l
FB	JD30616-3	Naphthalene	08/29/2021		Y	N	U		U	0.98	0.23	ug/l
FB	JD30616-3	Diethyl phthalate	08/29/2021		Y	N	U		U	2.0	0.26	ug/l
FB	JD30616-3	Di-n-butyl phthalate	08/29/2021		Y	N	U		U	2.0	0.49	ug/l
FB	JD30616-3	Phenanthrene	08/29/2021		Y	N	U		U	0.98	0.17	ug/l
FB	JD30616-3	Butyl benzyl phthalate	08/29/2021		Y	N	U		U	2.0	0.45	ug/l
FB	JD30616-3	N-Nitrosodiphenylamine	08/29/2021		Y	N	U		U	4.9	0.22	ug/l
FB	JD30616-3	Fluorene	08/29/2021		Y	N	U		U	0.98	0.17	ug/l
FB	JD30616-3	Carbazole	08/29/2021		Y	N	U		U	0.98	0.22	ug/l
FB	JD30616-3	Hexachlorobutadiene	08/29/2021		Y	N	U		U	0.98	0.48	ug/l
FB	JD30616-3	Pentachlorophenol	08/29/2021		Y	N	U		U	3.9	1.4	ug/l
FB	JD30616-3	2,4,6-Trichlorophenol	08/29/2021		Y	N	U		U	4.9	0.91	ug/l
FB	JD30616-3	2-Chlorophenol	08/29/2021		Y	N	U		U	4.9	0.80	ug/l
FB	JD30616-3	2-Nitrophenol	08/29/2021		Y	N	U		U	4.9	0.94	ug/l
FB	JD30616-3	Hexachlorocyclopentadiene	08/29/2021		Y	N	U		U	9.8	2.7	ug/l
FB	JD30616-3	2-Methylnaphthalene	08/29/2021		Y	N	U		U	0.98	0.21	ug/l
FB	JD30616-3	2-Chloronaphthalene	08/29/2021		Y	N	U		U	2.0	0.23	ug/l
FB	JD30616-3	3,3'-Dichlorobenzidine	08/29/2021		Y	N	U		U	2.0	0.50	ug/l
FB	JD30616-3	1,1'-Biphenyl	08/29/2021		Y	N	U		U	0.98	0.21	ug/l
FB	JD30616-3	2-Methylphenol	08/29/2021		Y	N	U		U	2.0	0.87	ug/l

SDG: JD30616

Analytical Method SW8270

Sample ID	Lab Sample ID	Chemical Name	Anal Date	Result	Validated	Detect	Lab Qual	Val Qual	Final qual	RL	MDL	Units
FB	JD30616-3	1,2,4,5-Tetrachlorobenzene	08/29/2021		Y	N	U		U	2.0	0.36	ug/l
FB	JD30616-3	Acetophenone	08/29/2021	0.32	Y	Y	J		J	2.0	0.20	ug/l
FB	JD30616-3	Nitrobenzene	08/29/2021		Y	N	U	UJ	UJ	2.0	0.63	ug/l
FB	JD30616-3	3-Nitroaniline	08/29/2021		Y	N	U		U	4.9	0.38	ug/l
FB	JD30616-3	3&4-Methylphenol	08/29/2021		Y	N	U		U	2.0	0.86	ug/l
FB	JD30616-3	2-Nitroaniline	08/29/2021		Y	N	U		U	4.9	0.27	ug/l
FB	JD30616-3	2,4-Dinitrophenol	08/29/2021		Y	N	U		U	4.9	1.5	ug/l
FB	JD30616-3	Pyrene	08/29/2021		Y	N	U		U	0.98	0.21	ug/l
FB	JD30616-3	Dimethyl phthalate	08/29/2021		Y	N	U		U	2.0	0.21	ug/l
FB	JD30616-3	Dibenzofuran	08/29/2021		Y	N	U		U	4.9	0.22	ug/l
FB	JD30616-3	Benzo(g,h,i)perylene	08/29/2021		Y	N	U		U	0.98	0.33	ug/l
FB	JD30616-3	Atrazine	08/29/2021		Y	N	U	UJ	UJ	2.0	0.44	ug/l
FB	JD30616-3	Indeno(1,2,3-cd)pyrene	08/29/2021		Y	N	U		U	0.98	0.33	ug/l
FB	JD30616-3	Benzo(b)fluoranthene	08/29/2021		Y	N	U		U	0.98	0.20	ug/l
FB	JD30616-3	Fluoranthene	08/29/2021		Y	N	U		U	0.98	0.17	ug/l
FB	JD30616-3	Benzo(k)fluoranthene	08/29/2021		Y	N	U		U	0.98	0.20	ug/l
FB	JD30616-3	Acenaphthylene	08/29/2021		Y	N	U		U	0.98	0.13	ug/l
FB	JD30616-3	Acenaphthene	08/29/2021		Y	N	U		U	0.98	0.19	ug/l
FB	JD30616-3	Benzo(a)pyrene	08/29/2021		Y	N	U		U	0.98	0.21	ug/l
FB	JD30616-3	Isophorone	08/29/2021		Y	N	U		U	2.0	0.27	ug/l
FB	JD30616-3	Dibenzo(a,h)anthracene	08/29/2021		Y	N	U		U	0.98	0.32	ug/l
FB	JD30616-3	4,6-Dinitro-o-cresol	08/29/2021		Y	N	U		U	4.9	1.3	ug/l
FB	JD30616-3	Benzo(a)anthracene	08/29/2021		Y	N	U		U	0.98	0.20	ug/l
FB	JD30616-3	2,3,4,6-Tetrachlorophenol	08/29/2021		Y	N	U		U	4.9	1.4	ug/l
FB	JD30616-3	4-Chloro-3-methyl phenol	08/29/2021		Y	N	U		U	4.9	0.87	ug/l

SDG: JD30616

Analytical Method SW8270

Sample ID	Lab Sample ID	Chemical Name	Anal Date	Result	Validated	Detect	Lab Qual	Val Qual	Final qual	RL	MDL	Units
FB	JD30616-3	2,6-Dinitrotoluene	08/29/2021		Y	N	U	UJ	UJ	0.98	0.47	ug/l
FB	JD30616-3	N-Nitroso-di-n-propylamine	08/29/2021		Y	N	U		U	2.0	0.47	ug/l
FB	JD30616-3	Hexachloroethane	08/29/2021		Y	N	U		U	2.0	0.38	ug/l
FB	JD30616-3	4-Chlorophenyl phenyl ether	08/29/2021		Y	N	U		U	2.0	0.36	ug/l
FB	JD30616-3	1,4-Dioxane	08/29/2021		Y	N	U	UJ	UJ	0.98	0.64	ug/l
FB	JD30616-3	Chrysene	08/29/2021		Y	N	U		U	0.98	0.17	ug/l
FB	JD30616-3	1,4-Dioxane	09/01/2021		Y	N	U		U	0.098	0.049	ug/l